

TABLE OF CONTENTS

CLIENT: ENSR
PROJECT: UPGRADIENT INVESTIGATION, TRONOX
SDG: 06C081

SECTION		PAGE
Cover Letter, COC/Sample Receipt Form		1000 – 1009
GC/MS-VOA	METHOD SW5030B/5035/8260B	2000 – 2175
GC/MS-SVOA	**	3000 –
GC-VOA	METHOD 5030B/5035/8015B	4000 – 4060
GC-SVOA	METHOD 3520C/3550B/8015B	5000 – 5091
	METHOD M8015 (ALCOHOLS)	5092 – 5161
	METHOD M8015 (ETHYLENE)	5162 – 5222
HPLC	**	6000 –
METALS	METHOD 3050B/6020A	7000 – 7085
	METHOD 7471A	7086 – 7104
WET	METHOD 300.0(M)9056	8000 – 8064
	METHOD 3060A/7199	8065 – 8150
	METHOD 310.1	8151 – 8163
	METHOD 314.0	8164 – 8213
	METHOD 2510B	8214 – 8219
	METHOD 9010B/9014	8220 – 8225
	METHOD 9045C	8226 – 8230
OTHERS	MOISTURE CONTENT DETERMINATION	

** - Not Requested



LABORATORIES, INC.
 1835 W. 205th Street
 Torrance, CA 90501
 Tel: (310) 618-8889
 Fax: (310) 618-0818

Date: 04-05-2006
 EMAX Batch No.: 06C081

Attn: Linda Geddes

MWH
 750 Royal Oaks Dr, Suite 100
 Monrovia CA 91016-3629

Subject: Laboratory Report
 Project: Upgradient Investigation, Tronox

 Enclosed is the Laboratory report for samples received on 03/09/06.
 The data reported include :

Sample ID	Control #	Col Date	Matrix	Analysis
M118-0.5	C081-01	03/08/06	SOIL	METALS, TOTAL BY ICP-MS MERCURY PERCHLORATE BY IC METHANOL & ETHANOL CHROMIUM HEXAVALENT BY IC DIESEL RANGE ORGANICS MOTOR OIL VOLATILE ORGANICS BY GC/MS GASOLINE RANGE ORGANICS
M118-5	C081-02	03/08/06	SOIL	ETHYLENE GLYCOL METALS, TOTAL BY ICP-MS MERCURY PERCHLORATE BY IC METHANOL & ETHANOL CHROMIUM HEXAVALENT BY IC DIESEL RANGE ORGANICS MOTOR OIL VOLATILE ORGANICS BY GC/MS GASOLINE RANGE ORGANICS

Sample ID	Control #	Col Date	Matrix	Analysis
M118-10	C081-03	03/08/06	SOIL	ETHYLENE GLYCOL METALS, TOTAL BY ICP-MS MERCURY PERCHLORATE BY IC METHANOL & ETHANOL CHROMIUM HEXAVALENT BY IC DIESEL RANGE ORGANICS MOTOR OIL VOLATILE ORGANICS BY GC/MS GASOLINE RANGE ORGANICS
M118-20	C081-04	03/08/06	SOIL	ETHYLENE GLYCOL METALS, TOTAL BY ICP-MS MERCURY PERCHLORATE BY IC CHROMIUM HEXAVALENT BY IC
M118-20D	C081-05	03/08/06	SOIL	METALS, TOTAL BY ICP-MS MERCURY PERCHLORATE BY IC CHROMIUM HEXAVALENT BY IC
M118-30	C081-06	03/08/06	SOIL	METALS, TOTAL BY ICP-MS MERCURY PERCHLORATE BY IC METHANOL & ETHANOL CHROMIUM HEXAVALENT BY IC ALKALINITY CHLORIDE BY IC CYANIDE TOTAL NITRATE-N BY IC NITRITE-N BY IC SULFATE BY IC CONDUCTIVITY DIESEL RANGE ORGANICS MOTOR OIL CHLORATE BY IC VOLATILE ORGANICS BY GC/MS GASOLINE RANGE ORGANICS ETHYLENE GLYCOL PH
M118-40	C081-07	03/08/06	SOIL	METALS, TOTAL BY ICP-MS MERCURY PERCHLORATE BY IC

Sample ID	Control #	Col Date	Matrix	Analysis
M118-50	C081-08	03/08/06	SOIL	CHROMIUM HEXAVALENT BY IC METALS, TOTAL BY ICP-MS MERCURY PERCHLORATE BY IC METHANOL & ETHANOL CHROMIUM HEXAVALENT BY IC ALKALINITY CHLORIDE BY IC CYANIDE TOTAL NITRATE-N BY IC NITRITE-N BY IC SULFATE BY IC CONDUCTIVITY DIESEL RANGE ORGANICS MOTOR OIL CHLORATE BY IC VOLATILE ORGANICS BY GC/MS GASOLINE RANGE ORGANICS PH
M118-60	C081-09	03/08/06	SOIL	ETHYLENE GLYCOL METALS, TOTAL BY ICP-MS MERCURY PERCHLORATE BY IC CHROMIUM HEXAVALENT BY IC
M118-80	C081-10	03/08/06	SOIL	METALS, TOTAL BY ICP-MS MERCURY PERCHLORATE BY IC METHANOL & ETHANOL CHROMIUM HEXAVALENT BY IC DIESEL RANGE ORGANICS MOTOR OIL VOLATILE ORGANICS BY GC/MS GASOLINE RANGE ORGANICS
FB-1	C081-11	03/08/06	WATER	ETHYLENE GLYCOL VOLATILE ORGANICS BY GC/MS DIESEL RANGE ORGANICS MOTOR OIL GASOLINE RANGE ORGANICS METHANOL & ETHANOL
TRIP BLANK	C081-12	03/08/06	WATER	ETHYLENE GLYCOL VOLATILE ORGANICS BY GC/MS

Sample ID	Control #	Col Date	Matrix	Analysis
M118-50MS	C081-08M	03/08/06	SOIL	METALS, TOTAL BY ICP-MS MERCURY PERCHLORATE BY IC METHANOL & ETHANOL CHROMIUM HEXAVALENT BY IC CHLORIDE BY IC CYANIDE TOTAL NITRATE-N BY IC NITRITE-N BY IC SULFATE BY IC ETHYLENE GLYCOL DIESEL RANGE ORGANICS MOTOR OIL CHLORATE BY IC VOLATILE ORGANICS BY GC/MS GASOLINE RANGE ORGANICS
M118-50MSD	C081-08S	03/08/06	SOIL	METALS, TOTAL BY ICP-MS MERCURY METHANOL & ETHANOL DIESEL RANGE ORGANICS MOTOR OIL VOLATILE ORGANICS BY GC/MS GASOLINE RANGE ORGANICS ETHYLENE GLYCOL CYANIDE TOTAL
M118-50DUP	C081-08D	03/08/06	SOIL	PERCHLORATE BY IC CHROMIUM HEXAVALENT BY IC ALKALINITY CHLORIDE BY IC NITRATE-N BY IC NITRITE-N BY IC SULFATE BY IC CONDUCTIVITY CHLORATE BY IC PH

The results are summarized on the following pages.

Please feel free to call if you have any questions concerning these results.

Sincerely yours,



Kam Y. Pang, Ph.D.
Laboratory Director



ENSR International
1220 Avenida Acaso
Camarillo, CA 93012-8738
Phone (805) 388-3775
Fax (805) 388-3577

B5/W0903

ANALYTICAL LAB:

EMAX Labs, Inc.
Attn: Ye Myint (310) 618-8889 x121
1835 West ~~205th~~ ST.

06 C081

FORENSIC, CA SITE Henderson, NV DATE 3/8/06 PAGE 1 OF 1

CLIENT		ANALYTICAL METHODS										TURN-AROUND TIME					
LINE ITEM	SAMPLE NO.	DATE	TIME	8260B / 5035 Volatile Organics	8260B BTEX / MTBE / Oxygenates	8015 Diesel / Gasoline / Full Range	8081A Pesticides	CAM 17 Metals	Perchlorate 34.0	Fuel Alcohols 8015 B	Hex Cr 7199	Radiochemicals	Wet Chemistry	MATRIX TYPE	CONTAINER TYPE	NUMBER OF CONTAINERS	OBSERVATIONS/ COMMENTS
1.	M118-0.5	3/8/06	11:10	X		X	X	X	X	X	X	X		S	9/0	9	Standard
2.	M118-5	3/8/06	11:20	X		X	X	X	X	X	X	X		S	9/0	9	
3.	M118-10	3/8/06	11:50	X		X	X	X	X	X	X	X		S	9/0	9	Hold analysis for radiochemicals
4.	M118-20	3/8/06	12:15				X	X	X	X	X	X		S	0	1	
5.	M118-20D	3/8/06	-				X	X	X	X	X	X		S	0	1	
6.	M118-30	3/8/06	13:05	X		X	X	X	X	X	X	X		S	0	7	
7.	M118-40	3/8/06	13:30				X	X	X	X	X	X		S	0	1	
8.	M118-50	3/8/06	13:55	X		X	X	X	X	X	X	X		S	0	7	
9.	M118-50MS/MSD	3/8/06	-	X		X	X	X	X	X	X	X		S	0	7	
10.	M118-60	3/8/06	14:15					X	X	X	X	X		S	0	1	

TEMPERATURE BLANK YES NO

Each Cooler

PRESERVATIVES: All samples are preserved on ice. Water samples are preserved as indicated on the sample labels.

CONTAINER TYPE: G - Glass Bottle, P - Plastic, O - Other (Cross Tab)

RELINQUISHED BY: SIGNATURE DATE TIME

RECEIVED BY: SIGNATURE DATE TIME

RECEIVED BY: SIGNATURE DATE TIME

RECEIVED BY: SIGNATURE DATE TIME

TOTAL NUMBER OF CONTAINERS: 72

METHOD OF SHIPMENT: 39-06 9:15

SPECIAL SHIPMENT/HANDLING/STORAGE REQUIREMENTS:

B5



ENSR International
1220 Avenida Acaso
Camarillo, CA 93012-8738
Phone (805) 388-3775
Fax (805) 388-3577

ANALYTICAL LAB:
EMAX Laboratories, Inc.
Ahné Ye Myint (310) 618-8889 x121
1835 West 205th St
Torrance, CA 90501

DATE: 3/8/06
PAGE: 2 OF 1

CLIENT		ANALYTICAL METHODS										TURN-AROUND TIME		
Tronox LLC		PROJECT NAME: Upgradient Investigation										Standard		
PROJECT MANAGER: D. Gerry		PROJECT MANAGER: D. Gerry										OBSERVATIONS/ COMMENTS		
JOB #: 04020-023-150		JOB #: 04020-023-150												
COELT LOG CODE: YES (NO)		COELT LOG CODE: YES (NO)												
SAMPLER SIGNATURE: Brian Ho		SAMPLER SIGNATURE: Brian Ho												
LINE ITEM	SAMPLE NO.	DATE	TIME	8260B / 5035 Volatile Organics	8260B BTEX / MTBE / Oxygenates	8015 Diesel / Gasoline / Full Range	8081A Pesticides	CAM-47 Metals	Perchlorate 314.0	Fuel Alcohols 8015B	Hex Cr 7199	MATRIX TYPE	CONTAINER TYPE	NUMBER OF CONTAINERS
10	M118-80	3/8/06	15:12	X		X	X	X	X	X		S/G	7	
11	FB-1	3/8/06	15:30	X		X						WG	12	
12	Trip Blank	3/8/06		X								WG	1	
4.														
5.														
6.														
7.														
8.														
9.														

MATRIX S - Soil
TYPE: W - Water O - Other

CONTAINER G - Glass Bottle P - Plastic O - Other

PRESERVATIVES: All samples are preserved on ice. Water samples are preserved as indicated on the sample labels.

TEMPERATURE BLANK EACH COOLER YES NO

T=2.5C

RELINQUISHED BY:	SIGNATURE	DATE	TIME	TOTAL NUMBER OF CONTAINERS:
RECEIVED BY:	SIGNATURE	DATE	TIME <td>METHOD OF SHIPMENT</td>	METHOD OF SHIPMENT
RELINQUISHED BY:	SIGNATURE	DATE	TIME <td>SPECIAL SHIMENT/HANDLING/STORAGE REQUIREMENTS:</td>	SPECIAL SHIMENT/HANDLING/STORAGE REQUIREMENTS:
RECEIVED BY:	SIGNATURE	DATE	TIME <td></td>	

ENSR International
COMPANY Enox
COMPANY
COMPANY

SAMPLE RECEIPT FORM 1

Type of Delivery	Delivered By/Airbill	ECN	06C081
<input type="checkbox"/> EMAX Courier		Recipient	Patel
<input type="checkbox"/> Client Delivery	Fedex	Date	3-9-06
<input checked="" type="checkbox"/> Third Party	856241676538	Time	09:15

COC Inspection		
<input checked="" type="checkbox"/> Client Name	<input checked="" type="checkbox"/> Sampler Name	<input checked="" type="checkbox"/> Sampling Date/Time/Location
<input checked="" type="checkbox"/> Address	<input type="checkbox"/> Courier Signature/Date/Time	<input checked="" type="checkbox"/> Analysis Required
<input checked="" type="checkbox"/> Client PM/FC	<input type="checkbox"/> TAT	<input checked="" type="checkbox"/> Matrix
<input checked="" type="checkbox"/> Tel #/Fax #	<input checked="" type="checkbox"/> Sample ID	<input type="checkbox"/> Preservative (if any)
Safety Issues <input checked="" type="checkbox"/> None	<input type="checkbox"/> High Concentrations expected	<input type="checkbox"/> Superfund Site Samples
Comments: <input type="checkbox"/> Rad Screening Required		

Packaging Inspection			
Container <input checked="" type="checkbox"/> Cooler	<input type="checkbox"/> Box	<input type="checkbox"/>	<input type="checkbox"/>
Condition <input type="checkbox"/> Custody Seal	<input checked="" type="checkbox"/> Intact	<input type="checkbox"/> Damaged	<input type="checkbox"/>
Packaging <input type="checkbox"/> Bubble Pack	<input type="checkbox"/> Styrofoam	<input checked="" type="checkbox"/> Sufficient	<input checked="" type="checkbox"/> Bags
Temperatures <input checked="" type="checkbox"/> Cooler 1 2.5	<input checked="" type="checkbox"/> Cooler 2 2.8	<input type="checkbox"/> Cooler 3	<input type="checkbox"/> Cooler 4
<input type="checkbox"/> Cooler 5	<input type="checkbox"/> Cooler 6	<input type="checkbox"/> Cooler 7	<input type="checkbox"/> Cooler 8
<input type="checkbox"/> Cooler 9	<input type="checkbox"/> Cooler 10	<input type="checkbox"/> Cooler 11	<input type="checkbox"/> Cooler 12
Comments:			

LSCID	Client ID	Discrepancy	Corrective Action
C081-6(35/36)		Label requests for Radio-nuclides TSD; but not req. in COC - OCP/PCB OPPS, Dioxins, SVOC, Methyl Hg is req. as well in label.	Informed client. Follow COC / or Table 7
C081-7(37)		Label req. for Perchlorate, TPH, Metals Cr VI, Rad, WET, OCP PCB, OPPS, Dioxins, SVOC, Methyl Hg - COC only req. Metals Perchlorate Cr VI	
C081-8(50,51)		Labels req. for Rad OCP/PCB OPPS, Dioxins, SVOC, Methyl Hg but not req. in the COC.	
C081-11(63-65)		Labels req. for TPH-GRO.	

LSCID : Lab Sample Container ID

REVIEWS

Sample Labeling Q. C. C. C. C.
Date 3/9/06

SRF Q. C. C. C. C.
Date 3/9/06

PM Q. C. C. C. C.
Date 3/10/06

C081-12 (72)
Vial doesn't indicate pres. but it has an EMAX Trip Blank sticker.
EMAX TB preserved with HCL
3/14/06
1005

FedEx® US Airbill

FedEx Tracking Number

8555 1006 0958

Express

Form ID No. 0200

Recipients Copy

1 From Date 3/8/06

Sender's Name Brian Ho

Company ENSK

Address 1220 Avenida Acaso

City Comarca

State CA ZIP 93012

Phone 805 795-3334

Dept./Room/Suite/Room

2 Your Internal Billing Reference 04020-023-150

3 To Recipient's Name Ye Myint

Company EMAX Labs, Inc. 806081

Address 1835 West 205 St, Street 9:15N

City Torrance

State CA ZIP 90501

Phone

Dept./Room/Suite/Room



8555 1006 0958

4a Express Package Service

Next business morning* *First Monday unless SATURDAY Delivery is selected.
 Next business day* *Thursday unless SATURDAY Delivery is selected.
 Second day* *Thursday unless SATURDAY Delivery is selected.
FedEx Envelope rate not available. Minimum charge: One-pound rate.

4b Express Freight Service

Next business day* *Thursday unless SATURDAY Delivery is selected.
 Next business day* *Monday unless SATURDAY Delivery is selected.
FedEx Envelope rate not available. Minimum charge: One-pound rate.

5 Packaging

FedEx Envelope* FedEx Poly* FedEx Tube Other
 FedEx Large Pak, and FedEx Sturdy Pak

6 Special Handling

SATURDAY Delivery
 HOLD Saturday at FedEx Location
 HOLD Saturday at FedEx Location
Available ONLY for FedEx Priority Overnight and FedEx 2Day to select locations.
 Dry Ice
Dry Ice, UN 1845 Cargo Aircraft Only
Obtain Recip. Airt. No. Cash/Check

7 Payment

Sender Bill for Recipient Third Party Credit Card
Sender's Acct. No. in Sender's Bill Enter FedEx Acct. No. or Credit Card No. below.
Total Packages 2 Total Weight 5.00 Total Declared Value \$1500.00
Total Charges Credit Card Auth.

8 NEW Residential Delivery Signature Options

No Signature Required
Package may be left without obtaining a signature for delivery.
 Direct Signature
Anyone accompanying package may sign for delivery. Fee applies.
 Indirect Signature
Anyone accompanying package may sign for delivery. Fee applies.
 Signature Required
Signature required for delivery. Fee applies.

*Your liability is limited to \$100 unless you declare a higher value. See back for details.
Rev. Date 8/05-Part #1822B-0194-0065 FED-EX-PRINTED IN U.S.A. 58F

FedEx® US Airbill
Express

FedEx
Tracking
Number

8562 4167 6538

0200

Recipient's Copy +

1 From Date 3/2/06

Sender's Name US Sign H Phone 808 795-3334

Company ENSR

Address 1220 Avenida Acaso

City Concord State CA ZIP 93012 Dept./Floor/Suite/Room

2 Your Internal-Billing Reference

3 To Recipient's Name EMAX Phone 06081 3-9-06 9:15 AM


Company EMAX

Recipient's Address 1835 West 205th St

We cannot deliver to P.O. boxes or P.O. ZIP codes.

Address Torrance State CA ZIP 90501 Dept./Floor/Suite/Room

To request a package to hold at a specific FedEx location, print FedEx address here.



8562 4167 6538

4a Express Package Service
 FedEx Priority Overnight
 Next business morning** Friday shipments will be delivered on Monday unless SAT/USDBK Delivery is selected.
 FedEx Standard Overnight
 Next business afternoon* Saturday Delivery NOT available.
 FedEx 2Day
 Second business day** Thursday shipments will be delivered on Monday unless SAT/USDBK Delivery is selected.
 FedEx Express Saver
 Third business day** Saturday Delivery NOT available.
 * To most locations.
 ** To most locations.

4b Express Freight Service
 FedEx 1Day Freight
 Next business day** Friday shipments will be delivered on Monday unless SAT/USDBK Delivery is selected.
 FedEx 2Day Freight
 Second business day** Thursday shipments will be delivered on Monday unless SAT/USDBK Delivery is selected.
 FedEx 3Day Freight
 Third business day** Saturday Delivery NOT available.
 * To most locations.
 ** To most locations.

5 Packaging
 FedEx Envelope*
 FedEx Pak*
 Includes FedEx Small Pak, FedEx Large Pak, and FedEx Surety Pak.
 FedEx Box
 FedEx Tube
 * Declared value limit \$500.

6 Special Handling
 SATURDAY Delivery
 Not available for FedEx Standard Overnight, FedEx First Overnight, FedEx Express Saver, or FedEx 2Day Freight.
 HOLD Weekday at FedEx Location
 Not available for FedEx First Overnight, FedEx Express Saver, or FedEx 2Day Freight.
 HOLD Saturday at FedEx Location
 Available ONLY for FedEx Priority Overnight and FedEx 2Day to select locations.
 Includes FedEx address in Section 1.
 Does this shipment contain dangerous goods?
 No
 Yes
 One box must be checked. Shipper's Declaration not required.
 Yes
 Shipper's Declaration not required.
 Dangerous goods (including dry ice) cannot be shipped in FedEx packaging.

7 Payment Bill to:
 Sender
 Section 1 will be billed.
 Recipient
 Third Party
 Credit Card
 Cash/Check
 Enter FedEx acct. No. or Credit Card No. below.
 Dept./Floor/Room
 City/State/ZIP
 Other Receipt:
 Acct. No.
 Cargo Aircraft Only

Total Packages 1
 Total Weight 38
 Total Declared Value* \$ 250.00
 Total Changes
 Credit Card Auth.

*Your liability is limited to \$100 unless you declare a higher value. See back for details.

8 NEW Residential Delivery Signature Options If you require a signature, check Direct or Indirect.
 No Signature
 Direct Signature
 Anyone at recipient's address may sign for delivery. Fee applies.
 Indirect Signature
 If no one is available at recipient's address, anyone at a neighboring address may sign for delivery. Fee applies.
 Rev. Date 8/25/05 Part # 502250-0154-2005 FedEx-PRINTED IN U.S.A. SRF

520

REPORTING CONVENTIONS

DATA QUALIFIERS:

Lab Qualifier	AFCEE Qualifier	Description
J	F	Indicates that the analyte is positively identified and the result is less than RL but greater than MDL.
N		Indicates presumptive evidence of a compound.
B	B	Indicates that the analyte is found in the associated method blank as well as in the sample at above QC level.
E	J	Indicates that the result is above the maximum calibration range.
*	*	Out of QC limit.

Note: The above qualifiers are used to flag the results unless the project requires a different set of qualification criteria.

ACRONYMS AND ABBREVIATIONS:

CRDL	Contract Required Detection Limit
RL	Reporting Limit
MRL	Method Reporting Limit
PQL	Practical Quantitation Limit
MDL	Method Detection Limit
DO	Diluted out

DATES

The date and time information for leaching and preparation reflect the beginning date and time of the procedure unless the method, protocol, or project specifically requires otherwise.

LABORATORY REPORT FOR

ENSR

UPGRADIENT INVESTIGATION, TRONOX

METHOD SW5030B/5035/8260B
VOLATILE ORGANICS BY GC/MS

SDG#: 06C081

CASE NARRATIVE

CLIENT: ENSR
PROJECT: UPGRADIENT INVESTIGATION, TRONOX
SDG: 06C081

METHOD SW5030B/5035/8260B VOLATILE ORGANICS BY GC/MS

Two (2) water and six (6) soil samples were received on 03/09/06 for Volatile Organic analysis by Method 8260B in accordance with USEPA SW846, 3rd ed.

1. Holding Time

Soil samples were received in pre weighed 40 ml vials preserved in water. Analytical holding time was met.

2. Tuning and Calibration

Tuning and calibration were carried out at 12-hour interval. All QC requirements were met.

3. Method Blank

Method blank was free of contamination at the reporting limit.

4. Surrogate Recovery

Recoveries were within QC limit.

5. Lab Control Sample/Lab Control Sample Duplicate

Recoveries were within QC limit.

6. Matrix Spike/Matrix Spike Duplicate

Sample C081-08 was spiked. All recoveries were within QC limit. %RPD of one analyte was above QC.

7. Sample Analysis

Samples were analyzed according to the prescribed QC procedures. All criteria were met with the aforementioned exception.

LAB CHRONICLE
VOLATILE ORGANICS BY GC/MS

Client : ENSR
Project : UPGRADE INVESTIGATION, TROMOX
SDG NO. : 06C081
Instrument ID : I-003

Client Sample ID	Laboratory Sample ID	Dilution Factor	% Moist	Analysis Date/Time	Extraction Date/Time	Sample Data FN	Calibration Data FN	Prep. Batch	Notes
MBLK1S	V003C19B	1	NA	03/15/0612:32	03/15/0612:32	RCB227	RBB058	V003C19	Method Blank
LCS1S	V003C19L	1	NA	03/15/0611:18	03/15/0611:18	RCB225	RBB058	V003C19	Lab Control Sample (LCS)
LCD1S	V003C19C	1	NA	03/15/0611:55	03/15/0611:55	RCB226	RBB058	V003C19	LCS Duplicate
M118-10	C081-03	0.98	13.7	03/15/0618:07	03/15/0618:07	RCB236	RBB058	V003C19	Field Sample
M118-30	C081-06	0.96	12	03/15/0618:44	03/15/0618:44	RCB237	RBB058	V003C19	Field Sample
M118-50	C081-08	1.2	17.7	03/15/0619:21	03/15/0619:21	RCB238	RBB058	V003C19	Field Sample
M118-50MS	C081-08M	1.2	17.7	03/15/0619:58	03/15/0619:58	RCB239	RBB058	V003C19	Matrix Spike Sample (MS)
M118-50MSD	C081-08S	1.0	17.7	03/15/0620:35	03/15/0620:35	RCB240	RBB058	V003C19	MS Duplicate
M118-80	C081-10	1.1	14.7	03/15/0621:12	03/15/0621:12	RCB241	RBB058	V003C22	Field Sample
MBLK2S	V003C22B	1	NA	03/16/0614:29	03/16/0614:29	RCB263	RBB058	V003C22	Method Blank
LCS2S	V003C22L	1	NA	03/16/0613:15	03/16/0613:15	RCB261	RBB058	V003C22	Lab Control Sample (LCS)
LCD2S	V003C22C	1	NA	03/16/0613:52	03/16/0613:52	RCB262	RBB058	V003C22	LCS Duplicate
M118-0.5	C081-01	0.86	5.7	03/16/0615:09	03/16/0615:09	RCB264	RBB058	V003C22	Field Sample
M118-5	C081-02	0.91	7.7	03/16/0615:45	03/16/0615:45	RCB265	RBB058	V003C22	Field Sample

WATER

Client Sample ID	Laboratory Sample ID	Dilution Factor	% Moist	Analysis Date/Time	Extraction Date/Time	Sample Data FN	Calibration Data FN	Prep. Batch	Notes
MBLK1W	V003C26B	1	NA	03/17/0621:12	03/17/0621:12	RCB304	RBB058	V003C26	Method Blank
LCS1W	V003C26L	1	NA	03/17/0619:58	03/17/0619:58	RCB302	RBB058	V003C26	Lab Control Sample (LCS)
LCD1W	V003C26C	1	NA	03/17/0620:35	03/17/0620:35	RCB303	RBB058	V003C26	LCS Duplicate
TRIP BLANK	C081-12	1	NA	03/17/0623:40	03/17/0623:40	RCB308	RBB058	V003C26	Field Sample
FB-1	C081-11	1	NA	03/18/0600:17	03/18/0600:17	RCB309	RBB058	V003C26	Field Sample

FN - Filename
% Moist - Percent Moisture

SAMPLE RESULTS

SW 5035/8260B
VOLATILE ORGANICS BY GC/MS

```

=====
Client      : ENSR                               Date Collected: 03/08/06
Project     : UPGRADIENT INVESTIGATION, TRONOX Date Received:   03/09/06
Batch No.   : 06C081                            Date Extracted:  03/16/06 15:06
Sample ID   : M118-0.5                          Date Analyzed:   03/16/06 15:06
Lab Samp ID: C081-01                            Dilution Factor: .86
Lab File ID: RCB264                             Matrix           : SOIL
Ext Btch ID: V003C22                           % Moisture      : 5.4
Calib. Ref.: RBB058                             Instrument ID    : T-003
=====
  
```

PARAMETERS	RESULTS (ug/kg)	RL (ug/kg)	MDL (ug/kg)
1,1,2-TETRACHLOROETHANE	ND	4.5	1.8
1,1,2-TRICHLOROETHANE	ND	4.5	1.8
1,2,2-TETRACHLOROETHANE	ND	4.5	1.8
1,2-TRICHLOROETHANE	ND	4.5	1.8
1-DICHLOROETHANE	ND	4.5	1.8
1-DICHLOROETHENE	ND	4.5	1.8
1-DICHLOROPROPENE	ND	4.5	1.8
1,2,3-TRICHLOROBENZENE	ND	4.5	1.8
1,2,3-TRICHLOROPROPANE	ND	4.5	1.8
1,2,4-TRICHLOROBENZENE	ND	4.5	1.8
1,2,4-TRIMETHYLBENZENE	ND	4.5	1.8
1,2-DIBROMO-3-CHLOROPROPANE	ND	4.5	1.8
1,2-DICHLOROBENZENE	ND	4.5	1.8
1,2-DICHLOROETHANE	ND	4.5	1.8
1,2-DICHLOROPROPANE	ND	4.5	1.8
1,2-DIBROMOETHANE	ND	4.5	1.8
1,2,5-TRIMETHYLBENZENE	ND	4.5	1.8
1,2-DICHLOROBENZENE	ND	4.5	1.8
1,2-DICHLOROPROPANE	ND	4.5	1.8
1,4-DICHLOROBENZENE	ND	4.5	1.8
1-CHLOROHEXANE	ND	4.5	1.8
2,2-DICHLOROPROPANE	ND	4.5	1.8
2-CHLOROTOLUENE	ND	4.5	1.8
4-CHLOROTOLUENE	ND	4.5	1.8
BENZENE	ND	4.5	1.8
BROMOBENZENE	ND	4.5	1.8
BROMOCHLOROMETHANE	ND	4.5	1.8
BROMODICHLOROMETHANE	ND	4.5	1.8
BROMOFORM	ND	4.5	1.8
BROMOMETHANE	ND	9.1	1.8
CARBON TETRACHLORIDE	ND	4.5	1.8
CHLOROBENZENE	ND	4.5	1.8
CHLOROETHANE	ND	4.5	1.8
CHLOROFORM	ND	4.5	1.8
CHLOROMETHANE	ND	4.5	1.8
CIS-1,2-DICHLOROETHENE	ND	4.5	1.8
CIS-1,3-DICHLOROPROPENE	ND	4.5	1.8
DIBROMOCHLOROMETHANE	ND	4.5	1.8
DIBROMOMETHANE	ND	4.5	1.8
DICHLORODIFLUOROMETHANE	ND	4.5	1.8
ETHYLBENZENE	ND	4.5	1.8
HEXACHLOROBUTADIENE	ND	4.5	1.8
ISOPROPYL BENZENE	ND	4.5	1.8
XYLENES	ND	9.1	1.8
METHYLENE CHLORIDE	ND	4.5	1.8
N-BUTYLBENZENE	ND	4.5	1.8
N-PROPYLBENZENE	ND	4.5	1.8
NAPHTHALENE	ND	4.5	1.8
P-ISOPROPYLTOLUENE	ND	4.5	1.8
SEC-BUTYLBENZENE	ND	4.5	1.8
STYRENE	ND	4.5	1.8
TERT-BUTYLBENZENE	ND	4.5	1.8
TETRACHLOROETHYLENE	ND	4.5	1.8
TOLUENE	ND	4.5	1.8
TRANS-1,2-DICHLOROETHENE	ND	4.5	1.8
TRANS-1,3-DICHLOROPROPENE	ND	4.5	1.8
TRICHLOROETHENE	ND	4.5	1.8
TRICHLOROFUOROMETHANE	ND	4.5	1.8
VINYL CHLORIDE	ND	4.5	1.8
ACETONE	9.2	9.1	4.5
2-BUTANONE	ND	9.1	4.5
MTBE	ND	4.5	1.8
4-METHYL-2-PENTANONE	ND	9.1	4.5
DIPE	ND	4.5	1.8
ETBE	ND	4.5	1.8
TAME	ND	4.5	1.8
TERT-BUTANOL	ND	4.5	1.8
2-HEXANONE	ND	9.1	4.5
SURROGATE PARAMETERS			
	% RECOVERY	QC LIMIT	
1,2-DICHLOROETHANE-D4	117	60-160	
4-BROMOFLUOROBENZENE	118	70-150	
TOLUENE-D8	106	70-140	

Data File : D:\HPCHEM\1\DATA\06C16\RCB264.D

Vial: 7

Acq On : 16 Mar 2006 3:06 pm

Operator: CGM

Sample : 06C081-01 5.8g

Inst : TO03

Misc : DF=0.86

Multiplr: 1.00

MS Integration Params: 524INT.P

Quant Time: Mar 17 14:01 2006

Quant Results File: VO03B03.RES

Quant Method : D:\HPCHEM\1\METHODS\VO03B03.M (RTE Integrator)

Title : METHOD 8260

Last Update : Mon Feb 06 13:18:50 2006

Response via : Initial Calibration

DataAcq Meth : VO03B03

Internal Standards	R.T.	QIon	Response	Conc	Units	Dev (Min)
1) 1,4-DIFLUOROBENZENE	11.15	114	2408227	50.00	ug/l	0.00
37) CHLOROBENZENE-D5	17.06	117	2323838	50.00	ug/l	0.00
67) 1,2-DICHLOROBENZENE-D4	24.31	152	2024881	50.00	ug/l	0.00
System Monitoring Compounds						
36) 1,2-Dichloroethane-d4	10.54	65	1445365	58.27	ug/l	0.00
Spiked Amount			Recovery	=	116.54%	
50) Toluene-d8	13.87	98	2797994	53.23	ug/l	-0.02
Spiked Amount			Recovery	=	106.46%	
71) 4-Bromofluorobenzene	20.08	95	1366339	59.02	ug/l	-0.02
Spiked Amount			Recovery	=	118.04%	
Target Compounds						
11) Acetone	6.10	43	75138	10.08	ug/l	Qvalue 98

(#) = qualifier out of range (m) = manual integration

RCB264.D VO03B03.M Fri Mar 17 14:01:34 2006

Page 1

2005


Quantitation Report

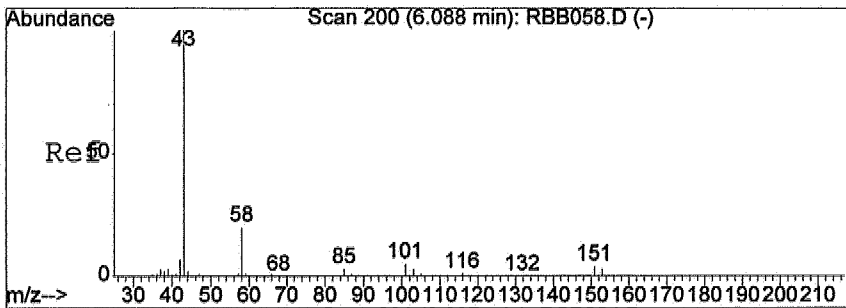
Data File : D:\HPCHEM\1\DATA\06C16\RCB264.D
Acq On : 16 Mar 2006 3:06 pm
Sample : 06C081-01 5.8g
Misc : DF=0.86
MS Integration Params: 524INT.P
Quant Time: Mar 17 14:01 2006

Vial: 7
Operator: CGM
Inst : TO03
Multiplr: 1.00

Quant Results File: VO03B03.RES

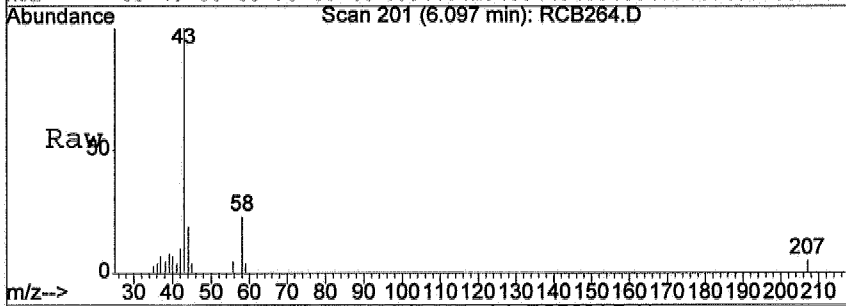
Method : D:\HPCHEM\1\METHODS\VO03B03.M (RTE Integrator)
Title : METHOD 8260
Last Update : Mon Feb 06 13:18:50 2006
Response via : Initial Calibration



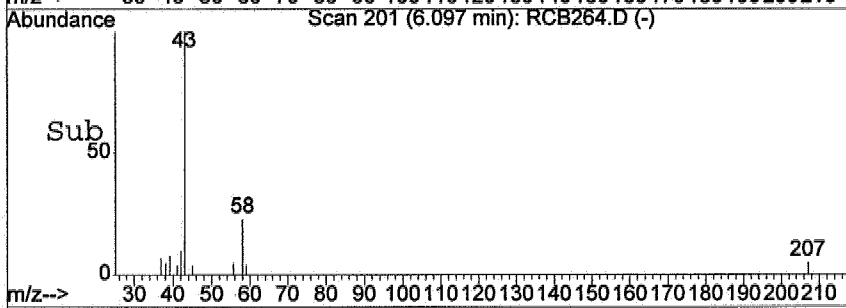
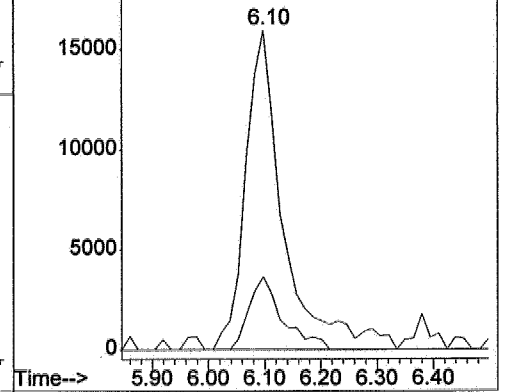


#11
 Acetone
 Concen: 10.08 ug/l
 RT: 6.10 min Scan# 201
 Delta R.T. 0.01 min
 Lab File: RCB264.D
 Acq: 16 Mar 2006 3:06 pm

Tgt Ion	Resp	Lower	Upper
43	75138	100	
58	20.1	0.0	50.9



Abundance Ion 43.00 (42.70 to 43.70): RCB264.D
 Ion 58.00 (57.70 to 58.70): RCB264.D



SW 5035/8260B
VOLATILE ORGANICS BY GC/MS

```

=====
Client      : ENSR                               Date Collected: 03/08/06
Project     : UPGRADE INVESTIGATION, TRONOX    Date Received:   03/09/06
Batch No.   : 06C081                            Date Extracted:  03/16/06 15:43
Sample ID   : M118-5                             Date Analyzed:   03/16/06 15:43
Lab Samp ID: C081-02                            Dilution Factor: 91
Lab File ID: RCB265                             Matrix           : SOIL
Ext Btch ID: V003C22                          % Moisture      : 7.7
Calib. Ref.: RBB058                            Instrument ID    : T-003
=====
  
```

PARAMETERS	RESULTS (ug/kg)	RL (ug/kg)	MDL (ug/kg)
1,1,1,2-TETRACHLOROETHANE	ND	4.9	2
1,1,1-TRICHLOROETHANE	ND	4.9	2
1,1,2,2-TETRACHLOROETHANE	ND	4.9	2
1,1,2-TRICHLOROETHANE	ND	4.9	2
1,1-DICHLOROETHANE	ND	4.9	2
1,1-DICHLOROETHENE	ND	4.9	2
1,1-DICHLOROPROPENE	ND	4.9	2
1,2,3-TRICHLOROBENZENE	ND	4.9	2
1,2,3-TRICHLOROPROPANE	ND	4.9	2
1,2,4-TRICHLOROBENZENE	ND	4.9	2
1,2,4-TRIMETHYLBENZENE	ND	4.9	2
1,2-DIBROMO-3-CHLOROPROPANE	ND	4.9	2
1,2-DICHLOROBENZENE	ND	4.9	2
1,2-DICHLOROETHANE	ND	4.9	2
1,2-DICHLOROPROPANE	ND	4.9	2
1,2-DIBROMOETHANE	ND	4.9	2
1,2,5-TRIMETHYLBENZENE	ND	4.9	2
1,2,4-DICHLOROBENZENE	ND	4.9	2
1,2,4-DICHLOROPROPANE	ND	4.9	2
1,2,4-DICHLOROBENZENE	ND	4.9	2
1-CHLOROHEXANE	ND	4.9	2
2,2-DICHLOROPROPANE	ND	4.9	2
2-CHLOROTOLUENE	ND	4.9	2
4-CHLOROTOLUENE	ND	4.9	2
BENZENE	ND	4.9	2
BROMOBENZENE	ND	4.9	2
BROMOCHLOROMETHANE	ND	4.9	2
BROMODICHLOROMETHANE	ND	4.9	2
BROMOFORM	ND	4.9	2
BROMOMETHANE	ND	9.9	2
CARBON TETRACHLORIDE	ND	4.9	2
CHLOROBENZENE	ND	4.9	2
CHLOROETHANE	ND	4.9	2
CHLOROFORM	ND	4.9	2
CHLOROMETHANE	ND	4.9	2
CIS-1,2-DICHLOROETHENE	ND	4.9	2
CIS-1,3-DICHLOROPROPENE	ND	4.9	2
DIBROMOCHLOROMETHANE	ND	4.9	2
DIBROMOMETHANE	ND	4.9	2
DICHLORODIFLUOROMETHANE	ND	4.9	2
ETHYLBENZENE	ND	4.9	2
HEXACHLOROBUTADIENE	ND	4.9	2
ISOPROPYL BENZENE	ND	4.9	2
XYLENES	ND	9.9	2
METHYLENE CHLORIDE	ND	4.9	2
N-BUTYLBENZENE	ND	4.9	2
N-PROPYLBENZENE	ND	4.9	2
NAPHTHALENE	ND	4.9	2
P-ISOPROPYLTOLUENE	ND	4.9	2
SEC-BUTYLBENZENE	ND	4.9	2
STYRENE	ND	4.9	2
TERT-BUTYLBENZENE	ND	4.9	2
TETRACHLOROETHYLENE	ND	4.9	2
TOLUENE	ND	4.9	2
TRANS-1,2-DICHLOROETHENE	ND	4.9	2
TRANS-1,3-DICHLOROPROPENE	ND	4.9	2
TRICHLOROETHENE	ND	4.9	2
TRICHLOROFUOROMETHANE	ND	4.9	2
VINYL CHLORIDE	ND	4.9	2
ACETONE	12	9.9	4.9
2-BUTANONE	ND	9.9	4.9
MTBE	ND	4.9	2
4-METHYL-2-PENTANONE	ND	9.9	4.9
DIPE	ND	4.9	2
ETBE	ND	4.9	2
TAME	ND	4.9	2
TERT-BUTANOL	ND	4.9	20
2-HEXANONE	ND	9.9	4.9
SURROGATE PARAMETERS			
1,2-DICHLOROETHANE-D4	% RECOVERY	QC LIMIT	
4-BROMOFLUOROBENZENE	117	60-160	
TOLUENE-D8	104	70-150	
	105	70-140	

Quantitation Report

(QT Reviewed)

Data File : D:\HPCHEM\1\DATA\06C16\RCB265.D ✓
 Acq On : 16 Mar 2006 3:43 pm
 Sample : 06C081-02 5.5g
 Misc : DF=0.91 ✓

Vial: 8
 Operator: CGM
 Inst : TO03
 Multiplr: 1.00

MS Integration Params: 524INT.P
 Quant Time: Mar 17 14:02 2006

Quant Results File: VO03B03.RES

Quant Method : D:\HPCHEM\1\METHODS\VO03B03.M (RTE Integrator)
 Title : METHOD 8260
 Last Update : Mon Feb 06 13:18:50 2006
 Response via : Initial Calibration
 DataAcq Meth : VO03B03

Internal Standards	R.T.	QIon	Response	Conc	Units	Dev (Min)
1) 1,4-DIFLUOROBENZENE	11.15	114	2369928	50.00	ug/l	0.00
37) CHLOROBENZENE-D5	17.05	117	2293427	50.00	ug/l	-0.02
67) 1,2-DICHLOROBENZENE-D4	24.30	152	1168193	50.00	ug/l	-0.02
System Monitoring Compounds						
36) 1,2-Dichloroethane-d4	10.53	65	1422058	58.26	ug/l	-0.02
Spiked Amount			Recovery	=	116.52%	
50) Toluene-d8	13.87	98	2721589	52.46	ug/l	-0.02
Spiked Amount			Recovery	=	104.92%	
71) 4-Bromofluorobenzene	20.08	95	1368057	51.84	ug/l	-0.02
Spiked Amount			Recovery	=	103.68%	
Target Compounds						
11) Acetone	6.10	43	91125	12.43	ug/l	Qvalue 97

 (#) = qualifier out of range (m) = manual integration

RCB265.D VO03B03.M Fri Mar 17 14:02:18 2006

Page 1

2009


Quantitation Report

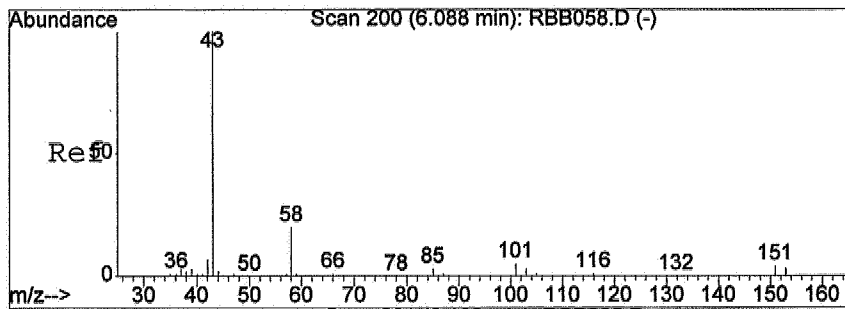
Data File : D:\HPCHEM\1\DATA\06C16\RCB265.D
Acq On : 16 Mar 2006 3:43 pm
Sample : 06C081-02 5.5g
Misc : DF=0.91
MS Integration Params: 524INT.P
Quant Time: Mar 17 14:02 2006

Vial: 8
Operator: CGM
Inst : TO03
Multiplr: 1.00

Quant Results File: VO03B03.RES

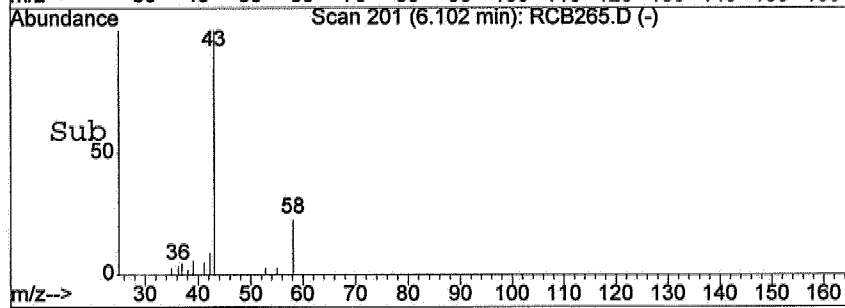
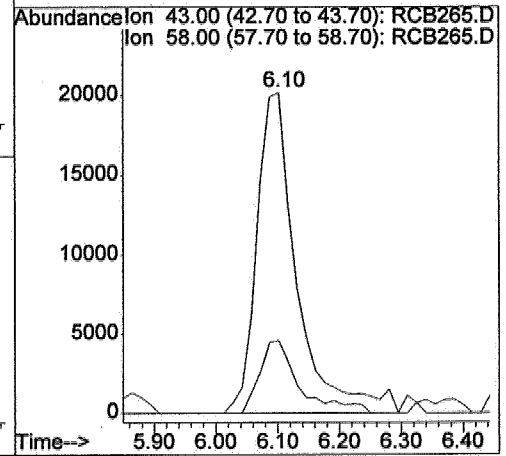
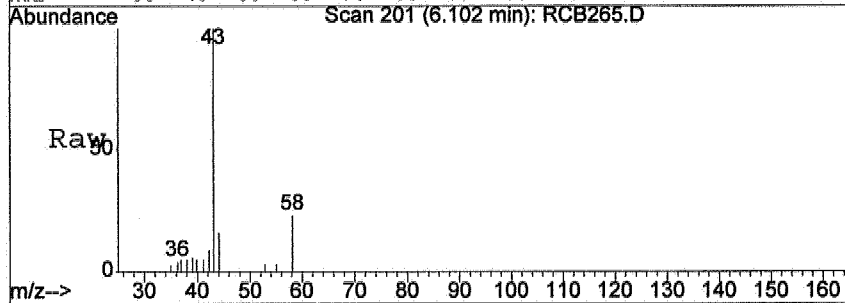
Method : D:\HPCHEM\1\METHODS\VO03B03.M (RTE Integrator)
Title : METHOD 8260
Last Update : Mon Feb 06 13:18:50 2006
Response via : Initial Calibration





#11
 Acetone
 Concen: 12.43 ug/l
 RT: 6.10 min Scan# 201
 Delta R.T. 0.01 min
 Lab File: RCB265.D
 Acq: 16 Mar 2006 3:43 pm

Tgt Ion: 43 Resp: 91125
 Ion Ratio Lower Upper
 43 100
 58 22.4 0.0 50.9



SW 5035/8260B
VOLATILE ORGANICS BY GC/MS

```

=====
Client      : ENSR                               Date Collected: 03/08/06
Project     : UPGRADE INVESTIGATION, TRONOX    Date Received   : 03/09/06
Batch No.   : 06C081                           Date Extracted  : 03/15/06 18:07
Sample ID   : M118-10                          Date Analyzed   : 03/15/06 18:07
Lab Samp ID : C081-03                          Dilution Factor: 98
Lab File ID : RCB236                           Matrix          : SOIL
Ext Btch ID: V003C19                          % Moisture     : 13.7
Calib. Ref.: RBB058                           Instrument ID   : T-003
=====
  
```

PARAMETERS	RESULTS (ug/kg)	RL (ug/kg)	MDL (ug/kg)
1,1,1,2-TETRACHLOROETHANE	ND	5.7	2.3
1,1,1-TRICHLOROETHANE	ND	5.7	2.3
1,1,2,2-TETRACHLOROETHANE	ND	5.7	2.3
1,1,2-TRICHLOROETHANE	ND	5.7	2.3
1,1-DICHLOROETHANE	ND	5.7	2.3
1,1-DICHLOROETHENE	ND	5.7	2.3
1-DICHLOROPROPENE	ND	5.7	2.3
1,2,3-TRICHLOROBENZENE	ND	5.7	2.3
1,2,3-TRICHLOROPROPANE	ND	5.7	2.3
1,2,4-TRICHLOROBENZENE	ND	5.7	2.3
1,2,4-TRIMETHYLBENZENE	ND	5.7	2.3
1,2-DIBROMO-3-CHLOROPROPANE	ND	5.7	2.3
1,2-DICHLOROBENZENE	ND	5.7	2.3
1,2-DICHLOROETHANE	ND	5.7	2.3
1,2-DICHLOROPROPANE	ND	5.7	2.3
1,2-DIBROMOETHANE	ND	5.7	2.3
1,3,5-TRIMETHYLBENZENE	ND	5.7	2.3
1,3-DICHLOROBENZENE	ND	5.7	2.3
1,3-DICHLOROPROPANE	ND	5.7	2.3
1,4-DICHLOROBENZENE	ND	5.7	2.3
1-CHLOROHEXANE	ND	5.7	2.3
2,2-DICHLOROPROPANE	ND	5.7	2.3
2-CHLOROTOLUENE	ND	5.7	2.3
4-CHLOROTOLUENE	ND	5.7	2.3
BENZENE	ND	5.7	2.3
BROMOBENZENE	ND	5.7	2.3
BROMOCHLOROMETHANE	ND	5.7	2.3
BROMODICHLOROMETHANE	ND	5.7	2.3
BROMOFORM	ND	5.7	2.3
BROMOMETHANE	ND	11	2.3
CARBON TETRACHLORIDE	ND	5.7	2.3
CHLOROBENZENE	ND	5.7	2.3
CHLOROETHANE	ND	5.7	2.3
CHLOROFORM	ND	5.7	2.3
CHLOROMETHANE	ND	5.7	2.3
CIS-1,2-DICHLOROETHENE	ND	5.7	2.3
CIS-1,3-DICHLOROPROPENE	ND	5.7	2.3
DIBROMOCHLOROMETHANE	ND	5.7	2.3
DIBROMOMETHANE	ND	5.7	2.3
DICHLORODIFLUOROMETHANE	ND	5.7	2.3
ETHYLBENZENE	ND	5.7	2.3
HEXACHLOROBUTADIENE	ND	5.7	2.3
ISOPROPYL BENZENE	ND	5.7	2.3
XYLENES	ND	11	2.3
METHYLENE CHLORIDE	ND	11	2.3
N-BUTYLBENZENE	ND	5.7	2.3
N-PROPYLBENZENE	ND	5.7	2.3
NAPHTHALENE	ND	5.7	2.3
P-ISOPROPYLTOLUENE	ND	5.7	2.3
SEC-BUTYLBENZENE	ND	5.7	2.3
STYRENE	ND	5.7	2.3
TERT-BUTYLBENZENE	ND	5.7	2.3
TETRACHLOROETHYLENE	ND	5.7	2.3
TOLUENE	ND	5.7	2.3
TRANS-1,2-DICHLOROETHENE	ND	5.7	2.3
TRANS-1,3-DICHLOROPROPENE	ND	5.7	2.3
TRICHLOROETHENE	ND	5.7	2.3
TRICHLOROFLUOROMETHANE	ND	5.7	2.3
VINYL CHLORIDE	ND	5.7	2.3
ACETONE	ND	11	2.3
2-BUTANONE	ND	11	2.3
MTBE	ND	5.7	2.3
4-METHYL-2-PENTANONE	ND	11	2.3
DIPE	ND	5.7	2.3
ETBE	ND	5.7	2.3
TAME	ND	5.7	2.3
TERT-BUTANOL	ND	5.7	2.3
2-HEXANONE	ND	11	5.7
SURROGATE PARAMETERS	% RECOVERY	QC LIMIT	
1,2-DICHLOROETHANE-D4	107	60-160	
4-BROMOFLUOROBENZENE	102	70-150	
TOLUENE-D8	104	70-140	

Data File : D:\HPCHEM\1\DATA\06C15\RCB236.D ✓
 Acq On : 15 Mar 2006 6:07 pm
 Sample : 06C081-03 5.1g ✓
 Misc : DF=0.98 ✓

Vial: 15
 Operator: CGM
 Inst : TO03
 Multiplr: 1.00

MS Integration Params: 524INT.P

Quant Time: Mar 16 11:33 2006

Quant Results File: VO03B03.RES

Quant Method : D:\HPCHEM\1\METHODS\VO03B03.M (RTE Integrator)

Title : METHOD 8260

Last Update : Mon Feb 06 13:18:50 2006

Response via : Initial Calibration

DataAcq Meth : VO03B03

Internal Standards	R.T.	QIon	Response	Conc	Units	Dev (Min)
1) 1,4-DIFLUOROBENZENE	11.14	114	2574935	50.00	ug/l	-0.02
37) CHLOROBENZENE-D5	17.05	117	2487421	50.00	ug/l	-0.02
67) 1,2-DICHLOROBENZENE-D4	24.30	152	2276868	50.00	ug/l	-0.02
System Monitoring Compounds						
36) 1,2-Dichloroethane-d4	10.53	65	1423607	53.68	ug/l ✓	-0.02
Spiked Amount	50.000		Recovery	=	107.36%	
50) Toluene-d8	13.87	98	2913889	51.79	ug/l ✓	-0.02
Spiked Amount	50.000		Recovery	=	103.58%	
71) 4-Bromofluorobenzene	20.07	95	1470402	50.98	ug/l ✓	-0.03
Spiked Amount	50.000		Recovery	=	101.96%	

Target Compounds

Qvalue

 (#) = qualifier out of range (m) = manual integration

RCB236.D VO03B03.M Thu Mar 16 11:33:51 2006

Page 1

2013


Quantitation Report

Data File : D:\HPCHEM\1\DATA\06C15\RCB236.D
Acq On : 15 Mar 2006 6:07 pm
Sample : 06C081-03 5.1g
Misc : DF=0.98
MS Integration Params: 524INT.P
Quant Time: Mar 16 11:33 2006

Vial: 15
Operator: CGM
Inst : TO03
Multiplr: 1.00

Quant Results File: VO03B03.RES

Method : D:\HPCHEM\1\METHODS\VO03B03.M (RTE Integrator)
Title : METHOD 8260
Last Update : Mon Feb 06 13:18:50 2006
Response via : Initial Calibration



SW 5035/8260B
VOLATILE ORGANICS BY GC/MS

```

=====
Client      : ENSR                               Date Collected: 03/08/06
Project     : UPGRAIDENT INVESTIGATION, TRONOX Date Received:   03/09/06
Batch No.  : 06C081                             Date Extracted:  03/15/06 18:44
Sample ID  : M118-30                             Date Analyzed:   03/15/06 18:44
Lab Samp ID: C081-06                             Dilution Factor: 96
Lab File ID: RCB237                               Matrix          : SOIL
Ext Btch ID: V003C19                             % Moisture      : 12
Calib. Ref.: RBB058                             Instrument ID   : T-003
=====
  
```

PARAMETERS	RESULTS (ug/kg)	RL (ug/kg)	MDL (ug/kg)
1,1,1,2-TETRACHLOROETHANE	ND	5.5	2.2
1,1,1-TRICHLOROETHANE	ND	5.5	2.2
1,1,2,2-TETRACHLOROETHANE	ND	5.5	2.2
1,1,2-TRICHLOROETHANE	ND	5.5	2.2
1,1-DICHLOROETHANE	ND	5.5	2.2
1,1-DICHLOROETHENE	ND	5.5	2.2
1,1-DICHLOROPROPENE	ND	5.5	2.2
1,2,3-TRICHLOROBENZENE	ND	5.5	2.2
1,2,3-TRICHLOROPROPANE	ND	5.5	2.2
1,2,4-TRICHLOROBENZENE	ND	5.5	2.2
1,2,4-TRIMETHYLBENZENE	ND	5.5	2.2
1,2-DIBROMO-3-CHLOROPROPANE	ND	5.5	2.2
1,2-DICHLOROBENZENE	ND	5.5	2.2
1,2-DICHLOROETHANE	ND	5.5	2.2
1,2-DICHLOROPROPANE	ND	5.5	2.2
1,2-DIBROMOETHANE	ND	5.5	2.2
1,3,5-TRIMETHYLBENZENE	ND	5.5	2.2
1,3-DICHLOROBENZENE	ND	5.5	2.2
1,3-DICHLOROPROPANE	ND	5.5	2.2
1,4-DICHLOROBENZENE	ND	5.5	2.2
1-CHLOROHEXANE	ND	5.5	2.2
2,2-DICHLOROPROPANE	ND	5.5	2.2
2-CHLOROTOLUENE	ND	5.5	2.2
4-CHLOROTOLUENE	ND	5.5	2.2
BENZENE	ND	5.5	2.2
BROMOBENZENE	ND	5.5	2.2
BROMOCHLOROMETHANE	ND	5.5	2.2
BROMODICHLOROMETHANE	ND	5.5	2.2
BROMOFORM	ND	5.5	2.2
BROMOMETHANE	ND	5.5	2.2
CARBON TETRACHLORIDE	ND	5.5	2.2
CHLOROBENZENE	ND	5.5	2.2
CHLOROETHANE	ND	5.5	2.2
CHLOROFORM	ND	5.5	2.2
CHLOROMETHANE	ND	5.5	2.2
CIS-1,2-DICHLOROETHENE	ND	5.5	2.2
CIS-1,3-DICHLOROPROPENE	ND	5.5	2.2
DIBROMOCHLOROMETHANE	ND	5.5	2.2
DIBROMOMETHANE	ND	5.5	2.2
DICHLORODIFLUOROMETHANE	ND	5.5	2.2
ETHYLBENZENE	ND	5.5	2.2
HEXACHLOROBUTADIENE	ND	5.5	2.2
ISOPROPYL BENZENE	ND	5.5	2.2
XYLENES	ND	5.5	2.2
METHYLENE CHLORIDE	ND	5.5	2.2
N-BUTYLBENZENE	ND	5.5	2.2
N-PROPYLBENZENE	ND	5.5	2.2
NAPHTHALENE	ND	5.5	2.2
P-ISOPROPYLTOLUENE	ND	5.5	2.2
SEC-BUTYLBENZENE	ND	5.5	2.2
STYRENE	ND	5.5	2.2
TERT-BUTYLBENZENE	ND	5.5	2.2
TETRACHLOROETHYLENE	ND	5.5	2.2
TOLUENE	ND	5.5	2.2
TRANS-1,2-DICHLOROETHENE	ND	5.5	2.2
TRANS-1,3-DICHLOROPROPENE	ND	5.5	2.2
TRICHLOROETHENE	ND	5.5	2.2
TRICHLOROFUOROMETHANE	ND	5.5	2.2
VINYL CHLORIDE	ND	5.5	2.2
ACETONE	ND	5.5	2.2
2-BUTANONE	ND	5.5	2.2
MTBE	ND	5.5	2.2
4-METHYL-2-PENTANONE	ND	5.5	2.2
DIPE	ND	5.5	2.2
ETBE	ND	5.5	2.2
TAME	ND	5.5	2.2
TERT-BUTANOL	ND	5.5	2.2
2-HEXANONE	ND	5.5	2.2
SURROGATE PARAMETERS	% RECOVERY	QC LIMIT	
1,2-DICHLOROETHANE-D4	113	60-160	
4-BROMOFLUOROBENZENE	101	70-150	
TOLUENE-D8	104	70-140	

Quantitation Report (QT Reviewed)

Data File : D:\HPCHEM\1\DATA\06C15\RCB237.D ✓
 Acq On : 15 Mar 2006 6:44 pm Vial: 16
 Sample : 06C081-06 5.2g Operator: CGM
 Misc : DF=0.96 Inst : TO03
 MS Integration Params: 524INT.P Multiplr: 1.00
 Quant Time: Mar 16 11:34 2006 Quant Results File: VO03B03.RES

Quant Method : D:\HPCHEM\1\METHODS\VO03B03.M (RTE Integrator)
 Title : METHOD 8260
 Last Update : Mon Feb 06 13:18:50 2006
 Response via : Initial Calibration
 DataAcq Meth : VO03B03

Internal Standards	R.T.	QIon	Response	Conc	Units	Dev (Min)
1) 1,4-DIFLUOROBENZENE	11.15	114	✓2681388	50.00	ug/l	0.00
37) CHLOROBENZENE-D5	17.06	117	✓2575419	50.00	ug/l	0.00
67) 1,2-DICHLOROBENZENE-D4	24.32	152	✓1337454	50.00	ug/l	0.00
System Monitoring Compounds						
36) 1,2-Dichloroethane-d4	10.54	65	1555089	56.31	ug/l	0.00
Spiked Amount			Recovery	=	112.62%	
50) Toluene-d8	13.88	98	3027113	51.96	ug/l	0.00
Spiked Amount			Recovery	=	103.92%	
71) 4-Bromofluorobenzene	20.08	95	1533205	50.75	ug/l	-0.02
Spiked Amount			Recovery	=	101.50%	

Target Compounds Qvalue

 (#) = qualifier out of range (m) = manual integration


Quantitation Report

Data File : D:\HPCHEM\1\DATA\06C15\RCB237.D
Acq On : 15 Mar 2006 6:44 pm
Sample : 06C081-06 5.2g
Misc : DF=0.96
MS Integration Params: 524INT.P
Quant Time: Mar 16 11:34 2006

Vial: 16
Operator: CGM
Inst : TO03
Multiplr: 1.00

Quant Results File: VO03B03.RES

Method : D:\HPCHEM\1\METHODS\VO03B03.M (RTE Integrator)
Title : METHOD 8260
Last Update : Mon Feb 06 13:18:50 2006
Response via : Initial Calibration



SW 5035/8260B
VOLATILE ORGANICS BY GC/MS

```

=====
Client      : ENSR                               Date Collected: 03/08/06
Project     : UPGRADE INVESTIGATION, TRONOX    Date Received:   03/09/06
Batch No.   : 06C081                           Date Extracted: 03/15/06 19:21
Sample ID   : M118-50                          Date Analyzed:  03/15/06 19:21
Lab Samp ID: C081-08                          Dilution Factor: 1.2
Lab File ID: RCB238                           Matrix          : SOIL
Ext Btch ID: V003C19                         % Moisture     : 17.7
Calib. Ref.: RB8058                          Instrument ID   : T-003
=====
  
```

PARAMETERS	RESULTS (ug/kg)	RL (ug/kg)	MDL (ug/kg)
1,1,1,2-TETRACHLOROETHANE	ND	7.3	2.9
1,1,1-TRICHLOROETHANE	ND	7.3	2.9
1,1,2,2-TETRACHLOROETHANE	ND	7.3	2.9
1,1,2-TRICHLOROETHANE	ND	7.3	2.9
1,1-DICHLOROETHANE	ND	7.3	2.9
1,1-DICHLOROETHENE	ND	7.3	2.9
1,1-DICHLOROPROPENE	ND	7.3	2.9
1,2,3-TRICHLOROBENZENE	ND	7.3	2.9
1,2,3-TRICHLOROPROPANE	ND	7.3	2.9
1,2,4-TRICHLOROBENZENE	ND	7.3	2.9
1,2,4-TRIMETHYLBENZENE	ND	7.3	2.9
1,2-DIBROMO-3-CHLOROPROPANE	ND	7.3	2.9
1,2-DICHLOROBENZENE	ND	7.3	2.9
1,2-DICHLOROETHANE	ND	7.3	2.9
1,2-DICHLOROPROPANE	ND	7.3	2.9
1,2-DIBROMOETHANE	ND	7.3	2.9
1,3,5-TRIMETHYLBENZENE	ND	7.3	2.9
1,3-DICHLOROBENZENE	ND	7.3	2.9
1,3-DICHLOROPROPANE	ND	7.3	2.9
1,4-DICHLOROBENZENE	ND	7.3	2.9
1-CHLOROHEXANE	ND	7.3	2.9
2,2-DICHLOROPROPANE	ND	7.3	2.9
2-CHLOROTOLUENE	ND	7.3	2.9
4-CHLOROTOLUENE	ND	7.3	2.9
BENZENE	ND	7.3	2.9
BROMOBENZENE	ND	7.3	2.9
BROMOCHLOROMETHANE	ND	7.3	2.9
BROMODICHLOROMETHANE	ND	7.3	2.9
BROMOFORM	ND	7.3	2.9
BROMOMETHANE	ND	7.3	2.9
CARBON TETRACHLORIDE	ND	7.3	2.9
CHLOROBENZENE	ND	7.3	2.9
CHLOROETHANE	ND	7.3	2.9
CHLOROFORM	ND	7.3	2.9
CHLOROMETHANE	ND	7.3	2.9
CIS-1,2-DICHLOROETHENE	ND	7.3	2.9
CIS-1,3-DICHLOROPROPENE	ND	7.3	2.9
DIBROMOCHLOROMETHANE	ND	7.3	2.9
DIBROMOMETHANE	ND	7.3	2.9
DICHLORODIFLUOROMETHANE	ND	7.3	2.9
ETHYLBENZENE	ND	7.3	2.9
HEXACHLOROBUTADIENE	ND	7.3	2.9
ISOPROPYL BENZENE	ND	7.3	2.9
XYLENES	ND	7.3	2.9
METHYLENE CHLORIDE	ND	7.3	2.9
N-BUTYLBENZENE	ND	7.3	2.9
N-PROPYLBENZENE	ND	7.3	2.9
NAPHTHALENE	ND	7.3	2.9
P-ISOPROPYLTOLUENE	ND	7.3	2.9
SEC-BUTYLBENZENE	ND	7.3	2.9
STYRENE	ND	7.3	2.9
TERT-BUTYLBENZENE	ND	7.3	2.9
TETRACHLOROETHYLENE	ND	7.3	2.9
TOLUENE	ND	7.3	2.9
TRANS-1,2-DICHLOROETHENE	ND	7.3	2.9
TRANS-1,3-DICHLOROPROPENE	ND	7.3	2.9
TRICHLOROETHENE	ND	7.3	2.9
TRICHLOROFUOROMETHANE	ND	7.3	2.9
VINYL CHLORIDE	ND	7.3	2.9
ACETONE	10J	15	7.3
2-BUTANONE	ND	15	7.3
MTBE	ND	7.3	2.9
4-METHYL-2-PENTANONE	ND	7.3	2.9
DIPE	ND	7.3	2.9
ETBE	ND	7.3	2.9
TAME	ND	7.3	2.9
TERT-BUTANOL	ND	7.3	2.9
2-HEXANONE	ND	15	7.3

SURROGATE PARAMETERS	% RECOVERY	QC LIMIT
1,2-DICHLOROETHANE-D4	112	60-160
4-BROMOFLUOROBENZENE	105	70-150
TOLUENE-D8	106	70-140

Quantitation Report (QT Reviewed)

Data File : D:\HPCHEM\1\DATA\06C15\RCB238.D ✓ Vial: 17
 Acq On : 15 Mar 2006 7:21 pm Operator: CGM
 Sample : 06C081-08 4.3g Inst : TO03
 Misc : DF=1.2 Multiplr: 1.00
 MS Integration Params: 524INT.P
 Quant Time: Mar 16 11:34 2006 Quant Results File: VO03B03.RES

Quant Method : D:\HPCHEM\1\METHODS\VO03B03.M (RTE Integrator)
 Title : METHOD 8260
 Last Update : Mon Feb 06 13:18:50 2006
 Response via : Initial Calibration
 DataAcq Meth : VO03B03

Internal Standards	R.T.	QIon	Response	Conc	Units	Dev (Min)
1) 1,4-DIFLUOROBENZENE	11.13	114	2532758	50.00	ug/l	-0.02
37) CHLOROBENZENE-D5	17.05	117	2401626	50.00	ug/l	-0.02
67) 1,2-DICHLOROBENZENE-D4	24.30	152	1200100	50.00	ug/l	-0.02
System Monitoring Compounds						
36) 1,2-Dichloroethane-d4	10.53	65	1457348	55.87	ug/l	✓-0.02
Spiked Amount			Recovery	=	111.74%	
50) Toluene-d8	13.87	98	2881090	53.03	ug/l	✓-0.02
Spiked Amount			Recovery	=	106.06%	
71) 4-Bromofluorobenzene	20.06	95	1420472	52.40	ug/l	✓-0.04
Spiked Amount			Recovery	=	104.80%	
Target Compounds						
11) Acetone	6.08	43	56416	7.20	ug/l	Qvalue 81

 (#) = qualifier out of range (m) = manual integration


Quantitation Report

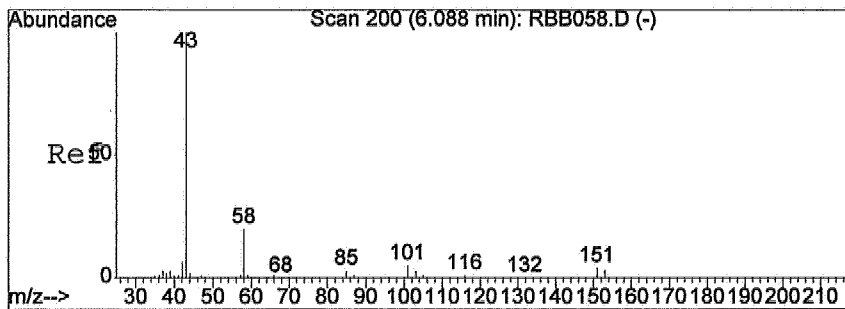
Data File : D:\HPCHEM\1\DATA\06C15\RCB238.D
Acq On : 15 Mar 2006 7:21 pm
Sample : 06C081-08 4.3g
Misc : DF=1.2
MS Integration Params: 524INT.P
Quant Time: Mar 16 11:34 2006

Vial: 17
Operator: CGM
Inst : TO03
Multiplr: 1.00

Quant Results File: VO03B03.RES

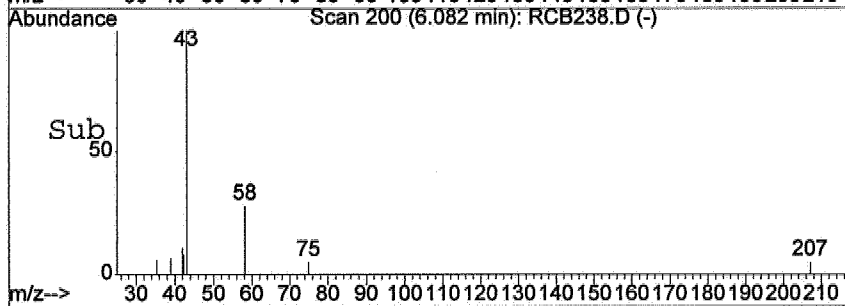
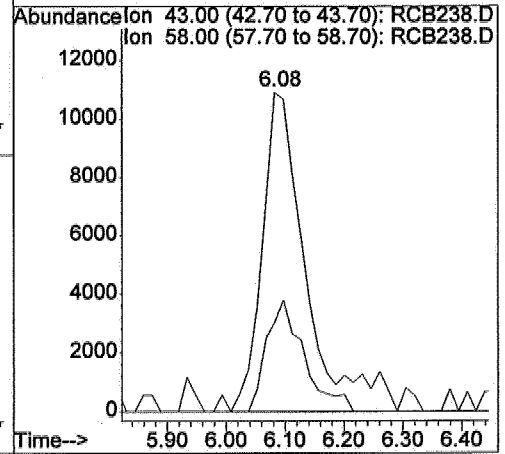
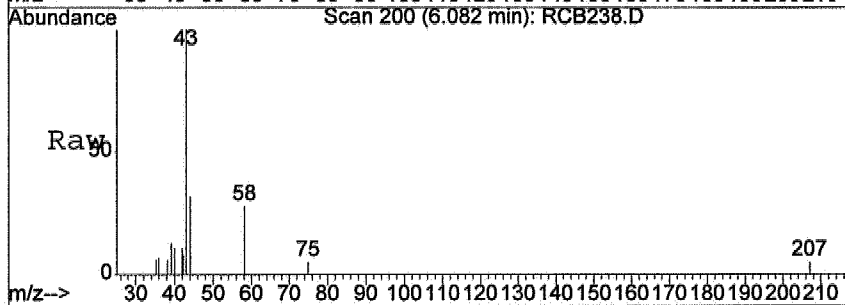
Method : D:\HPCHEM\1\METHODS\VO03B03.M (RTE Integrator)
Title : METHOD 8260
Last Update : Mon Feb 06 13:18:50 2006
Response via : Initial Calibration





#11
 Acetone
 Concen: 7.20 ug/l
 RT: 6.08 min Scan# 200
 Delta R.T. -0.01 min
 Lab File: RCB238.D
 Acq: 15 Mar 2006 7:21 pm

Tgt Ion: 43 Resp: 56416
 Ion Ratio Lower Upper
 43 100
 58 29.6 0.0 50.9



SW 5035/8260B
VOLATILE ORGANICS BY GC/MS

```

=====
Client      : ENSR                               Date Collected: 03/08/06
Project     : UPGRADIENT INVESTIGATION, TRONOX Date Received:   03/09/06
Batch No.   : 06C081                            Date Extracted:  03/15/06 21:12
Sample ID   : M118-80                            Date Analyzed:   03/15/06 21:12
Lab Samp ID: C081-10                             Dilution Factor: 1.1
Lab File ID: RCB241                              Matrix           : SOIL
Ext. Btch ID: V003C19                           % Moisture       : 14.7
Calib. Ref.: RBB058                              Instrument ID    : T-003
=====
  
```

PARAMETERS	RESULTS (ug/kg)	RL (ug/kg)	MDL (ug/kg)
1,1,1,2-TETRACHLOROETHANE	ND	6.4	2.6
1,1,1-TRICHLOROETHANE	ND	6.4	2.6
1,1,2,2-TETRACHLOROETHANE	ND	6.4	2.6
1,1,2-TRICHLOROETHANE	ND	6.4	2.6
1,1-DICHLOROETHANE	ND	6.4	2.6
1,1-DICHLOROETHENE	ND	6.4	2.6
1,1-DICHLOROPROPENE	ND	6.4	2.6
1,2,3-TRICHLOROBENZENE	ND	6.4	2.6
1,2,3-TRICHLOROPROPANE	ND	6.4	2.6
1,2,4-TRICHLOROBENZENE	ND	6.4	2.6
1,2,4-TRIMETHYLBENZENE	ND	6.4	2.6
1,2-DIBROMO-3-CHLOROPROPANE	ND	6.4	2.6
1,2-DICHLOROBENZENE	ND	6.4	2.6
1,2-DICHLOROETHANE	ND	6.4	2.6
1,2-DICHLOROPROPANE	ND	6.4	2.6
1,2-DIBROMOETHANE	ND	6.4	2.6
1,3,5-TRIMETHYLBENZENE	ND	6.4	2.6
1,3-DICHLOROBENZENE	ND	6.4	2.6
1,3-DICHLOROPROPANE	ND	6.4	2.6
1,4-DICHLOROBENZENE	ND	6.4	2.6
1-CHLOROHXANE	ND	6.4	2.6
2,2-DICHLOROPROPANE	ND	6.4	2.6
2-CHLOROTOLUENE	ND	6.4	2.6
4-CHLOROTOLUENE	ND	6.4	2.6
BENZENE	ND	6.4	2.6
BROMOBENZENE	ND	6.4	2.6
BROMOCHLOROMETHANE	ND	6.4	2.6
BROMODICHLOROMETHANE	ND	6.4	2.6
BROMOFORM	ND	6.4	2.6
BROMOMETHANE	ND	13	2.6
CARBON TETRACHLORIDE	ND	6.4	2.6
CHLOROBENZENE	ND	6.4	2.6
CHLOROETHANE	ND	6.4	2.6
CHLOROFORM	ND	6.4	2.6
CHLOROMETHANE	ND	6.4	2.6
CIS-1,2-DICHLOROETHENE	ND	6.4	2.6
CIS-1,3-DICHLOROPROPENE	ND	6.4	2.6
DIBROMOCHLOROMETHANE	ND	6.4	2.6
DIBROMOMETHANE	ND	6.4	2.6
DICHLORODIFLUOROMETHANE	ND	6.4	2.6
ETHYLBENZENE	ND	6.4	2.6
HEXACHLOROBUTADIENE	ND	6.4	2.6
ISOPROPYL BENZENE	ND	6.4	2.6
XYLENES	ND	13	2.6
METHYLENE CHLORIDE	ND	13	2.6
N-BUTYLBENZENE	ND	6.4	2.6
N-PROPYLBENZENE	ND	6.4	2.6
NAPHTHALENE	ND	6.4	2.6
P-ISOPROPYLTOLUENE	ND	6.4	2.6
SEC-BUTYLBENZENE	ND	6.4	2.6
STYRENE	ND	6.4	2.6
TERT-BUTYLBENZENE	ND	6.4	2.6
TETRACHLOROETHYLENE	ND	6.4	2.6
TOLUENE	ND	6.4	2.6
TRANS-1,2-DICHLOROETHENE	ND	6.4	2.6
TRANS-1,3-DICHLOROPROPENE	ND	6.4	2.6
TRICHLOROETHENE	ND	6.4	2.6
TRICHLOROFUOROMETHANE	ND	6.4	2.6
VINYL CHLORIDE	ND	6.4	2.6
ACETONE	ND	13	2.6
2-BUTANONE	ND	13	2.6
MTBE	ND	6.4	2.6
4-METHYL-2-PENTANONE	ND	13	2.6
DIPE	ND	6.4	2.6
ETBE	ND	6.4	2.6
TAME	ND	6.4	2.6
TERT-BUTANOL	ND	6.4	2.6
2-HEXANONE	ND	13	6.4
SURROGATE PARAMETERS	% RECOVERY	QC LIMIT	
1,2-DICHLOROETHANE-D4	116	60-160	
4-BROMOFLUOROBENZENE	101	70-150	
TOLUENE-D8	103	70-140	

Quantitation Report (QT Reviewed)

Data File : D:\HPCHEM\1\DATA\06C15\RCB241.D ✓
 Acq On : 15 Mar 2006 9:12 pm Vial: 20
 Sample : 06C081-10 4.7g ✓ Operator: CGM
 Misc : DF=1.1 ✓ Inst : TO03
 MS Integration Params: 524INT.P Multiplr: 1.00
 Quant Time: Mar 16 11:35 2006 Quant Results File: VO03B03.RES

Quant Method : D:\HPCHEM\1\METHODS\VO03B03.M (RTE Integrator)
 Title : METHOD 8260
 Last Update : Mon Feb 06 13:18:50 2006
 Response via : Initial Calibration
 DataAcq Meth : VO03B03

Internal Standards	R.T.	QIon	Response	Conc	Units	Dev (Min)
1) 1,4-DIFLUOROBENZENE	11.14	114	✓1884385	50.00	ug/l	-0.02
37) CHLOROBENZENE-D5	17.05	117	✓1859363	50.00	ug/l	-0.02
67) 1,2-DICHLOROBENZENE-D4	24.30	152	✓980236	50.00	ug/l	-0.02
System Monitoring Compounds						
36) 1,2-Dichloroethane-d4	10.53	65	1126075	58.02	ug/l	✓ -0.02
Spiked Amount	50.000		Recovery	=	✓116.04%	
50) Toluene-d8	13.87	98	2161897	51.40	ug/l	✓ -0.02
Spiked Amount	50.000		Recovery	=	✓102.80%	
71) 4-Bromofluorobenzene	20.07	95	1123069	50.72	ug/l	✓ -0.03
Spiked Amount	50.000		Recovery	=	✓101.44%	

Target Compounds Qvalue


Quantitation Report

Data File : D:\HPCHEM\1\DATA\06C15\RCB241.D
Acq On : 15 Mar 2006 9:12 pm
Sample : 06C081-10 4.7g
Misc : DF=1.1
MS Integration Params: 524INT.P
Quant Time: Mar 16 11:35 2006

Vial: 20
Operator: CGM
Inst : TO03
Multiplr: 1.00

Quant Results File: VO03B03.RES

Method : D:\HPCHEM\1\METHODS\VO03B03.M (RTE Integrator)
Title : METHOD 8260
Last Update : Mon Feb 06 13:18:50 2006
Response via : Initial Calibration



SW 5030B/8260B
VOLATILE ORGANICS BY GC/MS

```

=====
Client      : ENSR                               Date Collected: 03/08/06
Project     : UPGRADE INVESTIGATION, TRONOX    Date Received:   03/09/06
Batch No.   : 06C081                           Date Extracted: 03/18/06 00:17
Sample ID   : FB-1                             Date Analyzed:  03/18/06 00:17
Lab Samp ID: C081-11                          Dilution Factor: 1
Lab File ID: RCB309                           Matrix          : WATER
Ext Btch ID: V003C26                          % Moisture     : NA
Calib. Ref.: RBB058                           Instrument ID   : T-003
=====
  
```

PARAMETERS	RESULTS (ug/L)	RL (ug/L)	MDL (ug/L)
1,1,1,2-TETRACHLOROETHANE	ND	5	1
1,1,1-TRICHLOROETHANE	ND	5	1
1,1,2,2-TETRACHLOROETHANE	ND	5	1
1,1,2-TRICHLOROETHANE	ND	5	1
1,1-DICHLOROETHANE	ND	5	1
1,1-DICHLOROETHENE	ND	5	1
1,1-DICHLOROPROPENE	ND	5	1
1,2,3-TRICHLOROBENZENE	ND	5	1
1,2,3-TRICHLOROPROPANE	ND	5	1
1,2,4-TRICHLOROBENZENE	ND	5	1
1,2,4-TRIMETHYLBENZENE	ND	5	1
1,2-DIBROMO-3-CHLOROPROPANE	ND	5	1
1,2-DICHLOROBENZENE	ND	5	1
1,2-DICHLOROETHANE	ND	5	1
1,2-DICHLOROPROPANE	ND	5	1
1,2-DIBROMOETHANE	ND	5	1
1,2,3,5-TRIMETHYLBENZENE	ND	5	1
1,2-DICHLOROBENZENE	ND	5	1
1,2-DICHLOROPROPANE	ND	5	1
1,3,4-DICHLOROBENZENE	ND	5	1
1,4-DICHLOROBENZENE	ND	5	1
1-CHLOROHEXANE	ND	5	1
2,2-DICHLOROPROPANE	ND	5	1
2-CHLOROTOLUENE	ND	5	1
4-CHLOROTOLUENE	ND	5	1
BENZENE	ND	5	1
BROMOBENZENE	ND	5	1
BROMOCHLOROMETHANE	ND	5	1
BROMODICHLOROMETHANE	ND	5	1
BROMOFORM	ND	5	1
BROMOMETHANE	ND	10	1
CARBON TETRACHLORIDE	ND	5	1
CHLOROBENZENE	ND	5	1
CHLOROETHANE	ND	5	1
CHLOROFORM	ND	5	1
CHLOROMETHANE	ND	5	1
CHL-1,2-DICHLOROETHENE	ND	5	1
CHL-1,3-DICHLOROPROPENE	ND	5	1
DIBROMOCHLOROMETHANE	3.2J	5	1
DIBROMOMETHANE	ND	5	1
DICHLORODIFLUOROMETHANE	ND	5	1
ETHYLBENZENE	ND	5	1
HEXACHLOROBUTADIENE	ND	10	1
ISOPROPYL BENZENE	ND	5	1
XYLENES	ND	10	2
METHYLENE CHLORIDE	ND	10	2
N-BUTYLBENZENE	ND	5	1
N-PROPYLBENZENE	ND	5	1
NAPHTHALENE	ND	5	1
P-ISOPROPYLTOLUENE	ND	5	1
SEC-BUTYLBENZENE	ND	5	1
STYRENE	ND	5	1
TERT-BUTYLBENZENE	ND	5	1
TETRACHLOROETHYLENE	ND	5	1
TOLUENE	ND	5	1
TRANS-1,2-DICHLOROETHENE	ND	5	1
TRANS-1,3-DICHLOROPROPENE	ND	5	1
TRICHLOROETHENE	ND	5	1
TRICHLOROFLUOROMETHANE	ND	5	1
VINYL CHLORIDE	ND	5	1
ACETONE	ND	10	5
2-BUTANONE	ND	10	5
MTBE	ND	5	1
4-METHYL-2-PENTANONE	ND	10	5
DIPE	ND	5	1
ETBE	ND	5	1
TAME	ND	5	1
TERT-BUTANOL	ND	50	10
2-HEXANONE	ND	10	5
SURROGATE PARAMETERS	% RECOVERY	QC LIMIT	
1,2-DICHLOROETHANE-D4	102	70-140	
4-BROMOFLUOROBENZENE	97	70-130	
TOLUENE-D8	101	70-140	

Quantitation Report

(QT Reviewed)

Data File : D:\HPCHEM\1\DATA\06C17\RCB309.D
 Acq On : 18 Mar 2006 12:17 am
 Sample : 06C081-11 / 5.0mL
 Misc : DF=1.0

Vial: 13
 Operator: CGM
 Inst : TO03
 Multiplr: 1.00

MS Integration Params: 524INT.P
 Quant Time: Mar 20 18:05 2006

Quant Results File: VO03B03.RES

Quant Method : D:\HPCHEM\1\METHODS\VO03B03.M (RTE Integrator)
 Title : METHOD 8260
 Last Update : Mon Feb 06 13:18:50 2006
 Response via : Initial Calibration
 DataAcq Meth : VO03B03

Internal Standards	R.T.	QIon	Response	Conc	Units	Dev (Min)
1) 1,4-DIFLUOROBENZENE	11.17	114	2197291	50.00	ug/l	0.00
37) CHLOROBENZENE-D5	17.08	117	2053832	50.00	ug/l	0.00
67) 1,2-DICHLOROBENZENE-D4	24.33	152	1046132	50.00	ug/l	0.00
System Monitoring Compounds						
36) 1,2-Dichloroethane-d4	10.54	65	1152231	50.91	ug/l	0.00
Spiked Amount	50.000		Recovery	=	101.82%	
50) Toluene-d8	13.88	98	2350234	50.59	ug/l	0.00
Spiked Amount	50.000		Recovery	=	101.18%	
71) 4-Bromofluorobenzene	20.10	95	1143779	48.40	ug/l	0.00
Spiked Amount	50.000		Recovery	=	96.80%	
Target Compounds						
58) Dibromochloromethane	15.79	129	10090	3.15	ug/l	Qvalue # 82

(#) = qualifier out of range (m) = manual integration


Quantitation Report

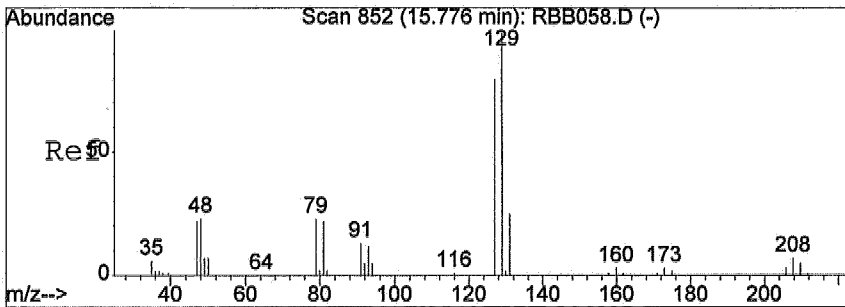
Data File : D:\HPCHEM\1\DATA\06C17\RCB309.D
Acq On : 18 Mar 2006 12:17 am
Sample : 06C081-11 5.0mL
Misc : DF=1.0
MS Integration Params: 524INT.P
Quant Time: Mar 20 18:05 2006

Vial: 13
Operator: CGM
Inst : TO03
Multiplr: 1.00

Quant Results File: VO03B03.RES

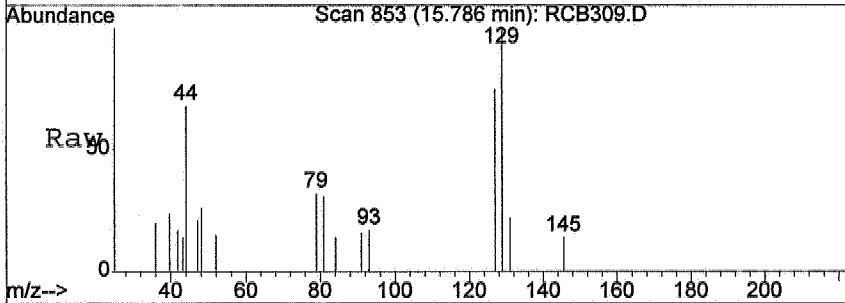
Method : D:\HPCHEM\1\METHODS\VO03B03.M (RTE Integrator)
Title : METHOD 8260
Last Update : Mon Feb 06 13:18:50 2006
Response via : Initial Calibration



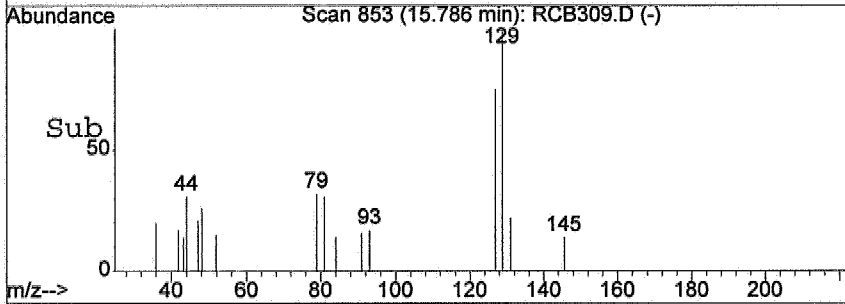
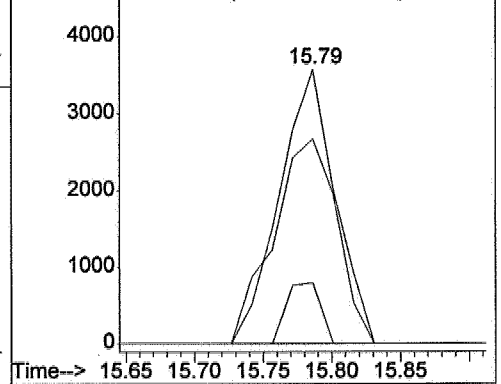


#58
 Dibromochloromethane
 Concen: 3.15 ug/l
 RT: 15.79 min Scan# 853
 Delta R.T. 0.01 min
 Lab File: RCB309.D
 Acq: 18 Mar 2006 12:17 am

Tgt Ion	Resp	Lower	Upper
129	10090		
127	85.6	48.6	108.6
131	0.0	0.0	54.6



Abundance
 Ion 129.00 (128.70 to 129.70): RCB309
 Ion 127.00 (126.70 to 127.70): RCB309
 Ion 131.00 (130.70 to 131.70): RCB309



SW 50308/82608
VOLATILE ORGANICS BY GC/MS

```

=====
Client      : ENSR                               Date Collected: 03/08/06
Project     : UPGRADE INVESTIGATION, TRONOX    Date Received:   03/09/06
Batch No.   : 06C081                            Date Extracted: 03/17/06 23:40
Sample ID   : TRIP BLANK                       Date Analyzed:  03/17/06 23:40
Lab Samp ID: C081-12                          Dilution Factor: 1
Lab File ID: RCB308                           Matrix          : WATER
Ext Btch ID: V003c26                         % Moisture     : NA
Calib. Ref.: RBB058                          Instrument ID   : T-003
=====
  
```

PARAMETERS	RESULTS (ug/L)	RL (ug/L)	MDL (ug/L)
1,1,1,2-TETRACHLOROETHANE	ND	5	1
1,1,1-TRICHLOROETHANE	ND	5	1
1,1,2,2-TETRACHLOROETHANE	ND	5	1
1,1,2-TRICHLOROETHANE	ND	5	1
1,1-DICHLOROETHANE	ND	5	1
1,1-DICHLOROETHENE	ND	5	1
1,1-DICHLOROPROPENE	ND	5	1
1,2,3-TRICHLOROBENZENE	ND	5	1
1,2,3-TRICHLOROPROPANE	ND	5	1
1,2,4-TRICHLOROBENZENE	ND	5	1
1,2,4-TRIMETHYLBENZENE	ND	5	1
1,2-DIBROMO-3-CHLOROPROPANE	ND	5	1
1,2-DICHLOROBENZENE	ND	5	1
1,2-DICHLOROETHANE	ND	5	1
1,2-DICHLOROPROPANE	ND	5	1
1,2-DIBROMOETHANE	ND	5	1
1,3,5-TRIMETHYLBENZENE	ND	5	1
1,3-DICHLOROBENZENE	ND	5	1
1,3-DICHLOROPROPANE	ND	5	1
1,4-DICHLOROBENZENE	ND	5	1
1-CHLOROHEXANE	ND	5	1
2,2-DICHLOROPROPANE	ND	5	1
2-CHLOROTOLUENE	ND	5	1
4-CHLOROTOLUENE	ND	5	1
BENZENE	ND	5	1
BROMOBENZENE	ND	5	1
BROMOCHLOROMETHANE	ND	5	1
BROMODICHLOROMETHANE	ND	5	1
BROMOFORM	ND	5	1
BROMOMETHANE	ND	5	1
CARBON TETRACHLORIDE	ND	10	1
CHLOROBENZENE	ND	5	1
CHLOROETHANE	ND	5	1
CHLOROFORM	ND	5	1
CHLOROMETHANE	ND	5	1
CIS-1,2-DICHLOROETHENE	ND	5	1
CIS-1,3-DICHLOROPROPENE	ND	5	1
DIBROMOCHLOROMETHANE	ND	5	1
DIBROMOMETHANE	ND	5	1
DICHLORODIFLUOROMETHANE	ND	5	1
ETHYLBENZENE	ND	5	1
HEXACHLOROBUTADIENE	ND	1	1
ISOPROPYL BENZENE	ND	5	1
XYLENES	ND	10	2
METHYLENE CHLORIDE	ND	10	2
N-BUTYLBENZENE	ND	5	1
N-PROPYLBENZENE	ND	5	1
NAPHTHALENE	ND	5	1
P-ISOPROPYLTOLUENE	ND	5	1
SEC-BUTYLBENZENE	ND	5	1
STYRENE	ND	5	1
TERT-BUTYLBENZENE	ND	5	1
TETRACHLOROETHYLENE	ND	5	1
TOLUENE	ND	5	1
TRANS-1,2-DICHLOROETHENE	ND	5	1
TRANS-1,3-DICHLOROPROPENE	ND	5	1
TRICHLOROETHENE	ND	5	1
TRICHLOROFUOROMETHANE	ND	5	1
VINYL CHLORIDE	ND	5	1
ACETONE	ND	10	1
2-BUTANONE	ND	10	1
MTBE	ND	5	1
4-METHYL-2-PENTANONE	ND	10	1
DIPE	ND	5	1
ETBE	ND	5	1
TAME	ND	5	1
TERT-BUTANOL	ND	50	10
2-HEXANONE	ND	10	5
SURROGATE PARAMETERS	% RECOVERY	QC LIMIT	
1,2-DICHLOROETHANE-D4	105	70-140	
4-BROMOFLUOROBENZENE	105	70-130	
TOLUENE-D8	101	70-140	

Quantitation Report (QT Reviewed)

Data File : D:\HPCHEM\1\DATA\06C17\RCB308.D ✓ Vial: 12
 Acq On : 17 Mar 2006 11:40 pm Operator: CGM
 Sample : 06C081-12 5.0mL ✓ Inst : TO03
 Misc : DF=1.0 Multiplr: 1.00
 MS Integration Params: 524INT.P
 Quant Time: Mar 20 18:05 2006 Quant Results File: VO03B03.RES

Quant Method : D:\HPCHEM\1\METHODS\VO03B03.M (RTE Integrator)
 Title : METHOD 8260
 Last Update : Mon Feb 06 13:18:50 2006
 Response via : Initial Calibration
 DataAcq Meth : VO03B03

Internal Standards	R.T.	QIon	Response	Conc	Units	Dev (Min)
1) 1,4-DIFLUOROBENZENE	11.16	114	✓2207878	50.00	ug/l	0.00
37) CHLOROBENZENE-D5	17.08	117	✓161845	50.00	ug/l	0.00
67) 1,2-DICHLOROBENZENE-D4	24.33	152	✓1095377	50.00	ug/l	0.00
System Monitoring Compounds						
36) 1,2-Dichloroethane-d4	10.54	65	1190302	52.34	ug/l ✓	0.00
Spiked Amount			Recovery	=	104.68%	
50) Toluene-d8	13.88	98	2480446	50.72	ug/l ✓	0.00
Spiked Amount			Recovery	=	101.44%	
71) 4-Bromofluorobenzene	20.10	95	1298738	52.49	ug/l ✓	0.00
Spiked Amount			Recovery	=	104.98%	

Target Compounds Qvalue


Quantitation Report

Data File : D:\HPCHEM\1\DATA\06C17\RCB308.D
Acq On : 17 Mar 2006 11:40 pm
Sample : 06C081-12 5.0mL
Misc : DF=1.0
MS Integration Params: 524INT.P
Quant Time: Mar 20 18:05 2006

Vial: 12
Operator: CGM
Inst : TO03
Multiplr: 1.00

Quant Results File: VO03B03.RES

Method : D:\HPCHEM\1\METHODS\VO03B03.M (RTE Integrator)
Title : METHOD 8260
Last Update : Mon Feb 06 13:18:50 2006
Response via : Initial Calibration



QC SUMMARIES

SW 5035/8260B
VOLATILE ORGANICS BY GC/MS

```

=====
Client      : ENSR                               Date Collected: NA
Project     : UPGRADE INVESTIGATION, TRONOX    Date Received: 03/15/06
Batch No.   : 06C081                           Date Extracted: 03/15/06 12:32
Sample ID   : MBLK1S                            Date Analyzed: 03/15/06 12:32
Lab Samp ID: V003C19B                         Dilution Factor: 1
Lab File ID: RCB227                           Matrix: SOIL
Ext Btch ID: V003C19                          % Moisture: NA
Calib. Ref.: RBB058                           Instrument ID: T-003
=====
  
```

PARAMETERS	RESULTS (ug/kg)	RL (ug/kg)	MDL (ug/kg)
1,1,1,2-TETRACHLOROETHANE	ND	5	5
1,1,1-TRICHLOROETHANE	ND	5	5
1,1,2,2-TETRACHLOROETHANE	ND	5	5
1,1,2-TRICHLOROETHANE	ND	5	5
1,1-DICHLOROETHANE	ND	5	5
1,1-DICHLOROETHENE	ND	5	5
1,1-DICHLOROPROPENE	ND	5	5
1,2,3-TRICHLOROBENZENE	ND	5	5
1,2,3-TRICHLOROPROPANE	ND	5	5
1,2,4-TRICHLOROBENZENE	ND	5	5
1,2,4-TRIMETHYLBENZENE	ND	5	5
1,2-DIBROMO-3-CHLOROPROPANE	ND	5	5
1,2-DICHLOROBENZENE	ND	5	5
1,2-DICHLOROETHANE	ND	5	5
1,2-DICHLOROPROPANE	ND	5	5
1,2-DIBROMOETHANE	ND	5	5
1,3,5-TRIMETHYLBENZENE	ND	5	5
1,3-DICHLOROBENZENE	ND	5	5
1,3-DICHLOROPROPANE	ND	5	5
1,4-DICHLOROBENZENE	ND	5	5
1-CHLOROHEXANE	ND	5	5
2,2-DICHLOROPROPANE	ND	5	5
2-CHLOROTOLUENE	ND	5	5
4-CHLOROTOLUENE	ND	5	5
BENZENE	ND	5	5
BROMOBENZENE	ND	5	5
BROMOCHLOROMETHANE	ND	5	5
BROMODICHLOROMETHANE	ND	5	5
BROMOFORM	ND	10	5
BROMOMETHANE	ND	10	5
CARBON TETRACHLORIDE	ND	5	5
CHLOROBENZENE	ND	5	5
CHLOROETHANE	ND	5	5
CHLOROFORM	ND	5	5
CHLOROMETHANE	ND	5	5
CIS-1,2-DICHLOROETHENE	ND	5	5
CIS-1,3-DICHLOROPROPENE	ND	5	5
DIBROMOCHLOROMETHANE	ND	5	5
DIBROMOMETHANE	ND	5	5
DICHLORODIFLUOROMETHANE	ND	5	5
ETHYLBENZENE	ND	5	5
HEXACHLOROBUTADIENE	ND	5	5
ISOPROPYL BENZENE	ND	5	5
XYLENES	ND	10	5
METHYLENE CHLORIDE	ND	5	5
N-BUTYLBENZENE	ND	5	5
N-PROPYLBENZENE	ND	5	5
NAPHTHALENE	ND	5	5
P-ISOPROPYLTOLUENE	ND	5	5
SEC-BUTYLBENZENE	ND	5	5
STYRENE	ND	5	5
TERT-BUTYLBENZENE	ND	5	5
TETRACHLOROETHYLENE	ND	5	5
TOLUENE	ND	5	5
TRANS-1,2-DICHLOROETHENE	ND	5	5
TRANS-1,3-DICHLOROPROPENE	ND	5	5
TRICHLOROETHENE	ND	5	5
TRICHLOROFUOROMETHANE	ND	5	5
VINYL CHLORIDE	ND	10	5
ACETONE	ND	10	5
2-BUTANONE	ND	10	5
MTBE	ND	5	5
4-METHYL-2-PENTANONE	ND	10	5
DIPE	ND	5	5
ETBE	ND	5	5
TAME	ND	5	5
TERT-BUTANOL	ND	50	20
2-HEXANONE	ND	10	5
SURROGATE PARAMETERS	% RECOVERY	QC LIMIT	
1,2-DICHLOROETHANE-D4	101	70-140	
4-BROMOFLUOROBENZENE	104	70-130	
TOLUENE-D8	103	70-130	

SW 5035/8260B
VOLATILE ORGANICS BY GC/MS

```

=====
Client      : ENSR                               Date Collected: NA
Project    : UPGRADE INVESTIGATION, TRONOX     Date Received: 03/16/06
Batch No.  : 06C081                             Date Extracted: 03/16/06 14:29
Sample ID  : MBLK2S                             Date Analyzed: 03/16/06 14:29
Lab Samp ID: V003C22B                          Dilution Factor: 1
Lab File ID: RCB263                             Matrix: SOIL
Ext Btch ID: V003C22                           % Moisture: NA
Calib. Ref.: RBB058                            Instrument ID: T-003
=====
  
```

PARAMETERS	RESULTS (ug/kg)	RL (ug/kg)	MDL (ug/kg)
1,1,1,2-TETRACHLOROETHANE	ND	5	2
1,1,1-TRICHLOROETHANE	ND	5	2
1,1,2,2-TETRACHLOROETHANE	ND	5	2
1,1,2-TRICHLOROETHANE	ND	5	2
1,1-DICHLOROETHANE	ND	5	2
1,1-DICHLOROETHENE	ND	5	2
1,1-DICHLOROPROPENE	ND	5	2
1,2,3-TRICHLOROBENZENE	ND	5	2
1,2,3-TRICHLOROPROPANE	ND	5	2
1,2,4-TRICHLOROBENZENE	ND	5	2
1,2,4-TRIMETHYLBENZENE	ND	5	2
1,3-DIBROMO-3-CHLOROPROPANE	ND	5	2
1,3-DICHLOROBENZENE	ND	5	2
1,3-DICHLOROETHANE	ND	5	2
1,3-DICHLOROPROPANE	ND	5	2
1,3-DIBROMOETHANE	ND	5	2
1,3,5-TRIMETHYLBENZENE	ND	5	2
1,3-DICHLOROBENZENE	ND	5	2
1,3-DICHLOROPROPANE	ND	5	2
1,4-DICHLOROBENZENE	ND	5	2
1-CHLOROHEXANE	ND	5	2
2,2-DICHLOROPROPANE	ND	5	2
2-CHLOROTOLUENE	ND	5	2
4-CHLOROTOLUENE	ND	5	2
BENZENE	ND	5	2
BROMOBENZENE	ND	5	2
BROMOCHLOROMETHANE	ND	5	2
BROMODICHLOROMETHANE	ND	5	2
BROMOFORM	ND	5	2
BROMOMETHANE	10	5	2
CARBON TETRACHLORIDE	ND	5	2
CHLOROETHANE	ND	5	2
CHLOROFORM	ND	5	2
CHLOROMETHANE	ND	5	2
CIS-1,2-DICHLOROETHENE	ND	5	2
CIS-1,3-DICHLOROPROPENE	ND	5	2
DIBROMOCHLOROMETHANE	ND	5	2
DIBROMOMETHANE	ND	5	2
DICHLORODIFLUOROMETHANE	ND	5	2
ETHYLBENZENE	ND	5	2
HEXACHLOROBUTADIENE	ND	5	2
ISOPROPYL BENZENE	ND	5	2
XYLENES	ND	10	5
METHYLENE CHLORIDE	ND	10	5
N-BUTYLBENZENE	ND	5	2
N-PROPYLBENZENE	ND	5	2
NAPHTHALENE	ND	5	2
P-ISOPROPYLTOLUENE	ND	5	2
SEC-BUTYLBENZENE	ND	5	2
STYRENE	ND	5	2
TERT-BUTYLBENZENE	ND	5	2
TETRACHLOROETHYLENE	ND	5	2
TOLUENE	ND	5	2
TRANS-1,2-DICHLOROETHENE	ND	5	2
TRANS-1,3-DICHLOROPROPENE	ND	5	2
TRICHLOROETHENE	ND	5	2
TRICHLOROFLUOROMETHANE	ND	5	2
VINYL CHLORIDE	ND	5	2
ACETONE	ND	10	5
2-BUTANONE	ND	10	5
MTBE	ND	5	2
4-METHYL-2-PENTANONE	ND	10	5
DIPE	ND	5	2
ETBE	ND	5	2
TAME	ND	5	2
TERT-BUTANOL	ND	50	20
2-HEXANONE	ND	10	5

SURROGATE PARAMETERS	% RECOVERY	QC LIMIT
1,2-DICHLOROETHANE-D4	103	70-140
4-BROMOFLUOROBENZENE	102	70-130
TOLUENE-D8	109	70-130

SW 5030B/8260B
VOLATILE ORGANICS BY GC/MS

```

=====
Client      : ENSR                               Date Collected: NA
Project     : UPGRADE INVESTIGATION, TRONOX    Date Received: 03/17/06
Batch No.   : 06C081                           Date Extracted: 03/17/06 21:12
Sample ID   : MBLK1W                           Date Analyzed: 03/17/06 21:12
Lab Samp ID: V003C26B                         Dilution Factor: 1
Lab File ID: RCB304                           Matrix          : WATER
Ext Btch ID: V003C26                          % Moisture     : NA
Calib. Ref.: R88058                           Instrument ID   : T-003
=====
  
```

PARAMETERS	RESULTS (ug/L)	RL (ug/L)	MDL (ug/L)
1,1,1,2-TETRACHLOROETHANE	ND	10	1
1,1,1-TRICHLOROETHANE	ND	10	1
1,1,2,2-TETRACHLOROETHANE	ND	10	1
1,1,2-TRICHLOROETHANE	ND	10	1
1,1-DICHLOROETHANE	ND	10	1
1,1-DICHLOROETHENE	ND	10	1
1,1-DICHLOROPROPENE	ND	10	1
1,2,3-TRICHLOROBENZENE	ND	10	1
1,2,3-TRICHLOROPROPANE	ND	10	1
1,2,4-TRICHLOROBENZENE	ND	10	1
1,2,4-TRIMETHYLBENZENE	ND	10	1
1,2-DIBROMO-3-CHLOROPROPANE	ND	10	1
1,2-DICHLOROBENZENE	ND	10	1
1,2-DICHLOROETHANE	ND	10	1
1,2-DICHLOROPROPANE	ND	10	1
1,2-DIBROMOETHANE	ND	10	1
1,3,5-TRIMETHYLBENZENE	ND	10	1
1,3-DICHLOROBENZENE	ND	10	1
1,3-DICHLOROPROPANE	ND	10	1
1,4-DICHLOROBENZENE	ND	10	1
1-CHLOROHEXANE	ND	10	1
2,2-DICHLOROPROPANE	ND	10	1
2-CHLOROTOLUENE	ND	10	1
4-CHLOROTOLUENE	ND	10	1
BENZENE	ND	10	1
BROMOBENZENE	ND	10	1
BROMOCHLOROMETHANE	ND	10	1
BROMODICHLOROMETHANE	ND	10	1
BROMOFORM	ND	10	1
BROMOMETHANE	ND	10	1
CARBON TETRACHLORIDE	ND	10	1
CHLOROBENZENE	ND	10	1
CHLOROETHANE	ND	10	1
CHLOROFORM	ND	10	1
CHLOROMETHANE	ND	10	1
CIS-1,2-DICHLOROETHENE	ND	10	1
CIS-1,3-DICHLOROPROPENE	ND	10	1
DIBROMOCHLOROMETHANE	ND	10	1
DIBROMOMETHANE	ND	10	1
DICHLORODIFLUOROMETHANE	ND	10	1
ETHYLBENZENE	ND	10	1
HEXACHLOROBUTADIENE	ND	10	1
ISOPROPYL BENZENE	ND	10	1
XYLENES	ND	10	2
METHYLENE CHLORIDE	ND	10	1
N-BUTYLBENZENE	ND	10	1
N-PROPYLBENZENE	ND	10	1
NAPHTHALENE	ND	10	1
P-ISOPROPYLTOLUENE	ND	10	1
SEC-BUTYLBENZENE	ND	10	1
STYRENE	ND	10	1
TERT-BUTYLBENZENE	ND	10	1
TETRACHLOROETHYLENE	ND	10	1
TOLUENE	ND	10	1
TRANS-1,2-DICHLOROETHENE	ND	10	1
TRANS-1,3-DICHLOROPROPENE	ND	10	1
TRICHLOROETHENE	ND	10	1
TRICHLOROFLUOROMETHANE	ND	10	1
VINYL CHLORIDE	ND	10	1
ACETONE	ND	10	5
2-BUTANONE	ND	10	5
MTBE	ND	10	5
4-METHYL-2-PENTANONE	ND	10	5
DIPE	ND	10	1
ETBE	ND	10	1
TAME	ND	10	1
TERT-BUTANOL	ND	50	10
2-HEXANONE	ND	10	5
SURROGATE PARAMETERS	% RECOVERY	QC LIMIT	
1,2-DICHLOROETHANE-D4	100	70-140	
4-BROMOFLUOROBENZENE	107	70-130	
TOLUENE-D8	105	70-130	

QC DATA

Quantitation Report (QT Reviewed)

Data File : D:\HPCHEM\1\DATA\06C15\RCB227.D ✓ Vial: 6
 Acq On : 15 Mar 2006 12:32 pm Operator: CGM
 Sample : VO03C19B 5.0g Inst : TO03
 Misc : DF=1.0 MB Multiplr: 1.00
 MS Integration Params: 524INT.P
 Quant Time: Mar 16 11:03 2006 Quant Results File: VO03B03.RES

Quant Method : D:\HPCHEM\1\METHODS\VO03B03.M (RTE Integrator)
 Title : METHOD 8260
 Last Update : Mon Feb 06 13:18:50 2006
 Response via : Initial Calibration
 DataAcq Meth : VO03B03

Internal Standards	R.T.	QIon	Response	Conc	Units	Dev (Min)
1) 1,4-DIFLUOROBENZENE	11.14	114	2335564	50.00	ug/l	-0.02
37) CHLOROBENZENE-D5	17.05	117	2303569	50.00	ug/l	-0.02
67) 1,2-DICHLOROBENZENE-D4	24.30	152	1199529	50.00	ug/l	-0.02
System Monitoring Compounds						
36) 1,2-Dichloroethane-d4	10.53	65	1214541	50.49	ug/l	-0.02
Spiked Amount	50.000		Recovery	=	100.98%	
50) Toluene-d8	13.86	98	2678761	51.41	ug/l	-0.03
Spiked Amount	50.000		Recovery	=	102.82%	
71) 4-Bromofluorobenzene	20.07	95	1414956	52.22	ug/l	-0.03
Spiked Amount	50.000		Recovery	=	104.44%	

Target Compounds Qvalue


Quantitation Report

Data File : D:\HPCHEM\1\DATA\06C15\RCB227.D
Acq On : 15 Mar 2006 12:32 pm
Sample : VO03C19B 5.0g
Misc : DF=1.0 MB
MS Integration Params: 524INT.P
Quant Time: Mar 16 11:03 2006

Vial: 6
Operator: CGM
Inst : TO03
Multiplr: 1.00

Quant Results File: VO03B03.RES

Method : D:\HPCHEM\1\METHODS\VO03B03.M (RTE Integrator)
Title : METHOD 8260
Last Update : Mon Feb 06 13:18:50 2006
Response via : Initial Calibration



Quantitation Report (Not Reviewed)

Data File : d:\HPCHEM\1\DATA\06C15\RCB225.D
 Acq On : 15 Mar 2006 11:18 am
 Sample : VO03C19L 5.0g
 Misc : 20ppb 8260/80ppb Ket-AA/100ppbTBA
 MS Integration Params: 524INT.P
 Quant Time: Mar 15 11:48 2006

Vial: 4
 Operator: CGM
 Inst : TO03
 Multiplr: 1.00

Quant Results File: VO03B03.RES

Quant Method : D:\HPCHEM\1\METHODS\VO03B03.M (RTE Integrator)
 Title : METHOD 8260
 Last Update : Mon Feb 06 13:18:50 2006
 Response via : Initial Calibration
 DataAcq Meth : VO03B03

Internal Standards	R.T.	QIon	Response	Conc	Units	Dev (Min)
1) 1,4-DIFLUOROBENZENE	11.14	114	✓2153519	50.00	ug/l	-0.01
37) CHLOROBENZENE-D5	17.04	117	✓2042474	50.00	ug/l	-0.03
67) 1,2-DICHLOROBENZENE-D4	24.29	152	✓1086341	50.00	ug/l	-0.03

System Monitoring Compounds

36) 1,2-Dichloroethane-d4	10.52	65	1182066	53.29	ug/l	✓ -0.03
Spiked Amount	50.000		Recovery	=	✓106.58%	
50) Toluene-d8	13.86	98	2435411	52.71	ug/l	✓ -0.03
Spiked Amount	50.000		Recovery	=	✓105.42%	
71) 4-Bromofluorobenzene	20.06	95	1294764	52.76	ug/l	✓ -0.04
Spiked Amount	50.000		Recovery	=	✓105.52%	

Target Compounds

	R.T.	QIon	Response	Conc	Units	Qvalue
2) Dichlorodifluoromethane	3.38	85	341464	17.06	ug/l	98
3) Chloromethane	3.82	50	466867	18.64	ug/l	99
4) Vinyl chloride	4.01	62	298059	17.42	ug/l	99
5) Bromomethane	4.77	94	203059	17.56	ug/l	99
6) Chloroethane	4.89	64	197793	20.75	ug/l	99
7) Trichlorofluoromethane	5.32	101	449923	20.83	ug/l	97
9) Acrolein	5.97	56	170731	94.82	ug/l	80
10) 1,1,2-Trichloro-1,2,2-trif	6.01	151	185164	17.58	ug/l	99
11) Acetone	6.09	43	533407	80.06	ug/l	98
12) 1,1-Dichloroethene	6.30	61	527782	16.18	ug/l	98
13) tert-Butyl alcohol	6.43	59	128018	108.60	ug/l	81
15) Iodomethane	6.80	142	235588	17.41	ug/l	98
16) Methyl acetate	6.79	43	44116	2.64	ug/l	88
17) Methylene chloride	7.04	49	647773	18.23	ug/l	99
18) Carbon disulfide	7.11	76	636162	13.73	ug/l	100
19) Acrylonitrile	7.20	53	431087	79.95	ug/l	99
20) tert-Butyl methyl ether (M	7.29	73	644183	20.27	ug/l	100
21) trans-1,2-Dichloroethene	7.52	61	564912	18.05	ug/l	98
22) Isopropyl ether (DIPE)	7.98	45	1399170	20.35	ug/l	100
23) 1,1-Dichloroethane	8.17	63	655481	19.17	ug/l	99
24) Vinyl acetate	8.12	43	726113	19.81	ug/l	99
25) tert-Butyl ethyl ether (ET	8.61	59	929162	21.16	ug/l	97
26) 2-Butanone	8.81	43	755125	83.89	ug/l	100
27) 2,2-Dichloropropane	9.06	77	296752	19.96	ug/l	95
28) cis-1,2-Dichloroethene	9.12	61	654134	19.68	ug/l	98
30) Chloroform	9.37	83	616074	19.45	ug/l	98
31) Bromochloromethane	9.64	49	346439	17.90	ug/l	99
33) 1,1,1-Trichloroethane	10.04	97	444712	18.81	ug/l	100
35) tert-Amyl methyl ether (TA	10.46	73	662696	21.32	ug/l	93

(#) = qualifier out of range (m) = manual integration

Data File : d:\HPCHEM\1\DATA\06C15\RCB225.D
 Acq On : 15 Mar 2006 11:18 am
 Sample : VO03C19L 5.0g
 Misc : 20ppb 8260/80ppb Ket-AA/100ppbTBA
 MS Integration Params: 524INT.P
 Quant Time: Mar 15 11:48 2006

Vial: 4
 Operator: CGM
 Inst : TO03
 Multiplr: 1.00

Quant Results File: VO03B03.RES

Quant Method : D:\HPCHEM\1\METHODS\VO03B03.M (RTE Integrator)
 Title : METHOD 8260
 Last Update : Mon Feb 06 13:18:50 2006
 Response via : Initial Calibration
 DataAcq Meth : VO03B03

Compound	R.T.	QIon	Response	Conc	Unit	Qvalue
38) 1,1-Dichloropropene	10.29	77	141956	16.97	ug/l	95
39) Carbon tetrachloride	10.49	119	340519	17.90	ug/l	99
40) 1,2-Dichloroethane	10.68	62	596867	19.42	ug/l	99
41) Benzene	10.74	78	1169401	19.17	ug/l	100
42) Trichloroethene	11.75	130	291072	18.28	ug/l	98
44) 1,2-Dichloropropane	12.03	63	367283	18.81	ug/l	98
45) Bromodichloromethane	12.45	83	402600	17.66	ug/l	99
46) Dibromomethane	12.55	93	217658	19.45	ug/l	98
47) 2-Chloroethyl vinyl ether	12.88	63	165024	21.34	ug/l	99
48) 4-Methyl-2-pentanone	12.94	43	1906474	88.06	ug/l	99
49) cis-1,3-Dichloropropene	13.35	75	417854	18.00	ug/l	99
51) Toluene	14.01	91	1155103	19.40	ug/l	98
52) Ethyl methacrylate	14.20	69	381873	19.86	ug/l	94
53) trans-1,3-Dichloropropene	14.28	75	318758	18.33	ug/l	96
54) 1,1,2-Trichloroethane	14.62	97	242078	18.95	ug/l	99
55) 2-Hexanone	14.57	43	1270575	88.19	ug/l	98
56) 1,3-Dichloropropane	15.12	76	463519	19.36	ug/l	100
57) Tetrachloroethene	15.35	164	252581	18.43	ug/l	97
58) Dibromochloromethane	15.75	129	242697	17.86	ug/l	96
59) 1,2-Dibromoethane	16.19	107	235247	19.61	ug/l	97
60) 1-Chlorohexane	16.45	91	412713	19.29	ug/l	99
61) Chlorobenzene	17.13	112	762695	19.43	ug/l	99
62) 1,1,1,2-Tetrachloroethane	17.20	131	240827	18.77	ug/l	97
63) Ethylbenzene	17.22	91	1365250	19.53	ug/l	100
64) m-Xylene & p-Xylene	17.40	91	2287299	39.82	ug/l	99
65) o-Xylene	18.48	91	1156897	19.45	ug/l	99
66) Styrene	18.56	104	753155	18.46	ug/l	99
68) Bromoform	19.46	173	136491	15.67	ug/l	99
69) Isopropylbenzene	19.37	105	1277982	20.98	ug/l	99
70) 1,1,2,2-Tetrachloroethane	19.80	83	349875	18.95	ug/l	100
72) 1,2,3-Trichloropropane	20.20	61	89577	17.99	ug/l	99
73) trans-1,4-Dichloro-2-buten	20.35	53	76679	26.05	ug/l	85
74) n-Propylbenzene	20.46	91	1697184	19.18	ug/l	99
75) Bromobenzene	20.64	156	341514	18.78	ug/l	98
76) 2-Chlorotoluene	20.99	91	968919	17.47	ug/l	98
77) 1,3,5-Trimethylbenzene	20.90	105	1131910	19.19	ug/l	99
78) 4-Chlorotoluene	21.13	91	1131384	18.49	ug/l	100
79) tert-Butylbenzene	21.94	119	899343	18.93	ug/l	100
80) 1,2,4-Trimethylbenzene	22.05	105	1119959	18.61	ug/l	99
81) sec-Butylbenzene	22.58	105	1361024	17.91	ug/l	98
82) p-Isopropyltoluene	22.97	119	1115204	20.21	ug/l	98

(#) = qualifier out of range (m) = manual integration

Data File : d:\HPCHEM\1\DATA\06C15\RCB225.D
Acq On : 15 Mar 2006 11:18 am
Sample : VO03C19L 5.0g
Misc : 20ppb 8260/80ppb Ket-AA/100ppbTBA
MS Integration Params: 524INT.P
Quant Time: Mar 15 11:48 2006

Vial: 4
Operator: CGM
Inst : TO03
Multiplr: 1.00

Quant Results File: VO03B03.RES

Quant Method : D:\HPCHEM\1\METHODS\VO03B03.M (RTE Integrator)
Title : METHOD 8260
Last Update : Mon Feb 06 13:18:50 2006
Response via : Initial Calibration
DataAcq Meth : VO03B03

Compound	R.T.	QIon	Response	Conc	Unit	Qvalue
83) 1,3-Dichlorobenzene	23.25	146	619852	18.76	ug/l	98
84) 1,4-Dichlorobenzene	23.50	146	632631	18.88	ug/l	100
85) n-Butylbenzene	23.96	91	1246892	19.42	ug/l	98
86) 1,2-Dichlorobenzene	24.35	146	609018	19.09	ug/l	98
87) 1,2-Dibromo-3-chloropropan	25.91	157	47603	16.68	ug/l	98
88) 1,2,4-Trichlorobenzene	27.71	180	506974	19.86	ug/l	99
89) Hexachlorobutadiene	27.99	225	392031	18.70	ug/l	99
90) Naphthalene	28.26	128	861278	20.08	ug/l	99
91) 1,2,3-Trichlorobenzene	28.78	180	470046	20.30	ug/l	99

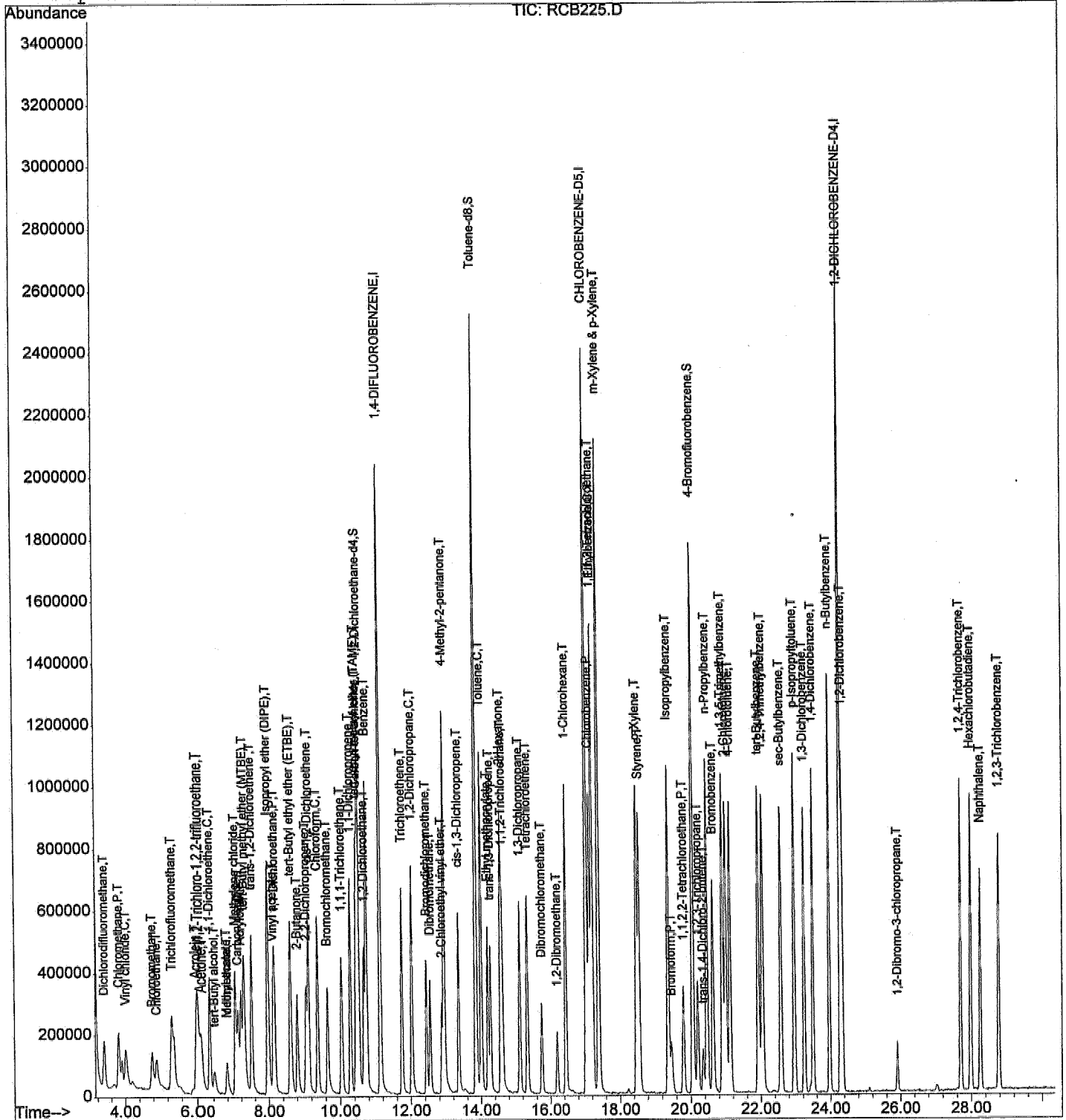
Quantitation Report

Data File : d:\HPCHEM\1\DATA\06C15\RCB225.D
 Acq On : 15 Mar 2006 11:18 am
 Sample : VO03C19L 5.0g
 Misc : 20ppb 8260/80ppb Ket-AA/100ppbTBA
 MS Integration Params: 524INT.P
 Quant Time: Mar 15 11:48 2006

Vial: 4
 Operator: CGM
 Inst : TO03
 Multiplr: 1.00

Quant Results File: VO03B03.RES

Method : D:\HPCHEM\1\METHODS\VO03B03.M (RTE Integrator)
 Title : METHOD 8260
 Last Update : Mon Feb 06 13:18:50 2006
 Response via : Initial Calibration



Quantitation Report (Not Reviewed)

Data File : d:\HPCHEM\1\DATA\06C15\RCB226.D
 Acq On : 15 Mar 2006 11:55 am
 Sample : VO03C19C 5.0g
 Misc : 20ppb 8260/80ppb Ket-AA/100ppbTBA
 MS Integration Params: 524INT.P
 Quant Time: Mar 15 12:25 2006

Vial: 5
 Operator: CGM
 Inst : TO03
 Multiplr: 1.00

Quant Results File: VO03B03.RES

Quant Method : D:\HPCHEM\1\METHODS\VO03B03.M (RTE Integrator)
 Title : METHOD 8260
 Last Update : Mon Feb 06 13:18:50 2006
 Response via : Initial Calibration
 DataAcq Meth : VO03B03

Internal Standards	R.T.	QIon	Response	Conc	Units	Dev (Min)
1) 1,4-DIFLUOROBENZENE	11.14	114	2720796	50.00	ug/l	-0.02
37) CHLOROBENZENE-D5	17.05	117	2595031	50.00	ug/l	-0.02
67) 1,2-DICHLOROBENZENE-D4	24.30	152	1340323	50.00	ug/l	-0.02

System Monitoring Compounds

36) 1,2-Dichloroethane-d4	10.53	65	1476084	52.67	ug/l	-0.02
Spiked Amount	50.000		Recovery	=	105.34%	
50) Toluene-d8	13.85	98	3095954	52.74	ug/l	-0.03
Spiked Amount	50.000		Recovery	=	105.48%	
71) 4-Bromofluorobenzene	20.07	95	1632209	53.91	ug/l	-0.03
Spiked Amount	50.000		Recovery	=	107.82%	

Target Compounds

	R.T.	QIon	Response	Conc	Units	Qvalue
2) Dichlorodifluoromethane	3.38	85	436175	17.25	ug/l	97
3) Chloromethane	3.81	50	562544	17.78	ug/l	97
4) Vinyl chloride	4.00	62	375956	17.39	ug/l	100
5) Bromomethane	4.76	94	250244	17.13	ug/l	99
6) Chloroethane	4.89	64	253696	21.06	ug/l	98
7) Trichlorofluoromethane	5.31	101	552745	20.25	ug/l	99
9) Acrolein	5.98	56	194892	85.67	ug/l	81
10) 1,1,2-Trichloro-1,2,2-trif	6.01	151	234009	17.59	ug/l	100
11) Acetone	6.08	43	625075	74.26	ug/l	96
12) 1,1-Dichloroethene	6.29	61	647079	15.71	ug/l	99
13) tert-Butyl alcohol	6.42	59	156378	105.00	ug/l	81
15) Iodomethane	6.80	142	281041	16.44	ug/l	98
16) Methyl acetate	6.78	43	55288	2.62	ug/l	97
17) Methylene chloride	7.03	49	787878	17.44	ug/l	99
18) Carbon disulfide	7.12	76	790571	13.51	ug/l	100
19) Acrylonitrile	7.20	53	488628	71.73	ug/l	98
20) tert-Butyl methyl ether (M	7.29	73	762777	19.08	ug/l	100
21) trans-1,2-Dichloroethene	7.51	61	692678	17.52	ug/l	98
22) Isopropyl ether (DIPE)	7.97	45	1723515	19.85	ug/l	99
23) 1,1-Dichloroethane	8.16	63	819486	18.97	ug/l	99
24) Vinyl acetate	8.12	43	859638	18.57	ug/l	99
25) tert-Butyl ethyl ether (ET	8.61	59	1131685	20.45	ug/l	100
26) 2-Butanone	8.80	43	860344	75.65	ug/l	100
27) 2,2-Dichloropropane	9.06	77	357904	19.06	ug/l	95
28) cis-1,2-Dichloroethene	9.13	61	778740	18.54	ug/l	99
30) Chloroform	9.38	83	760818	19.01	ug/l	99
31) Bromochloromethane	9.65	49	408736	16.72	ug/l	99
33) 1,1,1-Trichloroethane	10.04	97	546835	18.31	ug/l	99
35) tert-Amyl methyl ether (TA	10.45	73	818915	20.85	ug/l	96

(#) = qualifier out of range (m) = manual integration

Data File : d:\HPCHEM\1\DATA\06C15\RCB226.D
 Acq On : 15 Mar 2006 11:55 am
 Sample : VO03C19C 5.0g
 Misc : 20ppb 8260/80ppb Ket-AA/100ppbTBA
 MS Integration Params: 524INT.P
 Quant Time: Mar 15 12:25 2006

Vial: 5
 Operator: CGM
 Inst : TO03
 Multiplr: 1.00

Quant Results File: VO03B03.RES

Quant Method : D:\HPCHEM\1\METHODS\VO03B03.M (RTE Integrator)
 Title : METHOD 8260
 Last Update : Mon Feb 06 13:18:50 2006
 Response via : Initial Calibration
 DataAcq Meth : VO03B03

Compound	R.T.	QIon	Response	Conc	Unit	Qvalue
38) 1,1-Dichloropropene	10.29	77	176186	16.58	ug/l	94
39) Carbon tetrachloride	10.48	119	434993	18.00	ug/l	99
40) 1,2-Dichloroethane	10.67	62	702808	18.00	ug/l	99
41) Benzene	10.73	78	1420822	18.33	ug/l	99
42) Trichloroethene	11.74	130	357196	17.66	ug/l	99
44) 1,2-Dichloropropane	12.03	63	437352	17.63	ug/l	96
45) Bromodichloromethane	12.44	83	504968	17.44	ug/l	100
46) Dibromomethane	12.55	93	266297	18.73	ug/l	98
47) 2-Chloroethyl vinyl ether	12.87	63	211602	21.54	ug/l	99
48) 4-Methyl-2-pentanone	12.95	43	2196167	79.84	ug/l	99
49) cis-1,3-Dichloropropene	13.36	75	521272	17.72	ug/l	96
51) Toluene	14.02	91	1435738	18.97	ug/l	99
52) Ethyl methacrylate	14.20	69	461350	18.89	ug/l	96
53) trans-1,3-Dichloropropene	14.29	75	416083	18.74	ug/l	100
54) 1,1,2-Trichloroethane	14.63	97	298463	18.39	ug/l	99
55) 2-Hexanone	14.57	43	1424913	77.85	ug/l	99
56) 1,3-Dichloropropane	15.12	76	577531	18.98	ug/l	99
57) Tetrachloroethene	15.34	164	327359	18.80	ug/l	98
58) Dibromochloromethane	15.76	129	300613	17.48	ug/l	100
59) 1,2-Dibromoethane	16.19	107	294631	19.33	ug/l	97
60) 1-Chlorohexane	16.44	91	525689	19.34	ug/l	97
61) Chlorobenzene	17.14	112	943775	18.92	ug/l	97
62) 1,1,1,2-Tetrachloroethane	17.20	131	308512	18.93	ug/l	96
63) Ethylbenzene	17.21	91	1745333	19.65	ug/l	100
64) m-Xylene & p-Xylene	17.39	91	2900771	39.74	ug/l	100
65) o-Xylene	18.48	91	1482112	19.61	ug/l	100
66) Styrene	18.55	104	945729	18.24	ug/l	99
68) Bromoform	19.47	173	174583	16.11	ug/l	99
69) Isopropylbenzene	19.37	105	1613137	21.46	ug/l	99
70) 1,1,2,2-Tetrachloroethane	19.80	83	424499	18.63	ug/l	98
72) 1,2,3-Trichloropropane	20.20	61	115733	18.84	ug/l	91
73) trans-1,4-Dichloro-2-buten	20.35	53	92888	25.62	ug/l	89
74) n-Propylbenzene	20.47	91	2116672	19.39	ug/l	100
75) Bromobenzene	20.65	156	434090	19.34	ug/l	98
76) 2-Chlorotoluene	21.00	91	1222587	17.87	ug/l	99
77) 1,3,5-Trimethylbenzene	20.90	105	1425453	19.58	ug/l	99
78) 4-Chlorotoluene	21.12	91	1436865	19.03	ug/l	99
79) tert-Butylbenzene	21.94	119	1116486	19.05	ug/l	99
80) 1,2,4-Trimethylbenzene	22.06	105	1404832	18.92	ug/l	99
81) sec-Butylbenzene	22.58	105	1728712	18.43	ug/l	99
82) p-Isopropyltoluene	22.96	119	1407250	20.67	ug/l	98

(#) = qualifier out of range (m) = manual integration

Data File : d:\HPCHEM\1\DATA\06C15\RCB226.D
Acq On : 15 Mar 2006 11:55 am
Sample : VO03C19C 5.0g
Misc : 20ppb 8260/80ppb Ket-AA/100ppbTBA
MS Integration Params: 524INT.P
Quant Time: Mar 15 12:25 2006

Vial: 5
Operator: CGM
Inst : TO03
Multiplr: 1.00

Quant Results File: VO03B03.RES

Quant Method : D:\HPCHEM\1\METHODS\VO03B03.M (RTE Integrator)
Title : METHOD 8260
Last Update : Mon Feb 06 13:18:50 2006
Response via : Initial Calibration
DataAcq Meth : VO03B03

Compound	R.T.	QIon	Response	Conc	Unit	Qvalue
83) 1,3-Dichlorobenzene	23.25	146	758310	18.60	ug/l	99
84) 1,4-Dichlorobenzene	23.50	146	749956	18.14	ug/l	99
85) n-Butylbenzene	23.97	91	1521803	19.21	ug/l	99
86) 1,2-Dichlorobenzene	24.36	146	731458	18.58	ug/l	98
87) 1,2-Dibromo-3-chloropropan	25.92	157	58721	16.68	ug/l	96
88) 1,2,4-Trichlorobenzene	27.72	180	580877	18.45	ug/l	100
89) Hexachlorobutadiene	28.00	225	465501	17.99	ug/l	98
90) Naphthalene	28.27	128	961126	18.16	ug/l	100
91) 1,2,3-Trichlorobenzene	28.77	180	529178	18.52	ug/l	98

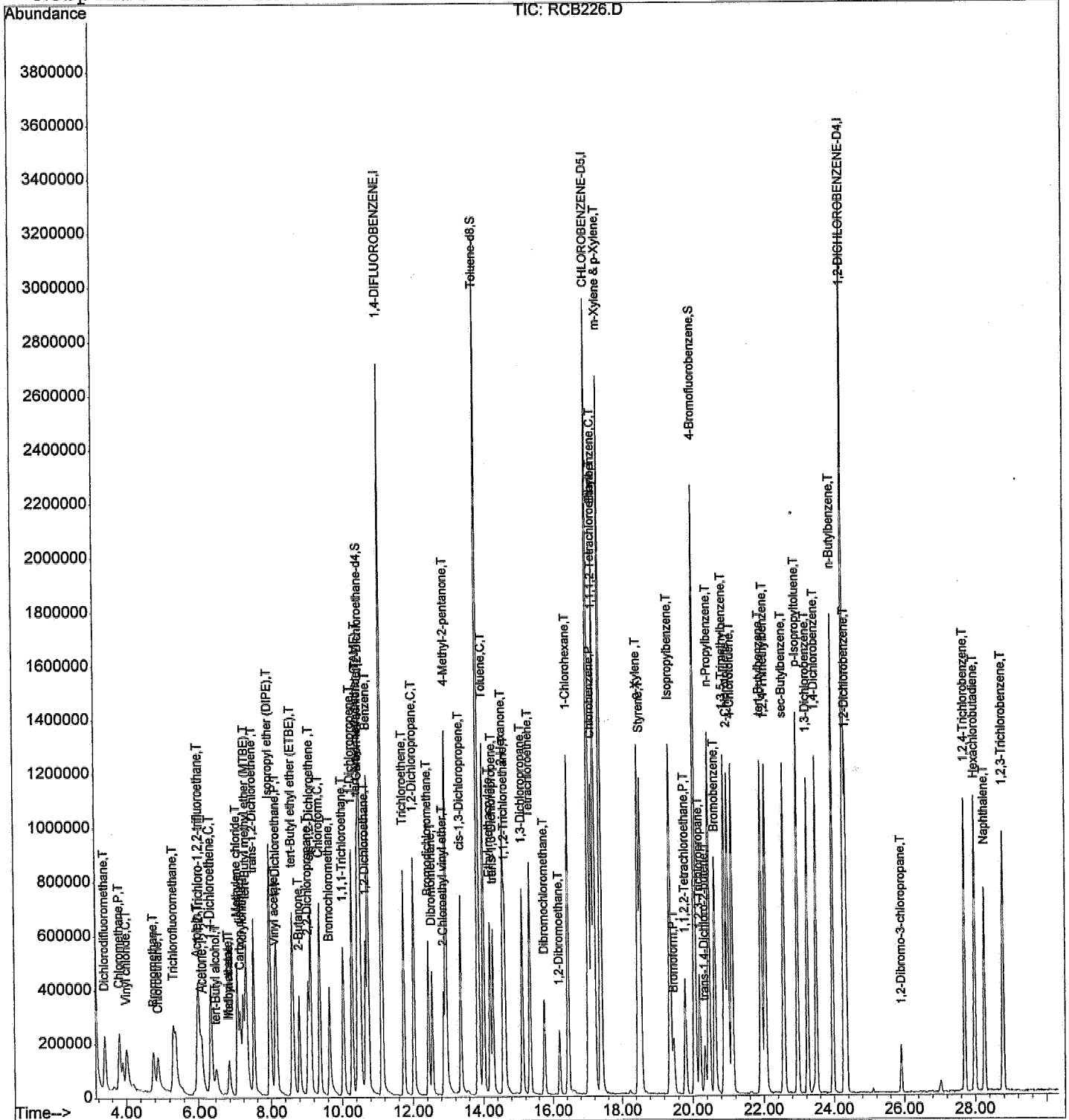
Quantitation Report

Data File : d:\HPCHEM\1\DATA\06C15\RCB226.D
Acq On : 15 Mar 2006 11:55 am
Sample : VO03C19C 5.0g
Misc : 20ppb 8260/80ppb Ket-AA/100ppbTBA
MS Integration Params: 524INT.P
Quant Time: Mar 15 12:25 2006

Vial: 5
Operator: CGM
Inst : TO03
Multiplr: 1.00

Quant Results File: VO03B03.RES

Method : D:\HPCHEM\1\METHODS\VO03B03.M (RTE Integrator)
Title : METHOD 8260
Last Update : Mon Feb 06 13:18:50 2006
Response via : Initial Calibration



Quantitation Report (QT Reviewed)

Data File : D:\HPCHEM\1\DATA\06C16\RCB263.D
 Acq On : 16 Mar 2006 2:29 pm
 Sample : VO03C22B 5.0g
 Misc : DF=1.0 MB
 MS Integration Params: 524INT.P
 Quant Time: Mar 17 13:56 2006

Vial: 8
 Operator: CGM
 Inst : TO03
 Multiplr: 1.00

Quant Results File: VO03B03.RES

Quant Method : D:\HPCHEM\1\METHODS\VO03B03.M (RTE Integrator)
 Title : METHOD 8260
 Last Update : Mon Feb 06 13:18:50 2006
 Response via : Initial Calibration
 DataAcq Meth : VO03B03

Internal Standards	R.T.	QIon	Response	Conc	Units	Dev (Min)
1) 1,4-DIFLUOROBENZENE	11.14	114	2577444	50.00	ug/l	-0.01
37) CHLOROBENZENE-D5	17.05	117	2320716	50.00	ug/l	-0.01
67) 1,2-DICHLOROBENZENE-D4	24.31	152	1141782	50.00	ug/l	-0.01
System Monitoring Compounds						
36) 1,2-Dichloroethane-d4	10.53	65	1365725	51.45	ug/l	-0.01
Spiked Amount	50.000		Recovery	=	102.90%	
50) Toluene-d8	13.87	98	2857521	54.43	ug/l	-0.01
Spiked Amount	50.000		Recovery	=	108.86%	
71) 4-Bromofluorobenzene	20.09	95	1320902	51.21	ug/l	-0.01
Spiked Amount	50.000		Recovery	=	102.42%	

Target Compounds

Qvalue


Quantitation Report

Data File : D:\HPCHEM\1\DATA\06C16\RCB263.D
Acq On : 16 Mar 2006 2:29 pm
Sample : VO03C22B 5.0g
Misc : DF=1.0 MB
MS Integration Params: 524INT.P
Quant Time: Mar 17 13:56 2006

Vial: 8
Operator: CGM
Inst : TO03
Multiplr: 1.00

Quant Results File: VO03B03.RES

Method : D:\HPCHEM\1\METHODS\VO03B03.M (RTE Integrator)
Title : METHOD 8260
Last Update : Mon Feb 06 13:18:50 2006
Response via : Initial Calibration



Quantitation Report (Not Reviewed)

Data File : D:\HPCHEM\1\DATA\06C16\RCB261.D Vial: 6
 Acq On : 16 Mar 2006 1:15 pm Operator: CGM
 Sample : VO03C22L 5.0g Inst : TO03
 Misc : 20ppb 8260/80ppb Ket-AA/100ppbTBA Multiplr: 1.00
 MS Integration Params: 524INT.P
 Quant Time: Mar 16 13:45 2006 Quant Results File: VO03B03.RES

Quant Method : D:\HPCHEM\1\METHODS\VO03B03.M (RTE Integrator)
 Title : METHOD 8260
 Last Update : Mon Feb 06 13:18:50 2006
 Response via : Initial Calibration
 DataAcq Meth : VO03B03

Internal Standards	R.T.	QIon	Response	Conc	Units	Dev (Min)
1) 1,4-DIFLUOROBENZENE	11.14	114	2517144	50.00	ug/l	-0.01
37) CHLOROBENZENE-D5	17.05	117	2502110	50.00	ug/l	-0.01
67) 1,2-DICHLOROENZENE-D4	24.31	152	1260451	50.00	ug/l	-0.01

System Monitoring Compounds

36) 1,2-Dichloroethane-d4	10.53	65	1334766	51.48	ug/l	✓ -0.01
Spiked Amount	50.000		Recovery	=	102.96%	
50) Toluene-d8	13.87	98	2906238	51.35	ug/l	✓ -0.01
Spiked Amount	50.000		Recovery	=	102.70%	
71) 4-Bromofluorobenzene	20.07	95	1599621	56.18	ug/l	✓ -0.03
Spiked Amount	50.000		Recovery	=	112.36%	

Target Compounds

Target Compounds	R.T.	QIon	Response	Conc	Units	Qvalue
2) Dichlorodifluoromethane	3.40	85	440707	18.84	ug/l	99
3) Chloromethane	3.81	50	570093	19.48	ug/l	99
4) Vinyl chloride	4.01	62	375763	18.89	ug/l	99
5) Bromomethane	4.77	94	263083	19.46	ug/l	99
6) Chloroethane	4.90	64	258776	23.22	ug/l	98
7) Trichlorofluoromethane	5.32	101	578863	22.93	ug/l	99
9) Acrolein	5.98	56	206398	98.07	ug/l	80
10) 1,1,2-Trichloro-1,2,2-trif	6.01	151	245009	19.90	ug/l	97
11) Acetone	6.09	43	636966	81.79	ug/l	96
12) 1,1-Dichloroethene	6.30	61	683398	17.93	ug/l	100
13) tert-Butyl alcohol	6.43	59	147272	106.88	ug/l	78
15) Iodomethane	6.80	142	337641	21.35	ug/l	97
16) Methyl acetate	6.80	43	50082	2.56	ug/l	89
17) Methylene chloride	7.04	49	817768	19.93	ug/l	100
18) Carbon disulfide	7.13	76	819356	15.13	ug/l	100
19) Acrylonitrile	7.22	53	508837	80.74	ug/l	99
20) tert-Butyl methyl ether (M	7.29	73	774611	20.81	ug/l	98
21) trans-1,2-Dichloroethene	7.51	61	707218	19.33	ug/l	97
22) Isopropyl ether (DIPE)	7.98	45	1753804	21.83	ug/l	98
23) 1,1-Dichloroethane	8.17	63	814575	20.39	ug/l	99
24) Vinyl acetate	8.12	43	887382	20.72	ug/l	100
25) tert-Butyl ethyl ether (ET	8.61	59	1139989	22.16	ug/l	98
26) 2-Butanone	8.81	43	854535	81.22	ug/l	99
27) 2,2-Dichloropropane	9.06	77	393483	22.64	ug/l	96
28) cis-1,2-Dichloroethene	9.13	61	792762	20.40	ug/l	99
30) Chloroform	9.39	83	754569	20.38	ug/l	98
31) Bromochloromethane	9.65	49	419638	18.55	ug/l	99
33) 1,1,1-Trichloroethane	10.06	97	547458	19.82	ug/l	99
35) tert-Amyl methyl ether (TA	10.47	73	787748	21.68	ug/l	94

(#) = qualifier out of range (m) = manual integration

Data File : D:\HPCHEM\1\DATA\06C16\RCB261.D
 Acq On : 16 Mar 2006 1:15 pm
 Sample : VO03C22L 5.0g
 Misc : 20ppb 8260/80ppb Ket-AA/100ppbTBA
 MS Integration Params: 524INT.P
 Quant Time: Mar 16 13:45 2006

Vial: 6
 Operator: CGM
 Inst : TO03
 Multiplr: 1.00

Quant Results File: VO03B03.RES

Quant Method : D:\HPCHEM\1\METHODS\VO03B03.M (RTE Integrator)
 Title : METHOD 8260
 Last Update : Mon Feb 06 13:18:50 2006
 Response via : Initial Calibration
 DataAcq Meth : VO03B03

Compound	R.T.	QIon	Response	Conc	Unit	Qvalue
38) 1,1-Dichloropropene	10.29	77	179630	17.53	ug/l	96
39) Carbon tetrachloride	10.49	119	433859	18.62	ug/l	100
40) 1,2-Dichloroethane	10.68	62	692496	18.40	ug/l	99
41) Benzene	10.75	78	1414575	18.92	ug/l	99
42) Trichloroethene	11.76	130	363920	18.66	ug/l	98
44) 1,2-Dichloropropane	12.05	63	447314	18.70	ug/l	97
45) Bromodichloromethane	12.45	83	520804	18.65	ug/l	99
46) Dibromomethane	12.55	93	257008	18.75	ug/l	100
47) 2-Chloroethyl vinyl ether	12.89	63	201976	21.32	ug/l	100
48) 4-Methyl-2-pentanone	12.95	43	2214591	83.50	ug/l	99
49) cis-1,3-Dichloropropene	13.37	75	533500	18.67	ug/l	96
51) Toluene	14.02	91	1457159	19.97	ug/l	99
52) Ethyl methacrylate	14.22	69	457116	19.41	ug/l	95
53) trans-1,3-Dichloropropene	14.29	75	423106	19.58	ug/l	98
54) 1,1,2-Trichloroethane	14.63	97	295140	18.86	ug/l	99
55) 2-Hexanone	14.59	43	1418070	80.35	ug/l	98
56) 1,3-Dichloropropane	15.14	76	574622	19.59	ug/l	100
57) Tetrachloroethene	15.36	164	325350	19.38	ug/l	99
58) Dibromochloromethane	15.76	129	309202	18.48	ug/l	99
59) 1,2-Dibromoethane	16.21	107	284989	19.39	ug/l	95
60) 1-Chlorohexane	16.46	91	540646	20.63	ug/l	96
61) Chlorobenzene	17.14	112	979698	20.37	ug/l	98
62) 1,1,1,2-Tetrachloroethane	17.22	131	325657	20.72	ug/l	99
63) Ethylbenzene	17.23	91	1752134	20.46	ug/l	99
64) m-Xylene & p-Xylene	17.41	91	2990300	42.49	ug/l	100
65) o-Xylene	18.50	91	1513248	20.77	ug/l	100
66) Styrene	18.57	104	985914	19.73	ug/l	99
68) Bromoform	19.49	173	173016	16.77	ug/l	96
69) Isopropylbenzene	19.39	105	1679376	23.76	ug/l	99
70) 1,1,2,2-Tetrachloroethane	19.82	83	425722	19.87	ug/l	99
72) 1,2,3-Trichloropropane	20.22	61	108659	18.81	ug/l	99
73) trans-1,4-Dichloro-2-buten	20.37	53	90226	26.39	ug/l	89
74) n-Propylbenzene	20.47	91	2229249	21.71	ug/l	100
75) Bromobenzene	20.65	156	456655	21.64	ug/l	99
76) 2-Chlorotoluene	21.01	91	1284421	19.96	ug/l	99
77) 1,3,5-Trimethylbenzene	20.92	105	1509113	22.05	ug/l	98
78) 4-Chlorotoluene	21.14	91	1499730	21.12	ug/l	100
79) tert-Butylbenzene	21.94	119	1192962	21.64	ug/l	99
80) 1,2,4-Trimethylbenzene	22.08	105	1509571	21.62	ug/l	99
81) sec-Butylbenzene	22.60	105	1824396	20.69	ug/l	99
82) p-Isopropyltoluene	22.98	119	1457033	22.76	ug/l	100

(#) = qualifier out of range (m) = manual integration
 RCB261.D VO03B03.M Thu Mar 16 14:24:26 2006

Data File : D:\HPCHEM\1\DATA\06C16\RCB261.D Vial: 6
 Acq On : 16 Mar 2006 1:15 pm Operator: CGM
 Sample : VO03C22L 5.0g Inst : TO03
 Misc : 20ppb 8260/80ppb Ket-AA/100ppbTBA Multiplr: 1.00
 MS Integration Params: 524INT.P
 Quant Time: Mar 16 13:45 2006 Quant Results File: VO03B03.RES

Quant Method : D:\HPCHEM\1\METHODS\VO03B03.M (RTE Integrator)
 Title : METHOD 8260
 Last Update : Mon Feb 06 13:18:50 2006
 Response via : Initial Calibration
 DataAcq Meth : VO03B03

Compound	R.T.	QIon	Response	Conc	Unit	Qvalue
83) 1,3-Dichlorobenzene	23.27	146	795513	20.75	ug/l	100
84) 1,4-Dichlorobenzene	23.52	146	797568	20.51	ug/l	99
85) n-Butylbenzene	23.98	91	1573800	21.13	ug/l	99
86) 1,2-Dichlorobenzene	24.36	146	732923	19.80	ug/l	98
87) 1,2-Dibromo-3-chloropropan	25.93	157	51982	15.91	ug/l	96
88) 1,2,4-Trichlorobenzene	27.72	180	753903	25.46	ug/l	99
89) Hexachlorobutadiene	28.01	225	609232	25.04	ug/l	98
90) Naphthalene	28.27	128	1161210	23.33	ug/l	100
91) 1,2,3-Trichlorobenzene	28.79	180	664081	24.72	ug/l	99

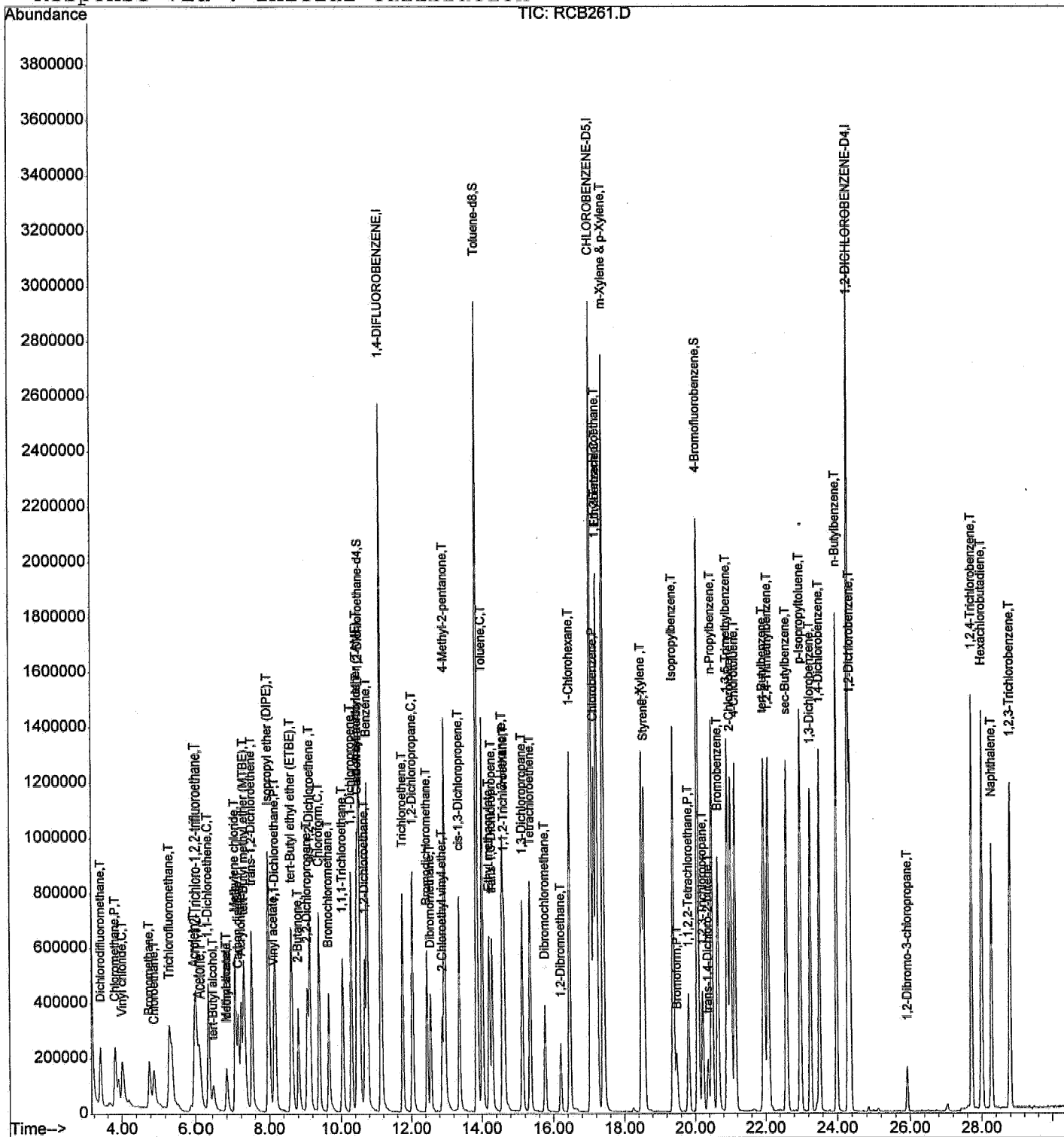
Quantitation Report

Data File : D:\HPCHEM\1\DATA\06C16\RCB261.D
Acq On : 16 Mar 2006 1:15 pm
Sample : VO03C22L 5.0g
Misc : 20ppb 8260/80ppb Ket-AA/100ppbTBA
MS Integration Params: 524INT.P
Quant Time: Mar 16 13:45 2006

Vial: 6
Operator: CGM
Inst : TO03
Multiplr: 1.00

Quant Results File: VO03B03.RES

Method : D:\HPCHEM\1\METHODS\VO03B03.M (RTE Integrator)
Title : METHOD 8260
Last Update : Mon Feb 06 13:18:50 2006
Response via : Initial Calibration



Data File : D:\HPCHEM\1\DATA\06C16\RCB262.D
 Acq On : 16 Mar 2006 1:52 pm
 Sample : VO03C22C 5.0g
 Misc : 20ppb 8260/80ppb Ket-AA/100ppbTBA
 MS Integration Params: 524INT.P
 Quant Time: Mar 16 14:22 2006

Vial: 7
 Operator: CGM
 Inst : TO03
 Multiplr: 1.00

Quant Results File: VO03B03.RES

Quant Method : D:\HPCHEM\1\METHODS\VO03B03.M (RTE Integrator)
 Title : METHOD 8260
 Last Update : Mon Feb 06 13:18:50 2006
 Response via : Initial Calibration
 DataAcq Meth : VO03B03

Internal Standards	R.T.	QIon	Response	Conc	Units	Dev (Min)
1) 1,4-DIFLUOROBENZENE	11.15	114	2518027	50.00	ug/l	0.00
37) CHLOROBENZENE-D5	17.06	117	2380233	50.00	ug/l	0.00
67) 1,2-DICHLOROBENZENE-D4	24.31	152	1197626	50.00	ug/l	0.00

System Monitoring Compounds

36) 1,2-Dichloroethane-d4	10.53	65	1367288	52.72	ug/l	-0.02
Spiked Amount	50.000		Recovery	=	105.44%	
50) Toluene-d8	13.87	98	2834594	52.65	ug/l	0.02
Spiked Amount	50.000		Recovery	=	105.30%	
71) 4-Bromofluorobenzene	20.08	95	1511278	55.86	ug/l	0.02
Spiked Amount	50.000		Recovery	=	111.72%	

Target Compounds

	R.T.	QIon	Response	Conc	Units	Qvalue
2) Dichlorodifluoromethane	3.39	85	414258	17.70	ug/l	97
3) Chloromethane	3.81	50	563289	19.24	ug/l	98
4) Vinyl chloride	4.02	62	361243	18.10	ug/l	98
5) Bromomethane	4.76	94	255292	18.88	ug/l	98
6) Chloroethane	4.89	64	254016	22.79	ug/l	99
7) Trichlorofluoromethane	5.32	101	569621	22.55	ug/l	98
9) Acrolein	5.98	56	217189	103.16	ug/l	92
10) 1,1,2-Trichloro-1,2,2-trif	6.02	151	240233	19.51	ug/l	99
11) Acetone	6.08	43	672100	86.27	ug/l	100
12) 1,1-Dichloroethene	6.31	61	677697	17.77	ug/l	99
13) tert-Butyl alcohol	6.44	59	159866	115.98	ug/l	78
15) Iodomethane	6.81	142	312082	19.73	ug/l	97
16) Methyl acetate	6.80	43	41535	2.12	ug/l	99
17) Methylene chloride	7.05	49	821006	20.01	ug/l	98
18) Carbon disulfide	7.12	76	816265	15.07	ug/l	99
19) Acrylonitrile	7.21	53	541917	85.96	ug/l	98
20) tert-Butyl methyl ether (M	7.30	73	779612	20.93	ug/l	99
21) trans-1,2-Dichloroethene	7.52	61	716434	19.58	ug/l	98
22) Isopropyl ether (DIPE)	7.98	45	1710276	21.28	ug/l	98
23) 1,1-Dichloroethane	8.18	63	837795	20.96	ug/l	99
24) Vinyl acetate	8.13	43	909479	21.22	ug/l	100
25) tert-Butyl ethyl ether (ET	8.62	59	1124564	21.86	ug/l	99
26) 2-Butanone	8.82	43	948464	90.12	ug/l	100
27) 2,2-Dichloropropane	9.07	77	396963	22.84	ug/l	96
28) cis-1,2-Dichloroethene	9.13	61	816773	21.02	ug/l	99
30) Chloroform	9.38	83	790789	21.35	ug/l	99
31) Bromochloromethane	9.66	49	439521	19.43	ug/l	100
33) 1,1,1-Trichloroethane	10.05	97	557200	20.16	ug/l	97
35) tert-Amyl methyl ether (TA	10.47	73	790321	21.75	ug/l	95

(#) = qualifier out of range (m) = manual integration

Data File : D:\HPCHEM\1\DATA\06C16\RCB262.D
 Acq On : 16 Mar 2006 1:52 pm
 Sample : VO03C22C 5.0g
 Misc : 20ppb 8260/80ppb Ket-AA/100ppbTBA
 MS Integration Params: 524INT.P
 Quant Time: Mar 16 14:22 2006

Vial: 7
 Operator: CGM
 Inst : TO03
 Multiplr: 1.00

Quant Results File: VO03B03.RES

Quant Method : D:\HPCHEM\1\METHODS\VO03B03.M (RTE Integrator)
 Title : METHOD 8260
 Last Update : Mon Feb 06 13:18:50 2006
 Response via : Initial Calibration
 DataAcq Meth : VO03B03

Compound	R.T.	QIon	Response	Conc	Unit	Qvalue
38) 1,1-Dichloropropene	10.30	77	178090	18.27	ug/l	95
39) Carbon tetrachloride	10.50	119	447437	20.18	ug/l	99
40) 1,2-Dichloroethane	10.69	62	721000	20.14	ug/l	99
41) Benzene	10.75	78	1447101	20.35	ug/l	99
42) Trichloroethene	11.76	130	357764	19.28	ug/l	99
44) 1,2-Dichloropropane	12.04	63	447801	19.68	ug/l	97
45) Bromodichloromethane	12.46	83	504914	19.01	ug/l	100
46) Dibromomethane	12.56	93	263111	20.17	ug/l	98
47) 2-Chloroethyl vinyl ether	12.89	63	204564	22.70	ug/l	98
48) 4-Methyl-2-pentanone	12.95	43	2276247	90.22	ug/l	99
49) cis-1,3-Dichloropropene	13.38	75	529530	19.39	ug/l	98
51) Toluene	14.03	91	1447539	20.86	ug/l	98
52) Ethyl methacrylate	14.21	69	461550	20.60	ug/l	94
53) trans-1,3-Dichloropropene	14.30	75	413557	20.03	ug/l	99
54) 1,1,2-Trichloroethane	14.64	97	294703	19.79	ug/l	99
55) 2-Hexanone	14.58	43	1510490	89.97	ug/l	99
56) 1,3-Dichloropropane	15.13	76	567631	20.34	ug/l	100
57) Tetrachloroethene	15.35	164	315812	19.78	ug/l	99
58) Dibromochloromethane	15.77	129	298225	18.70	ug/l	99
59) 1,2-Dibromoethane	16.20	107	282176	20.19	ug/l	96
60) 1-Chlorohexane	16.45	91	514127	20.62	ug/l	97
61) Chlorobenzene	17.15	112	933220	20.40	ug/l	97
62) 1,1,1,2-Tetrachloroethane	17.21	131	304262	20.35	ug/l	100
63) Ethylbenzene	17.23	91	1710154	21.00	ug/l	100
64) m-Xylene & p-Xylene	17.41	91	2852614	42.61	ug/l	99
65) o-Xylene	18.49	91	1434089	20.69	ug/l	100
66) Styrene	18.56	104	942682	19.83	ug/l	98
68) Bromoform	19.49	173	169002	17.13	ug/l	97
69) Isopropylbenzene	19.38	105	1608178	23.94	ug/l	99
70) 1,1,2,2-Tetrachloroethane	19.81	83	417262	20.50	ug/l	99
72) 1,2,3-Trichloropropane	20.21	61	108056	19.69	ug/l	98
73) trans-1,4-Dichloro-2-buten	20.36	53	91994	28.17	ug/l	87
74) n-Propylbenzene	20.48	91	2119170	21.72	ug/l	100
75) Bromobenzene	20.66	156	443974	22.14	ug/l	97
76) 2-Chlorotoluene	21.02	91	1202027	19.66	ug/l	99
77) 1,3,5-Trimethylbenzene	20.91	105	1415561	21.77	ug/l	99
78) 4-Chlorotoluene	21.13	91	1440116	21.35	ug/l	100
79) tert-Butylbenzene	21.95	119	1141967	21.80	ug/l	100
80) 1,2,4-Trimethylbenzene	22.07	105	1433175	21.60	ug/l	100
81) sec-Butylbenzene	22.59	105	1738016	20.74	ug/l	99
82) p-Isopropyltoluene	22.98	119	1370697	22.53	ug/l	100

(#) = qualifier out of range (m) = manual integration

Data File : D:\HPCHEM\1\DATA\06C16\RCB262.D Vial: 7
 Acq On : 16 Mar 2006 1:52 pm Operator: CGM
 Sample : VO03C22C 5.0g Inst : TO03
 Misc : 20ppb 8260/80ppb Ket-AA/100ppbTBA Multiplr: 1.00
 MS Integration Params: 524INT.P
 Quant Time: Mar 16 14:22 2006 Quant Results File: VO03B03.RES

Quant Method : D:\HPCHEM\1\METHODS\VO03B03.M (RTE Integrator)
 Title : METHOD 8260
 Last Update : Mon Feb 06 13:18:50 2006
 Response via : Initial Calibration
 DataAcq Meth : VO03B03

Compound	R.T.	QIon	Response	Conc	Unit	Qvalue
83) 1,3-Dichlorobenzene	23.26	146	760481	20.87	ug/l	100
84) 1,4-Dichlorobenzene	23.51	146	773682	20.94	ug/l	99
85) n-Butylbenzene	23.99	91	1512321	21.37	ug/l	99
86) 1,2-Dichlorobenzene	24.36	146	717388	20.39	ug/l	98
87) 1,2-Dibromo-3-chloropropan	25.93	157	54472	17.18	ug/l	99
88) 1,2,4-Trichlorobenzene	27.73	180	536628	19.07	ug/l	99
89) Hexachlorobutadiene	28.01	225	407972	17.65	ug/l	97
90) Naphthalene	28.28	128	1198687	25.35	ug/l	99
91) 1,2,3-Trichlorobenzene	28.79	180	656565	25.72	ug/l	100

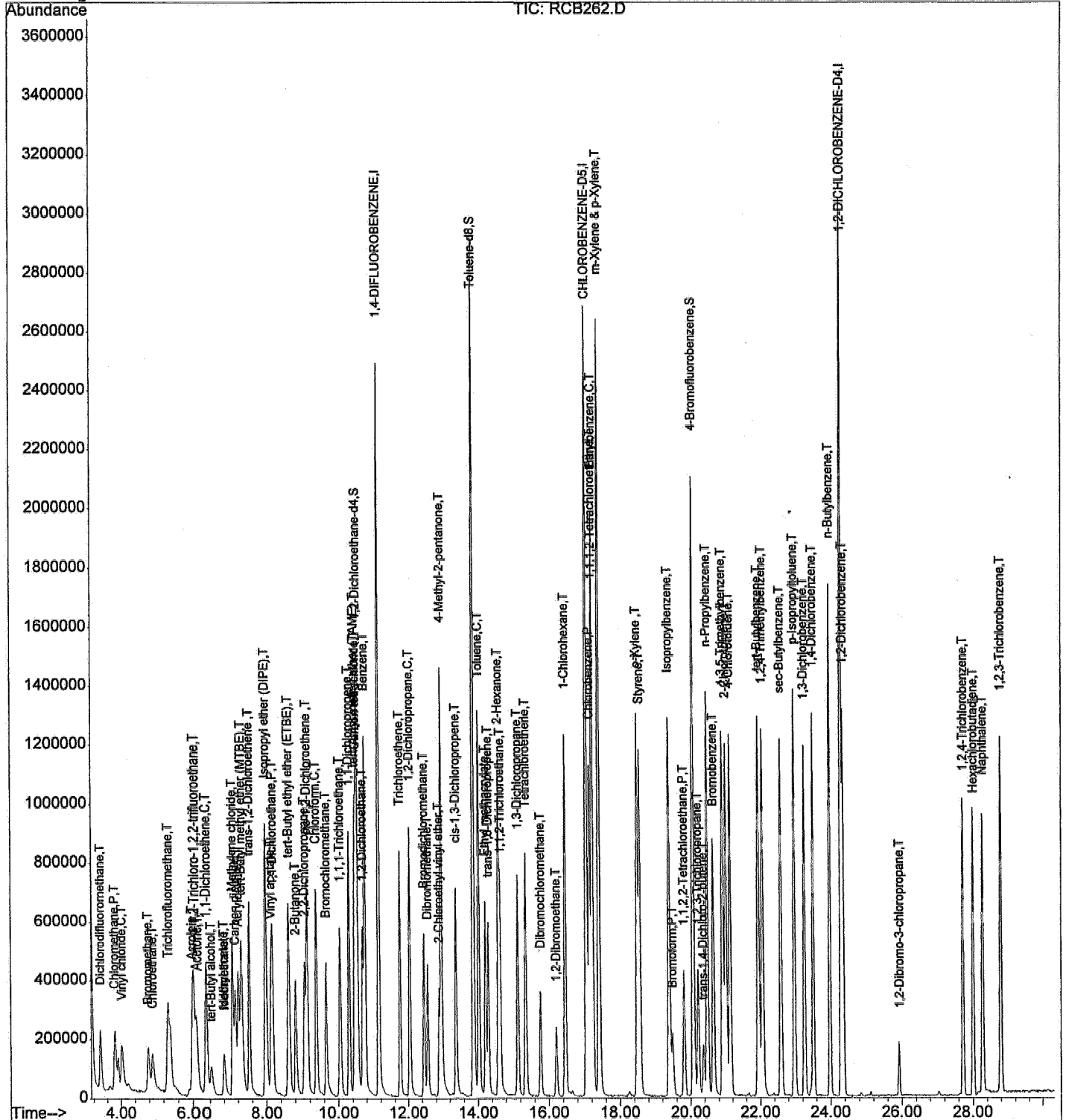
Quantitation Report

Data File : D:\HPCHEM\1\DATA\06C16\RCB262.D
 Acq On : 16 Mar 2006 1:52 pm
 Sample : VO03C22C 5.0g
 Misc : 20ppb 8260/80ppb Ket-AA/100ppbTBA
 MS Integration Params: 524INT.P
 Quant Time: Mar 16 14:22 2006

Vial: 7
 Operator: CGM
 Inst : TO03
 Multiplr: 1.00

Quant Results File: VO03B03.RES

Method : D:\HPCHEM\1\METHODS\VO03B03.M (RTE Integrator)
 Title : METHOD 8260
 Last Update : Mon Feb 06 13:18:50 2006
 Response via : Initial Calibration



Quantitation Report (QT Reviewed)

Data File : D:\HPCHEM\1\DATA\06C17\RCB304.D Vial: 8
 Acq On : 17 Mar 2006 9:12 pm Operator: CGM
 Sample : VO03C26B 5.0mL Inst : TO03
 Misc : DF=1.0 MB Multiplr: 1.00
 MS Integration Params: 524INT.P
 Quant Time: Mar 20 17:55 2006 Quant Results File: VO03B03.RES

Quant Method : D:\HPCHEM\1\METHODS\VO03B03.M (RTE Integrator)
 Title : METHOD 8260
 Last Update : Mon Feb 06 13:18:50 2006
 Response via : Initial Calibration
 DataAcq Meth : VO03B03

Internal Standards	R.T.	QIon	Response	Conc	Units	Dev (Min)
1) 1,4-DIFLUOROBENZENE	11.17	114	2308513	50.00	ug/l	0.00
37) CHLOROBENZENE-D5	17.08	117	2156394	50.00	ug/l	0.00
67) 1,2-DICHLOROBENZENE-D4	24.32	152	2069293	50.00	ug/l	0.00
System Monitoring Compounds						
36) 1,2-Dichloroethane-d4	10.54	65	1190787	50.08	ug/l	0.00
Spiked Amount	50.000		Recovery	=	100.16%	
50) Toluene-d8	13.88	98	2566317	52.61	ug/l	0.00
Spiked Amount	50.000		Recovery	=	105.22%	
71) 4-Bromofluorobenzene	20.10	95	1294885	53.61	ug/l	0.00
Spiked Amount	50.000		Recovery	=	107.22%	

Target Compounds

Qvalue


Quantitation Report

Data File : D:\HPCHEM\1\DATA\06C17\RCB304.D
Acq On : 17 Mar 2006 9:12 pm
Sample : VO03C26B 5.0mL
Misc : DF=1.0 MB
MS Integration Params: 524INT.P
Quant Time: Mar 20 17:55 2006

Vial: 8
Operator: CGM
Inst : TO03
Multiplr: 1.00

Quant Results File: VO03B03.RES

Method : D:\HPCHEM\1\METHODS\VO03B03.M (RTE Integrator)
Title : METHOD 8260
Last Update : Mon Feb 06 13:18:50 2006
Response via : Initial Calibration



Data File : d:\HPCHEM\1\DATA\06C17\RCB302.D
 Acq On : 17 Mar 2006 7:58 pm
 Sample : VO03C26L 5.0mL
 Misc : 20ppb 8260/80ppb Ket-AA/100ppbTBA
 MS Integration Params: 524INT.P
 Quant Time: Mar 17 20:29 2006

Vial: 6
 Operator: CGM
 Inst : TO03
 Multiplr: 1.00

Quant Results File: VO03B03.RES

Quant Method : D:\HPCHEM\1\METHODS\VO03B03.M (RTE Integrator)
 Title : METHOD 8260
 Last Update : Mon Feb 06 13:18:50 2006
 Response via : Initial Calibration
 DataAcq Meth : VO03B03

Internal Standards	R.T.	QIon	Response	Conc	Units	Dev (Min)
1) 1,4-DIFLUOROBENZENE	11.15	114	2480958	50.00	ug/l	0.00
37) CHLOROBENZENE-D5	17.08	117	2352083	50.00	ug/l	0.00
67) 1,2-DICHLOROBENZENE-D4	24.32	152	229388	50.00	ug/l	0.00

System Monitoring Compounds

36) 1,2-Dichloroethane-d4	10.54	65	1328322	51.98	ug/l	0.00
Spiked Amount	50.000		Recovery	=	103.96%	
50) Toluene-d8	13.88	98	2754942	51.78	ug/l	0.00
Spiked Amount	50.000		Recovery	=	103.58%	
71) 4-Bromofluorobenzene	20.10	95	1435229	51.68	ug/l	0.00
Spiked Amount	50.000		Recovery	=	103.36%	

Target Compounds

	R.T.	QIon	Response	Conc	Units	Qvalue
2) Dichlorodifluoromethane	3.39	85	392099	17.00	ug/l	98
3) Chloromethane	3.82	50	512147	17.75	ug/l	99
4) Vinyl chloride	4.02	62	340594	17.27	ug/l	99
5) Bromomethane	4.78	94	231979	17.41	ug/l	100
6) Chloroethane	4.91	64	232941	21.21	ug/l	96
7) Trichlorofluoromethane	5.33	101	524822	21.09	ug/l	98
9) Acrolein	5.99	56	218989	105.57	ug/l	85
10) 1,1,2-Trichloro-1,2,2-trif	6.02	151	235997	19.45	ug/l	100
11) Acetone	6.10	43	667623	86.98	ug/l	98
12) 1,1-Dichloroethene	6.31	61	645641	17.19	ug/l	99
13) tert-Butyl alcohol	6.44	59	147164	108.36	ug/l	82
15) Iodomethane	6.81	142	316379	20.30	ug/l	97
16) Methyl acetate	6.81	43	65839	3.42	ug/l	92
17) Methylene chloride	7.05	49	791246	19.51	ug/l	98
18) Carbon disulfide	7.14	76	751710	14.08	ug/l	99
19) Acrylonitrile	7.23	53	544648	87.68	ug/l	98
20) tert-Butyl methyl ether (M	7.30	73	779588	21.22	ug/l	98
21) trans-1,2-Dichloroethene	7.52	61	684077	18.97	ug/l	99
22) Isopropyl ether (DIPE)	8.00	45	1765973	22.30	ug/l	98
23) 1,1-Dichloroethane	8.18	63	816488	20.73	ug/l	99
24) Vinyl acetate	8.15	43	841536	19.93	ug/l	100
25) tert-Butyl ethyl ether (ET	8.62	59	1195122	23.49	ug/l	99
26) 2-Butanone	8.82	43	942175	90.86	ug/l	99
27) 2,2-Dichloropropane	9.08	77	367647	21.47	ug/l	90
28) cis-1,2-Dichloroethene	9.14	61	791102	20.66	ug/l	99
30) Chloroform	9.40	83	777409	21.30	ug/l	99
31) Bromochloromethane	9.66	49	441297	19.80	ug/l	100
33) 1,1,1-Trichloroethane	10.07	97	562430	20.65	ug/l	98
35) tert-Amyl methyl ether (TA	10.48	73	846097	23.63	ug/l	96

(#) = qualifier out of range (m) = manual integration

Quantitation Report (Not Reviewed)

Data File : d:\HPCHEM\1\DATA\06C17\RCB302.D Vial: 6
 Acq On : 17 Mar 2006 7:58 pm Operator: CGM
 Sample : VO03C26L 5.0mL Inst : TO03
 Misc : 20ppb 8260/80ppb Ket-AA/100ppbTBA Multiplr: 1.00
 MS Integration Params: 524INT.P
 Quant Time: Mar 17 20:29 2006 Quant Results File: VO03B03.RES

Quant Method : D:\HPCHEM\1\METHODS\VO03B03.M (RTE Integrator)
 Title : METHOD 8260
 Last Update : Mon Feb 06 13:18:50 2006
 Response via : Initial Calibration
 DataAcq Meth : VO03B03

Compound	R.T.	QIon	Response	Conc	Unit	Qvalue
38) 1,1-Dichloropropene	10.32	77	181309	18.82	ug/l	97
39) Carbon tetrachloride	10.51	119	435885	19.90	ug/l	99
40) 1,2-Dichloroethane	10.69	62	736302	20.81	ug/l	100
41) Benzene	10.76	78	1436194	20.44	ug/l	99
42) Trichloroethene	11.77	130	354592	19.34	ug/l	99
44) 1,2-Dichloropropane	12.06	63	468026	20.82	ug/l	98
45) Bromodichloromethane	12.47	83	516901	19.69	ug/l	100
46) Dibromomethane	12.58	93	261622	20.30	ug/l	99
47) 2-Chloroethyl vinyl ether	12.90	63	200940	22.56	ug/l	98
48) 4-Methyl-2-pentanone	12.96	43	2387150	95.75	ug/l	99
49) cis-1,3-Dichloropropene	13.38	75	524187	19.42	ug/l	95
51) Toluene	14.03	91	1434613	20.92	ug/l	98
52) Ethyl methacrylate	14.23	69	459204	20.74	ug/l	92
53) trans-1,3-Dichloropropene	14.32	75	414787	20.28	ug/l	98
54) 1,1,2-Trichloroethane	14.64	97	296270	20.14	ug/l	98
55) 2-Hexanone	14.60	43	1523767	91.85	ug/l	100
56) 1,3-Dichloropropane	15.15	76	582900	21.14	ug/l	100
57) Tetrachloroethene	15.37	164	313925	19.89	ug/l	99
58) Dibromochloromethane	15.79	129	304148	19.22	ug/l	99
59) 1,2-Dibromoethane	16.22	107	286537	20.74	ug/l	99
60) 1-Chlorohexane	16.47	91	529471	21.49	ug/l	99
61) Chlorobenzene	17.17	112	941130	20.82	ug/l	97
62) 1,1,1,2-Tetrachloroethane	17.23	131	315254	21.34	ug/l	99
63) Ethylbenzene	17.24	91	1707245	21.21	ug/l	100
64) m-Xylene & p-Xylene	17.42	91	2836298	42.87	ug/l	100
65) o-Xylene	18.51	91	1457052	21.27	ug/l	99
66) Styrene	18.58	104	950069	20.22	ug/l	99
68) Bromoform	19.50	173	174094	17.18	ug/l	99
69) Isopropylbenzene	19.41	105	1563822	22.68	ug/l	99
70) 1,1,2,2-Tetrachloroethane	19.83	83	415777	19.89	ug/l	99
72) 1,2,3-Trichloropropane	20.23	61	111453	19.78	ug/l	95
73) trans-1,4-Dichloro-2-buten	20.39	53	91142	27.26	ug/l	92
74) n-Propylbenzene	20.50	91	2070218	20.67	ug/l	100
75) Bromobenzene	20.67	156	424446	20.62	ug/l	99
76) 2-Chlorotoluene	21.03	91	1185976	18.90	ug/l	99
77) 1,3,5-Trimethylbenzene	20.94	105	1402263	21.00	ug/l	100
78) 4-Chlorotoluene	21.15	91	1434751	20.72	ug/l	100
79) tert-Butylbenzene	21.97	119	1113351	20.71	ug/l	97
80) 1,2,4-Trimethylbenzene	22.09	105	1401886	20.59	ug/l	99
81) sec-Butylbenzene	22.61	105	1687765	19.62	ug/l	100
82) p-Isopropyltoluene	22.99	119	1379329	22.09	ug/l	98

(#) = qualifier out of range (m) = manual integration

Data File : d:\HPCHEM\1\DATA\06C17\RCB302.D
Acq On : 17 Mar 2006 7:58 pm
Sample : VO03C26L 5.0mL
Misc : 20ppb 8260/80ppb Ket-AA/100ppbTBA
MS Integration Params: 524INT.P
Quant Time: Mar 17 20:29 2006

Vial: 6
Operator: CGM
Inst : TO03
Multiplr: 1.00

Quant Results File: VO03B03.RES

Quant Method : D:\HPCHEM\1\METHODS\VO03B03.M (RTE Integrator)
Title : METHOD 8260
Last Update : Mon Feb 06 13:18:50 2006
Response via : Initial Calibration
DataAcq Meth : VO03B03

Compound	R.T.	QIon	Response	Conc	Unit	Qvalue
83) 1,3-Dichlorobenzene	23.28	146	767548	20.52	ug/l	99
84) 1,4-Dichlorobenzene	23.53	146	752613	19.85	ug/l	97
85) n-Butylbenzene	24.00	91	1506286	20.73	ug/l	100
86) 1,2-Dichlorobenzene	24.37	146	733870	20.32	ug/l	99
87) 1,2-Dibromo-3-chloropropan	25.93	157	55769	17.15	ug/l	96
88) 1,2,4-Trichlorobenzene	27.75	180	586432	20.30	ug/l	99
89) Hexachlorobutadiene	28.03	225	464486	19.57	ug/l	99
90) Naphthalene	28.30	128	956875	19.71	ug/l	100
91) 1,2,3-Trichlorobenzene	28.82	180	528851	20.18	ug/l	99

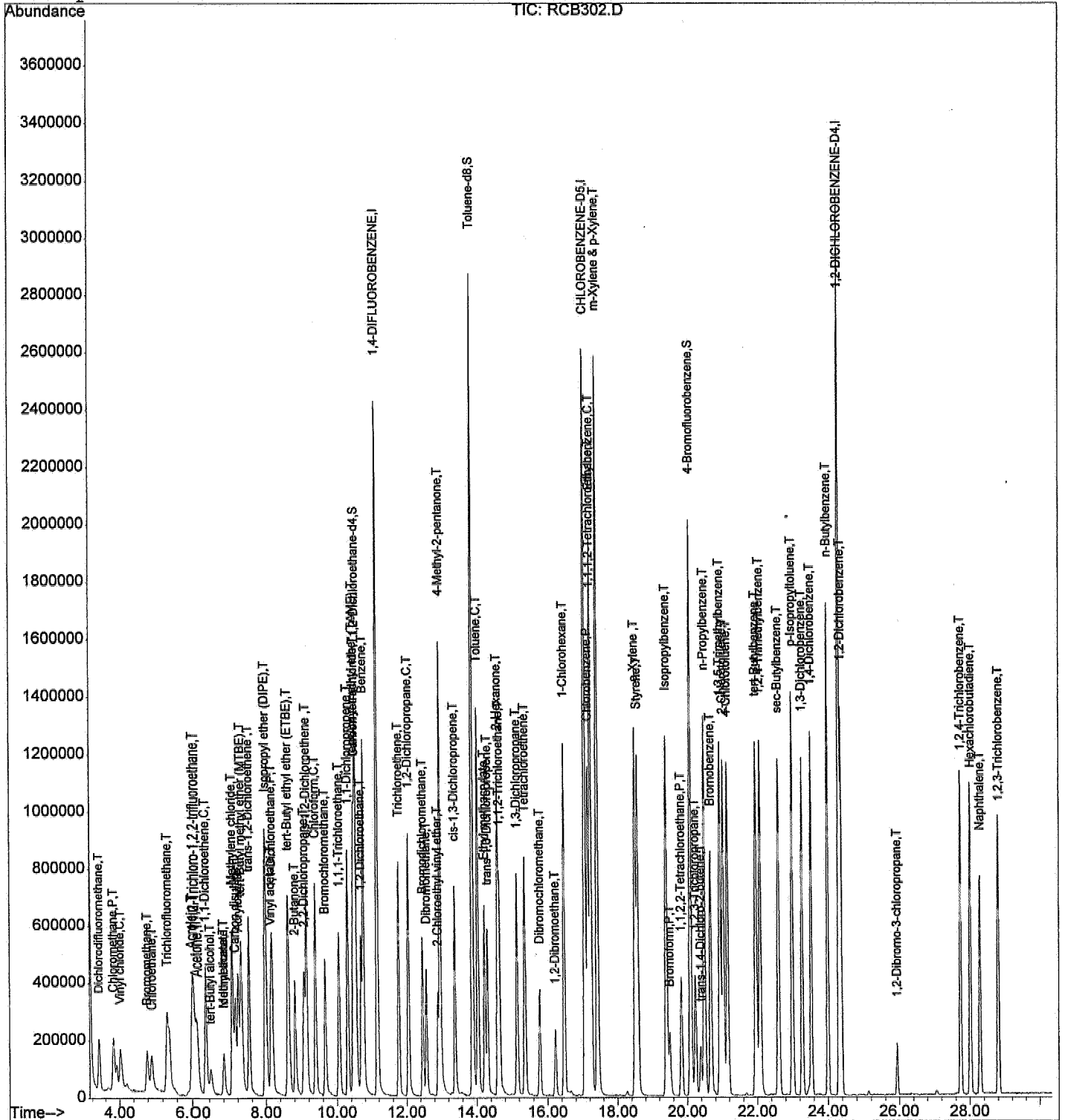
Quantitation Report

Data File : d:\HPCHEM\1\DATA\06C17\RCB302.D
Acq On : 17 Mar 2006 7:58 pm
Sample : VO03C26L 5.0mL
Misc : 20ppb 8260/80ppb Ket-AA/100ppbTBA
MS Integration Params: 524INT.P
Quant Time: Mar 17 20:29 2006

Vial: 6
Operator: CGM
Inst : TO03
Multiplr: 1.00

Quant Results File: VO03B03.RES

Method : D:\HPCHEM\1\METHODS\VO03B03.M (RTE Integrator)
Title : METHOD 8260
Last Update : Mon Feb 06 13:18:50 2006
Response via : Initial Calibration



Quantitation Report (Not Reviewed)

Data File : d:\HPCHEM\1\DATA\06C17\RCB303.D Vial: 7
 Acq On : 17 Mar 2006 8:35 pm Operator: CGM
 Sample : VO03C26C 5.0mL Inst : TO03
 Misc : 20ppb 8260/80ppb Ket-AA/100ppbTBA Multiplr: 1.00
 MS Integration Params: 524INT.P
 Quant Time: Mar 17 21:06 2006 Quant Results File: VO03B03.RES

Quant Method : D:\HPCHEM\1\METHODS\VO03B03.M (RTE Integrator)
 Title : METHOD 8260
 Last Update : Mon Feb 06 13:18:50 2006
 Response via : Initial Calibration
 DataAcq Meth : VO03B03

Internal Standards	R.T.	QIon	Response	Conc	Units	Dev (Min)
1) 1,4-DIFLUOROBENZENE	11.15	114	2178004	50.00	ug/l	0.00
37) CHLOROBENZENE-D5	17.08	117	2023723	50.00	ug/l	0.01
67) 1,2-DICHLOROENZENE-D4	24.32	152	1059504	50.00	ug/l	0.00

System Monitoring Compounds	R.T.	QIon	Response	Conc	Units	Dev (Min)
36) 1,2-Dichloroethane-d4	10.54	65	1163075	51.85	ug/l	0.00
Spiked Amount	50.000		Recovery	=	103.70%	
50) Toluene-d8	13.89	98	2426177	53.00	ug/l	0.00
Spiked Amount	50.000		Recovery	=	106.00%	
71) 4-Bromofluorobenzene	20.10	95	1287193	53.78	ug/l	0.00
Spiked Amount	50.000		Recovery	=	107.56%	

Target Compounds	R.T.	QIon	Response	Conc	Units	Qvalue
2) Dichlorodifluoromethane	3.39	85	378624	18.70	ug/l	97
3) Chloromethane	3.83	50	491895	19.42	ug/l	96
4) Vinyl chloride	4.02	62	332784	19.37	ug/l	99
5) Bromomethane	4.78	94	225503	19.28	ug/l	99
6) Chloroethane	4.90	64	225873	23.43	ug/l	96
7) Trichlorofluoromethane	5.33	101	506602	23.19	ug/l	99
9) Acrolein	5.98	56	199103	109.34	ug/l	85
10) 1,1,2-Trichloro-1,2,2-trif	6.02	151	219693	20.63	ug/l	98
11) Acetone	6.10	43	651490	96.68	ug/l	99
12) 1,1-Dichloroethene	6.31	61	600543	18.21	ug/l	98
13) tert-Butyl alcohol	6.44	59	144028	120.80	ug/l	81
15) Iodomethane	6.81	142	299524	21.89	ug/l	99
16) Methyl acetate	6.81	43	66317	3.92	ug/l	95
17) Methylene chloride	7.05	49	731957	20.71	ug/l	99
18) Carbon disulfide	7.14	76	699220	14.92	ug/l	99
19) Acrylonitrile	7.21	53	523228	95.95	ug/l	98
20) tert-Butyl methyl ether (M	7.30	73	739545	22.83	ug/l	100
21) trans-1,2-Dichloroethene	7.53	61	645814	20.40	ug/l	98
22) Isopropyl ether (DIPE)	7.99	45	1649441	23.73	ug/l	98
23) 1,1-Dichloroethane	8.18	63	759261	21.96	ug/l	99
24) Vinyl acetate	8.13	43	796613	21.49	ug/l	99
25) tert-Butyl ethyl ether (ET	8.63	59	1128109	25.17	ug/l	97
26) 2-Butanone	8.82	43	900148	98.88	ug/l	99
27) 2,2-Dichloropropane	9.09	77	351176	23.36	ug/l	94
28) cis-1,2-Dichloroethene	9.15	61	735856	21.89	ug/l	100
30) Chloroform	9.40	83	723310	22.58	ug/l	99
31) Bromochloromethane	9.67	49	412291	21.07	ug/l	99
33) 1,1,1-Trichloroethane	10.07	97	525551	21.98	ug/l	100
35) tert-Amyl methyl ether (TA	10.47	73	780595	24.83	ug/l	95

(#) = qualifier out of range (m) = manual integration

Data File : d:\HPCHEM\1\DATA\06C17\RCB303.D
 Acq On : 17 Mar 2006 8:35 pm
 Sample : VO03C26C 5.0mL
 Misc : 20ppb 8260/80ppb Ket-AA/100ppbTBA
 MS Integration Params: 524INT.P
 Quant Time: Mar 17 21:06 2006

Vial: 7
 Operator: CGM
 Inst : TO03
 Multiplr: 1.00

Quant Results File: VO03B03.RES

Quant Method : D:\HPCHEM\1\METHODS\VO03B03.M (RTE Integrator)
 Title : METHOD 8260
 Last Update : Mon Feb 06 13:18:50 2006
 Response via : Initial Calibration
 DataAcq Meth : VO03B03

Compound	R.T.	QIon	Response	Conc	Unit	Qvalue
38) 1,1-Dichloropropene	10.32	77	165913	20.02	ug/l	95
39) Carbon tetrachloride	10.50	119	407799	21.64	ug/l	99
40) 1,2-Dichloroethane	10.69	62	669495	21.99	ug/l	99
41) Benzene	10.76	78	1337883	22.13	ug/l	99
42) Trichloroethene	11.78	130	333198	21.12	ug/l	97
44) 1,2-Dichloropropane	12.06	63	413783	21.39	ug/l	96
45) Bromodichloromethane	12.46	83	470484	20.83	ug/l	99
46) Dibromomethane	12.56	93	239967	21.64	ug/l	98
47) 2-Chloroethyl vinyl ether	12.90	63	195241	25.48	ug/l	98
48) 4-Methyl-2-pentanone	12.96	43	2289543	106.73	ug/l	99
49) cis-1,3-Dichloropropene	13.38	75	485938	20.76	ug/l	94
51) Toluene	14.03	91	1335530	22.63	ug/l	98
52) Ethyl methacrylate	14.23	69	431733	22.66	ug/l	93
53) trans-1,3-Dichloropropene	14.30	75	386713	21.69	ug/l	97
54) 1,1,2-Trichloroethane	14.64	97	282726	22.33	ug/l	99
55) 2-Hexanone	14.60	43	1467339	102.80	ug/l	97
56) 1,3-Dichloropropane	15.15	76	537951	22.67	ug/l	99
57) Tetrachloroethene	15.37	164	297065	21.88	ug/l	98
58) Dibromochloromethane	15.77	129	284491	20.67	ug/l	100
59) 1,2-Dibromoethane	16.22	107	270944	22.80	ug/l	97
60) 1-Chlorohexane	16.47	91	488104	23.03	ug/l	98
61) Chlorobenzene	17.17	112	872264	22.42	ug/l	98
62) 1,1,1,2-Tetrachloroethane	17.23	131	296537	23.33	ug/l	99
63) Ethylbenzene	17.24	91	1593002	23.00	ug/l	99
64) m-Xylene & p-Xylene	17.42	91	2651545	46.59	ug/l	100
65) o-Xylene	18.51	91	1333390	22.63	ug/l	99
66) Styrene	18.58	104	879216	21.75	ug/l	99
68) Bromoform	19.50	173	163128	18.35	ug/l	99
69) Isopropylbenzene	19.41	105	1468402	24.71	ug/l	99
70) 1,1,2,2-Tetrachloroethane	19.83	83	394545	21.91	ug/l	97
72) 1,2,3-Trichloropropane	20.23	61	102552	21.12	ug/l	94
73) trans-1,4-Dichloro-2-buten	20.38	53	84271	29.09	ug/l	87
74) n-Propylbenzene	20.50	91	1921906	22.27	ug/l	100
75) Bromobenzene	20.68	156	397220	22.39	ug/l	98
76) 2-Chlorotoluene	21.03	91	1103987	20.41	ug/l	100
77) 1,3,5-Trimethylbenzene	20.94	105	1301275	22.62	ug/l	99
78) 4-Chlorotoluene	21.15	91	1307099	21.90	ug/l	99
79) tert-Butylbenzene	21.97	119	1043227	22.51	ug/l	98
80) 1,2,4-Trimethylbenzene	22.09	105	1297419	22.11	ug/l	99
81) sec-Butylbenzene	22.61	105	1588248	21.43	ug/l	98
82) p-Isopropyltoluene	22.99	119	1282365	23.83	ug/l	99

(#) = qualifier out of range (m) = manual integration

Data File : d:\HPCHEM\1\DATA\06C17\RCB303.D Vial: 7
 Acq On : 17 Mar 2006 8:35 pm Operator: CGM
 Sample : VO03C26C 5.0mL Inst : TO03
 Misc : 20ppb 8260/80ppb Ket-AA/100ppbTBA Multiplr: 1.00
 MS Integration Params: 524INT.P
 Quant Time: Mar 17 21:06 2006 Quant Results File: VO03B03.RES

Quant Method : D:\HPCHEM\1\METHODS\VO03B03.M (RTE Integrator)
 Title : METHOD 8260
 Last Update : Mon Feb 06 13:18:50 2006
 Response via : Initial Calibration
 DataAcq Meth : VO03B03

Compound	R.T.	QIon	Response	Conc	Unit	Qvalue
83) 1,3-Dichlorobenzene	23.28	146	706241	21.91	ug/l	99
84) 1,4-Dichlorobenzene	23.53	146	694610	21.25	ug/l	98
85) n-Butylbenzene	24.00	91	1407396	22.48	ug/l	100
86) 1,2-Dichlorobenzene	24.38	146	686448	22.06	ug/l	99
87) 1,2-Dibromo-3-chloropropan	25.94	157	54006	18.83	ug/l	98
88) 1,2,4-Trichlorobenzene	27.73	180	557801	22.41	ug/l	99
89) Hexachlorobutadiene	28.02	225	443493	21.69	ug/l	99
90) Naphthalene	28.30	128	945365	22.60	ug/l	100
91) 1,2,3-Trichlorobenzene	28.80	180	522873	23.15	ug/l	99

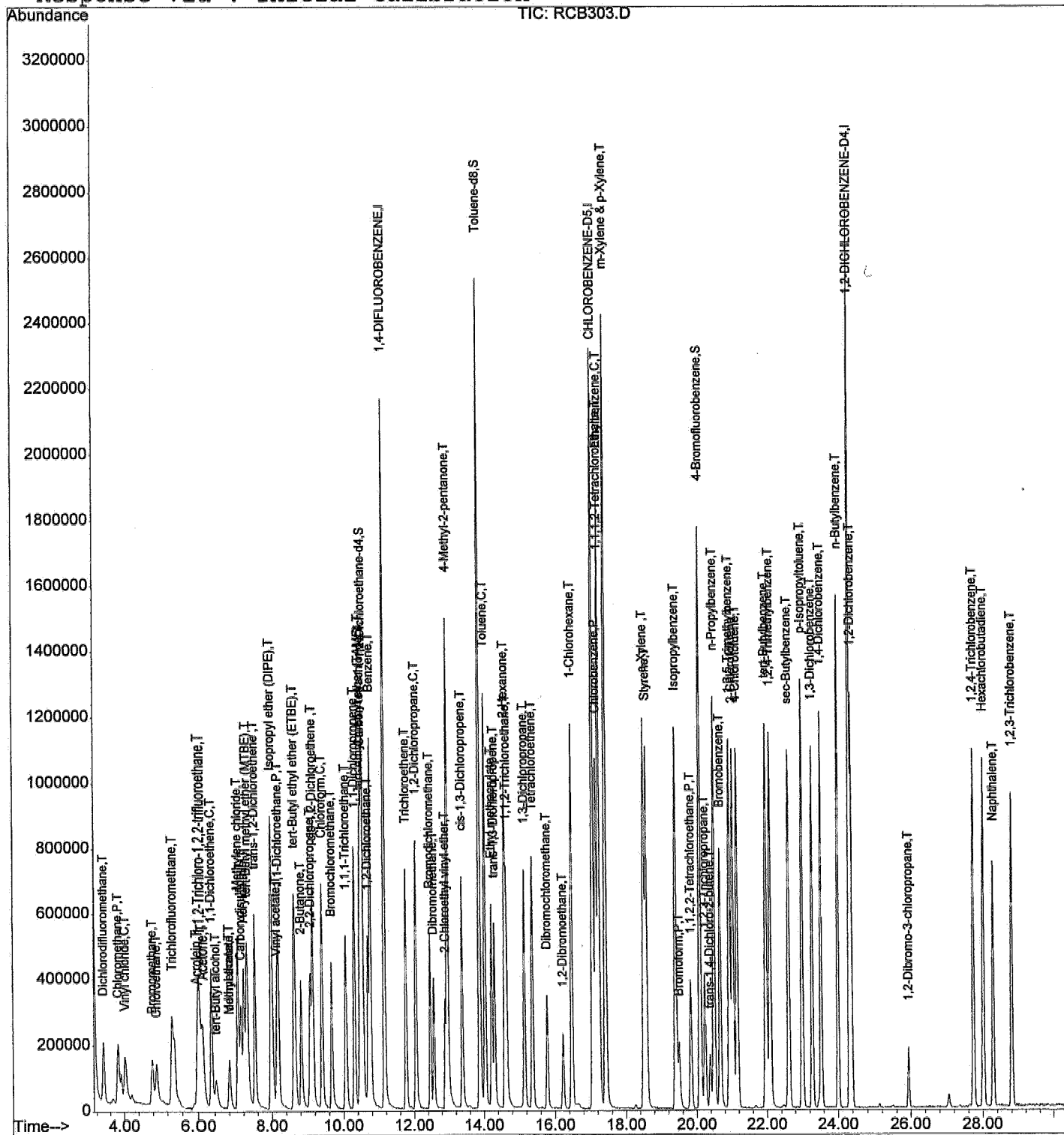
Quantitation Report

Data File : d:\HPCHEM\1\DATA\06C17\RCB303.D
 Acq On : 17 Mar 2006 8:35 pm
 Sample : VO03C26C 5.0mL
 Misc : 20ppb 8260/80ppb Ket-AA/100ppbTBA
 MS Integration Params: 524INT.P
 Quant Time: Mar 17 21:06 2006

Vial: 7
 Operator: CGM
 Inst : TO03
 Multiplr: 1.00

Quant Results File: VO03B03.RES

Method : D:\HPCHEM\1\METHODS\VO03B03.M (RTE Integrator)
 Title : METHOD 8260
 Last Update : Mon Feb 06 13:18:50 2006
 Response via : Initial Calibration



Quantitation Report (Not Reviewed)

Data File : d:\HPCHEM\1\DATA\06C15\RCB239.D
 Acq On : 15 Mar 2006 7:58 pm
 Sample : 06C081-08M 4.3g
 Misc : DF=1.2 MS
 MS Integration Params: 524INT.P
 Quant Time: Mar 15 20:29 2006

Vial: 18
 Operator: CGM
 Inst : TO03
 Multiplr: 1.00

Quant Results File: VO03B03.RES

Quant Method : D:\HPCHEM\1\METHODS\VO03B03.M (RTE Integrator)
 Title : METHOD 8260
 Last Update : Mon Feb 06 13:18:50 2006
 Response via : Initial Calibration
 DataAcq Meth : VO03B03

Internal Standards	R.T.	QIon	Response	Conc	Units	Dev (Min)
1) 1,4-DIFLUOROBENZENE	11.14	114	2302324	50.00	ug/l	-0.02
37) CHLOROBENZENE-D5	17.05	117	2079723	50.00	ug/l	-0.02
67) 1,2-DICHLOROBENZENE-D4	24.31	152	999798	50.00	ug/l	-0.02

System Monitoring Compounds	R.T.	QIon	Response	Conc	Units	Dev (Min)
36) 1,2-Dichloroethane-d4	10.53	65	1297682	54.72	ug/l	-0.02
Spiked Amount			Recovery =	109.44%		
50) Toluene-d8	13.86	98	2522846	53.63	ug/l	-0.03
Spiked Amount			Recovery =	107.26%		
71) 4-Bromofluorobenzene	20.07	95	1269921	56.23	ug/l	-0.03
Spiked Amount			Recovery =	112.46%		

Target Compounds	R.T.	QIon	Response	Conc	Units	Qvalue
2) Dichlorodifluoromethane	3.38	85	894447	41.80	ug/l	98
3) Chloromethane	3.81	50	1106040	41.31	ug/l	97
4) Vinyl chloride	4.01	62	729927	44.91	ug/l	99
5) Bromomethane	4.77	94	597346	48.31	ug/l	100
6) Chloroethane	4.88	64	532180	52.21	ug/l	97
7) Trichlorofluoromethane	5.32	101	1198508	51.90	ug/l	99
9) Acrolein	5.97	56	412223	214.15	ug/l	100
10) 1,1,2-Trichloro-1,2,2-trif	6.01	151	571121	50.73	ug/l	97
11) Acetone	6.09	43	1373572	192.83	ug/l	99
12) 1,1-Dichloroethene	6.30	61	1647257	47.25	ug/l	99
13) tert-Butyl alcohol	6.43	59	356646	282.98	ug/l	94
15) Iodomethane	6.80	142	580356	40.13	ug/l	99
16) Methyl acetate	6.79	43	150803	8.44	ug/l	99
17) Methylene chloride	7.04	49	1841694	53.35	ug/l	99
18) Carbon disulfide	7.11	76	2277951	45.99	ug/l	99
19) Acrylonitrile	7.20	53	1097224	190.35	ug/l	98
20) tert-Butyl methyl ether (M	7.29	73	1931417	54.51	ug/l	98
21) trans-1,2-Dichloroethene	7.51	61	1768217	52.84	ug/l	99
22) Isopropyl ether (DIPE)	7.98	45	4185124	56.95	ug/l	99
23) 1,1-Dichloroethane	8.17	63	1917039	52.45	ug/l	99
24) Vinyl acetate	8.12	43	1743858	44.51	ug/l	100
25) tert-Butyl ethyl ether (ET	8.61	59	2812677	57.72	ug/l	100
26) 2-Butanone	8.79	43	1874721	194.81	ug/l	99
27) 2,2-Dichloropropane	9.06	77	993813	62.53	ug/l	96
28) cis-1,2-Dichloroethene	9.13	61	1939175	54.57	ug/l	99
30) Chloroform	9.39	83	1836717	54.23	ug/l	99
31) Bromochloromethane	9.65	49	1021987	49.40	ug/l	99
32) Tetrahydrofuran	9.79	42	4354	0.76	ug/l	# 46
33) 1,1,1-Trichloroethane	10.04	97	1390184	55.01	ug/l	99

(#) = qualifier out of range (m) = manual integration

Data File : d:\HPCHEM\1\DATA\06C15\RCB239.D
 Acq On : 15 Mar 2006 7:58 pm
 Sample : 06C081-08M 4.3g
 Misc : DF=1.2 MS
 MS Integration Params: 524INT.P
 Quant Time: Mar 15 20:29 2006

Vial: 18
 Operator: CGM
 Inst : TO03
 Multiplr: 1.00

Quant Results File: VO03B03.RES

Quant Method : D:\HPCHEM\1\METHODS\VO03B03.M (RTE Integrator)
 Title : METHOD 8260
 Last Update : Mon Feb 06 13:18:50 2006
 Response via : Initial Calibration
 DataAcq Meth : VO03B03

Compound	R.T.	QIon	Response	Conc	Unit	Qvalue
35) tert-Amyl methyl ether (TA	10.46	73	2054288	61.82	ug/l	96
38) 1,1-Dichloropropene	10.29	77	457693	53.73	ug/l	98
39) Carbon tetrachloride	10.49	119	1084963	56.02	ug/l	99
40) 1,2-Dichloroethane	10.68	62	1780180	56.90	ug/l	99
41) Benzene	10.74	78	3504314	56.40	ug/l	99
42) Trichloroethene	11.75	130	911680	56.24	ug/l	96
44) 1,2-Dichloropropane	12.03	63	1105562	55.61	ug/l	96
45) Bromodichloromethane	12.45	83	1356694	58.45	ug/l	100
46) Dibromomethane	12.55	93	654416	57.43	ug/l	97
47) 2-Chloroethyl vinyl ether	12.88	63	494865	62.84	ug/l	99
48) 4-Methyl-2-pentanone	12.94	43	4863897	220.63	ug/l	99
49) cis-1,3-Dichloropropene	13.37	75	1446749	56.13	ug/l	98
51) Toluene	14.02	91	3328886	54.89	ug/l	98
52) Ethyl methacrylate	14.20	69	1064511	54.38	ug/l	98
53) trans-1,3-Dichloropropene	14.29	75	1127181	55.39	ug/l	99
54) 1,1,2-Trichloroethane	14.63	97	747421	57.45	ug/l	97
55) 2-Hexanone	14.57	43	2808811	191.48	ug/l	99
56) 1,3-Dichloropropane	15.12	76	1446789	59.34	ug/l	100
57) Tetrachloroethene	15.35	164	710929	50.95	ug/l	98
58) Dibromochloromethane	15.76	129	831818	54.17	ug/l	99
59) 1,2-Dibromoethane	16.19	107	737604	60.39	ug/l	96
60) 1-Chlorohexane	16.44	91	1067002	48.98	ug/l	98
61) Chlorobenzene	17.14	112	2148188	53.74	ug/l	98
62) 1,1,1,2-Tetrachloroethane	17.20	131	768521	58.83	ug/l	99
63) Ethylbenzene	17.22	91	3722860	52.31	ug/l	99
64) m-Xylene & p-Xylene	17.40	91	6081336	103.97	ug/l	97
65) o-Xylene	18.48	91	3272787	54.04	ug/l	99
66) Styrene	18.55	104	2250818	54.18	ug/l	99
68) Bromoform	19.48	173	511133	52.10	ug/l	99
69) Isopropylbenzene	19.37	105	3019879	53.86	ug/l	99
70) 1,1,2,2-Tetrachloroethane	19.80	83	991438	58.33	ug/l	99
72) 1,2,3-Trichloropropane	20.20	61	263484	57.51	ug/l	97
73) trans-1,4-Dichloro-2-buten	20.35	53	179732	63.12	ug/l	94
74) n-Propylbenzene	20.47	91	4102687	50.38	ug/l	99
75) Bromobenzene	20.65	156	943968	56.39	ug/l	99
76) 2-Chlorotoluene	21.01	91	2522218	49.41	ug/l	100
77) 1,3,5-Trimethylbenzene	20.90	105	2819338	51.93	ug/l	100
78) 4-Chlorotoluene	21.13	91	2926662	51.97	ug/l	99
79) tert-Butylbenzene	21.94	119	2179477	49.84	ug/l	99
80) 1,2,4-Trimethylbenzene	22.06	105	2851738	51.49	ug/l	99
81) sec-Butylbenzene	22.58	105	3250914	46.47	ug/l	99

(#) = qualifier out of range (m) = manual integration
 RCB239.D VO03B03.M Wed Mar 15 20:29:05 2006

Data File : d:\HPCHEM\1\DATA\06C15\RCB239.D
Acq On : 15 Mar 2006 7:58 pm
Sample : 06C081-08M 4.3g
Misc : DF=1.2 MS
MS Integration Params: 524INT.P
Quant Time: Mar 15 20:29 2006

Vial: 18
Operator: CGM
Inst : TO03
Multiplr: 1.00

Quant Results File: VO03B03.RES

Quant Method : D:\HPCHEM\1\METHODS\VO03B03.M (RTE Integrator)
Title : METHOD 8260
Last Update : Mon Feb 06 13:18:50 2006
Response via : Initial Calibration
DataAcq Meth : VO03B03

Compound	R.T.	QIon	Response	Conc	Unit	Qvalue
82) p-Isopropyltoluene	22.97	119	2371232	46.69	ug/l	99
83) 1,3-Dichlorobenzene	23.25	146	1558130	51.23	ug/l	100
84) 1,4-Dichlorobenzene	23.50	146	1569788	50.90	ug/l	98
85) n-Butylbenzene	23.98	91	2405792	40.72	ug/l	99
86) 1,2-Dichlorobenzene	24.36	146	1486274	50.61	ug/l	98
87) 1,2-Dibromo-3-chloropropan	25.92	157	155036	50.05	ug/l	98
88) 1,2,4-Trichlorobenzene	27.72	180	985026	41.94	ug/l	99
89) Hexachlorobutadiene	28.01	225	495702	25.69	ug/l	97
90) Naphthalene	28.27	128	2011757	50.97	ug/l	100
91) 1,2,3-Trichlorobenzene	28.78	180	906308	42.53	ug/l	100

(#) = qualifier out of range (m) = manual integration

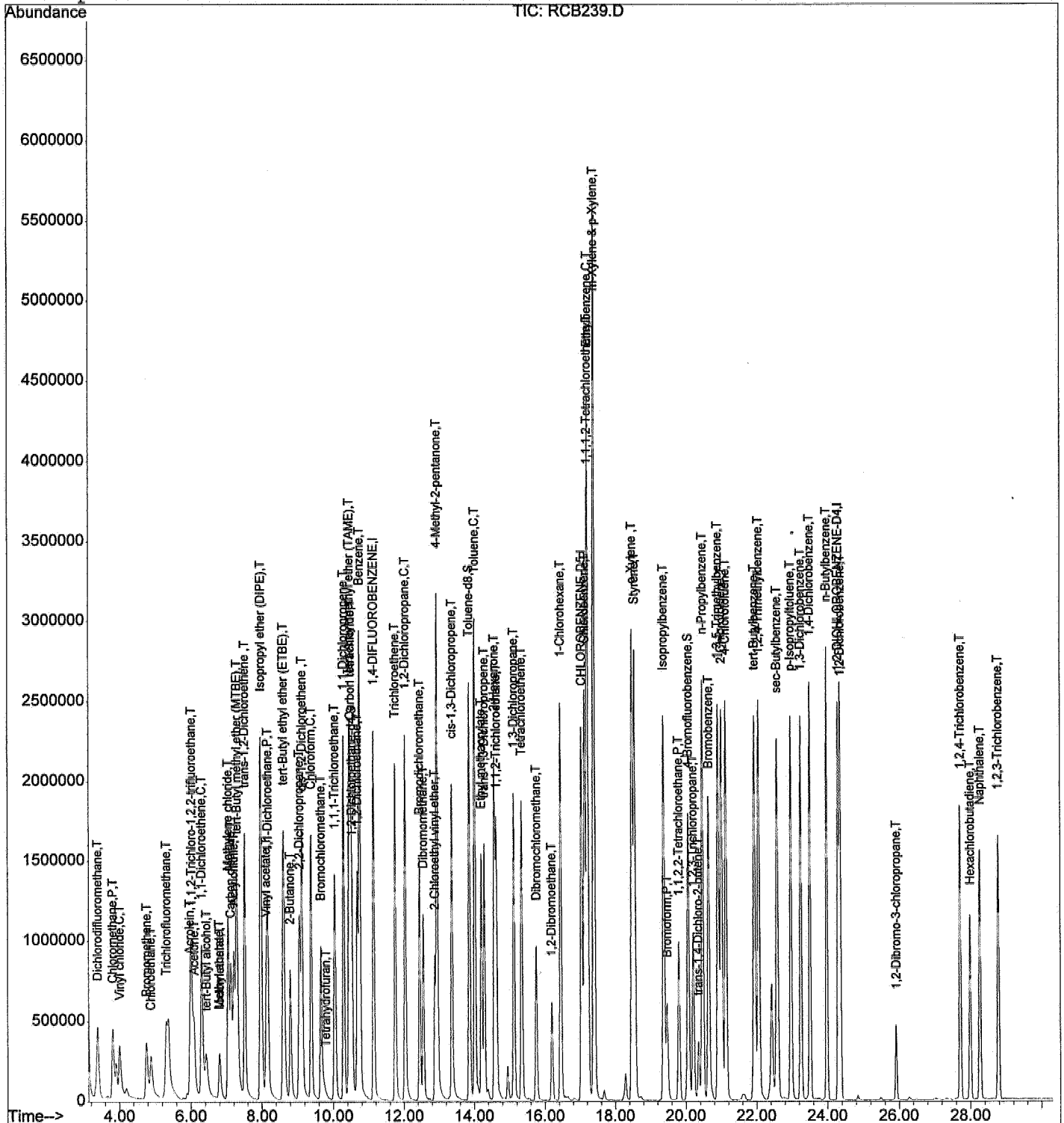
Quantitation Report

Data File : d:\HPCHEM\1\DATA\06C15\RCB239.D
Acq On : 15 Mar 2006 7:58 pm
Sample : 06C081-08M 4.3g
Misc : DF=1.2 MS
MS Integration Params: 524INT.P
Quant Time: Mar 15 20:29 2006

Vial: 18
Operator: CGM
Inst : TO03
Multiplr: 1.00

Quant Results File: VO03B03.RES

Method : D:\HPCHEM\1\METHODS\VO03B03.M (RTE Integrator)
Title : METHOD 8260
Last Update : Mon Feb 06 13:18:50 2006
Response via : Initial Calibration



Data File : d:\HPCHEM\1\DATA\06C15\RCB240.D
 Acq On : 15 Mar 2006 8:35 pm
 Sample : 06C081-08S 5.0g
 Misc : DF=1.0 MSD
 MS Integration Params: 524INT.P
 Quant Time: Mar 15 21:06 2006

Vial: 19
 Operator: CGM
 Inst : TO03
 Multiplr: 1.00

Quant Results File: VO03B03.RES

Quant Method : D:\HPCHEM\1\METHODS\VO03B03.M (RTE Integrator)
 Title : METHOD 8260
 Last Update : Mon Feb 06 13:18:50 2006
 Response via : Initial Calibration
 DataAcq Meth : VO03B03

Internal Standards	R.T.	QIon	Response	Conc	Units	Dev(Min)
1) 1,4-DIFLUOROBENZENE	11.14	114	2321329	50.00	ug/l	-0.02
37) CHLOROENZENE-D5	17.05	117	2183000	50.00	ug/l	-0.02
67) 1,2-DICHLOROENZENE-D4	24.30	152	2173600	50.00	ug/l	-0.02

System Monitoring Compounds

36) 1,2-Dichloroethane-d4	10.53	65	1309908	54.79	ug/l	-0.02
Spiked Amount	50.000		Recovery	=	109.58%	
50) Toluene-d8	13.86	98	2584443	52.34	ug/l	-0.03
Spiked Amount	50.000		Recovery	=	104.68%	
71) 4-Bromofluorobenzene	20.07	95	1392516	52.53	ug/l	-0.03
Spiked Amount	50.000		Recovery	=	105.06%	

Target Compounds

	R.T.	QIon	Response	Conc	Units	Qvalue
2) Dichlorodifluoromethane	3.38	85	896322	41.54	ug/l	98
3) Chloromethane	3.81	50	1181960	43.79	ug/l	96
4) Vinyl chloride	4.01	62	703122	42.40	ug/l	100
5) Bromomethane	4.76	94	609848	48.92	ug/l	100
6) Chloroethane	4.88	64	545520	53.08	ug/l	97
7) Trichlorofluoromethane	5.31	101	1208359	51.90	ug/l	100
9) Acrolein	5.97	56	465643	239.92	ug/l	100
10) 1,1,2-Trichloro-1,2,2-trif	6.01	151	578458	50.96	ug/l	96
11) Acetone	6.09	43	1620170	225.59	ug/l	100
12) 1,1-Dichloroethene	6.30	61	1629074	46.34	ug/l	100
13) tert-Butyl alcohol	6.43	59	412463	324.59	ug/l	98
15) Iodomethane	6.80	142	582105	39.92	ug/l	99
16) Methyl acetate	6.79	43	152646	8.47	ug/l	100
17) Methylene chloride	7.04	49	1824601	52.37	ug/l	99
18) Carbon disulfide	7.13	76	2307960	46.22	ug/l	99
19) Acrylonitrile	7.20	53	1244166	214.07	ug/l	96
20) tert-Butyl methyl ether (M	7.28	73	2112914	59.03	ug/l	99
21) trans-1,2-Dichloroethene	7.51	61	1741854	51.63	ug/l	100
22) Isopropyl ether (DIPE)	7.97	45	4323485	58.35	ug/l	99
23) 1,1-Dichloroethane	8.17	63	1937892	52.59	ug/l	99
24) Vinyl acetate	8.12	43	2066651	52.32	ug/l	100
25) tert-Butyl ethyl ether (ET	8.61	59	2976033	60.51	ug/l	99
26) 2-Butanone	8.79	43	2253861	232.29	ug/l	100
27) 2,2-Dichloropropane	9.06	77	1033824	64.52	ug/l	98
28) cis-1,2-Dichloroethene	9.12	61	1953583	54.52	ug/l	100
30) Chloroform	9.39	83	1821906	53.36	ug/l	99
31) Bromochloromethane	9.65	49	1056604	50.65	ug/l	99
32) Tetrahydrofuran	9.74	42	7040	1.22	ug/l	# 46
33) 1,1,1-Trichloroethane	10.04	97	1408635	55.29	ug/l	99

(#) = qualifier out of range (m) = manual integration

Data File : d:\HPCHEM\1\DATA\06C15\RCB240.D
 Acq On : 15 Mar 2006 8:35 pm
 Sample : 06C081-08S 5.0g
 Misc : DF=1.0 MSD
 MS Integration Params: 524INT.P
 Quant Time: Mar 15 21:06 2006

Vial: 19
 Operator: CGM
 Inst : TO03
 Multiplr: 1.00

Quant Results File: VO03B03.RES

Quant Method : D:\HPCHEM\1\METHODS\VO03B03.M (RTE Integrator)
 Title : METHOD 8260
 Last Update : Mon Feb 06 13:18:50 2006
 Response via : Initial Calibration
 DataAcq Meth : VO03B03

Compound	R.T.	QIon	Response	Conc	Unit	Qvalue
35) tert-Amyl methyl ether (TA	10.46	73	2189014	65.34	ug/l	96
38) 1,1-Dichloropropene	10.29	77	461651	51.63	ug/l	95
39) Carbon tetrachloride	10.49	119	1117869	54.99	ug/l	98
40) 1,2-Dichloroethane	10.68	62	1811824	55.17	ug/l	99
41) Benzene	10.74	78	3526279	54.07	ug/l	99
42) Trichloroethene	11.75	130	903763	53.11	ug/l	98
44) 1,2-Dichloropropane	12.03	63	1126569	53.99	ug/l	98
45) Bromodichloromethane	12.45	83	1409226	57.84	ug/l	99
46) Dibromomethane	12.55	93	695964	58.18	ug/l	99
47) 2-Chloroethyl vinyl ether	12.88	63	539027	65.21	ug/l	98
48) 4-Methyl-2-pentanone	12.94	43	5645492	243.97	ug/l	100
49) cis-1,3-Dichloropropene	13.37	75	1495330	55.30	ug/l	98
51) Toluene	14.02	91	3402299	53.45	ug/l	99
52) Ethyl methacrylate	14.20	69	1163273	56.61	ug/l	97
53) trans-1,3-Dichloropropene	14.29	75	1201479	56.20	ug/l	99
54) 1,1,2-Trichloroethane	14.63	97	797535	58.40	ug/l	98
55) 2-Hexanone	14.57	43	3429679	222.74	ug/l	99
56) 1,3-Dichloropropane	15.12	76	1519749	59.38	ug/l	100
57) Tetrachloroethene	15.34	164	763723	52.15	ug/l	98
58) Dibromochloromethane	15.76	129	897601	55.62	ug/l	100
59) 1,2-Dibromoethane	16.19	107	797508	62.21	ug/l	99
60) 1-Chlorohexane	16.44	91	1199115	52.44	ug/l	98
61) Chlorobenzene	17.14	112	2214756	52.78	ug/l	99
62) 1,1,1,2-Tetrachloroethane	17.20	131	822545	59.99	ug/l	99
63) Ethylbenzene	17.22	91	4001214	53.56	ug/l	99
64) m-Xylene & p-Xylene	17.40	91	6570378	107.01	ug/l	99
65) o-Xylene	18.48	91	3493517	54.95	ug/l	99
66) Styrene	18.55	104	2424933	55.61	ug/l	99
68) Bromoform	19.48	173	602451	52.30	ug/l	100
69) Isopropylbenzene	19.39	105	3441501	52.29	ug/l	99
70) 1,1,2,2-Tetrachloroethane	19.80	83	1127568	56.52	ug/l	99
72) 1,2,3-Trichloropropane	20.20	61	291519	54.21	ug/l	95
73) trans-1,4-Dichloro-2-buten	20.35	53	209067	62.57	ug/l	96
74) n-Propylbenzene	20.47	91	4821900	50.44	ug/l	99
75) Bromobenzene	20.65	156	1044906	53.18	ug/l	99
76) 2-Chlorotoluene	21.01	91	2805269	46.82	ug/l	100
77) 1,3,5-Trimethylbenzene	20.92	105	3256181	51.09	ug/l	100
78) 4-Chlorotoluene	21.12	91	3293190	49.82	ug/l	99
79) tert-Butylbenzene	21.94	119	2682126	52.25	ug/l	98
80) 1,2,4-Trimethylbenzene	22.06	105	3311881	50.94	ug/l	99
81) sec-Butylbenzene	22.58	105	4197703	51.12	ug/l	100

(#) = qualifier out of range (m) = manual integration

Data File : d:\HPCHEM\1\DATA\06C15\RCB240.D
Acq On : 15 Mar 2006 8:35 pm
Sample : 06C081-08S 5.0g
Misc : DF=1.0 MSD
MS Integration Params: 524INT.P
Quant Time: Mar 15 21:06 2006

Vial: 19
Operator: CGM
Inst : TO03
Multiplr: 1.00

Quant Results File: VO03B03.RES

Quant Method : D:\HPCHEM\1\METHODS\VO03B03.M (RTE Integrator)
Title : METHOD 8260
Last Update : Mon Feb 06 13:18:50 2006
Response via : Initial Calibration
DataAcq Meth : VO03B03

Compound	R.T.	QIon	Response	Conc	Unit	Qvalue
82) p-Isopropyltoluene	22.97	119	3070266	51.51	ug/l	100
83) 1,3-Dichlorobenzene	23.25	146	1773970	49.69	ug/l	99
84) 1,4-Dichlorobenzene	23.50	146	1823645	50.38	ug/l	99
85) n-Butylbenzene	23.98	91	3344759	48.22	ug/l	99
86) 1,2-Dichlorobenzene	24.36	146	1742046	50.54	ug/l	98
87) 1,2-Dibromo-3-chloropropan	25.92	157	193147	52.90	ug/l	98
88) 1,2,4-Trichlorobenzene	27.72	180	1340627	48.62	ug/l	98
89) Hexachlorobutadiene	28.00	225	1072605	47.35	ug/l	99
90) Naphthalene	28.27	128	2694343	58.15	ug/l	100
91) 1,2,3-Trichlorobenzene	28.78	180	1244111	49.73	ug/l	99

(#) = qualifier out of range (m) = manual integration

RCB240.D VO03B03.M Wed Mar 15 21:06:03 2006

Page 3

2077

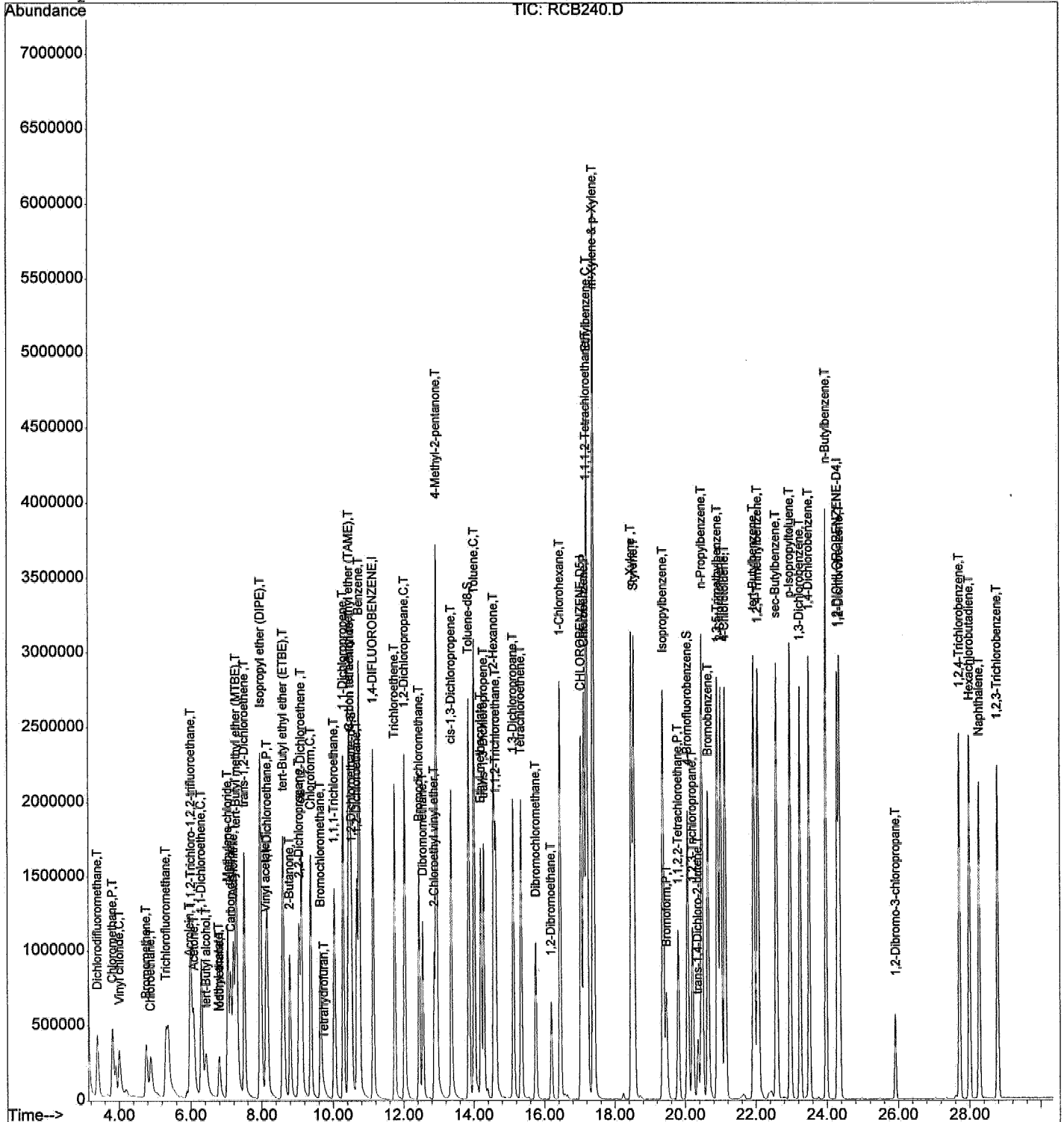
Quantitation Report

Data File : d:\HPCHEM\1\DATA\06C15\RCB240.D
Acq On : 15 Mar 2006 8:35 pm
Sample : 06C081-08S 5.0g
Misc : DF=1.0 MSD
MS Integration Params: 524INT.P
Quant Time: Mar 15 21:06 2006

Vial: 19
Operator: CGM
Inst : TO03
Multiplr: 1.00

Quant Results File: VO03B03.RES

Method : D:\HPCHEM\1\METHODS\VO03B03.M (RTE Integrator)
Title : METHOD 8260
Last Update : Mon Feb 06 13:18:50 2006
Response via : Initial Calibration



INITIAL CALIBRATION

5A
VOLATILE ORGANIC INSTRUMENT PERFORMANCE CHECK
BROMOFLUOROBENZENE (BFB)

Lab Name: EMAX Inc Contract: UPGRADIENT INVESTIGATION, TRONOX
 Lab Code: EMXT Case No.: SAS No.: SDG No.: 06C081
 Lab File ID: RBB053 BFB Injection Date: 02/03/06
 Instrument ID: T-003 BFB Injection Time: 13:03
 GC Column: RTX502.2ID:0.32mm (mm) Heated Purge: (Y/N) Y

m/e	ION ABUNDANCE CRITERIA	% RELATIVE ABUNDANCE
50	15.0 - 40.0% of mass 95	26.71
75	30.0 - 60.0% of mass 95	53.21
95	Base peak, 100% relative abundance	100.00
96	5.0 - 9.0% of mass 95	7.38
173	Less than 2.0% of mass 174	0.00(0.0)1
174	Greater than 50% of mass 95	71.75
175	5.0 - 9.0% of mass 174	5.93(8.3)1
176	95.0 - 101.0% of mass 174	70.77(98.6)1
177	5.0 - 9.0% of mass 176	4.73(6.7)2

1-Value is % mass 174 2-Value is % mass 176

THIS CHECK APPLIES TO THE FOLLOWING SAMPLES, MS, MSD, BLANKS, AND STANDARDS:

	EPA SAMPLE NO.	LAB SAMPLE ID	LAB FILE ID	DATE ANALYZED	TIME ANALYZED
1	VSTD02	V003B031	RBB054	02/03/06	13:40
2	VSTD05	V003B032	RBB055	02/03/06	14:17
3	VSTD010	V003B033	RBB056	02/03/06	14:54
4	VSTD020	V003B034	RBB057	02/03/06	15:32
5	VSTD050	V003B035	RBB058	02/03/06	16:09
6	VSTD080	V003B036	RBB059	02/03/06	16:46
7	VSTD100	V003B037	RBB060	02/03/06	17:24
8	VSTD200	V003B038	RBB061	02/03/06	18:01
9	VSTD300	V003B039	RBB062	02/03/06	18:38
10	VSTD050	IV003B031	RBB065	02/03/06	20:30

Use Least Square Linear Regression with weighting factor of inverse concentration for comps with %_RSD > 15
 Resp_Ratio = x0 + x1 * Amt_Ratio

IDX	Parameter	x0	x1	CCF
4	Vinyl chloride	0.00963	0.29076	0.9833*
17	Methylene chloride	0.04162	0.71073	0.9951
20	tert-Butyl methyl ether (MTBE)	-0.02037	0.78823	0.9954
25	tert-Butyl ethyl ether (ETBE)	-0.02603	1.08082	0.9964
49	cis-1,3-Dichloropropene	-0.02733	0.64405	0.9955
53	trans-1,3-Dichloropropene	-0.03477	0.52061	0.9960
58	Dibromochloromethane	-0.01952	0.38720	0.9963
68	Bromoform	-0.04027	0.52930	0.9954
73	trans-1,4-Dichloro-2-butene	-0.00614	0.14726	0.9981
87	1,2-Dibromo-3-chloropropane	-0.01181	0.16672	0.9957

Use Quadratic Regression of inv conc w.f. for comps of linear reg of inv conc w.f. with CCF < .995
 Resp_Ratio = x0 + x1 * Amt_Ratio + x2 * Amt_Ratio * Amt_Ratio

IDX	Parameter	x0	x1	x2	CCF2
4	Vinyl chloride	-0.00241	0.43478	-0.08811	0.9959

rw
1-9-06

Compound List Report T003

Method : D:\HPCHEM\1\METHODS\VO03B03.M (RTE Integrator)
 Title : METHOD 8260
 Last Update : Mon Feb 06 13:18:50 2006
 Response via : Initial Calibration
 Total Cpnds : 91

PK#		Compound Name	Qion	Exp_RT	Rel_RT	Cal	#Qual	A/H	ID
1	I	1,4-DIFLUOROBENZENE	114	11.16	1.000	A	1	A	B
2	T	Dichlorodifluoromethane	85	3.40	0.305	A	2	A	B
3	T	Chloromethane	50	3.81	0.342	A	1	A	B
4	T	Vinyl chloride	62	4.01	0.359	Q✓	1	A	B
5	T	Bromomethane	94	4.77	0.427	A	1	A	B
6	T	Chloroethane	64	4.90	0.439	A	2	A	B
7	T	Trichlorofluoromethane	101	5.33	0.478	A	1	A	B
8	T	sec-Propyl alcohol	45	5.06	0.454	A	1	A	B
9	T	Acrolein	56	5.98	0.536	A	1	A	B
10	T	1,1,2-Trichloro-1,2,2-trifluor	151	6.03	0.540	A	1	A	B
11	T	Acetone	43	6.09	0.546	A	1	A	B
12	T	1,1-Dichloroethene	61	6.31	0.566	A	2	A	B
13	T	tert-Butyl alcohol	59	6.44	0.578	A	1	A	B
14	T	Acetonitrile	39	7.29	0.654	A	2	A	B
15	T	Iodomethane	142	6.82	0.611	A	2	A	B
16	T	Methyl acetate	43	6.80	0.610	A	1	A	B
17	T	Methylene chloride	49	7.05	0.632	L✓	2	A	B
18	T	Carbon disulfide	76	7.13	0.639	A	1	A	B
19	T	Acrylonitrile	53	7.22	0.647	A	2	A	B
20	T	tert-Butyl methyl ether (MTBE)	73	7.31	0.655	L✓	1	A	B
21	T	trans-1,2-Dichloroethene	61	7.53	0.675	A	2	A	B
22	T	Isopropyl ether (DIPE)	45	7.99	0.716	A	1	A	B
23	T	1,1-Dichloroethane	63	8.18	0.734	A	2	A	B
24	T	Vinyl acetate	43	8.14	0.730	A	1	A	B
25	T	tert-Butyl ethyl ether (ETBE)	59	8.63	0.774	L✓	1	A	B
26	T	2-Butanone	43	8.81	0.790	A	1	A	B
27	T	2,2-Dichloropropane	77	9.07	0.813	A	3	A	B
28	T	cis-1,2-Dichloroethene	61	9.15	0.820	A	2	A	B
29	T	tert-Butyl formate (TBF)	59	9.15	0.820	A	2	A	B
30	T	Chloroform	83	9.40	0.843	A	2	A	B
31	T	Bromochloromethane	49	9.67	0.867	A	2	A	B
32	T	Tetrahydrofuran	42	9.74	0.873	A	1	A	B
33	T	1,1,1-Trichloroethane	97	10.06	0.901	A	2	A	B
34	T	Cyclohexane	56	10.12	0.907	A	2	A	B
35	T	tert-Amyl methyl ether (TAME)	73	10.47	0.939	A	2	A	B
36	S	1,2-Dichloroethane-d4	65	10.55	0.945	A	1	A	B
37	I	CHLOROBENZENE-D5	117	17.07	1.000	A	2	A	B
38	T	1,1-Dichloropropene	77	10.31	0.604	A	2	A	B
39	T	Carbon tetrachloride	119	10.50	0.615	A	1	A	B
40	T	1,2-Dichloroethane	62	10.69	0.627	A	2	A	B
41	T	Benzene	78	10.77	0.631	A	2	A	B
42	T	Trichloroethene	130	11.76	0.689	A	3	A	B
43	T	Methylcyclohexane	83	11.91	0.698	A	2	A	B
44	T	1,2-Dichloropropane	63	12.05	0.706	A	2	A	B
45	T	Bromodichloromethane	83	12.46	0.730	A	2	A	B
46	T	Dibromomethane	93	12.57	0.736	A	2	A	B
47	T	2-Chloroethyl vinyl ether	63	12.89	0.755	A	2	A	B
48	T	4-Methyl-2-pentanone	43	12.95	0.759	A	3	A	B
49	T	cis-1,3-Dichloropropene	75	13.38	0.784	L✓	3	A	B
50	S	Toluene-d8	98	13.89	0.814	A	1	A	B
51	T	Toluene	91	14.04	0.822	A	1	A	B
52	T	Ethyl methacrylate	69	14.22	0.833	A	2	A	B
53	T	trans-1,3-Dichloropropene	75	14.31	0.838	L✓	3	A	B
54	T	1,1,2-Trichloroethane	97	14.65	0.858	A	3	A	B
55	T	2-Hexanone	43	14.59	0.855	A	2	A	B
56	T	1,3-Dichloropropane	76	15.15	0.888	A	2	A	B
57	T	Tetrachloroethene	164	15.38	0.901	A	3	A	B
58	T	Dibromochloromethane	129	15.78	0.924	L✓	2	A	B
59	T	1,2-Dibromoethane	107	16.22	0.950	A	1	A	B
60	T	1-Chlorohexane	91	16.47	0.965	A	3	A	B
61	P	Chlorobenzene	112	17.16	1.005	A	3	A	B

2-9-06

2083

62	T	1,1,1,2-Tetrachloroethane	131	17.23	1.010	A	3	A	B
63	T	Ethylbenzene	91	17.25	1.010	A	1	A	B
64	T	m-Xylene & p-Xylene	91	17.43	1.021	A	1	A	B
65	T	o-Xylene	91	18.51	1.084	A	1	A	B
66	T	Styrene	104	18.58	1.089	A	2	A	B
67	I	1,2-DICHLOROBENZENE-D4	152	24.32	1.000	A	1	A	B
68	T	Bromoform	173	19.49	0.801	L ✓	2	A	B
69	T	Isopropylbenzene	105	19.40	0.798	A	3	A	B
70	T	1,1,2,2-Tetrachloroethane	83	19.83	0.815	A	2	A	B
71	S	4-Bromofluorobenzene	95	20.10	0.826	A	2	A	B
72	T	1,2,3-Trichloropropane	61	20.23	0.832	A	2	A	B
73	T	trans-1,4-Dichloro-2-butene	53	20.38	0.838	L ✓	1	A	B
74	T	n-Propylbenzene	91	20.49	0.842	A	2	A	B
75	T	Bromobenzene	156	20.66	0.850	A	2	A	B
76	T	2-Chlorotoluene	91	21.04	0.865	A	1	A	B
77	T	1,3,5-Trimethylbenzene	105	20.93	0.861	A	2	A	B
78	T	4-Chlorotoluene	91	21.16	0.870	A	1	A	B
79	T	tert-Butylbenzene	119	21.97	0.903	A	2	A	B
80	T	1,2,4-Trimethylbenzene	105	22.09	0.908	A	1	A	B
81	T	sec-Butylbenzene	105	22.61	0.930	A	1	A	B
82	T	p-Isopropyltoluene	119	23.00	0.946	A	2	A	B
83	T	1,3-Dichlorobenzene	146	23.28	0.957	A	2	A	B
84	T	1,4-Dichlorobenzene	146	23.53	0.968	A	2	A	B
85	T	n-Butylbenzene	91	23.99	0.987	A	2	A	B
86	T	1,2-Dichlorobenzene	146	24.38	1.002	A	2	A	B
87	T	1,2-Dibromo-3-chloropropane	157	25.94	1.067	L ✓	2	A	B
88	T	1,2,4-Trichlorobenzene	180	27.74	1.141	A	2	A	B
89	T	Hexachlorobutadiene	225	28.02	1.152	A	2	A	B
90	T	Naphthalene	128	28.29	1.163	A	1	A	B
91	T	1,2,3-Trichlorobenzene	180	28.81	1.185	A	2	A	B

Cal A = Average L = Linear LO = Linear w/origin Q = Quad QO = Quad w/origin

#Qual = number of qualifiers

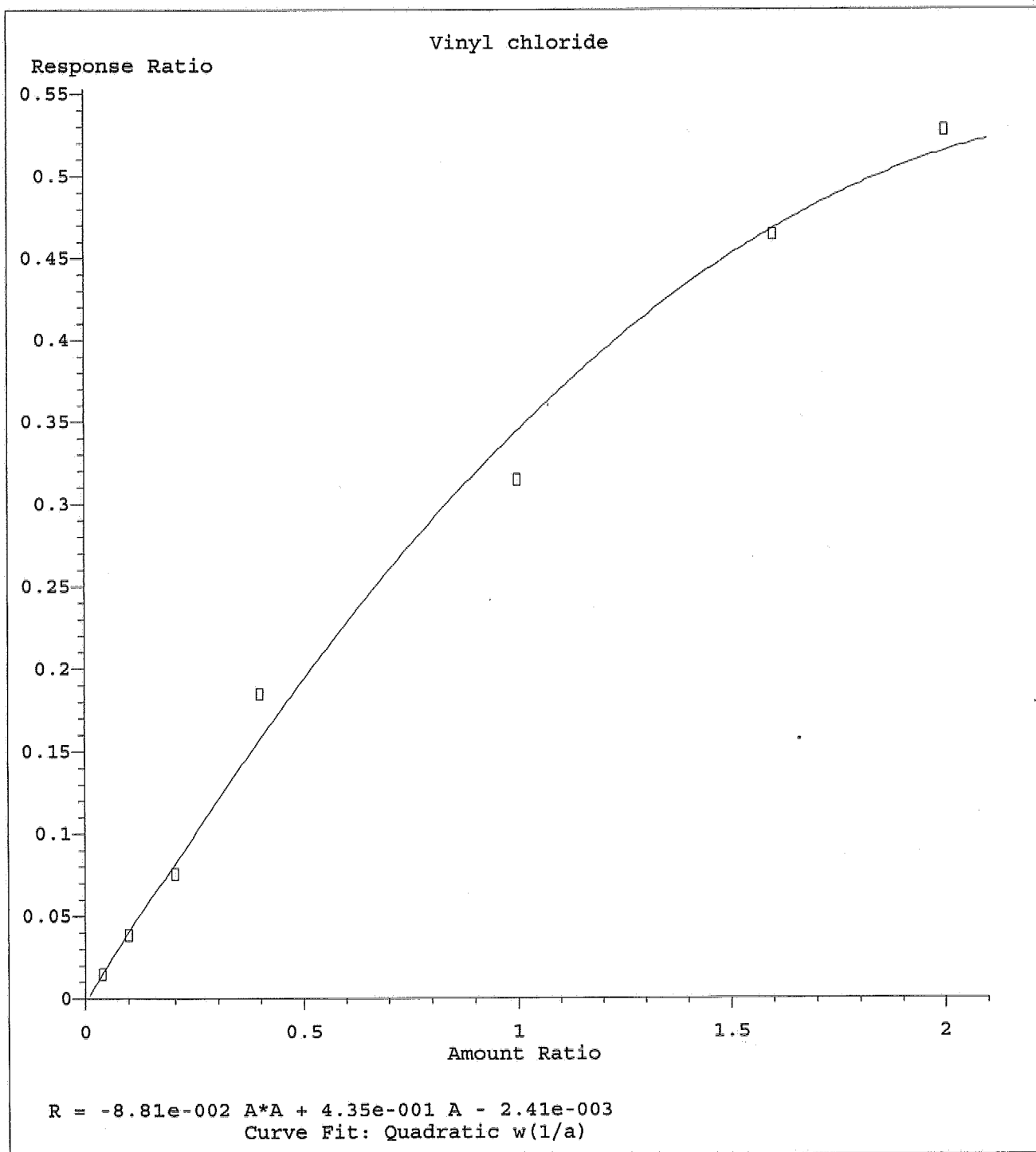
A/H = Area or Height

ID R = R.T. B = R.T. & Q Q = Qvalue L = Largest A = All

VO03B03.M Mon Feb 06 13:21:35 2006

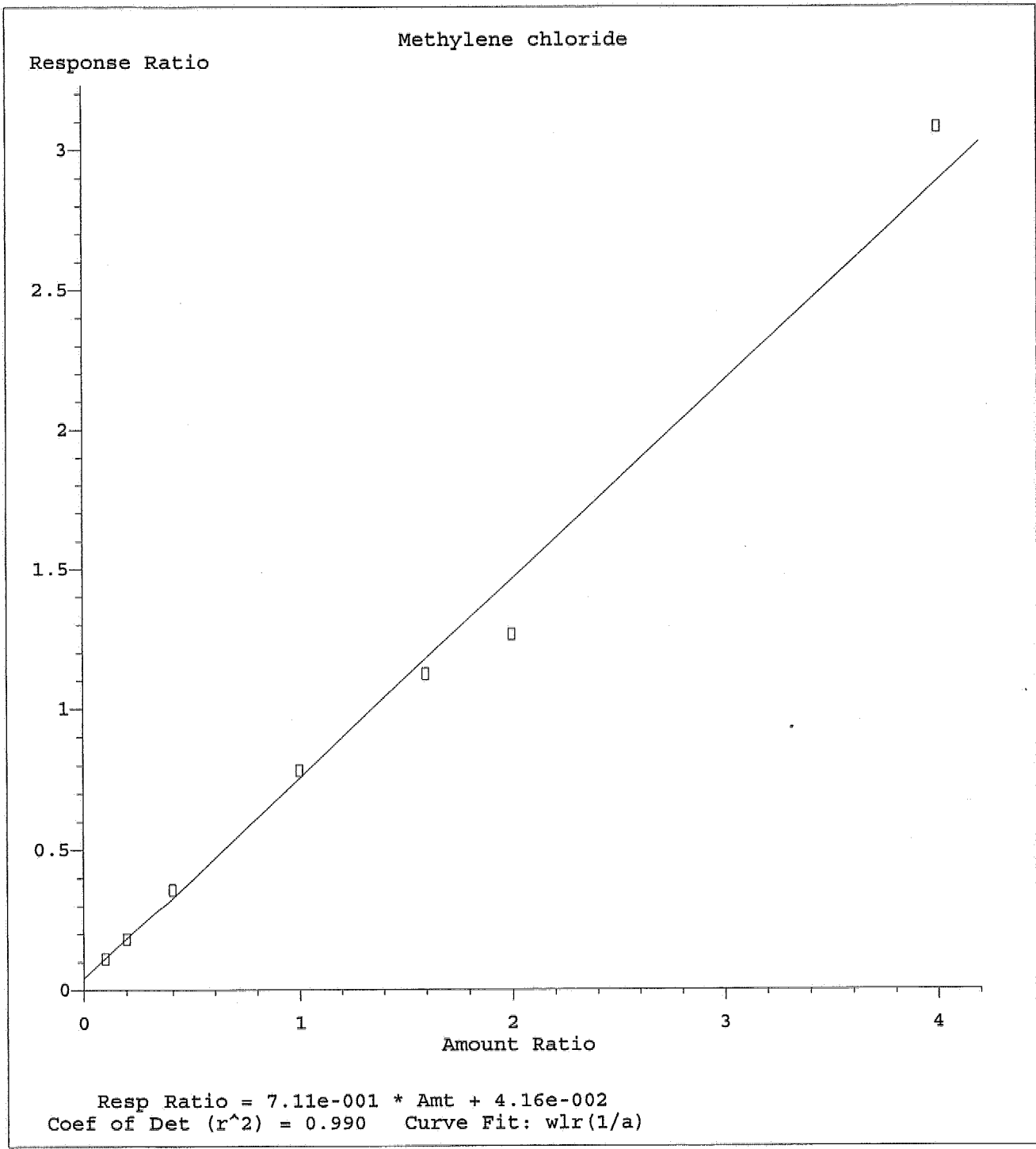
*file
2-9-06*

2084



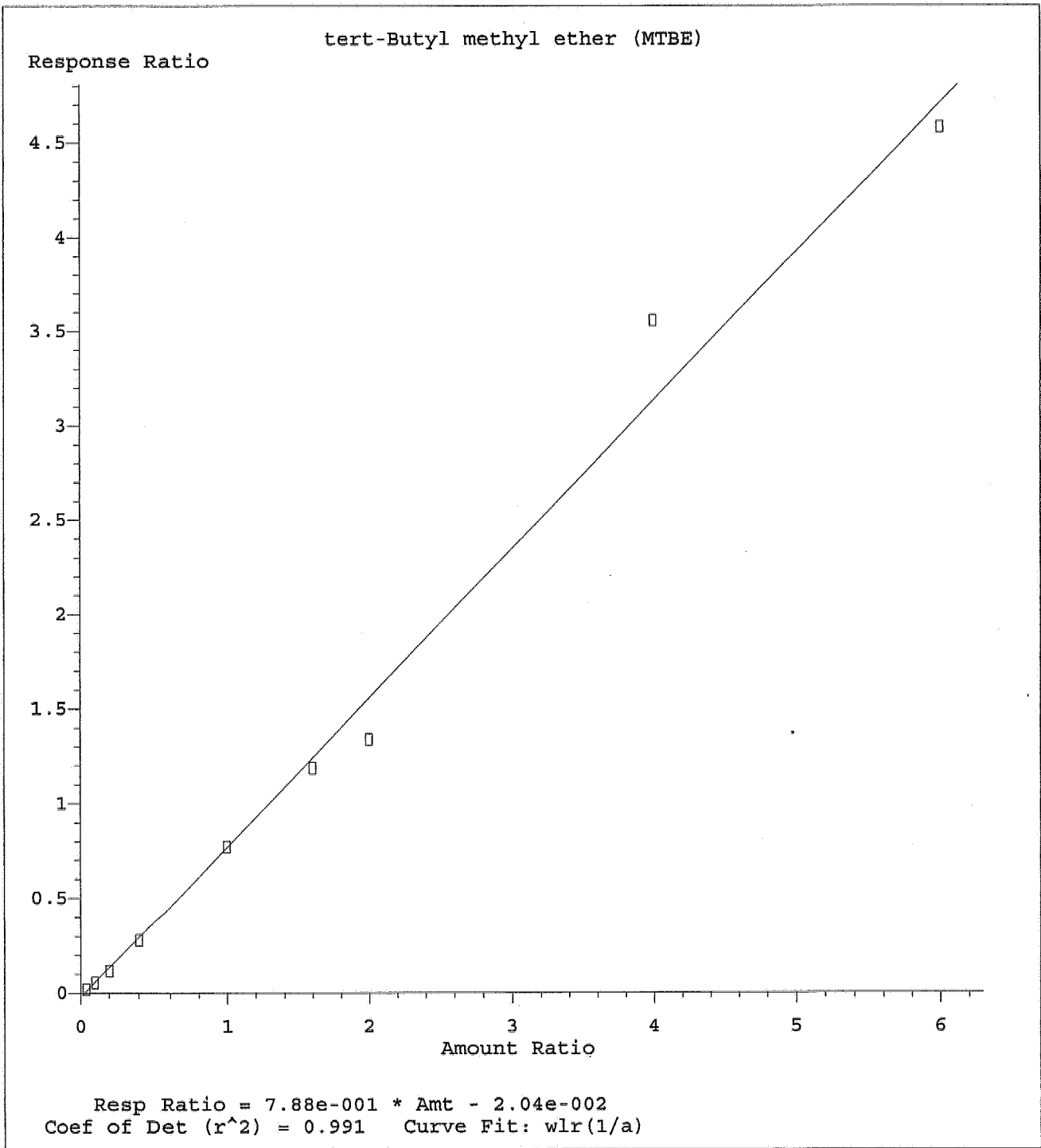
Method Name: D:\HPCHEM\1\METHODS\VO03B03.M
Calibration Table Last Updated: Mon Feb 06 13:18:50 2006

*Rev
2-9-06*



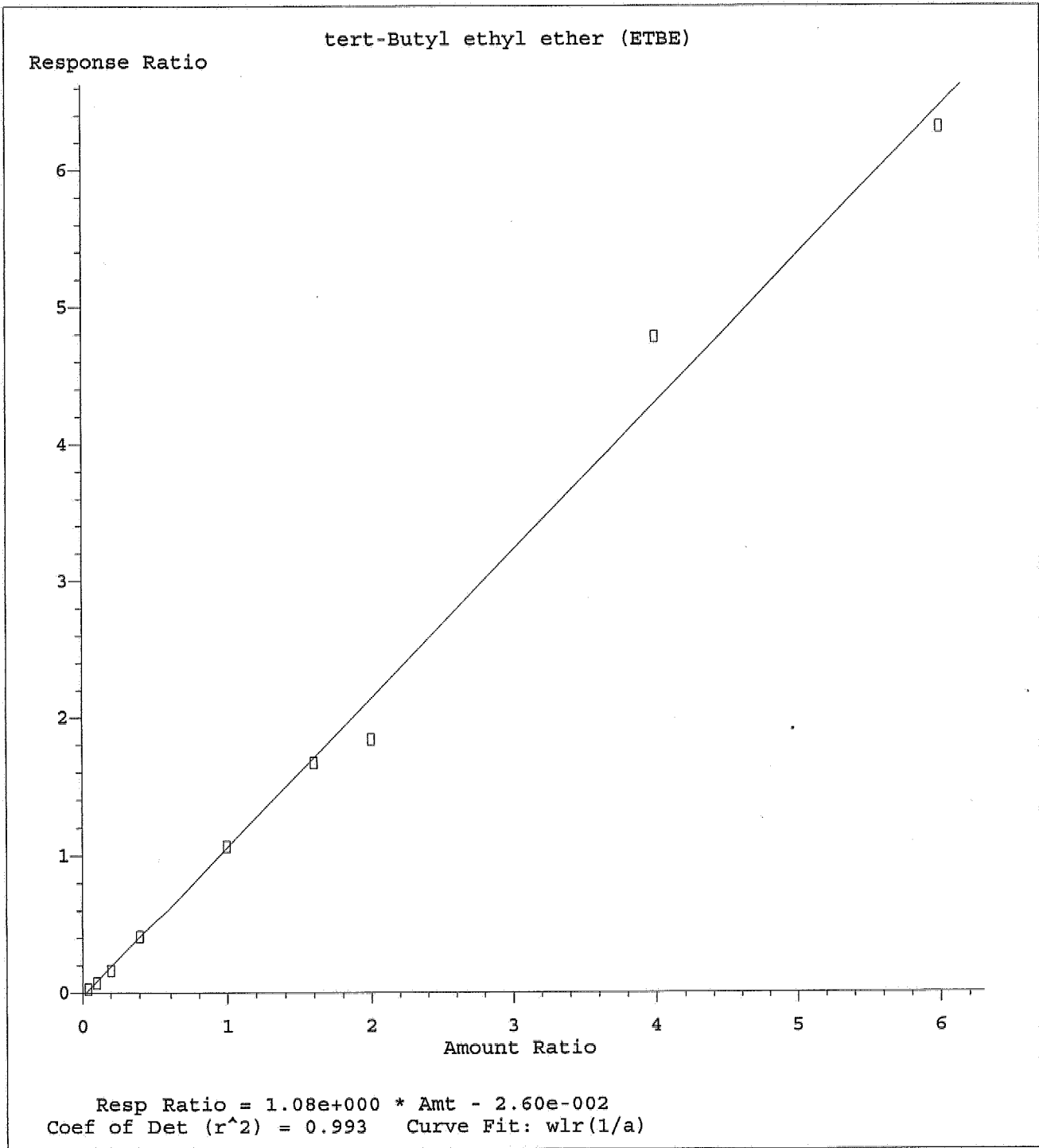
Method Name: D:\HPCHEM\1\METHODS\VO03B03.M
 Calibration Table Last Updated: Mon Feb 06 13:18:50 2006

FW
2-9-06



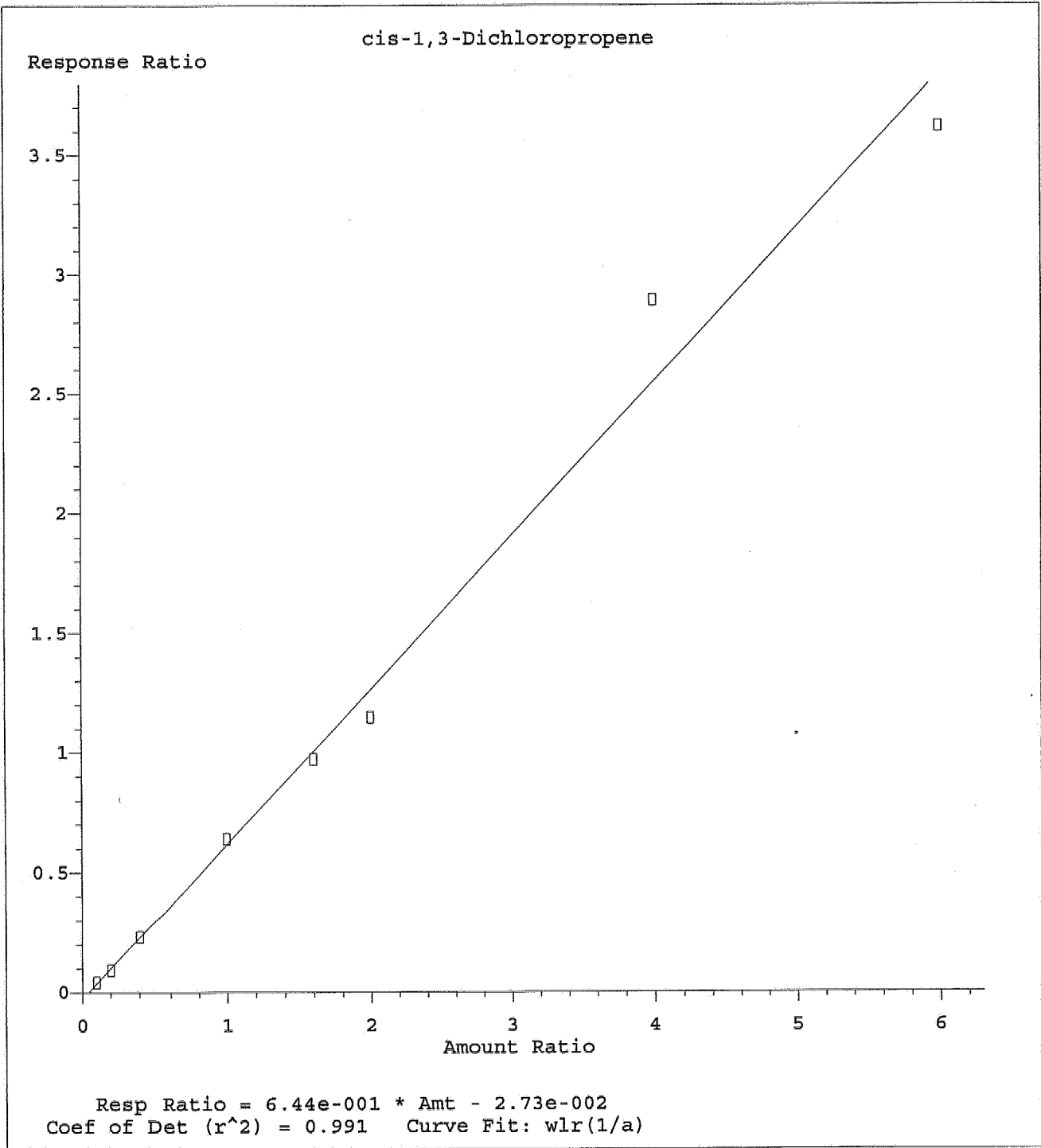
Method Name: D:\HPCHEM\1\METHODS\VO03B03.M
 Calibration Table Last Updated: Mon Feb 06 13:18:50 2006

rw
2-9-06



Method Name: D:\HPCHEM\1\METHODS\VO03B03.M
Calibration Table Last Updated: Mon Feb 06 13:18:50 2006

pu
2-9-06

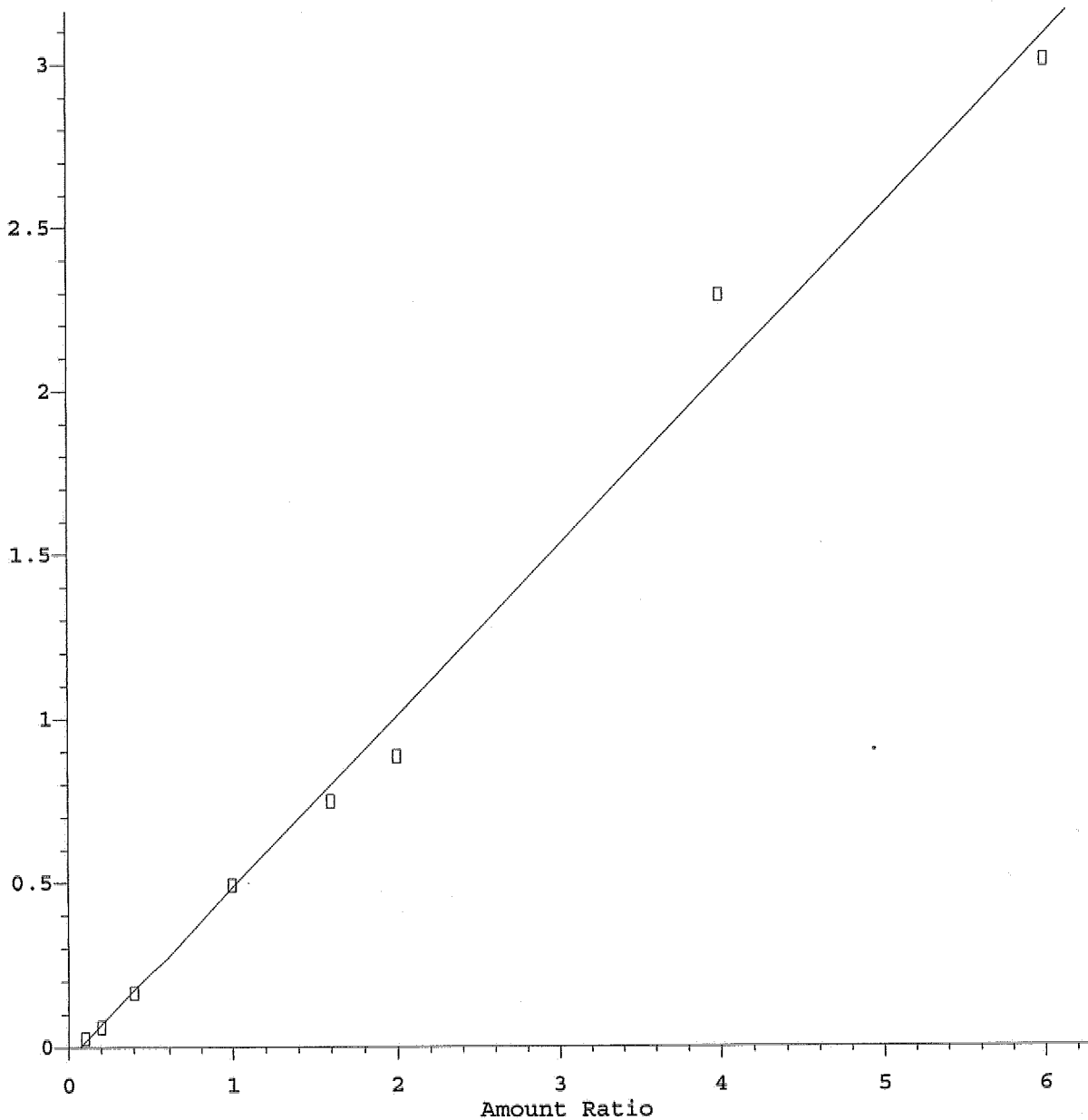


Method Name: D:\HPCHEM\1\METHODS\VO03B03.M
Calibration Table Last Updated: Mon Feb 06 13:18:50 2006

Handwritten:
2-9-06

trans-1,3-Dichloropropene

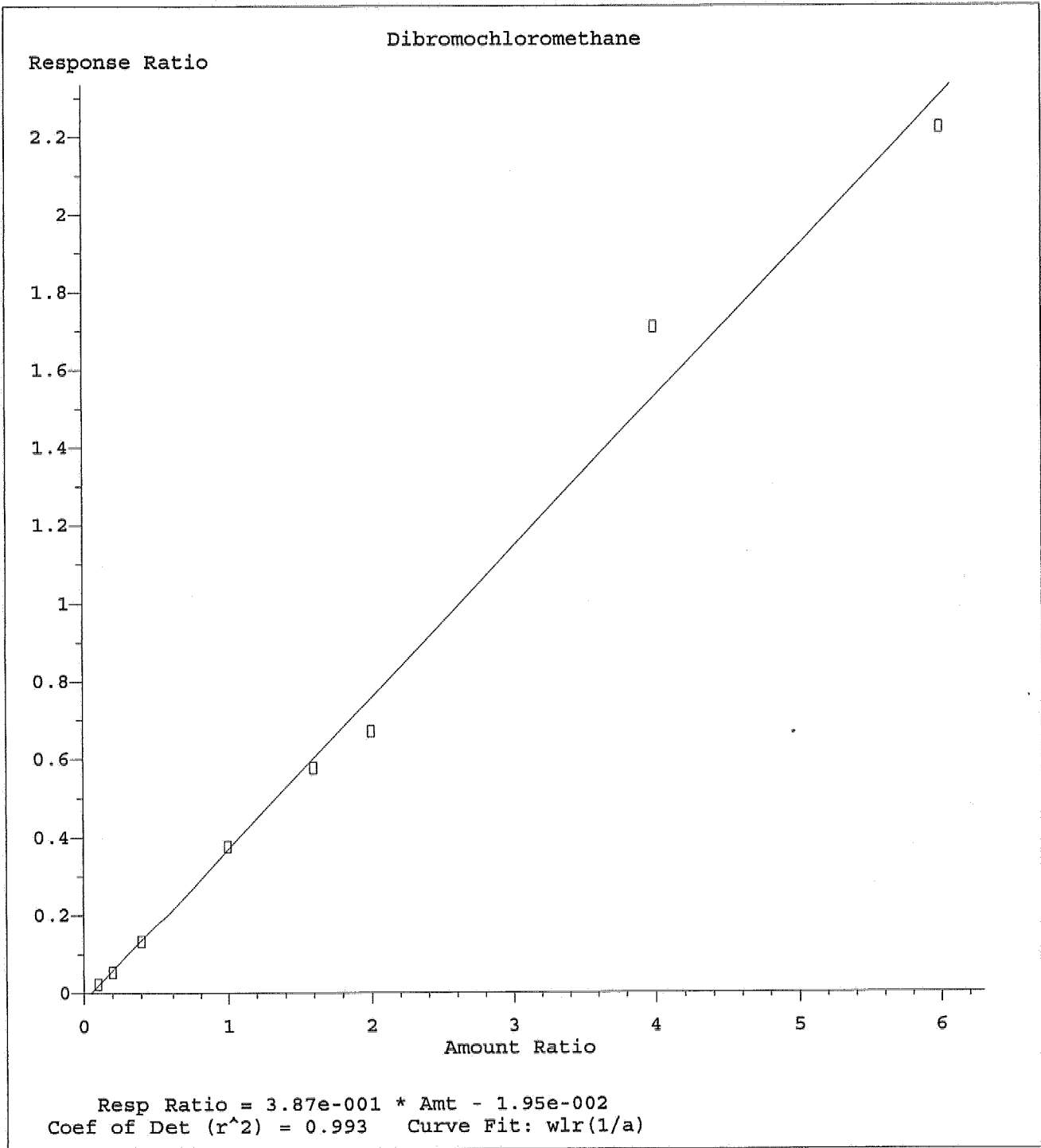
Response Ratio



Resp Ratio = $5.21e-001 * Amt - 3.48e-002$
Coef of Det (r^2) = 0.992 Curve Fit: wlr(1/a)

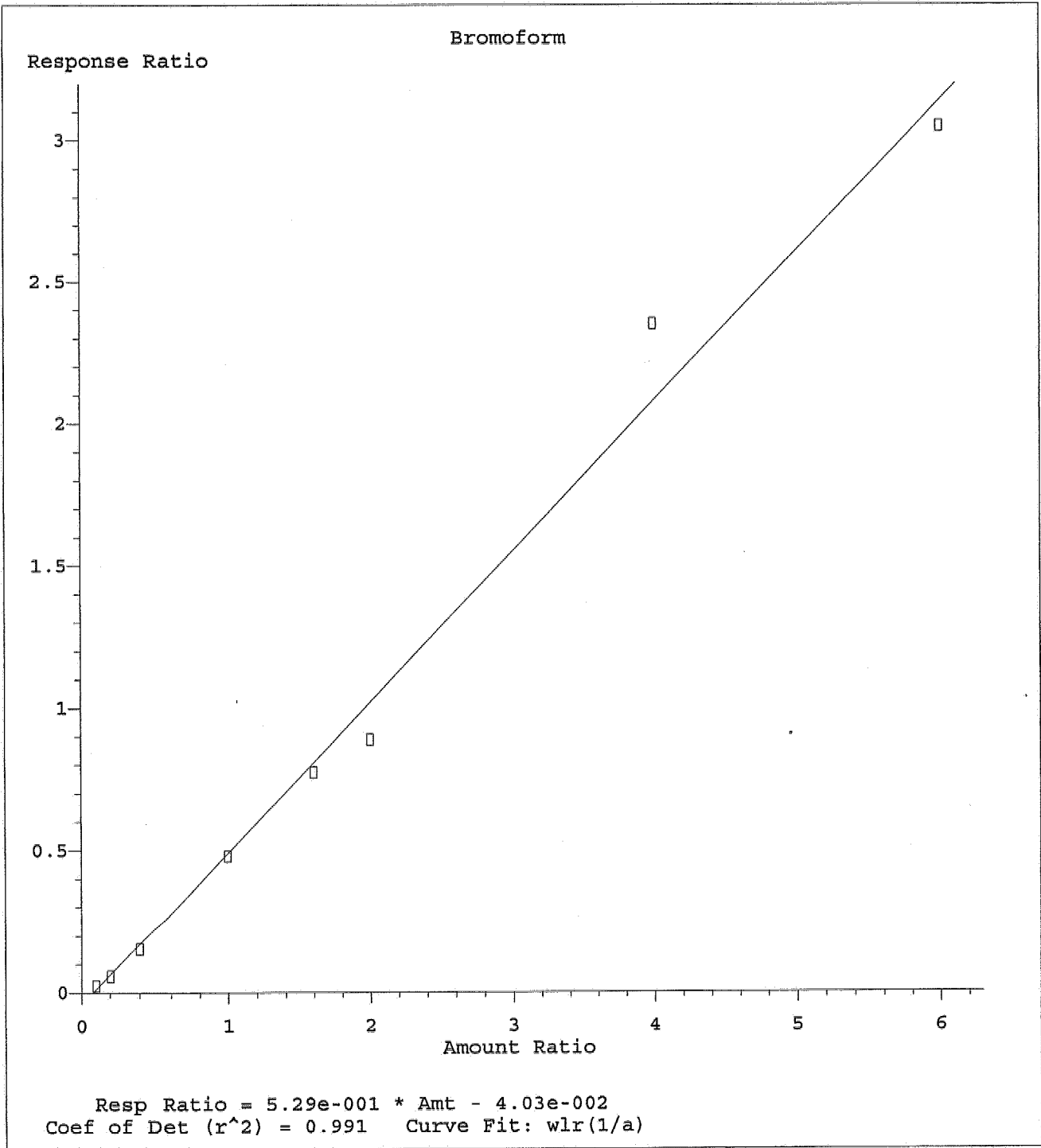
Method Name: D:\HPCHEM\1\METHODS\VO03B03.M
Calibration Table Last Updated: Mon Feb 06 13:18:50 2006

pu
2-9-06



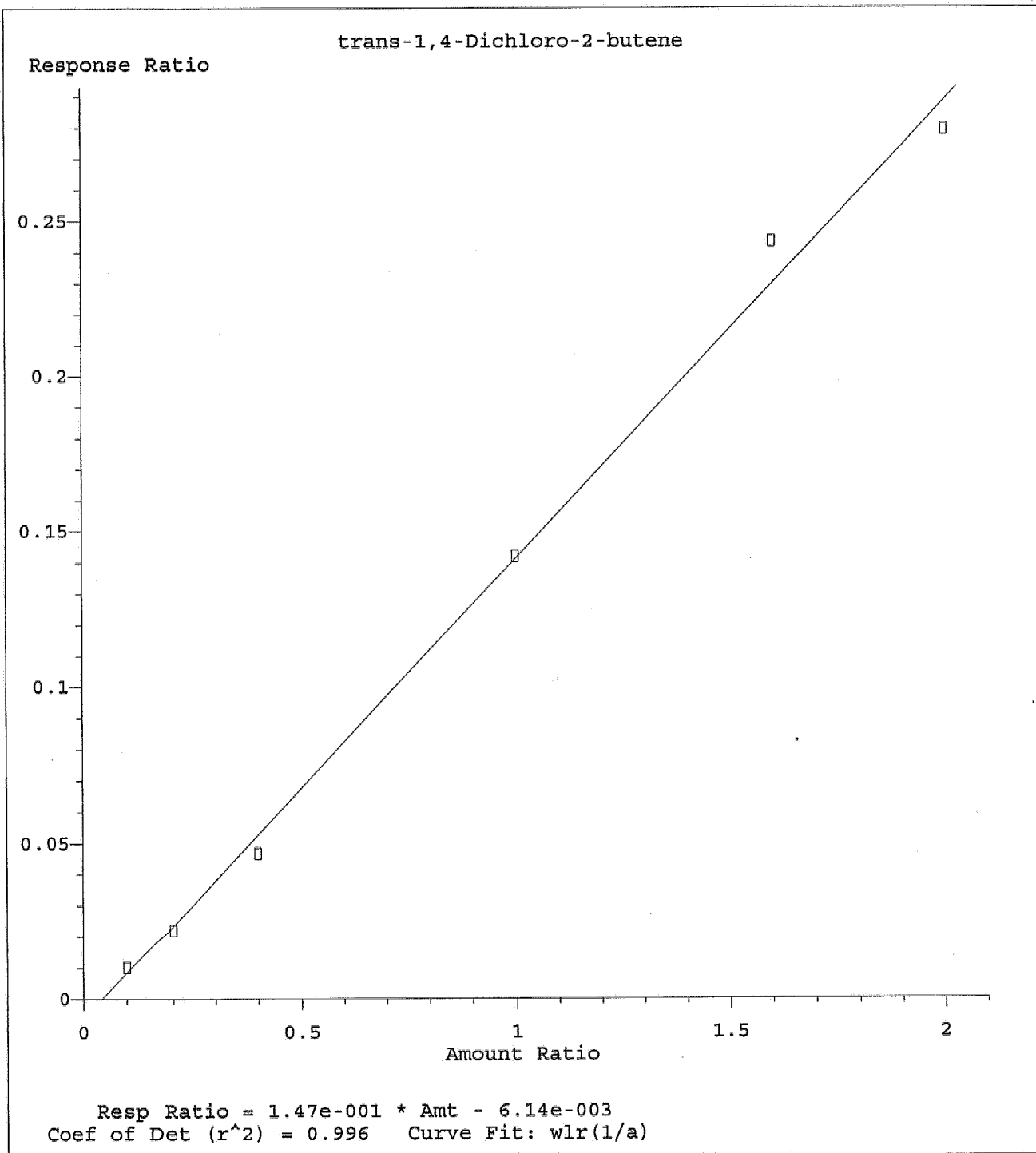
Method Name: D:\HPCHEM\1\METHODS\VO03B03.M
Calibration Table Last Updated: Mon Feb 06 13:18:50 2006

ra
2-9-06



Method Name: D:\HPCHEM\1\METHODS\VO03B03.M
Calibration Table Last Updated: Mon Feb 06 13:18:50 2006

pu
2-9-06

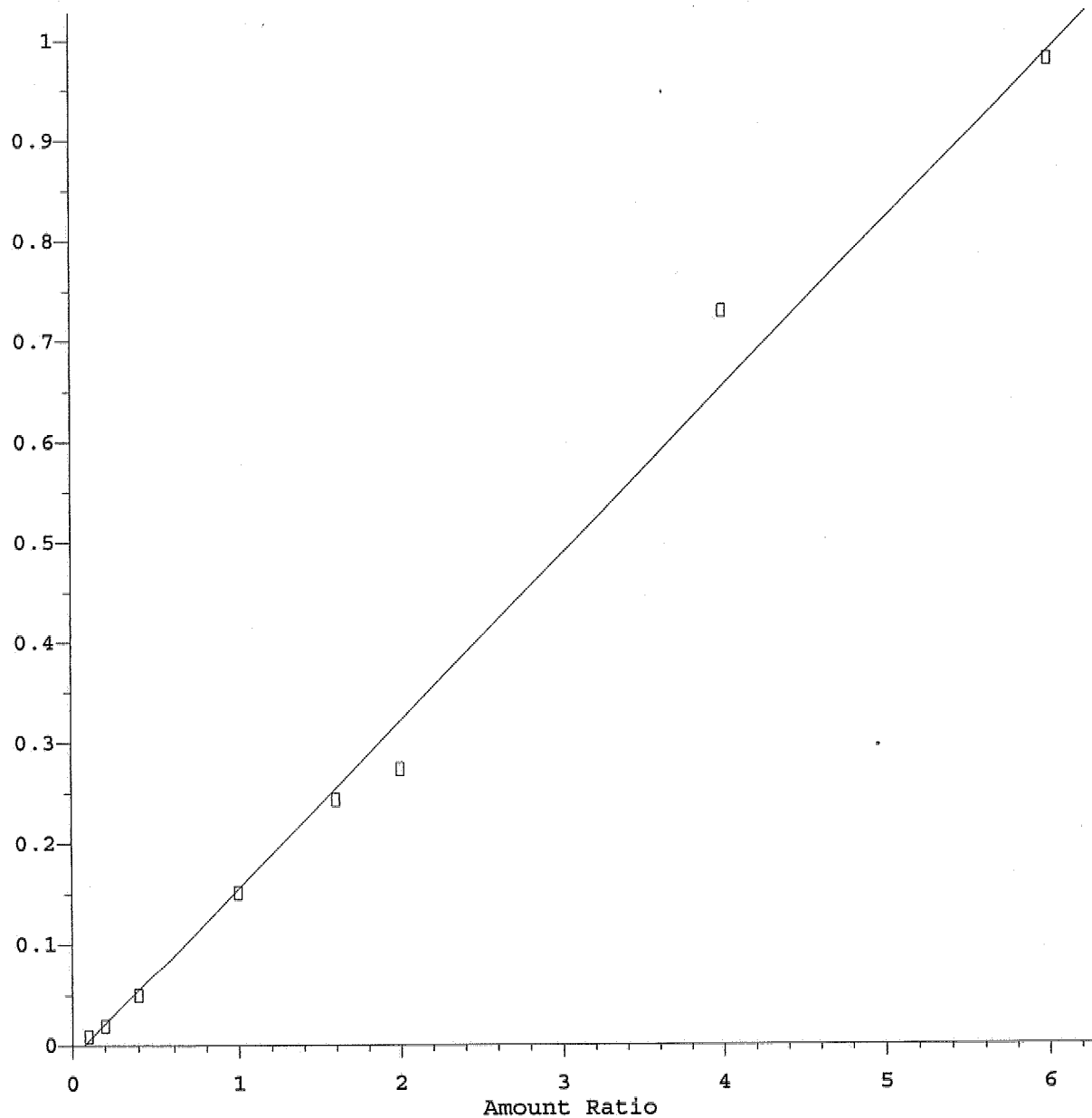


Method Name: D:\HPCHEM\1\METHODS\VO03B03.M
Calibration Table Last Updated: Mon Feb 06 13:18:50 2006

rw
2-9-06

1,2-Dibromo-3-chloropropane

Response Ratio



Resp Ratio = 1.67e-001 * Amt - 1.18e-002
Coef of Det (r²) = 0.991 Curve Fit: wlr(1/a)

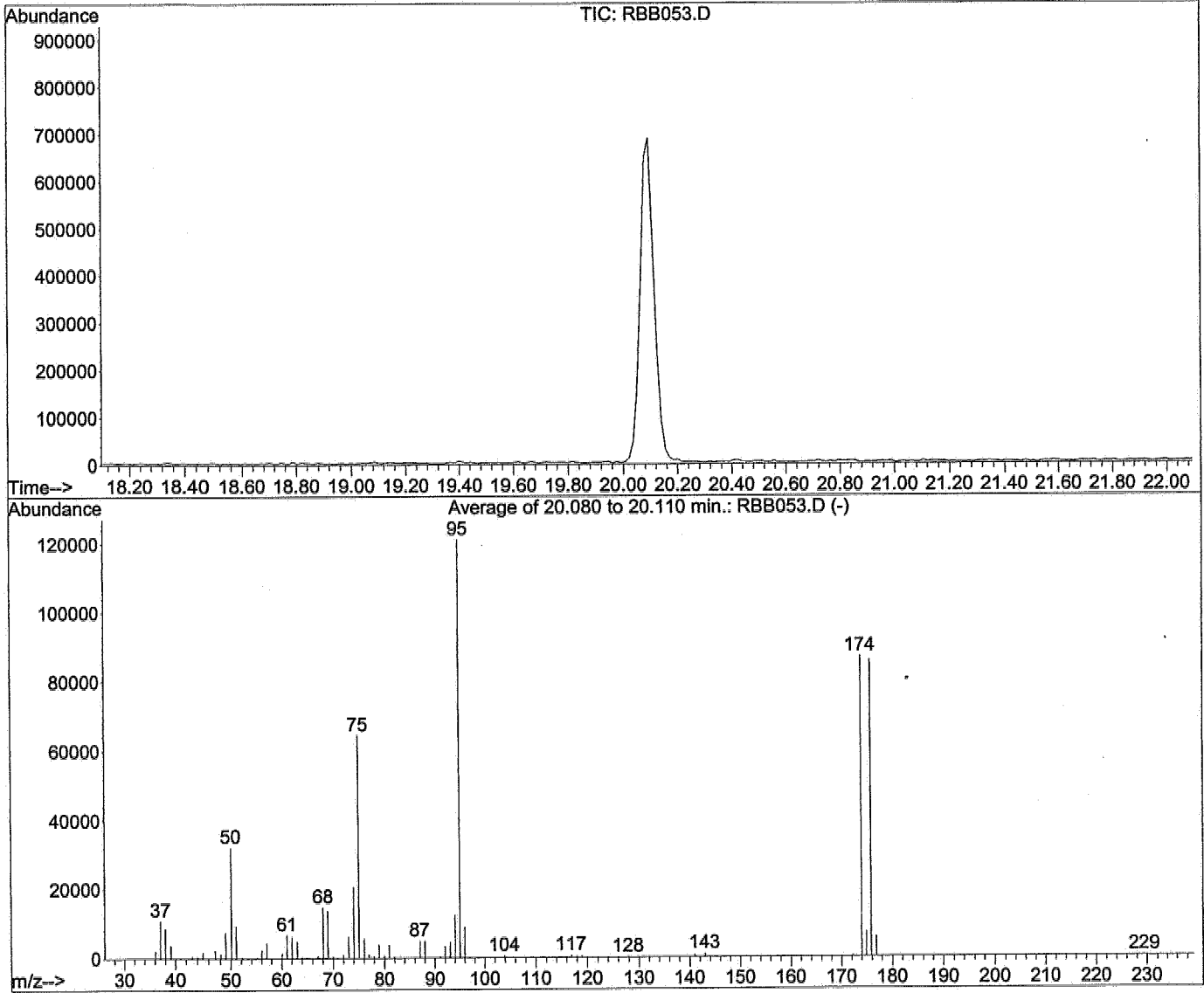
Method Name: D:\HPCHEM\1\METHODS\VO03B03.M
Calibration Table Last Updated: Mon Feb 06 13:18:50 2006

pu
2-9-06

BFB

Data File : D:\HPCHEM\1\DATA\06B03\RBB053.D
Acq On : 3 Feb 2006 1:03 pm
Sample : BFB03B05
Misc : T/CHECK
MS Integration Params: 524INT.P
Method : D:\HPCHEM\1\METHODS\VO03B03.M (RTE Integrator)
Title : METHOD 8260

Vial: 1
Operator: CGM
Inst : TO03
Multiplr: 1.00



AutoFind: Scans 1142, 1143, 1144; Background Corrected with Scan 1135

Target Mass	Rel. to Mass	Lower Limit%	Upper Limit%	Rel. Abn%	Raw Abn	Result Pass/Fail
50	95	15	40	26.7 ✓	32400	PASS
75	95	30	60	53.2 ✓	64544	PASS
95	95	100	100	100.0	121299	PASS
96	95	5	9	7.4	8956	PASS
173	174	0.00	2	0.0	0	PASS
174	95	50	100	71.7	87029	PASS
175	174	5	9	8.3	7199	PASS
176	174	95	101	98.6	85840	PASS
177	176	5	9	6.7	5738	PASS

CGM
2-9-06

Data File : D:\HPCHEM\1\DATA\06B03\RBB054.D
 Acq On : 3 Feb 2006 1:40 pm
 Sample : VO03B031 2/8/10
 Misc : 2ppb 8260/8ppb Ket-AA/10ppbTBA
 MS Integration Params: 524INT.P
 Quant Time: Feb 6 8:38 2006

Vial: 2
 Operator: CGM
 Inst : TO03
 Multiplr: 1.00

Quant Results File: VO03B03.RES

Quant Method : D:\HPCHEM\1\METHODS\VO03B03.M (RTE Integrator)
 Title : METHOD 8260
 Last Update : Mon Feb 06 08:36:50 2006
 Response via : Initial Calibration
 DataAcq Meth : VO03B03

Internal Standards	R.T.	QIon	Response	Conc	Units	Dev (Min)
1) 1,4-DIFLUOROBENZENE	11.16	114	2510783	50.00	ug/l	0.00
37) CHLOROBENZENE-D5	17.07	117	2466285	50.00	ug/l	0.00
67) 1,2-DICHLOROETHANE-D4	24.32	152	1230324	50.00	ug/l	0.00

System Monitoring Compounds

36) 1,2-Dichloroethane-d4	10.55	65	54297	2.37	ug/l	0.00
Spiked Amount	50.000		Recovery	=	4.74%	
50) Toluene-d8	13.89	98	96431	1.87	ug/l	0.00
Spiked Amount	50.000		Recovery	=	3.74%	
71) 4-Bromofluorobenzene	20.10	95	51851	2.06	ug/l	0.00
Spiked Amount	50.000		Recovery	=	4.12%	

Target Compounds

						Qvalue
2) Dichlorodifluoromethane	3.38	85	41530	1.80	ug/l	91
3) Chloromethane	3.83	50	61997	2.32	ug/l	97
4) Vinyl chloride	4.01	62	37388	2.37	ug/l	93
5) Bromomethane	4.77	94	24763	1.83	ug/l	98
6) Chloroethane	4.90	64	21820	1.98	ug/l	98
7) Trichlorofluoromethane	5.33	101	50741	2.09	ug/l	97
9) Acrolein	5.98	56	13546	5.93	ug/l	86
10) 1,1,2-Trichloro-1,2,2-trif	6.03	151	27715	2.18	ug/l	88
11) Acetone	6.10	43	72761	9.35	ug/l	98
12) 1,1-Dichloroethene	6.31	61	84782	2.22	ug/l	97
13) tert-Butyl alcohol	6.47	59	12627	8.10	ug/l #	1
15) Iodomethane	6.82	142	27486	1.63	ug/l	94
16) Methyl acetate	6.80	43	44903	2.27	ug/l	89
17) Methylene chloride	7.05	49	185404	4.73	ug/l	98
18) Carbon disulfide	7.13	76	98885	1.72	ug/l	96
19) Acrylonitrile	7.22	53	46266	6.94	ug/l	93
20) tert-Butyl methyl ether (M	7.32	73	50829	1.32	ug/l	96
21) trans-1,2-Dichloroethene	7.53	61	74296	1.95	ug/l	98
22) Isopropyl ether (DIPE)	8.01	45	142177	1.65	ug/l	99
23) 1,1-Dichloroethane	8.18	63	79788	1.91	ug/l	97
24) Vinyl acetate	8.15	43	65241	1.37	ug/l	95
25) tert-Butyl ethyl ether (ET	8.64	59	70803	1.32	ug/l	96
26) 2-Butanone	8.84	43	74708	6.51	ug/l	95
27) 2,2-Dichloropropane	9.07	77	26979	1.35	ug/l	87
28) cis-1,2-Dichloroethene	9.15	61	74810	1.83	ug/l	98
30) Chloroform	9.40	83	76945	2.01	ug/l	98
31) Bromochloromethane	9.67	49	48182	2.08	ug/l	96
32) Tetrahydrofuran	9.77	42	26227	3.94	ug/l	77
33) 1,1,1-Trichloroethane	10.07	97	47404	1.57	ug/l	93
34) Cyclohexane	10.13	56	65987	1.69	ug/l	95
35) tert-Amyl methyl ether (TA	10.49	73	50766	1.26	ug/l	78
38) 1,1-Dichloropropene	10.31	77	18284	1.69	ug/l	98
39) Carbon tetrachloride	10.50	119	31323	1.25	ug/l	97
40) 1,2-Dichloroethane	10.69	62	74680	1.95	ug/l	97
41) Benzene	10.77	78	142375	1.83	ug/l	98
42) Trichloroethene	11.76	130	36376	1.81	ug/l	95
43) Methylcyclohexane	11.91	83	52954	1.58	ug/l	96
44) 1,2-Dichloropropane	12.05	63	43628	1.77	ug/l	90

(#) = qualifier out of range (m) = manual integration

Handwritten: 74
2-9-06

Quantitation Report (QT Reviewed)

Data File : D:\HPCHEM\1\DATA\06B03\RBB054.D
 Acq On : 3 Feb 2006 1:40 pm
 Sample : VO03B031 2/8/10
 Misc : 2ppb 8260/8ppb Ket-AA/10ppbTBA
 MS Integration Params: 524INT.P
 Quant Time: Feb 6 8:38 2006

Vial: 2
 Operator: CGM
 Inst : TO03
 Multiplr: 1.00

Quant Results File: VO03B03.RES

Quant Method : D:\HPCHEM\1\METHODS\VO03B03.M (RTE Integrator)
 Title : METHOD 8260
 Last Update : Mon Feb 06 08:36:50 2006
 Response via : Initial Calibration
 DataAcq Meth : VO03B03

Compound	R.T.	QIon	Response	Conc	Unit	Qvalue
45) Bromodichloromethane	12.46	83	44088	1.43	ug/l	93
46) Dibromomethane	12.57	93	25628	1.76	ug/l	95
47) 2-Chloroethyl vinyl ether	12.91	63	11925	1.21	ug/l	89
48) 4-Methyl-2-pentanone	12.98	43	168116	5.74	ug/l	99
49) cis-1,3-Dichloropropene	13.38	75	35343	1.12	ug/l	89
51) Toluene	14.04	91	143682	1.88	ug/l	95
52) Ethyl methacrylate	14.23	69	32855	1.29	ug/l	85
53) trans-1,3-Dichloropropene	14.31	75	22811	0.94	ug/l	98
54) 1,1,2-Trichloroethane	14.65	97	30242	1.82	ug/l	91
55) 2-Hexanone	14.62	43	112289	5.80	ug/l	92
56) 1,3-Dichloropropane	15.15	76	53687	1.70	ug/l	96
57) Tetrachloroethene	15.36	164	33684	1.93	ug/l	95
58) Dibromochloromethane	15.79	129	20499	1.10	ug/l	94
59) 1,2-Dibromoethane	16.22	107	24227	1.50	ug/l	94
60) 1-Chlorohexane	16.47	91	40399	1.40	ug/l	89
61) Chlorobenzene	17.16	112	99605	2.00	ug/l	96
62) 1,1,1,2-Tetrachloroethane	17.23	131	24678	1.41	ug/l #	69
63) Ethylbenzene	17.25	91	170862	1.88	ug/l	100
64) m-Xylene & p-Xylene	17.43	91	285035	3.75	ug/l	100
65) o-Xylene	18.50	91	129300	1.63	ug/l	100
66) Styrene	18.57	104	84523	1.55	ug/l	97
68) Bromoform	19.51	173	10496	0.89	ug/l	93
69) Isopropylbenzene	19.40	105	123054	1.63	ug/l	97
70) 1,1,2,2-Tetrachloroethane	19.83	83	36570	1.63	ug/l	94
72) 1,2,3-Trichloropropane	20.23	61	12253	2.17	ug/l	83
73) trans-1,4-Dichloro-2-buten	20.37	53	5886	1.68	ug/l #	35
74) n-Propylbenzene	20.49	91	178946	1.64	ug/l	98
75) Bromobenzene	20.67	156	39836	1.80	ug/l	96
76) 2-Chlorotoluene	21.02	91	154178	2.47	ug/l	86
77) 1,3,5-Trimethylbenzene	20.93	105	117832	1.61	ug/l	99
78) 4-Chlorotoluene	21.16	91	135889	1.84	ug/l	97
79) tert-Butylbenzene	21.97	119	95773	1.66	ug/l	94
80) 1,2,4-Trimethylbenzene	22.09	105	127179	1.74	ug/l	97
81) sec-Butylbenzene	22.61	105	152893	1.64	ug/l	98
82) p-Isopropyltoluene	23.00	119	107143	1.56	ug/l	97
83) 1,3-Dichlorobenzene	23.27	146	78202	1.97	ug/l	98
84) 1,4-Dichlorobenzene	23.53	146	78481	1.94	ug/l	97
85) n-Butylbenzene	23.99	91	131162	1.66	ug/l	99
86) 1,2-Dichlorobenzene	24.38	146	79628	2.11	ug/l	76
87) 1,2-Dibromo-3-chloropropan	25.94	157	3800	1.02	ug/l #	73
88) 1,2,4-Trichlorobenzene	27.74	180	56213	1.87	ug/l	98
89) Hexachlorobutadiene	28.02	225	48785	2.02	ug/l	98
90) Naphthalene	28.29	128	80814	1.51	ug/l	98
91) 1,2,3-Trichlorobenzene	28.79	180	51200	1.86	ug/l	98

ru 2-9-06


Quantitation Report

Data File : D:\HPCHEM\1\DATA\06B03\RBB054.D
Acq On : 3 Feb 2006 1:40 pm
Sample : VO03B031 2/8/10
Misc : 2ppb 8260/8ppb Ket-AA/10ppbTBA
MS Integration Params: 524INT.P
Quant Time: Feb 6 8:38 2006

Vial: 2
Operator: CGM
Inst : TO03
Multiplr: 1.00

Quant Results File: VO03B03.RES

Method : D:\HPCHEM\1\METHODS\VO03B03.M (RTE Integrator)
Title : METHOD 8260
Last Update : Mon Feb 06 13:18:50 2006
Response via : Initial Calibration



Handwritten: Re 2-9-06

Data File : D:\HPCHEM\1\DATA\06B03\RBB055.D
 Acq On : 3 Feb 2006 2:17 pm
 Sample : VO03B032 5/20/25
 Misc : 5ppb 8260/20ppb Ket-AA/25ppbTBA
 MS Integration Params: 524INT.P
 Quant Time: Feb 6 8:39 2006

Vial: 3
 Operator: CGM
 Inst : TO03
 Multiplr: 1.00

Quant Results File: VO03B03.RES

Quant Method : D:\HPCHEM\1\METHODS\VO03B03.M (RTE Integrator)
 Title : METHOD 8260
 Last Update : Mon Feb 06 08:39:18 2006
 Response via : Initial Calibration
 DataAcq Meth : VO03B03

Internal Standards	R.T.	QIon	Response	Conc	Units	Dev (Min)
1) 1,4-DIFLUOROBENZENE	11.15	114	2540899	50.00	ug/l	0.00
37) CHLOROBENZENE-D5	17.07	117	2376505	50.00	ug/l	0.00
67) 1,2-DICHLOROBENZENE-D4	24.32	152	1156593	50.00	ug/l	0.00

System Monitoring Compounds

36) 1,2-Dichloroethane-d4	10.54	65	131877	5.20	ug/l	0.00
Spiked Amount	50.000		Recovery	=	10.40%	
50) Toluene-d8	13.89	98	258877	5.39	ug/l	0.00
Spiked Amount	50.000		Recovery	=	10.78%	
71) 4-Bromofluorobenzene	20.08	95	126718	5.28	ug/l	-0.02
Spiked Amount	50.000		Recovery	=	10.56%	

Target Compounds

	R.T.	QIon	Response	Conc	Units	Qvalue
2) Dichlorodifluoromethane	3.38	85	116580	5.25	ug/l	96
3) Chloromethane	3.81	50	139159	4.77	ug/l	94
4) Vinyl chloride	4.02	62	97621	5.60	ug/l	97
5) Bromomethane	4.76	94	60881	4.64	ug/l	92
6) Chloroethane	4.88	64	53701	4.85	ug/l	96
7) Trichlorofluoromethane	5.31	101	125984	5.01	ug/l	99
9) Acrolein	5.98	56	39293	19.52	ug/l	94
10) 1,1,2-Trichloro-1,2,2-trif	6.03	151	61117	4.54	ug/l	95
11) Acetone	6.10	43	155161	18.17	ug/l	100
12) 1,1-Dichloroethene	6.31	61	199681	4.90	ug/l	100
13) tert-Butyl alcohol	6.44	59	27805	19.48	ug/l #	50
15) Iodomethane	6.81	142	72636	4.69	ug/l	96
16) Methyl acetate	6.80	43	86653	4.06	ug/l	98
17) Methylene chloride	7.05	49	283488	4.25	ug/l	98
18) Carbon disulfide	7.13	76	260280	4.81	ug/l	100
19) Acrylonitrile	7.22	53	116557	18.51	ug/l	97
20) tert-Butyl methyl ether (M	7.32	73	139038	4.29	ug/l	98
21) trans-1,2-Dichloroethene	7.53	61	182632	4.80	ug/l	98
22) Isopropyl ether (DIPE)	8.00	45	364077	4.57	ug/l	100
23) 1,1-Dichloroethane	8.18	63	200596	4.86	ug/l	99
24) Vinyl acetate	8.14	43	184403	4.54	ug/l	100
25) tert-Butyl ethyl ether (ET	8.64	59	185630	4.12	ug/l	97
26) 2-Butanone	8.84	43	178303	16.93	ug/l	99
27) 2,2-Dichloropropane	9.07	77	73601	4.34	ug/l	91
28) cis-1,2-Dichloroethene	9.13	61	188044	4.75	ug/l	99
30) Chloroform	9.40	83	188394	4.85	ug/l	98
31) Bromochloromethane	9.67	49	115668	4.84	ug/l	98
32) Tetrahydrofuran	9.76	42	52262	7.82	ug/l	98
33) 1,1,1-Trichloroethane	10.05	97	129262	4.74	ug/l	98
34) Cyclohexane	10.13	56	171642	4.71	ug/l	98
35) tert-Amyl methyl ether (TA	10.48	73	143548	4.32	ug/l	88
38) 1,1-Dichloropropene	10.31	77	48291	5.02	ug/l	93
39) Carbon tetrachloride	10.50	119	87734	4.47	ug/l	98
40) 1,2-Dichloroethane	10.69	62	183264	5.03	ug/l	100
41) Benzene	10.77	78	360108	5.01	ug/l	99
42) Trichloroethene	11.78	130	93578	5.07	ug/l	95
43) Methylcyclohexane	11.91	83	139745	4.84	ug/l	98
44) 1,2-Dichloropropane	12.04	63	113229	5.05	ug/l	96

(#) = qualifier out of range (m) = manual integration
 RBB055.D VO03B03.M Mon Feb 06 19:21:45 2006

Handwritten: m-a-06

Quantitation Report (QT Reviewed)

Data File : D:\HPCHEM\1\DATA\06B03\RBB055.D
 Acq On : 3 Feb 2006 2:17 pm
 Sample : VO03B032 5/20/25
 Misc : 5ppb 8260/20ppb Ket-AA/25ppbTBA
 MS Integration Params: 524INT.P
 Quant Time: Feb 6 8:39 2006

Vial: 3
 Operator: CGM
 Inst : TO03
 Multiplr: 1.00

Quant Results File: VO03B03.RES

Quant Method : D:\HPCHEM\1\METHODS\VO03B03.M (RTE Integrator)
 Title : METHOD 8260
 Last Update : Mon Feb 06 08:39:18 2006
 Response via : Initial Calibration
 DataAcq Meth : VO03B03

Compound	R.T.	QIon	Response	Conc	Unit	Qvalue
45) Bromodichloromethane	12.46	83	109961	4.32	ug/l	98
46) Dibromomethane	12.56	93	66952	5.08	ug/l	91
47) 2-Chloroethyl vinyl ether	12.89	63	34134	4.47	ug/l	94
48) 4-Methyl-2-pentanone	12.97	43	435712	17.97	ug/l	99
49) cis-1,3-Dichloropropene	13.38	75	97961	4.13	ug/l	94
51) Toluene	14.04	91	349356	4.89	ug/l	100
52) Ethyl methacrylate	14.23	69	86851	4.30	ug/l	94
53) trans-1,3-Dichloropropene	14.30	75	63927	3.71	ug/l	86
54) 1,1,2-Trichloroethane	14.65	97	71042	4.65	ug/l	98
55) 2-Hexanone	14.60	43	288367	17.92	ug/l	97
56) 1,3-Dichloropropane	15.15	76	129595	4.60	ug/l	98
57) Tetrachloroethene	15.36	164	82813	5.01	ug/l	98
58) Dibromochloromethane	15.77	129	55818	4.02	ug/l	95
59) 1,2-Dibromoethane	16.22	107	65117	4.78	ug/l	98
60) 1-Chlorohexane	16.47	91	110416	4.67	ug/l	90
61) Chlorobenzene	17.16	112	241217	5.03	ug/l	96
62) 1,1,1,2-Tetrachloroethane	17.23	131	63469	4.41	ug/l	93
63) Ethylbenzene	17.25	91	424938	5.00	ug/l	99
64) m-Xylene & p-Xylene	17.42	91	713271	10.05	ug/l	100
65) o-Xylene	18.51	91	329150	4.75	ug/l	99
66) Styrene	18.58	104	225529	4.84	ug/l	99
68) Bromoform	19.49	173	28640	3.58	ug/l	95
69) Isopropylbenzene	19.40	105	323554	5.02	ug/l	99
70) 1,1,2,2-Tetrachloroethane	19.82	83	94265	4.93	ug/l	98
72) 1,2,3-Trichloropropane	20.22	61	25866	4.68	ug/l	92
73) trans-1,4-Dichloro-2-buten	20.38	53	11782	3.89	ug/l	74
74) n-Propylbenzene	20.50	91	485844	5.20	ug/l	98
75) Bromobenzene	20.66	156	96682	4.89	ug/l	97
76) 2-Chlorotoluene	21.03	91	290671	4.43	ug/l	100
77) 1,3,5-Trimethylbenzene	20.93	105	309747	4.98	ug/l	99
78) 4-Chlorotoluene	21.15	91	331072	4.97	ug/l	99
79) tert-Butylbenzene	21.97	119	249263	5.02	ug/l	99
80) 1,2,4-Trimethylbenzene	22.09	105	326373	5.08	ug/l	99
81) sec-Butylbenzene	22.61	105	403533	5.07	ug/l	99
82) p-Isopropyltoluene	23.00	119	290997	5.06	ug/l	100
83) 1,3-Dichlorobenzene	23.26	146	183483	4.96	ug/l	99
84) 1,4-Dichlorobenzene	23.53	146	186857	4.99	ug/l	98
85) n-Butylbenzene	23.99	91	343717	5.05	ug/l	99
86) 1,2-Dichlorobenzene	24.38	146	181614	4.98	ug/l	92
87) 1,2-Dibromo-3-chloropropan	25.94	157	10448	3.95	ug/l	91
88) 1,2,4-Trichlorobenzene	27.74	180	135751	4.96	ug/l	99
89) Hexachlorobutadiene	28.02	225	113088	4.95	ug/l	98
90) Naphthalene	28.29	128	200903	4.55	ug/l	99
91) 1,2,3-Trichlorobenzene	28.81	180	118881	4.76	ug/l	98

Handwritten: 2-9-06


Quantitation Report

Data File : D:\HPCHEM\1\DATA\06B03\RBB055.D
Acq On : 3 Feb 2006 2:17 pm
Sample : VO03B032 5/20/25
Misc : 5ppb 8260/20ppb Ket-AA/25ppbTBA
MS Integration Params: 524INT.P
Quant Time: Feb 6 8:39 2006

Vial: 3
Operator: CGM
Inst : TO03
Multiplr: 1.00

Quant Results File: VO03B03.RES

Method : D:\HPCHEM\1\METHODS\VO03B03.M (RTE Integrator)
Title : METHOD 8260
Last Update : Mon Feb 06 13:18:50 2006
Response via : Initial Calibration



Handwritten: 2-9-06

Data File : D:\HPCHEM\1\DATA\06B03\RBB056.D Vial: 4
 Acq On : 3 Feb 2006 2:54 pm Operator: CGM
 Sample : VO03B033 10/40/50 Inst : TO03
 Misc : 10ppb 8260/40ppb Ket-AA/50ppbTBA Multiplr: 1.00
 MS Integration Params: 524INT.P
 Quant Time: Feb 6 8:40 2006 Quant Results File: VO03B03.RES

Quant Method : D:\HPCHEM\1\METHODS\VO03B03.M (RTE Integrator)
 Title : METHOD 8260
 Last Update : Mon Feb 06 08:39:55 2006
 Response via : Initial Calibration
 DataAcq Meth : VO03B03

Internal Standards	R.T.	QIon	Response	Conc	Units	Dev(Min)
1) 1,4-DIFLUOROBENZENE	11.15	114	2171346	50.00	ug/l	0.00
37) CHLOROBENZENE-D5	17.06	117	2063654	50.00	ug/l	0.00
67) 1,2-DICHLOROBENZENE-D4	24.32	152	1078589	50.00	ug/l	0.00

System Monitoring Compounds

36) 1,2-Dichloroethane-d4	10.54	65	234412	10.68	ug/l	0.00
Spiked Amount	50.000		Recovery	=	21.36%	
50) Toluene-d8	13.88	98	481762	11.25	ug/l	0.00
Spiked Amount	50.000		Recovery	=	22.50%	
71) 4-Bromofluorobenzene	20.10	95	238624	10.47	ug/l	0.00
Spiked Amount	50.000		Recovery	=	20.94%	

Target Compounds

						Qvalue
2) Dichlorodifluoromethane	3.39	85	203692	10.56	ug/l	98
3) Chloromethane	3.81	50	249278	10.15	ug/l	99
4) Vinyl chloride	4.00	62	164287	10.60	ug/l	97
5) Bromomethane	4.78	94	114440	10.46	ug/l	94
6) Chloroethane	4.89	64	96661	10.31	ug/l	97
7) Trichlorofluoromethane	5.33	101	213710	9.94	ug/l	99
9) Acrolein	5.98	56	77389	45.35	ug/l	94
10) 1,1,2-Trichloro-1,2,2-trif	6.02	151	106816	9.58	ug/l	96
11) Acetone	6.10	43	280770	39.69	ug/l	98
12) 1,1-Dichloroethene	6.31	61	335428	9.70	ug/l	99
13) tert-Butyl alcohol	6.44	59	51314	45.41	ug/l	73
15) Iodomethane	6.81	142	141106	10.89	ug/l	99
16) Methyl acetate	6.80	43	153823	8.99	ug/l	99
17) Methylene chloride	7.05	49	393557	7.26	ug/l	100
18) Carbon disulfide	7.14	76	463231	10.15	ug/l	99
19) Acrylonitrile	7.21	53	216131	41.18	ug/l	98
20) tert-Butyl methyl ether (M	7.32	73	255282	9.68	ug/l	98
21) trans-1,2-Dichloroethene	7.52	61	317921	9.91	ug/l	98
22) Isopropyl ether (DIPE)	7.98	45	657013	9.93	ug/l	100
23) 1,1-Dichloroethane	8.18	63	342130	9.79	ug/l	98
24) Vinyl acetate	8.13	43	332325	9.88	ug/l	100
25) tert-Butyl ethyl ether (ET	8.64	59	353601	9.76	ug/l	97
26) 2-Butanone	8.82	43	341531	39.99	ug/l	98
27) 2,2-Dichloropropane	9.08	77	127970	9.23	ug/l	93
28) cis-1,2-Dichloroethene	9.14	61	338939	10.19	ug/l	98
30) Chloroform	9.40	83	328881	10.00	ug/l	97
31) Bromochloromethane	9.66	49	202112	10.00	ug/l	98
32) Tetrahydrofuran	9.75	42	94205	17.78	ug/l	98
33) 1,1,1-Trichloroethane	10.07	97	230946	10.09	ug/l	98
34) Cyclohexane	10.12	56	324974	10.64	ug/l	98
35) tert-Amyl methyl ether (TA	10.48	73	266952	9.85	ug/l	92
38) 1,1-Dichloropropene	10.30	77	81413	9.73	ug/l	95
39) Carbon tetrachloride	10.50	119	167547	10.20	ug/l	98
40) 1,2-Dichloroethane	10.69	62	310742	9.81	ug/l	98
41) Benzene	10.76	78	626427	10.03	ug/l	99
42) Trichloroethene	11.77	130	158107	9.82	ug/l	98
43) Methylcyclohexane	11.91	83	264265	10.66	ug/l	99
44) 1,2-Dichloropropane	12.06	63	188743	9.66	ug/l	95

(#) = qualifier out of range (m) = manual integration
 RBB056.D VO03B03.M Mon Feb 06 19:26:52 2006

Handwritten signature/initials

Quantitation Report (QT Reviewed)

Data File : D:\HPCHEM\1\DATA\06B03\RBB056.D
 Acq On : 3 Feb 2006 2:54 pm
 Sample : VO03B033 10/40/50
 Misc : 10ppb 8260/40ppb Ket-AA/50ppbTBA
 MS Integration Params: 524INT.P
 Quant Time: Feb 6 8:40 2006

Vial: 4
 Operator: CGM
 Inst : TO03
 Multiplr: 1.00

Quant Results File: VO03B03.RES

Quant Method : D:\HPCHEM\1\METHODS\VO03B03.M (RTE Integrator)
 Title : METHOD 8260
 Last Update : Mon Feb 06 08:39:55 2006
 Response via : Initial Calibration
 DataAcq Meth : VO03B03

Compound	R.T.	QIon	Response	Conc	Unit	Qvalue
45) Bromodichloromethane	12.46	83	212389	10.07	ug/l	99
46) Dibromomethane	12.56	93	111587	9.69	ug/l	98
47) 2-Chloroethyl vinyl ether	12.90	63	67031	10.48	ug/l	94
48) 4-Methyl-2-pentanone	12.96	43	855279	42.05	ug/l	100
49) cis-1,3-Dichloropropene	13.38	75	192168	9.91	ug/l	96
51) Toluene	14.03	91	628526	10.21	ug/l	97
52) Ethyl methacrylate	14.23	69	167451	10.01	ug/l	91
53) trans-1,3-Dichloropropene	14.30	75	126751	9.27	ug/l	93
54) 1,1,2-Trichloroethane	14.64	97	132103	10.19	ug/l	97
55) 2-Hexanone	14.60	43	573248	42.50	ug/l	97
56) 1,3-Dichloropropane	15.15	76	237806	9.99	ug/l	100
57) Tetrachloroethene	15.37	164	141445	9.84	ug/l	98
58) Dibromochloromethane	15.77	129	110517	9.80	ug/l	99
59) 1,2-Dibromoethane	16.22	107	121296	10.41	ug/l	99
60) 1-Chlorohexane	16.47	91	213045	10.61	ug/l	99
61) Chlorobenzene	17.17	112	414051	9.92	ug/l	97
62) 1,1,1,2-Tetrachloroethane	17.23	131	120862	10.07	ug/l	96
63) Ethylbenzene	17.24	91	745176	10.10	ug/l	100
64) m-Xylene & p-Xylene	17.42	91	1246072	20.19	ug/l	98
65) o-Xylene	18.51	91	622230	10.51	ug/l	99
66) Styrene	18.58	104	413068	10.31	ug/l	99
68) Bromoform	19.50	173	62805	9.29	ug/l	98
69) Isopropylbenzene	19.40	105	592005	9.84	ug/l	98
70) 1,1,2,2-Tetrachloroethane	19.83	83	176413	9.94	ug/l	97
72) 1,2,3-Trichloropropane	20.23	61	47952	9.50	ug/l	95
73) trans-1,4-Dichloro-2-buten	20.38	53	23788	9.10	ug/l	79
74) n-Propylbenzene	20.50	91	897677	10.17	ug/l	99
75) Bromobenzene	20.66	156	182216	9.96	ug/l	100
76) 2-Chlorotoluene	21.03	91	532850	9.05	ug/l	98
77) 1,3,5-Trimethylbenzene	20.93	105	589687	10.18	ug/l	98
78) 4-Chlorotoluene	21.15	91	624320	10.07	ug/l	100
79) tert-Butylbenzene	21.97	119	471677	10.17	ug/l	99
80) 1,2,4-Trimethylbenzene	22.09	105	606763	10.08	ug/l	98
81) sec-Butylbenzene	22.61	105	758828	10.17	ug/l	96
82) p-Isopropyltoluene	22.99	119	540720	10.04	ug/l	100
83) 1,3-Dichlorobenzene	23.27	146	328445	9.54	ug/l	98
84) 1,4-Dichlorobenzene	23.53	146	336283	9.63	ug/l	97
85) n-Butylbenzene	23.99	91	647100	10.16	ug/l	99
86) 1,2-Dichlorobenzene	24.37	146	317153	9.34	ug/l	96
87) 1,2-Dibromo-3-chloropropan	25.93	157	20748	9.05	ug/l	88
88) 1,2,4-Trichlorobenzene	27.73	180	249097	9.79	ug/l	96
89) Hexachlorobutadiene	28.01	225	202414	9.53	ug/l	99
90) Naphthalene	28.28	128	409594	10.26	ug/l	98
91) 1,2,3-Trichlorobenzene	28.80	180	224138	9.78	ug/l	100

W-9-06

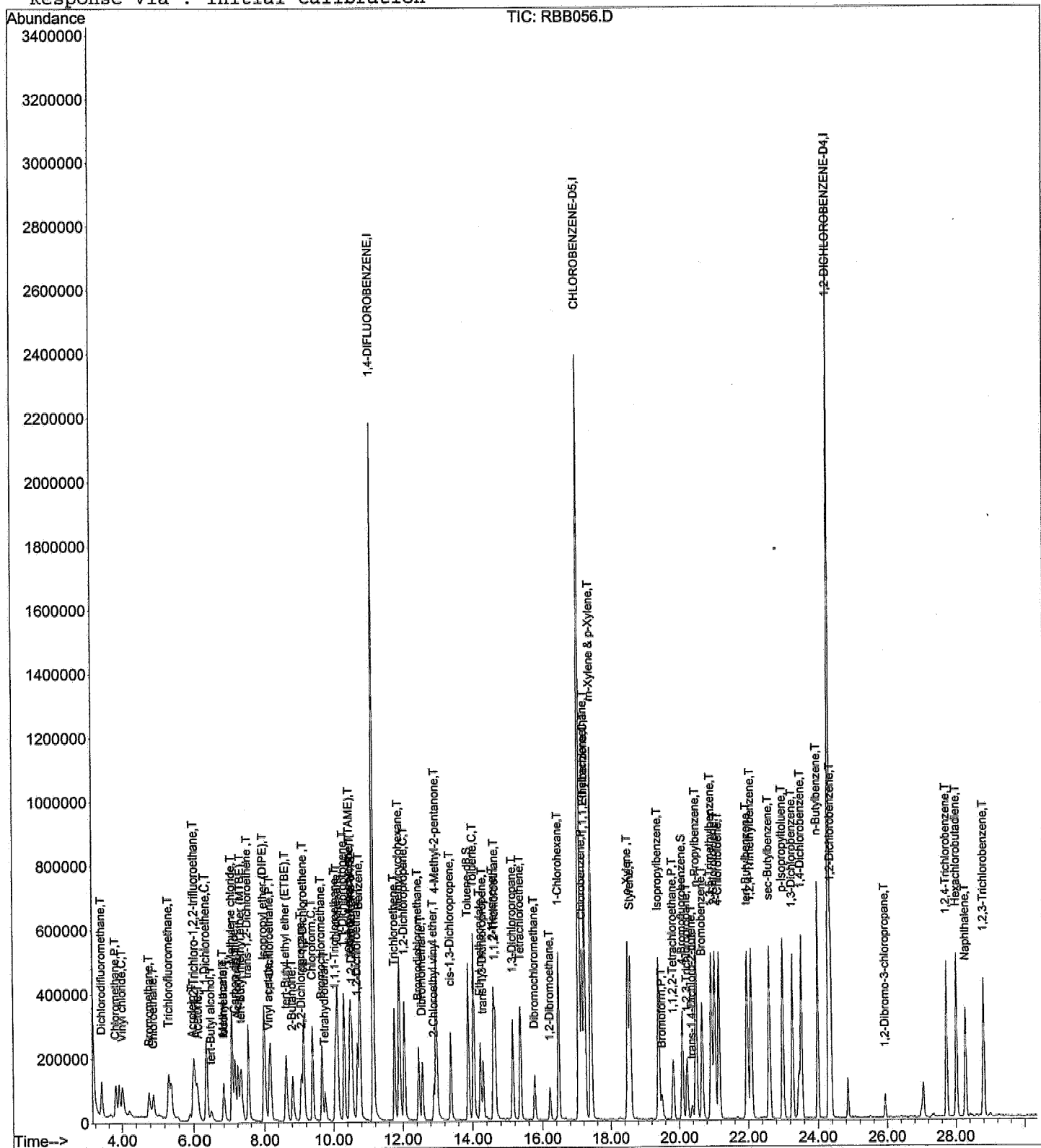
Quantitation Report

Data File : D:\HPCHEM\1\DATA\06B03\RBB056.D
Acq On : 3 Feb 2006 2:54 pm
Sample : VO03B033 10/40/50
Misc : 10ppb 8260/40ppb Ket-AA/50ppbTBA
MS Integration Params: 524INT.P
Quant Time: Feb 6 8:40 2006

Vial: 4
Operator: CGM
Inst : TO03
Multiplr: 1.00

Quant Results File: VO03B03.RES

Method : D:\HPCHEM\1\METHODS\VO03B03.M (RTE Integrator)
Title : METHOD 8260
Last Update : Mon Feb 06 13:18:50 2006
Response via : Initial Calibration



Handwritten: 2-a-06

Quantitation Report (QT Reviewed)

Data File : D:\HPCHEM\1\DATA\06B03\RBB057.D
 Acq On : 3 Feb 2006 3:32 pm
 Sample : VO03B034 20/80/100
 Misc : 20ppb 8260/80ppb Ket-AA/100ppbTBA
 MS Integration Params: 524INT.P
 Quant Time: Feb 6 8:40 2006

Vial: 5
 Operator: CGM
 Inst : T003
 Multiplr: 1.00

Quant Results File: VO03B03.RES

Quant Method : D:\HPCHEM\1\METHODS\VO03B03.M (RTE Integrator)
 Title : METHOD 8260
 Last Update : Mon Feb 06 08:40:40 2006
 Response via : Initial Calibration
 DataAcq Meth : VO03B03

Compound	R.T.	QIon	Response	Conc	Unit	Qvalue
45) Bromodichloromethane	12.46	83	495151	23.05	ug/l	100
46) Dibromomethane	12.56	93	253871	21.86	ug/l	99
47) 2-Chloroethyl vinyl ether	12.90	63	166497	25.30	ug/l	100
48) 4-Methyl-2-pentanone	12.96	43	1865728	89.08	ug/l	100
49) cis-1,3-Dichloropropene	13.38	75	486487	24.72	ug/l	99
51) Toluene	14.03	91	1330061	21.14	ug/l	99
52) Ethyl methacrylate	14.22	69	406934	23.92	ug/l	98
53) trans-1,3-Dichloropropene	14.30	75	345580	25.32	ug/l	97
54) 1,1,2-Trichloroethane	14.64	97	273018	20.61	ug/l	99
55) 2-Hexanone	14.60	43	1193785	85.71	ug/l	99
56) 1,3-Dichloropropane	15.15	76	515628	21.31	ug/l	99
57) Tetrachloroethene	15.37	164	292068	20.07	ug/l	97
58) Dibromochloromethane	15.77	129	279692	24.52	ug/l	99
59) 1,2-Dibromoethane	16.22	107	261767	21.88	ug/l	97
60) 1-Chlorohexane	16.47	91	479029	23.12	ug/l	99
61) Chlorobenzene	17.15	112	867970	20.49	ug/l	99
62) 1,1,1,2-Tetrachloroethane	17.23	131	282032	23.08	ug/l	98
63) Ethylbenzene	17.24	91	1593030	21.18	ug/l	100
64) m-Xylene & p-Xylene	17.42	91	2658567	42.26	ug/l	100
65) o-Xylene	18.50	91	1356278	22.25	ug/l	100
66) Styrene	18.58	104	925251	22.54	ug/l	98
68) Bromoform	19.50	173	166763	25.07	ug/l	99
69) Isopropylbenzene	19.40	105	1338735	22.30	ug/l	99
70) 1,1,2,2-Tetrachloroethane	19.83	83	381320	21.48	ug/l	98
72) 1,2,3-Trichloropropane	20.23	61	103716	20.78	ug/l	91
73) trans-1,4-Dichloro-2-buten	20.38	53	50669	19.80	ug/l	91
74) n-Propylbenzene	20.50	91	1950798	21.96	ug/l	99
75) Bromobenzene	20.67	156	388534	21.22	ug/l	100
76) 2-Chlorotoluene	21.03	91	1127409	19.58	ug/l	98
77) 1,3,5-Trimethylbenzene	20.93	105	1290748	22.15	ug/l	99
78) 4-Chlorotoluene	21.15	91	1319272	21.20	ug/l	100
79) tert-Butylbenzene	21.97	119	1046297	22.42	ug/l	98
80) 1,2,4-Trimethylbenzene	22.09	105	1310810	21.69	ug/l	99
81) sec-Butylbenzene	22.61	105	1684091	22.44	ug/l	100
82) p-Isopropyltoluene	22.99	119	1233751	22.85	ug/l	100
83) 1,3-Dichlorobenzene	23.27	146	713343	20.93	ug/l	100
84) 1,4-Dichlorobenzene	23.53	146	726060	20.95	ug/l	99
85) n-Butylbenzene	23.99	91	1443744	22.55	ug/l	99
86) 1,2-Dichlorobenzene	24.37	146	682053	20.38	ug/l	99
87) 1,2-Dibromo-3-chloropropan	25.93	157	53693	23.95	ug/l	93
88) 1,2,4-Trichlorobenzene	27.73	180	538580	21.24	ug/l	99
89) Hexachlorobutadiene	28.01	225	450080	21.41	ug/l	99
90) Naphthalene	28.28	128	911182	22.63	ug/l	99
91) 1,2,3-Trichlorobenzene	28.80	180	492887	21.59	ug/l	98

Handwritten signature: ru-9-06

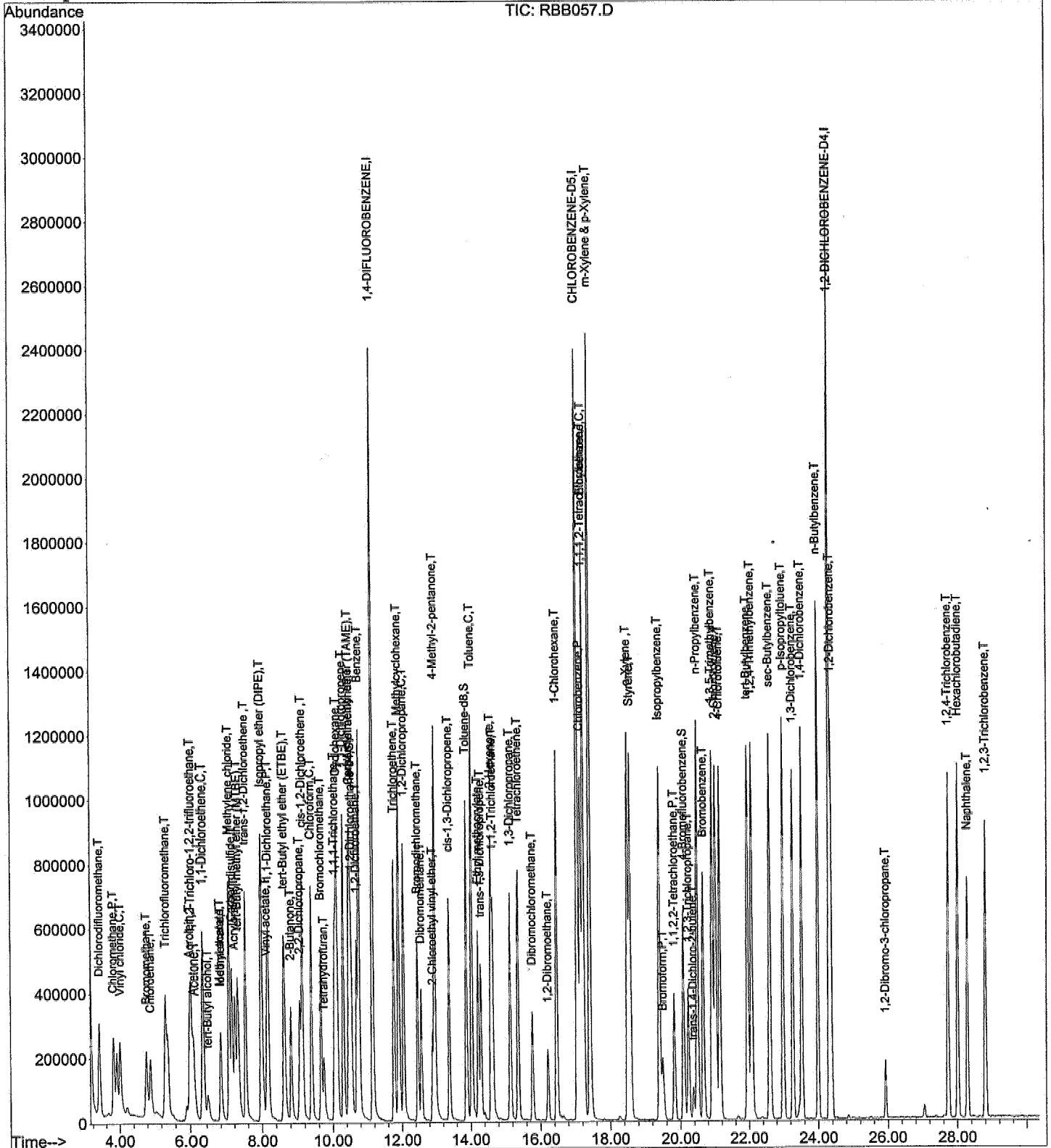
Quantitation Report

Data File : D:\HPCHEM\1\DATA\06B03\RBB057.D
Acq On : 3 Feb 2006 3:32 pm
Sample : VO03B034 20/80/100
Misc : 20ppb 8260/80ppb Ket-AA/100ppbTBA
MS Integration Params: 524INT.P
Quant Time: Feb 6 8:40 2006

Vial: 5
Operator: CGM
Inst : TO03
Multiplr: 1.00

Quant Results File: VO03B03.RES

Method : D:\HPCHEM\1\METHODS\VO03B03.M (RTE Integrator)
Title : METHOD 8260
Last Update : Mon Feb 06 13:18:50 2006
Response via : Initial Calibration



Handwritten: 2-9-04

Data File : D:\HPCHEM\1\DATA\06B03\RBB058.D Vial: 6
 Acq On : 3 Feb 2006 4:09 pm Operator: CGM
 Sample : VO03B035 50/200/250 Inst : TO03
 Misc : 50ppb 8260/200ppb Ket-AA/250ppbTBA Multiplr: 1.00
 MS Integration Params: 524INT.P
 Quant Time: Feb 6 8:42 2006 Quant Results File: VO03B03.RES

Quant Method : D:\HPCHEM\1\METHODS\VO03B03.M (RTE Integrator)
 Title : METHOD 8260
 Last Update : Mon Feb 06 08:41:56 2006
 Response via : Initial Calibration
 DataAcq Meth : VO03B03

Compound	R.T.	QIon	Response	Conc	Unit	Qvalue
45) Bromodichloromethane	12.46	83	1366004	59.13	ug/l	100
46) Dibromomethane	12.57	93	646295	52.36	ug/l	100
47) 2-Chloroethyl vinyl ether	12.89	63	438700	60.67	ug/l	100
48) 4-Methyl-2-pentanone	12.95	43	5204851	232.87	ug/l	100
49) cis-1,3-Dichloropropene	13.38	75	1401481	65.18	ug/l	100
51) Toluene	14.04	91	3391321	51.08	ug/l	100
52) Ethyl methacrylate	14.22	69	1135704	61.56	ug/l	99
53) trans-1,3-Dichloropropene	14.31	75	1081020	72.07	ug/l	100
54) 1,1,2-Trichloroethane	14.65	97	737782	53.06	ug/l	100
55) 2-Hexanone	14.59	43	3447792	233.88	ug/l	100
56) 1,3-Dichloropropane	15.15	76	1403736	54.88	ug/l	100
57) Tetrachloroethene	15.38	164	776673	51.11	ug/l	100
58) Dibromochloromethane	15.78	129	824917	66.31	ug/l	100
59) 1,2-Dibromoethane	16.22	107	716163	56.30	ug/l	100
60) 1-Chlorohexane	16.47	91	1281288	57.46	ug/l	100
61) Chlorobenzene	17.16	112	2211986	49.80	ug/l	100
62) 1,1,1,2-Tetrachloroethane	17.23	131	776911	59.10	ug/l	100
63) Ethylbenzene	17.25	91	4034379	50.81	ug/l	100
64) m-Xylene & p-Xylene	17.43	91	6757651	101.80	ug/l	100
65) o-Xylene	18.51	91	3519717	54.12	ug/l	100
66) Styrene	18.58	104	2422607	55.16	ug/l	100
68) Bromoform	19.49	173	539845	74.09	ug/l	100
69) Isopropylbenzene	19.40	105	3459493	54.03	ug/l	100
70) 1,1,2,2-Tetrachloroethane	19.83	83	1024353	54.55	ug/l	100
72) 1,2,3-Trichloropropane	20.23	61	258045	49.21	ug/l	100
73) trans-1,4-Dichloro-2-buten	20.38	53	159959	60.08	ug/l	100
74) n-Propylbenzene	20.49	91	5005390	53.02	ug/l	100
75) Bromobenzene	20.66	156	1012346	52.40	ug/l	100
76) 2-Chlorotoluene	21.04	91	2888845	48.34	ug/l	99
77) 1,3,5-Trimethylbenzene	20.93	105	3357782	54.11	ug/l	100
78) 4-Chlorotoluene	21.16	91	3379606	51.48	ug/l	100
79) tert-Butylbenzene	21.97	119	2674548	53.68	ug/l	100
80) 1,2,4-Trimethylbenzene	22.09	105	3343576	52.19	ug/l	100
81) sec-Butylbenzene	22.61	105	4254673	53.09	ug/l	100
82) p-Isopropyltoluene	23.00	119	3148885	54.39	ug/l	100
83) 1,3-Dichlorobenzene	23.28	146	1813579	50.58	ug/l	100
84) 1,4-Dichlorobenzene	23.53	146	1853418	50.82	ug/l	100
85) n-Butylbenzene	23.99	91	3622779	52.92	ug/l	100
86) 1,2-Dichlorobenzene	24.38	146	1729152	49.38	ug/l	100
87) 1,2-Dibromo-3-chloropropan	25.94	157	170411	70.14	ug/l	100
88) 1,2,4-Trichlorobenzene	27.74	180	1377250	51.47	ug/l	100
89) Hexachlorobutadiene	28.02	225	1107866	49.85	ug/l	100
90) Naphthalene	28.29	128	2448686	56.85	ug/l	100
91) 1,2,3-Trichlorobenzene	28.81	180	1259559	52.10	ug/l	100

Handwritten signature and date: m 2-9-06

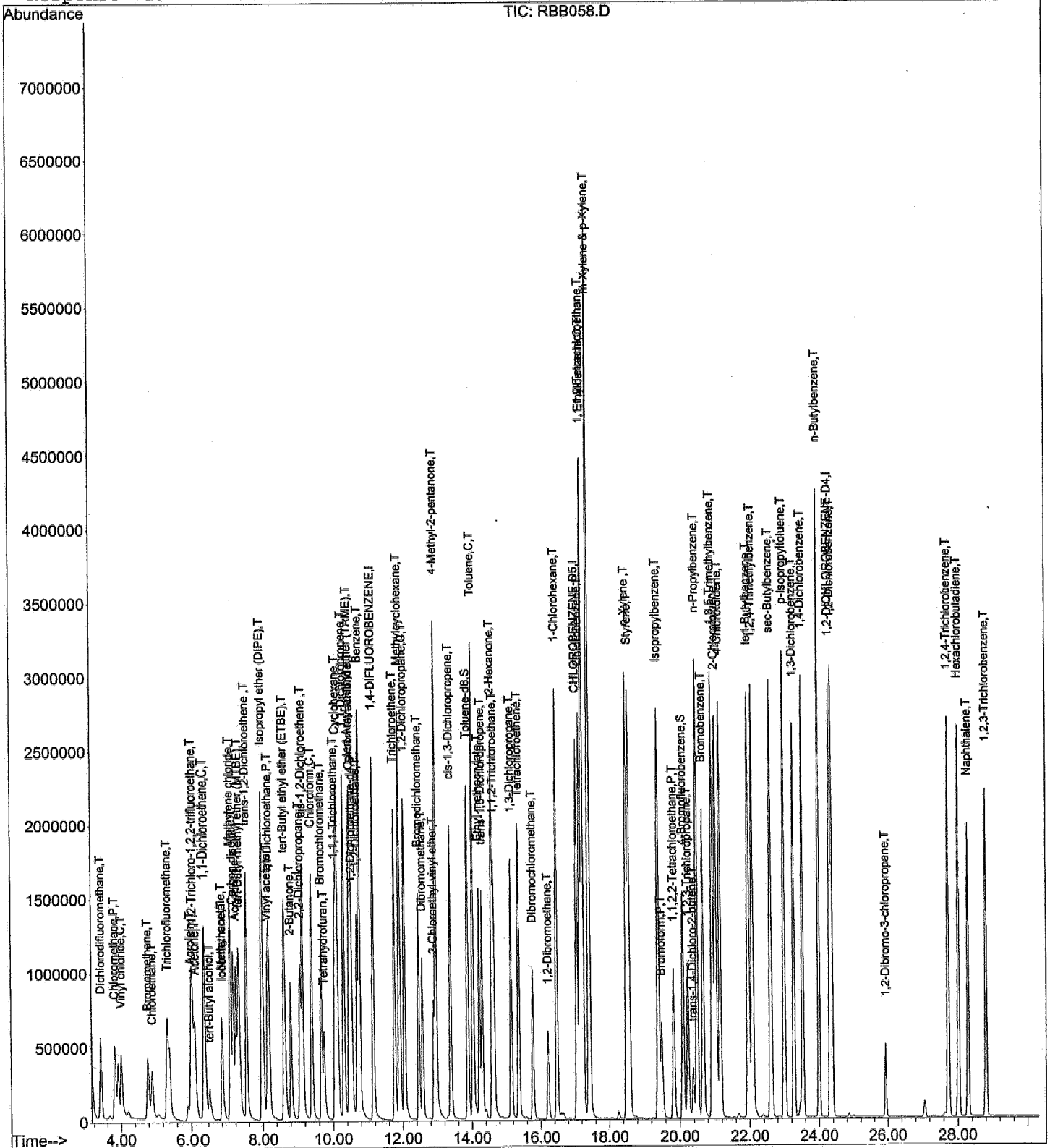
Quantitation Report

Data File : D:\HPCHEM\1\DATA\06B03\RBB058.D
Acq On : 3 Feb 2006 4:09 pm
Sample : VO03B035 50/200/250
Misc : 50ppb 8260/200ppb Ket-AA/250ppbTBA
MS Integration Params: 524INT.P
Quant Time: Feb 6 8:42 2006

Vial: 6
Operator: CGM
Inst : TO03
Multiplr: 1.00

Quant Results File: VO03B03.RES

Method : D:\HPCHEM\1\METHODS\VO03B03.M (RTE Integrator)
Title : METHOD 8260
Last Update : Mon Feb 06 13:18:50 2006
Response via : Initial Calibration



Handwritten signature

Quantitation Report (QT Reviewed)

Data File : D:\HPCHEM\1\DATA\06B03\RBB059.D Vial: 7
 Acq On : 3 Feb 2006 4:46 pm Operator: CGM
 Sample : VO03B036 80/320/400 Inst : TO03
 Misc : 80ppb 8260/320ppb Ket-AA/400ppbTBA Multiplr: 1.00
 MS Integration Params: 524INT.P
 Quant Time: Feb 6 8:45 2006 Quant Results File: VO03B03.RES

Quant Method : D:\HPCHEM\1\METHODS\VO03B03.M (RTE Integrator)
 Title : METHOD 8260
 Last Update : Mon Feb 06 08:44:55 2006
 Response via : Initial Calibration
 DataAcq Meth : VO03B03

Internal Standards	R.T.	QIon	Response	Conc	Units	Dev (Min)
1) 1,4-DIFLUOROBENZENE	11.15	114	2459458	50.00	ug/l	0.00
37) CHLOROBENZENE-D5	17.06	117	2303321	50.00	ug/l	0.00
67) 1,2-DICHLOROENZENE-D4	24.32	152	1143708	50.00	ug/l	0.00

System Monitoring Compounds	R.T.	QIon	Response	Conc	Units	Dev (Min)
36) 1,2-Dichloroethane-d4	10.54	65	2183070	86.42	ug/l	0.00
Spiked Amount	50.000		Recovery	=	172.84%	
50) Toluene-d8	13.88	98	4552299	91.21	ug/l	0.00
Spiked Amount	50.000		Recovery	=	182.42%	
71) 4-Bromofluorobenzene	20.10	95	2271289	92.52	ug/l	0.00
Spiked Amount	50.000		Recovery	=	185.04%	

Target Compounds	R.T.	QIon	Response	Conc	Units	Qvalue
2) Dichlorodifluoromethane	3.39	85	1790997	75.96	ug/l	99
3) Chloromethane	3.83	50	2119361	73.48	ug/l	97
4) Vinyl chloride	4.00	62	1141803	60.72	ug/l	99
5) Bromomethane	4.76	94	1060576	79.94	ug/l	99
6) Chloroethane	4.90	64	856375	75.22	ug/l	97
7) Trichlorofluoromethane	5.33	101	1913626	74.26	ug/l	99
9) Acrolein	5.98	56	704989	349.69	ug/l	99
10) 1,1,2-Trichloro-1,2,2-trif	6.02	151	905451	71.26	ug/l	98
11) Acetone	6.10	43	2397060	302.58	ug/l	99
12) 1,1-Dichloroethene	6.31	61	2775174	70.69	ug/l	99
13) tert-Butyl alcohol	6.44	59	641985	498.51	ug/l	95
15) Iodomethane	6.81	142	1191056	75.67	ug/l	99
16) Methyl acetate	6.80	43	1590515	84.48	ug/l	100
17) Methylene chloride	7.05	49	2767252	50.75	ug/l	100
18) Carbon disulfide	7.14	76	4170439	78.47	ug/l	100
19) Acrylonitrile	7.21	53	2060467	339.92	ug/l	99
20) tert-Butyl methyl ether (M	7.30	73	2922536	95.45	ug/l	100
21) trans-1,2-Dichloroethene	7.53	61	2732008	73.99	ug/l	100
22) Isopropyl ether (DIPE)	7.99	45	6480614	84.23	ug/l	100
23) 1,1-Dichloroethane	8.18	63	3027752	75.28	ug/l	100
24) Vinyl acetate	8.13	43	3651444	92.32	ug/l	100
25) tert-Butyl ethyl ether (ET	8.62	59	4106818	96.11	ug/l	99
26) 2-Butanone	8.82	43	3596283	365.77	ug/l	100
27) 2,2-Dichloropropane	9.07	77	1511977	95.94	ug/l	97
28) cis-1,2-Dichloroethene	9.14	61	2951705	76.40	ug/l	100
30) Chloroform	9.40	83	2763880	73.17	ug/l	99
31) Bromochloromethane	9.66	49	1665779	71.91	ug/l	99
32) Tetrahydrofuran	9.74	42	1062001	183.44	ug/l	98
33) 1,1,1-Trichloroethane	10.07	97	2192200	82.29	ug/l	99
34) Cyclohexane	10.13	56	3037911	84.84	ug/l	100
35) tert-Amyl methyl ether (TA	10.47	73	3020926	95.21	ug/l	100
38) 1,1-Dichloropropene	10.30	77	730919	76.39	ug/l	97
39) Carbon tetrachloride	10.50	119	1737971	88.68	ug/l	100
40) 1,2-Dichloroethane	10.69	62	2662280	74.00	ug/l	98
41) Benzene	10.76	78	5307562	74.07	ug/l	99
42) Trichloroethene	11.77	130	1398807	76.35	ug/l	99
43) Methylcyclohexane	11.91	83	2474471	85.62	ug/l	98
44) 1,2-Dichloropropane	12.04	63	1723442	77.97	ug/l	99

(#) = qualifier out of range (m) = manual integration
 RBB059.D VO03B03.M Mon Feb 06 19:22:32 2006

2-9-06

Quantitation Report (QT Reviewed)

Data File : D:\HPCHEM\1\DATA\06B03\RBB059.D Vial: 7
 Acq On : 3 Feb 2006 4:46 pm Operator: CGM
 Sample : VO03B036 80/320/400 Inst : TO03
 Misc : 80ppb 8260/320ppb Ket-AA/400ppbTBA Multiplr: 1.00
 MS Integration Params: 524INT.P
 Quant Time: Feb 6 8:45 2006 Quant Results File: VO03B03.RES

Quant Method : D:\HPCHEM\1\METHODS\VO03B03.M (RTE Integrator)
 Title : METHOD 8260
 Last Update : Mon Feb 06 08:44:55 2006
 Response via : Initial Calibration
 DataAcq Meth : VO03B03

Compound	R.T.	QIon	Response	Conc	Unit	Qvalue
45) Bromodichloromethane	12.46	83	2145427	88.27	ug/l	100
46) Dibromomethane	12.56	93	986344	75.95	ug/l	100
47) 2-Chloroethyl vinyl ether	12.89	63	719743	94.61	ug/l	99
48) 4-Methyl-2-pentanone	12.96	43	8574523	364.60	ug/l	99
49) cis-1,3-Dichloropropene	13.38	75	2239402	98.97	ug/l	99
51) Toluene	14.03	91	5280924	75.59	ug/l	99
52) Ethyl methacrylate	14.23	69	1867977	96.19	ug/l	98
53) trans-1,3-Dichloropropene	14.30	75	1725541	109.34	ug/l	99
54) 1,1,2-Trichloroethane	14.64	97	1141952	78.06	ug/l	98
55) 2-Hexanone	14.58	43	5777481	372.28	ug/l	100
56) 1,3-Dichloropropane	15.15	76	2204101	81.89	ug/l	99
57) Tetrachloroethene	15.37	164	1193789	74.67	ug/l	99
58) Dibromochloromethane	15.77	129	1327996	101.47	ug/l	100
59) 1,2-Dibromoethane	16.22	107	1089547	81.42	ug/l	98
60) 1-Chlorohexane	16.47	91	1983424	84.54	ug/l	99
61) Chlorobenzene	17.15	112	3374519	72.21	ug/l	99
62) 1,1,1,2-Tetrachloroethane	17.23	131	1229394	88.90	ug/l	99
63) Ethylbenzene	17.24	91	6119116	73.26	ug/l	99
64) m-Xylene & p-Xylene	17.42	91	10063735	144.06	ug/l	99
65) o-Xylene	18.51	91	5381097	78.64	ug/l	100
66) Styrene	18.58	104	3705254	80.18	ug/l	100
68) Bromoform	19.50	173	885252	119.66	ug/l	99
69) Isopropylbenzene	19.40	105	5244561	80.67	ug/l	99
70) 1,1,2,2-Tetrachloroethane	19.83	83	1632218	85.61	ug/l	100
72) 1,2,3-Trichloropropane	20.23	61	421403	79.14	ug/l	93
73) trans-1,4-Dichloro-2-buten	20.38	53	278332	102.94	ug/l	96
74) n-Propylbenzene	20.50	91	7495898	78.19	ug/l	99
75) Bromobenzene	20.68	156	1530964	78.05	ug/l	99
76) 2-Chlorotoluene	21.03	91	4345119	71.47	ug/l	99
77) 1,3,5-Trimethylbenzene	20.93	105	5044640	80.06	ug/l	100
78) 4-Chlorotoluene	21.15	91	5053460	75.81	ug/l	99
79) tert-Butylbenzene	21.97	119	4025032	79.38	ug/l	99
80) 1,2,4-Trimethylbenzene	22.09	105	5072072	77.97	ug/l	99
81) sec-Butylbenzene	22.61	105	6479793	79.63	ug/l	99
82) p-Isopropyltoluene	22.99	119	4695629	79.88	ug/l	99
83) 1,3-Dichlorobenzene	23.28	146	2701725	74.20	ug/l	99
84) 1,4-Dichlorobenzene	23.53	146	2712315	73.24	ug/l	99
85) n-Butylbenzene	23.99	91	5369735	77.25	ug/l	99
86) 1,2-Dichlorobenzene	24.38	146	2566708	72.19	ug/l	99
87) 1,2-Dibromo-3-chloropropan	25.94	157	278682	112.96	ug/l	95
88) 1,2,4-Trichlorobenzene	27.73	180	2107300	77.55	ug/l	99
89) Hexachlorobutadiene	28.02	225	1706417	75.62	ug/l	99
90) Naphthalene	28.28	128	3807703	87.06	ug/l	100
91) 1,2,3-Trichlorobenzene	28.80	180	1943321	79.16	ug/l	99

de
8-9-06

(#) = qualifier out of range (m) = manual integration
 RBB059.D VO03B03.M Mon Feb 06 19:22:32 2006


Quantitation Report

Data File : D:\HPCHEM\1\DATA\06B03\RBB059.D
Acq On : 3 Feb 2006 4:46 pm
Sample : VO03B036 80/320/400
Misc : 80ppb 8260/320ppb Ket-AA/400ppbTBA
MS Integration Params: 524INT.P
Quant Time: Feb 6 8:45 2006

Vial: 7
Operator: CGM
Inst : TO03
Multiplr: 1.00

Quant Results File: VO03B03.RES

Method : D:\HPCHEM\1\METHODS\VO03B03.M (RTE Integrator)
Title : METHOD 8260
Last Update : Mon Feb 06 13:18:50 2006
Response via : Initial Calibration



Handwritten: 2-9-06

2112

Data File : D:\HPCHEM\1\DATA\06B03\RBB060.D Vial: 8
 Acq On : 3 Feb 2006 5:24 pm Operator: CGM
 Sample : VO03B037 100/400/500 Inst : TO03
 Misc : 100ppb 8260/400ppb Ket-AA/500ppbTBA Multiplr: 1.00
 MS Integration Params: 524INT.P
 Quant Time: Feb 6 8:46 2006 Quant Results File: VO03B03.RES

Quant Method : D:\HPCHEM\1\METHODS\VO03B03.M (RTE Integrator)
 Title : METHOD 8260
 Last Update : Mon Feb 06 08:46:09 2006
 Response via : Initial Calibration
 DataAcq Meth : VO03B03

Internal Standards	R.T.	QIon	Response	Conc	Units	Dev (Min)
1) 1,4-DIFLUOROBENZENE	11.15	114	2540569	50.00	ug/l	0.00
37) CHLOROBENZENE-D5	17.06	117	2242170	50.00	ug/l	0.00
67) 1,2-DICHLOROBENZENE-D4	24.32	152	1126128	50.00	ug/l	0.00

System Monitoring Compounds	R.T.	QIon	Response	Conc	Units	Dev (Min)
36) 1,2-Dichloroethane-d4	10.54	65	2656779	100.47	ug/l	0.00
Spiked Amount				50.000		
				Recovery =	200.94%	
50) Toluene-d8	13.88	98	5612584	112.89	ug/l	0.00
Spiked Amount				50.000		
				Recovery =	225.78%	
71) 4-Bromofluorobenzene	20.10	95	2796014	112.73	ug/l	0.00
Spiked Amount				50.000		
				Recovery =	225.46%	

Target Compounds	R.T.	QIon	Response	Conc	Units	Qvalue
2) Dichlorodifluoromethane	3.39	85	2190512	90.70	ug/l	99
3) Chloromethane	3.81	50	2630249	89.50	ug/l	96
4) Vinyl chloride	4.00	62	1339767	71.86	ug/l	100
5) Bromomethane	4.76	94	1342628	97.98	ug/l	99
6) Chloroethane	4.89	64	1044207	89.68	ug/l	98
7) Trichlorofluoromethane	5.33	101	2350372	89.36	ug/l	99
9) Acrolein	5.98	56	840243	397.33	ug/l	99
10) 1,1,2-Trichloro-1,2,2-trif	6.02	151	1052187	81.65	ug/l	96
11) Acetone	6.10	43	2816550	347.33	ug/l	100
12) 1,1-Dichloroethene	6.31	61	3301015	83.01	ug/l	100
13) tert-Butyl alcohol	6.44	59	712848	514.73	ug/l	93
15) Iodomethane	6.81	142	1394856	86.57	ug/l	98
16) Methyl acetate	6.80	43	1902268	96.91	ug/l	100
17) Methylene chloride	7.05	49	3217376	60.83	ug/l	99
18) Carbon disulfide	7.14	76	4941719	90.30	ug/l	100
19) Acrylonitrile	7.21	53	2455627	388.15	ug/l	99
20) tert-Butyl methyl ether (M	7.30	73	3400984	104.18	ug/l	100
21) trans-1,2-Dichloroethene	7.52	61	3261024	86.58	ug/l	98
22) Isopropyl ether (DIPE)	7.98	45	7602310	94.82	ug/l	100
23) 1,1-Dichloroethane	8.18	63	3576397	86.94	ug/l	99
24) Vinyl acetate	8.13	43	4172665	99.57	ug/l	99
25) tert-Butyl ethyl ether (ET	8.62	59	4677979	102.54	ug/l	99
26) 2-Butanone	8.82	43	4223240	406.14	ug/l	100
27) 2,2-Dichloropropane	9.07	77	1796042	106.78	ug/l	97
28) cis-1,2-Dichloroethene	9.14	61	3486582	88.02	ug/l	100
30) Chloroform	9.40	83	3260366	84.76	ug/l	100
31) Bromochloromethane	9.66	49	1942499	82.57	ug/l	100
32) Tetrahydrofuran	9.74	42	1265757	206.61	ug/l	99
33) 1,1,1-Trichloroethane	10.07	97	2592020	93.75	ug/l	99
34) Cyclohexane	10.12	56	3837252	102.71	ug/l	99
35) tert-Amyl methyl ether (TA	10.47	73	3445732	101.90	ug/l	99
38) 1,1-Dichloropropene	10.30	77	852117	92.18	ug/l	96
39) Carbon tetrachloride	10.50	119	2024626	104.24	ug/l	100
40) 1,2-Dichloroethane	10.69	62	3097196	89.56	ug/l	98
41) Benzene	10.76	78	6172238	89.59	ug/l	98
42) Trichloroethene	11.77	130	1633306	92.28	ug/l	99
43) Methylcyclohexane	11.91	83	3091505	108.62	ug/l	100
44) 1,2-Dichloropropane	12.06	63	2012804	93.94	ug/l	99

(#) = qualifier out of range (m) = manual integration
 RBB060.D VO03B03.M Mon Feb 06 19:22:45 2006

Handwritten: 2-9-06

Quantitation Report (QT Reviewed)

Data File : D:\HPCHEM\1\DATA\06B03\RBB060.D Vial: 8
 Acq On : 3 Feb 2006 5:24 pm Operator: CGM
 Sample : VO03B037 100/400/500 Inst : TO03
 Misc : 100ppb 8260/400ppb Ket-AA/500ppbTBA Multiplr: 1.00
 MS Integration Params: 524INT.P
 Quant Time: Feb 6 8:46 2006 Quant Results File: VO03B03.RES

Quant Method : D:\HPCHEM\1\METHODS\VO03B03.M (RTE Integrator)
 Title : METHOD 8260
 Last Update : Mon Feb 06 08:46:09 2006
 Response via : Initial Calibration
 DataAcq Meth : VO03B03

Compound	R.T.	QIon	Response	Conc	Unit	Qvalue
45) Bromodichloromethane	12.46	83	2520737	104.73	ug/l	100
46) Dibromomethane	12.56	93	1116522	89.07	ug/l	99
47) 2-Chloroethyl vinyl ether	12.89	63	821733	107.69	ug/l	99
48) 4-Methyl-2-pentanone	12.96	43	9869435	421.32	ug/l	99
49) cis-1,3-Dichloropropene	13.38	75	2571821	112.32	ug/l	100
51) Toluene	14.03	91	5972779	88.64	ug/l	100
52) Ethyl methacrylate	14.23	69	2056489	105.23	ug/l	98
53) trans-1,3-Dichloropropene	14.30	75	1985478	121.80	ug/l	99
54) 1,1,2-Trichloroethane	14.64	97	1294302	91.25	ug/l	98
55) 2-Hexanone	14.58	43	6598854	425.22	ug/l	100
56) 1,3-Dichloropropane	15.15	76	2467864	93.82	ug/l	99
57) Tetrachloroethene	15.37	164	1355049	88.04	ug/l	99
58) Dibromochloromethane	15.77	129	1503608	112.97	ug/l	100
59) 1,2-Dibromoethane	16.22	107	1215589	93.04	ug/l	96
60) 1-Chlorohexane	16.47	91	2288503	99.27	ug/l	99
61) Chlorobenzene	17.15	112	3800498	84.92	ug/l	99
62) 1,1,1,2-Tetrachloroethane	17.23	131	1370847	99.98	ug/l	100
63) Ethylbenzene	17.24	91	6855623	85.51	ug/l	99
64) m-Xylene & p-Xylene	17.42	91	11389457	170.32	ug/l	99
65) o-Xylene	18.51	91	6014497	90.55	ug/l	100
66) Styrene	18.58	104	4189767	93.11	ug/l	100
68) Bromoform	19.50	173	1001097	126.94	ug/l	100
69) Isopropylbenzene	19.40	105	5953344	92.87	ug/l	99
70) 1,1,2,2-Tetrachloroethane	19.83	83	1795947	94.56	ug/l	99
72) 1,2,3-Trichloropropane	20.23	61	450102	86.00	ug/l	96
73) trans-1,4-Dichloro-2-buten	20.38	53	314330	112.69	ug/l	98
74) n-Propylbenzene	20.50	91	8512550	90.52	ug/l	99
75) Bromobenzene	20.67	156	1709264	88.86	ug/l	99
76) 2-Chlorotoluene	21.03	91	4845933	82.42	ug/l	99
77) 1,3,5-Trimethylbenzene	20.93	105	5679526	91.53	ug/l	100
78) 4-Chlorotoluene	21.15	91	5765621	88.62	ug/l	100
79) tert-Butylbenzene	21.97	119	4603844	92.33	ug/l	100
80) 1,2,4-Trimethylbenzene	22.09	105	5715086	89.60	ug/l	99
81) sec-Butylbenzene	22.61	105	7365080	91.99	ug/l	100
82) p-Isopropyltoluene	22.99	119	5399600	93.31	ug/l	99
83) 1,3-Dichlorobenzene	23.27	146	3068971	86.65	ug/l	99
84) 1,4-Dichlorobenzene	23.53	146	3103999	86.34	ug/l	99
85) n-Butylbenzene	23.99	91	6165544	90.61	ug/l	99
86) 1,2-Dichlorobenzene	24.37	146	2884562	83.76	ug/l	100
87) 1,2-Dibromo-3-chloropropan	25.93	157	308576	118.87	ug/l	96
88) 1,2,4-Trichlorobenzene	27.73	180	2458882	92.37	ug/l	100
89) Hexachlorobutadiene	28.02	225	1970013	89.48	ug/l	99
90) Naphthalene	28.28	128	4276913	97.88	ug/l	99
91) 1,2,3-Trichlorobenzene	28.80	180	2212074	91.68	ug/l	99

du-9-06

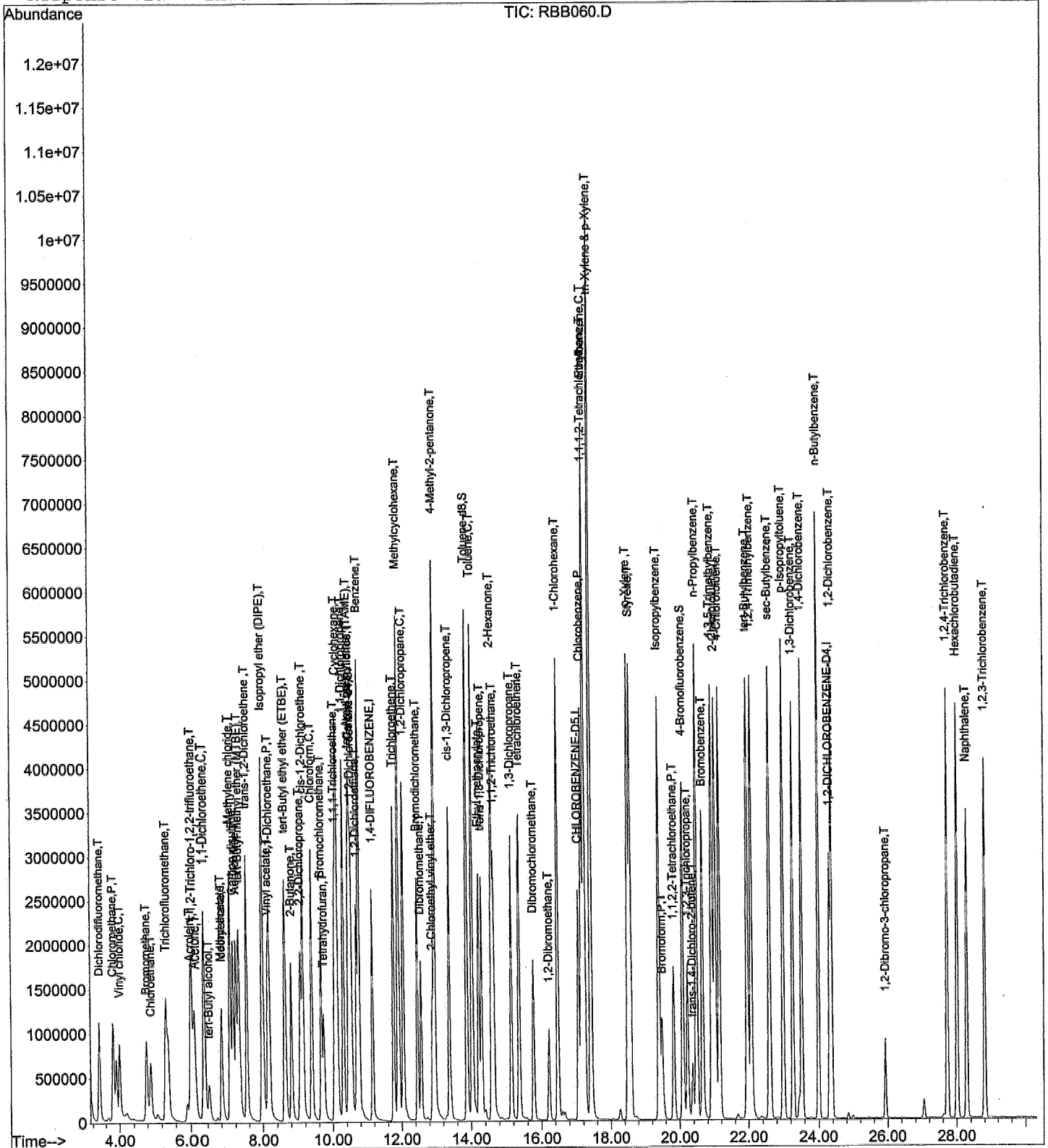
Quantitation Report

Data File : D:\HPCHEM\1\DATA\06B03\RBB060.D
Acq On : 3 Feb 2006 5:24 pm
Sample : VO03B037 100/400/500
Misc : 100ppb 8260/400ppb Ket-AA/500ppbTBA
MS Integration Params: 524INT.P
Quant Time: Feb 6 8:46 2006

Vial: 8
Operator: CGM
Inst : TO03
Multiplr: 1.00

Quant Results File: VO03B03.RES

Method : D:\HPCHEM\1\METHODS\VO03B03.M (RTE Integrator)
Title : METHOD 8260
Last Update : Mon Feb 06 13:18:50 2006
Response via : Initial Calibration



Handwritten: 2-2-06

Data File : D:\HPCHEM\1\DATA\06B03\RBB061.D Vial: 9
 Acq On : 3 Feb 2006 6:01 pm Operator: CGM
 Sample : VO03B038 200/800/1000 Inst : TO03
 Misc : 200ppb 8260/800ppb Ket-AA/1000ppbTBA Multiplr: 1.00
 MS Integration Params: 524INT.P
 Quant Time: Feb 6 8:46 2006 Quant Results File: VO03B03.RES

Quant Method : D:\HPCHEM\1\METHODS\VO03B03.M (RTE Integrator)
 Title : METHOD 8260
 Last Update : Mon Feb 06 08:46:36 2006
 Response via : Initial Calibration
 DataAcq Meth : VO03B03

Internal Standards	R.T.	QIon	Response	Conc	Units	Dev(Min)
1) 1,4-DIFLUOROBENZENE	11.15	114	2150874	50.00	ug/l	0.00
37) CHLOROBENZENE-D5	17.08	117	1941589	50.00	ug/l	0.00
67) 1,2-DICHLOROBENZENE-D4	24.31	152	979380	50.00	ug/l	0.00
System Monitoring Compounds						
36) 1,2-Dichloroethane-d4	10.54	65	4594048	205.07	ug/l	0.00
Spiked Amount	50.000		Recovery	=	410.14%	
50) Toluene-d8	13.88	98	9811400	223.77	ug/l	0.00
Spiked Amount	50.000		Recovery	=	447.54%	
71) 4-Bromofluorobenzene	20.09	95	4988191	227.13	ug/l	0.00
Spiked Amount	50.000		Recovery	=	454.26%	
Target Compounds						
						Qvalue
2) Dichlorodifluoromethane	3.38	85	4210631	208.71	ug/l	98
3) Chloromethane	3.81	50	5533434	225.78	ug/l	97
4) Vinyl chloride	4.00	62	2471142	163.11	ug/l	99
5) Bromomethane	4.74	94	2560123	221.31	ug/l	98
6) Chloroethane	4.88	64	2001046	206.03	ug/l	99
7) Trichlorofluoromethane	5.31	101	4529992	206.58	ug/l	100
9) Acrolein	5.99	56	1556914	870.44	ug/l	96
10) 1,1,2-Trichloro-1,2,2-trif	6.01	151	2261491	212.87	ug/l	98
11) Acetone	6.10	43	5305491	787.62	ug/l	99
12) 1,1-Dichloroethene	6.30	61	6971220	212.21	ug/l	98
13) tert-Butyl alcohol	6.47	59	1631208	1385.43	ug/l	88
15) Iodomethane	6.81	142	2888428	215.89	ug/l	99
16) Methyl acetate	6.81	43	3632941	219.57	ug/l	99
17) Methylene chloride	7.05	49	6621843	156.65	ug/l	99
18) Carbon disulfide	7.12	76	10591785	231.82	ug/l	100
19) Acrylonitrile	7.23	53	4591916	860.97	ug/l	99
20) tert-Butyl methyl ether (M	7.30	73	7649434	275.13	ug/l	99
21) trans-1,2-Dichloroethene	7.52	61	6820297	218.06	ug/l	99
22) Isopropyl ether (DIPE)	7.98	45	16000222	237.48	ug/l	100
23) 1,1-Dichloroethane	8.18	63	7493418	219.26	ug/l	100
24) Vinyl acetate	8.13	43	8734580	246.35	ug/l	100
25) tert-Butyl ethyl ether (ET	8.62	59	10280106	265.19	ug/l	100
26) 2-Butanone	8.82	43	7779420	881.74	ug/l	99
27) 2,2-Dichloropropane	9.07	77	4207201	292.62	ug/l	97
28) cis-1,2-Dichloroethene	9.14	61	7437092	225.63	ug/l	98
30) Chloroform	9.40	83	6739495	211.57	ug/l	99
31) Bromochloromethane	9.66	49	4130769	212.69	ug/l	98
32) Tetrahydrofuran	9.74	42	2429823	466.28	ug/l	99
33) 1,1,1-Trichloroethane	10.06	97	5431426	234.12	ug/l	99
34) Cyclohexane	10.11	56	7036425	221.60	ug/l	99
35) tert-Amyl methyl ether (TA	10.47	73	7328677	255.30	ug/l	99
38) 1,1-Dichloropropene	10.30	77	1802146	227.67	ug/l	100
39) Carbon tetrachloride	10.50	119	4313160	254.90	ug/l	100
40) 1,2-Dichloroethane	10.69	62	6268991	212.51	ug/l	99
41) Benzene	10.76	78	12349354	210.13	ug/l	97
42) Trichloroethene	11.77	130	3339097	220.29	ug/l	99
43) Methylcyclohexane	11.91	83	5606514	224.71	ug/l	99
44) 1,2-Dichloropropane	12.06	63	4247625	230.93	ug/l	98

(#) = qualifier out of range (m) = manual integration
 RBB061.D VO03B03.M Mon Feb 06 19:22:57 2006

aw
2-a-06

Quantitation Report (QT Reviewed)

Data File : D:\HPCHEM\1\DATA\06B03\RBB061.D Vial: 9
 Acq On : 3 Feb 2006 6:01 pm Operator: CGM
 Sample : VO03B038 200/800/1000 Inst : TO03
 Misc : 200ppb 8260/800ppb Ket-AA/1000ppbTBA Multiplr: 1.00
 MS Integration Params: 524INT.P
 Quant Time: Feb 6 8:46 2006 Quant Results File: VO03B03.RES

Quant Method : D:\HPCHEM\1\METHODS\VO03B03.M (RTE Integrator)
 Title : METHOD 8260
 Last Update : Mon Feb 06 08:46:36 2006
 Response via : Initial Calibration
 DataAcq Meth : VO03B03

Compound	R.T.	QIon	Response	Conc	Unit	Qvalue
45) Bromodichloromethane	12.46	83	5288455	252.04	ug/l	99
46) Dibromomethane	12.56	93	2287670	214.09	ug/l	99
47) 2-Chloroethyl vinyl ether	12.89	63	1739919	260.45	ug/l	99
48) 4-Methyl-2-pentanone	12.96	43	17533382	857.84	ug/l	98
49) cis-1,3-Dichloropropene	13.38	75	5615208	278.31	ug/l	100
51) Toluene	14.03	91	11954007	208.24	ug/l	100
52) Ethyl methacrylate	14.22	69	4240457	248.73	ug/l	97
53) trans-1,3-Dichloropropene	14.30	75	4452796	305.92	ug/l	98
54) 1,1,2-Trichloroethane	14.64	97	2663476	219.60	ug/l	99
55) 2-Hexanone	14.58	43	11531467	850.45	ug/l	99
56) 1,3-Dichloropropane	15.15	76	5042334	223.35	ug/l	99
57) Tetrachloroethene	15.37	164	2807209	214.29	ug/l	99
58) Dibromochloromethane	15.77	129	3319293	282.76	ug/l	99
59) 1,2-Dibromoethane	16.22	107	2569182	229.36	ug/l	98
60) 1-Chlorohexane	16.47	91	4738648	237.62	ug/l	99
61) Chlorobenzene	17.17	112	7701023	203.09	ug/l	98
62) 1,1,1,2-Tetrachloroethane	17.23	131	2891704	243.56	ug/l	99
63) Ethylbenzene	17.24	91	13500009	198.57	ug/l	97
64) m-Xylene & p-Xylene	17.43	91	21369874	377.03	ug/l	96
65) o-Xylene	18.50	91	12225549	215.46	ug/l	98
66) Styrene	18.58	104	8594531	222.75	ug/l	99
68) Bromoform	19.50	173	2301125	323.07	ug/l	100
69) Isopropylbenzene	19.41	105	12107152	219.40	ug/l	98
70) 1,1,2,2-Tetrachloroethane	19.83	83	3739864	228.19	ug/l	99
72) 1,2,3-Trichloropropane	20.23	61	983814	220.55	ug/l	92
73) trans-1,4-Dichloro-2-buten	20.38	53	820883	332.36	ug/l	100
74) n-Propylbenzene	20.50	91	17181688	212.97	ug/l	98
75) Bromobenzene	20.67	156	3562573	216.40	ug/l	99
76) 2-Chlorotoluene	21.03	91	9798517	196.55	ug/l	97
77) 1,3,5-Trimethylbenzene	20.94	105	11731443	220.05	ug/l	100
78) 4-Chlorotoluene	21.16	91	11793781	211.88	ug/l	100
79) tert-Butylbenzene	21.97	119	9419688	219.63	ug/l	99
80) 1,2,4-Trimethylbenzene	22.09	105	11674732	213.63	ug/l	100
81) sec-Butylbenzene	22.61	105	15074107	219.00	ug/l	99
82) p-Isopropyltoluene	22.99	119	10945729	219.59	ug/l	97
83) 1,3-Dichlorobenzene	23.27	146	6206377	205.41	ug/l	99
84) 1,4-Dichlorobenzene	23.53	146	6362639	207.56	ug/l	98
85) n-Butylbenzene	24.00	91	12427684	212.85	ug/l	97
86) 1,2-Dichlorobenzene	24.37	146	5899137	201.64	ug/l	99
87) 1,2-Dibromo-3-chloropropan	25.93	157	714427	308.14	ug/l	97
88) 1,2,4-Trichlorobenzene	27.73	180	5100246	222.74	ug/l	99
89) Hexachlorobutadiene	28.01	225	4130797	219.04	ug/l	100
90) Naphthalene	28.28	128	8874134	234.22	ug/l	99
91) 1,2,3-Trichlorobenzene	28.80	180	4587015	221.22	ug/l	98

(#) = qualifier out of range (m) = manual integration
 RBB061.D VO03B03.M Mon Feb 06 19:22:57 2006

Handwritten: 2-9-06

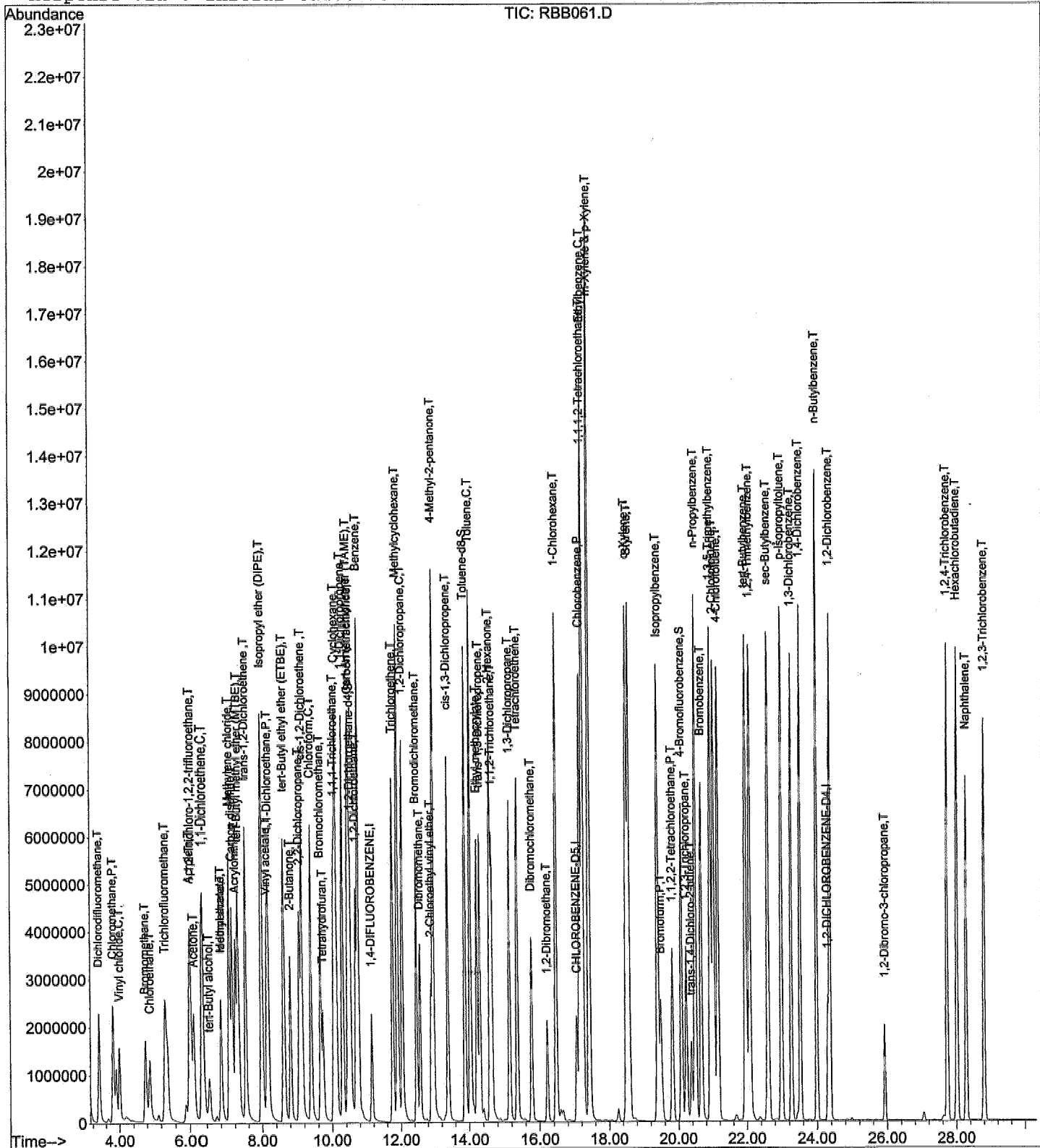
Quantitation Report

Data File : D:\HPCHEM\1\DATA\06B03\RBB061.D
Acq On : 3 Feb 2006 6:01 pm
Sample : VO03B038 200/800/1000
Misc : 200ppb 8260/800ppb Ket-AA/1000ppbTBA
MS Integration Params: 524INT.P
Quant Time: Feb 6 8:46 2006

Vial: 9
Operator: CGM
Inst : TO03
Multiplr: 1.00

Quant Results File: VO03B03.RES

Method : D:\HPCHEM\1\METHODS\VO03B03.M (RTE Integrator)
Title : METHOD 8260
Last Update : Mon Feb 06 13:18:50 2006
Response via : Initial Calibration



Handwritten signature

2226

Data File : D:\HPCHEM\1\DATA\06B03\RBB062.D Vial: 10
 Acq On : 3 Feb 2006 6:38 pm Operator: CGM
 Sample : VO03B039 300/1200/1500 Inst : TO03
 Misc : 300ppb 8260/1200ppb Ket-AA/1500ppbTBA Multiplr: 1.00
 MS Integration Params: 524INT.P
 Quant Time: Feb 6 9:19 2006 Quant Results File: VO03B03.RES

Quant Method : D:\HPCHEM\1\METHODS\VO03B03.M (RTE Integrator)
 Title : METHOD 8260
 Last Update : Mon Feb 06 09:16:22 2006
 Response via : Initial Calibration
 DataAcq Meth : VO03B03

Internal Standards	R.T.	QIon	Response	Conc	Units	Dev (Min)
1) 1,4-DIFLUOROBENZENE	11.15	114	2112542	50.00	ug/l	0.00
37) CHLOROBENZENE-D5	17.06	117	2001320	50.00	ug/l	0.00
67) 1,2-DICHLOROETHANE-D4	24.31	152	1065793	50.00	ug/l	0.00

System Monitoring Compounds	R.T.	QIon	Response	Conc	Units	Dev (Min)
36) 1,2-Dichloroethane-d4	10.54	65	5773672	265.35	ug/l	0.00
Spiked Amount				50.000		
				Recovery =	530.70%	
50) Toluene-d8	13.88	98	12151699	268.42	ug/l	0.00
Spiked Amount				50.000		
				Recovery =	536.84%	
71) 4-Bromofluorobenzene	20.09	95	6672047	277.13	ug/l	0.00
Spiked Amount				50.000		
				Recovery =	554.26%	

Target Compounds	R.T.	QIon	Response	Conc	Units	Qvalue
2) Dichlorodifluoromethane	3.38	85	5204219	265.03	ug/l	98
3) Chloromethane	3.81	50	7622439	310.30	ug/l	97
4) Vinyl chloride	3.99	62	3043568	295.15	ug/l	99
5) Bromomethane	4.73	94	3001754	264.57	ug/l	100
6) Chloroethane	4.86	64	2270907	242.81	ug/l	98
7) Trichlorofluoromethane	5.30	101	5308681	250.53	ug/l	99
9) Acrolein	5.99	56	2025109	1146.54	ug/l	96
10) 1,1,2-Trichloro-1,2,2-trif	5.99	151	2648918	256.41	ug/l	97
11) Acetone	6.10	43	7198150	1101.30	ug/l	100
12) 1,1-Dichloroethene	6.29	61	8345590	260.88	ug/l	99
13) tert-Butyl alcohol	6.50	59	2385662	2062.98	ug/l	87
15) Iodomethane	6.80	142	3432760	258.67	ug/l	99
16) Methyl acetate	6.80	43	4797422	292.55	ug/l	99
17) Methylene chloride	7.03	49	8020238	264.15	ug/l	100
18) Carbon disulfide	7.11	76	12857044	282.91	ug/l	100
19) Acrylonitrile	7.23	53	6355443	1201.60	ug/l	99
20) tert-Butyl methyl ether (M	7.30	73	9676832	291.86	ug/l	98
21) trans-1,2-Dichloroethene	7.51	61	8341492	271.67	ug/l	98
22) Isopropyl ether (DIPE)	7.98	45	19525200	289.56	ug/l	100
23) 1,1-Dichloroethane	8.18	63	9013496	268.78	ug/l	99
24) Vinyl acetate	8.13	43	11068205	307.87	ug/l	99
25) tert-Butyl ethyl ether (ET	8.62	59	13335074	293.22	ug/l	99
26) 2-Butanone	8.82	43	11112415	1258.48	ug/l	100
27) 2,2-Dichloropropane	9.07	77	5170079	354.52	ug/l	96
28) cis-1,2-Dichloroethene	9.13	61	9097834	279.01	ug/l	99
30) Chloroform	9.40	83	8271418	266.17	ug/l	99
31) Bromochloromethane	9.66	49	5108936	269.14	ug/l	98
32) Tetrahydrofuran	9.74	42	3343332	635.27	ug/l	99
33) 1,1,1-Trichloroethane	10.05	97	6751257	291.17	ug/l	99
34) Cyclohexane	10.11	56	8506709	272.24	ug/l	99
35) tert-Amyl methyl ether (TA	10.47	73	9577721	314.13	ug/l	98
38) 1,1-Dichloropropene	10.30	77	2211110	269.75	ug/l	99
39) Carbon tetrachloride	10.50	119	5247374	281.54	ug/l	98
40) 1,2-Dichloroethane	10.69	62	7743928	257.21	ug/l	100
41) Benzene	10.76	78	15115278	252.82	ug/l	96
42) Trichloroethene	11.76	130	4146124	265.78	ug/l	99
43) Methylcyclohexane	11.91	83	6722206	261.53	ug/l	97
44) 1,2-Dichloropropane	12.04	63	5268192	275.39	ug/l	99

(#) = qualifier out of range (m) = manual integration
 RBB062.D VO03B03.M Mon Feb 06 19:23:08 2006

for 2-9-06

Data File : D:\HPCHEM\1\DATA\06B03\RBB062.D Vial: 10
 Acq On : 3 Feb 2006 6:38 pm Operator: CGM
 Sample : VO03B039 300/1200/1500 Inst : TO03
 Misc : 300ppb 8260/1200ppb Ket-AA/1500ppbTBA Multiplr: 1.00
 MS Integration Params: 524INT.P
 Quant Time: Feb 6 9:19 2006 Quant Results File: VO03B03.RES

Quant Method : D:\HPCHEM\1\METHODS\VO03B03.M (RTE Integrator)
 Title : METHOD 8260
 Last Update : Mon Feb 06 09:16:22 2006
 Response via : Initial Calibration
 DataAcq Meth : VO03B03

Compound	R.T.	QIon	Response	Conc	Unit	Qvalue
45) Bromodichloromethane	12.46	83	6708032	300.34	ug/l	99
46) Dibromomethane	12.56	93	2942609	268.33	ug/l	99
47) 2-Chloroethyl vinyl ether	12.89	63	2487815	328.30	ug/l	99
48) 4-Methyl-2-pentanone	12.96	43	25031774	1179.97	ug/l	97
49) cis-1,3-Dichloropropene	13.38	75	7240254	282.98	ug/l	99
51) Toluene	14.03	91	14818624	253.94	ug/l	98
52) Ethyl methacrylate	14.23	69	5752937	305.37	ug/l	96
53) trans-1,3-Dichloropropene	14.30	75	6028675	292.65	ug/l	98
54) 1,1,2-Trichloroethane	14.64	97	3430151	273.99	ug/l	97
55) 2-Hexanone	14.60	43	17223857	1220.15	ug/l	98
56) 1,3-Dichloropropane	15.15	76	6687726	285.02	ug/l	99
57) Tetrachloroethene	15.37	164	3554553	264.74	ug/l	99
58) Dibromochloromethane	15.77	129	4451176	289.73	ug/l	99
59) 1,2-Dibromoethane	16.22	107	3514373	299.02	ug/l	98
60) 1-Chlorohexane	16.47	91	6108991	291.41	ug/l	98
61) Chlorobenzene	17.17	112	9880884	256.85	ug/l	97
62) 1,1,1,2-Tetrachloroethane	17.23	131	3771461	300.01	ug/l	100
63) Ethylbenzene	17.24	91	16879231	246.46	ug/l	97
64) m-Xylene & p-Xylene	17.44	91	25536644	453.68	ug/l	93
65) o-Xylene	18.51	91	15634850	268.27	ug/l	97
66) Styrene	18.58	104	11134918	278.52	ug/l	98
68) Bromoform	19.50	173	3247390	291.63	ug/l	99
69) Isopropylbenzene	19.41	105	15519358	259.63	ug/l	96
70) 1,1,2,2-Tetrachloroethane	19.83	83	5358852	295.78	ug/l	100
72) 1,2,3-Trichloropropane	20.23	61	1386793	283.95	ug/l	94
73) trans-1,4-Dichloro-2-buten	20.38	53	1212554	388.37	ug/l	99
74) n-Propylbenzene	20.50	91	21993038	253.32	ug/l	97
75) Bromobenzene	20.67	156	4741896	265.73	ug/l	99
76) 2-Chlorotoluene	21.03	91	16988787	312.23	ug/l	88
77) 1,3,5-Trimethylbenzene	20.94	105	15282897	264.06	ug/l	99
78) 4-Chlorotoluene	21.16	91	15629319	260.35	ug/l	100
79) tert-Butylbenzene	21.97	119	12474102	267.60	ug/l	98
80) 1,2,4-Trimethylbenzene	22.09	105	15460885	261.88	ug/l	100
81) sec-Butylbenzene	22.61	105	19429486	260.56	ug/l	98
82) p-Isopropyltoluene	22.99	119	14381562	265.67	ug/l	96
83) 1,3-Dichlorobenzene	23.27	146	8356376	257.75	ug/l	99
84) 1,4-Dichlorobenzene	23.53	146	8323295	253.18	ug/l	96
85) n-Butylbenzene	24.00	91	16352260	259.61	ug/l	97
86) 1,2-Dichlorobenzene	24.37	146	8032760	256.61	ug/l	99
87) 1,2-Dibromo-3-chloropropan	25.93	157	1044370	297.42	ug/l	96
88) 1,2,4-Trichlorobenzene	27.73	180	6954202	277.73	ug/l	99
89) Hexachlorobutadiene	28.01	225	5701799	277.17	ug/l	100
90) Naphthalene	28.28	128	12542442	298.07	ug/l	97
91) 1,2,3-Trichlorobenzene	28.80	180	6462624	284.48	ug/l	99

*W
2-9-06*

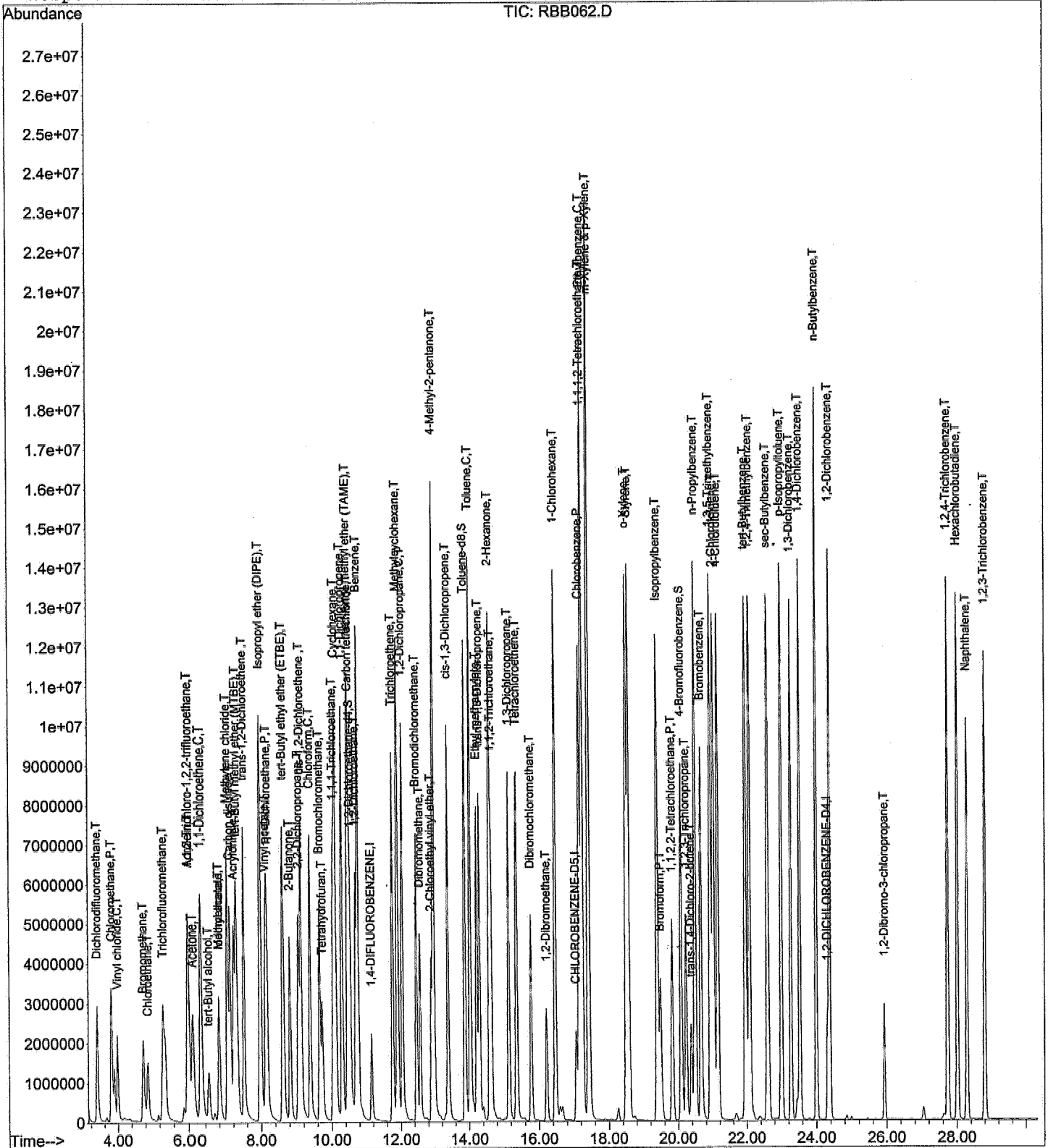
Quantitation Report

Data File : D:\HPCHEM\1\DATA\06B03\RBB062.D
Acq On : 3 Feb 2006 6:38 pm
Sample : VO03B039 300/1200/1500
Misc : 300ppb 8260/1200ppb Ket-AA/1500ppbTBA
MS Integration Params: 524INT.P
Quant Time: Feb 6 9:19 2006

Vial: 10
Operator: CGM
Inst : TO03
Multiplr: 1.00

Quant Results File: VO03B03.RES

Method : D:\HPCHEM\1\METHODS\VO03B03.M (RTE Integrator)
Title : METHOD 8260
Last Update : Mon Feb 06 13:18:50 2006
Response via : Initial Calibration



Handwritten signature

SECOND SOURCE VERIFICATION

Evaluate Continuing Calibration Report

Data File : D:\HPCHEM\1\DATA\06B03\RBB065.D
 Acq On : 3 Feb 2006 8:30 pm
 Sample : IVO03B031 50/200/250
 Misc : 50ppb 8260/200ppb Ket-AA/250ppbTBA
 MS Integration Params: 524INT.P

Vial: 13
 Operator: CGM
 Inst : TO03
 Multiplr: 1.00

Method : D:\HPCHEM\1\METHODS\VO03B03.M (RTE Integrator)
 Title : METHOD 8260
 Last Update : Mon Feb 06 13:18:50 2006
 Response via : Multiple Level Calibration

* Not Valid for Acrokin.

Min. RRF : 0.000 Min. Rel. Area : 50% Max. R.T. Dev 0.50min
 Max. RRF Dev : 20% Max. Rel. Area : 200%

	Compound	Amount	Calc.	%Dev	Area%	Dev(min)
1 I	1,4-DIFLUOROBENZENE	50.000	50.000	0.0	103	0.00
2 T	Dichlorodifluoromethane	50.000	44.633	10.7	93	-0.02
3 P,T	Chloromethane	50.000	43.649	12.7	98	0.00
4 C,T	Vinyl chloride	50.000	41.305	17.4	97	0.00
5 T	Bromomethane	50.000	45.234	9.5	92	0.00
6 T	Chloroethane	50.000	46.754	6.5	97	0.00
7 T	Trichlorofluoromethane	50.000	47.715	4.6	101	0.00
8 T	sec-Propyl alcohol	-1.000	0.000	0.0	110	0.00
9 T	Acrolein	200.000	261.514	* -30.8#	123	0.00
10 T	1,1,2-Trichloro-1,2,2-trifl	50.000	47.141	5.7	93	0.00
11 T	Acetone	200.000	190.680	4.7	98	0.00
12 C,T	1,1-Dichloroethene	50.000	46.201	7.6	95	0.00
13 T	tert-Butyl alcohol	250.000	261.609	-4.6	94	0.00
14 T	Acetonitrile	-1.000	0.000	0.0	93	0.00
15 T	Iodomethane	50.000	62.362	-24.7#	120	0.00
17 T	Methylene chloride	50.000	48.323	3.4	96	0.00
18 T	Carbon disulfide	50.000	54.524	-9.0	105	0.00
19 T	Acrylonitrile	200.000	195.623	2.2	94	0.00
20 T	tert-Butyl methyl ether (MT)	50.000	45.927	8.1	94	0.00
21 T	trans-1,2-Dichloroethene	50.000	48.895	2.2	96	0.00
22 T	Isopropyl ether (DIPE)	50.000	52.871	-5.7	101	0.00
23 P,T	1,1-Dichloroethane	50.000	49.446	1.1	97	0.00
24 T	Vinyl acetate	50.000	51.347	-2.7	94	0.00
25 T	tert-Butyl ethyl ether (ETB)	50.000	48.744	2.5	99	0.00
26 T	2-Butanone	200.000	201.435	-0.7	95	0.00
27 T	2,2-Dichloropropane	50.000	54.521	-9.0	97	0.00
28 T	cis-1,2-Dichloroethene	50.000	48.941	2.1	96	0.00
29 T	tert-Butyl formate (TBF)	-1.000	0.000	0.0	95	-0.02
30 C,T	Chloroform	50.000	48.963	2.1	97	0.00
31 T	Bromochloromethane	50.000	46.360	7.3	92	0.00
32 T	Tetrahydrofuran	100.000	97.525	2.5	93	0.00
33 T	1,1,1-Trichloroethane	50.000	50.012	-0.0	94	0.00
35 T	tert-Amyl methyl ether (TAM)	50.000	50.294	-0.6	93	0.00
36 S	1,2-Dichloroethane-d4	50.000	51.093	-2.2	119	0.00
37 I	CHLOROENZENE-D5	50.000	50.000	0.0	100	0.00
38 T	1,1-Dichloropropene	50.000	49.532	0.9	92	0.00
39 T	Carbon tetrachloride	50.000	50.148	-0.3	92	0.00
40 T	1,2-Dichloroethane	50.000	48.004	4.0	93	0.00
41 T	Benzene	50.000	50.786	-1.6	96	0.00
42 T	Trichloroethene	50.000	48.587	2.8	93	0.00
44 C,T	1,2-Dichloropropane	50.000	50.166	-0.3	96	0.00
45 T	Bromodichloromethane	50.000	49.451	1.1	89	0.00
46 T	Dibromomethane	50.000	48.574	2.9	90	0.00
47 T	2-Chloroethyl vinyl ether	50.000	53.642	-7.3	101	0.00
48 T	4-Methyl-2-pentanone	200.000	208.169	-4.1	93	0.00
49 T	cis-1,3-Dichloropropene	50.000	45.871	8.3	88	0.00
50 S	Toluene-d8	50.000	55.532	-11.1	120	-0.02
51 C,T	Toluene	50.000	49.937	0.1	94	0.00
52 T	Ethyl methacrylate	50.000	50.297	-0.6	91	0.00
53 T	trans-1,3-Dichloropropene	50.000	46.835	6.3	92	0.00
54 T	1,1,2-Trichloroethane	50.000	47.515	5.0	88	0.00
55 T	2-Hexanone	200.000	208.121	-4.1	93	0.00
56 T	1,3-Dichloropropane	50.000	48.769	2.5	89	-0.02

2-2-06

57	T	Tetrachloroethene	50.000	48.901	2.2	93	-0.02
58	T	Dibromochloromethane	50.000	45.382	9.2	88	0.00
59	T	1,2-Dibromoethane	50.000	48.061	3.9	86	0.00
60	T	1-Chlorohexane	50.000	51.752	-3.5	93	0.00
61	P	Chlorobenzene	50.000	47.817	4.4	91	0.00
62	T	1,1,1,2-Tetrachloroethane	50.000	50.746	-1.5	90	0.00
63	C,T	Ethylbenzene	50.000	49.788	0.4	93	0.00
64	T	m-Xylene & p-Xylene	100.000	102.884	-2.9	94	0.00
65	T	o-Xylene	50.000	50.839	-1.7	92	-0.02
66	T	Styrene	50.000	48.998	2.0	89	-0.02
67	I	1,2-DICHLOROBENZENE-D4	50.000	50.000	0.0	99	0.00
68	P,T	Bromoform	50.000	41.344	17.3	82	0.00
69	T	Isopropylbenzene	50.000	56.948	-13.9	103	0.00
70	P,T	1,1,2,2-Tetrachloroethane	50.000	46.984	6.0	87	-0.02
71	S	4-Bromofluorobenzene	50.000	55.270	-10.5	121	-0.02
72	T	1,2,3-Trichloropropane	50.000	43.531	12.9	86	-0.02
73	T	trans-1,4-Dichloro-2-butene	50.000	61.376	-22.8#	121	-0.02
74	T	n-Propylbenzene	50.000	51.563	-3.1	93	0.00
75	T	Bromobenzene	50.000	50.134	-0.3	92	0.00
76	T	2-Chlorotoluene	50.000	45.854	8.3	90	-0.02
77	T	1,3,5-Trimethylbenzene	50.000	52.283	-4.6	94	0.00
78	T	4-Chlorotoluene	50.000	50.893	-1.8	94	0.00
79	T	tert-Butylbenzene	50.000	51.701	-3.4	94	-0.02
80	T	1,2,4-Trimethylbenzene	50.000	50.541	-1.1	93	-0.02
81	T	sec-Butylbenzene	50.000	49.294	1.4	90	0.00
82	T	p-Isopropyltoluene	50.000	54.575	-9.2	98	0.00
83	T	1,3-Dichlorobenzene	50.000	49.332	1.3	92	-0.02
84	T	1,4-Dichlorobenzene	50.000	48.449	3.1	90	0.00
85	T	n-Butylbenzene	50.000	52.183	-4.4	95	0.00
86	T	1,2-Dichlorobenzene	50.000	48.528	2.9	92	0.00
87	T	1,2-Dibromo-3-chloropropane	50.000	42.348	15.3	84	0.00
88	T	1,2,4-Trichlorobenzene	50.000	49.403	1.2	94	0.00
89	T	Hexachlorobutadiene	50.000	48.272	3.5	94	0.00
90	T	Naphthalene	50.000	50.149	-0.3	90	0.00
91	T	1,2,3-Trichlorobenzene	50.000	49.601	0.8	93	0.00

(#) = Out of Range
RBB058.D VO03B03.M

SPCC's out = 0 CCC's out = 0
Mon Feb 06 19:27:45 2006

2-9-06

Quantitation Report (Not Reviewed)

Data File : D:\HPCHEM\1\DATA\06B03\RBB065.D Vial: 13
 Acq On : 3 Feb 2006 8:30 pm Operator: CGM
 Sample : IVO03B031 50/200/250 Inst : TO03
 Misc : 50ppb 8260/200ppb Ket-AA/250ppbTBA Multiplr: 1.00
 MS Integration Params: 524INT.P
 Quant Time: Feb 6 13:19 2006 Quant Results File: VO03B03.RES

Quant Method : D:\HPCHEM\1\METHODS\VO03B03.M (RTE Integrator)
 Title : METHOD 8260
 Last Update : Mon Feb 06 13:18:50 2006
 Response via : Initial Calibration
 DataAcq Meth : VO03B03

Internal Standards	R.T.	QIon	Response	Conc	Units	Dev(Min)
1) 1,4-DIFLUOROBENZENE	11.15	114	2420063	50.00	ug/l	0.00
37) CHLOROBENZENE-D5	17.06	117	2191990	50.00	ug/l	0.00
67) 1,2-DICHLOROBENZENE-D4	24.31	152	1112308	50.00	ug/l	0.00

System Monitoring Compounds	R.T.	QIon	Response	Conc	Units	Dev(Min)
36) 1,2-Dichloroethane-d4	10.54	65	1273535	51.09	ug/l	0.00
Spiked Amount	50.000		Recovery	=	102.18%	
50) Toluene-d8	13.87	98	2753464	55.53	ug/l	-0.02
Spiked Amount	50.000		Recovery	=	111.06%	
71) 4-Bromofluorobenzene	20.08	95	1388748	55.27	ug/l	-0.02
Spiked Amount	50.000		Recovery	=	110.54%	

Target Compounds	R.T.	QIon	Response	Conc	Units	Qvalue
2) Dichlorodifluoromethane	3.38	85	1004022	44.63	ug/l	99
3) Chloromethane	3.81	50	1228304	43.65	ug/l	99
4) Vinyl chloride	4.00	62	717859	41.30	ug/l	99
5) Bromomethane	4.76	94	587918	45.23	ug/l	99
6) Chloroethane	4.89	64	500911	46.75	ug/l	97
7) Trichlorofluoromethane	5.32	101	1158221	47.71	ug/l	99
9) Acrolein	5.98	56	529145	261.51	ug/l	97
10) 1,1,2-Trichloro-1,2,2-trif	6.02	151	557893	47.14	ug/l	99
11) Acetone	6.08	43	1427712	190.68	ug/l	99
12) 1,1-Dichloroethene	6.31	61	1693111	46.20	ug/l	99
13) tert-Butyl alcohol	6.44	59	346568	261.61	ug/l	98
15) Iodomethane	6.81	142	948089	62.36	ug/l	99
16) Methyl acetate	6.80	43	113737	6.05	ug/l	99
17) Methylene chloride	7.05	49	1763056	48.32	ug/l	100
18) Carbon disulfide	7.12	76	2838558	54.52	ug/l	100
19) Acrylonitrile	7.21	53	1185298	195.62	ug/l	99
20) tert-Butyl methyl ether (M	7.30	73	1702902	45.93	ug/l	99
21) trans-1,2-Dichloroethene	7.52	61	1719814	48.90	ug/l	99
22) Isopropyl ether (DIPE)	7.98	45	4084159	52.87	ug/l	99
23) 1,1-Dichloroethane	8.18	63	1899543	49.45	ug/l	99
24) Vinyl acetate	8.13	43	2114667	51.35	ug/l	99
25) tert-Butyl ethyl ether (ET	8.62	59	2486947	48.74	ug/l	99
26) 2-Butanone	8.80	43	2037594	201.43	ug/l	100
27) 2,2-Dichloropropane	9.07	77	910827	54.52	ug/l	98
28) cis-1,2-Dichloroethene	9.14	61	1828137	48.94	ug/l	99
30) Chloroform	9.40	83	1743029	48.96	ug/l	99
31) Bromochloromethane	9.66	49	1008139	46.36	ug/l	99
32) Tetrahydrofuran	9.74	42	587977	97.52	ug/l	100
33) 1,1,1-Trichloroethane	10.05	97	1328403	50.01	ug/l	99
35) tert-Amyl methyl ether (TA	10.47	73	1756698	50.29	ug/l	99
38) 1,1-Dichloropropene	10.30	77	444694	49.53	ug/l	99
39) Carbon tetrachloride	10.50	119	1023701	50.15	ug/l	99
40) 1,2-Dichloroethane	10.69	62	1582982	48.00	ug/l	100
41) Benzene	10.76	78	3325660	50.79	ug/l	99
42) Trichloroethene	11.76	130	830154	48.59	ug/l	99
44) 1,2-Dichloropropane	12.04	63	1051093	50.17	ug/l	98
45) Bromodichloromethane	12.46	83	1209694	49.45	ug/l	100
46) Dibromomethane	12.56	93	583435	48.57	ug/l	100

(#) = qualifier out of range (m) = manual integration
 RBB065.D VO03B03.M Mon Feb 06 19:28:40 2006

Handwritten signature

Quantitation Report (Not Reviewed)

Data File : D:\HPCHEM\1\DATA\06B03\RBB065.D Vial: 13
 Acq On : 3 Feb 2006 8:30 pm Operator: CGM
 Sample : IVO03B031 50/200/250 Inst : TO03
 Misc : 50ppb 8260/200ppb Ket-AA/250ppbTBA Multiplr: 1.00
 MS Integration Params: 524INT.P
 Quant Time: Feb 6 13:19 2006 Quant Results File: VO03B03.RES

Quant Method : D:\HPCHEM\1\METHODS\VO03B03.M (RTE Integrator)
 Title : METHOD 8260
 Last Update : Mon Feb 06 13:18:50 2006
 Response via : Initial Calibration
 DataAcq Meth : VO03B03

Compound	R.T.	QIon	Response	Conc	Unit	Qvalue
47) 2-Chloroethyl vinyl ether	12.89	63	445218	53.64	ug/l	100
48) 4-Methyl-2-pentanone	12.95	43	4836823	208.17	ug/l	99
49) cis-1,3-Dichloropropene	13.38	75	1235270	45.87	ug/l	99
51) Toluene	14.03	91	3191719	49.94	ug/l	99
52) Ethyl methacrylate	14.21	69	1037826	50.30	ug/l	98
53) trans-1,3-Dichloropropene	14.30	75	992730	46.84	ug/l	99
54) 1,1,2-Trichloroethane	14.64	97	651523	47.52	ug/l	98
55) 2-Hexanone	14.58	43	3217769	208.12	ug/l	98
56) 1,3-Dichloropropane	15.13	76	1253311	48.77	ug/l	99
57) Tetrachloroethene	15.35	164	719117	48.90	ug/l	98
58) Dibromochloromethane	15.77	129	727566	45.38	ug/l	99
59) 1,2-Dibromoethane	16.22	107	618683	48.06	ug/l	96
60) 1-Chlorohexane	16.47	91	1188291	51.75	ug/l	99
61) Chlorobenzene	17.15	112	2014767	47.82	ug/l	98
62) 1,1,1,2-Tetrachloroethane	17.23	131	698721	50.75	ug/l	99
63) Ethylbenzene	17.24	91	3734719	49.79	ug/l	100
64) m-Xylene & p-Xylene	17.42	91	6342881	102.88	ug/l	100
65) o-Xylene	18.49	91	3245220	50.84	ug/l	99
66) Styrene	18.56	104	2145505	49.00	ug/l	100
68) Bromoform	19.49	173	442030	41.34	ug/l	99
69) Isopropylbenzene	19.40	105	3552553	56.95	ug/l	99
70) 1,1,2,2-Tetrachloroethane	19.81	83	888399	46.98	ug/l	100
72) 1,2,3-Trichloropropane	20.21	61	221884	43.53	ug/l	96
73) trans-1,4-Dichloro-2-buten	20.36	53	194236	61.38	ug/l	96
74) n-Propylbenzene	20.48	91	4672055	51.56	ug/l	99
75) Bromobenzene	20.66	156	933650	50.13	ug/l	100
76) 2-Chlorotoluene	21.02	91	2603868	45.85	ug/l	99
77) 1,3,5-Trimethylbenzene	20.93	105	3157994	52.28	ug/l	99
78) 4-Chlorotoluene	21.15	91	3188604	50.89	ug/l	98
79) tert-Butylbenzene	21.95	119	2515241	51.70	ug/l	98
80) 1,2,4-Trimethylbenzene	22.07	105	3114135	50.54	ug/l	100
81) sec-Butylbenzene	22.61	105	3836283	49.29	ug/l	99
82) p-Isopropyltoluene	22.99	119	3083309	54.58	ug/l	99
83) 1,3-Dichlorobenzene	23.26	146	1669201	49.33	ug/l	100
84) 1,4-Dichlorobenzene	23.53	146	1662288	48.45	ug/l	99
85) n-Butylbenzene	23.99	91	3430354	52.18	ug/l	100
86) 1,2-Dichlorobenzene	24.37	146	1585422	48.53	ug/l	99
87) 1,2-Dibromo-3-chloropropan	25.93	157	143926	42.35	ug/l	97
88) 1,2,4-Trichlorobenzene	27.73	180	1291031	49.40	ug/l	99
89) Hexachlorobutadiene	28.01	225	1036359	48.27	ug/l	99
90) Naphthalene	28.28	128	2202291	50.15	ug/l	100
91) 1,2,3-Trichlorobenzene	28.80	180	1175973	49.60	ug/l	99

(#) = qualifier out of range (m) = manual integration
 RBB065.D VO03B03.M Mon Feb 06 19:28:41 2006

Handwritten signature
 2-9-06

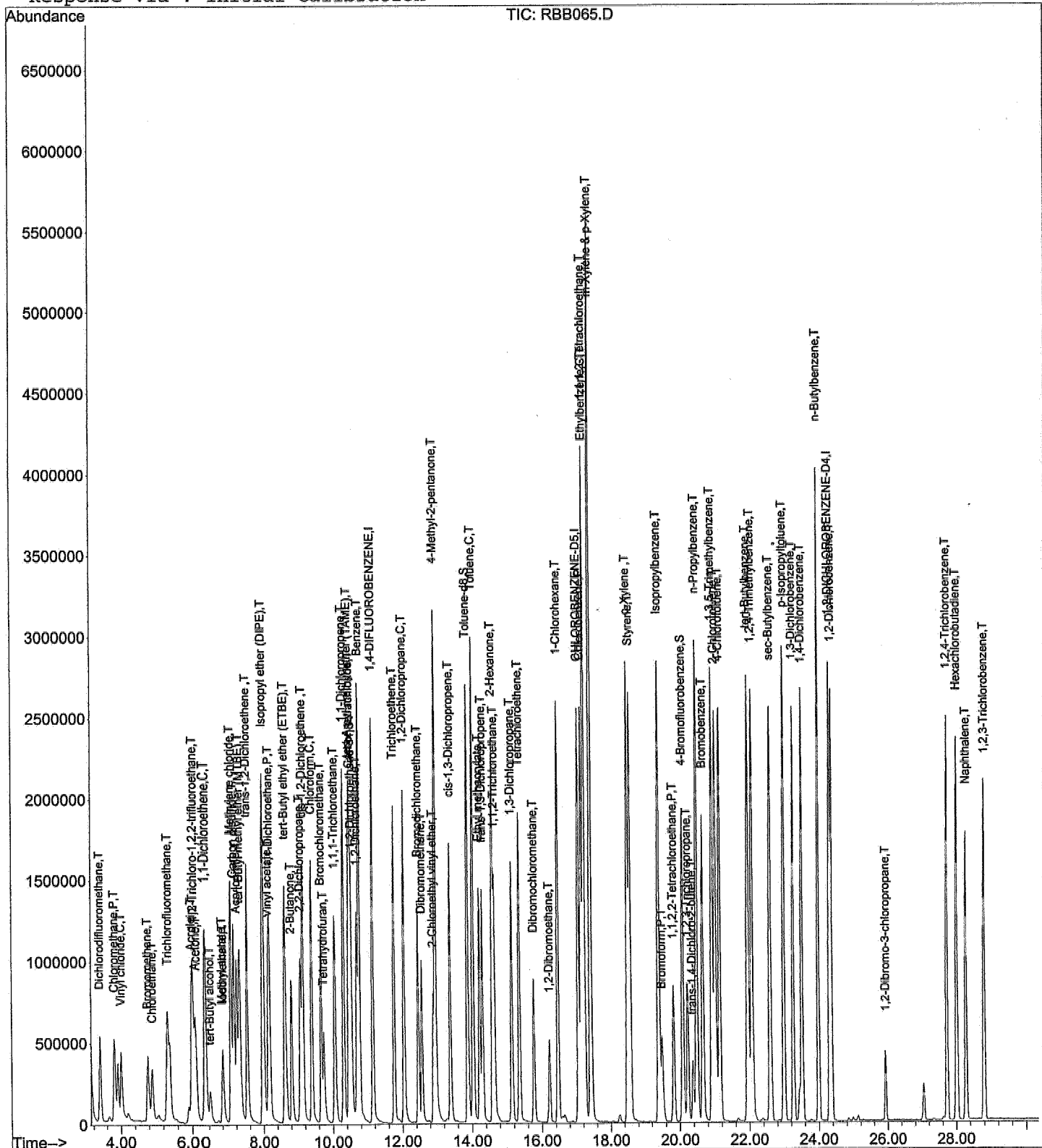
Quantitation Report

Data File : D:\HPCHEM\1\DATA\06B03\RBB065.D
 Acq On : 3 Feb 2006 8:30 pm
 Sample : IVO03B031 50/200/250
 Misc : 50ppb 8260/200ppb Ket-AA/250ppbTBA
 MS Integration Params: 524INT.P
 Quant Time: Feb 6 13:19 2006

Vial: 13
 Operator: CGM
 Inst : TO03
 Multiplr: 1.00

Quant Results File: VO03B03.RES

Method : D:\HPCHEM\1\METHODS\VO03B03.M (RTE Integrator)
 Title : METHOD 8260
 Last Update : Mon Feb 06 13:18:50 2006
 Response via : Initial Calibration



Handwritten signature
 2128

DAILY CALIBRATION

5A
VOLATILE ORGANIC INSTRUMENT PERFORMANCE CHECK
BROMOFLUOROBENZENE (BFB)

Lab Name: EMAX Inc Contract: UPGRAIDENT INVESTIGATION, TRONOX
 Lab Code: EMXT Case No.: SAS No.: SDG No.: 06C081
 Lab File ID: RCB222 BFB Injection Date : 03/15/06
 Instrument ID: T-003 BFB Injection Time : 09:26
 GC Column: RTX502.21D:0.32mm (mm) Heated Purge: (Y/N) Y

m/e	ION ABUNDANCE CRITERIA	% RELATIVE ABUNDANCE
50	15.0 - 40.0% of mass 95	27.05
75	30.0 - 60.0% of mass 95	54.00
95	Base peak, 100% relative abundance	100.00
96	5.0 - 9.0% of mass 95	7.38
173	Less than 2.0% of mass 174	0.00(0.0)1
174	Greater than 50% of mass 95	69.00
175	5.0 - 9.0% of mass 174	6.14(8.9)1
176	95.0 - 101.0% of mass 174	66.32(96.1)1
177	5.0 - 9.0% of mass 176	4.85(7.3)2

1-Value is % mass 174 2-Value is % mass 176

THIS CHECK APPLIES TO THE FOLLOWING SAMPLES, MS, MSD, BLANKS, AND STANDARDS:

	EPA SAMPLE NO.	LAB SAMPLE ID	LAB FILE ID	DATE ANALYZED	TIME ANALYZED
1	VSTD050	CV003B0376	RCB223	03/15/06	10:03
2	MBLK1S	V003C19B	RCB227	03/15/06	12:32
3	LCS1S	V003C19L	RCB225	03/15/06	11:18
4	LCD1S	V003C19C	RCB226	03/15/06	11:55
5	M118-10	C081-03	RCB236	03/15/06	18:07
6	M118-30	C081-06	RCB237	03/15/06	18:44
7	M118-50	C081-08	RCB238	03/15/06	19:21
8	M118-50MS	C081-08M	RCB239	03/15/06	19:58
9	M118-50MSD	C081-08S	RCB240	03/15/06	20:35
10	M118-80	C081-10	RCB241	03/15/06	21:12

8A
VOLATILE INTERNAL STANDARD AREA AND RT SUMMARY

Lab Name: EMAX Inc
 Lab Code: EMXT
 Lab File ID: RBB058
 Instrument ID: T-003
 GC Column: RTX502.2

Project: UPGRADE INVESTIGATION, TRONOX
 SDG No.: 06C081
 Date Analyzed: 02/03/06
 Time Analyzed: 16:09
 Heated Purge: (Y/N) Y

ID: 0.32mm (mm)

	IS1(DFB)		IS2(CBZ)		IS3(DCB)	
	AREA #	RT #	AREA #	RT #	AREA #	RT #
12 HOUR STD	2354321	11.16	2189381	17.07	1126337	24.32
UPPER LIMIT	4708642	11.66	4378762	17.57	2252674	24.82
LOWER LIMIT	1177161	10.66	1094691	16.57	563169	23.82
SAMPLE ID						
1 VSTD050	2569929	11.14	2510324	17.05	1318479	24.30
2 MBLK1S	2335564	11.14	2303569	17.05	1199529	24.30
3 LCS1S	2153519	11.14	2042474	17.04	1086341	24.29
4 LCD1S	2720796	11.14	2595031	17.05	1340323	24.30
5 M118-10	2574935	11.14	2487421	17.05	1276868	24.30
6 M118-30	2681388	11.15	2575419	17.06	1337454	24.32
7 M118-50	2532758	11.13	2401626	17.05	1200100	24.30
8 M118-50MS	2302324	11.14	2079723	17.05	999798	24.31
9 M118-50MSD	2321329	11.14	2183000	17.05	1173600	24.30
10 M118-80	1884385	11.14	1859363	17.05	980236	24.30

IS1 (DFB) = 1,4-Difluorobenzene
 IS2 (CBZ) = Chlorobenzene-d5
 IS3 (DCB) = 1,2-Dichlorobenzene-d4

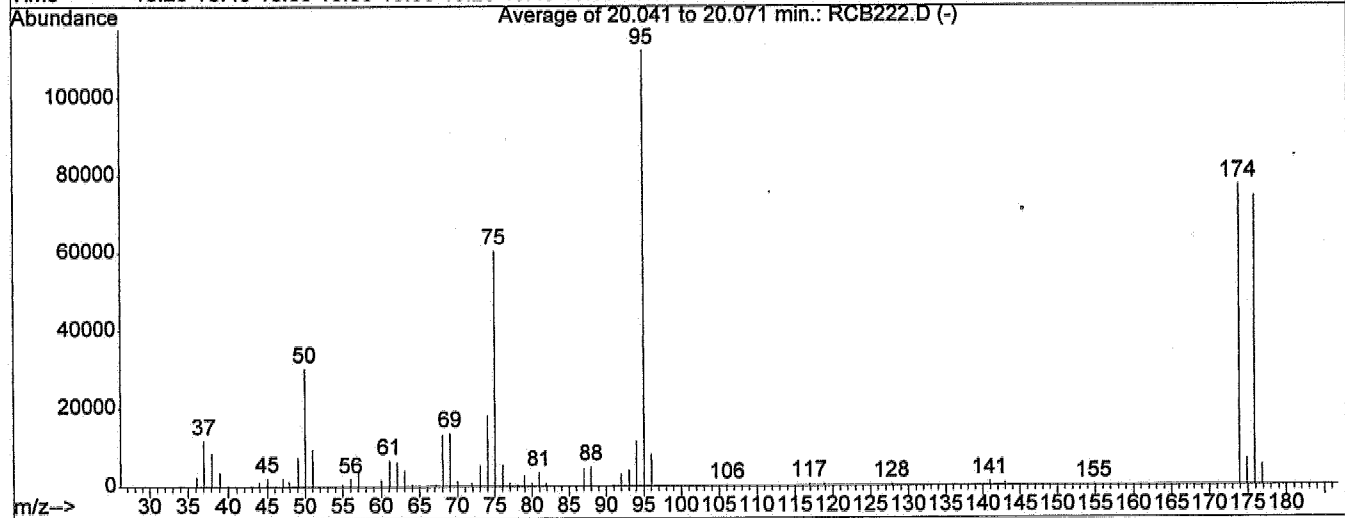
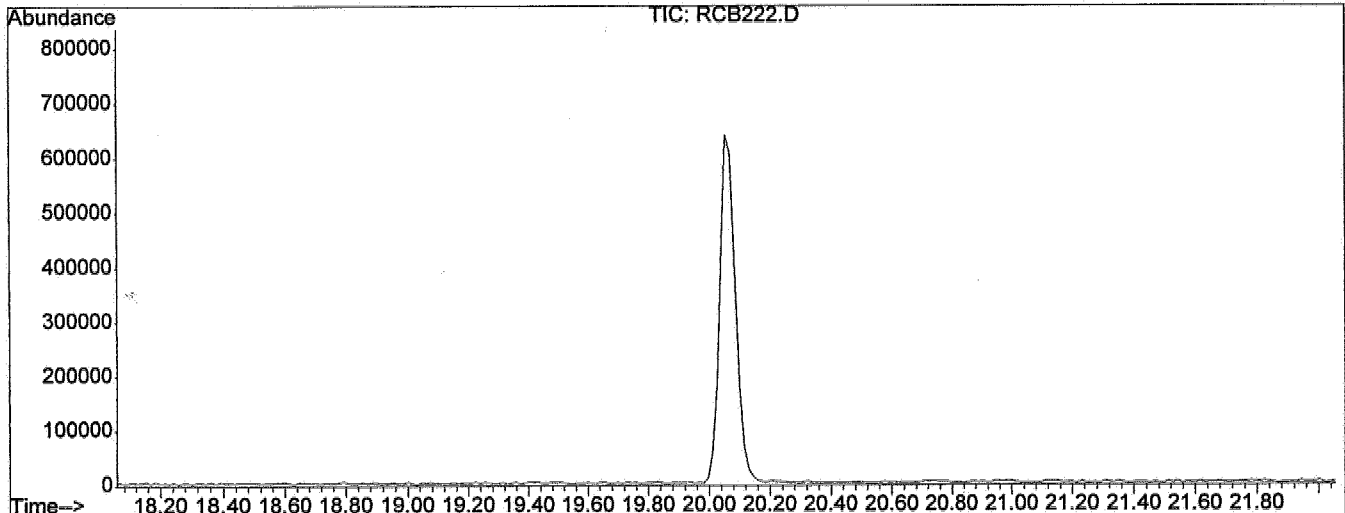
AREA UPPER LIMIT = + 100% of internal standard area
 AREA LOWER LIMIT = - 50% of internal standard area
 AREA UPPER LIMIT = + 50% of surrogate area
 AREA LOWER LIMIT = - 50% of surrogate area

Column used to flag internal standard area values with an asterisk
 * Values outside of QC limits.

BFB

Data File : D:\HPCHEM\1\DATA\06C15\RCB222.D
Acq On : 15 Mar 2006 9:26 am
Sample : BFB03C19
Misc : T/CHECK
MS Integration Params: 524INT.P
Method : D:\HPCHEM\1\METHODS\VO03B03.M (RTE Integrator)
Title : METHOD 8260

Vial: 1
Operator: CGM
Inst : TO03
Multiplr: 1.00



AutoFind: Scans 1139, 1140, 1141; Background Corrected with Scan 1133

Target Mass	Rel. to Mass	Lower Limit%	Upper Limit%	Rel. Abn%	Raw Abn	Result Pass/Fail
50	95	15	40	27.0 ✓	30355	PASS
75	95	30	60	54.0 ✓	60597	PASS
95	95	100	100	100.0 ✓	112221	PASS
96	95	5	9	7.4	8283	PASS
173	174	0.00	2	0.0	0	PASS
174	95	50	100	69.0	77429	PASS
175	174	5	9	8.9	6894	PASS
176	174	95	101	96.1	74424	PASS
177	176	5	9	7.3 ✓	5445	PASS

Evaluate Continuing Calibration Report

Data File : D:\HPCHEM\1\DATA\06C15\RCB223.D
 Acq On : 15 Mar 2006 10:03 am
 Sample : CVO03B0376 50/200/250
 Misc : 50ppb 8260/200ppb Ket-AA/250ppbTBA
 MS Integration Params: 524INT.P

Vial: 2
 Operator: CGM
 Inst : TO03
 Multiplr: 1.00

Method : D:\HPCHEM\1\METHODS\VO03B03.M (RTE Integrator)
 Title : METHOD 8260
 Last Update : Mon Feb 06 13:18:50 2006
 Response via : Multiple Level Calibration

Min. RRF : 0.000 Min. Rel. Area : 50% Max. R.T. Dev 0.50min
 Max. RRF Dev : 20% Max. Rel. Area : 200%

	Compound	Amount	Calc.	%Dev	Area%	Dev (min)
1 I	1,4-DIFLUOROBENZENE	50.000	50.000	0.0	109	-0.02
2 T	Dichlorodifluoromethane	50.000	43.908	12.2	97	-0.02
3 P,T	Chloromethane	50.000	42.132	15.7	101	0.00
4 C,T	Vinyl chloride	50.000	42.380	15.2	105	0.00
5 T	Bromomethane	50.000	47.684	4.6	103	0.00
6 T	Chloroethane	50.000	50.992	-2.0	112	0.00
7 T	Trichlorofluoromethane	50.000	51.073	-2.1	115	0.00
8 T	sec-Propyl alcohol	-1.000	0.000	0.0	52	0.00
9 T	Acrolein	200.000	211.610	-5.8	106	0.00
10 T	1,1,2-Trichloro-1,2,2-trifl	50.000	52.153	-4.3	109	-0.02
11 T	Acetone	200.000	175.269	12.4	96	0.00
12 C,T	1,1-Dichloroethene	50.000	46.448	7.1	101	-0.02
13 T	tert-Butyl alcohol	250.000	261.681	-4.7	99	-0.02
14 T	Acetonitrile	-1.000	0.000	0.0	125	0.00
15 T	Iodomethane	50.000	39.406	21.2#	80	-0.02
16 T	Methyl acetate	50.000	2.676	NT 94.6#	6	0.00
17 T	Methylene chloride	50.000	49.928	0.1	105	-0.02
18 T	Carbon disulfide	50.000	45.657	8.7	94	0.00
19 T	Acrylonitrile	200.000	180.042	10.0	92	0.00
20 T	tert-Butyl methyl ether (MT)	50.000	50.596	-1.2	110	-0.02
21 T	trans-1,2-Dichloroethene	50.000	51.308	-2.6	107	-0.02
22 T	Isopropyl ether (DIPE)	50.000	51.540	-3.1	104	-0.02
23 P,T	1,1-Dichloroethane	50.000	50.243	-0.5	105	-0.02
24 T	Vinyl acetate	50.000	57.298	-14.6	112	-0.02
25 T	tert-Butyl ethyl ether (ETB)	50.000	51.494	-3.0	111	-0.02
26 T	2-Butanone	200.000	178.283	10.9	89	0.00
27 T	2,2-Dichloropropane	50.000	62.067	-24.1#	117	-0.02
28 T	cis-1,2-Dichloroethene	50.000	51.779	-3.6	107	-0.02
29 T	tert-Butyl formate (TBF)	-1.000	0.000	0.0	110	-0.02
30 C,T	Chloroform	50.000	50.691	-1.4	106	-0.02
31 T	Bromochloromethane	50.000	45.796	8.4	97	-0.02
32 T	Tetrahydrofuran	100.000	0.508	NT 99.5#	1	0.04
33 T	1,1,1-Trichloroethane	50.000	53.816	-7.6	107	0.00
34 T	Cyclohexane	50.000	0.339	NT 99.3#	1	-0.08
35 T	tert-Amyl methyl ether (TAM)	50.000	54.681	-9.4	107	-0.02
36 S	1,2-Dichloroethane-d4	50.000	51.352	-2.7	127	-0.02
37 I	CHLOROBENZENE-D5	50.000	50.000	0.0	115	-0.02
38 T	1,1-Dichloropropene	50.000	48.590	2.8	104	-0.02
39 T	Carbon tetrachloride	50.000	53.735	-7.5	113	-0.02
40 T	1,2-Dichloroethane	50.000	48.346	3.3	108	-0.02

(#) = Out of Range

Evaluate Continuing Calibration Report

Data File : D:\HPCHEM\1\DATA\06C15\RCB223.D
 Acq On : 15 Mar 2006 10:03 am
 Sample : CVO03B0376 50/200/250
 Misc : 50ppb 8260/200ppb Ket-AA/250ppbTBA
 MS Integration Params: 524INT.P

Vial: 2
 Operator: CGM
 Inst : T003
 Multiplr: 1.00

Method : D:\HPCHEM\1\METHODS\VO03B03.M (RTE Integrator)
 Title : METHOD 8260
 Last Update : Mon Feb 06 13:18:50 2006
 Response via : Multiple Level Calibration

Min. RRF : 0.000 Min. Rel. Area : 50% Max. R.T. Dev 0.50min
 Max. RRF Dev : 20% Max. Rel. Area : 200%

	Compound	Amount	Calc.	%Dev	Area%	Dev (min)
41 T	Benzene	50.000	50.148	-0.3	109	-0.02
42 T	Trichloroethene	50.000	50.477	-1.0	110	-0.02
43 T	Methylcyclohexane	50.000	0.274	NT 99.5#	1	0.13
44 C,T	1,2-Dichloropropane	50.000	49.401	1.2	108	-0.02
45 T	Bromodichloromethane	50.000	52.735	-5.5	108	-0.02
46 T	Dibromomethane	50.000	51.313	-2.6	109	-0.02
47 T	2-Chloroethyl vinyl ether	50.000	53.818	-7.6	117	-0.02
48 T	4-Methyl-2-pentanone	200.000	190.444	4.8	97	-0.02
49 T	cis-1,3-Dichloropropene	50.000	51.685	-3.4	114	-0.02
50 S	Toluene-d8	50.000	51.039	-2.1	127	-0.03
51 C,T	Toluene	50.000	50.901	1.8	110	-0.02
52 T	Ethyl methacrylate	50.000	51.727	-3.5	108	-0.02
53 T	trans-1,3-Dichloropropene	50.000	51.640	-3.3	117	-0.02
54 T	1,1,2-Trichloroethane	50.000	51.782	-3.6	110	-0.02
55 T	2-Hexanone	200.000	189.944	5.0	98	-0.02
56 T	1,3-Dichloropropane	50.000	53.811	-7.6	113	-0.03
57 T	Tetrachloroethene	50.000	51.996	-4.0	113	-0.03
58 T	Dibromochloromethane	50.000	50.384	-0.8	113	-0.02
59 T	1,2-Dibromoethane	50.000	55.062	-10.1	113	-0.03
60 T	1-Chlorohexane	50.000	55.739	-11.5	114	-0.02
61 P	Chlorobenzene	50.000	52.661	-5.3	115	-0.02
62 T	1,1,1,2-Tetrachloroethane	50.000	56.651	-13.3	115	-0.02
63 C,T	Ethylbenzene	50.000	53.385	6.8	114	-0.02
64 T	m-Xylene & p-Xylene	100.000	107.526	-7.5	112	-0.03
65 T	o-Xylene	50.000	54.199	-8.4	113	-0.03
66 T	Styrene	50.000	55.045	-10.1	114	-0.03
67 I	1,2-DICHLOROBENZENE-D4	50.000	50.000	0.0	117	-0.02
68 P,T	Bromoform	50.000	47.324	5.4	113	-0.02
69 T	Isopropylbenzene	50.000	53.892	-7.8	115	-0.02
70 P,T	1,1,2,2-Tetrachloroethane	50.000	51.071	-2.1	112	-0.03
71 S	4-Bromofluorobenzene	50.000	52.803	-5.6	137	-0.03
72 T	1,2,3-Trichloropropane	50.000	47.816	4.4	112	-0.03
73 T	trans-1,4-Dichloro-2-butene	50.000	57.663	-15.3	135	-0.03
74 T	n-Propylbenzene	50.000	53.148	-6.3	114	-0.02
75 T	Bromobenzene	50.000	53.347	-6.7	116	-0.02
76 T	2-Chlorotoluene	50.000	47.834	4.3	111	-0.03
77 T	1,3,5-Trimethylbenzene	50.000	53.483	-7.0	114	-0.02
78 T	4-Chlorotoluene	50.000	52.293	-4.6	115	-0.03
79 T	tert-Butylbenzene	50.000	53.463	-6.9	115	-0.03
80 T	1,2,4-Trimethylbenzene	50.000	52.021	-4.0	114	-0.03

(#) = Out of Range

Evaluate Continuing Calibration Report

Data File : D:\HPCHEM\1\DATA\06C15\RCB223.D Vial: 2
 Acq On : 15 Mar 2006 10:03 am Operator: CGM
 Sample : CVO03B0376 50/200/250 Inst : T003
 Misc : 50ppb 8260/200ppb Ket-AA/250ppbTBA Multiplr: 1.00
 MS Integration Params: 524INT.P

Method : D:\HPCHEM\1\METHODS\VO03B03.M (RTE Integrator)
 Title : METHOD 8260
 Last Update : Mon Feb 06 13:18:50 2006
 Response via : Multiple Level Calibration

Min. RRF : 0.000 Min. Rel. Area : 50% Max. R.T. Dev 0.50min
 Max. RRF Dev : 20% Max. Rel. Area : 200%

	Compound	Amount	Calc.	%Dev	Area%	Dev(min)
81 T	sec-Butylbenzene	50.000	53.096	-6.2	115	-0.03
82 T	p-Isopropyltoluene	50.000	54.159	-8.3	115	-0.03
83 T	1,3-Dichlorobenzene	50.000	51.426	-2.9	114	-0.03
84 T	1,4-Dichlorobenzene	50.000	51.511	-3.0	113	-0.02
85 T	n-Butylbenzene	50.000	52.493	-5.0	113	-0.02
86 T	1,2-Dichlorobenzene	50.000	49.491	1.0	111	-0.02
87 T	1,2-Dibromo-3-chloropropane	50.000	44.281	11.4	105	-0.02
88 T	1,2,4-Trichlorobenzene	50.000	52.045	-4.1	117	-0.02
89 T	Hexachlorobutadiene	50.000	50.127	-0.3	115	-0.02
90 T	Naphthalene	50.000	49.868	0.3	106	-0.02
91 T	1,2,3-Trichlorobenzene	50.000	50.284	-0.6	112	-0.03

Evaluate Continuing Calibration Report

Data File : D:\HPCHEM\1\DATA\06C15\RCB223.D
 Acq On : 15 Mar 2006 10:03 am
 Sample : CVO03B0376 50/200/250
 Misc : 50ppb 8260/200ppb Ket-AA/250ppbTBA
 MS Integration Params: 524INT.P

Vial: 2
 Operator: CGM
 Inst : TO03
 Multiplr: 1.00

Method : D:\HPCHEM\1\METHODS\VO03B03.M (RTE Integrator)
 Title : METHOD 8260
 Last Update : Mon Feb 06 13:18:50 2006
 Response via : Multiple Level Calibration

Min. RRF : 0.000 Min. Rel. Area : 50% Max. R.T. Dev 0.50min
 Max. RRF Dev : 20% Max. Rel. Area : 200%

	Compound	AvgRF	CCRF	%Dev	Area%	Dev (min)
1 I	1,4-DIFLUOROBENZENE	1.000	1.000	0.0	109	-0.02
2 T	Dichlorodifluoromethane	0.465	0.408	12.3	97	-0.02
3 P,T	Chloromethane	0.581	0.490	15.7	101	0.00
4 C,T	Vinyl chloride	0.352	0.303	13.9	105	0.00
5 T	Bromomethane	0.269	0.256	4.8	103	0.00
6 T	Chloroethane	0.221	0.226	-2.3	112	0.00
7 T	Trichlorofluoromethane	0.502	0.512	-2.0	115	0.00
8 T	sec-Propyl alcohol	0.000	0.000	0.0	52	0.00
9 T	Acrolein	0.042	0.044	-4.8	106	0.00
10 T	1,1,2-Trichloro-1,2,2-trifl	0.245	0.255	-4.1	109	-0.02
11 T	Acetone	0.155	0.136	12.3	96	0.00
12 C,T	1,1-Dichloroethene	0.757	0.703	7.1	101	-0.02
13 T	tert-Butyl alcohol	0.027	0.029	-7.4	99	-0.02
14 T	Acetonitrile	0.000	0.000	0.0	125	0.00
15 T	Iodomethane	0.314	0.248	21.0#	80	-0.02
16 T	Methyl acetate	0.388	0.021	NT 94.6#	6#	0.00
17 T	Methylene chloride	0.829	0.751	9.4	105	-0.02
18 T	Carbon disulfide	1.076	0.982	8.7	94	0.00
19 T	Acrylonitrile	0.125	0.113	9.6	92	0.00
20 T	tert-Butyl methyl ether (MT)	0.686	0.777	-13.3	110	-0.02
21 T	trans-1,2-Dichloroethene	0.727	0.746	-2.6	107	-0.02
22 T	Isopropyl ether (DIPE)	1.596	1.645	-3.1	104	-0.02
23 P,T	1,1-Dichloroethane	0.794	0.798	-0.5	105	-0.02
24 T	Vinyl acetate	0.851	0.975	-14.6	112	-0.02
25 T	tert-Butyl ethyl ether (ETB)	0.951	1.087	-14.3	111	-0.02
26 T	2-Butanone	0.209	0.186	11.0	89	0.00
27 T	2,2-Dichloropropane	0.345	0.428	-24.1#	117	-0.02
28 T	cis-1,2-Dichloroethene	0.772	0.799	-3.5	107	-0.02
29 T	tert-Butyl formate (TBF)	0.000	0.000	0.0	110	-0.02
30 C,T	Chloroform	0.736	0.746	-1.4	106	-0.02
31 T	Bromochloromethane	0.449	0.412	8.2	97	-0.02
32 T	Tetrahydrofuran	0.125	0.001	NT 99.2#	1#	0.04
33 T	1,1,1-Trichloroethane	0.549	0.591	-7.7	107	0.00
34 T	Cyclohexane	0.740	0.005	NT 99.3#	1#	-0.08
35 T	tert-Amyl methyl ether (TAM)	0.722	0.789	-9.3	107	-0.02
36 S	1,2-Dichloroethane-d4	0.515	0.529	-2.7	127	-0.02
37 I	CHLOROBENZENE-D5	1.000	1.000	0.0	115	-0.02
38 T	1,1-Dichloropropene	0.205	0.199	2.9	104	-0.02
39 T	Carbon tetrachloride	0.466	0.500	-7.3	113	-0.02
40 T	1,2-Dichloroethane	0.752	0.727	3.3	108	-0.02

(#) = Out of Range

Evaluate Continuing Calibration Report

Data File : D:\HPCHEM\1\DATA\06C15\RCB223.D
 Acq On : 15 Mar 2006 10:03 am
 Sample : CVO03B0376 50/200/250
 Misc : 50ppb 8260/200ppb Ket-AA/250ppbTBA
 MS Integration Params: 524INT.P

Vial: 2
 Operator: CGM
 Inst : TO03
 Multiplr: 1.00

Method : D:\HPCHEM\1\METHODS\VO03B03.M (RTE Integrator)
 Title : METHOD 8260
 Last Update : Mon Feb 06 13:18:50 2006
 Response via : Multiple Level Calibration

Min. RRF : 0.000 Min. Rel. Area : 50% Max. R.T. Dev 0.50min
 Max. RRF Dev : 20% Max. Rel. Area : 200%

	Compound	AvgRF	CCRF	%Dev	Area%	Dev (min)
41 T	Benzene	1.494	1.498	-0.3	109	-0.02
42 T	Trichloroethene	0.390	0.393	-0.8	110	-0.02
43 T	Methylcyclohexane	0.642	0.004	NT	99.4#	1# 0.13
44 C,T	1,2-Dichloropropane	0.478	0.472	1.3	108	-0.02
45 T	Bromodichloromethane	0.558	0.589	-5.6	108	-0.02
46 T	Dibromomethane	0.274	0.281	-2.6	109	-0.02
47 T	2-Chloroethyl vinyl ether	0.189	0.204	-7.9	117	-0.02
48 T	4-Methyl-2-pentanone	0.530	0.505	4.7	97	-0.02
49 T	cis-1,3-Dichloropropene	0.576	0.638	-10.8	114	-0.02
50 S	Toluene-d8	1.131	1.155	-2.1	127	-0.03
51 C,T	Toluene	1.458	1.484	-1.8	110	-0.02
52 T	Ethyl methacrylate	0.471	0.487	-3.4	108	-0.02
53 T	trans-1,3-Dichloropropene	0.434	0.503	-15.9	117	-0.02
54 T	1,1,2-Trichloroethane	0.313	0.324	-3.5	110	-0.02
55 T	2-Hexanone	0.353	0.335	5.1	98	-0.02
56 T	1,3-Dichloropropane	0.586	0.631	-7.7	113	-0.03
57 T	Tetrachloroethene	0.335	0.349	-4.2	113	-0.03
58 T	Dibromochloromethane	0.338	0.371	-9.8	113	-0.02
59 T	1,2-Dibromoethane	0.294	0.323	-9.9	113	-0.03
60 T	1-Chlorohexane	0.524	0.584	-11.5	114	-0.02
61 P	Chlorobenzene	0.961	1.012	-5.3	115	-0.02
62 T	1,1,1,2-Tetrachloroethane	0.314	0.356	-13.4	115	-0.02
63 C,T	Ethylbenzene	1.711	1.827	-6.8	114	-0.02
64 T	m-Xylene & p-Xylene	1.406	1.512	-7.5	112	-0.03
65 T	o-Xylene	1.456	1.578	-8.4	113	-0.03
66 T	Styrene	0.999	1.100	-10.1	114	-0.03
67 I	1,2-DICHLOROBENZENE-D4	1.000	1.000	0.0	117	-0.02
68 P,T	Bromoform	0.428	0.461	-7.7	113	-0.02
69 T	Isopropylbenzene	2.804	3.022	-7.8	115	-0.02
70 P,T	1,1,2,2-Tetrachloroethane	0.850	0.868	-2.1	112	-0.03
71 S	4-Bromofluorobenzene	1.129	1.193	-5.7	137	-0.03
72 T	1,2,3-Trichloropropane	0.229	0.219	4.4	112	-0.03
73 T	trans-1,4-Dichloro-2-butene	0.127	0.164	-29.1#	135	-0.03
74 T	n-Propylbenzene	4.073	4.329	-6.3	114	-0.02
75 T	Bromobenzene	0.837	0.893	-6.7	116	-0.02
76 T	2-Chlorotoluene	2.553	2.442	4.3	111	-0.03
77 T	1,3,5-Trimethylbenzene	2.715	2.904	-7.0	114	-0.02
78 T	4-Chlorotoluene	2.816	2.945	-4.6	115	-0.03
79 T	tert-Butylbenzene	2.187	2.338	-6.9	115	-0.03
80 T	1,2,4-Trimethylbenzene	2.770	2.882	-4.0	114	-0.03

(#) = Out of Range

Evaluate Continuing Calibration Report

Data File : D:\HPCHEM\1\DATA\06C15\RCB223.D Vial: 2
 Acq On : 15 Mar 2006 10:03 am Operator: CGM
 Sample : CVO03B0376 50/200/250 Inst : T003
 Misc : 50ppb 8260/200ppb Ket-AA/250ppbTBA Multiplr: 1.00
 MS Integration Params: 524INT.P

Method : D:\HPCHEM\1\METHODS\VO03B03.M (RTE Integrator)
 Title : METHOD 8260
 Last Update : Mon Feb 06 13:18:50 2006
 Response via : Multiple Level Calibration

Min. RRF : 0.000 Min. Rel. Area : 50% Max. R.T. Dev 0.50min
 Max. RRF Dev : 20% Max. Rel. Area : 200%

	Compound	AvgRF	CCRF	%Dev	Area%	Dev (min)
81 T	sec-Butylbenzene	3.498	3.715	-6.2	115	-0.03
82 T	p-Isopropyltoluene	2.540	2.751	-8.3	115	-0.03
83 T	1,3-Dichlorobenzene	1.521	1.564	-2.8	114	-0.03
84 T	1,4-Dichlorobenzene	1.542	1.589	-3.0	113	-0.02
85 T	n-Butylbenzene	2.955	3.102	-5.0	113	-0.02
86 T	1,2-Dichlorobenzene	1.469	1.454	1.0	111	-0.02
87 T	1,2-Dibromo-3-chloropropane	0.137	0.136	0.7	105	-0.02
88 T	1,2,4-Trichlorobenzene	1.175	1.223	-4.1	117	-0.02
89 T	Hexachlorobutadiene	0.965	0.968	-0.3	115	-0.02
90 T	Naphthalene	1.974	1.969	0.3	106	-0.02
91 T	1,2,3-Trichlorobenzene	1.066	1.072	-0.6	112	-0.03

Data File : d:\HPCHEM\1\DATA\06C15\RCB223.D Vial: 2
 Acq On : 15 Mar 2006 10:03 am Operator: CGM
 Sample : CVO03B0376 50/200/250 Inst : TO03
 Misc : 50ppb 8260/200ppb Ket-AA/250ppbTBA Multiplr: 1.00
 MS Integration Params: 524INT.P
 Quant Time: Mar 15 10:34 2006 Quant Results File: VO03B03.RES

Quant Method : D:\HPCHEM\1\METHODS\VO03B03.M (RTE Integrator)
 Title : METHOD 8260
 Last Update : Mon Feb 06 13:18:50 2006
 Response via : Initial Calibration
 DataAcq Meth : VO03B03

Internal Standards	R.T.	QIon	Response	Conc	Units	Dev(Min)
1) 1,4-DIFLUOROBENZENE	11.14	114	2569929 ✓	50.00	ug/l	-0.02
37) CHLOROBENZENE-D5	17.05	117	2510324 ✓	50.00	ug/l	-0.02
67) 1,2-DICHLOROBENZENE-D4	24.30	152	1318479 ✓	50.00	ug/l	-0.02

System Monitoring Compounds

36) 1,2-Dichloroethane-d4	10.53	65	1359246	51.35	ug/l	-0.02
Spiked Amount	50.000		Recovery	=	102.70%	
50) Toluene-d8	13.85	98	2898204	51.04	ug/l	-0.03
Spiked Amount	50.000		Recovery	=	102.08%	
71) 4-Bromofluorobenzene	20.07	95	1572662	52.80	ug/l	-0.03
Spiked Amount	50.000		Recovery	=	105.60%	

Target Compounds

	R.T.	QIon	Response	Conc	Units	Qvalue
2) Dichlorodifluoromethane	3.38	85	1048874	43.91	ug/l	97
3) Chloromethane	3.81	50	1259035	42.13	ug/l	99
4) Vinyl chloride	4.00	62	778191	42.38	ug/l	100
5) Bromomethane	4.76	94	658140	47.68	ug/l	100
6) Chloroethane	4.89	64	580149	50.99	ug/l	97
7) Trichlorofluoromethane	5.33	101	1316528	51.07	ug/l	99
9) Acrolein	5.98	56	454684	211.61	ug/l	100
10) 1,1,2-Trichloro-1,2,2-trif	6.01	151	655437	52.15	ug/l	98
11) Acetone	6.08	43	1393593	175.27	ug/l	99
12) 1,1-Dichloroethene	6.29	61	1807572	46.45	ug/l	99
13) tert-Butyl alcohol	6.42	59	368131	261.68	ug/l	87
15) Iodomethane	6.80	142	636183	39.41	ug/l	99
16) Methyl acetate	6.80	43	53386	2.68	ug/l	97
17) Methylene chloride	7.03	49	1930856	49.93	ug/l	99
18) Carbon disulfide	7.12	76	2524102	45.66	ug/l	99
19) Acrylonitrile	7.21	53	1158443	180.04	ug/l	99
20) tert-Butyl methyl ether (M	7.29	73	1997498	50.60	ug/l	99
21) trans-1,2-Dichloroethene	7.51	61	1916442	51.31	ug/l	99
22) Isopropyl ether (DIPE)	7.97	45	4227880	51.54	ug/l	99
23) 1,1-Dichloroethane	8.16	63	2049684	50.24	ug/l	98
24) Vinyl acetate	8.12	43	2505891	57.30	ug/l	100
25) tert-Butyl ethyl ether (ET	8.61	59	2793729	51.49	ug/l	100
26) 2-Butanone	8.80	43	1915080	178.28	ug/l	100
27) 2,2-Dichloropropane	9.05	77	1101114	62.07	ug/l	96
28) cis-1,2-Dichloroethene	9.13	61	2053909	51.78	ug/l	99
30) Chloroform	9.38	83	1916307	50.69	ug/l	99
31) Bromochloromethane	9.65	49	1057561	45.80	ug/l	98
32) Tetrahydrofuran	9.78	42	3254	0.51	ug/l #	46
33) 1,1,1-Trichloroethane	10.05	97	1517975	53.82	ug/l	99

(#) = qualifier out of range (m) = manual integration

Data File : d:\HPCHEM\1\DATA\06C15\RCB223.D

Vial: 2

Acq On : 15 Mar 2006 10:03 am

Operator: CGM

Sample : CVO03B0376 50/200/250

Inst : TO03

Misc : 50ppb 8260/200ppb Ket-AA/250ppbTBA

Multiplr: 1.00

MS Integration Params: 524INT.P

Quant Time: Mar 15 10:34 2006

Quant Results File: VO03B03.RES

Quant Method : D:\HPCHEM\1\METHODS\VO03B03.M (RTE Integrator)

Title : METHOD 8260

Last Update : Mon Feb 06 13:18:50 2006

Response via : Initial Calibration

DataAcq Meth : VO03B03

Compound	R.T.	QIon	Response	Conc	Unit	Qvalue
35) tert-Amyl methyl ether (TA	10.45	73	2028170	54.68	ug/l	93
38) 1,1-Dichloropropene	10.29	77	499587	48.59	ug/l	94
39) Carbon tetrachloride	10.48	119	1256245	53.74	ug/l	98
40) 1,2-Dichloroethane	10.67	62	1825793	48.35	ug/l	100
41) Benzene	10.75	78	3760753	50.15	ug/l	99
42) Trichloroethene	11.74	130	987706	50.48	ug/l	99
44) 1,2-Dichloropropane	12.03	63	1185379	49.40	ug/l	97
45) Bromodichloromethane	12.44	83	1477366	52.73	ug/l	99
46) Dibromomethane	12.55	93	705835	51.31	ug/l	100
47) 2-Chloroethyl vinyl ether	12.87	63	511544	53.82	ug/l	99
48) 4-Methyl-2-pentanone	12.93	43	5067608	190.44	ug/l	100
49) cis-1,3-Dichloropropene	13.36	75	1602671	51.69	ug/l	98
51) Toluene	14.02	91	3725821	50.90	ug/l	100
52) Ethyl methacrylate	14.20	69	1222333	51.73	ug/l	98
53) trans-1,3-Dichloropropene	14.29	75	1262477	51.64	ug/l	98
54) 1,1,2-Trichloroethane	14.63	97	813148	51.78	ug/l	98
55) 2-Hexanone	14.57	43	3363236	189.94	ug/l	99
56) 1,3-Dichloropropane	15.12	76	1583741	53.81	ug/l	99
57) Tetrachloroethene	15.34	164	875675	52.00	ug/l	98
58) Dibromochloromethane	15.76	129	930453	50.38	ug/l	99
59) 1,2-Dibromoethane	16.19	107	811736	55.06	ug/l	99
60) 1-Chlorohexane	16.45	91	1465685	55.74	ug/l	98
61) Chlorobenzene	17.14	112	2541123	52.66	ug/l	99
62) 1,1,1,2-Tetrachloroethane	17.21	131	893312	56.65	ug/l	99
63) Ethylbenzene	17.23	91	4586085	53.38	ug/l	99
64) m-Xylene & p-Xylene	17.39	91	7591755	107.53	ug/l	99
65) o-Xylene	18.48	91	3962120	54.20	ug/l	99
66) Styrene	18.55	104	2760339	55.05	ug/l	100
68) Bromoform	19.47	173	607431	47.32	ug/l	100
69) Isopropylbenzene	19.38	105	3985073	53.89	ug/l	100
70) 1,1,2,2-Tetrachloroethane	19.80	83	1144663	51.07	ug/l	100
72) 1,2,3-Trichloropropane	20.20	61	288896	47.82	ug/l	99
73) trans-1,4-Dichloro-2-buten	20.35	53	215820	57.66	ug/l	91
74) n-Propylbenzene	20.47	91	5708229	53.15	ug/l	99
75) Bromobenzene	20.65	156	1177653	53.35	ug/l	98
76) 2-Chlorotoluene	21.00	91	3219770	47.83	ug/l	99
77) 1,3,5-Trimethylbenzene	20.91	105	3829289	53.48	ug/l	99
78) 4-Chlorotoluene	21.12	91	3883574	52.29	ug/l	99
79) tert-Butylbenzene	21.94	119	3083061	53.46	ug/l	98
80) 1,2,4-Trimethylbenzene	22.06	105	3799409	52.02	ug/l	99
81) sec-Butylbenzene	22.58	105	4898086	53.10	ug/l	99

(#)=qualifier out of range (m)=manual integration

Data File : d:\HPCHEM\1\DATA\06C15\RCB223.D Vial: 2
Acq On : 15 Mar 2006 10:03 am Operator: CGM
Sample : CVO03B0376 50/200/250 Inst : TO03
Misc : 50ppb 8260/200ppb Ket-AA/250ppbTBA Multiplr: 1.00
MS Integration Params: 524INT.P
Quant Time: Mar 15 10:34 2006 Quant Results File: VO03B03.RES

Quant Method : D:\HPCHEM\1\METHODS\VO03B03.M (RTE Integrator)
Title : METHOD 8260
Last Update : Mon Feb 06 13:18:50 2006
Response via : Initial Calibration
DataAcq Meth : VO03B03

Compound	R.T.	QIon	Response	Conc	Unit	Qvalue
82) p-Isopropyltoluene	22.96	119	3626934	54.16	ug/l	99
83) 1,3-Dichlorobenzene	23.25	146	2062552	51.43	ug/l	99
84) 1,4-Dichlorobenzene	23.51	146	2094964	51.51	ug/l	99
85) n-Butylbenzene	23.97	91	4090399	52.49	ug/l	98
86) 1,2-Dichlorobenzene	24.36	146	1916565	49.49	ug/l	99
87) 1,2-Dibromo-3-chloropropan	25.92	157	179098	44.28	ug/l	99
88) 1,2,4-Trichlorobenzene	27.72	180	1612153	52.04	ug/l	97
89) Hexachlorobutadiene	28.00	225	1275658	50.13	ug/l	99
90) Naphthalene	28.27	128	2595858	49.87	ug/l	100
91) 1,2,3-Trichlorobenzene	28.77	180	1413130	50.28	ug/l	99

(#) = qualifier out of range (m) = manual integration

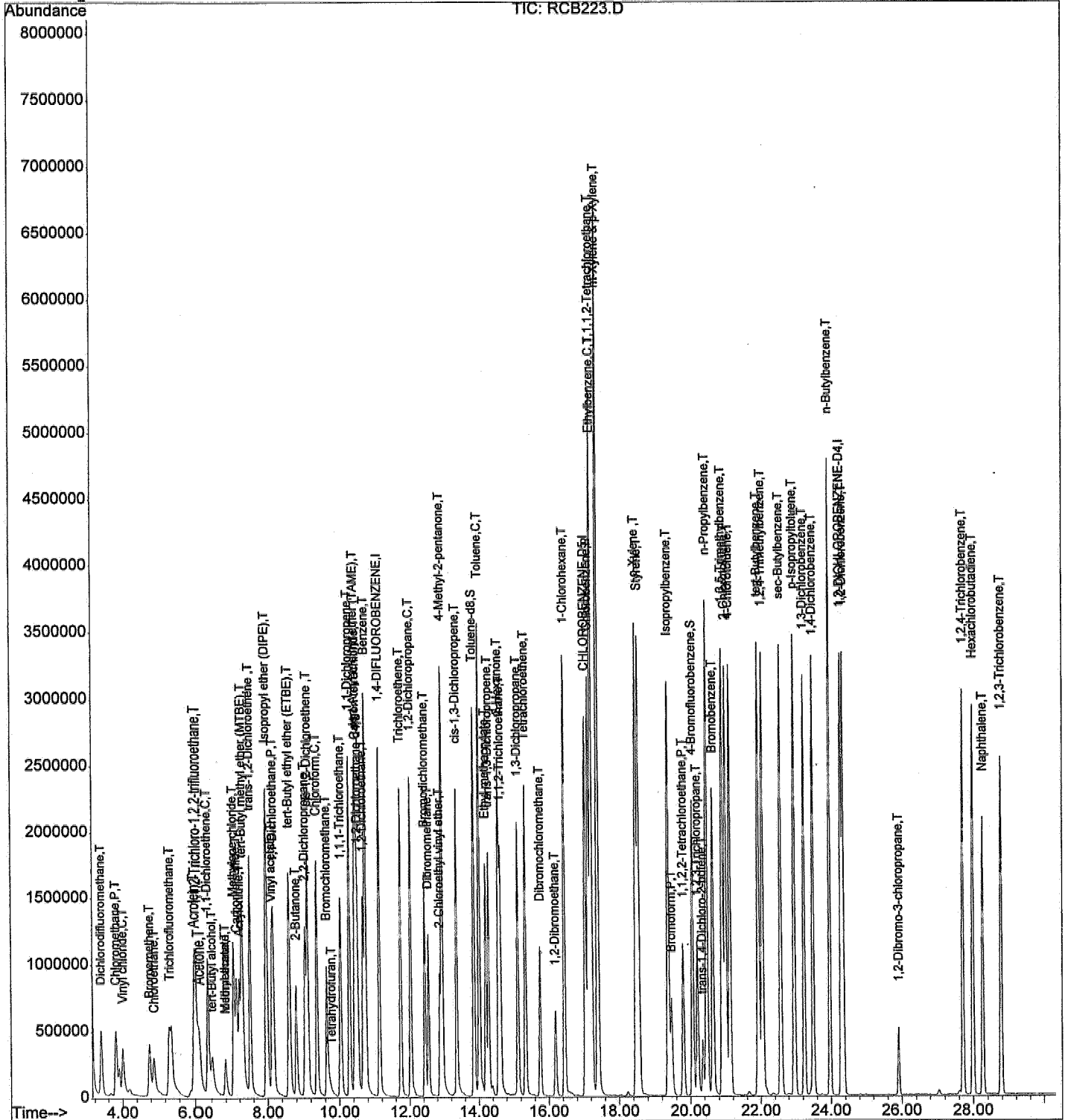
Quantitation Report

Data File : d:\HPCHEM\1\DATA\06C15\RCB223.D
Acq On : 15 Mar 2006 10:03 am
Sample : CVO03B0376 50/200/250
Misc : 50ppb 8260/200ppb Ket-AA/250ppbTBA
MS Integration Params: 524INT.P
Quant Time: Mar 15 10:34 2006

Vial: 2
Operator: CGM
Inst : TO03
Multiplr: 1.00

Quant Results File: VO03B03.RES

Method : D:\HPCHEM\1\METHODS\VO03B03.M (RTE Integrator)
Title : METHOD 8260
Last Update : Mon Feb 06 13:18:50 2006
Response via : Initial Calibration



5A
VOLATILE ORGANIC INSTRUMENT PERFORMANCE CHECK
BROMOFLUOROBENZENE (BFB)

Lab Name: EMAX Inc Contract: UPGRAIDENT INVESTIGATION, TRONOX
 Lab Code: EMXT Case No.: SAS No.: SDG No.: 06C081
 Lab File ID: RCB258 BFB Injection Date : 03/16/06
 Instrument ID: T-003 BFB Injection Time : 10:09
 GC Column:RTX502.21D:0.32mm (mm) Heated Purge: (Y/N) Y

m/e	ION ABUNDANCE CRITERIA	% RELATIVE ABUNDANCE
50	15.0 - 40.0% of mass 95	27.46
75	30.0 - 60.0% of mass 95	53.90
95	Base peak, 100% relative abundance	100.00
96	5.0 - 9.0% of mass 95	7.16
173	Less than 2.0% of mass 174	0.00(0.0)1
174	Greater than 50% of mass 95	66.40
175	5.0 - 9.0% of mass 174	5.32(8.0)1
176	95.0 - 101.0% of mass 174	65.09(98.0)1
177	5.0 - 9.0% of mass 176	4.98(7.7)2

1= value is % mass 174 2= value is % mass 176

THIS CHECK APPLIES TO THE FOLLOWING SAMPLES, MS, MSD, BLANKS, AND STANDARDS:

	EPA SAMPLE NO.	LAB SAMPLE ID	LAB FILE ID	DATE ANALYZED	TIME ANALYZED
1	VSTD050	CV003B0380	RCB259	03/16/06	10:46
2	MBLK2S	V003C22B	RCB263	03/16/06	14:29
3	LCS2S	V003C22L	RCB261	03/16/06	13:15
4	LCD2S	V003C22C	RCB262	03/16/06	13:52
5	M118-0.5	C081-01	RCB264	03/16/06	15:06
6	M118-5	C081-02	RCB265	03/16/06	15:43

8A
VOLATILE INTERNAL STANDARD AREA AND RT SUMMARY

Lab Name: EMAX Inc
Lab Code: EMXT
Lab File ID: RBB058
Instrument ID: T-003
GC Column: RTX502.2

Project: UPGRAIDENT INVESTIGATION, TRONOX
SDG No.: 06C081
Date Analyzed: 02/03/06
Time Analyzed: 16:09
Heated Purge: (Y/N) Y

ID: 0.32mm (mm)

	IS1(DFB)		IS2(CBZ)		IS3(DCB)	
	AREA #	RT #	AREA #	RT #	AREA #	RT #
12 HOUR STD	2354321	11.16	2189381	17.07	1126337	24.32
UPPER LIMIT	4708642	11.66	4378762	17.57	2252674	24.82
LOWER LIMIT	1177161	10.66	1094691	16.57	563169	23.82
SAMPLE ID						
1 VSTD050	2572085	11.14	2488087	17.05	1284585	24.30
2 MBLK2S	2577444	11.14	2320716	17.05	1141782	24.31
3 LCS2S	2517144	11.14	2502110	17.05	1260451	24.31
4 LCD2S	2518027	11.15	2380233	17.06	1197626	24.31
5 M118-0.5	2408227	11.15	2323838	17.06	1024881	24.31
6 M118-5	2369928	11.15	2293427	17.05	1168193	24.30

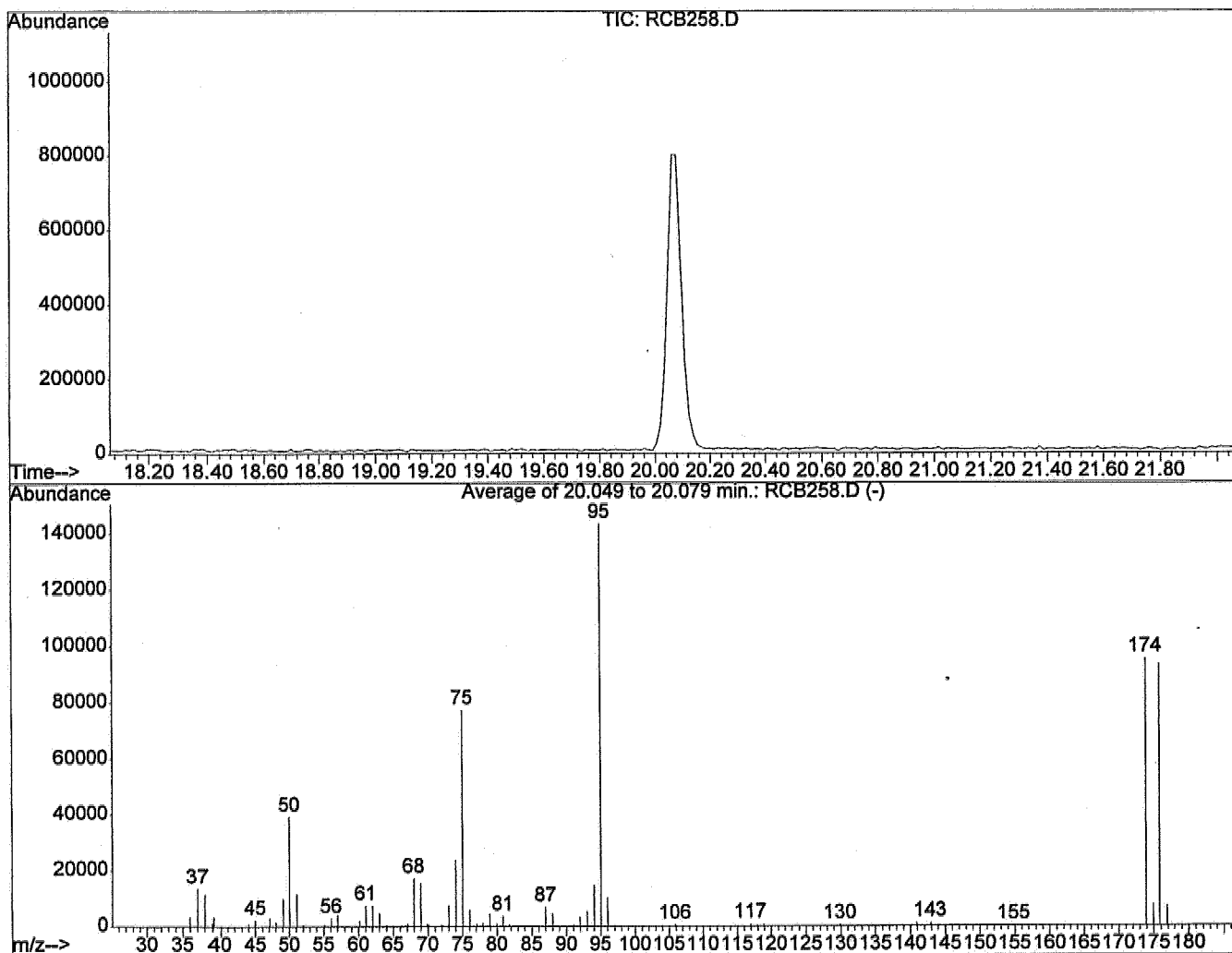
IS1 (DFB) = 1,4-Difluorobenzene
IS2 (CBZ) = Chlorobenzene-d5
IS3 (DCB) = 1,2-Dichlorobenzene-d4

AREA UPPER LIMIT = + 100% of internal standard area
AREA LOWER LIMIT = - 50% of internal standard area
AREA UPPER LIMIT = + 50% of surrogate area
AREA LOWER LIMIT = - 50% of surrogate area

Column used to flag internal standard area values with an asterisk
* Values outside of QC limits.

BFB

Data File : D:\HPCHEM\1\DATA\06C16\RCB258.D Vial: 1
 Acq On : 16 Mar 2006 10:09 am Operator: CGM
 Sample : BFB03C22 Inst : TO03
 Misc : T/CHECK Multiplr: 1.00
 MS Integration Params: 524INT.P
 Method : D:\HPCHEM\1\METHODS\VO03B03.M (RTE Integrator)
 Title : METHOD 8260



AutoFind: Scans 1140, 1141, 1142; Background Corrected with Scan 1134

Target Mass	Rel. to Mass	Lower Limit%	Upper Limit%	Rel. Abn%	Raw Abn	Result Pass/Fail
50	95	15	40	27.5 ✓	39408	PASS
75	95	30	60	53.9 ✓	77368	PASS
95	95	100	100	100.0 ✓	143533	PASS
96	95	5	9	7.2	10282	PASS
173	174	0.00	2	0.0	0	PASS
174	95	50	100	66.4	95307	PASS
175	174	5	9	8.0	7643	PASS
176	174	95	101	98.0	93429	PASS
177	176	5	9	7.7	7152	PASS

Evaluate Continuing Calibration Report

Data File : D:\HPCHEM\1\DATA\06C16\RCB259.D Vial: 2
 Acq On : 16 Mar 2006 10:46 am Operator: CGM
 Sample : CVO03B0380 50/200/250 Inst : T003
 Misc : 50ppb 8260/200ppb Ket-AA/250ppbTBA Multiplr: 1.00
 MS Integration Params: 524INT.P

Method : D:\HPCHEM\1\METHODS\VO03B03.M (RTE Integrator)
 Title : METHOD 8260
 Last Update : Mon Feb 06 13:18:50 2006
 Response via : Multiple Level Calibration

Min. RRF : 0.000 Min. Rel. Area : 50% Max. R.T. Dev 0.50min
 Max. RRF Dev : 20% Max. Rel. Area : 200%

	Compound	Amount	Calc.	%Dev	Area%	Dev (min)
1 I	1,4-DIFLUOROBENZENE	50.000	50.000	0.0	109	-0.02
2 T	Dichlorodifluoromethane	50.000	44.071	11.9	97	-0.02
3 P,T	Chloromethane	50.000	41.748	16.5	100	0.00
4 C,T	Vinyl chloride	50.000	46.043	7.9	112	0.00
5 T	Bromomethane	50.000	48.405	3.2	105	0.00
6 T	Chloroethane	50.000	53.080	-6.2	117	0.00
7 T	Trichlorofluoromethane	50.000	54.289	-8.6	122	-0.02
8 T	sec-Propyl alcohol	-1.000	0.000	0.0	50	0.01
9 T	Acrolein	200.000	228.880	-14.4	115	-0.02
10 T	1,1,2-Trichloro-1,2,2-trifl	50.000	50.536	-1.1	106	-0.02
11 T	Acetone	200.000	187.837	6.1	103	0.00
12 C,T	1,1-Dichloroethene	50.000	44.873	10.3	98	-0.02
13 T	tert-Butyl alcohol	250.000	267.440	-7.0	102	-0.02
14 T	Acetonitrile	-1.000	0.000	0.0	124	-0.02
15 T	Iodomethane	50.000	41.222	17.6	84	-0.02
16 T	Methyl acetate	50.000	3.356	NT 93.3#	7	-0.02
17 T	Methylene chloride	50.000	47.945	4.1	101	-0.02
18 T	Carbon disulfide	50.000	44.737	10.5	92	0.00
19 T	Acrylonitrile	200.000	189.891	5.1	97	-0.02
20 T	tert-Butyl methyl ether (MT)	50.000	50.145	-0.3	109	-0.02
21 T	trans-1,2-Dichloroethene	50.000	49.383	1.2	103	-0.02
22 T	Isopropyl ether (DIPE)	50.000	51.092	-2.2	103	-0.02
23 P,T	1,1-Dichloroethane	50.000	49.582	0.8	104	-0.02
24 T	Vinyl acetate	50.000	56.284	-12.6	110	-0.02
25 T	tert-Butyl ethyl ether (ETB)	50.000	52.613	-5.2	114	-0.02
26 T	2-Butanone	200.000	200.318	-0.2	100	0.00
27 T	2,2-Dichloropropane	50.000	61.733	-23.5#	117	-0.01
28 T	cis-1,2-Dichloroethene	50.000	51.942	-3.9	108	-0.02
29 T	tert-Butyl formate (TBF)	-1.000	0.000	0.0	107	-0.02
30 C,T	Chloroform	50.000	50.843	-1.7	107	-0.02
31 T	Bromochloromethane	50.000	46.895	6.2	99	-0.02
32 T	Tetrahydrofuran	100.000	0.901	NT 99.1#	1	0.01
33 T	1,1,1-Trichloroethane	50.000	53.216	-6.4	106	-0.02
34 T	Cyclohexane	50.000	0.316	NT 99.4#	1	-0.08
35 T	tert-Amyl methyl ether (TAM)	50.000	54.933	-9.9	108	-0.02
36 S	1,2-Dichloroethane-d4	50.000	53.649	-7.3	132	-0.02
37 I	CHLOROBENZENE-D5	50.000	50.000	0.0	114	-0.02
38 T	1,1-Dichloropropene	50.000	49.065	1.9	104	-0.02
39 T	Carbon tetrachloride	50.000	52.603	-5.2	109	-0.02
40 T	1,2-Dichloroethane	50.000	49.729	0.5	110	-0.02

(#) = Out of Range

Evaluate Continuing Calibration Report

Data File : D:\HPCHEM\1\DATA\06C16\RCB259.D Vial: 2
 Acq On : 16 Mar 2006 10:46 am Operator: CGM
 Sample : CVO03B0380 50/200/250 Inst : TO03
 Misc : 50ppb 8260/200ppb Ket-AA/250ppbTBA Multiplr: 1.00
 MS Integration Params: 524INT.P

Method : D:\HPCHEM\1\METHODS\VO03B03.M (RTE Integrator)
 Title : METHOD 8260
 Last Update : Mon Feb 06 13:18:50 2006
 Response via : Multiple Level Calibration

Min. RRF : 0.000 Min. Rel. Area : 50% Max. R.T. Dev 0.50min
 Max. RRF Dev : 20% Max. Rel. Area : 200%

	Compound	Amount	Calc.	%Dev	Area%	Dev (min)
41 T	Benzene	50.000	49.533	0.9	106	-0.02
42 T	Trichloroethene	50.000	51.399	-2.8	111	-0.02
43 T	Methylcyclohexane	50.000	0.302	NT	99.4#	1 0.12
44 C,T	1,2-Dichloropropane	50.000	48.907	2.2	106	-0.02
45 T	Bromodichloromethane	50.000	52.581	-5.2	107	-0.02
46 T	Dibromomethane	50.000	50.924	-1.8	107	-0.02
47 T	2-Chloroethyl vinyl ether	50.000	55.293	-10.6	119	-0.02
48 T	4-Methyl-2-pentanone	200.000	212.023	-6.0	107	-0.02
49 T	cis-1,3-Dichloropropene	50.000	51.122	-2.2	112	-0.02
50 S	Toluene-d8	50.000	52.445	-4.9	129	-0.02
51 C,T	Toluene	50.000	50.493	1.0	108	-0.02
52 T	Ethyl methacrylate	50.000	50.914	-1.8	105	-0.02
53 T	trans-1,3-Dichloropropene	50.000	50.499	-1.0	113	-0.02
54 T	1,1,2-Trichloroethane	50.000	51.589	-3.2	109	-0.02
55 T	2-Hexanone	200.000	208.571	-4.3	106	-0.02
56 T	1,3-Dichloropropane	50.000	52.934	-5.9	110	-0.03
57 T	Tetrachloroethene	50.000	50.882	-1.8	109	-0.03
58 T	Dibromochloromethane	50.000	50.176	-0.4	111	-0.02
59 T	1,2-Dibromoethane	50.000	54.513	-9.0	111	-0.02
60 T	1-Chlorohexane	50.000	54.563	-9.1	111	-0.02
61 P	Chlorobenzene	50.000	51.460	-2.9	111	-0.02
62 T	1,1,1,2-Tetrachloroethane	50.000	54.751	-9.5	110	-0.02
63 C,T	Ethylbenzene	50.000	52.084	4.2	110	-0.02
64 T	m-Xylene & p-Xylene	100.000	104.991	-5.0	109	-0.02
65 T	o-Xylene	50.000	51.133	-2.3	105	-0.03
66 T	Styrene	50.000	51.858	-3.7	106	-0.03
67 I	1,2-DICHLOROBENZENE-D4	50.000	50.000	0.0	114	-0.02
68 P,T	Bromoform	50.000	45.095	9.8	104	-0.02
69 T	Isopropylbenzene	50.000	51.409	-2.8	107	-0.02
70 P,T	1,1,2,2-Tetrachloroethane	50.000	49.962	0.1	107	-0.03
71 S	4-Bromofluorobenzene	50.000	53.899	-7.8	136	-0.03
72 T	1,2,3-Trichloropropane	50.000	46.946	6.1	107	-0.03
73 T	trans-1,4-Dichloro-2-butene	50.000	56.137	-12.3	128	-0.02
74 T	n-Propylbenzene	50.000	50.489	-1.0	106	-0.02
75 T	Bromobenzene	50.000	51.375	-2.8	109	-0.02
76 T	2-Chlorotoluene	50.000	46.121	7.8	105	-0.03
77 T	1,3,5-Trimethylbenzene	50.000	51.735	-3.5	107	-0.02
78 T	4-Chlorotoluene	50.000	49.812	0.4	107	-0.02
79 T	tert-Butylbenzene	50.000	51.406	-2.8	108	-0.03
80 T	1,2,4-Trimethylbenzene	50.000	49.875	0.3	106	-0.03

(#) = Out of Range

Evaluate Continuing Calibration Report

Data File : D:\HPCHEM\1\DATA\06C16\RCB259.D Vial: 2
 Acq On : 16 Mar 2006 10:46 am Operator: CGM
 Sample : CVO03B0380 50/200/250 Inst : T003
 Misc : 50ppb 8260/200ppb Ket-AA/250ppbTBA Multiplr: 1.00
 MS Integration Params: 524INT.P

Method : D:\HPCHEM\1\METHODS\VO03B03.M (RTE Integrator)
 Title : METHOD 8260
 Last Update : Mon Feb 06 13:18:50 2006
 Response via : Multiple Level Calibration

Min. RRF : 0.000 Min. Rel. Area : 50% Max. R.T. Dev 0.50min
 Max. RRF Dev : 20% Max. Rel. Area : 200%

	Compound	Amount	Calc.	%Dev	Area%	Dev(min)
81 T	sec-Butylbenzene	50.000	50.792	-1.6	107	-0.03
82 T	p-Isopropyltoluene	50.000	52.009	-4.0	108	-0.02
83 T	1,3-Dichlorobenzene	50.000	49.241	1.5	106	-0.03
84 T	1,4-Dichlorobenzene	50.000	49.845	0.3	107	-0.02
85 T	n-Butylbenzene	50.000	50.272	-0.5	105	-0.02
86 T	1,2-Dichlorobenzene	50.000	48.321	3.4	105	-0.02
87 T	1,2-Dibromo-3-chloropropane	50.000	43.335	13.3	100	-0.01
88 T	1,2,4-Trichlorobenzene	50.000	50.287	-0.6	110	-0.02
89 T	Hexachlorobutadiene	50.000	48.423	3.2	108	-0.02
90 T	Naphthalene	50.000	49.305	1.4	102	-0.02
91 T	1,2,3-Trichlorobenzene	50.000	49.779	0.4	108	-0.02

Evaluate Continuing Calibration Report

Data File : D:\HPCHEM\1\DATA\06C16\RCB259.D
 Acq On : 16 Mar 2006 10:46 am
 Sample : CVO03B0380 50/200/250
 Misc : 50ppb 8260/200ppb Ket-AA/250ppbTBA
 MS Integration Params: 524INT.P

Vial: 2
 Operator: CGM
 Inst : TO03
 Multiplr: 1.00

Method : D:\HPCHEM\1\METHODS\VO03B03.M (RTE Integrator)
 Title : METHOD 8260
 Last Update : Mon Feb 06 13:18:50 2006
 Response via : Multiple Level Calibration

Min. RRF : 0.000 Min. Rel. Area : 50% Max. R.T. Dev 0.50min
 Max. RRF Dev : 20% Max. Rel. Area : 200%

	Compound	AvgRF	CCRF	%Dev	Area%	Dev (min)
1 I	1,4-DIFLUOROBENZENE	1.000	1.000	0.0	109	-0.02
2 T	Dichlorodifluoromethane	0.465	0.410	11.8	97	-0.02
3 P,T	Chloromethane	0.581	0.485	16.5	100	0.00
4 C,T	Vinyl chloride	0.352	0.323	8.2	112	0.00
5 T	Bromomethane	0.269	0.260	3.3	105	0.00
6 T	Chloroethane	0.221	0.235	-6.3	117	0.00
7 T	Trichlorofluoromethane	0.502	0.545	-8.6	122	-0.02
8 T	sec-Propyl alcohol	0.000	0.000	0.0	50#	0.01
9 T	Acrolein	0.042	0.048	-14.3	115	-0.02
10 T	1,1,2-Trichloro-1,2,2-trifl	0.245	0.247	-0.8	106	-0.02
11 T	Acetone	0.155	0.145	6.5	103	0.00
12 C,T	1,1-Dichloroethene	0.757	0.680	10.2	98	-0.02
13 T	tert-Butyl alcohol	0.027	0.029	-7.4	102	-0.02
14 T	Acetonitrile	0.000	0.000	0.0	124	-0.02
15 T	Iodomethane	0.314	0.259	17.5	84	-0.02
16 T	Methyl acetate	0.388	0.026	NT 93.3#	7#	-0.02
17 T	Methylene chloride	0.829	0.723	12.8	101	-0.02
18 T	Carbon disulfide	1.076	0.962	10.6	92	0.00
19 T	Acrylonitrile	0.125	0.119	4.8	97	-0.02
20 T	tert-Butyl methyl ether (MT)	0.686	0.770	-12.2	109	-0.02
21 T	trans-1,2-Dichloroethene	0.727	0.718	1.2	103	-0.02
22 T	Isopropyl ether (DIPE)	1.596	1.631	-2.2	103	-0.02
23 P,T	1,1-Dichloroethane	0.794	0.787	0.9	104	-0.02
24 T	Vinyl acetate	0.851	0.958	-12.6	110	-0.02
25 T	tert-Butyl ethyl ether (ETB)	0.951	1.111	-16.8	114	-0.02
26 T	2-Butanone	0.209	0.209	0.0	100	0.00
27 T	2,2-Dichloropropane	0.345	0.426	-23.5#	117	-0.01
28 T	cis-1,2-Dichloroethene	0.772	0.802	-3.9	108	-0.02
29 T	tert-Butyl formate (TBF)	0.000	0.000	0.0	107	-0.02
30 C,T	Chloroform	0.736	0.748	-1.6	107	-0.02
31 T	Bromochloromethane	0.449	0.421	6.2	99	-0.02
32 T	Tetrahydrofuran	0.125	0.001	NT 99.2#	1#	0.01
33 T	1,1,1-Trichloroethane	0.549	0.584	-6.4	106	-0.02
34 T	Cyclohexane	0.740	0.005	NT 99.3#	1#	-0.08
35 T	tert-Amyl methyl ether (TAM)	0.722	0.793	-9.8	108	-0.02
36 S	1,2-Dichloroethane-d4	0.515	0.553	-7.4	132	-0.02
37 I	CHLOROENZENE-D5	1.000	1.000	0.0	114	-0.02
38 T	1,1-Dichloropropene	0.205	0.201	2.0	104	-0.02
39 T	Carbon tetrachloride	0.466	0.490	-5.2	109	-0.02
40 T	1,2-Dichloroethane	0.752	0.748	0.5	110	-0.02

(#) = Out of Range

Evaluate Continuing Calibration Report

Data File : D:\HPCHEM\1\DATA\06C16\RCB259.D
 Acq On : 16 Mar 2006 10:46 am
 Sample : CVO03B0380 50/200/250
 Misc : 50ppb 8260/200ppb Ket-AA/250ppbTBA
 MS Integration Params: 524INT.P

Vial: 2
 Operator: CGM
 Inst : TO03
 Multiplr: 1.00

Method : D:\HPCHEM\1\METHODS\VO03B03.M (RTE Integrator)
 Title : METHOD 8260
 Last Update : Mon Feb 06 13:18:50 2006
 Response via : Multiple Level Calibration

Min. RRF : 0.000 Min. Rel. Area : 50% Max. R.T. Dev 0.50min
 Max. RRF Dev : 20% Max. Rel. Area : 200%

	Compound	AvgRF	CCRF	%Dev	Area%	Dev (min)
41 T	Benzene	1.494	1.480	0.9	106	-0.02
42 T	Trichloroethene	0.390	0.401	-2.8	111	-0.02
43 T	Methylcyclohexane	0.642	0.004	NT	99.4#	1# 0.12
44 C,T	1,2-Dichloropropane	0.478	0.467	2.3	106	-0.02
45 T	Bromodichloromethane	0.558	0.587	-5.2	107	-0.02
46 T	Dibromomethane	0.274	0.279	-1.8	107	-0.02
47 T	2-Chloroethyl vinyl ether	0.189	0.209	-10.6	119	-0.02
48 T	4-Methyl-2-pentanone	0.530	0.562	-6.0	107	-0.02
49 T	cis-1,3-Dichloropropene	0.576	0.631	-9.5	112	-0.02
50 S	Toluene-d8	1.131	1.186	-4.9	129	-0.02
51 C,T	Toluene	1.458	1.472	-1.0	108	-0.02
52 T	Ethyl methacrylate	0.471	0.479	-1.7	105	-0.02
53 T	trans-1,3-Dichloropropene	0.434	0.491	-13.1	113	-0.02
54 T	1,1,2-Trichloroethane	0.313	0.323	-3.2	109	-0.02
55 T	2-Hexanone	0.353	0.368	-4.2	106	-0.02
56 T	1,3-Dichloropropane	0.586	0.621	-6.0	110	-0.03
57 T	Tetrachloroethene	0.335	0.341	-1.8	109	-0.03
58 T	Dibromochloromethane	0.338	0.369	-9.2	111	-0.02
59 T	1,2-Dibromoethane	0.294	0.320	-8.8	111	-0.02
60 T	1-Chlorohexane	0.524	0.572	-9.2	111	-0.02
61 P	Chlorobenzene	0.961	0.989	-2.9	111	-0.02
62 T	1,1,1,2-Tetrachloroethane	0.314	0.344	-9.6	110	-0.02
63 C,T	Ethylbenzene	1.711	1.782	-4.1	110	-0.02
64 T	m-Xylene & p-Xylene	1.406	1.476	-5.0	109	-0.02
65 T	o-Xylene	1.456	1.489	-2.3	105	-0.03
66 T	Styrene	0.999	1.036	-3.7	106	-0.03
67 I	1,2-DICHLOROBENZENE-D4	1.000	1.000	0.0	114	-0.02
68 P,T	Bromoform	0.428	0.437	-2.1	104	-0.02
69 T	Isopropylbenzene	2.804	2.883	-2.8	107	-0.02
70 P,T	1,1,2,2-Tetrachloroethane	0.850	0.849	0.1	107	-0.03
71 S	4-Bromofluorobenzene	1.129	1.218	-7.9	136	-0.03
72 T	1,2,3-Trichloropropane	0.229	0.215	6.1	107	-0.03
73 T	trans-1,4-Dichloro-2-butene	0.127	0.159	-25.2#	128	-0.02
74 T	n-Propylbenzene	4.073	4.113	-1.0	106	-0.02
75 T	Bromobenzene	0.837	0.860	-2.7	109	-0.02
76 T	2-Chlorotoluene	2.553	2.355	7.8	105	-0.03
77 T	1,3,5-Trimethylbenzene	2.715	2.809	-3.5	107	-0.02
78 T	4-Chlorotoluene	2.816	2.806	0.4	107	-0.02
79 T	tert-Butylbenzene	2.187	2.248	-2.8	108	-0.03
80 T	1,2,4-Trimethylbenzene	2.770	2.763	0.3	106	-0.03

(#) = Out of Range

Evaluate Continuing Calibration Report

Data File : D:\HPCHEM\1\DATA\06C16\RCB259.D Vial: 2
 Acq On : 16 Mar 2006 10:46 am Operator: CGM
 Sample : CVO03B0380 50/200/250 Inst : TO03
 Misc : 50ppb 8260/200ppb Ket-AA/250ppbTBA Multiplr: 1.00
 MS Integration Params: 524INT.P

Method : D:\HPCHEM\1\METHODS\VO03B03.M (RTE Integrator)
 Title : METHOD 8260
 Last Update : Mon Feb 06 13:18:50 2006
 Response via : Multiple Level Calibration

Min. RRF : 0.000 Min. Rel. Area : 50% Max. R.T. Dev 0.50min
 Max. RRF Dev : 20% Max. Rel. Area : 200%

	Compound	AvgRF	CCRF	%Dev	Area%	Dev (min)
81 T	sec-Butylbenzene	3.498	3.554	-1.6	107	-0.03
82 T	p-Isopropyltoluene	2.540	2.642	-4.0	108	-0.02
83 T	1,3-Dichlorobenzene	1.521	1.498	1.5	106	-0.03
84 T	1,4-Dichlorobenzene	1.542	1.538	0.3	107	-0.02
85 T	n-Butylbenzene	2.955	2.971	-0.5	105	-0.02
86 T	1,2-Dichlorobenzene	1.469	1.419	3.4	105	-0.02
87 T	1,2-Dibromo-3-chloropropane	0.137	0.133	2.9	100	-0.01
88 T	1,2,4-Trichlorobenzene	1.175	1.181	-0.5	110	-0.02
89 T	Hexachlorobutadiene	0.965	0.935	3.1	108	-0.02
90 T	Naphthalene	1.974	1.947	1.4	102	-0.02
91 T	1,2,3-Trichlorobenzene	1.066	1.061	0.5	108	-0.02

Data File : d:\HPCHEM\1\DATA\06C16\RCB259.D
 Acq On : 16 Mar 2006 10:46 am
 Sample : CVO03B0380 50/200/250
 Misc : 50ppb 8260/200ppb Ket-AA/250ppbTBA
 MS Integration Params: 524INT.P
 Quant Time: Mar 16 11:16 2006

Vial: 2
 Operator: CGM
 Inst : TO03
 Multiplr: 1.00

Quant Results File: VO03B03.RES

Quant Method : D:\HPCHEM\1\METHODS\VO03B03.M (RTE Integrator)
 Title : METHOD 8260
 Last Update : Mon Feb 06 13:18:50 2006
 Response via : Initial Calibration
 DataAcq Meth : VO03B03

Internal Standards	R.T.	QIon	Response	Conc	Units	Dev (Min)
1) 1,4-DIFLUOROBENZENE	11.14	114	2572085	50.00	ug/l	-0.02
37) CHLOROBENZENE-D5	17.05	117	2488087	50.00	ug/l	-0.02
67) 1,2-DICHLOROBENZENE-D4	24.30	152	1284585	50.00	ug/l	-0.02

System Monitoring Compounds

36) 1,2-Dichloroethane-d4	10.53	65	1421241	53.65	ug/l	-0.02
Spiked Amount	50.000		Recovery	=	107.30%	
50) Toluene-d8	13.87	98	2951665	52.44	ug/l	-0.02
Spiked Amount	50.000		Recovery	=	104.88%	
71) 4-Bromofluorobenzene	20.07	95	1564053	53.90	ug/l	-0.03
Spiked Amount	50.000		Recovery	=	107.80%	

Target Compounds

	R.T.	QIon	Response	Conc	Units	Qvalue
2) Dichlorodifluoromethane	3.38	85	1053651	44.07	ug/l	98
3) Chloromethane	3.81	50	1248599	41.75	ug/l	96
4) Vinyl chloride	4.01	62	831417	46.04	ug/l	98
5) Bromomethane	4.76	94	668655	48.41	ug/l	99
6) Chloroethane	4.90	64	604418	53.08	ug/l	95
7) Trichlorofluoromethane	5.31	101	1400585	54.29	ug/l	99
9) Acrolein	5.97	56	492205	228.88	ug/l	88
10) 1,1,2-Trichloro-1,2,2-trif	6.01	151	635650	50.54	ug/l	98
11) Acetone	6.09	43	1494775	187.84	ug/l	100
12) 1,1-Dichloroethene	6.30	61	1747774	44.87	ug/l	99
13) tert-Butyl alcohol	6.43	59	376548	267.44	ug/l	85
15) Iodomethane	6.80	142	666063	41.22	ug/l	99
16) Methyl acetate	6.79	43	67009	3.36	ug/l	95
17) Methylene chloride	7.04	49	1859983	47.95	ug/l	100
18) Carbon disulfide	7.13	76	2475315	44.74	ug/l	99
19) Acrylonitrile	7.20	53	1222841	189.89	ug/l	98
20) tert-Butyl methyl ether (M	7.29	73	1980883	50.14	ug/l	100
21) trans-1,2-Dichloroethene	7.51	61	1846080	49.38	ug/l	100
22) Isopropyl ether (DIPE)	7.97	45	4194663	51.09	ug/l	99
23) 1,1-Dichloroethane	8.17	63	2024439	49.58	ug/l	100
24) Vinyl acetate	8.12	43	2463614	56.28	ug/l	99
25) tert-Butyl ethyl ether (ET	8.61	59	2858267	52.61	ug/l	99
26) 2-Butanone	8.81	43	2153578	200.32	ug/l	100
27) 2,2-Dichloropropane	9.06	77	1096103	61.73	ug/l	95
28) cis-1,2-Dichloroethene	9.13	61	2062085	51.94	ug/l	100
30) Chloroform	9.39	83	1923673	50.84	ug/l	100
31) Bromochloromethane	9.65	49	1083848	46.90	ug/l	99
32) Tetrahydrofuran	9.76	42	5775	0.90	ug/l #	46
33) 1,1,1-Trichloroethane	10.04	97	1502305	53.22	ug/l	98

(#) = qualifier out of range (m) = manual integration

Data File : d:\HPCHEM\1\DATA\06C16\RCB259.D

Vial: 2

Acq On : 16 Mar 2006 10:46 am

Operator: CGM

Sample : CVO03B0380 50/200/250

Inst : TO03

Misc : 50ppb 8260/200ppb Ket-AA/250ppbTBA

Multiplr: 1.00

MS Integration Params: 524INT.P

Quant Time: Mar 16 11:16 2006

Quant Results File: VO03B03.RES

Quant Method : D:\HPCHEM\1\METHODS\VO03B03.M (RTE Integrator)

Title : METHOD 8260

Last Update : Mon Feb 06 13:18:50 2006

Response via : Initial Calibration

DataAcq Meth : VO03B03

Compound	R.T.	QIon	Response	Conc	Unit	Qvalue
35) tert-Amyl methyl ether (TA	10.46	73	2039251	54.93	ug/l	94
38) 1,1-Dichloropropene	10.29	77	500010	49.07	ug/l	98
39) Carbon tetrachloride	10.49	119	1218873	52.60	ug/l	99
40) 1,2-Dichloroethane	10.68	62	1861405	49.73	ug/l	99
41) Benzene	10.75	78	3681734	49.53	ug/l	99
42) Trichloroethene	11.75	130	996824	51.40	ug/l	96
44) 1,2-Dichloropropane	12.03	63	1163125	48.91	ug/l	96
45) Bromodichloromethane	12.45	83	1460011	52.58	ug/l	99
46) Dibromomethane	12.55	93	694283	50.92	ug/l	99
47) 2-Chloroethyl vinyl ether	12.88	63	520909	55.29	ug/l	99
48) 4-Methyl-2-pentanone	12.94	43	5591831	212.02	ug/l	100
49) cis-1,3-Dichloropropene	13.37	75	1570445	51.12	ug/l	98
51) Toluene	14.02	91	3663210	50.49	ug/l	100
52) Ethyl methacrylate	14.20	69	1192471	50.91	ug/l	96
53) trans-1,3-Dichloropropene	14.29	75	1221748	50.50	ug/l	97
54) 1,1,2-Trichloroethane	14.63	97	802941	51.59	ug/l	98
55) 2-Hexanone	14.57	43	3660328	208.57	ug/l	98
56) 1,3-Dichloropropane	15.12	76	1544116	52.93	ug/l	99
57) Tetrachloroethene	15.34	164	849324	50.88	ug/l	98
58) Dibromochloromethane	15.76	129	918219	50.18	ug/l	98
59) 1,2-Dibromoethane	16.21	107	796518	54.51	ug/l	97
60) 1-Chlorohexane	16.46	91	1422055	54.56	ug/l	99
61) Chlorobenzene	17.14	112	2461145	51.46	ug/l	99
62) 1,1,1,2-Tetrachloroethane	17.22	131	855692	54.75	ug/l	100
63) Ethylbenzene	17.23	91	4434700	52.08	ug/l	99
64) m-Xylene & p-Xylene	17.41	91	7347126	104.99	ug/l	99
65) o-Xylene	18.48	91	3704891	51.13	ug/l	99
66) Styrene	18.55	104	2577448	51.86	ug/l	100
68) Bromoform	19.48	173	561505	45.10	ug/l	99
69) Isopropylbenzene	19.39	105	3703747	51.41	ug/l	99
70) 1,1,2,2-Tetrachloroethane	19.80	83	1091015	49.96	ug/l	99
72) 1,2,3-Trichloropropane	20.20	61	276353	46.95	ug/l	99
73) trans-1,4-Dichloro-2-buten	20.37	53	204499	56.14	ug/l	92
74) n-Propylbenzene	20.47	91	5283243	50.49	ug/l	99
75) Bromobenzene	20.65	156	1104949	51.37	ug/l	99
76) 2-Chlorotoluene	21.01	91	3024684	46.12	ug/l	98
77) 1,3,5-Trimethylbenzene	20.92	105	3608887	51.73	ug/l	100
78) 4-Chlorotoluene	21.14	91	3604216	49.81	ug/l	99
79) tert-Butylbenzene	21.94	119	2888270	51.41	ug/l	97
80) 1,2,4-Trimethylbenzene	22.06	105	3549052	49.88	ug/l	100
81) sec-Butylbenzene	22.58	105	4565046	50.79	ug/l	99

(#)=qualifier out of range (m)=manual integration

Data File : d:\HPCHEM\1\DATA\06C16\RCB259.D Vial: 2
 Acq On : 16 Mar 2006 10:46 am Operator: CGM
 Sample : CVO03B0380 50/200/250 Inst : T003
 Misc : 50ppb 8260/200ppb Ket-AA/250ppbTBA Multiplr: 1.00
 MS Integration Params: 524INT.P
 Quant Time: Mar 16 11:16 2006 Quant Results File: VO03B03.RES

Quant Method : D:\HPCHEM\1\METHODS\VO03B03.M (RTE Integrator)
 Title : METHOD 8260
 Last Update : Mon Feb 06 13:18:50 2006
 Response via : Initial Calibration
 DataAcq Meth : VO03B03

Compound	R.T.	QIon	Response	Conc	Unit	Qvalue
82) p-Isopropyltoluene	22.98	119	3393399	52.01	ug/l	99
83) 1,3-Dichlorobenzene	23.25	146	1924147	49.24	ug/l	99
84) 1,4-Dichlorobenzene	23.52	146	1975095	49.85	ug/l	98
85) n-Butylbenzene	23.98	91	3816613	50.27	ug/l	99
86) 1,2-Dichlorobenzene	24.36	146	1823150	48.32	ug/l	100
87) 1,2-Dibromo-3-chloropropan	25.92	157	170444	43.34	ug/l	97
88) 1,2,4-Trichlorobenzene	27.72	180	1517674	50.29	ug/l	98
89) Hexachlorobutadiene	28.00	225	1200624	48.42	ug/l	98
90) Naphthalene	28.27	128	2500618	49.31	ug/l	99
91) 1,2,3-Trichlorobenzene	28.79	180	1362960	49.78	ug/l	99

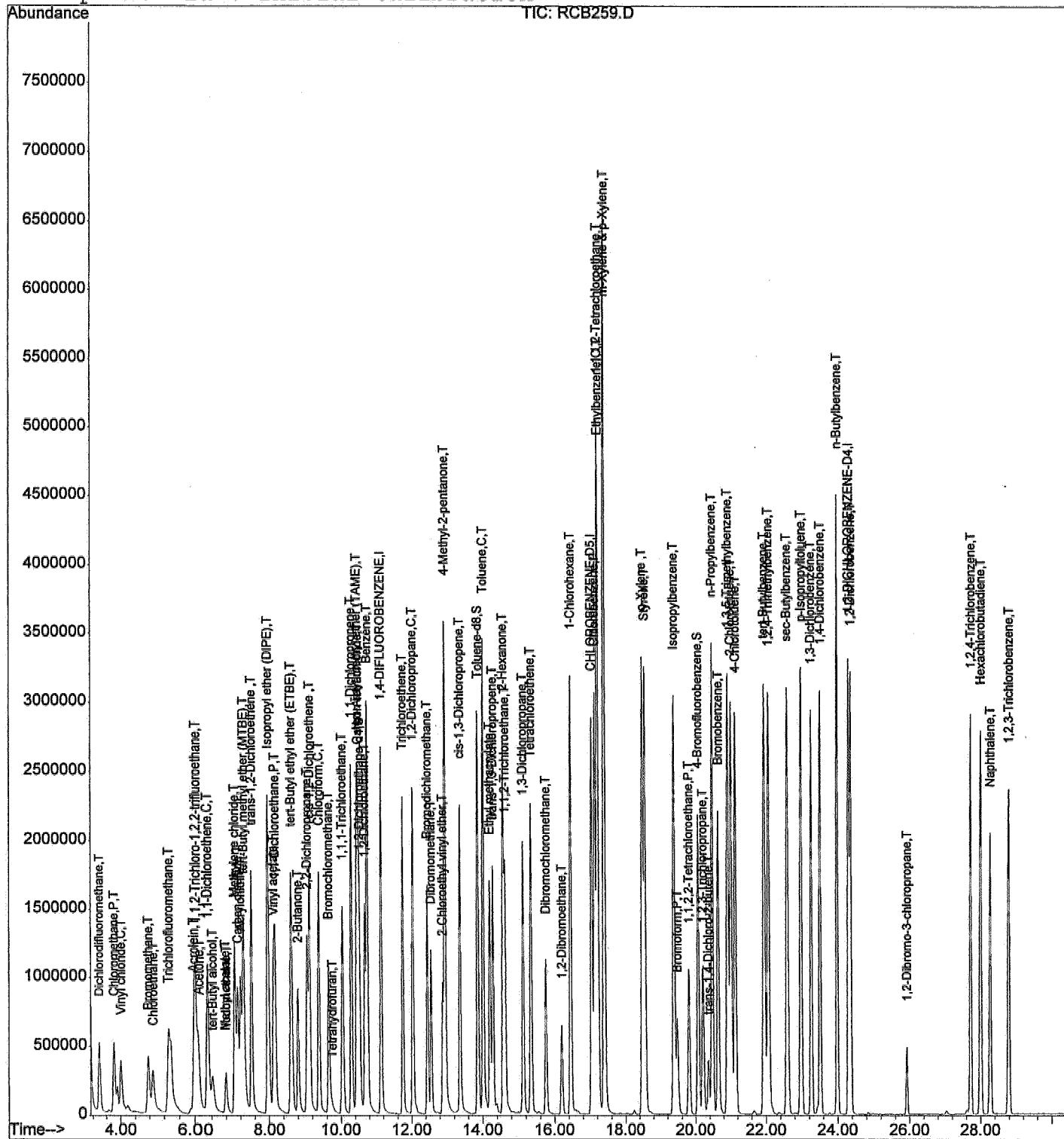
Quantitation Report

Data File : d:\HPCHEM\1\DATA\06C16\RCB259.D
Acq On : 16 Mar 2006 10:46 am
Sample : CVO03B0380 50/200/250
Misc : 50ppb 8260/200ppb Ket-AA/250ppbTBA
MS Integration Params: 524INT.P
Quant Time: Mar 16 11:16 2006

Vial: 2
Operator: CGM
Inst : TO03
Multiplr: 1.00

Quant Results File: VO03B03.RES

Method : D:\HPCHEM\1\METHODS\VO03B03.M (RTE Integrator)
Title : METHOD 8260
Last Update : Mon Feb 06 13:18:50 2006
Response via : Initial Calibration



5A
VOLATILE ORGANIC INSTRUMENT PERFORMANCE CHECK
BROMOFLUOROBENZENE (BFB)

Lab Name: EMAX Inc Contract: UPGRADIENT INVESTIGATION, TRONOX
Lab Code: EMXT Case No.: SAS No.: SDG No.: 06C081
Lab File ID: RCB297 BFB Injection Date: 03/17/06
Instrument ID: T-003 BFB Injection Time: 16:52
GC Column: RTX502.2ID:0.32mm (mm) Heated Purge: (Y/N) Y

m/e	ION ABUNDANCE CRITERIA	% RELATIVE ABUNDANCE
50	15.0 - 40.0% of mass 95	25.78
75	30.0 - 60.0% of mass 95	54.13
95	Base peak, 100% relative abundance	100.00
96	5.0 - 9.0% of mass 95	7.35
173	Less than 2.0% of mass 174	0.00(0.0)1
174	Greater than 50% of mass 95	69.92
175	5.0 - 9.0% of mass 174	5.49(7.8)1
176	95.0 - 101.0% of mass 174	67.98(97.2)1
177	5.0 - 9.0% of mass 176	4.82(7.1)2

1-Value is % mass 174 2-Value is % mass 176

THIS CHECK APPLIES TO THE FOLLOWING SAMPLES, MS, MSD, BLANKS, AND STANDARDS:

	EPA SAMPLE NO.	LAB SAMPLE ID	LAB FILE ID	DATE ANALYZED	TIME ANALYZED
1	VSTD050	CV003B0384	RCB298	03/17/06	17:29
2	MBLK1W	V003C26B	RCB304	03/17/06	21:12
3	LCS1W	V003C26L	RCB302	03/17/06	19:58
4	LCD1W	V003C26C	RCB303	03/17/06	20:35
5	TRIP BLANK	C081-12	RCB308	03/17/06	23:40
6	FB-1	C081-11	RCB309	03/18/06	00:17

8A
VOLATILE INTERNAL STANDARD AREA AND RT SUMMARY

Lab Name: EMAX Inc
 Lab Code: EMXT
 Lab File ID: RBB058
 Instrument ID: I-003
 GC Column: RTX502.2

ID: 0.32mm (mm)

Project: UPGRAIDENT INVESTIGATION, TRONOX
 SDG No.: 06C081
 Date Analyzed: 02/03/06
 Time Analyzed: 16:09
 Heated Purge: (Y/N) Y

	IS1(DFB)		IS2(CBZ)		IS3(DCB)	
	AREA #	RT #	AREA #	RT #	AREA #	RT #
12 HOUR STD	2354321	11.16	2189381	17.07	1126337	24.32
UPPER LIMIT	4708642	11.66	4378762	17.57	2252674	24.82
LOWER LIMIT	1177161	10.66	1094691	16.57	563169	23.82
SAMPLE ID						
1 VSTD050	2696847	11.16	2501375	17.08	1337412	24.32
2 MBLK1W	2308513	11.17	2156394	17.08	1069293	24.32
3 LCS1W	2480958	11.15	2352083	17.08	1229388	24.32
4 LCD1W	2178004	11.15	2023723	17.08	1059504	24.32
5 TRIP BLANK	2207878	11.16	2161845	17.08	1095377	24.33
6 FB-1	2197291	11.17	2053832	17.08	1046132	24.33

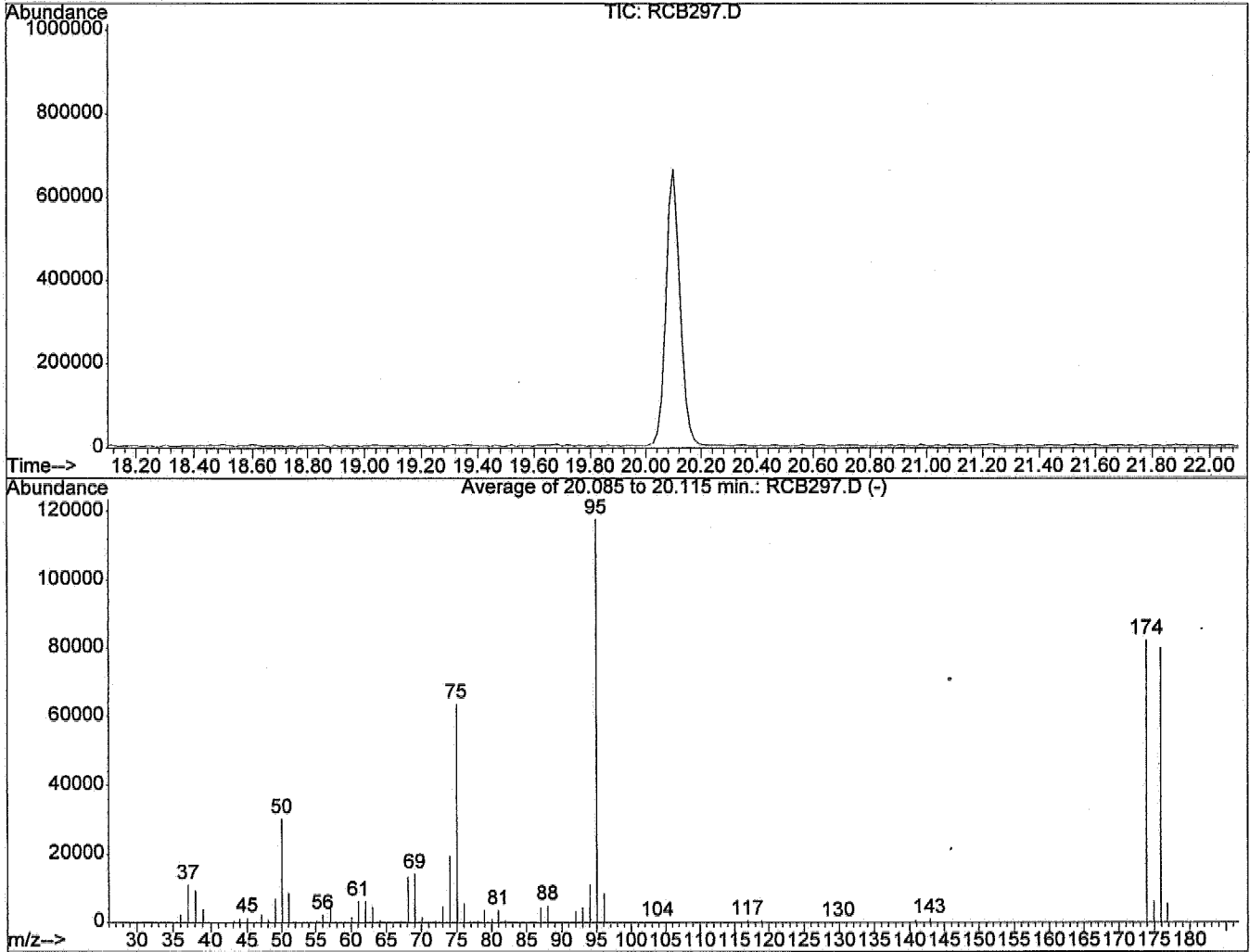
IS1 (DFB) = 1,4-Difluorobenzene
 IS2 (CBZ) = Chlorobenzene-d5
 IS3 (DCB) = 1,2-Dichlorobenzene-d4

AREA UPPER LIMIT = + 100% of internal standard area
 AREA LOWER LIMIT = - 50% of internal standard area
 AREA UPPER LIMIT = + 50% of surrogate area
 AREA LOWER LIMIT = - 50% of surrogate area

Column used to flag internal standard area values with an asterisk
 * Values outside of QC limits.

BFB

Data File : D:\HPCHEM\1\DATA\06C17\RCB297.D Vial: 1
Acq On : 17 Mar 2006 4:52 pm Operator: CGM
Sample : BFB03C25 Inst : T003
Misc : T/CHECK Multiplr: 1.00
MS Integration Params: 524INT.P
Method : D:\HPCHEM\1\METHODS\VO03B03.M (RTE Integrator)
Title : METHOD 8260



AutoFind: Scans 1142, 1143, 1144; Background Corrected with Scan 1135

Target Mass	Rel. to Mass	Lower Limit%	Upper Limit%	Rel. Abn%	Raw Abn	Result Pass/Fail
50	95	15	40	25.8 ✓	30363	PASS
75	95	30	60	54.1 ✓	63755	PASS
95	95	100	100	100.0 ✓	117787	PASS
96	95	5	9	7.4	8658	PASS
173	174	0.00	2	0.0	0	PASS
174	95	50	100	69.9	82360	PASS
175	174	5	9	7.8	6462	PASS
176	174	95	101	97.2	80069	PASS
177	176	5	9	7.1 ✓	5679	PASS

Evaluate Continuing Calibration Report

Data File : D:\HPCHEM\1\DATA\06C17\RCB298.D Vial: 2
 Acq On : 17 Mar 2006 5:29 pm Operator: CGM
 Sample : CVO03B0384 50/200/250 Inst : T003
 Misc : 50ppb 8260/200ppb Ket-AA/250ppbTBA Multiplr: 1.00
 MS Integration Params: 524INT.P

Method : D:\HPCHEM\1\METHODS\VO03B03.M (RTE Integrator)
 Title : METHOD 8260
 Last Update : Mon Feb 06 13:18:50 2006
 Response via : Multiple Level Calibration

Min. RRF : 0.000 Min. Rel. Area : 50% Max. R.T. Dev 0.50min
 Max. RRF Dev : 20% Max. Rel. Area : 200%

	Compound	Amount	Calc.	%Dev	Area%	Dev (min)
1 I	1,4-DIFLUOROBENZENE	50.000	50.000	0.0	115	0.00
2 T	Dichlorodifluoromethane	50.000	45.313	9.4	105	0.00
3 P,T	Chloromethane	50.000	44.530	10.9	111	0.00
4 C,T	Vinyl chloride	50.000	47.169	5.7	120	0.01
5 T	Bromomethane	50.000	49.161	1.7	112	0.00
6 T	Chloroethane	50.000	56.810	-13.6	131	0.00
7 T	Trichlorofluoromethane	50.000	56.521	-13.0	134	0.00
8 T	sec-Propyl alcohol	-1.000	0.000	0.0	58	0.00
9 T	Acrolein	200.000	227.587	-13.8	119	0.00
10 T	1,1,2-Trichloro-1,2,2-trifl	50.000	51.234	-2.5	113	0.00
11 T	Acetone	200.000	190.811	4.6	109	0.00
12 C,T	1,1-Dichloroethene	50.000	46.834	6.3	107	0.00
13 T	tert-Butyl alcohol	250.000	246.074	1.6	98	0.00
14 T	Acetonitrile	-1.000	0.000	0.0	134	0.00
15 T	Iodomethane	50.000	43.336	13.3	93	0.00
16 T	Methyl acetate	50.000	3.108	NT 93.8#	7	0.00
17 T	Methylene chloride	50.000	49.084	1.8	108	0.00
18 T	Carbon disulfide	50.000	44.325	11.3	96	0.00
19 T	Acrylonitrile	200.000	188.598	5.7	102	0.00
20 T	tert-Butyl methyl ether (MT	50.000	49.124	1.8	112	0.00
21 T	trans-1,2-Dichloroethene	50.000	49.757	0.5	109	0.00
22 T	Isopropyl ether (DIPE)	50.000	51.748	-3.5	110	0.00
23 P,T	1,1-Dichloroethane	50.000	50.432	-0.9	110	0.00
24 T	Vinyl acetate	50.000	56.258	-12.5	115	0.00
25 T	tert-Butyl ethyl ether (ETB	50.000	52.374	-4.7	119	0.00
26 T	2-Butanone	200.000	194.339	2.8	102	0.00
27 T	2,2-Dichloropropane	50.000	60.938	-21.9#	121	0.01
28 T	cis-1,2-Dichloroethene	50.000	51.974	-3.9	113	0.00
29 T	tert-Butyl formate (TBF)	-1.000	0.000	0.0	119	0.00
30 C,T	Chloroform	50.000	50.428	-0.9	111	0.00
31 T	Bromochloromethane	50.000	47.826	4.3	106	0.00
32 T	Tetrahydrofuran	100.000	0.643	NT 99.4#	1	0.07
33 T	1,1,1-Trichloroethane	50.000	52.219	-4.4	109	0.00
34 T	Cyclohexane	50.000	0.263	NT 99.5#	1	-0.05
35 T	tert-Amyl methyl ether (TAM	50.000	54.613	-9.2	113	0.00
36 S	1,2-Dichloroethane-d4	50.000	51.697	-3.4	134	0.00
37 I	CHLOROBENZENE-D5	50.000	50.000	0.0	114	0.00
38 T	1,1-Dichloropropene	50.000	50.303	-0.6	107	0.00
39 T	Carbon tetrachloride	50.000	53.685	-7.4	112	0.00
40 T	1,2-Dichloroethane	50.000	50.133	-0.3	111	0.00

(#) = Out of Range

Evaluate Continuing Calibration Report

Data File : D:\HPCHEM\1\DATA\06C17\RCB298.D Vial: 2
 Acq On : 17 Mar 2006 5:29 pm Operator: CGM
 Sample : CVO03B0384 50/200/250 Inst : TO03
 Misc : 50ppb 8260/200ppb Ket-AA/250ppbTBA Multiplr: 1.00
 MS Integration Params: 524INT.P

Method : D:\HPCHEM\1\METHODS\VO03B03.M (RTE Integrator)
 Title : METHOD 8260
 Last Update : Mon Feb 06 13:18:50 2006
 Response via : Multiple Level Calibration

Min. RRF : 0.000 Min. Rel. Area : 50% Max. R.T. Dev 0.50min
 Max. RRF Dev : 20% Max. Rel. Area : 200%

	Compound	Amount	Calc.	%Dev	Area%	Dev (min)
41 T	Benzene	50.000	50.270	-0.5	108	0.00
42 T	Trichloroethene	50.000	50.696	-1.4	110	0.00
43 T	Methylcyclohexane	50.000	0.503	NT 99.0#	1	-0.14
44 C,T	1,2-Dichloropropane	50.000	49.841	✓0.3	108	0.00
45 T	Bromodichloromethane	50.000	52.681	-5.4	108	0.00
46 T	Dibromomethane	50.000	50.536	-1.1	107	0.00
47 T	2-Chloroethyl vinyl ether	50.000	52.602	-5.2	114	0.01
48 T	4-Methyl-2-pentanone	200.000	202.336	-1.2	103	0.00
49 T	cis-1,3-Dichloropropene	50.000	50.650	-1.3	112	0.00
50 S	Toluene-d8	50.000	51.285	-2.6	127	0.00
51 C,T	Toluene	50.000	50.618	✓-1.2	109	0.00
52 T	Ethyl methacrylate	50.000	50.454	-0.9	105	0.00
53 T	trans-1,3-Dichloropropene	50.000	49.049	1.9	110	0.00
54 T	1,1,2-Trichloroethane	50.000	50.283	-0.6	107	0.00
55 T	2-Hexanone	200.000	201.078	-0.5	103	0.00
56 T	1,3-Dichloropropane	50.000	51.802	-3.6	108	0.00
57 T	Tetrachloroethene	50.000	50.853	-1.7	110	0.00
58 T	Dibromochloromethane	50.000	48.932	2.1	109	0.00
59 T	1,2-Dibromoethane	50.000	53.807	-7.6	110	0.00
60 T	1-Chlorohexane	50.000	53.838	-7.7	110	0.00
61 P	Chlorobenzene	50.000	50.916	-1.8	111	0.00
62 T	1,1,1,2-Tetrachloroethane	50.000	54.520	-9.0	110	0.00
63 C,T	Ethylbenzene	50.000	52.060	✓-4.1	110	0.00
64 T	m-Xylene & p-Xylene	100.000	104.287	-4.3	109	0.00
65 T	o-Xylene	50.000	52.122	-4.2	108	0.00
66 T	Styrene	50.000	52.928	-5.9	109	0.00
67 I	1,2-DICHLOROBENZENE-D4	50.000	50.000	0.0	119	0.00
68 P,T	Bromoform	50.000	43.470	13.1	104	0.00
69 T	Isopropylbenzene	50.000	50.856	-1.7	110	0.00
70 P,T	1,1,2,2-Tetrachloroethane	50.000	49.274	1.5	109	0.00
71 S	4-Bromofluorobenzene	50.000	52.081	-4.2	137	0.00
72 T	1,2,3-Trichloropropane	50.000	47.945	4.1	114	0.00
73 T	trans-1,4-Dichloro-2-butene	50.000	55.202	-10.4	131	0.00
74 T	n-Propylbenzene	50.000	50.543	-1.1	110	0.00
75 T	Bromobenzene	50.000	49.821	0.4	110	0.00
76 T	2-Chlorotoluene	50.000	45.342	9.3	107	0.00
77 T	1,3,5-Trimethylbenzene	50.000	51.154	-2.3	111	0.00
78 T	4-Chlorotoluene	50.000	49.636	0.7	111	0.00
79 T	tert-Butylbenzene	50.000	50.999	-2.0	112	0.00
80 T	1,2,4-Trimethylbenzene	50.000	49.846	0.3	110	0.00

(#) = Out of Range

Evaluate Continuing Calibration Report

Data File : D:\HPCHEM\1\DATA\06C17\RCB298.D Vial: 2
 Acq On : 17 Mar 2006 5:29 pm Operator: CGM
 Sample : CVO03B0384 50/200/250 Inst : TO03
 Misc : 50ppb 8260/200ppb Ket-AA/250ppbTBA Multiplr: 1.00
 MS Integration Params: 524INT.P

Method : D:\HPCHEM\1\METHODS\VO03B03.M (RTE Integrator)
 Title : METHOD 8260
 Last Update : Mon Feb 06 13:18:50 2006
 Response via : Multiple Level Calibration

Min. RRF : 0.000 Min. Rel. Area : 50% Max. R.T. Dev 0.50min
 Max. RRF Dev : 20% Max. Rel. Area : 200%

	Compound	Amount	Calc.	%Dev	Area%	Dev (min)
81 T	sec-Butylbenzene	50.000	50.674	-1.3	111	0.00
82 T	p-Isopropyltoluene	50.000	52.138	-4.3	112	0.00
83 T	1,3-Dichlorobenzene	50.000	49.959	0.1	112	0.00
84 T	1,4-Dichlorobenzene	50.000	50.456	-0.9	112	0.00
85 T	n-Butylbenzene	50.000	51.763	-3.5	113	0.00
86 T	1,2-Dichlorobenzene	50.000	48.718	2.6	111	0.00
87 T	1,2-Dibromo-3-chloropropane	50.000	42.663	14.7	102	0.01
88 T	1,2,4-Trichlorobenzene	50.000	52.488	-5.0	120	0.00
89 T	Hexachlorobutadiene	50.000	50.985	-2.0	119	0.00
90 T	Naphthalene	50.000	50.977	-2.0	110	0.00
91 T	1,2,3-Trichlorobenzene	50.000	51.527	-3.1	117	0.00

Evaluate Continuing Calibration Report

Data File : D:\HPCHEM\1\DATA\06C17\RCB298.D
 Acq On : 17 Mar 2006 5:29 pm
 Sample : CVO03B0384 50/200/250
 Misc : 50ppb 8260/200ppb Ket-AA/250ppbTBA
 MS Integration Params: 524INT.P

Vial: 2
 Operator: CGM
 Inst : TO03
 Multiplr: 1.00

Method : D:\HPCHEM\1\METHODS\VO03B03.M (RTE Integrator)
 Title : METHOD 8260
 Last Update : Mon Feb 06 13:18:50 2006
 Response via : Multiple Level Calibration

Min. RRF : 0.000 Min. Rel. Area : 50% Max. R.T. Dev 0.50min
 Max. RRF Dev : 20% Max. Rel. Area : 200%

	Compound	AvgRF	CCRF	%Dev	Area%	Dev(min)
1 I	1,4-DIFLUOROBENZENE	1.000	1.000	0.0	115	0.00
2 T	Dichlorodifluoromethane	0.465	0.421	9.5	105	0.00
3 P,T	Chloromethane	0.581	0.518	10.8	111	0.00
4 C,T	Vinyl chloride	0.352	0.329	6.5	120	0.01
5 T	Bromomethane	0.269	0.264	1.9	112	0.00
6 T	Chloroethane	0.221	0.252	-14.0	131	0.00
7 T	Trichlorofluoromethane	0.502	0.567	-12.9	134	0.00
8 T	sec-Propyl alcohol	0.000	0.000	0.0	58	0.00
9 T	Acrolein	0.042	0.048	-14.3	119	0.00
10 T	1,1,2-Trichloro-1,2,2-trifl	0.245	0.251	-2.4	113	0.00
11 T	Acetone	0.155	0.148	4.5	109	0.00
12 C,T	1,1-Dichloroethene	0.757	0.709	6.3	107	0.00
13 T	tert-Butyl alcohol	0.027	0.027	0.0	98	0.00
14 T	Acetonitrile	0.000	0.000	0.0	134	0.00
15 T	Iodomethane	0.314	0.272	13.4	93	0.00
16 T	Methyl acetate	0.388	0.024	93.8#	7#	0.00
17 T	Methylene chloride	0.829	0.739	10.9	108	0.00
18 T	Carbon disulfide	1.076	0.954	11.3	96	0.00
19 T	Acrylonitrile	0.125	0.118	5.6	102	0.00
20 T	tert-Butyl methyl ether (MT)	0.686	0.754	-9.9	112	0.00
21 T	trans-1,2-Dichloroethene	0.727	0.723	0.6	109	0.00
22 T	Isopropyl ether (DIPE)	1.596	1.652	-3.5	110	0.00
23 P,T	1,1-Dichloroethane	0.794	0.801	-0.9	110	0.00
24 T	Vinyl acetate	0.851	0.957	-12.5	115	0.00
25 T	tert-Butyl ethyl ether (ETB)	0.951	1.106	-16.3	119	0.00
26 T	2-Butanone	0.209	0.203	2.9	102	0.00
27 T	2,2-Dichloropropane	0.345	0.421	-22.0#	121	0.01
28 T	cis-1,2-Dichloroethene	0.772	0.802	-3.9	113	0.00
29 T	tert-Butyl formate (TBF)	0.000	0.000	0.0	119	0.00
30 C,T	Chloroform	0.736	0.742	-0.8	111	0.00
31 T	Bromochloromethane	0.449	0.430	4.2	106	0.00
32 T	Tetrahydrofuran	0.125	0.001	99.2#	1#	0.07
33 T	1,1,1-Trichloroethane	0.549	0.573	-4.4	109	0.00
34 T	Cyclohexane	0.740	0.004	99.5#	1#	-0.05
35 T	tert-Amyl methyl ether (TAM)	0.722	0.788	-9.1	113	0.00
36 S	1,2-Dichloroethane-d4	0.515	0.532	-3.3	134	0.00
37 I	CHLOROBENZENE-D5	1.000	1.000	0.0	114	0.00
38 T	1,1-Dichloropropene	0.205	0.206	-0.5	107	0.00
39 T	Carbon tetrachloride	0.466	0.500	-7.3	112	0.00
40 T	1,2-Dichloroethane	0.752	0.754	-0.3	111	0.00

(#) = Out of Range

Evaluate Continuing Calibration Report

Data File : D:\HPCHEM\1\DATA\06C17\RCB298.D Vial: 2
 Acq On : 17 Mar 2006 5:29 pm Operator: CGM
 Sample : CVO03B0384 50/200/250 Inst : TO03
 Misc : 50ppb 8260/200ppb Ket-AA/250ppbTBA Multiplr: 1.00
 MS Integration Params: 524INT.P

Method : D:\HPCHEM\1\METHODS\VO03B03.M (RTE Integrator)
 Title : METHOD 8260
 Last Update : Mon Feb 06 13:18:50 2006
 Response via : Multiple Level Calibration

Min. RRF : 0.000 Min. Rel. Area : 50% Max. R.T. Dev 0.50min
 Max. RRF Dev : 20% Max. Rel. Area : 200%

	Compound	AvgRF	CCRF	%Dev	Area%	Dev(min)
41 T	Benzene	1.494	1.502	-0.5	108	0.00
42 T	Trichloroethene	0.390	0.395	-1.3	110	0.00
43 T	Methylcyclohexane	0.642	0.006	99.1#	1#	-0.14
44 C,T	1,2-Dichloropropane	0.478	0.476	0.4	108	0.00
45 T	Bromodichloromethane	0.558	0.588	-5.4	108	0.00
46 T	Dibromomethane	0.274	0.277	-1.1	107	0.00
47 T	2-Chloroethyl vinyl ether	0.189	0.199	-5.3	114	0.01
48 T	4-Methyl-2-pentanone	0.530	0.536	-1.1	103	0.00
49 T	cis-1,3-Dichloropropene	0.576	0.625	-8.5	112	0.00
50 S	Toluene-d8	1.131	1.160	-2.6	127	0.00
51 C,T	Toluene	1.458	1.476	-1.2	109	0.00
52 T	Ethyl methacrylate	0.471	0.475	-0.8	105	0.00
53 T	trans-1,3-Dichloropropene	0.434	0.476	-9.7	110	0.00
54 T	1,1,2-Trichloroethane	0.313	0.315	-0.6	107	0.00
55 T	2-Hexanone	0.353	0.355	-0.6	103	0.00
56 T	1,3-Dichloropropane	0.586	0.607	-3.6	108	0.00
57 T	Tetrachloroethene	0.335	0.341	-1.8	110	0.00
58 T	Dibromochloromethane	0.338	0.359	-6.2	109	0.00
59 T	1,2-Dibromoethane	0.294	0.316	-7.5	110	0.00
60 T	1-Chlorohexane	0.524	0.564	-7.6	110	0.00
61 P	Chlorobenzene	0.961	0.979	-1.9	111	0.00
62 T	1,1,1,2-Tetrachloroethane	0.314	0.342	-8.9	110	0.00
63 C,T	Ethylbenzene	1.711	1.782	-4.1	110	0.00
64 T	m-Xylene & p-Xylene	1.406	1.467	-4.3	109	0.00
65 T	o-Xylene	1.456	1.518	-4.3	108	0.00
66 T	Styrene	0.999	1.057	-5.8	109	0.00
67 I	1,2-DICHLOROBENZENE-D4	1.000	1.000	0.0	119	0.00
68 P,T	Bromoform	0.428	0.420	1.9	104	0.00
69 T	Isopropylbenzene	2.804	2.852	-1.7	110	0.00
70 P,T	1,1,2,2-Tetrachloroethane	0.850	0.838	1.4	109	0.00
71 S	4-Bromofluorobenzene	1.129	1.176	-4.2	137	0.00
72 T	1,2,3-Trichloropropane	0.229	0.220	3.9	114	0.00
73 T	trans-1,4-Dichloro-2-butene	0.127	0.156	-22.8#	131	0.00
74 T	n-Propylbenzene	4.073	4.117	-1.1	110	0.00
75 T	Bromobenzene	0.837	0.834	0.4	110	0.00
76 T	2-Chlorotoluene	2.553	2.315	9.3	107	0.00
77 T	1,3,5-Trimethylbenzene	2.715	2.778	-2.3	111	0.00
78 T	4-Chlorotoluene	2.816	2.796	0.7	111	0.00
79 T	tert-Butylbenzene	2.187	2.231	-2.0	112	0.00
80 T	1,2,4-Trimethylbenzene	2.770	2.761	0.3	110	0.00

(#) = Out of Range

Evaluate Continuing Calibration Report

Data File : D:\HPCHEM\1\DATA\06C17\RCB298.D Vial: 2
 Acq On : 17 Mar 2006 5:29 pm Operator: CGM
 Sample : CVO03B0384 50/200/250 Inst : TO03
 Misc : 50ppb 8260/200ppb Ket-AA/250ppbTBA Multiplr: 1.00
 MS Integration Params: 524INT.P

Method : D:\HPCHEM\1\METHODS\VO03B03.M (RTE Integrator)
 Title : METHOD 8260
 Last Update : Mon Feb 06 13:18:50 2006
 Response via : Multiple Level Calibration

Min. RRF : 0.000 Min. Rel. Area : 50% Max. R.T. Dev 0.50min
 Max. RRF Dev : 20% Max. Rel. Area : 200%

	Compound	AvgRF	CCRF	%Dev	Area%	Dev(min)
81 T	sec-Butylbenzene	3.498	3.545	-1.3	111	0.00
82 T	p-Isopropyltoluene	2.540	2.648	-4.3	112	0.00
83 T	1,3-Dichlorobenzene	1.521	1.520	0.1	112	0.00
84 T	1,4-Dichlorobenzene	1.542	1.556	-0.9	112	0.00
85 T	n-Butylbenzene	2.955	3.059	-3.5	113	0.00
86 T	1,2-Dichlorobenzene	1.469	1.431	2.6	111	0.00
87 T	1,2-Dibromo-3-chloropropane	0.137	0.130	5.1	102	0.01
88 T	1,2,4-Trichlorobenzene	1.175	1.233	-4.9	120	0.00
89 T	Hexachlorobutadiene	0.965	0.984	-2.0	119	0.00
90 T	Naphthalene	1.974	2.013	-2.0	110	0.00
91 T	1,2,3-Trichlorobenzene	1.066	1.098	-3.0	117	0.00

Data File : d:\HPCHEM\1\DATA\06C17\RCB298.D Vial: 2
 Acq On : 17 Mar 2006 5:29 pm Operator: CGM
 Sample : CVO03B0384 50/200/250 Inst : TO03
 Misc : 50ppb 8260/200ppb Ket-AA/250ppbTBA Multiplr: 1.00
 MS Integration Params: 524INT.P
 Quant Time: Mar 17 18:00 2006 Quant Results File: VO03B03.RES

Quant Method : D:\HPCHEM\1\METHODS\VO03B03.M (RTE Integrator)
 Title : METHOD 8260
 Last Update : Mon Feb 06 13:18:50 2006
 Response via : Initial Calibration
 DataAcq Meth : VO03B03

Internal Standards	R.T.	QIon	Response	Conc	Units	Dev (Min)
1) 1,4-DIFLUOROBENZENE	11.16	114	2696847 ✓	50.00	ug/l	0.00
37) CHLOROBENZENE-D5	17.08	117	2501375 ✓	50.00	ug/l	0.00
67) 1,2-DICHLOROBENZENE-D4	24.32	152	1337412 ✓	50.00	ug/l	0.00

System Monitoring Compounds	R.T.	QIon	Response	Conc	Units	Dev (Min)
36) 1,2-Dichloroethane-d4	10.54	65	1435951	51.70	ug/l	0.00
Spiked Amount						
			Recovery	=		103.40%
50) Toluene-d8	13.88	98	2901812	51.29	ug/l	0.00
Spiked Amount						
			Recovery	=		102.58%
71) 4-Bromofluorobenzene	20.10	95	1573451	52.08	ug/l	0.00
Spiked Amount						
			Recovery	=		104.16%

Target Compounds	R.T.	QIon	Response	Conc	Units	Qvalue
2) Dichlorodifluoromethane	3.39	85	1135895	45.31	ug/l	98
3) Chloromethane	3.82	50	1396421	44.53	ug/l	97
4) Vinyl chloride	4.02	62	888164	47.17	ug/l	100
5) Bromomethane	4.78	94	712034	49.16	ug/l	97
6) Chloroethane	4.89	64	678260	56.81	ug/l	97
7) Trichlorofluoromethane	5.33	101	1528910	56.52	ug/l	99
9) Acrolein	5.99	56	513165	227.59	ug/l	98
10) 1,1,2-Trichloro-1,2,2-trif	6.02	151	675681	51.23	ug/l	97
11) Acetone	6.10	43	1592092	190.81	ug/l	98
12) 1,1-Dichloroethene	6.31	61	1912634	46.83	ug/l	100
13) tert-Butyl alcohol	6.44	59	363271	246.07	ug/l	81
15) Iodomethane	6.81	142	734181	43.34	ug/l	99
16) Methyl acetate	6.80	43	65063	3.11	ug/l	94
17) Methylene chloride	7.05	49	1993866	49.08	ug/l	99
18) Carbon disulfide	7.14	76	2571515	44.33	ug/l	100
19) Acrylonitrile	7.21	53	1273428	188.60	ug/l	98
20) tert-Butyl methyl ether (M	7.30	73	2033562	49.12	ug/l	98
21) trans-1,2-Dichloroethene	7.52	61	1950286	49.76	ug/l	99
22) Isopropyl ether (DIPE)	7.98	45	4454547	51.75	ug/l	99
23) 1,1-Dichloroethane	8.18	63	2159014	50.43	ug/l	99
24) Vinyl acetate	8.13	43	2581926	56.26	ug/l	100
25) tert-Butyl ethyl ether (ET	8.62	59	2982994	52.37	ug/l	98
26) 2-Butanone	8.82	43	2190653	194.34	ug/l	100
27) 2,2-Dichloropropane	9.08	77	1134479	60.94	ug/l	93
28) cis-1,2-Dichloroethene	9.14	61	2163477	51.97	ug/l	99
30) Chloroform	9.40	83	2000507	50.43	ug/l	100
31) Bromochloromethane	9.66	49	1158972	47.83	ug/l	98
32) Tetrahydrofuran	9.81	42	4319	0.64	ug/l #	46
33) 1,1,1-Trichloroethane	10.07	97	1545651	52.22	ug/l	97

(#) = qualifier out of range (m) = manual integration

Data File : d:\HPCHEM\1\DATA\06C17\RCB298.D

Vial: 2

Acq On : 17 Mar 2006 5:29 pm

Operator: CGM

Sample : CVO03B0384 50/200/250

Inst : TO03

Misc : 50ppb 8260/200ppb Ket-AA/250ppbTBA

Multiplr: 1.00

MS Integration Params: 524INT.P

Quant Time: Mar 17 18:00 2006

Quant Results File: VO03B03.RES

Quant Method : D:\HPCHEM\1\METHODS\VO03B03.M (RTE Integrator)

Title : METHOD 8260

Last Update : Mon Feb 06 13:18:50 2006

Response via : Initial Calibration

DataAcq Meth : VO03B03

Compound	R.T.	QIon	Response	Conc	Unit	Qvalue
35) tert-Amyl methyl ether (TA	10.47	73	2125718	54.61	ug/l	93
38) 1,1-Dichloropropene	10.32	77	515362	50.30	ug/l	96
39) Carbon tetrachloride	10.50	119	1250601	53.69	ug/l	99
40) 1,2-Dichloroethane	10.69	62	1886549	50.13	ug/l	99
41) Benzene	10.76	78	3756476	50.27	ug/l	99
42) Trichloroethene	11.77	130	988440	50.70	ug/l	99
43) Methylcyclohexane	11.77	83	16173	0.50	ug/l #	1
44) 1,2-Dichloropropane	12.06	63	1191667	49.84	ug/l	97
45) Bromodichloromethane	12.46	83	1470598	52.68	ug/l	99
46) Dibromomethane	12.56	93	692673	50.54	ug/l	99
47) 2-Chloroethyl vinyl ether	12.90	63	498203	52.60	ug/l	98
48) 4-Methyl-2-pentanone	12.96	43	5364836	202.34	ug/l	100
49) cis-1,3-Dichloropropene	13.38	75	1563605	50.65	ug/l	99
51) Toluene	14.03	91	3691869	50.62	ug/l	99
52) Ethyl methacrylate	14.23	69	1188017	50.45	ug/l	98
53) trans-1,3-Dichloropropene	14.30	75	1190508	49.05	ug/l	95
54) 1,1,2-Trichloroethane	14.64	97	786790	50.28	ug/l	99
55) 2-Hexanone	14.60	43	3547676	201.08	ug/l	98
56) 1,3-Dichloropropane	15.15	76	1519179	51.80	ug/l	100
57) Tetrachloroethene	15.37	164	853369	50.85	ug/l	99
58) Dibromochloromethane	15.77	129	899022	48.93	ug/l	99
59) 1,2-Dibromoethane	16.22	107	790407	53.81	ug/l	98
60) 1-Chlorohexane	16.47	91	1410661	53.84	ug/l	98
61) Chlorobenzene	17.17	112	2448167	50.92	ug/l	99
62) 1,1,1,2-Tetrachloroethane	17.24	131	856638	54.52	ug/l	99
63) Ethylbenzene	17.24	91	4456360	52.06	ug/l	98
64) m-Xylene & p-Xylene	17.42	91	7336842	104.29	ug/l	99
65) o-Xylene	18.51	91	3796708	52.12	ug/l	99
66) Styrene	18.58	104	2644709	52.93	ug/l	100
68) Bromoform	19.50	173	561581	43.47	ug/l	99
69) Isopropylbenzene	19.41	105	3814601	50.86	ug/l	99
70) 1,1,2,2-Tetrachloroethane	19.83	83	1120239	49.27	ug/l	98
72) 1,2,3-Trichloropropane	20.23	61	293836	47.94	ug/l	93
73) trans-1,4-Dichloro-2-buten	20.38	53	209224	55.20	ug/l	96
74) n-Propylbenzene	20.50	91	5506379	50.54	ug/l	100
75) Bromobenzene	20.67	156	1115607	49.82	ug/l	100
76) 2-Chlorotoluene	21.03	91	3095826	45.34	ug/l	100
77) 1,3,5-Trimethylbenzene	20.94	105	3715098	51.15	ug/l	100
78) 4-Chlorotoluene	21.15	91	3739158	49.64	ug/l	99
79) tert-Butylbenzene	21.97	119	2983216	51.00	ug/l	99
80) 1,2,4-Trimethylbenzene	22.09	105	3692808	49.85	ug/l	99

(#)= qualifier out of range (m) = manual integration

Data File : d:\HPCHEM\1\DATA\06C17\RCB298.D

Vial: 2

Acq On : 17 Mar 2006 5:29 pm

Operator: CGM

Sample : CVO03B0384 50/200/250

Inst : TO03

Misc : 50ppb 8260/200ppb Ket-AA/250ppbTBA

Multiplr: 1.00

MS Integration Params: 524INT.P

Quant Time: Mar 17 18:00 2006

Quant Results File: VO03B03.RES

Quant Method : D:\HPCHEM\1\METHODS\VO03B03.M (RTE Integrator)

Title : METHOD 8260

Last Update : Mon Feb 06 13:18:50 2006

Response via : Initial Calibration

DataAcq Meth : VO03B03

Compound	R.T.	QIon	Response	Conc	Unit	Qvalue
81) sec-Butylbenzene	22.61	105	4741731	50.67	ug/l	100
82) p-Isopropyltoluene	22.99	119	3541740	52.14	ug/l	100
83) 1,3-Dichlorobenzene	23.27	146	2032512	49.96	ug/l	100
84) 1,4-Dichlorobenzene	23.53	146	2081504	50.46	ug/l	100
85) n-Butylbenzene	24.00	91	4091378	51.76	ug/l	99
86) 1,2-Dichlorobenzene	24.37	146	1913726	48.72	ug/l	100
87) 1,2-Dibromo-3-chloropropan	25.95	157	174454	42.66	ug/l	99
88) 1,2,4-Trichlorobenzene	27.75	180	1649241	52.49	ug/l	99
89) Hexachlorobutadiene	28.02	225	1316115	50.98	ug/l	98
90) Naphthalene	28.30	128	2691716	50.98	ug/l	100
91) 1,2,3-Trichlorobenzene	28.80	180	1468844	51.53	ug/l	99

 (#) = qualifier out of range (m) = manual integration

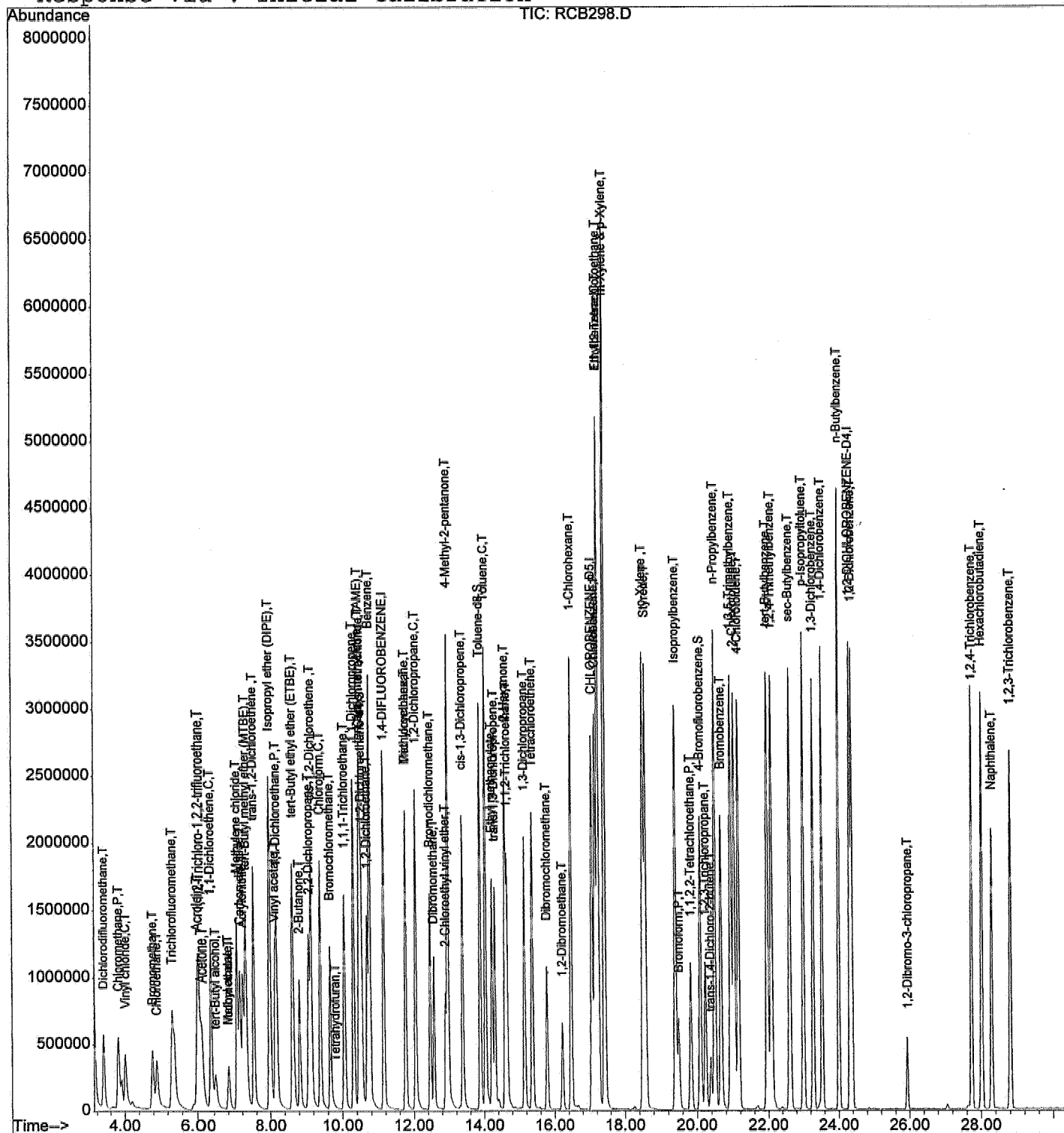
Quantitation Report

Data File : d:\HPCHEM\1\DATA\06C17\RCB298.D
 Acq On : 17 Mar 2006 5:29 pm
 Sample : CVO03B0384 50/200/250
 Misc : 50ppb 8260/200ppb Ket-AA/250ppbTBA
 MS Integration Params: 524INT.P
 Quant Time: Mar 17 18:00 2006

Vial: 2
 Operator: CGM
 Inst : TO03
 Multiplr: 1.00

Quant Results File: VO03B03.RES

Method : D:\HPCHEM\1\METHODS\VO03B03.M (RTE Integrator)
 Title : METHOD 8260
 Last Update : Mon Feb 06 13:18:50 2006
 Response via : Initial Calibration



ANALYTICAL LOGS

ANALYSIS LOG FOR VOLATILES

SOP EMAX-8260 Rev.No.2 EMAX-524.2 Rev.No.3 EMAX-CLP-VOA EMAX 624 Rev.No.1
 Start Date: 2/3/06 5-ml Purge 25-ml Purge

Book # A03 -024

Sample Prep. ID	Data File Name	Lab Sample ID	Sample Amount	DF	Matrix		Notes
					pH	S	
01	R18003	BFB03B05	2 mL				8250 K01/A1 T04
02	054	V003B031	.04 2 .08 mL				2 8 10 25
03	055	2	.1 5 2 mL				5 20 25
04	056	3	.2 1 .4 mL				10 40 50
05	057	4	.4 2 .8 mL				70 80 100
06	058	5	1 5 2 mL				50 200 250
07	059	6	1.6 8 3.2 mL				80 320 400
08	060	7	2 10 4 mL				100 400 500
09	061	8	4 20 8 mL				200 800 1000
10	062	9	6 30 12 mL				300 1200 1500
11	063	15/SS check					
12	064	V003B03B					
13	065	V003B031 *	1 5 4 mL				CGM 2/13/06
14	066	2	↓				
15	067	3	5 mL				
16	068	4	↓				for 5 Admin. Cpts. only
17	069	14/15e					
18							
19							
20							
21							
22							
23							
24							
25							CGM 2/13/06

BATCH V003B03B

Instrument No. 03	
INITIAL CALIBRATION REFERENCE	
DATE	2/3/06
ICAL ID	V003B03
STANDARDS	
NAME	ID
DCC	SMC - 10 - 45 - 2
DCC	72 - 3
DCC	42 - 2
DCC	44 - 1
BFB	70 - 3
IS/SURR.	45 - 3
LCS	25 - 3
LCS	24 - 1
LCS	44 - 3
LCS	42 - 3
LCS	44 - 2
SOLVENT	15 SMC-10-45-2 ID
METHANOL	SS 43-1 2x oppm
DATA FILE	06B03
Electronic Data Archival	
Location	
Date	
HPCHEM_VOA/T003	

Comments:

* Not valid for Acrolein

Analyzed By: CGM

Date Disposed:

Disposed By:

ANALYSIS LOG FOR VOLATILES

SOP EMAX-8260 Rev.No. 2 EMAX-5242 Rev.No. 3 EMAX-CLP-VOA EMAX 624 Rev.No. 1

Start Date: 3/15/06 5-ml Purge 25-ml Purge

Book # A03 -025

Sample Prep. ID	Data File Name	Lab Sample ID	Sample Amount	DF	Matrix		Notes
					pH	S	
01	RCB722	BFB03C19 /	2ML				09:26
02	223	VO03B0376	2.51µL				
03	224	↓ 77	↓				
04	225	VO03C191 /	1.02µL	1.0			
05	226	↓ C /	↓	↓			
06	227	B /	5.0g				
07	228	06C071-01	5.8g	0.86			
08	229	04	5.1g	0.98			
09	230	04M	4.8g	1.0			
10	231	04S	3.4g	1.5			
11	232	06	5.8g	0.86			
12	233	07	4.4g	1.1			
13	234	08	5.5g	0.91			
14	235	09	5.2g	0.96			
15	236	06C081-03	5.1g	0.98			
16	237	06	5.2g	0.96			
17	238	08	4.3g	1.2			
18	239	08M	4.3g	1.2			
19	240	08S	5.0g	1.0			
20	241	10	4.7g	1.1			21:12
21	242	RIMS					
22							
23							
24							
25							CGM. 3/15/06

BATCH CV003B0376

Instrument No. 03	
INITIAL CALIBRATION REFERENCE	
DATE	2/3/06
ICAL ID	VO03B03
STANDARDS	
NAME	ID
DCC	SVIC-10-72-3
DCC	42-2
DCC	44-1
BFB	70-3
IS/SURR.	CGM 3/15/06 42-3
LCS	44-3
LCS	42-3
LCS	44-2
SOLVENT	ID
METHANOL	
DATA FILE	06C15
Electronic Data Archival	
Location	
Date	
HPCHEM_VOA/T003	

Comments:

Analyzed By: CGM

Date Disposed:

Disposed By:

ANALYSIS LOG FOR VOLATILES

SOP EMAX-8260 Rev.No. 2 EMAX-524.2 Rev.No. 3 EMAX-CLP-VOA EMAX 624 Rev.No. 1

Start Date: 3/14/06 5-ml Purge 25-ml Purge

Book # A03 -025

Sample Prep. ID	Data File Name	Lab Sample ID	Sample Amount	DF	Matrix		Notes	Instrument No.	03
					pH-W	S			
01	R0B258	BFB03C22	2µL				10:07	2/2/06	
02	259	CV003B0380	2.5µL					V003B03	
03	260	81	↓					STANDARDS	
04	261	V003C22L	10µL	1.0				NAME	CONC. (ng/L)
05	262	C	↓					ID	
06	263	B	5.0g	↓				SM/C-10-72-3	
07	264	06C081-01	5.8g	0.86				42-2	
08	265	02	5.5g	0.91				44-1	
09	266	VPC002SB	5.0g	1.0				20-3	500 µg/100g
10	267	06C101-02	5.3g	0.94				43-3	
11	268	03	5.8g	0.86				44-3	
12	269	06	5.5g	0.91				42-3	
13	270	07	5.4g	0.93				44-2	
14	271	08	4.7g	1.1				SOLVENT	ID
15	272	09	4.0g	1.3				METHANOL	
16	273	04	4.0g	1.3				DATA FILE	06C10
17	274	05	4.2g	1.2				Electronic Data Archival	
18	275	01	5.0g	1.0			21:55	Location	Date
19	276	Purge						HPCHEM_VOA/VO03	
20								Comments:	
21									
22									
23								Analyzed By:	CGM
24								Date Disposed:	3/17/06
25								Disposed By:	CGM

BATCH CV003B0380

ANALYSIS LOG FOR VOLATILES

SOP EMAX-8260 Rev.No. 2 EMAX-524.2 Rev.No. 3 EMAX-CLP-VOA EMAX 624 Rev.No. 1
 Start Date: 3/17/06 5-ml Purge 25-ml Purge **Book # A03 -025**

Sample Prep. ID	Data File Name	Lab Sample ID	Sample Amount	DF	Matrix		Notes	Instrument No.	INITIAL CALIBRATION REFERENCE
					pH-W	S			
01	RCB297	BFB030225 ✓	2 µL				16:52		
02	298	CV00308384 ✓	215 µL						2/5/06
03	299	CV00308384 ✓ 85	↓						VO030303
04	300	CV0030225L ✓	1021 µL	50					
05	301	↓ C ✓	↓	50					
06	302	VO030226L ✓	↓	1					SMC-10-22-3
07	303	↓ C ✓	↓	1					42-2
08	304	VO030226 B ✓	5 mL	1					44-1
09	305	↓ Q ✓	↓	1					70-3
10	306	VO030225 B ✓	100 µL	50					43-3
11	307	VM00045B	100 µL	50					44-3
12	308	060081-12	5 mL	1		C2			42-3
13	309	↓ 11	↓	1					44-2
14	310	060119-01	↓	1					
15	311	↓ 02	↓	1					
16	312	060127-09	↓	1					
17	313	↓ 10	↓	1					
18	314	RM3K							
19	315	060101-09T	100	71			3.59 µL		
20	316	VO030225 X	1021 µL						
21	317	↓ Y	↓						
22									
23									
24									
25									CGM 3/17/06

BATCH CV00308384

DATE	ICAL ID	NAME	ID	CONC. (mg/L)
		DCC	SMC-10-22-3	
		DCC	42-2	
		DCC	44-1	
		BFB	70-3	
		IS/SURR.	43-3	50
		LCS	44-3	150
		LCS	42-3	500
		LCS	44-2	

Electronic Data Archival

SOLVENT ID

METHANOL

DATA FILE 06017

Location Date

HPCHEM_VOA/T003 pages 6-31 CEM 3/20/06

Comments:

Analyzed By: CGM

Date Disposed:

Disposed By:

EXTRACTION LOG

SAMPLE WEIGHT LOG FOR VOLATILES

METHOD 5035

Book #

E02-013

Matrix: SOIL STARTING DATE 3/13/06 12:30 Ending Date 3/13/06 12:45

Lab Sample ID	W1 (g)	Wf (g)	Ws(g)	D.F.
BLANK	29.9	34.9	5.0	1.00
06C081-01	31.2	37.0	5.8	0.86
06C081-02	31.2	36.7	5.5	0.91
06C081-03	31.8	36.9	5.1	0.98
06C081-06	31.6	36.8	5.2	0.96
06C081-08	31.2	35.5	4.3	1.16
06C081-08M	31.5	35.8	4.3	1.16
06C081-08S	31.1	36.1	5.0	1.00
06C081-10	31.2	35.9	4.7	1.06
06C081-01R	31.6	37.1	5.5	0.91
06C081-02R	31.7	37.4	5.7	0.88
06C081-03R	31.7	37.5	5.8	0.86
06C081-06R	31.5	36.1	4.6	1.09
06C081-08R	31.6	35.9	4.3	1.16
06C081-10R	31.5	37.6	6.1	0.82

Standards / Reagents	ID / Lot#	Amount Added (ml)
SURROGATE		
LCS/MS		
REAGENT (WATER)		5.0 ML
NaHSO4 H2O		
SAND	SW1A-03-133	5.0G

DISPENSER CHECK WITH 5.0 ML
 VOLUME METRIC FLUSH.

PREWEIGHED VIALS

Prepared By: RT

Standard Added By:

Witnessed By:

Checked By: CGM 3/15/06

Extract Received By: CGM

Extract Location	VW05
------------------	------

LABORATORY REPORT FOR

ENSR

UPGRADIENT INVESTIGATION, TRONOX

METHOD 5030B/5035/8015B
TOTAL PETROLEUM HYDROCARBONS BY PURGE AND TRAP

SDG#: 06C081

CASE NARRATIVE

CLIENT: ENSR
PROJECT: UPGRADIENT INVESTIGATION, TRONOX
SDG: 06C081

METHOD 5030B/5035/8015B TOTAL PETROLEUM HYDROCARBONS BY PURGE AND TRAP

One (1) water and six (6) soil samples were received on 03/09/06 for Total Petroleum Hydrocarbons by Purge and Trap analysis by Method 5030B/5035/8015B in accordance with SW846 3rd Edition.

1. Holding Time

Analytical holding time was met. Water sample was preserved. Soil samples were received in pre-weighed vials with methanol.

2. Calibration

Initial calibration was seven points. %RSD was within 20%. Continuing calibrations were carried out every ten samples and at the end of the analysis sequence. All recoveries were within 85-115%.

3. Method Blank

Method blanks were free of contamination at the reporting limit.

4. Surrogate Recovery

All recoveries were within QC limits.

5. Lab Control Sample/Lab Control Sample Duplicate

All recoveries were within QC limits.

6. Matrix Spike/Matrix Spike Duplicate

Sample C081-08 was spiked. All recoveries were within QC limits.

7. Sample Analysis

Samples were analyzed according to the prescribed QC procedures. All criteria were met. Results were quantified from C6 to C10 using GRO (C6-C10) calibration factor.

LAB CHRONICLE
TOTAL PETROLEUM HYDROCARBONS BY PURGE AND TRAP

Client : ENSR
Project : UPGRAIDENT INVESTIGATION, TRONOX

SDG NO. : 06C081
Instrument ID : GCT039

Client Sample ID	Laboratory Sample ID	Dilution Factor	% Moist	Analysis DateTime	Extraction DateTime	Sample Data FN	Calibration Prep. Data FN	Batch	Notes
	SOIL								
MBLK1S	VNC009SB	1	NA	03/14/0601:21	03/14/0601:21	EC13025A	EC13023A	VNC009S	Method Blank
LCS1S	VNC009SL	1	NA	03/14/0601:59	03/14/0601:59	EC13026A	EC13023A	VNC009S	Lab Control Sample (LCS)
LCD1S	VNC009SC	1	NA	03/14/0602:37	03/14/0602:37	EC13027A	EC13023A	VNC009S	LCS Duplicate
M118-0.5	C081-01	.93	5.4	03/14/0603:16	03/14/0603:16	EC13028A	EC13023A	VNC009S	Field Sample
M118-5	C081-02	.93	7.7	03/14/0603:54	03/14/0603:54	EC13029A	EC13023A	VNC009S	Field Sample
M118-10	C081-03	1.1	13.7	03/14/0604:32	03/14/0604:32	EC13030A	EC13023A	VNC009S	Field Sample
M118-30	C081-06	1.1	12.0	03/14/0605:10	03/14/0605:10	EC13031A	EC13023A	VNC009S	Field Sample
M118-50	C081-08	1	17.7	03/14/0605:48	03/14/0605:48	EC13032A	EC13023A	VNC009S	Field Sample
M118-80	C081-10	.86	14.7	03/14/0607:42	03/14/0607:42	EC13035A	EC13023A	VNC009S	Field Sample
M118-50MS	C081-08M	1.1	17.7	03/14/0606:26	03/14/0606:26	EC13033A	EC13023A	VNC009S	Matrix Spike Sample (MS)
M118-50MSD	C081-08S	1.2	17.7	03/14/0607:04	03/14/0607:04	EC13034A	EC13023A	VNC009S	MS Duplicate (MSD)

Client Sample ID	Laboratory Sample ID	Dilution Factor	% Moist	Analysis DateTime	Extraction DateTime	Sample Data FN	Calibration Prep. Data FN	Batch	Notes
	WATER								
MBLK1W	VA39C07B	1	NA	03/14/0610:17	03/14/0610:17	EC13038A	EC13036A	VA39C07	Method Blank
LCS1W	VA39C07L	1	NA	03/14/0610:55	03/14/0610:55	EC13039A	EC13036A	VA39C07	Lab Control Sample (LCS)
LCD1W	VA39C07C	1	NA	03/14/0611:33	03/14/0611:33	EC13040A	EC13036A	VA39C07	LCS Duplicate
FB-1	C081-11R	1	NA	03/14/0612:12	03/14/0612:12	EC13041A	EC13036A	VA39C07	Field Sample

FN - Filename
% Moist - Percent Moisture

SAMPLE RESULTS

METHOD 5035/8015B
TOTAL PETROLEUM HYDROCARBONS BY PURGE AND TRAP

```

=====
Client      : ENSR                      Date Collected: 03/08/06
Project    : UPGRADIENT INVESTIGATION, TRONOX Date Received: 03/09/06
Batch No.  : 06C081                    Date Extracted: 03/14/06 03:16
Sample ID  : M118-0.5                  Date Analyzed: 03/14/06 03:16
Lab Samp ID: C081-01                   Dilution Factor: .93
Lab File ID: EC13028A                  Matrix          : SOIL
Ext Btch ID: VMC009S                   % Moisture     : 5.4
Calib. Ref.: EC13023A                  Instrument ID   : GCT039
=====

```

PARAMETERS	RESULTS (mg/kg)	RL (mg/kg)	MDL (mg/kg)
GRO	ND	.98	.49

SURROGATE PARAMETERS	% RECOVERY	QC LIMIT
BROMOFLUOROBENZENE	84	70-140

RL : Reporting Limit
Parameter H-C Range
GRO C6-C10

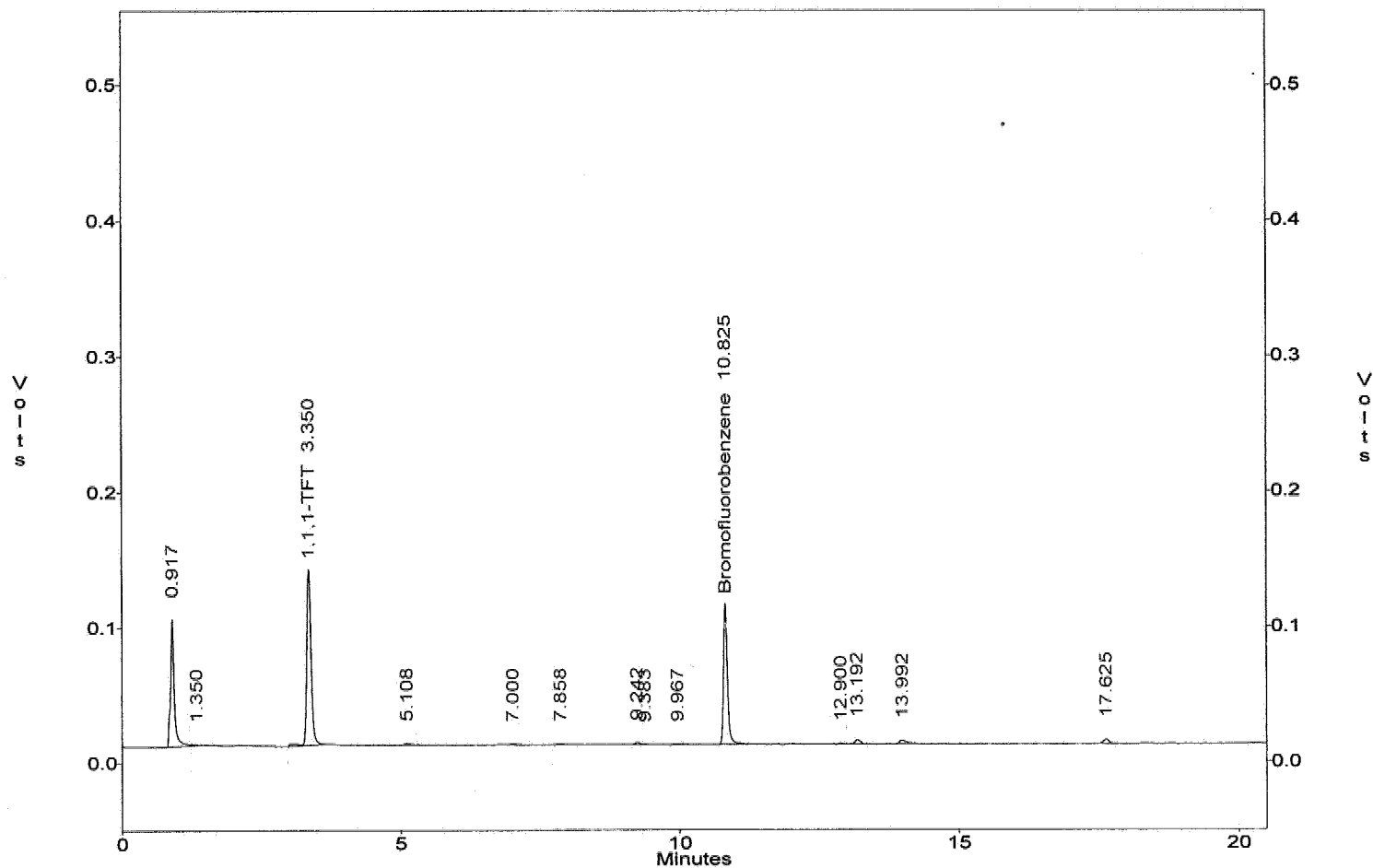
METHOD 8015 by FID
EMAX Analytical Laboratories, Inc.

File : c:\ezchrom\chrom\ec13\Ec13.028
Method : c:\ezchrom\methods\Vg39c03.met
Sample ID : 06C081-01 100UL S
Acquired : Mar 14, 2006 03:16:01
Printed : Mar 14, 2006 03:36:33
User : MICHAEL

Channel A Results

#	Peak Name	Ret.Time (Min)	Area	Ave. CF	ESTD Conc. (PPB)
3	1,1,1-TFT	3.350	714193.0	21531.8	33.17
10	Bromofluorobenzene	10.825	506349.0	15026.0	33.70
G1	GASOLINE (TOTAL)		106251.0	15352.4	6.92
G2	GRO (C6-C10)		40262.0	12418.6	3.24
G3	GRO (2MP-124TMB)		40262.0	12455.2	3.23
G4	GRO (C5-C12)		106251.0	15149.8	7.01

c:\ezchrom\chrom\ec13\Ec13.028 -- Channel A



METHOD 5035/8015B
TOTAL PETROLEUM HYDROCARBONS BY PURGE AND TRAP

```

=====
Client      : ENSR                               Date Collected: 03/08/06
Project    : UPGRADIENT INVESTIGATION, TRONOX  Date Received: 03/09/06
Batch No.  : 06C081                             Date Extracted: 03/14/06 03:54
Sample ID  : M118-5                             Date Analyzed: 03/14/06 03:54
Lab Samp ID: C081-02                           Dilution Factor: .93
Lab File ID: EC13029A                         Matrix          : SOIL
Ext Btch ID: VMC009S                          % Moisture      : 7.7
Calib. Ref.: EC13023A                        Instrument ID   : GCT039
=====

```

PARAMETERS	RESULTS (mg/kg)	RL (mg/kg)	MDL (mg/kg)
GRO	ND	1	.5

SURROGATE PARAMETERS	% RECOVERY	QC LIMIT
BROMOFLUOROBENZENE	85	70-140

RL : Reporting Limit
Parameter H-C Range
GRO C6-C10

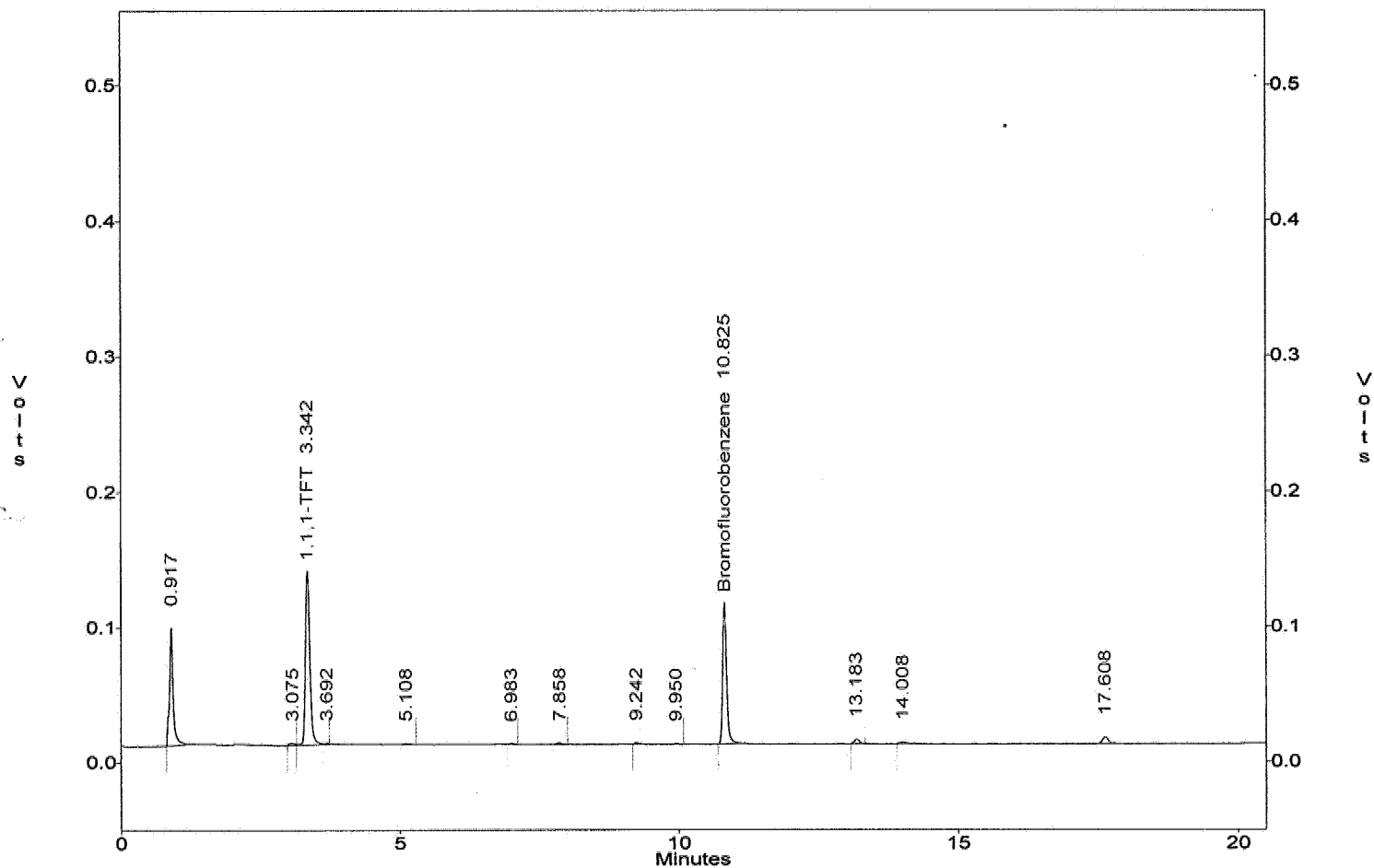
METHOD 8015 by FID
EMAX Analytical Laboratories, Inc.

File : c:\ezchrom\chrom\ec13\Ec13.029
Method : c:\ezchrom\methods\Vg39c03.met
Sample ID : 06C081-02 100UL S
Acquired : Mar 14, 2006 03:54:04
Printed : Mar 14, 2006 04:14:36
User : MICHAEL

Channel A Results

#	Peak Name	Ret.Time (Min)	Area	Ave. CF	ESTD Conc. (PPB)
3	1,1,1-TFT	3.342	715186.0	21531.8	33.22
10	Bromofluorobenzene	10.825	512440.0	15026.0	34.10
G1	GASOLINE (TOTAL)		100552.0	15352.4	6.55
G2	GRO (C6-C10)		38468.0	12418.6	3.10
G3	GRO (2MP-124TMB)		38468.0	12455.2	3.09
G4	GRO (C5-C12)		100552.0	15149.8	6.64

c:\ezchrom\chrom\ec13\Ec13.029 -- Channel A



METHOD 5035/8015B
TOTAL PETROLEUM HYDROCARBONS BY PURGE AND TRAP

```

=====
Client      : ENSR                               Date Collected: 03/08/06
Project    : UPGRADIENT INVESTIGATION, TRONOX   Date Received: 03/09/06
Batch No.  : 06C081                             Date Extracted: 03/14/06 04:32
Sample ID  : M118-10                            Date Analyzed: 03/14/06 04:32
Lab Samp ID: C081-03                           Dilution Factor: 1.1
Lab File ID: EC13030A                          Matrix          : SOIL
Ext Btch ID: VMC009S                           % Moisture     : 13.7
Calib. Ref.: EC13023A                          Instrument ID   : GCT039
=====

```

PARAMETERS	RESULTS (mg/kg)	RL (mg/kg)	MDL (mg/kg)
GRO	ND	1.3	.64

SURROGATE PARAMETERS	% RECOVERY	QC LIMIT
BROMOFLUOROBENZENE	83	70-140

RL : Reporting Limit
Parameter H-C Range
GRO C6-C10

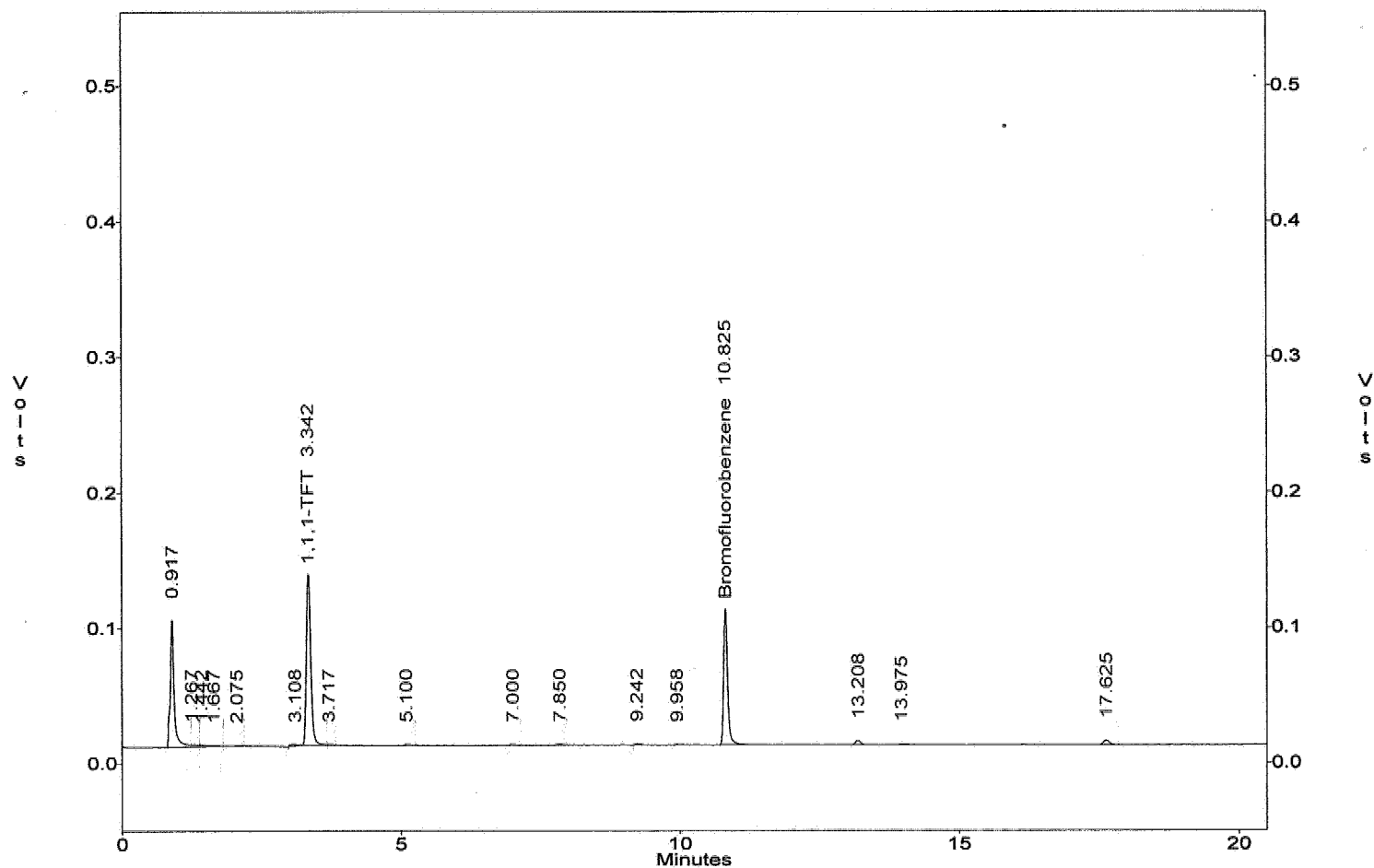
METHOD 8015 by FID
EMAX Analytical Laboratories, Inc.

File : c:\ezchrom\chrom\ec13\Ec13.030
Method : c:\ezchrom\methods\Vg39c03.met
Sample ID : 06C081-03 100UL S
Acquired : Mar 14, 2006 04:32:08
Printed : Mar 14, 2006 04:52:40
User : MICHAEL

Channel A Results

#	Peak Name	Ret.Time (Min)	Area	Ave. CF	ESTD Conc. (PPB)
7	1,1,1-TFT	3.342	689947.0	21531.8	32.04
14	Bromofluorobenzene	10.825	498423.0	15026.0	33.17
G1	GASOLINE (TOTAL)		119180.0	15352.4	7.76
G2	GRO (C6-C10)		40131.0	12418.6	3.23
G3	GRO (2MP-124TMB)		52897.0	12455.2	4.25
G4	GRO (C5-C12)		119180.0	15149.8	7.87

c:\ezchrom\chrom\ec13\Ec13.030 -- Channel A



METHOD 5035/8015B
TOTAL PETROLEUM HYDROCARBONS BY PURGE AND TRAP

```

=====
Client      : ENSR                      Date Collected: 03/08/06
Project     : UPGRADIENT INVESTIGATION, TRONOX Date Received: 03/09/06
Batch No.   : 06C081                   Date Extracted: 03/14/06 05:10
Sample ID   : M118-30                   Date Analyzed: 03/14/06 05:10
Lab Samp ID: C081-06                     Dilution Factor: 1.1
Lab File ID: EC13031A                    Matrix           : SOIL
Ext Btch ID: VMC009S                      % Moisture      : 12.0
Calib. Ref.: EC13023A                     Instrument ID    : GCT039
=====

```

PARAMETERS	RESULTS (mg/kg)	RL (mg/kg)	MDL (mg/kg)
GRO	ND	1.2	.62

SURROGATE PARAMETERS	% RECOVERY	QC LIMIT
BROMOFLUOROBENZENE	83	70-140

RL : Reporting Limit
Parameter H-C Range
GRO C6-C10

METHOD 8015 by FID
EMAX Analytical Laboratories, Inc.

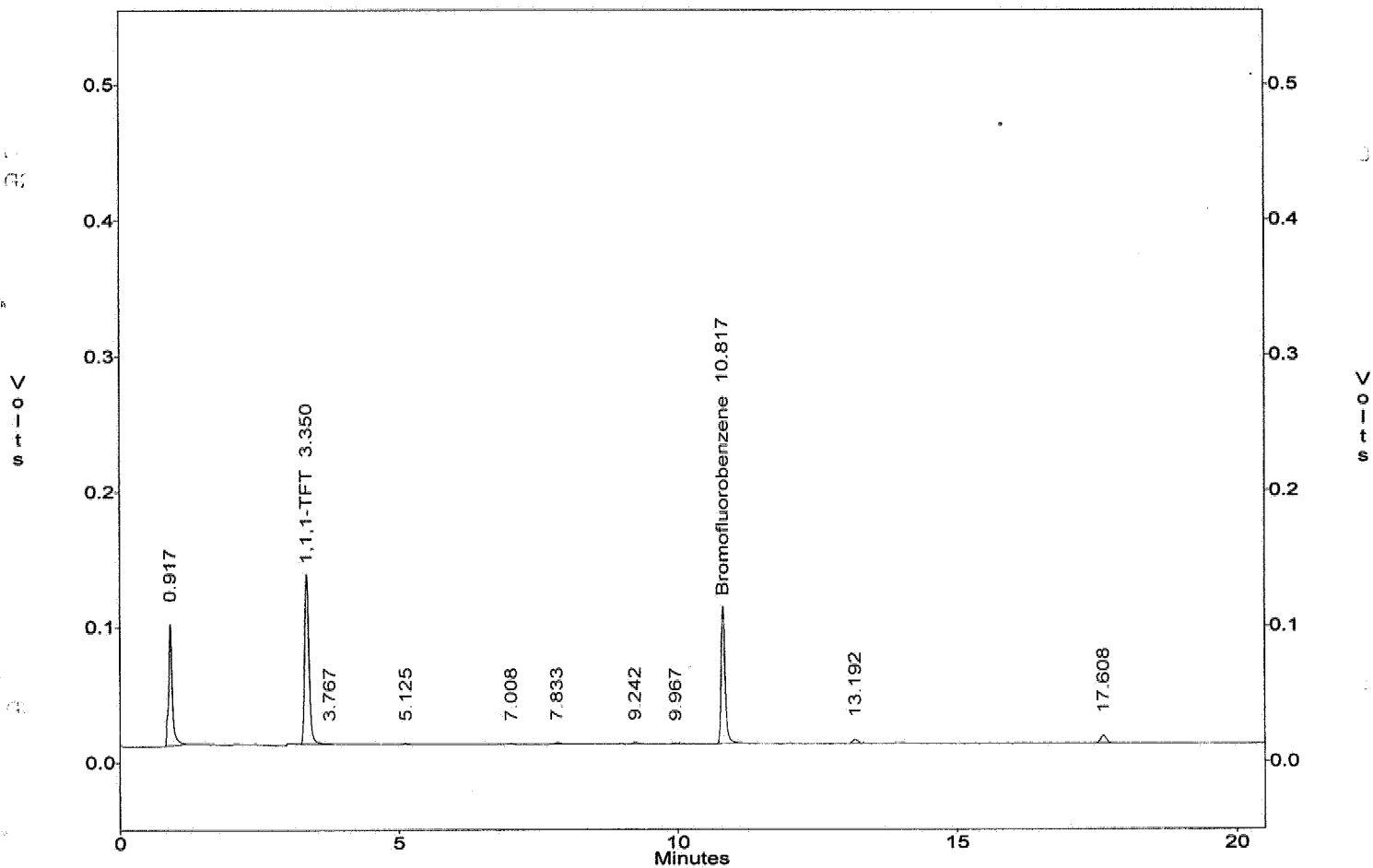
File : c:\ezchrom\chrom\ec13\Ec13.031
Method : c:\ezchrom\methods\Vg39c03.met
Sample ID : 06C081-06 100UL S
Acquired : Mar 14, 2006 05:10:16
Printed : Mar 14, 2006 05:30:48
User : MICHAEL

Channel A Results

#	Peak Name	Ret.Time (Min)	Area	Ave. CF	ESTD Conc. (PPB)
2	1,1,1-TFT	3.350	682984.0	21531.8	31.72
9	Bromofluorobenzene	10.817	499151.0	15026.0	33.22
G1	GASOLINE (TOTAL)		78667.0	15352.4	5.12
G2	GRO (C6-C10)		20940.0	12418.6	1.69
G3	GRO (2MP-124TMB)		20940.0	12455.2	1.68
G4	GRO (C5-C12)		78667.0	15149.8	5.19

39

c:\ezchrom\chrom\ec13\Ec13.031 -- Channel A



METHOD 5035/8015B
TOTAL PETROLEUM HYDROCARBONS BY PURGE AND TRAP

```

=====
Client      : ENSR                      Date Collected: 03/08/06
Project    : UPGRADIENT INVESTIGATION, TRONOX Date Received: 03/09/06
Batch No.  : 06C081                     Date Extracted: 03/14/06 05:48
Sample ID  : M118-50                     Date Analyzed: 03/14/06 05:48
Lab Samp ID: C081-08                     Dilution Factor: 1
Lab File ID: EC13032A                    Matrix          : SOIL
Ext Btch ID: VMC009S                      % Moisture      : 17.7
Calib. Ref.: EC13023A                     Instrument ID   : GCT039
=====

```

PARAMETERS	RESULTS (mg/kg)	RL (mg/kg)	MDL (mg/kg)
GRO	ND	1.2	.61

SURROGATE PARAMETERS	% RECOVERY	QC LIMIT
BROMOFLUOROBENZENE	88	70-140

RL : Reporting Limit
Parameter H-C Range
GRO C6-C10

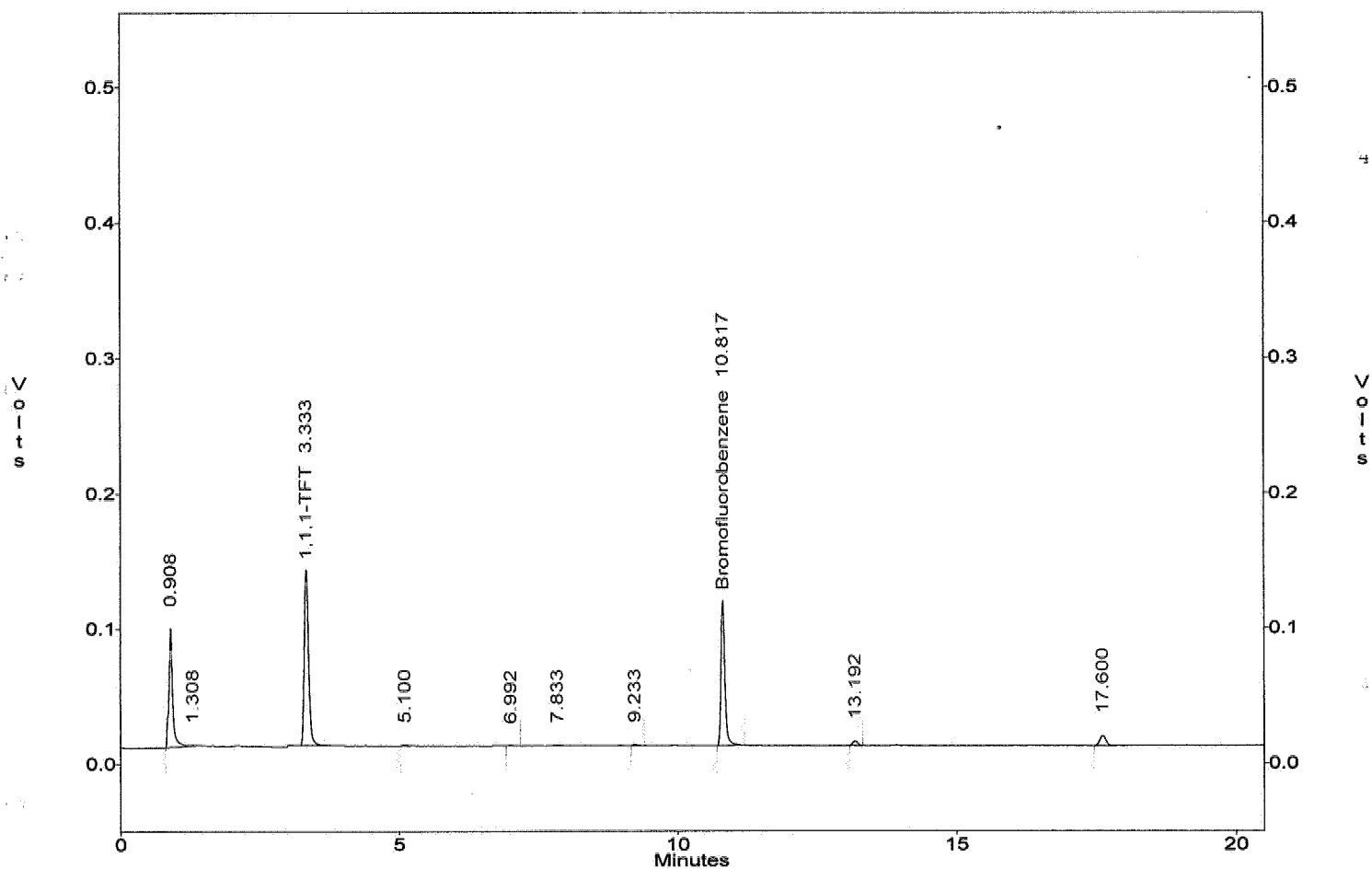
METHOD 8015 by FID
EMAX Analytical Laboratories, Inc.

File : c:\ezchrom\chrom\ec13\Ec13.032
Method : c:\ezchrom\methods\Vg39c03.met
Sample ID : 06C081-08 100UL S
Acquired : Mar 14, 2006 05:48:18
Printed : Mar 14, 2006 06:08:50
User : MICHAEL

Channel A Results

#	Peak Name	Ret.Time (Min)	Area	Ave. CF	ESTD Conc. (PPB)
3	1,1,1-TFT	3.333	703285.0	21531.8	32.66
8	Bromofluorobenzene	10.817	526195.0	15026.0	35.02
G1	GASOLINE (TOTAL)		98420.0	15352.4	6.41
G2	GRO (C6-C10)		18571.0	12418.6	1.50
G3	GRO (2MP-124TMB)		18571.0	12455.2	1.49
G4	GRO (C5-C12)		98420.0	15149.8	6.50

c:\ezchrom\chrom\ec13\Ec13.032 -- Channel A



METHOD 5035/8015B
TOTAL PETROLEUM HYDROCARBONS BY PURGE AND TRAP

```

=====
Client      : ENSR                               Date Collected: 03/08/06
Project     : UPGRADIENT INVESTIGATION, TRONOX  Date Received: 03/09/06
Batch No.   : 06C081                            Date Extracted: 03/14/06 07:42
Sample ID   : M118-80                           Date Analyzed: 03/14/06 07:42
Lab Samp ID : C081-10                           Dilution Factor: .86
Lab File ID : EC13035A                          Matrix          : SOIL
Ext Btch ID : VMC009S                            % Moisture     : 14.7
Calib. Ref.: EC13023A                           Instrument ID   : GCT039
=====
  
```

PARAMETERS	RESULTS (mg/kg)	RL (mg/kg)	MDL (mg/kg)
GRO	ND	1	.5

SURROGATE PARAMETERS	% RECOVERY	QC LIMIT
BROMOFLUOROBENZENE	85	70-140

RL : Reporting Limit
 Parameter H-C Range
 GRO C6-C10

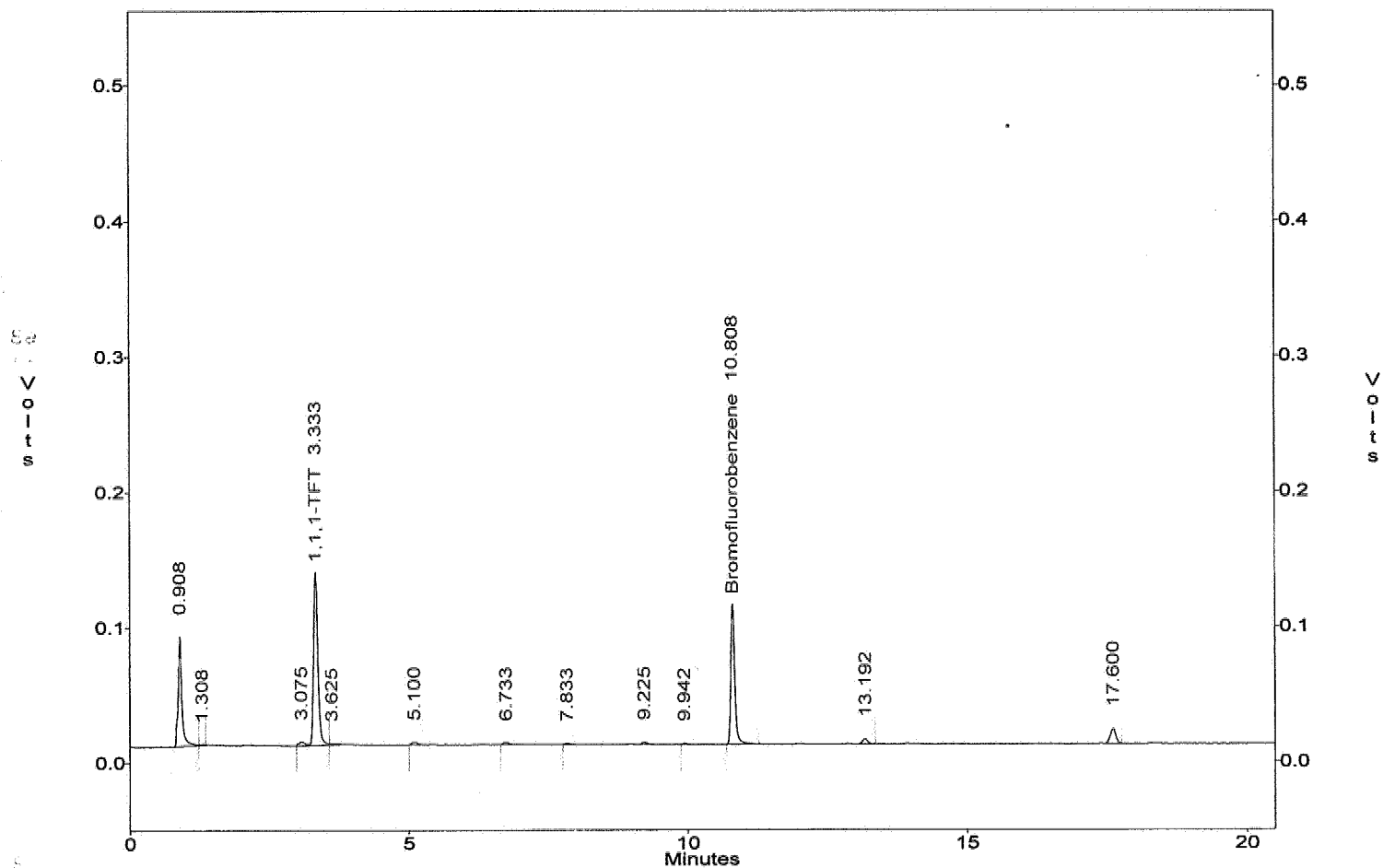
METHOD 8015 by FID
EMAX Analytical Laboratories, Inc.

File : c:\ezchrom\chrom\ec13\Ec13.035
 Method : c:\ezchrom\methods\Vg39c03.met
 Sample ID : 06C081-10 100UL S
 Acquired : Mar 14, 2006 07:42:19
 Printed : Mar 14, 2006 08:02:51
 User : MICHAEL

Channel A Results

#	Peak Name	Ret.Time (Min)	Area	Ave. CF	ESTD Conc. (PPB)
4	1,1,1-TFT	3.333	697484.0	21531.8	32.39
11	Bromofluorobenzene	10.808	509848.0	15026.0	33.93
G1	GASOLINE (TOTAL)		177350.0	15352.4	11.55
G2	GRO (C6-C10)		75048.0	12418.6	6.04
G3	GRO (2MP-124TMB)		75048.0	12455.2	6.03
G4	GRO (C5-C12)		177350.0	15149.8	11.71

c:\ezchrom\chrom\ec13\Ec13.035 -- Channel A



METHOD 5030B/8015B
TOTAL PETROLEUM HYDROCARBONS BY PURGE AND TRAP

```

=====
Client      : ENSR                               Date Collected: 03/08/06
Project     : UPGRADIENT INVESTIGATION, TRONOX  Date Received: 03/09/06
Batch No.   : 06C081                             Date Extracted: 03/14/06 12:12
Sample ID   : FB-1                               Date Analyzed: 03/14/06 12:12
Lab Samp ID: C081-11R                           Dilution Factor: 1
Lab File ID: EC13041A                           Matrix          : WATER
Ext Btch ID: VA39C07                             % Moisture      : NA
Calib. Ref.: EC13036A                           Instrument ID   : GCT039
=====
  
```

PARAMETERS	RESULTS (mg/L)	RL (mg/L)	MDL (mg/L)
GRO	ND	.1	.02

SURROGATE PARAMETERS	% RECOVERY	QC LIMIT
BROMOFLUOROBENZENE	89	60-140

RL : Reporting Limit
 Parameter H-C Range
 GRO C6-C10

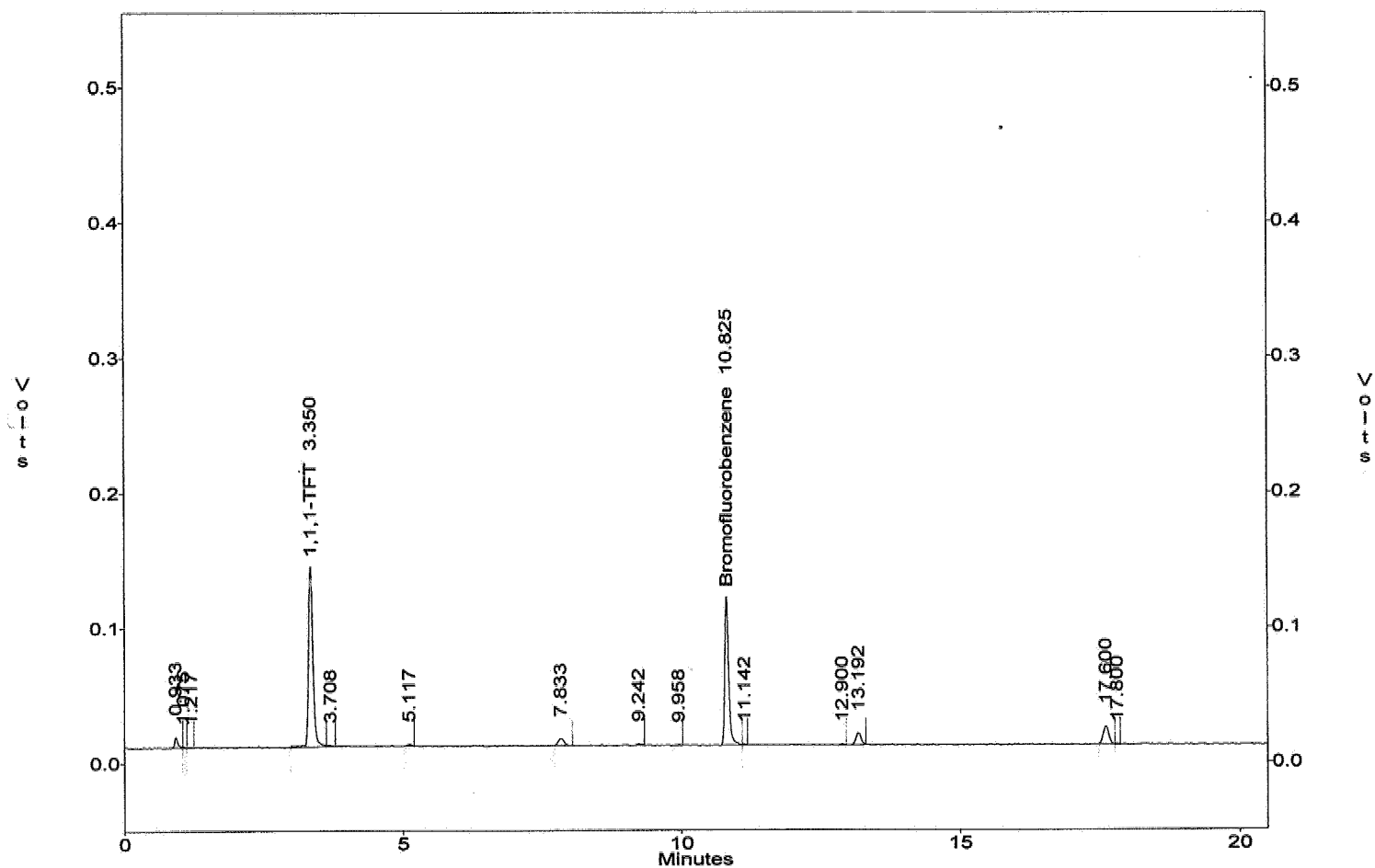
METHOD 8015 by FID
EMAX Analytical Laboratories, Inc.

File : c:\ezchrom\chrom\ec13\ec13.041
Method : c:\ezchrom\methods\vg39c03.met
Sample ID : 06C081-11R 5.0ML W
Acquired : Mar 14, 2006 12:12:03
Printed : Mar 14, 2006 12:42:37
User : MICHAEL

Channel A Results

#	Peak Name	Ret.Time (Min)	Area	Ave. CF	ESTD Conc. (PPB)
4	1,1,1-TFT	3.350	744033.0	21531.8	34.56
10	Bromofluorobenzene	10.825	537604.0	15026.0	35.78
G1	GASOLINE (TOTAL)		216554.0	15352.4	14.11
G2	GRO (C6-C10)		62451.0	12418.6	5.03
G3	GRO (2MP-124TMB)		62451.0	12455.2	5.01
G4	GRO (C5-C12)		216554.0	15149.8	14.29

c:\ezchrom\chrom\ec13\ec13.041 -- Channel A



QC SUMMARIES

METHOD 5030B/8015B
TOTAL PETROLEUM HYDROCARBONS BY PURGE AND TRAP

```

=====
Client      : ENSR                      Date Collected: NA
Project    : UPGRADIENT INVESTIGATION, TRONOX Date Received: 03/14/06
Batch No.  : 06C081                     Date Extracted: 03/14/06 10:17
Sample ID  : MBLK1W                      Date Analyzed: 03/14/06 10:17
Lab Samp ID: VA39C07B                   Dilution Factor: 1
Lab File ID: EC13038A                   Matrix          : WATER
Ext Btch ID: VA39C07                     % Moisture     : NA
Calib. Ref.: EC13036A                   Instrument ID   : GCT039
=====

```

PARAMETERS	RESULTS (mg/L)	RL (mg/L)	MDL (mg/L)
GRO	ND	.1	.02

SURROGATE PARAMETERS	% RECOVERY	QC LIMIT
BROMOFLUOROBENZENE	88	70-130

RL : Reporting Limit
Parameter H-C Range
GRO C6-C10

EMAX QUALITY CONTROL DATA
LCS/LCD ANALYSIS

CLIENT: ENSR
PROJECT: UPGRADIENT INVESTIGATION, TRONOX
BATCH NO.: 06C081
METHOD: METHOD 5030B/8015B

=====

MATRIX: WATER % MOISTURE: NA
DILUTION FACTOR: 1 1 1
SAMPLE ID: MBLK1W
LAB SAMP ID: VA39C07B VA39C07L VA39C07C
LAB FILE ID: EC13038A EC13039A EC13040A
DATE EXTRACTED: 03/14/0610:17 03/14/0610:55 03/14/0611:33 DATE COLLECTED: NA
DATE ANALYZED: 03/14/0610:17 03/14/0610:55 03/14/0611:33 DATE RECEIVED: 03/14/06
PREP. BATCH: VA39C07 VA39C07 VA39C07
CALIB. REF: EC13036A EC13036A EC13036A

ACCESSION:

PARAMETER	BLNK RSLT (mg/L)	SPIKE AMT (mg/L)	BS RSLT (mg/L)	BS % REC	SPIKE AMT (mg/L)	BSD RSLT (mg/L)	BSD % REC	RPD (%)	QC LIMIT (%)	MAX RPD (%)
GRO	ND	.5	.494	99	.5	.527	105	6	60-130	30

=====

SURROGATE PARAMETER	SPIKE AMT (mg/L)	BS RSLT (mg/L)	BS % REC	SPIKE AMT (mg/L)	BSD RSLT (mg/L)	BSD % REC	QC LIMIT (%)
Bromofluorobenzene	.04	.0386	97	.04	.0397	99	70-130

METHOD 5035/8015B
TOTAL PETROLEUM HYDROCARBONS BY PURGE AND TRAP

```

=====
Client   : ENSR                               Date Collected: NA
Project  : UPGRADIENT INVESTIGATION, TRONOX Date Received: 03/14/06
Batch No. : 06C081                           Date Extracted: 03/14/06 01:21
Sample ID: MBLK1S                             Date Analyzed: 03/14/06 01:21
Lab Samp ID: VMC009SB                         Dilution Factor: 1
Lab File ID: EC13025A                         Matrix          : SOIL
Ext Btch ID: VMC009S                          % Moisture      : NA
Calib. Ref.: EC13023A                         Instrument ID   : GCT039
=====

```

PARAMETERS	RESULTS (mg/kg)	RL (mg/kg)	MDL (mg/kg)
GRO	ND	1	.5

SURROGATE PARAMETERS	% RECOVERY	QC LIMIT
BROMOFLUOROBENZENE	86	70-140

RL : Reporting Limit
Parameter H-C Range
GRO C6-C10

EMAX QUALITY CONTROL DATA
LCS/LCD ANALYSIS

CLIENT: ENSR
PROJECT: UPGRADIENT INVESTIGATION, TRONOX
BATCH NO.: 06C081
METHOD: METHOD 5035/8015B

MATRIX: SOIL % MOISTURE: NA
DILUTION FACTOR: 1 1 1
SAMPLE ID: MBLK1S
LAB SAMP ID: VMC009SB VMC009SL VMC009SC
LAB FILE ID: EC13025A EC13026A EC13027A
DATE EXTRACTED: 03/14/0601:21 03/14/0601:59 03/14/0602:37 DATE COLLECTED: NA
DATE ANALYZED: 03/14/0601:21 03/14/0601:59 03/14/0602:37 DATE RECEIVED: 03/14/06
PREP. BATCH: VMC009S VMC009S VMC009S
CALIB. REF: EC13023A EC13023A ✓ EC13023A

ACCESSION:

PARAMETER	BLNK RSLT (mg/kg)	SPIKE AMT (mg/kg)	BS RSLT (mg/kg)	BS % REC	SPIKE AMT (mg/kg)	BSD RSLT (mg/kg)	BSD % REC	RPD (%)	QC LIMIT (%)	MAX RPD (%)
GRO	ND	25	25.8	103	25	28.6	114	10	60-130	50

SURROGATE PARAMETER	SPIKE AMT (mg/kg)	BS RSLT (mg/kg)	BS % REC	SPIKE AMT (mg/kg)	BSD RSLT (mg/kg)	BSD % REC	QC LIMIT (%)
Bromofluorobenzene	2	1.84	92	2	2.09	104	70-140

EMAX QUALITY CONTROL DATA
MS/MSD ANALYSIS

CLIENT: ENSR
PROJECT: UPGRADIENT INVESTIGATION, TRONOX
BATCH NO.: 06C081
METHOD: METHOD 5035/8015B

MATRIX: SOIL % MOISTURE: 17.7
DILUTION FACTOR: 1 1.1 1.2
SAMPLE ID: M118-50
LAB SAMP ID: C081-08 C081-08M C081-08S
LAB FILE ID: EC13032A EC13033A EC13034A
DATE EXTRACTED: 03/14/0605:48 03/14/0606:26 03/14/0607:04 DATE COLLECTED: 03/08/06
DATE ANALYZED: 03/14/0605:48 03/14/0606:26 03/14/0607:04 DATE RECEIVED: 03/09/06
PREP. BATCH: VMC009S VMC009S VMC009S
CALIB. REF: EC13023A EC13023A EC13023A

ACCESSION:

PARAMETER	SMPL RSLT (mg/kg)	SPIKE AMT (mg/kg)	MS RSLT (mg/kg)	MS % REC	SPIKE AMT (mg/kg)	MSD RSLT (mg/kg)	MSD % REC	RPD (%)	QC LIMIT (%)	MAX RPD (%)
GRO	ND	33.4	34.2	102	36.5	34.2	94	8	50-130	50

SURROGATE PARAMETER	SPIKE AMT (mg/kg)	MS RSLT (mg/kg)	MS % REC	SPIKE AMT (mg/kg)	MSD RSLT (mg/kg)	MSD % REC	QC LIMIT (%)
Bromofluorobenzene	2.67	2.48	93	2.92	2.72	93	70-140

QC DATA

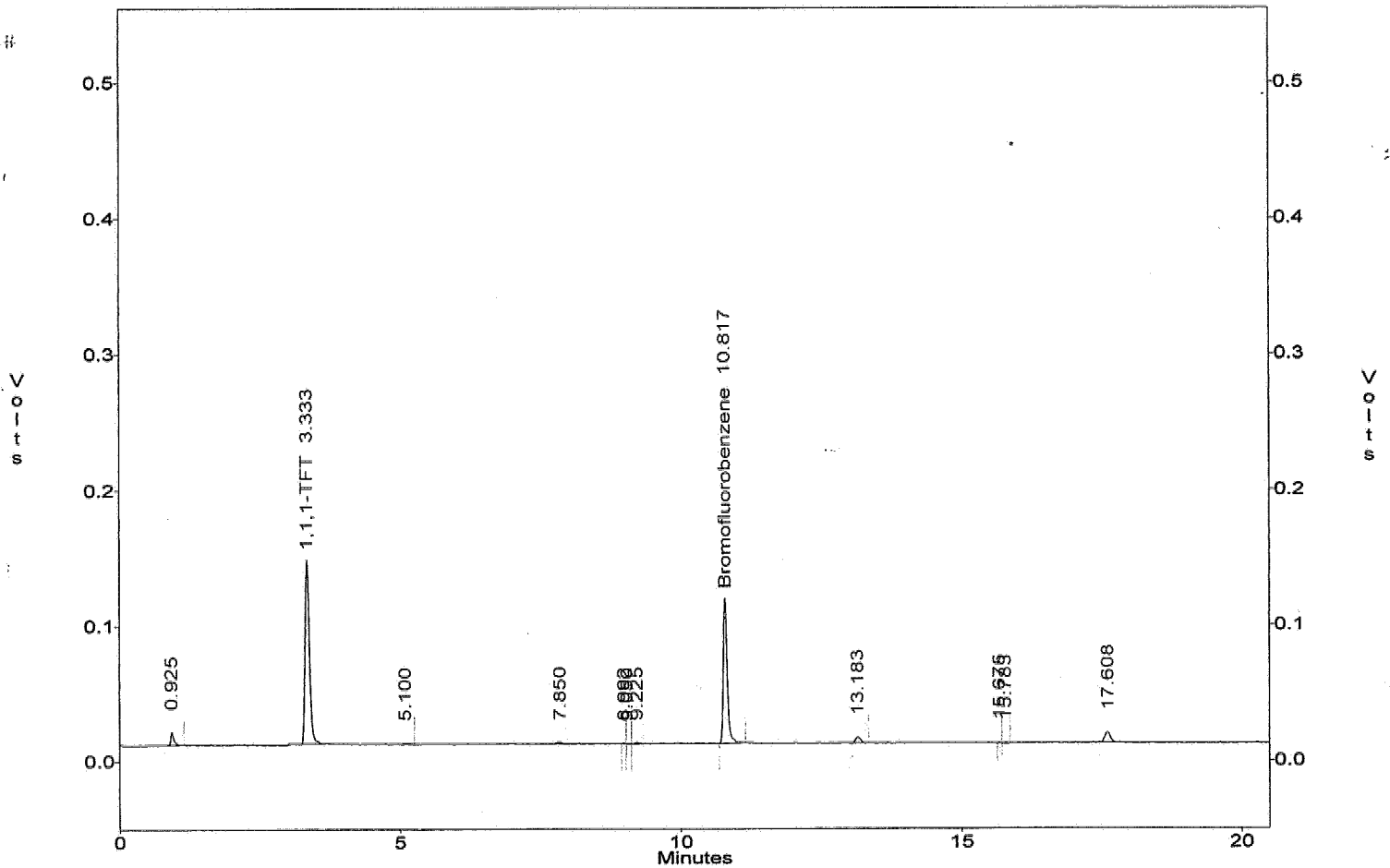
METHOD 8015 by FID
EMAX Analytical Laboratories, Inc.

File : c:\ezchrom\chrom\ec13\Ec13.038
Method : c:\ezchrom\methods\Vg39c03.met
Sample ID : VA39C07B 5.0ML W
Acquired : Mar 14, 2006 10:17:19
Printed : Mar 14, 2006 10:37:51
User : MICHAEL

Channel A Results

#	Peak Name	Ret. Time (Min)	Area	Ave. CF	ESTD Conc. (PPB)
2	1,1,1-TFT	3.333	726431.0	21531.8	33.74
8	Bromofluorobenzene	10.817	526370.0	15026.0	35.03
G1	GASOLINE (TOTAL)		108210.0	15352.4	7.05
G2	GRO (C6-C10)		26347.0	12418.6	2.12
G3	GRO (2MP-124TMB)		26347.0	12455.2	2.12
G4	GRO (C5-C12)		108210.0	15149.8	7.14

c:\ezchrom\chrom\ec13\Ec13.038 -- Channel A



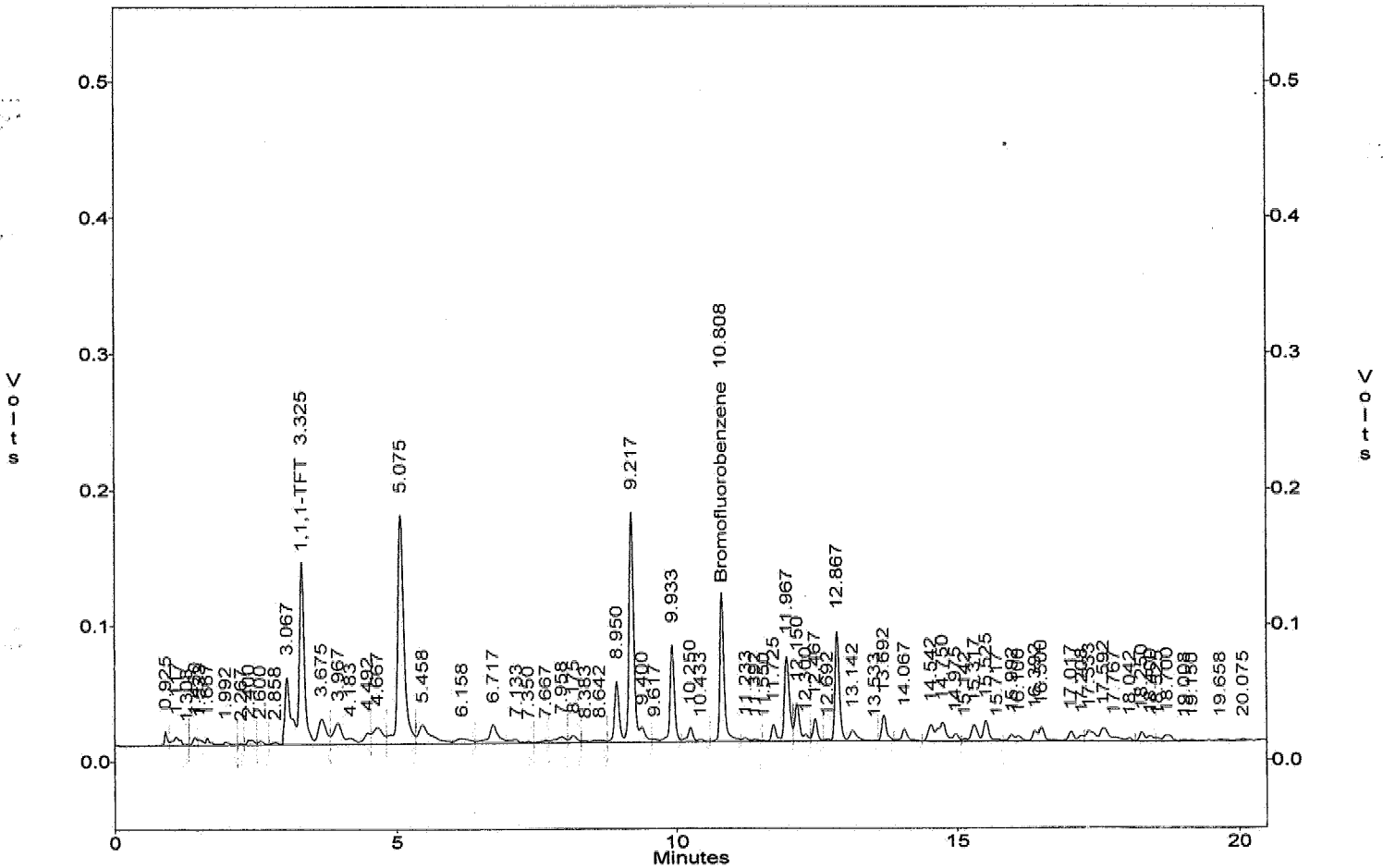
METHOD 8015 by FID
EMAX Analytical Laboratories, Inc.

File : c:\ezchrom\chrom\ec13\Ec13.039
 Method : c:\ezchrom\methods\Vg39c03.met
 Sample ID : VA39C07L 5.0ML W
 Acquired : Mar 14, 2006 10:55:33
 Printed : Mar 14, 2006 11:16:05
 User : MICHAEL

Channel A Results

#	Peak Name	Ret. Time (Min)	Area	Ave. CF	ESTD Conc. (PPB)
13	1,1,1-TFT	3.325	796179.0	21531.8	36.98
37	Bromofluorobenzene	10.808	580124.0	15026.0	38.61
G1	GASOLINE (TOTAL)		7550582.0	15352.4	491.82
G2	GRO (C6-C10)		6140724.0	12418.6	494.48
G3	GRO (2MP-124TMB)		6157793.0	12455.2	494.39
G4	GRO (C5-C12)		7461966.0	15149.8	492.55

c:\ezchrom\chrom\ec13\Ec13.039 -- Channel A



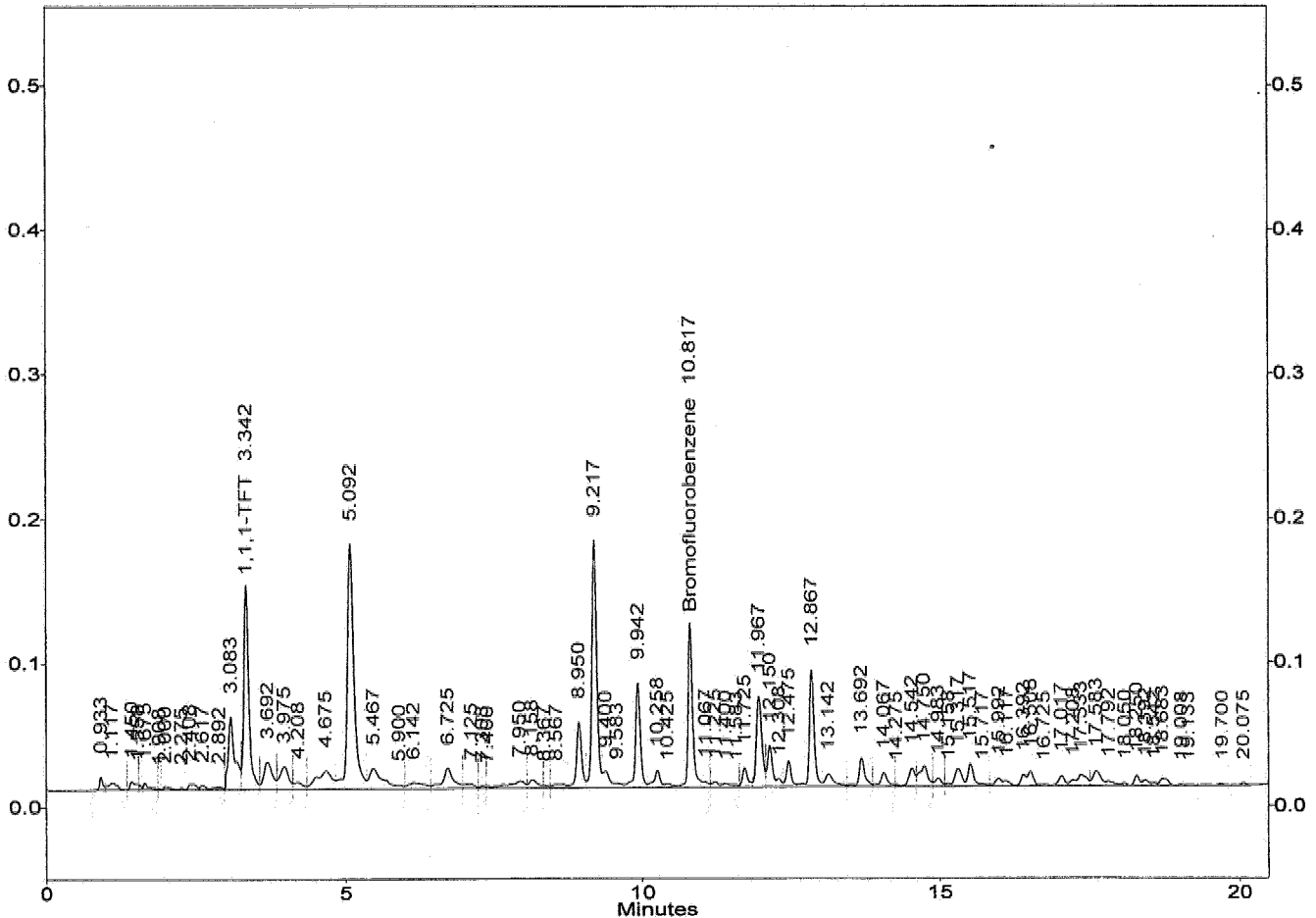
METHOD 8015 by FID
EMAX Analytical Laboratories, Inc.

File : c:\ezchrom\chrom\ec13\Ec13.040
 Method : c:\ezchrom\methods\Vg39c03.met
 Sample ID : VA39C07C 5.0ML W
 Acquired : Mar 14, 2006 11:33:50
 Printed : Mar 14, 2006 11:54:22
 User : MICHAEL

Channel A Results

#	Peak Name	Ret. Time (Min)	Area	Ave. CF	ESTD Conc. (PPB)
13	1,1,1-TFT	3.342	826846.0	21531.8	38.40
37	Bromofluorobenzene	10.817	597176.0	15026.0	39.74
G1	GASOLINE (TOTAL)		8008152.0	15352.4	521.62
G2	GRO (C6-C10)		6541549.0	12418.6	526.75
G3	GRO (2MP-124TMB)		6503106.0	12455.2	522.12
G4	GRO (C5-C12)		7911801.0	15149.8	522.24

c:\ezchrom\chrom\ec13\Ec13.040 -- Channel A



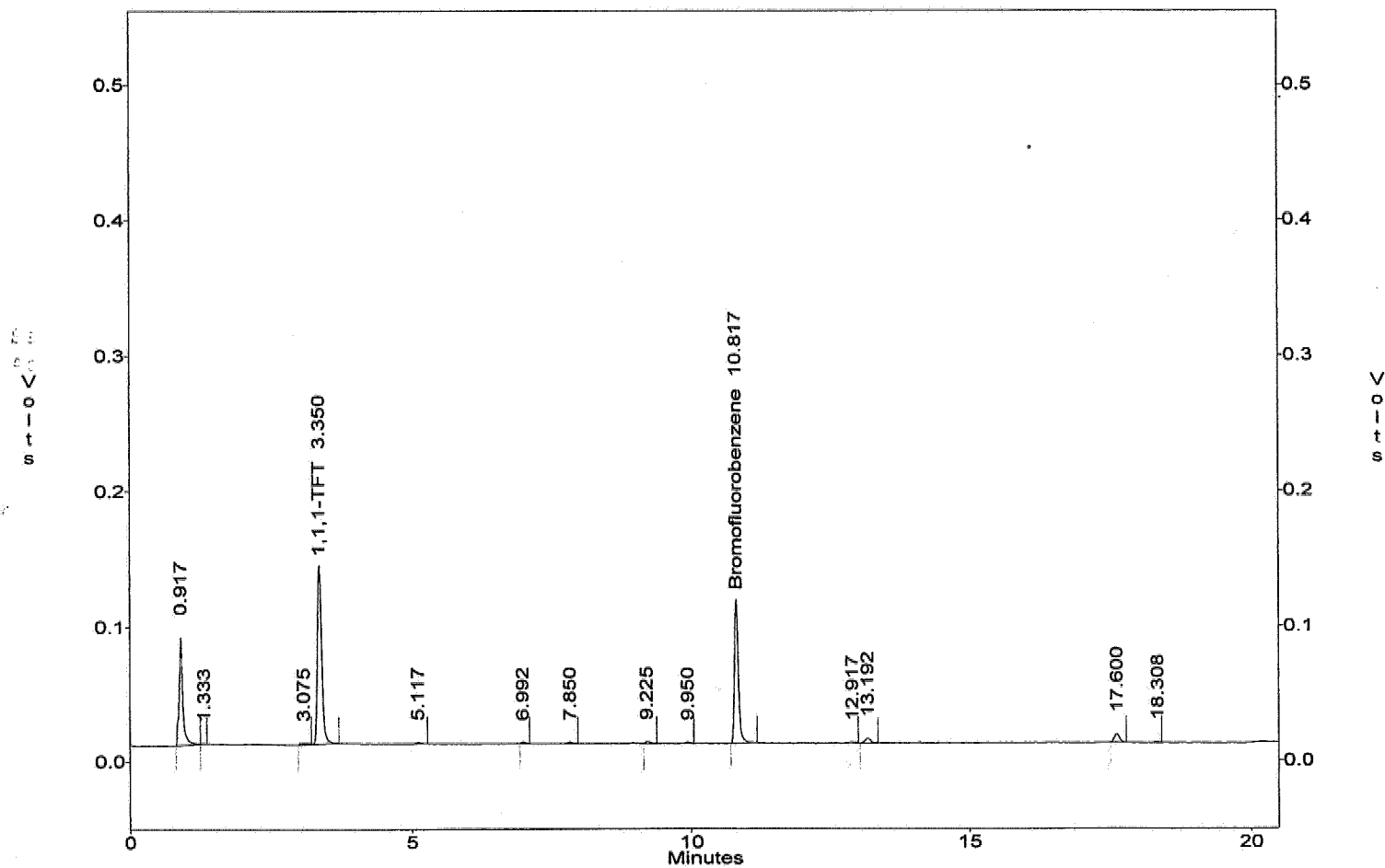
METHOD 8015 by FID
EMAX Analytical Laboratories, Inc.

File : c:\ezchrom\chrom\ec13\EC13.025
 Method : c:\ezchrom\methods\vg39c03.met
 Sample ID : VMC009SB 100UL S
 Acquired : Mar 14, 2006 01:21:50
 Printed : Mar 14, 2006 15:30:05
 User : SERGIO

Channel A Results

#	Peak Name	Ret.Time (Min)	Area	Ave. CF	ESTD Conc. (PPB)
4	1,1,1-TFT	3.350	713143.0	21531.8	33.12
10	Bromofluorobenzene	10.817	518295.0	15026.0	34.49
G1	GASOLINE (TOTAL)		124004.0	15352.4	8.08
G2	GRO (C6-C10)		49880.0	12418.6	4.02
G3	GRO (2MP-124TMB)		49880.0	12455.2	4.00
G4	GRO (C5-C12)		124004.0	15149.8	8.19

c:\ezchrom\chrom\ec13\EC13.025 -- Channel A



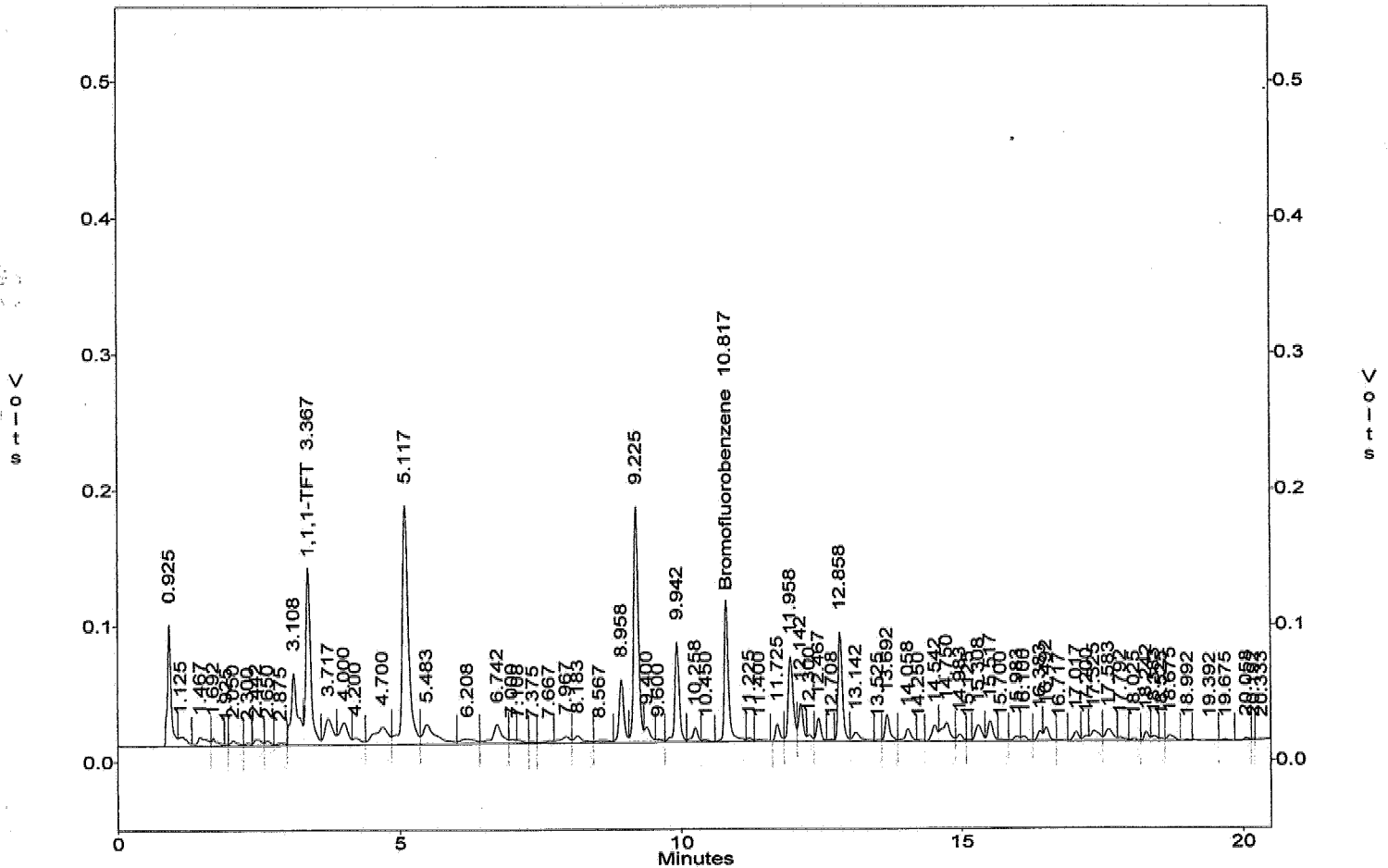
METHOD 8015 by FID
EMAX Analytical Laboratories, Inc.

File : c:\ezchrom\chrom\ec13\EC13.026
 Method : c:\ezchrom\methods\vg39c03.met
 Sample ID : VMC009SL 100UL S
 Acquired : Mar 14, 2006 01:59:50
 Printed : Mar 14, 2006 15:30:07
 User : SERGIO

Channel A Results

#	Peak Name	Ret.Time (Min)	Area	Ave. CF	ESTD Conc. (PPB)
12	1,1,1-TFT	3.367	781356.0	21531.8	36.29
35	Bromofluorobenzene	10.817	552009.0	15026.0	36.74
G1	GASOLINE (TOTAL)		7771553.0	15352.4	506.21
G2	GRO (C6-C10)		6411549.0	12418.6	516.29
G3	GRO (2MP-124TMB)		6426338.0	12455.2	515.96
G4	GRO (C5-C12)		7666276.0	15149.8	506.03

c:\ezchrom\chrom\ec13\EC13.026 -- Channel A



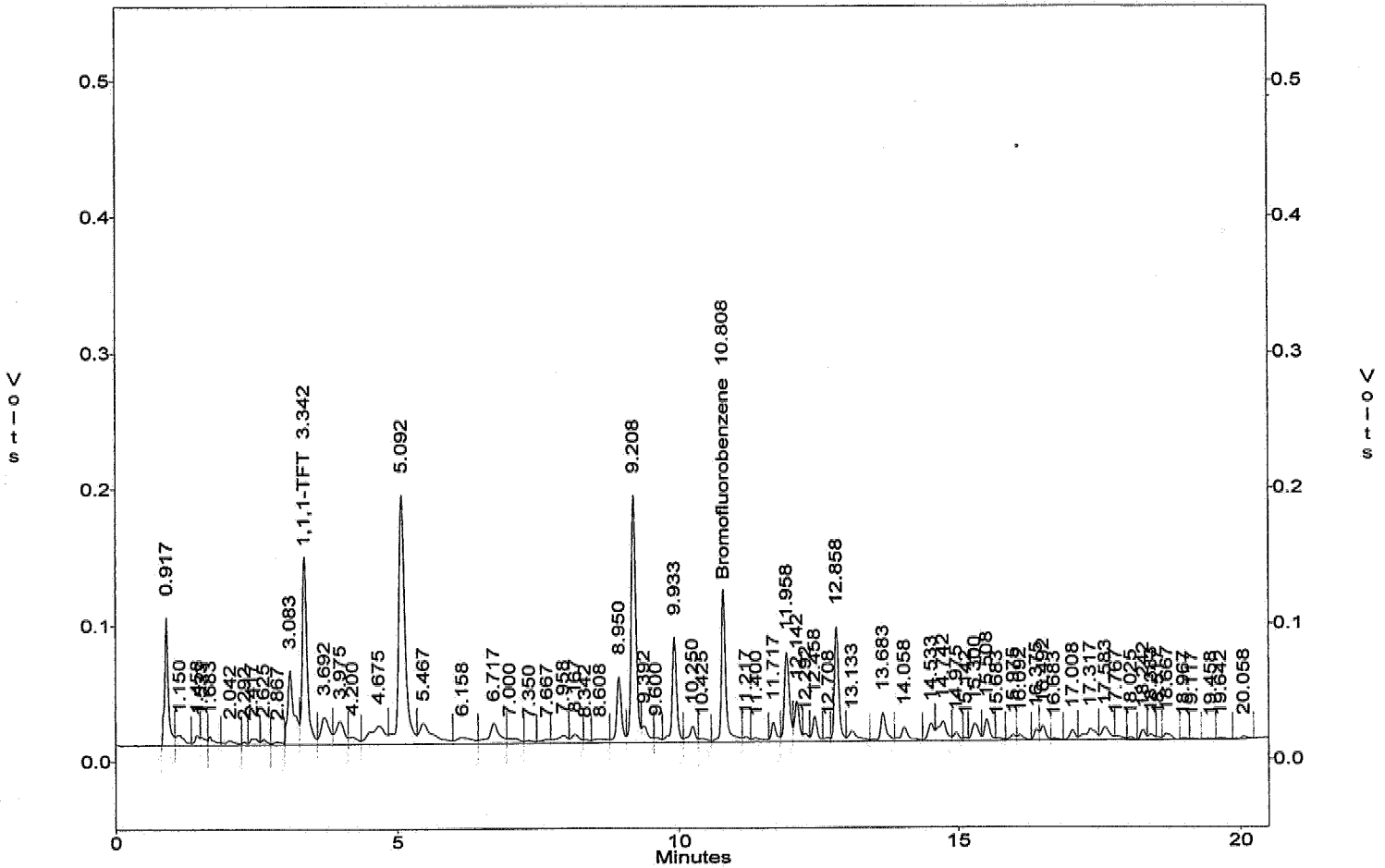
METHOD 8015 by FID
EMAX Analytical Laboratories, Inc.

File : c:\ezchrom\chrom\ec13\EC13.027
 Method : c:\ezchrom\methods\vg39c03.met
 Sample ID : VMC009SC 100UL S
 Acquired : Mar 14, 2006 02:37:51
 Printed : Mar 14, 2006 15:30:09
 User : SERGIO

Channel A Results

#	Peak Name	Ret. Time (Min)	Area	Ave. CF	ESTD Conc. (PPB)
12	1,1,1-TFT	3.342	834108.0	21531.8	38.74
35	Bromofluorobenzene	10.808	626888.0	15026.0	41.72
G1	GASOLINE (TOTAL)		8666864.0	15352.4	564.53
G2	GRO (C6-C10)		7108807.0	12418.6	572.43
G3	GRO (2MP-124TMB)		7099255.0	12455.2	569.98
G4	GRO (C5-C12)		8620360.0	15149.8	569.01

c:\ezchrom\chrom\ec13\EC13.027 -- Channel A



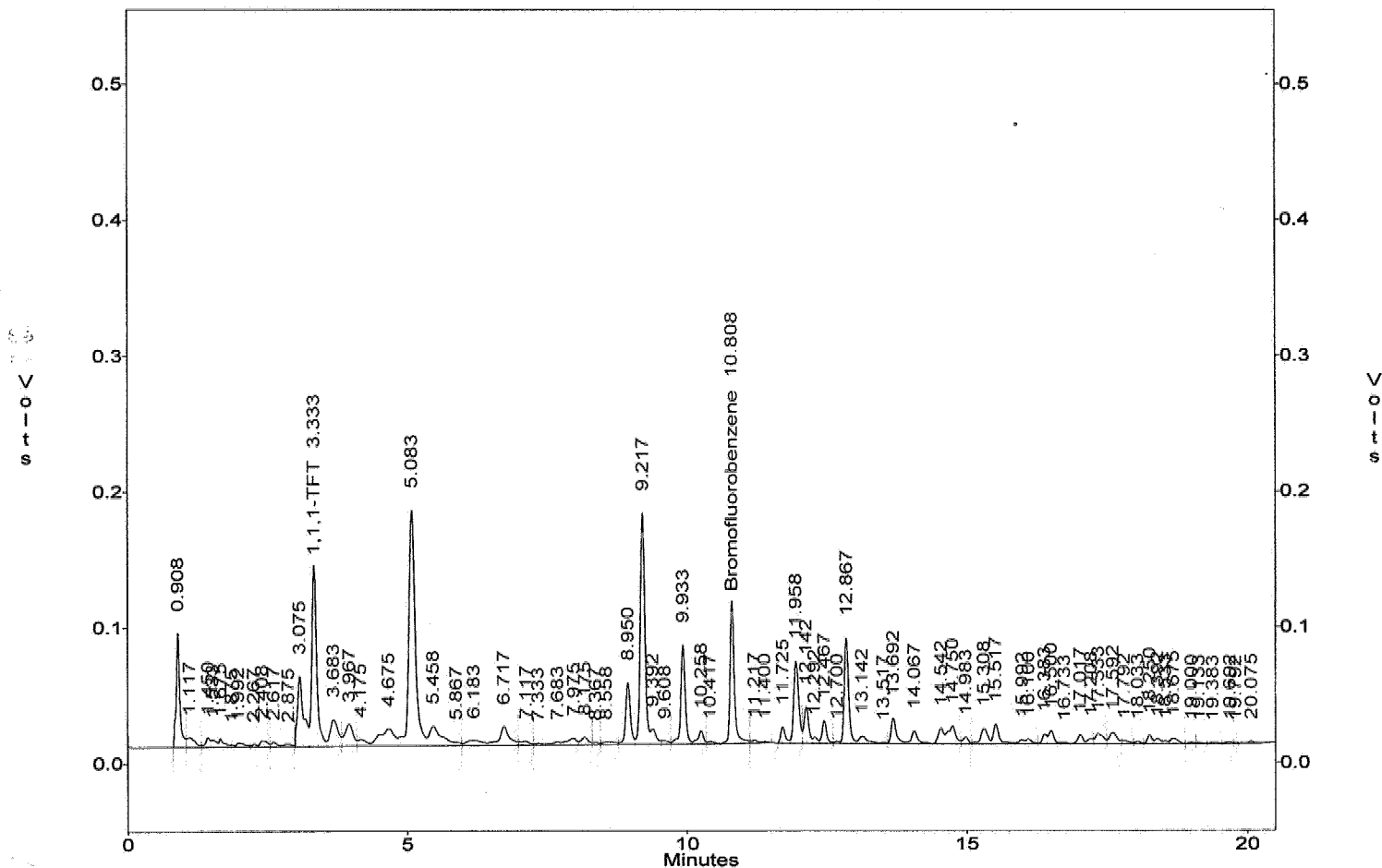
METHOD 8015 by FID
EMAX Analytical Laboratories, Inc.

File : c:\ezchrom\chrom\ec13\Ec13.033
 Method : c:\ezchrom\methods\Vg39c03.met
 Sample ID : 06C081-08M 100UL S
 Acquired : Mar 14, 2006 06:26:13
 Printed : Mar 14, 2006 06:46:45
 User : MICHAEL

Channel A Results

#	Peak Name	Ret.Time (Min)	Area	Ave. CF	ESTD Conc. (PPB)
13	1,1,1-TFT	3.333	795431.0	21531.8	36.94
37	Bromofluorobenzene	10.808	558051.0	15026.0	37.14
G1	GASOLINE (TOTAL)		7712730.0	15352.4	502.38
G2	GRO (C6-C10)		6347832.0	12418.6	511.16
G3	GRO (2MP-124TMB)		6364825.0	12455.2	511.02
G4	GRO (C5-C12)		7590464.0	15149.8	501.03

c:\ezchrom\chrom\ec13\Ec13.033 -- Channel A



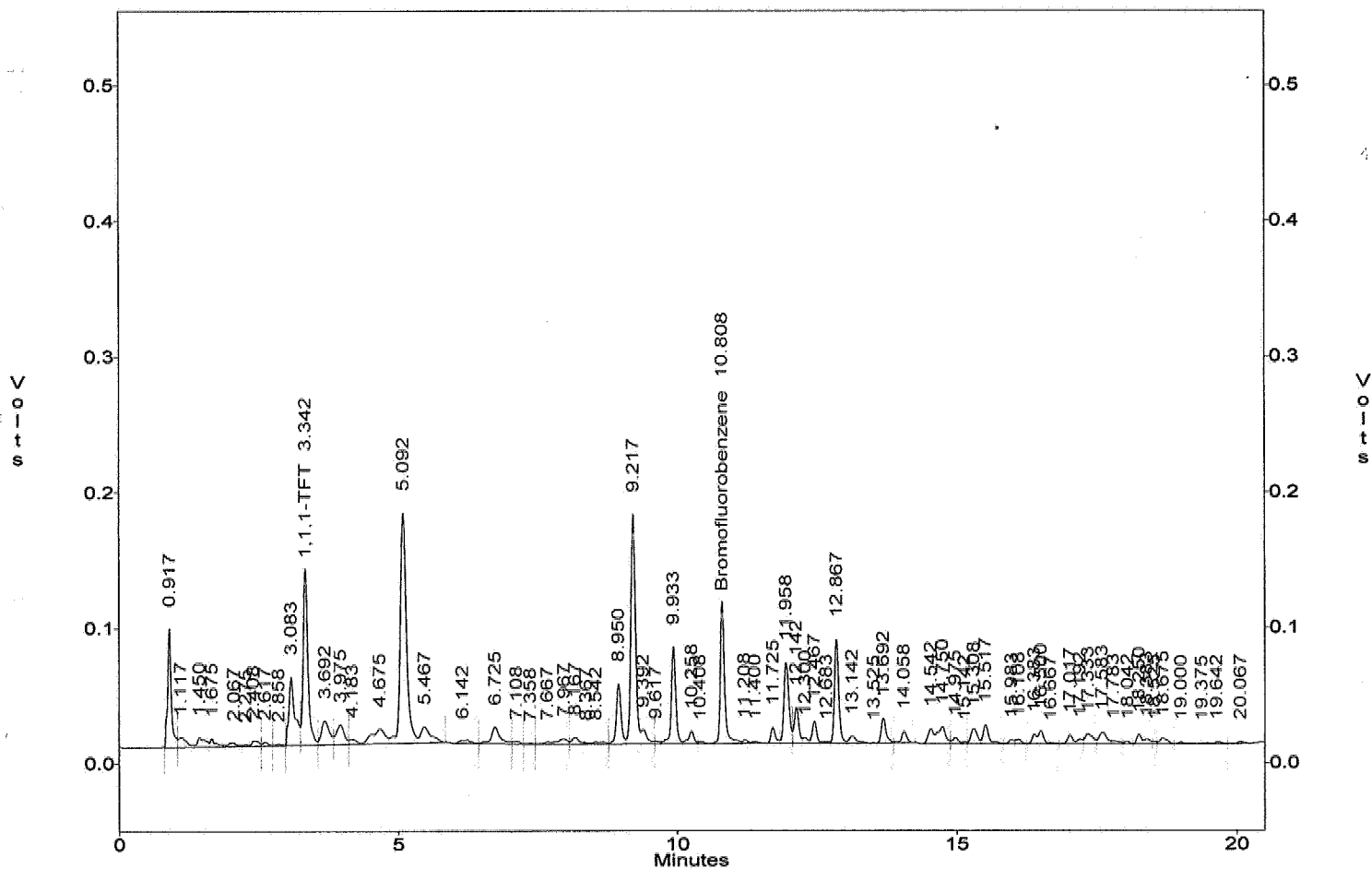
METHOD 8015 by FID
EMAX Analytical Laboratories, Inc.

File : c:\ezchrom\chrom\ec13\Ec13.034
 Method : c:\ezchrom\methods\Vg39c03.met
 Sample ID : 06C081-08S 100UL S
 Acquired : Mar 14, 2006 07:04:10
 Printed : Mar 14, 2006 07:24:42
 User : MICHAEL

Channel A Results

#	Peak Name	Ret.Time (Min)	Area	Ave. CF	ESTD Conc. (PPB)
11	1,1,1-TFT	3.342	776180.0	21531.8	36.05
34	Bromofluorobenzene	10.808	559741.0	15026.0	37.25
G1	GASOLINE (TOTAL)		7102489.0	15352.4	462.63
G2	GRO (C6-C10)		5818955.0	12418.6	468.57
G3	GRO (2MP-124TMB)		5842372.0	12455.2	469.07
G4	GRO (C5-C12)		6977589.0	15149.8	460.57

c:\ezchrom\chrom\ec13\Ec13.034 -- Channel A



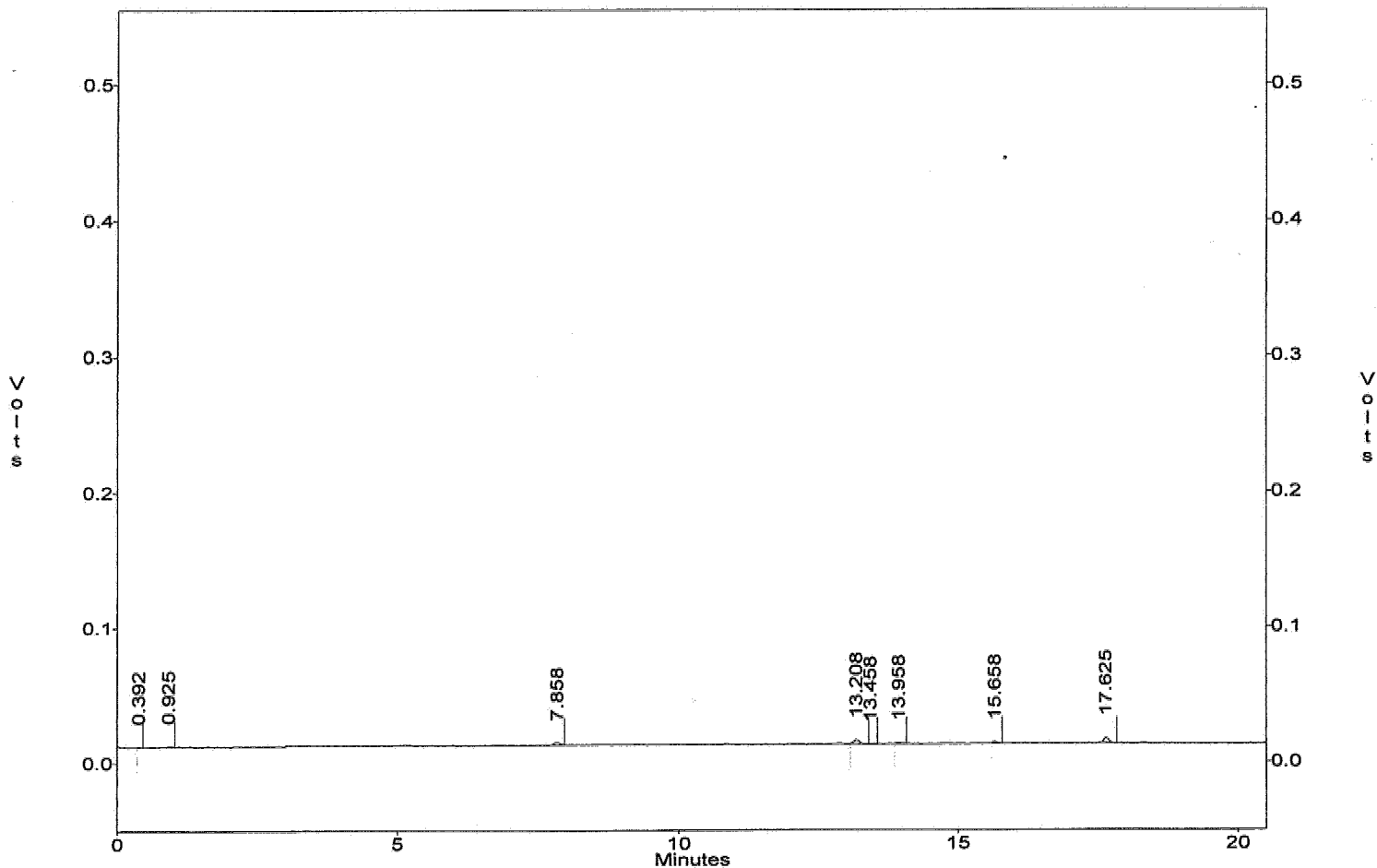
METHOD 8015 by FID
EMAX Analytical Laboratories, Inc.

File : c:\ezchrom\chrom\ec13\ec13.001
Method : c:\ezchrom\methods\vg39c03.met
Sample ID : IB39C757
Acquired : Mar 13, 2006 10:03:51
Printed : Mar 13, 2006 10:28:24
User : MICHAEL

Channel A Results

#	Peak Name	Ret.Time (Min)	Area	Ave. CF	ESTD Conc. (PPB)
--	1,1,1-TFT	3.330	0.0	0.0	0.00
--	Bromofluorobenzene	10.850	0.0	0.0	0.00
G1	GASOLINE (TOTAL)		74492.0	15352.4	4.85
G2	GRO (C6-C10)		12342.0	12418.6	0.99
G3	GRO (2MP-124TMB)		12342.0	12455.2	0.99
G4	GRO (C5-C12)		74492.0	15149.8	4.92

c:\ezchrom\chrom\ec13\ec13.001 -- Channel A



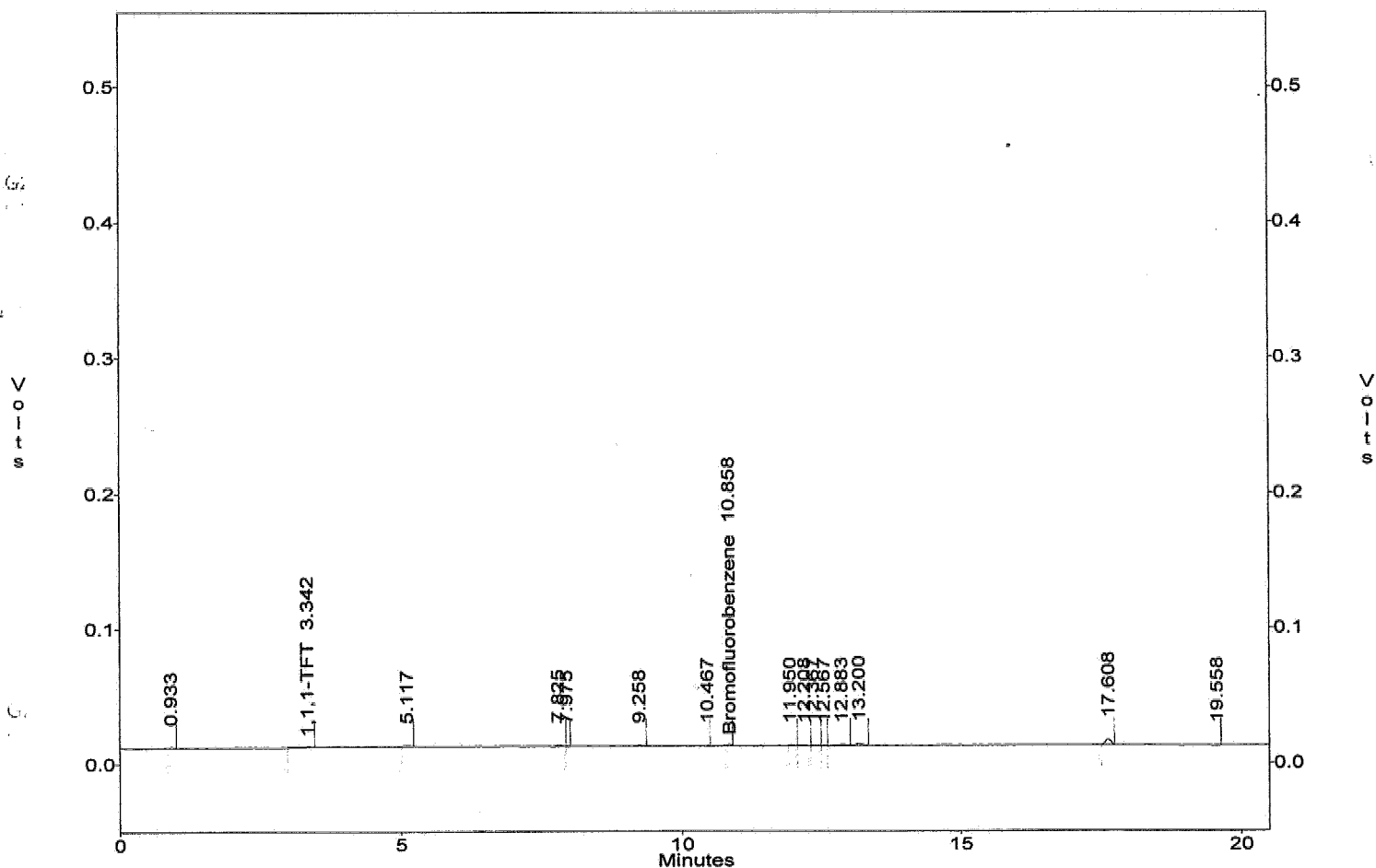
METHOD 8015 by FID
EMAX Analytical Laboratories, Inc.

File : c:\ezchrom\chrom\ec13\EC13.037
 Method : c:\ezchrom\methods\vg39c03.met
 Sample ID : IB39C762
 Acquired : Mar 14, 2006 09:39:03
 Printed : Mar 14, 2006 12:02:09
 User : MICHAEL

Channel A Results

#	Peak Name	Ret.Time (Min)	Area	Ave. CF	ESTD Conc. (PPB)
2	1,1,1-TFT	3.342	15154.0	21531.8	0.70
8	Bromofluorobenzene	10.858	1946.0	15026.0	0.13
G1	GASOLINE (TOTAL)		86722.0	15352.4	5.65
G2	GRO (C6-C10)		43694.0	12418.6	3.52
G3	GRO (2MP-124TMB)		43694.0	12455.2	3.51
G4	GRO (C5-C12)		84786.0	15149.8	5.60

c:\ezchrom\chrom\ec13\EC13.037 - Channel A



INITIAL CALIBRATION

INITIAL CALIBRATION
5030B/M8015

Lab Name : EMAX Inc
 Instrument ID : GCT39
 GC Column : DB-5
 Column size ID : 30MX.53MM
 LFID & Datetime: EC03019A 03/03/06 23:46 ✓
 LFID & Datetime: EC03020A 03/04/06 00:24 ✓
 LFID & Datetime: EC03021A 03/04/06 01:02 ✓
 LFID & Datetime: EC03022A 03/04/06 01:40 ✓
 LFID & Datetime: EC03023A 03/04/06 02:18 ✓
 LFID & Datetime: EC03024A 03/04/06 02:57 ✓
 LFID & Datetime: EC03025A 03/04/06 03:35 ✓
 CONC UNIT: ppb

COMPOUND	CONC X	CALIBRATION FACTORS						(AREA)/UNIT		MEAN	%RSD
		1.00X	2.50X	5.00X	25.00X	50.00X	100.00X	150.00X			
Gasoline(TOTAL)	20.00	✓12417	✓13454	✓15665	✓15778	✓16779	✓16708	✓16666	✓15352.4	11.3	✓
GRO(C6-C10)	20.00	✓9660	✓10361	✓13007	✓12779	✓13750	✓13695	✓13678	✓12418.6	13.7	✓
GRO(2MP-124TMB)	20.00	✓9660	✓10361	✓13148	✓12809	✓13777	✓13723	✓13709	✓12455.2	13.8	✓
GRO(C5-C12)	20.00	✓11591	✓13210	✓15575	✓15708	✓16713	✓16645	✓16607	✓15149.8	13.1	✓
SURROGATE	X	1.00X	2.00X	3.00X	4.00X	5.00X	7.50X	10.00X	MEAN	%RSD	
Bromofluorobenzene	10.00	✓12063	✓13106	✓13108	✓14879	✓17078	✓17312	✓17635	✓15026.0	15.5	✓
1,1,1-Trifluorotoluene	10.00	✓17166	✓19380	✓19227	✓21362	✓23275	✓24612	✓25700	✓21531.8	14.6	✓

VG39C03.MET

AA
03/06/06

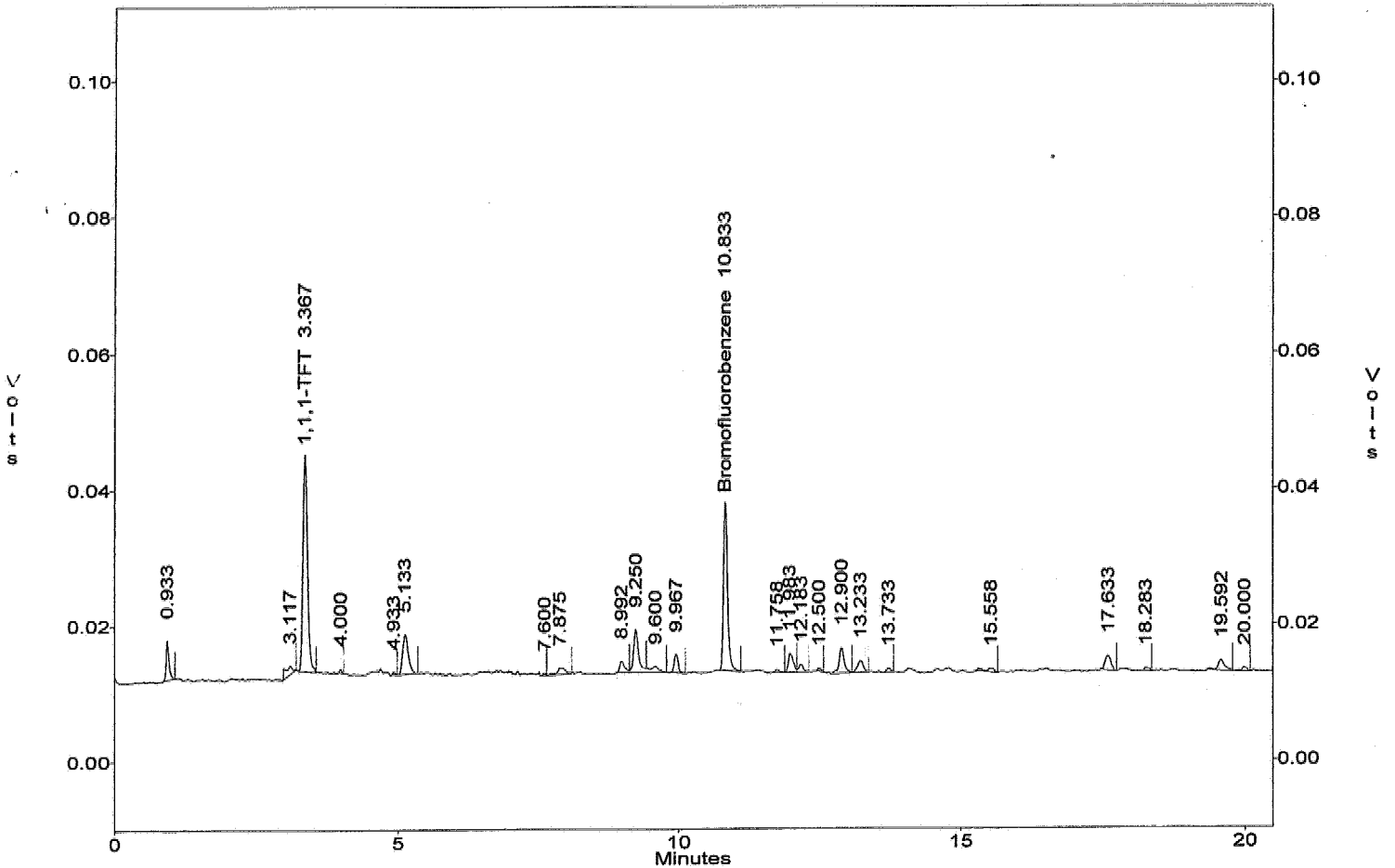
METHOD 8015 by FID
EMAX Analytical Laboratories, Inc.

File : c:\ezchrom\chrom\ec03\ec03.019 ✓
 Method : c:\ezchrom\methods\vg39c03.met
 Sample ID : VG39C03-01 20/10
 Acquired : Mar 03, 2006 23:46:19 ✓
 Printed : Mar 06, 2006 12:14:18
 User : SERGIO

Channel A Results

#	Peak Name	Ret.Time (Min)	Area	Ave. CF	ESTD Conc. (PPB)
3	1,1,1-TFT	3.367	171660.0	21531.8 ✓	10.00
13	Bromofluorobenzene	10.833	120632.0	15026.0 ✓	10.00
G1	GASOLINE (TOTAL)		248347.0	15352.4 ✓	20.00
G2	GRO (C6-C10)		193196.0	12418.6 ✓	20.00
G3	GRO (2MP-124TMB)		193196.0	12455.2 ✓	20.00
G4	GRO (C5-C12)		231819.0	15149.8 ✓	20.00

c:\ezchrom\chrom\ec03\ec03.019 -- Channel A



At
03/06/06

4037

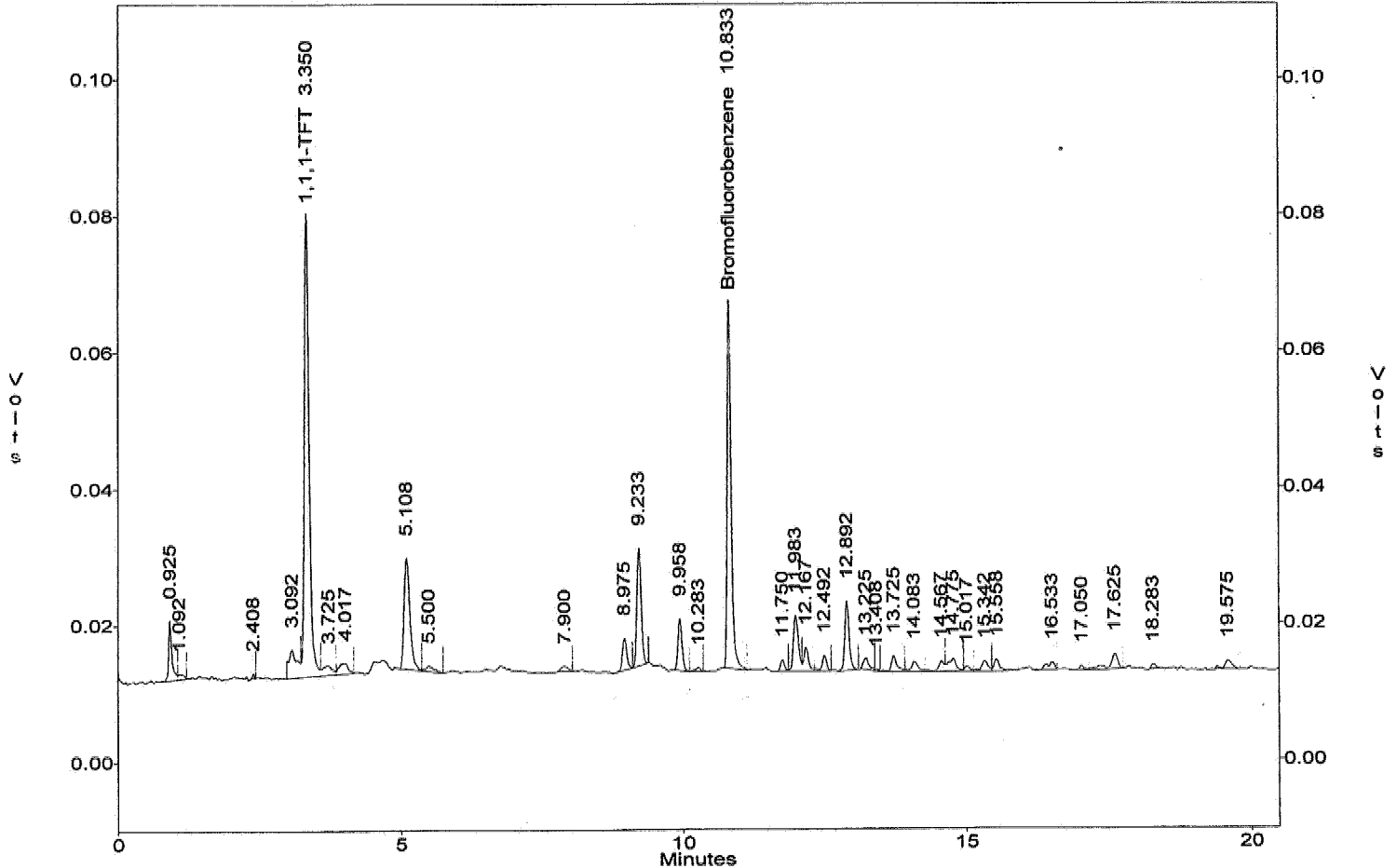
METHOD 8015 by FID
EMAX Analytical Laboratories, Inc.

File : c:\ezchrom\chrom\ec03\ec03.020 ✓
 Method : c:\ezchrom\methods\vg39c03.met ✓
 Sample ID : VG39C03-02 50/20
 Acquired : Mar 04, 2006 00:24:42 ✓
 Printed : Mar 06, 2006 12:14:41
 User : SERGIO

Channel A Results

#	Peak Name	Ret. Time (Min)	Area	Ave. CF	ESTD Conc. (PPB)
5	1,1,1-TFT	3.350	387603.0	21531.8	20.00
15	Bromofluorobenzene	10.833	262122.0	15026.0	20.00
G1	GASOLINE (TOTAL)		672683.0	15352.4	50.00
G2	GRO (C6-C10)		518064.0	12418.6	50.00
G3	GRO (2MP-124TMB)		518064.0	12455.2	50.00
G4	GRO (C5-C12)		660488.0	15149.8	50.00

c:\ezchrom\chrom\ec03\ec03.020 - Channel A



RS
03/06/06

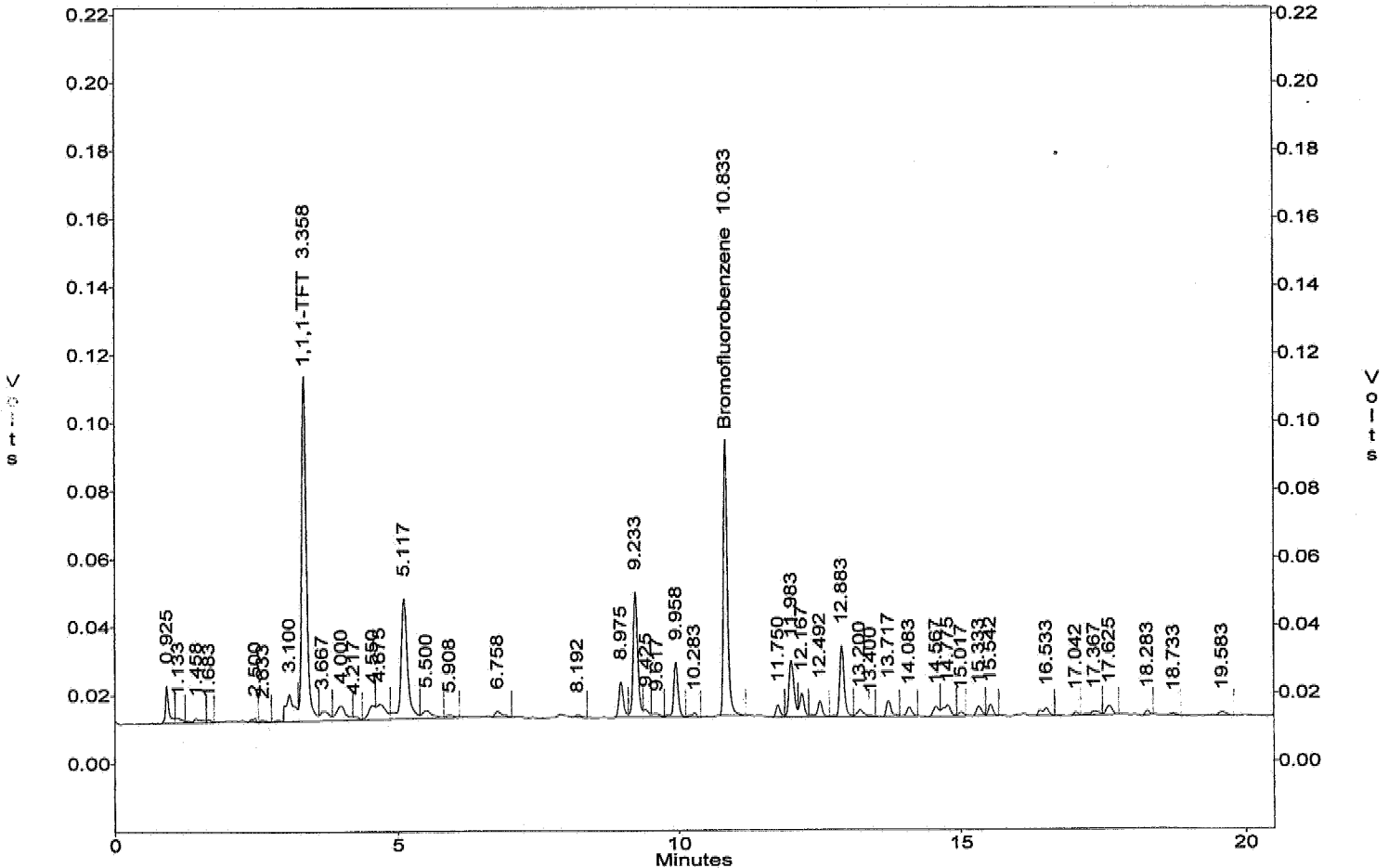
METHOD 8015 by FID
EMAX Analytical Laboratories, Inc.

File : c:\ezchrom\chrom\ec03\ec03.021 ✓
 Method : c:\ezchrom\methods\vg39c03.met
 Sample ID : VG39C03-03 100/30
 Acquired : Mar 04, 2006 01:02:51 ✓
 Printed : Mar 06, 2006 12:17:19
 User : SERGIO

Channel A Results

#	Peak Name	Ret.Time (Min)	Area	Ave. CF	ESTD Conc. (PPB)
8	1,1,1-TFT	3.358	576813.0	21531.8	30.00
25	Bromofluorobenzene	10.833	393242.0	15026.0	30.00
G1	GASOLINE (TOTAL)		1566460.0	15352.4	100.00
G2	GRO (C6-C10)		1300710.0	12418.6	100.00
G3	GRO (2MP-124TMB)		1314789.0	12455.2	100.00
G4	GRO (C5-C12)		1557478.0	15149.8	100.00

c:\ezchrom\chrom\ec03\ec03.021 -- Channel A



AS
03/06/04

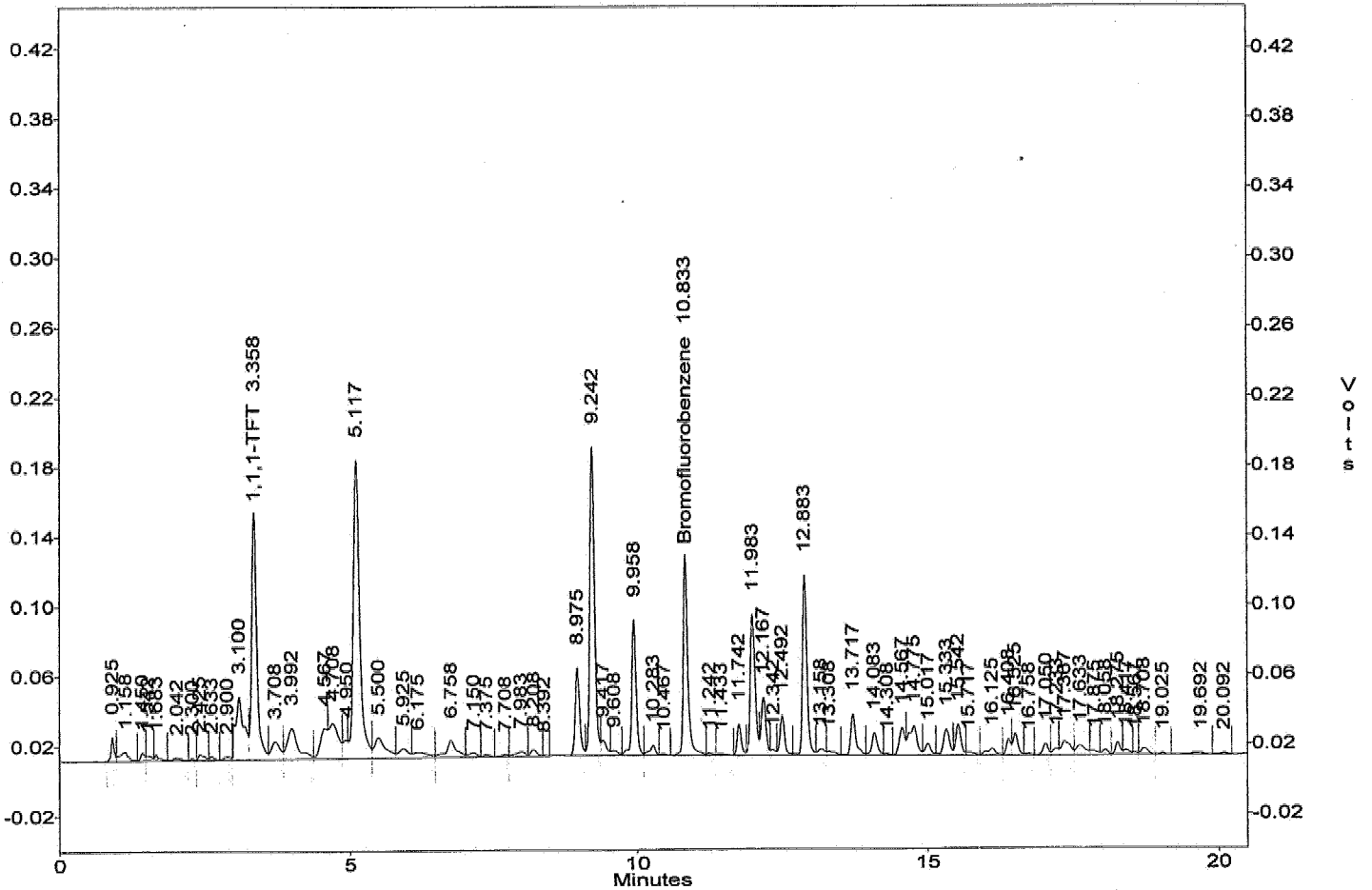
METHOD 8015 by FID
 EMAX Analytical Laboratories, Inc.

File : c:\ezchrom\chrom\ec03\ec03.022
 Method : c:\ezchrom\methods\vg39c03.met
 Sample ID : VG39C03-04 500/40
 Acquired : Mar 04, 2006 01:40:58
 Printed : Mar 06, 2006 12:18:47
 User : SERGIO

Channel A Results

#	Peak Name	Ret. Time (Min)	Area	Ave. CF	ESTD Conc. (PPB)
12	1,1,1-TFT	3.358	854497.0	21531.8	40.00
36	Bromofluorobenzene	10.833	595155.0	15026.0	40.00
G1	GASOLINE (TOTAL)		7888862.0	15352.4	500.00
G2	GRO (C6-C10)		6389639.0	12418.6	500.00
G3	GRO (2MP-124TMB)		6404459.0	12455.2	500.00
G4	GRO (C5-C12)		7853986.0	15149.8	500.00

c:\ezchrom\chrom\ec03\ec03.022 -- Channel A



03/06/06

4040

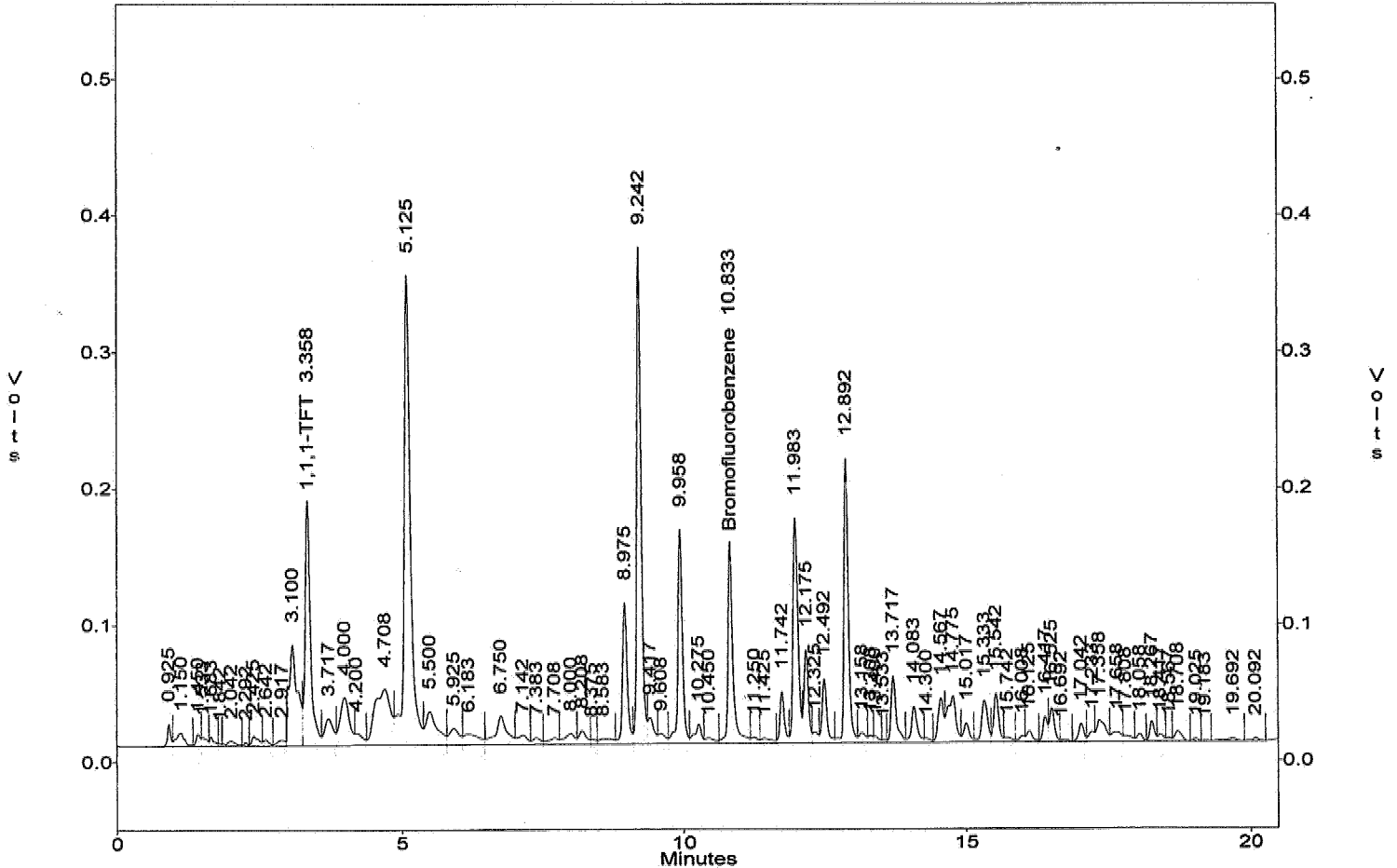
METHOD 8015 by FID
EMAX Analytical Laboratories, Inc.

File : c:\ezchrom\chrom\ec03\ec03.023
 Method : c:\ezchrom\methods\vg39c03.met
 Sample ID : VG39C03-05 1000/50
 Acquired : Mar 04, 2006 02:18:59
 Printed : Mar 06, 2006 12:20:22
 User : SERGIO

Channel A Results

#	Peak Name	Ret. Time (Min)	Area	Ave. CF	ESTD Conc. (PPB)
13	1,1,1-TFT	3.358	1163757.0	21531.8	50.00
37	Bromofluorobenzene	10.833	853904.0	15026.0	50.00
G1	GASOLINE (TOTAL)		16778924.0	15352.4	1000.00
G2	GRO (C6-C10)		13749773.0	12418.6	1000.00
G3	GRO (2MP-124TMB)		13776743.0	12455.2	1000.00
G4	GRO (C5-C12)		16712874.0	15149.8	1000.00

c:\ezchrom\chrom\ec03\ec03.023 -- Channel A



RT
03/06/06

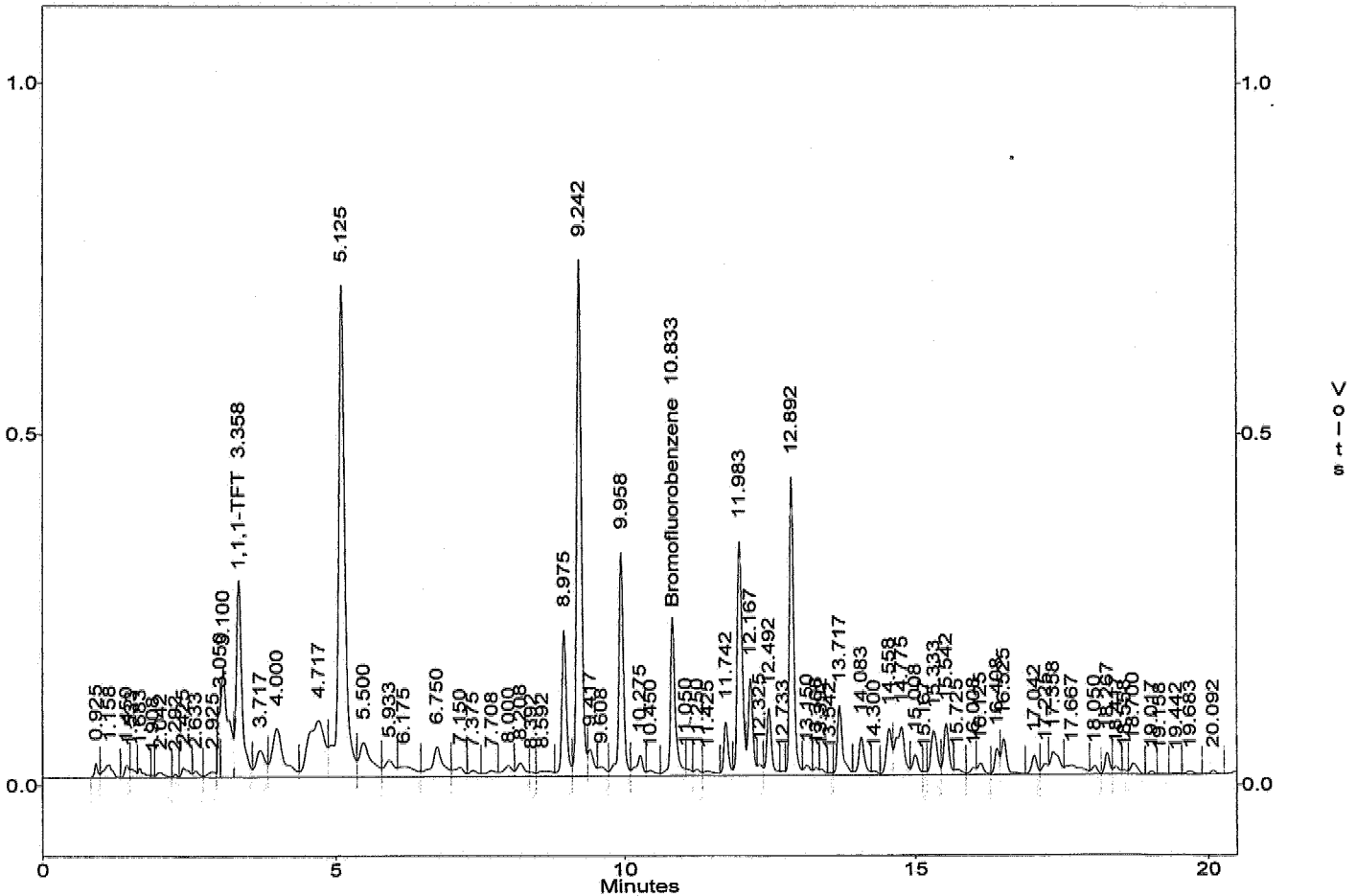
METHOD 8015 by FID
EMAX Analytical Laboratories, Inc.

File : c:\ezchrom\chrom\ec03\ec03.024
 Method : c:\ezchrom\methods\vg39c03.met
 Sample ID : VG39C03-06 2000/75
 Acquired : Mar 04, 2006 02:57:07
 Printed : Mar 06, 2006 12:21:39
 User : SERGIO

Channel A Results

#	Peak Name	Ret. Time (Min)	Area	Ave. CF	ESTD Conc. (PPB)
14	1,1,1-TFT	3.358	1845865.0	21531.8	75.00
37	Bromofluorobenzene	10.833	1298426.0	15026.0	75.00
G1	GASOLINE (TOTAL)		33415984.0	15352.4	2000.00
G2	GRO (C6-C10)		27390820.0	12418.6	2000.00
G3	GRO (2MP-124TMB)		27446880.0	12455.2	2000.00
G4	GRO (C5-C12)		33290400.0	15149.8	2000.00

c:\ezchrom\chrom\ec03\ec03.024 - Channel A



At 03/06/06

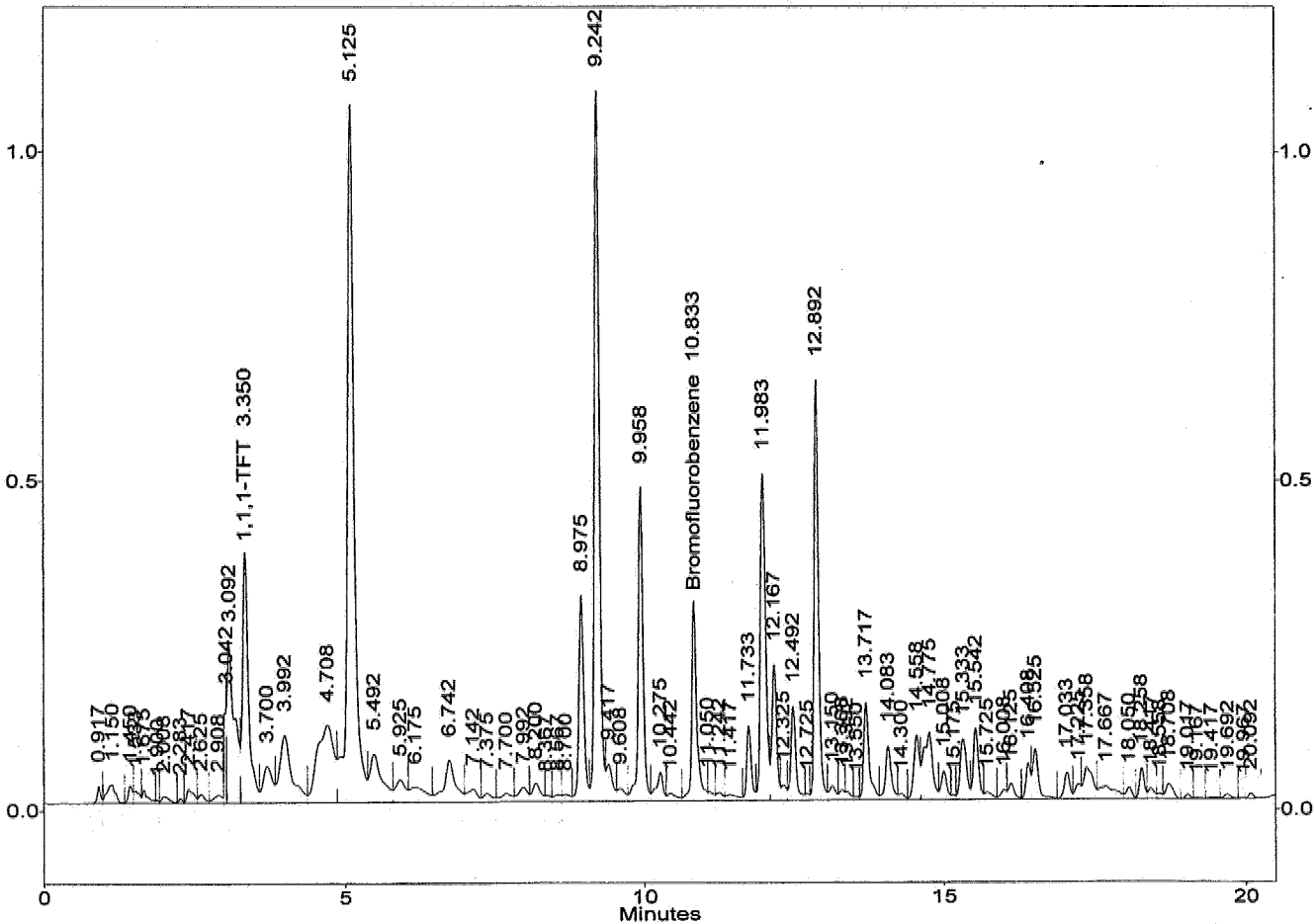
METHOD 8015 by FID
EMAX Analytical Laboratories, Inc.

File : c:\ezchrom\chrom\ec03\ec03.025
 Method : c:\ezchrom\methods\vg39c03.met
 Sample ID : VG39C03-07 3000/100
 Acquired : Mar 04, 2006 03:35:22
 Printed : Mar 06, 2006 12:22:07
 User : SERGIO

Channel A Results

#	Peak Name	Ret. Time (Min)	Area	Ave. CF	ESTD Conc. (PPB)
14	1,1,1-TFT	3.350	2570044.0	21531.8	100.00
38	Bromofluorobenzene	10.833	1763520.0	15026.0	100.00
G1	GASOLINE (TOTAL)		49999240.0	15352.4	3000.00
G2	GRO (C6-C10)		41032744.0	12418.6	3000.00
G3	GRO (2MP-124TMB)		41125540.0	12455.2	3000.00
G4	GRO (C5-C12)		49821432.0	15149.8	3000.00

c:\ezchrom\chrom\ec03\ec03.025 -- Channel A



At
03/06/06

CHON

SECOND SOURCE

INITIAL CALIBRATION VERIFICATION
5030B/M8015

Lab Name : EMAX
 Instrument ID : GCT39
 GC Column : DB-5
 Column size ID : 30MX.53MM
 Mid Conc Init LFID & Datetime: EC03022A 03/04/2006 01:40 ✓
 Conc Cont LFID & Datetime: EC03026A 03/04/2006 04:13 ✓
 CONC UNIT : ppb ✓

COMPOUND	RT MINUTES	RT WINDOW		TRUE CONC	AVERAGE CF	RESULT			QL	%D LIMITS
		FROM	TO			AREA	CONC	%D		
Gasoline(TOTAL)	0.000	0.000	0.000	500.0	15352.4	✓7188130	✓468.21	-6		15
GRO(C6-C10)	0.000	0.000	0.000	500.0	12418.6	✓5837213	✓470.04	-6		15
GRO(2MP-124TMB)	0.000	0.000	0.000	500.0	12455.2	✓5812679	✓466.69	-7		15
GRO(C5-C12)	0.000	0.000	0.000	500.0	15149.8	✓7136784	✓471.08	-6		15
SURROGATE	MINUTES	FROM	TO	TRUECON	CF	AREA	CONC	%D	QL	LIMITS
Bromofluorobenzene	10.833	10.771	10.895	40.0	15026.0	621377	41.35	3		15
1,1,1-Trifluorotoluene	3.358	3.257	3.459	40.0	21531.8	834546	38.76	-3		15

VG39C03.MET

AA
03/06/04

4045

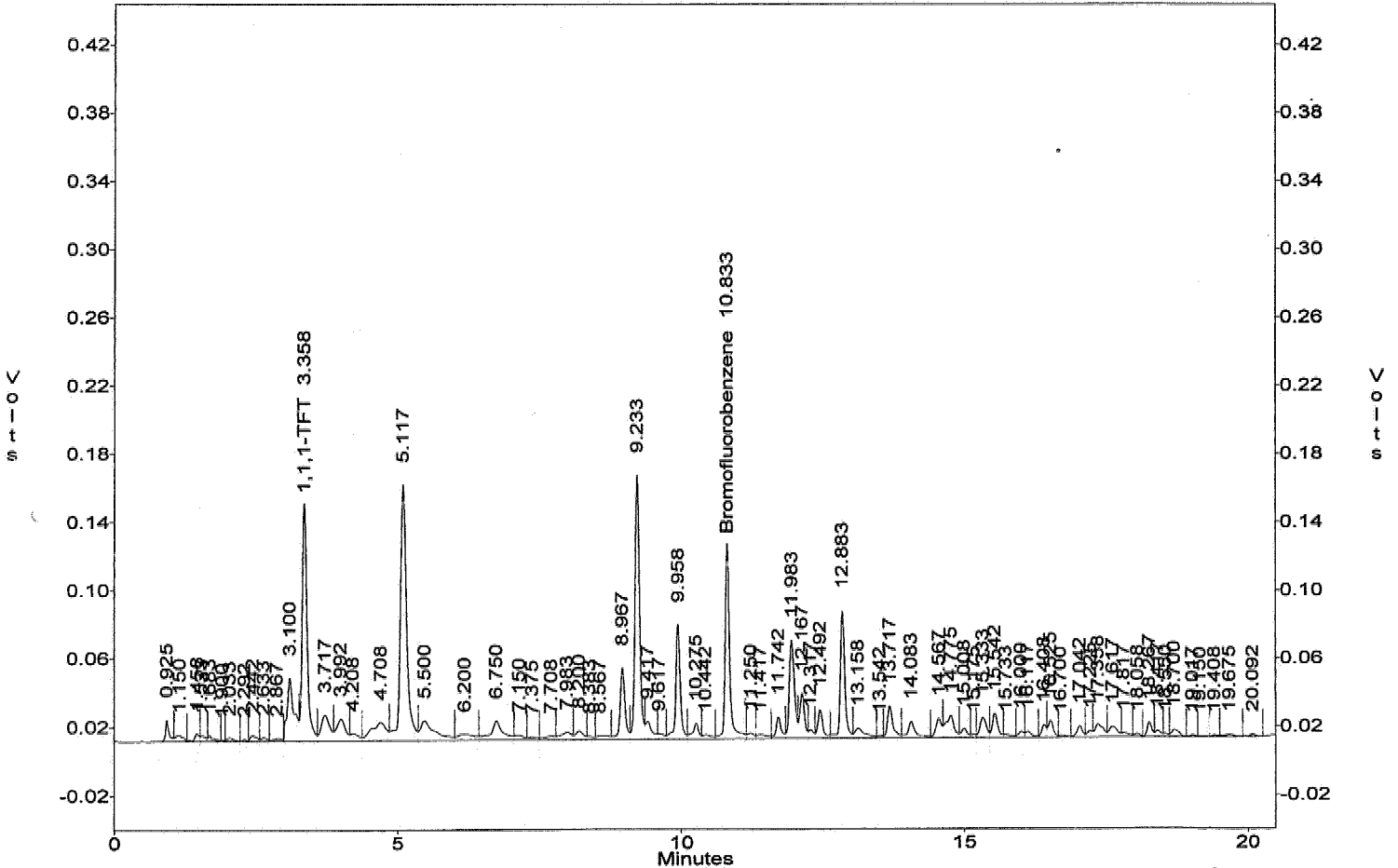
METHOD 8015 by FID
EMAX Analytical Laboratories, Inc.

File : c:\ezchrom\chrom\ec03\ec03.026
 Method : c:\ezchrom\methods\vg39c03.met ✓
 Sample ID : IVG39C0301 500/40
 Acquired : Mar 04, 2006 04:13:31
 Printed : Mar 06, 2006 12:24:44 ✓
 User : SERGIO

Channel A Results

#	Peak Name	Ret. Time (Min)	Area	Ave. CF	ESTD Conc. (PPB)
13	1,1,1-TFT	3.358	834546.0	21531.8	38.76
36	Bromofluorobenzene	10.833	621377.0	15026.0	41.35
G1	GASOLINE (TOTAL)		7188130.0	15352.4	468.21
G2	GRO (C6-C10)		5837213.0	12418.6	470.04
G3	GRO (2MP-124TMB)		5812679.0	12455.2	466.69
G4	GRO (C5-C12)		7136784.0	15149.8	471.08

c:\ezchrom\chrom\ec03\ec03.026 -- Channel A



DA
03/06/06

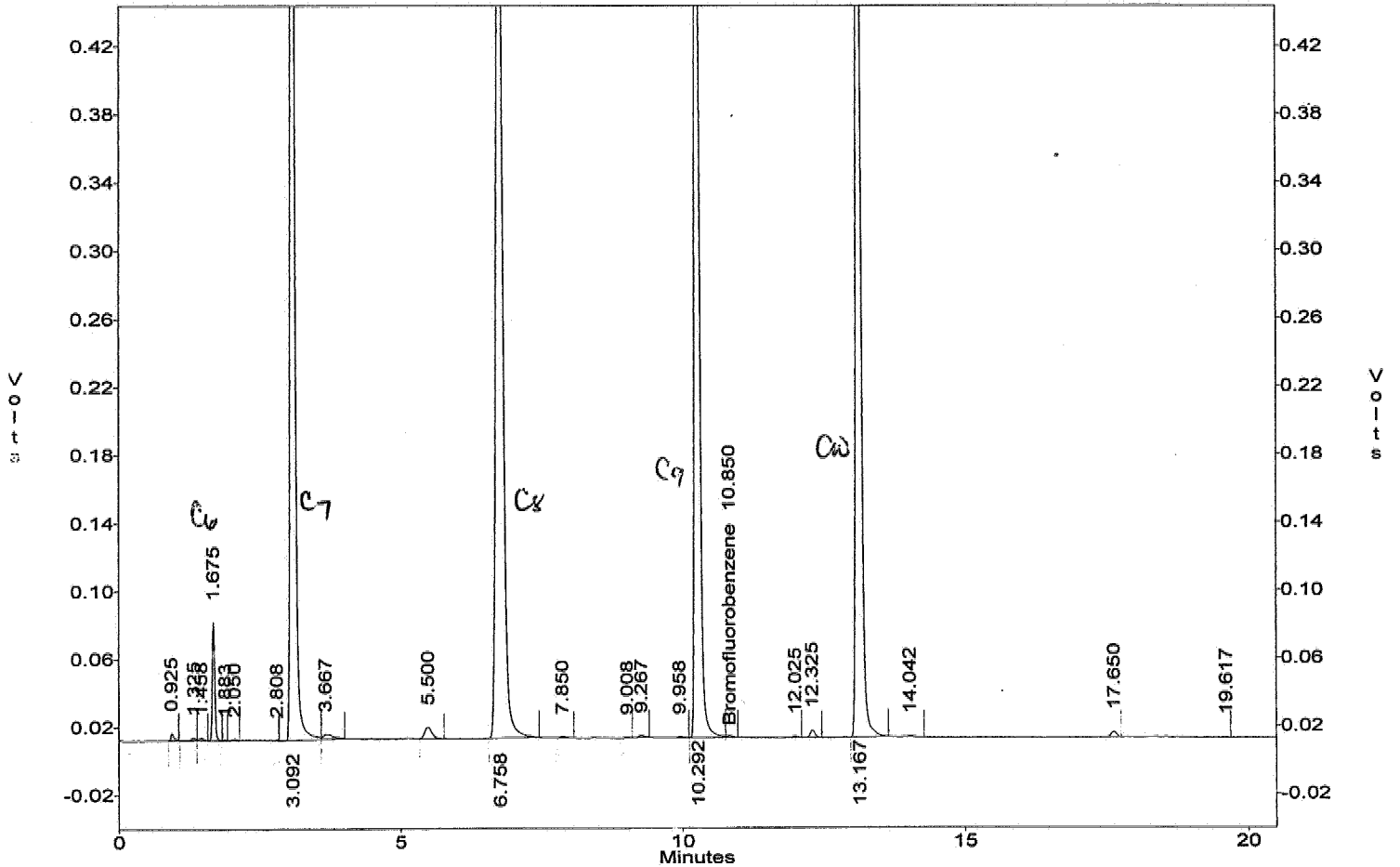
METHOD 8015 by FID
EMAX Analytical Laboratories, Inc.

File : c:\ezchrom\chrom\ec03\ec03.038
 Method : c:\ezchrom\methods\vg39c03.met
 Sample ID : GRO
 Acquired : Mar 04, 2006 11:51:49
 Printed : Mar 07, 2006 09:10:15
 User : MICHAEL

Channel A Results

#	Peak Name	Ret. Time (Min)	Area	Ave. CF	ESTD Conc. (PPB)
--	1,1,1-TFT	3.330	0.0	0.0	0.00
17	Bromofluorobenzene	10.850	7464.0	15026.0	0.50
G1	GASOLINE (TOTAL)		19320312.0	15352.4	1258.46
G2	GRO (C6-C10)		19276316.0	12418.6	1552.21
G3	GRO (2MP-124TMB)		14900208.0	12455.2	1196.30
G4	GRO (C5-C12)		19318510.0	15149.8	1275.17

c:\ezchrom\chrom\ec03\ec03.038 -- Channel A



DAILY CALIBRATION

CONTINUE CALIBRATION
5030B/M8015

Lab Name : EMAX
 Instrument ID : GCT39
 GC Column : DB-5
 Column size ID : 30MX.53MM
 Mid Conc Init LFID & Datetime: EC03022A 03/04/2006 01:40
 Conc Cont LFID & Datetime: EC13023A 03/14/2006 00:05
 CONC UNIT : ppb

COMPOUND	RT MINUTES	RT WINDOW		TRUE CONC	AVERAGE CF	RESULT		%D	QL	%D LIMITS
		FROM	TO			AREA	CONC			
Gasoline(TOTAL)	0.000	0.000	0.000	500.0	15352.4	7644687	497.95	-0		15
GRO(C6-C10)	0.000	0.000	0.000	500.0	12418.6	6312760	508.33	2		15
GRO(2MP-124TMB)	0.000	0.000	0.000	500.0	12455.2	6295174	505.42	1		15
GRO(C5-C12)	0.000	0.000	0.000	500.0	15149.8	7623643	503.22	1		15
SURROGATE	MINUTES	FROM	TO	TRUECON	CF	AREA	CONC	%D	QL	LIMITS
Bromofluorobenzene	10.817	10.755	10.879	40.0	15026.0	563771	37.52	-6		15
1,1,1-Trifluorotoluene	3.375	3.274	3.476	40.0	21531.8	796108	36.97	-8		15

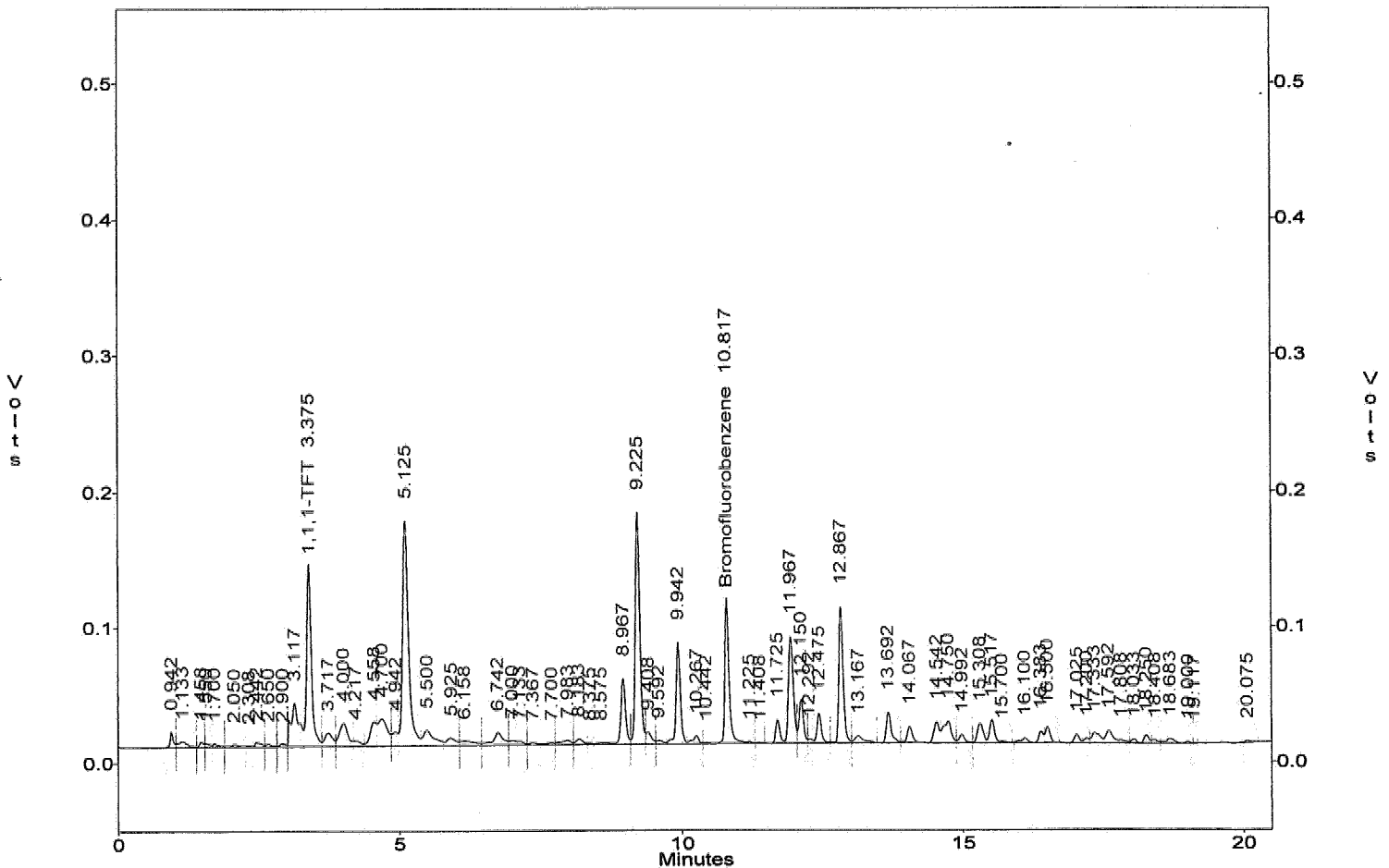
METHOD 8015 by FID
EMAX Analytical Laboratories, Inc.

File : c:\ezchrom\chrom\ec13\Ec13.023
 Method : c:\ezchrom\methods\Vg39c03.met
 Sample ID : CVG39C03759 500/40
 Acquired : Mar 14, 2006 00:05:41
 Printed : Mar 14, 2006 00:26:14
 User : MICHAEL

Channel A Results

#	Peak Name	Ret. Time (Min)	Area	Ave. CF	ESTD Conc. (PPB)
12	1,1,1-TFT	3.375	796108.0	21531.8	36.97
39	Bromofluorobenzene	10.817	563771.0	15026.0	37.52
G1	GASOLINE (TOTAL)		7644687.0	15352.4	497.95
G2	GRO (C6-C10)		6312760.0	12418.6	508.33
G3	GRO (2MP-124TMB)		6295174.0	12455.2	505.42
G4	GRO (C5-C12)		7623643.0	15149.8	503.22

c:\ezchrom\chrom\ec13\Ec13.023 -- Channel A



CONTINUE CALIBRATION
5030B/M8015

Lab Name : EMAX
 Instrument ID : GCT39
 GC Column : DB-5
 Column size ID : 30MX.53MM
 Mid Conc Init LFID & Datetime: EC03022A 03/04/2006 01:40
 Conc Cont LFID & Datetime: EC13036A 03/14/2006 08:20
 CONC UNIT : ppb

COMPOUND	RT	RT WINDOW		TRUE CONC	AVERAGE CF	RESULT		%D	QL	%D LIMITS
	MINUTES	FROM	TO			AREA	CONC			
Gasoline(TOTAL)	0.000	0.000	0.000	500.0	15352.4	7240864	471.64	-6		15
GRO(C6-C10)	0.000	0.000	0.000	500.0	12418.6	5982516	481.74	-4		15
GRO(2MP-124TMB)	0.000	0.000	0.000	500.0	12455.2	5969897	479.31	-4		15
GRO(C5-C12)	0.000	0.000	0.000	500.0	15149.8	7177108	473.74	-5		15
SURROGATE	MINUTES	FROM	TO	TRUECON	CF	AREA	CONC	%D	QL	LIMITS
Bromofluorobenzene	10.808	10.746	10.870	40.0	15026.0	532962	35.47	-11		15
1,1,1-Trifluorotoluene	3.333	3.232	3.434	40.0	21531.8	750670	34.86	-13		15

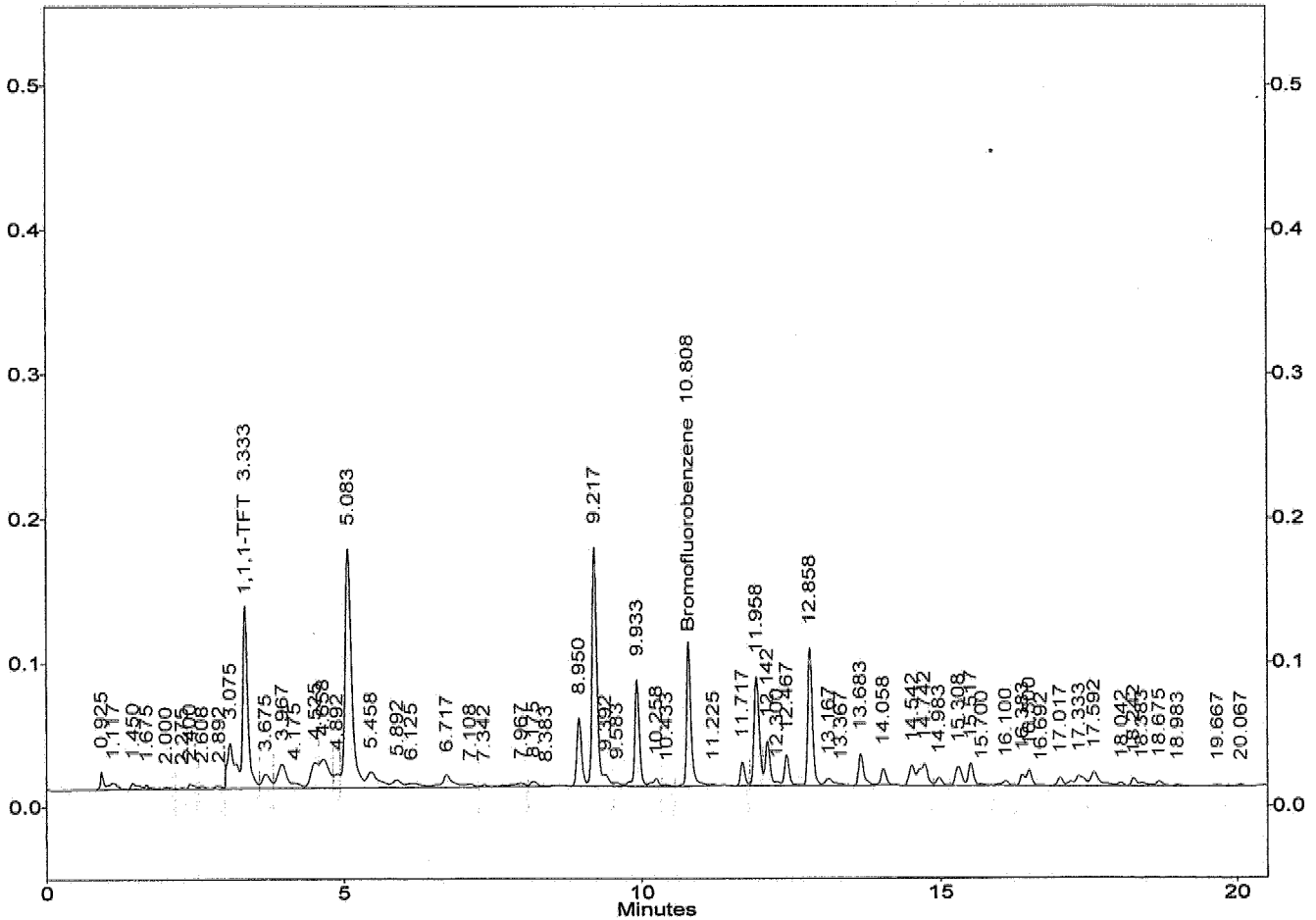
METHOD 8015 by FID
EMAX Analytical Laboratories, Inc.

File : c:\ezchrom\chrom\ec13\Ec13.036
 Method : c:\ezchrom\methods\Vg39c03.met
 Sample ID : CVG39C03761 500/40
 Acquired : Mar 14, 2006 08:20:25
 Printed : Mar 14, 2006 08:40:57
 User : MICHAEL

Channel A Results

#	Peak Name	Ret. Time (Min)	Area	Ave. CF	ESTD Conc. (PPB)
11	1,1,1-TFT	3.333	750670.0	21531.8	34.86
35	Bromofluorobenzene	10.808	532962.0	15026.0	35.47
G1	GASOLINE (TOTAL)		7240864.0	15352.4	471.64
G2	GRO (C6-C10)		5982516.0	12418.6	481.74
G3	GRO (2MP-124TMB)		5969897.0	12455.2	479.31
G4	GRO (C5-C12)		7177108.0	15149.8	473.74

c:\ezchrom\chrom\ec13\Ec13.036 -- Channel A



CONTINUE CALIBRATION
5030B/M8015

Lab Name : EMAX
 Instrument ID : GCT39
 GC Column : DB-5
 Column size ID : 30MX.53MM
 Mid Conc Init LFID & Datetime: EC03022A 03/04/2006 01:40
 Conc Cont LFID & Datetime: EC13048A 03/14/2006 16:40
 CONC UNIT : ppb

COMPOUND	RT MINUTES	RT WINDOW		TRUE CONC	AVERAGE CF	RESULT		%D	QL	%D LIMITS
		FROM	TO			AREA	CONC			
Gasoline(TOTAL)	0.000	0.000	0.000	500.0	15352.4	8602243	560.32	12		15
GRO(C6-C10)	0.000	0.000	0.000	500.0	12418.6	6970054	561.26	12		15
GRO(2MP-124TMB)	0.000	0.000	0.000	500.0	12455.2	7022253	563.80	13		15
GRO(C5-C12)	0.000	0.000	0.000	500.0	15149.8	8496189	560.81	12		15
SURROGATE	MINUTES	FROM	TO	TRUECON	CF	AREA	CONC	%D	QL	LIMITS
Bromofluorobenzene	10.817	10.755	10.879	40.0	15026.0	652587	43.43	9		15
1,1,1-Trifluorotoluene	3.350	3.249	3.451	40.0	21531.8	881070	40.92	2		15

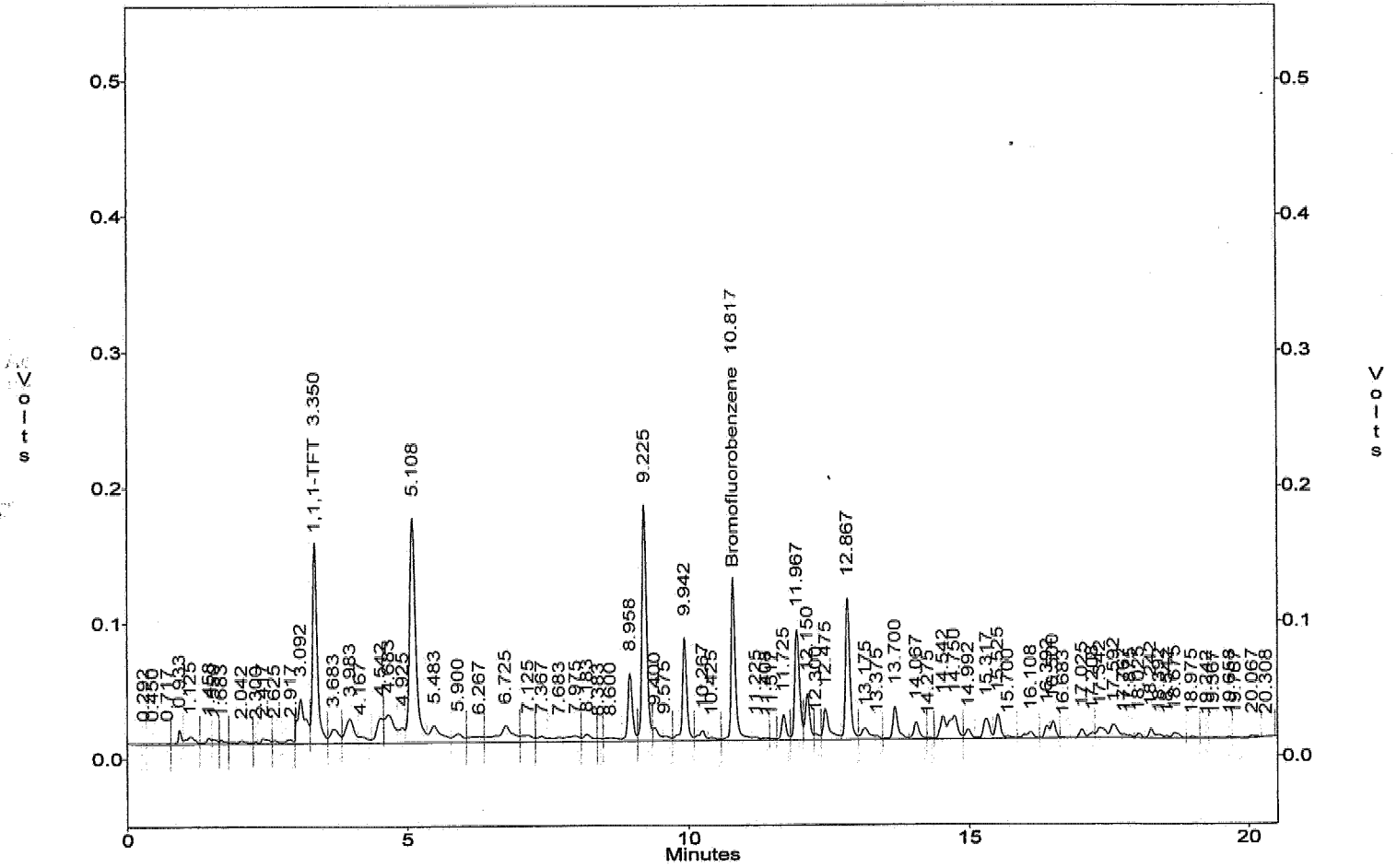
METHOD 8015 by FID
EMAX Analytical Laboratories, Inc.

File : c:\ezchrom\chrom\ec13\Ec13.048
 Method : c:\ezchrom\methods\Vg39c03.met
 Sample ID : CVG39C03762 500/40
 Acquired : Mar 14, 2006 16:40:25
 Printed : Mar 14, 2006 17:00:57
 User : MICHAEL

Channel A Results

#	Peak Name	Ret. Time (Min)	Area	Ave. CF	ESTD Conc. (PPB)
15	1,1,1-TFT	3.350	881070.0	21531.8	40.92
41	Bromofluorobenzene	10.817	652587.0	15026.0	43.43
G1	GASOLINE (TOTAL)		8602243.0	15352.4	560.32
G2	GRO (C6-C10)		6970054.0	12418.6	561.26
G3	GRO (2MP-124TMB)		7022253.0	12455.2	563.80
G4	GRO (C5-C12)		8496189.0	15149.8	560.81

c:\ezchrom\chrom\ec13\Ec13.048 -- Channel A



ANALYTICAL LOGS

ANALYSIS RUN LOG FOR NONHALOGENATED VOLATILES

SOP: EMAX-5030B Rev. No. 1 EMAX-BTEXM Rev. No. 1 EMAX-9015G Rev. No. 1 Book # A39-024

Starting Date: 3/13/06 Time: 10:03 Ending Date: 3/14/06 Time: 04:32

Sample Prep. ID	Data File Name	Lab Sample ID	Sample Amount	Purge Volume	pH	Matrix	Notes	Instrument No:	Initial Calibration Reference
*01	EC13.001	1B39C757	5.0ml	5.0ml	N/A				FID Channel A
*02	-002	CVG39C03757	101/101			W	500/40 GMS		11639C023
*03	-003	VA39C06 B	5.0ml						3/03/06
*04	.004	L	50/101						
*05	.005-006	C							
*06	-006-007	06 C080-01	5.0ml		22				
*07	.007-008	-01M							
*08	-008-009	-01S							
*09	.009-010	-03							
*10	.010-011	-05							
*11	.011-012	-09							
*12	.012-013	CVG39C03758	101/101		N/A		500/40 GAS		
*13	.013-014	06 C080-16	5.0ml		22	W	RR saturated Peak		
*14	.014-015	RINSE							
*15	.015-016	06 C080-20							
*16	.016-017	-21					RR over range		
*17	.017-018	-23					RR over range		
*18	.018-019	06 C098-12					RR over range, saturated Peak		
*19	.019-020	06 C091-11					RR possible carryover		
*20	.020-021	06 C096-01							
*21	.021-022	06 C090-12 I	100 ul				RR too dilute, evaluate		
*22	.022-023	RINSE	5.0ml		N/A				
*23	.023-024	CVG39C03759	101/101				500/40 GMS		
*24	.024-025	CVG39C03760							
*25	.025-026	VMC0089 SB	100 ul			S			
*26	.026-027	SC-3/14/06 L	50ul						
*27	.027-028	C							
*28	.028-029	06 C081-01							
*29	.029	-02							
*30	.030	-03							

ANALYTICAL BATCH + VA39C06 + VMC0086

Comments:

Analyzed By: SC
 Disposed on: 3/14/06 By: SC

ANALYSIS RUN LOG FOR NONHALOGENATED VOLATILES

SOP: EMAX-5030B Rev. No. 1 EMAX-BTEXM Rev. No. 1 EMAX-8015G Rev. No. 1 SC 3/06/04
 Starting Date: 3/03/06 Time: 23:07 Ending Date: 3/03/06 3/04/06 Time: 22:29 3/06/04 Book # A39-024

Sample Prep. ID	Data File Name	Lab Sample ID	Sample Amount	Purge Volume	pH	Matrix	Notes	Instrument No:	Initial Calibration Reference
*01	EC03-018	VB39C735	5.0ml	5.0ml	4/4	W		39	FID Channel A PID Channel B
*02	-019	VG39C03-01	0.04ml/1.0ml				20/10		Method File VG39C03
*03	-020	-02	1.0ml/2.0ml				50/20		Date 3/03/06
*04	-021	-03	2.0ml/3.0ml				100/30		ICAL ID VG39C03-GAS
*05	-022	-04	1.0ml/4.0ml				500/40		ICV ID VG39C03-01/02 GAS
*06	-023	-05	2.0ml/5.0ml				1000/50		Std. ID
*07	-024	-06	4.0ml/7.5ml				2000/75		DCC GAS SV2A-04-5B
*08	-025	-07	6.0ml/10.0ml				3000/100		DCC BTEX SV2C-04-30-3
*09	-026	VG39C03-01	5.0ml/4.0ml				500/40		FBF/TFT SV2C-04-31-3
*10	-027	VG39C03-02	1.0ml/5.0ml				1000/50		LCS/LCSD MS/MSD SV2A-04-67
*11	-028	VB39C736	5.0ml				500/40		Solvent ID
*12	-029	VA39C03-01	0.05ml				1000/50		Methanol
*13	-030	-02	1.0ml				500/40		Electronic Data Archival
*14	-031	-03	5.0ml				1000/50		Location
*15	-032	-04	2.0ml				500/40		Date
*16	-033	-05	4.0ml				1000/50		EZC-3-BTEX
*17	-034	-06	7.5ml				2000/75		
*18	-035	-07	10.0ml				3000/100		
*19	-036	VA39C0303	2.0ml				500/40		
*20	-037	VA39C0304	4.0ml				1000/50		
*21	-038	GR0	5.0ml				2000/75		
*22	-039	2HP/112.4-7MB	1.0ml/5.0ml				3000/100		
*23	-040	PENTANE/METHANOL	3.0ml/5.0ml				500/40		
*24	-041	DR0	5.0ml				1000/50		
*25							2000/75		
*26							3000/100		
*27							500/40		
*28							1000/50		
*29							2000/75		
*30							3000/100		

ANALYTICAL BATCH # N/A

Comments:

Analyzed By: SC
 Disposed on: 3/06/06 By: SC

ANALYSIS RUN LOG FOR NONHALOGENATED VOLATILES

SOP: EMAX-5030B Rev. No. 1 EMAX-BTEXM Rev. No. 1 EMAX-8015G Rev. No. 1

Starting Date: 3/14/06 Time: 05:10 Ending Date: 3/15/06 Time: 00:19 Book # A39-024

Sample Prep. ID	Data File Name	Lab Sample ID	Sample Amount	Purge Volume	pH	Matrix	Notes	Instrument No:	Initial Calibration Reference
*01	EC13.031	06C081-06	100ul	5.0ml	N/A	S		39	FID Channel A
*02	-032	-08							Method File
*03	-033	-08M							VG39C03
*04	-034	-08S							Date
*05	-035	-10							3/03/06
*06	-036	CVG39C03761	1ul/1ul				500/40 GAS		ICAL ID
*07	-037	1B39C762	5.0ml						ICV ID
*08	-038	VA39C07B	5.0ml			W			Std. ID
*09	-039	L	5.0ml/ul						Conc.(mg/L)
*10	-040	C							DOC GAS
*11	-041	06C081-11R	5.0ml						DOC BTEX
*12	-042	06C098-12T	5.0ml		<2				BFB/TFT
*13	-043	06C080-16T	5.0ml				DF=100		LCS/LCSD
*14	-044	-21T	.5ml				DF=10		MS/MSD
*15	-045	-23T	.5ml				DF=10		Solvent
*16	-046	06C090-12T	1ml				DF=5		Methanol
*17	-047	RINSE	5.0ml				DF=5		Electronic Data Archival
*18	-048	CVG39C03762	1ul/1ul				SC Confirmation only 3/15/06		Location
*19	-049	06C090-12I	.5ml		<2		500/40 GAS		EZC-3-BTEX
*20	-050	RINSE	5.0ml			W	DF=10		Date
*21	-051	06C073-01					SC Confirmation only 3/15/06		
*22	-052	-02							
*23	-053	RINSE							
*24	-054	06C107-29							
*25	-055	06C115-14							
*26	-056	VMC008SB	100ul			S			
*27	-057	L	5ul/ul						
*28	-058	C							
*29	-059	CVG39C03763	1ul/1ul				500/40 GAS		
*30	-060	CVG39C03764	1ul/1ul				500/40 GAS		

Comments:
 A Sample with very strong odor and amber colored

Analyzed By: SC
 Disposed on: 3/15/06 By: SC

ANALYTICAL BATCH * VMC008S ** VA39C07 ***

EXTRACTION LOGS

EXTRACTION LOG FOR NONHALOGENATED VOLATILES

Book #: E39-012

SOP □ EMAX-5035 Rev.#: 1 □ EMAX-8015G Rev.#: 1 □ EMAX-BTEXM Rev.#: 1 □

Time: 14:00

3/13/06

End Date:

Time: 13:30

3/13/06

Start Date:

Data File Name	Lab Sample ID	W ₁ (g)	W _i (g)	W _s (g)	DF	Notes	Standards / Reagents	ID / Lot#	Amount Added (ml)	Conc. (mg/L)
* 1	VMC009SB	28.7	33.7	5.0	1		Surrogate			
* 2	L	28.9	33.9	5.0	1		LCS/MS			
* 3	C	28.8	33.8	5.0	1		Methanol	lot # 45270	5.0ml	N/A
* 4	06C081-01	29.5	34.9	5.4	0.93		Silica Sand	SUM-03-133		↓
* 5	-02	29.2	34.6	5.4	0.93					
* 6	-03	29.0	33.7	4.7	1.1					
* 7	-06	29.1	33.7	4.6	1.1	Pre-weighed				
* 8	-08	29.3	34.1	4.8	1	errors				
* 9	-08M	29.1	33.5	4.4	1.1					
* 0	-08S	29.2	33.4	4.2	1.2					
* 1	-10	29.0	34.8	5.8	0.86					
* 2										
* 3										
* 4										
* 5										
* 6										
* 7										
* 8										
* 9										
* 0										
* 1										
* 2										
* 3										
* 4										

W₁ = Weight of Vial+Solvent

W_i = Weight of Vial+Solvent+Sample

W_s = Weight of Sample

Comments:

Samples were received preserved with methanol, surrogate will be added during analysis.

Prepared By: SC

Standard Added By:

Checked By: AS

Extract Location: V006

Disposed on: By:

PREPARATION BATCH# VMC009S

LABORATORY REPORT FOR

ENSR

UPGRADIENT INVESTIGATION, TRONOX

METHOD 3520C/3550B/8015B
TOTAL PETROLEUM HYDROCARBONS BY EXTRACTION

SDG#: 06C081

CASE NARRATIVE

CLIENT: ENSR
PROJECT: UPGRADIENT INVESTIGATION, TRONOX
SDG: 06C081

METHOD 3520C/3550B/8015B TOTAL PETROLEUM HYDROCARBONS BY EXTRACTION

One (1) water sample and six (6) soil samples were received on 03/09/06 for Total Petroleum Hydrocarbons by Extraction analysis by Method 3520C/3550B/8015B in accordance with SW846, 3rd edition.

1. Holding Time

Analytical holding time was met. For the water sample, extraction was performed on 03/14/06 and completed on 03/15/06. For the soil samples, extraction was performed and completed on 03/16/06.

2. Calibration

Initial calibration was seven points for Diesel and Motor Oil. %RSDs were within 20%. Continuing calibrations were carried out at every 12-hour interval and all recoveries were within 85-115%.

3. Method Blank

Method blanks were free of contamination at the reporting limit.

4. Surrogate Recovery

All recoveries were within QC limits.

5. Lab Control Sample/Lab Control Sample Duplicate

All recoveries were within QC limits.

6. Matrix Spike/Matrix Spike Duplicate

Sample C081-08 was spiked. Recoveries were within QC limits.

7. Sample Analysis

Samples were analyzed according to the prescribed QC procedures. All criteria were met. Sample results were quantitated from C10 to C28 using Diesel (C10-C28) calibration factor and from C28 to C38 using Motor Oil calibration factor.

LAB CHRONICLE
TOTAL PETROLEUM HYDROCARBONS BY EXTRACTION

Client : ENSR
 Project : UPGRADE INVESTIGATION, TRONOX
 SDG NO. : 06C081
 Instrument ID : GCT050

Client Sample ID	Laboratory Sample ID	Dilution Factor	% Moist	Analysis Date/Time	Extraction Date/Time	Sample Data FN	Calibration Data FN	Prep. Batch	Notes
MBLK1S	DSC013SB	1	NA	03/17/0611:31	03/16/0614:15	TC16034A	TC16027A	DSC013S	Method Blank
LCS1S	DSC013SL	1	NA	03/17/0610:48	03/16/0614:15	TC16033A	TC16027A	DSC013S	Lab Control Sample (LCS)
M118-0.5	C081-01	1	5.4	03/17/0612:13	03/16/0614:15	TC16035A	TC16027A	DSC013S	Field Sample
M118-5	C081-02	1	7.7	03/17/0613:37	03/16/0614:15	TC16037A	TC16027A	DSC013S	Field Sample
M118-10	C081-03	1	13.7	03/17/0614:19	03/16/0614:15	TC16038A	TC16027A	DSC013S	Field Sample
M118-30	C081-06	1	12.0	03/17/0617:26	03/16/0614:15	TC16042A	TC16040A	DSC013S	Field Sample
M118-50	C081-08	1	17.7	03/17/0618:09	03/16/0614:15	TC16043A	TC16040A	DSC013S	Field Sample
M118-80	C081-10	1	14.7	03/17/0620:15	03/16/0614:15	TC16046A	TC16040A	DSC013S	Field Sample
M118-50MS	C081-08M	1	17.7	03/17/0618:51	03/16/0614:15	TC16044A	TC16040A	DSC013S	Matrix Spike Sample (MS)
M118-50MSD	C081-08S	1	17.7	03/17/0619:33	03/16/0614:15	TC16045A	TC16040A	DSC013S	MS Duplicate (MSD)

Client Sample ID	Laboratory Sample ID	Dilution Factor	% Moist	Analysis Date/Time	Extraction Date/Time	Sample Data FN	Calibration Data FN	Prep. Batch	Notes
MBLK1W	DSC009WB	1	NA	03/15/0614:21	03/14/0615:30	TC15005A	TC15002A	DSC009W	Method Blank
LCS1W	DSC009WL	1	NA	03/15/0615:03	03/14/0615:30	TC15006A	TC15002A	DSC009W	Lab Control Sample (LCS)
LCD1W	DSC009WC	1	NA	03/15/0615:45	03/14/0615:30	TC15007A	TC15002A	DSC009W	LCS Duplicate
FB-1	C081-11	.94	NA	03/16/0605:01	03/14/0615:30	TC15026A	TC15015A	DSC009W	Field Sample

FN - Filename
 % Moist - Percent Moisture

SAMPLE RESULTS

METHOD 3550B/8015B
TOTAL PETROLEUM HYDROCARBONS BY EXTRACTION

```

=====
Client      : ENSR                      Date Collected: 03/08/06
Project    : UPGRADIENT INVESTIGATION, TRONOX Date Received: 03/09/06
Batch No.  : 06C081                    Date Extracted: 03/16/06 14:15
Sample ID  : M118-0.5                   Date Analyzed: 03/17/06 12:13
Lab Samp ID: C081-01                    Dilution Factor: 1
Lab File ID: TC16035A                   Matrix          : SOIL
Ext Btch ID: DSC013S                    % Moisture      : 5.4
Calib. Ref.: TC16027A                    Instrument ID   : GCT050
=====

```

PARAMETERS	RESULTS (mg/kg)	RL (mg/kg)	MDL (mg/kg)
DRO	ND	11	5.3
ORO	ND	11	5.3

SURROGATE PARAMETERS	% RECOVERY	QC LIMIT
BROMOBENZENE	75	54-165
HEXACOSANE	108	54-176

RL : Reporting Limit
Parameter H-C Range
DRO C10-C28
ORO C28-C38

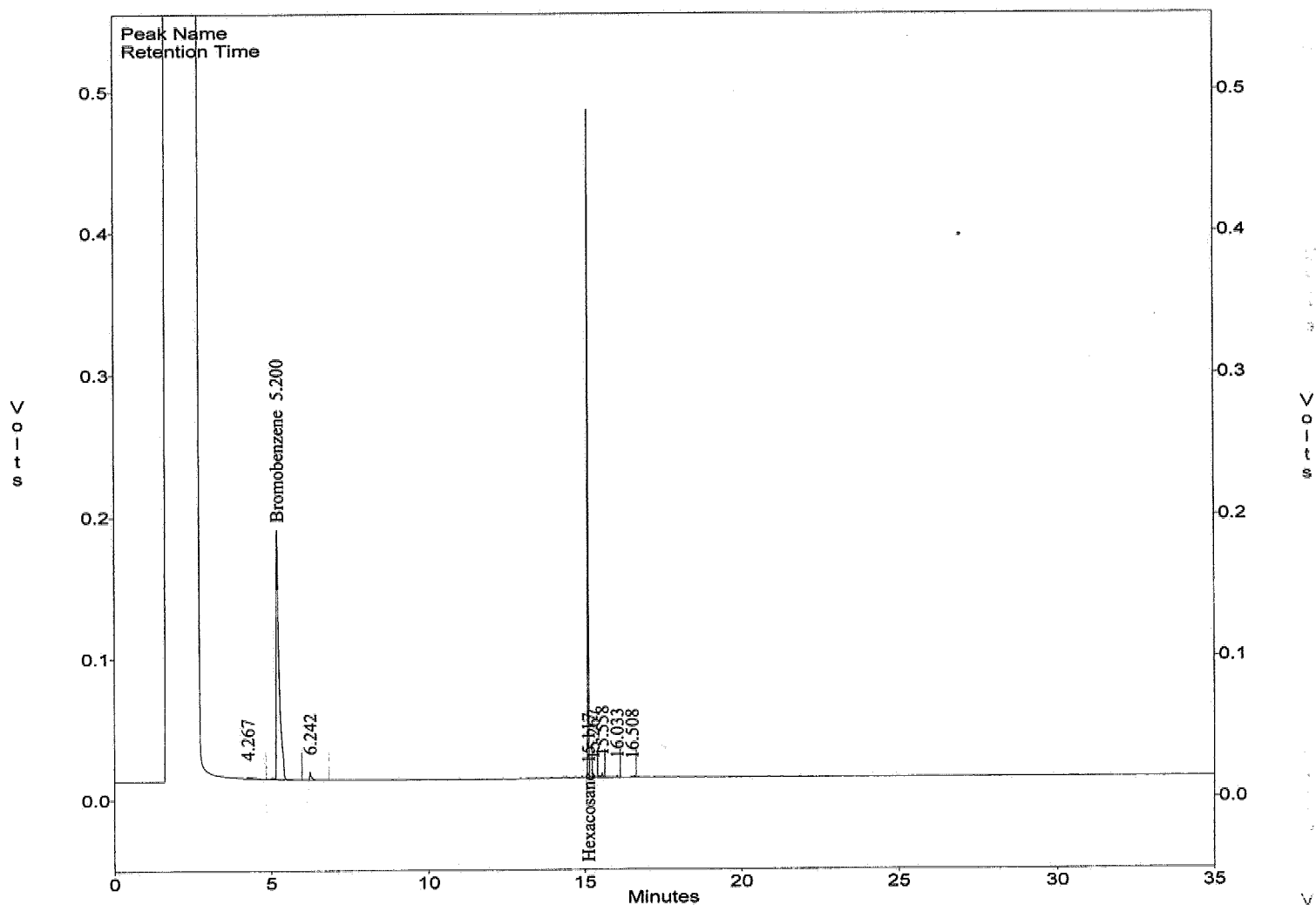
METHOD 8015 by GC/FID
EMAX Analytical Laboratories, Inc.

File : c:\ezchrom\chrom\tc16\tc16.035
Method : c:\ezchrom\methods\ds50a31.met
Sample ID : 06C081-01
Acquired : Mar 17, 2006 12:13:02
Printed : Mar 20, 2006 11:15:53
User : JANE

Channel A Results

#	Peak Name	Ret.Time (Min)	Area	Ave. CF	ESTD Conc. (ppm)
2	Bromobenzene	5.200	1069433	14214.3	75.2
4	Hexacosane	15.117	780022	28984.5	26.9
G1	Diesel (TOTAL)		53797	26500.7	2.0
G2	Diesel (C10-C24)		23608	26460.6	0.9
G3	Diesel (C10-C28)		31821	26478.8	1.2

c:\ezchrom\chrom\tc16\tc16.035 -- Channel A



METHOD 3550B/8015B
TOTAL PETROLEUM HYDROCARBONS BY EXTRACTION

```

=====
Client      : ENSR                      Date Collected: 03/08/06
Project    : UPGRADIENT INVESTIGATION, TRONOX Date Received: 03/09/06
Batch No.  : 06C081                    Date Extracted: 03/16/06 14:15
Sample ID  : M118-5                     Date Analyzed: 03/17/06 13:37
Lab Samp ID: C081-02                    Dilution Factor: 1
Lab File ID: TC16037A                   Matrix          : SOIL
Ext Btch ID: DSC013S                     % Moisture      : 7.7
Calib. Ref.: TC16027A                    Instrument ID   : GCT050
=====

```

PARAMETERS	RESULTS (mg/kg)	RL (mg/kg)	MDL (mg/kg)
DRO	ND	11	5.4
ORO	ND	11	5.4

SURROGATE PARAMETERS	% RECOVERY	QC LIMIT
BROMOBENZENE	78	54-165
HEXACOSANE	111	54-176

RL : Reporting Limit
Parameter H-C Range
DRO C10-C28
ORO C28-C38

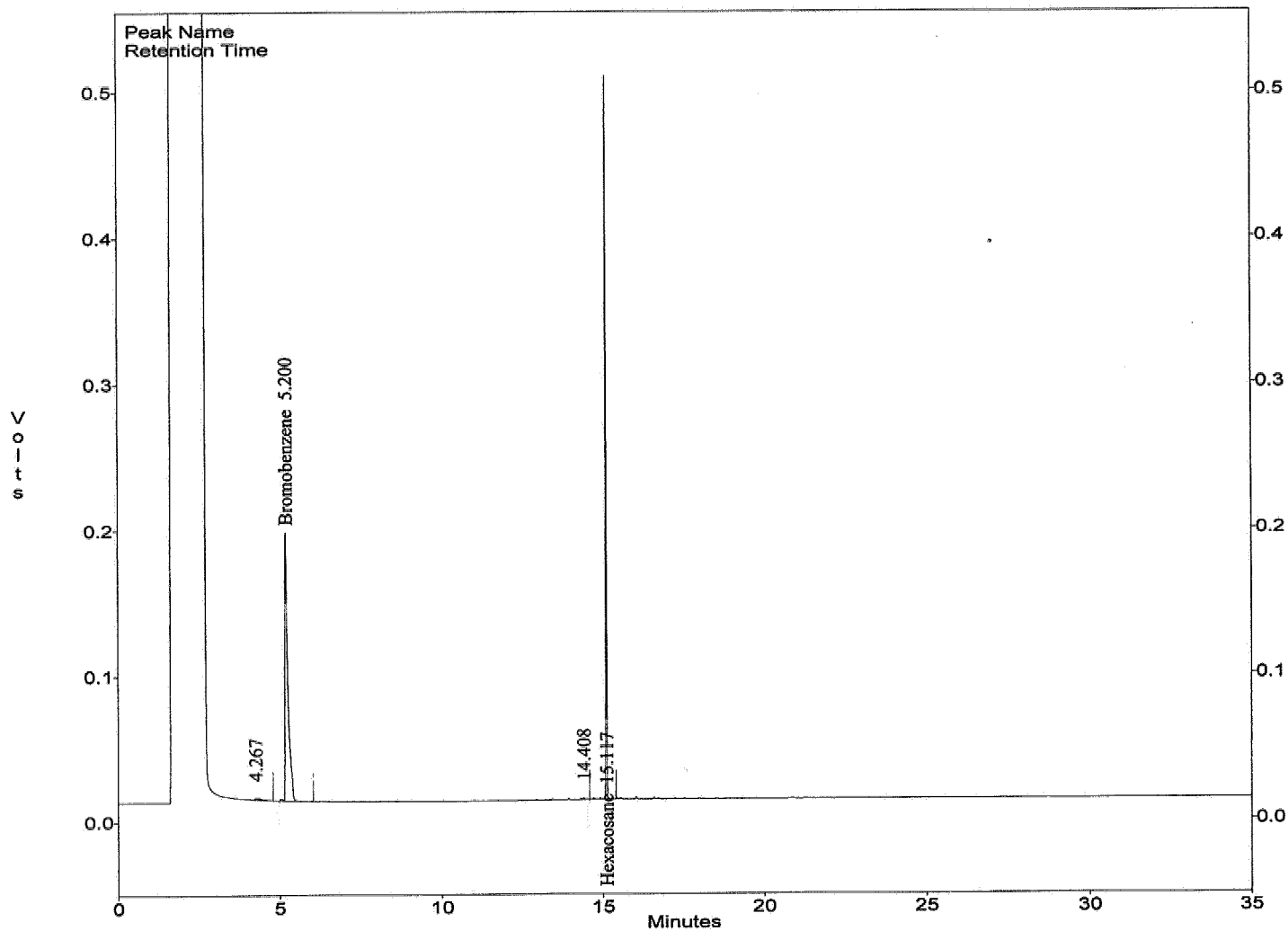
METHOD 8015 by GC/FID
EMAX Analytical Laboratories, Inc.

File : c:\ezchrom\chrom\tc16\Tc16.037
Method : c:\ezchrom\methods\Ds50a31.met
Sample ID : 06C081-02
Acquired : Mar 17, 2006 13:37:10
Printed : Mar 17, 2006 14:12:11
User : JANE

Channel A Results

#	Peak Name	Ret.Time (Min)	Area	Ave. CF	ESTD Conc. (ppm)
2	Bromobenzene	5.200	1102772	14214.3	77.6
4	Hexacosane	15.117	805235	28984.5	27.8
G1	Diesel (TOTAL)		24807	26500.7	0.9
G2	Diesel (C10-C24)		5756	26460.6	0.2
G3	Diesel (C10-C28)		5756	26478.8	0.2

c:\ezchrom\chrom\tc16\Tc16.037 -- Channel A



METHOD 3550B/8015B
TOTAL PETROLEUM HYDROCARBONS BY EXTRACTION

```

=====
Client      : ENSR                      Date Collected: 03/08/06
Project    : UPGRADIENT INVESTIGATION, TRONOX Date Received: 03/09/06
Batch No.  : 06C081                    Date Extracted: 03/16/06 14:15
Sample ID  : M118-10                    Date Analyzed: 03/17/06 14:19
Lab Samp ID: C081-03                    Dilution Factor: 1
Lab File ID: TC16038A                  Matrix       : SOIL
Ext Btch ID: DSC013S                  % Moisture   : 13.7 ✓
Calib. Ref.: TC16027A                  Instrument ID : GCT050
=====

```

PARAMETERS	RESULTS (mg/kg)	RL (mg/kg)	MDL (mg/kg)
DRO	ND	12	5.8
ORO	ND	12	5.8

SURROGATE PARAMETERS	% RECOVERY	QC LIMIT
BROMOBENZENE	74	54-165
HEXACOSANE	108	54-176

RL : Reporting Limit
Parameter H-C Range
DRO C10-C28
ORO C28-C38

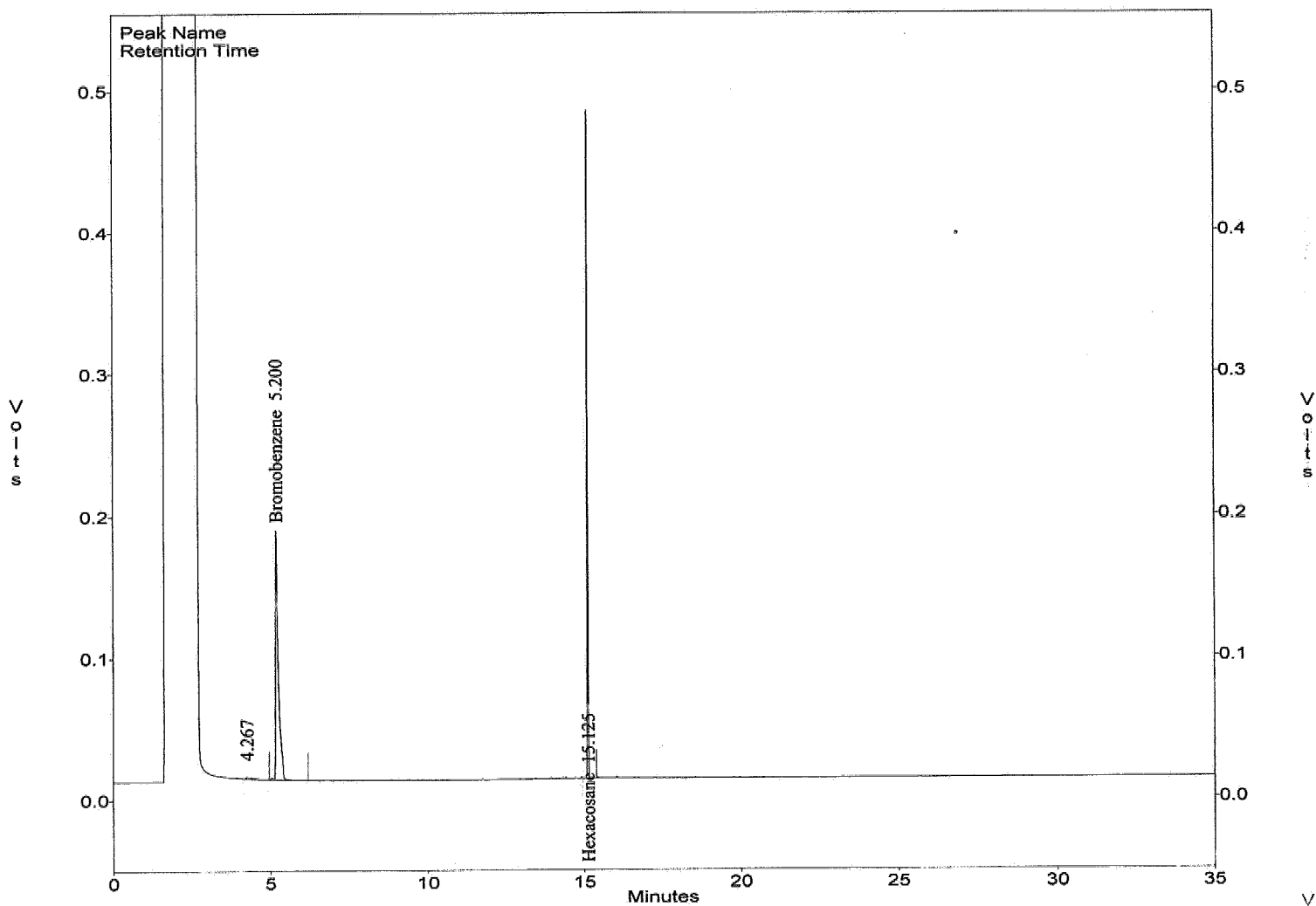
METHOD 8015 by GC/FID
EMAX Analytical Laboratories, Inc.

File : c:\ezchrom\chrom\tc16\tc16.038
Method : c:\ezchrom\methods\ds50a31.met ✓
Sample ID : 06C081-03
Acquired : Mar 17, 2006 14:19:14 ✓
Printed : Mar 20, 2006 11:17:18
User : JANE

Channel A Results

#	Peak Name	Ret. Time (Min)	Area	Ave. CF	ESTD Conc. (ppm)
2	Bromobenzene	5.200	1057133	14214.3	74.4
3	Hexacosane	15.125	781360	28984.5	27.0
G1	Diesel (TOTAL)		19902	26500.7	0.8
G2	Diesel (C10-C24)		0	26460.6	0.0
G3	Diesel (C10-C28)		0	26478.8	0.0

c:\ezchrom\chrom\tc16\tc16.038 -- Channel A



METHOD 3550B/8015B
TOTAL PETROLEUM HYDROCARBONS BY EXTRACTION

```

=====
Client      : ENSR                      Date Collected: 03/08/06
Project    : UPGRADIENT INVESTIGATION, TRONOX Date Received: 03/09/06
Batch No.  : 06C081                    Date Extracted: 03/16/06 14:15
Sample ID  : M118-30                    Date Analyzed: 03/17/06 17:26
Lab Samp ID: C081-06                    Dilution Factor: 1
Lab File ID: TC16042A                   Matrix      : SOIL
Ext Btch ID: DSC013S                    % Moisture  : 12.0
Calib. Ref.: TC16040A                   Instrument ID: GCT050
=====

```

PARAMETERS	RESULTS (mg/kg)	RL (mg/kg)	MDL (mg/kg)
DRO	ND	11	5.7
ORO	ND	11	5.7

SURROGATE PARAMETERS	% RECOVERY	QC LIMIT
BROMOBENZENE	60	54-165
HEXACOSANE	110	54-176

RL : Reporting Limit
Parameter H-C Range
DRO C10-C28
ORO C28-C38

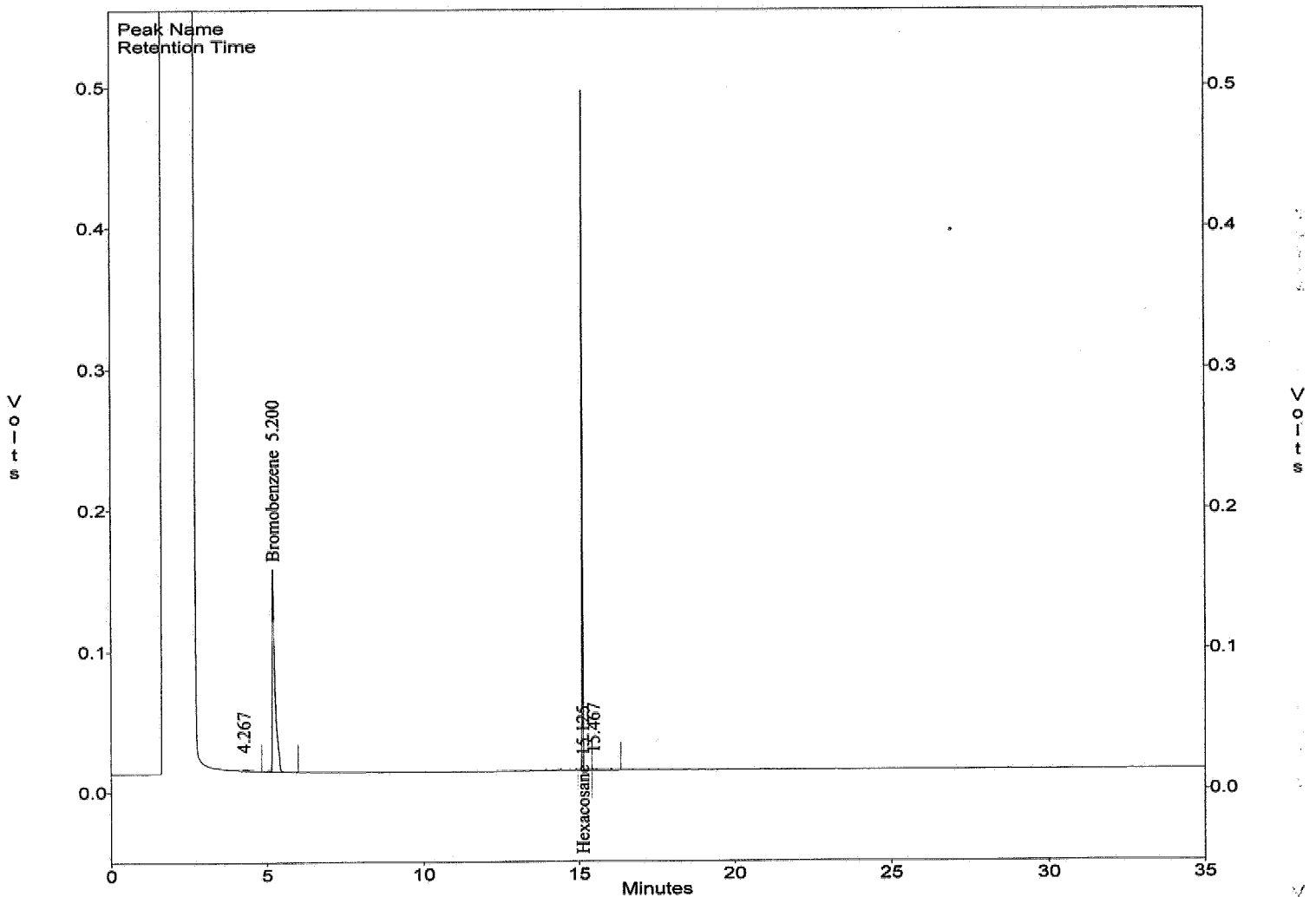
METHOD 8015 by GC/FID
EMAX Analytical Laboratories, Inc.

File : c:\ezchrom\chrom\tc16\Tc16.042
Method : c:\ezchrom\methods\Ds50a31.met
Sample ID : 06C081-06
Acquired : Mar 17, 2006 17:26:58
Printed : Mar 17, 2006 18:01:59
User : JANE

Channel A Results

#	Peak Name	Ret.Time (Min)	Area	Ave. CF	ESTD Conc. (ppm)
2	Bromobenzene	5.200	854828	14214.3	60.1
3	Hexacosane	15.125	796569	28984.5	27.5
G1	Diesel (TOTAL)		18209	26500.7	0.7
G2	Diesel (C10-C24)		0	26460.6	0.0
G3	Diesel (C10-C28)		0	26478.8	0.0

c:\ezchrom\chrom\tc16\Tc16.042 -- Channel A



METHOD 3550B/8015B
TOTAL PETROLEUM HYDROCARBONS BY EXTRACTION

```

=====
Client      : ENSR                      Date Collected: 03/08/06
Project    : UPGRAIDENT INVESTIGATION, TRONOX Date Received: 03/09/06
Batch No.  : 06C081                    Date Extracted: 03/16/06 14:15
Sample ID  : M118-50                    Date Analyzed: 03/17/06 18:09
Lab Samp ID: C081-08                    Dilution Factor: 1
Lab File ID: TC16043A                   Matrix          : SOIL
Ext Btch ID: DSC013S                    % Moisture     : 17.7
Calib. Ref.: TC16040A                   Instrument ID  : GCT050
=====

```

PARAMETERS	RESULTS (mg/kg)	RL (mg/kg)	MDL (mg/kg)
DRO	ND	12	6.1
ORO	ND	12	6.1

SURROGATE PARAMETERS	% RECOVERY	QC LIMIT
BROMOBENZENE	54	54-165
HEXACOSANE	107	54-176

RL : Reporting Limit
Parameter H-C Range
DRO C10-C28
ORO C28-C38

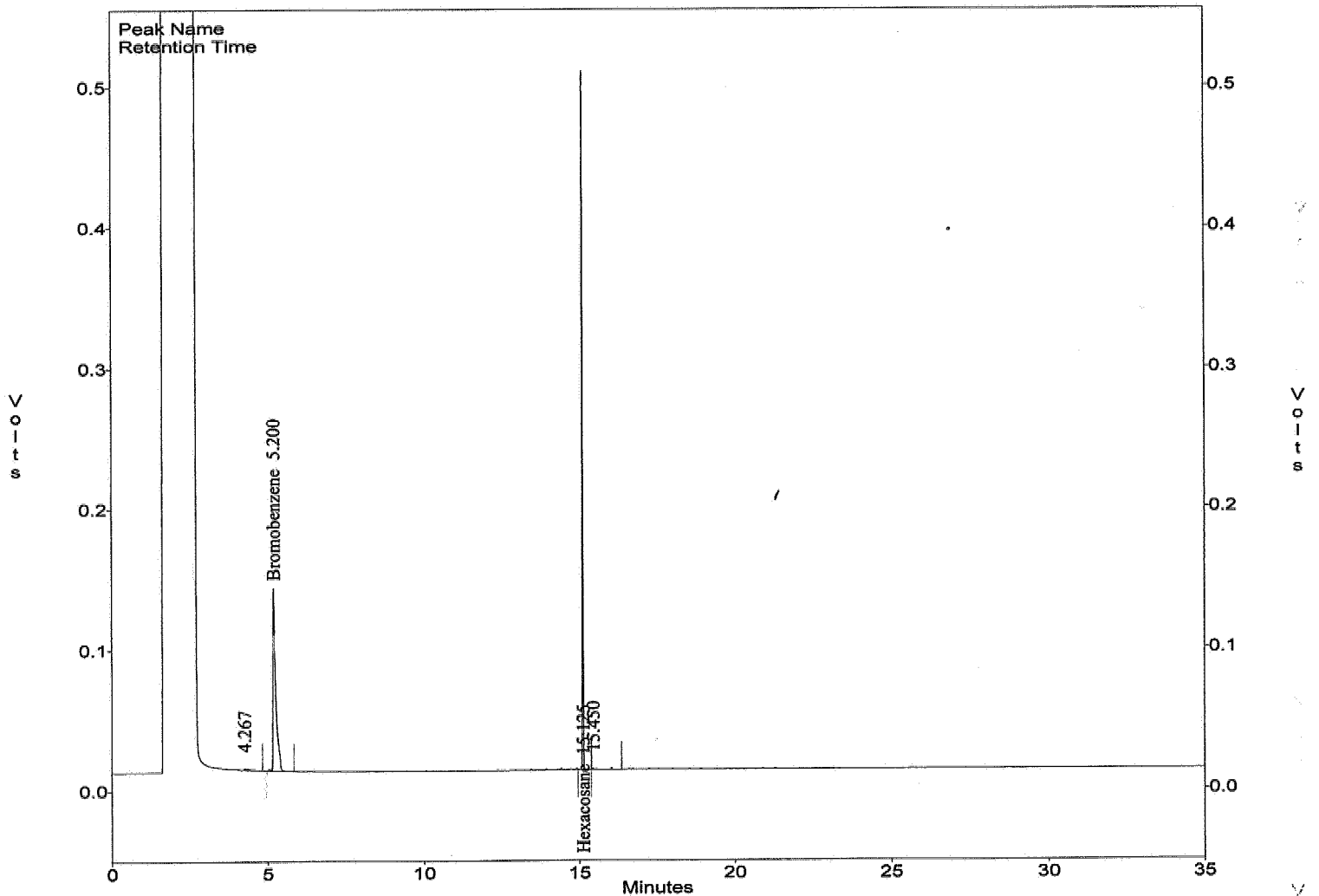
METHOD 8015 by GC/FID
EMAX Analytical Laboratories, Inc.

File : c:\ezchrom\chrom\tc16\Tc16.043
Method : c:\ezchrom\methods\Ds50a31.met
Sample ID : 06C081-08
Acquired : Mar 17, 2006 18:09:18
Printed : Mar 17, 2006 18:44:19
User : JANE

Channel A Results

#	Peak Name	Ret.Time (Min)	Area	Ave. CF	ESTD Conc. (ppm)
2	Bromobenzene	5.200	771254	14214.3	54.3
3	Hexacosane	15.125	777271	28984.5	26.8
G1	Diesel (TOTAL)		18254	26500.7	0.7
G2	Diesel (C10-C24)		0	26460.6	0.0
G3	Diesel (C10-C28)		0	26478.8	0.0

c:\ezchrom\chrom\tc16\Tc16.043 -- Channel A



METHOD 3550B/8015B
TOTAL PETROLEUM HYDROCARBONS BY EXTRACTION

```

=====
Client      : ENSR                      Date Collected: 03/08/06
Project    : UPGRADIENT INVESTIGATION, TRONOX Date Received: 03/09/06
Batch No.  : 06C081                    Date Extracted: 03/16/06 14:15
Sample ID  : M118-80                    Date Analyzed: 03/17/06 20:15
Lab Samp ID: C081-10                    Dilution Factor: 1
Lab File ID: TC16046A                  Matrix       : SOIL
Ext Btch ID: DSC013S                   % Moisture   : 14.7
Calib. Ref.: TC16040A                  Instrument ID : GCT050
=====

```

PARAMETERS	RESULTS (mg/kg)	RL (mg/kg)	MDL (mg/kg)
DRO	ND	12	5.9
ORO	ND	12	5.9

SURROGATE PARAMETERS	% RECOVERY	QC LIMIT
BROMOBENZENE	55	54-165
HEXACOSANE	109	54-176

RL : Reporting Limit
Parameter H-C Range
DRO C10-C28
ORO C28-C38

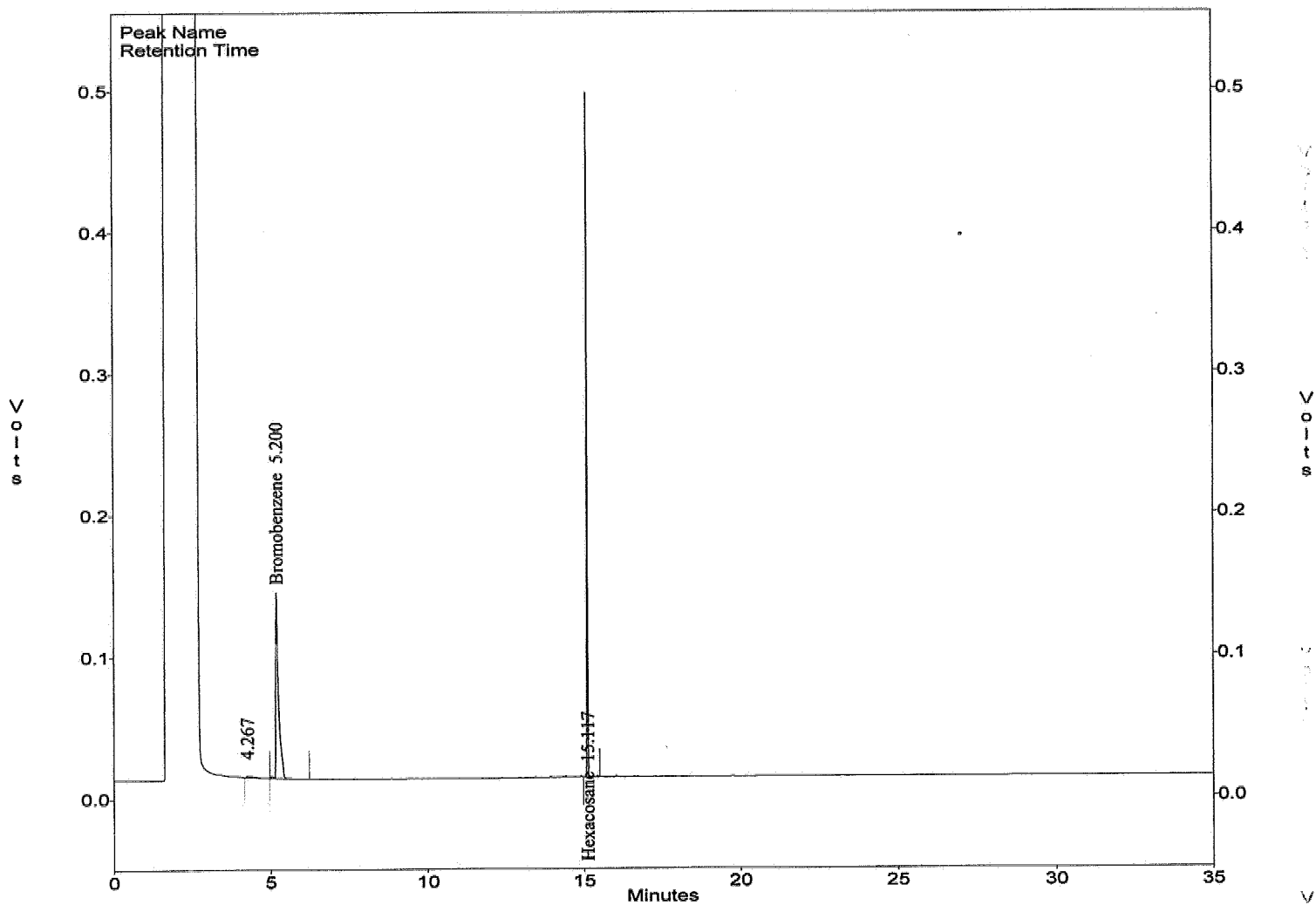
METHOD 8015 by GC/FID
EMAX Analytical Laboratories, Inc.

File : c:\ezchrom\chrom\tc16\Tc16.046
Method : c:\ezchrom\methods\Ds50a31.met
Sample ID : 06C081-10
Acquired : Mar 17, 2006 20:15:18
Printed : Mar 17, 2006 20:50:19
User : JANE

Channel A Results

#	Peak Name	Ret.Time (Min)	Area	Ave. CF	ESTD Conc. (ppm)
2	Bromobenzene	5.200	786881	14214.3	55.4
3	Hexacosane	15.117	790450	28984.5	27.3
G1	Diesel (TOTAL)		19900	26500.7	0.8
G2	Diesel (C10-C24)		0	26460.6	0.0
G3	Diesel (C10-C28)		0	26478.8	0.0

c:\ezchrom\chrom\tc16\Tc16.046 -- Channel A



METHOD 3520C/8015B
TOTAL PETROLEUM HYDROCARBONS BY EXTRACTION

```

=====
Client      : ENSR                      Date Collected: 03/08/06
Project    : UPGRADIENT INVESTIGATION, TRONOX Date Received: 03/09/06
Batch No.  : 06C081                    Date Extracted: 03/14/06 15:30
Sample ID  : FB-1                       Date Analyzed: 03/16/06 05:01
Lab Samp ID: C081-11                    Dilution Factor: .94
Lab File ID: TC15026A                   Matrix          : WATER
Ext Btch ID: DSC009W                    % Moisture      : NA
Calib. Ref.: TC15015A                    Instrument ID   : GCT050
=====

```

PARAMETERS	RESULTS (mg/L)	RL (mg/L)	MDL (mg/L)
DRO	ND	.47	.094
ORO	ND	.94	.094

SURROGATE PARAMETERS	% RECOVERY	QC LIMIT
BROMOBENZENE	63	45-154
HEXACOSANE	100	63-165

RL : Reporting Limit
Parameter H-C Range
DRO C10-C28
ORO C28-C38

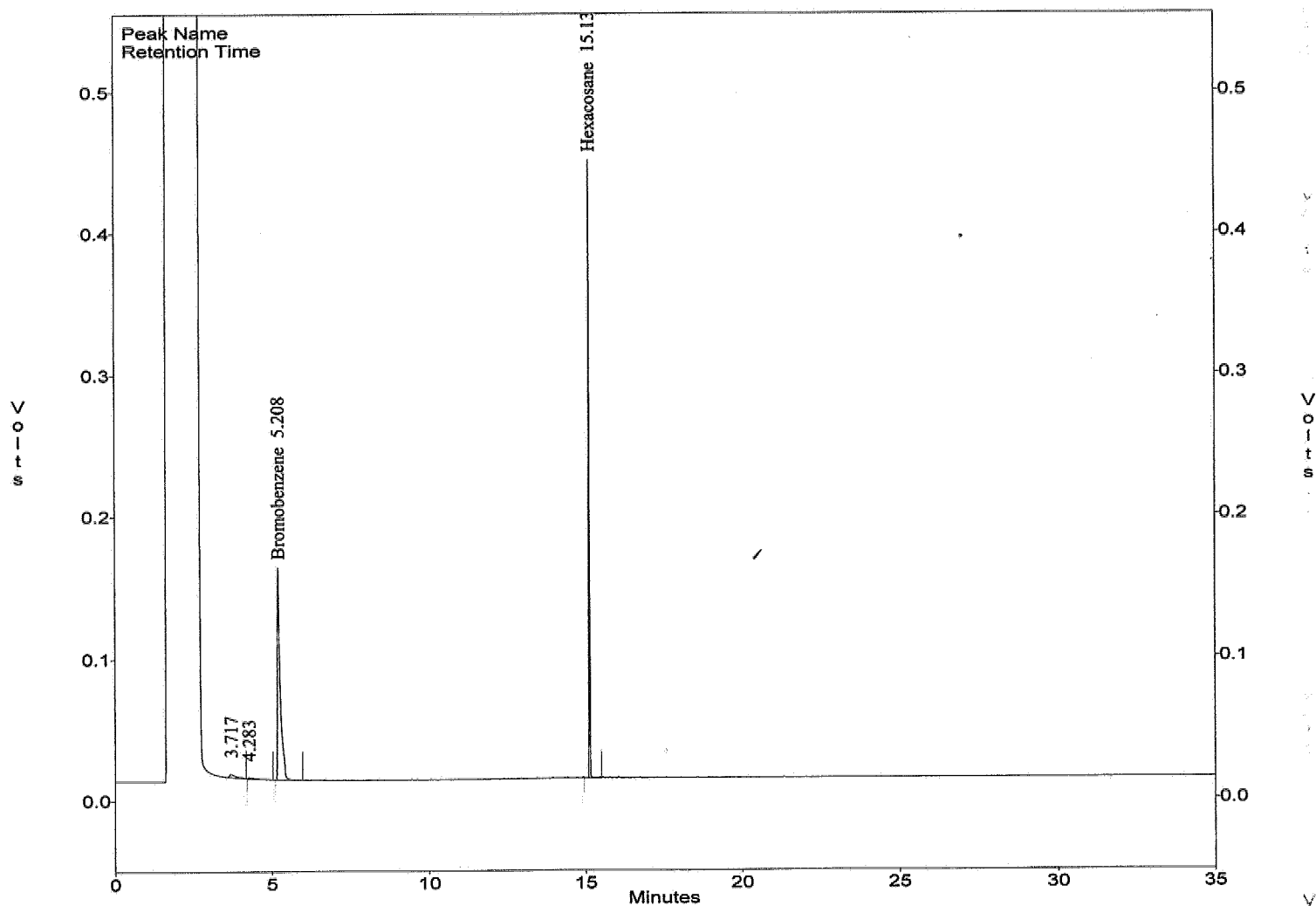
METHOD 8015 by GC/FID
EMAX Analytical Laboratories, Inc.

File : c:\ezchrom\chrom\tc15\Tc15.026 ✓
Method : c:\ezchrom\methods\Ds50a31.met
Sample ID : 06C081-11
Acquired : Mar 16, 2006 05:01:08 ✓
Printed : Mar 16, 2006 05:36:08
User : JANE

Channel A Results

#	Peak Name	Ret.Time (Min)	Area	Ave. CF	ESTD Conc. (ppm)
3	Bromobenzene	5.208	899445	14214.3	63.3
4	Hexacosane	15.133	722442	28984.5	24.9
G1	Diesel (TOTAL)		47754	26500.7	1.8
G2	Diesel (C10-C24)		0	26460.6	0.0
G3	Diesel (C10-C28)		0	26478.8	0.0

c:\ezchrom\chrom\tc15\Tc15.026 -- Channel A



QC SUMMARIES

METHOD 3520C/8015B
TOTAL PETROLEUM HYDROCARBONS BY EXTRACTION

```

=====
Client      : ENSR                      Date Collected: NA
Project     : UPGRADIENT INVESTIGATION, TRONOX Date Received: 03/14/06
Batch No.   : 06C081                   Date Extracted: 03/14/06 15:30
Sample ID   : MBLK1W                    Date Analyzed: 03/15/06 14:21
Lab Samp ID: DSC009WB                   Dilution Factor: 1
Lab File ID: TC15005A                   Matrix          : WATER
Ext Btch ID: DSC009W                     % Moisture      : NA
Calib. Ref.: TC15002A                    Instrument ID   : GCT050
=====

```

PARAMETERS	RESULTS (mg/L)	RL (mg/L)	MDL (mg/L)
DRO	ND	.5	.1
ORO	ND	1	.1

SURROGATE PARAMETERS	% RECOVERY	QC LIMIT
BROMOBENZENE	52	50-140
HEXACOSANE	101	70-150

RL : Reporting Limit
Parameter H-C Range
DRO C10-C28
ORO C28-C38

EMAX QUALITY CONTROL DATA
LCS/LCD ANALYSIS

CLIENT: ENSR
PROJECT: UPGRADIENT INVESTIGATION, TRONOX
BATCH NO.: 06C081
METHOD: METHOD 3520C/8015B

=====

MATRIX: WATER % MOISTURE: NA
DILUTION FACTOR: 1 1 1
SAMPLE ID: MBLK1W
LAB SAMP ID: DSC009WB DSC009WL DSC009WC
LAB FILE ID: TC15005A TC15006A TC15007A
DATE EXTRACTED: 03/14/0615:30 03/14/0615:30 03/14/0615:30 DATE COLLECTED: NA
DATE ANALYZED: 03/15/0614:21 03/15/0615:03 03/15/0615:45 DATE RECEIVED: 03/14/06
PREP. BATCH: DSC009W DSC009W DSC009W
CALIB. REF: TC15002A TC15002A TC15002A

ACCESSION:

PARAMETER	BLNK RSLT (mg/L)	SPIKE AMT (mg/L)	BS RSLT (mg/L)	BS % REC	SPIKE AMT (mg/L)	BSD RSLT (mg/L)	BSD % REC	RPD (%)	QC LIMIT (%)	MAX RPD (%)
DRO	ND	5	4.32	86	5	4.31	86	0	60-140	30

=====

SURROGATE PARAMETER	SPIKE AMT (mg/L)	BS RSLT (mg/L)	BS % REC	SPIKE AMT (mg/L)	BSD RSLT (mg/L)	BSD % REC	QC LIMIT (%)
Bromobenzene	1	.687	69	1	.711	71	50-140
Hexacosane	.25	.247	99	.25	.251	100	70-150

METHOD 3550B/8015B
TOTAL PETROLEUM HYDROCARBONS BY EXTRACTION

```

=====
Client      : ENSR                      Date Collected: NA
Project    : UPGRADIENT INVESTIGATION, TRONOX Date Received: 03/16/06
Batch No.  : 06C081                    Date Extracted: 03/16/06 14:15
Sample ID  : MBLK1S                     Date Analyzed: 03/17/06 11:31
Lab Samp ID: DSC013SB                   Dilution Factor: 1
Lab File ID: TC16034A                   Matrix          : SOIL
Ext Btch ID: DSC013S                     % Moisture      : NA
Calib. Ref.: TC16027A                   Instrument ID   : GCT050
=====

```

PARAMETERS	RESULTS (mg/kg)	RL (mg/kg)	MDL (mg/kg)
DRO	ND	10	5
ORO	ND	10	5

SURROGATE PARAMETERS	% RECOVERY	QC LIMIT
BROMOBENZENE	78	60-150
HEXACOSANE	110	60-160

RL : Reporting Limit
Parameter H-C Range
DRO C10-C28
ORO C28-C38

EMAX QUALITY CONTROL DATA
LCS ANALYSIS

CLIENT: ENSR
PROJECT: UPGRADIENT INVESTIGATION, TRONOX
BATCH NO.: 06C081
METHOD: METHOD 3550B/8015B

=====

MATRIX: SOIL % MOISTURE: NA
DILUTION FACTOR: 1
SAMPLE ID: MBLK1S
LAB SAMP ID: DSC013SB DSC013SL
LAB FILE ID: TC16034A TC16033A
DATE EXTRACTED: 03/16/0614:15 03/16/0614:15 DATE COLLECTED: NA
DATE ANALYZED: 03/17/0611:31 03/17/0610:48 DATE RECEIVED: 03/16/06
PREP. BATCH: DSC013S DSC013S
CALIB. REF: TC16027A TC16027A

ACCESSION:

PARAMETER	BLNK RSLT (mg/kg)	SPIKE AMT (mg/kg)	BS RSLT (mg/kg)	BS % REC	QC LIMIT (%)
DRO	ND	500	475	95	60-150

=====

SURROGATE PARAMETER	SPIKE AMT (mg/kg)	BS RSLT (mg/kg)	BS % REC	QC LIMIT (%)
Bromobenzene	100	89.1	89	60-150
Hexacosane	25	28.8	115	60-160

EMAX QUALITY CONTROL DATA
MS/MSD ANALYSIS

CLIENT: ENSR
PROJECT: UPGRADIENT INVESTIGATION, TRONOX
BATCH NO.: 06C081
METHOD: METHOD 3550B/8015B

MATRIX: SOIL % MOISTURE: 17.7
DILUTION FACTOR: 1 1
SAMPLE ID: M118-50
LAB SAMP ID: C081-08 C081-08M C081-08S
LAB FILE ID: TC16043A TC16044A TC16045A
DATE EXTRACTED: 03/16/0614:15 03/16/0614:15 03/16/0614:15 DATE COLLECTED: 03/08/06
DATE ANALYZED: 03/17/0618:09 03/17/0618:51 03/17/0619:33 DATE RECEIVED: 03/09/06
PREP. BATCH: DSC013S DSC013S DSC013S
CALIB. REF: TC16040A TC16040A TC16040A

ACCESSION:

PARAMETER	SMPL RSLT (mg/kg)	SPIKE AMT (mg/kg)	MS RSLT (mg/kg)	MS % REC	SPIKE AMT (mg/kg)	MSD RSLT (mg/kg)	MSD % REC	RPD (%)	QC LIMIT (%)	MAX RPD (%)
DRO	ND	608	566	93	608	588	97	4	54-165	50

SURROGATE PARAMETER	SPIKE AMT (mg/kg)	MS RSLT (mg/kg)	MS % REC	SPIKE AMT (mg/kg)	MSD RSLT (mg/kg)	MSD % REC	QC LIMIT (%)
Bromobenzene	122	107	88	122	105	87	54-165
Hexacosane	30.4	35.1	116	30.4	35.5	117	54-176

QC DATA

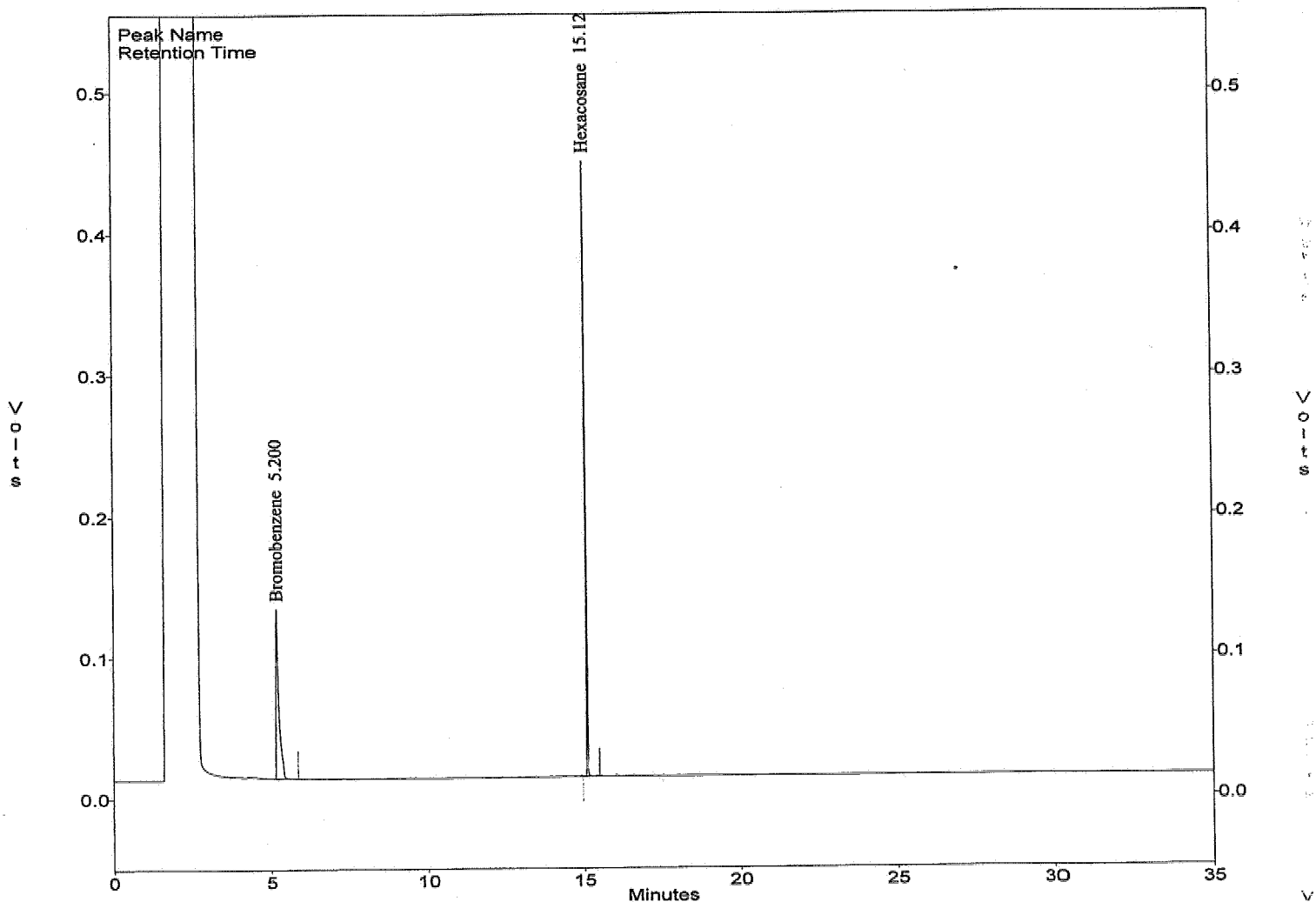
METHOD 8015 by GC/FID
EMAX Analytical Laboratories, Inc.

File : c:\ezchrom\chrom\tc15\TC15.005
Method : c:\ezchrom\methods\ds50a31.met
Sample ID : DSC009WB
Acquired : Mar 15, 2006 14:21:35
Printed : Mar 16, 2006 14:16:27
User : JANE

Channel A Results

#	Peak Name	Ret. Time (Min)	Area	Ave. CF	ESTD Conc. (ppm)
1	Bromobenzene	5.200	732375	14214.3	51.5
2	Hexacosane	15.125	730398	28984.5	25.2
G1	Diesel (TOTAL)		0	26500.7	0.0
G2	Diesel (C10-C24)		0	26460.6	0.0
G3	Diesel (C10-C28)		0	26478.8	0.0

c:\ezchrom\chrom\tc15\TC15.005 -- Channel A



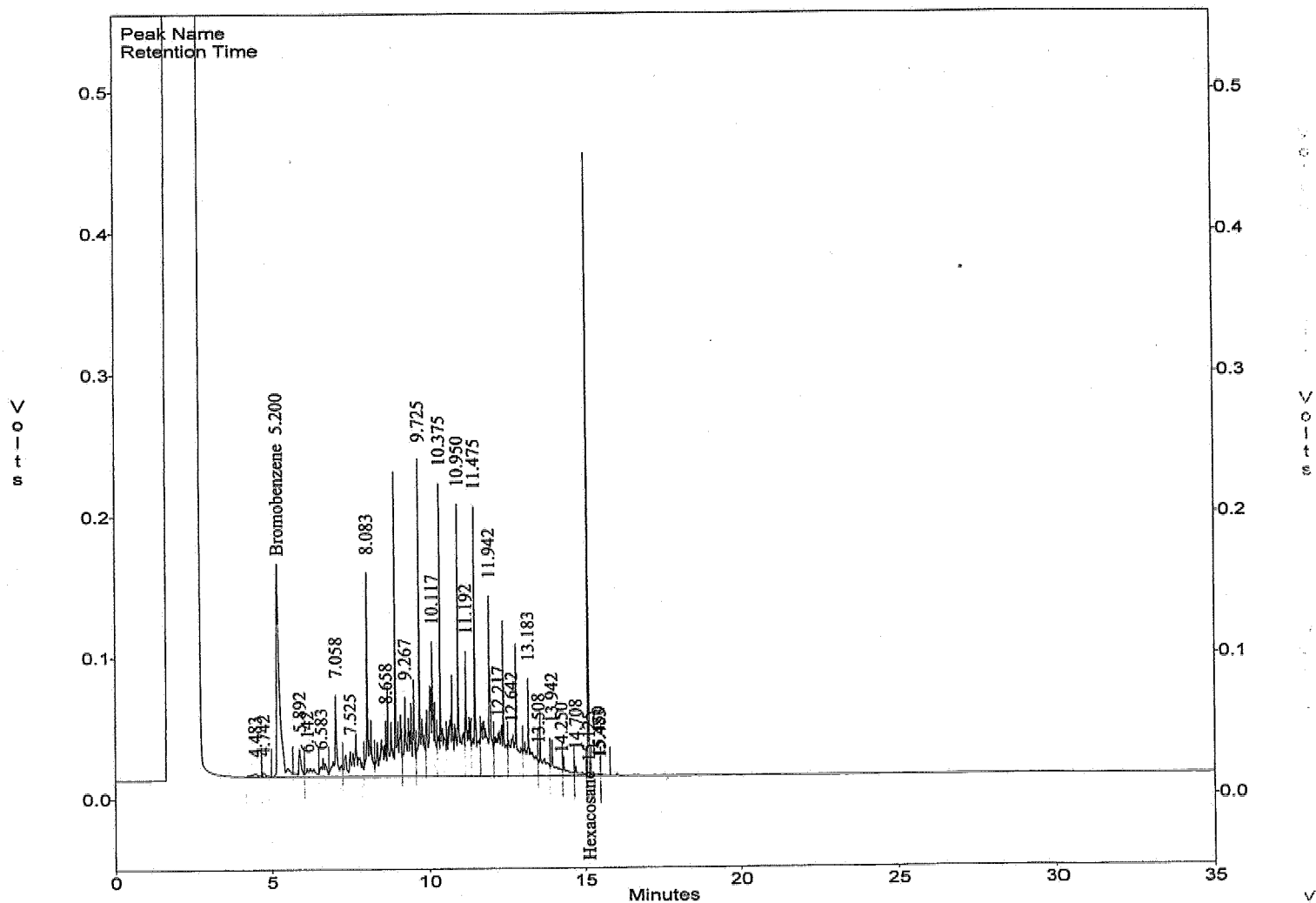
METHOD 8015 by GC/FID
EMAX Analytical Laboratories, Inc.

File : c:\ezchrom\chrom\tc15\TC15.006
Method : c:\ezchrom\methods\ds50a31.met
Sample ID : DSC009WL
Acquired : Mar 15, 2006 15:03:35
Printed : Mar 16, 2006 11:30:21
User : JANE

Channel A Results

#	Peak Name	Ret. Time (Min)	Area	Ave. CF	ESTD Conc. (ppm)
3	Bromobenzene	5.200	976217	14214.3	68.7
26	Hexacosane	15.125	716960	28984.5	24.7
G1	Diesel (TOTAL)		11612385	26500.7	438.2
G2	Diesel (C10-C24)		11375668	26460.6	429.9
G3	Diesel (C10-C28)		11432785	26478.8	431.8

c:\ezchrom\chrom\tc15\TC15.006 -- Channel A



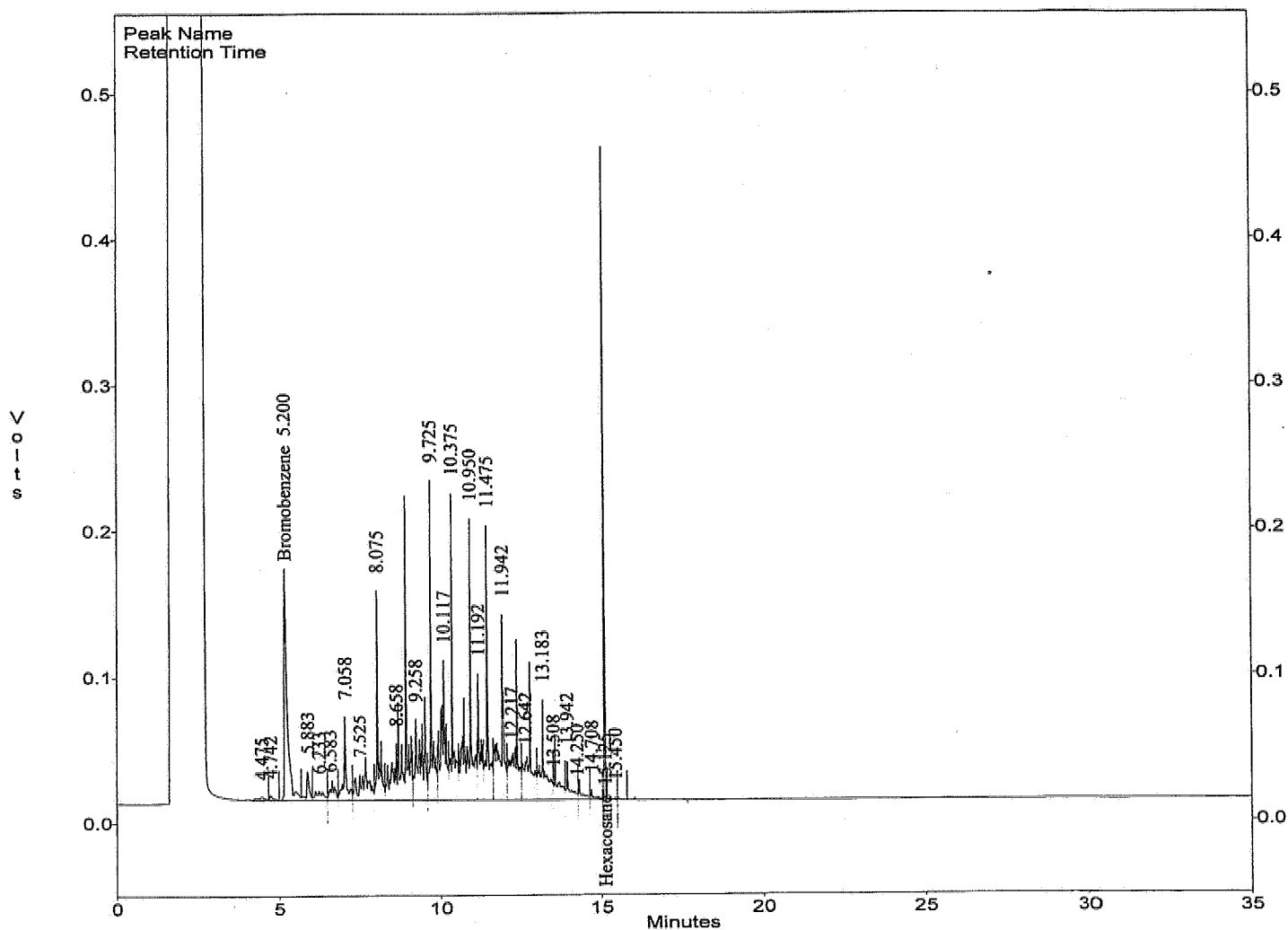
METHOD 8015 by GC/FID
EMAX Analytical Laboratories, Inc.

File : c:\ezchrom\chrom\tc15\TC15.007
 Method : c:\ezchrom\methods\ds50a31.met
 Sample ID : DSC009WC
 Acquired : Mar 15, 2006 15:45:37
 Printed : Mar 16, 2006 11:30:22
 User : JANE

Channel A Results

#	Peak Name	Ret. Time (Min)	Area	Ave. CF	ESTD Conc. (ppm)
3	Bromobenzene	5.200	1011186	14214.3	71.1
26	Hexacosane	15.125	727317	28984.5	25.1
G1	Diesel (TOTAL)		11603437	26500.7	437.9
G2	Diesel (C10-C24)		11362274	26460.6	429.4
G3	Diesel (C10-C28)		11419287	26478.8	431.3

c:\ezchrom\chrom\tc15\TC15.007 -- Channel A



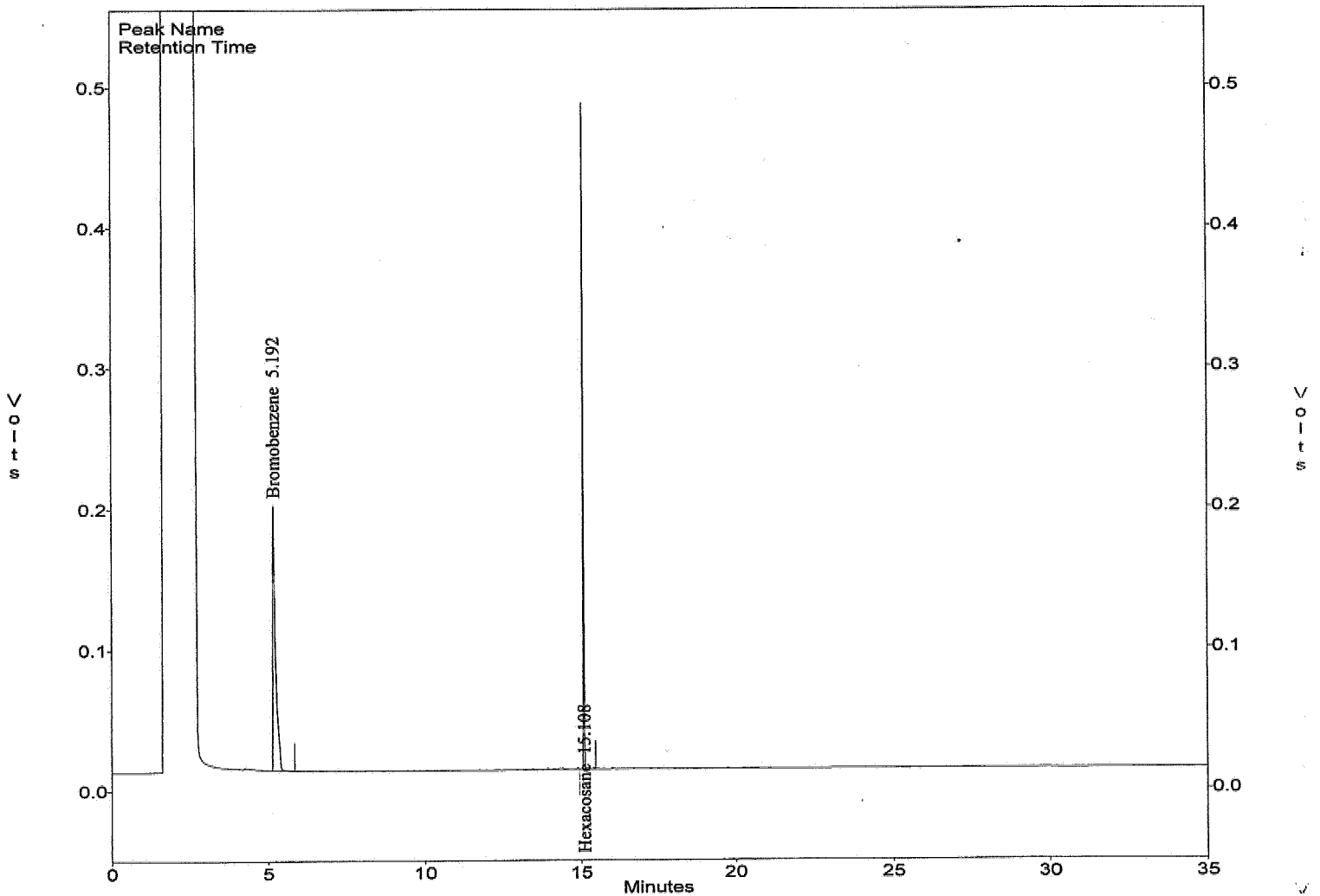
METHOD 8015 by GC/FID
EMAX Analytical Laboratories, Inc.

File : c:\ezchrom\chrom\tc16\Tc16.034
Method : c:\ezchrom\methods\Ds50a31.met
Sample ID : DSC013SB
Acquired : Mar 17, 2006 11:31:00
Printed : Mar 17, 2006 12:06:02
User : JANE

Channel A Results

#	Peak Name	Ret. Time (Min)	Area	Ave. CF	ESTD Conc. (ppm)
1	Bromobenzene	5.192	1115777	14214.3	78.5
2	Hexacosane	15.108	798497	28984.5	27.5
G1	Diesel (TOTAL)		0	26500.7	0.0
G2	Diesel (C10-C24)		0	26460.6	0.0
G3	Diesel (C10-C28)		0	26478.8	0.0

c:\ezchrom\chrom\tc16\Tc16.034 -- Channel A



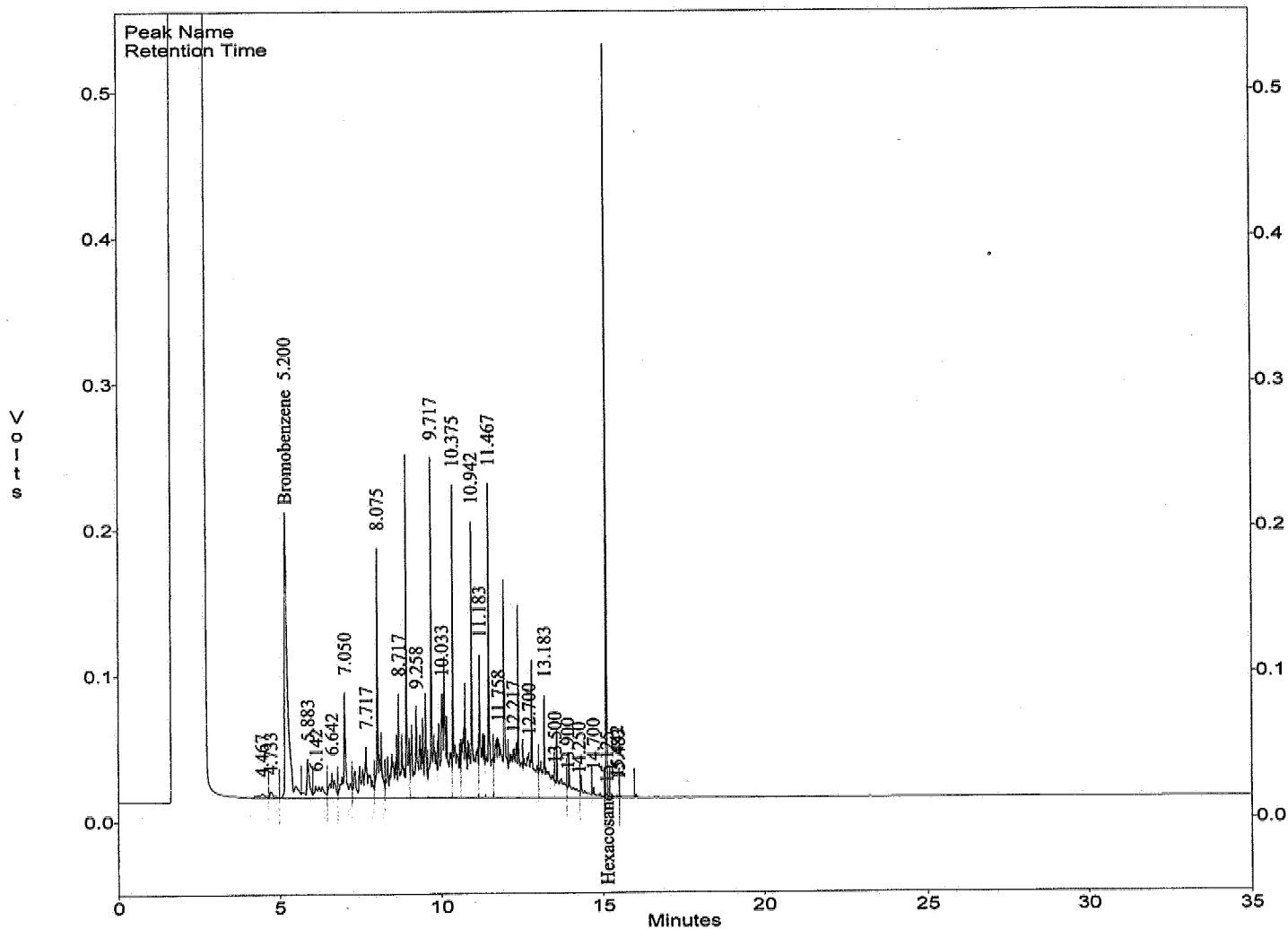
METHOD 8015 by GC/FID
EMAX Analytical Laboratories, Inc.

File : c:\ezchrom\chrom\tc16\tc16.033
 Method : c:\ezchrom\methods\ds50a31.met
 Sample ID : DSC013SL
 Acquired : Mar 17, 2006 10:48:59
 Printed : Mar 17, 2006 11:29:35
 User : JANE

Channel A Results

#	Peak Name	Ret.Time (Min)	Area	Ave. CF	ESTD Conc. (ppm)
3	Bromobenzene	5.200	1266827	14214.3	89.1
26	Hexacosane	15.125	834799	28984.5	28.8
G1	Diesel (TOTAL)		12817204	26500.7	483.7
G2	Diesel (C10-C24)		12523087	26460.6	473.3
G3	Diesel (C10-C28)		12569859	26478.8	474.7

c:\ezchrom\chrom\tc16\tc16.033 -- Channel A



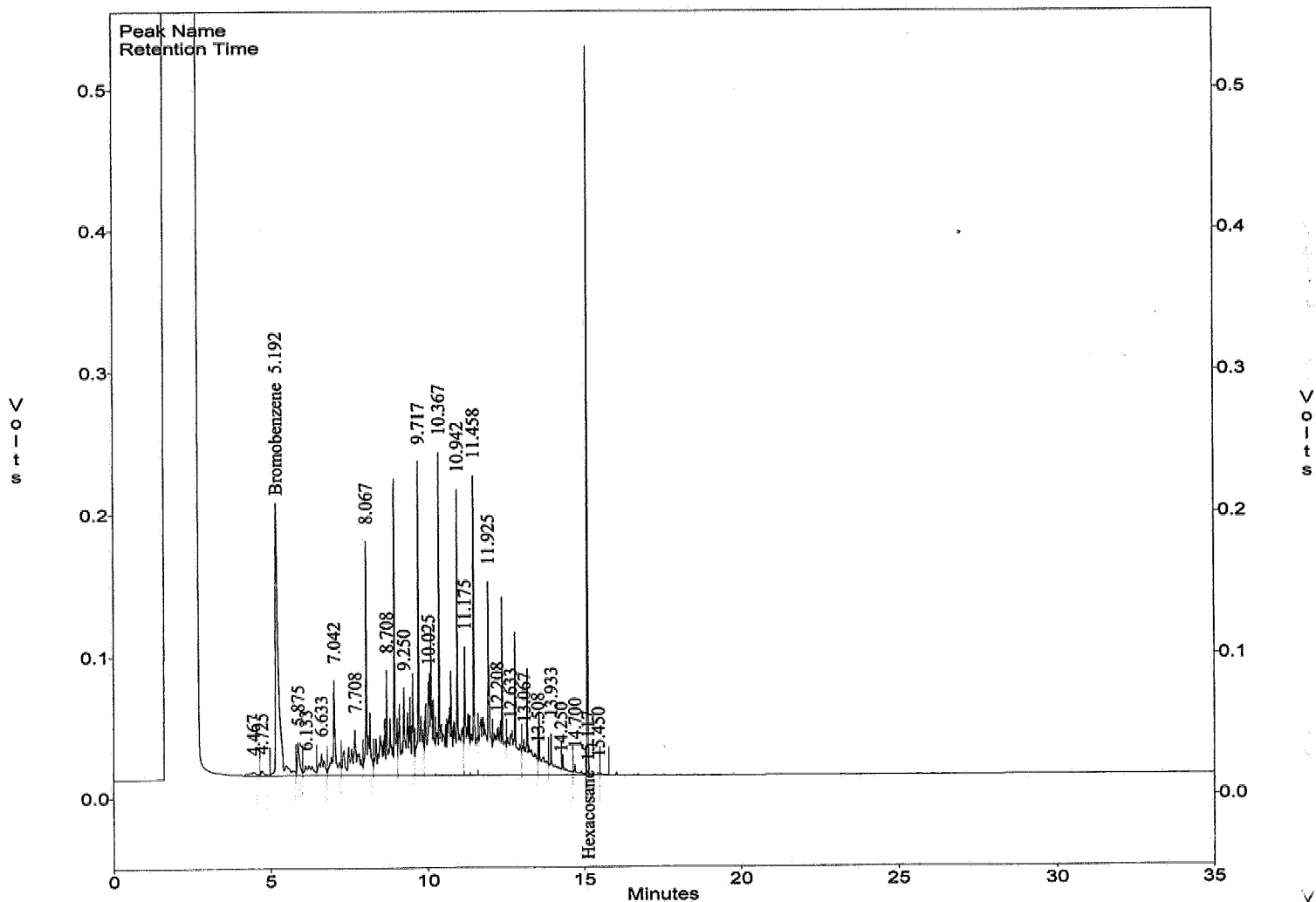
METHOD 8015 by GC/FID
EMAX Analytical Laboratories, Inc.

File : c:\ezchrom\chrom\tc16\Tc16.044
 Method : c:\ezchrom\methods\Ds50a31.met ✓
 Sample ID : 06C081-08M
 Acquired : Mar 17, 2006 18:51:18
 Printed : Mar 17, 2006 19:26:20
 User : JANE

Channel A Results

#	Peak Name	Ret.Time (Min)	Area	Ave. CF	ESTD Conc. (ppm)
3	Bromobenzene	5.192	1249282	14214.3	87.9
26	Hexacosane	15.117	837730	28984.5	28.9
G1	Diesel (TOTAL)		12516880	26500.7	472.3
G2	Diesel (C10-C24)		12286506	26460.6	464.3
G3	Diesel (C10-C28)		12332294	26478.8	465.7

c:\ezchrom\chrom\tc16\Tc16.044 -- Channel A



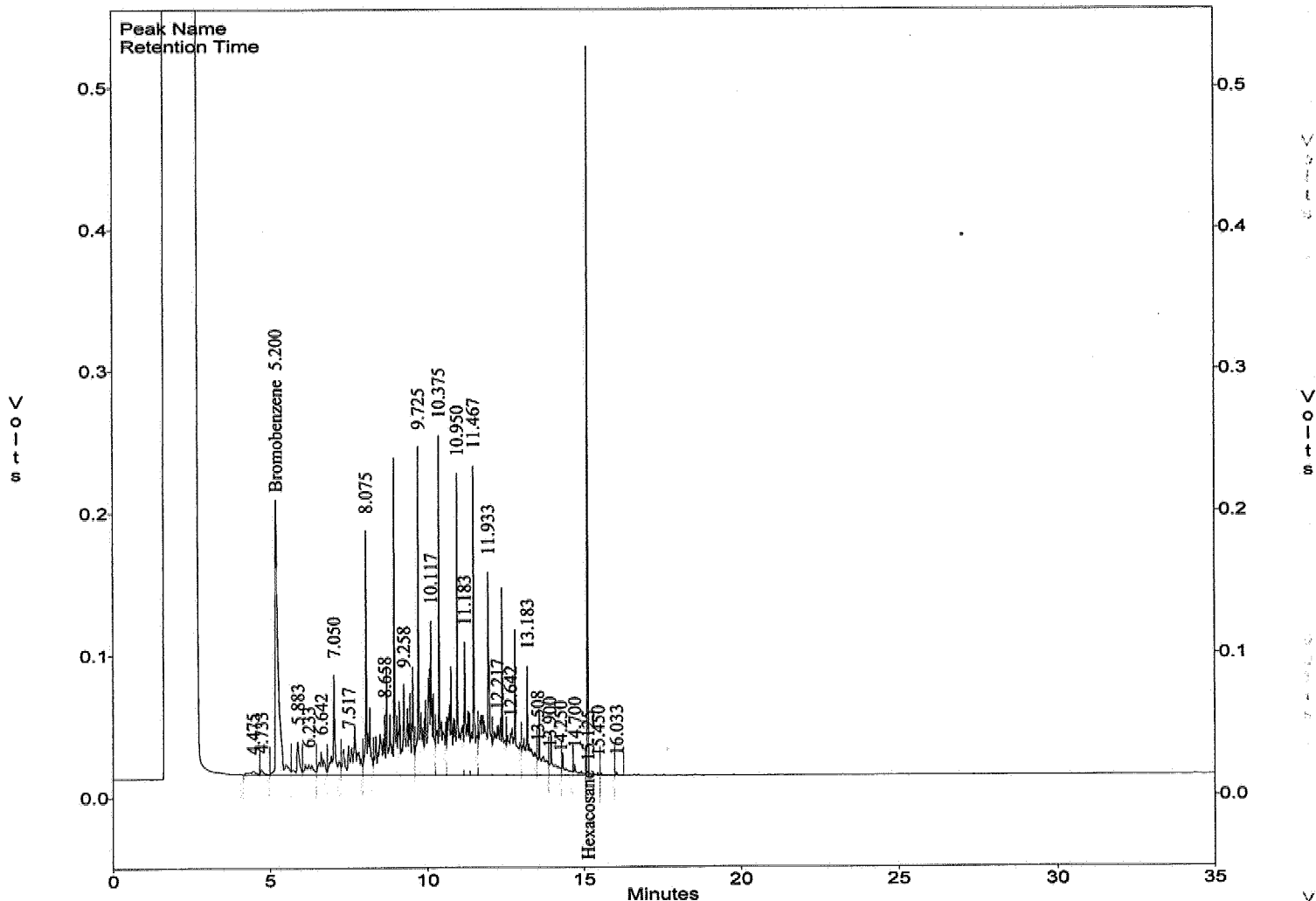
METHOD 8015 by GC/FID
EMAX Analytical Laboratories, Inc.

File : c:\ezchrom\chrom\tc16\Tc16.045
 Method : c:\ezchrom\methods\Ds50a31.met
 Sample ID : 06C081-08S
 Acquired : Mar 17, 2006 19:33:20
 Printed : Mar 17, 2006 20:08:21
 User : JANE

Channel A Results

#	Peak Name	Ret.Time (Min)	Area	Ave. CF	ESTD Conc. (ppm)
3	Bromobenzene	5.200	1233178	14214.3	86.8
26	Hexacosane	15.125	847680	28984.5	29.2
G1	Diesel (TOTAL)		13031297	26500.7	491.7
G2	Diesel (C10-C24)		12759798	26460.6	482.2
G3	Diesel (C10-C28)		12816965	26478.8	484.0

c:\ezchrom\chrom\tc16\Tc16.045 -- Channel A



INITIAL CALIBRATION

INITIAL CALIBRATION
METHOD M8015

Lab Name : EMAX Inc
 Instrument ID : GCT050
 GC Column : DB-5
 Column size ID : 30MX0.25MM
 LFID & Datetime: TA31009A 01/31/06 19:57
 LFID & Datetime: TA31010A 01/31/06 20:39
 LFID & Datetime: TA31004A 01/31/06 16:26
 LFID & Datetime: TA31005A 01/31/06 17:08
 LFID & Datetime: TA31006A 01/31/06 17:51
 LFID & Datetime: TA31007A 01/31/06 18:33
 LFID & Datetime: TA31008A 01/31/06 19:15
 CONC UNIT: ppm

COMPOUND	CONC X	CALIBRATION FACTORS (AREA or HEIGHT)/UNIT							MEAN	%RSD
		1.00X	2.00X	10.00X	20.00X	100.00X	300.00X	600.00X		
DIESEL(TOTAL)	5.00	29695	33603	21928	26105	23350	24931	25894	26500.7	15.0
DIESEL(C10-C24)	5.00	29695	33603	21896	26080	23330	24845	25775	26460.6	15.1
DIESEL(C10-C28)	5.00	29695	33603	21928	26105	23350	24872	25800	26478.8	15.0
SURROGATE	X	0.50X	1.00X	2.00X	3.00X	5.00X	7.00X	11.00X	MEAN	%RSD
BROMOBENZENE	20.00	-1	13517	14356	15142	13341	14495	14436	14214.3	4.7
HEXACOSANE	5.00	-1	29580	29371	31178	27128	28544	28106	28984.5	4.8

DS50A31.MET

AT
2/1/06

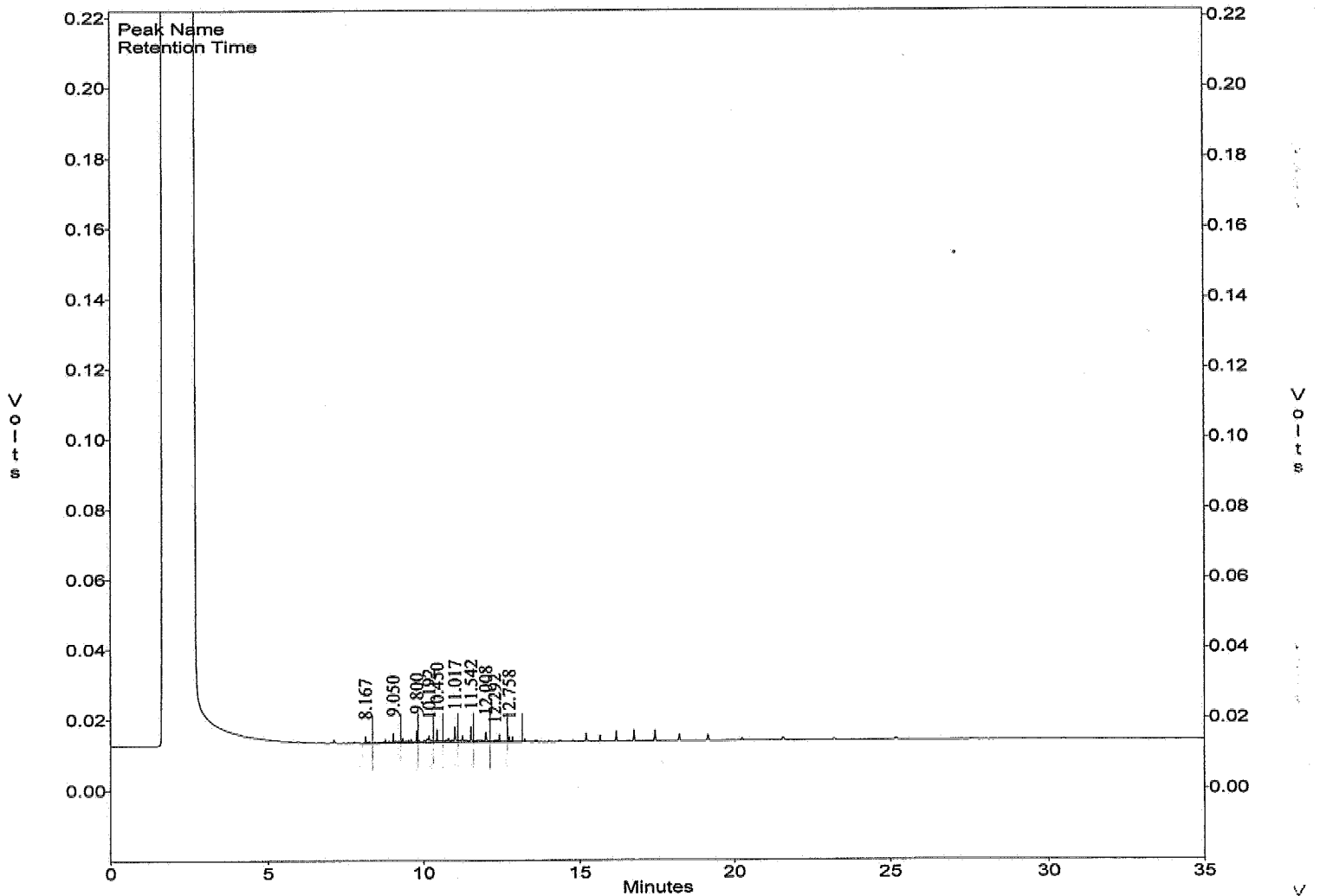
METHOD 8015 by GC/FID
EMAX Analytical Laboratories, Inc.

File : c:\ezchrom\chrom\ta31\ta31.009
 Method : c:\ezchrom\methods\ds50a31.met
 Sample ID : DS50A3101 5PPM
 Acquired : Jan 31, 2006 19:57:35
 Printed : Feb 01, 2006 09:34:38
 User : JANE

Channel A Results

#	Peak Name	Ret.Time (Min)	Area	Ave. CF	ESTD Conc. (ppm)
--	Bromobenzene	5.283	0	0.0	0.0
--	Hexacosane	15.233	0	0.0	0.0
G1	Diesel (TOTAL)		148474	26500.7	5.0
G2	Diesel (C10-C24)		148474	26460.6	5.0
G3	Diesel (C10-C28)		148474	26478.8	5.0

c:\ezchrom\chrom\ta31\ta31.009 - Channel A



Handwritten: 02/01/06

5034

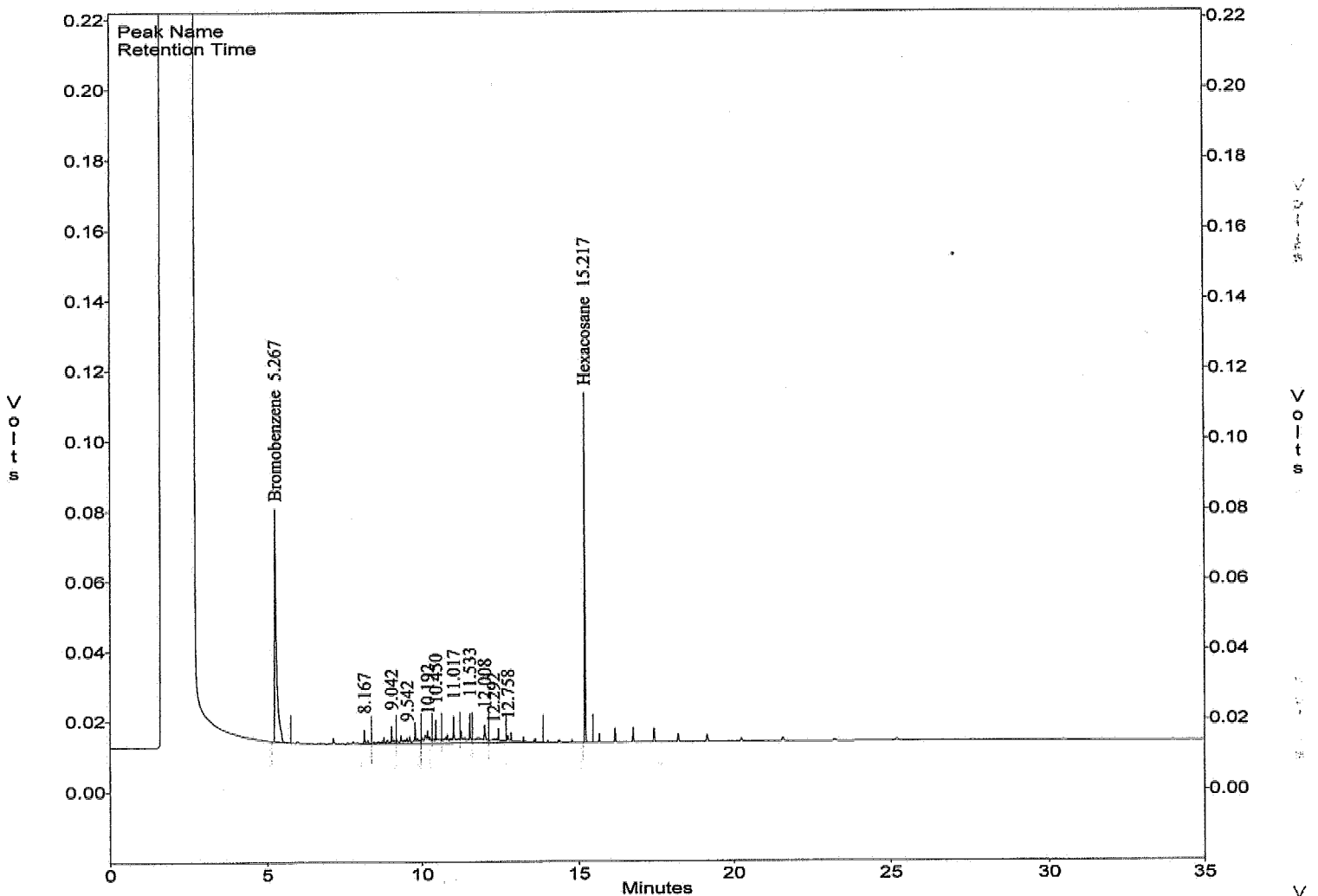
METHOD 8015 by GC/FID
EMAX Analytical Laboratories, Inc.

File : c:\ezchrom\chrom\ta31\ta31.010
 Method : c:\ezchrom\methods\ds50a31.met
 Sample ID : DS50A3102 10/20/5
 Acquired : Jan 31, 2006 20:39:42
 Printed : Feb 01, 2006 09:34:43
 User : JANE

Channel A Results

#	Peak Name	Ret. Time (Min)	Area	Ave. CF	ESTD Conc. (ppm)
1	Bromobenzene	5.267	270334	14214.3	20.0
12	Hexacosane	15.217	147901	28984.5	5.0
G1	Diesel (TOTAL)		336030	26500.7	10.0
G2	Diesel (C10-C24)		336030	26460.6	10.0
G3	Diesel (C10-C28)		336030	26478.8	10.0

c:\ezchrom\chrom\ta31\ta31.010 - Channel A



RA
02/01/06

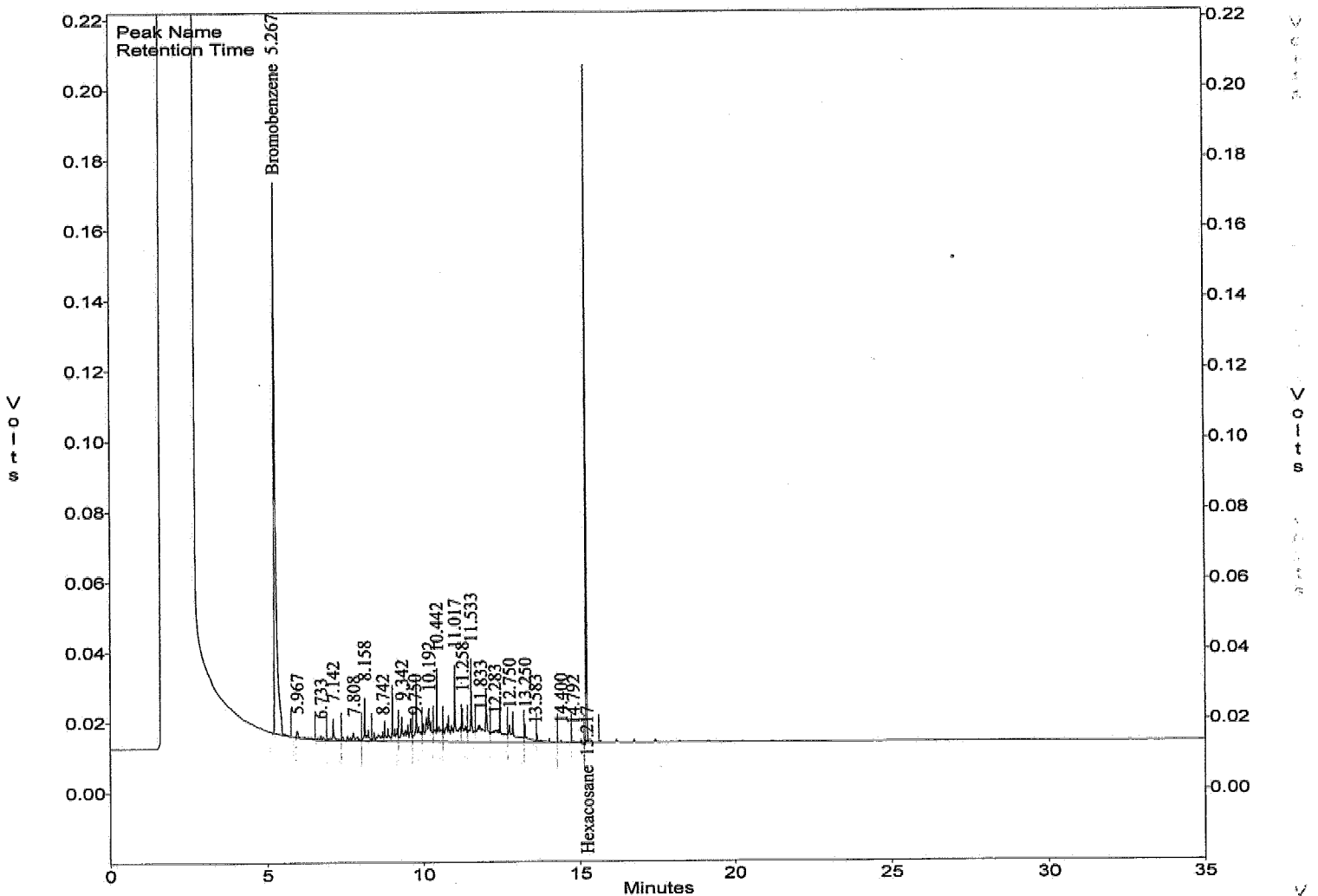
METHOD 8015 by GC/FID
EMAX Analytical Laboratories, Inc.

File : c:\ezchrom\chrom\ta31\ta31.004
 Method : c:\ezchrom\methods\ds50a31.met
 Sample ID : DS50A3103 50/40/10
 Acquired : Jan 31, 2006 16:26:47
 Printed : Feb 01, 2006 09:34:49
 User : JANE

Channel A Results

#	Peak Name	Ret. Time (Min)	Area	Ave. CF	ESTD Conc. (ppm)
1	Bromobenzene	5.267	574237	14214.3	40.0
22	Hexacosane	15.217	293707	28984.5	10.0
G1	Diesel (TOTAL)		1096379	26500.7	50.0
G2	Diesel (C10-C24)		1094793	26460.6	50.0
G3	Diesel (C10-C28)		1096379	26478.8	50.0

c:\ezchrom\chrom\ta31\ta31.004 -- Channel A



Act
02/01/06

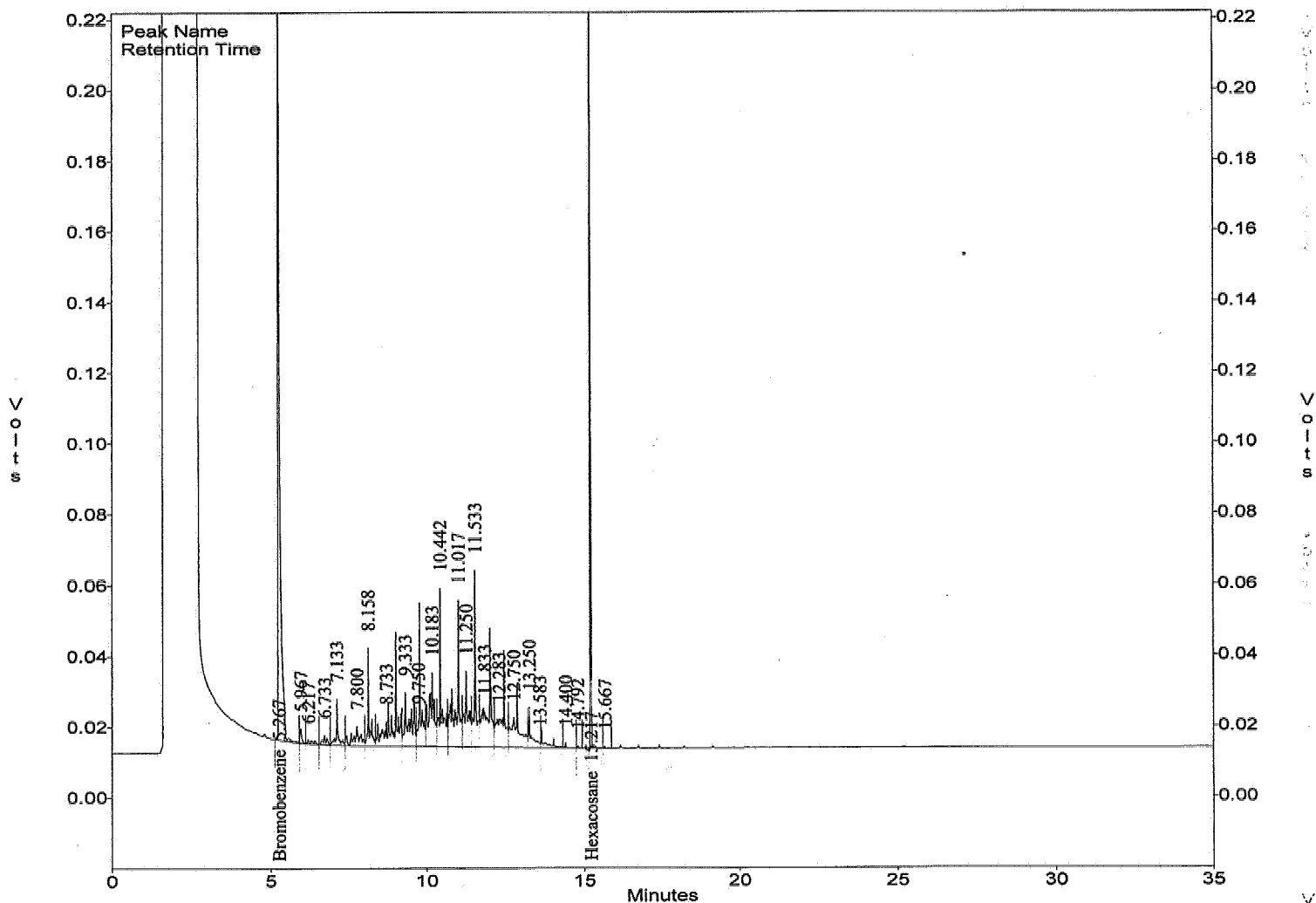
METHOD 8015 by GC/FID
EMAX Analytical Laboratories, Inc.

File : c:\ezchrom\chrom\ta31\ta31.005
 Method : c:\ezchrom\methods\ds50a31.met
 Sample ID : DS50A3104 100/60/15
 Acquired : Jan 31, 2006 17:08:56
 Printed : Feb 01, 2006 09:35:08
 User : JANE

Channel A Results

#	Peak Name	Ret.Time (Min)	Area	Ave. CF	ESTD Conc. (ppm)
1	Bromobenzene	5.267	908499	14214.3	60.0
23	Hexacosane	15.217	467670	28984.5	15.0
G1	Diesel (TOTAL)		2610524	26500.7	100.0
G2	Diesel (C10-C24)		2608042	26460.6	100.0
G3	Diesel (C10-C28)		2610524	26478.8	100.0

c:\ezchrom\chrom\ta31\ta31.005 -- Channel A



RA
02/01/06

5037

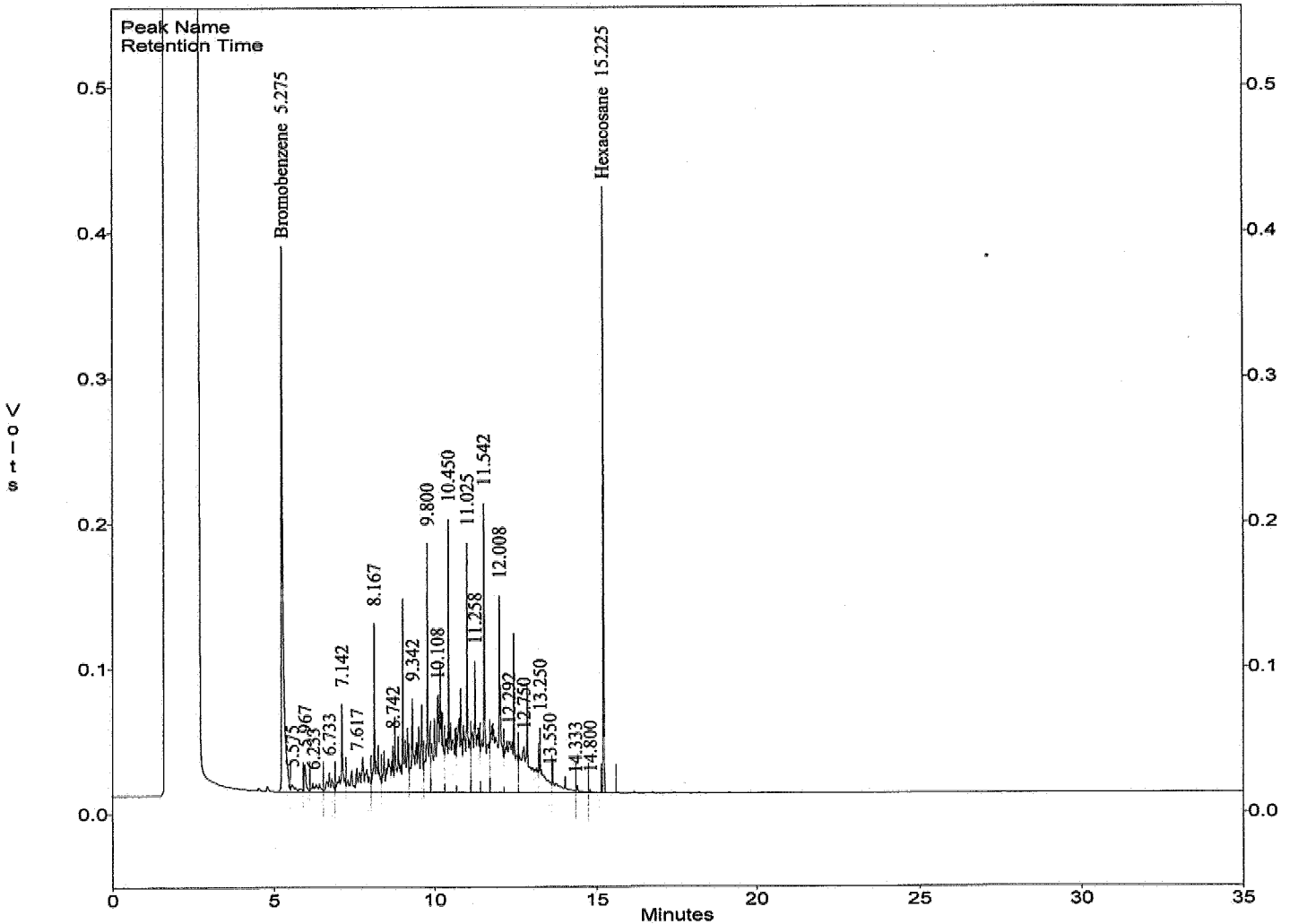
METHOD 8015 by GC/FID
EMAX Analytical Laboratories, Inc.

File : c:\ezchrom\chrom\ta31\ta31.006
 Method : c:\ezchrom\methods\ds50a31.met
 Sample ID : DS50A3105 500/100/2
 Acquired : Jan 31, 2006 17:51:21
 Printed : Feb 01, 2006 09:35:17
 User : JANE

Channel A Results

#	Peak Name	Ret. Time (Min)	Area	Ave. CF	ESTD Conc. (ppm)
1	Bromobenzene	5.275	1334115	14214.3	100.0
24	Hexacosane	15.225	678205	28984.5	25.0
G1	Diesel (TOTAL)		11674800	26500.7	500.0
G2	Diesel (C10-C24)		11665009	26460.6	500.0
G3	Diesel (C10-C28)		11674800	26478.8	500.0

c:\ezchrom\chrom\ta31\ta31.006 -- Channel A



Handwritten: 02/01/06
5038

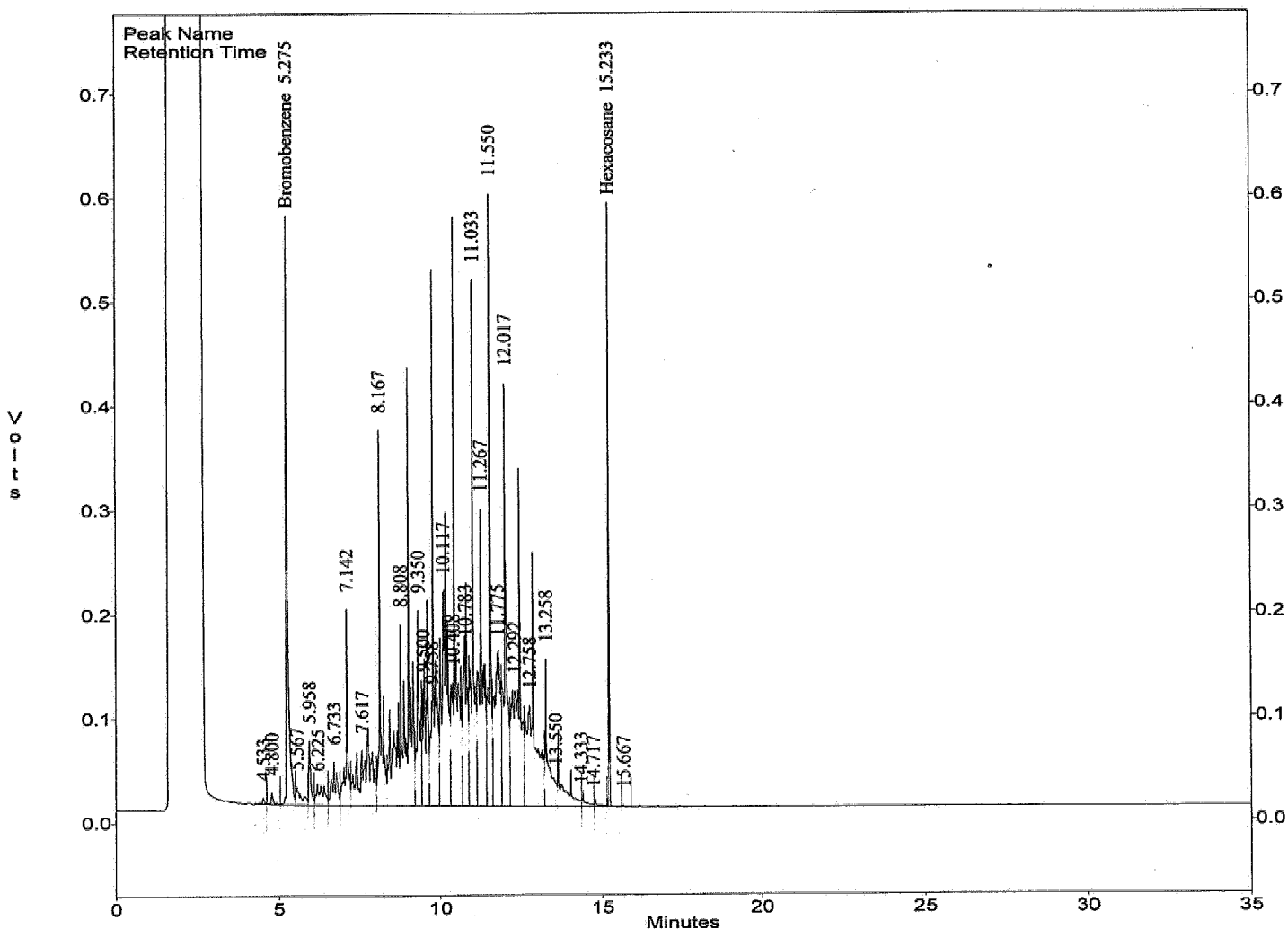
METHOD 8015 by GC/FID
EMAX Analytical Laboratories, Inc.

File : c:\ezchrom\chrom\ta31\ta31.007
 Method : c:\ezchrom\methods\ds50a31.met
 Sample ID : DS50A3106 1500/140/
 Acquired : Jan 31, 2006 18:33:25
 Printed : Feb 01, 2006 09:35:43
 User : JANE

Channel A Results

#	Peak Name	Ret. Time (Min)	Area	Ave. CF	ESTD Conc. (ppm)
3	Bromobenzene	5.275	2029250	14214.3	140.0
29	Hexacosane	15.233	999027	28984.5	35.0
G1	Diesel (TOTAL)		37395864	26500.7	1500.0
G2	Diesel (C10-C24)		37267404	26460.6	1500.0
G3	Diesel (C10-C28)		37307612	26478.8	1500.0

c:\ezchrom\chrom\ta31\ta31.007 -- Channel A



AA
02/01/06
5039

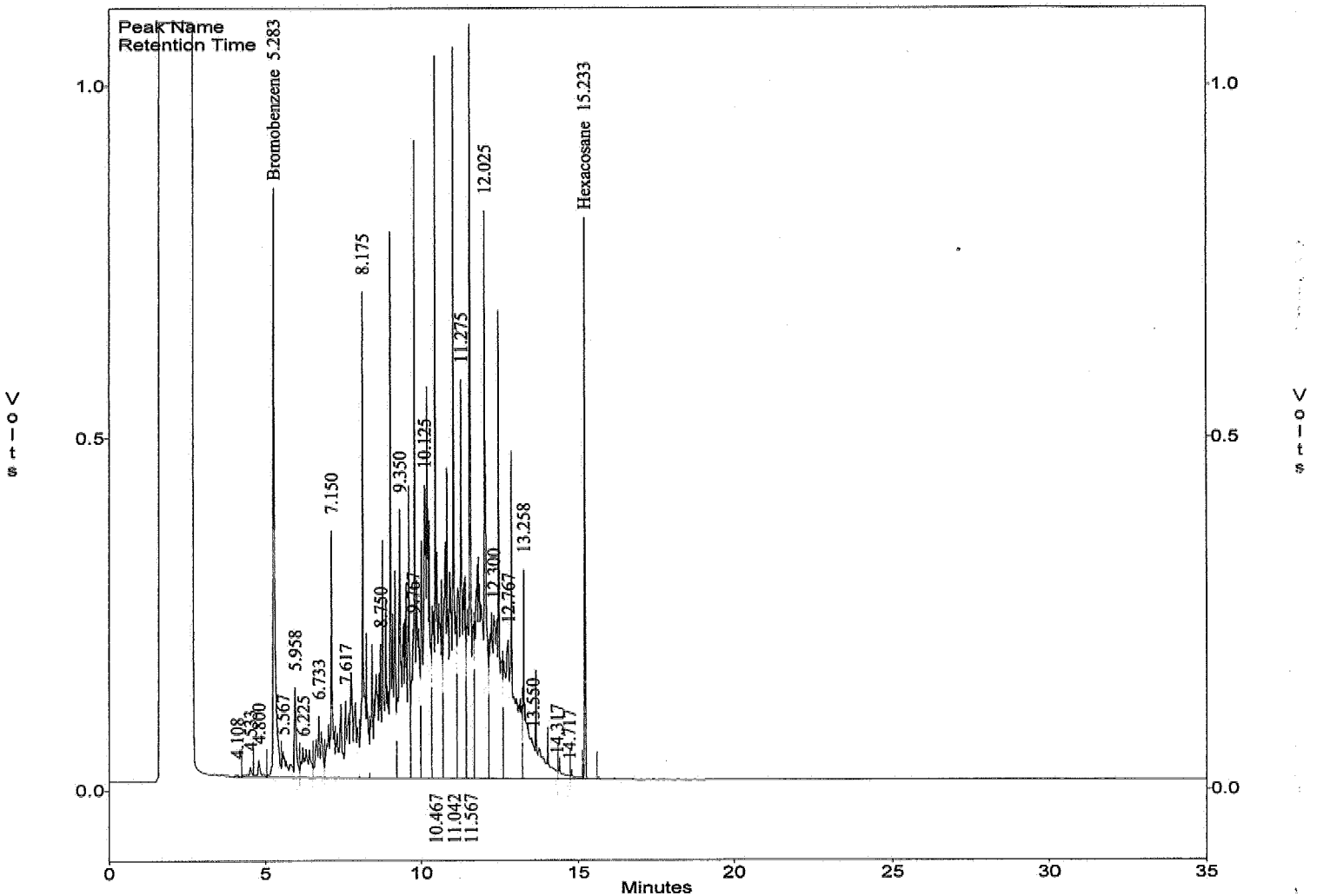
METHOD 8015 by GC/FID
EMAX Analytical Laboratories, Inc.

File : c:\ezchrom\chrom\ta31\ta31.008
 Method : c:\ezchrom\methods\ds50a31.met
 Sample ID : DS50A3107 3000/220/
 Acquired : Jan 31, 2006 19:15:30
 Printed : Feb 01, 2006 09:35:51
 User : JANE

Channel A Results

#	Peak Name	Ret. Time (Min)	Area	Ave. CF	ESTD Conc. (ppm)
4	Bromobenzene	5.283	3175897	14214.3	220.0
27	Hexacosane	15.233	1545839	28984.5	55.0
G1	Diesel (TOTAL)		77682664	26500.7	3000.0
G2	Diesel (C10-C24)		77324912	26460.6	3000.0
G3	Diesel (C10-C28)		77399448	26478.8	3000.0

c:\ezchrom\chrom\ta31\ta31.008 - Channel A



DA
2/21/06

5040

INITIAL CALIBRATION
METHOD M8015

Lab Name : EMAX Inc
 Instrument ID : GCT050
 GC Column : DB-5
 Column size ID : 30MX0.25MM
 LFID & Datetime: TA05019A 01/05/06 23:55
 LFID & Datetime: TA05020A 01/06/06 00:37
 LFID & Datetime: TA05021A 01/06/06 01:19
 LFID & Datetime: TA05022A 01/06/06 02:01
 LFID & Datetime: TA05023A 01/06/06 02:43
 LFID & Datetime: TA05024A 01/06/06 03:25
 LFID & Datetime: TA05025A 01/06/06 04:07
 CONC UNIT: ppm

COMPOUND	CONC X	CALIBRATION FACTORS (AREA or HEIGHT)/UNIT						MEAN	%RSD	
		1.00X	2.00X	5.00X	50.00X	100.00X	150.00X			300.00X
JP5	10.00	✓19089	✓21129	✓20033	✓24716	✓24172	✓25573	✓26612	✓23046.2	12.7
5W30	10.00	✓33589	✓31968	✓34659	✓32099	✓30917	✓30603	✓31346	✓32168.8	4.6

J550A05M.MET

AS
1/9/06

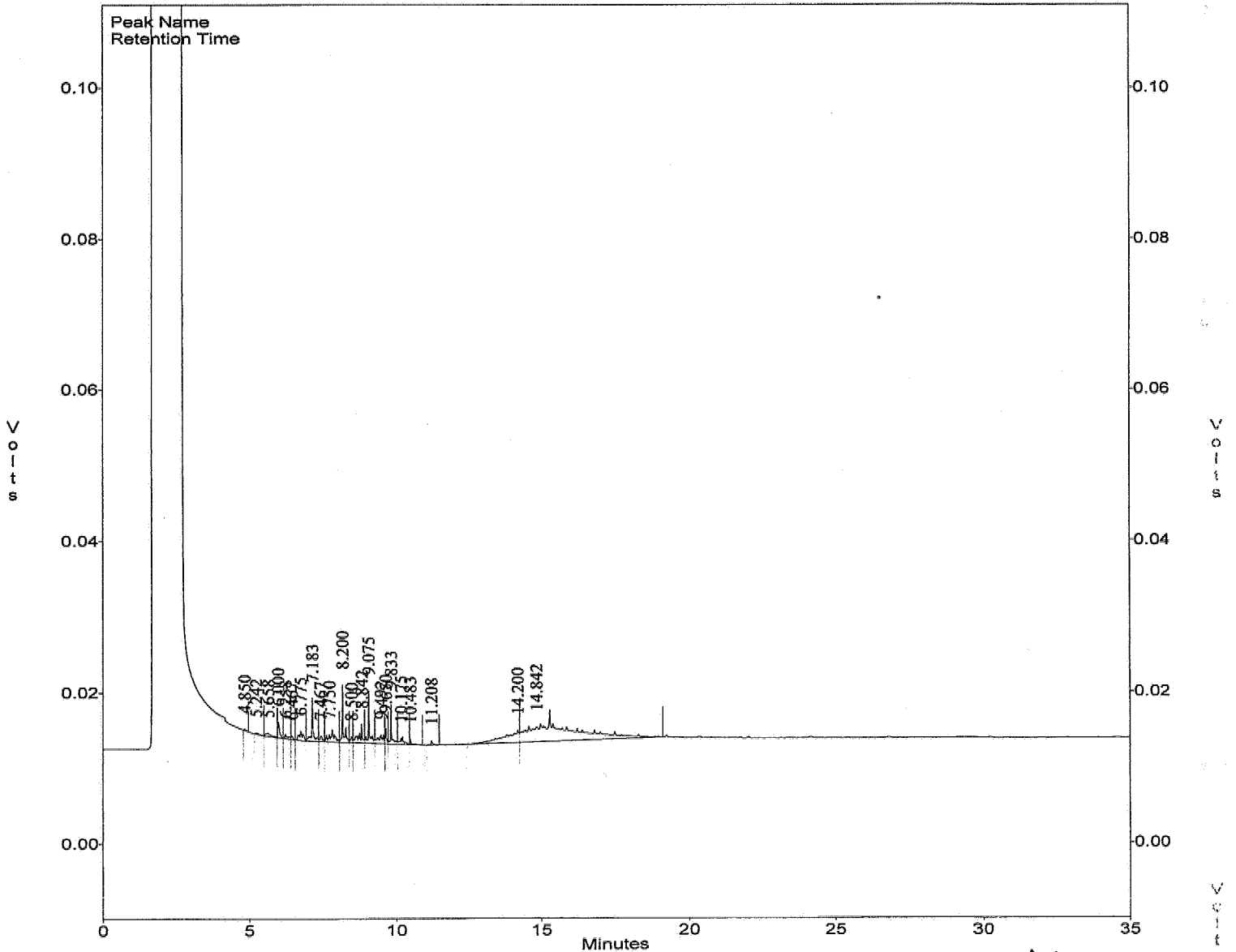
METHOD 8015 by GC/FID
EMAX Analytical Laboratories, Inc.

File : c:\ezchrom\chrom\ta05\ta05.019 ✓
Method : c:\ezchrom\methods\j550a05m.met
Sample ID : J550A05M01 10PPM
Acquired : Jan 05, 2006 23:55:57 ✓
Printed : Jan 06, 2006 09:55:49
User : JANE

Channel A Results

#	Peak Name	Ret.Time (Min)	Area	Ave. CF	ESTD Conc. (ppm)
G1	JP5		190889 ✓	23046.2	10.0
G2	5W30		335894 ✓	32168.8	10.0

c:\ezchrom\chrom\ta05\ta05.019 -- Channel A



RT
11/9/06
5042

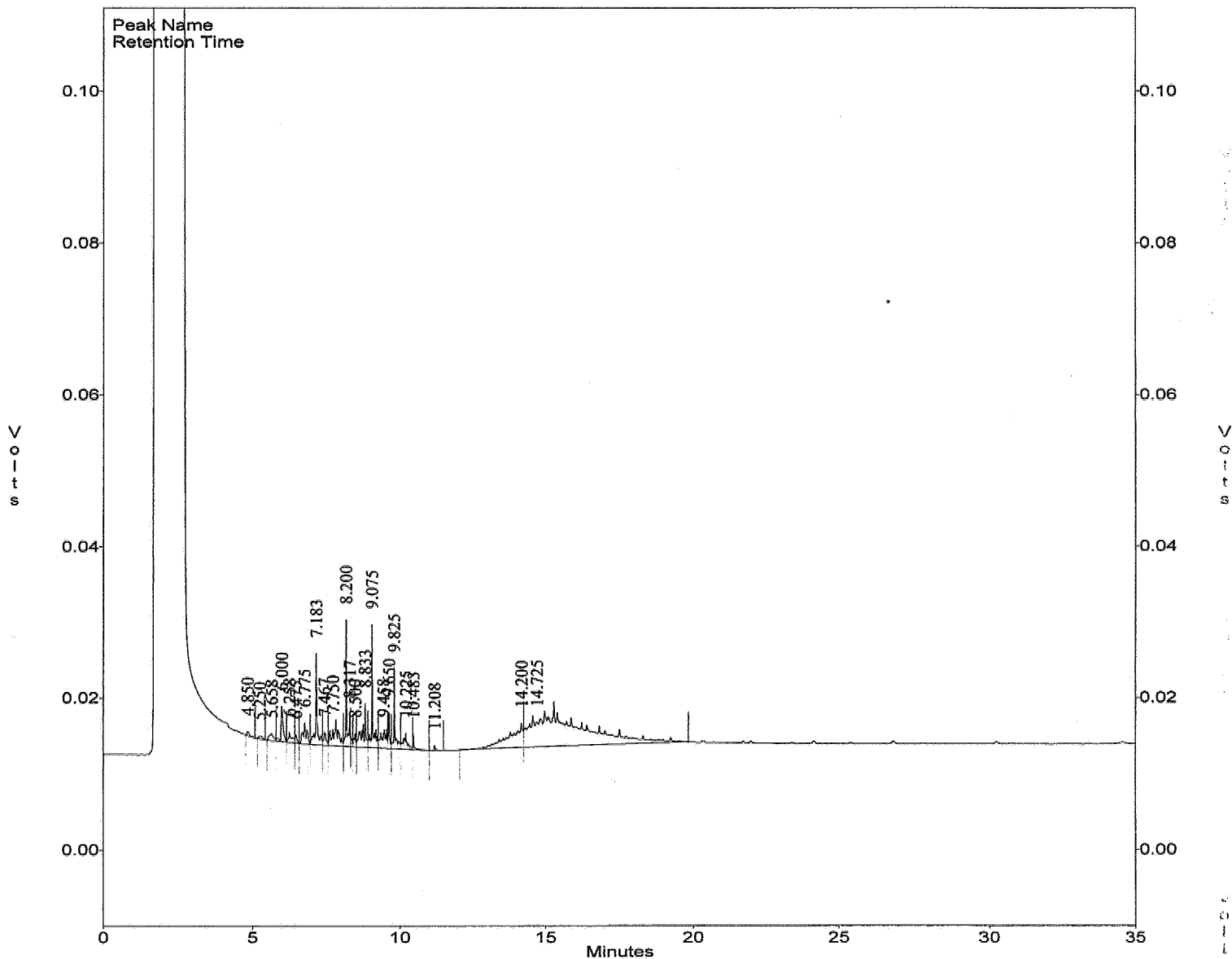
METHOD 8015 by GC/FID
EMAX Analytical Laboratories, Inc.

File : c:\ezchrom\chrom\ta05\ta05.020
 Method : c:\ezchrom\methods\j550a05m.met
 Sample ID : J550A05M02 20PPM
 Acquired : Jan 06, 2006 00:37:56
 Printed : Jan 06, 2006 09:55:55
 User : JANE

Channel A Results

#	Peak Name	Ret.Time (Min)	Area	Ave. CF	ESTD Conc. (ppm)
G1	JP5		422586	23046.2	20.0
G2	5W30		639352	32168.8	20.0

c:\ezchrom\chrom\ta05\ta05.020 -- Channel A



AS
1/9/06
5043

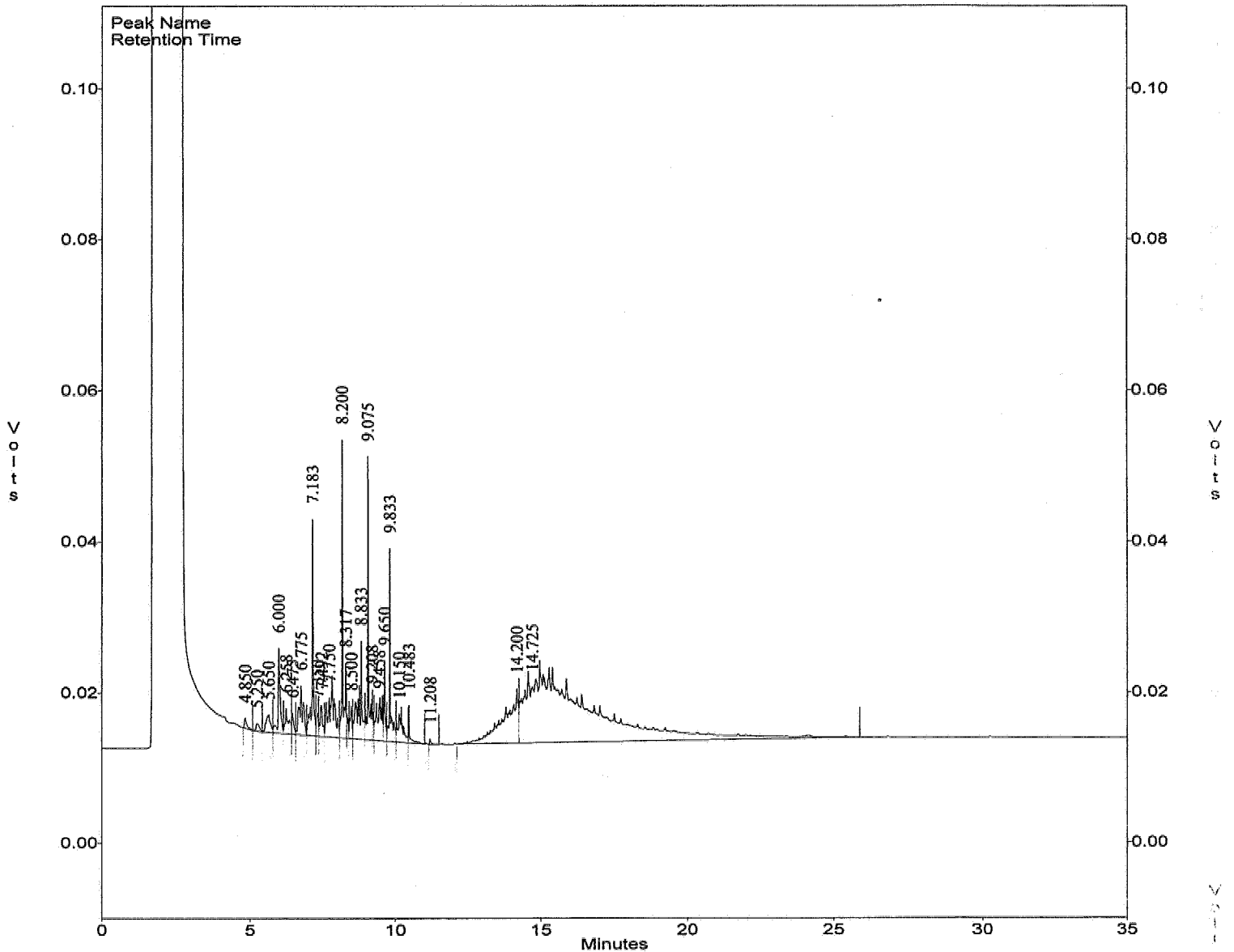
METHOD 8015 by GC/FID
 EMAX Analytical Laboratories, Inc.

File : c:\ezchrom\chrom\ta05\ta05.021
 Method : c:\ezchrom\methods\j550a05m.met
 Sample ID : J550A05M03 50PPM
 Acquired : Jan 06, 2006 01:19:54
 Printed : Jan 06, 2006 09:56:08
 User : JANE

Channel A Results

#	Peak Name	Ret.Time (Min)	Area	Ave. CF	ESTD Conc. (ppm)
G1	JP5		1001658 ✓	23046.2	50.0
G2	5W30		1732935 ✓	32168.8	50.0

c:\ezchrom\chrom\ta05\ta05.021 -- Channel A



AS
 1/9/06
 5044

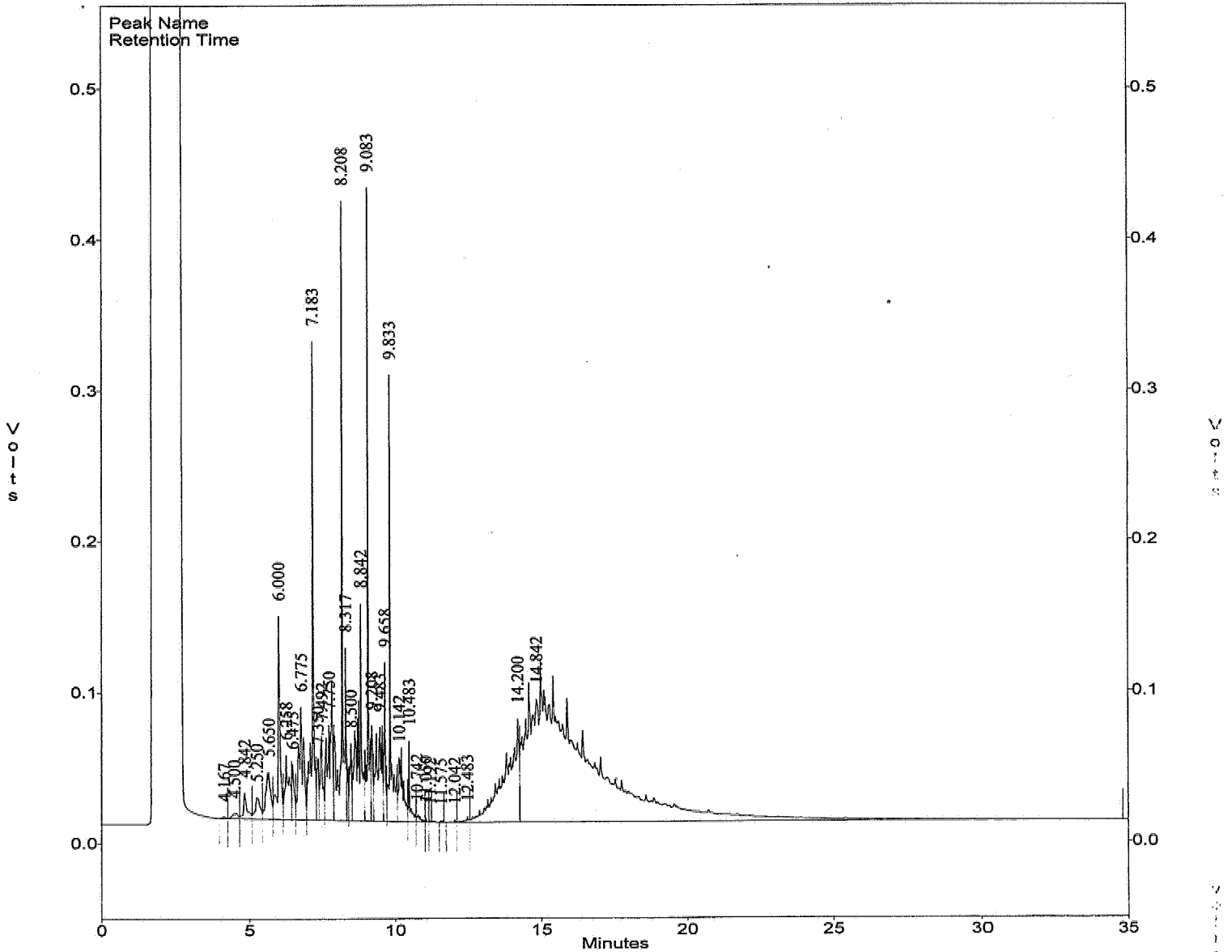
METHOD 8015 by GC/FID
EMAX Analytical Laboratories, Inc.

File : c:\ezchrom\chrom\ta05\ta05.022
 Method : c:\ezchrom\methods\j550a05m.met
 Sample ID : J550A05M04 500PPM
 Acquired : Jan 06, 2006 02:01:52
 Printed : Jan 06, 2006 09:56:41
 User : JANE

Channel A Results

#	Peak Name	Ret.Time(Min)	Area	Ave. CF	ESTD Conc. (ppm)
G1	JP5		12357981 ✓	23046.2	500.0
G2	5W30		16049524 ✓	32168.8	500.0

c:\ezchrom\chrom\ta05\ta05.022 -- Channel A



RA
1/9/06
5045

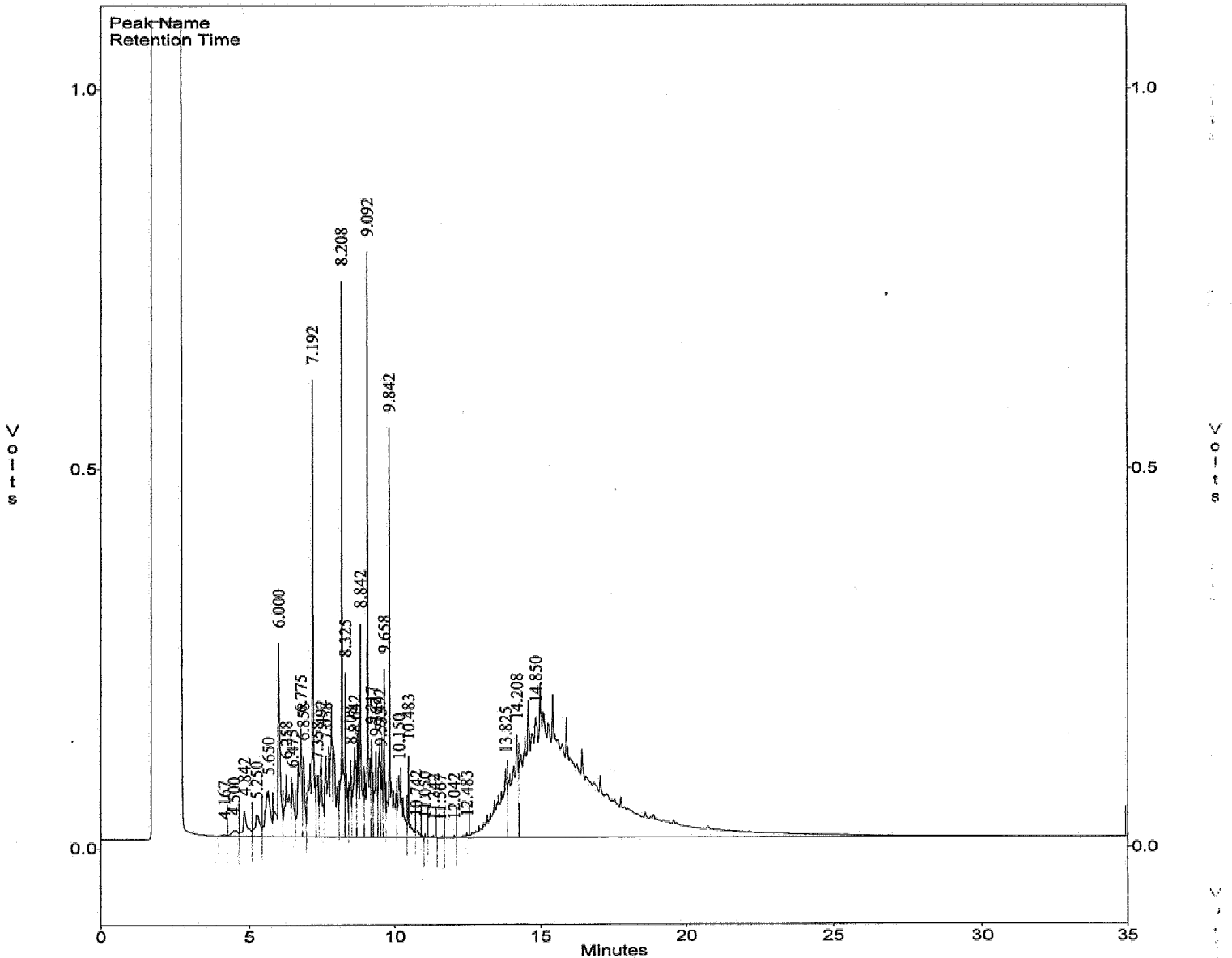
METHOD 8015 by GC/FID
 EMAX Analytical Laboratories, Inc.

File : c:\ezchrom\chrom\ta05\ta05.023
 Method : c:\ezchrom\methods\j550a05m.met
 Sample ID : J550A05M05 1000PPM
 Acquired : Jan 06, 2006 02:43:50
 Printed : Jan 06, 2006 09:57:19
 User : JANE

Channel A Results

#	Peak Name	Ret.Time (Min)	Area	Ave. CF	ESTD Conc. (ppm)
G1	JP5		24171588 ✓	23046.2	1000.0
G2	5W30		30917232 ✓	32168.8	1000.0

c:\ezchrom\chrom\ta05\ta05.023 -- Channel A



Handwritten: 5046 1/9/06

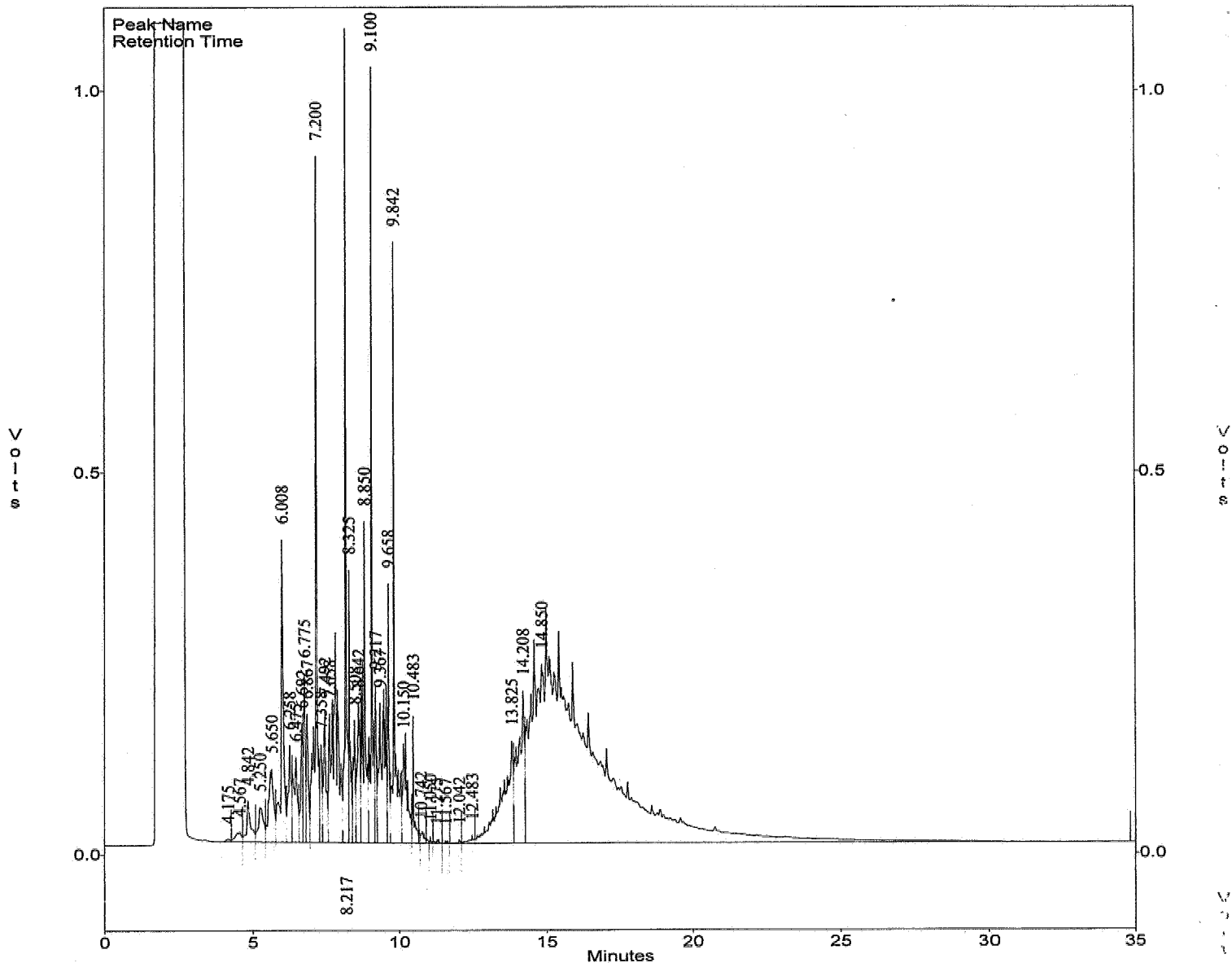
METHOD 8015 by GC/FID
EMAX Analytical Laboratories, Inc.

File : c:\ezchrom\chrom\ta05\ta05.024 ✓
 Method : c:\ezchrom\methods\j550a05m.met
 Sample ID : J550A05M06 1500PPM
 Acquired : Jan 06, 2006 03:25:48 ✓
 Printed : Jan 06, 2006 09:57:24
 User : JANE

Channel A Results

#	Peak Name	Ret.Time (Min)	Area	Ave. CF	ESTD Conc. (ppm)
G1	JP5		38358784 ✓	23046.2	1500.0
G2	5W30		45905100 ✓	32168.8	1500.0

c:\ezchrom\chrom\ta05\ta05.024 -- Channel A



at 9/10
5047

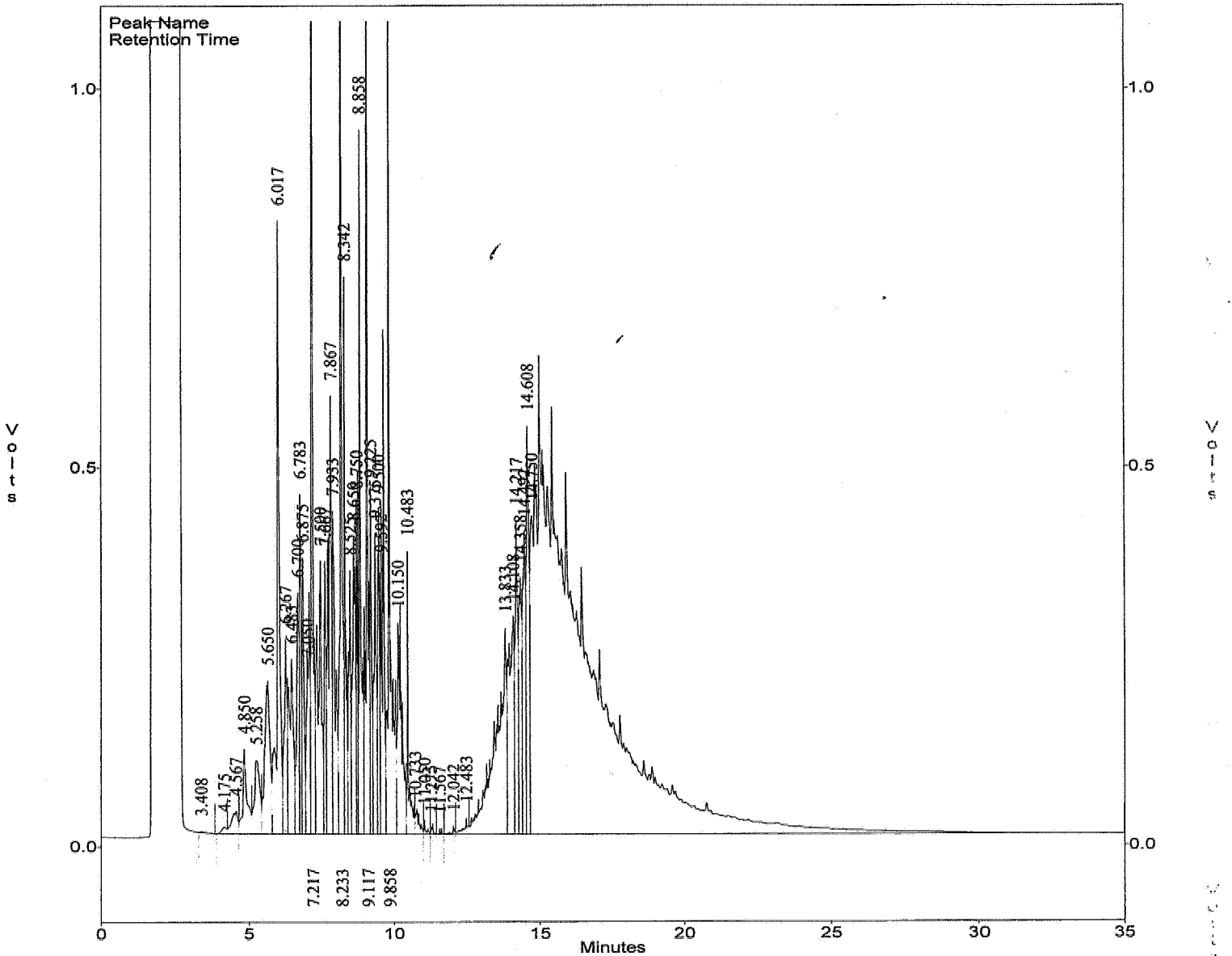
METHOD 8015 by GC/FID
 EMAX Analytical Laboratories, Inc.

File : c:\ezchrom\chrom\ta05\ta05.025
 Method : c:\ezchrom\methods\j550a05m.met
 Sample ID : J550A05M07 3000PPM
 Acquired : Jan 06, 2006 04:07:45
 Printed : Jan 06, 2006 09:57:28
 User : JANE

Channel A Results

#	Peak Name	Ret.Time (Min)	Area	Ave. CF	ESTD Conc. (ppm)
G1	JP5		79836656 ✓	23046.2	3000.0
G2	5W30		94039104 ✓	32168.8	3000.0

c:\ezchrom\chrom\ta05\ta05.025 - Channel A



RA
1/9/06
5048

SECOND SOURCE

INITIAL CALIBRATION VERIFICATION
METHOD M8015

Lab Name : EMAX
 Instrument ID : GCT050
 GC Column : DB-5
 Column size ID : 30MX0.25MM
 Mid Conc Init LFID & Datetime: TA31006A 01/31/2006 17:51
 Conc Cont LFID & Datetime: TA31011A 01/31/2006 21:21
 CONC UNIT : ppm

COMPOUND	RT MINUTES	RT WINDOW		TRUE CONC	AVERAGE CF	RESULT			QL	%D LIMITS
		FROM	TO			AREA	CONC	%D		
DIESEL(TOTAL)	0.000	0.000	0.000	500.0	26500.7	13255810	500.21	0		15
DIESEL(C10-C24)	0.000	0.000	0.000	500.0	26460.6	13131692	496.27	-1		15
DIESEL(C10-C28)	0.000	0.000	0.000	500.0	26478.8	13174570	497.55	-0		15
SURROGATE	MINUTES	FROM	TO	TRUECON	CF	AREA	CONC	%D	QL	LIMITS
BROMOBENZENE	5.275	5.188	5.362	100.0	14214.3	1337667	94.11	-6		15
HEXACOSANE	15.225	14.892	15.558	25.0	28984.5	687118	23.71	-5		15

DS50A31.MET

RS
02/01/06

5050

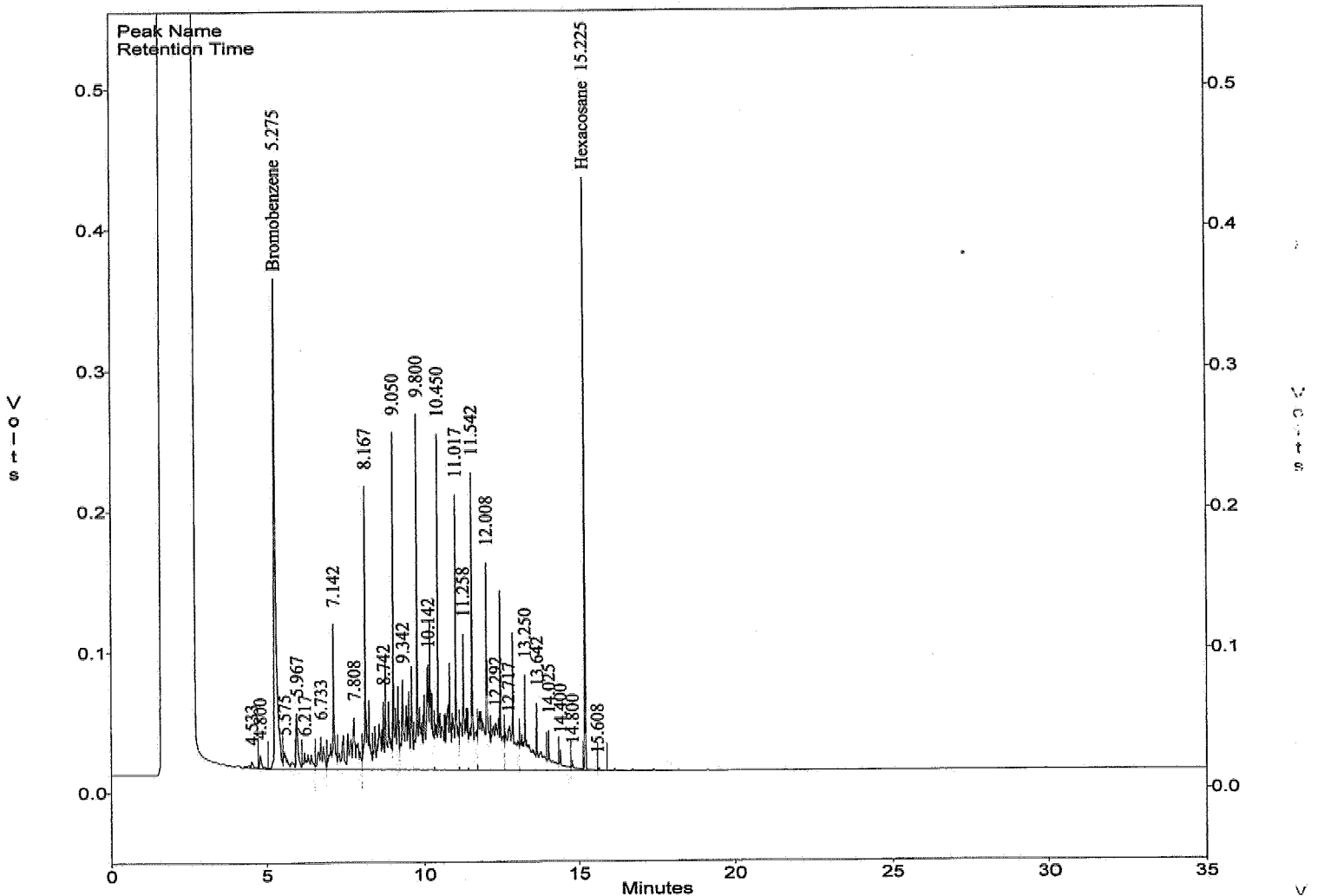
METHOD 8015 by GC/FID
EMAX Analytical Laboratories, Inc.

File : c:\ezchrom\chrom\ta31\ta31.011
Method : c:\ezchrom\methods\ds50a31.met
Sample ID : IDS50A3101 500PPM
Acquired : Jan 31, 2006 21:21:44
Printed : Feb 01, 2006 09:36:17
User : JANE

Channel A Results

#	Peak Name	Ret. Time (Min)	Area	Ave. CF	ESTD Conc. (ppm)
3	Bromobenzene	5.275	1337667	14214.3	94.1
28	Hexacosane	15.225	687118	28984.5	23.7
G1	Diesel (TOTAL)		13255810	26500.7	500.2
G2	Diesel (C10-C24)		13131692	26460.6	496.3
G3	Diesel (C10-C28)		13174570	26478.8	497.6

c:\ezchrom\chrom\ta31\ta31.011 -- Channel A



AS
02/01/06

5051

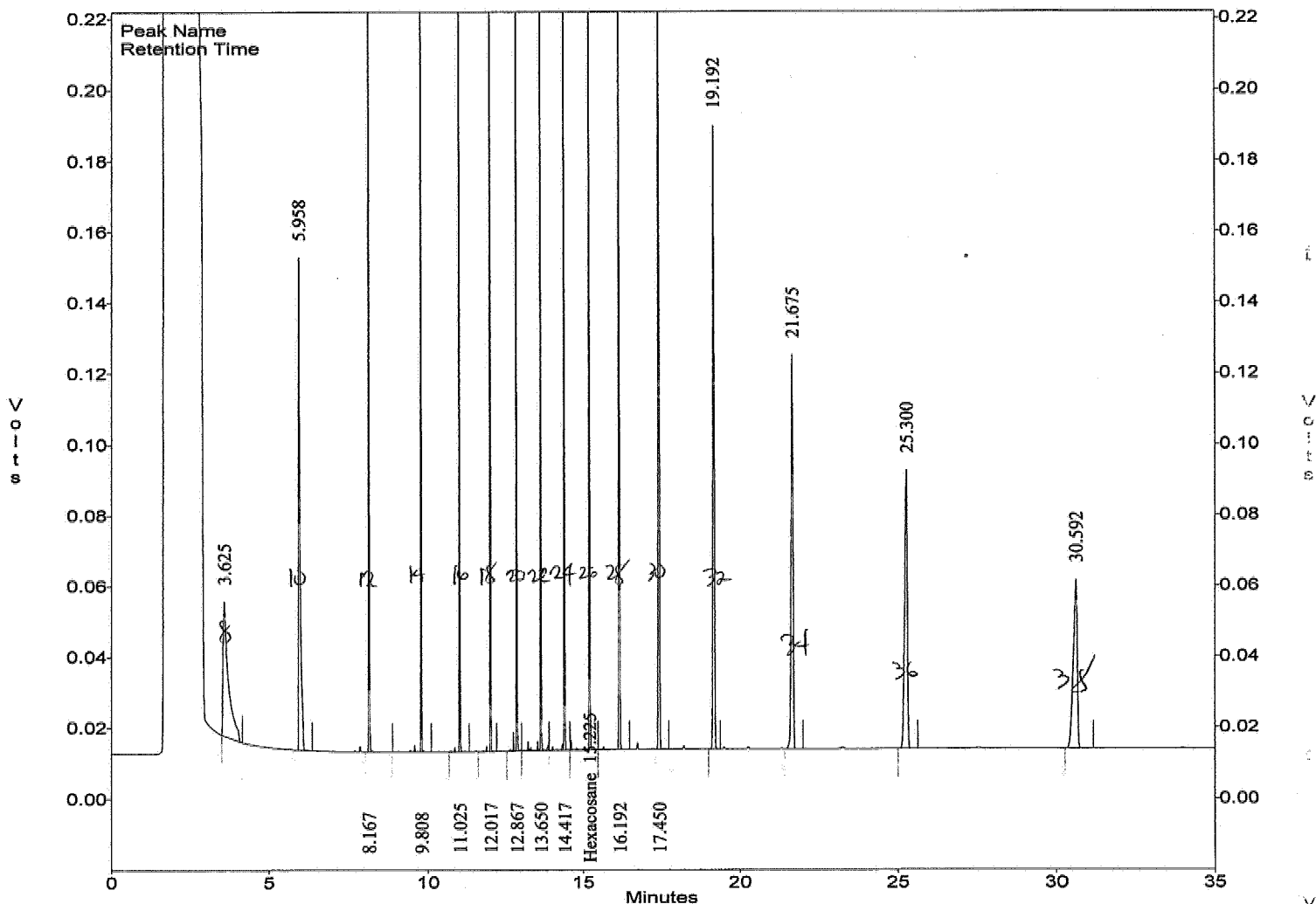
METHOD 8015 by GC/FID
EMAX Analytical Laboratories, Inc.

File : c:\ezchrom\chrom\ta31\ta31.013
Method : c:\ezchrom\methods\ds50a31.met
Sample ID : HC-CHAIN
Acquired : Jan 31, 2006 22:45:44
Printed : Feb 01, 2006 09:38:59
User : JANE

Channel A Results

#	Peak Name	Ret.Time (Min)	Area	Ave. CF	ESTD Conc. (ppm)
--	Bromobenzene	5.283	0	0.0	0.0
10	Hexacosane	15.225	612551	28984.5	21.1
G1	Diesel (TOTAL)		7808933	26500.7	294.7
G2	Diesel (C10-C24)		4312145	26460.6	163.0
G3	Diesel (C10-C28)		4904687	26478.8	185.2

c:\ezchrom\chrom\ta31\ta31.013 -- Channel A



At
02/01/06

INITIAL CALIBRATION VERIFICATION
METHOD MB015

Lab Name : EMAX
 Instrument ID : GCT050
 GC Column : DB-5
 Column size ID : 30MX0.25MM
 Mid Conc Init LFID & Datetime: TA05022A 01/06/2006 02:01
 Conc Cont LFID & Datetime: TA05026A 01/06/2006 04:49
 CONC UNIT : ppm

COMPOUND	RT MINUTES	RT WINDOW		TRUE CONC	AVERAGE CF	RESULT		%D	QL	%D LIMITS
		FROM	TO			AREA	CONC			
JP5	0.000	0.000	0.000	500.0	23046.2	11649619	505.49	1		15
5W30	0.000	0.000	0.000	500.0	32168.8	16021303	498.04	-0		15

J550A05M.MET

AS
4/3/02
5053

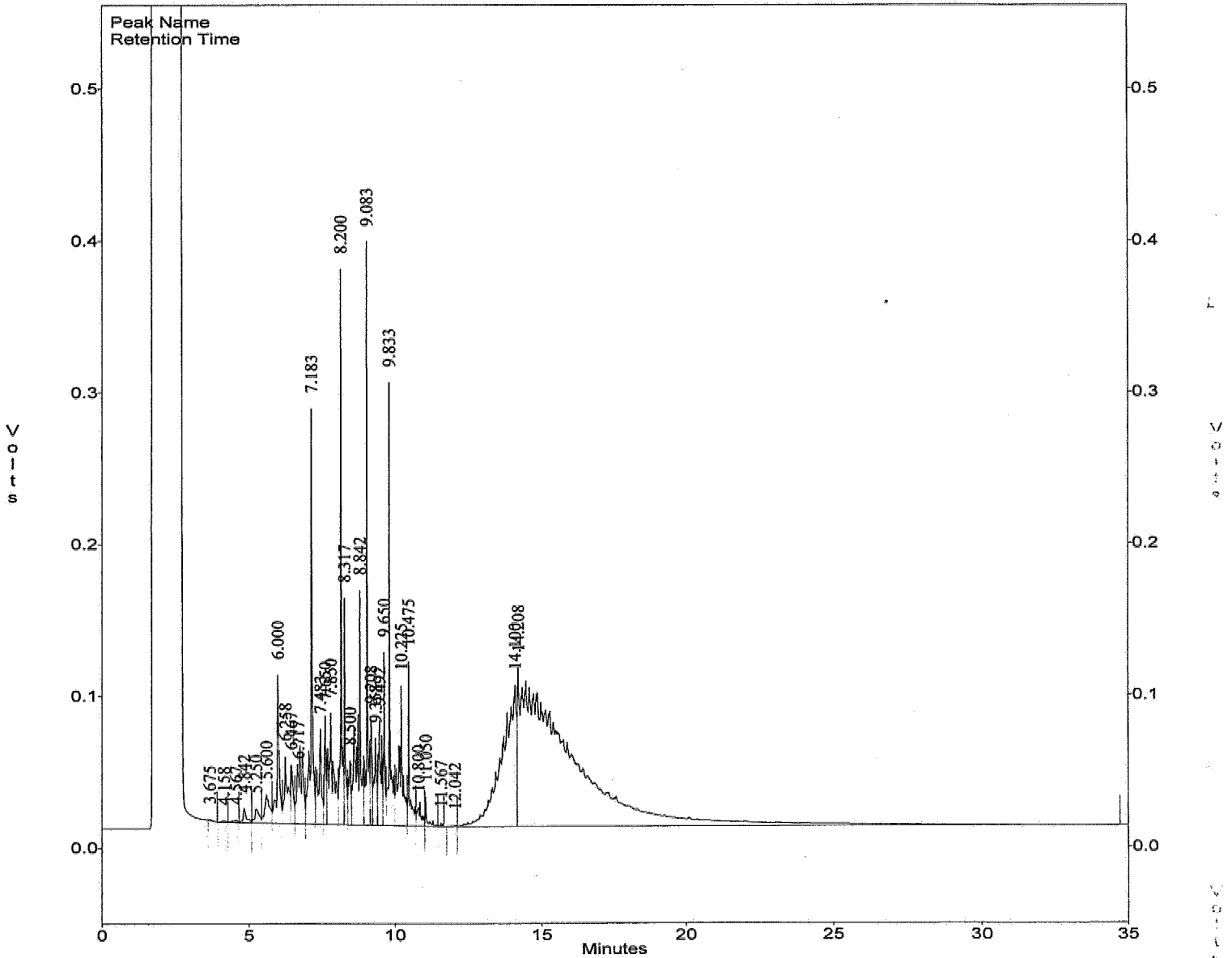
METHOD 8015 by GC/FID
 EMAX Analytical Laboratories, Inc.

File : c:\ezchrom\chrom\ta05\ta05.026
 Method : c:\ezchrom\methods\j550a05m.met
 Sample ID : IJ550A05M01 500PPM
 Acquired : Jan 06, 2006 04:49:39
 Printed : Jan 06, 2006 09:57:56
 User : JANE

Channel A Results

#	Peak Name	Ret.Time (Min)	Area	Ave. CF	ESTD Conc. (ppm)
G1	JP5		11649619	23046.2	505.5
G2	5W30		16021303	32168.8	498.0

c:\ezchrom\chrom\ta05\ta05.026 -- Channel A



Handwritten: AS 1/3/06
 5054

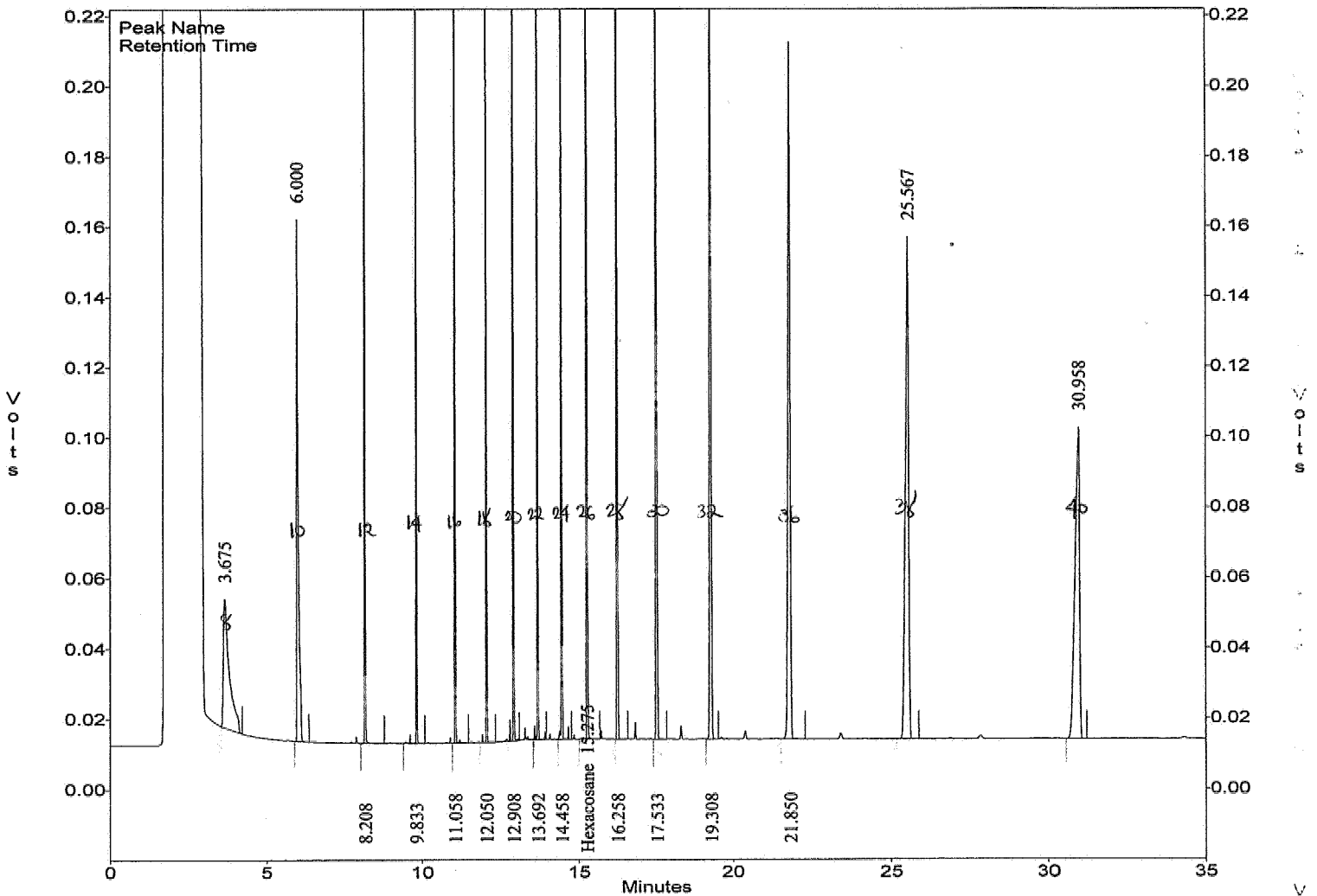
METHOD 8015 by GC/FID
EMAX Analytical Laboratories, Inc.

File : c:\ezchrom\chrom\ta05\ta05.028
 Method : c:\ezchrom\methods\ds50k28.met
 Sample ID : HC-CHAIN
 Acquired : Jan 06, 2006 06:13:28
 Printed : Jan 06, 2006 09:49:23
 User : JANE

Channel A Results

#	Peak Name	Ret.Time (Min)	Area	Ave. CF	ESTD Conc. (ppm)
--	Bromobenzene	5.350	0	0.0	0.0
10	Hexacosane	15.275	785899	31441.2	25.0
G1	Diesel (TOTAL)		10840643	25617.3	423.2
G2	Diesel (C10-C24)		5027696	25569.5	196.6
G3	Diesel (C10-C28)		5789143	25586.1	226.3

c:\ezchrom\chrom\ta05\ta05.028 -- Channel A



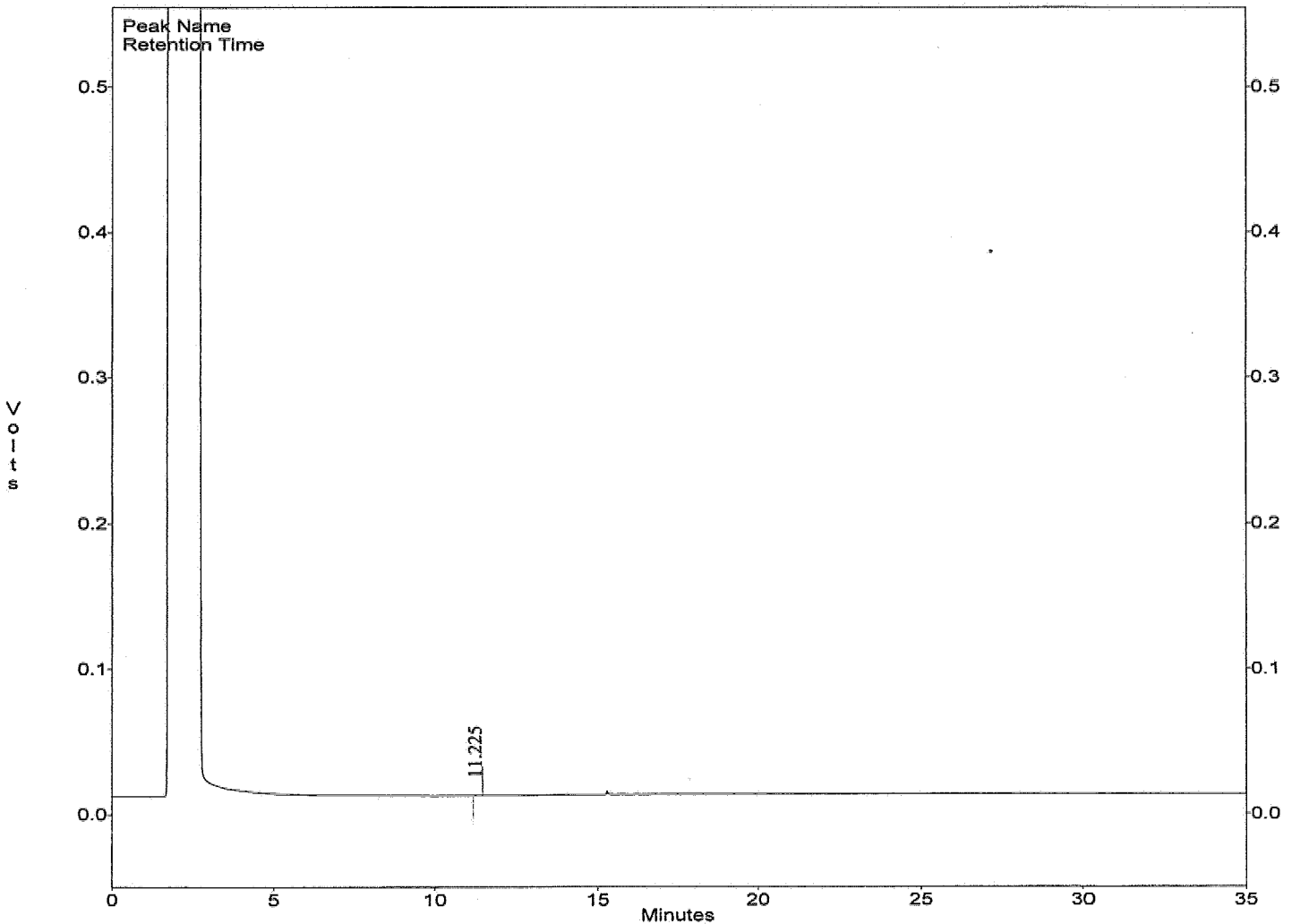
METHOD 8015 by GC/FID
EMAX Analytical Laboratories, Inc.

File : c:\ezchrom\chrom\ta05\TA05.018
Method : c:\ezchrom\methods\ds50k28.met
Sample ID : IB50A233
Acquired : Jan 05, 2006 23:13:52
Printed : Jan 06, 2006 09:47:06
User : JANE

Channel A Results

#	Peak Name	Ret. Time (Min)	Area	Ave. CF	ESTD Conc. (ppm)
--	Bromobenzene	5.350	0	0.0	0.0
--	Hexacosane	15.292	0	0.0	0.0
G1	Diesel (TOTAL)		2452	25617.3	0.1
G2	Diesel (C10-C24)		2452	25569.5	0.1
G3	Diesel (C10-C28)		2452	25586.1	0.1

c:\ezchrom\chrom\ta05\TA05.018 -- Channel A



Handwritten: 4/13/06
5056

DAILY CALIBRATION

CONTINUE CALIBRATION
METHOD M8015

Lab Name : EMAX
 Instrument ID : GCT050
 GC Column : DB-5
 Column size ID : 30MX0.25MM
 Mid Conc Init LFID & Datetime: TA31006A 01/31/2006 17:51
 Conc Cont LFID & Datetime: TC15002A 03/15/2006 12:15
 CONC UNIT : ppm

COMPOUND	RT MINUTES	RT WINDOW		TRUE CONC	AVERAGE CF	RESULT		%D	QL	%D LIMITS
		FROM	TO			AREA	CONC			
DIESEL(TOTAL)	0.000	0.000	0.000	500.0	26500.7	11877105	448.18	-10		15
DIESEL(C10-C24)	0.000	0.000	0.000	500.0	26460.6	11765525	444.64	-11		15
DIESEL(C10-C28)	0.000	0.000	0.000	500.0	26478.8	11776168	444.74	-11		15
SURROGATE	MINUTES	FROM	TO	TRUECON	CF	AREA	CONC	%D	QL	LIMITS
BROMOBENZENE	5.200	5.113	5.287	100.0	14214.3	1334949	93.92	-6		15
HEXACOSANE	15.125	14.792	15.458	25.0	28984.5	723807	24.97	-0		15

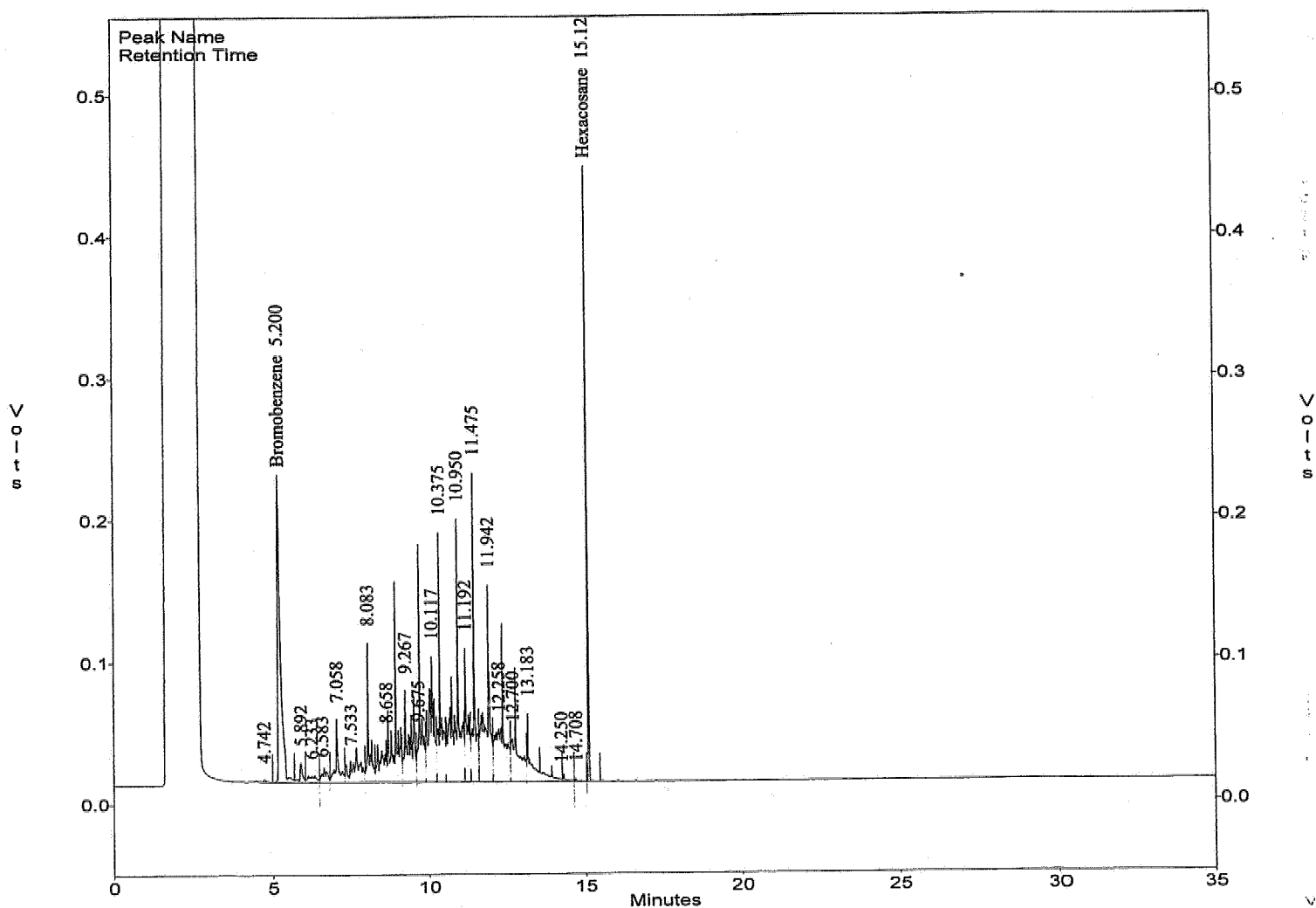
METHOD 8015 by GC/FID
EMAX Analytical Laboratories, Inc.

File : c:\ezchrom\chrom\tc15\tc15.002
 Method : c:\ezchrom\methods\ds50a31.met
 Sample ID : CDS50A31512 D500
 Acquired : Mar 15, 2006 12:15:37 ✓
 Printed : Mar 16, 2006 11:28:57
 User : JANE

Channel A Results

#	Peak Name	Ret. Time (Min)	Area	Ave. CF	ESTD Conc. (ppm)
2	Bromobenzene	5.200	1334949	14214.3	93.9
23	Hexacosane	15.125	723807	28984.5	25.0
G1	Diesel (TOTAL)		11877105	26500.7	448.2
G2	Diesel (C10-C24)		11765525	26460.6	444.6
G3	Diesel (C10-C28)		11776168	26478.8	444.7

c:\ezchrom\chrom\tc15\tc15.002 -- Channel A



CONTINUE CALIBRATION
METHOD M8015

Lab Name : EMAX
 Instrument ID : GCT050
 GC Column : DB-5
 Column size ID : 30MX0.25MM
 Mid Conc Init LFID & Datetime: TA05022A 01/06/2006 02:01
 Conc Cont LFID & Datetime: TC15003A 03/15/2006 12:57
 CONC UNIT : ppm

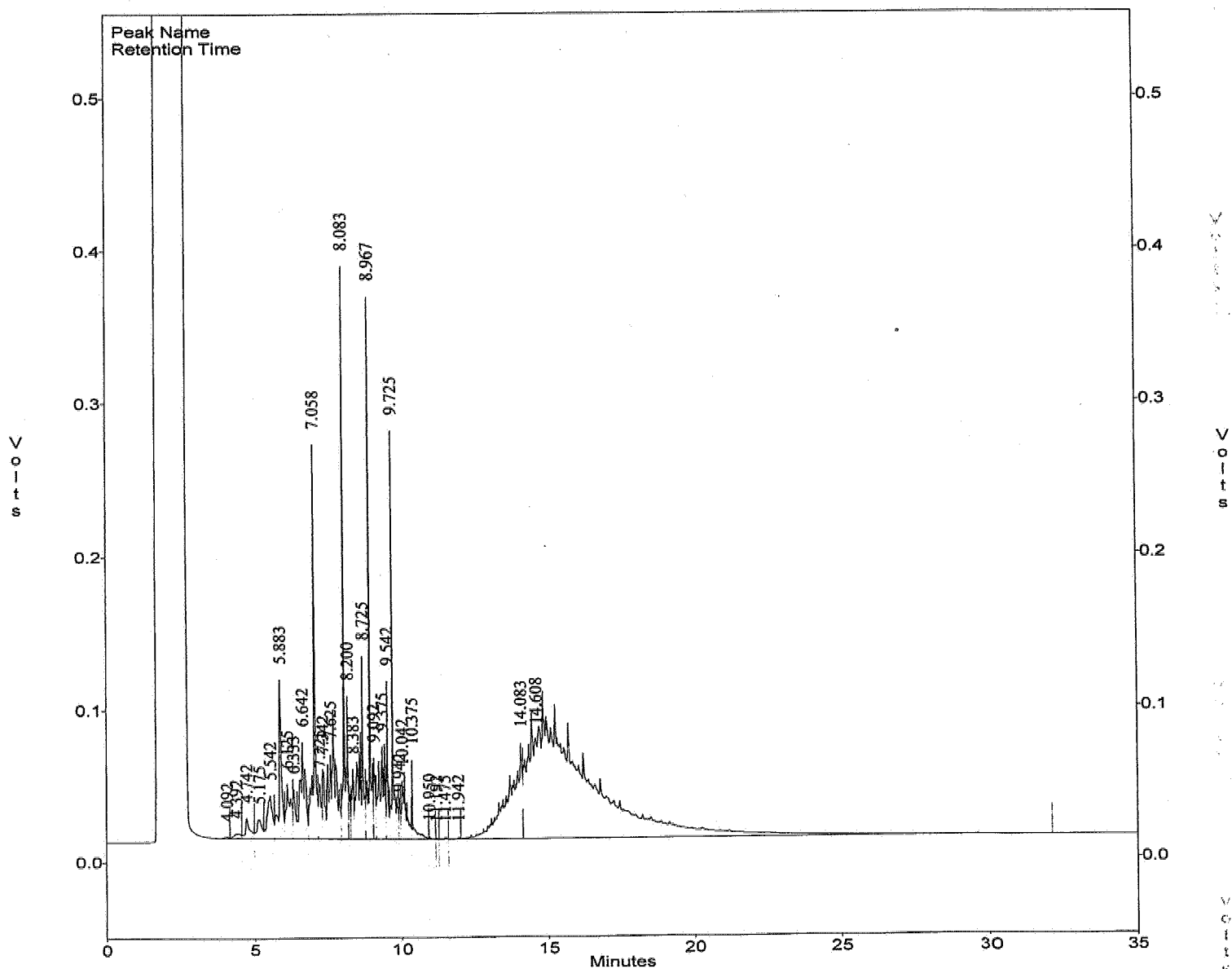
COMPOUND	RT MINUTES	RT WINDOW		TRUE CONC	AVERAGE CF	RESULT		%D	QL	%D LIMITS
		FROM	TO			AREA	CONC			
JP5	0.000	0.000	0.000	500.0	23046.2	11191907	485.63	-3		15
5W30	0.000	0.000	0.000	500.0	32168.8	13977435	434.50	-13		15

File : c:\ezchrom\chrom\tc15\tc15.003
 Method : c:\ezchrom\methods\J550a05m.met
 Sample ID : CJ550A05M513 JP5/MO
 Acquired : Mar 15, 2006 12:57:33
 Printed : Mar 15, 2006 13:32:35
 User : JANE

Channel A Results

#	Peak Name	Ret. Time (Min)	Area	Ave. CF	ESTD Conc. (ppm)
G1	JP5		11191907	23046.2	485.6
G2	5W30		13977435	32168.8	434.5

c:\ezchrom\chrom\tc15\tc15.003 - Channel A



CONTINUE CALIBRATION
METHOD M8015

Lab Name : EMAX
 Instrument ID : GCT050
 GC Column : DB-5
 Column size ID : 30MX0.25MM
 Mid Conc Init LFID & Datetime: TA31006A 01/31/2006 17:51
 Conc Cont LFID & Datetime: TC15015A 03/15/2006 21:21
 CONC UNIT : ppm

COMPOUND	RT MINUTES	RT WINDOW		TRUE CONC	AVERAGE CF	RESULT		%D	QL	%D LIMITS
		FROM	TO			AREA	CONC			
DIESEL(TOTAL)	0.000	0.000	0.000	500.0	26500.7	11991961	452.52	-9		15
DIESEL(C10-C24)	0.000	0.000	0.000	500.0	26460.6	11879087	448.93	-10		15
DIESEL(C10-C28)	0.000	0.000	0.000	500.0	26478.8	11889687	449.03	-10		15
SURROGATE	MINUTES	FROM	TO	TRUECON	CF	AREA	CONC	%D	QL	LIMITS
BROMOBENZENE	5.200	5.113	5.287	100.0	14214.3	1356681	95.44	-5		15
HEXACOSANE	15.125	14.792	15.458	25.0	28984.5	722209	24.92	-0		15

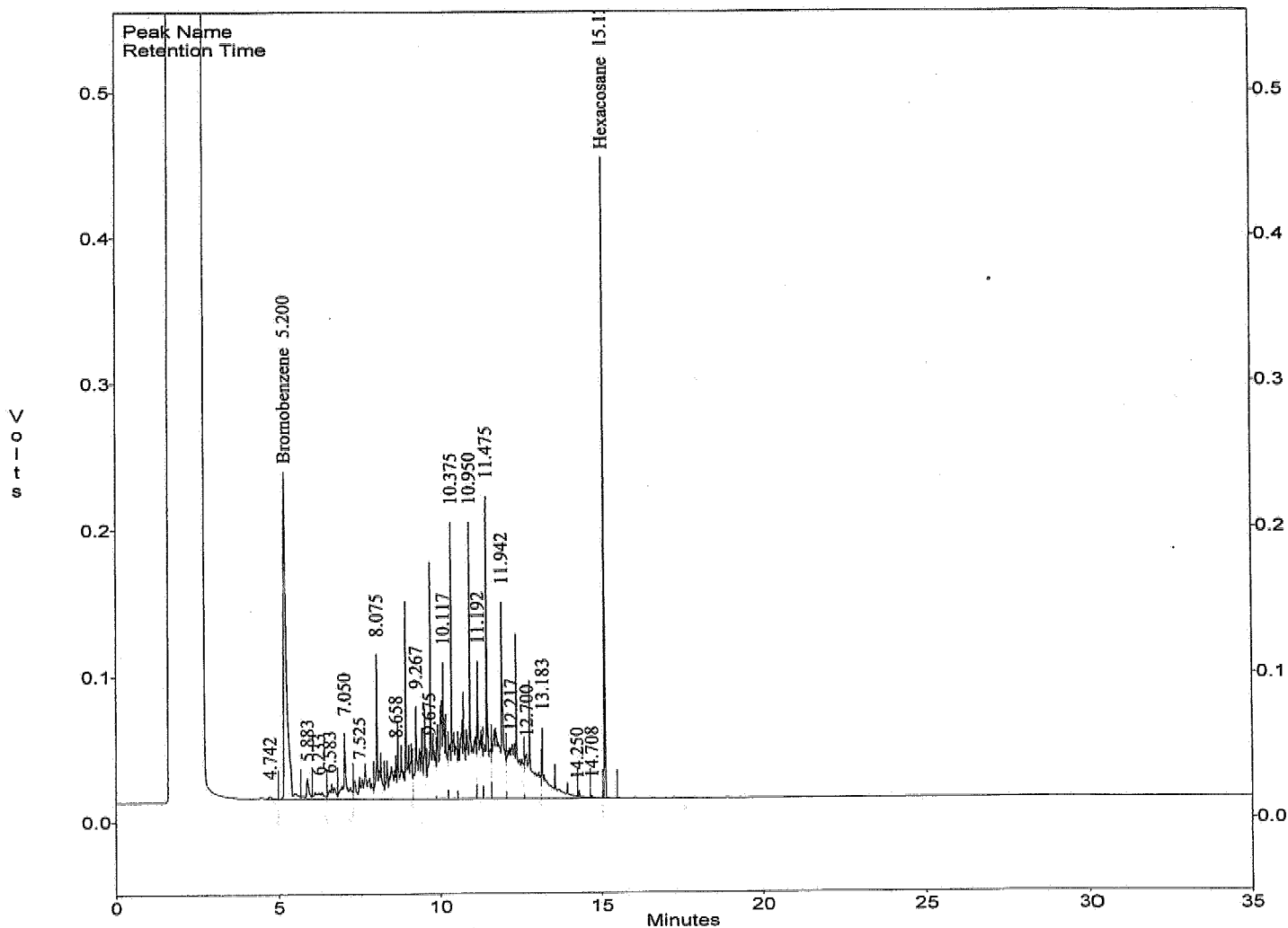
METHOD 8015 by GC/FID
EMAX Analytical Laboratories, Inc.

File : c:\ezchrom\chrom\tc15\tc15.015
 Method : c:\ezchrom\methods\ds50a31.met
 Sample ID : CDS50A31514 D500
 Acquired : Mar 15, 2006 21:21:36
 Printed : Mar 16, 2006 11:41:24
 User : JANE

Channel A Results

#	Peak Name	Ret. Time (Min)	Area	Ave. CF	ESTD Conc. (ppm)
2	Bromobenzene	5.200	1356681	14214.3	95.4
23	Hexacosane	15.125	722209	28984.5	24.9
G1	Diesel (TOTAL)		11991961	26500.7	452.5
G2	Diesel (C10-C24)		11879087	26460.6	448.9
G3	Diesel (C10-C28)		11889687	26478.8	449.0

c:\ezchrom\chrom\tc15\tc15.015 -- Channel A



CONTINUE CALIBRATION
METHOD M8015

Lab Name : EMAX
 Instrument ID : GCT050
 GC Column : DB-5
 Column size ID : 30MX0.25MM
 Mid Conc Init LFID & Datetime: TA05022A 01/06/2006 02:01
 Conc Cont LFID & Datetime: TC15016A 03/15/2006 22:03
 CONC UNIT : ppm

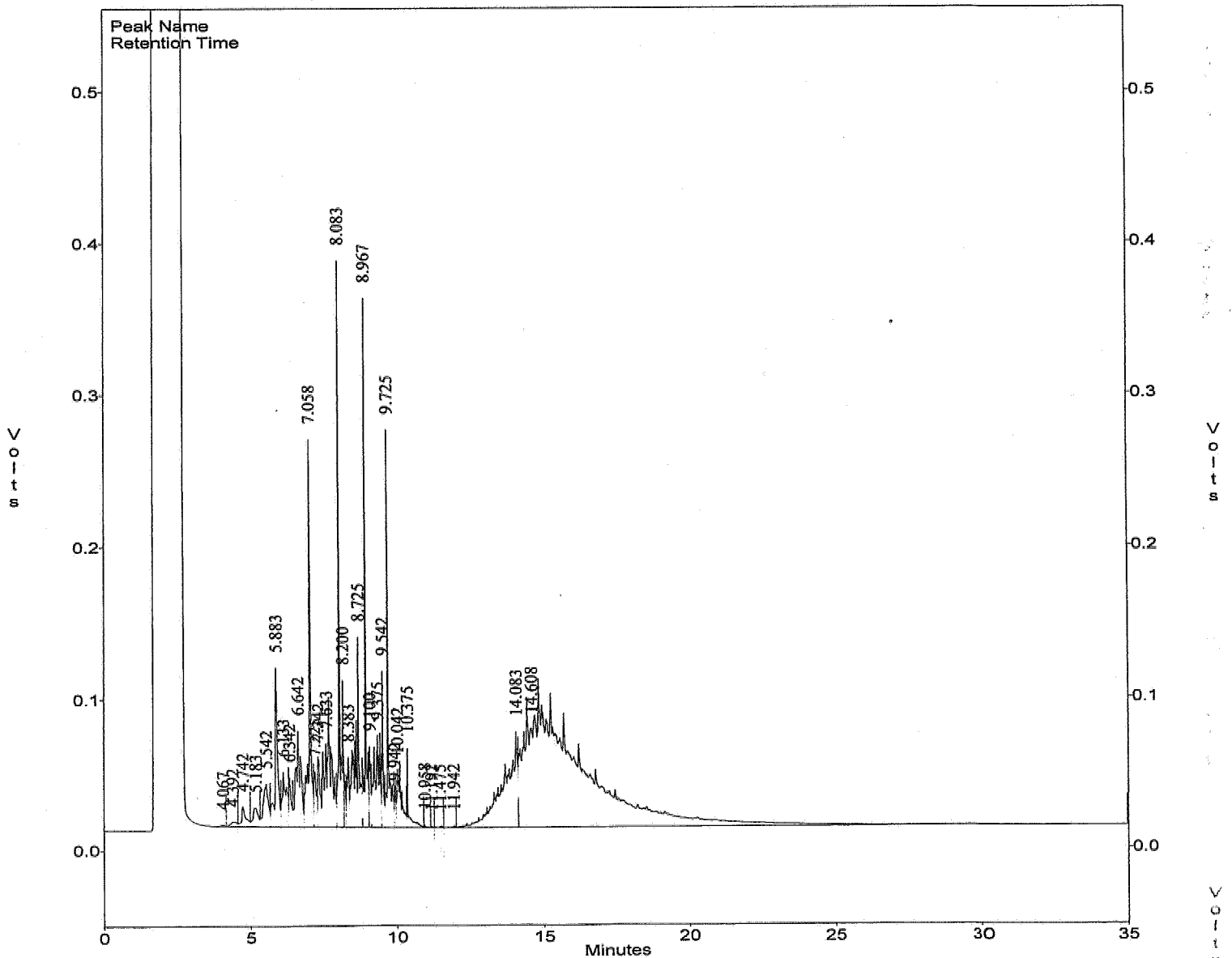
COMPOUND	RT	RT WINDOW		TRUE CONC	AVERAGE CF	RESULT		%D	QL	%D LIMITS
	MINUTES	FROM	TO			AREA	CONC			
JP5	0.000	0.000	0.000	500.0	23046.2	11304249	490.50	-2		15
5W30	0.000	0.000	0.000	500.0	32168.8	14003957	435.33	-13		15

File : c:\ezchrom\chrom\tc15\tc15.016
 Method : c:\ezchrom\methods\J550a05m.met
 Sample ID : CJ550A05M515 JP5/MO
 Acquired : Mar 15, 2006 22:03:28
 Printed : Mar 15, 2006 22:38:29
 User : JANE

Channel A Results

#	Peak Name	Ret. Time (Min)	Area	Ave. CF	ESTD Conc. (ppm)
G1	JP5		11304249	23046.2	490.5
G2	5W30		14003957	32168.8	435.3

c:\ezchrom\chrom\tc15\tc15.016 -- Channel A



CONTINUE CALIBRATION
METHOD M8015

Lab Name : EMAX
 Instrument ID : GCT050
 GC Column : DB-5
 Column size ID : 30MX0.25MM
 Mid Conc Init LFID & Datetime: TA31006A 01/31/2006 17:51
 Conc Cont LFID & Datetime: TC15028A 03/16/2006 06:24
 CONC UNIT : ppm

COMPOUND	RT MINUTES	RT WINDOW		TRUE CONC	AVERAGE CF	RESULT		%D	QL	%D LIMITS
		FROM	TO			AREA	CONC			
=====	=====	=====	=====	=====	=====	=====	=====	=====	=====	=====
DIESEL(TOTAL)	0.000	0.000	0.000	500.0	26500.7	12050635	454.73	-9		15
DIESEL(C10-C24)	0.000	0.000	0.000	500.0	26460.6	11938228	451.17	-10		15
DIESEL(C10-C28)	0.000	0.000	0.000	500.0	26478.8	11949149	451.27	-10		15
-----	-----	-----	-----	-----	-----	-----	-----	-----	-----	-----
SURROGATE	MINUTES	FROM	TO	TRUECON	CF	AREA	CONC	%D	QL	LIMITS
=====	=====	=====	=====	=====	=====	=====	=====	=====	=====	=====
BROMOBENZENE	5.208	5.121	5.295	100.0	14214.3	1366592	96.14	-4		15
HEXACOSANE	15.133	14.800	15.466	25.0	28984.5	722202	24.92	-0		15

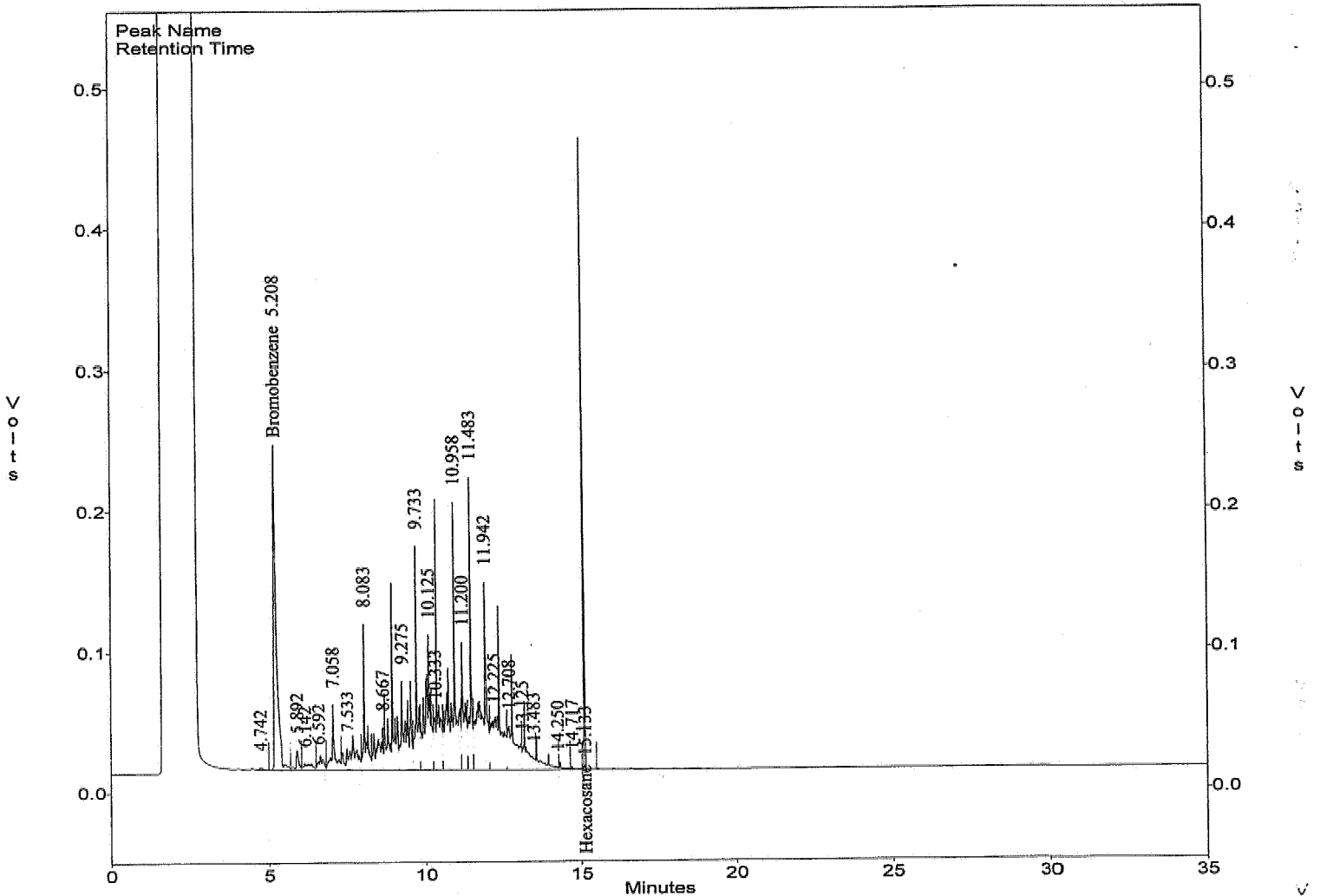
METHOD 8015 by GC/FID
EMAX Analytical Laboratories, Inc.

File : c:\ezchrom\chrom\tc15\tc15.028
 Method : c:\ezchrom\methods\Ds50a31.met
 Sample ID : CDS50A31516 D500
 Acquired : Mar 16, 2006 06:24:29
 Printed : Mar 16, 2006 06:59:30
 User : JANE

Channel A Results

#	Peak Name	Ret. Time (Min)	Area	Ave. CF	ESTD Conc. (ppm)
2	Bromobenzene	5.208	1366592	14214.3	96.1
24	Hexacosane	15.133	722202	28984.5	24.9
G1	Diesel (TOTAL)		12050635	26500.7	454.7
G2	Diesel (C10-C24)		11938228	26460.6	451.2
G3	Diesel (C10-C28)		11949149	26478.8	451.3

c:\ezchrom\chrom\tc15\tc15.028 -- Channel A



CONTINUE CALIBRATION
METHOD M8015

Lab Name : EMAX
 Instrument ID : GCT050
 GC Column : DB-5
 Column size ID : 30MX0.25MM
 Mid Conc Init LFID & Datetime: TA05022A 01/06/2006 02:01
 Conc Cont LFID & Datetime: TC15029A 03/16/2006 07:06
 CONC UNIT : ppm

COMPOUND	RT MINUTES	RT WINDOW		TRUE CONC	AVERAGE CF	RESULT		%D	QL	%D LIMITS
		FROM	TO			AREA	CONC			
JP5	0.000	0.000	0.000	500.0	23046.2	11116286	482.35	-4		15
5W30	0.000	0.000	0.000	500.0	32168.8	13760522	427.76	-14		15

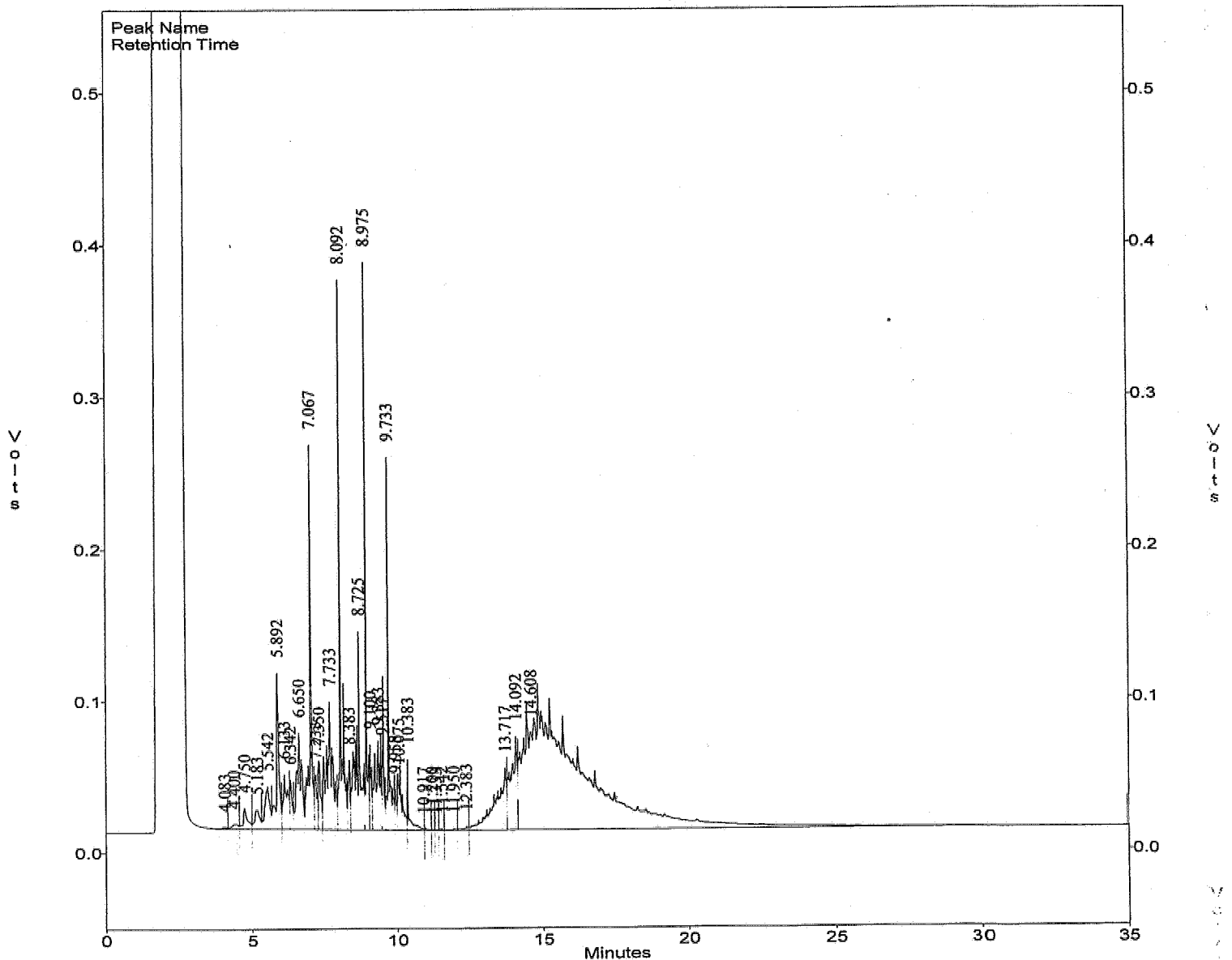
METHOD 8015 by GC/FID
EMAX Analytical Laboratories, Inc.

File : c:\ezchrom\chrom\tc15\tc15.029
Method : c:\ezchrom\methods\j550a05m.met
Sample ID : CJ550A05M517 JP5/MO
Acquired : Mar 16, 2006 07:06:10
Printed : Mar 16, 2006 11:52:26
User : JANE

Channel A Results

#	Peak Name	Ret. Time (Min)	Area	Ave. CF	ESTD Conc. (ppm)
G1	JP5		11116286	23046.2	482.3
G2	5W30		13760522	32168.8	427.8

c:\ezchrom\chrom\tc15\tc15.029 -- Channel A



CONTINUE CALIBRATION
METHOD M8015

Lab Name : EMAX
 Instrument ID : GCT050
 GC Column : DB-5
 Column size ID : 30MX0.25MM
 Mid Conc Init LFID & Datetime: TA31006A 01/31/2006 17:51
 Conc Cont LFID & Datetime: TC16027A 03/17/2006 06:37
 CONC UNIT : ppm

COMPOUND	RT MINUTES	RT WINDOW		TRUE CONC	AVERAGE CF	RESULT		%D	QL	%D LIMITS
		FROM	TO			AREA	CONC			
DIESEL(TOTAL)	0.000	0.000	0.000	500.0	26500.7	12200958	460.40	-8		15
DIESEL(C10-C24)	0.000	0.000	0.000	500.0	26460.6	12089099	456.87	-9		15
DIESEL(C10-C28)	0.000	0.000	0.000	500.0	26478.8	12098802	456.92	-9		15
SURROGATE	MINUTES	FROM	TO	TRUECON	CF	AREA	CONC	%D	QL	LIMITS
BROMOBENZENE	5.200	5.113	5.287	100.0	14214.3	1344509	94.59	-5		15
HEXACOSANE	15.125	14.792	15.458	25.0	28984.5	710582	24.52	-2		15

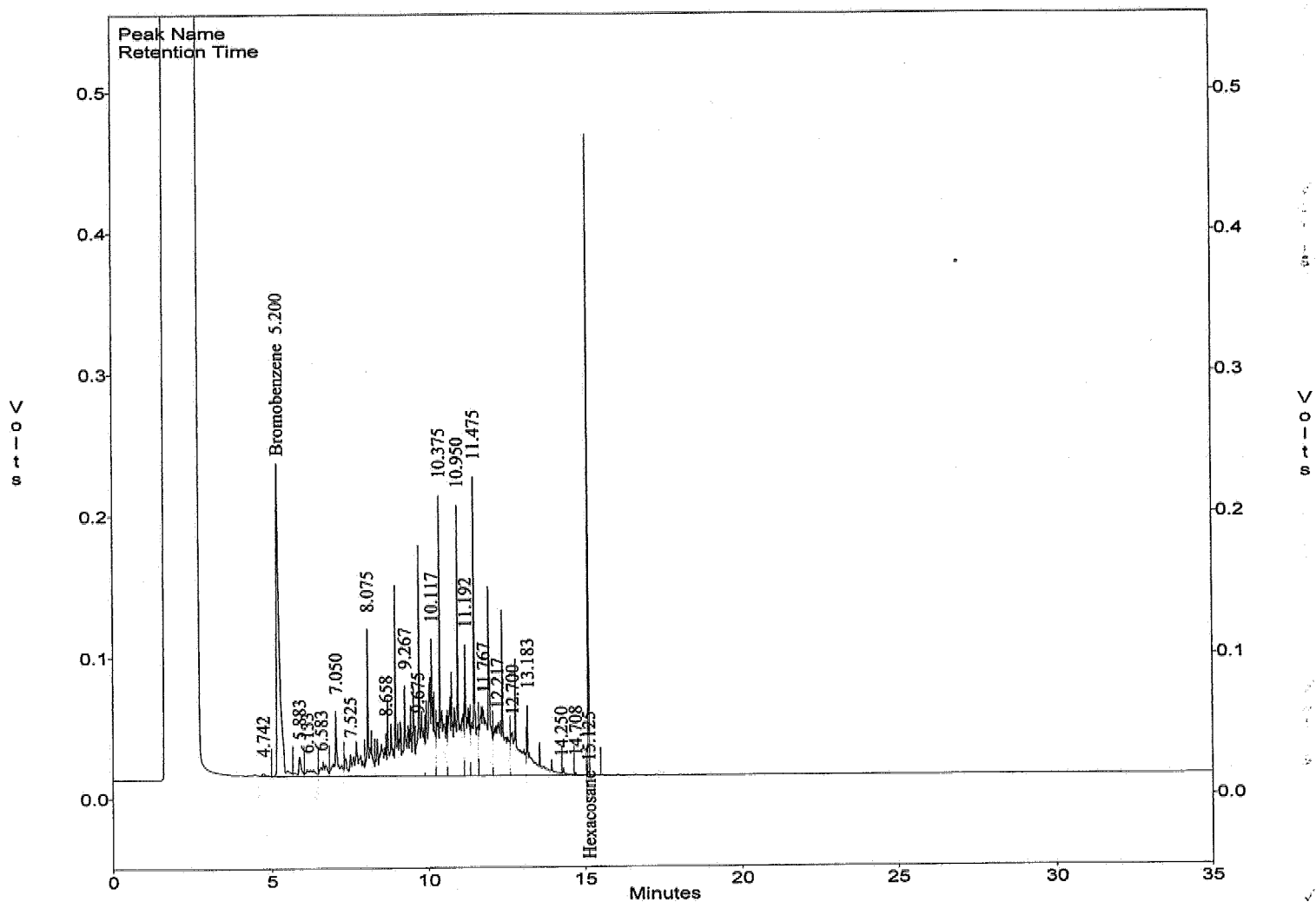
METHOD 8015 by GC/FID
EMAX Analytical Laboratories, Inc.

File : c:\ezchrom\chrom\tc16\tc16.027
 Method : c:\ezchrom\methods\Ds50a31.met
 Sample ID : CDS50A31524 D500
 Acquired : Mar 17, 2006 06:37:31
 Printed : Mar 17, 2006 07:12:33
 User : JANE

Channel A Results

#	Peak Name	Ret.Time (Min)	Area	Ave. CF	ESTD Conc. (ppm)
2	Bromobenzene	5.200	1344509	14214.3	94.6
23	Hexacosane	15.125	710582	28984.5	24.5
G1	Diesel (TOTAL)		12200958	26500.7	460.4
G2	Diesel (C10-C24)		12089099	26460.6	456.9
G3	Diesel (C10-C28)		12098802	26478.8	456.9

c:\ezchrom\chrom\tc16\tc16.027 - Channel A



CONTINUE CALIBRATION
METHOD M8015

Lab Name : EMAX
 Instrument ID : GCT050
 GC Column : DB-5
 Column size ID : 30MX0.25MM
 Mid Conc Init LFID & Datetime: TA05022A 01/06/2006 02:01
 Conc Cont LFID & Datetime: TC16028A 03/17/2006 07:19
 CONC UNIT : ppm

COMPOUND	RT MINUTES	RT WINDOW		TRUE CONC	AVERAGE CF	RESULT		%D	QL	%D LIMITS
		FROM	TO			AREA	CONC			
JP5	0.000	0.000	0.000	500.0	23046.2	11192579	485.66	-3		15
5W30	0.000	0.000	0.000	500.0	32168.8	13969727	434.26	-13		15

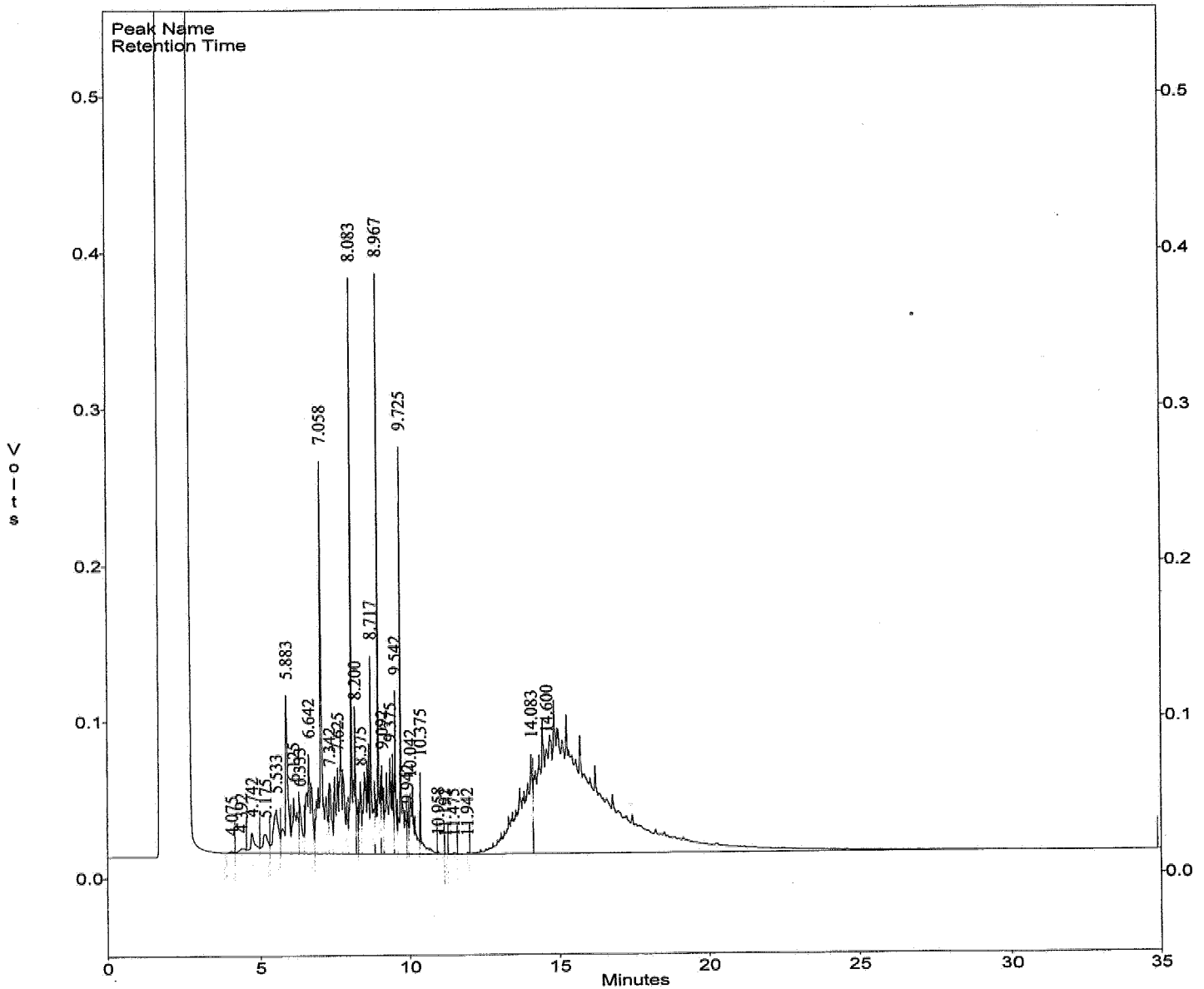
METHOD 8015 by GC/FID
EMAX Analytical Laboratories, Inc.

File : c:\ezchrom\chrom\tc16\tc16.028
 Method : c:\ezchrom\methods\j550a05m.met
 Sample ID : CJ550A05M525 JP5/MO
 Acquired : Mar 17, 2006 07:19:15
 Printed : Mar 17, 2006 11:27:40
 User : JANE

Channel A Results

#	Peak Name	Ret.Time (Min)	Area	Ave. CF	ESTD Conc. (ppm)
G1	JP5		11192579	23046.2	485.7
G2	5W30		13969727	32168.8	434.3

c:\ezchrom\chrom\tc16\tc16.028 -- Channel A



CONTINUE CALIBRATION
METHOD M8015

Lab Name : EMAX
 Instrument ID : GCT050
 GC Column : DB-5
 Column size ID : 30MX0.25MM
 Mid Conc Init LFID & Datetime: TA31006A 01/31/2006 17:51
 Conc Cont LFID & Datetime: TC16040A 03/17/2006 16:02
 CONC UNIT : ppm

COMPOUND	RT MINUTES	RT WINDOW		TRUE CONC	AVERAGE CF	RESULT		%D	QL	%D LIMITS
		FROM	TO			AREA	CONC			
DIESEL(TOTAL)	0.000	0.000	0.000	500.0	26500.7	12203082	460.48	-8		15
DIESEL(C10-C24)	0.000	0.000	0.000	500.0	26460.6	12078065	456.45	-9		15
DIESEL(C10-C28)	0.000	0.000	0.000	500.0	26478.8	12089287	456.56	-9		15
SURROGATE	MINUTES	FROM	TO	TRUECON	CF	AREA	CONC	%D	QL	LIMITS
BROMOBENZENE	5.200	5.113	5.287	100.0	14214.3	1370358	96.41	-4		15
HEXACOSANE	15.125	14.792	15.458	25.0	28984.5	726573	25.07	0		15

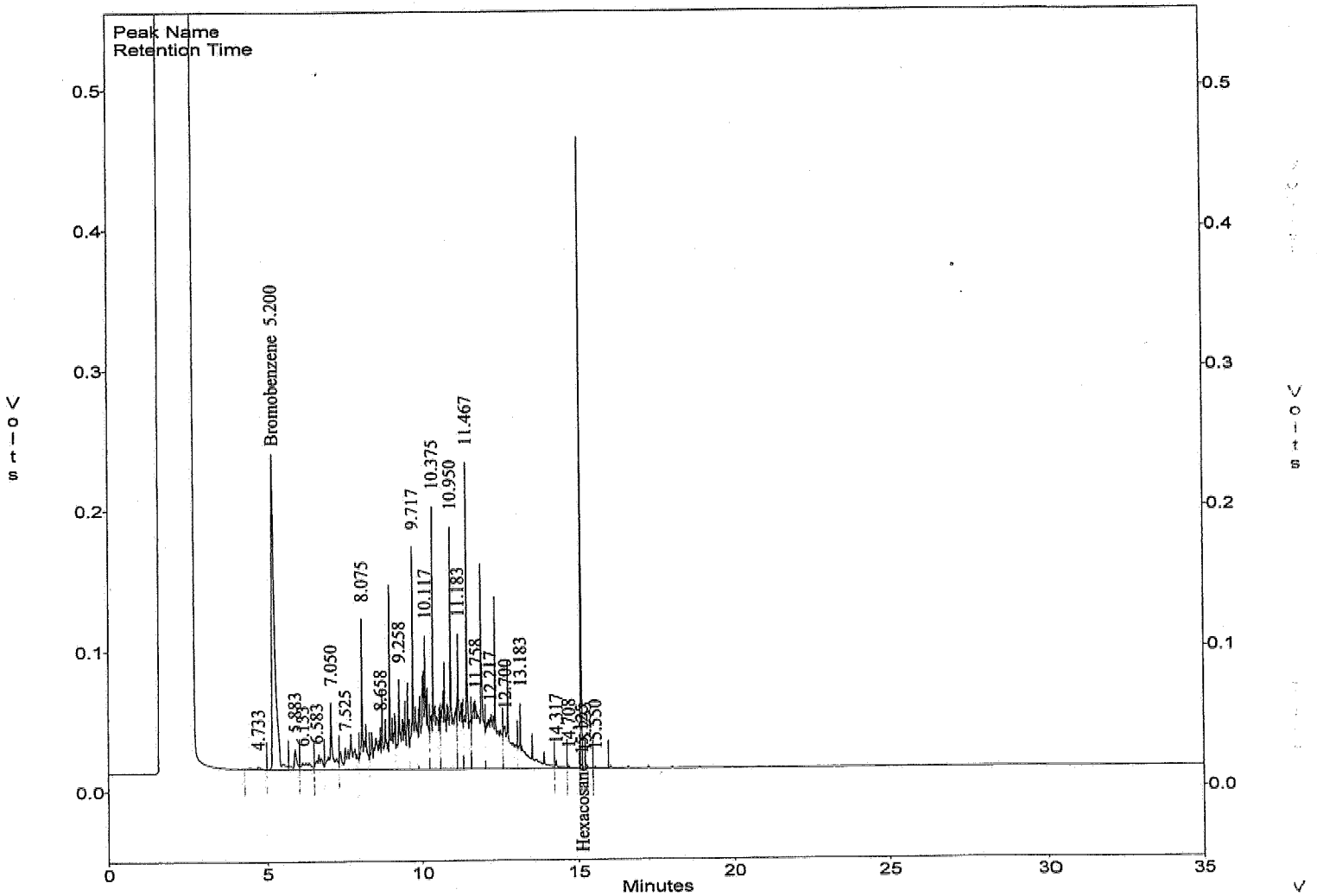
METHOD 8015 by GC/FID
EMAX Analytical Laboratories, Inc.

File : c:\ezchrom\chrom\tc16\tc16.040
 Method : c:\ezchrom\methods\ds50a31.met
 Sample ID : CDS50A31526 D500
 Acquired : Mar 17, 2006 16:02:49
 Printed : Mar 20, 2006 11:20:35
 User : JANE

Channel A Results

#	Peak Name	Ret. Time (Min)	Area	Ave. CF	ESTD Conc. (ppm)
2	Bromobenzene	5.200	1370358	14214.3	96.4
23	Hexacosane	15.125	726573	28984.5	25.1
G1	Diesel (TOTAL)		12203082	26500.7	460.5
G2	Diesel (C10-C24)		12078065	26460.6	456.5
G3	Diesel (C10-C28)		12089287	26478.8	456.6

c:\ezchrom\chrom\tc16\tc16.040 - Channel A



CONTINUE CALIBRATION
METHOD M8015

Lab Name : EMAX
 Instrument ID : GCT050
 GC Column : DB-5
 Column size ID : 30MX0.25MM
 Mid Conc Init LFID & Datetime: TA05022A 01/06/2006 02:01
 Conc Cont LFID & Datetime: TC16041A 03/17/2006 16:44
 CONC UNIT : ppm

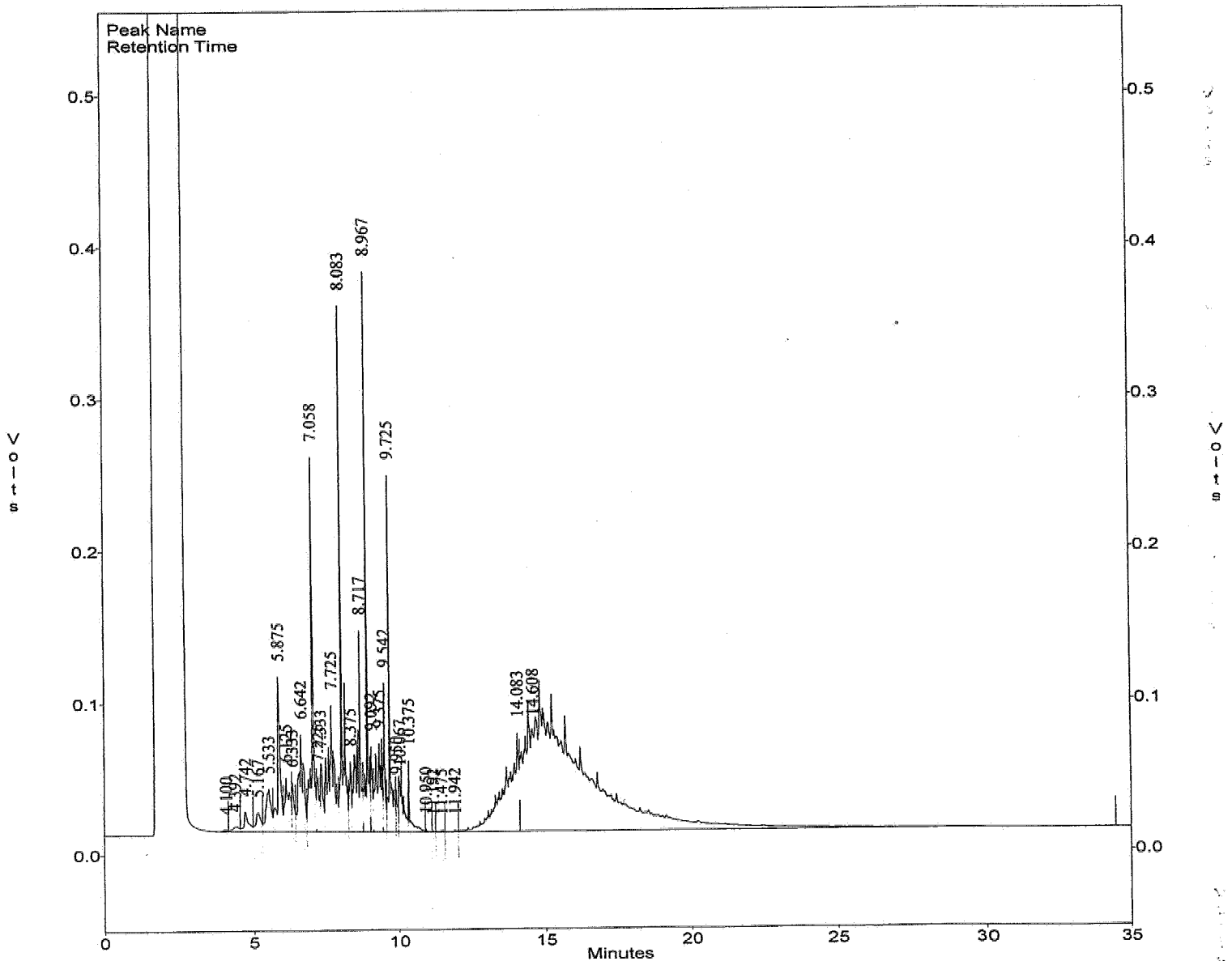
COMPOUND	RT MINUTES	RT WINDOW		TRUE CONC	AVERAGE CF	RESULT		%D	QL	%D LIMITS
		FROM	TO			AREA	CONC			
JP5	0.000	0.000	0.000	500.0	23046.2	11276178	489.29	-2		15
5W30	0.000	0.000	0.000	500.0	32168.8	14106196	438.51	-12		15

File : c:\ezchrom\chrom\tc16\tc16.041
 Method : c:\ezchrom\methods\j550a05m.met
 Sample ID : CJ550A05M527 JP5/MO
 Acquired : Mar 17, 2006 16:44:53
 Printed : Mar 20, 2006 11:20:56
 User : JANE

Channel A Results

#	Peak Name	Ret. Time (Min)	Area	Ave. CF	ESTD Conc. (ppm)
G1	JP5		11276178	23046.2	489.3
G2	5W30		14106196	32168.8	438.5

c:\ezchrom\chrom\tc16\tc16.041 -- Channel A



CONTINUE CALIBRATION
METHOD M8015

Lab Name : EMAX
 Instrument ID : GCT050
 GC Column : DB-5
 Column size ID : 30MX0.25MM
 Mid Conc Init LFID & Datetime: TA31006A 01/31/2006 17:51
 Conc Cont LFID & Datetime: TC16053A 03/18/2006 01:08
 CONC UNIT : ppm

COMPOUND	RT MINUTES	RT WINDOW		TRUE CONC	AVERAGE CF	RESULT		%D	QL	%D LIMITS
		FROM	TO			AREA	CONC			
DIESEL(TOTAL)	0.000	0.000	0.000	500.0	26500.7	12219121	461.09	-8		15
DIESEL(C10-C24)	0.000	0.000	0.000	500.0	26460.6	12104284	457.45	-9		15
DIESEL(C10-C28)	0.000	0.000	0.000	500.0	26478.8	12114988	457.54	-8		15
SURROGATE	MINUTES	FROM	TO	TRUECON	CF	AREA	CONC	%D	QL	LIMITS
BROMOBENZENE	5.200	5.113	5.287	100.0	14214.3	1362970	95.89	-4		15
HEXACOSANE	15.125	14.792	15.458	25.0	28984.5	724928	25.01	0		15

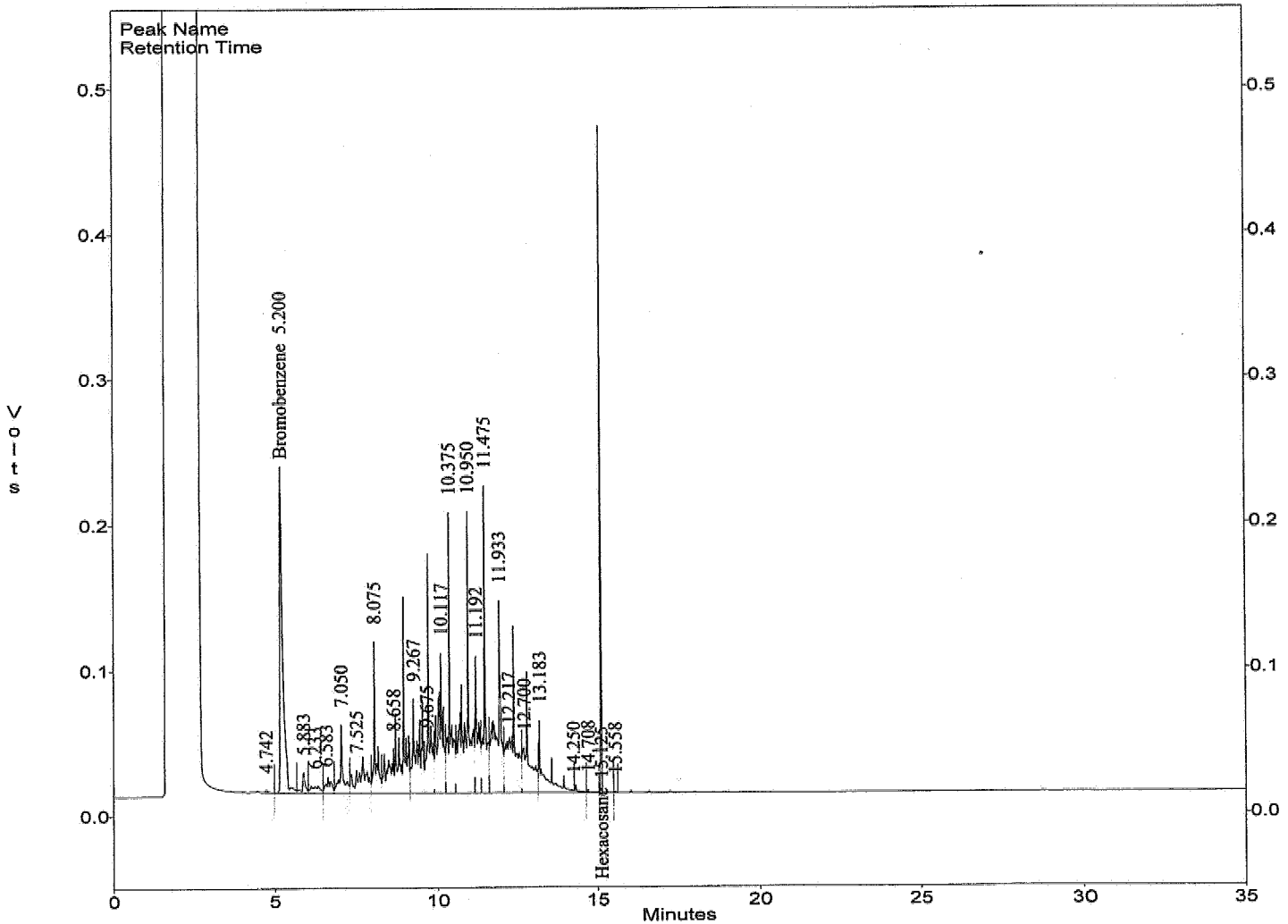
METHOD 8015 by GC/FID
EMAX Analytical Laboratories, Inc.

File : c:\ezchrom\chrom\tc16\tc16.053
 Method : c:\ezchrom\methods\ds50a31.met
 Sample ID : CDS50A31528 D500
 Acquired : Mar 18, 2006 01:08:21 ✓
 Printed : Mar 20, 2006 11:41:43
 User : JANE

Channel A Results

#	Peak Name	Ret.Time (Min)	Area	Ave. CF	ESTD Conc. (ppm)
2	Bromobenzene	5.200	1362970	14214.3	95.9
23	Hexacosane	15.125	724928	28984.5	25.0
G1	Diesel (TOTAL)		12219121	26500.7	461.1
G2	Diesel (C10-C24)		12104284	26460.6	457.4
G3	Diesel (C10-C28)		12114988	26478.8	457.5

c:\ezchrom\chrom\tc16\tc16.053 -- Channel A



CONTINUE CALIBRATION
METHOD M8015

Lab Name : EMAX
 Instrument ID : GCT050
 GC Column : DB-5
 Column size ID : 30MX0.25MM
 Mid Conc Init LFID & Datetime: TA05022A 01/06/2006 02:01
 Conc Cont LFID & Datetime: TC16054A 03/18/2006 01:50
 CONC UNIT : ppm

COMPOUND	RT MINUTES	RT WINDOW		TRUE CONC	AVERAGE CF	RESULT		%D	QL	%D LIMITS
		FROM	TO			AREA	CONC			
JP5	0.000	0.000	0.000	500.0	23046.2	11659432	505.92	1		15
5W30	0.000	0.000	0.000	500.0	32168.8	14267501	443.52	-11		15

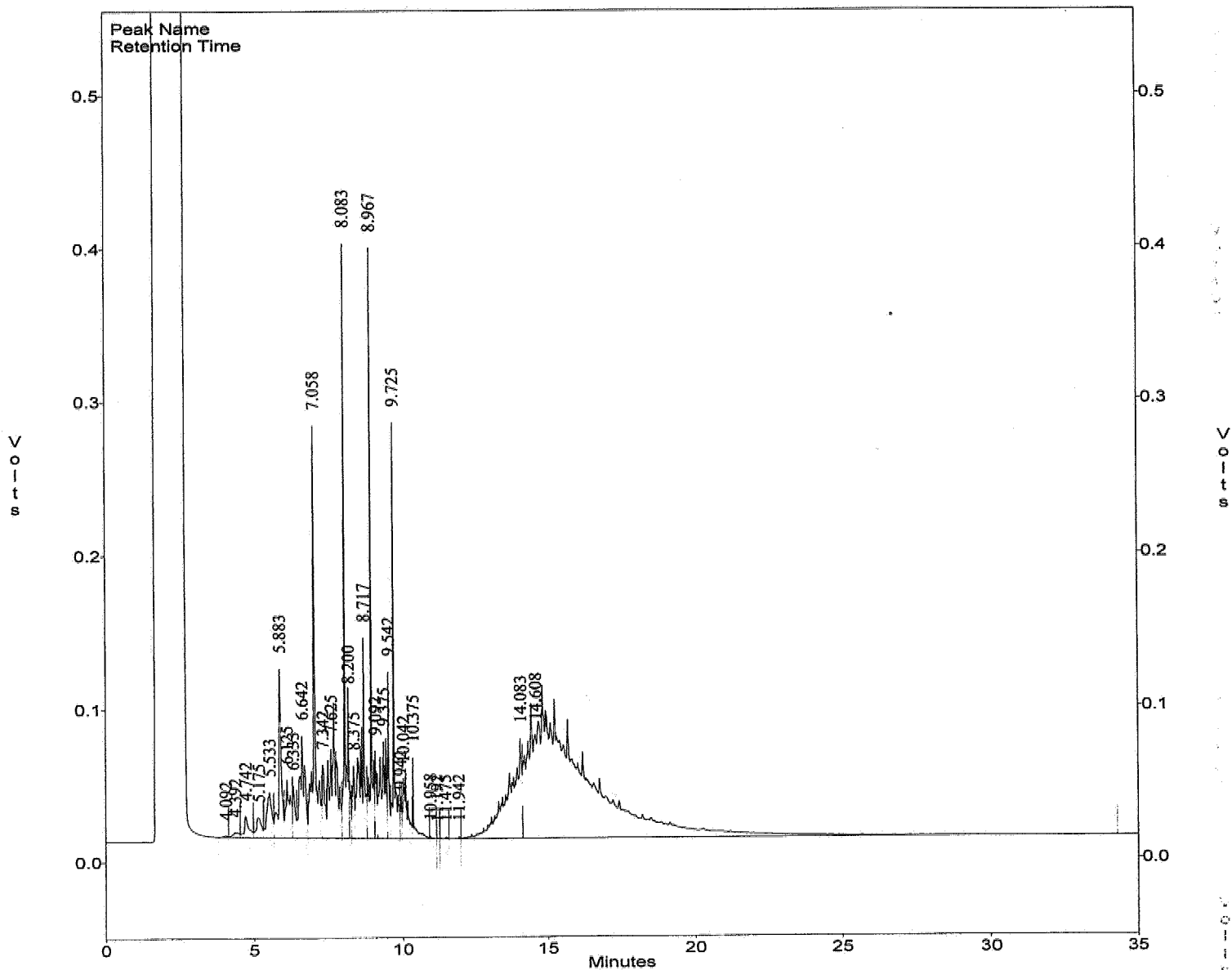
METHOD 8015 by GC/FID
EMAX Analytical Laboratories, Inc.

File : c:\ezchrom\chrom\tc16\Tc16.054
 Method : c:\ezchrom\methods\J550a05m.met
 Sample ID : CJ550A05M529 JP5/MO
 Acquired : Mar 18, 2006 01:50:10
 Printed : Mar 18, 2006 02:25:11
 User : JANE

Channel A Results

#	Peak Name	Ret.Time (Min)	Area	Ave. CF	ESTD Conc. (ppm)
G1	JP5		11659432	23046.2	505.9
G2	5W30		14267501	32168.8	443.5

c:\ezchrom\chrom\tc16\Tc16.054 -- Channel A



ANALYTICAL LOGS

ANALYSIS RUN LOG FOR TPH

SOP EMAX-M801SD Revision No. 3 EMAX-LUFTE Revision No. 3 Book # A50-021

Starting Date: 01-05-06 Time: 22:31 Ending Date: 01-06-06 Time: 07:37

Preparative Batch	Data File Name	Lab Sample ID	DF	Matrix		Notes	Instrument No:	50	
				S	W				
	TP05-01H	TEST					INITIAL CALIBRATION REFERENCE		
	018	1B30A233					ID	Date	
	019	U550A05M01			10 RPM				
	020	02			20				
	021	03			50				
	022	04			100		J550A05M	01-05-06	
	023	05			1000		Standards		
	024	06			1500		Name	ID	
	025	07			3000		CH ₂ Cl ₂	45209	
	026	U550A05M 01			900	1 JP5 + 5000 10W	Conc. (mg/L)	pure	
	027	02			1500		JP51 5000 10W	SS3B-07-01-1	
	028	HC-CHAIN					JP5 10W	SS3B-06-35-3	
	029	MeCl ₂					5000 10W	SS3B-06-69-3	
	030	MeCl ₂							
ANALYTICAL BATCH							Electronic Data Archival		
							Location		
							Date		
							<input type="checkbox"/> EZC_1_Diesel		
							<input type="checkbox"/>		
Comments:									
Analyzed By: <u>JD</u>									
Disposed on: <u>01-05-06</u>									
By: <u>JD</u>									

010506

ANALYSIS RUN LOG FOR TPH

SOP EMAX-M8015D Revision No. 3 EMAX-LLUFTE Revision No. 3 Book # A50-021

Starting Date: 01/31/08 Time: 4:20 Ending Date: 01/31/08 Time: 23:27

Preparative Batch	Data File Name	Lab Sample ID	DF	Matrix		Notes	INITIAL CALIBRATION REFERENCE		
				S	W		Instrument No.	Date	
	TA31-001	1850A336						50	
	002	DS50A3101				DSL (POM) SURR	D50A31	01/31/08	
	003	02				7 bad injection			
	004	03				50			
	005	04				60/15			
	006	05				100/15			
	007	06				140/15			
	008	07				200/15			
	009	01				5			
	010	02				10			
	011	DS50A31 01				300			
	012	02				150			
	013	HC-CHAIN							
	014	MeCl2							
ANALYTICAL BATCH <u>0/A</u>									
							Standards		
Name		ID		Conc. (mg/L)					
CH ₂ Cl ₂		45257		pure					
DCC									
DSL 1 GAL				5.3000					
T SURR				2015.2015					
DSL 10W				5000					
Electronic Data Archival									
Location							Date		
<input type="checkbox"/> EZC_1_Diesel									
<input type="checkbox"/>									
Comments:									
Analyzed By: <u>gd</u>									
Disposed on: <u>02/01/08</u> By: <u>gd</u>									

ANALYSIS RUN LOG FOR TPH

Book # A50-023

SOP EMAX-M8015D Revision No. 3 EMAX-LUFTE Revision No. 3

Starting Date: 03/15/06 Time: 11:33

Ending Date: 03/16/06

Time: 04:19

Preparative Batch	Data File Name	Lab Sample ID	DF	Matrix		Notes	Instrument No:	50
				S	W			
	TLS001	10D0612					INITIAL CALIBRATION REFERENCE	
	.002	C055A31512				DSD	DSDA31	04/10/06
	.003	CUSDN05M1513				JPS 10070; 500 PPM		
	.004	RINSE					JSS0A105M	04/05/06
DSC09W	.005	DSC09W18	1					
	.006	L						
	.007	C						
	.008	C6C070.01					Standards	
	.009	C					Name	Conc. (mg/L)
	.010	G6C090.02					ID	
	.011	D5					CH ₂ Cl ₂	pure
	.012	C8					DCC DSL	500
	.013	10					JPS10070DCC	500
	.014	C6C096.01						
	.015	C055A31514						
	.016	CUSDN05M1515					Electronic Data Archival	
DSC09W	.017	C6C098.02	1				Location	Date
	.018	04					<input type="checkbox"/> EZC_1_Diesel	
	.019	06					<input type="checkbox"/>	
	.020	08					Comments:	
	.021	10					Analyzed By:	
	.022	12					Disposed on:	
	.023	14					By:	
	.024	16						
	.025	18						

ANALYTICAL BATCH: C055A31512

15 03 05

ANALYSIS RUN LOG FOR TPH

Book # A50-023

SOP EMAX-M8015D Revision No. 3 EMAX-LUFTTE Revision No. 3

Starting Date: 03/16/06 Time: 05:01

Ending Date: 03/16/06

Preparative Batch	Data File Name	Lab Sample ID	DF	Matrix		Notes	Instrument No:	INITIAL CALIBRATION REFERENCE		
				S	W			ID	Date	
DSC09W	TC15-026	06C081-11	1		✓		DSC09W	03/16/06		
	.027	1B50C516								
	.028	CDS0A31516				D800				
	.019	CJ5SDA05M517				JPS/gw30; 500 PPM				
DSC09W	.030	06C089-01	1		✓	- yellowish				
↓	.031	06C090-02T	2		↓	.51ML; RR @ 20% ; dark yellow				
	.032	C0550A31518				D800				
	✓.033	CJ5SDA05M519				JPS/gw30; 300 PPM				
ANALYTICAL BATCH CDS0A31517										
							Standards			
		Name	ID			Conc. (mg/L)				
		CH ₂ Cl ₂	45257			pure				
		DCCDL	SS30-07-10-1			500				
		JPS/gw30 DL	SS30-07-09-3			500				
							Electronic Data Archival			
							Location		Date	
							<input type="checkbox"/> EZC_1_Diesel			
							<input type="checkbox"/>			
Comments:										
Analyzed By: <u>DP</u>										
Disposed on: <u>03/16/06</u> By: <u>JP</u>										

ANALYSIS RUN LOG FOR TPH

Book # A50-023

SOP EMAX-M8015D Revision No. 3 EMAX-LJUFTE Revision No. 2

Starting Date: 08/17/06 Time: 05:55

Ending Date: 08/17/06

Time: 23:00

Preparative Batch	Data File Name	Lab Sample ID	DF	Matrix		Notes	Instrument No:	50
				S	W			
	TC16-026	18900524					DSSDA71	01/02
	.027	C080A71524						
	.028	CJESDA05M525						
DSC0125	.029	06C081-05	1				USSDA05M	01-08-06
	.030	06						
	.031	07						
DSC009W	.032	06C090-12J	20					
DSC0135	.033	DSC0135L	1					
	.034	06						
	.035	06C081-01						
	.036	TEST						
DSC0135	.037	06C081-02	1					
	.038	03						
	.039	TEST						
	.040	C DSSDA71526						
	.041	CJESDA05M527						
DSC0135	.042	06C081-06	1					
	.043	08						
	.044	08M						
	.045	08S						
	.046	10						
	.047	06C106-02						
	.048	03						
	.049	04						
	.050	06						

ANALYTICAL BATCH C080A71524

INITIAL CALIBRATION REFERENCE		Instrument No:	50
Diesel	ID		Date
	DSSDA71		01/02
Motor oil	ID		
JP 5/0070	USSDA05M		01-08-06
Standards			
Name	ID	Conc. (mg/L)	
CH ₂ Cl ₂	4S25T	pure	
DCC DCL	493C-07-10-1	500	
JP5/0070 DCL	493C-07-04-3	500	

Electronic Data Archival	
Location	Date
<input checked="" type="checkbox"/> EZC_1_Diesel	JP
<input checked="" type="checkbox"/>	08/17/06

Comments:

Analyzed By: JP
 Disposed on: 08-20-06
 By: JP

ANALYSIS RUN LOG FOR TPH

SOP EMAX-M8015D Revision No. 3 EMAX-LUFTE Revision No. 3 Book # A50-023

Starting Date: 03.17.06 Time: 23:44 Ending Date: 03.18.06 Time: 6:37

Preparative Batch	Data File Name	Lab Sample ID	DF	Matrix		Notes	Instrument No:	50
				S	W			
	TC16.001	06C106.08					INITIAL CALIBRATION REFERENCE	
	.052	18SDC528					Diesel	01/1/06
	.053	06S00A31528			Dark		Motor oil	
	.054	CUSSDA05M529			JPS10W30; 500 PPM		JPS5/SW30	01/1/06
DS003S	.055	06C106.09	1	✓				
	.056	10		↓				
	.057	11		↓				
	.058	01T		↓	.111ML; dark-colored			
DS004S	.059	DS0145L	1	✓			Standards	
	.060	10		↓			Name	Conc. (mg/L)
	.061	06C107.04		↓			CH ₂ Cl ₂	46257
	.062	05		↓			DCC DL	553C-07-10-1
	.063	08		↓			JPS10W30 DL	553C-07-09-3
	.064	02A		↓	yellowish			
	.065	06C107.1590		↓	Dark			
	.066	CUSSDA05M591		↓	JPS10W30; 500 PPM			
DS004S	.067	06C108.02A	1	✓			Electronic Data Archival	
	.068	06C107.11		↓	yellowish		Location	Date
	.069	12		↓			ETEC_1_Diesel	01/1/06
	.070	15		↓			<input type="checkbox"/>	
	.071	01		↓			Comments:	
	.072	07		↓	dark yellow			
	.073	06C108.06		↓			Analyzed By:	
	.074	01		↓	amber-colored		Disposed on:	03.20.06
	.075	06C107.14		↓			By:	

ANALYTICAL BATCH: CUSSDA05M520

01
05
09
06

EXTRACTION LOGS

EXTRACTION LOG FOR TPH

SOP EMAX-3550 Rev. No. 1 EMAX-3520 Rev. No. 1 EMAX-LUFT E Rev. No. 1 EMAX-3540 Rev. No. 0 EMAX-3510 Rev. No. 1

Matrix: WATER Start Date: 3/14/06 Time: 15:30 End Date: 3/15/06 Time: 9:30 Book # EDS-026

Sample Prep ID	Lab Sample ID	Sonicator Number	Sample Amount (g)	Extract Volume (ml)	Silica Gel Clean-up	Notes	Standards	ID	Lot# / ID	Amount Added (ml)
01	DSC009 - WB	N/A	1000	10			Surrogate	W3C-07-04-1		1.0
02	- WL		1000	10			LCS/MS	W3C-07-04-3		1.0
03	- WC		1000	10			Reagent			
04	06C070 - 01		1040	10			CH ₂ Cl ₂	45342		
05	- 02		1030	10			Na ₂ SO ₄	45045		
06	06C089 - 01		740	10			HCl	45105		
07	06C090 - 02		1050	10		light yellow with only pediments	Silica Sand			
08	- 05		1040	10		light yellow				
09	- 08		1040	10						
10	- 10		1040	10						
11	- 12		200	5		only soln. dark orange				
12	06C048 - 02		1030	10		light yellow soln.				
13	- 04		1030	10		yellow soln.				
14	- 06		980	10		light yellow soln.				
15	- 08		1030	10						
16	- 10		1010	10						
17	- 12		1060	10		light yellow soln.				
18	- 14		1010	10		light green soln.				
19	- 16		1010	10		light yellow soln.				
20	- 18		950	10		soln.				
21	06C081 - 11		1060	10						
22	06C096 - 01		1060	10						
23										
24										
25										
26										
27										

PREPARATION BATCH: DSC009W

Sonicator #	Reading
	N/A

Concentrator Water Bath Temp. (°C)
1 35°
2 35°
3 35°
4 35°
5
6

Comments: Test thermometer = T1

Prepared By: JH Standard Added By: JM
 Witnessed By: AB Checked By: ML
 Extract Received by: J. O. B. 15.02 Extract Location: S6010-7
 Disposal Date: Disposed By:

EXTRACTION LOG FOR TPH

SOP EMAX-3550 Rev. No.1 EMAX-3520 Rev. No.1 EMAX-LUFT E Rev. No.1 EMAX-3540 Rev. No.0 EMAX-3510 Rev. No.1

Matrix: SOIL Start Date: 3/16/06 Time: 14:15 End Date: 3/16/06 Time: 16:30 Book # EDS-026

Sample Prep ID	Lab Sample ID	Sonicator Number	Sample Amount (g ml)	Extract Volume (ml)	Silica Gel Clean-up	Notes	Standards	ID	Amount Added (ml)
01	25C013	1	10.02	10			Surrogate	SS3C-07-04-1	1.0
02	↓	3	10.01	10			LCS/MS	SS3C-07-04-3	1.0
03	06C081	3	10.03	10			Reagent	Lot# / ID	
04		1	10.01	10			CH ₂ Cl ₂	45257	
05		3	10.01	10			Na ₂ SO ₄	45045	
06		3	10.03	10			HCl	-	
07		3	10.03	10			Silica Sand	44373	
08		3	10.02	10			TUNING		
09		3	10.01	10			Sonicator #	Reading	
10	↓	1	10.00	10			1	N/A	
11	06C106	3	10.01	10			3	90%	
12		3	10.03	10			Concentrator Water Bath Temp. (C)		
13		1	10.03	10			1	35	35
14		3	10.02	10			2	35	35
15		3	10.01	10			3	35	35
16		1	10.03	10			4	35	35
17		3	10.02	10			5		
18		3	10.02	10			6		
19	↓	1	10.03	10			Comments: Test thermometer = T ₁		
20							Prepared By: <u>JV</u> Standard Added By: <u>JV</u>		
21							Witnessed By: <u>AP</u> Checked By: <u>ML</u>		
22							Extract Received by: <u>JD 03/16/06</u> Extract Location: <u>SE06#16</u>		
23							Disposal Date: _____ Disposed By: _____		
24							This page is checked during data review.		
25									
26									
27									

PREPARATION BATCH + 25C013

05/06/06

LABORATORY REPORT FOR

ENSR

UPGRADIENT INVESTIGATION , TRONOX

METHOD M8015
ALCOHOL BY GC

SDG#: 06C081

CASE NARRATIVE

CLIENT: ENSR
PROJECT: UPGRADIENT INVESTIGATION, TRONOX
SDG: 06C081

METHOD M8015 ALCOHOLS BY GC

One (1) water and six (6) soil samples were received on 03/09/06 for Alcohols by GC analysis by Method M8015 in accordance with USEPA SW846, 3rd Ed.

1. Holding Time

Analytical holding time was met. Water sample was not preserved.

2. Calibration

Initial calibration was five points. %RSD was within 20%. Continuing calibrations were carried out within 10-sample interval. All recoveries were within 85-115%.

3. Method Blank

Method blanks were free of contamination at the reporting limit.

4. Lab Control Sample/Lab Control Sample Duplicate

All recoveries were within QC limits.

5. Matrix Spike/Matrix Spike Duplicate

Sample C081-08 was spiked. Recoveries were within QC limits.

6. Sample Analysis

Samples were analyzed according to the prescribed QC procedures. All criteria were met. Positive results above RL were confirmed by GC/MS.

Samples were leached with organic free water at a ratio of 1:1 (w:v).

LAB CHRONICLE
ALCOHOLS BY GC

Client : ENSR
Project : UPGRADE INVESTIGATION, TRONOX
SDG NO. : 06C081
Instrument ID : GCT043

Client Sample ID	Laboratory Sample ID	Dilution Factor	% Moist	Analysis DateTime	Extraction DateTime	Sample Data FN	Calibration Data FN	Prep. Batch	Notes
SOIL									
MBLK1S	MEC009SB	1	NA	03/13/0616:23	03/13/0610:30	DC13015A	DC13013A	MEC009S	Method Blank
LCS1S	MEC009SL	1	NA	03/13/0616:41	03/13/0610:30	DC13016A	DC13013A	MEC009S	Lab Control Sample (LCS)
LCD1S	MEC009SC	1	NA	03/13/0617:09	03/13/0610:30	DC13017A	DC13013A	MEC009S	LCS Duplicate
M118-0.5	C081-01	1	5.4	03/13/0617:30	03/13/0610:30	DC13018A	DC13013A	MEC009S	Field Sample
M118-5	C081-02	1	7.7	03/13/0617:48	03/13/0610:30	DC13019A	DC13013A	MEC009S	Field Sample
M118-10	C081-03	1	13.7	03/13/0618:07	03/13/0610:30	DC13020A	DC13013A	MEC009S	Field Sample
M118-30	C081-06	1	12.0	03/14/0612:30	03/13/0610:30	DC14007A	DC14003A	MEC009S	Field Sample
M118-50	C081-08	1	17.7	03/14/0612:48	03/13/0610:30	DC14008A	DC14003A	MEC009S	Field Sample
M118-80	C081-10	1	14.7	03/14/0613:52	03/13/0610:30	DC14011A	DC14003A	MEC009S	Field Sample
M118-50MS	C081-08M	1	17.7	03/14/0613:15	03/13/0610:30	DC14009A	DC14003A	MEC009S	Matrix Spike Sample (MS)
M118-50MSD	C081-08S	1	17.7	03/14/0613:32	03/13/0610:30	DC14010A	DC14003A	MEC009S	MS Duplicate (MSD)

Client Sample ID	Laboratory Sample ID	Dilution Factor	% Moist	Analysis DateTime	Extraction DateTime	Sample Data FN	Calibration Data FN	Prep. Batch	Notes
WATER									
MBLK1W	MEC005WB	1	NA	03/13/0612:01	03/13/0612:01	DC13005A	DC13004A	MEC005W	Method Blank
LCS1W	MEC005WL	1	NA	03/13/0612:18	03/13/0612:18	DC13006A	DC13004A	MEC005W	Lab Control Sample (LCS)
LCD1W	MEC005WC	1	NA	03/13/0613:11	03/13/0613:11	DC13007A	DC13004A	MEC005W	LCS Duplicate
FB-1	C081-11	1	NA	03/13/0613:29	03/13/0613:29	DC13008A	DC13004A	MEC005W	Field Sample

FN - Filename
% Moist - Percent Moisture

SAMPLE RESULTS

METHOD M8015
ALCOHOLS BY GC

=====
Client : ENSR Date Collected: 03/08/06
Project : UPGRADIENT INVESTIGATION, TRONOX Date Received: 03/09/06
Batch No. : 06C081 Date Extracted: 03/13/06 10:30
Sample ID: M118-0.5 Date Analyzed: 03/13/06 17:30
Lab Samp ID: C081-01 Dilution Factor: 1
Lab File ID: DC13018A Matrix : SOIL
Ext Btch ID: MEC009S % Moisture : 5.4
Calib. Ref.: DC13013A Instrument ID : GCT043
=====

PARAMETERS	RESULTS (mg/kg)	RL (mg/kg)	MDL (mg/kg)
METHANOL	.93J	1.1	.53
ETHANOL	ND	1.1	.53

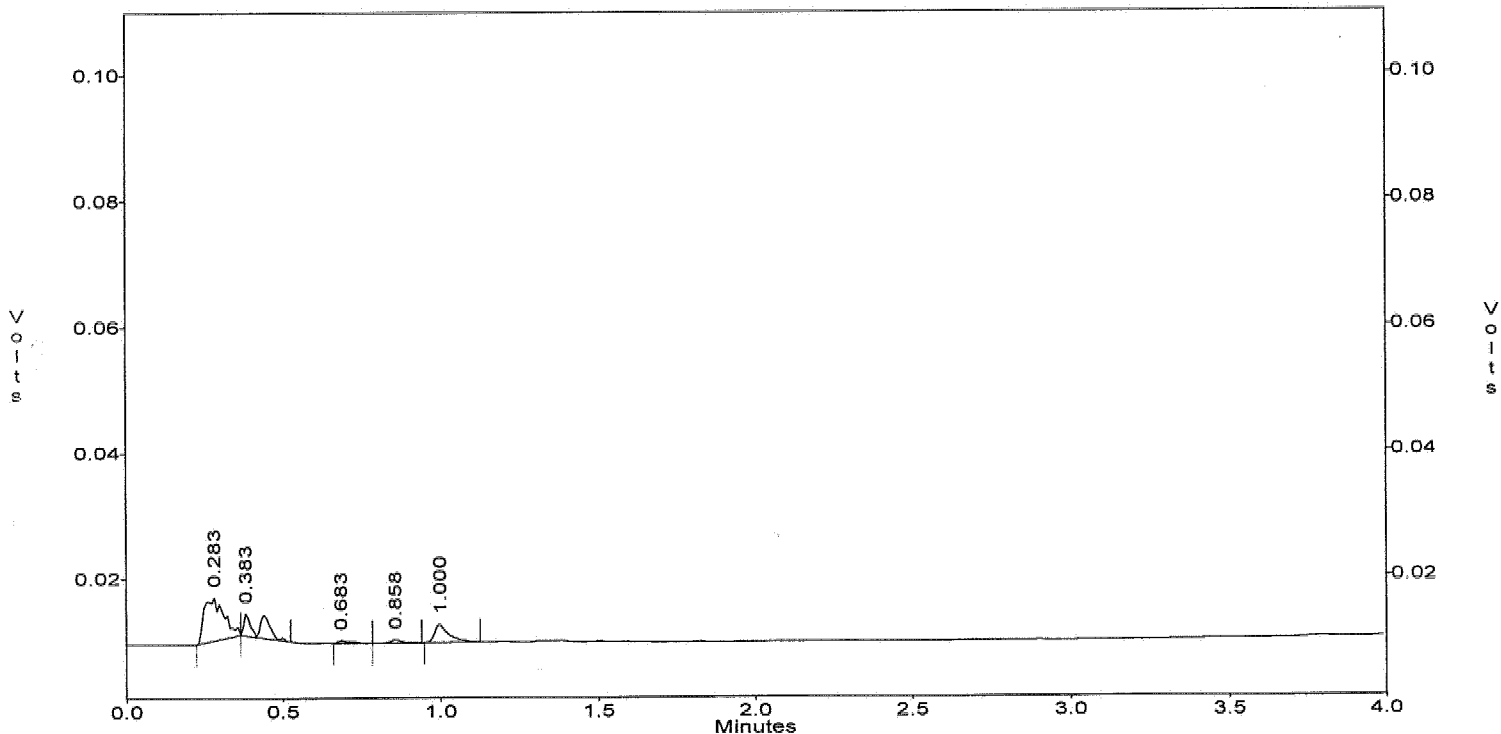
EPA 8015 by GC/FID
EMAX Analytical Laboratories, Inc.

File : c:\ezchrom\chrom\DC13\Dc13.018
Method : c:\ezchrom\methods\Me43c06.met
Sample ID : 06C081-01
Acquired : Mar 13, 2006 17:30:06
Printed : Mar 13, 2006 17:34:11
User : XUYEN

Channel A Results

#	Peak Name	Ret. Time (min)	Area	Ave. CF	ESTD Conc. (ppm)
5	METHANOL	1.000	8590	9735.5	0.9
--	ETHANOL	1.208	0	0.0	0.0

c:\ezchrom\chrom\DC13\Dc13.018 -- Channel A



METHOD M8015
ALCOHOLS BY GC

=====
Client : ENSR Date Collected: 03/08/06
Project : UPGRADIENT INVESTIGATION, TRONOX Date Received: 03/09/06
Batch No. : 06C081 Date Extracted: 03/13/06 10:30
Sample ID: M118-5 Date Analyzed: 03/13/06 17:48
Lab Samp ID: C081-02 Dilution Factor: 1
Lab File ID: DC13019A Matrix : SOIL
Ext Btch ID: MEC009S % Moisture : 7.7
Calib. Ref.: DC13013A Instrument ID : GCT043
=====

PARAMETERS	RESULTS (mg/kg)	RL (mg/kg)	MDL (mg/kg)
METHANOL	6.6	1.1	.54
ETHANOL	ND	1.1	.54

EPA 8015 by GC/FID
EMAX Analytical Laboratories, Inc.

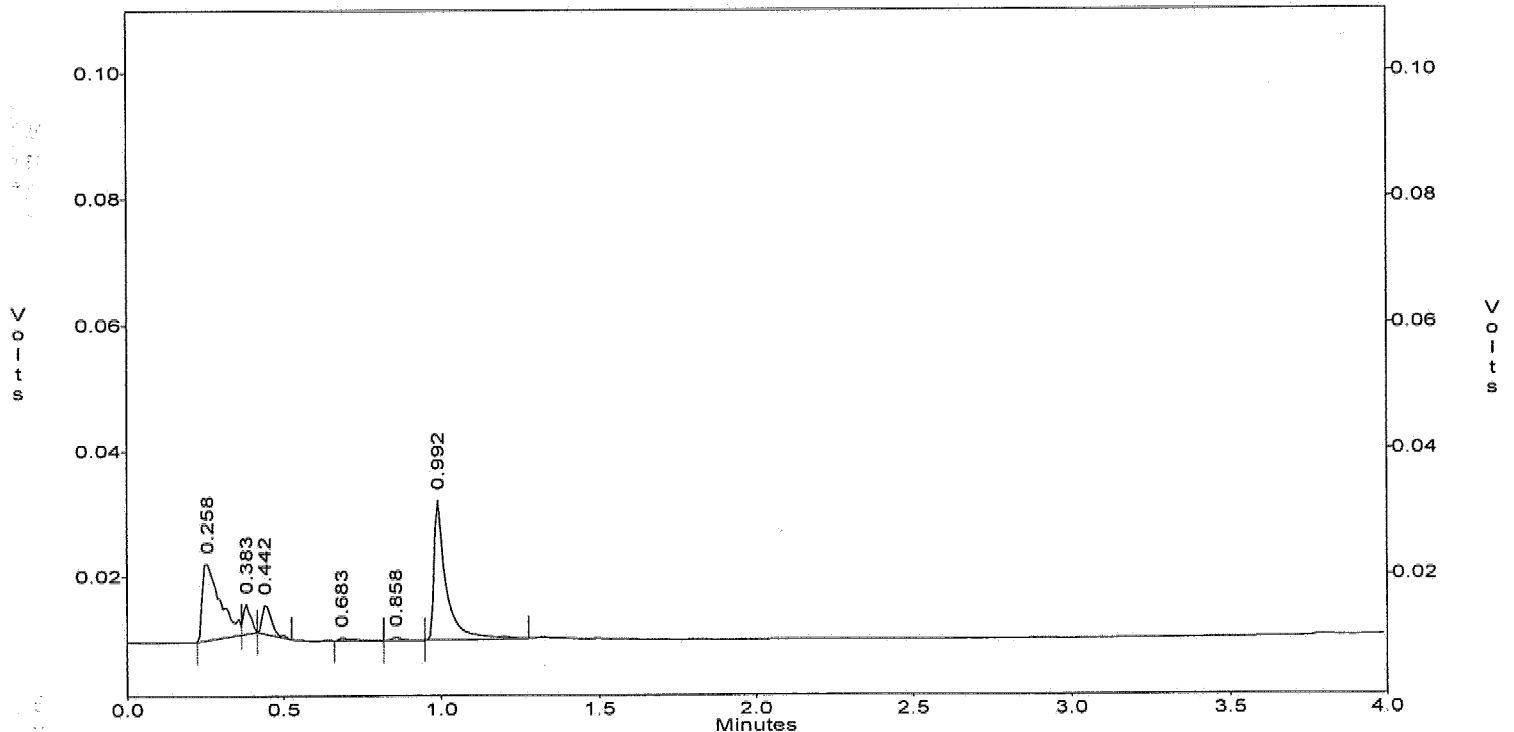
File : c:\ezchrom\chrom\DC13\Dc13.019
Method : c:\ezchrom\methods\Me43c06.met
Sample ID : 06C081-02
Acquired : Mar 13, 2006 17:48:33
Printed : Mar 13, 2006 17:52:35
User : XUYEN

Channel A Results

#	Peak Name	Ret.Time (min)	Area	Ave. CF	ESTD Conc. (ppm)
6	METHANOL	0.992	58956	9735.5	6.1
--	ETHANOL	1.208	0	0.0	0.0

E
M
F
g

c:\ezchrom\chrom\DC13\Dc13.019 -- Channel A



Quantitation Report (Not Reviewed)

Data File : D:\HPCHEM\1\DATA\06C17\RCP034.D
 Acq On : 17 Mar 2006 1:28 pm
 Sample : 06C081-02 5mL/10mL DF 2
 Misc :
 MS Integration Params: 524TAIL.P
 Quant Time: Mar 28 17:03 2006

Vial: 6
 Operator: CR
 Inst : T002
 Multiplr: 1.00

Quant Results File: VO02C27A.RES

Quant Method : D:\HPCHEM\1\METHODS\VO02C27A.M (RTE Integrator)
 Title : METHANOL CONFIRMATION
 Last Update : Tue Mar 28 15:25:00 2006
 Response via : Initial Calibration
 DataAcq Meth : VO02C16

Internal Standards R.T. QIon Response Conc Units Dev(Min)

Internal Standards	R.T.	QIon	Response	Conc	Units	Dev(Min)	Qvalue
Target Compounds							
1) Methanol	4.40	31	2700099	3.93 ug/l			99
				$\frac{2x}{7.86}$			

Confirmation


Quantitation Report

Data File : D:\HPCHEM\1\DATA\06C17\RCP034.D
Acq On : 17 Mar 2006 1:28 pm
Sample : 06C081-02 5mL/10mL
Misc :
MS Integration Params: 524TAIL.P
Quant Time: Mar 28 17:03 2006

Vial: 6
Operator: CR
Inst : T002
Multiplr: 1.00

Quant Results File: VO02C27A.RES

Method : D:\HPCHEM\1\METHODS\VO02C27A.M (RTE Integrator)
Title : METHANOL CONFIRMATION
Last Update : Tue Mar 28 15:25:00 2006
Response via : Initial Calibration



METHOD M8015
ALCOHOLS BY GC

=====
Client : ENSR Date Collected: 03/08/06
Project : UPGRADIENT INVESTIGATION, TRONOX Date Received: 03/09/06
Batch No. : 06C081 Date Extracted: 03/13/06 10:30
Sample ID: M118-10 Date Analyzed: 03/13/06 18:07
Lab Samp ID: C081-03 Dilution Factor: 1
Lab File ID: DC13020A Matrix : SOIL
Ext Btch ID: MEC009S % Moisture : 13.7
Calib. Ref.: DC13013A Instrument ID : GCT043
=====

PARAMETERS	RESULTS	RL	MDL
-----	(mg/kg)	(mg/kg)	(mg/kg)
METHANOL	.62J	1.2	.58
ETHANOL	ND	1.2	.58

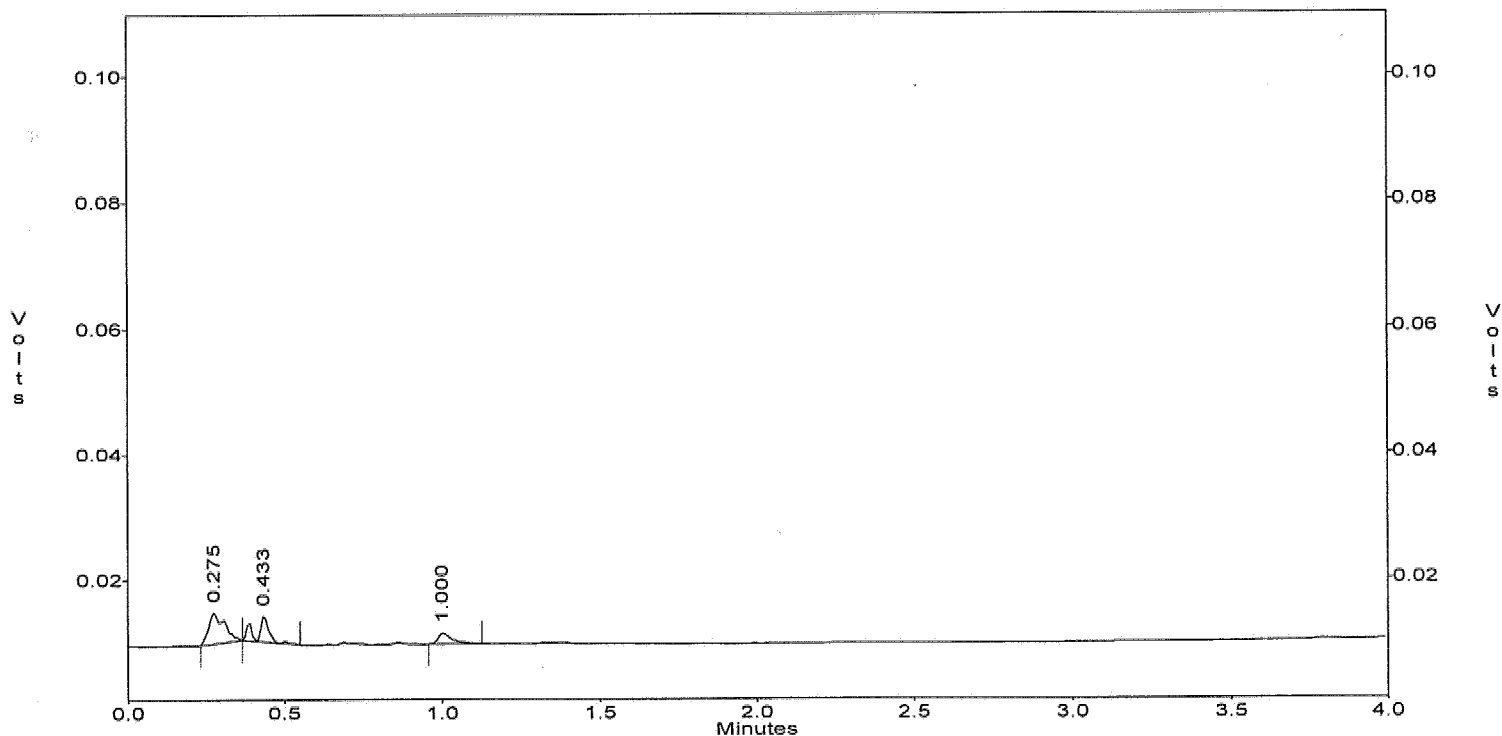
EPA 8015 by GC/FID
EMAX Analytical Laboratories, Inc.

File : c:\ezchrom\chrom\DC13\Dc13.020
Method : c:\ezchrom\methods\Me43c06.met
Sample ID : 06C081-03
Acquired : Mar 13, 2006 18:07:11
Printed : Mar 13, 2006 18:11:12
User : XUYEN

Channel A Results

#	Peak Name	Ret. Time (min)	Area	Ave. CF	ESTD Conc. (ppm)
3	METHANOL	1.000	5245	9735.5	0.5
--	ETHANOL	1.208	0	0.0	0.0

c:\ezchrom\chrom\DC13\Dc13.020 -- Channel A



METHOD M8015
ALCOHOLS BY GC

```
=====
Client   : ENSR                               Date Collected: 03/08/06
Project  : UPGRADIENT INVESTIGATION, TRONOX  Date Received: 03/09/06
Batch No. : 06C081                            Date Extracted: 03/13/06 10:30
Sample ID: M118-30                            Date Analyzed: 03/14/06 12:30
Lab Samp ID: C081-06                          Dilution Factor: 1
Lab File ID: DC14007A                         Matrix          : SOIL
Ext Btch ID: MEC009S                          % Moisture     : 12.0
Calib. Ref.: DC14003A                         Instrument ID  : GCT043
=====
```

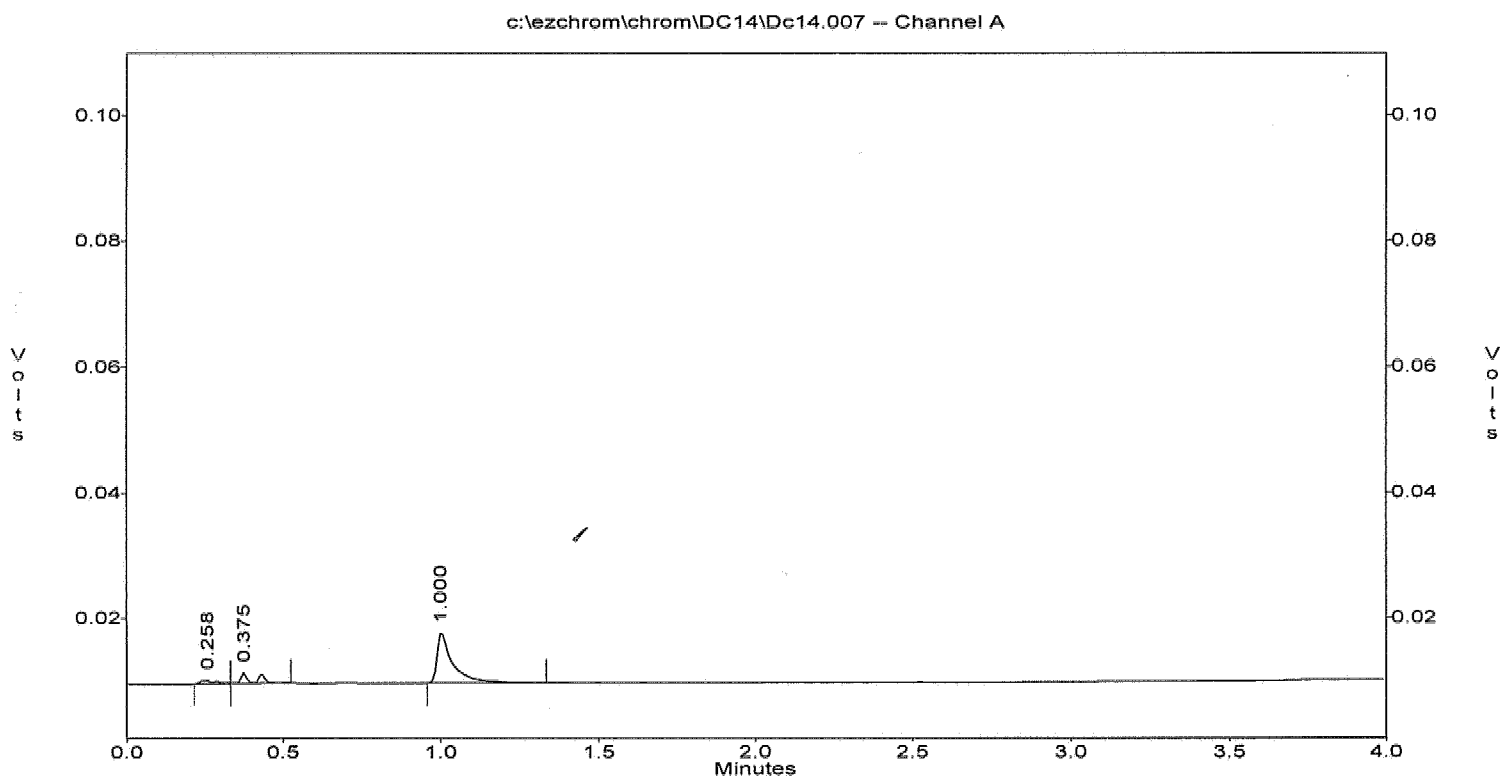
PARAMETERS	RESULTS (mg/kg)	RL (mg/kg)	MDL (mg/kg)
METHANOL	3.1	1.1	.57
ETHANOL	ND	1.1	.57

EPA 8015 by GC/FID
EMAX Analytical Laboratories, Inc.

File : c:\ezchrom\chrom\DC14\Dc14.007
Method : c:\ezchrom\methods\Me43c06.met
Sample ID : 06C081-06
Acquired : Mar 14, 2006 12:30:54
Printed : Mar 14, 2006 12:34:55
User : XUYEN

Channel A Results

#	Peak Name	Ret. Time (min)	Area	Ave. CF	ESTD Conc. (ppm)
3	METHANOL	1.000	26952	9735.5	2.8
--	ETHANOL	1.208	0	0.0	0.0



Data File : D:\HPCHEM\1\DATA\06C21\RCP054.D
 Acq On : 21 Mar 2006 5:31 pm
 Sample : 06C081-06 4mL/10mL DF 2.5
 Misc : ETHYLENE GLYCOL EXTRACTION
 MS Integration Params: 524TAIL.P
 Quant Time: Mar 28 17:05 2006

Vial: 5
 Operator: CR
 Inst : TO02
 Multiplr: 1.00

Quant Results File: VO02C27A.RES

Quant Method : D:\HPCHEM\1\METHODS\VO02C27A.M (RTE Integrator)
 Title : METHANOL CONFIRMATION
 Last Update : Tue Mar 28 15:25:00 2006
 Response via : Initial Calibration
 DataAcq Meth : VO02C16

Confirmation

Internal Standards R.T. QIon Response Conc Units Dev (Min)

Internal Standards	R.T.	QIon	Response	Conc	Units	Dev (Min)	Qvalue
Target Compounds							
1) Methanol	4.40	31	876343	1.28	ug/l		88
				<u>2.5 x</u>			
				3.20			

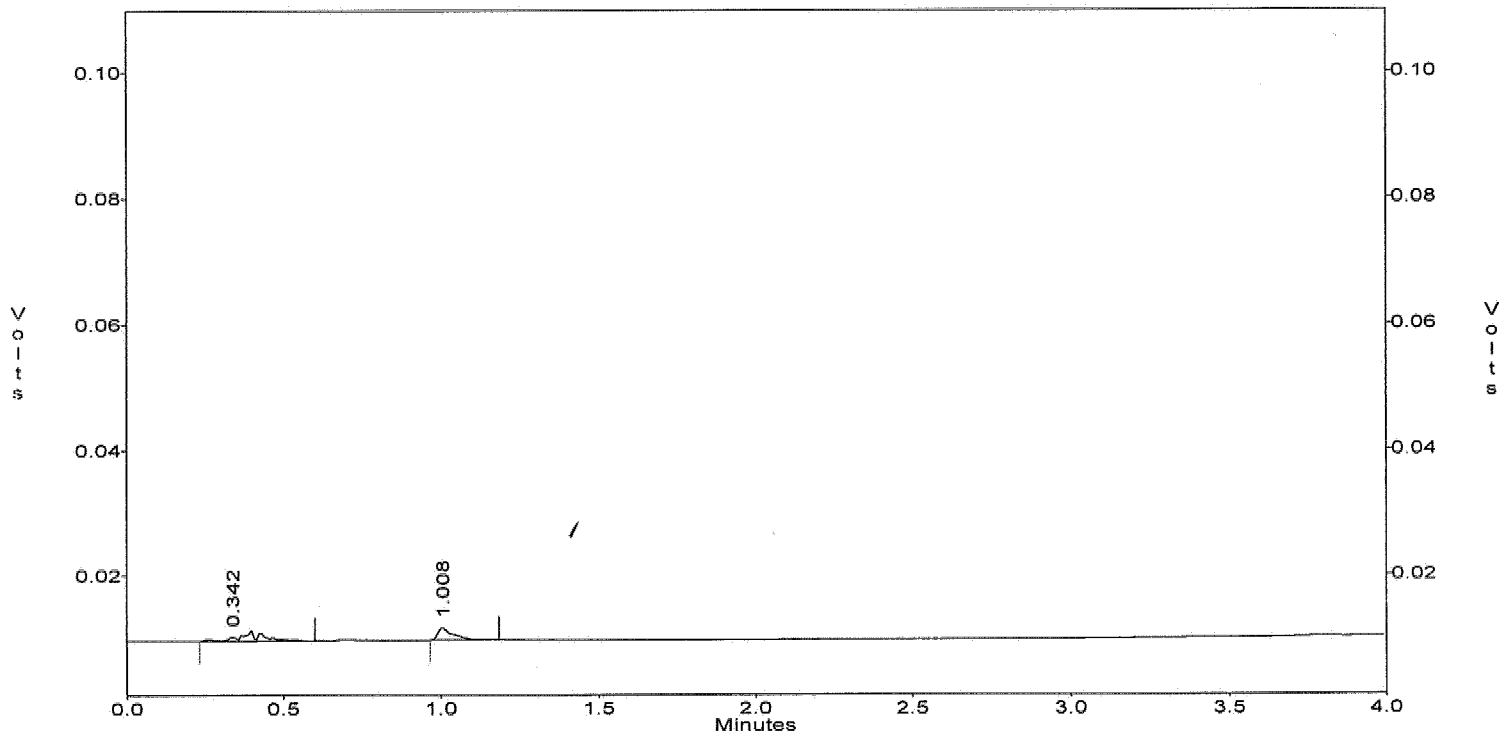
EPA 8015 by GC/FID
EMAX Analytical Laboratories, Inc.

File : c:\ezchrom\chrom\DC14\Dc14.008
Method : c:\ezchrom\methods\Me43c06.met
Sample ID : 06C081-08
Acquired : Mar 14, 2006 12:48:56
Printed : Mar 14, 2006 12:52:58
User : XUYEN

Channel A Results

#	Peak Name	Ret. Time (min)	Area	Ave. CF	ESTD Conc. (ppm)
2	METHANOL	1.008	6200	9735.5	0.6
--	ETHANOL	1.208	0	0.0	0.0

c:\ezchrom\chrom\DC14\Dc14.008 -- Channel A



METHOD M8015
ALCOHOLS BY GC

```
=====  
Client      : ENSR                               Date Collected: 03/08/06  
Project     : UPGRADIENT INVESTIGATION, TRONOX Date Received: 03/09/06  
Batch No.   : 06C081                            Date Extracted: 03/13/06 10:30  
Sample ID   : M118-80                           Date Analyzed: 03/14/06 13:52  
Lab Samp ID : C081-10                           Dilution Factor: 1  
Lab File ID : DC14011A                          Matrix          : SOIL /  
Ext Btch ID : MEC009S                            % Moisture      : 14.7  
Calib. Ref. : DC14003A                          Instrument ID   : GCT043  
=====
```

PARAMETERS	RESULTS (mg/kg)	RL (mg/kg)	MDL (mg/kg)
METHANOL	2.9	1.2	.59
ETHANOL	ND	1.2	.59

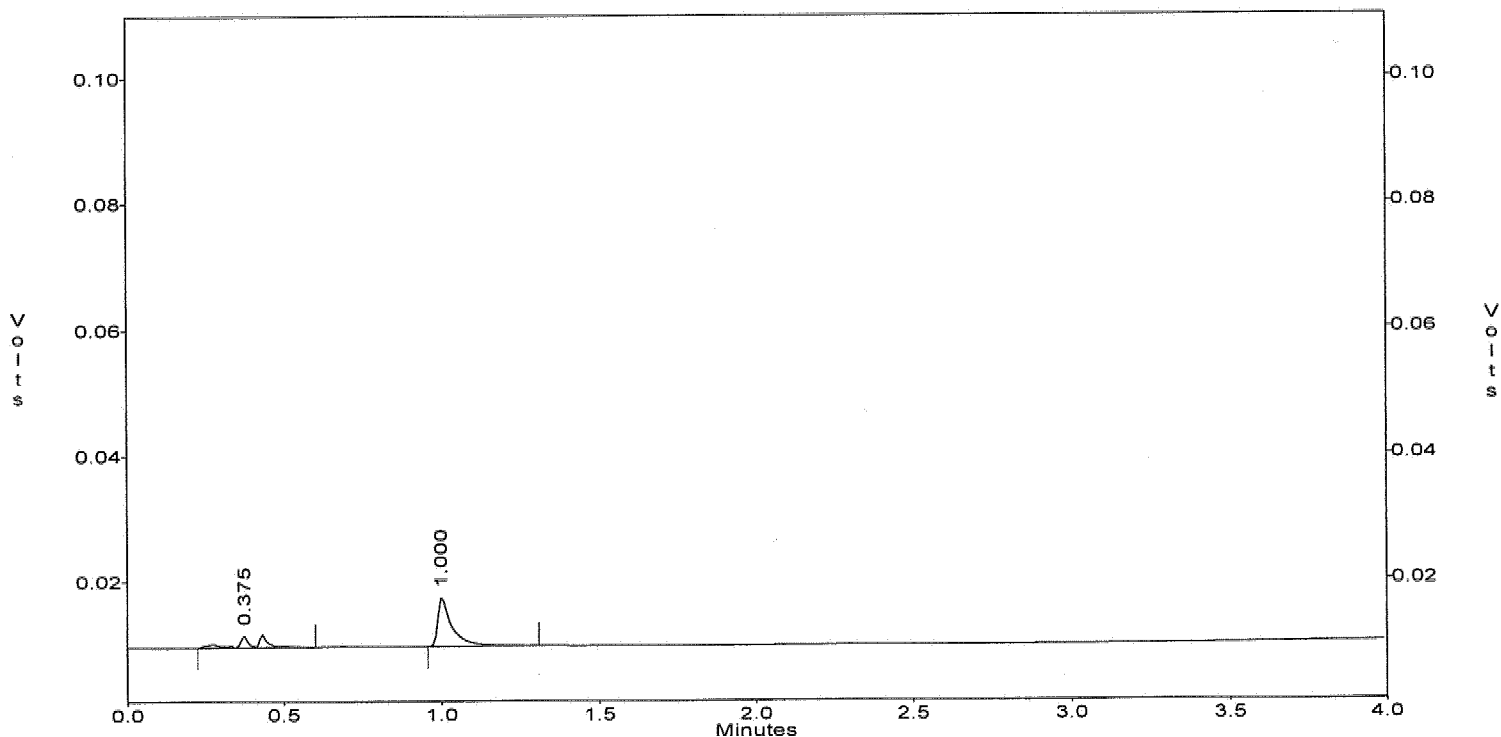
EPA 8015 by GC/FID
 EMAX Analytical Laboratories, Inc.

File : c:\ezchrom\chrom\DC14\Dc14.011
 Method : c:\ezchrom\methods\Me43c06.met
 Sample ID : 06C081-10
 Acquired : Mar 14, 2006 13:52:24
 Printed : Mar 14, 2006 13:56:25
 User : XUYEN

Channel A Results

#	Peak Name	Ret. Time (min)	Area	Ave. CF	ESTD Conc. (ppm)
2	METHANOL	1.000	23855	9735.5	2.5
--	ETHANOL	1.208	0	0.0	0.0

c:\ezchrom\chrom\DC14\Dc14.011 -- Channel A



Data File : D:\HPCHEM\1\DATA\06C21\RCP056.D Vial: 7
 Acq On : 21 Mar 2006 6:43 pm Operator: CR
 Sample : 06C081-10 4mL/10mL DF 2.5 Inst : TO02
 Misc : ETHYLENE GLYCOL EXTRACTION Multiplr: 1.00
 MS Integration Params: 524TAIL.P
 Quant Time: Mar 28 17:08 2006 Quant Results File: VO02C27A.RES

Quant Method : D:\HPCHEM\1\METHODS\VO02C27A.M (RTE Integrator)
 Title : METHANOL CONFIRMATION
 Last Update : Tue Mar 28 15:25:00 2006
 Response via : Initial Calibration
 DataAcq Meth : VO02C16

Internal Standards R.T. QIon Response Conc Units Dev (Min)

Internal Standards	R.T.	QIon	Response	Conc	Units	Dev (Min)	Qvalue
Target Compounds							
1) Methanol	4.38	31	860811	1.25	ug/l		85
				$\frac{1.25 \times 2.5}{}$			
				3.125			

METHOD M8015
ALCOHOLS BY GC

```
=====
Client      : ENSR                               Date Collected: 03/08/06
Project     : UPGRADIENT INVESTIGATION, TRONOX  Date Received: 03/09/06
Batch No.   : 06C081                             Date Extracted: 03/13/06 13:29
Sample ID   : FB-1                               Date Analyzed: 03/13/06 13:29
Lab Samp ID: C081-11                             Dilution Factor: 1
Lab File ID: DC13008A                           Matrix          : WATER
Ext Btch ID: MEC005W                             % Moisture      : NA
Calib. Ref.: DC13004A                           Instrument ID   : GCT043
=====
```

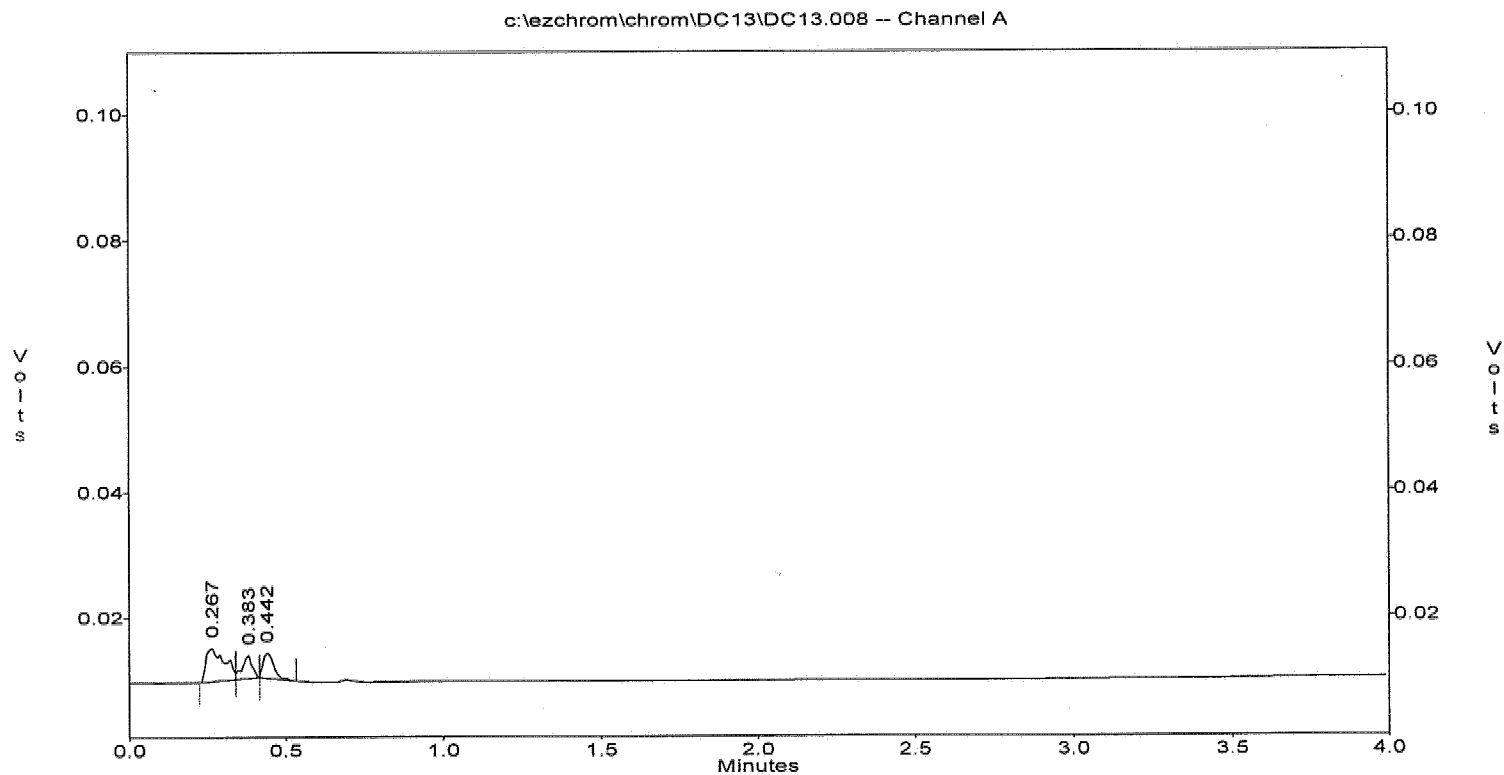
PARAMETERS	RESULTS (mg/L)	RL (mg/L)	MDL (mg/L)
METHANOL	ND	1	.5
ETHANOL	ND	1	.5

EPA 8015 by GC/FID
EMAX Analytical Laboratories, Inc.

File : c:\ezchrom\chrom\DC13\DC13.008
Method : c:\ezchrom\methods\me43c06.met
Sample ID : 06C081-11
Acquired : Mar 13, 2006 13:29:01
Printed : Mar 13, 2006 13:39:01
User : XUYEN

Channel A Results

#	Peak Name	Ret. Time (min)	Area	Ave. CF	ESTD Conc. (ppm)
--	METHANOL	0.992	0	0.0	0.0
--	ETHANOL	1.175	0	0.0	0.0



QC SUMMARIES

METHOD M8015
ALCOHOLS BY GC

=====
Client : ENSR Date Collected: NA
Project : UPGRADIENT INVESTIGATION, TRONOX Date Received: 03/13/06
Batch No. : 06C081 Date Extracted: 03/13/06 12:01
Sample ID: MBLK1W Date Analyzed: 03/13/06 12:01
Lab Samp ID: MEC005WB Dilution Factor: 1
Lab File ID: DC13005A Matrix : WATER ✓
Ext Btch ID: MEC005W % Moisture : NA
Calib. Ref.: DC13004A Instrument ID : GCT043
=====

PARAMETERS	RESULTS (mg/L)	RL (mg/L)	MDL (mg/L)
METHANOL	ND	1	.5
ETHANOL	ND	1	.5

EMAX QUALITY CONTROL DATA
LCS/LCD ANALYSIS

CLIENT: ENSR
PROJECT: UPGRADIENT INVESTIGATION, TRONOX
BATCH NO.: 06C081
METHOD: METHOD M8015

=====

MATRIX: WATER % MOISTURE: NA
DILUTION FACTOR: 1 1 1
SAMPLE ID: MBLK1W
LAB SAMP ID: MEC005WB MEC005WL MEC005WC
LAB FILE ID: DC13005A DC13006A DC13007A
DATE EXTRACTED: 03/13/0612:01 03/13/0612:18 03/13/0613:11 DATE COLLECTED: NA
DATE ANALYZED: 03/13/0612:01 03/13/0612:18 03/13/0613:11 DATE RECEIVED: 03/13/06
PREP. BATCH: MEC005W MEC005W MEC005W
CALIB. REF: DC13004A DC13004A / DC13004A

ACCESSION:

PARAMETER	BLNK RSLT (mg/L)	SPIKE AMT (mg/L)	BS RSLT (mg/L)	BS % REC	SPIKE AMT (mg/L)	BSD RSLT (mg/L)	BSD % REC	RPD (%)	QC LIMIT (%)	MAX RPD (%)
Methanol	ND	10	11.7	117	10	11.3	113	4	60-130	30
Ethanol	ND	10	9.82	98	10	9.86	99	0	60-130	30

METHOD M8015
ALCOHOLS BY GC

```
=====
Client      : ENSR                      Date Collected: NA
Project     : UPGRADIENT INVESTIGATION, TRONOX Date Received: 03/13/06
Batch No.   : 06C081                   Date Extracted: 03/13/06 10:30
Sample ID   : MBLK1S                    Date Analyzed: 03/13/06 16:23
Lab Samp ID: MEC009SB                   Dilution Factor: 1
Lab File ID: DC13015A                   Matrix          : SOIL
Ext Btch ID: MEC009S                     % Moisture      : NA
Calib. Ref.: DC13013A                   Instrument ID   : GCT043
=====
```

PARAMETERS	RESULTS (mg/kg)	RL (mg/kg)	MDL (mg/kg)
METHANOL	ND	1	.5
ETHANOL	ND	1	.5

EMAX QUALITY CONTROL DATA
LCS/LCD ANALYSIS

CLIENT: ENSR
PROJECT: UPGRADIENT INVESTIGATION, TRONOX
BATCH NO.: 06C081
METHOD: METHOD M8015

=====

MATRIX: SOIL % MOISTURE: NA
DILUTION FACTOR: 1 1 1
SAMPLE ID: MBLK1S
LAB SAMP ID: MEC009SB MEC009SL MEC009SC
LAB FILE ID: DC13015A DC13016A DC13017A
DATE EXTRACTED: 03/13/0610:30 03/13/0610:30 03/13/0610:30 DATE COLLECTED: NA
DATE ANALYZED: 03/13/0616:23 03/13/0616:41 03/13/0617:09 DATE RECEIVED: 03/13/06
PREP. BATCH: MEC009S MEC009S MEC009S
CALIB. REF: DC13013A DC13013A ✓ DC13013A ✓

ACCESSION:

PARAMETER	BLNK RSLT (mg/kg)	SPIKE AMT (mg/kg)	BS RSLT (mg/kg)	BS % REC	SPIKE AMT (mg/kg)	BSD RSLT (mg/kg)	BSD % REC	RPD (%)	QC LIMIT (%)	MAX RPD (%)
Methanol	ND	10	11	110	10	9.47	95	15	60-130	30
Ethanol	ND	10	9.22	92	10	7.99	80	14	60-130	30

EMAX QUALITY CONTROL DATA
MS/MSD ANALYSIS

CLIENT: ENSR
PROJECT: UPGRADIENT INVESTIGATION, TRONOX
BATCH NO.: 06C081
METHOD: METHOD M8015

=====

MATRIX: SOIL % MOISTURE: 17.7
DILUTION FACTOR: 1 1
SAMPLE ID: M118-50
LAB SAMP ID: C081-08 C081-08M C081-08S
LAB FILE ID: DC14008A DC14009A DC14010A
DATE EXTRACTED: 03/13/0610:30 03/13/0610:30 03/13/0610:30 DATE COLLECTED: 03/08/06
DATE ANALYZED: 03/14/0612:48 03/14/0613:15 03/14/0613:32 DATE RECEIVED: 03/09/06
PREP. BATCH: MEC009S MEC009S MEC009S
CALIB. REF: DC14003A DC14003A DC14003A

ACCESSION:

PARAMETER	SMPL RSLT (mg/kg)	SPIKE AMT (mg/kg)	MS RSLT (mg/kg)	MS % REC	SPIKE AMT (mg/kg)	MSD RSLT (mg/kg)	MSD % REC	RPD (%)	QC LIMIT (%)	MAX RPD (%)
Methanol	.774J	12.2	14.1	110	12.2	13.8	107	3	60-130	30
Ethanol	ND	12.2	11.3	93	12.2	11.2	92	1	60-130	30

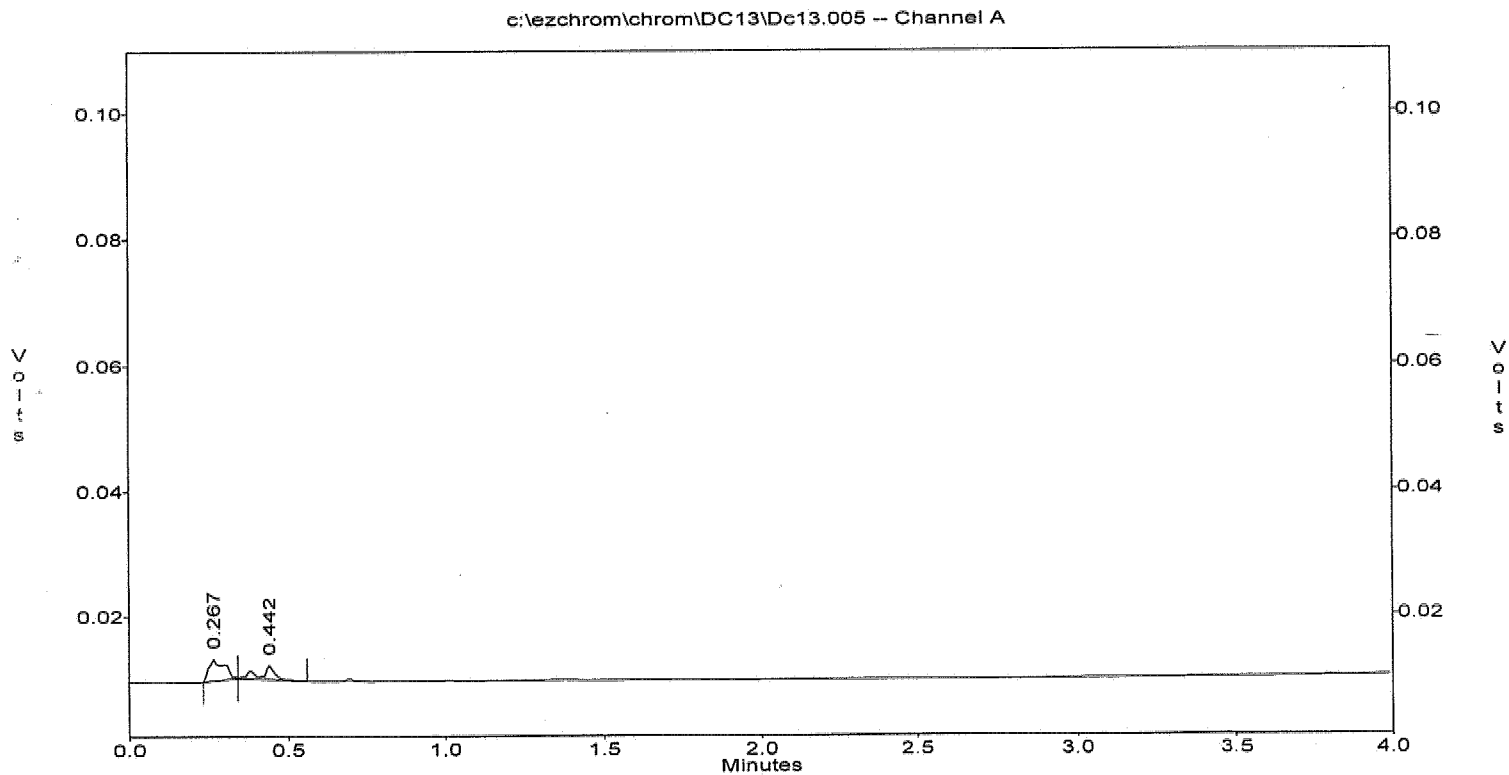
QC DATA

EPA 8015 by GC/FID
EMAX Analytical Laboratories, Inc.

File : c:\ezchrom\chrom\DC13\Dc13.005
Method : c:\ezchrom\methods\Me43c06.met
Sample ID : MEC005WB
Acquired : Mar 13, 2006 12:01:35
Printed : Mar 13, 2006 12:05:36
User : XUYEN

Channel A Results

#	Peak Name	Ret.Time (min)	Area	Ave. CF	ESTD Conc. (ppm)
--	METHANOL	0.992	0	0.0	0.0
--	ETHANOL	1.208	0	0.0	0.0



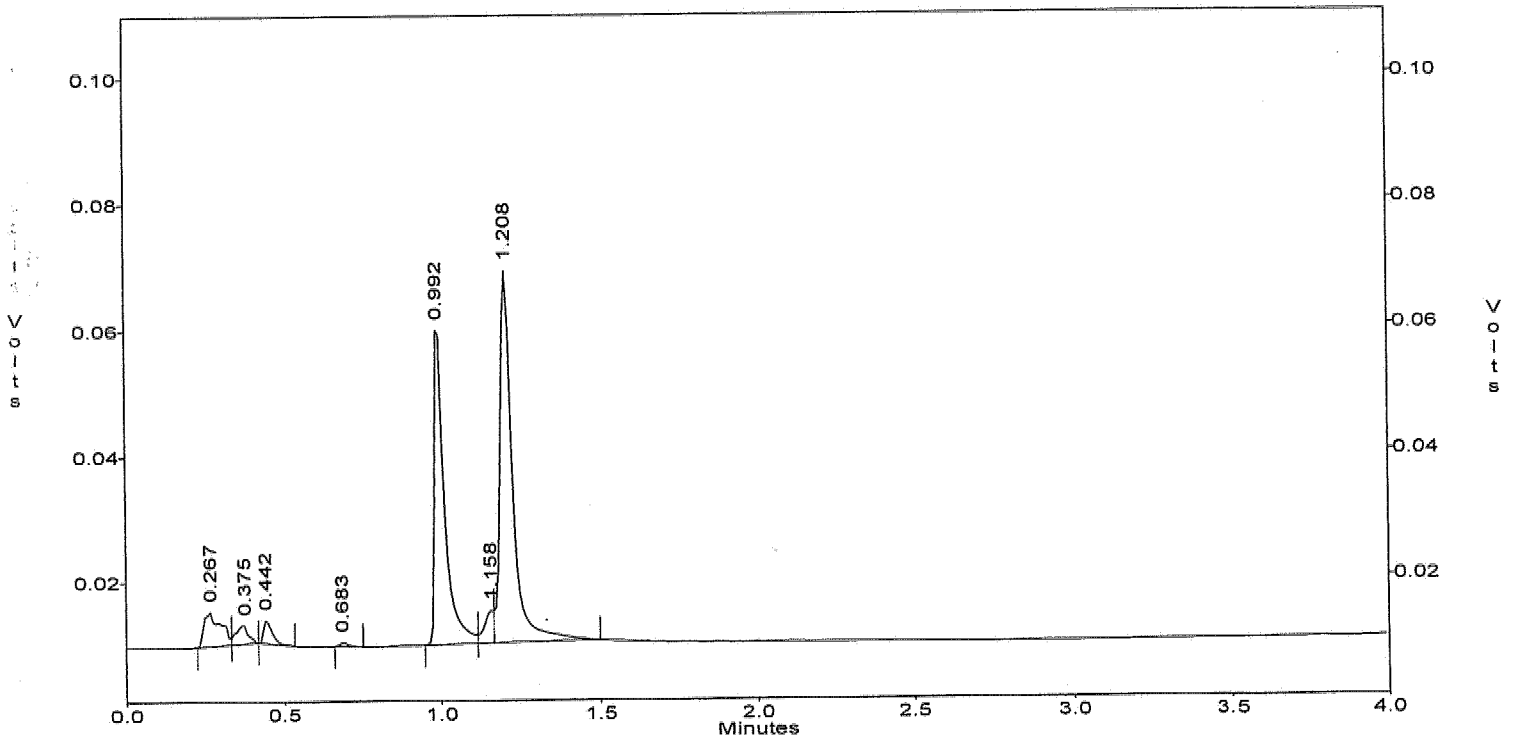
EPA 8015 by GC/FID
EMAX Analytical Laboratories, Inc.

File : c:\ezchrom\chrom\DC13\DC13.006
Method : c:\ezchrom\methods\Me43c06.met
Sample ID : MEC005WL
Acquired : Mar 13, 2006 12:18:09
Printed : Mar 13, 2006 12:22:11
User : XUYEN

Channel A Results

#	Peak Name	Ret. Time (min)	Area	Ave. CF	ESTD Conc. (ppm)
5	METHANOL	0.992	113677	9735.5	11.7
7	ETHANOL	1.208	160258	16319.3	9.8

c:\ezchrom\chrom\DC13\DC13.006 -- Channel A



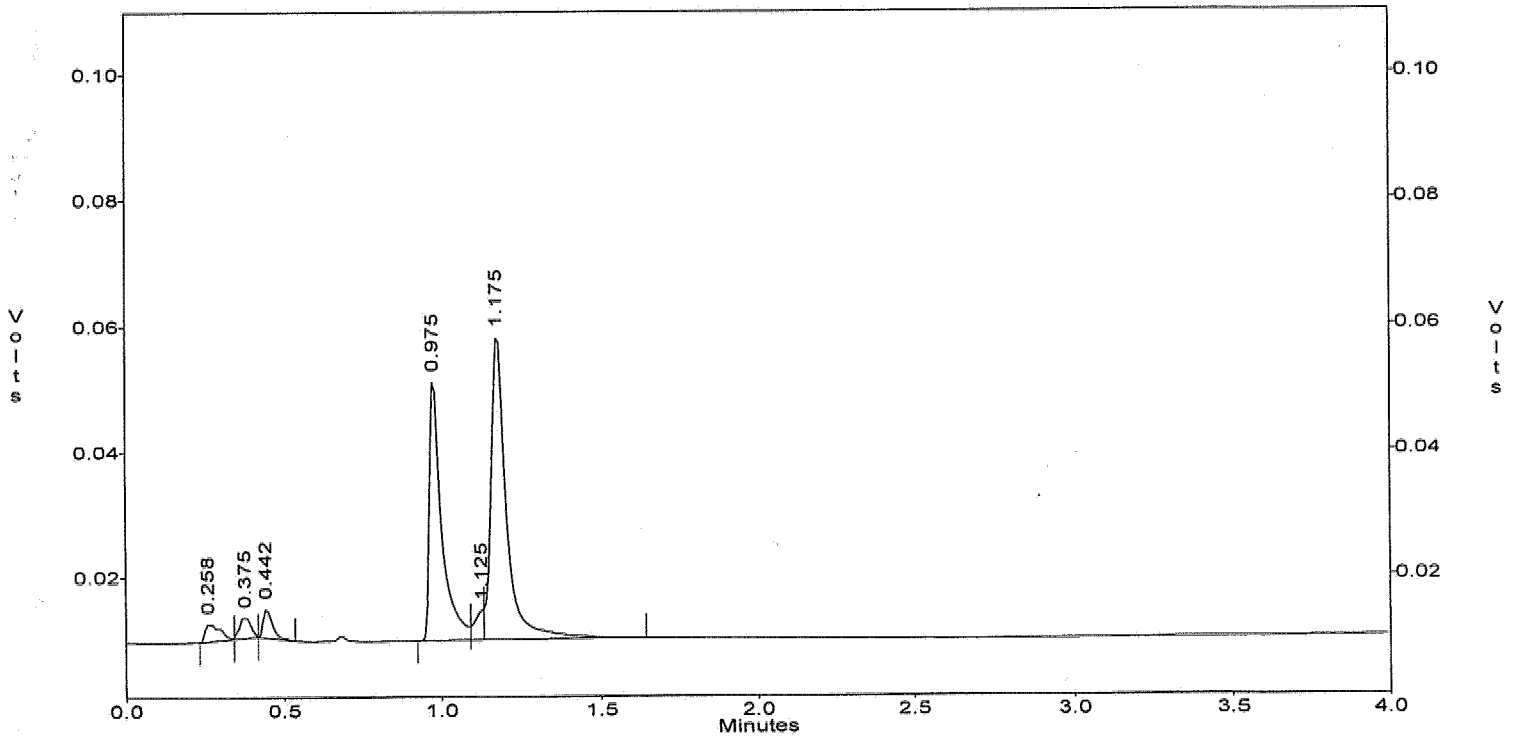
EPA 8015 by GC/FID
EMAX Analytical Laboratories, Inc.

File : c:\ezchrom\chrom\dc13\dc13.007
Method : c:\ezchrom\methods\me43c06.met
Sample ID : MEC005WC
Acquired : Mar 13, 2006 13:11:34
Printed : Mar 13, 2006 13:17:27
User : XUYEN

Channel A Results

#	Peak Name	Ret. Time (min)	Area	Ave. CF	ESTD Conc. (ppm)
4	METHANOL	0.975	109699	9735.5	11.3
6	ETHANOL	1.175	160846	16319.3	9.9

c:\ezchrom\chrom\dc13\dc13.007 -- Channel A

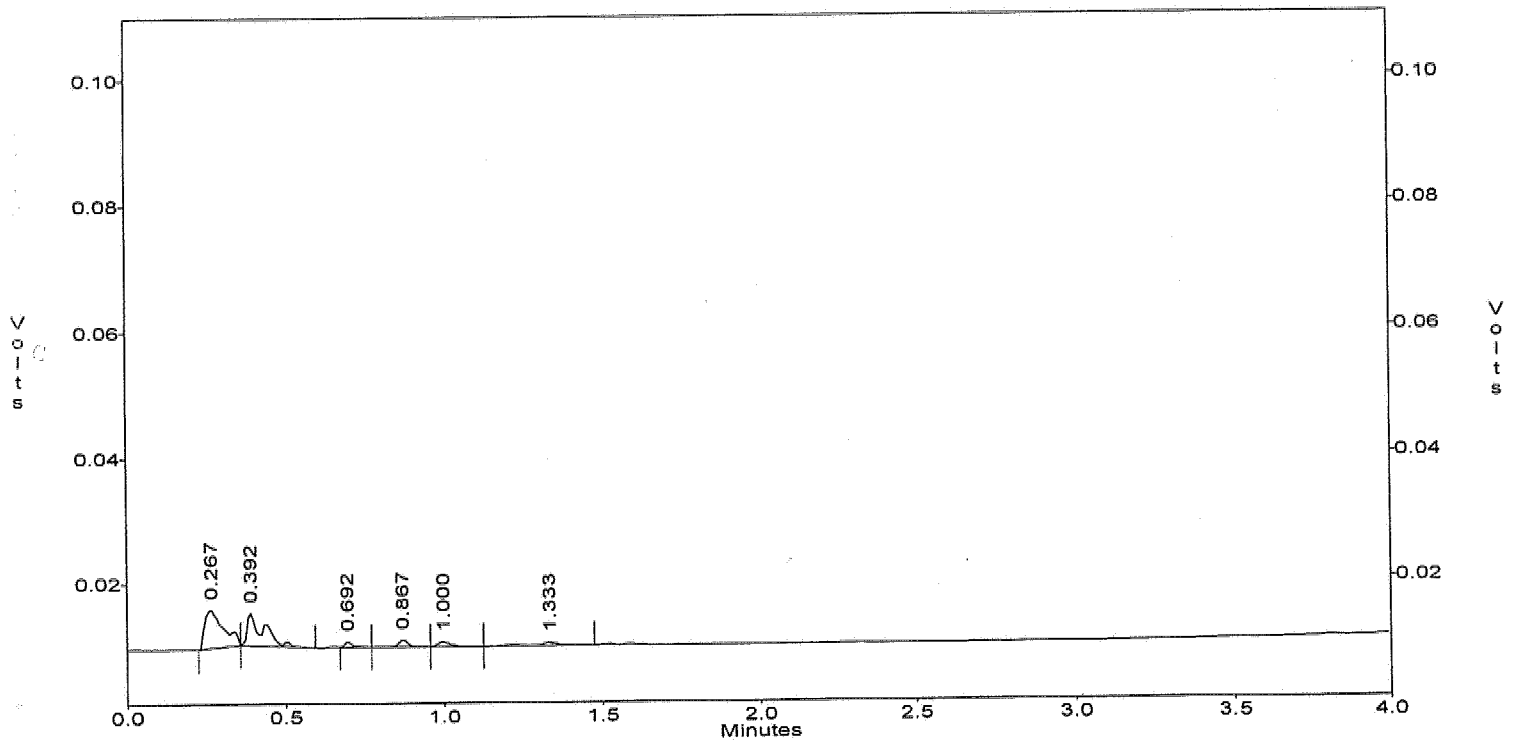


File : c:\ezchrom\chrom\DC13\DC13.015
Method : c:\ezchrom\methods\me43c06.met
Sample ID : MEC009SB
Acquired : Mar 13, 2006 16:23:28
Printed : Mar 13, 2006 16:29:28
User : XUYEN

Channel A Results

#	Peak Name	Ret.Time (min)	Area	Ave. CF	ESTD Conc. (ppm)
5	METHANOL	1.000	2135	9735.5	0.2
--	ETHANOL	1.208	0	0.0	0.0

c:\ezchrom\chrom\DC13\DC13.015 -- Channel A

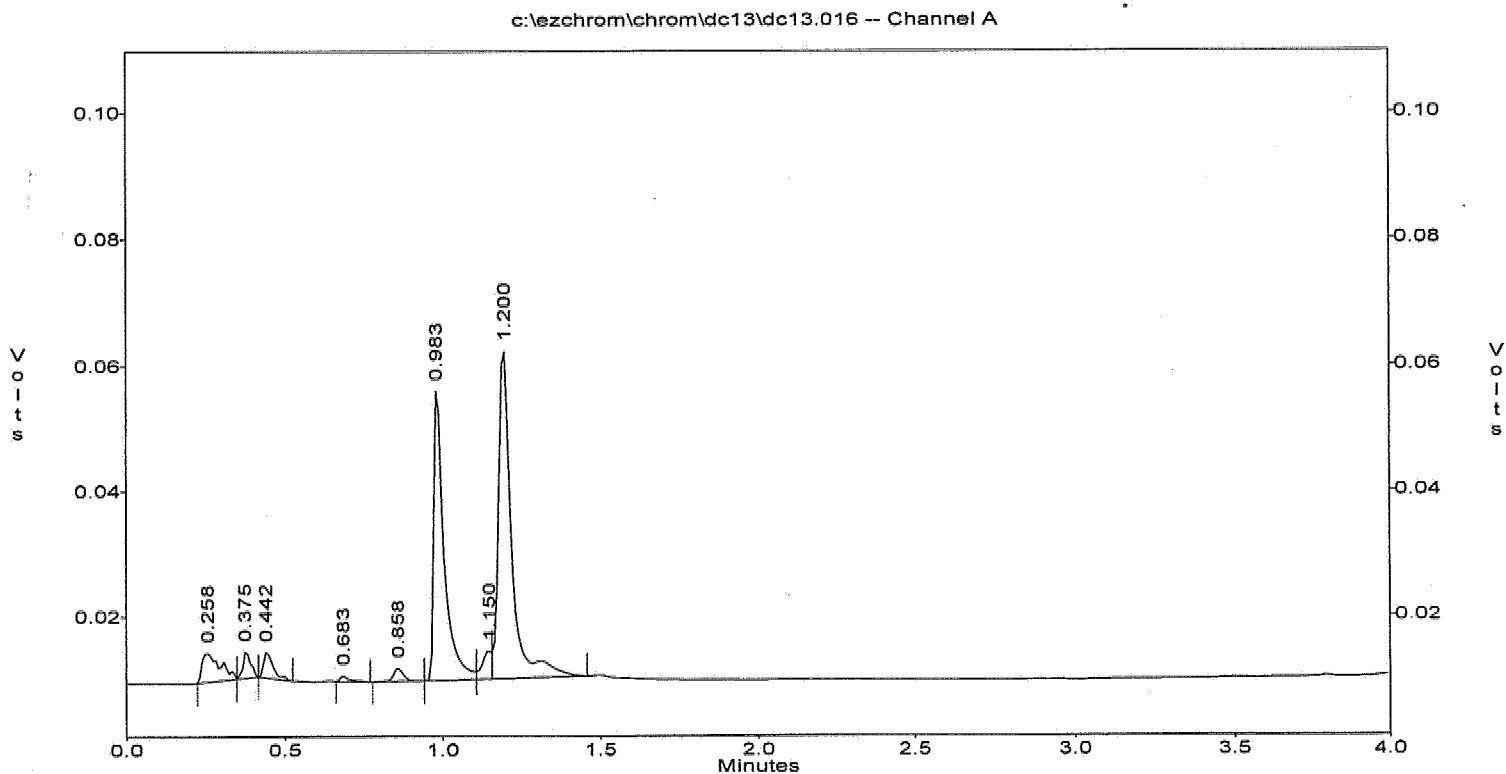


EPA 8015 by GC/FID
EMAX Analytical Laboratories, Inc.

File : c:\ezchrom\chrom\dc13\dc13.016
Method : c:\ezchrom\methods\me43c06.met
Sample ID : MEC009SL
Acquired : Mar 13, 2006 16:41:24
Printed : Mar 13, 2006 17:12:25
User : XUYEN

Channel A Results

#	Peak Name	Ret. Time (min)	Area	Ave. CF	ESTD Conc. (ppm)
6	METHANOL	0.983	106832	9735.5	11.0
8	ETHANOL	1.200	150491	16319.3	9.2

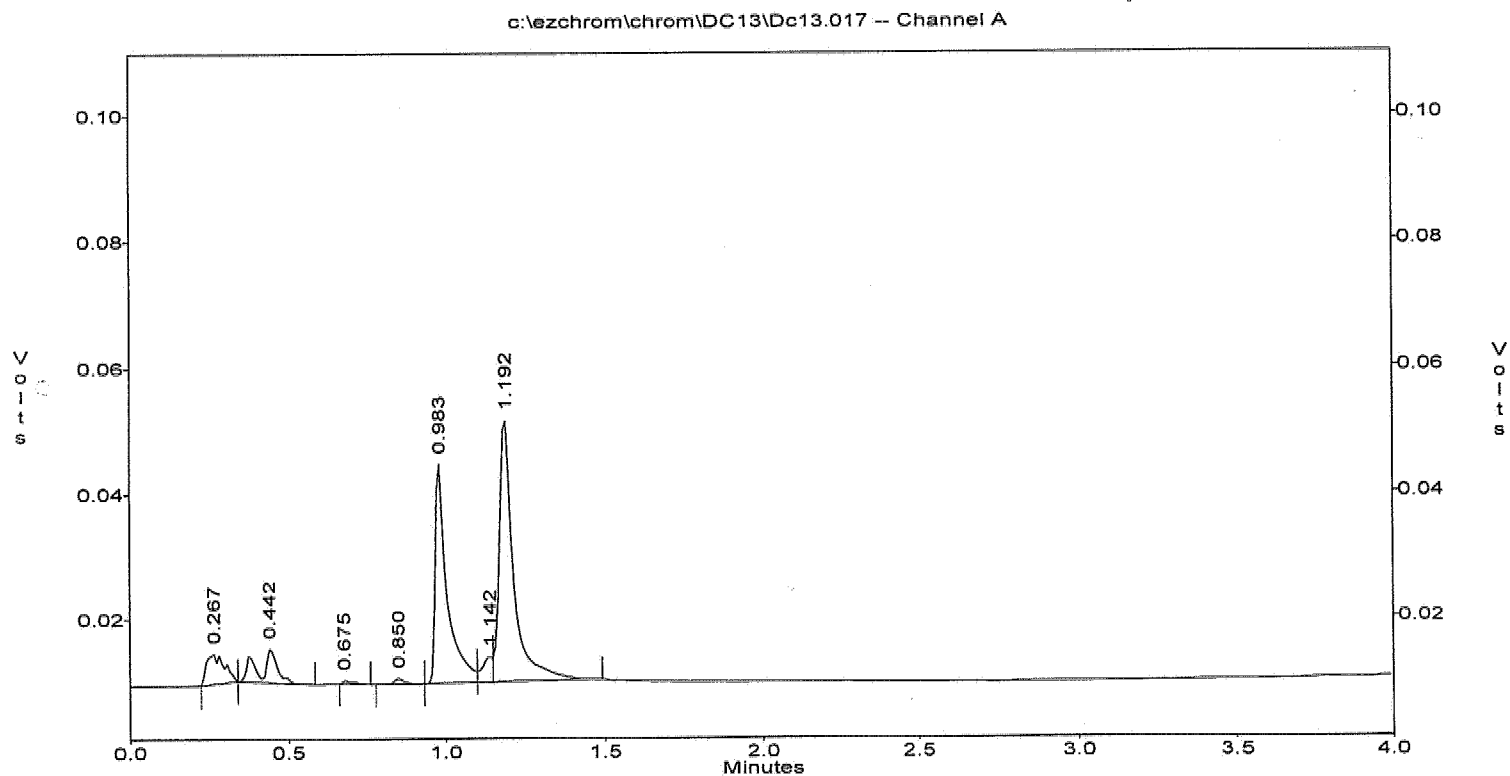


EPA 8015 by GC/FID
EMAX Analytical Laboratories, Inc.

File : c:\ezchrom\chrom\DC13\Dc13.017
Method : c:\ezchrom\methods\Me43c06.met
Sample ID : MEC009SC
Acquired : Mar 13, 2006 17:09:45
Printed : Mar 13, 2006 17:13:46
User : XUYEN

Channel A Results

#	Peak Name	Ret.Time (min)	Area	Ave. CF	ESTD Conc. (ppm)
5	METHANOL	0.983	92143	9735.5	9.5
7	ETHANOL	1.192	130323	16319.3	8.0

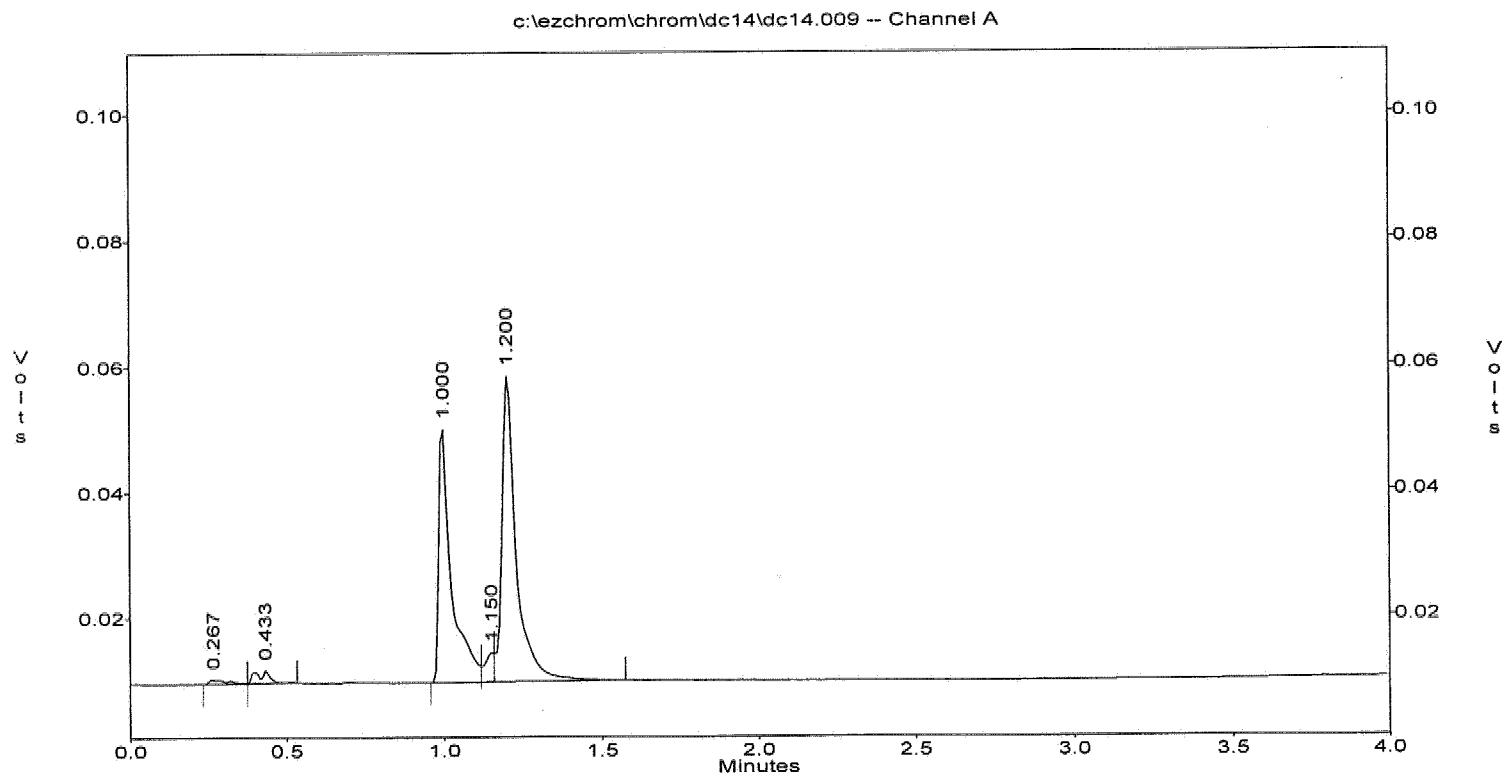


EPA 8015 by GC/FID
EMAX Analytical Laboratories, Inc.

File : c:\ezchrom\chrom\dc14\dc14.009
Method : c:\ezchrom\methods\me43c06.met
Sample ID : 06C081-08M
Acquired : Mar 14, 2006 13:15:30
Printed : Mar 14, 2006 13:34:39
User : XUYEN

Channel A Results

#	Peak Name	Ret.Time (min)	Area	Ave. CF	ESTD Conc. (ppm)
3	METHANOL	1.000	113264	9735.5	11.6
5	ETHANOL	1.200	152004	16319.3	9.3

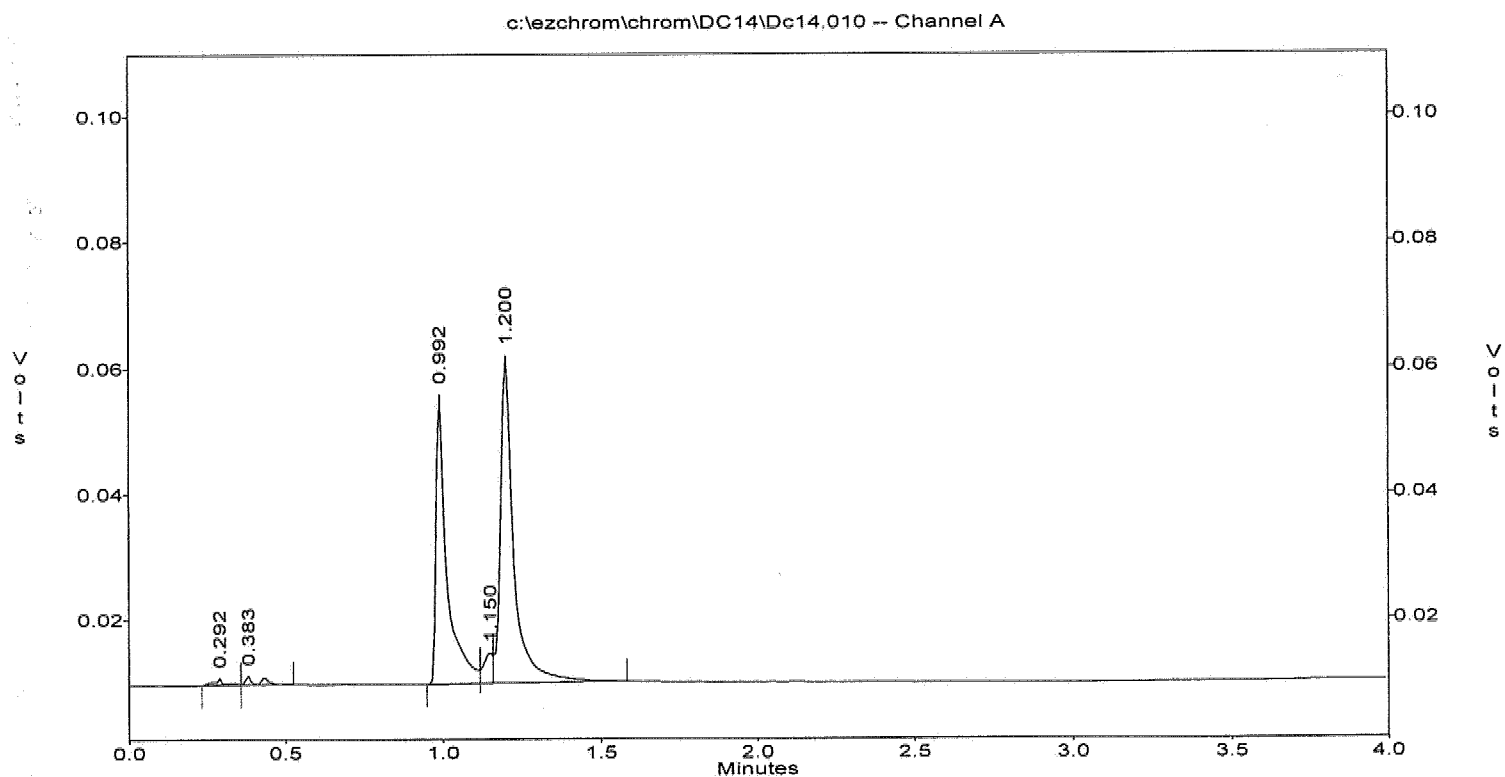


EPA 8015 by GC/FID
EMAX Analytical Laboratories, Inc.

File : c:\ezchrom\chrom\DC14\Dc14.010
Method : c:\ezchrom\methods\Me43c06.met
Sample ID : 06C081-08S
Acquired : Mar 14, 2006 13:32:55
Printed : Mar 14, 2006 13:36:57
User : XUYEN

Channel A Results

#	Peak Name	Ret.Time (min)	Area	Ave. CF	ESTD Conc. (ppm)
3	METHANOL	0.992	110230	9735.5	11.3
5	ETHANOL	1.200	150335	16319.3	9.2

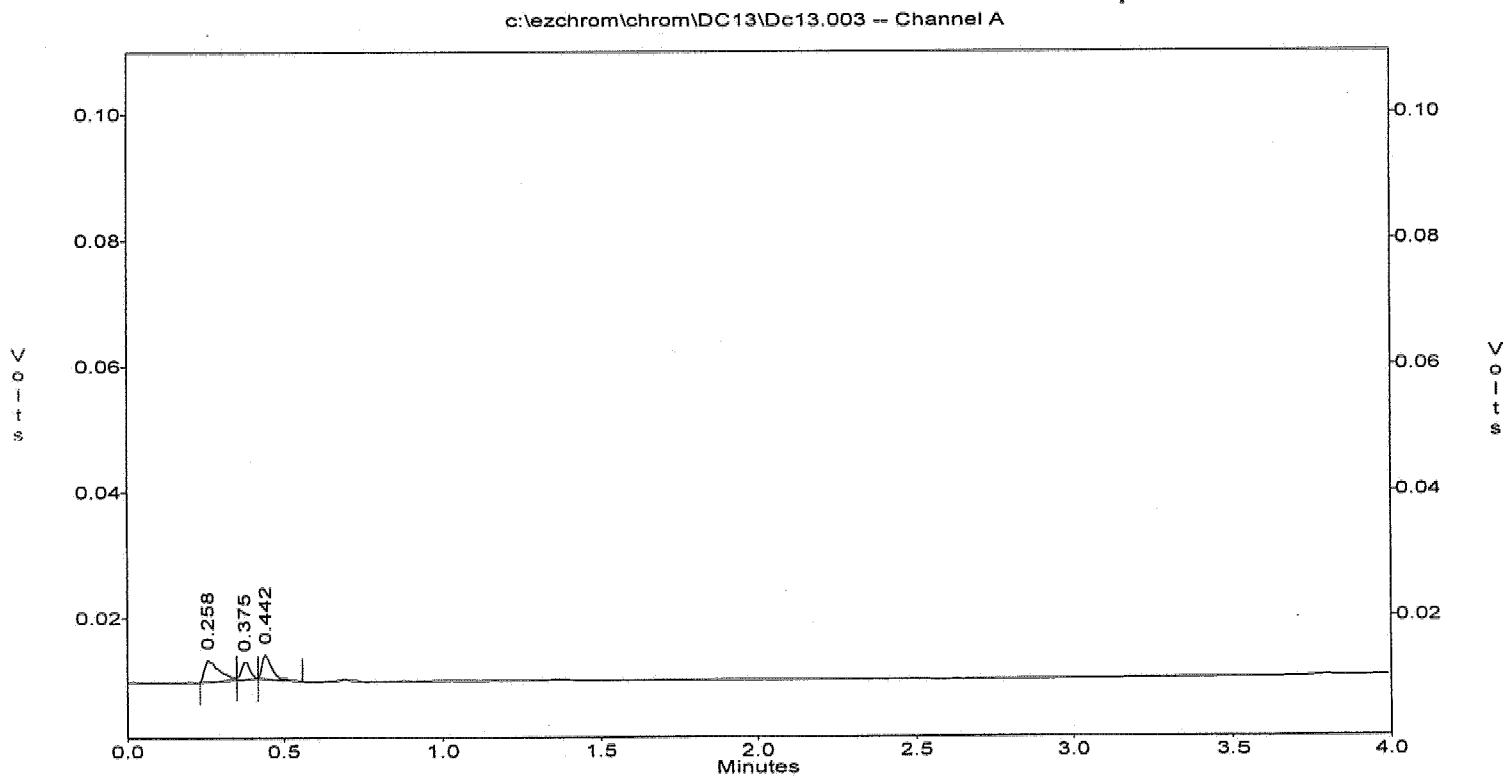


EPA 8015 by GC/FID
 EMAX Analytical Laboratories, Inc.

File : c:\ezchrom\chrom\DC13\Dc13.003
 Method : c:\ezchrom\methods\Me43c06.met
 Sample ID : IB43C021
 Acquired : Mar 13, 2006 11:28:49
 Printed : Mar 13, 2006 11:32:51
 User : XUYEN

Channel A Results

#	Peak Name	Ret.Time (min)	Area	Ave. CF	ESTD Conc. (ppm)
--	METHANOL	0.992	0	0.0	0.0
--	ETHANOL	1.208	0	0.0	0.0



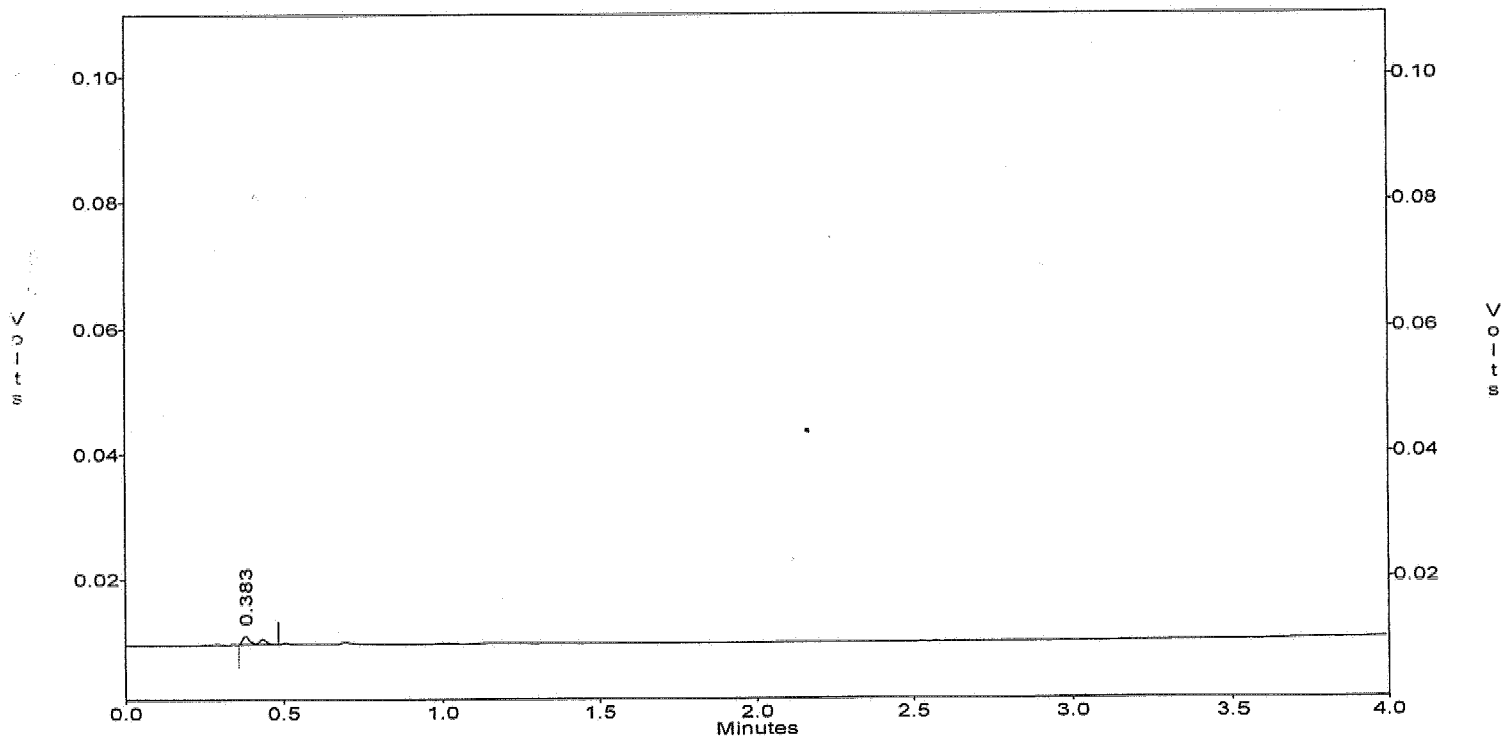
EPA 8015 by GC/FID
EMAX Analytical Laboratories, Inc.

File : c:\ezchrom\chrom\DC14\Dc14.002
Method : c:\ezchrom\methods\Me43c06.met
Sample ID : IB43C024
Acquired : Mar 14, 2006 11:01:03
Printed : Mar 14, 2006 11:05:04
User : XUYEN

Channel A Results

#	Peak Name	Ret. Time (min)	Area	Ave. CF	ESTD Conc. (ppm)
--	METHANOL	0.992	0	0.0	0.0
--	ETHANOL	1.208	0	0.0	0.0

c:\ezchrom\chrom\DC14\Dc14.002 -- Channel A



INITIAL CALIBRATION

INITIAL CALIBRATION
METHOD M8015

Lab Name : EMAX Inc
 Instrument ID : GCT043
 GC Column : SUPELCO WAX 10
 Column size ID : 30MX0.53MMX0.25UM
 LFID & Datetime: DC06002A 03/06/06 13:33 ✓
 LFID & Datetime: DC06003A 03/06/06 13:53 ✓
 LFID & Datetime: DC06004A 03/06/06 14:11 ✓
 LFID & Datetime: DC06005A 03/06/06 14:29 ✓
 LFID & Datetime: DC06006A 03/06/06 14:47 ✓
 CONC UNIT: ppm

COMPOUND	CONC X	CALIBRATION FACTORS (AREA or HEIGHT)/UNIT					MEAN	%RSD
		1.00X	5.00X	10.00X	15.00X	20.00X		
METHANOL	1.00	9358.00	9968.80	9945.50	9619.93	9785.45	9735.54	2.6
ETHANOL	1.00	14498	16802	17403	17481	15412	16319	8.0

ME43C06.MET

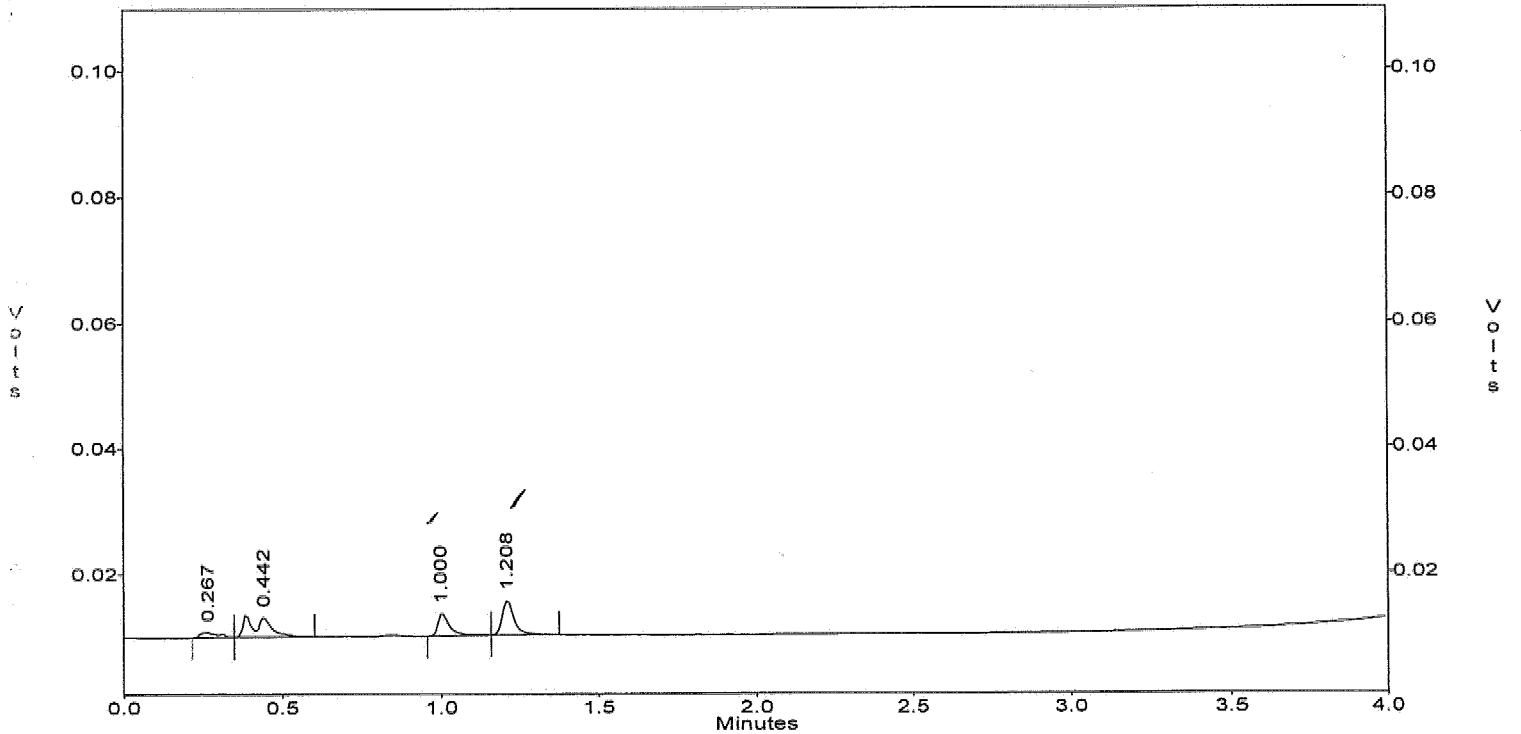
RA
03/08/06

File : c:\ezchrom\chrom\dc06\dc06.002
Method : c:\ezchrom\methods\me43c06.met ✓
Sample ID : ME43C0601 1PPM
Acquired : Mar 06, 2006 13:33:28 ✓
Printed : Mar 06, 2006 15:11:10
User : XUYEN

Channel A Results

#	Peak Name	Ret.Time (min)	Area	Ave. CF	ESTD Conc. (ppm)
3	METHANOL	1.000	9358	9735.5 ✓	1.0
4	ETHANOL	1.208	14498	16319.3 ✓	1.0

c:\ezchrom\chrom\dc06\dc06.002 -- Channel A



AS
03/08/06
5135

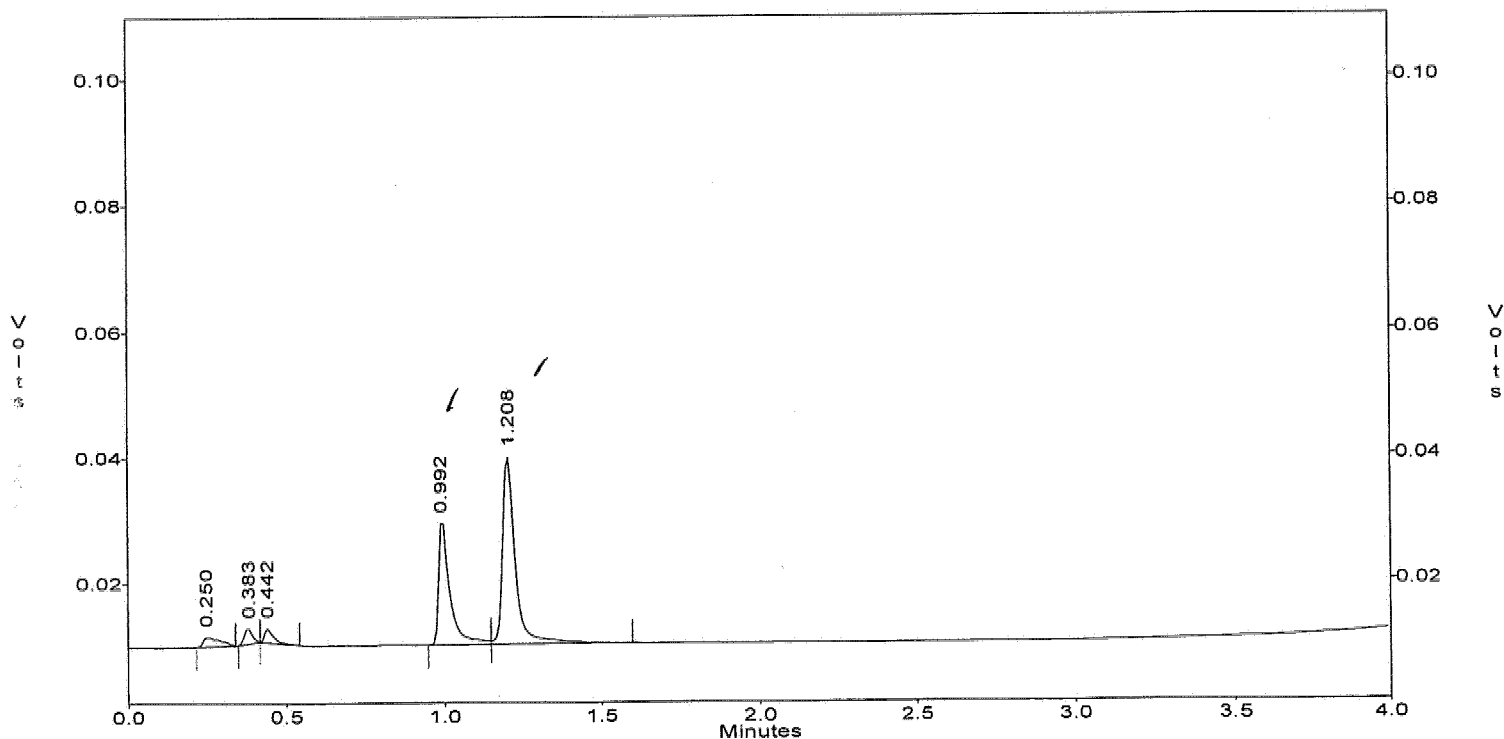
EPA 8015 by GC/FID
EMAX Analytical Laboratories, Inc.

File : c:\ezchrom\chrom\dc06\dc06.003
Method : c:\ezchrom\methods\me43c06.met
Sample ID : ME43C0602 5PPM
Acquired : Mar 06, 2006 13:53:42
Printed : Mar 06, 2006 15:11:14
User : XUYEN

Channel A Results

#	Peak Name	Ret.Time(min)	Area	Ave. CF	ESTD Conc. (ppm)
4	METHANOL	0.992	49844	9735.5	5.0
5	ETHANOL	1.208	84012	16319.3	5.0

c:\ezchrom\chrom\dc06\dc06.003 -- Channel A



Handwritten signature
03/08/06
5136

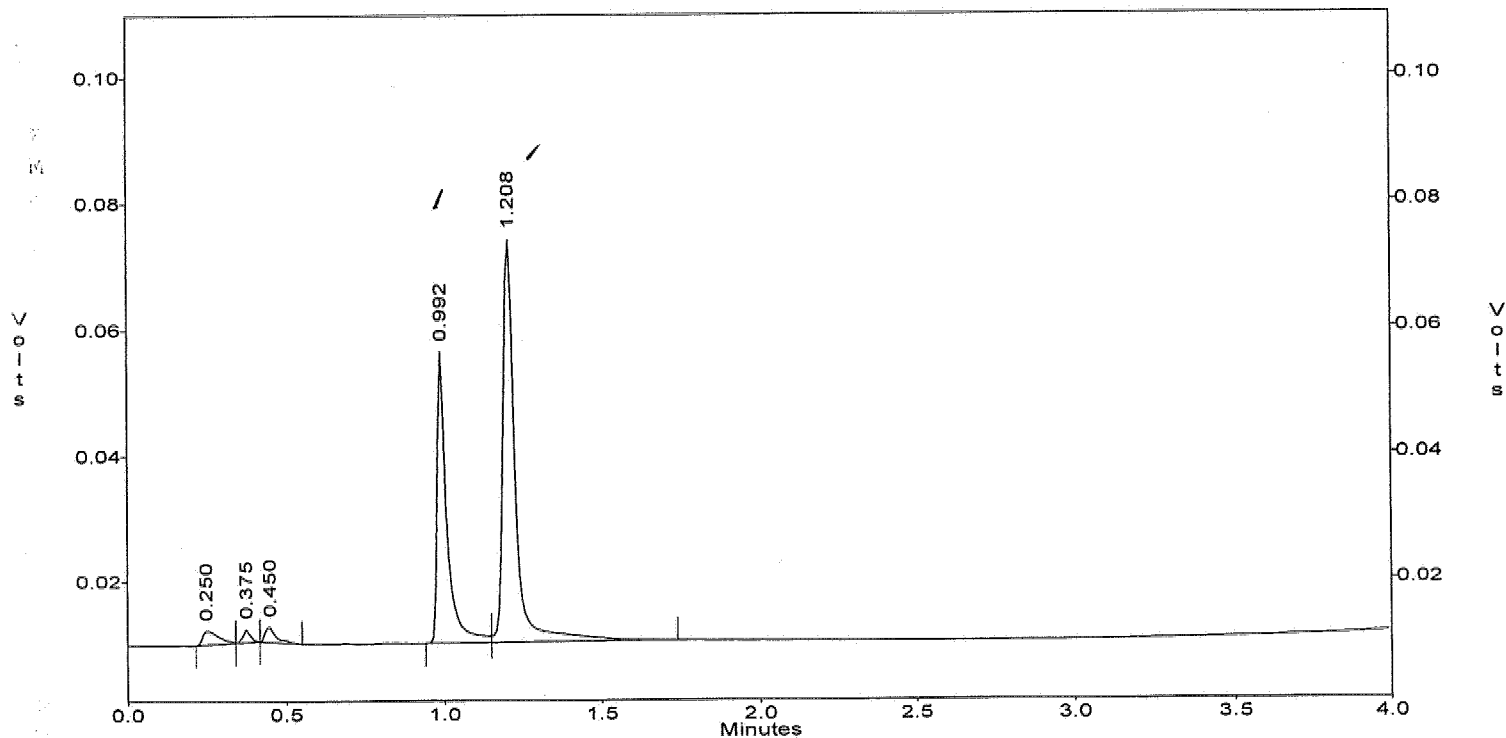
EPA 8015 by GC/FID
EMAX Analytical Laboratories, Inc.

File : c:\ezchrom\chrom\dc06\dc06.004
Method : c:\ezchrom\methods\me43c06.met
Sample ID : ME43C0603 10PPM
Acquired : Mar 06, 2006 14:11:39
Printed : Mar 06, 2006 15:11:18
User : XUYEN

Channel A Results

#	Peak Name	Ret.Time (min)	Area	Ave. CF	ESTD Conc. (ppm)
4	METHANOL	0.992	99455	9735.5	10.0
5	ETHANOL	1.208	174031	16319.3	10.0

c:\ezchrom\chrom\dc06\dc06.004 -- Channel A



RA
03/08/06

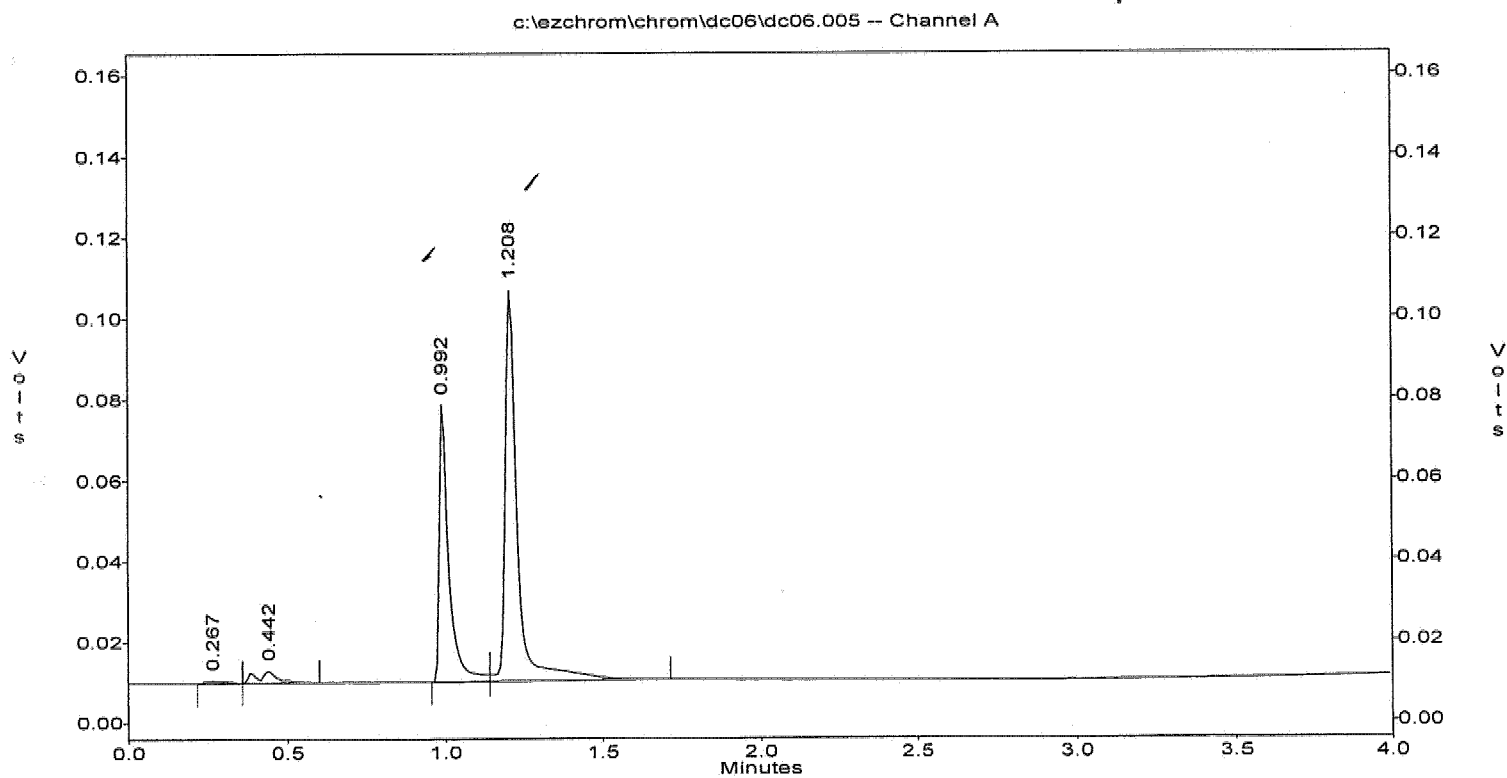
5137

EPA 8015 by GC/FID
EMAX Analytical Laboratories, Inc.

File : c:\ezchrom\chrom\dc06\dc06.005
Method : c:\ezchrom\methods\me43c06.met
Sample ID : ME43C0604 15PPM
Acquired : Mar 06, 2006 14:29:43
Printed : Mar 06, 2006 15:11:28
User : XUYEN

Channel A Results

#	Peak Name	Ret.Time(min)	Area	Ave. CF	ESTD Conc. (ppm)
3	METHANOL	0.992	144299	9735.5	15.0
4	ETHANOL	1.208	262213	16319.3	15.0



RT
03/08/06
5138

EPA 8015 by GC/FID
EMAX Analytical Laboratories, Inc.

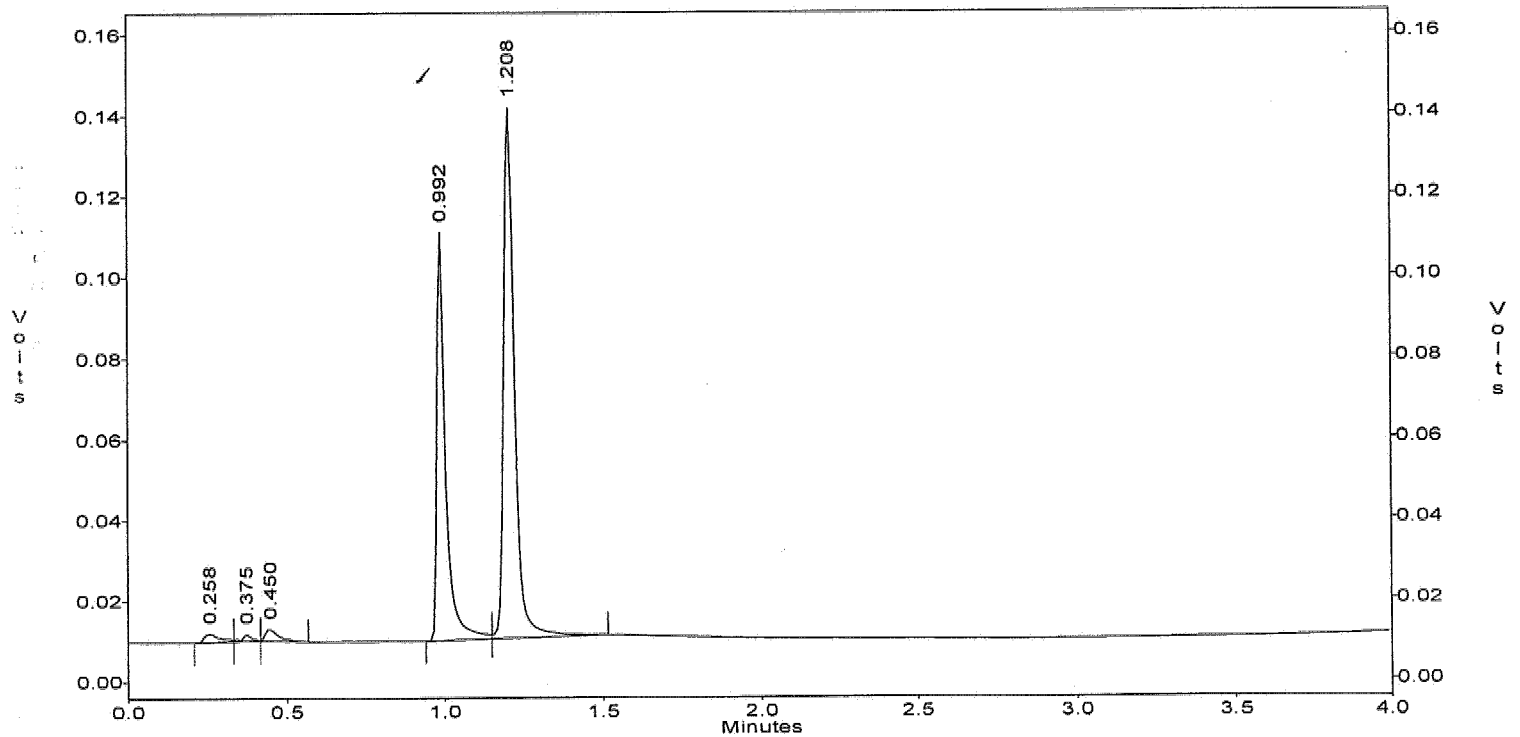
File : c:\ezchrom\chrom\dc06\dc06.006
Method : c:\ezchrom\methods\me43c06.met
Sample ID : ME43C0605 20PPM
Acquired : Mar 06, 2006 14:47:41
Printed : Mar 06, 2006 15:11:33
User : XUYEN

Channel A Results

#	Peak Name	Ret. Time (min)	Area	Ave. CF	ESTD Conc. (ppm)
4	METHANOL	0.992	195709	9735.5	20.0
5	ETHANOL	1.208	308245	16319.3	20.0

P
U

c:\ezchrom\chrom\dc06\dc06.006 -- Channel A



At
03/08/06
5139

SECOND SOURCE

INITIAL CALIBRATION VERIFICATION
METHOD M8015

Lab Name : EMAX
 Instrument ID : GCT043
 GC Column : SUPELCO WAX 10
 Column size ID : 30MX0.53MMX0.25UM
 Mid Conc Init LFID & Datetime: DC06004A 03/06/2006 14:11
 Conc Cont LFID & Datetime: DC06007A 03/06/2006 15:04
 CONC UNIT : ppm

COMPOUND	RT MINUTES	RT WINDOW		TRUE CONC	AVERAGE CF	RESULT		%D	QL	%D LIMITS
		FROM	TO			AREA	CONC			
METHANOL	1.008	0.982	1.034	10.0	9735.5	103117	10.59	6		15
ETHANOL	1.225	1.196	1.254	10.0	16319.3	164274	10.07	1		15

ME43C06.MET

LS
03/08/06

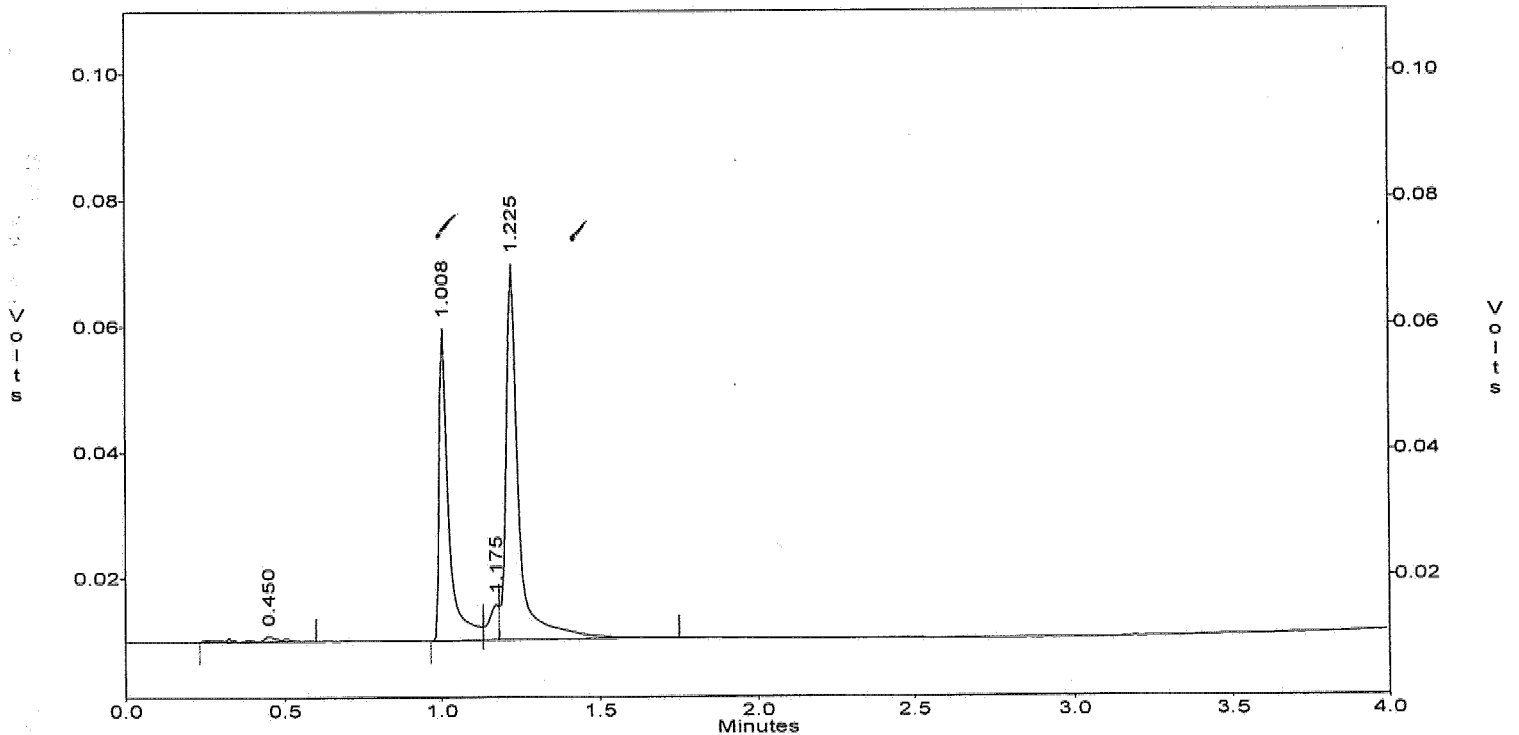
EPA 8015 by GC/FID
EMAX Analytical Laboratories, Inc.

File : c:\ezchrom\chrom\dc06\dc06.007
Method : c:\ezchrom\methods\me43c06.met
Sample ID : IME43C0601 10PPM
Acquired : Mar 06, 2006 15:04:40
Printed : Mar 06, 2006 15:11:45
User : XUYEN

Channel A Results

#	Peak Name	Ret. Time (min)	Area	Ave. CF	ESTD Conc. (ppm)
2	METHANOL	1.008	103117	9735.5	10.6
4	ETHANOL	1.225	164274	16319.3	10.1

c:\ezchrom\chrom\dc06\dc06.007 -- Channel A



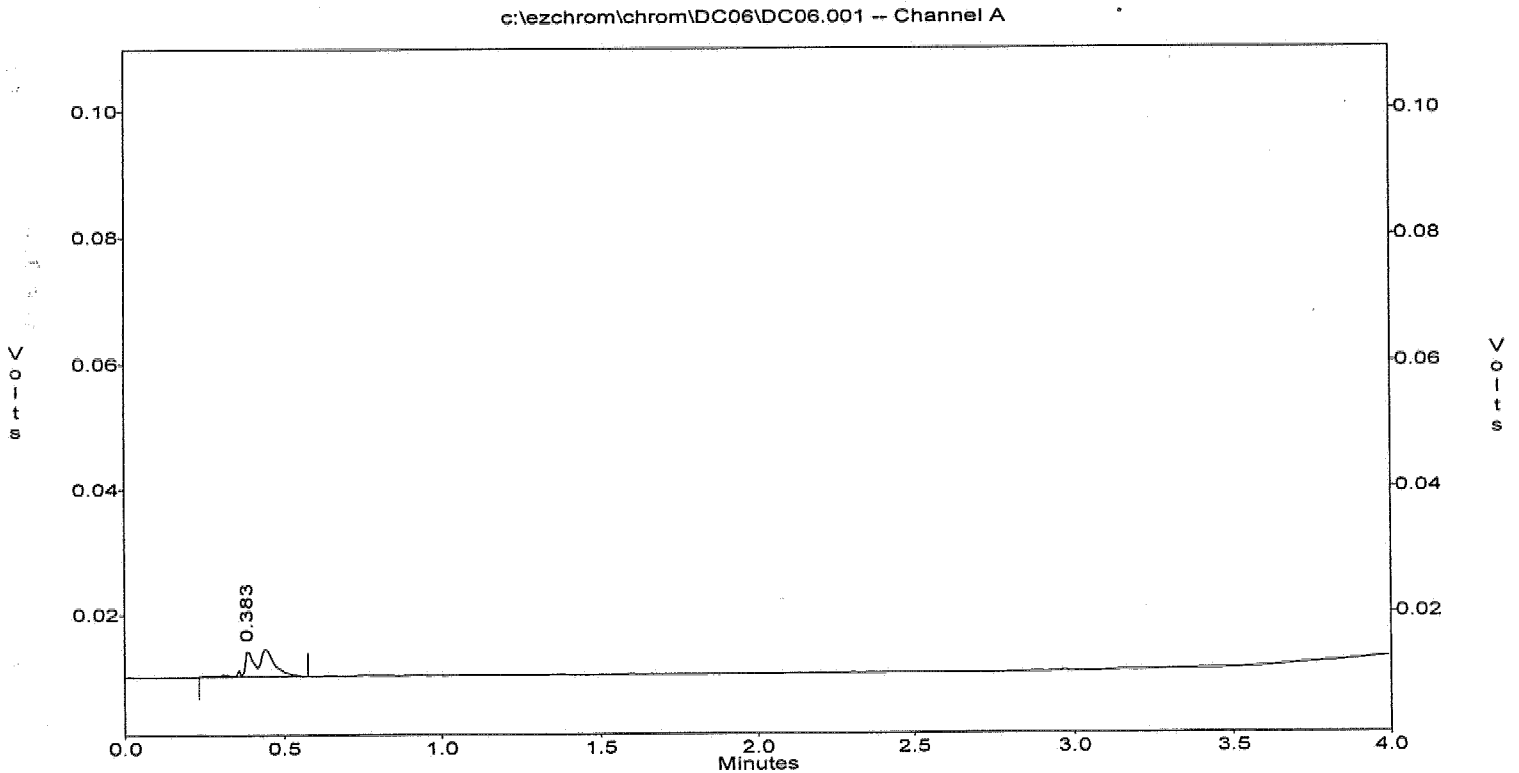
At
03/08/06

5142

File : c:\ezchrom\chrom\DC06\DC06.001
Method : c:\ezchrom\methods\me43c06.met
Sample ID : IB43C012
Acquired : Mar 06, 2006 13:13:50
Printed : Mar 07, 2006 17:11:46
User : XUYEN

Channel A Results

#	Peak Name	Ret.Time(min)	Area	Ave. CF	ESTD Conc. (ppm)
--	METHANOL	0.992	0	0.0	0.0
--	ETHANOL	1.208	0	0.0	0.0



AT
23/08/06

5143

DAILY CALIBRATION

CONTINUE CALIBRATION
METHOD M8015

Lab Name : EMAX
 Instrument ID : GCT043
 GC Column : SUPELCO WAX 10 -
 Column size ID : 30MX0.53MMX0.25UM
 Mid Conc Init LFID & Datetime: DC06004A 03/06/2006 14:11
 Conc Cont LFID & Datetime: DC13004A 03/13/2006 11:44
 CONC UNIT : ppm

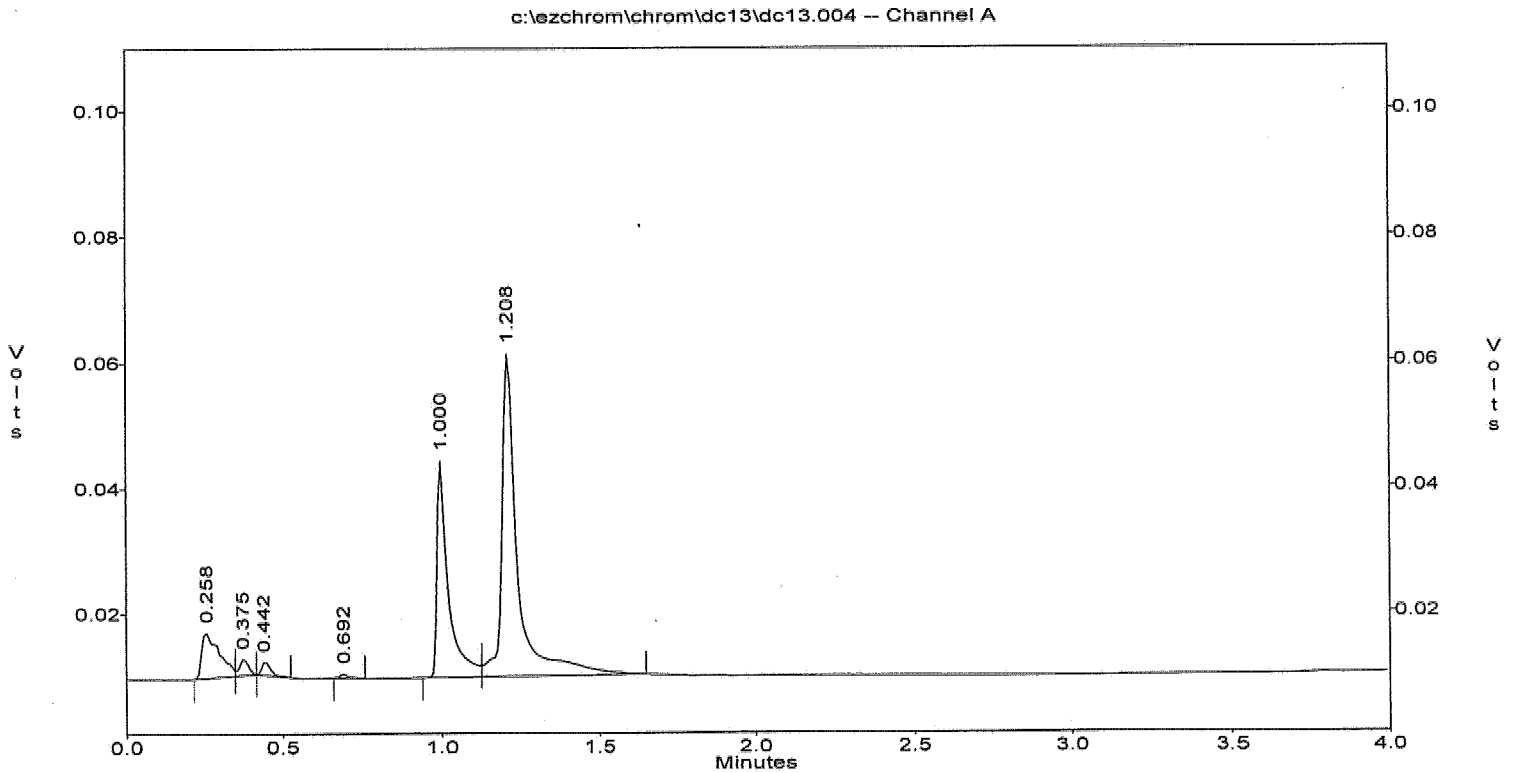
COMPOUND	RT MINUTES	RT WINDOW		TRUE CONC	AVERAGE CF	RESULT		%D	QL	%D LIMITS
		FROM	TO			AREA	CONC			
METHANOL	1.000	0.974	1.026	10.0	9735.5	84332	8.66	-13		15
ETHANOL	1.208	1.179	1.237	10.0	16319.3	176480	10.81	8		15

EPA 8015 by GC/FID
EMAX Analytical Laboratories, Inc.

File : c:\ezchrom\chrom\dc13\dc13.004
Method : c:\ezchrom\methods\me43c06.met
Sample ID : CME43C06021 10PPM
Acquired : Mar 13, 2006 11:44:51
Printed : Mar 13, 2006 12:01:04
User : XUYEN

Channel A Results

#	Peak Name	Ret. Time (min)	Area	Ave. CF	ESTD Conc. (ppm)
5	METHANOL	1.000	84332	9735.5	8.7
6	ETHANOL	1.208	176480	16319.3	10.8



CONTINUE CALIBRATION
METHOD M8015

Lab Name : EMAX
 Instrument ID : GCT043
 GC Column : SUPELCO WAX 10
 Column size ID : 30MX0.53MMX0.25UM
 Mid Conc Init LFID & Datetime: DC06004A 03/06/2006 14:11
 Conc Cont LFID & Datetime: DC13013A 03/13/2006 15:34
 CONC UNIT : ppm

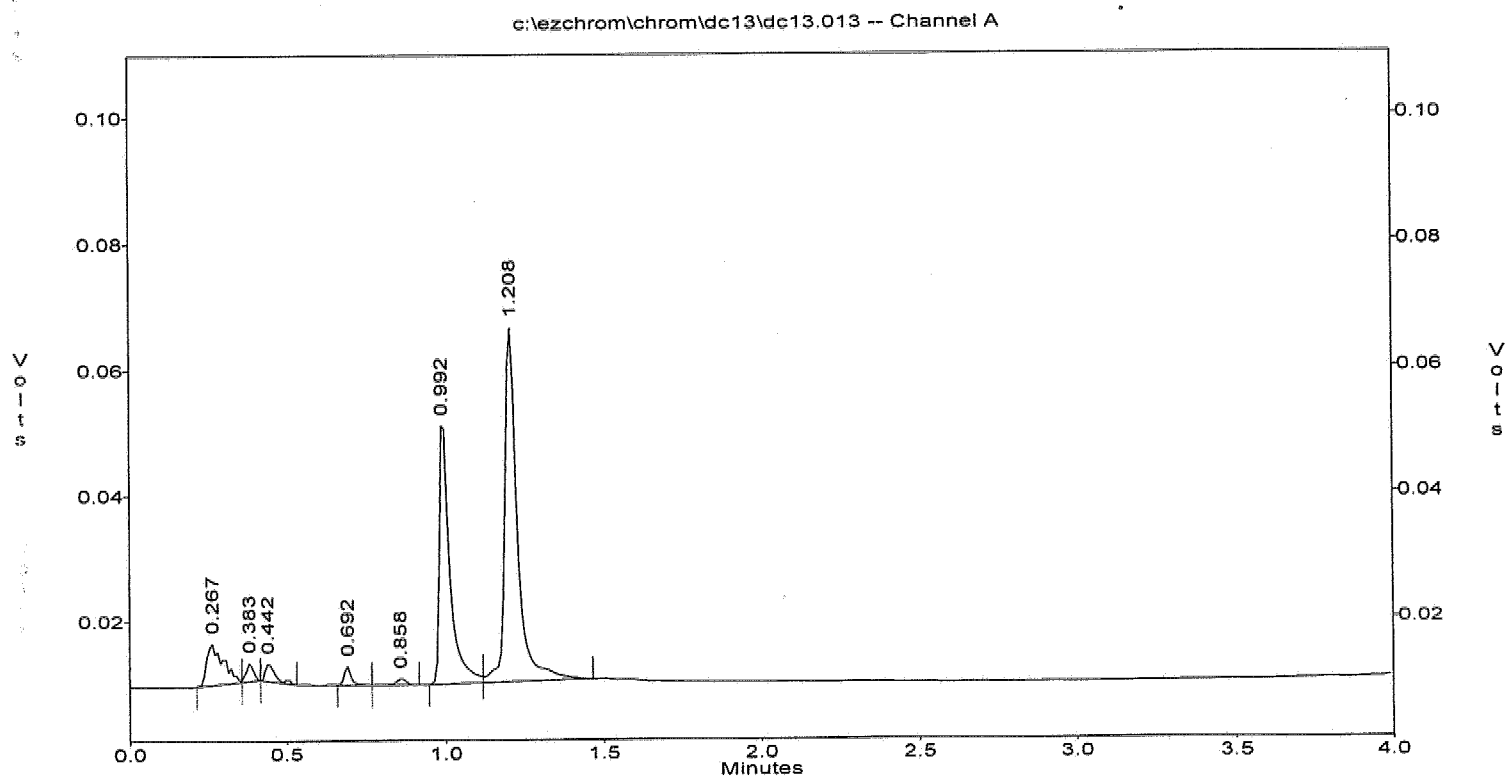
COMPOUND	RT	RT WINDOW		TRUE CONC	AVERAGE CF	RESULT		%D	QL	%D LIMITS
	MINUTES	FROM	TO			AREA	CONC			
METHANOL	0.992	0.966	1.018	10.0	9735.5	94873	9.74	-3		15
ETHANOL	1.208	1.179	1.237	10.0	16319.3	157210	9.63	-4		15

EPA 8015 by GC/FID
EMAX Analytical Laboratories, Inc.

File : c:\ezchrom\chrom\dc13\dc13.013
Method : c:\ezchrom\methods\me43c06.met
Sample ID : CME43C06022 10PPM
Acquired : Mar 13, 2006 15:34:34
Printed : Mar 13, 2006 15:40:43
User : XUYEN

Channel A Results

#	Peak Name	Ret. Time (min)	Area	Ave. CF	ESTD Conc. (ppm)
6	METHANOL	0.992	94873	9735.5	9.7
7	ETHANOL	1.208	157210	16319.3	9.6



CONTINUE CALIBRATION
METHOD M8015

Lab Name : EMAX
 Instrument ID : GCT043
 GC Column : SUPELCO WAX 10
 Column size ID : 30MX0.53MMX0.25UM
 Mid Conc Init LFID & Datetime: DC06004A 03/06/2006 14:11
 Conc Cont LFID & Datetime: DC13021A 03/13/2006 18:24 ✓
 CONC UNIT : ppm

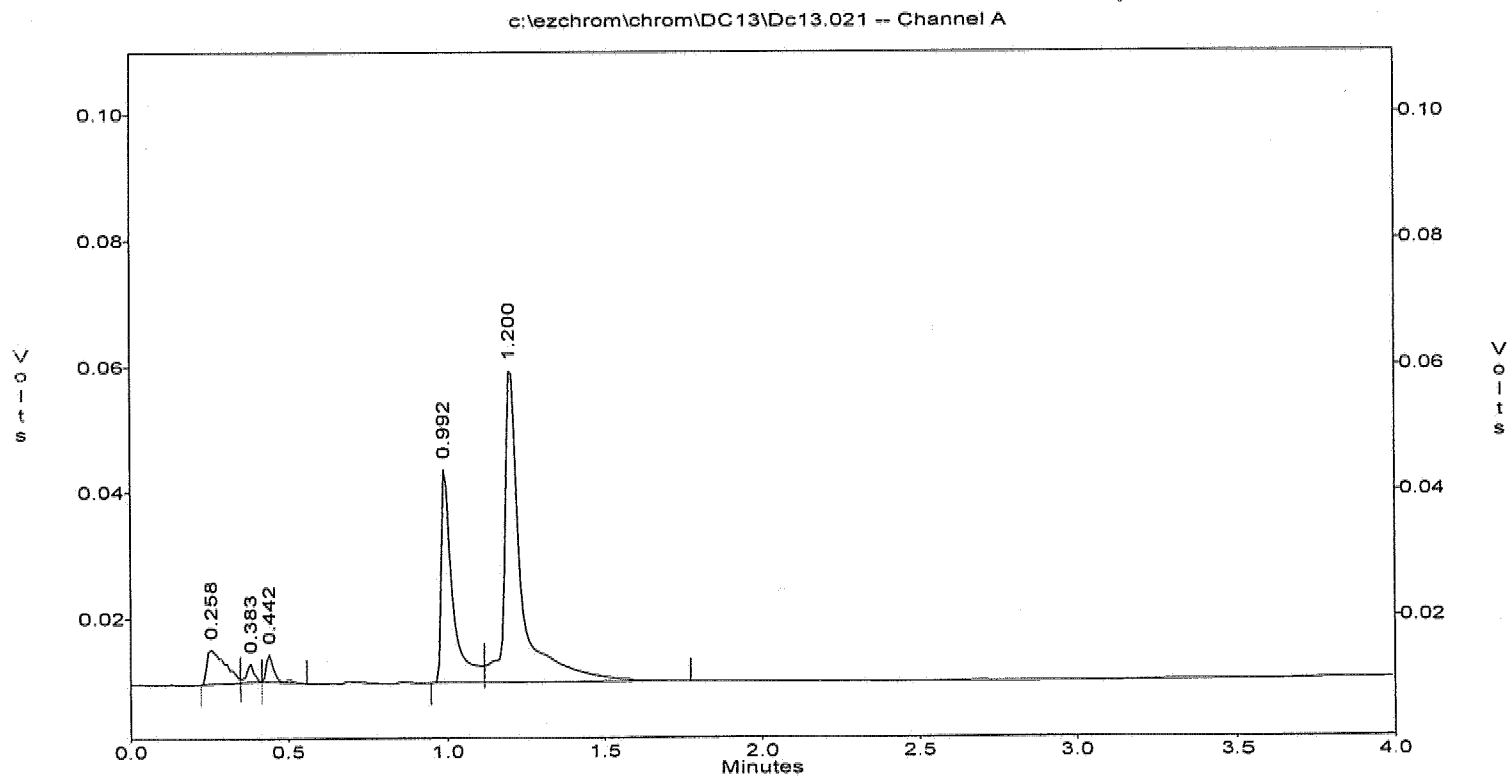
COMPOUND	RT MINUTES	RT WINDOW		TRUE CONC	AVERAGE CF	RESULT		%D	QL	%D LIMITS
		FROM	TO			AREA	CONC			
METHANOL	0.992	0.966	1.018	10.0	9735.5	84207	8.65	-14		15
ETHANOL	1.200	1.171	1.229	10.0	16319.3	183290	11.23	12		15

EPA 8015 by GC/FID
EMAX Analytical Laboratories, Inc.

File : c:\ezchrom\chrom\DC13\Dc13.021
Method : c:\ezchrom\methods\Me43c06.met
Sample ID : CME43C06023 10PPM
Acquired : Mar 13, 2006 18:24:37
Printed : Mar 13, 2006 18:28:39
User : XUYEN

Channel A Results

#	Peak Name	Ret.Time (min)	Area	Ave. CF	ESTD Conc. (ppm)
4	METHANOL	0.992	84207	9735.5	8.6
5	ETHANOL	1.200	183290	16319.3	11.2



CONTINUE CALIBRATION
METHOD M8015

Lab Name : EMAX
 Instrument ID : GCT043
 GC Column : SUPELCO WAX 10
 Column size ID : 30MX0.53MMX0.25UM
 Mid Conc Init LFID & Datetime: DC06004A 03/06/2006 14:11
 Conc Cont LFID & Datetime: DC14003A 03/14/2006 11:17
 CONC UNIT : ppm

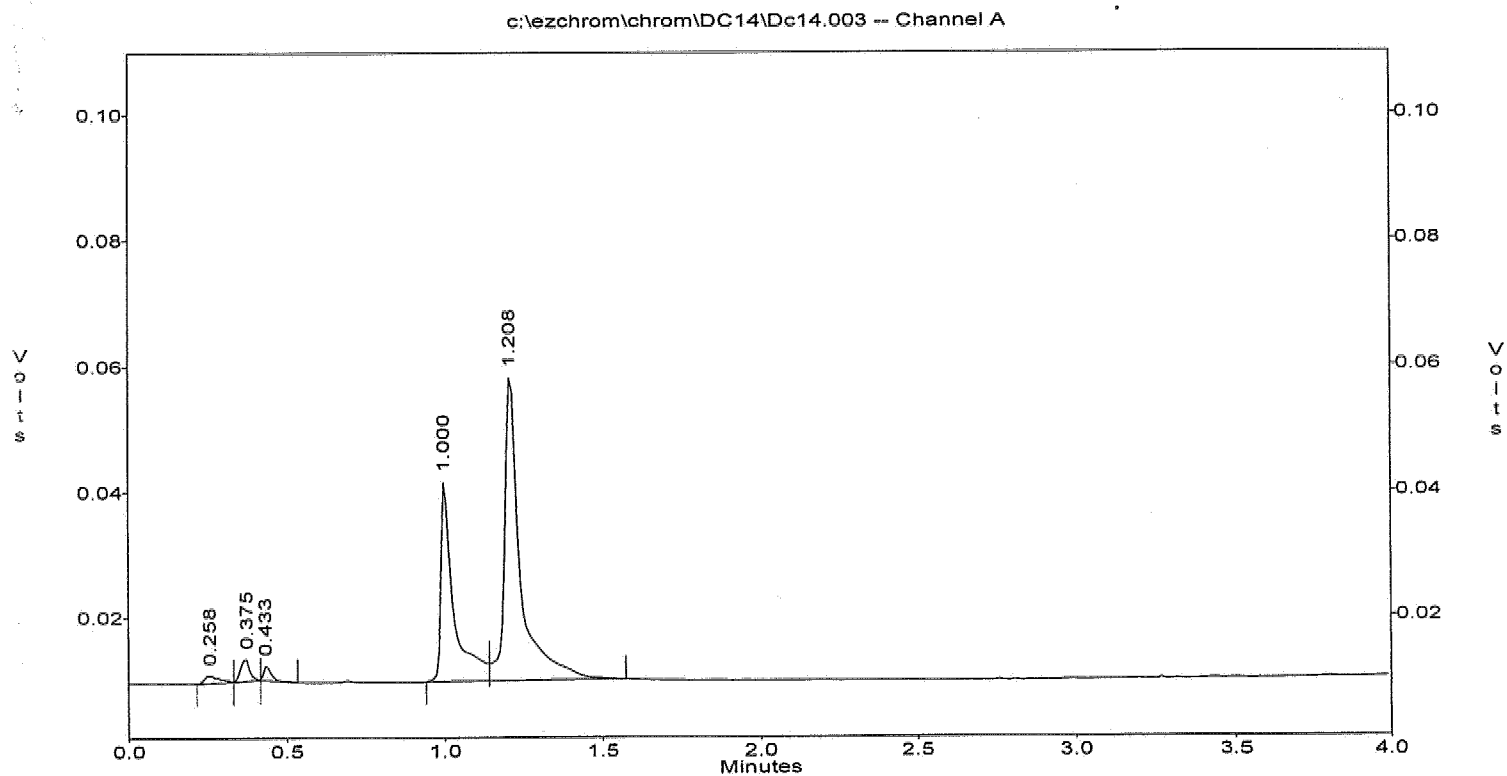
COMPOUND	RT MINUTES	RT WINDOW		TRUE CONC	AVERAGE CF	RESULT		%D	QL	%D LIMITS
		FROM	TO			AREA	CONC			
METHANOL	1.000	0.974	1.026	10.0	9735.5	90447	9.29	-7		15
ETHANOL	1.208	1.179	1.237	10.0	16319.3	170629	10.46	5		15

EPA 8015 by GC/FID
EMAX Analytical Laboratories, Inc.

File : c:\ezchrom\chrom\DC14\Dc14.003
Method : c:\ezchrom\methods\Me43c06.met
Sample ID : CME43C06024 10PPM
Acquired : Mar 14, 2006 11:17:26
Printed : Mar 14, 2006 11:21:27
User : XUYEN

Channel A Results

#	Peak Name	Ret. Time (min)	Area	Ave. CF	ESTD Conc. (ppm)
4	METHANOL	1.000	90447	9735.5	9.3
5	ETHANOL	1.208	170629	16319.3	10.5



CONTINUE CALIBRATION
METHOD M8015

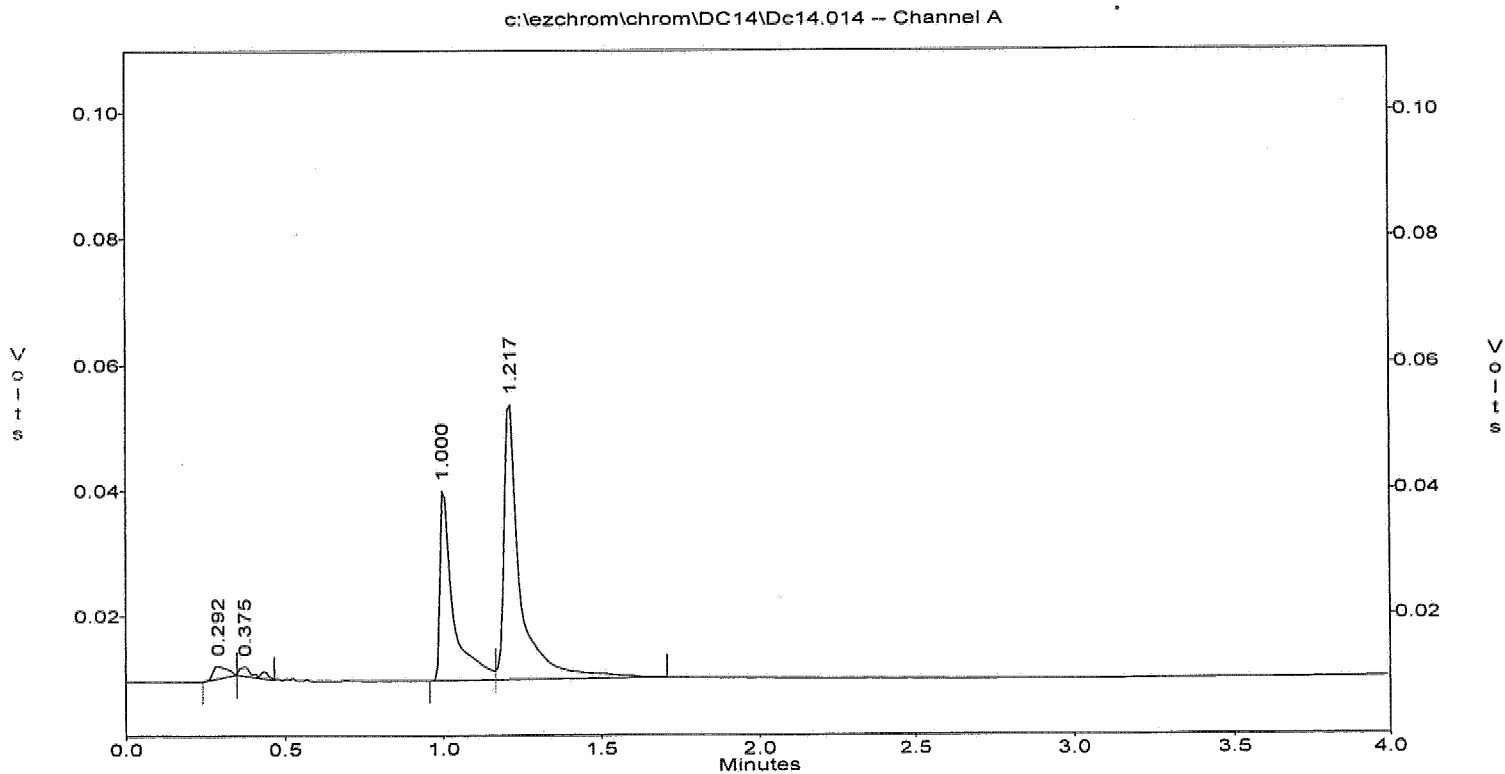
Lab Name : EMAX
 Instrument ID : GCT043
 GC Column : SUPELCO WAX 10
 Column size ID : 30MX0.53MMX0.25UM
 Mid Conc Init LFID & Datetime: DC06004A 03/06/2006 14:11
 Conc Cont LFID & Datetime: DC14014A 03/14/2006 14:45
 CONC UNIT : ppm

COMPOUND	RT MINUTES	RT WINDOW		TRUE CONC	AVERAGE CF	RESULT		%D	QL	%D LIMITS
		FROM	TO			AREA	CONC			
METHANOL	1.000	0.974	1.026	10.0	9735.5	87848	9.02	-10		15
ETHANOL	1.217	1.188	1.246	10.0	16319.3	155190	9.51	-5		15

File : c:\ezchrom\chrom\DC14\Dc14.014
Method : c:\ezchrom\methods\Me43c06.met
Sample ID : CME43C06025 10PPM
Acquired : Mar 14, 2006 14:45:09
Printed : Mar 14, 2006 14:49:10
User : XUYEN

Channel A Results

#	Peak Name	Ret.Time(min)	Area	Ave. CF	ESTD Conc.(ppm)
3	METHANOL	1.000	87848	9735.5	9.0
4	ETHANOL	1.217	155190	16319.3	9.5



ANALYTICAL LOGS

ANALYSIS RUN LOG FOR TPH

SOP EMAX-M8015D Revision No. 3 EMAX-LUFTE Revision No. 3 Alcohols Book # A43-012

Starting Date: 3/6/06 Time: 13:13 Ending Date: 3/6/06 Time: 17:41

Preparative Batch	Data File Name	Lab Sample ID	DF	Matrix		Notes	INITIAL CALIBRATION REFERENCE																					
				S	W		ID	Date																				
	DC06.001	IE43C012																										
	2	ME43C0601				1 ppm top																						
	3	2				5																						
	4	3				10																						
	5	4				15																						
	6	5				20																						
	7	IME43C0601				10																						
MEC0022	8	MEC002C03B	1																									
	9	L																										
	10	C																										
	11	MOLVER-07				1 ppm																						
	12	02				0.5 ppm																						
	13	06C032-04																										
	14	04D																										
	15	CME43C06012																										
	16	NO Injection																										
	17	CME43C06012																										
ANALYTICAL BATCH DC06007																												
<table border="1"> <thead> <tr> <th>Name</th> <th>ID</th> <th>Conc. (mg/L)</th> </tr> </thead> <tbody> <tr> <td>CH₂Cl₂</td> <td></td> <td></td> </tr> <tr> <td>SEC / I cal</td> <td>SS3C-07-11-1</td> <td>1-20 ppm</td> </tr> <tr> <td>LES / I cal</td> <td>SS3C-07-11-2</td> <td>10 ppm</td> </tr> <tr> <td>DEC</td> <td>SS3C-07-10-2</td> <td>100</td> </tr> <tr> <td>LCS</td> <td>SS3C-07-10-3</td> <td>↓</td> </tr> </tbody> </table>							Name	ID	Conc. (mg/L)	CH ₂ Cl ₂			SEC / I cal	SS3C-07-11-1	1-20 ppm	LES / I cal	SS3C-07-11-2	10 ppm	DEC	SS3C-07-10-2	100	LCS	SS3C-07-10-3	↓	Electronic Data Archival			
Name	ID	Conc. (mg/L)																										
CH ₂ Cl ₂																												
SEC / I cal	SS3C-07-11-1	1-20 ppm																										
LES / I cal	SS3C-07-11-2	10 ppm																										
DEC	SS3C-07-10-2	100																										
LCS	SS3C-07-10-3	↓																										
<table border="1"> <thead> <tr> <th>Location</th> <th>Date</th> </tr> </thead> <tbody> <tr> <td><input type="checkbox"/> E2C_2_Diesel</td> <td></td> </tr> <tr> <td><input type="checkbox"/></td> <td></td> </tr> </tbody> </table>							Location	Date	<input type="checkbox"/> E2C_2_Diesel		<input type="checkbox"/>		Comments:															
Location	Date																											
<input type="checkbox"/> E2C_2_Diesel																												
<input type="checkbox"/>																												
Analyzed By: XP							Disposed on: 3/6/06		By: XP																			

This page is checked during the data review process.

01 21 01

ANALYSIS RUN LOG FOR TPH

Book # A43-012

ETRENOL / Methanol

SOP □ EMAX-M8015D Revision No. 3 □ EMAX-LUFTE Revision No. 3

Starting Date: 3/13/06 Time: 10:52

Ending Date: 3/13/06

Time: 18:24

Preparative Batch	Data File Name	Lab Sample ID	DF	Matrix		Notes
				S	W	
MEC0095	DC13.001	TEST				
	2					
	3	IB43 C021				
	4	CMU43006021				
	5	MEC0052WB	1		10ppm	
	6				10ppm (10x)	
	7					
	8	066081-11			PH7	
	9	066096-01			PH5	
	10	066090-12	↓		RR high PH4 #	
	11	12T	5		RR high	
	12	12P	20			
	13	CMU43006022			10ppm	
	14	16 TEST				
	15	MEC009 9B	1	✓		
	16					
	17					
	18	066081-01				
	19					
	20		4			
	21	CMU43006023			10ppm	

ANALYTICAL BATCH DC13004

INITIAL CALIBRATION REFERENCE		Instrument No:	43
ID	Date		
Diesel			
Motor oil			
JP 5			
Alcohols			
Standards			
Name	ID	Conc. (ng/L)	
CH ₂ Cl ₂			
DCC	SS3C-07-10-2	100	
LCS	SS3C-07-10-3		↓

Electronic Data Archival

Location Date

□ E2C_2_Diesel

□

Comments: (P) adjusted to PH7 w/
50% MeOH (8207A-06-255)

Analyzed By: KP

Disposed on: 3/14/06 By: KP

This page is checked during the data review process.

01 02 03 04

ANALYSIS RUN LOG FOR TPH

Book # A43-012

MECHANICAL (Ethanol)

SOP □ EMAX-M8015D Revision No. 3 □ EMAX-LUFTTE Revision No. 3

Starting Date: 3/14/06

Ending Date: 8/14/06

Time: 10:42

Time: 17:57

Preparative Batch	Data File Name	Lab Sample ID	DF	Matrix		Notes	Instrument No:	43
				S	W			
	DC14.001	IB					INITIAL CALIBRATION REFERENCE	Date
	2	IB43024						
	3	EM643006024	1		10 ppm			
MEC009S	4	MEC009SQ	1	✓	Not evaluated			
	5	X					ME43006	3/6/06
	6	Y						
	7	06C091-06					Standards	
	8	08					Name	ID
	9	08M					CH ₂ Cl ₂	Conc. (mg/L)
	10	08S					DCC	SS3C-07-10-2
	11	10					LCS	100
	12	03W						
	13	01W						
	14	ME4306025			10 ppm			
MEC010S	15	MEC010SB	1	✓			Electronic Data Archival	Date
	16	L					Location	
	17	C					<input type="checkbox"/> E2C_2_Diesel	
	18	06C106-01					<input type="checkbox"/>	
	19	02					Comments:	
	20	03					Analyzed By: XP	
	21	04					Disposed on: 8/14/06	By: XP
	22	06						
	23	08						
	24	09						
	25	10						

ANALYTICAL BATCH DC14.003

PP - high (near)

This page is checked during the data review process.

ANALYSIS RUN LOG FOR TPH

Book # A43-012

Metanol (Ethenol)

SOP EMAX-M8015D Revision No. 3 EMAX-LUFTE Revision No. 3

Starting Date: 3/14/06 Time: 18:36

Ending Date: 3/14/06

Time: 18:06

Instrument No:		43	
INITIAL CALIBRATION REFERENCE			
Diesel	ID	Date	
Motor oil			
JP 5			
Alcohols	M843C06	3/6/06	
Standards			
Name	ID	Conc. (mg/L)	
CH ₂ Cl ₂			
DCC	SS3C-07-10-2	100	
LCS			
Electronic Data Archival			
Location		Date	
<input type="checkbox"/> E2C 2 Diesel			
<input type="checkbox"/>			

Preparative Batch	Data File Name	Lab Sample ID	DF	Matrix		Notes
				S	W	
MEC010S ↓	DC14-024 ↓ 27	06C106-11 ↓ 08T	1	✓		
	↓ 28	M843C06026	2	↓		10ppm
<i>Handwritten diagonal line across the table with 'X' and 'ASP 3/14/06' written on it.</i>						

ANALYTICAL BATCH DC14003

Comments:

Analyzed By: *ASP*
Disposed on: 3/14/06 By: *ASP*

This page is checked during the data review process.

EXTRACTION LOGS

EXTRACTION LOG FOR SPECIAL TEST

Book # EST-001

SOP EMAX-8015M Ethanol/Methanol

Matrix Soil Start Date 3/13/06 Time 10:30 End Date 3/13/06 Time 11:30

Sample Prep ID	Lab Sample ID	Sample Amount, (g/ml)	Extract Volume, (ml)	pH	Notes	Standards	ID	Amount Added (ul)
01	MEC009SB	10g	10	7		LCSMS	553 C-07-14-2 (1000 ppm)	100
02	L					Reagent	Lot# / ID	
03	C					H ₂ O	Organic free	
04	06 C081-01					SILICA SAND	SWIA-03-133	
05	-02							
06	-03							
07	-06							
08	-08							
09	-08H							
10	-08S							
11	-10					SDG #	Extract Location	
12							VW03	
13						Comments:		
14								
15								
16								
17								
18								
19								
20								
21								
22								
23								
24								
25								

PREPARATION BATCH # MEC009S

Prepared By: SC
Standard Added By: MP

This page is checked during data review

LABORATORY REPORT FOR

ENSR

UPGRADIENT INVESTIGATION, TRONOX

METHOD M8015
ETHYLENE GLYCOL BY GC

SDG#: 06C081

CASE NARRATIVE

CLIENT: ENSR
PROJECT: UPGRADIENT INVESTIGATION, TRONOX
SDG: 06C081

METHOD M8015 ETHYLENE GLYCOL BY GC

One (1) water and six (6) soil samples were received on 03/09/06 for Ethylene Glycol by GC analysis by Method M8015 in accordance with USEPA SW846, 3rd Ed.

1. Holding Time

Analytical holding time was met. Samples were not preserved. For the soil samples, extraction was started and completed on 03/13/06.

2. Calibration

Initial calibration was five points. Quantitation was done using linear regression ($r^2 \geq 0.999$). Continuing calibrations were carried out within 10-sample interval. All recoveries were within 85-115%.

3. Method Blank

Method blank was free of contamination at the reporting limit.

4. Lab Control Sample/Lab Control Sample Duplicate

All recoveries were within QC limits.

5. Matrix Spike/Matrix Spike Duplicate

Sample C081-08 was spiked. Recoveries were within QC limits.

6. Sample Analysis

Samples were analyzed according to the prescribed QC procedures. All criteria were met.

Samples were leached with organic free water at a ratio of 1:1 (w:v).

LAB CHRONICLE
ETHYLENE GLYCOL

Client : ENSR SDG NO. : 06C081
 Project : UPGRADE INVESTIGATION, TRONOX Instrument ID : GCT072

Client Sample ID	Laboratory Sample ID	Dilution Factor	% Moist	Analysis DateTime	Extraction DateTime	Sample Data FN	Calibration Data FN	Prep. Batch	Notes
									SOIL
MBLK1S	EGC008SQ	1	NA	03/14/0610:50	03/13/0610:00	BC14005A	BC14002A	EGC008S	Method Blank
LCS1S	EGC008SX	1	NA	03/14/0610:19	03/13/0610:00	BC14003A	BC14002A	EGC008S	Lab Control Sample (LCS)
LCD1S	EGC008SY	1	NA	03/14/0610:33	03/13/0610:00	BC14004A	BC14002A	EGC008S	LCS Duplicate
M118-0.5	C081-01	1	5.4	03/14/0611:05	03/13/0610:00	BC14006A	BC14002A	EGC008S	Field Sample
M118-5	C081-02	1	7.7	03/14/0611:19	03/13/0610:00	BC14007A	BC14002A	EGC008S	Field Sample
M118-10	C081-03	1	13.7	03/14/0611:36	03/13/0610:00	BC14008A	BC14002A	EGC008S	Field Sample
M118-30	C081-06	1	12.0	03/14/0611:50	03/13/0610:00	BC14009A	BC14002A	EGC008S	Field Sample
M118-50	C081-08	1	17.7	03/14/0612:21	03/13/0610:00	BC14011A	BC14002A	EGC008S	Field Sample
M118-80	C081-10	1	14.7	03/14/0612:06	03/13/0610:00	BC14010A	BC14002A	EGC008S	Field Sample
M118-50MS	C081-08M	1	17.7	03/14/0612:35	03/13/0610:00	BC14012A	BC14002A	EGC008S	Matrix Spike Sample (MS)
M118-50MSD	C081-08S	1	17.7	03/14/0613:41	03/13/0610:00	BC14015A	BC14002A	EGC008S	MS Duplicate (MSD)

Client Sample ID	Laboratory Sample ID	Dilution Factor	% Moist	Analysis DateTime	Extraction DateTime	Sample Data FN	Calibration Data FN	Prep. Batch	Notes
									WATER
MBLK1W	EGC001WB	1	NA	03/14/0614:55	03/14/0614:55	BC14020A	BC14014A	EGC001W	Method Blank
LCS1W	EGC001WL	1	NA	03/14/0613:54	03/14/0613:54	BC14016A	BC14014A	EGC001W	Lab Control Sample (LCS)
LCD1W	EGC001WC	1	NA	03/14/0614:11	03/14/0614:11	BC14017A	BC14014A	EGC001W	LCS Duplicate
FB-1	C081-11	1	NA	03/14/0617:36	03/14/0617:36	BC14031A	BC14030A	EGC001W	Field Sample

FN - Filename
 % Moist - Percent Moisture

SAMPLE RESULTS

METHOD M8015
ETHYLENE GLYCOL

```
=====  
Client      : ENSR                      Date Collected: 03/08/06  
Project     : UPGRADIENT INVESTIGATION, TRONOX Date Received: 03/09/06  
Batch No.   : 06C081                   Date Extracted: 03/13/06 10:00  
Sample ID   : M118-0.5                  Date Analyzed: 03/14/06 11:05  
Lab Samp ID : C081-01                   Dilution Factor: 1  
Lab File ID : BC14006A                  Matrix          : SOIL  
Ext Btch ID : EGC008S                   % Moisture     : 5.4  
Calib. Ref.: BC14002A                  Instrument ID   : GCT072  
=====
```

PARAMETERS	RESULTS	RL	MDL
-----	(mg/kg)	(mg/kg)	(mg/kg)
-----	-----	-----	-----
ETHYLENE GLYCOL	ND	42	21

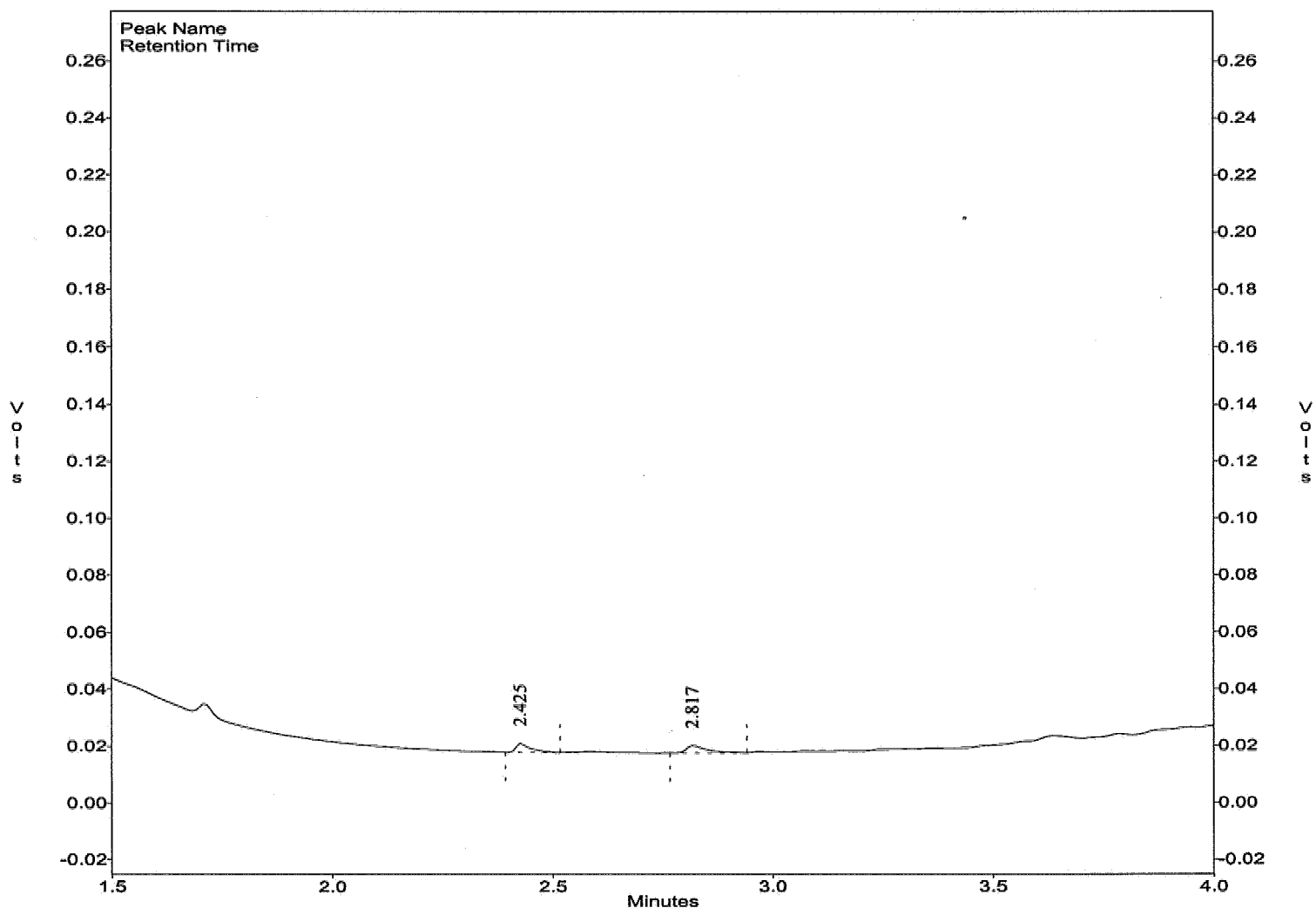
METHOD 8015 by GC/FID
EMAX Analytical Laboratories, Inc.

File : c:\ezchrom\chrom\bc14\BC14.006
Method : c:\ezchrom\methods\eg72c10.met
Sample ID : 06C081-01
Acquired : Mar 14, 2006 11:05:11
Printed : Mar 15, 2006 16:39:20
User : LUCY

Channel A Results

#	Peak Name	Ret. Time (Min)	Area	Ave. CF	ESTD Conc. (ppm)
--	Ethylene Glycol	2.508	0	0.0	0.0

c:\ezchrom\chrom\bc14\BC14.006 - Channel A



METHOD M8015
ETHYLENE GLYCOL

=====
Client : ENSR Date Collected: 03/08/06
Project : UPGRADIENT INVESTIGATION, TRONOX Date Received: 03/09/06
Batch No. : 06C081 Date Extracted: 03/13/06 10:00
Sample ID: M118-5 Date Analyzed: 03/14/06 11:19
Lab Samp ID: C081-02 Dilution Factor: 1
Lab File ID: BC14007A Matrix : SOIL
Ext Btch ID: EGC008S % Moisture : 7.7
Calib. Ref.: BC14002A Instrument ID : GCT072
=====

PARAMETERS	RESULTS	RL	MDL
-----	(mg/kg)	(mg/kg)	(mg/kg)
ETHYLENE GLYCOL	ND	43	22

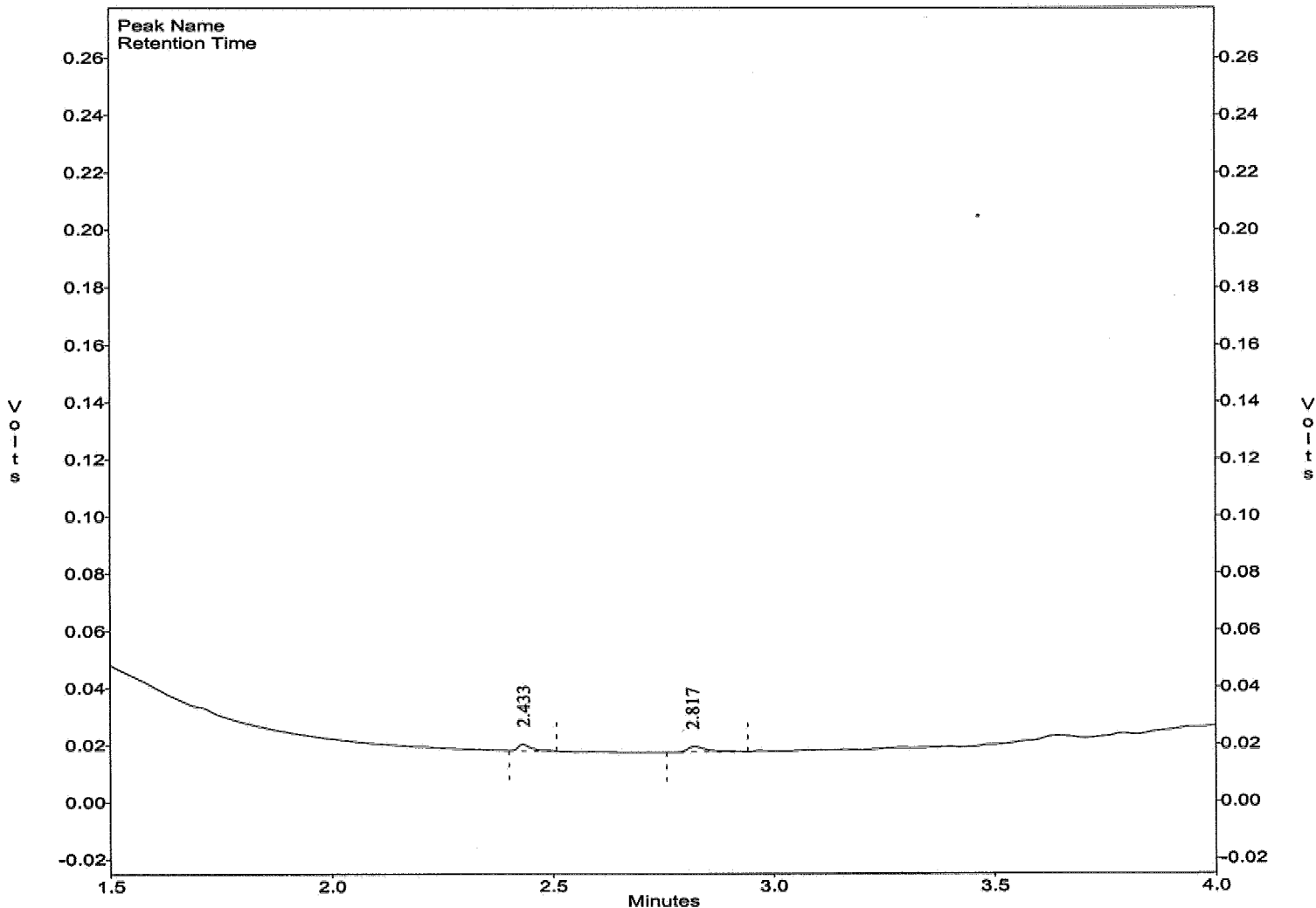
METHOD 8015 by GC/FID
EMAX Analytical Laboratories, Inc.

File : c:\ezchrom\chrom\bc14\BC14.007
Method : c:\ezchrom\methods\eg72c10.met
Sample ID : 06C081-02
Acquired : Mar 14, 2006 11:19:02
Printed : Mar 15, 2006 16:52:10
User : LUCY

Channel A Results

#	Peak Name	Ret. Time (Min)	Area	Ave. CF	ESTD Conc. (ppm)
--	Ethylene Glycol	2.600	0	0.0	0.0

c:\ezchrom\chrom\bc14\BC14.007 -- Channel A



METHOD M8015
ETHYLENE GLYCOL

```
=====
Client      : ENSR                      Date Collected: 03/08/06
Project     : UPGRADIENT INVESTIGATION, TRONOX Date Received: 03/09/06
Batch No.   : 06C081                   Date Extracted: 03/13/06 10:00
Sample ID   : M118-10                   Date Analyzed: 03/14/06 11:36
Lab Samp ID: C081-03                     Dilution Factor: 1
Lab File ID: BC14008A                    Matrix          : SOIL
Ext Btch ID: EGC008S                     % Moisture     : 13.7
Calib. Ref.: BC14002A                    Instrument ID   : GCT072
=====
```

PARAMETERS	RESULTS (mg/kg)	RL (mg/kg)	MDL (mg/kg)
----- ETHYLENE GLYCOL	ND	46	23

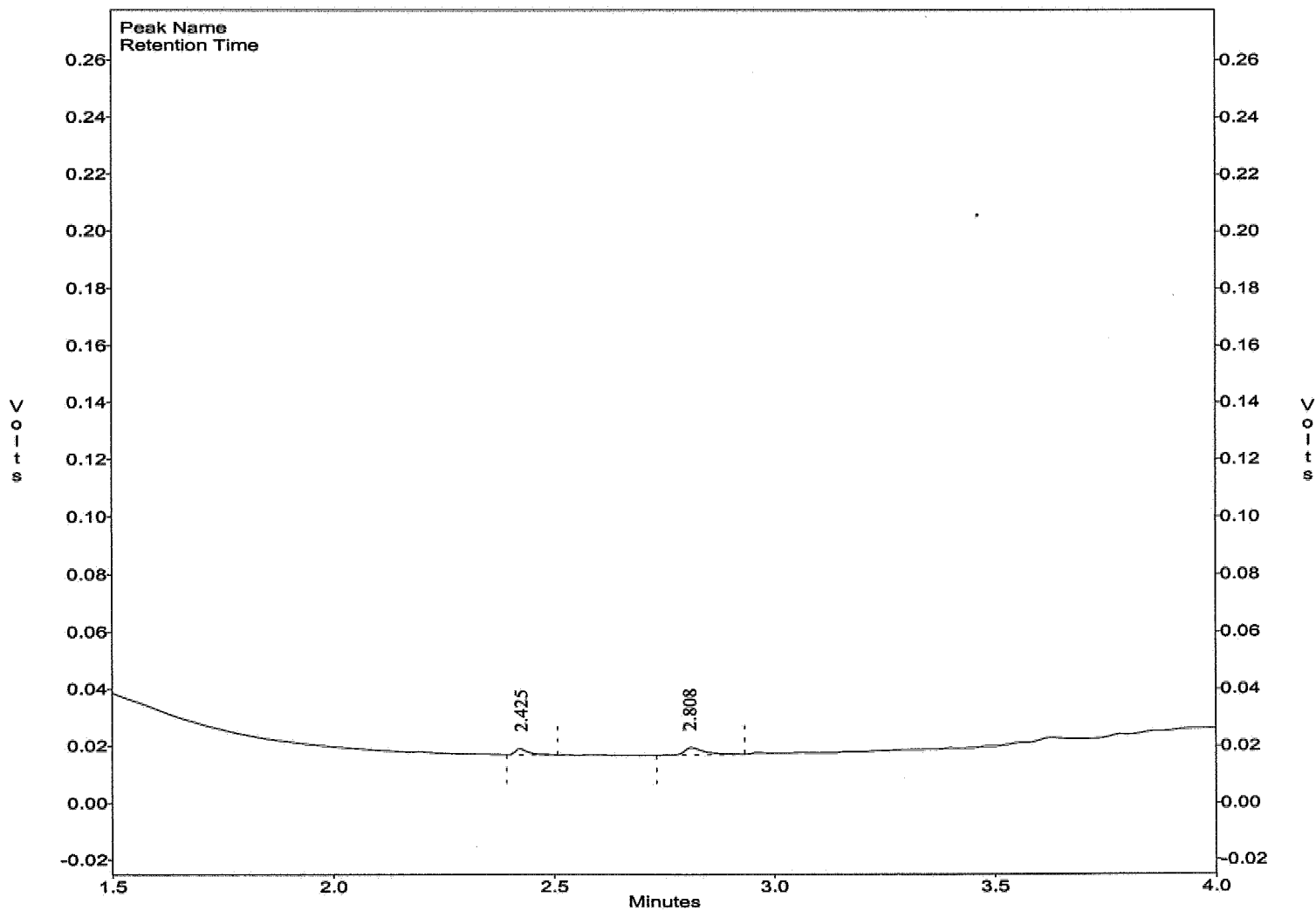
METHOD 8015 by GC/FID
EMAX Analytical Laboratories, Inc.

File : c:\ezchrom\chrom\bc14\BC14.008
Method : c:\ezchrom\methods\eg72c10.met
Sample ID : 06C081-03
Acquired : Mar 14, 2006 11:36:15
Printed : Mar 15, 2006 16:52:12
User : LUCY

Channel A Results

#	Peak Name	Ret. Time (Min)	Area	Ave. CF	ESTD Conc. (ppm)
--	Ethylene Glycol	2.600	0	0.0	0.0

c:\ezchrom\chrom\bc14\BC14.008 - Channel A



METHOD M8015
ETHYLENE GLYCOL

```
=====  
Client      : ENSR                      Date Collected: 03/08/06  
Project     : UPGRADIENT INVESTIGATION, TRONOX Date Received: 03/09/06  
Batch No.   : 06C081                   Date Extracted: 03/13/06 10:00  
Sample ID   : M118-30                   Date Analyzed: 03/14/06 11:50  
Lab Samp ID : C081-06                   Dilution Factor: 1  
Lab File ID : BC14009A                  Matrix          : SOIL  
Ext Btch ID : EGC008S                   % Moisture      : 12.0  
Calib. Ref. : BC14002A                  Instrument ID   : GCT072  
=====
```

PARAMETERS	RESULTS	RL	MDL
-----	(mg/kg)	(mg/kg)	(mg/kg)
-----	-----	-----	-----
ETHYLENE GLYCOL	ND	45	23

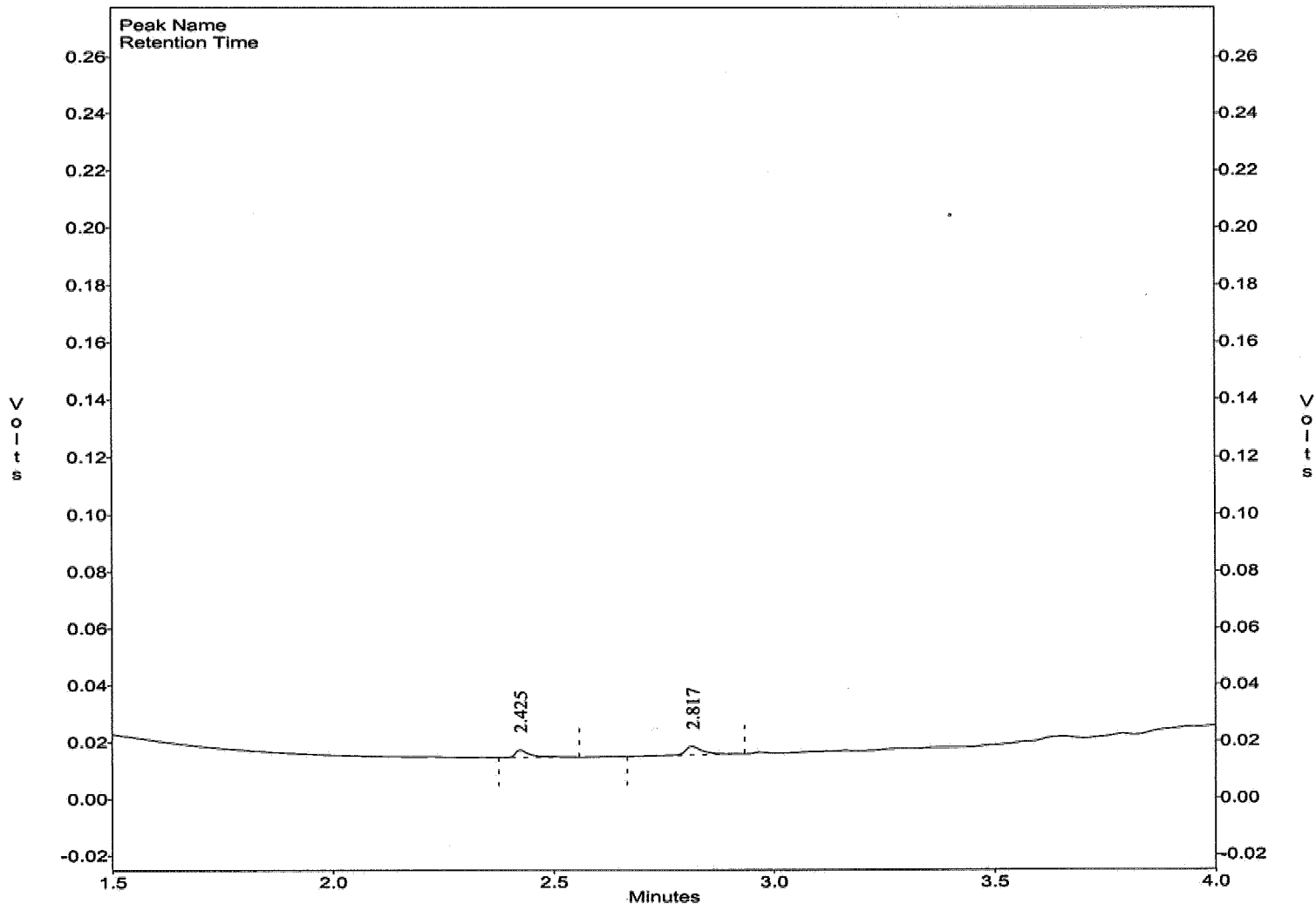
METHOD 8015 by GC/FID
EMAX Analytical Laboratories, Inc.

File : c:\ezchrom\chrom\bc14\BC14.009
Method : c:\ezchrom\methods\eg72c10.met
Sample ID : 06C081-06
Acquired : Mar 14, 2006 11:50:16
Printed : Mar 15, 2006 16:52:14
User : LUCY

Channel A Results

#	Peak Name	Ret.Time (Min)	Area	Ave. CF	ESTD Conc. (ppm)
--	Ethylene Glycol	2.600	0	0.0	0.0

c:\ezchrom\chrom\bc14\BC14.009 -- Channel A



METHOD M8015
ETHYLENE GLYCOL

```
=====  
Client      : ENSR                      Date Collected: 03/08/06  
Project     : UPGRADIENT INVESTIGATION, TRONOX Date Received: 03/09/06  
Batch No.   : 06C081                   Date Extracted: 03/13/06 10:00  
Sample ID   : M118-50                   Date Analyzed: 03/14/06 12:21  
Lab Samp ID : C081-08                   Dilution Factor: 1  
Lab File ID : BC14011A                  Matrix          : SOIL  
Ext Btch ID : EGC008S                   % Moisture     : 17.7  
Calib. Ref.: BC14002A                   Instrument ID   : GCT072  
=====
```

PARAMETERS	RESULTS (mg/kg)	RL (mg/kg)	MDL (mg/kg)
----- ETHYLENE GLYCOL	----- ND	----- 49	----- 24

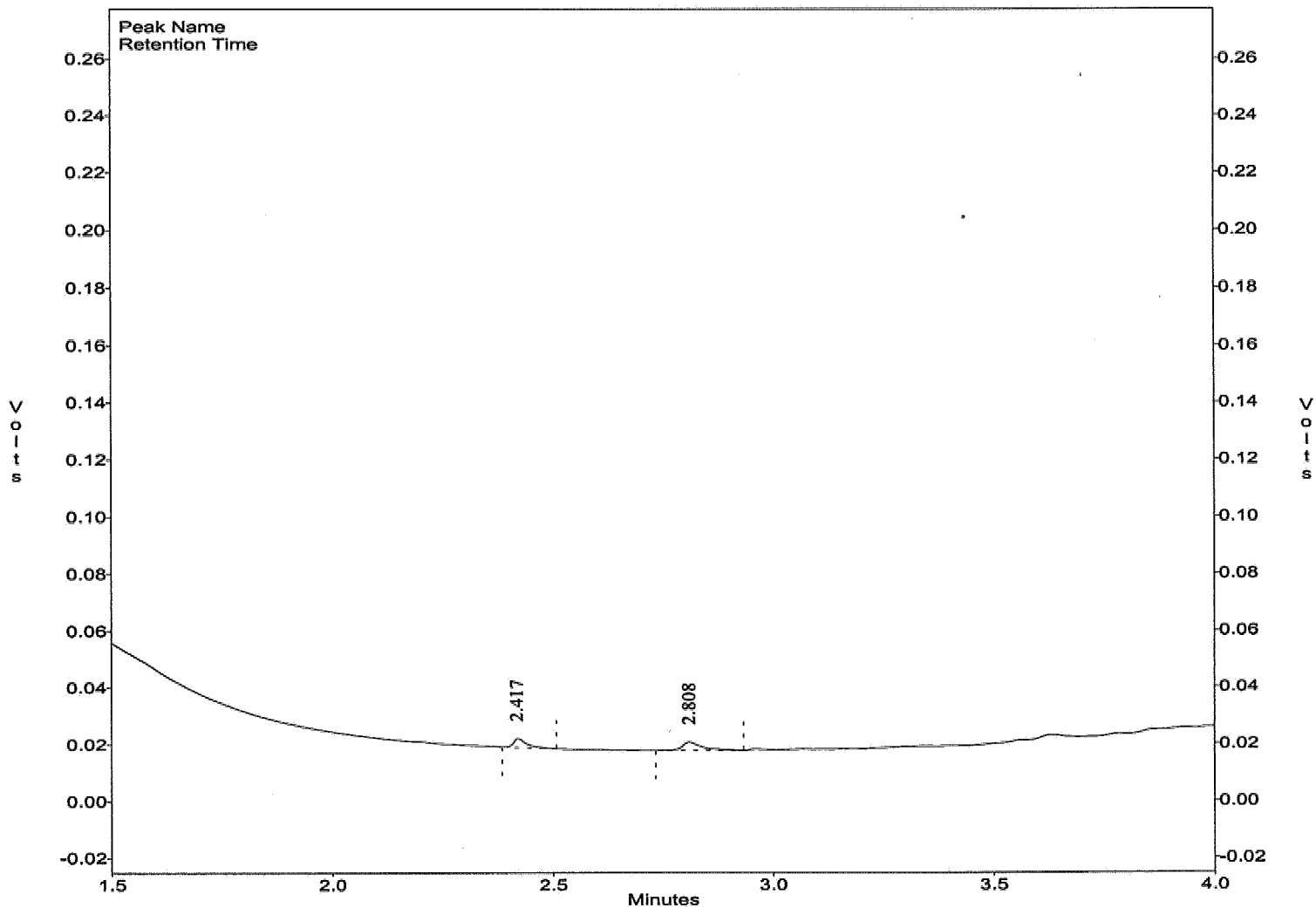
METHOD 8015 by GC/FID
EMAX Analytical Laboratories, Inc.

File : c:\ezchrom\chrom\bc14\BC14.011
Method : c:\ezchrom\methods\eg72c10.met
Sample ID : 06C081-08
Acquired : Mar 14, 2006 12:21:52
Printed : Mar 15, 2006 16:52:28
User : LUCY

Channel A Results

#	Peak Name	Ret. Time (Min)	Area	Ave. CF	ESTD Conc. (ppm)
--	Ethylene Glycol	2.600	0	0.0	0.0

c:\ezchrom\chrom\bc14\BC14.011 -- Channel A



METHOD M8015
ETHYLENE GLYCOL

=====
Client : ENSR Date Collected: 03/08/06
Project : UPGRADIENT INVESTIGATION, TRONOX Date Received: 03/09/06
Batch No. : 06C081 Date Extracted: 03/13/06 10:00
Sample ID: M118-80 Date Analyzed: 03/14/06 12:06
Lab Samp ID: C081-10 Dilution Factor: 1
Lab File ID: BC14010A Matrix : SOIL
Ext Btch ID: EGC008S % Moisture : 14.7
Calib. Ref.: BC14002A Instrument ID : GCT072
=====

PARAMETERS	RESULTS	RL	MDL
-----	(mg/kg)	(mg/kg)	(mg/kg)
-----	-----	-----	-----
ETHYLENE GLYCOL	ND	47	23

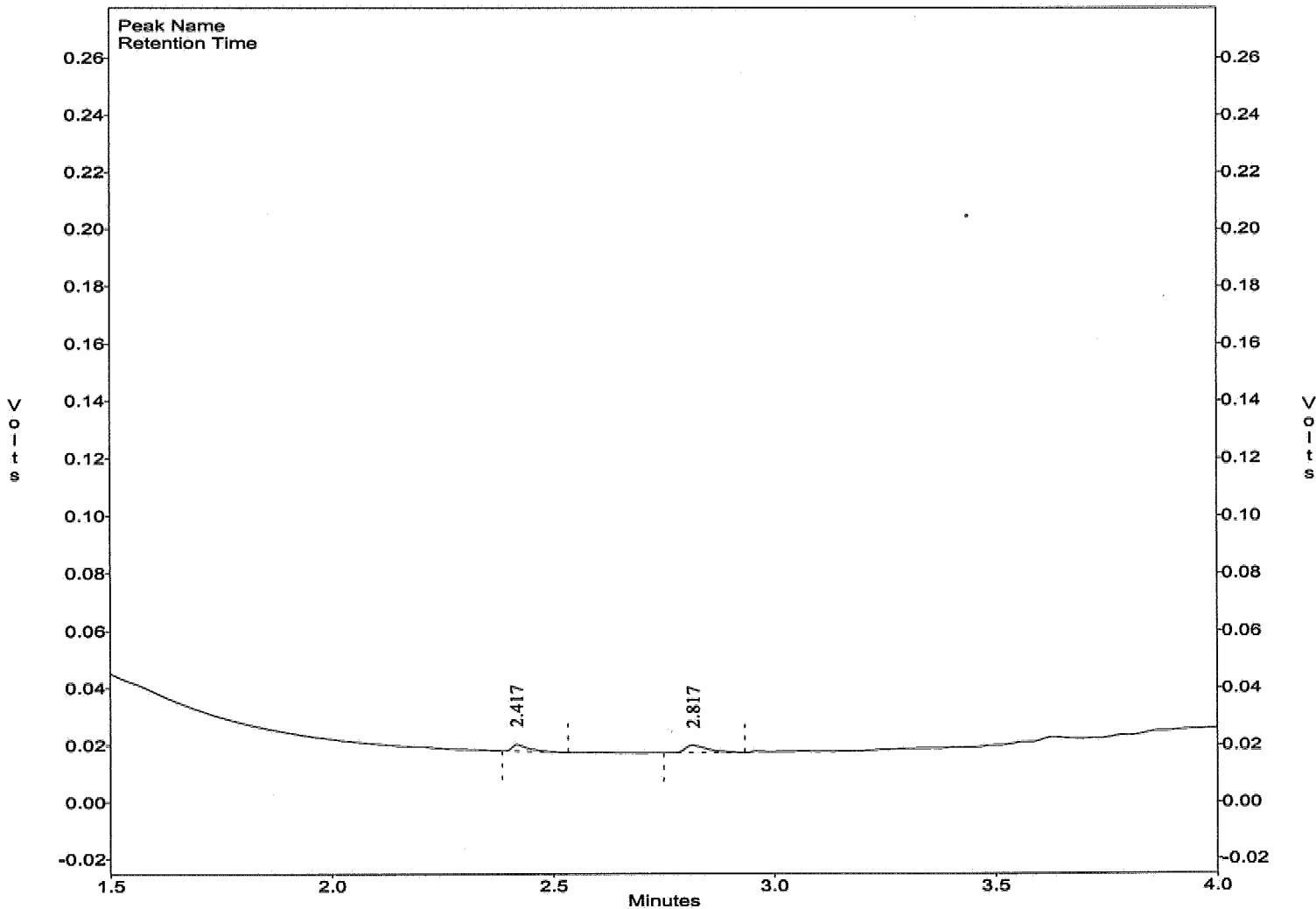
METHOD 8015 by GC/FID
EMAX Analytical Laboratories, Inc.

File : c:\ezchrom\chrom\bc14\BC14.010
Method : c:\ezchrom\methods\eg72c10.met
Sample ID : 06C081-10
Acquired : Mar 14, 2006 12:06:23
Printed : Mar 15, 2006 16:52:26
User : LUCY

Channel A Results

#	Peak Name	Ret. Time (Min)	Area	Ave. CF	ESTD Conc. (ppm)
--	Ethylene Glycol	2.600	0	0.0	0.0

c:\ezchrom\chrom\bc14\BC14.010 -- Channel A



METHOD M8015
ETHYLENE GLYCOL

```
=====
Client      : ENSR                      Date Collected: 03/08/06
Project    : UPGRADIENT INVESTIGATION, TRONOX Date Received: 03/09/06
Batch No.  : 06C081                    Date Extracted: 03/14/06 17:36
Sample ID  : FB-1                       Date Analyzed: 03/14/06 17:36
Lab Samp ID: C081-11                    Dilution Factor: 1
Lab File ID: BC14031A                   Matrix          : WATER
Ext Btch ID: EGC001W                    % Moisture      : NA
Calib. Ref.: BC14030A                   Instrument ID   : GCT072
=====
```

PARAMETERS	RESULTS	RL	MDL
-----	(mg/L)	(mg/L)	(mg/L)
-----	-----	-----	-----
ETHYLENE GLYCOL	ND	10	5

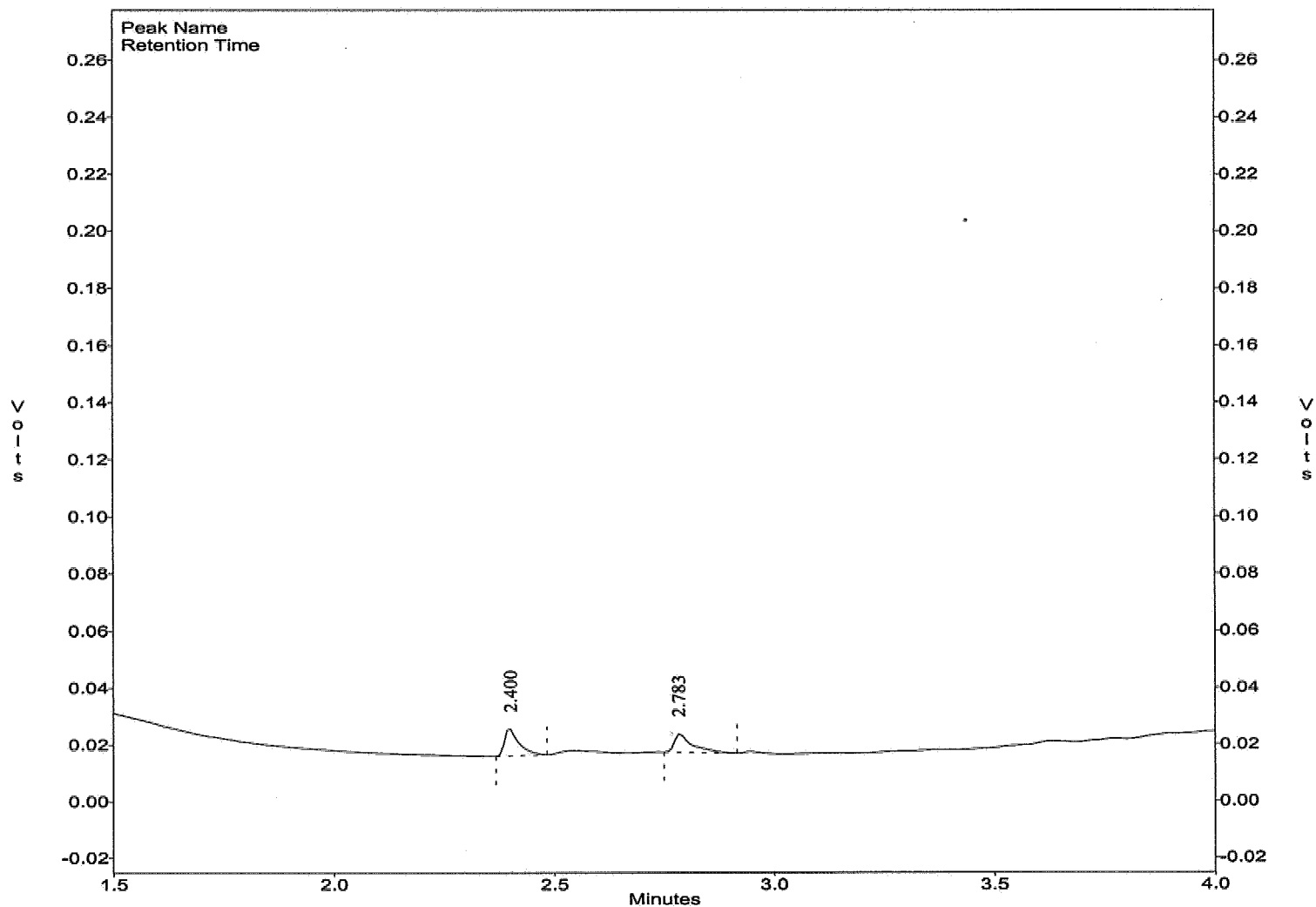
METHOD 8015 by GC/FID
EMAX Analytical Laboratories, Inc.

File : c:\ezchrom\chrom\bc14\BC14.031
Method : c:\ezchrom\methods\eg72c10.met
Sample ID : 06C081-11
Acquired : Mar 14, 2006 17:36:26
Printed : Mar 15, 2006 16:38:06
User : LUCY

Channel A Results

#	Peak Name	Ret. Time (Min)	Area	Ave. CF	ESTD Conc. (ppm)
--	Ethylene Glycol	2.508	0	0.0	0.0

c:\ezchrom\chrom\bc14\BC14.031 -- Channel A



QC SUMMARIES

METHOD M8015
ETHYLENE GLYCOL

```
=====
Client      : ENSR                      Date Collected: NA
Project     : UPGRADIENT INVESTIGATION, TRONOX Date Received: 03/13/06
Batch No.   : 06C081                   Date Extracted: 03/13/06 10:00
Sample ID   : MBLK1S                   Date Analyzed: 03/14/06 10:50
Lab Samp ID: EGC008SQ                  Dilution Factor: 1
Lab File ID: BC14005A                  Matrix          : SOIL
Ext Btch ID: EGC008S                   % Moisture      : NA
Calib. Ref.: BC14002A                  Instrument ID   : GCT072
=====
```

PARAMETERS	RESULTS (mg/kg)	RL (mg/kg)	MDL (mg/kg)
-----	-----	-----	-----
ETHYLENE GLYCOL	ND	40	20

EMAX QUALITY CONTROL DATA
LCS/LCD ANALYSIS

CLIENT: ENSR
PROJECT: UPGRADE INVESTIGATION, TRONOX
BATCH NO.: 06C081
METHOD: METHOD M8015

=====

MATRIX: SOIL % MOISTURE: NA
DILUTION FACTOR: 1 1 1
SAMPLE ID: MBLK1S
LAB SAMP ID: EGC008SQ EGC008SX EGC008SY
LAB FILE ID: BC14005A BC14003A BC14004A
DATE EXTRACTED: 03/13/0610:00 03/13/0610:00 03/13/0610:00 DATE COLLECTED: NA
DATE ANALYZED: 03/14/0610:50 03/14/0610:19 03/14/0610:33 DATE RECEIVED: 03/13/06
PREP. BATCH: EGC008S EGC008S EGC008S
CALIB. REF: BC14002A BC14002A BC14002A

ACCESSION:

PARAMETER	BLNK RSLT (mg/kg)	SPIKE AMT (mg/kg)	BS RSLT (mg/kg)	BS % REC	SPIKE AMT (mg/kg)	BSD RSLT (mg/kg)	BSD % REC	RPD (%)	QC LIMIT (%)	MAX RPD (%)
Ethylene Glycol	ND	100	93	93	100	98.8	99	6	40-140	50

METHOD M8015
ETHYLENE GLYCOL

```
=====
Client      : ENSR                      Date Collected: NA
Project     : UPGRADIENT INVESTIGATION, TRONOX Date Received: 03/14/06
Batch No.   : 06C081                   Date Extracted: 03/14/06 14:55
Sample ID   : MBLK1W                   Date Analyzed: 03/14/06 14:55
Lab Samp ID: EGC001WB                  Dilution Factor: 1
Lab File ID: BC14020A                  Matrix          : WATER
Ext Btch ID: EGC001W                   % Moisture      : NA
Calib. Ref.: BC14014A                  Instrument ID   : GCT072
=====
```

PARAMETERS	RESULTS	RL	MDL
-----	(mg/L)	(mg/L)	(mg/L)
-----	-----	-----	-----
ETHYLENE GLYCOL	ND	10	5

EMAX QUALITY CONTROL DATA
LCS/LCD ANALYSIS

CLIENT: ENSR
PROJECT: UPGRADIENT INVESTIGATION, TRONOX
BATCH NO.: 06C081
METHOD: METHOD M8015

=====

MATRIX: WATER % MOISTURE: NA
DILUTION FACTOR: 1 1 1
SAMPLE ID: MBLK1W
LAB SAMP ID: EGC001WB EGC001WL EGC001WC
LAB FILE ID: BC14020A BC14016A BC14017A
DATE EXTRACTED: 03/14/0614:55 03/14/0613:54 03/14/0614:11 DATE COLLECTED: NA
DATE ANALYZED: 03/14/0614:55 03/14/0613:54 03/14/0614:11 DATE RECEIVED: 03/14/06
PREP. BATCH: EGC001W EGC001W EGC001W
CALIB. REF: BC14014A BC14014A BC14014A

ACCESSION:

PARAMETER	BLNK RSLT (mg/L)	SPIKE AMT (mg/L)	BS RSLT (mg/L)	BS % REC	SPIKE AMT (mg/L)	BSD RSLT (mg/L)	BSD % REC	RPD (%)	QC LIMIT (%)	MAX RPD (%)
Ethylene Glycol	ND	100	82.5	82	100	106	106	25	40-140	50

EMAX QUALITY CONTROL DATA
MS/MSD ANALYSIS

CLIENT: ENSR
PROJECT: UPGRADIENT INVESTIGATION, TRONOX
BATCH NO.: 06C081
METHOD: METHOD M8015

=====

MATRIX: SOIL % MOISTURE: 17.7
DILUTION FACTOR: 1 1 1
SAMPLE ID: M118-50
LAB SAMP ID: C081-08 C081-08M C081-08S
LAB FILE ID: BC14011A BC14012A BC14015A
DATE EXTRACTED: 03/13/0610:00 03/13/0610:00 03/13/0610:00 DATE COLLECTED: 03/08/06
DATE ANALYZED: 03/14/0612:21 03/14/0612:35 03/14/0613:41 DATE RECEIVED: 03/09/06
PREP. BATCH: EGC008S EGC008S EGC008S
CALIB. REF: BC14002A BC14002A BC14002A

ACCESSION:

PARAMETER	SMPL RSLT (mg/kg)	SPIKE AMT (mg/kg)	MS RSLT (mg/kg)	MS % REC	SPIKE AMT (mg/kg)	MSD RSLT (mg/kg)	MSD % REC	RPD (%)	QC LIMIT (%)	MAX RPD (%)
Ethylene Glycol	ND	122	119	98	122	116	95	3	40-140	50

QC DATA

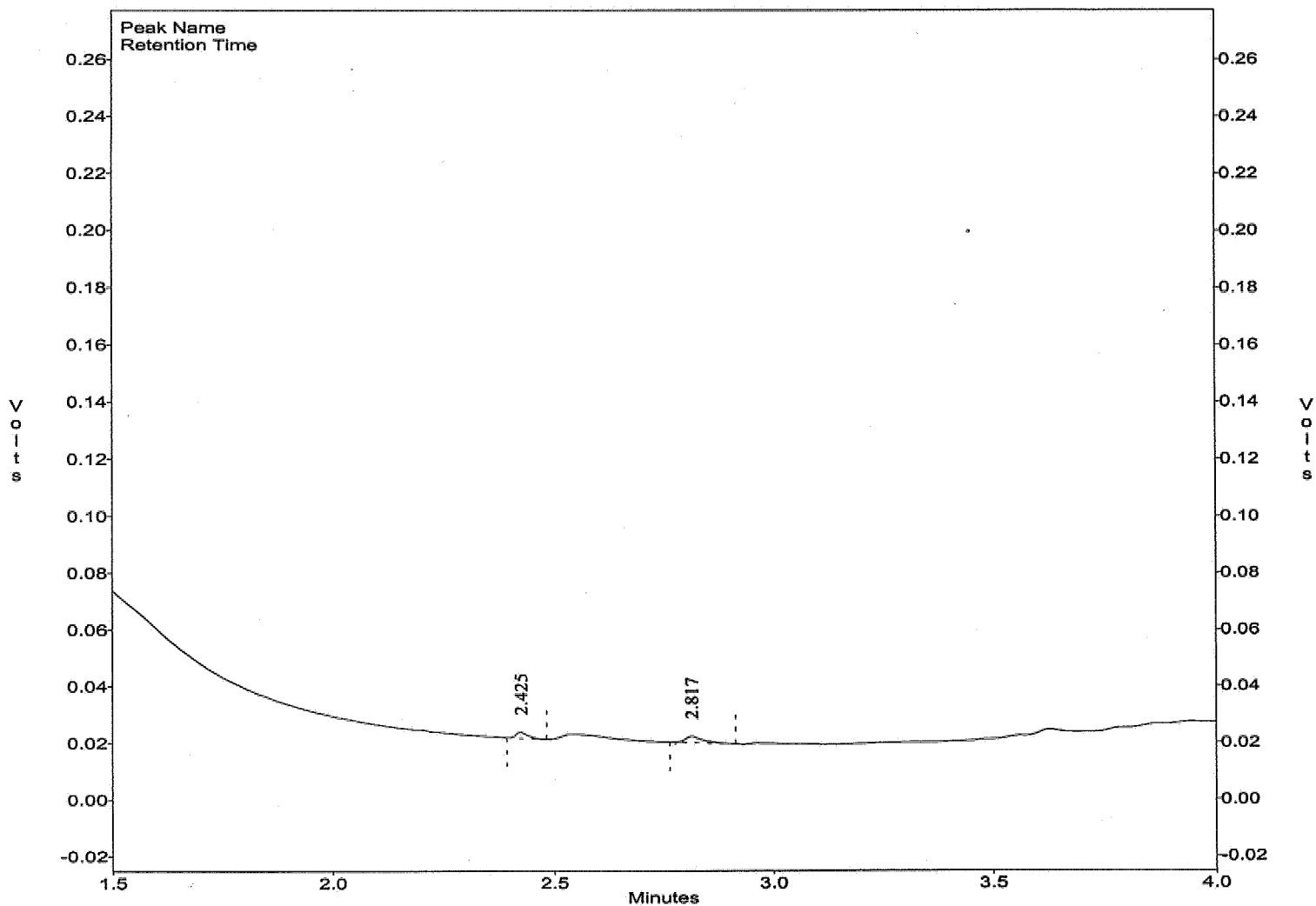
METHOD 8015 by GC/FID
EMAX Analytical Laboratories, Inc.

File : c:\ezchrom\chrom\bc14\bc14.005
Method : c:\ezchrom\methods\eg72c10.met
Sample ID : EGC008SQ
Acquired : Mar 14, 2006 10:50:32
Printed : Mar 15, 2006 12:26:25
User : LUCY

Channel A Results

#	Peak Name	Ret. Time (Min)	Area	Ave. CF	ESTD Conc. (ppm)
--	Ethylene Glycol	2.475	0	0.0	0.0

c:\ezchrom\chrom\bc14\bc14.005 -- Channel A



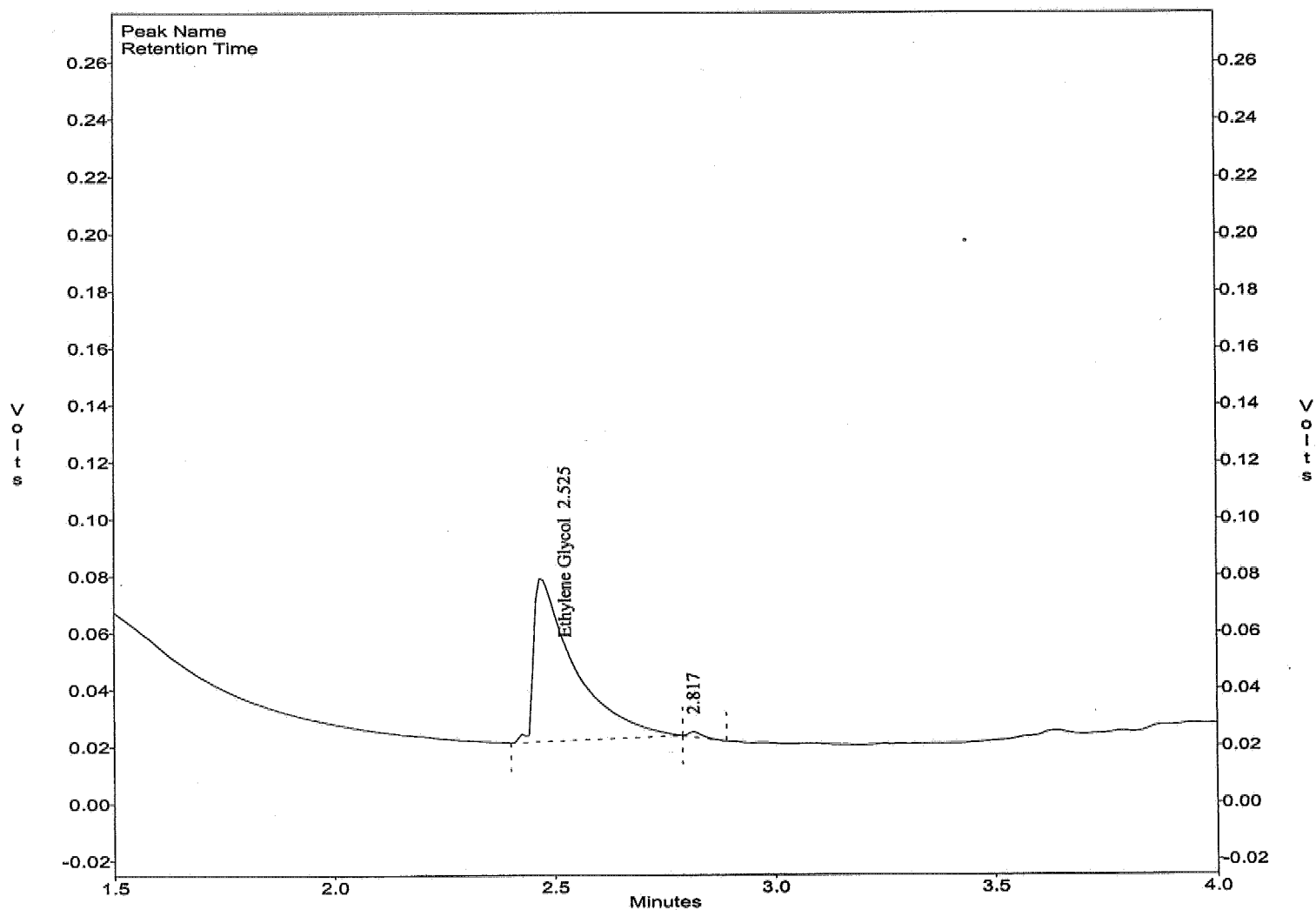
METHOD 8015 by GC/FID
EMAX Analytical Laboratories, Inc.

File : c:\ezchrom\chrom\bc14\bc14.003
Method : c:\ezchrom\methods\eg72c10.met
Sample ID : EGC008SX
Acquired : Mar 14, 2006 10:19:50
Printed : Mar 15, 2006 12:24:27
User : LUCY

Channel A Results

#	Peak Name	Ret. Time (Min)	Area	Ave. CF	ESTD Conc. (ppm)
1	Ethylene Glycol	2.525	378239	3535.8	93.0

c:\ezchrom\chrom\bc14\bc14.003 -- Channel A

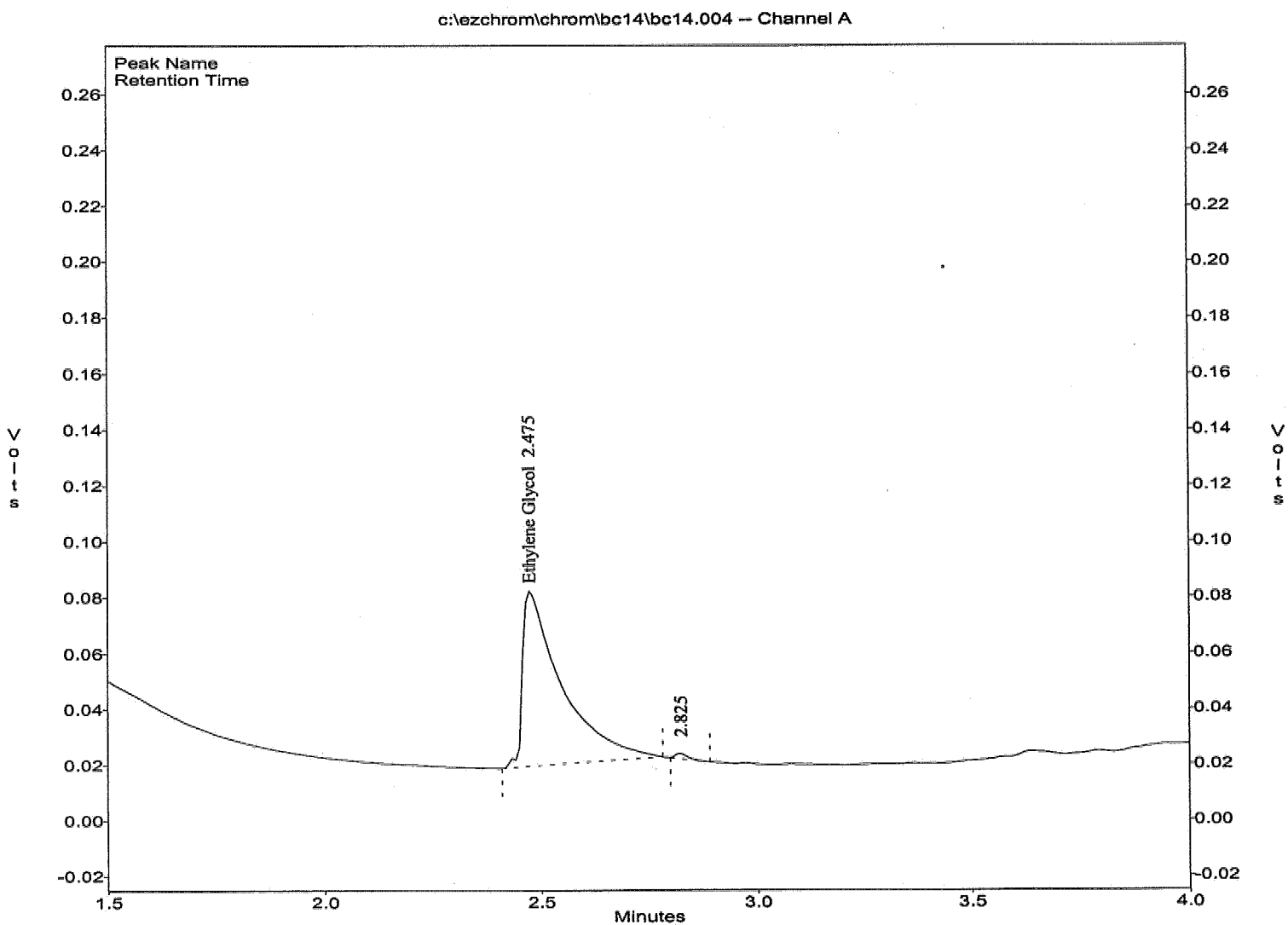


METHOD 8015 by GC/FID
EMAX Analytical Laboratories, Inc.

File : c:\ezchrom\chrom\bc14\bc14.004
Method : c:\ezchrom\methods\eg72c10.met
Sample ID : EGC008SY
Acquired : Mar 14, 2006 10:33:42
Printed : Mar 15, 2006 12:25:59
User : LUCY

Channel A Results

#	Peak Name	Ret. Time (Min)	Area	Ave. CF	ESTD Conc. (ppm)
1	Ethylene Glycol	2.475	403035	3535.8	98.8



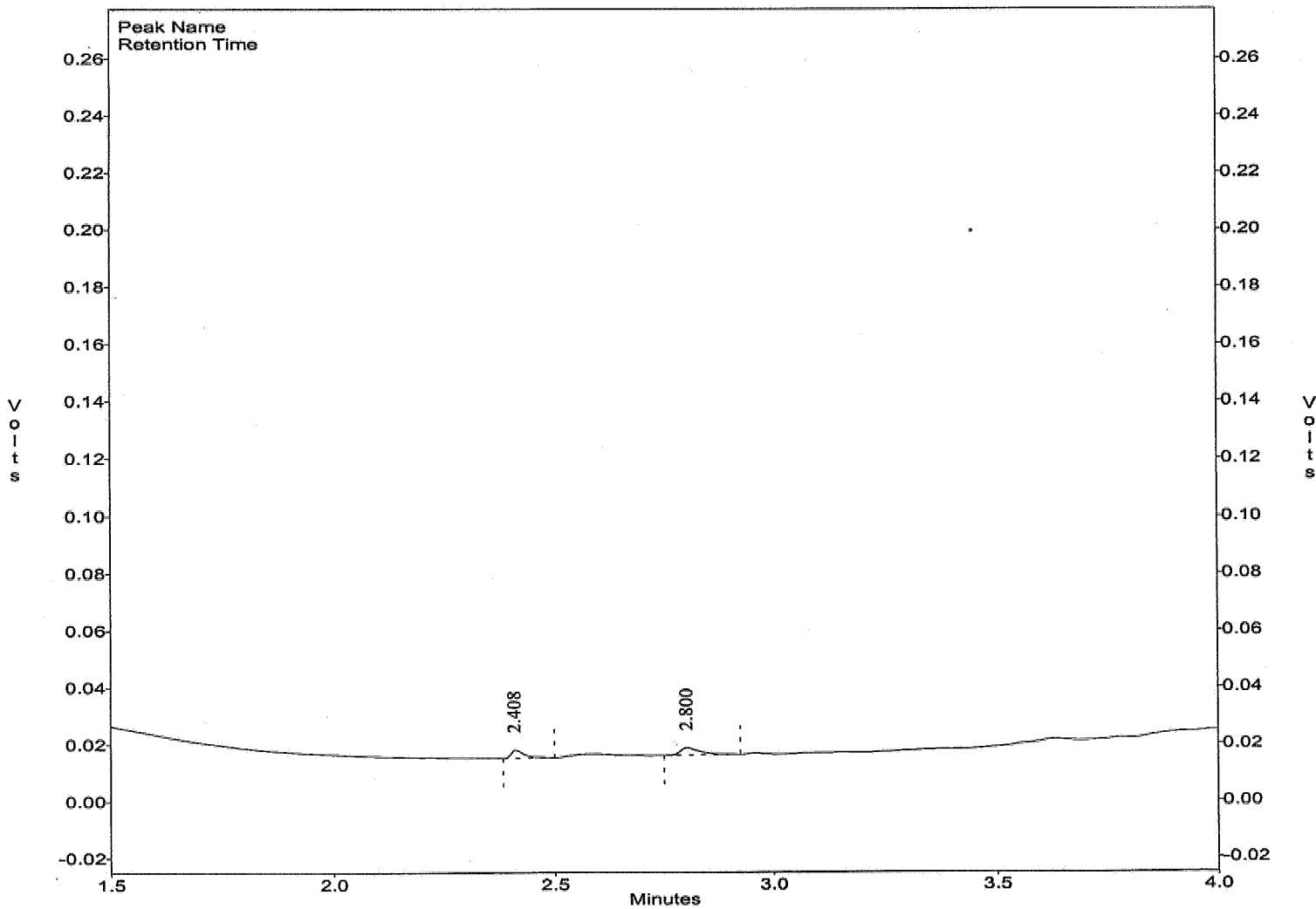
METHOD 8015 by GC/FID
 EMAX Analytical Laboratories, Inc.

File : c:\ezchrom\chrom\bc14\bc14.020
 Method : c:\ezchrom\methods\eg72c10.met
 Sample ID : EGC001WB
 Acquired : Mar 14, 2006 14:55:39
 Printed : Mar 15, 2006 12:40:51
 User : LUCY

Channel A Results

#	Peak Name	Ret.Time (Min)	Area	Ave. CF	ESTD Conc. (ppm)
--	Ethylene Glycol	2.508	0	0.0	0.0

c:\ezchrom\chrom\bc14\bc14.020 -- Channel A



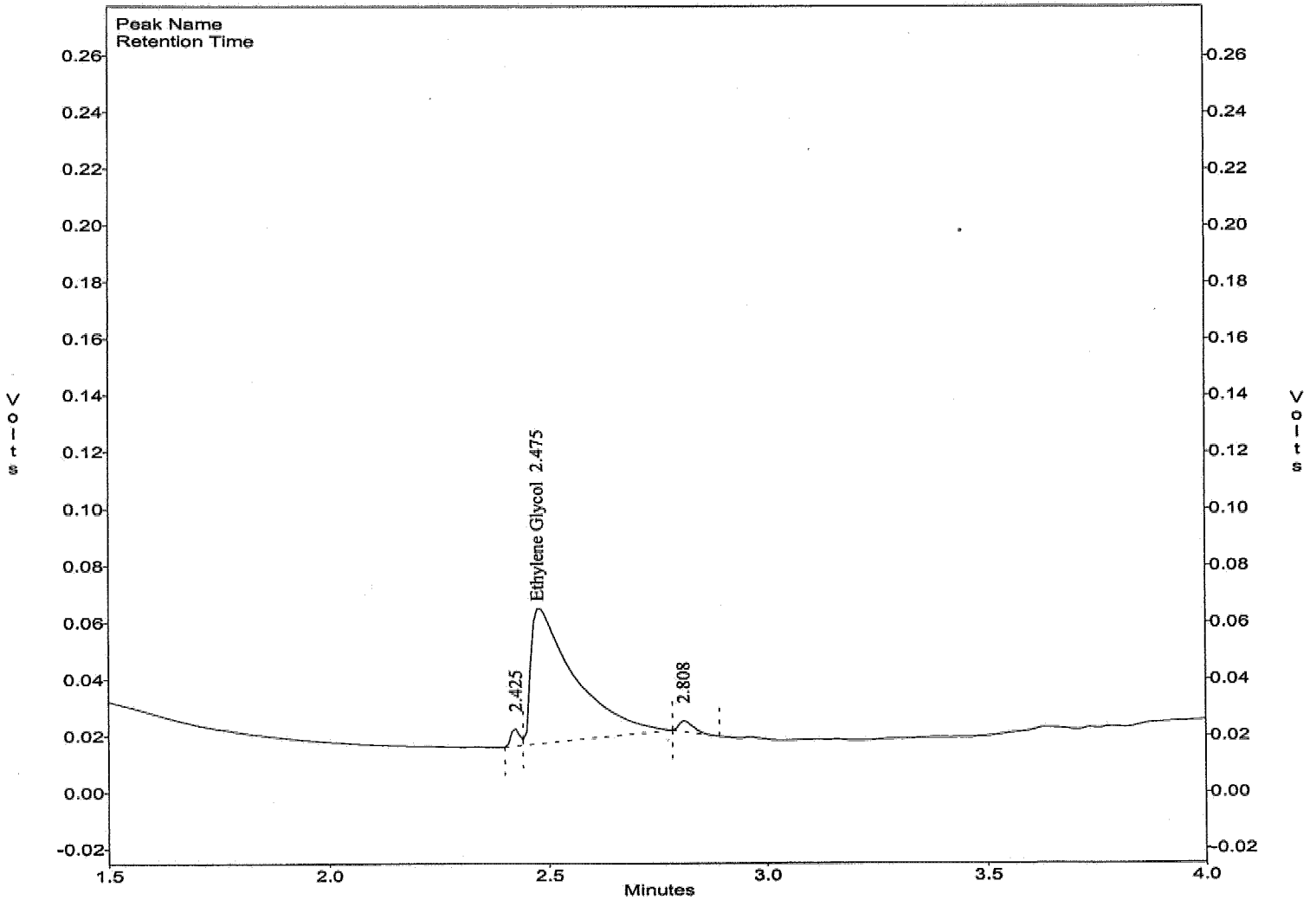
METHOD 8015 by GC/FID
EMAX Analytical Laboratories, Inc.

File : c:\ezchrom\chrom\bc14\bc14.016
Method : c:\ezchrom\methods\eg72c10.met
Sample ID : EGC001WL
Acquired : Mar 14, 2006 13:54:54 ✓
Printed : Mar 15, 2006 12:36:52
User : LUCY

Channel A Results

#	Peak Name	Ret. Time (Min)	Area	Ave. CF	ESTD Conc. (ppm)
2	Ethylene Glycol	2.475	333695	3535.8	82.5

c:\ezchrom\chrom\bc14\bc14.016 -- Channel A

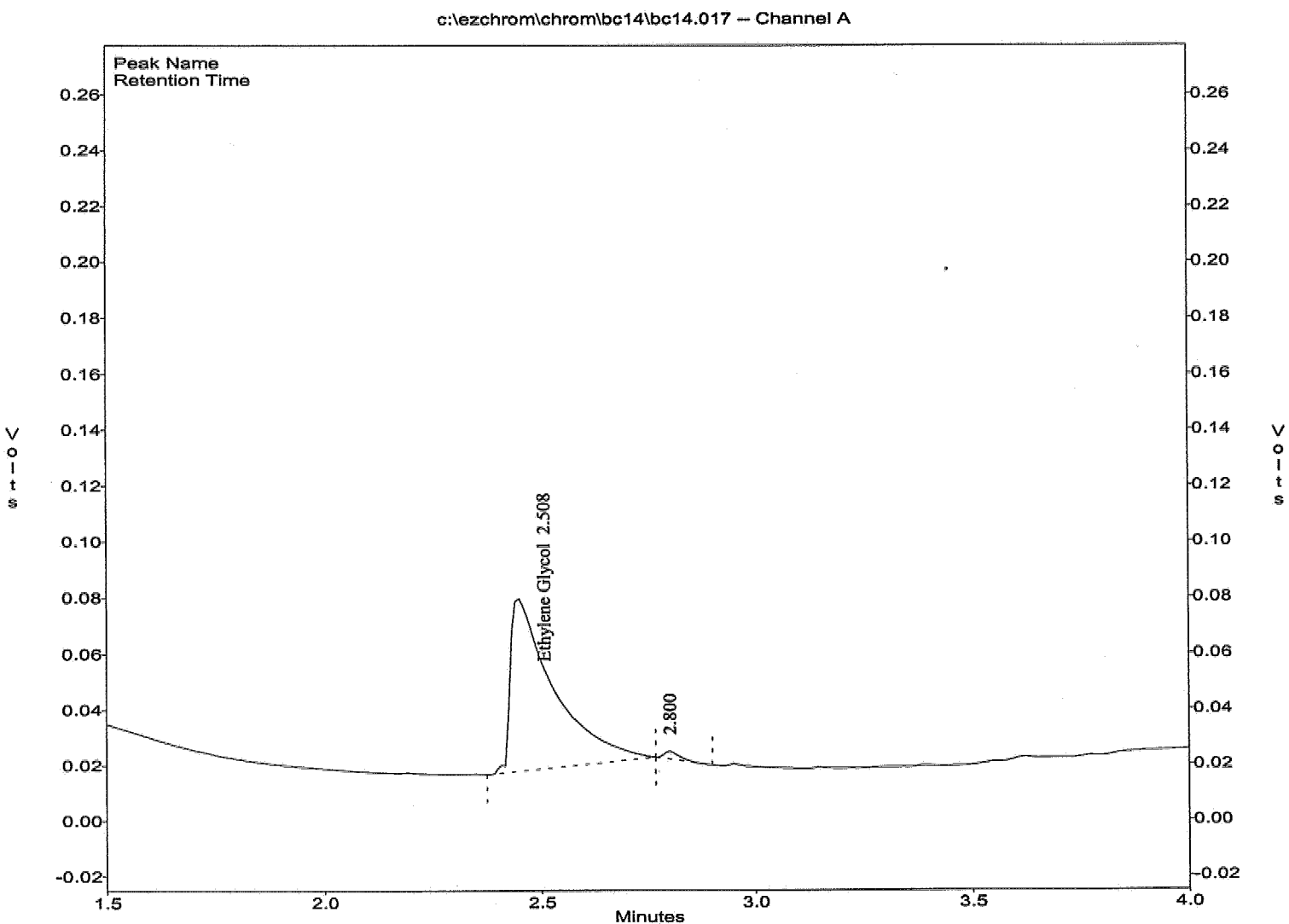


METHOD 8015 by GC/FID
EMAX Analytical Laboratories, Inc.

File : c:\ezchrom\chrom\bc14\bc14.017
Method : c:\ezchrom\methods\eg72c10.met
Sample ID : EGC001WC
Acquired : Mar 14, 2006 14:11:58
Printed : Mar 15, 2006 12:35:13
User : LUCY

Channel A Results

#	Peak Name	Ret. Time (Min)	Area	Ave. CF	ESTD Conc. (ppm)
1	Ethylene Glycol	2.508	434117	3535.8	106.2

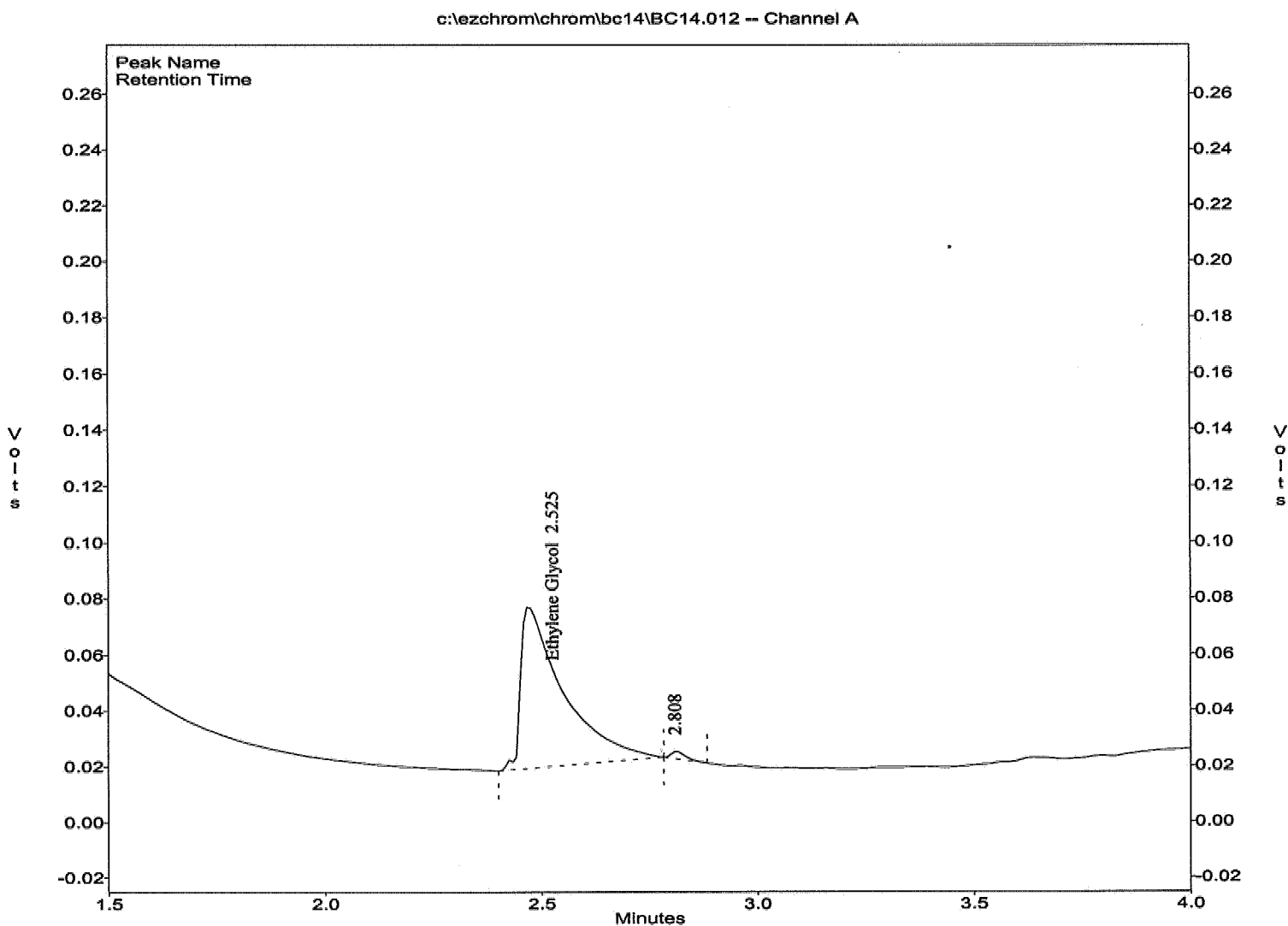


METHOD 8015 by GC/FID
EMAX Analytical Laboratories, Inc.

File : c:\ezchrom\chrom\bc14\BC14.012
Method : c:\ezchrom\methods\eg72c10.met
Sample ID : 06C081-08M
Acquired : Mar 14, 2006 12:35:42
Printed : Mar 15, 2006 16:53:20
User : LUCY

Channel A Results

#	Peak Name	Ret. Time (Min)	Area	Ave. CF	ESTD Conc. (ppm)
1	Ethylene Glycol	2.525	399376	3535.8	98.0

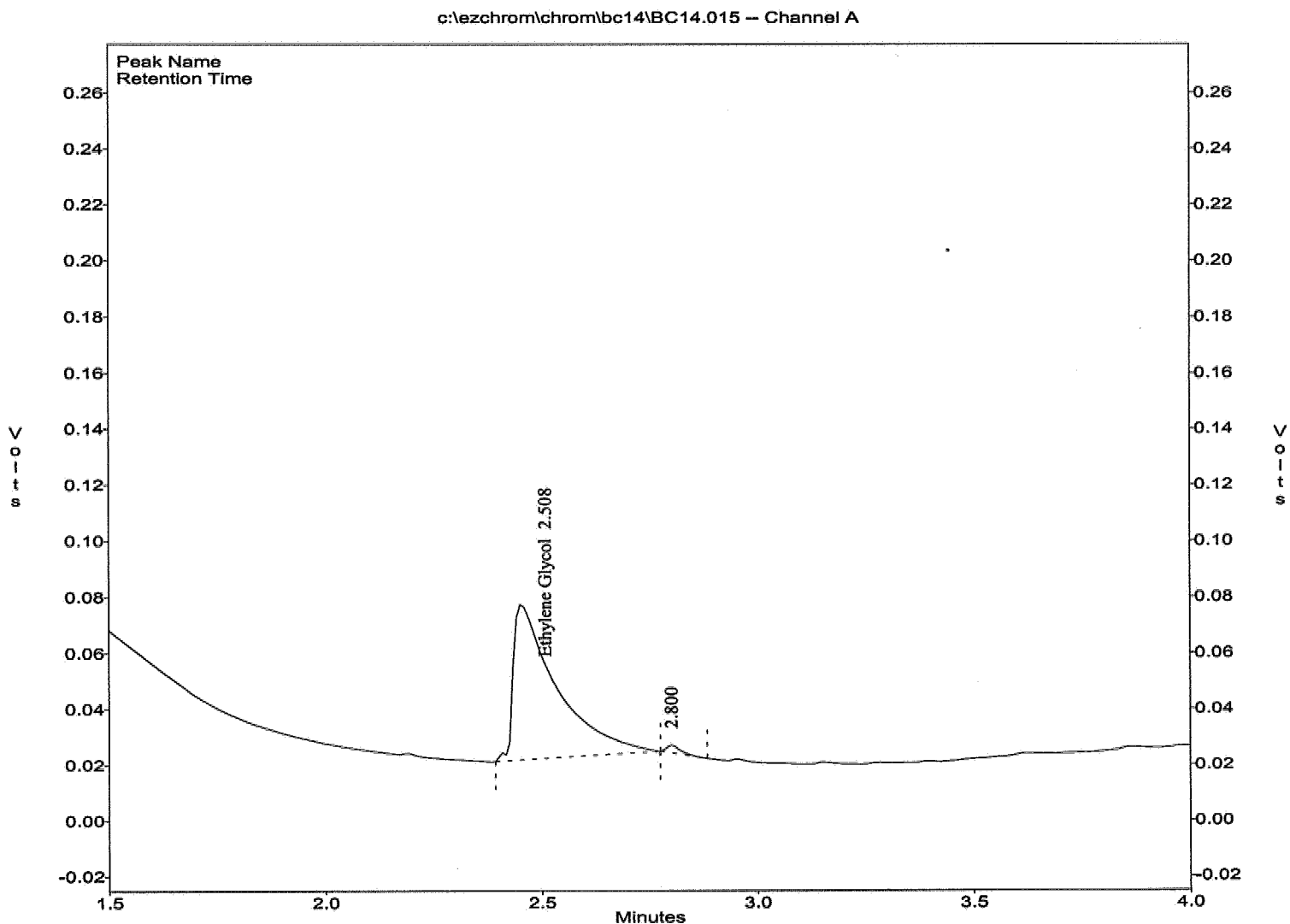


METHOD 8015 by GC/FID
EMAX Analytical Laboratories, Inc.

File : c:\ezchrom\chrom\bc14\BC14.015
Method : c:\ezchrom\methods\eg72c10.met
Sample ID : 06C081-08S
Acquired : Mar 14, 2006 13:41:02
Printed : Mar 15, 2006 16:54:18
User : LUCY

Channel A Results

#	Peak Name	Ret. Time (Min)	Area	Ave. CF	ESTD Conc. (ppm)
1	Ethylene Glycol	2.508	387863	3535.8	95.3



INITIAL CALIBRATION

INITIAL CALIBRATION
METHOD M8015EG

Lab Name : EMAX Inc
 Instrument ID : GCT072
 GC Column : SUPELCO WAX 10
 Column size ID : 30MX0.53MM 0.5UM
 LFID & Datetime: BC10002A 03/10/06 08:22
 LFID & Datetime: BC10003A 03/10/06 08:37
 LFID & Datetime: BC10004A 03/10/06 08:53
 LFID & Datetime: BC10005A 03/10/06 09:07
 LFID & Datetime: BC10006A 03/10/06 09:22
 CONC UNIT: ppm

COMPOUND	CONC X	CALIBRATION FACTORS					(AREA)/UNIT		%RSD
		1.00X	2.00X	5.00X	10.00X	20.00X	MEAN		
Ethylene Glycol	10.00	2453.80	2726.00	4230.76	4135.36	4133.07	3535.80	24.6	

EG72C10.MET

Max %RSD = 24.59764 Limit for Linear or Quadratic Regression = .999
 Selected Least Sqare Linear Regression for comps with %_RSD > .999
 Amount = x0 + x1 * Area

IDX	Parameter	x0	x1	CorCoeF
1	Ethylene Glycol	3.868	2.3561E-04	.99941

Handwritten:
3/17/06

INITIAL CALIBRATION
METHOD M8015EG

Lab Name : EMAX Inc
 Instrument ID : GCT072
 GC Column : SUPELCO WAX 10
 Column size ID : 30MX0.53MM 0.5UM
 LFID & Datetime: BC10002A 03/10/06 08:22
 LFID & Datetime: BC10003A 03/10/06 08:37
 LFID & Datetime: BC10004A 03/10/06 08:53
 LFID & Datetime: BC10005A 03/10/06 09:07
 LFID & Datetime: BC10006A 03/10/06 09:22

COMPOUND	RT OF STANDARDS (MIN)					MEAN RT	RT WINDOW		RTWINDOW WIDTH
	1.0X	2.0X	5.0X	10.0X	20.0X		FROM	TO	
Ethylene Glycol	2.667	2.642	2.592	2.617	2.558	2.615	2.386	2.844	0.229

EG72C10.MET

bc
3/17/06

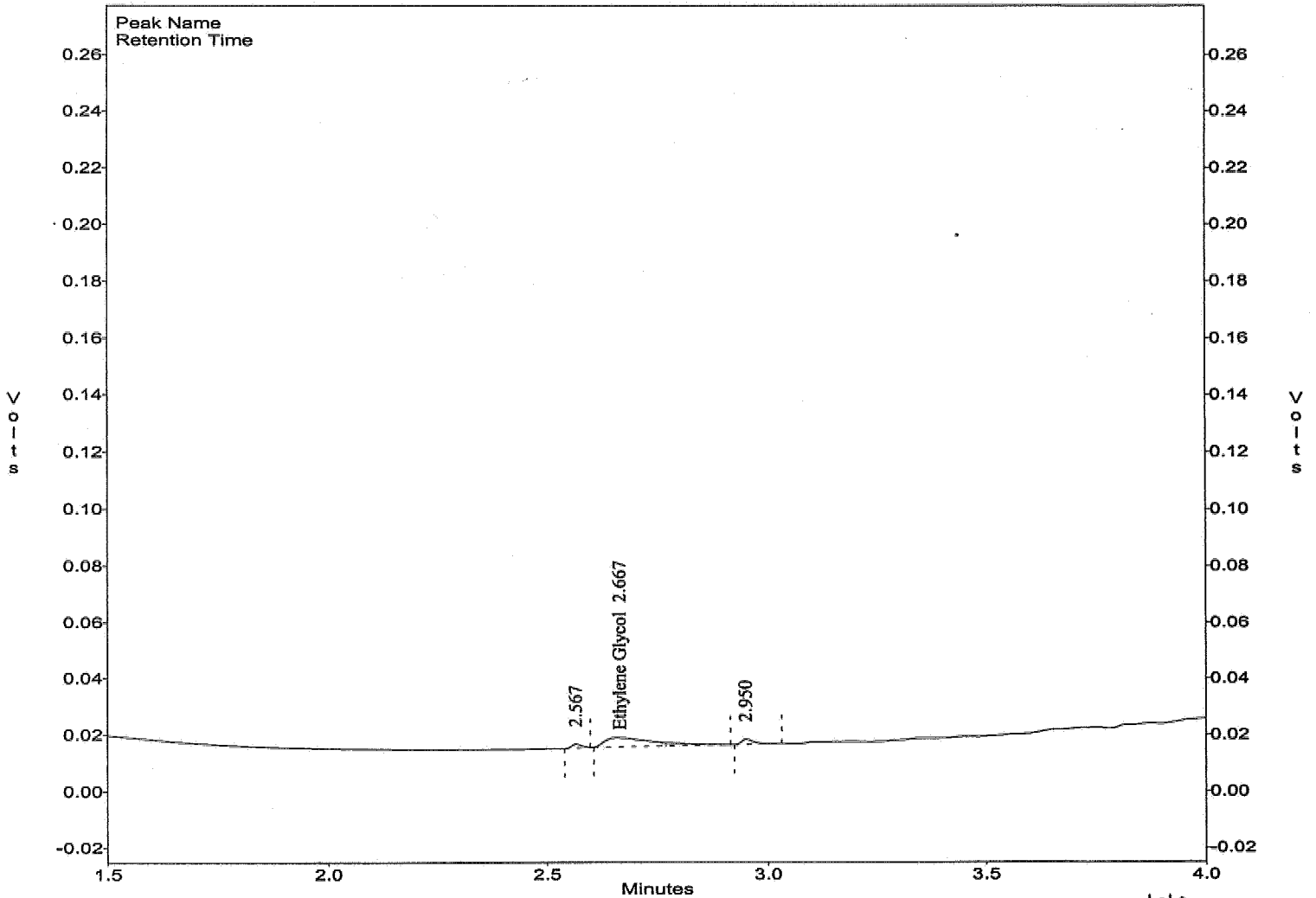
METHOD 8015 by GC/FID
EMAX Analytical Laboratories, Inc.

File : c:\ezchrom\chrom\bc10\bc10.002
Method : c:\ezchrom\methods\eg72c10.met
Sample ID : EG72C1001 10PPM
Acquired : Mar 10, 2006 08:22:48
Printed : Mar 15, 2006 11:29:34
User : LUCY

Channel A Results

#	Peak Name	Ret. Time (Min)	Area	Ave. CF	ESTD Conc. (ppm)
2	Ethylene Glycol	2.667	24538	3535.8	10.0

c:\ezchrom\chrom\bc10\bc10.002 -- Channel A



80311706

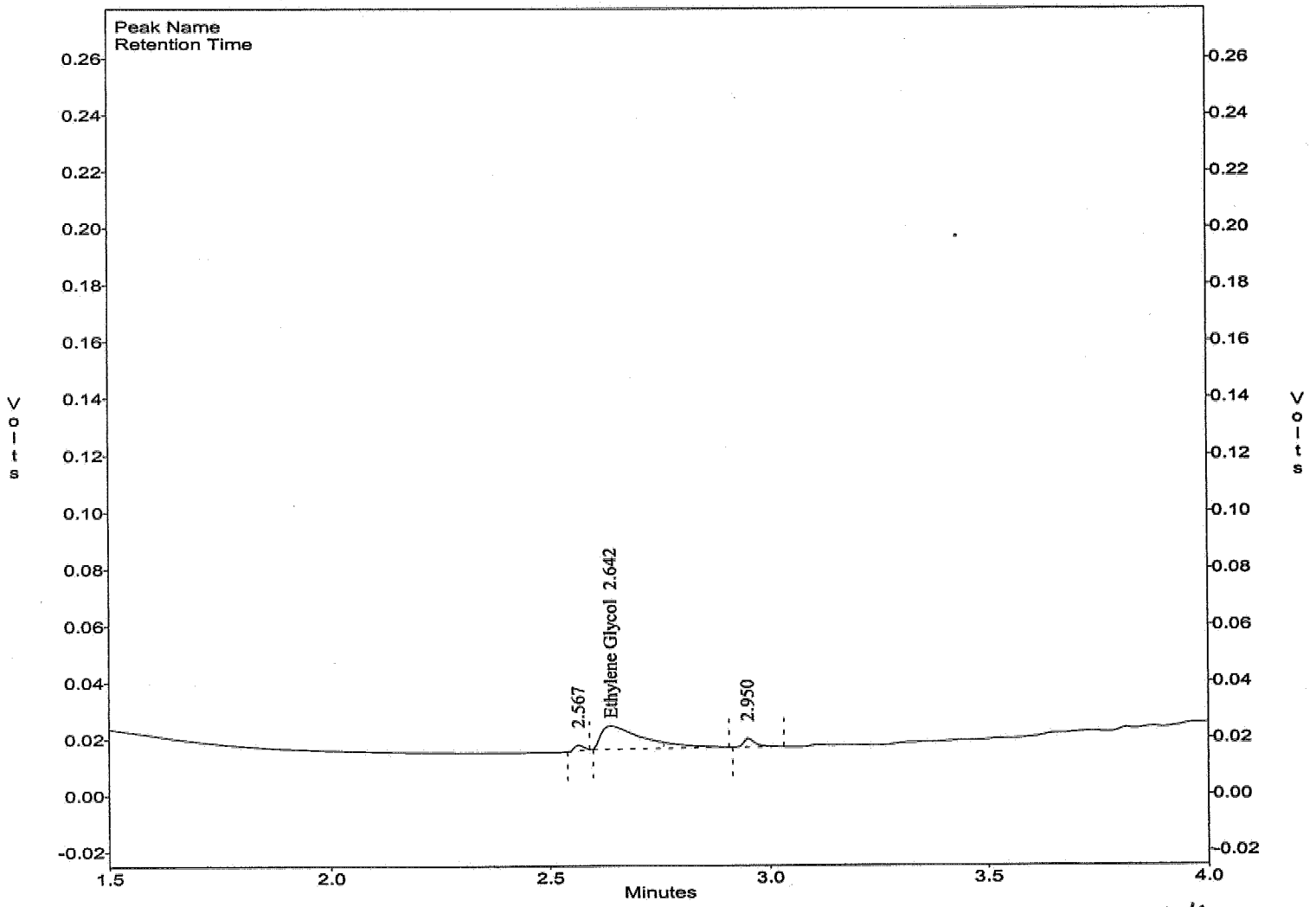
METHOD 8015 by GC/FID
EMAX Analytical Laboratories, Inc.

File : c:\ezchrom\chrom\bc10\bc10.003
Method : c:\ezchrom\methods\eg72c10.met
Sample ID : EG72C1002 20PPM
Acquired : Mar 10, 2006 08:37:57
Printed : Mar 15, 2006 11:29:55
User : LUCY

Channel A Results

#	Peak Name	Ret. Time (Min)	Area	Ave. CF	ESTD Conc. (ppm)
2	Ethylene Glycol	2.642	54520	3535.8	20.0

c:\ezchrom\chrom\bc10\bc10.003 - Channel A



40
3/17/06

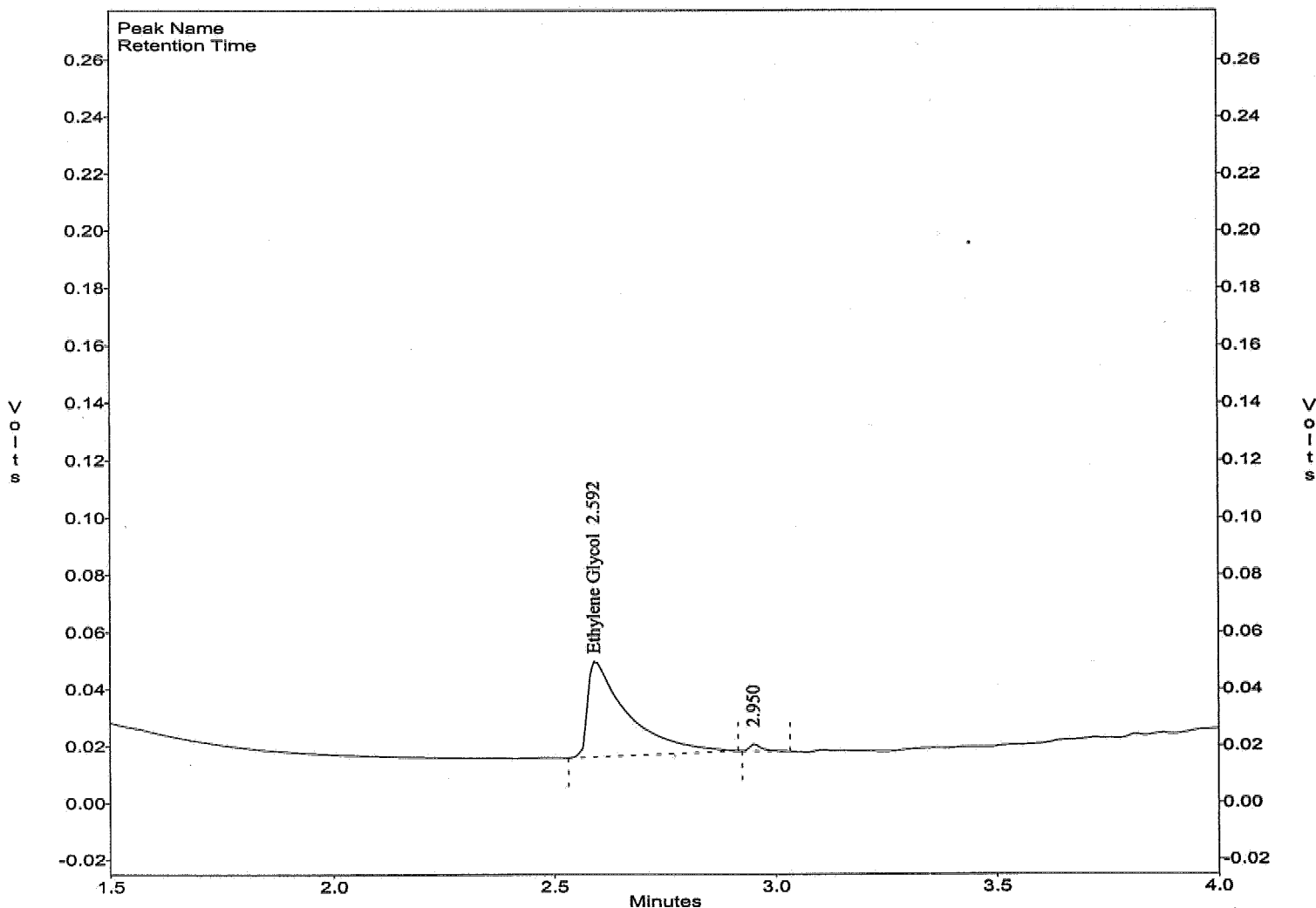
METHOD 8015 by GC/FID
EMAX Analytical Laboratories, Inc.

File : c:\ezchrom\chrom\bc10\bc10.004
Method : c:\ezchrom\methods\eg72c10.met
Sample ID : EG72C1003 50PPM
Acquired : Mar 10, 2006 08:53:04
Printed : Mar 15, 2006 11:30:03
User : LUCY

Channel A Results

#	Peak Name	Ret. Time (Min)	Area	Ave. CF	ESTD Conc. (ppm)
1	Ethylene Glycol	2.592	211538	3535.8	50.0

c:\ezchrom\chrom\bc10\bc10.004 -- Channel A



Handwritten: 3/17/06

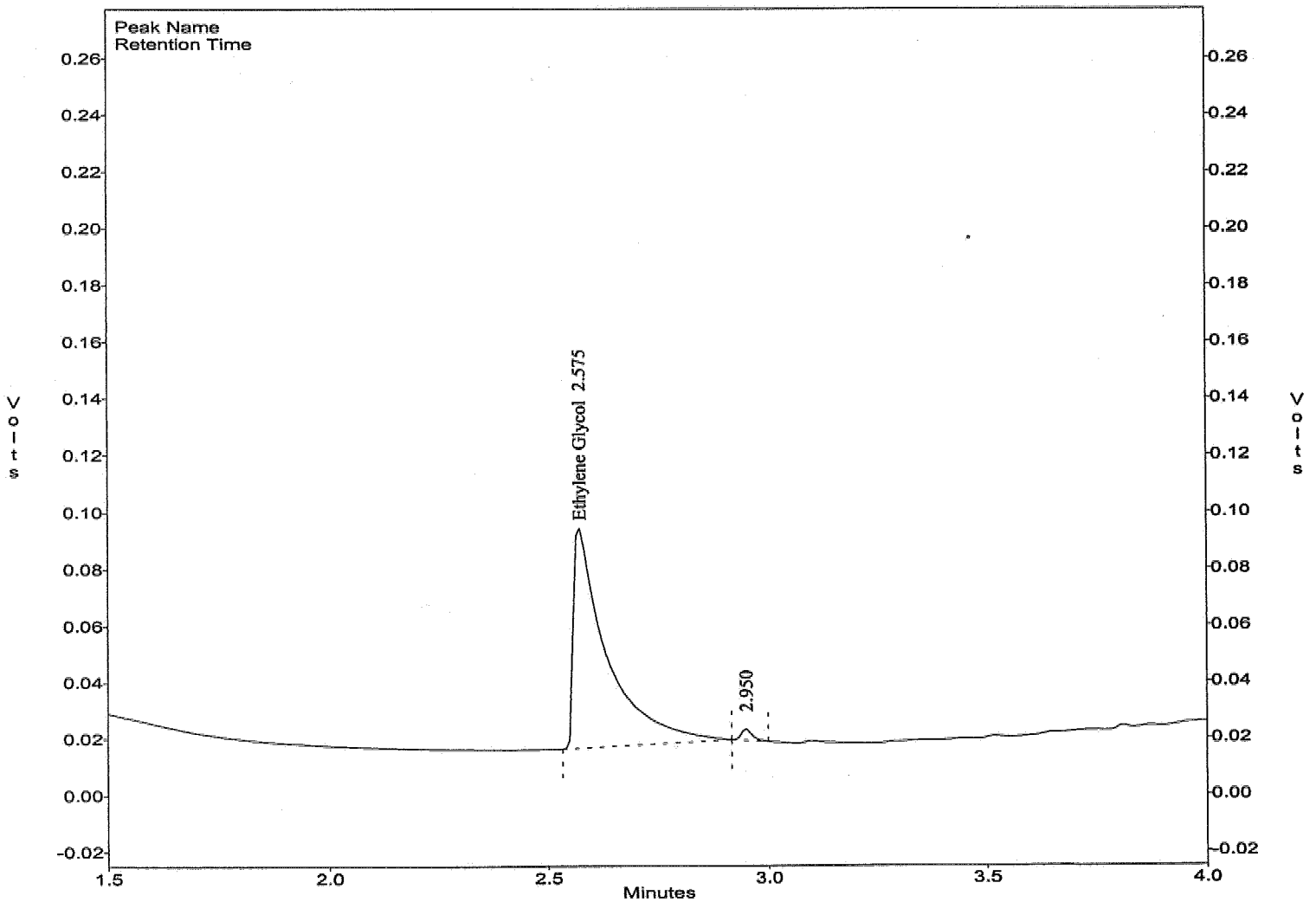
METHOD 8015 by GC/FID
EMAX Analytical Laboratories, Inc.

File : c:\ezchrom\chrom\bc10\bc10.005
Method : c:\ezchrom\methods\eg72c10.met
Sample ID : EG72C1004 100PPM
Acquired : Mar 10, 2006 09:07:46
Printed : Mar 15, 2006 11:30:11
User : LUCY

Channel A Results

#	Peak Name	Ret.Time (Min)	Area	Ave. CF	ESTD Conc. (ppm)
1	Ethylene Glycol	2.575	413536	3535.8	100.0

c:\ezchrom\chrom\bc10\bc10.005 - Channel A



20
3/15/06

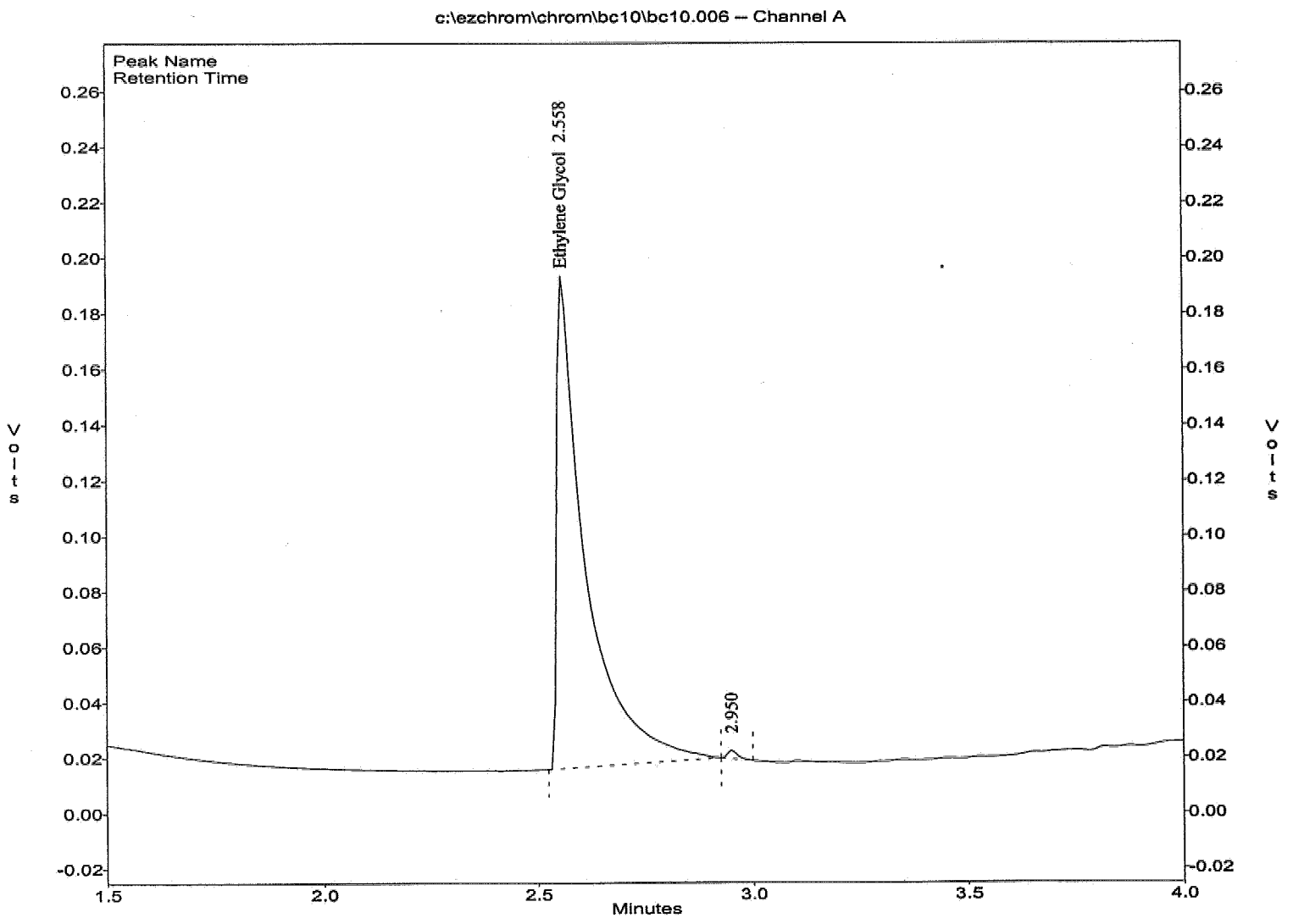
5201

METHOD 8015 by GC/FID
EMAX Analytical Laboratories, Inc.

File : c:\ezchrom\chrom\bc10\bc10.006
Method : c:\ezchrom\methods\eg72c10.met
Sample ID : EG72C1005 200PPM
Acquired : Mar 10, 2006 09:22:03
Printed : Mar 15, 2006 11:30:17
User : LUCY

Channel A Results

#	Peak Name	Ret. Time (Min)	Area	Ave. CF	ESTD Conc. (ppm)
1	Ethylene Glycol	2.558	826614	3535.8	200.0



Handwritten: 2/11/06

SECOND SOURCE

INITIAL CALIBRATION VERIFICATION
METHOD M8015EG

Lab Name : EMAX
 Instrument ID : GCT072
 GC Column : SUPELCO WAX 10
 Column size ID : 30MX0.53MM 0.5UM
 Mid Conc Init LFID & Datetime: BC10004A 03/10/2006 08:53
 Conc Cont LFID & Datetime: BC10007A 03/10/2006 09:36
 CONC UNIT : ppm

COMPOUND	RT MINUTES	RT WINDOW		TRUE CONC	AVERAGE CF	RESULT		%D	QL	%D LIMITS
		FROM	TO			AREA	CONC			
Ethylene Glycol	2.592	2.363	2.821	50.0	3535.8	222870	56.38	13		15

EG72C10.MET

3/11/06

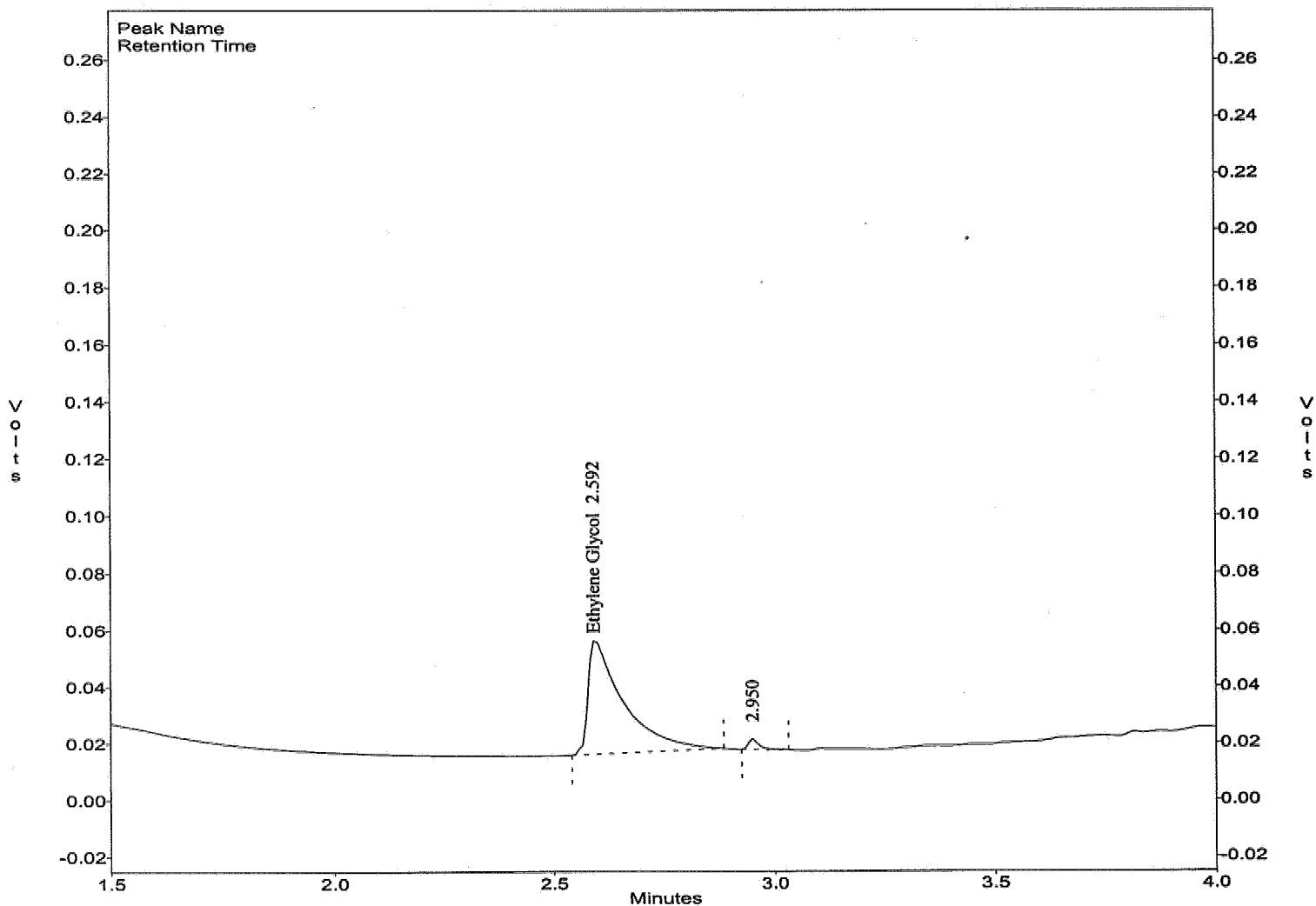
METHOD 8015 by GC/FID
EMAX Analytical Laboratories, Inc.

File : c:\ezchrom\chrom\bc10\bc10.007
Method : c:\ezchrom\methods\eg72c10.met
Sample ID : IEG72C1001 50PPM
Acquired : Mar 10, 2006 09:36:08
Printed : Mar 15, 2006 11:32:32
User : LUCY

Channel A Results

#	Peak Name	Ret. Time (Min)	Area	Ave. CF	ESTD Conc. (ppm)
1	Ethylene Glycol	2.592	222870	3535.8	56.4

c:\ezchrom\chrom\bc10\bc10.007 - Channel A



4
3/15/06

5205

INITIAL CALIBRATION VERIFICATION
METHOD M8015EG

Lab Name : EMAX
 Instrument ID : GCT072
 GC Column : SUPELCO WAX 10
 Column size ID : 30MX0.53MM 0.5UM
 Mid Conc Init LFID & Datetime: BC10005A 03/10/2006 09:07
 Conc Cont LFID & Datetime: BC10008A 03/10/2006 09:50
 CONC UNIT : ppm

COMPOUND	RT MINUTES	RT WINDOW		TRUE CONC	AVERAGE CF	RESULT		%D	QL	%D LIMITS
		FROM	TO			AREA	CONC			
Ethylene Glycol	2.575	2.346	2.804	100.0	3535.8	404979	99.29	-1		15

EG72C10.MET

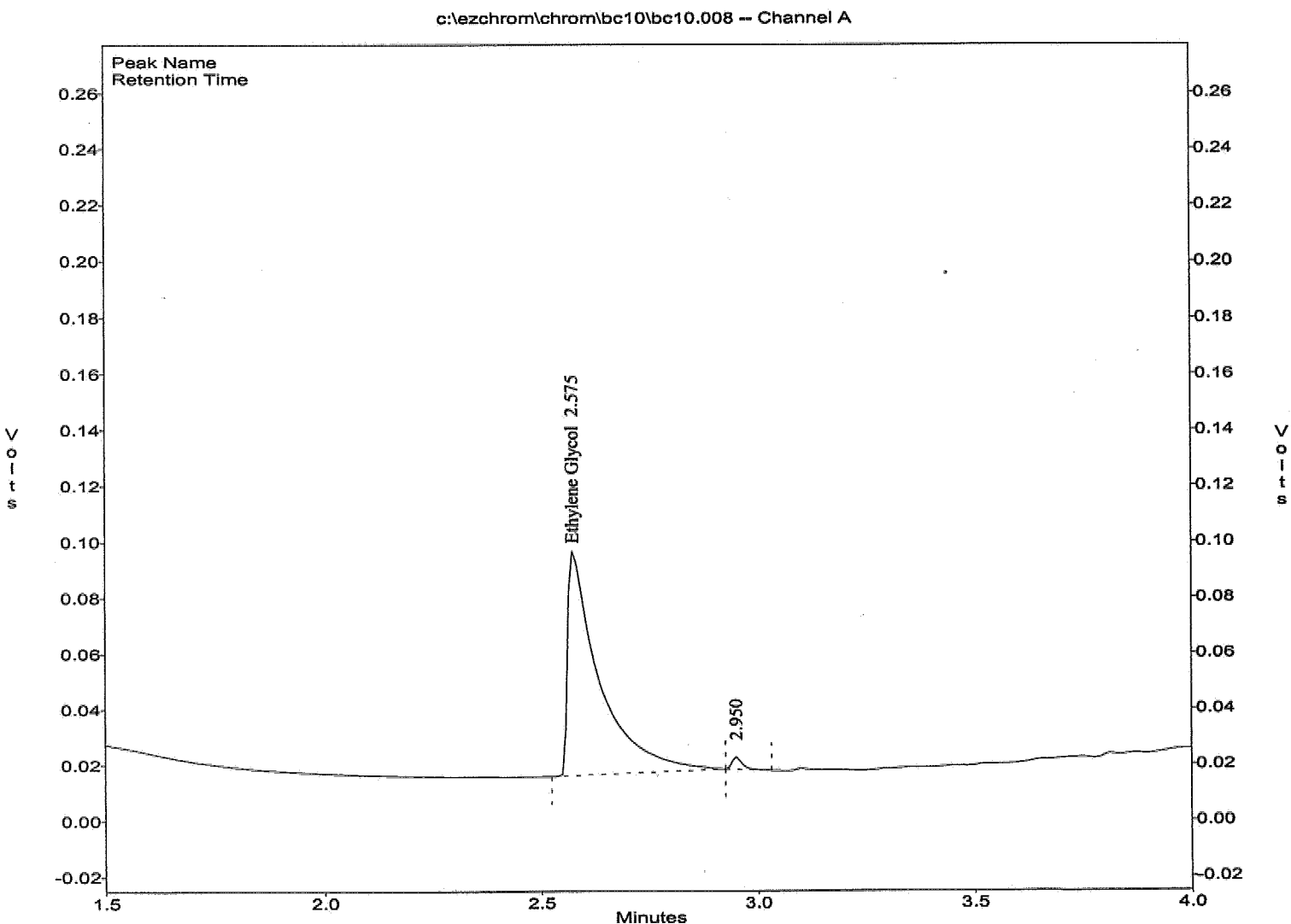
Handwritten: 3/16/06

METHOD 8015 by GC/FID
EMAX Analytical Laboratories, Inc.

File : c:\ezchrom\chrom\bc10\bc10.008
Method : c:\ezchrom\methods\eg72c10.met
Sample ID : IEG72C1002 100PPM
Acquired : Mar 10, 2006 09:50:13
Printed : Mar 15, 2006 11:32:37
User : LUCY

Channel A Results

#	Peak Name	Ret.Time (Min)	Area	Ave. CF	ESTD Conc. (ppm)
1	Ethylene Glycol	2.575	404979	3535.8	99.3



20
3/17/06

DAILY CALIBRATION

CONTINUE CALIBRATION
METHOD M8015EG

Lab Name : EMAX
 Instrument ID : GCT072
 GC Column : SUPELCO WAX 10
 Column size ID : 30MX0.53MM 0.5UM
 Mid Conc Init LFID & Datetime: BC10005A 03/10/2006 09:07
 Conc Cont LFID & Datetime: BC14002A 03/14/2006 10:04
 CONC UNIT : ppm

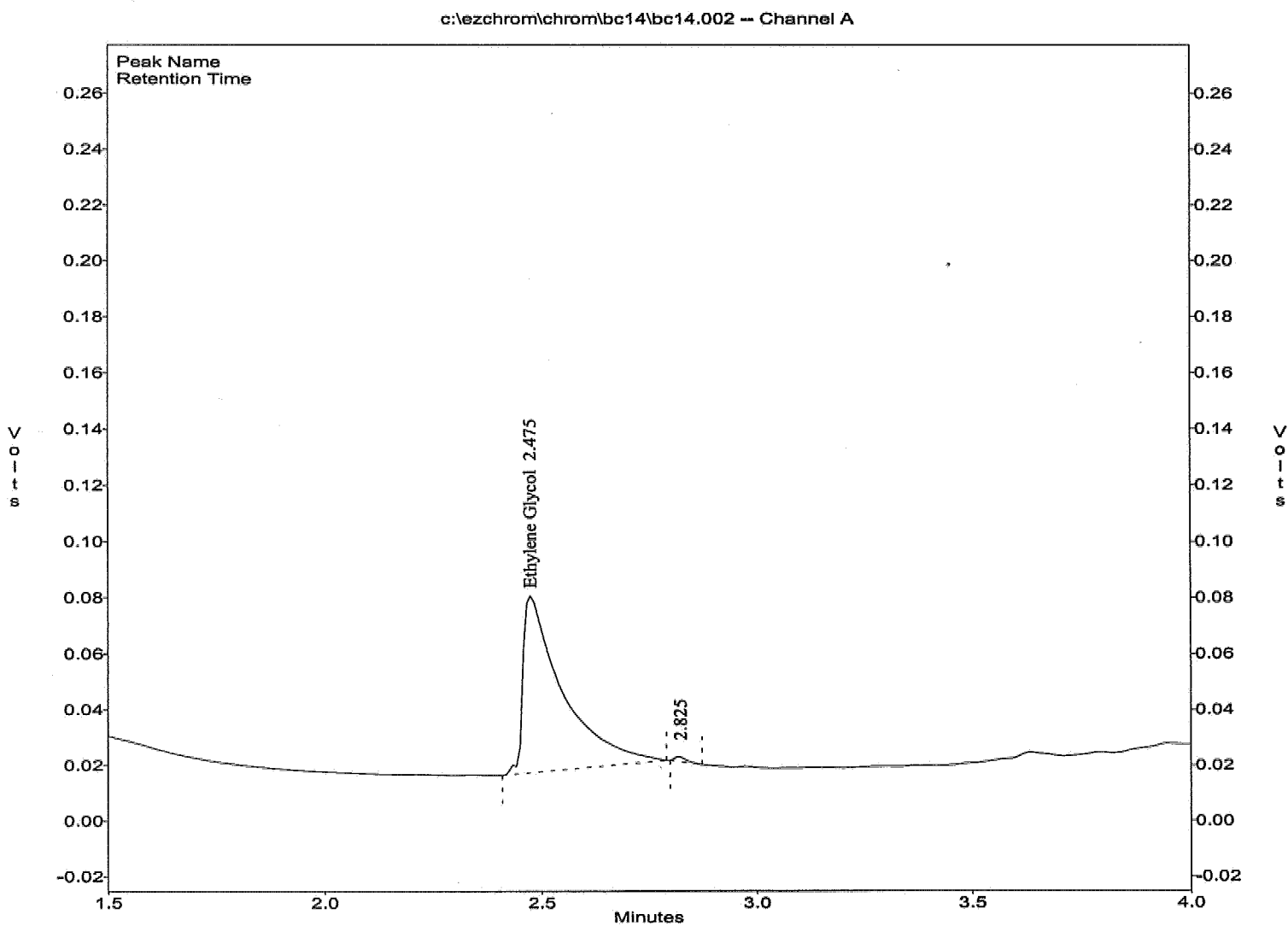
COMPOUND	RT MINUTES	RT WINDOW		TRUE CONC	AVERAGE CF	RESULT		%D	QL	%D LIMITS
		FROM	TO			AREA	CONC			
Ethylene Glycol	2.475	2.246	2.704	100.0	3535.8	411114	100.73	1		15

METHOD 8015 by GC/FID
EMAX Analytical Laboratories, Inc.

File : c:\ezchrom\chrom\bc14\bc14.002
Method : c:\ezchrom\methods\eg72c10.met
Sample ID : CEG72C10006 100PPM
Acquired : Mar 14, 2006 10:04:53
Printed : Mar 15, 2006 12:24:17
User : LUCY

Channel A Results

#	Peak Name	Ret. Time (Min)	Area	Ave. CF	ESTD Conc. (ppm)
1	Ethylene Glycol	2.475	411114	3535.8	100.7



CONTINUE CALIBRATION
METHOD M8015EG

Lab Name : EMAX
 Instrument ID : GCT072
 GC Column : SUPELCO WAX 10
 Column size ID : 30MX0.53MM 0.5UM
 Mid Conc Init LFID & Datetime: BC10005A 03/10/2006 09:07
 Conc Cont LFID & Datetime: BC14014A 03/14/2006 13:12
 CONC UNIT : ppm

COMPOUND	RT MINUTES	RT WINDOW		TRUE CONC	AVERAGE CF	RESULT		%D	QL	%D LIMITS
		FROM	TO			AREA	CONC			
Ethylene Glycol	2.508	2.279	2.737	100.0	3535.8	368681	90.73	-9		15

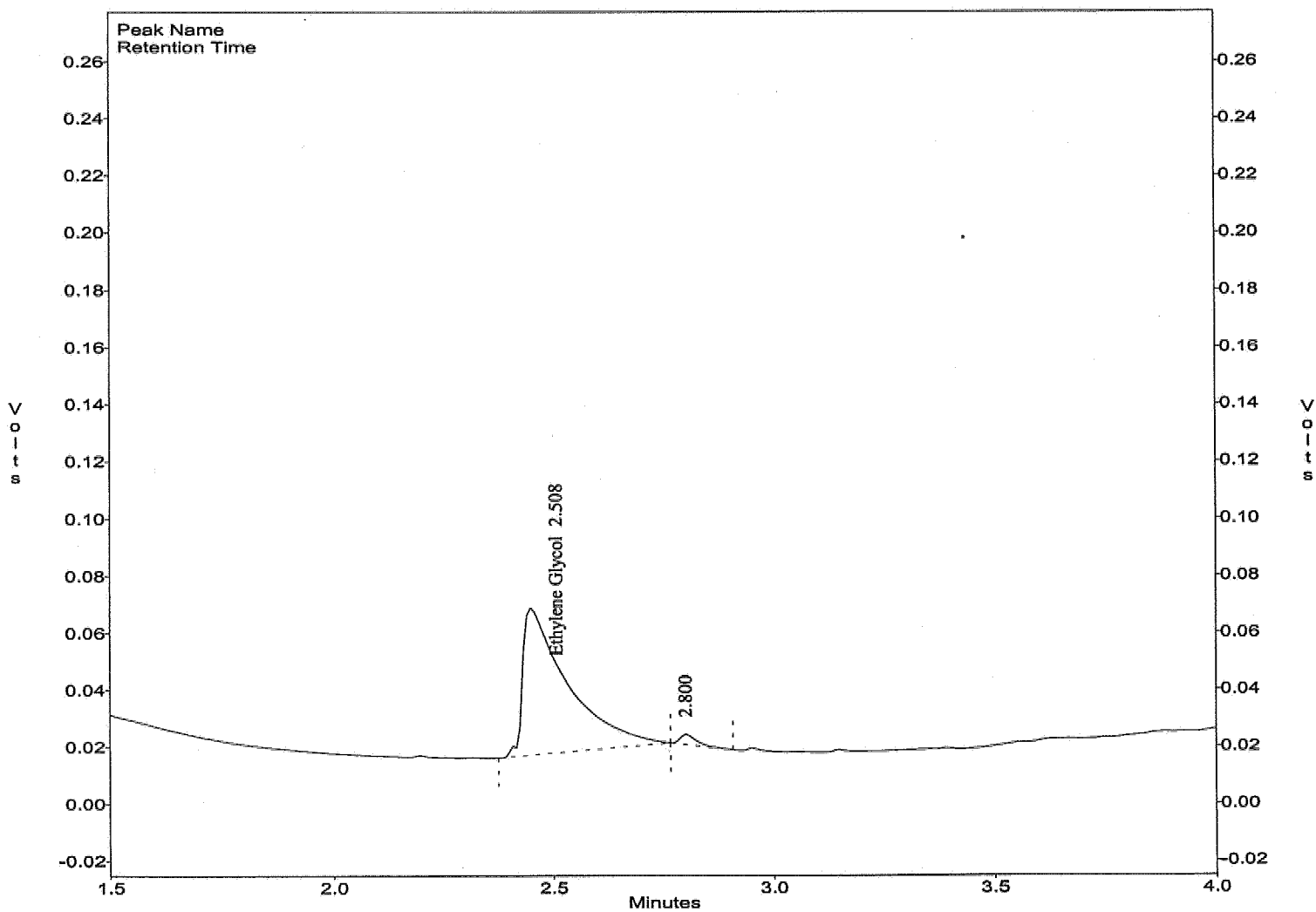
METHOD 8015 by GC/FID
EMAX Analytical Laboratories, Inc.

File : c:\ezchrom\chrom\bc14\bc14.014
Method : c:\ezchrom\methods\eg72c10.met
Sample ID : CEG72C10008 100PPM
Acquired : Mar 14, 2006 13:12:35
Printed : Mar 15, 2006 12:29:39
User : LUCY

Channel A Results

#	Peak Name	Ret. Time (Min)	Area	Ave. CF	ESTD Conc. (ppm)
1	Ethylene Glycol	2.508	368681	3535.8	90.7

c:\ezchrom\chrom\bc14\bc14.014 -- Channel A



CONTINUE CALIBRATION
METHOD M8015EG

Lab Name : EMAX
 Instrument ID : GCT072
 GC Column : SUPELCO WAX 10
 Column size ID : 30MX0.53MM 0.5UM
 Mid Conc Init LFID & Datetime: BC10005A 03/10/2006 09:07
 Conc Cont LFID & Datetime: BC14030A 03/14/2006 17:22
 CONC UNIT : ppm

COMPOUND	RT MINUTES	RT WINDOW		TRUE CONC	AVERAGE CF	RESULT		%D	QL	%D LIMITS
		FROM	TO			AREA	CONC			
Ethylene Glycol	2.458	2.229	2.687	100.0	3535.8	420401	102.92	3		15

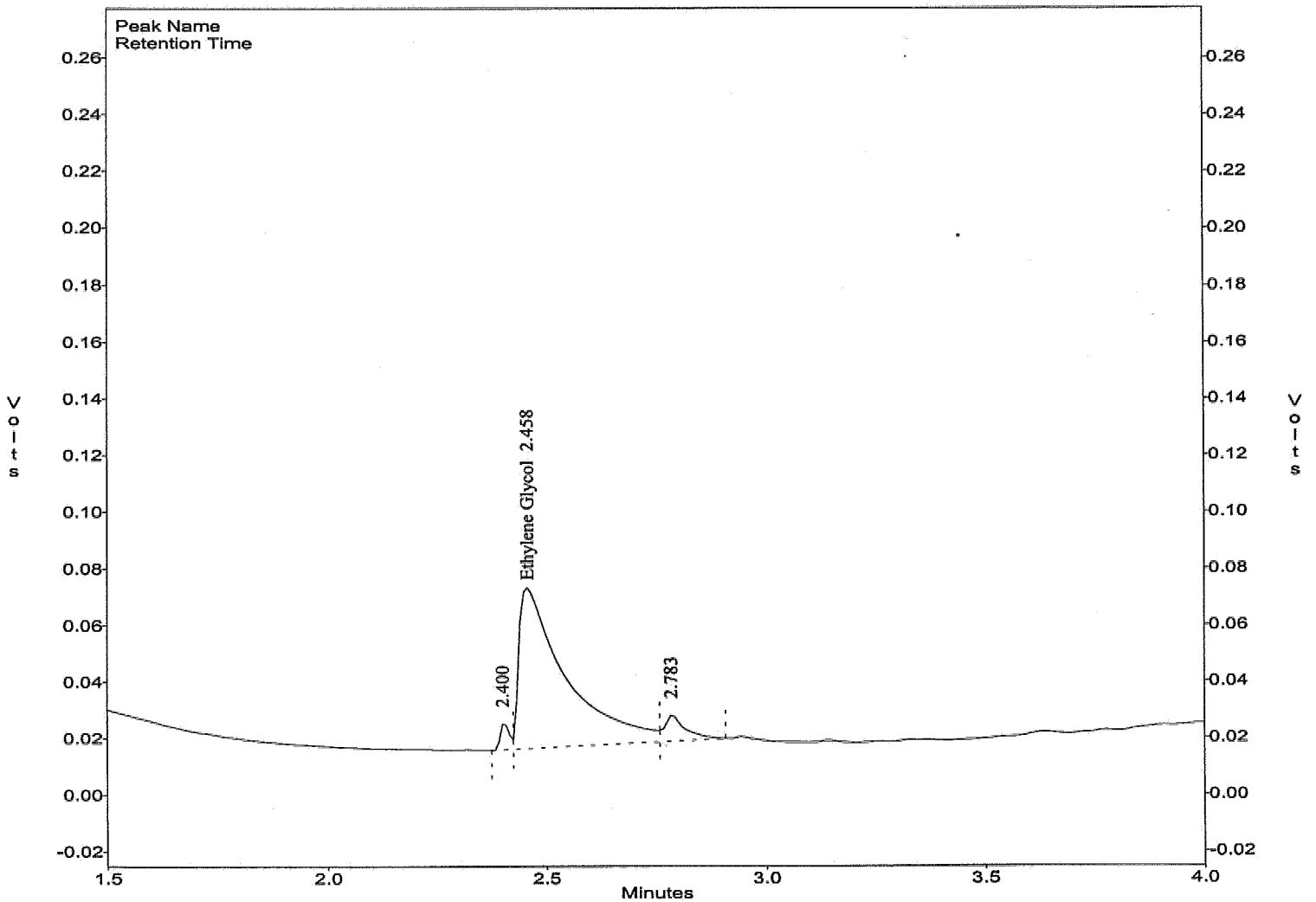
METHOD 8015 by GC/FID
EMAX Analytical Laboratories, Inc.

File : c:\ezchrom\chrom\bc14\BC14.030
Method : c:\ezchrom\methods\eg72c10.met
Sample ID : CEG72C10009 100PPM
Acquired : Mar 14, 2006 17:22:55
Printed : Mar 15, 2006 12:45:58
User : LUCY

Channel A Results

#	Peak Name	Ret. Time (Min)	Area	Ave. CF	ESTD Conc. (ppm)
2	Ethylene Glycol	2.458	420401	3535.8	102.9

c:\ezchrom\chrom\bc14\BC14.030 -- Channel A



CONTINUE CALIBRATION
METHOD M8015EG

Lab Name : EMAX
 Instrument ID : GCT072
 GC Column : SUPELCO WAX 10
 Column size ID : 30MX0.53MM 0.5UM
 Mid Conc Init LFID & Datetime: BC10005A 03/10/2006 09:07
 Conc Cont LFID & Datetime: BC14034A 03/14/2006 18:17
 CONC UNIT : ppm

COMPOUND	RT	RT WINDOW		TRUE CONC	AVERAGE CF	RESULT		%D	QL	%D LIMITS
	MINUTES	FROM	TO			AREA	CONC			
Ethylene Glycol	2.442	2.213	2.671	100.0	3535.8	390826	95.95	-4		15

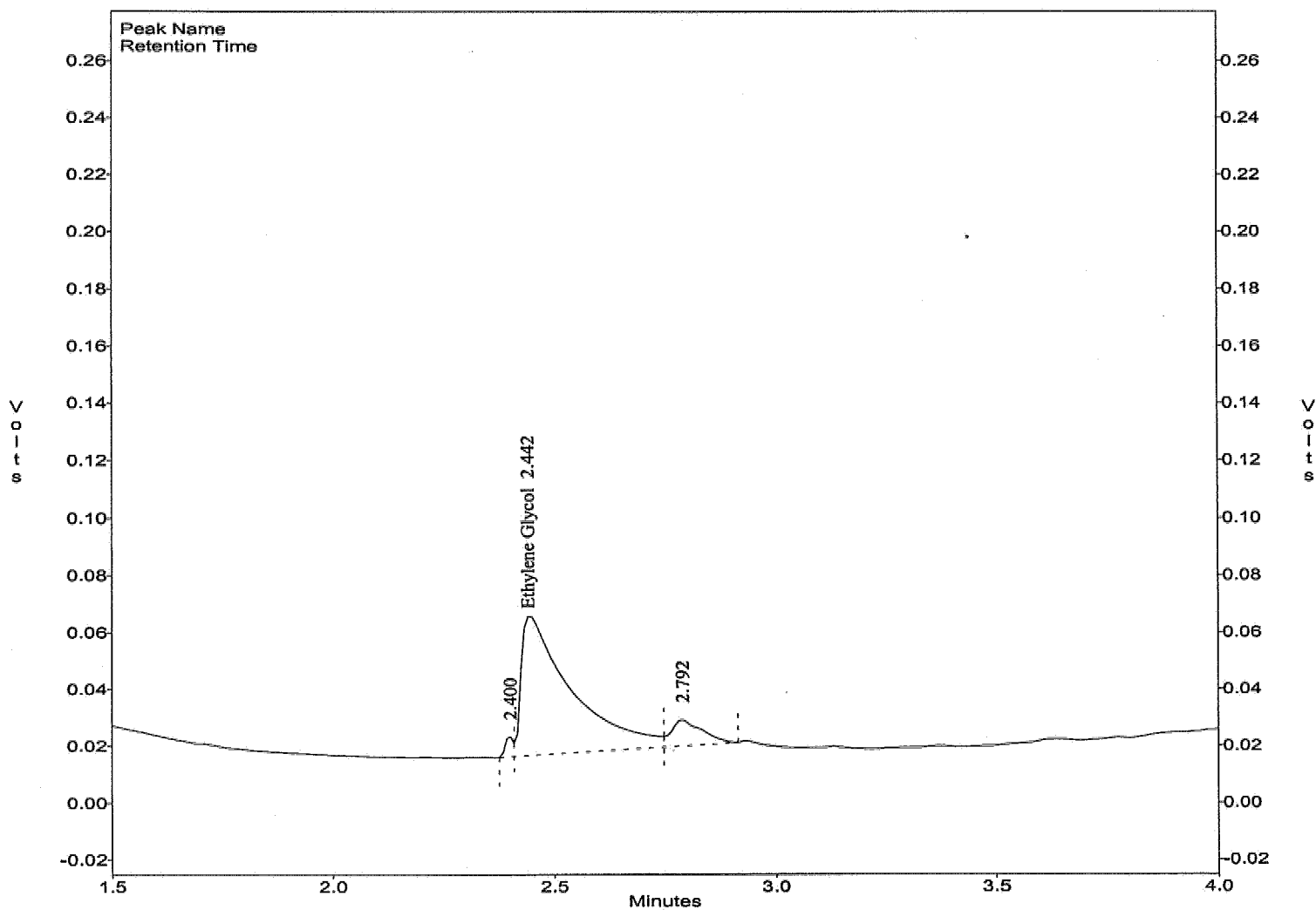
METHOD 8015 by GC/FID
EMAX Analytical Laboratories, Inc.

File : c:\ezchrom\chrom\bc14\bc14.034
Method : c:\ezchrom\methods\eg72c10.met
Sample ID : CEG72C10010 100PPM
Acquired : Mar 14, 2006 18:17:40
Printed : Mar 15, 2006 13:39:05
User : LUCY

Channel A Results

#	Peak Name	Ret. Time (Min)	Area	Ave. CF	ESTD Conc. (ppm)
2	Ethylene Glycol	2.442	390826	3535.8	96.0

c:\ezchrom\chrom\bc14\bc14.034 -- Channel A



ANALYTICAL LOGS

ANALYSIS RUN LOG FOR TPH

SOP EMAX-M8015 Starting Date 3/10/06 Time 08:08 Ending Date 03/10/08 Time 14:25

Preparative Batch	Data File Name	Lab Sample ID	DF	Matrix		Notes	Instrument No:	Date
				S	W			
	BC10.001	IB72C001				10ppm ICAH	72	
	.002	EG72C10001				20		
	.003	EG72C1002				50		
	.004	03				100		
	.005	04				200		
	.006	05						
	.007	IEG72C1001				50ppm		
	.008	02				100ppm		
	.009	(S) EVIAN TEST				IB72C002		
	.010	BAKE START GC						
	.011	(S) VOA H2O						
	.012	TEST						
	.013							
	.014							
	.015							
	.016							
	.017							
	.018							
	.019							
	.020							
	.021							
	.022	IB72C003						
	.023	CEG72C10001				100ppm		
EGC0018	.024	EGC006SB	1					
	.025	SL						
	.026	SL						
	.027	EGC007SL						

ANALYTICAL BATCH BC10023

INITIAL CALIBRATION REFERENCE		Instrument No:	72
Diesel	ID		Date
Motor oil			
JP5			
Hydrotreated gasoil	EG72C10		03/10/06
Standards			
Name	ID	Conc. (mg/L)	
H ₂ O	organic free	NA	
DCC ethylene glycol	SS3C-07-12-3	100	
Phenyl Ethyl	SS3C-07-13-1	10-200	
ICV EG	SS3C-07-13-2	50-100ppm	
Electronic Data Archival			
Location			Date
<input type="checkbox"/> EGC_10_Pesticides/Diesel			
<input type="checkbox"/>			

Comments:

Analyzed By: XP/DA
 Disposed on: 03/13/06 By: DA

This page is checked during the data review process.

ANALYSIS RUN LOG FOR TPH

Book # RA72-003

Starting Date 03/14/06 Time 09:51

Ending Date 03/14/06

Time 09:51

Starting Date 03/14/06

Time 09:51

Ending Date 03/14/06

SOP

EMAX-M8015

305M
Eggen
Heger

16/8/06
At 3/14/06

Preparative Batch	Data File Name	Lab Sample ID	DF	Matrix		Notes	Instrument No:	72	
				S	W				
EGC008S	BC14001	IB72C006					INITIAL CALIBRATION REFERENCE		
	.002	EG72C10006				100ppm			
	.003	EGC008SX	1	✓			Diesel		
	.004	SX					Motor oil		
	.005	SQ					JP 5		
	.006	06B081-01					Hydrene	EG72C10	03/10/06
	.007	06B081-02					Defcal		
	.008	-03					Standards		
	.009	-06					Name	ID	Conc. (mg/L)
	.010	-10					CH ₂ Cl ₂		
.011	-08					H ₂ O	organic free	NA	
.012	-08					ethylene	SS3C-07-12-3	100	
.013	-08					Defcal			
.014	-08					Defcal			
.015	-084								
.016	-08S								
.017	EG72C10008								
.018	06B081-08S								
.019	EGC001W								
.020	EGC001WL								
.021	1 WL								
.022	2 WL								
.023	2 WL								
.024	EGC002WB								
.025	MDL-1								
.026	-2								
.027	-3								
.028	-4								
.029	-5								
.030	-6								

ANALYTICAL BATCH BC14002A

Comments:

* MDL SOURCE → SS3C-07-12-2 (100ppm)

Analyzed By: AJ

Disposed on: 03/15/06 By: AJ

This page is checked during the data review process.

ANALYSIS RUN LOG FOR TPH

Time 18:17

Ending Date 03/14/06

Time 10:40

Starting Date 03/14/06

Time 10:40

SOP □ EMAX-M8015

8047M

Instrument No: 72	
INITIAL CALIBRATION REFERENCE	
Diesel	ID
Motor oil	Date
JP 5	
gas chromatograph	EG 72 C10
	03/10/06
Standards	
Name	ID
CH ₂ Cl ₂	Conc. (mg/L)
H ₂ O	organic free
gas chromatograph	SSC-07-12-3
	100
Electronic Data Archival	
Location	
Date	
□ EZC_10_Pesticides/Diesel	
□	

Comments:

* MDL source -> SSC-07-12-2 (1000ppm)

Analyzed By: RA

Disposed on: 03/15/06 By: RA

This page is checked during the data review process.

Preparative Batch	Data File Name	Lab Sample ID	DF	Matrix		Notes
				S	W	
	BC14 02827	MDL-7	1	✓		
	03128	MDL VER 1	↓	↓	10ppm	
	03029	TEST				
	03130	CEG72C10009			100ppm	
	03231	06B081-71	1	✓		
	03232	06B096-01	↓	↓	100ppm	03/14/06
	033	CEG72C10010			ND 100ppm	
	034	CEG72C10010			100ppm	

ANALYTICAL BATCH BC14002A

EXTRACTION LOGS

EXTRACTION LOG FOR SPECIAL TEST

SOP EMAX-8015M *ethylene Glycol* Book # EST-00

Matrix *SOI* Start Date *3/13/06* Time *10:00* End Date *3/13/06* Time *11:30*

Sample Prep ID	Lab Sample ID	Sample Amount, (g_ml)	Extract Volume, (ml)	pH	Notes	Standards	ID	Amount Added (ul)
01	EGC008SB	10g	10	7		LCS/MS	533C-07-07-02	1000
02								
03						Reagent	Lot# / ID	
04	06C071-01					H ₂ O	Organic fee	
05	-04					SILICA SAND	RESIDUE SWIA-03-133	
06	-04M							
07	-04S							
08	-06							
09	-07							
10	-08							
11	-09							
12	06C081-01					SDG #	Extract Location	
13	-02						W03	
14	-03							
15	-06							
16	-08							
17	-08M							
18	-08S							
19	-10							
20								
21								
22								
23								
24								
25								

PREPARATION BATCH: *EGC008S*

Comments:

Prepared By: *sc / jr*
Standard Added By: *jr*

This page is checked during data review

LABORATORY REPORT FOR

ENSR

UPGRADIENT INVESTIGATION, TRONOX

METALS / MERCURY

SDG#: 06C081

CASE NARRATIVE

CLIENT: ENSR
PROJECT: UPGRADIENT INVESTIGATION, TRONOX
SDG: 06C081

METHOD 3050B/6020A METALS BY ICP-MS

Ten (10) soil samples were received on 03/09/06 for Metals analysis by Method 3050B/6020A in accordance with "Test Methods for Evaluating Solid Waste, Physical/Chemical Methods", SW846, 3rd edition.

1. Holding Time

Analysis met holding time criteria.

2. Method Blank

Method blank was free of contamination at the reporting limit.

3. Lab Control Sample/Lab Control Sample Duplicate

Lab control results were within QC limit.

4. Serial Dilution / Post-Analytical Spike

Sample C081-08 was analyzed for serial dilution and post-analytical spike. All QC requirements were met.

5. Matrix Spike/Matrix Spike Duplicate

Sample C081-08 was spiked. All recoveries were within QC limit except Antimony, Barium, Magnesium, Manganese, Titanium, and Tungsten in both MS/MSD were out of the limit.

6. Sample Analysis

Samples were analyzed according to the prescribed QC procedures. All criteria were met with the aforementioned exception.

LAB CHRONICLE
METALS BY ICP-MS

Client : ENSR
Project : UPGRADE INVESTIGATION, TRONOX

SDG NO. : 06C081
Instrument ID :

Client Sample ID	Laboratory Sample ID	Dilution Factor	% Moist	Analysis DateTime	Extraction DateTime	Sample Data FN	Calibration Data FN	Prep. Batch	Notes
MBLK1S	IMC021SB	1	NA	03/28/0617:23	03/16/0613:30	98C23015	98C23013	IMC021S	Method Blank
LCS1S	IMC021SL	1	NA	03/28/0617:31	03/16/0613:30	98C23016	98C23013	IMC021S	Lab Control Sample (LCS)
LCDS	IMC021SC	1	NA	03/28/0617:39	03/16/0613:30	98C23017	98C23013	IMC021S	LCS Duplicate
M118-0.5	C081-01	1	5.4	03/28/0617:47	03/16/0613:30	98C23018	98C23013	IMC021S	Field Sample
M118-5	C081-02	1	7.7	03/28/0617:55	03/16/0613:30	98C23019	98C23013	IMC021S	Field Sample
M118-10	C081-03	1	13.7	03/28/0618:03	03/16/0613:30	98C23020	98C23013	IMC021S	Field Sample
M118-20	C081-04	1	5.3	03/28/0618:11	03/16/0613:30	98C23021	98C23013	IMC021S	Field Sample
M118-20D	C081-05	1	6.2	03/28/0618:19	03/16/0613:30	98C23022	98C23013	IMC021S	Field Sample
M118-30	C081-06	1	12.0	03/28/0618:27	03/16/0613:30	98C23023	98C23013	IMC021S	Field Sample
M118-40	C081-07	1	12.6	03/28/0618:35	03/16/0613:30	98C23024	98C23013	IMC021S	Field Sample
M118-50AS	C081-08A	1	17.7	03/28/0618:59	03/16/0613:30	98C23027	98C23025	IMC021S	Analytical Spike Sample
M118-50MS	C081-08M	1	17.7	03/28/0619:07	03/16/0613:30	98C23028	98C23025	IMC021S	Matrix Spike Sample (MS)
M118-50MSD	C081-08S	1	17.7	03/28/0619:15	03/16/0613:30	98C23029	98C23025	IMC021S	MS Duplicate (MSD)
M118-50	C081-08	1	17.7	03/28/0619:23	03/16/0613:30	98C23030	98C23025	IMC021S	Field Sample
M118-50DL	C081-08J	5	17.7	03/28/0619:31	03/16/0613:30	98C23031	98C23025	IMC021S	Diluted Sample
M118-60	C081-09	1	7.7	03/28/0619:39	03/16/0613:30	98C23032	98C23025	IMC021S	Field Sample
M118-80	C081-10	1	14.7	03/28/0619:47	03/16/0613:30	98C23033	98C23025	IMC021S	Field Sample

FN - Filename
% Moist - Percent Moisture

METHOD 3050B/6020A
METALS BY ICP-MS

Client	: ENSR	Date Collected:	03/08/06
Project	: UPGRADIENT INVESTIGATION, TRONOX	Date Received:	03/09/06
SDG NO.	: 06C081	Date Extracted:	03/16/06 13:30
Sample ID:	M118-0.5	Date Analyzed:	03/28/06 17:47
Lab Samp ID:	C081-01	Dilution Factor:	1
Lab File ID:	98C23018	Matrix	: SOIL
Ext Btch ID:	IMC021S	% Moisture	: 5.4
Calib. Ref.:	98C23013	Instrument ID	: EMAXTI98

PARAMETERS	RESULTS (mg/kg)	RL (mg/kg)	MDL (mg/kg)
Aluminum	8820	10.6	5.29
Antimony	.184J	.529	.106
Arsenic	2.85	.529	.106
Barium	190	.529	.106
Beryllium	.567	.529	.106
Boron	ND	10.6	5.29
Cadmium	.403J	.529	.106
Calcium	20000	52.9	21.1
Chromium	8.37	.529	.106
Cobalt	6.35	.529	.106
Copper	21.8	.529	.211
Iron	10300	10.6	5.29
Lead	8.13	.529	.106
Magnesium	8880	52.9	21.1
Manganese	337	.529	.106
Molybdenum	.711	.529	.106
Nickel	14	.529	.106
Platinum	ND	.0211	.0106
Potassium	2630	52.9	21.1
Selenium	.278J	.529	.106
Silver	ND	.529	.106
Sodium	1230	52.9	21.1
Strontium	186	.529	.106
Thallium	.34J	.529	.106
Tin	ND	10.6	5.29
Titanium	598	2.11	.211
Tungsten	.665J	2.11	.529
Uranium	.853	.529	.106
Vanadium	24.2	.529	.106
Zinc	37	4.23	.529

02

METHOD 3050B/6020A
METALS BY ICP-MS

```

Client      : ENSR                               Date Collected: 03/08/06
Project     : UPGRADIENT INVESTIGATION, TRONOX  Date Received: 03/09/06
SDG NO.    : 06C081                             Date Extracted: 03/16/0613:30
Sample ID   : M118-5                             Date Analyzed: 03/28/06 17:55
Lab Samp ID : C081-02                             Dilution Factor: 1
Lab File ID : 98C23019                           Matrix          : SOIL
Ext Btch ID : IMC021S                             % Moisture     : 7.7
Calib. Ref. : 98C23013                           Instrument ID   : EMAXT198
  
```

PARAMETERS	RESULTS (mg/kg)	RL (mg/kg)	MDL (mg/kg)
Aluminum	8640	10.8	5.42
Antimony	.125J	.542	.108
Arsenic	3.03	.542	.108
Barium	232	.542	.108
Beryllium	.549	.542	.108
Boron	ND	10.8	5.42
Cadmium	.412J	.542	.108
Calcium	23700	54.2	21.7
Chromium	9.18	.542	.108
Cobalt	6.96	.542	.108
Copper	15	.542	.217
Iron	10300	10.8	5.42
Lead	9.8	.542	.108
Magnesium	8750	54.2	21.7
Manganese	645	.542	.108
Molybdenum	.741	.542	.108
Nickel	14.5	.542	.108
Platinum	ND	.0217	.0108
Potassium	2070	54.2	21.7
Selenium	.18J	.542	.108
Silver	ND	.542	.108
Sodium	661	54.2	21.7
Strontium	201	.542	.108
Thallium	.271J	.542	.108
Tin	ND	10.8	5.42
Titanium	611	2.17	.217
Tungsten	.65J	2.17	.542
Uranium	.847	.542	.108
Vanadium	24.9	.542	.108
Zinc	30.8	4.33	.542

01

METHOD 3050B/6020A
METALS BY ICP-MS

```

=====
Client      : ENSR                               Date Collected: 03/08/06
Project     : UPGRADIENT INVESTIGATION, TRONOX Date Received: 03/09/06
SDG NO.    : 06C081                             Date Extracted: 03/16/06 13:30
Sample ID: M118-10                             Date Analyzed: 03/28/06 18:03
Lab Samp ID: C081-03                           Dilution Factor: 1
Lab File ID: 98C23020                          Matrix          : SOIL
Ext Btch ID: IMC021S                           % Moisture     : 13.7
Calib. Ref.: 98C23013                          Instrument ID  : EMAXT198
=====

```

PARAMETERS	RESULTS (mg/kg)	RL (mg/kg)	MDL (mg/kg)
Aluminum	8020	11.6	5.79
Antimony	ND	.579	.116
Arsenic	3.39	.579	.116
Barium	139	.579	.116
Beryllium	.504J	.579	.116
Boron	ND	11.6	5.79
Cadmium	.366J	.579	.116
Calcium	24400	57.9	23.2
Chromium	8.86	.579	.116
Cobalt	7.06	.579	.116
Copper	45.6	.579	.232
Iron	10200	11.6	5.79
Lead	8.26	.579	.116
Magnesium	9690	57.9	23.2
Manganese	271	.579	.116
Molybdenum	.461J	.579	.116
Nickel	16.8	.579	.116
Platinum	ND	.0232	.0116
Potassium	1430	57.9	23.2
Selenium	.248J	.579	.116
Silver	ND	.579	.116
Sodium	808	57.9	23.2
Strontium	199	.579	.116
Thallium	ND	.579	.116
Tin	ND	11.6	5.79
Titanium	582	2.32	.232
Tungsten	ND	2.32	.579
Uranium	1.18	.579	.116
Vanadium	27.6	.579	.116
Zinc	54.8	4.63	.579

METHOD 3050B/6020A
METALS BY ICP-MS

```

=====
Client      : ENSR                               Date Collected: 03/08/06
Project    : UPGRADIENT INVESTIGATION, TRONOX  Date Received: 03/09/06
SDG NO.   : 06C081                             Date Extracted: 03/16/06 13:30
Sample ID : M118-20                             Date Analyzed: 03/28/06 18:11
Lab Samp ID: C081-04                           Dilution Factor: 1
Lab File ID: 98C23021                          Matrix          : SOIL
Ext Btch ID: IMC021S                           % Moisture     : 5.3
Calib. Ref.: 98C23013                          Instrument ID  : EMAXTI98
=====

```

PARAMETERS	RESULTS (mg/kg)	RL (mg/kg)	MDL (mg/kg)
Aluminum	9230	10.6	5.28
Antimony	.11J	.528	.106
Arsenic	3.72	.528	.106
Barium	189	.528	.106
Beryllium	.604	.528	.106
Boron	ND	10.6	5.28
Cadmium	.429J	.528	.106
Calcium	29600	52.8	21.1
Chromium	11.8	.528	.106
Cobalt	7.21	.528	.106
Copper	21.2	.528	.211
Iron	12700	10.6	5.28
Lead	8.81	.528	.106
Magnesium	9120	52.8	21.1
Manganese	423	.528	.106
Molybdenum	.796	.528	.106
Nickel	16.1	.528	.106
Platinum	ND	.0211	.0106
Potassium	2410	52.8	21.1
Selenium	.182J	.528	.106
Silver	ND	.528	.106
Sodium	802	52.8	21.1
Strontium	215	.528	.106
Thallium	.217J	.528	.106
Tin	ND	10.6	5.28
Titanium	659	2.11	.211
Tungsten	ND	2.11	.528
Uranium	1	.528	.106
Vanadium	29.6	.528	.106
Zinc	38.5	4.22	.528

h

METHOD 3050B/6020A
METALS BY ICP-MS

```

Client      : ENSR                      Date Collected: 03/08/06
Project     : UPGRADIENT INVESTIGATION, TRONOX Date Received: 03/09/06
SDG NO.    : 06C081                    Date Extracted: 03/16/06 13:30
Sample ID   : M118-200                  Date Analyzed: 03/28/06 18:19
Lab Samp ID : C081-05                   Dilution Factor: 1
Lab File ID : 98C23022                  Matrix          : SOIL
Ext Btch ID : IMC021S                   % Moisture      : 6.2
Calib. Ref. : 98C23013                  Instrument ID   : EMAXTI98
  
```

PARAMETERS	RESULTS (mg/kg)	RL (mg/kg)	MDL (mg/kg)
Aluminum	8330	10.7	5.33
Antimony	ND	.533	.107
Arsenic	3.38	.533	.107
Barium	181	.533	.107
Beryllium	.514J	.533	.107
Boron	ND	10.7	5.33
Cadmium	.426J	.533	.107
Calcium	26600	53.3	21.3
Chromium	9.58	.533	.107
Cobalt	6.78	.533	.107
Copper	17.1	.533	.213
Iron	12600	10.7	5.33
Lead	14.4	.533	.107
Magnesium	8720	53.3	21.3
Manganese	367	.533	.107
Molybdenum	.698	.533	.107
Nickel	14.9	.533	.107
Platinum	ND	.0213	.0107
Potassium	1790	53.3	21.3
Selenium	.194J	.533	.107
Silver	ND	.533	.107
Sodium	753	53.3	21.3
Strontium	231	.533	.107
Thallium	.111J	.533	.107
Tin	ND	10.7	5.33
Titanium	588	2.13	.213
Tungsten	.553J	2.13	.533
Uranium	.993	.533	.107
Vanadium	27	.533	.107
Zinc	34.3	4.26	.533

8

METHOD 3050B/6020A
METALS BY ICP-MS

```

=====
Client      : ENSR                               Date Collected: 03/08/06
Project     : UPGRADIENT INVESTIGATION, TRONOX  Date Received: 03/09/06
SDG NO.    : 06C081                             Date Extracted: 03/16/0613:30
Sample ID: M118-30                             Date Analyzed: 03/28/06 18:27
Lab Samp ID: C081-06                           Dilution Factor: 1
Lab File ID: 98C23023                          Matrix          : SOIL
Ext Btch ID: IMC021S                           % Moisture     : 12.0
Calib. Ref.: 98C23013                          Instrument ID  : EMAXTI98
=====

```

PARAMETERS	RESULTS (mg/kg)	RL (mg/kg)	MDL (mg/kg)
Aluminum	8950	11.4	5.68
Antimony	ND	.568	.114
Arsenic	9.42	.568	.114
Barium	49.3	.568	.114
Beryllium	.571	.568	.114
Boron	13.5	11.4	5.68
Cadmium	.461J	.568	.114
Calcium	3930	56.8	22.7
Chromium	23.1	.568	.114
Cobalt	5.03	.568	.114
Copper	17.4	.568	.227
Iron	10700	11.4	5.68
Lead	7.53	.568	.114
Magnesium	9060	56.8	22.7
Manganese	160	.568	.114
Molybdenum	.556J	.568	.114
Nickel	11.1	.568	.114
Platinum	ND	.0227	.0114
Potassium	2570	56.8	22.7
Selenium	.144J	.568	.114
Silver	ND	.568	.114
Sodium	760	56.8	22.7
Strontium	177	.568	.114
Thallium	.12J	.568	.114
Tin	ND	11.4	5.68
Titanium	569	2.27	.227
Tungsten	ND	2.27	.568
Uranium	1.76	.568	.114
Vanadium	35.8	.568	.114
Zinc	25.8	4.55	.568

dl

METHOD 3050B/6020A
METALS BY ICP-MS

```

=====
Client      : ENSR                               Date Collected: 03/08/06
Project    : UPGRADIENT INVESTIGATION, TRONOX  Date Received: 03/09/06
SDG NO.   : 06C081                             Date Extracted: 03/16/0613:30
Sample ID : M118-40                             Date Analyzed: 03/28/06 18:35
Lab Samp ID: C081-07                           Dilution Factor: 1
Lab File ID: 98C23024                          Matrix          : SOIL
Ext Btch ID: IMC021S                           % Moisture     : 12.6
Calib. Ref.: 98C23013                          Instrument ID  : EMAXTI98
=====

```

PARAMETERS	RESULTS (mg/kg)	RL (mg/kg)	MDL (mg/kg)
Aluminum	9150	11.4	5.72
Antimony	ND	.572	.114
Arsenic	10.7	.572	.114
Barium	52.5	.572	.114
Beryllium	.375J	.572	.114
Boron	13.6	11.4	5.72
Cadmium	.335J	.572	.114
Calcium	2440	57.2	22.9
Chromium	15.3	.572	.114
Cobalt	2.6	.572	.114
Copper	8.54	.572	.229
Iron	8840	11.4	5.72
Lead	7.2	.572	.114
Magnesium	6140	57.2	22.9
Manganese	112	.572	.114
Molybdenum	1.12	.572	.114
Nickel	8.85	.572	.114
Platinum	ND	.0229	.0114
Potassium	2740	57.2	22.9
Selenium	ND	.572	.114
Silver	ND	.572	.114
Sodium	760	57.2	22.9
Strontium	164	.572	.114
Thallium	.143J	.572	.114
Tin	ND	11.4	5.72
Titanium	595	2.29	.229
Tungsten	ND	2.29	.572
Uranium	1.42	.572	.114
Vanadium	22.5	.572	.114
Zinc	20.4	4.58	.572

0

METHOD 3050B/6020A
METALS BY ICP-MS

```

Client      : ENSR                      Date Collected: 03/08/06
Project     : UPGRADIENT INVESTIGATION, TRONOX Date Received: 03/09/06
SDG NO.    : 06C081                    Date Extracted: 03/16/06 13:30
Sample ID   : M118-50                   Date Analyzed: 03/28/06 19:23
Lab Samp ID : C081-08                   Dilution Factor: 1
Lab File ID : 98C23030                  Matrix          : SOIL
Ext Btch ID : IMC021S                   % Moisture     : 17.7
Calib. Ref. : 98C23025                  Instrument ID  : EMAXTI98
  
```

PARAMETERS	RESULTS (mg/kg)	RL (mg/kg)	MDL (mg/kg)
Aluminum	11600	12.2	6.08
Antimony	.19J	.608	.122
Arsenic	15.6	.608	.122
Barium	78.6	.608	.122
Beryllium	.579J	.608	.122
Boron	14.7	12.2	6.08
Cadmium	.298J	.608	.122
Calcium	6880	60.8	24.3
Chromium	12.8	.608	.122
Cobalt	5.75	.608	.122
Copper	18.6	.608	.243
Iron	9910	12.2	6.08
Lead	8.96	.608	.122
Magnesium	15500	60.8	24.3
Manganese	253	.608	.122
Molybdenum	1.05	.608	.122
Nickel	15.7	.608	.122
Platinum	ND	.0243	.0122
Potassium	2960	60.8	24.3
Selenium	.224J	.608	.122
Silver	ND	.608	.122
Sodium	721	60.8	24.3
Strontium	145	.608	.122
Thallium	.444J	.608	.122
Tin	ND	12.2	6.08
Titanium	490	2.43	.243
Tungsten	.8J	2.43	.608
Uranium	1.3	.608	.122
Vanadium	26.3	.608	.122
Zinc	36.2	4.86	.608

METHOD 3050B/6020A
METALS BY ICP-MS

```

Client      : ENSR                      Date Collected: 03/08/06
Project     : UPGRADIENT INVESTIGATION, TRONOX Date Received: 03/09/06
SDG NO.    : 06C081                    Date Extracted: 03/16/06 13:30
Sample ID   : M118-60                   Date Analyzed: 03/28/06 19:39
Lab Samp ID : C081-09                   Dilution Factor: 1
Lab File ID : 98C23032                  Matrix          : SOIL
Ext Btch ID : IMC021S                   % Moisture     : 7.7
Calib. Ref.: 98C23025                  Instrument ID   : EMAXTI98
  
```

PARAMETERS	RESULTS (mg/kg)	RL (mg/kg)	MDL (mg/kg)
Aluminum	7890	10.8	5.42
Antimony	ND	.542	.108
Arsenic	7.91	.542	.108
Barium	79.8	.542	.108
Beryllium	.434J	.542	.108
Boron	6.64J	10.8	5.42
Cadmium	.318J	.542	.108
Calcium	5630	54.2	21.7
Chromium	14.9	.542	.108
Cobalt	4.06	.542	.108
Copper	20.3	.542	.217
Iron	7840	10.8	5.42
Lead	5.83	.542	.108
Magnesium	8180	54.2	21.7
Manganese	143	.542	.108
Molybdenum	.482J	.542	.108
Nickel	13.9	.542	.108
Platinum	ND	.0217	.0108
Potassium	2110	54.2	21.7
Selenium	.124J	.542	.108
Silver	ND	.542	.108
Sodium	636	54.2	21.7
Strontium	119	.542	.108
Thallium	.157J	.542	.108
Tin	ND	10.8	5.42
Titanium	516	2.17	.217
Tungsten	ND	2.17	.542
Uranium	.865	.542	.108
Vanadium	21.7	.542	.108
Zinc	37	4.33	.542

METHOD 3050B/6020A
METALS BY ICP-MS

```

Client      : ENSR                      Date Collected: 03/08/06
Project     : UPGRADIENT INVESTIGATION, TRONOX Date Received: 03/09/06
SDG NO.    : 06C081                    Date Extracted: 03/16/06 13:30
Sample ID: M118-80                      Date Analyzed: 03/28/06 19:47
Lab Samp ID: C081-10                    Dilution Factor: 1
Lab File ID: 98C23033                   Matrix          : SOIL
Ext Btch ID: IMC021S                    % Moisture     : 14.7
Calib. Ref.: 98C23025                   Instrument ID  : EMAXTI98
  
```

PARAMETERS	RESULTS (mg/kg)	RL (mg/kg)	MDL (mg/kg)
Aluminum	8140	11.7	5.86
Antimony	ND	.586	.117
Arsenic	7.27	.586	.117
Barium	94.9	.586	.117
Beryllium	.317J	.586	.117
Boron	6.46J	11.7	5.86
Cadmium	.308J	.586	.117
Calcium	4720	58.6	23.4
Chromium	8.2	.586	.117
Cobalt	3.84	.586	.117
Copper	19.9	.586	.234
Iron	6240	11.7	5.86
Lead	6.11	.586	.117
Magnesium	7140	58.6	23.4
Manganese	126	.586	.117
Molybdenum	.529J	.586	.117
Nickel	15	.586	.117
Platinum	ND	.0234	.0117
Potassium	1890	58.6	23.4
Selenium	.16J	.586	.117
Silver	ND	.586	.117
Sodium	928	58.6	23.4
Strontium	145	.586	.117
Thallium	.125J	.586	.117
Tin	ND	11.7	5.86
Titanium	455	2.34	.234
Tungsten	ND	2.34	.586
Uranium	.707	.586	.117
Vanadium	19.6	.586	.117
Zinc	20.6	4.69	.586

2

METHOD 3050B/6020A
METALS BY ICP-MS

```

=====
Client   : ENSR                               Date Collected: NA
Project  : UPGRADIENT INVESTIGATION, TRONOX  Date Received: 03/16/06
SDG NO.  : 06C081                             Date Extracted: 03/16/06 13:30
Sample ID: MBLK1S                             Date Analyzed: 03/28/06 17:23
Lab Samp ID: IMC021SB                         Dilution Factor: 1
Lab File ID: 98C23015                         Matrix          : SOIL
Ext Btch ID: IMC021S                          % Moisture     : NA
Calib. Ref.: 98C23013                        Instrument ID   : EMAXT198
=====
  
```

PARAMETERS	RESULTS (mg/kg)	RL (mg/kg)	MDL (mg/kg)
Aluminum	ND	10	5
Antimony	ND	.5	.1
Arsenic	ND	.5	.1
Barium	ND	.5	.1
Beryllium	ND	.5	.1
Boron	ND	10	5
Cadmium	ND	.5	.1
Calcium	ND	50	20
Chromium	ND	.5	.1
Cobalt	ND	.5	.1
Copper	ND	.5	.2
Iron	ND	10	5
Lead	ND	.5	.1
Magnesium	ND	50	20
Manganese	ND	.5	.1
Molybdenum	.137J	.5	.1
Nickel	ND	.5	.1
Platinum	ND	.02	.01
Potassium	ND	50	20
Selenium	ND	.5	.1
Silver	ND	.5	.1
Sodium	ND	50	20
Strontium	ND	.5	.1
Thallium	ND	.5	.1
Tin	ND	10	5
Titanium	ND	2	.2
Tungsten	ND	2	.5
Uranium	ND	.5	.1
Vanadium	.132J	.5	.1
Zinc	ND	4	.5

EMAX QUALITY CONTROL DATA
LCS/LCD ANALYSIS

CLIENT: ENSR
PROJECT: UPGRADIENT INVESTIGATION, TRONOX
SDG NO.: 06C081
METHOD: METHOD 3050B/6020A

MATRIX: SOIL % MOISTURE: NA
DILTN FACTR: 1 1 1
SAMPLE ID: MBLK1S
CONTROL NO.: IMC021SB IMC021SL IMC021SC
LAB FILE ID: 98C23015 98C23016 98C23017
DATIME EXTRACTD: 03/16/0613:30 03/16/0613:30 03/16/0613:30 DATE COLLECTED: NA
DATIME ANALYZD: 03/28/0617:23 03/28/0617:31 03/28/0617:39 DATE RECEIVED: 03/16/06
PREP. BATCH: IMC021S IMC021S IMC021S
CALIB. REF: 98C23013 98C23013 98C23013

ACCESSION:

PARAMETER	BLNK RSLT mg/kg	SPIKE AMT mg/kg	BS RSLT mg/kg	BS % REC	SPIKE AMT mg/kg	BSD RSLT mg/kg	BSD % REC	RPD %	QC LIMIT %	MAX RPD %
Aluminum	ND	5000	4840	97	5000	4880	98	1	80-120	20
Antimony	ND	50	48.6	97	50	48.5	97	0	80-120	20
Arsenic	ND	50	47.6	95	50	48.2	96	1	80-120	20
Barium	ND	50	48.2	96	50	48.2	96	0	80-120	20
Beryllium	ND	50	48.5	97	50	48	96	1	80-120	20
Boron	ND	50	46.3	93	50	45.9	92	1	80-120	20
Cadmium	ND	50	47.5	95	50	47.4	95	0	80-120	20
Calcium	ND	5000	4950	99	5000	4920	98	1	80-120	20
Chromium	ND	50	49.7	100	50	49.6	99	0	80-120	20
Cobalt	ND	50	50.4	101	50	50.1	100	0	80-120	20
Copper	ND	50	49.9	100	50	50	100	0	80-120	20
Iron	ND	5000	4950	99	5000	4920	98	1	80-120	20
Lead	ND	50	49	98	50	49.2	98	1	80-120	20
Magnesium	ND	5000	4860	97	5000	4880	98	0	80-120	20
Manganese	ND	50	50.1	100	50	49.9	100	0	80-120	20
Molybdenum	.137J	50	48.1	96	50	48.2	96	0	80-120	20
Nickel	ND	50	50.1	100	50	50.2	100	0	80-120	20
Platinum	ND	50	47.9	96	50	48.1	96	0	80-120	20
Potassium	ND	5000	4960	99	5000	4960	99	0	80-120	20
Selenium	ND	50	48.5	97	50	48.7	97	0	80-120	20
Silver	ND	50	47	94	50	46.9	94	0	80-120	20
Sodium	ND	5000	5010	100	5000	4970	99	1	80-120	20
Strontium	ND	50	50	100	50	49.8	100	0	80-120	20
Thallium	ND	50	48.3	97	50	48.1	96	0	80-120	20
Tin	ND	50	49.8	100	50	49.5	99	1	80-120	20
Titanium	ND	50	49.6	99	50	49.3	99	0	80-120	20
Tungsten	ND	50	44.6	89	50	47.6	95	6	80-120	20
Uranium	ND	50	49.5	99	50	49.6	99	0	80-120	20
Vanadium	.132J	50	49.6	99	50	49.7	99	0	80-120	20
Zinc	ND	50	49.3	99	50	49.5	99	0	80-120	20

EMAX QUALITY CONTROL DATA
MS/MSD ANALYSIS

CLIENT: ENSR
PROJECT: UPGRADIENT INVESTIGATION, TRONOX
SDG NO.: 06C081
METHOD: METHOD 3050B/6020A

MATRIX: SOIL % MOISTURE: 17.7
DILTN FACTR: 1 1 1
SAMPLE ID: M118-50
CONTROL NO.: C081-08 C081-08M C081-08S
LAB FILE ID: 98C23030 98C23028 98C23029
DATIME EXTRACTD: 03/16/0613:30 03/16/0613:30 03/16/0613:30 DATE COLLECTED: 03/08/06
DATIME ANALYZD: 03/28/0619:23 03/28/0619:07 03/28/0619:15 DATE RECEIVED: 03/09/06
PREP. BATCH: IMC021S IMC021S IMC021S
CALIB. REF: 98C23025 98C23025 98C23025

ACCESSION:

PARAMETER	SMPL RSLT mg/kg	SPIKE AMT mg/kg	MS RSLT mg/kg	MS % REC	SPIKE AMT mg/kg	MSD RSLT mg/kg	MSD % REC	RPD %	QC LIMIT %	MAX RPD %
Aluminum	11600	6080	18500	115	6080	19100	123	3	75-125	20
Antimony	.19J	60.8	16.9	28*	60.8	16.7	27*	2	75-125	20
Arsenic	15.6	60.8	75.1	98	60.8	75.4	98	0	75-125	20
Barium	78.6	60.8	112	55*	60.8	117	63*	4	75-125	20
Beryllium	.579J	60.8	57	93	60.8	57.1	93	0	75-125	20
Boron	14.7	60.8	71.8	94	60.8	72.6	95	1	75-125	20
Cadmium	.298J	60.8	54.8	90	60.8	55.1	90	1	75-125	20
Calcium	6880	6080	14300	122	6080	14400	124	1	75-125	20
Chromium	12.8	60.8	70.2	94	60.8	70.9	96	1	75-125	20
Cobalt	5.75	60.8	62.3	93	60.8	62.5	93	0	75-125	20
Copper	18.6	60.8	73.3	90	60.8	72.4	88	1	75-125	20
Iron	9910	6080	15900	98	6080	16000	100	1	75-125	20
Lead	8.96	60.8	65.6	93	60.8	66.3	94	1	75-125	20
Magnesium	15500	6080	24600	150*	6080	24700	152*	0	75-125	20
Manganese	253	60.8	356	169*	60.8	354	165*	1	75-125	20
Molybdenum	1.05	60.8	53.2	86	60.8	53.8	87	1	75-125	20
Nickel	15.7	60.8	73.3	95	60.8	73.9	96	1	75-125	20
Platinum	ND	60.8	55.4	91	60.8	56	92	1	75-125	20
Potassium	2960	6080	8880	97	6080	9080	101	2	75-125	20
Selenium	.224J	60.8	54.6	89	60.8	54.5	89	0	75-125	20
Silver	ND	60.8	53.1	87	60.8	53.7	88	1	75-125	20
Sodium	721	6080	6110	89	6080	6140	89	0	75-125	20
Strontium	145	60.8	193	79	60.8	196	83	1	75-125	20
Thallium	.444J	60.8	55	90	60.8	55.6	91	1	75-125	20
Tin	ND	60.8	54	89	60.8	54.2	89	0	75-125	20
Titanium	490	60.8	527	60*	60.8	573	135*	8	75-125	20
Tungsten	.8J	60.8	40.5	65*	60.8	40.5	65*	0	75-125	20
Uranium	1.3	60.8	59.5	96	60.8	60.3	97	1	75-125	20
Vanadium	26.3	60.8	84.8	96	60.8	86	98	1	75-125	20
Zinc	36.2	60.8	94.5	96	60.8	94.8	96	0	75-125	20

EMAX QUALITY CONTROL DATA
SERIAL DILUTION ANALYSIS

CLIENT: ENSR
PROJECT: UPGRADIENT INVESTIGATION, TRONOX
BATCH NO.: 06C081
METHOD: METHOD 3050B/6020A

MATRIX: SOIL % MOISTURE: 17.7
DILUTION FACTOR: 1 5
SAMPLE ID: M118-50 M118-50DL
EMAX SAMP ID: C081-08 C081-08J
LAB FILE ID: 98C23030 98C23031
DATE EXTRACTED: 03/16/0613:30 03/16/0613:30 DATE COLLECTED: 03/08/06
DATE ANALYZED: 03/28/0619:23 03/28/0619:31 DATE RECEIVED: 03/09/06
PREP. BATCH: IMC021S IMC021S
CALIB. REF: 98C23025 98C23025

ACCESSION:

PARAMETER	SMPL RSLT (mg/kg)	SERIAL DIL RSLT (mg/kg)	DIF RSLT %	QC LIMIT (%)
Aluminum	11600	11800	2	10
Antimony	.19J	ND	NA	10
Arsenic	15.6	16	3	10
Barium	78.6	79.3	1	10
Beryllium	.579J	.616J	NA	10
Boron	14.7	ND	NA	10
Cadmium	.298J	ND	NA	10
Calcium	6880	7530	10	10
Chromium	12.8	12.8	0	10
Cobalt	5.75	5.99	4	10
Copper	18.6	19.7	6	10
Iron	9910	10300	4	10
Lead	8.96	9.02	1	10
Magnesium	15500	15900	3	10
Manganese	253	267	5	10
Molybdenum	1.05	1.15J	NA	10
Nickel	15.7	16.7	6	10
Platinum	ND	ND	0	10
Potassium	2960	3110	5	10
Selenium	.224J	ND	NA	10
Silver	ND	ND	0	10
Sodium	721	788	9	10
Strontium	145	147	1	10
Thallium	.444J	.629J	NA	10
Tin	ND	ND	0	10
Titanium	490	491	0	10
Tungsten	.8J	ND	NA	10
Uranium	1.3	1.24J	NA	10
Vanadium	26.3	27	3	10
Zinc	36.2	63.9	77*	10

b

EMAX QUALITY CONTROL DATA
ANALYTICAL SPIKE ANALYSIS

CLIENT: ENSR
PROJECT: UPGRADIENT INVESTIGATION, TRONOX
SDG NO.: 06C081
METHOD: METHOD 3050B/6020A

MATRIX: SOIL % MOISTURE: 17.7
DILT N FACTR: 1 1
SAMPLE ID: M118-50
CONTROL NO.: C081-08 C081-08A
LAB FILE ID: 98C23030 98C23027
DATIME EXTRACTD: 03/16/0613:30 03/16/0613:30 DATE COLLECTED: 03/08/06
DATIME ANALYZD: 03/28/0619:23 03/28/0618:59 DATE RECEIVED: 03/09/06
PREP. BATCH: IMC021S IMC021S
CALIB. REF: 98C23025 98C23025

ACCESSION:

PARAMETER	SMPL RSLT (mg/kg)	SPIKE AMT (mg/kg)	AS RSLT (mg/kg)	AS % REC	QC LIMIT (%)
Aluminum	11600	6080	17300	95	75-125
Antimony	.19J	60.8	59.7	98	75-125
Arsenic	15.6	60.8	75.3	98	75-125
Barium	78.6	60.8	139	100	75-125
Beryllium	.579J	60.8	60.7	99	75-125
Boron	14.7	60.8	73.5	97	75-125
Cadmium	.298J	60.8	60	98	75-125
Calcium	6880	6080	12500	93	75-125
Chromium	12.8	60.8	72.5	98	75-125
Cobalt	5.75	60.8	65.5	98	75-125
Copper	18.6	60.8	78.5	99	75-125
Iron	9910	6080	15400	90	75-125
Lead	8.96	60.8	69.1	99	75-125
Magnesium	15500	6080	21200	94	75-125
Manganese	253	60.8	311	94	75-125
Molybdenum	1.05	60.8	61	99	75-125
Nickel	15.7	60.8	75.8	99	75-125
Platinum	ND	60.8	59.3	98	75-125
Potassium	2960	6080	9000	99	75-125
Selenium	.224J	60.8	59.6	98	75-125
Silver	ND	60.8	59	97	75-125
Sodium	721	6080	6540	96	75-125
Strontium	145	60.8	206	99	75-125
Thallium	.444J	60.8	60.5	99	75-125
Tin	ND	60.8	61.7	102	75-125
Titanium	490	60.8	555	107	75-125
Tungsten	.8J	60.8	59.3	96	75-125
Uranium	1.3	60.8	62.2	100	75-125
Vanadium	26.3	60.8	86.7	100	75-125
Zinc	36.2	60.8	96.5	99	75-125

ICP-MS QC CHECK TABLE

QC	CCV HIGH	ICV	CCV	ICSAB	ICSA
Limit%	95-105	90-110	90-110	80-120	80-120
Comp.	ug/L	ug/L	ug/L	ug/L	ug/L
Al	10000	6000	4500	100000	100000
Sb	100	60	45	20	0
As	100	60	45	20	0
Ba	100	60	45	20	0
Be	100	60	45	20	0
B	100	60	45	20	0
Cd	100	60	45	20	0
Ca	10000	6000	4500	100000	100000
Cr	100	60	45	20	0
Co	100	60	45	20	0
Cu	100	60	45	20	0
Fe	10000	60	4500	100000	100000
Pb	100	60	45	20	0
Mg	10000	6000	4500	100000	100000
Mn	100	60	45	20	0
Mo	100	60	45	2000	2000
Ni	100	60	45	20	0
K	10000	6000	4500	100000	100000
Se	100	60	45	20	0
Ag	100	60	45	20	0
Na	10000	6000	4500	100000	100000
Sr	100	60	45	20	0
Tl	100	60	45	20	0
Sn	100	60	45	20	0
Ti	100	60	45	2000	2000
V	100	60	45	20	0
Zn	100	60	45	20	0

ANALYSIS RUN LOG

for ICP-MS

Note: For samples, relevant QCs/Standards analyzed, refer to attached analytical sequence.

Comments:

START DATE: 03/29/06 14:20
END DATE: 03/29/06 09:29

Book #: A98-08

Instrument No.: 98

Analytical Batch: J98023

Analytical Sequence: Q8023

Method File: EMAX 6020 / 200.8

Table with 2 columns: SOP #, Rev. #. Rows include EMAX-6020 (Rev. 1), EMAX-200.8 (Rev. 0), and EMAX- (Rev. blank).

Table with 2 columns: STANDARDS ID, ID. Rows list various standards like S0, S1, S2, S3, S4, S5, S6, S7, ICV, CCV, ICSA, ICSAB, 6020 TUNE SOLN., 200.8 TUNE SOLN., and CRI/MRL with handwritten values.

Analyzed By: JEE

Date: 03/29/06

SEQUENCE FILE : I98C23

4-18	19-33	34-43	44-53	54-63
LFID	LSID	TIME	DATE	DF
98C23003	BLANK	14:44	03/28/06	1.00
98C23004	S0	14:52	03/28/06	1.00
98C23005	S3 10	15:00	03/28/06	1.00
98C23006	S4 50	15:08	03/28/06	1.00
98C23007	S5 100	15:16	03/28/06	1.00
98C23008	ICV	15:24	03/28/06	1.00
98C23009	ICB	16:01	03/28/06	1.00
98C23010	ICSA	16:09	03/28/06	1.00
98C23011	ICSAB	16:17	03/28/06	1.00
98C23012	BLANK	16:26	03/28/06	1.00
98C23013	CCV1	16:34	03/28/06	1.00
98C23014	CCB1	17:15	03/28/06	1.00
98C23015	IMC021SB	17:23	03/28/06	1.00
98C23016	IMC021SL	17:31	03/28/06	1.00
98C23017	IMC021SC	17:39	03/28/06	1.00
98C23018	C081-01	17:47	03/28/06	1.00
98C23019	C081-02	17:55	03/28/06	1.00
98C23020	C081-03	18:03	03/28/06	1.00
98C23021	C081-04	18:11	03/28/06	1.00
98C23022	C081-05	18:19	03/28/06	1.00
98C23023	C081-06	18:27	03/28/06	1.00
98C23024	C081-07	18:35	03/28/06	1.00
98C23025	CCV2	18:43	03/28/06	1.00
98C23026	CCB2	18:51	03/28/06	1.00
98C23027	C081-08A	18:59	03/28/06	1.00
98C23028	C081-08M	19:07	03/28/06	1.00
98C23029	C081-08S	19:15	03/28/06	1.00
98C23030	C081-08	19:23	03/28/06	1.00
98C23031	C081-08J	19:31	03/28/06	5.00
98C23032	C081-09	19:39	03/28/06	1.00
98C23033	C081-10	19:47	03/28/06	1.00
98C23034	C106-01	19:55	03/28/06	1.00
98C23035	C106-02	20:03	03/28/06	1.00
98C23036	C106-03	20:11	03/28/06	1.00
98C23037	CCV3	20:19	03/28/06	1.00
98C23038	CCB3	20:27	03/28/06	1.00
98C23039	C106-04	20:35	03/28/06	1.00
98C23040	C106-05	20:43	03/28/06	1.00
98C23041	C106-06	20:51	03/28/06	1.00
98C23042	C106-07	20:59	03/28/06	1.00
98C23043	C106-08	21:07	03/28/06	1.00
98C23044	C106-09	21:15	03/28/06	1.00
98C23045	C106-10	21:23	03/28/06	1.00
98C23046	ICSA2	21:31	03/28/06	1.00
98C23047	ICSAB2	21:40	03/28/06	1.00
98C23048	BLANK	21:48	03/28/06	1.00
98C23049	CCV4	21:56	03/28/06	1.00
98C23050	CCB4	22:04	03/28/06	1.00
98C23051	IPC022MB	22:12	03/28/06	1.00
98C23052	IPC022ML	22:20	03/28/06	1.00
98C23053	IPC022MC	22:28	03/28/06	1.00
98C23054	C062-05	22:36	03/28/06	1.00
98C23055	BLANK	22:44	03/28/06	1.00
98C23056	IMC017MB	22:52	03/28/06	1.00
98C23057	IMC017ML	23:01	03/28/06	1.00
98C23058	IMC017MC	23:09	03/28/06	1.00
98C23059	CCV5	23:17	03/28/06	1.00

98C23060	CCB5	23:25	03/28/06	1.00
98C23061	C073-01A	23:33	03/28/06	1.00
98C23062	C073-01	23:41	03/28/06	1.00
98C23063	C073-01J	23:49	03/28/06	5.00
98C23064	C073-02	23:57	03/28/06	1.00
98C23065	C102-08	00:05	03/29/06	1.00
98C23066	C102-11	00:13	03/29/06	1.00
98C23067	C103-11	00:21	03/29/06	1.00
98C23068	C103-12	00:29	03/29/06	1.00
98C23069	CCV6	00:37	03/29/06	1.00
98C23070	CCB6	00:45	03/29/06	1.00
98C23071	IMC0305B	00:53	03/29/06	1.00
98C23072	IMC0305L	01:01	03/29/06	1.00
98C23073	IMC0305C	01:09	03/29/06	1.00
98C23074	C071-01	01:17	03/29/06	1.00
98C23075	C071-02	01:25	03/29/06	1.00
98C23076	C071-03	01:33	03/29/06	1.00
98C23077	C071-04A	01:41	03/29/06	1.00
98C23078	C071-04M	01:49	03/29/06	1.00
98C23079	C071-04S	01:57	03/29/06	1.00
98C23080	CCV7	02:05	03/29/06	1.00
98C23081	CCB7	02:13	03/29/06	1.00
98C23082	C071-04	02:21	03/29/06	1.00
98C23083	C071-04J	02:29	03/29/06	5.00
98C23084	C071-05	02:37	03/29/06	1.00
98C23085	C071-06	02:46	03/29/06	1.00
98C23086	C071-07	02:54	03/29/06	1.00
98C23087	C071-08	03:02	03/29/06	1.00
98C23088	C071-09	03:10	03/29/06	1.00
98C23089	C071-10	03:18	03/29/06	1.00
98C23090	C127-01	03:26	03/29/06	1.00
98C23091	C127-02	03:34	03/29/06	1.00
98C23092	CCV8	03:42	03/29/06	1.00
98C23093	CCB8	03:50	03/29/06	1.00
98C23094	C127-03	03:58	03/29/06	1.00
98C23095	C127-04	04:06	03/29/06	1.00
98C23096	C127-05	04:14	03/29/06	1.00
98C23097	C127-06	04:22	03/29/06	1.00
98C23098	C127-07	04:30	03/29/06	1.00
98C23099	C127-08	04:38	03/29/06	1.00
98C23100	ICSA3	04:46	03/29/06	1.00
98C23101	ICSA83	04:55	03/29/06	1.00
98C23102	BLANK	05:03	03/29/06	1.00
98C23103	CCV9	05:11	03/29/06	1.00
98C23104	CCB9	05:19	03/29/06	1.00
98C23105	IMC0085B	05:27	03/29/06	1.00
98C23106	IMC0085L	05:35	03/29/06	1.00
98C23107	IMC0085C	05:43	03/29/06	1.00
98C23108	C075-01A	05:51	03/29/06	1.00
98C23109	C075-01M	05:59	03/29/06	1.00
98C23110	C075-01S	06:07	03/29/06	1.00
98C23111	C075-01	06:15	03/29/06	1.00
98C23112	C075-01J	06:23	03/29/06	5.00
98C23113	C075-02	06:31	03/29/06	1.00
98C23114	C075-04	06:40	03/29/06	1.00
98C23115	CCV10	06:48	03/29/06	1.00
98C23116	CCB10	06:56	03/29/06	1.00
98C23117	C075-05	07:04	03/29/06	1.00
98C23118	C075-07	07:12	03/29/06	1.00
98C23119	C075-08	07:20	03/29/06	1.00

98C23120	C075-11	07:28	03/29/06	1.00
98C23121	C075-12	07:36	03/29/06	1.00
98C23122	C075-15	07:44	03/29/06	1.00
98C23123	C075-16	07:52	03/29/06	1.00
98C23124	C075-18	08:00	03/29/06	1.00
98C23125	C075-19	08:08	03/29/06	1.00
98C23126	C075-20	08:16	03/29/06	1.00
98C23127	CCV11	08:24	03/29/06	1.00
98C23128	CCB11	08:32	03/29/06	1.00
98C23129	C075-22	08:40	03/29/06	1.00
98C23130	C075-23	08:48	03/29/06	1.00
98C23131	ICSA4	08:56	03/29/06	1.00
98C23132	ICSA4	09:05	03/29/06	1.00
98C23133	BLANK	09:13	03/29/06	1.00
98C23134	CCV12	09:21	03/29/06	1.00
98C23135	CCB12	09:29	03/29/06	1.00

SDG : 06C081

UNIT : %

ICPMS CHECK : I98C23

DATE : 03/28/06

INST : EMAXT198

ANALYTE	Li	Be	B	Na	Mg	Al	Si	K	Ca	Ti	V	Cr	Mn	Fe	Co	Ni	Cu	Zn	As	Se	Continue to Next Page
BLNK																					Continue to Next Page
S0																					Continue to Next Page
S3 10																					Continue to Next Page
S4 50																					Continue to Next Page
S5 100																					Continue to Next Page
ICV	95	97	102	103	100	99	108	101	103	100	100	100	101	103	101	100	100	100	97	100	Continue to Next Page
ICB																					Continue to Next Page
ICSA				97	92	93		90	100	100				99							Continue to Next Page
IC SAB	92	91	104	103	97	98	107	97	105	106	103	103	110	104	98	100	104	110	92	98	Continue to Next Page
BLANK																					Continue to Next Page
CCV1	97	97	97	100	98	99	102	102	101	102	103	101	101	101	102	102	102	102	102	101	Continue to Next Page
CCB1																					Continue to Next Page
IMC021SB																					Continue to Next Page
IMC021SL																					Continue to Next Page
IMC021SC																					Continue to Next Page
C081-01																					Continue to Next Page
C081-02																					Continue to Next Page
C081-03																					Continue to Next Page
C081-04																					Continue to Next Page
C081-05																					Continue to Next Page
C081-06																					Continue to Next Page
C081-07																					Continue to Next Page
CCV2	98	99	99	101	99	100	102	102	101	103	103	101	101	101	101	102	103	102	101	101	Continue to Next Page
CCB2																					Continue to Next Page
C081-08A																					Continue to Next Page
C081-08M																					Continue to Next Page
C081-08S																					Continue to Next Page
C081-08																					Continue to Next Page
C081-08J																					Continue to Next Page
C081-09																					Continue to Next Page
C081-10																					Continue to Next Page
C106-01																					Continue to Next Page
C106-02																					Continue to Next Page
C106-03																					Continue to Next Page
CCV3	98	99	98	100	99	99	101	102	100	102	103	102	101	101	101	104	104	102	102	102	Continue to Next Page
CCB3																					Continue to Next Page
C106-04																					Continue to Next Page
C106-05																					Continue to Next Page
C106-06																					Continue to Next Page
C106-07																					Continue to Next Page
C106-08																					Continue to Next Page
C106-09																					Continue to Next Page
C106-10																					Continue to Next Page
ICSA2				97	92	93		90	99	100				98							Continue to Next Page
IC SAB2	91	91	102	100	96	98	105	97	103	106	102	103	109	103	97	99	105	110	93	101	Continue to Next Page
BLANK																					Continue to Next Page
CCV4	97	96	94	101	99	100	102	101	101	103	102	100	100	102	101	102	103	101	101	103	Continue to Next Page
CCB4																					Continue to Next Page
IPC022MB																					Continue to Next Page
IPC022ML																					Continue to Next Page
IPC022MC																					Continue to Next Page
C062-05																					Continue to Next Page
BLANK																					Continue to Next Page
IMC017MB																					Continue to Next Page
IMC017ML																					Continue to Next Page
IMC017MC																					Continue to Next Page
CCV5	98	98	97	99	99	99	100	101	99	101	102	100	100	101	100	101	102	101	101	102	Continue to Next Page

SDG : 06C081

UNIT : %

ICPMS CHECK : I98C23

DATE : 03/28/06

INST : EMAXTI98

2

ANALYTE	Sr	Zr	Mo	Ag	Cd	Sn	Sb	Ba	Gd	W	Pt	Tl	Pb	Th	U
BLANK
S0
S3 10
S4 50
S5 100
ICV	99	87*	98	97	97	97	97	97	6*	95	98	99	99	130*	100
ICB
ICSA	104
ICSAB	112	91	107	94	99	99	100	111	1055*	98	96	97	100	133*	102
BLANK
CCV1	103	100	104	97	98	99	97	99	163*	95	95	98	97	113*	97
CCB1
INC021SB
INC021SL
INC021SC
C081-01
C081-02
C081-03
C081-04
C081-05
C081-06
C081-07
CCV2	102	100	100	99	99	99	97	100	55*	94	95	99	96	112*	96
CCB2
C081-08A
C081-08M
C081-08S
C081-08
C081-08J
C081-09
C081-10
C106-01
C106-02
C106-03
CCV3	103	101	100	97	98	99	97	99	65*	95	96	99	97	112*	99
CCB3
C106-04
C106-05
C106-06
C106-07
C106-08
C106-09
C106-10
ICSA2	103
ICSAB2	113	94	106	93	101	99	100	112	1160*	96	96	96	99	132*	101
BLANK
CCV4	104	100	103	97	98	98	96	99	141*	93	94	97	96	112*	97
CCB4
IPC022MB
IPC022WL
IPC022MC
C062-05
BLANK
INC017MB
INC017WL
INC017WC
CCV5	104	100	99	97	98	98	96	99	165*	92	94	97	96	111*	97

7024

C075-11 95 97 95 94 96 97 95 101 97 100 101 99 99 100 99 101 101 99 103 101 Continue to Next Page
 C075-12 95 97 95 94 96 97 95 101 97 100 101 99 99 100 99 101 101 99 103 101 Continue to Next Page
 C075-15 95 97 95 94 96 97 95 101 97 100 101 99 99 100 99 101 101 99 103 101 Continue to Next Page
 C075-16 95 97 95 94 96 97 95 101 97 100 101 99 99 100 99 101 101 99 103 101 Continue to Next Page
 C075-18 95 97 95 94 96 97 95 101 97 100 101 99 99 100 99 101 101 99 103 101 Continue to Next Page
 C075-19 95 97 95 94 96 97 95 101 97 100 101 99 99 100 99 101 101 99 103 101 Continue to Next Page
 C075-20 95 97 95 94 96 97 95 101 97 100 101 99 99 100 99 101 101 99 103 101 Continue to Next Page
 CCB11 95 97 95 94 96 97 95 101 97 100 101 99 99 100 99 101 101 99 103 101 Continue to Next Page
 C075-22 95 97 95 94 96 97 95 101 97 100 101 99 99 100 99 101 101 99 103 101 Continue to Next Page
 C075-23 95 97 95 94 96 97 95 101 97 100 101 99 99 100 99 101 101 99 103 101 Continue to Next Page
 ICSA4 90 92 102 96 94 96 91 90 97 100 98 Continue to Next Page
 ICSA84 90 92 102 96 94 96 91 90 97 100 98 Continue to Next Page
 BLANK 90 92 102 96 94 96 91 90 97 100 98 Continue to Next Page
 CCB12 95 96 95 94 96 97 95 99 99 98 102 101 99 100 102 101 101 98 101 101 Continue to Next Page
 CCB12 95 96 95 94 96 97 95 99 99 98 102 101 99 100 102 101 101 98 101 101 Continue to Next Page

QC Limit of each parameter are listed in a table attached next to all the ICP check forms
 * : Out of QC Limit

b

C075-11																				
C075-12																				
C075-15																				
C075-16																				
C075-18																				
C075-19																				
C075-20																				
CCV11	104	99	98	95	95	96	93	97	71*	90	92	93	93	109	94					
CCB11																				
C075-22																				
C075-23																				
ICSAB4																				
ICSAB4	114	93	105	92	99	98	98	112	980*	94	94	95	98	132*	101					
BLANK																				
CCV12	104	99	101	95	95	96	93	98	212*	88*	90	92	92	108	93					
CCB12																				

QC Limit of each parameter are listed in a table attached next to all the ICP check forms
* : Out of QC Limit

SDG : 06C081

UNIT : UG/L

SUMMARY of CALIBRATION BLANKS : I98C23 (SOIL)

DATE : 03/28/06

INST : EMAXTI98

ANALYTE	Li	Be	B	Na	Mg	Al	Si	K	Ca	Ti	V	Cr	Mn	Fe	Co	Ni	Cu	Zn	As	Se
BLNK																				Continue to Next Page
S0																				Continue to Next Page
S3 10																				Continue to Next Page
S4 50																				Continue to Next Page
S5 100																				Continue to Next Page
ICV																				Continue to Next Page
ICB	.035	.002	.056	27.8	.945	-.085	1.68	2.77	1.83	.053	.025	.001	.012	1.79	.001	.005	.012	-.023	.004	-.006
ICSA	.951	.020	2.38				17.4				.070	.471	2.38		2.53	.776	1.75	4.06	.114	.065
ICSAB																				
BLANK																				
CCV1																				
CCB1	.067	-.002	.040	16.0	.416	-.235	-.290	-1.33	.732	.044	.129	-.005	-.006	.300	-.009	-.007	-.003	-.140	.012	.005
INC021SB																				
INC021SL																				
INC021SC																				
C081-01																				
C081-02																				
C081-03																				
C081-04																				
C081-05																				
C081-06																				
C081-07																				
CCV2																				
CCB2	.014	.001	.316	-3.76	.794	.167	.359	-1.75	.635	.055	.167	-.000	.008	3.46	-.000	.007	.002	-.116	.067	.059
C081-08A																				
C081-08M																				
C081-08S																				
C081-08																				
C081-08J																				
C081-09																				
C081-10																				
C106-01																				
C106-02																				
C106-03																				
CCV3																				
CCB3	.078	.002	.297	-5.30	.355	.154	-.147	.131	.376	.044	.121	.002	.008	3.28	-.000	.002	.010	-.110	.036	.054
C106-04																				
C106-05																				
C106-06																				
C106-07																				
C106-08																				
C106-09																				
C106-10																				
ICSA2	1.00	.015	2.32				17.8				.068	.471	2.37		2.51	.767	1.78	4.13	.110	.059
ICSAB2																				
BLANK																				
CCV4																				
CCB4	.138	.010	.246	10.4	1.74	.302	.972	.160	.699	.101	.129	-.005	.003	5.29	.000	.005	.040	-.134	.045	.048
IPC022MB																				
IPC022WL																				
IPC022MC																				
C062-05																				
BLANK																				
IMC017MB																				
IMC017ML																				
IMC017MC																				
CCV5																				

7020

SDG : 060081

UNIT : UG/L

SUMMARY OF CALIBRATION BLANKS : 198C23 (SOIL)

DATE : 03/28/06

INST : EMAX198

2

ANALYTE	Sr	Zr	Mo	Ag	Cd	Sm	Sb	Ba	Gd	W	Pt	Tl	Pb	Th	U
BLNK															
S0															
S3 10															
S4 50															
S5 100															
ICV															
ICB	.000	.043	.518	.001	.021	.000	.110	.006	.13.1	.053	.002	.001	.018	.001	.000
ICSA	2.97	.620		.079	.442	.101	2.33	.719	.311	.335	.017	.024	.659	.050	.014
ICSAB															
BLANK															
CCV1															
CCB1	.018	.145	.189	.000	.023	.056	.010	.011	.13.1	.112	.010	.048	.024	.022	.004
IMC021SB															
IMC021SL															
IMC021SC															
C081-01															
C081-02															
C081-03															
C081-04															
C081-05															
C081-06															
C081-07															
CCV2															
CCB2	.011	.012	.210	.012	.028	.078	.604	.000	4.10	.213	.000	.030	.005	.037	.006
C081-08A															
C081-08M															
C081-08S															
C081-08															
C081-08J															
C081-09															
C081-10															
C106-01															
C106-02															
C106-03															
CCV3															
CCB3	.012	.012	.169	.012	.012	.076	.589	.003	25.4	.239	.004	.032	.000	.035	.006
C106-04															
C106-05															
C106-06															
C106-07															
C106-08															
C106-09															
C106-10															
ICSA2	2.98	1.50		.085	.526	.102	2.30	.689	.214	.275	.020	.025	.640	.069	.015
ICSAB2															
BLANK															
CCV4															
CCB4	.010	.017	.942	.009	.018	.080	.564	.000	12.7	.220	.002	.041	.012	.035	.006
IPC022MB															
IPC022WL															
IPC022WC															
C062-05															
BLANK															
IMC017MB															
IMC017WL															
IMC017WC															
CCV5															

CB85	.039	.009	.508	2.75	1.62	.549	.288	4.56	1.17	.062	.149	.004	.021	4.18	.003	.011	.022	.128	.075	.081	Continue to Next Page
C073-01A																					Continue to Next Page
C073-01																					Continue to Next Page
C073-01J																					Continue to Next Page
C073-02																					Continue to Next Page
C102-08																					Continue to Next Page
C102-11																					Continue to Next Page
C103-11																					Continue to Next Page
C103-12																					Continue to Next Page
CCV6																					Continue to Next Page
CB86	.178	.008	1.43	108	1.26	.712	.387	10.9	1.48	.049	.111	.063	.029	4.27	.006	.012	.119	.122	.065	.061	Continue to Next Page
IMC030SB																					Continue to Next Page
IMC030SL																					Continue to Next Page
IMC030SC																					Continue to Next Page
C071-01																					Continue to Next Page
C071-02																					Continue to Next Page
C071-03																					Continue to Next Page
C071-04A																					Continue to Next Page
C071-04S																					Continue to Next Page
CCV7																					Continue to Next Page
CB87	.215	.015	.708	13.2	2.19	1.18	.967	7.83	2.18	.046	.161	.019	.028	5.54	.010	.021	.060	.104	.082	.083	Continue to Next Page
C071-04J																					Continue to Next Page
C071-05																					Continue to Next Page
C071-06																					Continue to Next Page
C071-07																					Continue to Next Page
C071-08																					Continue to Next Page
C071-09																					Continue to Next Page
C071-10																					Continue to Next Page
C127-01																					Continue to Next Page
C127-02																					Continue to Next Page
CCV8																					Continue to Next Page
CB88	.114	.015	.317	1.03	2.02	1.39	.831	4.45	2.49	.087	.073	.005	.021	5.95	.010	.022	.038	.112	.076	.075	Continue to Next Page
C127-03																					Continue to Next Page
C127-04																					Continue to Next Page
C127-05																					Continue to Next Page
C127-06																					Continue to Next Page
C127-07																					Continue to Next Page
C127-08																					Continue to Next Page
ICSA3	1.000	.020	2.26				16.2				.035	.457	2.38		2.51	.743	1.77	4.18	.129	.046	Continue to Next Page
ICSA3B																					Continue to Next Page
BLANK																					Continue to Next Page
CCV9																					Continue to Next Page
CB89	.001	.014	.320	16.8	3.12	1.63	1.71	4.28	3.00	.127	.063	.005	.014	7.64	.011	.018	.056	.113	.062	.059	Continue to Next Page
IMC008SB																					Continue to Next Page
IMC008SL																					Continue to Next Page
IMC008SC																					Continue to Next Page
C075-01A																					Continue to Next Page
C075-01M																					Continue to Next Page
C075-01S																					Continue to Next Page
C075-01																					Continue to Next Page
C075-01J																					Continue to Next Page
C075-02																					Continue to Next Page
C075-04																					Continue to Next Page
CCV10																					Continue to Next Page
CB810	.024	.022	.335	4.66	3.14	1.78	2.64	1.72	2.83	.076	.097	.012	.026	7.82	.016	.021	.031	.113	.079	.066	Continue to Next Page
C075-05																					Continue to Next Page
C075-07																					Continue to Next Page
C075-08																					Continue to Next Page

CB5	.008	.015	.237	.015	.003	.093	.602	.003	-3.90	.213	.000	.070	.007	.040	.009
C073-01A
C073-01
C073-01J
C073-02
C102-08
C102-11
C103-11
C103-12
CCV6
CB6	.002	-.014	.185	.011	.069	.080	.591	.005	5.40	.202	.000	.030	-.014	.044	.010
IMC030SB
IMC030SL
IMC030SC
C071-01
C071-02
C071-03
C071-04A
C071-04M
C071-04S
CCV7
CB7	.002	.021	.224	.027	.022	.107	.623	.004	9.30	.372	.004	.106	.006	.054	.013
C071-04
C071-04J
C071-05
C071-06
C071-07
C071-08
C071-09
C071-10
C127-01
C127-02
CCV8
CB8	.005	-.002	.186	.020	.004	.085	.609	.020	5.08	.225	.006	.040	.001	.052	.015
C127-03
C127-04
C127-05
C127-06
C127-07
C127-08
ICSA3	3.04	1.13078	.499	.100	2.28	.710	292	.271	.019	.025	.632	.072	.016
ICSA3
ICSA3
BLANK
CCV9
CB9	.009	.002	1.04	.023	.008	.092	.612	.006	-8.36	.232	.012	.051	-.001	.055	.018
IMC008SB
IMC008SL
IMC008SC
C075-01A
C075-01M
C075-01S
C075-01
C075-01J
C075-02
C075-04
CCV10
CB10	.009	.004	.223	.026	.018	.095	.615	.017	-16.9	.219	.013	.058	.016	.058	.020
C075-05
C075-07
C075-08

6

C075-11	.031	.336	3.38	4.05	3.15	6.26	4.14	4.84	.089	.106	.029	.054	10.2	.027	.035	.042	-.082	.078	.093	Continue to Next Page	
C075-12	-.028																			Continue to Next Page	
C075-15																				Continue to Next Page	
C075-16																				Continue to Next Page	
C075-18																				Continue to Next Page	
C075-19																				Continue to Next Page	
C075-20																				Continue to Next Page	
CCV11																				Continue to Next Page	
CCB11	.068	.052	.435	15.5	7.44	5.88	7.03	5.22	7.73	.204	.126	.060	.062	15.0	.046	.055	.093	-.080	.079	.085	Continue to Next Page
C075-22																					Continue to Next Page
C075-23																					Continue to Next Page
ICSA4	.945	.025	2.28				22.7				.051	.474	2.42		2.53	.751	1.78	4.10	.111	.047	Continue to Next Page
ICSAB4																					Continue to Next Page
BLANK																					Continue to Next Page
CCV12																					Continue to Next Page
CCB12																					Continue to Next Page

QC Limit of each parameter are listed in a table attached next to all the ICP check forms
* : Out of QC Limit

	Method	Type	Vial	Data File	Sample	Comment	DI/Lvl	FSD Fail	ISTD Conc	Action on Failure	Skip	L/L CC	Result
1		Keyword		TUNBEG	Start of TUNE								
2	C:\ICPCHEM1\METHODS\TN6020.M	Tun6	1301	98C23001	6020tunchk		1.000						
3	C:\ICPCHEM1\METHODS\TN200_8.M	Tun2	1302	98C23002	2008tunchk		1.000						
4		Keyword		Pause									
5		Keyword		TUNEND	End of TUNE								
6		Keyword		CALBEG	Start of CALIB								
7	C:\ICPCHEM1\METHODS\EMAX6020.M	CalBlk	1101	98C23003	BLNK		Level 1						
8	C:\ICPCHEM1\METHODS\EMAX6020.M	CalBlk	1102	98C23004	S0		Level 1						
9	C:\ICPCHEM1\METHODS\EMAX6020.M	CalStd	1105	98C23005	S3 10		Level 4						
10	C:\ICPCHEM1\METHODS\EMAX6020.M	CalStd	1106	98C23006	S4 50		Level 5						
11	C:\ICPCHEM1\METHODS\EMAX6020.M	CalStd	1107	98C23007	S5 100		Level 6						
12	C:\ICPCHEM1\METHODS\EMAX6020.M	ICV1	1203	98C23008	ICV	OK	1.000						
13	C:\ICPCHEM1\METHODS\EMAX6020.M	ICB	1101	98C23009	ICB	OK	1.000						
14	C:\ICPCHEM1\METHODS\EMAX6020.M	ICS-A	1201	98C23010	ICSA	OK	1.000						
15	C:\ICPCHEM1\METHODS\EMAX6020.M	ICS-AB	1202	98C23011	ICSAB	OK	1.000						
16	C:\ICPCHEM1\METHODS\EMAX6020.M	Blank	1101	98C23012	BLNK		1.000						
17	C:\ICPCHEM1\METHODS\EMAX6020.M	CCV	1305	98C23013	CCV1	OK	1.000						
18	C:\ICPCHEM1\METHODS\EMAX6020.M	CCB	1102	98C23014	CCB1	OK	1.000						
19		Keyword		CALEND	End of CALIB								
20		Keyword		SMPLBEG	Start of SMPLE								
21	C:\ICPCHEM1\METHODS\EMAX6020.M	Sample	2309	98C23015	IMC02ISB	OK	1.000						
22	C:\ICPCHEM1\METHODS\EMAX6020.M	Sample	2310	98C23016	IMC02ISL	OK	1.000						
23	C:\ICPCHEM1\METHODS\EMAX6020.M	Sample	2311	98C23017	IMC02ISC	OK	1.000						
24	C:\ICPCHEM1\METHODS\EMAX6020.M	Sample	2312	98C23018	C081-01		1.000						
25	C:\ICPCHEM1\METHODS\EMAX6020.M	Sample	2401	98C23019	C081-02		1.000						
26	C:\ICPCHEM1\METHODS\EMAX6020.M	Sample	2402	98C23020	C081-03		1.000						
27	C:\ICPCHEM1\METHODS\EMAX6020.M	Sample	2403	98C23021	C081-04		1.000						
28	C:\ICPCHEM1\METHODS\EMAX6020.M	Sample	2404	98C23022	C081-05		1.000						
29	C:\ICPCHEM1\METHODS\EMAX6020.M	Sample	2405	98C23023	C081-06		1.000						
30	C:\ICPCHEM1\METHODS\EMAX6020.M	Sample	2406	98C23024	C081-07		1.000						
31	C:\ICPCHEM1\METHODS\EMAX6020.M	CCV	1305	98C23025	CCV2	OK (10 = 0.284) SK(0.6057)	1.000						
32	C:\ICPCHEM1\METHODS\EMAX6020.M	CCB	1102	98C23026	CCB2		1.000						
33	C:\ICPCHEM1\METHODS\EMAX6020.M	Sample	2407	98C23027	C081-08A		1.000						
34	C:\ICPCHEM1\METHODS\EMAX6020.M	Sample	2408	98C23028	C081-08M		1.000						
35	C:\ICPCHEM1\METHODS\EMAX6020.M	Sample	2409	98C23029	C081-08S		1.000						
36	C:\ICPCHEM1\METHODS\EMAX6020.M	Sample	2410	98C23030	C081-08		1.000						
37	C:\ICPCHEM1\METHODS\EMAX6020.M	Sample	2411	98C23031	C081-08J		5.000						
38	C:\ICPCHEM1\METHODS\EMAX6020.M	Sample	2412	98C23032	C081-09		1.000						
39	C:\ICPCHEM1\METHODS\EMAX6020.M	Sample	2501	98C23033	C081-10		1.000						
40	C:\ICPCHEM1\METHODS\EMAX6020.M	Sample	2502	98C23034	C106-01		1.000						
41	C:\ICPCHEM1\METHODS\EMAX6020.M	Sample	2503	98C23035	C106-02		1.000						
42	C:\ICPCHEM1\METHODS\EMAX6020.M	Sample	2504	98C23036	C106-03		1.000						
43	C:\ICPCHEM1\METHODS\EMAX6020.M	CCV	1305	98C23037	CCV3	OK	1.000						
44	C:\ICPCHEM1\METHODS\EMAX6020.M	CCB	1102	98C23038	CCB3	SK(0.5813)	1.000						
45	C:\ICPCHEM1\METHODS\EMAX6020.M	Sample	2505	98C23039	C106-04		1.000						
46	C:\ICPCHEM1\METHODS\EMAX6020.M	Sample	2506	98C23040	C106-05		1.000						

1605

	Method	Type	Vial	Data File	Sample	Comment	Dil/Lvl	FSD I a II	ISTD Conc	Action on Failure	Skip	LIL CC	Result
47	C:\ICPCHEM1\METHODS\EMAX6020.M	Sample	2507	98C23041	C106-06		1.000						
48	C:\ICPCHEM1\METHODS\EMAX6020.M	Sample	2508	98C23042	C106-07		1.000						
49	C:\ICPCHEM1\METHODS\EMAX6020.M	Sample	2509	98C23043	C106-08		1.000						
50	C:\ICPCHEM1\METHODS\EMAX6020.M	Sample	2510	98C23044	C106-09		1.000						
51	C:\ICPCHEM1\METHODS\EMAX6020.M	Sample	2511	98C23045	C106-10		1.000						
52	C:\ICPCHEM1\METHODS\EMAX6020.M	ICS-A	1201	98C23046	ICS-A2		1.000						
53	C:\ICPCHEM1\METHODS\EMAX6020.M	ICS-AB	1202	98C23047	ICS-AB2		1.000						
54	C:\ICPCHEM1\METHODS\EMAX6020.M	Blank	1101	98C23048	BLANK		1.000						
55	C:\ICPCHEM1\METHODS\EMAX6020.M	CCV	1305	98C23049	CCV4		1.000						
56	C:\ICPCHEM1\METHODS\EMAX6020.M	CCB	1102	98C23050	CCB4		1.000						
57	C:\ICPCHEM1\METHODS\EMAX6020.M	Sample	3101	98C23051	IPC022WB		1.000						
58	C:\ICPCHEM1\METHODS\EMAX6020.M	Sample	3102	98C23052	IPC022WL		1.000						
59	C:\ICPCHEM1\METHODS\EMAX6020.M	Sample	3103	98C23053	IPC022WC		1.000						
60	C:\ICPCHEM1\METHODS\EMAX6020.M	Sample	3104	98C23054	C062-05		1.000						
61	C:\ICPCHEM1\METHODS\EMAX6020.M	Blank	1101	98C23055	BLANK		1.000						
62	C:\ICPCHEM1\METHODS\EMAX6020.M	Sample	3105	98C23056	IMC017WB		1.000						
63	C:\ICPCHEM1\METHODS\EMAX6020.M	Sample	3106	98C23057	IMC017WL		1.000						
64	C:\ICPCHEM1\METHODS\EMAX6020.M	Sample	3107	98C23058	IMC017WC		1.000						
65	C:\ICPCHEM1\METHODS\EMAX6020.M	CCV	1305	98C23059	CCV5		1.000						
66	C:\ICPCHEM1\METHODS\EMAX6020.M	CCB	1102	98C23060	CCB5		1.000						
67	C:\ICPCHEM1\METHODS\EMAX6020.M	Sample	3108	98C23061	C073-01A		1.000						
68	C:\ICPCHEM1\METHODS\EMAX6020.M	Sample	3109	98C23062	C073-01		1.000						
69	C:\ICPCHEM1\METHODS\EMAX6020.M	Sample	3110	98C23063	C073-01J		1.000						
70	C:\ICPCHEM1\METHODS\EMAX6020.M	Sample	3111	98C23064	C073-02		1.000						
71	C:\ICPCHEM1\METHODS\EMAX6020.M	Sample	3112	98C23065	C102-08		1.000						
72	C:\ICPCHEM1\METHODS\EMAX6020.M	Sample	3201	98C23066	C102-11		1.000						
73	C:\ICPCHEM1\METHODS\EMAX6020.M	Sample	3202	98C23067	C103-11		1.000						
74	C:\ICPCHEM1\METHODS\EMAX6020.M	Sample	3203	98C23068	C103-12		1.000						
75	C:\ICPCHEM1\METHODS\EMAX6020.M	CCV	1305	98C23069	CCV6		1.000						
76	C:\ICPCHEM1\METHODS\EMAX6020.M	CCB	1102	98C23070	CCB6		1.000						
77	C:\ICPCHEM1\METHODS\EMAX6020.M	Sample	3204	98C23071	IMC030SB		1.000						
78	C:\ICPCHEM1\METHODS\EMAX6020.M	Sample	3205	98C23072	IMC030SL		1.000						
79	C:\ICPCHEM1\METHODS\EMAX6020.M	Sample	3206	98C23073	IMC030SC		1.000						
80	C:\ICPCHEM1\METHODS\EMAX6020.M	Sample	3207	98C23074	C071-01		1.000						
81	C:\ICPCHEM1\METHODS\EMAX6020.M	Sample	3208	98C23075	C071-02		1.000						
82	C:\ICPCHEM1\METHODS\EMAX6020.M	Sample	3209	98C23076	C071-03		1.000						
83	C:\ICPCHEM1\METHODS\EMAX6020.M	Sample	3210	98C23077	C071-04A		1.000						
84	C:\ICPCHEM1\METHODS\EMAX6020.M	Sample	3211	98C23078	C071-04M		1.000						
85	C:\ICPCHEM1\METHODS\EMAX6020.M	Sample	3212	98C23079	C071-04S		1.000						
86	C:\ICPCHEM1\METHODS\EMAX6020.M	CCV	1305	98C23080	CCV7		1.000						
87	C:\ICPCHEM1\METHODS\EMAX6020.M	CCB	1102	98C23081	CCB7		1.000						
88	C:\ICPCHEM1\METHODS\EMAX6020.M	Sample	3301	98C23082	C071-04		1.000						
89	C:\ICPCHEM1\METHODS\EMAX6020.M	Sample	3302	98C23083	C071-04J		5.000						
90	C:\ICPCHEM1\METHODS\EMAX6020.M	Sample	3303	98C23084	C071-05		1.000						
91	C:\ICPCHEM1\METHODS\EMAX6020.M	Sample	3304	98C23085	C071-06		1.000						
92	C:\ICPCHEM1\METHODS\EMAX6020.M	Sample	3305	98C23086	C071-07		1.000						

	Method	Type	Vial	Data File	Sample	Comment	Dil/Lvl	FISD I a i l	ISTD Conc	Action on Failure	Skip	L C	L C	Result
93	C:\ICPCHEM1\METHODS\EMAX6020.M	Sample	3306	98C23087	C071-08		1.000							
94	C:\ICPCHEM1\METHODS\EMAX6020.M	Sample	3307	98C23088	C071-09		1.000							
95	C:\ICPCHEM1\METHODS\EMAX6020.M	Sample	3308	98C23089	C071-10		1.000							
96	C:\ICPCHEM1\METHODS\EMAX6020.M	Sample	3309	98C23090	C127-01		1.000							
97	C:\ICPCHEM1\METHODS\EMAX6020.M	Sample	3310	98C23091	C127-02		1.000							
98	C:\ICPCHEM1\METHODS\EMAX6020.M	CCV	1305	98C23092	CCV8		1.000							
99	C:\ICPCHEM1\METHODS\EMAX6020.M	CCB	1102	98C23093	CCB8		1.000							
100	C:\ICPCHEM1\METHODS\EMAX6020.M	Sample	3311	98C23094	C127-03		1.000							
101	C:\ICPCHEM1\METHODS\EMAX6020.M	Sample	3312	98C23095	C127-04		1.000							
102	C:\ICPCHEM1\METHODS\EMAX6020.M	Sample	3401	98C23096	C127-05		1.000							
103	C:\ICPCHEM1\METHODS\EMAX6020.M	Sample	3402	98C23097	C127-06		1.000							
104	C:\ICPCHEM1\METHODS\EMAX6020.M	Sample	3403	98C23098	C127-07		1.000							
105	C:\ICPCHEM1\METHODS\EMAX6020.M	Sample	3404	98C23099	C127-08		1.000							
106	C:\ICPCHEM1\METHODS\EMAX6020.M	ICS-A	1201	98C23100	ICS-A3		1.000							
107	C:\ICPCHEM1\METHODS\EMAX6020.M	ICS-AB	1202	98C23101	ICS-AB3		1.000							
108	C:\ICPCHEM1\METHODS\EMAX6020.M	Blank	1101	98C23102	BLANK		1.000							
109	C:\ICPCHEM1\METHODS\EMAX6020.M	CCV	1305	98C23103	CCV9		1.000							
110	C:\ICPCHEM1\METHODS\EMAX6020.M	CCB	1102	98C23104	CCB9		1.000							
111	C:\ICPCHEM1\METHODS\EMAX6020.M	Sample	3405	98C23105	IMC008SB		1.000							
112	C:\ICPCHEM1\METHODS\EMAX6020.M	Sample	3406	98C23106	IMC008SL		1.000							
113	C:\ICPCHEM1\METHODS\EMAX6020.M	Sample	3407	98C23107	IMC006SC		1.000							
114	C:\ICPCHEM1\METHODS\EMAX6020.M	Sample	3408	98C23108	C075-01A		1.000							
115	C:\ICPCHEM1\METHODS\EMAX6020.M	Sample	3409	98C23109	C075-01M		1.000							
116	C:\ICPCHEM1\METHODS\EMAX6020.M	Sample	3410	98C23110	C075-01S		1.000							
117	C:\ICPCHEM1\METHODS\EMAX6020.M	Sample	3411	98C23111	C075-01		1.000							
118	C:\ICPCHEM1\METHODS\EMAX6020.M	Sample	3412	98C23112	C075-01J		5.000							
119	C:\ICPCHEM1\METHODS\EMAX6020.M	Sample	3501	98C23113	C075-02		1.000							
120	C:\ICPCHEM1\METHODS\EMAX6020.M	Sample	3502	98C23114	C075-04		1.000							
121	C:\ICPCHEM1\METHODS\EMAX6020.M	CCV	1305	98C23115	CCV10		1.000							
122	C:\ICPCHEM1\METHODS\EMAX6020.M	CCB	1102	98C23116	CCB10		1.000							
123	C:\ICPCHEM1\METHODS\EMAX6020.M	Sample	3503	98C23117	C075-05		1.000							
124	C:\ICPCHEM1\METHODS\EMAX6020.M	Sample	3504	98C23118	C075-07		1.000							
125	C:\ICPCHEM1\METHODS\EMAX6020.M	Sample	3505	98C23119	C075-08		1.000							
126	C:\ICPCHEM1\METHODS\EMAX6020.M	Sample	3506	98C23120	C075-11		1.000							
127	C:\ICPCHEM1\METHODS\EMAX6020.M	Sample	3507	98C23121	C075-12		1.000							
128	C:\ICPCHEM1\METHODS\EMAX6020.M	Sample	3508	98C23122	C075-15		1.000							
129	C:\ICPCHEM1\METHODS\EMAX6020.M	Sample	3509	98C23123	C075-16		1.000							
130	C:\ICPCHEM1\METHODS\EMAX6020.M	Sample	3510	98C23124	C075-18		1.000							
131	C:\ICPCHEM1\METHODS\EMAX6020.M	Sample	3511	98C23125	C075-19		1.000							
132	C:\ICPCHEM1\METHODS\EMAX6020.M	Sample	3512	98C23126	C075-20		1.000							
133	C:\ICPCHEM1\METHODS\EMAX6020.M	CCV	1305	98C23127	CCV11		1.000							
134	C:\ICPCHEM1\METHODS\EMAX6020.M	CCB	1102	98C23128	CCB11		1.000							
135	C:\ICPCHEM1\METHODS\EMAX6020.M	Sample	4101	98C23129	C075-22		1.000							
136	C:\ICPCHEM1\METHODS\EMAX6020.M	Sample	4102	98C23130	C075-23		1.000							
137	C:\ICPCHEM1\METHODS\EMAX6020.M	ICS-A	1201	98C23131	ICS-A4		1.000							
138	C:\ICPCHEM1\METHODS\EMAX6020.M	ICS-AB	1202	98C23132	ICS-AB4		1.000							

7037

	Method	Type	Vial	Data File	Sample	Comment	Dil/Lvl	FSD Fail	ISTD Conc	Action on Failure	Skip	LL CC	Result
139	C:\ICPCHEM1\METHODS\IE\MAX6020.M	Blank	1101	98C23133	BLANK		1.000						
140	C:\ICPCHEM1\METHODS\IE\MAX6020.M	CCV	1305	98C23134	CCV12		1.000						
141	C:\ICPCHEM1\METHODS\IE\MAX6020.M	CCB	1102	98C23135	CCB12		1.000						
142		Keyword		StandBy									
143		Keyword		SMPLEND	End of SMPL								
144		Keyword		End	End of Sequence								
145		Keyword		CCVBEG	Start of CCV								
146		Keyword		CCVEND	End of CCV								
147		Keyword		BLKBEG	Start of BLANK								
148		Keyword		BLKEND	End of BLANK								
149		Keyword		ERRBEG	Start of ERRTERM								
150		Keyword		ERREND	End of ERRTERM								

Last Calib: Mar 28, 2006 03:21 pm
 Calibration Type: External Calibration Method
 Calibration Title:
 Weighting Method: 1/(SD*SD)
 Mass Interpolation Fit for VIS: Point to Point
 Method: C:\PCPCHEM1\METHODS\EMAX6020.M
 Multi Tune: #1 h2.u
 #2 h6.u
 #3 norm.u

=== Standard Files ===

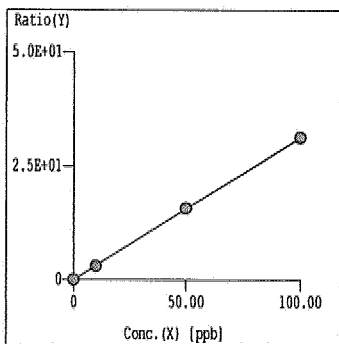
<Data Correction>

Bkg File: ---
 Rejected Masses: ---
 Interference Correction: ON

	Data File	Sample Name	Date Acquired
1	d:\data\982006\c\98c23.b\98c23004.d\98c23004.d#	S0	Mar 28 2006 02:52 pm
2	---		
3	---		
4	d:\data\982006\c\98c23.b\98c23005.d\98c23005.d#	S3 10	Mar 28 2006 03:00 pm
5	d:\data\982006\c\98c23.b\98c23006.d\98c23006.d#	S4 50	Mar 28 2006 03:08 pm
6	d:\data\982006\c\98c23.b\98c23007.d\98c23007.d#	S5 100	Mar 28 2006 03:16 pm
7	---		
8	---		
9	---		
10	---		
11	---		
12	---		
13	---		
14	---		
15	---		
16	---		
17	---		
18	---		
19	---		
20	---		

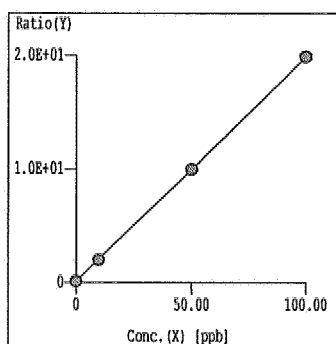
=== Graph Detail ===

Step Mass Element (3) 9 Be ISTD 6 Unit ppb



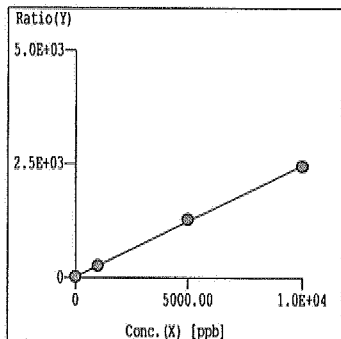
Curve Fit: $Y=aX+[blank]$
 $r = 1.0000$
 $Y = 3.129E-001*X + 5.546E-003$
 $X = 3.196E+000*Y - 1.773E-002$
 DL = 2.942E-03 ppb
 BEC = 1.773E-02 ppb

Step Mass Element (3) 11 B ISTD 6 Unit ppb



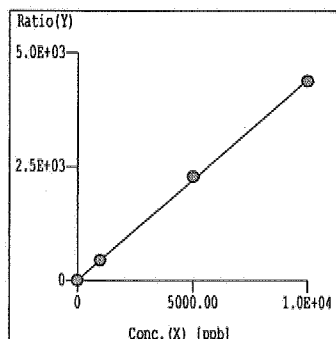
Curve Fit: $Y=aX+[blank]$
 $r = 1.0000$
 $Y = 1.975E-001*X + 8.750E-002$
 $X = 5.063E+000*Y - 4.430E-001$
 DL = 9.597E-02 ppb
 BEC = 4.430E-01 ppb

Step Mass Element (1) 23 Na ISTD 45 Unit ppb



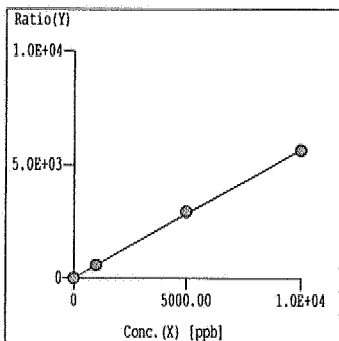
Curve Fit: $Y=aX+[blank]$
 $r = 0.9998$
 $Y = 2.440E-001*X + 2.311E+001$
 $X = 4.098E+000*Y - 9.469E+001$
 DL = 6.161 ppb
 BEC = 94.69 ppb

Step Mass Element (3) 24 Mg ISTD 45 Unit ppb



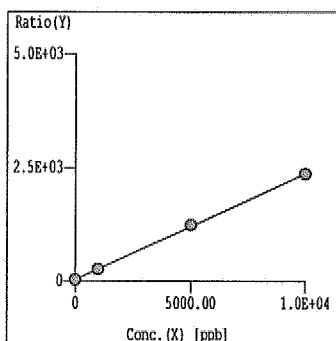
Curve Fit: $Y=aX+[blank]$
 $r = 0.9998$
 $Y = 4.413E-001*X + 1.211E+000$
 $X = 2.266E+000*Y - 2.745E+000$
 DL = 7.662E-02 ppb
 BEC = 2.745 ppb

Step Mass Element (3) 27 Al ISTD 45 Unit ppb



Curve Fit: $Y=aX+[blank]$
 $r = 0.9998$
 $Y = 5.689E-001*X + 9.435E-001$
 $X = 1.758E+000*Y - 1.659E+000$
 DL = 4.822E-01 ppb
 BEC = 1.659 ppb

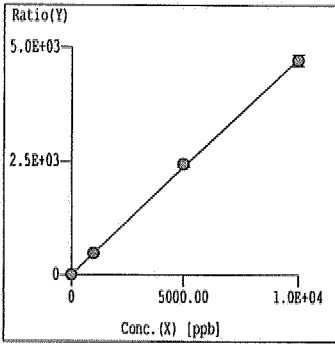
Step Mass Element (2) 39 K ISTD 45 Unit ppb



Curve Fit: $Y=aX+[blank]$
 $r = 0.9998$
 $Y = 2.357E-001*X + 2.612E+001$
 $X = 4.243E+000*Y - 1.108E+002$
 DL = 1.193 ppb
 BEC = 110.8 ppb

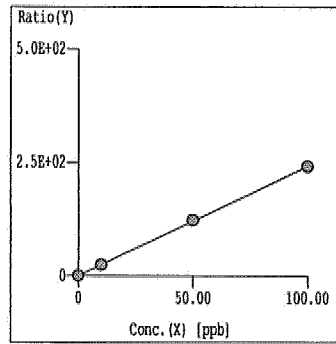
=== Graph Detail ===

Step Mass Element (1) 40 Ca ISTD 45 Unit ppb



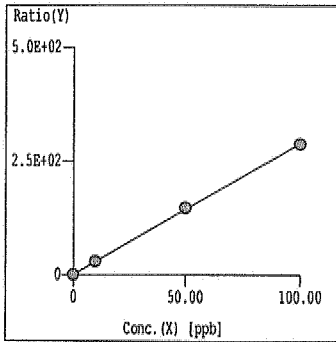
Curve Fit: $Y=aX+[blank]$
 $r = 0.9999$
 $Y = 4.742E-001 * X + 2.812E+000$
 $X = 2.109E+000 * Y - 5.930E+000$
 DL = 3.491E-01 ppb
 BEC = 5.930 ppb

Step Mass Element (2) 51 V ISTD 45 Unit ppb



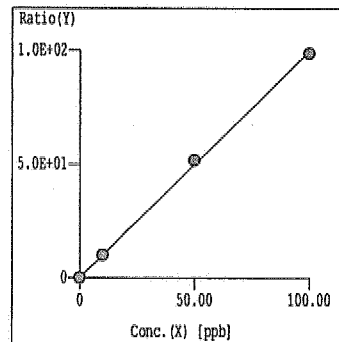
Curve Fit: $Y=aX+[blank]$
 $r = 0.9999$
 $Y = 2.416E+000 * X + 5.792E-001$
 $X = 4.139E-001 * Y - 2.397E-001$
 DL = 1.676E-02 ppb
 BEC = 2.397E-01 ppb

Step Mass Element (2) 52 Cr ISTD 45 Unit ppb



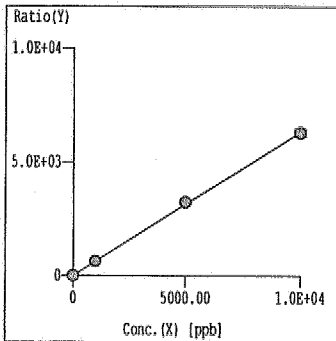
Curve Fit: $Y=aX+[blank]$
 $r = 0.9999$
 $Y = 2.891E+000 * X + 2.970E-001$
 $X = 3.460E-001 * Y - 1.027E-001$
 DL = 2.196E-02 ppb
 BEC = 1.027E-01 ppb

Step Mass Element (3) 55 Mn ISTD 45 Unit ppb



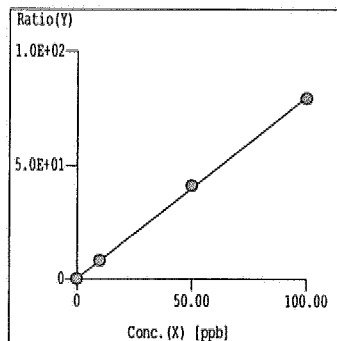
Curve Fit: $Y=aX+[blank]$
 $r = 0.9997$
 $Y = 9.941E-001 * X + 1.003E-001$
 $X = 1.006E+000 * Y - 1.009E-001$
 DL = 1.115E-02 ppb
 BEC = 1.009E-01 ppb

Step Mass Element (1) 56 Fe ISTD 45 Unit ppb



Curve Fit: $Y=aX+[blank]$
 $r = 0.9999$
 $Y = 6.330E-001 * X + 1.786E+000$
 $X = 1.580E+000 * Y - 2.821E+000$
 DL = 1.865E-01 ppb
 BEC = 2.821 ppb

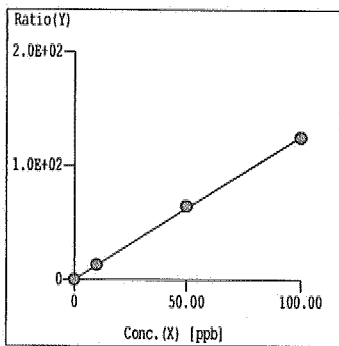
Step Mass Element (3) 59 Co ISTD 45 Unit ppb



Curve Fit: $Y=aX+[blank]$
 $r = 0.9998$
 $Y = 8.000E-001 * X + 1.324E-002$
 $X = 1.250E+000 * Y - 1.656E-002$
 DL = 4.691E-03 ppb
 BEC = 1.656E-02 ppb

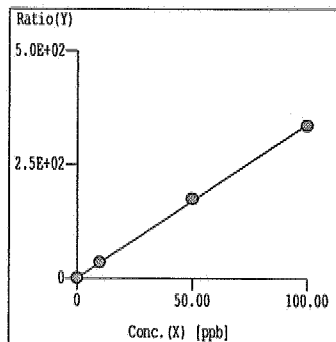
=== Graph Detail ===

Step Mass Element (2) 60 Ni ISTD 45 Unit ppb



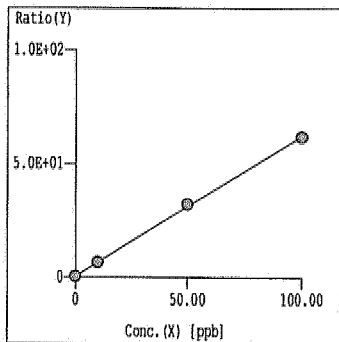
Curve Fit: $Y=aX+[blank]$
 $r = 0.9998$
 $Y = 1.255E+000 * X + 7.153E-002$
 $X = 7.968E-001 * Y - 5.699E-002$
 DL = 3.373E-02 ppb
 BEC = 5.699E-02 ppb

Step Mass Element (2) 63 Cu ISTD 45 Unit ppb



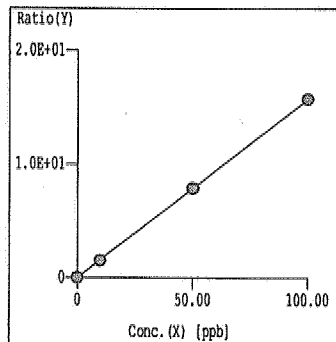
Curve Fit: $Y=aX+[blank]$
 $r = 0.9998$
 $Y = 3.386E+000 * X + 3.524E-001$
 $X = 2.953E-001 * Y - 1.041E-001$
 DL = 6.840E-03 ppb
 BEC = 1.041E-01 ppb

Step Mass Element (3) 66 Zn ISTD 72 Unit ppb



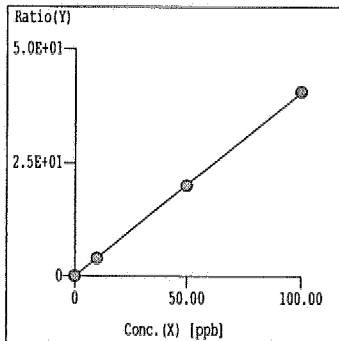
Curve Fit: $Y=aX+[blank]$
 $r = 0.9998$
 $Y = 6.169E-001 * X + 4.764E-001$
 $X = 1.621E+000 * Y - 7.722E-001$
 DL = 1.126E-01 ppb
 BEC = 7.722E-01 ppb

Step Mass Element (3) 95 Mo ISTD 115 Unit ppb



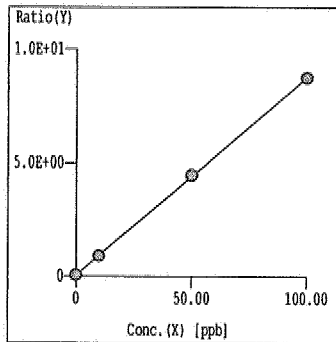
Curve Fit: $Y=aX+[blank]$
 $r = 1.0000$
 $Y = 1.572E-001 * X + 6.168E-003$
 $X = 6.363E+000 * Y - 3.924E-002$
 DL = 5.199E-03 ppb
 BEC = 3.924E-02 ppb

Step Mass Element (3) 107 Ag ISTD 115 Unit ppb



Curve Fit: $Y=aX+[blank]$
 $r = 1.0000$
 $Y = 4.049E-001 * X + 4.529E-003$
 $X = 2.470E+000 * Y - 1.119E-002$
 DL = 4.083E-03 ppb
 BEC = 1.119E-02 ppb

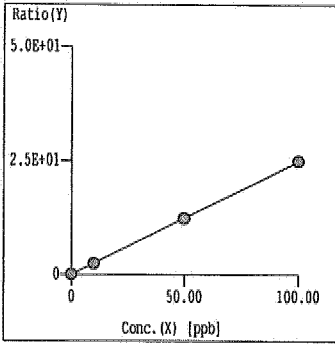
Step Mass Element (3) 111 Cd ISTD 115 Unit ppb



Curve Fit: $Y=aX+[blank]$
 $r = 1.0000$
 $Y = 8.716E-002 * X + 5.545E-002$
 $X = 1.147E+001 * Y - 6.362E-001$
 DL = 9.611E-02 ppb
 BEC = 6.362E-01 ppb

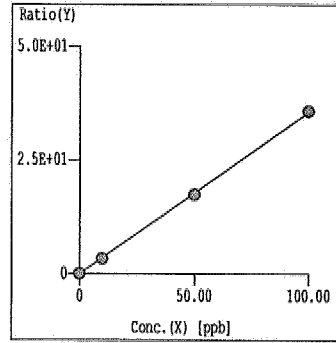
=== Graph Detail ===

Step Mass Element (3) 118 Sn ISTD 115 Unit ppb



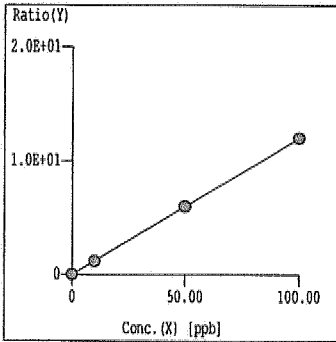
Curve Fit: $Y=aX+[blank]$
 $r = 1.0000$
 $Y = 2.481E-001*X + 1.880E-002$
 $X = 4.031E+000*Y - 7.578E-002$
 DL = 7.205E-03 ppb
 BEC = 7.578E-02 ppb

Step Mass Element (3) 121 Sb ISTD 115 Unit ppb



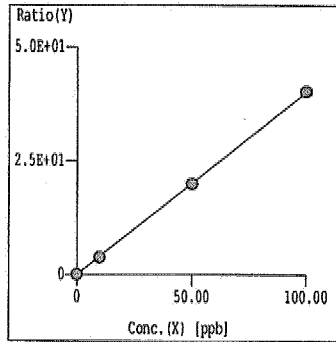
Curve Fit: $Y=aX+[blank]$
 $r = 0.9999$
 $Y = 3.545E-001*X + 1.671E-002$
 $X = 2.821E+000*Y - 4.713E-002$
 DL = 6.182E-03 ppb
 BEC = 4.713E-02 ppb

Step Mass Element (3) 137 Ba ISTD 115 Unit ppb



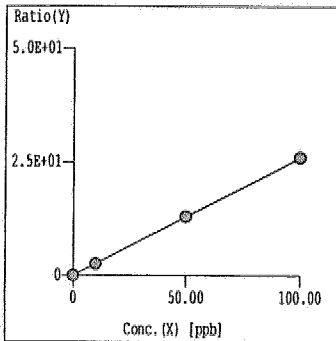
Curve Fit: $Y=aX+[blank]$
 $r = 1.0000$
 $Y = 1.199E-001*X + 2.626E-003$
 $X = 8.343E+000*Y - 2.191E-002$
 DL = 1.624E-02 ppb
 BEC = 2.191E-02 ppb

Step Mass Element (3) 182 W ISTD 209 Unit ppb



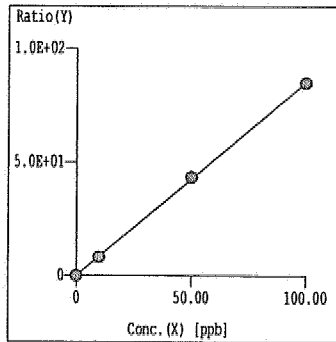
Curve Fit: $Y=aX+[blank]$
 $r = 1.0000$
 $Y = 4.011E-001*X + 1.585E-002$
 $X = 2.493E+000*Y - 3.951E-002$
 DL = 5.506E-03 ppb
 BEC = 3.951E-02 ppb

Step Mass Element (3) 195 Pt ISTD 209 Unit ppb



Curve Fit: $Y=aX+[blank]$
 $r = 1.0000$
 $Y = 2.594E-001*X + 3.421E-003$
 $X = 3.854E+000*Y - 1.319E-002$
 DL = 5.910E-03 ppb
 BEC = 1.319E-02 ppb

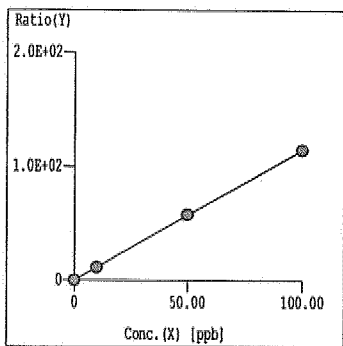
Step Mass Element (3) 205 Tl ISTD 209 Unit ppb



Curve Fit: $Y=aX+[blank]$
 $r = 0.9999$
 $Y = 8.510E-001*X + 1.246E-002$
 $X = 1.175E+000*Y - 1.464E-002$
 DL = 3.456E-03 ppb
 BEC = 1.464E-02 ppb

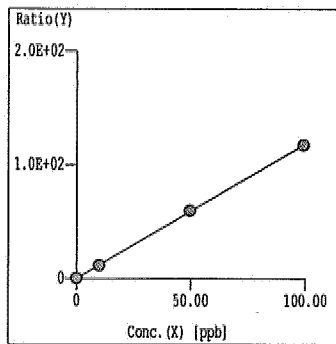
=== Graph Detail ===

Step Mass Element (3) 208 Pb ISTD 209 Unit ppb



Curve Fit: $Y=aX+[blank]$
 $r = 1.0000$
 $Y = 1.145E+000 * X + 5.365E-002$
 $X = 8.734E-001 * Y - 4.686E-002$
 DL = 6.475E-03 ppb
 BEC = 4.686E-02 ppb

Step Mass Element (3) 238 U ISTD 209 Unit ppb

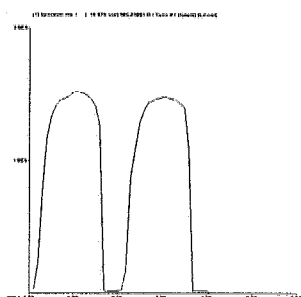


Curve Fit: $Y=aX+[blank]$
 $r = 1.0000$
 $Y = 1.187E+000 * X + 8.965E-003$
 $X = 8.427E-001 * Y - 7.554E-003$
 DL = 1.443E-03 ppb
 BEC = 7.554E-03 ppb

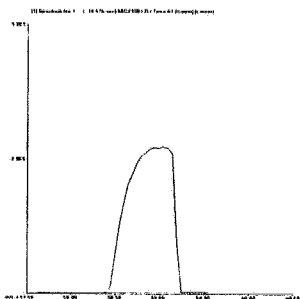
6020 QC Tune Report

Data File: D:\DATA\I982006\C\I98C23.B\98C23001.D
 Date Acquired: Mar 28 2006 02:20 pm
 Acq. Method: TN6020.M
 Operator: JEE
 Sample Name: 6020tunchk
 Misc Info:
 Vial Number: 1301
 Current Method: C:\ICPCHEM\1\METHODS\TN6020.M

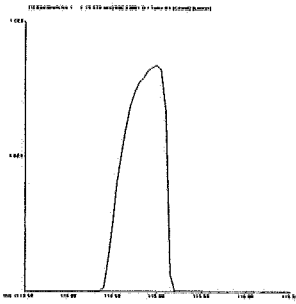
Element	Actual	Required	Flag
7 Li	0.59	5.00	
59 Co	0.70	5.00	
115 In	0.82	5.00	
205 Tl	1.26	5.00	



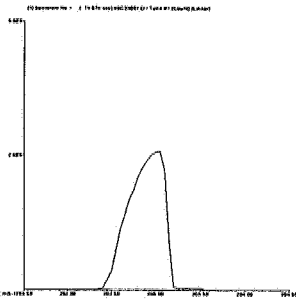
7 Li
Mass Calib.
 Actual: 7.05
 Required: 6.90 - 7.10
 Flag:
Peak Width
 Actual: 0.70
 Required: 0.90
 Flag:



59 Co
Mass Calib.
 Actual: 59.00
 Required: 58.90 - 59.10
 Flag:
Peak Width
 Actual: 0.65
 Required: 0.90
 Flag:



115 In
Mass Calib.
Actual: 114.95
Required: 114.90 - 115.10
Flag:
Peak Width
Actual: 0.55
Required: 0.90
Flag:

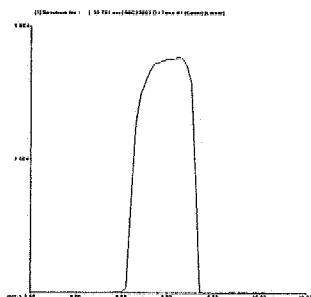


205 T1
Mass Calib.
Actual: 204.95
Required: 204.90 - 205.10
Flag:
Peak Width
Actual: 0.60
Required: 0.90
Flag:

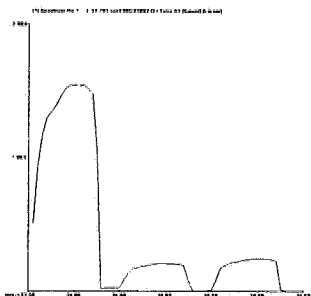
200.8 QC Tune Report

Data File: D:\DATA\I982006\C\I98C23.B\98C23002.D
 Date Acquired: Mar 28 2006 02:24 pm
 Acq. Method: TN200_8.M
 Operator: JEE
 Sample Name: 2008tunchk
 Misc Info:
 Vial Number: 1302
 Current Method: C:\ICPCHEM\1\METHODS\TN200_8.M

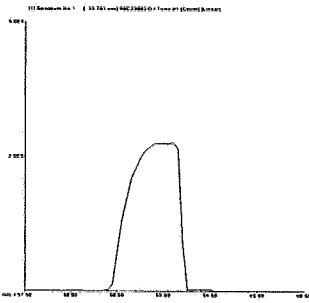
RSD (%)			
Element	Actual	Required	Flag
9 Be	0.56	5.00	
24 Mg	1.44	5.00	
59 Co	1.03	5.00	
115 In	0.76	5.00	
208 Pb	0.81	5.00	



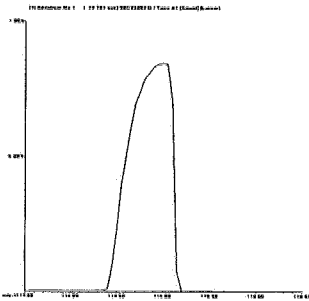
9 Be
Mass Calib.
 Actual: 9.05
 Required: 8.90 - 9.10
 Flag:
Peak Width
 Actual: 0.70
 Required: 1.00
 Flag:



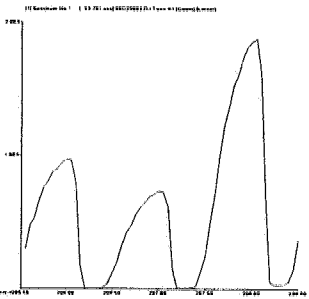
24 Mg
Mass Calib.
 Actual: 24.00
 Required: 23.90 - 24.10
 Flag:
Peak Width
 Actual: 0.70
 Required: 1.00
 Flag:



59 Co
Mass Calib.
Actual: 59.00
Required: 58.90 - 59.10
Flag:
Peak Width
Actual: 0.65
Required: 1.00
Flag:



115 In
Mass Calib.
Actual: 114.95
Required: 114.90 - 115.10
Flag:
Peak Width
Actual: 0.55
Required: 1.00
Flag:



208 Pb
Mass Calib.
Actual: 208.00
Required: 207.90 - 208.10
Flag:
Peak Width
Actual: 0.60
Required: 1.00
Flag:

Tune Result: Pass

Calibration Blank QC Report

Data File: D:\DATA\I982006\C\I98C23.B\98C23003.D\98
 Date Acquired: Mar 28 2006 02:44 pm
 Operator: JEE
 Sample Name: BLNK
 Misc Info:
 Vial Number: 1101
 Current Method: C:\ICPCHEM\1\METHODS\EMAX6020.M
 Calibration File: C:\ICPCHEM\1\CALIB\EMAX6020.C
 Last Cal Update: Mar 28 2006 09:43 am
 Sample Type: CalBlk
 Total Dil Factor: 1.00

QC&ISTD Elements

Element	CPS Mean	SD	CPS RSD(%)
6 Li	1446678.00 A	11770.00	0.81
7 Li	91343.85 P	511.50	0.56
9 Be	95.56 P	13.47	14.10
11 B	1254.55 P	58.54	4.67
23 Na	480629.09 P	8569.00	1.78
24 Mg	93457.21 P	1098.00	1.17
27 Al	102457.00 P	241.40	0.24
28 Si	9421.68 P	104.00	1.10
39 K	31835.33 P	315.20	0.99
40 Ca	102193.90 P	4866.00	4.76
45 Sc	1784183.00 A	46310.00	2.60
45 Sc	117450.30 P	1124.00	0.96
45 Sc	3322644.00 A	19260.00	0.58
47 Ti	281.13 P	30.98	11.02
51 V	616.46 P	43.13	7.00
52 Cr	364.67 P	19.20	5.27
55 Mn	3271.66 P	42.23	1.29
56 Fe	136294.30 P	12270.00	9.00
59 Co	511.14 P	74.94	14.66
60 Ni	100.22 P	7.34	7.33
63 Cu	490.90 P	29.85	6.08
66 Zn	3500.63 P	25.17	0.72
72 Ge	421834.50 P	14400.00	3.41
72 Ge	72470.12 P	859.80	1.19
72 Ge	712057.69 P	2727.00	0.38
75 As	42.22 P	6.34	15.01
78 Se	21.33 P	5.46	25.58
88 Sr	1006.75 P	72.66	7.22
89 Y	4747056.00 A	54720.00	1.15
90 Zr	1672.40 P	45.26	2.71
95 Mo	867.84 P	50.15	5.78
107 Ag	143.34 P	17.64	12.31
111 Cd	2227.31 P	116.80	5.24
115 In	4317099.00 A	4652.00	0.11
118 Sn	871.18 P	36.57	4.20
121 Sb	781.17 P	48.58	6.22
137 Ba	92.23 P	25.24	27.37
157 Gd	7.78 P	5.09	65.47
159 Tb	5202920.00 A	37020.00	0.71
182 W	426.69 P	56.67	13.28
195 Pt	234.46 P	25.89	11.04
197 Au	6.67 P	3.33	49.99
205 Tl	443.36 P	32.15	7.25
208 Pb	2200.18 P	89.89	4.09
209 Bi	2973660.00 A	27440.00	0.92
232 Th	530.04 P	37.57	7.09
235 U	12.22 P	6.94	56.77
238 U	243.35 P	40.00	16.44

Calibration Blank QC Report

Data File: D:\DATA\I982006\C\I98C23.B\98C23004.D\98
 Date Acquired: Mar 28 2006 02:52 pm
 Operator: JEE
 Sample Name: S0
 Misc Info:
 Vial Number: 1102
 Current Method: C:\ICPCHEM\1\METHODS\EMAX6020.M
 Calibration File: C:\ICPCHEM\1\CALIB\EMAX6020.C
 Last Cal Update: Mar 28 2006 02:49 pm
 Sample Type: CalBlk
 Total Dil Factor: 1.00

QC&ISTD Elements

Element	CPS Mean	SD	CPS RSD(%)
6 Li	1462063.00 A	10750.00	0.74
7 Li	92263.11 P	1480.00	1.60
9 Be	81.11 P	5.09	6.28
11 B	1279.00 P	84.76	6.63
23 Na	480222.19 P	1341.00	0.28
24 Mg	40254.74 P	476.50	1.18
27 Al	31346.00 P	2967.00	9.47
28 Si	9940.80 P	289.20	2.91
39 K	36290.61 P	241.50	0.67
40 Ca	58452.04 P	159.50	0.27
45 Sc	2079052.00 A	46840.00	2.25
45 Sc	138937.50 P	499.80	0.36
45 Sc	3322690.00 A	8407.00	0.25
47 Ti	94.45 P	23.41	24.79
51 V	804.70 P	21.46	2.67
52 Cr	412.68 P	30.75	7.45
55 Mn	3331.69 P	116.60	3.50
56 Fe	37140.12 P	1580.00	4.25
59 Co	440.03 P	40.56	9.22
60 Ni	99.33 P	19.23	19.36
63 Cu	489.57 P	10.18	2.08
66 Zn	3322.80 P	152.20	4.58
72 Ge	414358.69 P	3093.00	0.75
72 Ge	81558.63 P	1548.00	1.90
72 Ge	697603.00 P	3053.00	0.44
75 As	49.11 P	4.54	9.24
78 Se	22.00 P	2.00	9.09
88 Sr	1032.31 P	76.92	7.45
89 Y	4640031.00 A	25360.00	0.55
90 Zr	1367.91 P	52.75	3.86
95 Mo	258.90 P	10.71	4.14
107 Ag	190.01 P	21.86	11.51
111 Cd	2327.70 P	111.80	4.80
115 In	4198229.00 A	62500.00	1.49
118 Sn	788.95 P	13.88	1.76
121 Sb	701.16 P	26.95	3.84
137 Ba	110.01 P	26.03	23.66
157 Gd	8.89 P	5.09	57.28
159 Tb	4961901.00 A	39690.00	0.80
182 W	457.81 P	20.09	4.39
195 Pt	98.89 P	15.40	15.57
197 Au	6.67 P	3.33	50.01
205 Tl	360.02 P	27.29	7.58
208 Pb	1550.11 P	68.40	4.41
209 Bi	2889394.00 A	34640.00	1.20
232 Th	527.81 P	34.70	6.57
235 U	6.67 P	3.33	50.01
238 U	258.90 P	13.47	5.20

Calibration Standard QC Report

Data File: D:\DATA\1982006\C\I98C23.B\98C23005.D\98C23005.D#
 Date Acquired: Mar 28 2006 03:00 pm
 Operator: JEE
 Sample Name: S3 10
 Misc Info:
 Vial Number: 1105
 Current Method: C:\ICPCHEM\1\METHODS\EMAX6020.M
 Calibration File: C:\ICPCHEM\1\CALIB\EMAX6020.C
 Last Cal Update: Mar 28 2006 02:57 pm
 Sample Type: CalStd
 Total Dil Factor: 1.00

QC&ISTD Elements		CPS		
Element	CPS Mean	SD	RSD(%)	
6 Li	1483246.00 A	11930.00	0.80	
7 Li	235694.59 P	1833.00	0.78	
9 Be	44680.70 P	783.70	1.75	
11 B	29200.76 P	236.80	0.81	
23 Na	5792116.00 A	31580.00	0.55	
24 Mg	14783350.00 A	83830.00	0.57	
27 Al	18975090.00 A	195300.00	1.03	
28 Si	2126243.00 A	30120.00	1.42	
39 K	360687.59 P	1809.00	0.50	
40 Ca	10279040.00 A	171800.00	1.67	
45 Sc	2169659.00 A	51430.00	2.37	
45 Sc	139994.30 P	1253.00	0.90	
45 Sc	3343045.00 A	28690.00	0.86	
47 Ti	20674.91 P	223.30	1.08	
51 V	34469.72 P	89.14	0.26	
52 Cr	41448.24 P	56.07	0.14	
55 Mn	336269.19 P	1815.00	0.54	
56 Fe	13799300.00 A	183000.00	1.33	
59 Co	270602.00 P	628.10	0.23	
60 Ni	18157.71 P	64.97	0.36	
63 Cu	49691.03 P	146.70	0.30	
66 Zn	46332.40 P	344.20	0.74	
72 Ge	428998.69 P	4610.00	1.07	
72 Ge	82520.60 P	772.20	0.94	
72 Ge	695111.69 P	629.00	0.09	
75 As	5780.90 P	67.02	1.16	
78 Se	4233.41 P	18.59	0.44	
88 Sr	357962.91 P	825.20	0.23	
89 Y	4644530.00 A	13890.00	0.30	
90 Zr	236634.59 P	1526.00	0.64	
95 Mo	63073.13 P	286.50	0.45	
107 Ag	165069.59 P	1478.00	0.90	
111 Cd	37900.82 P	428.80	1.13	
115 In	4195170.00 A	56170.00	1.34	
118 Sn	100599.40 P	1083.00	1.08	
121 Sb	139020.50 P	1321.00	0.95	
137 Ba	48865.87 P	418.40	0.86	
157 Gd	6.67 P	8.82	132.28	
159 Tb	5008422.00 A	45780.00	0.91	
182 W	110566.70 P	1222.00	1.11	
195 Pt	74856.56 P	471.90	0.63	
197 Au	10.00 P	3.33	33.34	
205 Tl	239826.91 P	2829.00	1.18	
208 Pb	332610.31 P	1890.00	0.57	
209 Bi	2946101.00 A	27990.00	0.95	
232 Th	356724.00 P	3180.00	0.89	
235 U	2493.71 P	161.00	6.46	
238 U	336236.91 P	1935.00	0.58	

ISTD Elements		CPS		QC			Flag
Element	CPS Mean	RSD(%)	Ref Value	Rec(%)	QC Range(%)		
6 Li	1483246.10	0.80	1462063.40	101.4	60 - 125		
45 Sc	2169659.50	2.37	2079052.30	104.4	60 - 125		
45 Sc	139994.28	0.90	138937.50	100.8	60 - 125		
45 Sc	3343045.30	0.86	3322690.30	100.6	60 - 125		
72 Ge	428998.66	1.07	414358.66	103.5	60 - 125		
72 Ge	82520.60	0.94	81558.63	101.2	60 - 125		
72 Ge	695111.69	0.09	697602.94	99.6	60 - 125		
115 In	4195170.00	1.34	4198228.50	99.9	60 - 125		
159 Tb	5008422.00	0.91	4961901.50	100.9	60 - 125		
209 Bi	2946101.30	0.95	2889393.80	102.0	60 - 125		

ISTD Ref File : D:\DATA\1982006\C\I98C23.B\98C23004.D\98C23004.D#

--- :Element Failures --- :Max. Number of Failures Allowed
 0 :ISTD Failures 0 :Max. Number of ISTD Failures Allowed

Data Results:

Analytes: Pass
 ISTD: Pass

Calibration Standard QC Report

Data File: D:\DATA\I982006\C\I98C23.B\98C23006.D\98C23006.D#
 Date Acquired: Mar 28 2006 03:08 pm
 Operator: JEE
 Sample Name: S4 50
 Misc Info:
 Vial Number: 1106
 Current Method: C:\ICPCHEM\1\METHODS\EMAX6020.M
 Calibration File: C:\ICPCHEM\1\CALIB\EMAX6020.C
 Last Cal Update: Mar 28 2006 03:05 pm
 Sample Type: CalStd
 Total Dil Factor: 1.00

QC&ISTD Elements	CPS		
Element	CPS Mean	SD	RSD(%)
6 Li	1451711.00 A	6724.00	0.46
7 Li	834754.00 A	5911.00	0.71
9 Be	228268.09 P	620.80	0.27
11 B	144429.59 P	413.00	0.29
23 Na	27870390.00 A	536600.00	1.93
24 Mg	76615440.00 A	292100.00	0.38
27 Al	98682272.00 A	243000.00	0.25
28 Si	10343040.00 A	152300.00	1.47
39 K	1726743.00 A	9504.00	0.55
40 Ca	52898620.00 A	553100.00	1.05
45 Sc	2175207.00 A	31470.00	1.45
45 Sc	139696.50 P	1807.00	1.29
45 Sc	3367440.00 A	31270.00	0.93
47 Ti	107862.40 P	680.30	0.63
51 V	172362.50 P	224.40	0.13
52 Cr	206577.50 P	227.80	0.11
55 Mn	1740090.00 A	2555.00	0.15
56 Fe	70549208.00 A	1163000.00	1.65
59 Co	1386402.00 A	1359.00	0.10
60 Ni	90117.68 P	351.10	0.39
63 Cu	244185.50 P	184.10	0.08
66 Zn	222561.20 P	1061.00	0.48
72 Ge	430530.09 P	1801.00	0.42
72 Ge	81640.93 P	322.20	0.39
72 Ge	691816.81 P	1764.00	0.25
75 As	29201.98 P	120.50	0.41
78 Se	21754.23 P	347.50	1.60
88 Sr	1891671.00 A	29650.00	1.57
89 Y	4662697.00 A	27080.00	0.58
90 Zr	1230497.00 A	24540.00	1.99
95 Mo	327210.81 P	2136.00	0.65
107 Ag	834184.88 P	4841.00	0.58
111 Cd	185981.80 P	1288.00	0.69
115 In	4165904.00 A	20350.00	0.49
118 Sn	514244.50 P	4566.00	0.89
121 Sb	723281.13 P	8812.00	1.22
137 Ba	249658.09 P	3459.00	1.39
157 Gd	17.78 P	10.71	60.24
159 Tb	5008610.00 A	33410.00	0.67
182 W	578947.38 P	3472.00	0.60
195 Pt	377234.81 P	5054.00	1.34
197 Au	22.22 P	10.18	45.81
205 Tl	1260547.00 A	7972.00	0.63
208 Pb	1681383.00 P	8366.00	0.50
209 Bi	2909200.00 A	4330.00	0.15
232 Th	1434918.00 A	12340.00	0.86
235 U	12462.76 P	190.40	1.53
238 U	1734211.00 A	3312.00	0.19

ISTD Elements	CPS			Rec(%)	QC Range(%)	Flag
Element	CPS Mean	RSD(%)	Ref Value			
6 Li	1451711.30	0.46	1462063.40	99.3	60 - 125	
45 Sc	2175206.80	1.45	2079052.30	104.6	60 - 125	
45 Sc	139696.50	1.29	138937.50	100.5	60 - 125	
45 Sc	3367440.00	0.93	3322690.30	101.3	60 - 125	
72 Ge	430530.13	0.42	414358.66	103.9	60 - 125	
72 Ge	81640.93	0.39	81558.63	100.1	60 - 125	
72 Ge	691816.75	0.25	697602.94	99.2	60 - 125	
115 In	4165904.00	0.49	4198228.50	99.2	60 - 125	
159 Tb	5008610.50	0.67	4961901.50	100.9	60 - 125	
209 Bi	2909200.30	0.15	2889393.80	100.7	60 - 125	

ISTD Ref File : D:\DATA\I982006\C\I98C23.B\98C23004.D\98C23004.D#

--- :Element Failures --- :Max. Number of Failures Allowed
 0 :ISTD Failures 0 :Max. Number of ISTD Failures Allowed

Data Results:
 Analytes: Pass
 ISTD: Pass

Calibration Standard QC Report

Data File: D:\DATA\I982006\C\I98C23.B\98C23007.D\98C23007.D#
 Date Acquired: Mar 28 2006 03:16 pm
 Operator: JEE
 Sample Name: S5 100
 Misc Info:
 Vial Number: 1107
 Current Method: C:\ICPCHEM\1\METHODS\EMAX6020.M
 Calibration File: C:\ICPCHEM\1\CALIB\EMAX6020.C
 Last Cal Update: Mar 28 2006 03:13 pm
 Sample Type: CalStd
 Total Dil Factor: 1.00

QC&ISTD Elements		CPS		
Element	CPS Mean	SD	RSD(%)	
6 Li	1451110.00 A	5554.00	0.38	
7 Li	1563417.00 A	3924.00	0.25	
9 Be	453800.81 P	1309.00	0.29	
11 B	288144.59 P	2241.00	0.78	
23 Na	54054992.00 A	631200.00	1.17	
24 Mg	151622300.00 A	644000.00	0.42	
27 Al	195457500.00 A	1590000.00	0.81	
28 Si	20436430.00 A	311400.00	1.52	
39 K	3382621.00 A	24060.00	0.71	
40 Ca	104307900.00 A	1994000.00	1.91	
45 Sc	2212042.00 A	25400.00	1.15	
45 Sc	142897.70 P	762.30	0.53	
45 Sc	3461222.00 A	17070.00	0.49	
47 Ti	217587.59 P	1056.00	0.49	
51 V	344679.09 P	2031.00	0.59	
52 Cr	411217.19 P	1473.00	0.36	
55 Mn	3411735.00 A	21120.00	0.62	
56 Fe	139180000.00 A	2232000.00	1.60	
59 Co	2748854.00 A	2673.00	0.10	
60 Ni	178188.50 P	521.10	0.29	
63 Cu	480526.91 P	2527.00	0.53	
66 Zn	434766.69 P	941.20	0.22	
72 Ge	434374.41 P	4072.00	0.94	
72 Ge	82836.58 P	880.10	1.06	
72 Ge	704178.19 P	4547.00	0.65	
75 As	58678.21 P	335.80	0.57	
78 Se	42691.30 P	420.00	0.98	
88 Sr	3725227.00 A	10430.00	0.28	
89 Y	4730607.00 A	35280.00	0.75	
90 Zr	2459301.00 A	21460.00	0.87	
95 Mo	653137.88 P	3721.00	0.57	
107 Ag	1686076.00 A	19700.00	1.17	
111 Cd	363129.31 P	3995.00	1.10	
115 In	4150804.00 A	9332.00	0.22	
118 Sn	1032419.00 A	8648.00	0.84	
121 Sb	1480946.00 A	13110.00	0.89	
137 Ba	497825.50 P	3561.00	0.72	
157 Gd	37.78 P	7.70	20.38	
159 Tb	5008110.00 A	42880.00	0.86	
182 W	1173377.00 A	16730.00	1.43	
195 Pt	756977.38 P	4238.00	0.56	
197 Au	35.56 P	12.62	35.49	
205 Tl	2472106.00 A	28620.00	1.16	
208 Pb	3333950.00 A	6802.00	0.20	
209 Bi	2916192.00 A	10120.00	0.35	
232 Th	3023066.00 A	28130.00	0.93	
235 U	24838.43 P	315.10	1.27	
238 U	3428830.00 A	42410.00	1.24	

ISTD Elements		CPS				
Element	CPS Mean	RSD(%)	Ref Value	Rec(%)	QC Range(%)	Flag
6 Li	1451109.60	0.38	1462063.40	99.3	60 - 125	
45 Sc	2212041.80	1.15	2079052.30	106.4	60 - 125	
45 Sc	142897.69	0.53	138937.50	102.9	60 - 125	
45 Sc	3461221.80	0.49	3322690.30	104.2	60 - 125	
72 Ge	434374.41	0.94	414358.66	104.8	60 - 125	
72 Ge	82836.58	1.06	81558.63	101.6	60 - 125	
72 Ge	704178.19	0.65	697602.94	100.9	60 - 125	
115 In	4150803.80	0.22	4198228.50	98.9	60 - 125	
159 Tb	5008110.00	0.86	4961901.50	100.9	60 - 125	
209 Bi	2916192.30	0.35	2889393.80	100.9	60 - 125	

ISTD Ref File : D:\DATA\I982006\C\I98C23.B\98C23004.D\98C23004.D#

--- :Element Failures --- :Max. Number of Failures Allowed
 0 :ISTD Failures 0 :Max. Number of ISTD Failures Allowed

Data Results:
 Analytes: Pass
 ISTD: Pass



ICV QC Report

Data File: D:\DATA\I982006\C\I98C23.B\98C23008.D\98C23008.D#
 Date Acquired: Mar 28 2006 03:24 pm
 Acq. Method: EMAX6020.M
 Operator: JEE
 Sample Name: ICV
 Misc Info:
 Vial Number: 1203
 Current Method: C:\ICPCHEM\1\METHODS\EMAX6020.M
 Calibration File: C:\ICPCHEM\1\CALIB\EMAX6020.C
 Last Cal. Update: Mar 28 2006 03:21 pm
 Sample Type: ICV1
 Dilution Factor: 1.00

QC Elements			Conc.				Flag
Element	Conc.	CPS	RSD(%)	Expected	QC Range(%)		
7 Li	56.93	968123.9 ppb	1.32	60.00	90 - 110		
9 Be	58.24	275137.7 ppb	0.40	60.00	90 - 110		
11 B	61.09	183462.1 ppb	0.56	60.00	90 - 110		
23 Na	6198.00	32910980.0 ppb	2.20	6000.00	90 - 110		
24 Mg	6025.00	91975688.0 ppb	0.14	6000.00	90 - 110		
27 Al	5961.00	117281700.0 ppb	0.32	6000.00	90 - 110		
28 Si	6484.00	12925250.0 ppb	1.99	6000.00	90 - 110		
39 K	6052.00	2099954.0 ppb	1.10	6000.00	90 - 110		
40 Ca	6163.00	62710528.0 ppb	1.72	6000.00	90 - 110		
47 Ti	60.25	131459.4 ppb	0.39	60.00	90 - 110		
51 V	60.10	210804.4 ppb	1.15	60.00	90 - 110		
52 Cr	60.07	251458.0 ppb	1.14	60.00	90 - 110		
55 Mn	60.88	2095897.0 ppb	0.46	60.00	90 - 110		
56 Fe	6195.00	84096176.0 ppb	1.64	6000.00	90 - 110		
59 Co	60.71	1679596.0 ppb	0.57	60.00	90 - 110		
60 Ni	60.12	109202.5 ppb	0.64	60.00	90 - 110		
63 Cu	59.81	293324.0 ppb	1.20	60.00	90 - 110		
66 Zn	59.93	266601.4 ppb	0.37	60.00	90 - 110		
75 As	58.08	34823.8 ppb	1.20	60.00	90 - 110		
78 Se	59.76	25717.2 ppb	0.91	60.00	90 - 110		
88 Sr	59.39	2251630.0 ppb	0.37	60.00	90 - 110		
89 Y	-----	4801202.0 ppb	-----	60.00	90 - 110		
90 Zr	52.08	1299904.0 ppb	1.11	60.00	90 - 110	Fail	
95 Mo	59.01	395892.8 ppb	0.88	60.00	90 - 110		
107 Ag	58.10	1003856.0 ppb	0.43	60.00	90 - 110		
111 Cd	58.42	219566.2 ppb	0.80	60.00	90 - 110		
118 Sn	57.98	614311.5 ppb	0.79	60.00	90 - 110		
121 Sb	58.21	880833.5 ppb	0.71	60.00	90 - 110		
137 Ba	58.23	297809.5 ppb	1.17	60.00	90 - 110		
157 Gd	3.41	10.0 ppb	714.71	60.00	90 - 110	Fail	
182 W	56.88	676029.4 ppb	0.63	60.00	90 - 110		
195 Pt	58.78	451703.9 ppb	0.31	60.00	90 - 110		
197 Au	-----	21.1 ppb	-----	60.00	90 - 110		
205 Tl	59.43	1498050.0 ppb	0.49	60.00	90 - 110		
208 Pb	59.53	2019923.0 ppb	0.55	60.00	90 - 110		
232 Th	77.81	2368691.0 ppb	0.82	60.00	90 - 110	Fail	
235 U	0.12	4485.5 ppb	2.31	0.42	90 - 110	Fail	
238 U	59.72	2098675.0 ppb	0.72	59.58	90 - 110		

ISTD Elements		CPS				Flag
Element	CPS Mean	RSD(%)	Ref Value	Rec(%)	QC Range(%)	
6 Li	1509325.3	0.20	1462063.40	103.2	60 - 125	
45 Sc	2143849.3	1.53	2079052.30	103.1	60 - 125	
45 Sc	144587.3	0.87	138937.50	104.1	60 - 125	
45 Sc	3457698.8	0.27	3322690.30	104.1	60 - 125	
72 Ge	435325.4	0.73	414358.66	105.1	60 - 125	
72 Ge	84462.3	1.02	81558.63	103.6	60 - 125	
72 Ge	711922.1	0.41	697602.94	102.1	60 - 125	
115 In	4265898.5	1.03	4198228.50	101.6	60 - 125	
159 Tb	5152786.0	0.25	4961901.50	103.8	60 - 125	
209 Bi	2961024.3	0.10	2889393.80	102.5	60 - 125	

ISTD Ref File : D:\DATA\I982006\C\I98C23.B\98C23004.D\98C23004.D#

4 :Element Failures 0 :Max. Number of Failures Allowed
 0 :ISTD Failures 0 :Max. Number of ISTD Failures Allowed

Data Results:
 Analytes: Fail
 ISTD: Pass

ICB QC Report

Data File: D:\DATA\I982006\C\I98C23.B\98C23009.D\98C23009.D#
 Date Acquired: Mar 28 2006 04:01 pm
 Acq. Method: EMAX6020.M
 Operator: JEE
 Sample Name: ICB
 Misc Info:
 Vial Number: 1101
 Current Method: C:\ICPCHEM\1\METHODS\EMAX6020.M
 Calibration File: C:\ICPCHEM\1\CALIB\EMAX6020.C
 Last Cal. Update: Mar 28 2006 03:21 pm
 Sample Type: ICB
 Dilution Factor: 1.00

QC Elements					
Element	Conc.	CPS	Conc RSD(%)	High Limit	Flag
7 Li	0.0353	91382.6 ppb	44.20	1.00	
9 Be	0.0015	86.7 ppb	215.32	1.00	
11 B	0.0559	1419.0 ppb	19.44	1.00	
23 Na	27.8300	527988.2 ppb	4.40	1.00	
24 Mg	0.9446	54731.9 ppb	6.93	1.00	
27 Al	-0.0855	30079.8 ppb	23.02	1.00	
28 Si	1.6840	11209.2 ppb	20.75	1.00	
39 K	2.7710	36386.3 ppb	42.22	1.00	
40 Ca	1.8300	64994.2 ppb	7.11	1.00	
47 Ti	0.0535	208.9 ppb	32.16	1.00	
51 V	0.0253	870.0 ppb	32.19	1.00	
52 Cr	0.0013	408.7 ppb	314.15	1.00	
55 Mn	-0.0121	2964.9 ppb	4.27	1.00	
56 Fe	1.7890	51540.7 ppb	13.05	1.00	
59 Co	-0.0013	411.1 ppb	114.72	1.00	
60 Ni	0.0048	105.3 ppb	54.50	1.00	
63 Cu	0.0119	533.6 ppb	24.14	1.00	
66 Zn	-0.0233	3322.8 ppb	93.82	1.00	
75 As	0.0045	52.9 ppb	147.30	1.00	
78 Se	-0.0059	20.0 ppb	34.83	1.00	
88 Sr	-0.0005	1045.6 ppb	274.31	1.00	
89 Y	-----	4800653.0 ppb	-----	1.00	
90 Zr	-0.0435	314.5 ppb	2.92	1.00	
95 Mo	0.5184	3772.9 ppb	4.70	1.00	
107 Ag	0.0013	218.9 ppb	231.90	1.00	
111 Cd	-0.0206	2310.1 ppb	166.86	1.00	
118 Sn	0.0009	819.0 ppb	607.35	1.00	
121 Sb	0.1102	2407.5 ppb	99.00	1.00	
137 Ba	-0.0055	84.4 ppb	100.58	1.00	
157 Gd	-13.1100	5.6 ppb	54.41	1.00	
182 W	0.0533	1093.4 ppb	12.25	1.00	
195 Pt	-0.0018	86.7 ppb	131.59	1.00	
197 Au	-----	3.3 ppb	-----	1.00	
205 Tl	0.0010	391.1 ppb	91.05	1.00	
208 Pb	-0.0178	975.6 ppb	4.70	1.00	
232 Th	-0.0014	492.3 ppb	168.91	1.00	
235 U	0.0002	12.2 ppb	128.38	1.00	
238 U	0.0001	267.8 ppb	752.23	1.00	

ISTD Elements						
Element	CPS Mean	RSD(%)	Ref Value	Rec(%)	QC Range(%)	Flag
6 Li	1439939.9	0.18	1462063.40	98.5	60 - 125	
45 Sc	1766070.6	0.22	2079052.30	84.9	60 - 125	
45 Sc	135901.7	0.64	138937.50	97.8	60 - 125	
45 Sc	3361475.3	0.96	3322690.30	101.2	60 - 125	
72 Ge	423340.3	0.95	414358.66	102.2	60 - 125	
72 Ge	83411.4	1.17	81558.63	102.3	60 - 125	
72 Ge	719275.8	0.92	697602.94	103.1	60 - 125	
115 In	4306433.0	1.03	4198228.50	102.6	60 - 125	
159 Tb	5143702.0	0.54	4961901.50	103.7	60 - 125	
209 Bi	2936638.0	0.87	2889393.80	101.6	60 - 125	

ISTD Ref File : D:\DATA\I982006\C\I98C23.B\98C23004.D\98C23004.D#

0 :Element Failures 0 :Max. Number of Failures Allowed
 0 :ISTD Failures 0 :Max. Nnumber of ISTD Failures Allowed

Data Results:

Analytes: Pass
 ISTD: Pass

ICS-A QC Report

Data File: D:\DATA\I982006\C\I98C23.B\98C23010.D\98C23010.D#
 Date Acquired: Mar 28 2006 04:09 pm
 Acq. Method: EMAX6020.M
 Operator: JEE
 Sample Name: ICSA
 Misc Info:
 Vial Number: 1201
 Current Method: C:\ICPCHEM\1\METHODS\EMAX6020.M
 Calibration File: C:\ICPCHEM\1\CALIB\EMAX6020.C
 Last Cal. Update: Mar 28 2006 03:21 pm
 Sample Type: ICS-A
 Dilution Factor: 1.00

QC Elements			Conc		
Element	Conc.	CPS	RSD(%)	High Limit	Flag
7 Li	0.95	105512.7 ppb	5.43	---	
9 Be	0.02	168.9 ppb	21.54	---	
11 B	2.38	8077.2 ppb	4.15	---	
23 Na	96830.00	535868190.0 ppb	3.73	---	
24 Mg	91880.00	1504577000.0 ppb	0.63	---	
27 Al	92990.00	1962829100.0 ppb	0.34	---	
28 Si	17.43	47516.2 ppb	7.97	---	
39 K	90210.00	32111690.0 ppb	1.54	---	
40 Ca	100200.00	1077054000.0 ppb	3.91	---	
47 Ti	1998.00	4676277.0 ppb	0.68	---	
51 V	0.07	1129.6 ppb	19.62	---	
52 Cr	0.47	2503.2 ppb	1.79	---	
55 Mn	2.38	91583.5 ppb	0.56	---	
56 Fe	98640.00	1414805000.0 ppb	3.87	---	
59 Co	2.53	75587.3 ppb	1.66	---	
60 Ni	0.78	1578.1 ppb	3.36	---	
63 Cu	1.75	9489.3 ppb	1.05	---	
66 Zn	4.06	23607.1 ppb	1.07	---	
75 As	0.11	134.4 ppb	9.20	---	
78 Se	0.06	57.3 ppb	17.55	---	
88 Sr	2.97	126421.3 ppb	1.28	---	
89 Y	-----	4997384.0 ppb	-----	---	
90 Zr	0.62	18734.5 ppb	3.16	---	
95 Mo	2088.00	13837010.0 ppb	0.74	---	
107 Ag	0.08	1539.0 ppb	4.67	---	
111 Cd	0.44	3961.6 ppb	11.04	---	
118 Sn	0.10	1853.6 ppb	11.06	---	
121 Sb	2.33	35583.0 ppb	1.15	---	
137 Ba	0.72	3740.7 ppb	3.29	---	
157 Gd	311.40	92.2 ppb	2.99	---	
182 W	0.34	4448.8 ppb	1.29	---	
195 Pt	0.02	228.9 ppb	15.19	---	
197 Au	-----	8.9 ppb	-----	---	
205 Tl	0.02	981.2 ppb	3.85	---	
208 Pb	0.66	23921.5 ppb	3.30	---	
232 Th	0.05	2061.4 ppb	4.88	---	
235 U	0.00	11.1 ppb	119.08	---	
238 U	0.01	766.7 ppb	17.97	---	

ISTD Elements		CPS				
Element	CPS Mean	RSD(%)	Ref Value	Rec(%)	QC Range(%)	Flag
6 Li	1450215.3	0.91	1462063.40	99.2	60 - 125	
45 Sc	2267265.5	2.43	2079052.30	109.1	60 - 125	
45 Sc	150875.9	0.90	138937.50	108.6	60 - 125	
45 Sc	3710511.5	0.09	3322690.30	111.7	60 - 125	
72 Ge	489410.8	0.46	414358.66	118.1	60 - 125	
72 Ge	95343.6	1.57	81558.63	116.9	60 - 125	
72 Ge	791426.5	0.38	697602.94	113.4	60 - 125	
115 In	4215419.0	0.78	4198228.50	100.4	60 - 125	
159 Tb	5421456.0	0.27	4961901.50	109.3	60 - 125	
209 Bi	2960236.5	0.75	2889393.80	102.5	60 - 125	

ISTD Ref File : D:\DATA\I982006\C\I98C23.B\98C23004.D\98C23004.D#

0 :Element Failures 0 :Max. Number of Failures Allowed
 0 :ISTD Failures 0 :Max. Nnumber of ISTD Failures Allowed

Data Results:

Analytes: Pass
 ISTD: Pass

ICS-AB QC Report

Data File: D:\DATA\I982006\C\I98C23.B\98C23011.D\98C23011.D#
 Date Acquired: Mar 28 2006 04:17 pm
 Acq. Method: EMAX6020.M
 Operator: JEE
 Sample Name: ICSAB
 Misc Info:
 Vial Number: 1202
 Current Method: C:\ICPCHEM\1\METHODS\EMAX6020.M
 Calibration File: C:\ICPCHEM\1\CALIB\EMAX6020.C
 Last Cal. Update: Mar 28 2006 03:21 pm
 Sample Type: ICS-AB
 Dilution Factor: 1.00

QC Elements

Element	Conc.	CPS	RSD(%)	Expected QC	Range(%)	Flag
7 Li	18.40	344111.2 ppb	1.18	20.00	80 - 120	
9 Be	18.22	78556.0 ppb	0.89	20.00	80 - 120	
11 B	20.72	57532.4 ppb	0.79	20.00	80 - 120	
23 Na	102800.00	496820610.0 ppb	3.06	100000.00	80 - 120	
24 Mg	96670.00	1411282900.0 ppb	1.03	100000.00	80 - 120	
27 Al	97660.00	1837646000.0 ppb	1.36	100000.00	80 - 120	
28 Si	2145.00	3953478.0 ppb	3.77	2000.00	80 - 120	
39 K	96890.00	30305050.0 ppb	1.38	100000.00	80 - 120	
40 Ca	105400.00	988756420.0 ppb	3.56	100000.00	80 - 120	
47 Ti	2116.00	4414402.0 ppb	0.87	2000.00	80 - 120	
51 V	20.56	66616.8 ppb	1.06	20.00	80 - 120	
52 Cr	20.64	79483.3 ppb	0.84	20.00	80 - 120	
55 Mn	22.02	727461.5 ppb	1.21	20.00	80 - 120	
56 Fe	103800.00	1299989000.0 ppb	2.57	100000.00	80 - 120	
59 Co	19.55	517736.7 ppb	0.94	20.00	80 - 120	
60 Ni	19.99	33349.7 ppb	0.44	20.00	80 - 120	
63 Cu	20.85	94054.0 ppb	0.73	20.00	80 - 120	
66 Zn	21.96	96912.8 ppb	0.19	20.00	80 - 120	
75 As	18.45	11081.3 ppb	0.71	20.00	80 - 120	
78 Se	19.56	8305.2 ppb	1.24	20.00	80 - 120	
88 Sr	22.33	822502.7 ppb	0.11	20.00	80 - 120	
89 Y	-----	4677738.0 ppb	-----	20.00	80 - 120	
90 Zr	18.29	444100.3 ppb	0.30	20.00	80 - 120	
95 Mo	2132.00	13198910.0 ppb	1.01	2000.00	80 - 120	
107 Ag	18.74	299159.1 ppb	0.63	20.00	80 - 120	
111 Cd	19.78	70106.0 ppb	1.17	20.00	80 - 120	
118 Sn	19.83	194544.1 ppb	1.03	20.00	80 - 120	
121 Sb	19.94	279142.8 ppb	1.26	20.00	80 - 120	
137 Ba	22.18	104856.4 ppb	1.27	20.00	80 - 120	
157 Gd	211.10	61.1 ppb	8.16	20.00	80 - 120	Fail
182 W	19.67	214938.6 ppb	1.56	20.00	80 - 120	
195 Pt	19.27	136030.2 ppb	0.76	20.00	80 - 120	
197 Au	-----	20.0 ppb	-----	20.00	80 - 120	
205 Tl	19.42	449907.9 ppb	0.34	20.00	80 - 120	
208 Pb	19.98	623588.9 ppb	1.28	20.00	80 - 120	
232 Th	26.58	743557.5 ppb	0.91	20.00	80 - 120	Fail
235 U	0.04	1373.5 ppb	2.93	0.14	80 - 120	Fail
238 U	20.39	658366.4 ppb	0.78	19.86	80 - 120	

ISTD Elements

Element	CPS Mean	RSD(%)	Ref Value	Rec(%)	QC Range(%)	Flag
6 Li	1376265.8	0.51	1462063.40	94.1	60 - 125	
45 Sc	1979138.9	1.15	2079052.30	95.2	60 - 125	
45 Sc	132572.2	0.58	138937.50	95.4	60 - 125	
45 Sc	3308226.3	1.57	3322690.30	99.6	60 - 125	
72 Ge	428624.3	1.37	414358.66	103.4	60 - 125	
72 Ge	84329.5	0.54	81558.63	103.4	60 - 125	
72 Ge	691116.0	0.42	697602.94	99.1	60 - 125	
115 In	3939976.5	1.40	4198228.50	93.8	60 - 125	
159 Tb	5032521.5	0.15	4961901.50	101.4	60 - 125	
209 Bi	2719439.3	0.51	2889393.80	94.1	60 - 125	

ISTD Ref File : D:\DATA\I982006\C\I98C23.B\98C23004.D\98C23004.D#

3 :Element Failures 0 :Max. Number of Failures Allowed
 0 :ISTD Failures 0 :Max. Number of ISTD Failures Allowed

Data Results:

Analytes: Fail
 ISTD: Pass

CCV QC Report

Data File: D:\DATA\I982006\C\I98C23.B\98C23013.D\98C23013.D#
 Date Acquired: Mar 28 2006 04:34 pm
 Operator: JEE
 Sample Name: CCV1
 Misc Info:
 Vial Number: 1305
 Current Method: C:\ICPCHEM\1\METHODS\EMAX6020.M
 Calibration File: C:\ICPCHEM\1\CALIB\EMAX6020.C
 Last Cal Update: Mar 28 2006 03:21 pm
 Sample Type: CCV
 Total Dil Factor: 1.00

QC Elements			Conc			Flag
Element	Conc.	CPS	RSD(%)	Expected QC	Range(%)	
7 Li	43.61	708897.63 ppb	0.94	45.00	90 - 110	
9 Be	43.85	192259.30 ppb	0.41	45.00	90 - 110	
11 B	43.81	122456.00 ppb	0.32	45.00	90 - 110	
23 Na	4513.00	23104640.00 ppb	3.34	4500.00	90 - 110	
24 Mg	4432.00	65085032.00 ppb	0.22	4500.00	90 - 110	
27 Al	4444.00	84101808.00 ppb	0.52	4500.00	90 - 110	
28 Si	4588.00	8772392.00 ppb	2.54	4500.00	90 - 110	
39 K	4581.00	1479291.00 ppb	1.11	4500.00	90 - 110	
40 Ca	4566.00	44562248.00 ppb	2.86	4500.00	90 - 110	
47 Ti	46.06	96694.67 ppb	0.60	45.00	90 - 110	
51 V	46.17	150011.00 ppb	0.39	45.00	90 - 110	
52 Cr	45.30	175585.20 ppb	0.78	45.00	90 - 110	
55 Mn	45.32	1501411.00 ppb	0.43	45.00	90 - 110	
56 Fe	4565.00	59426072.00 ppb	2.73	4500.00	90 - 110	
59 Co	45.76	1217840.00 ppb	0.76	45.00	90 - 110	
60 Ni	45.84	77057.86 ppb	0.97	45.00	90 - 110	
63 Cu	46.08	209226.59 ppb	0.71	45.00	90 - 110	
66 Zn	46.01	196382.80 ppb	0.65	45.00	90 - 110	
75 As	45.76	25617.65 ppb	0.28	45.00	90 - 110	
78 Se	45.43	18320.85 ppb	0.59	45.00	90 - 110	
88 Sr	46.20	1674030.00 ppb	0.61	45.00	90 - 110	
89 Y	-----	4617949.00 ppb	-----	---	90 - 110	
90 Zr	45.08	1075393.00 ppb	0.19	45.00	90 - 110	
95 Mo	47.02	303815.41 ppb	0.60	45.00	90 - 110	
107 Ag	43.83	729197.81 ppb	0.47	45.00	90 - 110	
111 Cd	44.22	160597.59 ppb	0.70	45.00	90 - 110	
118 Sn	44.47	453880.00 ppb	0.37	45.00	90 - 110	
121 Sb	43.53	634477.31 ppb	0.67	45.00	90 - 110	
137 Ba	44.43	218846.59 ppb	0.83	45.00	90 - 110	
157 Gd	73.13	27.78 ppb	70.82	45.00	90 - 110	Fail
182 W	42.65	497573.09 ppb	0.23	45.00	90 - 110	
195 Pt	42.96	323993.69 ppb	0.39	45.00	90 - 110	
197 Au	-----	20.00 ppb	-----	45.00	90 - 110	
205 Tl	44.12	1091370.00 ppb	1.25	45.00	90 - 110	
208 Pb	43.48	1448044.00 ppb	0.43	45.00	90 - 110	
232 Th	50.81	1518096.00 ppb	0.28	45.00	90 - 110	Fail
235 U	0.31	10999.02 ppb	1.51	0.32	90 - 110	
238 U	43.62	1504488.00 ppb	1.20	44.69	90 - 110	

ISTD Elements		CPS		Rec(%)	QC Range(%)	Flag
Element	CPS Mean	RSD(%)	Ref Value			
6 Li	1400767.60	0.35	1462063.40	95.8	60 - 125	
45 Sc	2055804.80	1.92	2079052.30	98.9	60 - 125	
45 Sc	133785.31	1.25	138937.50	96.3	60 - 125	
45 Sc	3325580.80	0.21	3322690.30	100.1	60 - 125	
72 Ge	407777.63	0.77	414358.66	98.4	60 - 125	
72 Ge	78812.25	0.72	81558.63	96.6	60 - 125	
72 Ge	680389.44	0.50	697602.94	97.5	60 - 125	
115 In	4107848.80	0.77	4198228.50	97.8	60 - 125	
159 Tb	4934034.00	0.85	4961901.50	99.4	60 - 125	
209 Bi	2905881.80	0.59	2889393.80	100.6	60 - 125	

ISTD Ref File : D:\DATA\I982006\C\I98C23.B\98C23004.D\98C23004.D#

2 :Element Failures 0 :Max. Number of Failures Allowed
 0 :ISTD Failures 0 :Max. Number of ISTD Failures Allowed

Data Results:

Analytes: Fail
 ISTD: Pass

ICB QC Report

Data File: D:\DATA\I982006\C\I98C23.B\98C23014.D\98C23014.D#
 Date Acquired: Mar 28 2006 05:15 pm
 Acq. Method: EMAX6020.M
 Operator: JEE
 Sample Name: CCB1
 Misc Info:
 Vial Number: 1102
 Current Method: C:\ICPCHEM\1\METHODS\EMAX6020.M
 Calibration File: C:\ICPCHEM\1\CALIB\EMAX6020.C
 Last Cal. Update: Mar 28 2006 03:21 pm
 Sample Type: CCB
 Dilution Factor: 1.00

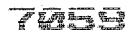
QC Elements		Conc			
Element	Conc.	CPS	RSD(%)	High Limit	Flag
7 Li	0.0669	90267.5 ppb	42.04	1.00	
9 Be	-0.0017	71.1 ppb	132.79	1.00	
11 B	0.0401	1350.1 ppb	43.72	1.00	
23 Na	16.0200	474451.8 ppb	6.32	1.00	
24 Mg	0.4157	45747.2 ppb	16.57	1.00	
27 Al	-0.2350	26559.9 ppb	4.84	1.00	
28 Si	-0.2904	7927.2 ppb	78.65	1.00	
39 K	-1.3340	31132.7 ppb	80.66	1.00	
40 Ca	0.7321	55510.3 ppb	56.89	1.00	
47 Ti	0.0436	183.3 ppb	27.05	1.00	
51 V	0.1291	1075.4 ppb	10.51	1.00	
52 Cr	-0.0053	339.8 ppb	70.47	1.00	
55 Mn	-0.0061	3090.5 ppb	20.08	1.00	
56 Fe	0.3001	34701.0 ppb	9.34	1.00	
59 Co	-0.0085	210.0 ppb	16.98	1.00	
60 Ni	-0.0070	75.8 ppb	51.42	1.00	
63 Cu	-0.0029	413.3 ppb	133.47	1.00	
66 Zn	-0.1398	2742.6 ppb	25.84	1.00	
75 As	0.0119	50.7 ppb	36.41	1.00	
78 Se	0.0053	24.9 ppb	279.98	1.00	
88 Sr	-0.0177	378.9 ppb	4.87	1.00	
89 Y	-----	4706051.0 ppb	-----	1.00	
90 Zr	0.1449	4947.8 ppb	2.21	1.00	
95 Mo	0.1892	1541.3 ppb	7.21	1.00	
107 Ag	0.0004	202.2 ppb	314.88	1.00	
111 Cd	-0.0227	2296.3 ppb	47.56	1.00	
118 Sn	0.0564	1407.9 ppb	18.45	1.00	
121 Sb	0.0100	869.0 ppb	6.99	1.00	
137 Ba	-0.0107	57.8 ppb	28.55	1.00	
157 Gd	-13.0800	5.6 ppb	54.01	1.00	
182 W	0.1120	1759.1 ppb	4.51	1.00	
195 Pt	-0.0099	24.4 ppb	5.16	1.00	
197 Au	-----	7.8 ppb	-----	1.00	
205 Tl	0.0478	1537.9 ppb	9.18	1.00	
208 Pb	-0.0236	770.0 ppb	2.24	1.00	
232 Th	0.0221	1184.6 ppb	23.51	1.00	
235 U	0.0001	11.1 ppb	85.91	1.00	
238 U	-0.0039	125.6 ppb	18.88	1.00	

ISTD Elements		CPS				
Element	CPS Mean	RSD(%)	Ref Value	Rec(%)	QC Range(%)	Flag
6 Li	1415244.5	1.16	1462063.40	96.8	60 - 125	
45 Sc	1756164.1	1.07	2079052.30	84.5	60 - 125	
45 Sc	120653.1	1.19	138937.50	86.8	60 - 125	
45 Sc	3279778.0	0.74	3322690.30	98.7	60 - 125	
72 Ge	425532.7	2.22	414358.66	102.7	60 - 125	
72 Ge	73752.2	1.55	81558.63	90.4	60 - 125	
72 Ge	703312.9	0.73	697602.94	100.8	60 - 125	
115 In	4294349.0	1.05	4198228.50	102.3	60 - 125	
159 Tb	5061246.0	0.58	4961901.50	102.0	60 - 125	
209 Bi	2894014.3	0.37	2889393.80	100.2	60 - 125	

ISTD Ref File : D:\DATA\I982006\C\I98C23.B\98C23004.D\98C23004.D#

0 :Element Failures 0 :Max. Number of Failures Allowed
 0 :ISTD Failures 0 :Max. Number of ISTD Failures Allowed

Data Results:
 Analytes: Pass
 ISTD: Pass



Sample QC Report

Data File: D:\DATA\I982006\C\I98C23.B\98C23015.D\98C23015.D#
 Date Acquired: Mar 28 2006 05:23 pm
 Acq. Method: EMAX6020.M
 Operator: JEE
 Sample Name: IMC021SB
 Misc Info:
 Vial Number: 2309
 Current Method: C:\ICPCHEM\1\METHODS\EMAX6020.M
 Calibration File: C:\ICPCHEM\1\CALIB\EMAX6020.C
 Last Cal. Update: Mar 28 2006 03:21 pm
 Sample Type: Sample
 Dilution Factor: 1.00
 Autodil Factor: Undiluted
 Final Dil Factor: 1.00

OK ✓

Tune # Name
 #1 h2.u
 #2 he.u
 #3 norm.u

QC Elements											
Element	Tune	ISTD	CPS	Corr Conc	Raw Conc	Units	Conc	RSD(%)	High Limit	Flag	
7	Li # 3	6	88894.3	0.0000	0.0854	ppb	29.60		250.00		
9	Be # 3	6	55.6	0.0000	-0.0050	ppb	43.19		500.00		
11	B # 3	6	1062.3	0.0000	-0.0559	ppb	38.29		400.00		
23	Na # 1	45	493676.0	0.0000	1.2820	ppb	162.64		400000.00		
24	Mg # 3	45	45347.9	0.0000	0.3811	ppb	8.63		200000.00		
27	Al # 3	45	25431.0	0.0000	-0.2985	ppb	7.66		100000.00		
28	Si # 1	45	8030.6	0.0000	-1.0460	ppb	13.31		50000.00		
39	K # 2	45	36203.6	0.0000	1.0030	ppb	191.63		400000.00		
40	Ca # 1	45	56209.9	0.0000	-0.3066	ppb	59.49		200000.00		
47	Ti # 3	45	200.0	0.0000	0.0514	ppb	24.65		3000.00		
51	V # 2	45	1233.6	0.0000	0.1319	ppb	5.82		3000.00		
52	Cr # 2	45	370.2	0.0000	-0.0095	ppb	52.90		3000.00		
55	Mn # 3	45	3029.4	0.0000	-0.0082	ppb	8.05		3000.00		
56	Fe # 1	45	43177.7	0.0000	0.4122	ppb	14.88		200000.00		
59	Co # 3	45	238.9	0.0000	-0.0075	ppb	12.23		3000.00		
60	Ni # 2	45	72.9	0.0000	-0.0147	ppb	38.12		3000.00		
63	Cu # 2	45	444.5	0.0000	-0.0085	ppb	13.36		3000.00		
66	Zn # 3	72	2726.0	0.0000	-0.1333	ppb	11.58		3000.00		
75	As # 2	72	57.1	0.0000	0.0135	ppb	85.07		3000.00		
78	Se # 1	72	23.6	0.0000	0.0022	ppb	506.08		3000.00		
88	Sr # 3	72	393.4	0.0000	-0.0171	ppb	1.38		3000.00		
89	Y # 3	---	4585777.0	-----	-----	ppb	-----		#VALUE!		
90	Zr # 3	72	3561.8	0.0000	0.0910	ppb	5.45		1000.00		
95	Mo # 3	115	1156.8	0.0000	0.1372	ppb	5.87		3000.00		
107	Ag # 3	115	167.8	0.0000	-0.0012	ppb	78.92		250.00		
111	Cd # 3	115	2127.9	0.0000	-0.0511	ppb	56.23		3000.00		
118	Sn # 3	115	1104.5	0.0000	0.0309	ppb	26.41		3000.00		
121	Sb # 3	115	588.9	0.0000	-0.0073	ppb	24.58		3000.00		
137	Ba # 3	115	68.9	0.0000	-0.0081	ppb	32.37		3000.00		
157	Gd # 3	115	6.7	0.0000	-8.3110	ppb	304.05		3000.00		
182	W # 3	209	1224.6	0.0000	0.0682	ppb	8.13		1000.00		
195	Pt # 3	209	27.8	0.0000	-0.0094	ppb	11.53		#VALUE!		
197	Au # 3	209	11.1	-----	-----	ppb	-----		#VALUE!		
205	Tl # 3	209	620.0	0.0000	0.0111	ppb	17.67		3000.00		
208	Pb # 3	209	748.9	0.0000	-0.0238	ppb	2.99		3000.00		
232	Th # 3	209	662.3	0.0000	0.0050	ppb	33.25		1000.00		
235	U # 3	209	7.8	0.0000	0.0000	ppb	400.05		3000.00		
238	U # 3	209	76.7	0.0000	-0.0053	ppb	11.40		3000.00		

ISTD Elements											
Element		CPS	RSD (%)	Ref Value	Rec (%)	QC Range (%)	Flag				
6	Li # 3	1389609.40	0.84	1462063.40	95.0	60 - 125					
45	Sc # 1	2108817.80	2.46	2079052.30	101.4	60 - 125					
45	Sc # 2	137375.98	1.19	138937.50	98.9	60 - 125					
45	Sc # 3	3287033.30	0.65	3322690.30	98.9	60 - 125					
72	Ge # 1	425966.50	0.46	414358.66	102.8	60 - 125					
72	Ge # 2	81734.88	0.54	81558.63	100.2	60 - 125					
72	Ge # 3	691704.25	0.65	697602.94	99.2	60 - 125					
115	In # 3	4172775.00	0.80	4198228.50	99.4	60 - 125					
159	Tb # 3	4951407.50	0.36	4961901.50	99.8	60 - 125					
209	Bi # 3	2832831.00	0.88	2889393.80	98.0	60 - 125					

ISTD Ref File :

D:\DATA\I982006\C\I98C23.B\98C23004.D\98C23004.D#

0 :Element Failures
 0 :ISTD Failures

0 :Max. Number of Failures Allowed
 0 :Max. Number of ISTD Failures Allowed

Data Results:

Analytes: Pass
 ISTD: Pass

Sample QC Report

Data File: D:\DATA\I982006\C\I98C23.B\98C23016.D\98C23016.D#
 Date Acquired: Mar 28 2006 05:31 pm
 Acq. Method: EMAX6020.M
 Operator: JEE
 Sample Name: IMC021SL
 Misc Info:
 Vial Number: 2310
 Current Method: C:\ICPCHEM\1\METHODS\EMAX6020.M
 Calibration File: C:\ICPCHEM\1\CALIB\EMAX6020.C
 Last Cal. Update: Mar 28 2006 03:21 pm
 Sample Type: Sample
 Dilution Factor: 1.00
 Autodil Factor: Undiluted
 Final Dil Factor: 1.00

Tune # Name
 #1 h2.u
 #2 he.u
 #3 norm.u

QC Elements				Conc						Flag
Element	Tune	ISTD	CPS	Corr Conc	Raw Conc	Units	RSD (%)	High Limit		
7	Li # 3	6	721660.3	0.0000	46.3900	ppb	0.95	250.00		
9	Be # 3	6	204897.0	0.0000	48.4700	ppb	1.11	500.00		
11	B # 3	6	124586.1	0.0000	46.2600	ppb	0.71	400.00		
23	Na # 1	45	25882980.0	0.0000	5014.0000	ppb	3.61	400000.00		
24	Mg # 3	45	69007488.0	0.0000	4862.0000	ppb	0.93	200000.00		
27	Al # 3	45	88606064.0	0.0000	4844.0000	ppb	0.60	100000.00		
28	Si # 1	45	35615.8	0.0000	13.2500	ppb	56.35	50000.00		
39	K # 2	45	1582796.0	0.0000	4957.0000	ppb	1.11	400000.00		
40	Ca # 1	45	48814968.0	0.0000	4951.0000	ppb	3.35	200000.00		
47	Ti # 3	45	100557.0	0.0000	49.5700	ppb	0.58	3000.00		
51	V # 2	45	159712.6	0.0000	49.6400	ppb	0.19	3000.00		
52	Cr # 2	45	190956.9	0.0000	49.7500	ppb	0.33	3000.00		
55	Mn # 3	45	1604573.0	0.0000	50.1100	ppb	1.29	3000.00		
56	Fe # 1	45	65168140.0	0.0000	4955.0000	ppb	3.41	200000.00		
59	Co # 3	45	1295771.0	0.0000	50.3800	ppb	0.69	3000.00		
60	Ni # 2	45	83424.8	0.0000	50.1000	ppb	0.33	3000.00		
63	Cu # 2	45	224254.1	0.0000	49.8700	ppb	0.18	3000.00		
66	Zn # 3	72	204996.1	0.0000	49.3400	ppb	0.85	3000.00		
75	As # 2	72	26140.2	0.0000	47.5600	ppb	0.74	3000.00		
78	Se # 1	72	19699.6	0.0000	48.4600	ppb	1.18	3000.00		
88	Sr # 3	72	1766996.0	0.0000	50.0400	ppb	0.41	3000.00		
89	Y # 3	---	4545591.0	----	-----	ppb	-----	#VALUE!		
90	Zr # 3	72	988182.1	0.0000	42.5000	ppb	0.62	1000.00		
95	Mo # 3	115	308910.0	0.0000	48.1000	ppb	0.74	3000.00		
107	Ag # 3	115	777165.9	0.0000	47.0000	ppb	0.86	250.00		
111	Cd # 3	115	171353.3	0.0000	47.5100	ppb	0.20	3000.00		
118	Sn # 3	115	505196.7	0.0000	49.8000	ppb	0.54	3000.00		
121	Sb # 3	115	703611.7	0.0000	48.5600	ppb	0.82	3000.00		
137	Ba # 3	115	236156.1	0.0000	48.2300	ppb	0.31	3000.00		
157	Gd # 3	115	14.4	0.0000	22.2700	ppb	121.10	3000.00		
182	W # 3	209	511762.6	0.0000	44.6300	ppb	0.32	1000.00		
195	Pt # 3	209	355235.1	0.0000	47.9200	ppb	0.18	#VALUE!		
197	Au # 3	209	13.3	----	-----	ppb	-----	#VALUE!		
205	Tl # 3	209	1173859.0	0.0000	48.2600	ppb	1.02	3000.00		
208	Pb # 3	209	1603337.0	0.0000	48.9700	ppb	0.23	3000.00		
232	Th # 3	209	1870772.0	0.0000	63.6900	ppb	1.06	1000.00		
235	U # 3	209	3517.4	0.0000	0.1009	ppb	4.61	3000.00		
238	U # 3	209	1679789.0	0.0000	49.5300	ppb	1.77	3000.00		

ISTD Elements			CPS		Rec (%)	QC Range (%)	Flag
Element		CPS Mean	RSD (%)	Ref Value			
6	Li # 3	1350579.50	0.38	1462063.40	92.4	60 - 125	
45	Sc # 1	2077668.90	2.76	2079052.30	99.9	60 - 125	
45	Sc # 2	132523.47	0.21	138937.50	95.4	60 - 125	
45	Sc # 3	3214349.00	0.84	3322690.30	96.7	60 - 125	
72	Ge # 1	411133.09	0.71	414358.66	99.2	60 - 125	
72	Ge # 2	77384.63	0.51	81558.63	94.9	60 - 125	
72	Ge # 3	663045.94	0.69	697602.94	95.0	60 - 125	
115	In # 3	4083472.80	1.98	4198228.50	97.3	60 - 125	
159	Tb # 3	4959817.50	2.75	4961901.50	100.0	60 - 125	
209	Bi # 3	2856497.80	2.68	2889393.80	98.9	60 - 125	

ISTD Ref File : D:\DATA\I982006\C\I98C23.B\98C23004.D\98C23004.D#

0 :Element Failures 0 :Max. Number of Failures Allowed
 0 :ISTD Failures 0 :Max. Number of ISTD Failures Allowed

Data Results:
 Analytes: Pass
 ISTD: Pass

Sample QC Report

Data File: D:\DATA\I982006\C\I98C23.B\98C23017.D\98C23017.D#
 Date Acquired: Mar 28 2006 05:39 pm
 Acq. Method: EMAX6020.M
 Operator: JEE
 Sample Name: IMC021SC
 Misc Info:
 Vial Number: 2311
 Current Method: C:\ICPCHEM\1\METHODS\EMAX6020.M
 Calibration File: C:\ICPCHEM\1\CALIB\EMAX6020.C
 Last Cal. Update: Mar 28 2006 03:21 pm
 Sample Type: Sample
 Dilution Factor: 1.00
 Autodil Factor: Undiluted
 Final Dil Factor: 1.00

PK ✓

Tune # Name
 #1 h2.u
 #2 he.u
 #3 norm.u

QC Elements			Conc						
Element	Tune	ISTD	CPS	Corr Conc	Raw Conc	Units	RSD (%)	High Limit	Flag
7	Li # 3	6	737177.1	0.0000	46.6400	ppb	0.81	250.00	
9	Be # 3	6	206233.1	0.0000	47.9800	ppb	0.52	500.00	
11	B # 3	6	125618.6	0.0000	45.8700	ppb	1.19	400.00	
23	Na # 1	45	25652190.0	0.0000	4971.0000	ppb	3.47	400000.00	
24	Mg # 3	45	68828840.0	0.0000	4882.0000	ppb	0.29	200000.00	
27	Al # 3	45	88657728.0	0.0000	4880.0000	ppb	0.81	100000.00	
28	Si # 1	45	28356.7	0.0000	9.5560	ppb	3.25	50000.00	
39	K # 2	45	1578605.0	0.0000	4962.0000	ppb	0.63	400000.00	
40	Ca # 1	45	48469392.0	0.0000	4918.0000	ppb	2.33	200000.00	
47	Ti # 3	45	99402.6	0.0000	49.3300	ppb	0.20	3000.00	
51	V # 2	45	159239.1	0.0000	49.6700	ppb	0.47	3000.00	
52	Cr # 2	45	189590.8	0.0000	49.5700	ppb	0.42	3000.00	
55	Mn # 3	45	1587384.0	0.0000	49.9200	ppb	0.29	3000.00	
56	Fe # 1	45	64612152.0	0.0000	4915.0000	ppb	2.56	200000.00	
59	Co # 3	45	1280737.0	0.0000	50.1300	ppb	0.91	3000.00	
60	Ni # 2	45	83267.3	0.0000	50.1900	ppb	0.73	3000.00	
63	Cu # 2	45	223850.2	0.0000	49.9600	ppb	0.37	3000.00	
66	Zn # 3	72	204397.2	0.0000	49.5000	ppb	0.51	3000.00	
75	As # 2	72	26193.0	0.0000	48.1600	ppb	0.91	3000.00	
78	Se # 1	72	19668.9	0.0000	48.6600	ppb	0.83	3000.00	
88	Sr # 3	72	1749525.0	0.0000	49.8400	ppb	1.81	3000.00	
89	Y # 3	---	4498968.0	----	-----	ppb	-----	#VALUE!	
90	Zr # 3	72	1022224.0	0.0000	44.2300	ppb	1.03	1000.00	
95	Mo # 3	115	305576.9	0.0000	48.1500	ppb	0.14	3000.00	
107	Ag # 3	115	765711.2	0.0000	46.8600	ppb	0.60	250.00	
111	Cd # 3	115	169053.0	0.0000	47.4400	ppb	0.69	3000.00	
118	Sn # 3	115	495814.8	0.0000	49.4600	ppb	0.69	3000.00	
121	Sb # 3	115	695049.0	0.0000	48.5500	ppb	0.95	3000.00	
137	Ba # 3	115	233209.3	0.0000	48.2000	ppb	0.74	3000.00	
157	Gd # 3	115	11.1	0.0000	10.0300	ppb	153.24	3000.00	
182	W # 3	209	527775.3	0.0000	47.5800	ppb	0.58	1000.00	
195	Pt # 3	209	345115.2	0.0000	48.1200	ppb	0.50	#VALUE!	
197	Au # 3	209	40.0	----	-----	ppb	-----	#VALUE!	
205	Tl # 3	209	1131274.0	0.0000	48.0900	ppb	0.64	3000.00	
208	Pb # 3	209	1559740.0	0.0000	49.2500	ppb	0.33	3000.00	
232	Th # 3	209	1844816.0	0.0000	64.9300	ppb	0.86	1000.00	
235	U # 3	209	3245.0	0.0000	0.0963	ppb	2.53	3000.00	
238	U # 3	209	1628268.0	0.0000	49.6400	ppb	0.82	3000.00	

ISTD Elements			CPS				
Element		CPS Mean	RSD (%)	Ref Value	Rec (%)	QC Range (%)	Flag
6	Li # 3	1373090.30	0.39	1462063.40	93.9	60 - 125	
45	Sc # 1	2075877.00	1.39	2079052.30	99.8	60 - 125	
45	Sc # 2	132049.50	0.31	138937.50	95.0	60 - 125	
45	Sc # 3	3192657.80	0.60	3322690.30	96.1	60 - 125	
72	Ge # 1	408821.28	0.19	414358.66	98.7	60 - 125	
72	Ge # 2	76586.78	0.53	81558.63	93.9	60 - 125	
72	Ge # 3	659060.13	0.17	697602.94	94.5	60 - 125	
115	In # 3	4034922.80	1.08	4198228.50	96.1	60 - 125	
159	Tb # 3	4860317.00	0.62	4961901.50	98.0	60 - 125	
209	Bi # 3	2763516.30	0.38	2889393.80	95.6	60 - 125	

ISTD Ref File : D:\DATA\I982006\C\I98C23.B\98C23004.D\98C23004.D#

0 :Element Failures 0 :Max. Number of Failures Allowed
 0 :ISTD Failures 0 :Max. Number of ISTD Failures Allowed

Data Results:
 Analytes: Pass
 ISTD: Pass

Sample QC Report

Data File: D:\DATA\I982006\C\I98C23.B\98C23018.D\98C23018.D#
 Date Acquired: Mar 28 2006 05:47 pm
 Acq. Method: EMAX6020.M
 Operator: JEE
 Sample Name: C081-01
 Misc Info:
 Vial Number: 2312
 Current Method: C:\ICPCHEM\1\METHODS\EMAX6020.M
 Calibration File: C:\ICPCHEM\1\CALIB\EMAX6020.C
 Last Cal. Update: Mar 28 2006 03:21 pm
 Sample Type: Sample
 Dilution Factor: 1.00
 Autodil Factor: Undiluted
 Final Dil Factor: 1.00

Tune # Name
 #1 h2.u
 #2 he.u
 #3 norm.u

QC Elements

Element	Tune	ISTD	CPS	Corr Conc	Raw Conc	Units	Conc RSD (%)	High Limit	Flag
7 Li	# 3	6	241116.1	0.0000	11.4100	ppb	0.58	250.00	
9 Be	# 3	6	2337.0	0.0000	0.5368	ppb	2.21	500.00	
11 B	# 3	6	12866.7	0.0000	4.3940	ppb	3.22	400.00	
23 Na	# 1	45	6460634.0	0.0000	1168.0000	ppb	3.06	400000.00	
24 Mg	# 3	45	119754400.0	0.0000	8400.0000	ppb	0.53	200000.00	
27 Al	# 3	45	153280190.0	0.0000	8342.0000	ppb	0.53	100000.00	
28 Si	# 1	45	860299.4	0.0000	436.1000	ppb	1.16	50000.00	
39 K	# 2	45	822854.7	0.0000	2491.0000	ppb	1.44	400000.00	
40 Ca	# 1	45	188483300.0	0.0000	18940.0000	ppb	2.24	200000.00	
47 Ti	# 3	45	1151358.0	0.0000	565.3000	ppb	0.37	3000.00	
51 V	# 2	45	74872.0	0.0000	22.8500	ppb	1.39	3000.00	
52 Cr	# 2	45	31124.0	0.0000	7.9220	ppb	1.27	3000.00	
55 Mn	# 3	45	10249880.0	0.0000	319.2000	ppb	0.21	3000.00	
56 Fe	# 1	45	128816300.0	0.0000	9700.0000	ppb	2.75	200000.00	
59 Co	# 3	45	155544.7	0.0000	6.0040	ppb	0.61	3000.00	
60 Ni	# 2	45	22389.7	0.0000	13.2400	ppb	1.47	3000.00	
63 Cu	# 2	45	94275.0	0.0000	20.6400	ppb	1.50	3000.00	
66 Zn	# 3	72	145867.0	0.0000	35.0200	ppb	0.36	3000.00	
75 As	# 2	72	1537.0	0.0000	2.6920	ppb	1.35	3000.00	
78 Se	# 1	72	128.4	0.0000	0.2628	ppb	4.94	3000.00	
88 Sr	# 3	72	6177364.0	0.0000	175.6000	ppb	0.13	3000.00	
89 Y	# 3	---	4905548.0	----	-----	ppb	-----	#VALUE!	
90 Zr	# 3	72	544209.7	0.0000	23.4600	ppb	0.45	1000.00	
95 Mo	# 3	115	4433.2	0.0000	0.6723	ppb	2.09	3000.00	
107 Ag	# 3	115	1432.4	0.0000	0.0781	ppb	6.90	250.00	
111 Cd	# 3	115	3513.5	0.0000	0.3812	ppb	11.76	3000.00	
118 Sn	# 3	115	24144.2	0.0000	2.3800	ppb	1.77	3000.00	
121 Sb	# 3	115	3105.0	0.0000	0.1740	ppb	8.85	3000.00	
137 Ba	# 3	115	853129.3	0.0000	179.5000	ppb	0.21	3000.00	
157 Gd	# 3	115	34571.4	0.0000	137400.0000	ppb	1.15	3000.00	>LRS
182 W	# 3	209	7384.8	0.0000	0.6290	ppb	2.63	1000.00	
195 Pt	# 3	209	87.8	0.0000	-0.0009	ppb	288.75	#VALUE!	
197 Au	# 3	209	23.3	----	-----	ppb	-----	#VALUE!	
205 Tl	# 3	209	7876.3	0.0000	0.3214	ppb	4.14	3000.00	
208 Pb	# 3	209	244040.8	0.0000	7.6910	ppb	0.28	3000.00	
232 Th	# 3	209	260337.9	0.0000	9.1770	ppb	0.29	1000.00	
235 U	# 3	209	202.2	0.0000	0.0058	ppb	14.72	3000.00	
238 U	# 3	209	26634.8	0.0000	0.8072	ppb	0.64	3000.00	

ISTD Elements

Element	CPS Mean	RSD (%)	Ref Value	Rec (%)	QC Range (%)	Flag
6 Li	1346844.50	1.44	1462063.40	92.1	60 - 125	
45 Sc	2098217.30	2.22	2079052.30	100.9	60 - 125	
45 Sc	134191.20	1.25	138937.50	96.6	60 - 125	
45 Sc	3229301.50	1.46	3322690.30	97.2	60 - 125	
72 Ge	410870.69	0.94	414358.66	99.2	60 - 125	
72 Ge	78058.69	0.60	81558.63	95.7	60 - 125	
72 Ge	660655.25	1.78	697602.94	94.7	60 - 125	
115 In	3964539.00	2.22	4198228.50	94.4	60 - 125	
159 Tb	4884248.50	2.64	4961901.50	98.4	60 - 125	
209 Bi	2754616.00	1.67	2889393.80	95.3	60 - 125	

ISTD Ref File :

D:\DATA\I982006\C\I98C23.B\98C23004.D\98C23004.D#

1 :Element Failures
 0 :ISTD Failures

0 :Max. Number of Failures Allowed
 0 :Max. Number of ISTD Failures Allowed

Data Results:

Analytes: Fail
 ISTD: Pass

Sample QC Report

Data File: D:\DATA\I982006\C\I98C23.B\98C23019.D\98C23019.D#
 Date Acquired: Mar 28 2006 05:55 pm
 Acq. Method: EMAX6020.M
 Operator: JEE
 Sample Name: C081-02
 Misc Info:
 Vial Number: 2401
 Current Method: C:\ICFCHEM\1\METHODS\EMAX6020.M
 Calibration File: C:\ICFCHEM\1\CALIB\EMAX6020.C
 Last Cal. Update: Mar 28 2006 03:21 pm
 Sample Type:
 Dilution Factor: 1.00
 Autodil Factor: Undiluted
 Final Dil Factor: 1.00

Tune # Name
 #1 h2.u
 #2 he.u
 #3 norm.u

QC Elements

Element	Tune	ISTD	CPS	Corr Conc	Raw Conc	Units	Conc	RSD (%)	High Limit	Flag
7	Li # 3	6	238975.6	0.0000	11.4400	ppb	1.22	250.00		
9	Be # 3	6	2188.0	0.0000	0.5069	ppb	3.33	500.00		
11	B # 3	6	11862.4	0.0000	4.0630	ppb	0.89	400.00		
23	Na # 1	45	3651141.0	0.0000	609.7000	ppb	3.40	400000.00		
24	Mg # 3	45	115385000.0	0.0000	8079.0000	ppb	0.99	200000.00		
27	Al # 3	45	146871300.0	0.0000	7979.0000	ppb	0.71	100000.00		
28	Si # 1	45	1400161.0	0.0000	704.1000	ppb	3.17	50000.00		
39	K # 2	45	642981.2	0.0000	1911.0000	ppb	1.77	400000.00		
40	Ca # 1	45	219988300.0	0.0000	21830.0000	ppb	2.71	200000.00		
47	Ti # 3	45	1149758.0	0.0000	563.5000	ppb	0.73	3000.00		
51	V # 2	45	75856.2	0.0000	23.0200	ppb	1.23	3000.00		
52	Cr # 2	45	33433.9	0.0000	8.4690	ppb	1.81	3000.00		
55	Mn # 3	45	19144580.0	0.0000	595.2000	ppb	1.12	3000.00		
56	Fe # 1	45	128180800.0	0.0000	9529.0000	ppb	2.18	200000.00		
59	Co # 3	45	166635.8	0.0000	6.4220	ppb	1.14	3000.00		
60	Ni # 2	45	22751.4	0.0000	13.3800	ppb	2.12	3000.00		
63	Cu # 2	45	63669.4	0.0000	13.8300	ppb	1.30	3000.00		
66	Zn # 3	72	119328.1	0.0000	28.4500	ppb	1.19	3000.00		
75	As # 2	72	1599.9	0.0000	2.8010	ppb	0.38	3000.00		
78	Se # 1	72	90.7	0.0000	0.1662	ppb	8.30	3000.00		
88	Sr # 3	72	6535577.0	0.0000	185.5000	ppb	0.14	3000.00		
89	Y # 3	---	4879293.0	----	-----	ppb	-----	#VALUE!		
90	Zr # 3	72	527091.4	0.0000	22.6900	ppb	0.65	1000.00		
95	Mo # 3	115	4472.1	0.0000	0.6835	ppb	2.72	3000.00		
107	Ag # 3	115	1290.1	0.0000	0.0697	ppb	2.65	250.00		
111	Cd # 3	115	3487.4	0.0000	0.3800	ppb	10.76	3000.00		
118	Sn # 3	115	22930.9	0.0000	2.2720	ppb	1.84	3000.00		
121	Sb # 3	115	2267.0	0.0000	0.1153	ppb	5.04	3000.00		
137	Ba # 3	115	1009678.0	0.0000	213.9000	ppb	1.04	3000.00		
157	Gd # 3	115	31751.3	0.0000	127100.0000	ppb	0.47	3000.00	>LRS	
182	W # 3	209	7109.1	0.0000	0.6002	ppb	2.13	1000.00		
195	Pt # 3	209	54.4	0.0000	-0.0056	ppb	24.82	#VALUE!		
197	Au # 3	209	31.1	----	-----	ppb	-----	#VALUE!		
205	Tl # 3	209	6250.8	0.0000	0.2505	ppb	3.12	3000.00		
208	Pb # 3	209	288288.3	0.0000	9.0410	ppb	0.87	3000.00		
232	Th # 3	209	235423.4	0.0000	8.2500	ppb	1.43	1000.00		
235	U # 3	209	185.6	0.0000	0.0053	ppb	29.40	3000.00		
238	U # 3	209	25943.2	0.0000	0.7816	ppb	3.72	3000.00		

ISTD Elements

Element	CPS	RSD (%)	Ref Value	Rec (%)	QC Range (%)	Flag
6	Li # 3	1332795.10	0.98	1462063.40	91.2	60 - 125
45	Sc # 1	2125066.50	2.04	2079052.30	102.2	60 - 125
45	Sc # 2	134964.48	1.97	138937.50	97.1	60 - 125
45	Sc # 3	3235314.80	0.67	3322690.30	97.4	60 - 125
72	Ge # 1	417466.75	0.59	414358.66	100.8	60 - 125
72	Ge # 2	78200.88	0.76	81558.63	95.9	60 - 125
72	Ge # 3	661827.00	0.79	697602.94	94.9	60 - 125
115	In # 3	3937253.30	0.70	4198228.50	93.8	60 - 125
159	Tb # 3	4867299.00	0.62	4961901.50	98.1	60 - 125
209	Bi # 3	2770466.50	0.34	2889393.80	95.9	60 - 125

ISTD Ref File :

D:\DATA\I982006\C\I98C23.B\98C23004.D\98C23004.D#

1 :Element Failures
 0 :ISTD Failures

0 :Max. Number of Failures Allowed
 0 :Max. Number of ISTD Failures Allowed

Data Results:

Analytes: Fail
 ISTD: Pass

Sample QC Report

Data File: D:\DATA\I982006\C\I98C23.B\98C23020.D\98C23020.D#
 Date Acquired: Mar 28 2006 06:03 pm
 Acq. Method: EMAX6020.M
 Operator: JEE
 Sample Name: C081-03
 Misc Info:
 Vial Number: 2402
 Current Method: C:\ICPCHEM\1\METHODS\EMAX6020.M
 Calibration File: C:\ICPCHEM\1\CALIB\EMAX6020.C
 Last Cal. Update: Mar 28 2006 03:21 pm
 Sample Type: Sample
 Dilution Factor: 1.00
 Autodil Factor: Undiluted
 Final Dil Factor: 1.00

Tune # Name
 #1 h2.u
 #2 he.u
 #3 norm.u

QC Elements			Conc							Flag
Element	Tune	ISTD	CPS	Corr Conc	Raw Conc	Units	RSD (%)	High	Limit	
7	Li # 3	6	279342.5	0.0000	14.2200	ppb	0.99	250.00		
9	Be # 3	6	1908.0	0.0000	0.4353	ppb	1.66	500.00		
11	B # 3	6	12216.1	0.0000	4.1520	ppb	0.35	400.00		
23	Na # 1	45	4196997.0	0.0000	697.4000	ppb	2.30	400000.00		
24	Mg # 3	45	120545000.0	0.0000	8362.0000	ppb	0.28	200000.00		
27	Al # 3	45	128622500.0	0.0000	6922.0000	ppb	0.24	100000.00		
28	Si # 1	45	859099.9	0.0000	420.8000	ppb	9.01	50000.00		
39	K # 2	45	431592.5	0.0000	1236.0000	ppb	1.81	400000.00		
40	Ca # 1	45	216936300.0	0.0000	21060.0000	ppb	2.87	200000.00		
47	Ti # 3	45	1035085.0	0.0000	502.6000	ppb	0.85	3000.00		
51	V # 2	45	79206.2	0.0000	23.8600	ppb	2.18	3000.00		
52	Cr # 2	45	30480.0	0.0000	7.6480	ppb	0.86	3000.00		
55	Mn # 3	45	7588262.0	0.0000	233.6000	ppb	0.15	3000.00		
56	Fe # 1	45	121202800.0	0.0000	8815.0000	ppb	1.93	200000.00		
59	Co # 3	45	159526.7	0.0000	6.0900	ppb	0.70	3000.00		
60	Ni # 2	45	24927.9	0.0000	14.5400	ppb	1.73	3000.00		
63	Cu # 2	45	181607.5	0.0000	39.3200	ppb	1.66	3000.00		
66	Zn # 3	72	199001.7	0.0000	47.3100	ppb	0.65	3000.00		
75	As # 2	72	1699.2	0.0000	2.9290	ppb	0.75	3000.00		
78	Se # 1	72	111.3	0.0000	0.2136	ppb	16.65	3000.00		
88	Sr # 3	72	6140517.0	0.0000	171.9000	ppb	0.51	3000.00		
89	Y # 3	---	5031776.0	----	-----	ppb	-----	#VALUE!		
90	Zr # 3	72	476741.4	0.0000	20.2300	ppb	0.16	1000.00		
95	Mo # 3	115	2789.3	0.0000	0.3982	ppb	0.96	3000.00		
107	Ag # 3	115	986.7	0.0000	0.0489	ppb	8.03	250.00		
111	Cd # 3	115	3365.6	0.0000	0.3155	ppb	7.36	3000.00		
118	Sn # 3	115	26750.9	0.0000	2.5820	ppb	1.32	3000.00		
121	Sb # 3	115	1798.0	0.0000	0.0779	ppb	2.36	3000.00		
137	Ba # 3	115	581878.1	0.0000	119.6000	ppb	0.73	3000.00		
157	Gd # 3	115	37435.3	0.0000	145400.0000	ppb	0.50	3000.00	>LRS	
182	W # 3	209	5244.7	0.0000	0.4193	ppb	0.95	1000.00		
195	Pt # 3	209	53.3	0.0000	-0.0060	ppb	14.68	#VALUE!		
197	Au # 3	209	22.2	----	-----	ppb	-----	#VALUE!		
205	Tl # 3	209	2618.2	0.0000	0.0933	ppb	7.20	3000.00		
208	Pb # 3	209	234217.0	0.0000	7.1310	ppb	0.36	3000.00		
232	Th # 3	209	230961.4	0.0000	7.8670	ppb	0.46	1000.00		
235	U # 3	209	290.0	0.0000	0.0082	ppb	10.13	3000.00		
238	U # 3	209	34738.7	0.0000	1.0200	ppb	0.27	3000.00		

ISTD Elements			CPS				Rec (%)	QC Range (%)	Flag
Element			CPS Mean	RSD (%)	Ref Value				
6	Li # 3		1345733.10	1.06	1462063.40	92.0	60 - 125		
45	Sc # 1		2171990.50	1.98	2079052.30	104.5	60 - 125		
45	Sc # 2		136050.88	1.57	138937.50	97.9	60 - 125		
45	Sc # 3		3265636.50	0.38	3322690.30	98.3	60 - 125		
72	Ge # 1		421901.34	0.77	414358.66	101.8	60 - 125		
72	Ge # 2		79537.96	0.88	81558.63	97.5	60 - 125		
72	Ge # 3		670929.38	0.10	697602.94	96.2	60 - 125		
115	In # 3		4057487.00	0.79	4198228.50	96.6	60 - 125		
159	Tb # 3		4988933.50	0.54	4961901.50	100.5	60 - 125		
209	Bi # 3		2849800.30	0.35	2889393.80	98.6	60 - 125		

ISTD Ref File : D:\DATA\I982006\C\I98C23.B\98C23004.D\98C23004.D#
 1 :Element Failures 0 :Max. Number of Failures Allowed
 0 :ISTD Failures 0 :Max. Number of ISTD Failures Allowed

Data Results:
 Analytes: Fail
 ISTD: Pass

Sample QC Report

Data File: D:\DATA\I982006\C\I98C23.B\98C23021.D\98C23021.D#
 Date Acquired: Mar 28 2006 06:11 pm
 Acq. Method: EMAX6020.M
 Operator: JEE
 Sample Name: C081-04
 Misc Info:
 Vial Number: 2403
 Current Method: C:\ICPCHEM\1\METHODS\EMAX6020.M
 Calibration File: C:\ICPCHEM\1\CALIB\EMAX6020.C
 Last Cal. Update: Mar 28 2006 03:21 pm
 Sample Type: Sample
 Dilution Factor: 1.00
 Autodil Factor: Undiluted
 Final Dil Factor: 1.00

Tune # Name
 #1 h2.u
 #2 he.u
 #3 norm.u

QC Elements			Conc							Flag
Element	Tune	ISTD	CPS	Corr Conc	Raw Conc	Units	RSD(%)	High Limit		
7	Li # 3	6	256309.0	0.0000	13.1300	ppb	1.12	250.00		
9	Be # 3	6	2407.0	0.0000	0.5717	ppb	5.49	500.00		
11	B # 3	6	12351.8	0.0000	4.3500	ppb	1.43	400.00		
23	Na # 1	45	4417654.0	0.0000	759.5000	ppb	4.36	400000.00		
24	Mg # 3	45	122536200.0	0.0000	8634.0000	ppb	0.12	200000.00		
27	Al # 3	45	159906500.0	0.0000	8742.0000	ppb	0.19	100000.00		
28	Si # 1	45	333946.7	0.0000	164.4000	ppb	3.27	50000.00		
39	K # 2	45	734181.5	0.0000	2281.0000	ppb	1.26	400000.00		
40	Ca # 1	45	281682400.0	0.0000	28010.0000	ppb	3.26	200000.00		
47	Ti # 3	45	1265672.0	0.0000	624.3000	ppb	0.57	3000.00		
51	V # 2	45	88945.4	0.0000	28.0200	ppb	0.48	3000.00		
52	Cr # 2	45	42385.5	0.0000	11.1500	ppb	0.81	3000.00		
55	Mn # 3	45	12818230.0	0.0000	401.0000	ppb	0.28	3000.00		
56	Fe # 1	45	161423010.0	0.0000	12030.0000	ppb	2.81	200000.00		
59	Co # 3	45	175906.9	0.0000	6.8240	ppb	0.57	3000.00		
60	Ni # 2	45	25075.9	0.0000	15.2800	ppb	0.70	3000.00		
63	Cu # 2	45	88838.2	0.0000	20.0400	ppb	0.91	3000.00		
66	Zn # 3	72	150804.2	0.0000	36.4800	ppb	0.27	3000.00		
75	As # 2	72	1954.4	0.0000	3.5190	ppb	2.11	3000.00		
78	Se # 1	72	92.9	0.0000	0.1728	ppb	11.69	3000.00		
88	Sr # 3	72	7096450.0	0.0000	203.2000	ppb	0.20	3000.00		
89	Y # 3	---	4883449.0	----	-----	ppb	-----	#VALUE!		
90	Zr # 3	72	578119.2	0.0000	25.1000	ppb	0.56	1000.00		
95	Mo # 3	115	4945.6	0.0000	0.7537	ppb	3.25	3000.00		
107	Ag # 3	115	1144.5	0.0000	0.0600	ppb	5.56	250.00		
111	Cd # 3	115	3607.3	0.0000	0.4067	ppb	6.95	3000.00		
118	Sn # 3	115	19050.9	0.0000	1.8590	ppb	0.86	3000.00		
121	Sb # 3	115	2128.0	0.0000	0.1041	ppb	3.39	3000.00		
137	Ba # 3	115	849407.2	0.0000	178.6000	ppb	0.61	3000.00		
157	Gd # 3	115	34982.4	0.0000	138900.0000	ppb	1.76	3000.00	>LRS	
182	W # 3	209	6001.7	0.0000	0.4999	ppb	1.13	1000.00		
195	Pt # 3	209	62.2	0.0000	-0.0045	ppb	14.89	#VALUE!		
197	Au # 3	209	21.1	----	-----	ppb	-----	#VALUE!		
205	Tl # 3	209	5205.8	0.0000	0.2058	ppb	2.91	3000.00		
208	Pb # 3	209	266627.9	0.0000	8.3470	ppb	0.42	3000.00		
232	Th # 3	209	268704.7	0.0000	9.4060	ppb	1.00	1000.00		
235	U # 3	209	261.1	0.0000	0.0075	ppb	9.42	3000.00		
238	U # 3	209	31520.3	0.0000	0.9499	ppb	1.29	3000.00		

ISTD Elements		CPS		RSD (%)		QC Range (%)		Flag
Element		CPS Mean	RSD (%)	Ref Value	Rec (%)	QC Range (%)		Flag
6	Li # 3	1304540.10	1.27	1462063.40	89.2	60 - 125		
45	Sc # 1	2120777.30	2.16	2079052.30	102.0	60 - 125		
45	Sc # 2	130258.76	0.83	138937.50	93.8	60 - 125		
45	Sc # 3	3214769.80	0.59	3322690.30	96.8	60 - 125		
72	Ge # 1	415193.00	0.20	414358.66	100.2	60 - 125		
72	Ge # 2	76493.81	0.23	81558.63	93.8	60 - 125		
72	Ge # 3	656096.81	0.08	697602.94	94.1	60 - 125		
115	In # 3	3968620.30	0.34	4198228.50	94.5	60 - 125		
159	Tb # 3	4861513.50	0.26	4961901.50	98.0	60 - 125		
209	Bi # 3	2774257.30	0.39	2889393.80	96.0	60 - 125		

ISTD Ref File : D:\DATA\I982006\C\I98C23.B\98C23004.D\98C23004.D#

1 :Element Failures 0 :Max. Number of Failures Allowed
 0 :ISTD Failures 0 :Max. Number of ISTD Failures Allowed

Data Results:

Analytes: Fail
 ISTD: Pass

Sample QC Report

Data File: D:\DATA\I982006\C\I98C23.B\98C23022.D\98C23022.D#
 Date Acquired: Mar 28 2006 06:19 pm
 Acq. Method: EMAX6020.M
 Operator: JEE
 Sample Name: C081-05
 Misc Info:
 Vial Number: 2404
 Current Method: C:\ICPCHEM\1\METHODS\EMAX6020.M
 Calibration File: C:\ICPCHEM\1\CALIB\EMAX6020.C
 Last Cal. Update: Mar 28 2006 03:21 pm
 Sample Type: Sample
 Dilution Factor: 1.00
 Autodil Factor: Undiluted
 Final Dil Factor: 1.00

Tune # Name
 #1 h2.u
 #2 he.u
 #3 norm.u

QC Elements			Conc							
Element	Tune	ISTD	CPS	Corr Conc	Raw Conc	Units	RSD (%)	High Limit	Flag	
7	Li # 3	6	273657.9	0.0000	13.7900	ppb	1.45	250.00		
9	Be # 3	6	2108.0	0.0000	0.4824	ppb	2.10	500.00		
11	B # 3	6	12686.6	0.0000	4.3260	ppb	4.36	400.00		
23	Na # 1	45	4207986.0	0.0000	706.3000	ppb	2.93	400000.00		
24	Mg # 3	45	119494400.0	0.0000	8178.0000	ppb	1.06	200000.00		
27	Al # 3	45	147214300.0	0.0000	7816.0000	ppb	0.69	100000.00		
28	Si # 1	45	634949.4	0.0000	312.2000	ppb	1.83	50000.00		
39	K # 2	45	565694.5	0.0000	1681.0000	ppb	0.98	400000.00		
40	Ca # 1	45	254552400.0	0.0000	24920.0000	ppb	2.35	200000.00		
47	Ti # 3	45	1152311.0	0.0000	552.0000	ppb	1.52	3000.00		
51	V # 2	45	82652.6	0.0000	25.2900	ppb	0.61	3000.00		
52	Cr # 2	45	35211.3	0.0000	8.9880	ppb	1.67	3000.00		
55	Mn # 3	45	11335780.0	0.0000	344.4000	ppb	1.71	3000.00		
56	Fe # 1	45	161406100.0	0.0000	11840.0000	ppb	1.68	200000.00		
59	Co # 3	45	168740.1	0.0000	6.3570	ppb	2.26	3000.00		
60	Ni # 2	45	23546.4	0.0000	13.9400	ppb	0.81	3000.00		
63	Cu # 2	45	73387.9	0.0000	16.0700	ppb	0.44	3000.00		
66	Zn # 3	72	137237.1	0.0000	32.1900	ppb	0.96	3000.00		
75	As # 2	72	1820.8	0.0000	3.1660	ppb	3.23	3000.00		
78	Se # 1	72	97.3	0.0000	0.1821	ppb	19.62	3000.00		
88	Sr # 3	72	7794051.0	0.0000	216.9000	ppb	0.28	3000.00		
89	Y # 3	---	5031745.0	----	-----	ppb	-----	#VALUE!		
90	Zr # 3	72	547549.8	0.0000	23.1100	ppb	0.63	1000.00		
95	Mo # 3	115	4425.4	0.0000	0.6546	ppb	4.78	3000.00		
107	Ag # 3	115	1152.3	0.0000	0.0590	ppb	9.48	250.00		
111	Cd # 3	115	3664.5	0.0000	0.3999	ppb	2.51	3000.00		
118	Sn # 3	115	19325.0	0.0000	1.8440	ppb	0.79	3000.00		
121	Sb # 3	115	2050.3	0.0000	0.0954	ppb	2.10	3000.00		
137	Ba # 3	115	824548.4	0.0000	169.5000	ppb	1.05	3000.00		
157	Gd # 3	115	36095.7	0.0000	140200.0000	ppb	1.40	3000.00	>LRS	
182	W # 3	209	6375.3	0.0000	0.5189	ppb	2.99	1000.00		
195	Pt # 3	209	68.9	0.0000	-0.0039	ppb	18.72	#VALUE!		
197	Au # 3	209	40.0	----	-----	ppb	-----	#VALUE!		
205	Tl # 3	209	2879.4	0.0000	0.1042	ppb	3.76	3000.00		
208	Pb # 3	209	440725.1	0.0000	13.4700	ppb	0.28	3000.00		
232	Th # 3	209	275013.2	0.0000	9.3820	ppb	0.70	1000.00		
235	U # 3	209	231.1	0.0000	0.0065	ppb	3.73	3000.00		
238	U # 3	209	31728.7	0.0000	0.9317	ppb	1.52	3000.00		

ISTD Elements		CPS			QC Range (%)		Flag
Element		CPS Mean	RSD (%)	Ref Value	Rec (%)	QC Range (%)	Flag
6	Li # 3	1346915.10	0.32	1462063.40	92.1	60 - 125	
45	Sc # 1	2153486.50	1.18	2079052.30	103.6	60 - 125	
45	Sc # 2	134001.09	0.55	138937.50	96.4	60 - 125	
45	Sc # 3	3310238.00	1.16	3322690.30	99.6	60 - 125	
72	Ge # 1	418006.91	0.17	414358.66	100.9	60 - 125	
72	Ge # 2	79004.52	0.61	81558.63	96.9	60 - 125	
72	Ge # 3	674867.75	0.36	697602.94	96.7	60 - 125	
115	In # 3	4058022.50	0.46	4198228.50	96.7	60 - 125	
159	Tb # 3	4983353.00	0.39	4961901.50	100.4	60 - 125	
209	Bi # 3	2846494.00	0.41	2889393.80	98.5	60 - 125	

ISTD Ref File : D:\DATA\I982006\C\I98C23.B\98C23004.D\98C23004.D#

1 :Element Failures 0 :Max. Number of Failures Allowed
 0 :ISTD Failures 0 :Max. Number of ISTD Failures Allowed

Data Results:
 Analytes: Fail
 ISTD: Pass

Sample QC Report

Data File: D:\DATA\I982006\C\I98C23.B\98C23023.D\98C23023.D#
 Date Acquired: Mar 28 2006 06:27 pm
 Acq. Method: EMAX6020.M
 Operator: JEE
 Sample Name: C081-06
 Misc Info:
 Vial Number: 2405
 Current Method: C:\ICPCHEM\1\METHODS\EMAX6020.M
 Calibration File: C:\ICPCHEM\1\CALIB\EMAX6020.C
 Last Cal. Update: Mar 28 2006 03:21 pm
 Sample Type: Sample
 Dilution Factor: 1.00
 Autodil Factor: Undiluted
 Final Dil Factor: 1.00

Tune # Name
 #1 h2.u
 #2 he.u
 #3 norm.u

QC Elements			Conc						
Element	Tune	ISTD	CPS	Corr Conc	Raw Conc	Units	RSD (%)	High Limit	Flag
7	Li # 3	6	496857.7	0.0000	28.8500	ppb	0.97	250.00	
9	Be # 3	6	2271.4	0.0000	0.5025	ppb	5.67	500.00	
11	B # 3	6	34044.6	0.0000	11.9100	ppb	1.08	400.00	
23	Na # 1	45	3867860.0	0.0000	669.1000	ppb	2.80	400000.00	
24	Mg # 3	45	117421500.0	0.0000	7977.0000	ppb	0.70	200000.00	
27	Al # 3	45	149477300.0	0.0000	7879.0000	ppb	0.52	100000.00	
28	Si # 1	45	379675.4	0.0000	191.8000	ppb	3.90	50000.00	
39	K # 2	45	749360.5	0.0000	2261.0000	ppb	0.64	400000.00	
40	Ca # 1	45	34089608.0	0.0000	3458.0000	ppb	2.66	200000.00	
47	Ti # 3	45	1053345.0	0.0000	500.9000	ppb	0.75	3000.00	
51	V # 2	45	102721.3	0.0000	31.4800	ppb	0.51	3000.00	
52	Cr # 2	45	79144.7	0.0000	20.3200	ppb	0.93	3000.00	
55	Mn # 3	45	4661604.0	0.0000	140.5000	ppb	0.30	3000.00	
56	Fe # 1	45	123516600.0	0.0000	9400.0000	ppb	2.78	200000.00	
59	Co # 3	45	118572.9	0.0000	4.4290	ppb	0.23	3000.00	
60	Ni # 2	45	16576.1	0.0000	9.7960	ppb	0.29	3000.00	
63	Cu # 2	45	70079.3	0.0000	15.3300	ppb	0.43	3000.00	
66	Zn # 3	72	98577.7	0.0000	22.6800	ppb	0.15	3000.00	
75	As # 2	72	4599.3	0.0000	8.2920	ppb	2.98	3000.00	
78	Se # 1	72	72.7	0.0000	0.1265	ppb	6.02	3000.00	
88	Sr # 3	72	5659416.0	0.0000	156.0000	ppb	0.75	3000.00	
89	Y # 3	---	4827005.0	----	----	ppb	-----	#VALUE!	
90	Zr # 3	72	669797.4	0.0000	28.0200	ppb	0.03	1000.00	
95	Mo # 3	115	3363.9	0.0000	0.4895	ppb	3.44	3000.00	
107	Ag # 3	115	1092.3	0.0000	0.0555	ppb	5.67	250.00	
111	Cd # 3	115	3673.8	0.0000	0.4056	ppb	16.90	3000.00	
118	Sn # 3	115	20445.4	0.0000	1.9610	ppb	1.51	3000.00	
121	Sb # 3	115	1960.2	0.0000	0.0895	ppb	5.62	3000.00	
137	Ba # 3	115	210421.1	0.0000	43.3600	ppb	0.75	3000.00	
157	Gd # 3	115	24827.2	0.0000	96650.0000	ppb	0.78	3000.00	>LRS
182	W # 3	209	4567.7	0.0000	0.3615	ppb	3.65	1000.00	
195	Pt # 3	209	93.3	0.0000	-0.0005	ppb	473.80	#VALUE!	
197	Au # 3	209	20.0	----	----	ppb	-----	#VALUE!	
205	Tl # 3	209	2909.4	0.0000	0.1057	ppb	3.90	3000.00	
208	Pb # 3	209	217129.7	0.0000	6.6300	ppb	0.42	3000.00	
232	Th # 3	209	244315.3	0.0000	8.3520	ppb	0.60	1000.00	
235	U # 3	209	404.5	0.0000	0.0115	ppb	20.24	3000.00	
238	U # 3	209	52461.0	0.0000	1.5490	ppb	1.51	3000.00	

ISTD Elements			CPS				
Element		CPS Mean	RSD (%)	Ref Value	Rec (%)	QC Range (%)	Flag
6	Li # 3	1395034.60	0.85	1462063.40	95.4	60 - 125	
45	Sc # 1	2075690.60	1.26	2079052.30	99.8	60 - 125	
45	Sc # 2	134046.84	0.69	138937.50	96.5	60 - 125	
45	Sc # 3	3334306.00	0.63	3322690.30	100.3	60 - 125	
72	Ge # 1	408064.28	0.42	414358.66	98.5	60 - 125	
72	Ge # 2	77473.53	2.11	81558.63	95.0	60 - 125	
72	Ge # 3	681234.75	0.24	697602.94	97.7	60 - 125	
115	In # 3	4047217.80	1.13	4198228.50	96.4	60 - 125	
159	Tb # 3	4982316.00	0.36	4961901.50	100.4	60 - 125	
209	Bi # 3	2840143.00	0.81	2889393.80	98.3	60 - 125	

ISTD Ref File : D:\DATA\I982006\C\I98C23.B\98C23004.D\98C23004.D#

1 :Element Failures 0 :Max. Number of Failures Allowed
 0 :ISTD Failures 0 :Max. Number of ISTD Failures Allowed

Data Results:
 Analytes: Fail
 ISTD: Pass

Sample QC Report

Data File: D:\DATA\I982006\C\I98C23.B\98C23024.D\98C23024.D#
 Date Acquired: Mar 28 2006 06:35 pm
 Acq. Method: EMAX6020.M
 Operator: JEE
 Sample Name: C081-07
 Misc Info: 2406
 Vial Number: 2406
 Current Method: C:\ICPCHEM\1\METHODS\EMAX6020.M
 Calibration File: C:\ICPCHEM\1\CALIB\EMAX6020.C
 Last Cal. Update: Mar 28 2006 03:21 pm
 Sample Type: Sample
 Dilution Factor: 1.00
 Autodil Factor: Undiluted
 Final Dil Factor: 1.00

Tune # Name
 #1 h2.u
 #2 he.u
 #3 norm.u

QC Elements			Conc						
Element	Tune	ISTD	CPS	Corr Conc	Raw Conc	Units	RSD(%)	High Limit	Flag
7	Li # 3	6	374705.5	0.0000	19.9600	ppb	1.65	250.00	
9	Be # 3	6	1523.5	0.0000	0.3276	ppb	0.83	500.00	
11	B # 3	6	34469.1	0.0000	11.9300	ppb	1.87	400.00	
23	Na # 1	45	3840720.0	0.0000	664.3000	ppb	2.85	400000.00	
24	Mg # 3	45	78826328.0	0.0000	5368.0000	ppb	1.12	200000.00	
27	Al # 3	45	151267200.0	0.0000	7994.0000	ppb	1.63	100000.00	
28	Si # 1	45	392727.7	0.0000	198.6000	ppb	5.16	50000.00	
39	K # 2	45	777573.6	0.0000	2392.0000	ppb	0.62	400000.00	
40	Ca # 1	45	21048740.0	0.0000	2134.0000	ppb	2.96	200000.00	
47	Ti # 3	45	1090173.0	0.0000	519.8000	ppb	0.63	3000.00	
51	V # 2	45	63503.6	0.0000	19.7000	ppb	0.52	3000.00	
52	Cr # 2	45	51351.7	0.0000	13.3700	ppb	0.92	3000.00	
55	Mn # 3	45	3235012.0	0.0000	97.7500	ppb	0.81	3000.00	
56	Fe # 1	45	101437700.0	0.0000	7724.0000	ppb	2.24	200000.00	
59	Co # 3	45	60910.5	0.0000	2.2730	ppb	0.83	3000.00	
60	Ni # 2	45	12885.4	0.0000	7.7320	ppb	1.31	3000.00	
63	Cu # 2	45	33784.4	0.0000	7.4650	ppb	0.62	3000.00	
66	Zn # 3	72	77766.2	0.0000	17.8000	ppb	0.44	3000.00	
75	As # 2	72	5180.6	0.0000	9.3880	ppb	0.23	3000.00	
78	Se # 1	72	58.4	0.0000	0.0913	ppb	10.05	3000.00	
88	Sr # 3	72	5186857.0	0.0000	143.6000	ppb	0.43	3000.00	
89	Y # 3	---	4772295.0	----	-----	ppb	-----	#VALUE!	
90	Zr # 3	72	546666.2	0.0000	22.9500	ppb	0.86	1000.00	
95	Mo # 3	115	6514.2	0.0000	0.9825	ppb	2.06	3000.00	
107	Ag # 3	115	996.7	0.0000	0.0494	ppb	13.24	250.00	
111	Cd # 3	115	3283.1	0.0000	0.2924	ppb	17.04	3000.00	
118	Sn # 3	115	22550.3	0.0000	2.1650	ppb	0.94	3000.00	
121	Sb # 3	115	1477.9	0.0000	0.0557	ppb	10.03	3000.00	
137	Ba # 3	115	223223.3	0.0000	45.8800	ppb	1.05	3000.00	
157	Gd # 3	115	18462.4	0.0000	71680.0000	ppb	0.90	3000.00	>LRS
182	W # 3	209	3784.1	0.0000	0.2960	ppb	1.86	1000.00	
195	Pt # 3	209	56.7	0.0000	-0.0054	ppb	52.28	#VALUE!	
197	Au # 3	209	18.9	----	-----	ppb	-----	#VALUE!	
205	Tl # 3	209	3342.8	0.0000	0.1250	ppb	5.74	3000.00	
208	Pb # 3	209	204243.2	0.0000	6.2960	ppb	0.93	3000.00	
232	Th # 3	209	258418.9	0.0000	8.9220	ppb	0.66	1000.00	
235	U # 3	209	303.4	0.0000	0.0087	ppb	10.75	3000.00	
238	U # 3	209	41721.6	0.0000	1.2420	ppb	0.99	3000.00	

ISTD Elements			CPS						
Element			CPS Mean	RSD (%)	Ref Value		Rec (%)	QC Range (%)	Flag
6	Li # 3		1409678.00	2.17	1462063.40		96.4	60 - 125	
45	Sc # 1		2074402.30	1.53	2079052.30		99.8	60 - 125	
45	Sc # 2		131812.44	0.58	138937.50		94.9	60 - 125	
45	Sc # 3		3325536.80	1.60	3322690.30		100.1	60 - 125	
72	Ge # 1		408027.97	0.59	414358.66		98.5	60 - 125	
72	Ge # 2		77137.73	0.49	81558.63		94.6	60 - 125	
72	Ge # 3		678584.50	2.15	697602.94		97.3	60 - 125	
115	In # 3		4057077.00	1.83	4198228.50		96.6	60 - 125	
159	Tb # 3		4951398.50	1.58	4961901.50		99.8	60 - 125	
209	Bi # 3		2812267.00	1.08	2889393.80		97.3	60 - 125	

ISTD Ref File : D:\DATA\I982006\C\I98C23.B\98C23004.D\98C23004.D#

1 :Element Failures 0 :Max. Number of Failures Allowed
 0 :ISTD Failures 0 :Max. Number of ISTD Failures Allowed

Data Results:
 Analytes: Fail
 ISTD: Pass

CCV QC Report

Data File: D:\DATA\I982006\C\I98C23.B\98C23025.D\98C23025.D#
 Date Acquired: Mar 28 2006 06:43 pm
 Operator: JEE
 Sample Name: CCV2
 Misc Info:
 Vial Number: 1305
 Current Method: C:\ICPCHEM\1\METHODS\EMAX6020.M
 Calibration File: C:\ICPCHEM\1\CALIB\EMAX6020.C
 Last Cal Update: Mar 28 2006 03:21 pm
 Sample Type: CCV
 Total Dil Factor: 1.00

QC Elements			Conc			Flag
Element	Conc.	CPS	RSD(%)	Expected QC	Range(%)	
7	Li	43.99	740825.13	ppb	1.07 45.00	90 - 110
9	Be	44.41	201951.80	ppb	0.36 45.00	90 - 110
11	B	44.46	128848.40	ppb	0.33 45.00	90 - 110
23	Na	4550.00	23628640.00	ppb	3.08 4500.00	90 - 110
24	Mg	4474.00	67686088.00	ppb	0.73 4500.00	90 - 110
27	Al	4482.00	87384072.00	ppb	0.24 4500.00	90 - 110
28	Si	4575.00	8872828.00	ppb	2.59 4500.00	90 - 110
39	K	4603.00	1495953.00	ppb	2.42 4500.00	90 - 110
40	Ca	4537.00	44916180.00	ppb	2.78 4500.00	90 - 110
47	Ti	46.35	100227.30	ppb	0.35 45.00	90 - 110
51	V	46.38	151709.70	ppb	1.69 45.00	90 - 110
52	Cr	45.36	176967.70	ppb	1.66 45.00	90 - 110
55	Mn	45.40	1549817.00	ppb	1.08 45.00	90 - 110
56	Fe	4530.00	59816300.00	ppb	2.70 4500.00	90 - 110
59	Co	45.54	1248604.00	ppb	0.64 45.00	90 - 110
60	Ni	46.12	78063.95	ppb	1.49 45.00	90 - 110
63	Cu	46.16	211000.09	ppb	1.28 45.00	90 - 110
66	Zn	45.93	202234.41	ppb	0.25 45.00	90 - 110
75	As	45.56	25619.88	ppb	0.99 45.00	90 - 110
78	Se	45.28	18593.46	ppb	0.04 45.00	90 - 110
88	Sr	46.12	1723795.00	ppb	0.96 45.00	90 - 110
89	Y	-----	4756958.00	ppb	-----	90 - 110
90	Zr	45.08	1109298.00	ppb	0.80 45.00	90 - 110
95	Mo	45.11	298483.50	ppb	0.92 45.00	90 - 110
107	Ag	44.44	756996.69	ppb	0.60 45.00	90 - 110
111	Cd	44.46	165326.70	ppb	1.32 45.00	90 - 110
118	Sn	44.75	467737.81	ppb	0.12 45.00	90 - 110
121	Sb	43.81	653910.00	ppb	1.27 45.00	90 - 110
137	Ba	45.09	227411.91	ppb	0.86 45.00	90 - 110
157	Gd	24.80	15.56	ppb	28.51 45.00	90 - 110 Fail
182	W	42.19	513836.31	ppb	0.61 45.00	90 - 110
195	Pt	42.80	336965.59	ppb	0.03 45.00	90 - 110
197	Au	-----	18.89	ppb	-----	90 - 110
205	Tl	44.43	1147455.00	ppb	0.33 45.00	90 - 110
208	Pb	43.35	1507582.00	ppb	0.09 45.00	90 - 110
232	Th	50.18	1565461.00	ppb	1.31 45.00	90 - 110 Fail
235	U	0.30	11225.82	ppb	1.19 0.32	90 - 110
238	U	43.40	1562782.00	ppb	0.52 44.69	90 - 110

ISTD Elements		CPS		Rec(%)	QC Range(%)	Flag
Element	CPS Mean	RSD(%)	Ref Value			
6	Li	1452687.80	0.10	1462063.40	99.4	60 - 125
45	Sc	2085546.60	1.94	2079052.30	100.3	60 - 125
45	Sc	134699.55	1.53	138937.50	96.9	60 - 125
45	Sc	3426010.50	0.49	3322690.30	103.1	60 - 125
72	Ge	415246.69	0.22	414358.66	100.2	60 - 125
72	Ge	79174.61	0.76	81558.63	97.1	60 - 125
72	Ge	701828.88	0.37	697602.94	100.6	60 - 125
115	In	4206224.50	0.27	4198228.50	100.2	60 - 125
159	Tb	5098728.50	0.80	4961901.50	102.8	60 - 125
209	Bi	3033900.00	0.35	2889393.80	105.0	60 - 125

ISTD Ref File : D:\DATA\I982006\C\I98C23.B\98C23004.D\98C23004.D#

2 :Element Failures 0 :Max. Number of Failures Allowed
 0 :ISTD Failures 0 :Max. Number of ISTD Failures Allowed

Data Results:

Analytes: Fail
 ISTD: Pass

ICB QC Report

Data File: D:\DATA\I982006\C\I98C23.B\98C23026.D\98C23026.D#
 Date Acquired: Mar 28 2006 06:51 pm
 Acq. Method: EMAX6020.M
 Operator: JEE
 Sample Name: CCB2
 Misc Info:
 Vial Number: 1102
 Current Method: C:\ICPCHEM\1\METHODS\EMAX6020.M
 Calibration File: C:\ICPCHEM\1\CALIB\EMAX6020.C
 Last Cal. Update: Mar 28 2006 03:21 pm
 Sample Type: CCB
 Dilution Factor: 1.00

QC Elements		Conc		High Limit	Flag
Element	Conc.	CPS	RSD(%)		
7	Li	0.0140	91882.0 ppb	498.07	1.00
9	Be	0.0011	85.6 ppb	142.32	1.00
11	B	0.3161	2178.0 ppb	4.96	1.00
23	Na	-3.7570	456503.0 ppb	49.99	1.00
24	Mg	0.7935	51133.8 ppb	4.89	1.00
27	Al	0.1668	34003.9 ppb	7.32	1.00
28	Si	0.3591	10523.5 ppb	52.35	1.00
39	K	-1.7450	35442.7 ppb	119.20	1.00
40	Ca	0.6349	64072.8 ppb	12.23	1.00
47	Ti	0.0555	207.8 ppb	33.76	1.00
51	V	0.1669	1354.5 ppb	0.93	1.00
52	Cr	-0.0007	406.5 ppb	50.71	1.00
55	Mn	0.0079	3540.6 ppb	77.22	1.00
56	Fe	3.4610	81900.6 ppb	9.61	1.00
59	Co	-0.0006	417.8 ppb	117.91	1.00
60	Ni	0.0072	111.1 ppb	11.05	1.00
63	Cu	0.0018	494.2 ppb	114.42	1.00
66	Zn	-0.1159	2812.6 ppb	15.19	1.00
75	As	0.0675	87.8 ppb	21.44	1.00
78	Se	0.0585	46.4 ppb	34.85	1.00
88	Sr	-0.0115	604.5 ppb	10.61	1.00
89	Y	-----	4618663.0 ppb	-----	1.00
90	Zr	-0.0117	1077.9 ppb	34.19	1.00
95	Mo	0.2104	1636.8 ppb	5.93	1.00
107	Ag	0.0116	384.5 ppb	15.42	1.00
111	Cd	-0.0278	2212.1 ppb	57.47	1.00
118	Sn	0.0778	1589.1 ppb	13.55	1.00
121	Sb	0.6037	9626.4 ppb	15.09	1.00
137	Ba	0.0003	111.1 ppb	1179.40	1.00
157	Gd	-4.1020	7.8 ppb	466.85	1.00
182	W	0.2135	2882.7 ppb	12.47	1.00
195	Pt	-0.0007	92.2 ppb	294.39	1.00
197	Au	-----	5.6 ppb	-----	1.00
205	Tl	0.0300	1079.0 ppb	0.59	1.00
208	Pb	-0.0048	1369.0 ppb	20.75	1.00
232	Th	0.0366	1588.0 ppb	19.70	1.00
235	U	0.0001	8.9 ppb	215.99	1.00
238	U	0.0056	443.4 ppb	34.21	1.00

ISTD Elements		CPS		Rec(%)	QC Range(%)	Flag
Element	CPS Mean	RSD(%)	Ref Value			
6	Li	1452869.5	1.26	1462063.40	99.4	60 - 125
45	Sc	2057947.3	2.17	2079052.30	99.0	60 - 125
45	Sc	137857.1	0.88	138937.50	99.2	60 - 125
45	Sc	3274461.5	0.67	3322690.30	98.5	60 - 125
72	Ge	418851.6	0.20	414358.66	101.1	60 - 125
72	Ge	81218.0	0.76	81558.63	99.6	60 - 125
72	Ge	694709.2	0.79	697602.94	99.6	60 - 125
115	In	4170905.8	0.41	4198228.50	99.3	60 - 125
159	Tb	5018108.0	0.44	4961901.50	101.1	60 - 125
209	Bi	2840895.8	0.38	2889393.80	98.3	60 - 125

ISTD Ref File : D:\DATA\I982006\C\I98C23.B\98C23004.D\98C23004.D#

0 :Element Failures 0 :Max. Number of Failures Allowed
 0 :ISTD Failures 0 :Max. Nnumber of ISTD Failures Allowed

Data Results:
 Analytes: Pass
 ISTD: Pass

Sample QC Report

Data File: D:\DATA\I982006\C\I98C23.B\98C23027.D\98C23027.D#
 Date Acquired: Mar 28 2006 06:59 pm
 Acq. Method: EMAX6020.M
 Operator: JEE
 Sample Name: C081-08A
 Misc Info:
 Vial Number: 2407
 Current Method: C:\ICPCHEM\1\METHODS\EMAX6020.M
 Calibration File: C:\ICPCHEM\1\CALIB\EMAX6020.C
 Last Cal. Update: Mar 28 2006 03:21 pm
 Sample Type: Sample
 Dilution Factor: 1.00
 Autodil Factor: Undiluted
 Final Dil Factor: 1.00

Tune # Name
 #1 h2.u
 #2 he.u
 #3 norm.u

QC Elements				Conc					
Element	Tune	ISTD	CPS	Corr Conc	Raw Conc	Units	RSD (%)	High Limit	Flag
7	Li #3	6	1239276.0	0.0000	84.2200	ppb	0.60	250.00	
9	Be #3	6	210890.1	0.0000	49.9400	ppb	0.19	500.00	
11	B #3	6	162457.8	0.0000	60.5200	ppb	0.67	400.00	
23	Na #1	45	28203990.0	0.0000	5385.0000	ppb	3.31	400000.00	
24	Mg #3	45	251517500.0	0.0000	17460.0000	ppb	0.51	200000.00	
27	Al #3	45	264537200.0	0.0000	14240.0000	ppb	0.46	100000.00	
28	Si #1	45	9936819.0	0.0000	5064.0000	ppb	3.44	50000.00	
39	K #2	45	2333724.0	0.0000	7408.0000	ppb	0.88	400000.00	
40	Ca #1	45	103289000.0	0.0000	10320.0000	ppb	3.00	200000.00	
47	Ti #3	45	940537.2	0.0000	456.9000	ppb	0.73	3000.00	
51	V #2	45	227864.8	0.0000	71.3600	ppb	0.92	3000.00	
52	Cr #2	45	227646.2	0.0000	59.6900	ppb	0.80	3000.00	
55	Mn #3	45	8302146.0	0.0000	255.8000	ppb	0.92	3000.00	
56	Fe #1	45	168946000.0	0.0000	12650.0000	ppb	2.61	200000.00	
59	Co #3	45	1407093.0	0.0000	53.8700	ppb	1.05	3000.00	
60	Ni #2	45	103240.4	0.0000	62.4000	ppb	0.81	3000.00	
63	Cu #2	45	288738.3	0.0000	64.6400	ppb	0.90	3000.00	
66	Zn #3	72	325355.9	0.0000	79.4000	ppb	0.33	3000.00	
75	As #2	72	33578.2	0.0000	61.9700	ppb	1.06	3000.00	
78	Se #1	72	19675.1	0.0000	49.0100	ppb	0.46	3000.00	
88	Sr #3	72	5924291.0	0.0000	169.2000	ppb	0.14	3000.00	
89	Y #3	---	4745544.0	----	-----	ppb	-----	#VALUE!	
90	Zr #3	72	1660438.0	0.0000	72.0200	ppb	0.99	1000.00	
95	Mo #3	115	310960.1	0.0000	50.2400	ppb	0.63	3000.00	
107	Ag #3	115	773827.4	0.0000	48.5600	ppb	0.79	250.00	
111	Cd #3	115	171547.0	0.0000	49.3800	ppb	0.50	3000.00	
118	Sn #3	115	496831.5	0.0000	50.8200	ppb	0.66	3000.00	
121	Sb #3	115	686089.4	0.0000	49.1400	ppb	0.28	3000.00	
137	Ba #3	115	540309.1	0.0000	114.5000	ppb	0.27	3000.00	
157	Gd #3	115	19865.8	0.0000	79540.0000	ppb	1.94	3000.00	>LRS
182	W #3	209	539896.9	0.0000	48.7700	ppb	1.34	1000.00	
195	Pt #3	209	349380.0	0.0000	48.8200	ppb	1.37	#VALUE!	
197	Au #3	209	33.3	----	-----	ppb	-----	#VALUE!	
205	Tl #3	209	1168537.0	0.0000	49.7700	ppb	1.05	3000.00	
208	Pb #3	209	1798538.0	0.0000	56.9100	ppb	1.25	3000.00	
232	Th #3	209	1456246.0	0.0000	51.3500	ppb	0.78	1000.00	
235	U #3	209	12268.1	0.0000	0.3652	ppb	2.24	3000.00	
238	U #3	209	1675973.0	0.0000	51.2000	ppb	1.32	3000.00	

ISTD Elements			CPS		QC Range (%)			Flag
Element		CPS Mean	RSD (%)	Ref Value	Rec (%)	QC Range (%)	Flag	
6	Li #3	1349099.60	0.41	1462063.40	92.3	60 - 125		
45	Sc #1	2110791.80	3.11	2079052.30	101.5	60 - 125		
45	Sc #2	131715.22	1.25	138937.50	94.8	60 - 125		
45	Sc #3	3264300.00	0.61	3322690.30	98.2	60 - 125		
72	Ge #1	405987.47	1.02	414358.66	98.0	60 - 125		
72	Ge #2	76330.84	1.14	81558.63	93.6	60 - 125		
72	Ge #3	657822.50	0.12	697602.94	94.3	60 - 125		
115	In #3	3935004.00	0.41	4198228.50	93.7	60 - 125		
159	Tb #3	4844053.50	0.37	4961901.50	97.6	60 - 125		
209	Bi #3	2758178.00	1.15	2889393.80	95.5	60 - 125		

ISTD Ref File : D:\DATA\I982006\C\I98C23.B\98C23004.D\98C23004.D#

1 :Element Failures
 0 :ISTD Failures

0 :Max. Number of Failures Allowed
 0 :Max. Number of ISTD Failures Allowed

Data Results:

Analytes: Fail
 ISTD: Pass

Sample QC Report

Data File: D:\DATA\I982006\C\I98C23.B\98C23028.D\98C23028.D#
 Date Acquired: Mar 28 2006 07:07 pm
 Acq. Method: EMAX6020.M
 Operator: JEE
 Sample Name: C081-08M
 Misc Info:
 Vial Number: 2408
 Current Method: C:\ICPCHEM\1\METHODS\EMAX6020.M
 Calibration File: C:\ICPCHEM\1\CALIB\EMAX6020.C
 Last Cal. Update: Mar 28 2006 03:21 pm
 Sample Type: Sample
 Dilution Factor: 1.00
 Autodil Factor: Undiluted
 Final Dil Factor: 1.00

Tune # Name
 #1 h2.u
 #2 he.u
 #3 nozm.u

QC Elements

Element	Tune	ISTD	CPS	Corr Conc	Raw Conc	Units	Conc RSD (%)	High Limit	Flag
7 Li	# 3	6	1375280.0	0.0000	93.6900	ppb	0.85	250.00	
9 Be	# 3	6	199014.9	0.0000	46.9100	ppb	1.35	500.00	
11 B	# 3	6	159472.7	0.0000	59.1300	ppb	1.76	400.00	
23 Na	# 1	45	26089160.0	0.0000	5028.0000	ppb	1.85	400000.00	
24 Mg	# 3	45	292793500.0	0.0000	20240.0000	ppb	0.86	200000.00	
27 Al	# 3	45	284216700.0	0.0000	15250.0000	ppb	0.24	100000.00	
28 Si	# 1	45	1235087.0	0.0000	631.6000	ppb	6.17	50000.00	
39 K	# 2	45	2325670.0	0.0000	7308.0000	ppb	1.56	400000.00	
40 Ca	# 1	45	116645100.0	0.0000	11780.0000	ppb	2.46	200000.00	
47 Ti	# 3	45	895879.9	0.0000	433.5000	ppb	0.77	3000.00	
51 V	# 2	45	225161.8	0.0000	69.8100	ppb	0.86	3000.00	
52 Cr	# 2	45	222411.2	0.0000	57.7400	ppb	0.94	3000.00	
55 Mn	# 3	45	9552391.0	0.0000	293.1000	ppb	0.37	3000.00	
56 Fe	# 1	45	172725500.0	0.0000	13070.0000	ppb	2.37	200000.00	
59 Co	# 3	45	1343711.0	0.0000	51.2500	ppb	1.16	3000.00	
60 Ni	# 2	45	100802.9	0.0000	60.3200	ppb	0.69	3000.00	
63 Cu	# 2	45	272188.1	0.0000	60.3200	ppb	0.81	3000.00	
66 Zn	# 3	72	318549.2	0.0000	77.7600	ppb	0.59	3000.00	
75 As	# 2	72	33676.2	0.0000	61.8300	ppb	0.35	3000.00	
78 Se	# 1	72	18059.3	0.0000	44.9100	ppb	0.21	3000.00	
88 Sr	# 3	72	5568535.0	0.0000	159.1000	ppb	0.90	3000.00	
89 Y	# 3	---	4721704.0	----	----	ppb	-----	#VALUE!	
90 Zr	# 3	72	1295633.0	0.0000	56.2100	ppb	0.89	1000.00	
95 Mo	# 3	115	270107.4	0.0000	43.7800	ppb	0.97	3000.00	
107 Ag	# 3	115	694575.9	0.0000	43.7200	ppb	0.21	250.00	
111 Cd	# 3	115	156290.9	0.0000	45.0800	ppb	0.84	3000.00	
118 Sn	# 3	115	433257.8	0.0000	44.4600	ppb	0.13	3000.00	
121 Sb	# 3	115	194473.7	0.0000	13.9400	ppb	0.72	3000.00	
137 Ba	# 3	115	434113.8	0.0000	92.3300	ppb	0.81	3000.00	
157 Gd	# 3	115	18476.9	0.0000	74210.0000	ppb	0.80	3000.00	>LRS
182 W	# 3	209	360216.6	0.0000	33.3300	ppb	0.96	1000.00	
195 Pt	# 3	209	318533.5	0.0000	45.6000	ppb	0.65	#VALUE!	
197 Au	# 3	209	27.8	----	----	ppb	-----	#VALUE!	
205 Tl	# 3	209	1036449.0	0.0000	45.2300	ppb	0.55	3000.00	
208 Pb	# 3	209	1664479.0	0.0000	53.9600	ppb	0.81	3000.00	
232 Th	# 3	209	1956749.0	0.0000	70.7100	ppb	0.38	1000.00	
235 U	# 3	209	3537.3	0.0000	0.1078	ppb	2.49	3000.00	
238 U	# 3	209	1564481.0	0.0000	48.9700	ppb	0.98	3000.00	

ISTD Elements

Element	CPS Mean	RSD (%)	Ref Value	Rec (%)	QC Range (%)	Flag
6 Li	1355367.30	1.77	1462063.40	92.7	60 - 125	
45 Sc	2087375.40	0.82	2079052.30	100.4	60 - 125	
45 Sc	133037.23	1.26	138937.50	95.8	60 - 125	
45 Sc	3276858.00	0.74	3322690.30	98.6	60 - 125	
72 Ge	406666.63	0.74	414358.66	98.1	60 - 125	
72 Ge	76724.27	0.35	81558.63	94.1	60 - 125	
72 Ge	657486.06	1.09	697602.94	94.2	60 - 125	
115 In	3922123.30	1.10	4198228.50	93.4	60 - 125	
159 Tb	4832656.00	0.88	4961901.50	97.4	60 - 125	
209 Bi	2691686.80	1.15	2889393.80	93.2	60 - 125	

ISTD Ref File :

D:\DATA\I982006\C\I98C23.B\98C23004.D\98C23004.D#

1 :Element Failures
 0 :ISTD Failures

0 :Max. Number of Failures Allowed
 0 :Max. Number of ISTD Failures Allowed

Data Results:

Analytes: Fail
 ISTD: Pass

Sample QC Report

Data File: D:\DATA\I982006\C\I98C23.B\98C23029.D\98C23029.D#
 Date Acquired: Mar 28 2006 07:15 pm
 Acq. Method: EMAX6020.M
 Operator: JEE
 Sample Name: C081-08s
 Misc Info:
 Vial Number: 2409
 Current Method: C:\ICPCHEM\1\METHODS\EMAX6020.M
 Calibration File: C:\ICPCHEM\1\CALIB\EMAX6020.C
 Last Cal. Update: Mar 28 2006 03:21 pm
 Sample Type: Sample
 Dilution Factor: 1.00
 Autodil Factor: Undiluted
 Final Dil Factor: 1.00

Tune # Name
 #1 h2.u
 #2 he.u
 #3 norm.u

QC Elements			Conc.							Flag
Element	Tune	ISTD	CPS	Corr Conc	Raw Conc	Units	RSD (%)	High Limit		
7	Li # 3	6	1382974.0	0.0000	92.3000	ppb	1.51	250.00		
9	Be # 3	6	203461.9	0.0000	47.0300	ppb	1.02	500.00		
11	B # 3	6	164314.7	0.0000	59.7400	ppb	0.73	400.00		
23	Na # 1	45	26113780.0	0.0000	5051.0000	ppb	3.21	400000.00		
24	Mg # 3	45	296082500.0	0.0000	20320.0000	ppb	0.52	200000.00		
27	Al # 3	45	294541090.0	0.0000	15680.0000	ppb	0.88	100000.00		
28	Si # 1	45	1297510.0	0.0000	666.4000	ppb	4.92	50000.00		
39	K # 2	45	2334522.0	0.0000	7470.0000	ppb	1.12	400000.00		
40	Ca # 1	45	117006300.0	0.0000	11860.0000	ppb	3.03	200000.00		
47	Ti # 3	45	980858.2	0.0000	471.2000	ppb	1.34	3000.00		
51	V # 2	45	224285.7	0.0000	70.7900	ppb	0.74	3000.00		
52	Cr # 2	45	220739.3	0.0000	58.3400	ppb	0.83	3000.00		
55	Mn # 3	45	9557004.0	0.0000	291.2000	ppb	0.30	3000.00		
56	Fe # 1	45	173286300.0	0.0000	13160.0000	ppb	2.83	200000.00		
59	Co # 3	45	1357773.0	0.0000	51.4000	ppb	0.57	3000.00		
60	Ni # 2	45	99851.6	0.0000	60.8300	ppb	0.87	3000.00		
63	Cu # 2	45	264003.2	0.0000	59.5600	ppb	0.71	3000.00		
66	Zn # 3	72	322287.2	0.0000	77.9800	ppb	0.58	3000.00		
75	As # 2	72	33155.8	0.0000	62.0200	ppb	0.67	3000.00		
78	Se # 1	72	17884.2	0.0000	44.8200	ppb	0.74	3000.00		
88	Sr # 3	72	5690854.0	0.0000	161.1000	ppb	0.14	3000.00		
89	Y # 3	---	4781327.0	----	-----	ppb	-----	#VALUE!		
90	Zr # 3	72	1386286.0	0.0000	59.6200	ppb	0.66	1000.00		
95	Mo # 3	115	275031.8	0.0000	44.2700	ppb	0.81	3000.00		
107	Ag # 3	115	706393.8	0.0000	44.1600	ppb	0.95	250.00		
111	Cd # 3	115	158216.1	0.0000	45.3200	ppb	0.77	3000.00		
118	Sn # 3	115	437752.8	0.0000	44.6000	ppb	0.54	3000.00		
121	Sb # 3	115	192817.0	0.0000	13.7300	ppb	1.46	3000.00		
137	Ba # 3	115	455975.1	0.0000	96.3000	ppb	0.67	3000.00		
157	Gd # 3	115	18830.8	0.0000	75100.0000	ppb	1.16	3000.00	>LRS	
182	W # 3	209	360616.9	0.0000	33.3100	ppb	1.85	1000.00		
195	Pt # 3	209	322254.2	0.0000	46.0600	ppb	0.27	#VALUE!		
197	Au # 3	209	41.1	----	-----	ppb	-----	#VALUE!		
205	Tl # 3	209	1050594.0	0.0000	45.7700	ppb	1.45	3000.00		
208	Pb # 3	209	1685629.0	0.0000	54.5600	ppb	0.65	3000.00		
232	Th # 3	209	1995370.0	0.0000	71.9900	ppb	0.60	1000.00		
235	U # 3	209	3588.5	0.0000	0.1091	ppb	1.13	3000.00		
238	U # 3	209	1588270.0	0.0000	49.6300	ppb	1.42	3000.00		

ISTD Elements			CPS			QC Range (%)			Flag
Element		CPS Mean	RSD (%)	Ref Value	Rec (%)	QC Range (%)		Flag	
6	Li # 3	1382098.40	0.45	1462063.40	94.5	60 - 125			
45	Sc # 1	2081322.90	3.25	2079052.30	100.1	60 - 125			
45	Sc # 2	130680.86	0.84	138937.50	94.1	60 - 125			
45	Sc # 3	3300768.00	0.77	3322690.30	99.3	60 - 125			
72	Ge # 1	403483.63	0.95	414358.66	97.4	60 - 125			
72	Ge # 2	75302.69	0.55	81558.63	92.3	60 - 125			
72	Ge # 3	663324.19	1.10	697602.94	95.1	60 - 125			
115	In # 3	3949684.50	1.16	4198228.50	94.1	60 - 125			
159	Tb # 3	4850720.50	1.52	4961901.50	97.8	60 - 125			
209	Bi # 3	2695948.00	0.61	2889393.80	93.3	60 - 125			

ISTD Ref File : D:\DATA\I982006\C\I98C23.B\98C23004.D\98C23004.D#

1 :Element Failures 0 :Max. Number of Failures Allowed
 0 :ISTD Failures 0 :Max. Number of ISTD Failures Allowed

Data Results:
 Analytes: Fail
 ISTD: Pass

Sample QC Report

Data File: D:\DATA\I982006\C\I98C23.B\98C23030.D\98C23030.D#
 Date Acquired: Mar 28 2006 07:23 pm
 Acq. Method: EMAX6020.M
 Operator: JEE
 Sample Name: C081-08
 Misc Info:
 Vial Number: 2410
 Current Method: C:\ICPCHEM\1\METHODS\EMAX6020.M
 Calibration File: C:\ICPCHEM\1\CALIB\EMAX6020.C
 Last Cal. Update: Mar 28 2006 03:21 pm
 Sample Type: Sample
 Dilution Factor: 1.00
 Autodil Factor: Undiluted
 Final Dil Factor: 1.00

Tune # Name
 #1 h2.u
 #2 he.u
 #3 norm.u

QC Elements			Conc							Flag
Element	Tune	ISTD	CPS	Corr Conc	Raw Conc	Units	RSD(%)	High Limit		
7	Li # 3	6	578244.8	0.0000	33.6800	ppb	0.91	250.00		
9	Be # 3	6	2208.1	0.0000	0.4768	ppb	1.20	500.00		
11	B # 3	6	35265.7	0.0000	12.0700	ppb	0.53	400.00		
23	Na # 1	45	3392069.0	0.0000	593.0000	ppb	2.96	400000.00		
24	Mg # 3	45	186396400.0	0.0000	12740.0000	ppb	0.15	200000.00		
27	Al # 3	45	179346400.0	0.0000	9513.0000	ppb	0.30	100000.00		
28	Si # 1	45	208464.3	0.0000	105.7000	ppb	4.86	50000.00		
39	K # 2	45	800631.4	0.0000	2440.0000	ppb	1.63	400000.00		
40	Ca # 1	45	54305552.0	0.0000	5660.0000	ppb	3.47	200000.00		
47	Ti # 3	45	843155.7	0.0000	403.5000	ppb	0.93	3000.00		
51	V # 2	45	70325.4	0.0000	21.6100	ppb	1.68	3000.00		
52	Cr # 2	45	40906.8	0.0000	10.5200	ppb	1.53	3000.00		
55	Mn # 3	45	6872867.0	0.0000	208.6000	ppb	0.16	3000.00		
56	Fe # 1	45	104397800.0	0.0000	8156.0000	ppb	2.85	200000.00		
59	Co # 3	45	125792.1	0.0000	4.7290	ppb	0.83	3000.00		
60	Ni # 2	45	21659.3	0.0000	12.9000	ppb	1.36	3000.00		
63	Cu # 2	45	69662.5	0.0000	15.3400	ppb	1.19	3000.00		
66	Zn # 3	72	127837.7	0.0000	29.7700	ppb	0.37	3000.00		
75	As # 2	72	7094.2	0.0000	12.8000	ppb	2.40	3000.00		
78	Se # 1	72	93.8	0.0000	0.1842	ppb	9.77	3000.00		
88	Sr # 3	72	4321785.0	0.0000	119.6000	ppb	0.89	3000.00		
89	Y # 3	---	4811959.0	----	-----	ppb	-----	#VALUE!		
90	Zr # 3	72	508458.8	0.0000	21.3400	ppb	0.58	1000.00		
95	Mo # 3	115	5690.4	0.0000	0.8637	ppb	2.21	3000.00		
107	Ag # 3	115	1264.6	0.0000	0.0667	ppb	13.76	250.00		
111	Cd # 3	115	3081.4	0.0000	0.2454	ppb	5.40	3000.00		
118	Sn # 3	115	20012.4	0.0000	1.9360	ppb	1.54	3000.00		
121	Sb # 3	115	2892.7	0.0000	0.1564	ppb	2.20	3000.00		
137	Ba # 3	115	310784.3	0.0000	64.6500	ppb	0.36	3000.00		
157	Gd # 3	115	20059.4	0.0000	78810.0000	ppb	0.35	3000.00	>LRS	
182	W # 3	209	7710.6	0.0000	0.6588	ppb	1.14	1000.00		
195	Pt # 3	209	158.9	0.0000	0.0091	ppb	10.78	#VALUE!		
197	Au # 3	209	24.4	----	-----	ppb	-----	#VALUE!		
205	Tl # 3	209	8899.3	0.0000	0.3653	ppb	5.31	3000.00		
208	Pb # 3	209	233783.9	0.0000	7.3700	ppb	0.43	3000.00		
232	Th # 3	209	203476.6	0.0000	7.1730	ppb	0.67	1000.00		
235	U # 3	209	261.1	0.0000	0.0076	ppb	17.86	3000.00		
238	U # 3	209	35233.6	0.0000	1.0710	ppb	1.19	3000.00		

ISTD Elements			CPS				Rec (%)	QC Range (%)	Flag
Element		CPS Mean	RSD (%)	Ref Value					
6	Li # 3	1426867.00	0.31	1462063.40	97.6	60 - 125			
45	Sc # 1	2022304.40	2.49	2079052.30	97.3	60 - 125			
45	Sc # 2	133195.03	1.16	138937.50	95.9	60 - 125			
45	Sc # 3	3313448.30	0.58	3322690.30	99.7	60 - 125			
72	Ge # 1	399153.56	0.88	414358.66	96.3	60 - 125			
72	Ge # 2	77661.88	1.32	81558.63	95.2	60 - 125			
72	Ge # 3	678537.63	0.25	697602.94	97.3	60 - 125			
115	In # 3	4009687.80	0.79	4198228.50	95.5	60 - 125			
159	Tb # 3	4878559.50	2.06	4961901.50	98.3	60 - 125			
209	Bi # 3	2753091.80	0.97	2889393.80	95.3	60 - 125			

ISTD Ref File : D:\DATA\I982006\C\I98C23.B\98C23004.D\98C23004.D#

1 :Element Failures 0 :Max. Number of Failures Allowed
 0 :ISTD Failures 0 :Max. Number of ISTD Failures Allowed

Data Results:

Analytes: Fail
 ISTD: Pass

Sample QC Report

Data File: D:\DATA\I982006\C\I98C23.B\98C23031.D\98C23031.D#
 Date Acquired: Mar 28 2006 07:31 pm
 Acq. Method: EMAX6020.M
 Operator: JEE
 Sample Name: C081-08J
 Misc Info:
 Vial Number: 2411
 Current Method: C:\ICPCHEM\1\METHODS\EMAX6020.M
 Calibration File: C:\ICPCHEM\1\CALIB\EMAX6020.C
 Last Cal. Update: Mar 28 2006 03:21 pm
 Sample Type: Sample
 Dilution Factor: 5.00
 Autodil Factor: Undiluted
 Final Dil Factor: 5.00

Tune # Name
 #1 h2.u
 #2 he.u
 #3 norm.u

QC Elements				Conc					
Element	Tune	ISTD	CPS	Corr Conc	Raw Conc	Units	RSD (%)	High Limit	Flag
7	Li # 3	6	193916.8	0.0000	6.7240	ppb	1.41	250.00	
9	Be # 3	6	550.0	0.0000	0.1014	ppb	6.01	500.00	
11	B # 3	6	9206.9	0.0000	2.7160	ppb	1.98	400.00	
23	Na # 1	45	1118075.0	0.0000	129.7000	ppb	4.65	400000.00	
24	Mg # 3	45	38920480.0	0.0000	2625.0000	ppb	0.56	200000.00	
27	Al # 3	45	37006752.0	0.0000	1937.0000	ppb	0.24	100000.00	
28	Si # 1	45	56476.2	0.0000	24.5600	ppb	14.41	50000.00	
39	K # 2	45	202016.7	0.0000	511.1000	ppb	1.61	400000.00	
40	Ca # 1	45	12059820.0	0.0000	1240.0000	ppb	2.48	200000.00	
47	Ti # 3	45	171254.3	0.0000	80.8800	ppb	0.84	3000.00	
51	V # 2	45	15614.8	0.0000	4.4490	ppb	1.69	3000.00	
52	Cr # 2	45	8782.1	0.0000	2.1020	ppb	1.09	3000.00	
55	Mn # 3	45	1466980.0	0.0000	43.8700	ppb	0.65	3000.00	
56	Fe # 1	45	21929490.0	0.0000	1694.0000	ppb	2.67	200000.00	
59	Co # 3	45	26901.2	0.0000	0.9855	ppb	1.98	3000.00	
60	Ni # 2	45	4848.1	0.0000	2.7460	ppb	2.17	3000.00	
63	Cu # 2	45	15608.2	0.0000	3.2400	ppb	1.35	3000.00	
66	Zn # 3	72	48342.2	0.0000	10.5200	ppb	0.78	3000.00	
75	As # 2	72	1555.9	0.0000	2.6400	ppb	1.62	3000.00	
78	Se # 1	72	32.9	0.0000	0.0264	ppb	58.62	3000.00	
88	Sr # 3	72	895823.5	0.0000	24.2300	ppb	0.33	3000.00	
89	Y # 3	---	4692386.0	----	-----	ppb	-----	#VALUE!	
90	Zr # 3	72	101344.3	0.0000	4.1150	ppb	0.73	1000.00	
95	Mo # 3	115	1472.4	0.0000	0.1893	ppb	6.14	3000.00	
107	Ag # 3	115	426.7	0.0000	0.0145	ppb	13.89	250.00	
111	Cd # 3	115	2307.7	0.0000	0.0095	ppb	82.08	3000.00	
118	Sn # 3	115	4976.9	0.0000	0.4137	ppb	5.55	3000.00	
121	Sb # 3	115	1112.3	0.0000	0.0295	ppb	27.70	3000.00	
137	Ba # 3	115	64273.2	0.0000	13.0600	ppb	2.01	3000.00	
157	Gd # 3	115	4031.9	0.0000	15460.0000	ppb	0.97	3000.00	>LRS
182	W # 3	209	3119.4	0.0000	0.2329	ppb	1.24	1000.00	
195	Pt # 3	209	65.6	0.0000	-0.0043	ppb	50.42	#VALUE!	
197	Au # 3	209	10.0	----	-----	ppb	-----	#VALUE!	
205	Tl # 3	209	2871.6	0.0000	0.1036	ppb	5.85	3000.00	
208	Pb # 3	209	50029.3	0.0000	1.4840	ppb	0.37	3000.00	
232	Th # 3	209	42378.3	0.0000	1.4270	ppb	2.48	1000.00	
235	U # 3	209	61.1	0.0000	0.0016	ppb	19.04	3000.00	
238	U # 3	209	7181.4	0.0000	0.2045	ppb	1.76	3000.00	

ISTD Elements		CPS		RSD (%)		QC Range (%)		Flag
Element		CPS Mean	RSD (%)	Ref Value	Rec (%)	QC Range (%)		
6	Li # 3	1475690.60	0.32	1462063.40	100.9	60 - 125		
45	Sc # 1	2042530.80	2.14	2079052.30	98.2	60 - 125		
45	Sc # 2	137839.25	1.25	138937.50	99.2	60 - 125		
45	Sc # 3	3356233.50	0.74	3322690.30	101.0	60 - 125		
72	Ge # 1	415355.41	0.09	414358.66	100.2	60 - 125		
72	Ge # 2	80522.92	0.30	81558.63	98.7	60 - 125		
72	Ge # 3	693825.88	0.79	697602.94	99.5	60 - 125		
115	In # 3	4100683.80	1.28	4198228.50	97.7	60 - 125		
159	Tb # 3	4925900.50	0.19	4961901.50	99.3	60 - 125		
209	Bi # 3	2854388.30	0.52	2889393.80	98.8	60 - 125		

ISTD Ref File :

D:\DATA\I982006\C\I98C23.B\98C23004.D\98C23004.D#

1 :Element Failures
 0 :ISTD Failures

0 :Max. Number of Failures Allowed
 0 :Max. Number of ISTD Failures Allowed

Data Results:

Analytes: Fail
 ISTD: Pass

Sample QC Report

Data File: D:\DATA\I982006\C\I98C23.B\98C23032.D\98C23032.D#
 Date Acquired: Mar 28 2006 07:39 pm
 Acq. Method: EMAX6020.M
 Operator: JEE
 Sample Name: C081-09
 Misc Info:
 Vial Number: 2412
 Current Method: C:\ICPCHEM\1\METHODS\EMAX6020.M
 Calibration File: C:\ICPCHEM\1\CALIB\EMAX6020.C
 Last Cal. Update: Mar 28 2006 03:21 pm
 Sample Type: Sample
 Dilution Factor: 1.00
 Autodil Factor: Undiluted
 Final Dil Factor: 1.00

Tune # Name
 #1 h2.u
 #2 he.u
 #3 norm.u

QC Elements			Conc							Flag
Element	Tune	ISTD	CPS	Corr Conc	Raw Conc	Units	RSD (%)	High Limit		
7	Li # 3	6	361871.4	0.0000	18.2500	ppb	0.49	250.00		
9	Be # 3	6	1904.7	0.0000	0.4003	ppb	1.68	500.00		
11	B # 3	6	18911.9	0.0000	6.1320	ppb	1.32	400.00		
23	Na # 1	45	3490855.0	0.0000	586.8000	ppb	2.92	400000.00		
24	Mg # 3	45	113198400.0	0.0000	7549.0000	ppb	0.65	200000.00		
27	Al # 3	45	140794900.0	0.0000	7285.0000	ppb	0.37	100000.00		
28	Si # 1	45	937749.3	0.0000	475.2000	ppb	3.21	50000.00		
39	K # 2	45	668012.4	0.0000	1951.0000	ppb	1.51	400000.00		
40	Ca # 1	45	51774048.0	0.0000	5195.0000	ppb	2.98	200000.00		
47	Ti # 3	45	1020602.0	0.0000	476.5000	ppb	0.11	3000.00		
51	V # 2	45	67412.7	0.0000	20.0500	ppb	1.22	3000.00		
52	Cr # 2	45	54973.3	0.0000	13.7300	ppb	1.57	3000.00		
55	Mn # 3	45	4458719.0	0.0000	131.9000	ppb	0.29	3000.00		
56	Fe # 1	45	96230896.0	0.0000	7240.0000	ppb	3.09	200000.00		
59	Co # 3	45	102265.0	0.0000	3.7470	ppb	0.72	3000.00		
60	Ni # 2	45	22305.3	0.0000	12.8700	ppb	0.52	3000.00		
63	Cu # 2	45	87841.4	0.0000	18.7600	ppb	1.35	3000.00		
66	Zn # 3	72	149615.8	0.0000	34.1500	ppb	0.38	3000.00		
75	As # 2	72	4168.5	0.0000	7.3030	ppb	2.30	3000.00		
78	Se # 1	72	68.9	0.0000	0.1147	ppb	11.70	3000.00		
88	Sr # 3	72	4074820.0	0.0000	110.2000	ppb	0.08	3000.00		
89	Y # 3	---	4954008.0	----	-----	ppb	-----	#VALUE!		
90	Zr # 3	72	603185.7	0.0000	24.7400	ppb	1.10	1000.00		
95	Mo # 3	115	3133.9	0.0000	0.4453	ppb	0.63	3000.00		
107	Ag # 3	115	1081.2	0.0000	0.0537	ppb	6.22	250.00		
111	Cd # 3	115	3332.6	0.0000	0.2931	ppb	12.37	3000.00		
118	Sn # 3	115	19845.6	0.0000	1.8690	ppb	3.26	3000.00		
121	Sb # 3	115	1898.0	0.0000	0.0830	ppb	10.76	3000.00		
137	Ba # 3	115	363551.0	0.0000	73.6900	ppb	0.92	3000.00		
157	Gd # 3	115	25081.2	0.0000	96030.0000	ppb	0.76	3000.00	>LRS	
182	W # 3	209	4166.4	0.0000	0.3263	ppb	1.83	1000.00		
195	Pt # 3	209	51.1	0.0000	-0.0063	ppb	34.90	#VALUE!		
197	Au # 3	209	28.9	----	-----	ppb	-----	#VALUE!		
205	Tl # 3	209	3855.2	0.0000	0.1449	ppb	1.28	3000.00		
208	Pb # 3	209	176460.2	0.0000	5.3810	ppb	0.93	3000.00		
232	Th # 3	209	247256.6	0.0000	8.4540	ppb	0.86	1000.00		
235	U # 3	209	206.7	0.0000	0.0058	ppb	20.09	3000.00		
238	U # 3	209	27150.6	0.0000	0.7981	ppb	0.86	3000.00		

ISTD Elements		CPS			Rec (%)	QC Range (%)	Flag
Element		CPS Mean	RSD (%)	Ref Value			
6	Li # 3	1456226.10	0.15	1462063.40	99.6	60 - 125	
45	Sc # 1	2100299.50	2.94	2079052.30	101.0	60 - 125	
45	Sc # 2	137516.55	1.15	138937.50	99.0	60 - 125	
45	Sc # 3	3396477.80	0.36	3322690.30	102.2	60 - 125	
72	Ge # 1	414034.13	0.84	414358.66	99.9	60 - 125	
72	Ge # 2	79600.63	0.89	81558.63	97.6	60 - 125	
72	Ge # 3	694479.50	0.43	697602.94	99.6	60 - 125	
115	In # 3	4115127.50	0.94	4198228.50	98.0	60 - 125	
159	Tb # 3	4964720.50	0.44	4961901.50	100.1	60 - 125	
209	Bi # 3	2839631.50	0.64	2889393.80	98.3	60 - 125	

ISTD Ref File : D:\DATA\I982006\C\I98C23.B\98C23004.D\98C23004.D#

1 :Element Failures 0 :Max. Number of Failures Allowed
 0 :ISTD Failures 0 :Max. Number of ISTD Failures Allowed

Data Results:
 Analytes: Fail
 ISTD: Pass

Sample QC Report

Data File: D:\DATA\I982006\C\I98C23.B\98C23033.D\98C23033.D#
 Date Acquired: Mar 28 2006 07:47 pm
 Acq. Method: EMAX6020.M
 Operator: JEE
 Sample Name: C081-10
 Misc Info:
 Vial Number: 2501
 Current Method: C:\ICPCHEM\1\METHODS\EMAX6020.M
 Calibration File: C:\ICPCHEM\1\CALIB\EMAX6020.C
 Last Cal. Update: Mar 28 2006 03:21 pm
 Sample Type: Sample
 Dilution Factor: 1.00
 Autodil Factor: Undiluted
 Final Dil Factor: 1.00

Tune # Name
 #1 h2.u
 #2 he.u
 #3 norm.u

QC Elements

Element	Tune	ISTD	CPS	Corr Conc	Raw Conc	Units	Conc RSD (%)	High Limit	Flag
7 Li	# 3	6	351325.2	0.0000	17.3800	ppb	1.53	250.00	
9 Be	# 3	6	1321.2	0.0000	0.2702	ppb	11.87	500.00	
11 B	# 3	6	17251.8	0.0000	5.5140	ppb	2.63	400.00	
23 Na	# 1	45	4592644.0	0.0000	791.8000	ppb	3.25	400000.00	
24 Mg	# 3	45	91288640.0	0.0000	6088.0000	ppb	0.14	200000.00	
27 Al	# 3	45	134256400.0	0.0000	6947.0000	ppb	0.33	100000.00	
28 Si	# 1	45	809281.0	0.0000	405.0000	ppb	2.71	50000.00	
39 K	# 2	45	563762.8	0.0000	1615.0000	ppb	1.41	400000.00	
40 Ca	# 1	45	40584128.0	0.0000	4025.0000	ppb	3.15	200000.00	
47 Ti	# 3	45	830430.1	0.0000	387.7000	ppb	1.02	3000.00	
51 V	# 2	45	56796.3	0.0000	16.7100	ppb	1.75	3000.00	
52 Cr	# 2	45	28452.1	0.0000	6.9960	ppb	1.04	3000.00	
55 Mn	# 3	45	3628564.0	0.0000	107.4000	ppb	0.90	3000.00	
56 Fe	# 1	45	71537776.0	0.0000	5320.0000	ppb	3.16	200000.00	
59 Co	# 3	45	89344.0	0.0000	3.2720	ppb	1.07	3000.00	
60 Ni	# 2	45	22312.0	0.0000	12.7600	ppb	1.21	3000.00	
63 Cu	# 2	45	80336.5	0.0000	17.0100	ppb	0.85	3000.00	
66 Zn	# 3	72	79479.6	0.0000	17.6000	ppb	1.09	3000.00	
75 As	# 2	72	3598.8	0.0000	6.2030	ppb	2.08	3000.00	
78 Se	# 1	72	78.7	0.0000	0.1368	ppb	16.86	3000.00	
88 Sr	# 3	72	4603709.0	0.0000	123.3000	ppb	0.41	3000.00	
89 Y	# 3	---	5013426.0	----	-----	ppb	-----	#VALUE!	
90 Zr	# 3	72	550814.6	0.0000	22.3700	ppb	0.07	1000.00	
95 Mo	# 3	115	3190.5	0.0000	0.4515	ppb	4.65	3000.00	
107 Ag	# 3	115	1050.1	0.0000	0.0515	ppb	12.11	250.00	
111 Cd	# 3	115	3242.0	0.0000	0.2629	ppb	24.11	3000.00	
118 Sn	# 3	115	14071.8	0.0000	1.2960	ppb	0.90	3000.00	
121 Sb	# 3	115	1416.8	0.0000	0.0495	ppb	9.37	3000.00	
137 Ba	# 3	115	401418.5	0.0000	80.9700	ppb	1.38	3000.00	
157 Gd	# 3	115	27619.9	0.0000	105200.0000	ppb	1.00	3000.00	>LRS
182 W	# 3	209	4016.4	0.0000	0.3127	ppb	4.80	1000.00	
195 Pt	# 3	209	51.1	0.0000	-0.0063	ppb	55.22	#VALUE!	
197 Au	# 3	209	18.9	----	-----	ppb	-----	#VALUE!	
205 Tl	# 3	209	2926.0	0.0000	0.1063	ppb	5.81	3000.00	
208 Pb	# 3	209	171352.3	0.0000	5.2160	ppb	0.56	3000.00	
232 Th	# 3	209	221175.2	0.0000	7.5490	ppb	0.58	1000.00	
235 U	# 3	209	158.9	0.0000	0.0044	ppb	12.95	3000.00	
238 U	# 3	209	20600.2	0.0000	0.6029	ppb	2.28	3000.00	

ISTD Elements

Element	CPS Mean	RSD (%)	Ref Value	Rec (%)	QC Range (%)	Flag
6 Li	1466267.40	0.49	1462063.40	100.3	60 - 125	
45 Sc	2124338.30	2.61	2079052.30	102.2	60 - 125	
45 Sc	138661.94	1.05	138937.50	99.8	60 - 125	
45 Sc	3396382.80	0.83	3322690.30	102.2	60 - 125	
72 Ge	417934.41	0.93	414358.66	100.9	60 - 125	
72 Ge	80734.38	0.76	81558.63	99.0	60 - 125	
72 Ge	701170.88	0.26	697602.94	100.5	60 - 125	
115 In	4135534.00	0.94	4198228.50	98.5	60 - 125	
159 Tb	4979578.00	0.86	4961901.50	100.4	60 - 125	
209 Bi	2843750.50	0.34	2889393.80	98.4	60 - 125	

ISTD Ref File :

D:\DATA\I982006\C\I98C23.B\98C23004.D\98C23004.D#

1 :Element Failures
 0 :ISTD Failures

0 :Max. Number of Failures Allowed
 0 :Max. Number of ISTD Failures Allowed

Data Results:

Analytes: Fail
 ISTD: Pass

CCV QC Report

Data File: D:\DATA\I982006\C\I98C23.B\98C23037.D\98C23037.D#
 Date Acquired: Mar 28 2006 08:19 pm
 Operator: JEE
 Sample Name: CCV3
 Misc Info:
 Vial Number: 1305
 Current Method: C:\ICPCHEM\1\METHODS\EMAX6020.M
 Calibration File: C:\ICPCHEM\1\CALIB\EMAX6020.C
 Last Cal Update: Mar 28 2006 03:21 pm
 Sample Type: CCV
 Total Dil Factor: 1.00

QC Elements	Conc.	CPS	Conc RSD(%)	Expected QC	Range(%)	Flag
7 Li	44.10	732712.13 ppb	0.51	45.00	90 - 110	
9 Be	44.38	199158.20 ppb	0.09	45.00	90 - 110	
11 B	44.07	126041.50 ppb	1.27	45.00	90 - 110	
23 Na	4486.00	23573520.00 ppb	3.69	4500.00	90 - 110	
24 Mg	4443.00	65896840.00 ppb	0.29	4500.00	90 - 110	
27 Al	4475.00	85540768.00 ppb	0.55	4500.00	90 - 110	
28 Si	4523.00	8876480.00 ppb	3.00	4500.00	90 - 110	
39 K	4570.00	1471927.00 ppb	1.44	4500.00	90 - 110	
40 Ca	4493.00	45003528.00 ppb	3.41	4500.00	90 - 110	
47 Ti	45.88	97270.60 ppb	0.59	45.00	90 - 110	
51 V	46.56	150879.30 ppb	1.05	45.00	90 - 110	
52 Cr	45.88	177359.70 ppb	1.01	45.00	90 - 110	
55 Mn	45.27	1514740.00 ppb	0.48	45.00	90 - 110	
56 Fe	4565.00	60990528.00 ppb	2.98	4500.00	90 - 110	
59 Co	45.67	1227483.00 ppb	0.33	45.00	90 - 110	
60 Ni	46.83	78521.88 ppb	1.15	45.00	90 - 110	
63 Cu	46.99	212776.80 ppb	1.19	45.00	90 - 110	
66 Zn	45.97	197506.50 ppb	0.19	45.00	90 - 110	
75 As	45.93	25630.80 ppb	1.15	45.00	90 - 110	
78 Se	46.01	19208.11 ppb	0.54	45.00	90 - 110	
88 Sr	46.19	1684697.00 ppb	0.78	45.00	90 - 110	
89 Y	-----	4652166.00 ppb	-----	---	90 - 110	
90 Zr	45.25	1086725.00 ppb	1.00	45.00	90 - 110	
95 Mo	44.93	295088.59 ppb	0.71	45.00	90 - 110	
107 Ag	43.80	740716.00 ppb	0.49	45.00	90 - 110	
111 Cd	44.12	162888.00 ppb	0.47	45.00	90 - 110	
118 Sn	44.65	463281.59 ppb	0.77	45.00	90 - 110	
121 Sb	43.75	648249.81 ppb	0.39	45.00	90 - 110	
137 Ba	44.68	223699.80 ppb	0.87	45.00	90 - 110	
157 Gd	29.47	16.67 ppb	43.67	45.00	90 - 110	Fail
182 W	42.56	509025.69 ppb	0.43	45.00	90 - 110	
195 Pt	43.02	332610.91 ppb	0.00	45.00	90 - 110	
197 Au	-----	16.67 ppb	-----	45.00	90 - 110	
205 Tl	44.64	1132106.00 ppb	0.68	45.00	90 - 110	
208 Pb	43.69	1491866.00 ppb	0.33	45.00	90 - 110	
232 Th	50.46	1545670.00 ppb	0.06	45.00	90 - 110	Fail
235 U	0.31	11225.84 ppb	1.42	0.32	90 - 110	
238 U	44.45	1571927.00 ppb	0.70	44.69	90 - 110	

ISTD Elements	CPS	RSD(%)	Ref Value	Rec(%)	QC Range(%)	Flag
6 Li	1433639.90	0.75	1462063.40	98.1	60 - 125	
45 Sc	2110399.30	2.44	2079052.30	101.5	60 - 125	
45 Sc	133434.56	1.23	138937.50	96.0	60 - 125	
45 Sc	3358792.80	0.27	3322690.30	101.1	60 - 125	
72 Ge	422154.59	0.61	414358.66	101.9	60 - 125	
72 Ge	78573.06	1.29	81558.63	96.3	60 - 125	
72 Ge	684893.75	0.24	697602.94	98.2	60 - 125	
115 In	4175562.00	0.48	4198228.50	99.5	60 - 125	
159 Tb	5072117.50	0.37	4961901.50	102.2	60 - 125	
209 Bi	2979228.30	0.64	2889393.80	103.1	60 - 125	

ISTD Ref File : D:\DATA\I982006\C\I98C23.B\98C23004.D\98C23004.D#

2 :Element Failures 0 :Max. Number of Failures Allowed
 0 :ISTD Failures 0 :Max. Number of ISTD Failures Allowed

Data Results:
 Analytes: Fail
 ISTD: Pass

ICB QC Report

Data File: D:\DATA\I982006\C\I98C23.B\98C23038.D\98C23038.D#
 Date Acquired: Mar 28 2006 08:27 pm
 Acq. Method: EMAX6020.M
 Operator: JEE
 Sample Name: CCB3
 Misc Info:
 Vial Number: 1102
 Current Method: C:\ICPCHEM\1\METHODS\EMAX6020.M
 Calibration File: C:\ICPCHEM\1\CALIB\EMAX6020.C
 Last Cal. Update: Mar 28 2006 03:21 pm
 Sample Type: CCB
 Dilution Factor: 1.00

QC Elements					
Element	Conc.	CPS	RSD(%)	High Limit	Flag
7 Li	0.0778	97958.9 ppb	80.42	1.00	
9 Be	0.0022	95.6 ppb	106.96	1.00	
11 B	0.2966	2240.3 ppb	12.22	1.00	
23 Na	-5.3010	431402.9 ppb	52.88	1.00	
24 Mg	0.3550	46119.6 ppb	6.78	1.00	
27 Al	0.1541	34760.5 ppb	8.34	1.00	
28 Si	-0.1465	9190.3 ppb	104.16	1.00	
39 K	0.1309	34787.6 ppb	429.79	1.00	
40 Ca	0.3760	59162.1 ppb	34.81	1.00	
47 Ti	0.0438	188.9 ppb	47.14	1.00	
51 V	0.1211	1159.6 ppb	6.77	1.00	
52 Cr	0.0018	402.0 ppb	288.25	1.00	
55 Mn	0.0078	3640.7 ppb	92.59	1.00	
56 Fe	3.2790	76479.0 ppb	6.64	1.00	
59 Co	-0.0003	438.9 ppb	493.98	1.00	
60 Ni	0.0020	98.4 ppb	102.12	1.00	
63 Cu	0.0104	515.6 ppb	12.93	1.00	
66 Zn	-0.1097	2909.3 ppb	18.07	1.00	
75 As	0.0356	66.2 ppb	34.51	1.00	
78 Se	0.0542	43.3 ppb	37.40	1.00	
88 Sr	-0.0124	582.3 ppb	20.04	1.00	
89 Y	-----	4765229.0 ppb	-----	1.00	
90 Zr	-0.0116	1106.8 ppb	38.48	1.00	
95 Mo	0.1690	1414.6 ppb	14.84	1.00	
107 Ag	0.0118	403.4 ppb	4.47	1.00	
111 Cd	0.0119	2443.7 ppb	74.55	1.00	
118 Sn	0.0757	1624.6 ppb	9.45	1.00	
121 Sb	0.5893	9749.8 ppb	15.62	1.00	
137 Ba	0.0034	131.1 ppb	108.21	1.00	
157 Gd	-25.3500	2.2 ppb	27.74	1.00	
182 W	0.2394	3305.0 ppb	9.40	1.00	
195 Pt	-0.0045	66.7 ppb	34.45	1.00	
197 Au	-----	4.4 ppb	-----	1.00	
205 Tl	0.0318	1167.9 ppb	12.38	1.00	
208 Pb	0.0004	1599.1 ppb	3079.40	1.00	
232 Th	0.0355	1615.7 ppb	22.88	1.00	
235 U	0.0000	5.6 ppb	415.28	1.00	
238 U	0.0056	461.1 ppb	24.60	1.00	

ISTD Elements						
Element	CPS Mean	RSD(%)	Ref Value	Rec(%)	QC Range(%)	Flag
6 Li	1533193.9	0.61	1462063.40	104.9	60 - 125	
45 Sc	1979153.5	3.25	2079052.30	95.2	60 - 125	
45 Sc	133024.3	0.85	138937.50	95.7	60 - 125	
45 Sc	3370939.8	0.26	3322690.30	101.5	60 - 125	
72 Ge	406165.6	0.82	414358.66	98.0	60 - 125	
72 Ge	77472.8	0.47	81558.63	95.0	60 - 125	
72 Ge	711981.8	0.72	697602.94	102.1	60 - 125	
115 In	4325526.0	0.98	4198228.50	103.0	60 - 125	
159 Tb	5177128.0	0.73	4961901.50	104.3	60 - 125	
209 Bi	2954095.8	0.24	2889393.80	102.2	60 - 125	

ISTD Ref File : D:\DATA\I982006\C\I98C23.B\98C23004.D\98C23004.D#

0 :Element Failures 0 :Max. Number of Failures Allowed
 0 :ISTD Failures 0 :Max. Number of ISTD Failures Allowed

Data Results:
 Analytes: Pass
 ISTD: Pass

ICS-A QC Report

Data File: D:\DATA\I982006\C\I98C23.B\98C23046.D\98C23046.D#
 Date Acquired: Mar 28 2006 09:31 pm
 Acq. Method: EMAX6020.M
 Operator: JEE
 Sample Name: ICSA2
 Misc Info:
 Vial Number: 1201
 Current Method: C:\ICPCHEM\1\METHODS\EMAX6020.M
 Calibration File: C:\ICPCHEM\1\CALIB\EMAX6020.C
 Last Cal. Update: Mar 28 2006 03:21 pm
 Sample Type: ICS-A
 Dilution Factor: 1.00

QC Elements		Conc		High Limit	Flag
Element	Conc.	CPS	RSD(%)		
7	Li	1.00	110084.4 ppb	2.09	---
9	Be	0.01	152.2 ppb	60.96	---
11	B	2.32	8192.8 ppb	2.25	---
23	Na	96530.00	513841410.0 ppb	3.61	---
24	Mg	91730.00	1497913000.0 ppb	0.33	---
27	Al	92860.00	1954727000.0 ppb	0.58	---
28	Si	17.85	46561.4 ppb	7.46	---
39	K	90060.00	31040940.0 ppb	1.06	---
40	Ca	99280.00	1026326000.0 ppb	3.14	---
47	Ti	2005.00	4678178.0 ppb	0.49	---
51	V	0.07	1084.9 ppb	21.72	---
52	Cr	0.47	2423.1 ppb	2.06	---
55	Mn	2.37	90681.7 ppb	1.07	---
56	Fe	98270.00	1355821100.0 ppb	3.36	---
59	Co	2.51	74840.3 ppb	0.61	---
60	Ni	0.77	1511.2 ppb	0.20	---
63	Cu	1.78	9316.5 ppb	1.08	---
66	Zn	4.13	23706.1 ppb	2.50	---
75	As	0.11	126.4 ppb	12.33	---
78	Se	0.06	52.4 ppb	34.18	---
88	Sr	2.98	125716.1 ppb	0.70	---
89	Y	-----	5083028.0 ppb	-----	---
90	Zr	1.50	42805.0 ppb	6.95	---
95	Mo	2057.00	13737710.0 ppb	0.90	---
107	Ag	0.08	1648.0 ppb	2.54	---
111	Cd	0.53	4303.9 ppb	16.03	---
118	Sn	0.10	1875.8 ppb	3.30	---
121	Sb	2.30	35303.5 ppb	2.15	---
137	Ba	0.69	3617.4 ppb	3.11	---
157	Gd	213.60	66.7 ppb	45.90	---
182	W	0.27	3834.1 ppb	1.56	---
195	Pt	0.02	263.3 ppb	13.11	---
197	Au	-----	11.1 ppb	-----	---
205	Tl	0.03	1033.4 ppb	11.36	---
208	Pb	0.64	23934.8 ppb	0.95	---
232	Th	0.07	2716.0 ppb	3.19	---
235	U	0.00	13.3 ppb	54.99	---
238	U	0.02	826.7 ppb	13.98	---

ISTD Elements		CPS		Rec(%)	QC Range(%)	Flag
Element	CPS Mean	RSD(%)	Ref Value			
6	Li	1502502.3	1.78	1462063.40	102.8	60 - 125
45	Sc	2180790.8	2.47	2079052.30	104.9	60 - 125
45	Sc	146082.9	0.85	138937.50	105.1	60 - 125
45	Sc	3700285.3	1.83	3322690.30	111.4	60 - 125
72	Ge	473334.9	0.93	414358.66	114.2	60 - 125
72	Ge	91646.9	0.73	81558.63	112.4	60 - 125
72	Ge	784104.3	1.20	697602.94	112.4	60 - 125
115	In	4248387.0	1.69	4198228.50	101.2	60 - 125
159	Tb	5454956.5	1.54	4961901.50	109.9	60 - 125
209	Bi	3042453.0	2.12	2889393.80	105.3	60 - 125

ISTD Ref File : D:\DATA\I982006\C\I98C23.B\98C23004.D\98C23004.D#

0 :Element Failures 0 :Max. Number of Failures Allowed
 0 :ISTD Failures 0 :Max. Number of ISTD Failures Allowed

Data Results:

Analytes: Pass
 ISTD: Pass

ICS-AB QC Report

Data File: D:\DATA\I982006\C\I98C23.B\98C23047.D\98C23047.D#
 Date Acquired: Mar 28 2006 09:40 pm
 Acq. Method: EMAX6020.M
 Operator: JEE
 Sample Name: ICSAB2
 Misc Info:
 Vial Number: 1202
 Current Method: C:\ICPCHEM\1\METHODS\EMAX6020.M
 Calibration File: C:\ICPCHEM\1\CALIB\EMAX6020.C
 Last Cal. Update: Mar 28 2006 03:21 pm
 Sample Type: ICS-AB
 Dilution Factor: 1.00

QC Elements		Conc					Flag
Element	Conc.	CPS	RSD(%)	Expected QC	Range(%)		
7 Li	18.27	343375.4 ppb	0.59	20.00	80 - 120		
9 Be	18.25	78902.6 ppb	0.65	20.00	80 - 120		
11 B	20.38	56776.8 ppb	1.27	20.00	80 - 120		
23 Na	100100.00	476590210.0 ppb	3.37	100000.00	80 - 120		
24 Mg	96370.00	1385270000.0 ppb	0.48	100000.00	80 - 120		
27 Al	97640.00	1809119000.0 ppb	0.37	100000.00	80 - 120		
28 Si	2100.00	3813753.0 ppb	3.04	2000.00	80 - 120		
39 K	96610.00	29320960.0 ppb	0.71	100000.00	80 - 120		
40 Ca	102600.00	948820930.0 ppb	3.32	100000.00	80 - 120		
47 Ti	2114.00	4341723.0 ppb	0.75	2000.00	80 - 120		
51 V	20.46	64349.9 ppb	0.77	20.00	80 - 120		
52 Cr	20.60	76977.1 ppb	0.23	20.00	80 - 120		
55 Mn	21.88	711853.7 ppb	0.51	20.00	80 - 120		
56 Fe	102900.00	1269214000.0 ppb	3.24	100000.00	80 - 120		
59 Co	19.44	507041.3 ppb	0.63	20.00	80 - 120		
60 Ni	19.90	32214.6 ppb	0.73	20.00	80 - 120		
63 Cu	20.94	91681.1 ppb	0.81	20.00	80 - 120		
66 Zn	22.00	95083.6 ppb	0.06	20.00	80 - 120		
75 As	18.64	10748.6 ppb	0.75	20.00	80 - 120		
78 Se	20.13	8403.0 ppb	0.45	20.00	80 - 120		
88 Sr	22.54	813178.8 ppb	0.63	20.00	80 - 120		
89 Y	-----	4618529.0 ppb	-----	20.00	80 - 120		
90 Zr	18.86	448281.9 ppb	0.10	20.00	80 - 120		
95 Mo	2124.00	12995450.0 ppb	0.36	2000.00	80 - 120		
107 Ag	18.68	294743.3 ppb	0.05	20.00	80 - 120		
111 Cd	20.10	70366.0 ppb	1.00	20.00	80 - 120		
118 Sn	19.77	191652.2 ppb	0.75	20.00	80 - 120		
121 Sb	20.04	277236.5 ppb	0.85	20.00	80 - 120		
137 Ba	22.44	104811.6 ppb	0.35	20.00	80 - 120		
157 Gd	232.00	65.6 ppb	18.94	20.00	80 - 120	Fail	
182 W	19.27	209796.1 ppb	1.01	20.00	80 - 120		
195 Pt	19.16	134786.1 ppb	0.45	20.00	80 - 120		
197 Au	-----	23.3 ppb	-----	20.00	80 - 120		
205 Tl	19.14	441532.1 ppb	0.98	20.00	80 - 120		
208 Pb	19.80	615513.7 ppb	0.56	20.00	80 - 120		
232 Th	26.45	736993.4 ppb	0.57	20.00	80 - 120	Fail	
235 U	0.04	1332.4 ppb	1.95	0.14	80 - 120	Fail	
238 U	20.24	650816.5 ppb	0.39	19.86	80 - 120		

ISTD Elements		CPS					Flag
Element	CPS Mean	RSD(%)	Ref Value	Rec(%)	QC Range(%)		
6 Li	1380573.4	0.08	1462063.40	94.4	60 - 125		
45 Sc	1950265.6	1.96	2079052.30	93.8	60 - 125		
45 Sc	128635.1	0.35	138937.50	92.6	60 - 125		
45 Sc	3257067.8	0.20	3322690.30	98.0	60 - 125		
72 Ge	421569.0	0.39	414358.66	101.7	60 - 125		
72 Ge	80956.8	0.23	81558.63	99.3	60 - 125		
72 Ge	676816.8	0.44	697602.94	97.0	60 - 125		
115 In	3893565.0	0.38	4198228.50	92.7	60 - 125		
159 Tb	4943881.5	0.24	4961901.50	99.6	60 - 125		
209 Bi	2709003.5	0.55	2889393.80	93.8	60 - 125		

ISTD Ref File : D:\DATA\I982006\C\I98C23.B\98C23004.D\98C23004.D#

3 :Element Failures 0 :Max. Number of Failures Allowed
 0 :ISTD Failures 0 :Max. Number of ISTD Failures Allowed

Data Results:
 Analytes: Fail
 ISTD: Pass

CCV QC Report

Data File: D:\DATA\I982006\C\I98C23.B\98C23049.D\98C23049.D#
 Date Acquired: Mar 28 2006 09:56 pm
 Operator: JEE
 Sample Name: CCV4
 Misc Info:
 Vial Number: 1305
 Current Method: C:\ICPCHEM\1\METHODS\EMAX6020.M
 Calibration File: C:\ICPCHEM\1\CALIB\EMAX6020.C
 Last Cal Update: Mar 28 2006 03:21 pm
 Sample Type: CCV
 Total Dil Factor: 1.00

QC Elements		Conc		Expected QC Range(%)		Flag
Element	Conc.	CPS	RSD(%)	Expected QC	Range(%)	
7 Li	43.53	741063.13 ppb	0.95	45.00	90 - 110	
9 Be	43.37	199134.20 ppb	0.55	45.00	90 - 110	
11 B	42.52	124464.70 ppb	0.85	45.00	90 - 110	
23 Na	4543.00	22592800.00 ppb	2.90	4500.00	90 - 110	
24 Mg	4442.00	65553100.00 ppb	0.54	4500.00	90 - 110	
27 Al	4479.00	85181352.00 ppb	1.41	4500.00	90 - 110	
28 Si	4597.00	8536373.00 ppb	3.08	4500.00	90 - 110	
39 K	4566.00	1484934.00 ppb	1.50	4500.00	90 - 110	
40 Ca	4556.00	43194600.00 ppb	2.65	4500.00	90 - 110	
47 Ti	46.27	97592.24 ppb	1.19	45.00	90 - 110	
51 V	46.04	150651.30 ppb	0.84	45.00	90 - 110	
52 Cr	45.16	176266.20 ppb	1.02	45.00	90 - 110	
55 Mn	45.19	1504427.00 ppb	1.37	45.00	90 - 110	
56 Fe	4605.00	58229112.00 ppb	2.55	4500.00	90 - 110	
59 Co	45.27	1210623.00 ppb	1.15	45.00	90 - 110	
60 Ni	45.94	77775.80 ppb	0.79	45.00	90 - 110	
63 Cu	46.42	212259.41 ppb	0.85	45.00	90 - 110	
66 Zn	45.31	195468.20 ppb	0.57	45.00	90 - 110	
75 As	45.55	25712.72 ppb	0.56	45.00	90 - 110	
78 Se	46.21	18445.69 ppb	0.76	45.00	90 - 110	
88 Sr	46.77	1712671.00 ppb	0.83	45.00	90 - 110	
89 Y	-----	4690246.00 ppb	-----	---	90 - 110	
90 Zr	45.05	1086101.00 ppb	0.92	45.00	90 - 110	
95 Mo	46.35	303795.50 ppb	0.79	45.00	90 - 110	
107 Ag	43.61	735844.69 ppb	0.53	45.00	90 - 110	
111 Cd	44.10	162441.70 ppb	0.83	45.00	90 - 110	
118 Sn	44.18	457348.00 ppb	0.85	45.00	90 - 110	
121 Sb	43.28	639924.19 ppb	0.56	45.00	90 - 110	
137 Ba	44.51	222392.09 ppb	0.62	45.00	90 - 110	
157 Gd	63.24	25.56 ppb	50.52	45.00	90 - 110	Fail
182 W	41.70	496831.09 ppb	0.11	45.00	90 - 110	
195 Pt	42.47	327125.31 ppb	0.35	45.00	90 - 110	
197 Au	-----	24.45 ppb	-----	45.00	90 - 110	
205 Tl	43.75	1105222.00 ppb	0.18	45.00	90 - 110	
208 Pb	43.12	1466656.00 ppb	0.42	45.00	90 - 110	
232 Th	50.47	1540011.00 ppb	0.40	45.00	90 - 110	Fail
235 U	0.30	10936.68 ppb	3.81	0.32	90 - 110	
238 U	43.43	1529702.00 ppb	0.79	44.69	90 - 110	

ISTD Elements		CPS		Rec(%) QC Range(%)		Flag
Element	CPS Mean	RSD(%)	Ref Value	Rec(%)	QC Range(%)	
6 Li	1466736.30	0.99	1462063.40	100.3	60 - 125	
45 Sc	1997078.50	2.08	2079052.30	96.1	60 - 125	
45 Sc	134729.73	0.95	138937.50	97.0	60 - 125	
45 Sc	3341993.00	1.05	3322690.30	100.6	60 - 125	
72 Ge	403675.53	0.48	414358.66	97.4	60 - 125	
72 Ge	79484.16	0.37	81558.63	97.5	60 - 125	
72 Ge	687617.88	0.56	697602.94	98.6	60 - 125	
115 In	4166471.30	0.32	4198228.50	99.2	60 - 125	
159 Tb	4981759.00	0.19	4961901.50	100.4	60 - 125	
209 Bi	2967638.30	0.38	2889393.80	102.7	60 - 125	

ISTD Ref File : D:\DATA\I982006\C\I98C23.B\98C23004.D\98C23004.D#

2 :Element Failures 0 :Max. Number of Failures Allowed
 0 :ISTD Failures 0 :Max. Number of ISTD Failures Allowed

Data Results:

Analytes: Fail
 ISTD: Pass

ICB QC Report

Data File: D:\DATA\I982006\C\I98C23.B\98C23050.D\98C23050.D#
 Date Acquired: Mar 28 2006 10:04 pm
 Acq. Method: EMAX6020.M
 Operator: JEE
 Sample Name: CCB4
 Misc Info:
 Vial Number: 1102
 Current Method: C:\ICPCHEM\1\METHODS\EMAX6020.M
 Calibration File: C:\ICPCHEM\1\CALIB\EMAX6020.C
 Last Cal. Update: Mar 28 2006 03:21 pm
 Sample Type: CCB
 Dilution Factor: 1.00

QC Elements					
Element	Conc.	CPS	RSD(%)	High Limit	Flag
7 Li	0.1379	94718.2 ppb	54.38	1.00	
9 Be	0.0096	125.6 ppb	20.76	1.00	
11 B	0.2458	1998.0 ppb	2.00	1.00	
23 Na	10.4400	496172.5 ppb	12.37	1.00	
24 Mg	1.7420	64850.4 ppb	2.71	1.00	
27 Al	0.3019	36525.1 ppb	14.76	1.00	
28 Si	0.9717	10998.6 ppb	103.32	1.00	
39 K	0.1599	35243.2 ppb	187.24	1.00	
40 Ca	0.6994	60816.1 ppb	10.67	1.00	
47 Ti	0.1007	301.1 ppb	3.05	1.00	
51 V	0.1289	1199.6 ppb	9.40	1.00	
52 Cr	-0.0053	379.3 ppb	158.60	1.00	
55 Mn	0.0029	3379.5 ppb	171.40	1.00	
56 Fe	5.2890	99363.2 ppb	7.16	1.00	
59 Co	0.0001	436.7 ppb	1126.90	1.00	
60 Ni	0.0046	104.2 ppb	95.20	1.00	
63 Cu	0.0400	657.1 ppb	15.46	1.00	
66 Zn	-0.1337	2746.0 ppb	8.72	1.00	
75 As	0.0450	73.8 ppb	43.13	1.00	
78 Se	0.0480	40.0 ppb	36.47	1.00	
88 Sr	-0.0102	654.5 ppb	12.00	1.00	
89 Y	-----	4653421.0 ppb	-----	1.00	
90 Zr	-0.0170	953.4 ppb	13.91	1.00	
95 Mo	0.9422	6504.2 ppb	5.71	1.00	
107 Ag	0.0090	344.5 ppb	12.78	1.00	
111 Cd	0.0178	2403.7 ppb	48.31	1.00	
118 Sn	0.0802	1631.3 ppb	8.83	1.00	
121 Sb	0.5639	9132.7 ppb	15.88	1.00	
137 Ba	0.0003	112.2 ppb	829.90	1.00	
157 Gd	-12.6900	5.6 ppb	56.96	1.00	
182 W	0.2203	2959.4 ppb	5.21	1.00	
195 Pt	-0.0019	83.3 ppb	1.72	1.00	
197 Au	-----	6.7 ppb	-----	1.00	
205 Tl	0.0410	1345.7 ppb	7.47	1.00	
208 Pb	-0.0121	1131.2 ppb	9.69	1.00	
232 Th	0.0347	1532.4 ppb	19.61	1.00	
235 U	0.0001	8.9 ppb	293.94	1.00	
238 U	0.0060	455.6 ppb	15.08	1.00	

ISTD Elements						
Element	CPS Mean	RSD(%)	Ref Value	Rec(%)	QC Range(%)	Flag
6 Li	1468497.4	0.94	1462063.40	100.4	60 - 125	
45 Sc	1934484.8	1.69	2079052.30	93.0	60 - 125	
45 Sc	134733.1	1.10	138937.50	97.0	60 - 125	
45 Sc	3275207.3	0.47	3322690.30	98.6	60 - 125	
72 Ge	398221.4	0.45	414358.66	96.1	60 - 125	
72 Ge	79995.7	0.98	81558.63	98.1	60 - 125	
72 Ge	697217.7	0.46	697602.94	99.9	60 - 125	
115 In	4216710.5	0.34	4198228.50	100.4	60 - 125	
159 Tb	4940040.5	0.50	4961901.50	99.6	60 - 125	
209 Bi	2839975.5	0.28	2889393.80	98.3	60 - 125	

ISTD Ref File : D:\DATA\I982006\C\I98C23.B\98C23004.D\98C23004.D#

0 :Element Failures 0 :Max. Number of Failures Allowed
 0 :ISTD Failures 0 :Max. Number of ISTD Failures Allowed

Data Results:

Analytes: Pass
 ISTD: Pass

DIGESTION LOG FOR ICP-MS METALS

SOP EMAX-3005 Rev. No.4 EMAX-3010 Rev. No.3 EMAX-3050 Rev. No.3 EMAX-CLP-TAL EMAX-2007 Rev. 0 Book # EIM-005

Matrix: Soil Start Date: 3-16-06 Time: 13:30 Ending Date: 3-16-06 Time: 17:30 Temp.: 90°C

Sample Prep ID	Lab Sample ID	Matrix Description		Sample Amount (g)	pH	Extract Volume (ml)	Digestate Description		Standards	ID	Amount Added (ml)
		Color	Texture / Clarity				Artifacts	Color			
01	IMC021-SP			-	N/A	100			LCS-1	SMIA-09-84	5.0
02	-8L			-		100			LCS-2	SMIA-09-85	6.0
03	-8C			-		100			LCS-3	N/A	
04	081-01			1.003		100			MS	SM6 B02-05-06 MIX4 SM6 B02-05-05 10 PPM 5.00	5.00
05	-02			1.001		100			Reagent	Lot# / ID	Amount Added (ml)
06	-03			1.000		100			HNO ₃	SWIA-03-152	10.0
07	-04			1.002		100			HCl	SWIA-03-115	10.0
08	-05			1.001		100			H ₂ O ₂	SWIA-03-082	10.0
09	-06			1.002		100			HNO ₃ (1:1)	SM5 B-02-52	10.0
10	-07			1.000		100			Digestate Location	ICP MS	
11	-08			1.003		100			Extract Location		
12	-08M			1.001		100			Legend:		
13	-08S			1.001		100			Texture	Cs = Coarse	Fn = Fine
14	-09			1.002		100			Clarity	Cr = Clear	Td = Turbid
15	-10			1.001		100			Artifacts	Rk = rocks	Vg = Vegetation
16	0106-01			1.002		100			Color	Bu = blue	Bn = Brown
17	-02			1.003		100				Gn = Green	Rd = Red
18	-03			1.001		100				Yw = Yellow	Cl = Colorless
19	-04			1.002		100			Comments:		
20	-05			1.003		100			<input type="checkbox"/> Water Samples	- diluted 2-ml of digestate to 10-ml reagent water (DF=5X)	
21	-06			1.001		100			<input type="checkbox"/> Soil Samples	- diluted 1-ml of digestate to 10-ml reagent water (DF=10X)	
22	-07			1.000		100			Prepared By:	MC	Standard Added By: MC
23	-08			1.000		100			Witnessed By:	NT	Extracts Revd. By: NT 3/16/06
24	-09			1.002		100			Checked By:	NT	
25	-10			1.003		100			Date Disposed:		Disposed by:

BATCH: IMC021-S

CASE NARRATIVE

CLIENT: ENSR
PROJECT: UPGRADIENT INVESTIGATION, TRONOX
SDG: 06C081

METHOD 7471A MERCURY BY COLD VAPOR

Ten (10) soil samples were received on 03/09/06 for Mercury analysis by Method 7471A in accordance with "Test Methods for Evaluating Solid Waste, Physical/Chemical Methods", SW846, 3rd edition.

1. Holding Time

Analysis met holding time criteria.

2. Method Blank

Method blank was free of contamination at the reporting limit.

3. Lab Control Sample/Lab Control Sample Duplicate

Lab control results were within QC limit.

4. Serial Dilution / Post-Analytical Spike

Sample C081-08 was analyzed for serial dilution and post-analytical spike. All QC requirements were met.

5. Matrix Spike/Matrix Spike Duplicate

Sample C081-08 was spiked. All recoveries were within QC limit.

6. Sample Analyses

Samples were analyzed according to the prescribed QC procedures. All criteria were met.

LAB CHRONICLE
MERCURY BY COLD VAPOR

Client : ENSR
 Project : UPGRADIENT INVESTIGATION, TRONOX
 SDG NO. : 06C081
 Instrument ID : T1047

Client Sample ID	Laboratory Sample ID	Dilution Factor	% Moist	Analysis DateTime	Extraction DateTime	Sample Data FN	Calibration Data FN	Prep. Batch	Notes
									SOIL
MBLK1S	HGC035SB	1	NA	03/21/0620:21	03/21/0614:00	M47C024041	M47C024032	HGC035S	Method Blank
LCS1S	HGC035SL	1	NA	03/21/0620:24	03/21/0614:00	M47C024042	M47C024032	HGC035S	Lab Control Sample (LCS)
LCD1S	HGC035SC	1	NA	03/21/0620:26	03/21/0614:00	M47C024043	M47C024032	HGC035S	LCS Duplicate
M118-50AS	C081-08A	1	17.7	03/21/0620:33	03/21/0614:00	M47C024046	M47C024044	HGC035S	Analytical Spike Sample
M118-50	C081-08	1	17.7	03/21/0620:35	03/21/0614:00	M47C024047	M47C024044	HGC035S	Field Sample
M118-50DL	C081-08J	5	17.7	03/21/0620:38	03/21/0614:00	M47C024048	M47C024044	HGC035S	Diluted Sample
M118-50MS	C081-08M	1	17.7	03/21/0620:40	03/21/0614:00	M47C024049	M47C024044	HGC035S	Matrix Spike Sample (MS)
M118-50MSD	C081-08S	1	17.7	03/21/0620:42	03/21/0614:00	M47C024050	M47C024044	HGC035S	MS Duplicate (MSD)
M118-0.5	C081-01	1	5.4	03/21/0620:44	03/21/0614:00	M47C024051	M47C024044	HGC035S	Field Sample
M118-5	C081-02	1	7.7	03/21/0620:47	03/21/0614:00	M47C024052	M47C024044	HGC035S	Field Sample
M118-10	C081-03	1	13.7	03/21/0620:50	03/21/0614:00	M47C024053	M47C024044	HGC035S	Field Sample
M118-20	C081-04	1	5.3	03/21/0620:52	03/21/0614:00	M47C024054	M47C024044	HGC035S	Field Sample
M118-20D	C081-05	1	6.2	03/21/0620:54	03/21/0614:00	M47C024055	M47C024044	HGC035S	Field Sample
M118-30	C081-06	1	12.0	03/21/0621:01	03/21/0614:00	M47C024058	M47C024056	HGC035S	Field Sample
M118-40	C081-07	1	12.6	03/21/0621:03	03/21/0614:00	M47C024059	M47C024056	HGC035S	Field Sample
M118-60	C081-09	1	7.7	03/21/0621:06	03/21/0614:00	M47C024060	M47C024056	HGC035S	Field Sample
M118-80	C081-10	1	14.7	03/21/0621:08	03/21/0614:00	M47C024061	M47C024056	HGC035S	Field Sample

FN - Filename
 % Moist - Percent Moisture

METHOD 7471A
MERCURY BY COLD VAPOR

Client : ENSR
Project : UPGRADIENT INVESTIGATION, TRONOX
Batch No. : 06C081

Matrix : SOIL
Instrument ID : T1047

SAMPLE ID	EMAX SAMPLE ID	RESULTS (mg/kg)	DLF	MOIST	RL (mg/kg)	MDL (mg/kg)	Analysis DATE/TIME	Extraction DATE/TIME	LFID	CAL REF	PREP BATCH	Collection DATE/TIME	Received DATE/TIME
M118-50AS	HGC0355B	ND	1	NA	.1	.033	03/21/0620:21	03/21/0614:00	M47C024041	M47C024032	HGC0355	NA	03/21/06
M118-50	HGC0355L	.855	1	NA	.1	.033	03/21/0620:24	03/21/0614:00	M47C024042	M47C024032	HGC0355	NA	03/21/06
M118-50DL	HGC0355C	.852	1	NA	.1	.033	03/21/0620:26	03/21/0614:00	M47C024043	M47C024032	HGC0355	NA	03/21/06
M118-50MS	C081-08A	.417	1	17.7	.122	.0401	03/21/0620:33	03/21/0614:00	M47C024046	M47C024044	HGC0355	03/08/06	03/09/06
M118-50MSD	C081-08	ND	1	17.7	.122	.0401	03/21/0620:35	03/21/0614:00	M47C024047	M47C024044	HGC0355	03/08/06	03/09/06
M118-0.5	C081-08J	ND	5	17.7	.608	.2	03/21/0620:38	03/21/0614:00	M47C024048	M47C024044	HGC0355	03/08/06	03/09/06
M118-5	C081-08M	.986	1	17.7	.122	.0401	03/21/0620:40	03/21/0614:00	M47C024049	M47C024044	HGC0355	03/08/06	03/09/06
M118-10	C081-08S	.962	1	17.7	.122	.0401	03/21/0620:42	03/21/0614:00	M47C024050	M47C024044	HGC0355	03/08/06	03/09/06
M118-20	C081-01	ND	1	5.4	.106	.0349	03/21/0620:44	03/21/0614:00	M47C024051	M47C024044	HGC0355	03/08/06	03/09/06
M118-20D	C081-02	ND	1	7.7	.108	.0358	03/21/0620:47	03/21/0614:00	M47C024052	M47C024044	HGC0355	03/08/06	03/09/06
M118-30	C081-03	ND	1	13.7	.116	.0382	03/21/0620:50	03/21/0614:00	M47C024053	M47C024044	HGC0355	03/08/06	03/09/06
M118-40	C081-04	ND	1	5.3	.106	.0348	03/21/0620:52	03/21/0614:00	M47C024054	M47C024044	HGC0355	03/08/06	03/09/06
M118-40	C081-05	ND	1	6.2	.107	.0352	03/21/0620:54	03/21/0614:00	M47C024055	M47C024044	HGC0355	03/08/06	03/09/06
M118-60	C081-06	ND	1	12.0	.114	.0375	03/21/0621:01	03/21/0614:00	M47C024058	M47C024056	HGC0355	03/08/06	03/09/06
M118-60	C081-07	ND	1	12.6	.114	.0378	03/21/0621:03	03/21/0614:00	M47C024059	M47C024056	HGC0355	03/08/06	03/09/06
M118-80	C081-09	ND	1	7.7	.108	.0358	03/21/0621:06	03/21/0614:00	M47C024060	M47C024056	HGC0355	03/08/06	03/09/06
M118-80	C081-10	ND	1	14.7	.117	.0387	03/21/0621:08	03/21/0614:00	M47C024061	M47C024056	HGC0355	03/08/06	03/09/06

68

EMAX QUALITY CONTROL DATA
LCS/LCD ANALYSIS

CLIENT: ENSR
PROJECT: UPGRADE INVESTIGATION, TRONOX
SDG NO.: 06C081
METHOD: METHOD 7471A

=====

MATRIX: SOIL % MOISTURE: NA
DILTN FACTR: 1 1
SAMPLE ID: MBLK1S
CONTROL NO.: HGC035SB HGC035SL HGC035SC
LAB FILE ID: M47C024041 M47C024042 M47C024043
DATE TIME EXTRACTD: 03/21/0614:00 03/21/0614:00 03/21/0614:00
DATE TIME ANALYZD: 03/21/0620:21 03/21/0620:24 03/21/0620:26
PREP. BATCH: HGC035S HGC035S HGC035S
CALIB. REF: M47C024032 M47C024032 M47C024032

ACCESSION:

PARAMETER	BLNK RSLT mg/kg	SPIKE AMT mg/kg	BS RSLT mg/kg	BS % REC	SPIKE AMT mg/kg	BSD RSLT mg/kg	BSD % REC	RPD %	QC LIMIT %	MAX RPD %
Mercury	ND	.833	.855	103	.833	.852	102	0	80-120	20

EMAX QUALITY CONTROL DATA
MS/MSD ANALYSIS

CLIENT: ENSR
PROJECT: UPGRADIENT INVESTIGATION, IRONOX
SDG NO.: 06C081
METHOD: 7471A

MATRIX: SOIL
DILTN FACTR: 1 1
SAMPLE ID: M118-50
CONTROL NO.: C081-08 M47C024049 C081-08S M47C024050
LAB FILE ID: M47C024047
DATE TIME EXTRACTD: 03/21/0614:00 03/21/0614:00 DATE COLLECTED: 03/08/06
DATE TIME ANALYZD: 03/21/0620:35 03/21/0620:42 DATE RECEIVED: 03/09/06
PREP. BATCH: HGC035S HGC035S
CALIB. REF: M47C024044 M47C024044

% MOISTURE: 17.7

ACCESSION:

PARAMETER	SMPL RSLT	SPIKE AMT	MS RSLT	MS	SPIKE AMT	MSD RSLT	MSD	RPD	QC LIMIT	MAX RPD
	mg/kg	mg/kg	mg/kg	% REC	mg/kg	mg/kg	% REC	%	%	%
Mercury	ND	1.01	.986	97	1.01	.962	95	2	75-125	20

2

EMAX QUALITY CONTROL DATA
SERIAL DILUTION ANALYSIS

CLIENT: ENSR
PROJECT: UPGRADE INVESTIGATION, TRONOX
BATCH NO.: 06C081
METHOD: METHOD 7471A

MATRIX: SOIL
DILUTION FACTOR: 1 5
SAMPLE ID: M118-50 M118-50DL
EMAX SAMP ID: C081-08 C081-08J
LAB FILE ID: M47C024047 M47C024048
DATE EXTRACTED: 03/21/0614:00 03/21/0614:00 DATE COLLECTED: 03/08/06
DATE ANALYZED: 03/21/0620:35 03/21/0620:38 DATE RECEIVED: 03/09/06
PREP. BATCH: HGC035S
CALIB. REF: M47C024044 M47C024044

% MOISTURE: 17.7

ACCESSION:

PARAMETER	SAMPL RSLT (mg/kg)	SERIAL DIL RSLT (mg/kg)	DIF RSLT %	QC LIMIT (%)
Mercury	ND	ND	0	10

7091 

EMAX QUALITY CONTROL DATA
ANALYTICAL SPIKE ANALYSIS

CLIENT: ENSR
PROJECT: UPGRADE INVESTIGATION, TRONOX
SDG NO.: 06C081
METHOD: METHOD 7471A

MATRIX: SOIL
DILTN FACTR: 1
SAMPLE ID: M118-50
CONTROL NO.: C081-08A
LAB FILE ID: M47C024047
DATE TIME EXTRACTD: 03/21/0614:00
DATE TIME ANALYZD: 03/21/0620:35
PREP. BATCH: HGC035S
CALIB. REF: M47C024044

% MOISTURE: 17.7

DATE COLLECTED: 03/08/06
DATE RECEIVED: 03/09/06

ACCESSION:

PARAMETER	SAMPL RSLT (mg/kg)	SPIKE AMT (mg/kg)	AS RSLT (mg/kg)	AS % REC	QC LIMIT (%)
Mercury	ND	.405	.417	103	85-115

6

ANALYSIS RUN LOG
for
MERCURY

Note: For samples, relevant QCs/Standards analyzed,
refer to attached analytical sequence.

Start Date: 3/21/06 Start Time: 18:45
End Date: 3/21/06 End Time: 21:40

Comments:
QC OK

Book #: A47-44

Instrument No.: 47

Analytical Sequence/Batch: M47C024

Method File: Hg

SOP #	Rev. #
<input type="checkbox"/> EMAX-7470	3
<input checked="" type="checkbox"/> EMAX-7471	3
<input type="checkbox"/> EMAX-CLP-245.5	
<input type="checkbox"/> EMAX-CLP-245.1	
<input type="checkbox"/> EMAX-	

STANDARDS ID	
S1	<u>BLANK</u>
S2	<u>SM3B-06-723</u>
S3	↓
S4	
S5	
S6	
ICV	<u>SM3B-06-724</u>
CCV	↓
LCS	

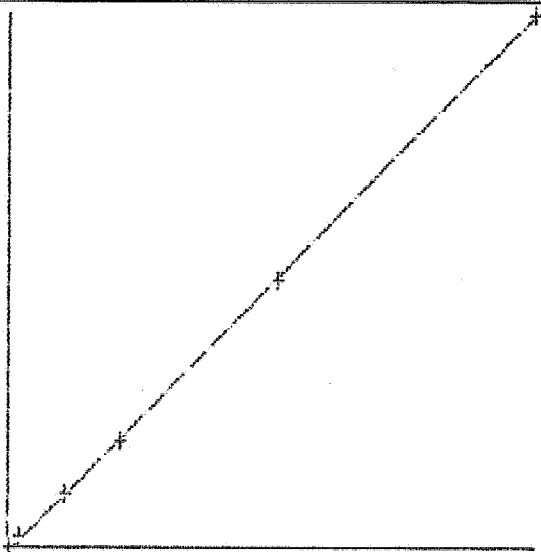
Analyzed By: NT
Date: 3/21/06

EMAX1fid	EMAX1sid	conc	Raw_resp	rsd/rf	adatetime	DF
M47C024000	STD1REP1	0	6964		03/21/0618:45	1
M47C024001	STD2REP1	.2	26556		03/21/0618:47	1
M47C024002	STD3REP1	1	124378		03/21/0618:50	1
M47C024003	STD4REP1	2	246901		03/21/0618:52	1
M47C024004	STD5REP1	5	593941		03/21/0618:55	1
M47C024005	STD6REP1	10	1156945		03/21/0618:57	1
M47C024006	ICV	2.08	248895	0	03/21/0619:00	1
M47C024007	ICB	-.074	1172	0	03/21/0619:02	1
M47C024008	CCV1	5.13	601158	0	03/21/0619:04	1
M47C024009	CCB1	-.015	7874	0	03/21/0619:06	1
M47C024010	HGC034SB	-.009	8643	0	03/21/0619:09	1
M47C024011	HGC034SL	5.12	599306	0	03/21/0619:11	1
M47C024012	HGC034SC	5.06	592919	0	03/21/0619:13	1
M47C024013	C071-04A	1.94	233328	0	03/21/0619:16	1
M47C024014	C071-04	-.044	4632	0	03/21/0619:18	1
M47C024015	C071-04J	-.05	3911	0	03/21/0619:20	5
M47C024016	C071-04M	4.71	552612	0	03/21/0619:23	1
M47C024017	C071-04S	4.49	527364	0	03/21/0619:25	1
M47C024018	C071-01	-.038	5335	0	03/21/0619:27	1
M47C024019	C071-02	.006	10299	0	03/21/0619:30	1
M47C024020	CCV2	5.09	596114	0	03/21/0619:32	1
M47C024021	CCB2	-.033	5845	0	03/21/0619:34	1
M47C024022	C071-03	.085	19497	0	03/21/0619:37	1
M47C024023	C071-05	-.012	8270	0	03/21/0619:39	1
M47C024024	C071-06	.047	15031	0	03/21/0619:41	1
M47C024025	C071-07	.085	19501	0	03/21/0619:43	1
M47C024026	C071-08	.04	14259	0	03/21/0619:46	1
M47C024027	C071-09	.073	18096	0	03/21/0619:49	1
M47C024028	C071-10	-.006	8932	0	03/21/0619:52	1
M47C024029	C107-01	1.27	155567	0	03/21/0619:54	1
M47C024030	C107-02	1.28	157049	0	03/21/0619:56	1
M47C024031	C107-04	.117	23172	0	03/21/0619:58	1
M47C024032	CCV3	5.08	595560	0	03/21/0620:01	1
M47C024033	CCB3	-.052	3669	0	03/21/0620:03	1
M47C024034	C107-05	.157	27734	0	03/21/0620:05	1
M47C024035	C107-07	.619	80967	0	03/21/0620:07	1
M47C024036	C107-08	.246	38019	0	03/21/0620:09	1
M47C024037	C107-11	.358	50868	0	03/21/0620:12	1
M47C024038	C107-12	.245	37946	0	03/21/0620:14	1
M47C024039	C107-14	2.7	321141	0	03/21/0620:16	1
M47C024040	C107-15	.23	36139	0	03/21/0620:18	1
M47C024041	HGC035SB	-.048	4102	0	03/21/0620:21	1
M47C024042	HGC035SL	5.13	600521	0	03/21/0620:24	1
M47C024043	HGC035SC	5.11	598759	0	03/21/0620:26	1
M47C024044	CCV4	5.12	599256	0	03/21/0620:28	1
M47C024045	CCB4	-.021	7197	0	03/21/0620:31	1
M47C024046	C081-08A	2.06	246523	0	03/21/0620:33	1
M47C024047	C081-08	.039	14129	0	03/21/0620:35	1
M47C024048	C081-08J	-.018	7625	0	03/21/0620:38	5
M47C024049	C081-08M	4.87	570771	0	03/21/0620:40	1
M47C024050	C081-08S	4.75	557309	0	03/21/0620:42	1
M47C024051	C081-01	.031	13242	0	03/21/0620:44	1
M47C024052	C081-02	.03	13173	0	03/21/0620:47	1
M47C024053	C081-03	.054	15862	0	03/21/0620:50	1
M47C024054	C081-04	.051	15513	0	03/21/0620:52	1
M47C024055	C081-05	.08	18901	0	03/21/0620:54	1
M47C024056	CCV5	5.07	594396	0	03/21/0620:57	1
M47C024057	CCB5	-.089	624	0	03/21/0620:59	1
M47C024058	C081-06	-.012	8227	0	03/21/0621:01	1
M47C024059	C081-07	-.02	7314	0	03/21/0621:03	1
M47C024060	C081-09	-.029	6327	0	03/21/0621:06	1
M47C024061	C081-10	-.027	6544	0	03/21/0621:08	1
M47C024062	C106-01	.047	15046	0	03/21/0621:10	1
M47C024063	C106-02	.148	26668	0	03/21/0621:13	1
M47C024064	C106-03	.038	13981	0	03/21/0621:15	1
M47C024065	C106-04	.021	12125	0	03/21/0621:17	1
M47C024066	C106-05	.026	12671	0	03/21/0621:20	1
M47C024067	C106-06	.026	12685	0	03/21/0621:22	1
M47C024068	CCV6	5	585498	0	03/21/0621:24	1
M47C024069	CCB6	-.068	1865	0	03/21/0621:26	1
M47C024070	C106-07	-.031	6120	0	03/21/0621:28	1
M47C024071	C106-08	-.032	5952	0	03/21/0621:30	1
M47C024072	C106-09	-.035	5637	0	03/21/0621:32	1
M47C024073	C106-10	-.012	8300	0	03/21/0621:34	1
M47C024074	CCV7	5.04	590812	0	03/21/0621:37	1
M47C024075	CCB7	.024	12433	0	03/21/0621:40	1
*****	*****	*****	*****	*****	*****	***
EMAX1fid	EMAX1sid	Xint	Yint	rrf	adatetime	DF

RunProt: HGCOM
 RunFold: M470024 Seq: 6 Batch:
 Prnt: R/T On Pump: On
 Rev: 4.2 18:58:01 21 Mar 2006 Xmit: Off Gas: 0.35 LPM
 State: Idle User: NT H/S: fm

CALIBRATION: Line proto: HGCOM

	Hg	Accepted
	Conc.	Calc. Dev. ->linear
S1	.000	-.023 -.923 Quadratic
S2	.200	.147 -.053 Wtdlinear
S3	1.00	.995 -.005 C
S4	2.00	2.06 .050 Accept o
S5	5.00	5.07 .069 n
S6	10.0	9.95 -.046 c
A	.0000000	r .999900
B	8.67601e-6	C -8.37090e-2



	Mean	0 SD	6964
S1	6964	0 %RSD	6964
S2	26556	0 %RSD	26556
S3	124370	0 %RSD	124370
S4	246901	0 %RSD	246901
S5	593941	0 %RSD	593941
S6	1156945	0 %RSD	1156945

New cal coefficients stored

18:58:41 21 Mar 2006

Folder: M47C024

Page 1

Protocol: HGCOM

POST-RUN REPORT

Line	Conc.	Units	SD/RSD	1	2	3	4	5
*** Standard: 1 Rep: 1				Seq: 0				18:45:30 21 Mar 2006 HG
Hg	.000		6964					
*** Standard: 2 Rep: 1				Seq: 1				18:47:32 21 Mar 2006 HG
Hg	.200		26556					
*** Standard: 3 Rep: 1				Seq: 2				18:50:14 21 Mar 2006 HG
Hg	1.00		124378					
*** Standard: 4 Rep: 1				Seq: 3				18:52:48 21 Mar 2006 HG
Hg	2.00		246901					
*** Standard: 5 Rep: 1				Seq: 4				18:55:31 21 Mar 2006 HG
Hg	5.00		593941					
*** Standard: 6 Rep: 1				Seq: 5				18:57:33 21 Mar 2006 HG
Hg	10.0		1156945					

19:00:03 21 Mar 2006

Folder: M4/0004
Protocol: HGC004

Page 1

Line	Conc.	Units	SD/RSD	1	2	3	4	5
*** Sample ID: ICV				Seq: 6				19:00:03 21 Mar 2006 Hg
Hg	2.08		248095					
*** Sample ID: ICB				Seq: 7				19:02:01 21 Mar 2006 Hg
Hg	-0.074		1172					
*** Sample ID: CCV1				Seq: 8				19:04:11 21 Mar 2006 Hg
Hg	5.13		601158					
*** Sample ID: CCB1				Seq: 9				19:06:28 21 Mar 2006 Hg
Hg	-0.015		7874					
*** Sample ID: HGC0345B				Seq: 10				19:09:50 21 Mar 2006 Hg
Hg	-0.009		8643					
*** Sample ID: HGC0345L				Seq: 11				19:11:59 21 Mar 2006 Hg
Hg	5.12		599306					
*** Sample ID: HGC0345C				Seq: 12				19:13:59 21 Mar 2006 Hg
Hg	5.06		592919					
*** Sample ID: C071-04A				Seq: 13				19:16:03 21 Mar 2006 Hg
Hg	1.94		233328					
*** Sample ID: C071-04				Seq: 14				19:18:01 21 Mar 2006 Hg
Hg	-0.044		4632					
*** Sample ID: C071-04J				Seq: 15				19:20:34 21 Mar 2006 Hg
Hg	-0.050		3911					
*** Sample ID: C071-04M				Seq: 16				19:23:17 21 Mar 2006 Hg
Hg	4.71		552612					
*** Sample ID: C071-04S				Seq: 17				19:25:17 21 Mar 2006 Hg
Hg	4.49		527354					

19:27:57 21 Mar 2006

Folder: M47C024
Protocol: HGLUM

Page 2

Line	Conc.	Units	SD/RSD	1	2	3	4	5
*** Sample ID: C071-01				Seq: 18				19:27:57 21 Mar 2006 Hg
Hg	.038		5335					
*** Sample ID: C071-02				Seq: 19				19:30:35 21 Mar 2006 Hg
Hg	.006		10299					
*** Sample ID: CC02				Seq: 20				19:32:48 21 Mar 2006 Hg
Hg	5.09		596114					
*** Sample ID: CC02				Seq: 21				19:34:57 21 Mar 2006 Hg
Hg	-.033		5845					
*** Sample ID: C071-03				Seq: 22				19:37:09 21 Mar 2006 Hg
Hg	.085		19497					
*** Sample ID: C071-05				Seq: 23				19:39:47 21 Mar 2006 Hg
Hg	-.012		8270					
*** Sample ID: C071-06				Seq: 24				19:41:47 21 Mar 2006 Hg
Hg	.047		15031					
*** Sample ID: C071-07				Seq: 25				19:43:01 21 Mar 2006 Hg
Hg	.085		19001					
*** Sample ID: C071-08				Seq: 26				19:46:21 21 Mar 2006 Hg
Hg	.040		14059					
*** Sample ID: C071-09				Seq: 27				19:49:43 21 Mar 2006 Hg
Hg	.073		18096					
*** Sample ID: C071-10				Seq: 28				19:52:01 21 Mar 2006 Hg
Hg	-.006		8932					
*** Sample ID: C107-01				Seq: 29				19:54:21 21 Mar 2006 Hg
Hg	1.27		155367					

19:56:32 21 Mar 2006

Folder: M470024
Protocol: HGLUM

Page 3

Line	Conc.	Units	SD/RSD	1	2	3	4	5
*** Sample ID: C107-02				Seq: 30		19:56:32 21 Mar 2006		Hg
Hg	1.28		157049					
*** Sample ID: C107-04				Seq: 31		19:58:34 21 Mar 2006		Hg
Hg	.117		23172					
*** Sample ID: CCV3				Seq: 32		20:01:07 21 Mar 2006		Hg
Hg	5.08		595560					
*** Sample ID: CCB3				Seq: 33		20:03:08 21 Mar 2006		Hg
Hg	.052		3609					
*** Sample ID: C107-05				Seq: 34		20:05:10 21 Mar 2006		Hg
Hg	.157		27734					
*** Sample ID: C107-07				Seq: 35		20:07:28 21 Mar 2006		Hg
Hg	.619		80967					
*** Sample ID: C107-08				Seq: 36		20:09:57 21 Mar 2006		Hg
Hg	.246		38019					
*** Sample ID: C107-11				Seq: 37		20:12:11 21 Mar 2006		Hg
Hg	.358		50868					
*** Sample ID: C107-12				Seq: 38		20:14:21 21 Mar 2006		Hg
Hg	.245		37946					
*** Sample ID: C107-14				Seq: 39		20:16:23 21 Mar 2006		Hg
Hg	2.70		321141					
*** Sample ID: C107-15				Seq: 40		20:18:31 21 Mar 2006		Hg
Hg	.230		36139					
*** Sample ID: HGL0355B				Seq: 41		20:21:59 21 Mar 2006		Hg
Hg	.048		4102					

20:24:00 21 Mar 2006

Folder: M47C024
Protocol: HGLUM

Page 4

Line	Conc.	Units	SD/RSD	1	2	3	4	5
*** Sample ID: H6C0358L				Seq: 42		20:24:00	21 Mar 2006	H6
Hg	5.13		6005<1					
*** Sample ID: H6C0358C				Seq: 43		20:26:42	21 Mar 2006	H6
Hg	5.11		598759					
*** Sample ID: CLV4				Seq: 44		20:28:56	21 Mar 2006	H6
Hg	5.12		599256					
*** Sample ID: CCB4				Seq: 45		20:31:15	21 Mar 2006	H6
Hg	.021		7197					
*** Sample ID: C081-08A				Seq: 46		20:33:14	21 Mar 2006	H6
Hg	2.06		246523					
*** Sample ID: C081-08				Seq: 47		20:35:16	21 Mar 2006	H6
Hg	.039		14129					
*** Sample ID: C081-08J				Seq: 48		20:38:09	21 Mar 2006	H6
Hg	.018		7625					
*** Sample ID: C081-08M				Seq: 49		20:40:30	21 Mar 2006	H6
Hg	4.87		570771					
*** Sample ID: C081-08S				Seq: 50		20:42:28	21 Mar 2006	H6
Hg	4.75		557509					
*** Sample ID: C081-01				Seq: 51		20:44:33	21 Mar 2006	H6
Hg	.031		13242					
*** Sample ID: C081-02				Seq: 52		20:47:46	21 Mar 2006	H6
Hg	.030		13173					
*** Sample ID: C081-03				Seq: 53		20:50:15	21 Mar 2006	H6
Hg	.054		15062					

20:52:25 21 mar 2006

Folder: M47D024
Protocol: HGLUM

Page 5

Line	Conc.	Units	SD/RSD	1	2	3	4	5
*** Sample ID: C081-04				Seq: 54				20:52:25 21 Mar 2006 Hg
Hg	.051		15513					
*** Sample ID: C081-05				Seq: 55				20:54:36 21 Mar 2006 Hg
Hg	.080		18901					
*** Sample ID: C081-06				Seq: 56				20:57:18 21 Mar 2006 Hg
Hg	5.07		594396					
*** Sample ID: C081-07				Seq: 57				20:59:31 21 Mar 2006 Hg
Hg	-.089		-624					
*** Sample ID: C081-08				Seq: 58				21:01:43 21 Mar 2006 Hg
Hg	.012		6227					
*** Sample ID: C081-09				Seq: 59				21:03:03 21 Mar 2006 Hg
Hg	-.020		7314					
*** Sample ID: C081-10				Seq: 60				21:06:24 21 Mar 2006 Hg
Hg	-.029		6327					
*** Sample ID: C106-01				Seq: 61				21:08:24 21 Mar 2006 Hg
Hg	-.027		6544					
*** Sample ID: C106-02				Seq: 62				21:10:23 21 Mar 2006 Hg
Hg	.047		15046					
*** Sample ID: C106-03				Seq: 63				21:13:03 21 Mar 2006 Hg
Hg	.148		26668					
*** Sample ID: C106-04				Seq: 64				21:15:47 21 Mar 2006 Hg
Hg	.038		13981					
*** Sample ID: C106-05				Seq: 65				21:17:57 21 Mar 2006 Hg
Hg	.021		12125					

21:20:02 21 Mar 2006

Folder: M47C024
Protocol: HGLUM

Page 6

Line	Conc.	Units	SD/RSD	1	2	3	4	5
*** Sample ID: C106-05				Seq: 66				21:20:02 21 Mar 2006 HG
Hg	.025		12671					
*** Sample ID: C106-06				Seq: 67				21:22:05 21 Mar 2006 HG
Hg	.025		12685					
*** Sample ID: C106				Seq: 68				21:24:07 21 Mar 2006 HG
Hg	5.00		555498					
*** Sample ID: C106				Seq: 69				21:26:19 21 Mar 2006 HG
Hg	.068		1865					
*** Sample ID: C106-07				Seq: 70				21:28:23 21 Mar 2006 HG
Hg	-.031		6120					
*** Sample ID: C106-08				Seq: 71				21:30:54 21 Mar 2006 HG
Hg	-.032		5952					
*** Sample ID: C106-09				Seq: 72				21:32:54 21 Mar 2006 HG
Hg	-.035		5637					
*** Sample ID: C106-10				Seq: 73				21:34:54 21 Mar 2006 HG
Hg	-.012		8300					
*** Sample ID: C107				Seq: 74				21:37:15 21 Mar 2006 HG
Hg	5.04		590012					
*** Sample ID: C107				Seq: 75				21:40:04 21 Mar 2006 HG
Hg	.024		12433					

DIGESTION LOG FOR MERCURY

SOP EMAX-7470 Rev. No. 3 EMAX-7471 Rev. No. 3 EMAX-CLP-245.5 EMAX-CLP-245.1

Matrix: 501		Start Date: 3/21/06	Time: 4:00	Ending Date: 3/21/06	Time: 5:00	Book # E47-04:			
Sample Prep ID	Lab Sample ID	Matrix Description		Sample Amount (g/ml)	Dry Weight	pH	Extract Volume (ml)	Matrix Description	
		Color	Texture / Clarity					Color	Clarity
01	S-0	Cc	Cc	0	N/A	N/A	100	Cc	Cc
02	0.2			0.2					
03	1			1					
04	2			2					
05	5			5					
06	10			10					
07	ICV			2					
08	ICB			0					
09	CCV			5					
10	CCB			0					
11	HGC035SB			0.6004					
12	SL			0.600					
13	SC			0.600					
14	C081-01	Bn	Fn	0.602					
15	02			0.604					
16	03			0.604					
17	04			0.603					
18	05			0.604					
19	06			0.604					
20	07			0.603					
21	08			0.604					
22	08M			0.603					
23	08S			0.603					
24	09			0.604					
25	10			0.601					
26	C106-01			0.602					
27	02			0.602					
28	03			0.600					

BATCH: HGC0355

Standards	ID	Conc. (µg/L)	Amount Added (ml)
ICAL	SMBB-06-723	100	0.2, 1, 2, 5, 10
ICV	SMBB-06-724		2
CCV/MS			5
LCS			5
Reagent	Lot# / ID		
HNO ₃	SWIA-03-152		
HCl	093		
H ₂ SO ₄	N/A		
KMnO ₄	SMSP-02-51		
K ₂ S ₂ O ₈	N/A		
NH ₂ OH.HCl	SMSP-02-49		
SnCl ₂	50		
Temp of Digestion Bath:	45 °C		
Legend	Color		
Bu = blue	Cs = Coarse	Cr = Clear	Rk = rocks
Bk = black	Md = Medium	Cy = Cloudy	Sl = Shale
Bn = Brown	Fn = Fine	Td = Turbid	Vg = Vegetation
Gn = Green			
Og = Orange			
Rd = Red			
Yw = Yellow			
Comments:			
Prepared By:	NT	Witnessed By:	MC
Standard Added By:	NT	Checked By:	
Disposed By:		Date Disposed:	

DIGESTION LOG FOR MERCURY

SOP EMAX-7470 Rev. No.3 EMAX-7471 Rev. No.3 EMAX-CLP-245.5 EMAX-CLP-245.1

Matrix: Soil Start Date: 3/21/06 Time: 14:00 Ending Date: 3/21/06 Time: 15:00 Book # E47-045

Sample Prep ID	Lab Sample ID	Matrix Description		Sample Amount (g ppf)	Dry Weight	pH	Extract Volume (ml)	Matrix Description	
		Color	Texture / Clarity					Color	Clarity
01	C106-04	Bn	Fn	N/A	N/A	N/A	100	Cr	Cr
02	05			0.602					
03	06			0.603					
04	07			0.602					
05	08			0.603					
06	09			0.603					
07	10			0.602					
08		_____							
09		_____							
10		_____							
11		_____							
12		_____							
13		_____							
14		_____							
15		_____							
16		_____							
17		_____							
18		_____							
19		_____							
20		_____							
21		_____							
22		_____							
23		_____							
24		_____							
25		_____							
26		_____							
27		_____							
28		_____							

BATCH: HGC0359

DIGESTION AS PAGE 21

Temp of Digestion Bath: _____ °C

Legend

Bu = blue	Cr = Coarse	Cr = Clear	Rk = rocks
Bk = black	Md = Medium	Cy = Cloudy	Sl = Shale
Bn = Brown	Fn = Fine	Td = Turbid	Vg = Vegetation
Gn = Green			
Og = Orange			
Rd = Red			
Yw = Yellow			

Comments: _____

Prepared By: NT

Standard Added By: NT Witnessed By: MC

Checked By: _____

Disposed By: _____ Date Disposed: _____

LABORATORY REPORT FOR
ENSR
UPGRADIENT INVESTIGATION, TRONOX

WET CHEMICAL ANALYSES

SDG#: 06C081

CASE NARRATIVE

CLIENT: ENSR
PROJECT: UPGRADIENT INVESTIGATION, TRONOX
SDG: 06C081

METHOD 300(M)/9056 ANIONS

Two (2) soil samples were received on 03/09/06 for Chlorate analysis by Method 300.0(M) in accordance with "Method for Determination of Inorganic Anions by Ion Chromatography", EPA 600/84-017"; and for Chloride, Nitrate-N, Nitrite-N, and Sulfate analyses by method 9056 in accordance with "Test Methods for Evaluating Solid Waste, Physical/Chemical Methods", SW846, 3rd edition".

1. Holding Time

Analyses met holding time criteria.

2. Method Blank

Method blanks were free of contamination at the reporting limit.

3. Lab Control Sample/Lab Control Sample Duplicate

Lab control results were within QC limits.

4. Duplicate

Sample C081-08 was analyzed for duplicate. %RPDs were within QC limit.

5. Matrix Spike

Sample C081-08 was spiked. Recoveries were within QC limit.

6. Sample Analysis

Samples were analyzed according to the prescribed QC procedures. All criteria were met.

Nitrate-N and Nitrite-N results were reported as Nitrogen concentration.

Samples were leached with DI water at a ratio of 1:10 (w:v).

SAMPLE RESULTS

METHOD 9056
CHLORIDE

Client : ENSR
Project : UPGRADE INVESTIGATION, TRONOX
Batch No. : 06C081

Matrix : SOIL
Instrument ID : 100

SAMPLE ID	EMAX SAMPLE ID	RESULTS (mg/kg)	DLF MOIST (mg/kg)	RL (mg/kg)	MDL (mg/kg)	Analysis DATE/TIME	Extraction DATE/TIME	LFID	CAL REF	PREP BATCH	Collection DATE/TIME	Received DATE/TIME
MBLK1S	ICC036SB	ND	1	2	1	03/22/0601:34	03/21/0613:15	AC21-27	AC21-25	ICC036S	NA	03/21/06
LCS1S	ICC036SL	47.2	1	2	1	03/22/0601:58	03/21/0613:15	AC21-28	AC21-25	ICC036S	NA	03/21/06
LCD1S	ICC036SC	46.8	1	2	1	03/22/0602:22	03/21/0613:15	AC21-29	AC21-25	ICC036S	NA	03/21/06
M118-30	C081-06	8.45	1	2.27	1.14	03/22/0603:58	03/21/0613:15	AC21-33	AC21-25	ICC036S	03/08/06	03/09/06
M118-50	C081-08	14.9	1	2.43	1.22	03/22/0604:22	03/21/0613:15	AC21-34	AC21-25	ICC036S	03/08/06	03/09/06
M118-50DUP	C081-08D	15	1	2.43	1.22	03/22/0604:46	03/21/0613:15	AC21-35	AC21-25	ICC036S	03/08/06	03/09/06
M118-50MS	C081-08M	76.9	1	2.43	1.22	03/22/0606:23	03/21/0613:15	AC21-39	AC21-37	ICC036S	03/08/06	03/09/06

METHOD 9056
NITRATE-N

Client : ENSR
Project : UPGRADE INVESTIGATION, TRONOX
Batch No. : 06C081

Matrix : SOIL
Instrument ID : 100

SAMPLE ID	EMAX SAMPLE ID	RESULTS (mg/kg)	DLF MOIST	RL (mg/kg)	MDL (mg/kg)	Analysis DATE/TIME	Extraction DATE/TIME	LFID	CAL REF	PREP BATCH	Collection DATE/TIME	Received DATE/TIME
MBLK1S	ICC036SB	ND	1	1	.5	03/22/0601:34	03/21/0613:15	AC21-27	AC21-25	ICC036S	NA	03/21/06
LC1S	ICC036SL	19.8	1	1	.5	03/22/0601:58	03/21/0613:15	AC21-28	AC21-25	ICC036S	NA	03/21/06
LC01S	ICC036SC	19.1	1	1	.5	03/22/0602:22	03/21/0613:15	AC21-29	AC21-25	ICC036S	NA	03/21/06
M118-30	C081-06	1.12J	1	1.14	.568	03/22/0603:58	03/21/0613:15	AC21-33	AC21-25	ICC036S	03/08/06	03/09/06
M118-50	C081-08	ND	1	1.22	.608	03/22/0604:22	03/21/0613:15	AC21-34	AC21-25	ICC036S	03/08/06	03/09/06
M118-50DUP	C081-08D	ND	1	1.22	.608	03/22/0604:46	03/21/0613:15	AC21-35	AC21-25	ICC036S	03/08/06	03/09/06
M118-50MS	C081-08M	25.6	1	1.22	.608	03/22/0606:23	03/21/0613:15	AC21-39	AC21-37	ICC036S	03/08/06	03/09/06

METHOD 9056
NITRITE-N

Client : ENSR
Project : UPGRADE INVESTIGATION, TRONOX
Batch No. : 06C081

Matrix : SOIL
Instrument ID : 100

SAMPLE ID	EMAX SAMPLE ID	RESULTS (mg/kg)	DLF	MOIST (mg/kg)	RL (mg/kg)	MDL (mg/kg)	Analysis DATE/TIME	Extraction DATE/TIME	LFID	CAL REF	PREP BATCH	Collection DATE/TIME	Received DATE/TIME
MBLK1S	ICC036SB	ND	1	NA	1	.5	03/22/0601:34	03/21/0613:15	AC21-27	AC21-25	ICC036S	NA	03/21/06
LCS1S	ICC036SL	19.2	1	NA	1	.5	03/22/0601:58	03/21/0613:15	AC21-28	AC21-25	ICC036S	NA	03/21/06
LCD1S	ICC036SC	18.2	1	NA	1	.5	03/22/0602:22	03/21/0613:15	AC21-29	AC21-25	ICC036S	NA	03/21/06
M118-30	C081-06	ND	1	12.0	1.14	.568	03/22/0603:58	03/21/0613:15	AC21-33	AC21-25	ICC036S	03/08/06	03/09/06
M118-50	C081-08	ND	1	17.7	1.22	.608	03/22/0604:22	03/21/0613:15	AC21-34	AC21-25	ICC036S	03/08/06	03/09/06
M118-50DUP	C081-08D	ND	1	17.7	1.22	.608	03/22/0604:46	03/21/0613:15	AC21-35	AC21-25	ICC036S	03/08/06	03/09/06
M118-50MS	C081-08M	24.3	1	17.7	1.22	.608	03/22/0606:23	03/21/0613:15	AC21-39	AC21-37	ICC036S	03/08/06	03/09/06

6

METHOD 9056
SULFATE

Client : ENSR
Project : UPGRADE INVESTIGATION, TRONOX
Batch No. : 06C081

Matrix : SOIL
Instrument ID : 100

SAMPLE ID	EMAX SAMPLE ID	RESULTS (mg/kg)	DLF	MOIST	RL (mg/kg)	MDL (mg/kg)	Analysis DATE/TIME	Extraction DATE/TIME	LFID	CAL REF	PREP BATCH	Collection DATE/TIME	Received DATE/TIME
MBLK1S	ICC036SB	ND	1	NA	5	2.5	03/22/0601:34	03/21/0613:15	AC21-27	AC21-25	ICC036S	NA	03/21/06
LCS1S	ICC036SL	50.4	1	NA	5	2.5	03/22/0601:58	03/21/0613:15	AC21-28	AC21-25	ICC036S	NA	03/21/06
LCD1S	ICC036SC	50	1	NA	5	2.5	03/22/0602:22	03/21/0613:15	AC21-29	AC21-25	ICC036S	NA	03/21/06
M118-30	C081-06	75.5	1	12.0	5.68	2.84	03/22/0603:58	03/21/0613:15	AC21-33	AC21-25	ICC036S	03/08/06	03/09/06
M118-50	C081-08	89.2	1	17.7	6.08	3.04	03/22/0604:22	03/21/0613:15	AC21-34	AC21-25	ICC036S	03/08/06	03/09/06
M118-50DUP	C081-08D	89.4	1	17.7	6.08	3.04	03/22/0604:46	03/21/0613:15	AC21-35	AC21-25	ICC036S	03/08/06	03/09/06
M118-50MS	C081-08M	150	1	17.7	6.08	3.04	03/22/0606:23	03/21/0613:15	AC21-39	AC21-37	ICC036S	03/08/06	03/09/06

METHOD 300.0(M)
CHLORATE

Client : ENSR
Project : UPGRADE INVESTIGATION, TRONOX
Batch No. : 06C081

Matrix : SOIL
Instrument ID : 100

SAMPLE ID	EMAX SAMPLE ID	RESULTS (mg/kg)	DLF MOIST	RL (mg/kg)	MDL (mg/kg)	Analysis DATE TIME	Extraction DATE TIME	LFID	CAL REF	PREP BATCH	Collection DATE TIME	Received DATE TIME
MBLK1S	ICC036SB	ND	1	NA	5	03/22/0601:34	03/21/0613:15	AC21-27	AC21-25	ICC036S	NA	03/21/06
LCS1S	ICC036SL	50.8	1	NA	5	03/22/0601:58	03/21/0613:15	AC21-28	AC21-25	ICC036S	NA	03/21/06
LCD1S	ICC036SC	48.4	1	NA	5	03/22/0602:22	03/21/0613:15	AC21-29	AC21-25	ICC036S	NA	03/21/06
M118-30	C081-06	ND	1	12.0	5.68	03/22/0603:58	03/21/0613:15	AC21-33	AC21-25	ICC036S	03/08/06	03/09/06
M118-50	C081-08	ND	1	17.7	6.08	03/22/0604:22	03/21/0613:15	AC21-34	AC21-25	ICC036S	03/08/06	03/09/06
M118-50DUP	C081-08D	ND	1	17.7	6.08	03/22/0604:46	03/21/0613:15	AC21-35	AC21-25	ICC036S	03/08/06	03/09/06
M118-50MS	C081-08M	60.5	1	17.7	6.08	03/22/0606:23	03/21/0613:15	AC21-39	AC21-37	ICC036S	03/08/06	03/09/06

Report date: 3/24/2006 11:36:07 AM
Printed by: Cherry Dam

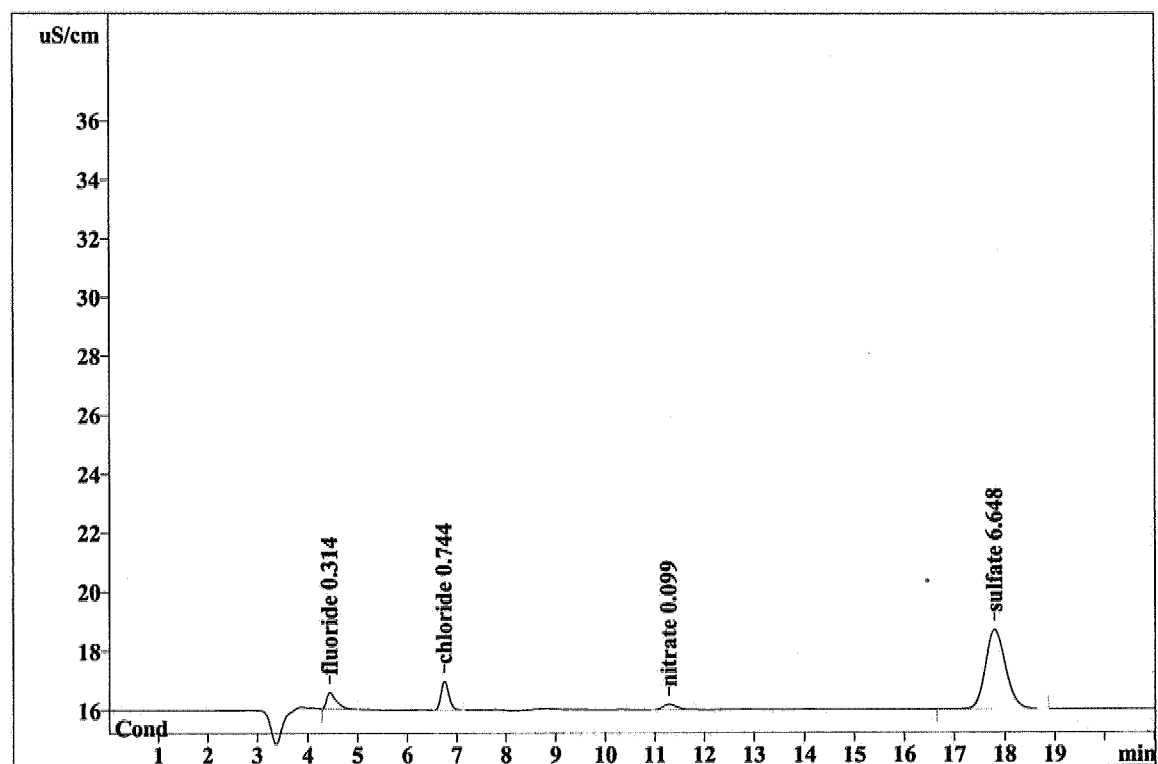
Ident: AC21-33 C081-06
Analysis from: 3/22/2006 3:58:57 AM
File: q3220358.chw
Modified!
Method: IC100-C20.mtw
Run operator: Cherry Dam
Analysis number: 13437

Last save: 3/22/2006 4:19:45 AM

Last save: 3/21/2006 5:16:30 PM

SAMPLE:

Vial number: 33
Volume: 1.0 µL
Dilution: 1.00
Amount: 1.0000



Quantitation method: Custom

No	Retention min	Height uS/cm	Area uS/cm*sec	Conc. mg/L	Name
1	4.44	0.56	7.577	0.314	fluoride .
2	6.75	0.97	10.567	0.744	chloride/
3	11.28	0.18	3.347	0.099	nitrate ✓
4	17.80	2.68	74.576	6.648	sulfate ✓
4	21.00	4.39	96.067	7.804	

This report has been created by IC Net
METROHM LTD

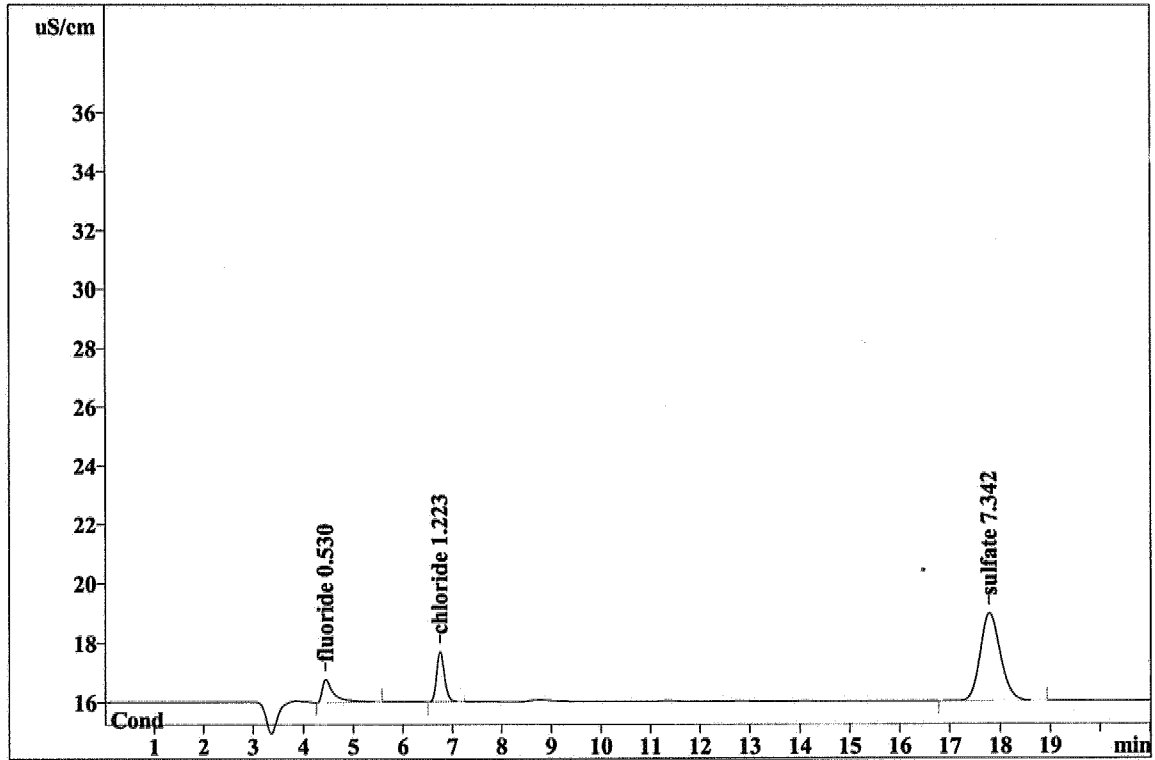
Report date: 3/24/2006 11:36:37 AM
Printed by: Cherry Dam

Ident: AC21-34 C081-08
Analysis from: 3/22/2006 4:22:52 AM
File: q3220422.chw
Modified!
Method: IC100-C20.mtw
Run operator: Cherry Dam
Analysis number: 13438

Last save: 3/22/2006 4:43:48 AM
Last save: 3/21/2006 5:16:30 PM

SAMPLE:

Vial number: 34
Volume: 1.0 µL
Dilution: 1.00
Amount: 1.0000



Quantitation method: Custom

No	Retention min	Height uS/cm	Area uS/cm*sec	Conc. mg/L	Name
1	4.44	0.79	12.675	0.530	fluoride
2	6.75	1.68	18.363	1.223	chloride ✓
3	17.78	2.97	82.377	7.342	sulfate ✓
3	21.00	5.44	113.415	9.095	

This report has been created by IC Net
METROHM LTD

Report date: 3/24/2006 11:37:28 AM
Printed by: Cherry Dam

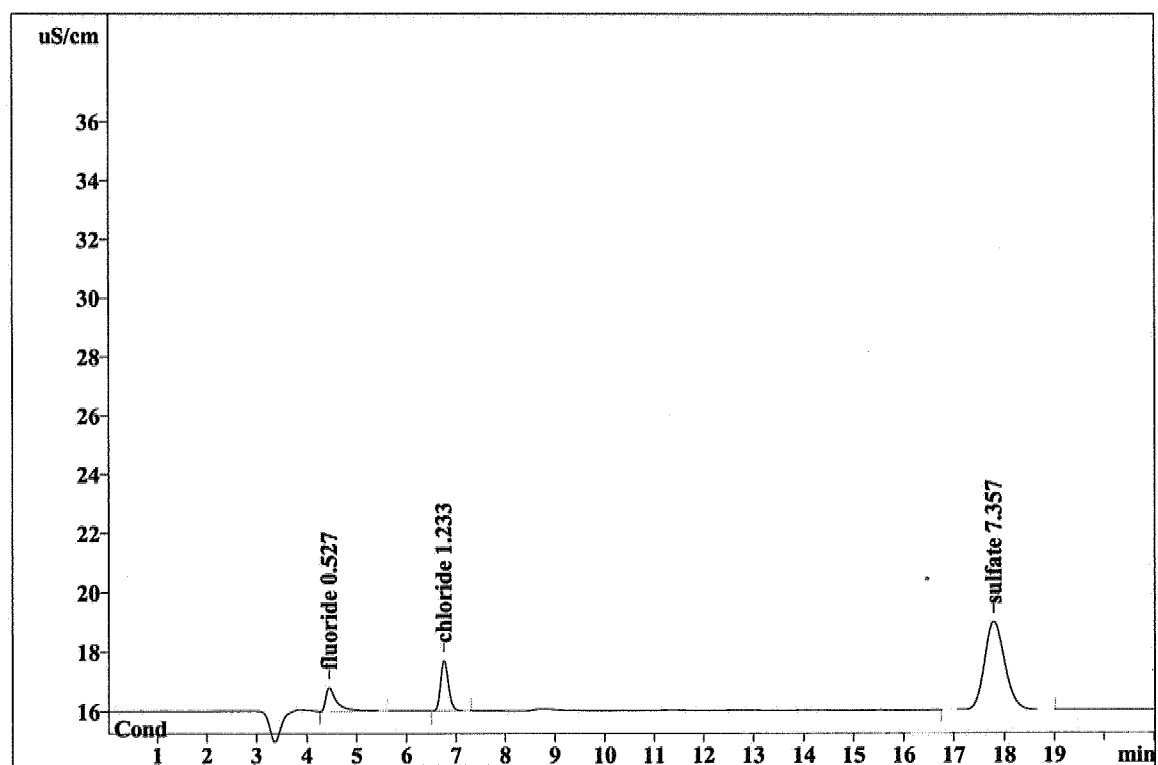
Ident: AC21-35 C081-08D
Analysis from: 3/22/2006 4:46:55 AM
File: q3220446.chw
Modified!
Method: IC100-C20.mtw
Run operator: Cherry Dam
Analysis number: 13439

Last save: 3/22/2006 5:07:49 AM

Last save: 3/21/2006 5:16:30 PM

SAMPLE:

Vial number: 35
Volume: 1.0 µL
Dilution: 1.00
Amount: 1.0000



Quantitation method: Custom

No	Retention min	Height uS/cm	Area uS/cm*sec	Conc. mg/L	Name
1	4.44	0.80	12.587	0.527	fluoride
2	6.75	1.69	18.521	1.233	chloride
3	17.79	2.97	82.546	7.357	sulfate
<hr/>					
3	21.00	5.47	113.653	9.116	

This report has been created by IC Net
METROHM LTD

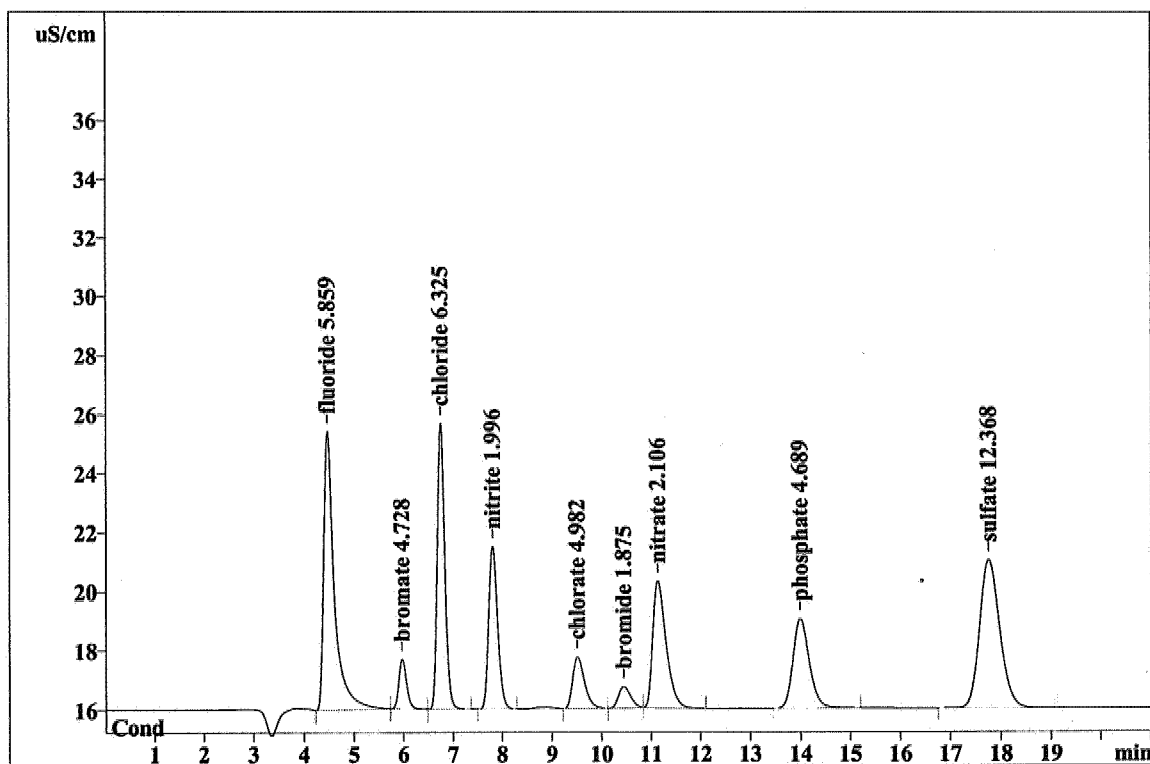
Report date: 3/24/2006 11:40:56 AM
Printed by: Cherry Dam

Ident: AC21-39 C081-08M
Analysis from: 3/22/2006 6:23:01 AM
File: q3220623.chw
Modified!
Method: IC100-C20.mtw
Run operator: Cherry Dam
Analysis number: 13443

Last save: 3/22/2006 6:43:56 AM
Last save: 3/21/2006 5:16:30 PM

SAMPLE:

Vial number: 39
Volume: 1.0 µL
Dilution: 1.00
Amount: 1.0000



Quantitation method: Custom

No	Retention min	Height uS/cm	Area uS/cm*sec	Conc. mg/L	Name
1	4.47	9.41	138.298	5.859	fluoride
2	5.97	1.68	18.126	4.728	bromate
3	6.75	9.66	101.362	6.325	chloride /
4	7.80	5.49	69.050	1.996	nitrite /
5	9.51	1.74	28.727	4.982	chlorate /
6	10.44	0.73	12.275	1.875	bromide
7	11.13	4.29	79.568	2.106	nitrate /
8	13.99	3.03	68.573	4.689	phosphate
9	17.75	5.02	138.919	12.368	sulfate /
9	21.00	41.05	654.898	44.928	

This report has been created by IC Net
METROHM LTD

QC SUMMARIES

EMAX QUALITY CONTROL DATA
LCS/LCD ANALYSIS

CLIENT: ENSR
PROJECT: UPGRADE INVESTIGATION, TRONOX
BATCH NO.: 06C081
METHOD: METHOD 9056

MATRIX: SOIL
DILUTION FACTOR: 1 1
SAMPLE ID: MBLK1S
LAB SAMP ID: ICC036SB
LAB FILE ID: AC21-27
DATE EXTRACTED: 03/21/0613:15
DATE ANALYZED: 03/22/0601:34
PREP. BATCH: ICC036S
CALIB. REF: AC21-25

ICC036SL
AC21-28
03/21/0613:15
03/22/0601:58
ICC036S
AC21-25

ICC036SC
AC21-29
03/21/0613:15
03/22/0602:22
ICC036S
AC21-25

% MOISTURE: NA
DATE COLLECTED: NA
DATE RECEIVED: 03/21/06

ACCESSION:

PARAMETER	BLNK RSLT (mg/kg)	SPIKE AMT (mg/kg)	BS RSLT (mg/kg)	BS % REC	SPIKE AMT (mg/kg)	BSD RSLT (mg/kg)	BSD % REC	RPD (%)	QC LIMIT (%)	MAX RPD (%)
Chloride-Cl	ND	50	47.2	94	50	46.8	94	1	90-110	20

EMAX QUALITY CONTROL DATA
MS ANALYSIS

CLIENT: ENSR
 PROJECT: UPGRADE INVESTIGATION, TRONOX
 BATCH NO.: 06C081
 METHOD: METHOD 9056

MATRIX: SOIL
 DILUTION FACTOR: 1
 SAMPLE ID: M118-50
 LAB SAMP ID: C081-08
 LAB FILE ID: AC21-39
 DATE EXTRACTED: 03/21/0613:15 DATE COLLECTED: 03/08/06
 DATE ANALYZED: 03/22/0604:22 DATE RECEIVED: 03/09/06
 PREP. BATCH: ICC036S
 CALIB. REF: AC21-25 AC21-37

ACCESSION:
 PARAMETER
 Chloride-Cl

SMPL RSLT (mg/kg)	SPIKE AMT (mg/kg)	MS RSLT (mg/kg)	% REC	MS	QC LIMIT (%)
14.9	60.8	76.9	102	80-120	

EMAX QUALITY CONTROL DATA
 DUPLICATE SAMPLE ANALYSIS

CLIENT: ENSR
 PROJECT: UPGRADE INVESTIGATION, TRONOX
 BATCH NO.: 06C081
 METHOD: METHOD 9056

MATRIX: SOIL
 DILUTION FACTOR: 1
 SAMPLE ID: M118-50
 EMAX SAMP ID: C081-08
 LAB FILE ID: AC21-34
 DATE EXTRACTED: 03/21/0613:15
 DATE ANALYZED: 03/22/0604:22
 PREP. BATCH: ICC036S
 CALIB. REF: AC21-25

% MOISTURE: 17.7

DATE COLLECTED: 03/08/06
 DATE RECEIVED: 03/09/06

ACCESSION:

PARAMETER	SMPL RSLT (mg/kg)	DUPL RSLT (mg/kg)	RPD RSLT %	QC LIMIT (%)
Chloride-Cl	14.9	15	1	20

EMAX QUALITY CONTROL DATA
LCS/LCD ANALYSIS

CLIENT: ENSR
PROJECT: UPGRADEMENT INVESTIGATION, TRONOX
BATCH NO.: 06C081
METHOD: METHOD 9056

MATRIX: SOIL
DILUTION FACTOR: 1 1
SAMPLE ID: MBLK1S
LAB SAMP ID: ICC036SL ICC036SC
LAB FILE ID: AC21-28 AC21-29
DATE EXTRACTED: 03/21/0613:15 03/21/0613:15 DATE COLLECTED: NA
DATE ANALYZED: 03/22/0601:58 03/22/0602:22 DATE RECEIVED: 03/21/06
PREP. BATCH: ICC036S ICC036S
CALIB. REF: AC21-25 AC21-25

ACCESSION:

PARAMETER	BLNK RSLT (mg/kg)	SPIKE AMT (mg/kg)	BS RSLT (mg/kg)	BS % REC	SPIKE AMT (mg/kg)	BSD RSLT (mg/kg)	BSD % REC	RPD (%)	QC LIMIT (%)	MAX RPD (%)
NITRATE-N	ND	20	19.8	99	20	19.1	95	4	90-110	20

EMAX QUALITY CONTROL DATA
MS ANALYSIS

CLIENT: ENSR
PROJECT: UPGRADE INVESTIGATION, TRONOX
BATCH NO.: 06C081
METHOD: METHOD 9056

MATRIX: SOIL
DILUTION FACTOR: 1
SAMPLE ID: M118-50
LAB SAMP ID: C081-08
LAB FILE ID: AC21-34
DATE EXTRACTED: 03/21/0613:15
DATE ANALYZED: 03/22/0604:22
PREP. BATCH: ICC036S
CALIB. REF: AC21-25

% MOISTURE: 17.7

DATE COLLECTED: 03/08/06
DATE RECEIVED: 03/09/06

ACCESSION:

PARAMETER	SMPL RSLT (mg/kg)	SPIKE AMT (mg/kg)	MS RSLT (mg/kg)	MS % REC	QC LIMIT (%)
NITRATE-N	ND	24.3	25.6	105	80-120

03/22/06

EMAX QUALITY CONTROL DATA
DUPLICATE SAMPLE ANALYSIS

CLIENT: ENSR
PROJECT: UPGRADE INVESTIGATION, TRONOX
BATCH NO.: 06C081
METHOD: METHOD 9056

=====

MATRIX: SOIL
DILUTION FACTOR: 1
SAMPLE ID: M118-50
EMAX SAMP ID: C081-080
LAB FILE ID: AC21-34
DATE EXTRACTED: 03/21/0613:15
DATE ANALYZED: 03/22/0604:22
PREP. BATCH: ICC0366
CALIB. REF: AC21-25

% MOISTURE: 17.7

DATE COLLECTED: 03/08/06
DATE RECEIVED: 03/09/06

ACCESSION:

PARAMETER	SMP L RSLT (mg/kg)	DUPL RSLT (mg/kg)	RPD RSLT %	QC LIMIT (%)
NITRATE-N	ND	ND	NA	20



EMAX QUALITY CONTROL DATA
LCS/LCD ANALYSIS

CLIENT: ENSR
PROJECT: UPGRADEMENT INVESTIGATION, TRONOX
BATCH NO.: 06C081
METHOD: METHOD 9056

MATRIX: SOIL
DILUTION FACTOR: 1 1
SAMPLE ID: MBLK1S
LAB SAMP ID: ICC036SB
LAB FILE ID: AC21-27
DATE EXTRACTED: 03/21/0613:15
DATE ANALYZED: 03/22/0601:34
PREP. BATCH: ICC036S
CALIB. REF: AC21-25

ICC036SL
AC21-28
03/21/0613:15
03/22/0601:58
ICC036S
AC21-25

ICC036SC
AC21-29
03/21/0613:15
03/22/0602:22
ICC036S
AC21-25

% MOISTURE: NA
DATE COLLECTED: NA
DATE RECEIVED: 03/21/06

ACCESSION:

PARAMETER	BLNK RSLT (mg/kg)	SPIKE AMT (mg/kg)	BS RSLT (mg/kg)	BS % REC	SPIKE AMT (mg/kg)	BSD RSLT (mg/kg)	BSD % REC	RPD (%)	QC LIMIT (%)	MAX RPD (%)
NITRITE-N	ND	20	19.2	96	20	18.2	91	5	90-110	20

EMAX QUALITY CONTROL DATA
MS ANALYSIS

CLIENT: ENSR
PROJECT: UPGRADE INVESTIGATION, TRONOX
BATCH NO.: 06C081
METHOD: METHOD 9056

MATRIX: SOIL
DILUTION FACTOR: 1
SAMPLE ID: M118-50
LAB SAMP ID: C081-08
LAB FILE ID: AC21-34
DATE EXTRACTED: 03/21/0613:15
DATE ANALYZED: 03/22/0604:22
PREP. BATCH: ICC036S
CALIB. REF: AC21-25

% MOISTURE: 17.7

DATE COLLECTED: 03/08/06
DATE RECEIVED: 03/09/06

ACCESSION:

PARAMETER	SAMPL RSLT (mg/kg)	SPIKE AMT (mg/kg)	MS RSLT (mg/kg)	MS % REC	QC LIMIT (%)
NITRITE-N	ND	24.3	24.3	100	80-120

EMAX QUALITY CONTROL DATA
DUPLICATE SAMPLE ANALYSIS

CLIENT: ENSR
PROJECT: UPGRADE INVESTIGATION, TRONOX
BATCH NO.: 06C081
METHOD: METHOD 9056

MATRIX: SOIL
DILUTION FACTOR: 1
SAMPLE ID: M118-50
EMAX SAMP ID: C081-08D
LAB FILE ID: AC21-34
DATE EXTRACTED: 03/21/0613:15 DATE COLLECTED: 03/08/06
DATE ANALYZED: 03/22/0604:22 DATE RECEIVED: 03/09/06
PREP. BATCH: ICC036S
CALIB. REF: AC21-25

% MOISTURE: 17.7

ACCESSION:

PARAMETER	SMPL RSLT (mg/kg)	DUPL RSLT (mg/kg)	RPD RSLT %	QC LIMIT (%)
NITRITE-N	ND	ND	NA	20

EMAX QUALITY CONTROL DATA
LCS/LCD ANALYSIS

CLIENT: ENSR
PROJECT: UPGRADEMENT INVESTIGATION, TRONOX
BATCH NO.: 06C081
METHOD: METHOD 9056

MATRIX: SOIL
DILUTION FACTOR: 1 1
SAMPLE ID: MBLK1S
LAB SAMP ID: ICC036SL ICC036SB
LAB FILE ID: AC21-28 AC21-29
DATE EXTRACTED: 03/21/0613:15 03/21/0613:15
DATE ANALYZED: 03/22/0601:34 03/22/0602:22
PREP. BATCH: ICC036S ICC036S
CALIB. REF: AC21-25 AC21-25

ACCESSION:

PARAMETER	BLK RSLT (mg/kg)	SPIKE AMT (mg/kg)	BS RSLT (mg/kg)	BS % REC	SPIKE AMT (mg/kg)	BSD RSLT (mg/kg)	BSD % REC	RPD (%)	QC LIMIT (%)	MAX RPD (%)
SULFATE	ND	50	50.4	101	50	50	100	1	90-110	20

EMAX QUALITY CONTROL DATA
MS ANALYSIS

CLIENT: ENSR
 PROJECT: UPGRADE INVESTIGATION, TRONOX
 BATCH NO.: 06C081
 METHOD: METHOD 9056

MATRIX: SOIL
 DILUTION FACTOR: 1
 SAMPLE ID: M118-50
 LAB SAMP ID: C081-08M
 LAB FILE ID: AC21-34
 DATE EXTRACTED: 03/21/0613:15
 DATE ANALYZED: 03/22/0604:22
 PREP. BATCH: ICC036S
 CALIB. REF: AC21-25

% MOISTURE: 17.7

DATE COLLECTED: 03/08/06
 DATE RECEIVED: 03/09/06

ACCESSION:

PARAMETER	SAMPL RSLT (mg/kg)	SPIKE AMT (mg/kg)	MS RSLT (mg/kg)	MS % REC	QC LIMIT (%)
SULFATE	89.2	60.8	150	101	80-120

EMAX QUALITY CONTROL DATA
 DUPLICATE SAMPLE ANALYSIS

CLIENT: ENSR
 PROJECT: UPGRADE INVESTIGATION, TRONOX
 BATCH NO.: 06C081
 METHOD: METHOD 9056

MATRIX: SOIL
 DILUTION FACTOR: 1
 SAMPLE ID: M118-50
 EMAX SAMP ID: C081-08D
 LAB FILE ID: AC21-34
 DATE EXTRACTED: 03/21/0613:15
 DATE ANALYZED: 03/22/0604:22
 PREP. BATCH: ICC036S
 CALIB. REF: AC21-25

% MOISTURE: 17.7

DATE COLLECTED: 03/08/06
 DATE RECEIVED: 03/09/06

ACCESSION:

PARAMETER	SMPL RSLT (mg/kg)	DUPL RSLT (mg/kg)	RPD RSLT %	QC LIMIT (%)
SULFATE	89.2	89.4	0	20

EMAX QUALITY CONTROL DATA
LCS/LCD ANALYSIS

CLIENT: ENSR
PROJECT: UPGRADEMENT INVESTIGATION, TRONOX
BATCH NO.: 06C081
METHOD: METHOD 300.0(M)

MATRIX: SOIL
DILUTION FACTOR: 1 1
SAMPLE ID: MBLK1S
LAB SAMP ID: ICC036SB
LAB FILE ID: AC21-27
DATE EXTRACTED: 03/21/0613:15
DATE ANALYZED: 03/22/0601:34
PREP. BATCH: ICC036S
CALIB. REF: AC21-25

ICC036SL
AC21-28
03/21/0613:15
03/22/0601:58
ICC036S
AC21-25

ICC036SC
AC21-29
03/21/0613:15
03/22/0602:22
ICC036S
AC21-25

% MOISTURE: NA
DATE COLLECTED: NA
DATE RECEIVED: 03/21/06

ACCESSION:

PARAMETER	BLINK RSLT (mg/kg)	SPIKE AMT (mg/kg)	BS RSLT (mg/kg)	BS % REC	SPIKE AMT (mg/kg)	BSD RSLT (mg/kg)	BSD % REC	RPD (%)	QC LIMIT (%)	MAX RPD (%)
Chlorate	ND	50	50.8	102	50	48.4	97	5	90-110	20

EMAX QUALITY CONTROL DATA
MS ANALYSIS

CLIENT: ENSR
 PROJECT: UPGRADIENT INVESTIGATION, TRONOX
 BATCH NO.: 06C081
 METHOD: METHOD 300.0(M)
 =====

MATRIX: SOIL
 DILUTION FACTOR: 1
 SAMPLE ID: M118-50
 LAB SAMP ID: C081-08
 LAB FILE ID: AC21-34
 DATE EXTRACTED: 03/21/0613:15
 PREP. BATCH: ICC036S
 CALIB. REF: AC21-25

% MOISTURE: 17.7

DATE COLLECTED: 03/08/06
 DATE RECEIVED: 03/09/06

ACCESSION:

PARAMETER	SMPL RSLT (mg/kg)	SPIKE AMT (mg/kg)	MS RSLT (mg/kg)	MS % REC	QC LIMIT (%)
Chlorate	ND	60.8	60.5	100	80-120

03/21/06

EMAX QUALITY CONTROL DATA
 DUPLICATE SAMPLE ANALYSIS

CLIENT: ENSR
 PROJECT: UPGRADE INVESTIGATION, TROMOX
 BATCH NO.: 06C081
 METHOD: METHOD 300.0(M)

MATRIX: SOIL
 DILUTION FACTOR: 1
 SAMPLE ID: M118-50
 EMAX SAMP ID: C081-08
 LAB FILE ID: AC21-34
 DATE EXTRACTED: 03/21/0613:15
 DATE ANALYZED: 03/22/0604:22
 PREP. BATCH: ICC036S
 CALIB. REF: AC21-25

% MOISTURE: 17.7

DATE COLLECTED: 03/08/06
 DATE RECEIVED: 03/09/06

ACCESSION:

PARAMETER	SMPL RSLT (mg/kg)	DUPL RSLT (mg/kg)	RPD RSLT %	QC LIMIT (%)
Chlorate	ND	ND	NA	20

QC DATA

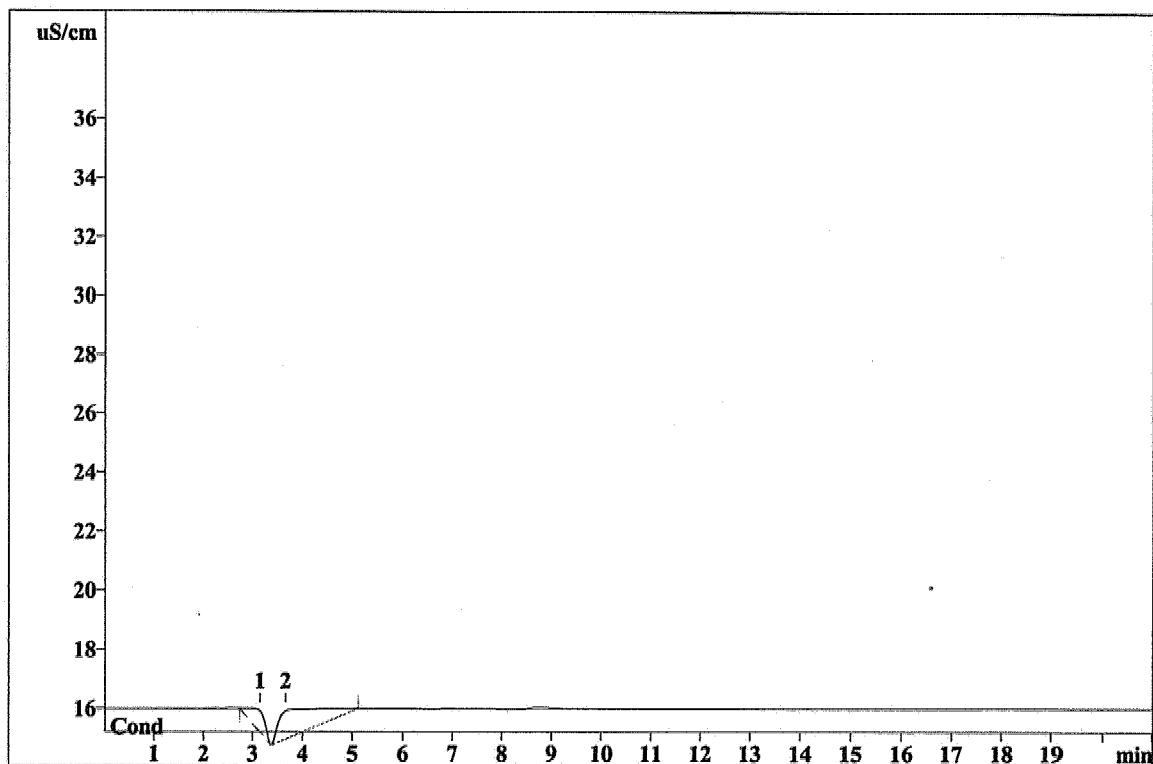
Report date: 3/24/2006 11:25:07 AM
Printed by: Cherry Dam

Ident: AC21-27 ICC036SB
Analysis from: 3/22/2006 1:34:35 AM
File: q3220134.chw
Modified!
Method: IC100-C20.mtw
Run operator: Cherry Dam
Analysis number: 13431

Last save: 3/22/2006 1:55:30 AM
Last save: 3/21/2006 5:16:30 PM

SAMPLE:

Vial number: 27
Volume: 1.0 µL
Dilution: 1.00
Amount: 1.0000



Quantitation method: Custom

No	Retention min	Height uS/cm	Area uS/cm*sec	Conc. mg/L	Name
1	3.14	0.71	14.366	0.000	
2	3.67	0.95	53.676	0.000	
2	21.00	1.66	68.043	0.000	

This report has been created by IC Net
METROHM LTD

Report date: 3/24/2006 11:30:28 AM
Printed by: Cherry Dam

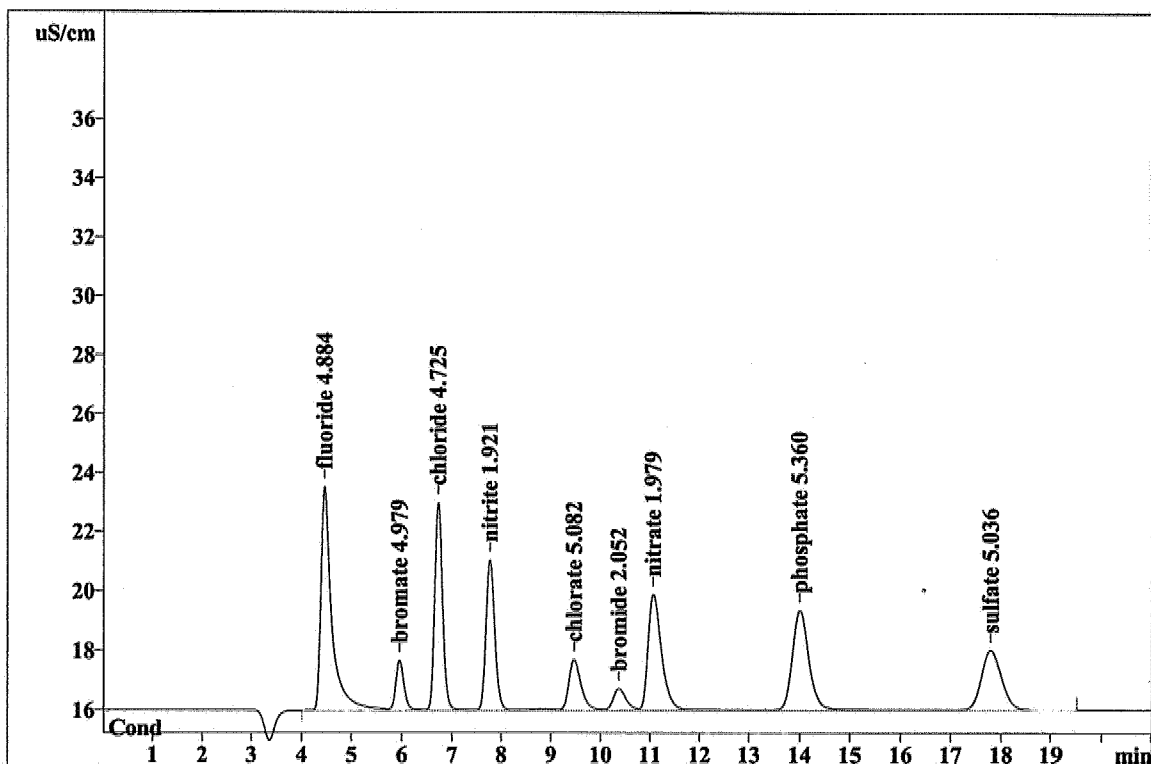
Ident: AC21-28 ICC036SL
Analysis from: 3/22/2006 1:58:37 AM
File: q3220158.chw
Modified!
Method: IC100-C20.mtw
Run operator: Cherry Dam
Analysis number: 13432

Last save: 3/22/2006 2:19:32 AM

Last save: 3/21/2006 5:16:30 PM

SAMPLE:

Vial number: 28
Volume: 1.0 µL
Dilution: 1.00
Amount: 1.0000



Quantitation method: Custom

No	Retention min	Height uS/cm	Area uS/cm*sec	Conc. mg/L	Name
1	4.45	7.55	115.322	4.884	fluoride
2	5.95	1.69	19.081	4.979	bromate
3	6.72	7.02	75.322	4.725	chloride
4	7.76	5.08	66.404	1.921	nitrite
5	9.46	1.72	29.307	5.082	chlorate
6	10.37	0.74	13.397	2.052	bromide
7	11.06	3.91	74.761	1.979	nitrate
8	14.00	3.37	78.550	5.360	phosphate
9	17.79	2.02	56.443	5.036	sulfate
9	21.00	33.09	528.588	36.018	

This report has been created by IC Net
METROHM LTD

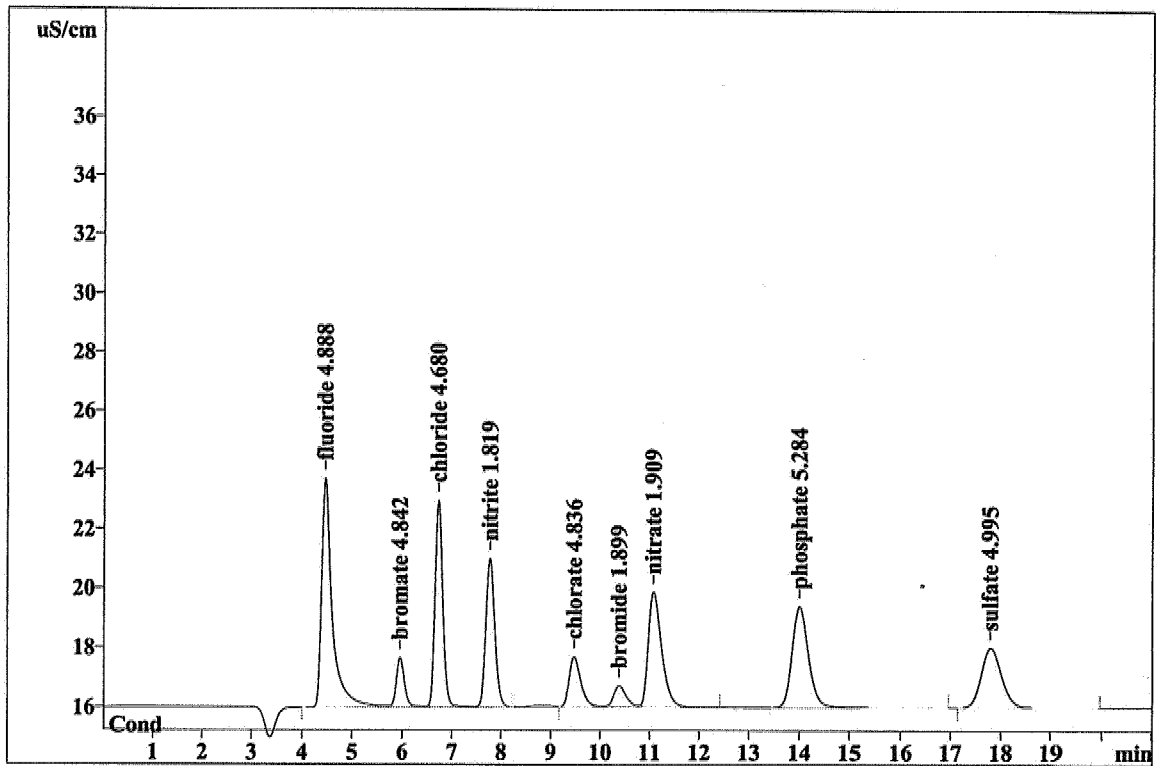
Report date: 3/24/2006 11:33:04 AM
Printed by: Cherry Dam

Ident: AC21-29 ICC036SC
Analysis from: 3/22/2006 2:22:39 AM
File: q3220222.chw
Modified!
Method: IC100-C20.mtw
Run operator: Cherry Dam
Analysis number: 13433

Last save: 3/22/2006 2:43:35 AM
Last save: 3/21/2006 5:16:30 PM

SAMPLE:

Vial number: 29
Volume: 1.0 µL
Dilution: 1.00
Amount: 1.0000



Quantitation method: Custom

No	Retention min	Height uS/cm	Area uS/cm*sec	Conc. mg/L	Name
1	4.45	7.74	115.412	4.888	fluoride
2	5.95	1.67	18.562	4.842	bromate
3	6.73	6.99	74.588	4.680	chloride
4	7.77	5.00	62.823	1.819	nitrite
5	9.47	1.69	27.880	4.836	chlorate
6	10.38	0.71	12.429	1.899	bromide
7	11.07	3.88	72.077	1.909	nitrate
8	14.00	3.40	77.421	5.284	phosphate
9	17.80	2.01	55.987	4.995	sulfate
9	21.00	33.09	517.180	35.152	

This report has been created by IC Net
METROHM LTD

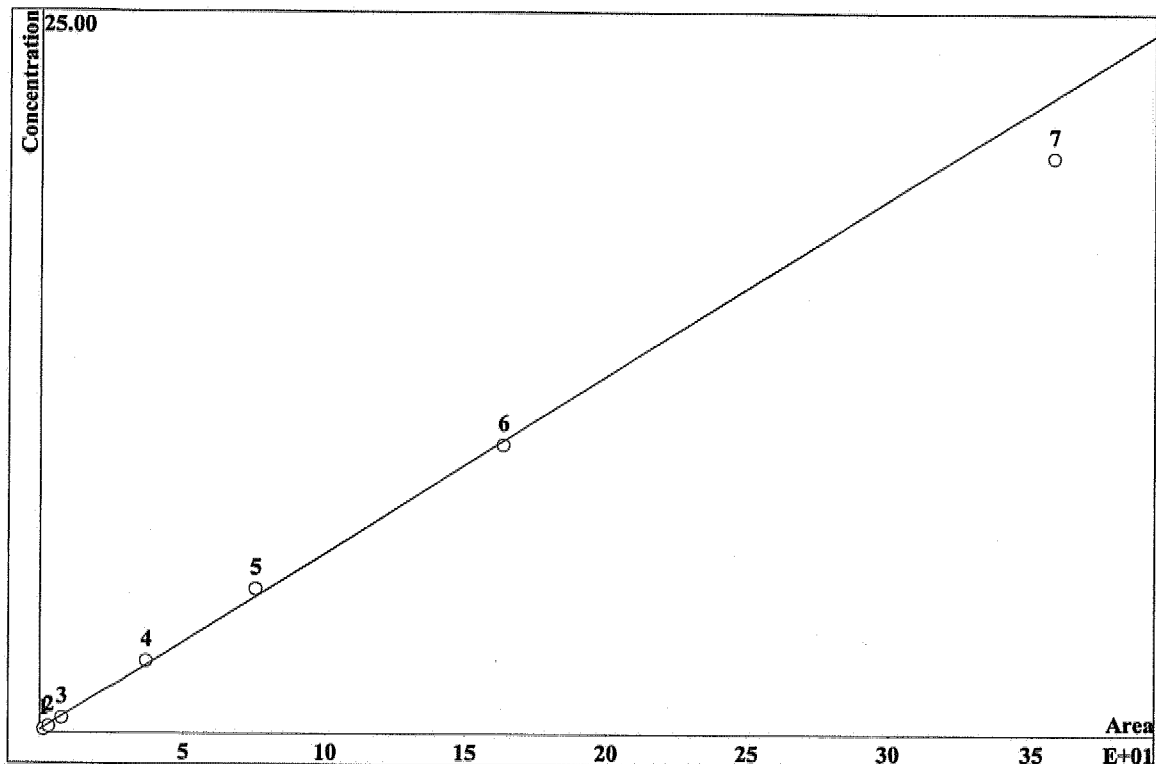
INITIAL CALIBRATION

File Name	Method	Ident	Vial	Volume	Dilution	Amount	Internal Standard Amount	Calibration Level	Sample Info 1	Sample Info 2
q3210016.chw	IC100-C20.mtw	AC20-01 IB	1	1.0	1.0	1.0	100.0	0		F
q3210016.chw	IC100-C20.mtw	AC20-02 S0	2	1.0	1.0	1.0	100.0	0		
q3210040.chw	IC100-C20.mtw	AC20-03 S1	3	1.0	1.0	1.0	100.0	1		
q3210104.chw	IC100-C20.mtw	AC20-04 S2	4	1.0	1.0	1.0	100.0	2		
q3210128.chw	IC100-C20.mtw	AC20-05 S3	5	1.0	1.0	1.0	100.0	3		
q3210132.chw	IC100-C20.mtw	AC20-06 S4	6	1.0	1.0	1.0	100.0	4		
q3210216.chw	IC100-C20.mtw	AC20-07 S5	7	1.0	1.0	1.0	100.0	5		
q3210240.chw	IC100-C20.mtw	AC20-08 S6	8	1.0	1.0	1.0	100.0	6		
q3210304.chw	IC100-C20.mtw	AC20-09 S7	9	1.0	1.0	1.0	100.0	7		
q3210328.chw	IC100-C20.mtw	AC20-10 ICV	10	1.0	1.0	1.0	100.0	0		
q3210352.chw	IC100-C20.mtw	AC20-11 ICB	11	1.0	1.0	1.0	100.0	0		
q3210416.chw	IC100-C20.mtw	AC20-12 ICC034WB	12	1.0	1.0	1.0	100.0	0		
q3210440.chw	IC100-C20.mtw	AC20-13 ICC034HL	13	1.0	1.0	1.0	100.0	0		
q3210504.chw	IC100-C20.mtw	AC20-14 ICC034WC	14	1.0	1.0	1.0	100.0	0		
q3210528.chw	IC100-C20.mtw	AC20-15 MDLW-1	15	1.0	1.0	1.0	100.0	0		
q3210552.chw	IC100-C20.mtw	AC20-16 MDLW-2	16	1.0	1.0	1.0	100.0	0		
q3210616.chw	IC100-C20.mtw	AC20-17 MDLW-3	17	1.0	1.0	1.0	100.0	0		
q3210640.chw	IC100-C20.mtw	AC20-18 MDLW-4	18	1.0	1.0	1.0	100.0	0		
q3210704.chw	IC100-C20.mtw	AC20-19 MDLW-5	19	1.0	1.0	1.0	100.0	0		
q3210728.chw	IC100-C20.mtw	AC20-20 MDLW-6	20	1.0	1.0	1.0	100.0	0		
q3210752.chw	IC100-C20.mtw	AC20-21 MDLW-7	21	1.0	1.0	1.0	100.0	0		
q3210817.chw	IC100-C20.mtw	AC20-22 CCVI	22	1.0	1.0	1.0	100.0	0		
q3210841.chw	IC100-C20.mtw	AC20-23 CCBI	23	1.0	1.0	1.0	100.0	0		
q3210905.chw	IC100-C20.mtw	AC20-24 MDLW	24	1.0	1.0	1.0	100.0	0		
q3210929.chw	IC100-C20.mtw	AC20-25 MDLVS	25	1.0	1.0	1.0	100.0	0		

8888

CALIBRATION OF COMPONENT chloride

Method: IC100-C20.mtw
 Equation: $Q = 0.0614758 \cdot A + 0.0941691$
 RSD: 5.973 %
 Correlation coefficient: 0.999123



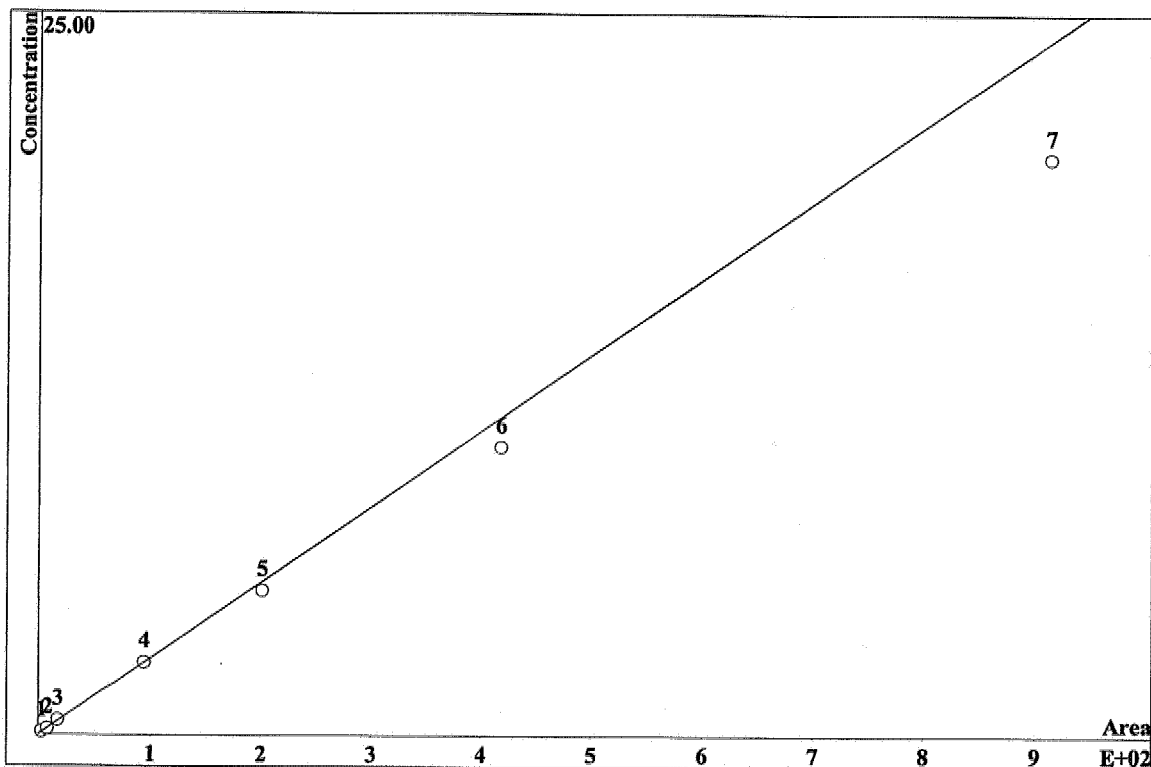
K3 = 0 K2 = 0 K1 = 0.0614758 K0 = 0.0941691
 Base: Area
 Ref.channel: Cond
 ISTD:
 Formula: Linear
 Weight: 1

Level	Height	Area	Conc.	Vol/Dil	Retention	Used	File
1	0.1271	1.425	0.1	1	6.729	Yes	q3210040.chw
2	0.2594	3.29	0.2	1	6.729	Yes	q3210104.chw
3	0.6515	7.862	0.5	1	6.729	Yes	q3210128.chw
4	3.356	36.89	2.5	1	6.729	Yes	q3210152.chw
5	7.04	75.49	5	1	6.729	Yes	q3210216.chw
6	15.68	163.5	10	1	6.729	Yes	q3210240.chw
7	33.72	357.7	20	1	6.729	No	q3210304.chw

Pu
 3-24-06

CALIBRATION OF COMPONENT nitrate

Method: IC100-C20.mtw
 Equation: $Q = 0.026336 \cdot A + 0.0104842$
 RSD: 3.573 %
 Correlation coefficient: 0.999773



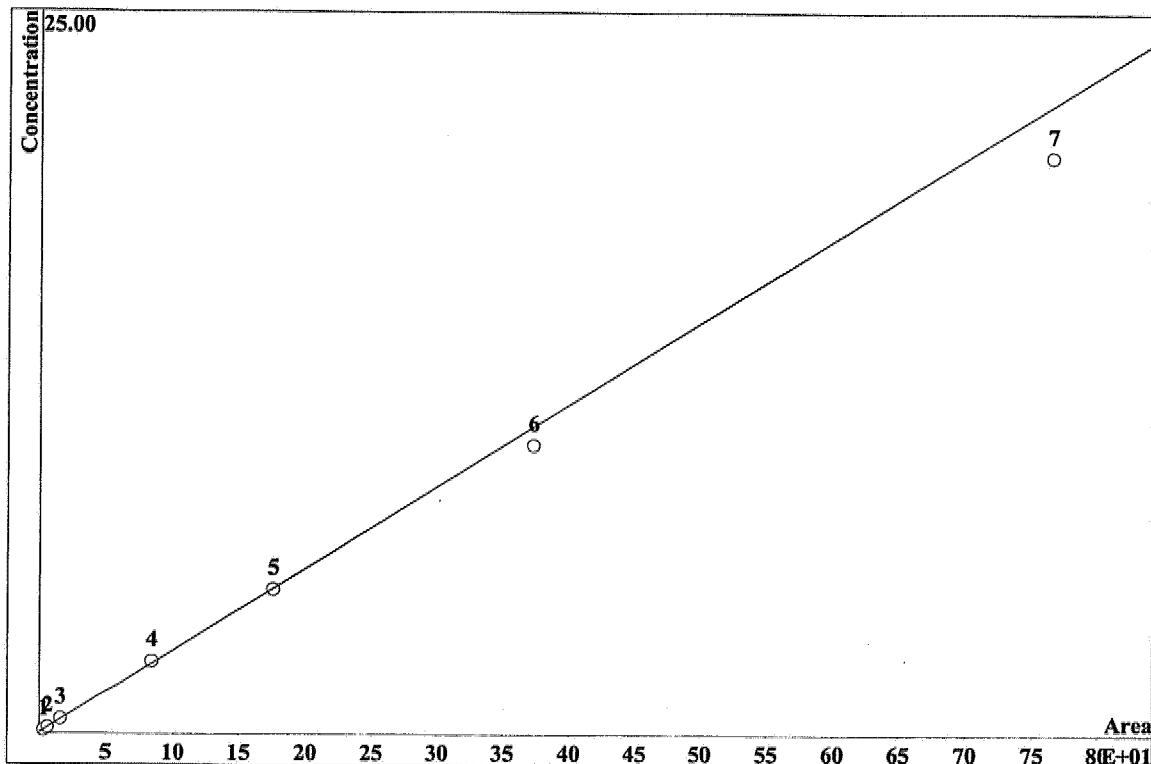
K3 = 0 K2 = 0 K1 = 0.026336 K0 = 0.0104842
 Base: Area
 Ref.channel: Cond
 ISTD:
 Formula: Linear
 Weight: 1

Level	Height	Area	Conc.	Vol/Dil	Retention	Used	File
1	0.1743	3.14	0.1	1	11.17	Yes	q3210040.chw
2	0.3741	8.378	0.2	1	11.17	Yes	q3210104.chw
3	0.9379	17.57	0.5	1	11.17	Yes	q3210128.chw
4	5.055	94.62	2.5	1	11.17	Yes	q3210152.chw
5	10.55	201.6	5	1	11.17	No	q3210216.chw
6	22.21	418.5	10	1	11.17	No	q3210240.chw
7	46.68	914.3	20	1	11.17	No	q3210304.chw

Handwritten: 20
3-24-06

CALIBRATION OF COMPONENT nitrite

Method: IC100-C20.mtw
 Equation: $Q = 0.028449 \cdot A + 0.0319417$
 RSD: 2.924 %
 Correlation coefficient: 0.999801



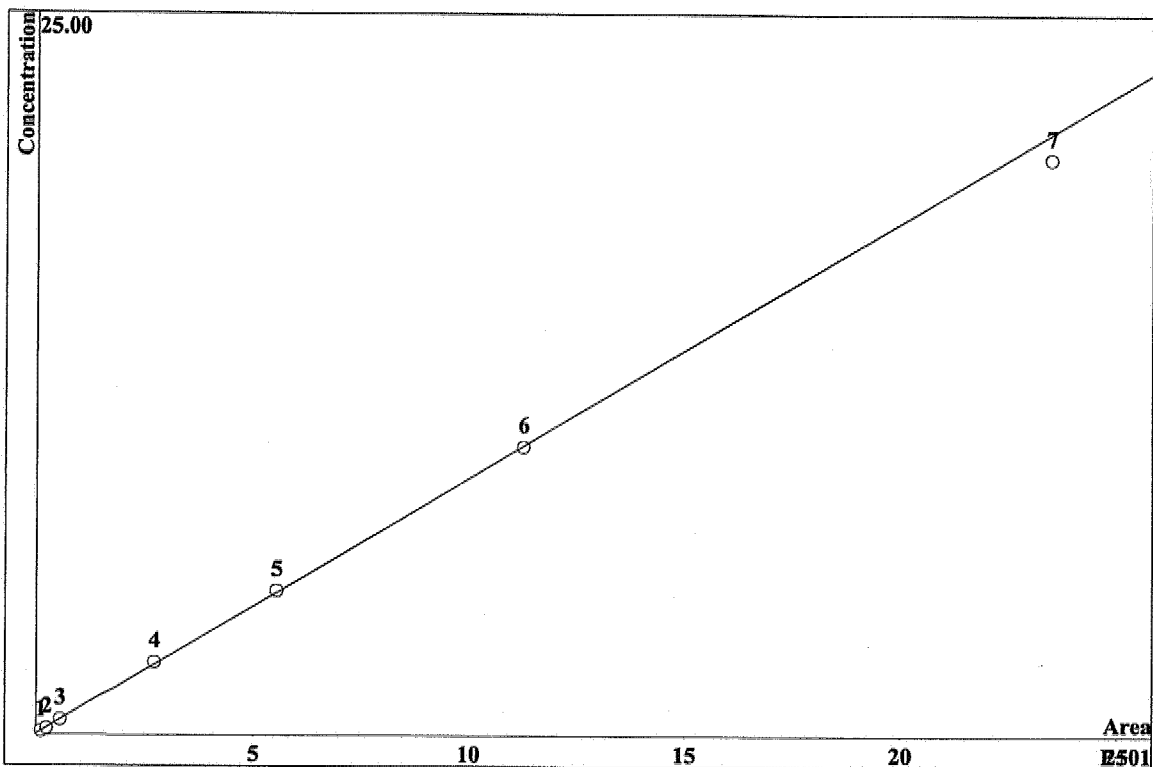
K3 = 0 K2 = 0 K1 = 0.028449 K0 = 0.0319417
 Base: Area
 Ref.channel: Cond
 ISTD:
 Formula: Linear
 Weight: 1

Level	Height	Area	Conc.	Vol/Dil	Retention	Used	File
1	0.2534	3.251	0.1	1	7.763	Yes	q3210040.chw
2	0.4988	6.51	0.2	1	7.763	Yes	q3210104.chw
3	1.26	16.32	0.5	1	7.763	Yes	q3210128.chw
4	6.683	84.26	2.5	1	7.763	Yes	q3210152.chw
5	13.79	175.8	5	1	7.763	Yes	q3210216.chw
6	28.4	373.2	10	1	7.763	No	q3210240.chw
7	53.83	765.3	20	1	7.763	No	q3210304.chw

tw
 3-24-06

CALIBRATION OF COMPONENT sulfate

Method: IC100-C20.mtw
 Equation: $Q = 0.0889031 \cdot A + 0.0179885$
 RSD: 1.872 %
 Correlation coefficient: 0.999914



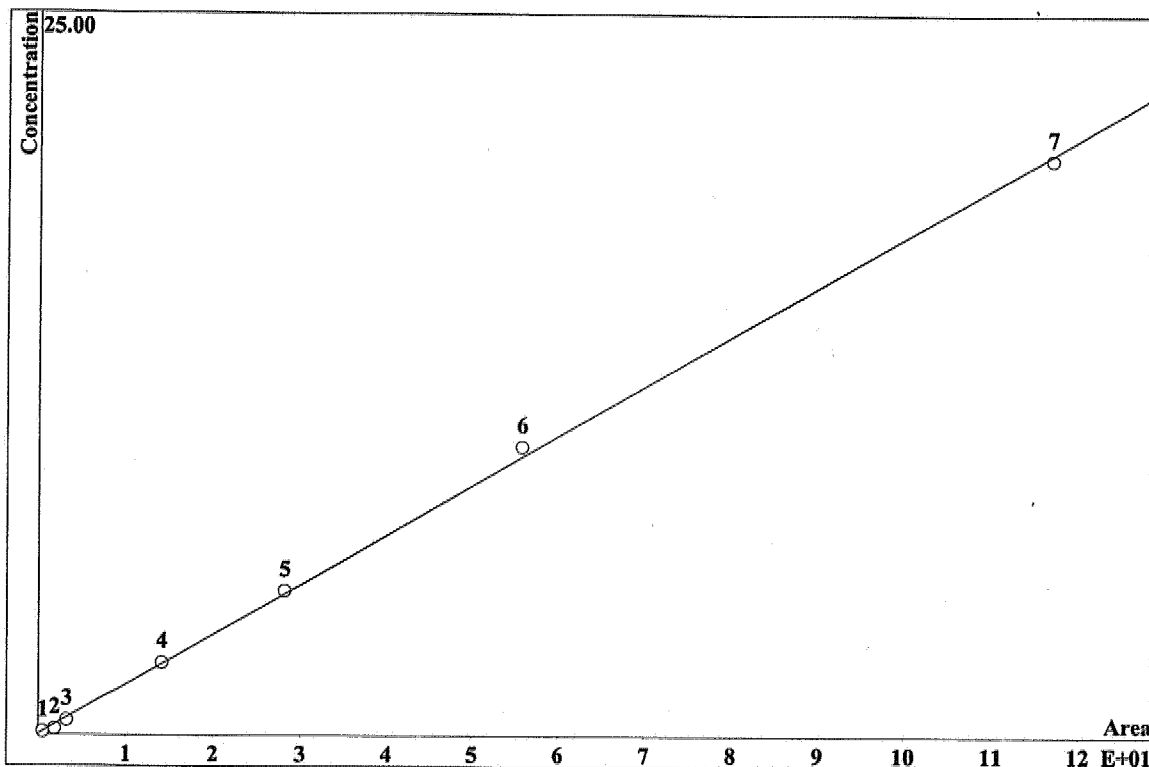
K3 = 0 K2 = 0 K1 = 0.0889031 K0 = 0.0179885
 Base: Area
 Ref.channel: Cond
 ISTD:
 Formula: Linear
 Weight: 1

Level	Height	Area	Conc.	Vol/Dil	Retention	Used	File
1	0.04319	1.193	0.1	1	17.95	Yes	q3210040.chw
2	0.08249	2.508	0.2	1	17.95	Yes	q3210104.chw
3	0.1957	5.649	0.5	1	17.95	Yes	q3210128.chw
4	0.967	27.15	2.5	1	17.95	Yes	q3210152.chw
5	1.943	55.35	5	1	17.95	Yes	q3210216.chw
6	4.056	112.8	10	1	17.95	Yes	q3210240.chw
7	8.372	234.7	20	1	17.95	No	q3210304.chw

ku
 3-24-06

CALIBRATION OF COMPONENT chlorate

Method: IC100-C20.mtw
 Equation: $Q = 0.17232 \cdot A + 0.0316544$
 RSD: 3.649 %
 Correlation coefficient: 0.999690



K3 = 0 K2 = 0 K1 = 0.17232 K0 = 0.0316544
 Base: Area
 Ref.channel: Cond
 ISTD:
 Formula: Linear
 Weight: 1

Level	Height	Area	Conc.	Vol/Dil	Retention	Used	File
1	0.03205	0.5563	0.1	1	9.73	Yes	q3210040.chw
2	0.08324	1.907	0.2	1	9.73	Yes	q3210104.chw
3	0.1709	3.315	0.5	1	9.73	Yes	q3210128.chw
4	0.8373	14.13	2.5	1	9.73	Yes	q3210152.chw
5	1.704	28.24	5	1	9.73	Yes	q3210216.chw
6	3.581	55.87	10	1	9.73	Yes	q3210240.chw
7	7.75	117	20	1	9.73	Yes	q3210304.chw

Handwritten: 3-24-06

Report date: 3/24/2006 10:44:52 AM
Printed by: Cherry Dam

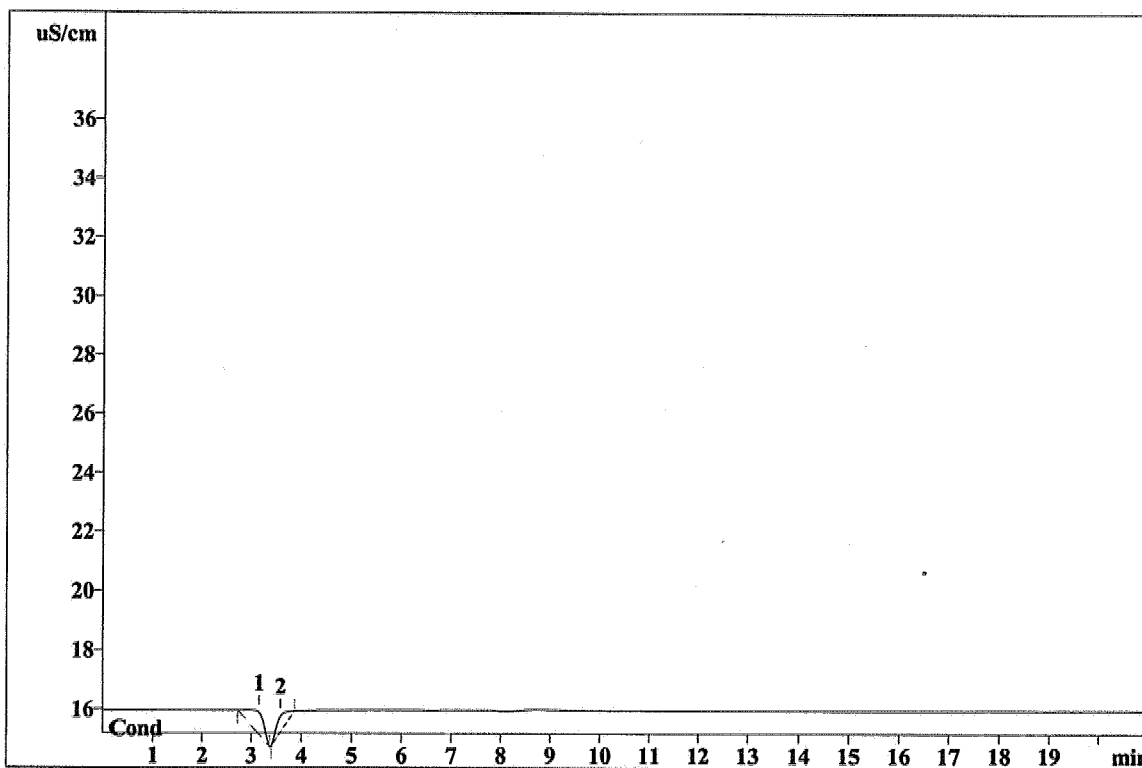
Ident: AC20-01 IB
Analysis from: 3/20/2006 11:52:18 PM
File: q3202352.chw
Modified!
Method: IC100-C20.mtw
Run operator: Cherry Dam
Analysis number: 13374

Last save: 3/21/2006 11:24:03 AM

Last save: 3/20/2006 9:54:42 PM

SAMPLE:

Vial number: 1
Volume: 1.0 µL
Dilution: 1.00
Amount: 1.0000



Quantitation method: Custom

No	Retention min	Height uS/cm	Area uS/cm*sec	Conc. mg/L	Name
1	3.15	0.73	15.368	0.000	
2	3.58	0.53	8.548	0.000	
2	21.00	1.26	23.917	0.000	

This report has been created by IC Net
METROHM LTD

du 3/24/06

Report date: 3/24/2006 10:45:19 AM
Printed by: Cherry Dam

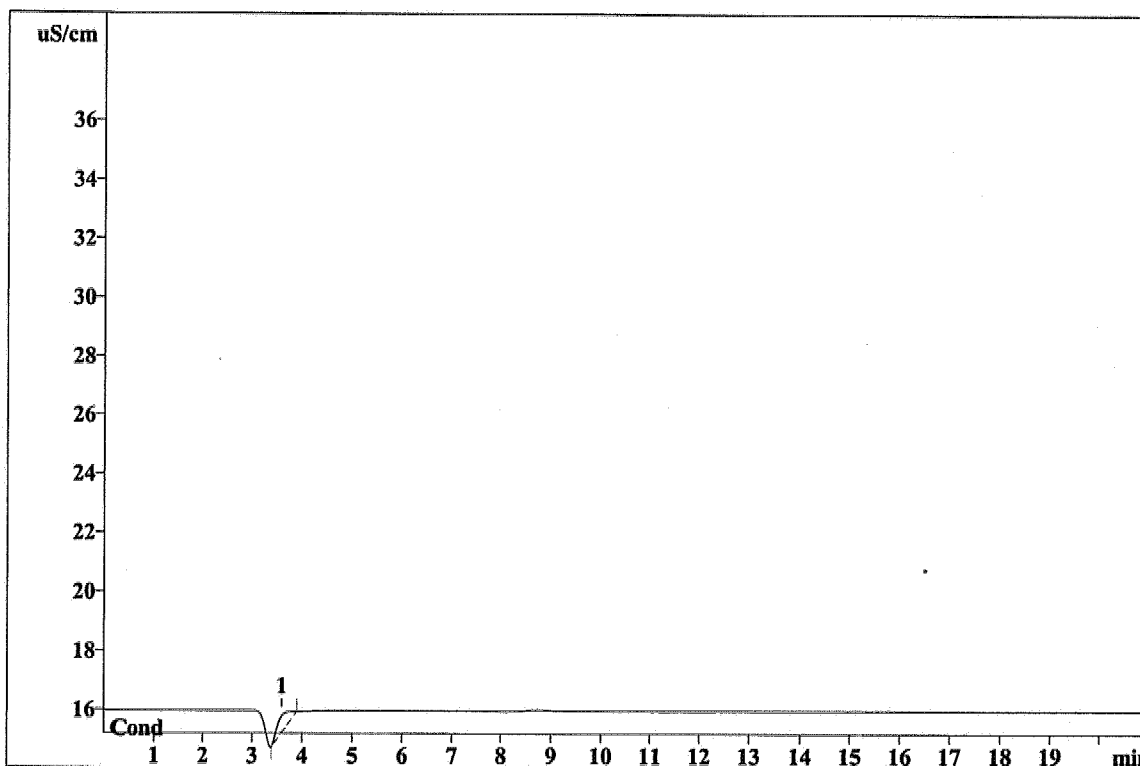
Ident: AC20-02 S0
Analysis from: 3/21/2006 12:16:21 AM
File: q3210016.chw
Modified:
Method: IC100-C20.mtw
Run operator: Cherry Dam
Analysis number: 13375

Last save: 3/21/2006 11:24:52 AM

Last save: 3/21/2006 11:24:47 A

SAMPLE:

Vial number: 2
Volume: 1.0 µL
Dilution: 1.00
Amount: 1.0000



Quantitation method: Custom

No	Retention min	Height uS/cm	Area uS/cm*sec	Conc. mg/L	Name
1	3.58	0.56	9.995	0.000	

This report has been created by IC Net
METROHM LTD

an
3-24-06

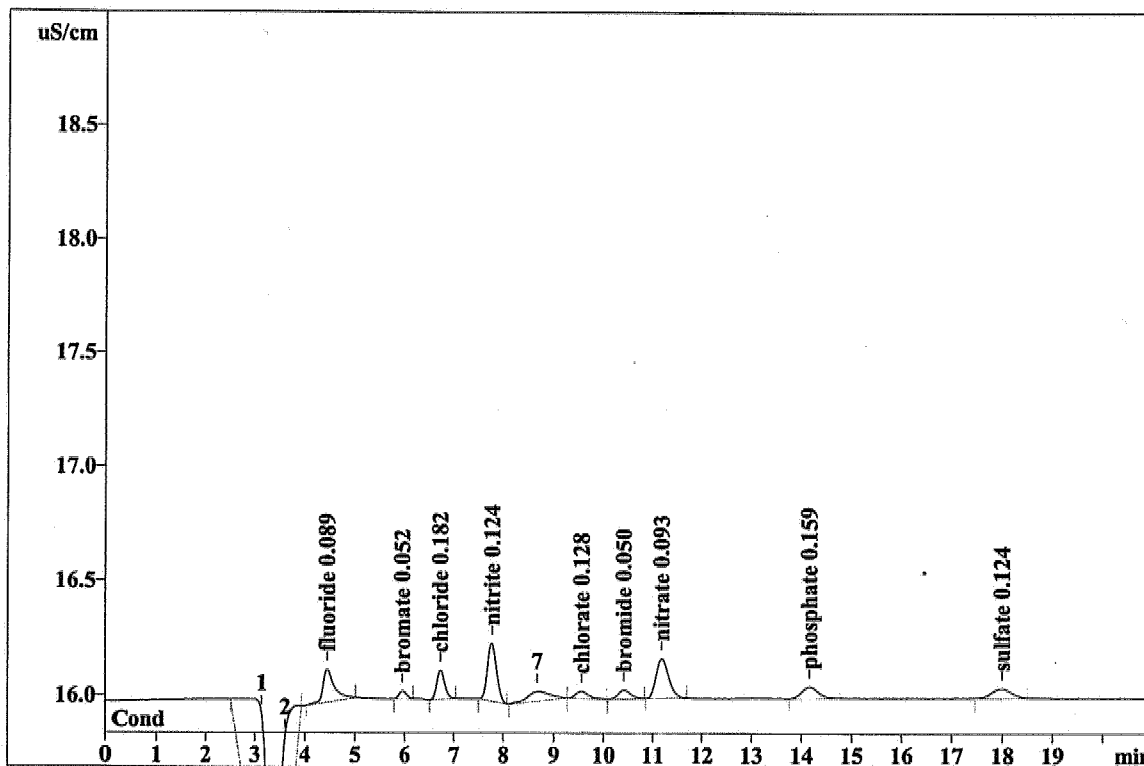
Report date: 3/24/2006 10:45:55 AM
 Printed by: Cherry Dam

Ident: AC20-03 S1
 Analysis from: 3/21/2006 12:40:23 AM
 File: q3210040.chw
 Modified!
 Method: IC100-C20.mtw
 Run operator: Cherry Dam
 Analysis number: 13376

Last save: 3/21/2006 11:25:30 AM
 Last save: 3/20/2006 9:54:42 PM

SAMPLE:

Vial number: 3
 Volume: 1.0 µL
 Dilution: 1.00
 Amount: 1.0000



Quantitation method: Custom

No	Retention min	Height uS/cm	Area uS/cm*sec	Conc. mg/L	Name
1	3.13	0.83	22.756	0.000	
2	3.59	0.59	11.216	0.000	
3	4.44	0.14	2.261	0.089	fluoride
4	5.96	0.04	0.377	0.052	bromate
5	6.73	0.13	1.425	0.182	chloride
6	7.76	0.25	3.251	0.124	nitrite
7	8.68	0.04	1.328	0.000	
8	9.56	0.03	0.556	0.128	chlorate
9	10.41	0.04	0.727	0.050	bromide
10	11.18	0.17	3.140	0.093	nitrate
11	14.15	0.05	1.189	0.159	phosphate
12	17.98	0.04	1.193	0.124	sulfate
12	21.00	2.35	49.419	1.001	

Handwritten: 3-24-06

Report date: 3/24/2006 10:46:24 AM
Printed by: Cherry Dam

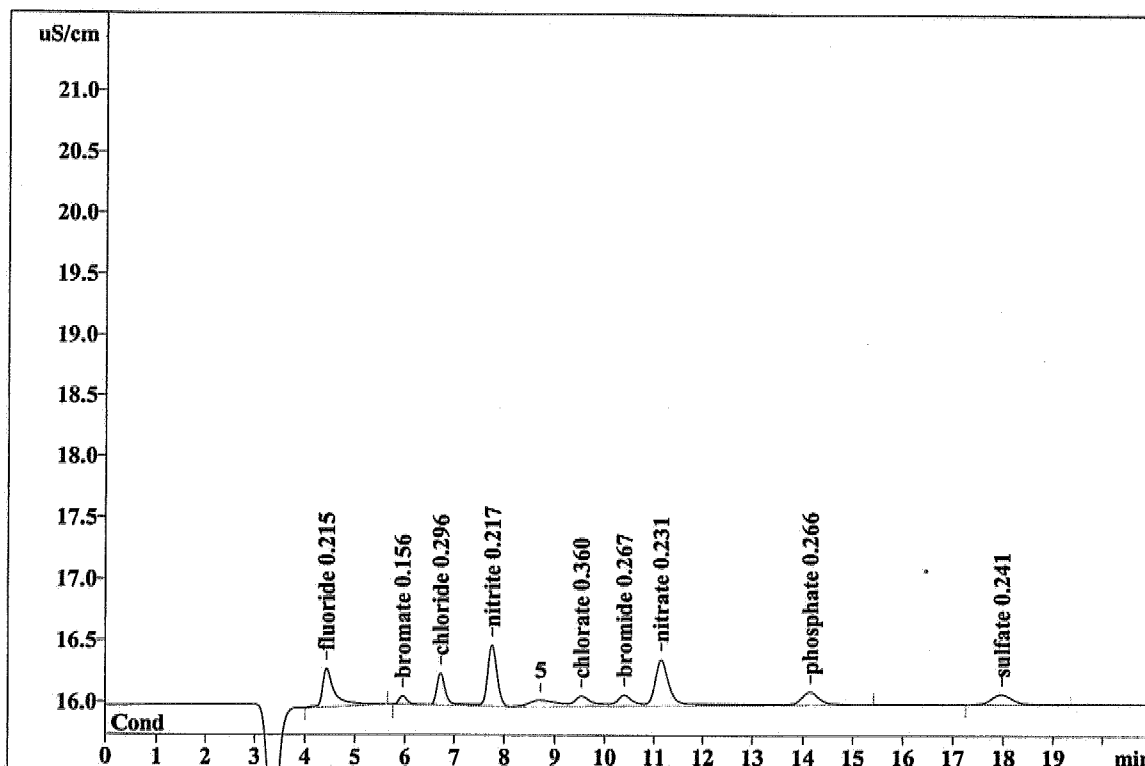
Ident: AC20-04 S2
Analysis from: 3/21/2006 1:04:26 AM
File: q3210104.chw
Modified!
Method: IC100-C20.mtw
Run operator: Cherry Dam
Analysis number: 13377

Last save: 3/21/2006 11:25:57 AM

Last save: 3/20/2006 9:54:42 PM

SAMPLE:

Vial number: 4
Volume: 1.0 µL
Dilution: 1.00
Amount: 1.0000



Quantitation method: Custom

No	Retention min	Height uS/cm	Area uS/cm*sec	Conc. mg/L	Name
1	4.43	0.31	5.252	0.215	fluoride
2	5.96	0.07	0.772	0.156	bromate
3	6.73	0.26	3.290	0.296	chloride
4	7.76	0.50	6.510	0.217	nitrite
5	8.71	0.05	2.017	0.000	
6	9.54	0.08	1.907	0.360	chlorate
7	10.39	0.09	2.101	0.267	bromide
8	11.15	0.37	8.378	0.231	nitrate
9	14.13	0.11	2.769	0.266	phosphate
10	17.97	0.08	2.508	0.241	sulfate
10	21.00	1.92	35.505	2.250	

This report has been created by IC Net

Handwritten: 3-24-06

8042

Report date: 3/24/2006 10:46:52 AM
Printed by: Cherry Dam

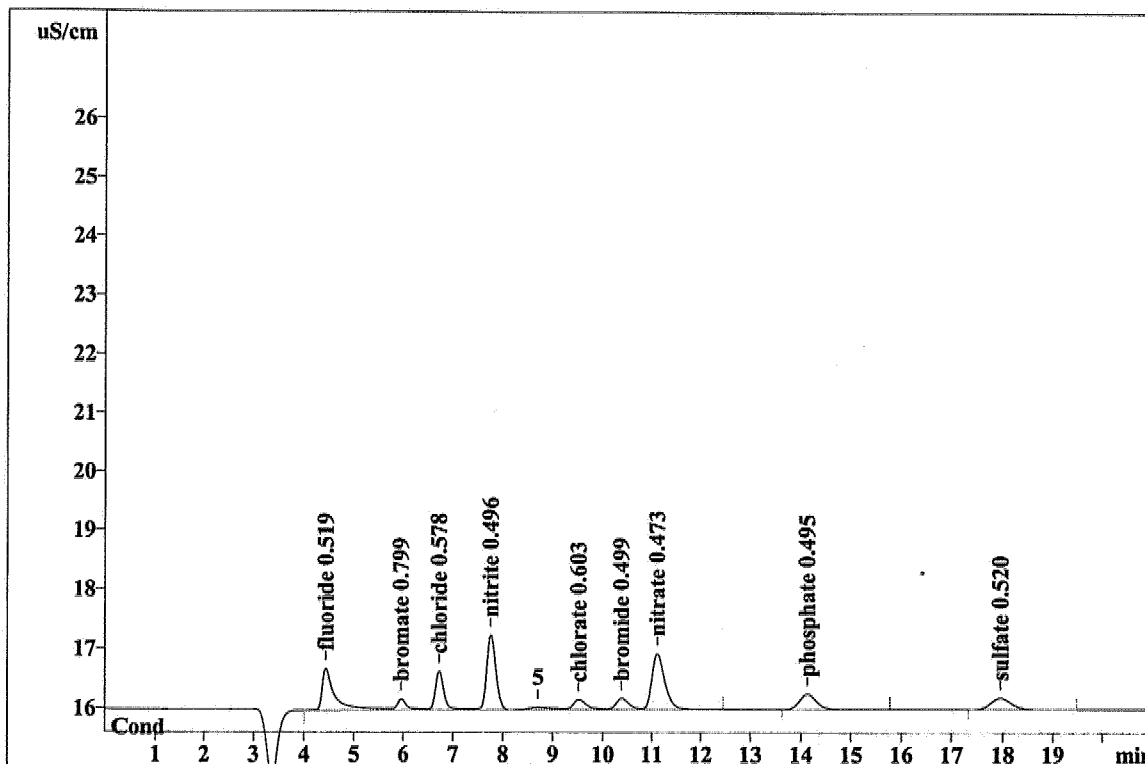
Ident: AC20-05 S3
Analysis from: 3/21/2006 1:28:29 AM
File: q3210128.chw
Modified!
Method: IC100-C20.mtw
Run operator: Cherry Dam
Analysis number: 13378

Last save: 3/21/2006 11:26:24 AM

Last save: 3/20/2006 9:54:42 PM

SAMPLE:

Vial number: 5
Volume: 1.0 µL
Dilution: 1.00
Amount: 1.0000



Quantitation method: Custom

No	Retention min	Height uS/cm	Area uS/cm*sec	Conc. mg/L	Name
1	4.44	0.70	12.411	0.519	fluoride
2	5.96	0.19	3.213	0.799	bromate
3	6.73	0.65	7.862	0.578	chloride
4	7.76	1.26	16.317	0.496	nitrite
5	8.71	0.05	1.582	0.000	
6	9.52	0.17	3.315	0.603	chlorate
7	10.38	0.19	3.566	0.499	bromide
8	11.11	0.94	17.571	0.473	nitrate
9	14.13	0.26	6.182	0.495	phosphate
10	17.95	0.20	5.649	0.520	sulfate
10	21.00	4.60	77.670	4.982	

This report has been created by IC Net

Handwritten: 3-24-06

Report date: 3/24/2006 10:47:22 AM
Printed by: Cherry Dam

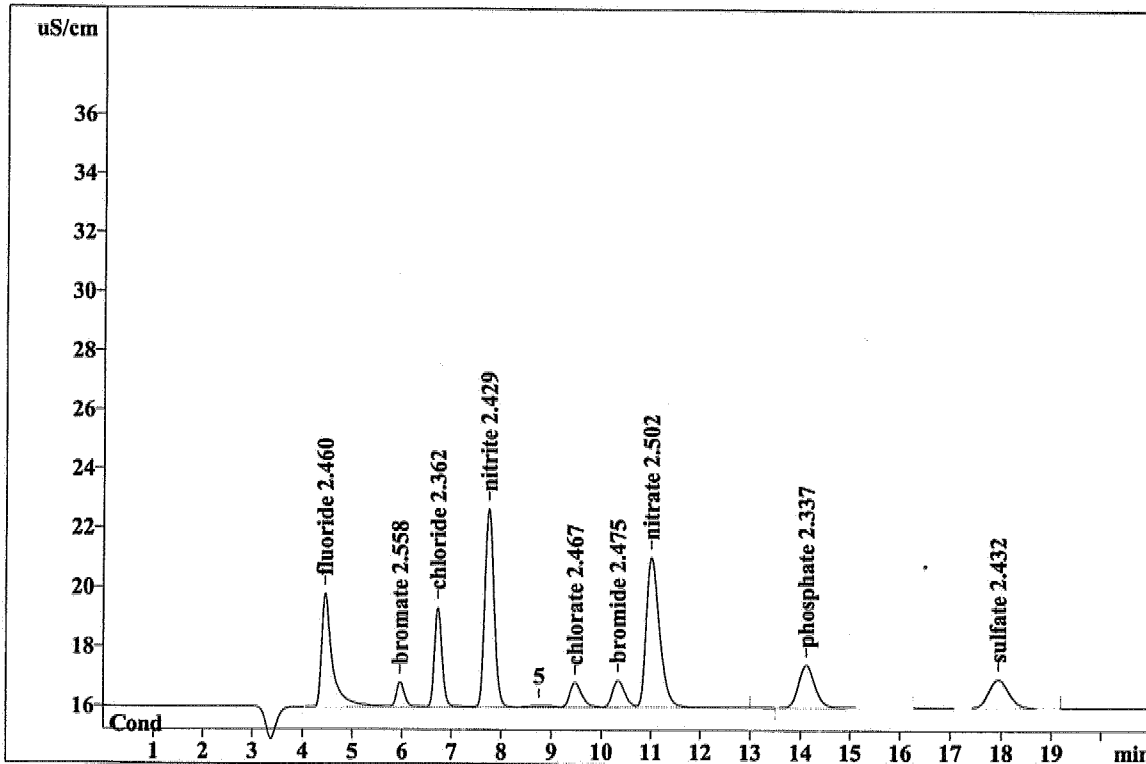
Ident: AC20-06 S4
Analysis from: 3/21/2006 1:52:31 AM
File: q3210152.chw
Modified!
Method: IC100-C20.mtw
Run operator: Cherry Dam
Analysis number: 13379

Last save: 3/21/2006 11:27:16 AM

Last save: 3/20/2006 9:54:42 PM

SAMPLE:

Vial number: 6
Volume: 1.0 µL
Dilution: 1.00
Amount: 1.0000



Quantitation method: Custom

No	Retention min	Height uS/cm	Area uS/cm*sec	Conc. mg/L	Name
1	4.45	3.82	58.162	2.460	fluoride
2	5.96	0.85	9.889	2.558	bromate
3	6.72	3.36	36.894	2.362	chloride
4	7.75	6.68	84.256	2.429	nitrite
5	8.77	0.05	1.868	0.000	
6	9.47	0.84	14.130	2.467	chlorate
7	10.33	0.90	16.073	2.475	bromide
8	11.01	5.06	94.621	2.502	nitrate
9	14.11	1.44	33.585	2.337	phosphate
10	17.94	0.97	27.151	2.432	sulfate
10	21.00	23.95	376.631	22.022	

This report has been created by IC Net

Handwritten: 3-24-06

Report date: 3/24/2006 10:47:49 AM
Printed by: Cherry Dam

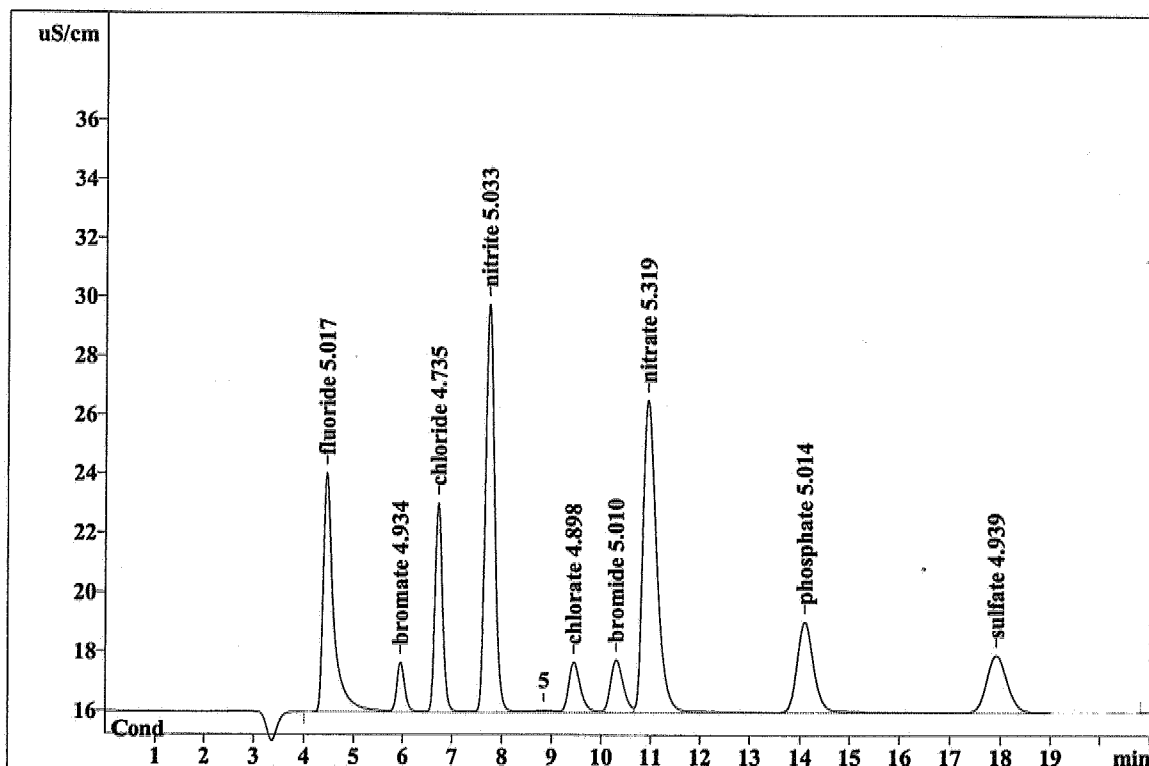
Ident: AC20-07 S5
Analysis from: 3/21/2006 2:16:33 AM
File: q3210216.chw
Modified!
Method: IC100-C20.mtw
Run operator: Cherry Dam
Analysis number: 13380

Last save: 3/21/2006 11:27:42 AM

Last save: 3/20/2006 9:54:42 PM

SAMPLE:

Vial number: 7
Volume: 1.0 µL
Dilution: 1.00
Amount: 1.0000



Quantitation method: Custom

No	Retention min	Height uS/cm	Area uS/cm*sec	Conc. mg/L	Name
1	4.46	8.06	118.464	5.017	fluoride
2	5.95	1.68	18.909	4.934	bromate
3	6.72	7.04	75.492	4.735	chloride
4	7.74	13.79	175.802	5.033	nitrite
5	8.86	0.06	2.345	0.000	
6	9.44	1.70	28.237	4.898	chlorate
7	10.30	1.77	32.116	5.010	bromide
8	10.94	10.55	201.551	5.319	nitrate
9	14.09	3.07	73.406	5.014	phosphate
10	17.91	1.94	55.349	4.939	sulfate
10	21.00	49.67	781.670	44.898	

This report has been created by IC Net

Handwritten:
3-24-06

8045

Report date: 3/24/2006 10:48:29 AM
Printed by: Cherry Dam

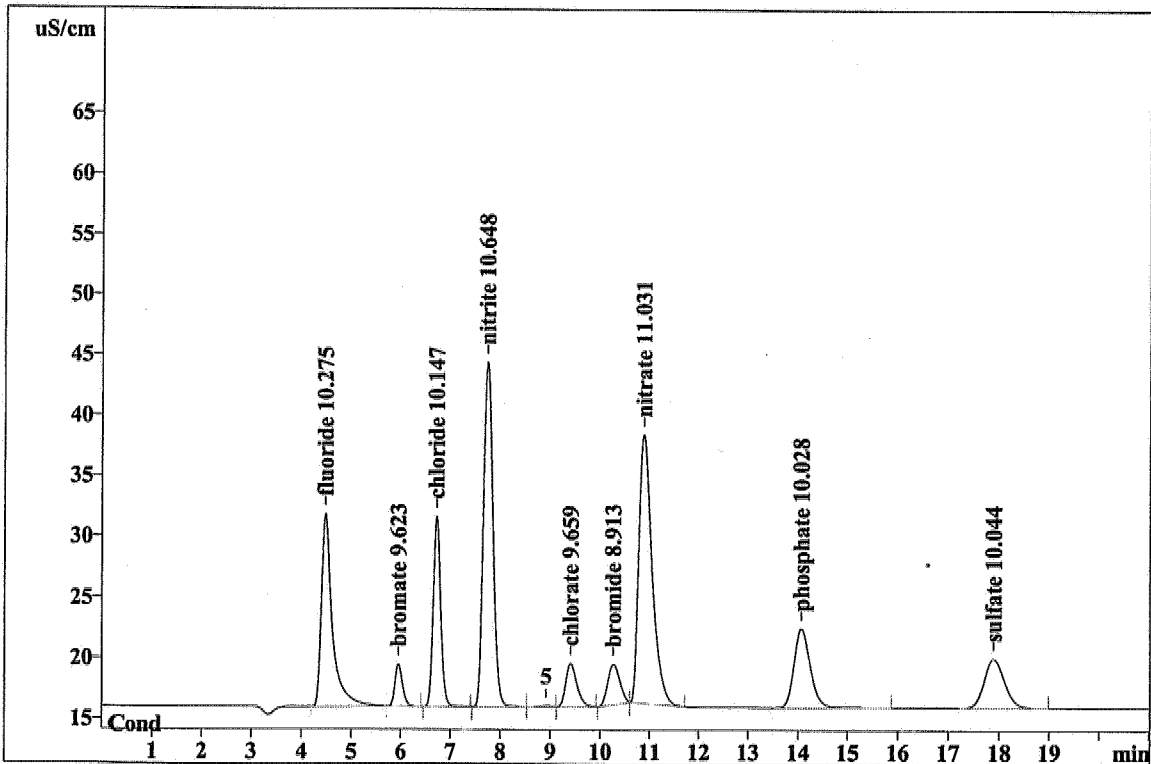
Ident: AC20-08 S6
Analysis from: 3/21/2006 2:40:35 AM
File: q3210240.chw
Modified!
Method: IC100-C20.mtw
Run operator: Cherry Dam
Analysis number: 13381

Last save: 3/21/2006 11:28:03 AM

Last save: 3/20/2006 9:54:42 PM

SAMPLE:

Vial number: 8
Volume: 1.0 µL
Dilution: 1.00
Amount: 1.0000



Quantitation method: Custom

No	Retention min	Height uS/cm	Area uS/cm*sec	Conc. mg/L	Name
1	4.48	15.88	242.429	10.275	fluoride
2	5.95	3.47	36.711	9.623	bromate
3	6.72	15.68	163.525	10.147	chloride
4	7.74	28.40	373.172	10.648	nitrite
5	8.91	0.04	0.619	0.000	
6	9.41	3.58	55.871	9.659	chlorate
7	10.26	3.34	56.825	8.913	bromide
8	10.88	22.21	418.469	11.031	nitrate
9	14.06	6.55	147.996	10.028	phosphate
10	17.88	4.06	112.778	10.044	sulfate
10	21.00	103.21	1608.394	90.371	

This report has been created by IC Net

Handwritten: 20
3-24-06

Report date: 3/24/2006 10:48:58 AM
Printed by: Cherry Dam

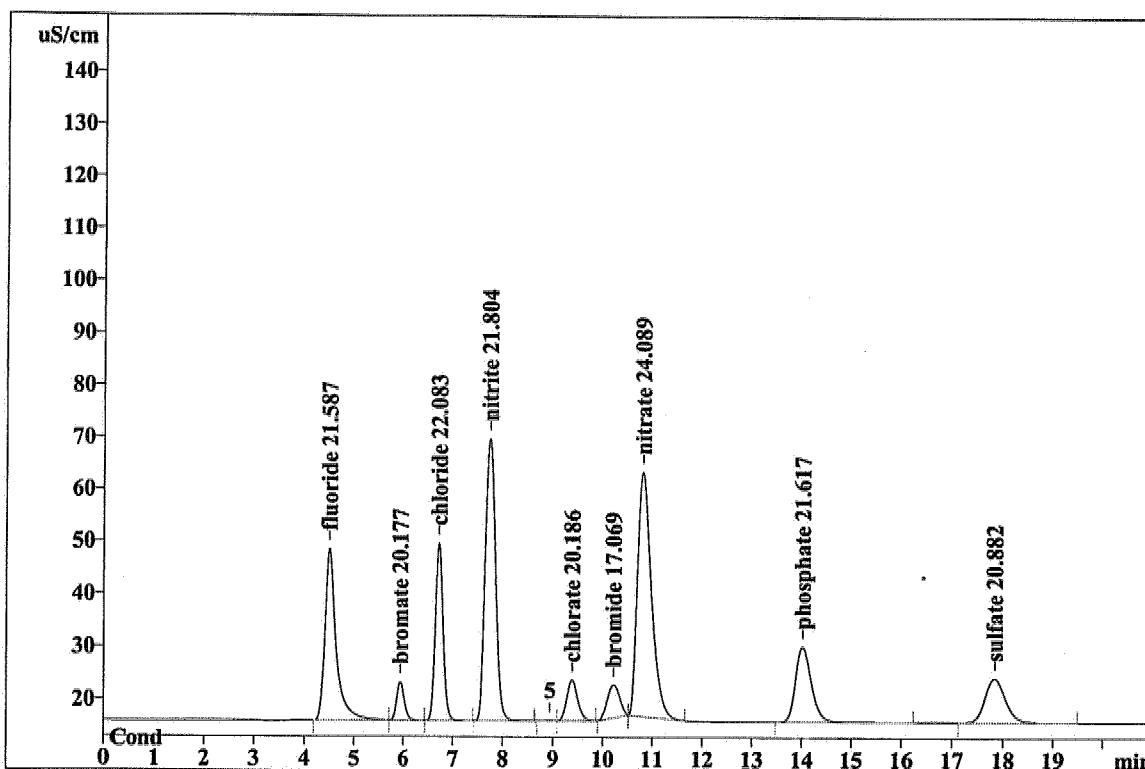
Ident: AC20-09 S7
Analysis from: 3/21/2006 3:04:36 AM
File: q3210304.chw
Modified:
Method: IC100-C20.mtw
Run operator: Cherry Dam
Analysis number: 13382

Last save: 3/21/2006 11:28:26 AM

Last save: 3/20/2006 9:54:42 PM

SAMPLE:

Vial number: 9
Volume: 1.0 µL
Dilution: 1.00
Amount: 1.0000



Quantitation method: Custom

No	Retention min	Height uS/cm	Area uS/cm*sec	Conc. mg/L	Name
1	4.50	32.64	509.116	21.587	fluoride
2	5.94	7.27	76.778	20.177	bromate
3	6.73	33.72	357.688	22.083	chloride
4	7.74	53.84	765.312	21.804	nitrite
5	8.92	0.05	0.654	0.000	
6	9.38	7.75	116.958	20.186	chlorate
7	10.22	6.30	108.440	17.069	bromide
8	10.81	46.68	914.277	24.089	nitrate
9	14.01	14.26	320.389	21.617	phosphate
10	17.83	8.37	234.687	20.882	sulfate
10	21.00	210.88	3404.298	189.495	

This report has been created by IC Net

Re
3-24-06

SECOND SOURCE

IC Result Check FormVersion : QCI

LFID	LSID	Selection	fluoride	bromate	nitrate	chloride	nitrite	chlorate	bromide	phosphate	sulfate	RawNetID	DF
AC20-10	ICV	FBNCICBPS	101.8%	91.1%	103.2%	94.2%	97.3%	95.7%	92.7%	93.3%	94.7%	q3210328	1
AC20-11	ICB	FBNCICBPS	0	0	0	0	0	0	0	0	0	q3210352	1
AC20-22	CCV1	FBNCICBPS	94.2%	93.4%	93.6%	94.7%	91.1%	94.2%	94.4%	93.9%	98%	q3210817	1
AC20-23	CCB1	FBNCICBPS	0	0	0	0	0	0	0	0	0	q3210841	1

Report date: 3/24/2006 10:49:30 AM
 Printed by: Cherry Dam

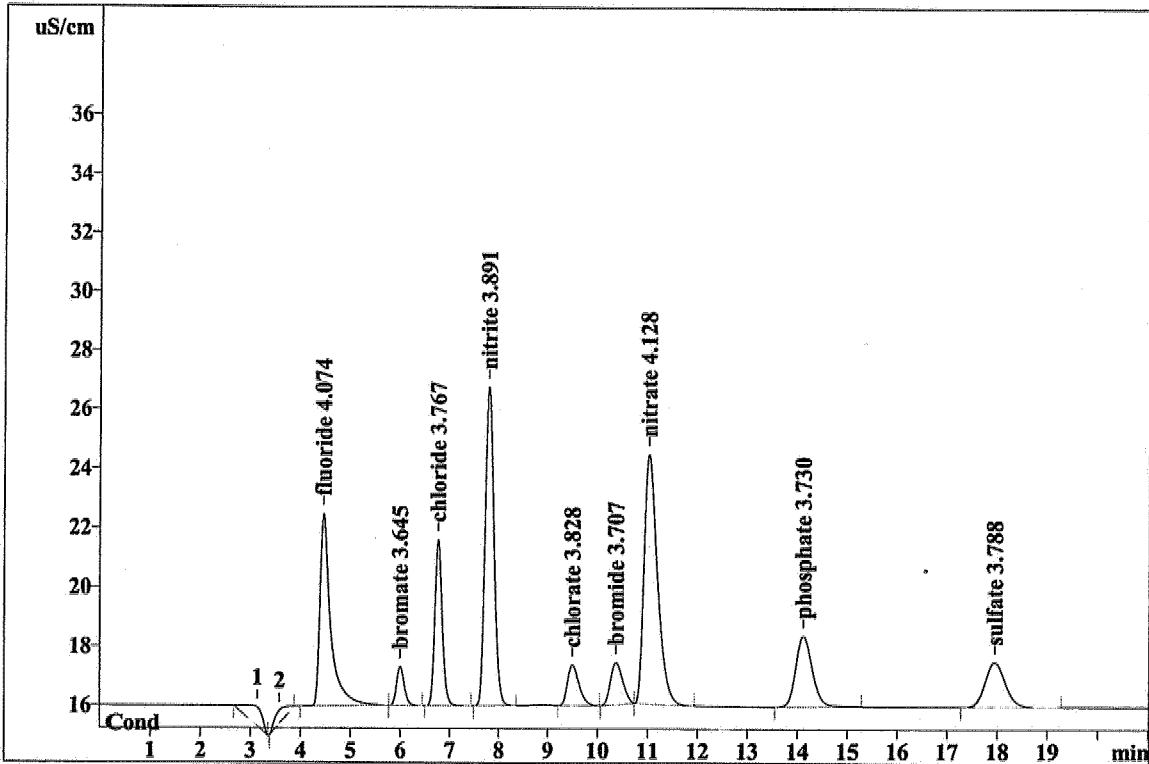
Ident: AC20-10 ICV
 Analysis from: 3/21/2006 3:28:38 AM
 File: q3210328.chw
 Modified!
 Method: IC100-C20.mtw
 Run operator: Cherry Dam
 Analysis number: 13383

Last save: 3/21/2006 11:28:51 AM

Last save: 3/20/2006 9:54:42 PM

SAMPLE:

Vial number: 10
 Volume: 1.0 µL
 Dilution: 1.00
 Amount: 1.0000



Quantitation method: Custom

No	Retention min	Height uS/cm	Area uS/cm*sec	Conc. mg/L	Name
1	3.13	0.64	14.324	0.000	
2	3.57	0.45	7.739	0.000	
3	4.45	6.49	96.217	4.074 /	fluoride
4	5.99	1.31	14.018	3.645 /	bromate
5	6.76	5.60	59.748	3.767 /	chloride
6	7.79	10.76	135.636	3.891 /	nitrite
7	9.50	1.37	22.032	3.828 /	chlorate
8	10.36	1.42	23.873	3.707 /	bromide
9	11.02	8.43	156.332	4.128 /	nitrate
10	14.12	2.39	54.308	3.730 /	phosphate
11	17.94	1.52	42.402	3.788 /	sulfate
11	21.00	40.36	626.630	34.558	

mu
3-24-06

Report date: 3/24/2006 10:50:07 AM
Printed by: Cherry Dam

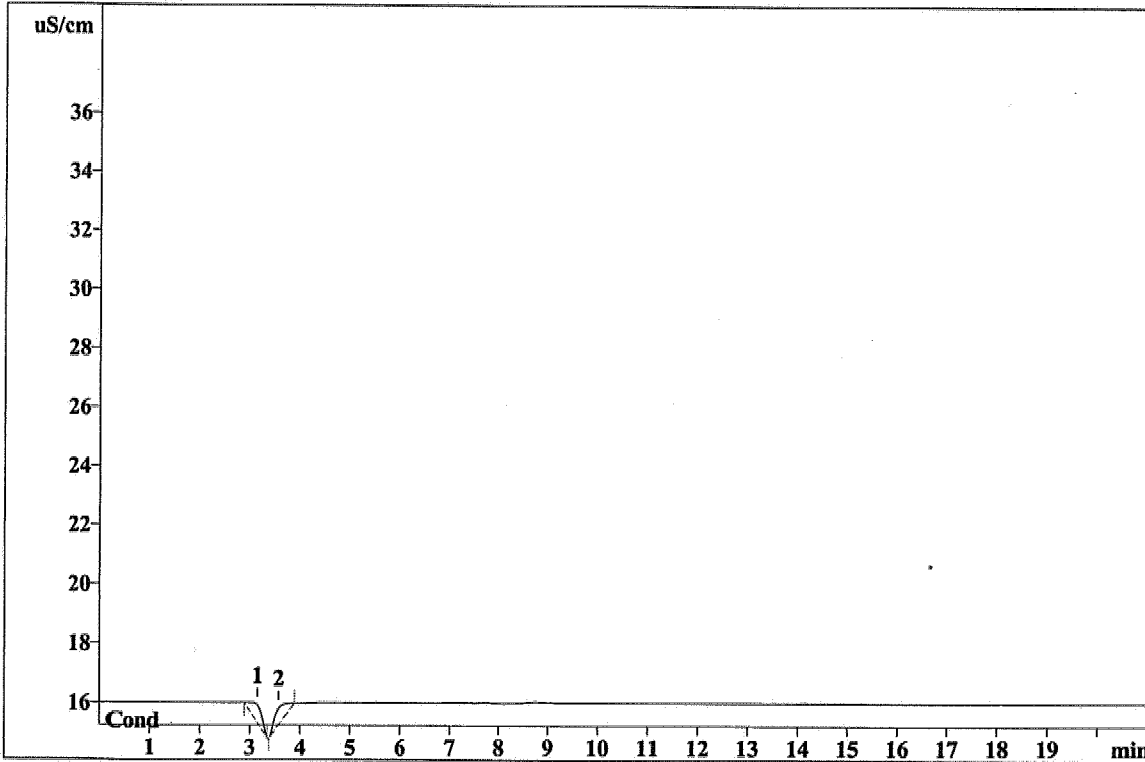
Ident: AC20-11 ICB
Analysis from: 3/21/2006 3:52:40 AM
File: q3210352.chw
Modified!
Method: IC100-C20.mtw
Run operator: Cherry Dam
Analysis number: 13384

Last save: 3/21/2006 11:29:58 AM

Last save: 3/20/2006 9:54:42 PM

SAMPLE:
:

Vial number: 11
Volume: 1.0 µL
Dilution: 1.00
Amount: 1.0000



Quantitation method: Custom

No	Retention min	Height uS/cm	Area uS/cm*sec	Conc. mg/L	Name
1	3.16	0.58	9.099	0.000	
2	3.58	0.55	9.612	0.000	
2	21.00	1.13	18.711	0.000	

This report has been created by IC Net
METROHM LTD

Handwritten: 3-24-06

DAILY CALIBRATION

IC Result Check FormVersion : QC2

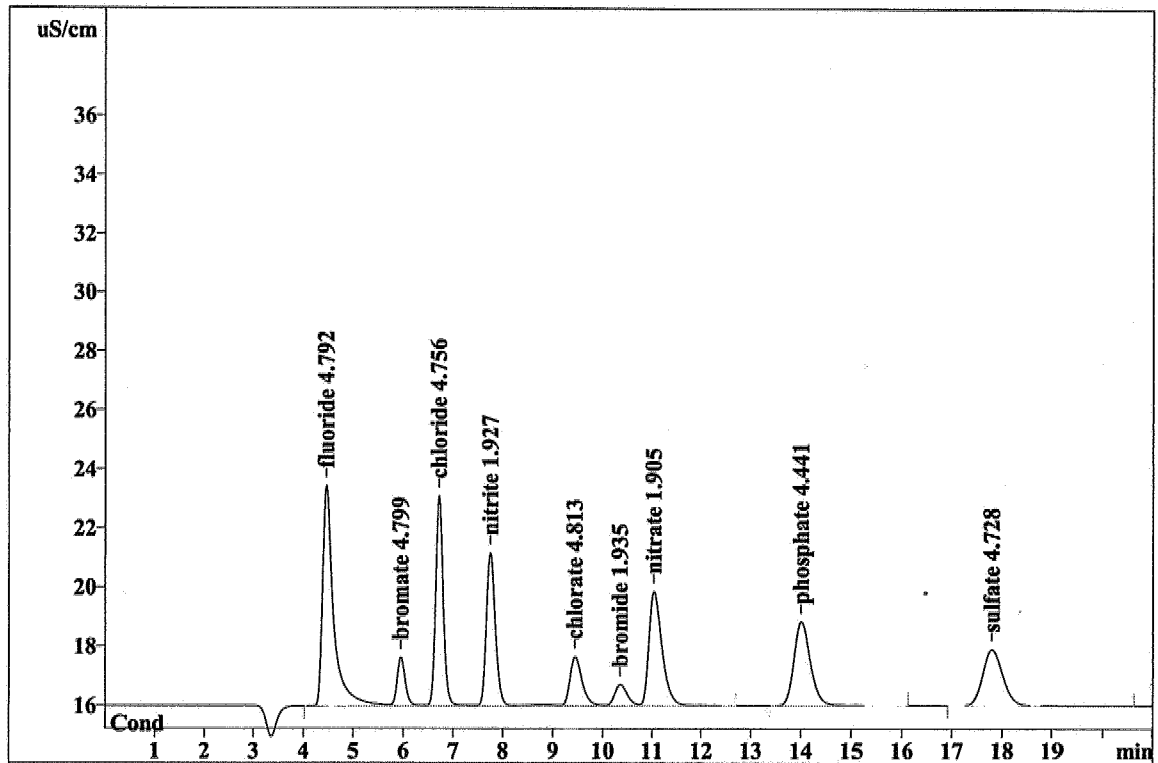
LFID	LSID	Selection	fluoride	bromate	phosphate	chloride	bromide	nitrate	nitrite	chlorate	sulfate	RawNetID	DF
AC21-01	CCV2	FBPCBNICS	97.1%	97.7%	95.9%	95.7%	98.8%	96.3%	97.3%	97.9%	94.8%	q3211506	1
AC21-02	CCB2	FBPCBNICS	0	0	0	0	0	0	0	0	0	q3211530	1
AC21-13	CCV3	FBPCBNICS	96.1%	96.1%	90%	95.2%	97.6%	95.5%	94.3%	102.7%	93.8%	q3211958	1
AC21-14	CCB3	FBPCBNICS	0	0	0	0	0	0	0	0	0	q3212022	1
AC21-25	CCV4	FBPCBNICS	95.8%	96%	88.8%*	95.1%	96.7%	95.3%	96.4%	96.3%	94.6%	q3220046	1
AC21-26	CCB4	FBPCBNICS	0	0	0	0	0	0	0	0	0	q3220110	1
AC21-37	CCV5	FBPCBNICS	96%	97.4%	91.3%	95.4%	99.9%	97.6%	97.5%	97.9%	94.6%	q3220534	1
AC21-38	CCB5	FBPCBNICS	0	0	0	0	0	0	0	0	0	q3220558	1
AC21-46	CCV6	FBPCBNICS	96.1%	96.8%	91%	95.2%	99.4%	97%	97.1%	97.5%	94.8%	q3220911	1
AC21-47	CCB6	FBPCBNICS	0	0	0	0	0	0	0	0	0	q3220935	1

Report date: 3/24/2006 11:22:44 AM
Printed by: Cherry Dam

Ident: AC21-25 CCV4
Analysis from: 3/22/2006 12:46:31 AM
File: q3220046.chw
Modified!
Method: IC100-C20.mtw
Run operator: Cherry Dam
Analysis number: 13429

Last save: 3/22/2006 1:07:26 AM
Last save: 3/21/2006 5:16:30 PM

SAMPLE:
:
Vial number: 25
Volume: 1.0 µL
Dilution: 1.00
Amount: 1.0000



Quantitation method: Custom

No	Retention min	Height uS/cm	Area uS/cm*sec	Conc. mg/L	Name
1	4.45	7.46	113.156	4.792	fluoride
2	5.95	1.64	18.397	4.799	bromate
3	6.71	7.11	75.836	4.756	chloride
4	7.75	5.18	66.621	1.927	nitrite
5	9.44	1.65	27.750	4.813	chlorate
6	10.35	0.71	12.655	1.935	bromide
7	11.04	3.87	71.938	1.905	nitrate
8	14.01	2.85	64.881	4.441	phosphate
9	17.80	1.90	52.975	4.728	sulfate
9	21.00	32.36	504.209	34.097	

This report has been created by IC Net
METROHM LTD

Report date: 3/24/2006 11:23:15 AM
Printed by: Cherry Dam

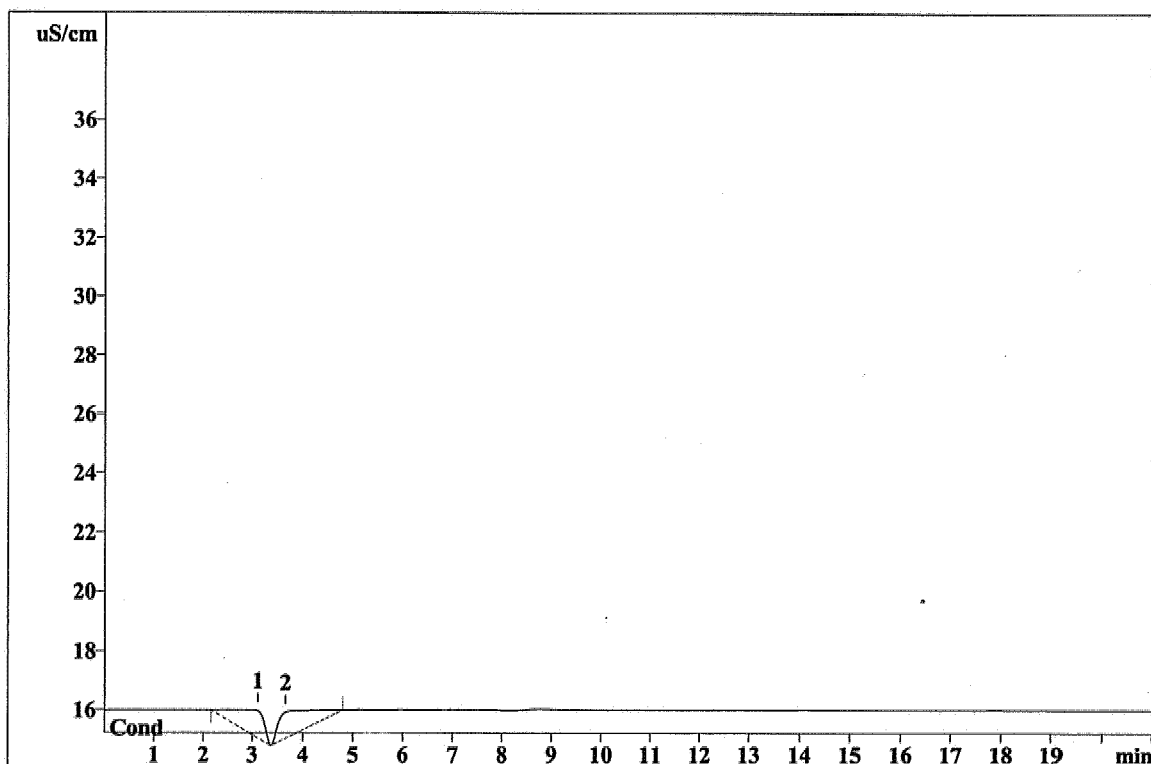
Ident: AC21-26 CCB4
Analysis from: 3/22/2006 1:10:33 AM
File: q3220110.chw
Modified!
Method: IC100-C20.mtw
Run operator: Cherry Dam
Analysis number: 13430

Last save: 3/22/2006 1:31:28 AM

Last save: 3/21/2006 5:16:30 PM

SAMPLE:

Vial number: 26
Volume: 1.0 µL
Dilution: 1.00
Amount: 1.0000



Quantitation method: Custom

No	Retention min	Height uS/cm	Area uS/cm*sec	Conc. mg/L	Name
1	3.11	0.92	35.420	0.000	
2	3.66	0.88	41.155	0.000	
2	21.00	1.80	76.574	0.000	

This report has been created by IC Net
METROHM LTD

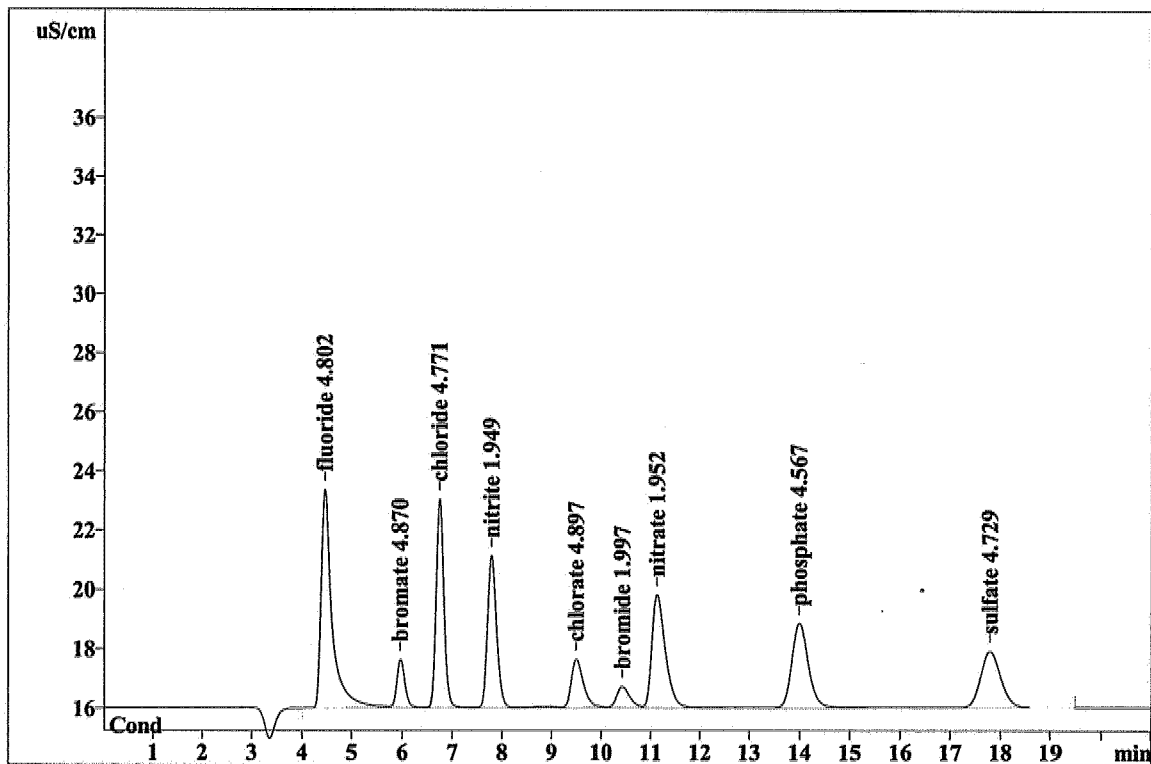
Report date: 3/24/2006 11:38:21 AM
Printed by: Cherry Dam

Ident: AC21-37 CCV5
Analysis from: 3/22/2006 5:34:57 AM
File: q3220534.chw
Modified!
Method: IC100-C20.mtw
Run operator: Cherry Dam
Analysis number: 13441

Last save: 3/22/2006 5:55:53 AM
Last save: 3/21/2006 5:16:30 PM

SAMPLE:

Vial number: 37
Volume: 1.0 µL
Dilution: 1.00
Amount: 1.0000



Quantitation method: Custom

No	Retention min	Height uS/cm	Area uS/cm*sec	Conc. mg/L	Name
1	4.46	7.39	113.386	4.802	fluoride
2	5.96	1.64	18.668	4.870	bromate
3	6.74	7.07	76.084	4.771	chloride
4	7.79	5.15	67.397	1.949	nitrite
5	9.50	1.64	28.234	4.897	chlorate
6	10.43	0.71	13.053	1.997	bromide
7	11.13	3.83	73.717	1.952	nitrate
8	13.99	2.86	66.750	4.567	phosphate
9	17.79	1.90	52.988	4.729	sulfate
9	21.00	32.18	510.276	34.535	

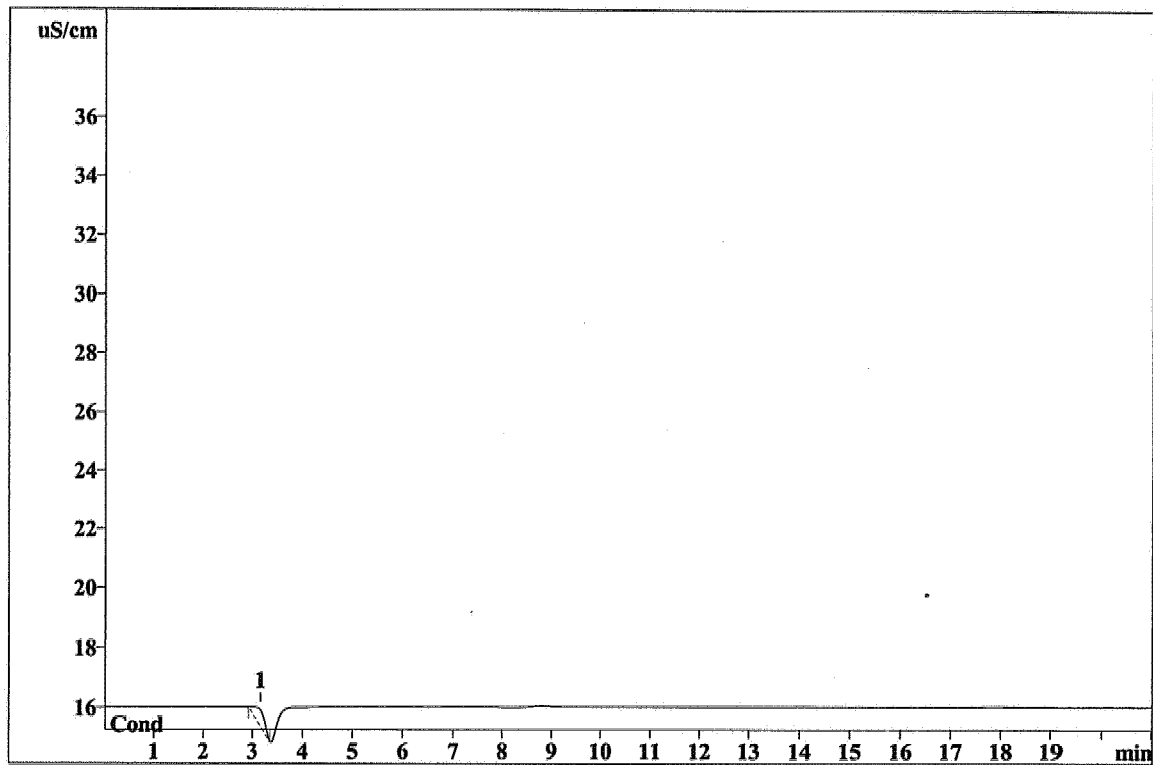
This report has been created by IC Net
METROHM LTD

Report date: 3/24/2006 11:39:01 AM
Printed by: Cherry Dam

Ident: AC21-38 CCB5
Analysis from: 3/22/2006 5:58:59 AM
File: q3220558.chw
Modified!
Method: IC100-C20.mtw
Run operator: Cherry Dam
Analysis number: 13442

Last save: 3/22/2006 6:19:54 AM
Last save: 3/21/2006 5:16:30 PM

SAMPLE:
:
Vial number: 38
Volume: 1.0 µL
Dilution: 1.00
Amount: 1.0000



Quantitation method: Custom

No	Retention min	Height uS/cm	Area uS/cm*sec	Conc. mg/L	Name
1	3.16	0.54	7.806	0.000	

This report has been created by IC Net
METROHM LTD

Report date: 3/24/2006 11:47:34 AM
Printed by: Cherry Dam

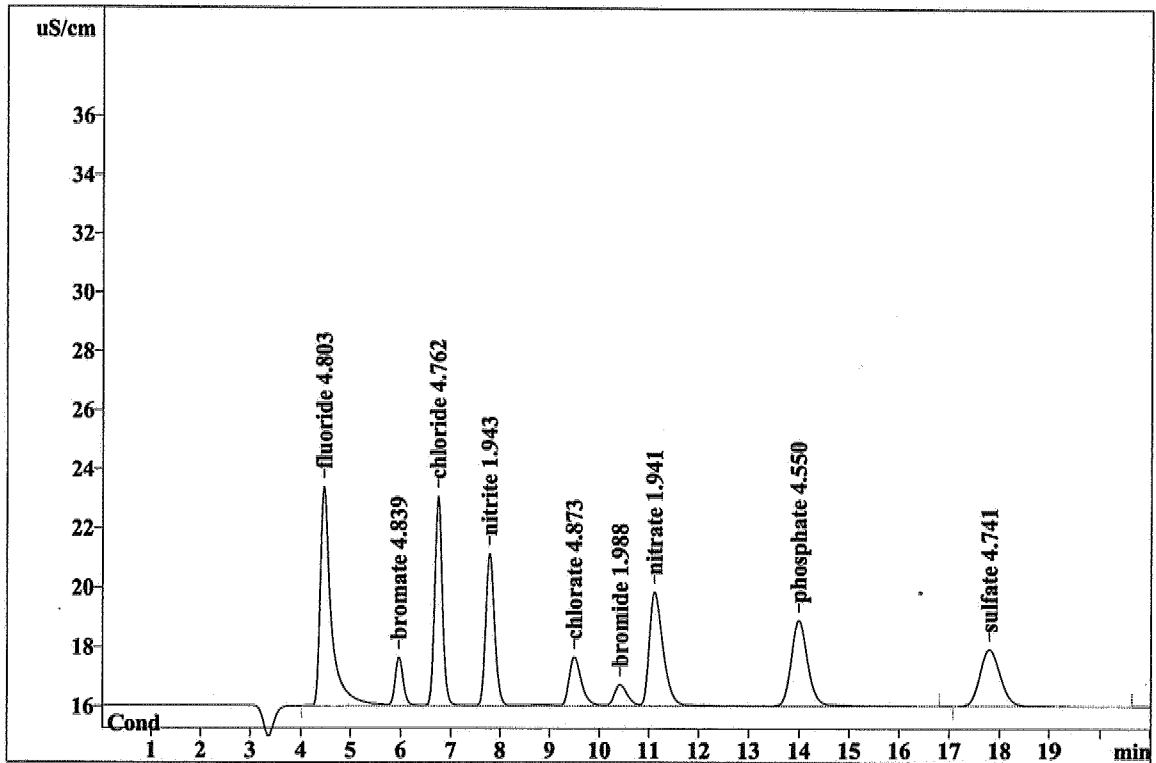
Ident: AC21-46 CCV6
Analysis from: 3/22/2006 9:11:15 AM
File: q3220911.chw
Modified!
Method: IC100-C20.mtw
Run operator: Cherry Dam
Analysis number: 13450

Last save: 3/24/2006 11:46:28 AM

Last save: 3/21/2006 5:16:30 PM

SAMPLE:

Vial number: 46
Volume: 1.0 µL
Dilution: 1.00
Amount: 1.0000



Quantitation method: Custom

No	Retention min	Height uS/cm	Area uS/cm*sec	Conc. mg/L	Name
1	4.46	7.39	113.404	4.803	fluoride
2	5.96	1.64	18.549	4.839	bromate
3	6.74	7.06	75.935	4.762	chloride
4	7.78	5.14	67.167	1.943	nitrite
5	9.49	1.65	28.095	4.873	chlorate
6	10.41	0.71	12.991	1.988	bromide
7	11.11	3.83	73.301	1.941	nitrate
8	13.99	2.89	66.503	4.550	phosphate
9	17.79	1.90	53.124	4.741	sulfate
9	21.00	32.20	509.068	34.439	

This report has been created by IC Net
METROHM LTD

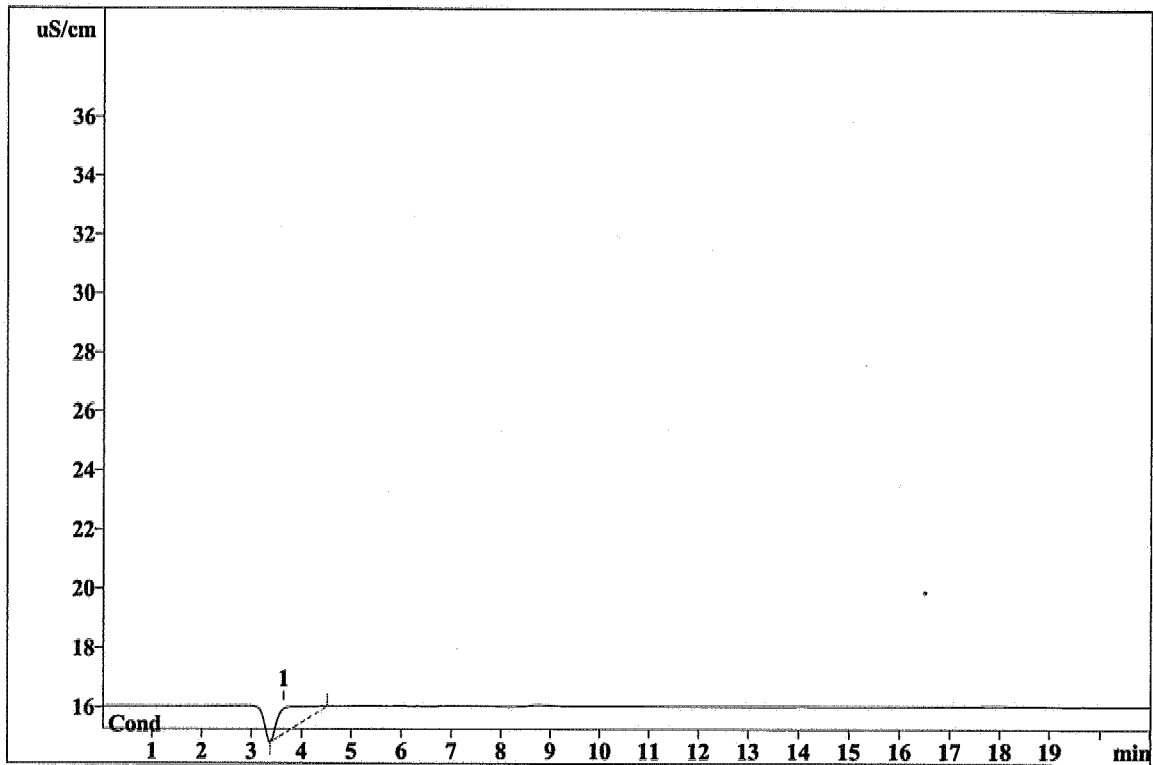
Report date: 3/24/2006 11:47:08 AM
Printed by: Cherry Dam

Ident: AC21-47 CCB6
Analysis from: 3/22/2006 9:35:17 AM
File: q3220935.chw
Modified!
Method: IC100-C20.mtw
Run operator: Cherry Dam
Analysis number: 13451

Last save: 3/22/2006 9:56:12 AM
Last save: 3/21/2006 5:16:30 PM

SAMPLE:

Vial number: 47
Volume: 1.0 µL
Dilution: 1.00
Amount: 1.0000



Quantitation method: Custom

No	Retention min	Height uS/cm	Area uS/cm*sec	Conc. mg/L	Name
1	3.64	0.83	31.412	0.000	

This report has been created by IC Net
METROHM LTD

ANALYTICAL LOG

File Name	Method	Ident	Vial	Volume	Dilution	Amount	Internal Standard Amount	Calibration Level	Sample Info 1	Sample Info 2
q3211506.chw	IC100-C20.mtw	AC21-01 CCY2	1	1.0	1.0	1.0	100.0	0		F
q3211530.chw	IC100-C20.mtw	AC21-02 CCB2	2	1.0	1.0	1.0	100.0	0		
q3211554.chw	IC100-C20.mtw	AC21-03 ICC035WB	3	1.0	1.0	1.0	100.0	0		
q3211618.chw	IC100-C20.mtw	AC21-04 ICC035WL	4	1.0	1.0	1.0	100.0	0		
q3211642.chw	IC100-C20.mtw	AC21-05 ICC035WC	5	1.0	1.0	1.0	100.0	0		
q3211709.chw	IC100-C20.mtw	AC21-06 ICC035WY	6	1.0	1.0	1.0	100.0	0		
q3211733.chw	IC100-C20.mtw	AC21-07 ICC035WY	7	1.0	1.0	1.0	100.0	0		
q3211757.chw	IC100-C20.mtw	AC21-08 C558-01 DF=5	8	1.0	5.0	1.0	100.0	0		
q3211821.chw	IC100-C20.mtw	AC21-09 C185-01	9	1.0	1.0	1.0	100.0	0		
q3211845.chw	IC100-C20.mtw	AC21-10 C185-02	10	1.0	1.0	1.0	100.0	0		
q3211910.chw	IC100-C20.mtw	AC21-11 C185-03	11	1.0	1.0	1.0	100.0	0		
q3211934.chw	IC100-C20.mtw	AC21-12 C558-01 DF=10	12	1.0	10.0	1.0	100.0	0		
q3211958.chw	IC100-C20.mtw	AC21-13 CCY3	13	1.0	1.0	1.0	100.0	0		
q3212022.chw	IC100-C20.mtw	AC21-14 CCB3	14	1.0	1.0	1.0	100.0	0		
q321210.chw	IC100-C20.mtw	AC21-15 C185-04	15	1.0	1.0	1.0	100.0	0		
q3212134.chw	IC100-C20.mtw	AC21-16 C574-01	16	1.0	1.0	1.0	100.0	0		
q3212158.chw	IC100-C20.mtw	AC21-17 C574-02	17	1.0	1.0	1.0	100.0	0		
q3212222.chw	IC100-C20.mtw	AC21-18 C574-02D	18	1.0	1.0	1.0	100.0	0		
q3212246.chw	IC100-C20.mtw	AC21-19 C574-02M	19	1.0	1.0	1.0	100.0	0		
q3212310.chw	IC100-C20.mtw	AC21-20 C191-01	20	1.0	1.0	1.0	100.0	0		
q3212334.chw	IC100-C20.mtw	AC21-21 C191-02	21	1.0	1.0	1.0	100.0	0		
q3212358.chw	IC100-C20.mtw	AC21-22 C191-03	22	1.0	1.0	1.0	100.0	0		
q3220022.chw	IC100-C20.mtw	AC21-23 C191-04	23	1.0	1.0	1.0	100.0	0		
q3220046.chw	IC100-C20.mtw	AC21-24 RINSE	24	1.0	1.0	1.0	100.0	0		
q3220110.chw	IC100-C20.mtw	AC21-25 CCY4	25	1.0	1.0	1.0	100.0	0		
q3220134.chw	IC100-C20.mtw	AC21-26 CCB4	26	1.0	1.0	1.0	100.0	0		
q3220158.chw	IC100-C20.mtw	AC21-27 ICC036SB	27	1.0	1.0	1.0	100.0	0		
q3220222.chw	IC100-C20.mtw	AC21-28 ICC036SL	28	1.0	1.0	1.0	100.0	0		
q3220246.chw	IC100-C20.mtw	AC21-29 ICC036SC	29	1.0	1.0	1.0	100.0	0		
q3220310.chw	IC100-C20.mtw	AC21-30 C071-01	30	1.0	1.0	1.0	100.0	0		
q3220334.chw	IC100-C20.mtw	AC21-31 C071-07	31	1.0	1.0	1.0	100.0	0		
q3220358.chw	IC100-C20.mtw	AC21-32 C071-09	32	1.0	1.0	1.0	100.0	0		
q3220422.chw	IC100-C20.mtw	AC21-33 C081-06	33	1.0	1.0	1.0	100.0	0		
q3220446.chw	IC100-C20.mtw	AC21-34 C081-08	34	1.0	1.0	1.0	100.0	0		
q3220510.chw	IC100-C20.mtw	AC21-35 C081-08D	35	1.0	1.0	1.0	100.0	0		
q3220534.chw	IC100-C20.mtw	AC21-36 RINSE	36	1.0	1.0	1.0	100.0	0		
q3220558.chw	IC100-C20.mtw	AC21-37 CCF3	37	1.0	1.0	1.0	100.0	0		
q3220633.chw	IC100-C20.mtw	AC21-38 CCB5	38	1.0	1.0	1.0	100.0	0		
q3220647.chw	IC100-C20.mtw	AC21-39 C081-08M	39	1.0	1.0	1.0	100.0	0		
q3220711.chw	IC100-C20.mtw	AC21-40 C106-06	40	1.0	1.0	1.0	100.0	0		
q3220735.chw	IC100-C20.mtw	AC21-41 C106-08	41	1.0	1.0	1.0	100.0	0		
q3220759.chw	IC100-C20.mtw	AC21-42 C120-14	42	1.0	1.0	1.0	100.0	0		
q3220833.chw	IC100-C20.mtw	AC21-43 C120-16	43	1.0	1.0	1.0	100.0	0		
q3220847.chw	IC100-C20.mtw	AC21-44 C127-06	44	1.0	1.0	1.0	100.0	0		
q3220911.chw	IC100-C20.mtw	AC21-45 RINSE	45	1.0	1.0	1.0	100.0	0		
q3220935.chw	IC100-C20.mtw	AC21-46 CCF6	46	1.0	1.0	1.0	100.0	0		
q3220959.chw	IC100-C20.mtw	AC21-47 CCB6	47	1.0	1.0	1.0	100.0	0		



ANALYSIS RUN LOG
for
ION CHROMATOGRAPHY

Note: For samples, relevant QCs/Standards analyzed,
refer to attached analytical sequence.

Book #: A100-05

Instrument No.: 100

Analytical Sequence: AC20

Method File: IC100-C20.mtw

Analytical Batch: IC034W

Comments:

Conc. of: S1 — 0.1 ppm

S2 — 0.2

S3 — 0.5

S4 — 2.5

S5 — 5.0

S6 — 10

S7 — 20 ↓

SOP #	Rev. #
<input checked="" type="checkbox"/> EMAX-300.0	3
<input type="checkbox"/> EMAX-9056	2
<input type="checkbox"/> EMAX-	

STANDARDS ID	
ICAL	S11B-02-62-3
^{ad 03/29/06} ICV/LCS/MS	63-1
CCV	63-2
LCS	↓ 63-3

ELECTRONIC DATA ARCHIVAL	
Location	Date
<input type="checkbox"/> IC METROHM	
<input type="checkbox"/>	

Analyzed By: ad

Date: 03/29/06

SAMPLE PREPARATION LOG FOR IC/ANIONS

SOP EMAX-9056

EMAX-3000

Matrix SCIL Start Date 3/21/06 Time 8:15 End Date 03/21/06 Time 14:45

Sample Prep ID	Lab Sample ID	Sample Amount (g)	Dilution Volume (ml)	Extract Volume (ml)	Notes	Standards	ID	Amount Added (ml)
*01	I11036SB	10.000	100	100		Bromide	S11A-01-1	0.2
*02	↓	↓				Chloride	2	0.5
*03	SC	↓				Fluoride	3	0.5
*04	C071-01	10.002				NO ₂	5	0.2
*05	↓	10.001				NO ₃ N	6	0.2
*06	↓	10.001				PO ₄ -P	7	0.5
*07	C091-06	10.003				SO ₄	SW5A-12-012	0.5
*08	↓	10.001						
*09	↓	10.001						
*10	↓	10.001						
*11	C106-06	10.003						
*12	↓	10.001						
*13	C120-14	10.003						
*14	↓	10.001						
*15	C127-06	10.001						
*16								
*17								
*18								
*19								
*20								
*21								
*22								
*23								
*24								
*25								

PREPARATION BATCH # I11036S

Legend:

Color	Texture	Clarity	Artifacts
Bu = Blue	Cs = Coarse	Cr = Clear	Rk = Rocks
Bl = Black	Md = Medium	Cy = Cloudy	Sl = Shale
Bn = Brown	Fn = Fine	Td = turbid	Vg = Vegetation
Gn = Green			
Og = Orange			
Rd = Red			
Yw = Yellow			

Comments:

Prepared By: ed
 Standard Added By: ed
 Checked By: ed

CASE NARRATIVE

CLIENT: ENSR
PROJECT: UPGRADIENT INVESTIGATION, TRONOX
SDG: 06C081

METHOD 3060A/7199 HEXAVALENT CHROMIUM

Ten (10) soil samples were received on 03/09/06 for Hexavalent Chromium analysis by Method 3060A/7199 in accordance with "Test Methods for Evaluating Solid Waste, Physical/Chemical Method", SW846, 3rd edition.

1. Holding Time

Analysis met holding time criteria.

2. Method Blank

Method blanks were free of contamination at the reporting limit.

3. Lab Control Sample/Lab Control Sample Duplicate

Lab control results were within QC limit.

4. Duplicate

Sample C081-08 was analyzed for duplicate. There was no Hexavalent Chromium detected in the parent and duplicate samples.

5. Matrix Spike/Matrix Spike Duplicate

Sample C081-08 was spiked for soluble chromium (C081-08M) and insoluble chromium (C081-08U). Recoveries were within QC limit.

6. Sample Analysis

Samples were analyzed according to the prescribed QC procedures. All criteria were met.

Double injections were performed in all samples. Results from both injections were reported.

SAMPLE RESULTS

METHOD 3060A/7199
HEXAVALENT CHROMIUM

Client : ENSR
Project : UPGRADE INVESTIGATION, TRONOX
Batch No. : 06C081

Matrix : SOIL
Instrument ID : 159

SAMPLE ID	EMAX SAMPLE ID	RESULTS (mg/kg)	DLF	MOIST	RL (mg/kg)	MDL (mg/kg)	Analysis DATE/TIME	Extraction DATE/TIME	LFID	CAL REF	PREP BATCH	Collection DATE/TIME	Received DATE/TIME
MBLK1S	HCC009SB	ND	1	NA	.5	.25	04/03/0617:47	03/31/0611:15	ID03-2	ID03-1	HCC009S	NA	03/31/06
LCS1S	HCC009SL	5.53	1	NA	.5	.25	04/03/0617:57	03/31/0611:15	ID03-3	ID03-1	HCC009S	NA	03/31/06
LCD1S	HCC009SC	5.68	1	NA	.5	.25	04/03/0618:07	03/31/0611:15	ID03-4	ID03-1	HCC009S	NA	03/31/06
M118-0.5	C081-01	ND	1	5.4	.529	.264	04/03/0622:12	03/31/0611:15	ID03-28	ID03-23	HCC009S	03/08/06	03/09/06
M118-0.5DUP	C081-01D	ND	1	5.4	.529	.264	04/03/0622:22	03/31/0611:15	ID03-29	ID03-23	HCC009S	03/08/06	03/09/06
M118-5	C081-02	ND	1	7.7	.542	.271	04/03/0622:32	03/31/0611:15	ID03-30	ID03-23	HCC009S	03/08/06	03/09/06
M118-5DUP	C081-02D	ND	1	7.7	.542	.271	04/03/0622:42	03/31/0611:15	ID03-31	ID03-23	HCC009S	03/08/06	03/09/06
M118-10	C081-03	ND	1	13.7	.579	.29	04/03/0622:52	03/31/0611:15	ID03-32	ID03-23	HCC009S	03/08/06	03/09/06
M118-10DUP	C081-03D	ND	1	13.7	.579	.29	04/03/0623:02	03/31/0611:15	ID03-33	ID03-23	HCC009S	03/08/06	03/09/06
M118-20	C081-04	ND	1	5.3	.528	.264	04/03/0623:23	03/31/0611:15	ID03-35	ID03-34	HCC009S	03/08/06	03/09/06
M118-20DUP	C081-04D	ND	1	5.3	.528	.264	04/03/0623:33	03/31/0611:15	ID03-36	ID03-34	HCC009S	03/08/06	03/09/06
M118-200	C081-05	ND	1	6.2	.533	.267	04/03/0623:43	03/31/0611:15	ID03-37	ID03-34	HCC009S	03/08/06	03/09/06
M118-200DUP	C081-05D	ND	1	6.2	.533	.267	04/03/0623:53	03/31/0611:15	ID03-38	ID03-34	HCC009S	03/08/06	03/09/06
M118-300	C081-06	ND	1	12.0	.568	.284	04/04/0600:03	03/31/0611:15	ID03-39	ID03-34	HCC009S	03/08/06	03/09/06
M118-300DUP	C081-06D	ND	1	12.0	.568	.284	04/04/0600:13	03/31/0611:15	ID03-40	ID03-34	HCC009S	03/08/06	03/09/06
M118-40	C081-07	ND	1	12.6	.572	.286	04/04/0600:24	03/31/0611:15	ID03-41	ID03-34	HCC009S	03/08/06	03/09/06
M118-40DUP	C081-07D	ND	1	12.6	.572	.286	04/04/0600:34	03/31/0611:15	ID03-42	ID03-34	HCC009S	03/08/06	03/09/06
M118-50	C081-08	ND	1	17.7	.608	.304	04/04/0600:44	03/31/0611:15	ID03-43	ID03-34	HCC009S	03/08/06	03/09/06
M118-50DUP	C081-08D	ND	1	17.7	.608	.304	04/04/0600:54	03/31/0611:15	ID03-44	ID03-34	HCC009S	03/08/06	03/09/06
M118-50MS	C081-08M	5.44	1	17.7	.608	.304	04/04/0601:14	03/31/0611:15	ID03-46	ID03-45	HCC009S	03/08/06	03/09/06
M118-60	C081-09	ND	1	7.7	.542	.271	04/04/0601:24	03/31/0611:15	ID03-47	ID03-45	HCC009S	03/08/06	03/09/06
M118-60DUP	C081-09D	ND	1	7.7	.542	.271	04/04/0601:35	03/31/0611:15	ID03-48	ID03-45	HCC009S	03/08/06	03/09/06
M118-80	C081-10	ND	1	14.7	.586	.293	04/04/0601:45	03/31/0611:15	ID03-49	ID03-45	HCC009S	03/08/06	03/09/06
M118-80DUP	C081-10D	ND	1	14.7	.586	.293	04/04/0601:55	03/31/0611:15	ID03-50	ID03-45	HCC009S	03/08/06	03/09/06
MBLK2S	HCC010SB	ND	1	NA	.5	.25	04/04/0602:15	04/03/0618:10	ID03-52	ID03-51	HCC010S	NA	04/03/06
LCS2S	HCC010SL	4.88	1	NA	.5	.25	04/04/0602:25	04/03/0618:10	ID03-53	ID03-51	HCC010S	NA	04/03/06
LCD2S	HCC010SC	4.9	1	NA	.5	.25	04/04/0602:36	04/03/0618:10	ID03-54	ID03-51	HCC010S	NA	04/03/06
M118-50MS	C081-08U	153	25	17.7	15.2	7.59	04/04/0610:46	04/03/0618:10	ID03-97	ID03-94	HCC010S	03/08/06	03/09/06

***** EXTERNAL STANDARD TABLE *****

***** 04-03-2006 22:20:14 Version 5.2.0 *****

* Sample Name: COB1-01 Data File: L:\ID03-28 *
* Date: 04-03-2006 22:12:03 Method: IC59C31 04-02-2006 21:01:24 Version: 177 *
2006 2/4/06

* Interface: 6 Cycle#: 28 Operator: JKN Channel: A Vial#: N.A. *
* Starting Peak Width: 20 Threshold: 50 Area Threshold: 100 *

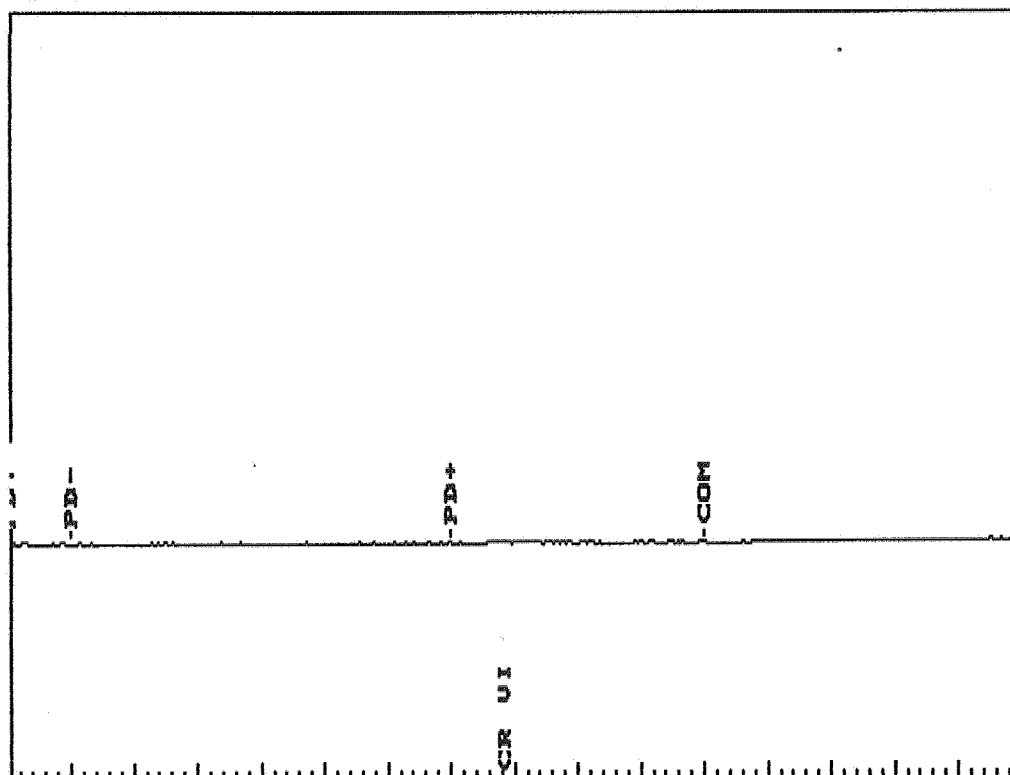
* Instrument Type: IC-057 Column Type: AS-16 *
* Solvent Description: 60 MM NAOH *
* Conditions: 300MA AT 1US FLOW AT 1.2ML/MIN *
* Detector 0: CONDUCT Detector 1: *
* Misc. Information: *

Starting Delay: 0.00 Ending retention time: 8.00
Area reject: 1000 One sample per 1.000 sec.
Amount injected: 1.00 Dilution factor: 1.00
Sample Weight: 1.00000

PEAK NUM	RET TIME	PEAK NAME	CONCENTRATION in UG/L	NORMALIZED CONC	AREA	HEIGHT	AREA/ HEIGHT BL	REF PEAK	% DELTA RET TIME	CONC/AREA
-------------	-------------	--------------	--------------------------	--------------------	------	--------	--------------------	-------------	---------------------	-----------

TOTAL AMOUNT = 0.0000

Areas, times, and heights stored in: L:\ID03-28.ATB
Data File = L:\ID03-28.PTS Printed on 04-03-2006 at 22:20:16
Start time: 0.00 min. Stop time: 8.00 min. Offset: 25 K-cts
Full Range: 500 K-Counts



***** EXTERNAL STANDARD TABLE *****

***** 04-03-2006 22:30:24 Version 5.2.0 *****
 * Sample Name: C081-01D Data File: L:\ID03-29 *
 * Date: 04-03-~~1906~~ 22:22:12 Method: IC59C31 04-02-2006 21:01:24 Version: 177 *
 2006 n43106 *
 * Interface: 6 Cycle#: 29 Operator: JKN Channel: A Vial#: N.A. *
 * Starting Peak Width: 20 Threshold: 50 Area Threshold: 100 *

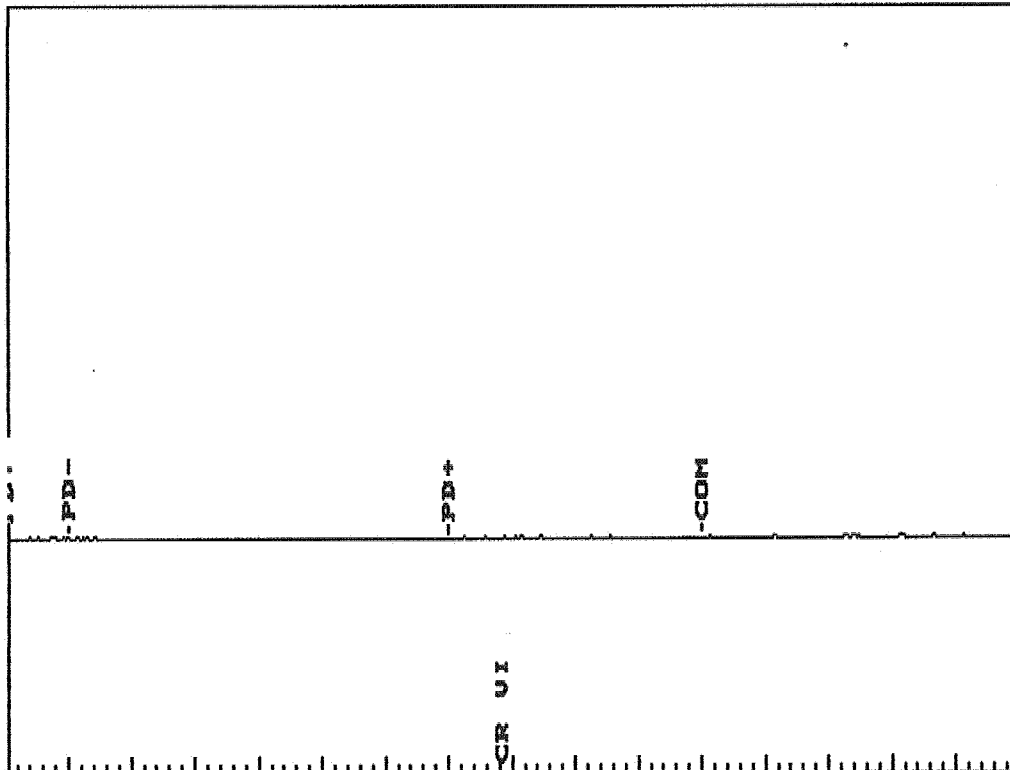
 * Instrument Type: IC-057 Column Type: AS-16 *
 * Solvent Description: 60 MM NAOH *
 * Conditions: 300MA AT 1US FLOW AT 1.2ML/MIN *
 * Detector 0: CONDUCT Detector 1: *
 * Misc. Information: *

 Starting Delay: 0.00 Ending retention time: 8.00
 Area reject: 1000 One sample per 1.000 sec.
 Amount injected: 1.00 Dilution factor: 1.00
 Sample Weight: 1.00000

PEAK NUM	RET TIME	PEAK NAME	CONCENTRATION in UG/L	NORMALIZED CONC	AREA	AREA/ HEIGHT	REF PEAK	% DELTA RET TIME	CONC/AREA
-------------	-------------	--------------	--------------------------	--------------------	------	-----------------	-------------	---------------------	-----------

TOTAL AMOUNT = 0.0000

Areas, times, and heights stored in: L:\ID03-29.ATB
 Data File = L:\ID03-29.PTS Printed on 04-03-2006 at 22:30:25
 Start time: 0.00 min. Stop time: 8.00 min. Offset: 25 K-cts
 Full Range: 500 K-Counts



***** EXTERNAL STANDARD TABLE *****

***** 04-03-2006 22:40:33 Version 5.2.0 *****
* Sample Name: C081-02 Data File: L:\ID03-30 *
* Date: 04-03-~~1996~~ 22:32:21 Method: IC59C31 04-02-2006 21:01:24 Version: 177 *
2006 w H36v
* Interface: 6 Cycle#: 30 Operator: JKN Channel: A Vial#: N.A. *
* Starting Peak Width: 20 Threshold: 50 Area Threshold: 100 *

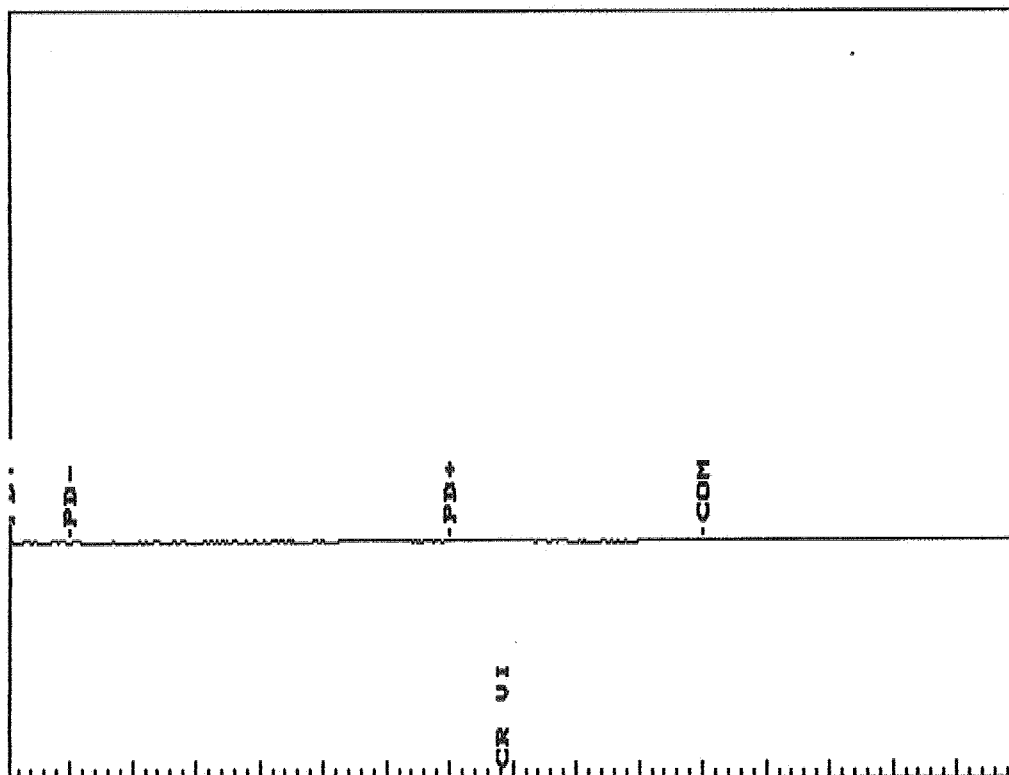
* Instrument Type: IC-057 Column Type: AS-16 *
* Solvent Description: 60 MM NAOH *
* Conditions: 300MA AT 1US FLOW AT 1.2ML/MIN *
* Detector 0: CONDUCT Detector 1: *
* Misc. Information: *

Starting Delay: 0.00 Ending retention time: 8.00
Area reject: 1000 One sample per 1.000 sec.
Amount injected: 1.00 Dilution factor: 1.00
Sample Weight: 1.00000

PEAK NUM	RET TIME	PEAK NAME	CONCENTRATION in UG/L	NORMALIZED CONC	AREA	HEIGHT	AREA/ HEIGHT BL	REF PEAK	% DELTA RET TIME	CONC/AREA
-------------	-------------	--------------	--------------------------	--------------------	------	--------	--------------------	-------------	---------------------	-----------

TOTAL AMOUNT = 0.0000

Areas, times, and heights stored in: L:\ID03-30.ATB
Data File = L:\ID03-30.PTS Printed on 04-03-2006 at 22:40:35
Start time: 0.00 min. Stop time: 8.00 min. Offset: 25 K-cts
Full Range: 500 K-Counts



***** EXTERNAL STANDARD TABLE *****

***** 04-03-2006 22:50:43 Version 5.2.0 *****
* Sample Name: C081-02D Data File: L:\ID03-31 *
* Date: 04-03-2006 22:42:30 Method: IC59C31 04-02-2006 21:01:24 Version: 177 *
2006 ~ 4/3/06 *
* Interface: 6 Cycle#: 31 Operator: JKN Channel: A Vial#: N.A. *
* Starting Peak Width: 20 Threshold: 50 Area Threshold: 100 *

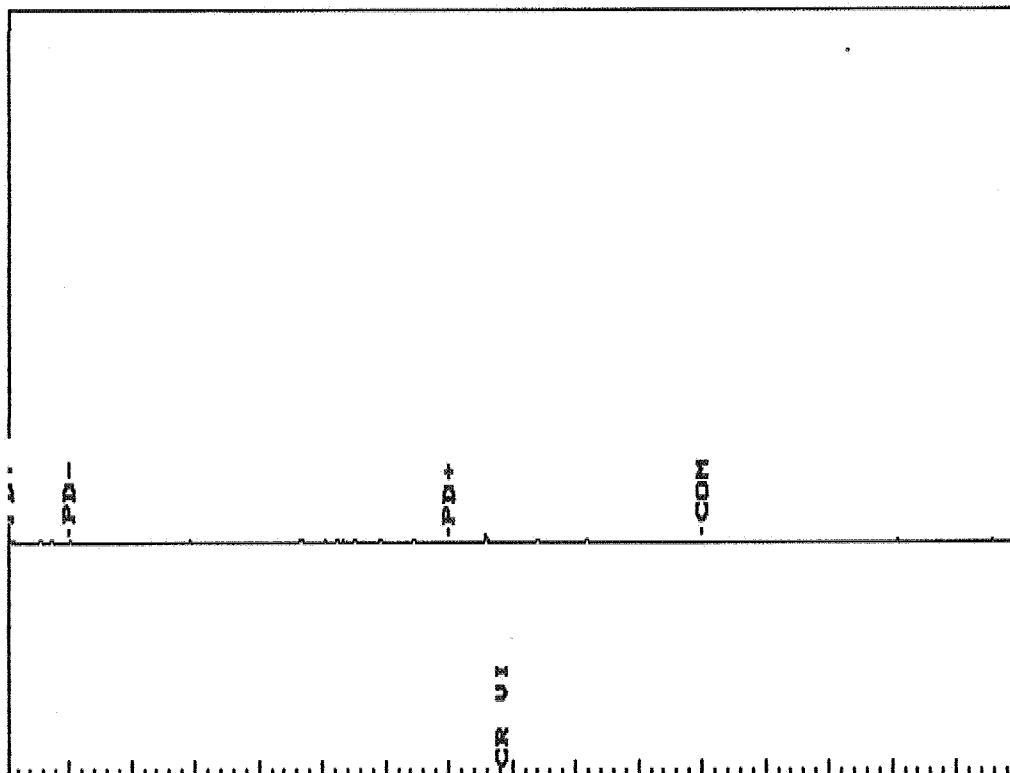
* Instrument Type: IC-057 Column Type: AS-16 *
* Solvent Description: 60 MM NaOH *
* Conditions: 300MA AT 1US FLOW AT 1.2ML/MIN *
* Detector 0: CONDUCT Detector 1: *
* Misc. Information: *

Starting Delay: 0.00 Ending retention time: 8.00
Area reject: 1000 One sample per 1.000 sec.
Amount injected: 1.00 Dilution factor: 1.00
Sample Weight: 1.00000

PEAK NUM	RET TIME	PEAK NAME	CONCENTRATION in UG/L	NORMALIZED CONC	AREA	HEIGHT	AREA/ HEIGHT BL	REF PEAK	% DELTA RET TIME	CONC/AREA
-------------	-------------	--------------	--------------------------	--------------------	------	--------	--------------------	-------------	---------------------	-----------

TOTAL AMOUNT = 0.0000

Areas, times, and heights stored in: L:\ID03-31.ATB
Data File = L:\ID03-31.PTS Printed on 04-03-2006 at 22:50:44
Start time: 0.00 min. Stop time: 8.00 min. Offset: 25 K-cts
Full Range: 500 K-Counts



***** EXTERNAL STANDARD TABLE *****

***** 04-03-2006 23:00:52 Version 5.2.0 *****

* Sample Name: C081-03 Data File: L:\ID03-32 *
* Date: 04-03-~~1906~~ 22:52:39 Method: IC59C31 04-02-2006 21:01:24 Version: 177 *
2006 ~ 483106

* Interface: 6 Cycle#: 32 Operator: JKN Channel: A Vial#: N.A. *
* Starting Peak Width: 20 Threshold: 50 Area Threshold: 100 *

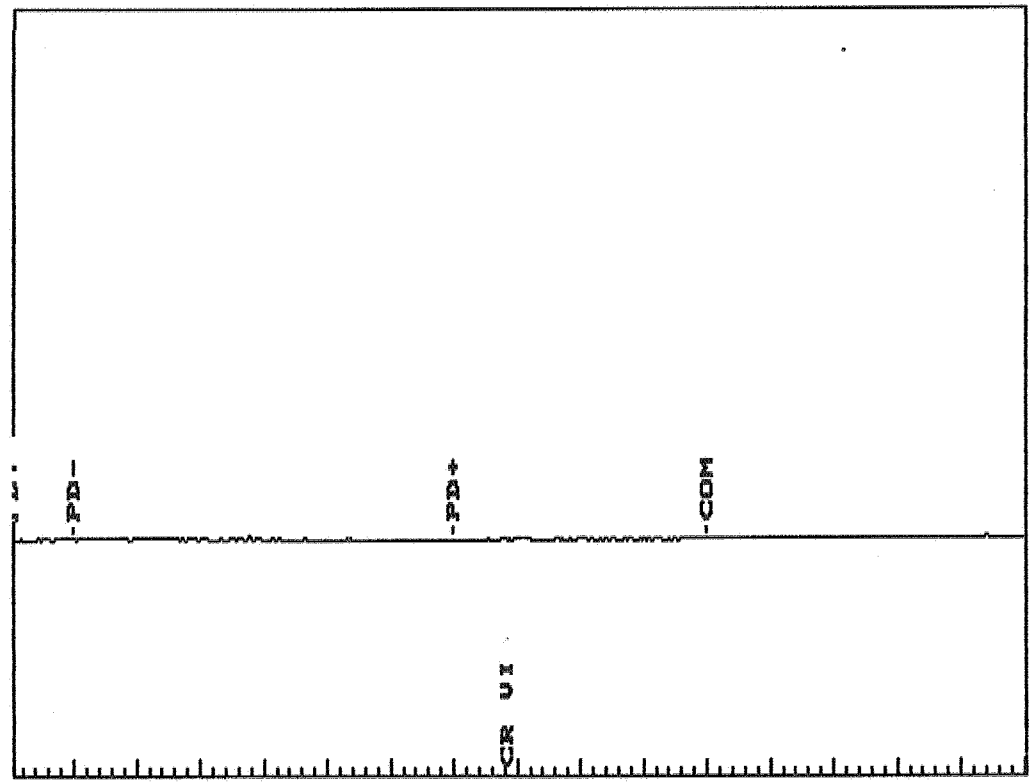
* Instrument Type: IC-057 Column Type: AS-16 *
* Solvent Description: 60 MM NAOH *
* Conditions: 300MA AT 1US FLOW AT 1.2ML/MIN *
* Detector 0: CONDUCT Detector 1: *
* Misc. Information: *

Starting Delay: 0.00 Ending retention time: 8.00
Area reject: 1000 One sample per 1.000 sec.
Amount injected: 1.00 Dilution factor: 1.00
Sample Weight: 1.00000

PEAK NUM	RET TIME	PEAK NAME	CONCENTRATION in UG/L	NORMALIZED CONC	AREA	AREA/ HEIGHT	REF PEAK	% DELTA RET TIME	CONC/AREA
-------------	-------------	--------------	--------------------------	--------------------	------	-----------------	-------------	---------------------	-----------

TOTAL AMOUNT = 0.0000

Areas, times, and heights stored in: L:\ID03-32.ATB
Data File = L:\ID03-32.PTS Printed on 04-03-2006 at 23:00:54
Start time: 0.00 min. Stop time: 8.00 min. Offset: 25 K-cts
Full Range: 500 K-Counts



***** EXTERNAL STANDARD TABLE *****

***** 04-03-2006 23:11:02 Version 5.2.0 *****
* Sample Name: C081-03D Data File: L:\ID03-33 *
* Date: 04-03-~~1996~~ 23:02:48 Method: IC59C31 04-02-2006 21:01:24 Version: 177 *
 2006 W43606 *
* Interface: 6 Cycle#: 33 Operator: JKN Channel: A Vial#: N.A. *
* Starting Peak Width: 20 Threshold: 50 Area Threshold: 100 *

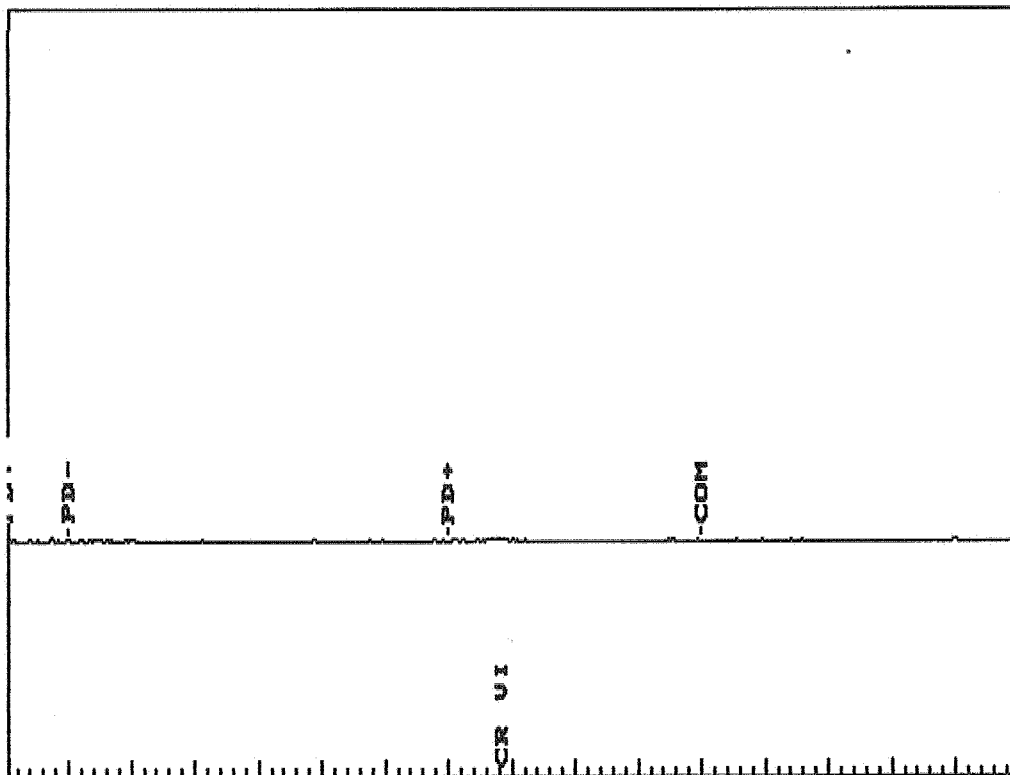
* Instrument Type: IC-057 Column Type: AS-16 *
* Solvent Description: 60 MM NAOH *
* Conditions: 300MA AT 1US FLOW AT 1.2ML/MIN *
* Detector 0: CONDUCT Detector 1: *
* Misc. Information: *

Starting Delay: 0.00 Ending retention time: 8.00
Area reject: 1000 One sample per 1.000 sec.
Amount injected: 1.00 Dilution factor: 1.00
Sample Weight: 1.00000

PEAK NUM	RET TIME	PEAK NAME	CONCENTRATION in UG/L	NORMALIZED CONC	AREA	HEIGHT	AREA/ HEIGHT BL	REF PEAK	% DELTA RET TIME	CONC/AREA
-------------	-------------	--------------	--------------------------	--------------------	------	--------	--------------------	-------------	---------------------	-----------

TOTAL AMOUNT = 0.0000

Areas, times, and heights stored in: L:\ID03-33.ATB
Data File = L:\ID03-33.PTS Printed on 04-03-2006 at 23:11:03
Start time: 0.00 min. Stop time: 8.00 min. Offset: 25 K-cts
Full Range: 500 K-Counts



***** EXTERNAL STANDARD TABLE *****

***** 04-03-2006 23:31:20 Version 5.2.0 *****
* Sample Name: C081-04 Data File: L:\ID03-35 *
* Date: 04-03-~~1906~~ 23:23:07 Method: IC59C31 04-02-2006 21:01:24 Version: 177 *
2006 w/4/3/06
* Interface: 6 Cycle#: 35 Operator: JKN Channel: A Vial#: N.A. *
* Starting Peak Width: 20 Threshold: 50 Area Threshold: 100 *

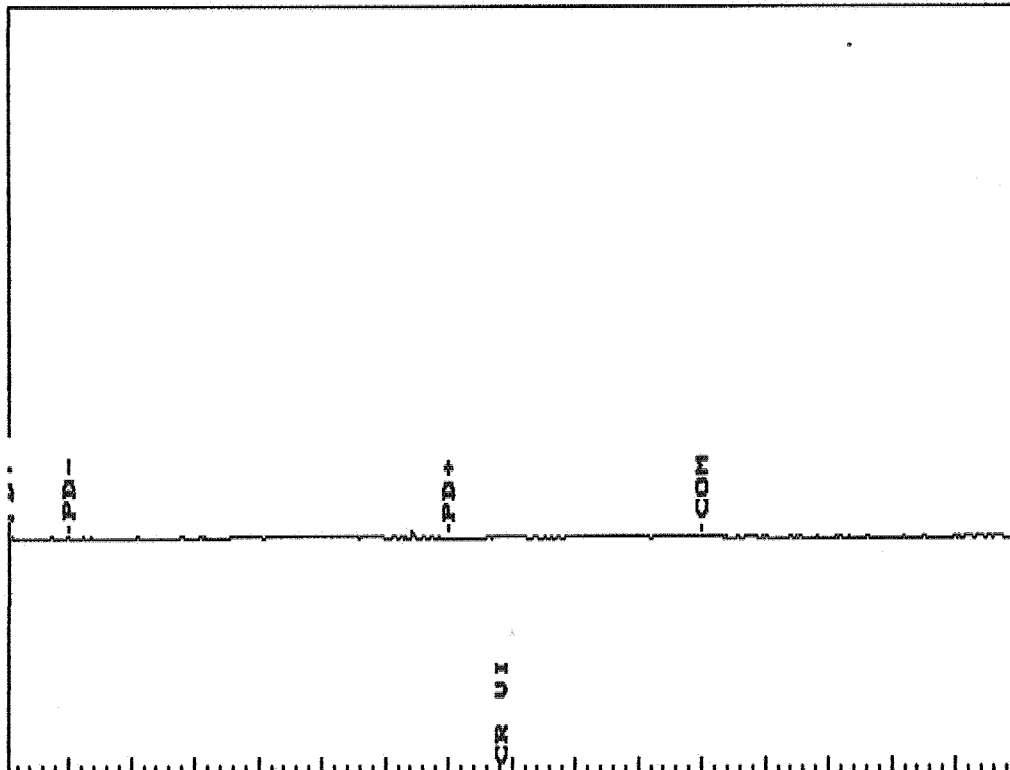
* Instrument Type: IC-057 Column Type: AS-16 *
* Solvent Description: 60 MM NAOH *
* Conditions: 300MA AT 1US FLOW AT 1.2ML/MIN *
* Detector 0: CONDUCT Detector 1: *
* Misc. Information: *

Starting Delay: 0.00 Ending retention time: 8.00
Area reject: 1000 One sample per 1.000 sec.
Amount injected: 1.00 Dilution factor: 1.00
Sample Weight: 1.00000

PEAK NUM	RET TIME	PEAK NAME	CONCENTRATION in UG/L	NORMALIZED CONC	AREA	HEIGHT	AREA/ HEIGHT	REF PEAK	% DELTA RET TIME	CONC/AREA
-------------	-------------	--------------	--------------------------	--------------------	------	--------	-----------------	-------------	---------------------	-----------

TOTAL AMOUNT = 0.0000

Areas, times, and heights stored in: L:\ID03-35.ATB
Data File = L:\ID03-35.PTS Printed on 04-03-2006 at 23:31:22
Start time: 0.00 min. Stop time: 8.00 min. Offset: 25 K-cts
Full Range: 500 K-Counts



***** EXTERNAL STANDARD TABLE *****

***** 04-03-2006 23:41:30 Version 5.2.0 *****
* Sample Name: C081-04D Data File: L:\ID03-36 *
* Date: 04-03-~~1996~~ 23:33:16 Method: IC59C31 04-02-2006 21:01:24 Version: 177 *
* Interface: 6 Cycle#: 36 Operator: JKN Channel: A Vial#: N.A. *
* Starting Peak Width: 20 Threshold: 50 Area Threshold: 100 *

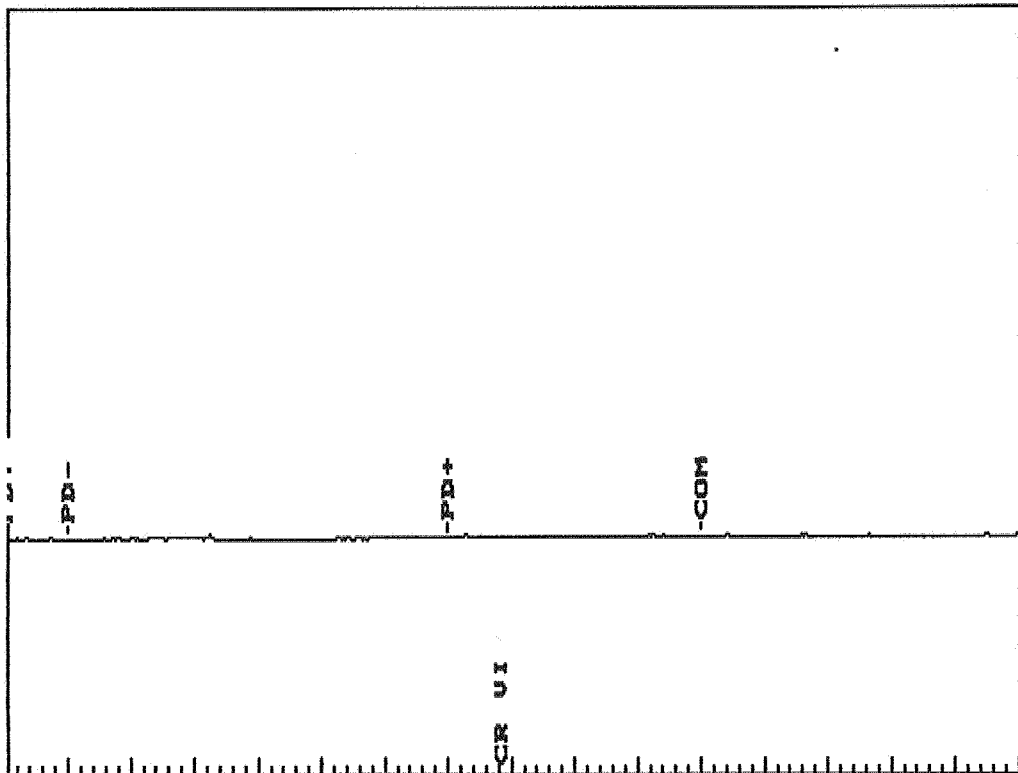
* Instrument Type: IC-057 Column Type: AS-16 *
* Solvent Description: 60 MM NAOH *
* Conditions: 300MA AT 1US FLOW AT 1.2ML/MIN *
* Detector 0: CONDUCT Detector 1: *
* Misc. Information: *

Starting Delay: 0.00 Ending retention time: 8.00
Area reject: 1000 One sample per 1.000 sec.
Amount injected: 1.00 Dilution factor: 1.00
Sample Weight: 1.00000

PEAK NUM	RET TIME	PEAK NAME	CONCENTRATION in UG/L	NORMALIZED CONC	AREA	AREA/ HEIGHT	REF PEAK	% DELTA RET TIME	CONC/AREA
-------------	-------------	--------------	--------------------------	--------------------	------	-----------------	-------------	---------------------	-----------

TOTAL AMOUNT = 0.0000

Areas, times, and heights stored in: L:\ID03-36.ATB
Data File = L:\ID03-36.PTS Printed on 04-03-2006 at 23:41:31
Start time: 0.00 min. Stop time: 8.00 min. Offset: 25 K-cts
Full Range: 500 K-Counts



***** EXTERNAL STANDARD TABLE *****

***** 04-03-2006 23:51:39 Version 5.2.0 *****

* Sample Name: C081-05 Data File: L:\ID03-37 *
* Date: 04-03-~~1996~~ 23:43:25 Method: IC59C31 04-02-2006 21:01:24 Version: 177 *
2006 r4306

* Interface: 6 Cycle#: 37 Operator: JKN Channel: A Vial#: N.A. *
* Starting Peak Width: 20 Threshold: 50 Area Threshold: 100 *

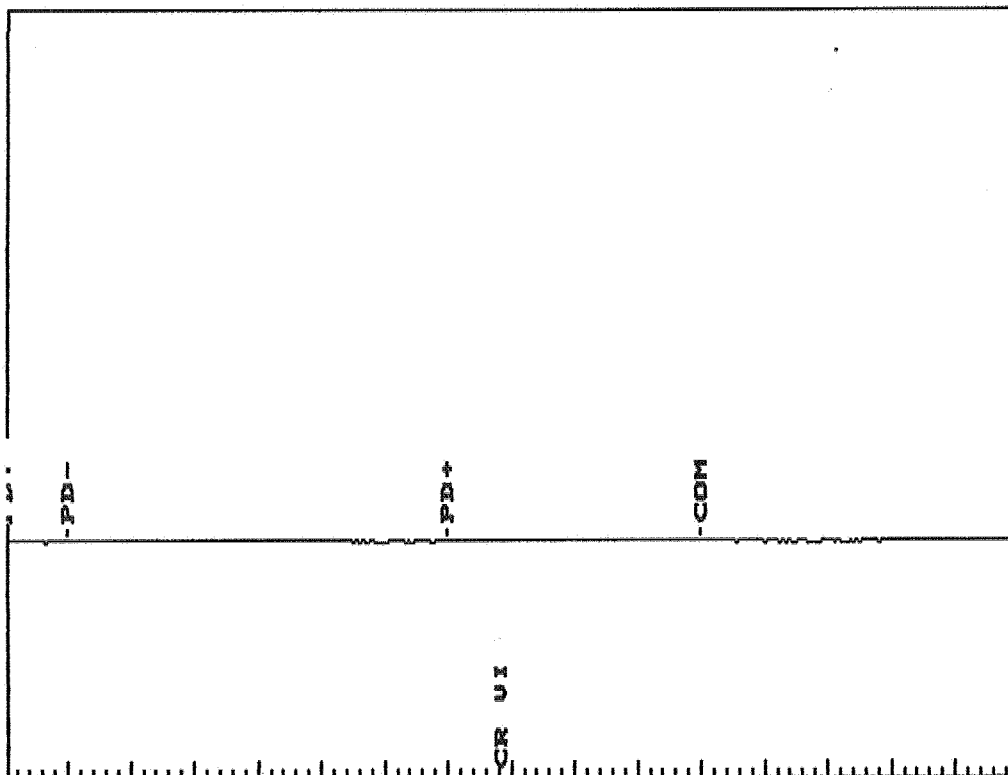
* Instrument Type: IC-057 Column Type: AS-16 *
* Solvent Description: 60 MM NAOH *
* Conditions: 300MA AT 1US FLOW AT 1.2ML/MIN *
* Detector 0: CONDUCT Detector 1: *
* Misc. Information: *

Starting Delay: 0.00 Ending retention time: 8.00
Area reject: 1000 One sample per 1.000 sec.
Amount injected: 1.00 Dilution factor: 1.00
Sample Weight: 1.00000

PEAK NUM	RET TIME	PEAK NAME	CONCENTRATION in UG/L	NORMALIZED CONC	AREA	HEIGHT	AREA/ HEIGHT 8L	REF PEAK	% DELTA RET TIME	CONC/AREA
-------------	-------------	--------------	--------------------------	--------------------	------	--------	--------------------	-------------	---------------------	-----------

TOTAL AMOUNT = 0.0000

Areas, times, and heights stored in: L:\ID03-37.ATB
Data File = L:\ID03-37.PTS Printed on 04-03-2006 at 23:51:41
Start time: 0.00 min. Stop time: 8.00 min. Offset: 25 K-cts
Full Range: 500 K-Counts



***** EXTERNAL STANDARD TABLE *****

***** 04-04-2006 00:01:49 Version 5.2.0 *****
* Sample Name: CO81-05D Data File: L:\ID03-38 *
* Date: 04-03-~~1996~~ 23:53:34 Method: IC59C31 04-02-2006 21:01:24 Version: 177 *
* Interface: 6 Cycle#: 38 Operator: JKN Channel: A Vial#: N.A. *
* Starting Peak Width: 20 Threshold: 50 Area Threshold: 100 *

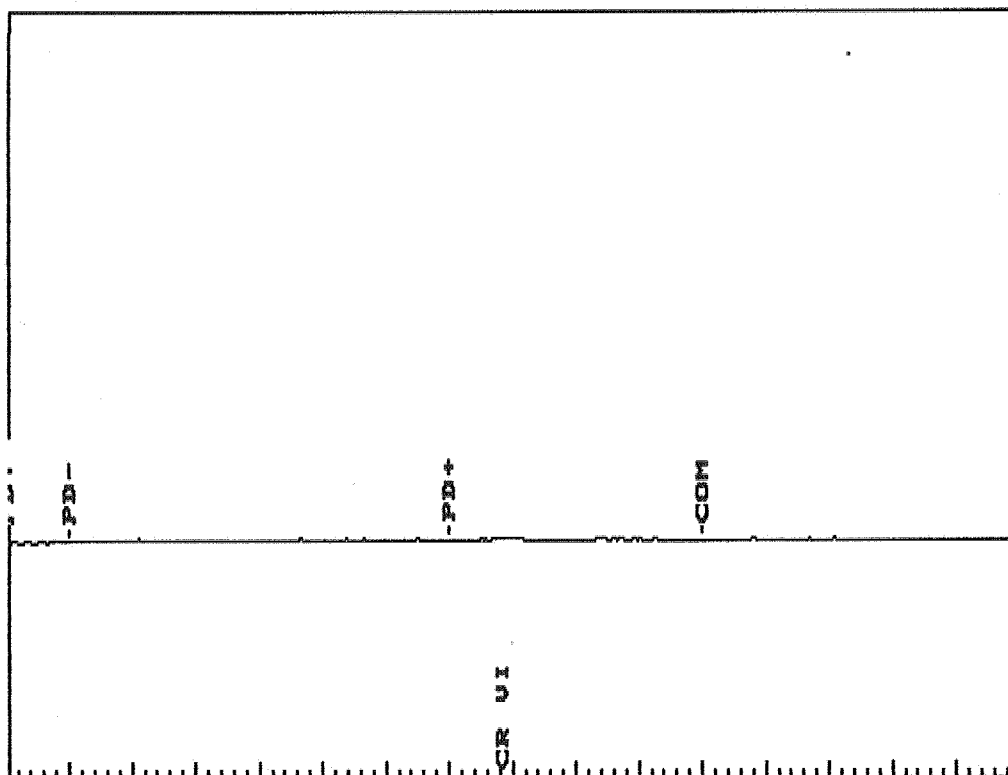
* Instrument Type: IC-057 Column Type: AS-16 *
* Solvent Description: 60 MM NAOH *
* Conditions: 300MA AT 1US FLOW AT 1.2ML/MIN *
* Detector 0: CONDUCT Detector 1: *
* Misc. Information: *

Starting Delay: 0.00 Ending retention time: 8.00
Area reject: 1000 One sample per 1.000 sec.
Amount injected: 1.00 Dilution factor: 1.00
Sample Weight: 1.00000

PEAK NUM	RET TIME	PEAK NAME	CONCENTRATION in UG/L	NORMALIZED CONC	AREA	HEIGHT	AREA/ HEIGHT BL	REF PEAK	% DELTA RET TIME	CONC/AREA
-------------	-------------	--------------	--------------------------	--------------------	------	--------	--------------------	-------------	---------------------	-----------

TOTAL AMOUNT = 0.0000

Areas, times, and heights stored in: L:\ID03-38.ATB
Data File = L:\ID03-38.PTS Printed on 04-04-2006 at 00:01:50
Start time: 0.00 min. Stop time: 8.00 min. Offset: 25 K-cts
Full Range: 500 K-Counts



***** EXTERNAL STANDARD TABLE *****

***** 04-04-2006 00:11:58 Version 5.2.0 *****
* Sample Name: C081-06 Data File: L:\ID03-39 *
* Date: 04-04-~~2006~~ 00:03:43 Method: IC59C31 04-02-2006 21:01:24 Version: 177 *
2006 w 4466
* Interface: 6 Cycle#: 39 Operator: JKN Channel: A Vial#: N.A. *
* Starting Peak Width: 20 Threshold: 50 Area Threshold: 100 *

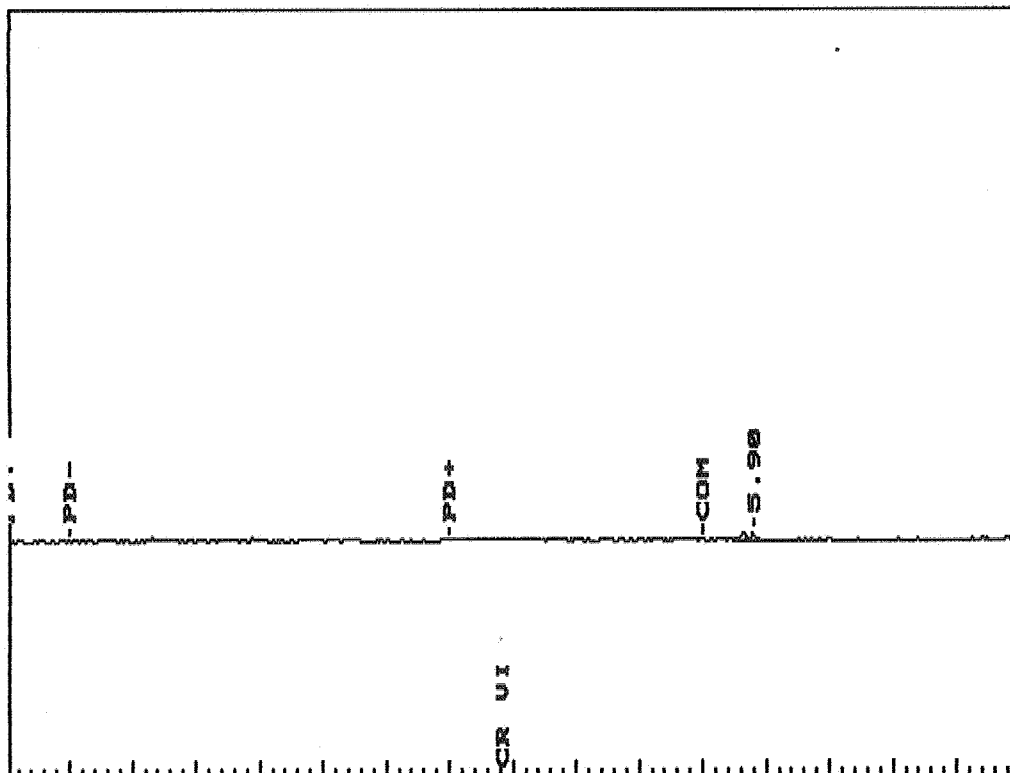
* Instrument Type: IC-057 Column Type: AS-16 *
* Solvent Description: 60 MM NAOH *
* Conditions: 300MA AT 1US FLOW AT 1.2ML/MIN *
* Detector 0: CONDUCT Detector 1: *
* Misc. Information: *

Starting Delay: 0.00 Ending retention time: 8.00
Area reject: 1000 One sample per 1.000 sec.
Amount injected: 1.00 Dilution factor: 1.00
Sample Weight: 1.00000

PEAK NUM	RET TIME	PEAK NAME	CONCENTRATION in UG/L	NORMALIZED CONC	AREA	AREA/ HEIGHT	REF PEAK	% DELTA RET TIME	CONC/AREA
-------------	-------------	--------------	--------------------------	--------------------	------	-----------------	-------------	---------------------	-----------

TOTAL AMOUNT = 0.0000

Areas, times, and heights stored in: L:\ID03-39.ATB
Data File = L:\ID03-39.PTS Printed on 04-04-2006 at 00:12:00
Start time: 0.00 min. Stop time: 8.00 min. Offset: 25 K-cts
Full Range: 500 K-Counts



***** EXTERNAL STANDARD TABLE *****

***** 04-04-2006 00:22:08 Version 5.2.0 *****
* Sample Name: C081-06D Data File: L:\ID03-40 *
* Date: 04-04-~~1906~~ 00:13:53 Method: IC59C31 04-02-2006 21:01:24 Version: 177 *
* Interface: 6 ^{2006 w 4/4/06} Cycle#: 40 Operator: JKN Channel: A Vial#: N.A. *
* Starting Peak Width: 20 Threshold: 50 Area Threshold: 100 *

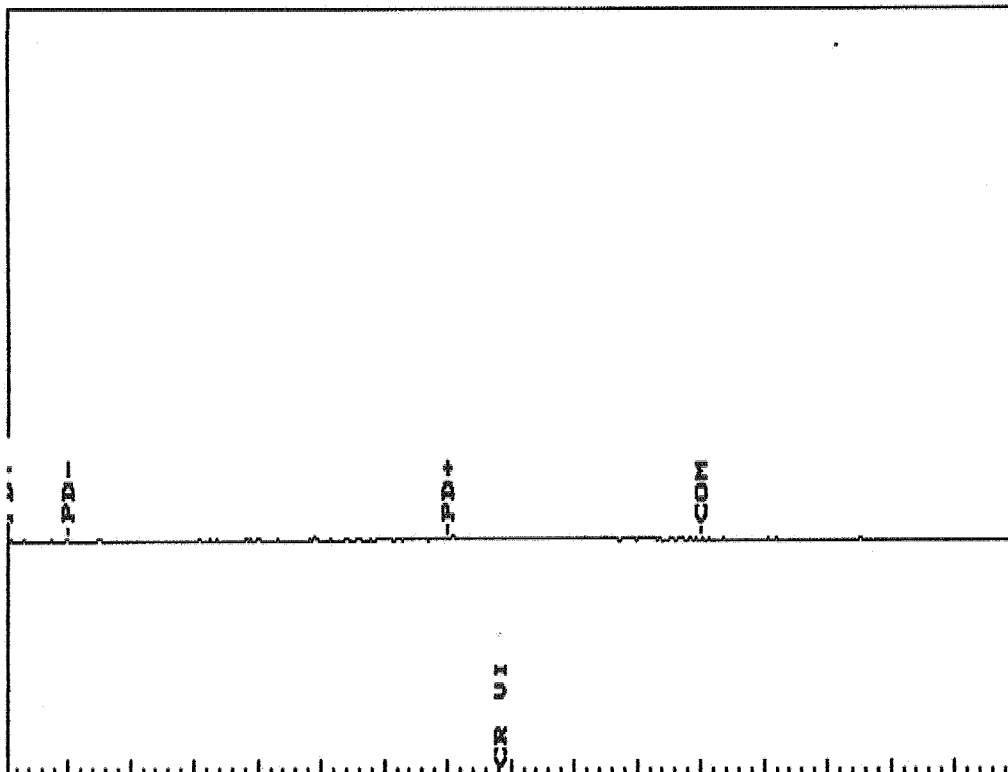
* Instrument Type: IC-057 Column Type: AS-16 *
* Solvent Description: 60 MM NAOH *
* Conditions: 300MA AT 1US FLOW AT 1.2ML/MIN *
* Detector 0: CONDUCT Detector 1: *
* Misc. Information: *

Starting Delay: 0.00 Ending retention time: 8.00
Area reject: 1000 One sample per 1.000 sec.
Amount injected: 1.00 Dilution factor: 1.00
Sample Weight: 1.00000

PEAK NUM	RET TIME	PEAK NAME	CONCENTRATION in UG/L	NORMALIZED CONC	AREA	AREA/ HEIGHT	REF PEAK	% DELTA RET TIME	CONC/AREA
-------------	-------------	--------------	--------------------------	--------------------	------	-----------------	-------------	---------------------	-----------

TOTAL AMOUNT = 0.0000

Areas, times, and heights stored in: L:\ID03-40.ATB
Data File = L:\ID03-40.PTS Printed on 04-04-2006 at 00:22:09
Start time: 0.00 min. Stop time: 8.00 min. Offset: 25 K-cts
Full Range: 500 K-Counts



***** EXTERNAL STANDARD TABLE *****

***** 04-04-2006 00:32:17 Version 5.2.0 *****
* Sample Name: C081-07 Data File: L:\ID03-41 *
* Date: 04-04-~~1906~~ ^{2006 ~ 4406} 00:24:02 Method: IC59C31 04-02-2006 21:01:24 Version: 177 *

* Interface: 6 Cycle#: 41 Operator: JKN Channel: A Vial#: N.A. *
* Starting Peak Width: 20 Threshold: 50 Area Threshold: 100 *

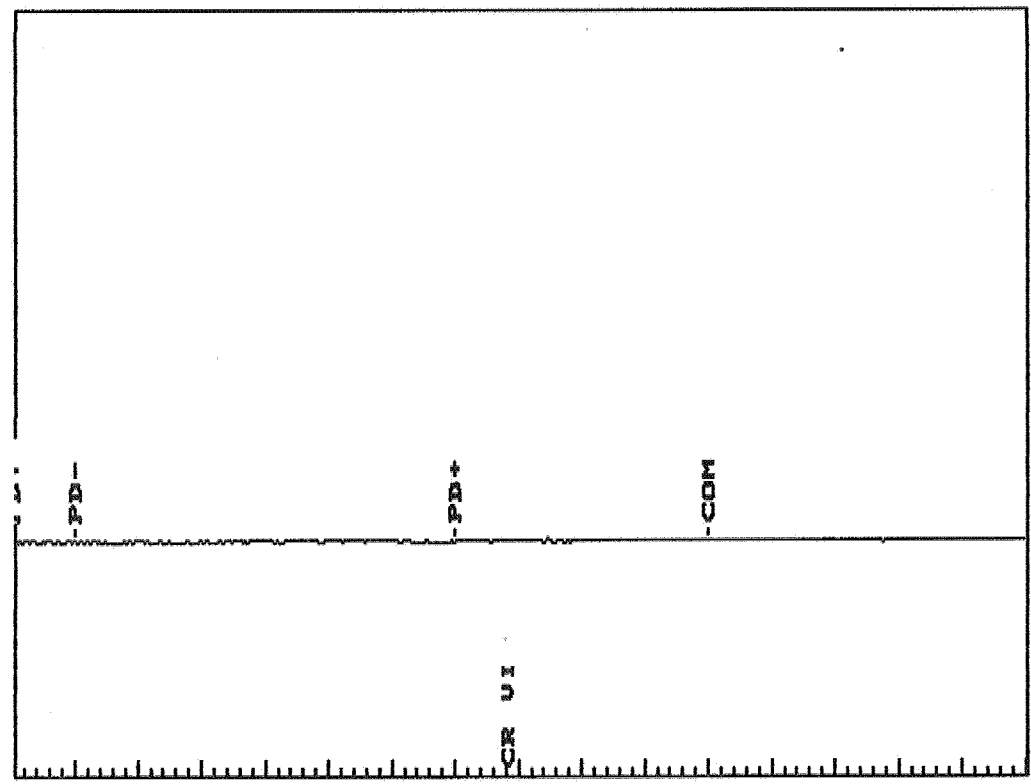
* Instrument Type: IC-057 Column Type: AS-16 *
* Solvent Description: 60 MM NAOH *
* Conditions: 300MA AT 1US FLOW AT 1.2ML/MIN *
* Detector 0: CONDUCT Detector 1: *
* Misc. Information: *

Starting Delay: 0.00 Ending retention time: 8.00
Area reject: 1000 One sample per 1.000 sec.
Amount injected: 1.00 Dilution factor: 1.00
Sample Weight: 1.00000

PEAK NUM	RET TIME	PEAK NAME	CONCENTRATION in UG/L	NORMALIZED CONC	AREA	AREA/ HEIGHT	REF PEAK	% DELTA RET TIME	CONC/AREA
-------------	-------------	--------------	--------------------------	--------------------	------	-----------------	-------------	---------------------	-----------

TOTAL AMOUNT = 0.0000

Areas, times, and heights stored in: L:\ID03-41.ATB
Data File = L:\ID03-41.PTS Printed on 04-04-2006 at 00:32:18
Start time: 0.00 min. Stop time: 8.00 min. Offset: 25 K-cts
Full Range: 500 K-Counts



***** EXTERNAL STANDARD TABLE *****

***** 04-04-2006 00:42:26 Version 5.2.0 *****
* Sample Name: C081-07D Data File: L:\ID03-42 *
* Date: 04-04-~~1906~~ 00:34:11 Method: IC59C31 04-02-2006 21:01:24 Version: 177 *
* Interface: 6 Cycle#: 42 Operator: JKN Channel: A Vial#: N.A. *
* Starting Peak Width: 20 Threshold: 50 Area Threshold: 100 *

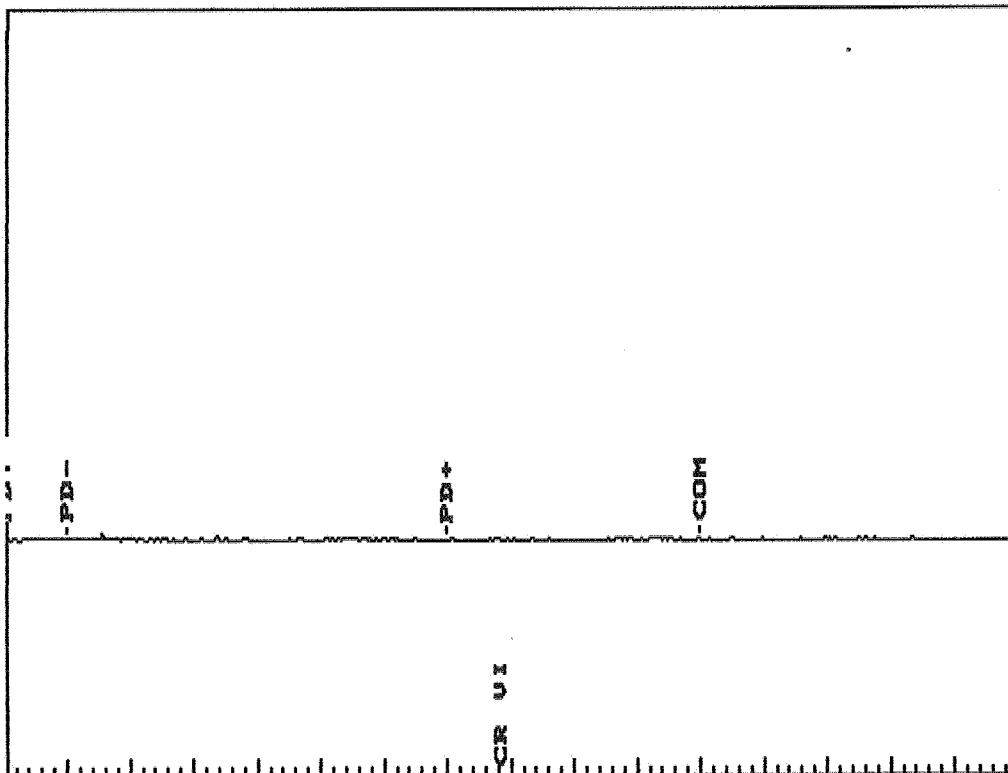
* Instrument Type: IC-057 Column Type: AS-16 *
* Solvent Description: 60 MM NAOH *
* Conditions: 300MA AT 1US FLOW AT 1.2ML/MIN *
* Detector 0: CONDUCT Detector 1: *
* Misc. Information: *

Starting Delay: 0.00 Ending retention time: 8.00
Area reject: 1000 One sample per 1.000 sec.
Amount injected: 1.00 Dilution factor: 1.00
Sample Weight: 1.00000

PEAK NUM	RET TIME	PEAK NAME	CONCENTRATION in UG/L	NORMALIZED CONC	AREA	AREA/ HEIGHT	REF PEAK	% DELTA RET TIME	CONC/AREA
-------------	-------------	--------------	--------------------------	--------------------	------	-----------------	-------------	---------------------	-----------

TOTAL AMOUNT = 0.0000

Areas, times, and heights stored in: L:\ID03-42.ATB
Data File = L:\ID03-42.PTS Printed on 04-04-2006 at 00:42:28
Start time: 0.00 min. Stop time: 8.00 min. Offset: 25 K-cts
Full Range: 500 K-Counts



***** EXTERNAL STANDARD TABLE *****

***** 04-04-2006 00:52:36 Version 5.2.0 *****
* Sample Name: C081-08 Data File: L:\ID03-43 *
* Date: 04-04-~~1906~~ 00:44:20 Method: IC59C31 04-02-2006 21:01:24 Version: 177 *
* Interface: 6 Cycle#: 43 Operator: JKN Channel: A Vial#: N.A. *
* Starting Peak Width: 20 Threshold: 50 Area Threshold: 100 *

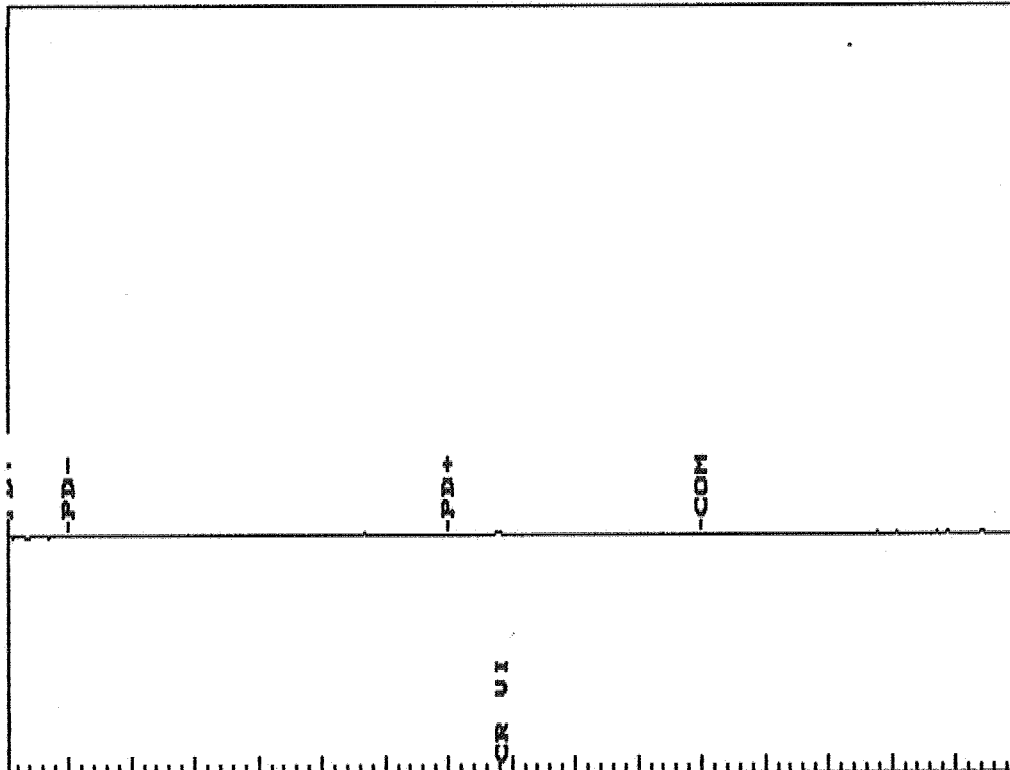
* Instrument Type: IC-057 Column Type: AS-16 *
* Solvent Description: 60 MM NAOH *
* Conditions: 300MA AT 1US FLOW AT 1.2ML/MIN *
* Detector 0: CONDUCT Detector 1: *
* Misc. Information: *

Starting Delay: 0.00 Ending retention time: 8.00
Area reject: 1000 One sample per 1.000 sec.
Amount injected: 1.00 Dilution factor: 1.00
Sample Weight: 1.00000

PEAK NUM	RET TIME	PEAK NAME	CONCENTRATION in UG/L	NORMALIZED CONC	AREA	AREA/ HEIGHT	REF PEAK	% DELTA RET TIME	CONC/AREA
-------------	-------------	--------------	--------------------------	--------------------	------	-----------------	-------------	---------------------	-----------

TOTAL AMOUNT = 0.0000

Areas, times, and heights stored in: L:\ID03-43.ATB
Data File = L:\ID03-43.PTS Printed on 04-04-2006 at 00:52:37
Start time: 0.00 min. Stop time: 8.00 min. Offset: 25 K-cts
Full Range: 500 K-Counts



***** EXTERNAL STANDARD TABLE *****

***** 04-04-2006 01:02:45 Version 5.2.0 *****
* Sample Name: C081-08D Data File: L:\ID03-44 *
* Date: 04-04-~~1906~~²⁰⁰⁶ 00:54:29 Method: IC59C31 04-02-2006 21:01:24 Version: 177 *
* Interface: 6 Cycle#: 44 Operator: JKN Channel: A Vial#: N.A. *
* Starting Peak Width: 20 Threshold: 50 Area Threshold: 100 *

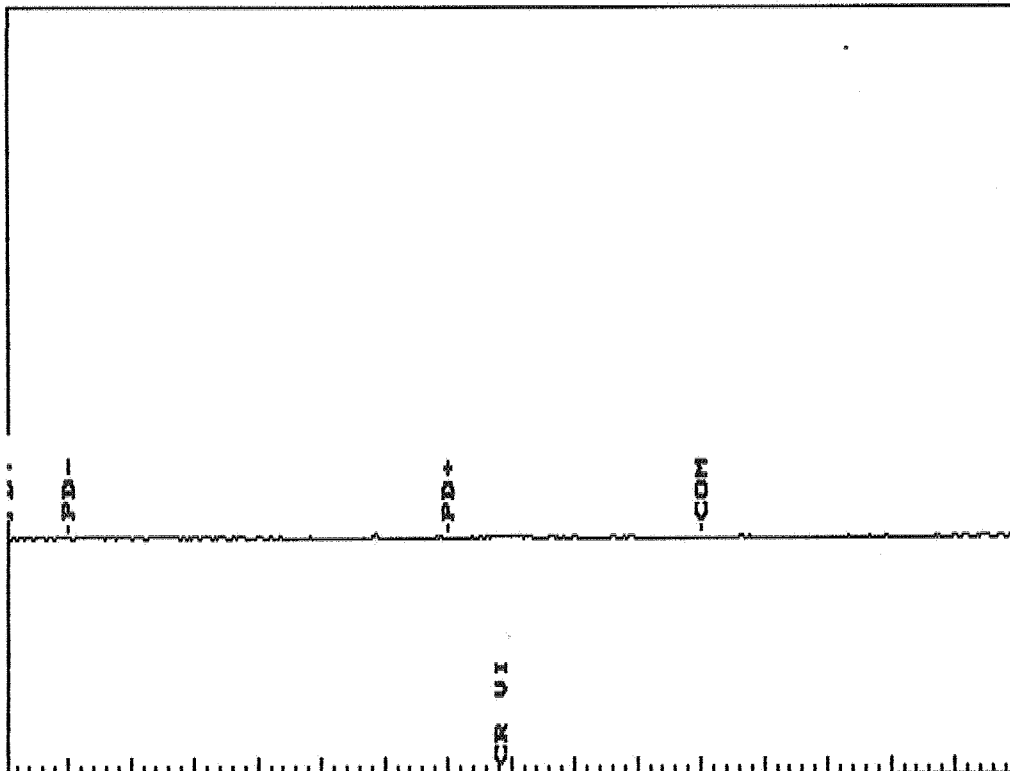
* Instrument Type: IC-057 Column Type: AS-16 *
* Solvent Description: 60 MM NAOH *
* Conditions: 300MA AT 1US FLOW AT 1.2ML/MIN *
* Detector 0: CONDUCT Detector 1: *
* Misc. Information: *

Starting Delay: 0.00 Ending retention time: 8.00
Area reject: 1000 One sample per 1.000 sec.
Amount injected: 1.00 Dilution factor: 1.00
Sample Weight: 1.00000

PEAK NUM	RET TIME	PEAK NAME	CONCENTRATION in UG/L	NORMALIZED CONC	AREA	AREA/ HEIGHT	REF PEAK	% DELTA RET TIME	CONC/AREA
-------------	-------------	--------------	--------------------------	--------------------	------	-----------------	-------------	---------------------	-----------

TOTAL AMOUNT = 0.0000

Areas, times, and heights stored in: L:\ID03-44.ATB
Data File = L:\ID03-44.PTS Printed on 04-04-2006 at 01:02:47
Start time: 0.00 min. Stop time: 8.00 min. Offset: 25 K-cts
Full Range: 500 K-Counts



***** EXTERNAL STANDARD TABLE *****

***** 04-04-2006 01:42:39 Version 5.2.0 *****
* Sample Name: COB1-09 Data File: L:\ID03-47 *
* Date: 04-04-~~2006~~ 01:24:57 Method: IC59C31 04-02-2006 21:01:24 Version: 177 *
2006 v 4/4/06
* Interface: 6 Cycle#: 47 Operator: JKN Channel: A Vial#: N.A. *
* Starting Peak Width: 20 Threshold: 50 Area Threshold: 100 *

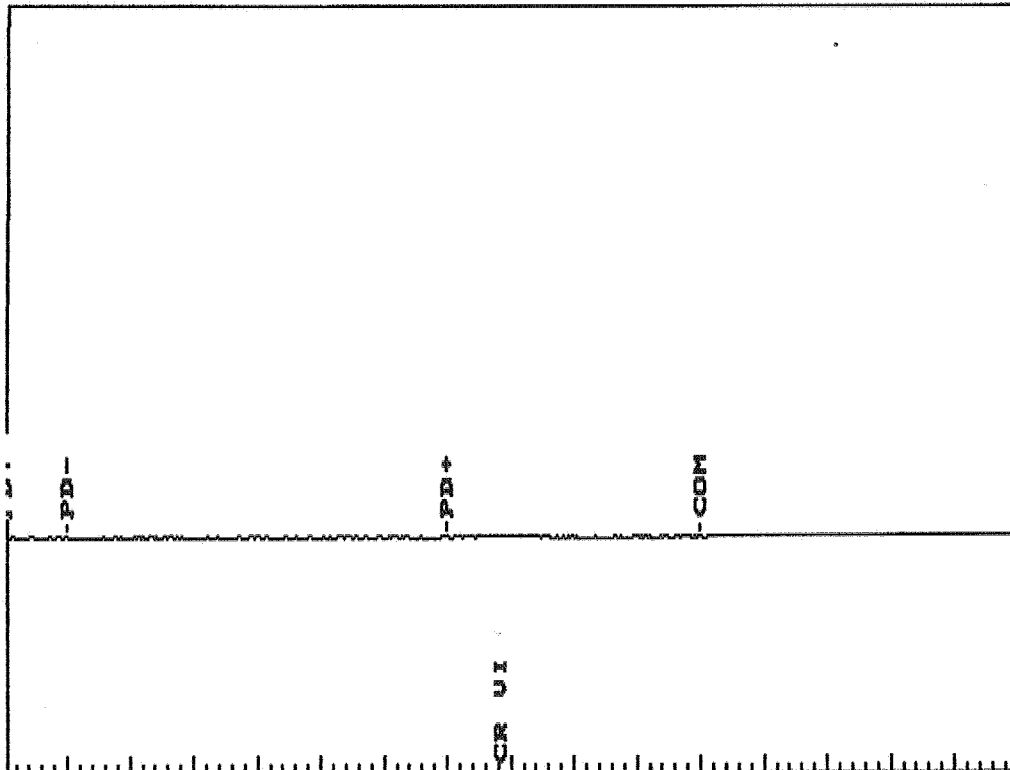
* Instrument Type: IC-057 Column Type: AS-16 *
* Solvent Description: 60 MM NAOH *
* Conditions: 300MA AT 1US FLOW AT 1.2ML/MIN *
* Detector 0: CONDUCT Detector 1: *
* Misc. Information: *

Starting Delay: 0.00 Ending retention time: 8.00
Area reject: 1000 One sample per 1.000 sec.
Amount injected: 1.00 Dilution factor: 1.00
Sample Weight: 1.00000

PEAK NUM	RET TIME	PEAK NAME	CONCENTRATION in UG/L	NORMALIZED CONC	AREA	AREA/ HEIGHT	REF PEAK	% DELTA RET TIME	CONC/AREA
-------------	-------------	--------------	--------------------------	--------------------	------	-----------------	-------------	---------------------	-----------

TOTAL AMOUNT = 0.0000

Areas, times, and heights stored in: L:\ID03-47.ATB
Data File = L:\ID03-47.PTS Printed on 04-04-2006 at 01:42:41
Start time: 0.00 min. Stop time: 8.00 min. Offset: 25 K-cts
Full Range: 500 K-Counts



***** EXTERNAL STANDARD TABLE *****

***** 04-04-2006 01:44:01 Version 5.2.0 *****
 * Sample Name: C081-09D Data File: L:\ID03-48 *
 * Date: 04-04-~~2006~~ 01:35:06 Method: IC59C31 04-02-2006 21:01:24 Version: 177 *
2006 v4466
 * Interface: 6 Cycle#: 48 Operator: JKN Channel: A Vial#: N.A. *
 * Starting Peak Width: 20 Threshold: 50 Area Threshold: 100 *

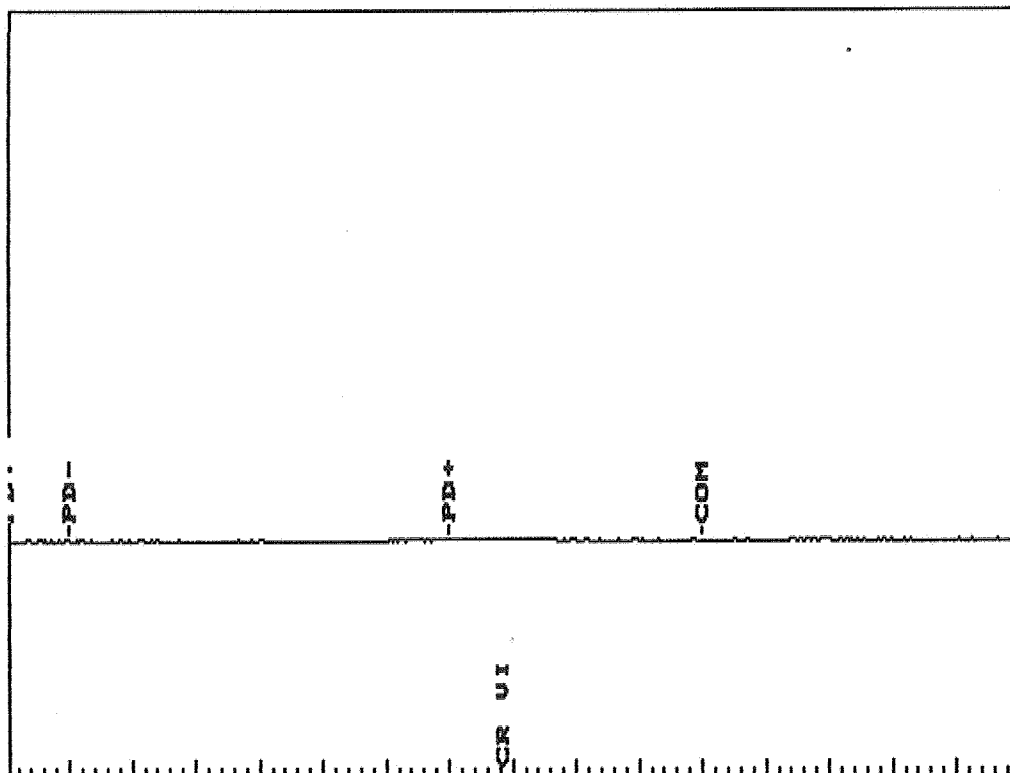
 * Instrument Type: IC-057 Column Type: AS-16 *
 * Solvent Description: 60 MM NAOH *
 * Conditions: 300MA AT 1US FLOW AT 1.2ML/MIN *
 * Detector 0: CONDUCT Detector 1: *
 * Misc. Information: *

 Starting Delay: 0.00 Ending retention time: 8.00
 Area reject: 1000 One sample per 1.000 sec.
 Amount injected: 1.00 Dilution factor: 1.00
 Sample Weight: 1.00000

PEAK NUM	RET TIME	PEAK NAME	CONCENTRATION in UG/L	NORMALIZED CONC	AREA	AREA/ HEIGHT	REF PEAK	% DELTA RET TIME	CONC/AREA
-------------	-------------	--------------	--------------------------	--------------------	------	-----------------	-------------	---------------------	-----------

TOTAL AMOUNT = 0.0000

Areas, times, and heights stored in: L:\ID03-48.ATB
 Data File = L:\ID03-48.PTS Printed on 04-04-2006 at 01:44:03
 Start time: 0.00 min. Stop time: 8.00 min. Offset: 25 K-cts
 Full Range: 500 K-Counts



***** EXTERNAL STANDARD TABLE *****

***** 04-04-2006 01:55:11 Version 5.2.0 *****
 * Sample Name: C081-10 Data File: L:\ID03-49 *
 * Date: 04-04-~~1906~~ 01:45:15 Method: IC59C31 04-02-2006 21:01:24 Version: 177 *
2006 4/4/06
 * Interface: 6 Cycle#: 49 Operator: JKN Channel: A Vial#: N.A. *
 * Starting Peak Width: 20 Threshold: 50 Area Threshold: 100 *

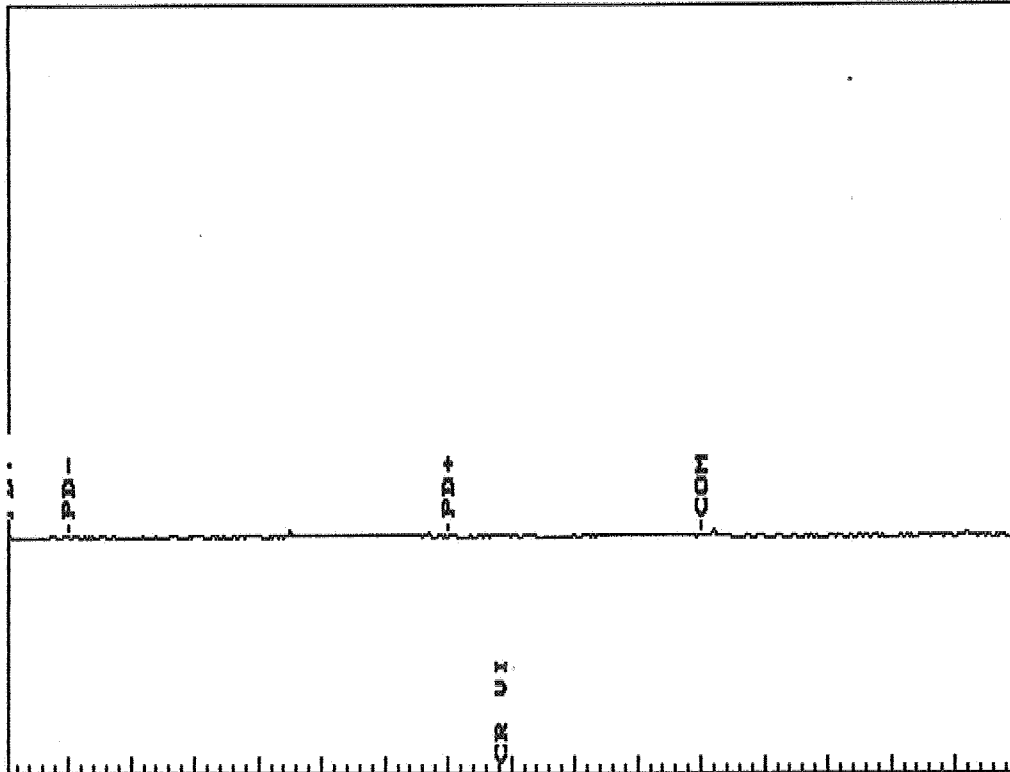
 * Instrument Type: IC-057 Column Type: AS-16 *
 * Solvent Description: 60 MM NAOH *
 * Conditions: 300MA AT 1US FLOW AT 1.2ML/MIN *
 * Detector 0: CONDUCT Detector 1: *
 * Misc. Information: *

 Starting Delay: 0.00 Ending retention time: 8.00
 Area reject: 1000 One sample per 1.000 sec.
 Amount injected: 1.00 Dilution factor: 1.00
 Sample Weight: 1.00000

PEAK NUM	RET TIME	PEAK NAME	CONCENTRATION in UG/L	NORMALIZED CONC	AREA	AREA/ HEIGHT	REF PEAK	% DELTA RET TIME	CONC/AREA
-------------	-------------	--------------	--------------------------	--------------------	------	-----------------	-------------	---------------------	-----------

TOTAL AMOUNT = 0.0000

Areas, times, and heights stored in: L:\ID03-49.ATB
 Data File = L:\ID03-49.PTS Printed on 04-04-2006 at 01:55:12
 Start time: 0.00 min. Stop time: 8.00 min. Offset: 25 K-cts
 Full Range: 500 K-Counts



***** EXTERNAL STANDARD TABLE *****

***** 04-04-2006 02:03:42 Version 5.2.0 *****
* Sample Name: C081-10D Data File: L:\ID03-50 *
* Date: 04-04-~~1996~~ 01:55:24 Method: IC59C31 04-02-2006 21:01:24 Version: 177 *
* Interface: 6 Cycle#: 50 Operator: JKN Channel: A Vial#: N.A. *
* Starting Peak Width: 20 Threshold: 50 Area Threshold: 100 *

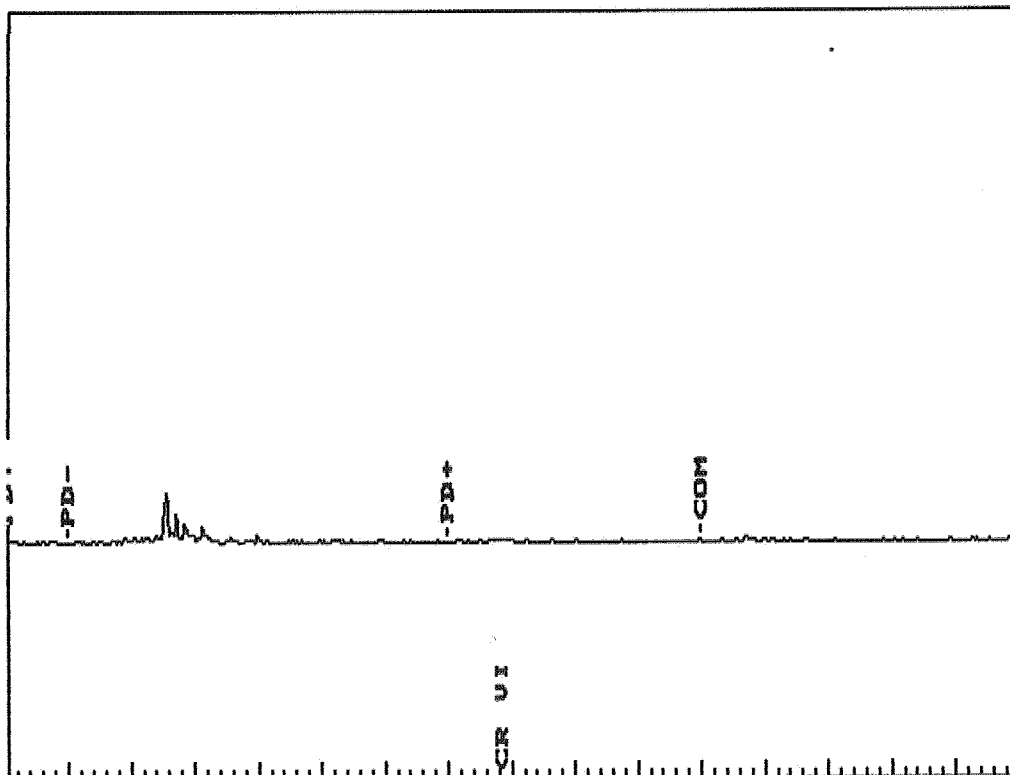
* Instrument Type: IC-057 Column Type: AS-16 *
* Solvent Description: 60 MM NAOH *
* Conditions: 300MA AT 1US FLOW AT 1.2ML/MIN *
* Detector 0: CONDUCT Detector 1: *
* Misc. Information: *

Starting Delay: 0.00 Ending retention time: 8.00
Area reject: 1000 One sample per 1.000 sec.
Amount injected: 1.00 Dilution factor: 1.00
Sample Weight: 1.00000

PEAK NUM	RET TIME	PEAK NAME	CONCENTRATION in UG/L	NORMALIZED CONC	AREA	AREA/ HEIGHT	HEIGHT BL	REF PEAK	% DELTA RET TIME	CONC/AREA
-------------	-------------	--------------	--------------------------	--------------------	------	-----------------	--------------	-------------	---------------------	-----------

TOTAL AMOUNT = 0.0000

Areas, times, and heights stored in: L:\ID03-50.ATB
Data File = L:\ID03-50.PTS Printed on 04-04-2006 at 02:03:43
Start time: 0.00 min. Stop time: 8.00 min. Offset: 25 K-cts
Full Range: 500 K-Counts



QC SUMMARIES

EMAX QUALITY CONTROL DATA
LCS/LCD ANALYSIS

CLIENT: ENSR
PROJECT: UPGRADE INVESTIGATION, TRONOX
BATCH NO.: 06C081
METHOD: METHOD 3060A/7199

MATRIX: SOIL
DILUTION FACTOR: 1 1 1
SAMPLE ID: MBLK1S
LAB SAMP ID: HCC009SB HCC009SL HCC009SC
LAB FILE ID: ID03-2 ID03-3 ID03-4
DATE EXTRACTED: 03/31/0611:15 03/31/0611:15 03/31/0611:15
DATE ANALYZED: 04/03/0617:47 04/03/0617:57 04/03/0618:07
PREP. BATCH: HCC009S HCC009S HCC009S
CALIB. REF: ID03-1 ID03-1 ID03-1

ACCESSION:

PARAMETER	BLNK RSLT (mg/kg)	SPIKE AMT (mg/kg)	BS RSLT (mg/kg)	BS % REC	SPIKE AMT (mg/kg)	BSD RSLT (mg/kg)	BSD % REC	RPD (%)	QC LIMIT (%)	MAX RPD (%)
Hexavalent Chromium	ND	5	5.53	110	5	5.68	114	3	80-120	20

00000

2

EMAX QUALITY CONTROL DATA
LCS/LCD ANALYSIS

CLIENT: ENSR
 PROJECT: UPGRADE INVESTIGATION, TRONOX
 BATCH NO.: 06C081
 METHOD: METHOD 3060A/7199

MATRIX: SOIL
 DILUTION FACTOR: 1 1
 SAMPLE ID: MBLK2S
 LAB SAMP ID: HCC010SB HCC010SL HCC010SC
 LAB FILE ID: ID03-52 ID03-53 ID03-54
 DATE EXTRACTED: 04/03/0618:10 04/03/0618:10 04/03/0618:10
 DATE ANALYZED: 04/04/0602:15 04/04/0602:25 04/04/0602:36
 PREP. BATCH: HCC010S HCC010S
 CALIB. REF: ID03-51 ID03-51

ACCESSION:

PARAMETER	BLNK RSLT (mg/kg)	SPIKE AMT (mg/kg)	BS RSLT (mg/kg)	BS % REC	SPIKE AMT (mg/kg)	BSD RSLT (mg/kg)	BSD % REC	RPD (%)	QC LIMIT (%)	MAX RPD (%)
Hexavalent Chromium	ND	5	4.88	98	5	4.9	98	1	80-120	20

0000
 0000
 0000
 0000

EMAX QUALITY CONTROL DATA
MS ANALYSIS

CLIENT: ENSR
PROJECT: UPGRADE INVESTIGATION, TRONOX
BATCH NO.: 06C081
METHOD: METHOD 3060A/7199

MATRIX: SOIL
DILUTION FACTOR: 1
SAMPLE ID: M118-50
LAB SAMP ID: C081-08
LAB FILE ID: ID03-43
DATE EXTRACTED: 03/31/0611:15
DATE ANALYZED: 04/04/0600:44
PREP. BATCH: HCC009S
CALIB. REF: ID03-34

% MOISTURE: 17.7

DATE COLLECTED: 03/08/06
DATE RECEIVED: 03/09/06

ACCESSION:

PARAMETER	SMP L RSLT (mg/kg)	SPIKE AMT (mg/kg)	MS RSLT (mg/kg)	MS REC (%)	QC LIMIT (%)
Hexavalent Chromium	ND	6.08	5.44	89	75-125

EMAX QUALITY CONTROL DATA
MS ANALYSIS

CLIENT: ENSR
 PROJECT: UPGRADE INVESTIGATION, TRONOX
 BATCH NO.: 06C081
 METHOD: METHOD 3060A/7199

MATRIX: SOIL
 DILUTION FACTOR: 1 25
 SAMPLE ID: M118-50
 LAB SAMP ID: C081-08
 LAB FILE ID: ID03-43
 DATE EXTRACTED: 03/31/06 11:15 04/03/06 18:10 DATE COLLECTED: 03/08/06
 DATE ANALYZED: 04/04/06 00:44 04/04/06 10:46 DATE RECEIVED: 03/09/06
 PREP. BATCH: HCC009S
 CALIB. REF: ID03-34 ID03-94

ACCESSION:

PARAMETER	SAMPL RSLT (mg/kg)	SPIKE AMT (mg/kg)	MS RSLT (mg/kg)	MS REC (%)	QC LIMIT (%)
Hexavalent Chromium	ND	182	153	84	75-125

8092

EMAX QUALITY CONTROL DATA
DUPLICATE SAMPLE ANALYSIS

CLIENT: ENSR
PROJECT: UPGRADE INVESTIGATION, TRONOX
BATCH NO.: 06C081
METHOD: METHOD 3060A/7199

MATRIX: SOIL
DILUTION FACTOR: 1
SAMPLE ID: M118-0.5
EMAX SAMP ID: C081-01D
LAB FILE ID: ID03-28
DATE EXTRACTED: 03/31/0611:15 DATE COLLECTED: 03/08/06
PREP. BATCH: HCC009S
CALIB. REF: ID03-23

% MOISTURE: 5.4

ACCESSION:

PARAMETER	SMP RSLT (mg/kg)	DUPL RSLT (mg/kg)	RPD RSLT %	QC LIMIT (%)
Hexavalent Chromium	ND	ND	NA	20

EMAX QUALITY CONTROL DATA
DUPLICATE SAMPLE ANALYSIS

CLIENT: ENSR
 PROJECT: UPGRADE INVESTIGATION, TRONOX
 BATCH NO.: 06C081
 METHOD: METHOD 3060A/7199

MATRIX: SOIL
 DILUTION FACTOR: 1
 SAMPLE ID: M118-5
 EMAX SAMP ID: C081-02
 LAB FILE ID: ID03-30
 DATE EXTRACTED: 03/31/06 11:15
 DATE ANALYZED: 04/03/06 22:32
 PREP. BATCH: HCC009S
 CALIB. REF: ID03-23

% MOISTURE: 7.7

DATE COLLECTED: 03/08/06
 DATE RECEIVED: 03/09/06

ACCESSION:

PARAMETER	SMPL RSLT (mg/kg)	DUPL RSLT (mg/kg)	RPD RSLT %	QC LIMIT (%)
Hexavalent Chromium	ND	ND	NA	20

EMAX QUALITY CONTROL DATA
DUPLICATE SAMPLE ANALYSIS

CLIENT: ENSR
PROJECT: UPGRADE INVESTIGATION, TRONOX
BATCH NO.: 06C081
METHOD: METHOD 3060A/7199

=====

MATRIX: SOIL
DILUTION FACTOR: 1
SAMPLE ID: M118-10
EMAX SAMP ID: C081-03D
LAB FILE ID: ID03-32 ID03-33
DATE EXTRACTED: 03/31/0611:15 DATE COLLECTED: 03/08/06
DATE ANALYZED: 04/03/0622:52 DATE RECEIVED: 03/09/06
PREP. BATCH: HCC009S
CALIB. REF: ID03-23

% MOISTURE: 13.7

ACCESSION:

PARAMETER	SMPL RSLT (mg/kg)	DUPL RSLT (mg/kg)	RPD RSLT %	QC LIMIT (%)
Hexavalent Chromium	ND	ND	NA	20

EMAX QUALITY CONTROL DATA
 DUPLICATE SAMPLE ANALYSIS

CLIENT: ENSR
 PROJECT: UPGRADE INVESTIGATION, TRONOX
 BATCH NO.: 06C081
 METHOD: METHOD 3060A/7199

MATRIX: SOIL
 DILUTION FACTOR: 1
 SAMPLE ID: M118-20
 EMAX SAMP ID: C081-04
 LAB FILE ID: ID03-35
 DATE EXTRACTED: 03/31/0611:15
 PREP. BATCH: HCC009S
 CALIB. REF: ID03-34

% MOISTURE: 5.3

DATE COLLECTED: 03/08/06
 DATE RECEIVED: 03/09/06

ACCESSION:

PARAMETER	SMPL RSLT (mg/kg)	DUPL RSLT (mg/kg)	RPD RSLT %	QC LIMIT (%)
Hexavalent Chromium	ND	ND	NA	20

6

EMAX QUALITY CONTROL DATA
DUPLICATE SAMPLE ANALYSIS

CLIENT: ENSR
PROJECT: UPGRADE INVESTIGATION, TRONOX
BATCH NO.: 06C081
METHOD: METHOD 3060A/7199

MATRIX: SOIL
DILUTION FACTOR: 1
SAMPLE ID: M118-20D
EMAX SAMP ID: C081-05D
LAB FILE ID: ID03-37
DATE EXTRACTED: 03/31/0611:15
DATE ANALYZED: 04/03/0623:43
PREP. BATCH: HCC009S
CALIB. REF: ID03-34

% MOISTURE: 6.2

DATE COLLECTED: 03/08/06
DATE RECEIVED: 03/09/06

ACCESSION:

PARAMETER	SMP L RSLT (mg/kg)	DUPL RSLT (mg/kg)	RPD RSLT %	QC LIMIT (%)
Hexavalent Chromium	ND	ND	NA	20

EMAX QUALITY CONTROL DATA
DUPLICATE SAMPLE ANALYSIS

CLIENT: ENSR
PROJECT: UPGRADE INVESTIGATION, TRONOX
BATCH NO.: 06C081
METHOD: METHOD 3060A/7199

MATRIX: SOIL
DILUTION FACTOR: 1
SAMPLE ID: M118-30
EMAX SAMP ID: C081-06D
LAB FILE ID: ID03-39 ID03-40
DATE EXTRACTED: 03/31/0611:15 DATE COLLECTED: 03/08/06
DATE ANALYZED: 04/04/0600:03 DATE RECEIVED: 03/09/06
PREP. BATCH: HCC009S
CALIB. REF: ID03-34

% MOISTURE: 12.0

ACCESSION:

PARAMETER	SAMPL RSLT (mg/kg)	DUPL RSLT (mg/kg)	RPD RSLT %	QC LIMIT (%)
Hexavalent Chromium	ND	ND	NA	20

EMAX QUALITY CONTROL DATA
DUPLICATE SAMPLE ANALYSIS

CLIENT: ENSR
PROJECT: UPGRADE INVESTIGATION, TRONOX
BATCH NO.: 06C081
METHOD: METHOD 3060A/7199
=====

MATRIX: SOIL
DILUTION FACTOR: 1
SAMPLE ID: M118-40
EMAX SAMP ID: C081-07
LAB FILE ID: ID03-41
DATE EXTRACTED: 03/31/06 11:15
DATE ANALYZED: 04/04/06 00:34
PREP. BATCH: HCC009S
CALIB. REF: ID03-34
% MOISTURE: 12.6

DATE COLLECTED: 03/08/06
DATE RECEIVED: 03/09/06

ACCESSION:

PARAMETER	SAMPL RSLT (mg/kg)	DUPL RSLT (mg/kg)	RPD RSLT %	QC LIMIT (%)
Hexavalent Chromium	ND	ND	NA	20

EMAX QUALITY CONTROL DATA
DUPLICATE SAMPLE ANALYSIS

CLIENT: ENSR
 PROJECT: UPGRADIENT INVESTIGATION, TRONOX
 BATCH NO.: 06C081
 METHOD: METHOD 3060A/7199

MATRIX: SOIL
 DILUTION FACTOR: 1
 SAMPLE ID: M118-50
 EMAX SAMP ID: C081-08
 LAB FILE ID: ID03-43
 DATE EXTRACTED: 03/31/0611:15
 PREP. BATCH: HCC009S
 CALIB. REF: ID03-34

% MOISTURE: 17.7

DATE COLLECTED: 03/08/06
 DATE RECEIVED: 03/09/06

ACCESSION:

PARAMETER	SMPL RSLT (mg/kg)	DUPL RSLT (mg/kg)	RPD RSLT %	QC LIMIT (%)
Hexavalent Chromium	ND	ND	NA	20

EMAX QUALITY CONTROL DATA
DUPLICATE SAMPLE ANALYSIS

CLIENT: ENSR
PROJECT: UPGRADE INVESTIGATION, TRONOX
BATCH NO.: 06C081
METHOD: METHOD 3060A/7199

MATRIX: SOIL
DILUTION FACTOR: 1
SAMPLE ID: M118-60
EMAX SAMP ID: C081-09D
LAB FILE ID: ID03-47
DATE EXTRACTED: 03/31/0611:15
DATE ANALYZED: 04/04/0601:24
PREP. BATCH: HCC009S
CALIB. REF: ID03-45

% MOISTURE: 7.7

DATE COLLECTED: 03/08/06
DATE RECEIVED: 03/09/06

ACCESSION:

PARAMETER	SMPL RSLT (mg/kg)	DUPL RSLT (mg/kg)	RPD RSLT %	QC LIMIT (%)
Hexavalent Chromium	ND	ND	NA	20

EMAX QUALITY CONTROL DATA
 DUPLICATE SAMPLE ANALYSIS

CLIENT: ENSR
 PROJECT: UPGRADE INVESTIGATION, TRONOX
 BATCH NO.: 06C081
 METHOD: METHOD 3060A/7199

MATRIX: SOIL
 DILUTION FACTOR: 1
 SAMPLE ID: M118-80
 EMAX SAMP ID: C081-10
 LAB FILE ID: ID03-49
 DATE EXTRACTED: 03/31/0611:15
 DATE ANALYZED: 04/04/0601:45
 PREP. BATCH: HCC009S
 CALIB. REF: ID03-45

% MOISTURE: 14.7

DATE COLLECTED: 03/08/06
 DATE RECEIVED: 03/09/06

ACCESSION:

PARAMETER	SMPL RSLT (mg/kg)	DUPL RSLT (mg/kg)	RPD RSLT %	QC LIMIT (%)
Hexavalent Chromium	ND	ND	NA	20

QC DATA

SEQUENCE RECORDED IN M:\ID03.SEO

HCC009SB Processed: 04-03-2006 18:37:12, Segment 2, Cycle 2
RAW DATA SAVED IN FILE L:\ID03-2.PTS

***** EXTERNAL STANDARD TABLE *****

***** 04-03-2006 18:37:15 Version 5.2.0 *****

* Sample Name: HCC009SB Data File: L:\ID03-2 *

* Date: 04-03-~~1996~~ 17:47:09 Method: IC59C31 04-02-2006 21:01:24 Version: 177 *

2006 ~ 4/3/06

* Interface: 6 Cycle#: 2 Operator: JKN Channel: A Vial#: N.A. *

* Starting Peak Width: 20 Threshold: 50 Area Threshold: 100 *

* Instrument Type: IC-057 Column Type: AS-16 *

* Solvent Description: 60 MM NAOH *

* Conditions: 300MA AT 1US FLOW AT 1.2ML/MIN *

* Detector 0: CONDUCT Detector 1: *

* Misc. Information: *

Starting Delay: 0.00 Ending retention time: 8.00

Area reject: 1000 One sample per 1.000 sec.

Amount injected: 1.00 Dilution factor: 1.00

Sample Weight: 1.00000

PEAK NUM	RET TIME	PEAK NAME	CONCENTRATION in UG/L	NORMALIZED CONC	AREA	AREA/ HEIGHT	HEIGHT BL	REF PEAK	% DELTA RET TIME	CONC/AREA
-------------	-------------	--------------	--------------------------	--------------------	------	-----------------	-----------	-------------	---------------------	-----------

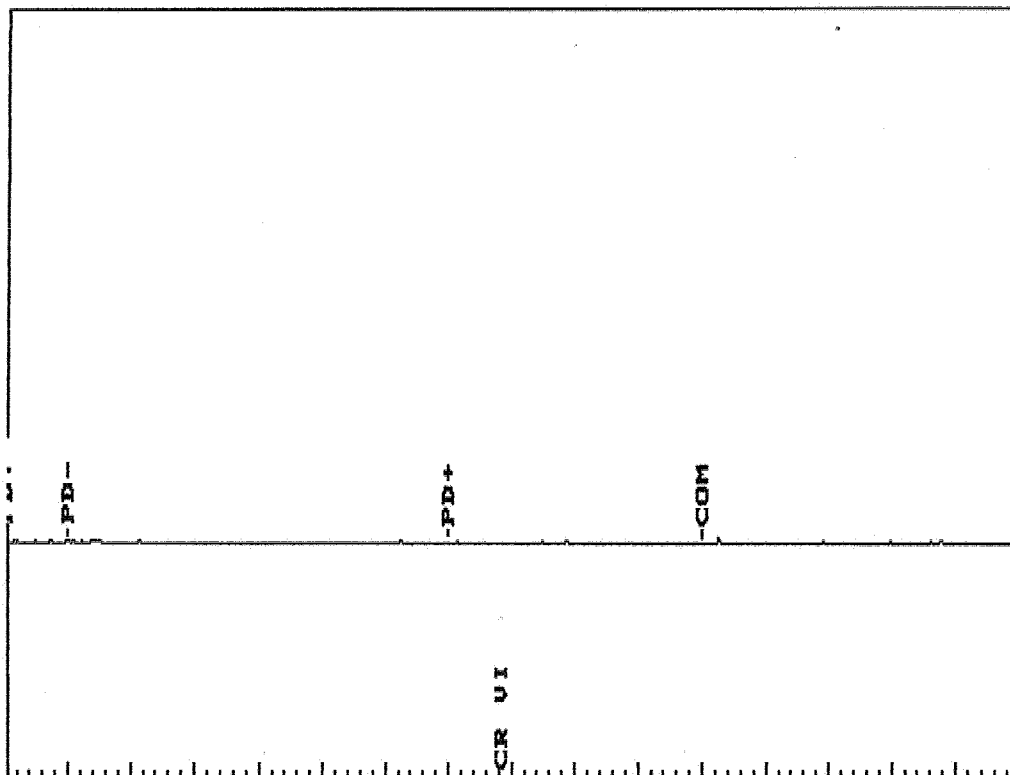
TOTAL AMOUNT = 0.0000

Areas, times, and heights stored in: L:\ID03-2.ATB

Data File = L:\ID03-2.PTS Printed on 04-03-2006 at 18:37:17

Start time: 0.00 min. Stop time: 8.00 min. Offset: 25 K-cts

Full Range: 500 K-Counts



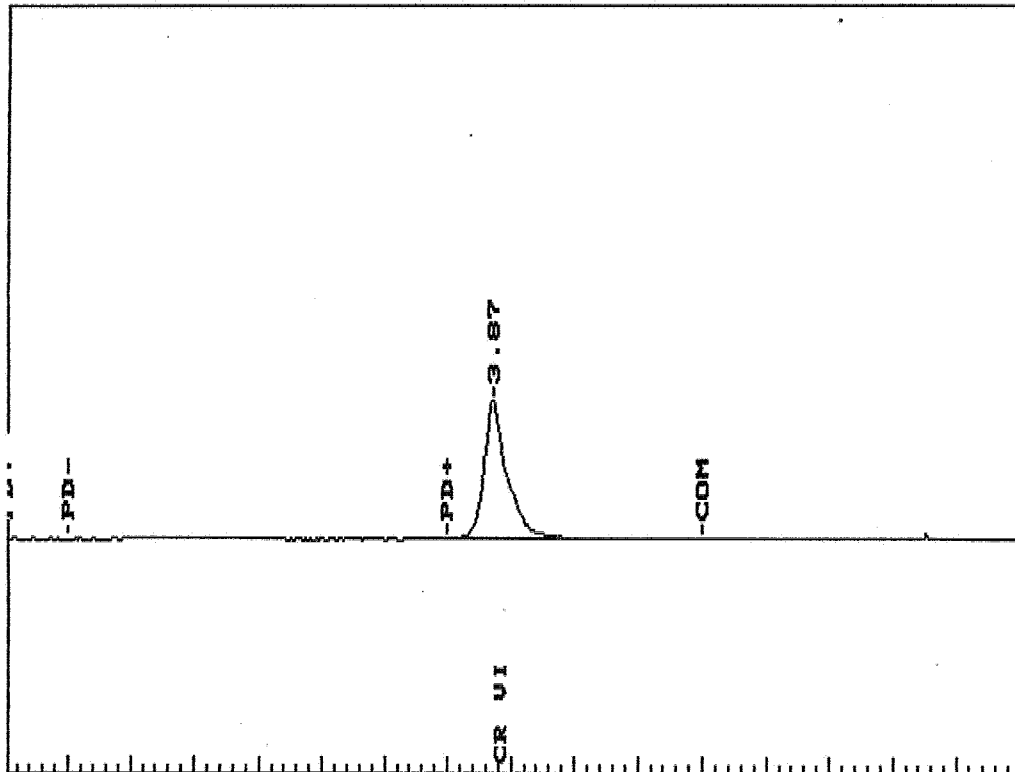
***** EXTERNAL STANDARD TABLE *****

***** 04-03-2006 18:38:37 Version 5.2.0 *****
 * Sample Name: HCC009SL Data File: L:\ID03-3 *
 * Date: 04-03-~~1996~~ 17:57:18 Method: IC59C31 04-02-2006 21:01:24 Version: 177 *
 * Interface: 6 Cycle#: 3 Operator: JKN Channel: A Vial#: N.A. *
 * Starting Peak Width: 20 Threshold: 50 Area Threshold: 100 *
 * Instrument Type: IC-057 Column Type: AS-16 *
 * Solvent Description: 60 MM NAOH *
 * Conditions: 300MA AT 1US FLOW AT 1.2ML/MIN *
 * Detector 0: CONDUCT Detector 1: *
 * Misc. Information: *
 Starting Delay: 0.00 Ending retention time: 8.00
 Area reject: 1000 One sample per 1.000 sec.
 Amount injected: 1.00 Dilution factor: 1.00
 Sample Weight: 1.00000

PEAK NUM	RET TIME	PEAK NAME	CONCENTRATION in UG/L	NORMALIZED CONC	AREA	HEIGHT	AREA/ HEIGHT BL	REF PEAK	% DELTA RET TIME	CONC/AREA
1	3.867	CR VI	2.2082	100.0000%	1325156	106211	12.5 1	0	-1.360	2.0790E-05

TOTAL AMOUNT = 2.2082

Areas, times, and heights stored in: L:\ID03-3.ATB
 Data File = L:\ID03-3.PTS Printed on 04-03-2006 at 18:38:38
 Start time: 0.00 min. Stop time: 8.00 min. Offset: 25 K-cts
 Full Range: 500 K-Counts



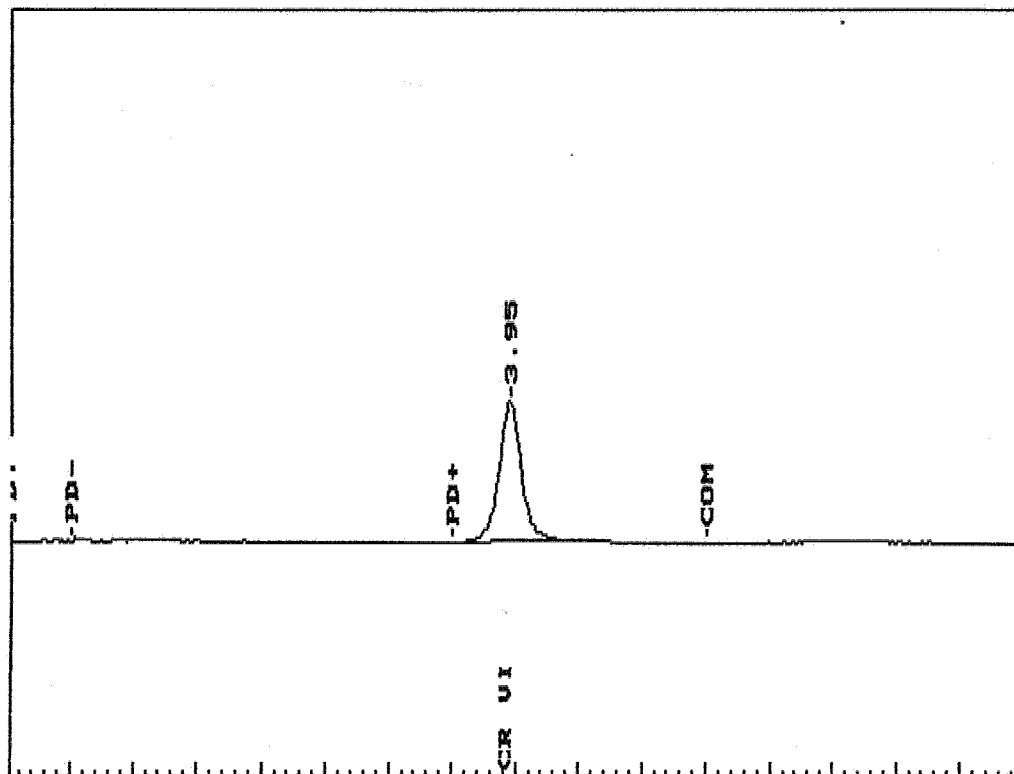
***** EXTERNAL STANDARD TABLE *****

***** 04-03-2006 18:40:02 Version 5.2.0 *****
 * Sample Name: HCC0095C Data File: L:\ID03-4 *
 * Date: 04-03-~~1906~~ 18:07:27 Method: IC59C31 04-02-2006 21:01:24 Version: 177 *
 * Interface: 6 Cycle#: 4 Operator: JKN Channel: A Vial#: N.A. *
 * Starting Peak Width: 20 Threshold: 50 Area Threshold: 100 *
 * Instrument Type: IC-057 Column Type: AS-16 *
 * Solvent Description: 60 MM NaOH *
 * Conditions: 300MA AT 1US FLOW AT 1.2ML/MIN *
 * Detector 0: CONDUCT Detector 1: *
 * Misc. Information: *
 Starting Delay: 0.00 Ending retention time: 8.00
 Area reject: 1000 One sample per 1.000 sec.
 Amount injected: 1.00 Dilution factor: 1.00
 Sample Weight: 1.00000

PEAK NUM	RET TIME	PEAK NAME	CONCENTRATION in UG/L	NORMALIZED CONC	AREA	HEIGHT	AREA/ HEIGHT BL	REF PEAK	% DELTA RET TIME	CONC/AREA
1	3.950	CR VI	2.2704	100.0000%	1319636	109219	12.1 1	0	.7653	2.0788E-05

TOTAL AMOUNT = 2.2704

Areas, times, and heights stored in: L:\ID03-4.ATB
 Data File = L:\ID03-4.PTS Printed on 04-03-2006 at 18:40:03
 Start time: 0.00 min. Stop time: 8.00 min. Offset: 25 K-cts
 Full Range: 500 K-Counts



***** EXTERNAL STANDARD TABLE *****

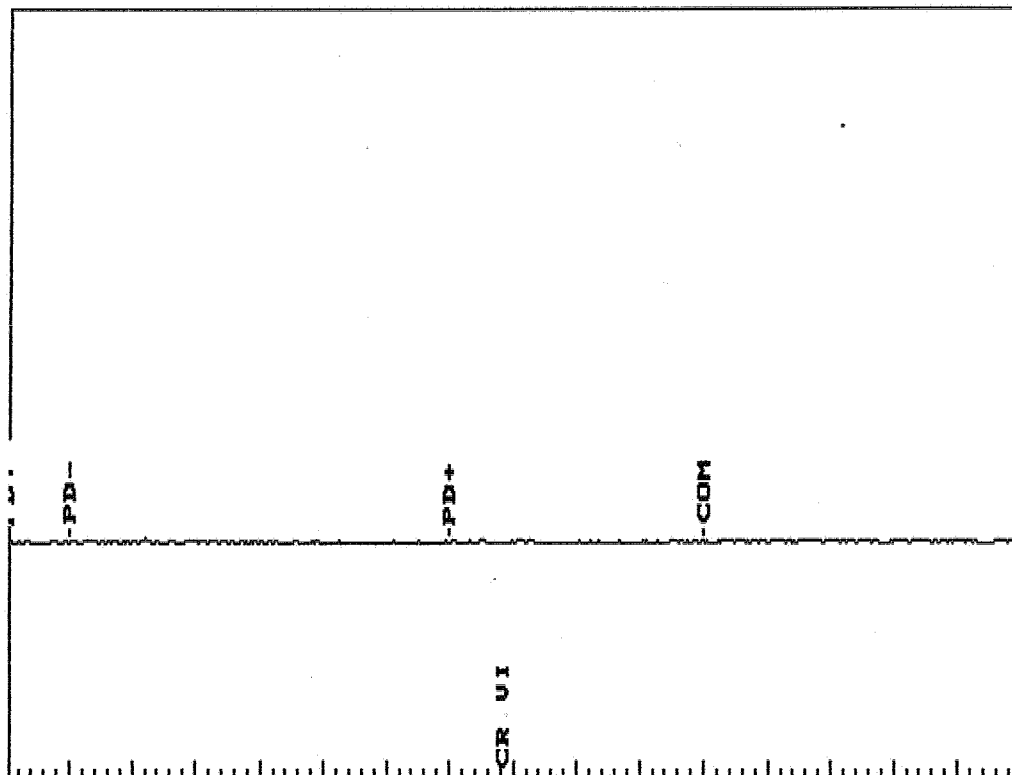
***** 04-04-2006 11:11:03 Version 5.2.0 *****
 * Sample Name: HCC0108B Data File: L:\ID03-52 *
 * Date: 04-04-2006 02:15:43 Method: M:\IC59C31 04-02-2006 21:01:24 Version: 17 *
 * Interface: 6 Cycle#: 52 Operator: JKN Channel: A Vial#: N.A. *
 * Starting Peak Width: 20 Threshold: 50 Area Threshold: 100 *
 * Instrument Type: IC-057 Column Type: AS-16 *
 * Solvent Description: 60 MM NaOH *
 * Conditions: 300MA AT 1US FLOW AT 1.2ML/MIN *
 * Detector 0: CONDUCT Detector 1: *
 * Misc. Information: *

Starting Delay: 0.00 Ending retention time: 8.00
 Area reject: 1000 One sample per 1.000 sec.
 Amount injected: 1.00 Dilution factor: 1.00
 Sample Weight: 1.00000

PEAK NUM	RET TIME	PEAK NAME	CONCENTRATION in UG/L	NORMALIZED CONC	AREA	AREA/ HEIGHT	REF PEAK	% DELTA RET TIME	CONC/AREA
-------------	-------------	--------------	--------------------------	--------------------	------	-----------------	-------------	---------------------	-----------

TOTAL AMOUNT = 0.0000

Data File = L:\ID03-52.PTS Printed on 04-04-2006 at 11:11:03
 Start time: 0.00 min. Stop time: 8.00 min. Offset: 25 K-cts
 Full Range: 500 K-Counts



***** EXTERNAL STANDARD TABLE *****

***** 04-04-2006 11:12:11 Version 5.2.0 *****
 * Sample Name: HCC010SL Data File: L:\ID03-53 *
 * Date: 04-04-2006 02:25:52 Method: M:\IC59C31 04-02-2006 21:01:24 Version: 1: *
 * Interface: 6 Cycle#: 53 Operator: JKN Channel: A Vial#: N.A. *
 * Starting Peak Width: 20 Threshold: 50 Area Threshold: 100 *

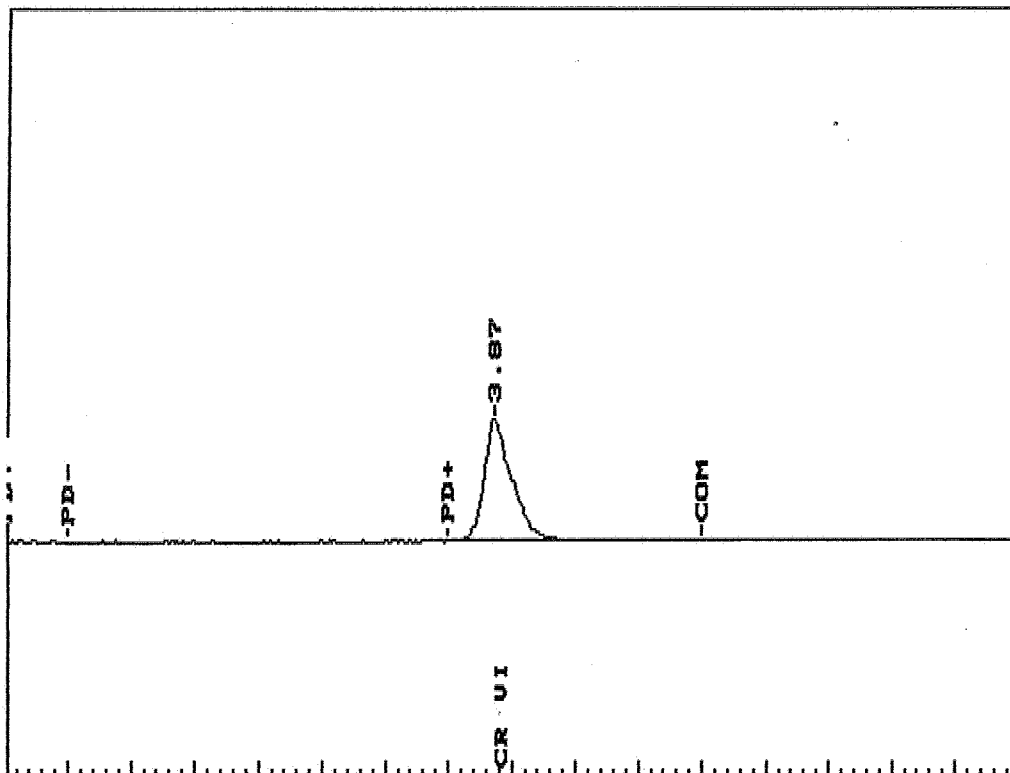
 * Instrument Type: IC-057 Column Type: AS-16 *
 * Solvent Description: 60 MM NAOH *
 * Conditions: 300MA AT 1US FLOW AT 1.2ML/MIN *
 * Detector 0: CONDUCT Detector 1: *
 * Misc. Information: *

Starting Delay: 0.00 Ending retention time: 8.00
 Area reject: 1000 One sample per 1.000 sec.
 Amount injected: 1.00 Dilution factor: 1.00
 Sample Weight: 1.00000

PEAK NUM	RET TIME	PEAK NAME	CONCENTRATION in UG/L	NORMALIZED CONC	AREA	HEIGHT	AREA/ HEIGHT BL	REF PEAK	Z DELTA RET TIME	CONC/AREA
1	3.867	CR VI	1.9548	100.0000%	1376071	93973	14.6 1	0	-1.360	2.0802E-05

TOTAL AMOUNT = 1.9548

Data File = L:\ID03-53.PTS Printed on 04-04-2006 at 11:12:11
 Start time: 0.00 min. Stop time: 8.00 min. Offset: 25 K-cts
 Full Range: 500 K-Counts



***** EXTERNAL STANDARD TABLE *****

***** 04-04-2006 11:13:24 Version 5.2.0 *****

* Sample Name: HCC010SC Data File: L:\ID03-54 *

* Date: 04-04-2006 02:36:01 Method: M:\IC59C31 04-02-2006 21:01:24 Version: 17

2006 w 4406

* Interface: 6 Cycle#: 54 Operator: JKN Channel: A Vial#: N.A. *

* Starting Peak Width: 20 Threshold: 50 Area Threshold: 100 *

* Instrument Type: IC-057 Column Type: AS-16 *

* Solvent Description: 60 MM NAOH *

* Conditions: 300MA AT 1US FLOW AT 1.2ML/MIN *

* Detector 0: CONDUCT Detector 1: *

* Misc. Information: *

Starting Delay: 0.00 Ending retention time: 8.00

Area reject: 1000 One sample per 1.000 sec.

Amount injected: 1.00 Dilution factor: 1.00

Sample Weight: 1.00000

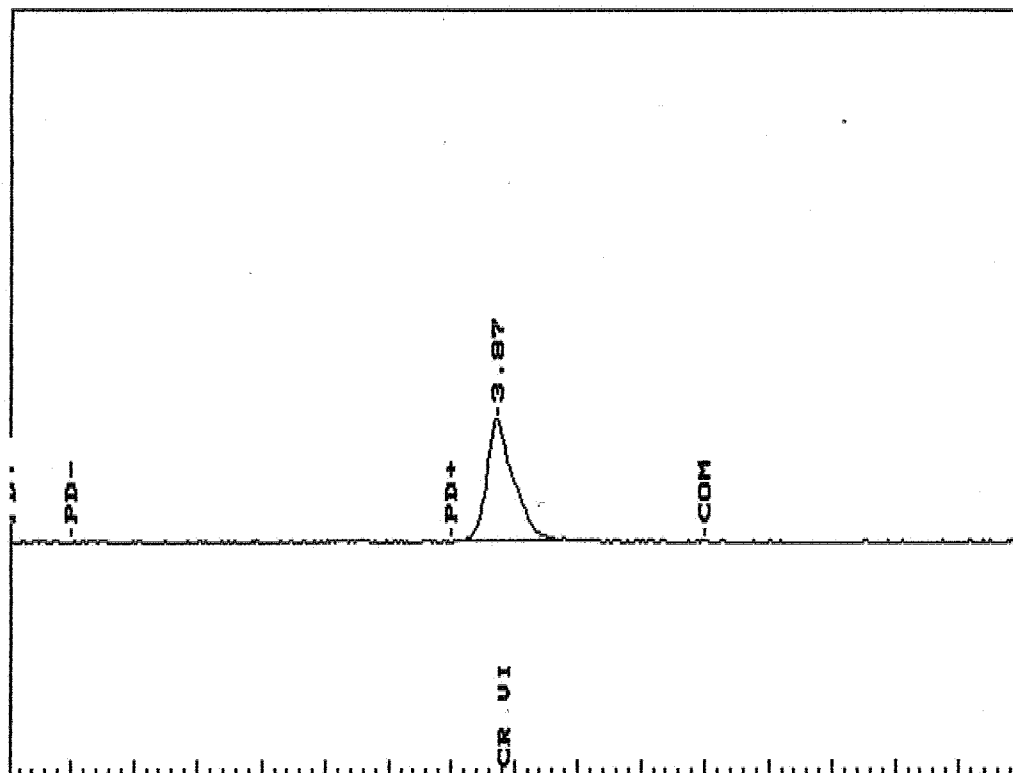
PEAK NUM	RET TIME	PEAK NAME	CONCENTRATION in UG/L	NORMALIZED CONC	AREA	HEIGHT	AREA/ HEIGHT BL	REF PEAK	% DELTA RET TIME	CONC/AREA
1	3.867	CR VI	1.9593	100.0000%	1396118	94188	14.8 1	0	-1.360	2.0802E-05

TOTAL AMOUNT = 1.9593

Data File = L:\ID03-54.PTS Printed on 04-04-2006 at 11:13:25

Start time: 0.00 min. Stop time: 8.00 min. Offset: 25 K-cts

Full Range: 500 K-Counts



SEQUENCE RECORDED IN M:\ID03.SEG
 COB1-08M Processed: 04-04-2006 01:41:11, Segment 46, Cycle 46
 RAW DATA SAVED IN FILE L:\ID03-46.PTS

***** EXTERNAL STANDARD TABLE *****

***** 04-04-2006 01:41:14 Version 5.2.0 *****
 * Sample Name: COB1-08M Data File: L:\ID03-46 *
 * Date: 04-04-~~2006~~ 01:14:48 Method: IC59C31 04-02-2006 21:01:24 Version: 177 *
2006 v 46106
 * Interface: 6 Cycle#: 46 Operator: JKN Channel: A Vial#: N.A. *
 * Starting Peak Width: 20 Threshold: 50 Area Threshold: 100 *

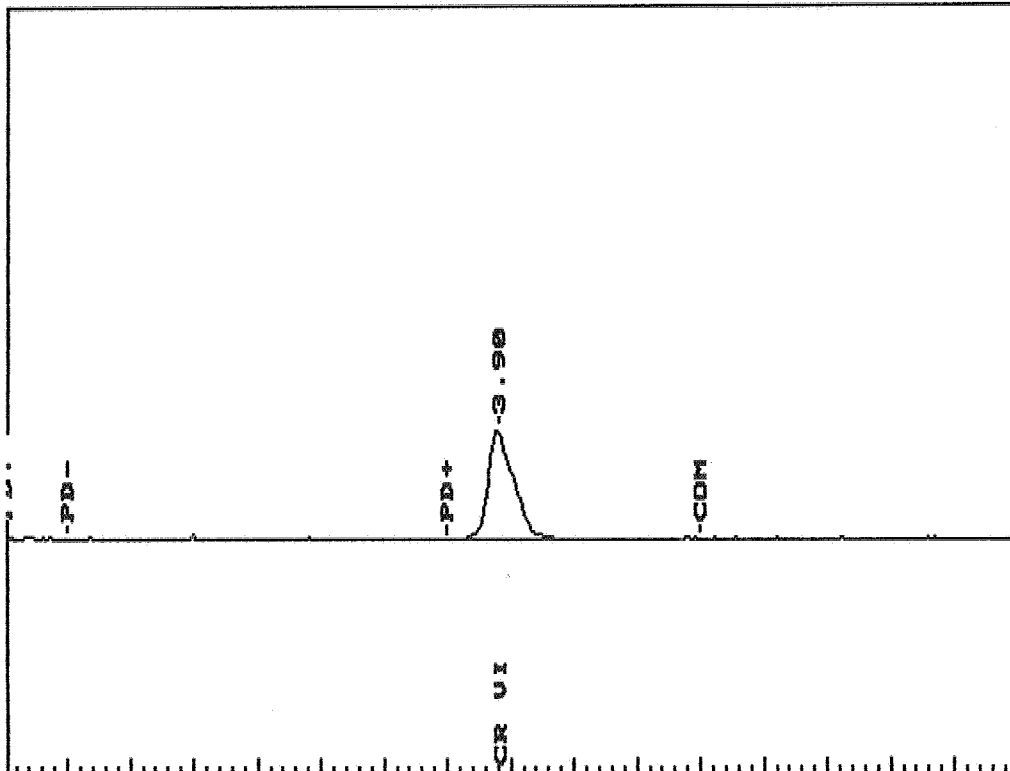
 * Instrument Type: IC-057 Column Type: AS-16 *
 * Solvent Description: 60 MM NAOH *
 * Conditions: 300MA AT 1US FLOW AT 1.2ML/MIN *
 * Detector 0: CONDUCT Detector 1: *
 * Misc. Information: *

 Starting Delay: 0.00 Ending retention time: 8.00
 Area reject: 1000 One sample per 1.000 sec.
 Amount injected: 1.00 Dilution factor: 1.00
 Sample Weight: 1.00000

PEAK NUM	RET TIME	PEAK NAME	CONCENTRATION in UG/L	NORMALIZED CONC	AREA	HEIGHT	AREA/ HEIGHT BL	REF PEAK	% DELTA RET TIME	CONC/AREA
1	3.900	CR VI	1.7884	100.0000%	1175493	85933	13.7 1	0	-5102	2.0812E-05

TOTAL AMOUNT = 1.7884

Areas, times, and heights stored in: L:\ID03-46.ATB
 Data File = L:\ID03-46.PTS Printed on 04-04-2006 at 01:41:16
 Start time: 0.00 min. Stop time: 8.00 min. Offset: 25 K-cts
 Full Range: 500 K-Counts



***** EXTERNAL STANDARD TABLE *****

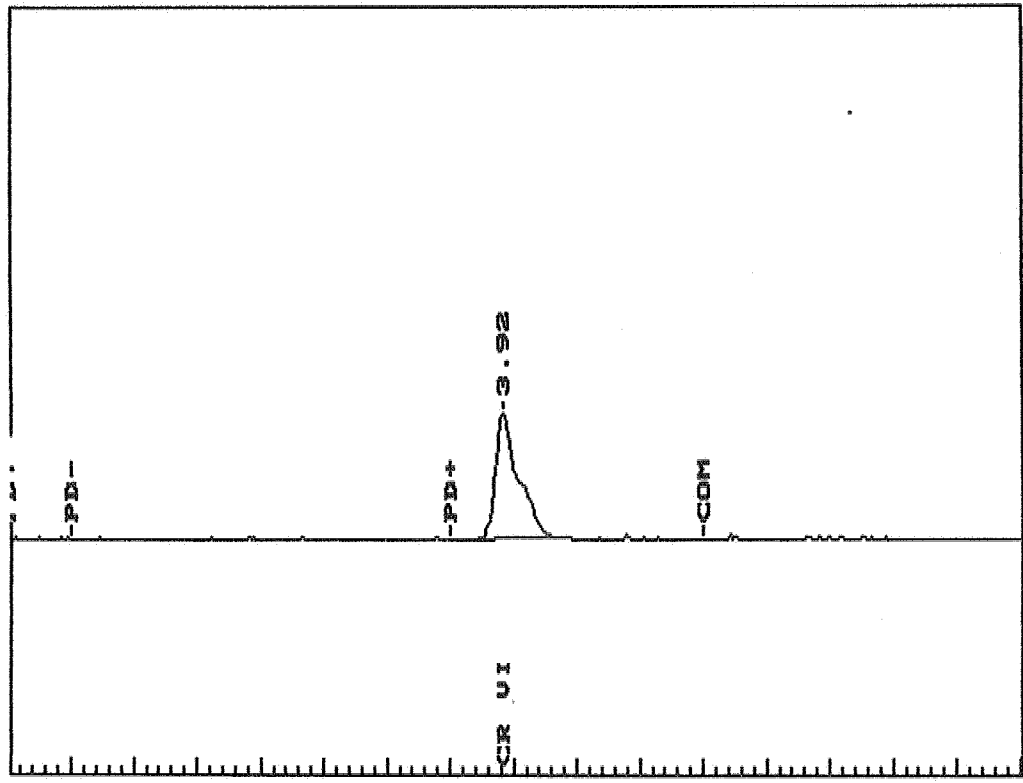
***** 04-04-2006 12:26:11 Version 5.2.0 *****
 * Sample Name: C081-08U DF=25 Data File: L:\ID03-97 *
 * Date: 04-04-~~2006~~ ²⁰⁰⁶ 10:46:31 Method: M:\IC59C31 04-02-2006 21:01:24 Version: 177 *
 * Interface: 6 Cycle#: 97 Operator: JKN Channel: A Vial#: N.A. *
 * Starting Peak Width: 20 Threshold: 50 Area Threshold: 100 *
 * Instrument Type: IC-057 Column Type: AS-16 *
 * Solvent Description: 60 MM NAOH *
 * Conditions: 300MA AT 1US FLOW AT 1.2ML/MIN *
 * Detector 0: CONDUCT Detector 1: *
 * Misc. Information: *

 Starting Delay: 0.00 Ending retention time: 8.00
 Area reject: 1000 One sample per 1.000 sec.
 Amount injected: 1.00 Dilution factor: 25.00
 Sample Weight: 1.00000

PEAK NUM	RET TIME	PEAK NAME	CONCENTRATION in UG/L	NORMALIZED CONC	AREA	HEIGHT	AREA/ HEIGHT	REF PEAK	% DELTA RET TIME	CONC/AREA
1	3.917	CR VI	50.5000	100.0000%	1241516	97121	12.8 1	0	0	5.1997E-04

TOTAL AMOUNT = 50.5000

Data File = L:\ID03-97.PTS Printed on 04-04-2006 at 12:26:12
 Start time: 0.00 min. Stop time: 8.00 min. Offset: 25 K-cts
 Full Range: 500 K-Counts



INITIAL CALIBRATION

IC RESULT FORM CalVersion : CR6.QA1

LFID	LSID	SELCOMP	CR VI	DateTime	DF
IC31-1	IB	C	ND	03/31/0618:01	1
IC31-2	S-0.0	C	ND	03/31/0618:11	1
IC31-3	S-0.2	C	.2161	03/31/0618:21	1
IC31-4	S-2.0	C	1.974	03/31/0618:31	1
IC31-5	S-5.0	C	5.01	03/31/0618:41	1
IC31-6	ICV	C	90.4%	03/31/0618:51	1
IC31-7	ICB	C	ND	03/31/0619:01	1
IC31-8	CCV1	C	98.3%	03/31/0619:12	1
IC31-9	HCC009SB	C	ND	03/31/0619:22	1
IC31-10	HCC009SL	C	1.94	03/31/0619:32	1
IC31-11	HCC009SC	C	1.95	03/31/0619:42	1
IC31-12	MDL	C	.213	03/31/0619:52	1
IC31-13	C071-01	C	ND	03/31/0620:02	1
IC31-14	C071-02	C	ND	03/31/0620:12	1
IC31-15	C071-03	C	ND	03/31/0620:23	1
IC31-16	C071-04	C	ND	03/31/0620:33	1
IC31-17	C071-04D	C	ND	03/31/0620:43	1
IC31-18	C071-04M	C	1.71	03/31/0620:53	1
IC31-19	CCV2	C	93.9%	03/31/0621:03	1
IC31-20	C071-05	C	ND	03/31/0621:13	1
IC31-21	C071-06	C	ND	03/31/0621:24	1
IC31-22	C071-07	C	ND	03/31/0621:34	1
IC31-23	C071-08	C	ND	03/31/0621:44	1
IC31-24	C071-09	C	ND	03/31/0621:54	1
IC31-25	C071-10	C	ND	03/31/0622:04	1
IC31-26	C081-01	C	ND	03/31/0622:14	1
IC31-27	C081-02	C	ND	03/31/0622:24	1
IC31-28	C081-03	C	ND	03/31/0622:35	1
IC31-29	C081-04	C	ND	03/31/0622:45	1
IC31-30	CCV3	C	108%	03/31/0622:55	1
IC31-31	C081-05	C	ND	03/31/0623:05	1
IC31-32	C081-06	C	ND	03/31/0623:15	1
IC31-33	C081-07	C	ND	03/31/0623:25	1
IC31-34	C081-08	C	ND	03/31/0623:36	1
IC31-35	C081-08D	C	ND	03/31/0623:46	1
IC31-36	C081-08M	C	2.02	03/31/0623:56	1
IC31-37	C081-09	C	ND	04/01/0600:06	1
IC31-38	C081-10	C	ND	04/01/0600:16	1
IC31-39	CCV4	C	108%	04/01/0600:26	1

del
4-4-06

***** EXTERNAL STANDARD TABLE *****

***** 03-31-2006 18:09:07 Version 5.2.0 *****
 * Sample Name: IB Data File: L:\IC311 *
 * Date: 03-31-~~2006~~ 18:01:00 Method: IC59C31 03-31-2006 22:00:16 Version: 175 *
2006 n=3/106
 * Interface: 6 Cycle#: 1 Operator: JKN Channel: A Vial#: N.A. *
 * Starting Peak Width: 20 Threshold: 50 Area Threshold: 100 *

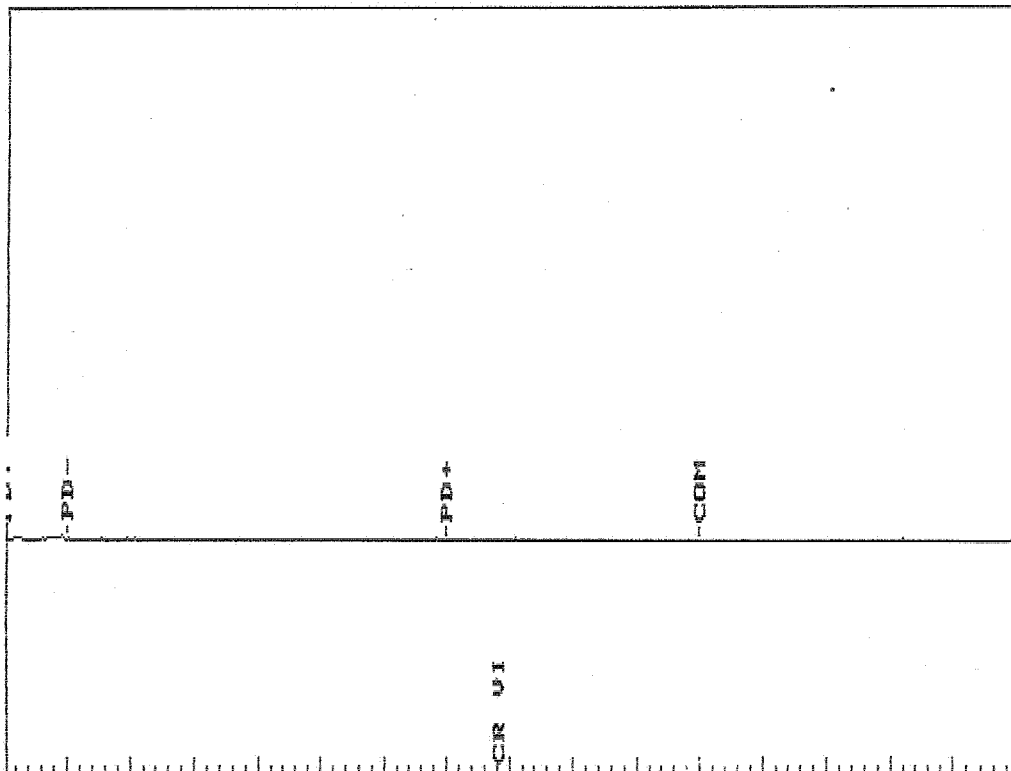
 * Instrument Type: IC-057 Column Type: AS-16 *
 * Solvent Description: 60 MM NaOH *
 * Conditions: 300MA AT 1US FLOW AT 1.2ML/MIN *
 * Detector 0: CONDUCT Detector 1: *
 * Misc. Information: *

 Starting Delay: 0.00 Ending retention time: 8.00
 Area reject: 1000 One sample per 1.000 sec.
 Amount injected: 1.00 Dilution factor: 1.00
 Sample Weight: 1.00000

PEAK NUM	RET TIME	PEAK NAME	CONCENTRATION in UG/L	NORMALIZED CONC	AREA	AREA/ HEIGHT	REF PEAK	Z DELTA RET TIME	CONC/AREA
-------------	-------------	--------------	--------------------------	--------------------	------	-----------------	-------------	---------------------	-----------

TOTAL AMOUNT = 0.0000

Areas, times, and heights stored in: L:\IC311.ATB
 Data File = L:\IC311.PTS Printed on 03-31-2006 at 18:09:08
 Start time: 0.00 min. Stop time: 8.00 min. Offset: 25 K-cts
 Full Range: 500 K-Counts



2006 n=3/106

***** EXTERNAL STANDARD TABLE *****

***** 03-31-2006 18:19:14 Version 5.2.0 *****
 * Sample Name: S-0.0 Data File: L:\IC312 *
 * Date: ~~03-31-2006~~ 18:11:09 Method: IC59C31 03-31-2006 22:00:16 Version: 175 *
7/26 ~ 3/31/06
 * Interface: 6 Cycle#: 2 Operator: JKN Channel: A Vial#: N.A. *
 * Starting Peak Width: 20 Threshold: 50 Area Threshold: 100 *

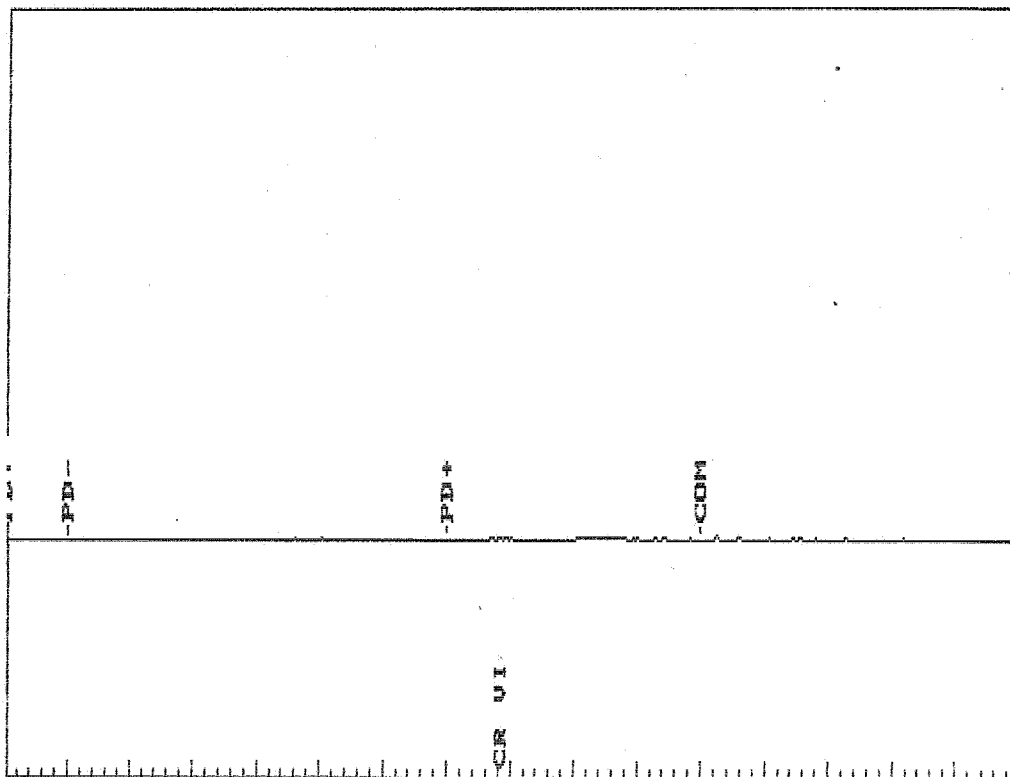
 * Instrument Type: IC-057 Column Type: AS-16 *
 * Solvent Description: 60 MM NAOH *
 * Conditions: 300MA AT 1US FLOW AT 1.2ML/MIN *
 * Detector 0: CONDUCT Detector 1: *
 * Misc. Information: *

 Starting Delay: 0.00 Ending retention time: 8.00
 Area reject: 1000 One sample per 1.000 sec.
 Amount injected: 1.00 Dilution factor: 1.00
 Sample Weight: 1.00000

PEAK NUM	RET TIME	PEAK NAME	CONCENTRATION in UG/L	NORMALIZED CONC	AREA	HEIGHT	AREA/ HEIGHT BL	REF PEAK	% DELTA RET TIME	CONC/AREA
-------------	-------------	--------------	--------------------------	--------------------	------	--------	--------------------	-------------	---------------------	-----------

TOTAL AMOUNT = 0.0000

Areas, times, and heights stored in: L:\IC312.ATB
 Data File = L:\IC312.PTS Printed on 03-31-2006 at 18:19:16
 Start time: 0.00 min. Stop time: 8.00 min. Offset: 25 K-cts
 Full Range: 500 K-Counts



*dl
 4-4-06*

***** 03-31-2006 20:11:09 Version 5.2.0 *****

* Sample Name: S-0.2 Data File: L:\IC31-3 *

* Date: 03-31-~~2006~~ 18:21:17 Method: M:\IC59C31 03-31-2006 18:51:22 Version: 1

2026 v3(31/06)

* Interface: 6 Cycle#: 3 Operator: JKN Channel: A Vial#: N.A. *

* Starting Peak Width: 20 Threshold: 50 Area Threshold: 100 *

* Instrument Type: IC-057 Column Type: AS-16 *

* Solvent Description: 60 MM NaOH *

* Conditions: 300MA AT 1US FLOW AT 1.2ML/MIN *

* Detector 0: CONDUCT Detector 1: *

* Misc. Information: *

Starting Delay: 0.00 Ending retention time: 8.00

Area reject: 1000 One sample per 1.000 sec.

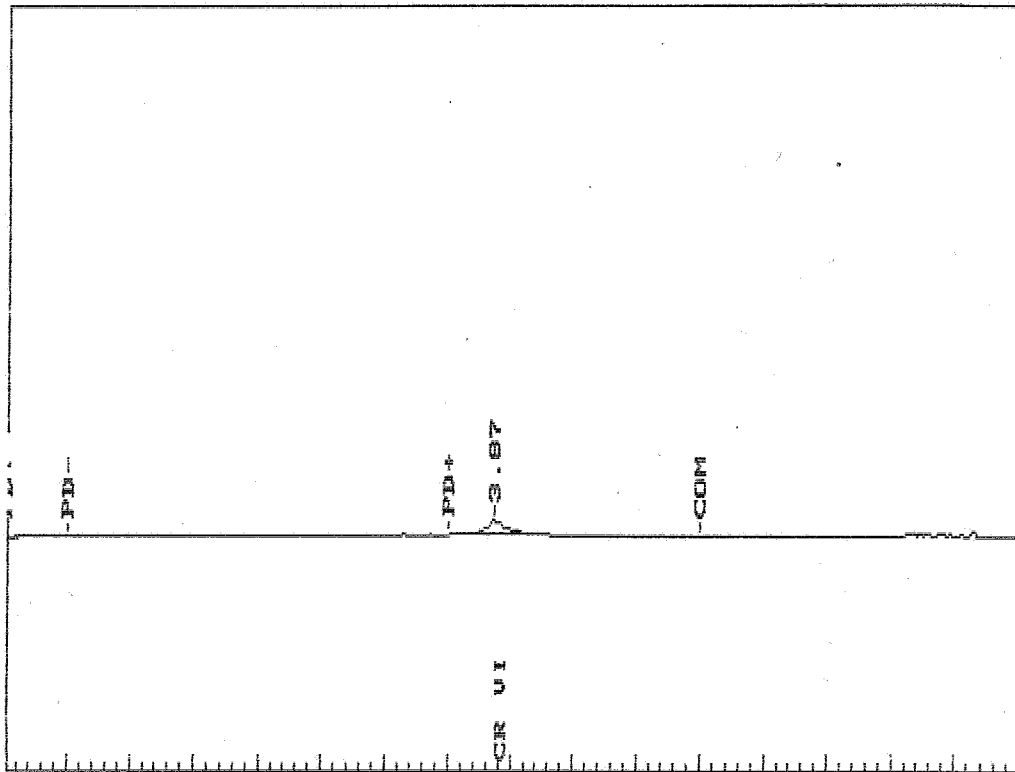
Amount injected: 1.00 Dilution factor: 1.00

Sample Weight: 1.00000

PEAK NUM	RET TIME	PEAK NAME	CONCENTRATION in UG/L	NORMALIZED CONC	AREA	HEIGHT	AREA/ HEIGHT BL	REF PEAK	% DELTA RET TIME	CONC/AREA
1	3.867	CR VI	0.1860	100.0000%	90471	9974	9.11	0	-1.360	1.8649E-05

TOTAL AMOUNT = 0.1860

Data File = L:\IC31-3.PTS Printed on 03-31-2006 at 20:11:09
 Start time: 0.00 min. Stop time: 8.00 min. Offset: 25 K-cts
 Full Range: 500 K-Counts



W-4-06

***** EXTERNAL STANDARD TABLE *****

***** 03-31-2006 20:12:24 Version 5.2.0 *****
 * Sample Name: S-2.0 Data File: L:\IC31-4 *
 * Date: 03-31-~~2006~~ 18:31:27 Method: M:\IC59031 03-31-2006 18:51:22 Version: 1
 2006 ~ 3/5/06
 * Interface: 6 Cycle#: 4 Operator: JKN Channel: A Vial#: N.A. *
 * Starting Peak Width: 20 Threshold: 50 Area Threshold: 100 *

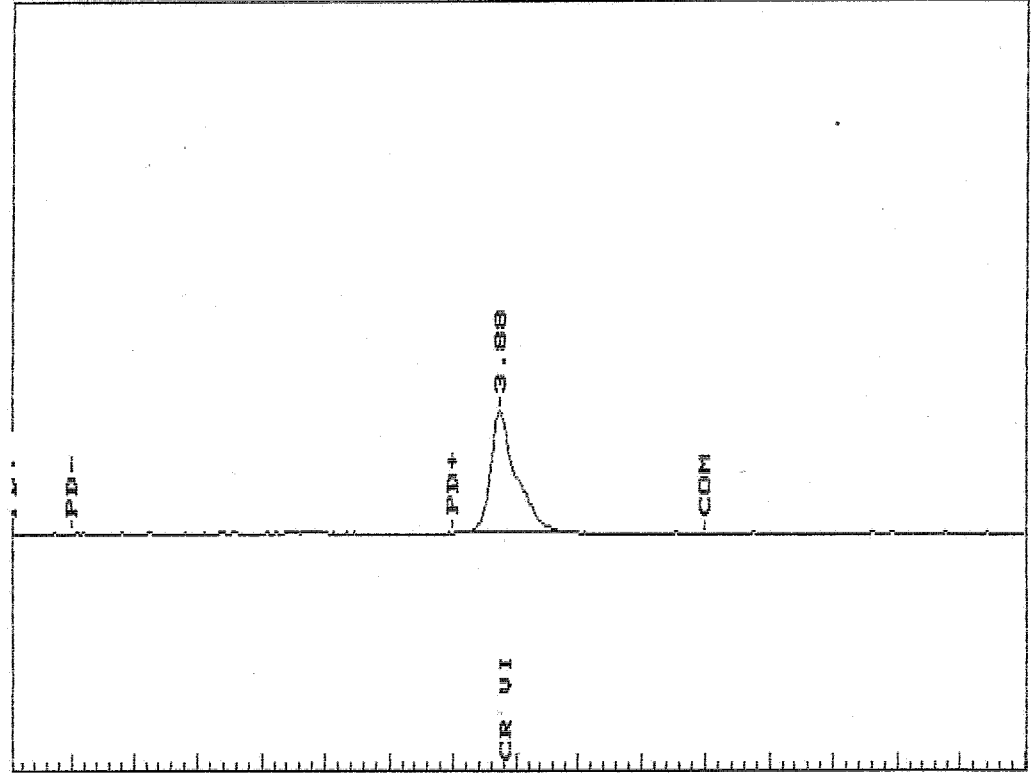
 * Instrument Type: IC-057 Column Type: AS-16 *
 * Solvent Description: 60 MM NAOH *
 * Conditions: 300MA AT 1US FLOW AT 1.2ML/MIN *
 * Detector 0: CONDUCT Detector 1: *
 * Misc. Information: *

 Starting Delay: 0.00 Ending retention time: 8.00
 Area reject: 1000 One sample per 1.000 sec.
 Amount injected: 1.00 Dilution factor: 1.00
 Sample Weight: 1.00000

PEAK NUM	RET TIME	PEAK NAME	CONCENTRATION in UG/L	NORMALIZED CONC	AREA	HEIGHT	AREA/ HEIGHT BL	REF PEAK	% DELTA RET TIME	CONC/AREA
1	3.883	CR VI	2.2340	100.0000%	1349217	94908	14.2 1	0	-.9353	2.3539E-05

TOTAL AMOUNT = 2.2340

Data File = L:\IC31-4.PTS Printed on 03-31-2006 at 20:12:25
 Start time: 0.00 min. Stop time: 8.00 min. Offset: 25 K-cts
 Full Range: 500 K-Counts



Handwritten: 4-4-06

***** EXTERNAL STANDARD TABLE *****

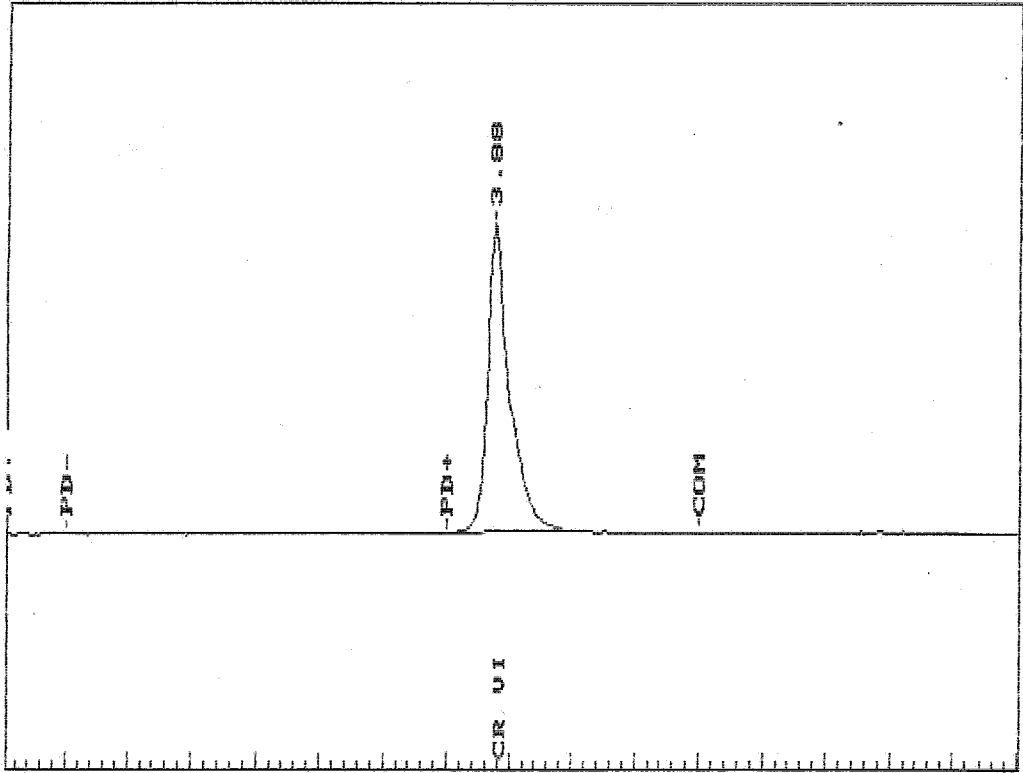
***** 03-31-2006 20:13:38 Version 5.2.0 *****
 * Sample Name: 5-5.0 Data File: L:\IC31-5 *
 * Date: 03-31-~~2006~~ 18:41:35 Method: M:\IC59031 03-31-2006 18:51:22 Version: 1 *
 * Interface: 6 Cycle#: 5 Operator: JKN Channel: A Vial#: N.A. *
 * Starting Peak Width: 20 Threshold: 50 Area Threshold: 100 *
 * Instrument Type: IC-057 Column Type: AS-16 *
 * Solvent Description: 60 MM NaOH *
 * Conditions: 300MA AT 1US FLOW AT 1.2ML/MIN *
 * Detector 0: CONDUCT Detector 1: *
 * Misc. Information: *

 Starting Delay: 0.00 Ending retention time: 8.00
 Area reject: 1000 One sample per 1.000 sec.
 Amount injected: 1.00 Dilution factor: 1.00
 Sample Weight: 1.00000

PEAK NUM	RET TIME	PEAK NAME	CONCENTRATION in UG/L	NORMALIZED CONC	AREA	HEIGHT	AREA/ HEIGHT BL	REF PEAK	% DELTA RET TIME	CONC/AREA
1	3.883	CR VI	5.7701	100.0000%	2960011	241554	12.3 1	0	-0.9353	2.3887E-05

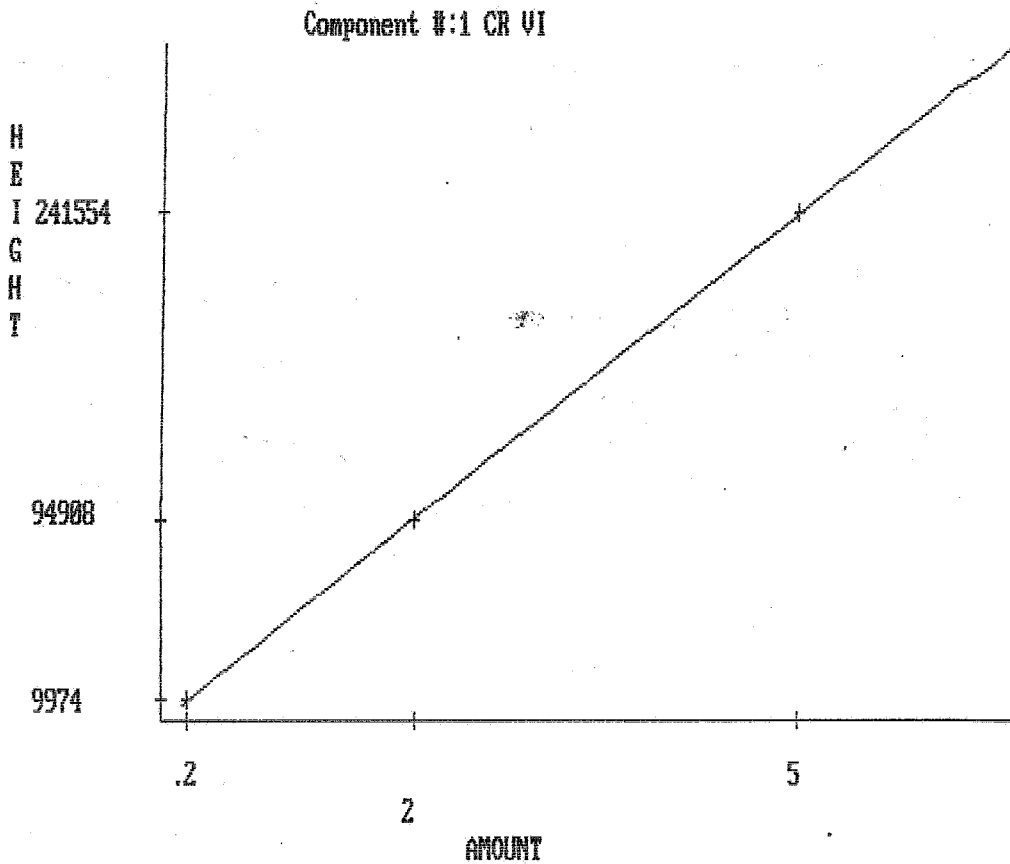
TOTAL AMOUNT = 5.7701

Data File = L:\IC31-5.PTS Printed on 03-31-2006 at 20:13:39
 Start time: 0.00 min. Stop time: 8.00 min. Offset: 25 K-cts
 Full Range: 500 K-Counts



Handwritten: 4-4-06

Method IC59C31
 Sample CRVI
 Operator JKN
 Run date 04-02-2006 21:01:24 Version: 177
 Printed on 04-02-2006 AT 21:01:38
 Straight Line fit



Component 1 = CR VI
 EXTERNAL STANDARD CALIBRATION

LEVEL	AMOUNT	HEIGHT
1	0.2000	9974 ✓
2	2.0000	94908 ✓
3	5.0000	241554 ✓

Y = SLOPE * X + INTERCEPT

Height = 4.8311E+04 * Amount + -4.6713E+02
 Amount = 2.0699E-05 * Height + 9.6693E-03
 R squared = 0.9999

*M
4-4-06*

SECOND SOURCE

IC SEQUENCE FORM (ATB)

LFID	LSID	SELCOMP	METNAME	DateTime	DF
IC31-1	IB	C	IC59C31	03/31/0618:01	1
IC31-2	S-0.0	C	IC59C31	03/31/0618:11	1
IC31-3	S-0.2	C	IC59C31	03/31/0618:21	1
IC31-4	S-2.0	C	IC59C31	03/31/0618:31	1
IC31-5	S-5.0	C	IC59C31	03/31/0618:41	1
IC31-6	ICV	C	IC59C31	03/31/0618:51	1
IC31-7	ICB	C	IC59C31	03/31/0619:01	1
IC31-8	CCV1	C	IC59C31	03/31/0619:12	1
IC31-9	HCC009SB	C	IC59C31	03/31/0619:22	1
IC31-10	HCC009SL	C	IC59C31	03/31/0619:32	1
IC31-11	HCC009SC	C	IC59C31	03/31/0619:42	1
IC31-12	MDL	C	IC59C31	03/31/0619:52	1
IC31-13	C071-01	C	IC59C31	03/31/0620:02	1
IC31-14	C071-02	C	IC59C31	03/31/0620:12	1
IC31-15	C071-03	C	IC59C31	03/31/0620:23	1
IC31-16	C071-04	C	IC59C31	03/31/0620:33	1
IC31-17	C071-04D	C	IC59C31	03/31/0620:43	1
IC31-18	C071-04M	C	IC59C31	03/31/0620:53	1
IC31-19	CCV2	C	IC59C31	03/31/0621:03	1
IC31-20	C071-05	C	IC59C31	03/31/0621:13	1
IC31-21	C071-06	C	IC59C31	03/31/0621:24	1
IC31-22	C071-07	C	IC59C31	03/31/0621:34	1
IC31-23	C071-08	C	IC59C31	03/31/0621:44	1
IC31-24	C071-09	C	IC59C31	03/31/0621:54	1
IC31-25	C071-10	C	IC59C31	03/31/0622:04	1
IC31-26	C081-01	C	IC59C31	03/31/0622:14	1
IC31-27	C081-02	C	IC59C31	03/31/0622:24	1
IC31-28	C081-03	C	IC59C31	03/31/0622:35	1
IC31-29	C081-04	C	IC59C31	03/31/0622:45	1
IC31-30	CCV3	C	IC59C31	03/31/0622:55	1
IC31-31	C081-05	C	IC59C31	03/31/0623:05	1
IC31-32	C081-06	C	IC59C31	03/31/0623:15	1
IC31-33	C081-07	C	IC59C31	03/31/0623:25	1
IC31-34	C081-08	C	IC59C31	03/31/0623:36	1
IC31-35	C081-08D	C	IC59C31	03/31/0623:46	1
IC31-36	C081-08M	C	IC59C31	03/31/0623:56	1
IC31-37	C081-09	C	IC59C31	04/01/0600:06	1
IC31-38	C081-10	C	IC59C31	04/01/0600:16	1
IC31-39	CCV4	C	IC59C31	04/01/0600:26	1

W
4-4-06

EXTERNAL STANDARD TABLE

***** 04-02-2006 21:02:41 Version 5.2.0 *****

* Sample Name: ICV Data File: L:\IC31-6 *

* Date: 03-31-2006 18:51:46 Method: M:\IC59C31 04-02-2006 21:01:24 Version: 1
2006 n 4/2/06

* Interface: 6 Cycle#: 6 Operator: JKN Channel: A Vial#: N.A. *

* Starting Peak Width: 20 Threshold: 50 Area Threshold: 100 *

* Instrument Type: IC-057 Column Type: AS-16 *

* Solvent Description: 60 MM NaOH *

* Conditions: 300MA AT 1US FLOW AT 1.2ML/MIN *

* Detector 0: CONDUCT Detector 1: *

* Misc. Information: *

Starting Delay: 0.00 Ending retention time: 8.00

Area reject: 1000 One sample per 1.000 sec.

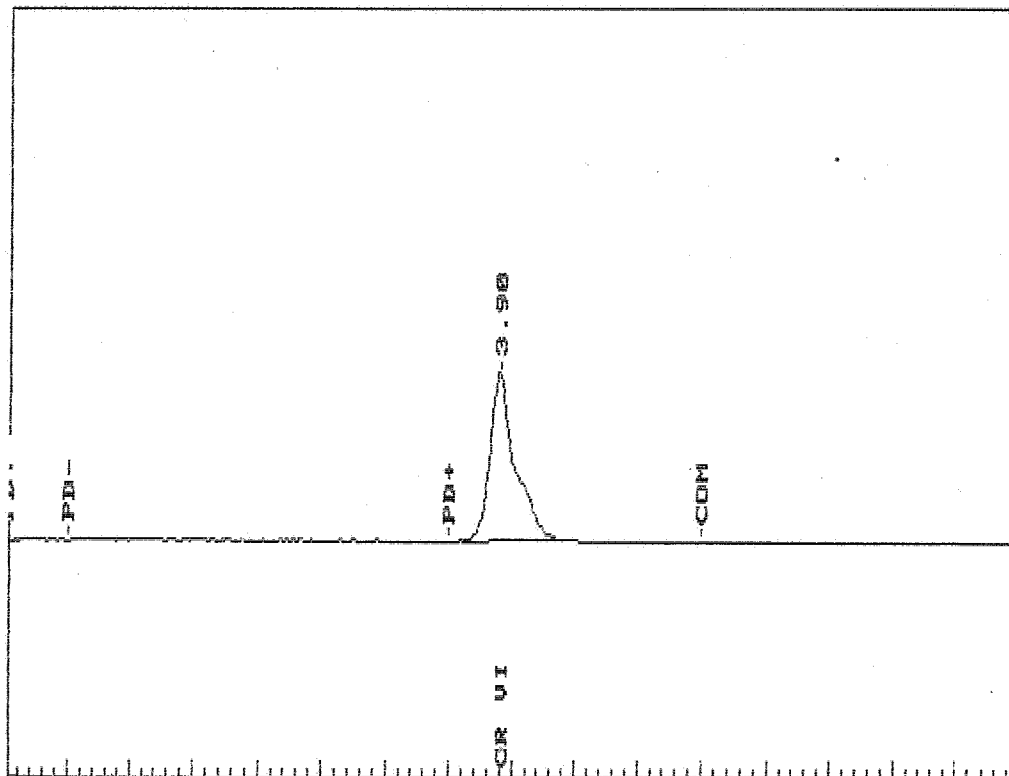
Amount injected: 1.00 Dilution factor: 1.00

Sample Weight: 1.00000

PEAK NUM	RET TIME	PEAK NAME	CONCENTRATION in UG/L	NORMALIZED CONC	AREA	HEIGHT	AREA/ HEIGHT BL	REF PEAK	% DELTA RET TIME	CONC/AREA
1	3.900	CR VI	2.7133	100.0000%	1829196	130615	14.0 1	0	-5.102	2.0773E-05

TOTAL AMOUNT = 2.7133

Data File = L:\IC31-6.PTS Printed on 04-02-2006 at 21:02:42
Start time: 0.00 min. Stop time: 8.00 min. Offset: 25 K-cts
Full Range: 500 K-Counts



*21
4-4-06*

***** EXTERNAL STANDARD TABLE *****

***** 04-02-2006 21:08:40 Version 5.2.0 *****

* Sample Name: ICB Data File: L:\IC31-7 *

* Date: 03-31-~~2006~~ 19:01:55 Method: M:\IC59C31 04-02-2006 21:01:24 Version: 1
 2006 n 4210p

* Interface: 6 Cycle#: 7 Operator: JKN Channel: A Vial#: N.A. *

* Starting Peak Width: 20 Threshold: 50 Area Threshold: 100 *

* Instrument Type: IC-057 Column Type: AS-16 *

* Solvent Description: 60 MM NaOH *

* Conditions: 300MA AT 1US FLOW AT 1.2ML/MIN *

* Detector 0: CONDUCT Detector 1: *

* Misc. Information: *

Starting Delay: 0.00 Ending retention time: 8.00

Area reject: 1000 One sample per 1.000 sec.

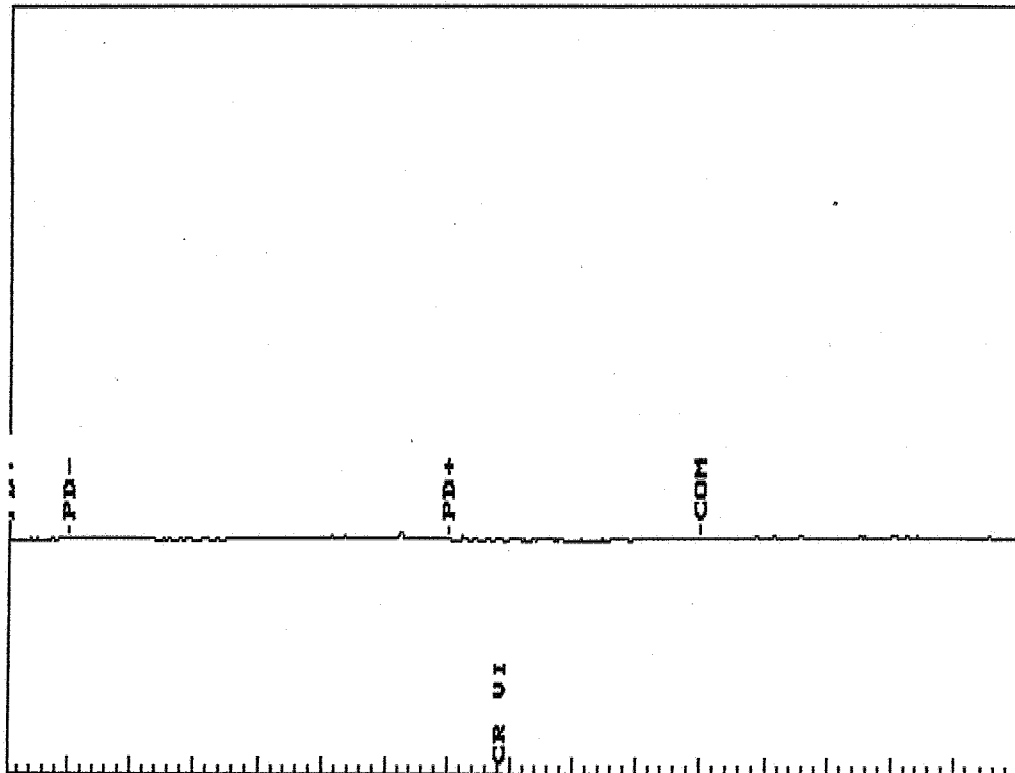
Amount injected: 1.00 Dilution factor: 1.00

Sample Weight: 1.00000

PEAK NUM	RET TIME	PEAK NAME	CONCENTRATION in UG/L	NORMALIZED CONC	AREA	HEIGHT	AREA/ HEIGHT BL	REF PEAK	% DELTA RET TIME	CONC/AREA
-------------	-------------	--------------	--------------------------	--------------------	------	--------	--------------------	-------------	---------------------	-----------

TOTAL AMOUNT = 0.0000

Data File = L:\IC31-7.PTS Printed on 04-02-2006 at 21:08:41
 Start time: 0.00 min. Stop time: 8.00 min. Offset: 25 K-cts
 Full Range: 500 K-Counts



8

DAILY CALIBRATION

IC SEQUENCE FORM (ATB)

LFID	LSID	SELCOMP	METNAME	DateTime	DF
ID03-1	CCV5	C	IC59C31	04/03/0617:27	1
ID03-2	HCC009SB	C	IC59C31	04/03/0617:47	1
ID03-3	HCC009SL	C	IC59C31	04/03/0617:57	1
ID03-4	HCC009SC	C	IC59C31	04/03/0618:07	1
ID03-5	C071-01	C	IC59C31	04/03/0618:17	1
ID03-6	C071-01D	C	IC59C31	04/03/0618:27	1
ID03-7	C071-02	C	IC59C31	04/03/0618:38	1
ID03-8	C071-02D	C	IC59C31	04/03/0618:49	1
ID03-9	C071-03	C	IC59C31	04/03/0618:59	1
ID03-10	C071-03D	C	IC59C31	04/03/0619:09	1
ID03-11	C071-04	C	IC59C31	04/03/0619:19	1
ID03-12	CCV6	C	IC59C31	04/03/0619:29	1
ID03-13	C071-04D	C	IC59C31	04/03/0619:39	1
ID03-14	C071-04M	C	IC59C31	04/03/0619:49	1
ID03-15	C071-05	C	IC59C31	04/03/0620:00	1
ID03-16	C071-05D	C	IC59C31	04/03/0620:10	1
ID03-17	C071-06	C	IC59C31	04/03/0620:20	1
ID03-18	C071-06D	C	IC59C31	04/03/0620:30	1
ID03-19	C071-07	C	IC59C31	04/03/0620:40	1
ID03-20	C071-07D	C	IC59C31	04/03/0620:50	1
ID03-21	C071-08	C	IC59C31	04/03/0621:00	1
ID03-22	C071-08D	C	IC59C31	04/03/0621:11	1
ID03-23	CCV7	C	IC59C31	04/03/0621:21	1
ID03-24	C071-09	C	IC59C31	04/03/0621:31	1
ID03-25	C071-09D	C	IC59C31	04/03/0621:41	1
ID03-26	C071-10	C	IC59C31	04/03/0621:51	1
ID03-27	C071-10D	C	IC59C31	04/03/0622:01	1
ID03-28	C081-01	C	IC59C31	04/03/0622:12	1
ID03-29	C081-01D	C	IC59C31	04/03/0622:22	1
ID03-30	C081-02	C	IC59C31	04/03/0622:32	1
ID03-31	C081-02D	C	IC59C31	04/03/0622:42	1
ID03-32	C081-03	C	IC59C31	04/03/0622:52	1
ID03-33	C081-03D	C	IC59C31	04/03/0623:02	1
ID03-34	CCV9	C	IC59C31	04/03/0623:12	1
ID03-35	C081-04	C	IC59C31	04/03/0623:23	1
ID03-36	C081-04D	C	IC59C31	04/03/0623:33	1
ID03-37	C081-05	C	IC59C31	04/03/0623:43	1
ID03-38	C081-05D	C	IC59C31	04/03/0623:53	1
ID03-39	C081-06	C	IC59C31	04/04/0600:03	1
ID03-40	C081-06D	C	IC59C31	04/04/0600:13	1
ID03-41	C081-07	C	IC59C31	04/04/0600:24	1
ID03-42	C081-07D	C	IC59C31	04/04/0600:34	1
ID03-43	C081-08	C	IC59C31	04/04/0600:44	1
ID03-44	C081-08D	C	IC59C31	04/04/0600:54	1
ID03-45	CCV10	C	IC59C31	04/04/0601:04	1
ID03-46	C081-08M	C	IC59C31	04/04/0601:14	1
ID03-47	C081-09	C	IC59C31	04/04/0601:24	1
ID03-48	C081-09D	C	IC59C31	04/04/0601:35	1
ID03-49	C081-10	C	IC59C31	04/04/0601:45	1
ID03-50	C081-10D	C	IC59C31	04/04/0601:55	1
ID03-51	CCV11	C	IC59C31	04/04/0602:05	1
ID03-52	HCC010SB	C	IC59C31	04/04/0602:15	1
ID03-53	HCC010SL	C	IC59C31	04/04/0602:25	1
ID03-54	HCC010SC	C	IC59C31	04/04/0602:36	1
ID03-55	C106-01	C	IC59C31	04/04/0602:46	1
ID03-56	C106-01D	C	IC59C31	04/04/0602:56	1
ID03-57	C106-02	C	IC59C31	04/04/0603:06	1
ID03-58	C106-02D	C	IC59C31	04/04/0603:16	1
ID03-59	C106-03	C	IC59C31	04/04/0603:26	1
ID03-60	C106-03D	C	IC59C31	04/04/0603:36	1
ID03-61	CCV12	C	IC59C31	04/04/0603:47	1
ID03-62	C106-04	C	IC59C31	04/04/0603:57	1
ID03-63	C106-04D	C	IC59C31	04/04/0604:07	1
ID03-64	C106-05	C	IC59C31	04/04/0604:17	1
ID03-65	C106-05D	C	IC59C31	04/04/0604:27	1
ID03-66	C106-06	C	IC59C31	04/04/0604:37	1
ID03-67	C106-06D	C	IC59C31	04/04/0604:48	1
ID03-68	C106-07	C	IC59C31	04/04/0604:58	1
ID03-69	C106-07D	C	IC59C31	04/04/0605:08	1
ID03-70	C106-07M	C	IC59C31	04/04/0605:18	1
ID03-71	C106-08	C	IC59C31	04/04/0605:28	1
ID03-72	CCV13	C	IC59C31	04/04/0605:38	1
ID03-73	C106-08D	C	IC59C31	04/04/0605:48	1
ID03-74	C106-09	C	IC59C31	04/04/0605:59	1

ID03-75	C106-09D	C	IC59C31	04/04/0606:09	1
ID03-76	C106-10	C	IC59C31	04/04/0606:19	1
ID03-77	C106-10D	C	IC59C31	04/04/0606:29	1
ID03-78	C127-01	C	IC59C31	04/04/0606:39	1
ID03-79	C127-01D	C	IC59C31	04/04/0606:49	1
ID03-80	C127-02	C	IC59C31	04/04/0606:59	1
ID03-81	C127-02D	C	IC59C31	04/04/0607:10	1
ID03-82	C127-03	C	IC59C31	04/04/0607:20	1
ID03-83	CCV14	C	IC59C31	04/04/0607:30	1
ID03-84	C127-03D	C	IC59C31	04/04/0607:40	1
ID03-85	C127-04	C	IC59C31	04/04/0607:50	1
ID03-86	C127-04D	C	IC59C31	04/04/0608:00	1
ID03-87	C127-05	C	IC59C31	04/04/0608:11	1
ID03-88	C127-05D	C	IC59C31	04/04/0608:21	1
ID03-89	C127-06	C	IC59C31	04/04/0608:31	1
ID03-90	C127-06D	C	IC59C31	04/04/0608:41	1
ID03-91	C127-07	C	IC59C31	04/04/0608:51	1
ID03-92	C127-07D	C	IC59C31	04/04/0609:01	1
ID03-93	C127-07M	C	IC59C31	04/04/0609:11	1
ID03-94	CCV15	C	IC59C31	04/04/0609:22	1
ID03-95	C127-08	C	IC59C31	04/04/0609:32	1
ID03-96	C127-08D	C	IC59C31	04/04/0609:42	1
ID03-97	C081-08U	C	IC59C31	04/04/0610:46	25
ID03-98	C071-04U	C	IC59C31	04/04/0610:56	20
ID03-99	C120-01	C	IC59C31	04/04/0611:06	1
ID03-100	C120-01D	C	IC59C31	04/04/0611:17	1
ID03-101	C120-02	C	IC59C31	04/04/0611:27	1
ID03-102	C120-02D	C	IC59C31	04/04/0611:37	1
ID03-103	C106-07U	C	IC59C31	04/04/0611:47	20
ID03-104	C127-07U	C	IC59C31	04/04/0611:57	50
ID03-105	CCV16	C	IC59C31	04/04/0612:07	1

IC RESULT FORM CalVersion : CR6.QA1

LFID	LSID	SELCOMP	CR VI	DateTime	DF
ID03-1	CCV5	C	110%	04/03/0617:27	1
ID03-2	HCC009SB	C	ND	04/03/0617:47	1
ID03-3	HCC009SL	C	2.21	04/03/0617:57	1
ID03-4	HCC009SC	C	2.27	04/03/0618:07	1
ID03-5	C071-01	C	ND	04/03/0618:17	1
ID03-6	C071-01D	C	ND	04/03/0618:27	1
ID03-7	C071-02	C	ND	04/03/0618:38	1
ID03-8	C071-02D	C	ND	04/03/0618:49	1
ID03-9	C071-03	C	ND	04/03/0618:59	1
ID03-10	C071-03D	C	ND	04/03/0619:09	1
ID03-11	C071-04	C	ND	04/03/0619:19	1
ID03-12	CCV6	C	102%	04/03/0619:29	1
ID03-13	C071-04D	C	ND	04/03/0619:39	1
ID03-14	C071-04M	C	1.85	04/03/0619:49	1
ID03-15	C071-05	C	ND	04/03/0620:00	1
ID03-16	C071-05D	C	ND	04/03/0620:10	1
ID03-17	C071-06	C	ND	04/03/0620:20	1
ID03-18	C071-06D	C	ND	04/03/0620:30	1
ID03-19	C071-07	C	ND	04/03/0620:40	1
ID03-20	C071-07D	C	ND	04/03/0620:50	1
ID03-21	C071-08	C	ND	04/03/0621:00	1
ID03-22	C071-08D	C	ND	04/03/0621:11	1
ID03-23	CCV7	C	98%	04/03/0621:21	1
ID03-24	C071-09	C	ND	04/03/0621:31	1
ID03-25	C071-09D	C	ND	04/03/0621:41	1
ID03-26	C071-10	C	ND	04/03/0621:51	1
ID03-27	C071-10D	C	ND	04/03/0622:01	1
ID03-28	C081-01	C	ND	04/03/0622:12	1
ID03-29	C081-01D	C	ND	04/03/0622:22	1
ID03-30	C081-02	C	ND	04/03/0622:32	1
ID03-31	C081-02D	C	ND	04/03/0622:42	1
ID03-32	C081-03	C	ND	04/03/0622:52	1
ID03-33	C081-03D	C	ND	04/03/0623:02	1
ID03-34	CCV9	C	98.3%	04/03/0623:12	1
ID03-35	C081-04	C	ND	04/03/0623:23	1
ID03-36	C081-04D	C	ND	04/03/0623:33	1
ID03-37	C081-05	C	ND	04/03/0623:43	1
ID03-38	C081-05D	C	ND	04/03/0623:53	1
ID03-39	C081-06	C	ND	04/04/0600:03	1
ID03-40	C081-06D	C	ND	04/04/0600:13	1
ID03-41	C081-07	C	ND	04/04/0600:24	1
ID03-42	C081-07D	C	ND	04/04/0600:34	1
ID03-43	C081-08	C	ND	04/04/0600:44	1
ID03-44	C081-08D	C	ND	04/04/0600:54	1
ID03-45	CCV10	C	98.6%	04/04/0601:04	1
ID03-46	C081-08M	C	1.79	04/04/0601:14	1
ID03-47	C081-09	C	ND	04/04/0601:24	1
ID03-48	C081-09D	C	ND	04/04/0601:35	1
ID03-49	C081-10	C	ND	04/04/0601:45	1
ID03-50	C081-10D	C	ND	04/04/0601:55	1
ID03-51	CCV11	C	98.1%	04/04/0602:05	1
ID03-52	HCC010SB	C	ND	04/04/0602:15	1
ID03-53	HCC010SL	C	1.95	04/04/0602:25	1
ID03-54	HCC010SC	C	1.96	04/04/0602:36	1
ID03-55	C106-01	C	ND	04/04/0602:46	1
ID03-56	C106-01D	C	ND	04/04/0602:56	1
ID03-57	C106-02	C	ND	04/04/0603:06	1
ID03-58	C106-02D	C	ND	04/04/0603:16	1
ID03-59	C106-03	C	ND	04/04/0603:26	1
ID03-60	C106-03D	C	ND	04/04/0603:36	1
ID03-61	CCV12	C	98.8%	04/04/0603:47	1
ID03-62	C106-04	C	ND	04/04/0603:57	1
ID03-63	C106-04D	C	ND	04/04/0604:07	1
ID03-64	C106-05	C	ND	04/04/0604:17	1
ID03-65	C106-05D	C	ND	04/04/0604:27	1
ID03-66	C106-06	C	ND	04/04/0604:37	1
ID03-67	C106-06D	C	ND	04/04/0604:48	1
ID03-68	C106-07	C	ND	04/04/0604:58	1
ID03-69	C106-07D	C	ND	04/04/0605:08	1
ID03-70	C106-07M	C	1.5	04/04/0605:18	1
ID03-71	C106-08	C	ND	04/04/0605:28	1
ID03-72	CCV13	C	99.6%	04/04/0605:38	1
ID03-73	C106-08D	C	ND	04/04/0605:48	1
ID03-74	C106-09	C	ND	04/04/0605:59	1

ID03-75	C106-09D	C	ND	04/04/0606:09	1
ID03-76	C106-10	C	ND	04/04/0606:19	1
ID03-77	C106-10D	C	ND	04/04/0606:29	1
ID03-78	C127-01	C	ND	04/04/0606:39	1
ID03-79	C127-01D	C	ND	04/04/0606:49	1
ID03-80	C127-02	C	ND	04/04/0606:59	1
ID03-81	C127-02D	C	ND	04/04/0607:10	1
ID03-82	C127-03	C	ND	04/04/0607:20	1
ID03-83	CCV14	C	99.6%	04/04/0607:30	1
ID03-84	C127-03D	C	ND	04/04/0607:40	1
ID03-85	C127-04	C	ND	04/04/0607:50	1
ID03-86	C127-04D	C	ND	04/04/0608:00	1
ID03-87	C127-05	C	ND	04/04/0608:11	1
ID03-88	C127-05D	C	ND	04/04/0608:21	1
ID03-89	C127-06	C	ND	04/04/0608:31	1
ID03-90	C127-06D	C	ND	04/04/0608:41	1
ID03-91	C127-07	C	ND	04/04/0608:51	1
ID03-92	C127-07D	C	ND	04/04/0609:01	1
ID03-93	C127-07M	C	1.6	04/04/0609:11	1
ID03-94	CCV15	C	99.7%	04/04/0609:22	1
ID03-95	C127-08	C	ND	04/04/0609:32	1
ID03-96	C127-08D	C	ND	04/04/0609:42	1
ID03-97	C081-08U	C	50.5	04/04/0610:46	25
ID03-98	C071-04U	C	38.4	04/04/0610:56	20
ID03-99	C120-01	C	ND	04/04/0611:06	1
ID03-100	C120-01D	C	ND	04/04/0611:17	1
ID03-101	C120-02	C	ND	04/04/0611:27	1
ID03-102	C120-02D	C	ND	04/04/0611:37	1
ID03-103	C106-07U	C	30.2	04/04/0611:47	20
ID03-104	C127-07U	C	93.2	04/04/0611:57	50
ID03-105	CCV16	C	98.8%	04/04/0612:07	1

***** EXTERNAL STANDARD TABLE *****

***** 04-03-2006 17:36:03 Version 5.2.0 *****
 * Sample Name: CCV5 Data File: L:\ID03-1 *
 * Date: 04-03-2006 17:27:59 Method: IC59C31 04-02-2006 21:01:24 Version: 177 *
 2006 ~ 4/3/06
 * Interface: 6 Cycle#: 1 Operator: JKN Channel: A Vial#: N.A. *
 * Starting Peak Width: 20 Threshold: 50 Area Threshold: 100 *

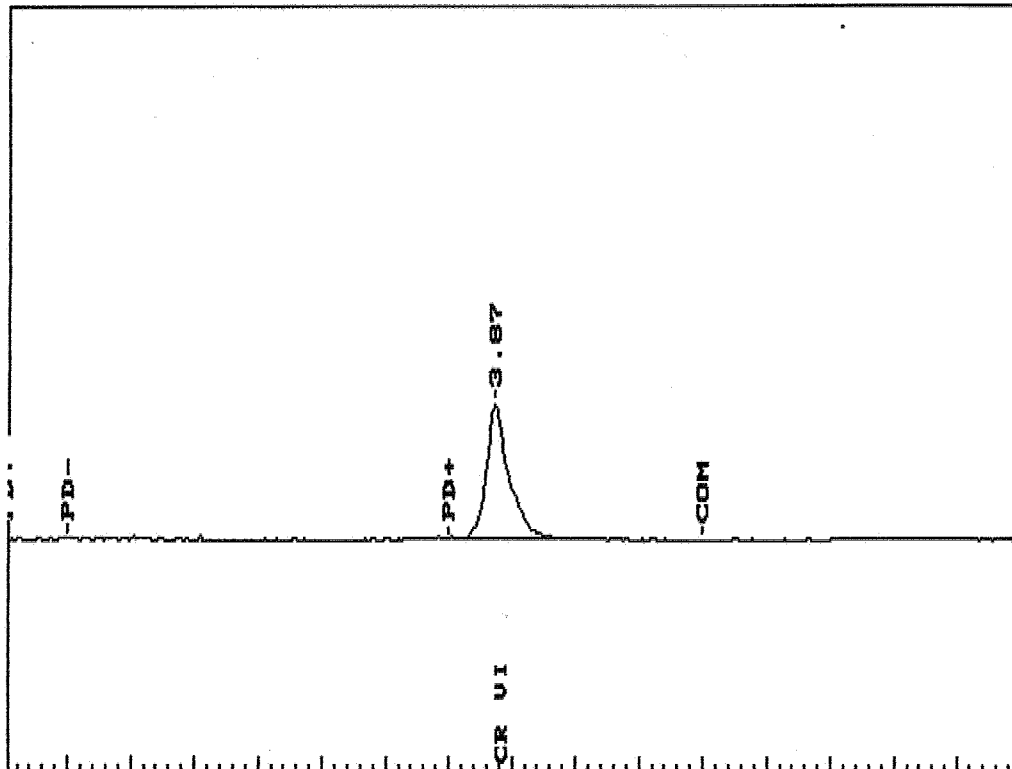
 * Instrument Type: IC-057 Column Type: AS-16 *
 * Solvent Description: 60 MM NADH *
 * Conditions: 300MA AT 1US FLOW AT 1.2ML/MIN *
 * Detector 0: CONDUCT Detector 1: *
 * Misc. Information: *

 Starting Delay: 0.00 Ending retention time: 8.00
 Area reject: 1000 One sample per 1.000 sec.
 Amount injected: 1.00 Dilution factor: 1.00
 Sample Weight: 1.00000

PEAK NUM	RET TIME	PEAK NAME	CONCENTRATION in UG/L	NORMALIZED CONC	AREA	HEIGHT	AREA/ HEIGHT BL	REF PEAK	% DELTA RET TIME	CONC/AREA
1	3.867	CR VI	2.1979	100.0000%	1308460	105714	12.4 1	0	-1.360	2.0791E-05

TOTAL AMOUNT = 2.1979

Areas, times, and heights stored in: L:\ID03-1.ATB
 Data File = L:\ID03-1.PTS Printed on 04-03-2006 at 17:36:05
 Start time: 0.00 min. Stop time: 8.00 min. Offset: 25 K-cts
 Full Range: 500 K-Counts



***** EXTERNAL STANDARD TABLE *****

***** 04-03-2006 19:37:44 Version 5.2.0 *****
 * Sample Name: CCV6 Data File: L:\ID03-12 *
 * Date: 04-03-2006 19:29:36 Method: IC59C31 04-02-2006 21:01:24 Version: 177 *
 2006 ~ 4/3/06
 * Interface: 6 Cycle#: 12 Operator: JKN Channel: A Vial#: N.A. *
 * Starting Peak Width: 20 Threshold: 50 Area Threshold: 100 *

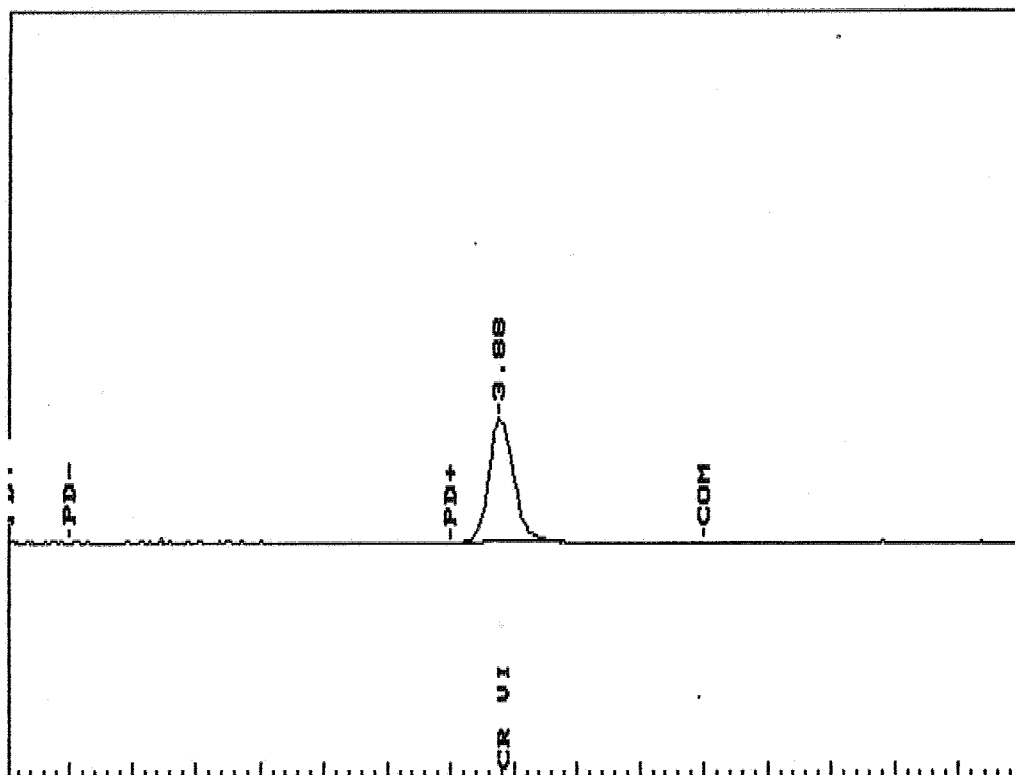
 * Instrument Type: IC-057 Column Type: AS-16 *
 * Solvent Description: 60 MM NaOH *
 * Conditions: 300MA AT 1US FLOW AT 1.2ML/MIN *
 * Detector 0: CONDUCT Detector 1: *
 * Misc. Information: *

 Starting Delay: 0.00 Ending retention time: 8.00
 Area reject: 1000 One sample per 1.000 sec.
 Amount injected: 1.00 Dilution factor: 1.00
 Sample Weight: 1.00000

PEAK NUM	RET TIME	PEAK NAME	CONCENTRATION in UG/L	NORMALIZED CONC	AREA	HEIGHT	AREA/ HEIGHT BL	REF PEAK	% DELTA RET TIME	CONC/AREA
1	3.883	CR VI	2.0339	100.0000%	1341617	97792	13.7 1	0	- .9353	2.0798E-05

TOTAL AMOUNT = 2.0339

Areas, times, and heights stored in: L:\ID03-12.ATB
 Data File = L:\ID03-12.PTS Printed on 04-03-2006 at 19:37:45
 Start time: 0.00 min. Stop time: 8.00 min. Offset: 25 K-cts
 Full Range: 500 K-Counts



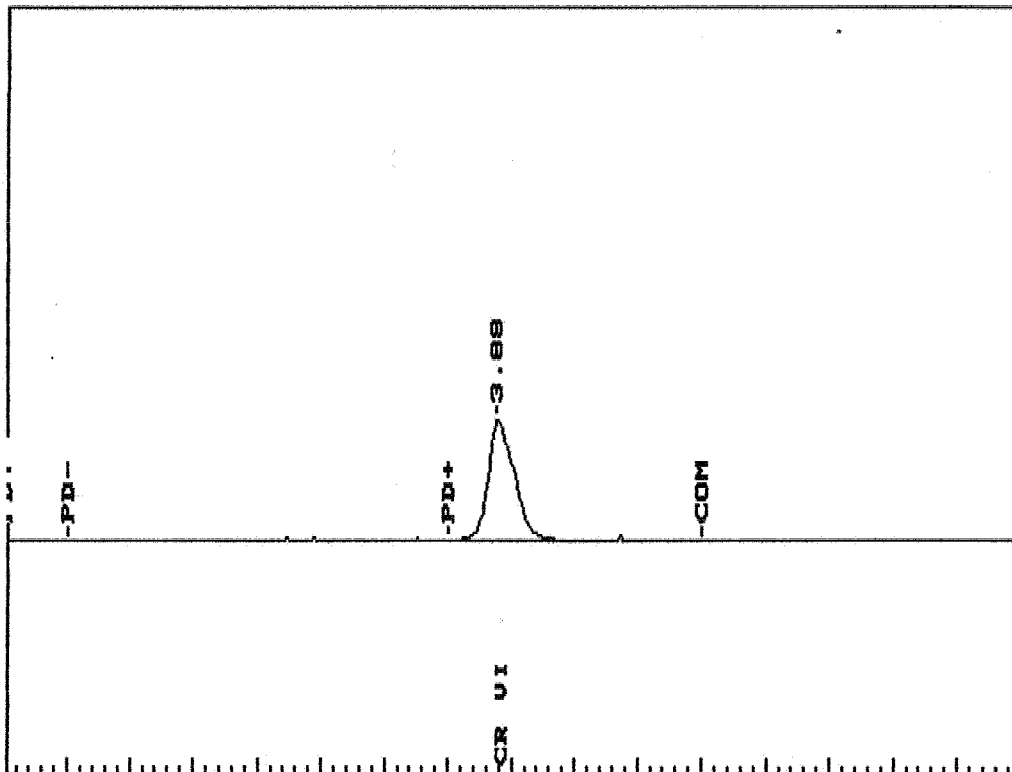
***** EXTERNAL STANDARD TABLE *****

***** 04-03-2006 21:29:27 Version 5.2.0 *****
 * Sample Name: CCV7 Data File: L:\ID03-23 *
 * Date: 04-03-2006 21:21:17 Method: IC59C31 04-02-2006 21:01:24 Version: 177 *
 * Interface: 6 Cycle#: 23 Operator: JKN Channel: A Vial#: N.A. *
 * Starting Peak Width: 20 Threshold: 50 Area Threshold: 100 *
 * Instrument Type: IC-057 Column Type: AS-16 *
 * Solvent Description: 60 MM NAOH *
 * Conditions: 300MA AT 1US FLOW AT 1.2ML/MIN *
 * Detector 0: CONDUCT Detector 1: *
 * Misc. Information: *
 Starting Delay: 0.00 Ending retention time: 8.00
 Area reject: 1000 One sample per 1.000 sec.
 Amount injected: 1.00 Dilution factor: 1.00
 Sample Weight: 1.00000

PEAK NUM	RET TIME	PEAK NAME	CONCENTRATION in UG/L	NORMALIZED CONC	AREA	HEIGHT	AREA/ HEIGHT BL	REF PEAK	Z DELTA RET TIME	CONC/AREA
1	3.883	CR VI	1.9591	100.0000%	1322162	94179	14.0 1	0	-.9353	2.0802E-05

TOTAL AMOUNT = 1.9591

Areas, times, and heights stored in: L:\ID03-23.ATB
 Data File = L:\ID03-23.PTS Printed on 04-03-2006 at 21:29:29
 Start time: 0.00 min. Stop time: 8.00 min. Offset: 25 K-cts
 Full Range: 500 K-Counts



***** EXTERNAL STANDARD TABLE *****

***** 04-03-2006 23:21:11 Version 5.2.0 *****
 * Sample Name: CCV9 Data File: L:\ID03-34 *
 * Date: 04-03-2006 23:12:58 Method: IC59C31 04-02-2006 21:01:24 Version: 177 *
 2006 2 43/06
 * Interface: 6 Cycle#: 34 Operator: JKN Channel: A Vial#: N.A. *
 * Starting Peak Width: 20 Threshold: 50 Area Threshold: 100 *

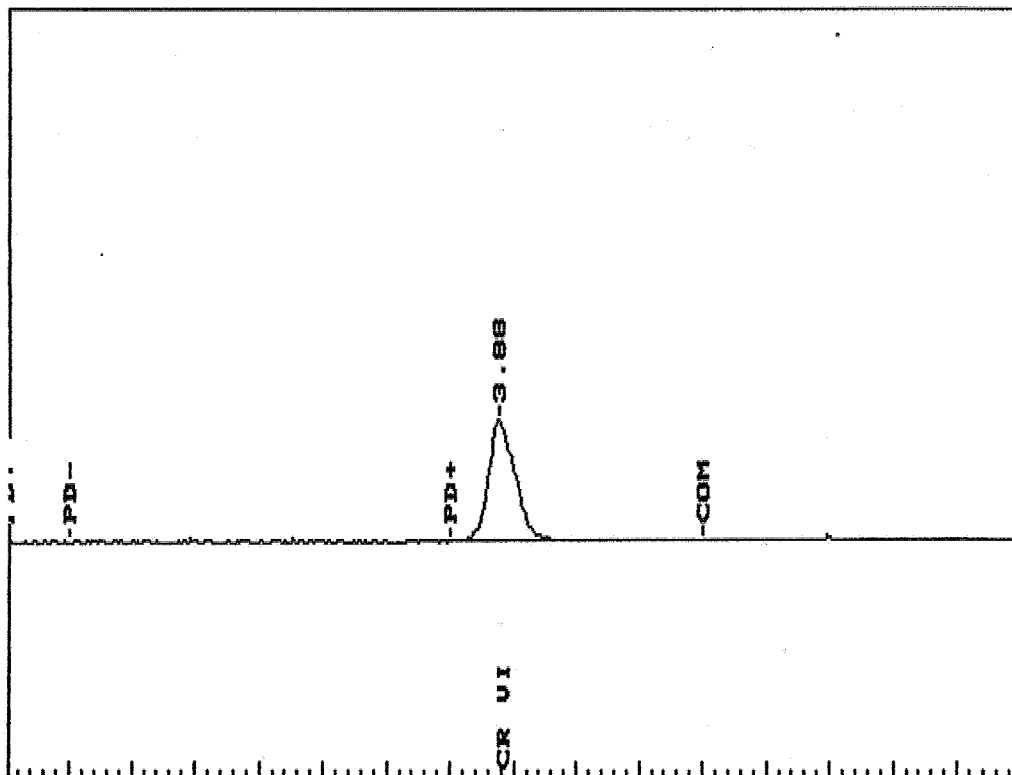
 * Instrument Type: IC-057 Column Type: AS-16 *
 * Solvent Description: 60 MM NAOH *
 * Conditions: 300MA AT 1US FLOW AT 1.2ML/MIN *
 * Detector 0: CONDUCT Detector 1: *
 * Misc. Information: *

 Starting Delay: 0.00 Ending retention time: 8.00
 Area reject: 1000 One sample per 1.000 sec.
 Amount injected: 1.00 Dilution factor: 1.00
 Sample Weight: 1.00000

PEAK NUM	RET TIME	PEAK NAME	CONCENTRATION in UG/L	NORMALIZED CONC	AREA	HEIGHT	AREA/ HEIGHT BL	REF PEAK	% DELTA RET TIME	CONC/AREA
1	3.883	CR VI	1.9651	100.0000%	1354582	94469	14.3 1	0	-.9353	2.0802E-05

TOTAL AMOUNT = 1.9651

Areas, times, and heights stored in: L:\ID03-34.ATB
 Data File = L:\ID03-34.PTS Printed on 04-03-2006 at 23:21:12
 Start time: 0.00 min. Stop time: 8.00 min. Offset: 25 K-cts
 Full Range: 500 K-Counts



***** EXTERNAL STANDARD TABLE *****

***** 04-04-2006 01:12:55 Version 5.2.0 *****
 * Sample Name: CCV10 Data File: L:\ID03-45 *
 * Date: 04-04-2006 01:04:38 Method: IC59C31 04-02-2006 21:01:24 Version: 177 *
 7006 ~ 4406
 * Interface: 6 Cycle#: 45 Operator: JKN Channel: A Vial#: N.A. *
 * Starting Peak Width: 20 Threshold: 50 Area Threshold: 100 *

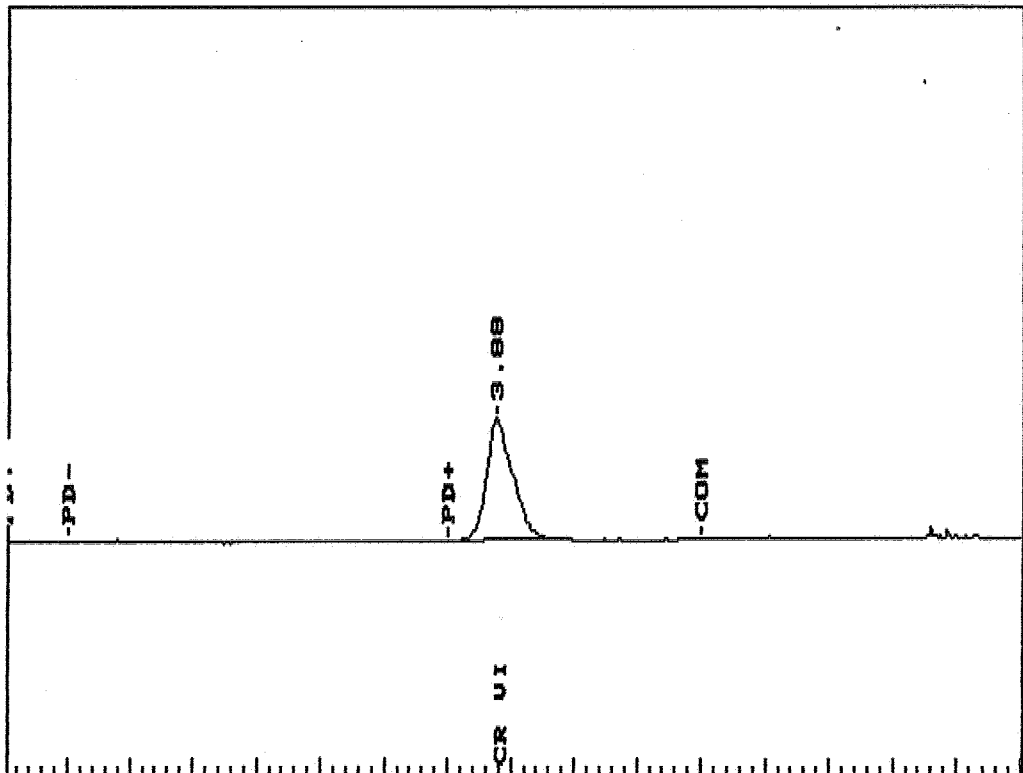
 * Instrument Type: IC-057 Column Type: AS-16 *
 * Solvent Description: 60 MM NAOH *
 * Conditions: 300MA AT 1US FLOW AT 1.2ML/MIN *
 * Detector 0: CONDUCT Detector 1: *
 * Misc. Information: *

 Starting Delay: 0.00 Ending retention time: 8.00
 Area reject: 1000 One sample per 1.000 sec.
 Amount injected: 1.00 Dilution factor: 1.00
 Sample Weight: 1.00000

PEAK NUM	RET TIME	PEAK NAME	CONCENTRATION in UG/L	NORMALIZED CONC	AREA	HEIGHT	AREA/ HEIGHT BL	REF PEAK	% DELTA RET TIME	CONC/AREA
1	3.883	CR VI	1.9724	100.0000%	1356865	94820	14.3 1	0	-.9353	2.0801E-05

TOTAL AMOUNT = 1.9724

Areas, times, and heights stored in: L:\ID03-45.ATB
 Data File = L:\ID03-45.PTS Printed on 04-04-2006 at 01:12:56
 Start time: 0.00 min. Stop time: 8.00 min. Offset: 25 K-cts
 Full Range: 500 K-Counts



***** EXTERNAL STANDARD TABLE *****

***** 04-04-2006 02:13:51 Version 5.2.0 *****
 * Sample Name: CCV11 Data File: L:\ID03-51 *
 * Date: 04-04-~~1906~~ 02:05:34 Method: IC59C31 04-02-2006 21:01:24 Version: 177 *
 2006 ~ 4/4/06
 * Interface: 6 Cycle#: 51 Operator: JKN Channel: A Vial#: N.A. *
 * Starting Peak Width: 20 Threshold: 50 Area Threshold: 100 *

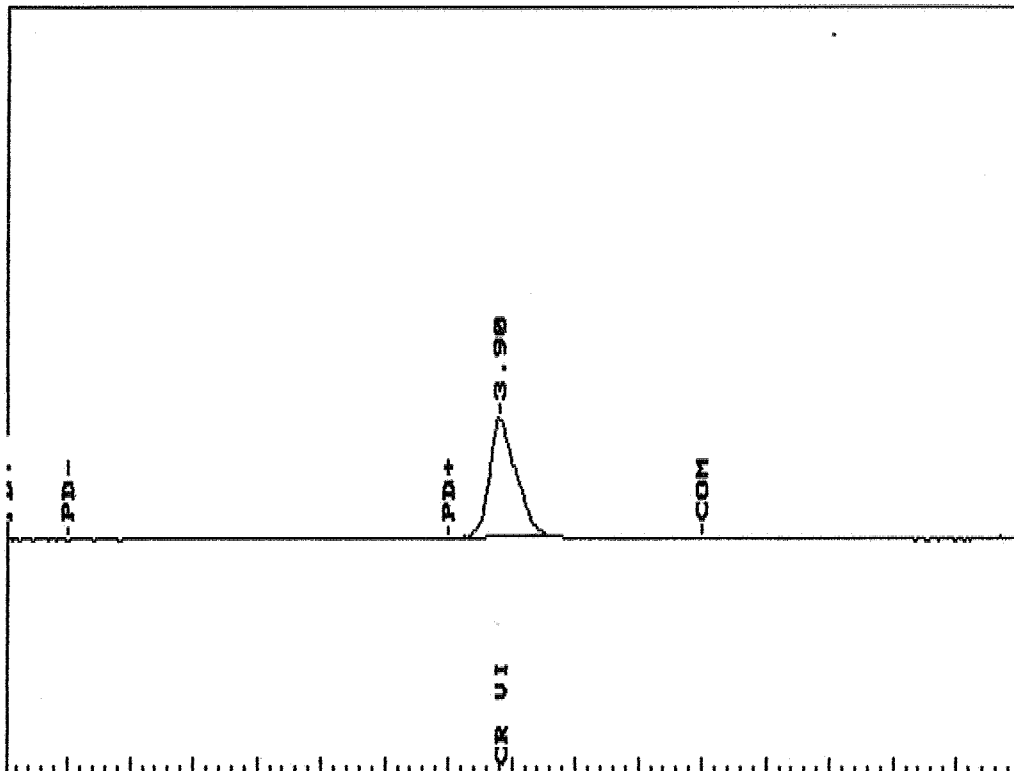
 * Instrument Type: IC-057 Column Type: AS-16 *
 * Solvent Description: 60 MM NaOH *
 * Conditions: 300MA AT 1US FLOW AT 1.2ML/MIN *
 * Detector 0: CONDUCT Detector 1: *
 * Misc. Information: *

 Starting Delay: 0.00 Ending retention time: 8.00
 Area reject: 1000 One sample per 1.000 sec.
 Amount injected: 1.00 Dilution factor: 1.00
 Sample Weight: 1.00000

PEAK NUM	RET TIME	PEAK NAME	CONCENTRATION in UG/L	NORMALIZED CONC	AREA	HEIGHT	AREA/ HEIGHT BL	REF PEAK	% DELTA RET TIME	CONC/AREA
1	3.900	CR VI	1.9615	100.0000%	1364542	94294	14.5 1	0	-.5102	2.0802E-05

TOTAL AMOUNT = 1.9615

Areas, times, and heights stored in: L:\ID03-51.ATB
 Data File = L:\ID03-51.PTS Printed on 04-04-2006 at 02:13:53
 Start time: 0.00 min. Stop time: 8.00 min. Offset: 25 K-cts
 Full Range: 500 K-Counts



***** EXTERNAL STANDARD TABLE *****

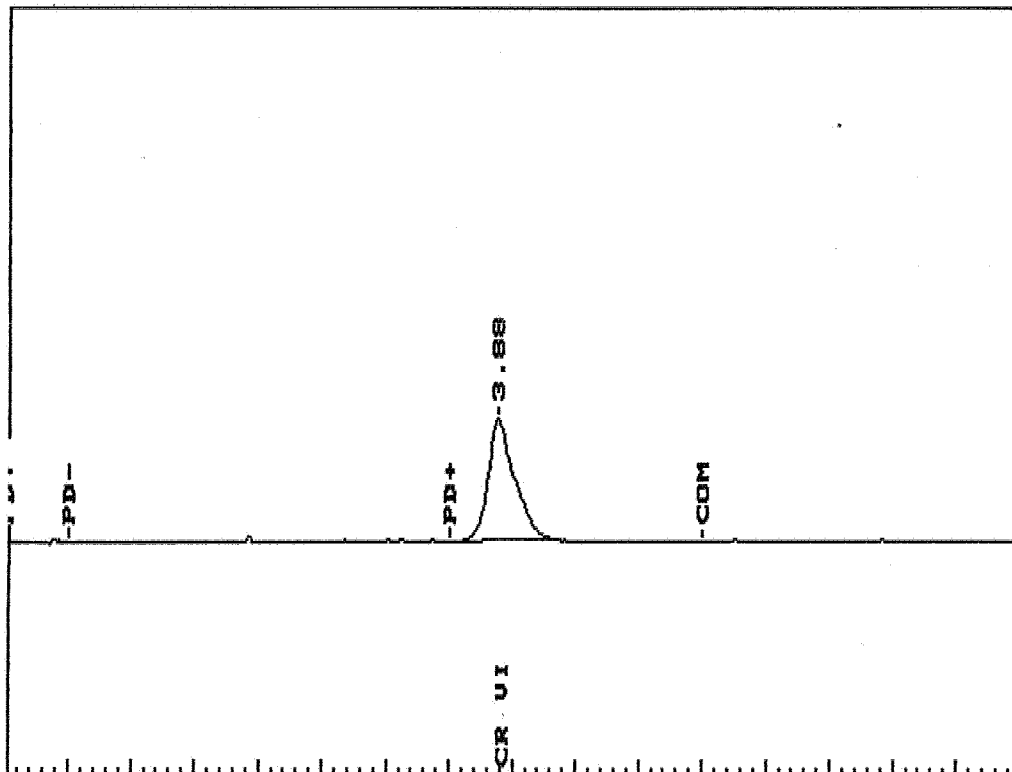
***** 04-04-2006 11:21:37 Version 5.2.0 *****
 * Sample Name: CCV12 Data File: L:\ID03-61 *
 * Date: 04-04-1906 03:47:05 Method: M:\IC59C31 04-02-2006 21:01:24 Version: 1: *
 * Interface: 6 Cycle#: 61 Operator: JKN Channel: A Vial#: N.A. *
 * Starting Peak Width: 20 Threshold: 50 Area Threshold: 100 *
 * Instrument Type: IC-057 Column Type: AS-16 *
 * Solvent Description: 60 MM NAOH *
 * Conditions: 300MA AT 1US FLOW AT 1.2ML/MIN *
 * Detector 0: CONDUCT Detector 1: *
 * Misc. Information: *

Starting Delay: 0.00 Ending retention time: 8.00
 Area reject: 1000 One sample per 1.000 sec.
 Amount injected: 1.00 Dilution factor: 1.00
 Sample Weight: 1.00000

PEAK NUM	RET TIME	PEAK NAME	CONCENTRATION in UG/L	NORMALIZED CONC	AREA	HEIGHT	AREA/ HEIGHT BL	REF PEAK	% DELTA RET TIME	CONC/AREA
1	3.883	CR VI	1.9760	100.0000%	1394172	94994	14.7 1	0	-0.9353	2.0801E-05

TOTAL AMOUNT = 1.9760

Data File = L:\ID03-61.PTS Printed on 04-04-2006 at 11:21:38
 Start time: 0.00 min. Stop time: 8.00 min. Offset: 25 K-cts
 Full Range: 500 K-Counts



***** EXTERNAL STANDARD TABLE *****

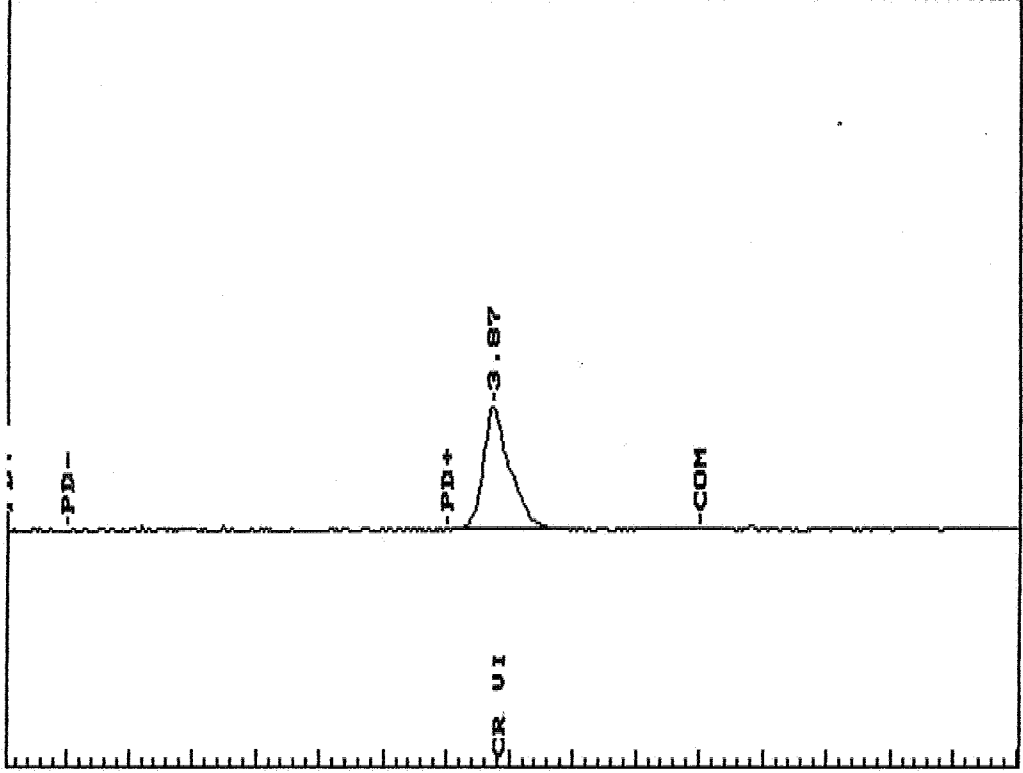
***** 04-04-2006 11:39:40 Version 5.2.0 *****
 * Sample Name: CCV13 Data File: L:\ID03-72 *
 * Date: 04-04-~~1906~~ 05:38:46 Method: M:\IC59C31 04-02-2006 21:01:24 Version: 1: *
 7006 ~ 4406 *
 * Interface: 6 Cycle#: 72 Operator: JKN Channel: A Vial#: N.A. *
 * Starting Peak Width: 20 Threshold: 50 Area Threshold: 100 *

 * Instrument Type: IC-057 Column Type: AS-16 *
 * Solvent Description: 60 MM NaOH *
 * Conditions: 300MA AT 1US FLOW AT 1.2ML/MIN *
 * Detector 0: CONDUCT Detector 1: *
 * Misc. Information: *

 Starting Delay: 0.00 Ending retention time: 8.00
 Area reject: 1000 One sample per 1.000 sec.
 Amount injected: 1.00 Dilution factor: 1.00
 Sample Weight: 1.00000

PEAK NUM	RET TIME	PEAK NAME	CONCENTRATION in UG/L	NORMALIZED CONC	AREA	HEIGHT	AREA/ HEIGHT BL	REF PEAK	% DELTA RET TIME	CONC/AREA
1	3.867	CR VI	1.9915	100.0000%	1401585	95746	14.6 1	0	-1.360	2.0800E-05
TOTAL AMOUNT =			1.9915							

Data File = L:\ID03-72.PTS Printed on 04-04-2006 at 11:39:41
 Start time: 0.00 min. Stop time: 8.00 min. Offset: 25 K-cts
 Full Range: 500 K-Counts



***** EXTERNAL STANDARD TABLE *****

***** 04-04-2006 11:52:36 Version 5.2.0 *****
 * Sample Name: CCV14 Data File: L:\ID03-83 *
 * Date: 04-04-2006 07:30:27 Method: M:\IC59C31 04-02-2006 21:01:24 Version: 11
2006 ~ 4466
 * Interface: 6 Cycle#: 83 Operator: JKN Channel: A Vial#: N.A. *
 * Starting Peak Width: 20 Threshold: 50 Area Threshold: 100 *

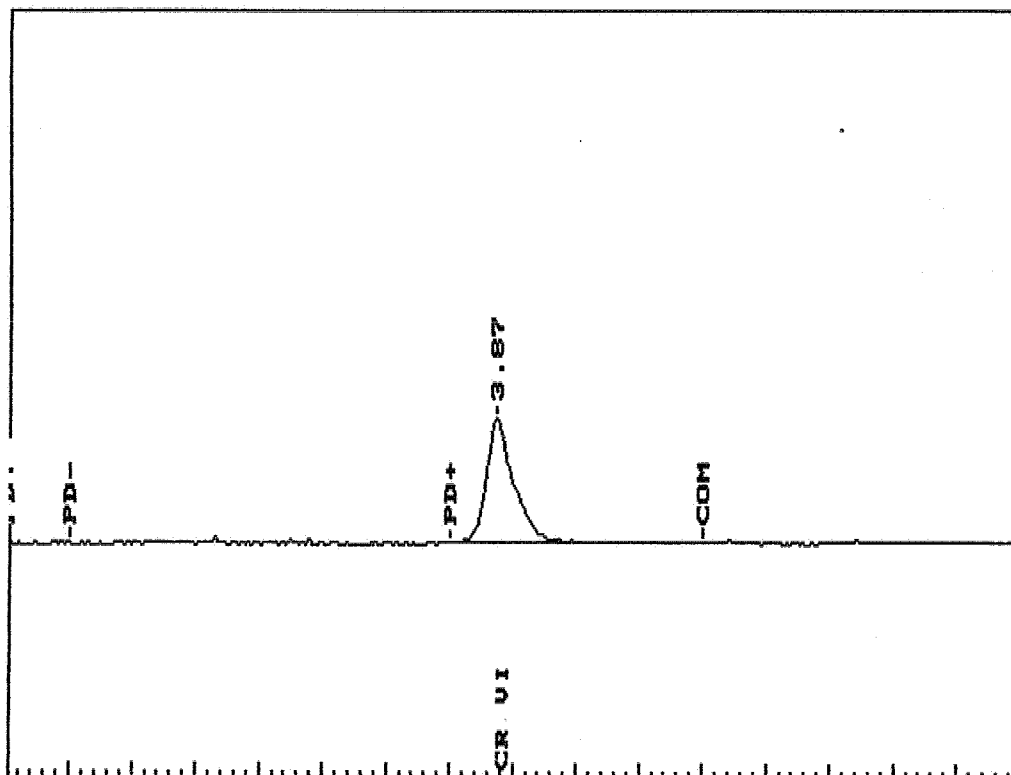
 * Instrument Type: IC-057 Column Type: AS-16 *
 * Solvent Description: 60 MM NAOH *
 * Conditions: 300MA AT 1US FLOW AT 1.2ML/MIN *
 * Detector 0: CONDUCT Detector 1: *
 * Misc. Information: *

 Starting Delay: 0.00 Ending retention time: 8.00
 Area reject: 1000 One sample per 1.000 sec.
 Amount injected: 1.00 Dilution factor: 1.00
 Sample Weight: 1.00000

PEAK NUM	RET TIME	PEAK NAME	CONCENTRATION in UG/L	NORMALIZED CONC	AREA	HEIGHT	AREA/ HEIGHT BL	REF PEAK	% DELTA RET TIME	CONC/AREA
1	3.867	CR VI	1.9910	100.0000%	1410920	95721	14.71	0	-1.360	2.0800E-05

TOTAL AMOUNT = 1.9910

Data File = L:\ID03-83.PTS Printed on 04-04-2006 at 11:52:37
 Start time: 0.00 min. Stop time: 8.00 min. Offset: 25 K-cts
 Full Range: 500 K-Counts



***** EXTERNAL STANDARD TABLE *****

***** 04-04-2006 12:22:37 Version 5.2.0 *****
 * Sample Name: CCV15 Data File: L:\ID03-94 *
 * Date: 04-04-~~2006~~ 09:22:08 Method: M:\IC59C31 04-02-2006 21:01:24 Version: 17
2006 v 4406
 * Interface: 6 Cycle#: 94 Operator: JKN Channel: A Vial#: N.A. *
 * Starting Peak Width: 20 Threshold: 50 Area Threshold: 100 *

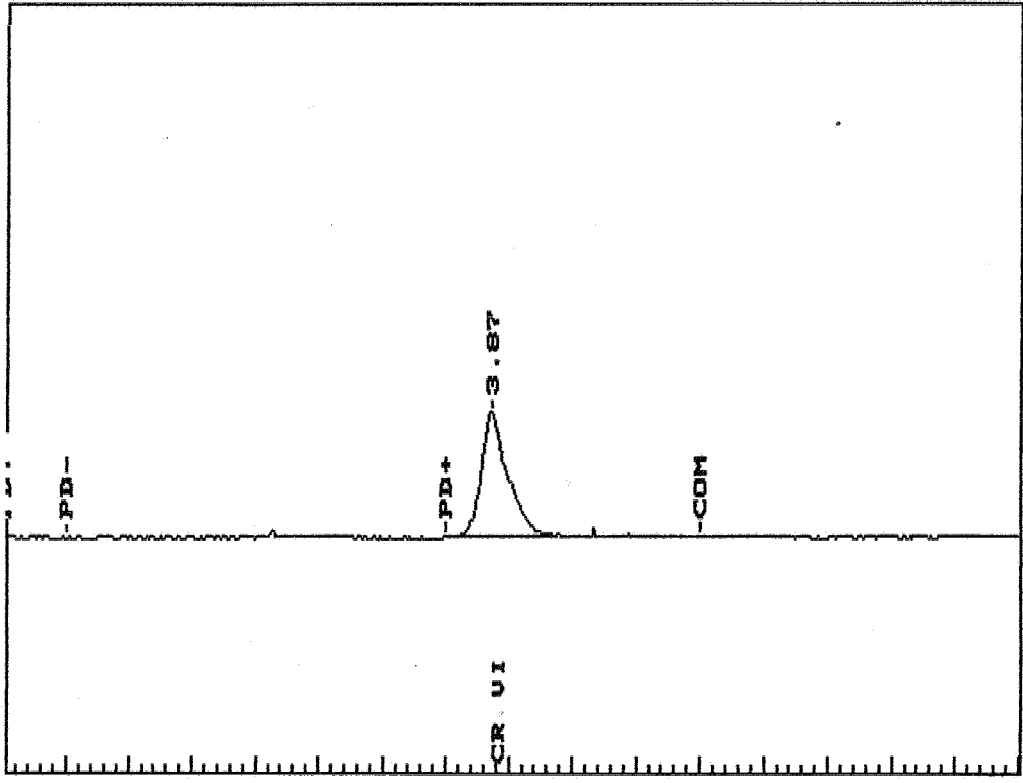
 * Instrument Type: IC-057 Column Type: AS-16 *
 * Solvent Description: 60 MM NAOH *
 * Conditions: 300MA AT 1US FLOW AT 1.2ML/MIN *
 * Detector 0: CONDUCT Detector 1: *
 * Misc. Information: *

Starting Delay: 0.00 Ending retention time: 8.00
 Area reject: 1000 One sample per 1.000 sec.
 Amount injected: 1.00 Dilution factor: 1.00
 Sample Weight: 1.00000

PEAK NUM	RET TIME	PEAK NAME	CONCENTRATION in UG/L	NORMALIZED CONC	AREA	HEIGHT	AREA/ HEIGHT BL	REF PEAK	% DELTA RET TIME	CONC/AREA
1	3.867	CR VI	1.9946	100.0000%	1386552	95891	14.5 1	0	-1.360	2.0800E-05

TOTAL AMOUNT = 1.9946

Data File = L:\ID03-94.PTS Printed on 04-04-2006 at 12:22:38
 Start time: 0.00 min. Stop time: 8.00 min. Offset: 25 K-cts
 Full Range: 500 K-Counts



CCV16 Processed: 04-04-2006 12:15:58, Segment 9, Cycle 105
 End of sequence file reached at cycle 105
 RAW DATA SAVED IN FILE L:\ID03-105.PTS

***** EXTERNAL STANDARD TABLE *****

***** 04-04-2006 12:16:03 Version 5.2.0 *****
 * Sample Name: CCV16 Data File: L:\ID03-105 *
 * Date: 04-04-~~2006~~ 12:07:54 Method: IC59C31 04-02-2006 21:01:24 Version: 177 *
 2006 w/466
 * Interface: 6 Cycle#: 105 Operator: JKN Channel: A Vial#: N.A. *
 * Starting Peak Width: 20 Threshold: 50 Area Threshold: 100 *

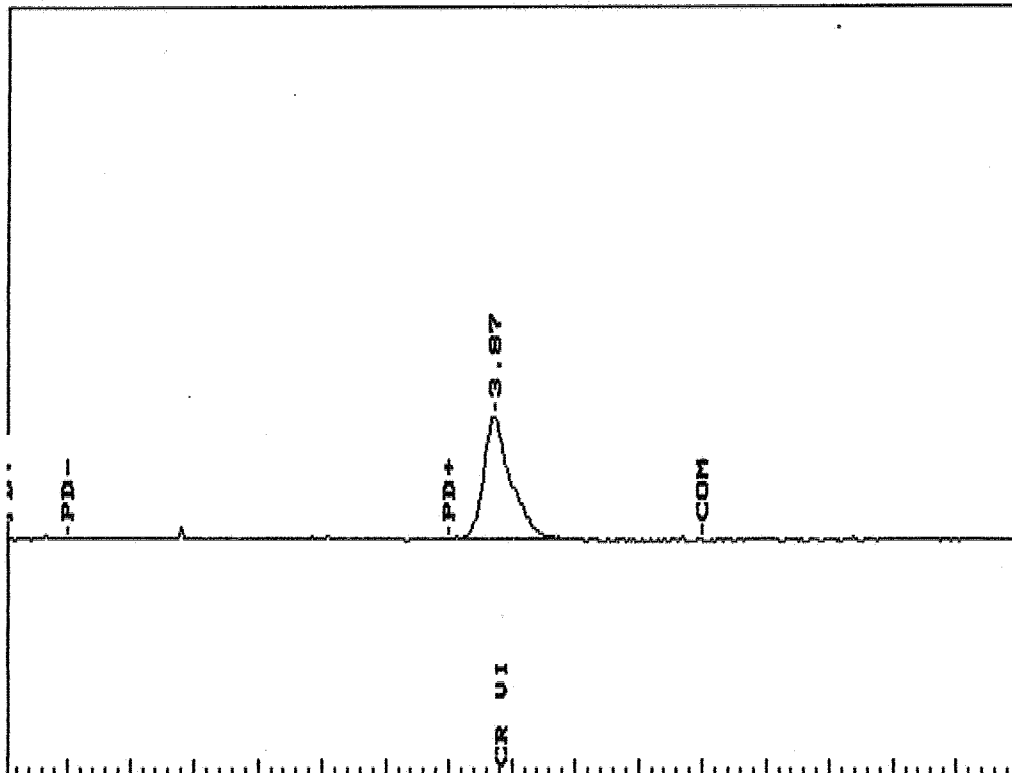
 * Instrument Type: IC-057 Column Type: AS-16 *
 * Solvent Description: 60 MM NAOH *
 * Conditions: 300MA AT 1US FLOW AT 1.2ML/MIN *
 * Detector 0: CONDUCT Detector 1: *
 * Misc. Information: *

 Starting Delay: 0.00 Ending retention time: 8.00
 Area reject: 1000 One sample per 1.000 sec.
 Amount injected: 1.00 Dilution factor: 1.00
 Sample Weight: 1.00000

PEAK NUM	RET TIME	PEAK NAME	CONCENTRATION in UG/L	NORMALIZED CONC	AREA	HEIGHT	AREA/ HEIGHT BL	REF PEAK	% DELTA RET TIME	CONC/AREA
1	3.867	CR VI	1.9762	100.0000%	1406808	95002	14.8 1	0	-1.360	2.0801E-05

TOTAL AMOUNT = 1.9762

Areas, times, and heights stored in: L:\ID03-105.ATB
 Data File = L:\ID03-105.PTS Printed on 04-04-2006 at 12:16:04
 Start time: 0.00 min. Stop time: 8.00 min. Offset: 25 K-cts
 Full Range: 500 K-Counts



ANALYTICAL LOGS

ANALYSIS RUN LOG FOR IC - HEXAVALENT CHROMIUM

Book # A59-008

SOP EMAX-218.6 Revision No. 2 EMAX-7199 Revision No. 1

Start Date: 3/31/06 Time 18:01 Ending Date: 4/1/06 Time: 00:24

Sample Prep ID	Data File Name	Lab Sample ID	DF	Matrix		Notes
				S	W	
* 1	1031-1	IB	1		X	
* 2	2	S-0.0				
* 3	3	S-0.2				
* 4	4	S-2.0				
* 5	5	S-5.0				
* 6	6	ICV				
* 7	7	ICB				
* 8	8	CCV1				
* 9	9	HCC009SB		X		
* 0	10	SV				
* 1	11	SC				
* 2	12	MDL Verif.				
* 3	13	0071-01				
* 4	14	02				
* 5	15	03				
* 6	16	04				
* 7	17	04D				
* 8	18	04M				
* 9	19	CCV2			X	
* 0	20	0071-05		X		
* 1	21	06				
* 2	22	07				
* 3	23	08				
* 4	24	09				
* 5	25	10				
* 6	26	0001-01				
* 7	27	02				
* 8	28	03				
* 9	29	04				
* 0	30	CCV3			X	

ANALYTICAL BATCH * HCC009S

Instrument Number	59
INITIAL CALIBRATION REFERENCE	
Method File	IC59C31
ICAL ID	SW98-03-454
ICV ID	↓ 455

Name	ID	Conc. (ug/L)
ICAL S1	SW98-03-454	0.0
S2		0.2
S3		2.0
S4		5.0
S5		3/31/06

ICV/CSIMS	SW98-03-455	7.0
CCV	↓ 456	2.0

Comments:

Analyzed By: *[Signature]*

This page is checked during the data review process.



EMAX LABORATORIES, INC. 1835 W. 205th St. Torrance, CA 90501

ANALYSIS RUN LOG FOR IC - HEXAVALENT CHROMIUM

Book # A59-008

SOP □ EMAX-218.6 Revision No. 2 □ EMAX-7199 Revision No. 1 □

Start Date: 4/3/06 Time 17:27

Ending Date: 4/4/06

Time 12:07

Sample Prep ID	Data File Name	Lab Sample ID	DF	Matrix		Notes	Instrument Number	59	
				S	W				
* 1	1D03-1	CEV5	1		X		1C59C31		
* 2		HEC009SB *		X			SW98-03-454		
* 3		SL *					↓ 455		
* 4		SC *							
* 5		C071-01 *					STANDARDS		
* 6		01D *					Name	Conc. (µg/L)	
* 7		02 *					ID		
* 8		02D *					S1	SW98-03-454	0.0
* 9		03 *					S2		0.2
* 0		03D *					S3		2.0
* 1		04 *					S4		5.0
* 2		CEV6					S5		1/3/06
* 3		C071-04D *		X					
* 4		04M *							
* 5		05 *					ICVACSIMS	SW98-03-454	3.0
* 6		05D *					CCV(1-11)	SW98-03-456	2.0
* 7		06 *					CCV(12-17)	SW98-03-457	2.0
* 8		06D *							
* 9		07 *							
* 0		07D *							
* 1		08 *							
* 2		08D *							
* 3		CEV7			X				
* 4		C091-09 *		X					
* 5		09D *							
* 6		10 *							
* 7		10D *							
* 8		C081-01 *							
* 9		01D *							
* 0		02 *							

ANALYTICAL BATCH * HEC009SB ** HEC010S

Comments:

Analyzed By: *[Signature]*

This page is checked during the data review process.

ANALYSIS RUN LOG FOR IC - HEXAVALENT CHROMIUM

Book # A59-008

SOP □ EMAX-218.6 Revision No. 2 □ EMAX-7199 Revision No. 1 □

Start Date: 4/3/06 Time 7:27 Ending Date: 4/4/06 Time: 12:07

Sample Prep ID	Data File Name	Lab Sample ID	DF	Matrix		Notes
				S	W	
* 1	1D03-31	COB1-02D	1	X		
* 2	32	03				
* 3	33	03D				
* 4	34	CCV9			X	
* 5	35	COB1-04		X		
* 6	36	04D				
* 7	37	05				
* 8	38	05D				
* 9	39	06				
* 0	40	06D				
* 1	41	07				
* 2	42	07D				
* 3	43	08				
* 4	44	08D				
* 5	45	CEV10			X	
* 6	46	COB1-08M		X		
* 7	47	09				
* 8	48	09D				
* 9	49	10				
* 0	50	10D				
* 1	51	CEV11			X	
* 2	52	HCC010SB**		X		
* 3	53	51**				
* 4	54	5C**				
* 5	55	C106-01**				
* 6	56	01D**				
* 7	57	02**				
* 8	58	02D**				
* 9	59	03**				
* 0	60	03D**				

ANALYTICAL BATCH * HCC0095 ** HCC0105

Instrument Number	59	
INITIAL CALIBRATION REFERENCE		
Method File	1C59C31	
ICAL ID	909B-03-454	
ICV ID	455	
STANDARDS		
Name	ID	Conc. (µg/L)
ICAL S ₁		
S ₂		
S ₃		
S ₄		
S ₅		
ICV/LCS/MS		
OCV		
Comments:		

Analyzed By: W
 This page is checked during the data review process.

ANALYSIS RUN LOG FOR IC - HEXAVALENT CHROMIUM

Book # A59-008

SOP □ EMAX-218.6 Revision No. 2 □ EMAX-7199 Revision No. 1 □

Start Date: 4/3/06 Time 17:27 Ending Date: 4/4/06 Time: 12:07

Sample Prep ID	Data File Name	Lab Sample ID	DF	Matrix		Notes
				S	W	
* 1	1703-01	0012	1		X	
* 2	02	0106-04**	1	X		
* 3	03	040**				
* 4	04	05**				
* 5	05	05D**				
* 6	06	06**				
* 7	07	06D**				
* 8	08	07**				
* 9	09	07D**				
* 0	70	07M**				
* 1	71	08**				
* 2	72	0013			X	
* 3	73	0106-08D**	1	X		
* 4	74	09**				
* 5	75	09D**				
* 6	76	10**				
* 7	77	10D**				
* 8	78	0127-01**				
* 9	79	01D**				
* 0	80	02**				
* 1	81	02D**				
* 2	82	03**				
* 3	83	0014			X	
* 4	84	0127-03D**		X		
* 5	85	04**				
* 6	86	04D**				
* 7	87	05**				
* 8	88	05D**				
* 9	89	06**				
* 0	90	06D**				

ANALYTICAL BATCH # HCC0095 ** HCC0105

Instrument Number	59
INITIAL CALIBRATION REFERENCE	
Method File	C5F C31
ICAL ID	SW98-03-454
ICV ID	↓ 455

STANDARDS		
Name	ID	Conc. (µg/L)
ICAL S ₁		
S ₂	54	
S ₃	60	
S ₄	60	
S ₅	60	

ICV/LCS/MS	
CCV	

Comments:

Analyzed By:
 This page is checked during the data review process.

ANALYSIS RUN LOG FOR IC - HEXAVALENT CHROMIUM

SOP EMAX-218.6 Revision No. 2 EMAX-7199 Revision No. 1 Book # A59-008

Start Date: 4/3/06 Time (7:27) Ending Date: 4/4/06 Time: 12:07

Sample Prep ID	Data File Name	Lab Sample ID	DF	Matrix		Notes
				S	W	
* 1	1003-91	C127-07**	1	X		
* 2	92	07D**		↓		
* 3	93	07M**				
* 4	94	CCV15			X	
* 5	95	C127-08**		X		
* 6	96	08D**		↓		
* 7	97	C081-08U**	25			
* 8	98	C071-044**	20			
* 9	99	C120-01**	1			
* 0	100	01D**		↓		
* 1	101	02**				
* 2	102	02D**		↓		
* 3	103	C106-07u**	20			
* 4	104	C127-074**	50			
* 5	105	CCV17	1		X	
* 6						
* 7						
* 8						
* 9						
* 0						
* 1						
* 2						
* 3						
* 4						
* 5						
* 6						
* 7						
* 8						
* 9						
* 0						

Instrument Number	59
INITIAL CALIBRATION REFERENCE	
Method File	1C559C31
ICAL ID	SN98-03-454
ICV ID	455

STANDARDS		
Name	ID	Conc. (µg/L)
ICAL S ₁		
S ₂		
S ₃		
S ₄		
S ₅		

ICV/LCS/MS	
OCV	

Comments: _____
 Analyzed By: _____
 This page is checked during the data review process.

ANALYTICAL BATCH * H000075 ** H000105

EXTRACTION LOGS

SAMPLE PREPARATION LOG FOR HEXAVALENT CHROMIUM

SOP EMAX-7199 EMAX-218.6

Matrix Soil (Alkali) Start Date 3/31/06 Time 11:15 End Date 3/31/06 Time 15:00

Sample Prep ID	Lab Sample ID	Container #	Sample Amount (g)	Dilution Volume (ml)	Extract Volume (ml)	Notes	Standards	ID	Amount Added (ml)
*01	1B		N/A	100ml	100ml	Amount Spike	Hexavalent Chromium	S009A-03-449450	(See Notes)
*02	S-0.0					N/A	Pb CrO4	N/A	N/A
*03	S-0.2					↓	Reagent		~ 3/31/06
*04	S-2.0					0.1 ml (P)	Alk Digestion	S07B-07-042	50ml
*05	S-5.0					1.0ml ↓	Phos Phosphate Buffer	-014	0.5ml
*06	1CV					2.5 ml ↓	Mg Cl ₂ · 6H ₂ O	S07A-06-234	0.836g
*07	1CB					1.5ml (S)			
*08	CCV		↓			N/A	Reagent		
*09	HCC0094B		2.5			1.0ml (P)	H ₂ SO ₄		
*10	9L					N/A	Nanopure	DI	
*11	SC					1.0ml (S)	(NH ₄) ₂ SO ₄		
*12	C071-01	7				1.0ml (S)	NH ₄ OH		
*13	02	12				N/A	Legend:		
*14	03	13				↓	Color		
*15	04	28				↓	Bu = Blue	Texture	Clarity
*16	04D	20				↓	Bl = Black	Cs = Coarse	Cr = Clear
*17	04M	14				1.0ml (S)	Bn = Brown	Md = Medium	Cy = Cloudy
*18	05	29				N/A	Gn = Green	Fn = Fine	Td = turbid
*19	06	36				↓	Or = Orange		
*20	07	42				↓	Rd = Red		
*21	08	53				↓	Yw = Yellow		
*22	09	62				↓			
*23	10	69				↓			
*24	C081-01	8	↓			↓			
*25	02	18	↓			↓			

PREPARATION BATCH * HCC009S

Comments: * All samples were further diluted 62.5 times prior to analysis. (1.6ml to 100ml total vol.)

Prepared By: M
Standard Added By: ~
Checked By: ~

cont. on pg. 53 ~ 3/31/06

SAMPLE PREPARATION LOG FOR HEXAVALENT CHROMIUM

SOP EMAX-7199 EMAX-218.6 Book # EHC-001

Matrix Soil (Alkali) Start Date 3/31/06 Time 11:15 End Date 3/31/06 Time 15:52

Sample Prep ID	Lab Sample ID	Concentration #	Sample Amount (g)	Dilution Volume (ml)	Extract Volume (ml)	Notes	Standards	ID	Amount Added (ml)
*01	0081-03	24	2.5	100ml	100ml	Amount Spiked	Hexavalent Chromium		52
*02	04	28							
*03	05	29							
*04	06	35							
*05	07	37							
*06	08	48							
*07	087	50							
*08	08M	51				1.0ml (S)			
*09	09	52				N/A			
*10	10	58							
*11									
*12	MDL Verif.		2.5	100ml	100ml	0.1ml (P)			
*13									
*14									
*15									
*16									
*17									
*18									
*19									
*20									
*21									
*22									
*23									
*24									
*25									

PREPARATION BATCH # 400095

Reagent	Lot # / ID
H ₂ SO ₄	
Nanopure	BI
(NH ₄) ₂ SO ₄	
NH ₄ OH	

Legend:		
Color	Texture	Clarity
Bu = Blue	Cs = Coarse	Cr = Clear
Bl = Black	Md = Medium	Cy = Cloudy
Bn = Brown	Fn = Fine	Td = turbid
Gn = Green	Yw = Yellow	
Og = Orange		
Rd = Red		
Artifacts		
Rk = Rocks		
S1 = Shale		
Vg = Vegetation		

Comments: All samples were further diluted 0.25 times prior to analysis. (1.6 ml to 100 ml total vol.)

Prepared By: ✓
 Standard Added By: ✓
 Checked By: _____



SAMPLE PREPARATION LOG FOR HEXAVALENT CHROMIUM

SOP EMAX-7199

EMAX-218.6

Book # EHC-001

Matrix Soil (Alkali)

Start Date 4/3/06 Time 18:00 End Date 4/3/06 Time 23:15

Sample Prep ID	Lab Sample ID	Sample Amount (g)	Dilution Volume (ml)	Extract Volume (ml)	Notes	Standards	ID	Amount Added (ml)
*01	H20010SB	2.5g	100ml	100ml	Amount spiked	Hexavalent Chromium P/S	SW7A-03-449/450	(see notes)
*02	SL				N/A	PbCrO4 (insoluble)	SW7A-03-002	(see notes)
*03	SC				1.0ml (s) (soluble)	Reagent		~ 4/3/06
*04	E106-01				1.0ml (s) (soluble)	Alk. Digestion	SW7B-07-042	50ml
*05					N/A	Phosphate Buffer	-014	0.5 ml
*06						MgCl2 · 6H2O	SW7A-06-234	0.836g
*07								
*08								
*09								
*10								
*11								
*12					1.0ml (s) (soluble)			
*13					N/A			
*14								
*15								
*16								
*17								
*18								
*19								
*20								
*21								
*22								
*23								
*24					1.0ml (s) (soluble)			
*25					N/A			

PREPARATION BATCH * H20010SB

Color	Texture	Clarity	Artifacts
Bu = Blue	Cs = Coarse	Cr = Clear	Rk = Rocks
Bl = Black	Md = Medium	Cy = Cloudy	S1 = Shale
Bn = Brown	Fn = Fine	Td = turbid	Vg = Vegetation
Gn = Green	Yw = Yellow		

Legend:
 Comments: * All samples were further diluted by factor of 60.5 times prior to analysis.
 (1.6 ml to 100ml total volume)

Prepared By: ~
 Standard Added By: ~
 Checked By: _____

Print. Pa. 54 m on 55

SAMPLE PREPARATION LOG FOR HEXAVALENT CHROMIUM

SOP EMAX-7199

EMAX-218.6

Matrix Soil

Start Date 4/3/06 Time 18:10 End Date 4/3/06 Time 23:15

Sample Prep ID	Lab Sample ID	Sample Amount (g)	Dilution Volume (ml)	Extract Volume (ml)	Notes	Standards	ID	Amount Added (ml)
*01	C106-07u	2.5g	100ml	100ml	Amount Spiked	Hexavalent Chromium		
*02	C127-07u	↓	↓	↓	1.39 mg (insoluble)			
*03	C071-04u	↓	↓	↓	5.21 mg (insoluble)			
*04	C081-08u	↓	↓	↓	1.32 mg (insoluble)			
*05	eev	N/A	100ml	100ml	2.33 mg (insoluble)			
*06	C120-01	2.5g	↓	↓	1.0ml Soluble (P)			
*07	↓ - 02	↓	↓	↓				
*08								
*09								
*10								
*11								
*12								
*13								
*14								
*15								
*16								
*17								
*18								
*19								
*20								
*21								
*22								
*23								
*24								
*25								

PREPARATION BATCH # HCC0105

Reagent	Lot # / ID
H ₂ SO ₄	
Nanopure	DI
(NH ₄) ₂ SO ₄	
NH ₄ OH	

Legend:

Color	Texture	Clarity	Artifacts
Ba = Blue			
Bl = Black	Cs = Coarse	Cr = Clear	Rk = Rocks
Ba = Brown	Md = Medium	Cy = Cloudy	S1 = Shale
Gn = Green	Fn = Fine	Td = turbid	Vg = Vegetation
Og = Orange			
Rd = Red			
Yw = Yellow			

Comments: All samples were further diluted by factor of 62.5 times prior to analysis. (1.6ml to 100ml)

Prepared By: rw
 Standard Added By: w
 Checked By: _____

CASE NARRATIVE

CLIENT: ENSR
PROJECT: UPGRADIENT INVESTIGATION, TRONOX
SDG: 06C081

METHOD 310.1 ALKALINITY

Two (2) soil samples were received on 03/09/06 for Bicarbonate, Carbonate and Total Alkalinity analysis by Method 310.1 in accordance with "Method for Chemical Analysis of Water and Wastewater", EPA 600/4-79-020 (1983).

1. Holding Time

Analysis met holding time criteria.

2. Method Blank

Method blank was free of contamination at the reporting limit.

3. Lab Control Sample/Lab Control Sample Duplicate

Lab control results were within QC limit.

4. Duplicate

Sample C081-08 was analyzed for duplicate. %RPD was within QC limit.

5. Sample Analysis

Samples were analyzed according to the prescribed QC procedures. All criteria were met.

Samples were leached with DI water at a ratio of 1:10 (w:v).

METHOD 310.1
BICARBONATE ALKALINITY

Client : ENSR
Project : UPGRADE INVESTIGATION, TRONOX
Batch No. : 06C081

Matrix : SOIL
Instrument ID : 153

SAMPLE ID	EMAX SAMPLE ID	RESULTS (mg/kg)	DLF	MOIST	RL (mg/kg)	MDL (mg/kg)	Analysis DATETIME	Extraction DATETIME	LFID	CAL REF	PREP BATCH	Collection DATETIME	Received DATETIME
MBLK1S	ALC015SB	ND	1	NA	10	10	03/20/0613:20	03/20/0609:50	ALC015S-01	NA	ALC015S	NA	03/20/06
LCS1S	ALC015SL	79.4	1	NA	10	10	03/20/0613:43	03/20/0609:50	ALC015S-02	NA	ALC015S	NA	03/20/06
LCD1S	ALC015SC	79.4	1	NA	10	10	03/20/0613:50	03/20/0609:50	ALC015S-03	NA	ALC015S	NA	03/20/06
M118-30	C081-06	280	1	12	11.4	11.4	03/20/0615:18	03/20/0609:50	ALC015S-07	NA	ALC015S	03/08/06	03/09/06
M118-50	C081-08	299	1	17.7	12.2	12.2	03/20/0615:22	03/20/0609:50	ALC015S-08	NA	ALC015S	03/08/06	03/09/06
M118-50DUP	C081-08D	312	1	17.7	12.2	12.2	03/20/0615:26	03/20/0609:50	ALC015S-09	NA	ALC015S	03/08/06	03/09/06

EMAX QUALITY CONTROL DATA
LCS/LCD ANALYSIS

CLIENT: ENSR
PROJECT: UPGRADE INVESTIGATION, TRONOX
METHOD: METHOD 310.1
MATRIX: SOIL
% MOISTURE: NA

BATCH NO.: 06C081
SAMPLE ID: LCS1S/LCD1S
CONTROL NO.: ALC015SL/C

DATE RECEIVED: 03/20/06
DATE EXTRACTED: 03/20/06 09:50
DATE ANALYZED: 03/20/06 13:43/13:50

ACCESSION:

PARAMETER	BLNK RSLT (mg/kg)	SPIKE AMT (mg/kg)	BS RSLT (mg/kg)	BS % REC	SPIKE AMT (mg/kg)	BSD RSLT (mg/kg)	BSD % REC	RPD %	QC LIMIT %	RPD LIMIT %
Bicarbonate Alkalinity	ND	82.70	79.40	96	82.70	79.40	96	0	80-120	20

EMAX QUALITY CONTROL DATA
DUPLICATE ANALYSIS

CLIENT: ENSR
PROJECT: UPGRADE INVESTIGATION, TRONOX
METHOD: METHOD 310.1
MATRIX: SOIL
% MOISTURE: 17.7
=====

BATCH NO.: 06C081
SAMPLE ID: M118-50DUP
CONTROL NO.: C081-08D
DATE RECEIVED: 03/09/06
DATE EXTRACTED: 03/20/06 09:50
DATE ANALYZED: 03/20/06 15:26

ACCESSION:

PARAMETER	SAMPLE (mg/kg)	DUP. SAMPLE (mg/kg)	RPD (%)	RPD LIMIT (%)
Bicarbonate Alkalinity	299.00	312.00	4	20

sk

METHOD 310.1
CARBONATE ALKALINITY

Client : ENSR
 Project : UPGRADE INVESTIGATION, TRONOX
 Batch No. : 06C081
 Matrix : SOIL
 Instrument ID : 153

SAMPLE ID	EMAX SAMPLE ID	RESULTS (mg/kg)	DLF	MOIST	RL (mg/kg)	MDL (mg/kg)	Analysis DATE/TIME	Extraction DATE/TIME	LFID	CAL REF	PREP BATCH	Collection DATE/TIME	Received DATE/TIME
MBLK1S	ALC015SB	ND	1	NA	50	10	03/20/0613:20	03/20/0609:50	ALC015S-01	NA	ALC015S	NA	03/20/06
M118-30	C081-06	ND	1	12	56.8	11.4	03/20/0615:18	03/20/0609:50	ALC015S-07	NA	ALC015S	03/08/06	03/09/06
M118-50	C081-08	ND	1	17.7	60.8	12.2	03/20/0615:22	03/20/0609:50	ALC015S-08	NA	ALC015S	03/08/06	03/09/06
M118-50DUP	C081-08D	ND	1	17.7	60.8	12.2	03/20/0615:26	03/20/0609:50	ALC015S-09	NA	ALC015S	03/08/06	03/09/06

EMAX QUALITY CONTROL DATA
DUPLICATE ANALYSIS

CLIENT: ENSR
PROJECT: UPGRADE INVESTIGATION, TRONOX
METHOD: METHOD 310.1
MATRIX: SOIL
% MOISTURE: 17.7
=====

BATCH NO.: 06C081
SAMPLE ID: M118-50DUP
CONTROL NO.: C081-080
DATE RECEIVED: 03/09/06
DATE EXTRACTED: 03/20/06 09:50
DATE ANALYZED: 03/20/06 15:26

ACCESSION:

PARAMETER	SAMPLE (mg/kg)	DUP. SAMPLE (mg/kg)	RPD (%)	RPD LIMIT (%)
Carbonate Alkalinity	ND	ND	0	20

06
14
03
06

METHOD 310.1
TOTAL ALKALINITY

Client : ENSR
Project : UPGRADE INVESTIGATION, TRONOX
Batch No. : 06C081

Matrix : SOIL
Instrument ID : 153

SAMPLE ID	EMAX SAMPLE ID	RESULTS (mg/kg)	DLF	MOIST	RL (mg/kg)	MDL (mg/kg)	Analysis DATETIME	Extraction DATETIME	LFID	CAL REF	PREP BATCH	Collection DATETIME	Received DATETIME
MBLK1S	ALC015SB	ND	1	NA	50	10	03/20/0613:20	03/20/0609:50	ALC015S-01	NA	ALC015S	NA	03/20/06
LCST1S	ALC015SL	79.4	1	NA	50	10	03/20/0613:43	03/20/0609:50	ALC015S-02	NA	ALC015S	NA	03/20/06
LC01S	ALC015SC	79.4	1	NA	50	10	03/20/0613:50	03/20/0609:50	ALC015S-03	NA	ALC015S	NA	03/20/06
M118-30	C081-06	280	1	12	56.8	11.4	03/20/0615:18	03/20/0609:50	ALC015S-07	NA	ALC015S	03/08/06	03/09/06
M118-50	C081-08	299	1	17.7	60.8	12.2	03/20/0615:22	03/20/0609:50	ALC015S-08	NA	ALC015S	03/08/06	03/09/06
M118-50DUP	C081-08D	312	1	17.7	60.8	12.2	03/20/0615:26	03/20/0609:50	ALC015S-09	NA	ALC015S	03/08/06	03/09/06

EMAX QUALITY CONTROL DATA
LCS/LCD ANALYSIS

CLIENT: ENSR
PROJECT: UPGRADIENT INVESTIGATION, TRONOX
METHOD: METHOD 310.1
MATRIX: SOIL
% MOISTURE: NA

BATCH NO.: 06C081
SAMPLE ID: LCS1S/LCD1S
CONTROL NO.: ALC015SL/C

DATE RECEIVED: 03/20/06
DATE EXTRACTED: 03/20/06 09:50
DATE ANALYZED: 03/20/06 13:43/13:50

ACCESSION:

PARAMETER	BLNK RSLT (mg/kg)	SPIKE AMT (mg/kg)	BS RSLT (mg/kg)	BS % REC	SPIKE AMT (mg/kg)	BSD RSLT (mg/kg)	BSD % REC	RPD %	QC LIMIT %	RPD LIMIT %
Total Alkalinity	ND	82.70	79.40	96	82.70	79.40	96	0	80-120	20

EMAX QUALITY CONTROL DATA
DUPLICATE ANALYSIS

CLIENT: ENSR
PROJECT: UPGRADE INVESTIGATION, TRONOX
METHOD: METHOD 310.1
MATRIX: SOIL
% MOISTURE: 17.7
=====

BATCH NO.: 06C081
SAMPLE ID: M118-500UP
CONTROL NO.: C081-080
DATE RECEIVED: 03/09/06
DATE EXTRACTED: 03/20/06 09:50
DATE ANALYZED: 03/20/06 15:26

ACCESSION:

PARAMETER	SAMPLE (mg/kg)	DUP. SAMPLE (mg/kg)	RPD (%)	RPD LIMIT (%)
Total Alkalinity	299.00	312.00	4	20

06C081

CS

ANALYSIS RUN LOG
for
ALKALINITY

Note: For samples, relevant QCs/Standards analyzed,
refer to attached analytical sequence.

Book #: AAL-012

Instrument No.: 53 97

Analytical Batch: ALCOISS

Comments:

SOP #	Rev. #
<input type="checkbox"/> EMAX-310.1	2
<input checked="" type="checkbox"/> EMAX-2320B	0
<input type="checkbox"/> EMAX-	

STANDARDS ID	CONC. ^{µL} / 20/06 (mg/L)
LCS SW7A-06-278	82.7 mg/L
Na ₂ CO ₃ Solution SW7B-07-061A	0.0500N
Acid Titrant SW7B-02-816	0.02N

pH Buffer	ID
pH 4	SW7A-06-299
pH 7	229
pH 10	298
pH Check	229

Analyzed By: IV / JL

Date: _____



ALKALINITY REPORT FORM

ALC015S

SOP: EMAX 310.1 Rev 2 Emax-2320B

Book #: AAL-012

Start Date/Time: 3/20/06 10:58 3/20/06

End Date/Time: 3/20/06 15:44

Page: 8

Data File Name	Lab Sample ID	Sample Amount (ml)	Volume of Acid Titrant (A) ml pH=8.3	Volume of Acid Titrant (B) ml pH=4.5	Volume of Acid Titrant (C) ml pH=4.2	ALKALINITY (mg/L)				
						TOTAL[P]	TOTAL[T]	[OH]	[CO ₃]	[HCO ₃]
ALC015S 01	ALC015SB	50	NA	0.01	NA	ND	ND	ND	ND	ND
ALC015S 02	ALC015SL	50	NA	0.45	0.5	ND	7.94	ND	ND	7.94
ALC015S 03	ALC015SC	50	NA	0.45	0.5	ND	7.94	ND	ND	7.94
ALC015S 04	C071-01	50	NA	1.75	NA	ND	34.7	ND	ND	34.7
ALC015S 05	C071-07	50	NA	12.6	NA	ND	250	ND	ND	250
ALC015S 06	C071-09	50	NA	11.65	NA	ND	231	ND	ND	231
ALC015S 07	C081-06	50	NA	1.25	NA	ND	24.8	ND	ND	24.8
ALC015S 08	C081-08	50	NA	1.25	NA	ND	24.8	ND	ND	24.8
ALC015S 09	C081-08D	50	NA	1.3	NA	ND	25.8	ND	ND	25.8
ALC015S 10	C106-06	50	NA	2.6	NA	ND	51.6	ND	ND	51.6
ALC015S 11	C106-08	50	NA	1.75	NA	ND	34.7	ND	ND	34.7
ALC015S 12	C120-14	50	NA	1.75	NA	ND	34.7	ND	ND	34.7
ALC015S 13	C120-16	50	NA	1.3	NA	ND	25.8	ND	ND	25.8
ALC015S 14	C127-06	50	NA	1.75	NA	ND	34.7	ND	ND	34.7

MISCELLANEOUS INFORMATION			STANDARDIZATION				
Standard		Concentration	VNaCO ₃ / Vb (ml)	VHCl (ml)	DATE	TIME	Acid Titrant HCl (N)
Acid Titrant, HCl	N	0.02	5	0.01	03/20/06	10:58:11	NA
Na ₂ CO ₃ (Zor Z _N)*	N	0.05	5	12.15	03/20/06	10:58:18	0.02057613
LCS	ms/L	82.7	5	12.8	03/20/06	10:58:28	0.01953125
MDL	ms/L	10	5	12.85	03/20/06	10:58:35	0.01945525
RL	ms/L	50	Average HCl (N)=				0.01985

Z=mg/L Na₂CO₃. If the concentration of Na₂CO₃ is in N, then Z=Z_N.

Comments:

Standardization of Acid Titrant (N)

$$N = \frac{(Z)(V_{Na_2CO_3})}{(53)(V_{HCl})}$$

$$N = \frac{(Z_N)(V_{Na_2CO_3})}{(V_{HCl})}$$

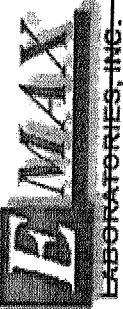
ALKALINITY (mg/L)

$$P = \frac{(A)(N)(50,000)}{S}$$

$$T = \frac{(2B-C)(N)(50000)}{S} \text{ for } T < 20 \text{ mg/L}$$

$$T = \frac{(B)(N)(50,000)}{S} \text{ for } T > 20 \text{ mg/L}$$

Analyzed by: IVJL



ALKALINITY RAW DATA

MISCELLANEOUS INFORMATION	
Standard	Concentration
Acid Titrant, HCl	N 0.02
Na ₂ CO ₃	N 0.05
(Zor Z ₀)*	82.7
LCS	10
MDL	50
RL	50

pH Meter Calibration	
Instrument ID:	53
Buffer 4	03/20/06 10:57:22
Buffer 7	03/20/06 10:57:26
Buffer 10	03/20/06 10:57:37
pH Check Buffer	03/20/06 10:57:44

STANDARDIZATION			
V _{NaCO3} / V _b (ml)	V _{HCl} (ml)	DATE	TIME
5	0.01	03/20/06	10:58:11
5	12.15	03/20/06	10:58:18
5	12.8	03/20/06	10:58:28
5	12.85	03/20/06	10:58:35
Average HCl (N)=			0.01985

Book #: AAL-012
 Page: 8
 Emax-2320B
 SOP: ENMAX-3.10.1 Rev. 2
 Analytical Batch: ALC00155

Analyzed By: IV/JL

Data File Name	Lab Sample ID	Sample Amount (ml)	Sample pH	Analysis Date	Analysis Time	Volume of Acid Titrant (A) ml	Analysis Date	Analysis Time	Volume of Acid Titrant (B) ml	Analysis Date	Analysis Time	Volume of Acid Titrant (C) ml	Analysis Date	Analysis Time	Final pH	Analysis Date	Analysis Time
ALC00155 01	ALC00155B	50	5.23	03/20/06	13:19:45	NA	03/20/06	13:20:19	0.01	03/20/06	13:20:29	NA	03/20/06	13:20:36	4.47	03/20/06	13:20:36
ALC00155 02	ALC00155L	50	8.78	03/20/06	13:43:10	NA	03/20/06	13:43:23	0.45	03/20/06	13:43:26	0.5	03/20/06	13:43:33	4.2	03/20/06	13:43:33
ALC00155 03	ALC00155C	50	8.78	03/20/06	13:49:42	NA	03/20/06	13:49:59	0.45	03/20/06	13:50:03	0.5	03/20/06	13:50:09	4.21	03/20/06	13:50:09
ALC00155 04	C071-01	50	9.26	03/20/06	14:41:14	NA	03/20/06	14:48:38	1.75	03/20/06	14:49:14	NA	03/20/06	14:49:34	4.52	03/20/06	14:49:34
ALC00155 05	C071-07	50	9.42	03/20/06	14:51:41	NA	03/20/06	15:03:37	12.6	03/20/06	15:03:41	NA	03/20/06	15:03:46	4.55	03/20/06	15:03:46
ALC00155 06	C071-09	50	9.3	03/20/06	15:04:55	NA	03/20/06	15:13:02	11.65	03/20/06	15:13:05	NA	03/20/06	15:13:45	4.54	03/20/06	15:13:45
ALC00155 07	C081-06	50	9.16	03/20/06	15:17:06	NA	03/20/06	15:18:36	1.25	03/20/06	15:18:39	NA	03/20/06	15:18:45	4.45	03/20/06	15:18:45
ALC00155 08	C081-08	50	8.81	03/20/06	15:20:57	NA	03/20/06	15:21:59	1.25	03/20/06	15:22:02	NA	03/20/06	15:22:06	4.45	03/20/06	15:22:06
ALC00155 09	C081-08D	50	8.82	03/20/06	15:25:53	NA	03/20/06	15:26:00	1.3	03/20/06	15:26:04	NA	03/20/06	15:26:10	4.45	03/20/06	15:26:10
ALC00155 10	C106-06	50	9.28	03/20/06	15:28:02	NA	03/20/06	15:30:47	2.6	03/20/06	15:30:50	NA	03/20/06	15:30:55	4.46	03/20/06	15:30:55
ALC00155 11	C106-08	50	9.14	03/20/06	15:31:37	NA	03/20/06	15:33:06	1.75	03/20/06	15:33:08	NA	03/20/06	15:33:14	4.45	03/20/06	15:33:14
ALC00155 12	C120-14	50	9.22	03/20/06	15:34:01	NA	03/20/06	15:37:09	1.75	03/20/06	15:37:12	NA	03/20/06	15:37:19	4.54	03/20/06	15:37:19
ALC00155 13	C120-16	50	9.07	03/20/06	15:38:38	NA	03/20/06	15:41:28	1.3	03/20/06	15:41:39	NA	03/20/06	15:41:45	4.45	03/20/06	15:41:45
ALC00155 14	C127-06	50	8.16	03/20/06	15:42:53	NA	03/20/06	15:44:45	1.75	03/20/06	15:44:48	NA	03/20/06	15:44:54	4.46	03/20/06	15:44:54

EXTRACTION LOG FOR WET CHEMISTRY

Method Distillation: EMAX - Rev. No. Digestion: EMAX - Rev. No. Leaching
 Matrix: Start Date: 3/20/06 Time: 9:50 End Date: 3/20/06 Time: 12:00 Book # EWE-010

Sample Prep ID	Lab Sample ID	Sample Amount (g)	Extraction Solution (ml)	Notes	Calibration of pH meter		
					Buffer ID	Value	Reading
01	ALC015B	10.000	100			7	
02	SL	10.000				4	
03	SC	10.000					
04	C071-01	10.050					
05	07	10.059					
06	09	10.085					
07	C081-06	10.047					
08	08	10.065					
09	08D	10.035					
10	C120-14	10.075					
11	16	10.009					
12	C106-06	10.003					
13	08	10.007					
14	C127-06	10.060					
15							
16							
17							
18							
19							
20							
21							
22							
23							
24							
25							
26							

PREPARATION BATCH * ALC015B

Prepared By: IV/M
 Checked By:
 Extracts Received By:
 Disposed by:
 Disposal Date:

Room Temperature (°C)
 High
 Low
 Thermostat Setting
 Criteria
 20-40

Reagents
 Lot #
 Amount (ml)
 Final Volume (ml)

Calibration of pH meter
 Buffer ID
 Value
 Reading
 Slope
 pH meter ID

Rotary Agitator #
 rpm
 pH
 Exp. Date

NaOH pure

3/20/06
 N

CASE NARRATIVE

CLIENT: ENSR
PROJECT: UPGRADIENT INVESTIGATION, TRONOX
SDG: 06C081

METHOD 314.0 PERCHLORATE

Ten (10) soil samples were received on 03/09/06 for Perchlorate analysis by Method 314.0 in accordance with "Method for Determination of Perchlorate by Ion Chromatography", EPA 600/98-118.

1. Holding Time

Analysis met holding time criteria.

2. Method Blank

Method blank was free of contamination at half the reporting limit.

3. Lab Control Sample/Lab Control Sample Duplicate

Lab control sample results were within QC limits.

4. Duplicate

Sample C081-08 was analyzed for duplicate. % RPD was within QC limit.

5. Matrix Spike

Sample C081-08 was spiked. % Recovery was within QC limit.

6. Sample Analysis

Samples were analyzed according to the prescribed QC procedures. All criteria were met.

Samples were leached with DI water at a ratio of 1:20 (w:v).

SAMPLE RESULTS

METHOD 314.0
PERCHLORATE

Client : ENSR
Project : UPGRADE INVESTIGATION, TRONOX
Batch No. : 06C081

Matrix : SOIL
Instrument ID : I57

SAMPLE ID	EMAX SAMPLE ID	RESULTS (ug/kg)	DLF MOIST	RL (ug/kg)	MDL (ug/kg)	Analysis DATE/TIME	Extraction DATE/TIME	LFID	CAL REF	PREP BATCH	Collection DATE/TIME	Received DATE/TIME
MBLK1S	PCC010SB	ND	1	40	20	03/22/0613:29	03/21/0617:02	JC22002	JC22001	PCC010S	NA	03/21/06
LCST5	PCC010SL	202	1	40	20	03/22/0614:10	03/21/0617:02	JC22004	JC22001	PCC010S	NA	03/21/06
LCD1S	PCC010SC	202	1	40	20	03/22/0614:50	03/21/0617:02	JC22005	JC22001	PCC010S	NA	03/21/06
M118-0.5	C081-01	298	1	42.3	21.1	03/22/0615:23	03/21/0617:02	JC22006	JC22001	PCC010S	03/08/06	03/09/06
M118-5	C081-02	449	1	43.3	21.7	03/22/0615:43	03/21/0617:02	JC22007	JC22001	PCC010S	03/08/06	03/09/06
M118-10	C081-03	278	1	46.3	23.2	03/22/0616:03	03/21/0617:02	JC22008	JC22001	PCC010S	03/08/06	03/09/06
M118-20	C081-04	ND	1	42.2	21.1	03/22/0616:24	03/21/0617:02	JC22009	JC22001	PCC010S	03/08/06	03/09/06
M118-20D	C081-05	131	1	42.6	21.3	03/22/0616:44	03/21/0617:02	JC22010	JC22001	PCC010S	03/08/06	03/09/06
M118-30	C081-06	ND	1	45.5	22.7	03/22/0617:04	03/21/0617:02	JC22011	JC22001	PCC010S	03/08/06	03/09/06
M118-40	C081-07	ND	1	45.8	22.9	03/22/0617:24	03/21/0617:02	JC22012	JC22001	PCC010S	03/08/06	03/09/06
M118-50	C081-08	ND	1	48.6	24.3	03/22/0618:05	03/21/0617:02	JC22014	JC22013	PCC010S	03/08/06	03/09/06
M118-50DUP	C081-08D	ND	1	48.6	24.3	03/22/0618:25	03/21/0617:02	JC22015	JC22013	PCC010S	03/08/06	03/09/06
M118-50MS	C081-08M	253	1	48.6	24.3	03/22/0618:45	03/21/0617:02	JC22016	JC22013	PCC010S	03/08/06	03/09/06
M118-60	C081-09	ND	1	43.3	21.7	03/22/0619:06	03/21/0617:02	JC22017	JC22013	PCC010S	03/08/06	03/09/06
M118-80	C081-10	47.1	1	46.9	23.4	03/22/0619:26	03/21/0617:02	JC22018	JC22013	PCC010S	03/08/06	03/09/06

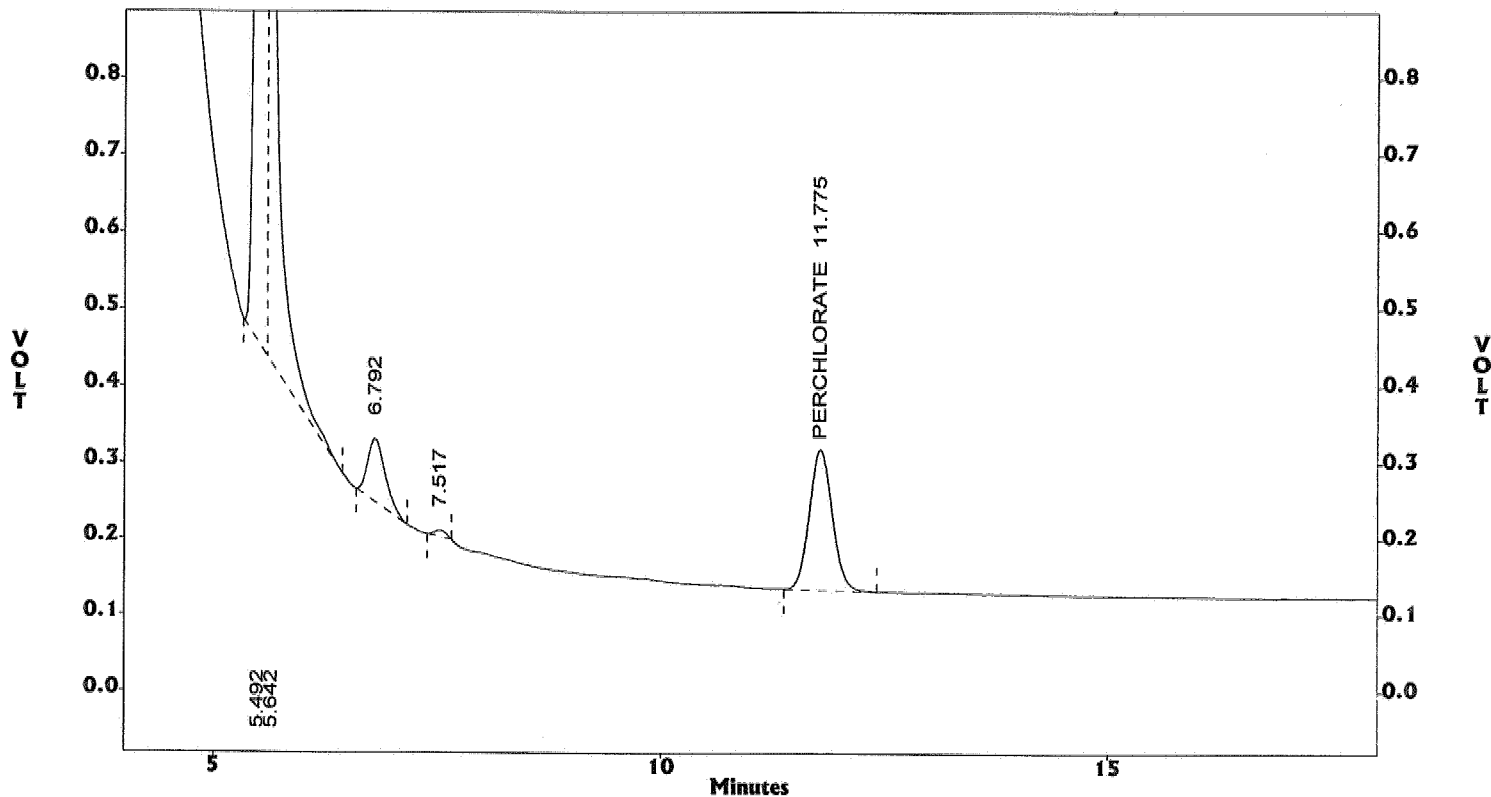
EPA METHOD 314.0 by IC
EMAX Analytical Laboratories, Inc.

File : c:\ezchrom\chrom\jc22\Jc22.006
 Method : c:\ezchrom\methods\Ic57c07.met
 Sample ID : C081-01
 Acquired : Mar 22, 2006 15:23:21
 Printed : Mar 22, 2006 15:41:22
 User : jay

Channel A Results

#	Peak Name	R.T. (min)	AREA	HEIGHT	Ave. CF	ESTD Conc. (ppb)
8	PERCHLORATE	11.77	3345482.00	185349.00	13239.125	14.067

c:\ezchrom\chrom\jc22\Jc22.006 -- Channel A



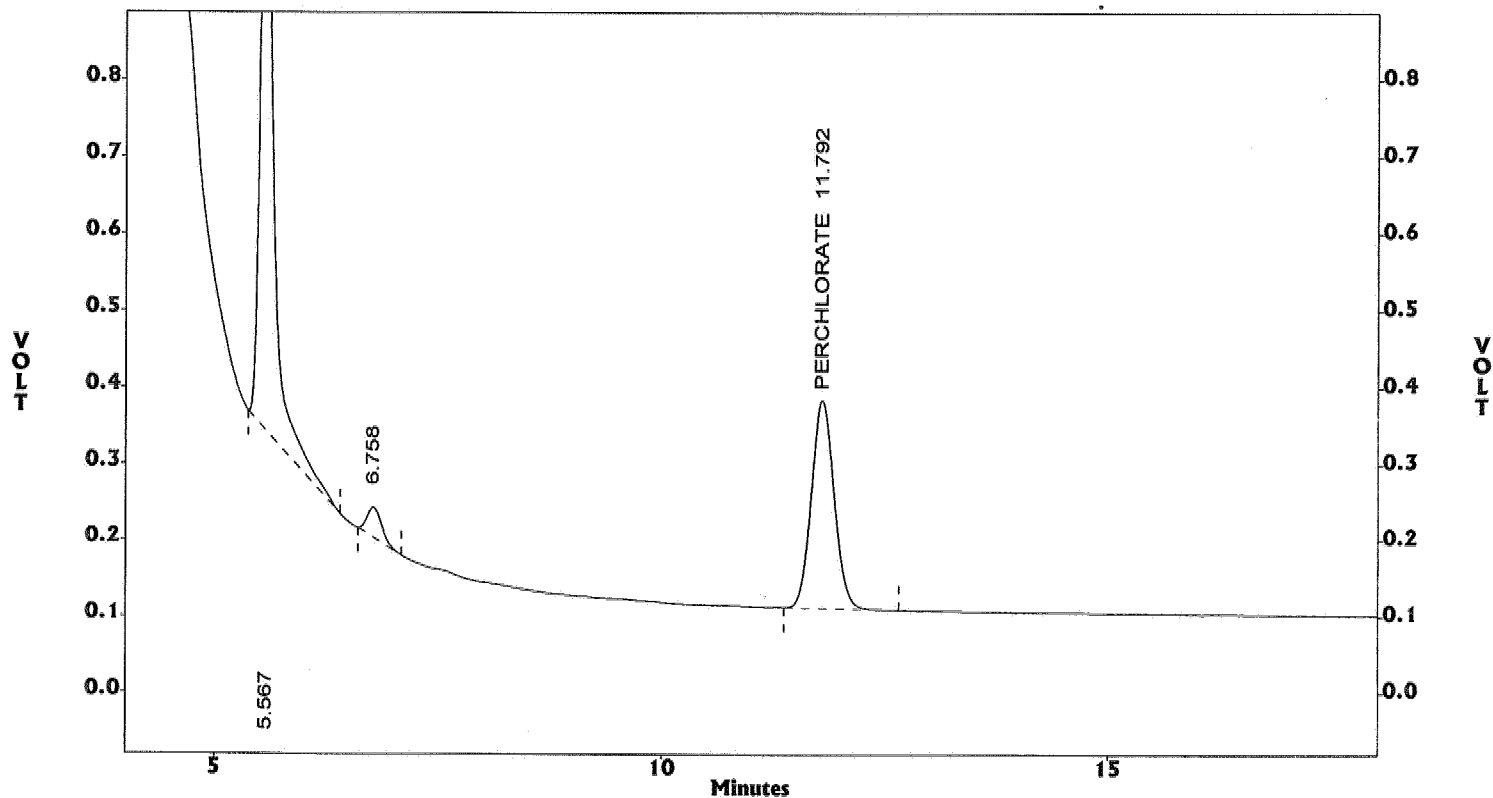
EPA METHOD 314.0 by IC
EMAX Analytical Laboratories, Inc.

File : c:\ezchrom\chrom\jc22\Jc22.007
Method : c:\ezchrom\methods\Ic57c07.met
Sample ID : C081-02
Acquired : Mar 22, 2006 15:43:36
Printed : Mar 22, 2006 16:01:38
User : jay

Channel A Results

#	Peak Name	R.T. (min)	AREA	HEIGHT	Ave. CF	ESTD Conc. (ppb)
6	PERCHLORATE	11.79	4889780.00	273045.00	13239.125	20.715

c:\ezchrom\chrom\jc22\Jc22.007 -- Channel A



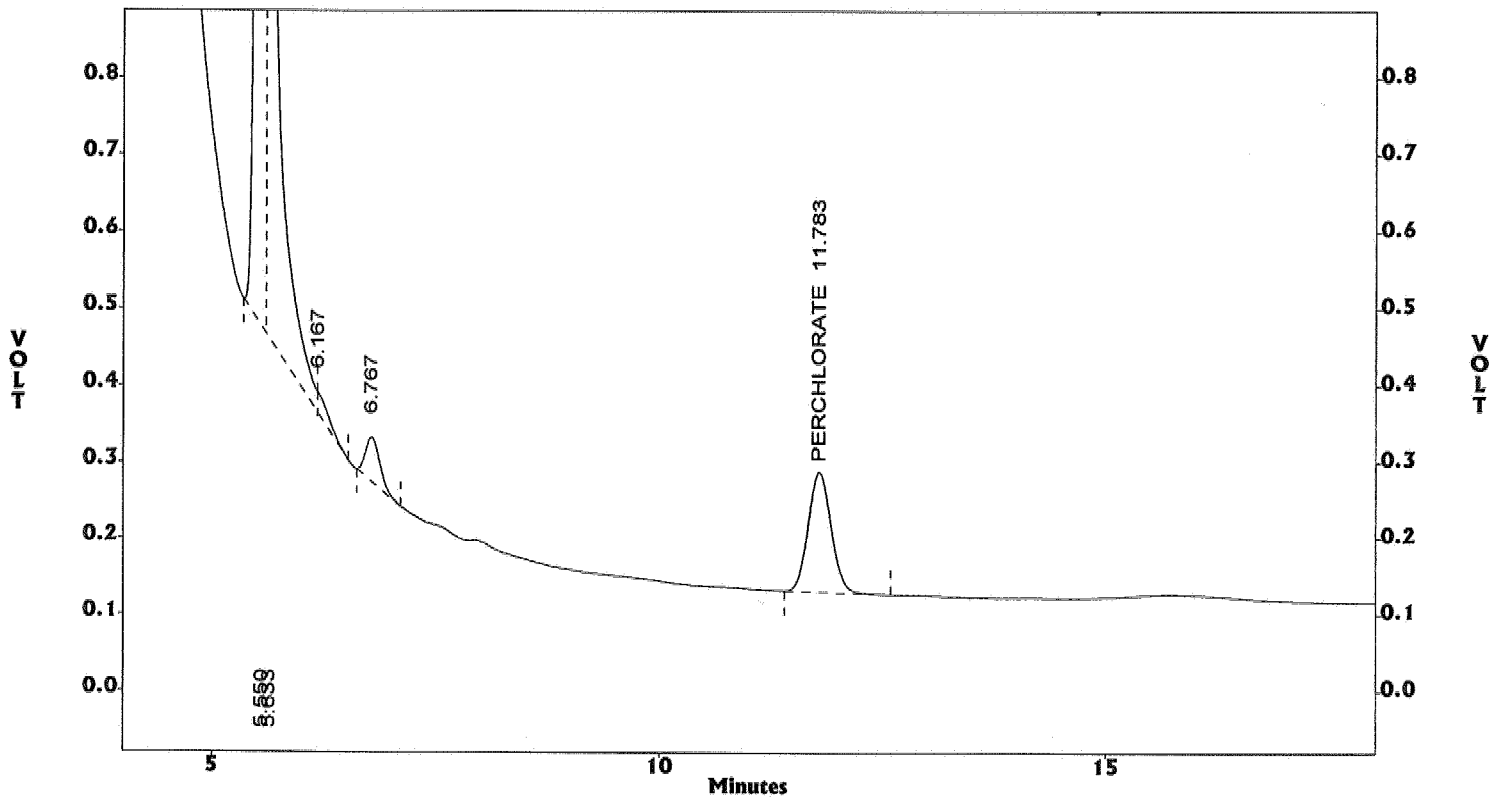
EPA METHOD 314.0 by IC
EMAX Analytical Laboratories, Inc.

File : c:\ezchrom\chrom\jc22\Jc22.008
Method : c:\ezchrom\methods\Ic57c07.met
Sample ID : C081-03
Acquired : Mar 22, 2006 16:03:51
Printed : Mar 22, 2006 16:21:52
User : jay

Channel A Results

#	Peak Name	R.T. (min)	AREA	HEIGHT	Ave. CF	ESTD Conc. (ppb)
9	PERCHLORATE	11.78	2836474.00	157764.00	13239.125	11.976

c:\ezchrom\chrom\jc22\Jc22.008 -- Channel A



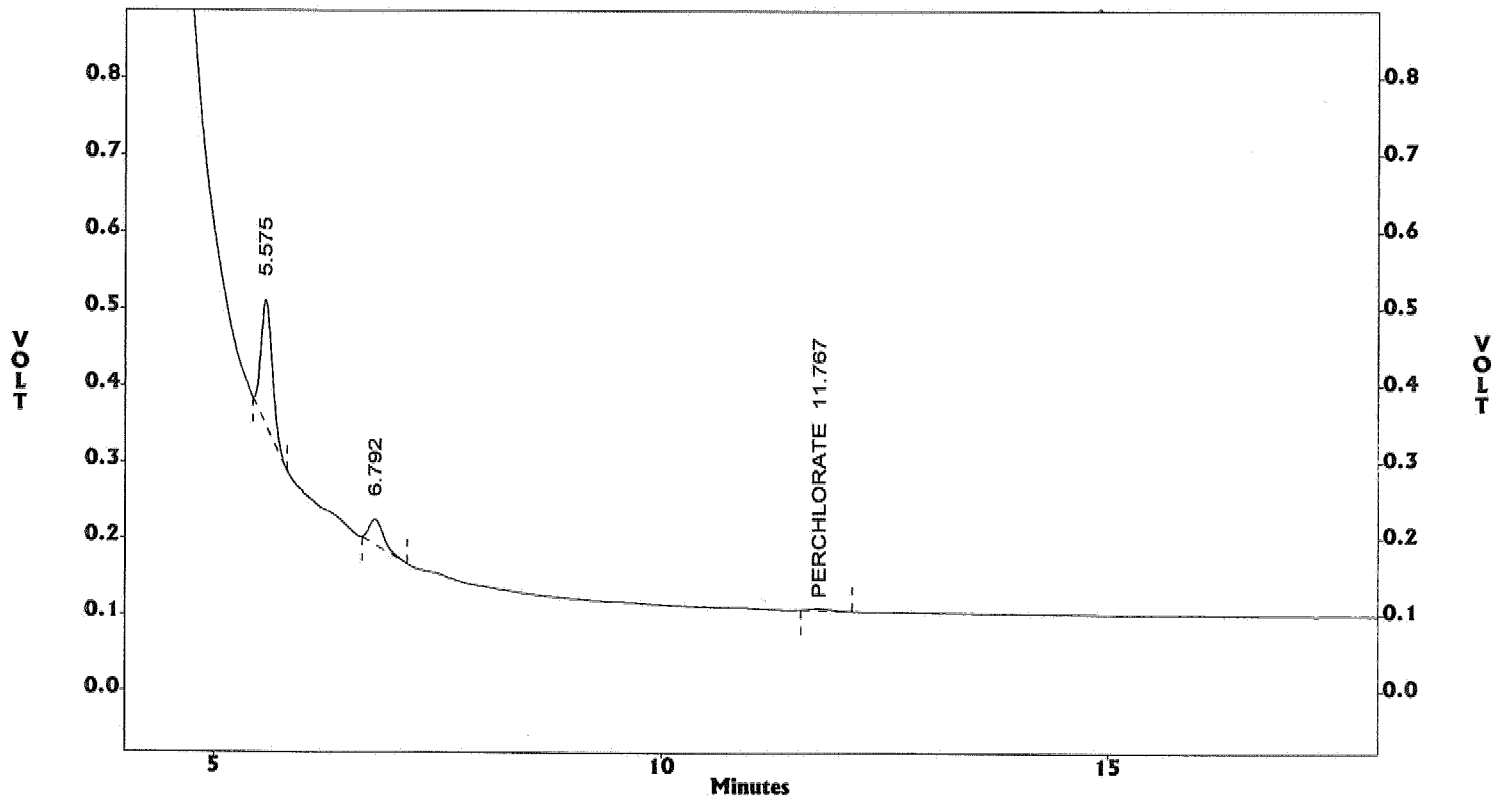
EPA METHOD 314.0 by IC
EMAX Analytical Laboratories, Inc.

File : c:\ezchrom\chrom\jc22\Jc22.009
Method : c:\ezchrom\methods\Ic57c07.met
Sample ID : C081-04
Acquired : Mar 22, 2006 16:24:07
Printed : Mar 22, 2006 16:42:08
User : jay

Channel A Results

#	Peak Name	R.T. (min)	AREA	HEIGHT	Ave. CF	ESTD Conc. (ppb)
6	PERCHLORATE	11.77	51405.00	2909.00	13239.125	0.237

c:\ezchrom\chrom\jc22\Jc22.009 -- Channel A



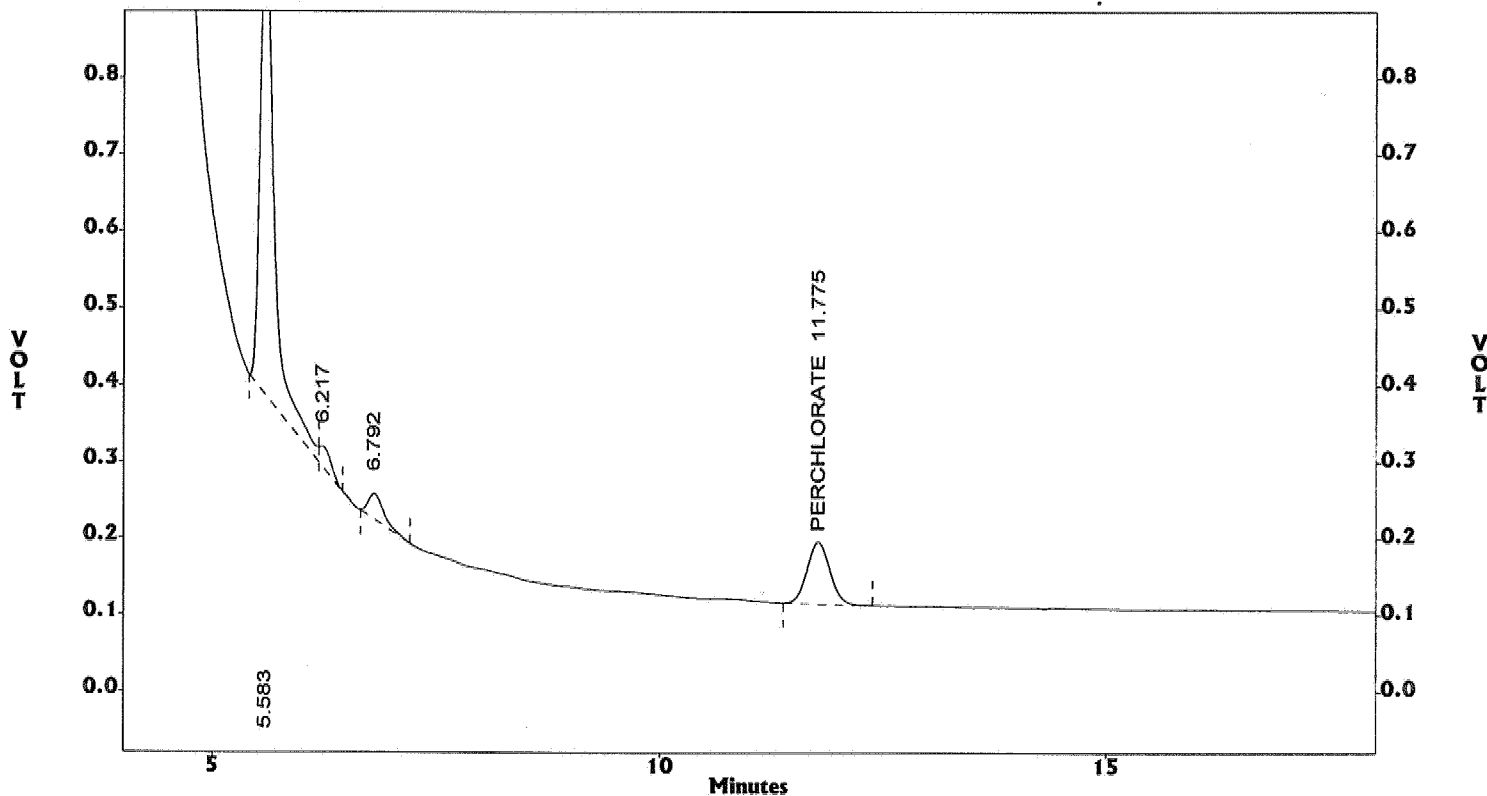
EPA METHOD 314.0 by IC
EMAX Analytical Laboratories, Inc.

File : c:\ezchrom\chrom\jc22\Jc22.010
 Method : c:\ezchrom\methods\Ic57c07.met
 Sample ID : C081-05
 Acquired : Mar 22, 2006 16:44:22
 Printed : Mar 22, 2006 17:02:23
 User : jay

Channel A Results

#	Peak Name	R.T. (min)	AREA	HEIGHT	Ave. CF	ESTD Conc. (ppb)
7	PERCHLORATE	11.77	1445389.00	81084.00	13239.125	6.163

c:\ezchrom\chrom\jc22\Jc22.010 -- Channel A



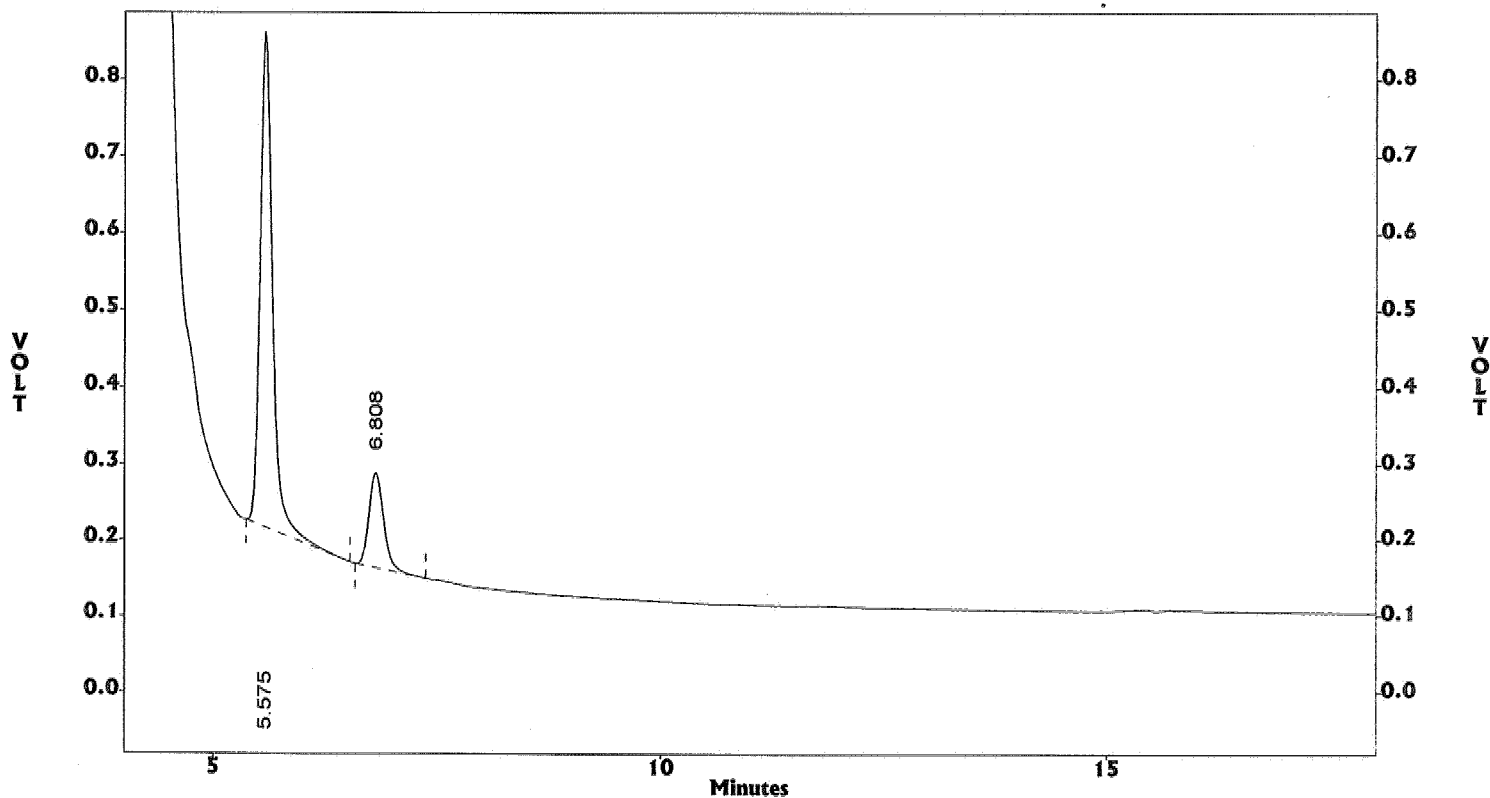
EPA METHOD 314.0 by IC
EMAX Analytical Laboratories, Inc.

File : c:\ezchrom\chrom\jc22\Jc22.011
Method : c:\ezchrom\methods\Ic57c07.met
Sample ID : C081-06
Acquired : Mar 22, 2006 17:04:37
Printed : Mar 22, 2006 17:22:38
User : jay

Channel A Results

#	Peak Name	R.T. (min)	AREA	HEIGHT	Ave. CF	ESTD Conc. (ppb)
--	PERCHLORATE	11.76	0.00	0.00	0.000	0.000

c:\ezchrom\chrom\jc22\Jc22.011 -- Channel A



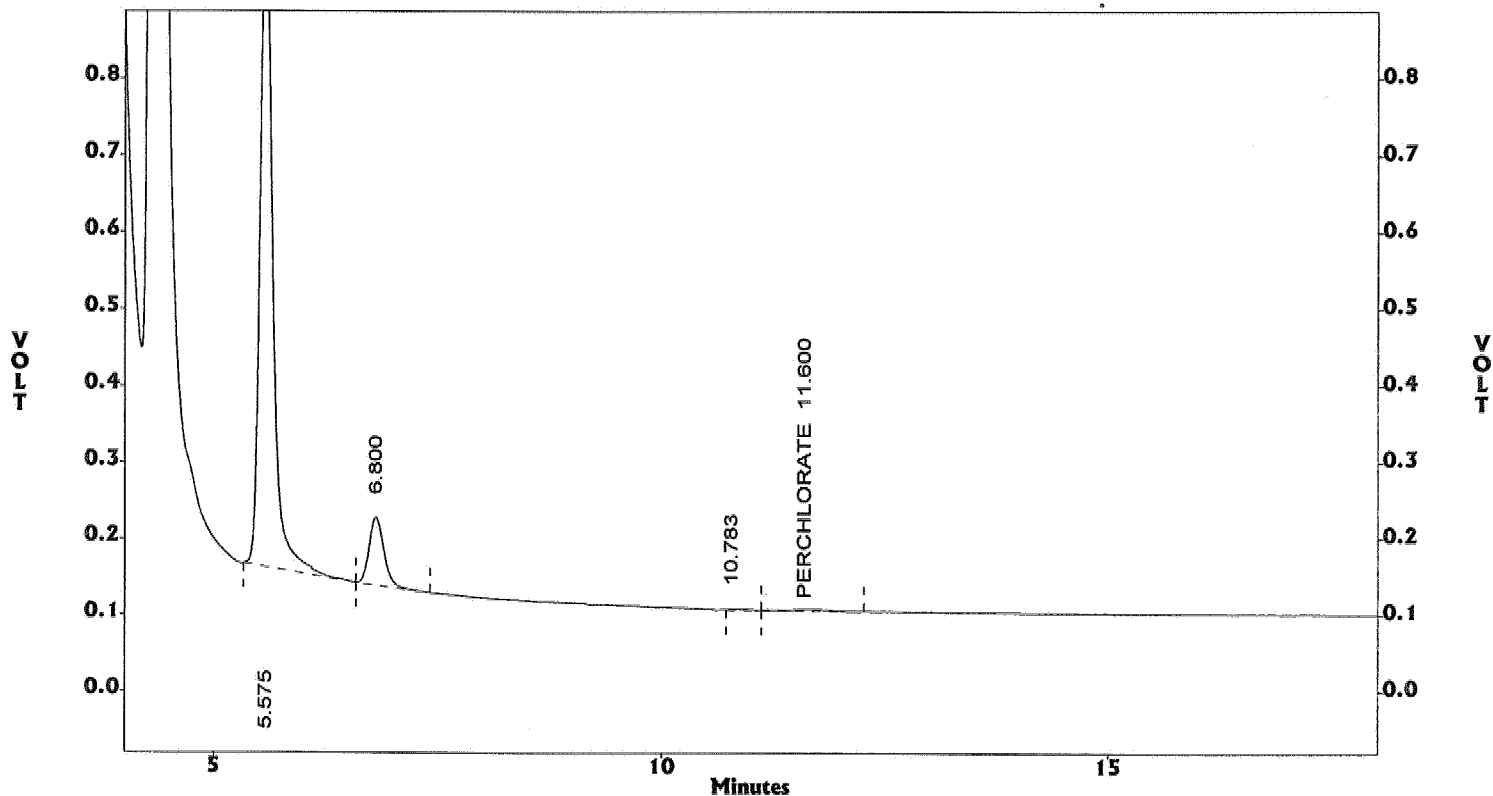
EPA METHOD 314.0 by IC
EMAX Analytical Laboratories, Inc.

File : c:\ezchrom\chrom\jc22\Jc22.012
Method : c:\ezchrom\methods\Ic57c07.met
Sample ID : C081-07
Acquired : Mar 22, 2006 17:24:53
Printed : Mar 22, 2006 17:42:53
User : jay

Channel A Results

#	Peak Name	R.T. (min)	AREA	HEIGHT	Ave. CF	ESTD Conc. (ppb)
7	PERCHLORATE	11.60	87129.00	2300.00	13239.125	0.191

c:\ezchrom\chrom\jc22\Jc22.012 -- Channel A



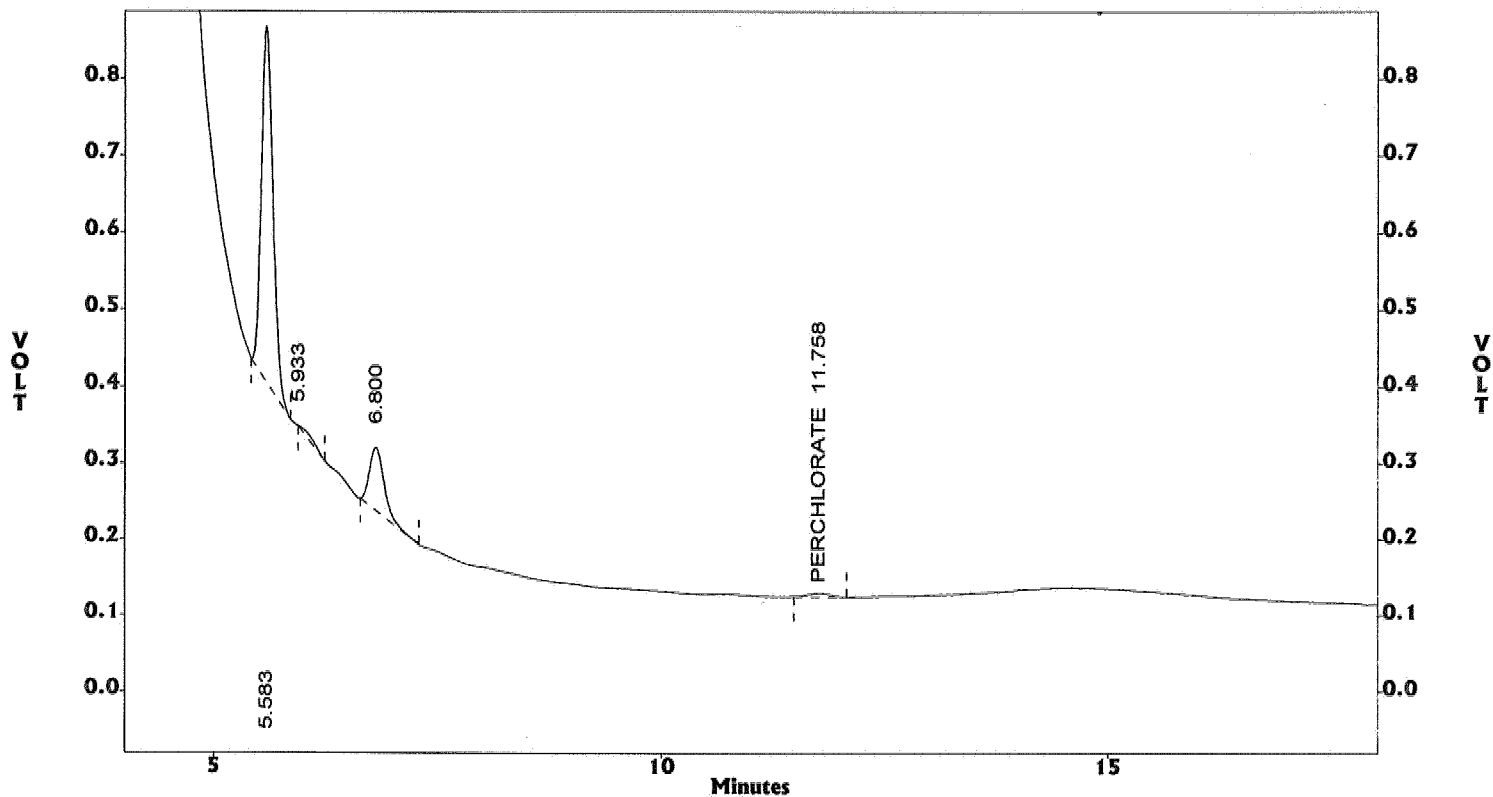
EPA METHOD 314.0 by IC
EMAX Analytical Laboratories, Inc.

File : c:\ezchrom\chrom\jc22\Jc22.014
Method : c:\ezchrom\methods\Ic57c07.met
Sample ID : C081-08
Acquired : Mar 22, 2006 18:05:23
Printed : Mar 22, 2006 18:23:25
User : jay

Channel A Results

#	Peak Name	R.T. (min)	AREA	HEIGHT	Ave. CF	ESTD Conc. (ppb)
8	PERCHLORATE	11.76	86703.00	5081.00	13239.125	0.402

c:\ezchrom\chrom\jc22\Jc22.014 -- Channel A



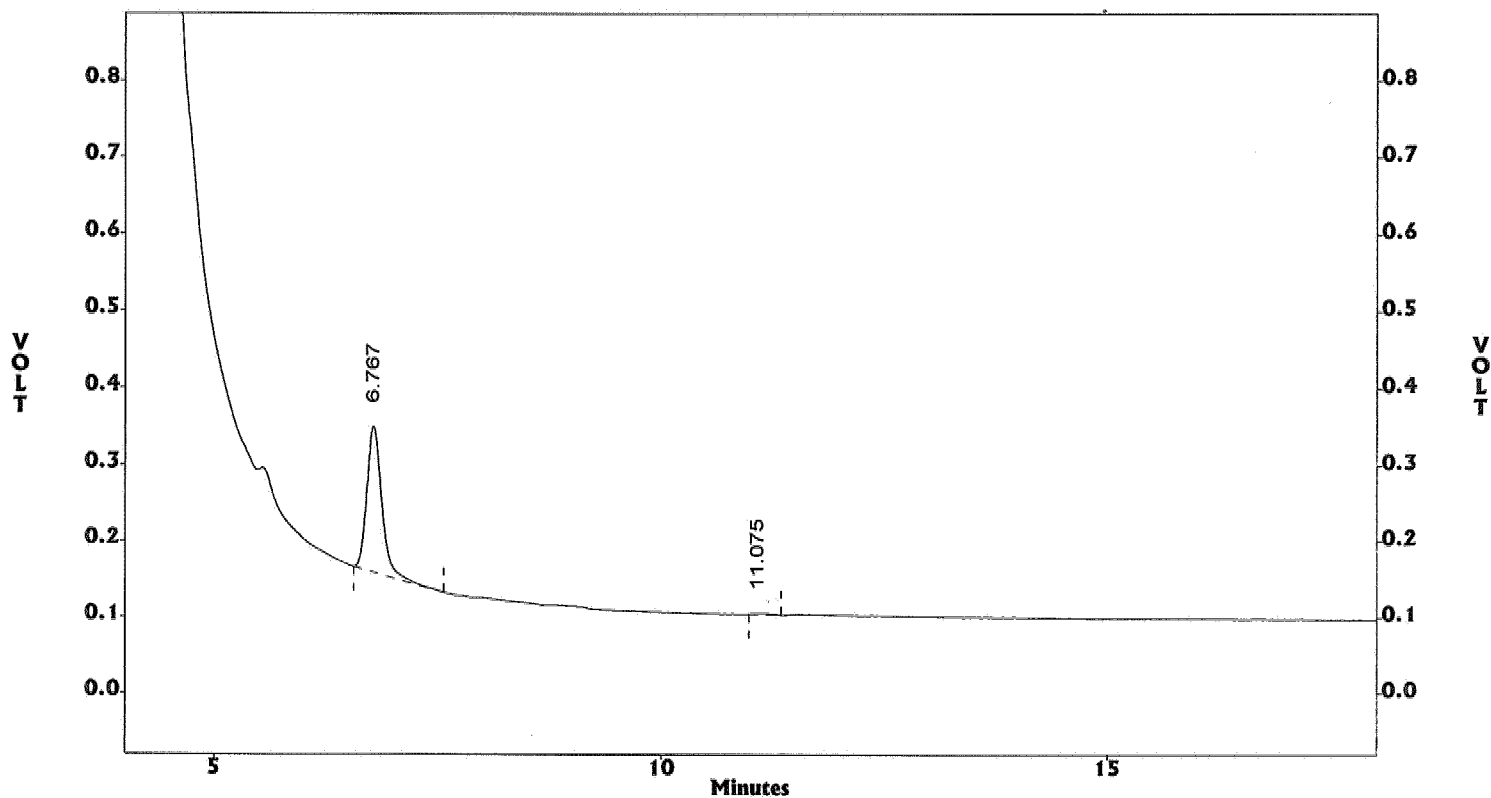
EPA METHOD 314.0 by IC
EMAX Analytical Laboratories, Inc.

File : c:\ezchrom\chrom\jc22\Jc22.017
Method : c:\ezchrom\methods\Ic57c07.met
Sample ID : C081-09
Acquired : Mar 22, 2006 19:06:09
Printed : Mar 22, 2006 19:24:10
User : jay

Channel A Results

#	Peak Name	R.T. (min)	AREA	HEIGHT	Ave. CF	ESTD Conc. (ppb)
--	PERCHLORATE	11.76	0.00	0.00	0.000	0.000

c:\ezchrom\chrom\jc22\jc22.017 -- Channel A

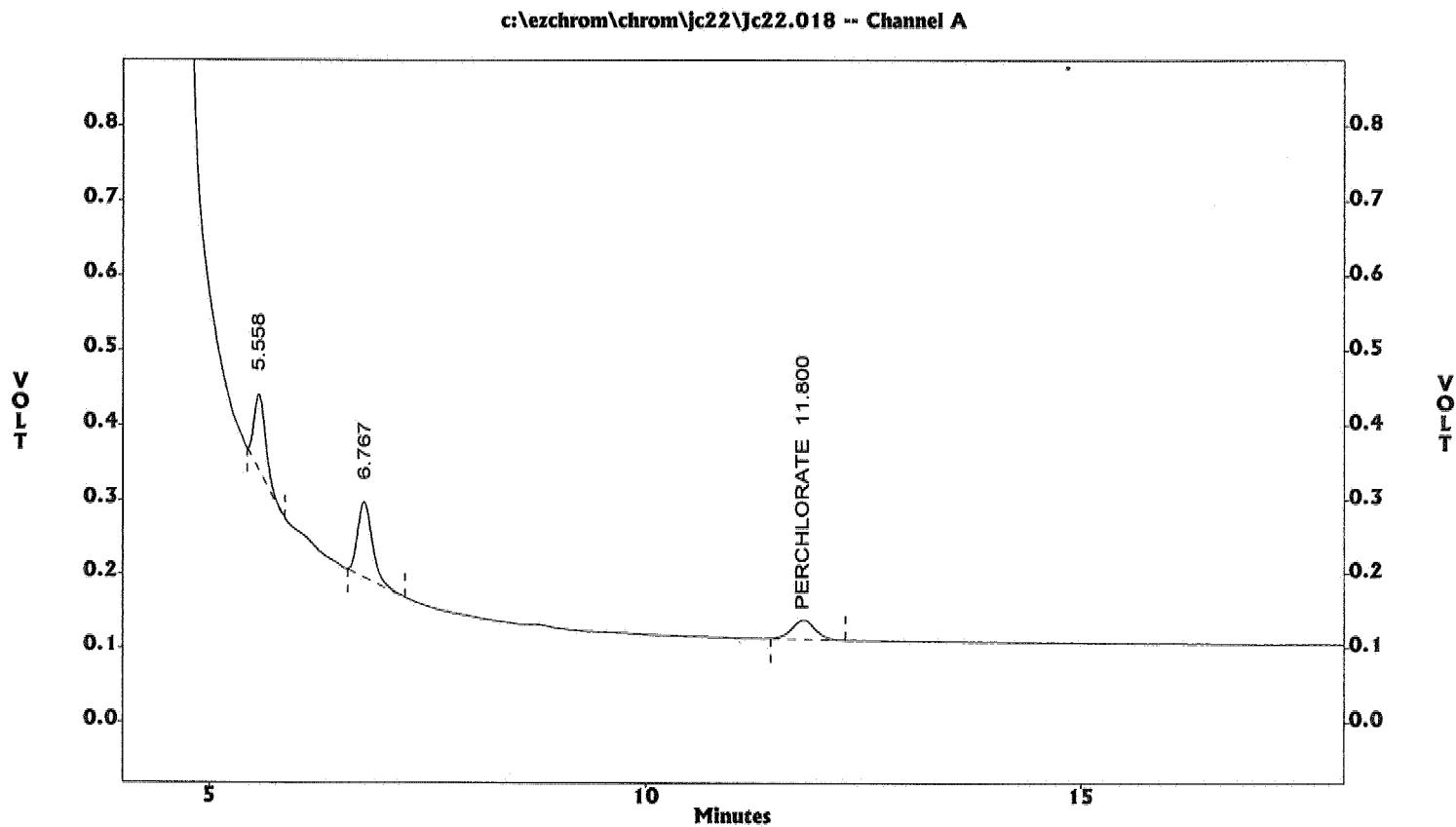


EPA METHOD 314.0 by IC
EMAX Analytical Laboratories, Inc.

File : c:\ezchrom\chrom\jc22\Jc22.018
Method : c:\ezchrom\methods\Ic57c07.met
Sample ID : C081-10
Acquired : Mar 22, 2006 19:26:24
Printed : Mar 22, 2006 19:44:25
User : jay

Channel A Results

#	Peak Name	R.T. (min)	AREA	HEIGHT	Ave. CF	ESTD Conc. (ppb)
6	PERCHLORATE	11.80	492403.00	26262.00	13239.125	2.008



EMAX QUALITY CONTROL DATA
LCS/LCD ANALYSIS

CLIENT: ENSR
PROJECT: UPGRADE INVESTIGATION, TRONOX
BATCH NO.: 06C081
METHOD: METHOD 314.0

MATRIX: SOIL
DILUTION FACTOR: 1 1 1
SAMPLE ID: MBLK1S
LAB SAMP ID: PCC010SB PCC010SL PCC010SC
LAB FILE ID: JC22002 JC22004 JC22005
DATE EXTRACTED: 03/21/0617:02 03/21/0617:02 03/21/0617:02
DATE ANALYZED: 03/22/0613:29 03/22/0614:10 03/22/0614:50
PREP. BATCH: PCC010S PCC010S
CALIB. REF: JC22001 JC22001

ACCESSION:

PARAMETER	BLNK RSLT (ug/kg)	SPIKE AMT (ug/kg)	BS RSLT (ug/kg)	BS % REC	SPIKE AMT (ug/kg)	BSD RSLT (ug/kg)	BSD % REC	RPD (%)	QC LIMIT (%)	MAX RPD (%)
Perchlorate	ND	200	202	101	200	202	101	0	85-115	20

06
12
7
08

EMAX QUALITY CONTROL DATA
MS ANALYSIS

CLIENT: ENSR
PROJECT: UPGRADE INVESTIGATION, TRONOX
BATCH NO.: 06C081
METHOD: METHOD 314.0

MATRIX: SOIL
DILUTION FACTOR: 1
SAMPLE ID: M118-50
LAB SAMP ID: C081-08M
LAB FILE ID: JC22014
DATE EXTRACTED: 03/21/0617:02
DATE ANALYZED: 03/22/0618:05
PREP. BATCH: PCC010S
CALIB. REF: JC22013

% MOISTURE: 17.7

DATE COLLECTED: 03/08/06
DATE RECEIVED: 03/09/06

ACCESSION:

PARAMETER	SAMPL RSLT (ug/kg)	SPIKE AMT (ug/kg)	MS RSLT (ug/kg)	MS REC (%)	QC LIMIT (%)
Perchlorate	ND	243	253	104	80-120

EMAX QUALITY CONTROL DATA
DUPLICATE SAMPLE ANALYSIS

CLIENT: ENSR
PROJECT: UPGRADIENT INVESTIGATION, TRONOX
BATCH NO.: 06C081
METHOD: METHOD 314.0

MATRIX: SOIL
DILUTION FACTOR: 1
SAMPLE ID: M118-50
EMAX SAMP ID: C081-08
LAB FILE ID: JC22014
DATE EXTRACTED: 03/21/0617:02
DATE ANALYZED: 03/22/0618:05
PREP. BATCH: PCC010S
CALIB. REF: JC22013

% MOISTURE: 17.7

DATE COLLECTED: 03/08/06
DATE RECEIVED: 03/09/06

ACCESSION:

PARAMETER	SMPL RSLT (ug/kg)	DUPL RSLT (ug/kg)	RPD RSLT %	QC LIMIT (%)
Perchlorate	ND	ND	NA	15

8

QC DATA

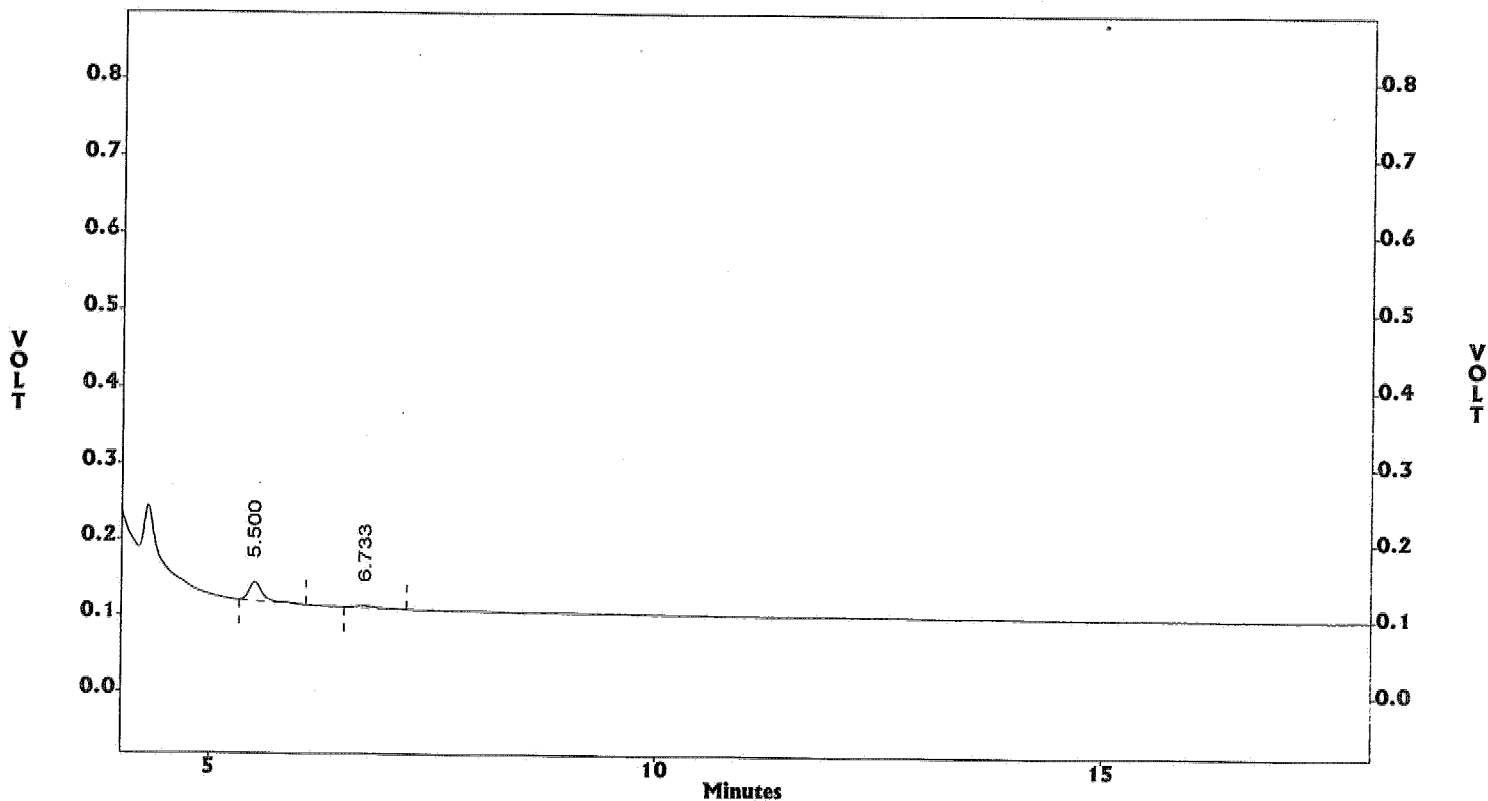
EPA METHOD 314.0 by IC
EMAX Analytical Laboratories, Inc.

File : c:\ezchrom\chrom\jc22\Jc22.002
 Method : c:\ezchrom\methods\Ic57c07.met
 Sample ID : PCC010SB
 Acquired : Mar 22, 2006 13:29:56
 Printed : Mar 22, 2006 13:47:57
 User : jay

Channel A Results

#	Peak Name	R.T. (min)	AREA	HEIGHT	Ave. CF	ESTD Conc. (ppb)
--	PERCHLORATE	11.76	0.00	0.00	0.000	0.000

c:\ezchrom\chrom\jc22\Jc22.002 -- Channel A



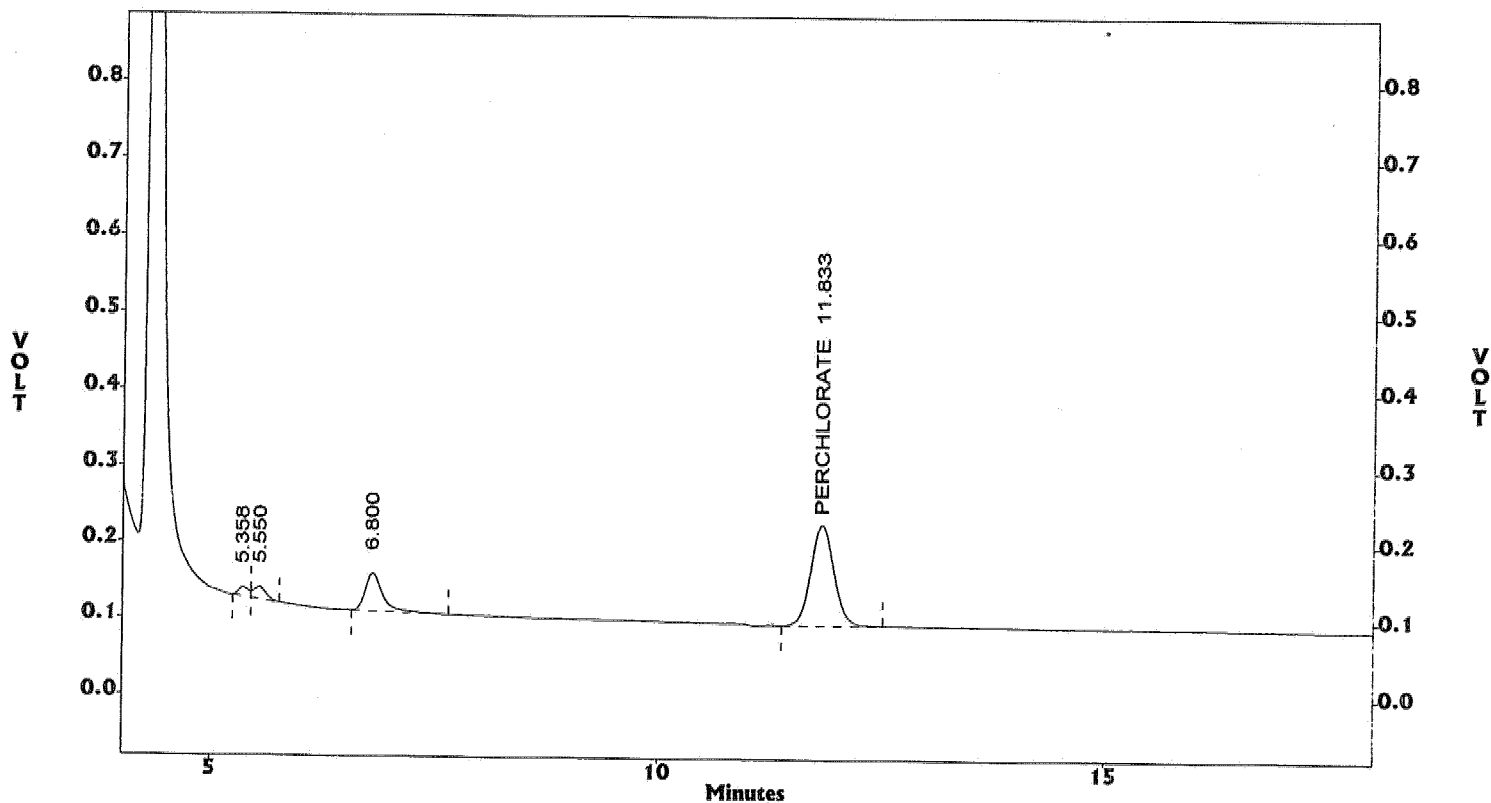
EPA METHOD 314.0 by IC
EMAX Analytical Laboratories, Inc.

File : c:\ezchrom\chrom\jc22\Jc22.004
Method : c:\ezchrom\methods\Ic57c07.met
Sample ID : PCC010SL
Acquired : Mar 22, 2006 14:10:27
Printed : Mar 22, 2006 14:28:28
User : jay

Channel A Results

#	Peak Name	R.T. (min)	AREA	HEIGHT	Ave. CF	ESTD Conc. (ppb)
7	PERCHLORATE	11.83	2418925.00	132616.00	13239.125	10.070

c:\ezchrom\chrom\jc22\Jc22.004 -- Channel A



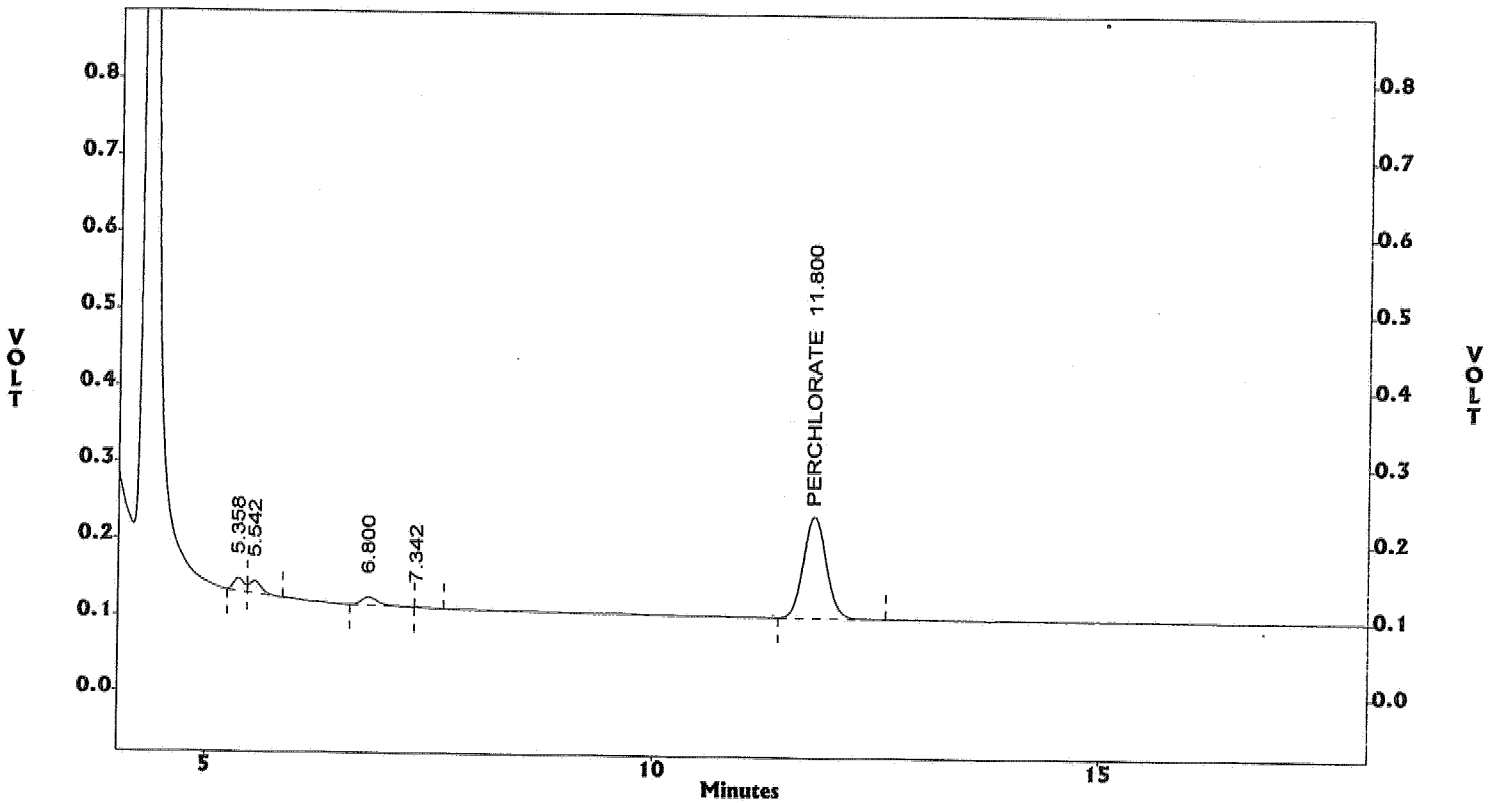
EPA METHOD 314.0 by IC
EMAX Analytical Laboratories, Inc.

File : c:\ezchrom\chrom\jc22\Jc22.005
 Method : c:\ezchrom\methods\Ic57c07.met
 Sample ID : PCC010SC
 Acquired : Mar 22, 2006 14:50:10
 Printed : Mar 22, 2006 15:08:11
 User : jay

Channel A Results

#	Peak Name	R.T. (min)	AREA	HEIGHT	Ave. CF	ESTD Conc. (ppb)
9	PERCHLORATE	11.80	2389489.00	132731.00	13239.125	10.079

c:\ezchrom\chrom\jc22\jc22.005 -- Channel A



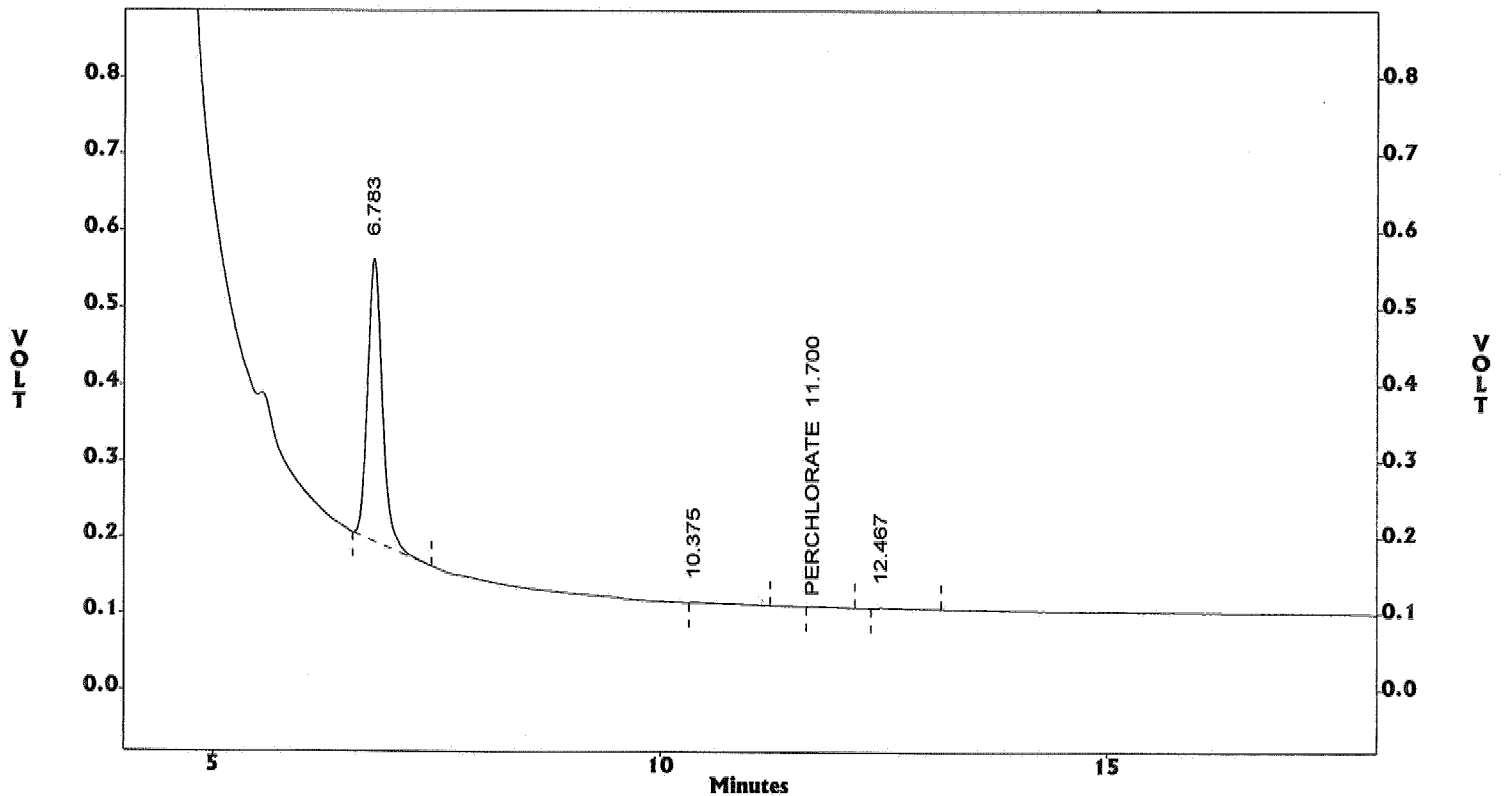
EPA METHOD 314.0 by IC
EMAX Analytical Laboratories, Inc.

File : c:\ezchrom\chrom\jc22\Jc22.015
Method : c:\ezchrom\methods\Ic57c07.met
Sample ID : C081-08D
Acquired : Mar 22, 2006 18:25:38
Printed : Mar 22, 2006 18:43:40
User : jay

Channel A Results

#	Peak Name	R.T. (min)	AREA	HEIGHT	Ave. CF	ESTD Conc. (ppb)
7	PERCHLORATE	11.70	18075.00	962.00	13239.125	0.090

c:\ezchrom\chrom\jc22\Jc22.015 -- Channel A



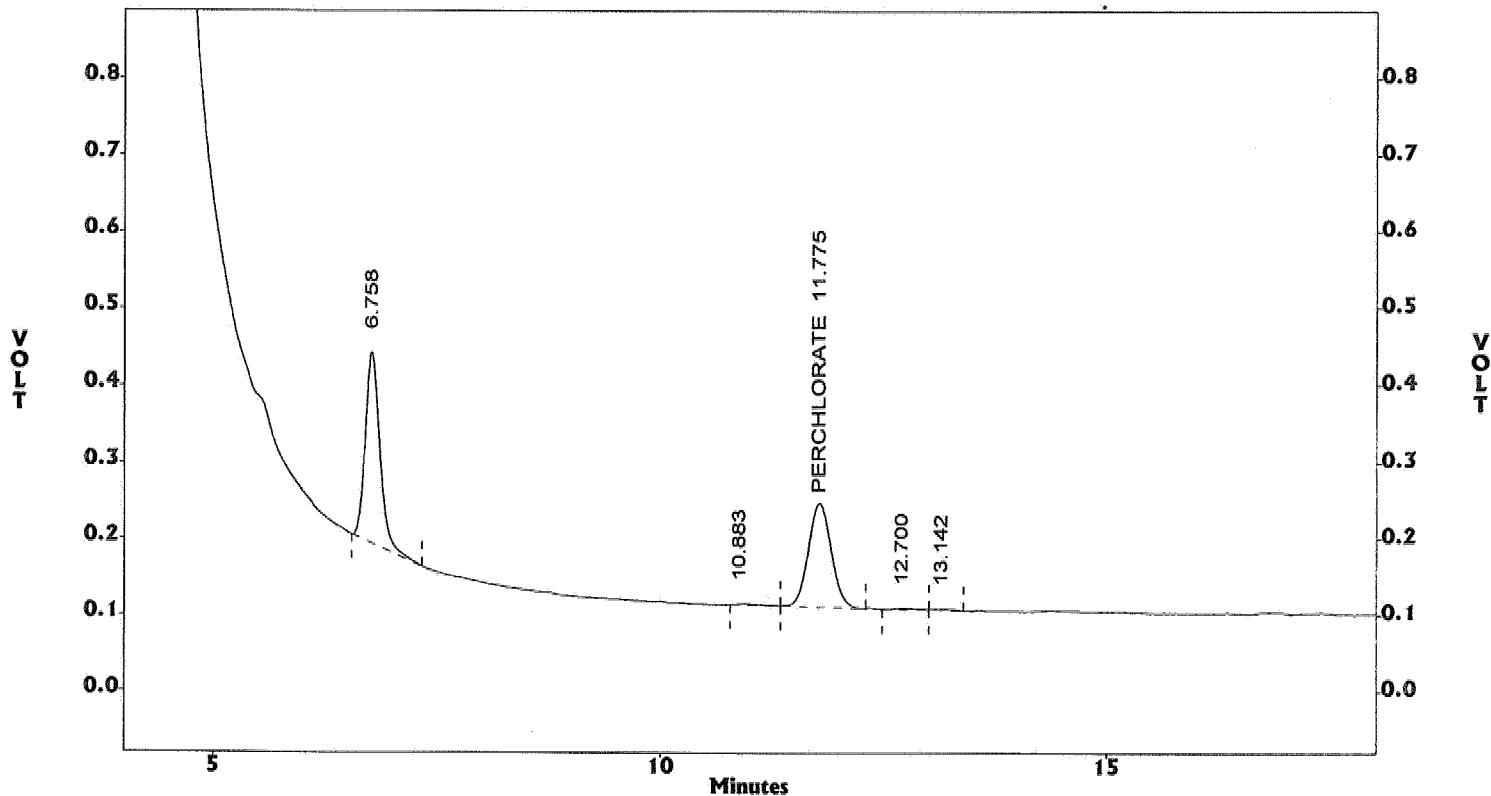
EPA METHOD 314.0 by IC
EMAX Analytical Laboratories, Inc.

File : c:\ezchrom\chrom\jc22\Jc22.016
 Method : c:\ezchrom\methods\Ic57c07.met
 Sample ID : C081-08M
 Acquired : Mar 22, 2006 18:45:53
 Printed : Mar 22, 2006 19:03:55
 User : jay

Channel A Results

#	Peak Name	R.T. (min)	AREA	HEIGHT	Ave. CF	ESTD Conc. (ppb)
7	PERCHLORATE	11.77	2456368.00	136913.00	13239.125	10.396

c:\ezchrom\chrom\jc22\Jc22.016 -- Channel A



INITIAL CALIBRATION

IC RESULT FORM CalVersion: PCHLO314.QA1

LFID	LSID	SELCOMP	PERCHLORATE	DateTime	Df
JC07001	1B	P	.000	03/07/0613:40	1
JC07002	S-0.0	P	.0000	03/07/0614:00	1
JC07003	S-2.0	P	2	03/07/0614:20	1
JC07004	S-4.0	P	4	03/07/0614:40	1
JC07005	S-10.0	P	10	03/07/0615:01	1
JC07006	S-25.0	P	25	03/07/0615:21	1
JC07007	S-30.0	P	30	03/07/0615:41	1
JC07008	ICV	P	104%	03/07/0616:01	1
JC07009	ICB	P	.000	03/07/0616:22	1
JC07010	IPCS	P	94.8%	03/07/0617:04	1
JC07011	PCC002WB	P	.000	03/07/0617:24	1
JC07012	MRL	P	97.6%	03/07/0617:44	1
JC07013	PCC002WL	P	10.1	03/07/0618:04	1
JC07014	PCC002WC	P	10.2	03/07/0618:25	1
JC07015	B195-03	P	2.19	03/07/0618:45	1
JC07016	CCV1-30	P	99.3%	03/07/0619:05	1
JC07017	C024-02	P	123	03/07/0619:25	10
JC07018	C024-03	P	88.9	03/07/0619:46	10
JC07019	C042-03	P	2.03	03/07/0620:06	1
JC07020	C042-03D	P	2.16	03/07/0620:26	1
JC07021	C042-03M	P	11.6	03/07/0620:46	1
JC07022	CCV2-15	P	98.3%	03/07/0621:07	1

W
3/8/06

IC SEQ FORM (ESD)

LFID	LSID	SELCOMP	METHOD	DateTime	DF
JC07001	IB	P	IC57C07	03/07/0613:40	1
JC07002	S-0.0	P	IC57C07	03/07/0614:00	1
JC07003	S-2.0	P	IC57C07	03/07/0614:20	1
JC07004	S-4.0	P	IC57C07	03/07/0614:40	1
JC07005	S-10.0	P	IC57C07	03/07/0615:01	1
JC07006	S-25.0	P	IC57C07	03/07/0615:21	1
JC07007	S-30.0	P	IC57C07	03/07/0615:41	1
JC07008	ICV	P	IC57C07	03/07/0616:01	1
JC07009	ICB	P	IC57C07	03/07/0616:22	1
JC07010	IPCS	P	IC57C07	03/07/0617:04	1
JC07011	PCC002WB	P	IC57C07	03/07/0617:24	1
JC07012	MRL	P	IC57C07	03/07/0617:44	1
JC07013	PCC002WL	P	IC57C07	03/07/0618:04	1
JC07014	PCC002WC	P	IC57C07	03/07/0618:25	1
JC07015	B195-03	P	IC57C07	03/07/0618:45	1
JC07016	CCV1-30	P	IC57C07	03/07/0619:05	1
JC07017	C024-02	P	IC57C07	03/07/0619:25	10
JC07018	C024-03	P	IC57C07	03/07/0619:46	10
JC07019	C042-03	P	IC57C07	03/07/0620:06	1
JC07020	C042-03D	P	IC57C07	03/07/0620:26	1
JC07021	C042-03M	P	IC57C07	03/07/0620:46	1
JC07022	CCV2-15	P	IC57C07	03/07/0621:07	1

3/18/06

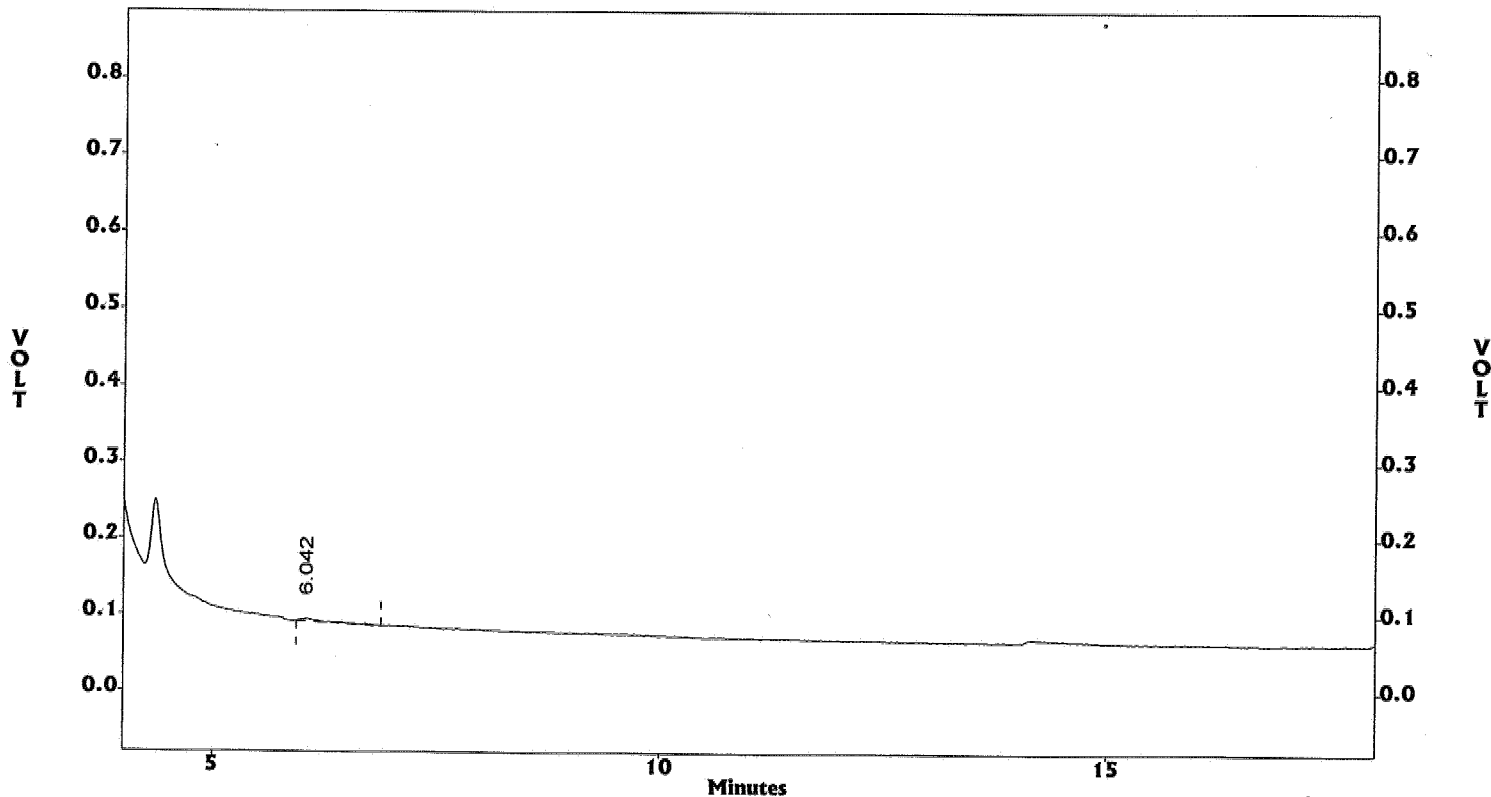
EPA METHOD 314.0 by IC
EMAX Analytical Laboratories, Inc.

File : c:\ezchrom\chrom\JC07\Jc07.001
Method : c:\ezchrom\methods\Ic57c07.met
Sample ID : IB
Acquired : Mar 07, 2006 13:40:06
Printed : Mar 07, 2006 13:58:07
User : jay

Channel A Results

#	Peak Name	R.T. (min)	AREA	HEIGHT	Ave. CF	ESTD Conc. (ppb)
--	PERCHLORATE	12.01	0.00	0.00	0.000	0.000

c:\ezchrom\chrom\JC07\Jc07.001 -- Channel A



See 3/8/06

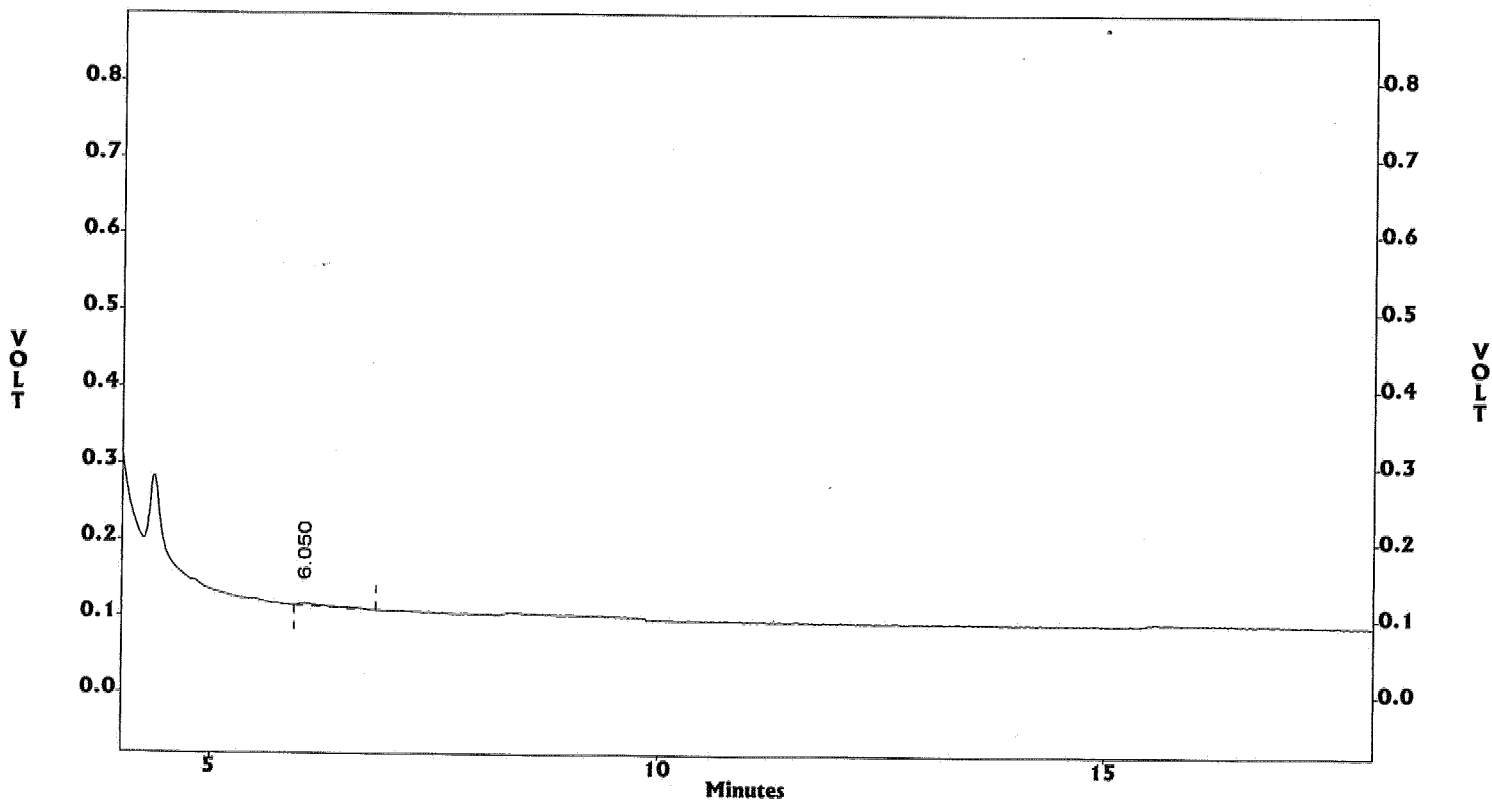
EPA METHOD 314.0 by IC
EMAX Analytical Laboratories, Inc.

File : c:\ezchrom\chrom\jc07\jc07.002
Method : c:\ezchrom\methods\ic57c07.met
Sample ID : S-0.0
Acquired : Mar 07, 2006 14:00:21
Printed : Mar 07, 2006 16:02:22
User : jay

Channel A Results

#	Peak Name	R.T. (min)	AREA	HEIGHT	Ave. CF	ESTD Conc. (ppb)
--	PERCHLORATE	12.01	0.00	0.00	0.000	0.000

c:\ezchrom\chrom\jc07\jc07.002 -- Channel A



RW
3/8/06

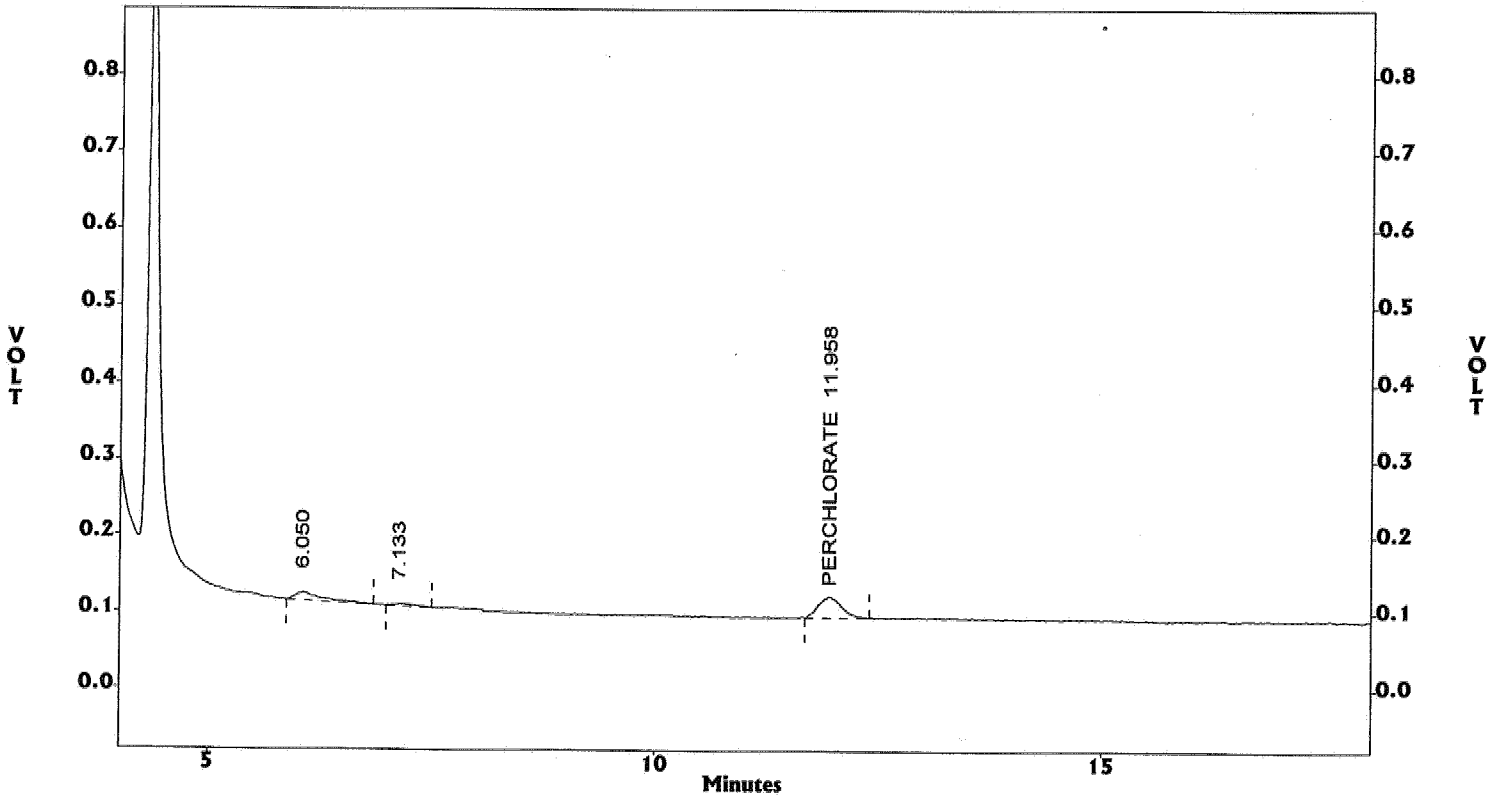
EPA METHOD 314.0 by IC
EMAX Analytical Laboratories, Inc.

File : c:\ezchrom\chrom\jc07\jc07.003
 Method : c:\ezchrom\methods\ic57c07.met
 Sample ID : S-2.0
 Acquired : Mar 07, 2006 14:20:36
 Printed : Mar 07, 2006 16:02:36
 User : jay

Channel A Results

#	Peak Name	R.T. (min)	AREA	HEIGHT	Ave. CF	ESTD Conc. (ppb)
7	PERCHLORATE	11.96	507531.00	27832.00	13239.127	2.000

c:\ezchrom\chrom\jc07\jc07.003 -- Channel A



Handwritten: 2/5/06

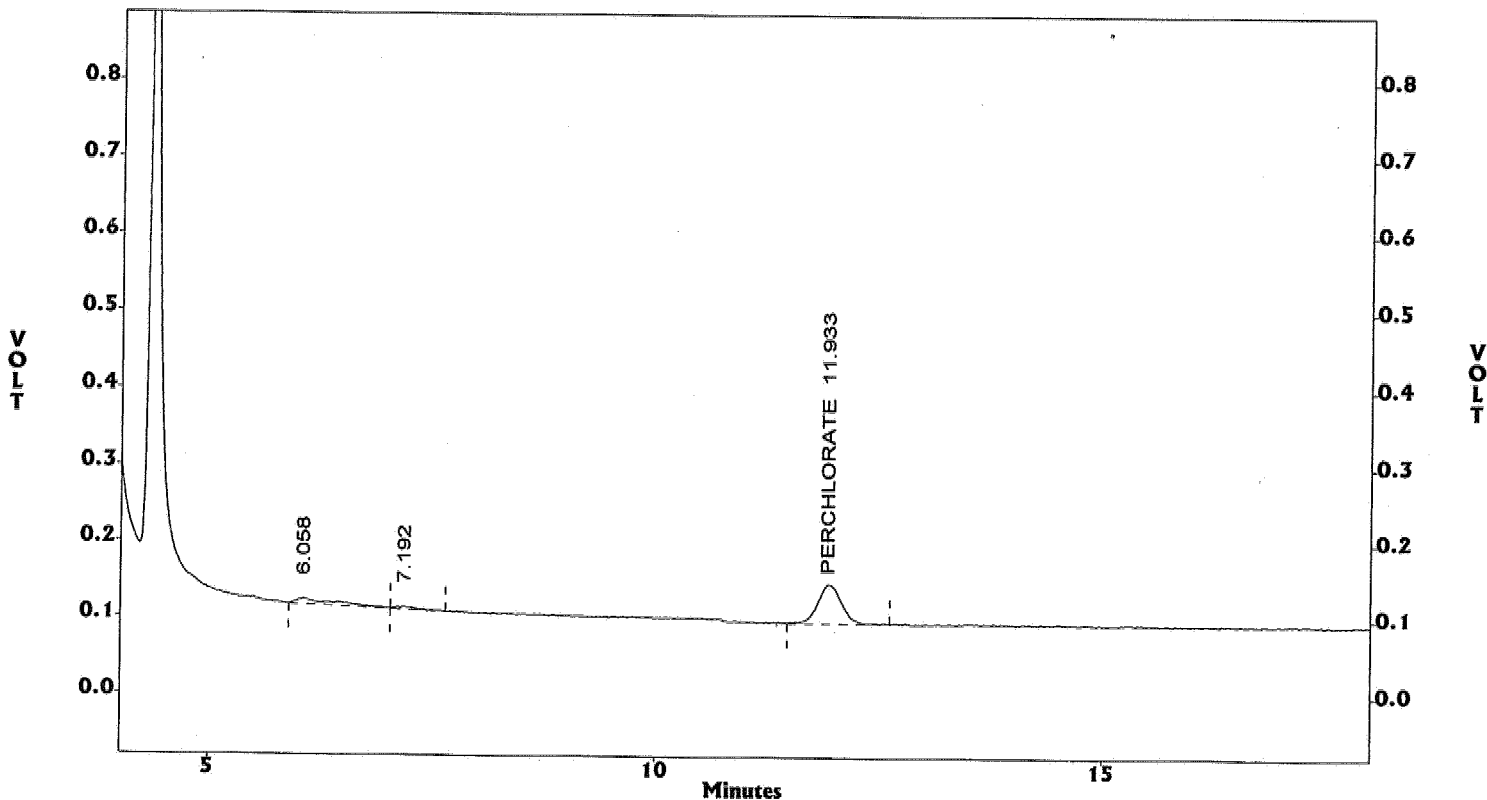
EPA METHOD 314.0 by IC
EMAX Analytical Laboratories, Inc.

File : c:\ezchrom\chrom\jc07\jc07.004
Method : c:\ezchrom\methods\ic57c07.met
Sample ID : S-4.0
Acquired : Mar 07, 2006 14:40:52
Printed : Mar 07, 2006 16:02:43
User : jay

Channel A Results

#	Peak Name	R.T. (min)	AREA	HEIGHT	Ave. CF	ESTD Conc. (ppb)
7	PERCHLORATE	11.93	963221.00	51207.00	13239.125	4.000

c:\ezchrom\chrom\jc07\jc07.004 -- Channel A



3/8/06

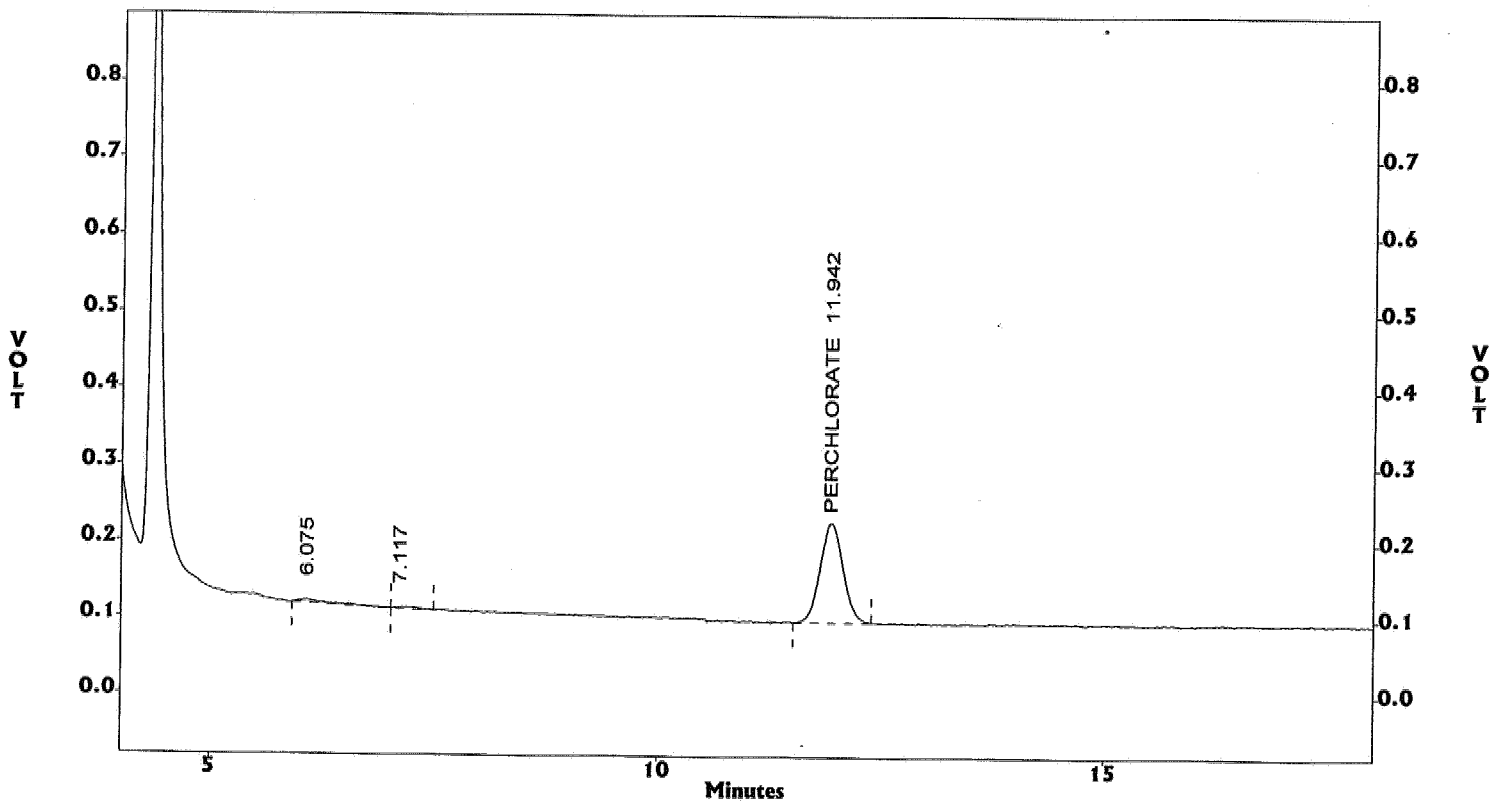
EPA METHOD 314.0 by IC
EMAX Analytical Laboratories, Inc.

File : c:\ezchrom\chrom\jc07\jc07.005
Method : c:\ezchrom\methods\ic57c07.met
Sample ID : S-10.0
Acquired : Mar 07, 2006 15:01:07
Printed : Mar 07, 2006 16:02:49
User : jay

Channel A Results

#	Peak Name	R.T. (min)	AREA	HEIGHT	Ave. CF	ESTD Conc. (ppb)
7	PERCHLORATE	11.94	2359182.00	130887.00	13239.125	10.000

c:\ezchrom\chrom\jc07\jc07.005 -- Channel A



See 3/8/06

8194

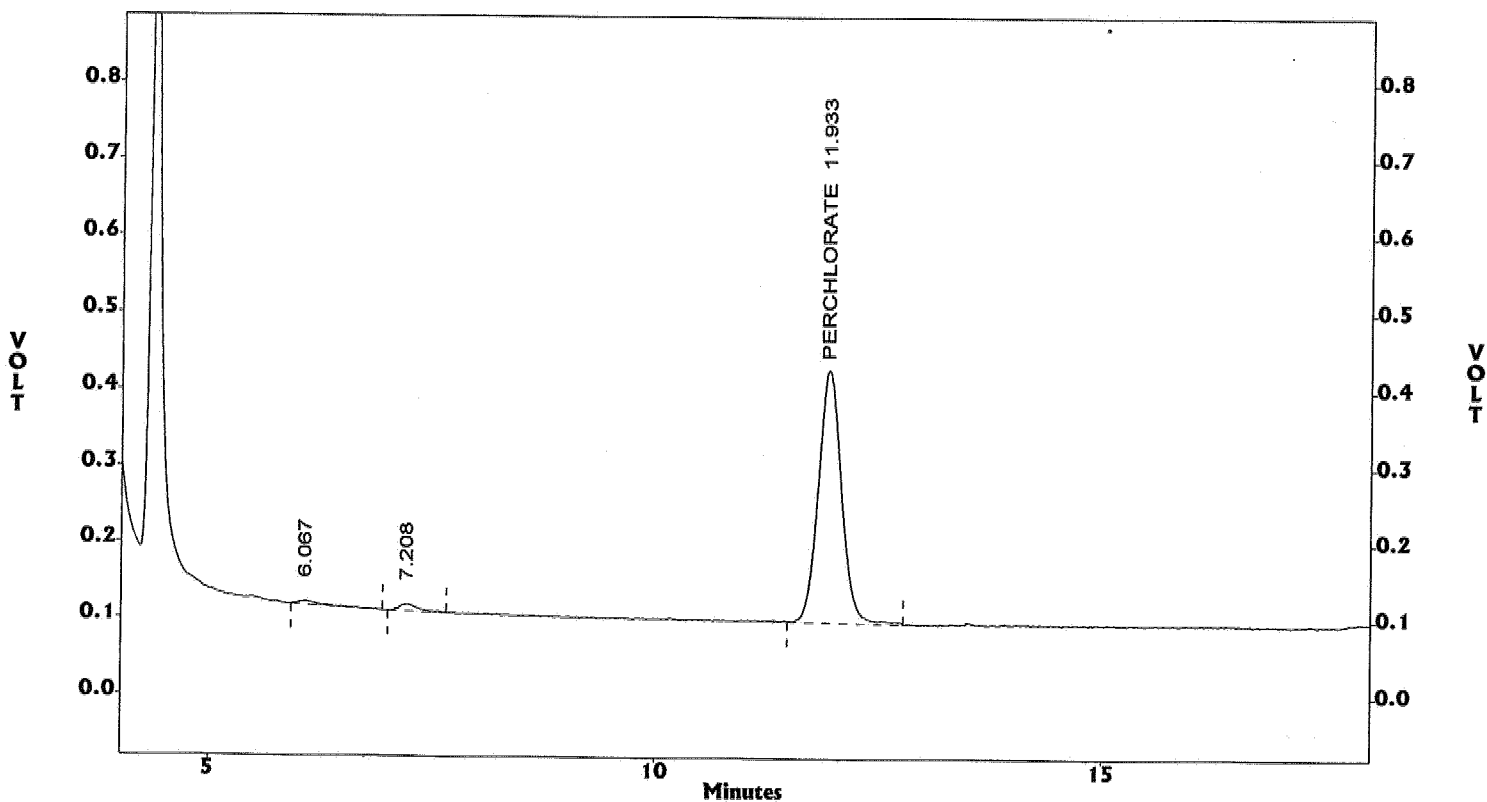
EPA METHOD 314.0 by IC
EMAX Analytical Laboratories, Inc.

File : c:\ezchrom\chrom\jc07\jc07.006
 Method : c:\ezchrom\methods\ic57c07.met
 Sample ID : S-25.0
 Acquired : Mar 07, 2006 15:21:22
 Printed : Mar 07, 2006 16:02:55
 User : jay

Channel A Results

#	Peak Name	R.T. (min)	AREA	HEIGHT	Ave. CF	ESTD Conc. (ppb)
6	PERCHLORATE	11.93	6067280.00	330487.00	13239.125	25.000

c:\ezchrom\chrom\jc07\jc07.006 -- Channel A



jay
3/8/06

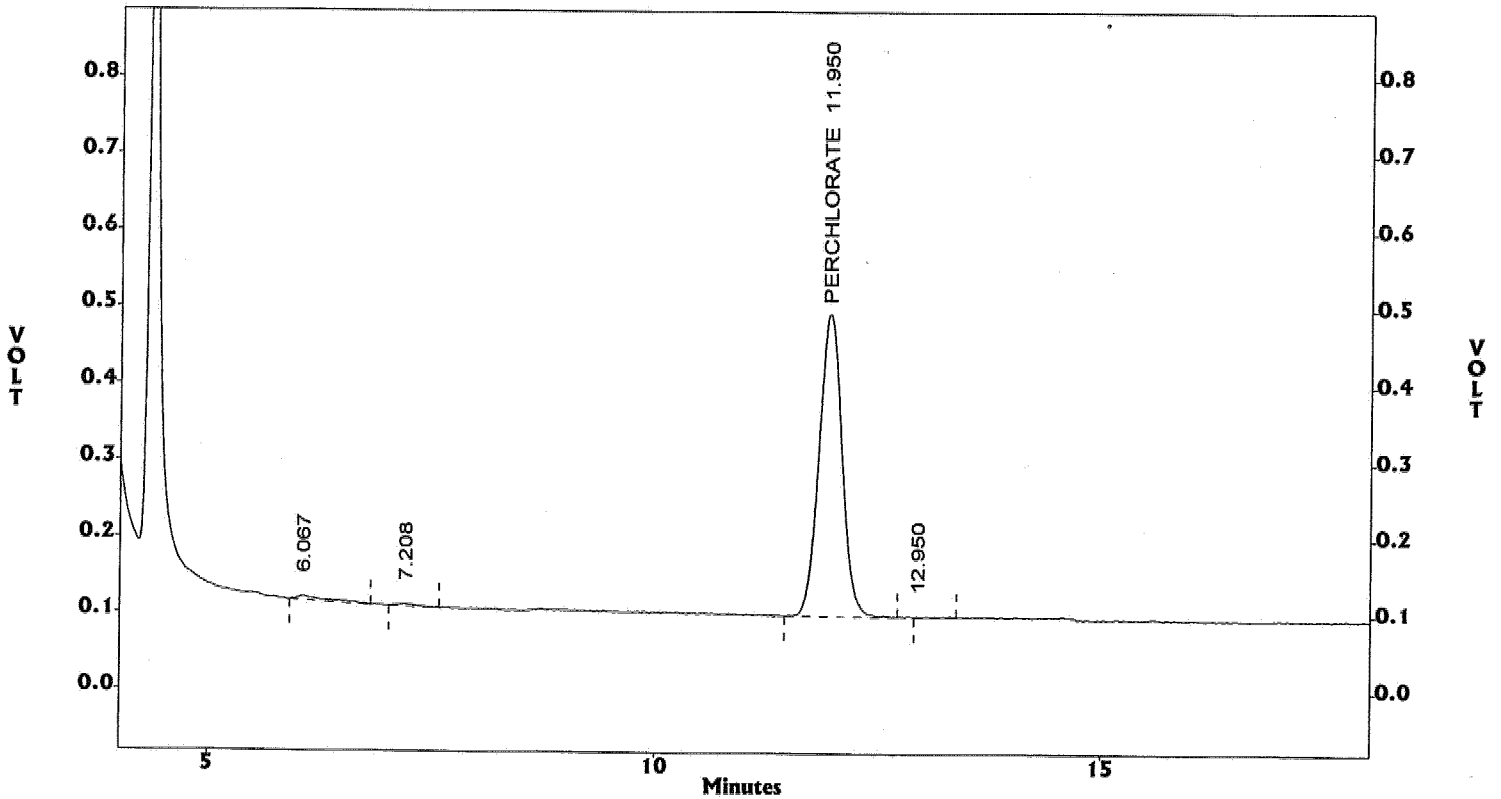
EPA METHOD 314.0 by IC
EMAX Analytical Laboratories, Inc.

File : c:\ezchrom\chrom\jc07\jc07.007
 Method : c:\ezchrom\methods\ic57c07.met
 Sample ID : S-30.0
 Acquired : Mar 07, 2006 15:41:37
 Printed : Mar 07, 2006 16:03:02
 User : jay

Channel A Results

#	Peak Name	R.T. (min)	AREA	HEIGHT	Ave. CF	ESTD Conc. (ppb)
7	PERCHLORATE	11.95	7155466.00	395091.00	13239.125	30.000

c:\ezchrom\chrom\jc07\jc07.007 -- Channel A



Handwritten: 3/8/06

Method : c:\ezchrom\methods\ic57c07.met
 Printed : Mar 08, 2006 11:47:11
 Channel : A
 Peak : PERCHLORATE

* - Replicate Not Used

Level	Height	Amount	RF	Rep Hgt 1	Rep Hgt 2	Rep Hgt 3	Rep Hgt 4	Rep Hgt 5	Replic STD	Replic %RSD	Old Height
2	27832	2	13916.00	27832							0
3	51207	4	12801.75	51207							0
4	130887	10	13088.70	130887							0
5	330487	25	13219.48	330487							0
6	395091	30	13169.70	395091							0

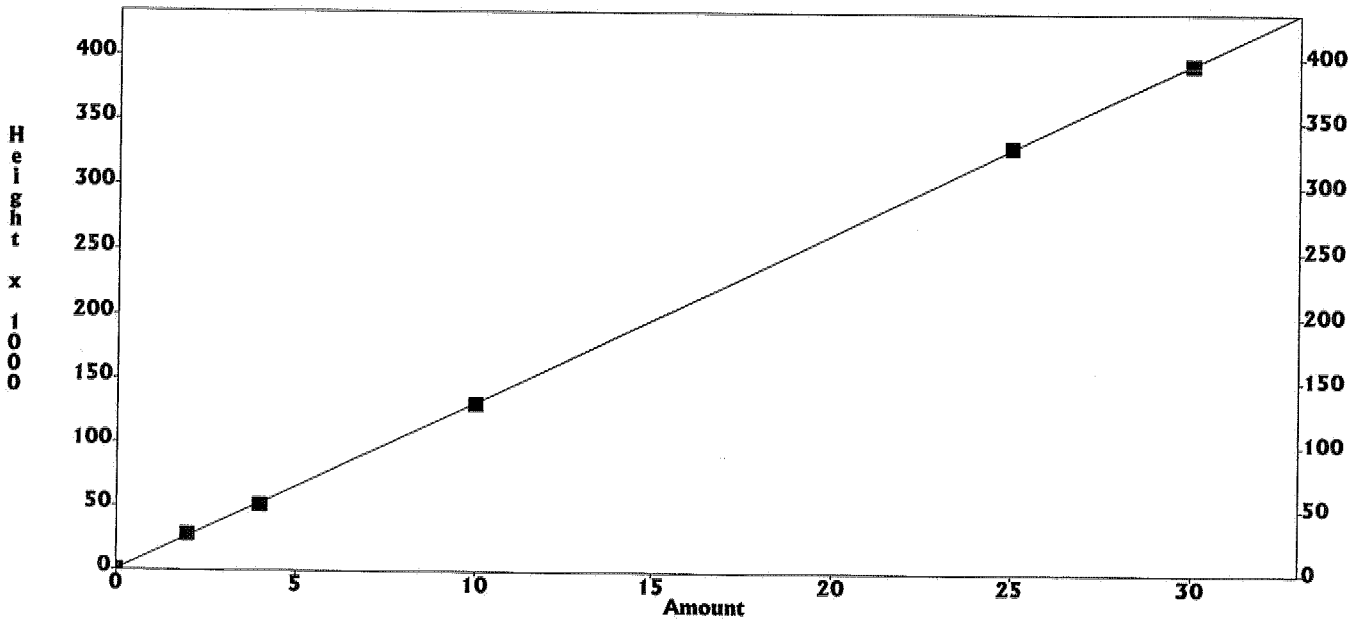
Calib Flag: Replace

Average RF: 13239.1
 RF StdDev: 411.488
 RF %RSD: 3.108

RF Definition: Height / Amount
 Weighting Method: None
 Fit Through Zero: No

Linear Fit: Amount = $7.58042e-005 \times \text{Height} + 0.0169654$
 $R^2 = 0.999943$

External Standard Curve - Scaling: None



no
3/8/06

SECOND SOURCE

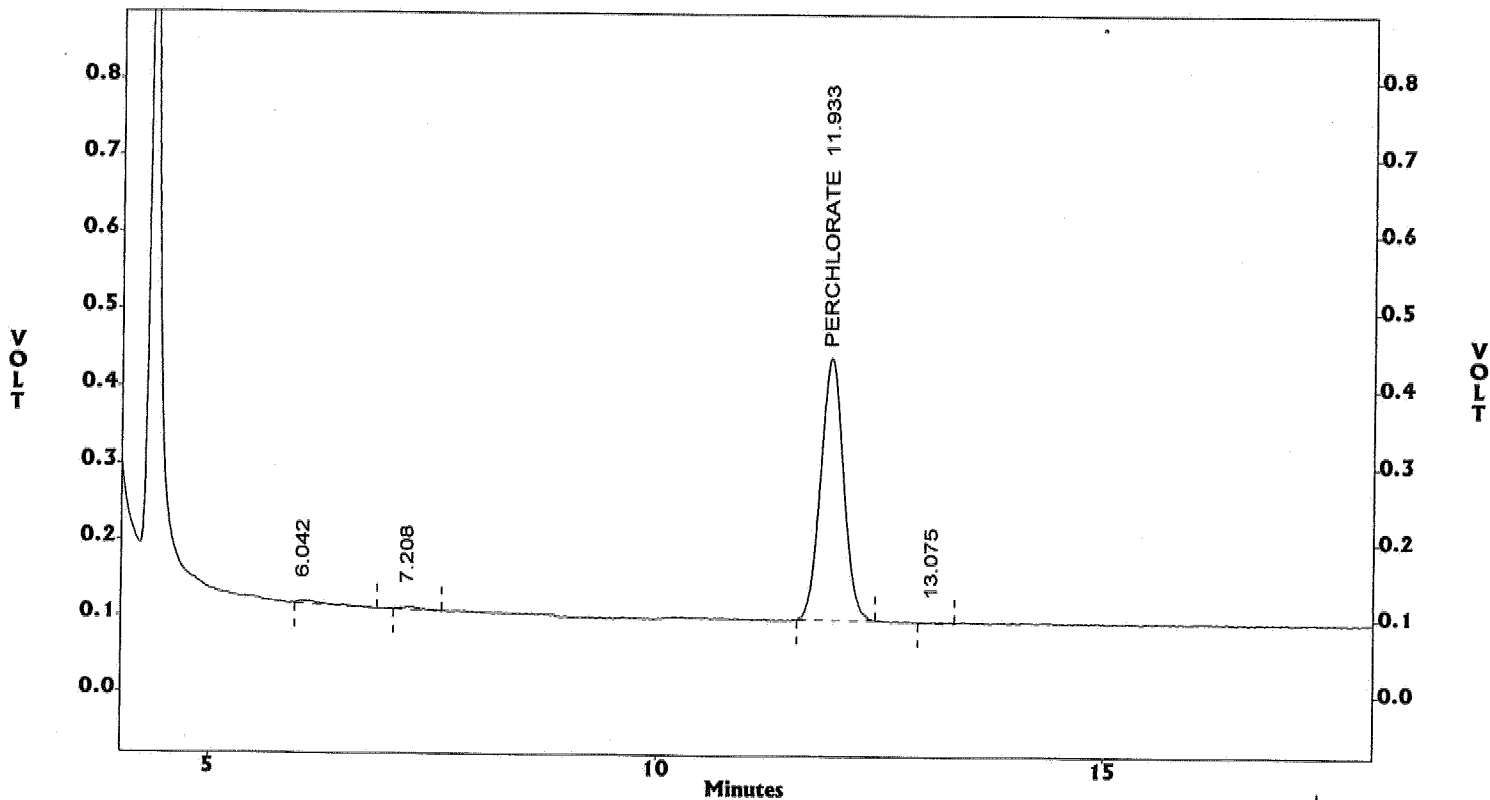
EPA METHOD 314.0 by IC
EMAX Analytical Laboratories, Inc.

File : c:\ezchrom\chrom\JC07\Jc07.008
Method : c:\ezchrom\methods\Ic57c07.met
Sample ID : ICV
Acquired : Mar 07, 2006 16:01:52
Printed : Mar 07, 2006 16:19:54
User : jay

Channel A Results

#	Peak Name	R.T. (min)	AREA	HEIGHT	Ave. CF	ESTD Conc. (ppb)
7	PERCHLORATE	11.93	6114177.00	342558.00	13239.125	25.984 ✓

c:\ezchrom\chrom\JC07\Jc07.008 -- Channel A



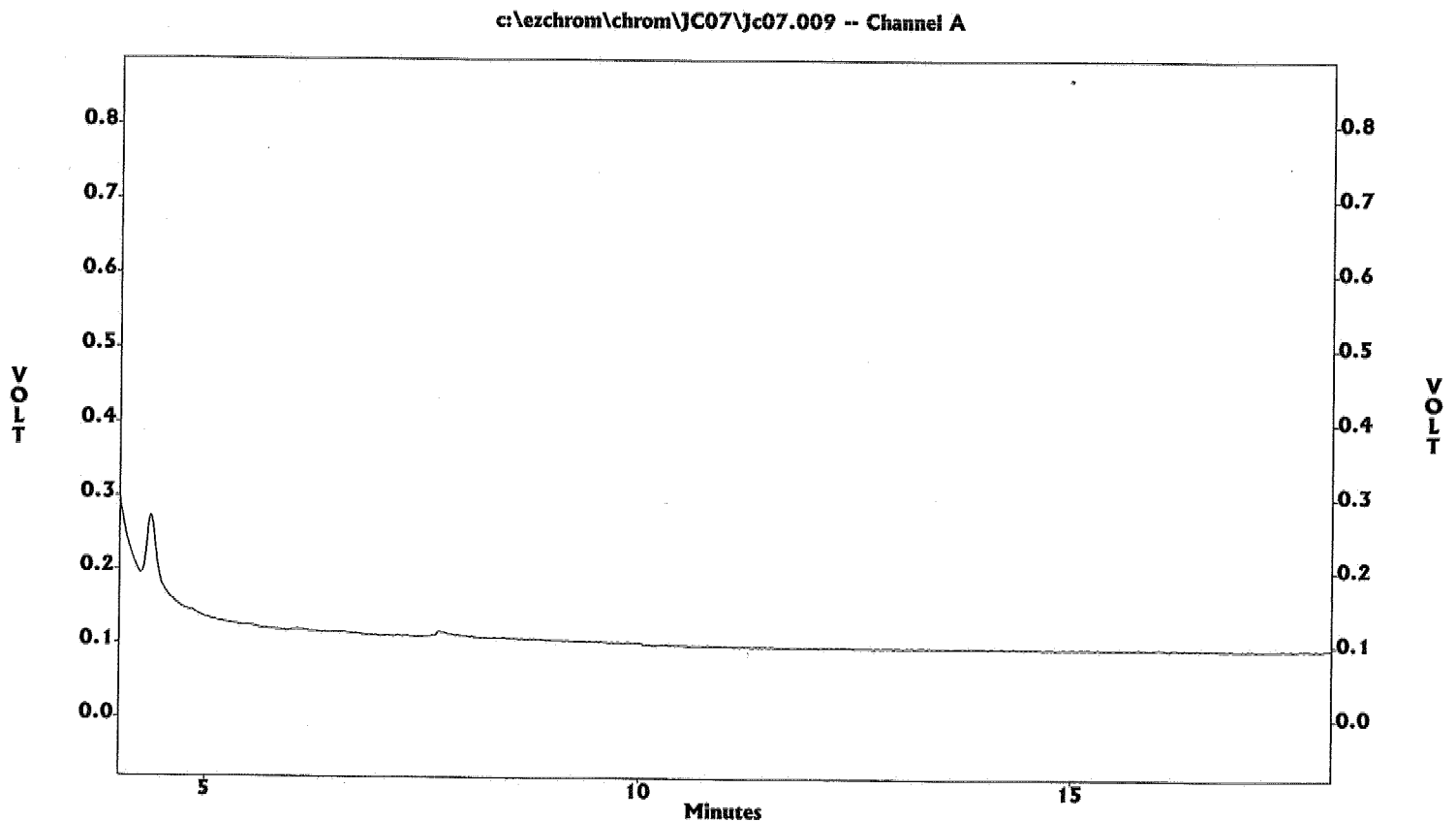
Handwritten: 3/8/06

EPA METHOD 314.0 by IC
EMAX Analytical Laboratories, Inc.

File : c:\ezchrom\chrom\JC07\Jc07.009
Method : c:\ezchrom\methods\Ic57c07.met
Sample ID : ICB
Acquired : Mar 07, 2006 16:22:07
Printed : Mar 07, 2006 16:40:08
User : jay

Channel A Results

#	Peak Name	R.T. (min)	AREA	HEIGHT	Ave. CF	ESTD Conc. (ppb)
--	PERCHLORATE	12.01	0.00	0.00	0.000	0.000



3/8/06

8200

DAILY CALIBRATION

IC SEQ FORM (ESD)

LFID	LSID	SELCOMP	METHOD	DateTime	DF
JC22001	IPCS	P	IC57C07	03/22/0613:09	1
JC22002	PCC010SB	P	IC57C07	03/22/0613:29	1
JC22003	MRL	P	IC57C07	03/22/0613:50	1
JC22004	PCC010SL	P	IC57C07	03/22/0614:10	1
JC22005	PCC010SC	P	IC57C07	03/22/0614:50	1
JC22006	C081-01	P	IC57C07	03/22/0615:23	1
JC22007	C081-02	P	IC57C07	03/22/0615:43	1
JC22008	C081-03	P	IC57C07	03/22/0616:03	1
JC22009	C081-04	P	IC57C07	03/22/0616:24	1
JC22010	C081-05	P	IC57C07	03/22/0616:44	1
JC22011	C081-06	P	IC57C07	03/22/0617:04	1
JC22012	C081-07	P	IC57C07	03/22/0617:24	1
JC22013	CCV17-30	P	IC57C07	03/22/0617:45	1
JC22014	C081-08	P	IC57C07	03/22/0618:05	1
JC22015	C081-08D	P	IC57C07	03/22/0618:25	1
JC22016	C081-08M	P	IC57C07	03/22/0618:45	1
JC22017	C081-09	P	IC57C07	03/22/0619:06	1
JC22018	C081-10	P	IC57C07	03/22/0619:26	1
JC22019	C106-01	P	IC57C07	03/22/0619:46	1
JC22020	C106-02	P	IC57C07	03/22/0620:06	1
JC22021	C106-03	P	IC57C07	03/22/0620:27	1
JC22022	C106-04	P	IC57C07	03/22/0620:47	1
JC22023	C106-05	P	IC57C07	03/22/0621:07	1
JC22024	CCV18-15	P	IC57C07	03/22/0621:27	1
JC22025	C106-06	P	IC57C07	03/22/0621:48	1
JC22026	C106-07	P	IC57C07	03/22/0622:08	1
JC22027	C106-08	P	IC57C07	03/22/0622:28	1
JC22028	C106-09	P	IC57C07	03/22/0623:08	1
JC22029	C106-10	P	IC57C07	03/22/0623:28	1
JC22030	CCV19-30	P	IC57C07	03/22/0623:48	1

IC RESULT FORM CalVersion: PCHLO314.QA1

LFID	LSID	SELCOMP	PERCHLORATE	DateTime	Df
JC22001	IPCS	P	84.3%	03/22/0613:09	1
JC22002	PCC010SB	P	.000	03/22/0613:29	1
JC22003	MRL	P	98.3%	03/22/0613:50	1
JC22004	PCC010SL	P	10.1	03/22/0614:10	1
JC22005	PCC010SC	P	10.1	03/22/0614:50	1
JC22006	C081-01	P	14.1	03/22/0615:23	1
JC22007	C081-02	P	20.7	03/22/0615:43	1
JC22008	C081-03	P	12	03/22/0616:03	1
JC22009	C081-04	P	.237	03/22/0616:24	1
JC22010	C081-05	P	6.16	03/22/0616:44	1
JC22011	C081-06	P	.000	03/22/0617:04	1
JC22012	C081-07	P	.191	03/22/0617:24	1
JC22013	CCV17-30	P	103%	03/22/0617:45	1
JC22014	C081-08	P	.402	03/22/0618:05	1
JC22015	C081-08D	P	.09	03/22/0618:25	1
JC22016	C081-08M	P	10.4	03/22/0618:45	1
JC22017	C081-09	P	.000	03/22/0619:06	1
JC22018	C081-10	P	2.01	03/22/0619:26	1
JC22019	C106-01	P	2.04	03/22/0619:46	1
JC22020	C106-02	P	11.3	03/22/0620:06	1
JC22021	C106-03	P	.771	03/22/0620:27	1
JC22022	C106-04	P	8.98	03/22/0620:47	1
JC22023	C106-05	P	.416	03/22/0621:07	1
JC22024	CCV18-15	P	101%	03/22/0621:27	1
JC22025	C106-06	P	.293	03/22/0621:48	1
JC22026	C106-07	P	.24	03/22/0622:08	1
JC22027	C106-08	P	.743	03/22/0622:28	1
JC22028	C106-09	P	.000	03/22/0623:08	1
JC22029	C106-10	P	4.22	03/22/0623:28	1
JC22030	CCV19-30	P	102%	03/22/0623:48	1

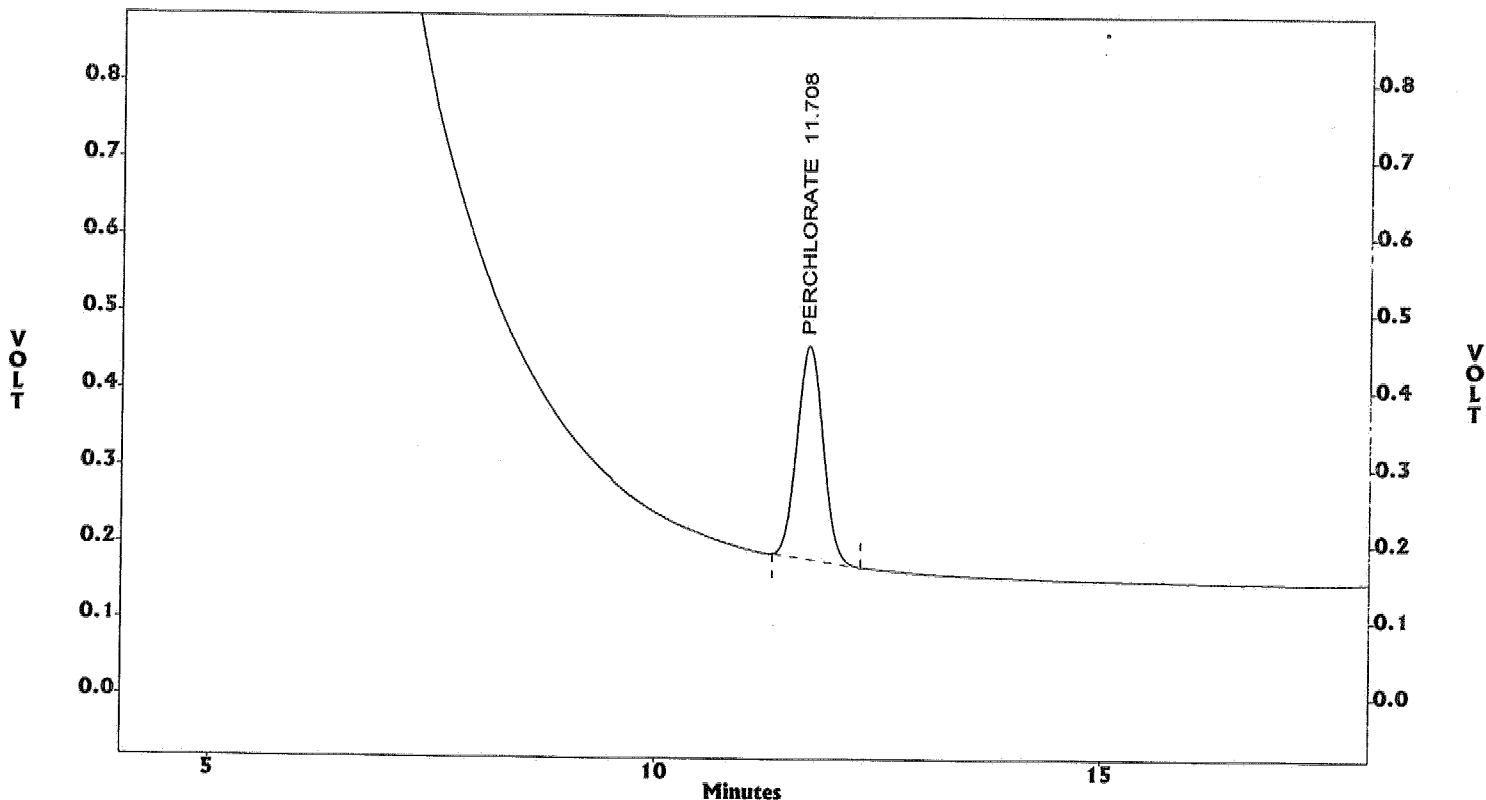
EPA METHOD 314.0 by IC
EMAX Analytical Laboratories, Inc.

File : c:\ezchrom\chrom\jc22\Jc22.001
Method : c:\ezchrom\methods\Ic57c07.met
Sample ID : IPCS
Acquired : Mar 22, 2006 13:09:41
Printed : Mar 22, 2006 13:27:42
User : jay

Channel A Results

#	Peak Name	R.T. (min)	AREA	HEIGHT	Ave. CF	ESTD Conc. (ppb)
5	PERCHLORATE	11.71	5691983.00	277799.00	13239.125	21.075

c:\ezchrom\chrom\jc22\Jc22.001 -- Channel A



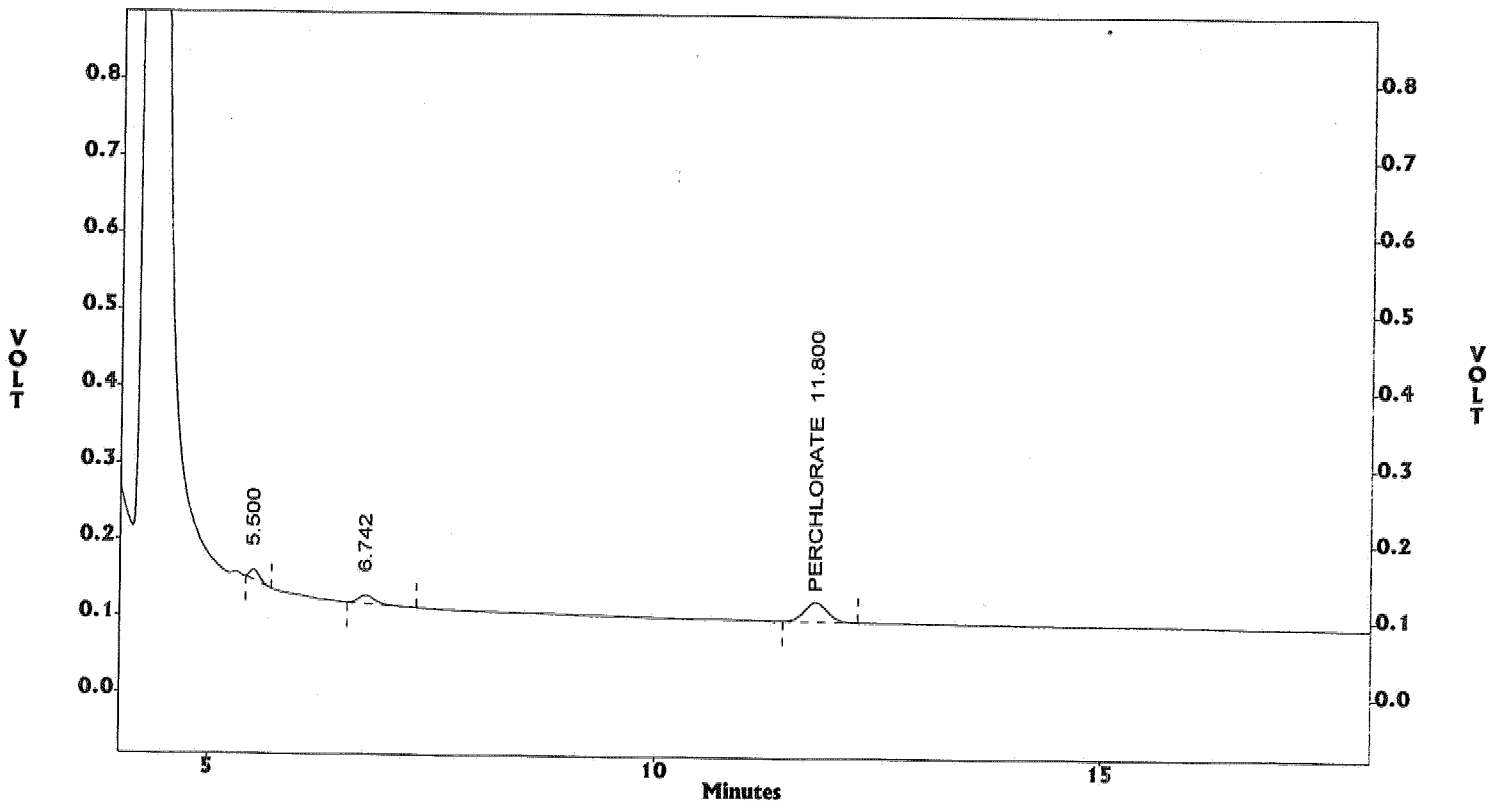
EPA METHOD 314.0 by IC
EMAX Analytical Laboratories, Inc.

File : c:\ezchrom\chrom\jc22\Jc22.003
Method : c:\ezchrom\methods\Ic57c07.met
Sample ID : MRL
Acquired : Mar 22, 2006 13:50:12
Printed : Mar 22, 2006 14:08:13
User : jay

Channel A Results

#	Peak Name	R.T. (min)	AREA	HEIGHT	Ave. CF	ESTD Conc. (ppb)
7	PERCHLORATE	11.80	472462.00	25710.00	13239.125	1.966

c:\ezchrom\chrom\jc22\Jc22.003 -- Channel A



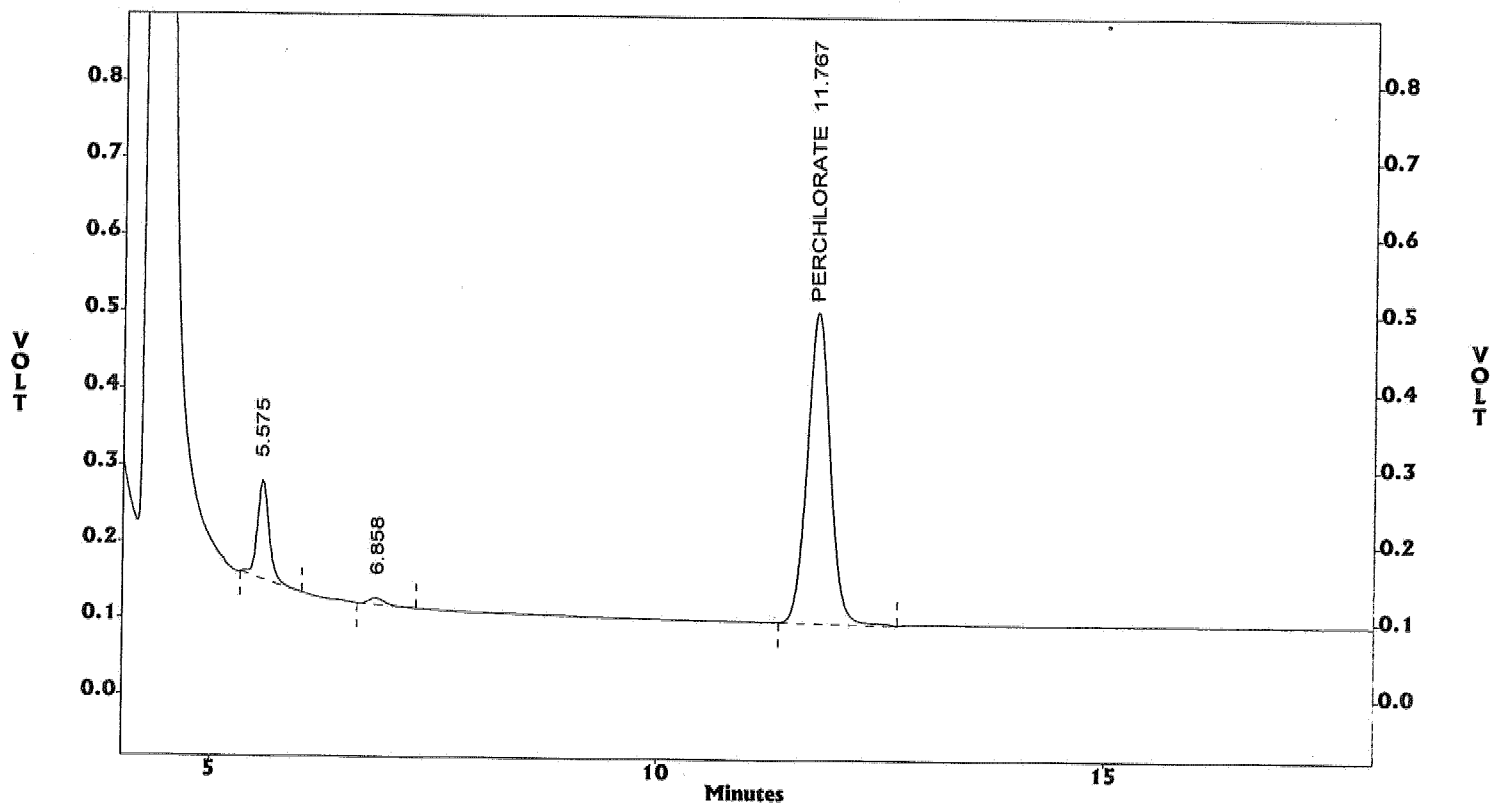
EPA METHOD 314.0 by IC
EMAX Analytical Laboratories, Inc.

File : c:\ezchrom\chrom\jc22\Jc22.013
Method : c:\ezchrom\methods\Ic57c07.met
Sample ID : CCV17-30
Acquired : Mar 22, 2006 17:45:08
Printed : Mar 22, 2006 18:03:09
User : jay

Channel A Results

#	Peak Name	R.T. (min)	AREA	HEIGHT	Ave. CF	ESTD Conc. (ppb)
7	PERCHLORATE	11.77	7311016.00	405483.00	13239.125	30.754

c:\ezchrom\chrom\jc22\Jc22.013 -- Channel A



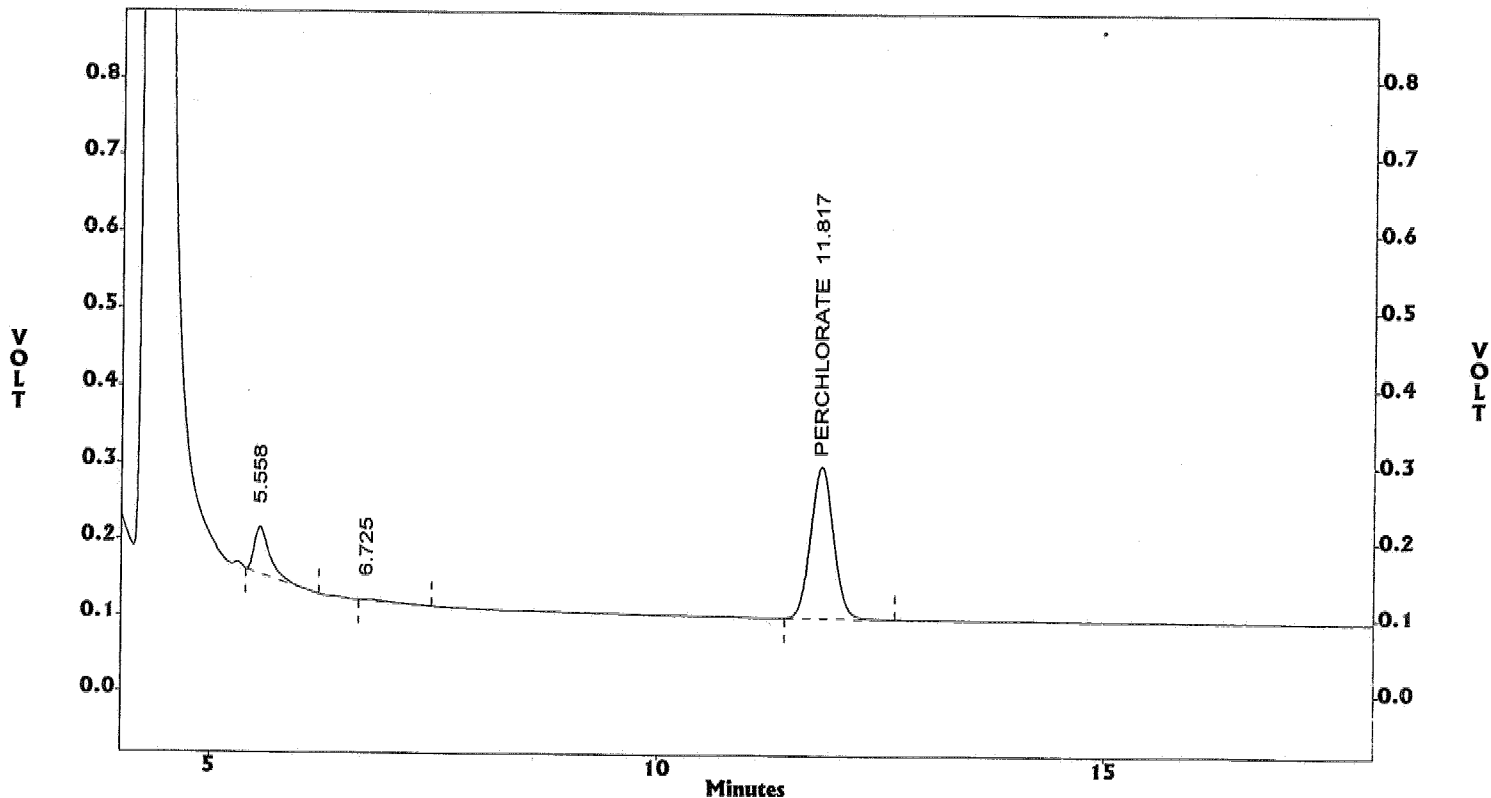
EPA METHOD 314.0 by IC
EMAX Analytical Laboratories, Inc.

File : c:\ezchrom\chrom\jc22\Jc22.024
 Method : c:\ezchrom\methods\Ic57c07.met
 Sample ID : CCV18-15
 Acquired : Mar 22, 2006 21:27:55
 Printed : Mar 22, 2006 21:45:56
 User : jay

Channel A Results

#	Peak Name	R.T. (min)	AREA	HEIGHT	Ave. CF	ESTD Conc. (ppb)
6	PERCHLORATE	11.82	3605956.00	200075.00	13239.125	15.183

c:\ezchrom\chrom\jc22\Jc22.024 -- Channel A



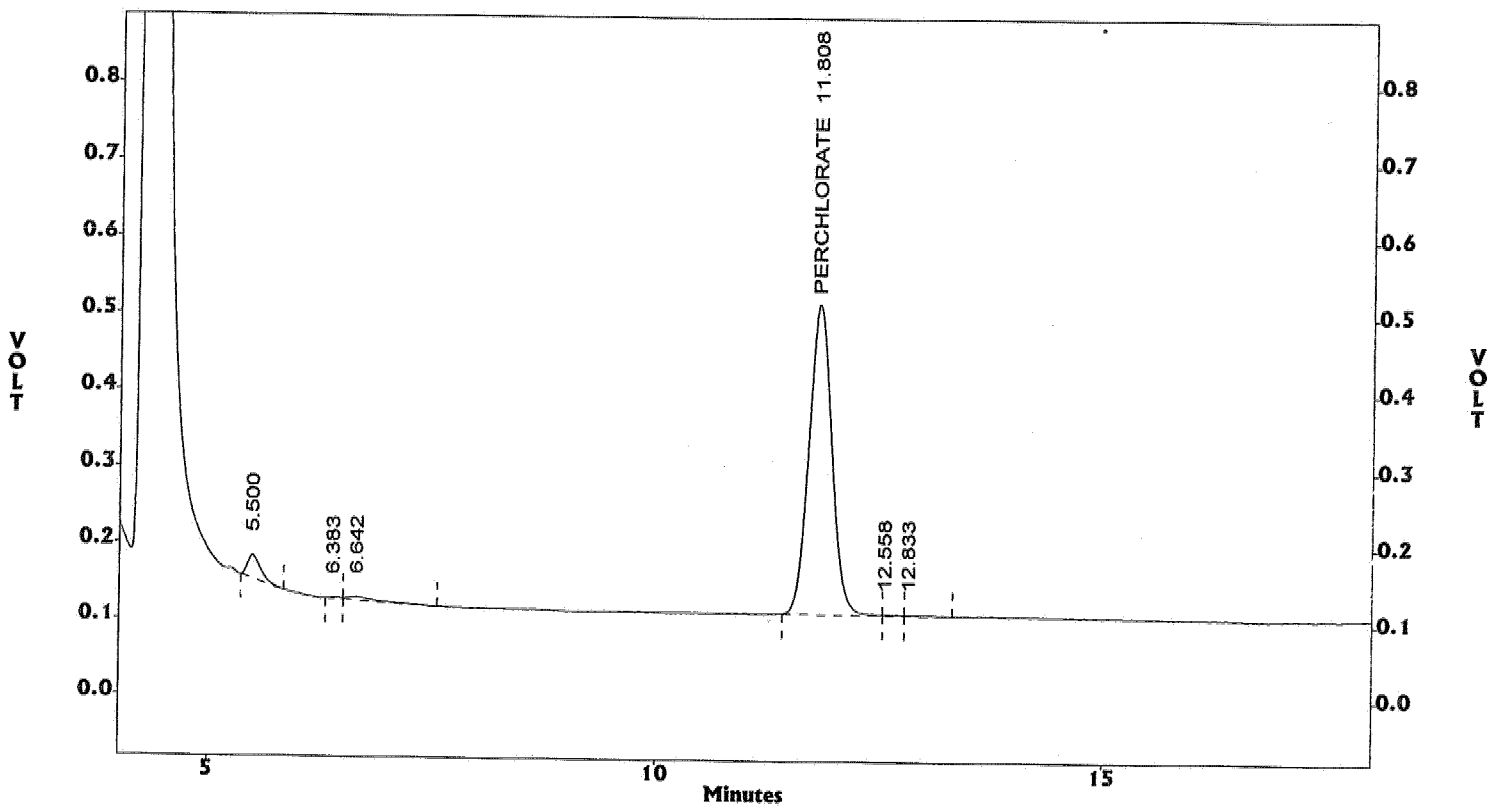
EPA METHOD 314.0 by IC
EMAX Analytical Laboratories, Inc.

File : c:\ezchrom\chrom\jc22\Jc22.030
 Method : c:\ezchrom\methods\Ic57c07.met
 Sample ID : CCV19-30
 Acquired : Mar 22, 2006 23:48:34
 Printed : Mar 23, 2006 00:06:34
 User : jay

Channel A Results

#	Peak Name	R.T. (min)	AREA	HEIGHT	Ave. CF	ESTD Conc. (ppb)
8	PERCHLORATE	11.81	7284249.00	404180.00	13239.125	30.656

c:\ezchrom\chrom\jc22\Jc22.030 -- Channel A



ANALYTICAL LOGS

ANALYSIS RUN LOG FOR IC - PERCHLORATE

SOP EMAX-314.0 Revision No. 2

Start Date 3/22/06 Time 15:09 Ending Date 3/22/06 Time 23:48 Instrument Number 57

Sample Prep ID	Data File Name	Lab Sample ID	DF	Matrix		Conductivity, (us/cm)	Notes
				S	W		
* 1	JED001	17CS	1		X	5030	
* 2	002	PCC010SB		X			
* 3	003	MEL		X			
* 4	004	PCC010SL		X			
* 5	005	↓ SC					
* 6	006	C081-01				129.9	
* 7	007	02				86.2	
* 8	008	03				141.8	
* 9	009	04				79.1	
* 0	010	05				108.2	
* 1	011	↓ 06		✓		30.4	
* 2	012	07				18.0	
* 3	013	CCV17-30			X		
* 4	014	C081-08		X		109.4	
* 5	015	08D				82.9	
* 6	016	08M				80.3	
* 7	017	↓ 09				60.5	
* 8	018	10				115.9	
* 9	019	C106-01				127.5	
* 0	020	02				214	
* 1	021	03				89.8	
* 2	022	04				200	
* 3	023	↓ 05		✓		73.2	
* 4	024	C2V18-15			X		
* 5	025	C104-06		X		68.3	
* 6	026	07				69.3	
* 7	027	08				96.7	
* 8	028	09				22.0	
* 9	↓ 029	↓ 10		✓		91.9	
* 0	030	CCV19-30			X		

BATCH * PCC010S **

INITIAL CALIBRATION REFERENCE

Method File	1657007
ICAL ID	SWBB-02-776
ICV ID	↓ 777

Standards

Name	ID	Conc. (ug/L)
ICAL S1		
S2		
S3		
S4		
S5		
ICV		
CCV-15	SWBB-02-778	15
CCV-30	779	30
LCS	780	10
MS	743	10
IPC	781	600/25
CMC	SW7A-06-213	1412 / 45600

Comments:

CMC Reading, (us/cm)	QC Criteria (us/cm)	Temp. (°C)
	±30	
Electronic Data Archival		
Location	Date	

Analyzed By: _____
This page is checked during the data review process.

ANALYSIS RUN LOG FOR IC - PERCHLORATE

SOP EMAX-314.0 Revision No. 2 □

Start Date 3/7/04

Time 13:40

Ending Date 3/7/06

Time 21:07

Sample Prep ID	Data File Name	Lab Sample ID	DF	Matrix		Conductivity, (us/cm)	Notes	Instrument Number	57
				S	W				
* 1	JC07001	1B	1		X				
* 2	002	S-0-0							
* 3	003	S-2-0							
* 4	004	S-4-0							
* 5	005	S-10-0							
* 6	006	S-25-0							
* 7	007	S-30-0							
* 8	008	ICV							
* 9	009	ICB							
* 0	010	1725				5030			
* 1	011	PCC002W							
* 2	012	1M2L							
* 3	013	PCC002W							
* 4	014	↓ WC							
* 5	015	B195-03				3340			
* 6	016	CCV1-30							
* 7	017	CCV4-02	10			810			
* 8	018	↓ 03	10			720			
* 9	019	CCV2-03	1			352.0			
* 0	020	↓ 03D							
* 1	021	02M							
* 2	022	CCV2-15							
* 3	023	P0214-001							
* 4	024	02 ↓ 3/10/06							
* 5	025								
* 6	026								
* 7	027								
* 8	028								
* 9	029								
* 0	030								

BATCH * PCC002W **

INITIAL CALIBRATION REFERENCE		
Method File	IC57.C07	
ICAL ID	SJ38B-02-776	776
ICV ID	↓ 777	777

Standards		
Name	ID	Conc. (ug/L)
ICAL S1	SJ38B-02-776	2.0
S2		4.0
S3		10.0
S4		25.0
S5		30.0
ICV	SJ38B-02-776	25.0
CCV-15	SJ38B-02-776	15
CCV-30	779	30
LCS	780	10
MS	743	10
IPC	781	600/25
CMC	SJ38-02-654	1413.45 (um)

Comments:

CMC Reading, (us/cm)	1402	QC Criteria (us/cm)	±30	Temp. (°C)	25°C
Electronic Data Archival					
Location			Date		

Analyzed By: ✓

This page is checked during the data review process.

EXTRACTION LOGS

SAMPLE PREPARATION LOG FOR ORGANIC ACID/PERCHLORATE

SOP EMAX-314.0 EMAX-300.0M

Matrix Soil Start Date 3/21/06 Time 7:02 End Date 3/21/06 Time 18:05

Sample Prep ID	Lab Sample ID	Sample Amount (g)	Dilution Volume (ml)	Extract Volume (ml)	Notes	Standards	ID	Amount Added (ml)
*01	PCC0105B	5.0g	100	100		Acetate		
*02	SL	5.0g				Butyrate		
*03	↓ SC	5.0g				Lactate		
*04	C081-01	5.03g			#8	Perchlorate	SL080-02-743	1.0ml
*05	02	5.00g			#17	Propionate		
*06	03	5.00			#26	Pyruvate		
*07	04	5.00			#28	Reagent		
*08	05	5.03			#29	H ₂ SO ₄	Lot # / ID	
*09	06	5.04			#35	Nanopure		
*10	07	5.00			#37			
*11	08	5.01			#48			
*12	080	5.03			#49			
*13	08M	5.01			#50			
*14	09	5.04			#52			
*15	√ 10	5.00			#50			
*16	C106-01	5.01			#7			
*17	02	5.00			#14			
*18	03	5.01			#25			
*19	04	5.00			#34			
*20	05	5.04			#36			
*21	06	5.00			#42			
*22	07	5.01			#44			
*23	08	5.00			#50			
*24	09	5.03			#50			
*25	√ 10	5.00		√	#66			

PREPARATION BATCH # _____

Legend:

Color	Texture	Clarity	Artifacts
Bu = Blue			
Bl = Black	Cs = Coarse	Cr = Clear	Rk = Rocks
Bn = Brown	Md = Medium	Cy = Cloudy	Sl = Shale
Gn = Green			
Og = Orange	Fn = Fine	Td = turbid	Vg = Vegetation
Rd = Red			
Yw = Yellow			

Comments: _____

Prepared By:

Standard Added By:

Checked By:

CASE NARRATIVE

CLIENT: ENSR
PROJECT: UPGRADIENT INVESTIGATON, TRONOX
SDG: 06C081

METHOD 2510B SPECIFIC CONDUCTIVITY

Two (2) soil samples were received on 03/09/06 for Specific Conductivity analysis by Method 2510B in accordance with "Methods for the Chemical Analysis of Water and Wastes".EPA-600/4-79-020.

1. Holding Time

Analysis met holding time criteria.

2. Duplicate

Sample C081-08 was analyzed for duplicate. %RPD was within QC limit.

3. Sample Analysis

Samples were analyzed according to the prescribed QC procedures. All criteria were met.

Samples were leached with DI water at a ratio of 1:1 (w:v).

METHOD 2510B
SPECIFIC CONDUCTIVITY

Client : ENSR
Project : UPGRADE INVESTIGATION, TRONOX
Batch No. : 06C081

Matrix : SOIL
Instrument ID : I104

SAMPLE ID	EMAX SAMPLE ID	RESULTS (umhos/cm)	DLF MOIST	RL (umhos/cm)	MDL (umhos/cm)	Analysis DATE/TIME	Extraction DATE/TIME	LFID	CAL REF	PREP BATCH	Collection DATE/TIME	Received DATE/TIME
M118-30	C081-06	79.9	1	10	5	03/17/0617:45	03/17/0609:30	ECC008S-07	NA	ECC008S	03/08/06	03/09/06
M118-50	C081-08	104	1	10	5	03/17/0617:46	03/17/0609:30	ECC008S-08	NA	ECC008S	03/08/06	03/09/06
M118-50DUP	C081-08D	105	1	10	5	03/17/0617:47	03/17/0609:30	ECC008S-09	NA	ECC008S	03/08/06	03/09/06

EMAX QUALITY CONTROL DATA
DUPLICATE ANALYSIS

CLIENT: ENSR
PROJECT: UPGRADIENT INVESTIGATION, TRONOX
METHOD: METHOD 2510B
MATRIX: SOIL
% MOISTURE: NA
=====

BATCH NO.: 06C081 DATE RECEIVED: 03/09/06
SAMPLE ID: M118-50DUP DATE EXTRACTED: 03/17/06 09:30
CONTROL NO.: C081-08D DATE ANALYZED: 03/17/06 17:47

ACCESSION:

PARAMETER	SAMPLE (umhos/cm)	DUP. SAMPLE (umhos/cm)	RPD (%)	RPD LIMIT (%)
-----	-----	-----	-----	-----
Specific Conductivity	104.00	105.00	1	5

0210

ca

ANALYSIS LOG
for
SPECIFIC CONDUCTIVITY

Note: For samples, relevant QCs/Standards analyzed,
refer to attached analytical sequence.

Book #: AEC-005

Instrument No.: 104

Analytical Batch: ECC0085

Comments:

SOP #	Rev. #
<input checked="" type="checkbox"/> EMAX-120.1	2
<input type="checkbox"/> EMAX-2510B	0

STANDARDS ID	Conductivity (μ S/cm)
Initial Calibration SW3B - 02 - 813	706
Standard High SW3B - 02 - 806	1413
Standard Low ↓ 807	141.3
LCS SW7A - 06 - 204	494

Analyzed By: IV /ll

Date: 3/17/06



SPECIFIC CONDUCTIVITY ANALYSIS LOG

SOP: EMAX-120.1 Rev. 2

Analytical Batch: ECC008S

Book #: AEC-005

Page: 4

Data File Name	Lab Sample ID	Conductivity μS/cm	Analysis Date mm:dd:yy	Analysis Time hh:mm:ss	Result μS/cm	INSTRUMENT NUMBER		104	
ECC008S 01	STD HIGH	1355	03/17/06	17:40:47	96%	CALIBRATION			
ECC008S 02	STD LOW	140.2	03/17/06	17:40:52	99%	KCl Standard	706	μS/cm	
ECC008S 03	ECC008SL	479	03/17/06	17:40:57	479	Calibration Temperature	25	°C	
ECC008S 04	C071-01	85.5	03/17/06	17:41:03	85.5	LCS	494	μS/cm	
ECC008S 05	C071-07	87.4	03/17/06	17:42:41	87.4	Cell Constant (K)	(1.000 S/cm)		
ECC008S 06	C071-09	206	03/17/06	17:43:47	206	Initial Calibration	10:08:03		
ECC008S 07	C081-06	79.9	03/17/06	17:45:28	79.9	MISCELLANEOUS INFORMATION			
ECC008S 08	C081-08	104	03/17/06	17:46:14	104	Standard High:	1413	μS/cm	
ECC008S 09	C081-08D	105	03/17/06	17:47:24	105	Standard Low:	141.3	μS/cm	
ECC008S 10	C120-14	98.4	03/17/06	17:48:55	98.4	MDL:	0.5	μS/cm	
ECC008S 11	C120-16	89.1	03/17/06	17:49:51	89.1	RL:	1	μS/cm	
ECC008S 12	C106-06	399	03/17/06	17:51:01	399	Significant Number:	3		
ECC008S 13	C106-08	127.4	03/17/06	17:52:39	127	LCS RECOVERY			
ECC008S 14	C127-06	1432	03/17/06	17:54:34	1430	LAB SAMPLE ID	% RECOVERY	QC LIMITS	
						ECC008SL	97%	80-120%	

Analyzed By: IVJL 3/17/06

Reviewed By: *su*

Date: 03/24/06

Comments: _____

EXTRACTION LOG FOR WET CHEMISTRY

Method Distillation: EMAX - Rev. No. Digestion: EMAX - Rev. No. Leaching
 Matrix: Soil Start Date: 3/17/06 Time: 9:30 End Date: 3/17/06 Time: 11:35 Book # EWE-010

Sample Prep ID	Lab Sample ID	Sample Amount (g)	Extraction Solution (ml)	Notes	Calibration of pH meter		
					Buffer ID	Value	Reading
01	C071-01	25.10	25	Leaching	N/A	7	
02	↓ 07	25.01					
03	↓ 09	25.03					
04	C081-06	25.08					
05	↓ 08	25.05					
06	↓ 08D	25.05					
07	C120-14	25.10					
08	↓ 16	25.03					
09	C106-06	25.11					
10	↓ 08	25.09					
11	C127-06	25.10					
12							
13							
14							
15							
16							
17							
18							
19							
20							
21							
22							
23							
24							
25							
26							

PREPARATION BATCH # EC00089

Reagents: nanopure
 Lot #:
 Amount (ml):
 Final Volume (ml):
 pH:
 Rotary Agitator #: rpm
 Room Temperature (°C):
 High: Low: Thermostat Setting: Criteria: 20-40
 Comments:
 Prepared By: IV /
 Checked By:
 Extracts Received By: NA
 Disposed by: Disposal Date:

CASE NARRATIVE

CLIENT: ENSR
PROJECT: UPGRADIENT INVESTIGATION, TRONOX
SDG: 06C081

METHOD 9010B/9014 TOTAL CYANIDE

Two (2) soil samples were received on 03/09/06 for Total Cyanide analysis by Method 9010B/9014 in accordance with "Test Methods for Evaluating Solid Waste, Physical/Chemical Method", SW846, 3rd edition.

1. Holding Time

Analysis met holding time criteria.

2. Method Blank

Method blank was free of contamination at the reporting limit.

3. Lab Control Sample/Lab Control Sample Duplicate

Lab control results were within QC limit.

4. Matrix Spike/Matrix Spike Duplicate

Sample C081-08 was spiked. %Recoveries were within QC limit.

5. Sample Analysis

Samples were analyzed according to the prescribed QC procedures. All criteria were met.

METHOD 9010B/9014
TOTAL CYANIDE

Client : ENSR
Project : UPGRADEMENT INVESTIGATION, TRONOX
Batch No. : 06C081

Matrix : SOIL
Instrument ID : NA

SAMPLE ID	EMAX	RESULTS (mg/kg)	DLF	MOIST	RL (mg/kg)	MDL (mg/kg)	Analysis DATE/TIME	Extraction DATE/TIME	LFID	CAL REF	PREP BATCH	Collection DATE/TIME	Received DATE/TIME
MBLK1S	CNC017SB	ND	1	NA	.25	.125	03/22/0614:00	03/20/0611:00	CNC017S-12	CNC017S-08	CNC017S	NA	03/20/06
LCS1S	CNC017SL	5.28	1	NA	.25	.125	03/22/0614:00	03/20/0611:00	CNC017S-13	CNC017S-08	CNC017S	NA	03/20/06
LCD1S	CNC017SC	5.31	1	NA	.25	.125	03/22/0614:01	03/20/0611:00	CNC017S-14	CNC017S-08	CNC017S	NA	03/20/06
M118-30	C081-06	ND	1	12.0	.284	.142	03/22/0614:03	03/20/0611:00	CNC017S-22	CNC017S-08	CNC017S	03/08/06	03/09/06
M118-50	C081-08	ND	1	17.7	.304	.152	03/22/0614:03	03/20/0611:00	CNC017S-23	CNC017S-08	CNC017S	03/08/06	03/09/06
M118-50MS	C081-08M	6	1	17.7	.304	.152	03/22/0614:04	03/20/0611:00	CNC017S-24	CNC017S-08	CNC017S	03/08/06	03/09/06
M118-50MSD	C081-08S	5.95	1	17.7	.304	.152	03/22/0614:04	03/20/0611:00	CNC017S-25	CNC017S-08	CNC017S	03/08/06	03/09/06

EMAX QUALITY CONTROL DATA
LCS/LCD ANALYSIS

CLIENT: ENSR
PROJECT: UPGRADE INVESTIGATION, TRONOX
METHOD: METHOD 90108/9014
MATRIX: SOIL
% MOISTURE: NA

BATCH NO.: 06C081
SAMPLE ID: LCSTS/LCD1W
CONTROL NO.: CNC017SL/C

DATE RECEIVED: 03/20/06
DATE EXTRACTED: 03/20/06 11:00
DATE ANALYZED: 03/22/06 14:00/14:01

ACCESSION:

PARAMETER	BLNK RSLT (mg/kg)	SPIKE AMT (mg/kg)	BS RSLT (mg/kg)	BS % REC	SPIKE AMT (mg/kg)	BSD RSLT (mg/kg)	BSD % REC	RPD %	QC LIMIT %	RPD LIMIT %
Cyanide	ND	5.00	5.28	106	5.00	5.31	106	1	80-120	20

EMAX QUALITY CONTROL DATA
MS/MSD ANALYSIS

CLIENT: ENSR
PROJECT: UPGRADE INVESTIGATION, TRONOX
METHOD: METHOD 90108/9014
MATRIX: SOIL
% MOISTURE: 17.7

BATCH NO.: 06C081
SAMPLE ID: M118-50MS/MSD
CONTROL NO.: C081-08M/C

DATE RECEIVED: 03/09/06
DATE EXTRACTED: 03/20/06 11:00
DATE ANALYZED: 03/22/06 14:04/14:04

ACCESSION:

PARAMETER	SMPL RSLT (mg/kg)	SPIKE AMT (mg/kg)	MS RSLT (mg/kg)	MS % REC	SPIKE AMT (mg/kg)	MSD RSLT (mg/kg)	MSD % REC	RPD %	QC LIMIT %	RPD LIMIT %
Cyanide	ND	6.04	6.00	99	6.04	5.95	99	1	80-120	20



CYANIDE ANALYTICAL LOG

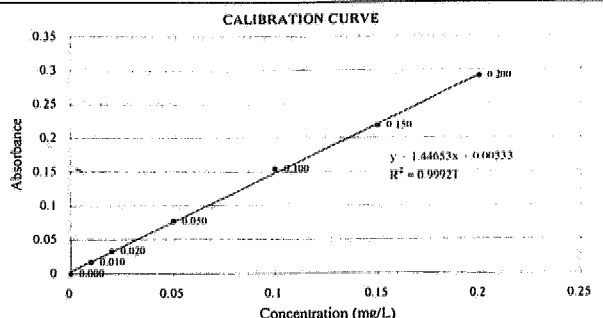
SOP: EMAX452 Rev 1
LABORATORIES, INC.

Analytical Batch: CNC017S

Book #: A70-CN-004

Page: 1

Date File Name	Lab Sample ID	Sample Amount (S)		Solids %	V _s ml	DF	STD (mg/L)	ABSORBANCE (A)	Analysis Date mm:dd:yy	Analysis Time hh:mm:ss				
		ml	g				V _s /V _t							
CNC017S 01	S0						0	0	03/22/06	13:56:29				
CNC017S 02	S1						0.01	0.017	03/22/06	13:56:42				
CNC017S 03	S2						0.02	0.033	03/22/06	13:56:46				
CNC017S 04	S3						0.05	0.077	03/22/06	13:56:52				
CNC017S 05	S4						0.1	0.154	03/22/06	13:56:57				
CNC017S 06	S5						0.15	0.218	03/22/06	13:57:03				
CNC017S 07	S6						0.2	0.291	03/22/06	13:57:09				
CNC017S 08	ICV	1		1	1	1	1	0.148	03/22/06	13:57:18	Found Concentration	0.10001	0.1	mg/L
CNC017S 09	ICB	1		1	1	1	1	0	03/22/06	13:57:24	-0.00231	ND	mg/L	
CNC017S 10	STD LOW	1		1	1	1	1	0.03	03/22/06	13:57:35	0.01843	0.0184	mg/L	
CNC017S 11	STD HIGH	1		1	1	1	1	0.21	03/22/06	13:57:43	0.14287	0.143	mg/L	
CNC017S 12	CNC017SB	250		1	250		1	0	03/22/06	14:00:49	0.00000	ND	mg/L	
CNC017S 13	CNC017SL	250		1	250		1	0.156	03/22/06	14:00:57	0.10554	0.106	mg/L	
CNC017S 14	CNC017SC	250		1	250		1	0.157	03/22/06	14:01:08	0.10623	0.106	mg/L	
CNC017S 15	C071-01	250		1	250		1	0	03/22/06	14:01:37	-0.00231	ND	mg/L	
CNC017S 16	C071-01M	250		1	250		1	0.148	03/22/06	14:01:58	0.10001	0.1	mg/L	
CNC017S 17	C071-01S	250		1	250		1	0.147	03/22/06	14:02:21	0.09932	0.0993	mg/L	
CNC017S 18	C071-07	250		1	250		1	0	03/22/06	14:02:44	-0.00231	ND	mg/L	
CNC017S 19	C071-09	250		1	250		1	0.001	03/22/06	14:03:02	-0.00161	ND	mg/L	
CNC017S 20	CCV1	250		1	250		1	0.147	03/22/06	14:03:12	0.09932	0.0993	mg/L	
CNC017S 21	CCB1	250		1	250		1	0	03/22/06	14:03:15	-0.00231	ND	mg/L	
CNC017S 22	C081-06	250		1	250		1	0	03/22/06	14:03:44	-0.00231	ND	mg/L	
CNC017S 23	C081-08	250		1	250		1	0	03/22/06	14:03:58	-0.00231	ND	mg/L	
CNC017S 24	C081-08M	250		1	250		1	0.147	03/22/06	14:04:16	0.09932	0.0993	mg/L	
CNC017S 25	C081-08S	250		1	250		1	0.146	03/22/06	14:04:34	0.09863	0.0986	mg/L	
CNC017S 26	CCV2	250		1	250		1	0.147	03/22/06	14:04:50	0.09932	0.0993	mg/L	
CNC017S 27	CCB2	250		1	250		1	0	03/22/06	14:05:02	-0.00231	ND	mg/L	



CALIBRATION TABLE		
R ² (≥0.995)	0.99921	
Y=INTERCEPT/SLOPE	0.00231	
CF=(1/SLOPE)	0.69131	
EMAX QC TABLE		
STANDARD	TV (mg/L)	Method Requirement
ICV	0.1	0.085 - 0.115 mg/L
CCV	0.1	0.09 - 0.11 mg/L
Standard Low	0.02	0.018 - 0.022
Standard High	0.15	0.135 - 0.165
CCB	0	< MDL
Method Blank	0	< RL
LCS/LCD (Water)	0.1	0.08 - 0.12 mg/L
MS/MSD (Water)	0.1	0.08 - 0.12 mg/L
LCS/LCD (Soil)	5	4 - 6 mg/Kg
MS/MSD (Soil)	5	4 - 6 mg/Kg

MISCELLANEOUS INFORMATION	
MDL (Water):	0.005 mg/L
MDL (Soil):	0.2 mg/Kg
RL (Water):	0.01 mg/L
RL (Soil):	1 mg/Kg
Significant Number:	3

$$CN = [(A)(CF) - Y] * \left(\frac{V_s}{V_u}\right) \left(\frac{V_u}{S_u}\right)$$

COMMENTS:

Analyzed By: *RM*
 Reviewed By: *dh*
 5224

DISTILLATION LOG FOR CYANIDE

SOP EMAX-9010 Rev. No. 1 EMAX-335.1 Rev. No. EMAX-335.2 Rev. No. 1 Book # ECN-009

Matrix: SOIL Start Date: 3/20/06 Time: 11:00 AM 3/27/06 End Date: 3/20/06 Time: 15:45 PM 3/27/06

Sample Prep ID	Lab Sample ID	Matrix Description			Sample Amount g (ml)	pH	Distillate Volume (ml)	Distillate Description		Standards	Conc. (ug/L)	Amount Added (ml)
		Color	Texture/Clarity	Artifacts				Color	Clarity			
*01	107	Clr	Clr	NA	250	12.4	250	Clr	NA	5.00	5	
*02	19B											
*03	Std. Low (100ppb)											
*04	Std. High (150ppb)											
*05	CN Co17 SB											
*06	SL											
*07	Co7-01	Bk	Md/Fn		5.08				SW7B-07-05C (B)	NA		
*08	-01M				5.06				SW1A-03-158	NA		
*09	-01S				5.02				SW7B-07-057	NA		
*10	-07				5.07					S = free		
*11	Co7-09		Fn		5.07					Nonopaque		
*12	Co81-06				5.08							
*13	-08				5.04							
*14	-08M				5.03							
*15	Co81-08S				5.02							
*16	CN Co17 SC	Clr			5.00							
*17					Na 3/27/06							
*18												
*19												
*20												
*21												
*22												
*23												
*24												
*25												
*26												

PREPARATION BATCH * CN Co17S

Legend:

Color	Texture	Clarity	Artifacts
Bk = Black; BK = Black	Cs = Coarse	Cr = Clear	Rk = rocks
Bn = Brown; Gn = Green	Md = Medium	Cy = Cloudy	Sl = Shale
Or = Orange; Rd = Red	Fn = Fine	Td = Turbid	Vg = Vegetation
Yw = Yellow			

Comments:

Prepared By: RNA

Standard Added By: _____

Disposal Date: _____

Disposed by: _____

CN Co17S

CASE NARRATIVE

CLIENT: ENSR
PROJECT: UPGRADIENT INVESTIGATION, TRONOX
SDG: 06C081

METHOD 9045C pH

Two (2) soil samples were received on 03/09/06 for pH analysis by Method 9045C in accordance with "Method for Chemical Analysis of Water and Wastewater", EPA 600/4-79-020 (1983).

1. Holding Time

Analysis met holding time criteria.

2. Duplicate

Sample C081-08 was analyzed for duplicate. %RPD was within QC limit.

3. Sample Analysis

Samples were analyzed according to the prescribed QC procedures. All criteria were met.

Samples were leached with DI water at a ratio of 1:1 (w:v).

METHOD 9045C
pH

Client : ENSR
Project : UPGRADE INVESTIGATION, TRONOX
Batch No. : 06C081

Matrix : SOIL
Instrument ID : I53

SAMPLE ID	EMAX	RESULTS (pHUnit)	DLF	MOIST (pHUnit)	RL	MDL	Analysis DATE TIME	Extraction DATE TIME	LFID	CAL REF	PREP BATCH	Collection DATE TIME	Received DATE TIME
M118-30	C081-06	8.81	1	NA	NA	NA	03/17/0615:29	03/17/0609:30	PHC011S-05	NA	PHC011S	03/08/06	03/09/06
M118-50	C081-08	8.76	1	NA	NA	NA	03/17/0615:31	03/17/0609:30	PHC011S-06	NA	PHC011S	03/08/06	03/09/06
M118-50DUP	C081-08D	8.76	1	NA	NA	NA	03/17/0615:33	03/17/0609:30	PHC011S-07	NA	PHC011S	03/08/06	03/09/06

EMAX QUALITY CONTROL DATA
DUPLICATE ANALYSIS

CLIENT: ENSR
PROJECT: UPGRADE INVESTIGATION, TRONOX
METHOD: METHOD 9045C
MATRIX: SOIL
% MOISTURE: NA
=====

BATCH NO.: 06C081 DATE RECEIVED: 03/09/06
SAMPLE ID: M118-50DUP DATE EXTRACTED: 03/17/06 09:30
CONTROL NO.: C081-08D DATE ANALYZED: 03/17/06 15:33

ACCESSION:

PARAMETER	SAMPLE (pH unit)	DUP. SAMPLE (pH unit)	RPD (%)	RPD LIMIT (%)
-----	8.76	8.76	0	20
pH				

03/17/06



ANALYSIS LOG FOR pH

Book # APH-008

SOP □ EMAX-9040 Revision No. 3 □ EMAX-9045 Revision No. 0 □ EMAX-150.1 Revision No. 3 □

Start Date: 3/17/2016 Time: 15:15 Ending Date: 3/17/2016 Time: 15:43

Data File Name	Lab Sample ID	Sample Amount	Matrix	Sample Temp. (°C)	Trials		pH Value	Time	Instrument No:
					1	2			
* 1	pHCO11 SL	20	S	21.3	7.01	7.01	7.01	15:15	Standards
* 2	C101-06			20.8	7.13	7.14	7.14	17	
* 3	08			20.9	8.22	8.23	8.23	19	
* 4	09			21.1	7.94	7.95	7.95	21	
* 5	C071-01			20.9	9.10	9.11	9.11	23	
* 6	07			20.9	9.12	9.13	9.13	25	
* 7	09			21.0	8.63	8.63	8.63	27	
* 8	C081-06			21.0	8.81	8.81	8.81	29	
* 9	08			21.0	8.76	8.76	8.76	31	
* 0	08D			21.1	8.76	8.76	8.76	33	
* 1	C120-14			21.1	9.03	9.03	9.03	35	Calibration
* 2	16			21.1	8.81	8.81	8.81	37	
* 3	C106-06			21.3	8.91	8.91	8.91	39	
* 4	08			21.3	8.79	8.79	8.79	41	
* 5	C127-06			21.3	8.27	8.26	8.26	43	
* 6									
* 7									
* 8									
* 9									
* 0									

ANALYTICAL BATCH + pHCO11S

Comments: Results are based on:

Dry Wt.

Wet Wt.

Analyzed By: IV

Date: 03/17/06

This page is checked during data review.

EXTRACTION LOG FOR WET CHEMISTRY

Book # EWE-010

Method Distillation: EMAX - Rev. No. Digestion: EMAX - Rev. No. Leaching

Matrix: Soil Start Date: 3/17/06 Time: 9:30 End Date: 3/17/06 Time: 11:35

Sample Prep ID	Lab Sample ID	Sample Amount (g)	Extraction Solution (ml)	Notes	Calibration of pH meter	
					Buffer ID	Value
01	C101-06	20.03	20	leaching		7
02	↓ 08	20.02				N/A
03	↓ 09	20.09			Slope	4
04	C071-01	20.03			pH meter ID	
05	↓ 07	20.07			Reagents	
06	↓ 09	20.11			Lot #	Amount (ml)
07	C081-06	20.12			Final Volume (ml)	
08	↓ 08	20.05			Reagents	
09	↓ 08D	20.06			Lot #	
10	C120-14	20.12			Amount (ml)	
11	↓ 16	20.18			Final Volume (ml)	
12	C106-06	20.03			Reagents	
13	↓ 08	20.08			Lot #	
14	C127-06	20.06			Amount (ml)	
15					Final Volume (ml)	
16					Reagents	
17					Lot #	
18					Amount (ml)	
19					Final Volume (ml)	
20					Reagents	
21					Lot #	
22					Amount (ml)	
23					Final Volume (ml)	
24					Reagents	
25					Lot #	
26					Amount (ml)	

PREPARATION BATCH * PH 0115

Room Temperature (°C)

High Low

Thermostat Setting

Criteria

Prepared By: IV

Checked By:

Extracts Received By: MT

Disposed by:

Disposal Date:

LABORATORY REPORT FOR

ENSR

UPGRADIENT INVESTIGATION, TRONOX

MOISTURE CONTENT DETERMINATION

SDG#: 06C081

MOISTURE CONTENT DETERMINATION

Analytical Batch: 06MCC008 Start Date/Time: 03/16/06 14:39 Temp IN(°C): 104

Instrument ID: 10601202 End Date/Time: 03/17/06 9:18 Temp Out(°C): 106

Sample ID	Weight of Dish (g)	Wet Weight+ Dish (g)	Dry Weight+ Dish (g)	Percent Solids	Percent Moisture	NOTES
C075-03	1.155	7.152	6.203	84.2%	15.8%	
C075-06	1.095	7.025	6.001	82.7%	17.3%	
C075-17	1.105	6.826	6.062	86.6%	13.4%	
C075-18	1.097	6.779	6.054	87.2%	12.8%	
C075-21	1.1	7.153	6.276	85.5%	14.5%	
C075-24	1.257	7.647	6.53	82.5%	17.5%	
C082-01	1.246	7.383	5.53	69.8%	30.2%	
C082-02	1.098	7.422	5.775	74.0%	26.0%	
C082-03	1.091	7.088	5.206	68.6%	31.4%	
C081-01	1.226	6.285	6.011	94.6%	5.4%	
C081-02	1.249	6.456	6.053	92.3%	7.7%	
C081-03	1.097	6.216	5.514	86.3%	13.7%	
C081-04	1.103	6.315	6.038	94.7%	5.3%	
C081-05	1.084	6.201	5.885	93.8%	6.2%	
C081-06	1.143	6.751	6.078	88.0%	12.0%	
C081-07	1.076	6.489	5.806	87.4%	12.6%	
C081-08	1.076	6.244	5.331	82.3%	17.7%	
C081-08D	1.102	6.297	5.376	82.3%	17.7%	0.1%
C081-09	1.089	6.457	6.041	92.3%	7.7%	
C081-10	1.147	6.618	5.812	85.3%	14.7%	

COMMENT:

Initial Reading by: JR/SS

Final Reading by: JR J. Runyan 3/17/06

Reviewed by: ML

Analytical Batch: 06MCC008 Instrument ID: 10601202 Oven Temp IN (°C): 104 Oven Temp OUT (°C): 106

DATA FILE ID	Sample ID	Dish #	Dish (g)	Date	Time	Wet Weight + Dish (g)	Date	Time	1st Dry Weight + Dish (g)	Date	Time	2nd Dry Weight + Dish (g)	Date	Time	Difference of 1st & 2nd Dry Weight (<0.04g)
06MCC008 01	C075-03	68	1.1550	03/16/06	14:39	7.152	03/16/06	14:40	6.195	03/17/06	9:04	6.203	03/17/06	9:16	0.008
06MCC008 02	C075-06	42	1.0950	03/16/06	14:41	7.025	03/16/06	14:42	5.999	03/17/06	9:04	6.001	03/17/06	9:16	0.002
06MCC008 03	C075-17	85	1.1050	03/16/06	14:42	6.826	03/16/06	14:45	6.06	03/17/06	9:05	6.062	03/17/06	9:16	0.002
06MCC008 04	C075-18	47	1.0970	03/16/06	14:45	6.779	03/16/06	14:46	6.054	03/17/06	9:05	6.054	03/17/06	9:16	0.002
06MCC008 05	C075-21	94	1.1000	03/16/06	14:46	7.153	03/16/06	14:48	6.274	03/17/06	9:05	6.276	03/17/06	9:16	0.002
06MCC008 06	C075-24	100	1.2570	03/16/06	14:48	7.647	03/16/06	14:49	6.523	03/17/06	9:05	6.53	03/17/06	9:16	0.007
06MCC008 07	C082-01	3	1.2460	03/16/06	14:51	7.383	03/16/06	14:52	5.53	03/17/06	9:05	5.53	03/17/06	9:17	0.001
06MCC008 08	C082-02	68	1.0980	03/16/06	14:53	7.422	03/16/06	14:54	5.774	03/17/06	9:05	5.775	03/17/06	9:17	0.001
06MCC008 09	C082-03	107	1.0910	03/16/06	14:55	7.088	03/16/06	14:56	5.203	03/17/06	9:06	5.206	03/17/06	9:17	0.003
06MCC008 10	C081-01	1	1.2260	03/16/06	14:59	6.285	03/16/06	15:00	6.015	03/17/06	9:06	6.011	03/17/06	9:17	0.004
06MCC008 11	C081-02	2	1.2490	03/16/06	15:01	6.456	03/16/06	15:02	6.054	03/17/06	9:06	6.053	03/17/06	9:17	0.001
06MCC008 12	C081-03	41	1.0970	03/16/06	15:04	6.216	03/16/06	15:05	5.514	03/17/06	9:06	5.514	03/17/06	9:17	0.005
06MCC008 13	C081-04	46	1.1030	03/16/06	15:06	6.315	03/16/06	15:08	6.043	03/17/06	9:06	6.038	03/17/06	9:17	0.001
06MCC008 14	C081-05	97	1.0840	03/16/06	15:08	6.201	03/16/06	15:09	5.886	03/17/06	9:06	5.885	03/17/06	9:17	0.001
06MCC008 15	C081-06	105	1.1430	03/16/06	15:09	6.751	03/16/06	15:11	6.077	03/17/06	9:06	6.078	03/17/06	9:18	0.001
06MCC008 16	C081-07	40	1.0760	03/16/06	15:11	6.489	03/16/06	15:11	5.809	03/17/06	9:07	5.806	03/17/06	9:18	0.003
06MCC008 17	C081-08	49	1.0760	03/16/06	15:12	6.244	03/16/06	15:13	5.332	03/17/06	9:07	5.331	03/17/06	9:18	0.001
06MCC008 18	C081-08D	50	1.1020	03/16/06	15:13	6.297	03/16/06	15:13	5.377	03/17/06	9:07	5.376	03/17/06	9:18	0.001
06MCC008 19	C081-09	28	1.0890	03/16/06	15:14	6.457	03/16/06	15:14	6.043	03/17/06	9:07	6.041	03/17/06	9:18	0.002
06MCC008 20	C081-10	77	1.1470	03/16/06	15:15	6.618	03/16/06	15:15	5.812	03/17/06	9:07	5.812	03/17/06	9:18	0.002

Initial Reading by: JR/SS

Final Reading by: JR *J.Rumyan 3/17/06*

Reviewed by: *ML*