

STL Sacramento
880 Riverside Parkway
West Sacramento, CA 95605

Tel: 916 373 5600 Fax: 916 372 1059
www.stl-inc.com

May 30, 2006

STL SACRAMENTO PROJECT NUMBER: G6E120362
PO/CONTRACT: 99-23182

Julie Lee
MWH Laboratories
750 Royal Oaks Drive
Suite 100
Monrovia, CA 91016

Dear Ms. Lee,

This report contains the analytical results for the sample received under chain of custody by STL Sacramento on May 12, 2006. This sample is associated with your 173951 project.

The test results in this report meet all NELAC requirements for parameters that accreditation is required or available. Any exceptions to NELAC requirements are noted in the case narrative. The case narrative is an integral part of this report.

If you have any questions, please feel free to call me at (916) 374-4433.

Sincerely,



Robert Hrabak
Project Manager

TABLE OF CONTENTS

STL SACRAMENTO PROJECT NUMBER G6E120362

Case Narrative.....1

STL Sacramento Quality Assurance Program2

Sample Description Information.....3

Chain of Custody Documentation.....4

WATER, 8290, Dioxins/Furans.....7

Sample: 1

 Sample Data Sheet

 Method Blank Report

 Laboratory QC Reports

Raw Data Package16

CASE NARRATIVE

STL SACRAMENTO PROJECT NUMBER G6E120362

There were no anomalies associated with this project.

STL Sacramento Certifications/Accreditations

Certifying State	Certificate #	Certifying State	Certificate #
Alaska	UST-055	Oregon*	CA 200005
Arizona	AZ0616	Pennsylvania	68-1272
Arkansas	04-067-0	South Carolina	87014002
California*	01119CA	Texas	TX 270-2004A
Colorado	NA	Utah*	QUAN1
Connecticut	PH-0691	Virginia	00178
Florida*	E87570	Washington	C087
Georgia	960	West Virginia	9930C, 334
Hawaii	NA	Wisconsin	998204680
Louisiana*	01944	NFESC	NA
Michigan	9947	USACE	NA
Nevada	CA44	USDA Foreign Plant	37-82605
New Jersey*	CA005	USDA Foreign Soil	S-46613
New York*	11666		

*NELAP accredited. A more detailed parameter list is available upon request. Update 1/27/05

QC Parameter Definitions

QC Batch: The QC batch consists of a set of up to 20 field samples that behave similarly (i.e., same matrix) and are processed using the same procedures, reagents, and standards at the same time.

Method Blank: An analytical control consisting of all reagents, which may include internal standards and surrogates, and is carried through the entire analytical procedure. The method blank is used to define the level of laboratory background contamination.

Laboratory Control Sample and Laboratory Control Sample Duplicate (LCS/LCSD): An aliquot of blank matrix spiked with known amounts of representative target analytes. The LCS (and LCSD as required) is carried through the entire analytical process and is used to monitor the accuracy of the analytical process independent of potential matrix effects. If an LCSD is performed, it may also be used to evaluate the precision of the process.

Duplicate Sample (DU): Different aliquots of the same sample are analyzed to evaluate the precision of an analysis.

Surrogates: Organic compounds not expected to be detected in field samples, which behave similarly to target analytes. These are added to every sample within a batch at a known concentration to determine the efficiency of the sample preparation and analytical process.

Matrix Spike and Matrix Spike Duplicate (MS/MSD): An MS is an aliquot of a matrix fortified with known quantities of specific compounds and subjected to an entire analytical procedure in order to indicate the appropriateness of the method for a particular matrix. The percent recovery for the respective compound(s) is then calculated. The MSD is a second aliquot of the same matrix as the matrix spike, also spiked, in order to determine the precision of the method.

Isotope Dilution: For isotope dilution methods, isotopically labeled analogs (internal standards) of the native target analytes are spiked into the sample at time of extraction. These internal standards are used for quantitation, and monitor and correct for matrix effects. Since matrix effects on method performance can be judged by the recovery of these analogs, there is little added benefit of performing MS/MSD for these methods. MS/MSD are only performed for client or QAPP requirements.

Control Limits: The reported control limits are either based on laboratory historical data, method requirements, or project data quality objectives. The control limits represent the estimated uncertainty of the test results.

SAMPLE SUMMARY

G6E120362

<u>WO #</u>	<u>SAMPLE#</u>	<u>CLIENT</u>	<u>SAMPLE ID</u>	<u>SAMPLED</u>	<u>SAMP</u>
				<u>DATE</u>	<u>TIME</u>
H5A49	001	M-120		05/03/06	10:04

NOTE(S) :

- The analytical results of the samples listed above are presented on the following pages.
- All calculations are performed before rounding to avoid round-off errors in calculated results.
- Results noted as "ND" were not detected at or above the stated limit.
- This report must not be reproduced, except in full, without the written approval of the laboratory.
- Results for the following parameters are never reported on a dry weight basis: color, corrosivity, density, flashpoint, ignitability, layers, odor, paint filter test, pH, porosity pressure, reactivity, redox potential, specific gravity, spot tests, solids, solubility, temperature, viscosity, and weight.



MWH Laboratories
 A Division of MWH Americas, Inc.
 750 Royal Oaks Drive Suite 100
 Monrovia, CA 91016-3629
 Ph (626) 386-1100 Fax (626) 386-1095

Ship To **Robert Hrabak**
Severn Trent Laboratories

880 Riverside Parkway
West Sacramento, CA 95605-1501

(916) 373-5600 Fax

MWH Project # Report Due: Sub PO#
 173951 05/26/06 99-23182

Use MWH
 Lab # for ID

RBC

Client Sample ID for reference only

Analysis Requested Date & Time Matrix

Container

@CONGEN

2605110248 M-120

TCDDs+PCDFs +TEOs by 1613B-WW full

05/03/06 10:04

grnd 2 1L amber glass / no preservative 1613B-WW full congenger

**PLEASE RUN THE SAMPLE BY METHOD D1613
 FOR FULL CONGENER LIST**

Reports: Julie Lee Sub-contracting Administrator
 EMAIL TO: Julie.Lee@mwhglobal.com
 MWH Laboratories 750 Royal Oaks Dr. Ste. 100, Monrovia, CA 91016
 Phone (626) 386-1136 Fax (626) 386-1095
 Invoices to: MWH LABORATORIES
 Accounts Payable PO BOX 6610, Broomfield, CO 80021

Provide in each Report
 the Specified State
 Certification # & Exp Date for
 requested tests + matrix


Nevada ww

Date 05/11/06

Submittal Form & Purchase Order 99-23182

*REPORTING REQUIREMENTS: Do Not Combine Report with any other samples submitted under different MWH project numbers!
 Report & Invoice must have the MWH Project Number 173951 and Job # Find Out

Report all quality control data according to Method. Include dates analyzed, date extracted (if extracted) and Method reference on the report.
 Results must have Complete data & QC with Approval Signature. See reverse side for List of Terms and Conditions



[Signature]
 MARTIN DE MESA
 Cheng Yue

Relinquished by: MARTIN DE MESA Date 05/11/06 Time 15:44 MUST HAVE NOTIFICATION IF TEMP IS GREATER THAN 6 OR LESS THAN 2 CELSIUS
 Sample Control Page 1

Received by: *[Signature]* Date 5/12/06 Time 11:25 An Acknowledgement of Receipt is requested to attn: Julie Lee



STL

LOT RECEIPT CHECKLIST STL Sacramento

CLIENT MWH PM RH LOG # 38812

LOT# (QUANTIMS ID) G6E120362 QUOTE# 69473 LOCATION W17B

DATE RECEIVED 5/12/06 TIME RECEIVED 0905

Initials RV Date 5/12/06

- DELIVERED BY
- FEDEX
 - AIRBORNE
 - UPS
 - STL COURIER
 - OTHER
 - CA OVERNIGHT
 - GOLDENSTATE
 - BAX GLOBAL
 - COURIERS ON DEMAND
 - CLIENT
 - DHL
 - GO-GETTERS

CUSTODY SEAL STATUS INTACT BROKEN N/A

CUSTODY SEAL #(S) _____

SHIPPING CONTAINER(S) STL CLIENT N/A

TEMPERATURE RECORD (IN °C) IR 1 3 OTHER _____

COC #(S) NA

TEMPERATURE BLANK Observed: NA Corrected: _____

SAMPLE TEMPERATURE

Observed: 3 3 Average: 3 Corrected Average: 3

COLLECTOR'S NAME: Verified from COC Not on COC

pH MEASURED YES ANOMALY N/A

LABELED BY.....

LABELS CHECKED BY.....

PEER REVIEW NA

SHORT HOLD TEST NOTIFICATION

SAMPLE RECEIVING

WETCHEM N/A

VOA-ENCORES N/A

METALS NOTIFIED OF FILTER/PRESERVE VIA VERBAL & EMAIL N/A

COMPLETE SHIPMENT RECEIVED IN GOOD CONDITION WITH APPROPRIATE TEMPERATURES, CONTAINERS, PRESERVATIVES N/A

Clouseau TEMPERATURE EXCEEDED (2 °C – 6 °C)*1 N/A

WET ICE BLUE ICE GEL PACK NO COOLING AGENTS USED PM NOTIFIED

Notes: _____

Lot ID: G6E120362

	1	2	3	4	5	6	7	8	9	10	11	12	13	14	15	16	17	18	19	20
VOA*	/	/	/	/	/	/	/	/	/	/	/	/	/	/	/	/	/	/	/	/
VOAh*	/	/	/	/	/	/	/	/	/	/	/	/	/	/	/	/	/	/	/	/
AGB	2																			
AGBs																				
250AGB																				
250AGBs																				
250AGBn																				
500AGB																				
___AGJ																				
500AGJ																				
250AGJ																				
125AGJ																				
___CGJ																				
500CGJ																				
250CGJ																				
125CGJ																				
PJ																				
PJn																				
500PJ																				
500PJn																				
500PJna																				
500PJzn/na																				
250PJ																				
250PJn																				
250PJna																				
250PJzn/na																				
Acetate Tube																				
___"CT																				
Encore																				
Folder/filter																				
PUF																				
Petri/Filter																				
XAD Trap																				
Ziploc																				

h = hydrochloric acid s = sulfuric acid na = sodium hydroxide n = nitric acid zn = zinc acetate

Number of VOAs with air bubbles present / total number of VOA's

WATER, 8290, Dioxins/Furans

MWH Laboratories
Dioxins/Furans, HRGC/HRMS (8290)

Client Sample ID: M-120

Lot-Sample #...: G6E120362 - 001
 Date Sampled...: 05/03/06
 Prep Date.....: 05/23/06
 Prep Batch #...: 6143628

Work Order #...: H5A491AA
 Date Received...: 05/12/06
 Analysis Date...: 05/26/06
 Dilution Factor: 1

Matrix.....: WATER
 Instrument: 9D5
 Units.....: pg/L
 % Moisture:

PARAMETER	RESULT	DETECTION LIMIT	TEF FACTOR	TEQ CONCENTRATION
2,3,7,8-TCDD	ND	2.6	1.000	0
Total TCDD	ND	2.6		0
1,2,3,7,8-PeCDD	ND	5.7	0.500	0
Total PeCDD	ND	5.7		0
1,2,3,4,7,8-HxCDD	ND	5.6	0.100	0
1,2,3,6,7,8-HxCDD	ND	5.0	0.100	0
1,2,3,7,8,9-HxCDD	ND	4.9	0.100	0
Total HxCDD	ND	5.6		0
1,2,3,4,6,7,8-HpCDD	27	J	0.010	0.2700
Total HpCDD	27			
OCDD	110		0.001	0.1100
2,3,7,8-TCDF	ND	3.9	0.100	0
Total TCDF	ND	3.9		0
1,2,3,7,8-PeCDF	ND	3.4	0.050	0
2,3,4,7,8-PeCDF	ND	3.3	0.500	0
Total PeCDF	ND	4.3		0
1,2,3,4,7,8-HxCDF	ND	7.4	0.100	0
1,2,3,6,7,8-HxCDF	ND	6.8	0.100	0
2,3,4,6,7,8-HxCDF	ND	7.6	0.100	0
1,2,3,7,8,9-HxCDF	ND	8.3	0.100	0
Total HxCDF	ND	8.3		0
1,2,3,4,6,7,8-HpCDF	ND	14	0.010	0
1,2,3,4,7,8,9-HpCDF	ND	2.4	0.010	0
Total HpCDF	ND	14		0
OCDF	ND	16	0.001	0
Total TEQ Concentration				0.3800

INTERNAL STANDARDS	PERCENT RECOVERY	RECOVERY LIMITS
13C-2,3,7,8-TCDD	88	40 - 135
13C-1,2,3,7,8-PeCDD	90	40 - 135
13C-1,2,3,6,7,8-HxCDD	93	40 - 135
13C-1,2,3,4,6,7,8-HpCDD	90	40 - 135
13C-OCDD	101	40 - 135
13C-2,3,7,8-TCDF	74	40 - 135
13C-1,2,3,7,8-PeCDF	85	40 - 135
13C-1,2,3,4,7,8-HxCDF	76	40 - 135
13C-1,2,3,4,6,7,8-HpCDF	78	40 - 135

Notes:

TEF values are cited in U.S. Environmental Protection Agency, (1989) Interim procedures for estimating risks associated with exposures to mixtures of chlorinated dibenzo-p-dioxins and -dibenzofurans (CDDs and CDFs) and 1989 update. U.S. Environmental Protection Agency, Risk Assessment forum, Washington, DC; EPA/675/R-89/016

J Estimated result. Result is less than the reporting limit.

QC DATA ASSOCIATION SUMMARY

G6E120362

Sample Preparation and Analysis Control Numbers

<u>SAMPLE#</u>	<u>MATRIX</u>	<u>ANALYTICAL METHOD</u>	<u>LEACH BATCH #</u>	<u>PREP BATCH #</u>	<u>MS RUN#</u>
001	WW	SW846 8290		6143628	

METHOD BLANK REPORT

Trace Level Organic Compounds

Client Lot #...: G6E120362 Work Order #...: H6EM11AA Matrix.....: WATER
 MB Lot-Sample #: G6E230000-628
 Prep Date.....: 05/23/06
 Analysis Date...: 05/26/06 Prep Batch #...: 6143628
 Dilution Factor: 1

PARAMETER	RESULT	DETECTION		METHOD
		LIMIT	UNITS	
2,3,7,8-TCDD	ND	2.4	pg/L	SW846 8290
Total TCDD	ND	2.4	pg/L	SW846 8290
1,2,3,7,8-PeCDD	ND	4.6	pg/L	SW846 8290
Total PeCDD	ND	4.6	pg/L	SW846 8290
1,2,3,4,7,8-HxCDD	ND	4.7	pg/L	SW846 8290
1,2,3,6,7,8-HxCDD	ND	4.2	pg/L	SW846 8290
1,2,3,7,8,9-HxCDD	ND	4.1	pg/L	SW846 8290
Total HxCDD	ND	4.7	pg/L	SW846 8290
1,2,3,4,6,7,8-HpCDD	ND	16	pg/L	SW846 8290
Total HpCDD	ND	16	pg/L	SW846 8290
OCDD	ND	37	pg/L	SW846 8290
2,3,7,8-TCDF	ND	3.3	pg/L	SW846 8290
Total TCDF	ND	3.3	pg/L	SW846 8290
1,2,3,7,8-PeCDF	ND	2.8	pg/L	SW846 8290
2,3,4,7,8-PeCDF	ND	2.7	pg/L	SW846 8290
Total PeCDF	ND	3.9	pg/L	SW846 8290
1,2,3,4,7,8-HxCDF	ND	5.8	pg/L	SW846 8290
1,2,3,6,7,8-HxCDF	ND	5.3	pg/L	SW846 8290
2,3,4,6,7,8-HxCDF	ND	5.9	pg/L	SW846 8290
1,2,3,7,8,9-HxCDF	ND	6.4	pg/L	SW846 8290
Total HxCDF	ND	6.4	pg/L	SW846 8290
1,2,3,4,6,7,8-HpCDF	ND	15	pg/L	SW846 8290
1,2,3,4,7,8,9-HpCDF	ND	2.6	pg/L	SW846 8290
Total HpCDF	ND	15	pg/L	SW846 8290
OCDF	ND	13	pg/L	SW846 8290

INTERNAL STANDARDS	PERCENT	RECOVERY
	RECOVERY	LIMITS
13C-2,3,7,8-TCDD	92	(40 - 135)
13C-1,2,3,7,8-PeCDD	92	(40 - 135)
13C-1,2,3,6,7,8-HxCDD	89	(40 - 135)
13C-1,2,3,4,6,7,8-HpCDD	92	(40 - 135)
13C-OCDD	104	(40 - 135)
13C-2,3,7,8-TCDF	79	(40 - 135)
13C-1,2,3,7,8-PeCDF	90	(40 - 135)
13C-1,2,3,4,7,8-HxCDF	78	(40 - 135)
13C-1,2,3,4,6,7,8-HpCDF	80	(40 - 135)

NOTE (S) :

Calculations are performed before rounding to avoid round-off errors in calculated results.

LABORATORY CONTROL SAMPLE EVALUATION REPORT

Trace Level Organic Compounds

Client Lot #...: G6E120362 Work Order #...: H6EM11AC-LCS Matrix.....: WATER
 LCS Lot-Sample#: G6E230000-628 H6EM11AD-LCSD
 Prep Date.....: 05/23/06 Analysis Date...: 05/26/06
 Prep Batch #...: 6143628
 Dilution Factor: 1

PARAMETER	PERCENT	RECOVERY	RPD	RPD	METHOD
	RECOVERY	LIMITS		LIMITS	
2,3,7,8-TCDD	106	(72 - 126)			SW846 8290
	102	(72 - 126)	3.8	(0-20)	SW846 8290
1,2,3,7,8-PeCDD	111	(71 - 132)			SW846 8290
	112	(71 - 132)	0.74	(0-20)	SW846 8290
1,2,3,4,7,8-HxCDD	116	(69 - 133)			SW846 8290
	114	(69 - 133)	1.8	(0-20)	SW846 8290
1,2,3,6,7,8-HxCDD	113	(74 - 131)			SW846 8290
	108	(74 - 131)	5.3	(0-20)	SW846 8290
1,2,3,7,8,9-HxCDD	114	(68 - 148)			SW846 8290
	111	(68 - 148)	2.3	(0-33)	SW846 8290
1,2,3,4,6,7,8-HpCDD	114	(78 - 125)			SW846 8290
	111	(78 - 125)	2.3	(0-20)	SW846 8290
OCDD	118	(74 - 131)			SW846 8290
	115	(74 - 131)	2.9	(0-20)	SW846 8290
2,3,7,8-TCDF	99	(69 - 133)			SW846 8290
	93	(69 - 133)	5.4	(0-23)	SW846 8290
1,2,3,7,8-PeCDF	109	(76 - 129)			SW846 8290
	107	(76 - 129)	1.7	(0-20)	SW846 8290
2,3,4,7,8-PeCDF	108	(69 - 127)			SW846 8290
	106	(69 - 127)	1.8	(0-32)	SW846 8290
1,2,3,4,7,8-HxCDF	116	(71 - 134)			SW846 8290
	116	(71 - 134)	0.19	(0-24)	SW846 8290
1,2,3,6,7,8-HxCDF	112	(65 - 145)			SW846 8290
	114	(65 - 145)	1.6	(0-32)	SW846 8290
2,3,4,6,7,8-HxCDF	122	(64 - 167)			SW846 8290
	122	(64 - 167)	0.21	(0-49)	SW846 8290
1,2,3,7,8,9-HxCDF	122	(62 - 161)			SW846 8290
	117	(62 - 161)	4.1	(0-54)	SW846 8290
1,2,3,4,6,7,8-HpCDF	108	(75 - 129)			SW846 8290
	107	(75 - 129)	0.98	(0-20)	SW846 8290
1,2,3,4,7,8,9-HpCDF	116	(70 - 140)			SW846 8290
	114	(70 - 140)	2.3	(0-21)	SW846 8290
OCDF	108	(70 - 136)			SW846 8290
	104	(70 - 136)	3.6	(0-23)	SW846 8290

(Continued on next page)

LABORATORY CONTROL SAMPLE EVALUATION REPORT

Trace Level Organic Compounds

Client Lot #...: G6E120362 Work Order #...: H6EM11AC-LCS Matrix.....: WATER
 LCS Lot-Sample#: G6E230000-628 H6EM11AD-LCSD

<u>INTERNAL STANDARD</u>	<u>PERCENT RECOVERY</u>	<u>RECOVERY LIMITS</u>
13C-2,3,7,8-TCDD	93	(40 - 135)
	94	(40 - 135)
13C-1,2,3,7,8-PeCDD	97	(40 - 135)
	96	(40 - 135)
13C-1,2,3,6,7,8-HxCDD	94	(40 - 135)
	97	(40 - 135)
13C-1,2,3,4,6,7,8-HpCDD	91	(40 - 135)
	91	(40 - 135)
13C-OCDD	106	(40 - 135)
	104	(40 - 135)
13C-2,3,7,8-TCDF	80	(40 - 135)
	80	(40 - 135)
13C-1,2,3,7,8-PeCDF	90	(40 - 135)
	90	(40 - 135)
13C-1,2,3,4,7,8-HxCDF	80	(40 - 135)
	81	(40 - 135)
13C-1,2,3,4,6,7,8-HpCDF	82	(40 - 135)
	80	(40 - 135)

NOTE(S) :

Calculations are performed before rounding to avoid round-off errors in calculated results.
 Bold print denotes control parameters

LABORATORY CONTROL SAMPLE DATA REPORT

Trace Level Organic Compounds

Client Lot #...: G6E120362 Work Order #...: H6EM11AC-LCS Matrix.....: WATER
 LCS Lot-Sample#: G6E230000-628 H6EM11AD-LCSD
 Prep Date.....: 05/23/06 Analysis Date...: 05/26/06
 Prep Batch #...: 6143628
 Dilution Factor: 1

PARAMETER	SPIKE AMOUNT	MEASURED AMOUNT	UNITS	PERCENT RECOVERY	RPD	METHOD
2,3,7,8-TCDD	200	212	pg/L	106		SW846 8290
	200	204	pg/L	102	3.8	SW846 8290
1,2,3,7,8-PeCDD	1000	1110	pg/L	111		SW846 8290
	1000	1120	pg/L	112	0.74	SW846 8290
1,2,3,4,7,8-HxCDD	1000	1160	pg/L	116		SW846 8290
	1000	1140	pg/L	114	1.8	SW846 8290
1,2,3,6,7,8-HxCDD	1000	1130	pg/L	113		SW846 8290
	1000	1080	pg/L	108	5.3	SW846 8290
1,2,3,7,8,9-HxCDD	1000	1140	pg/L	114		SW846 8290
	1000	1110	pg/L	111	2.3	SW846 8290
1,2,3,4,6,7,8-HpCDD	1000	1140	pg/L	114		SW846 8290
	1000	1110	pg/L	111	2.3	SW846 8290
OCDD	2000	2360	pg/L	118		SW846 8290
	2000	2290	pg/L	115	2.9	SW846 8290
2,3,7,8-TCDF	200	197	pg/L	99		SW846 8290
	200	187	pg/L	93	5.4	SW846 8290
1,2,3,7,8-PeCDF	1000	1090	pg/L	109		SW846 8290
	1000	1070	pg/L	107	1.7	SW846 8290
2,3,4,7,8-PeCDF	1000	1080	pg/L	108		SW846 8290
	1000	1060	pg/L	106	1.8	SW846 8290
1,2,3,4,7,8-HxCDF	1000	1160	pg/L	116		SW846 8290
	1000	1160	pg/L	116	0.19	SW846 8290
1,2,3,6,7,8-HxCDF	1000	1120	pg/L	112		SW846 8290
	1000	1140	pg/L	114	1.6	SW846 8290
2,3,4,6,7,8-HxCDF	1000	1220	pg/L	122		SW846 8290
	1000	1220	pg/L	122	0.21	SW846 8290
1,2,3,7,8,9-HxCDF	1000	1220	pg/L	122		SW846 8290
	1000	1170	pg/L	117	4.1	SW846 8290
1,2,3,4,6,7,8-HpCDF	1000	1080	pg/L	108		SW846 8290
	1000	1070	pg/L	107	0.98	SW846 8290
1,2,3,4,7,8,9-HpCDF	1000	1160	pg/L	116		SW846 8290
	1000	1140	pg/L	114	2.3	SW846 8290
OCDF	2000	2150	pg/L	108		SW846 8290
	2000	2080	pg/L	104	3.6	SW846 8290

(Continued on next page)

WATER, 8290, Dioxins/Furans

Raw Data Package

Run/Batch Data

Includes (as applicable):

runlogs

continuing calibration standards

interference/performance check standards

continuing calibration blanks

method blanks

lcs

ms/sd

sample raw data

ms tune data

Quantitation Summary STL

=#GEM1-1-AA

Run text: H5169-1-AA Sample text: H5169-1-AA :G6E230000-628B
 Run #23 Filename: 25MY06A9D5 S: 24 I: 1 Results: 25MY06A9D58290
 Acquired: 26-MAY-06 13:13:52 Processed: 26-MAY-06 15:37:34
 Run: 25MY06A9D5 Analyte: 8290 Cal: 82900105069D5
 Factor 1: 1600.000 Factor 2: 20.000 Sample size: 1.000000L

(2)

Name	Resp	RA	RT	RRF	Conc	EDL	Rec	M
13C-1,2,3,4-TCDD	55053200	0.75 y	16:31	-	104.61	-	-	n
13C-2,3,7,8-TCDF	73140000	0.77 y	16:01	1.69	1575.90	3.21	78.8	n
2,3,7,8-TCDF	*	* n	NotFnd	1.04	*	3.27	-	n
Total TCDF		* n	NotFnd	1.04	*	3.27	-	n
13C-2,3,7,8-TCDD	45528300	0.75 y	16:41	0.90	1831.17	8.26	91.6	n
2,3,7,8-TCDD	*	* n	NotFnd	1.23	*	2.40	-	n
Total TCDD	39710	2.94 n	16:01	1.23	<u>1.42</u>	2.40	-	n
37Cl-2,3,7,8-TCDD	41532400	1.00 y	16:42	2.21	682.48	2.56	85.3	n
13C-1,2,3,7,8-PeCDF	61870400	1.49 y	20:40	1.25	1795.34	5.29	89.8	n
1,2,3,7,8-PeCDF	*	* n	NotFnd	0.91	*	2.84	-	n
2,3,4,7,8-PeCDF	*	* n	NotFnd	0.95	*	2.70	-	n
Total F2 PeCDF	*	* n	NotFnd	0.93	*	<u>2.77</u>	-	n
Total F1 PeCDF	48864	2.41 n	16:31	0.93	<u>1.70</u>	3.91	-	n
13C-1,2,3,7,8-PeCDD	33626600	1.52 y	22:34	0.66	1847.81	3.87	92.4	n
1,2,3,7,8-PeCDD	*	* n	NotFnd	1.16	*	4.65	-	n
Total PeCDD	33913	3.27 n	20:41	1.16	<u>1.74</u>	4.65	-	n
13C-1,2,3,7,8,9-HxCDD	38951500	1.28 y	31:02	-	121.66	-	-	n
13C-1,2,3,4,7,8-HxCDF	42876500	0.52 y	28:28	1.41	1564.71	6.61	78.2	n
1,2,3,4,7,8-HxCDF	*	* n	NotFnd	1.04	*	5.75	-	n
1,2,3,6,7,8-HxCDF	*	* n	NotFnd	1.13	*	5.27	-	n
2,3,4,6,7,8-HxCDF	49523	0.84 n	30:12	1.01	<u>2.29</u>	5.93	-	n
1,2,3,7,8,9-HxCDF	*	* n	NotFnd	0.93	*	6.41	-	n
Total HxCDF	49523	0.84 n	30:12	1.03	<u>2.29</u>	<u>5.81</u> <i>6.41</i>	-	n
13C-1,2,3,6,7,8-HxCDD	34462700	1.33 y	30:37	0.99	1780.47	8.30	89.0	n
1,2,3,4,7,8-HxCDD	*	* n	NotFnd	0.94	*	4.69	-	n
1,2,3,6,7,8-HxCDD	*	* n	NotFnd	1.05	*	4.17	-	n
1,2,3,7,8,9-HxCDD	34425	0.96 n	31:00	1.07	<u>1.87</u>	4.12	-	n
Total HxCDD	34425	0.96 n	31:00	1.02	<u>1.87</u>	<u>4.31</u> <i>4.69</i>	-	n
13C-1,2,3,4,6,7,8-HpCDF	36955300	0.46 y	32:54	1.18	1608.16	8.16	80.4	n
1,2,3,4,6,7,8-HpCDF	356694	1.05 y	32:54	1.27	15.15 <i>pc</i>	1.86	-	n
1,2,3,4,7,8,9-HpCDF	53152	0.77 n	33:55	1.10	2.62 <i>pc</i>	2.16	-	n
Total HpCDF	583052	1.05 y	32:54	1.19	<u>25.66</u>	<u>2.00</u> <i>15.5</i>	-	n
13C-1,2,3,4,6,7,8-HpCDD	38354200	1.10 y	33:39	1.07	1846.69	7.06	92.3	n
1,2,3,4,6,7,8-HpCDD	289534	1.10 y	33:40	0.95	15.87 <i>u</i>	1.83	-	n
Total HpCDD	517099	1.76 n	32:54	0.95	<u>28.34</u>	<u>1.82</u> <i>15.87</i>	-	n
13C-OCDD	64656000	0.90 y	35:49	0.80	4170.75	7.40	104.3	n

OCDF	291046	1.00	y	35:55	1.36	13.26		3.20	-	n
OCDD	632776	0.96	y	35:50	1.05	37.43	DL	5.65	-	n

Run Text: H5169-1-AA

Sample text: H5169-1-AA :G6E230000-628B

Name: Total TCDF F:1 Mass: 303.902 305.899 Mod? no #Hom:0
Run: 23 File: 25MY06A9D5 S:24 Acq:26-MAY-06 13:13:52
Tables: Run: 25MY06A9D5 Analyte: 8290 Cal: 82900105069D5 Results: 25MY06A9

Amount: * of which * named and * unnamed
Conc: * of which * named and * unnamed

Table with 7 columns: Name, #, R.T., Ratio, Conc., Area, S/N >? Mod?. Row 1: 1, NotF, *, n, *, *, *, n, n

Run Text: H5169-1-AA

Sample text: H5169-1-AA :G6E230000-628B

Name: Total TCDD F:1 Mass: 319.897 321.894 Mod? no #Hom:1
Run: 23 File: 25MY06A9D5 S:24 Acq:26-MAY-06 13:13:52
Tables: Run: 25MY06A9D5 Analyte: 8290 Cal: 82900105069D5 Results: 25MY06A9

Amount: 1.42 of which * named and 1.42 unnamed
Conc: 1.42 of which * named and 1.42 unnamed

Table with 7 columns: Name, #, R.T., Ratio, Conc., Area, S/N >? Mod?. Row 1: 1, 16:01, 2.94, n, 1.42, 65899, 5.7, y, n

Run Text: H5169-1-AA

Sample text: H5169-1-AA :G6E230000-628B

Name: Total F2 PeCDF F:2 Mass: 339.860 341.857 Mod? no #Hom:0
Run: 23 File: 25MY06A9D5 S:24 Acq:26-MAY-06 13:13:52
Tables: Run: 25MY06A9D5 Analyte: 8290 Cal: 82900105069D5 Results: 25MY06A9

Amount: * of which * named and * unnamed
Conc: * of which * named and * unnamed

Table with 7 columns: Name, #, R.T., Ratio, Conc., Area, S/N >? Mod?. Row 1: 1, NotF, *, n, *, *, *, n, n

Run Text: H5169-1-AA

Sample text: H5169-1-AA :G6E230000-628B

Name: Total F1 PeCDF F:1 Mass: 339.860 341.857 Mod? no #Hom:1
 Run: 23 File: 25MY06A9D5 S:24 Acq:26-MAY-06 13:13:52
 Tables: Run: 25MY06A9D5 Analyte: 8290 Cal: 82900105069D5 Results: 25MY06A9

Amount: 1.70 of which * named and 1.70 unnamed
 Conc: 1.70 of which * named and 1.70 unnamed

Name	#	R.T.	Ratio	Conc.	Area	S/N	>?	Mod?
	1	16:31	2.41 n	1.70	46235	3.9	y	n
					19162	1.4	n	n

Totals Results STL Sacramento

Page 5 of 9

Run Text: H5169-1-AA

Sample text: H5169-1-AA :G6E230000-628B

Name: Total PeCDD F:2 Mass: 355.855 357.852 Mod? no #Hom:2
 Run: 23 File: 25MY06A9D5 S:24 Acq:26-MAY-06 13:13:52
 Tables: Run: 25MY06A9D5 Analyte: 8290 Cal: 82900105069D5 Results: 25MY06A9

Amount: 1.74 of which * named and 1.74 unnamed
 Conc: 1.74 of which * named and 1.74 unnamed

Name	#	R.T.	Ratio	Conc.	Area	S/N	>?	Mod?
	1	20:41	3.27 n	1.30	32472	1.8	n	n
					9937	2.0	n	n
	2	22:28	0.43 n	0.44	5211	0.8	n	n
					12090	2.3	n	n

Totals Results STL Sacramento

Page 6 of 9

Run Text: H5169-1-AA

Sample text: H5169-1-AA :G6E230000-628B

Name: Total HxCDF F:3 Mass: 373.821 375.818 Mod? no #Hom:1
 Run: 23 File: 25MY06A9D5 S:24 Acq:26-MAY-06 13:13:52
 Tables: Run: 25MY06A9D5 Analyte: 8290 Cal: 82900105069D5 Results: 25MY06A9

Amount: 2.29 of which 2.29 named and * unnamed
 Conc: 2.29 of which 2.29 named and * unnamed

Name	#	R.T.	Ratio	Conc.	Area	S/N	>?	Mod?
2,3,4,6,7,8-HxCDF	1	30:12	0.84 n	2.29	27414	2.6	n	n
					32639	3.0	n	n

Run Text: H5169-1-AA

Sample text: H5169-1-AA :G6E230000-628B

Name: Total HxCDD F:3 Mass: 389.816 391.813 Mod? no #Hom:1
 Run: 23 File: 25MY06A9D5 S:24 Acq:26-MAY-06 13:13:52
 Tables: Run: 25MY06A9D5 Analyte: 8290 Cal: 82900105069D5 Results: 25MY06A9D5

Amount: 1.87 of which 1.87 named and * unnamed
 Conc: 1.87 of which 1.87 named and * unnamed

Name	#	R.T.	Ratio	Conc.	Area	S/N	>?	Mod?
1,2,3,7,8,9-HxCDD	1	31:00	0.96	n	1.87	19057	1.9	n n
						19955	1.7	n n

Run Text: H5169-1-AA

Sample text: H5169-1-AA :G6E230000-628B

Name: Total HpCDF F:4 Mass: 407.782 409.779 Mod? no #Hom:4
 Run: 23 File: 25MY06A9D5 S:24 Acq:26-MAY-06 13:13:52
 Tables: Run: 25MY06A9D5 Analyte: 8290 Cal: 82900105069D5 Results: 25MY06A9D5

Amount: 25.66 of which 17.76 named and 7.90 unnamed
 Conc: 25.66 of which 17.76 named and 7.90 unnamed

Name	#	R.T.	Ratio	Conc.	Area	S/N	>?	Mod?
1,2,3,4,6,7,8-HpCDF	1	32:54	1.05	y	15.15	182834	20.3	y n
						173860	32.3	y n
	2	33:05	1.38	n	3.24	48142	5.1	y n
						34770	5.4	y n
	3	33:12	1.21	n	4.66	60728	5.6	y n
						50136	9.3	y n
1,2,3,4,7,8,9-HpCDF	4	33:55	0.77	n	2.62	27097	2.8	n n
						35312	5.9	y n

Run Text: H5169-1-AA

Sample text: H5169-1-AA :G6E230000-628B

Name: Total HpCDD F:4 Mass: 423.777 425.774 Mod? no #Hom:4
 Run: 23 File: 25MY06A9D5 S:24 Acq:26-MAY-06 13:13:52
 Tables: Run: 25MY06A9D5 Analyte: 8290 Cal: 82900105069D5 Results: 25MY06A9D5

Amount: 28.34 of which 15.87 named and 12.47 unnamed
 Conc: 28.34 of which 15.87 named and 12.47 unnamed

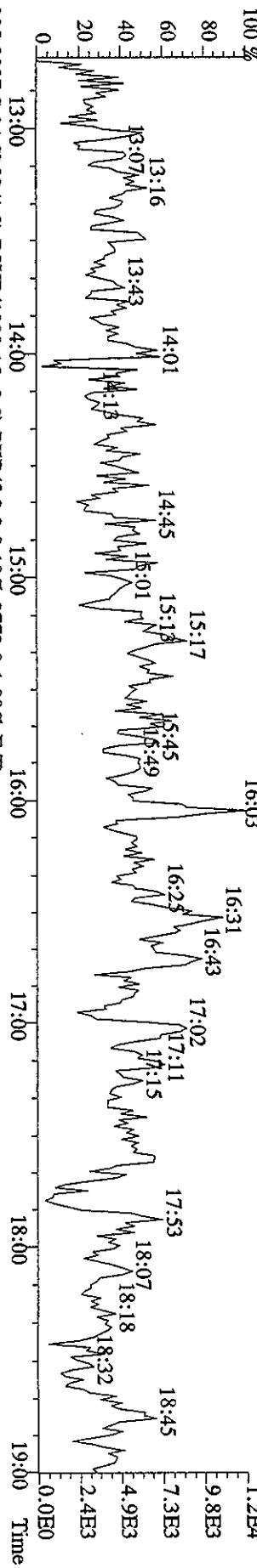
Name	#	R.T.	Ratio	Conc.	Area	S/N	>?	Mod?
	1	32:54	1.76	n	1.81	28574	5.2	y n

						16195	1.8	n	n
	2	33:09	0.96	y	9.64	85977	16.2	y	n
						89849	16.7	y	n
1,2,3,4,6,7,8-HpCDD	3	33:40	1.10	y	15.87	151452	26.3	y	n
						138082	24.1	y	n
	4	33:54	3.69	n	1.02	33814	6.9	y	n
						9168	1.8	n	n

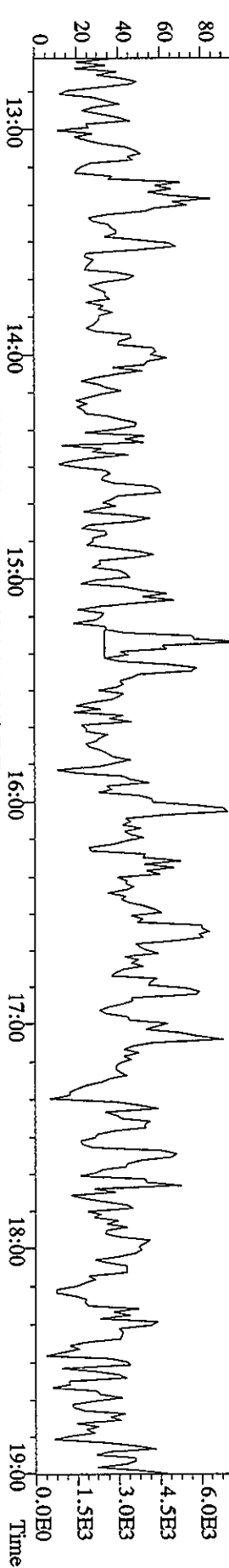
File:25MY06A9D5 #1-439 Acq:26-MAY-2006 13:13:52 GC EI + Voltage SIR Autospec-UlinAE

Sample#24 Tex:H5169-1-AA :G6E230000-628B Exp:DIOXIN

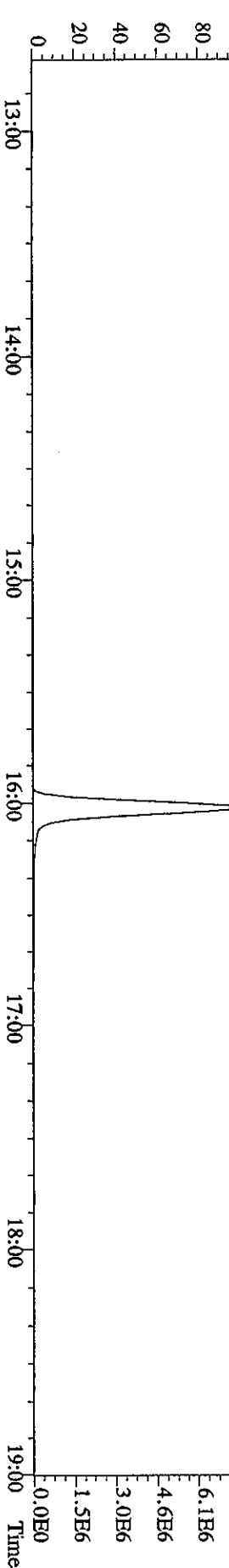
303.9016 S:24 SMO(1,3) BSUB(1000,15,-3.0) PKD(5,3,3,0.10%,6212.0,1.00%,F,T)



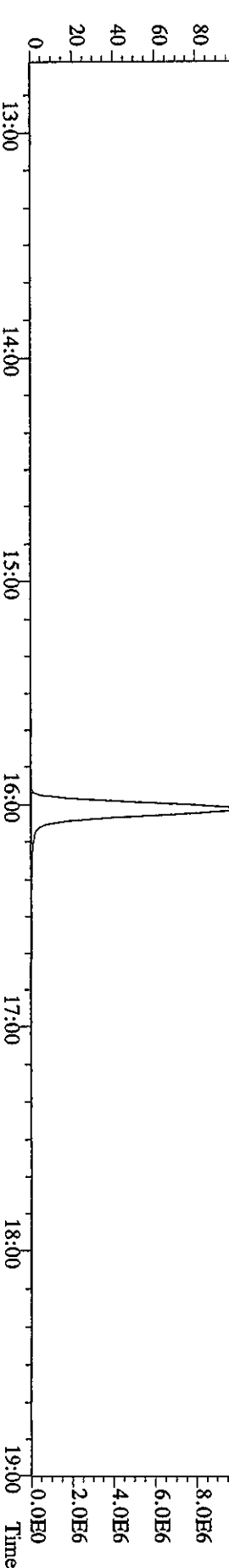
305.8987 S:24 SMO(1,3) BSUB(1000,15,-3.0) PKD(5,3,3,0.10%,3772.0,1.00%,F,T)



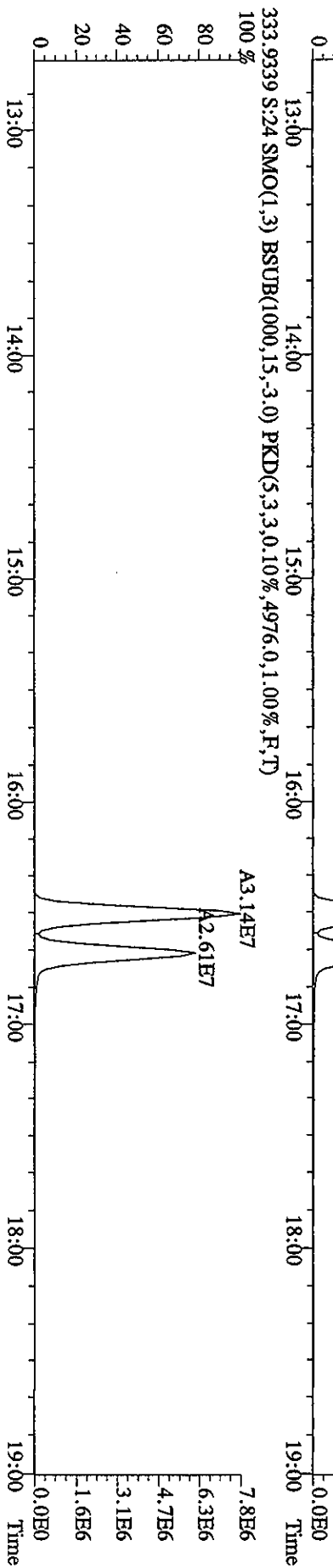
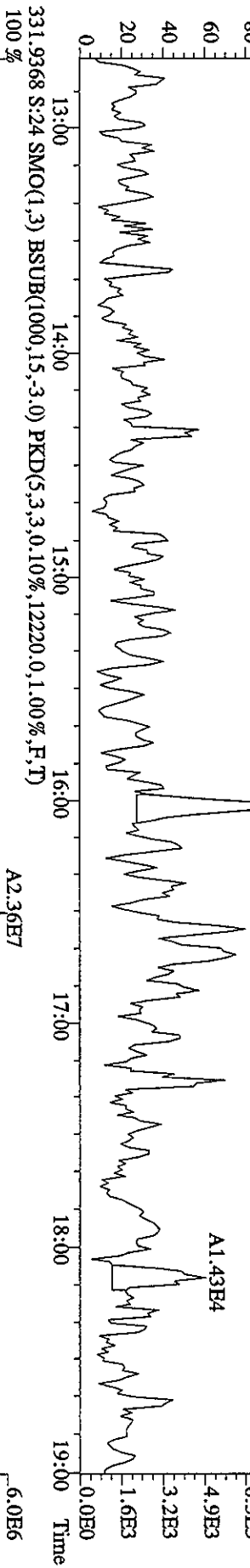
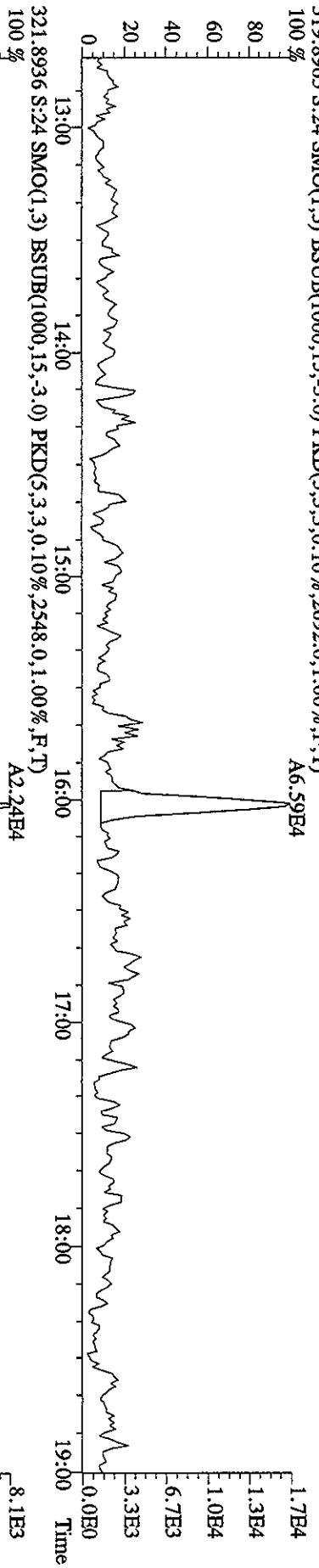
315.9419 S:24 SMO(1,3) BSUB(1000,15,-3.0) PKD(5,3,3,0.10%,6520.0,1.00%,F,T)



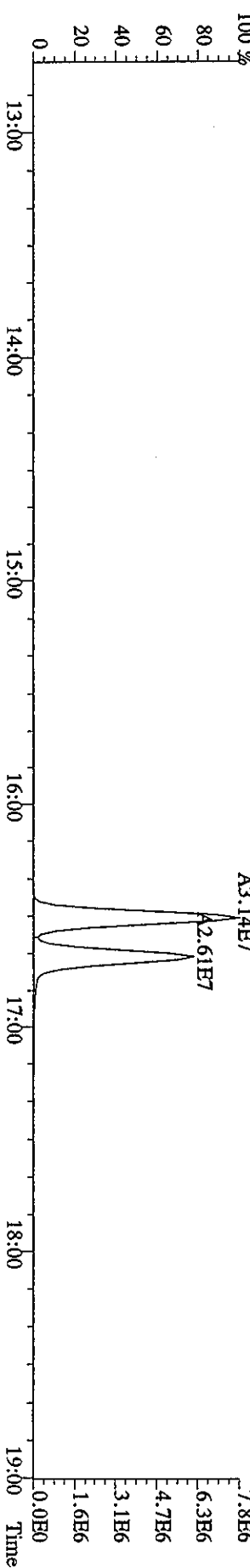
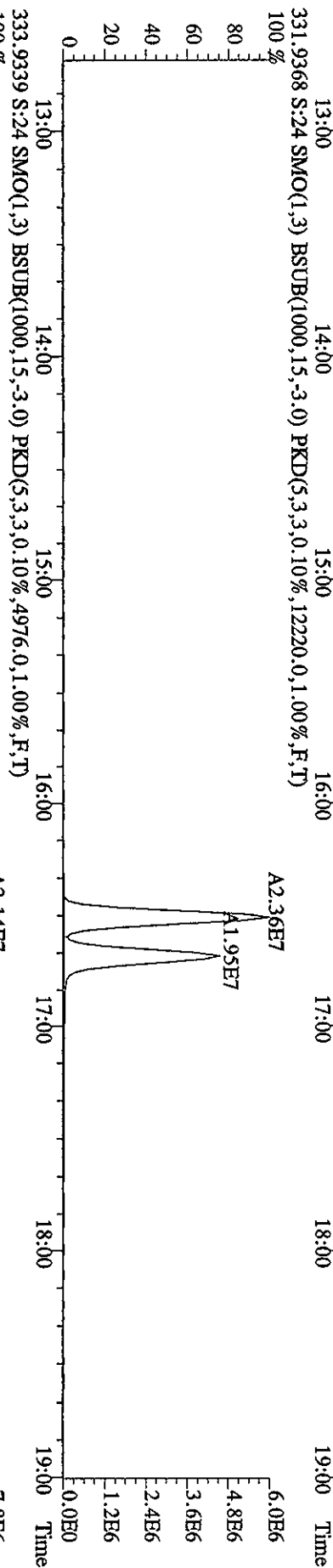
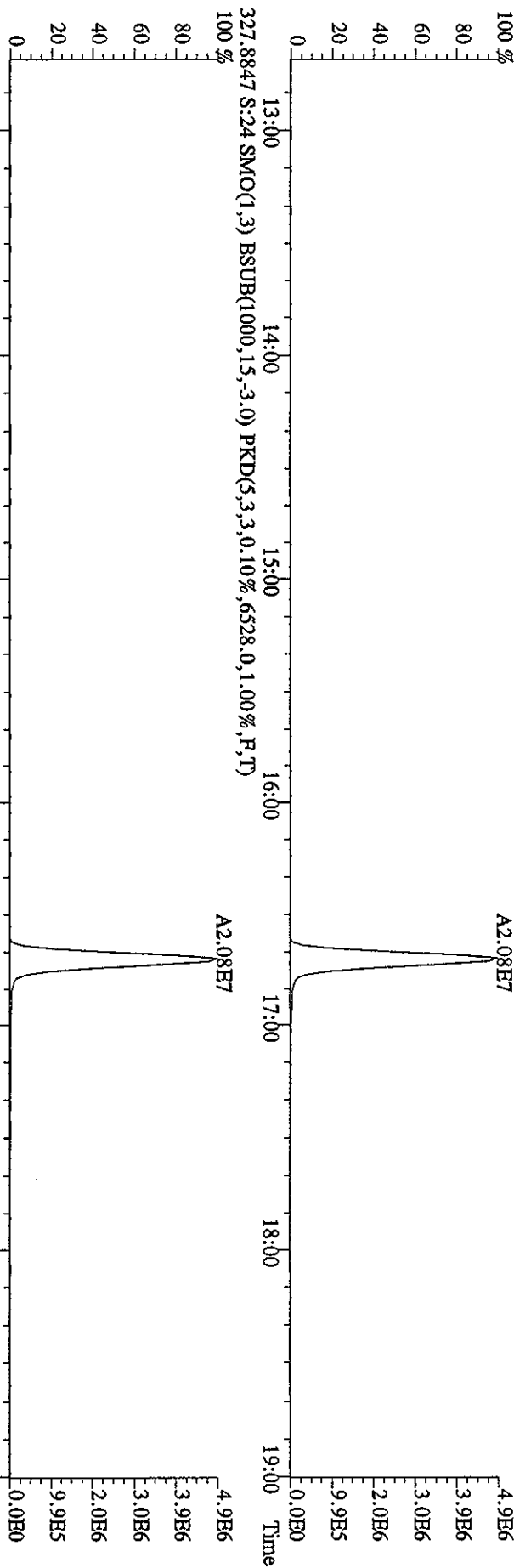
317.9389 S:24 SMO(1,3) BSUB(1000,15,-3.0) PKD(5,3,3,0.10%,5952.0,1.00%,F,T)



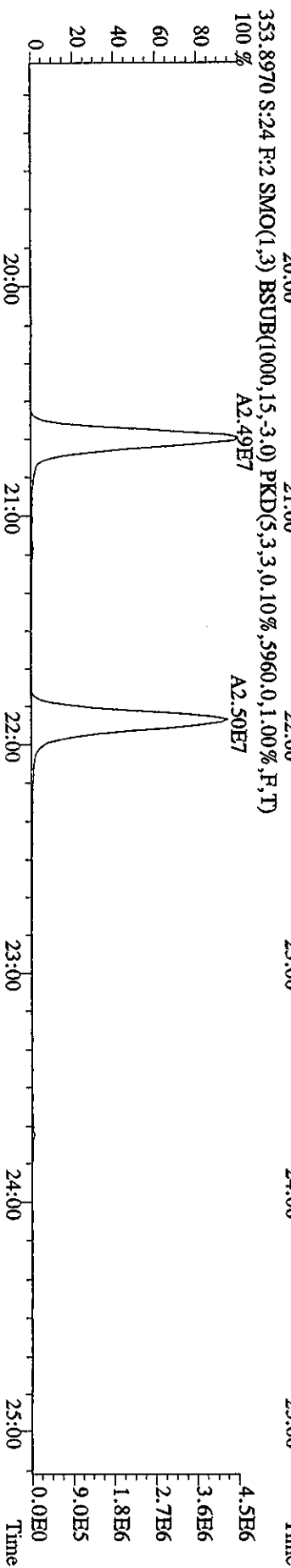
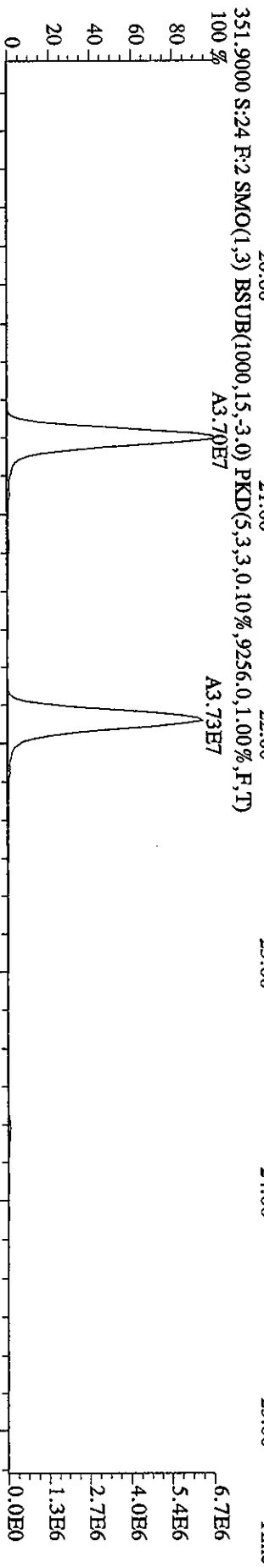
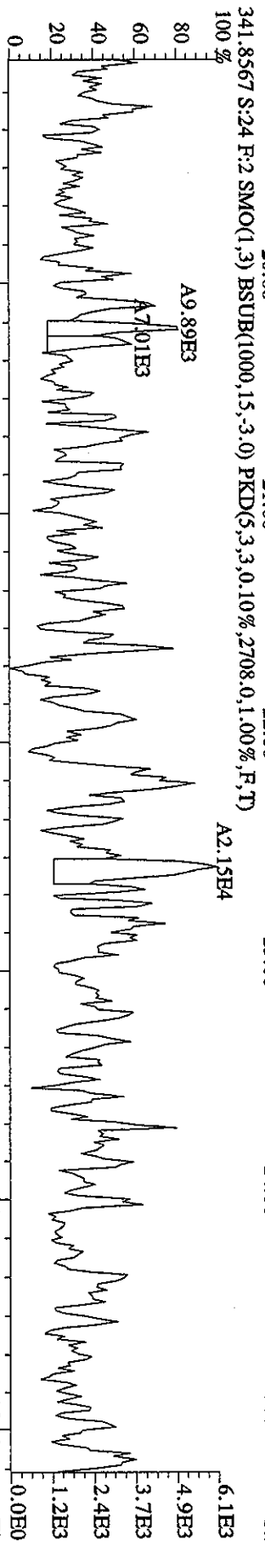
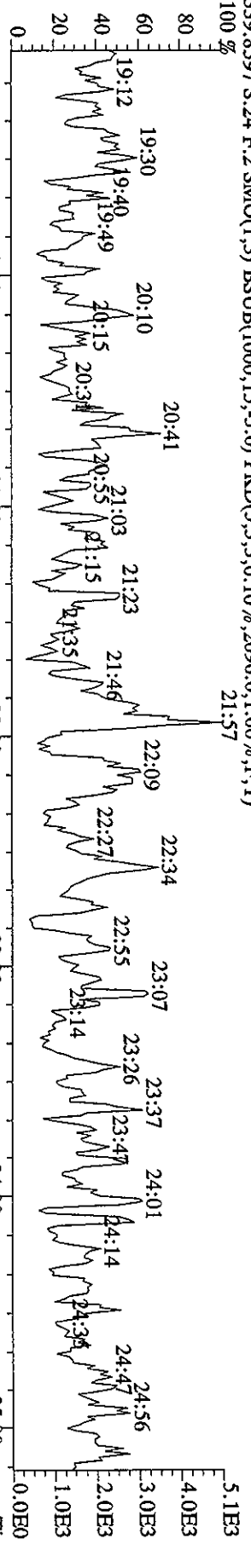
File:25MY06A9D5 #1-439 Acq:26-MAY-2006 13:13:52 GC EI + Voltage SIR Autospec-UltimaE
 Sample#24 Text:H5169-1-AA :G6E230000-628B Exp:DIOXIN
 319.8965 S:24 SMO(1,3) BSUB(1000,15,-3.0) PKD(5,3,3,0,10%,2692.0,1.00%,F,T)



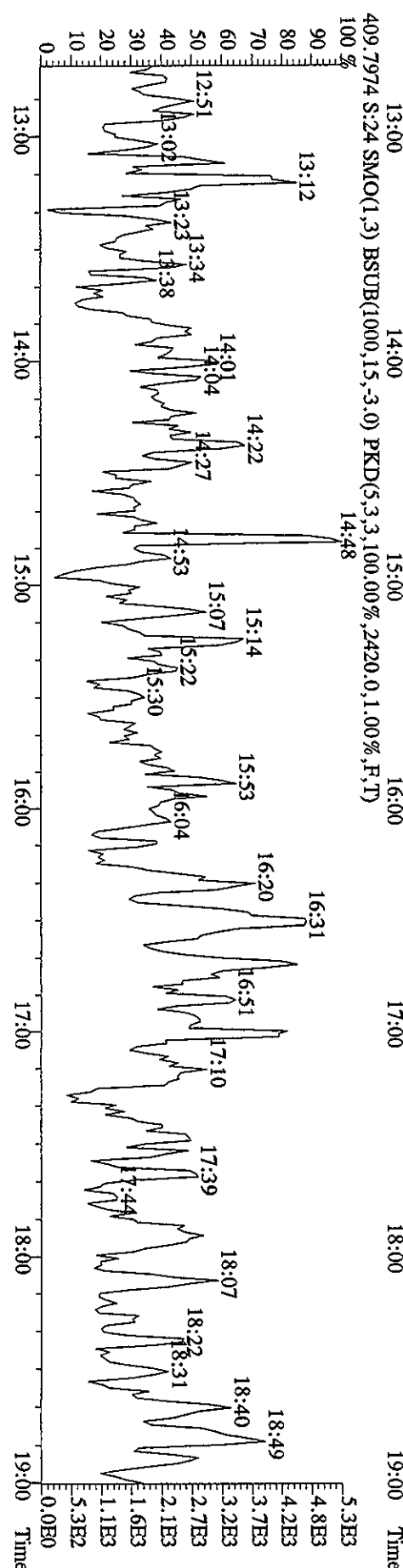
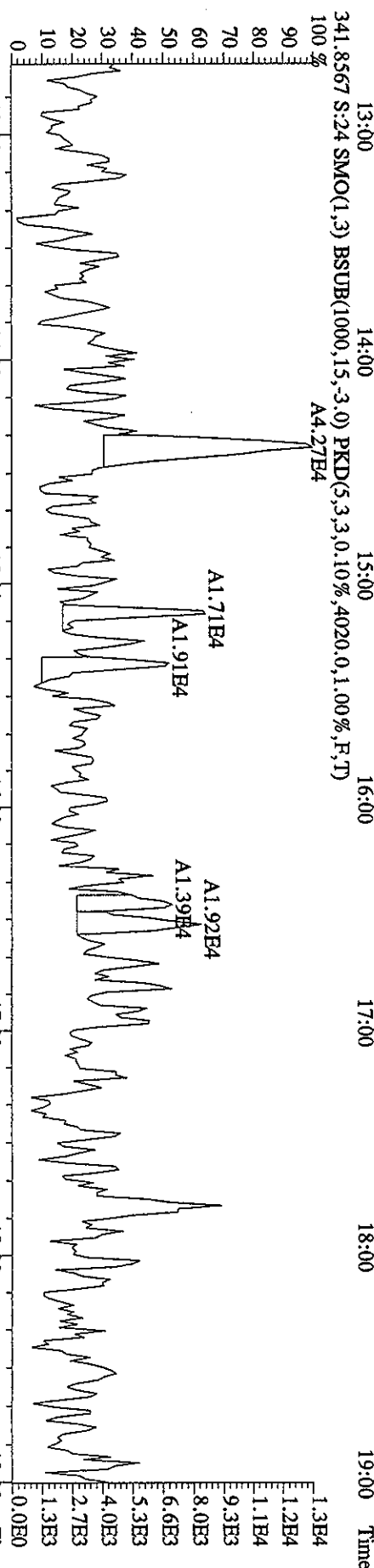
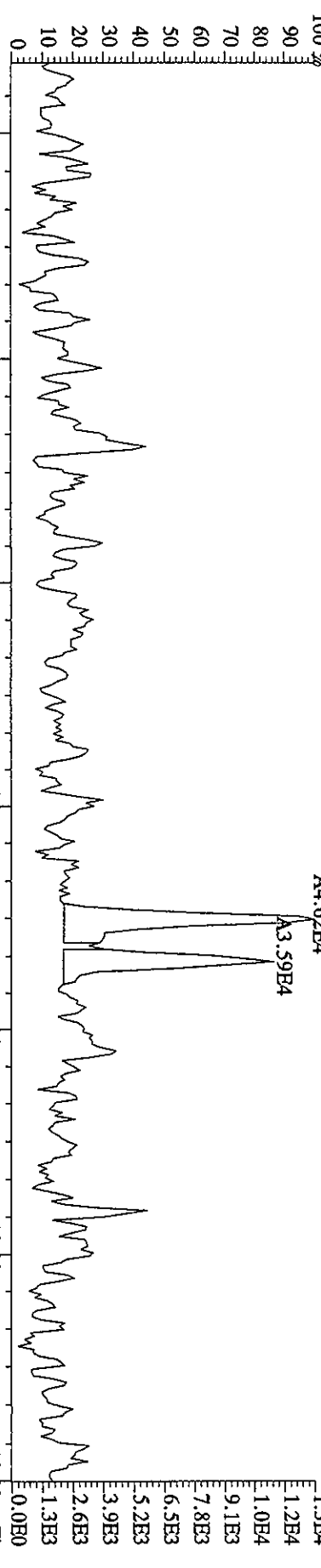
File:2SMY06A9D5 #1-439 Acq:26-MAY-2006 13:13:52 GC EI+ Voltage SIR Autospec-UltimaE
Sample#24 Text:H5169-1-AA :G6E230000-628B Exp:DIOXIN
327.8847 S:24 SMO(1,3) BSUB(1000,15,-3.0) PKD(5,3,3,0.10%,6528,0,1.00%,F,T)



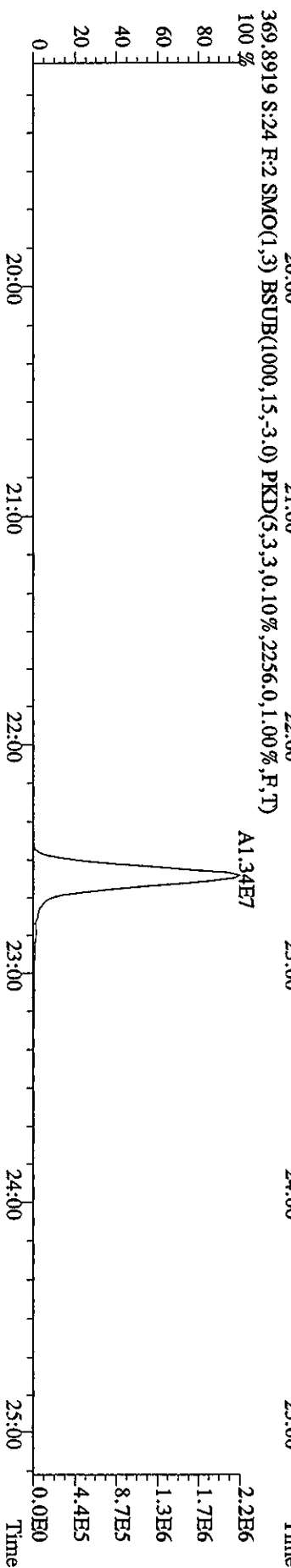
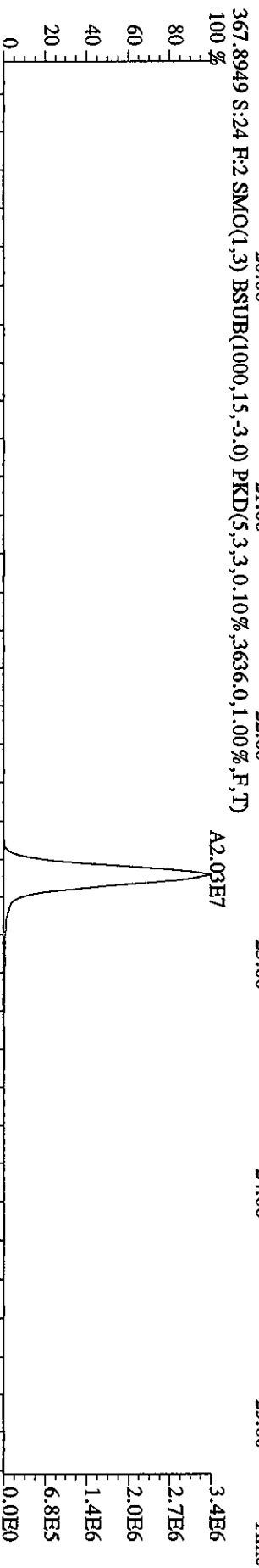
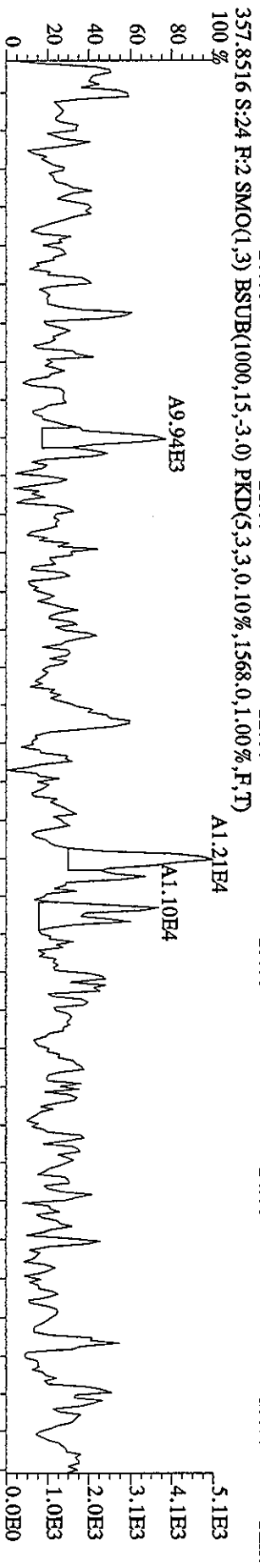
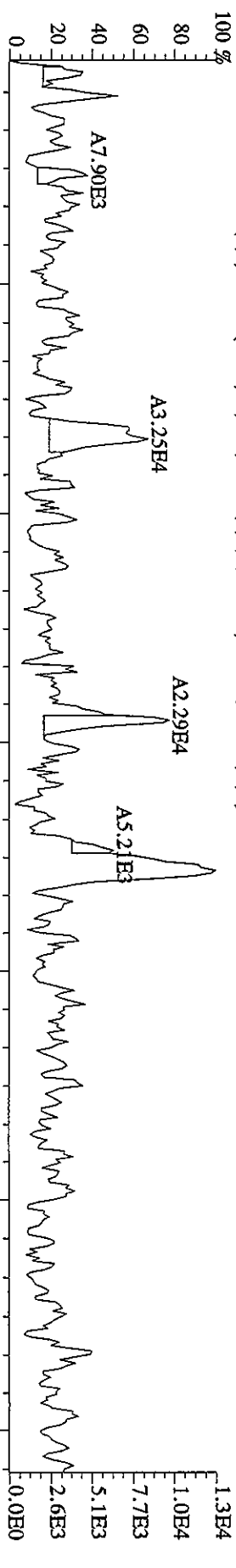
File:25MY06A9D5 #1-491 Acq:26-MAY-2006 13:13:52 GC EI+ Voltage SIR Autospec-UltimaE
 Sample#24 Text:H5169-1-AA :G6E23000-628B Exp:DIOXIN
 339.8597 S:24 F:2 SMO(1,3) BSUB(1000,15,-3.0) PKD(5,3,3,0.10%,2096.0,1.00%,F,T) 21:57



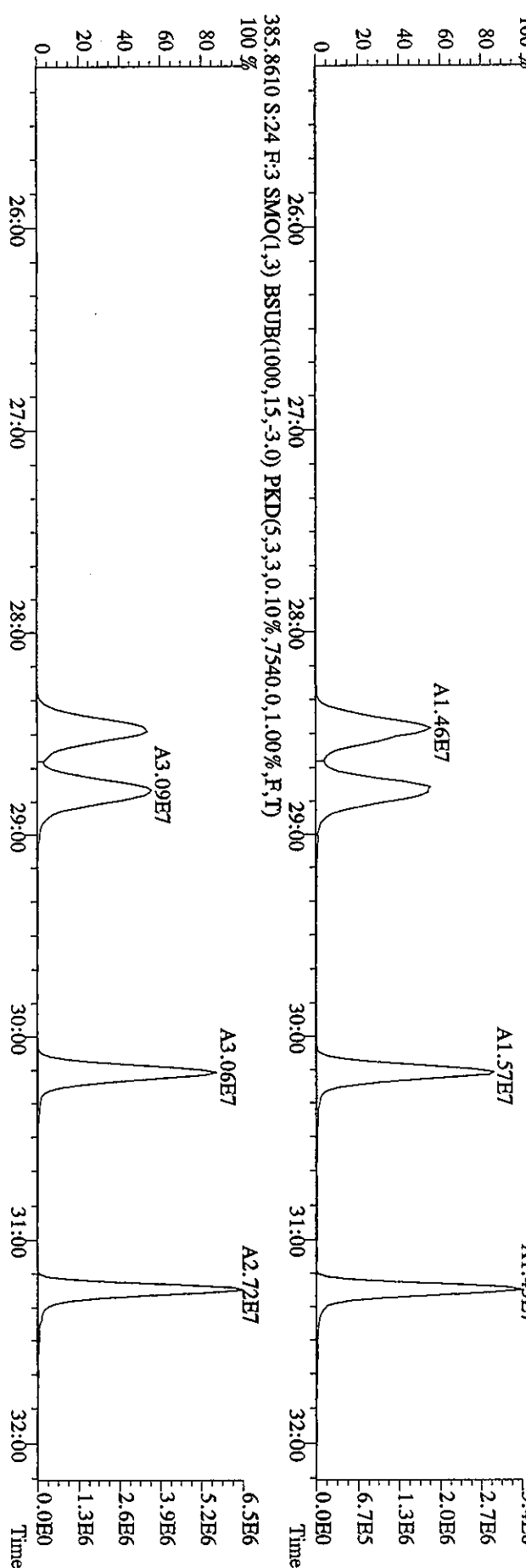
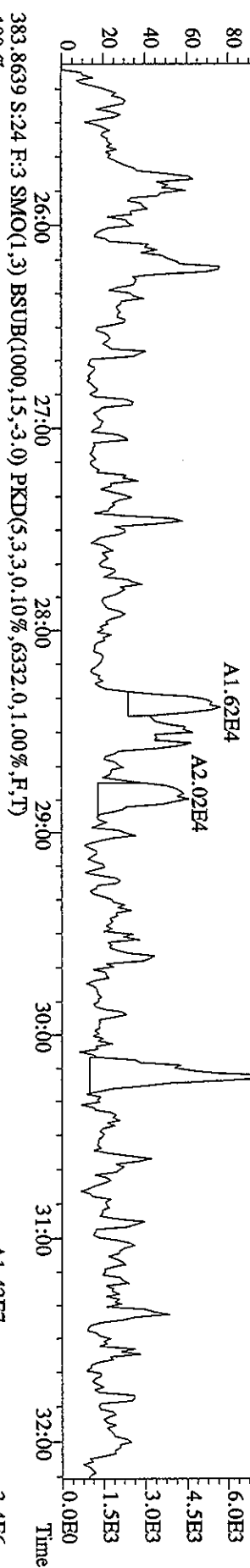
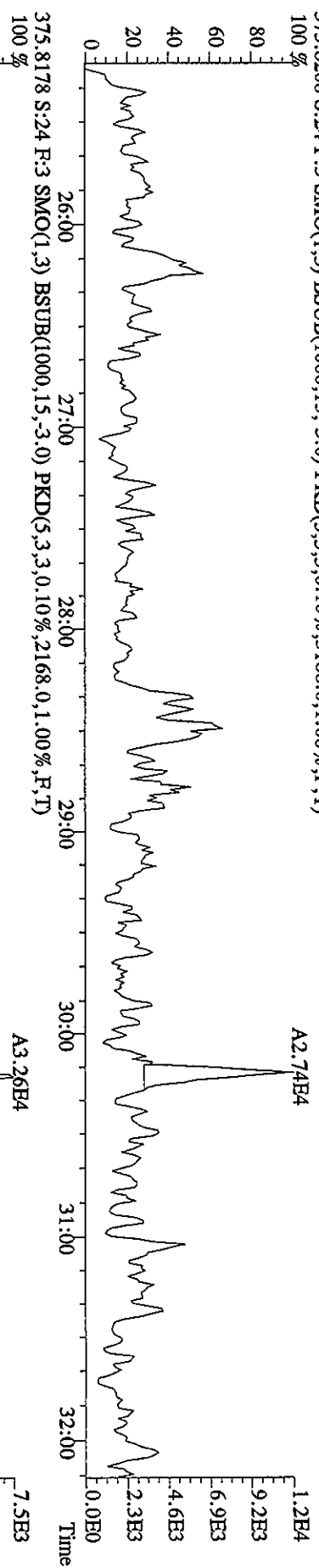
File:25MAY06A9D5 #1-439 Acq:26-MAY-2006 13:13:52 GC EI + Voltage SIR Autospec-UltimaB
 Sample#24 Text:H5169-1-AA :G6E230000-628B Exp:DIOXIN
 339.8597 S:24 SMO(1,3) BSUB(1000,15,-3.0) PKD(5,3,3,0.10%,2764.0,1.00%,F,T)



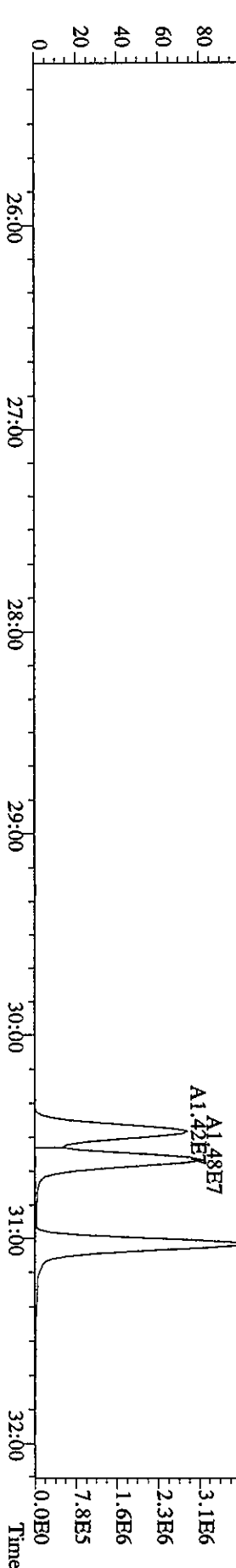

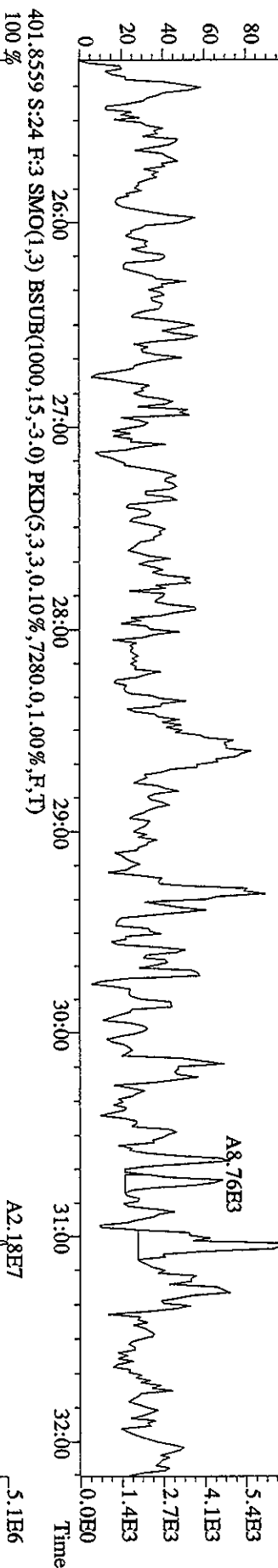
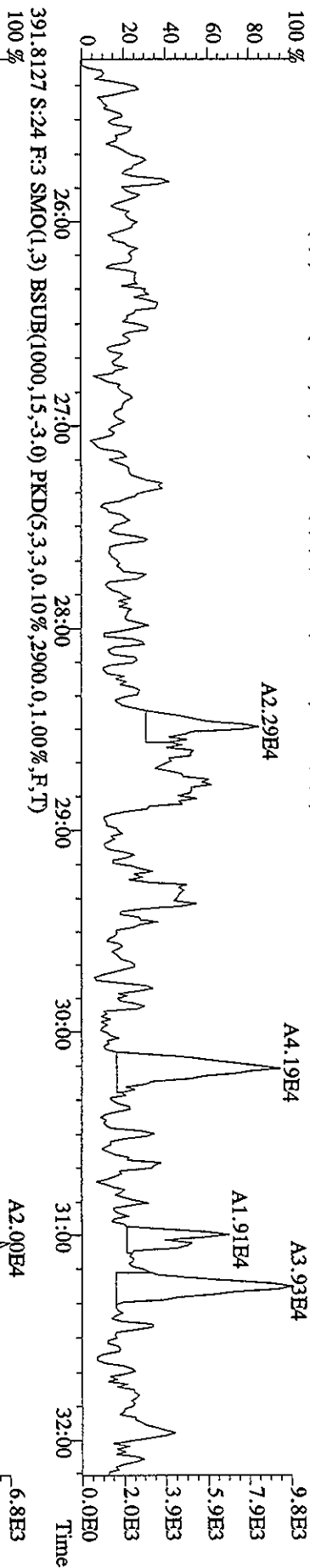
File:2SMY06A9D5 #1-491 Acq:26-MAY-2006 13:13:52 GC EI+ Voltage SIR Autospec-UltimaE
 Sample#24 Text:H5169-1-AA :G6E230000-628B Exp:DIOXIN
 355.8346 S:24 F:2 SMO(1,3) BSUB(1000,15,-3.0) PKD(5,3,3,0.10%,3420.0,1.00%,F,T)



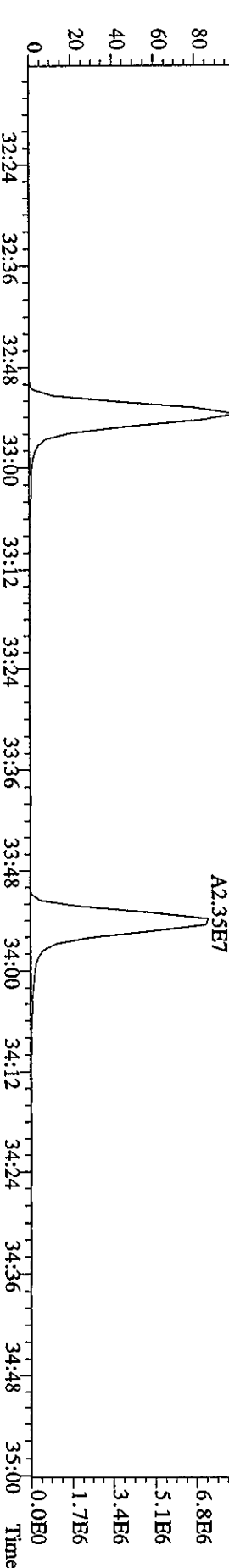
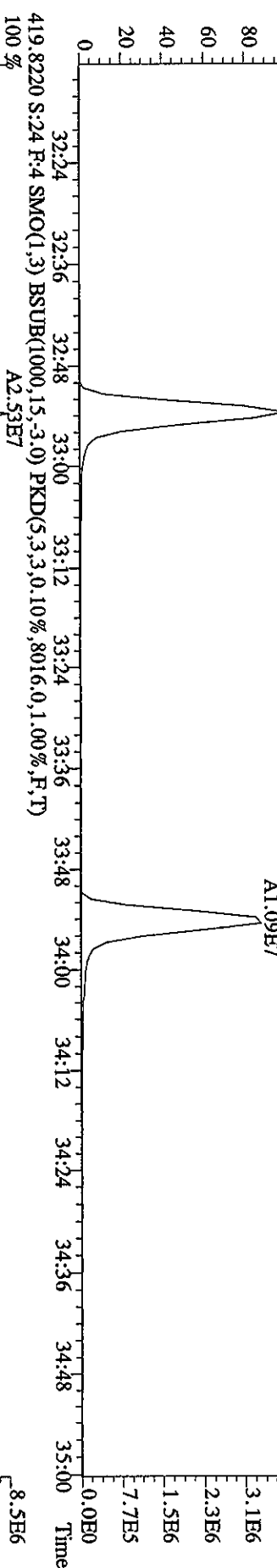
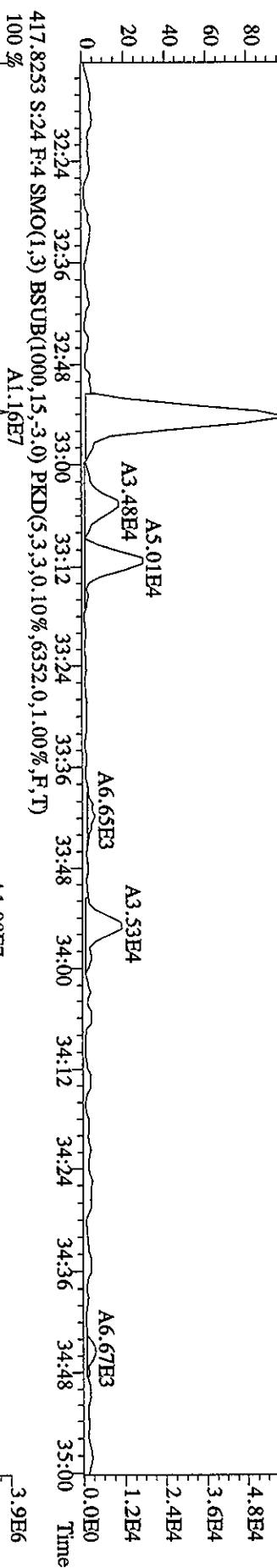
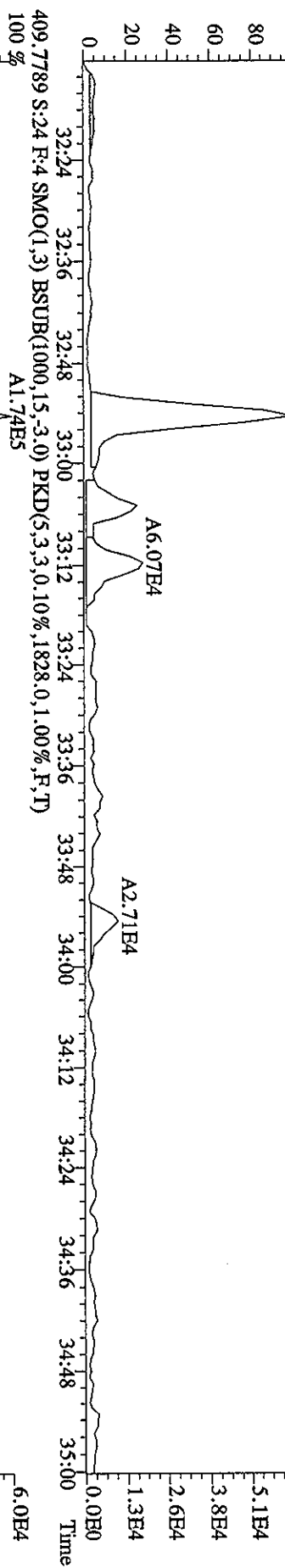
File:25MY06A9D5 #1-528 Acq:26-MAY-2006 13:13:52 GC EI+ Voltage SIR Autospec-UltimaE
 Sample#24 Text:H5169-1-AA :G6E230000-628B Exp:DIOXIN
 373.8208 S:24 F:3 SMO(1,3) BSUB(1000,15,-3,0) PKD(5,3,3,0.10%,3188,0,1.00%,F,T)



File:25MY06A9D5 #1-528 Acq:26-MAY-2006 13:13:52 GC EI+ Voltage SIR Autospec-UltimaE
 Sample#24 Text:H5169-1-AA :G6E230000-628B Exp:DIOXIN
 389.8157 S:24 F:3 SMO(1,3) BSUB(1000,15,-3.0) PKD(5,3,3,0.10%,2512.0,1.00%,F,T)



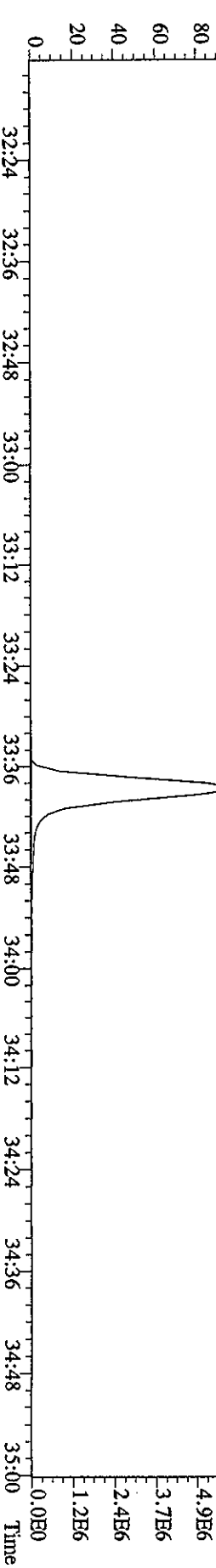
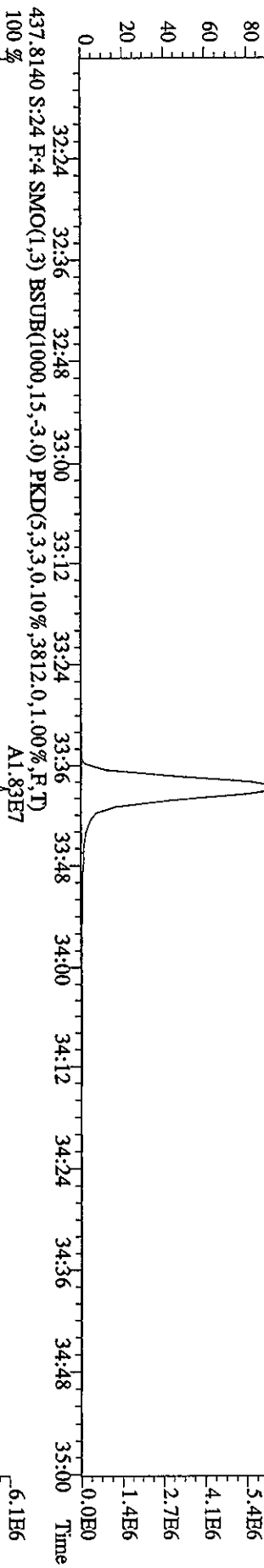
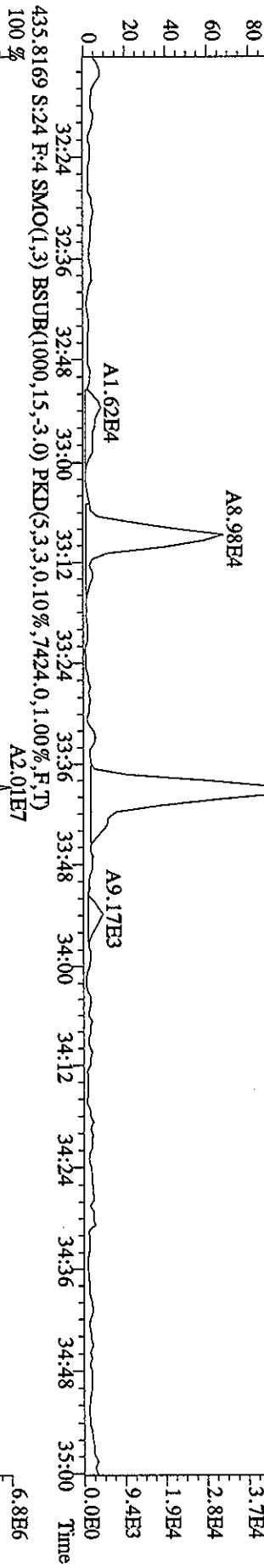
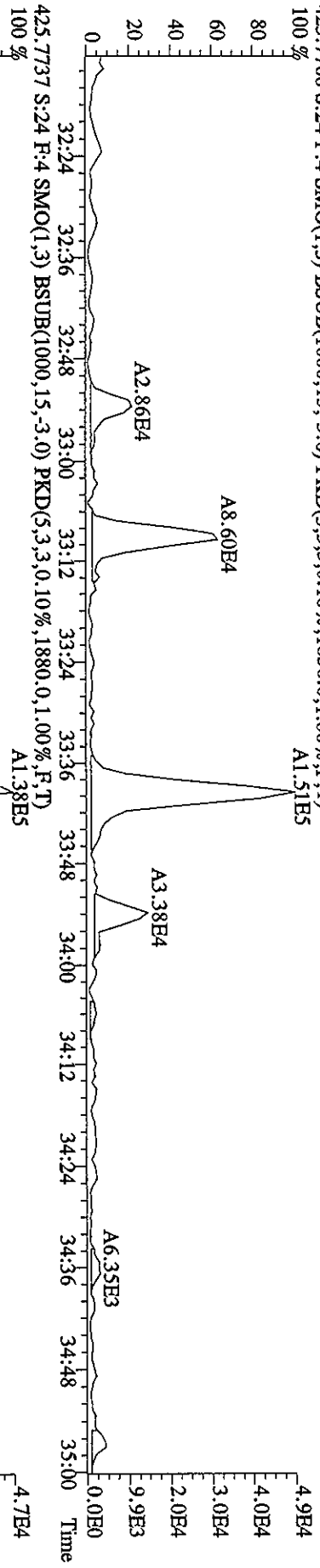
File:2SMY06A9D5 #1-224 Acq:26-MAY-2006 13:13:52 GC EI+ Voltage SIR Autospec-UltimaE
 Sample#24 Text:H5169-1-AA :G6E230000-628B Exp:DIOXIN
 407.7818 S:24 F:4 SMO(1,3) BSUB(1000,15,-3.0) PKD(5,3,3,0.10%,3040.0,1.00%,F,T)
 100% A1.83E5



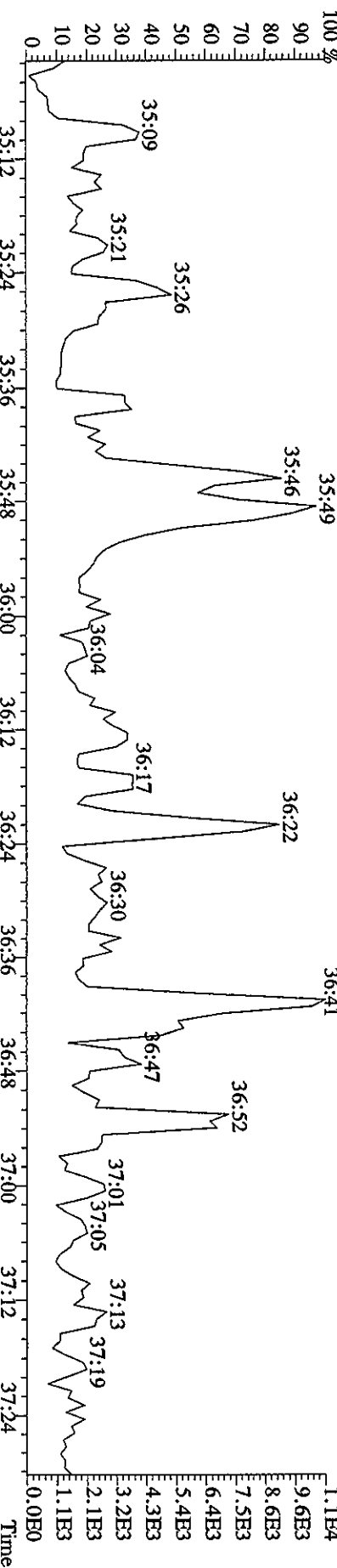
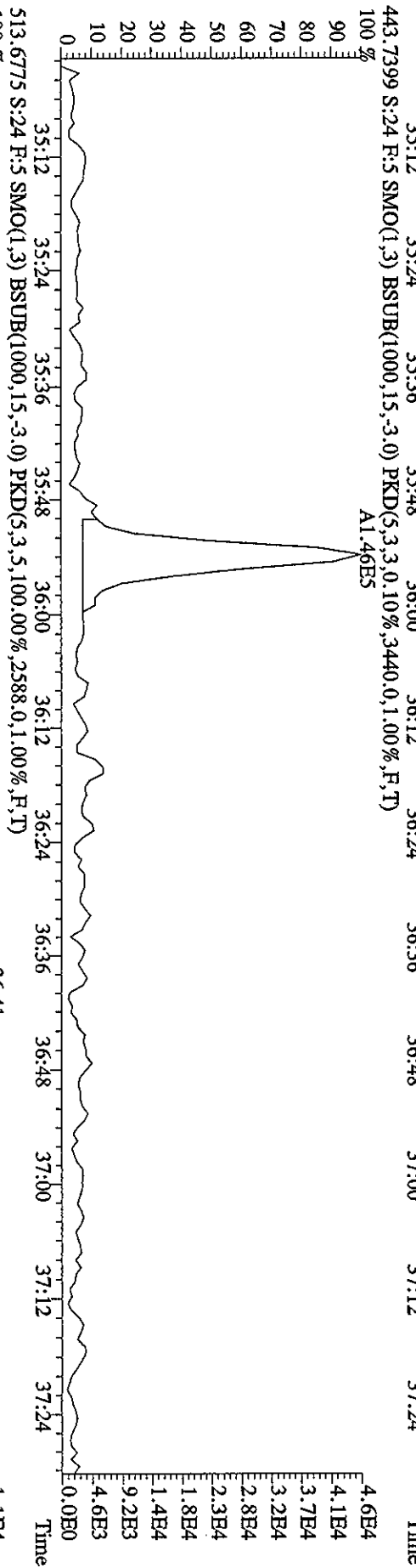
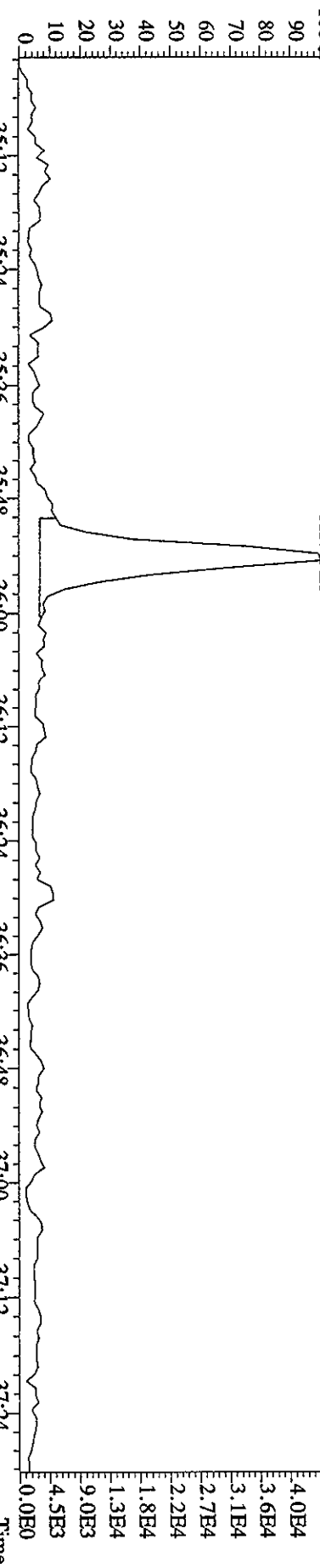
File:2SMY06A9D5 #1-224 Acq:26-MAY-2006 13:13:52 GC EI+ Voltage SIR Autospec-Ultimate

Sample#24 Text:HS169-1-AA :G6E230000-628B Exp:DIOXIN

423.7766 S:24 F:4 SMO(1,3) BSUB(1000,15,-3.0) PKD(5,3,3,0.10%,1836,0,1.00%,F,T)







File: 25MAY06A9D5 #1-201 Acq: 26-MAY-2006 13:13:52 GC EI + Voltage SIR Autospec-UltimaB
 Sample#24 Text: H5169-1-AA : G6E230000-628B Exp: DIOXIN
 441.7428 S:24 F:5 SMO(1,3) BSUB(1000,15,-3.0) PKD(5,3,3,0,10%,3220.0,1.00%,F,T)
 4.5E4



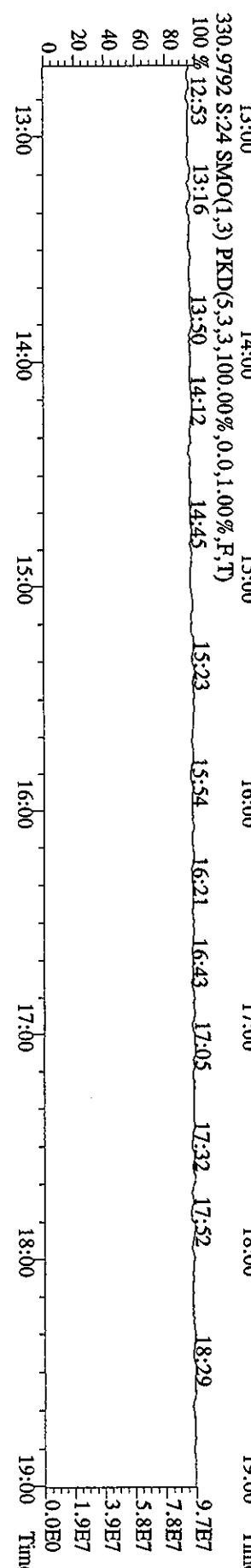
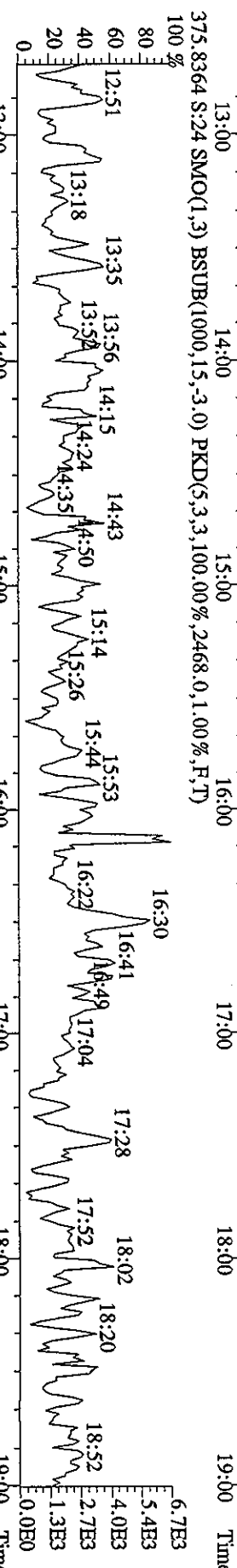
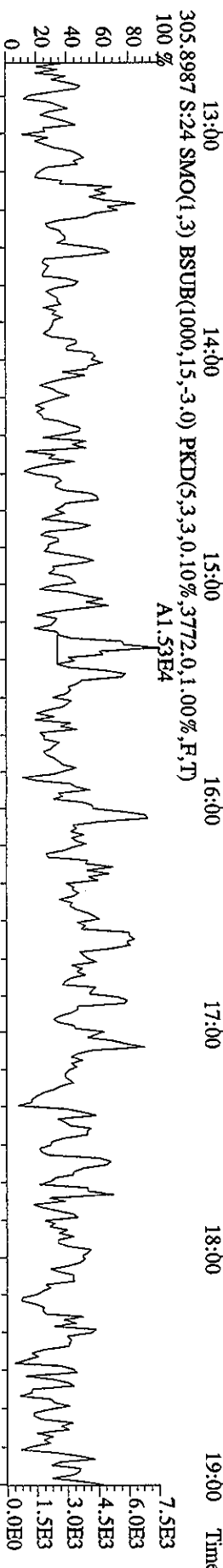
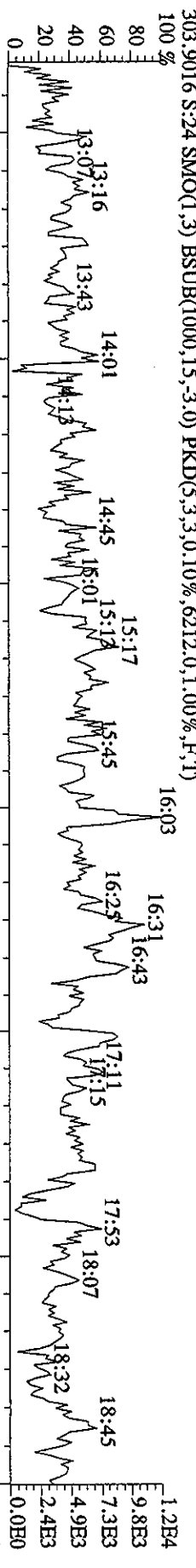

File:25MY06A9D5 #1-201 Acq:26-MAY-2006 13:13:52 GC EI+ Voltage SIR Autospec-UltimaB

Sample#24 Text:H5169-1-AA :G6E230000-628B Exp:DIOXIN

457.7377 S:24 F:5 SMO(1,3) BSUB(1000,15,-3,0) PKD(5,3,3,0,10%,6140,0,1,00%,F,T)
A3.11E5

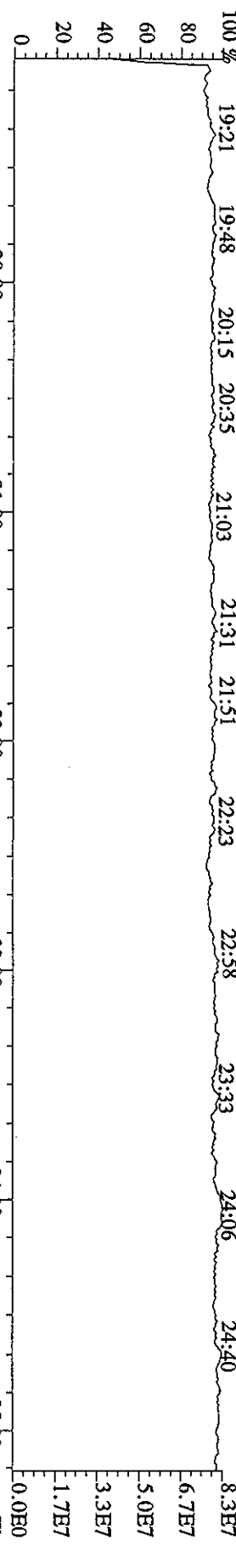


File:2SMY06A9D5 #1-439 Acq:26-MAY-2006 13:13:52 GC EI+ Voltage SIR Autospec-Ultimate
 Sample#24 Tex:H5169-1-AA :G6E230000-628B Exp:DIOXIN
 292.9825 S:24 SMO(1,3) PKD(5,3,5,100,00%,0,0,1,00%,F,T)

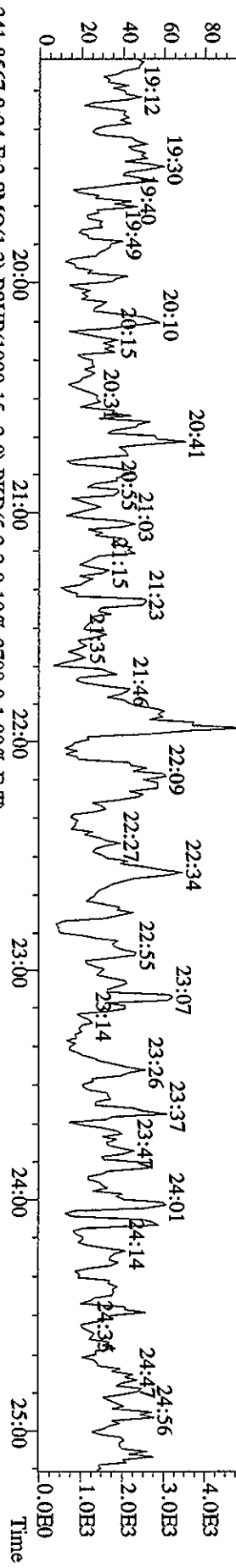


File:25MY06A9D5 #1-491 Acq:26-MAY-2006 13:13:52 GC EI+ Voltage SIR Autospec-UltimaE
 Sample#24 Text:H5169-1-AA :G6E230000-628B Exp:DIOXIN

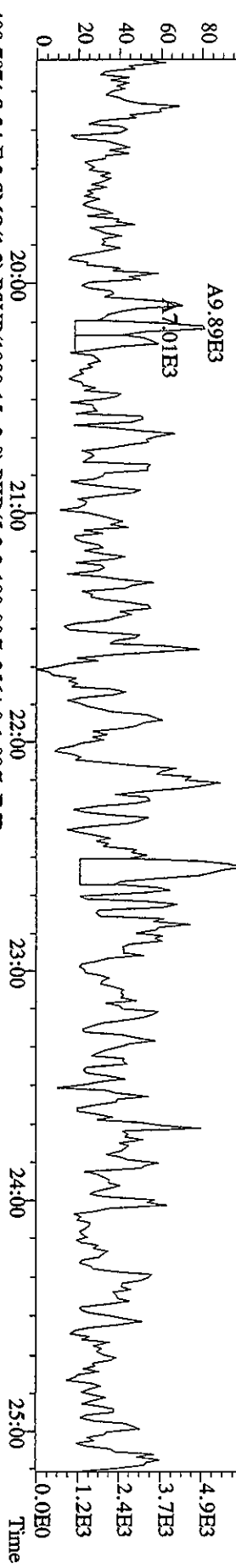
342.9792 S:24 F:2 SMO(1,3) PKD(5,3,3,100.00%,0.0,1.00%,F,T)



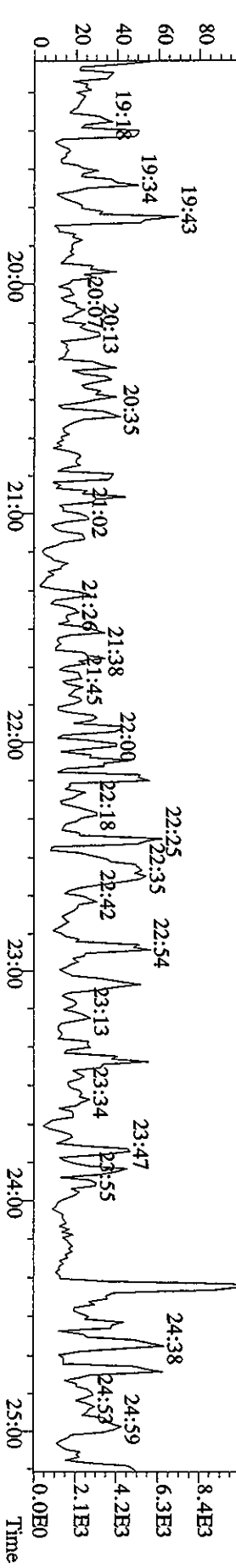
339.8597 S:24 F:2 SMO(1,3) BSUB(1000,15,-3.0) PKD(5,3,3,0.10%,2096.0,1.00%,F,T)




341.8567 S:24 F:2 SMO(1,3) BSUB(1000,15,-3.0) PKD(5,3,3,0.10%,2708.0,1.00%,F,T)



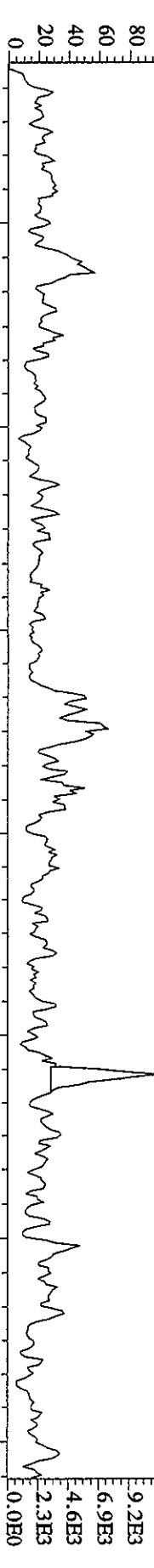
409.7974 S:24 F:2 SMO(1,3) BSUB(1000,15,-3.0) PKD(5,3,3,100.00%,2564.0,1.00%,F,T)



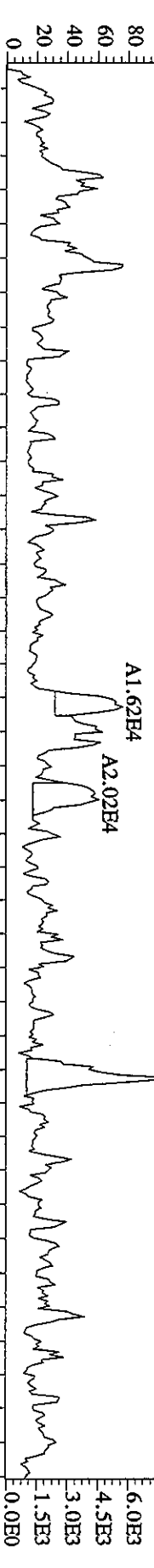
File:25MY06A9D5 #1-528 Acq:26-MAY-2006 13:13:52 GC EI + Voltage SIR Autospec-Ultimate
 Sample#24 Text:H5169-1-AA :G6E230000-628B Exp:DIOXIN
 392.9760 S:24 F:3 SMO(1,3) PKD(5,3,3,100.00%,0.0,1.00%,F,T)
 100 %25:23 25:49 26:14 26:58 27:42 28:46 29:22 29:57 30:19 31:38




373.8208 S:24 F:3 SMO(1,3) BSUB(1000,15,-3.0) PKD(5,3,3,0.10%,3188.0,1.00%,F,T)
 100 % 1.2E4 9.2E3 6.9E3 4.6E3 2.3E3 0.0E0



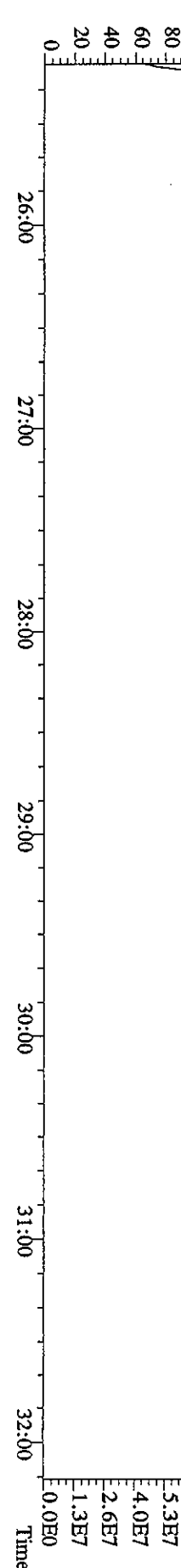
375.8178 S:24 F:3 SMO(1,3) BSUB(1000,15,-3.0) PKD(5,3,3,0.10%,2168.0,1.00%,F,T)
 100 % 7.5E3 6.0E3 4.5E3 3.0E3 1.5E3 0.0E0

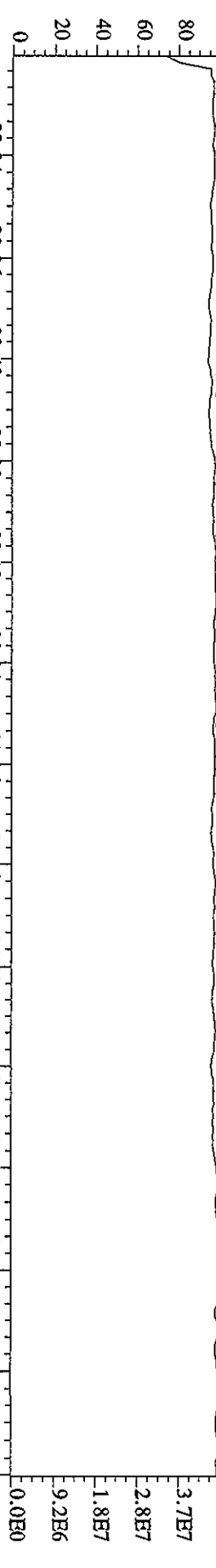


445.7555 S:24 F:3 SMO(1,3) BSUB(1000,15,-3.0) PKD(5,3,3,100.00%,3072.0,1.00%,F,T)
 100 % 9.8E3 7.8E3 5.9E3 3.9E3 2.0E3 0.0E0



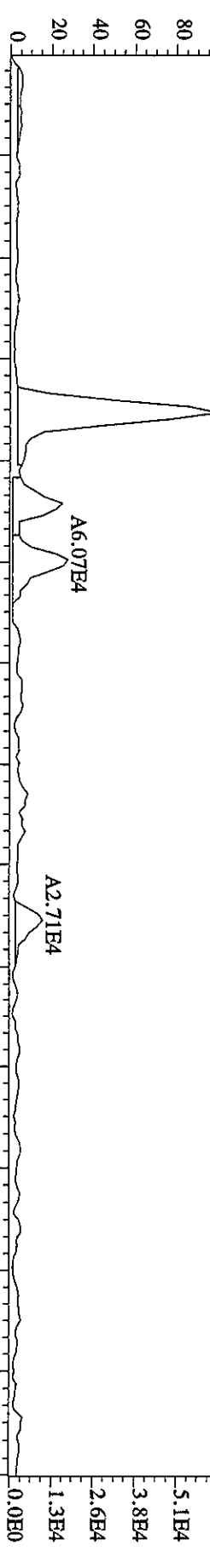
380.9760 S:24 F:3 SMO(1,3) PKD(5,3,3,100.00%,0.0,1.00%,F,T)
 100 % 6.6E7 5.3E7 4.0E7 2.6E7 1.3E7 0.0E0





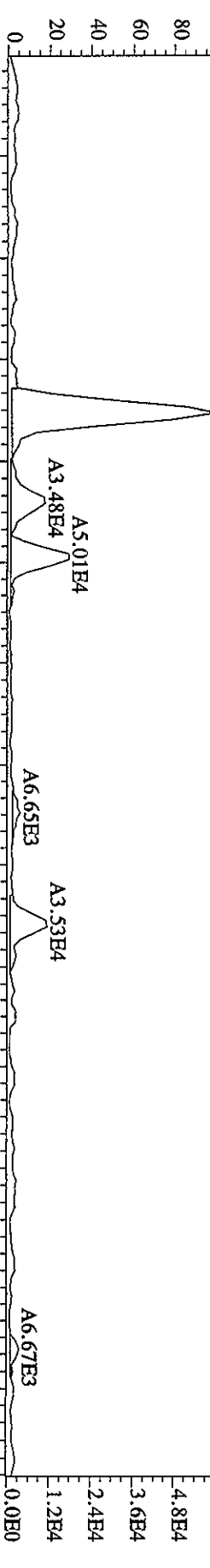
407.7818 S:24 F:4 SMO(1,3) BSUB(1000,15,-3.0) PKD(5,3,3,0.10%,3040,0,1.00% F,T)

A1.83E5

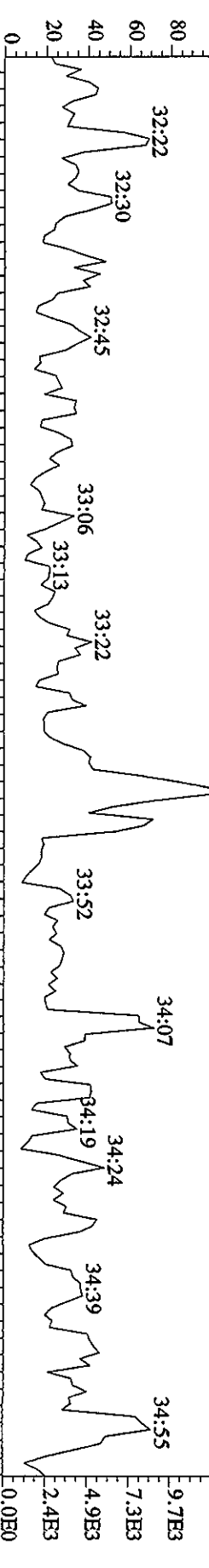


409.7789 S:24 F:4 SMO(1,3) BSUB(1000,15,-3.0) PKD(5,3,3,0.10%,1828,0,1.00% F,T)


A1.74E5



479.7165 S:24 F:4 SMO(1,3) BSUB(1000,15,-3.0) PKD(5,3,3,100.00%,4332,0,1.00% F,T)



File:25MXY06A9D5 #1-201 Acq:26-MAY-2006 13:13:52 GC EI+ Voltage SIR Autospec-UltimaB
 Sample#24 Text:H5169-1-AA :G6E230000-628B Exp:DIOXIN
 454.9728 S.:24 F.:5 SMO(1,3) PKD(5,3,3,100.00%,0.0,1.00%,F,T)



Quantitation Summary

STL

= H6EM1-1-AC

Run text: H5169-1-AC Sample text: H5169-1-AC :G6E230000-628C
 Run #24 Filename: 25MY06A9D5 S: 25 I: 1 Results: 25MY06A9D58290
 Acquired: 26-MAY-06 13:55:28 Processed: 26-MAY-06 15:37:35
 Run: 25MY06A9D5 Analyte: 8290 Cal: 82900105069D5
 Factor 1: 1600.000 Factor 2: 20.000 Sample size: 1.000000L

Name	Resp	RA	RT	RRF	Conc	EDL	Rec	M
13C-1,2,3,4-TCDD	55682800	0.76 y	16:31	-	105.81	-	-	n
13C-2,3,7,8-TCDF	75196800	0.77 y	16:01	1.69	1601.89	3.47	80.1	n
2,3,7,8-TCDF	7745920	0.78 y	16:02	1.04	197.39	5.85	-	n
Total TCDF	7856915	0.58 n	15:41	1.04	200.22	5.85	-	n
13C-2,3,7,8-TCDD	46548300	0.76 y	16:41	0.90	1851.03	7.89	92.6	n
2,3,7,8-TCDD	6088830	0.76 y	16:42	1.23	212.26	2.68	-	n
Total TCDD	6142650	2.34 n	16:01	1.23	214.14	2.68	-	n
37Cl-2,3,7,8-TCDD	40907200	1.00 y	16:42	2.21	664.61	2.09	83.1	n
13C-1,2,3,7,8-PeCDF	62734700	1.52 y	20:41	1.25	1799.84	4.32	90.0	n
1,2,3,7,8-PeCDF	30977400	1.48 y	20:41	0.91	1091.08	3.93	-	n
2,3,4,7,8-PeCDF	32323600	1.50 y	21:56	0.95	1084.51	3.75	-	n
Total F2 PeCDF	64322556	1.49 y	19:26	0.93	2210.69	3.84	-	n
Total F1 PeCDF	65234	1.48 y	16:31	0.93	2.24	3.77	-	n
13C-1,2,3,7,8-PeCDD	35613200	1.49 y	22:35	0.66	1934.84	4.00	96.7	n
1,2,3,7,8-PeCDD	22987340	1.53 y	22:36	1.16	1112.35	5.94	-	n
Total PeCDD	23024090	1.35 y	21:12	1.16	1114.13	5.94	-	n
13C-1,2,3,7,8,9-HxCDD	39829200	1.30 y	31:02	-	124.40	-	-	n
13C-1,2,3,4,7,8-HxCDF	45044100	0.52 y	28:29	1.41	1607.59	6.87	80.4	n
1,2,3,4,7,8-HxCDF	27240700	1.23 y	28:31	1.04	1163.33	8.46	-	n
1,2,3,6,7,8-HxCDF	28695100	1.25 y	28:49	1.13	1123.16	7.76	-	n
2,3,4,6,7,8-HxCDF	27639600	1.23 y	30:12	1.01	1218.40	8.73	-	n
1,2,3,7,8,9-HxCDF	25596800	1.23 y	31:16	0.93	1220.39	9.45	-	n
Total HxCDF	109352439	1.23 y	28:31	1.03	4733.06	8.56	-	n
13C-1,2,3,6,7,8-HxCDD	37201100	1.29 y	30:37	0.99	1879.59	7.74	94.0	n
1,2,3,4,7,8-HxCDD	20177280	1.19 y	30:30	0.94	1156.25	5.19	-	n
1,2,3,6,7,8-HxCDD	22244900	1.21 y	30:39	1.05	1134.06	4.61	-	n
1,2,3,7,8,9-HxCDD	22578900	1.22 y	31:03	1.07	1136.15	4.55	-	n
Total HxCDD	65020816	4.34 n	30:12	1.02	3427.51	4.77	-	n
13C-1,2,3,4,6,7,8-HpCDF	38518400	0.47 y	32:54	1.18	1639.24	6.53	82.0	n
1,2,3,4,6,7,8-HpCDF	26563700	1.04 y	32:54	1.27	1082.13	2.36	-	n
1,2,3,4,7,8,9-HpCDF	24620100	1.05 y	33:55	1.10	1163.70	2.73	-	n
Total HpCDF	51436635	1.04 y	32:54	1.19	2256.90	2.53	-	n
13C-1,2,3,4,6,7,8-HpCDD	38636800	1.06 y	33:39	1.07	1819.30	5.65	91.0	n
1,2,3,4,6,7,8-HpCDD	20973700	1.04 y	33:40	0.95	1140.94	1.92	-	n
Total HpCDD	21413993	0.89 y	33:09	0.95	1164.89	1.92	-	n
13C-OCDD	66956200	0.90 y	35:49	0.80	4223.95	11.51	105.6	n

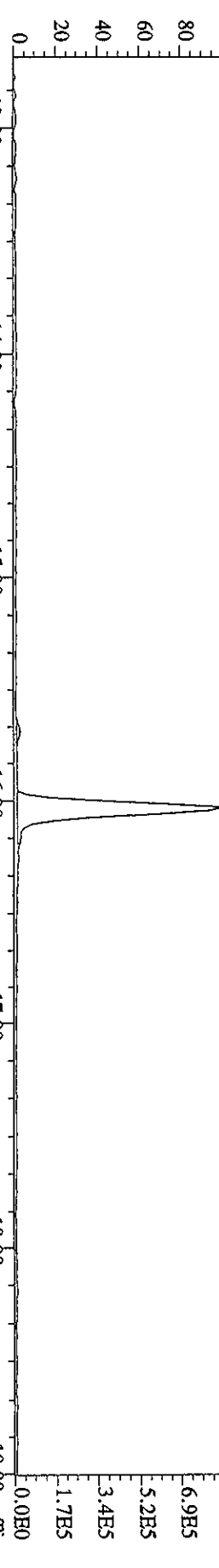
OCDF	48924500	0.91	y	35:55	1.36	2153.22	5.01	-	n
OCDD	41303900	0.91	y	35:50	1.05	2359.26	6.65	-	n

File:25MY06A9D5 #1-439 Acq:26-MAY-2006 13:55:28 GC EI + Voltage STR Autospec-Ultimate

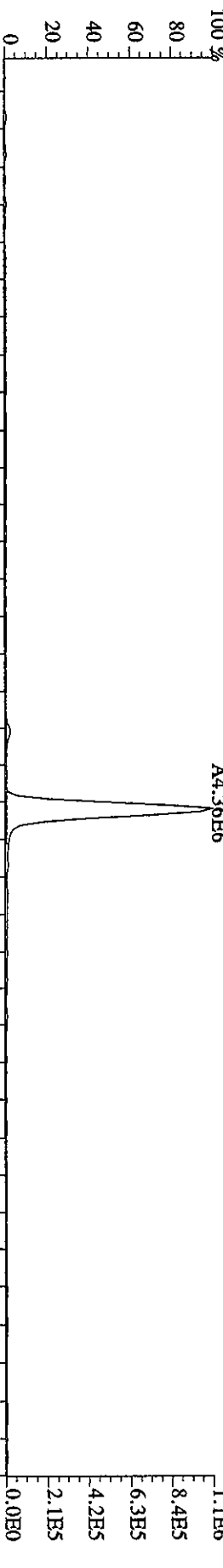
Sample#25 Text:H5169-1-AC :G6E230000-628C

Exp:DIOXIN

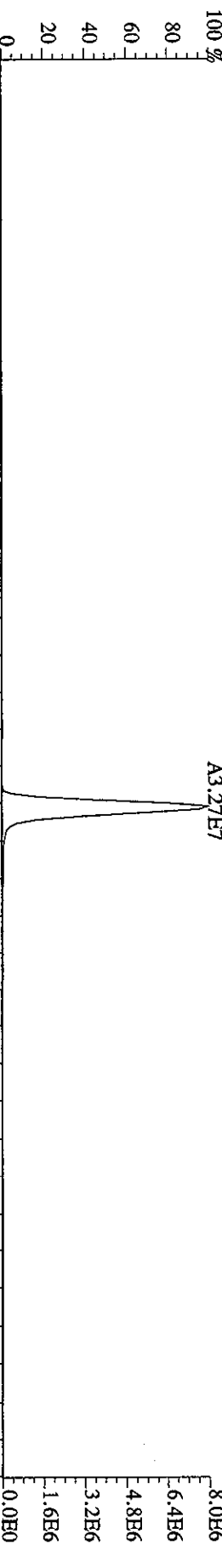
303.9016 S:25 SMO(1,3) BSUB(1000,15,-3,0) PKD(5,3,3,0,10%,12592,0,1,00%,F,T) A3.39E6



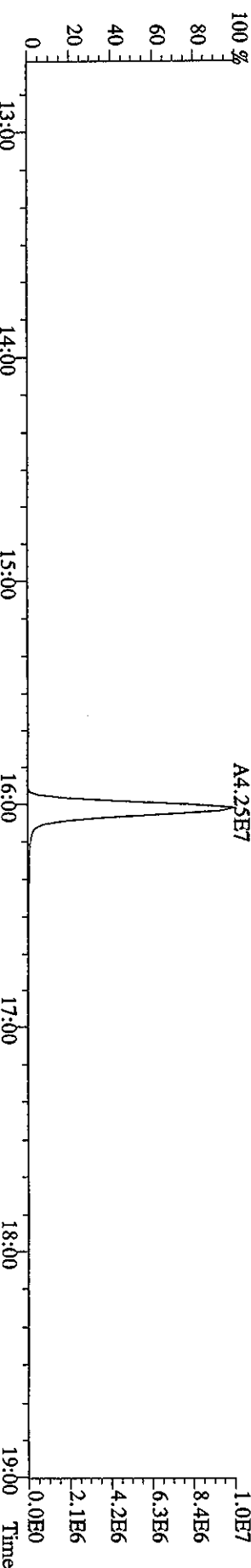
305.8987 S:25 SMO(1,3) BSUB(1000,15,-3,0) PKD(5,3,3,0,10%,6224,0,1,00%,F,T) A4.36E6



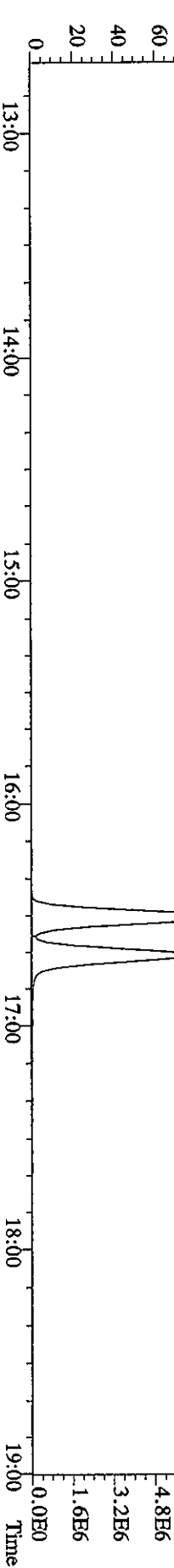
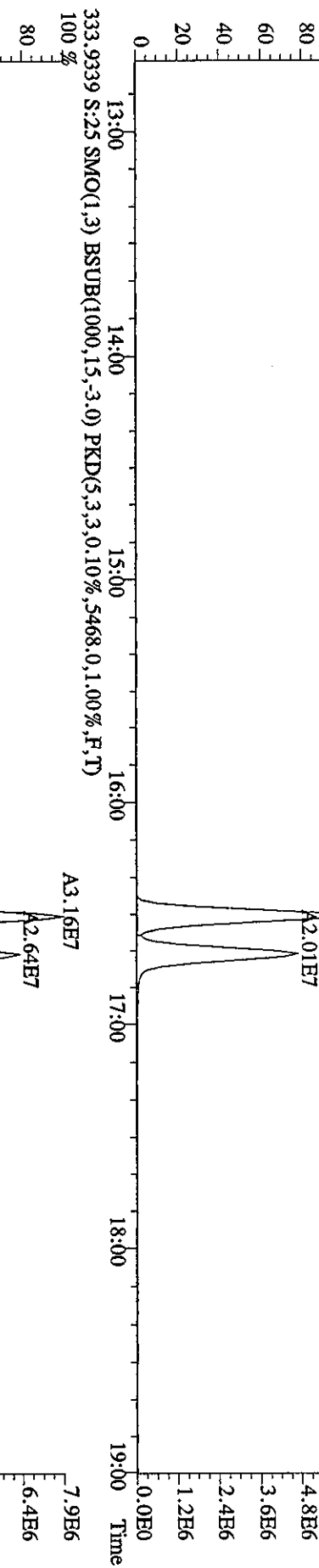
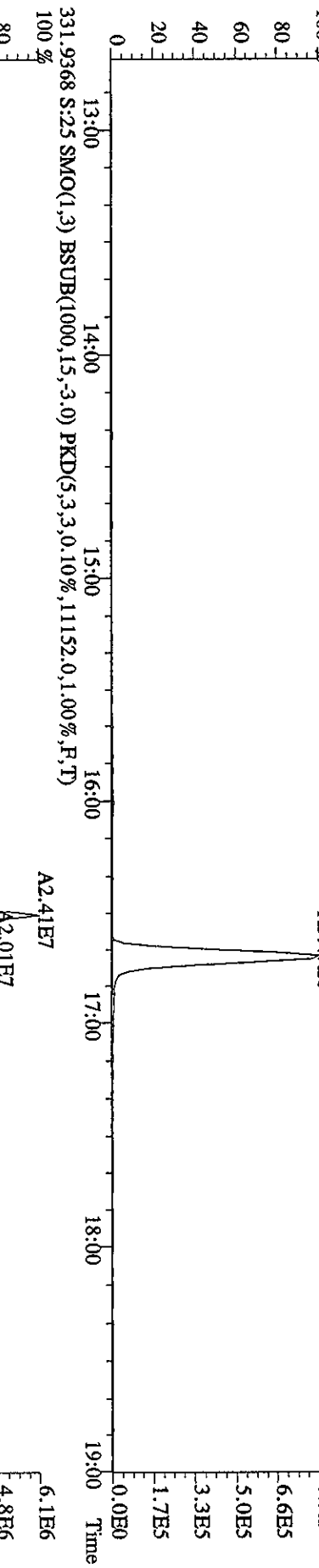
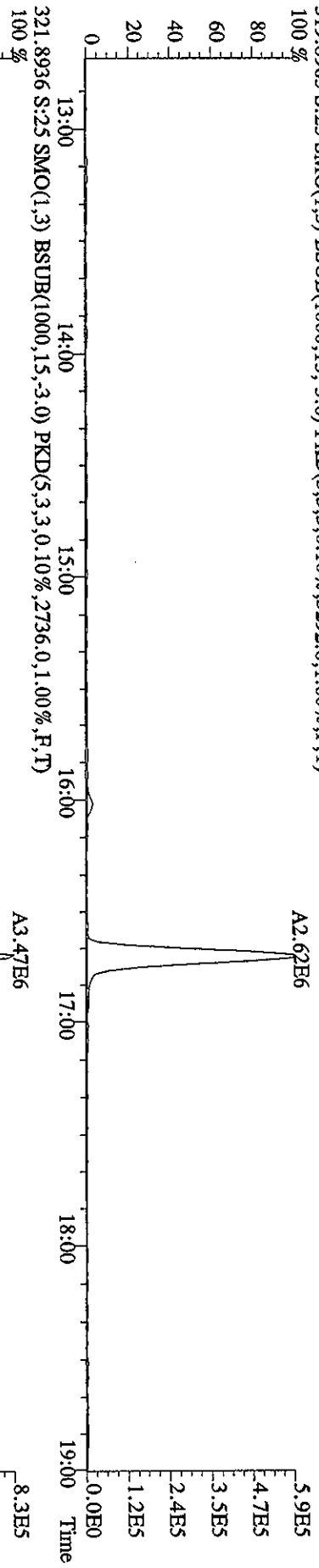
315.9419 S:25 SMO(1,3) BSUB(1000,15,-3,0) PKD(5,3,3,0,10%,6448,0,1,00%,F,T) A3.27E7



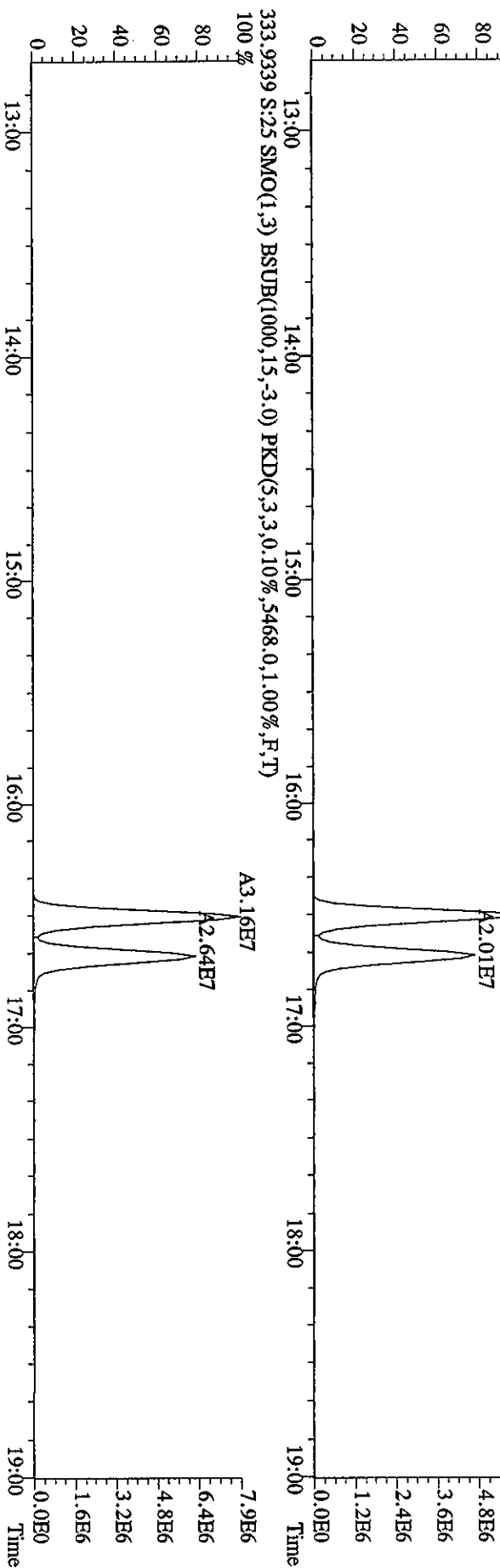
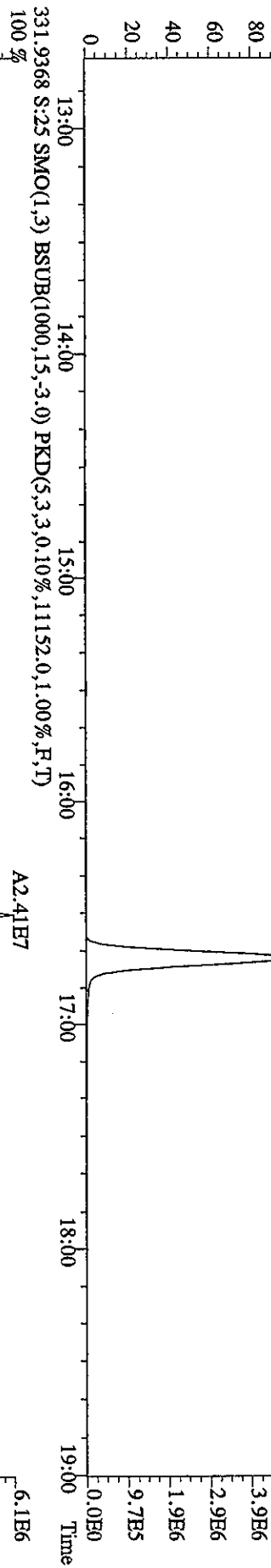
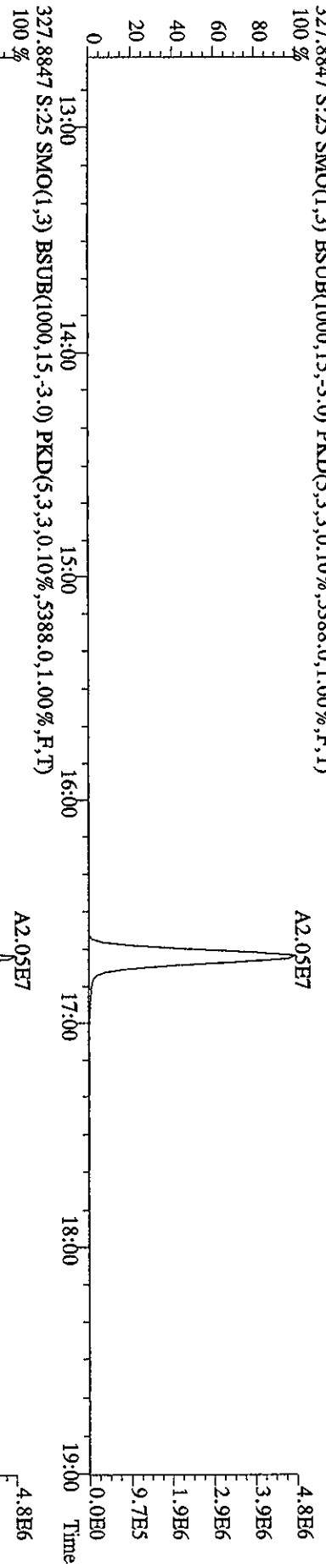
317.9389 S:25 SMO(1,3) BSUB(1000,15,-3,0) PKD(5,3,3,0,10%,7176,0,1,00%,F,T) A4.25E7

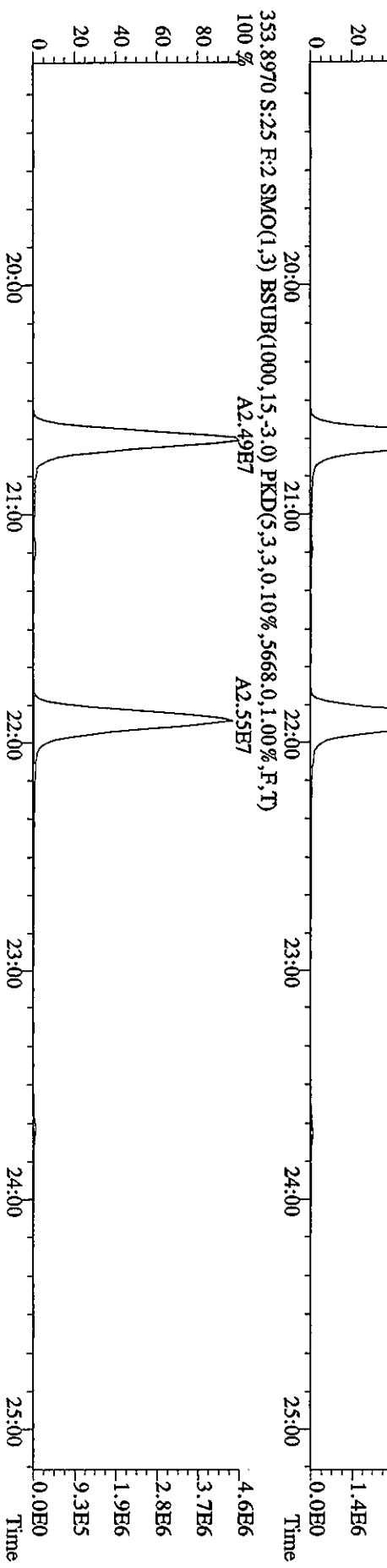
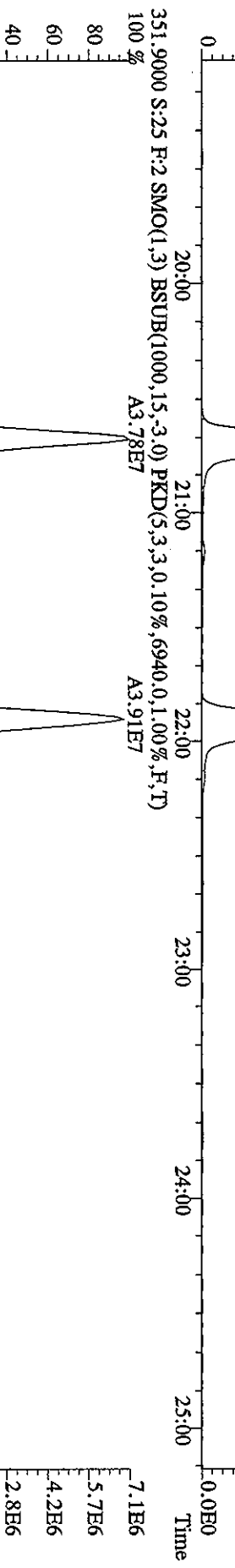
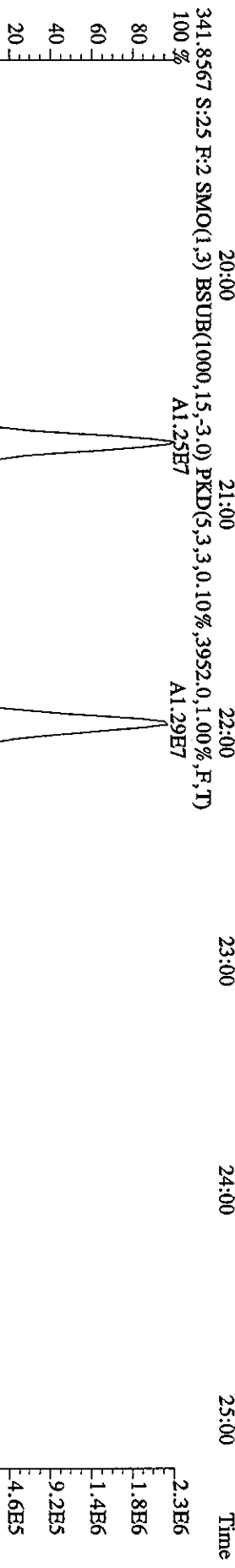
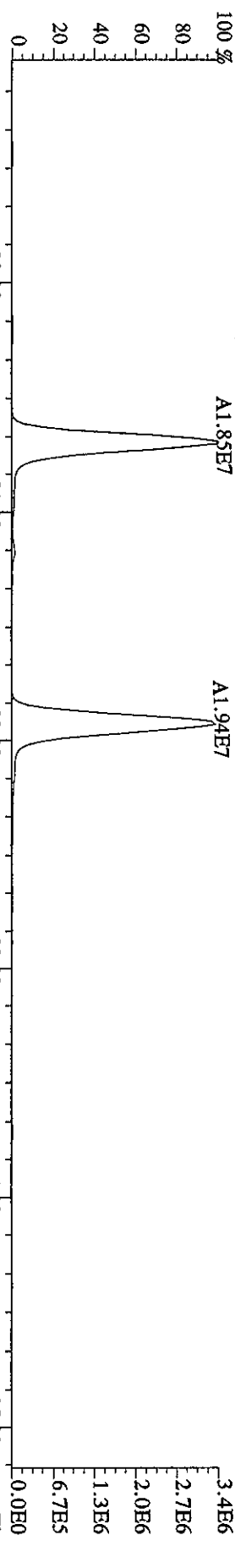


File:2SMY06A9D5 #1-439 Acq:26-MAY-2006 13:55:28 GC EI + Voltage SIR Autospec-UltimaB
 Sample#25 Text:H5169-1-AC :G6E230000-628C Exp:DIOXIN
 319,8965 S:25 SMO(1,3) BSUB(1000,15,-3,0) PKD(5,3,3,0,10%,3292,0,1,00%,F,T)

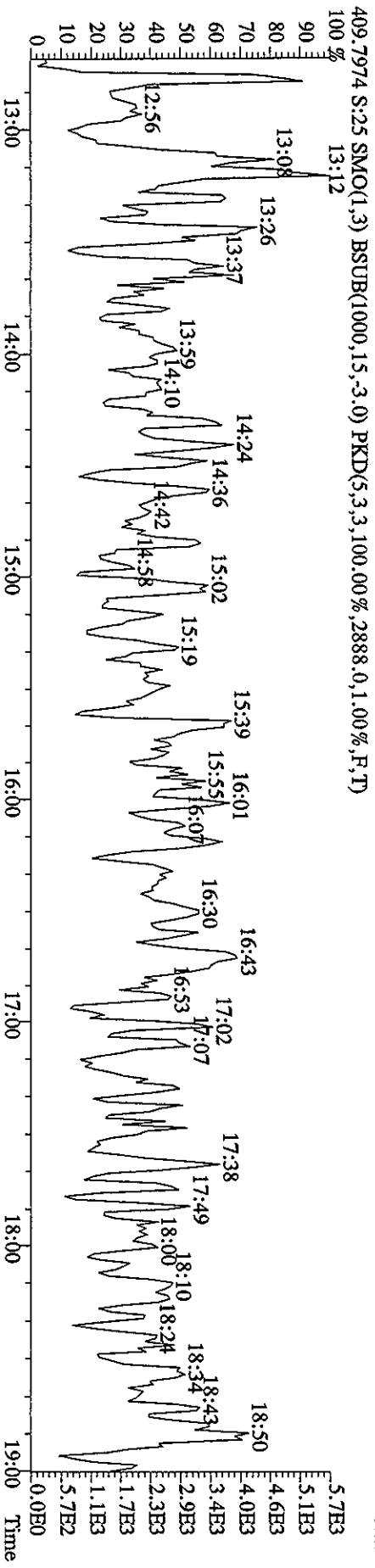
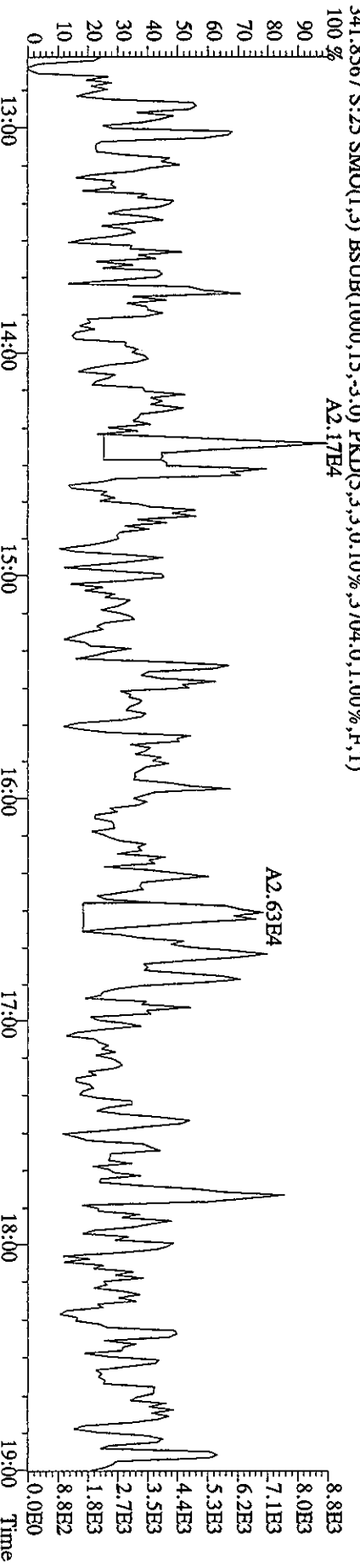
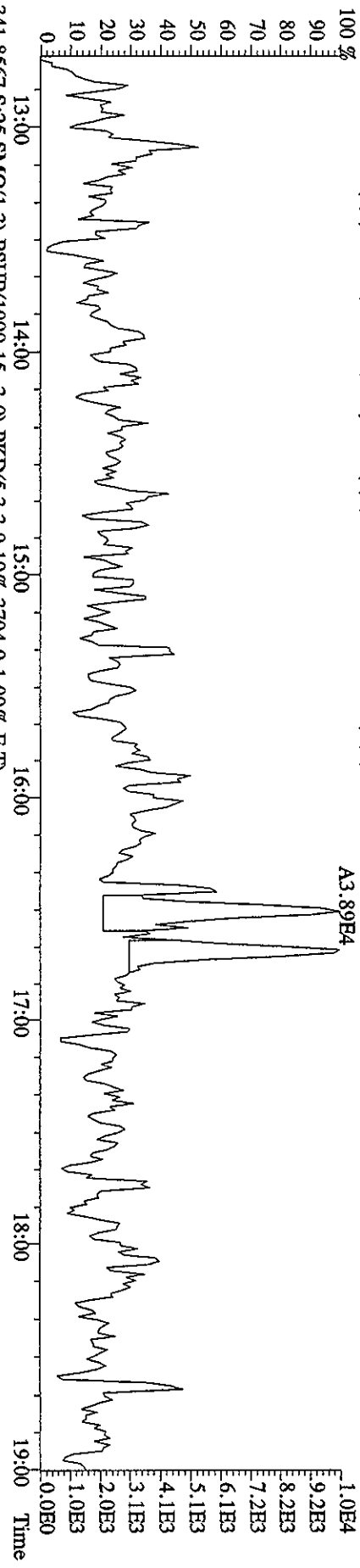


File:25MY06A9D5 #1-439 Acq:26-MAY-2006 13:55:28 GC EI+ Voltage SIR Autospec-UtimaE
Sample#25 Text:H5169-1-AC :G6E230000-628C Exp:DIOXIN
327.8847 S:25 SMO(1,3) BSUB(1000,15,-3.0) PKD(5,3,3,0,10%,5388,0,1,00%,F,T)

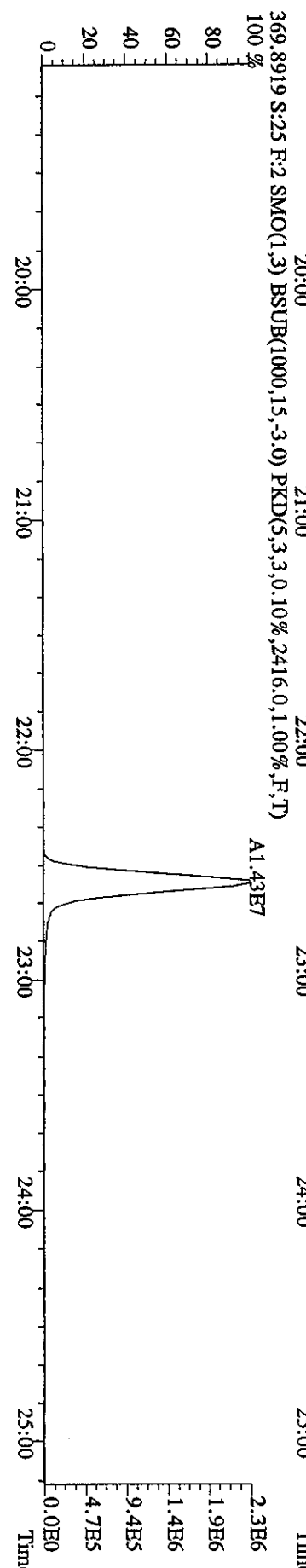
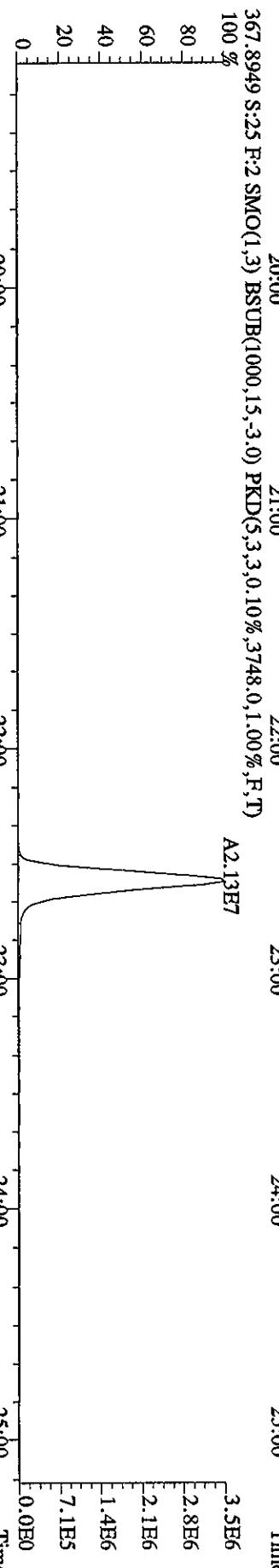
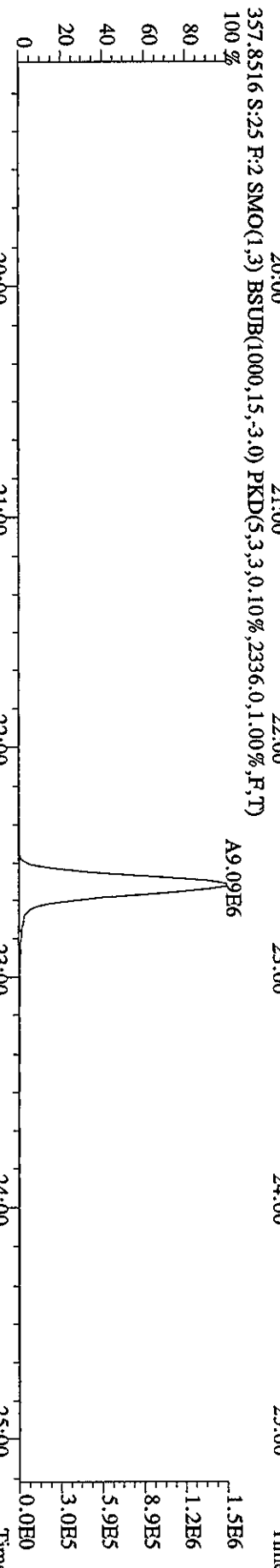
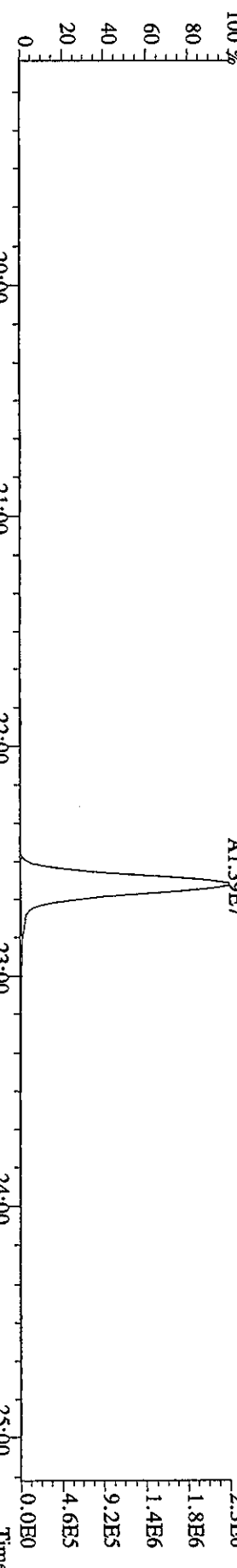




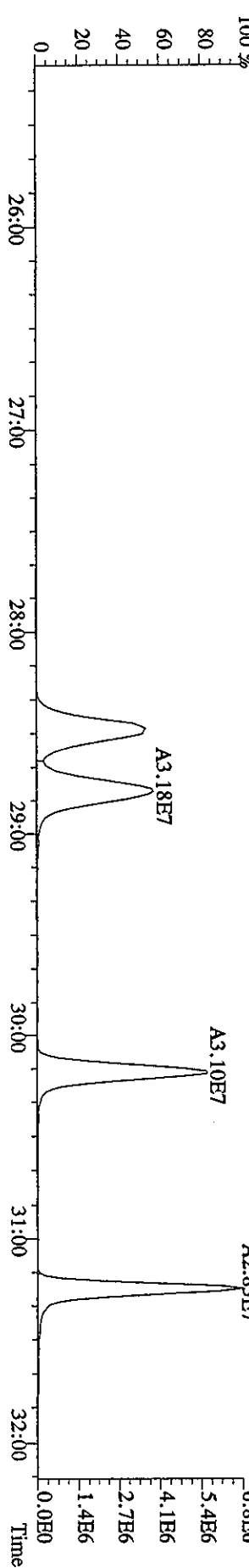
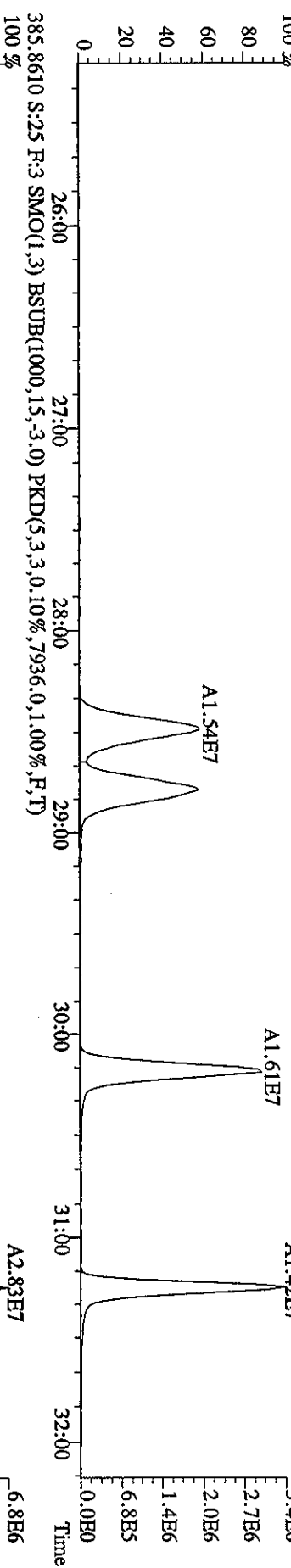
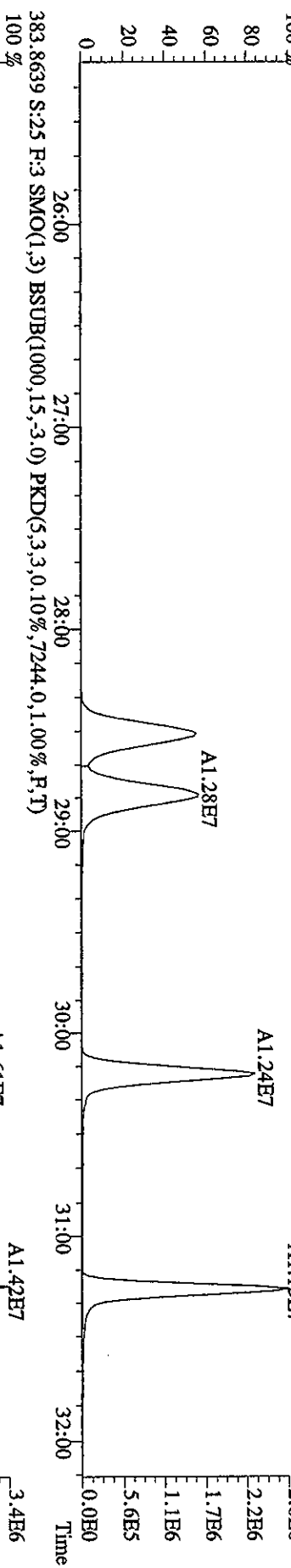
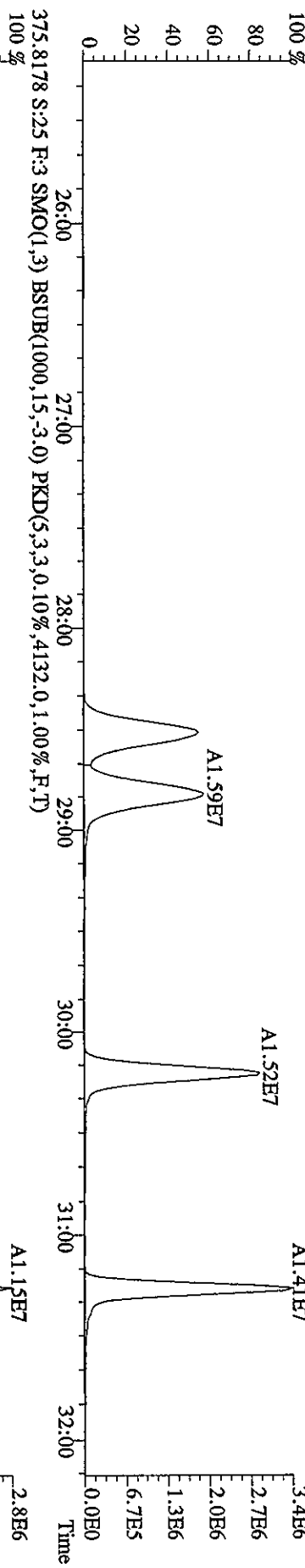
File:25MYY06A9D5 #1-439 Acq:26-MAY-2006 13:55:28 GC EI+ Voltage SIR Autospec-Ultimate
 Sample#25 Text:H5169-1-AC :G6E230000-628C Exp:DIOXIN
 339.8597 S:25 SMO(1,3) BSUB(1000,15,-3.0) PKD(5,3,3,0.10%,3116.0,1.00%,F,T)



File:23MYY06A9D5 #1-491 Acq:26-MAY-2006 13:55:28 GC EI+ Voltage SIR Autospec-UltimaE
 Sample#25 Text:H5169-1-AC :G6E230000-628C Exp:DIOXIN
 355.8346 S:25 F:2 SMO(1,3) BSUB(1000,15,-3,0) PKD(5,3,3,0,10%,4408.0,1.00%,F,T)



File:25MY06A9D5 #1-528 Acq:26-MAY-2006 13:55:28 GC EI+ Voltage SIR Autospec-UltimaE
 Sample#25 Text:H5169-1-AC :G6E230000-628C Exp:DIOXIN
 373.8208 S:25 F:3 SMO(1,3) BSUB(1000,15,-3.0) PKD(5,3,3,0.10%,4084.0,1.00%,F,T)

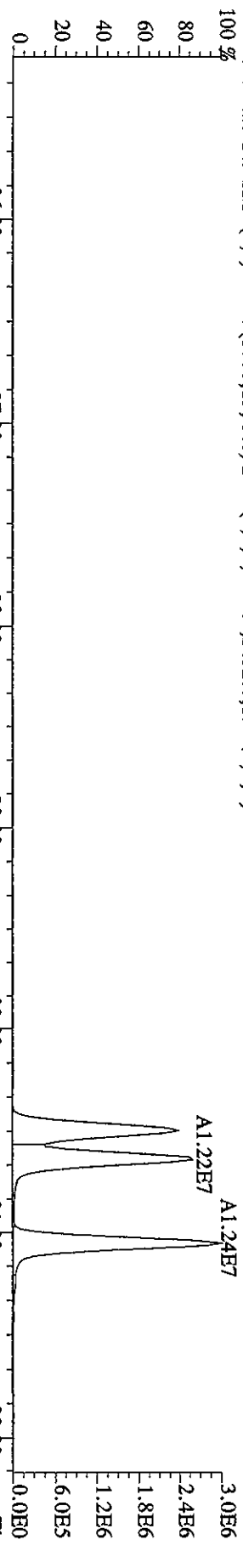


File:25MY06A9D5 #1-528 Acq:26-MAY-2006 13:55:28 GC EI+ Voltage SIR Autospec-UltimaB

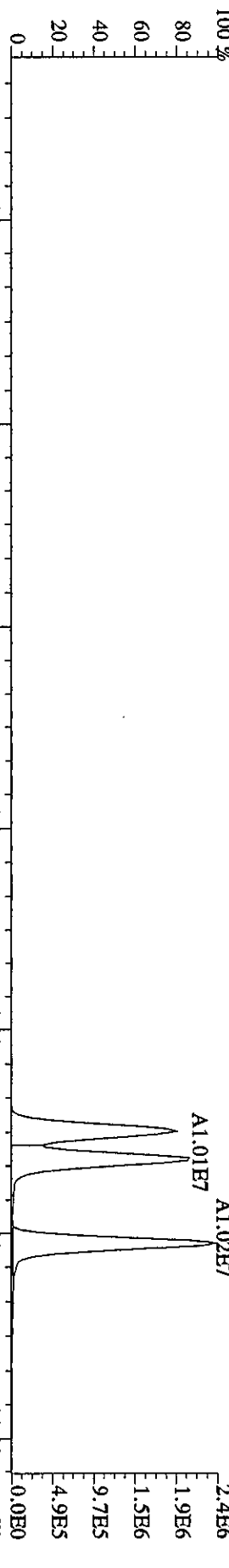
Sample#25 Text:H5169-1-AC :G6E230000-628C

Exp:DIOXIN


389.8157 S:25 F:3 SMO(1,3) BSUB(1000,15,-3,0) PKD(5,3,3,0.10%,2452,0,1.00%,F,T)



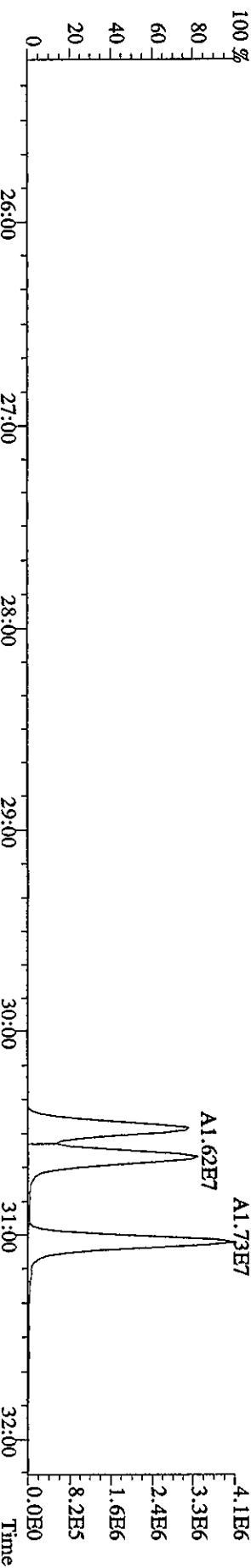
391.8127 S:25 F:3 SMO(1,3) BSUB(1000,15,-3,0) PKD(5,3,3,0.10%,3840,0,1.00%,F,T)



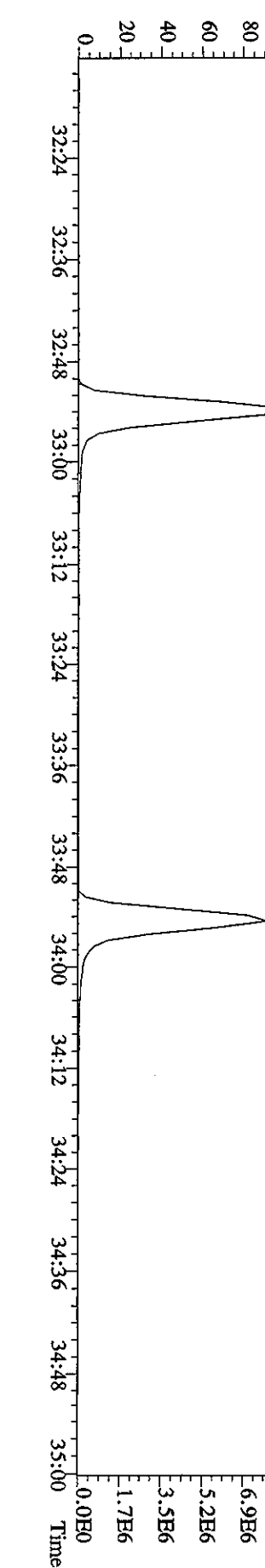
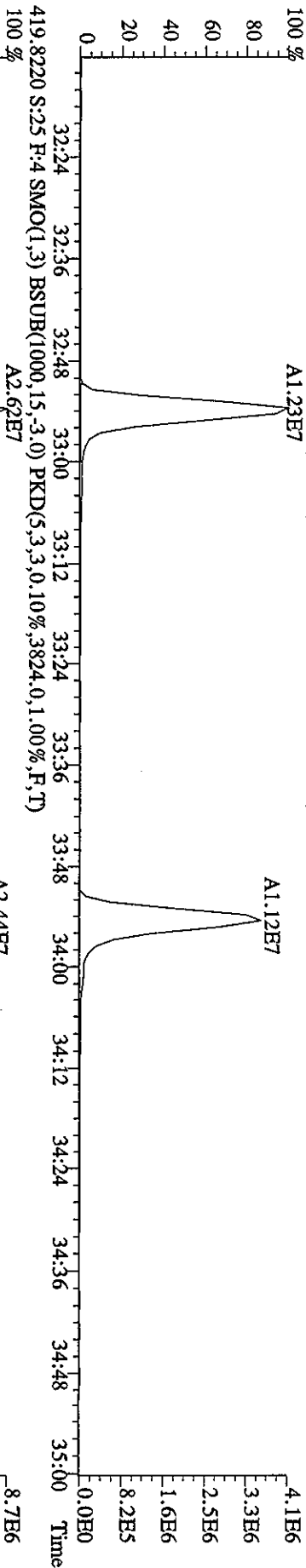
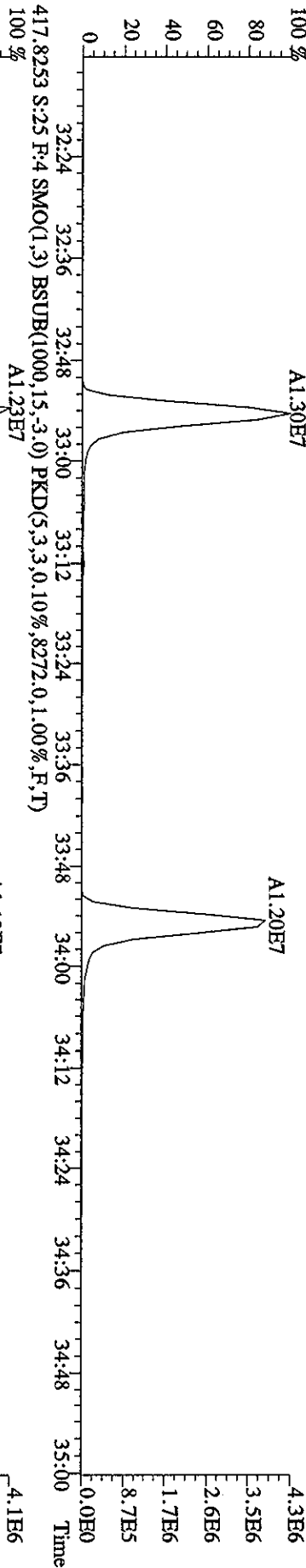
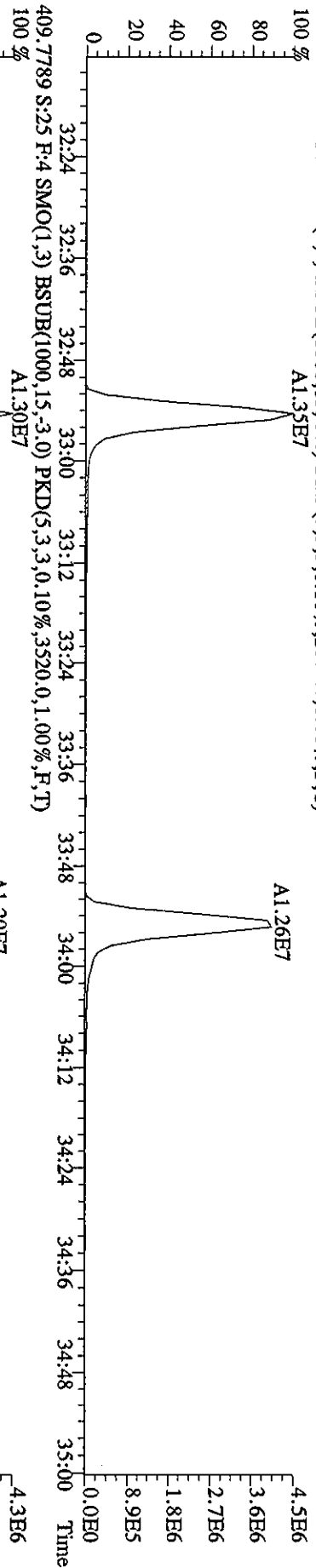
401.8559 S:25 F:3 SMO(1,3) BSUB(1000,15,-3,0) PKD(5,3,3,0.10%,7268,0,1.00%,F,T)



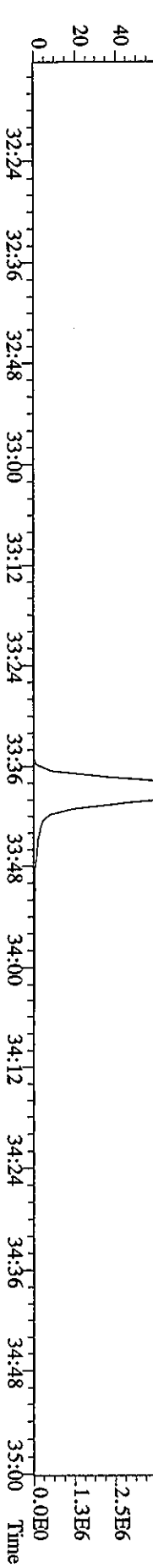
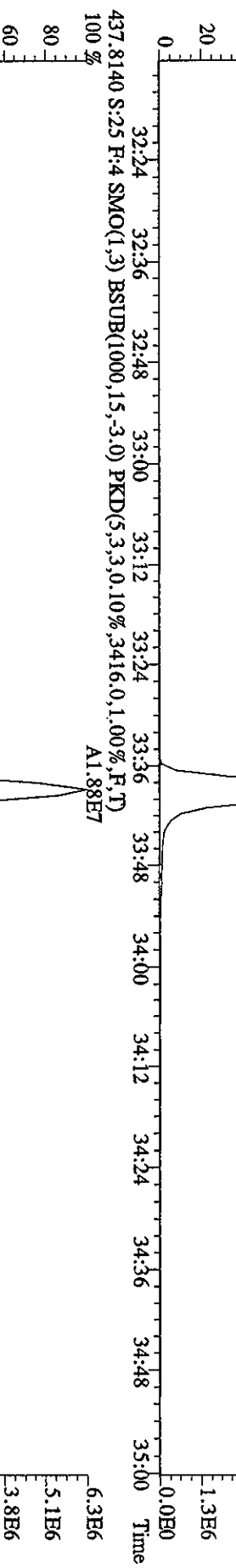
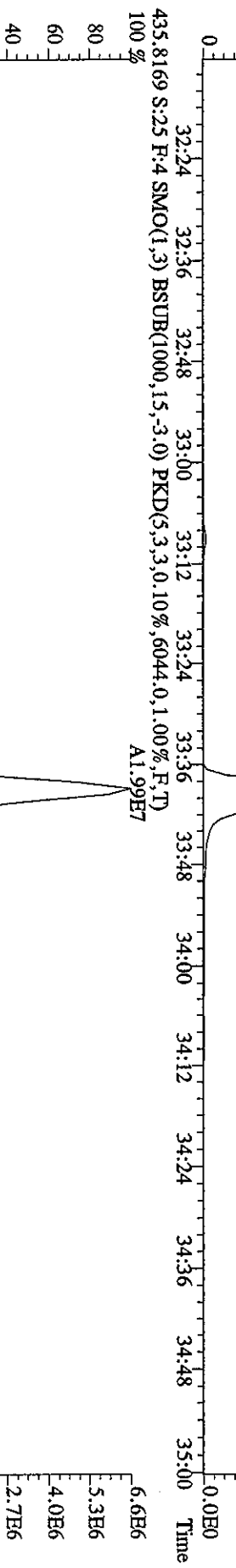
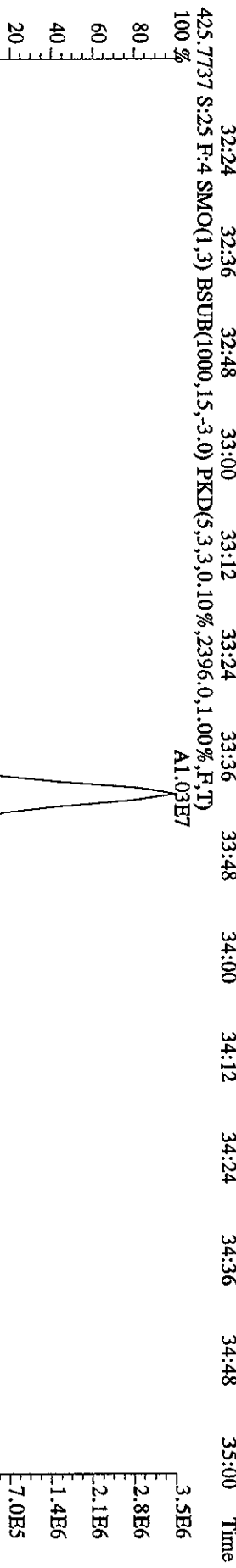
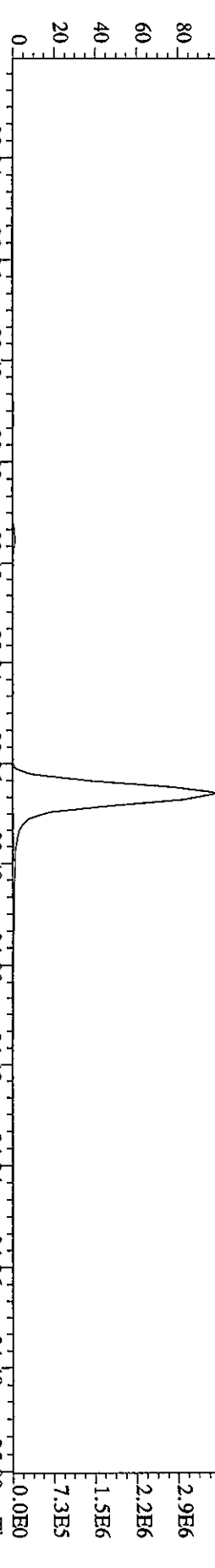
403.8529 S:25 F:3 SMO(1,3) BSUB(1000,15,-3,0) PKD(5,3,3,0.10%,4824,0,1.00%,F,T)



File: 25MY06A9D5 #1-224 Acq: 26-MAY-2006 13:55:28 GC: EI+ Voltage: SIR Autospec: UltimaB
 Sample# 25 Text: H5169-1-AC : G6E23000-628C Exp: DIOXIN
 407.7818 S: 25 F: 4 SMO(1,3) BSUB(1000,15,-3.0) PKD(5,3,3,0.10%,2880.0,1.00%,F,T)
 100%



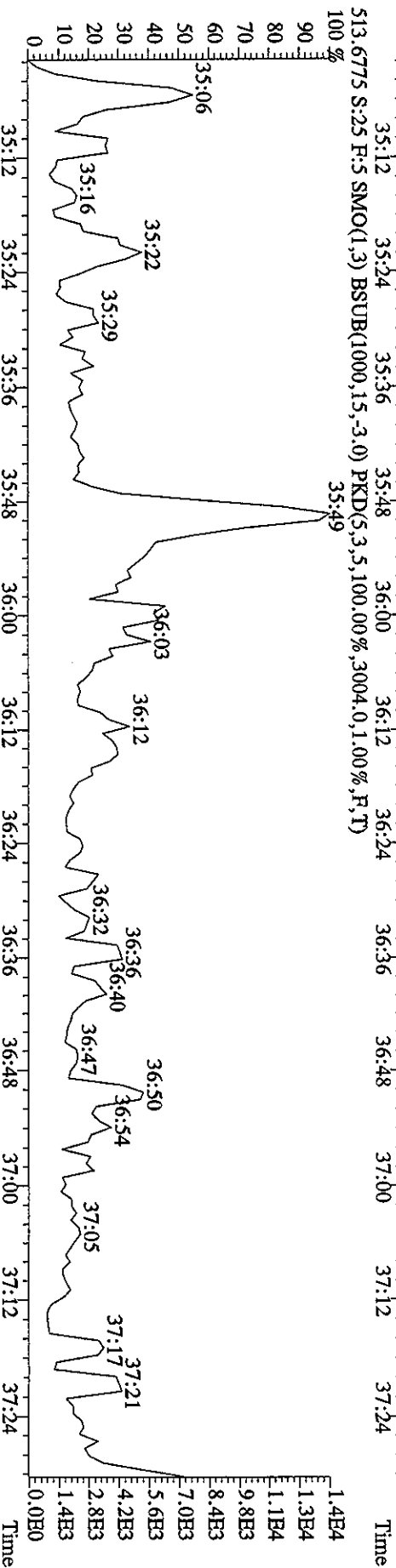
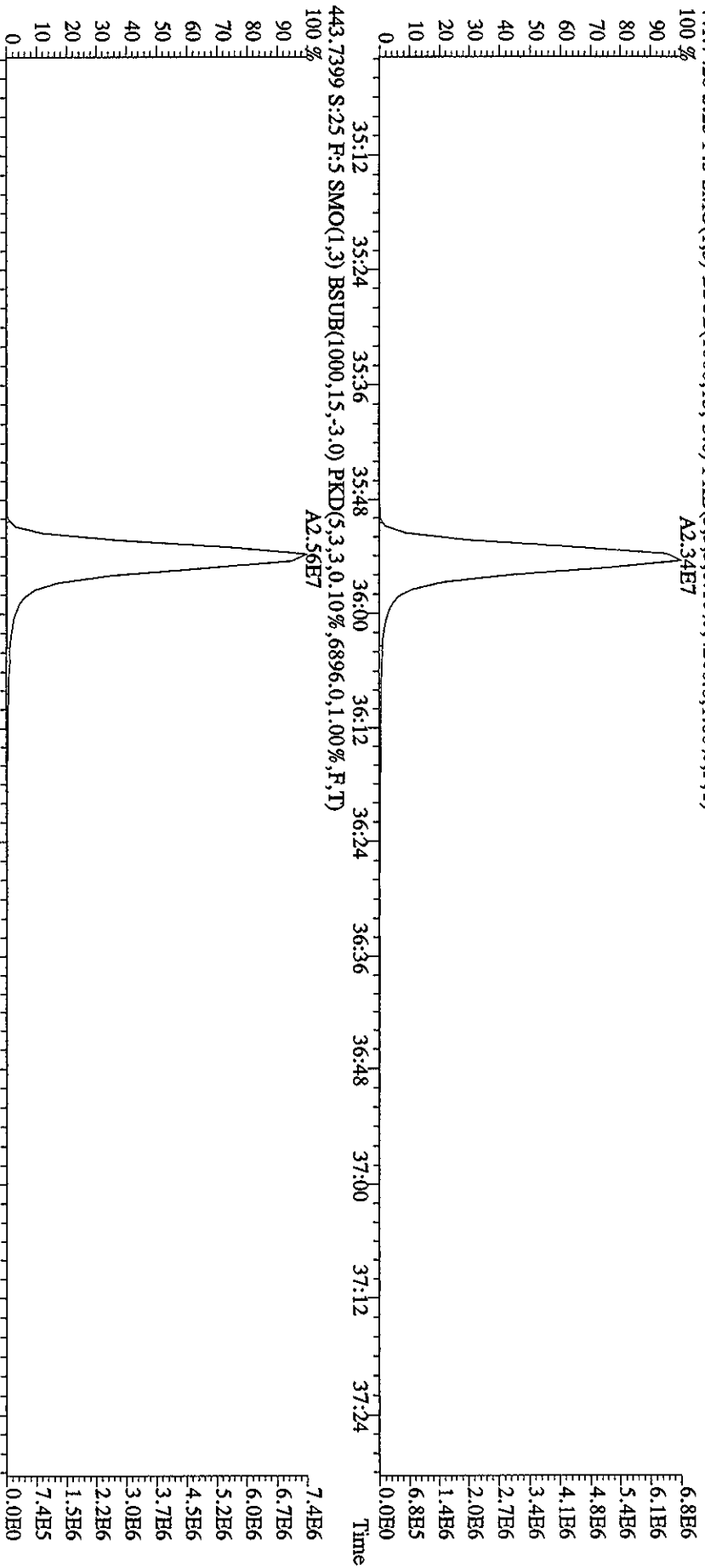
File:25MY06A9D5 #1-224 Acq:26-MAY-2006 13:55:28 GC EI+ Voltage SIR Autospec-Ultimate
 Sample#25 Text:H5169-1-AC :G6E230000-628C Exp:DIOXIN
 423.7766 S:25 F:4 SMO(1,3) BSUB(1000,15,-3.0) PKD(5,3,3,0.10%,1544.0,1.00%,F,T)
 100 % A1.07E7






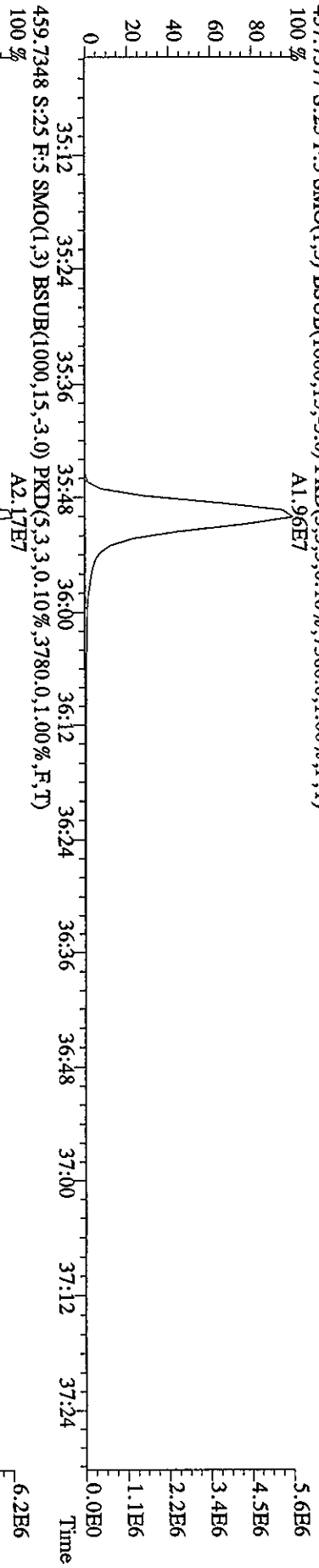
File:25MY06A9D5 #1-201 Acq:26-MAY-2006 13:55:28 GC BI+ Voltage SIR Autospec-Ultimate

Sample#25 Text:H5169-1-AC :G6E230000-628C Exp:DIOXIN


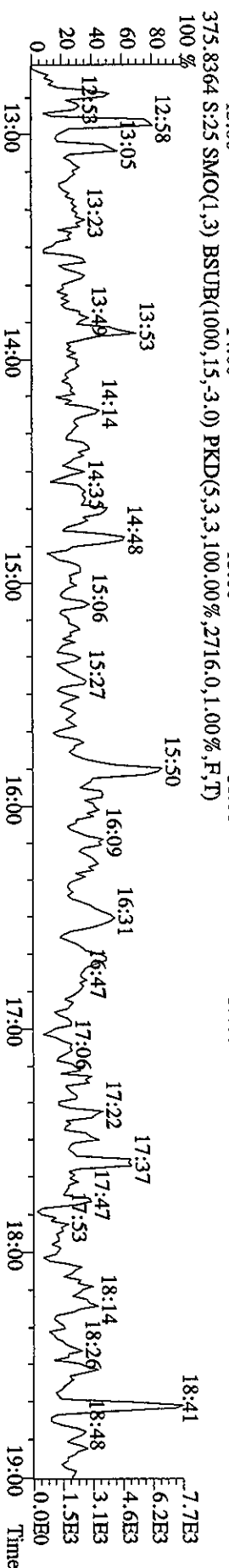
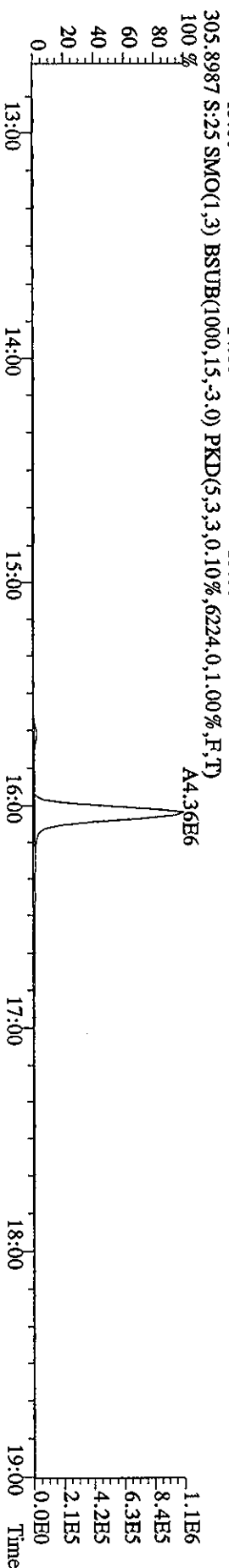
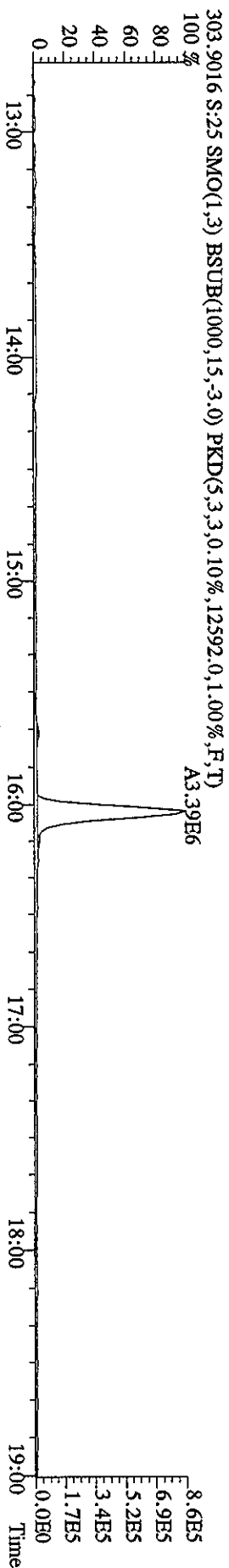
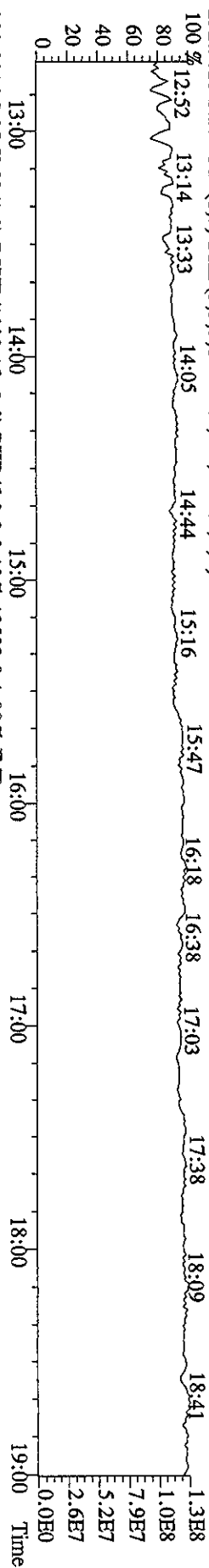
441.7428 S:25 F:5 SMO(1,3) BSUB(1000,15,-3.0) PKD(5,3,3,0.10%,4200.0,1.00%,F,T) A2.34E7



File:25MAY06A9D5 #1-201 Acq:26-MAY-2006 13:55:28 GC EI+ Voltage SIR Autospec-UltimaB
Sample#25 Text:H5169-1-AC :G6E230000-628C Exp:DIOXIN
457.7377 S:25 F:5 SMO(1,3) BSUB(1000,15,-3,0) PKD(5,3,3,0,10%,7560,0,1,00%,F,T)
100% A1.96E7



File:25MY06A9D5 #1-439 Acq:26-MAY-2006 13:55:28 GC EI+ Voltage SIR Autospec-UltimaE
 Sample#25 Text:H5169-1-AC :G6E230000-628C Exp:DIOXIN
 292.9825 S:25 SMO(1,3) PKD(5,3,5,100.00%,0.0,1.00%,F,T)

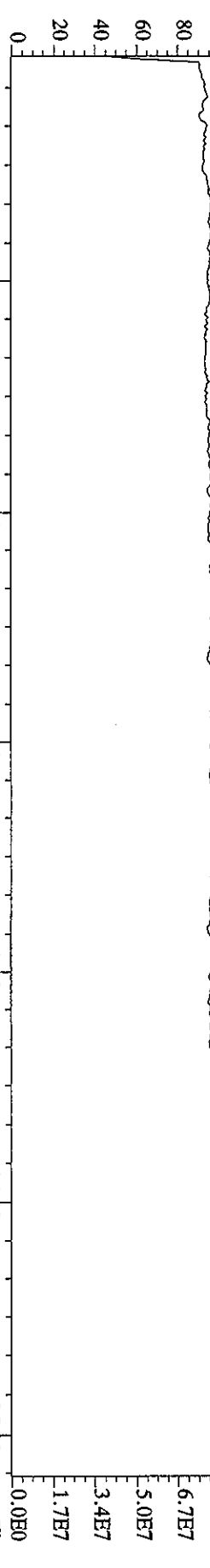


File:25MAY06A9D5 #1-491 Acq:26-MAY-2006 13:55:28 GC EI+ Voltage SIR Autospec-UltimaE

Sample#25 Text:H5169-1-AC :G6E230000-628C Exp:DIOXIN

342.9792 S:25 F:2 SMO(1,3) PKD(5,3,3,100.00%,0.0,1.00%,F,T)

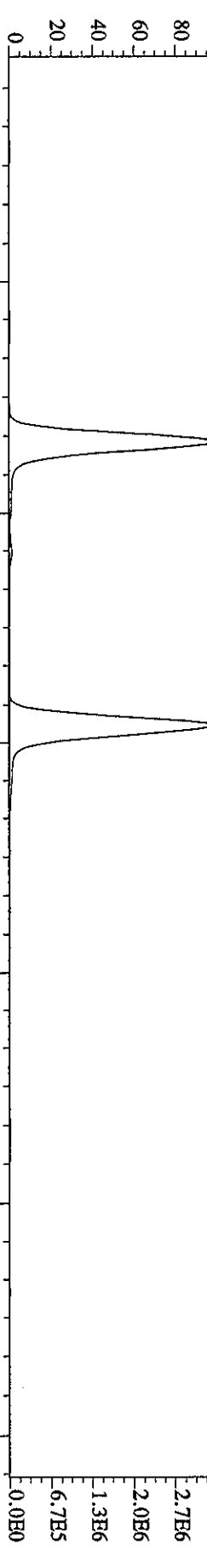
100% 19:12 19:40 20:50 21:10 21:46 22:52 23:40 24:01 24:35 25:08 8.4E7



339.8597 S:25 F:2 SMO(1,3) BSUB(1000,15,-3.0) PKD(5,3,3,0.10%,2992.0,1.00%,F,T)

A1.85E7

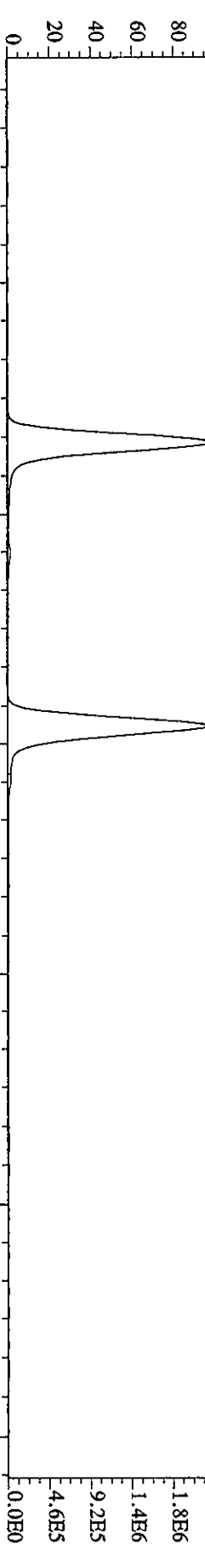
A1.94E7



341.8567 S:25 F:2 SMO(1,3) BSUB(1000,15,-3.0) PKD(5,3,3,0.10%,3952.0,1.00%,F,T)

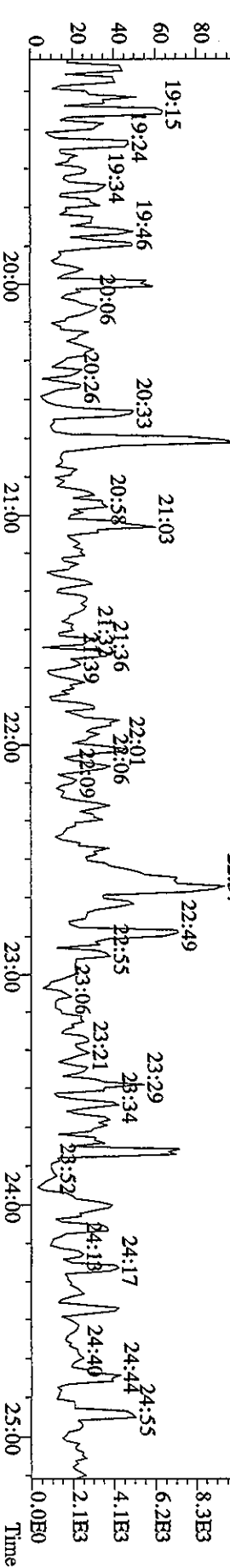
A1.25E7

A1.29E7



409.7974 S:25 F:2 SMO(1,3) BSUB(1000,15,-3.0) PKD(5,3,3,100.00%,2748.0,1.00%,F,T)

20:41



File:25MY06A9D5 #1-528 Acq:26-MAY-2006 13:55:28 GC EI+ Voltage SIR Autospec-UltimaE

Sample#25 Text:H5169-1-AC :G6E230000-628C Exp:DIOXIN

392.9760 S:25 F:3 SMO(1,3) PKD(5,3,3,100.00%,0.0,1.00%,F,T)

25:45 26:10 26:34 27:04 27:27

28:46

29:29 29:54

30:39 31:02


5.4E7

4.3E7

3.2E7

2.2E7

1.1E7



373.8208 S:25 F:3 SMO(1,3) BSUB(1000,15,-3.0) PKD(5,3,3,0.10%,4084.0,1.00%,F,T)

25:45 26:10 26:34 27:04 27:27

28:46

29:29 29:54

30:39 31:02

3.4E6

2.7E6

2.0E6

1.3E6

6.7E5



375.8178 S:25 F:3 SMO(1,3) BSUB(1000,15,-3.0) PKD(5,3,3,0.10%,4132.0,1.00%,F,T)

25:45 26:10 26:34 27:04 27:27

28:46

29:29 29:54

30:39 31:02


2.8E6

2.2E6

1.7E6

1.1E6

5.6E5



445.7555 S:25 F:3 SMO(1,3) BSUB(1000,15,-3.0) PKD(5,3,3,100.00%,3376.0,1.00%,F,T)

25:45 26:10 26:34 27:04 27:27

28:46

29:29 29:54

30:39 31:02

1.4E4

1.1E4

8.4E3

5.6E3

2.8E3



380.9760 S:25 F:3 SMO(1,3) PKD(5,3,3,100.00%,0.0,1.00%,F,T)

25:45 26:10 26:34 27:04 27:27

28:46

29:29 29:54

30:39 31:02

6.7E7

5.4E7

4.0E7

2.7E7

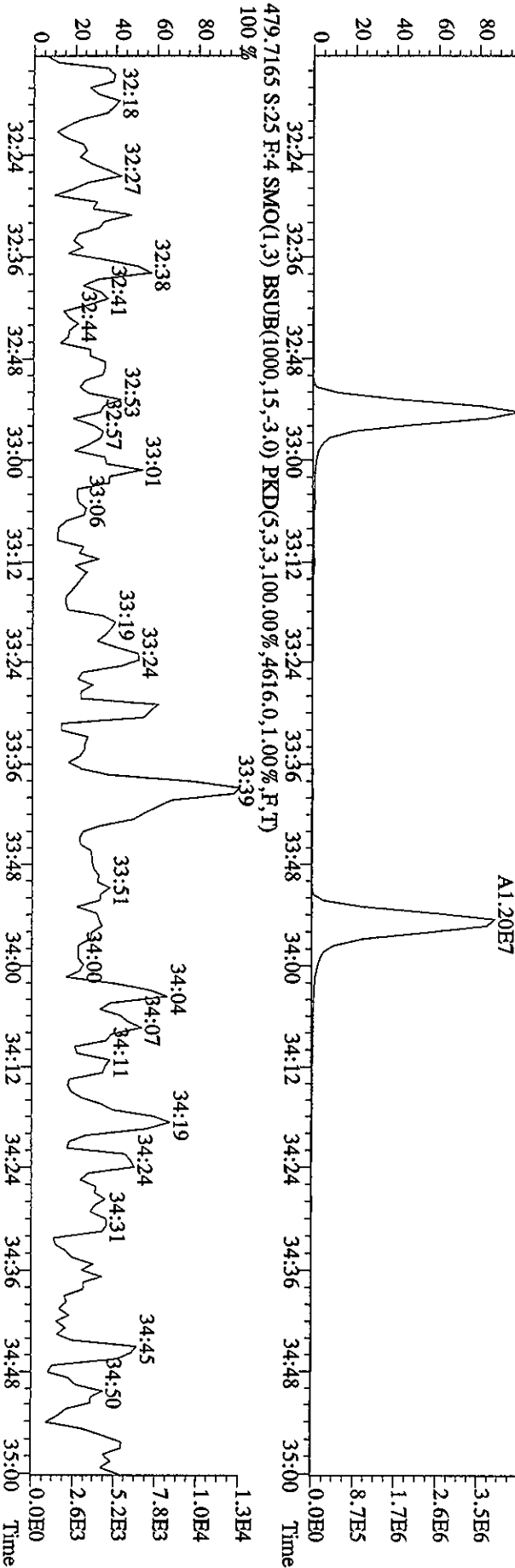
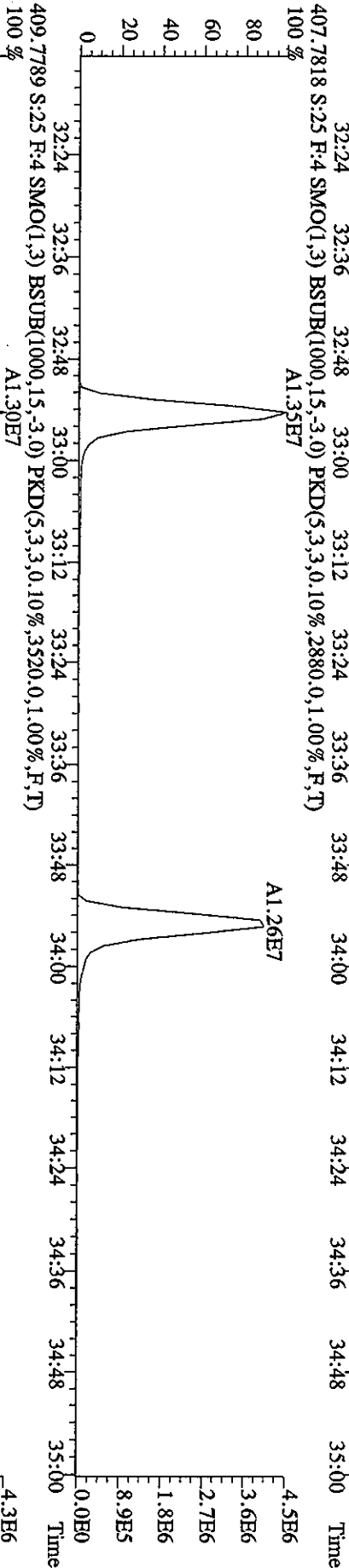

1.3E7




Sample#25 Text:H5169-1-AC :G6E330000-628C Exp:DIOXIN

430.9728 S:25 F:4 SMO(1,3) PKD(5,3,3,100.00%,0.0,1.00%,F,T)

100 % 32:18 32:35 32:51 33:06 33:18



File: 25MAY06A9D5 #1-201 Acq: 26-MAY-2006 13:55:28 GC EI+ Voltage SIR Autospec-Ultimate
 Sample# 25 Text: H5169-1-AC : G6E230000-628C Exp: DIOXIN
 454.9728 S: 25 F: 5 SMO(1,3) PKD(5,3,3,100.00%,0.0,1.00%,F,T)
 100 % 35:14 35:26 35:43 35:55 36:07 36:21 36:29 36:45 36:54 37:04 37:21



Quantitation Summary STL

Run text: H5169-1-AD
 = *H6EM1-1-AD*

Sample text: H5169-1-AD :G6E230000-628L

Run #25 Filename: 25MY06A9D5 S: 26 I: 1 Results: 25MY06A9D58290

Acquired: 26-MAY-06 14:37:03 Processed: 26-MAY-06 15:37:37

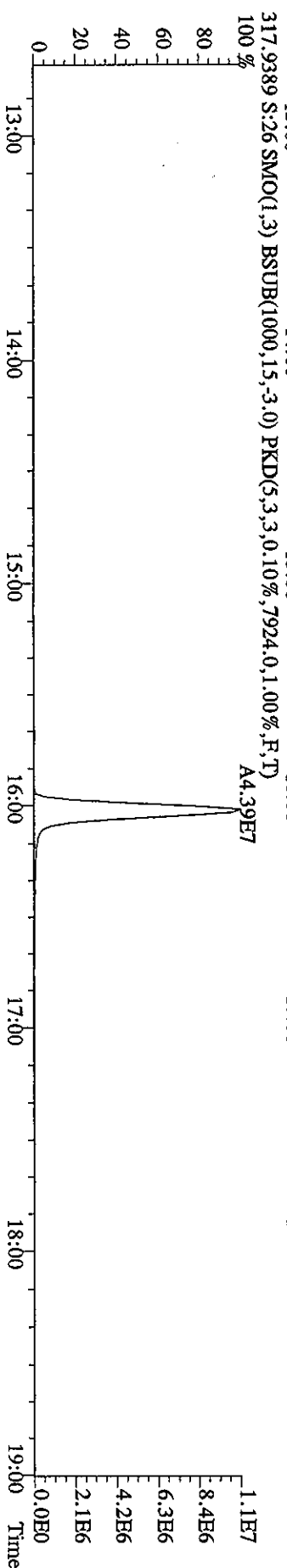
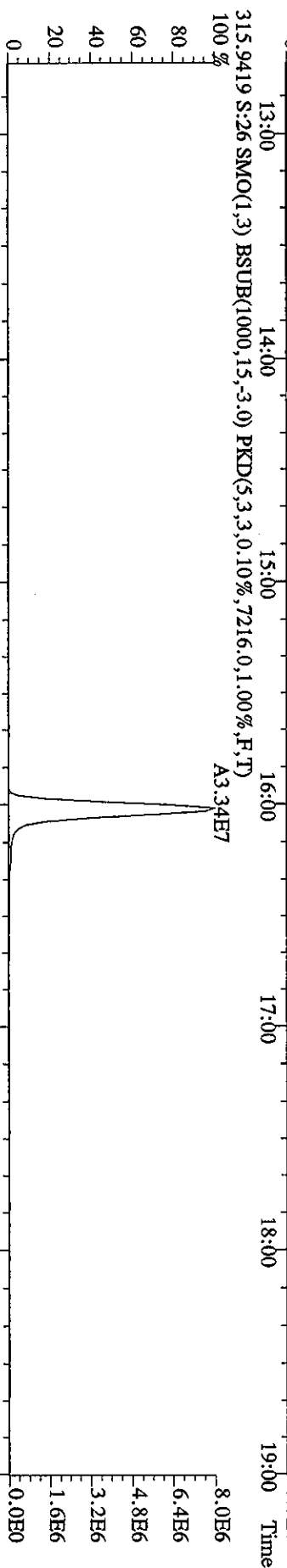
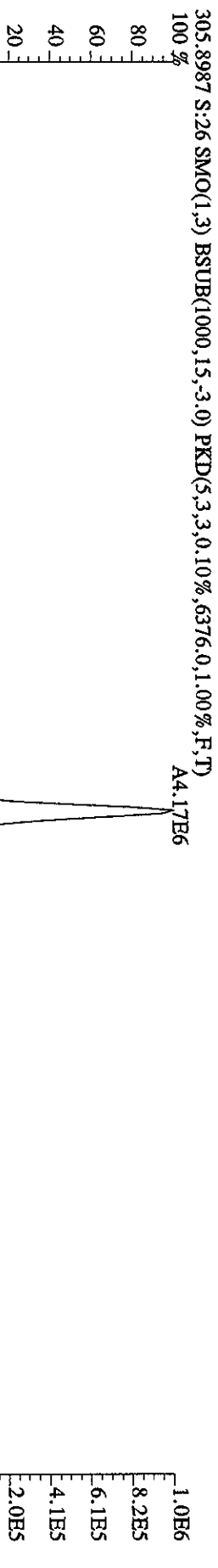
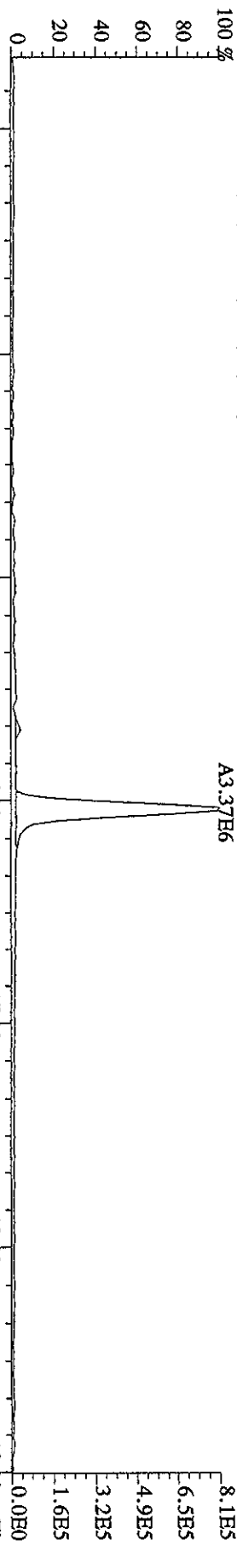
Run: 25MY06A9D5 Analyte: 8290 Cal: 82900105069D5

Factor 1: 1600.000 Factor 2: 20.000 Sample size: 1.000000L

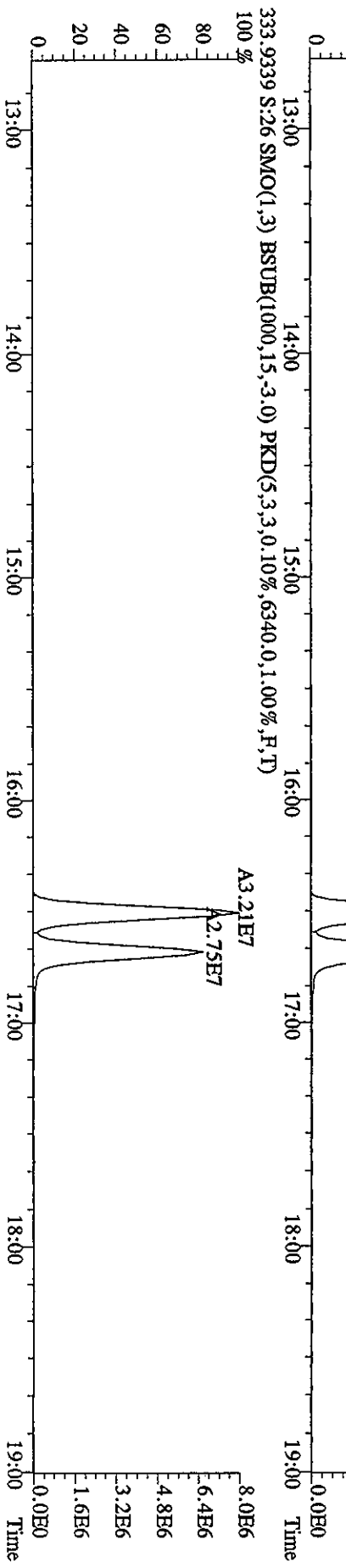

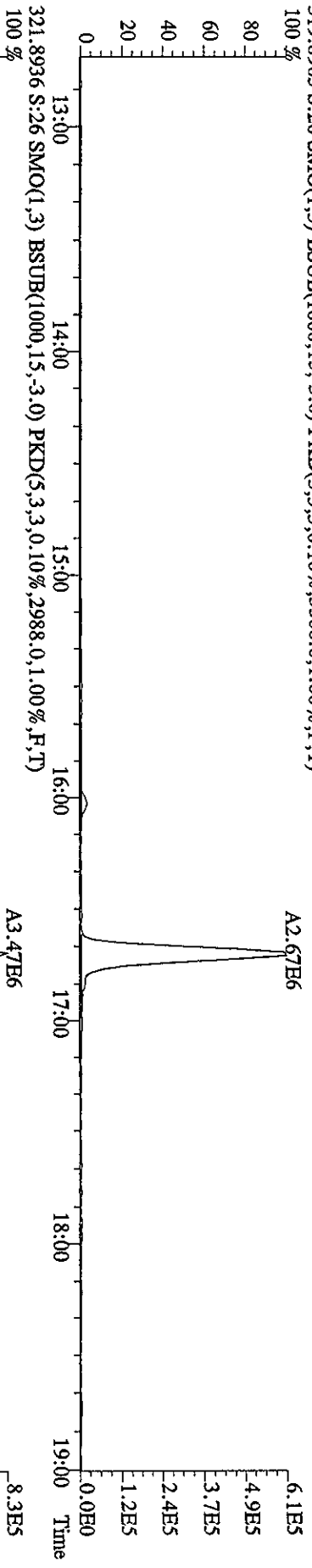
Name	Resp	RA	RT	RRF	Conc	EDL	Rec	M
13C-1,2,3,4-TCDD	57545200	0.79 y	16:31	-	109.35	-	-	n
13C-2,3,7,8-TCDF	77264200	0.76 y	16:01	1.69	1592.66	3.75	79.6	n
2,3,7,8-TCDF	7538650	0.81 y	16:02	1.04	186.97	5.98	-	n
Total TCDF	7676674	0.87 y	15:41	1.04	190.39	5.98	-	n
13C-2,3,7,8-TCDD	48762000	0.77 y	16:41	0.90	1876.30	8.90	93.8	n
2,3,7,8-TCDD	6142410	0.77 y	16:43	1.23	204.41	2.75	-	n
Total TCDD	6188614	3.02 n	16:02	1.23	205.94	2.75	-	n
37Cl-2,3,7,8-TCDD	42570400	1.00 y	16:42	2.21	669.25	2.19	83.7	n
13C-1,2,3,7,8-PeCDF	65100700	1.52 y	20:41	1.25	1807.27	4.12	90.4	n
1,2,3,7,8-PeCDF	31594100	1.49 y	20:41	0.91	1072.36	3.50	-	n
2,3,4,7,8-PeCDF	32939200	1.46 y	21:55	0.95	1065.00	3.34	-	n
Total F2 PeCDF	65276164	2.31 n	19:28	0.93	2161.96	3.42	-	n
Total F1 PeCDF	*	* n	NotFnd	0.93	*	4.24	-	n
13C-1,2,3,7,8-PeCDD	36601800	1.55 y	22:34	0.66	1924.20	4.62	96.2	n
1,2,3,7,8-PeCDD	23802880	1.56 y	22:36	1.16	1120.70	5.09	-	n
Total PeCDD	23866369	1.78 n	21:14	1.16	1123.69	5.09	-	n
13C-1,2,3,7,8,9-HxCDD	40844700	1.33 y	31:02	-	127.57	-	-	n
13C-1,2,3,4,7,8-HxCDF	46317700	0.51 y	28:29	1.41	1611.94	8.66	80.6	n
1,2,3,4,7,8-HxCDF	27956400	1.23 y	28:31	1.04	1161.07	8.31	-	n
1,2,3,6,7,8-HxCDF	29977000	1.23 y	28:49	1.13	1141.07	7.62	-	n
2,3,4,6,7,8-HxCDF	28361500	1.16 y	30:12	1.01	1215.85	8.58	-	n
1,2,3,7,8,9-HxCDF	25269800	1.23 y	31:16	0.93	1171.67	9.28	-	n
Total HxCDF	111564700	1.23 y	28:31	1.03	4689.65	8.40	-	n
13C-1,2,3,6,7,8-HxCDD	39278500	1.22 y	30:37	0.99	1935.21	7.07	96.8	n
1,2,3,4,7,8-HxCDD	20922970	1.20 y	30:30	0.94	1135.57	4.97	-	n
1,2,3,6,7,8-HxCDD	22265200	1.20 y	30:38	1.05	1075.06	4.43	-	n
1,2,3,7,8,9-HxCDD	23288200	1.19 y	31:03	1.07	1109.87	4.37	-	n
Total HxCDD	66476370	1.20 y	30:30	1.02	3320.50	4.57	-	n
13C-1,2,3,4,6,7,8-HpCDF	38642800	0.45 y	32:54	1.18	1603.65	8.75	80.2	n
1,2,3,4,6,7,8-HpCDF	26388300	1.09 y	32:54	1.27	1071.53	2.48	-	n
1,2,3,4,7,8,9-HpCDF	24136000	1.05 y	33:55	1.10	1137.15	2.88	-	n
Total HpCDF	50789396	1.09 y	32:54	1.19	2220.24	2.66	-	n
13C-1,2,3,4,6,7,8-HpCDD	39505600	1.08 y	33:39	1.07	1813.96	8.37	90.7	n
1,2,3,4,6,7,8-HpCDD	20950400	1.05 y	33:40	0.95	1114.60	3.59	-	n
Total HpCDD	21383790	2.65 n	32:54	0.95	1137.66	3.59	-	n
13C-OCDD	67727800	0.91 y	35:49	0.80	4166.40	8.74	104.2	n

OCDF	47740800	0.90	y	35:55	1.36	2077.19	4.76	-	n
OCDD	40598300	0.90	y	35:50	1.05	2292.54	7.39	-	n

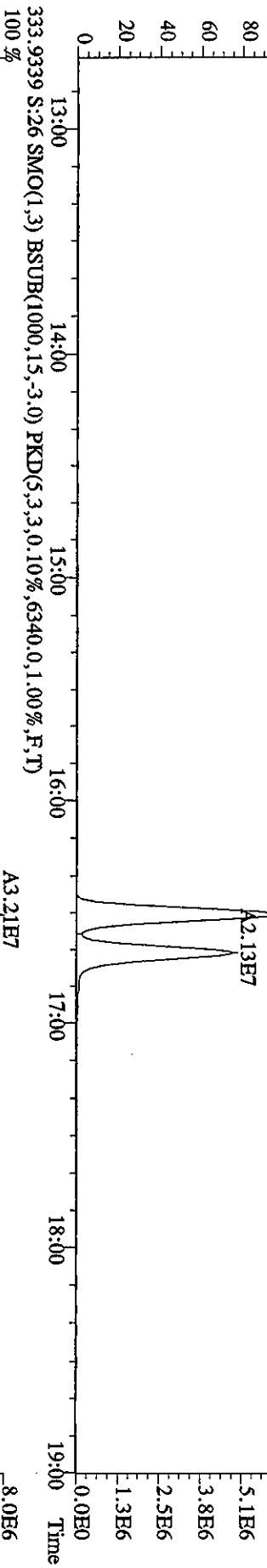

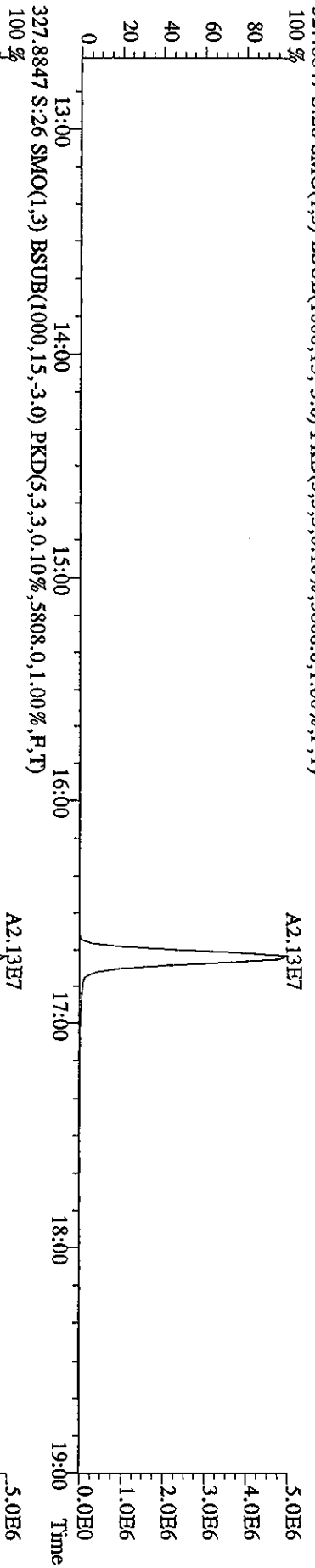
File:25MY06A9D5 #1-439 Acq:26-MAY-2006 14:37:03 GC EI+ Voltage SIR Autospec-Ultimate
Sample#26 Text:H5169-1-AD :G6E230000-628L Exp:DIOXIN
303.9016 S:26 SMO(1,3) BSUB(1000,15,-3.0) PKD(5,3,3,0.10%,12888.0,1.00%,F,T)



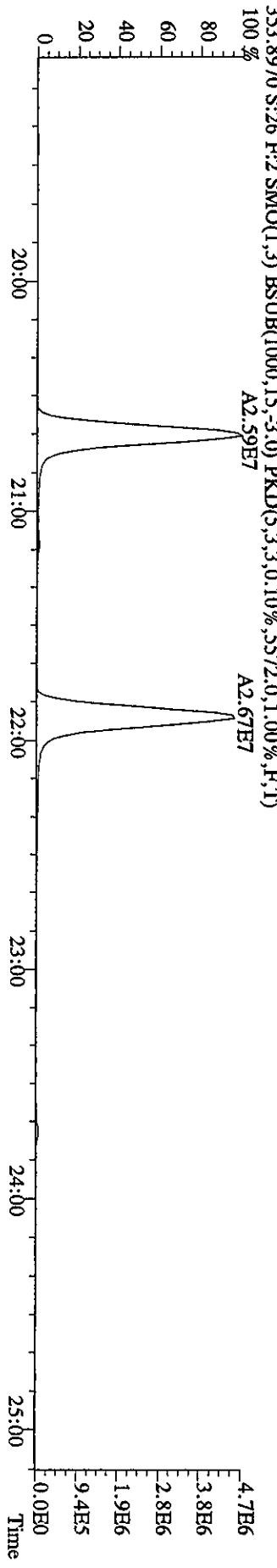
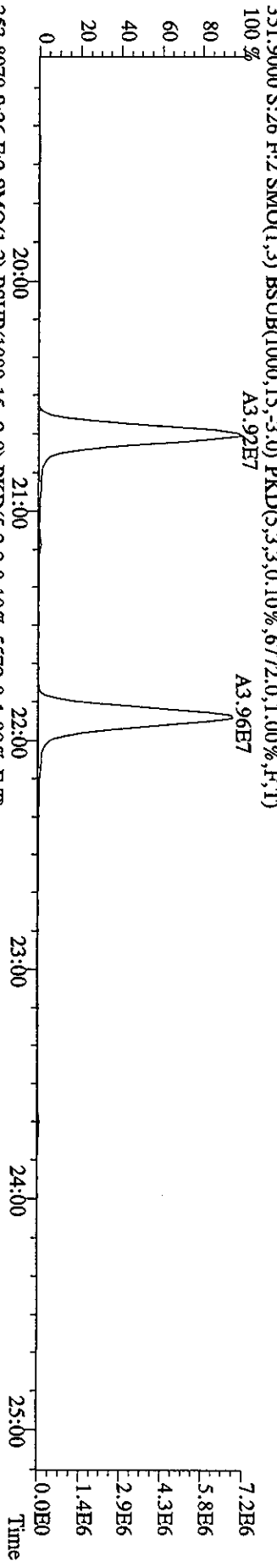
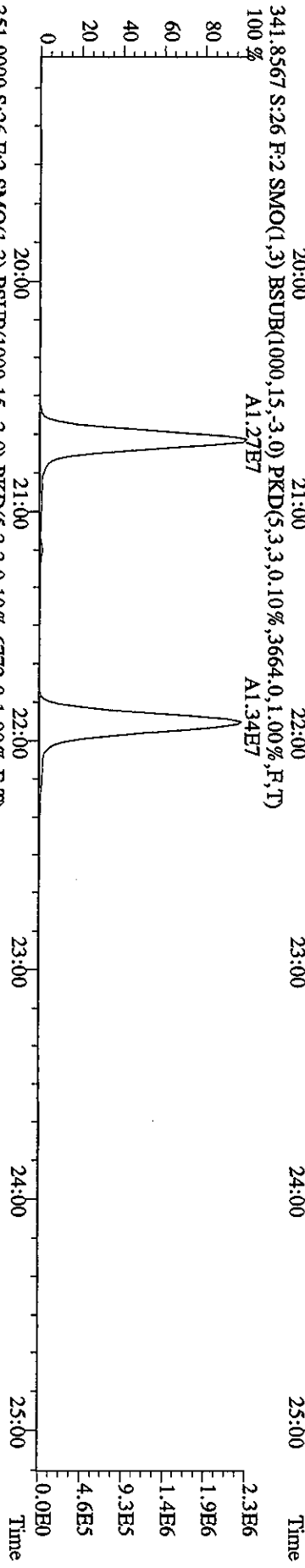
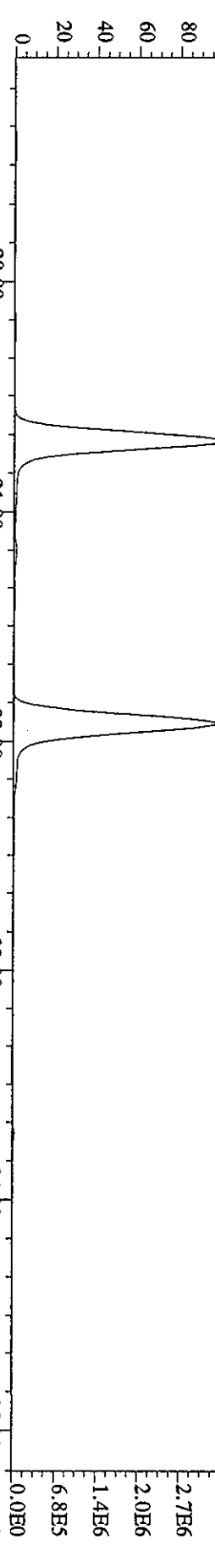
File:25MY06A9D5 #1-439 Acq:26-MAY-2006 14:37:03 GC EI+ Voltage SIR Autospec-Ultimate
 Sample#26 Text:H5169-1-AD :G6E230000-628L Exp:DIOXIN
 319.8965 S:26 SMO(1,3) BSUB(1000,15,-3.0) PKD(5,3,3,0.10%,3500.0,1.00%,F,T)
 100 %



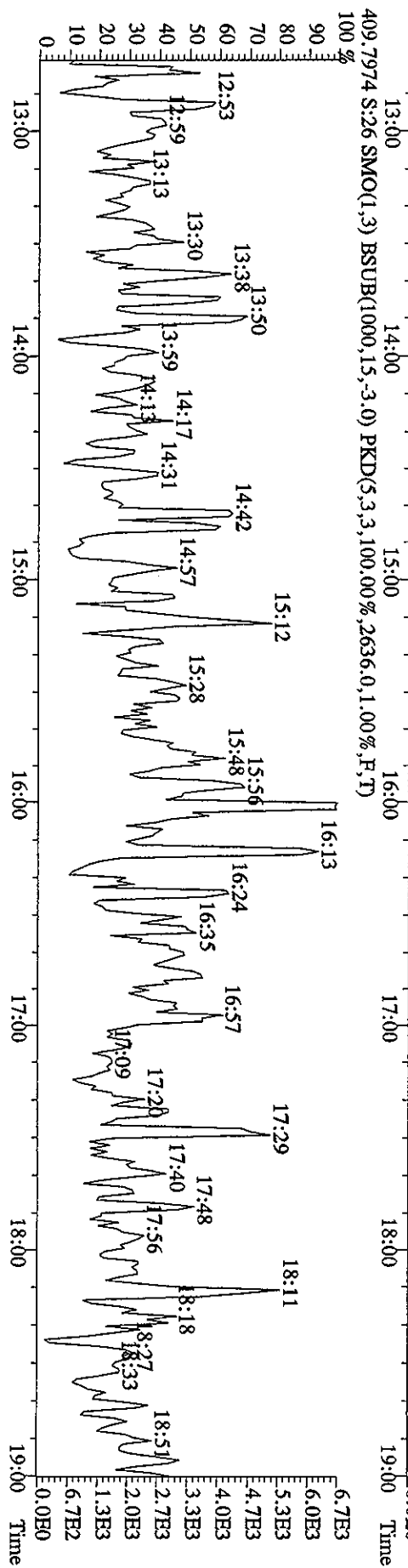
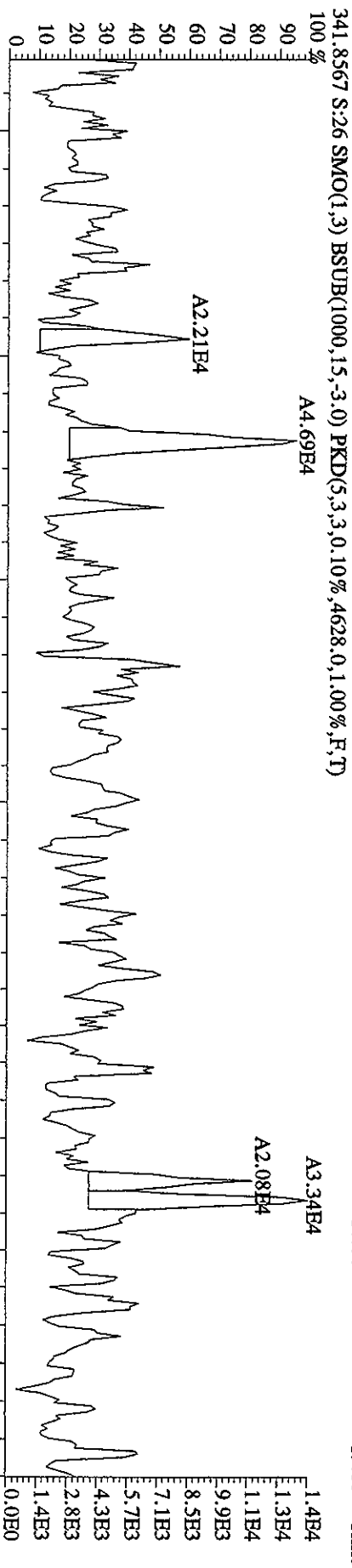
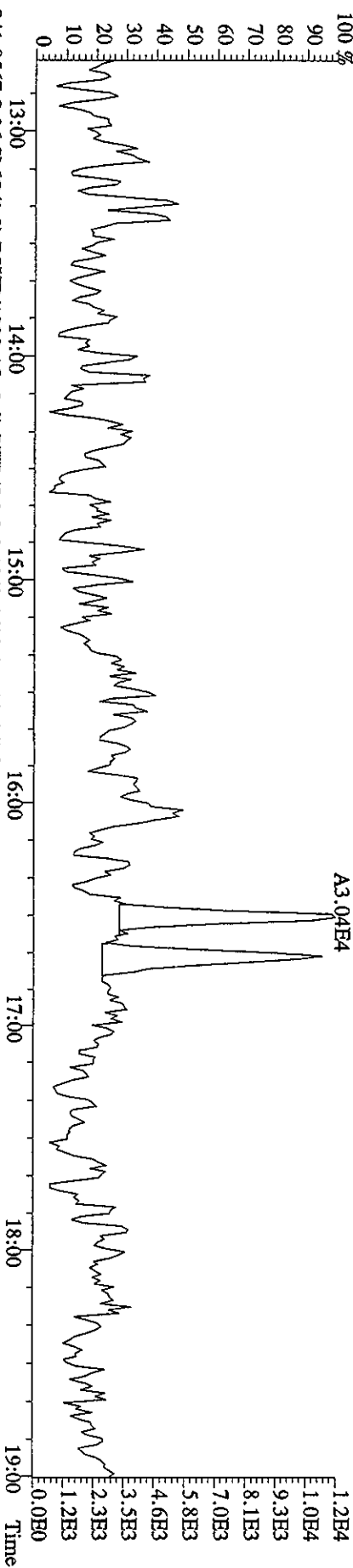
File:25MAY06A9D5 #1-439 Acq:26-MAY-2006 14:37:03 GC EI+ Voltage SIR Autospec-UltimaE
Sample#26 Text:H5169-1-AD :G6E230000-628L Exp:DIOXIN
327,8847 S:26 SMO(1,3) BSUB(1000,15,3,0) PKD(5,3,3,0,10%,5808,0,1,00%,F,T)



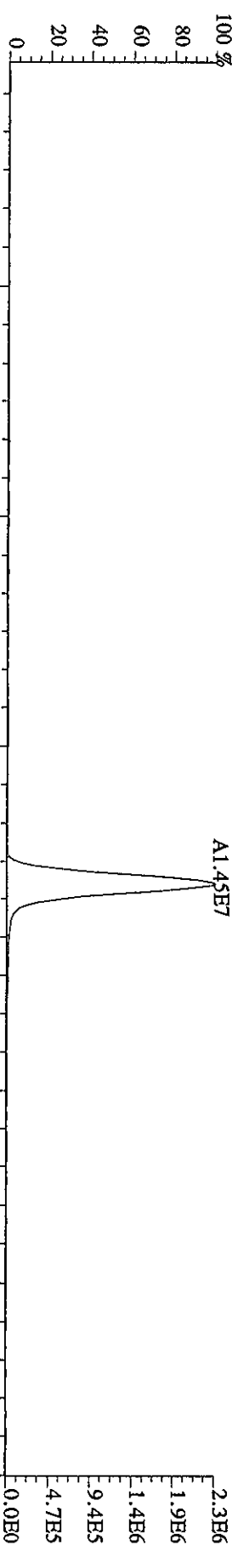
Sample#26 Text:H5169-1-AD :G6E230000-628L Exp:DIOXIN



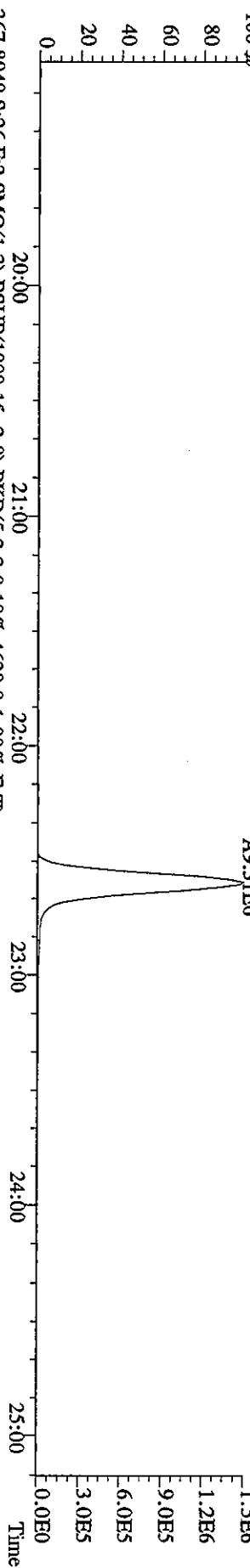
File:25MY06A9D5 #1-439 Acq:26-MAY-2006 14:37:03 GC EI+ Voltage SIR Autospec-Ultimate
 Sample#26 Text:HS169-1-AD :G6E230000-628L Exp:DIOXIN
 339.8597 S:26 SMO(1,3) BSUB(1000,15,-3.0) PKD(5,3,3,0.10%,3172.0,1.00%,F,T)



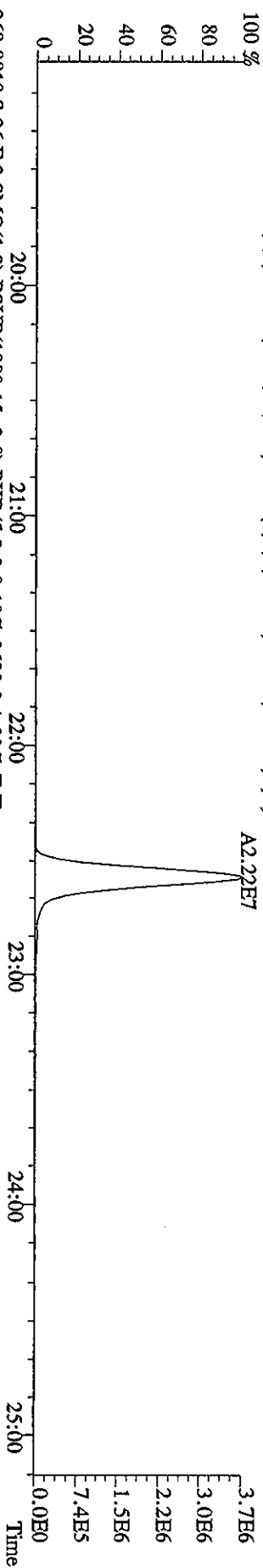
File:25MAY06A9D5 #1-490 Acq:26-MAY-2006 14:37:03 GC EI+ Voltage SIR Autospec-Ultimate
Sample#26 Text:H5169-1-AD :G6E230000-628L Exp:DIOXIN
355.8546 S:26 F:2 SMO(1,3) BSUB(1000,15,-3,0) PKD(5,3,3,0,10%,3828.0,1.00%,F,T)



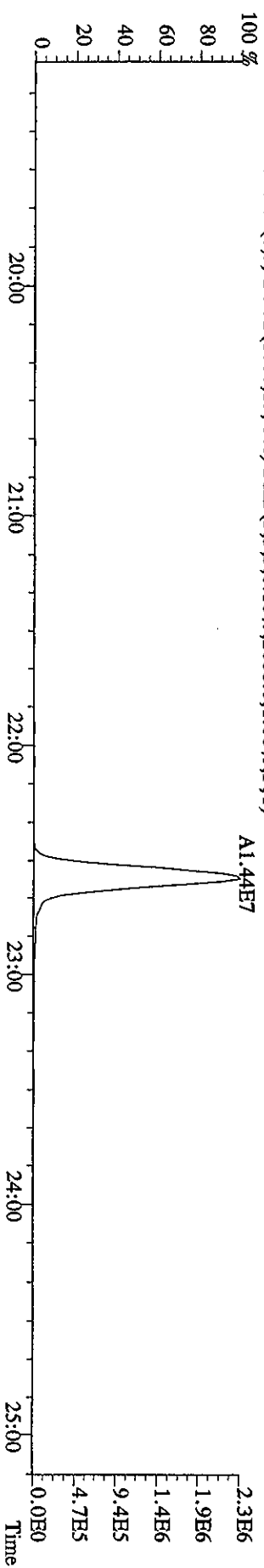
357.8516 S:26 F:2 SMO(1,3) BSUB(1000,15,-3,0) PKD(5,3,3,0,10%,2084.0,1.00%,F,T)



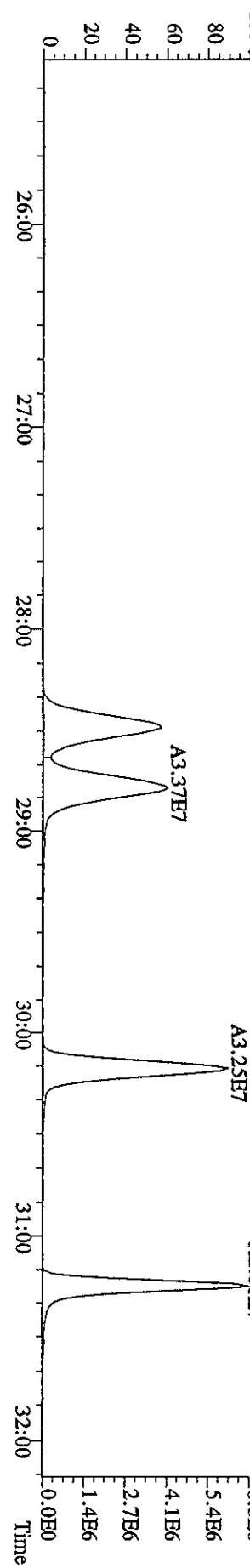
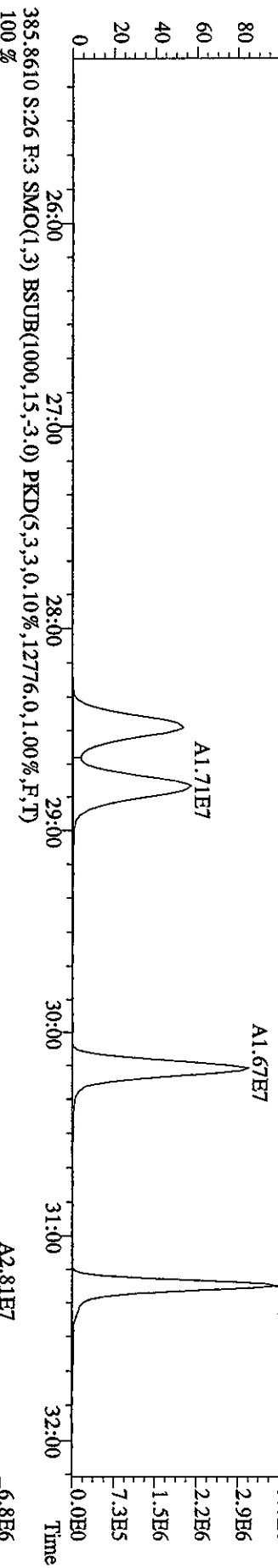
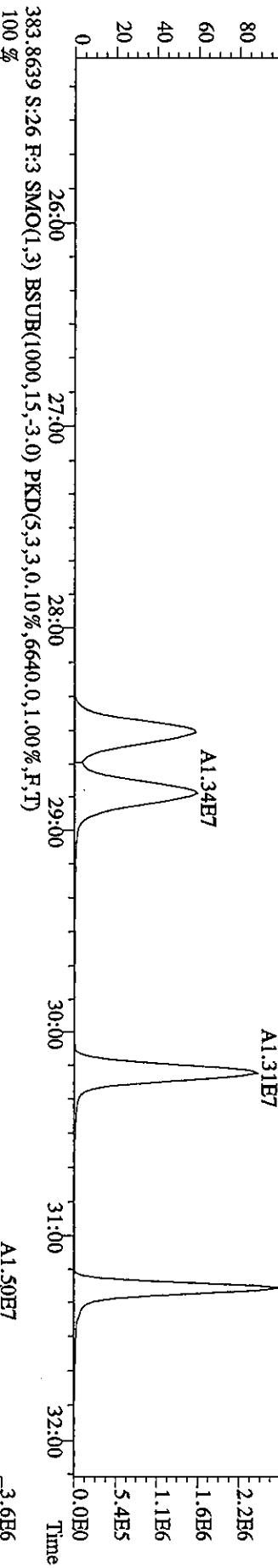
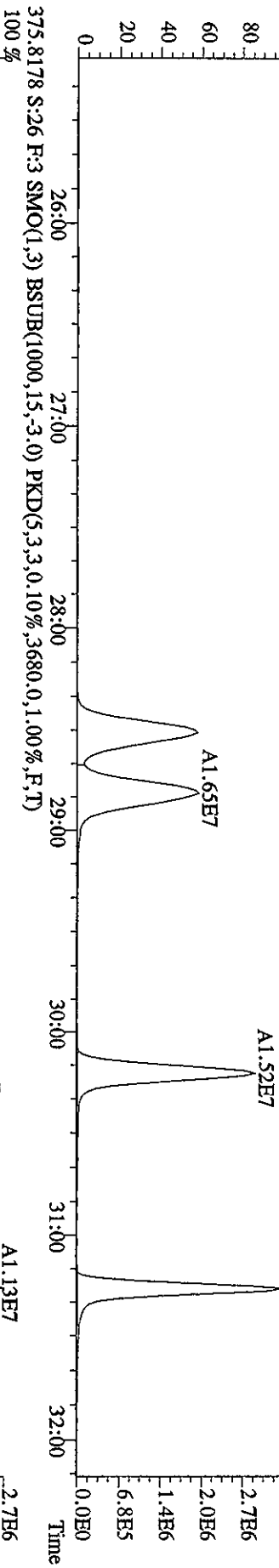
367.8949 S:26 F:2 SMO(1,3) BSUB(1000,15,-3,0) PKD(5,3,3,0,10%,4628.0,1.00%,F,T)



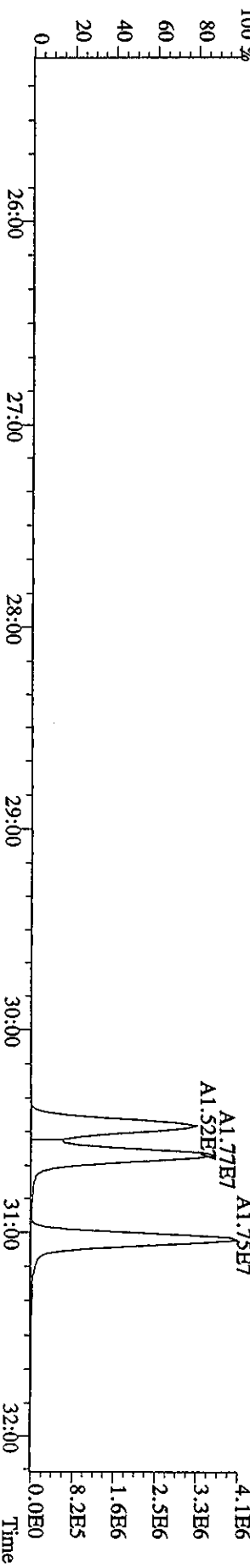
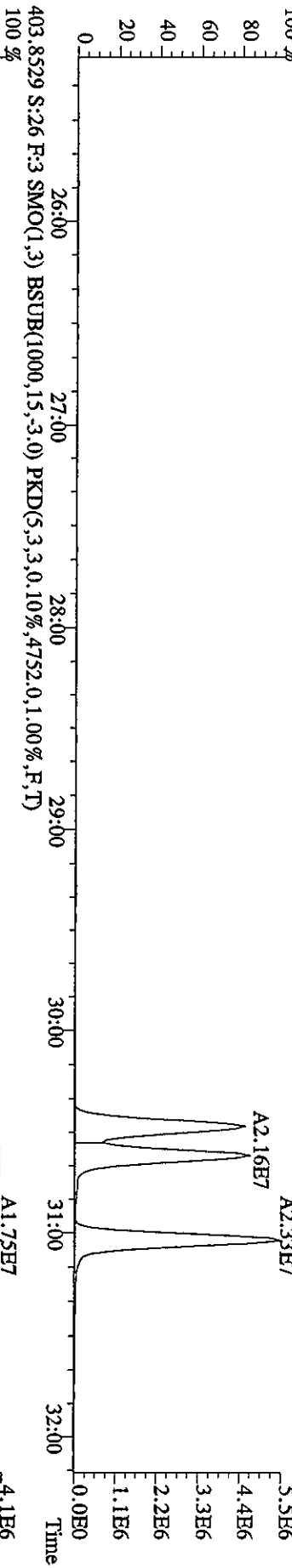

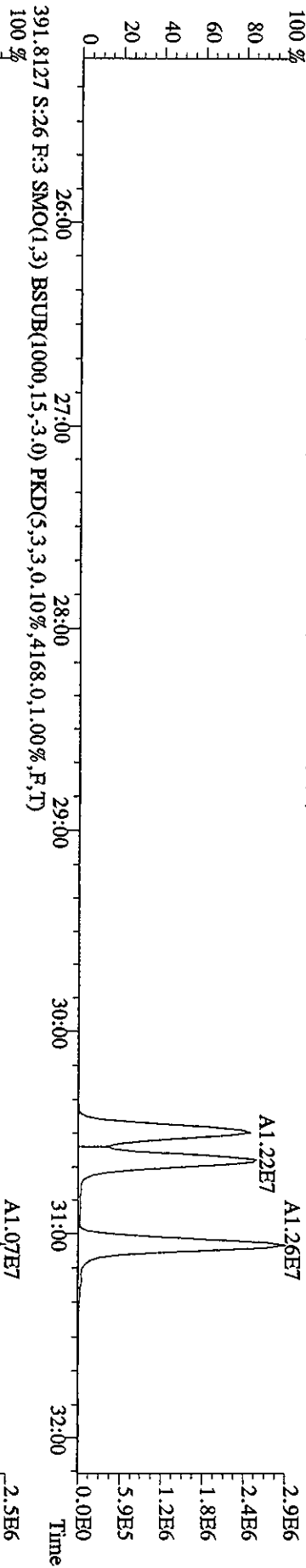
369.8919 S:26 F:2 SMO(1,3) BSUB(1000,15,-3,0) PKD(5,3,3,0,10%,2688.0,1.00%,F,T)



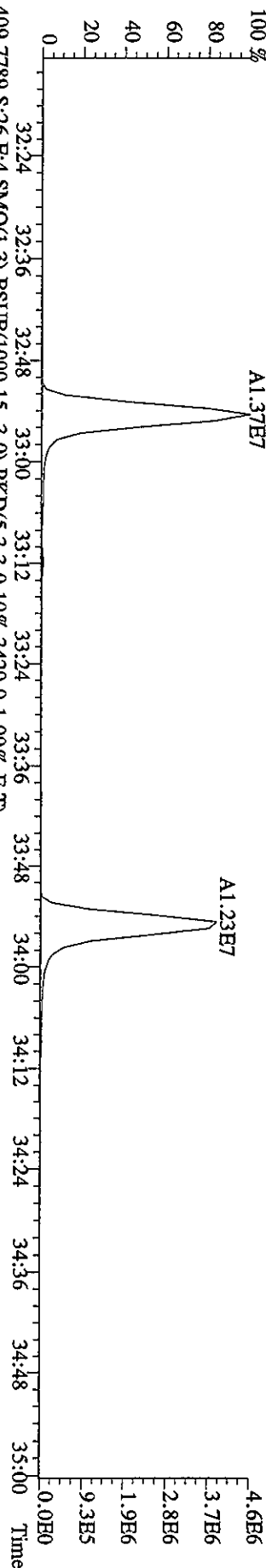
File:25MY06A9D5 #1-529 Acq:26-MAY-2006 14:37:03 GC EI+ Voltage SIR Autospec-UltimaE
 Sample#26 Text:H5169-1-AD :G6E230000-628L Exp:DIOXIN
 373.8208 S:26 F:3 SMO(1,3) BSUB(1000,15,-3.0) PKD(5,3,3,0,10%,4712.0,1.00%,F,T)



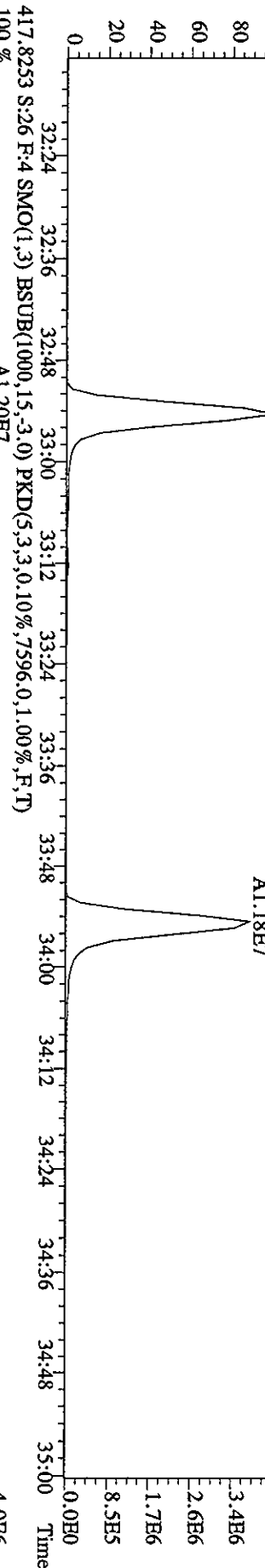
File: 25MY06A9D5 #1-529 Acq: 26-MAY-2006 14:37:03 GC EI+ Voltage SIR Autospec-Ultimate
 Sample#26 Text: H5169-1-AD :G6E230000-628L Exp: DIOXIN
 389.8157 S:26 F:3 SMO(1,3) BSUB(1000,15,-3,0) PKD(5,3,3,0,10%,2276,0,1,00%,F,T)



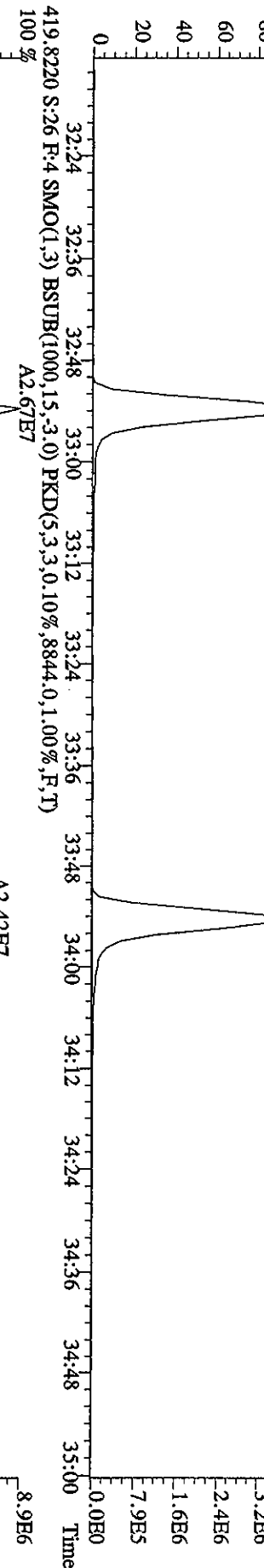
407.7818 S:26 F:4 SMO(1,3) BSUB(1000,15,-3.0) PKD(5,3,3,0.10%,3356.0,1.00%,F,T)




409.7789 S:26 F:4 SMO(1,3) BSUB(1000,15,-3.0) PKD(5,3,3,0.10%,3420.0,1.00%,F,T)



417.8253 S:26 F:4 SMO(1,3) BSUB(1000,15,-3.0) PKD(5,3,3,0.10%,7596.0,1.00%,F,T)



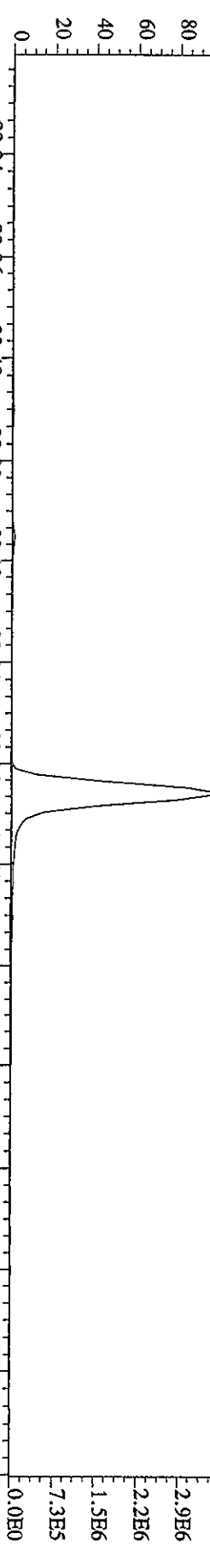
419.8220 S:26 F:4 SMO(1,3) BSUB(1000,15,-3.0) PKD(5,3,3,0.10%,8844.0,1.00%,F,T)



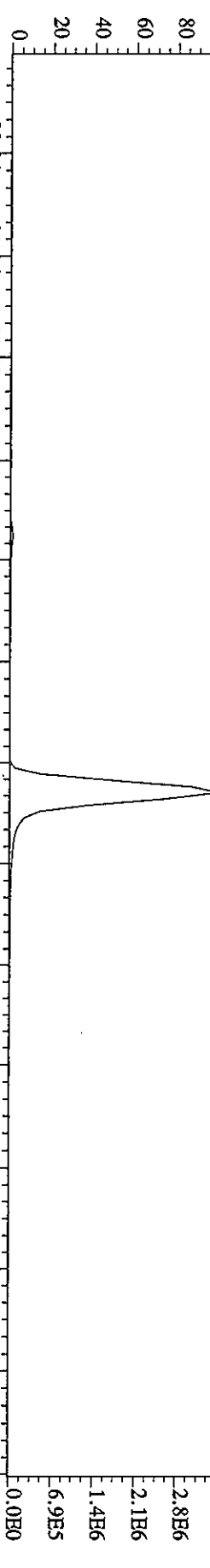
File:25MY06A9D5 #1-224 Acq:26-MAY-2006 14:37:03 GC EI+ Voltage SIR Autospec-UltimaE

Sample#26 Tex:H5169-1-AD :G6E330000-628L Exp:DIOXIN

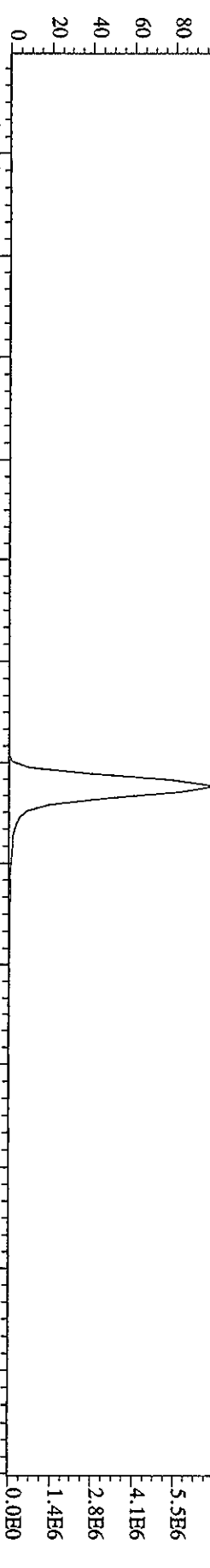
423.7766 S:26 F:4 SMO(1,3) BSUB(1000,15,-3.0) PKD(5,3,3,0,10%,4376.0,1.00%,F,T)



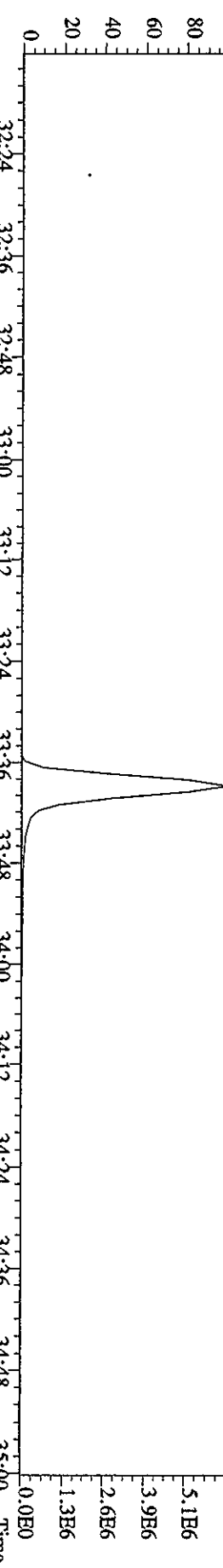
425.7737 S:26 F:4 SMO(1,3) BSUB(1000,15,-3.0) PKD(5,3,3,0,10%,3184.0,1.00%,F,T)



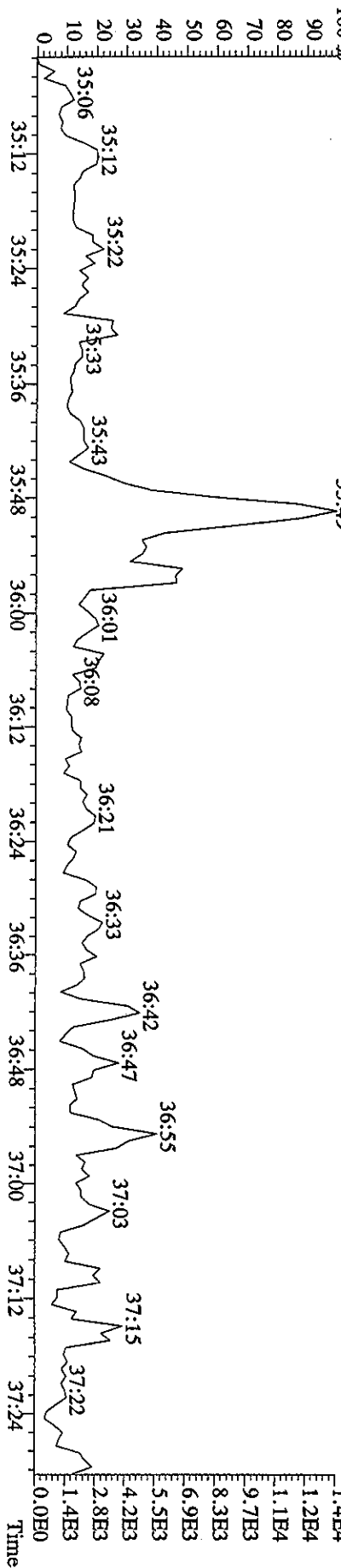
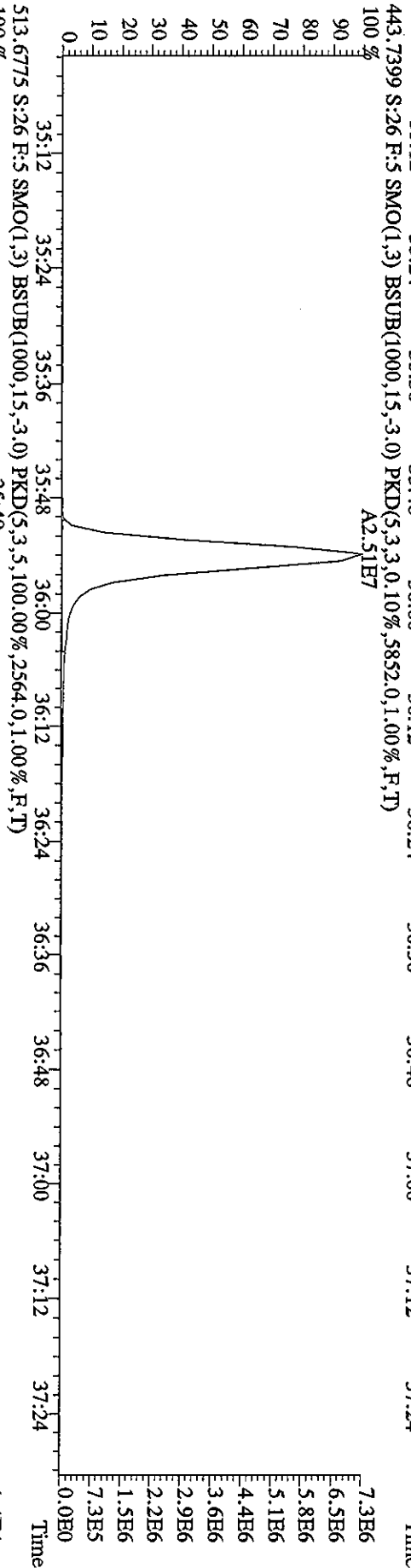
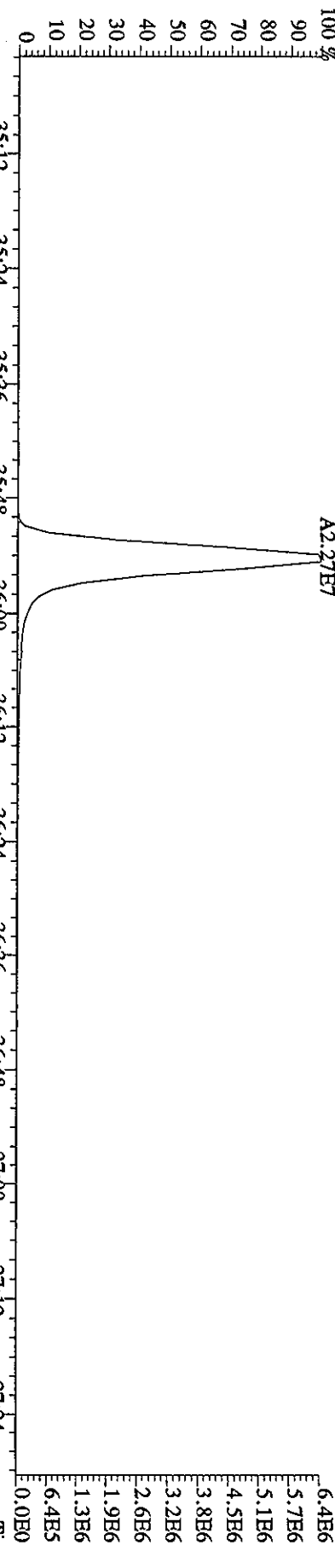
435.8169 S:26 F:4 SMO(1,3) BSUB(1000,15,-3.0) PKD(5,3,3,0,10%,8540.0,1.00%,F,T)



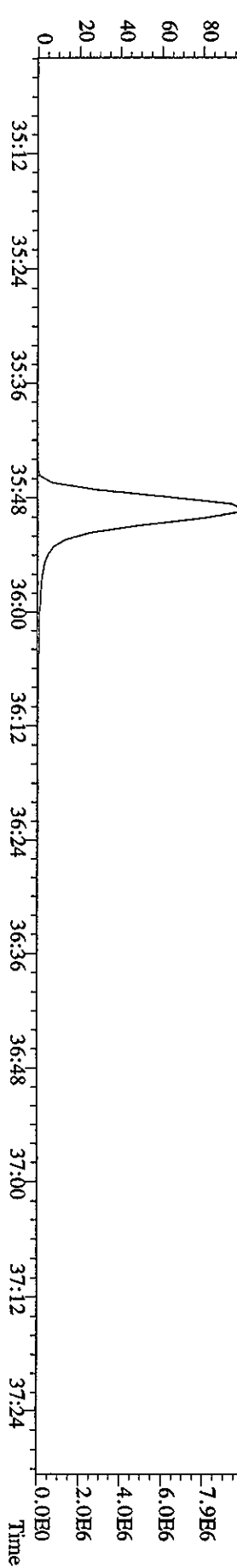



437.8140 S:26 F:4 SMO(1,3) BSUB(1000,15,-3.0) PKD(5,3,3,0,10%,5672.0,1.00%,F,T)



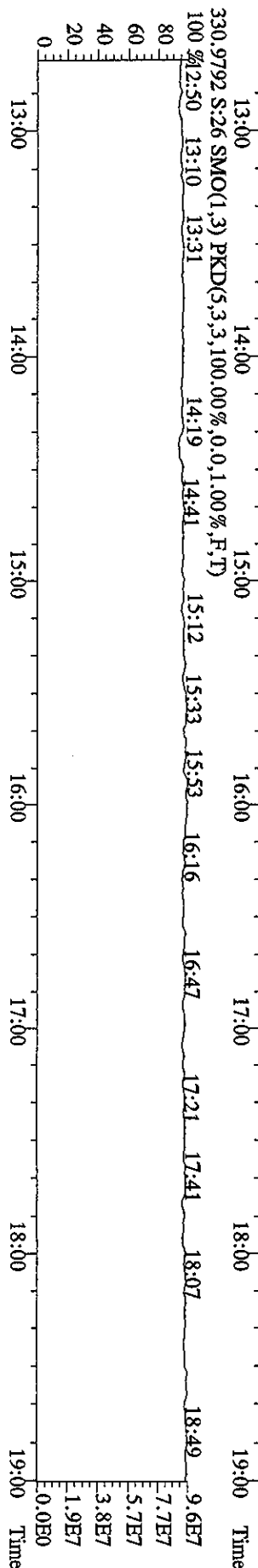
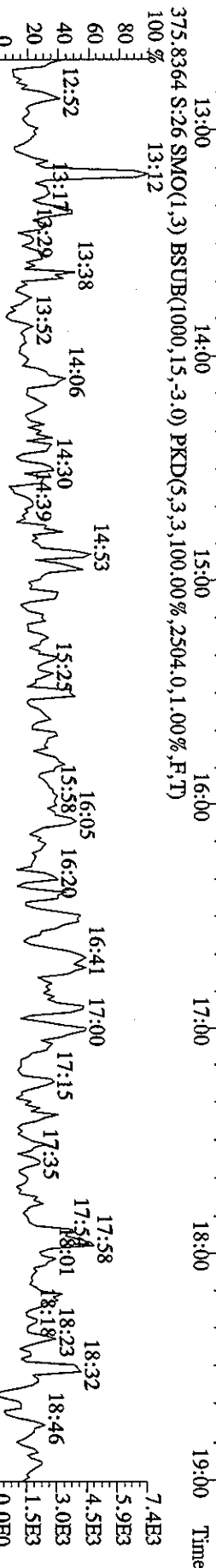
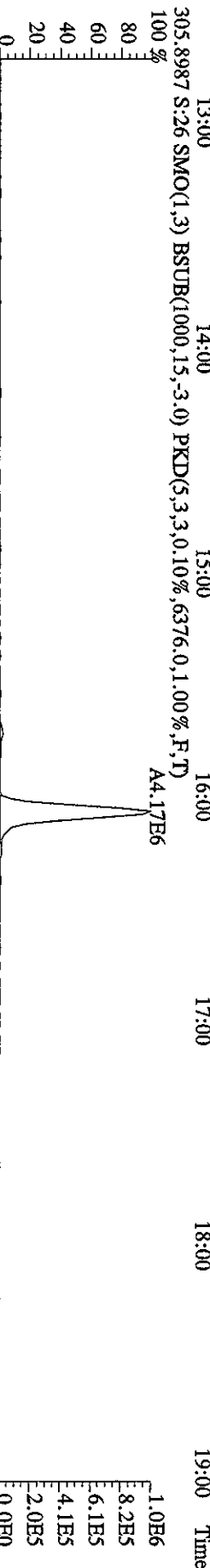
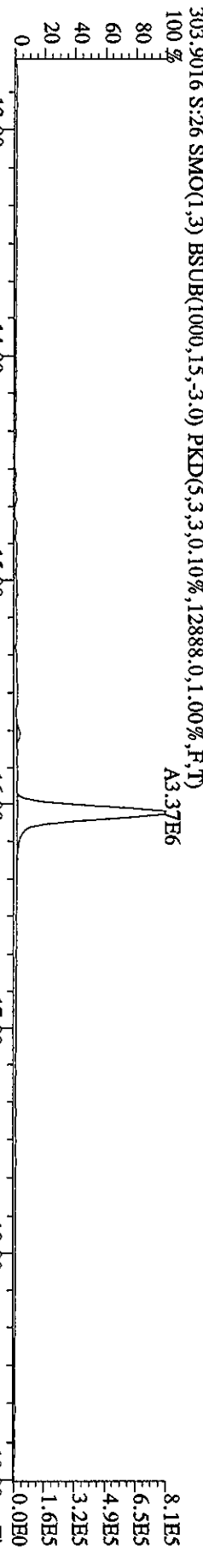
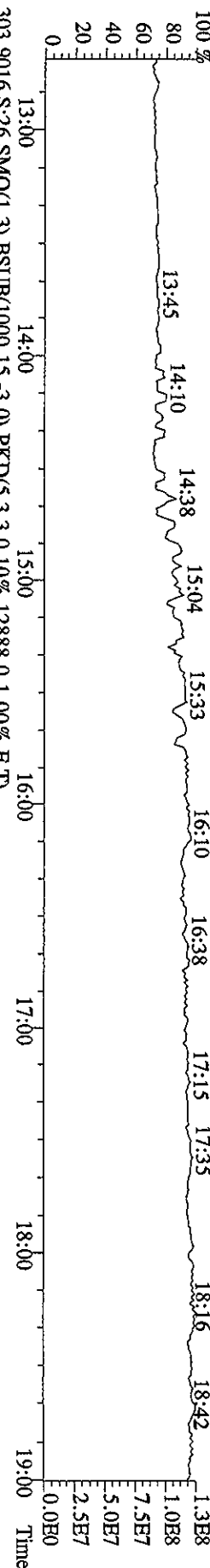
File: 25MY06A9D5 #1-201 Acq: 26-MAY-2006 14:37:03 GC EI+ Voltage SFR Autospec-UltimaE
 Sample# 26 Text: H5169-1-AD : G6E230000-628L Exp: DIOXIN
 441, 7428 S: 26 F: 5 SMO(1,3) BSUB(1000,15,-3.0) PKD(5,3,3,0,10%,4428.0,1.00%,F,T)
 A2.27E7




File:25MY06A9D5 #1-201 Acq:26-MAY-2006 14:37:03 GC EI+ Voltage SIR Autospec-Ultimate
 Sample#26 Text:H5169-1-AD :G6E230000-628L Exp:DIOXIN
 457.7377 S:26 F:5 SMO(1,3) BSUB(1000,15,-3,0) PKD(5,3,3,0,10%,7516.0,1.00%,F,T)
 100 % A1.93E7



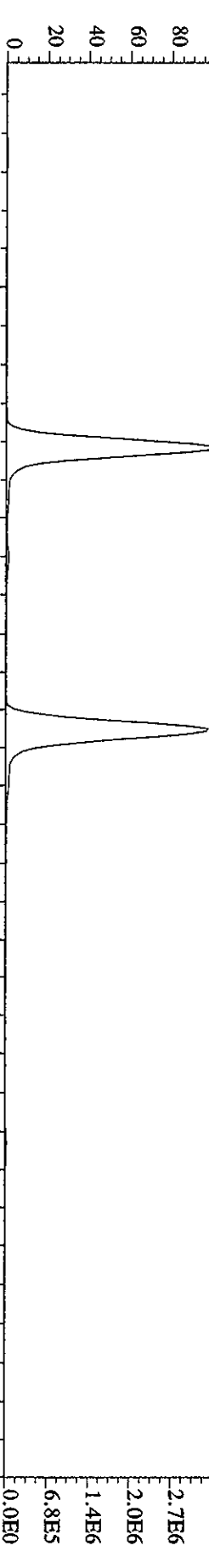
File:25MY06A9D5 #1-439 Acq:26-MAY-2006 14:37:03 GC EI+ Voltage SIR Autospec-Ultimate
 Sample#26 Text:H5169-1-AD :G6E230000-628L Exp:DIOXIN
 292.9825 S:26 SMO(1,3) PKD(5,3,5,100.00%,0.0,1.00%,F,T)



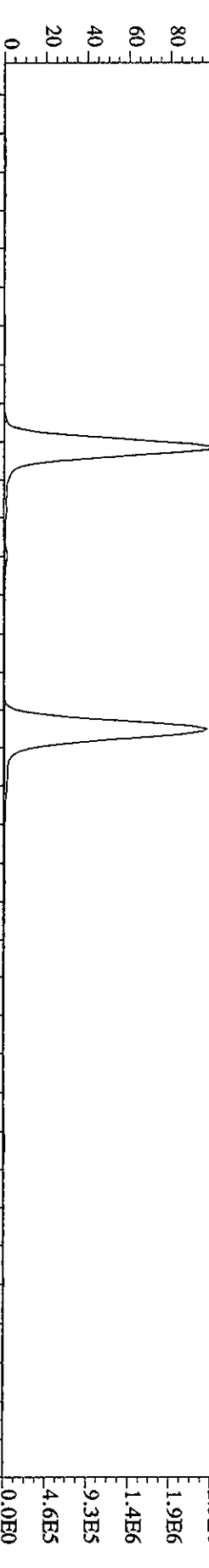
File: 25MY06A9D5 #1-490 Acq: 26-MAY-2006 14:37:03 GC EL+ Voltage S/R Autospec-UltimaE
 Sample#26 Text: H5169-1-AD : G6E230000-628L Exp: DIOXIN
 342.9792 S:26 F:2 SMO(1,3) PKD(5,3,3,100.00%,0.0,1.00%,F,T)
 100% 19:19 19:46 20:21 21:14 21:47 22:07 22:55 23:25 23:44 25:08 8.0E7



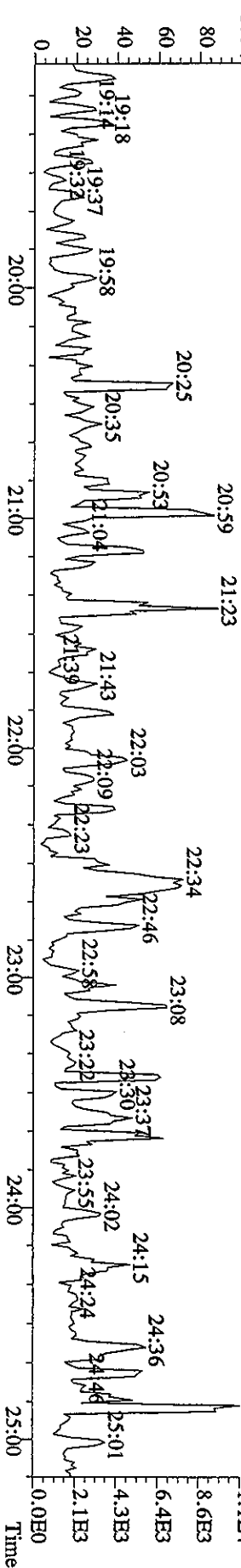
339.8597 S:26 F:2 SMO(1,3) BSUB(1000,15,-3.0) PKD(5,3,3,0.10%,2620,0.1,0.0%,F,T)
 100% A1.89E7 A1.96E7



341.8567 S:26 F:2 SMO(1,3) BSUB(1000,15,-3.0) PKD(5,3,3,0.10%,3664,0.1,0.0%,F,T)
 100% A1.27E7 A1.34E7

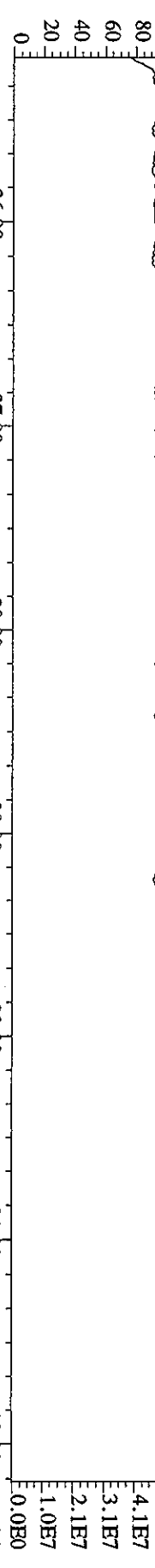


409.7974 S:26 F:2 SMO(1,3) BSUB(1000,15,-3.0) PKD(5,3,3,100.00%,2472,0.1,0.0%,F,T)
 100%

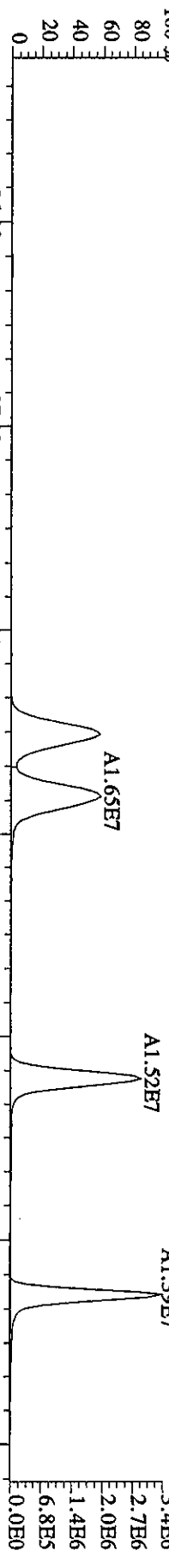


Sample#26 Text:H5169-1-AD :G6E230000-628L Exp:DIOXIN

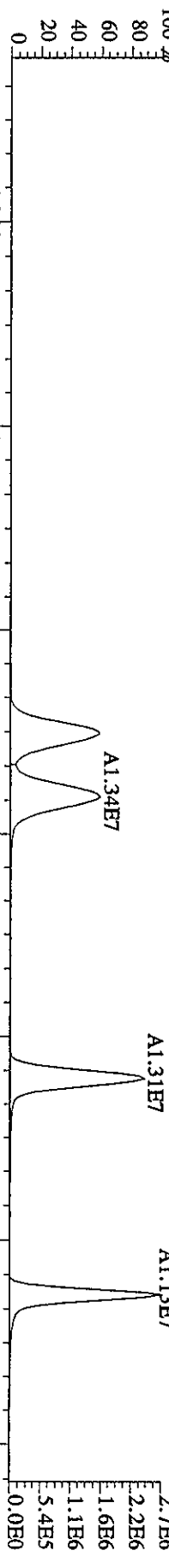
392.9760 S:26 F:3 SMO(1,3) PKD(5,3,3,100.00%,0.0,1.00%,F,T)



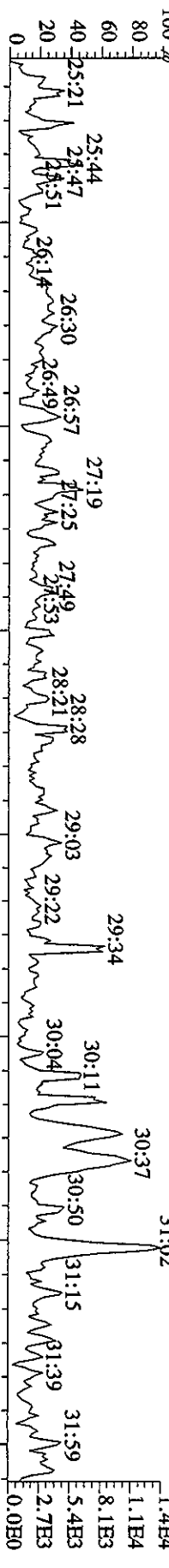
373.8208 S:26 F:3 SMO(1,3) BSUB(1000,15,-3.0) PKD(5,3,3,0.10%,4712.0,1.00%,F,T)



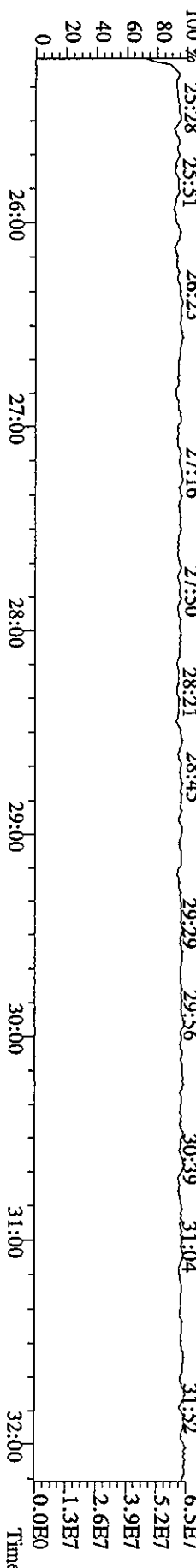
375.8178 S:26 F:3 SMO(1,3) BSUB(1000,15,-3.0) PKD(5,3,3,0.10%,3680.0,1.00%,F,T)

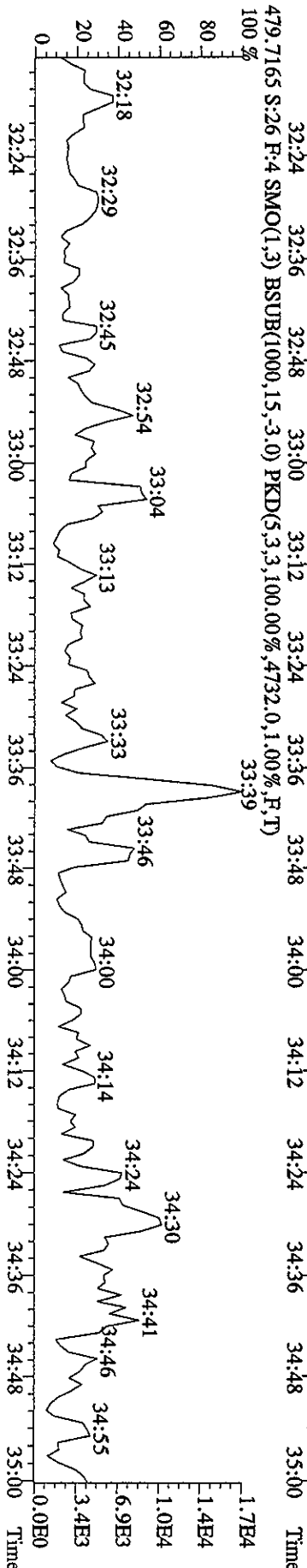
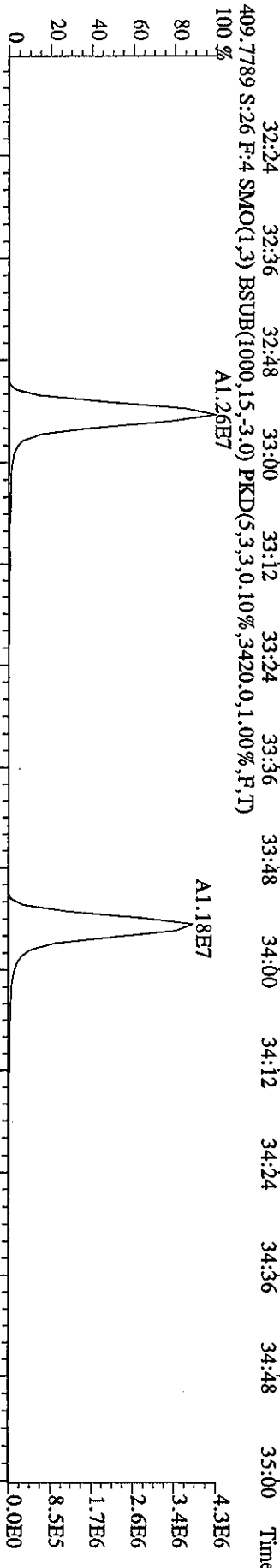
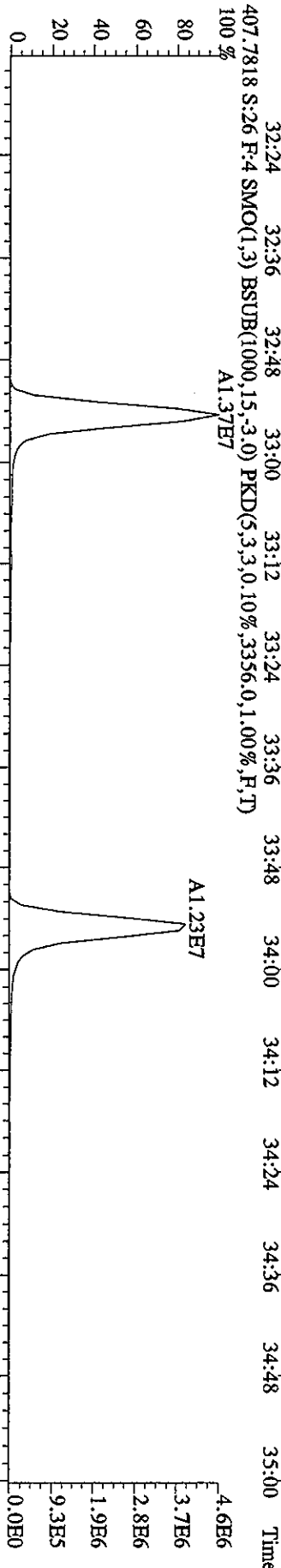



445.7555 S:26 F:3 SMO(1,3) BSUB(1000,15,-3.0) PKD(5,3,3,100.00%,3148.0,1.00%,F,T)



380.9760 S:26 F:3 SMO(1,3) PKD(5,3,3,100.00%,0.0,1.00%,F,T)






File: 25MY06A9D5 #1-201 Acq: 26-MAY-2006 14:37:03 GC EI+ Voltage SIR Autospec-UltimaE

Sample# 26 Text: H5169-1-AD : G6E230000-628L Exp: DIOXIN

454.9728 S: 2.6 F: 5 SMO(1,3) PKD(5,3,3,100.00%, 0.0, 1.00%, F, T)



Run text: H5A49-1-AA Sample text: H5A49-1-AA :G6E120362-1
 Run #28 Filename: 25MY06A9D5 S: 29 I: 1 Results: 25MY06A9D58290
 Acquired: 26-MAY-06 16:41:48 Processed: 26-MAY-06 17:59:30
 Run: 25MY06A9D5 Analyte: 8290 Cal: 82900105069D5
 Factor 1: 1600.000 Factor 2: 20.000 Sample size: 1.016800L

Name	Resp	RA	RT	RRF	Conc	EDL	Rec	M
13C-1,2,3,4-TCDD	53932158	0.75 y	16:30	-	100.79	-	-	n
13C-2,3,7,8-TCDF	67005356	0.79 y	16:01	1.69	1449.38	3.49	73.7	n
2,3,7,8-TCDF	*	* n	NotFnd	1.04	*	3.89	-	n
Total TCDF	*	* n	NotFnd	1.04	*	3.89	-	n
13C-2,3,7,8-TCDD	42932070	0.78 y	16:41	0.90	1733.52	8.12	88.1	n
2,3,7,8-TCDD	*	* n	NotFnd	1.23	*	2.59	-	n
Total TCDD	57885	1.71 n	16:01	1.23	2.15	2.59	-	n
37Cl-2,3,7,8-TCDD	37887284	1.00 y	16:42	2.21	625.02	2.07	79.4	n
13C-1,2,3,7,8-PeCDF	57110154	1.51 y	20:40	1.25	1663.71	6.36	84.6	n
1,2,3,7,8-PeCDF	*	* n	NotFnd	0.91	*	3.45	-	n
2,3,4,7,8-PeCDF	*	* n	NotFnd	0.95	*	3.29	-	n
Total F2 PeCDF	*	* n	NotFnd	0.93	*	3.37	-	n
Total F1 PeCDF	*	* n	NotFnd	0.93	*	4.27	-	n
13C-1,2,3,7,8-PeCDD	32081628	1.52 y	22:34	0.66	1769.82	4.62	90.0	n
1,2,3,7,8-PeCDD	*	* n	NotFnd	1.16	*	5.72	-	n
Total PeCDD	14342	5.18 n	20:39	1.16	0.76	5.72	-	n
13C-1,2,3,7,8,9-HxCDD	37849744	1.30 y	31:01	-	116.26	-	-	n
13C-1,2,3,4,7,8-HxCDF	40669077	0.52 y	28:28	1.41	1502.12	6.77	76.4	n
1,2,3,4,7,8-HxCDF	*	* n	NotFnd	1.04	*	7.40	-	n
1,2,3,6,7,8-HxCDF	*	* n	NotFnd	1.13	*	6.78	-	n
2,3,4,6,7,8-HxCDF	60891	1.92 n	30:12	1.01	2.92	7.64	-	n
1,2,3,7,8,9-HxCDF	*	* n	NotFnd	0.93	*	8.26	-	n
Total HxCDF	60891	1.92 n	30:12	1.03	2.92	7.49 8.24	-	n
13C-1,2,3,6,7,8-HxCDD	35023555	1.32 y	30:37	0.99	1831.35	10.30	93.1	n
1,2,3,4,7,8-HxCDD	*	* n	NotFnd	0.94	*	5.62	-	n
1,2,3,6,7,8-HxCDD	*	* n	NotFnd	1.05	*	5.00	-	n
1,2,3,7,8,9-HxCDD	*	* n	NotFnd	1.07	*	4.94	-	n
Total HxCDD	*	* n	NotFnd	1.02	*	5.17 5.42	-	n
13C-1,2,3,4,6,7,8-HpCDF	34819317	0.45 y	32:54	1.18	1533.55	4.06	78.0	n
1,2,3,4,6,7,8-HpCDF	309133	1.27 n	32:54	1.27	13.70 DL	1.82	-	n
1,2,3,4,7,8,9-HpCDF	46283	1.01 y	33:55	1.10	2.38	2.11	-	n
Total HpCDF	573996	1.27 n	32:54	1.19	26.49 13.70=DL	1.96	-	n
13C-1,2,3,4,6,7,8-HpCDD	36274124	1.06 y	33:39	1.07	1767.68	7.47	89.9	n
1,2,3,4,6,7,8-HpCDD	475896	1.07 y	33:40	0.95	J 27.12 DL	1.99	-	n
Total HpCDD	925236	3.36 n	32:54	0.95	52.72 27.12=DL	1.99	-	n
13C-OCDD	60911214	0.92 y	35:49	0.80	3976.75	9.23	101.1	n

OCDF	346378	0.92 y	35:54	1.36	16.48	DL	4.82	-	n
OCDD	1848560	0.95 y	35:49	1.05	114.15	/	7.83	-	n

Run Text: H5A49-1-AA

Sample text: H5A49-1-AA :G6E120362-1

Name: Total TCDF F:1 Mass: 303.902 305.899 Mod? no #Hom:0
 Run: 28 File: 25MY06A9D5 S:29 Acq:26-MAY-06 16:41:48
 Tables: Run: 25MY06A9D5 Analyte: 8290 Cal: 82900105069D5 Results: 25MY06A97

Amount: * of which * named and * unnamed
 Conc: * of which * named and * unnamed

Name	#	R.T.	Ratio	Conc.	Area	S/N	>?	Mod?
	1	NotF7	*	n	*	*	n	n
					*	*	n	n

Run Text: H5A49-1-AA

Sample text: H5A49-1-AA :G6E120362-1

Name: Total TCDD F:1 Mass: 319.897 321.894 Mod? no #Hom:1
 Run: 28 File: 25MY06A9D5 S:29 Acq:26-MAY-06 16:41:48
 Tables: Run: 25MY06A9D5 Analyte: 8290 Cal: 82900105069D5 Results: 25MY06A97

Amount: 2.19 of which * named and 2.19 unnamed
 Conc: 2.15 of which * named and 2.15 unnamed

Name	#	R.T.	Ratio	Conc.	Area	S/N	>?	Mod?
	1	16:01	1.71	n	2.15	55896	4.3	y n
					32703		3.1	y n

Run Text: H5A49-1-AA

Sample text: H5A49-1-AA :G6E120362-1

Name: Total F2 PeCDF F:2 Mass: 339.860 341.857 Mod? no #Hom:0
 Run: 28 File: 25MY06A9D5 S:29 Acq:26-MAY-06 16:41:48
 Tables: Run: 25MY06A9D5 Analyte: 8290 Cal: 82900105069D5 Results: 25MY06A97

Amount: * of which * named and * unnamed
 Conc: * of which * named and * unnamed

Name	#	R.T.	Ratio	Conc.	Area	S/N	>?	Mod?
	1	NotF7	*	n	*	*	n	n
					*	*	n	n

Run Text: H5A49-1-AA

Sample text: H5A49-1-AA :G6E120362-1

Name: Total F1 PeCDF F:1 Mass: 339.860 341.857 Mod? no #Hom:0
Run: 28 File: 25MY06A9D5 S:29 Acq:26-MAY-06 16:41:48
Tables: Run: 25MY06A9D5 Analyte: 8290 Cal: 82900105069D5 Results: 25MY06A9D5

Amount: * of which * named and * unnamed
Conc: * of which * named and * unnamed

Name	#	R.T.	Ratio	Conc.	Area	S/N	>?	Mod?
	1	NotF	*	n	*	*	n	n
					*	*	n	n

Totals Results STL Sacramento

Page 5 of 9

Run Text: H5A49-1-AA

Sample text: H5A49-1-AA :G6E120362-1

Name: Total PeCDD F:2 Mass: 355.855 357.852 Mod? no #Hom:1
Run: 28 File: 25MY06A9D5 S:29 Acq:26-MAY-06 16:41:48
Tables: Run: 25MY06A9D5 Analyte: 8290 Cal: 82900105069D5 Results: 25MY06A9D5

Amount: 0.77 of which * named and 0.77 unnamed
Conc: 0.76 of which * named and 0.76 unnamed

Name	#	R.T.	Ratio	Conc.	Area	S/N	>?	Mod?
	1	20:39	5.18	n	0.76	29130	2.0	n n
					5624	1.1	n	n

Totals Results STL Sacramento

Page 6 of 9

Run Text: H5A49-1-AA

Sample text: H5A49-1-AA :G6E120362-1

Name: Total HxCDF F:3 Mass: 373.821 375.818 Mod? no #Hom:1
Run: 28 File: 25MY06A9D5 S:29 Acq:26-MAY-06 16:41:48
Tables: Run: 25MY06A9D5 Analyte: 8290 Cal: 82900105069D5 Results: 25MY06A9D5

Amount: 2.97 of which 2.97 named and * unnamed
Conc: 2.92 of which 2.92 named and * unnamed

Name	#	R.T.	Ratio	Conc.	Area	S/N	>?	Mod?
2,3,4,6,7,8-HxCDF	1	30:12	1.92	n	2.92	52197	3.4	y n
					27184	2.4	n	n

Run Text: H5A49-1-AA

Sample text: H5A49-1-AA :G6E120362-1

Name: Total HxCDD F:3 Mass: 389.816 391.813 Mod? no #Hom:0
 Run: 28 File: 25MY06A9D5 S:29 Acq:26-MAY-06 16:41:48
 Tables: Run: 25MY06A9D5 Analyte: 8290 Cal: 82900105069D5 Results: 25MY06A9D5

Amount: * of which * named and * unnamed
 Conc: * of which * named and * unnamed

Name	#	R.T.	Ratio	Conc.	Area	S/N	>?	Mod?
	1	NotF	*	n	*	*	n	n
					*	*	n	n

Run Text: H5A49-1-AA

Sample text: H5A49-1-AA :G6E120362-1

Name: Total HpCDF F:4 Mass: 407.782 409.779 Mod? no #Hom:5
 Run: 28 File: 25MY06A9D5 S:29 Acq:26-MAY-06 16:41:48
 Tables: Run: 25MY06A9D5 Analyte: 8290 Cal: 82900105069D5 Results: 25MY06A9D5

Amount: 26.93 of which 16.35 named and 10.58 unnamed
 Conc: 26.49 of which 16.08 named and 10.41 unnamed

Name	#	R.T.	Ratio	Conc.	Area	S/N	>?	Mod?
1,2,3,4,6,7,8-HpCDF	1	32:54	1.27	n	13.70	193193	21.8	y n
						151536	27.4	y n
	2	33:06	0.97	y	3.38	34960	4.3	y n
						36063	4.9	y n
	3	33:12	0.85	n	6.42	68773	7.8	y n
						80650	14.2	y n
	4	33:40	1.76	n	0.60	10935	1.3	n n
						6204	1.3	n n
1,2,3,4,7,8,9-HpCDF	5	33:55	1.01	y	2.38	23246	2.9	n n
						23037	4.0	y n

Run Text: H5A49-1-AA

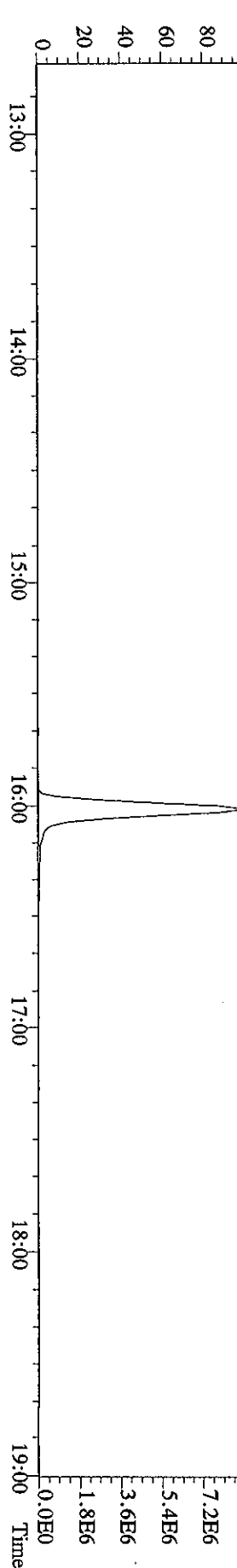
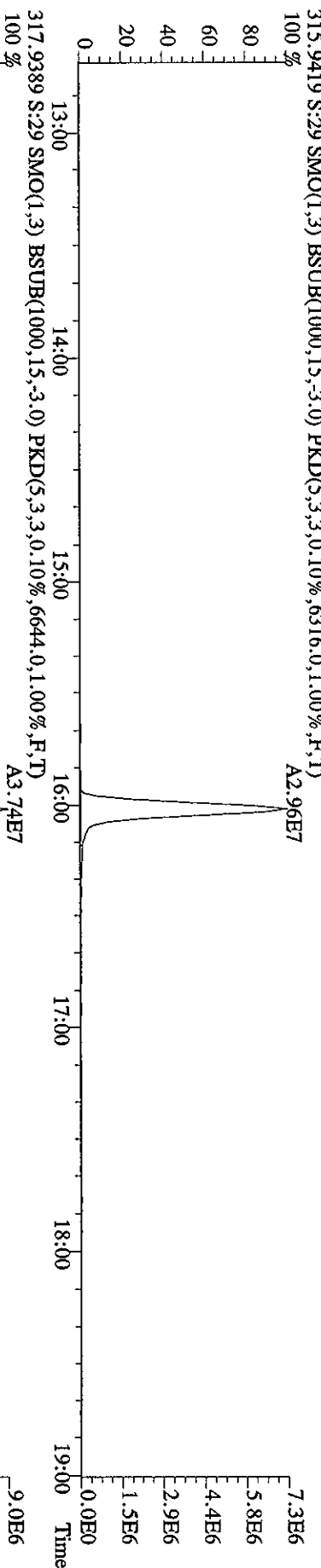
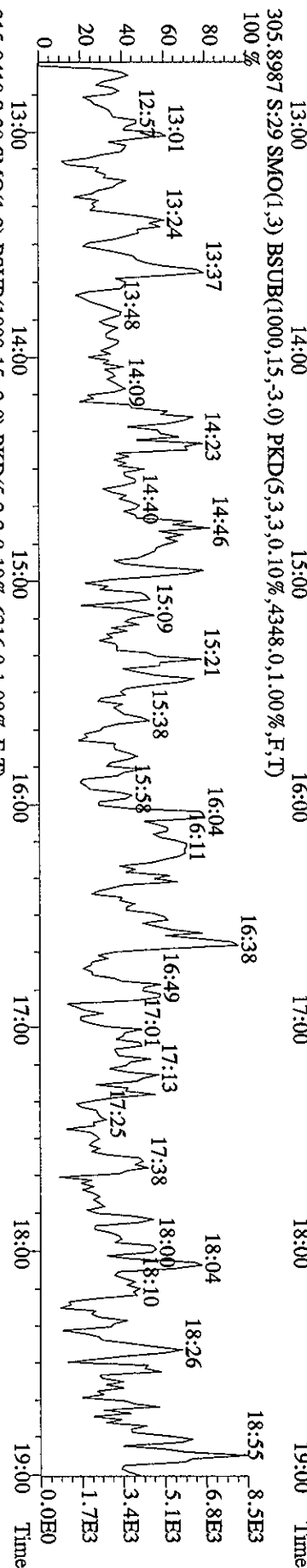
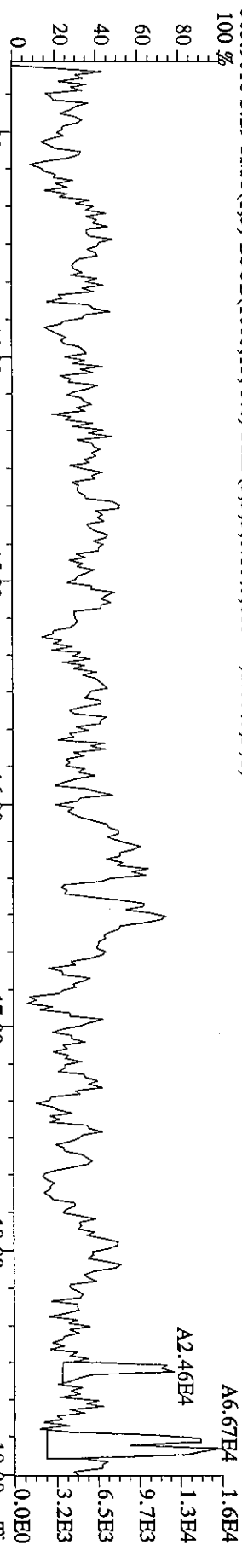
Sample text: H5A49-1-AA :G6E120362-1

Name: Total HpCDD F:4 Mass: 423.777 425.774 Mod? no #Hom:3
 Run: 28 File: 25MY06A9D5 S:29 Acq:26-MAY-06 16:41:48
 Tables: Run: 25MY06A9D5 Analyte: 8290 Cal: 82900105069D5 Results: 25MY06A9D5

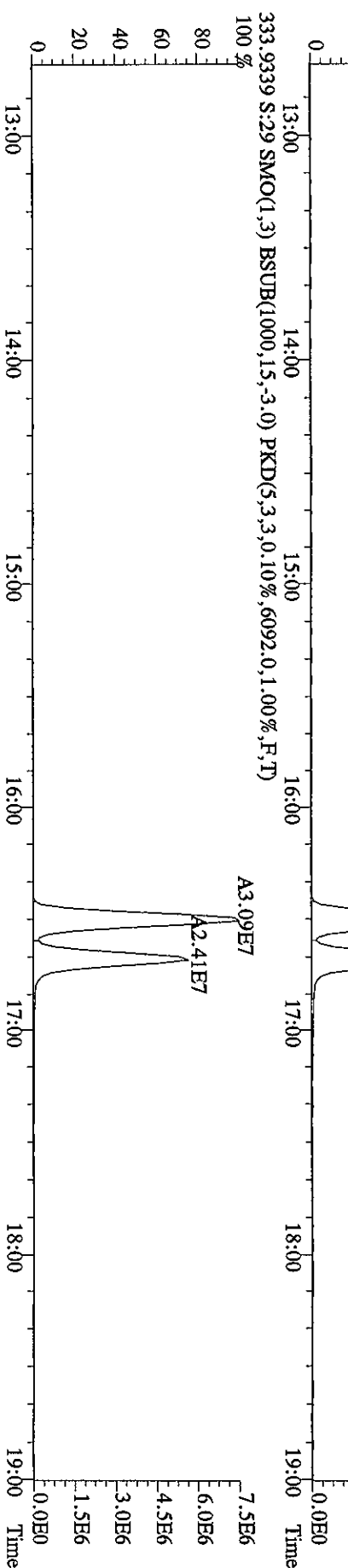


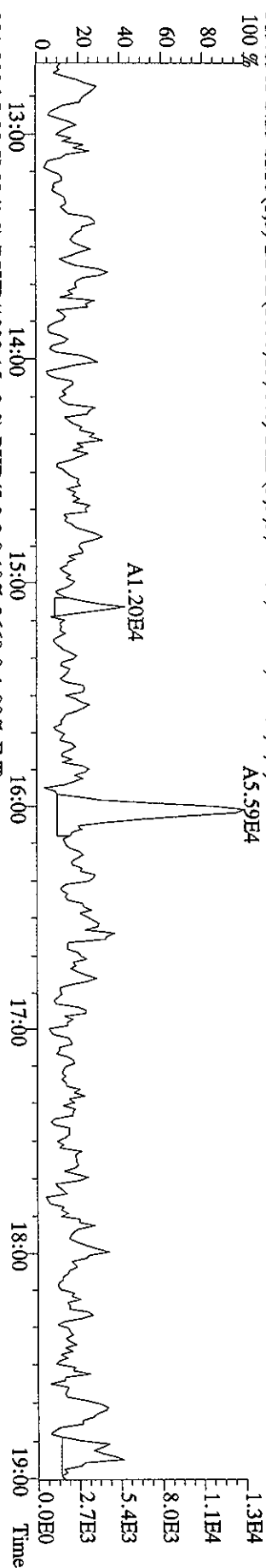
Amount: 53.61 of which 27.57 named and 26.04 unnamed
 Conc: 52.72 of which 27.12 named and 25.61 unnamed

Name	#	R.T.	Ratio	Conc.	Area	S/N	>?	Mod?
	1	32:54	3.36	n	0.89	25698	5.0	y n
						7644	1.6	n n
	2	33:09	1.12	y	24.72	229559	33.8	y n
						204187	40.0	y n
1,2,3,4,6,7,8-HpCDD	3	33:40	1.07	y	27.12	246066	38.3	y n
						229831	40.3	y n

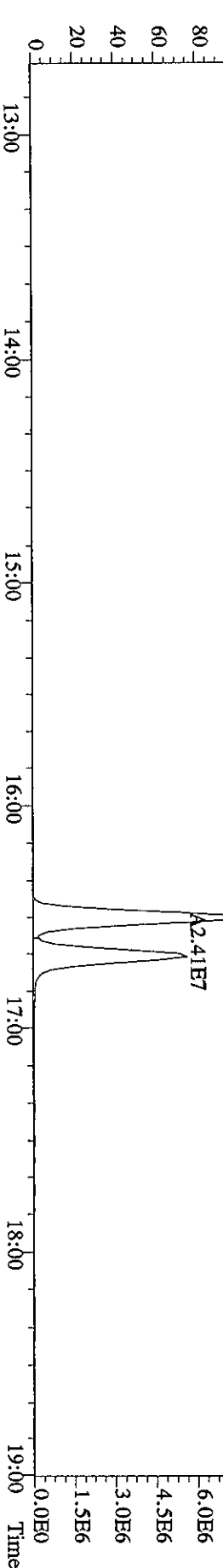
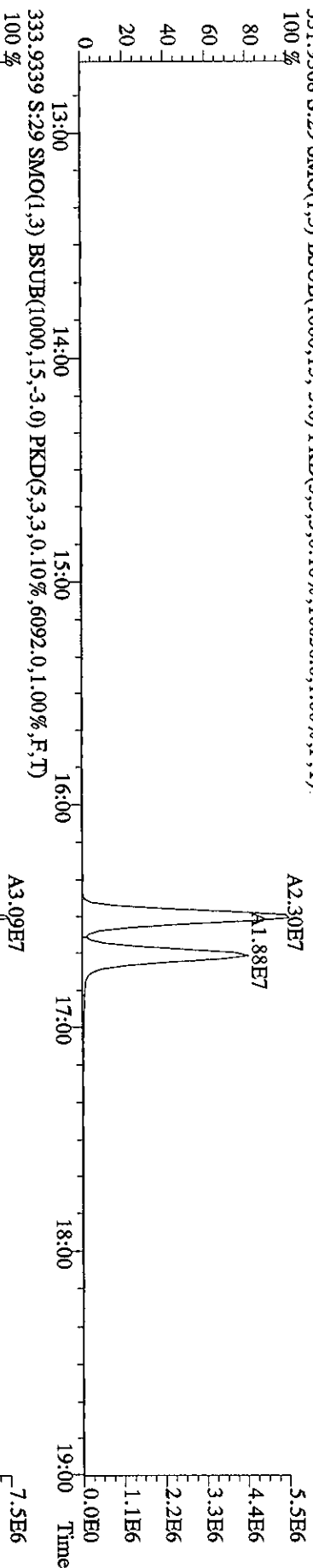
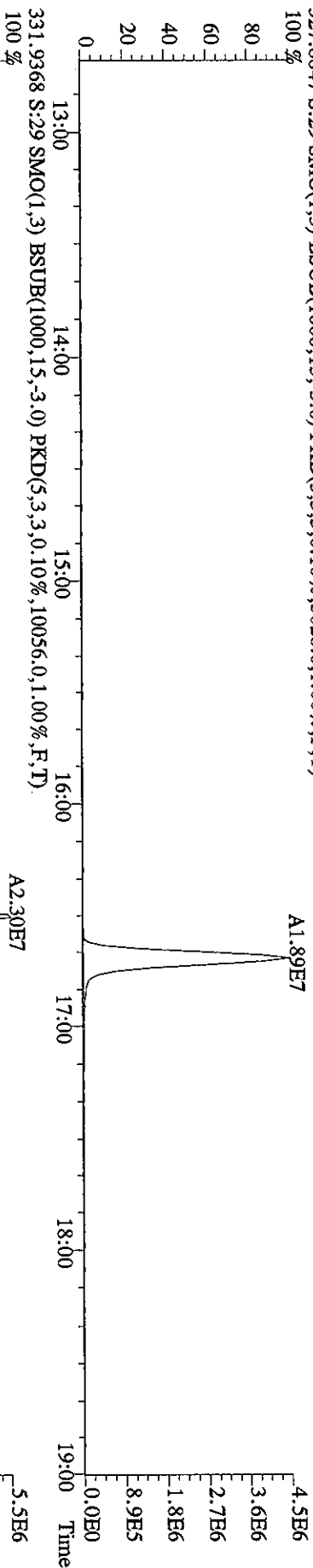
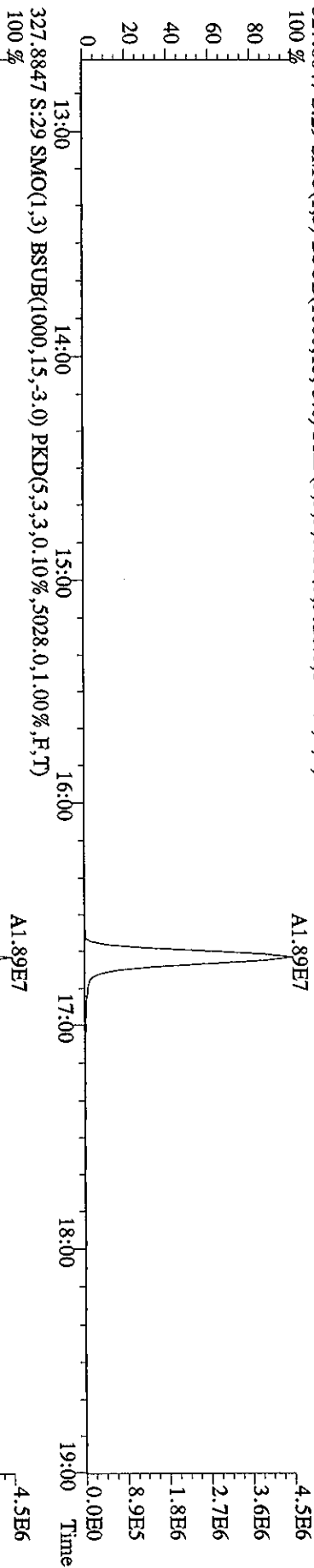
File:25MY06A9D5 #1-439 Acq:26-MAY-2006 16:41:48 GC EI+ Voltage SIR Autospec-Ultimate
 Sample#29 Text:H5A49-1-AA :G6E120362-1 Exp:DIOXIN
 303.9016 S:29 SMO(1,3) BSUB(1000,15,-3.0) PKD(5,3,3,0.10%,6856,0.1,0.00%,F,T)



File:25MY06A9D5 #1-439 Acq:26-MAY-2006 16:41:48 GC EI+ Voltage SIR Autospec-Ultimate
 Sample#29 Text:H5A49-1-AA :G6E120362-1 Exp:DIOXIN
 319.8965 S:29 SMO(1,3) BSUB(1000,15,-3.0) PKD(5,3,3,0.10%,2788.0,1.00%,F,T)
 100%



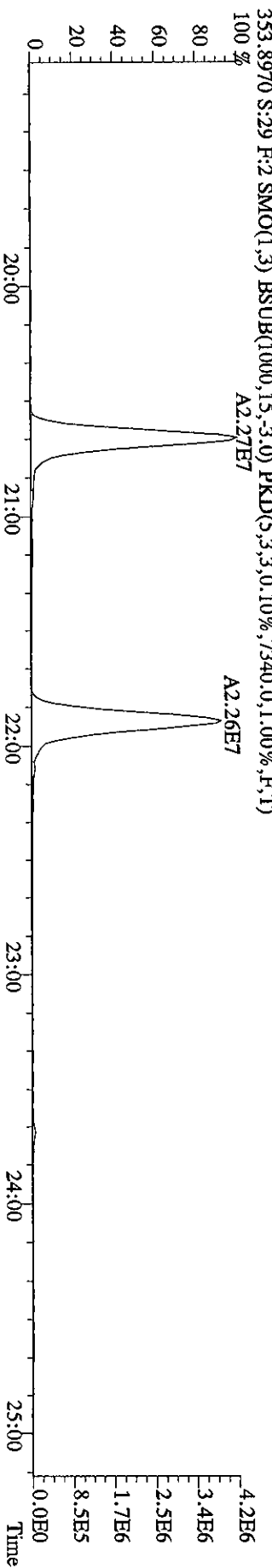
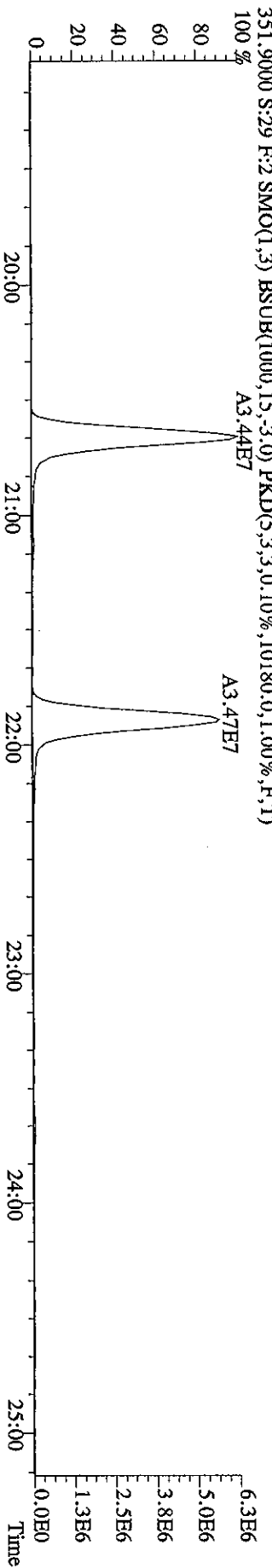
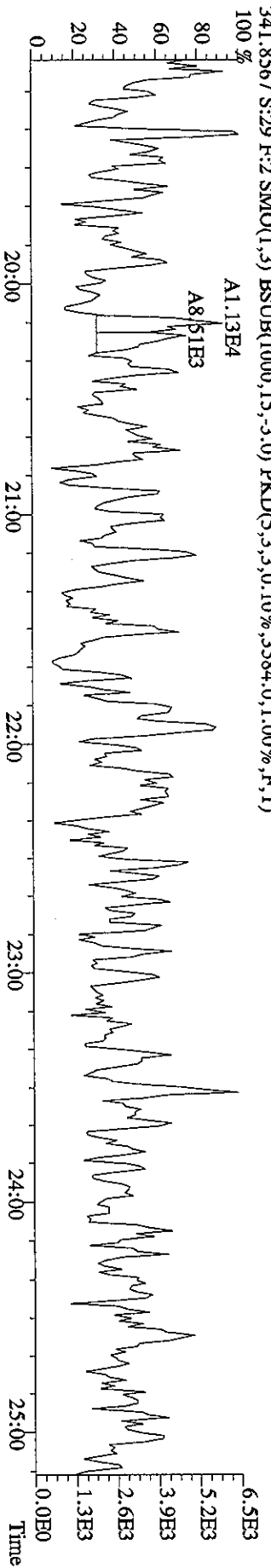
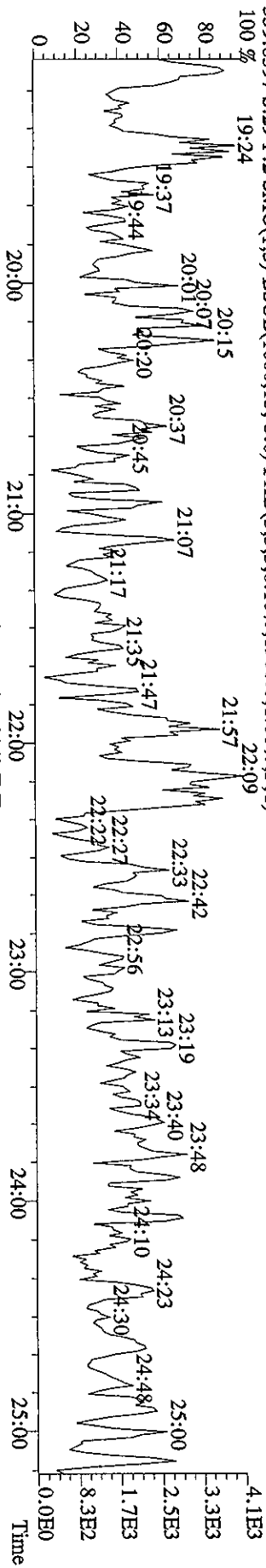
File: 25MAY06A9D5 #1-439 Acq: 26-MAY-2006 16:41:48 GC EI+ Voltage SIR Autospec-Ultimate
Sample#29 Text: H5A49-1-AA : G6E120362-1 Exp: DIOXIN
327.8847 S: 29 SMO(1,3) BSUB(1000,15,-3.0) PKD(5,3,3,0,10%,5028,0,1,00%,F,T)
100%



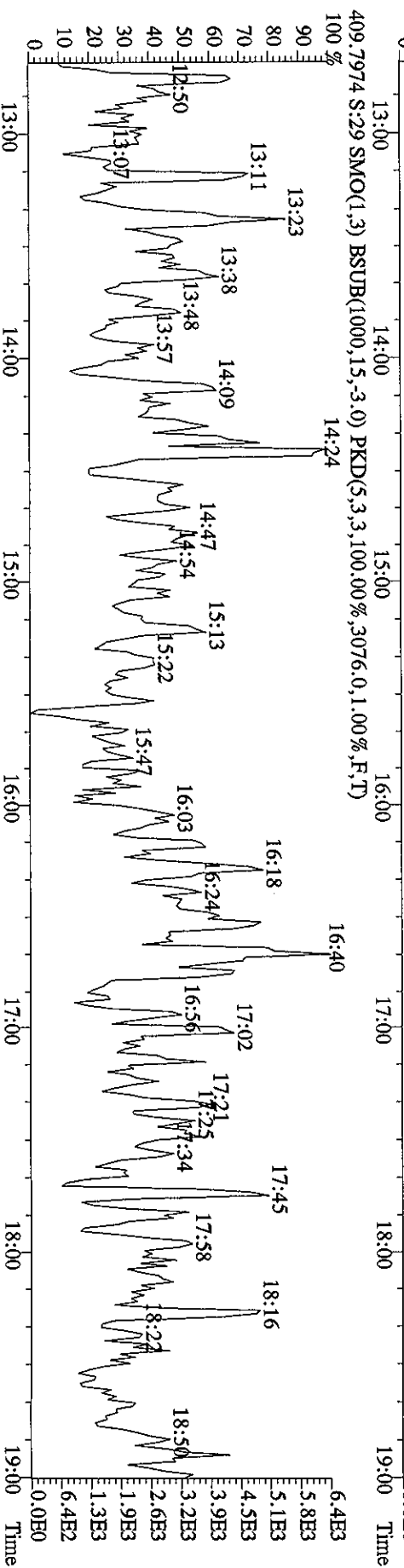

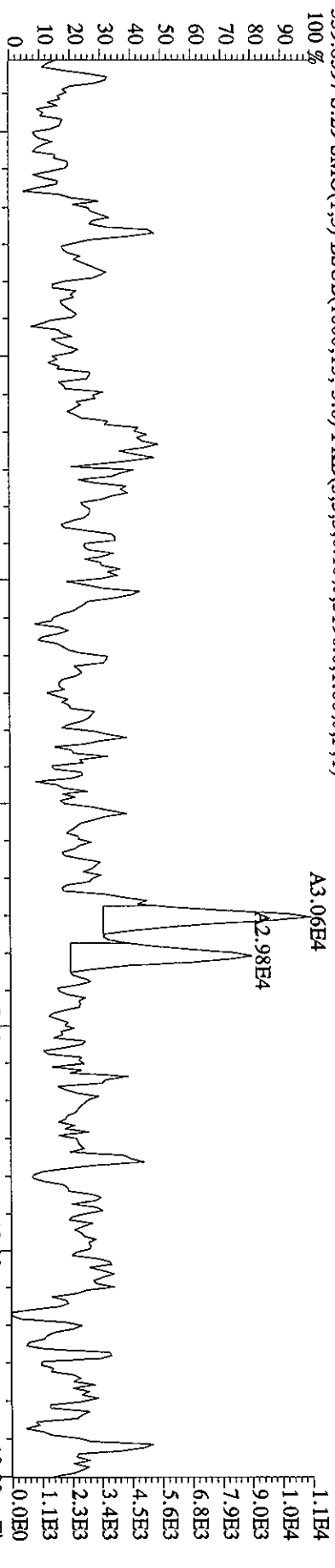
Sample#29 Text:HS449-1-AA :G6E120362-1

Exp:DIOXIN

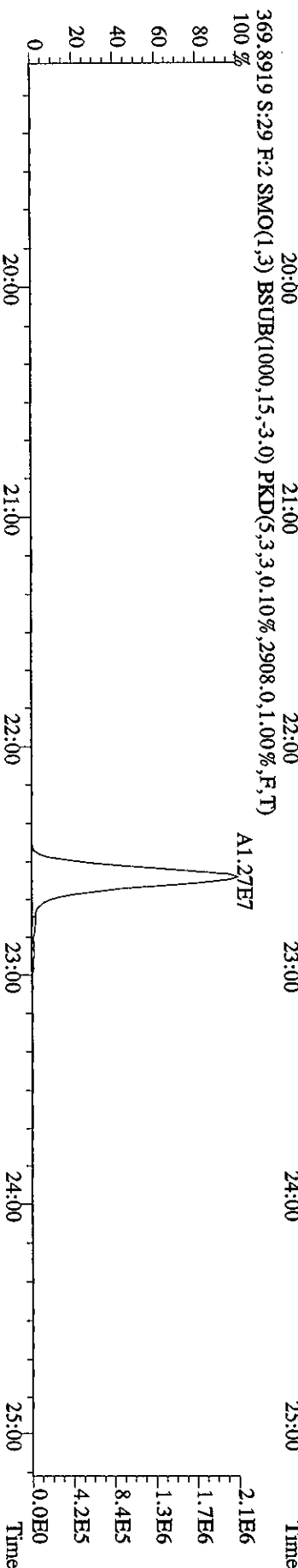
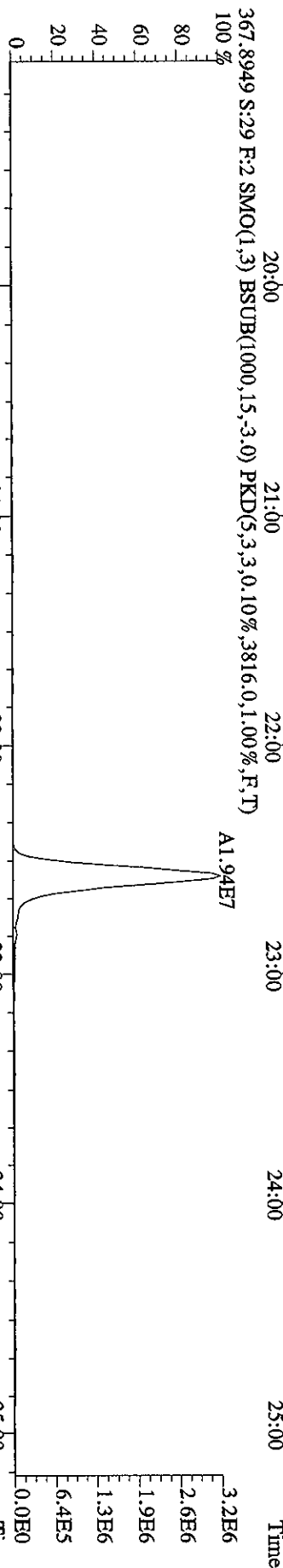
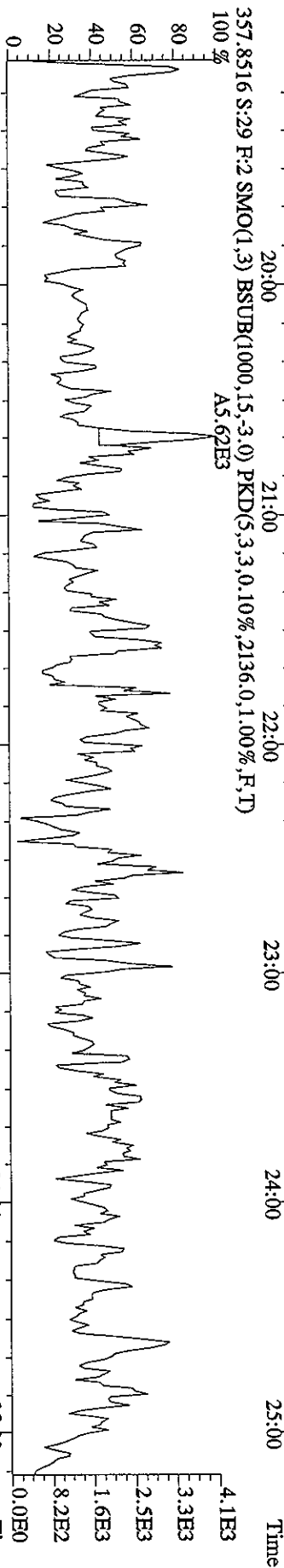
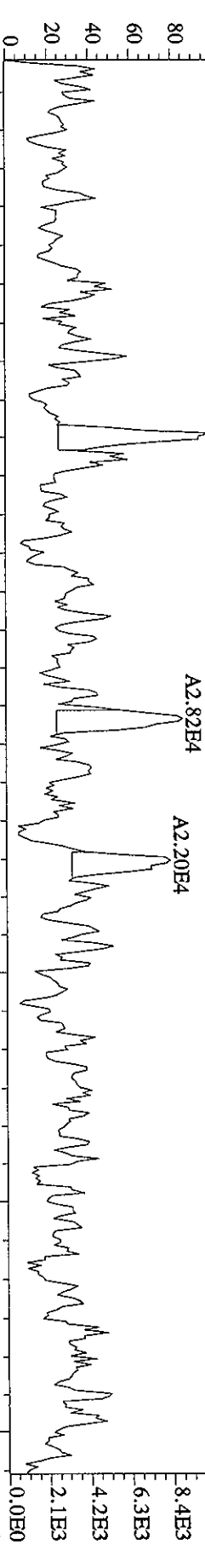
339.8597 S:29 F:2 SMO(1,3) BSUB(1000,15,-3.0) PKD(5,3,3,0,10%,1988.0,1.00%,F,T)



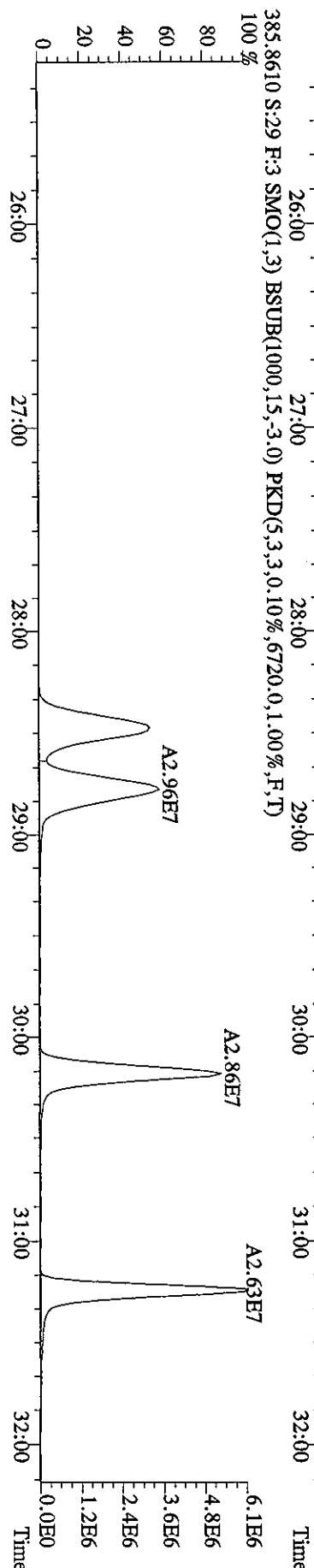
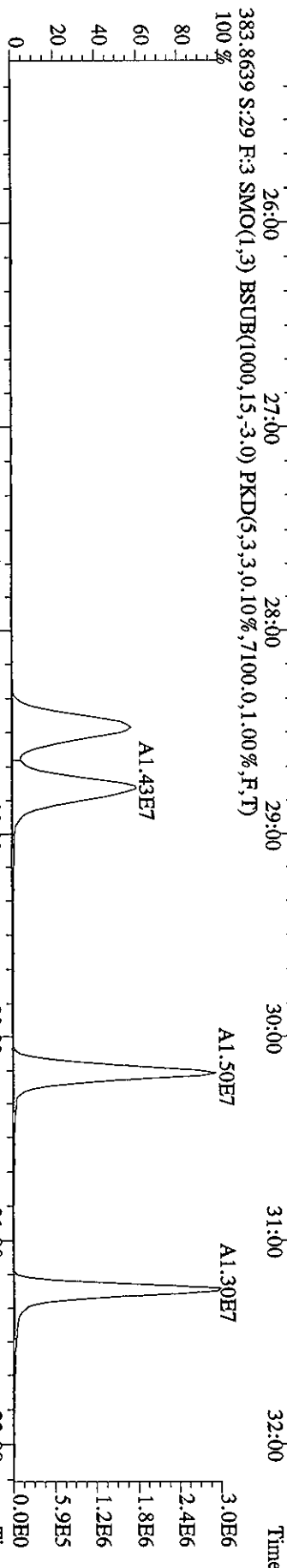
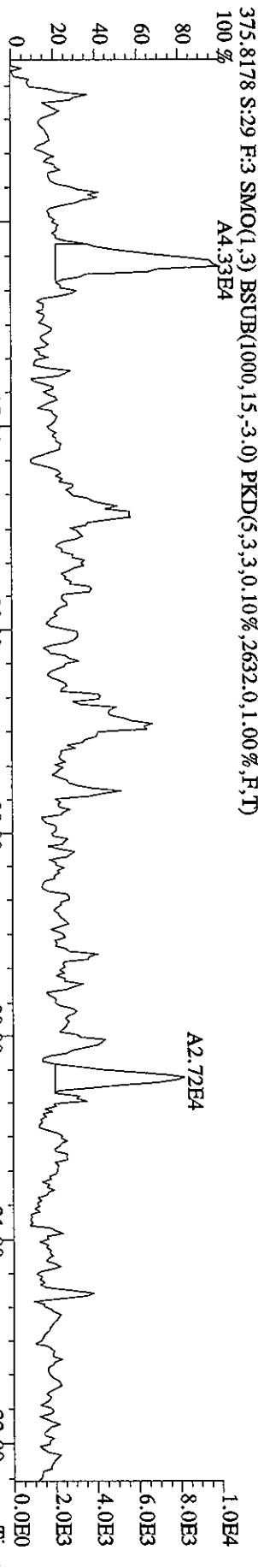
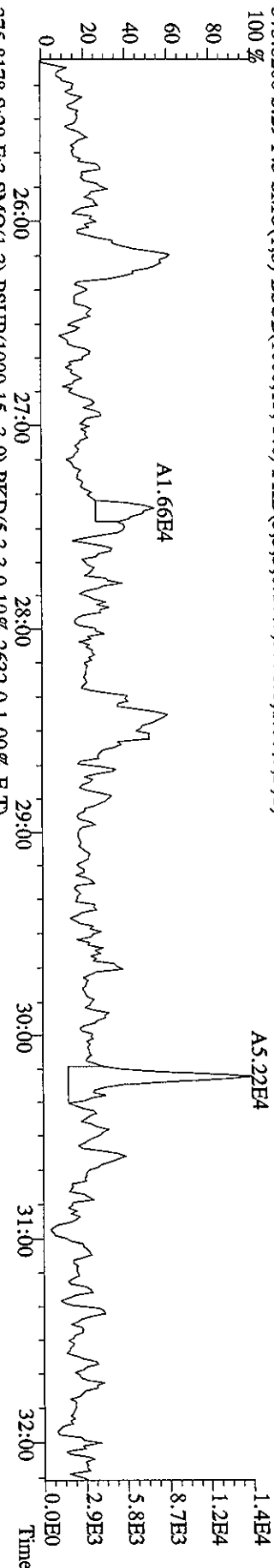
File:25MTX06A9D5 #1-439 Acq:26-MAY-2006 16:41:48 GC EI+ Voltage SIR Autospec-Ultimate
 Sample#29 Text:H5A49-1-AA :G6E120362-1 Exp:DIOXIN
 339.8597 S:29 SMO(1,3) BSUB(1000,15,-3.0) PKD(5,3,3,0.10%,3196.0,1.00%,F,T)



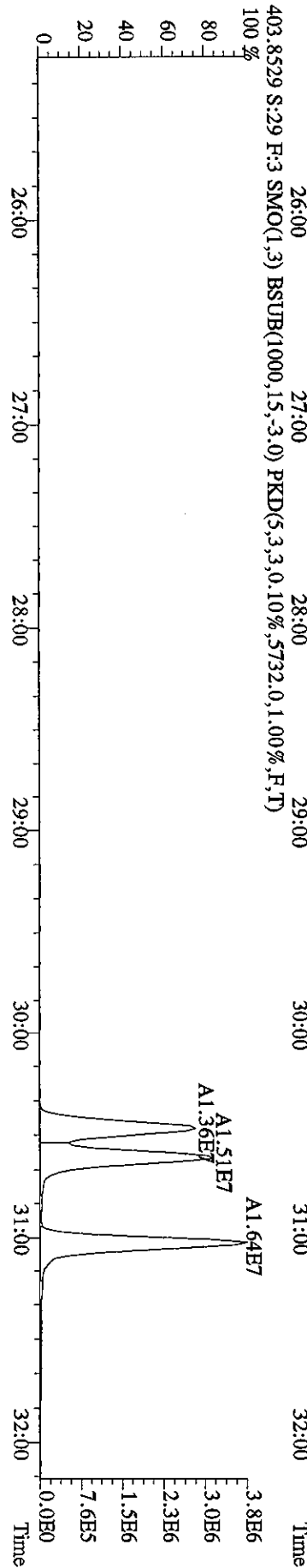
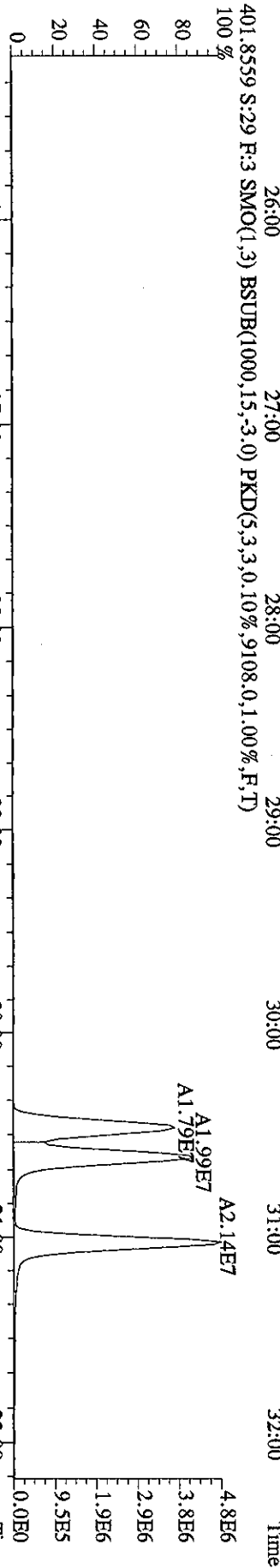
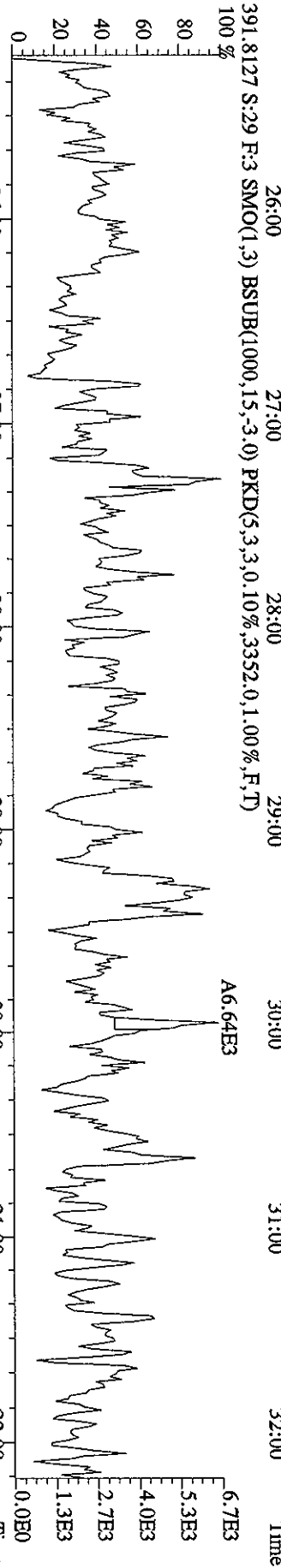
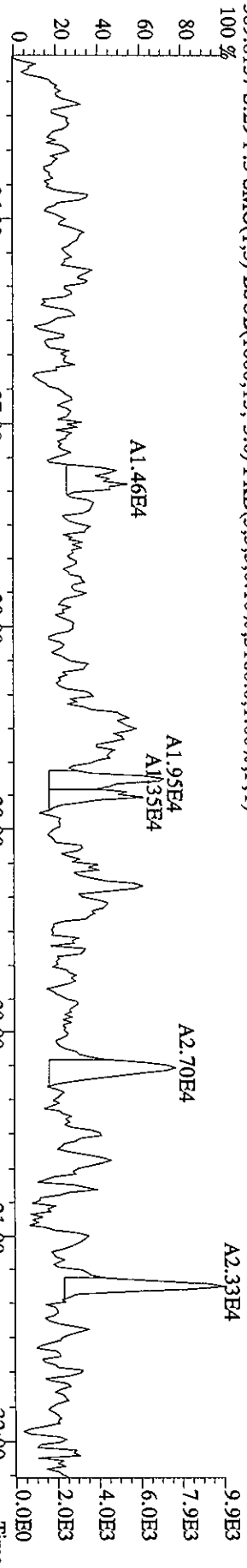
File:25MY06A9D5 #1-491 Acq:26-MAY-2006 16:41:48 GC HI+ Voltage SIR Autospec-Ultimate
 Sample#29 Text:H5A49-1-AA :G6E120362-1 Exp:DIOXIN
 355.8546 S:29 F:2 SMO(1,3) BSUB(1000,15,-3.0) PKD(5,3,3,0,10%,3824.0,1.00%,F,T)
 100% A2.91E4



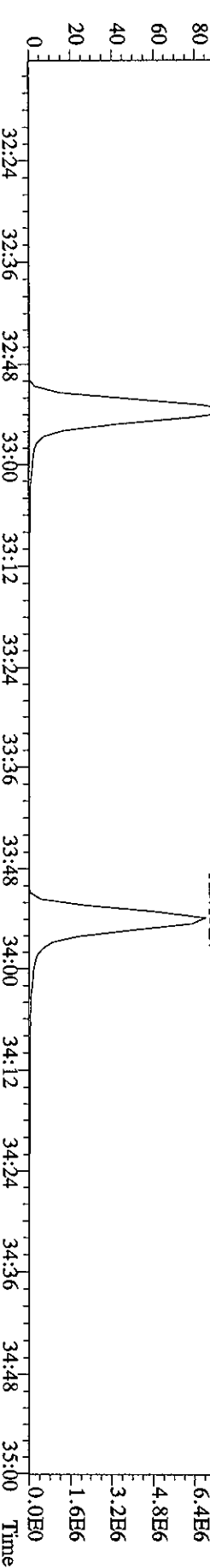
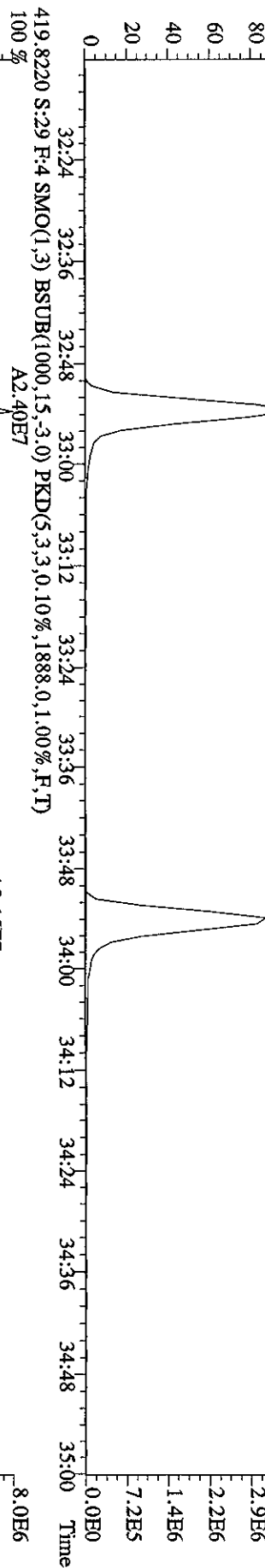
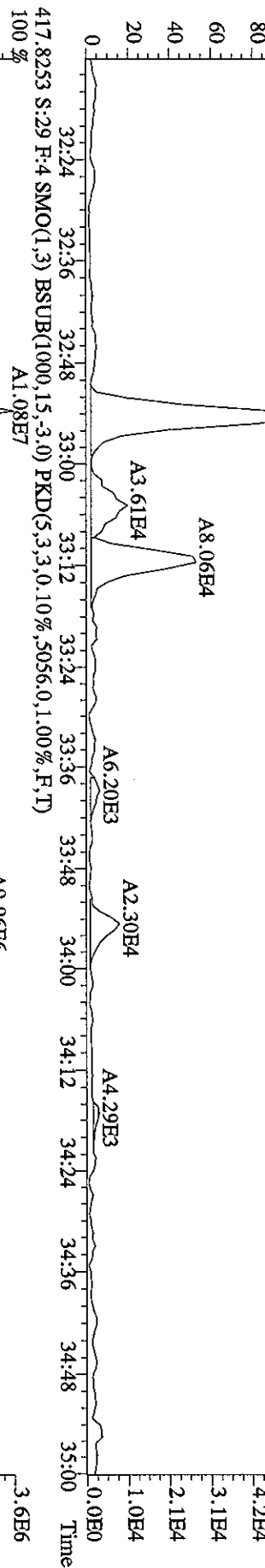
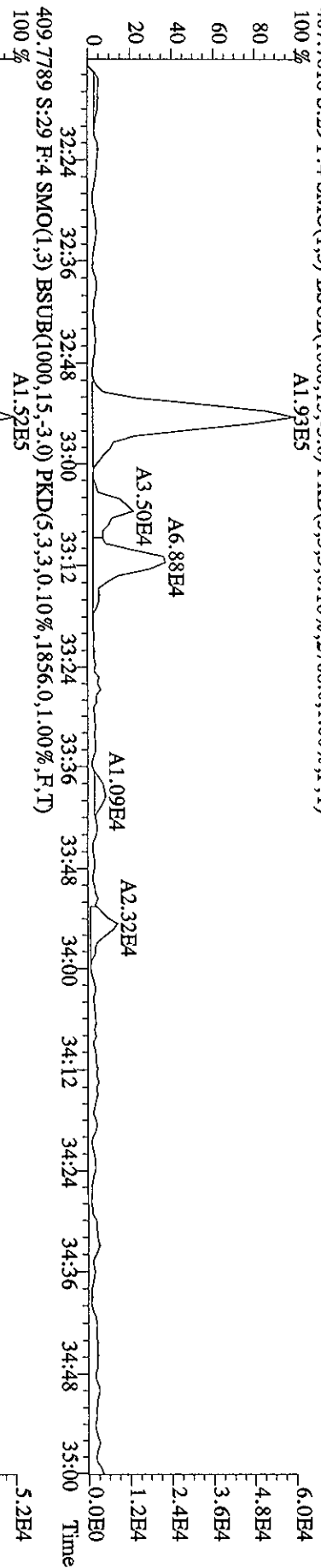
File:25MY06A9D5 #1-528 Acq:26-MAY-2006 16:41:48 GC EI+ Voltage SIR Autospec-Ultimate
 Sample#29 Text:H5A49-1-AA :G6E120362-1 Exp:DIOXIN
 373.8208 S:29 F:3 SMO(1,3) BSUB(1000,15,-3.0) PKD(5,3,3,0,10%,.3776,0,1,1.00%,F,T)
 100 %



File:25MY06A9D5 #1-528 Acq:26-MAY-2006 16:41:48 GC EI+ Voltage SIR Autospec-Ultimate
 Sample#29 Text:H5AA49-1-AA :G6E120362-1 Exp:DIOXIN
 389.8157 S:29 F:3 SMO(1,3) BSUB(1000,15,-3.0) PKD(5,3,3,0.10%,3160.0,1.00%,F,T)
 100 %

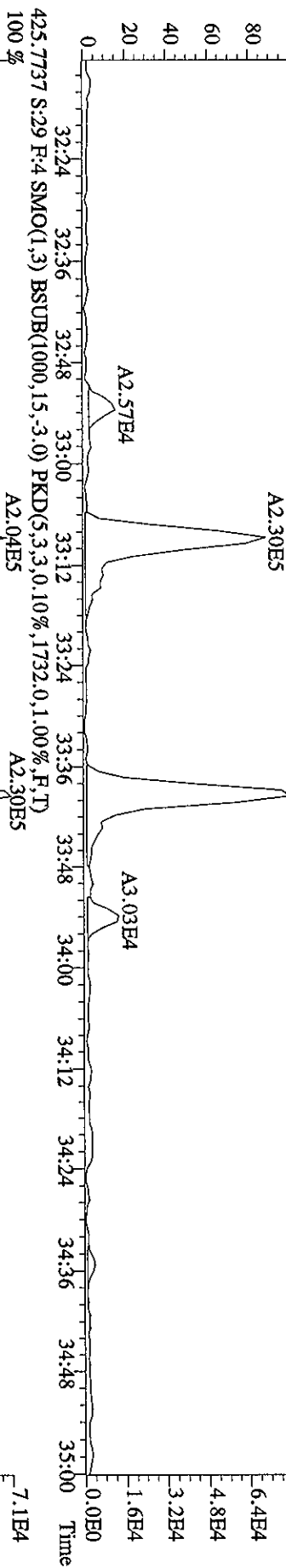


File: 25MY06A9D5 #1-224 Acq: 26-MAY-2006 16:41:48 GC EI+ Voltage SIR Autospec-UltimaE
 Sample#29 Text: H5A49-1-AA : G6E120362-1 Exp: DIOXIN
 407.7818 S: 29 F: 4 SMO(1,3) BSUB(1000,15,-3.0) PKD(5,3,3,0,10%,2708.0,1.00%,F,T)
 100 % A1.93E5

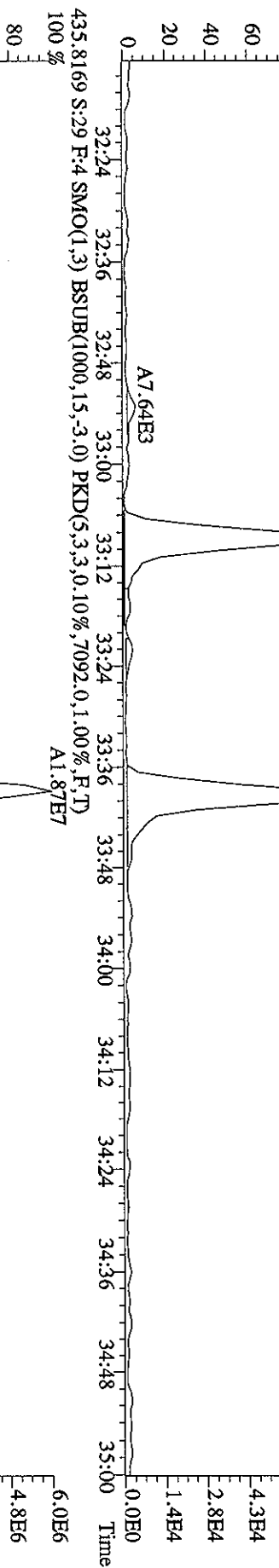


File:25MAY06A9D5 #1-224 Acq:26-MAY-2006 16:41:48 GC EIT+ Voltage SIR Autospec-Ultimate
 Sample#29 Text:HS449-1-AA :G6E120362-1 Exp:DIOXIN

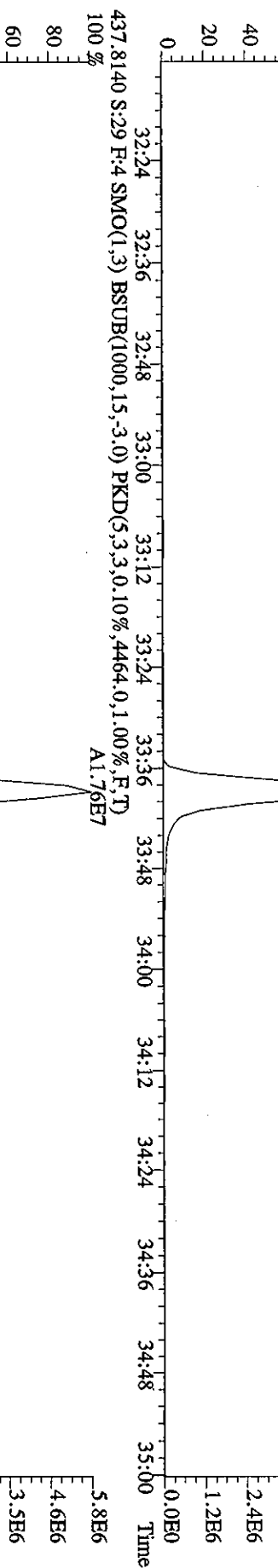
423.7766 S:29 F:4 SMO(1,3) BSUB(1000,15,-3.0) PKD(5,3,3,0.10%,2056.0,1.00%,F,T)



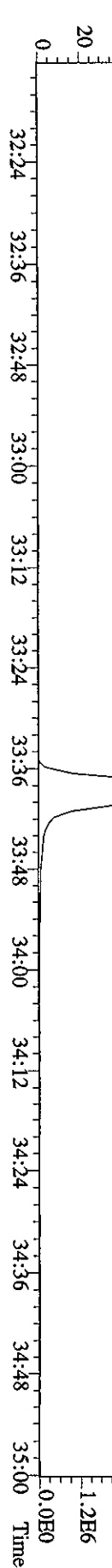
425.7737 S:29 F:4 SMO(1,3) BSUB(1000,15,-3.0) PKD(5,3,3,0.10%,1732.0,1.00%,F,T)



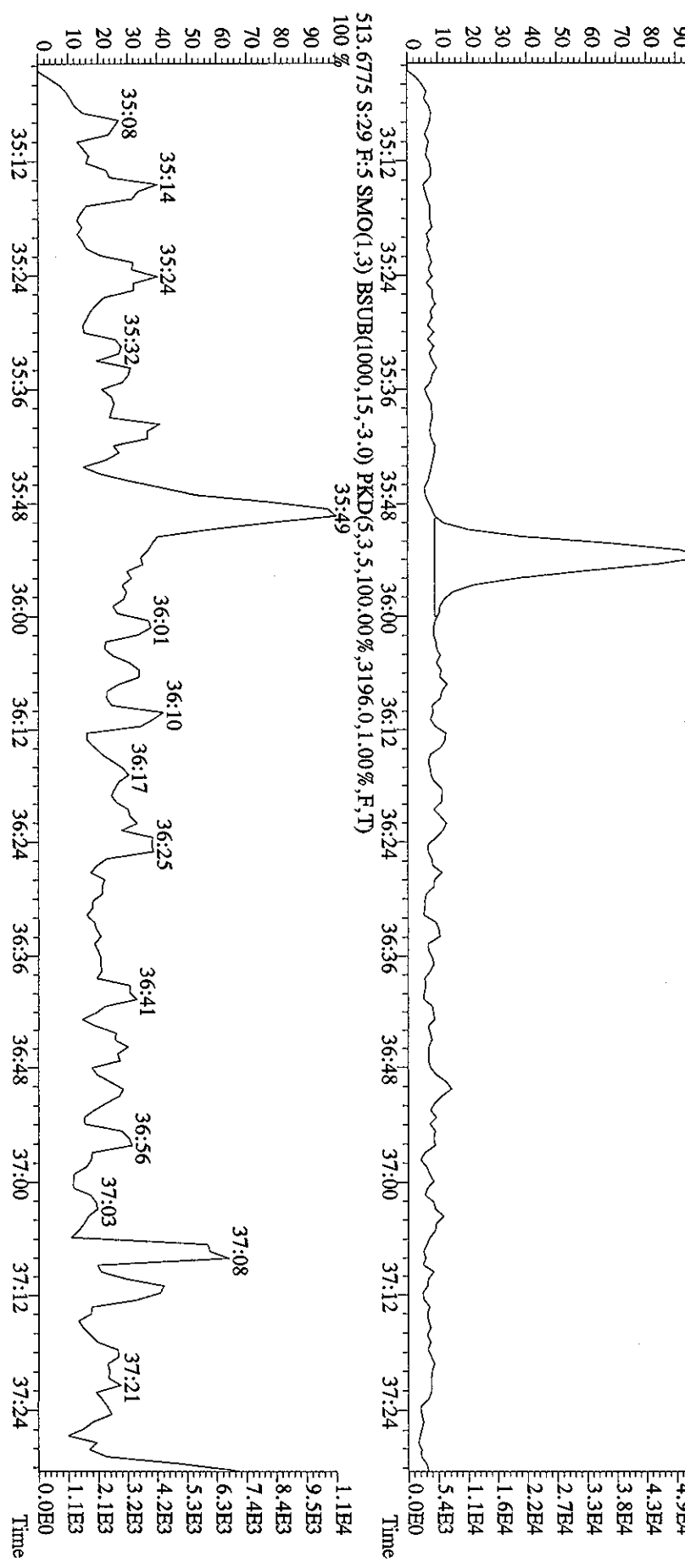
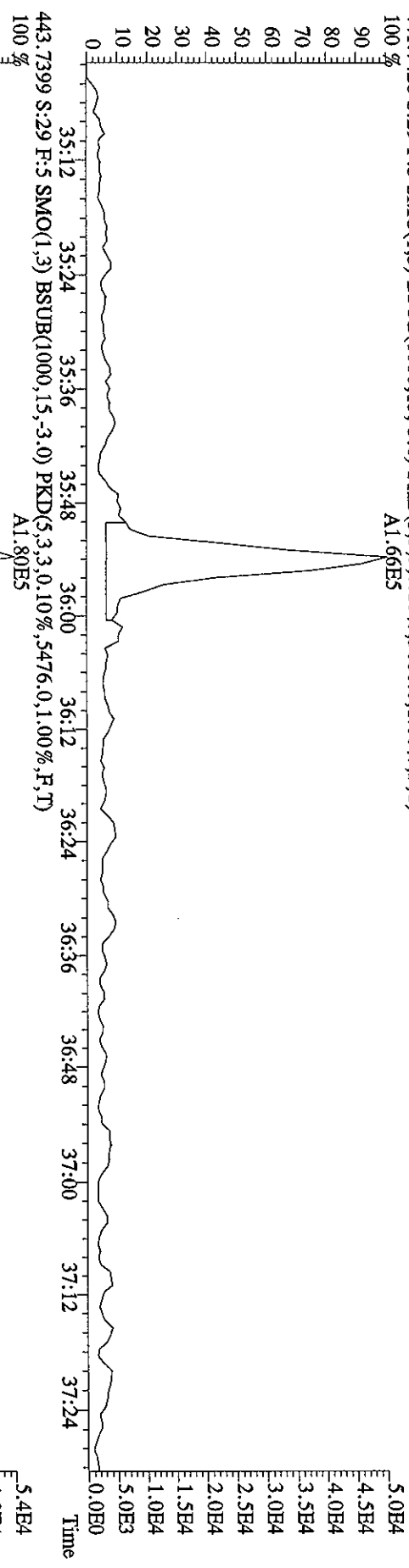
435.8169 S:29 F:4 SMO(1,3) BSUB(1000,15,-3.0) PKD(5,3,3,0.10%,7092.0,1.00%,F,T)



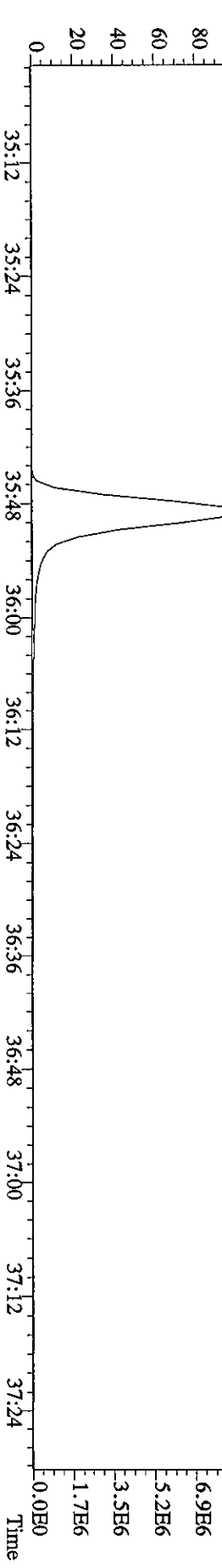


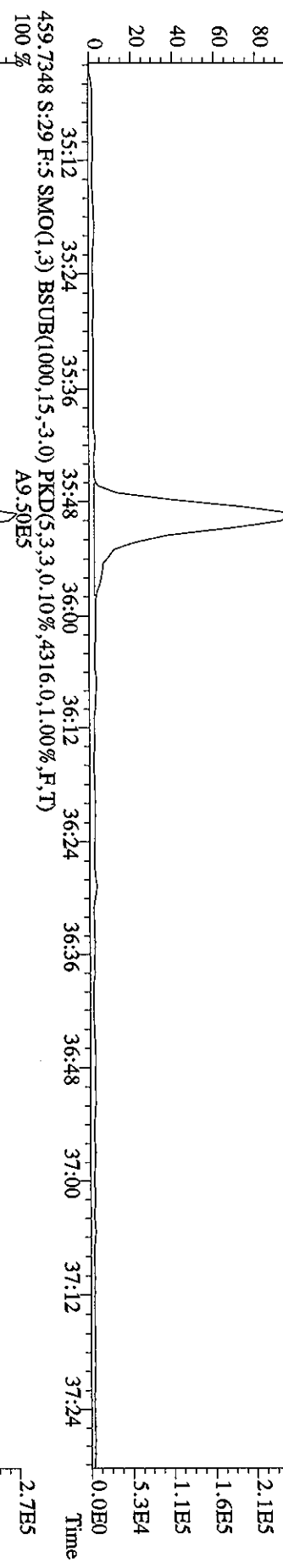
437.8140 S:29 F:4 SMO(1,3) BSUB(1000,15,-3.0) PKD(5,3,3,0.10%,4464.0,1.00%,F,T)



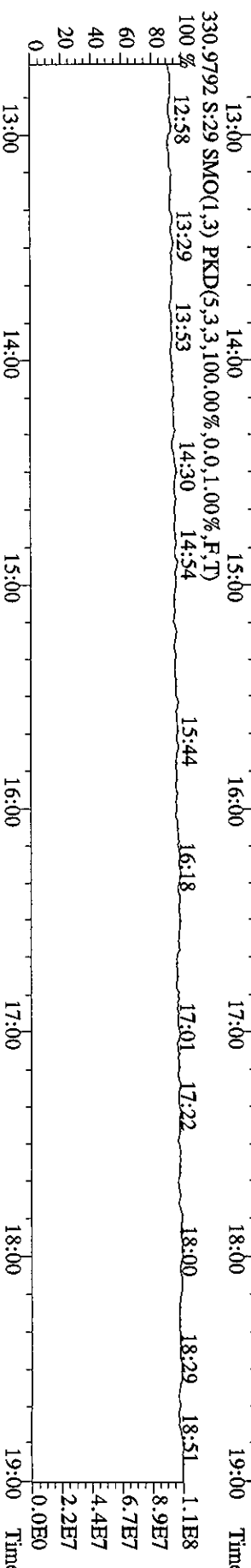
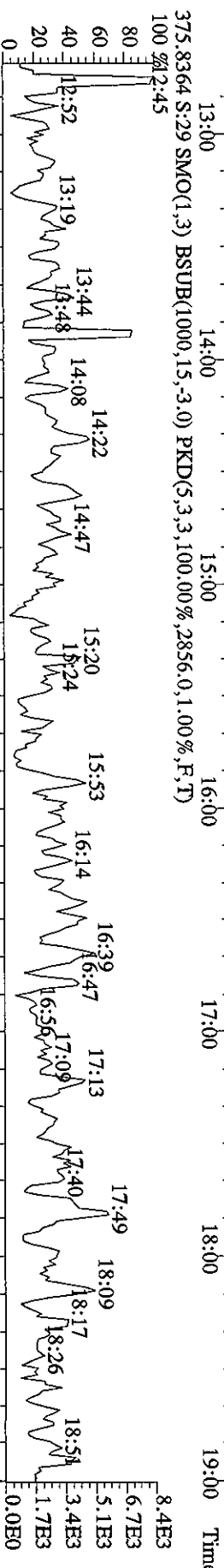
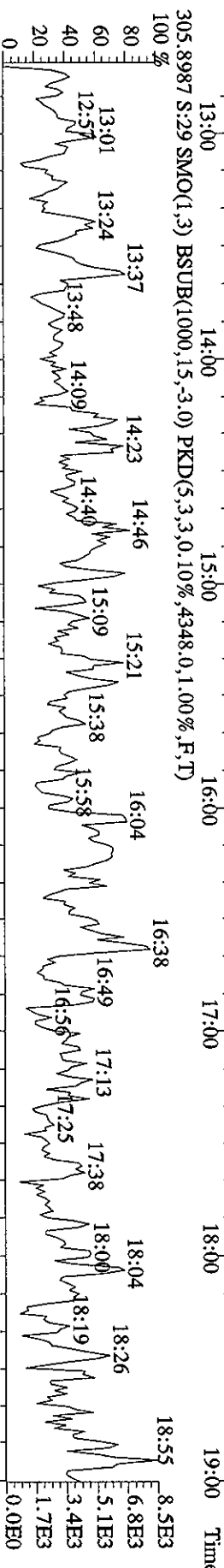
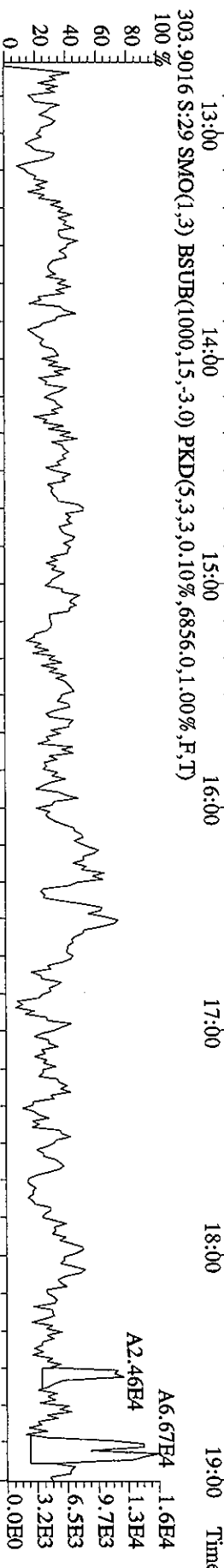
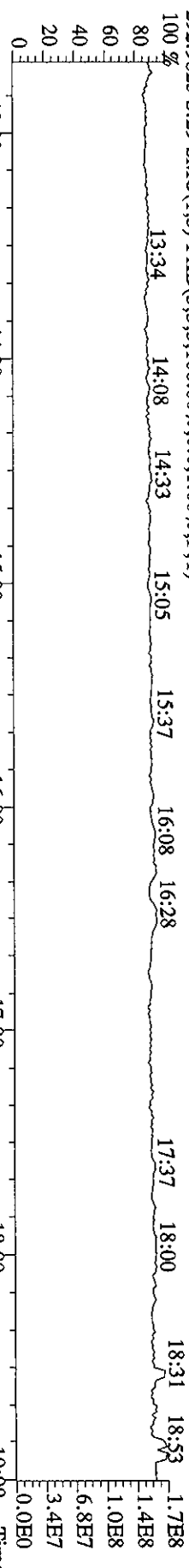
File:25MY06A9D5 #1-201 Acq:26-MAY-2006 16:41:48 GC EI+ Voltage SIR Autospec-Ultimate
 Sample#29 Text:H5A49-1-AA :G6E120362-1 Exp:DIOXIN
 441.7428 S:29 F:5 SMO(1,3) BSUB(1000,15,-3.0) PKD(5,3,3,0,10%,3688.0,1.00%,F,T)
 100% A1.66E5



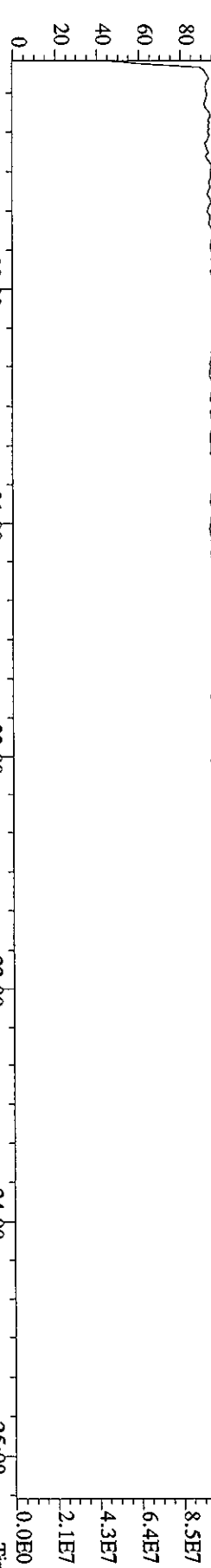
File:25MY06A9D5 #1-201 Acq:26-MAY-2006 16:41:48 GC EI+ Voltage SIR Autospec-Ultimate
 Sample#29 Text:H5A49-1-AA :G6E120362-1 Exp:DIOXIN
 457.7377 S:29 F:5 SMO(1,3) BSUB(1000,15,-3.0) PKD(5,3,3,0,10%,7164.0,1.00%,F,T)
 100% A8.99E5



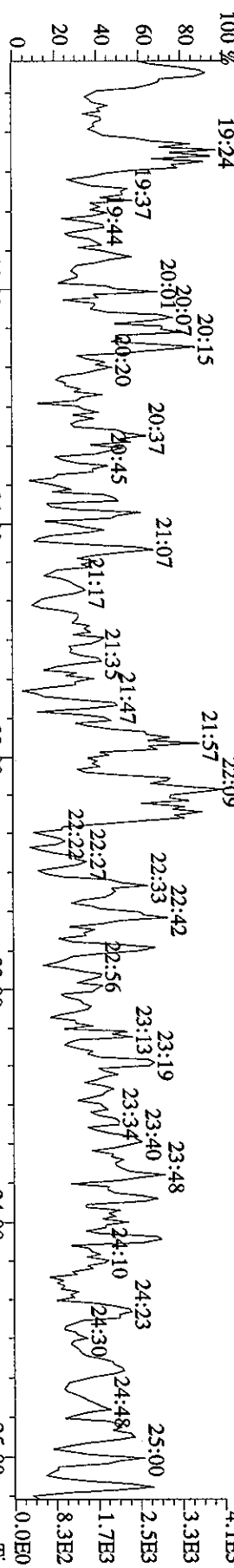
File:25MY06A9D5 #1-439 Acq:26-MAY-2006 16:41:48 GC EI+ Voltage SIR Autospec-Ultimate
 Sample#29 Text:H5A49-1-AA :G6E120362-1 Exp:DIOXIN
 292,9825 S:29 SMO(1,3) PKD(5,3,5,100.00%,0.0,1.00%,F,T)



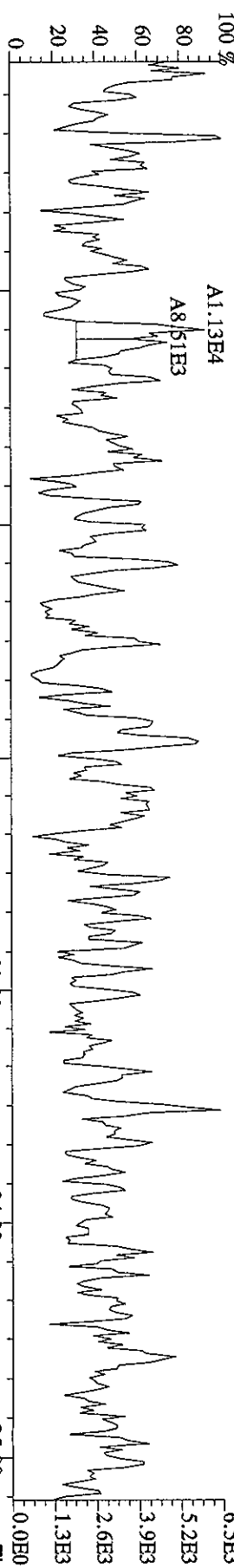
342.9792 S:29 F:2 SMO(1,3) PKD(5,3,3,100.00%,0.0,1.00%,F,T) 19:16 19:46 20:11 20:47 21:30 22:10 22:46 23:13 23:40 24:36



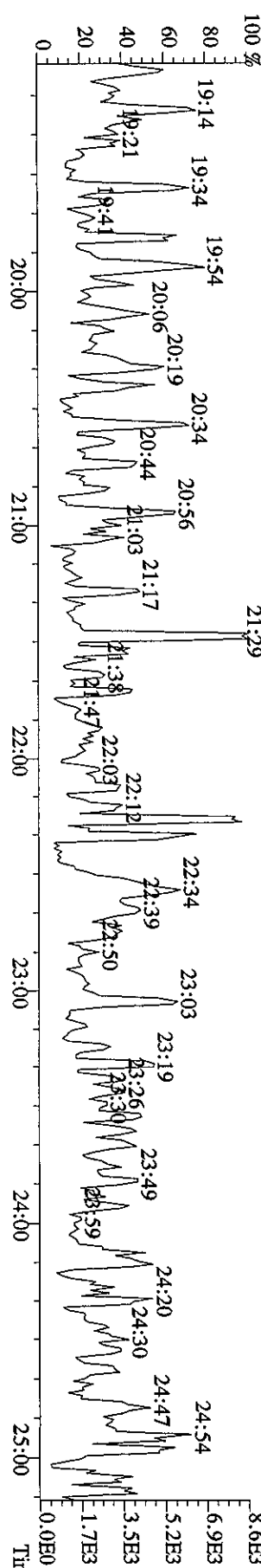
339.8597 S:29 F:2 SMO(1,3) BSUB(1000,15,-3.0) PKD(5,3,3,0.10%,1988.0,1.00%,F,T) 19:24 19:37 20:07 20:15 20:37 21:07 21:57 22:09 22:33 22:42 23:13 23:19 23:40 23:48 24:10 24:23 24:30 24:48 25:00



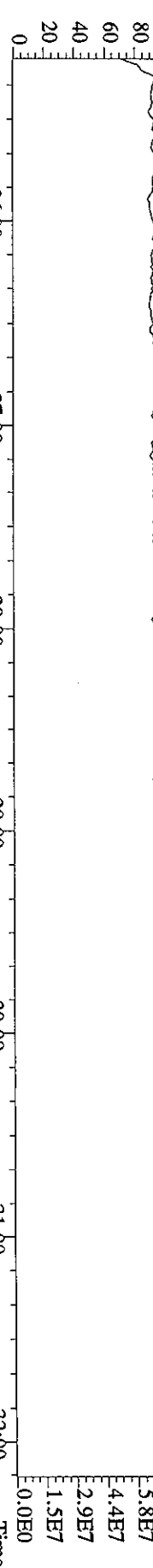
341.8567 S:29 F:2 SMO(1,3) BSUB(1000,15,-3.0) PKD(5,3,3,0.10%,3584.0,1.00%,F,T) 20:00 21:00 22:00 23:00 24:00 25:00



409.7974 S:29 F:2 SMO(1,3) BSUB(1000,15,-3.0) PKD(5,3,3,100.00%,2492.0,1.00%,F,T) 19:14 19:34 19:54 20:06 20:19 20:34 20:56 21:03 21:17 21:38 21:47 22:03 22:12 22:34 22:39 23:03 23:19 23:26 23:30 23:49 24:20 24:30 24:47 24:54



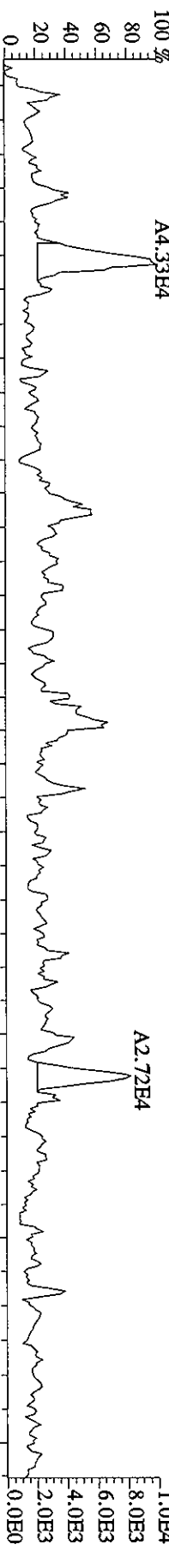
392.9760 S:29 F:3 SMO(1,3) PKD(5,3,3,100.00%,0.0,1.00%,F,T) 27:45 28:10 28:37 29:03 29:41 30:35 31:28
 100% 25:41 26:03 26:40



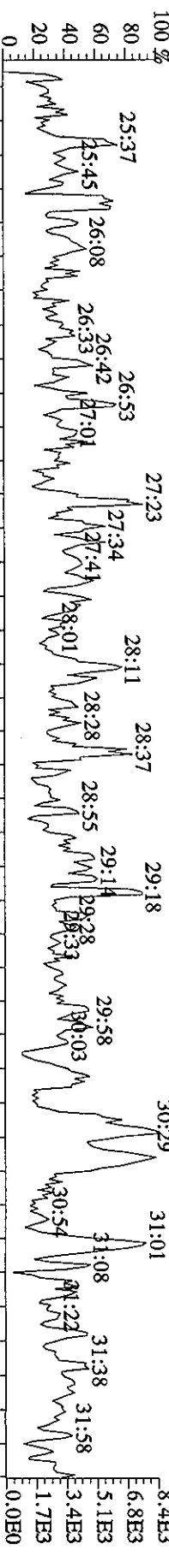
373.8208 S:29 F:3 SMO(1,3) BSUB(1000,15,-3.0) PKD(5,3,3,0.10%,3776.0,1.00%,F,T) 26:00 27:00 28:00 29:00 30:00 31:00 32:00
 100% 26:00 27:00 28:00 29:00 30:00 31:00 32:00



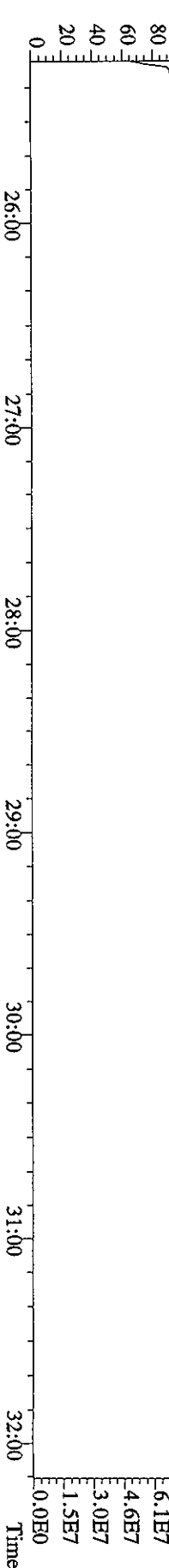
375.8178 S:29 F:3 SMO(1,3) BSUB(1000,15,-3.0) PKD(5,3,3,0.10%,2632.0,1.00%,F,T) 26:00 27:00 28:00 29:00 30:00 31:00 32:00
 100% 26:00 27:00 28:00 29:00 30:00 31:00 32:00



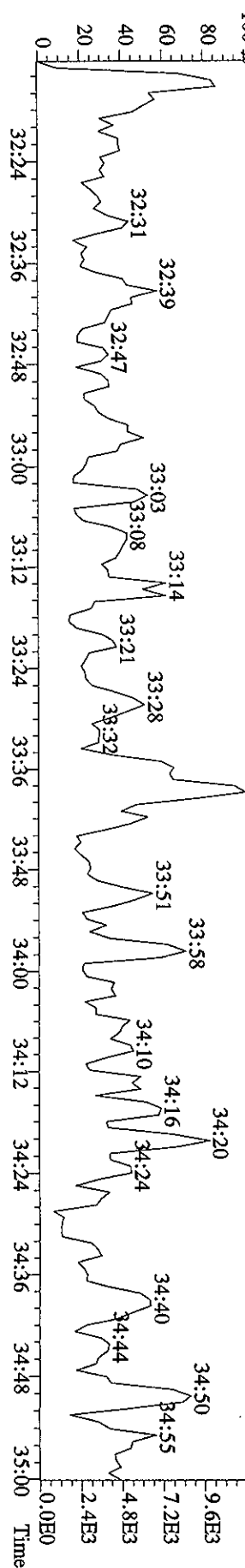
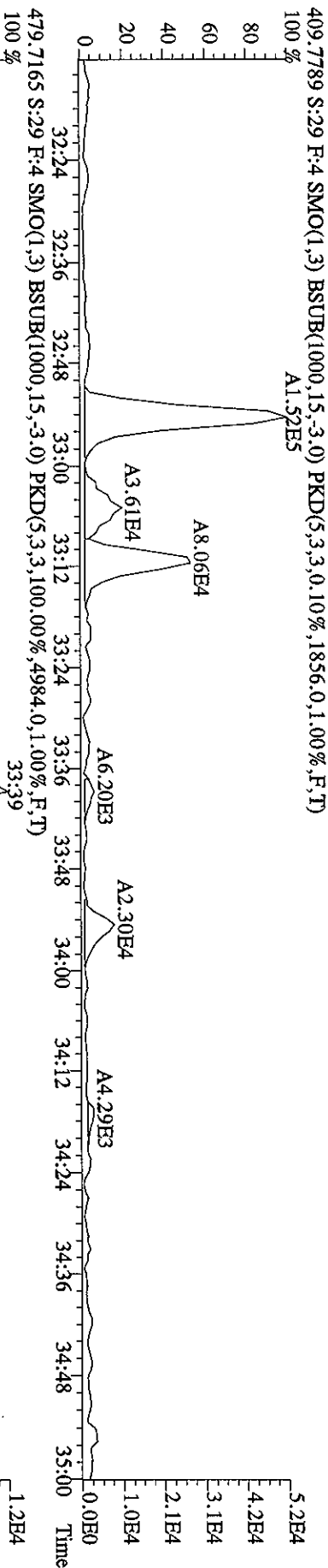
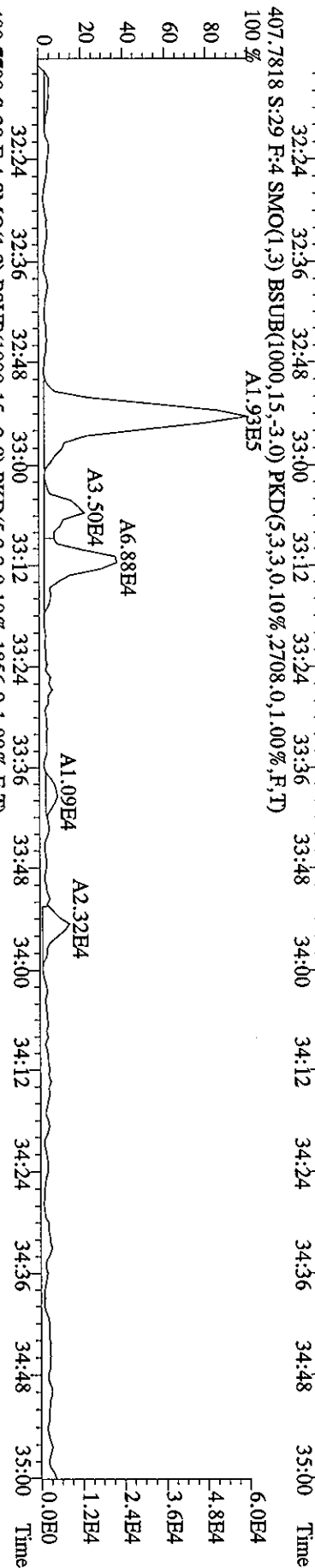
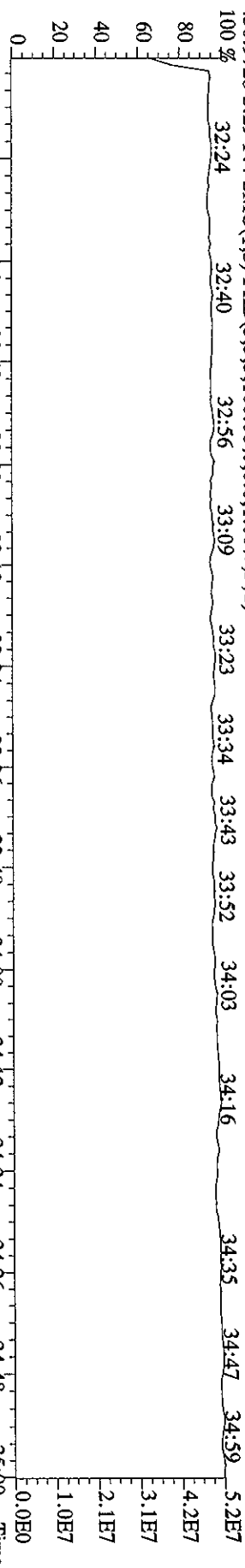
445.7555 S:29 F:3 SMO(1,3) BSUB(1000,15,-3.0) PKD(5,3,3,100.00%,3976.0,1.00%,F,T) 26:00 27:00 28:00 29:00 30:00 31:00 32:00
 100% 26:00 27:00 28:00 29:00 30:00 31:00 32:00




380.9760 S:29 F:3 SMO(1,3) PKD(5,3,3,100.00%,0.0,1.00%,F,T) 26:00 27:00 28:00 29:00 30:00 31:00 32:00
 100% 25:31 26:00 26:42 27:38 28:10 29:15 29:39 30:03 30:37 31:07 31:30



7.6E7
6.1E7
4.6E7
3.0E7
1.5E7
0.0E0



File: 25MAY06A9D5 #1-201 Acq: 26-MAY-2006 16:41:48 GC EI+ Voltage SIR Autospec-Ultimate
 Sample#29 Text: H5A49-1-AA :G6E120362-1 Exp: DIOXIN
 454.9728 S:29 F:5 SMO(1.3) PKD(5.3,3,100.00%,0.0,1.00%,F,T)



③

Method ID 8290
 Column ID DB-5
 STD ID ST0525C, ST0525D
 Analyzed by AM
 Std. Pkg. By AM
 Std. Pkg. Reviewed By WKH

Associated ICAL 82900105069D5
 Instrument ID 9D5
 STD Solution 2565-41C
 Date Analyzed 5-26-06
 Date Std. Pkg. Assembled 5-27-06
 Date Std. Pkg. Reviewed 5/28/06

DAILY STANDARD PACKAGE	INITIATED	REVIEWED
Standard, CPSM, and Solvent Blank present?	✓	✓
Copy of log-file and Beginning Static Resolution present?	✓	/
CPSM blow up present?	✓	/
Curve Summary present?	✓	/
Summary of Method criteria present or documented below?	✓	/
Daily standard within method specified limits?*	✓	/
Analyte retention times correct?	✓	/
Isotopic ratios within limits?	✓	/
CPSM valley ≤ method specified limits?*	✓	/
Are chromatographic windows correct?	✓	/
Samples analyzed within 12 hrs of daily standard?	✓	/
Manual reintegration's checked and hardcopies included?	NA	NA
Ending Standard and Ending Static Resolutions present?	✓	/

COMMENTS: _____

* Method 8290: (beginning) +/- 20% from curve RRFs for native analytes, +/- 30% from curve RRFs for labeled compounds.
 Method 8290: (ending) +/- 25% from curve RRFs for native analytes, +/- 35% from curve RRFs for labeled compounds.
 Method 8290 (GB): +/- 30% from curve RRFs for native analytes.
 Method 23: See Method 23 Daily Standard Criteria, Table 5.
 Method 1613A/1613B: See Method 1613A, Method 1613B or Method 1613B Tetras Daily Standard Criteria,
 PAH: +/- 30% from curve RRFs for native and labeled compounds.
 PCB: +/- 30% or 40% (analyte dependent) from curve RRFs for native, +/- 50% from curve RRFs for labeled compounds.
 NCASI 551: +/-20% from curve RRFs for native and labeled compounds.
 DBD/DBF: +/-30% from curve RRFs for native analytes; +/- 40% from curve RRFs for labeled compounds.

** Method 23 CPSM Criteria: 25% valley between 2378 TCDF (DB-225)/TCDD (DB-5) and the closest eluters normalized at the smallest peak height of the three peaks (with the 2378 peak being the middle peak).
 551/1613A/1613B/8290 CPSM Criteria: 25% valley between 2378 TCDF (DB-225)/TCDD (DB-5) and its closest eluters normalized to the 2378 peak.
 GB CPSM Criteria: 30% valley between 2378 TCDF (DB-225)/TCDD (DB-5) and its closest eluters normalized to the 2378 peak.
 QA-231 TSJ 04/02

Run text: ST0525C File text: ST0525C :CS3 2565-41C
 Run #21 Filename 25MY06A9D5 S: 21 I: 1
 Acquired: 26-MAY-06 11:09:14 Processed: 26-MAY-06 12:18:02
 Run: 25MY06A9D5 Analyte: 8290 Cal: 82900105069D5 Results: 25MY06A9D58290

Name	Resp	RA	RT	RRF	Amount	Dev'n	Mod?
13C-1,2,3,4-TCDD	70199200	0.78 y	16:31	-	100.00	-	n
13C-2,3,7,8-TCDF	103191500	0.77 y	16:02	1.47	100.00	-12.8	n
2,3,7,8-TCDF	9337400	0.80 y	16:03	0.90	10.00	-13.3	n
Total TCDF	9453807	0.40 n	15:42	0.90	10.00	-13.3	n
13C-2,3,7,8-TCDD	61865600	0.78 y	16:41	0.88	100.00	-2.4	n
2,3,7,8-TCDD	7465680	0.79 y	16:43	1.21	10.00	-2.1	n
Total TCDD	7554198	2.13 n	16:02	1.21	10.00	-2.1	n
37Cl-2,3,7,8-TCDD	14757120	1.00 y	16:43	2.10	10.00	-4.9	n
13C-1,2,3,7,8-PeCDF	82395500	1.49 y	20:41	1.17	100.00	-6.2	n
1,2,3,7,8-PeCDF	37232100	1.46 y	20:42	0.90	50.00	-0.2	n
2,3,4,7,8-PeCDF	39478700	1.47 y	21:56	0.96	50.00	0.9	n
Total F2 PeCDF	77988899	1.51 y	19:28	0.93	100.00	0.4	n
Total F1 PeCDF	38898	0.37 n	14:26	0.93	100.00	0.4	n
13C-1,2,3,7,8-PeCDD	42360400	1.47 y	22:35	0.60	100.00	-8.7	n
1,2,3,7,8-PeCDD	25116250	1.53 y	22:36	1.19	50.00	2.2	n
Total PeCDD	25269168	1.41 y	19:06	1.19	50.00	2.2	n
13C-1,2,3,7,8,9-HxCDD	48778500	1.35 y	31:02	-	100.00	-	n
13C-1,2,3,4,7,8-HxCDF	68535100	0.51 y	28:29	1.41	100.00	-0.1	n
1,2,3,4,7,8-HxCDF	33029100	1.22 y	28:32	0.96	50.00	-7.3	n
1,2,3,6,7,8-HxCDF	34711500	1.21 y	28:50	1.01	50.00	-10.7	n
2,3,4,6,7,8-HxCDF	32058500	1.20 y	30:13	0.94	50.00	-7.1	n
1,2,3,7,8,9-HxCDF	29988100	1.22 y	31:17	0.88	50.00	-6.0	n
Total HxCDF	129787200	1.22 y	28:32	0.95	200.00	-7.9	n
13C-1,2,3,6,7,8-HxCDD	47161400	1.36 y	30:38	0.97	100.00	-2.7	n
1,2,3,4,7,8-HxCDD	23363300	1.17 y	30:30	0.99	50.00	5.6	n
1,2,3,6,7,8-HxCDD	24116000	1.18 y	30:39	1.02	50.00	-3.0	n
1,2,3,7,8,9-HxCDD	26215300	1.22 y	31:04	1.11	50.00	4.1	n
Total HxCDD	73747265	1.17 y	30:30	1.04	150.00	2.1	n
13C-1,2,3,4,6,7,8-HpCDF	51842700	0.45 y	32:54	1.06	100.00	-9.9	n
1,2,3,4,6,7,8-HpCDF	31198000	1.05 y	32:55	1.20	50.00	-5.6	n
1,2,3,4,7,8,9-HpCDF	27223800	1.03 y	33:55	1.05	50.00	-4.4	n
Total HpCDF	58421800	1.05 y	32:55	1.13	100.00	-5.0	n
13C-1,2,3,4,6,7,8-HpCDD	52164800	1.04 y	33:40	1.07	100.00	0.3	n
1,2,3,4,6,7,8-HpCDD	24084000	1.04 y	33:40	0.92	50.00	-3.0	n
Total HpCDD	24207699	3.12 n	32:54	0.92	50.00	-3.0	n
13C-OCDD	92470500	0.88 y	35:49	0.95	200.00	19.1	n
OCDF	58404800	0.91 y	35:55	1.26	100.00	-6.9	n
OCDD	49007900	0.91 y	35:50	1.06	100.00	1.3	n

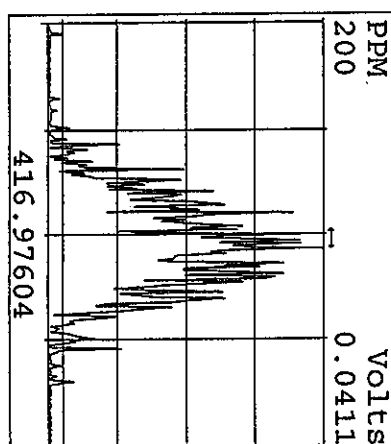
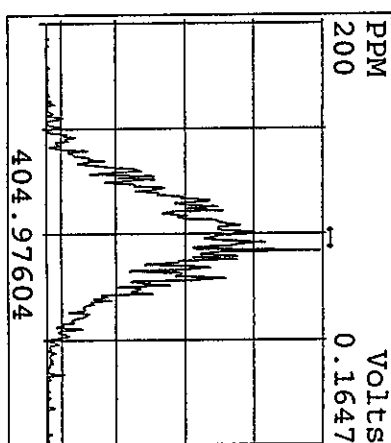
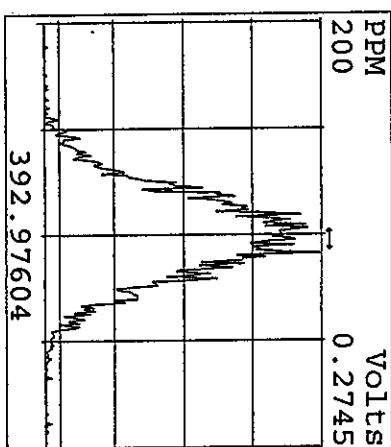
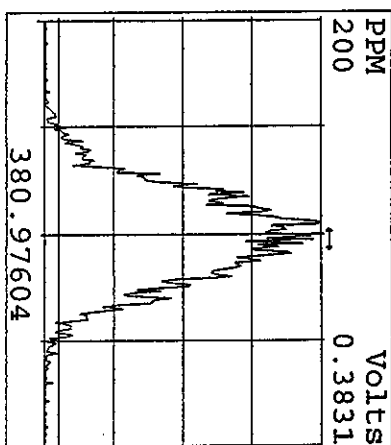
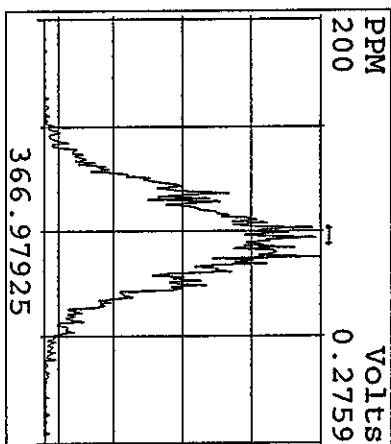
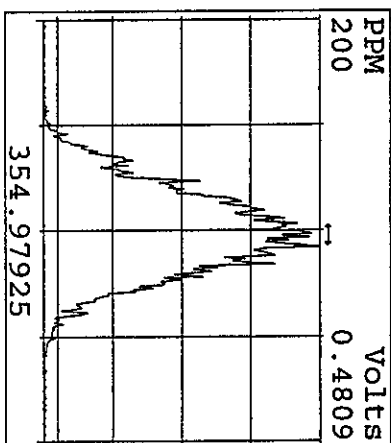
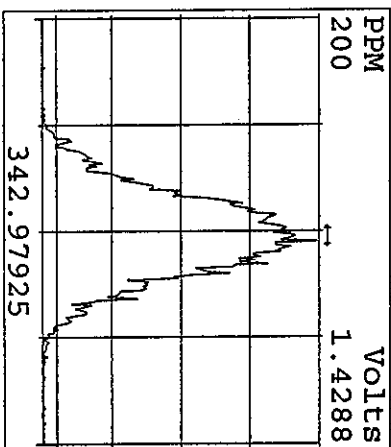
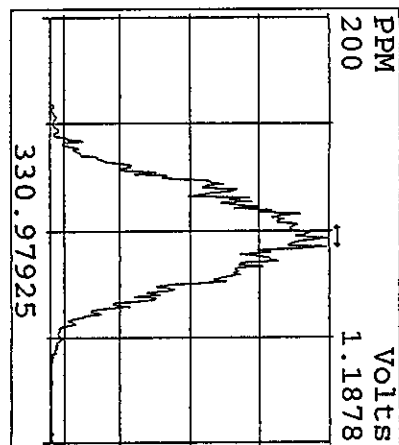
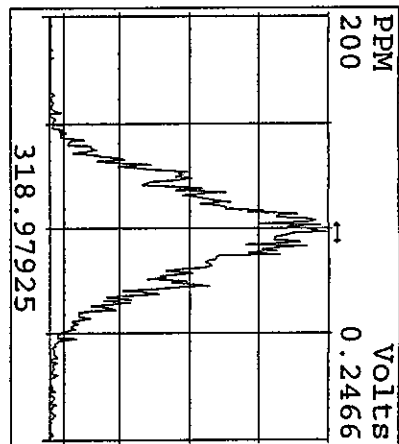
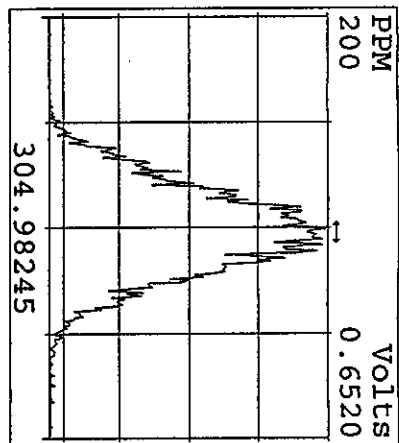
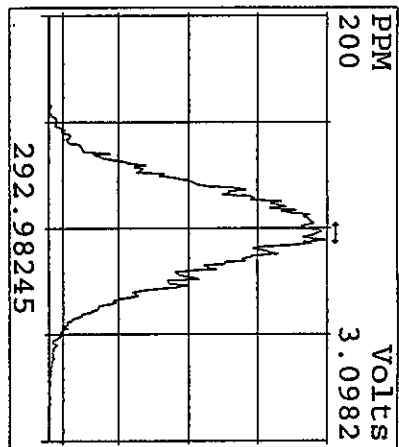
Run text: ST0525D File text: ST0525D :CS3 2565-41C
 Run #30 Filename 25MY06A9D5 S: 40 I: 1
 Acquired: 27-MAY-06 00:19:46 Processed: 27-MAY-06 00:59:52
 Run: 25MY06A9D5 Analyte: 8290 Cal: 82900105069D5 Results: 25MY06A9D58290

Name	Resp	RA	RT	RRF	Amount	Dev'n	Mod?
13C-1,2,3,4-TCDD	57544512	0.77 y	16:30	-	100.00	-	n
13C-2,3,7,8-TCDF	79762772	0.76 y	16:02	1.39	100.00	-17.8	n
2,3,7,8-TCDF	7164617	0.80 y	16:03	0.90	10.00	-13.9	n
Total TCDF	7293330	0.93 n	15:41	0.90	10.00	-13.9	n
13C-2,3,7,8-TCDD	51262898	0.77 y	16:42	0.89	100.00	-1.4	n
2,3,7,8-TCDD	5810438	0.74 y	16:43	1.13	10.00	-8.0	n
Total TCDD	5865983	2.38 n	16:02	1.13	10.00	-8.0	n
37Cl-2,3,7,8-TCDD	11818571	1.00 y	16:43	2.05	10.00	-7.1	n
13C-1,2,3,7,8-PeCDF	68394784	1.52 y	20:40	1.19	100.00	-5.1	n
1,2,3,7,8-PeCDF	28845074	1.48 y	20:42	0.84	50.00	-6.8	n
2,3,4,7,8-PeCDF	30721629	1.49 y	21:56	0.90	50.00	-5.5	n
Total F2 PeCDF	60139834	1.48 y	20:42	0.87	100.00	-6.1	n
Total F1 PeCDF	*	* n	NotFnd	0.87	100.00	-6.1	n
13C-1,2,3,7,8-PeCDD	39828178	1.51 y	22:34	0.69	100.00	4.7	n
1,2,3,7,8-PeCDD	22351797	1.60 y	22:36	1.12	50.00	-3.3	n
Total PeCDD	22720674	1.74 y	20:40	1.12	50.00	-3.3	n
13C-1,2,3,7,8,9-HxCDD	43281532	1.31 y	31:02	-	100.00	-	n
13C-1,2,3,4,7,8-HxCDF	57437612	0.52 y	28:28	1.33	100.00	-5.7	n
1,2,3,4,7,8-HxCDF	26958653	1.21 y	28:31	0.94	50.00	-9.7	n
1,2,3,6,7,8-HxCDF	28678803	1.23 y	28:48	1.00	50.00	-12.0	n
2,3,4,6,7,8-HxCDF	26275065	1.21 y	30:12	0.91	50.00	-9.2	n
1,2,3,7,8,9-HxCDF	24491375	1.22 y	31:17	0.85	50.00	-8.4	n
Total HxCDF	106561225	1.21 y	28:31	0.93	200.00	-9.9	n
13C-1,2,3,6,7,8-HxCDD	43080094	1.29 y	30:37	1.00	100.00	0.2	n
1,2,3,4,7,8-HxCDD	20065039	1.20 y	30:30	0.93	50.00	-0.7	n
1,2,3,6,7,8-HxCDD	22464717	1.21 y	30:38	1.04	50.00	-1.1	n
1,2,3,7,8,9-HxCDD	22240515	1.23 y	31:03	1.03	50.00	-3.4	n
Total HxCDD	64770271	1.20 y	30:30	1.00	150.00	-1.8	n
13C-1,2,3,4,6,7,8-HpCDF	42633003	0.46 y	32:54	0.99	100.00	-16.5	n
1,2,3,4,6,7,8-HpCDF	25250401	1.05 y	32:55	1.18	50.00	-7.1	n
1,2,3,4,7,8,9-HpCDF	22799855	1.06 y	33:55	1.07	50.00	-2.6	n
Total HpCDF	48237406	1.05 y	32:55	1.13	100.00	-5.0	n
13C-1,2,3,4,6,7,8-HpCDD	43543672	1.04 y	33:40	1.01	100.00	-5.7	n
1,2,3,4,6,7,8-HpCDD	19845238	1.04 y	33:40	0.91	50.00	-4.2	n
Total HpCDD	20128640	2.25 n	32:54	0.91	50.00	-4.2	n
13C-OCDD	74263616	0.91 y	35:50	0.86	200.00	7.8	n
OCDF	45372616	0.91 y	35:55	1.22	100.00	-10.0	n
OCDD	38598386	0.91 y	35:50	1.04	100.00	-0.6	n

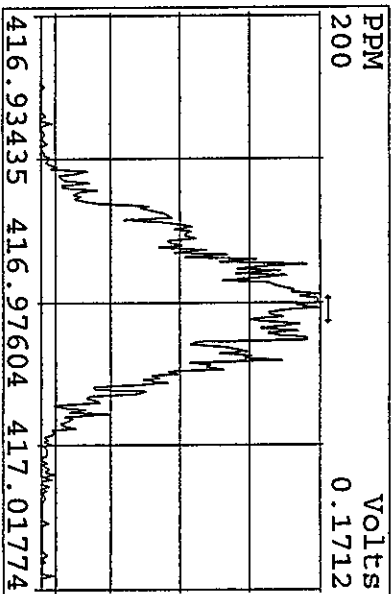
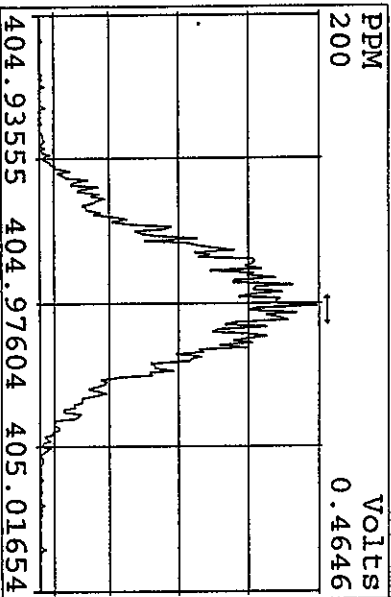
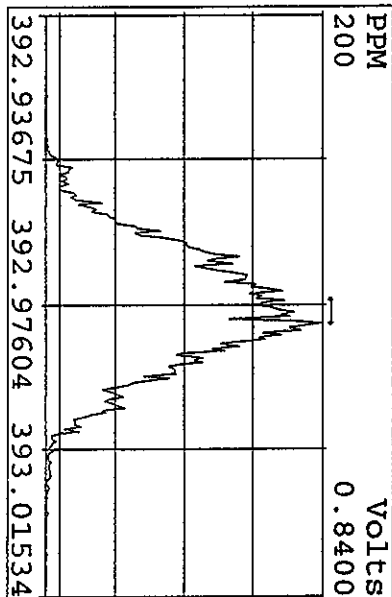
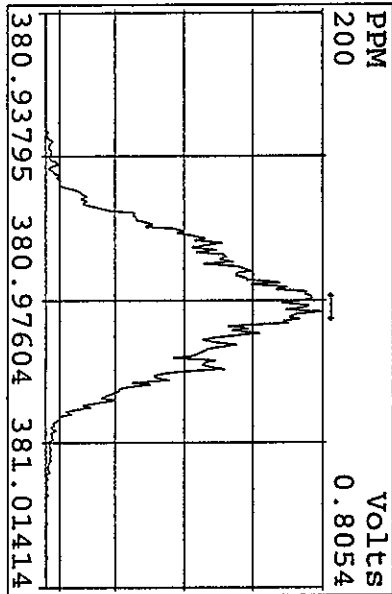
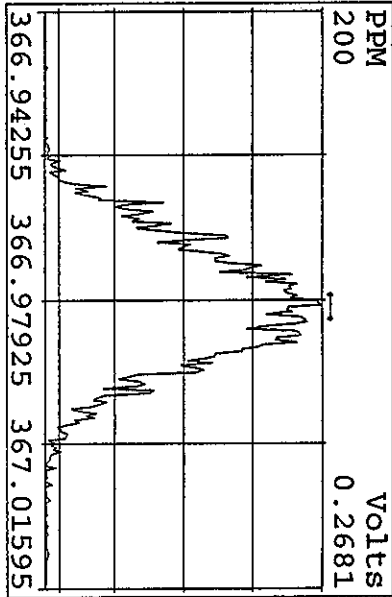
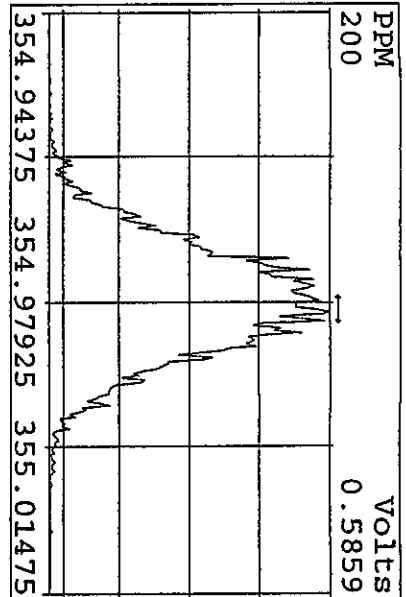
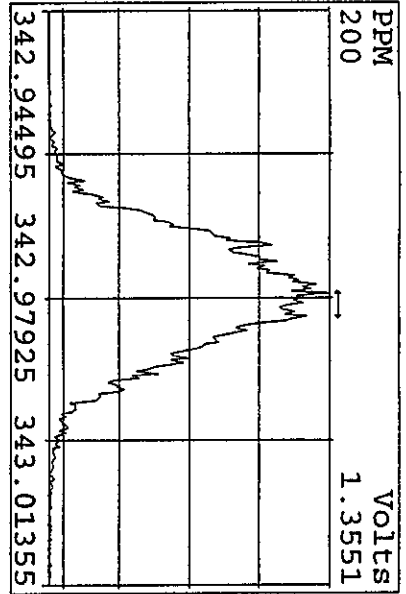
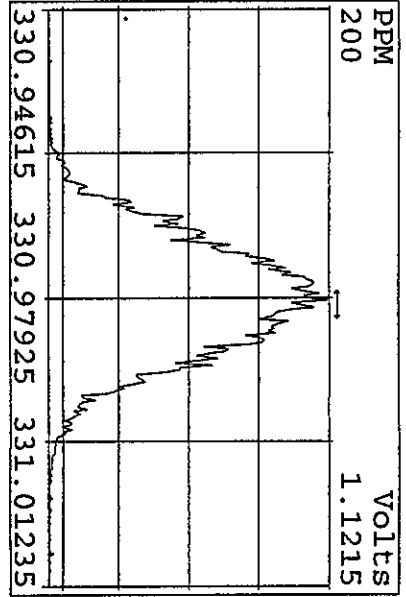
data file	Smp	Work Order	Sample ID	FV-uL	Method/Matrix	Box	Size	U
25MY06A9D5	1	ST0525A	CS3 2565-41C				1.00000	
25MY06A9D5	2	ST0525B	CS3 2565-41C				1.00000	
25MY06A9D5	3	CP0525	DB-5 CPSM 2565-47				1.00000	
25MY06A9D5	4	SB0525A	Solvent Blank C-14				1.00000	
25MY06A9D5	5	H547C-1-AA	G6E240000-677B	20	8290/SOLID	81	10.00000	g
25MY06A9D5	6	H547C-1-AC	G6E240000-677C	20	8290/SOLID		10.00000	g
25MY06A9D5	7	H5JLL-2-AC	A6E170156-1RX	20	8290/SOLID		10.00000	g
25MY06A9D5	8	H5JLM-2-AC	A6E170156-2RX	20	8290/SOLID		10.00000	g
25MY06A9D5	9	H5JLP-2-AC	A6E170156-3RX	20	8290/SOLID		10.00000	g
25MY06A9D5	10	H5JLR-2-AC	A6E170156-4RX	20	8290/SOLID		10.00000	g
25MY06A9D5	11	H5JLR-1-AH	A6E170156-4S	20	8290/SOLID		10.00000	g
25MY06A9D5	12	H5JLR-1-AJ	A6E170156-4D	20	8290/SOLID		10.00000	g
25MY06A9D5	13	H5JL0-2-AC	A6E170156-5RX	20	8290/SOLID		10.00000	g
25MY06A9D5	14	H5JL1-2-AC	A6E170156-6RX	20	8290/SOLID		10.00000	g
25MY06A9D5	15	H5JL2-2-AC	A6E170156-7RX	20	8290/SOLID		10.00000	g
25MY06A9D5	16	H512K-1-AC	G6E230000-575C	20	8290/SOLID		10.00000	g
25MY06A9D5	17	H5M2A-1-AX	C6E180146-1	20	8290/SOLID		10.00000	g
25MY06A9D5	18	H5M2L-1-AX	C6E180146-2	20	8290/SOLID		10.00000	g
25MY06A9D5	19	SB0525B	Solvent Blank C-14				1.00000	
25MY06A9D5	20	CP0525A	DB-5 CPSM 2565-47				1.00000	
25MY06A9D5	21	ST0525C	CS3 2565-41C				1.00000	
25MY06A9D5	22	SB0525C	Solvent Blank C-14				1.00000	
25MY06A9D5	23	H512K-1-AA	G6E230000-575B	20	8290/SOLID	81	10.00000	g
25MY06A9D5	24	H5169-1-AA	G6E230000-628B	20	8290/WATER	80	1.00000	L
25MY06A9D5	25	H5169-1-AC	G6E230000-628C	20	8290/WATER		1.00000	L
25MY06A9D5	26	H5169-1-AD	G6E230000-628L	20	8290/WATER		1.00000	L
25MY06A9D5	27	H5JE7-1-AC	G6E170121-1	20	8290/WATER		0.94170	L
25MY06A9D5	28	H5JE9-1-AC	G6E170121-2	20	8290/WATER		0.89770	L
25MY06A9D5	29	H5A49-1-AA	G6E120362-1	20	8290/WATER		1.01680	L
25MY06A9D5	30	H5HL4-1-AA	G6E160358-1	20	8290/WATER		1.04680	L
25MY06A9D5	31	MB	A6E220167-1MBRX	20	1613B/WIPE	81	0.25000	Wip
25MY06A9D5	32	LCS	A6E220167-1LCSRX	20	1613B/WIPE		0.25000	Wip
25MY06A9D5	33	H5XJR-2-AA	A6E220167-1RX	20	1613B/WIPE		0.25000	Wip
25MY06A9D5	34	H5XJT-2-AA	A6E220167-2RX	20	1613B/WIPE		0.25000	Wip
25MY06A9D5	35	H5XJV-2-AA	A6E220167-3RX	20	1613B/WIPE		0.25000	Wip
25MY06A9D5	36	H5XJW-2-AA	A6E220167-4RX	20	1613B/WIPE		0.25000	Wip
25MY06A9D5	37	H5XJX-2-AA	A6E220167-5RX	20	1613B/WIPE		0.25000	Wip
25MY06A9D5	38	SB0525D	Solvent Blank C-14				1.00000	
25MY06A9D5	39	CP0525B	DB-5 CPSM 2565-47				1.00000	
25MY06A9D5	40	ST0525D	CS3 2565-41C				1.00000	
25MY06A9D5	41	SB0525E	Solvent Blank C-14				1.00000	
25MY06A9D5	42	H6AXE-1-AA	G6E260000-438B	20	0023A/8290/AIR	82	0.25000	Sam
25MY06A9D5	43	H6AXE-1-AE	G6E260000-438BF	20	0023A/8290/AIR		0.25000	Sam
25MY06A9D5	44	H6AXE-1-AC	G6E260000-438C	20	0023A/8290/AIR		0.25000	Sam
25MY06A9D5	45	H6AXE-1-AD	G6E260000-438L	20	0023A/8290/AIR		0.25000	Sam
25MY06A9D5	46	H5CG3-2-AA	G6E120409-1RX	20	0023A/8290/AIR		0.25000	Sam
25MY06A9D5	47	H5CG6-2-AA	G6E120409-3RX	20	0023A/8290/AIR		0.25000	Sam
25MY06A9D5	48	H5CG9-2-AA	G6E120409-5RX	20	0023A/8290/AIR		0.25000	Sam
25MY06A9D5	49	H5CHE-2-AA	G6E120409-7RX	20	0023A/8290/AIR		0.25000	Sam
25MY06A9D5	50	H5CHG-2-AA	G6E120409-8RX	20	0023A/8290/AIR		0.25000	Sam
25MY06A9D5	51	H5CG5-2-AA	G6E120409-2RX	20	0023A/8290/AIR		0.25000	Sam
25MY06A9D5	52	H5CG8-2-AA	G6E120409-4RX	20	0023A/8290/AIR		0.25000	Sam
25MY06A9D5	53	H5CHD-2-AA	G6E120409-6RX	20	0023A/8290/AIR		0.25000	Sam

25MY06A9D5	54	SB0525F	Solvent Blank C-14	1.00000
25MY06A9D5	55	ST0525E	CS3 2565-41C	1.00000
25MY06A9D5	56			1.00000
25MY06A9D5	57			1.00000
25MY06A9D5	58			1.00000
25MY06A9D5	59			1.00000
25MY06A9D5	60			1.00000
25MY06A9D5	61			1.00000
25MY06A9D5	62		AM 05-25-06	1.00000
25MY06A9D5	63			1.00000
25MY06A9D5	64			1.00000

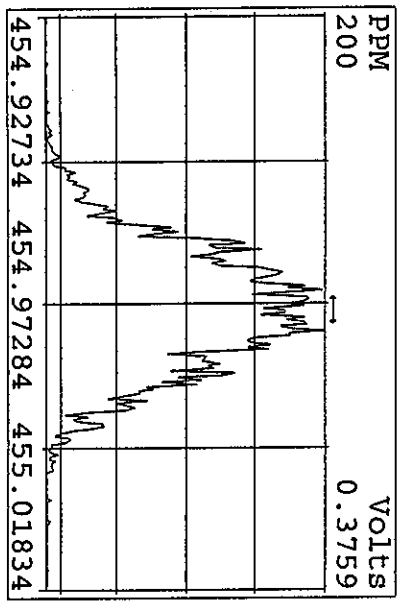
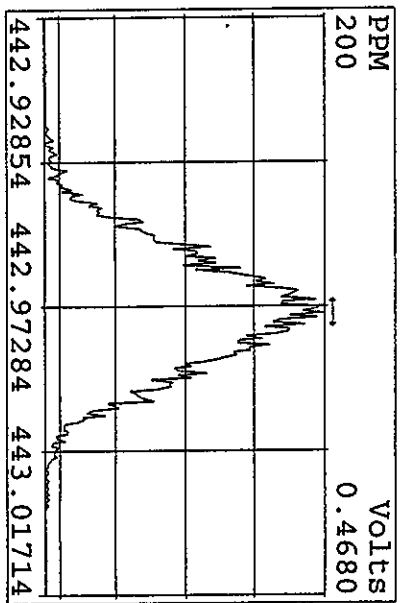
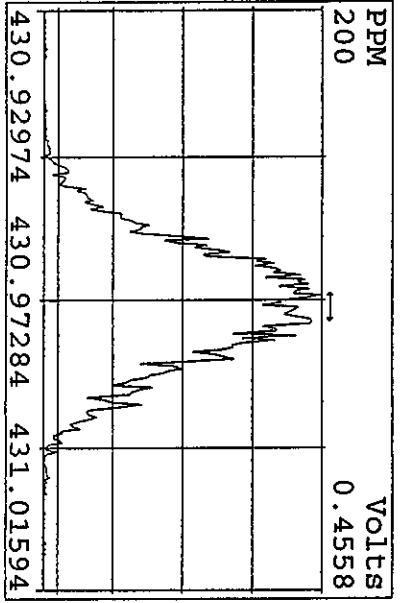
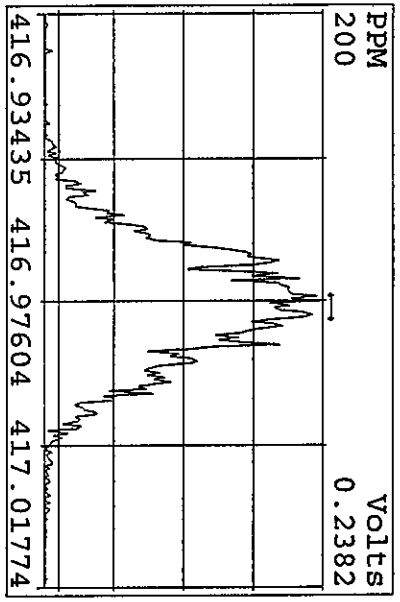
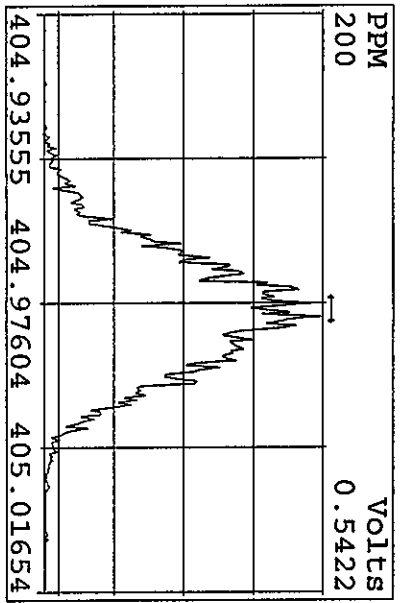
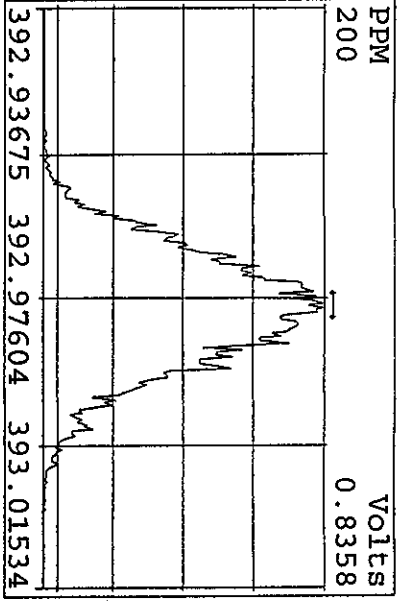
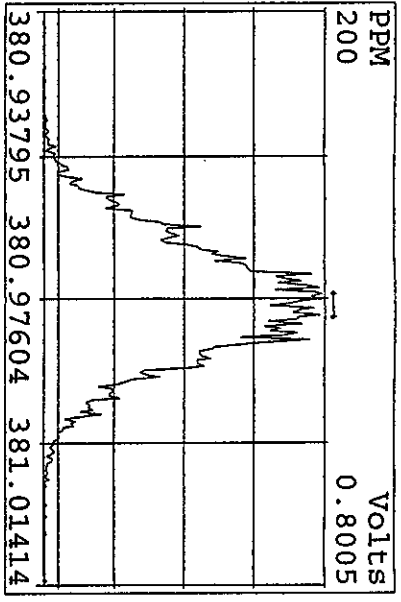
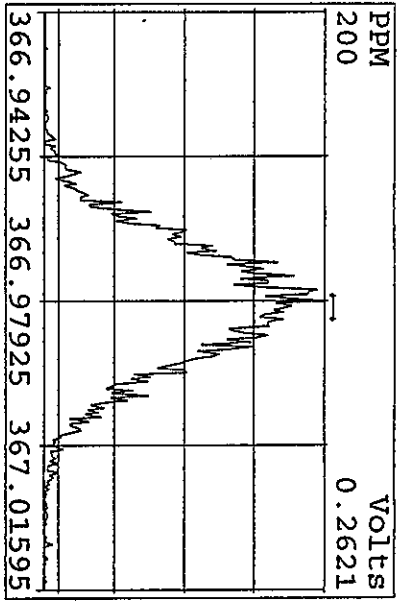
Peak Locate Examination: 25-MAY-2006: 21:11 File: 25MY06A9D5
Experiment: DIOXIN Function: 1 Reference: PFK



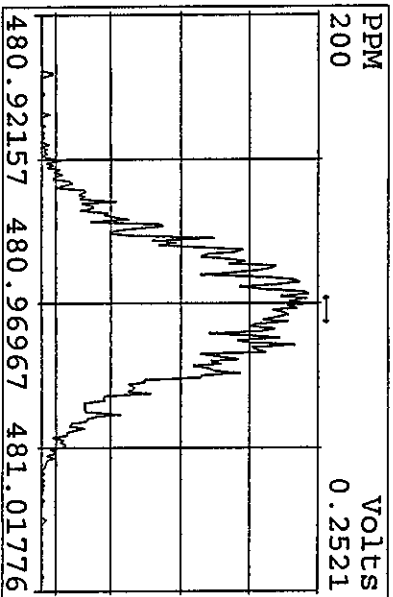
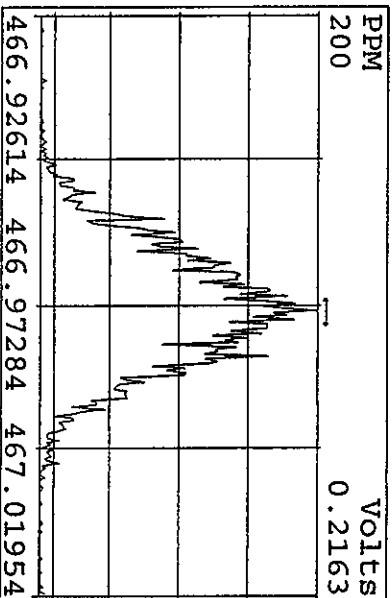
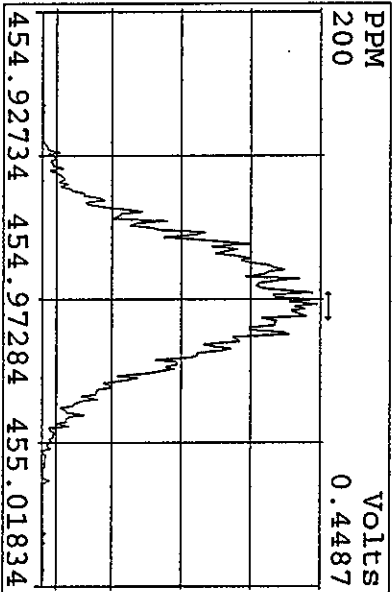
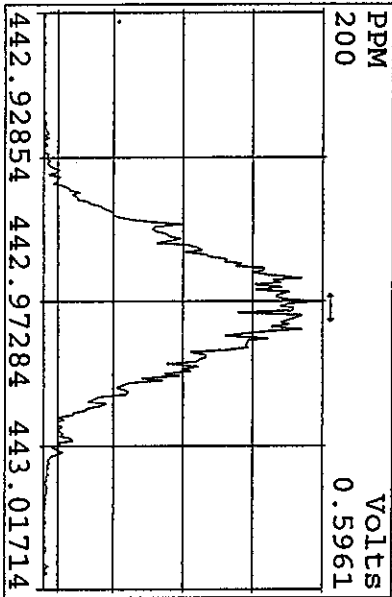
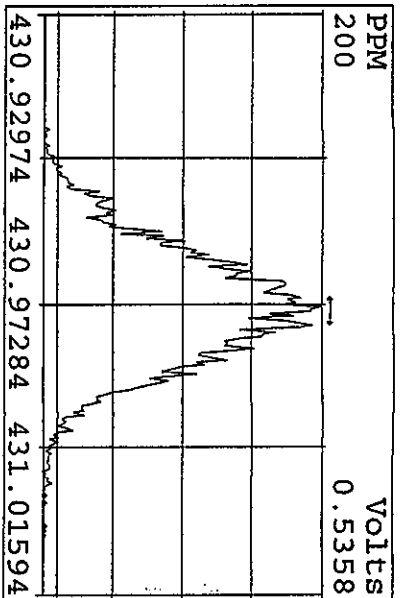
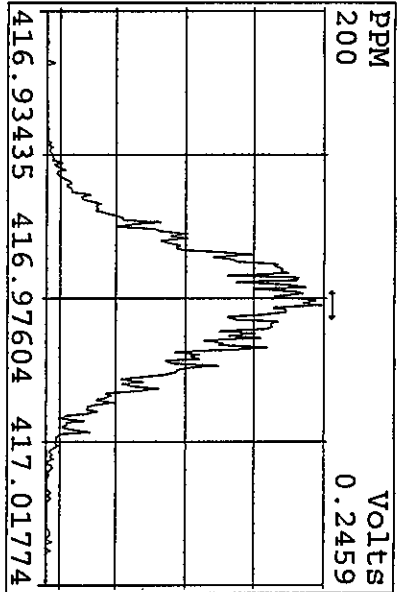
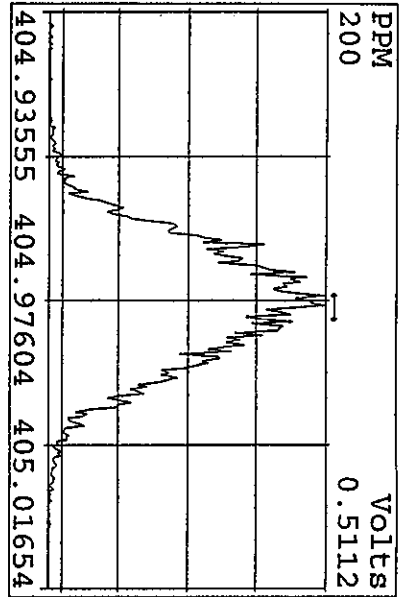
Peak Locate Examination: 25-MAY-2006: 21:13 File: 25MY06A9D5
 Experiment: DIOXIN Function: 2 Reference: PFK



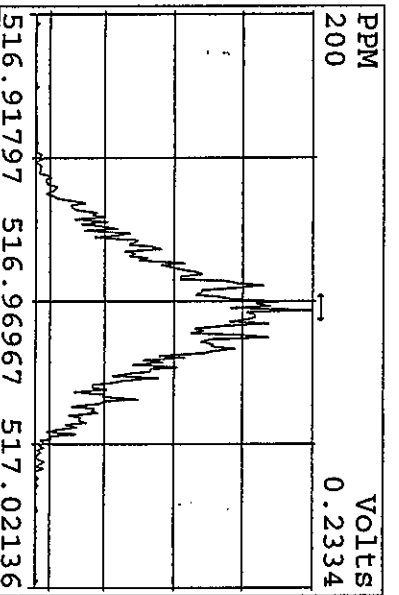
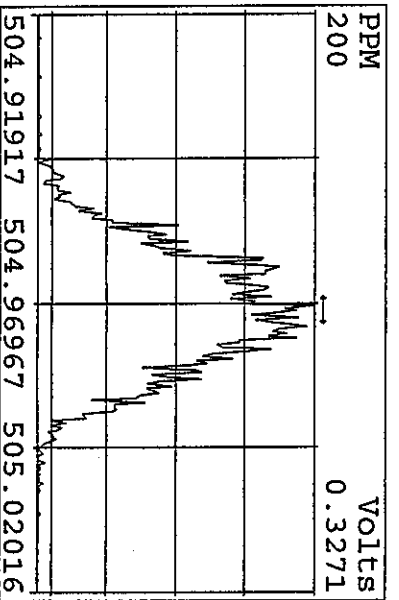
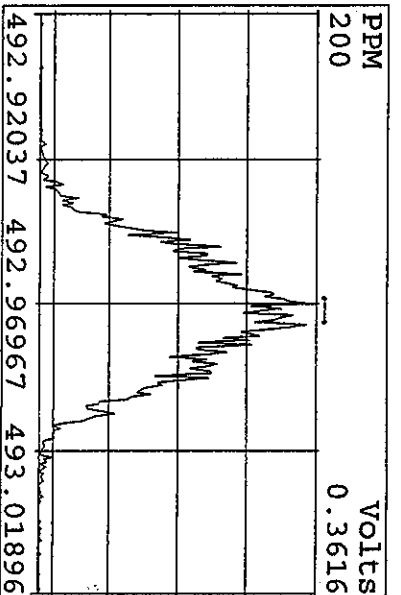
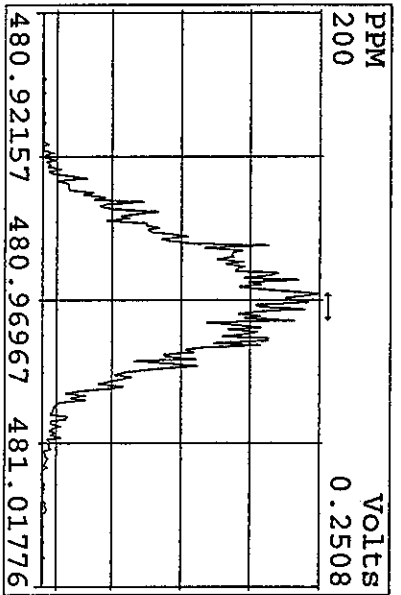
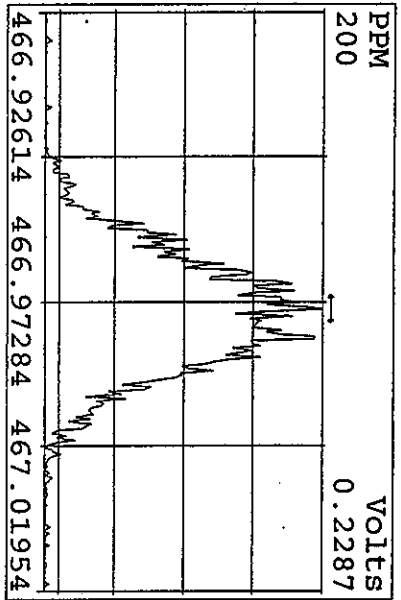
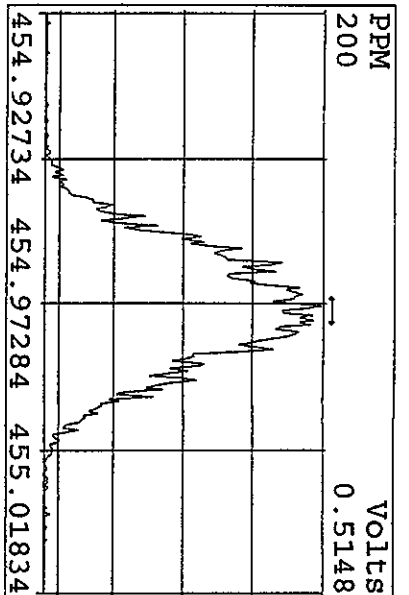
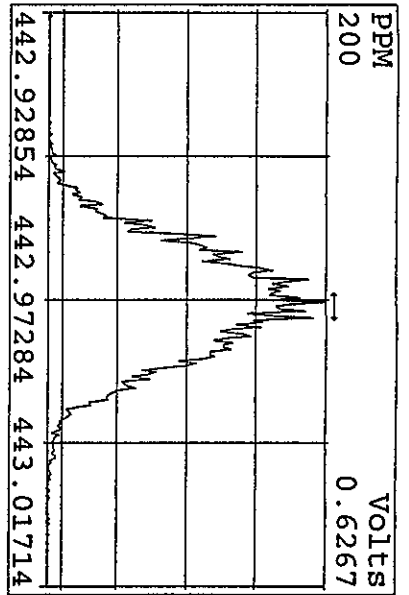
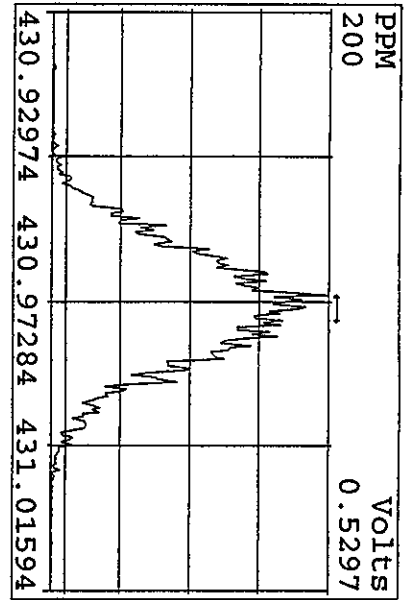
Peak Locate Examination: 25-MAY-2006: 21:14 File: 25MY06A9D5
 Experiment: DIOXIN Function: 3 Reference: PFK



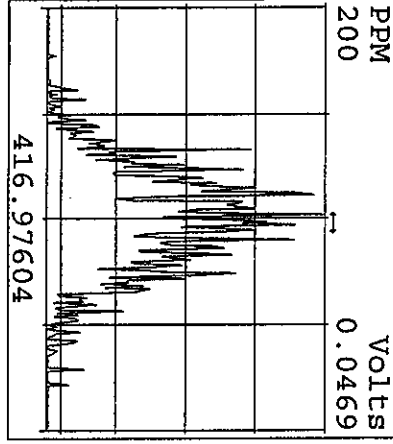
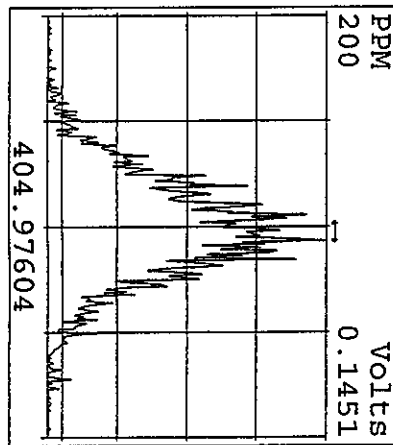
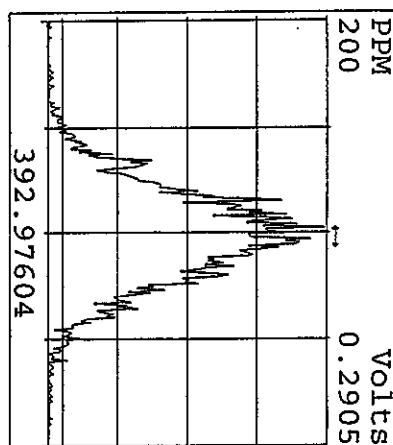
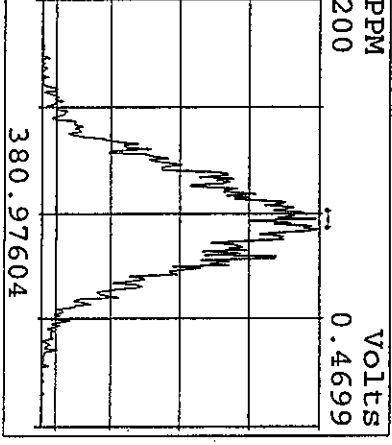
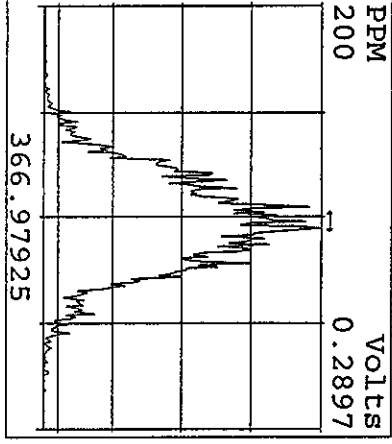
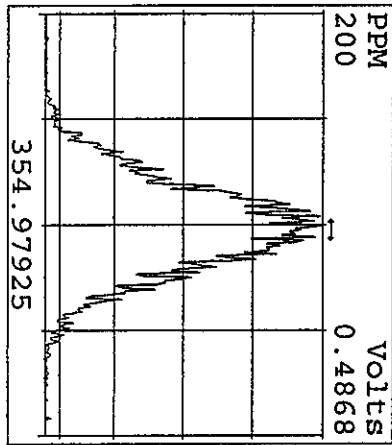
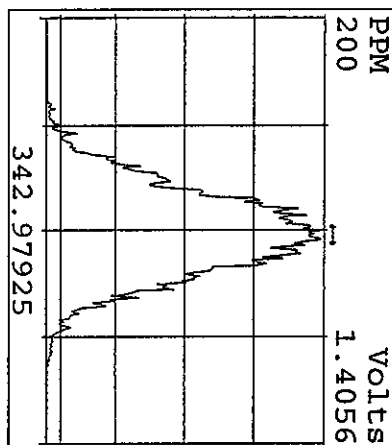
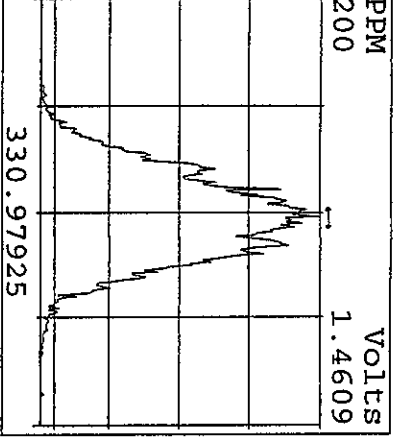
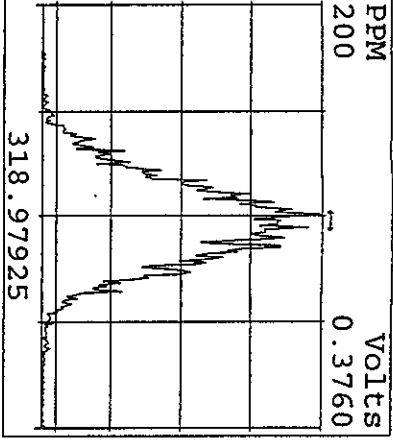
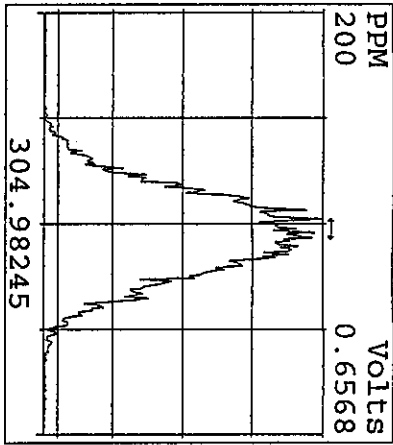
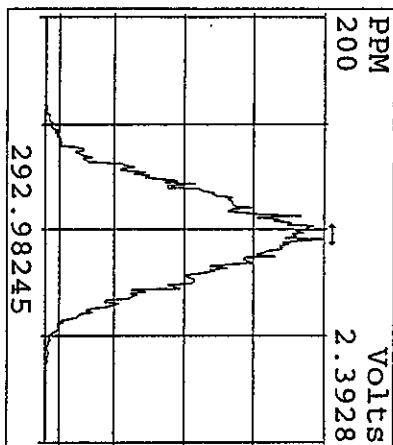
Peak Locate Examination: 25-MAY-2006: 21:15 File: 25MY06A9D5
 Experiment: DIOXIN Function: 4 Reference: PFK



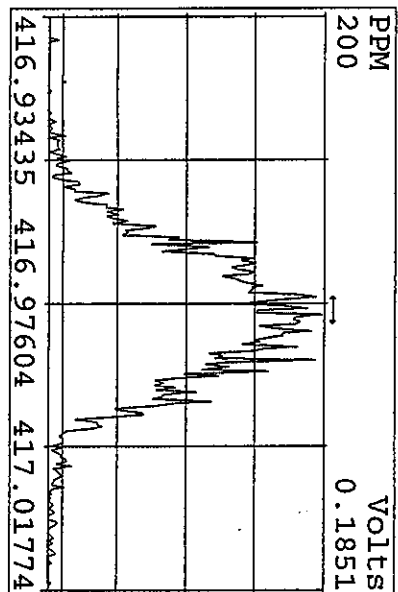
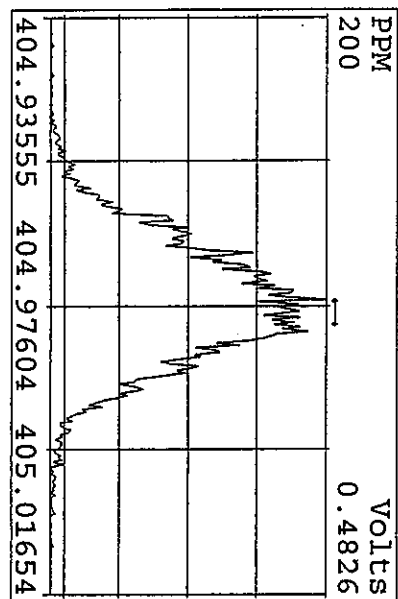
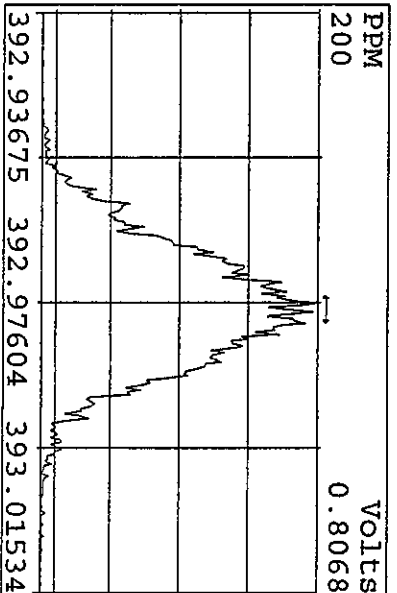
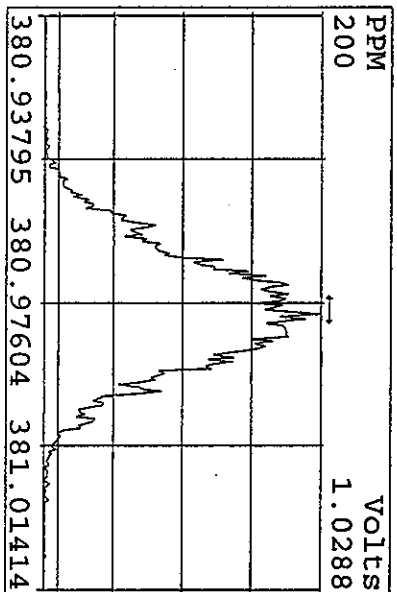
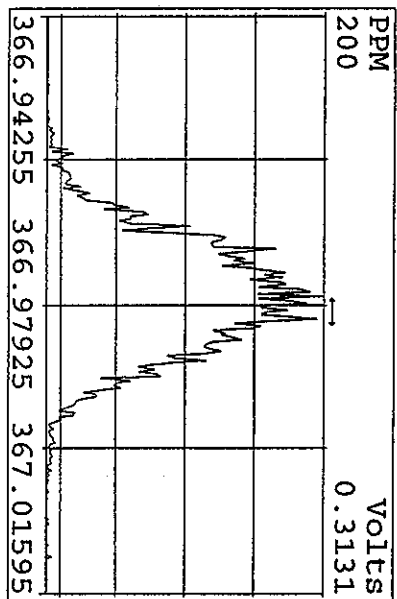
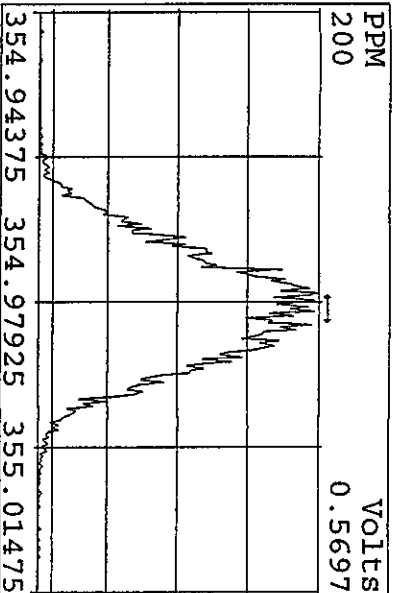
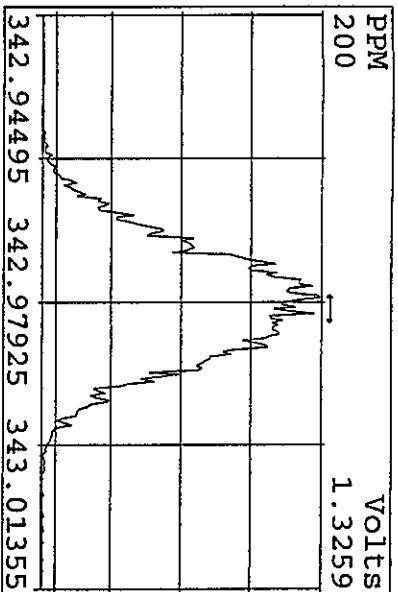
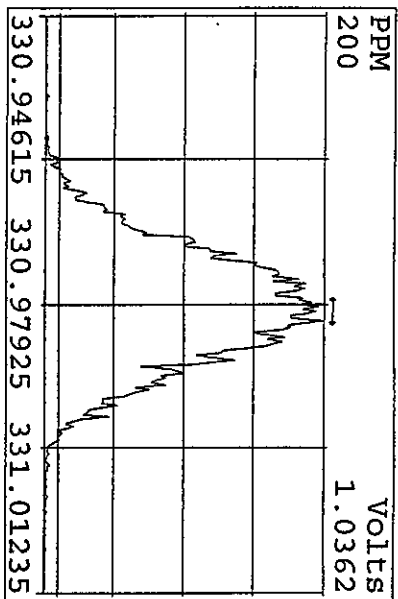
Peak Locate Examination: 25-MAY-2006: 21:15 File: 25MY06A9D5
Experiment: DIOXIN Function: 5 Reference: PKF



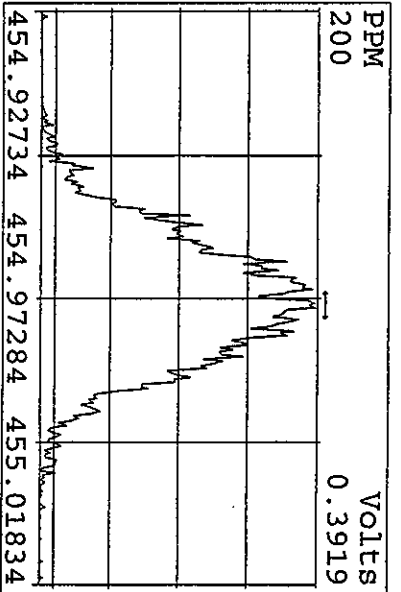
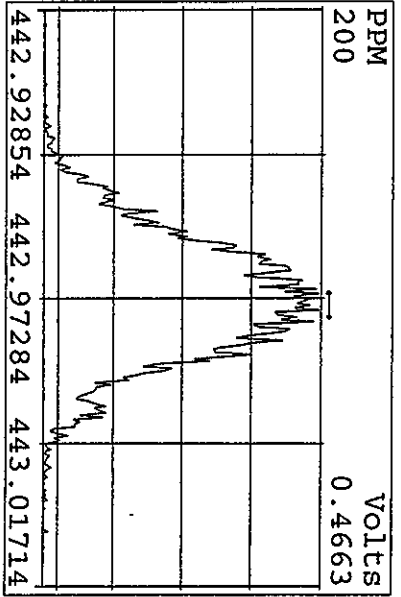
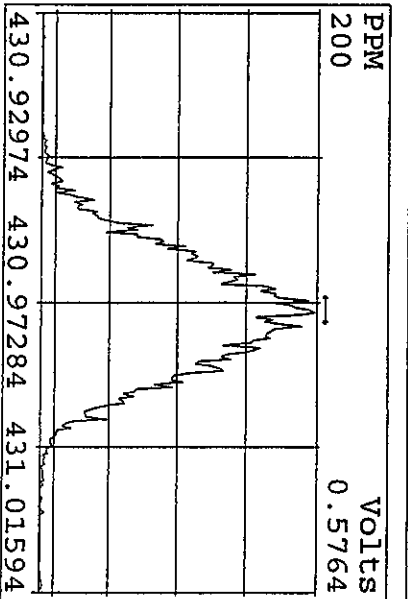
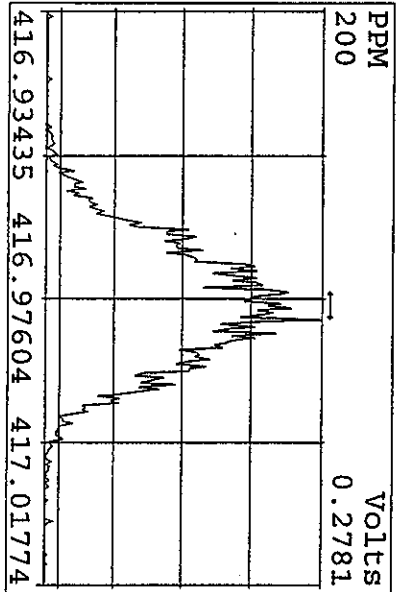
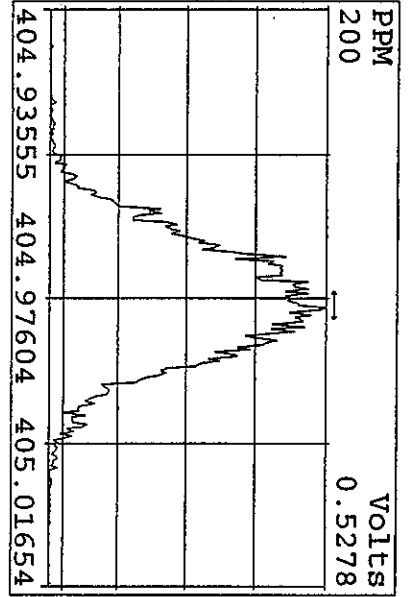
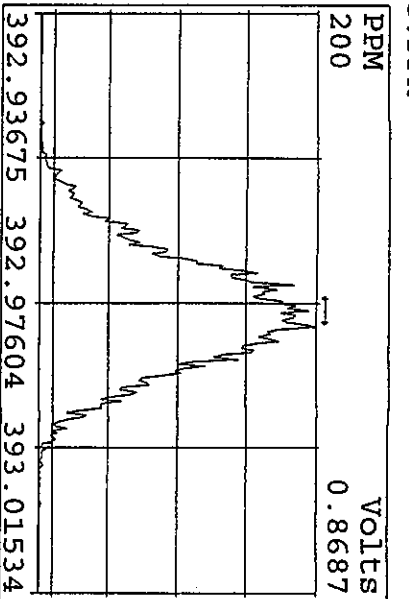
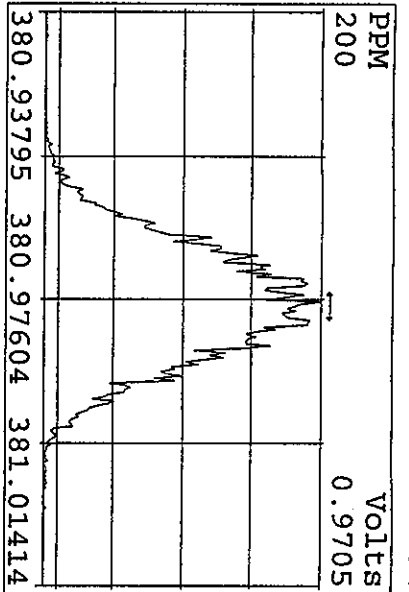
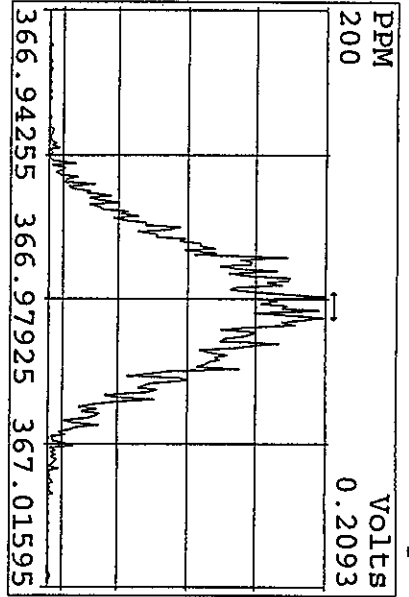
Peak Locate Examination: 27-MAY-2006:15:01 File: RESCHK25MY06A9D5
Experiment: DIOXIN Function: 1 Reference: PFK



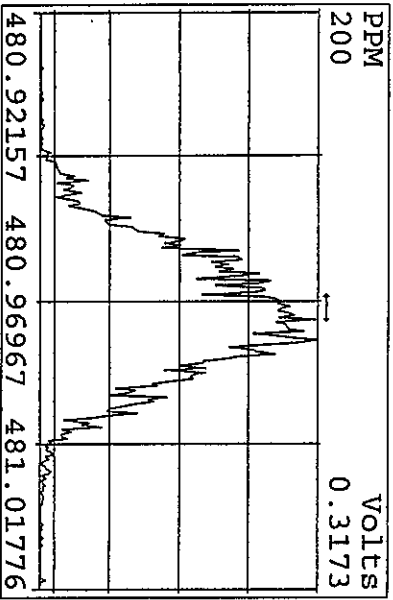
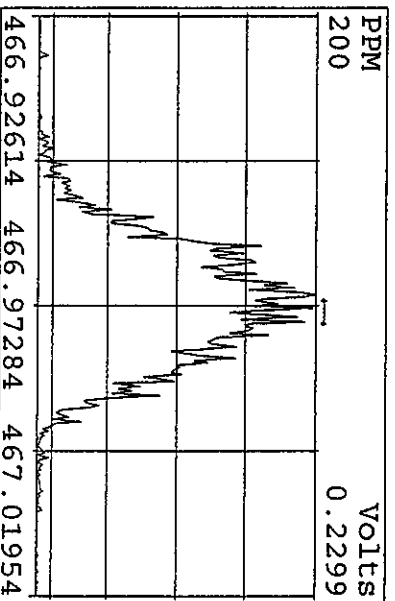
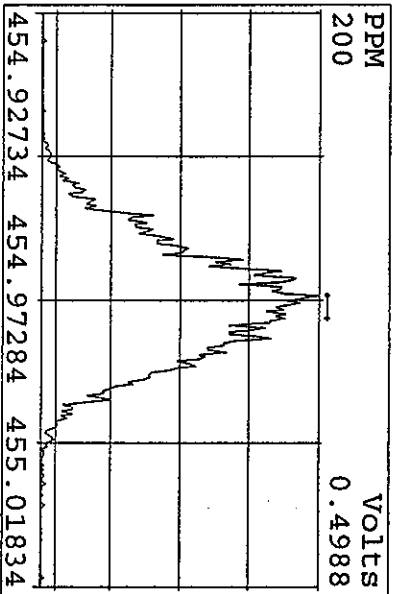
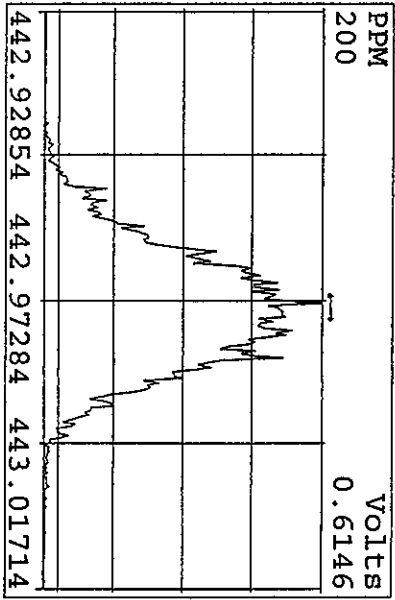
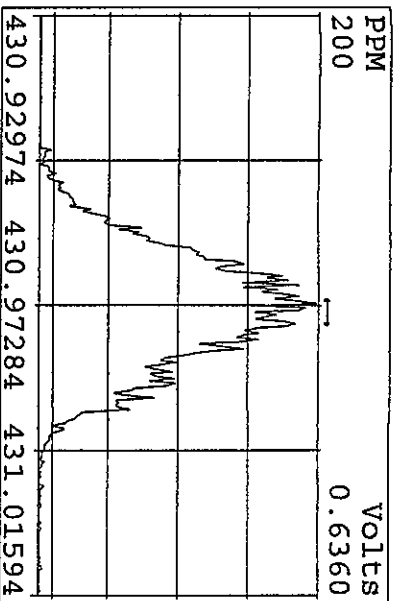
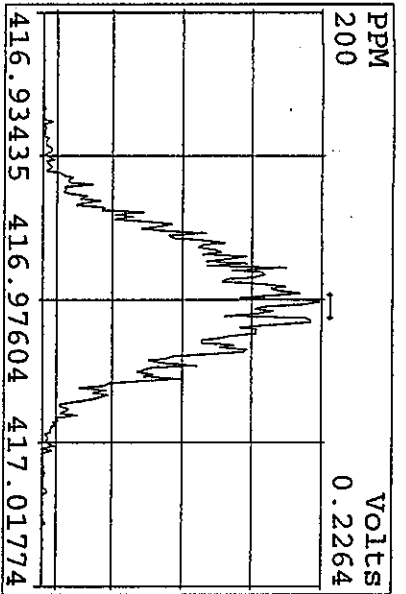
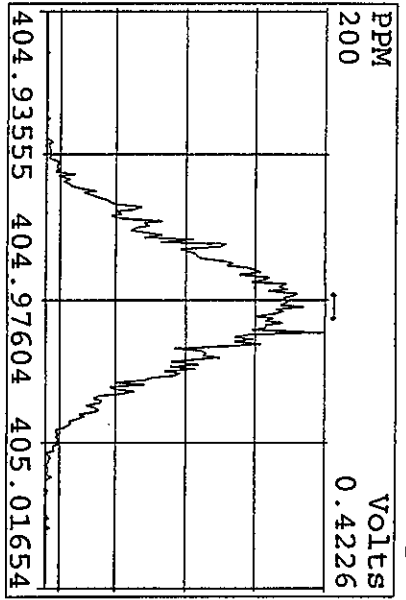
Peak Locate Examination: 27-MAY-2006:15:03 File: RESCHK25MW06A9D5
 Experiment: DIOXIN Function: 2 Reference: PFK



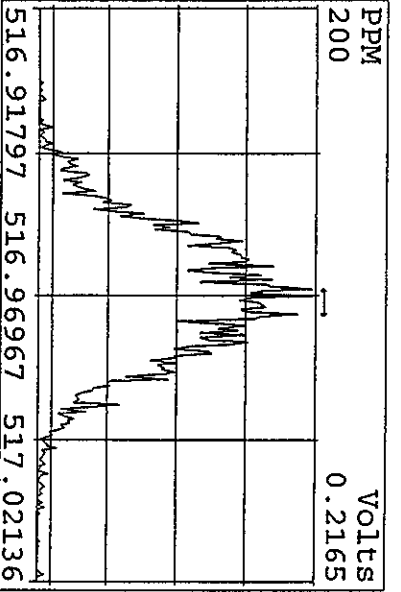
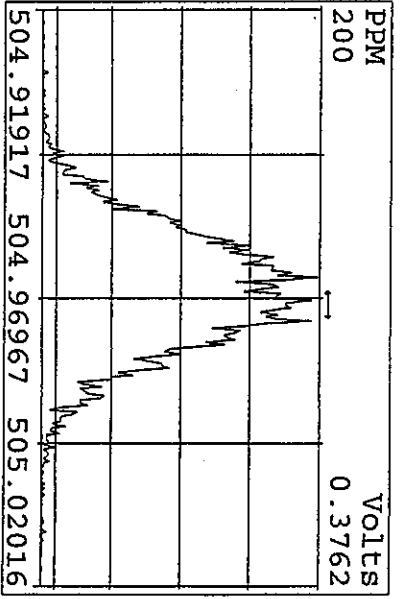
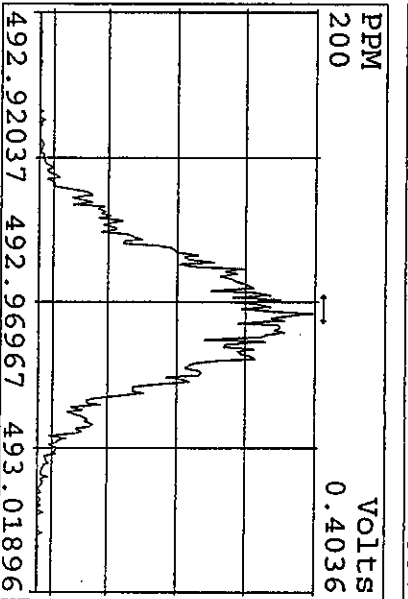
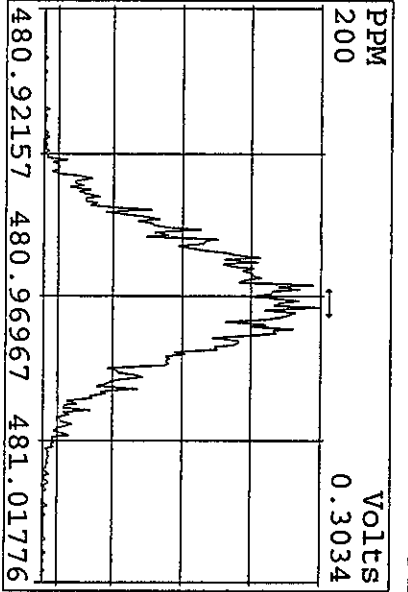
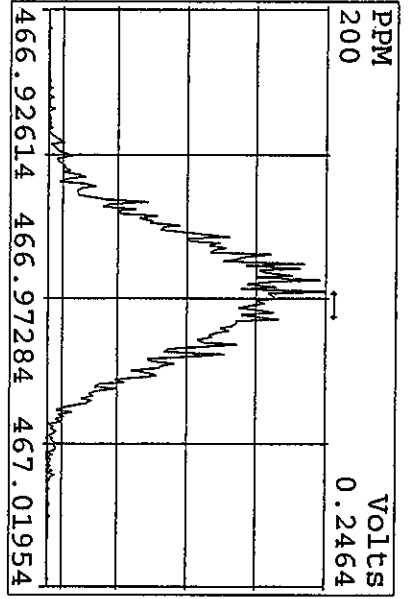
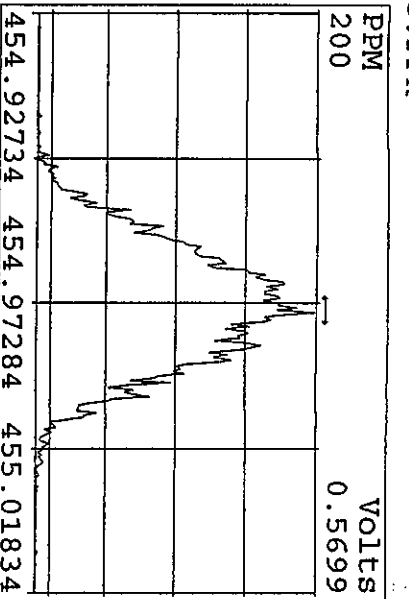
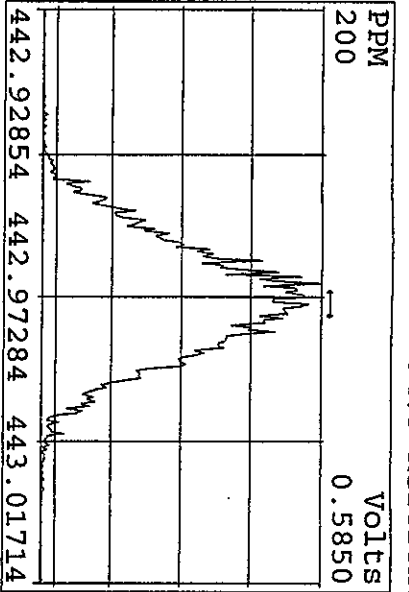
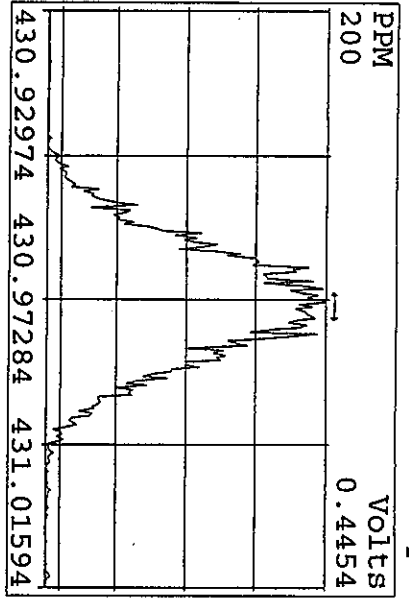
Peak Locate Examination: 27-MAY-2006:15:04 File: RESCHK25MY06A9D5
 Experiment: DIOXIN Function: 3 Reference: PFK



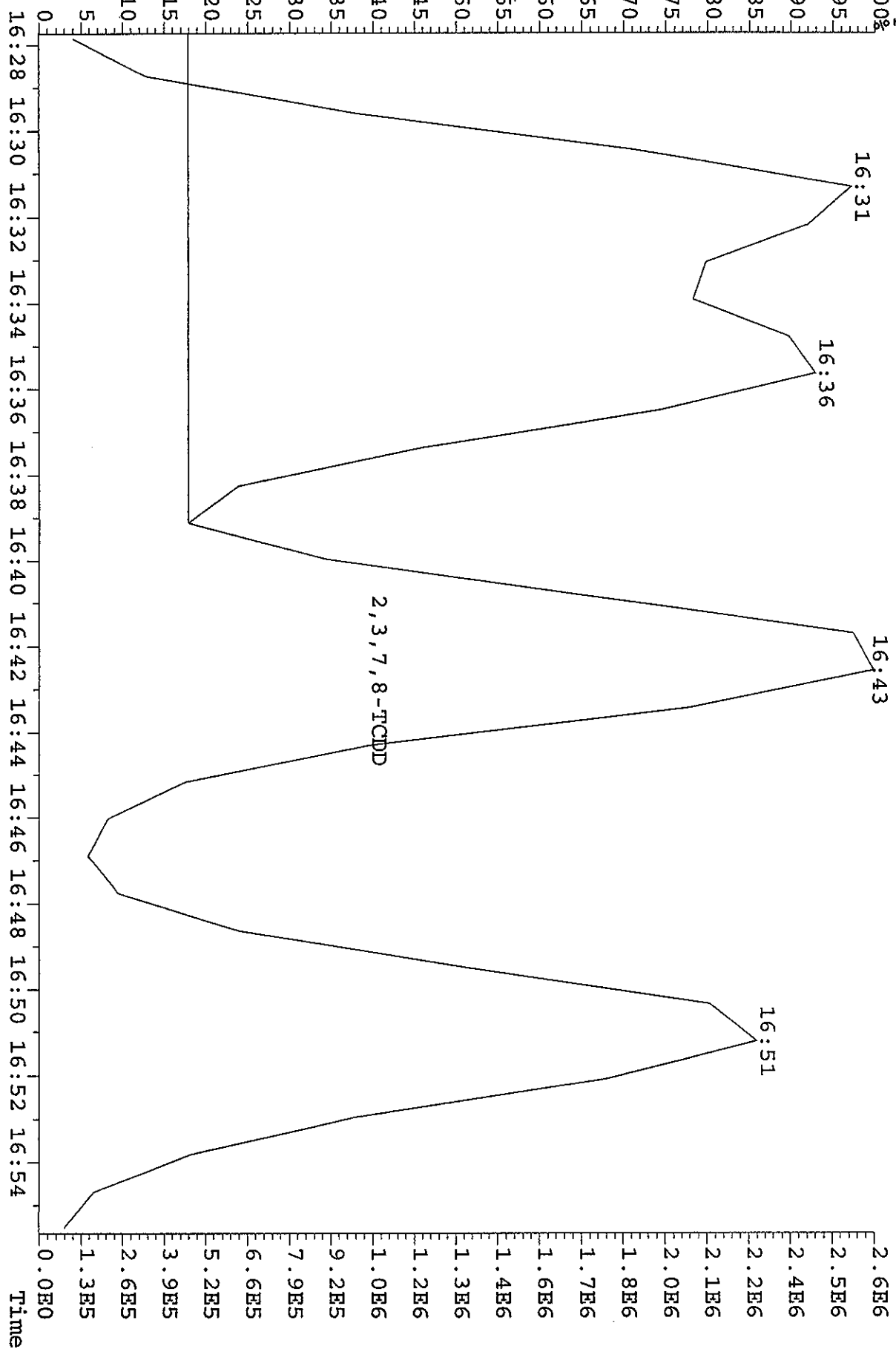
Peak Locate Examination: 27-MAY-2006: 15:04 File: RESCHK25MY06A9D5
Experiment: DIOXIN Function: 4 Reference: PFK



Peak Locate Examination: 27-MAY-2006:15:05 File: RESCHK25MY06A9D5
Experiment: DIOXIN Function: 5 Reference: PFK



File: 25MY06A9D5 #1-439 Acq: 26-MAY-2006 10:27:44 GC FI+ Voltage SIR Autospec-Ultimate
 321.8936 S: 20 BSUB(128,15,-3.0) Exp: DIOXIN Noise: 602
 Sample Text: CP0525A :DB-5 CPSM 2565-47
 100%



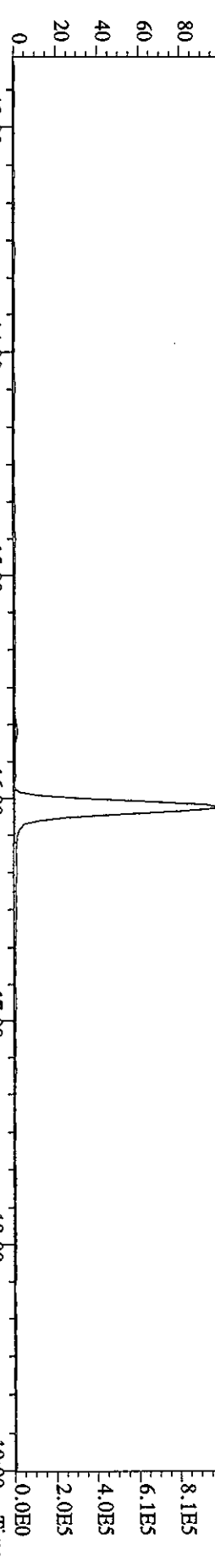
ST0105 :CS1 2565-41A ST0105A :CS2 2565-41B ST0105B :CS3 2565-41C
 ST0105C :CS4 2565-41D ST0105D :CS5 2565-41E

05JA069D5 05JA069D5 05JA069D5 05JA069D5 05JA069D5 05JA069D5

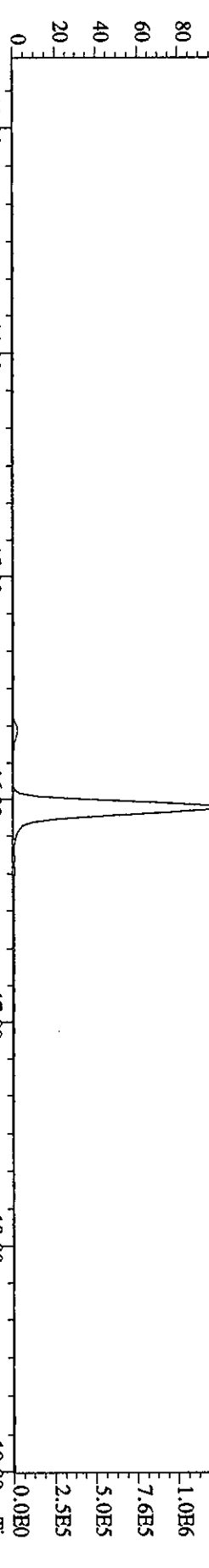
Name	Mean	S. D.	%RSD	RRF1	RRF2	RRF3	RRF4	RRF5
13C-1,2,3,4-TCDD	-	-	- %	-	-	-	-	-
13C-2,3,7,8-TCDF	1.686	0.035	2.07 %	1.65	1.68	1.68	1.68	1.74
2,3,7,8-TCDF	1.044	0.078	7.49 %	1.18	1.03	1.01	1.02	0.98
Total TCDF	1.044	0.078	7.49 %	1.18	1.03	1.01	1.02	0.98
13C-2,3,7,8-TCDD	0.903	0.021	2.37 %	0.89	0.90	0.90	0.89	0.94
2,3,7,8-TCDD	1.233	0.037	3.03 %	1.22	1.18	1.28	1.23	1.25
Total TCDD	1.233	0.037	3.03 %	1.22	1.18	1.28	1.23	1.25
37Cl-2,3,7,8-TCDD	2.211	0.150	6.77 %	2.40	2.03	2.24	2.10	2.29
13C-1,2,3,7,8-PeCDF	1.252	0.060	4.79 %	1.21	1.23	1.26	1.21	1.35
1,2,3,7,8-PeCDF	0.905	0.028	3.09 %	0.95	0.88	0.89	0.89	0.91
2,3,4,7,8-PeCDF	0.950	0.029	3.03 %	0.99	0.93	0.92	0.94	0.97
Total F2 PeCDF	0.928	0.028	3.00 %	0.97	0.91	0.90	0.92	0.94
Total F1 PeCDF	0.928	0.028	3.00 %	0.97	0.91	0.90	0.92	0.94
13C-1,2,3,7,8-PeCDD	0.661	0.047	7.06 %	0.63	0.64	0.66	0.63	0.74
1,2,3,7,8-PeCDD	1.161	0.049	4.19 %	1.25	1.14	1.16	1.13	1.13
Total PeCDD	1.161	0.049	4.19 %	1.25	1.14	1.16	1.13	1.13
13C-1,2,3,7,8,9-HxCDD	-	-	- %	-	-	-	-	-
13C-1,2,3,4,7,8-HxCDF	1.407	0.075	5.36 %	1.46	1.44	1.46	1.40	1.28
1,2,3,4,7,8-HxCDF	1.040	0.052	5.01 %	1.12	1.01	0.98	1.05	1.04
1,2,3,6,7,8-HxCDF	1.134	0.049	4.33 %	1.18	1.11	1.06	1.15	1.17
2,3,4,6,7,8-HxCDF	1.007	0.058	5.73 %	1.08	0.94	0.95	1.01	1.04
1,2,3,7,8,9-HxCDF	0.931	0.045	4.88 %	0.96	0.89	0.88	0.93	0.99
Total HxCDF	1.028	0.049	4.75 %	1.09	0.99	0.97	1.04	1.06
13C-1,2,3,6,7,8-HxCDD	0.994	0.018	1.77 %	0.99	1.00	0.97	1.01	1.01
1,2,3,4,7,8-HxCDD	0.938	0.078	8.35 %	1.08	0.89	0.91	0.93	0.89

1,2,3,6,7,8-HxCDD	1.055	0.021	2.01 %	1.09	1.05	1.06	1.04	1.03
1,2,3,7,8,9-HxCDD	1.068	0.045	4.24 %	1.13	1.07	1.09	1.05	1.01
Total HxCDD	1.020	0.046	4.53 %	1.10	1.00	1.02	1.00	0.98
13C-1,2,3,4,6,7,8-HpCDF	1.180	0.027	2.30 %	1.22	1.17	1.15	1.19	1.16
1,2,3,4,6,7,8-HpCDF	1.275	0.084	6.61 %	1.42	1.22	1.28	1.24	1.22
1,2,3,4,7,8,9-HpCDF	1.099	0.025	2.26 %	1.13	1.06	1.10	1.10	1.10
Total HpCDF	1.187	0.052	4.39 %	1.27	1.14	1.19	1.17	1.16
13C-1,2,3,4,6,7,8-HpCDD	1.066	0.026	2.45 %	1.09	1.06	1.06	1.09	1.03
1,2,3,4,6,7,8-HpCDD	0.952	0.031	3.21 %	1.00	0.94	0.95	0.93	0.94
Total HpCDD	0.952	0.031	3.21 %	1.00	0.94	0.95	0.93	0.94
13C-OCDD	0.796	0.029	3.59 %	0.78	0.78	0.77	0.80	0.85
OCDF	1.357	0.032	2.33 %	1.37	1.31	1.34	1.37	1.40
OCDD	1.046	0.031	3.00 %	1.10	1.04	1.05	1.02	1.02

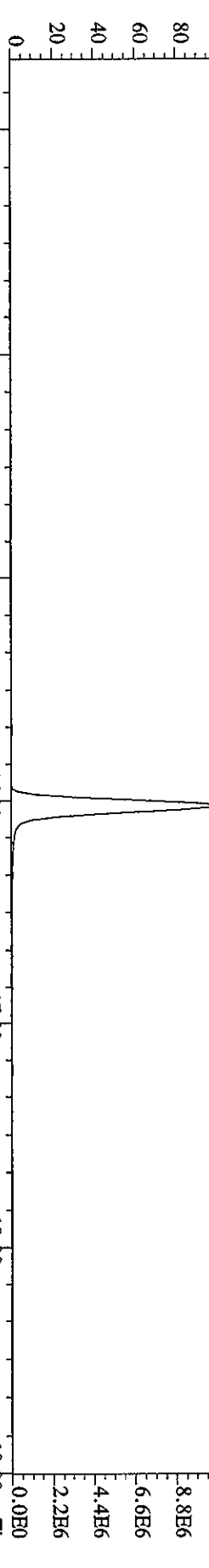
File:25MY06A9D5 #1-439 Acq:26-MAY-2006 11:09:14 GC EI+ Voltage SIR Autospec-Ultimate
 Sample#21 Text:ST0525C :CS3 2565-41C Exp:DIOXIN
 303.9016 S:21 SMO(1,3) BSUB(1000,15,-3.0) PKD(5,3,3,0.10%,7028.0,1.00%,F,T)
 100 % A4.14E6



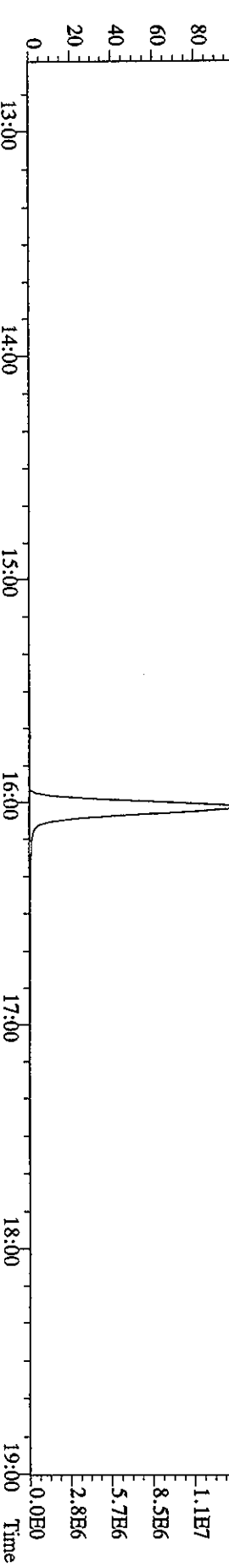
305.8987 S:21 SMO(1,3) BSUB(1000,15,-3.0) PKD(5,3,3,0.10%,4824.0,1.00%,F,T)
 100 % A5.20E6



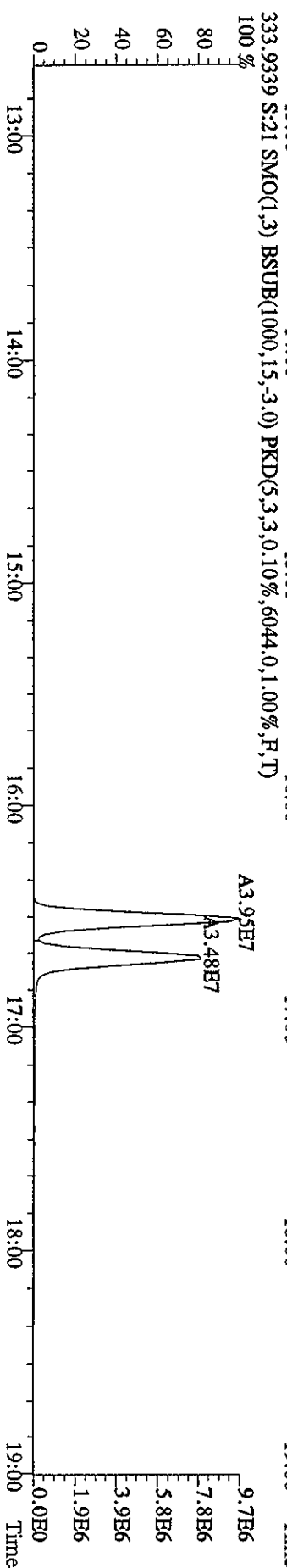
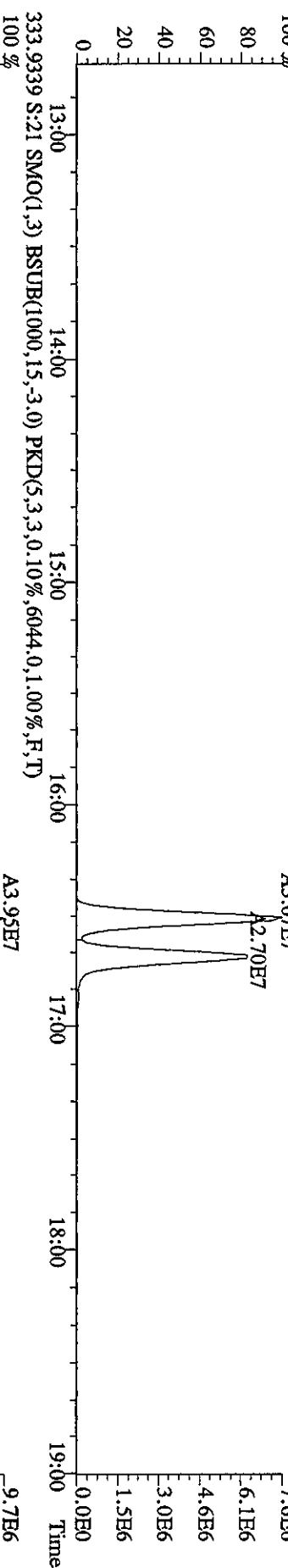
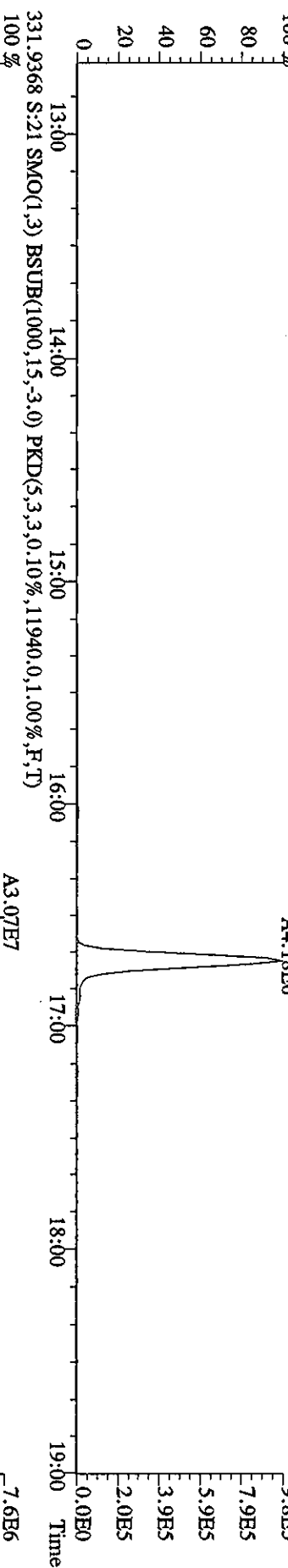
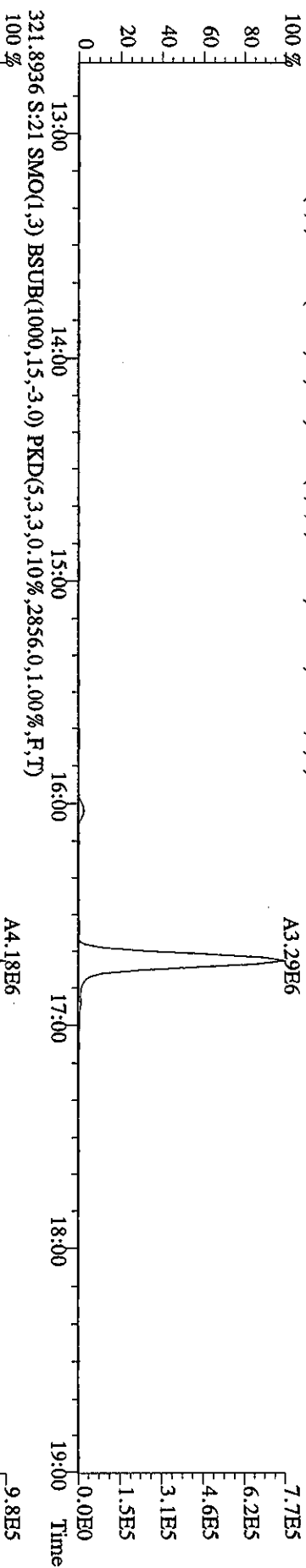
315.9419 S:21 SMO(1,3) BSUB(1000,15,-3.0) PKD(5,3,3,0.10%,5980.0,1.00%,F,T)
 100 % A4.49E7



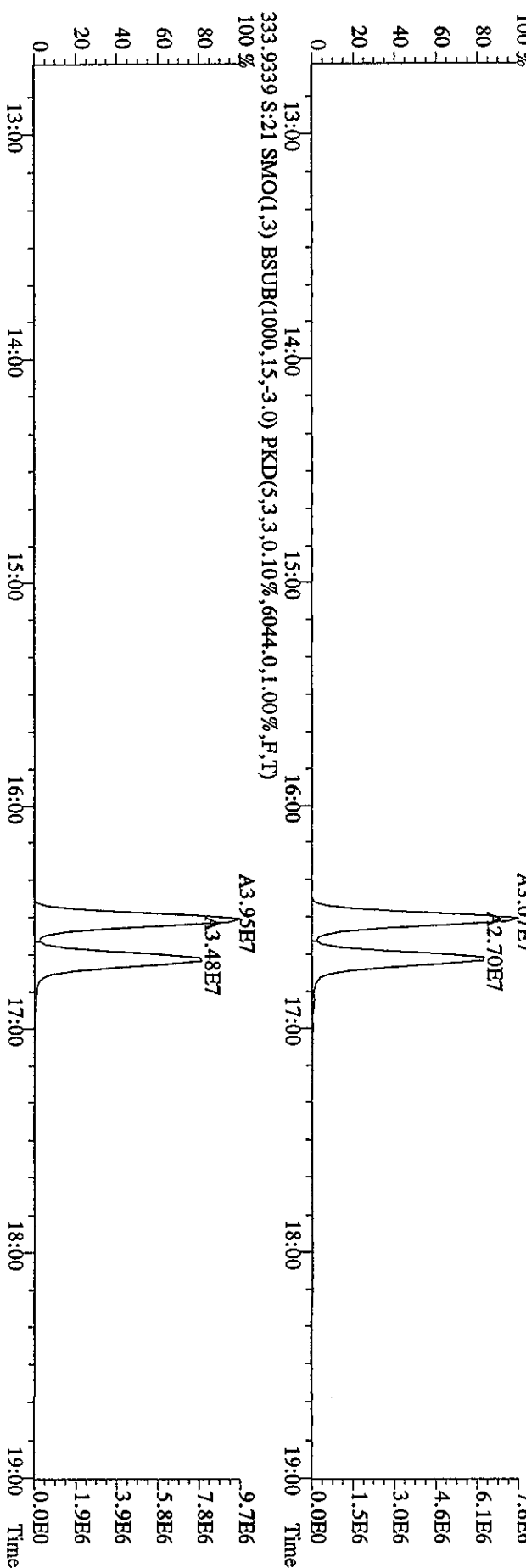
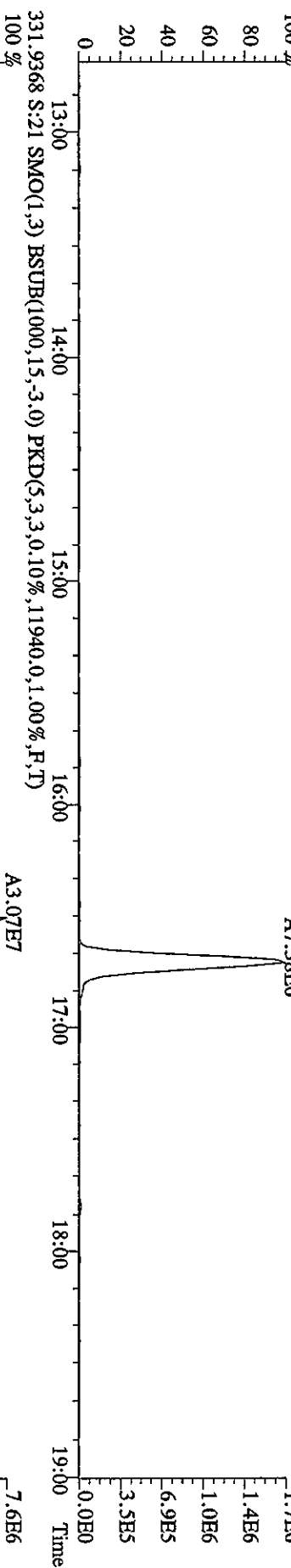
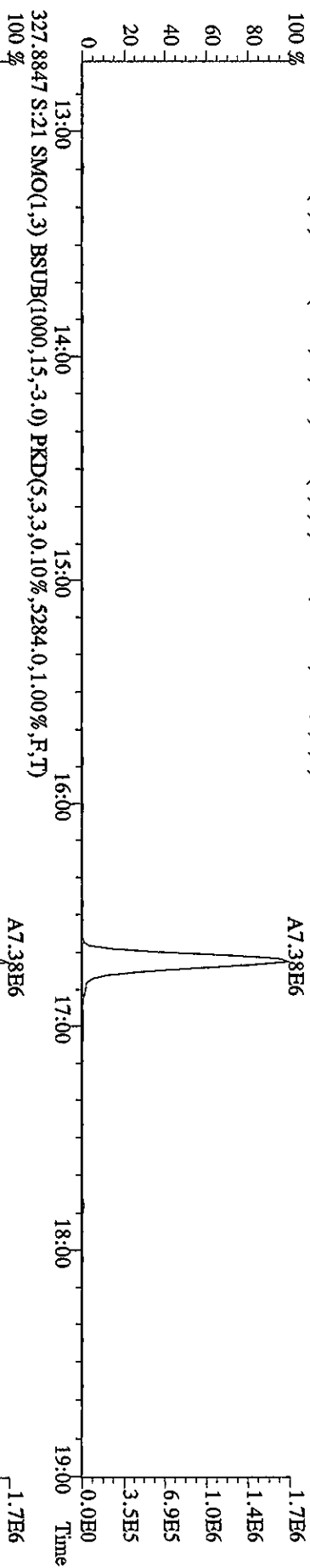
317.9389 S:21 SMO(1,3) BSUB(1000,15,-3.0) PKD(5,3,3,0.10%,6136.0,1.00%,F,T)
 100 % A5.83E7



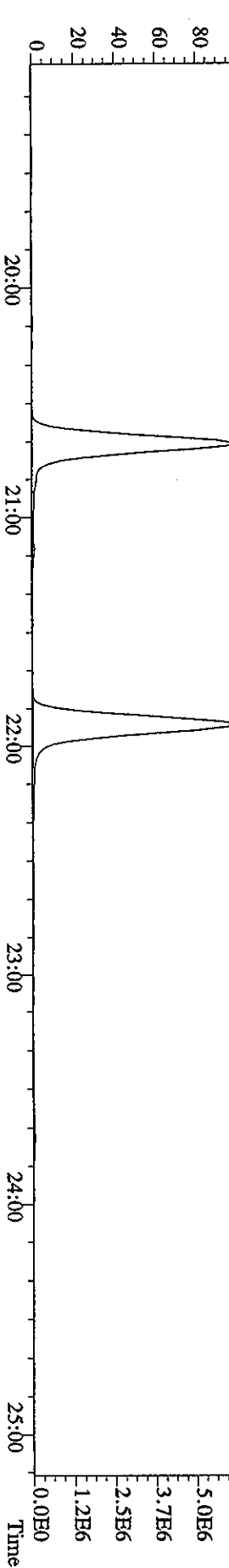
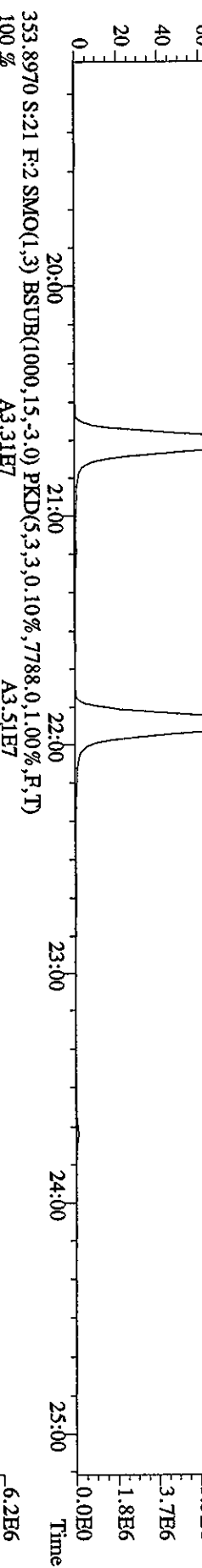
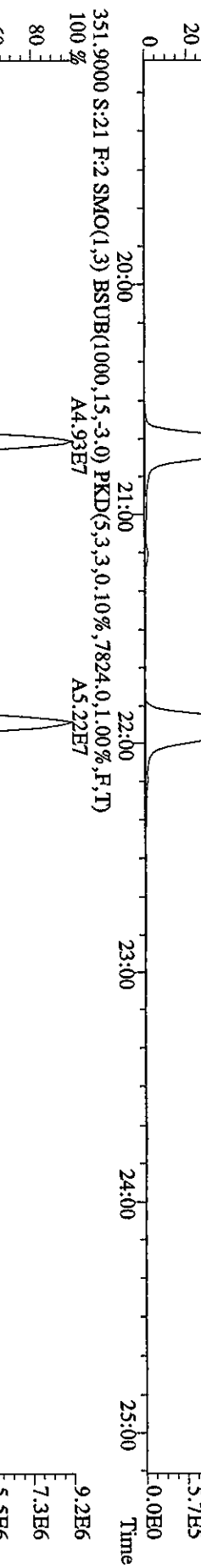
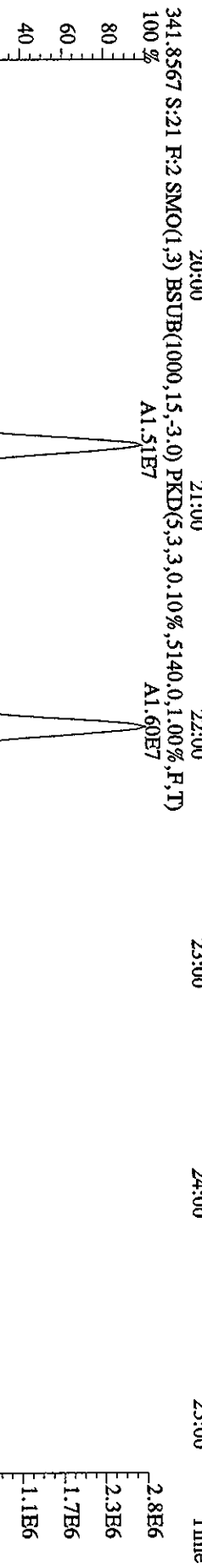
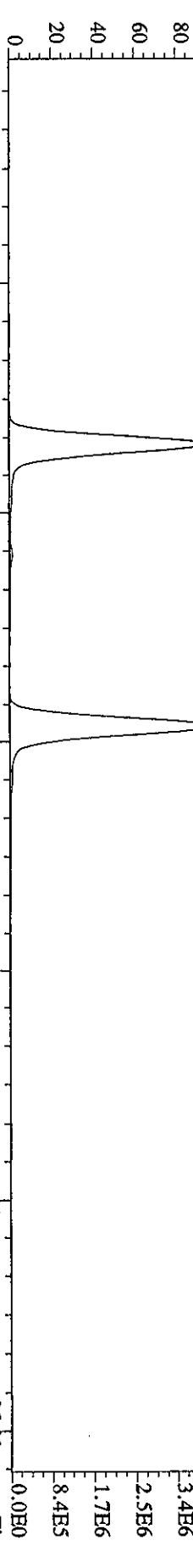
File:25MY06A9D5 #1-439 Acq:26-MAY-2006 11:09:14 GC EI+ Voltage SIR Autospec-UtimaE
Sample#21 Text:ST0525C :CS3 2565-41C Exp:DIOXIN
319.8965 S:21 SMO(1,3) BSUB(1000,15,-3,0) PKD(5,3,3,0,10%,2796,0,1,00%,F,T)



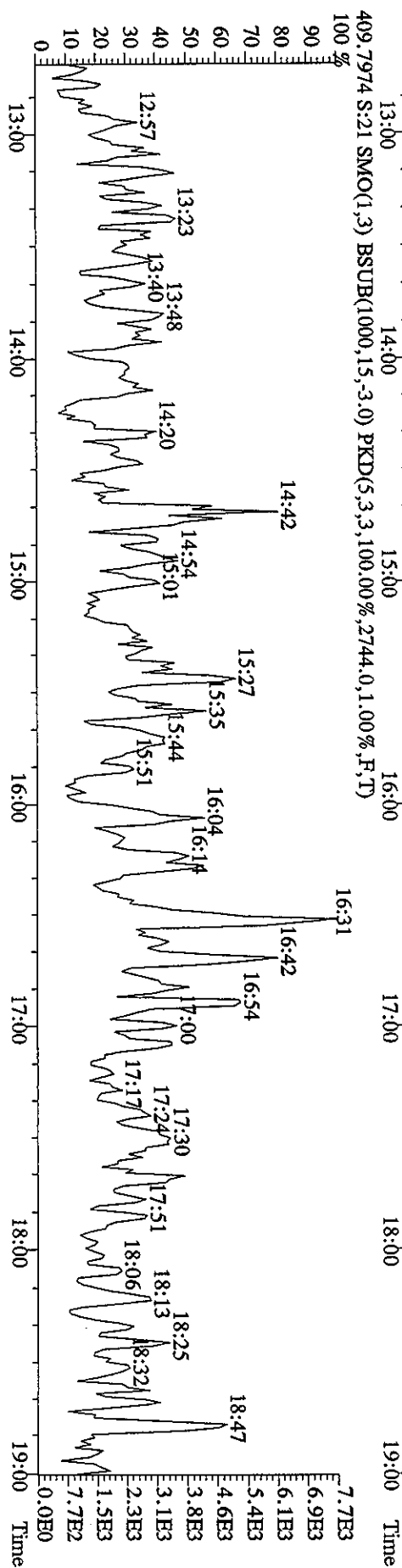
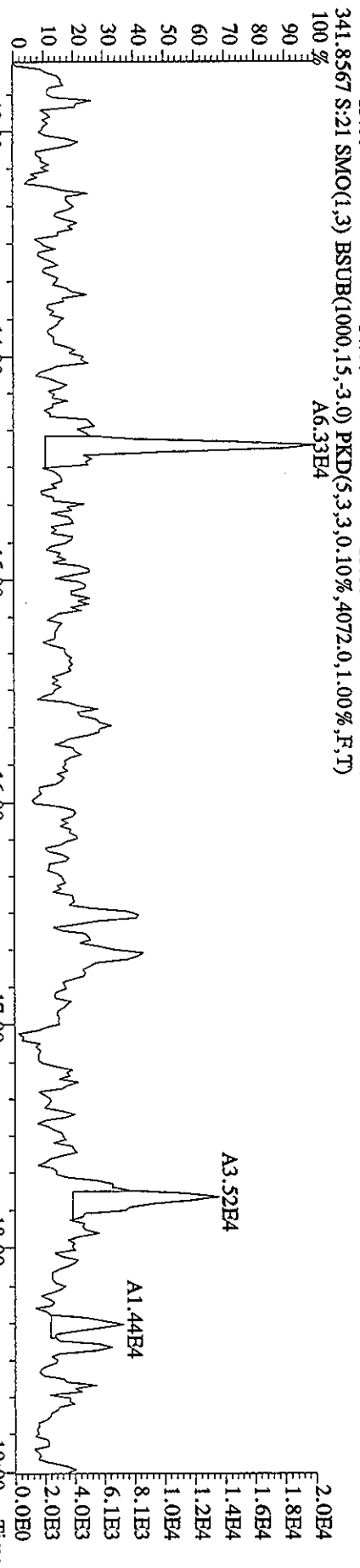
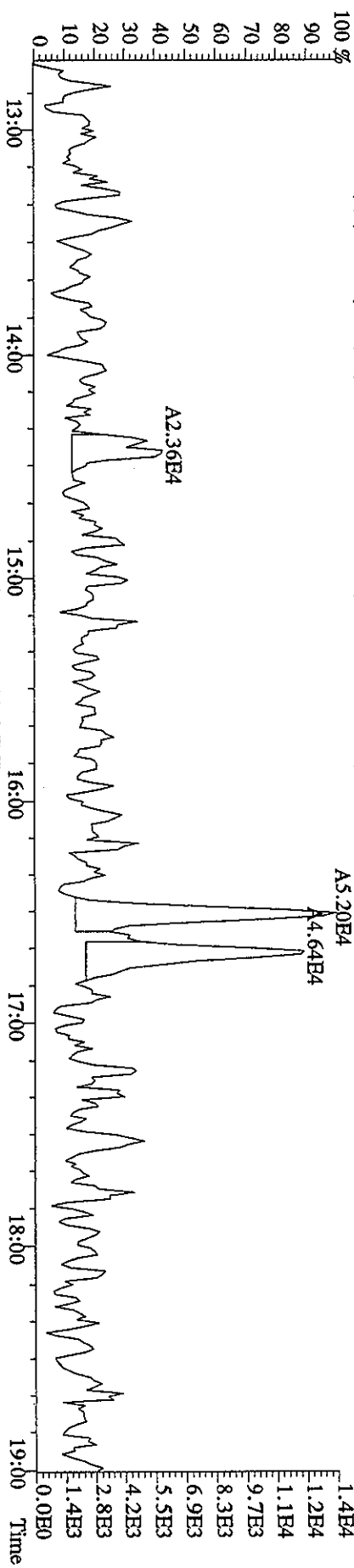
File:25MY06A9D5 #1-439 Acq:26-MAY-2006 11:09:14 GC EI+ Voltage SIR Autospec-UltimaB
Sample#21 Text:ST0525C :CS3 2565-41C Exp:DIOXIN
327.8847 S:21 SMO(1,3) BSUB(1000,15,-3.0) PKD(5,3,3,0,10%,5284,0,1,00%,F,T)



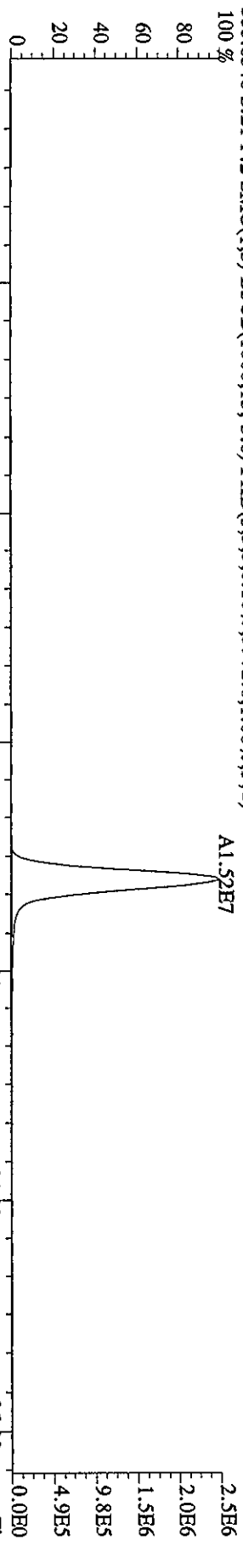
File:25MY06A9D5 #1-491 Acq:26-MAY-2006 11:09:14 GC EI+ Voltage SIR Autospec-UltimaE
 Sample#21 Text:ST0525C :CS3 2565-41C Exp:DIOXIN
 339.8597 S:21 F:2 SMO(1,3) BSUB(1000,15,-3.0) PKD(5,3,3,0.10%,3032.0,1.00%,F,T) A2.21E7 A2.35E7



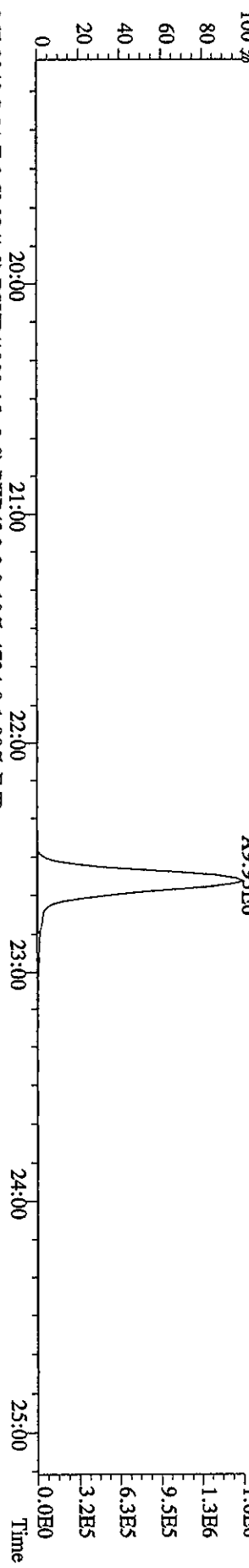
File:25MYY06A9D5 #1-439 Acq:26-MAY-2006 11:09:14 GC EI + Voltage SIR Autospec-UltimaE
 Sample#21 Text:ST0525C :CS3 2565-41C Exp:DIOXIN
 339.8597 S:21 SMO(1,3) BSUB(1000,15,-3,0) PKD(5,3,3,0.10%,2932.0,1.00%,F,T)



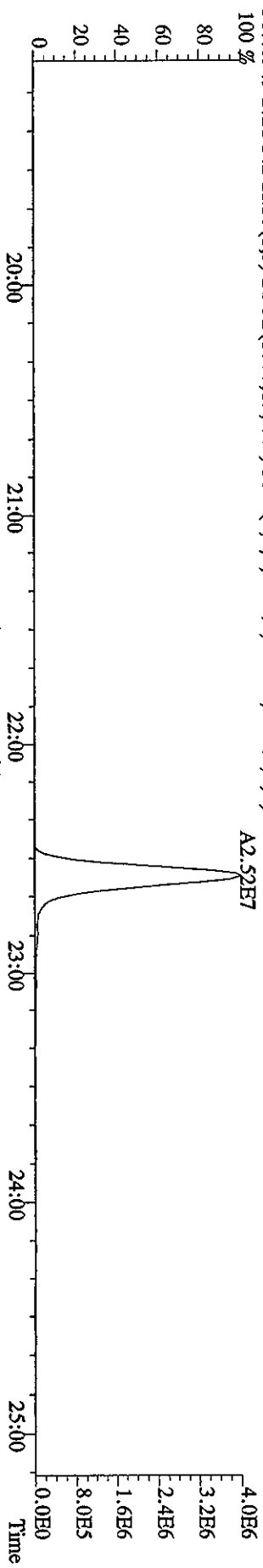
File:23MY06A9D5 #1-491 Acq:26-MAY-2006 11:09:14 GC EI+ Voltage SIR Autospec-UltimaE
 Sample#21 Text:ST0525C :CS3 2565-41C Exp:DIOXIN
 355.8546 S:21 F:2 SMO(1,3) BSUB(1000,15,-3,0) PKD(5,3,3,0.10%,3.972,0.1,0.00%,F,T)



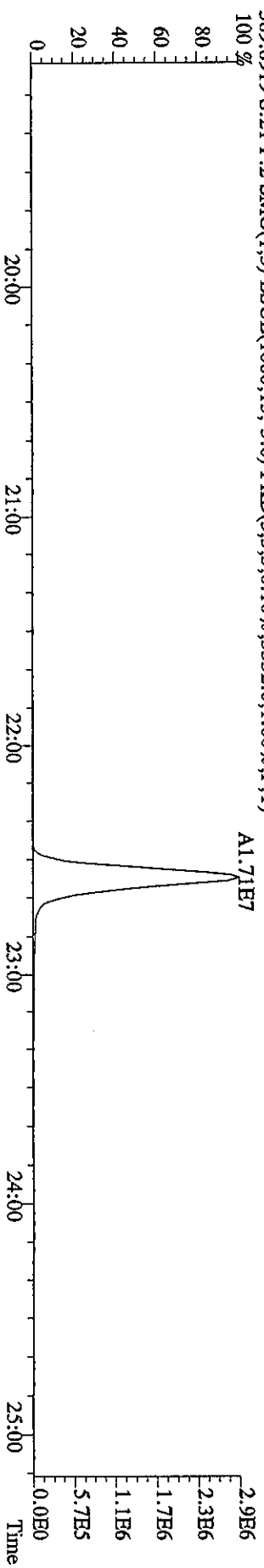
357.8516 S:21 F:2 SMO(1,3) BSUB(1000,15,-3,0) PKD(5,3,3,0.10%,2.232,0.1,0.00%,F,T)



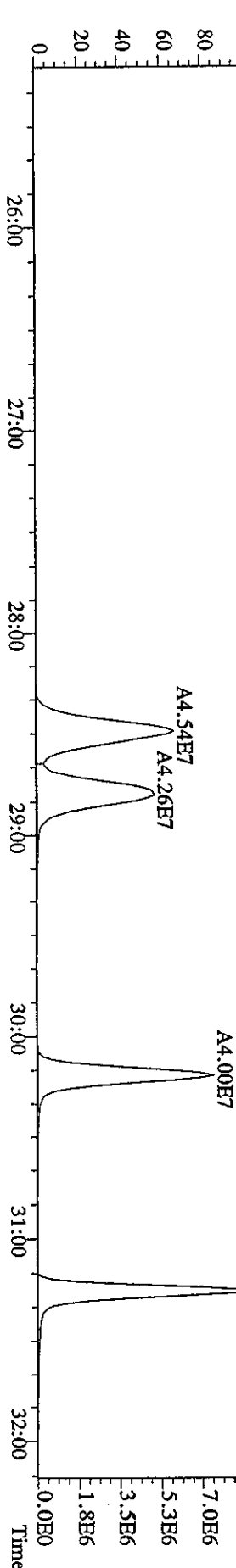
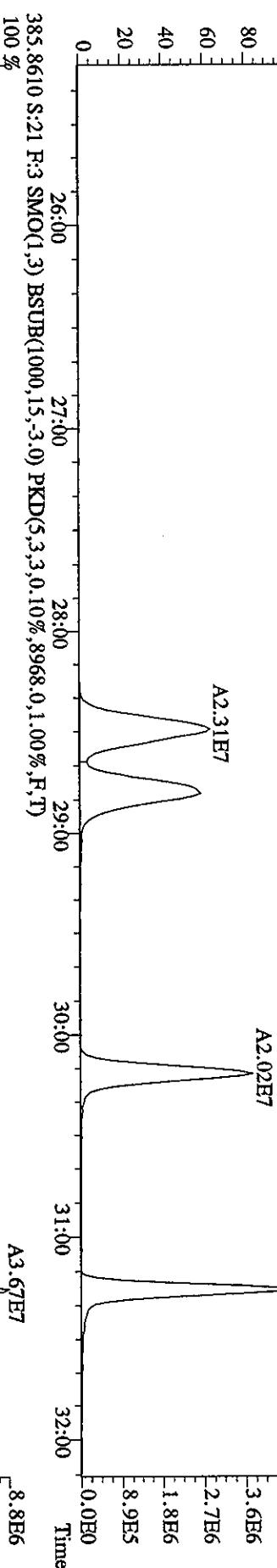
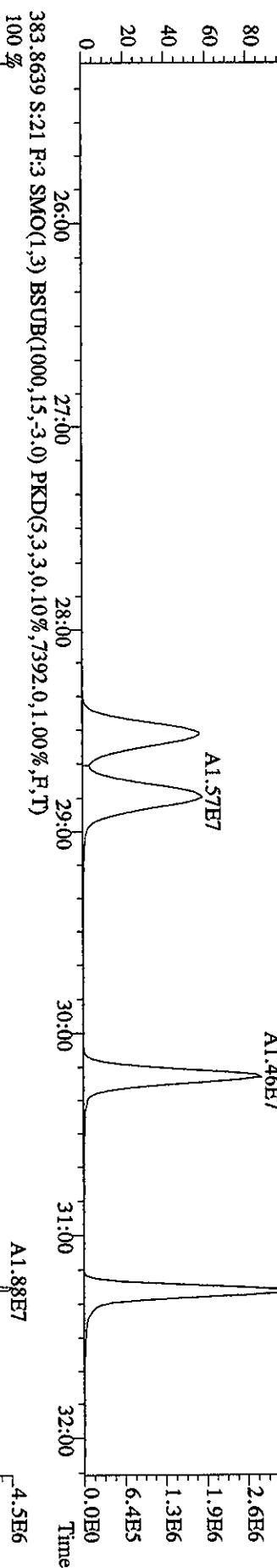
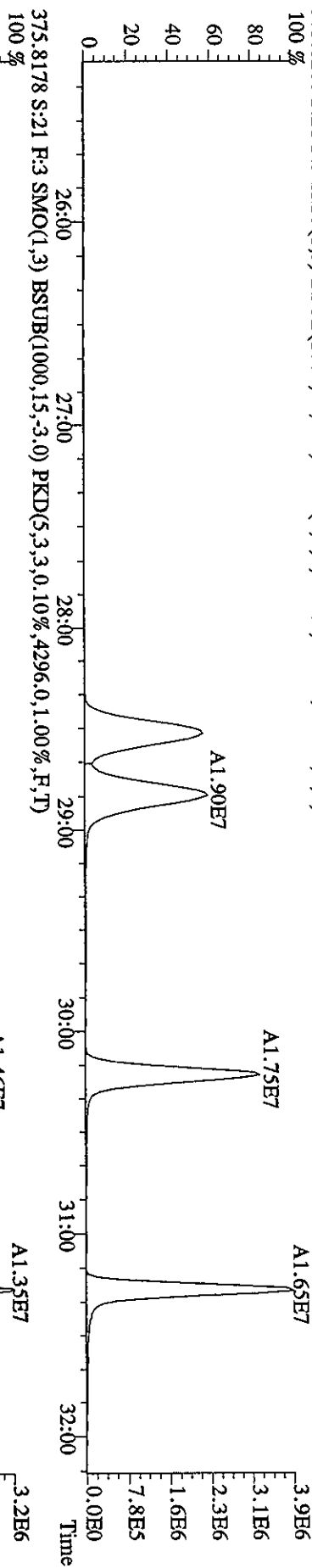
367.8949 S:21 F:2 SMO(1,3) BSUB(1000,15,-3,0) PKD(5,3,3,0.10%,4.724,0.1,0.00%,F,T)




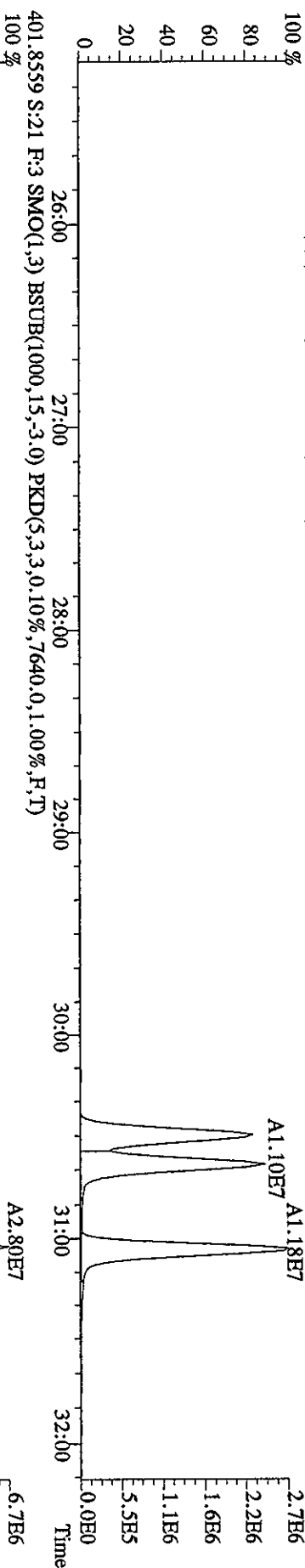
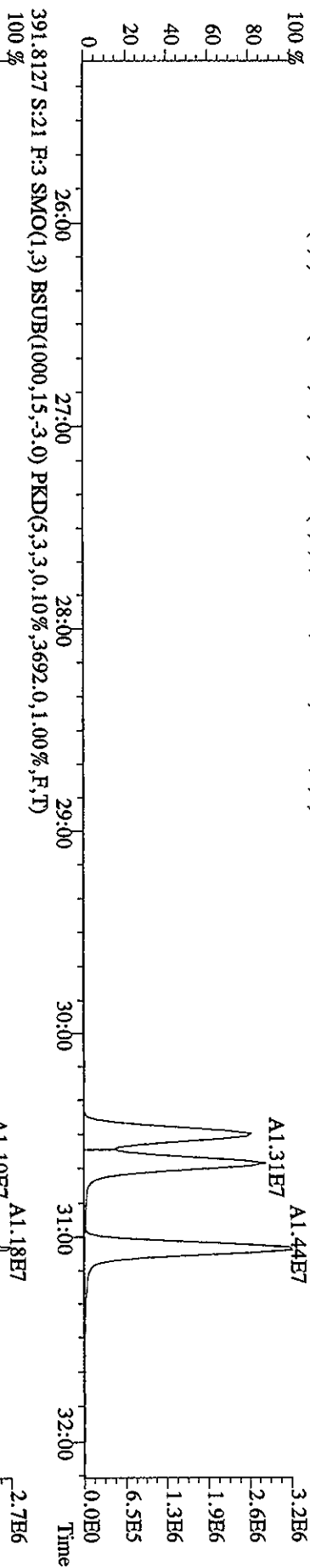
369.8919 S:21 F:2 SMO(1,3) BSUB(1000,15,-3,0) PKD(5,3,3,0.10%,3.332,0.1,0.00%,F,T)



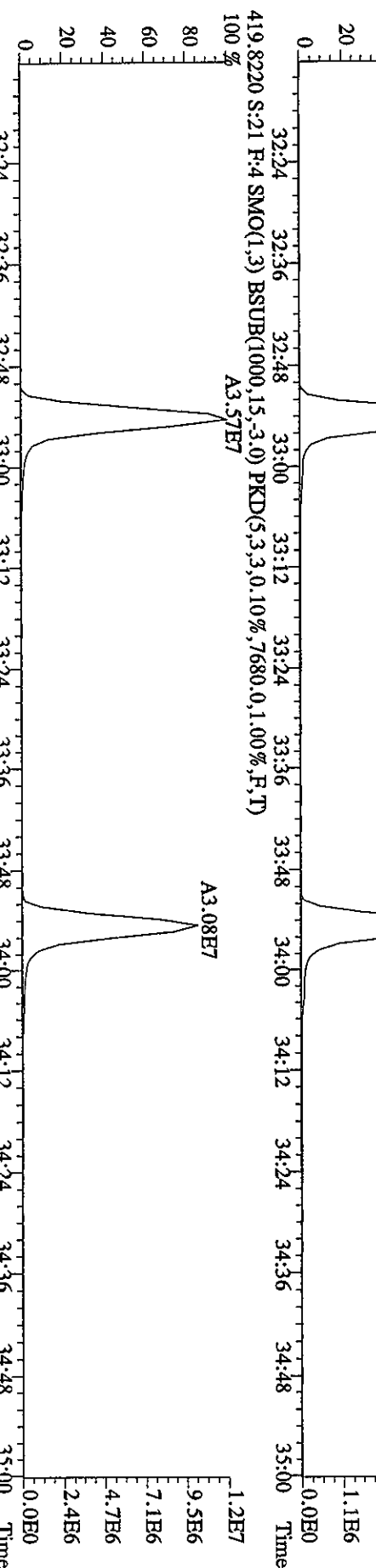



File:25MYY06A9D5 #1-528 Acq:26-MAY-2006 11:09:14 GC EI+ Voltage SIR Autospec-UltimaE
 Sample#21 Text:ST0525C :CS3 2565-41C Exp:DIOXIN
 373.8208 S:21 F:3 SMO(1,3) BSUB(1000,15,-3.0) PKD(5,3,3,0.10%,5772.0,1.00%,F,T)



File:25MY06A9D5 #1-528 Acq:26-MAY-2006 11:09:14 GC EI+ Voltage SIR Autospec-UltimaE
 Sample#21 Text:ST0525C :CS3 2565-41C Exp:DIOXIN
 389.8157 S:21 F:3 SMO(1,3) BSUB(1000,15,-3.0) PKD(5,3,3,0.10%,3.100,0,1.00%,F,T)



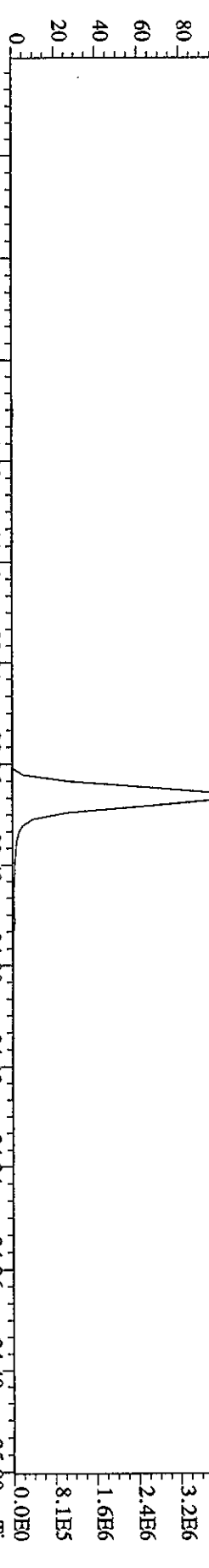
File:25MY06A9D5 #1-224 Acq:26-MAY-2006 11:09:14 GC EI+ Voltage SIR Autospec-UltimaE
 Sample#21 Text:ST0525C :CS3 2565-41C Exp:DIOXIN
 407.7818 S:21 F:4 SMO(1,3) BSUB(1000,15,-3,0) PKD(5,3,3,0,10%,4956,0,1,00%,F,T)
 100%



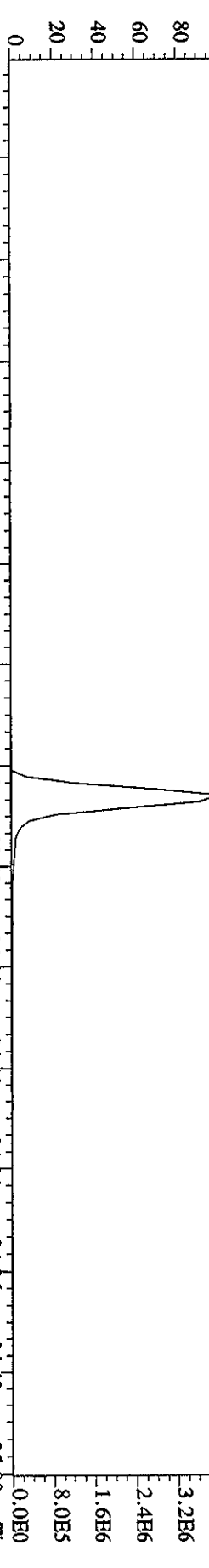
File:25MY06A9D5 #1-224 Acq:26-MAY-2006 11:09:14 GC EI+ Voltage SIR Autospec-UltimaE

Sample#21 Text:ST0525C :CS3 2565-41C Exp:DIOXIN

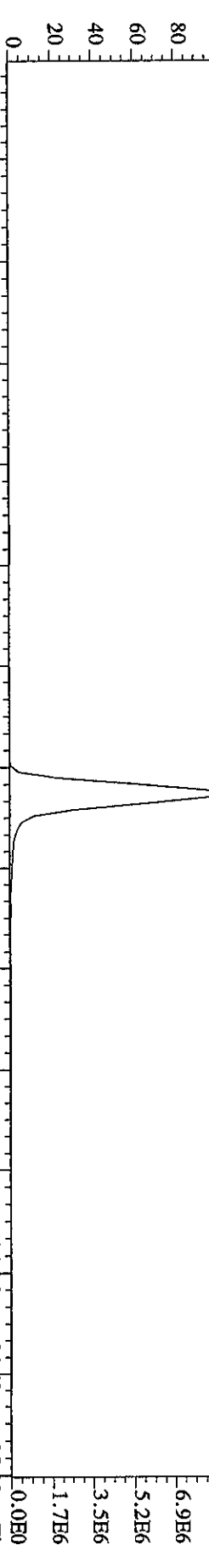
423.7766 S:21 F:4 SMO(1,3) BSUB(1000,15,-3.0) PKD(5,3,3,0.10%,2896,0,1.00%,F,T) A1.23E7



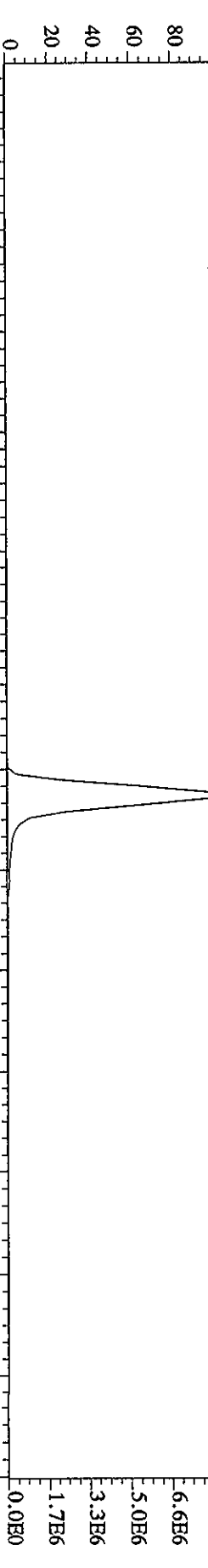
425.7737 S:21 F:4 SMO(1,3) BSUB(1000,15,-3.0) PKD(5,3,3,0.10%,3332,0,1.00%,F,T) A1.18E7



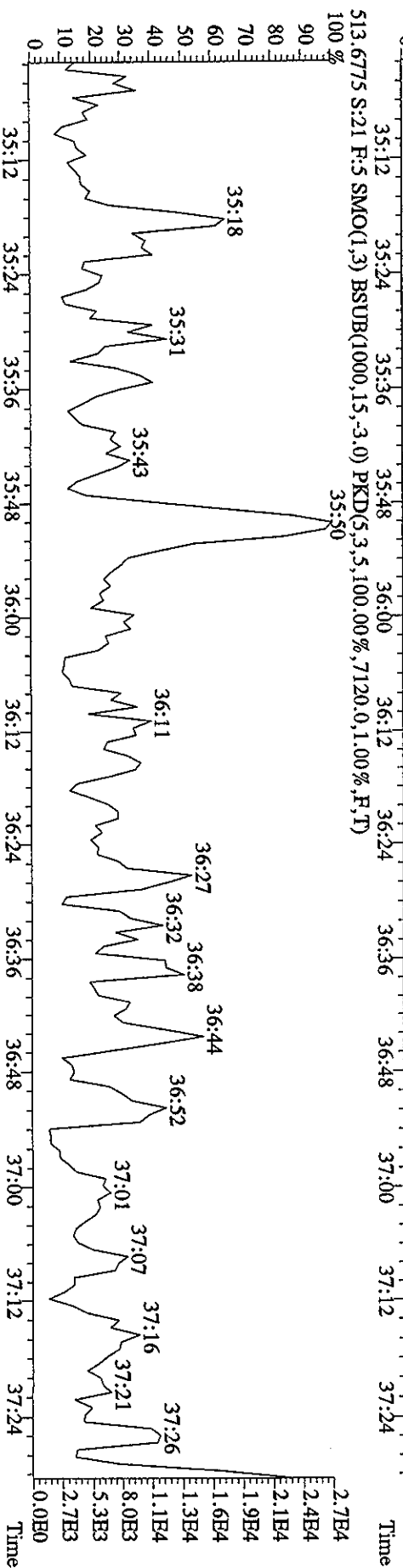
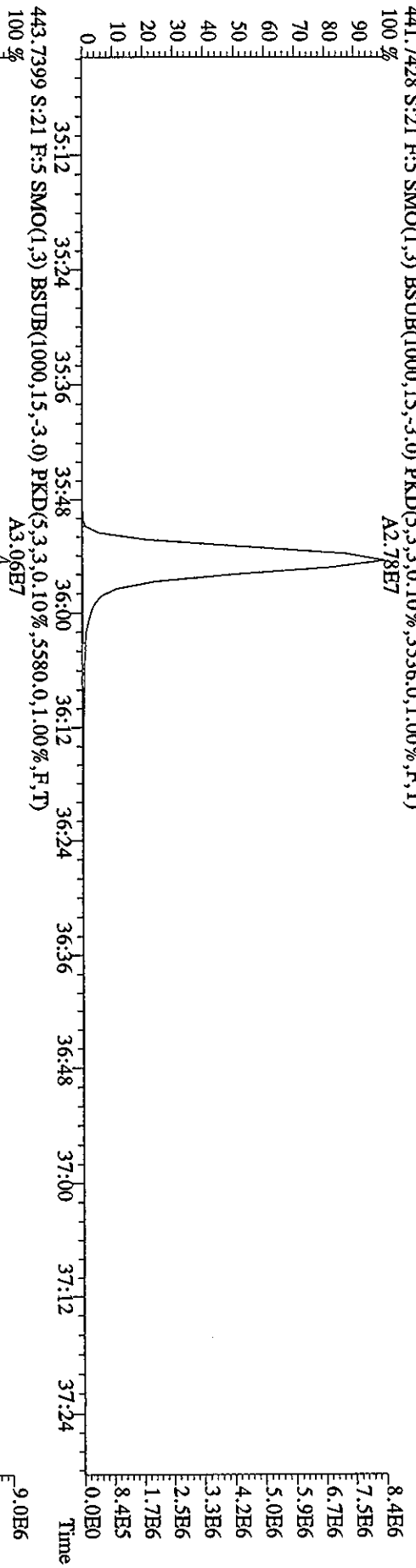
435.8169 S:21 F:4 SMO(1,3) BSUB(1000,15,-3.0) PKD(5,3,3,0.10%,7892,0,1.00%,F,T) A2.66E7



437.8140 S:21 F:4 SMO(1,3) BSUB(1000,15,-3.0) PKD(5,3,3,0.10%,6340,0,1.00%,F,T) A2.55E7








File: 25MYY06A9D5 #1-201 Acq: 26-MAY-2006 11:09:14 GC EI+ Voltage SIR Autospec-Ultimate
 Sample# 21 Text: ST0525C :CS3 2565-41C Exp: DIOXIN
 441.7428 S: 21 F: 5 SMO(1,3) BSUB(1000,15,-3.0) PKD(5,3,3,0.10%,3536,0,1.00%,F,T)
 100% A2.78E7



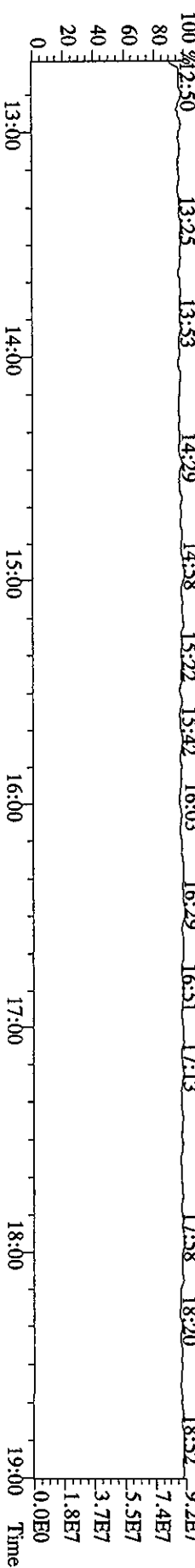
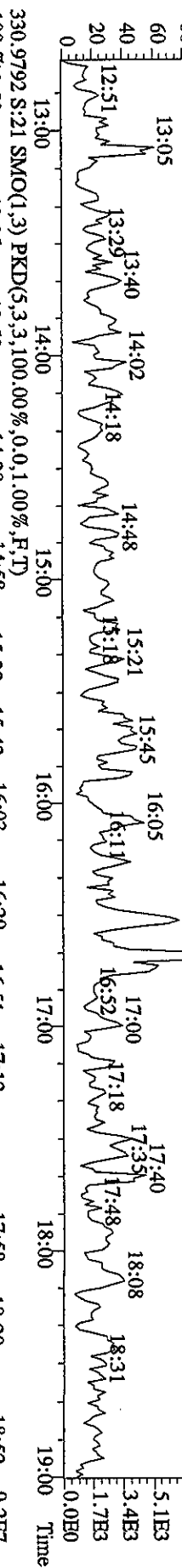
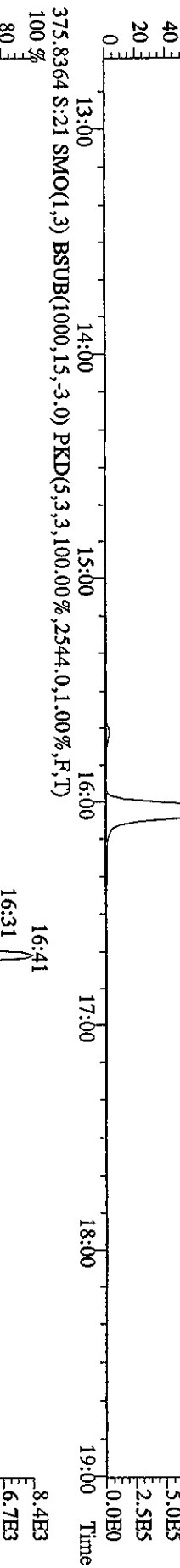
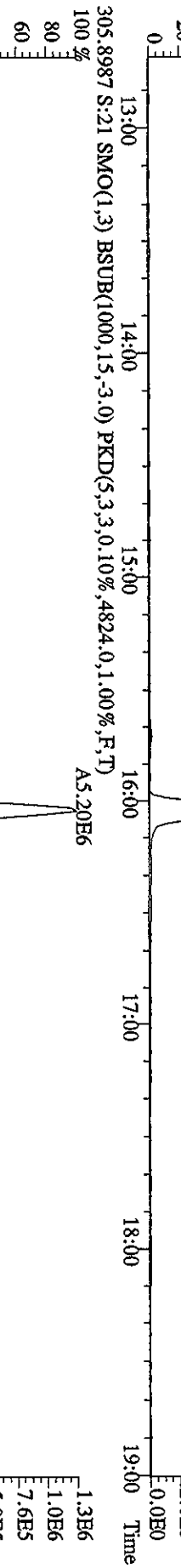
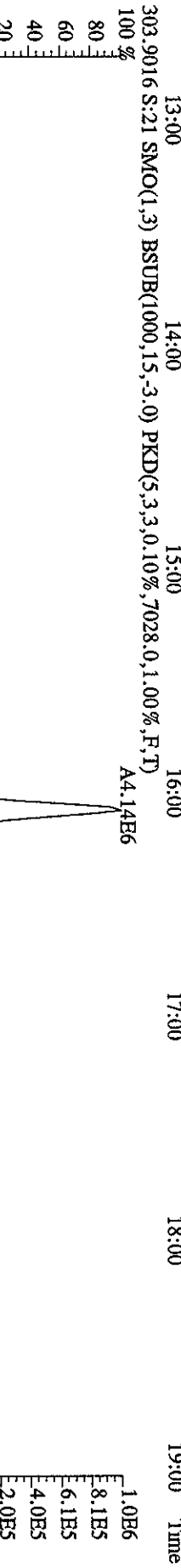
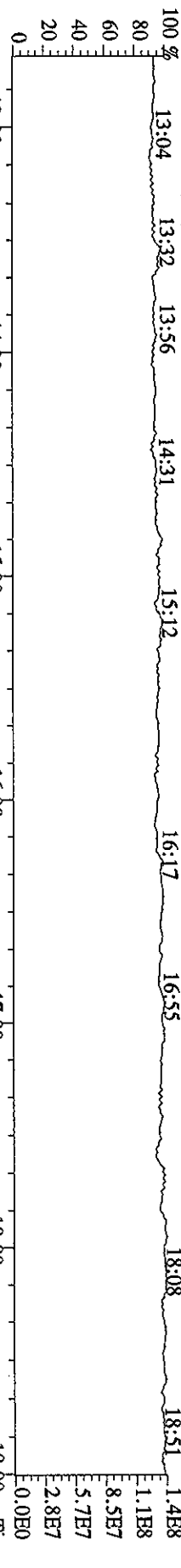
File:25MY06A9D5 #1-201 Acq:26-MAY-2006 11:09:14 GC EI + Voltage SIR Autospec-UltimaB

Sample#21 Text:ST0525C :CS3 2565-41C Exp:DIOXIN



File:25MY06A9D5 #1-439 Acq:26-MAY-2006 11:09:14 GC EI+ Voltage SFR Autospec-UltimaE

Sample#21 Text:ST0525C :CS3 2565-41C Exp:DIOXIN

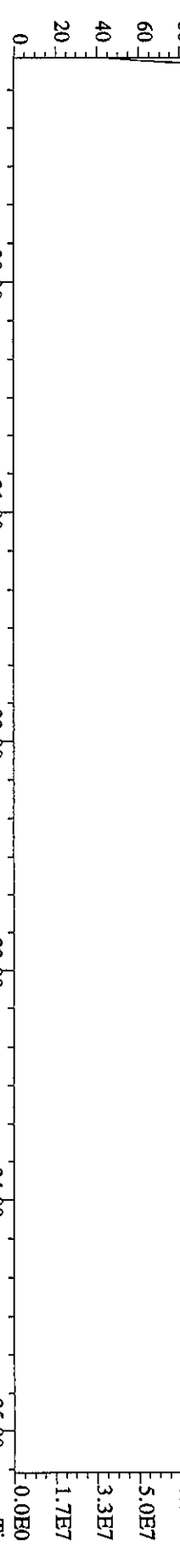


File:25MY06A9D5 #1-491 Acq:26-MAY-2006 11:09:14 GC EI+ Voltage SIR Autospec-UltimaE

Sample#21 Text:ST0525C :CS3 2565-41C Exp:DIOXIN

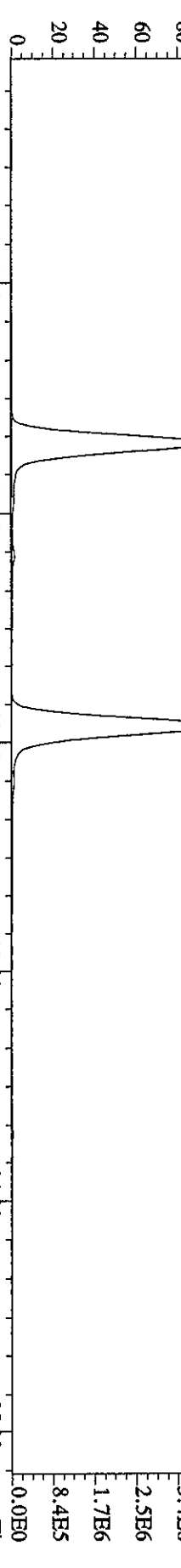
342.9792 S:21 F:2 SMO(1,3) PKD(5,3,3,100.00%,0.0,1.00%,F,T)

100% 19:12 19:46 20:07 20:47 21:17 21:51 22:14 23:09 23:40 24:13 24:37 25:10 8.3E7



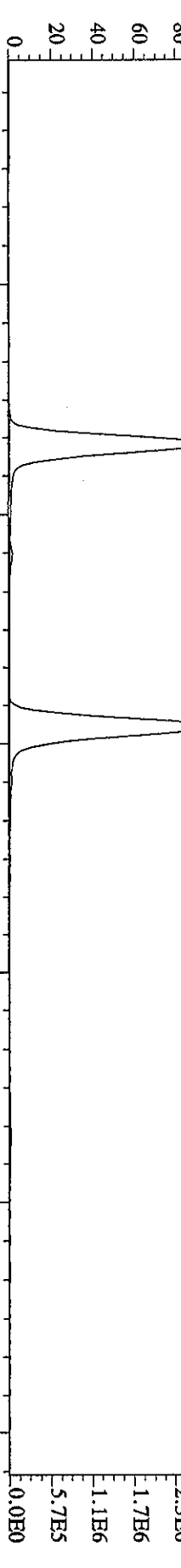
339.8597 S:21 F:2 SMO(1,3) BSUB(1000,15,-3,0) PKD(5,3,3,0.10%,3032.0,1.00%,F,T)

100% A2.21E7 A2.35E7

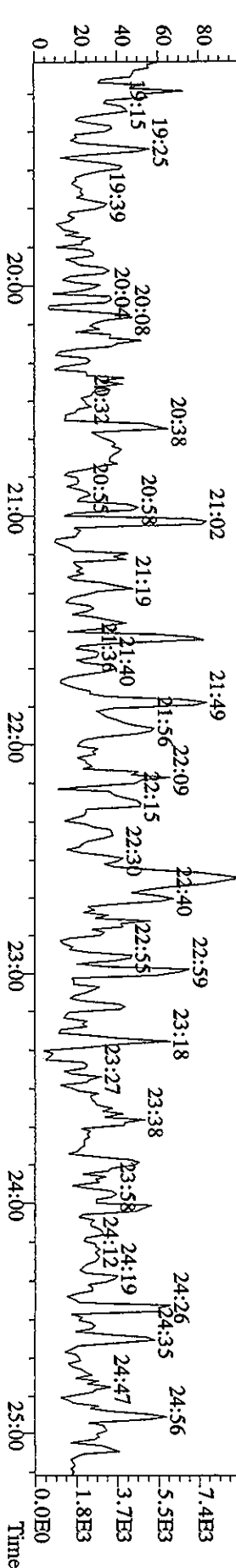


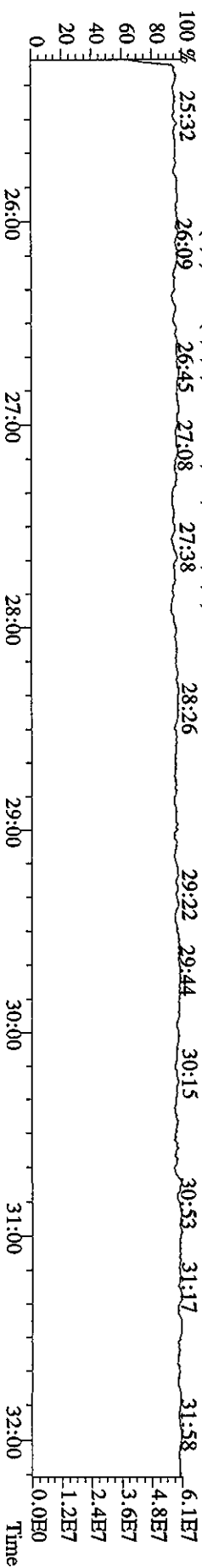

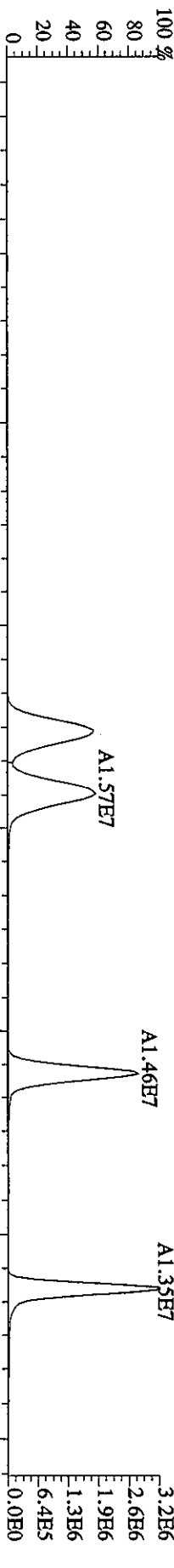
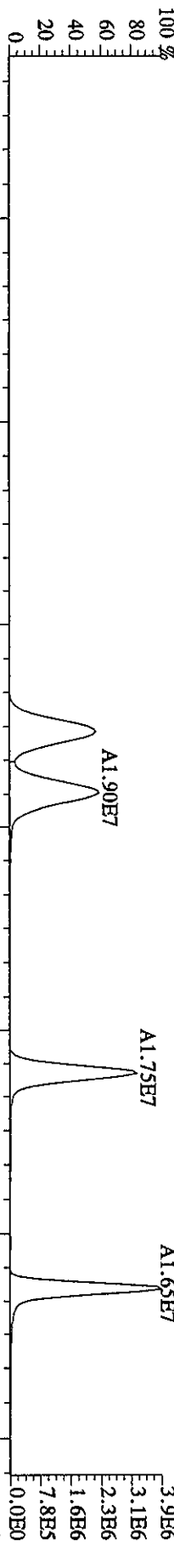
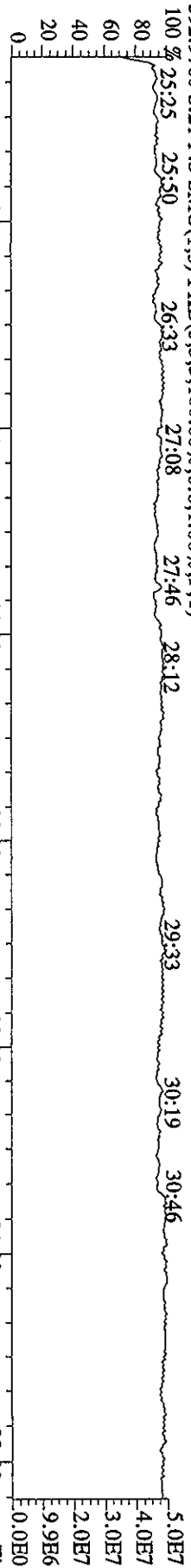
341.8567 S:21 F:2 SMO(1,3) BSUB(1000,15,-3,0) PKD(5,3,3,0.10%,5140.0,1.00%,F,T)

100% A1.51E7 A1.60E7



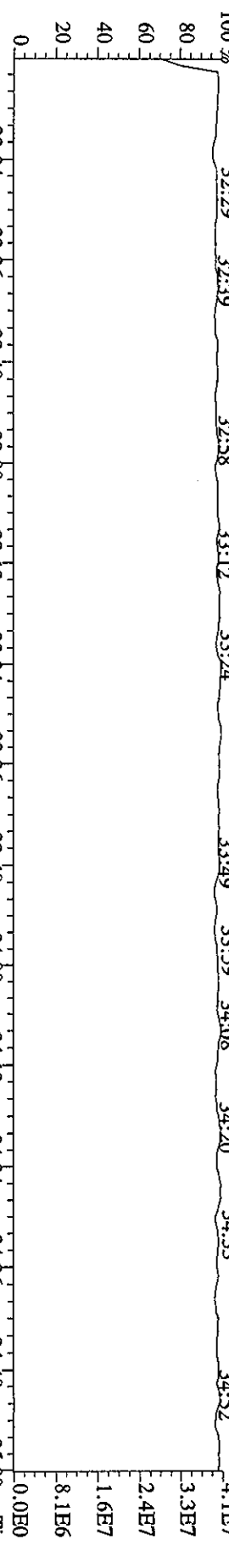
409.7974 S:21 F:2 SMO(1,3) BSUB(1000,15,-3,0) PKD(5,3,3,100.00%,3220.0,1.00%,F,T)






File:25MY06A9D5 #1-224 Acq:26-MAY-2006 11:09:14 GC EI+ Voltage SIR Autospec-UltimaE
 Sample#21 Tex:ST0525C :CS3 2565-41C Exp:DIOXIN

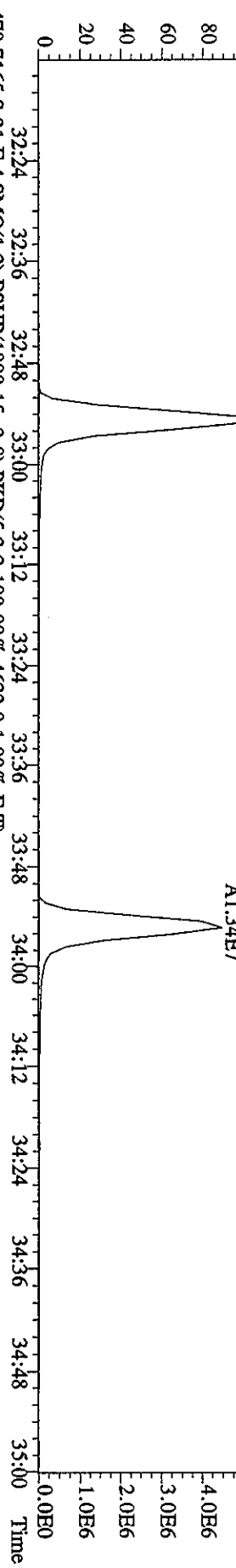
430.9728 S:21 F:4 SMO(1,3) PKD(5,3,3,100.00%,0.0,1.00%,F,T)



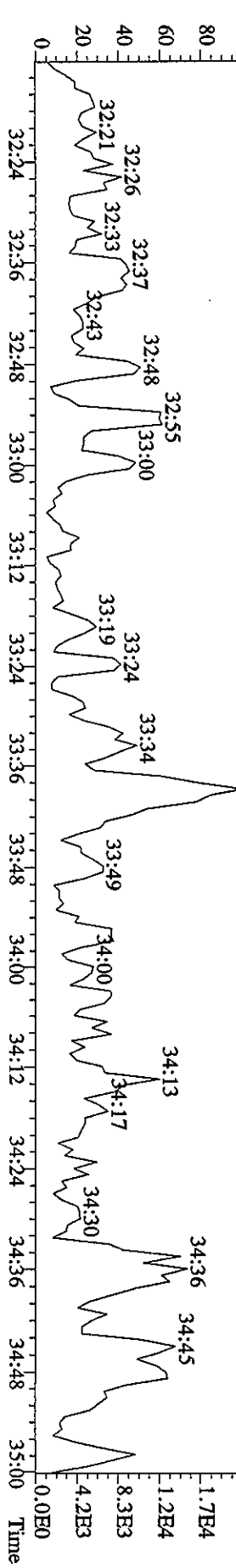
407.7818 S:21 F:4 SMO(1,3) BSUB(1000,15,-3.0) PKD(5,3,3,0.10%,4956,0,1.00%,F,T)



409.7789 S:21 F:4 SMO(1,3) BSUB(1000,15,-3.0) PKD(5,3,3,0.10%,5112,0,1.00%,F,T)




479.7165 S:21 F:4 SMO(1,3) BSUB(1000,15,-3.0) PKD(5,3,3,100.00%,4632,0,1.00%,F,T)



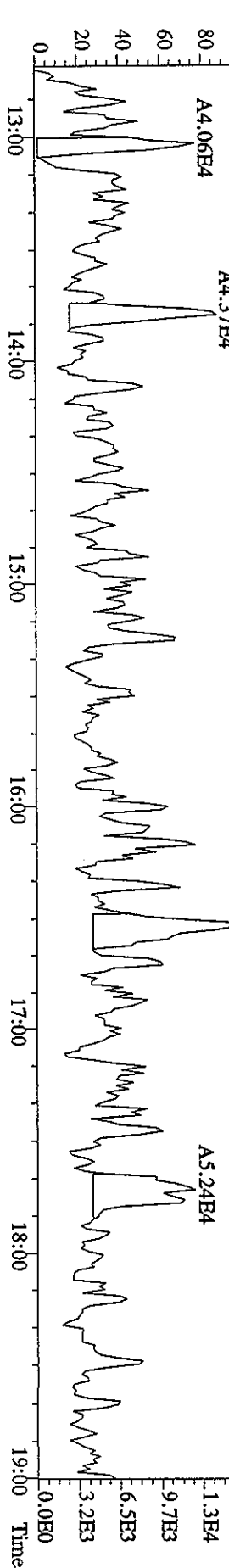
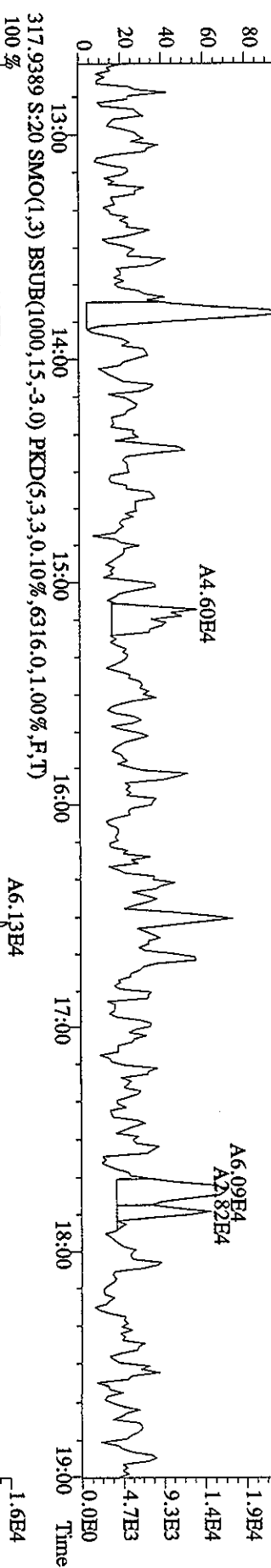
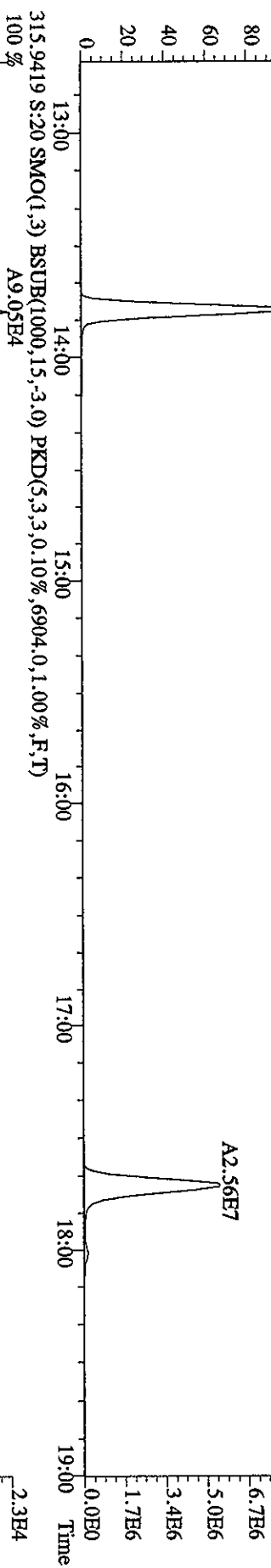
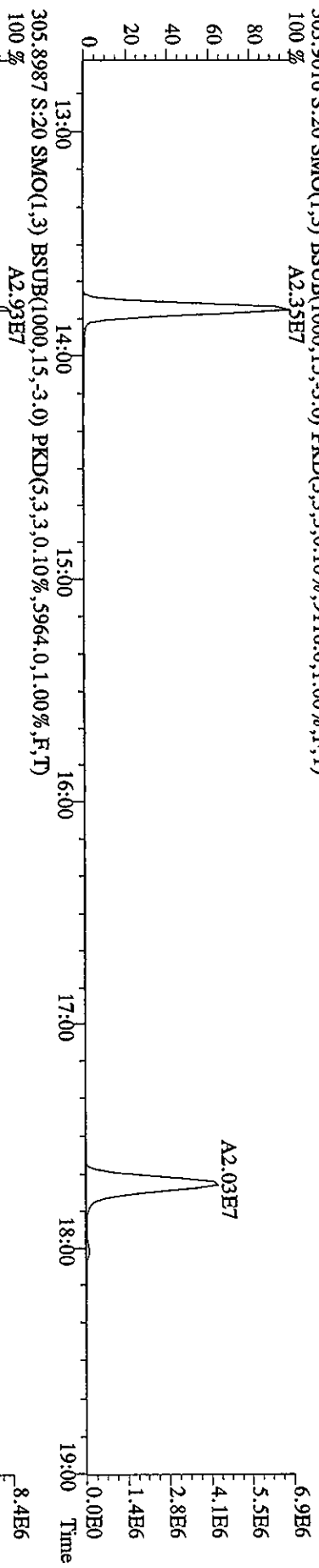
File:25MY06A9D5 #1-201 Acq:26-MAY-2006 11:09:14 GC EI+ Voltage SIR Autospec-UltimaE

Sample#21 Text:ST0525C :CS3 2565-41C Exp:DIOXIN

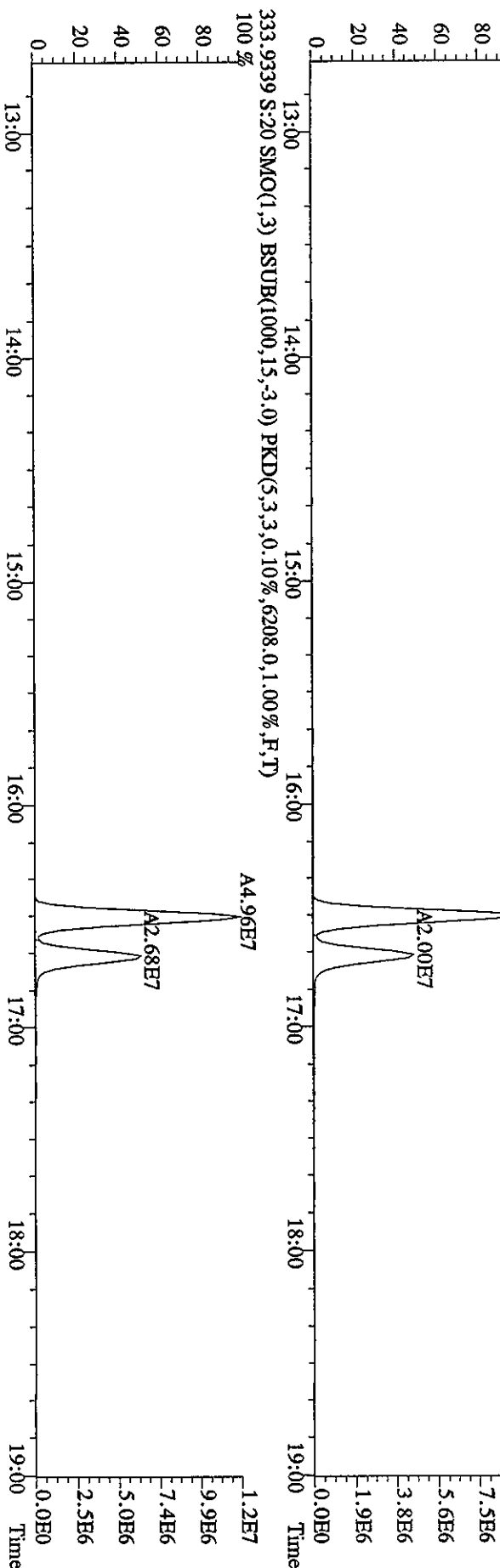
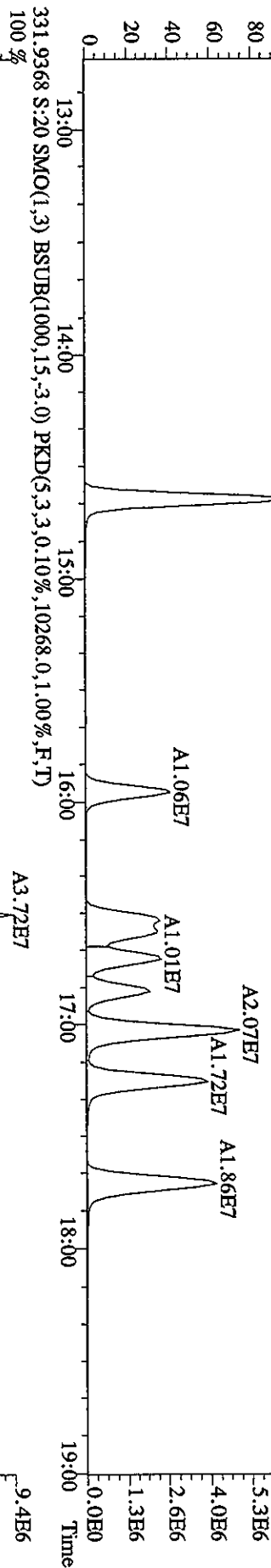
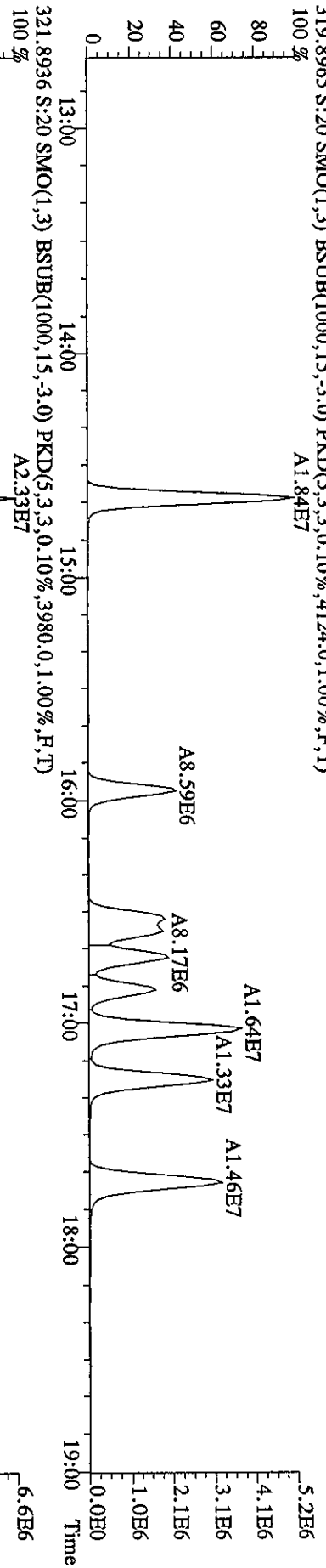
454.9728 S:21 F:5 SMO(1,3) PKD(5,3,3,100.00%,0.0,1.00%,F,T)



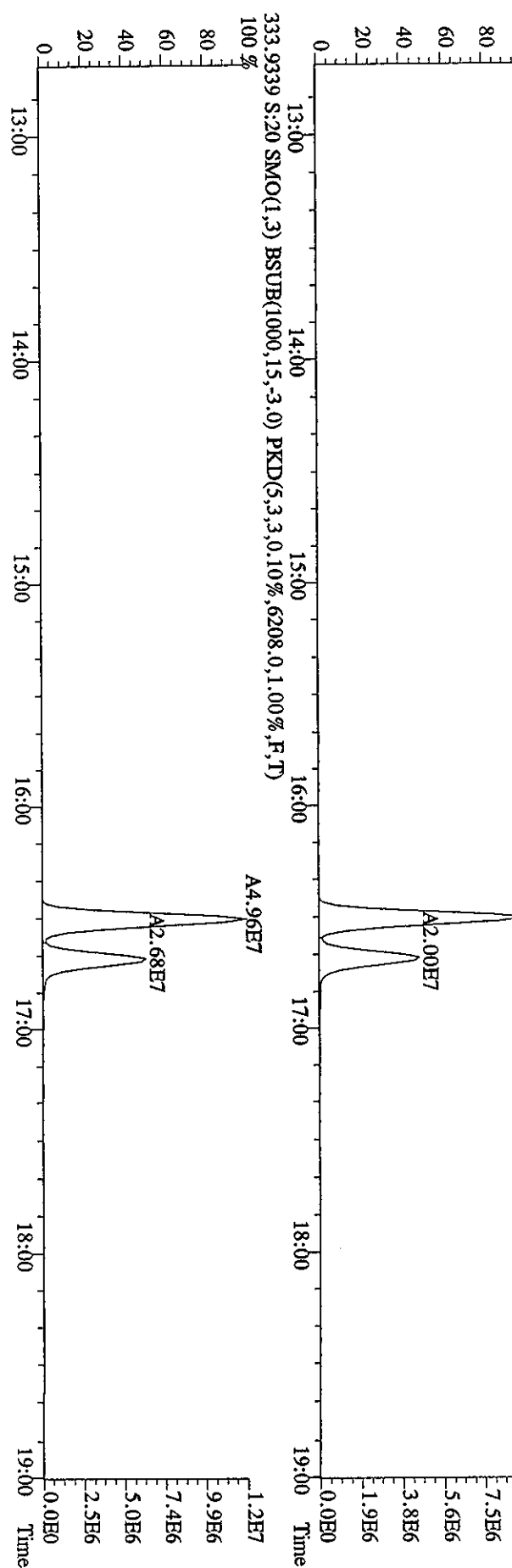
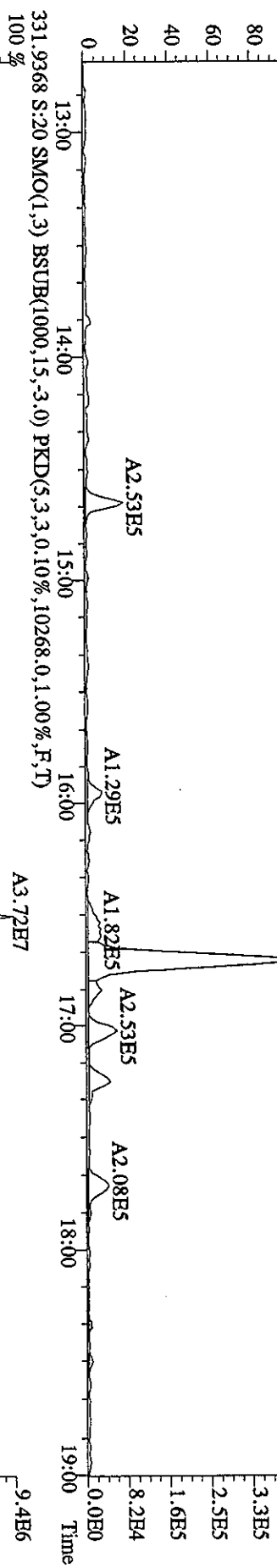
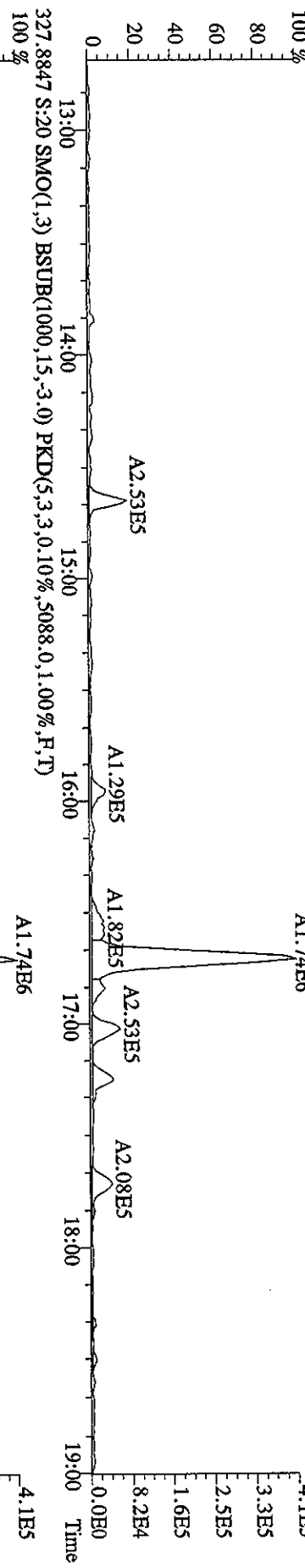
File:25MY06A9D5 #1-439 Acq:26-MAY-2006 10:27:44 GC EI+ Voltage SIR Autospec-UltimaE
 Sample#20 Text:CP0525A :DB-5 CPM 2565-47 Exp:DIOXIN
 303.9016 S:20 SMO(1,3) BSUB(1000,15,-3.0) PKD(5,3,3,0,10%,9116,0,1,00%,F,T)



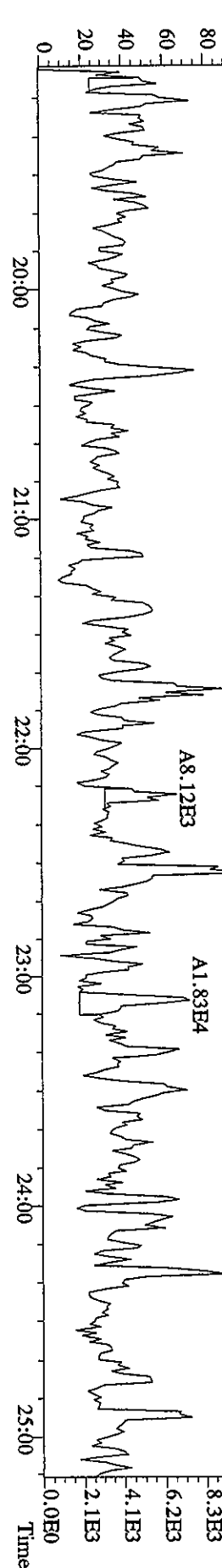
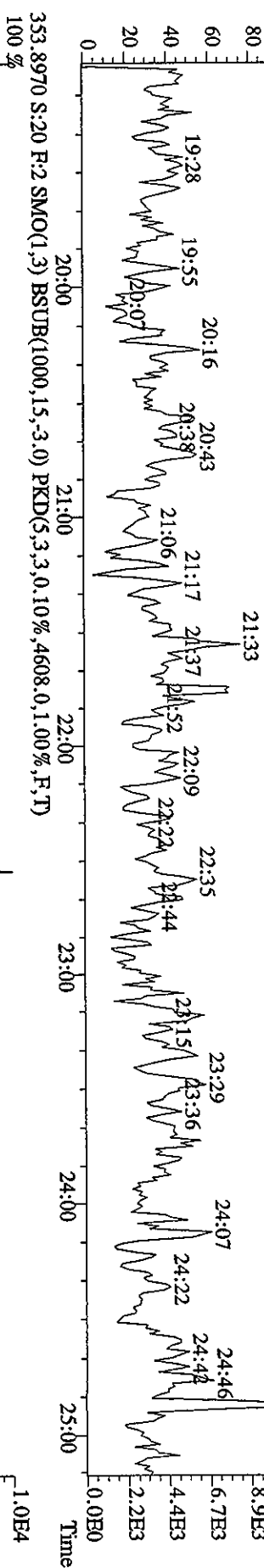
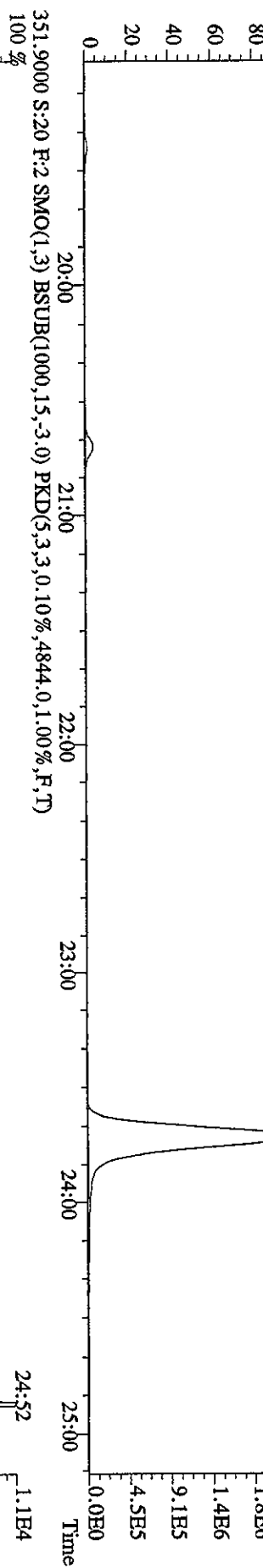
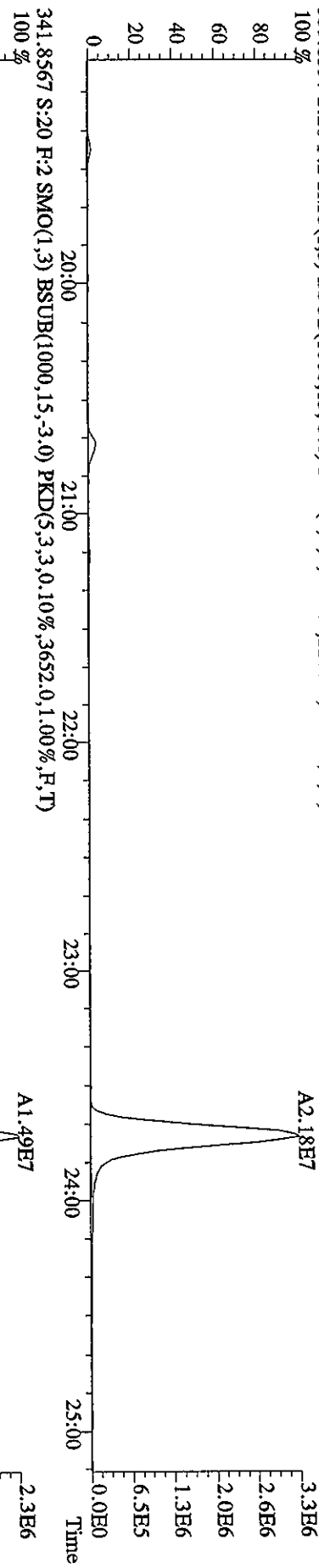
File: 25MYY06A9D5 #1-439 Acq: 26-MAY-2006 10:27:44 GC: EI + Voltage SIR Autospec-UltimaE
 Sample# 20 Text: CP0525A : DB-5 CPSM 2565-47 Exp: DIOXIN
 319.8965 S: 20 SMO(1,3) BSUB(1000,15,-3.0) PKD(5,3,3,0,10%,4124.0,1.00%,F,T)
 100%



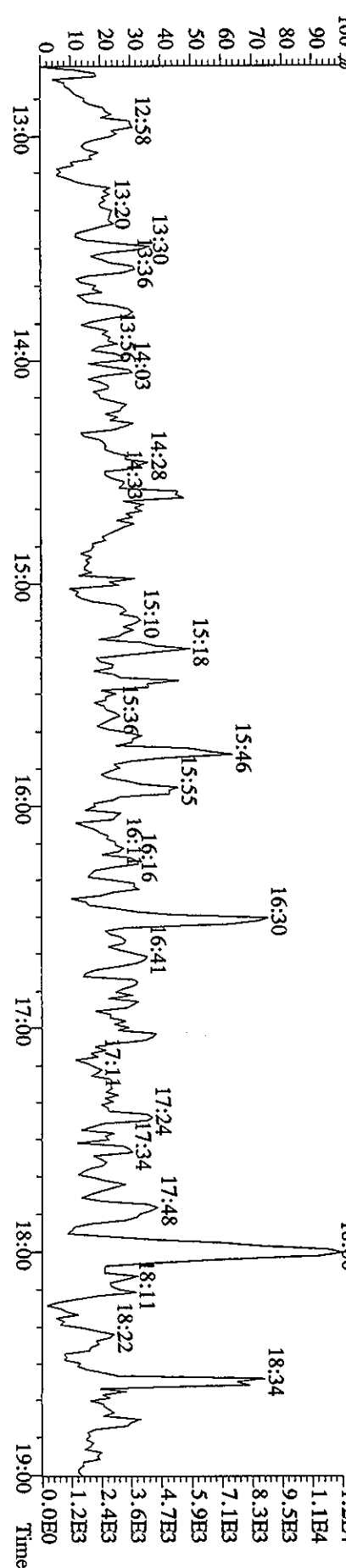
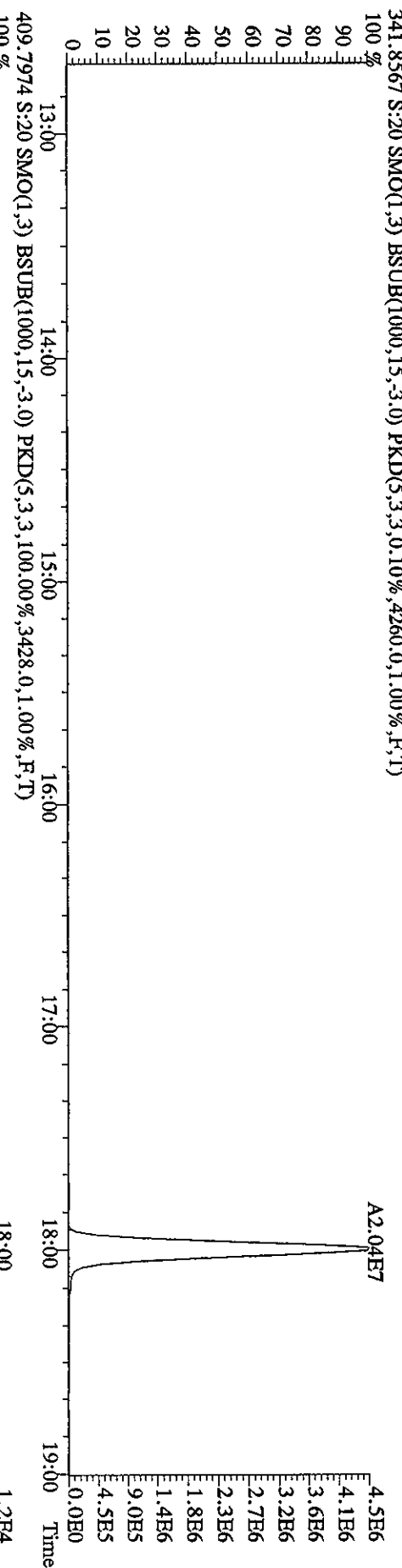
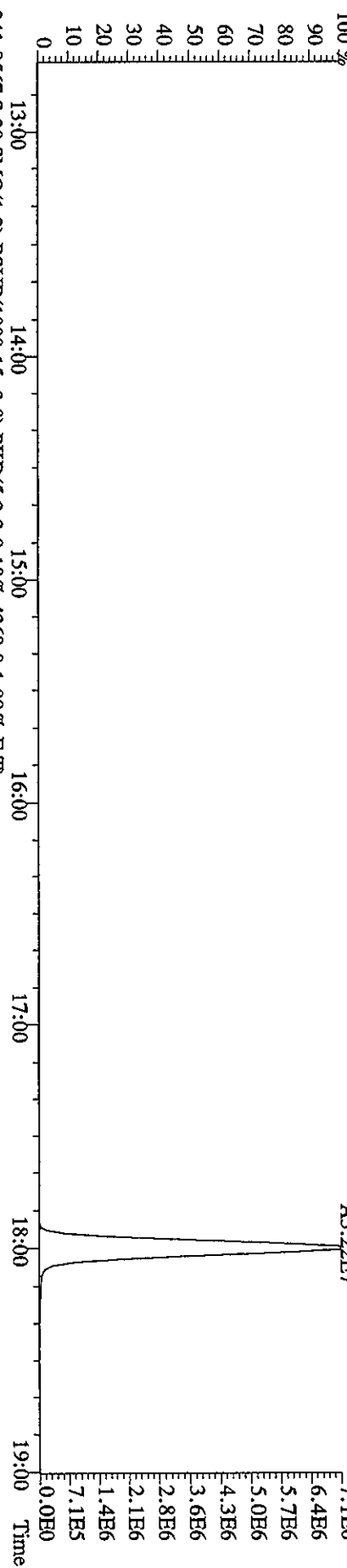
File: 25MY06A9D5 #1-439 Acq: 26-MAY-2006 10:27:44 GC: EI + Voltage SIR Autospec-UltimaE
 Sample#20 Text: CP0525A :DB-5 CPSM 2565-47 Exp: DIOXIN
 327.8847 S:20 SMO(1,3) BSUB(1000,15,-3.0) PKD(5,3,3,0.10%,5088,0.1,00%,F,T)



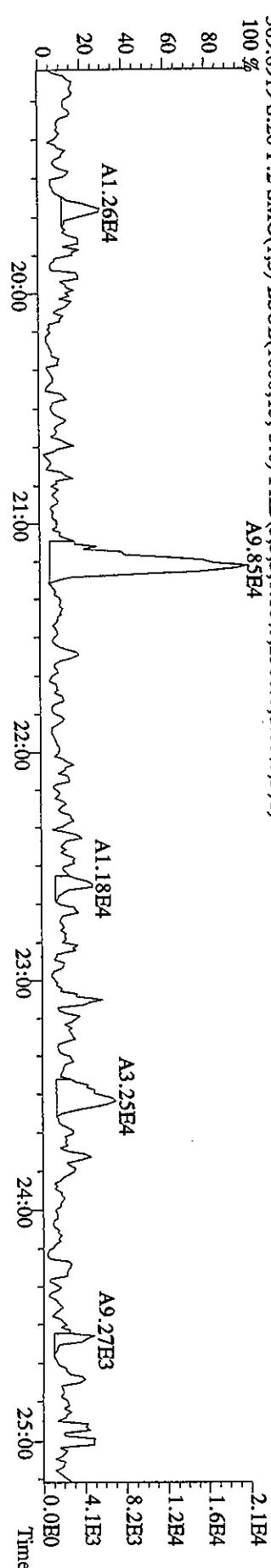
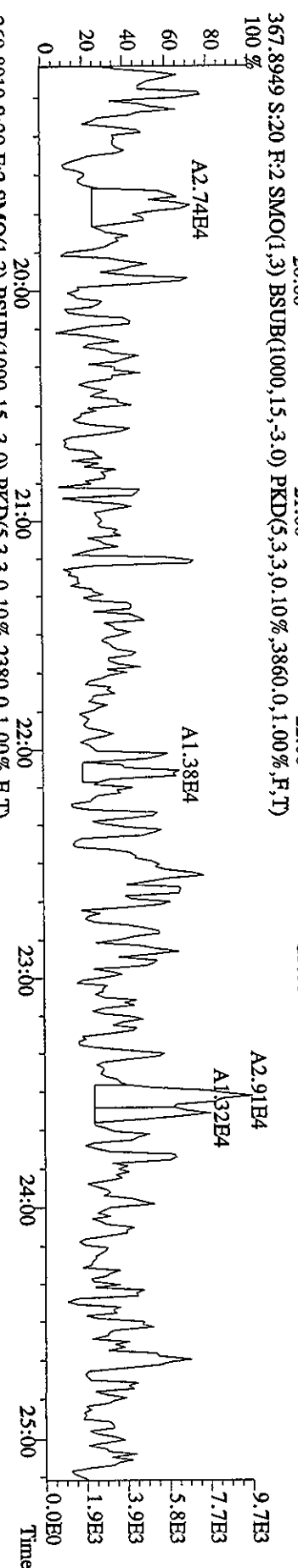
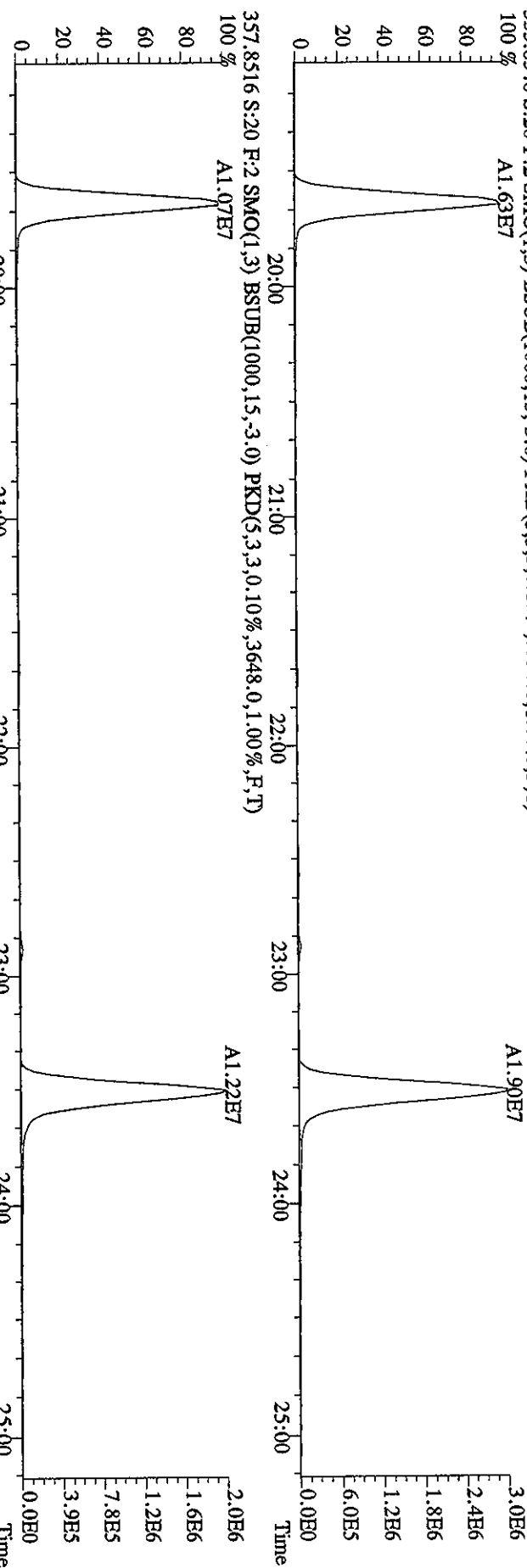
File:25MY06A9D5 #1-491 Acq:26-MAY-2006 10:27:44 GC EI + Voltage SIR Autospec-UltimaE
 Sample#20 Text:CP0525A :DB-5 CPSM 2565-47 Exp:DIOXIN
 339.8597 S:20 F:2 SMO(1,3) BSUB(1000,15,-3.0) PKD(5,3,3,0.10%,2208.0,1.00%,F,T)



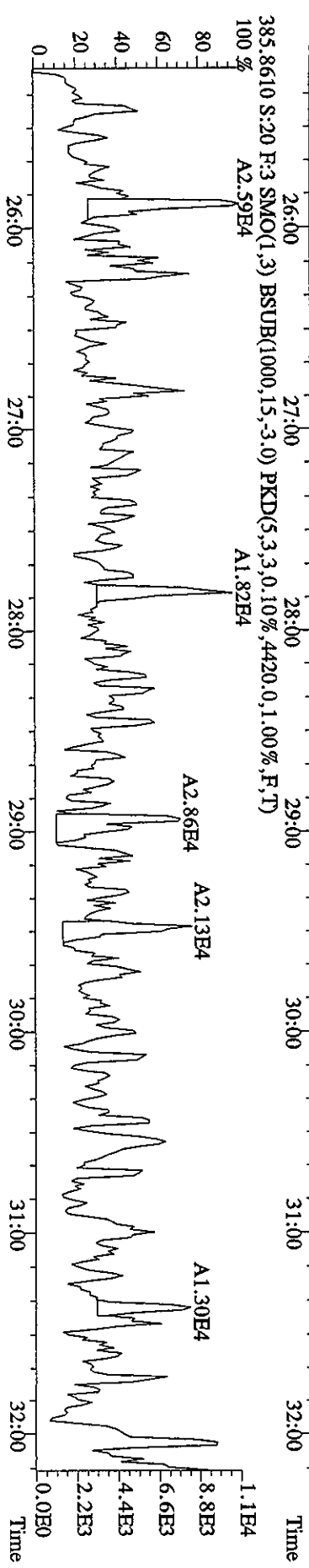

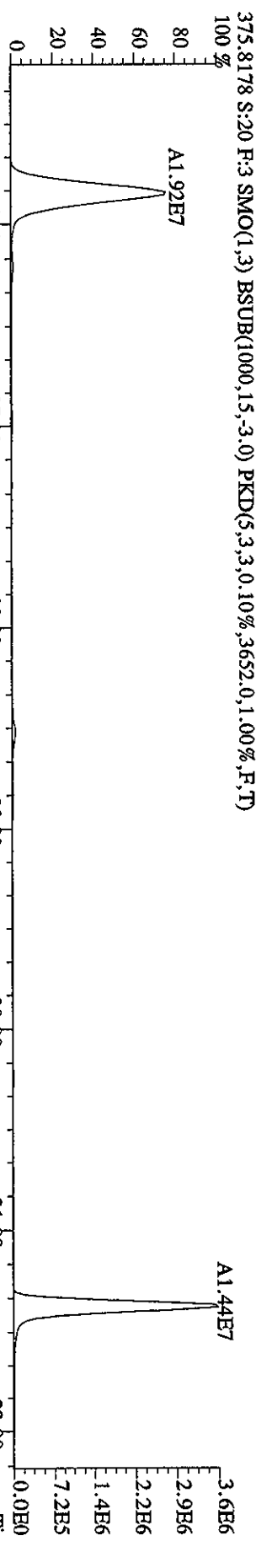
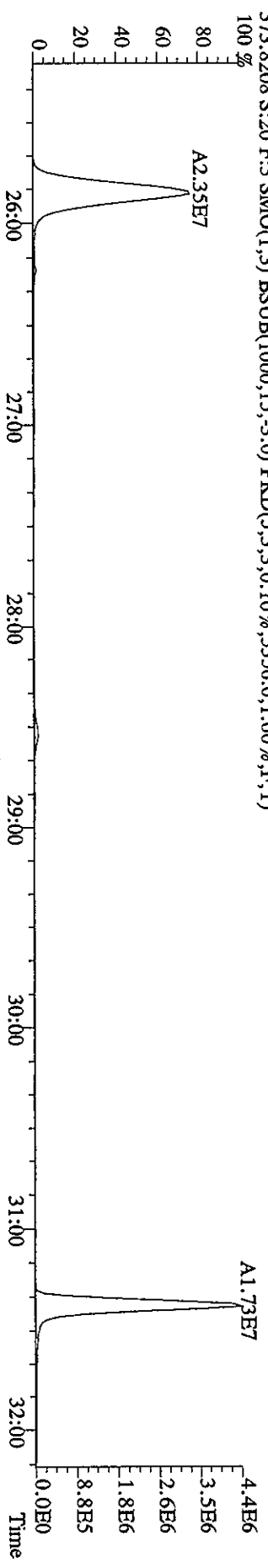
File: 25MY06A9D5 #1-439 Acq: 26-MAY-2006 10:27:44 GC EI+ Voltage SIR Autospec-Ultimate
 Sample# 20 Text: CP0525A :DB-5 CPSM 2565-47 Exp: DIOXIN
 339.8597 S:20 SMO(1,3) BSUB(1000,15,-3.0) PKD(5,3,3,0.10%,3152.0,1.00%,F,T)



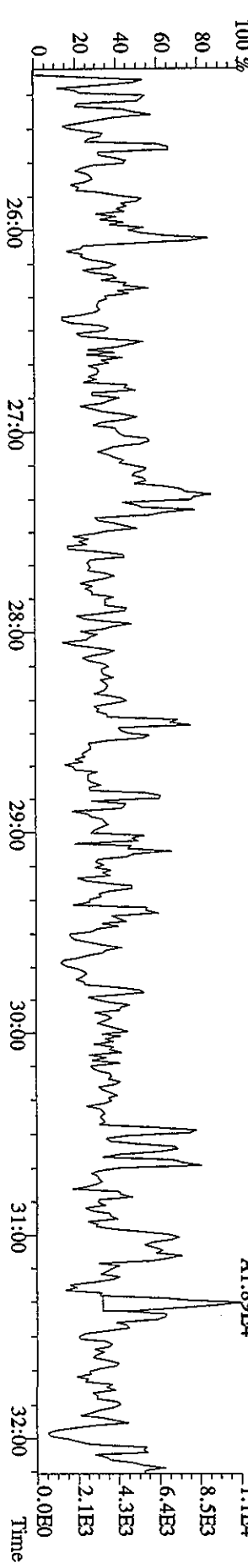
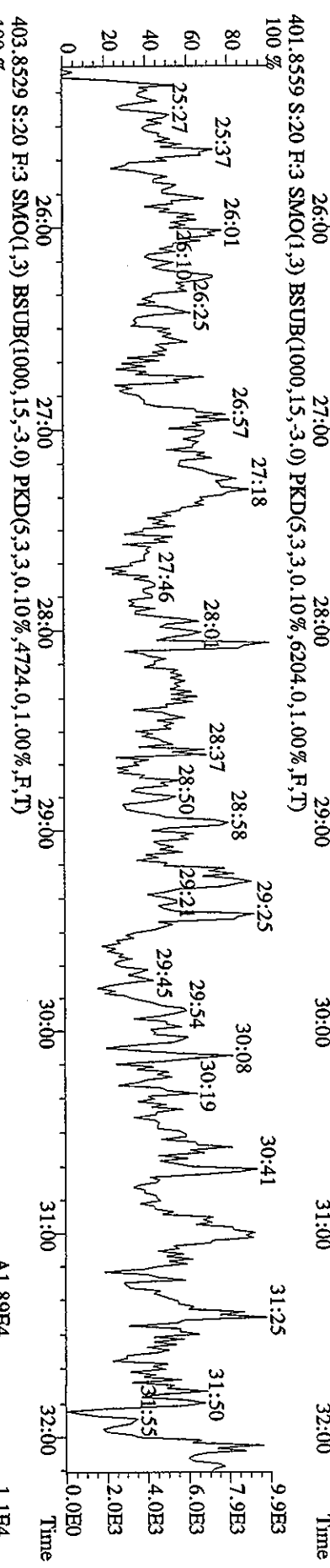
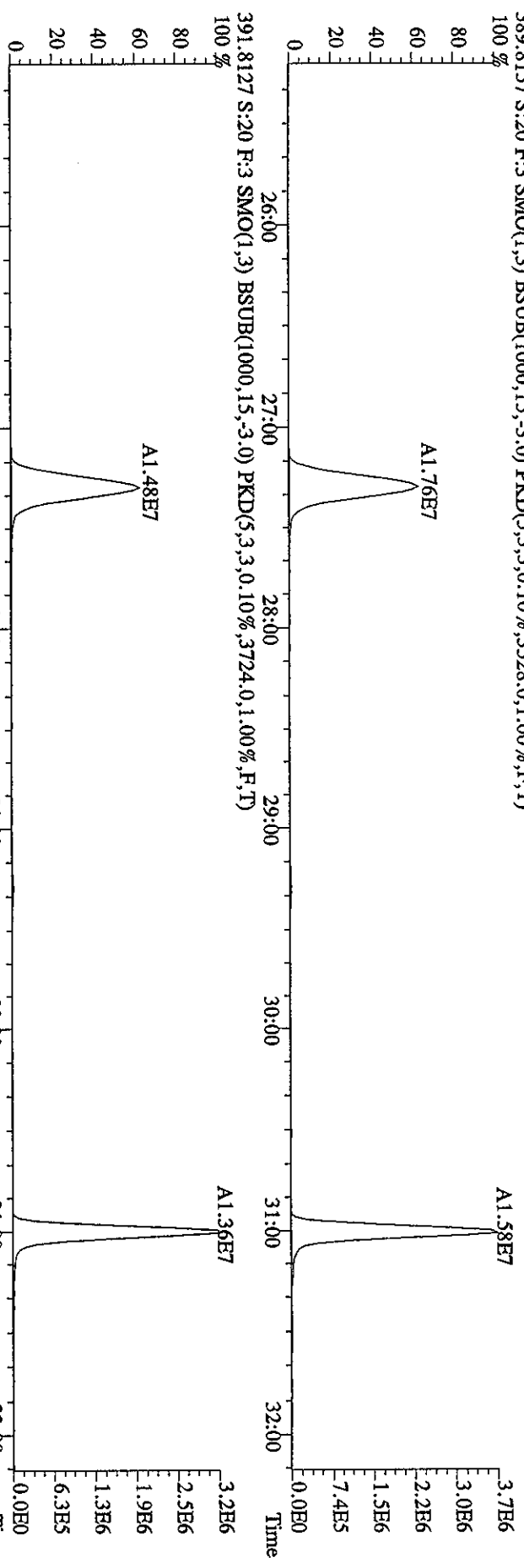
File:25MY06A9D5 #1-491 Acq:26-MAY-2006 10:27:44 GC EI+ Voltage SIR Autospec-Ultimate
 Sample#20 Text:CP0525A :DB-5 CPSM 2565-47 Exp:DIOXIN
 355.8546 S:20 F:2 SMO(1,3) BSUB(1000,15,-3.0) PKD(5,3,3,0,10%,5396,0,1.00%,F,T)
 100%



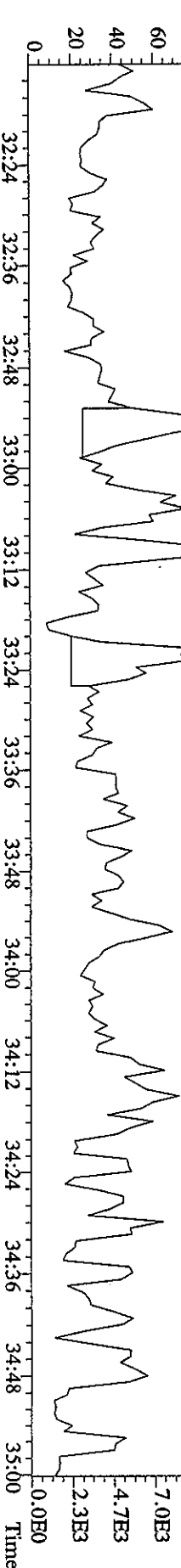
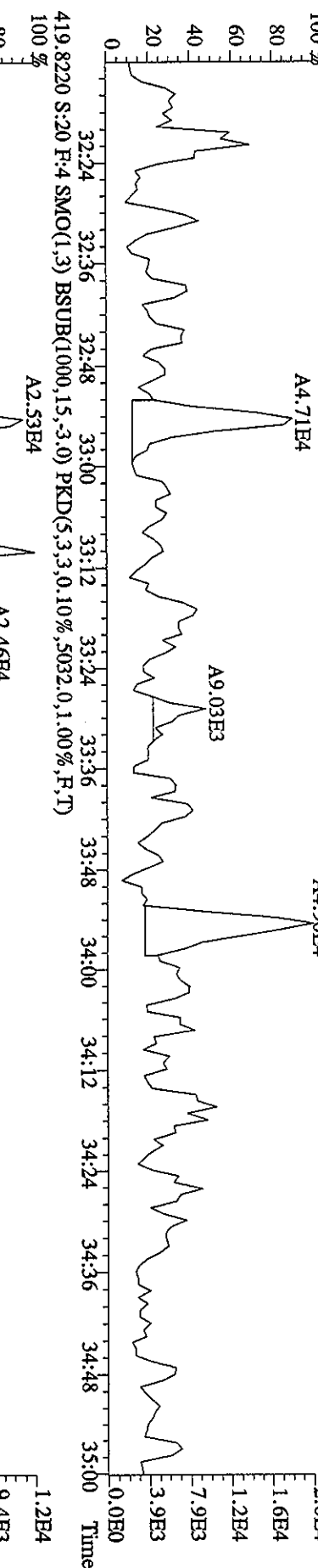
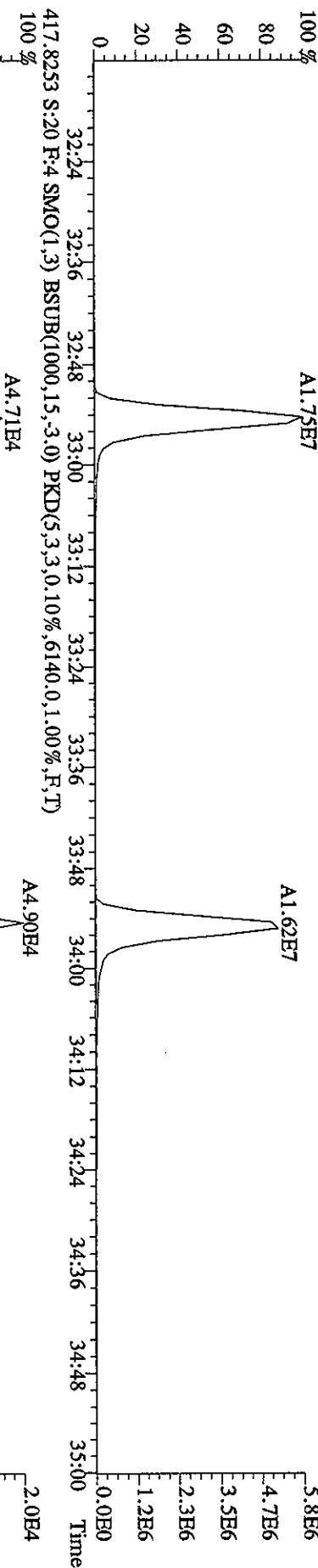
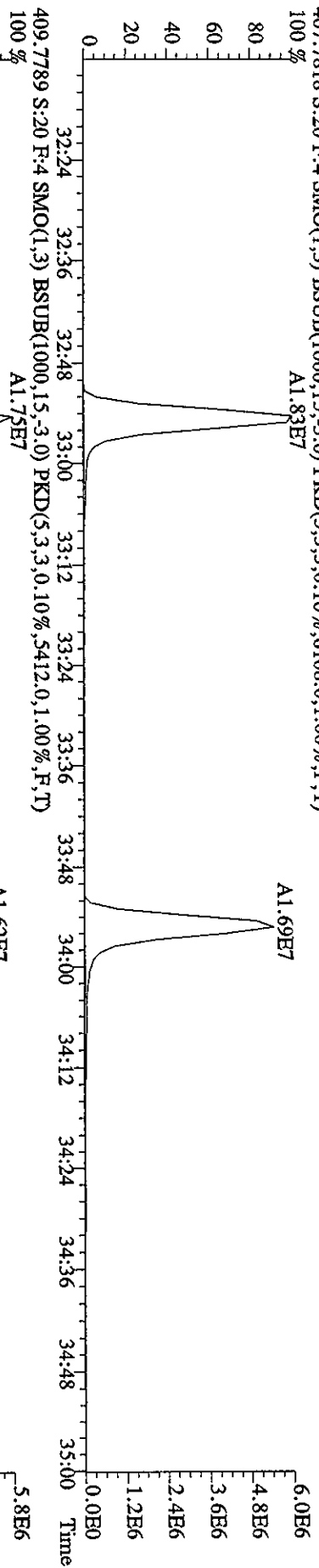
File: 25MY06A9D5 #1-528 Acq: 26-MAY-2006 10:27:44 GC EI+ Voltage SIR Autospec-Ultimate
 Sample#20 Text: CP0525A :DB-5 CPSM 2565-47 Exp: DIOXIN
 373.8208 S:20 F:3 SMO(1,3) BSUB(1000,15,-3,0) PKD(5,3,3,0,10%,5356,0,1,00%,F,T)



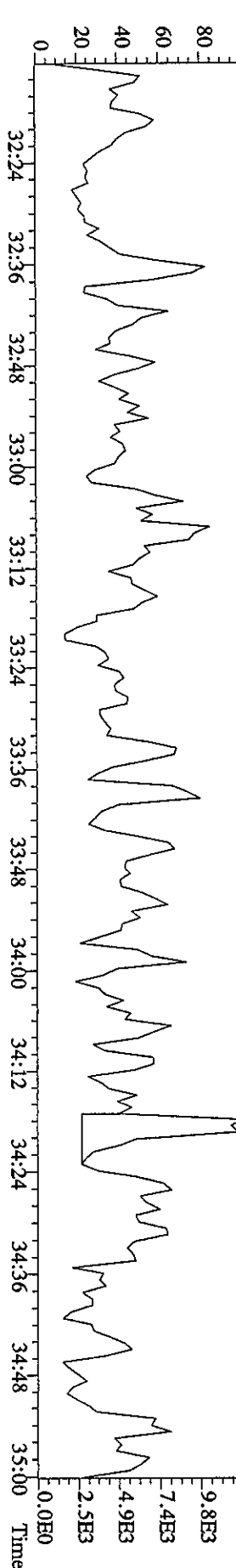
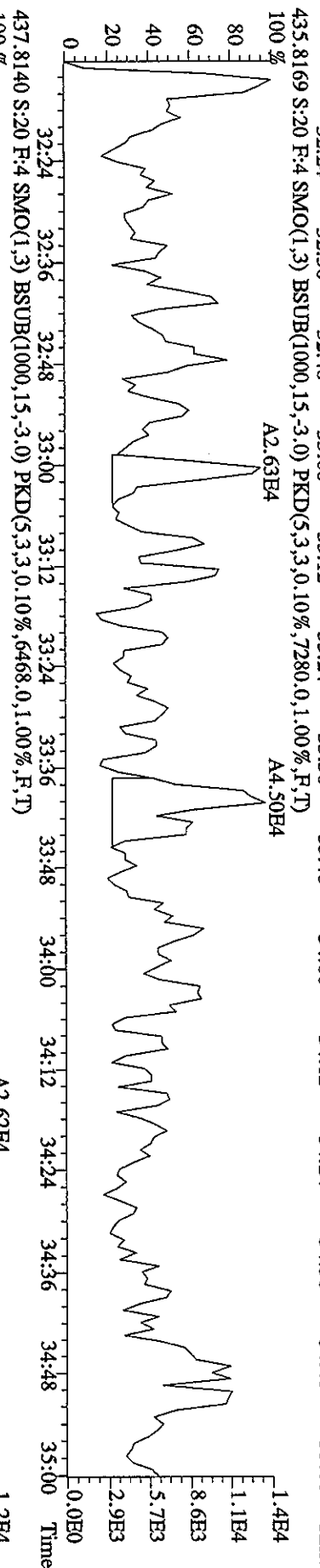
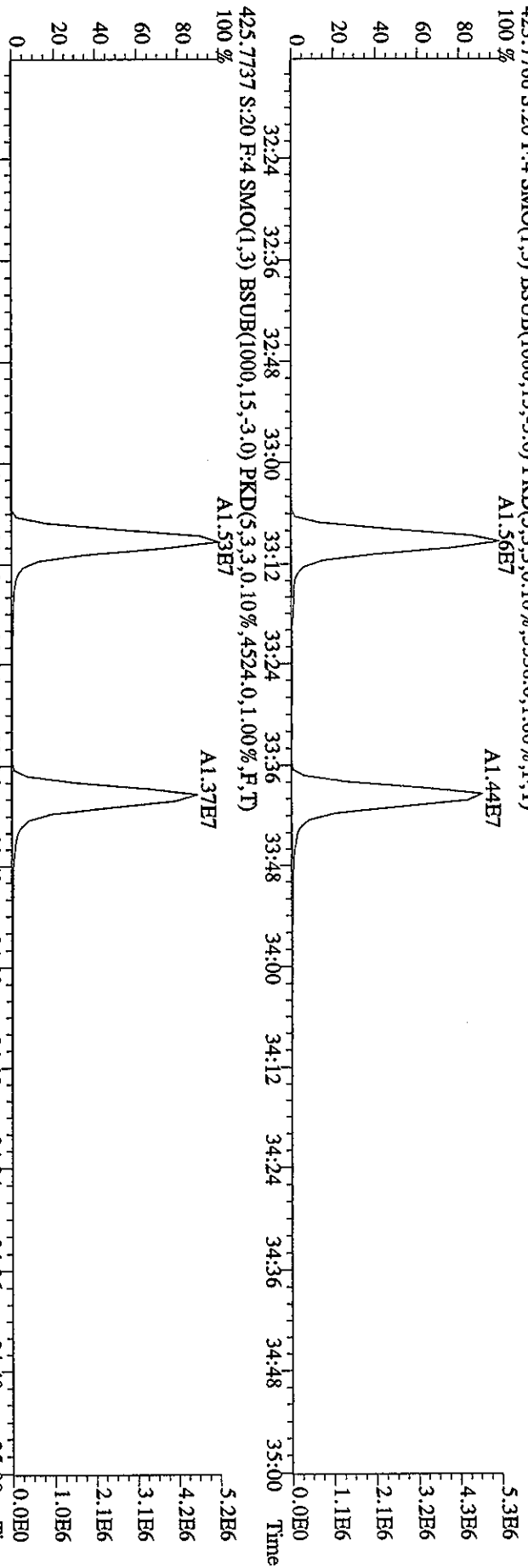
File: 25MY06A9D5 #1-528 Acq: 26-MAY-2006 10:27:44 GC EI+ Voltage SIR Autospec-Ultimate
 Sample#20 Text: CP0525A :DB-5 CPSM 2565-47 Exp: DIOXIN
 389.8157 S:20 F:3 SMO(1,3) BSUB(1000,15,-3.0) PKD(5,3,3,0,10%,3528.0,1.00%,F,T)



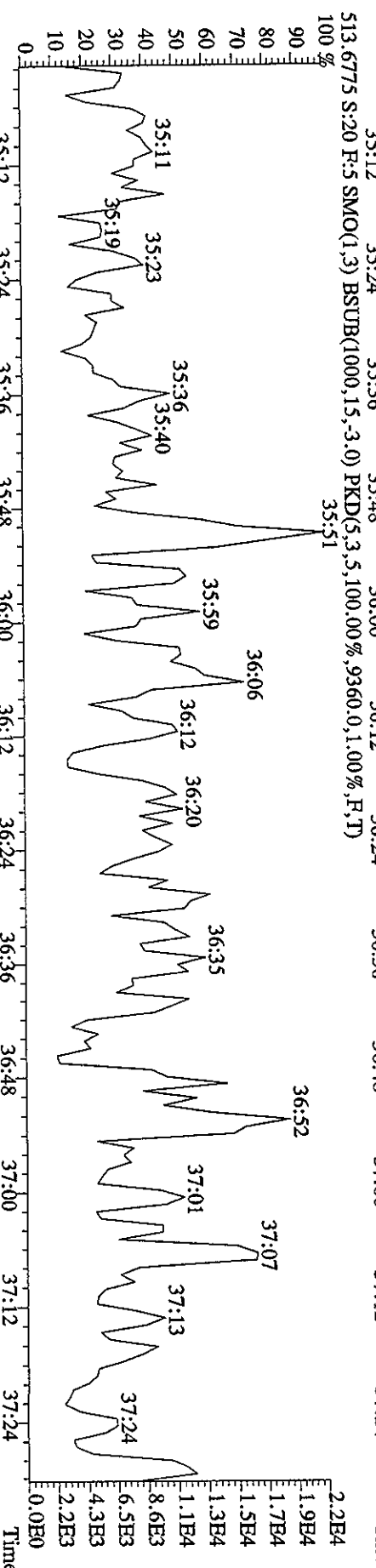
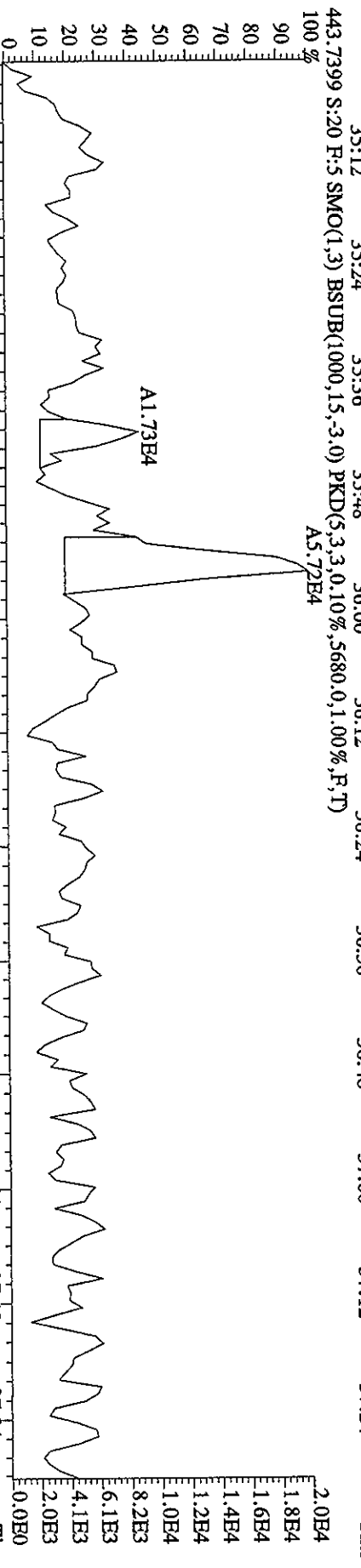
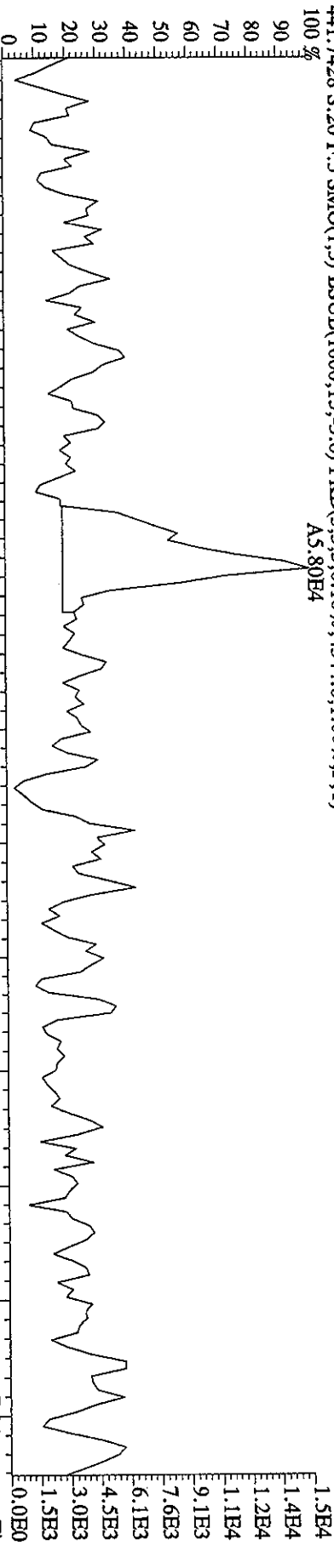
File:25MY06A9D5 #1-224 Acq:26-MAY-2006 10:27:44 GC EI+ Voltage SIR Autospec-UltimaE
Sample#20 Text:CP0525A :DB-5 CP5M 2565-47 Exp:DIOXIN
407.7818 S:20 F:4 SMO(1,3) BSUB(1000,15,-3,0) PKD(5,3,3,0,10%,6108,0,1,00%,F,T)
100% A1.83E7



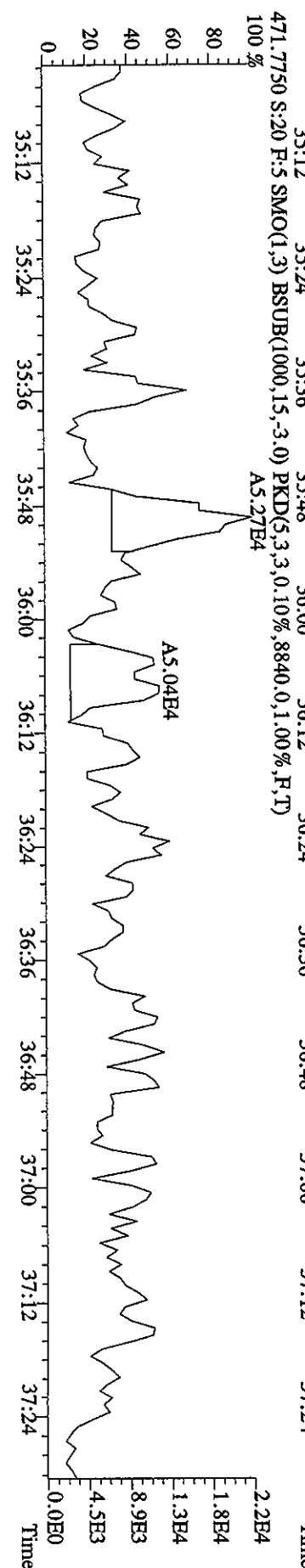
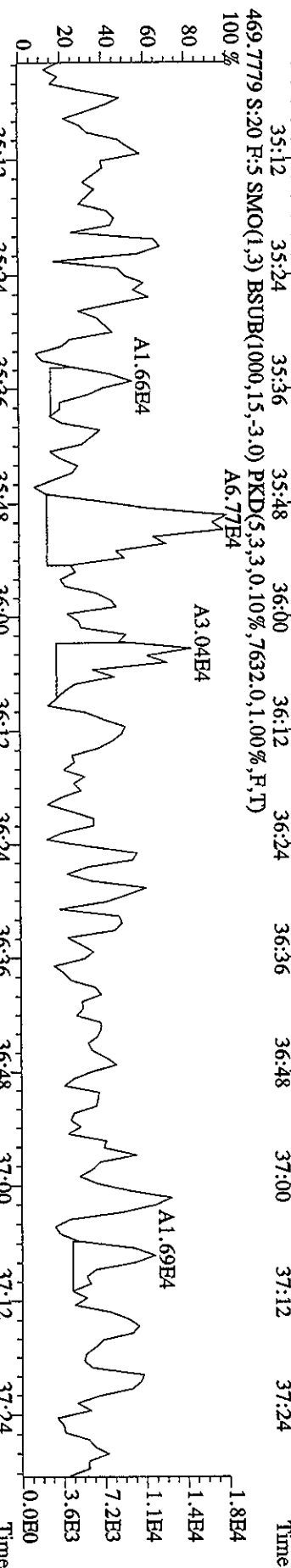
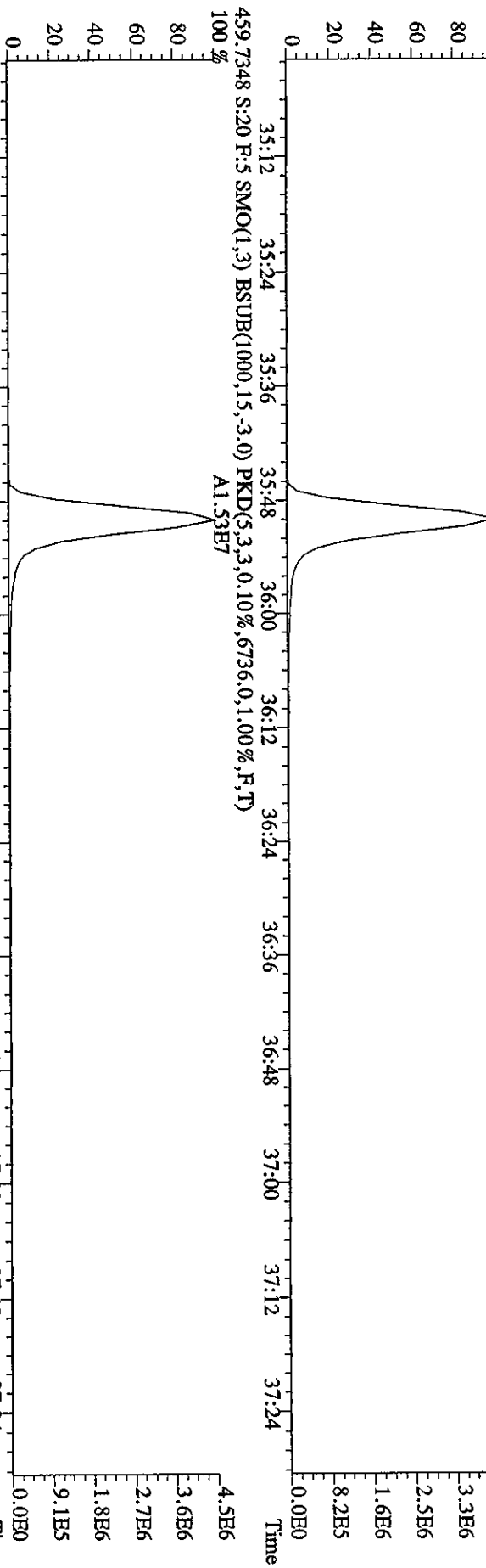
File:25MYY06A9D5 #1-224 Acq:26-MAY-2006 10:27:44 GC EI + Voltage SIR Autospec-UltimaE
Sample#20 Text:CP0525A :DB-5 CP5M 2565-47 Exp:DIOXIN
423.7766 S:20 F:4 SMO(1,3) BSUB(1000,15,-3.0) PKD(5,3,3,0.10%,3536,0,1.00%,F,T)
100 %



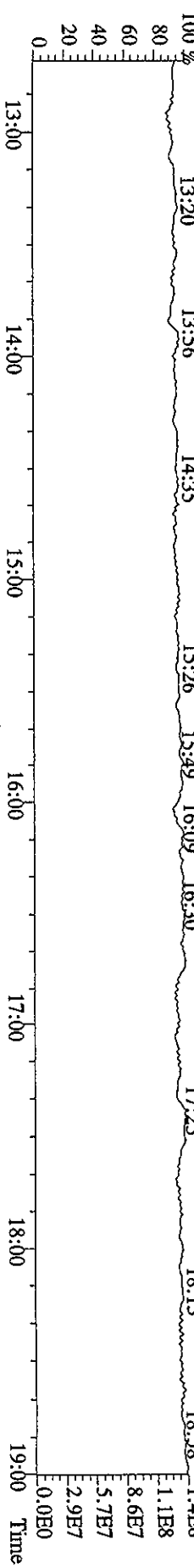
File:25MY06A9D5 #1-201 Acq:26-MAY-2006 10:27:44 GC EI + Voltage SIR Autospec-UltimaE
 Sample#20 Text:CP0525A :DB-5 CPSM 2565-47 Exp:DIOXIN
 441.7428 S:20 F:5 SMO(1,3) BSUB(1000,15,-3.0) PKD(5.3,3.0,10%,4344.0,1.00%,F,T)
 443.7399 S:20 F:5 SMO(1,3) BSUB(1000,15,-3.0) PKD(5.3,3.0,10%,5680.0,1.00%,F,T)



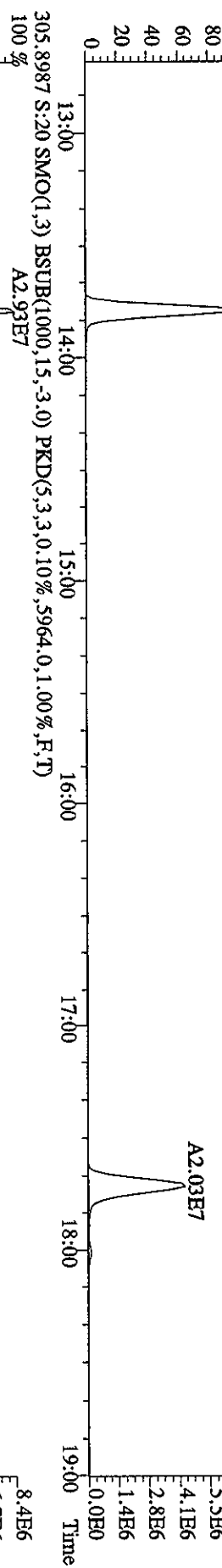
File:25MY06A9D5 #1-201 Acq:26-MAY-2006 10:27:44 GC EI+ Voltage SIR Autospec-UltimaB
 Sample#20 Text:CP0525A :DB-5 CPSM 2565-47 Exp:DIOXIN
 457.7377 S:20 F:5 SMO(1,3) BSUB(1000,15,-3.0) PKD(5,3,3,0.10%,7712.0,1.00%,F,T)
 100%




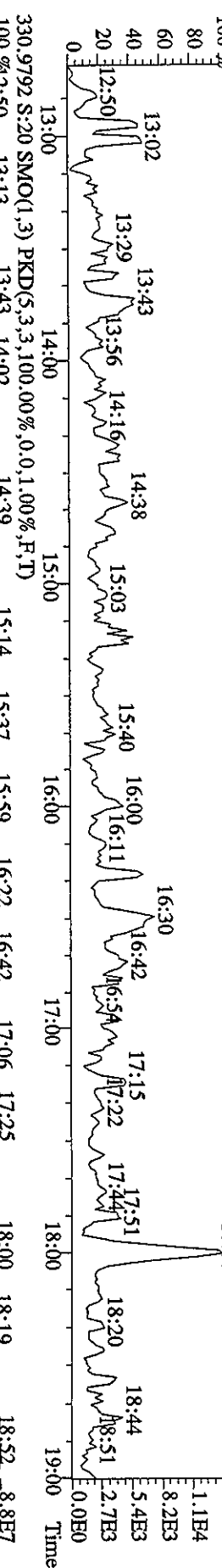
File:25MY06A9D5 #1-439 Acq:26-MAY-2006 10:27:44 GC EI+ Voltage SIR Autospec-UltimaE
 Sample#20 Text:CP0525A :DB-5 CPSM 2565-47 Exp:DIOXIN
 292.9825 S:20 SMO(1,3) PKD(5,3,5,100.00%,0.0,1.00%,F,T) 15:26 15:49 16:09 16:30 17:25 18:13 18:58
 100% 13:20 13:56 14:35



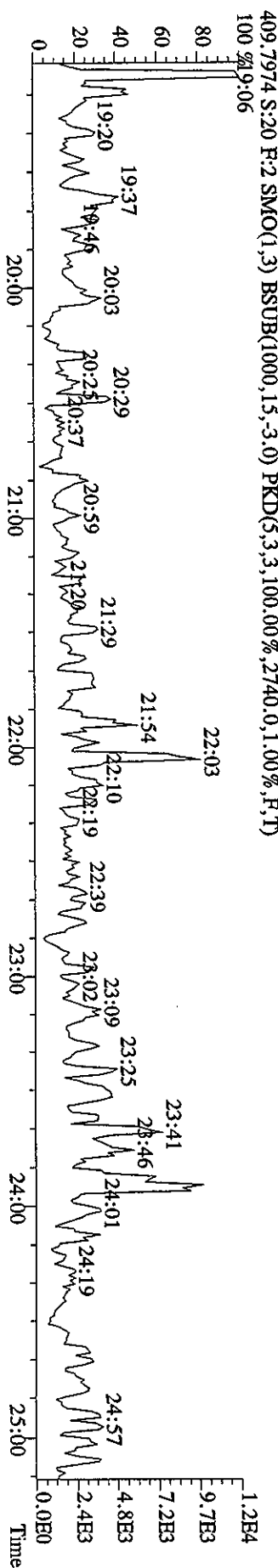
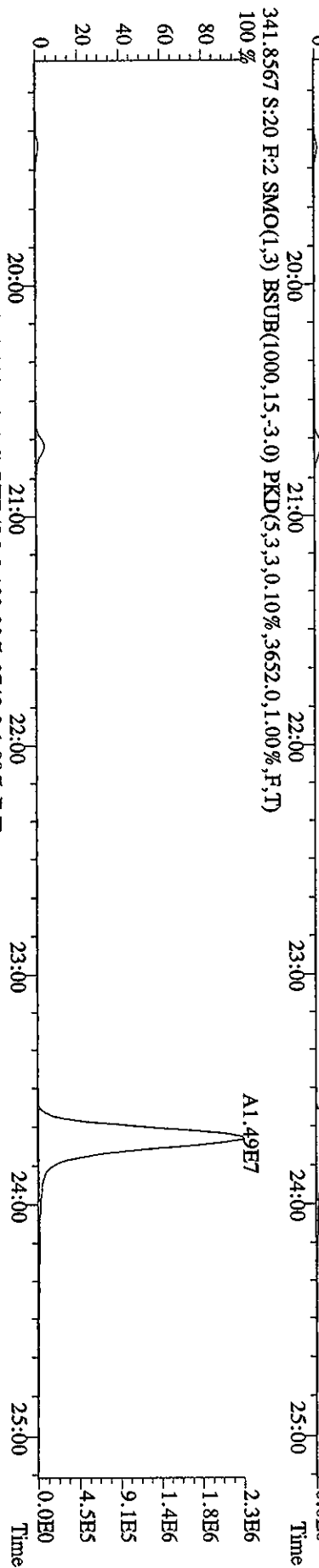


303.9016 S:20 SMO(1,3) BSUB(1000,15,-3.0) PKD(5,3,3,0.10%,9116.0,1.00%,F,T)
 100% A2.35E7




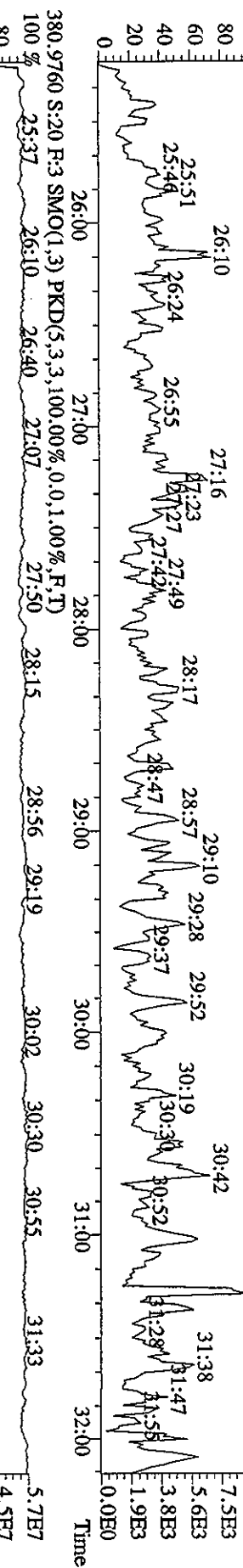

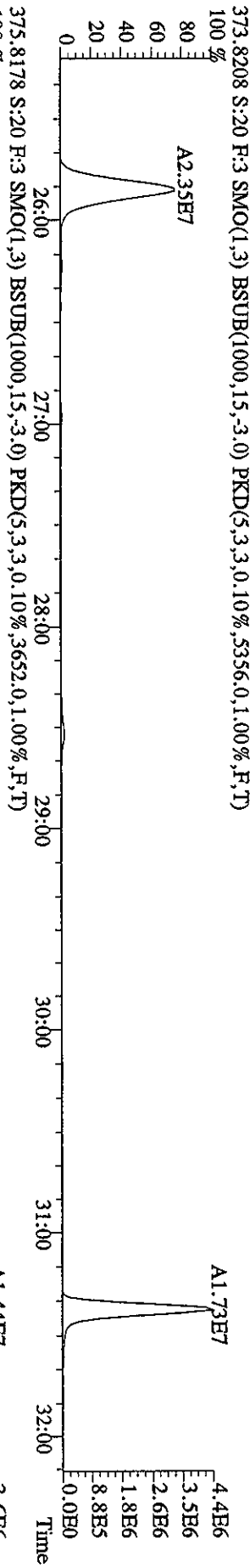
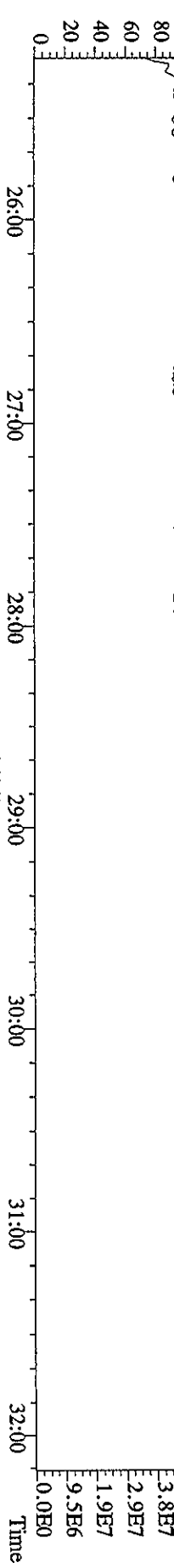
305.8987 S:20 SMO(1,3) BSUB(1000,15,-3.0) PKD(5,3,3,0.10%,5964.0,1.00%,F,T)
 100% A2.93E7



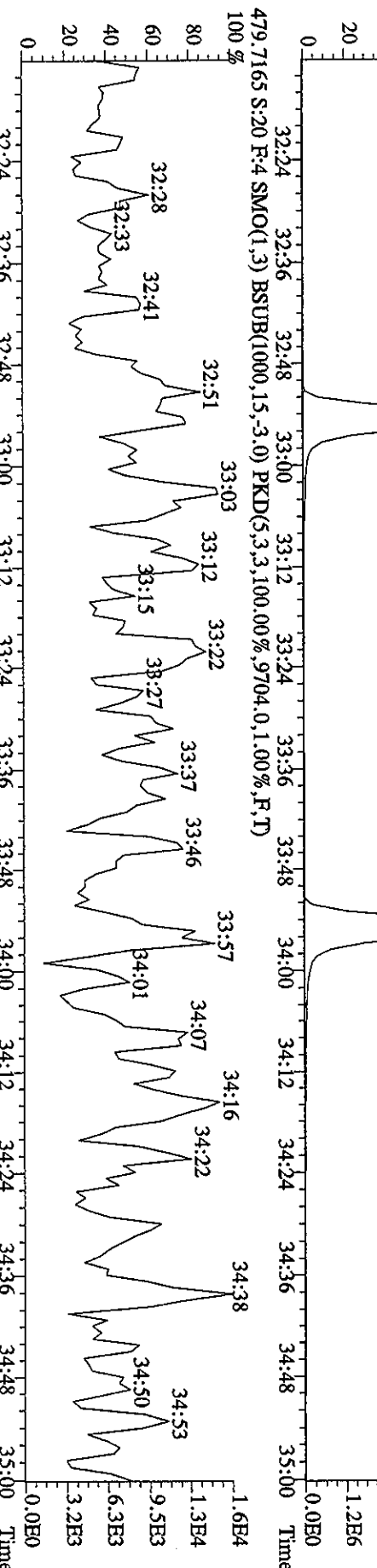

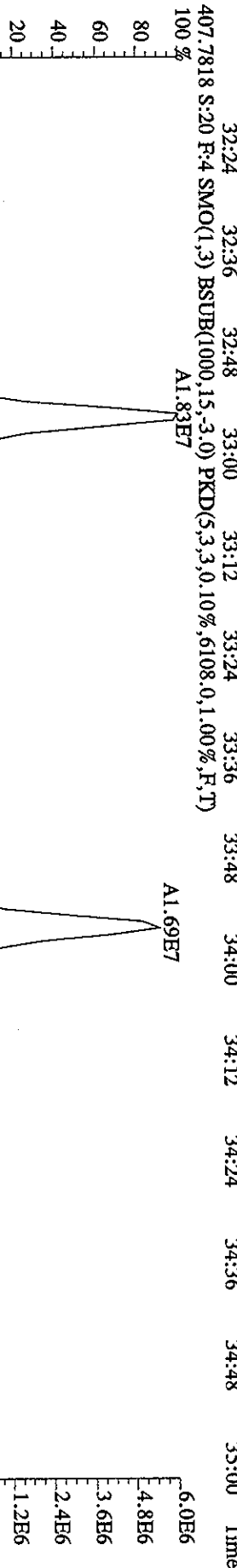

File:25MY06A9D5 #1-491 Acq:26-MAY-2006 10:27:44 GC EI+ Voltage SIR Autospec-UltimaE
 Sample#20 Text:CP0525A :DB-5 CPSM 2565-47 Exp:DIOXIN
 342.9792 S:20 F:2 SMO(1,3) PKD(5,3,3,100,00%,0,0,1,00%,F,T)
 100% 19:12 19:33 19:58 20:19 20:41 21:06 21:51 23:19 23:55 24:20 24:39




File: 25MY06A9D5 #1-528 Acq: 26-MAY-2006 10:27:44 GC EI+ Voltage SIR Autospec-UltimaE
 Sample#20 Text: CP0525A :DB-5 CFSM 2565-47 Exp: DIOXIN
 392.9760 S:20 F:3 SMO(1,3) PKD(5,3,3,100.00%,0.0,1.00%,F,T)
 100% 25:27 25:55 26:18 27:15 27:50 29:16 31:09 31:39 32:07 4.8E7
 3.8E7
 2.9E7
 1.9E7
 9.5E6
 0.0E0



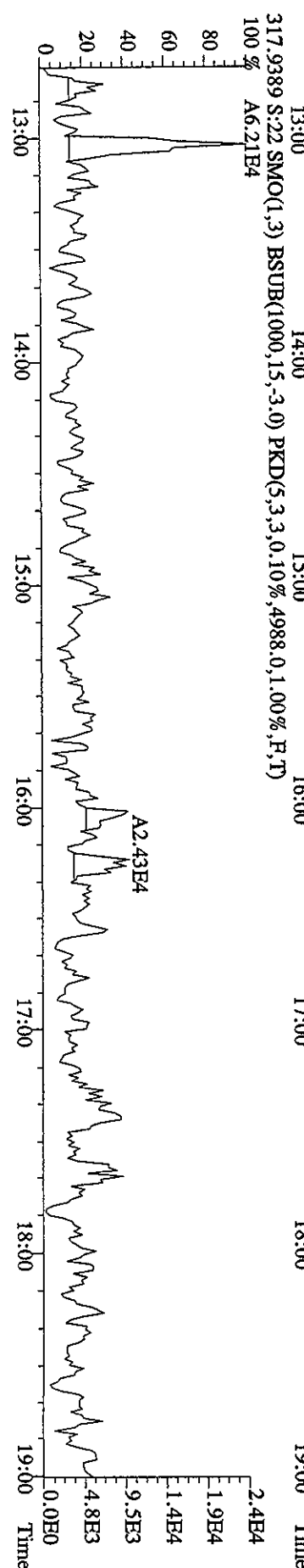
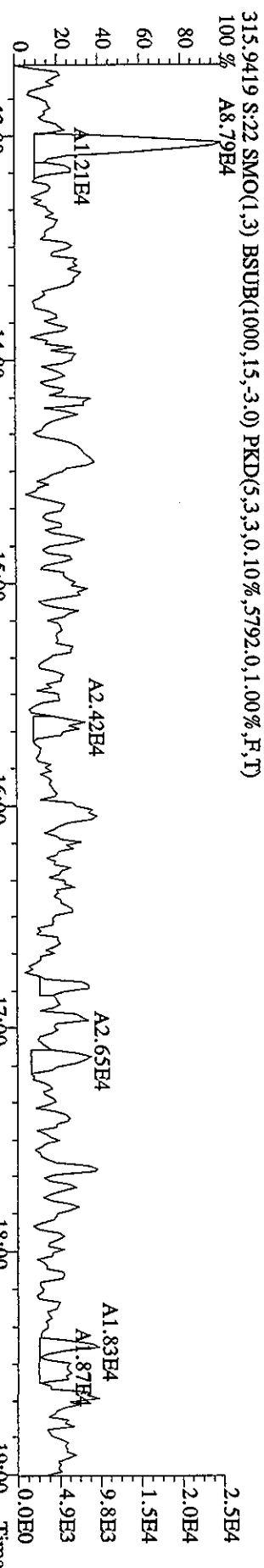
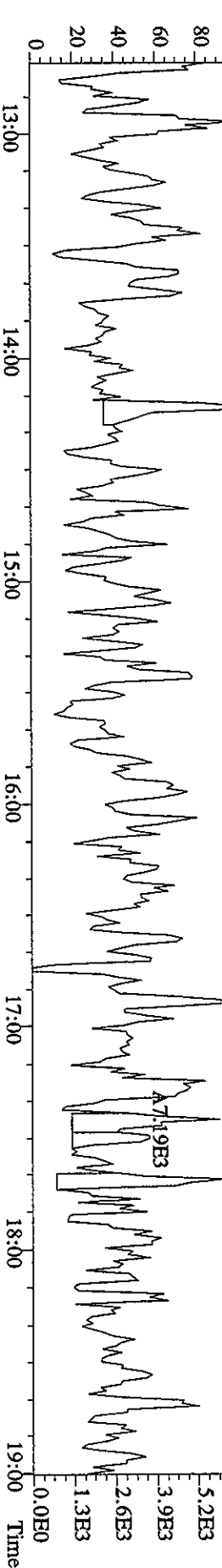
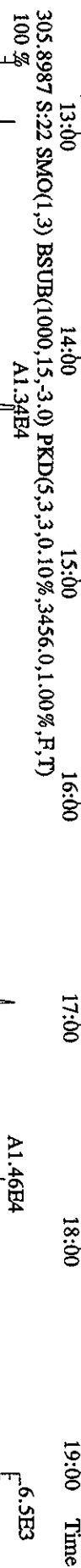
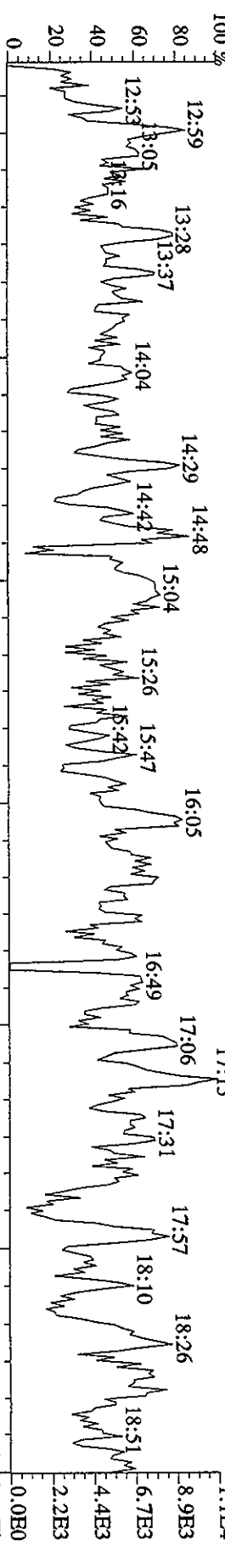
File: 25MY06A9D5 #1-224 Acq: 26-MAY-2006 10:27:44 GC EI+ Voltage SIR Autospec-Ultimate
 Sample#20 Text: CP0525A :DB-5 CP5M 2565-47 Exp: DIOXIN
 430.9728 S:20 F:4 SMO(1,3) PKD(5,3,3,100.00%,0.0,1.00%,F,T)
 100% 32:17 32:27 32:37 32:46 33:00 33:12 33:27 33:44 34:07 34:29 34:41 34:51



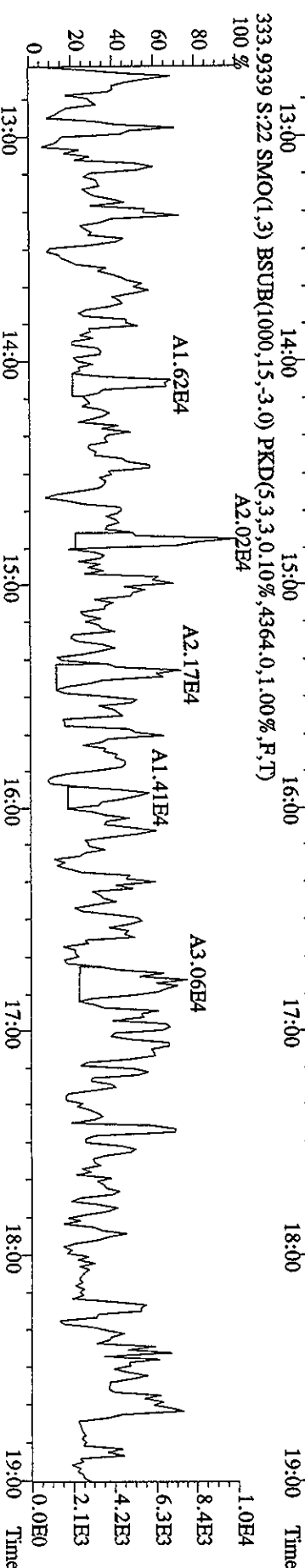
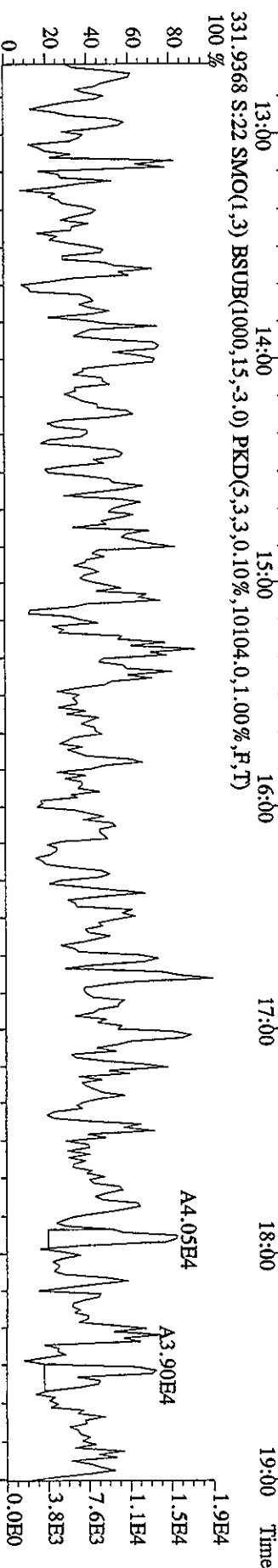
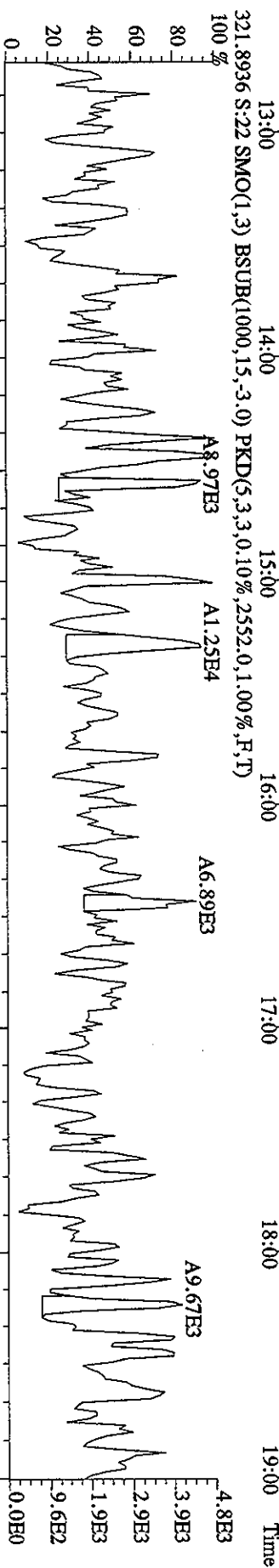
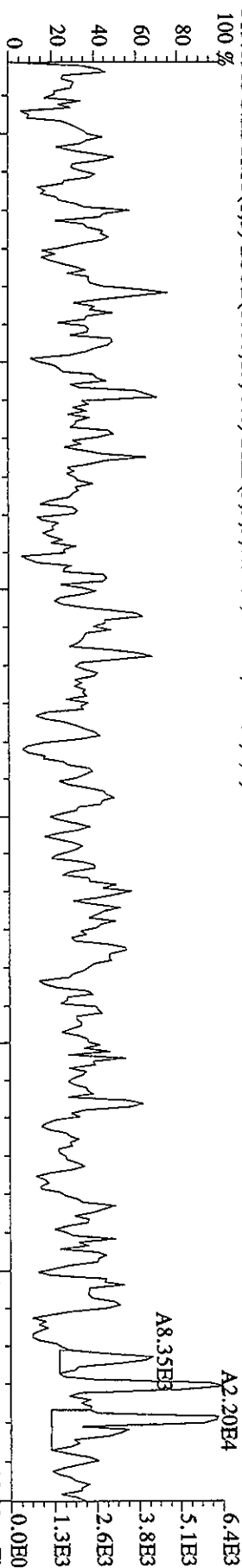
File: 23SMY06A9D5 #1-201 Acq: 26-MAY-2006 10:27:44 GC EI+ Voltage SIR Autospec-UltimaE
 Sample#20 Text: CP0525A :DB-5 CPSM 2565-47 Exp: DIOXIN
 454.9728 S:20 F:5 SMO(1,3) PKD(5,3,3,100.00%,0.0,1.00%,F,T)



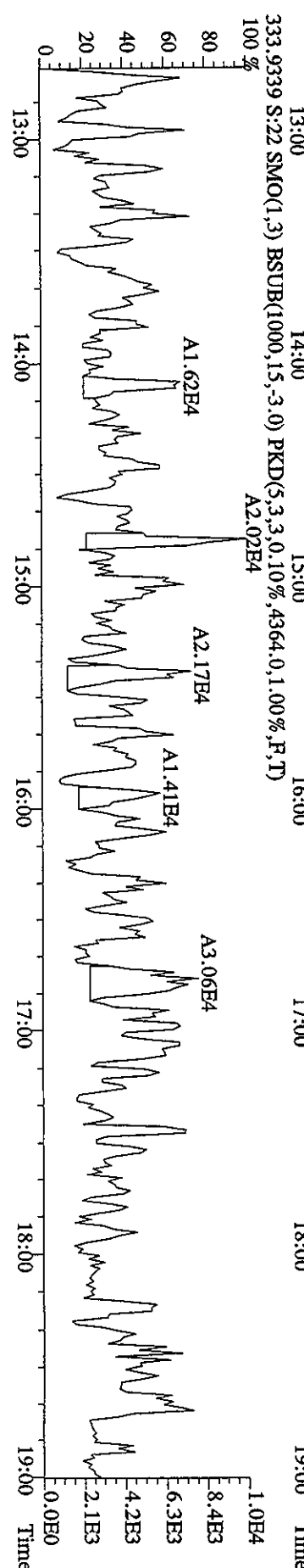
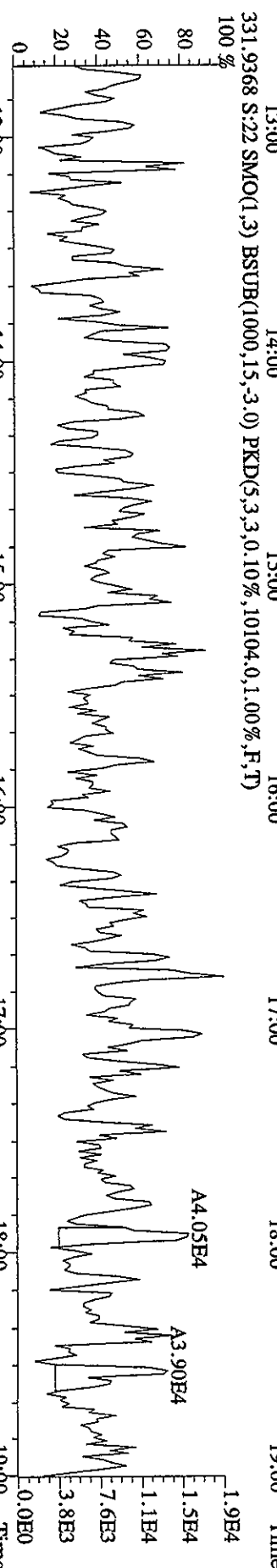
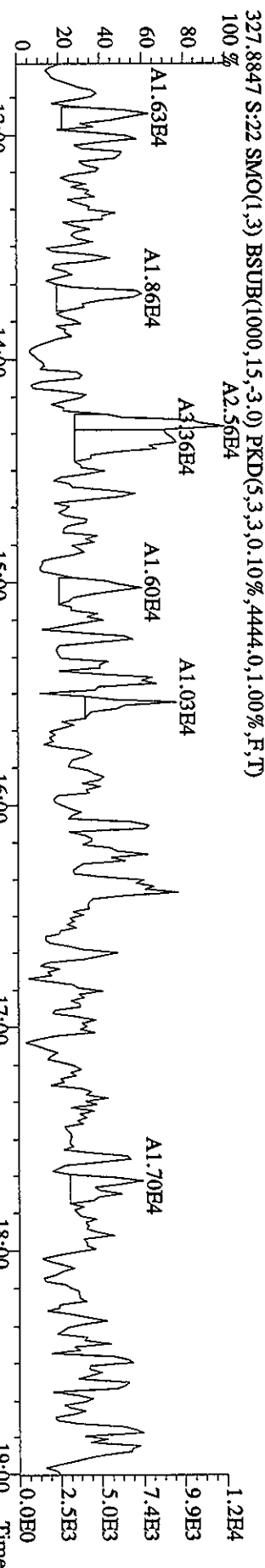
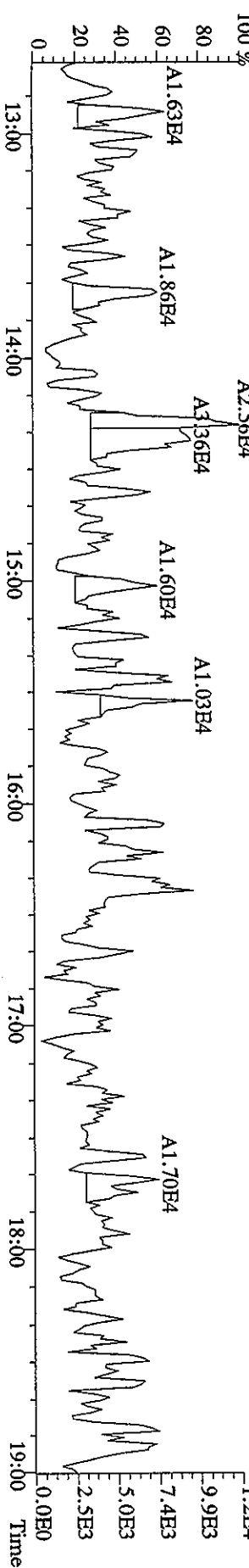
File:25MY06A9D5 #1-439 Acq:26-MAY-2006 11:50:45 GC EI + Voltage SIR Autospec-UtimaE
 Sample#22 Text:SB0525C :Solvent Blank C-14 Exp:DIOXIN
 303.9016 S:22 SMO(1,3) BSUB(1000,15,-3.0) PKD(5,3,3,0.10%,7208.0,1.00%,F,T)



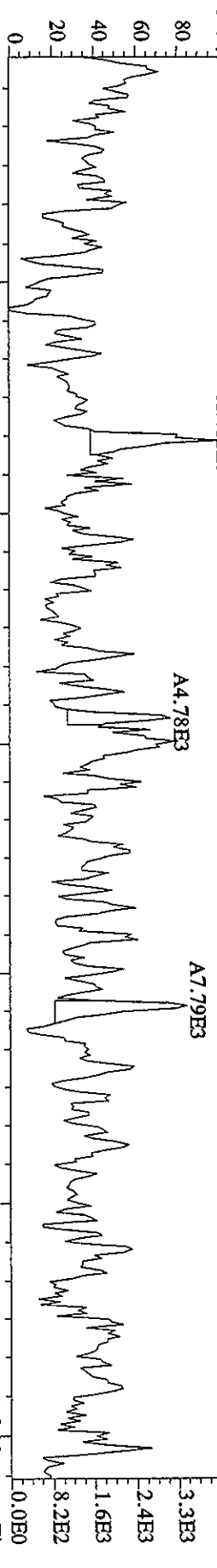
File:25MY06A9D5 #1-439 Acq:26-MAY-2006 11:50:45 GC EI+ Voltage SIR Autospec-UltimaB
 Sample#22 Text:SB0525C :Solvent Blank C-14 Exp:DIOXIN
 319.8965 S:22 SMO(1,3) BSUB(1000,15,-3,0) PKD(5,3,3,0,10%,2744.0,1.00%,F,T)



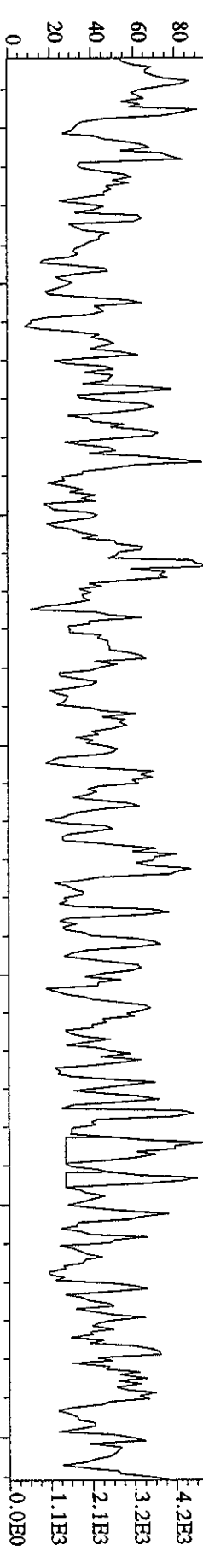
File:25MY06A9D5 #1-439 Acq:26-MAY-2006 11:50:45 GC EI + Voltage SIR Autospec-UltimaE
 Sample#22 Text:SB0525C :Solvent Blank C-14 Exp:DIOXIN
 327.8847 S:22 SMO(1,3) BSUB(1000,15,-3.0) PKD(5,3,3,0.10%,4444.0,1.00%,F,T)



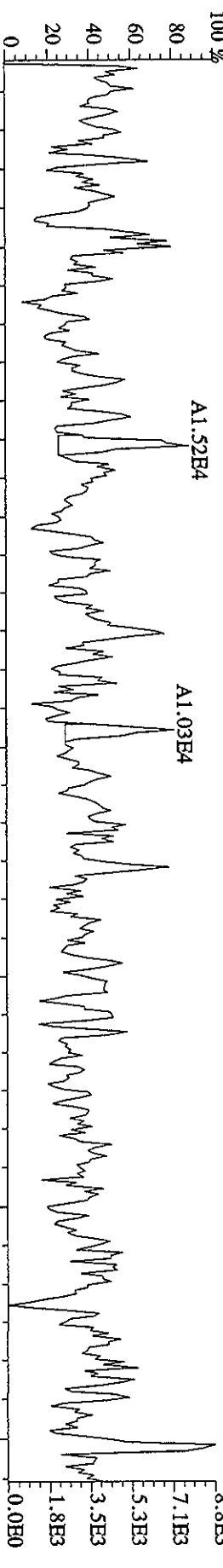
File:25MY06A9D5 #1-491 Acq:26-MAY-2006 11:50:45 GC EI+ Voltage SIR Autospec-Ultimate
 Sample#22 Text:SB0525C :Solvent Blank C-14 Exp:DIOXIN
 339,8597 S:22 F:2 SMO(1,3) BSUB(1000,15,-3,0) PKD(5,3,3,0,10%,1868,0,1,00%,F,T)
 100 % A7.12E3



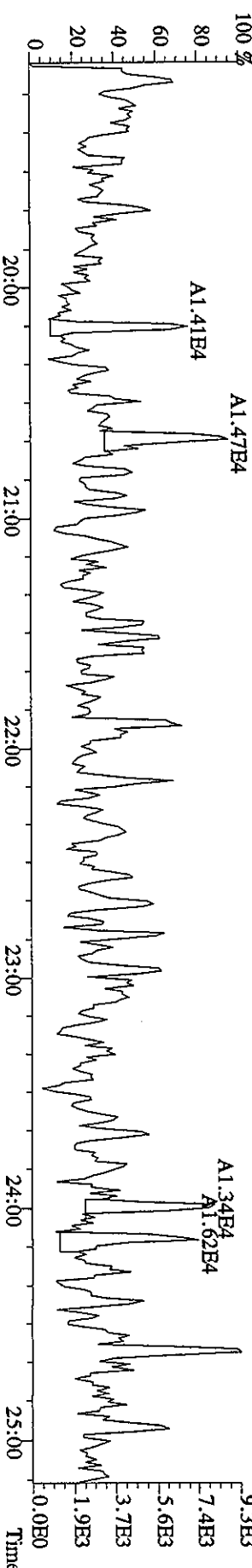
341,8567 S:22 F:2 SMO(1,3) BSUB(1000,15,-3,0) PKD(5,3,3,0,10%,3068,0,1,00%,F,T)
 100 %



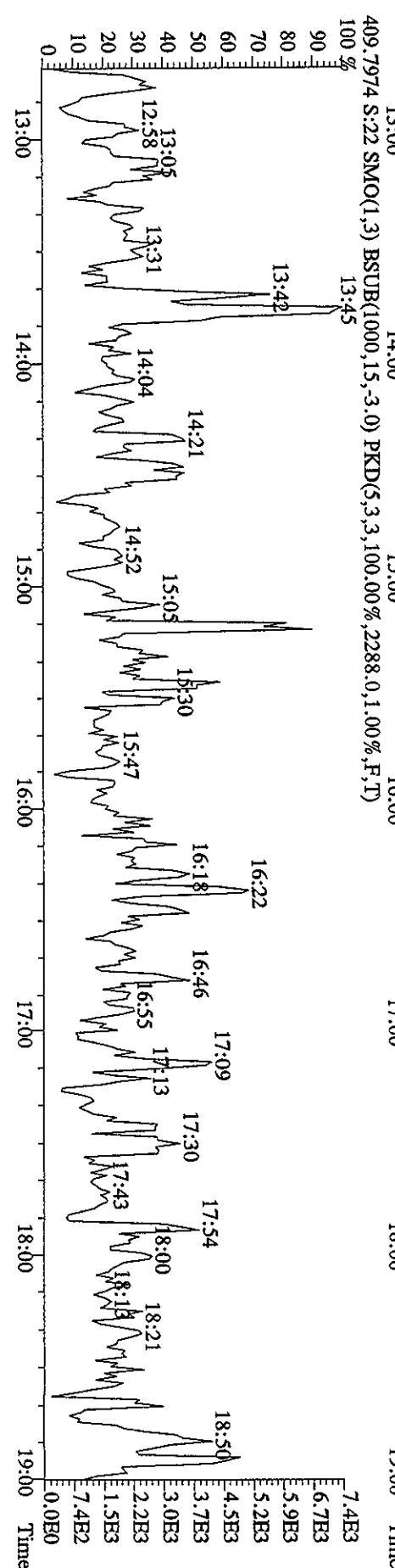
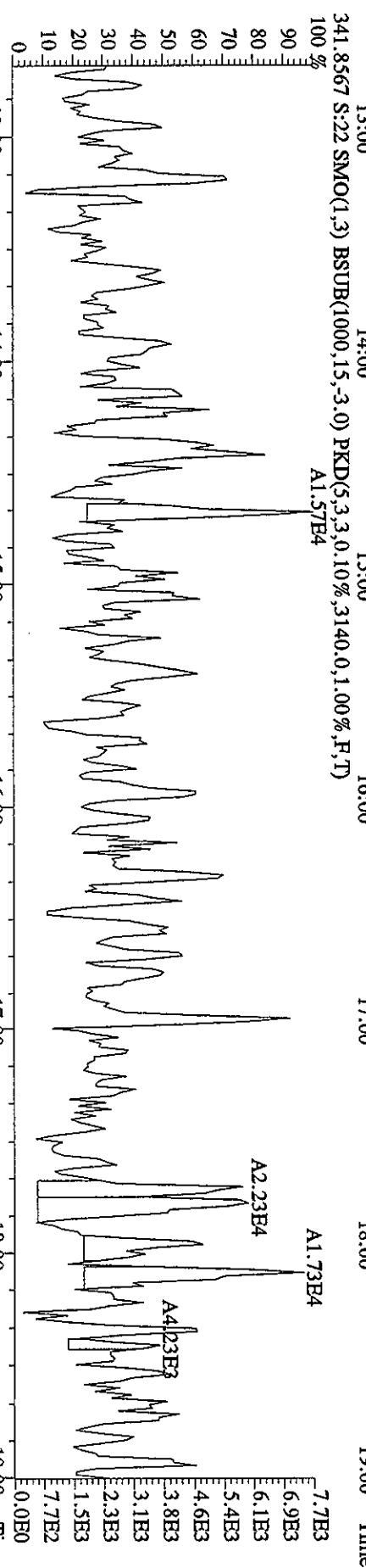
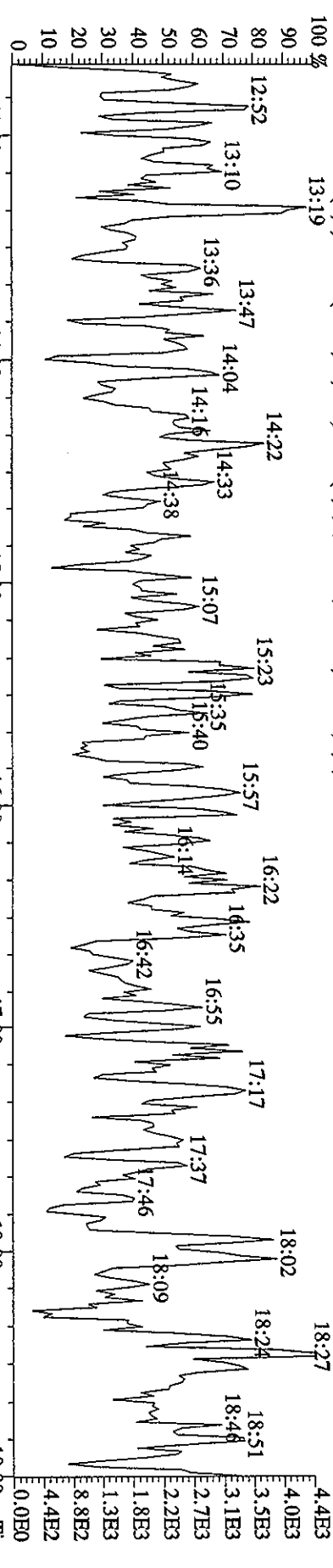
351,9000 S:22 F:2 SMO(1,3) BSUB(1000,15,-3,0) PKD(5,3,3,0,10%,4292,0,1,00%,F,T)
 100 %



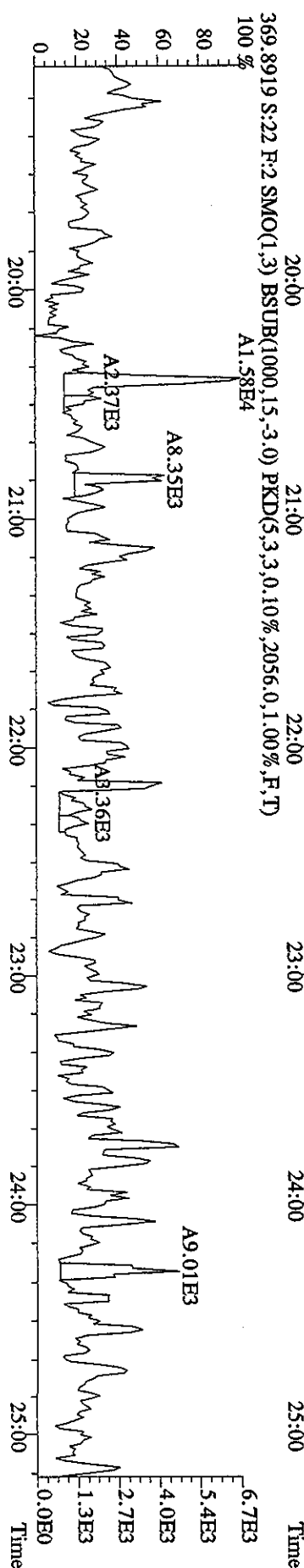
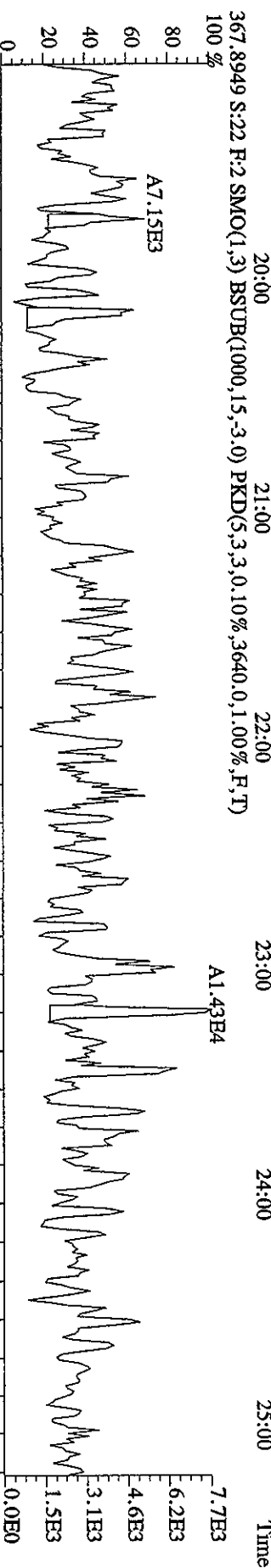
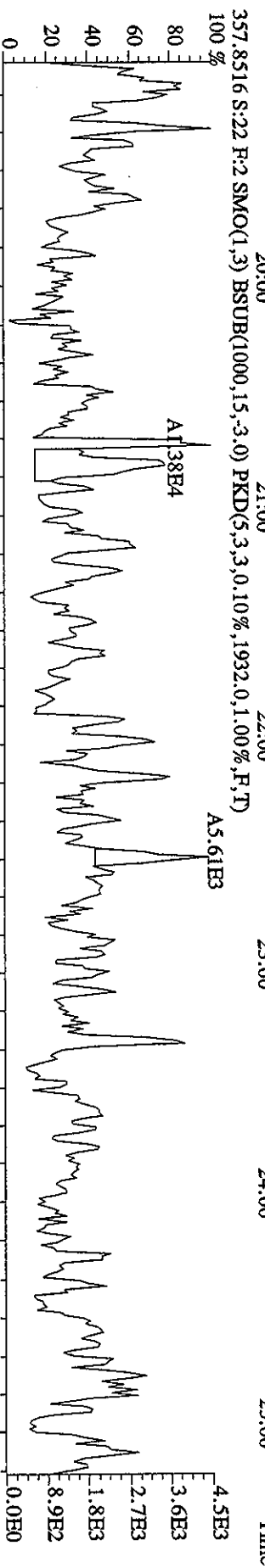
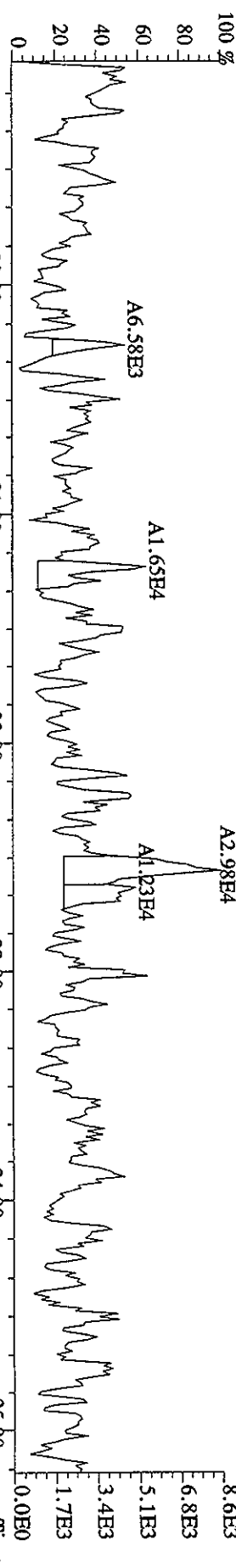
353,8970 S:22 F:2 SMO(1,3) BSUB(1000,15,-3,0) PKD(5,3,3,0,10%,3660,0,1,00%,F,T)
 100 %

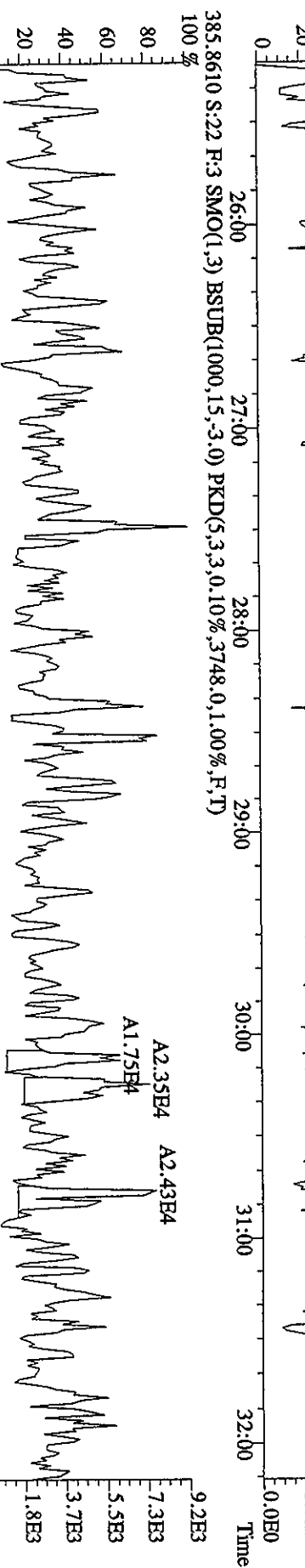
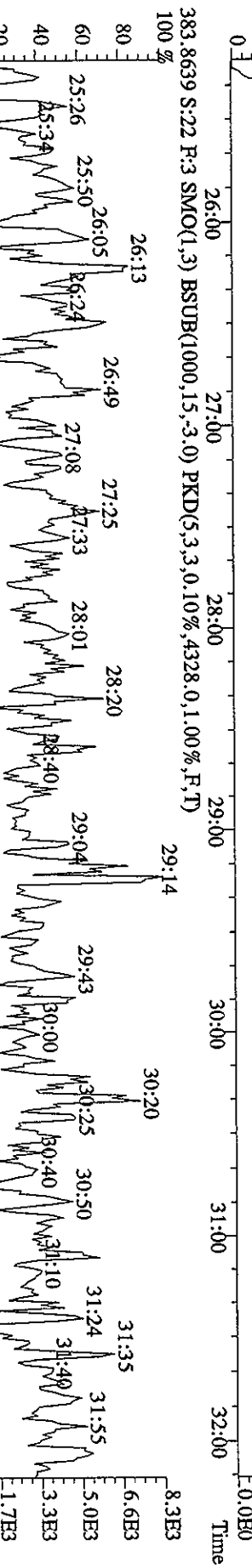
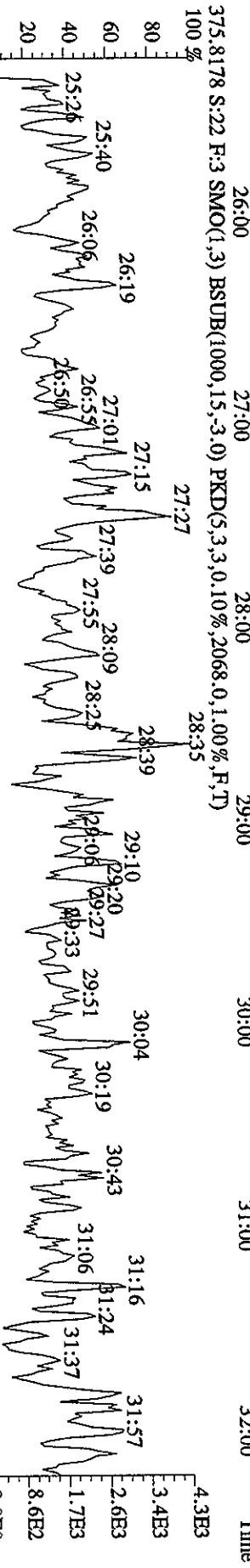
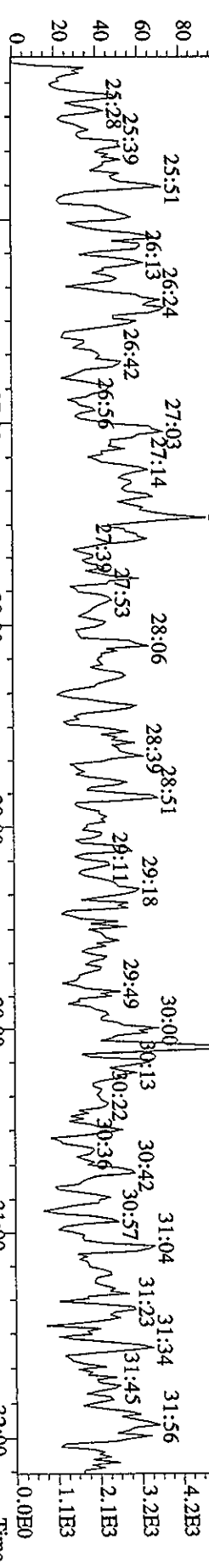


File: 25MY06A9D5 #1-439 Acq: 26-MAY-2006 11:50:45 GC EI+ Voltage SIR Autospec-Ultimate
 Sample#22 Text: SB0525C : Solvent Blank C-14 Exp: DIOXIN
 339,8597 S:22 SMO(1,3) BSUB(1000,15,-3,0) PKD(5,3,0,10%,2684.0,1,00%,F,T)

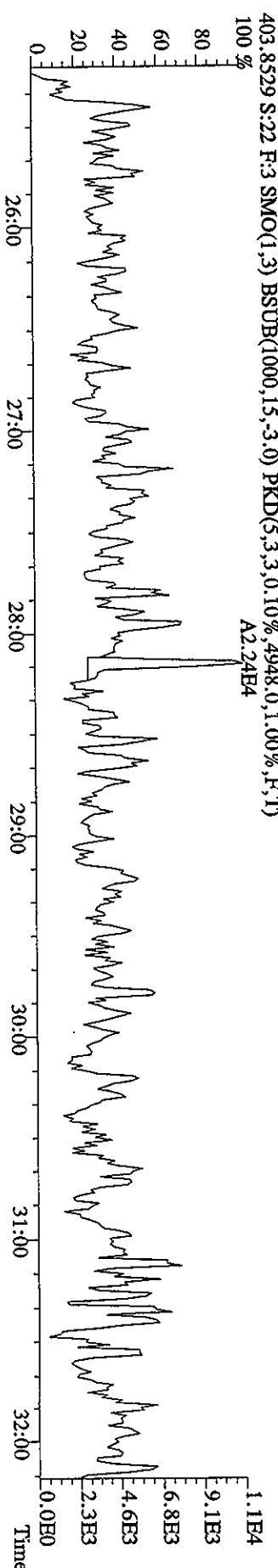
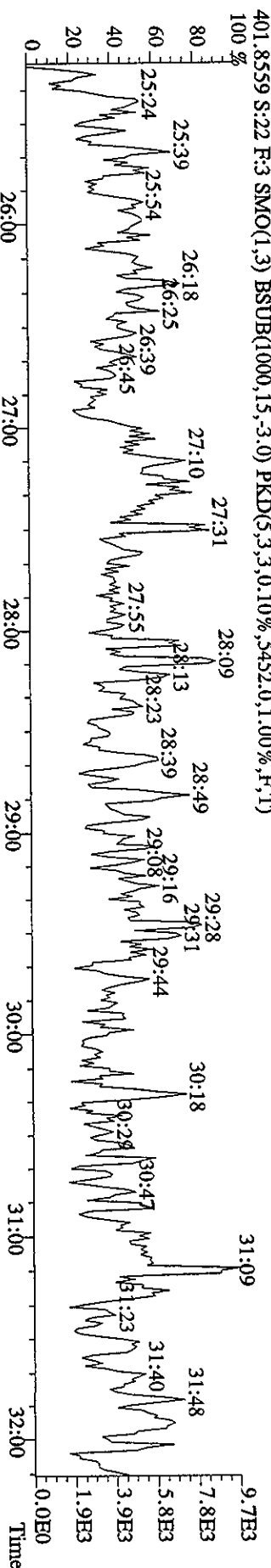
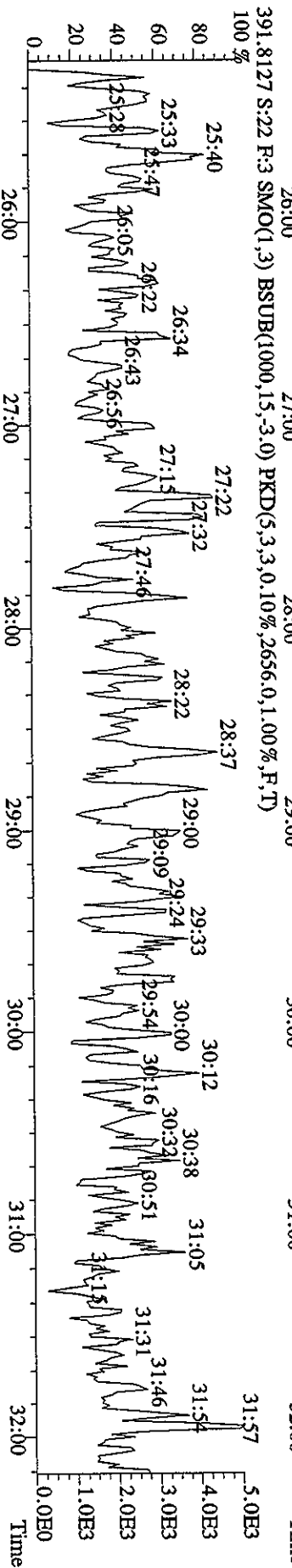
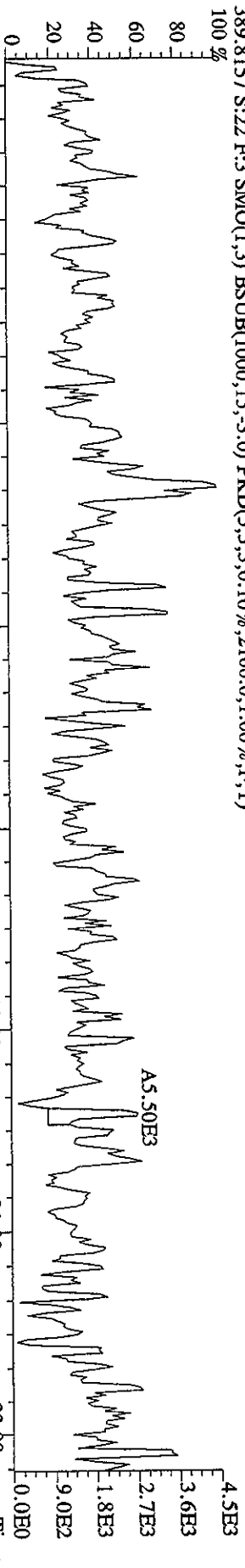


File:25MY06A9D5 #1-491 Acq:26-MAY-2006 11:50:45 GC EI + Voltage SIR Autospec-UltimaE
 Sample#22 Text:SB0525C :Solvent Blank C-14 Exp:DIOXIN
 355.8546 S:22 F:2 SMO(1,3) BSUB(1000,15,-3.0) PKD(5,3,3,0.10%,3.108,0,1.00%,F,T)

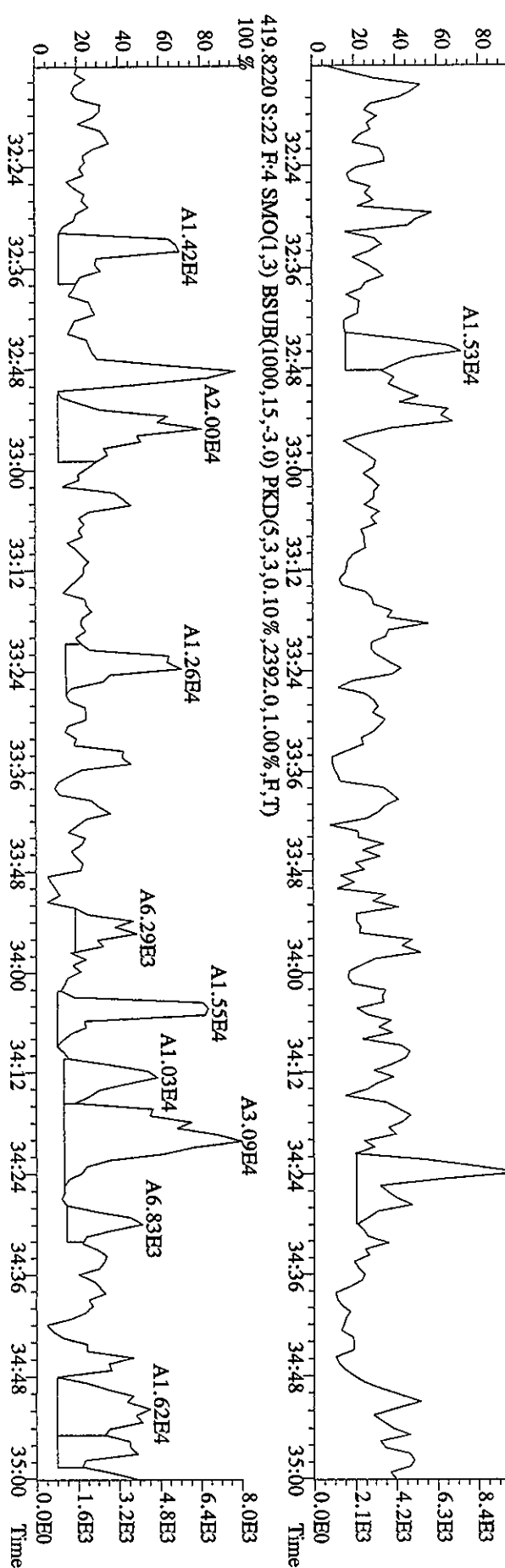






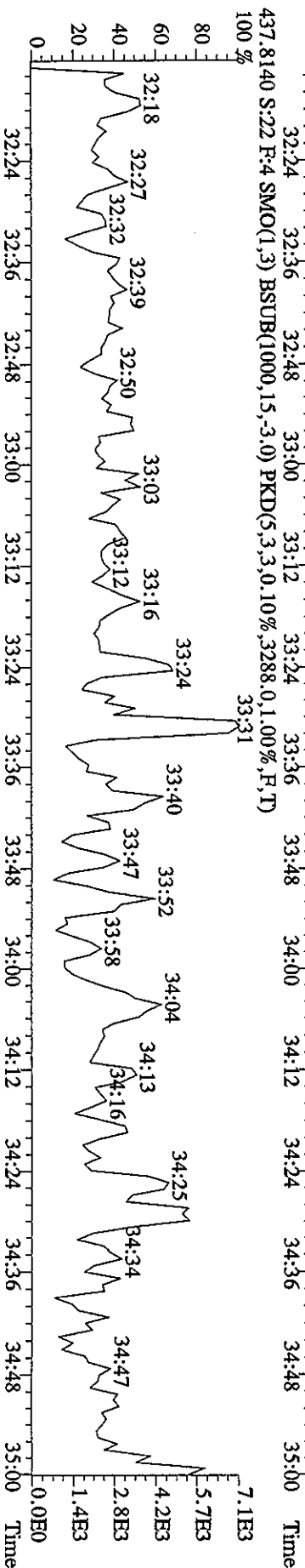
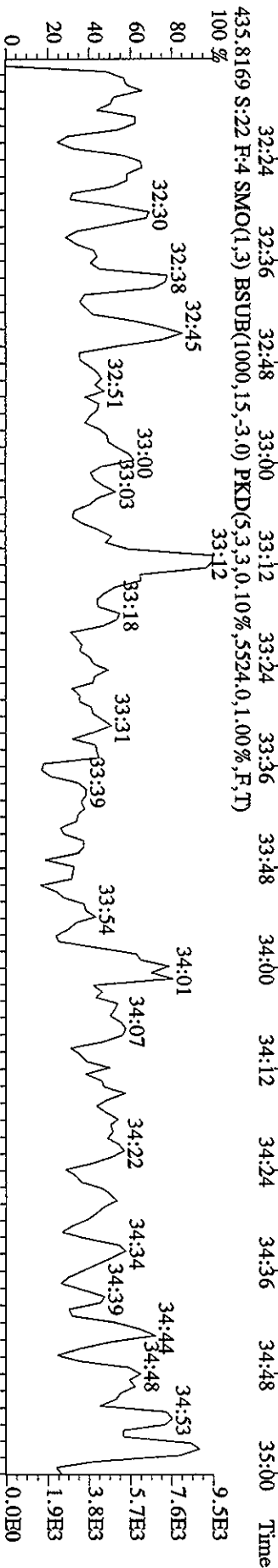
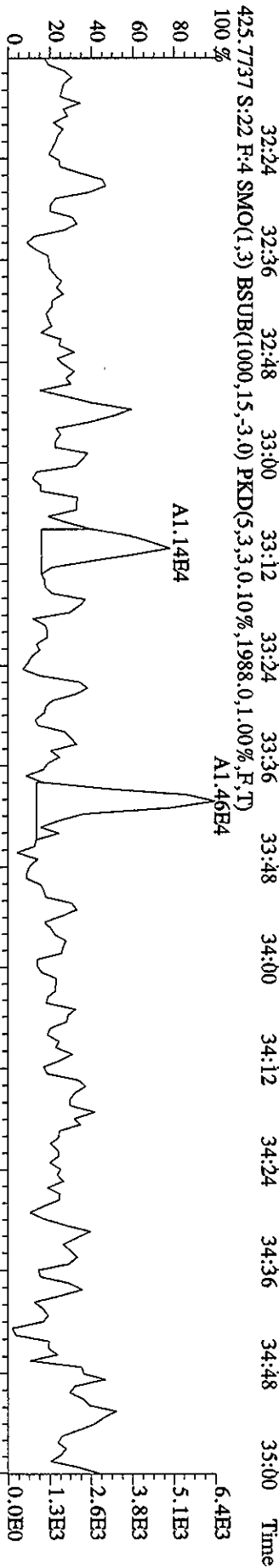
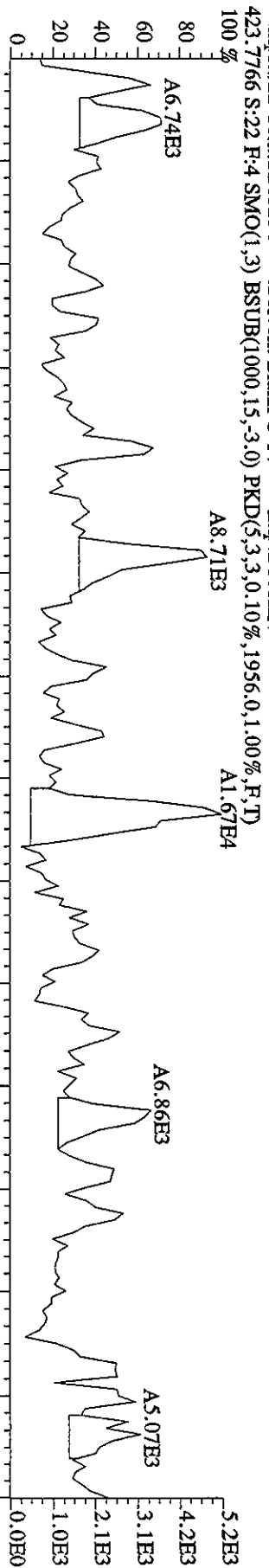
File: 25MAY06A9D5 #1-528 Acq: 26-MAY-2006 11:50:45 GC EI+ Voltage SIR Autospec-Ultimate
 Sample#22 Text: SB0525C :Solvent Blank C-14 Exp: DIOXIN
 389.8157 S:22 F:3 SMO(1,3) BSUB(1000,15,-3.0) PKD(5,3,3,0.10%,2100.0,1.00%,F,T)



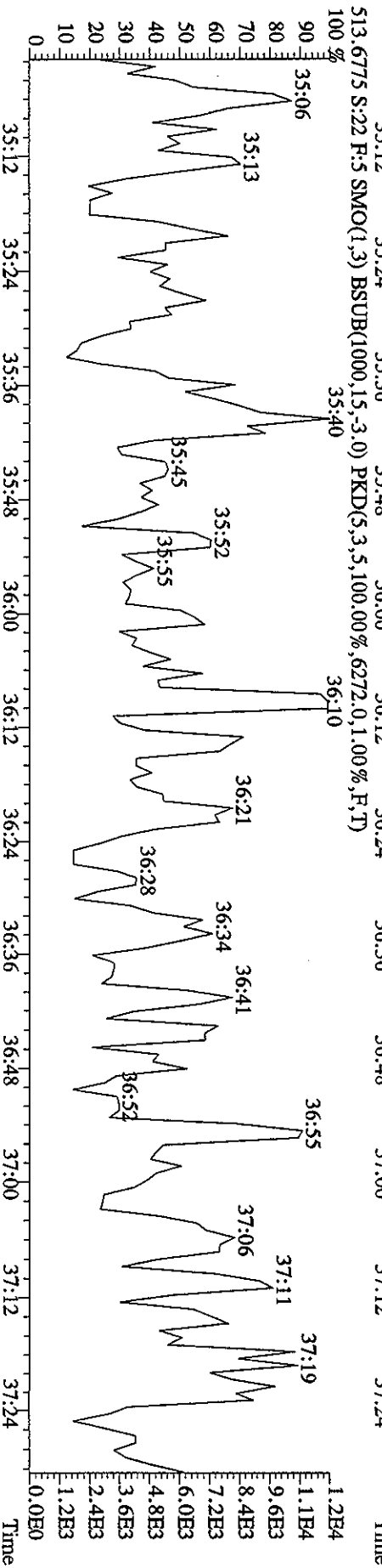
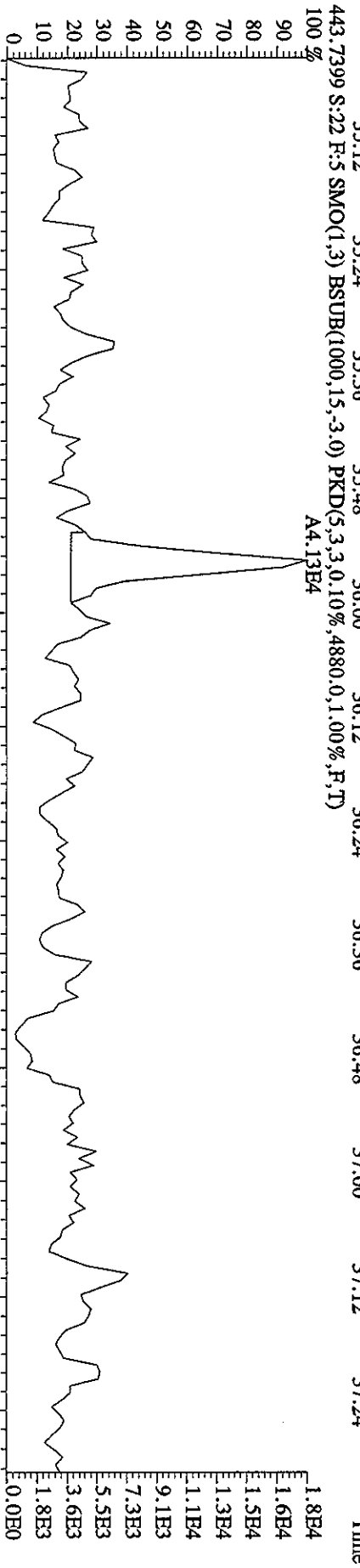
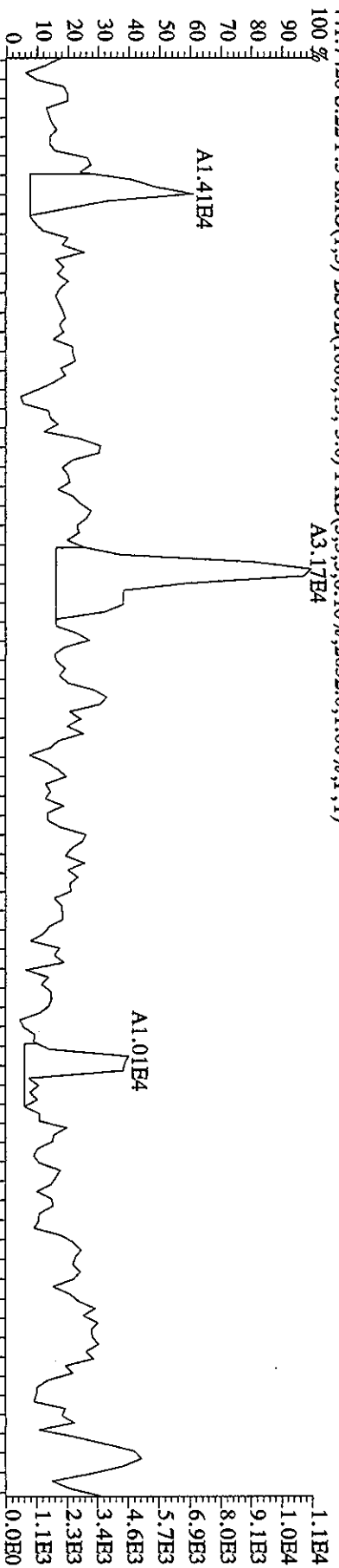
File:25MY06A9D5 #1-224 Acq:26-MAY-2006 11:50:45 GC EI+ Voltage S1R Autospec-UltimaE
 Sample#22 Text:SB0525C :Solvent Blank C-14 Exp:DIOXIN
 407.7818 S:22 F:4 SMO(1,3) BSUB(1000,15,-3.0) PKD(5,3,3,0.10%,3704,0,1.00%,F,T)



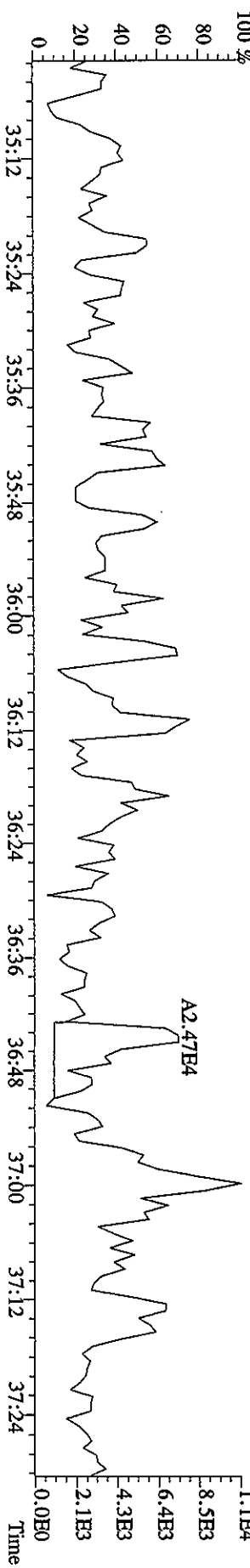
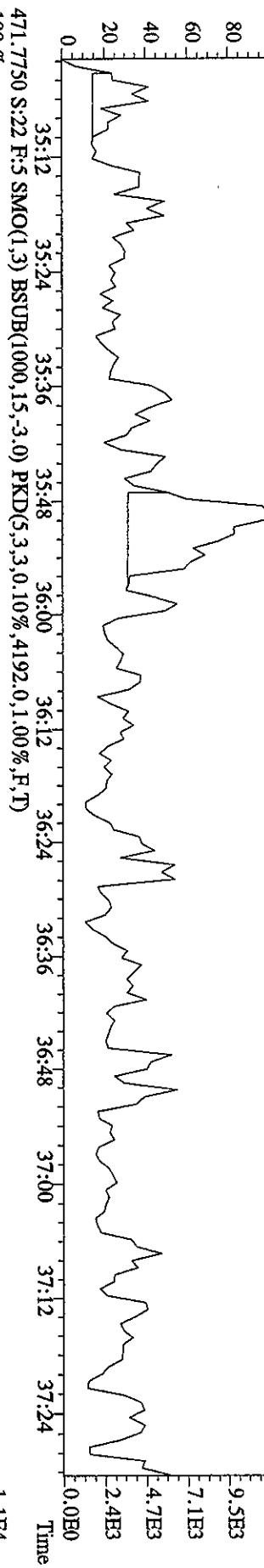
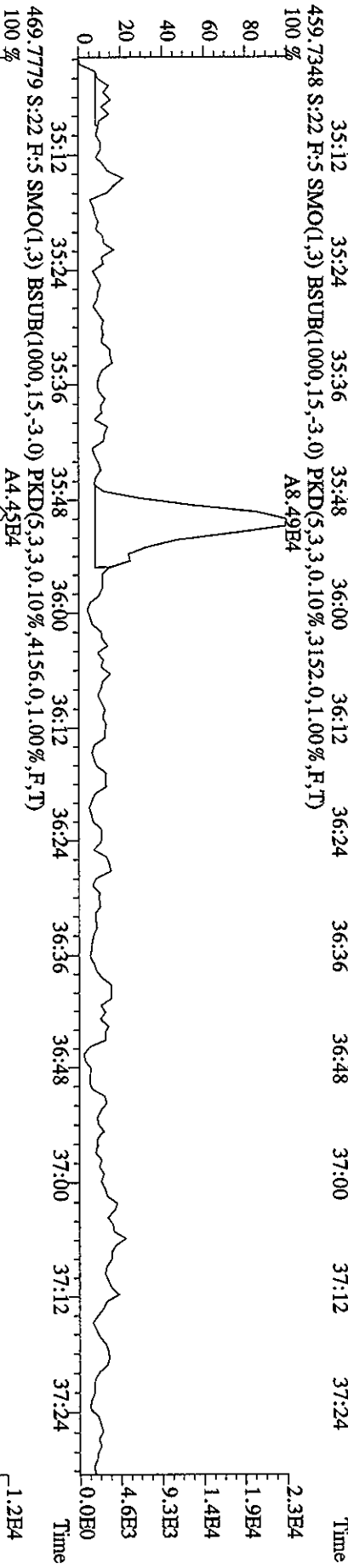
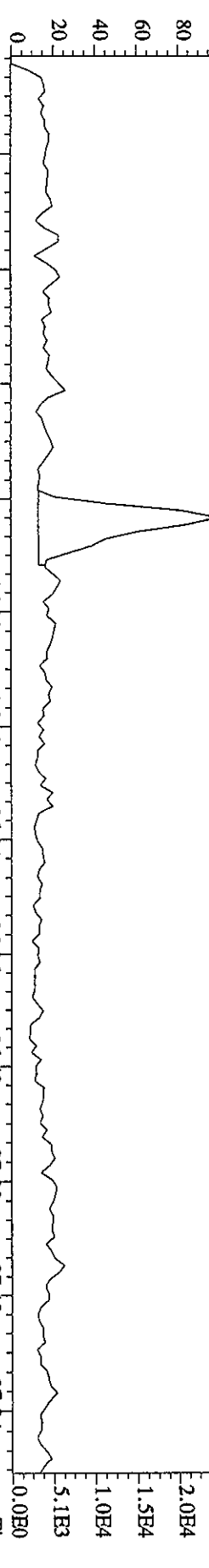
File:25MY06A9D5 #1-224 Acq:26-MAY-2006 11:50:45 GC EI + Voltage SIR Autospec-UltimaE
 Sample#22 Text:SB0525C :Solvent Blank C-14 Exp.:DIOXIN



File: 2SMY06A9D5 #1-201 Acq: 26-MAY-2006 11:50:45 GC EI + Voltage SIR Autospec-UltimaE
 Sample#22 Text: SB0525C : Solvent Blank C-14 Exp: DIOXIN
 441.7428 S:22 F:5 SMO(1,3) BSUB(1000,15,-3.0) PKD(5,3,3,0.10%,2652.0,1.00%,F,T)



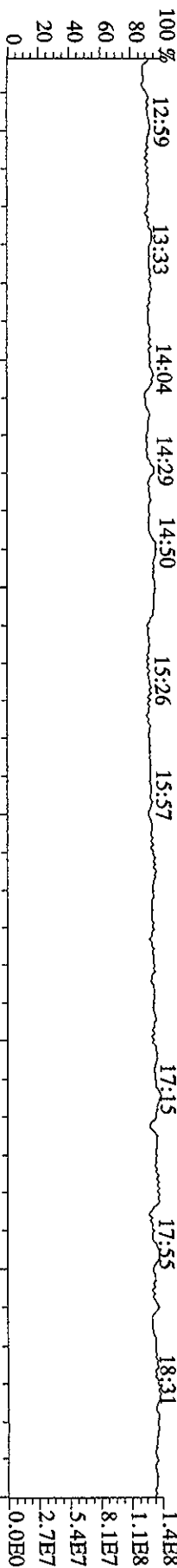
File: 23MY06A9D5 #1-201 Acq: 26-MAY-2006 11:50:45 GC EI+ Voltage SIR Autospec-UltimaE
 Sample#22 Text: SB0525C :Solvent Blank C-14 Exp: DIOXIN
 457.7377 S:22 F:5 SMO(1,3) BSUB(1000,15,-3.0) PKD(5,3,3,0.10%,5368,0.1,0.00%,F,T)
 A7.23E4



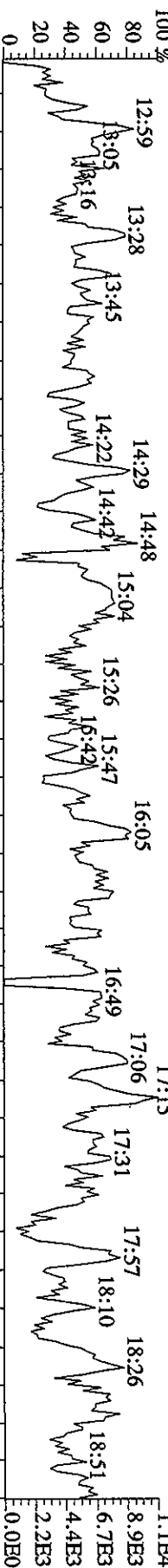
File:25MY06A9D5 #1-439 Acq:26-MAY-2006 11:50:45 GC EI+ Voltage SIR Autospec-UltimaE

Sample#22 Text:SB0525C :Solvent Blank C-14 Exp:DIOXIN

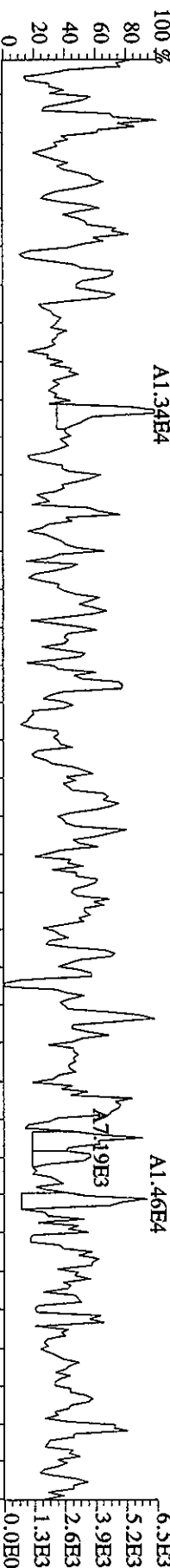
292.9825 S:22 SMO(1,3) PKD(5,3,5,100.00%,0.0,1.00%,F,T)




303.9016 S:22 SMO(1,3) BSUB(1000,15,-3.0) PKD(5,3,3,0.10%,7208.0,1.00%,F,T)



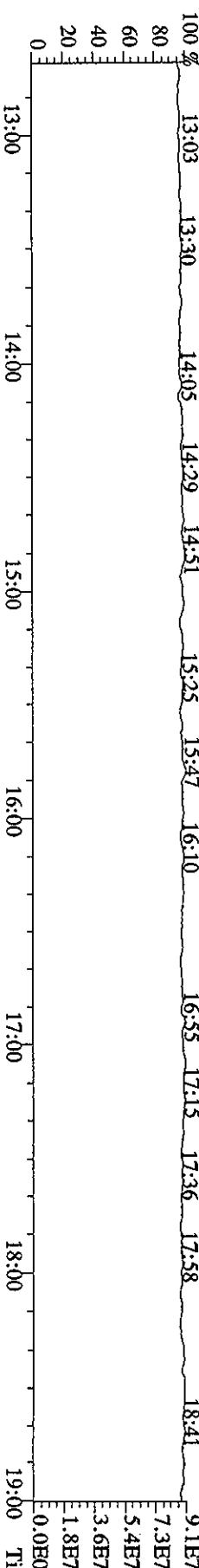
305.8987 S:22 SMO(1,3) BSUB(1000,15,-3.0) PKD(5,3,3,0.10%,3456.0,1.00%,F,T)



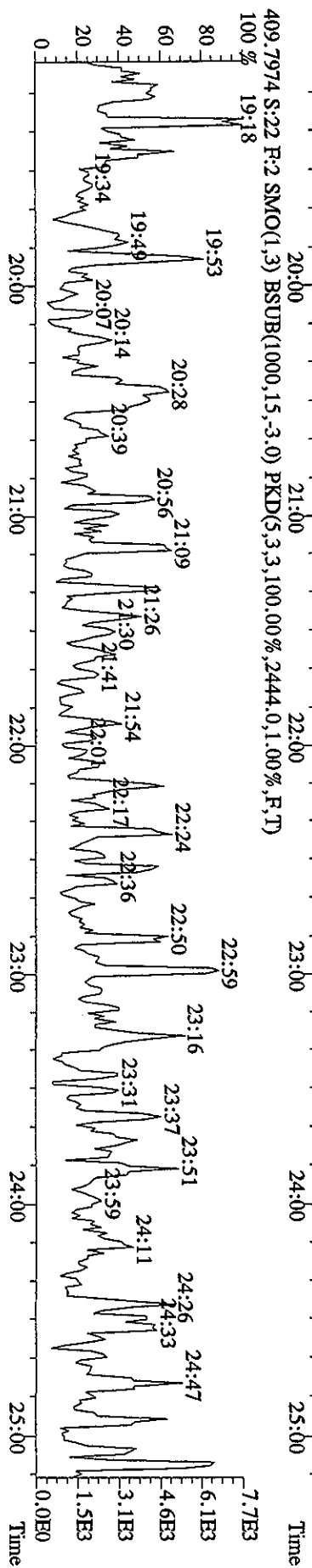
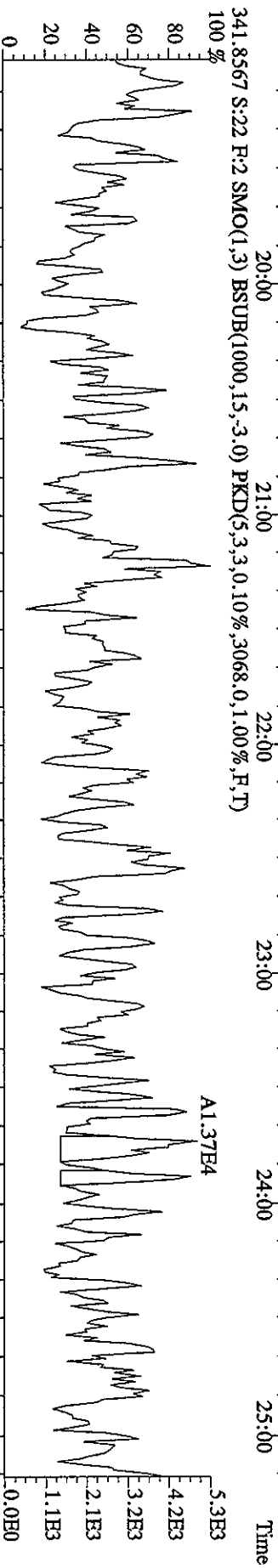
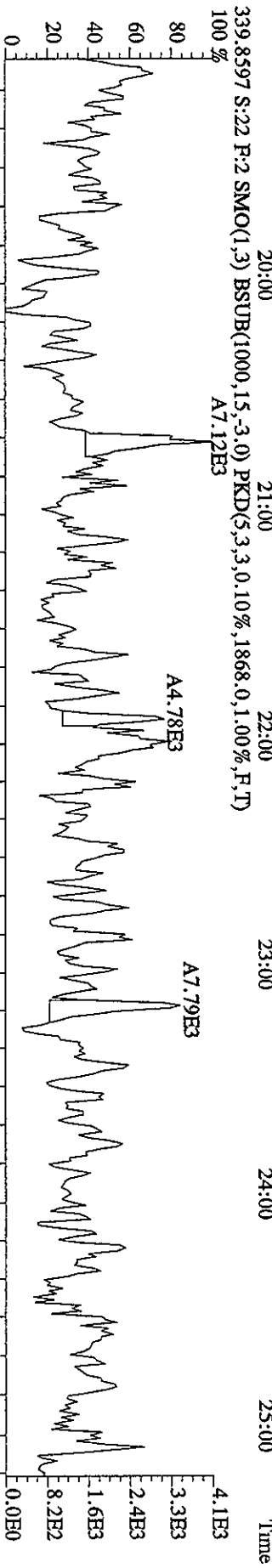
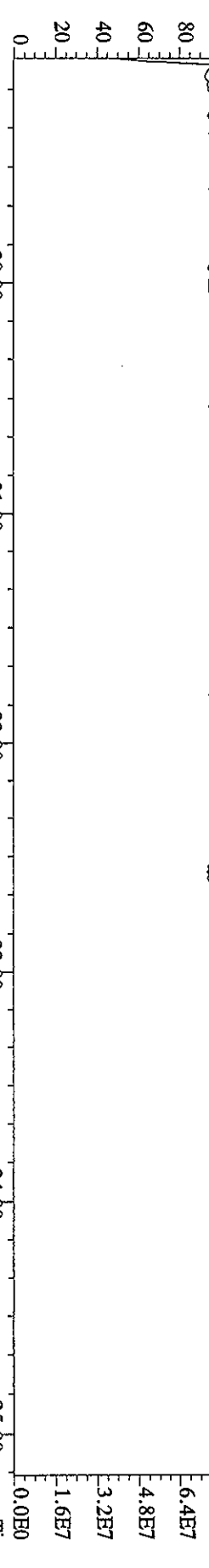
375.8364 S:22 SMO(1,3) BSUB(1000,15,-3.0) PKD(5,3,3,100.00%,2292.0,1.00%,F,T)



330.9792 S:22 SMO(1,3) PKD(5,3,3,100.00%,0.0,1.00%,F,T)



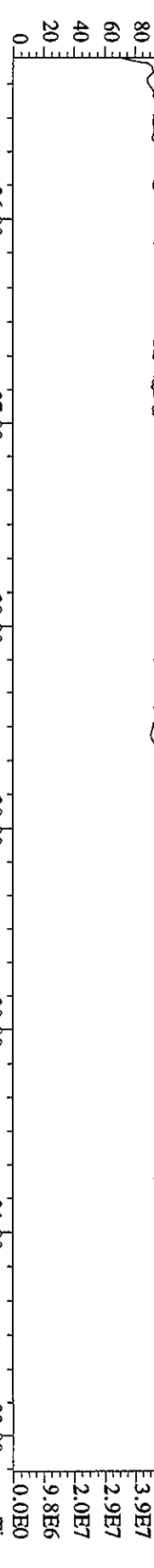
File:25MY06A9D5 #1-491 Acq:26-MAY-2006 11:50:45 GC EI+ Voltage SIR Autospec-UltimaE
 Sample#22 Text:SB0525C :Solvent Blank C-14 Exp:DIOXIN
 342.9792 S:22 F:2 SMO(1,3) PKD(5,3,3,100.00%,0.0,1.00%,F,T)
 100 % 19:12 19:31 19:51 20:21 20:58 21:32 22:01 22:22 22:58 23:18 23:38 24:11 24:45




File:25MY06A9D5 #1-528 Acq:26-MAY-2006 11:50:45 GC EI + Voltage SIR Autospec-UltimaE

Sample#22 Text:SB0525C :Solvent Blank C-14 Exp:DIOXIN

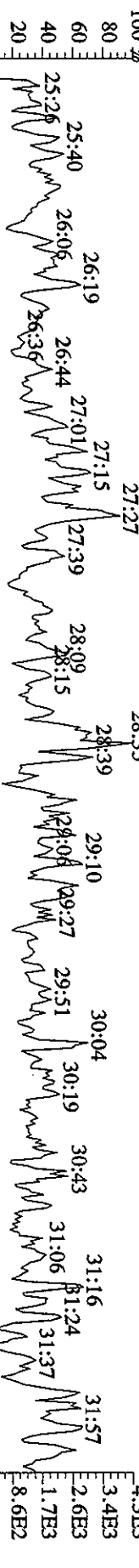
392.9760 S:22 F:3 SMO(1,3) PKD(5,3,3,100.00%,0.0,1.00%,F,T)




373.8208 S:22 F:3 SMO(1,3) BSUB(1000,15,-3.0) PKD(5,3,3,0.10%,2900.0,1.00%,F,T)




375.8178 S:22 F:3 SMO(1,3) BSUB(1000,15,-3.0) PKD(5,3,3,0.10%,2068.0,1.00%,F,T)



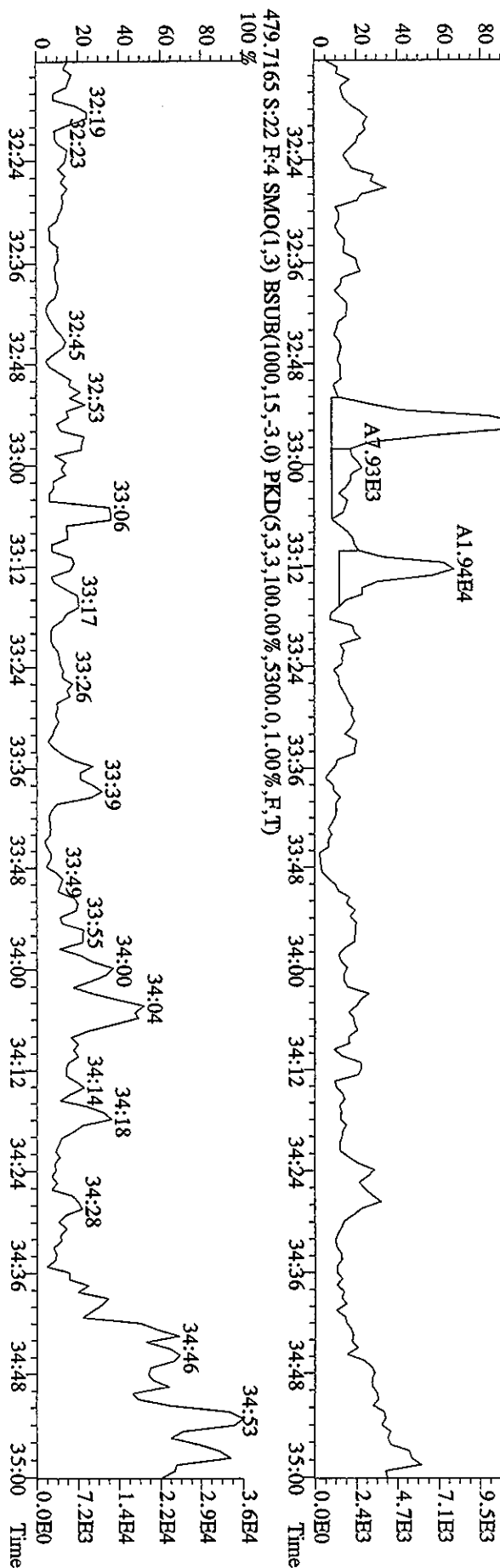
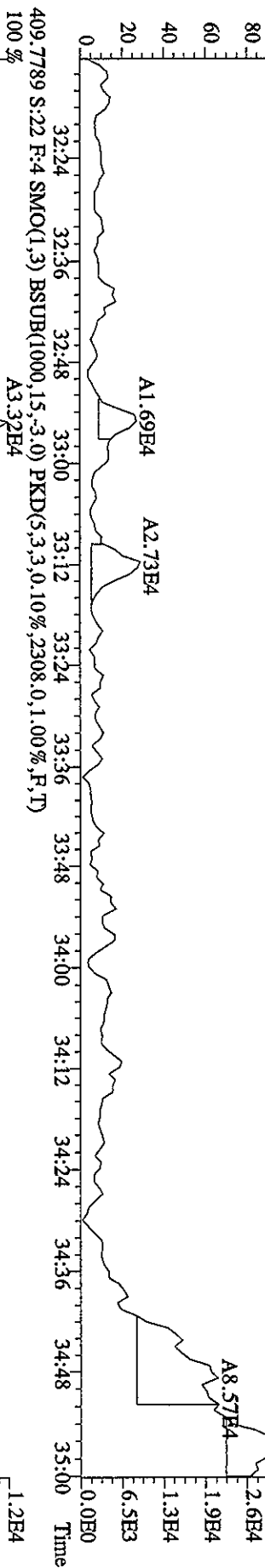

445.7555 S:22 F:3 SMO(1,3) BSUB(1000,15,-3.0) PKD(5,3,3,100.00%,3404.0,1.00%,F,T)



380.9760 S:22 F:3 SMO(1,3) PKD(5,3,3,100.00%,0.0,1.00%,F,T)




File: 25MY06A9D5 #1-224 Acq: 26-MAY-2006 11:50:45 GC EI+ Voltage SIR Autospec-UltimaE
 Sample#22 Text: SB0525C : Solvent Blank C-14 Exp: DIOXIN
 430.9728 S: 22 F: 4 SMO(1,3) PKD(5,3,3,100.00%,0,0,1.00%,F,T)
 100% 32:20 32:37 32:49 33:04 33:15 33:31 33:48 34:06 34:19 34:29 34:43 34:54



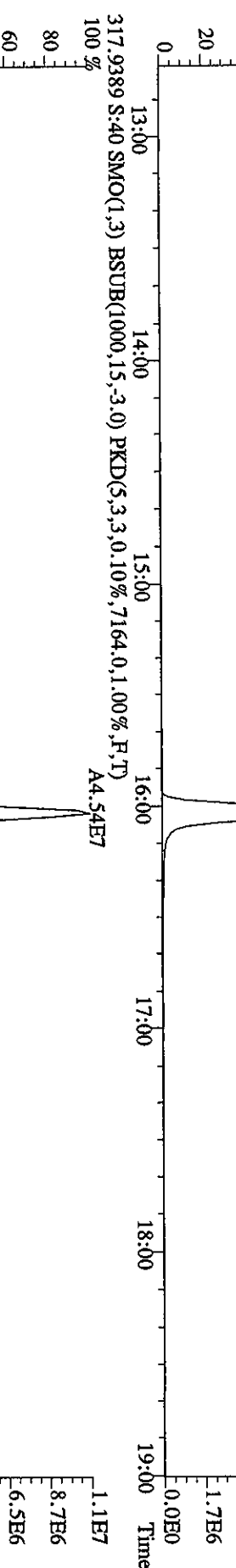
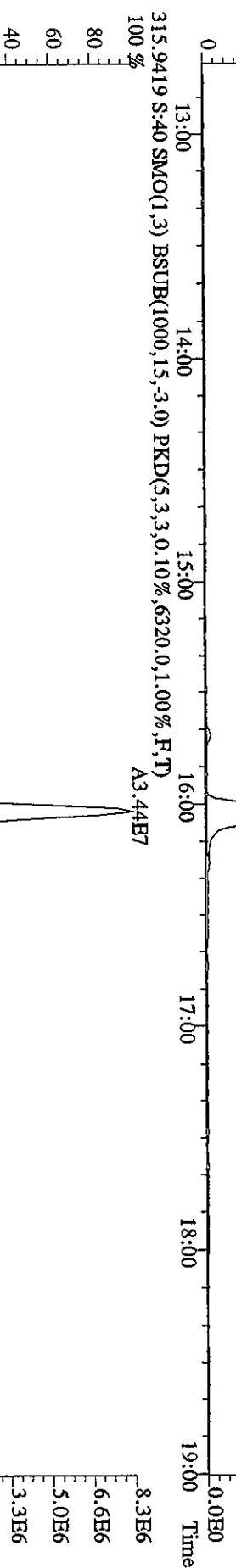
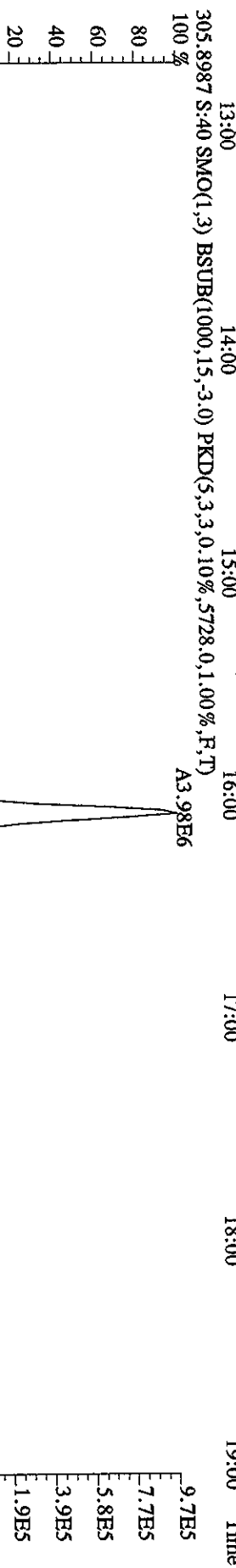
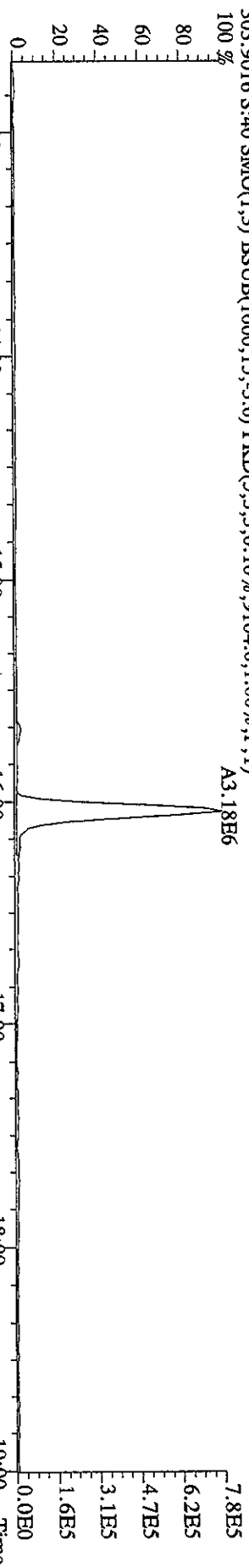
File: 25MY06A9D5 #1-201 Acq: 26-MAY-2006 11:50:45 GC EI+ Voltage SIR Autospec-UtimaE

Sample#22 Text: SB0525C :Solvent Blank C-14 Exp: DIOXIN

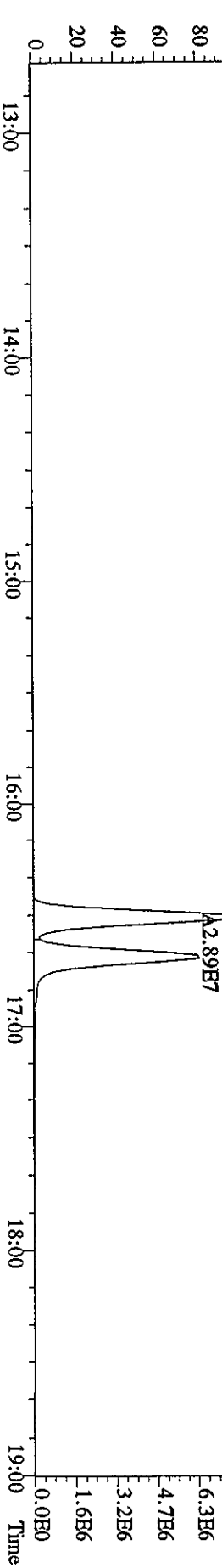
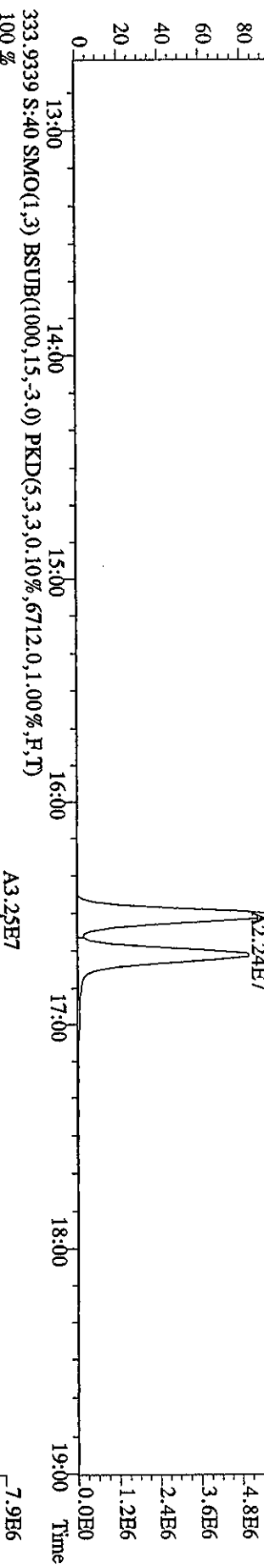

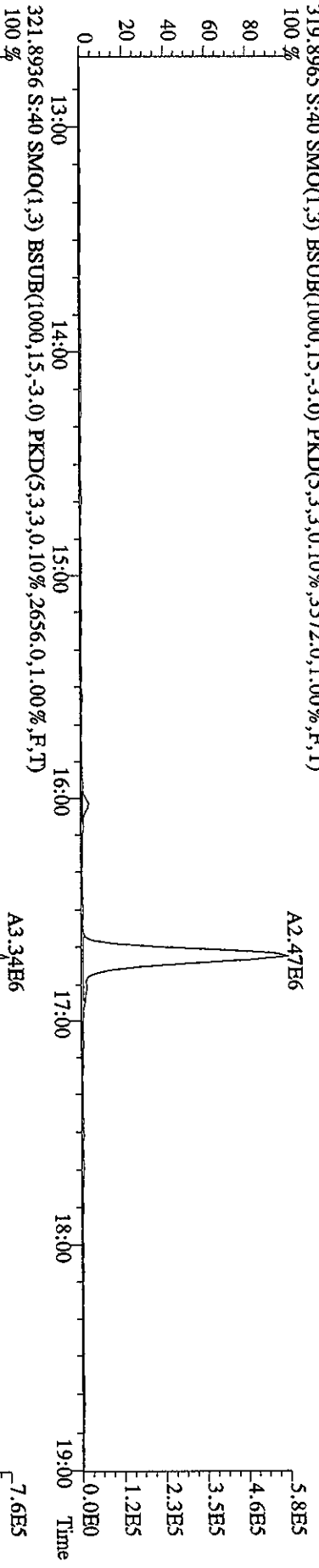
454.9728 S:22 F:5 SMO(1,3) PKD(5,3,3,100.00%,0.0,1.00%,F,T)



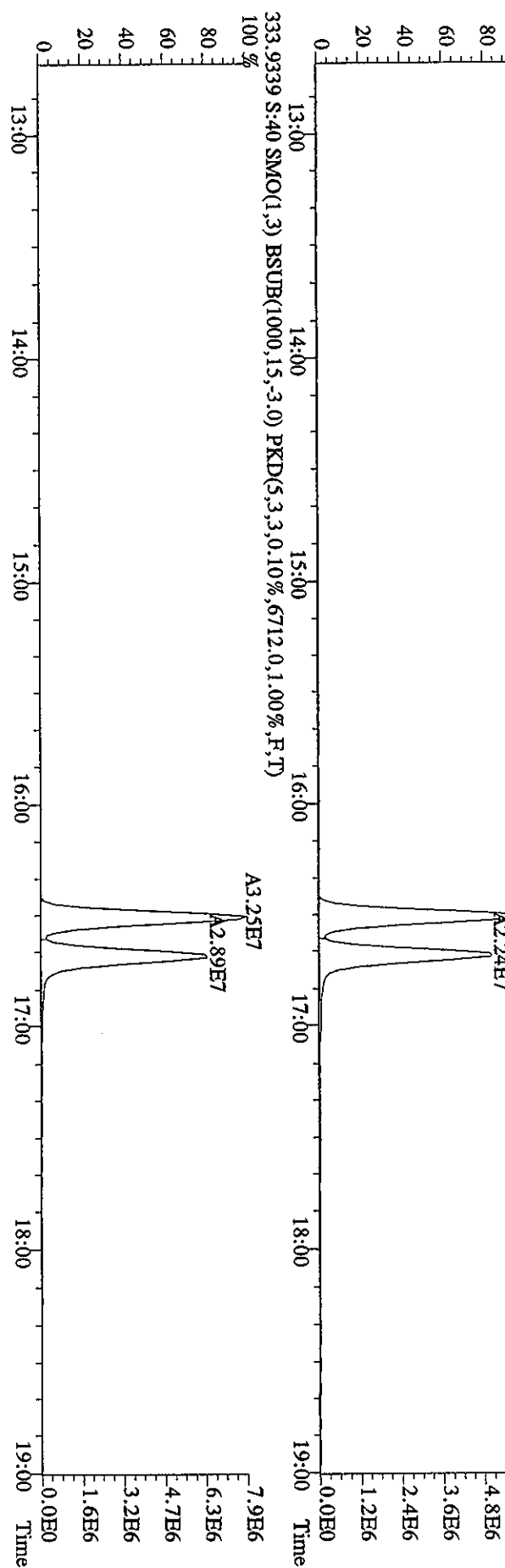
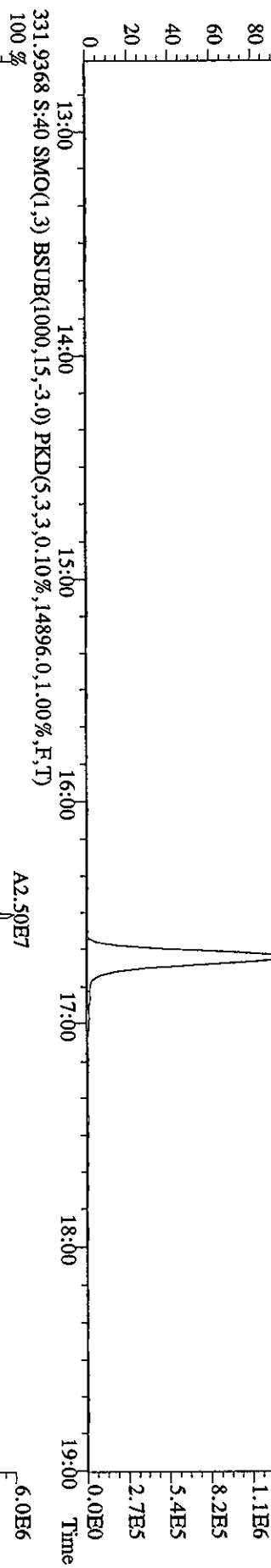
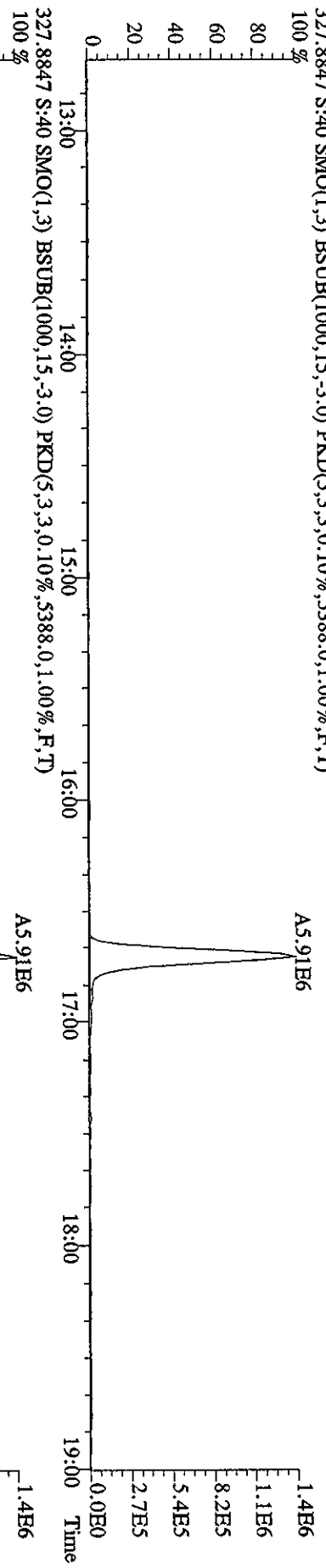
File:25MY06A9D5 #1-439 Acq:27-MAY-2006 00:19:46 GC EI + Voltage SIR Autospec-UltimaE
 Sample#40 Tex:ST0525D :CS3 2565-41C Exp:DIOXIN
 303.9016 S:40 SMO(1,3) BSUB(1000,15,-3.0) PKD(5,3,3,0,10%,9104.0,1.00%,F,T)



File:25MAY06A9D5 #1-439 Acq:27-MAY-2006 00:19:46 GC EI+ Voltage SIR Autospec-Ultimate
Sample#40 Text:ST0525D :CS3 2565-41C Exp:DIOXIN
319.8965 S:40 SMO(1,3) BSUB(1000,15,-3.0) PKD(5,3,3,0.10%,3572.0,1.00%,F,T)
100 %

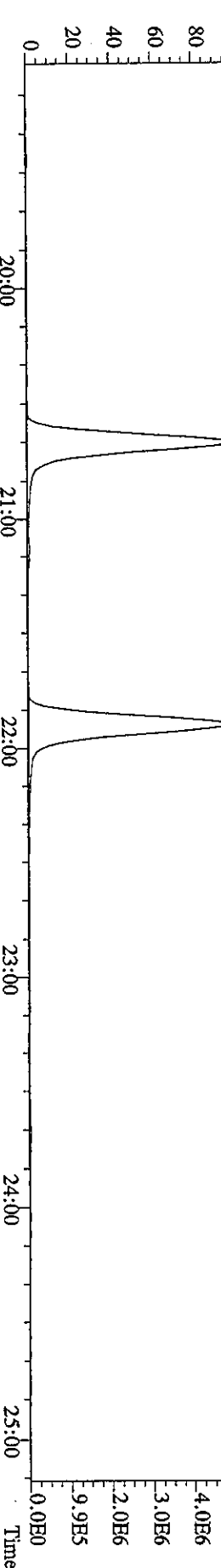
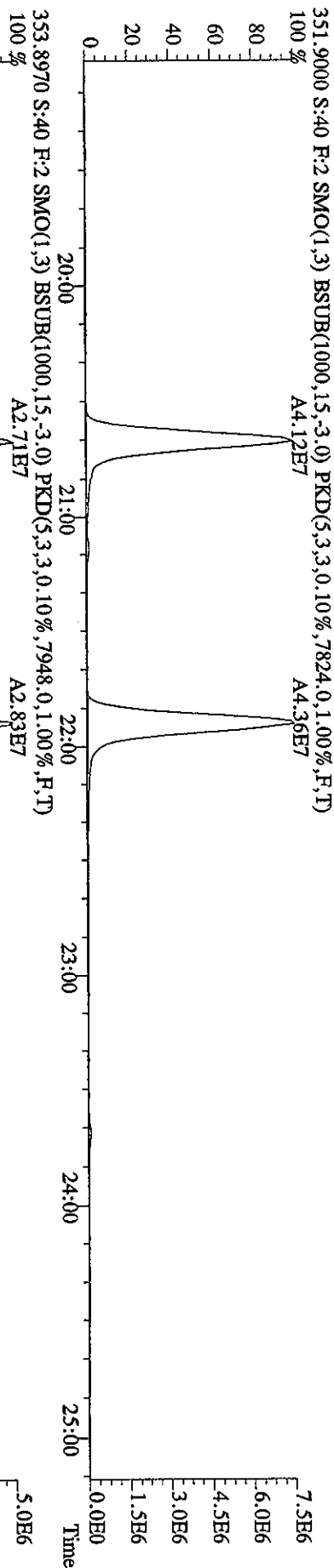
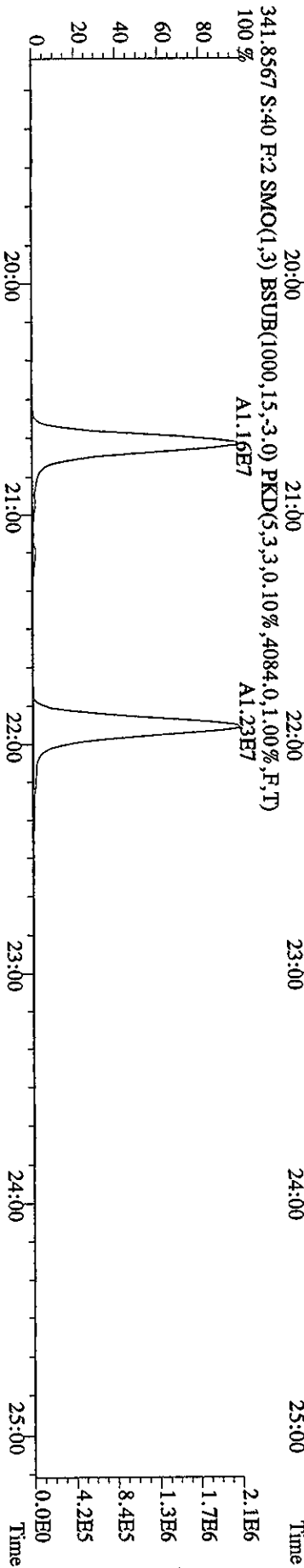
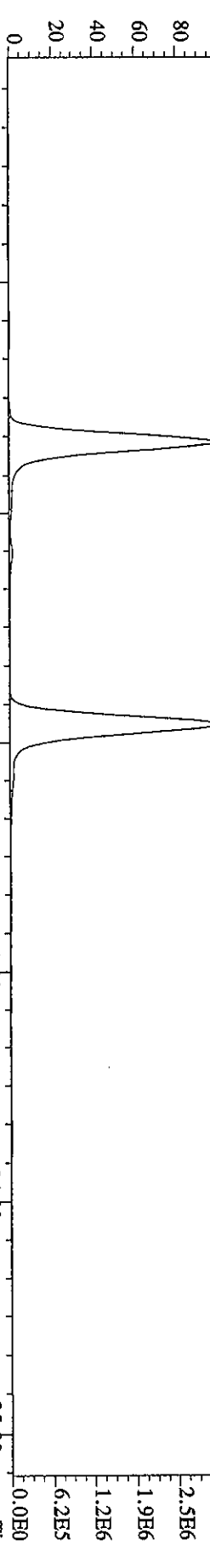


File: 25MYY06A9D5 #1-439 Acq: 27-MAY-2006 00:19:46 GC EI+ Voltage SIR Autospec-UltimaE
 Sample#40 Text: ST0525D :CS3 2565-41C Exp: DIOXIN
 327.8847 S:40 SMO(1,3) BSUB(1000,15,-3.0) PKD(5,3,3,0.10%,5388,0.1,0.0%,F,T)
 100%

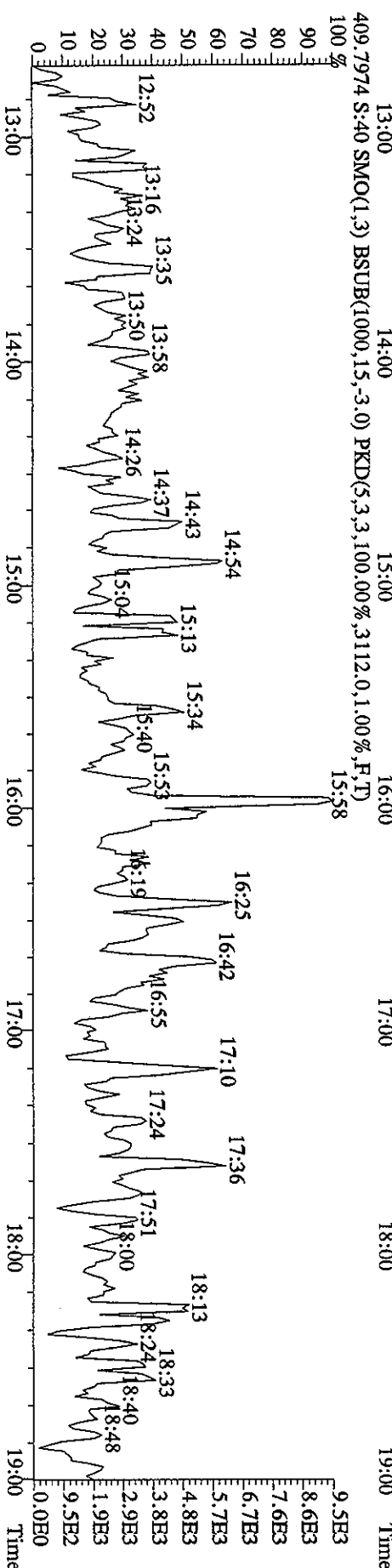
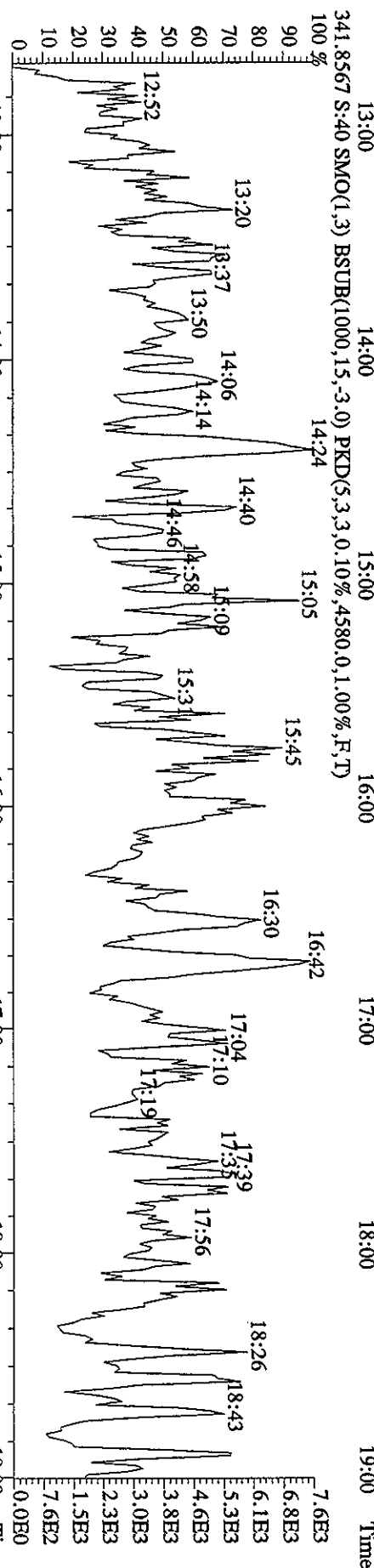
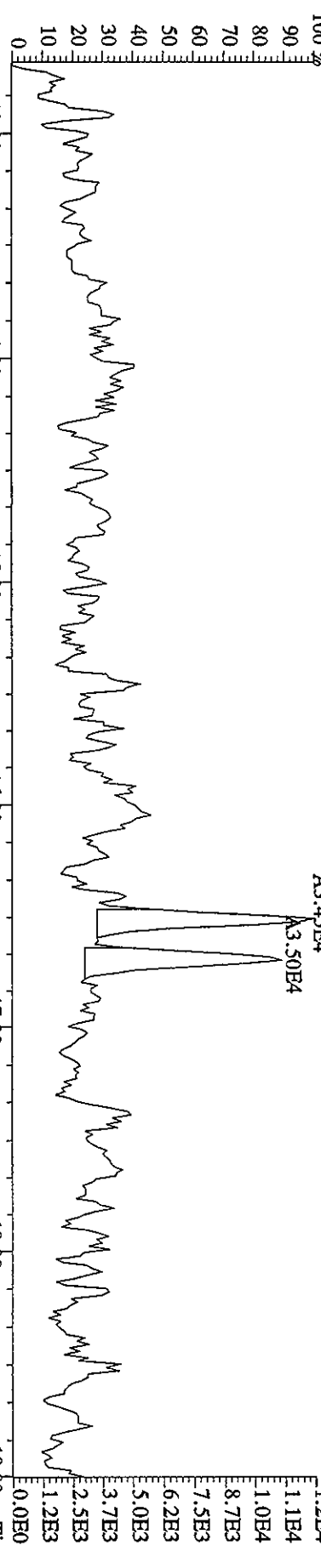


File:25MY06A9D5 #1-491 Acq:27-MAY-2006 00:19:46 GC: EI + Voltage SIR Autospec-UltimaE

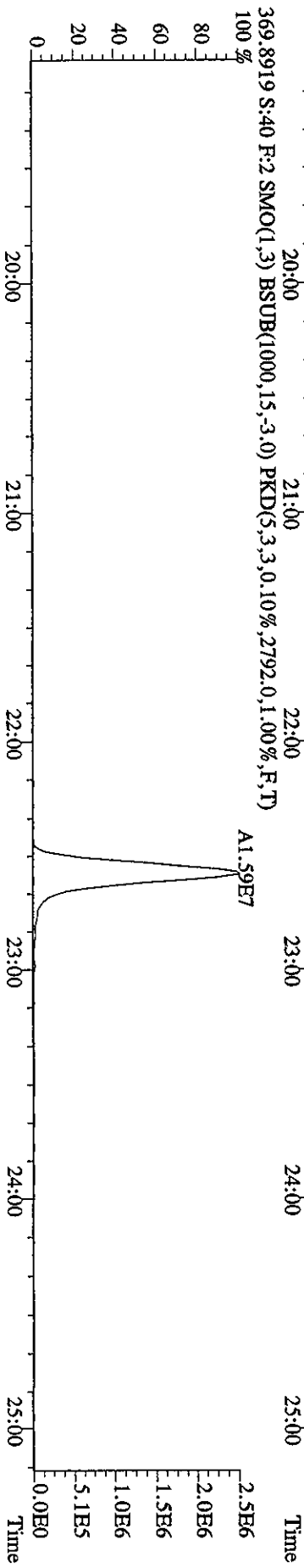
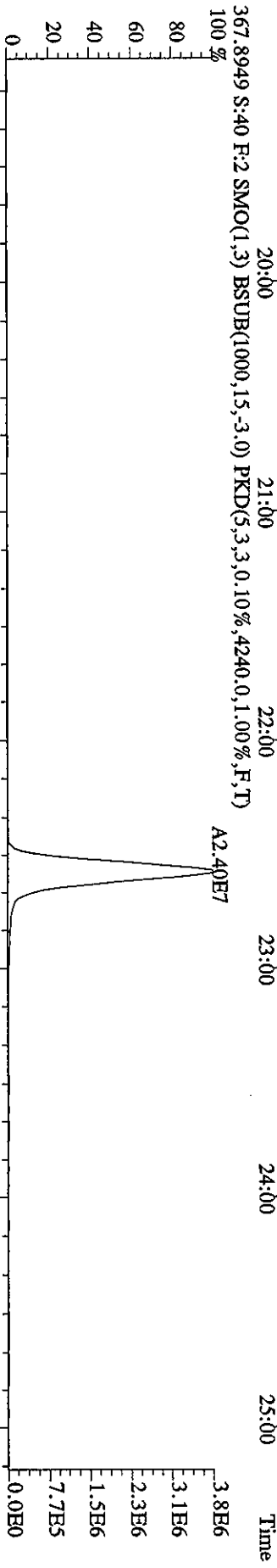
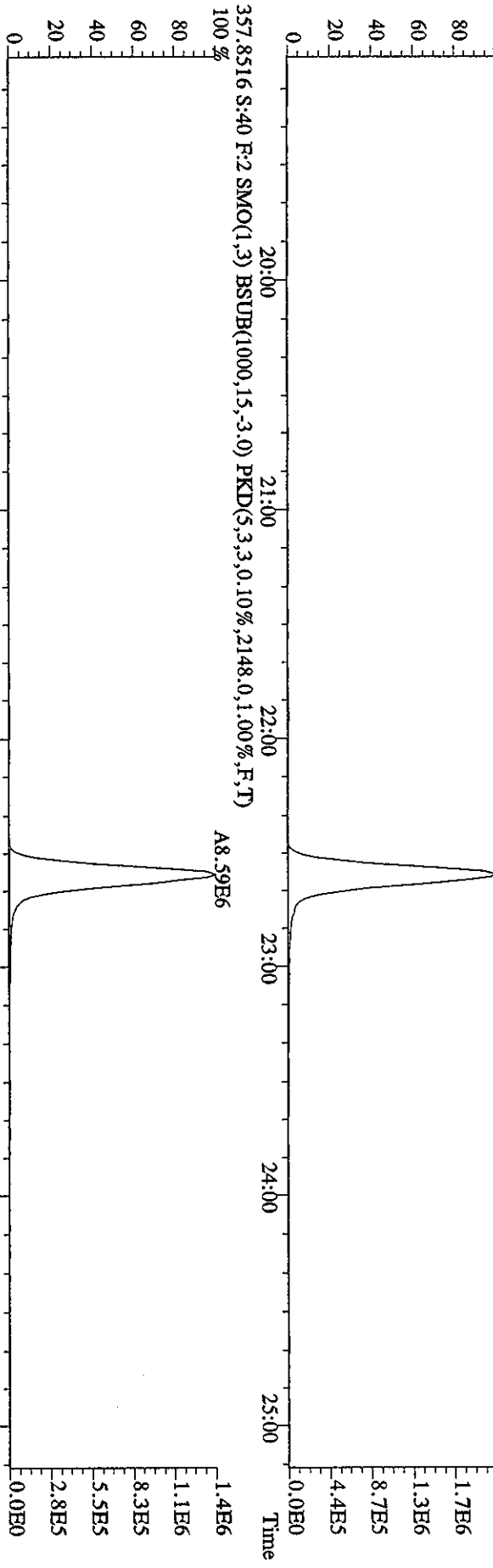
Sample#40 Text:ST0525D :CS3 2565-41C Exp:DIOXIN



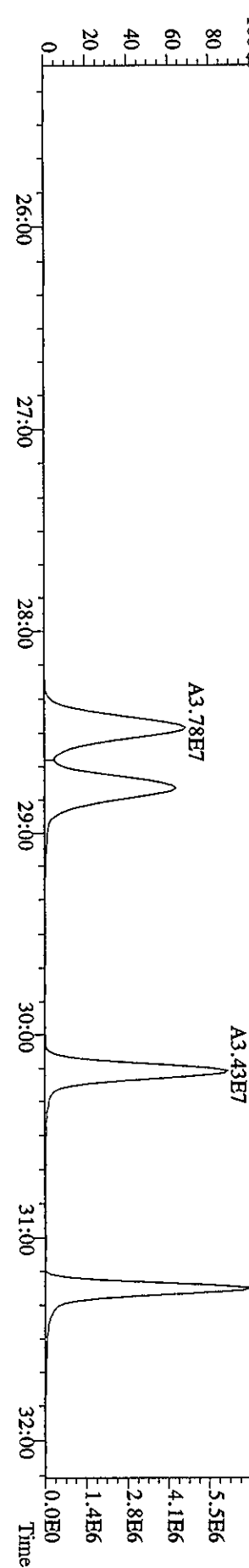
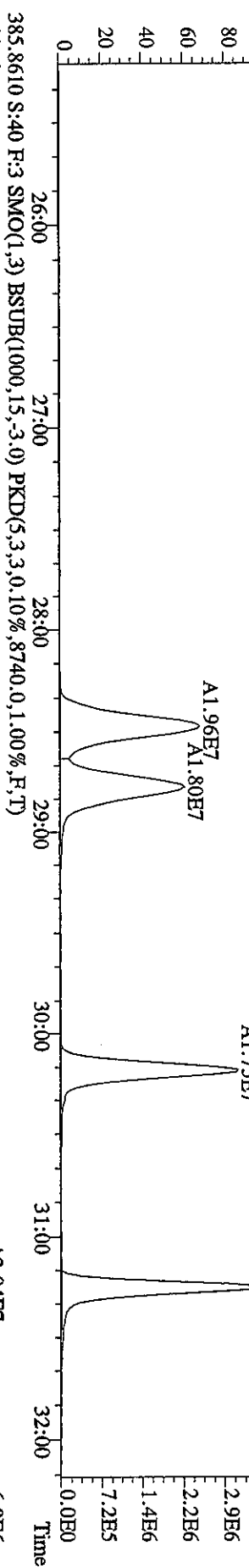
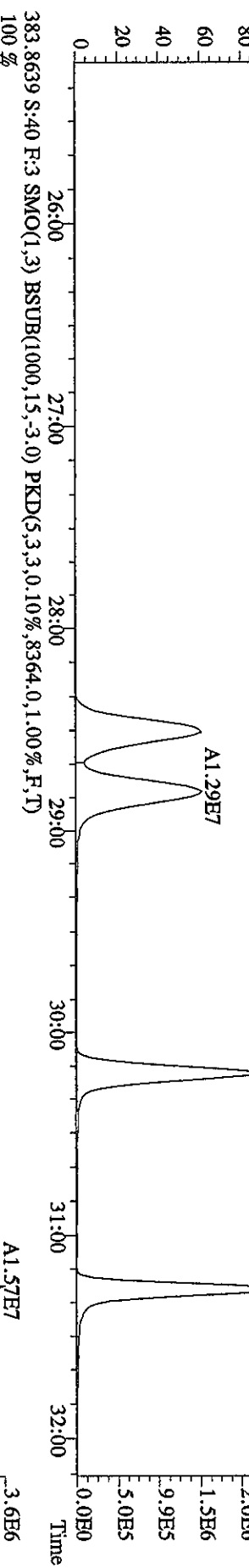
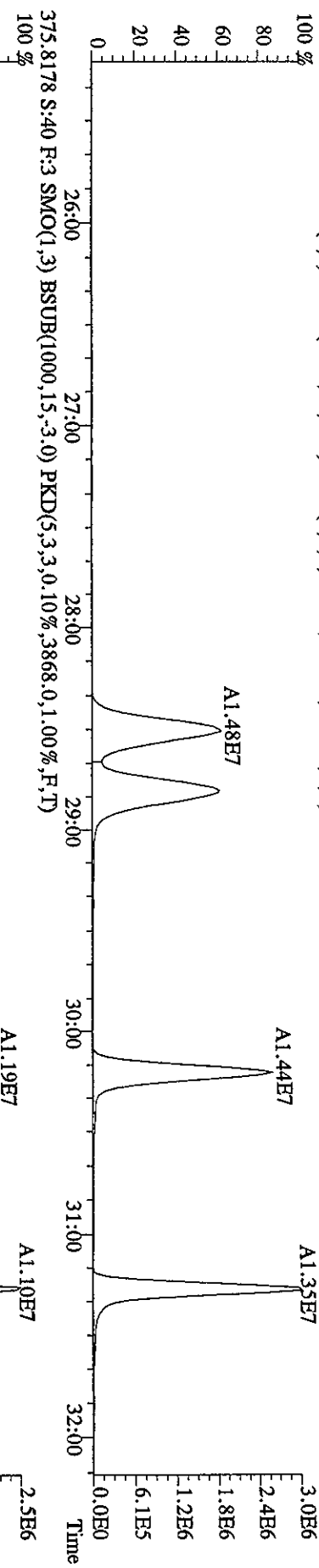
File:25MAY06A9D5 #1-439 Acq:27-MAY-2006 00:19:46 GC EI + Voltage SIR Autospec-Ultimate
 Sample#40 Text:ST0525D :CS3 2565-41C Exp:DIOXIN
 339.8597 S:40 SMO(1,3) BSUB(1000,15,-3.0) PKD(5,3,3,0.10%,4020,0.1,00%,F,T)




File:25MAY06A9D5 #1-491 Acq:27-MAY-2006 00:19:46 GC EI+ Voltage SIR Autospec-UltimaE
Sample#40 Text:ST0525D :CS3 2565-41C Exp:DIOXIN
355.8546 S:40 F:2 SMO(1,3) BSUB(1000,15,-3,0) PKD(5,3,3,0,10%,3824.0,1.00%,F,T)
100%




File:25MAY06A9D5 #1-528 Acq:27-MAY-2006 00:19:46 GC EI+ Voltage SIR Autospec-UltimaE
 Sample#40 Text:ST0525D :CS3 2565-41C Exp:DIOXIN
 373.8208 S:40 F:3 SMO(1,3) BSUB(1000,15,-3.0) PKD(5,3,3,0.10%,6560.0,1.00%,F,T)



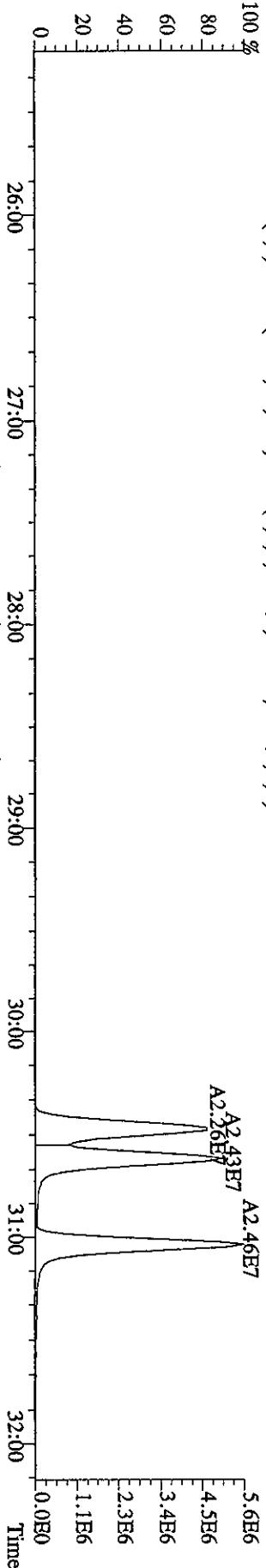
File:25MY06A9D5 #1-528 Acq:27-MAY-2006 00:19:46 GC EI + Voltage SIR Autospec-UltimaE
 Sample#40 Text:ST0525D :CS3 2565-41C Exp:DIOXIN
 389.8157 S:40 F:3 SMO(1,3) BSUB(1000,15,-3.0) PKD(5,3,3,0.10%,2772.0,1.00%,F,T)



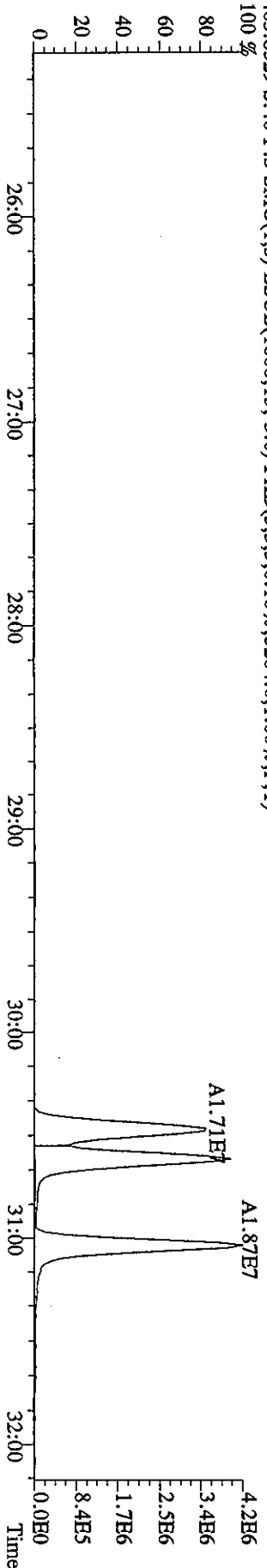
391.8127 S:40 F:3 SMO(1,3) BSUB(1000,15,-3.0) PKD(5,3,3,0.10%,3856.0,1.00%,F,T)



401.8559 S:40 F:3 SMO(1,3) BSUB(1000,15,-3.0) PKD(5,3,3,0.10%,8188.0,1.00%,F,T)

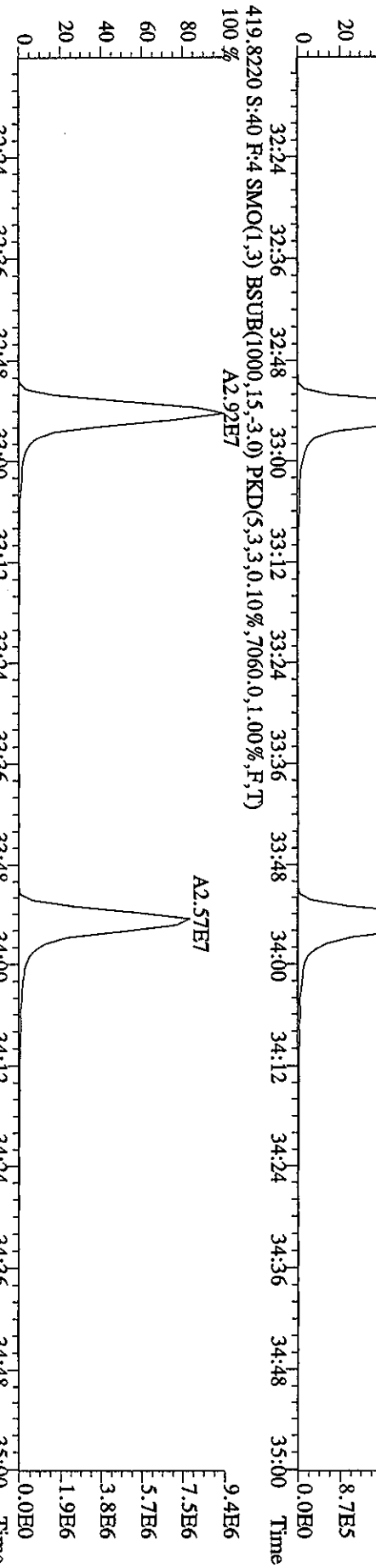
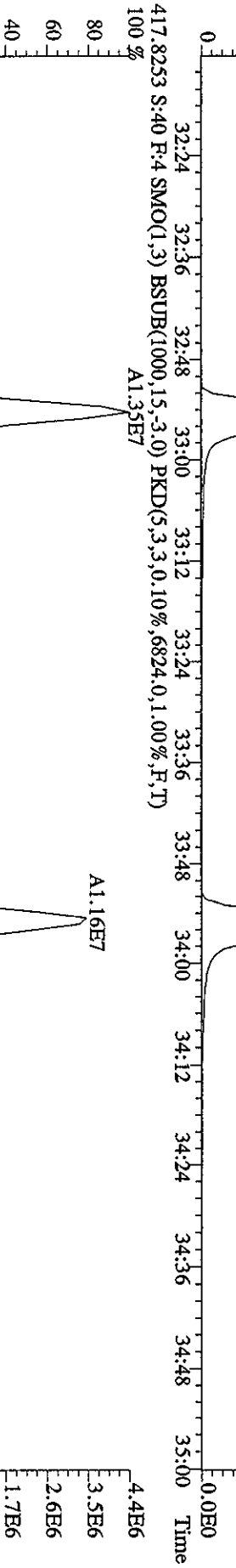
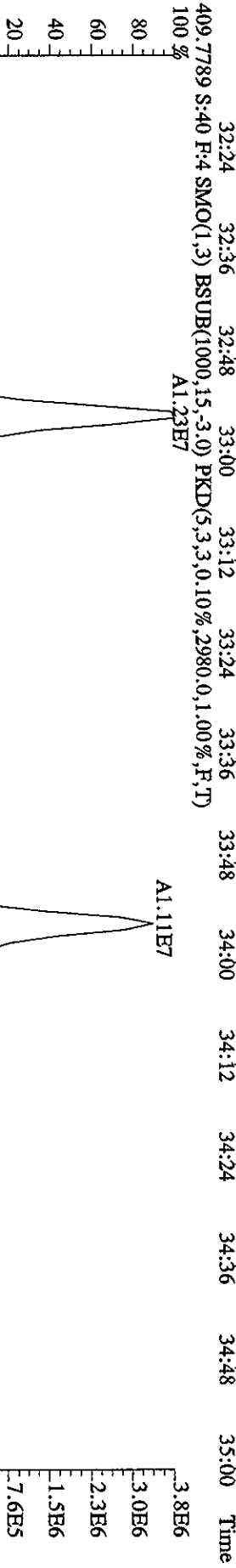
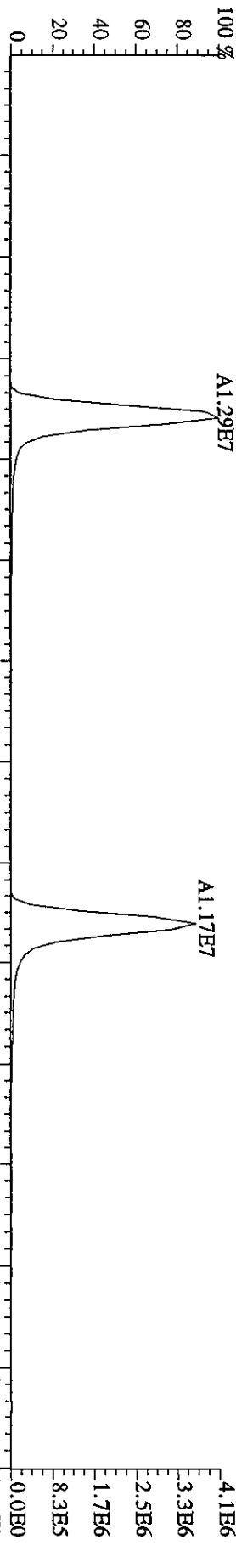


403.8529 S:40 F:3 SMO(1,3) BSUB(1000,15,-3.0) PKD(5,3,3,0.10%,5204.0,1.00%,F,T)



File:25MY06A9D5 #1-224 Acq:27-MAY-2006 00:19:46 GC EI+ Voltage SIR Autospec-UltimaE

Sample#40 Text:ST0525D :CS3 2565-41C Exp:DIOXIN

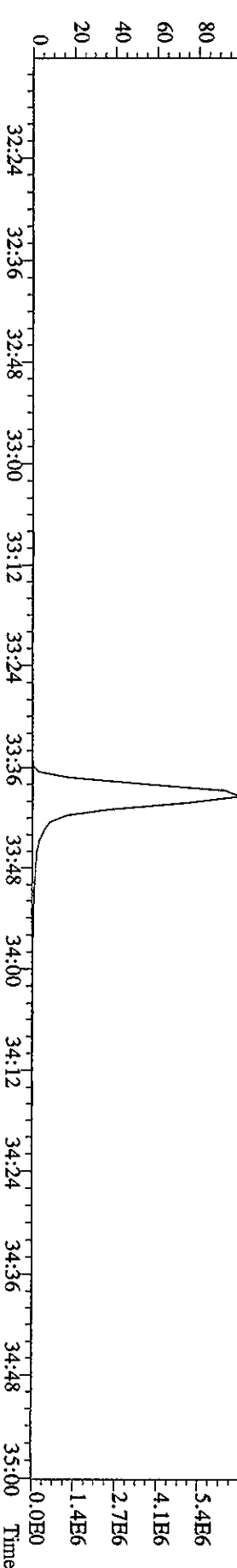
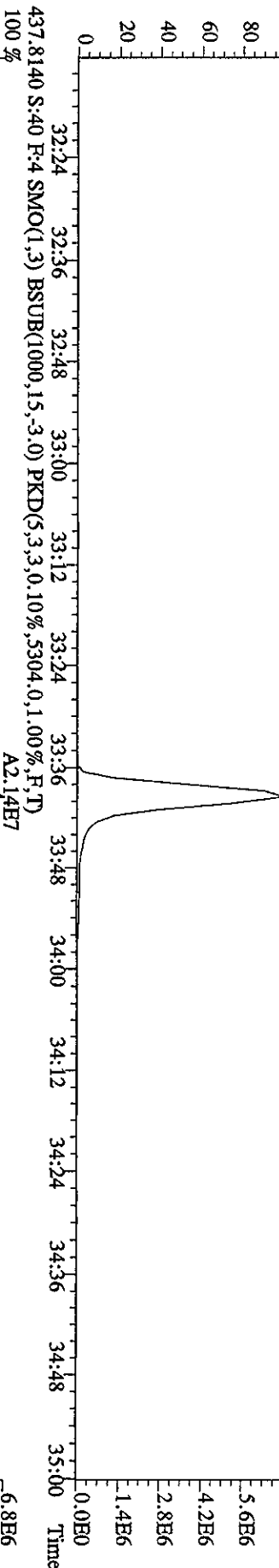
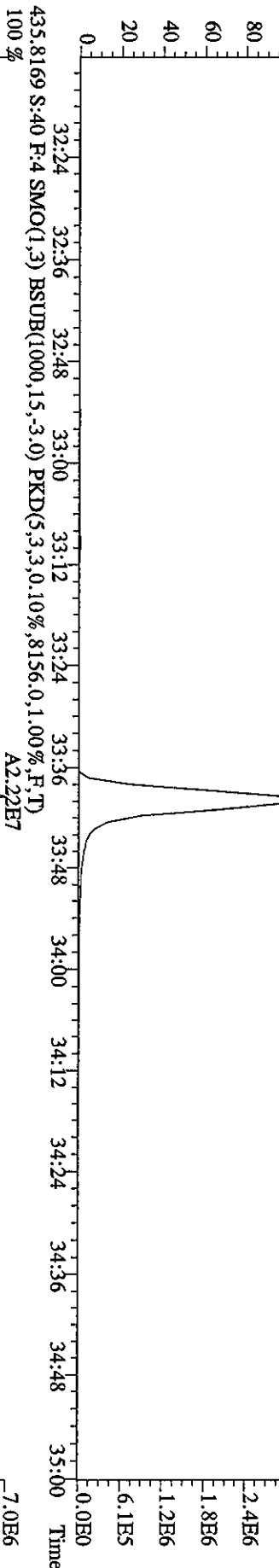
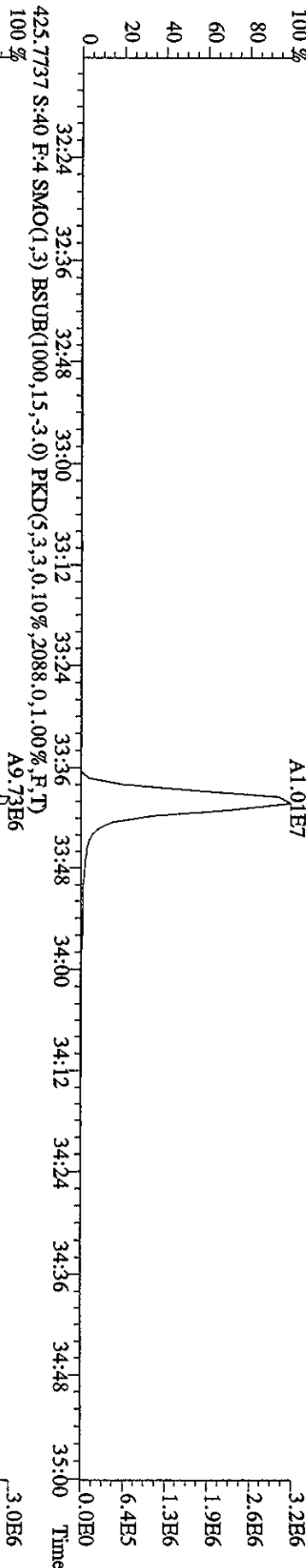


Sample#40 Text:ST0525D :CS3 2565-41C

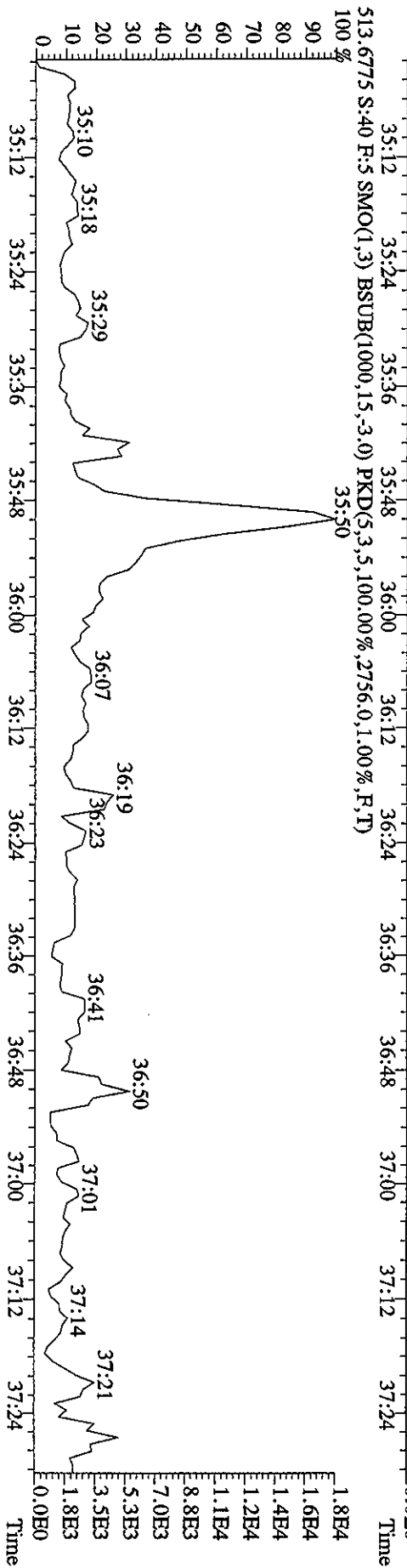
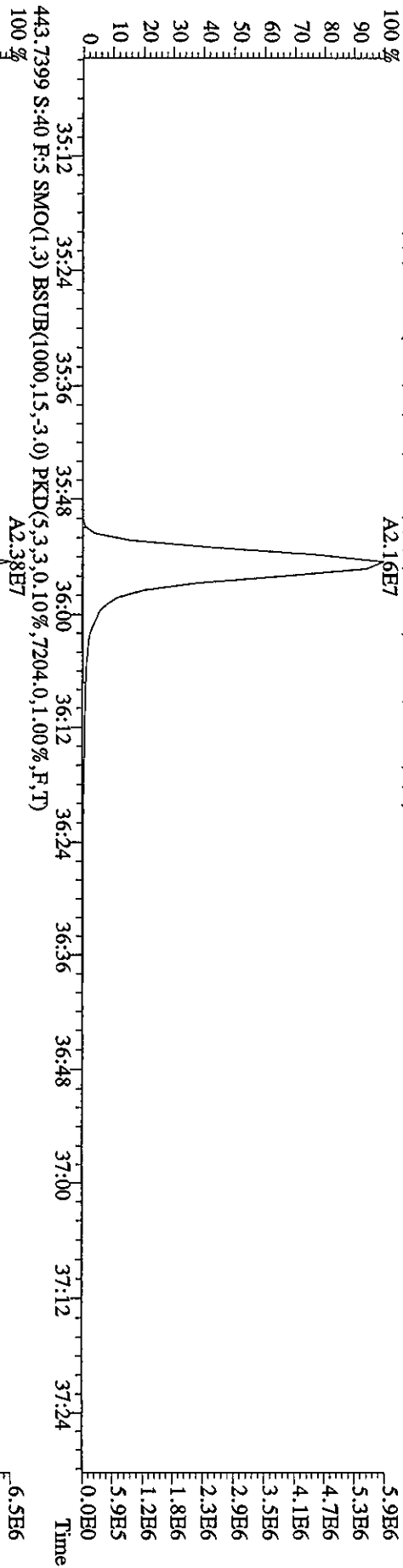
Exp:DIOXIN

423.7766 S:40 F:4 SMO(1,3) BSUB(1000,15,-3.0) PKD(5,3,3,0,10%,2244.0,1.00%,F,T)

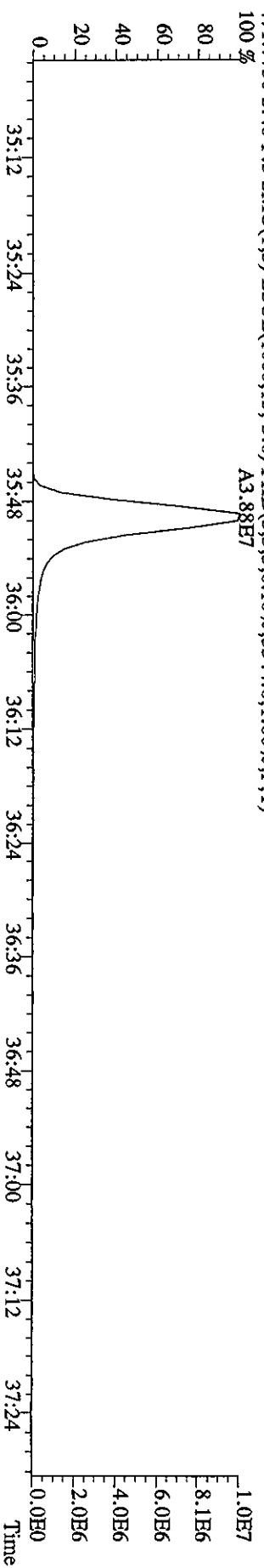
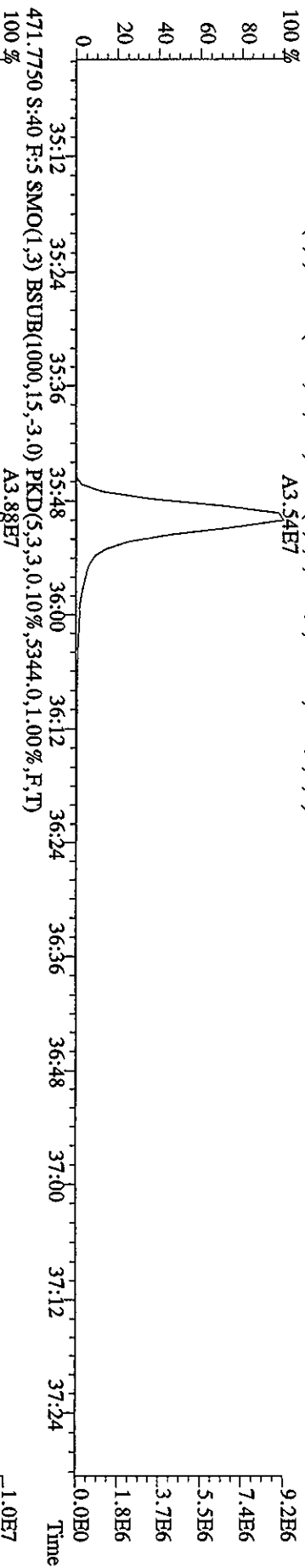
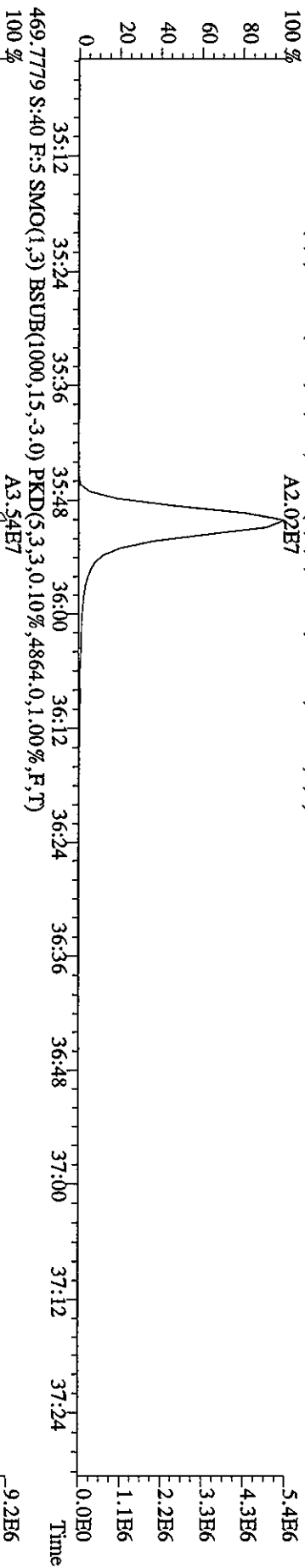
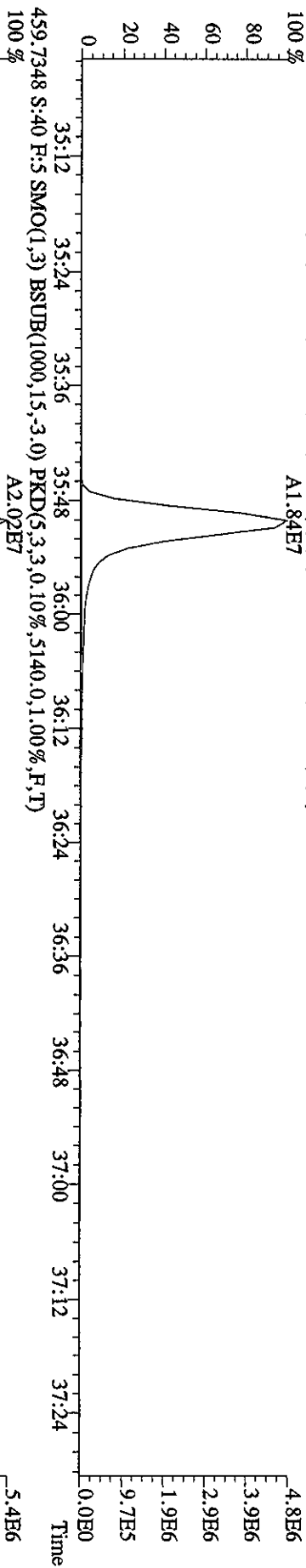
100% A1.01E7



File:25MY06A9D5 #1-201 Acq:27-MAY-2006 00:19:46 GC EI+ Voltage SIR Autospec-Ultimate
 Sample#40 Text:ST0525D :CS3 2565-41C Exp:DIOXIN
 441.7428 S:40 F:5 SMO(1,3) BSUB(1000,15,-3.0) PKD(5,3,3,0,10%,3532.0,1.00%,F,T)
 A2.16E7

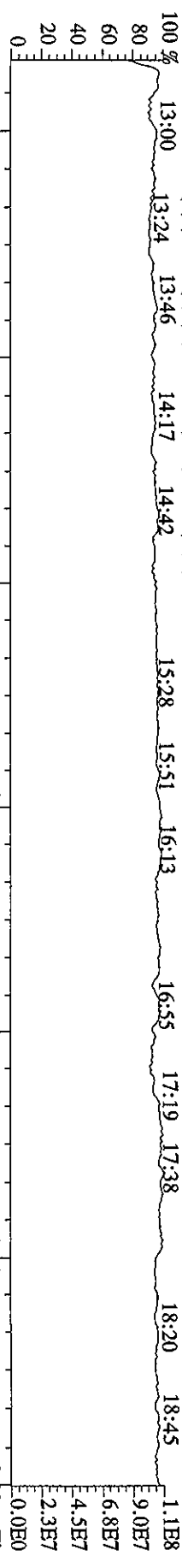


File:25MY06A9D5 #1-201 Acq:27-MAY-2006 00:19:46 GC EI+ Voltage SIR Autospec-Ultimate
 Sample#40 Text:ST0525D :CSS 2565-41C Exp:DIOXIN
 457.7377 S:40 F:5 SMO(1,3) BSUB(1000,15,-3.0) PKD(5,3,3,0,10%,7008.0,1.00%,F,T)
 100% A1.84E7

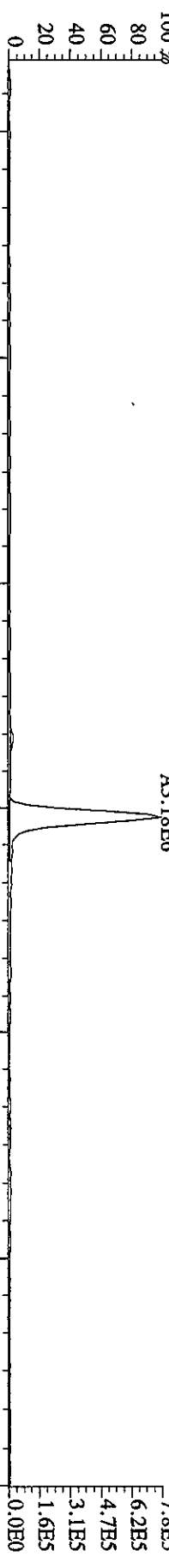


Sample#40 Text:ST0525D :CS3 2565-41C Exp:DIOXIN

292.9825 S:40 SMO(1,3) PKD(5,3,5,100.00%,0.0,1.00%,F,T)



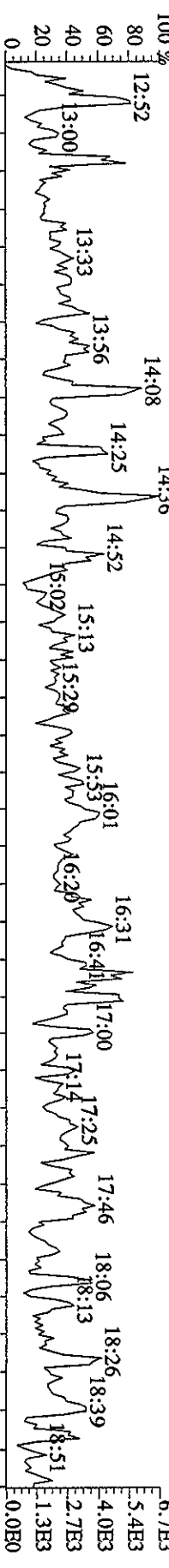
303.9016 S:40 SMO(1,3) BSUB(1000,15,-3.0) PKD(5,3,3,0.10%,9104,0,1.00%,F,T)



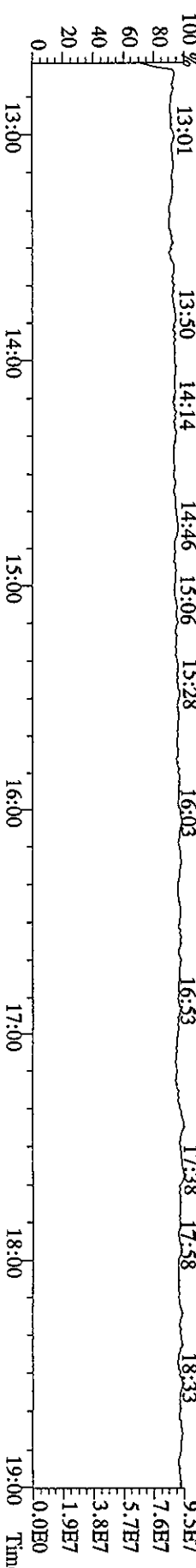
305.8987 S:40 SMO(1,3) BSUB(1000,15,-3.0) PKD(5,3,3,0.10%,5728,0,1.00%,F,T)



375.8364 S:40 SMO(1,3) BSUB(1000,15,-3.0) PKD(5,3,3,100.00%,2976,0,1.00%,F,T)



330.9792 S:40 SMO(1,3) PKD(5,3,3,100.00%,0.0,1.00%,F,T)




File:25MAY06A9D5 #1-491 Acq:27-MAY-2006 00:19:46 GC EI+ Voltage SIR Autospec-Ultimate

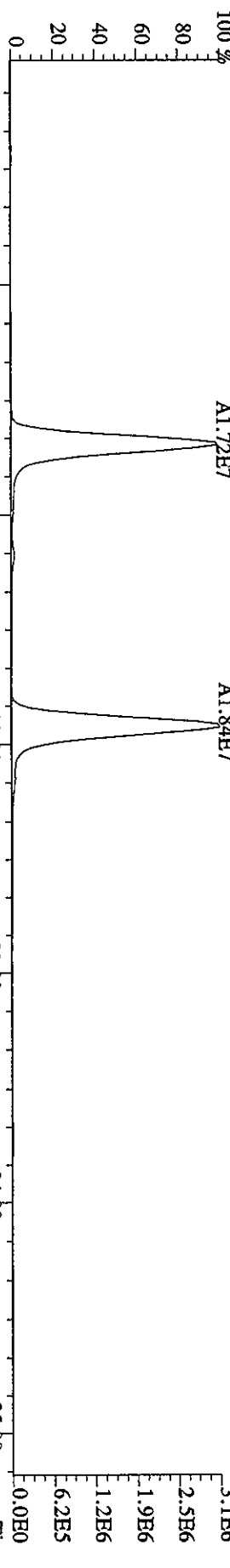
Sample#40 Text:ST0525D :CS3 2565.41C Exp:DIOXIN

342.9792 S:40 F:2 SMO(1,3) PKD(5,3,3,100.00%,0.0,1.00%,F,T)

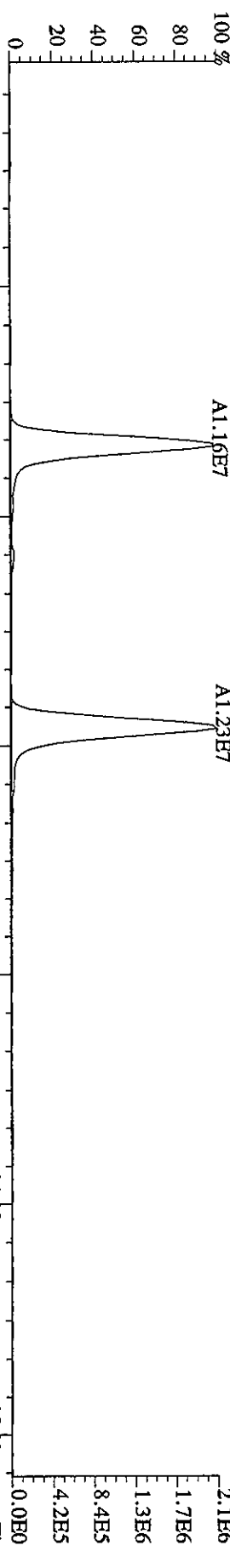
100% 19:13 19:45 20:19 20:40 21:06 21:33 22:03 22:24 22:50 23:10 23:36 24:03 24:27 25:08



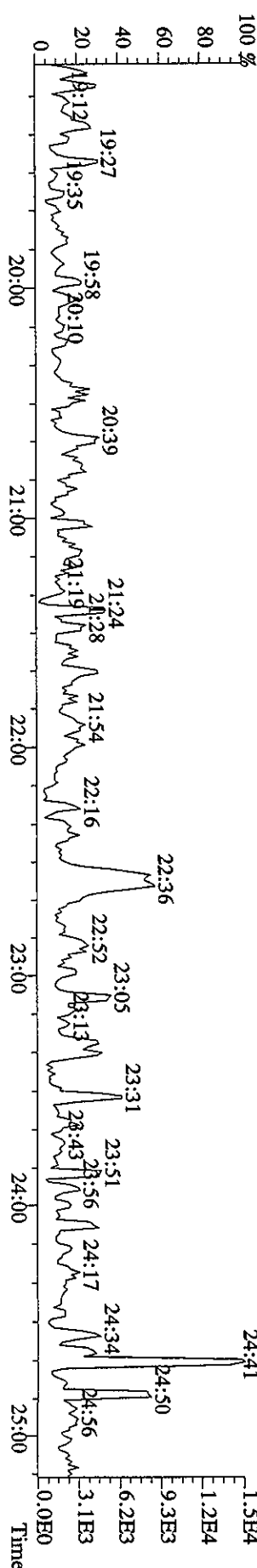
339.8597 S:40 F:2 SMO(1,3) BSUB(1000,15,-3.0) PKD(5,3,3,0.10%,2640.0,1.00%,F,T)



341.8567 S:40 F:2 SMO(1,3) BSUB(1000,15,-3.0) PKD(5,3,3,0.10%,4084.0,1.00%,F,T)

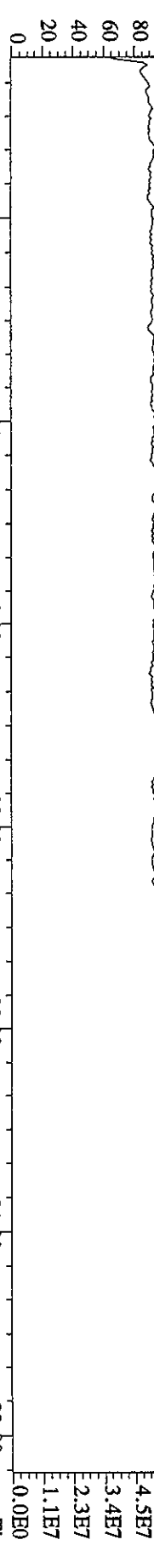


409.7974 S:40 F:2 SMO(1,3) BSUB(1000,15,-3.0) PKD(5,3,3,100.00%,2660.0,1.00%,F,T)




Sample#40 Text:ST0525D :CS3 2565.41C Exp:DIOXIN

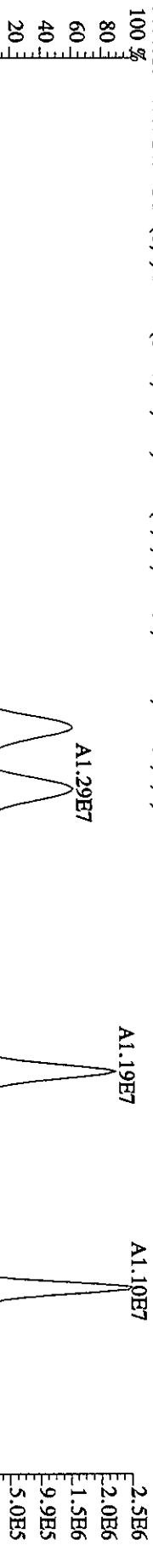
392.9760 S:40 F:3 SMO(1,3) PKD(5,3,3,100.00%,0.0,1.00%,F,T)



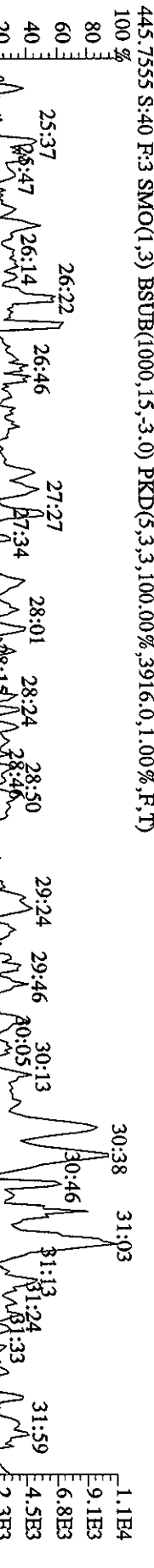
373.8208 S:40 F:3 SMO(1,3) BSUB(1000,15,-3.0) PKD(5,3,3,0.10%,6560,0.1,0.00%,F,T)



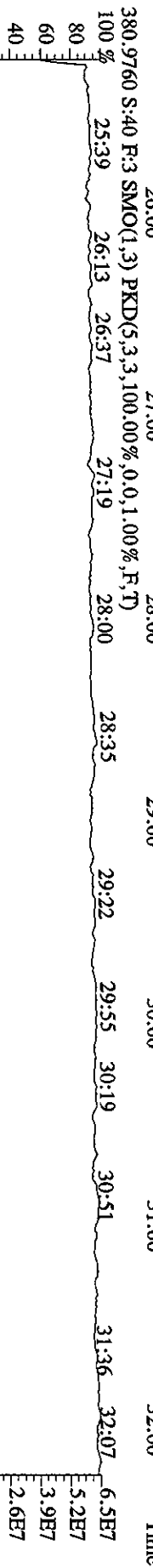
375.8178 S:40 F:3 SMO(1,3) BSUB(1000,15,-3.0) PKD(5,3,3,0.10%,3868,0.1,0.00%,F,T)



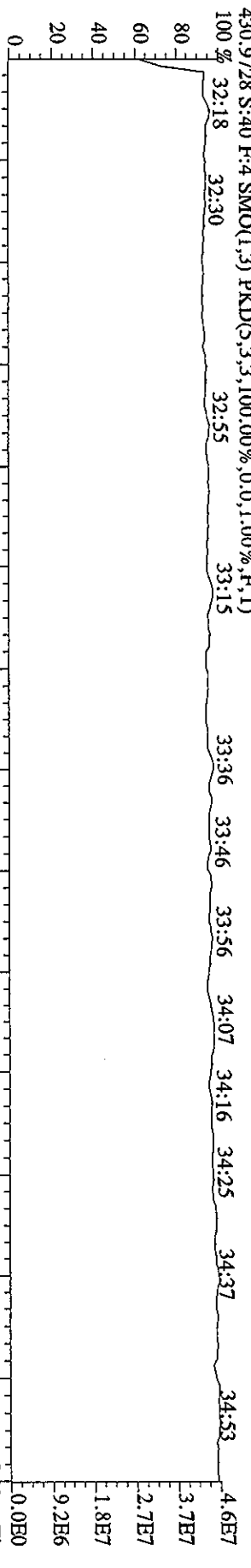
445.7555 S:40 F:3 SMO(1,3) BSUB(1000,15,-3.0) PKD(5,3,3,100.00%,3916,0.1,0.00%,F,T)



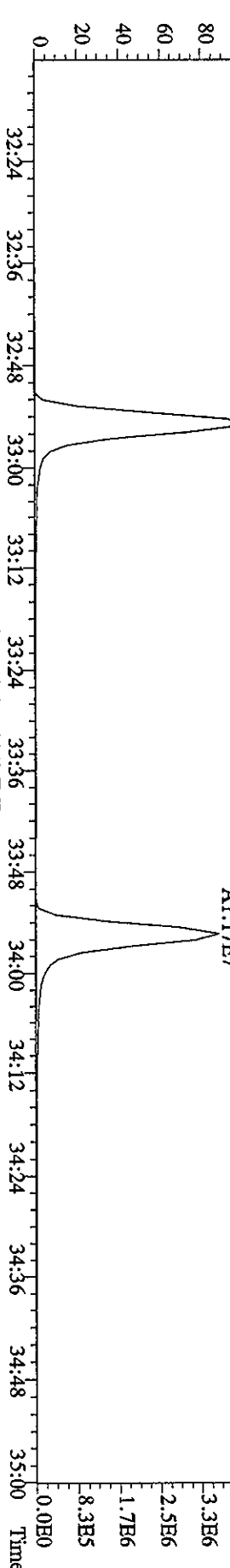
380.9760 S:40 F:3 SMO(1,3) PKD(5,3,3,100.00%,0.0,1.00%,F,T)



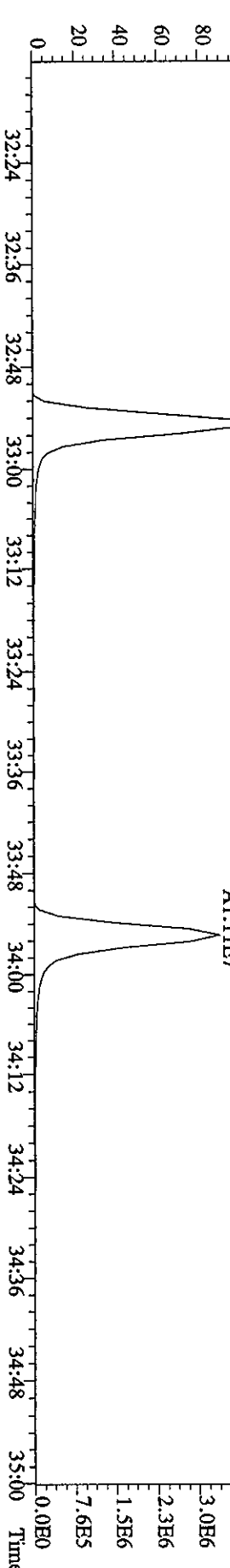
Sample#40 Text:ST0525D :CS3 2565-41C Exp:DIOXIN
430.9728 S:40 F:4 SMO(1,3) PKD(5,3,3,100.00%,0.0,1.00%,F,T)
100% 32:18 32:30 32:55 33:15



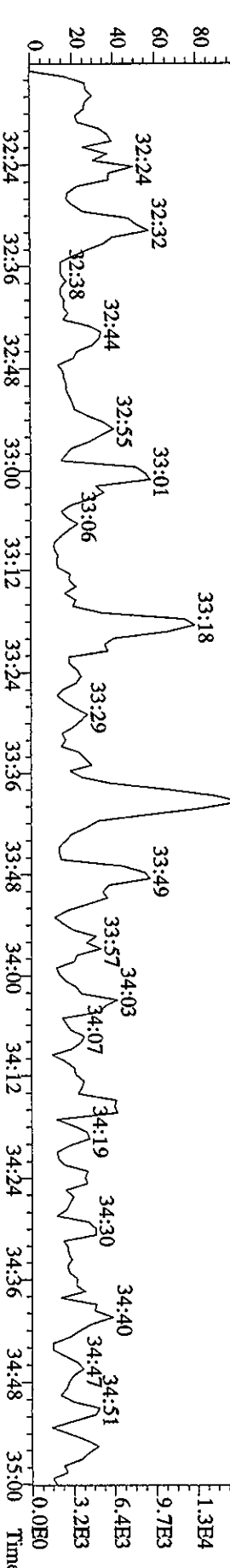
407.7818 S:40 F:4 SMO(1,3) BSUB(1000,15,-3.0) PKD(5,3,3,0.10%,6048.0,1.00%,F,T)
100% A1.29E7




409.7789 S:40 F:4 SMO(1,3) BSUB(1000,15,-3.0) PKD(5,3,3,0.10%,2980.0,1.00%,F,T)
100% A1.23E7



479.7165 S:40 F:4 SMO(1,3) BSUB(1000,15,-3.0) PKD(5,3,3,100.00%,4396.0,1.00%,F,T)
100%



File:25MY06A9D5 #1-201 Acq:27-MAY-2006 00:19:46 GC EI+ Voltage SIR Autospec-UltimaE
 Sample#40 Text:ST0525D :CS3 2565-41C Exp:DIOXIN
 454.9728 S:40 F:5 SMO(1.3) PKD(5.3,3,100.00%,0.0,1.00%,F,T)



Initial Calibration

Includes (as applicable):

runlog

standard raw data

statistical summary

ms tune data

Initial Calibration Checklist
High Resolution

ICAL ID (8290, 1613, T09, 23, 0023A, TETRAS) 032806805

Method ID 8290, 1613B, T09, 23, 0023A, TETRAS (1613B, 551)

Column ID DB5 Instrument ID 805

STD ID's ST0328 (C, B, A, E, D) STD Solution 2565-41 (A, B, C, D, E)

Multiplier Setting 333V

Analyzed By M.G. Date Analyzed 3/28/06

Prepared By M.G. Date Prepared 3/29/06

Reviewed By SMA Date Reviewed 3/29/06

ANALYSIS OF ICAL	INITIATED	REVIEWED
Curve summary present?	✓	✓
Hardcopies of chromatograms for CS1-CS5 present?	✓	✓
Copy of log-file present?	✓	✓
Static resolution check present?	✓	✓
Target file RT's correct?	✓	✓
%RSD within method-specified limits?*	✓	✓
Signal-to-noise criteria met?*	✓	✓
Isotopic ratios within limits?	✓	✓
High point free of saturation?	✓	✓
Are chromatographic windows correct?	✓	✓
Manual reintegration's checked and hardcopies included?	✓	✓

COMMENTS: _____

*Method 8290: %RSD ≤ 20% for natives, ≤ 30% for labeled analytes; S/N ≥ 10
 Method 1613A: %CV ≤ 35% (See Table 7, Method 1613A); S/N ≥ 10
 Method 23: %RSD ≤ values specified in Table 5, Method 23; S/N > 2.5
 PAH: %RSD ≤ 30% for natives and labeled compounds; S/N ≥ 10
 PCB: %RSD ≤ 20% for natives, ≤ 40% for labeled compounds; S/N ≥ 2.5
 NCASI 551: %RSD ≤ 20% for natives and labeled compounds; ≥ 5
 DBD/DBF: %RSD ≤ 30% for natives, ≤ 40% for labeled analytes; S/N ≥ 10

Run: 28MR068D5 Analyte: 8290 Cal: 82900328068D5

ST0328C :CS1 2565-41A ST0328B :CS2 2565-41B ST0328A :CS3 2565-41C
 ST0328E :CS4 2565-41D ST0328D :CS5 2565-41E

28MR068D5 28MR068D5 28MR068D5 28MR068D5 28MR068D5

Name	Mean	S. D.	%RSD	RRF1	RRF2	RRF3	RRF4	RRF5
13C-1,2,3,4-TCDD	-	-	- %	-	-	-	-	-
13C-2,3,7,8-TCDF	1.759	0.009	0.528%	1.75	1.77	1.77	1.75	1.76
2,3,7,8-TCDF	0.935	0.106	11.3 %	1.11	0.96	0.89	0.87	0.84
Total TCDF	0.935	0.106	11.3 %	1.11	0.96	0.89	0.87	0.84
13C-2,3,7,8-TCDD	0.901	0.020	2.20 %	0.90	0.89	0.91	0.88	0.93
2,3,7,8-TCDD	1.479	0.061	4.10 %	1.58	1.43	1.48	1.46	1.44
Total TCDD	1.479	0.061	4.10 %	1.58	1.43	1.48	1.46	1.44
37Cl-2,3,7,8-TCDD	2.517	0.131	5.22 %	2.69	2.39	2.55	2.38	2.57
13C-1,2,3,7,8-PeCDF	1.540	0.061	3.93 %	1.46	1.62	1.57	1.51	1.55
1,2,3,7,8-PeCDF	1.081	0.049	4.50 %	1.17	1.05	1.06	1.06	1.07
2,3,4,7,8-PeCDF	1.089	0.075	6.90 %	1.21	1.01	1.07	1.07	1.09
Total F2 PeCDF	1.085	0.061	5.66 %	1.19	1.03	1.06	1.06	1.08
Total F1 PeCDF	1.085	0.061	5.66 %	1.19	1.03	1.06	1.06	1.08
13C-1,2,3,7,8-PeCDD	0.773	0.068	8.77 %	0.71	0.82	0.86	0.71	0.77
1,2,3,7,8-PeCDD	1.221	0.069	5.65 %	1.28	1.15	1.14	1.29	1.24
Total PeCDD	1.221	0.069	5.65 %	1.28	1.15	1.14	1.29	1.24
13C-1,2,3,7,8,9-HxCDD	-	-	- %	-	-	-	-	-
13C-1,2,3,4,7,8-HxCDF	1.543	0.105	6.82 %	1.49	1.41	1.61	1.68	1.52
1,2,3,4,7,8-HxCDF	1.148	0.079	6.89 %	1.28	1.15	1.07	1.11	1.12
1,2,3,6,7,8-HxCDF	1.363	0.125	9.14 %	1.56	1.41	1.32	1.29	1.24
2,3,4,6,7,8-HxCDF	1.147	0.080	7.01 %	1.27	1.19	1.09	1.07	1.12
1,2,3,7,8,9-HxCDF	1.012	0.059	5.86 %	1.07	1.06	0.93	0.98	1.03
Total HxCDF	1.168	0.080	6.86 %	1.29	1.20	1.10	1.11	1.13
13C-1,2,3,6,7,8-HxCDD	1.099	0.080	7.29 %	1.12	1.08	1.20	1.11	0.98
1,2,3,4,7,8-HxCDD	0.924	0.113	12.2 %	0.91	0.87	0.77	0.99	1.07

1,2,3,6,7,8-HxCDD	1.199	0.062	5.20 %	1.28	1.15	1.13	1.24	1.19
1,2,3,7,8,9-HxCDD	1.136	0.082	7.25 %	1.18	1.12	1.00	1.18	1.20
Total HxCDD	1.086	0.077	7.12 %	1.13	1.05	0.97	1.14	1.15
13C-1,2,3,4,6,7,8-HpCDF	1.247	0.056	4.51 %	1.21	1.19	1.26	1.33	1.25
1,2,3,4,6,7,8-HpCDF	1.383	0.087	6.29 %	1.52	1.42	1.35	1.30	1.33
1,2,3,4,7,8,9-HpCDF	1.054	0.038	3.59 %	1.09	1.08	1.01	1.02	1.08
Total HpCDF	1.219	0.058	4.79 %	1.30	1.25	1.18	1.16	1.20
13C-1,2,3,4,6,7,8-HpCDD	0.936	0.057	6.11 %	0.87	0.91	0.92	1.02	0.96
1,2,3,4,6,7,8-HpCDD	1.065	0.050	4.74 %	1.15	1.06	1.06	1.01	1.05
Total HpCDD	1.065	0.050	4.74 %	1.15	1.06	1.06	1.01	1.05
13C-OCDD	0.593	0.063	10.6 %	0.50	0.58	0.57	0.64	0.67
OCDF	1.540	0.090	5.84 %	1.69	1.49	1.49	1.49	1.54
OCDD	1.140	0.080	6.99 %	1.28	1.11	1.12	1.10	1.10

Run #1 Filename 28MR068D5 S: 5 I: 1
 Acquired: 28-MAR-06 15:58:35 Processed: 28-MAR-06 19:05:56
 Run: 28MR068D5 Analyte: 8290 Cal: 82900328068D5
 Comments:

Sample text: ST0328C :CS1 2565-41A

Name	Resp	RA	RT	RRF		Mod?
13C-1,2,3,4-TCDD	97516900	0.84 y	18:31	-	100.00	n
13C-2,3,7,8-TCDF	170508300	0.80 y	17:59	1.75	100.00	n
2,3,7,8-TCDF	943584	0.80 y	18:00	1.11	0.50	n
Total TCDF	-	- n	-	1.11	0.50	n
13C-2,3,7,8-TCDD	87434300	0.82 y	18:43	0.90	100.00	n
2,3,7,8-TCDD	690893	0.77 y	18:44	1.58	0.50	n
Total TCDD	-	- n	-	1.58	0.50	n
37Cl-2,3,7,8-TCDD	1313320	1.00 y	18:44	2.69	0.50	n
13C-1,2,3,7,8-PeCDF	142265600	1.61 y	23:18	1.46	100.00	n
1,2,3,7,8-PeCDF	4151010	1.59 y	23:21	1.17	2.50	n
2,3,4,7,8-PeCDF	4311860	1.62 y	24:46	1.21	2.50	n
Total F2 PeCDF	-	- n	-	1.19	5.00	n
Total F1 PeCDF	-	- n	-	1.19	5.00	n
13C-1,2,3,7,8-PeCDD	69383300	1.70 y	25:31	0.71	100.00	n
1,2,3,7,8-PeCDD	2226144	1.72 y	25:33	1.28	2.50	n
Total PeCDD	-	- n	-	1.28	2.50	n
13C-1,2,3,7,8,9-HxCDD	81851600	1.32 y	32:45	-	100.00	n
13C-1,2,3,4,7,8-HxCDF	122112000	0.54 y	31:19	1.49	100.00	n
1,2,3,4,7,8-HxCDF	3907970	1.28 y	31:21	1.28	2.50	n
1,2,3,6,7,8-HxCDF	4753890	1.24 y	31:29	1.56	2.50	n
2,3,4,6,7,8-HxCDF	3864420	1.29 y	32:11	1.27	2.50	n
1,2,3,7,8,9-HxCDF	3253370	1.26 y	32:58	1.07	2.50	n
Total HxCDF	-	- n	-	1.29	10.00	n
13C-1,2,3,6,7,8-HxCDD	91921800	1.33 y	32:26	1.12	100.00	n
1,2,3,4,7,8-HxCDD	2099440	1.24 y	32:21	0.91	2.50	n
1,2,3,6,7,8-HxCDD	2942230	1.25 y	32:26	1.28	2.50	n
1,2,3,7,8,9-HxCDD	2722220	1.39 y	32:46	1.18	2.50	n
Total HxCDD	-	- n	-	1.13	7.50	n
13C-1,2,3,4,6,7,8-HpCDF	98840100	0.45 y	34:29	1.21	100.00	n
1,2,3,4,6,7,8-HpCDF	3744650	1.02 y	34:30	1.52	2.50	n
1,2,3,4,7,8,9-HpCDF	2698210	1.08 y	35:45	1.09	2.50	n
Total HpCDF	-	- n	-	1.30	5.00	n
13C-1,2,3,4,6,7,8-HpCDD	71167700	1.09 y	35:23	0.87	100.00	n
1,2,3,4,6,7,8-HpCDD	2045640	1.08 y	35:24	1.15	2.50	n
Total HpCDD	-	- n	-	1.15	2.50	n
13C-OCDD	82658600	1.01 y	38:07	0.50	200.00	n
OCDF	3502030	0.93 y	38:14	1.69	5.00	n

OCDD 2648460 0.94 y 38:07 1.28 5.00 n

Run #2 Filename 28MR068D5 S: 4 I: 1
 Acquired: 28-MAR-06 15:16:46 Processed: 28-MAR-06 19:05:58
 Run: 28MR068D5 Analyte: 8290 Cal: 82900328068D5

Comments:

Sample text: ST0328B :CS2 2565-41B

Name	Resp	RA	RT	RRF		Mod?
13C-1,2,3,4-TCDD	87977500	0.82 y	18:31	-	100.00	n
13C-2,3,7,8-TCDF	155308600	0.81 y	17:58	1.77	100.00	n
2,3,7,8-TCDF	2994400	0.75 y	17:59	0.96	2.00	n
Total TCDF	-	- n	-	0.96	2.00	n
13C-2,3,7,8-TCDD	78538500	0.81 y	18:44	0.89	100.00	n
2,3,7,8-TCDD	2246014	0.79 y	18:45	1.43	2.00	n
Total TCDD	-	- n	-	1.43	2.00	n
37Cl-2,3,7,8-TCDD	4207140	1.00 y	18:45	2.39	2.00	n
13C-1,2,3,7,8-PeCDF	142116500	1.63 y	23:19	1.62	100.00	n
1,2,3,7,8-PeCDF	14917330	1.62 y	23:20	1.05	10.00	n
2,3,4,7,8-PeCDF	14334060	1.61 y	24:46	1.01	10.00	n
Total F2 PeCDF	-	- n	-	1.03	20.00	n
Total F1 PeCDF	-	- n	-	1.03	20.00	n
13C-1,2,3,7,8-PeCDD	72569200	1.63 y	25:30	0.82	100.00	n
1,2,3,7,8-PeCDD	8376190	1.65 y	25:33	1.15	10.00	n
Total PeCDD	-	- n	-	1.15	10.00	n
13C-1,2,3,7,8,9-HxCDD	78320600	1.31 y	32:45	-	100.00	n
13C-1,2,3,4,7,8-HxCDF	110613000	0.55 y	31:20	1.41	100.00	n
1,2,3,4,7,8-HxCDF	12752100	1.26 y	31:21	1.15	10.00	n
1,2,3,6,7,8-HxCDF	15574030	1.26 y	31:30	1.41	10.00	n
2,3,4,6,7,8-HxCDF	13151230	1.26 y	32:11	1.19	10.00	n
1,2,3,7,8,9-HxCDF	11763350	1.28 y	32:58	1.06	10.00	n
Total HxCDF	-	- n	-	1.20	40.00	n
13C-1,2,3,6,7,8-HxCDD	84922100	1.31 y	32:26	1.08	100.00	y
1,2,3,4,7,8-HxCDD	7418050	1.26 y	32:22	0.87	10.00	y
1,2,3,6,7,8-HxCDD	9748960	1.32 y	32:27	1.15	10.00	y
1,2,3,7,8,9-HxCDD	9482300	1.27 y	32:46	1.12	10.00	n
Total HxCDD	-	- n	-	1.05	30.00	n
13C-1,2,3,4,6,7,8-HpCDF	93017000	0.47 y	34:28	1.19	100.00	n
1,2,3,4,6,7,8-HpCDF	13236800	1.08 y	34:29	1.42	10.00	n
1,2,3,4,7,8,9-HpCDF	10025600	1.05 y	35:44	1.08	10.00	n
Total HpCDF	-	- n	-	1.25	20.00	n
13C-1,2,3,4,6,7,8-HpCDD	71428500	1.09 y	35:23	0.91	100.00	n
1,2,3,4,6,7,8-HpCDD	7560730	1.07 y	35:24	1.06	10.00	n
Total HpCDD	-	- n	-	1.06	10.00	n
13C-OCDD	91461300	0.93 y	38:07	0.58	200.00	n
OCDF	13599060	0.92 y	38:14	1.49	20.00	n

OCDD 10159240 0.90 y 38:08 1.11 20.00 n

Run #2 Filename 28MR068D5 S: 4 I: 1
 Acquired: 28-MAR-06 15:16:46 Processed: 28-MAR-06 19:05:58
 Run: 28MR068D5 Analyte: 8290 Cal: 82900328068D5
 Comments:

Sample text: ST0328B :CS2 2565-41B

Name	Resp	RA	RT	RRF		Mod?
13C-1,2,3,4-TCDD	87977500	0.82 y	18:31	-	100.00	n
13C-2,3,7,8-TCDF	155308600	0.81 y	17:58	1.77	100.00	n
2,3,7,8-TCDF	2994400	0.75 y	17:59	0.96	2.00	n
Total TCDF	-	- n	-	0.96	2.00	n
13C-2,3,7,8-TCDD	78538500	0.81 y	18:44	0.89	100.00	n
2,3,7,8-TCDD	2246014	0.79 y	18:45	1.43	2.00	n
Total TCDD	-	- n	-	1.43	2.00	n
37Cl-2,3,7,8-TCDD	4207140	1.00 y	18:45	2.39	2.00	n
13C-1,2,3,7,8-PeCDF	142116500	1.63 y	23:19	1.62	100.00	n
1,2,3,7,8-PeCDF	14917330	1.62 y	23:20	1.05	10.00	n
2,3,4,7,8-PeCDF	14334060	1.61 y	24:46	1.01	10.00	n
Total F2 PeCDF	-	- n	-	1.03	20.00	n
Total F1 PeCDF	-	- n	-	1.03	20.00	n
13C-1,2,3,7,8-PeCDD	72569200	1.63 y	25:30	0.82	100.00	n
1,2,3,7,8-PeCDD	8376190	1.65 y	25:33	1.15	10.00	n
Total PeCDD	-	- n	-	1.15	10.00	n
13C-1,2,3,7,8,9-HxCDD	78320500	1.31 y	32:45	-	100.00	n
13C-1,2,3,4,7,8-HxCDF	110613000	0.55 y	31:20	1.41	100.00	n
1,2,3,4,7,8-HxCDF	12752100	1.26 y	31:21	1.15	10.00	n
1,2,3,6,7,8-HxCDF	15574030	1.26 y	31:30	1.41	10.00	n
2,3,4,6,7,8-HxCDF	13151230	1.26 y	32:11	1.19	10.00	n
1,2,3,7,8,9-HxCDF	11763350	1.28 y	32:58	1.06	10.00	n
Total HxCDF	-	- n	-	1.20	40.00	n
13C-1,2,3,6,7,8-HxCDD	84798300	1.21 y	32:26	1.08	100.00	n
1,2,3,4,7,8-HxCDD	6793696	1.43 n	32:22	0.80	10.00	n
1,2,3,6,7,8-HxCDD	9839820	1.21 y	32:27	1.16	10.00	n
1,2,3,7,8,9-HxCDD	9482290	1.27 y	32:46	1.12	10.00	n
Total HxCDD	-	- n	-	1.03	30.00	n
13C-1,2,3,4,6,7,8-HpCDF	93017000	0.47 y	34:28	1.19	100.00	n
1,2,3,4,6,7,8-HpCDF	13236800	1.08 y	34:29	1.42	10.00	n
1,2,3,4,7,8,9-HpCDF	10025600	1.05 y	35:44	1.08	10.00	n
Total HpCDF	-	- n	-	1.25	20.00	n
13C-1,2,3,4,6,7,8-HpCDD	71428500	1.09 y	35:23	0.91	100.00	n
1,2,3,4,6,7,8-HpCDD	7560730	1.07 y	35:24	1.06	10.00	n
Total HpCDD	-	- n	-	1.06	10.00	n
13C-OCDD	91461300	0.93 y	38:07	0.58	200.00	n
OCDF	13599060	0.92 y	38:14	1.49	20.00	n
OCDD	10159240	0.90 y	38:08	1.11	20.00	n

Run #3 Filename 28MR068D5 S: 3 I: 1
Acquired: 28-MAR-06 14:34:55 Processed: 28-MAR-06 19:06:00
Run: 28MR068D5 Analyte: 8290 Cal: 82900328068D5

Comments:

Sample text: ST0328A :CS3 2565-41C

Name	Resp	RA	RT	RRF		Mod?
13C-1,2,3,4-TCDD	87785400	0.84 y	18:32	-	100.00	n
13C-2,3,7,8-TCDF	155298100	0.81 y	17:59	1.77	100.00	n
2,3,7,8-TCDF	13821350	0.73 y	18:00	0.89	10.00	n
Total TCDF	-	- n	-	0.89	10.00	n
13C-2,3,7,8-TCDD	79504400	0.82 y	18:44	0.91	100.00	n
2,3,7,8-TCDD	11791620	0.82 y	18:45	1.48	10.00	n
Total TCDD	-	- n	-	1.48	10.00	n
37Cl-2,3,7,8-TCDD	22389200	1.00 y	18:45	2.55	10.00	n
13C-1,2,3,7,8-PeCDF	138147200	1.60 y	23:22	1.57	100.00	n
1,2,3,7,8-PeCDF	73037800	1.60 y	23:23	1.06	50.00	n
2,3,4,7,8-PeCDF	73668700	1.59 y	24:49	1.07	50.00	n
Total F2 PeCDF	-	- n	-	1.06	100.00	n
Total F1 PeCDF	-	- n	-	1.06	100.00	n
13C-1,2,3,7,8-PeCDD	75396700	1.64 y	25:34	0.86	100.00	n
1,2,3,7,8-PeCDD	43075300	1.62 y	25:37	1.14	50.00	n
Total PeCDD	-	- n	-	1.14	50.00	n
13C-1,2,3,7,8,9-HxCDD	75667600	1.32 y	32:46	-	100.00	n
13C-1,2,3,4,7,8-HxCDF	121771000	0.53 y	31:21	1.61	100.00	n
1,2,3,4,7,8-HxCDF	65417900	1.25 y	31:22	1.07	50.00	n
1,2,3,6,7,8-HxCDF	80482500	1.26 y	31:31	1.32	50.00	n
2,3,4,6,7,8-HxCDF	66461500	1.27 y	32:12	1.09	50.00	n
1,2,3,7,8,9-HxCDF	56457800	1.27 y	32:59	0.93	50.00	n
Total HxCDF	-	- n	-	1.10	200.00	n
13C-1,2,3,6,7,8-HxCDD	91020000	1.32 y	32:27	1.20	100.00	n
1,2,3,4,7,8-HxCDD	35173200	1.26 y	32:22	0.77	50.00	n
1,2,3,6,7,8-HxCDD	51628700	1.29 y	32:28	1.13	50.00	n
1,2,3,7,8,9-HxCDD	45522800	1.26 y	32:47	1.00	50.00	n
Total HxCDD	-	- n	-	0.97	150.00	n
13C-1,2,3,4,6,7,8-HpCDF	95334300	0.45 y	34:30	1.26	100.00	n
1,2,3,4,6,7,8-HpCDF	64441700	1.06 y	34:30	1.35	50.00	n
1,2,3,4,7,8,9-HpCDF	48174800	1.04 y	35:46	1.01	50.00	n
Total HpCDF	-	- n	-	1.18	100.00	n
13C-1,2,3,4,6,7,8-HpCDD	69479800	1.08 y	35:24	0.92	100.00	n
1,2,3,4,6,7,8-HpCDD	36690600	1.06 y	35:25	1.06	50.00	n
Total HpCDD	-	- n	-	1.06	50.00	n
13C-OCDD	86539600	0.92 y	38:07	0.57	200.00	n
OCDF	64338400	0.92 y	38:15	1.49	100.00	n
OCDD	48266200	0.91 y	38:08	1.12	100.00	n

Run #4 Filename 28MR068D5 S: 7 I: 1
 Acquired: 28-MAR-06 17:22:16 Processed: 28-MAR-06 19:06:01
 Run: 28MR068D5 Analyte: 8290 Cal: 82900328068D5
 Comments:

Sample text: ST0328E :CS4 2565-41D

Name	Resp	RA	RT	RRF		Mod?
13C-1,2,3,4-TCDD	97953200	0.84 y	18:31	-	100.00	n
13C-2,3,7,8-TCDF	171455100	0.79 y	17:58	1.75	100.00	n
2,3,7,8-TCDF	59690200	0.75 y	17:59	0.87	40.00	n
Total TCDF	-	- n	-	0.87	40.00	n
13C-2,3,7,8-TCDD	86039900	0.82 y	18:44	0.88	100.00	n
2,3,7,8-TCDD	50318500	0.81 y	18:45	1.46	40.00	n
Total TCDD	-	- n	-	1.46	40.00	n
37Cl-2,3,7,8-TCDD	93316600	1.00 y	18:45	2.38	40.00	n
13C-1,2,3,7,8-PeCDF	147439800	1.61 y	23:19	1.51	100.00	n
1,2,3,7,8-PeCDF	312372000	1.60 y	23:19	1.06	200.00	n
2,3,4,7,8-PeCDF	315222000	1.57 y	24:45	1.07	200.00	n
Total F2 PeCDF	-	- n	-	1.06	400.00	n
Total F1 PeCDF	-	- n	-	1.06	400.00	n
13C-1,2,3,7,8-PeCDD	69140000	1.57 y	25:30	0.71	100.00	n
1,2,3,7,8-PeCDD	177773000	1.67 y	25:31	1.29	200.00	n
Total PeCDD	-	- n	-	1.29	200.00	n
13C-1,2,3,7,8,9-HxCDD	77086700	1.33 y	32:45	-	100.00	n
13C-1,2,3,4,7,8-HxCDF	129721400	0.53 y	31:19	1.68	100.00	n
1,2,3,4,7,8-HxCDF	287823000	1.25 y	31:20	1.11	200.00	n
1,2,3,6,7,8-HxCDF	335053000	1.26 y	31:29	1.29	200.00	n
2,3,4,6,7,8-HxCDF	277596000	1.23 y	32:11	1.07	200.00	n
1,2,3,7,8,9-HxCDF	253847000	1.26 y	32:57	0.98	200.00	n
Total HxCDF	-	- n	-	1.11	800.00	n
13C-1,2,3,6,7,8-HxCDD	85191300	1.31 y	32:25	1.11	100.00	n
1,2,3,4,7,8-HxCDD	169310500	1.26 y	32:21	0.99	200.00	n
1,2,3,6,7,8-HxCDD	211988000	1.28 y	32:26	1.24	200.00	n
1,2,3,7,8,9-HxCDD	200325300	1.27 y	32:46	1.18	200.00	n
Total HxCDD	-	- n	-	1.14	600.00	n
13C-1,2,3,4,6,7,8-HpCDF	102757900	0.45 y	34:27	1.33	100.00	n
1,2,3,4,6,7,8-HpCDF	266934000	1.04 y	34:28	1.30	200.00	n
1,2,3,4,7,8,9-HpCDF	208926000	1.04 y	35:43	1.02	200.00	n
Total HpCDF	-	- n	-	1.16	400.00	n
13C-1,2,3,4,6,7,8-HpCDD	78723500	1.07 y	35:22	1.02	100.00	n
1,2,3,4,6,7,8-HpCDD	159763500	1.06 y	35:23	1.01	200.00	n
Total HpCDD	-	- n	-	1.01	200.00	n
13C-OCDD	98267000	0.94 y	38:05	0.64	200.00	n
OCDF	292329000	0.92 y	38:13	1.49	400.00	n
OCDD	215426000	0.91 y	38:06	1.10	400.00	n

Run #5 Filename 28MR068D5 S: 6 I: 1
 Acquired: 28-MAR-06 16:40:26 Processed: 28-MAR-06 19:06:03
 Run: 28MR068D5 Analyte: 8290 Cal: 82900328068D5

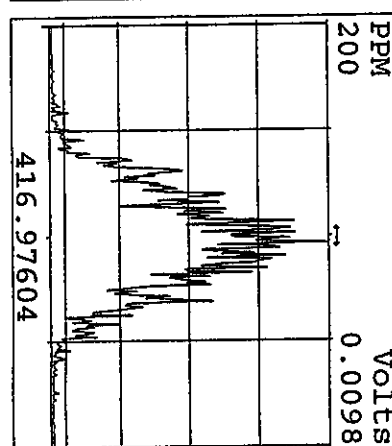
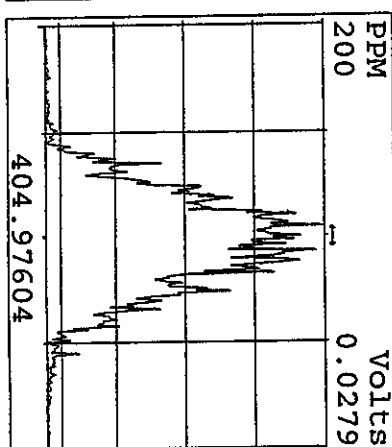
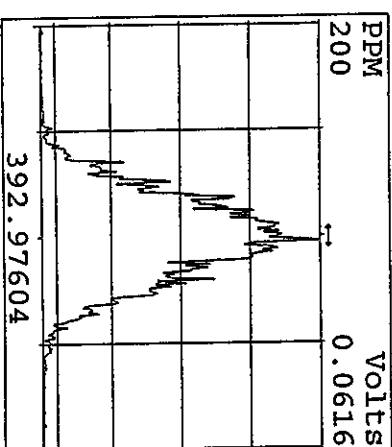
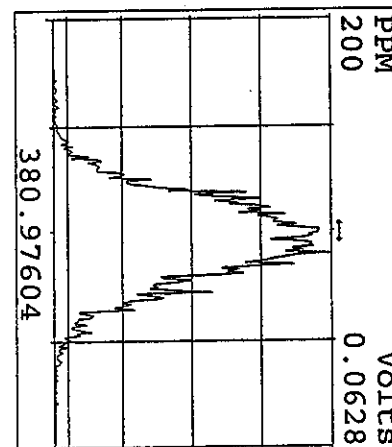
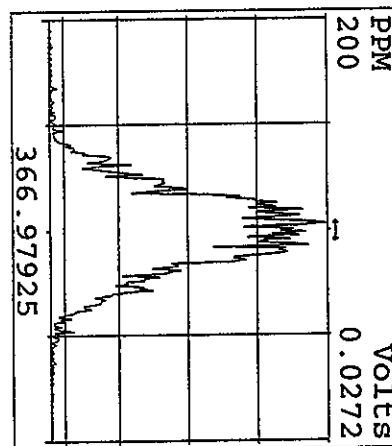
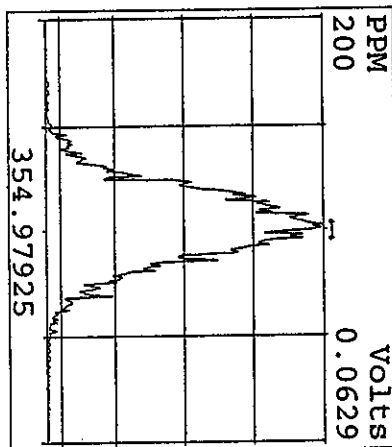
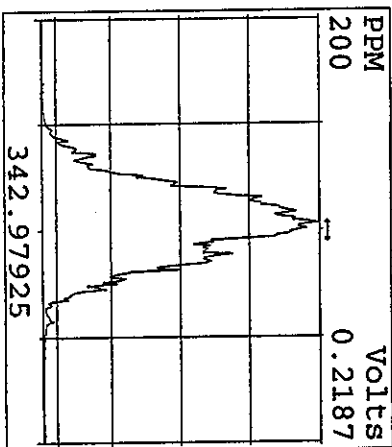
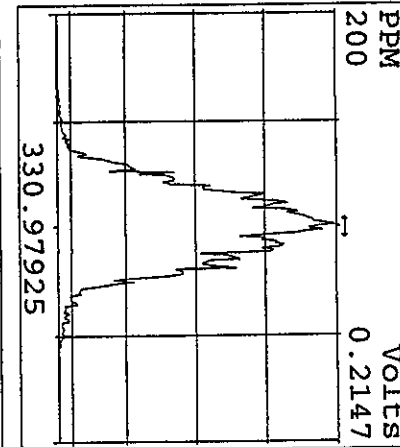
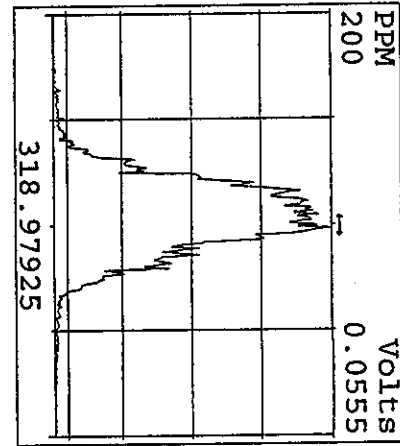
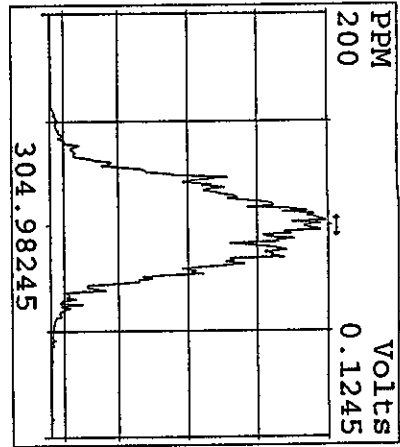
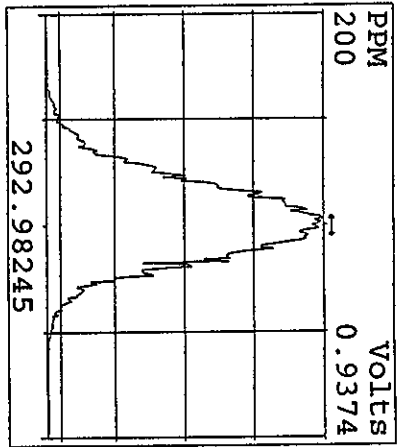
Comments:

Sample text: ST0328D :CS5 2565-41E

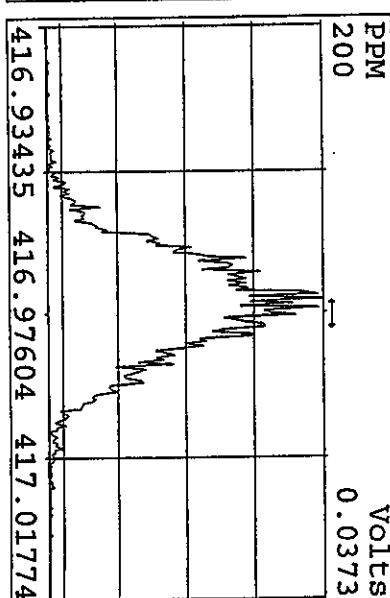
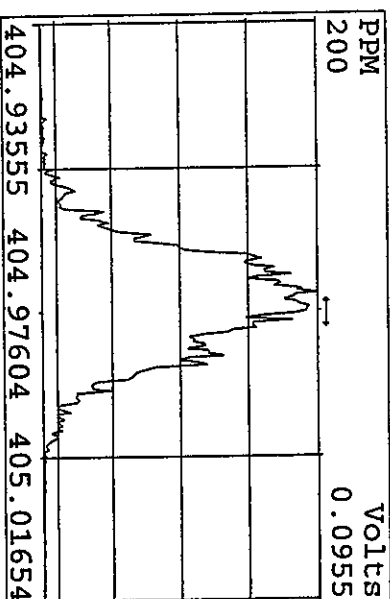
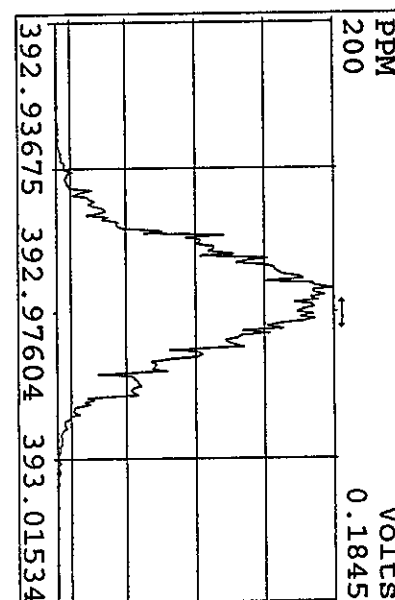
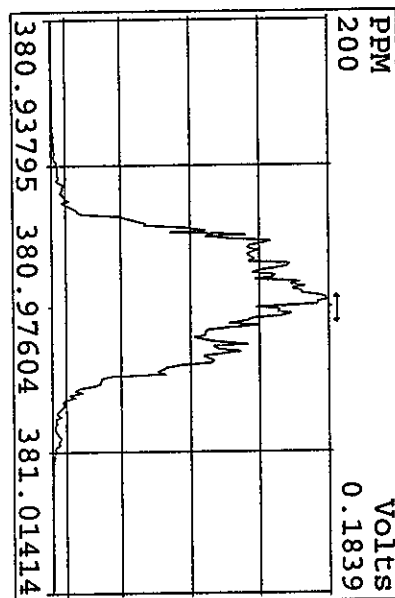
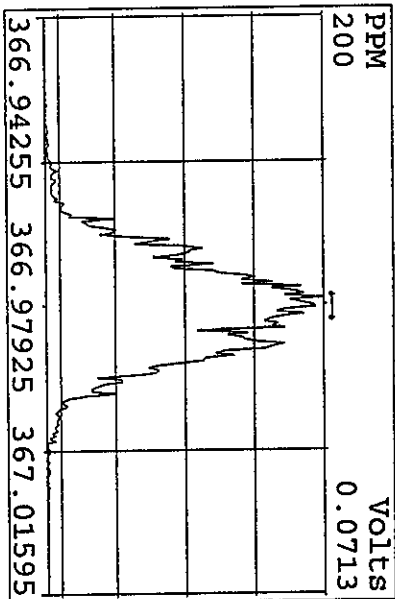
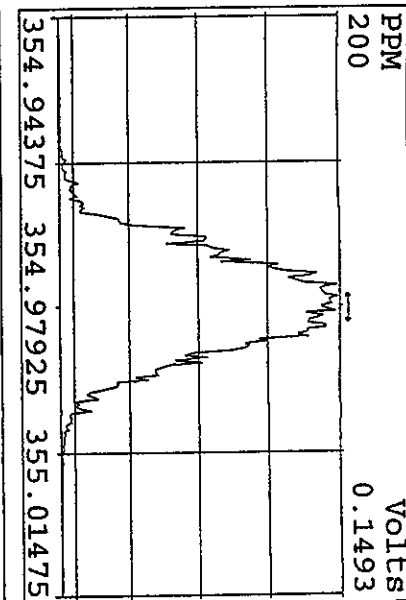
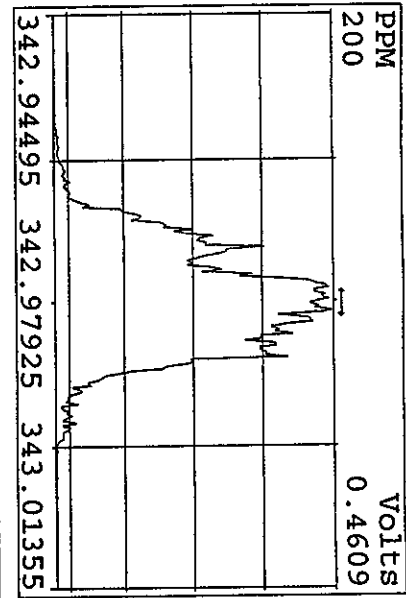
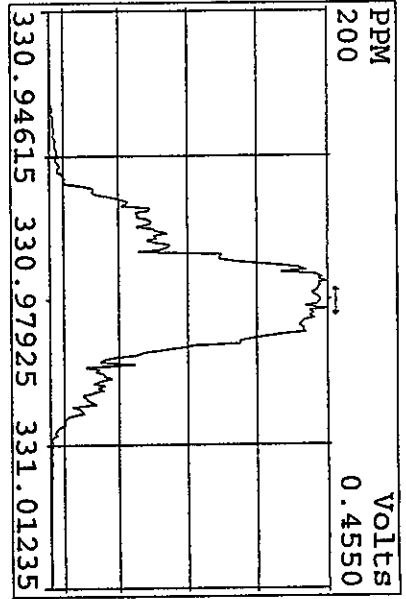
Name	Resp	RA	RT	RRF		Mod?
13C-1,2,3,4-TCDD	99927600	0.86 y	18:31	-	100.00	n
13C-2,3,7,8-TCDF	176220700	0.79 y	17:58	1.76	100.00	n
2,3,7,8-TCDF	297237000	0.75 y	17:59	0.84	200.00	n
Total TCDF	-	- n	-	0.84	200.00	n
13C-2,3,7,8-TCDD	93113300	0.82 y	18:43	0.93	100.00	n
2,3,7,8-TCDD	267773000	0.81 y	18:44	1.44	200.00	n
Total TCDD	-	- n	-	1.44	200.00	n
37Cl-2,3,7,8-TCDD	513262000	1.00 y	18:44	2.57	200.00	n
13C-1,2,3,7,8-PeCDF	154749300	1.58 y	23:18	1.55	100.00	n
1,2,3,7,8-PeCDF	1660487000	1.59 y	23:19	1.07	1000.00	n
2,3,4,7,8-PeCDF	1686440000	1.59 y	24:44	1.09	1000.00	n
Total F2 PeCDF	-	- n	-	1.08	2000.00	n
Total F1 PeCDF	-	- n	-	1.08	2000.00	n
13C-1,2,3,7,8-PeCDD	76472800	1.67 y	25:28	0.77	100.00	n
1,2,3,7,8-PeCDD	948945000	1.63 y	25:30	1.24	1000.00	n
Total PeCDD	-	- n	-	1.24	1000.00	n
13C-1,2,3,7,8,9-HxCDD	97773300	1.34 y	32:44	-	100.00	n
13C-1,2,3,4,7,8-HxCDF	148418700	0.54 y	31:18	1.52	100.00	n
1,2,3,4,7,8-HxCDF	1666256000	1.25 y	31:19	1.12	1000.00	n
1,2,3,6,7,8-HxCDF	1837690000	1.27 y	31:27	1.24	1000.00	n
2,3,4,6,7,8-HxCDF	1657094000	1.26 y	32:09	1.12	1000.00	n
1,2,3,7,8,9-HxCDF	1525107000	1.26 y	32:56	1.03	1000.00	n
Total HxCDF	-	- n	-	1.13	4000.00	n
13C-1,2,3,6,7,8-HxCDD	95871200	1.32 y	32:25	0.98	100.00	n
1,2,3,4,7,8-HxCDD	1022467000	1.27 y	32:20	1.07	1000.00	n
1,2,3,6,7,8-HxCDD	1138418000	1.29 y	32:26	1.19	1000.00	n
1,2,3,7,8,9-HxCDD	1152672000	1.27 y	32:44	1.20	1000.00	n
Total HxCDD	-	- n	-	1.15	3000.00	n
13C-1,2,3,4,6,7,8-HpCDF	122030300	0.46 y	34:27	1.25	100.00	n
1,2,3,4,6,7,8-HpCDF	1620210000	1.05 y	34:28	1.33	1000.00	n
1,2,3,4,7,8,9-HpCDF	1312212000	1.04 y	35:43	1.08	1000.00	n
Total HpCDF	-	- n	-	1.20	2000.00	n
13C-1,2,3,4,6,7,8-HpCDD	93704700	1.07 y	35:22	0.96	100.00	n
1,2,3,4,6,7,8-HpCDD	980530000	1.06 y	35:22	1.05	1000.00	n
Total HpCDD	-	- n	-	1.05	1000.00	n
13C-OCDD	130385600	0.91 y	38:05	0.67	200.00	n
OCDF	2013582000	0.92 y	38:11	1.54	2000.00	n
OCDD	1429005000	0.91 y	38:06	1.10	2000.00	n

Data file	Smp	Work Order	Sample ID	FV-uL	Method/Matrix	Box	Size	U
28MR068D5	1	ST0328	CS3 2565-41C				1.000	
28MR068D5	2	CP0328	DB-5 CPSM 2565-47				1.000	
28MR068D5	3	ST0328A	CS3 2565-41C				1.000	
28MR068D5	4	ST0328B	CS2 2565-41B				1.000	
28MR068D5	5	ST0328C	CS1 2565-41A				1.000	
28MR068D5	6	ST0328D	CS5 2565-41E				1.000	
28MR068D5	7	ST0328E	CS4 2565-41D				1.000	
28MR068D5	8	ST0328F	2nd Source 2565-65				1.000	
28MR068D5	9						1.000	
28MR068D5	10						1.000	
28MR068D5	11						1.000	
28MR068D5	12		MG 03/28/06				1.000	

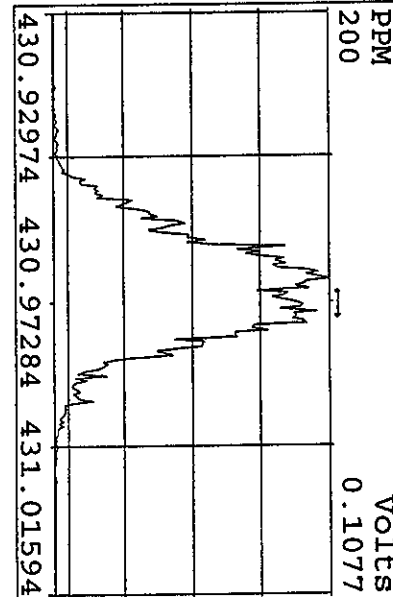
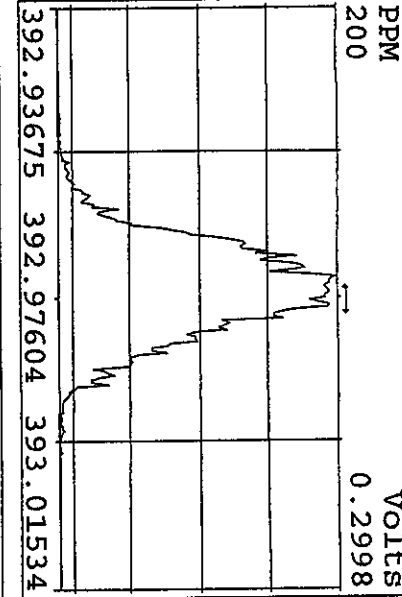
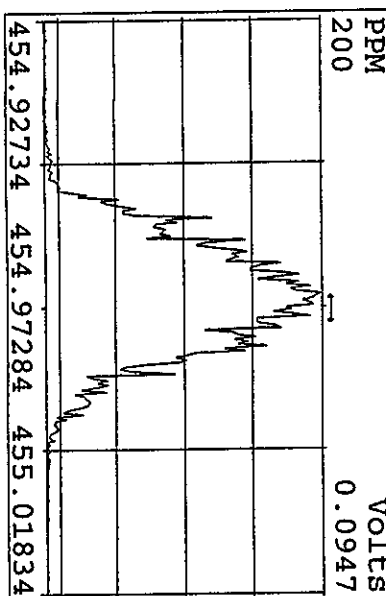
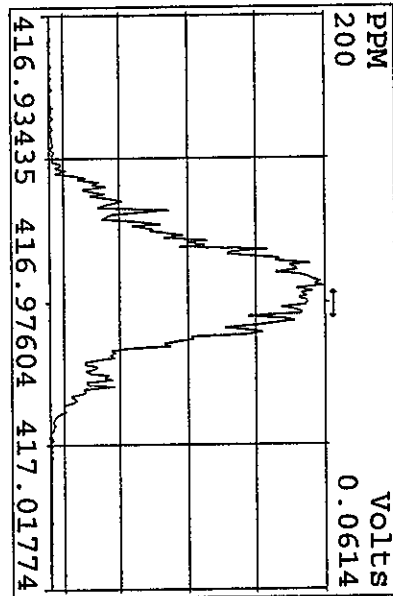
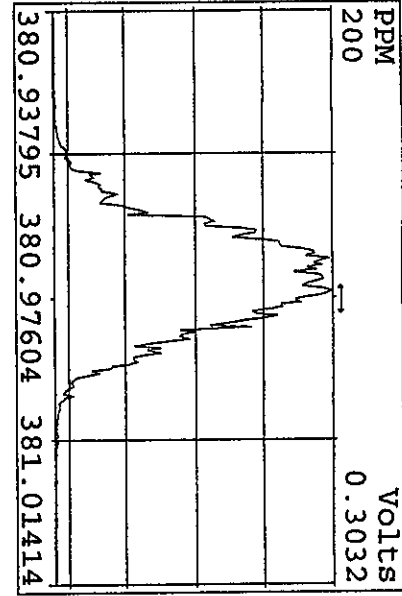
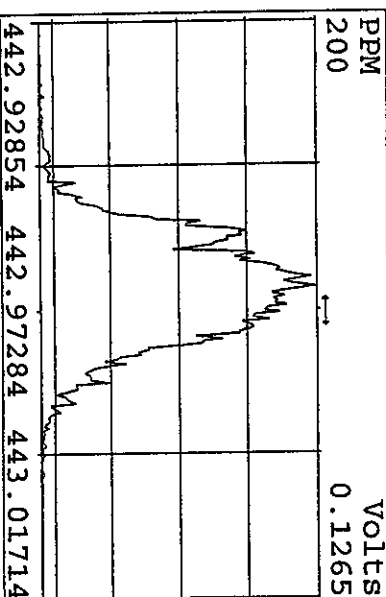
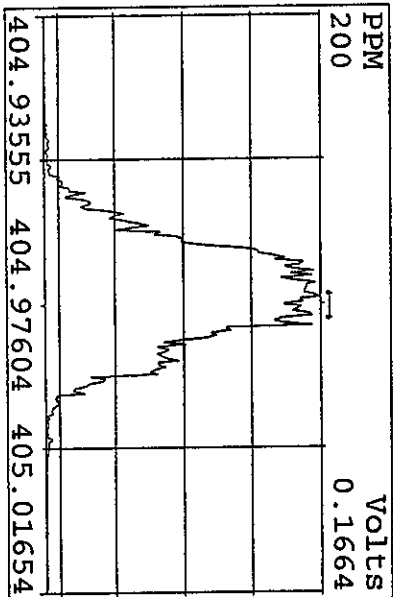
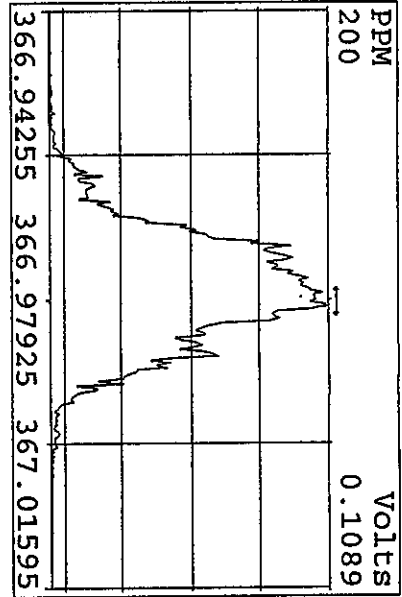
Peak Locate Examination: 28-MAR-2006:13:07 File:28MR068D5
Experiment:DIOXIN Function:1 Reference:PFK



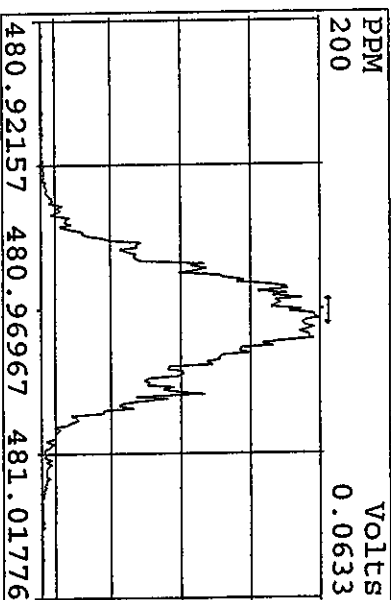
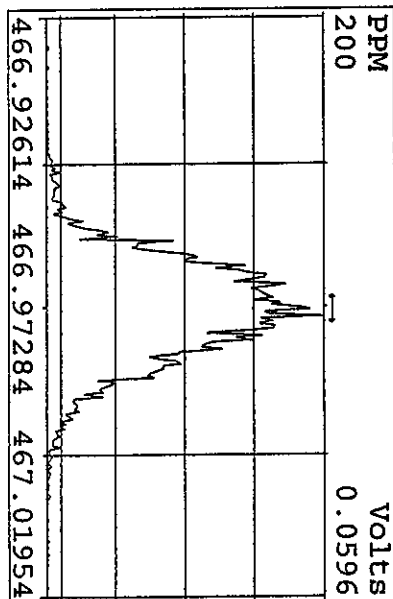
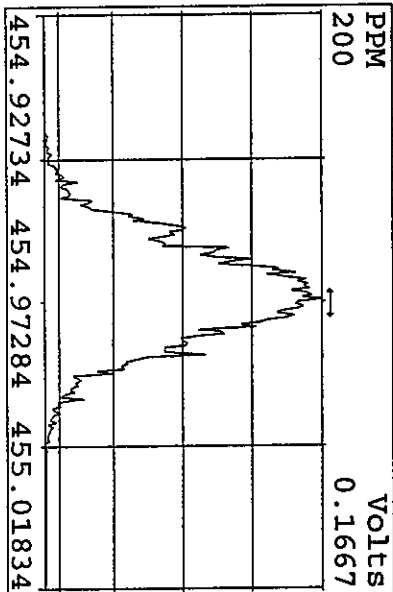
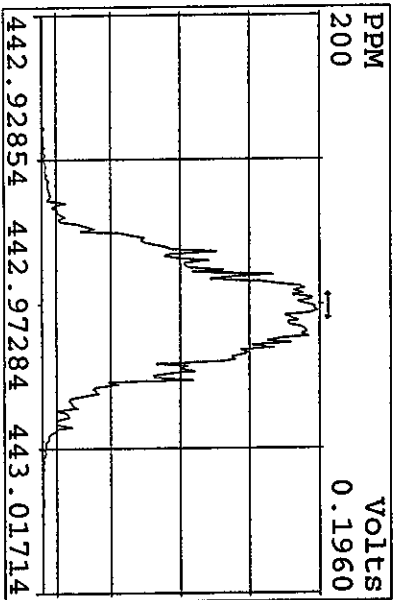
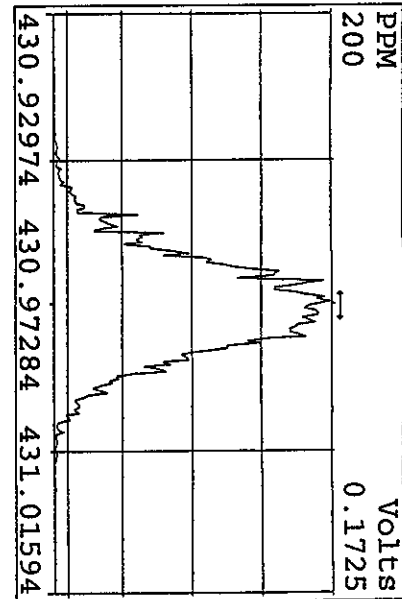
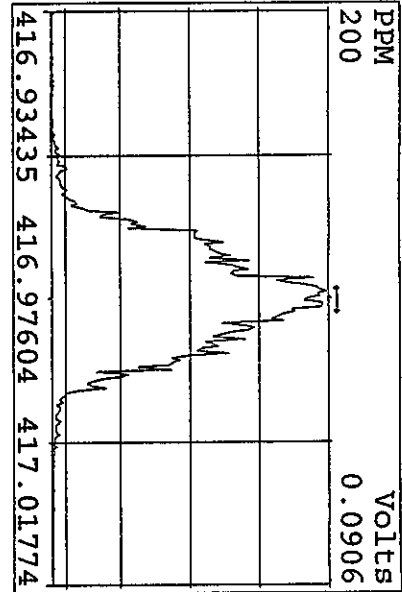
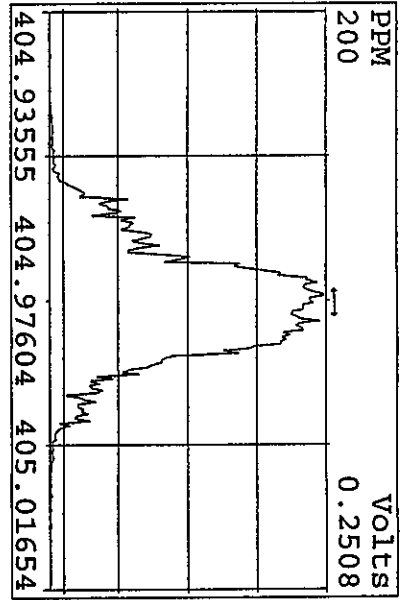
Peak Locate Examination: 28-MAR-2006:13:08 File: 28MR068D5
 Experiment: DIOXIN Function: 2 Reference: PRK



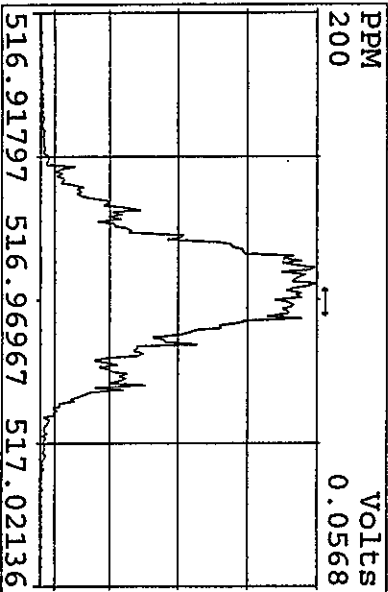
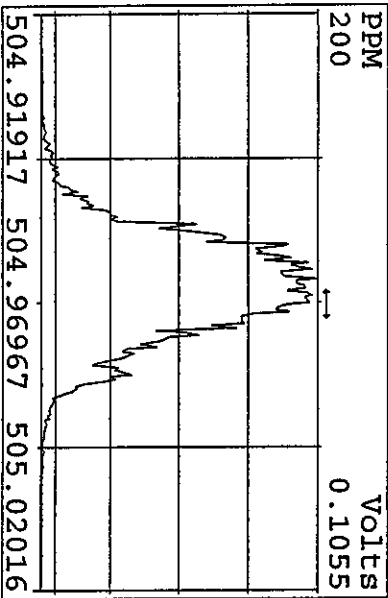
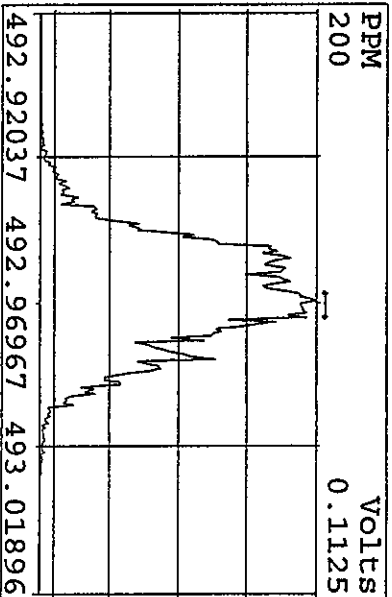
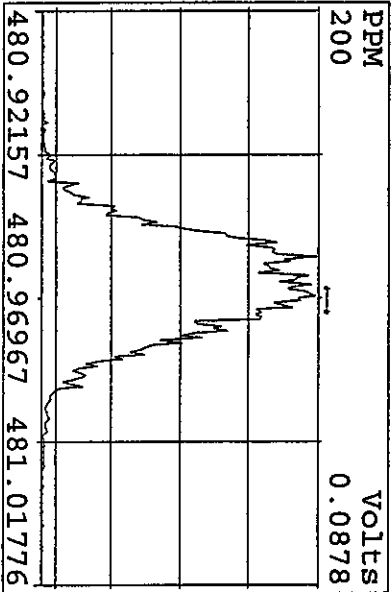
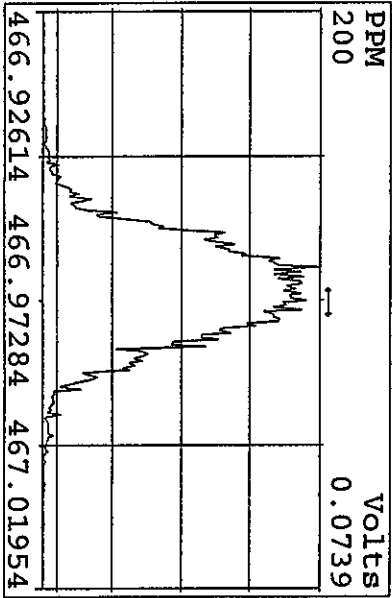
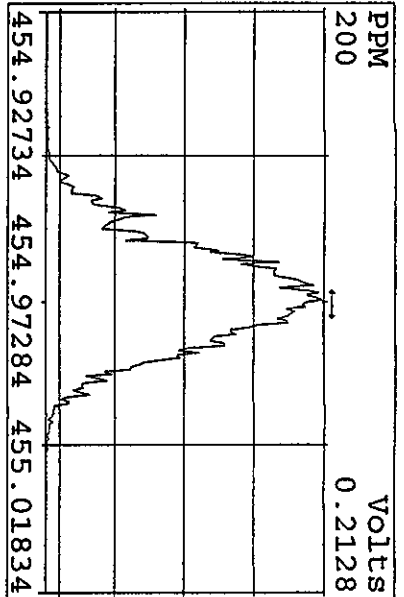
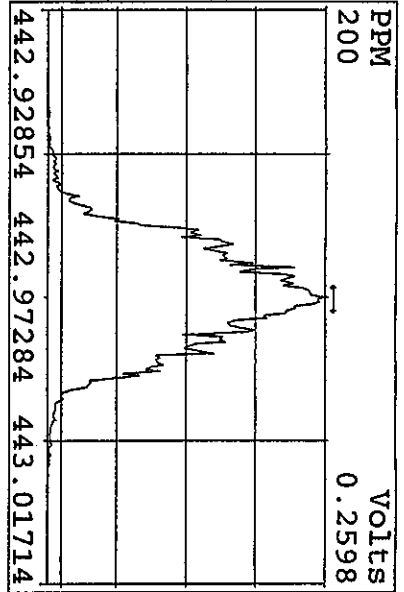
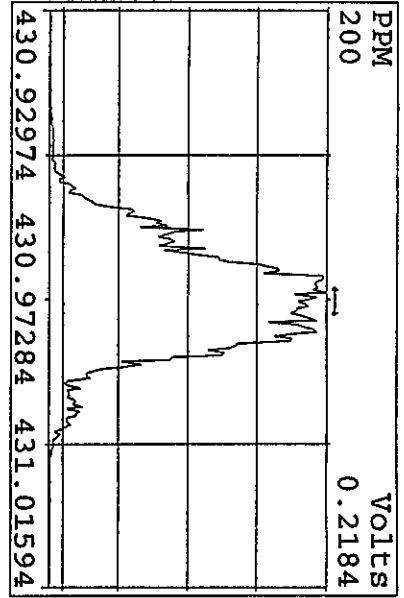
Peak Locate Examination: 28-MAR-2006: 13:09 File: 28MR068D5
 Experiment: DIOXIN Function: 3 Reference: PFK



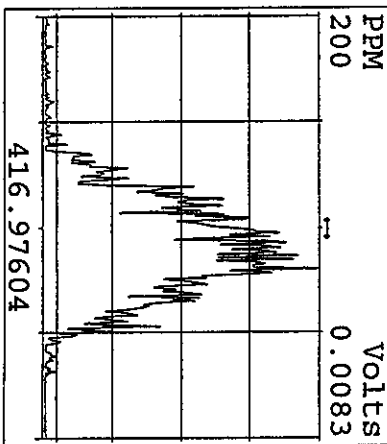
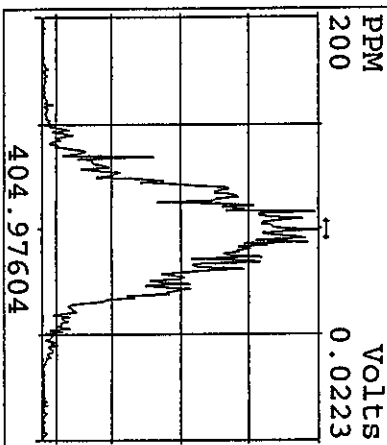
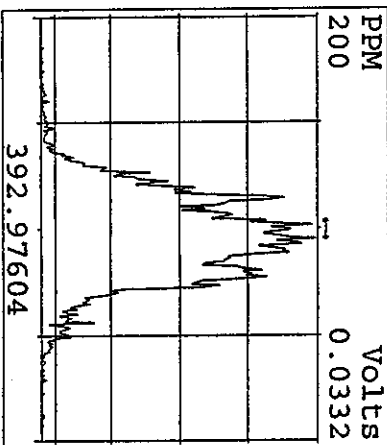
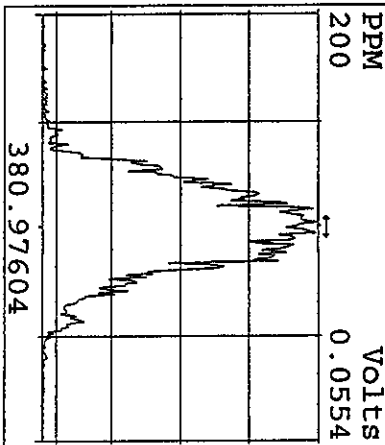
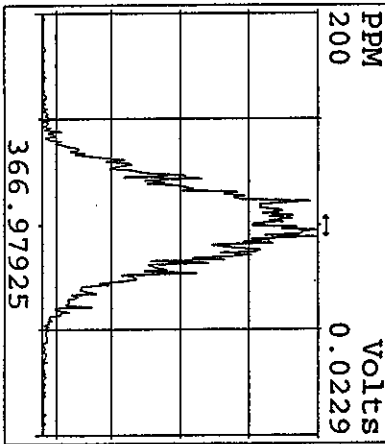
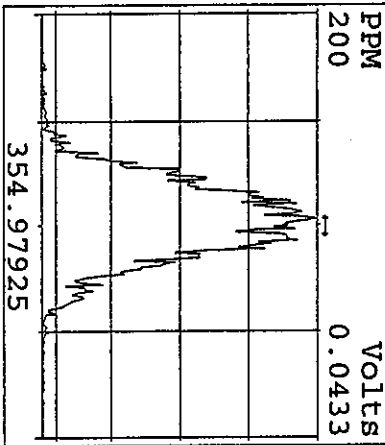
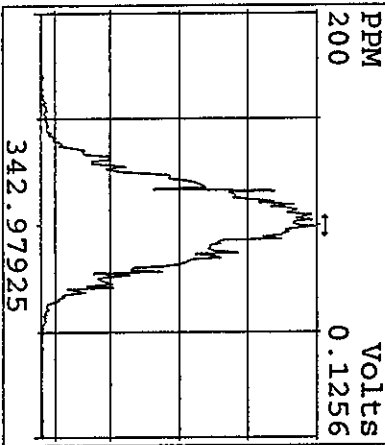
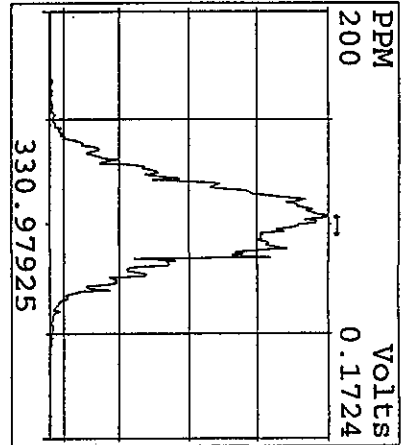
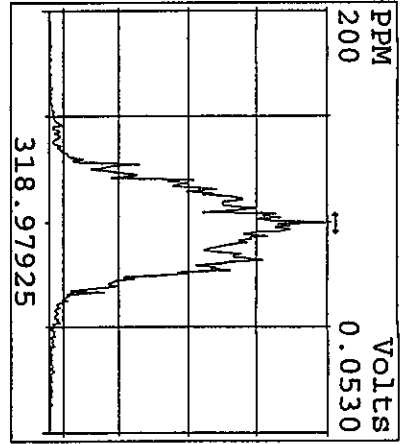
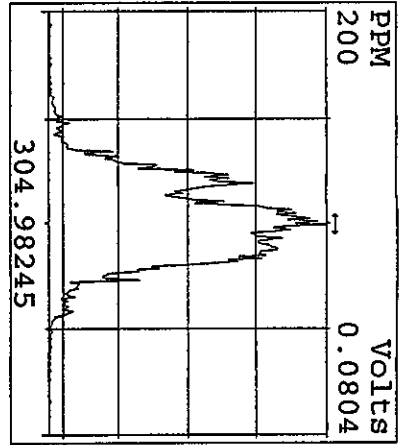
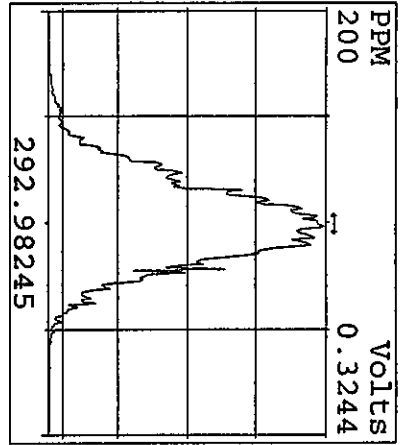
Peak Locate Examination: 28-MAR-2006: 13:09 File: 28MR068D5
 Experiment: DIOXIN Function: 4 Reference: PFK



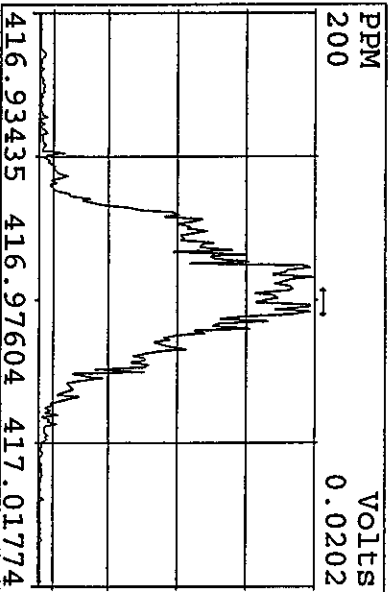
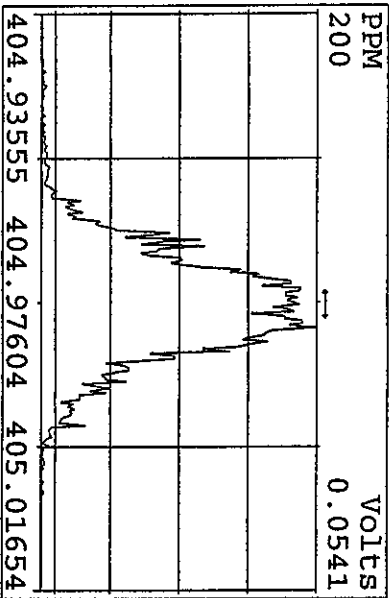
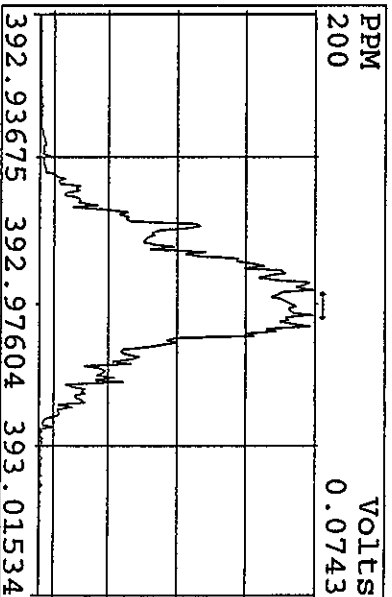
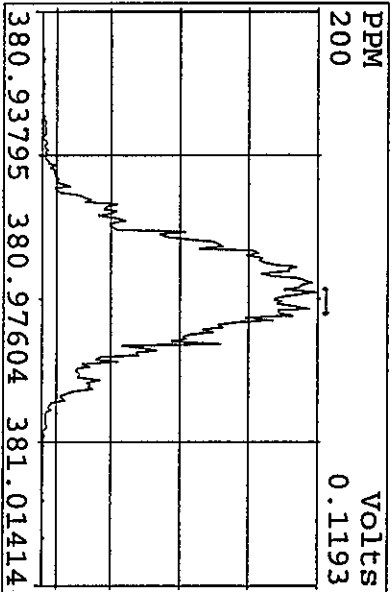
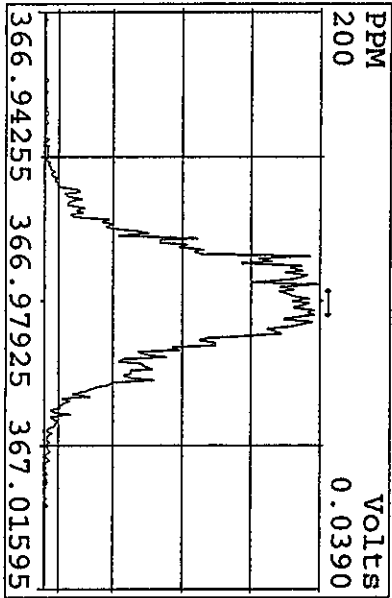
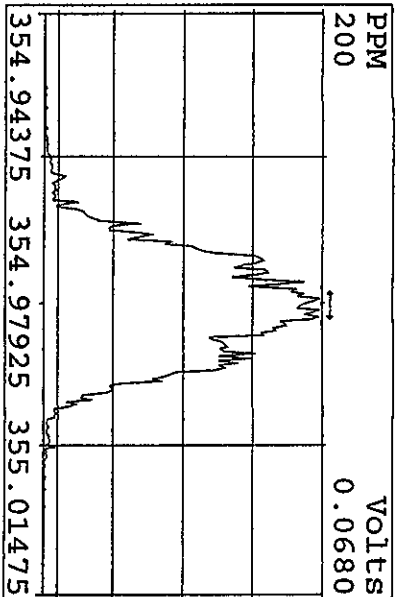
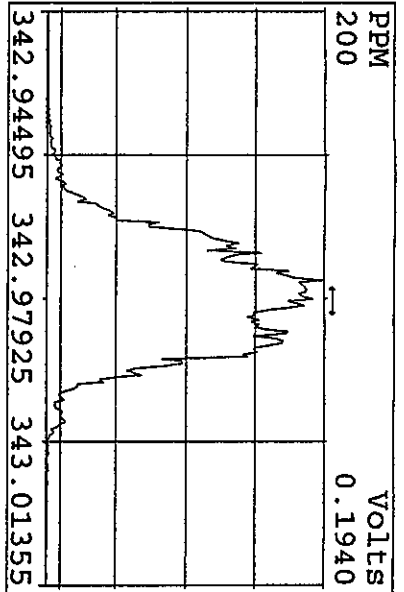
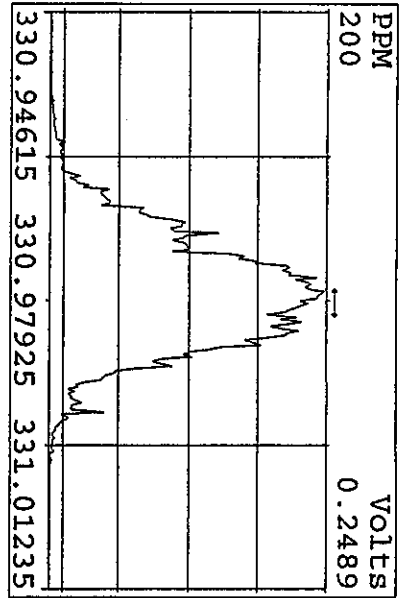
Peak Locate Examination: 28-MAR-2006:13:10 File: 28MR068D5
 Experiment: DIOXIN Function: 5 Reference: PFK



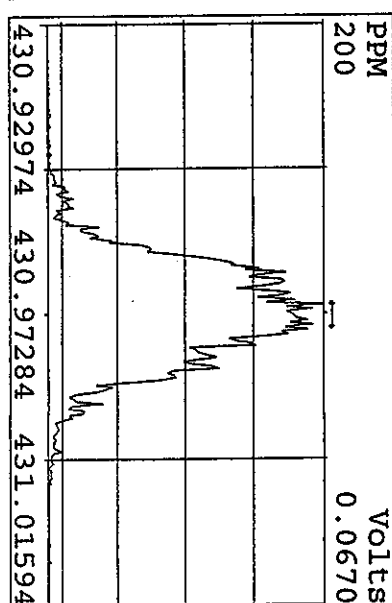
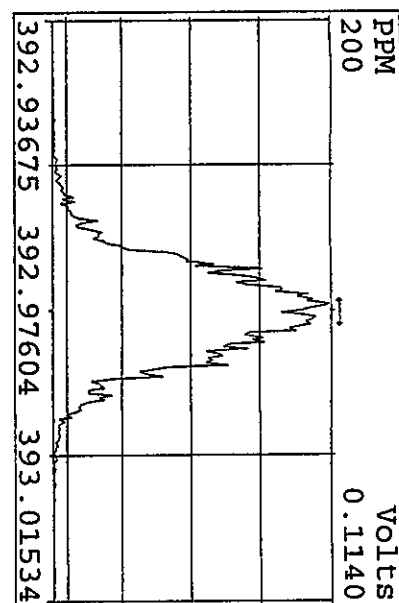
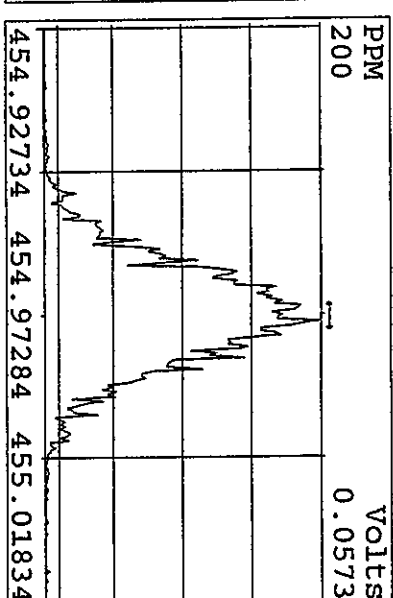
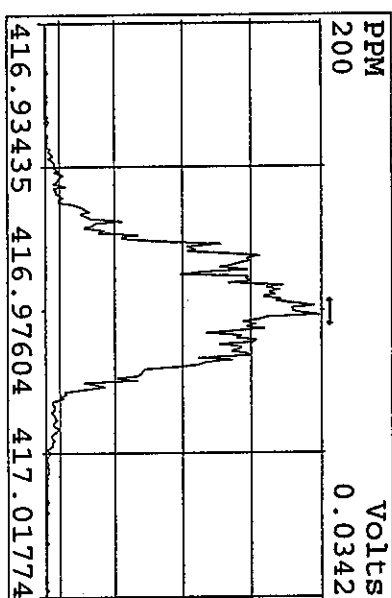
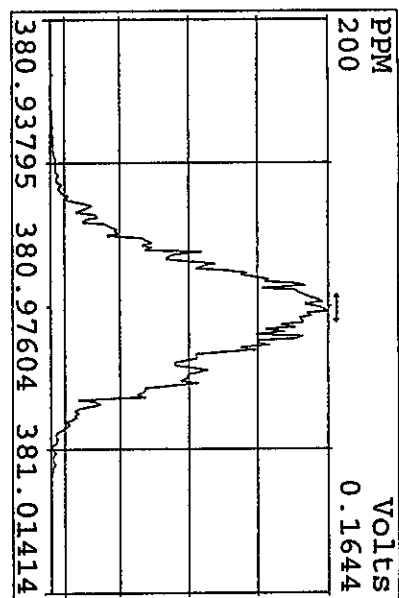
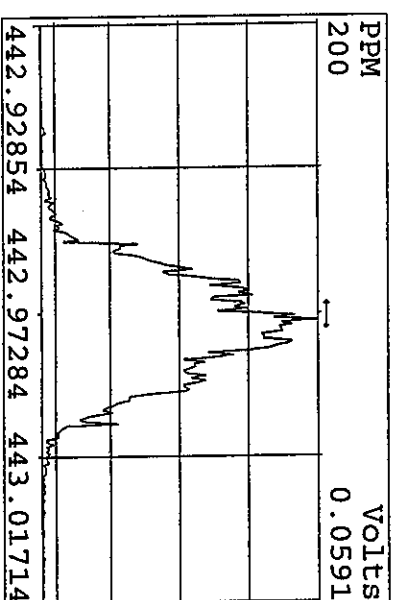
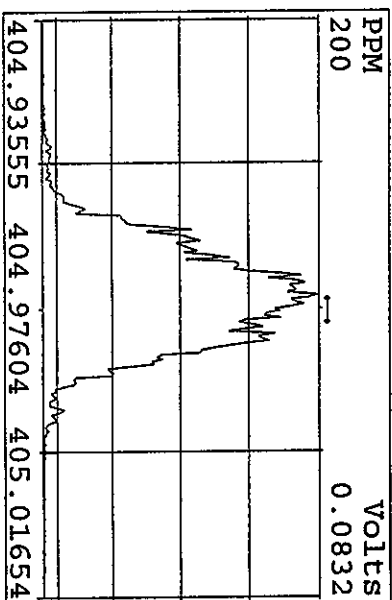
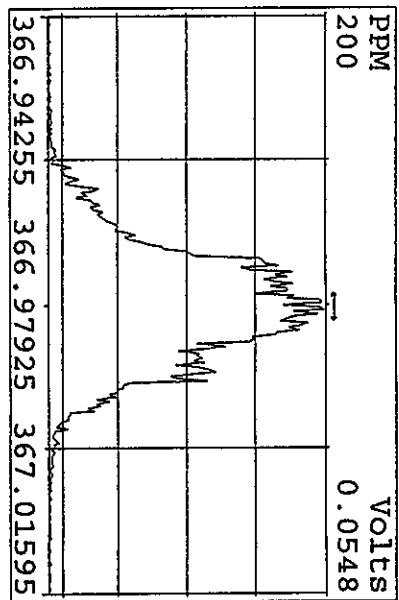
Peak Locate Examination: 28-MAR-2006:19:12 File: ENDRSCHK28MR068D5
Experiment: DIOXIN Function: 1 Reference: PFK



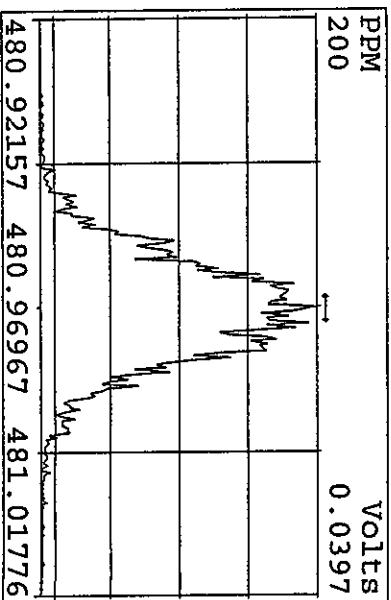
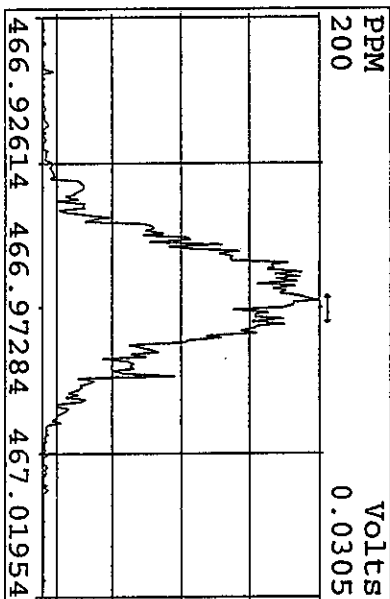
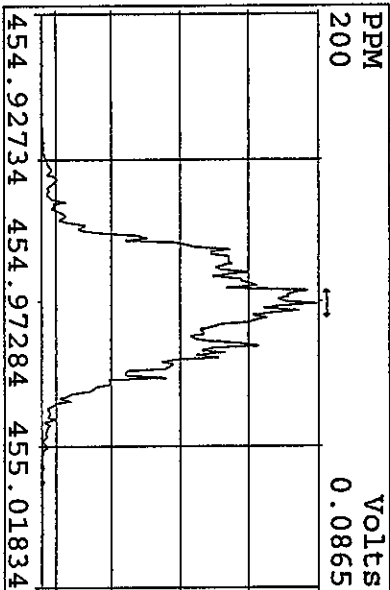
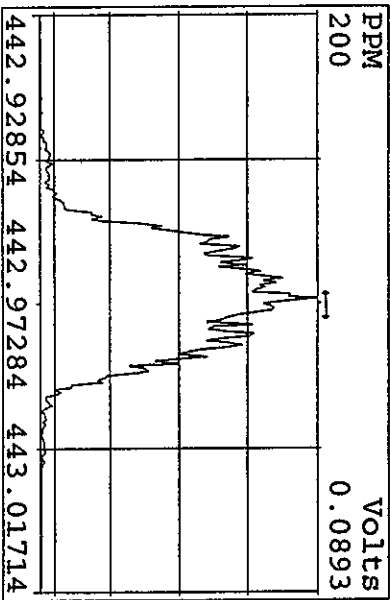
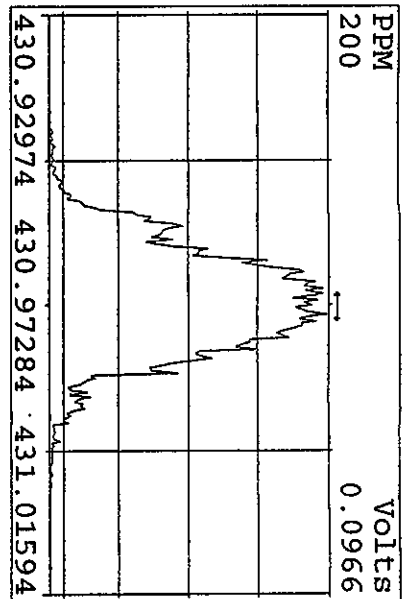
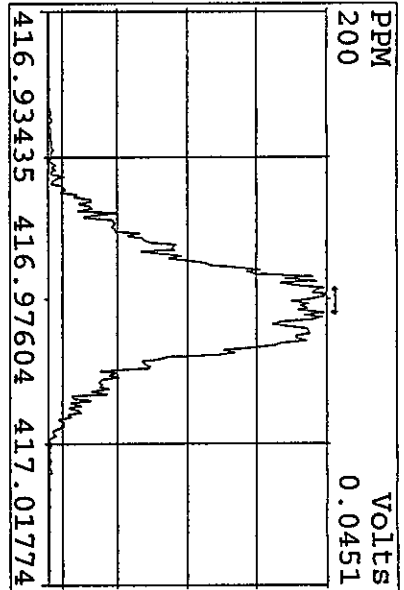
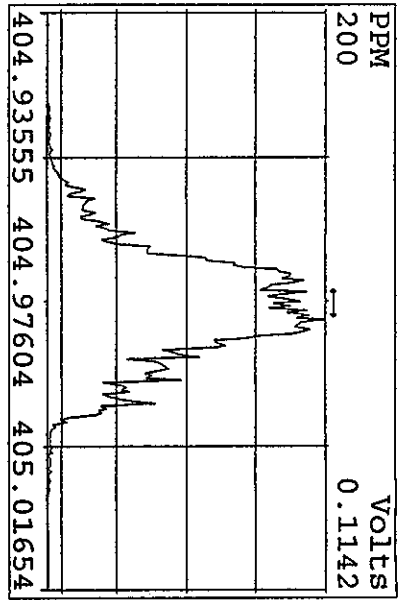
Peak Locate Examination: 28-MAR-2006:19:12 File: ENDRSSCHK28MR068D5
 Experiment: DIOXIN Function: 2 Reference: PFK



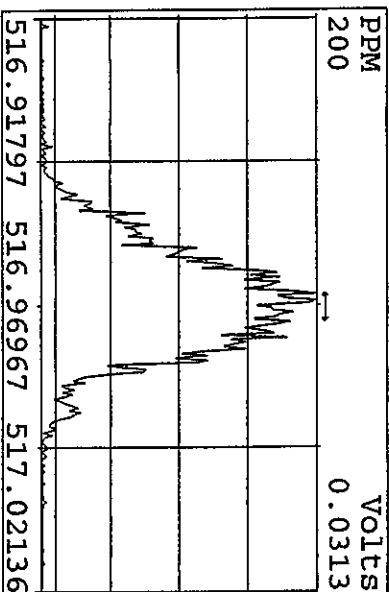
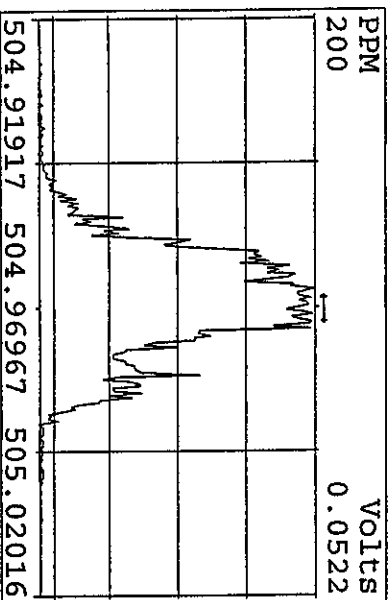
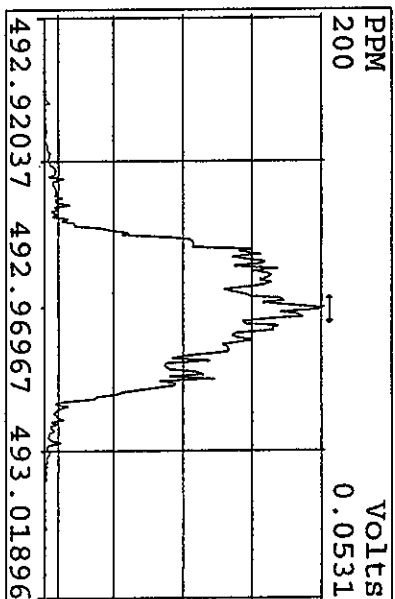
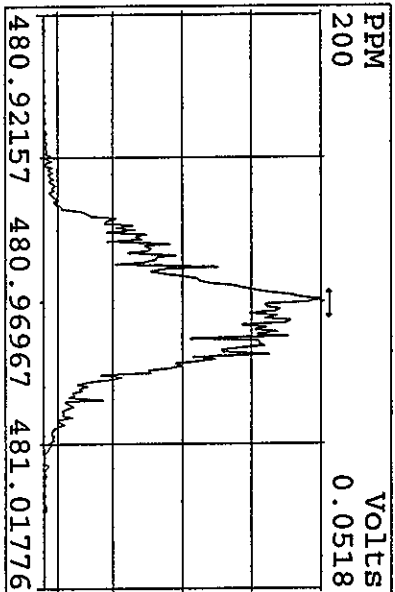
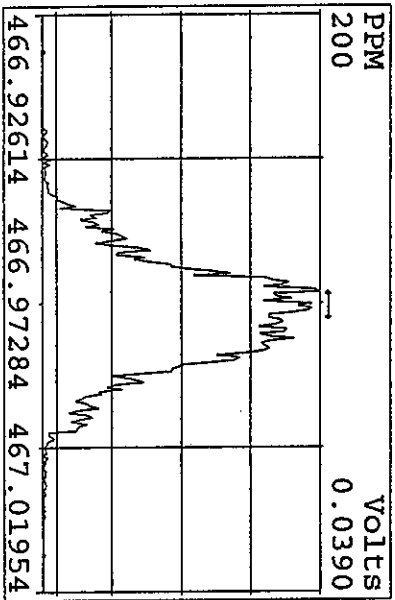
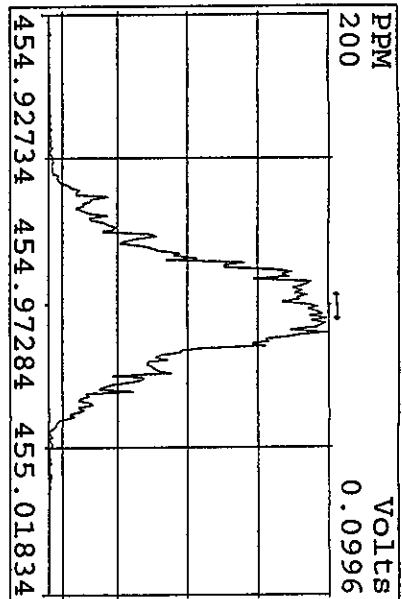
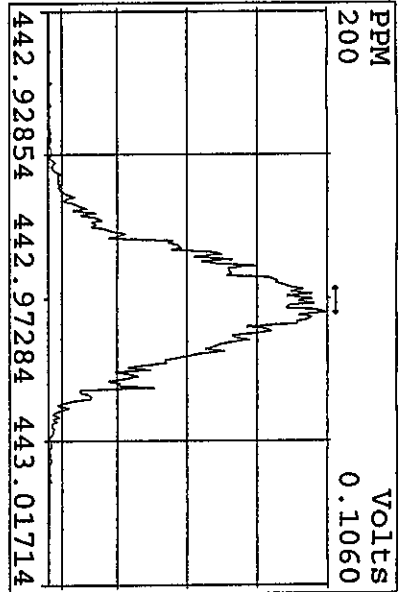
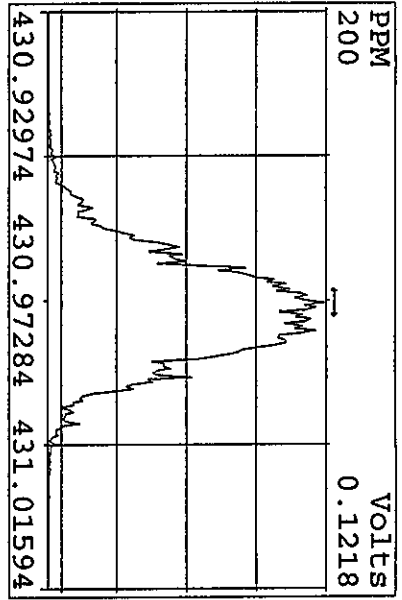
Peak Locate Examination: 28-MAR-2006:19:13 File: ENDRSCHK28MR068D5
 Experiment: DIOXIN Function: 3 Reference: PFK



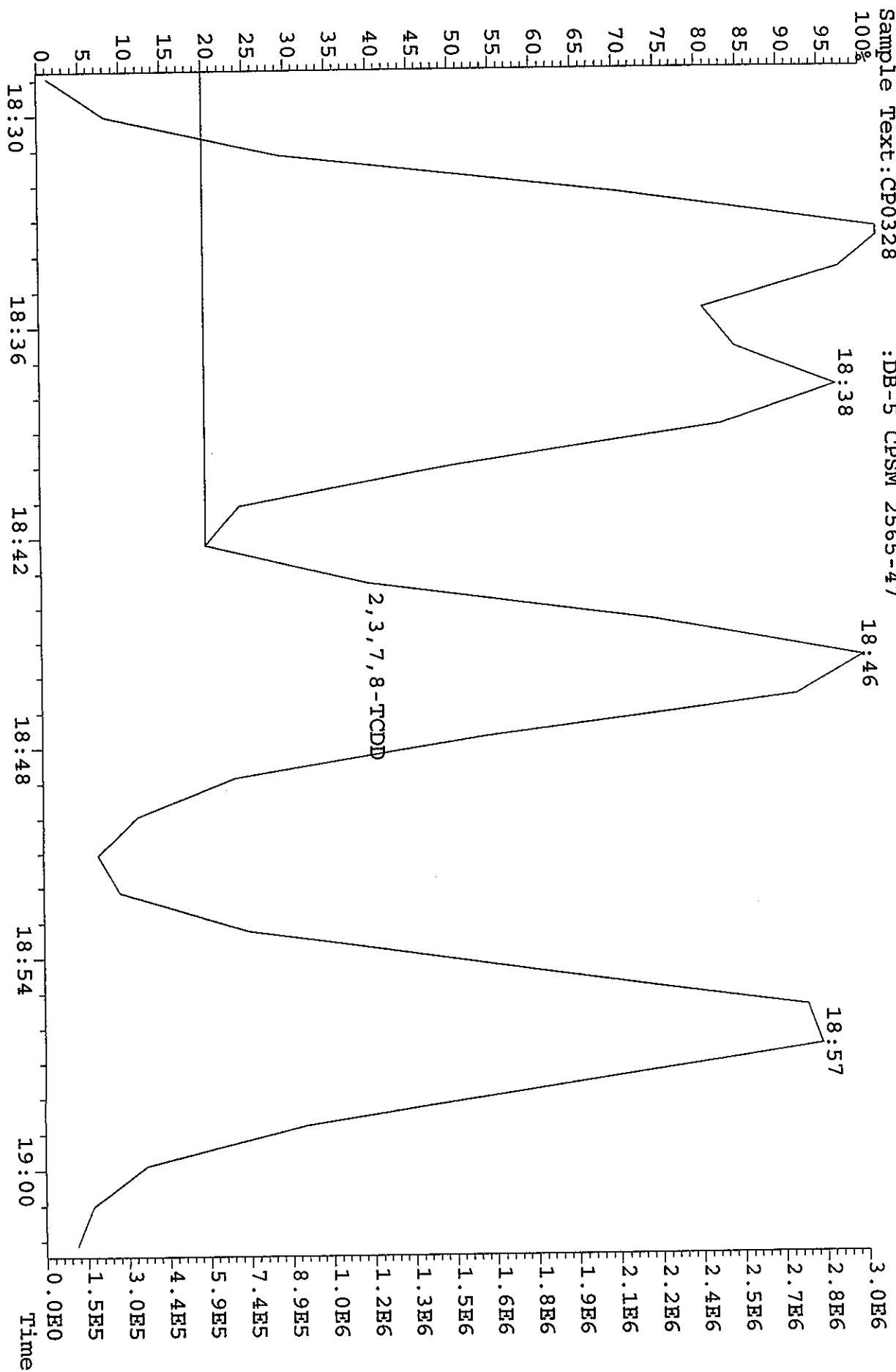
Peak Locate Examination: 28-MAR-2006:19:13 File: ENDRSCHK28MR068D5
 Experiment: DIOXIN Function: 4 Reference: PFK



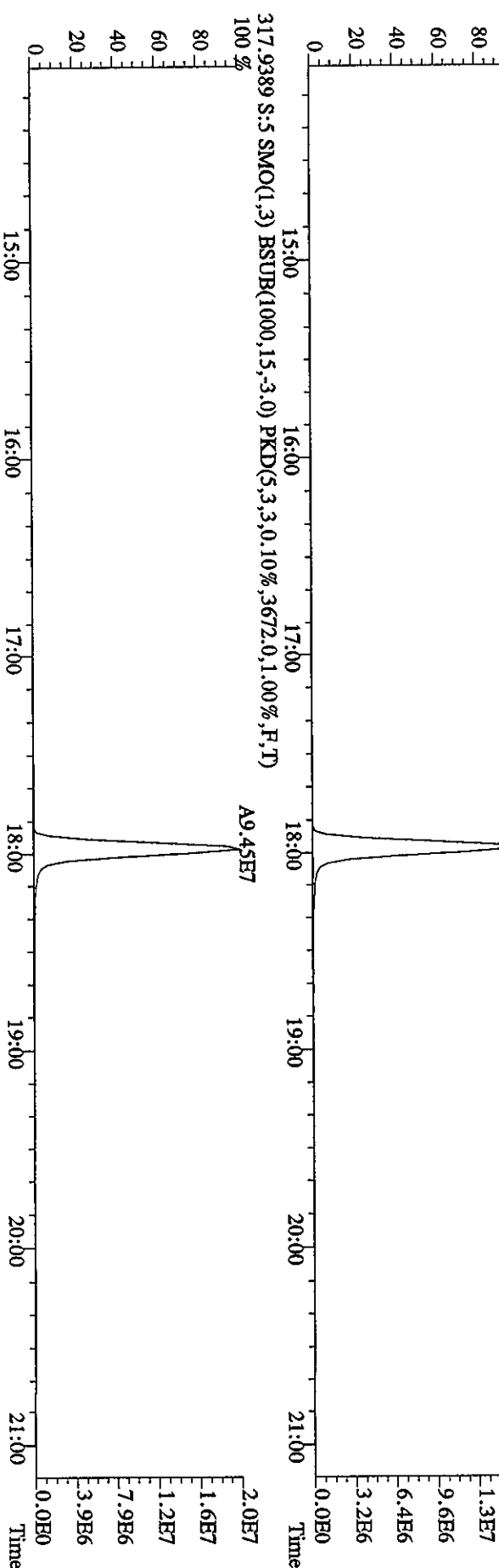
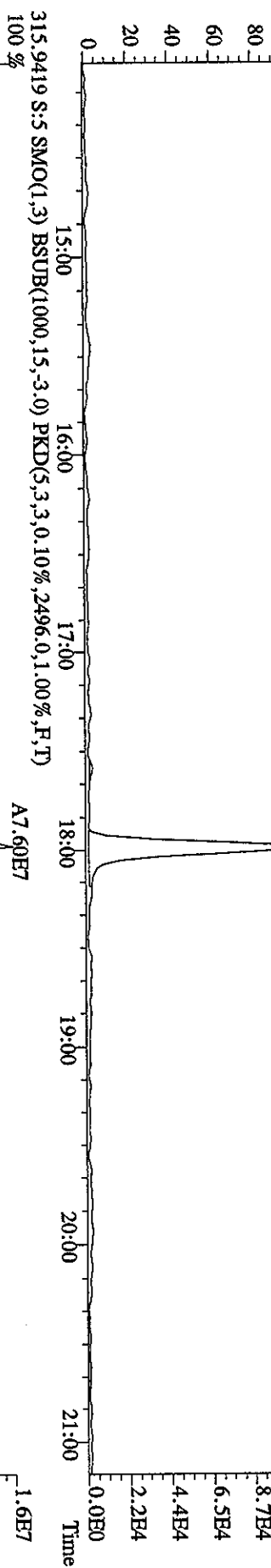
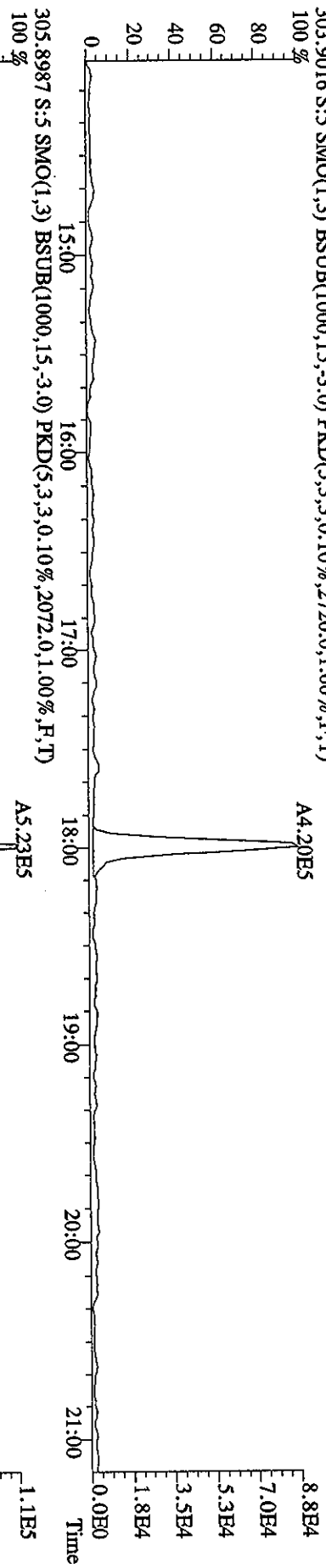
Peak Locate Examination: 28-MAR-2006:19:14 File: ENDRSCHK28MR068D5
 Experiment: DIOXIN Function: 5 Reference: PFK



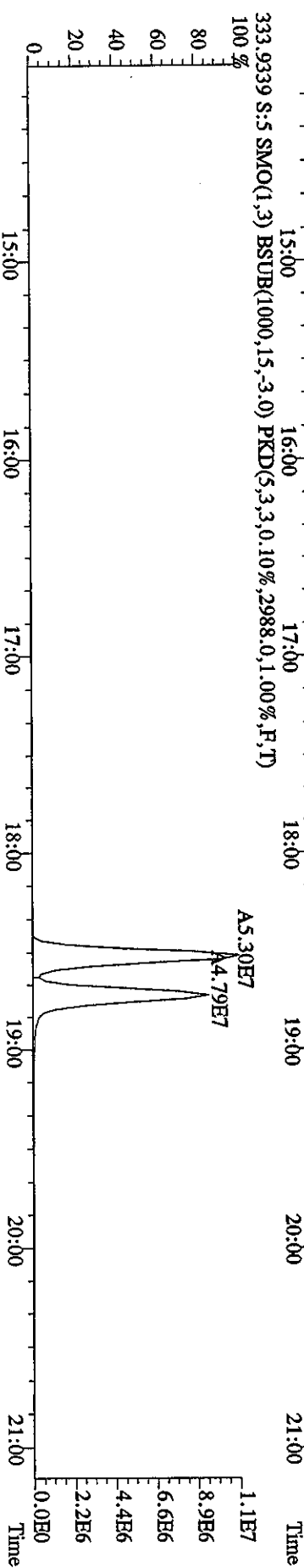
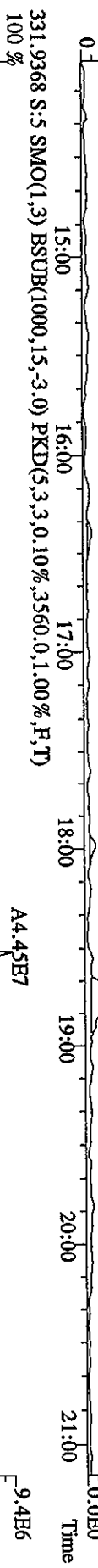
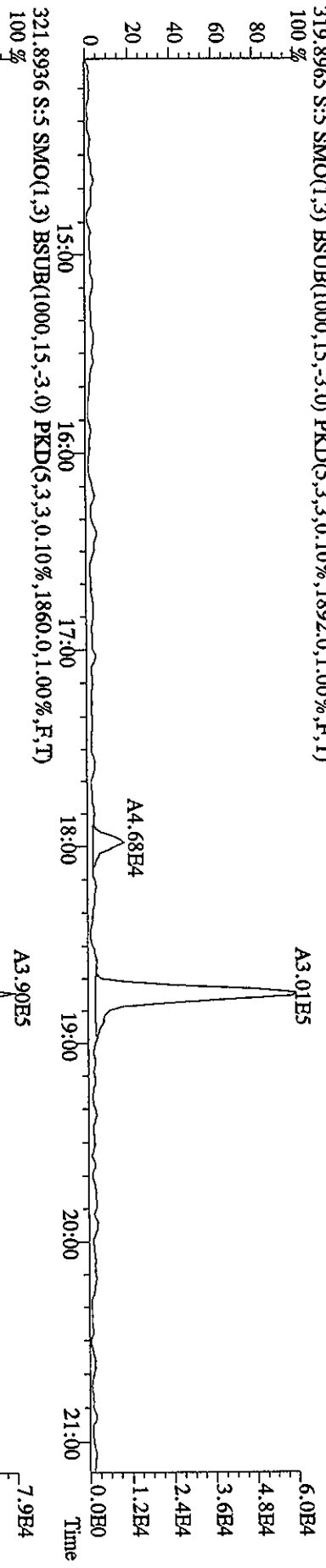
File: 28MR068D5 #1-388 Acq: 28-MAR-2006 13:53:04 GC EI+ Voltage SIR Autospec-UltimaE
 321.8936 S: 2 BSUB(128,15,-3.0) Exp: DIOXIN Noise: 577
 Sample Text: CP0328 : DB-5 CPSM 2565-47




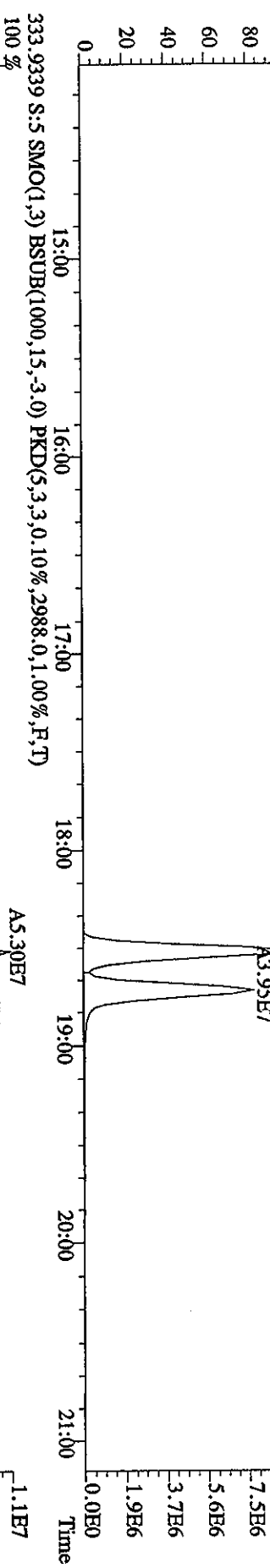
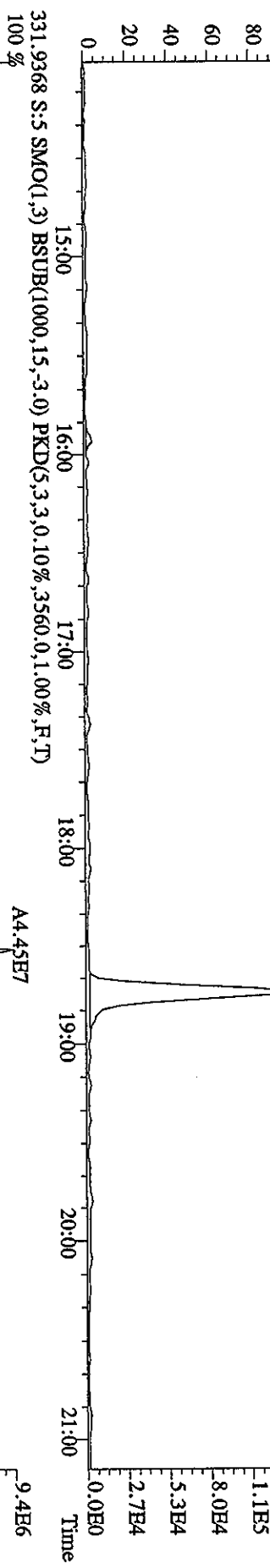

File: 28MR068D5 #1-388 Acq: 28-MAR-2006 15:58:35 GC EI+ Voltage SIR Autospec-UltimaE
 Sample#5 Text: ST0328C :CSI 2565-41A Exp: DIOXIN
 303.9016 S:5 SMO(1,3) BSUB(1000,15,-3,0) PKD(5,3,3,0,10%,2720,0,1,00%,F,T)
 100%



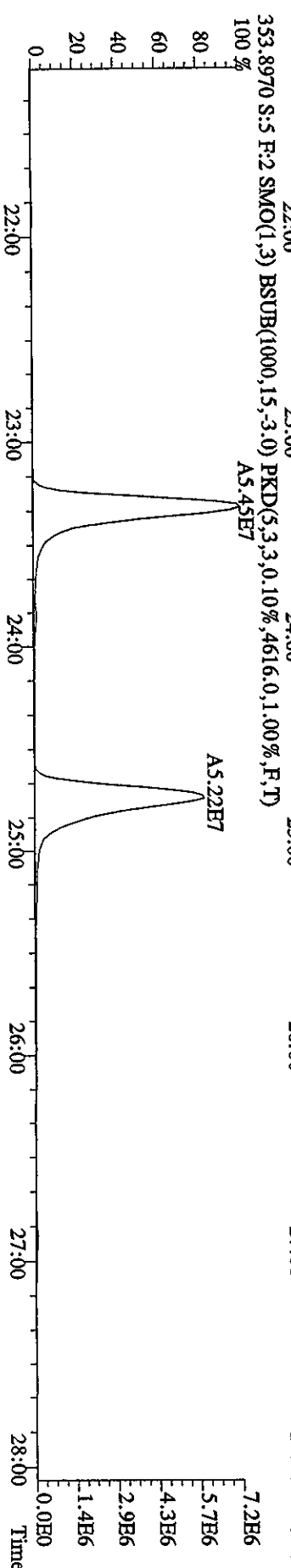
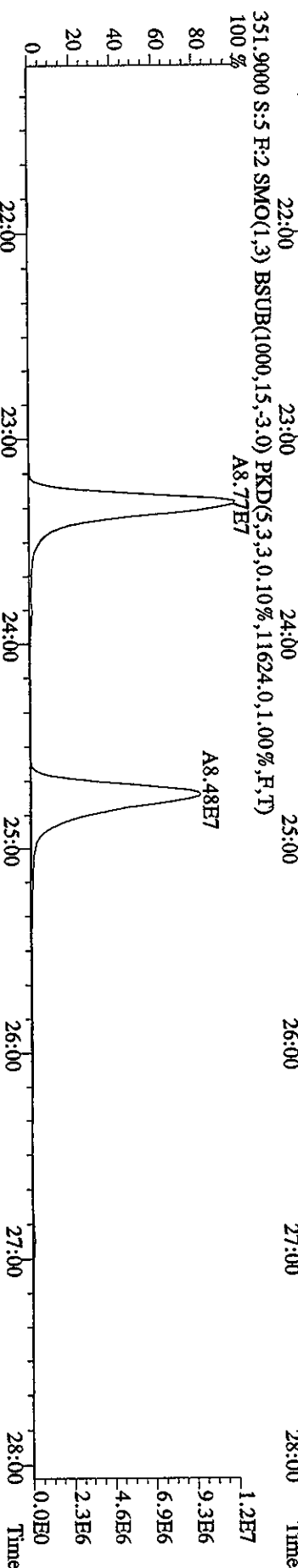
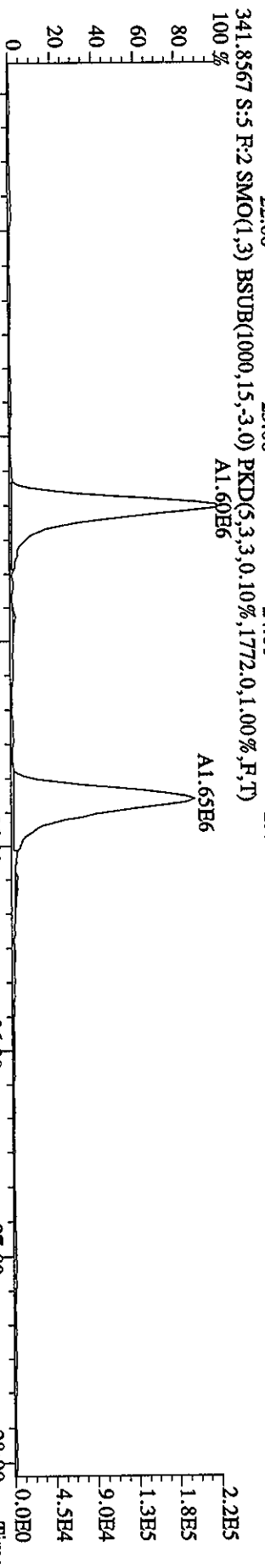
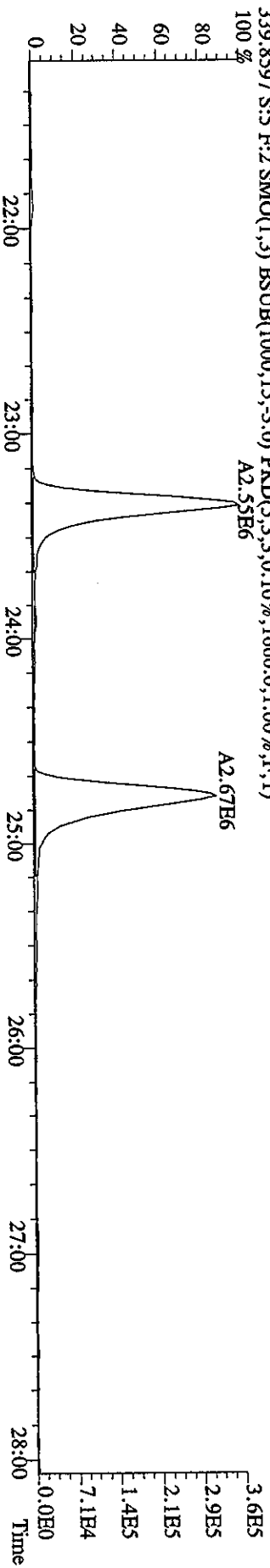
File:28MR068D5 #1-388 Acq:28-MAR-2006 15:58:35 GC EI+ Voltage SIR Autospec-UltraE
 Sample#5 Text:ST0328C :CSI 2565-41A Exp:DIOXIN
 319.8965 S:5 SMO(1,3) BSUB(1000,15,-3.0) PKD(5,3,3,0,10%,1892.0,1.00%,F,T)
 100 %



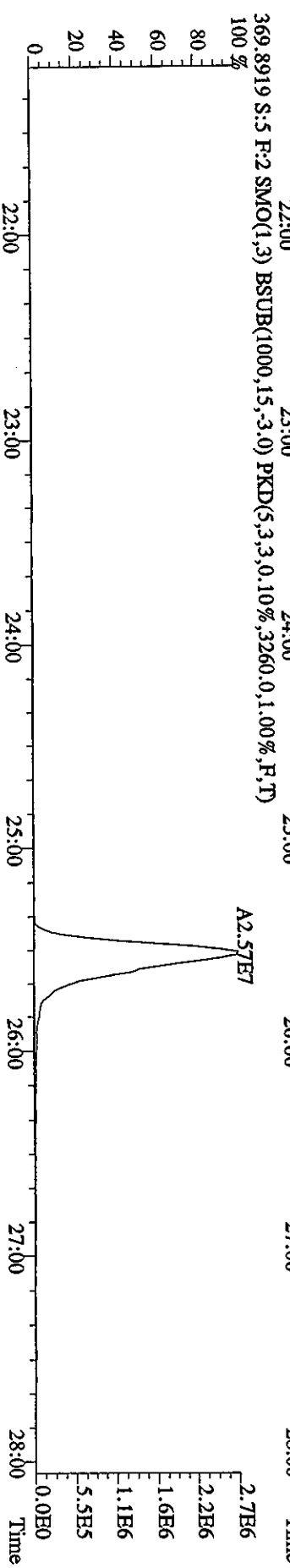
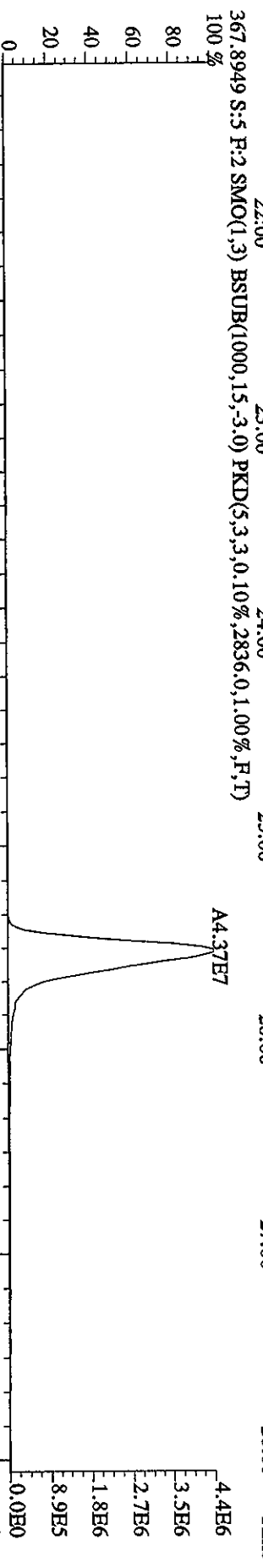

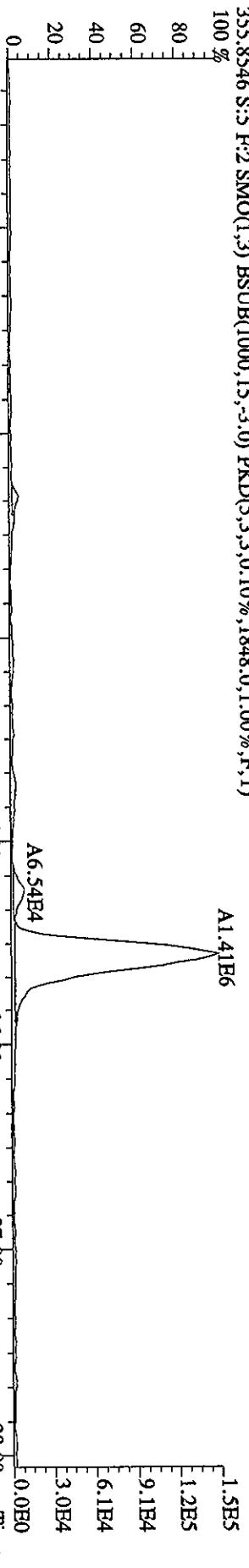
File:28MR068D5 #1-388 Acq:28-MAR-2006 15:58:35 GC EI+ Voltage SIR Autospec-UltimaE
 Sample#5 Text:ST0328C :CSI 2565-41A Exp:DIOXIN
 327.8847 S:5 SMO(1,3) BSUB(1000,15,-3,0) PKD(5,3,3,0,10%,2056,0,1.00%,F,T)
 100%



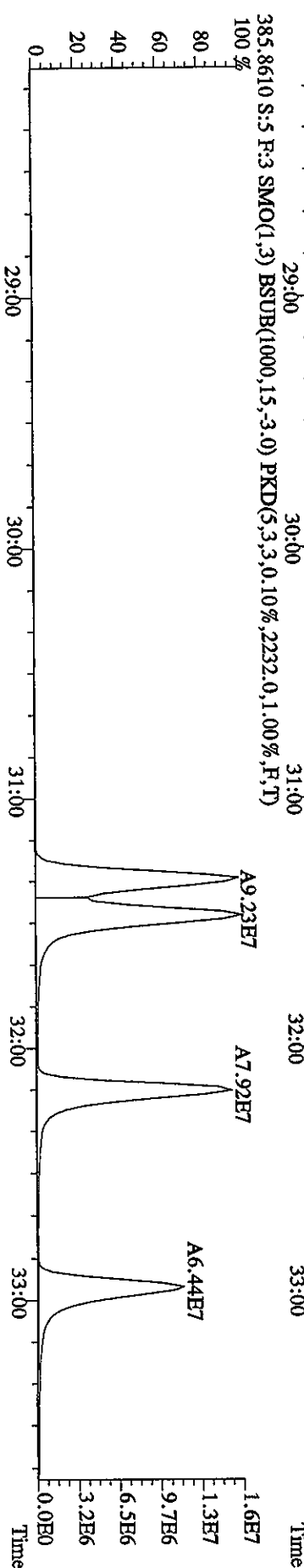
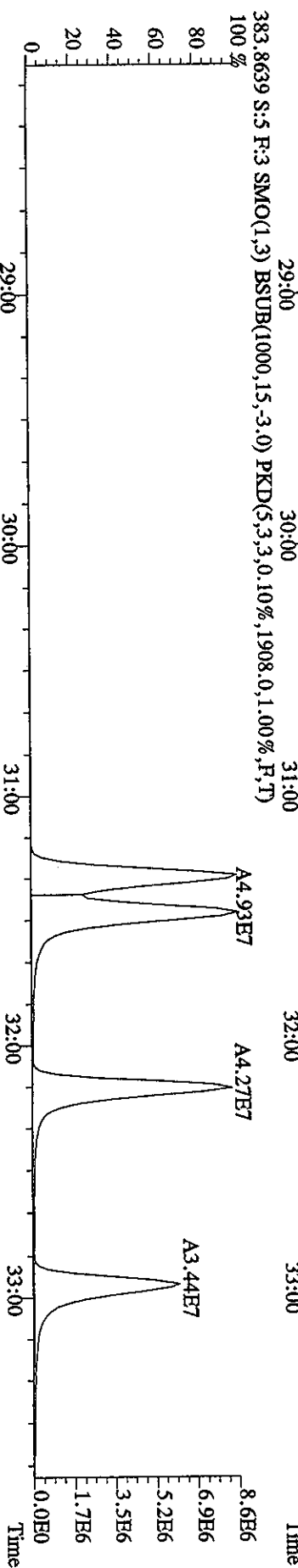
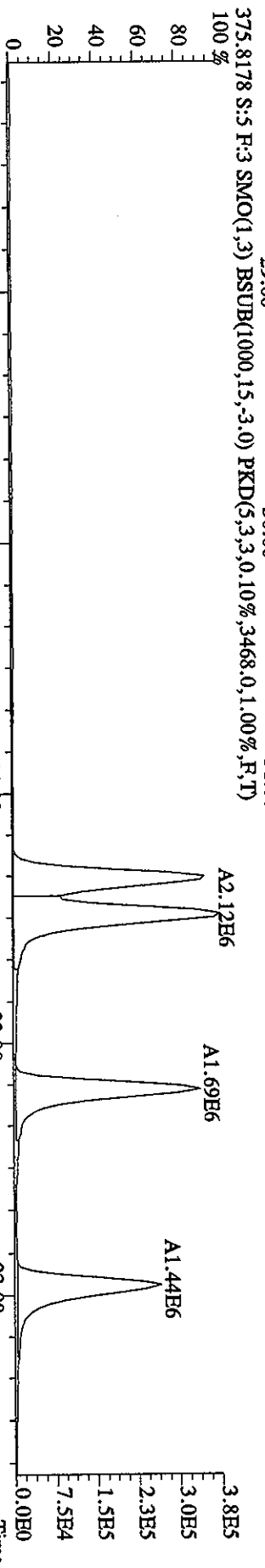
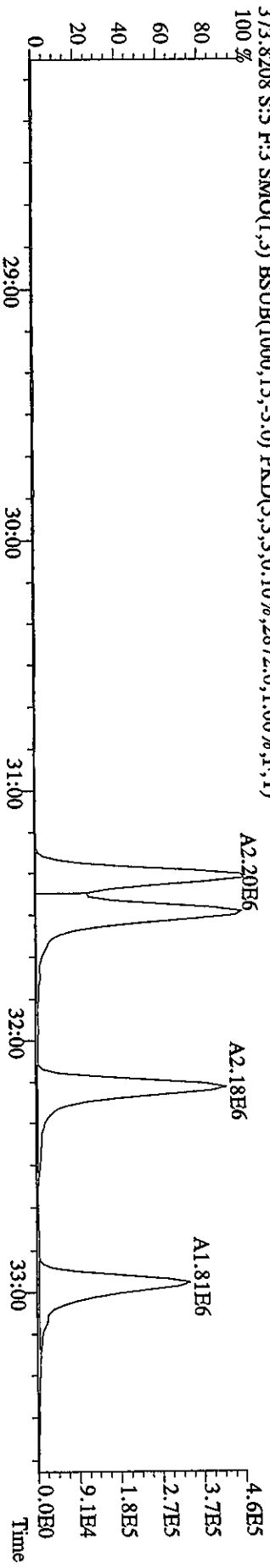
File:28MR068D5 #1-484 Acq:28-MAR-2006 15:58:35 GC EI+ Voltage SIR Autospec-UltimaE
 Sample#5 Text:ST0328C :CSI 2565-41A Exp:DIOXIN
 339.8597 S:5 F:2 SMO(1,3) BSUB(1000,15,-3.0) PKD(5,3,3,0.10%,1660.0,1.00%,F,T)
 100% A2.55B6




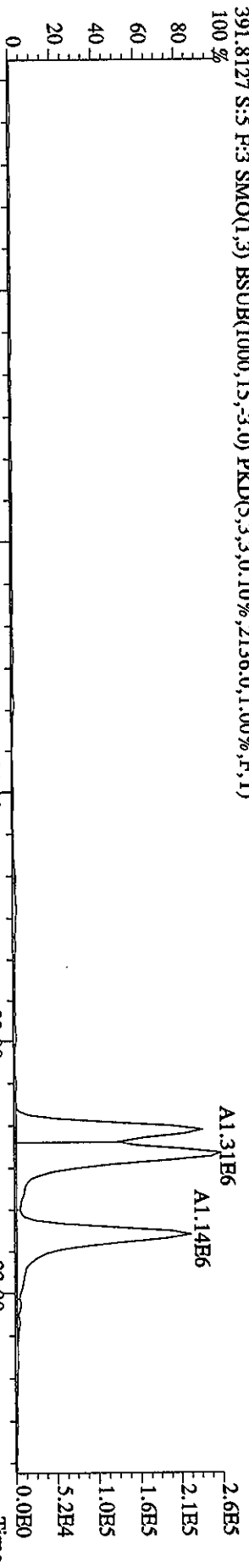

File:28MR068D5 #1-484 Acq:28-MAR-2006 15:58:35 GC EI+ Voltage SIR Autospec-UltimaB
 Sample#5 Text:ST0328C :CSI 2565-41A Exp:DIOXIN
 355.8546 S:5 F:2 SMO(1,3) BSUB(1000,15,-3.0) PKD(5,3,3,0.10%,1848.0,1.00%,F,T)
 100 %







File:28MR068D5 #1-378 Acq:28-MAR-2006 15:58:35 GC HI+ Voltage SIR Autospec-UltimaE
 Sample#5 Text:ST0328C :CSI 2565-41A Exp:DIOXIN
 373.8208 S:5 F:3 SMO(1,3) BSUB(1000,15,-3.0) PKD(5,3,3,0.10%,2872.0,1.00%,F,T)
 100 %



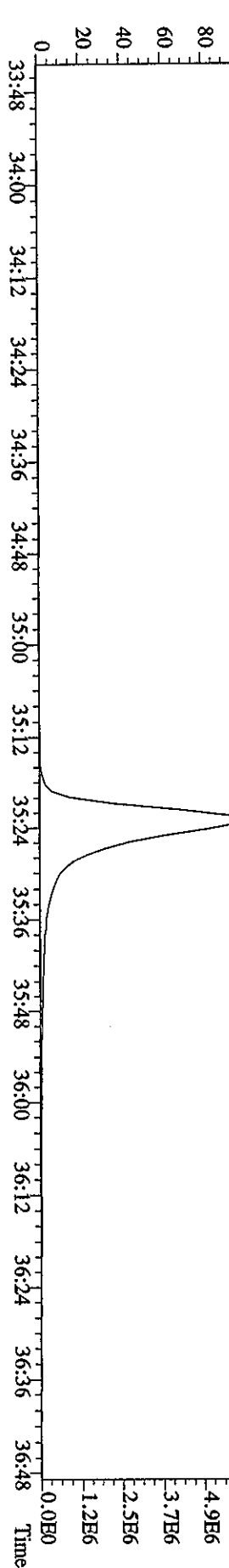
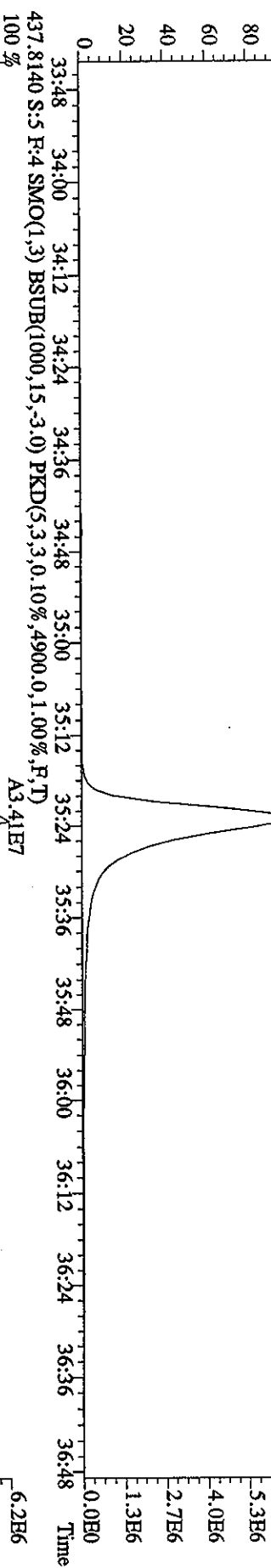
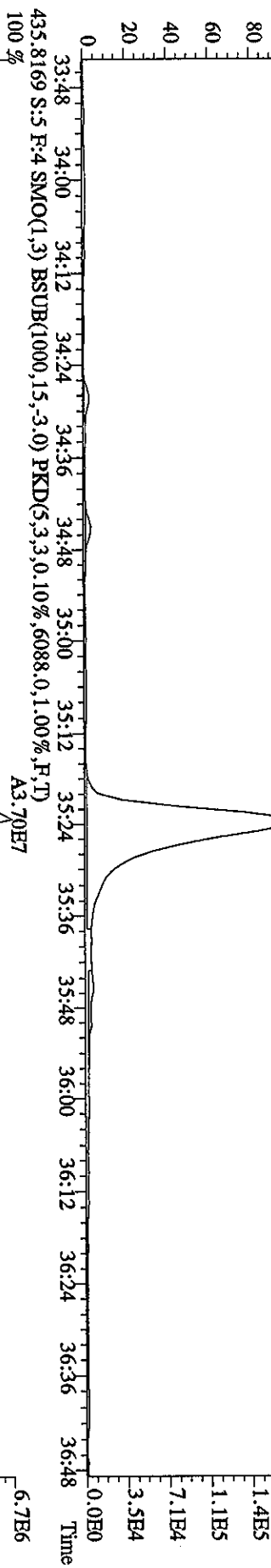
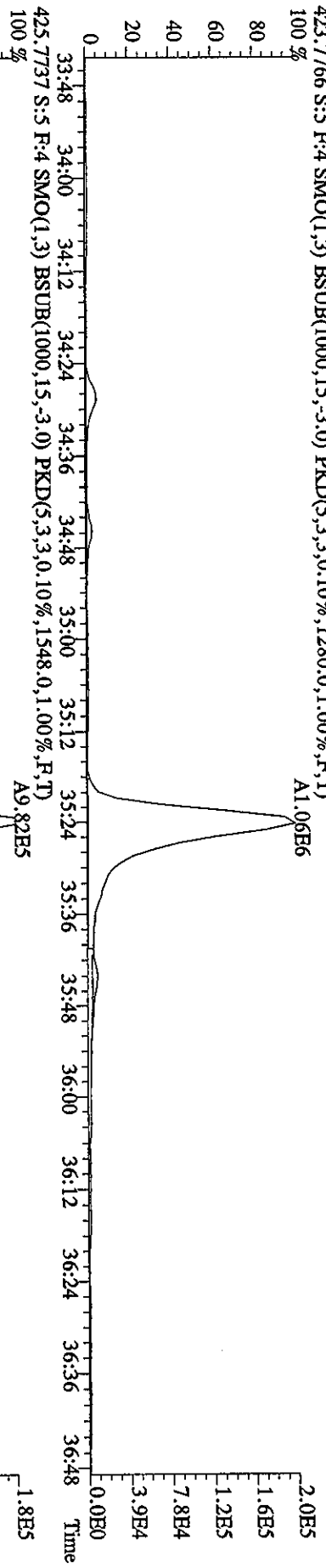
File:28MR068D5 #1-378 Acq:28-MAR-2006 15:58:35 GC EI+ Voltage S1R Autospec-UltimaB
 Sample#5 Text:ST0328C :CSI 2565-41A Exp:DIOXIN
 389.8157 S:5 F:3 SMO(1,3) BSUB(1000,15,-3.0) PKD(5,3,3,0.10%,2836.0,1.00%,F,T)
 100 %



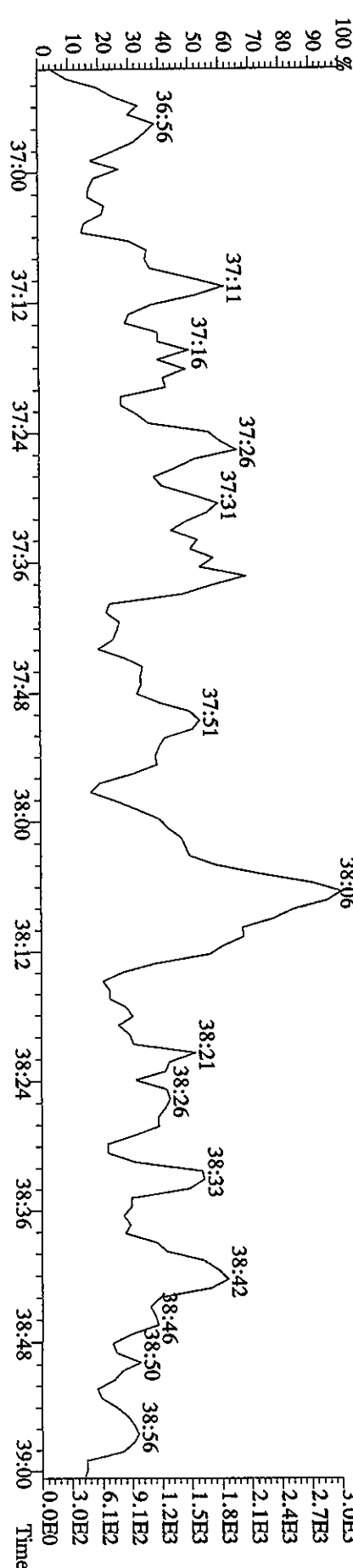
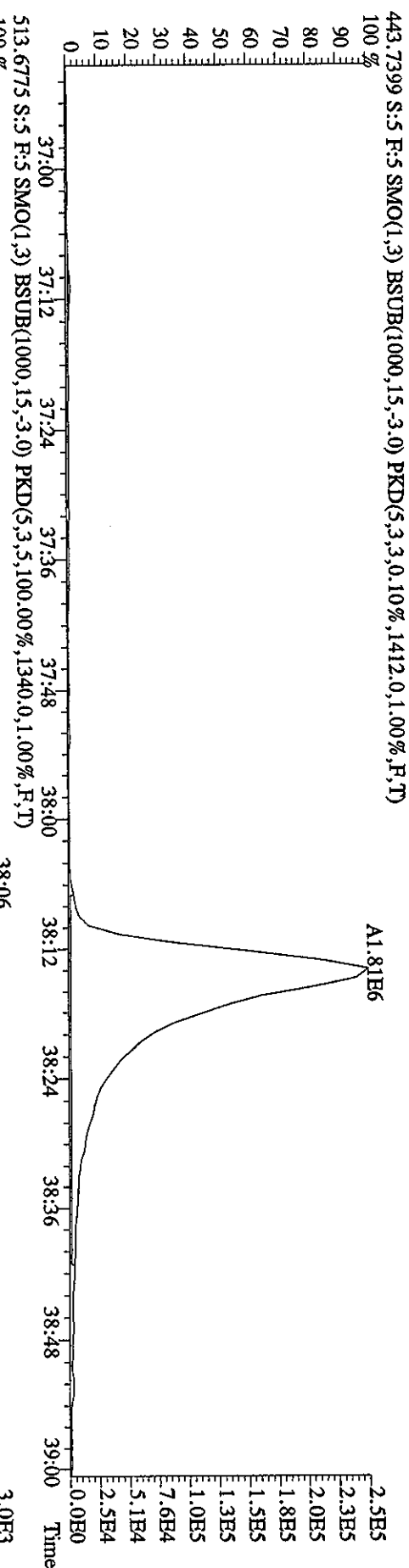
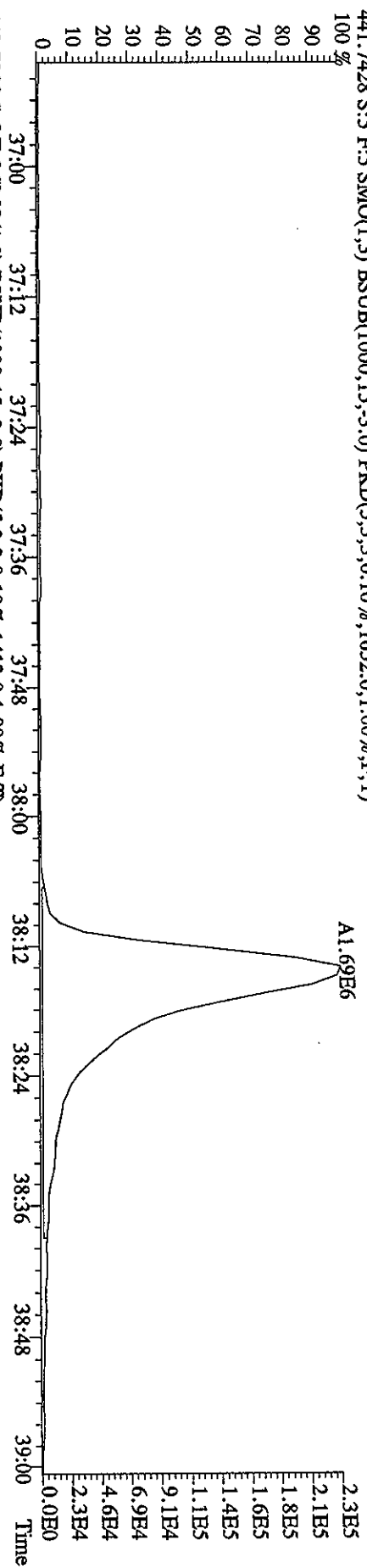
File:28MR068D5 #1-217 Acq:28-MAR-2006 15:58:35 GC EI+ Voltage SIR Autospec-UltimaE
 Sample#5 Text:ST0328C :CSI 2565-41A Exp:DIOXIN
 407.7818 S:5 F:4 SMO(1,3) BSUB(1000,15,-3.0) PKD(5,3,3,0,10%,1464.0,1.00%,F,T)
 100% A1.89E6



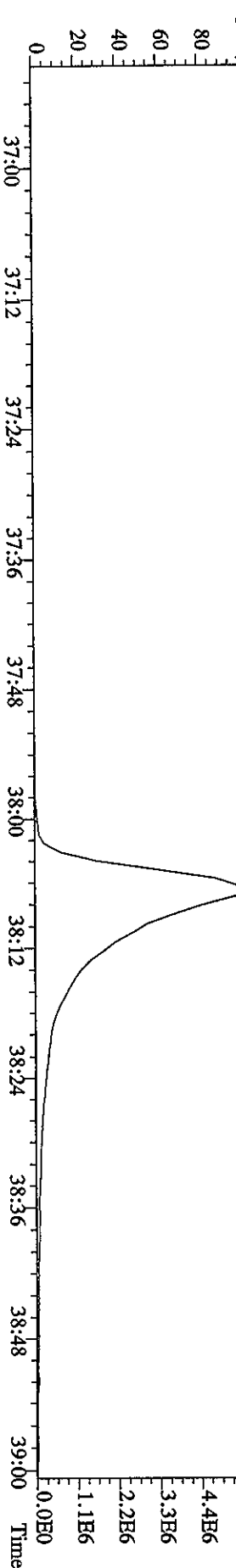
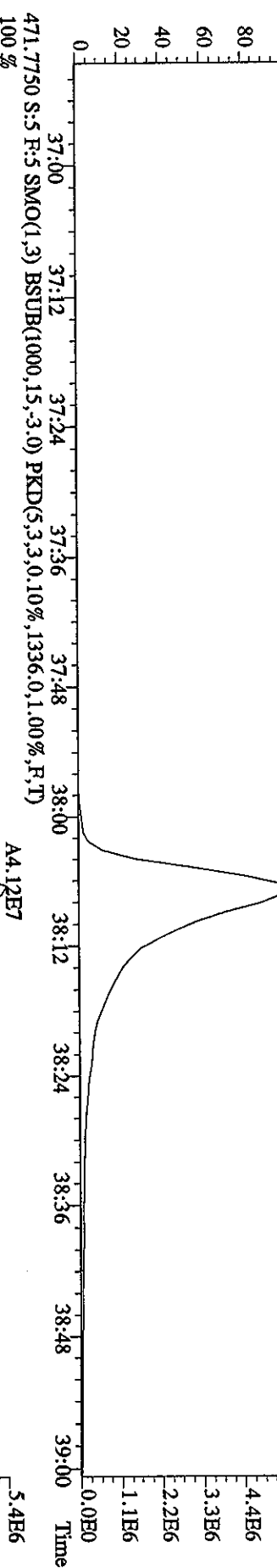
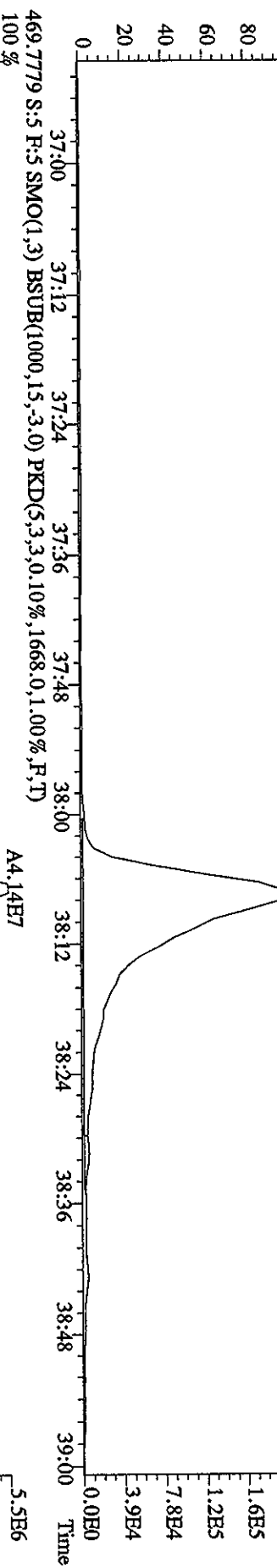
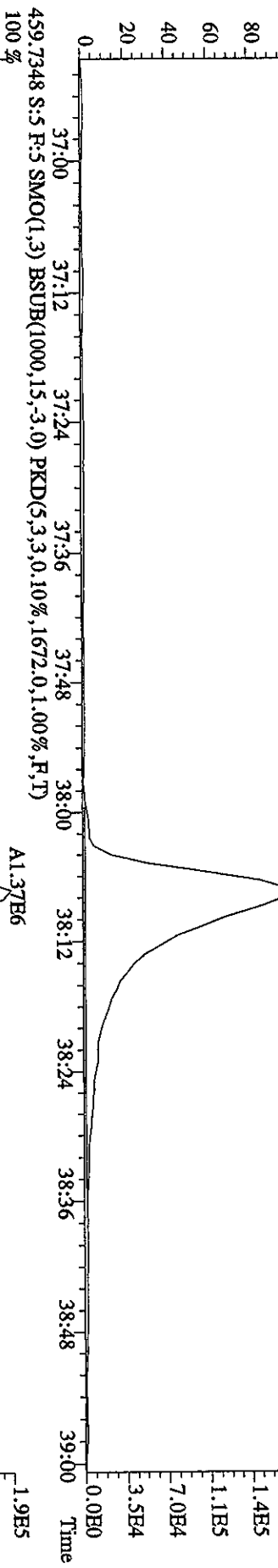
File: 28MR068D5 #1-217 Acq: 28-MAR-2006 15:58:35 GC EI+ Voltage SIR Autospec-UltimaE
 Sample#5 Text: ST0328C :CSI 2565-41A Exp: DIOXIN
 423.7766 S:5 F:4 SMO(1,3) BSUB(1000,15,-3.0) PKD(5,3,3,0,10%,1280.0,1.00%,F,T)
 100%



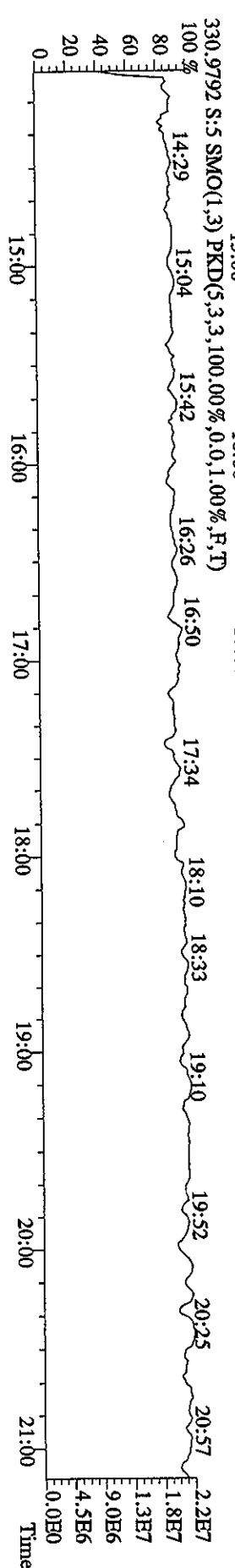
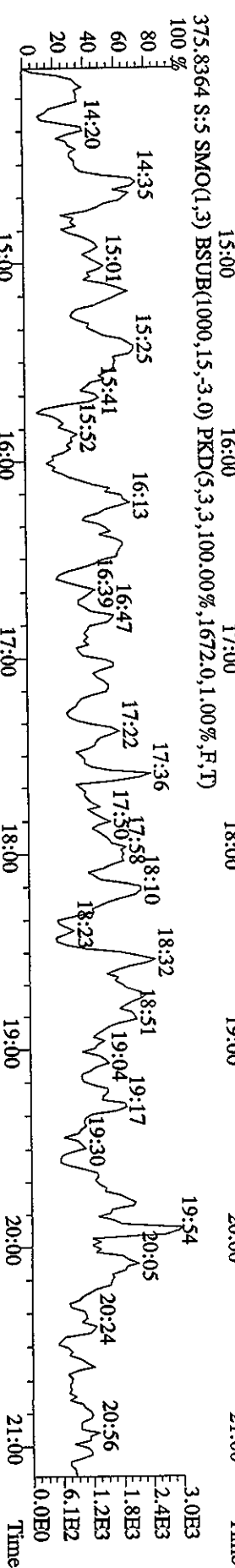
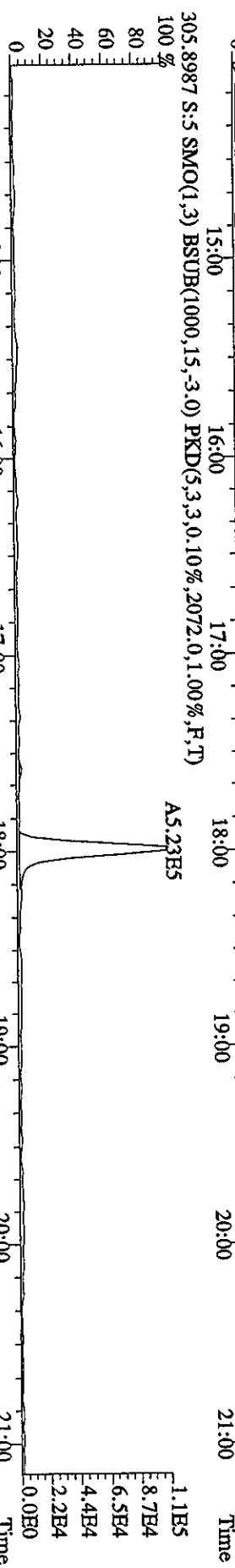
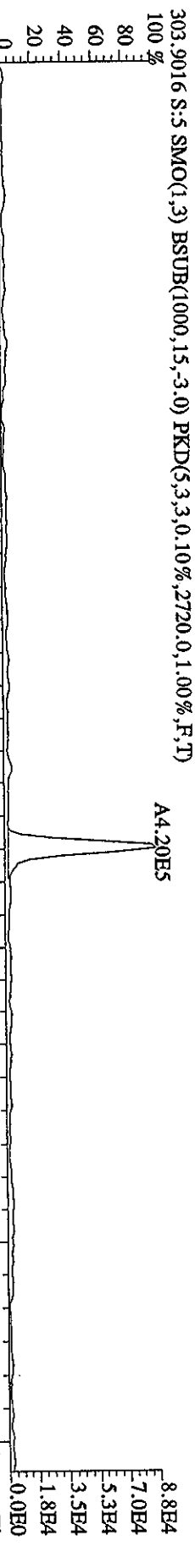
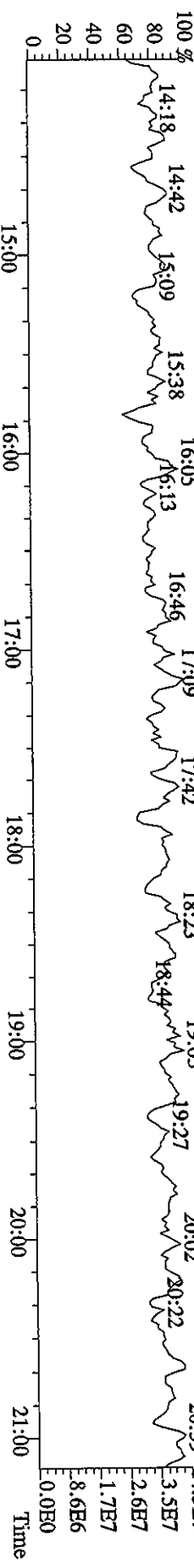
File:28MR068D5 #1-157 Acq:28-MAR-2006 15:58:35 GC EI+ Voltage SIR Autospec-Ultimate
 Sample#5 Text:ST0328C :CS1 2565-41A Exp:DIOXIN
 441.7428 S:5 F:5 SMO(1,3) BSUB(1000,15,-3.0) PKD(5,3,3,0,10%,1652.0,1.00%,F,T)



File:28MR068D5 #1-157 Acq:28-MAR-2006 15:58:35 GC EI+ Voltage SIR Autospec-UltimaE
 Sample#5 Text:ST0328C :CSI 2565-41A Exp:DIOXIN
 457.7377 S:5 F:5 SMO(1,3) BSUB(1000,15,-3.0) PKD(5,3,3,0.10%,2160.0,1.00%,F,T) 100%



Sample#5 Text:ST0328C :CSI 2565-41A Exp:DIOXIN

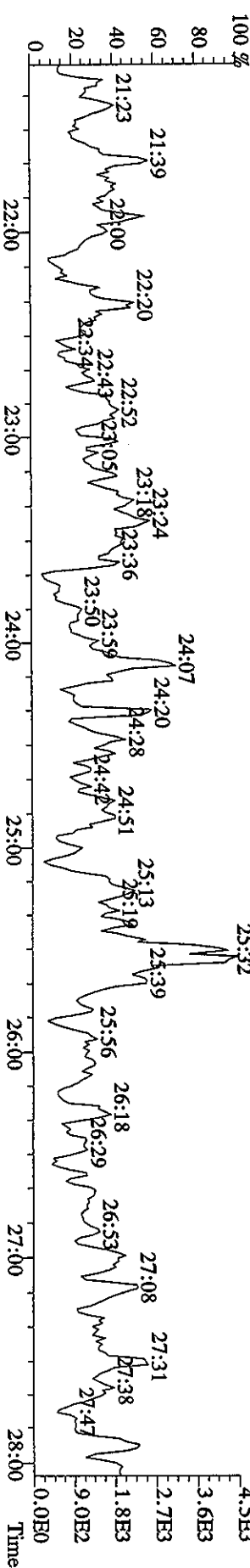
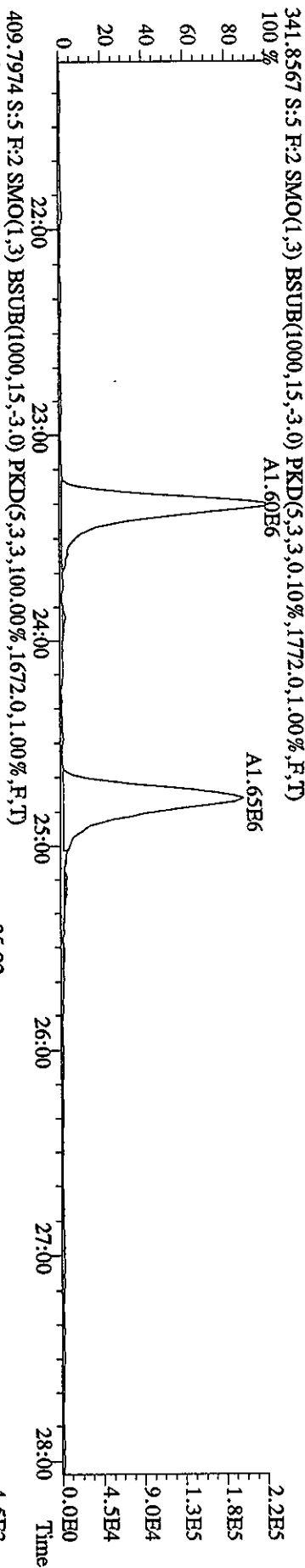
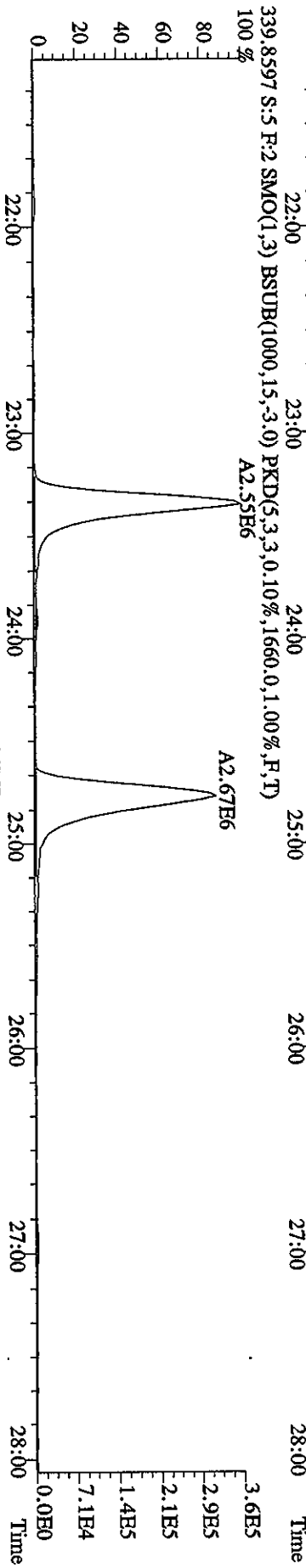



File: 28MR068D5 #1-484 Acq: 28-MAR-2006 15:58:35 GC EI+ Voltage S1R Autospec-UltimaE

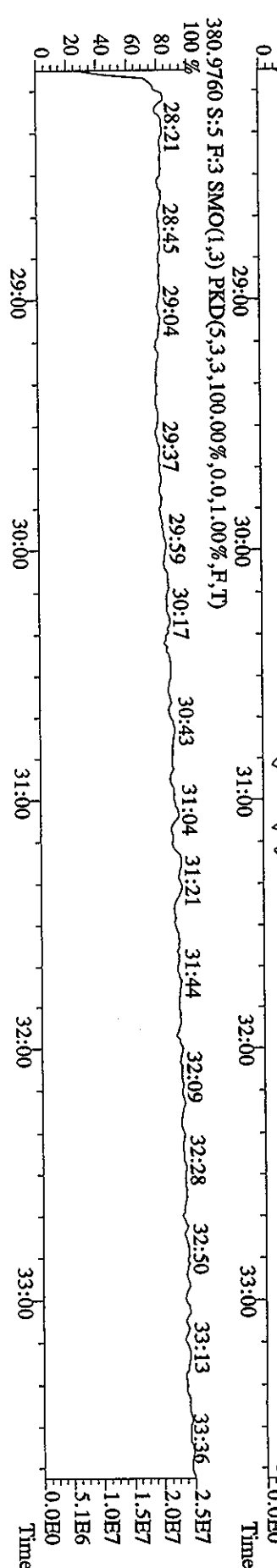

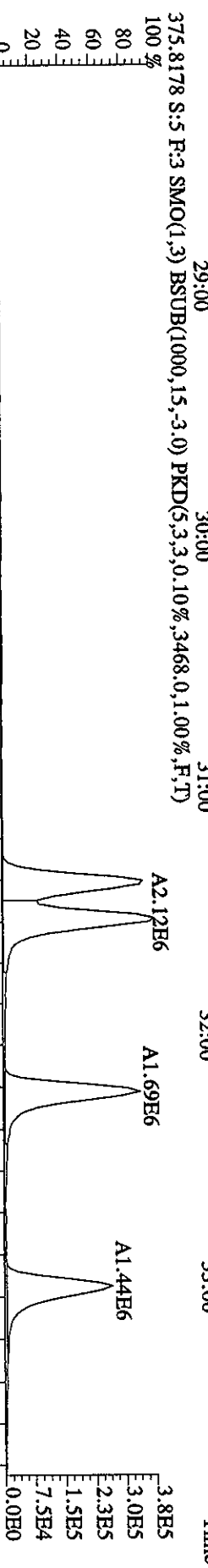
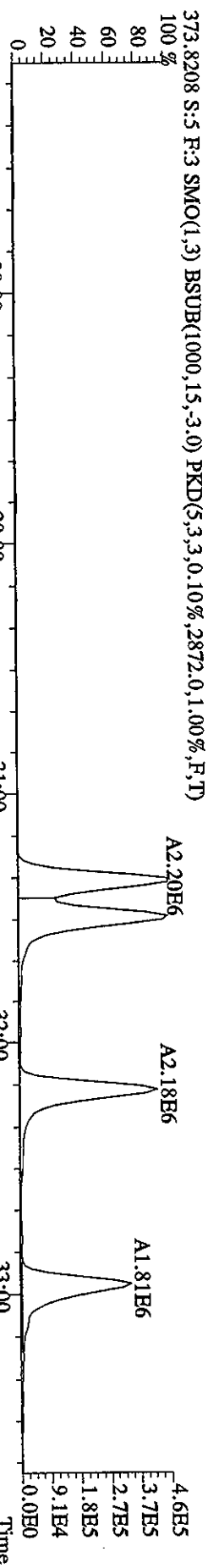
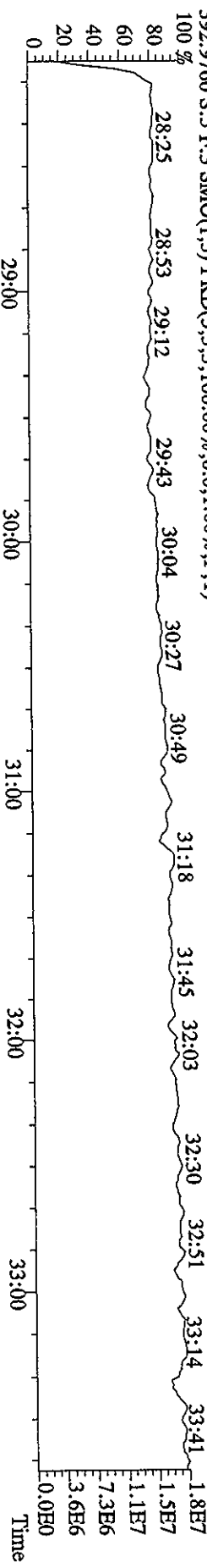
Sample#5 Text: ST0328C : CSI 2565-41A Exp: DIOXIN

342.9792 S:5 F:2 SMO(1,3) PKD(5,3,3,100.00%,0.0,1.00%,F,T)

100% 21:28 22:13 22:37 23:12 23:40 24:13 24:39 25:08 25:29 26:08 26:45 27:15 27:40




File:28MR068D5 #1-378 Acq:28-MAR-2006 15:58:35 GC EI+ Voltage SIR Autospec-UltimaB
 Sample#5 Text:ST0328C :CSI 2565-41A Exp:DIOXIN
 392.9760 S:5 F:3 SMO(1,3) PKD(5,3,3,100.00%,0.0,1.00%,F,T)




Sample#5 Text:ST0328C :CSI 2565-41A Exp:DIOXIN

430.9728 S:5 F:4 SMO(1,3) PKD(5,3,3,100.00%,0.0,1.00%,F,T)


100 % 33:55 34:10 34:21 34:31 34:50 34:59 35:17 35:34 35:51 36:03 36:16 36:33 36:42



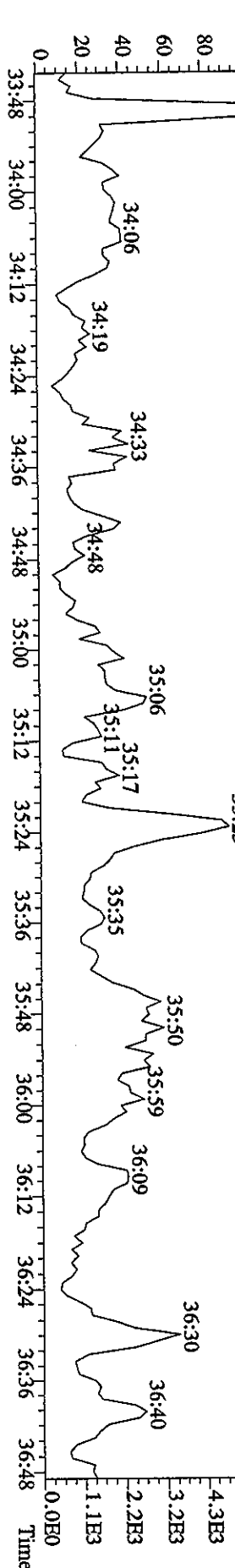
407.7818 S:5 F:4 SMO(1,3) BSUB(1000,15,-3,0) PKD(5,3,3,0.10%,1464.0,1.00%,F,T)



409.7789 S:5 F:4 SMO(1,3) BSUB(1000,15,-3,0) PKD(5,3,3,0.10%,2588.0,1.00%,F,T)




479.7165 S:5 F:4 SMO(1,3) BSUB(1000,15,-3,0) PKD(5,3,3,100.00%,1600.0,1.00%,F,T)



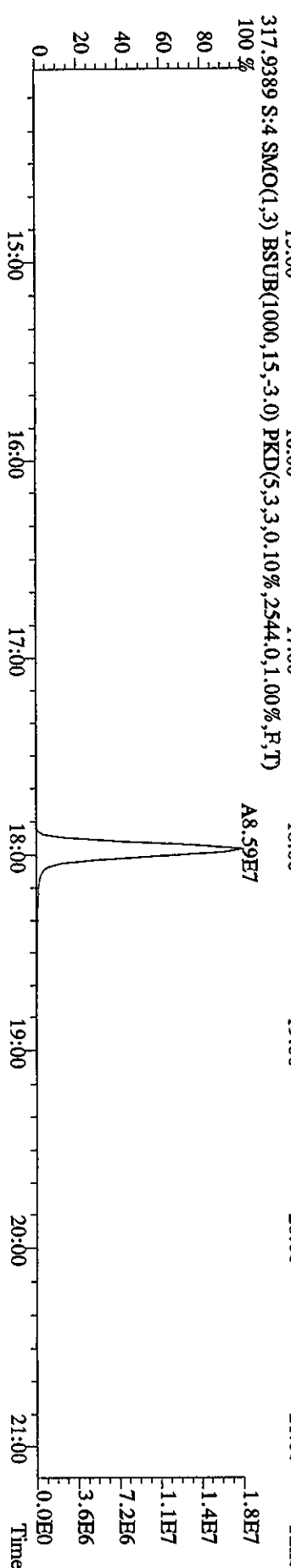
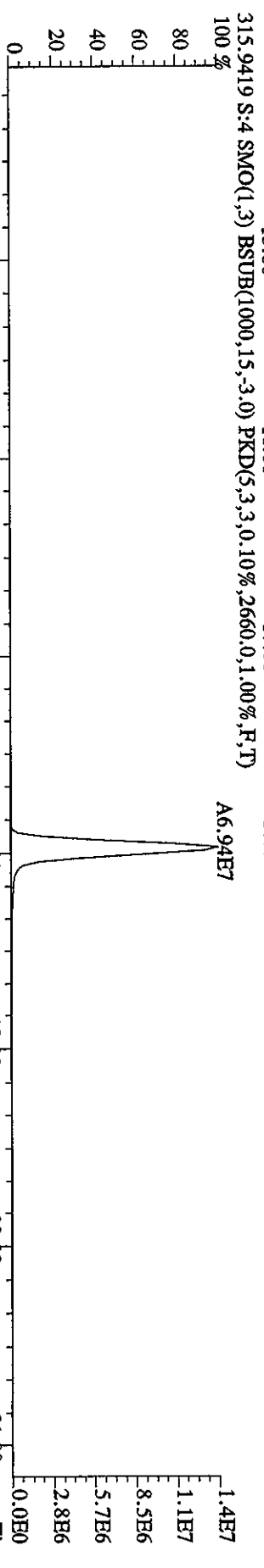
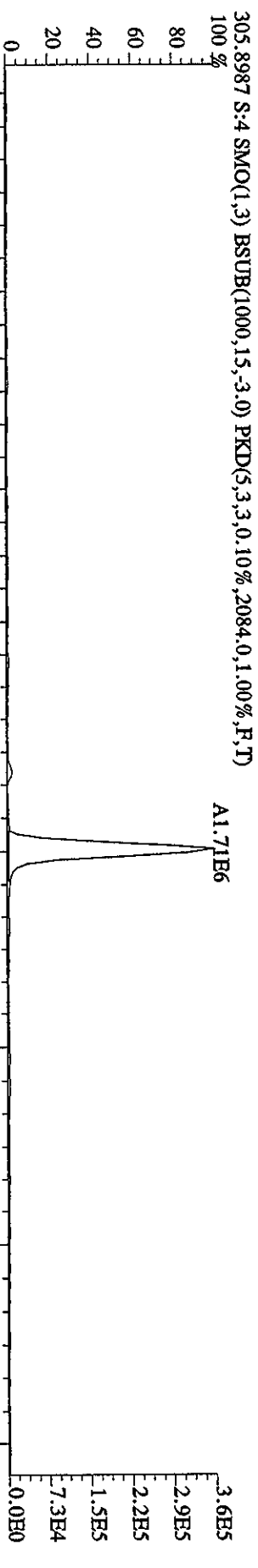
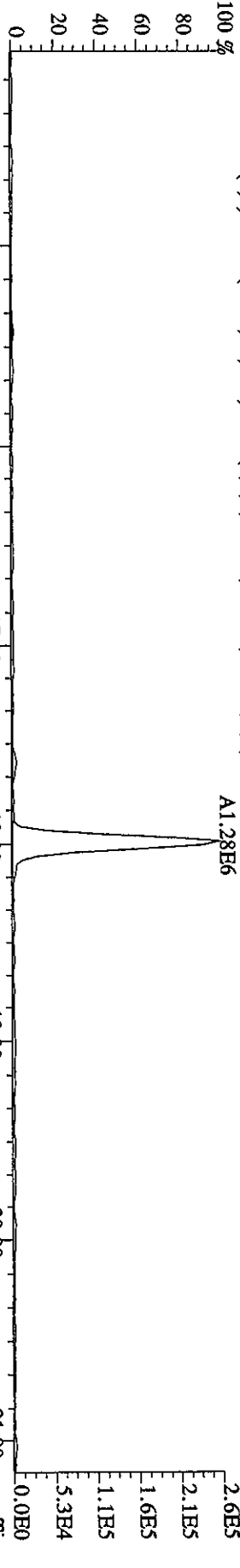
File:28MR068D5 #1-157 Acq:28-MAR-2006 15:58:35 GC EI+ Voltage SIR Autospec-UltimaE

Sample#5 Text:ST0328C :CSI 2565-41A Exp:DIOXIN

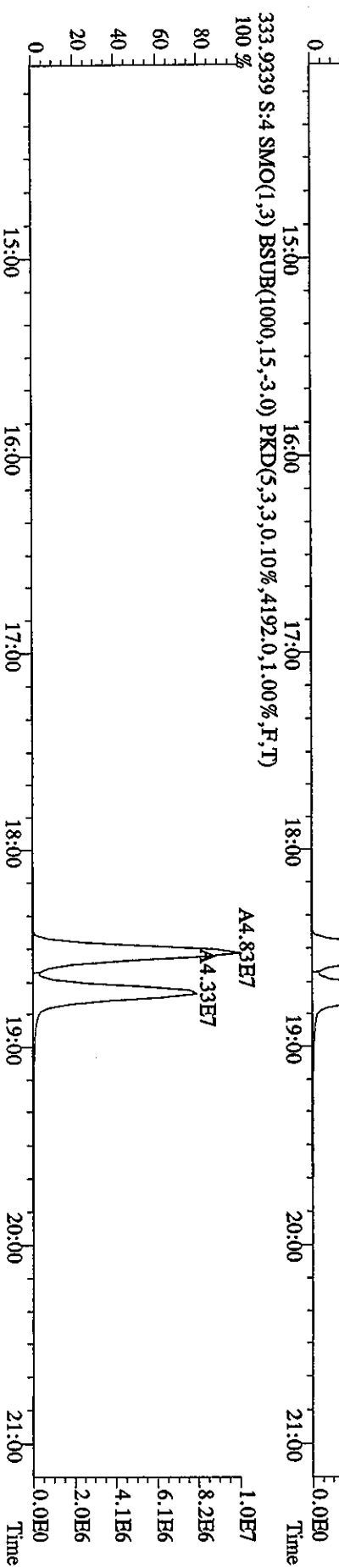

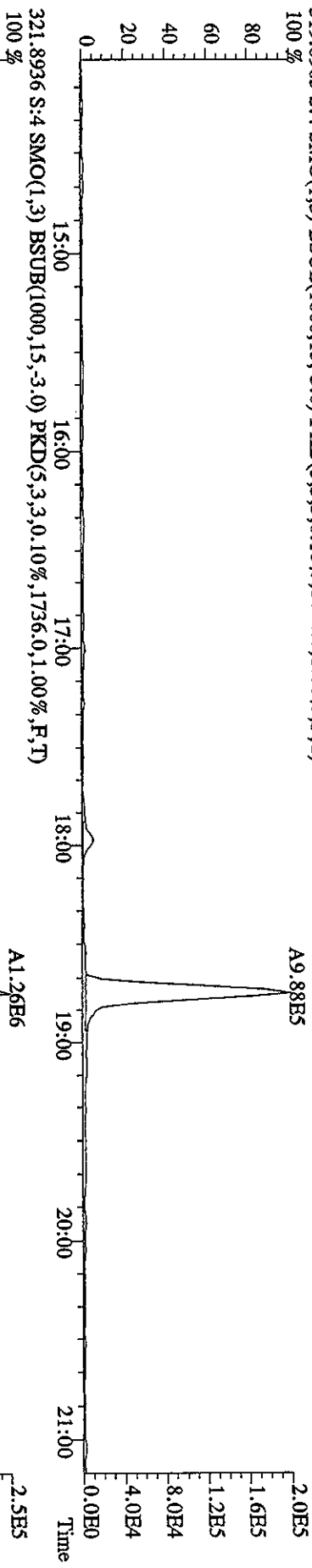
454.9728 S:5 F:5 SMO(1,3) PKD(5,3,3,100.00%,0.0,1.00%,F,T)



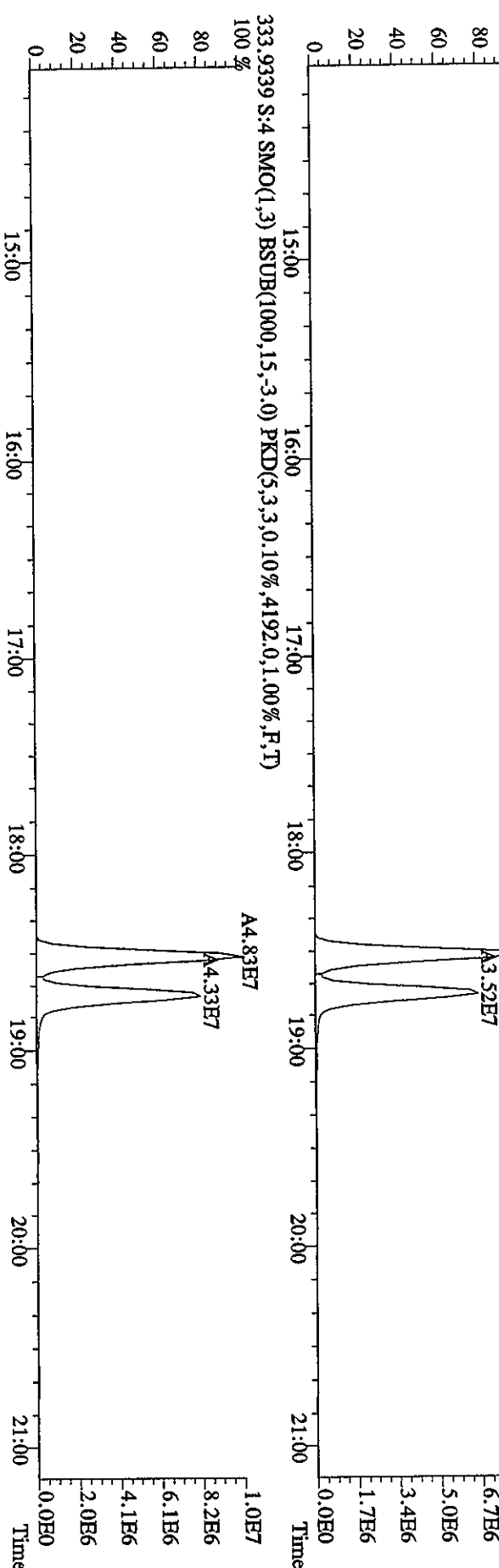
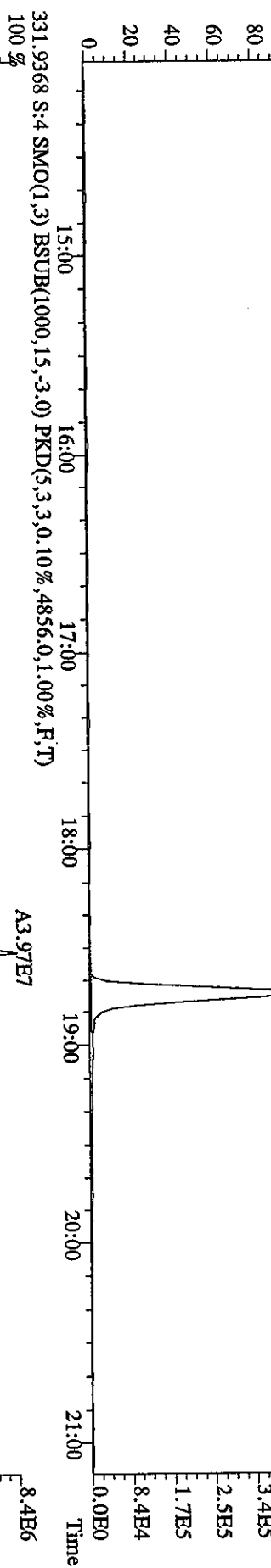
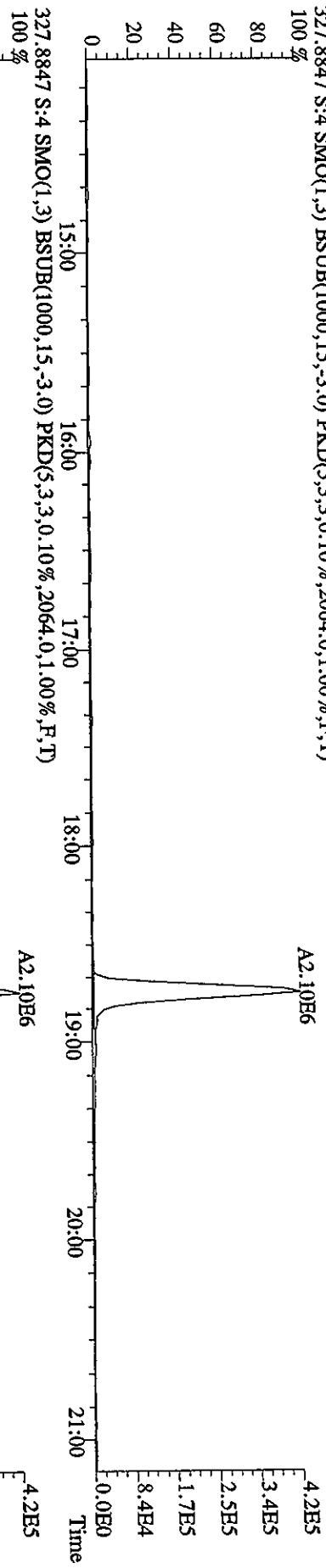
File:28MR068D5 #1-388 Acq:28-MAR-2006 15:16:46 GC EI+ Voltage SIR Autospec-Ultimate
Sample#4 Text:ST0328B :CS2 2565-41B Exp:DIOXIN
303.9016 S:4 SMO(1,3) BSUB(1000,15,-3,0) PKD(5,3,3,0,10%,2240,0,1,00%,F,T)



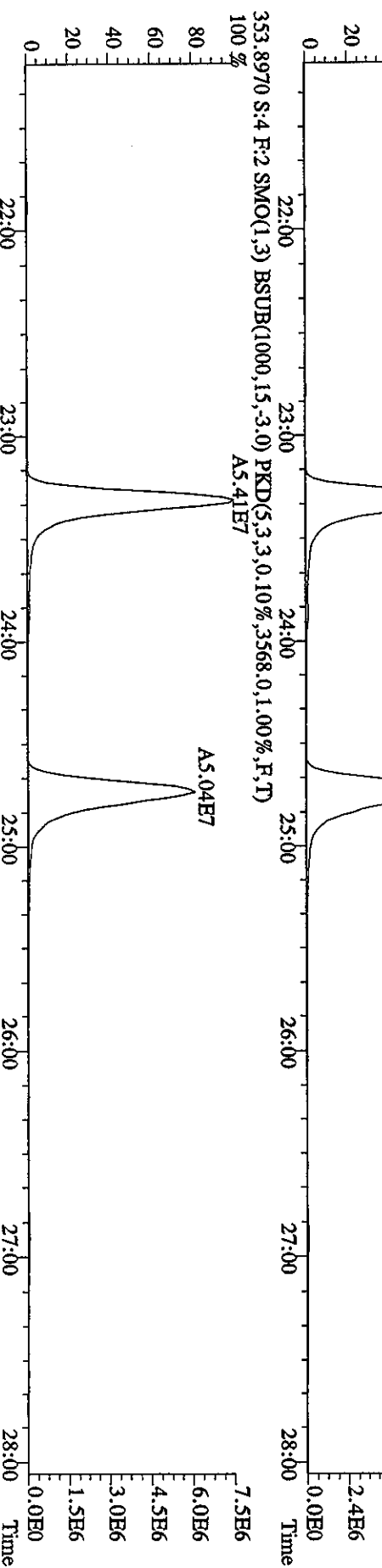
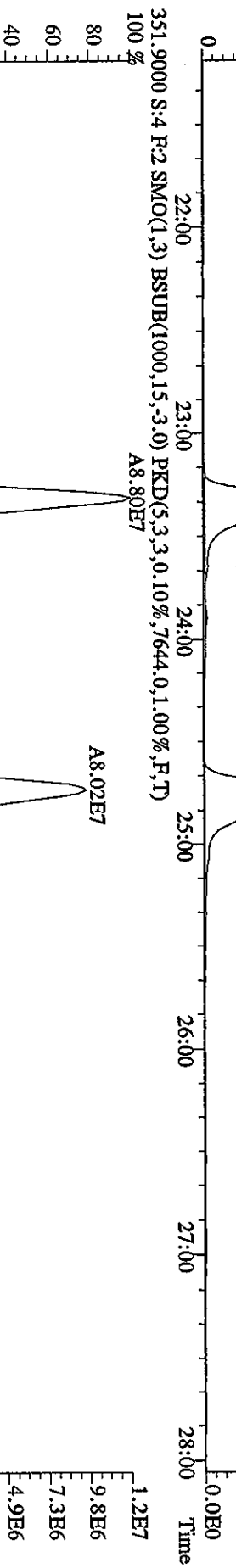
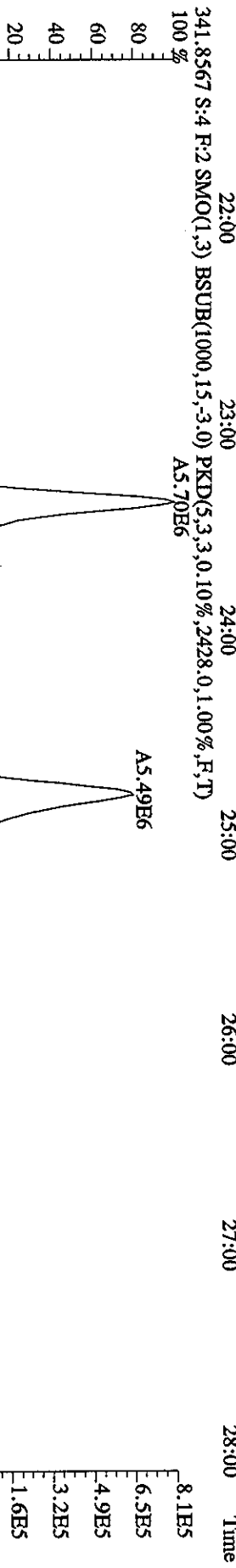
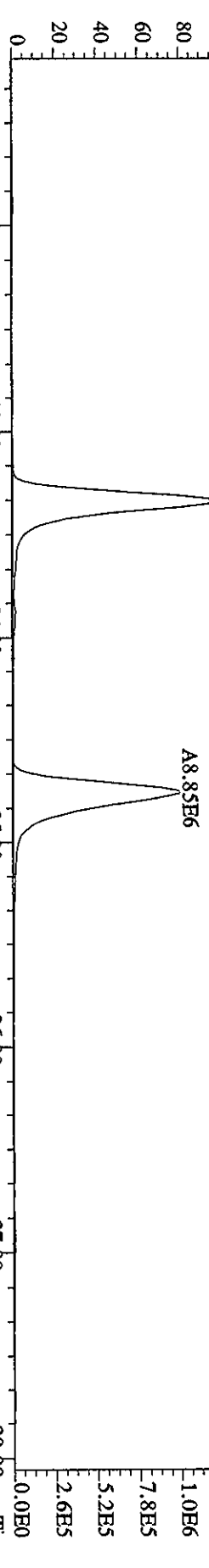
File:28MR068D5 #1-388 Acq:28-MAR-2006 15:16:46 GC EI+ Voltage SIR Autospec-Ultimate
 Sample#4 Text:ST0328B :CS2 2565-41B Exp:DIOXIN
 319.8965 S:4 SMO(1,3) BSUB(1000,15,-3,0) PKD(5,3,3,0,10%,1684,0,1,00%,F,T)



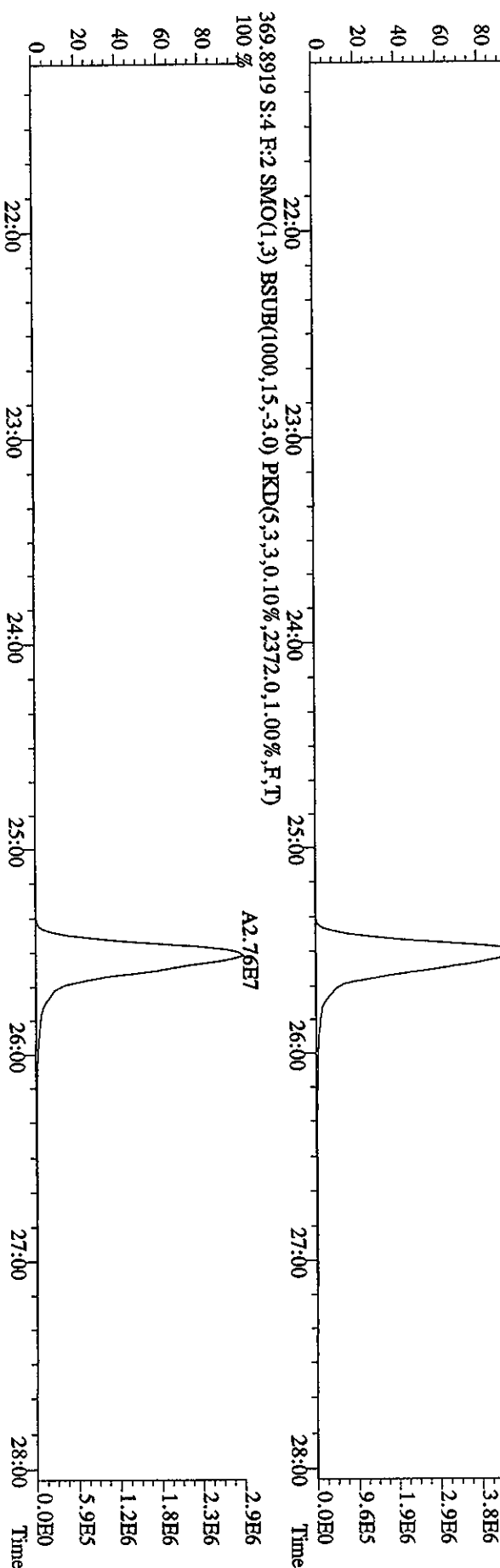
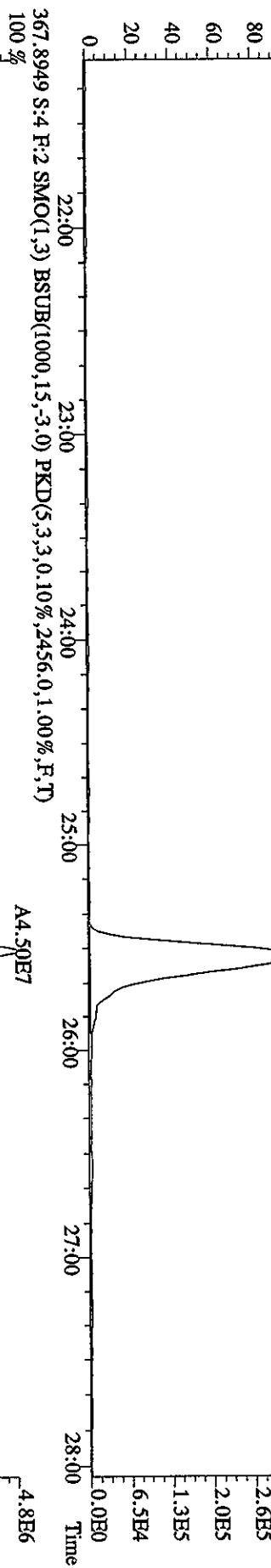
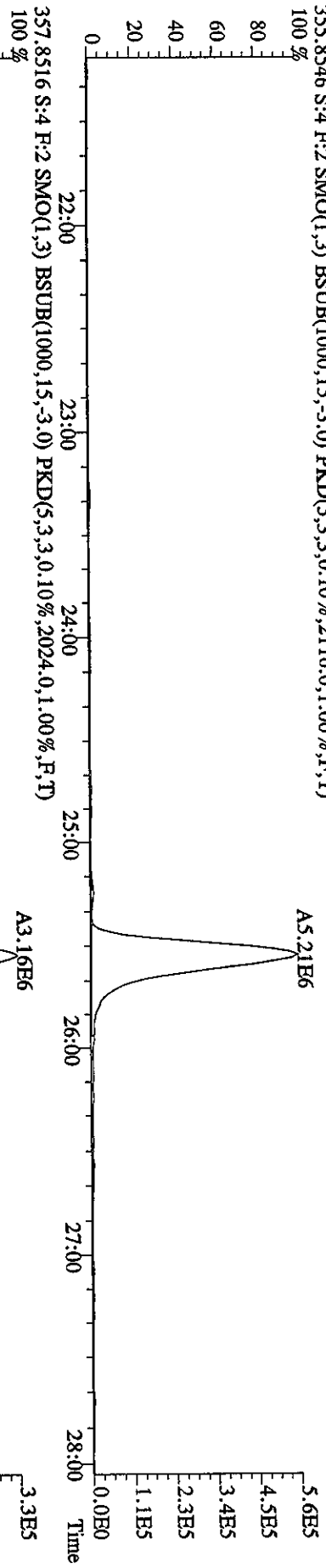
File: 28MR068D5 #1-388 Acq: 28-MAR-2006 15:16:46 GC EI+ Voltage SIR Autospec-Ultimate
 Sample#4 Text: ST0328B :CS2 2565-41B Exp: DIOXIN
 327.8847 S:4 SMO(1,3) BSUB(1000,15,-3,0) PKD(5,3,3,0,10%,2064,0,1,00%,F,T)
 100%



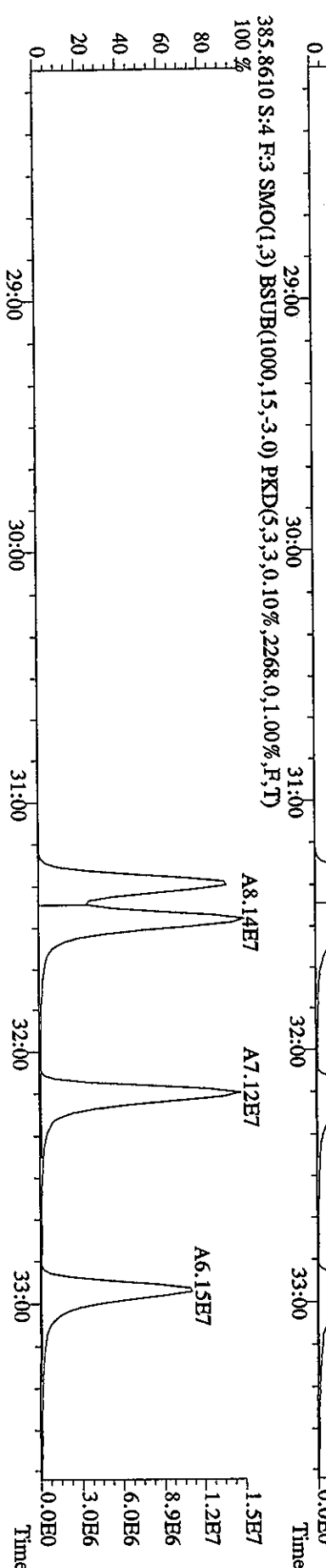
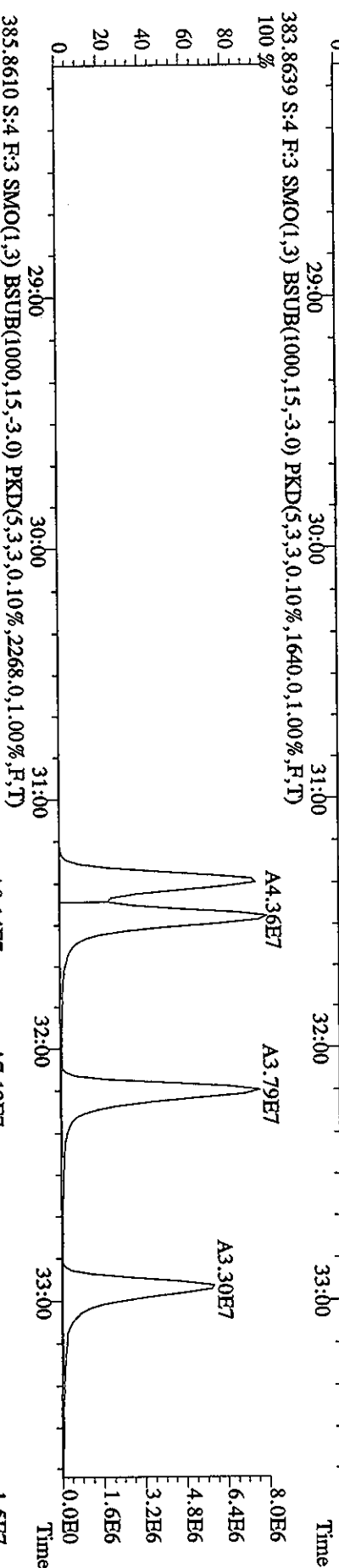
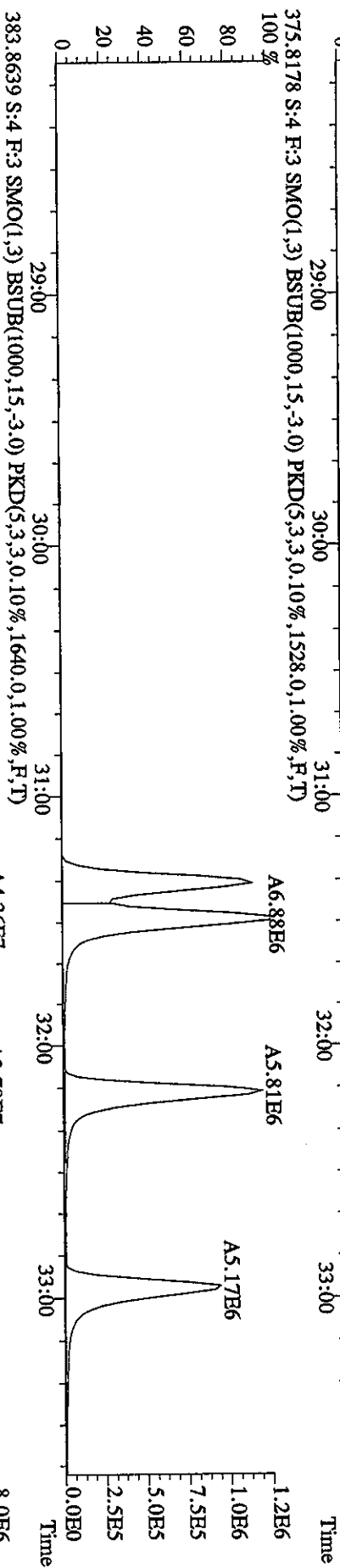
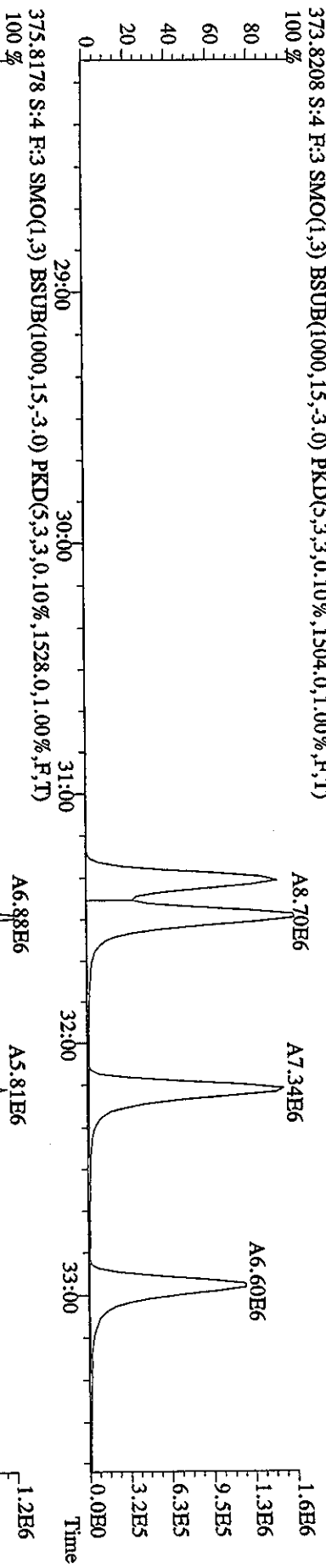
File:28MR068D5 #1-483 Acq:28-MAR-2006 15:16:46 GC EI+ Voltage SIR Autospec-UltimaB
 Sample#4 Text:ST0328B :CSS2 2565-41B Exp:DIOXIN
 339.8597 S:4 F:2 SMO(1,3) BSUB(1000,15,-3.0) PKD(5,3,3,0.10%,2992.0,1.00%,F,T)
 100% A9.21E6



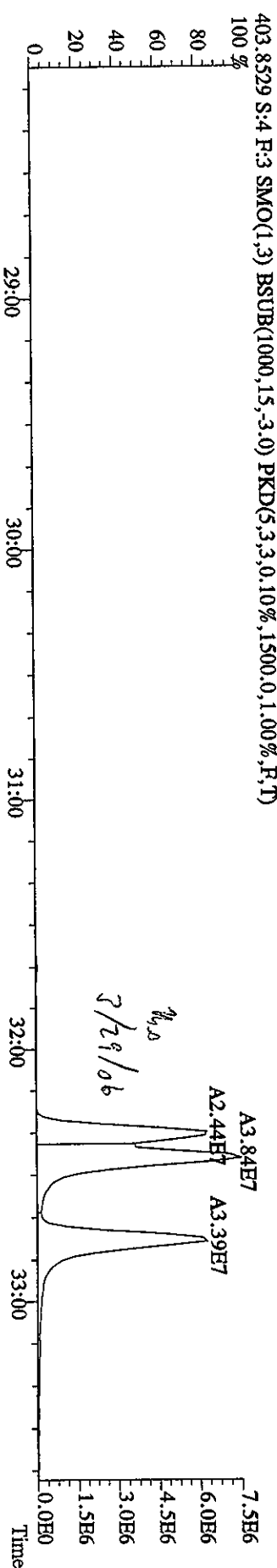
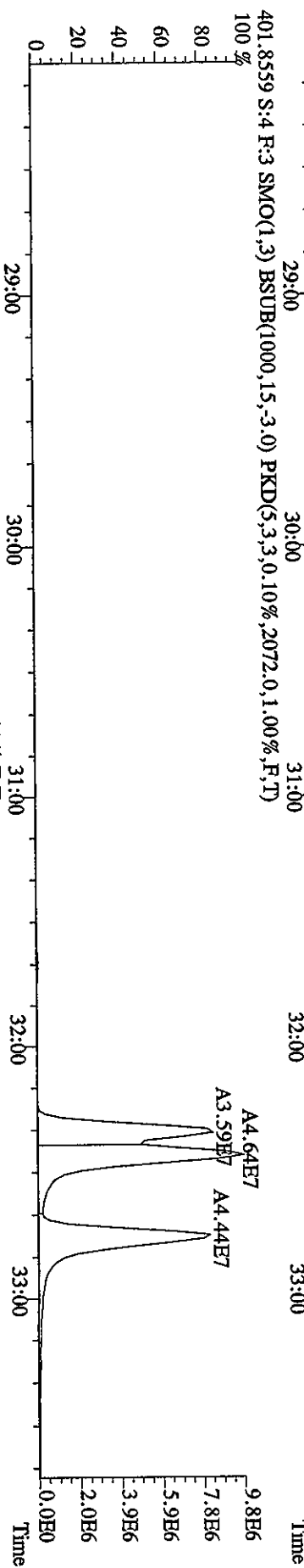
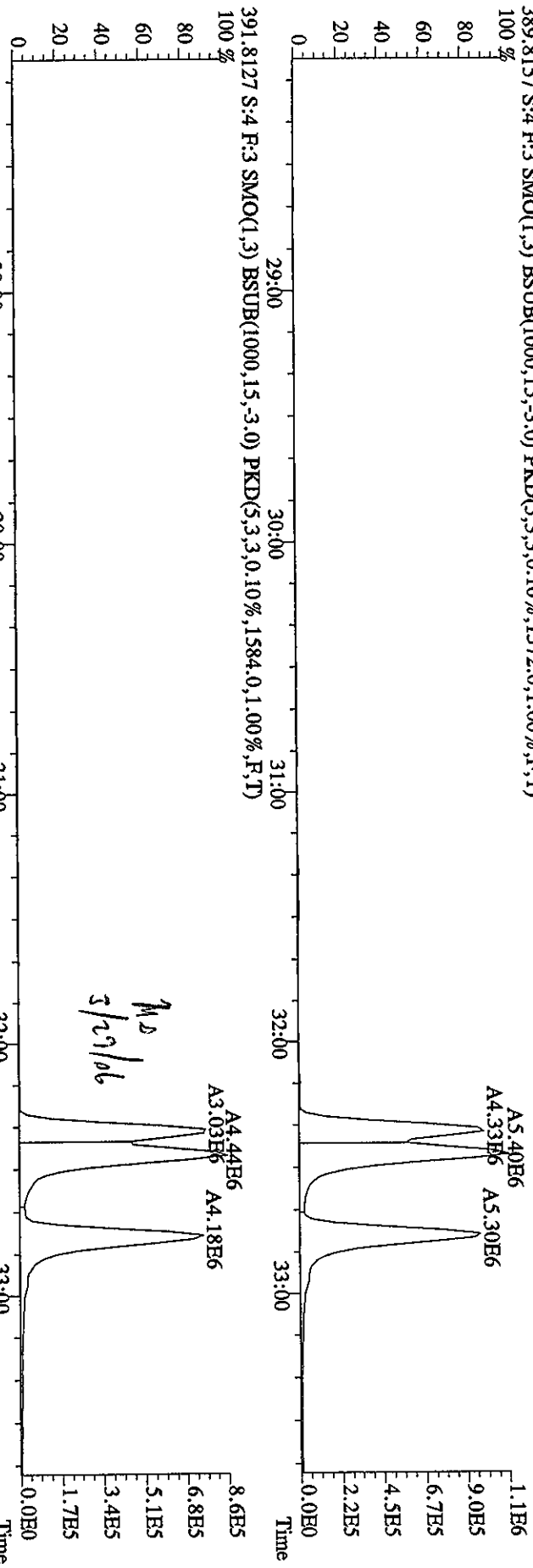
File:28MR068D5 #1-483 Acq:28-MAR-2006 15:16:46 GC EI+ Voltage SIR Autospec-Ultimate
Sample#4 Text:ST0328B :CS2 2565-4IB Exp:DIOXIN
355.8546 S:4 F:2 SMO(1,3) BSUB(1000,15,-3.0) PKD(5,3,3,0.10%,2116.0,1.00%,F,T)
100%



File: 28MR068D5 #1-378 Acq: 28-MAR-2006 15:16:46 GC EI+ Voltage SIR Autospec-Ultimate
 Sample#4 Text: ST0328B :CS2 2.565-41B Exp: DIOXIN
 373.8208 S:4 F:3 SMO(1,3) BSUB(1000,15,-3,0) PKD(5,3,3,0.10%,1504,0,1.00%,F,T)



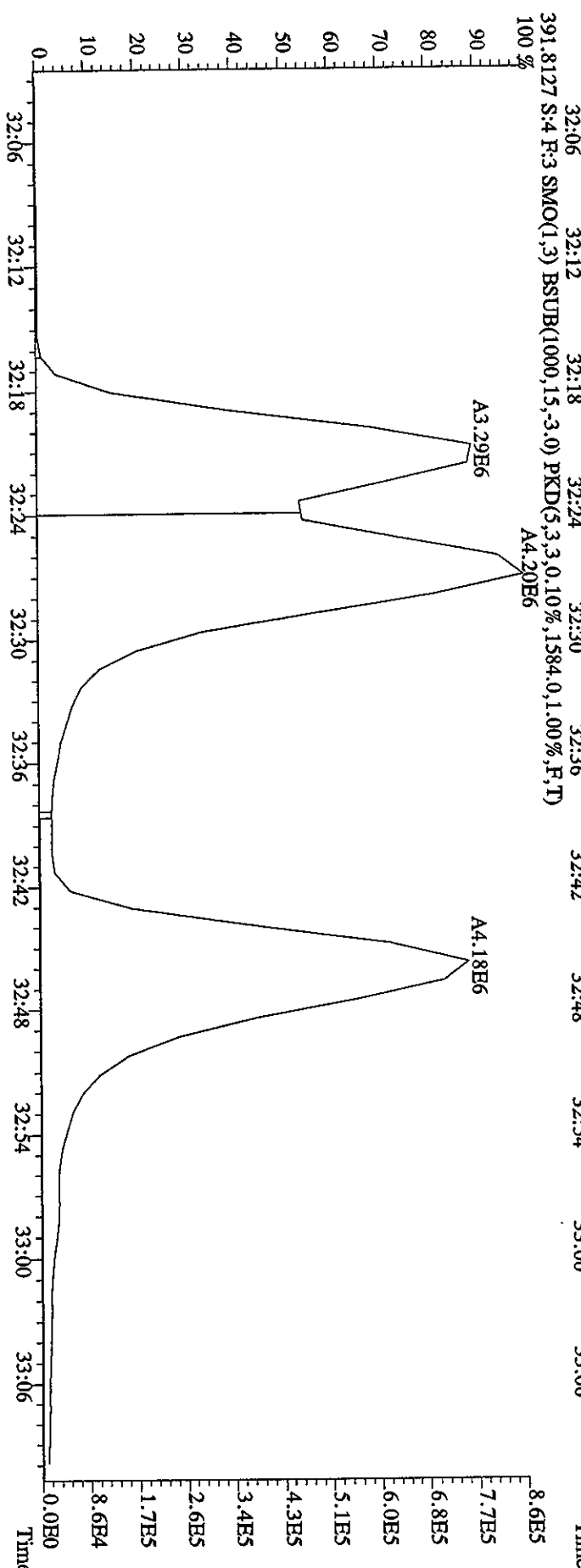
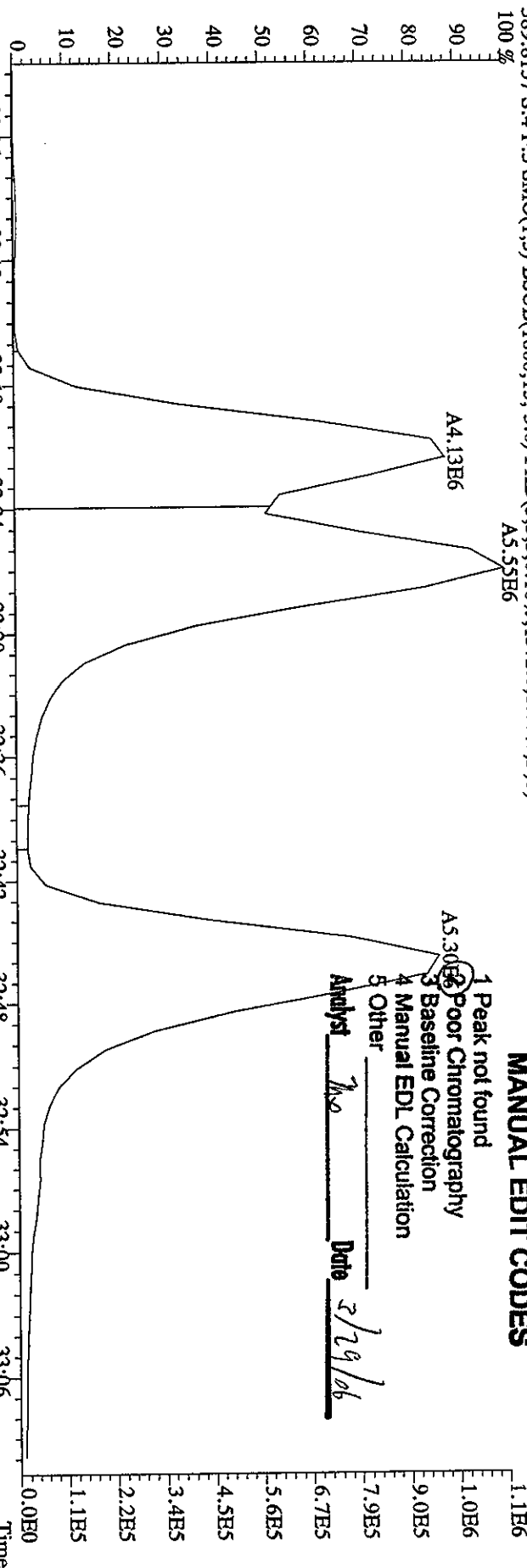
File: 28MR068D5 #1-378 Acq: 28-MAR-2006 15:16:46 GC EI+ Voltage SIR Autospec-UltimaB
 Sample#4 Text: ST0328B :CS2 2565-41B Exp: DIOXIN
 389.8157 S:4 F:3 SMO(1,3) BSUB(1000,15,-3.0) PKD(5,3,3,0.10%,1372.0,1.00%,F,T)
 100%



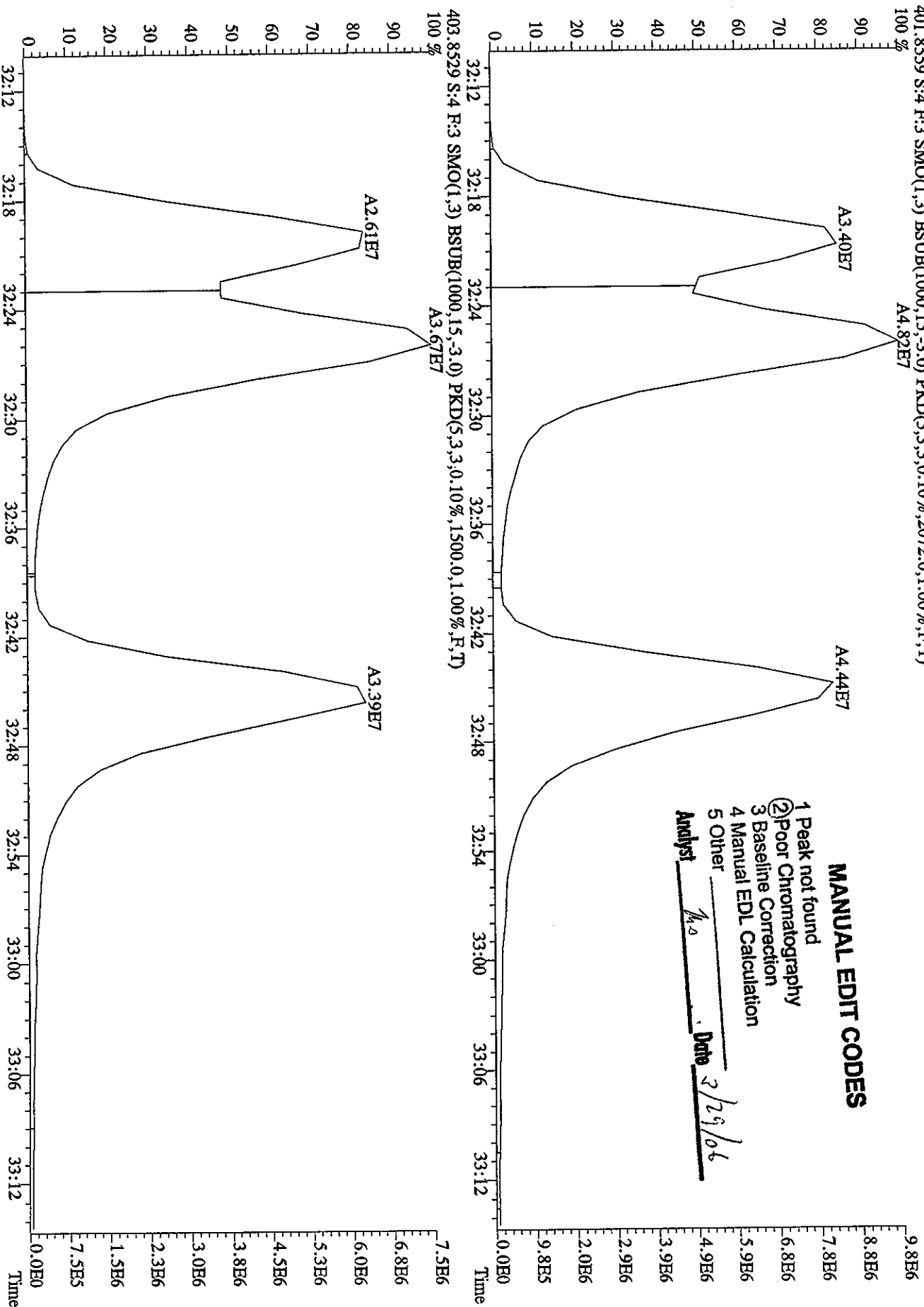
File:28MR068D5 #1-378 Acq:28-MAR-2006 15:16:46 GC EI+ Voltage SIR Autospec-UltimaB
 Sample#4 Text:ST0328B :CS2 2565-41B Exp:DIOXIN
 389.8157 S:4 F:3 SMO(1,3) BSUB(1000,15,-3.0) PKD(5,3,3,0,10%,1372.0,1.00%,F,T)
 100%

MANUAL EDIT CODES

- 1 Peak not found
 - 2 Poor Chromatography
 - 3 Baseline Correction
 - 4 Manual EDL Calculation
 - 5 Other
- Analyst No Date 3/29/06



File: 28MR068D5 #1-378 Acq: 28-MAR-2006 15:16:46 GC EI+ Voltage SIR Autospec-Ultimate
 Sample#4 Text: ST0328B :CS2 2565-41B Exp: DIOXIN
 401.8559 S:4 F:3 SMO(1,3) BSUB(1000,15,-3,0) PKD(5,3,3,0.10%,2072.0,1.00%,F,T)
 100%

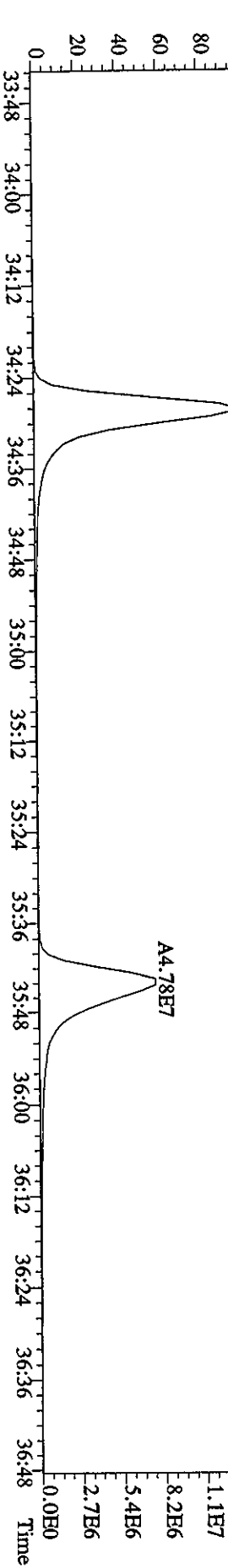





MANUAL EDIT CODES

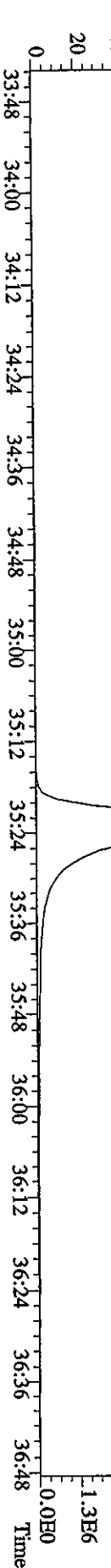
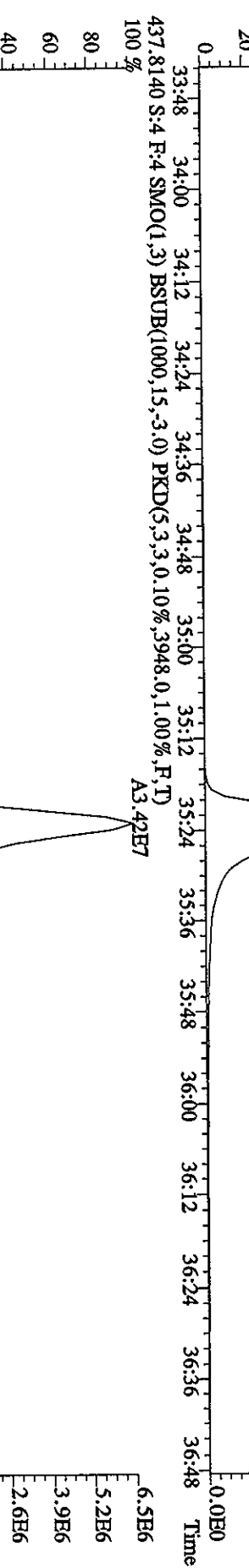
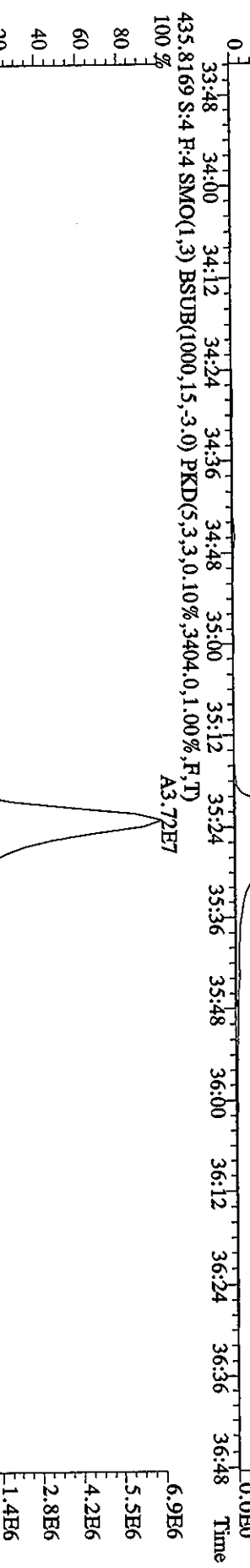
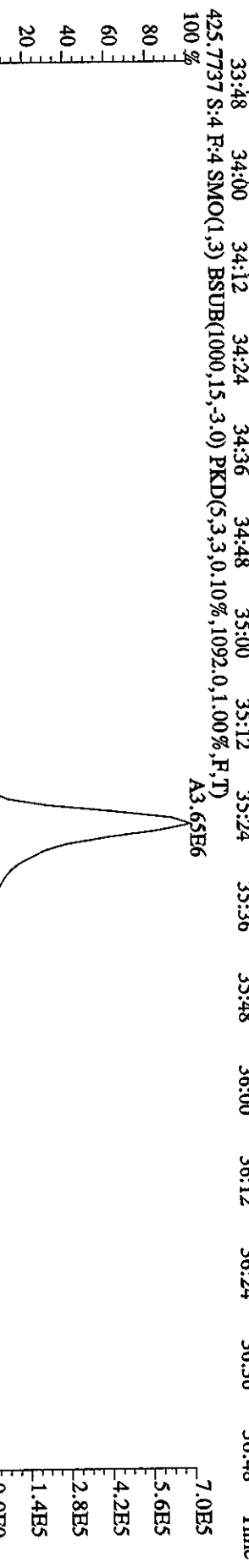
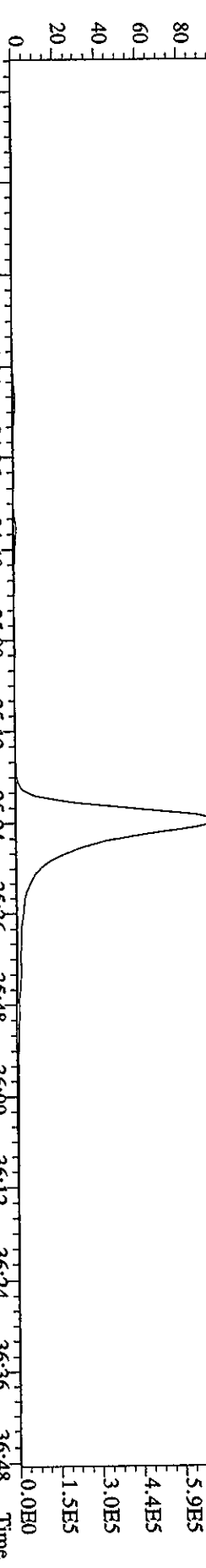
- 1 Peak not found
- ② Poor Chromatography
- 3 Baseline Correction
- 4 Manual EDL Calculation
- 5 Other

Analyst Ms Date 3/29/06

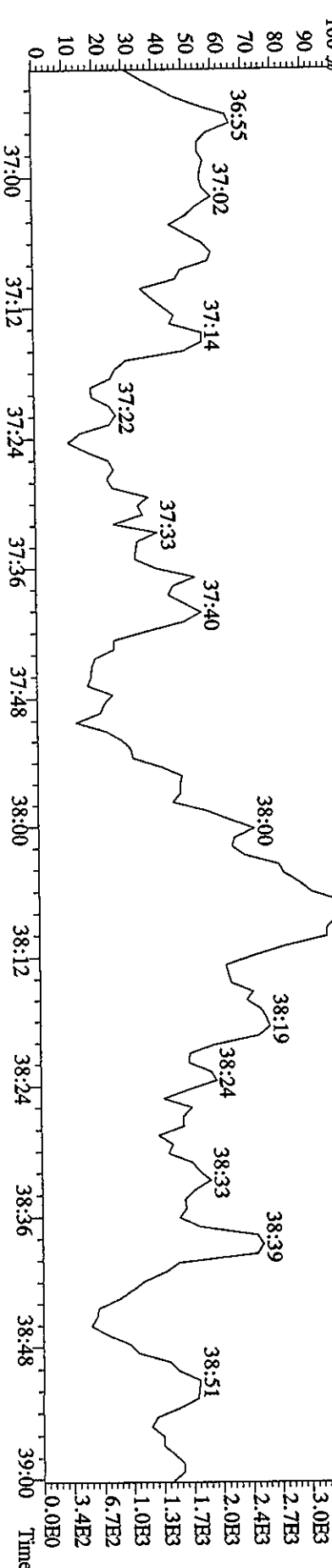
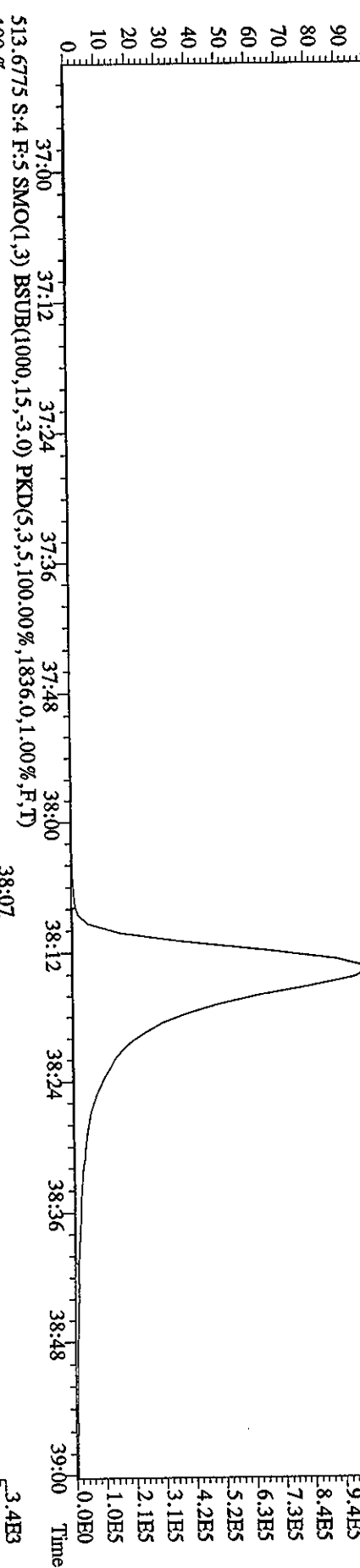
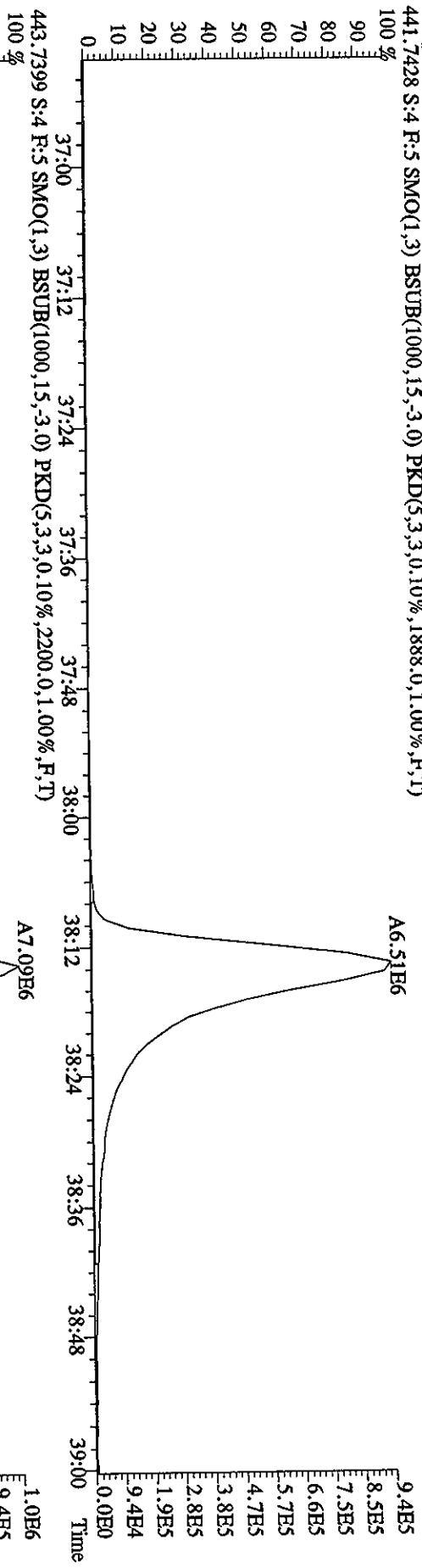
File:28MR068D5 #1-217 Acq:28-MAR-2006 15:16:46 GC EI+ Voltage SIR Autospec-UltimaE
 Sample#4 Text:ST0328B :CS2.2565-41B Exp:DIOXIN
 407.7818 S:4 F:4 SMO(1,3) BSUB(1000,15,-3.0) PKD(5,3,3,0.10%,3724.0,1.00%,F,T)
 100%



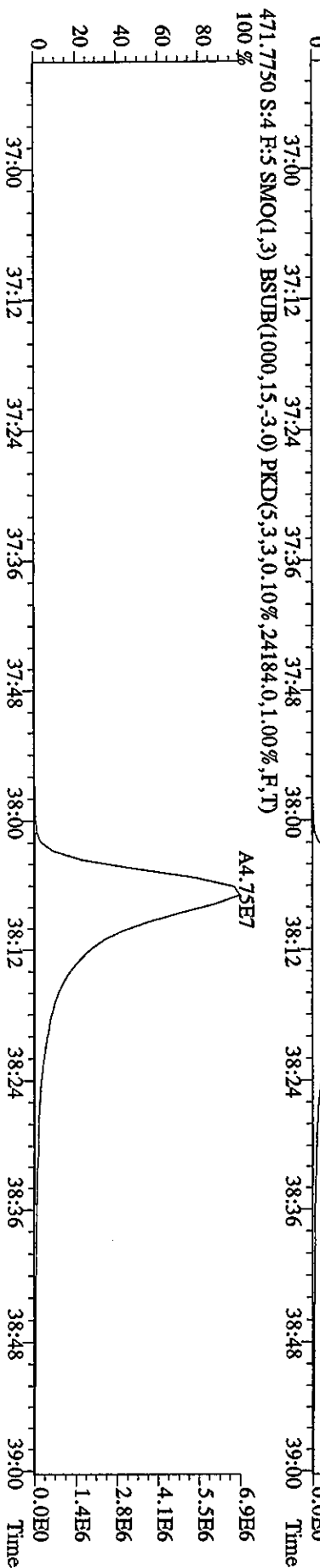
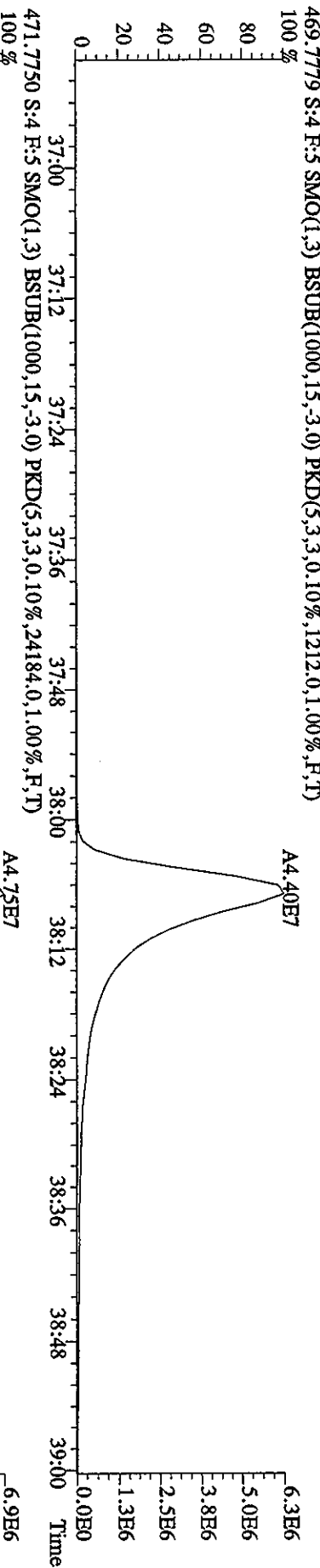
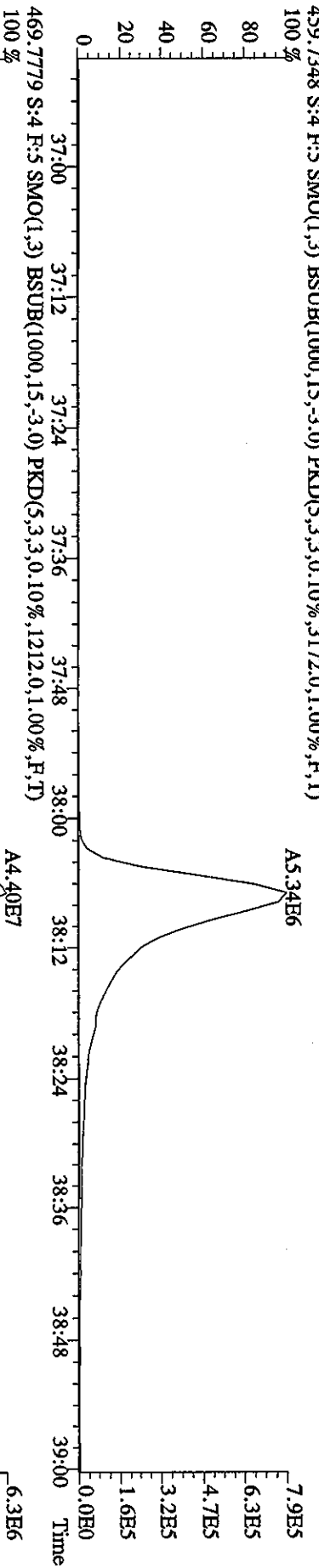
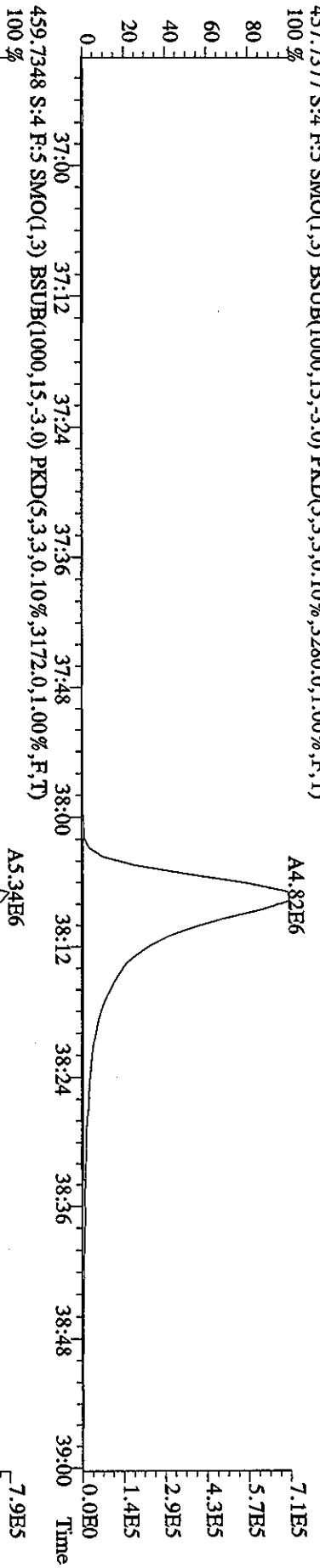
File:28MR068D5 #1-217 Acq:28-MAR-2006 15:16:46 GC EI+ Voltage SIR Autospec-UltimaB
 Sample#4 Text:ST0328B :CS2 2565-41B Exp:DIOXIN
 423.7766 S:4 F:4 SMO(1,3) BSUB(1000,15,-3.0) PKD(5,3,3,0.10%,1420.0,1.00%,F,T)
 100 % A3.91E6



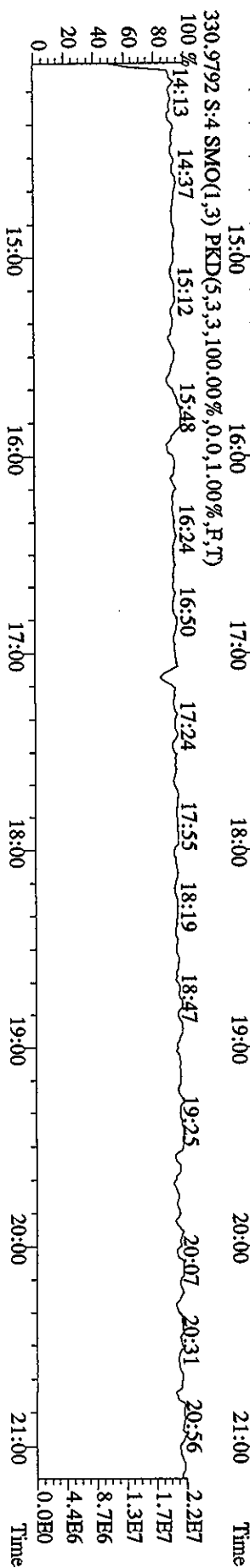
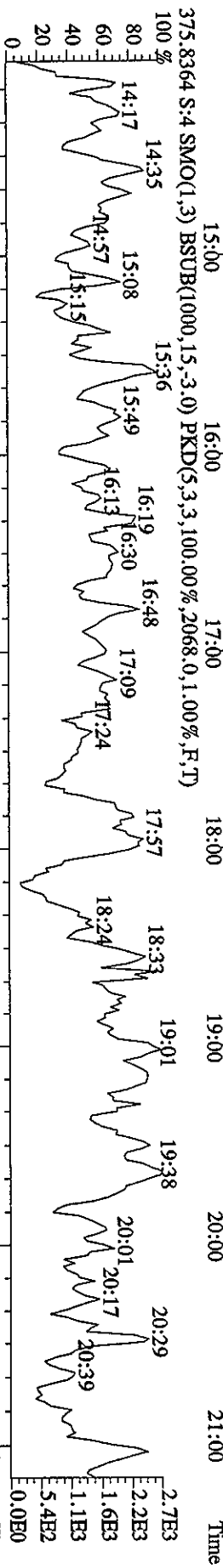
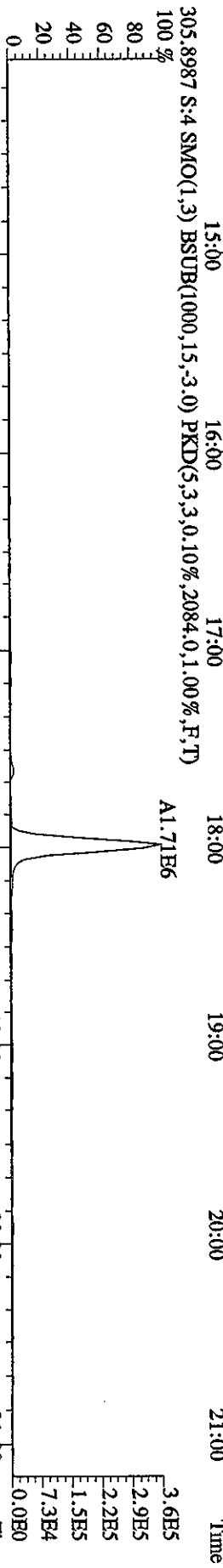
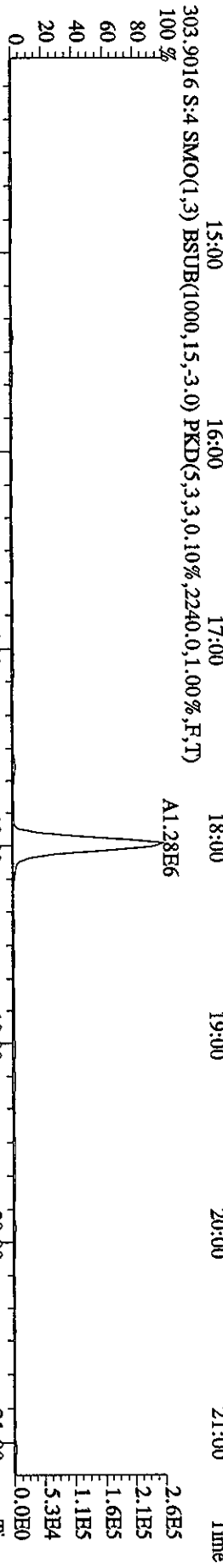
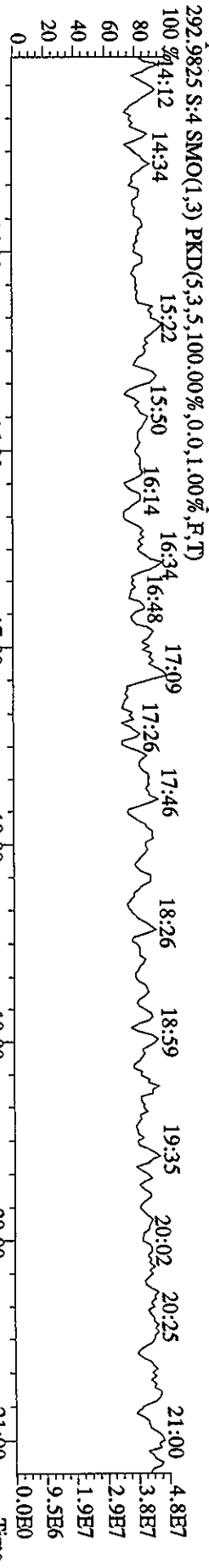
File:28MR068D5 #1-157 Acq:28-MAR-2006 15:16:46 GC EI+ Voltage SIR Autospec-UltimaB
 Sample#4 Texi:ST0328B :CS2 2565-41B Exp:DIOXIN
 441.7428 S:4 F:5 SMO(1,3) BSUB(1000,15,-3.0) PKD(5,3,3,0.10%,1888.0,1.00%,F,T)



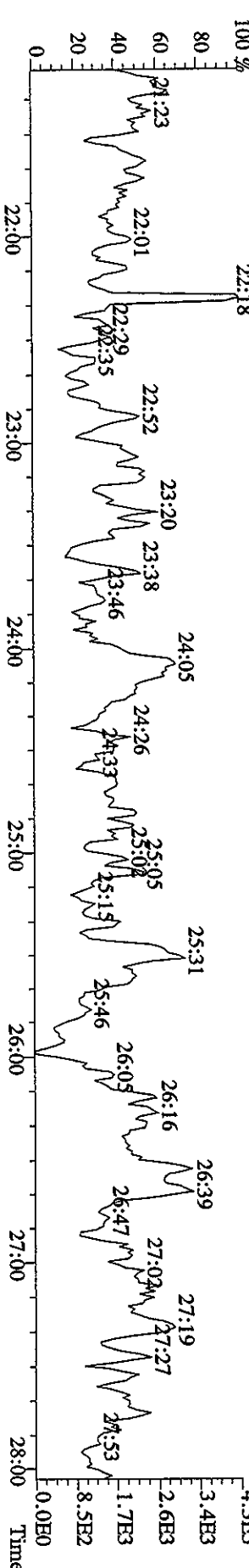
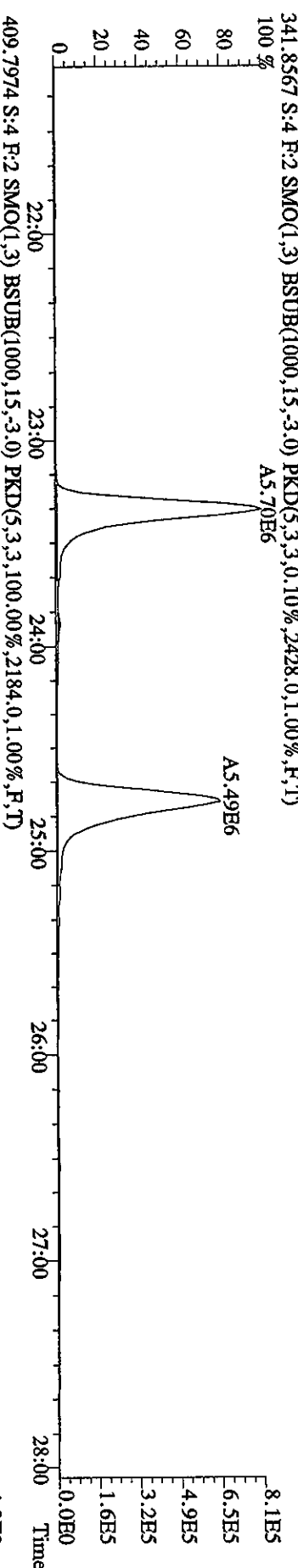
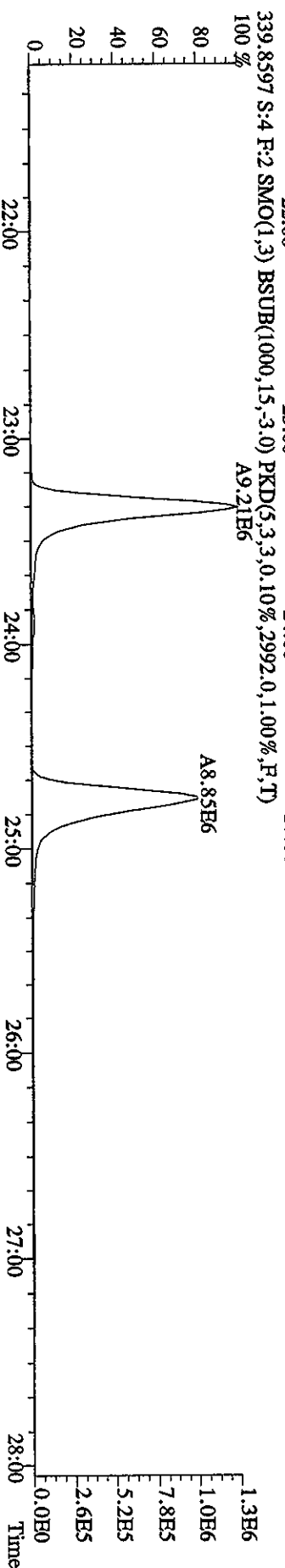
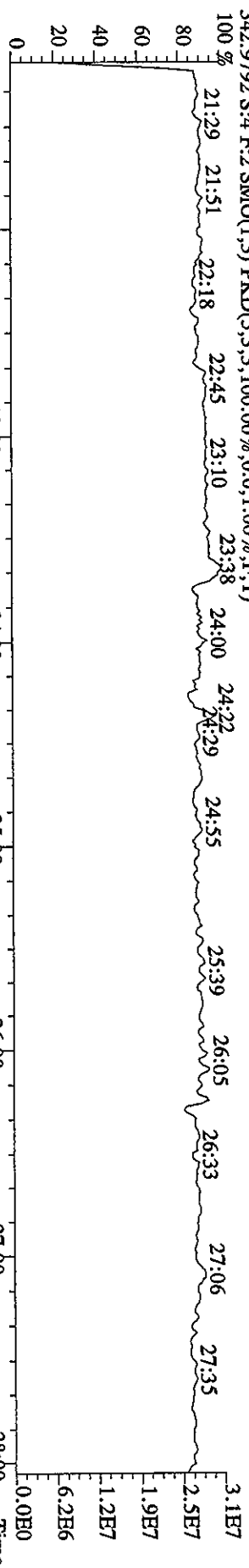
File:28MR068D5 #1-157 Acq:28-MAR-2006 15:16:46 GC EI+ Voltage SIR Autospec-Ultimate
 Sample#4 Text:ST0328B :CS2 2565-41B Exp:DIOXIN
 457.7377 S:4 F:5 SMO(1,3) BSUB(1000,15,-3.0) PKD(5,3,3,0,10%,3280,0,1,00%,F,T)
 100%



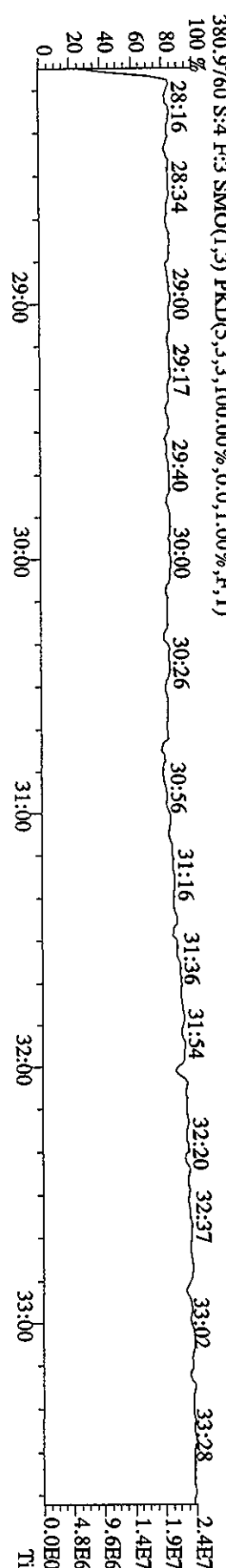
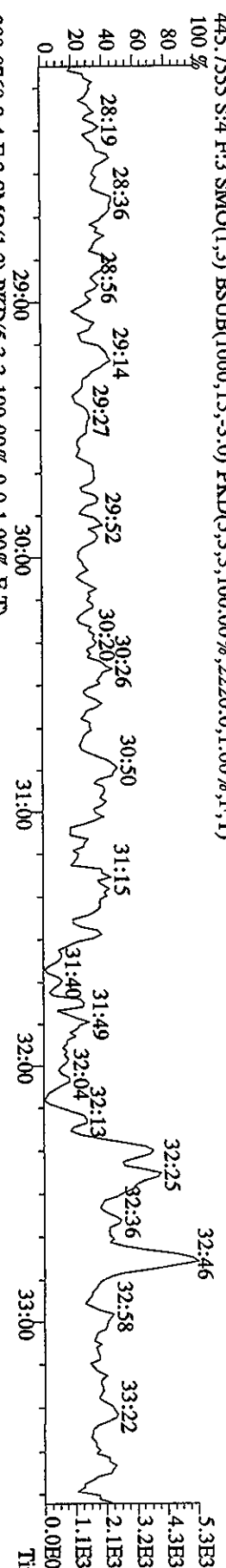
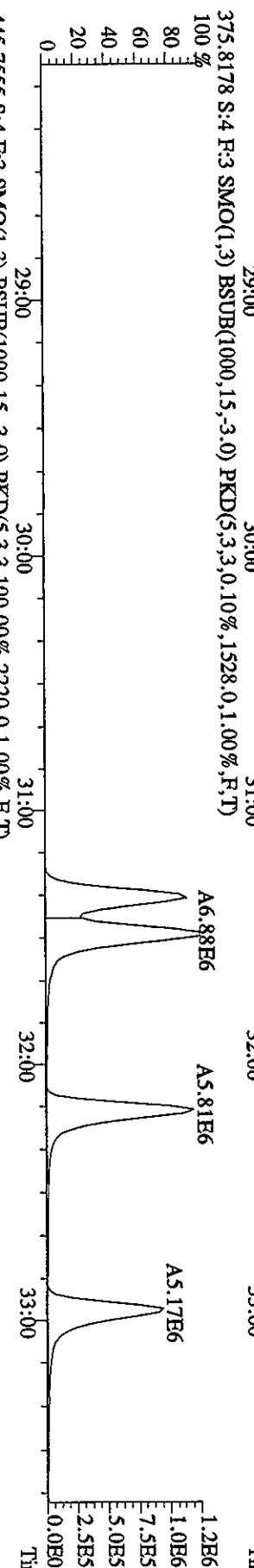
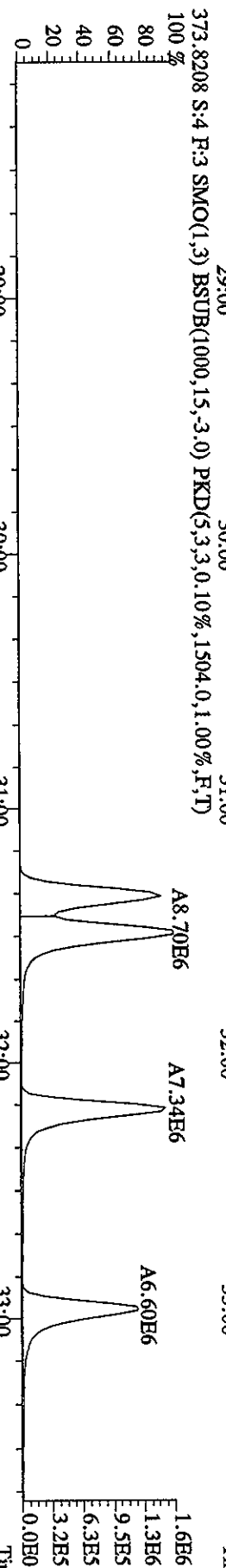

File:28MR068D5 #1-388 Acq:28-MAR-2006 15:16:46 GC EI + Voltage SIR Autospec-UltimaE
 Sample#4 Text:ST0328B :CS2 2565-41B Exp:DIOXIN



File:28MR068D5 #1-483 Acq:28-MAR-2006 15:16:46 GC EI + Voltage SIR Autospec-Ultimate
 Sample#4 Text:ST0328B :CS2 2565-41B Exp:DIOXIN
 342.9792 S:4 F:2 SMO(1,3) PKD(5,3,3,100.00%,0.0,1.00%,F,T)



File: 28MR068D5 #1-378 Acq: 28-MAR-2006 15:16:46 GC EI+ Voltage SIR Autospec-UltimaE
 Sample#4 Text: ST0328B :CS2 2565-41B Exp: DIOXIN
 392.9760 S:4 F:3 SMO(1,3) PKD(5,3,3,100.00%,0.0,1.00%,F,T)



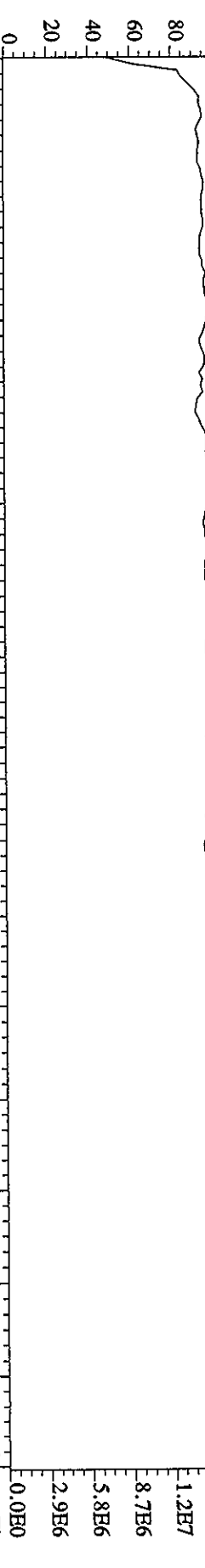
Sample#4 Text:ST0328B :CS2 2565-41B Exp:DIOXIN

430.9728 S:4 F:4 SMO(1,3) PKD(5,3,3,100.00%,0.0,1.00%,F,T)

34:00 34:17 34:40 34:55 35:05 35:15

35:39 35:51 36:07 36:17 36:27 36:40


1.4E7



407.7818 S:4 F:4 SMO(1,3) BSUB(1000,15,-3,0) PKD(5,3,3,0.10%,3724.0,1.00%,F,T)

A5.13B6


1.2E6



409.7789 S:4 F:4 SMO(1,3) BSUB(1000,15,-3,0) PKD(5,3,3,0.10%,4144.0,1.00%,F,T)

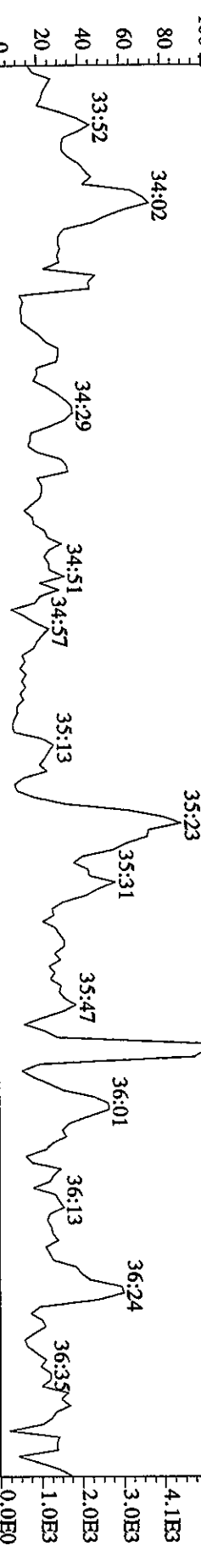
A4.89B6

1.1E6




479.7165 S:4 F:4 SMO(1,3) BSUB(1000,15,-3,0) PKD(5,3,3,100.00%,1544.0,1.00%,F,T)

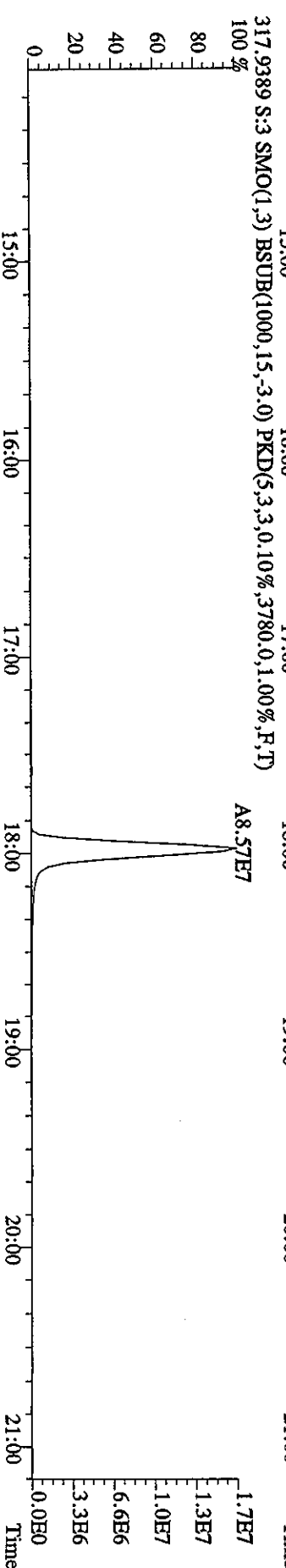
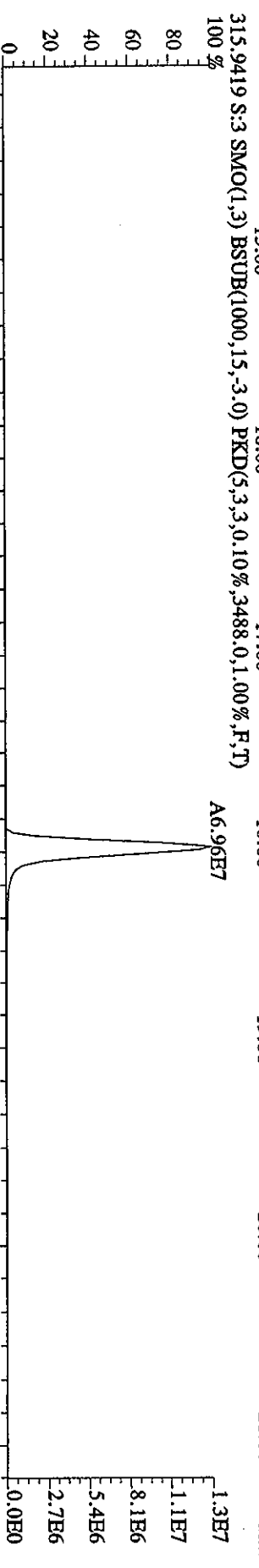
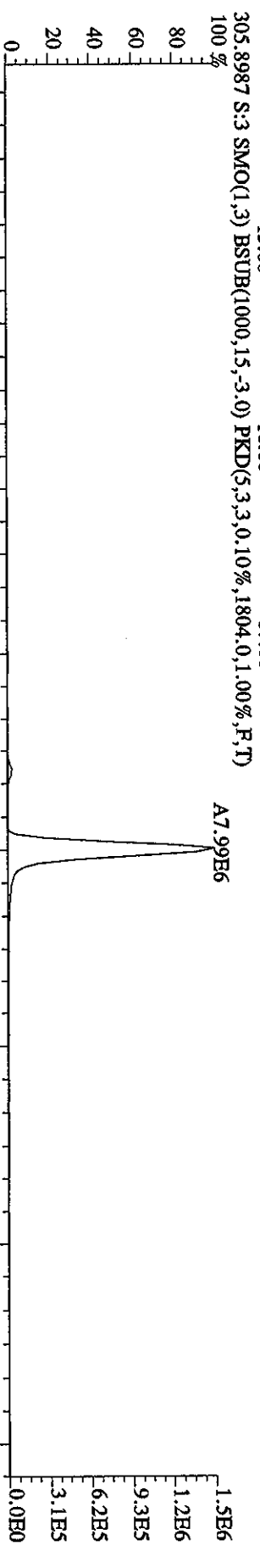
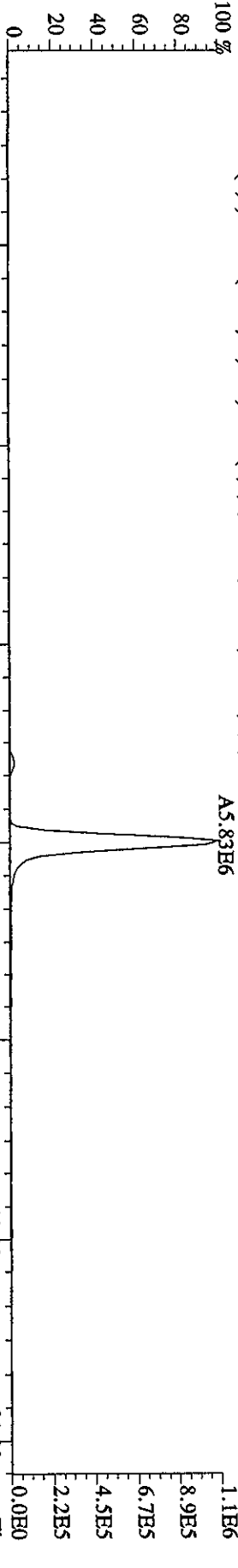
5.1E3



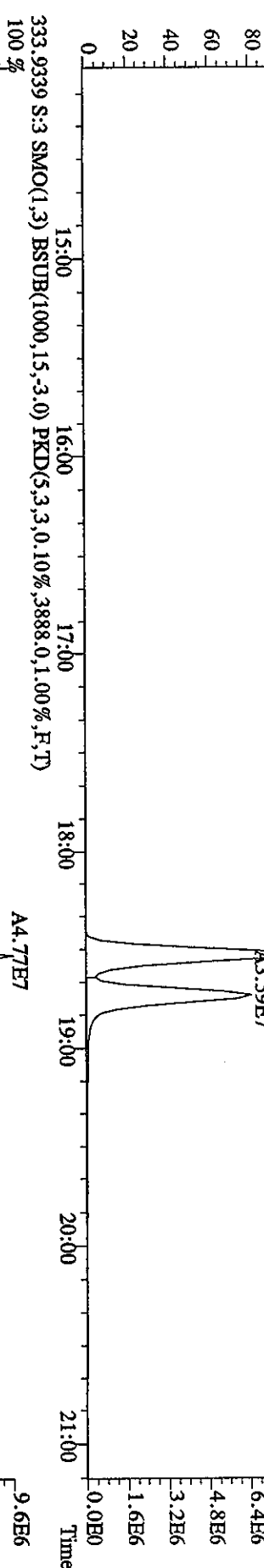
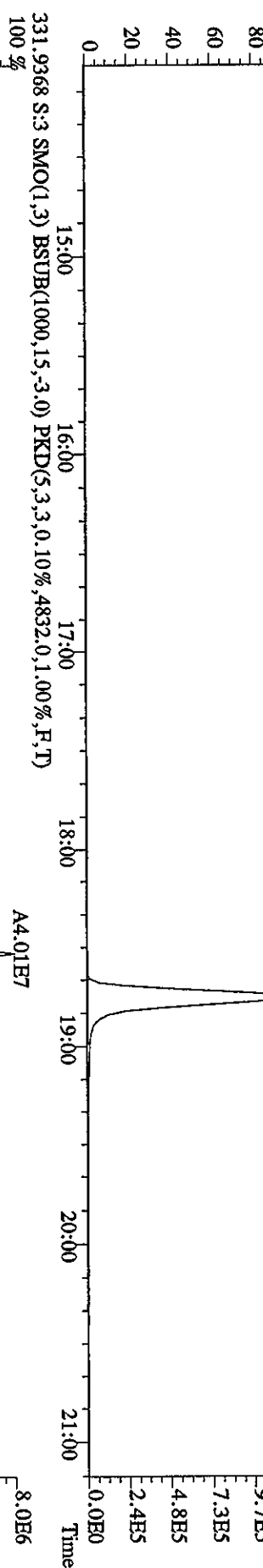
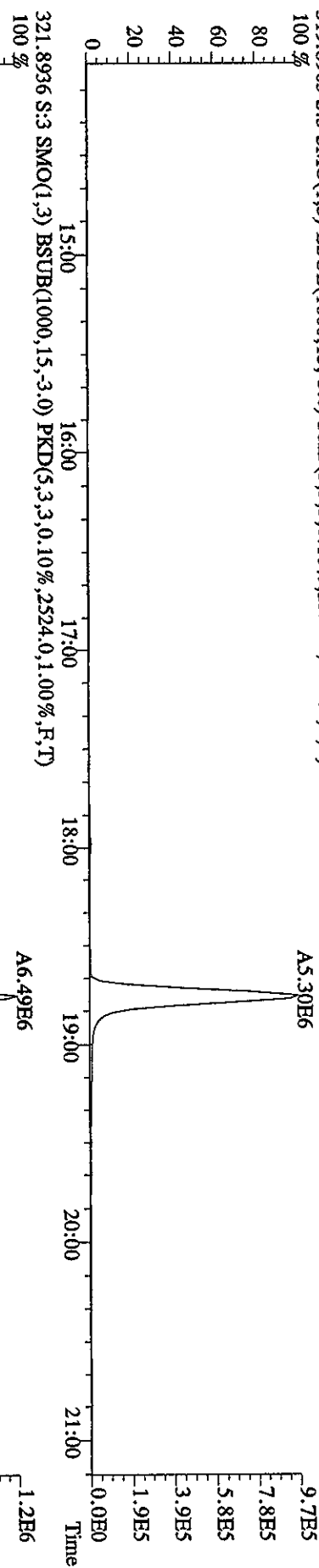
File: 28MR068D5 #1-157 Acq: 28-MAR-2006 15:16:46 GC EI + Voltage SIR Autospec-Ultimate
 Sample#4 Text: ST0328B :CS2 2565-41B Exp: DIOXIN
 454.9728 S:4 F:5 SMO(1,3) PKD(5,3,3,100.00%,0.0,1.00%,F,T)



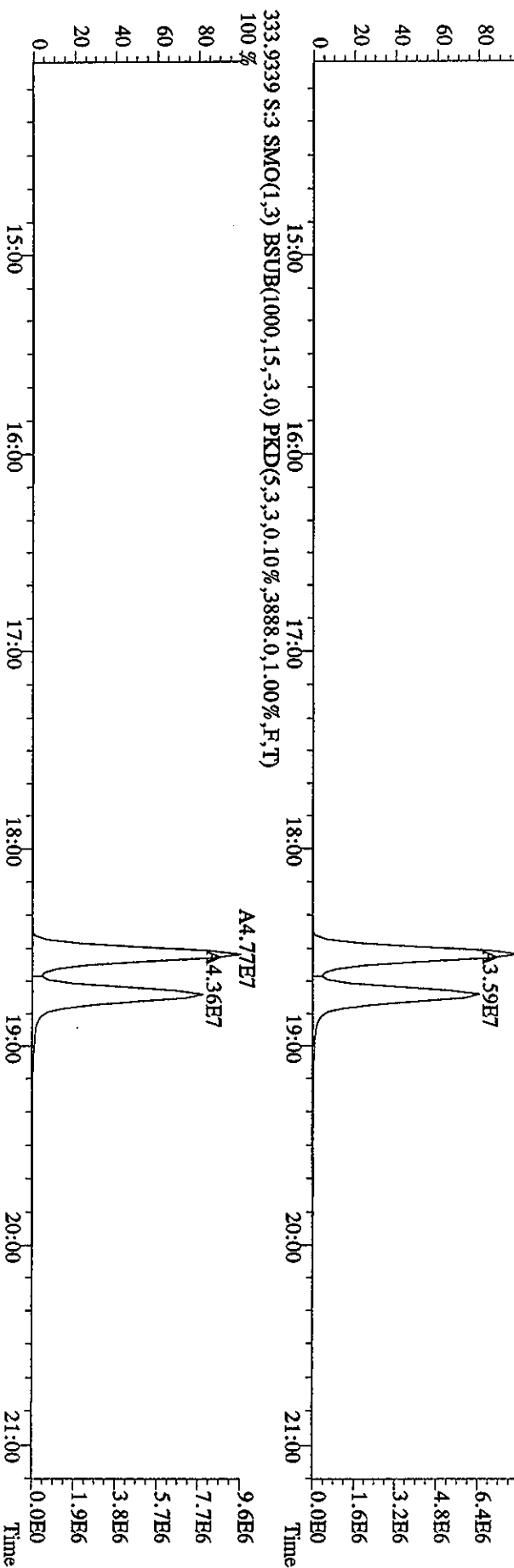
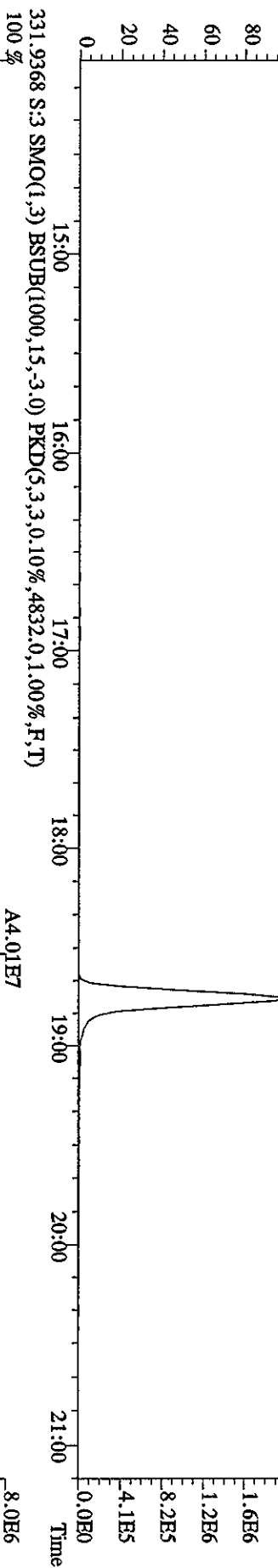
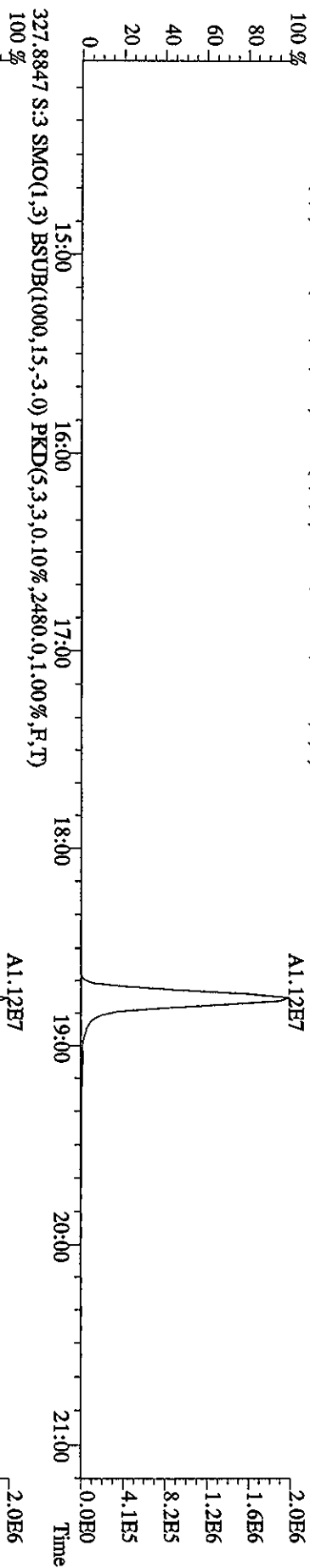
File:28MR068D5 #1-388 Acq:28-MAR-2006 14:34:55 GC EI+ Voltage SIR Autospec-UltimaE
Sample#3 Tex:ST0328A :CS3 2565-41C Exp:DIOXIN
303.9016 S:3 SMO(1,3) BSUB(1000,15,-3,0) PKD(5,3,3,0,10%,3424,0,1,00%,F,T)



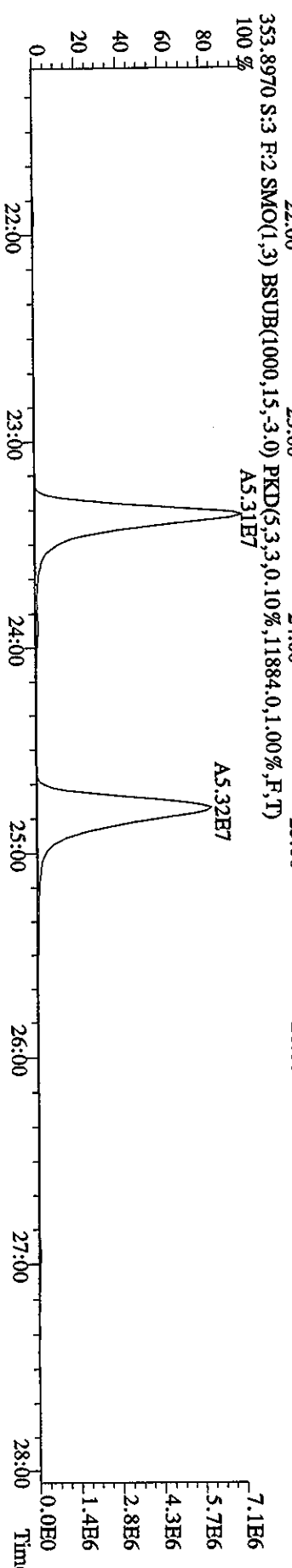
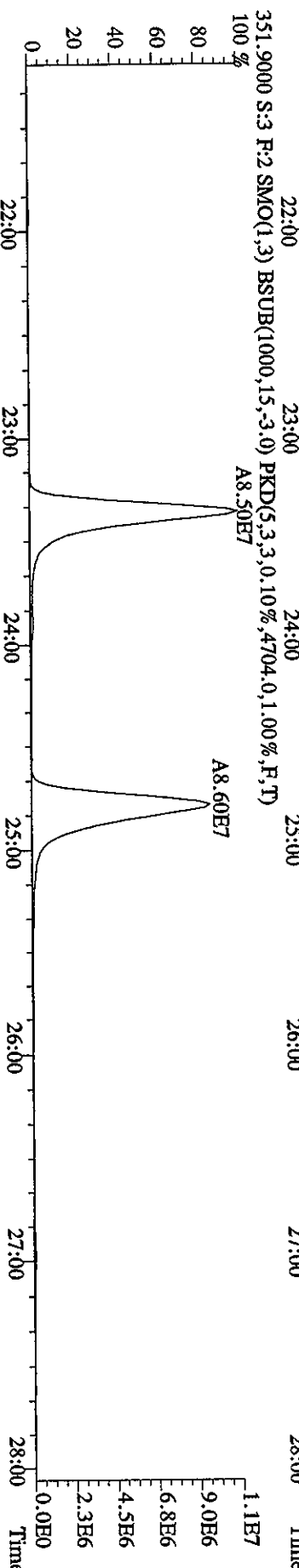
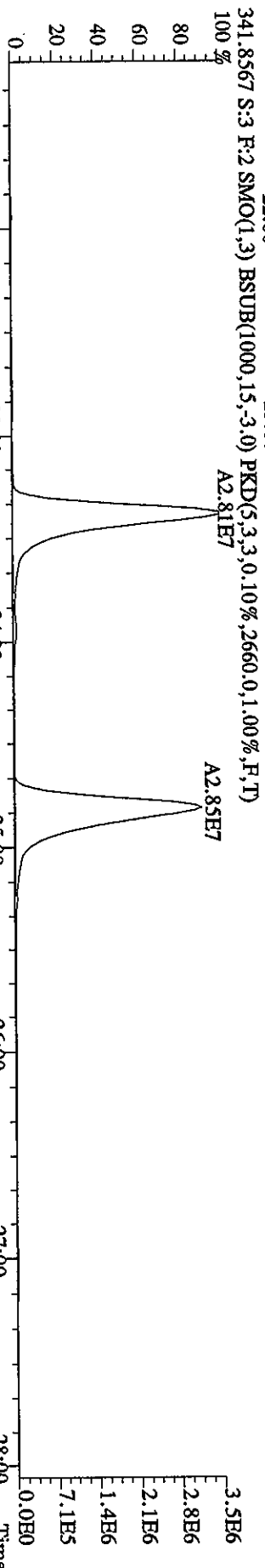
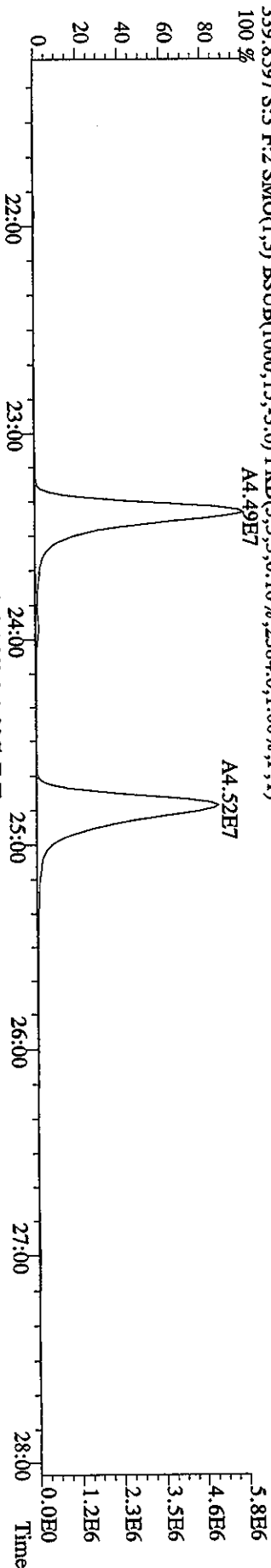
File:28MR068D5 #1-388 Acq:28-MAR-2006 14:34:55 GC EI+ Voltage SIR Autospec-UtimaE
Sample#3 Text:ST0328A :CS3 2565-41C Exp:DIOXIN
319.8965 S:3 SMO(1,3) BSUB(1000,15,-3,0) PKD(5,3,3,0,10%,2324.0,1.00%,F,T)




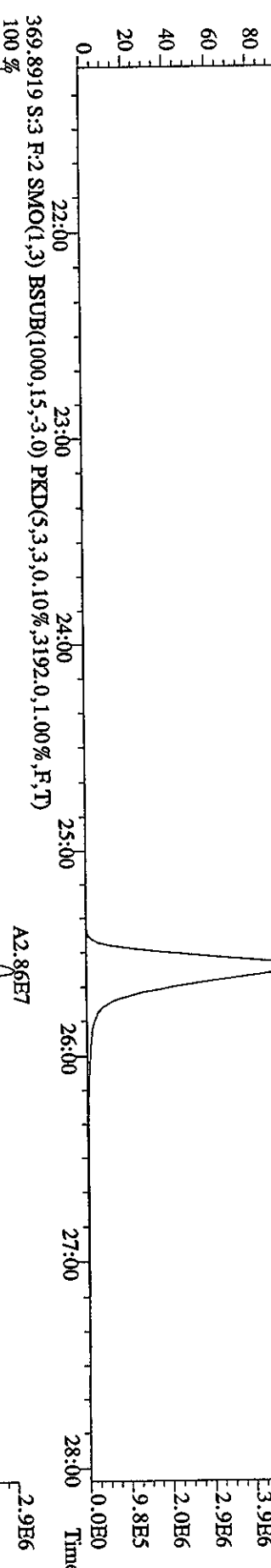

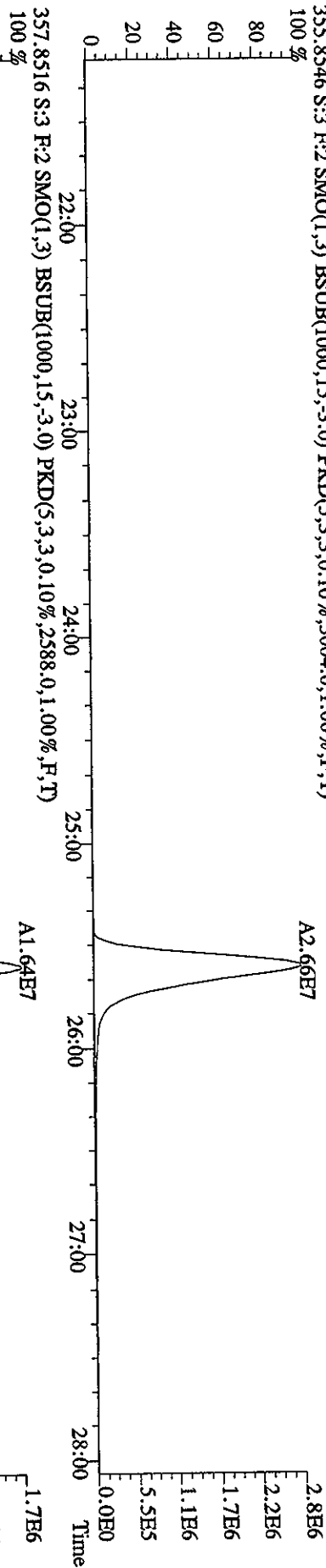
File:28MR068D5 #1-388 Acq:28-MAR-2006 14:34:55 GC EI+ Voltage SIR Autospec-Ultimate
 Sample#3 Text:ST0328A :CS3 2565-41C Exp:DIOXIN
 327.8847 S:3 SMO(1,3) BSUB(1000,15,-3,0) PKD(5,3,3,0,10%,2480,0,1,00%,F,T)



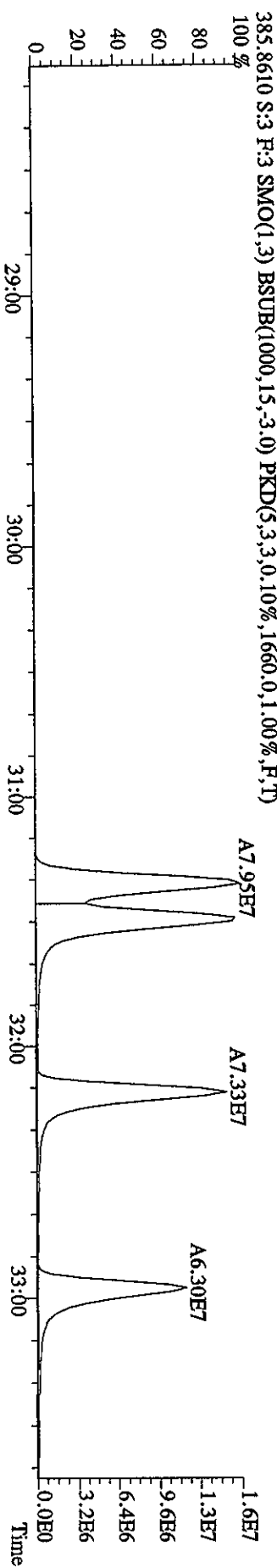
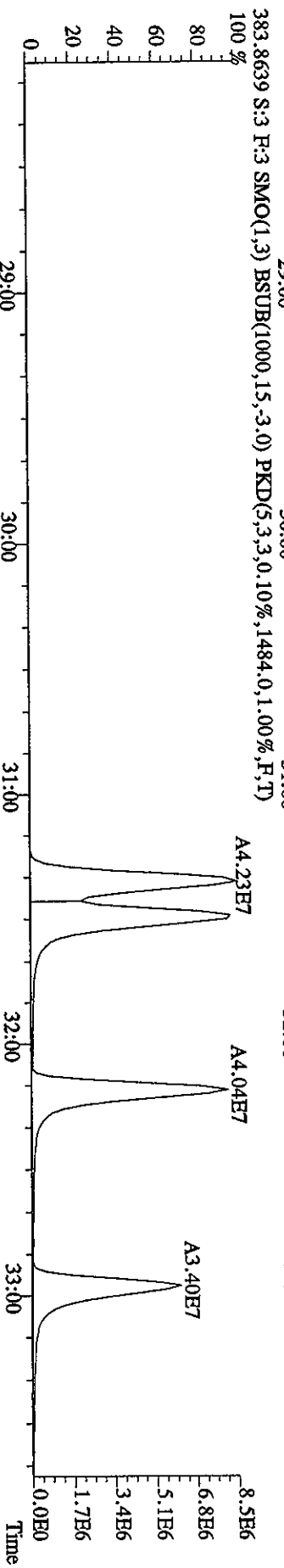
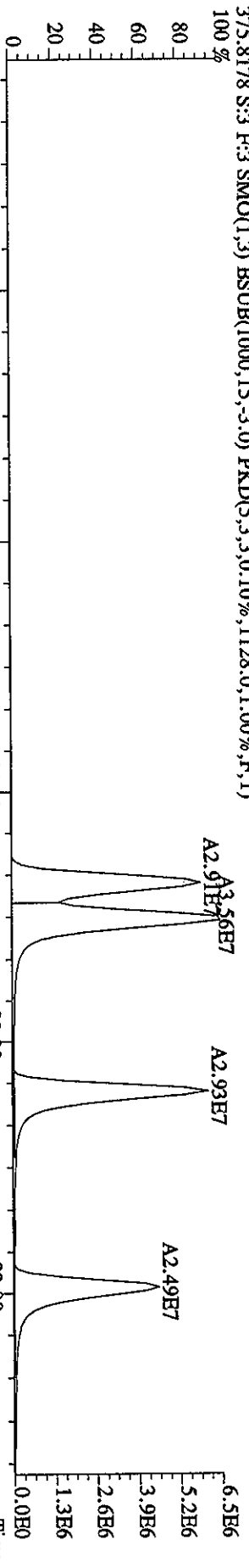
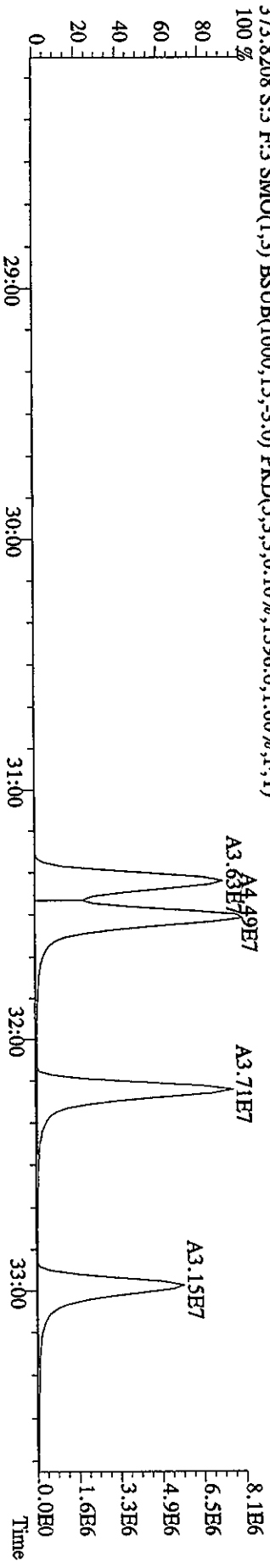
File:28MR068D5 #1-483 Acq:28-MAR-2006 14:34:55 GC EI + Voltage SIR Autospec-Ultimate
 Sample#3 Text:ST0328A :CS3 2565-41C Exp:DIOXIN
 339.8597 S:3 F:2 SMO(1,3) BSUB(1000,15,-3.0) PKD(5,3,3,0,10%,2384.0,1.00%,F,T)
 A4.49E7



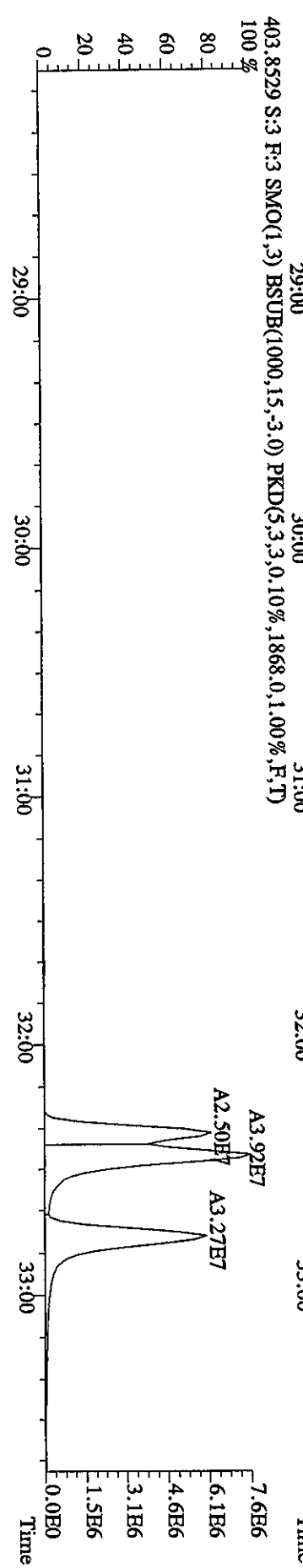
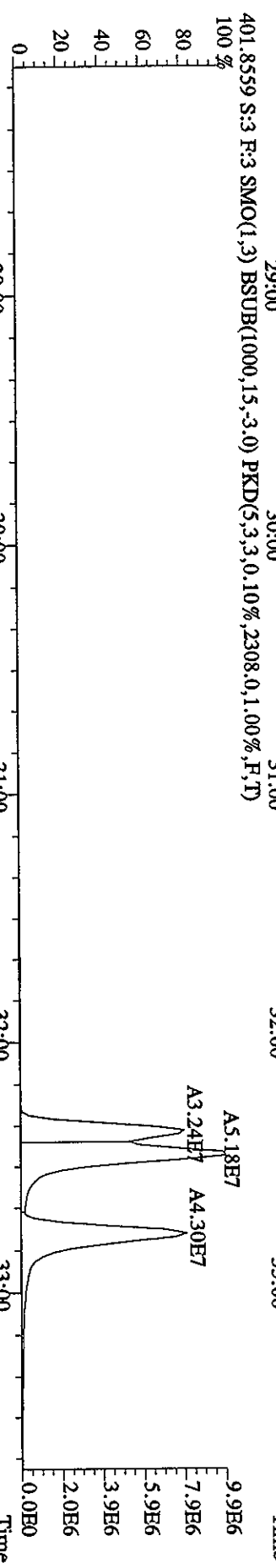
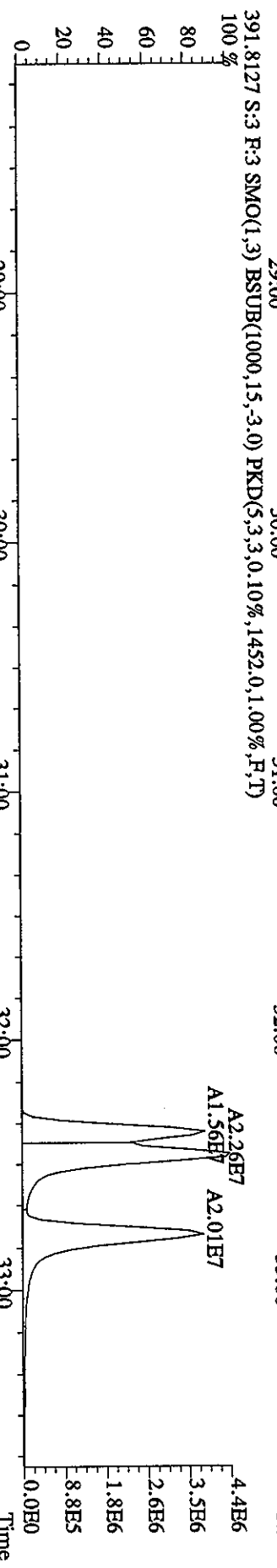
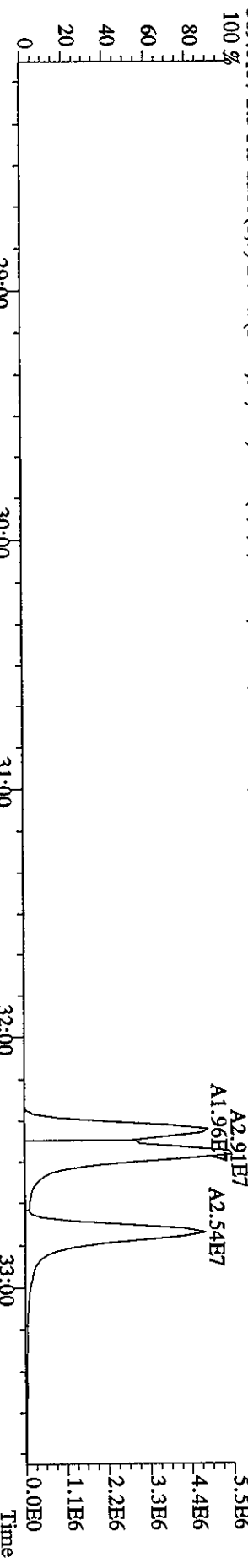
File:28MR068D5 #1-483 Acq:28-MAR-2006 14:34:55 GC EI+ Voltage SIR Autospec-UltimaE
 Sample#3 Text:ST0328A :CS3 2565-41C Exp:DIOXIN
 355.8546 S:3 F:2 SMO(1,3) BSUB(1000,15,-3,0) PKD(5,3,3,0,10%,3004,0,1,00%,F,T)
 100 %







File:28MR068D5 #1-378 Acq:28-MAR-2006 14:34:55 GC EI+ Voltage SIR Autospec-UltimaB
 Sample#3 Text:ST0328A :CS3 2565-41C Exp:DIOXIN
 373.8208 S:3 F:3 SMO(1,3) BSUB(1000,15,-3.0) PKD(5,3,3,0.10%,1396.0,1.00%,F,T)



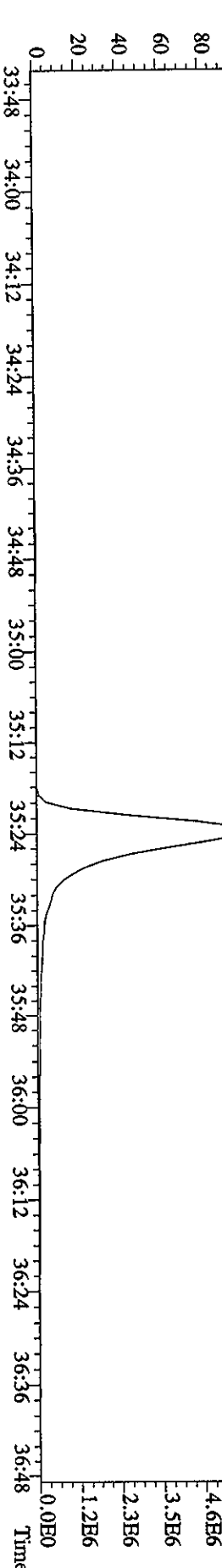
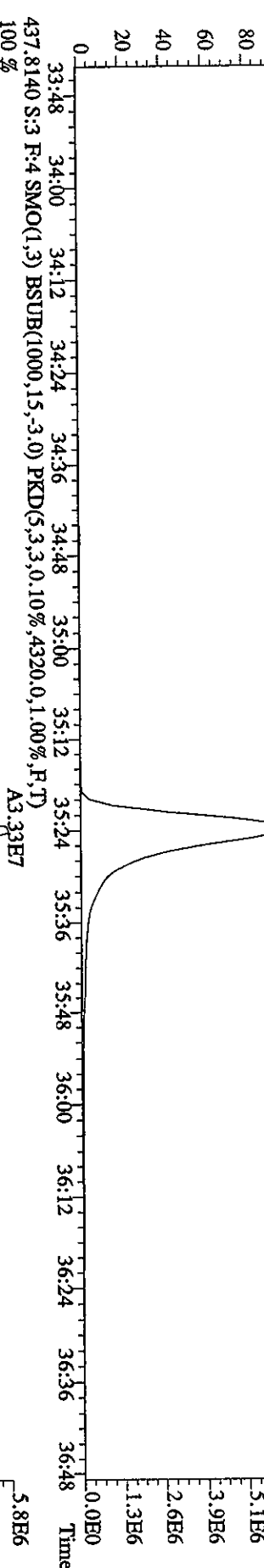
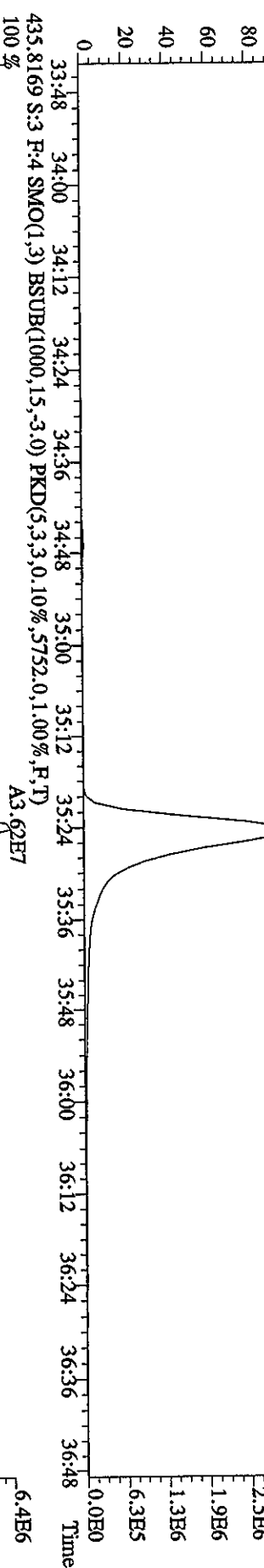
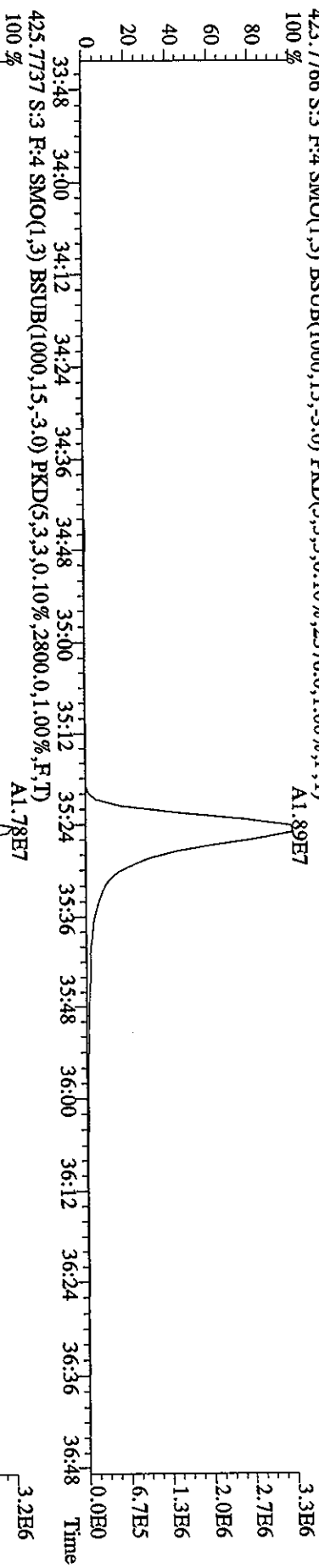
File:28MR068D5 #1-378 Acq:28-MAR-2006 14:34:55 GC EI+ Voltage SIR Autospec-Ultimate
 Sample#3 Text:ST0328A :CS3 2565-41C Exp:DIOXIN
 389.8157 S:3 F:3 SMO(1,3) BSUB(1000,15,-3.0) PKD(5,3,3,0.10%,1664.0,1.00%,F,T)



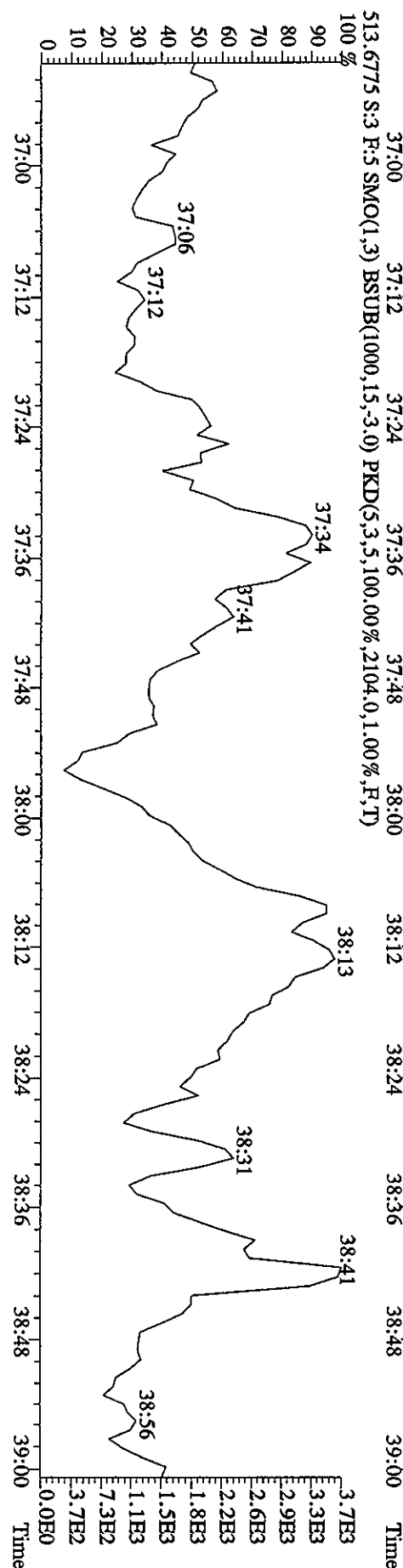
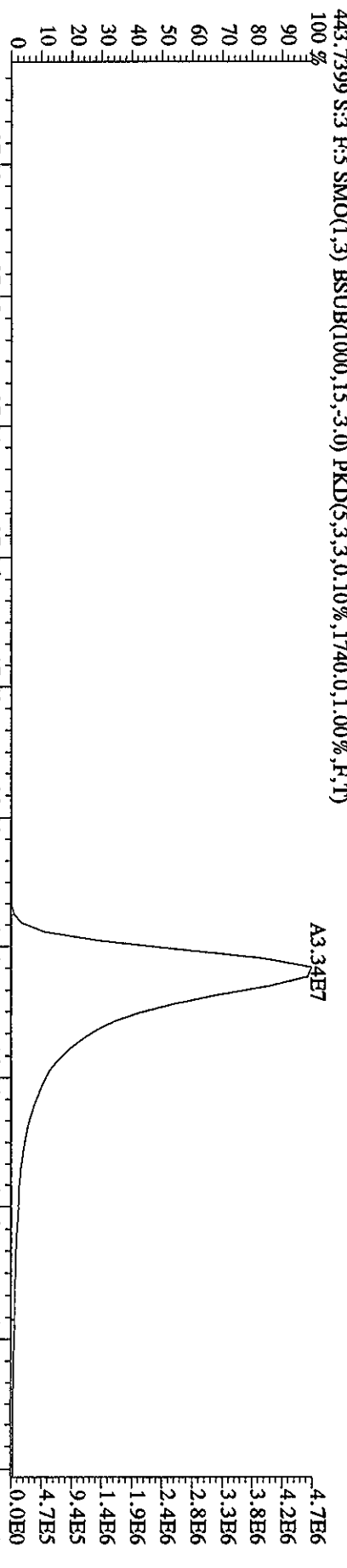
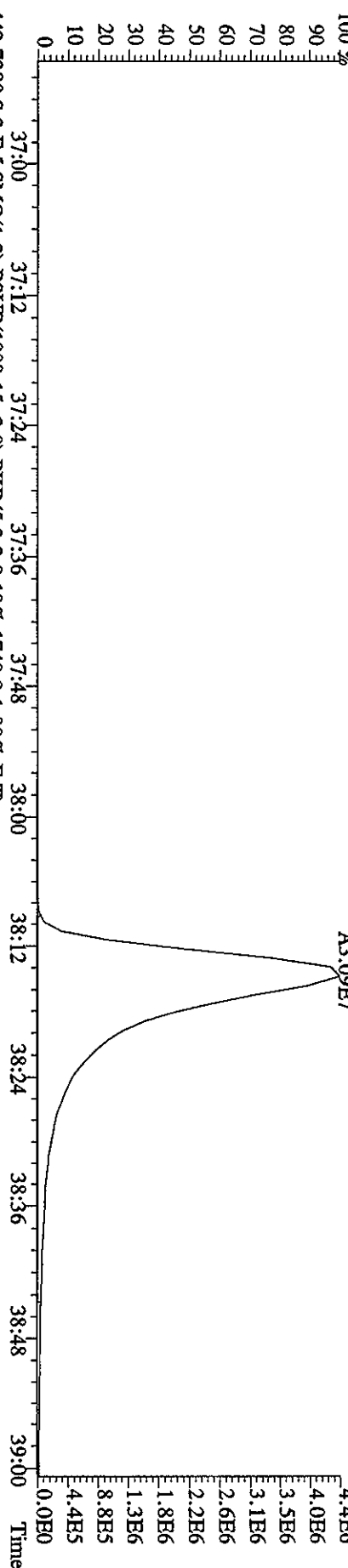
File:28MR068D5 #1-217 Acq:28-MAR-2006 14:34:55 GC EI+ Voltage SIR Autospec-Ultimate
 Sample#3 Text:ST0328A :CS3 2565-41C Exp:DIOXIN
 407.7818 S:3 F:4 SMO(1,3) BSUB(1000,15,-3.0) PKD(5,3,3,0.10%,8424.0,1.00%,F,T)
 100%



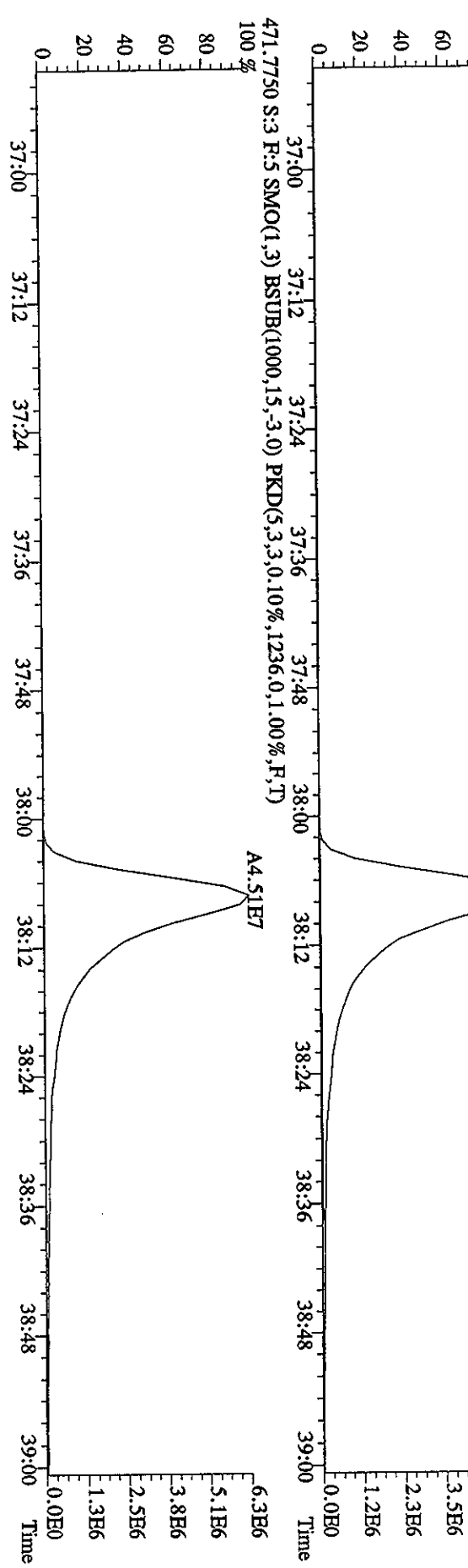
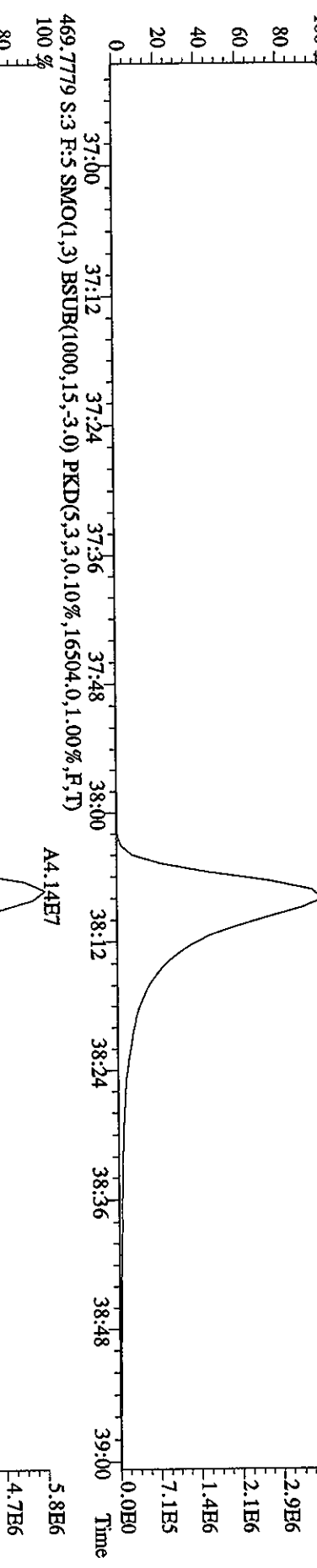
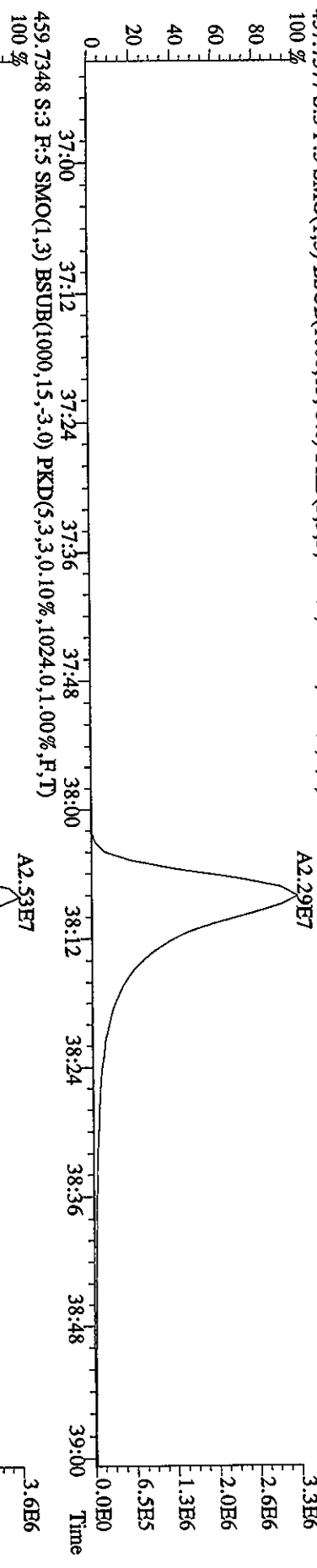
File: 28MR068D5 #1-217 Acq: 28-MAR-2006 14:34:55 GC EI + Voltage SIR Autospec-Ultimate
 Sample#3 Text: ST0328A :CS3 2565-41C Exp: DIOXIN
 423.7766 S:3 F:4 SMO(1,3) BSUB(1000,15,-3,0) PKD(5,3,3,0,10%,2376.0,1.00%,F,T)
 100%



File:28MR068D5 #1-157 Acq:28-MAR-2006 14:34:55 GC EI+ Voltage SFR Autospec-Ultimate
 Sample#3 Text:ST0328A :CS3 2565-41C Exp:DIOXIN
 441.7428 S:3 F:5 SMO(1,3) BSUB(1000,15,3.0) PKD(5,3,3,0.10%,1968,0,1.00%,F,T)

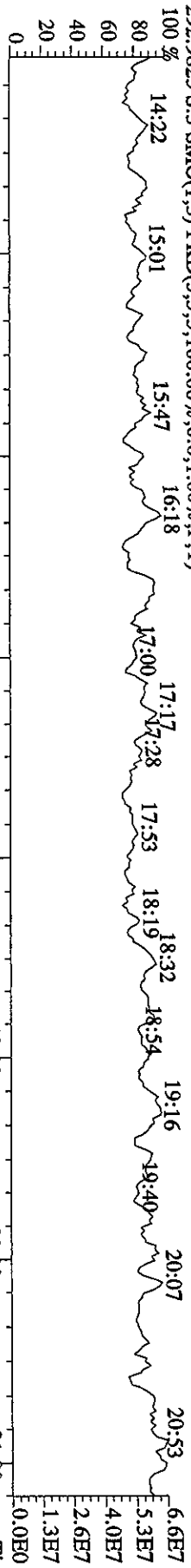


File:28MR068D5 #1-157 Acq:28-MAR-2006 14:34:55 GC EI+ Voltage SIR Autospec-Ultimate
 Sample#3 Text:ST0328A :CS3 2565-41C Exp:DIOXIN
 457.7377 S:3 F:5 SMO(1,3) BSUB(1000,15,-3.0) PKD(5,3,3,0.10%,1.676,0.1,0.00%,F,T)

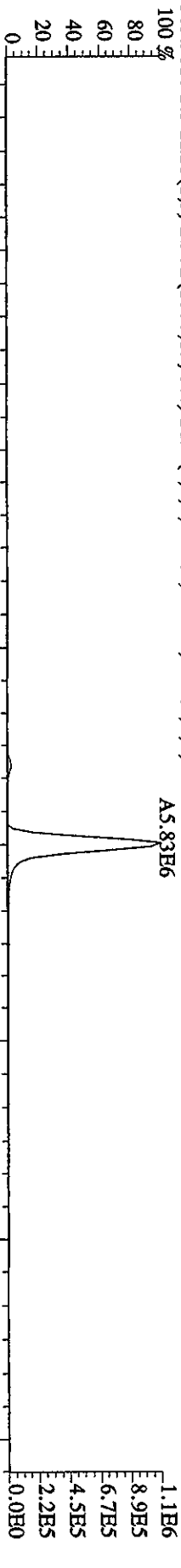


Sample#3 Text:ST0328A :CS3 2565-41C Exp:DIOXIN

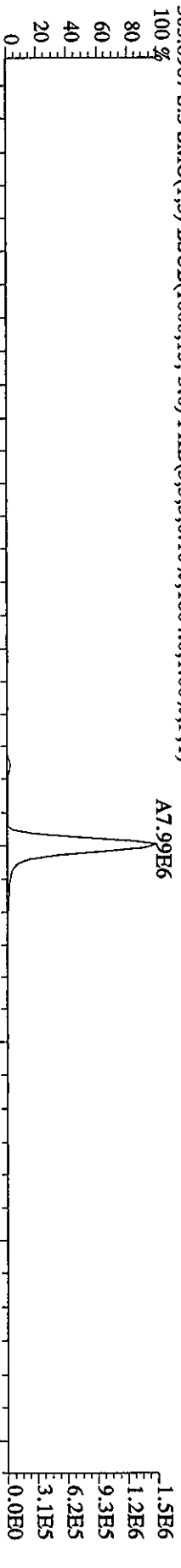
292.9825 S:3 SMO(1,3) PKD(5,3,5,100.00%,0.0,1.00%,F,T)



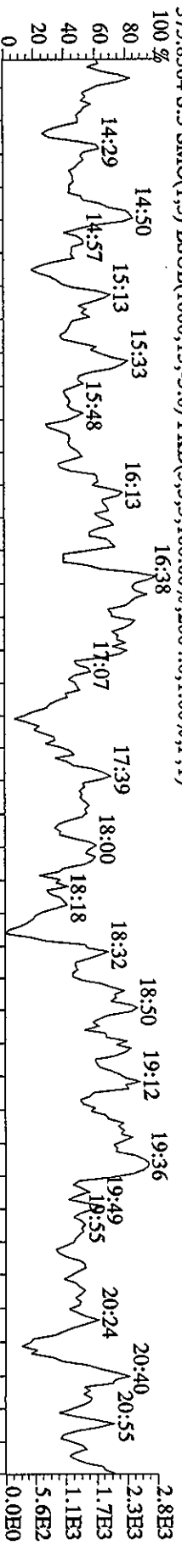
303.9016 S:3 SMO(1,3) BSUB(1000,15,-3.0) PKD(5,3,3,0.10%,3424.0,1.00%,F,T)



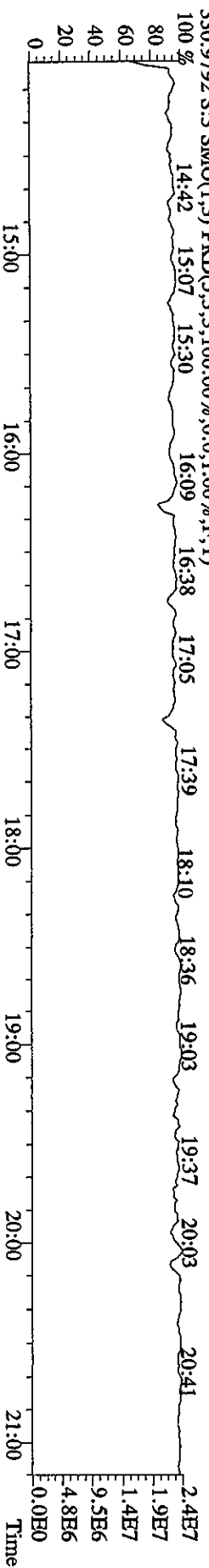
305.8987 S:3 SMO(1,3) BSUB(1000,15,-3.0) PKD(5,3,3,0.10%,1804.0,1.00%,F,T)



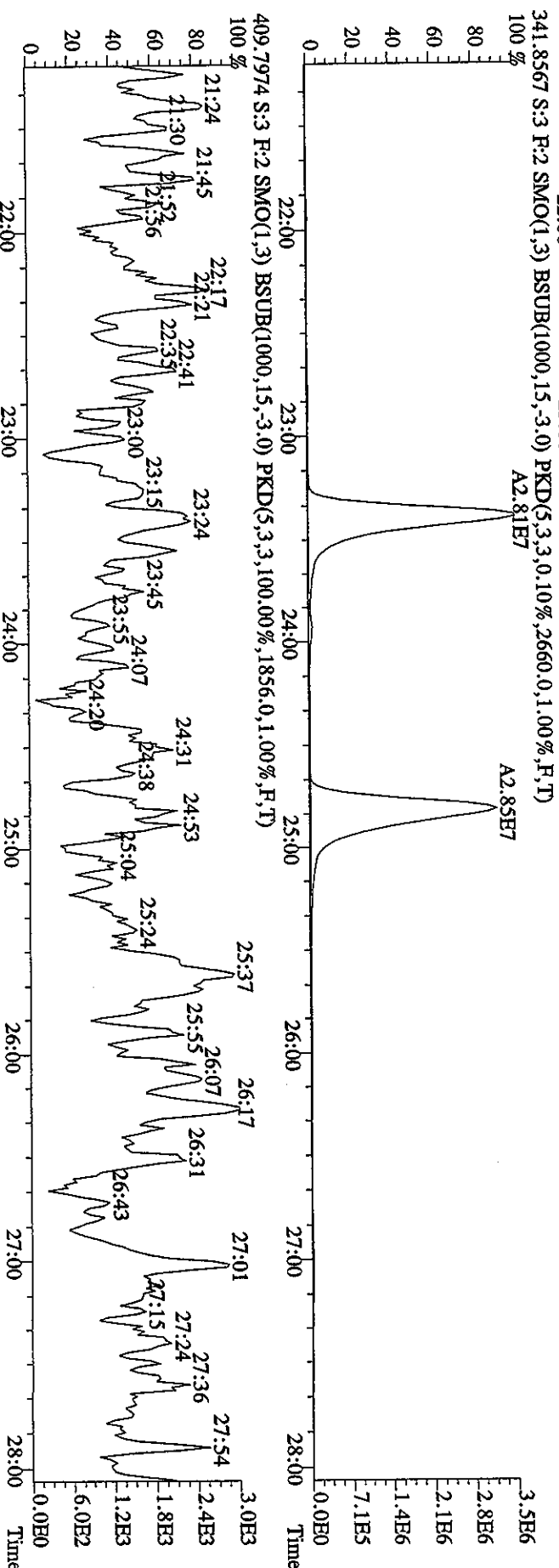
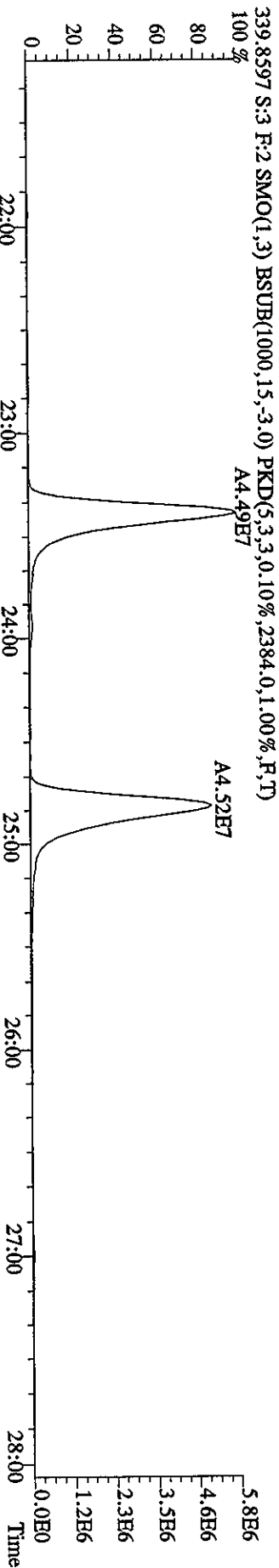
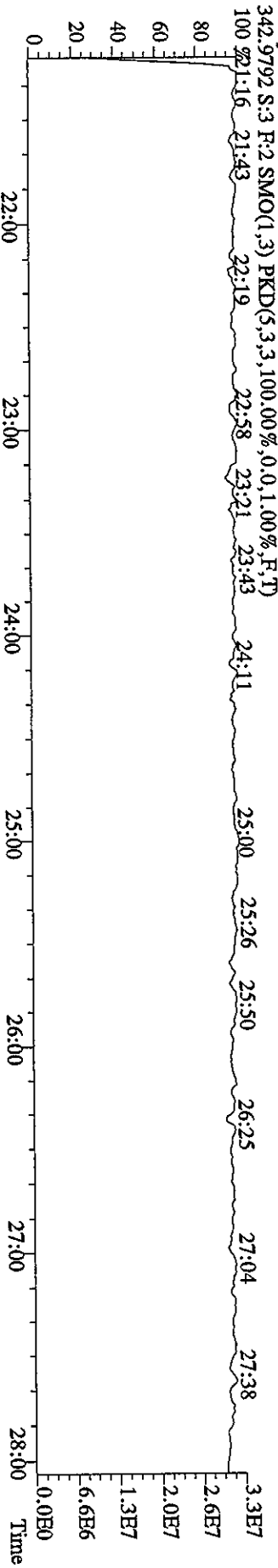
375.8364 S:3 SMO(1,3) BSUB(1000,15,-3.0) PKD(5,3,3,100.00%,2004.0,1.00%,F,T)




330.9792 S:3 SMO(1,3) PKD(5,3,3,100.00%,0.0,1.00%,F,T)



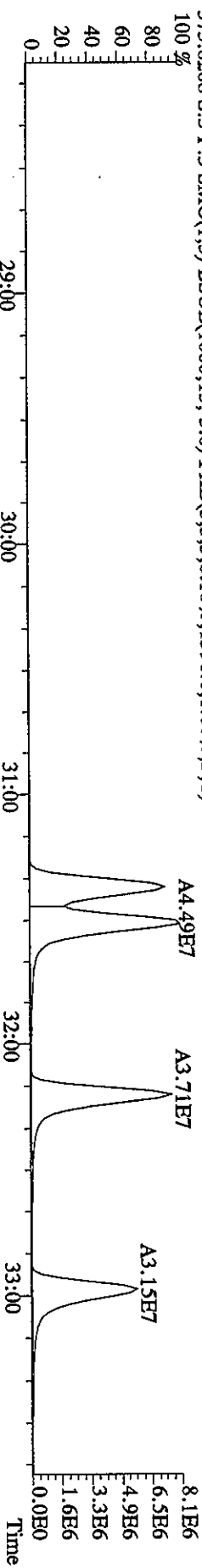
File: 28MR068D5 #1-483 Acq: 28-MAR-2006 14:34:55 GC EI+ Voltage SIR Autospec-Ultimate
 Sample#3 Text: ST0328A :CS3 2565-41C Exp: DIOXIN
 342.9792 S:3 F:2 SMO(1,3) PKD(5,3,3,100.00%,0.0,1.00%,F,T)
 100 21:16 21:43 22:19 22:58 23:21 23:43 24:11 25:00 25:26 25:50 26:25 27:04 27:38



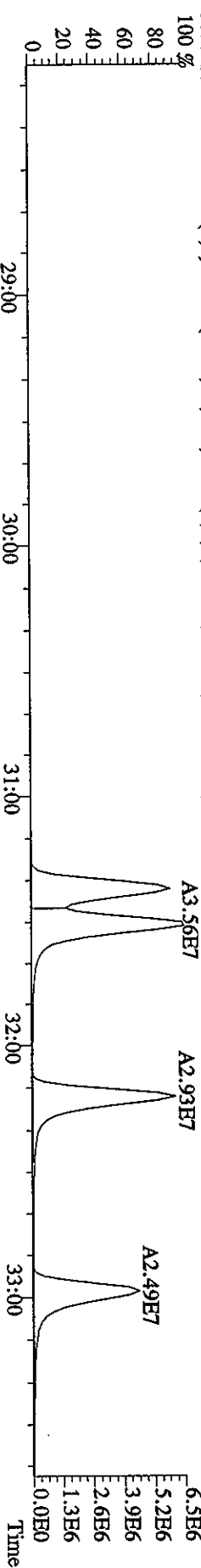
File: 28MAR068D5 #1-378 Acq: 28-MAR-2006 14:34:55 GC EI+ Voltage SFR Autospec-UltimaE
 Sample#3 Text: ST0328A :CS3 2565-41C Exp: DIOXIN
 392.9760 S:3 F:3 SMO(1,3) PKD(5,3,3,100.00%,0.0,1.00%,F,T)



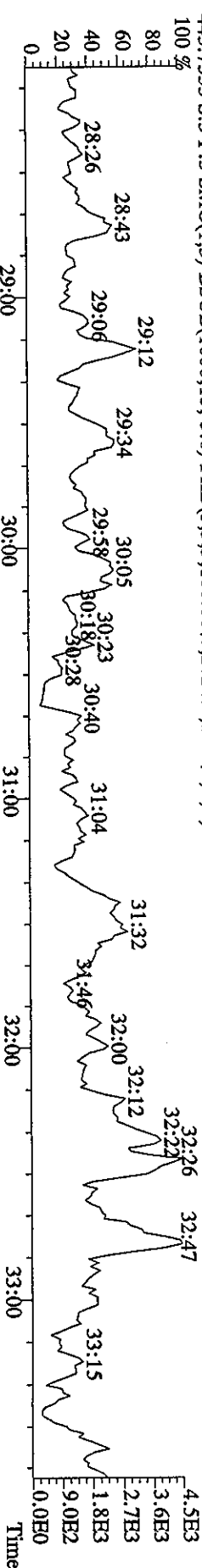
373.8208 S:3 F:3 SMO(1,3) BSUB(1000,15,-3.0) PKD(5,3,3,0.10%,1396.0,1.00%,F,T)




375.8178 S:3 F:3 SMO(1,3) BSUB(1000,15,-3.0) PKD(5,3,3,0.10%,1128.0,1.00%,F,T)




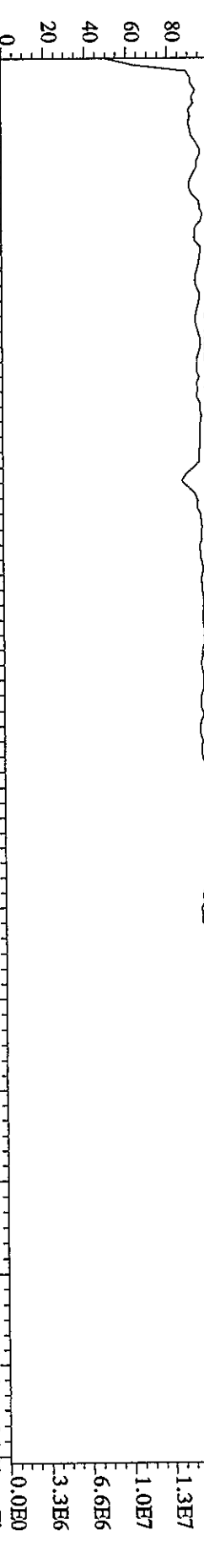


445.7555 S:3 F:3 SMO(1,3) BSUB(1000,15,-3.0) PKD(5,3,3,100.00%,2024.0,1.00%,F,T)




380.9760 S:3 F:3 SMO(1,3) PKD(5,3,3,100.00%,0.0,1.00%,F,T)

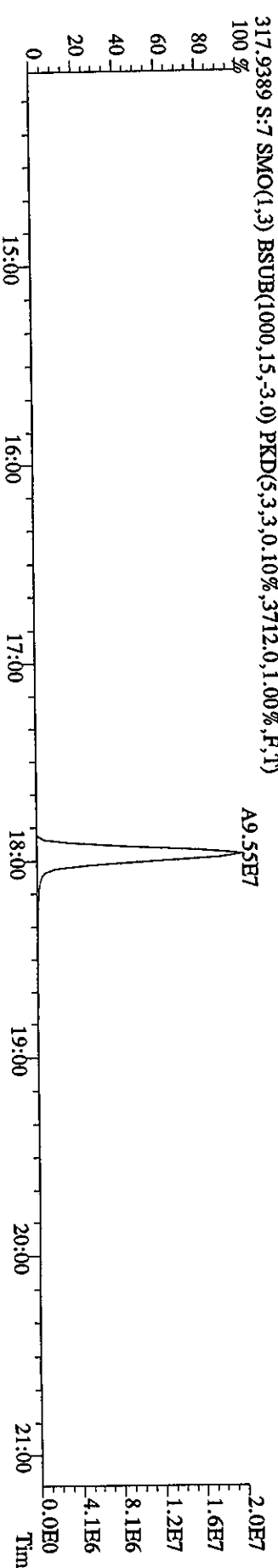
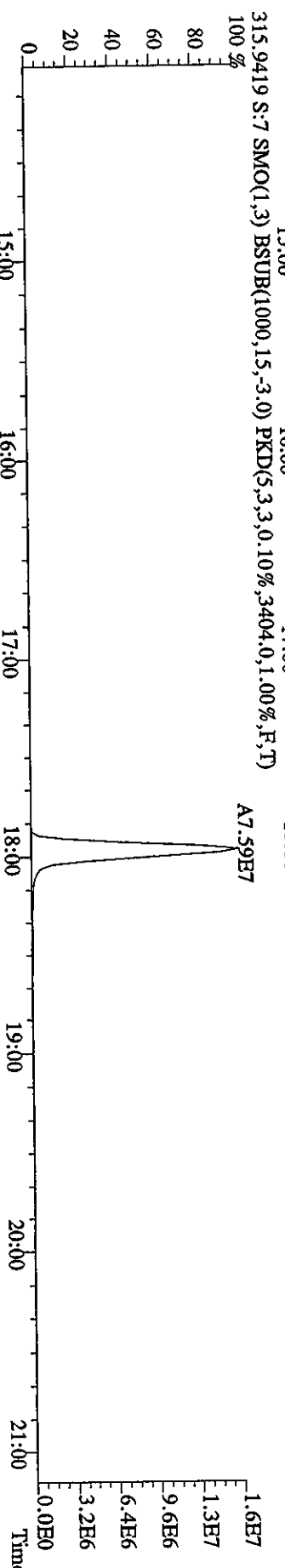
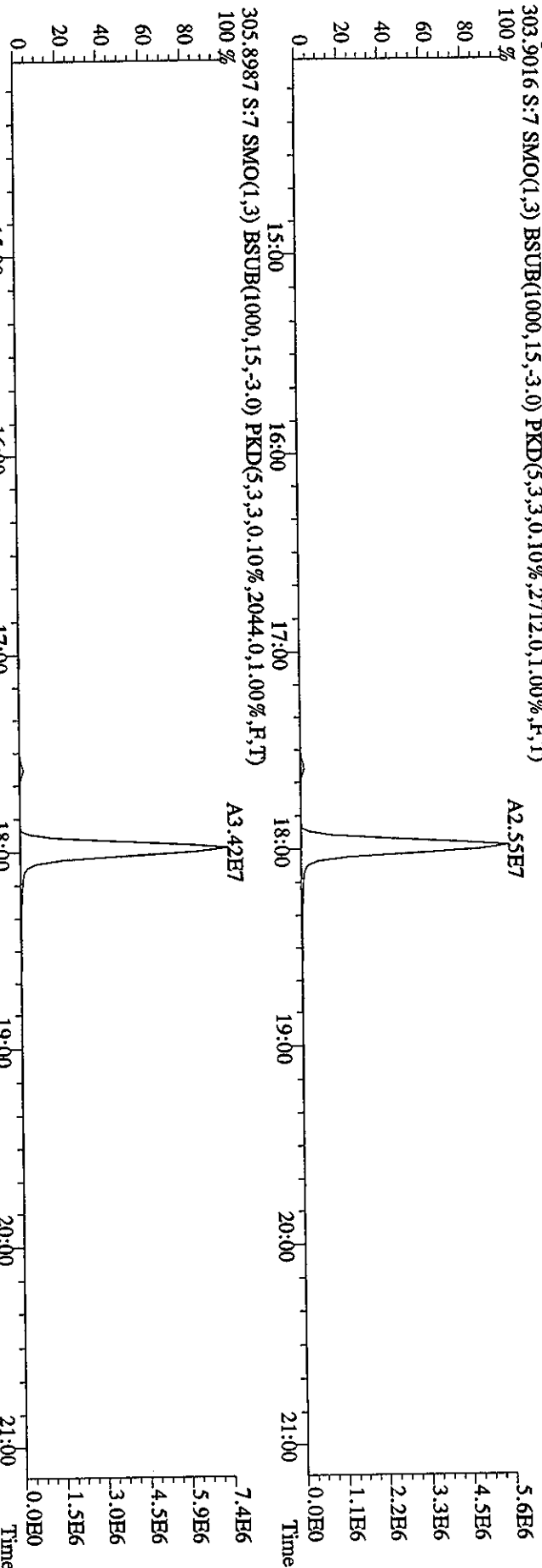




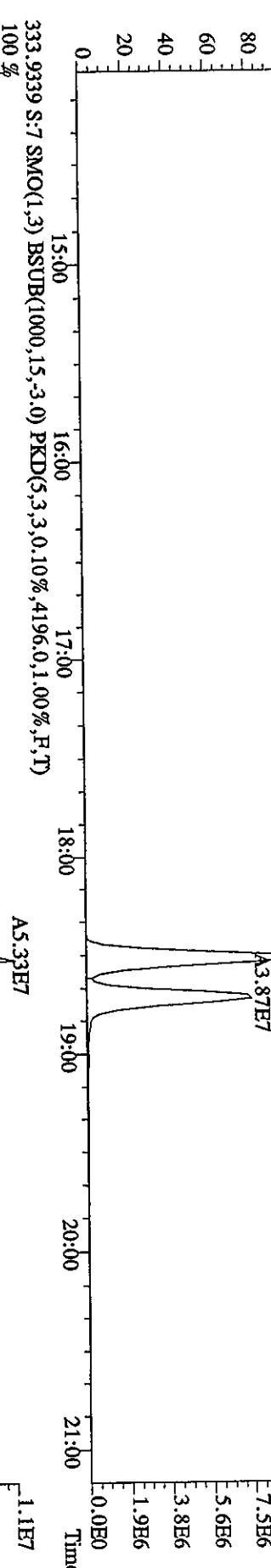
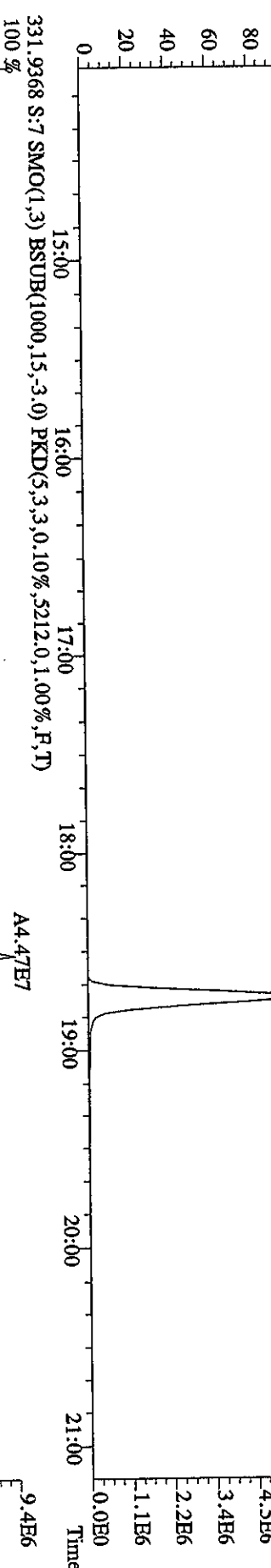
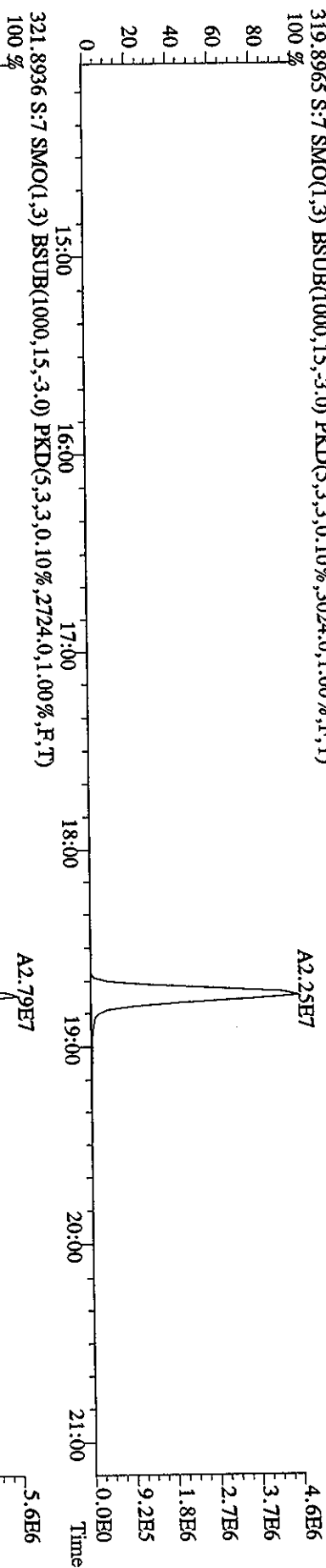
File: 28MR068D5 #1-157 Acq: 28-MAR-2006 14:34:55 GC EI+ Voltage SIR Autospec-UltimaE
 Sample#3 Text: ST0328A : CS3 2565-41C Exp: DIOXIN
 454.9728 S:3 F:5 SMO(1,3) PKD(5,3,3,100.00%,0.0,1.00%,F,T)
 100% 36:54 37:01 37:10 37:28 37:38 37:55 38:01 38:08 38:27 38:43 38:53



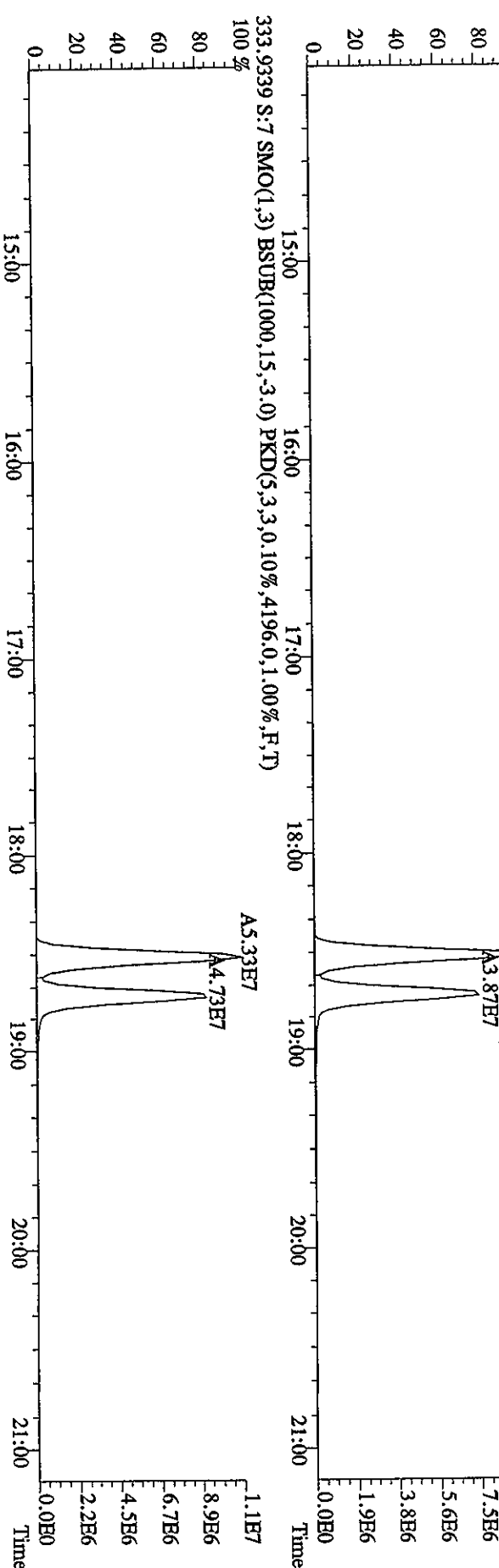
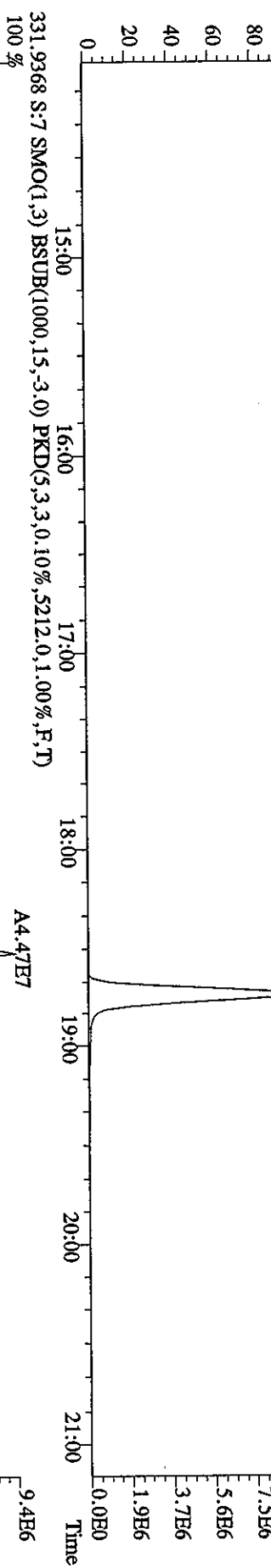
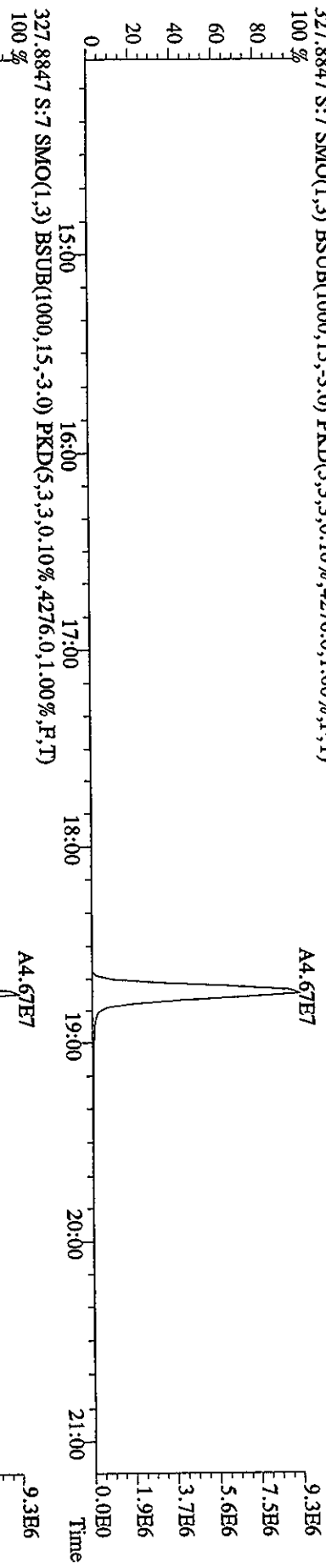
File: 28MR068D5 #1-388 Acq: 28-MAR-2006 17:22:16 GC EI + Voltage SIR Autospec-Ultimate
Sample#7 Text: ST0328E :CS4 2565-41D Exp: DIOXIN
303.9016 S: 7 SMO(1,3) BSUB(1000,15,-3,0) PKD(5,3,3,0,10%,2712.0,1.00%,F,T)
100%



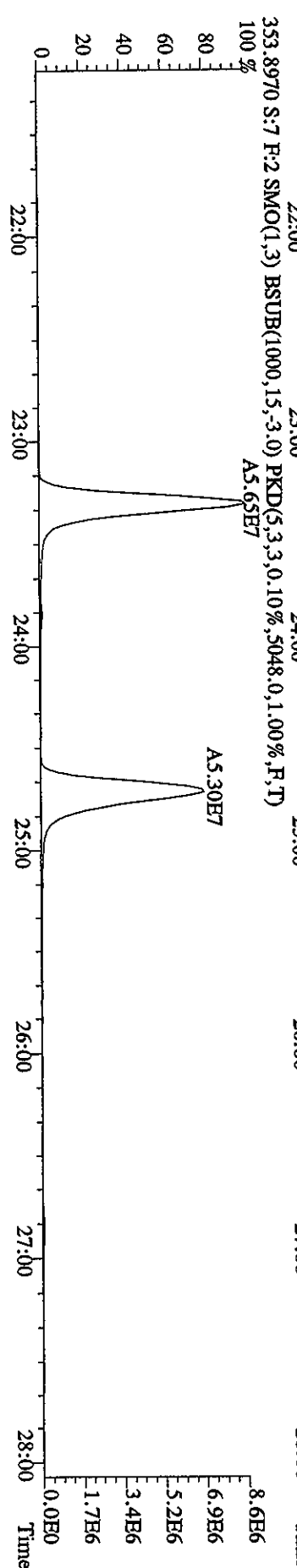
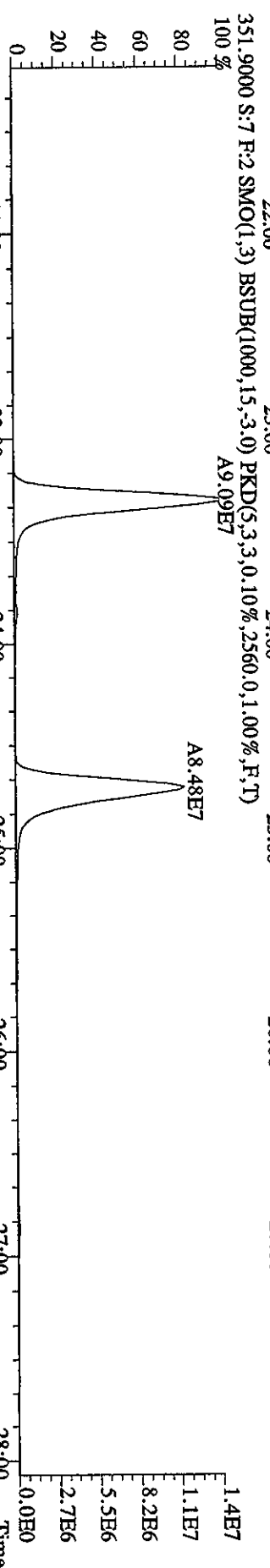
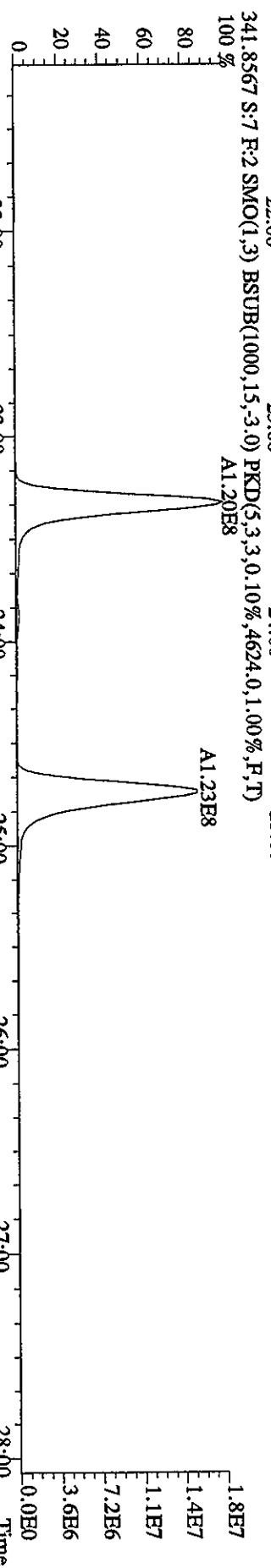
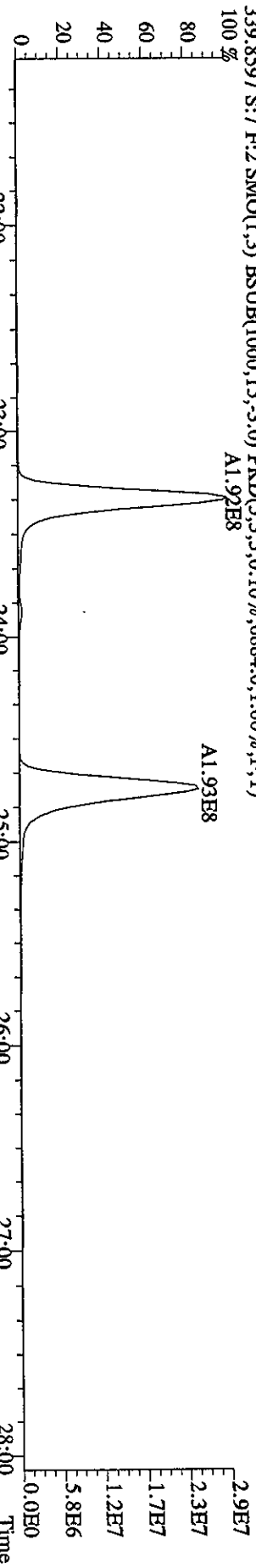
File: 28MR068D5 #1-388 Acq: 28-MAR-2006 17:22:16 GC EI+ Voltage 51V Autospec-Ultimate
 Sample#7 Text: ST0328E :CS4 2565-41D Exp: DIOXIN
 319.8965 S:7 SMO(1,3) BSUB(1000,15,-3.0) PKD(5,3,3,0,10%,2724,0,1,00%,F,T)
 321.8936 S:7 SMO(1,3) BSUB(1000,15,-3.0) PKD(5,3,3,0,10%,5212,0,1,00%,F,T)
 333.9339 S:7 SMO(1,3) BSUB(1000,15,-3.0) PKD(5,3,3,0,10%,4196,0,1,00%,F,T)



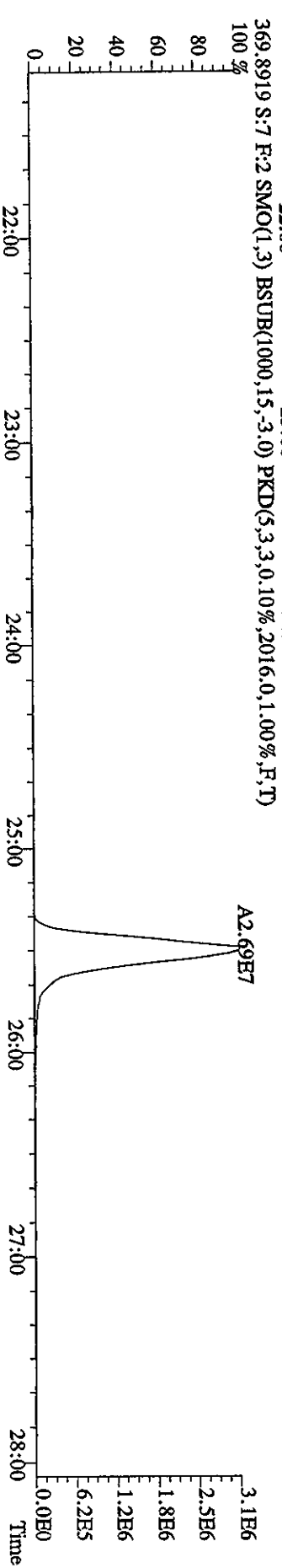
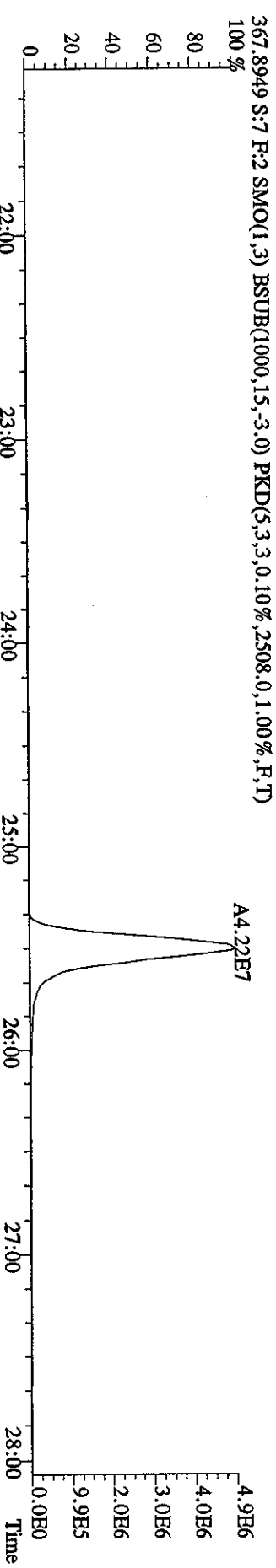
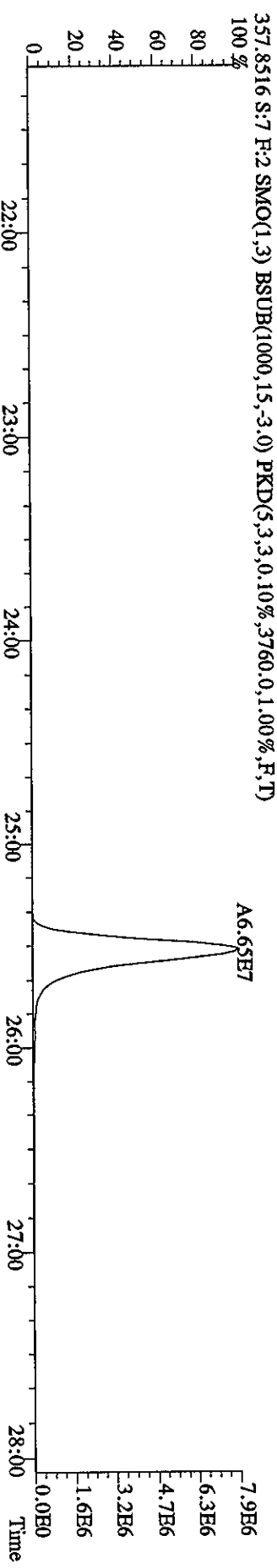
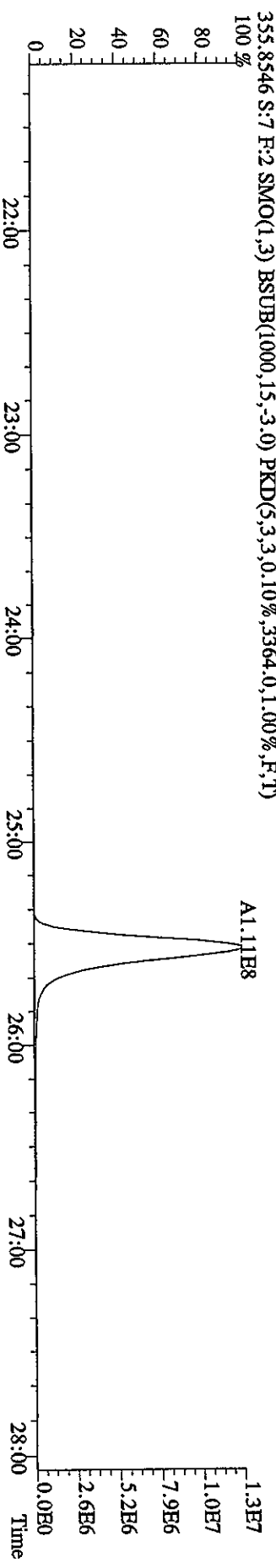
File: 28MR068D5 #1-388 Acq: 28-MAR-2006 17:22:16 GC EI+ Voltage SIR Autospec-UltimaE
 Sample#7 Text: ST0328E :CS4 2565-41D Exp: DIOXIN
 327.8847 S: 7 SMO(1,3) BSUB(1000,15,-3.0) PKD(5,3,3,0,10%,4276,0,1.00%,F,T)
 100 %



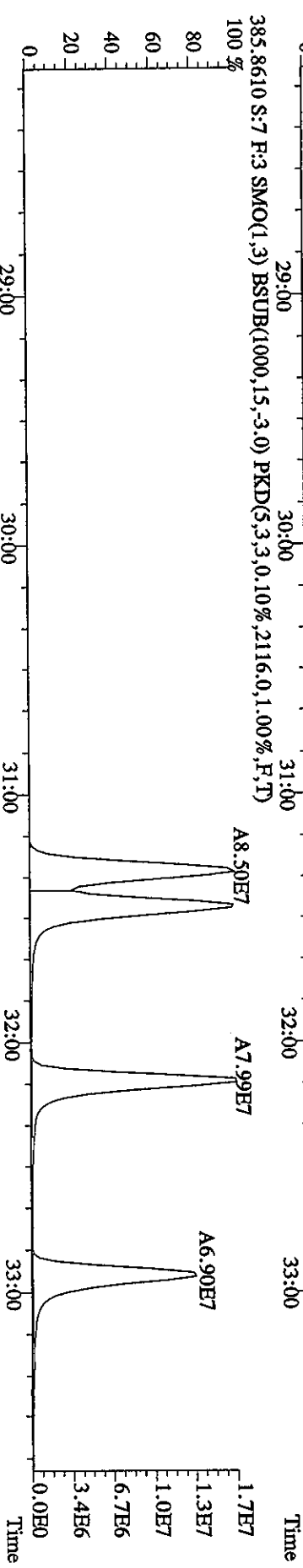
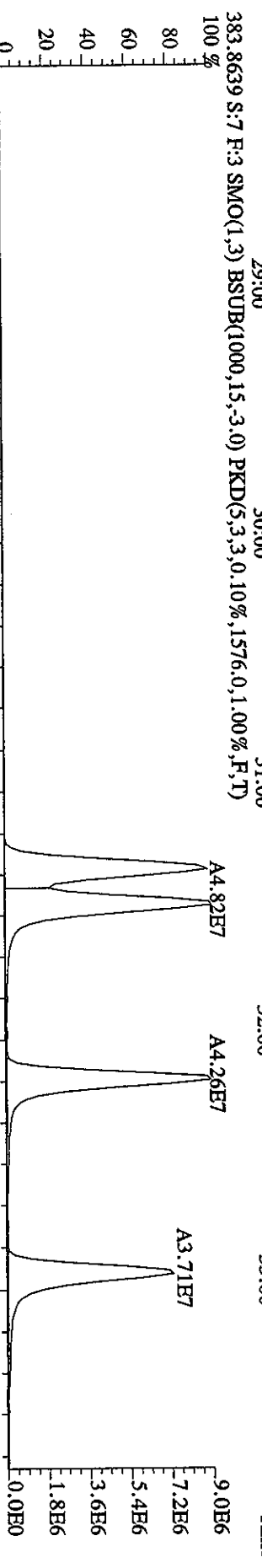
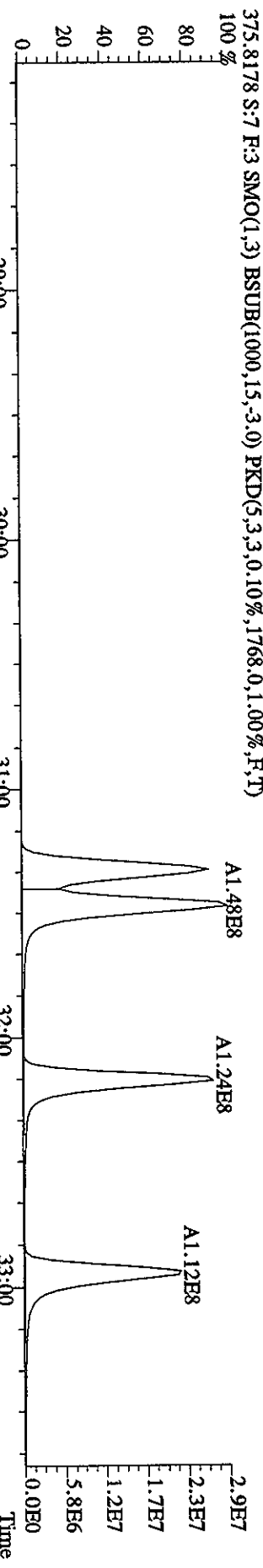
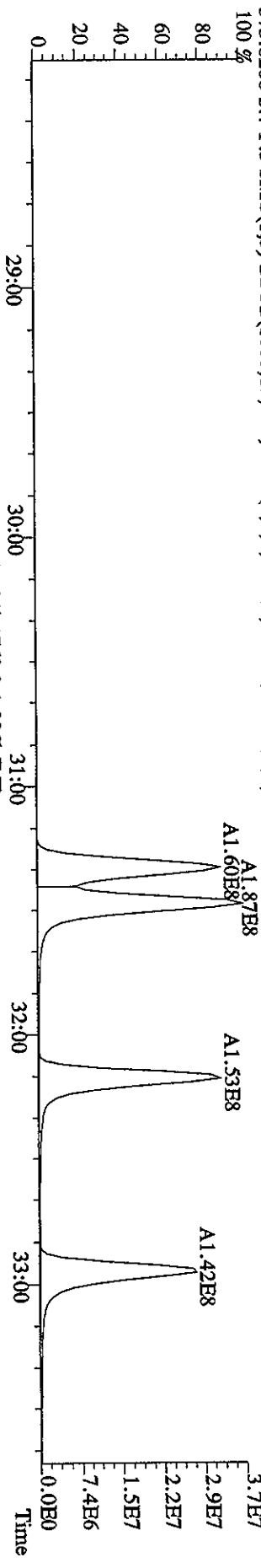
File:28MR068D5 #1-484 Acq:28-MAR-2006 17:22:16 GC EI+ Voltage SIR Autospec-UltimaE
 Sample#7 Text:ST0328E :CS4 2565-41D Exp:DIOXIN
 339.8597 S:7 F:2 SMO(1,3) BSUB(1000,15,-3.0) PKD(5,3,3,0.10%,6884.0,1.00%,F,T)
 100% A1.92E8



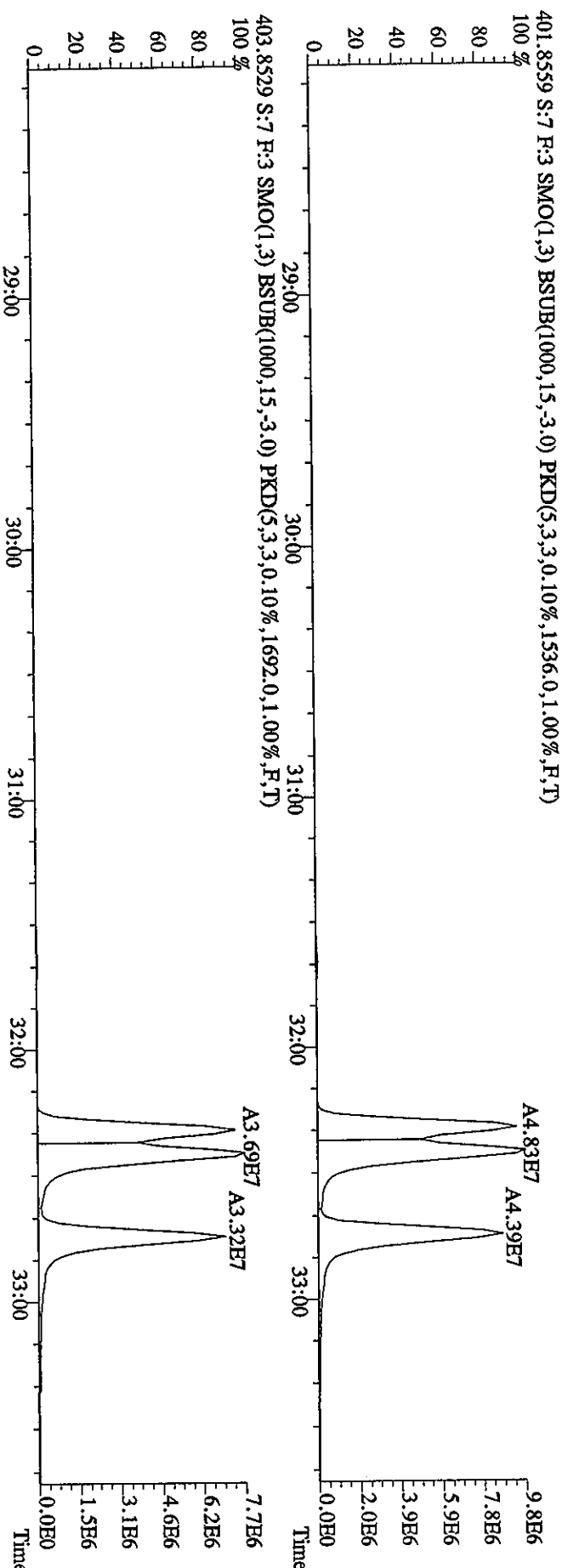
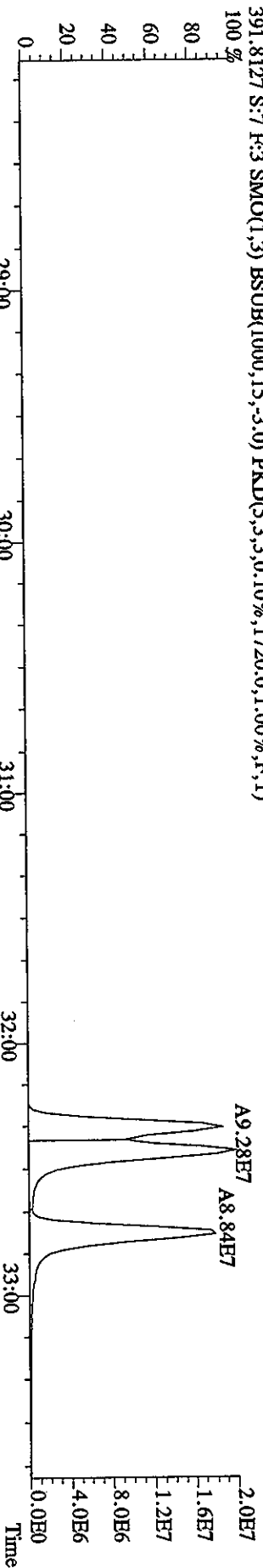
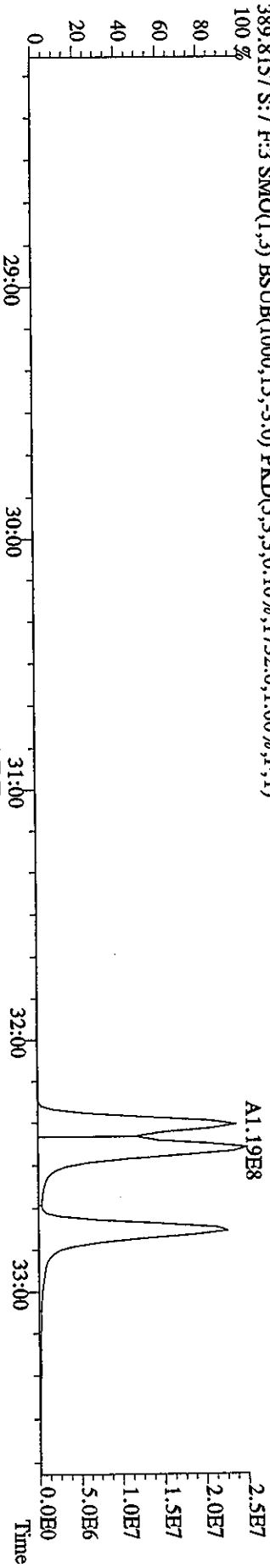
File:28MR068D5 #1-484 Acq:28-MAR-2006 17:22:16 GC EI+ Voltage SIR Autospec-Ulimaf
 Sample#7 Text:ST0328E :CS4 2565-41D Exp:DIOXIN
 35:8546 S:7 F:2 SMO(1,3) BSUB(1000,15,-3.0) PKD(5,3,3,0,10%,3364.0,1.00%,F,T)



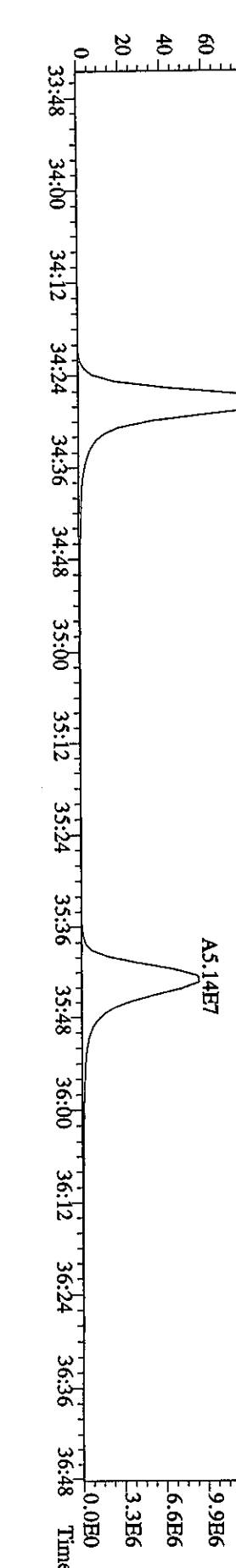



File:28MR068D5 #1-378 Acq:28-MAR-2006 17:22:16 GC EI+ Voltage SIR Autospec-UltimaE
 Sample#7 Text:ST0328E :CS4 2565-41D Exp:DIOXIN
 373.8208 S:7 F:3 SMO(1,3) BSUB(1000,15,-3.0) PKD(5,3,3,0.10%,2032.0,1.00%,F,T)



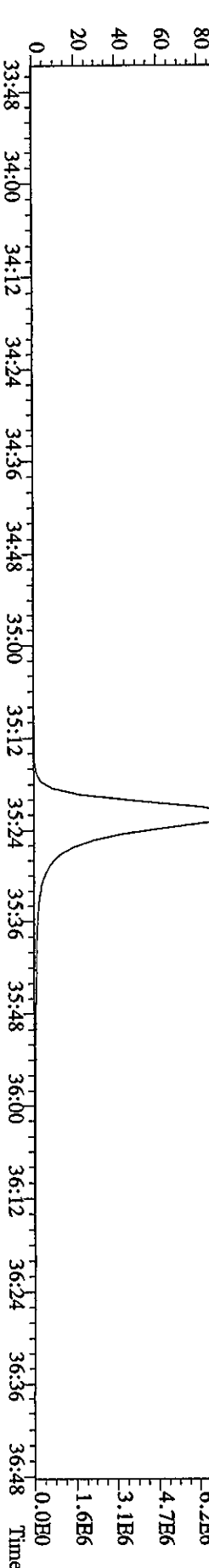
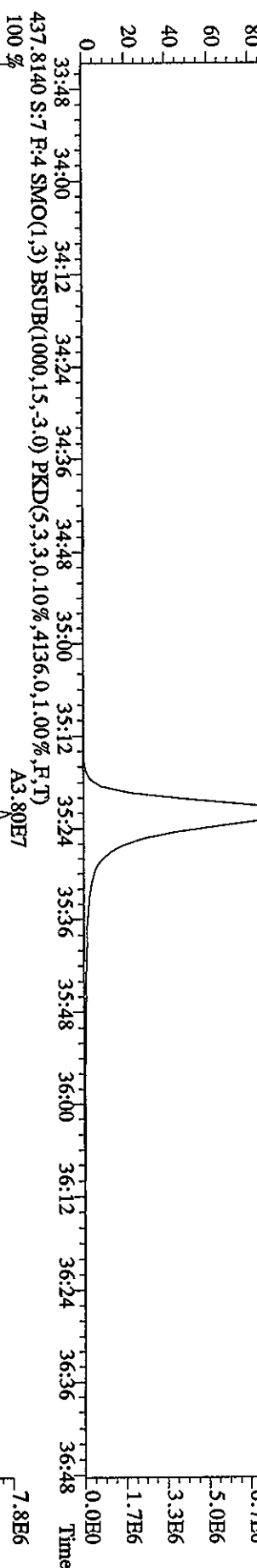
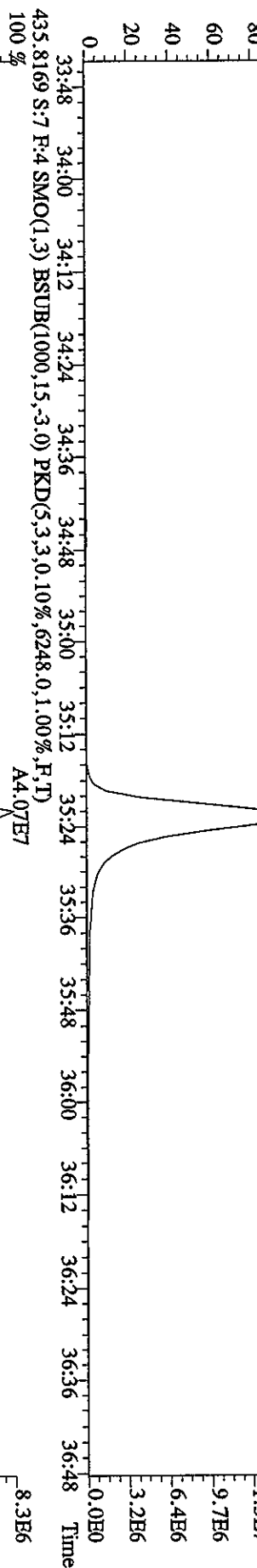
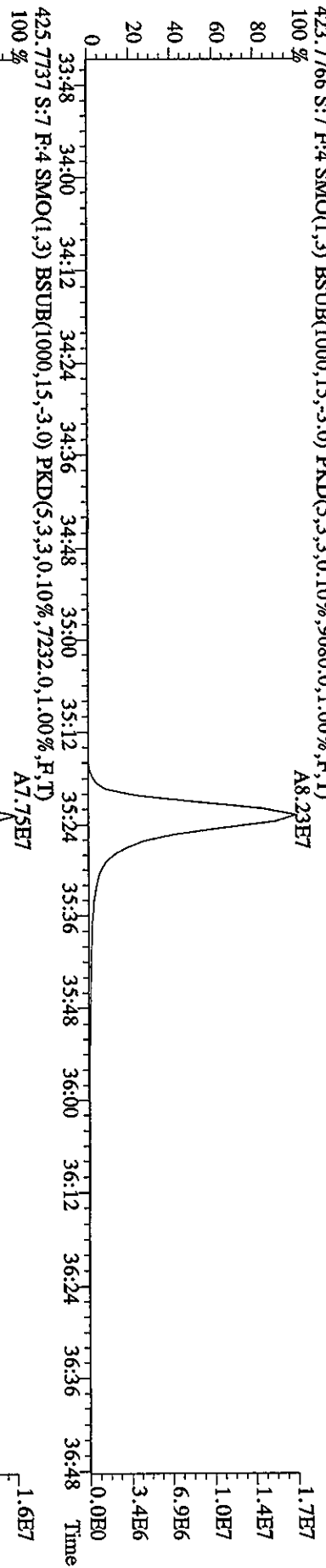
File:28MR068D5 #1-378 Acq:28-MAR-2006 17:22:16 GC EI+ Voltage SIR Autospec-UltimaE
 Sample#7 Text:ST0328E :CS4 2565-41D Exp:DIOXIN
 389.8157 S:7 F:3 SMO(1,3) BSUB(1000,15,-3.0) PKD(5,3,3,0.10%,1732.0,1.00%,F,T)



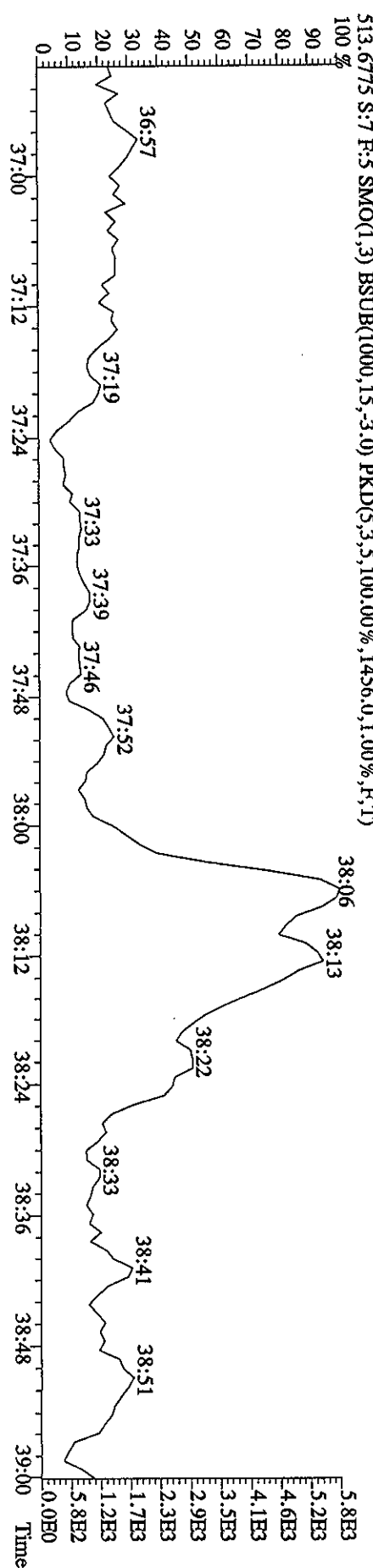
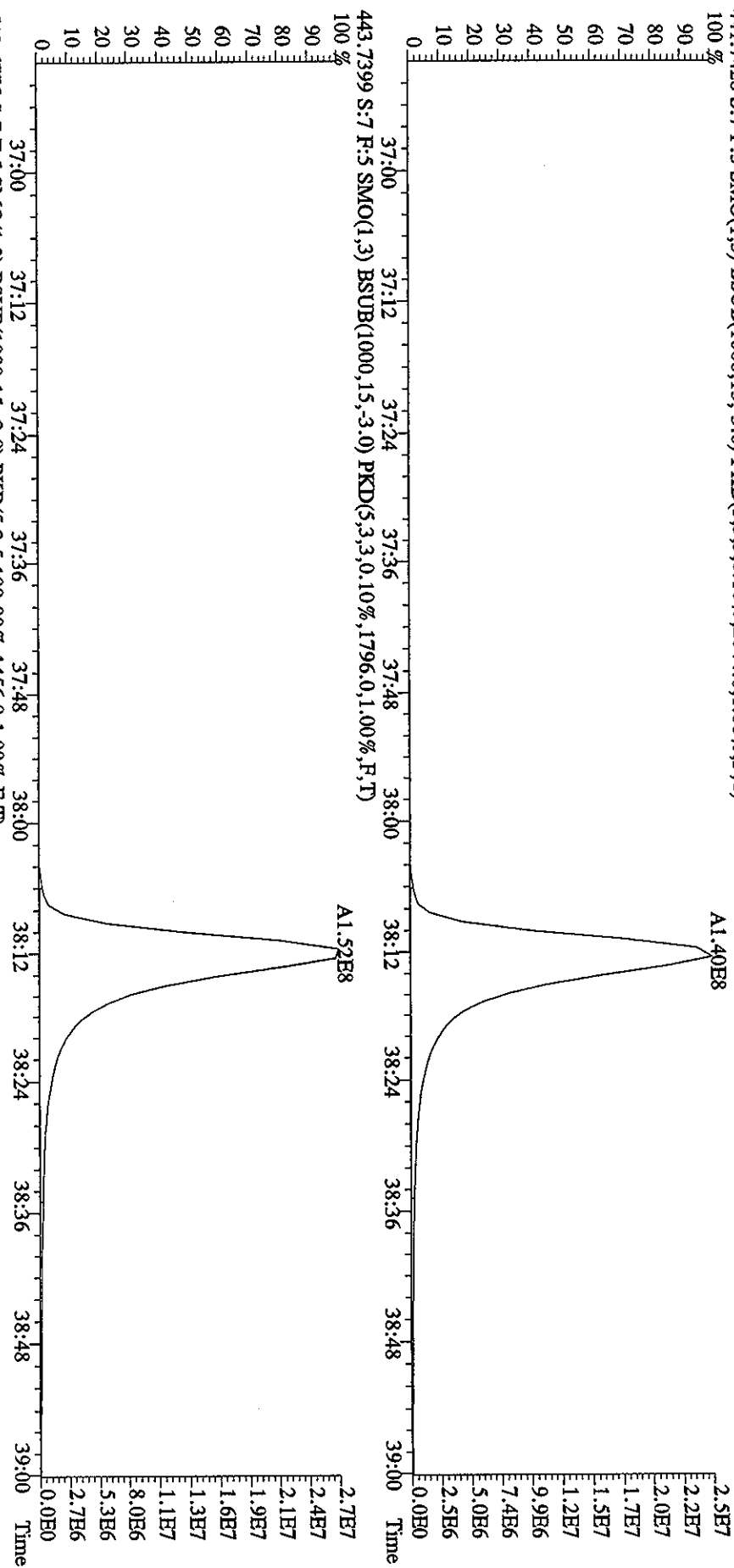
File:28MR068D5 #1-216 Acq:28-MAR-2006 17:22:16 GC HI+ Voltage SIR Autospec-UltimaB
 Sample#7 Text:ST0328E :CS4 2565-41D Exp:DIOXIN
 407.7818 S:7 F:4 SMO(1,3) BSUB(1000,15,-3,0) PKD(5,3,3,0,10%,11592,0,1,00%,F,T)
 100 % A1.36E8



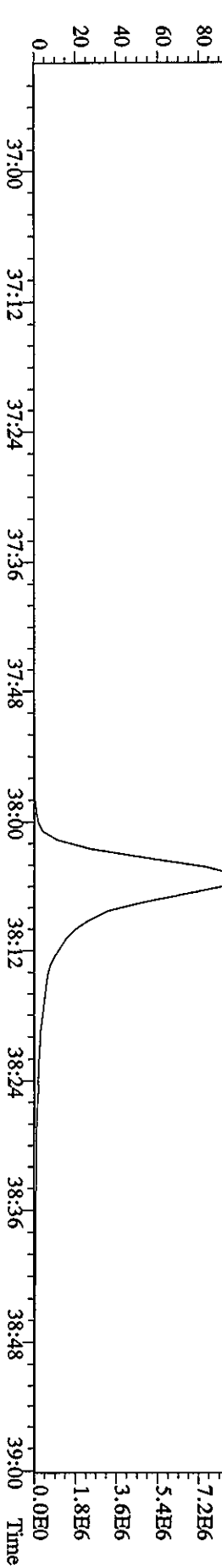
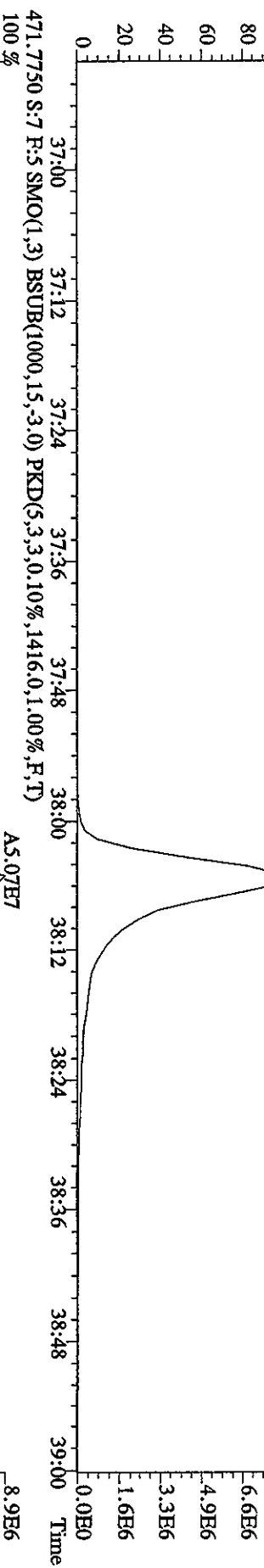
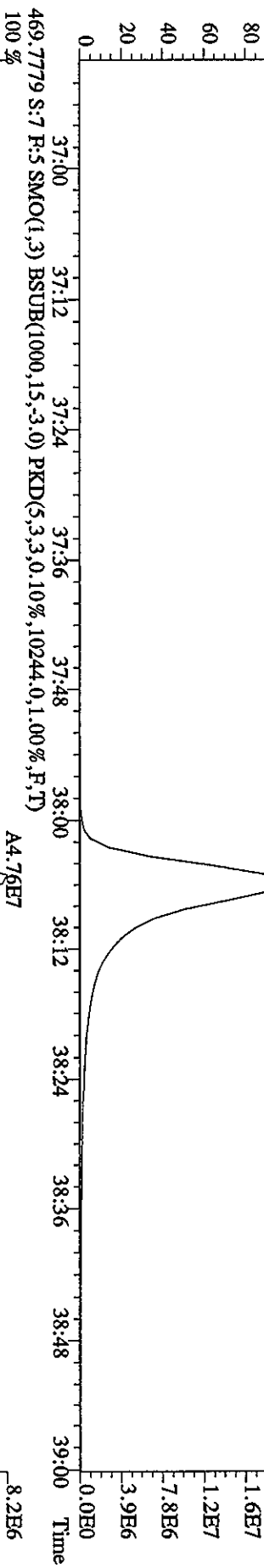
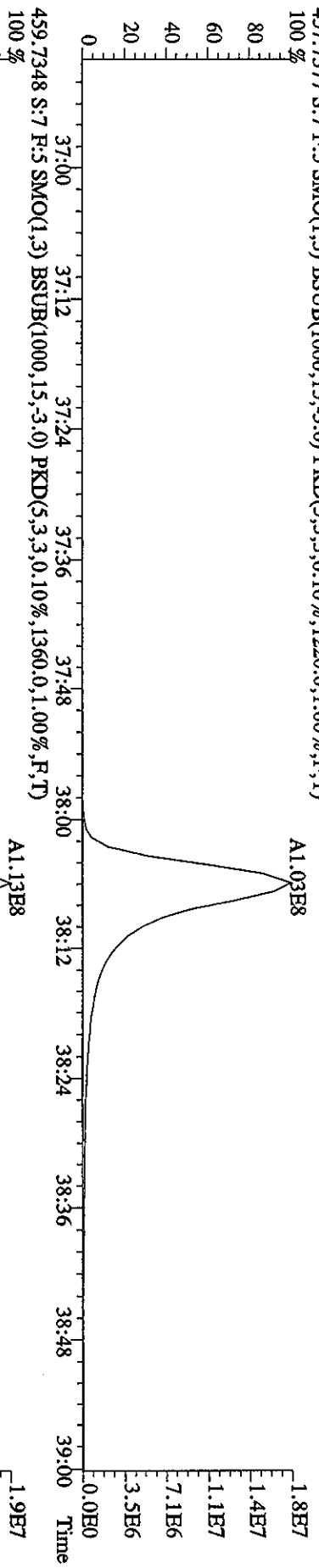
File: 28MR068D5 #1-216 Acq: 28-MAR-2006 17:22:16 GC EI+ Voltage SIR Autospec-Ultimate
 Sample#7 Text: ST0328E :CS4 2565-41D Exp: DIOXIN
 423.7766 S:7 F:4 SMO(1,3) BSUB(1000,15,-3.0) PKD(5,3,3,0.10%,9080.0,1.00%,F,T)
 100%



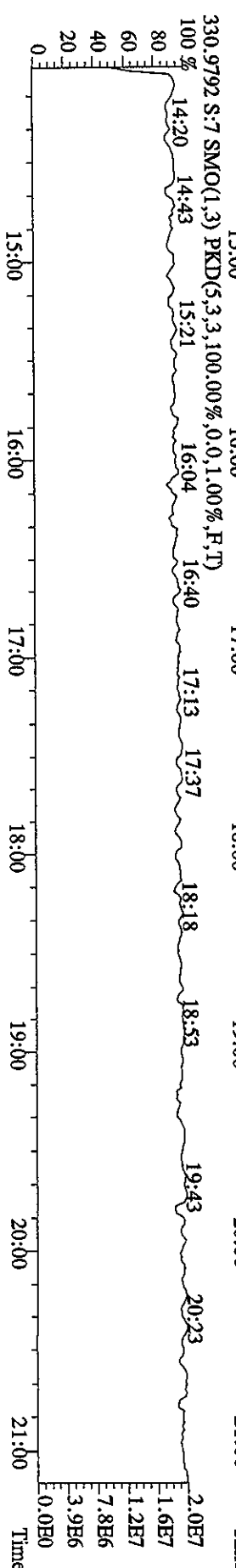
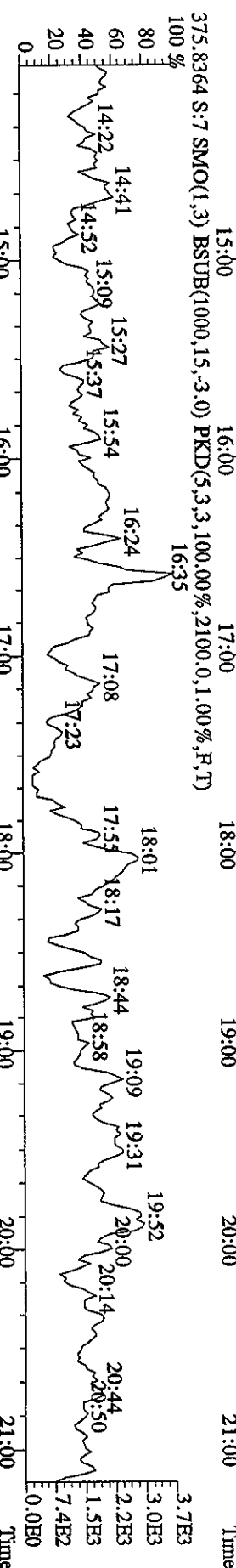
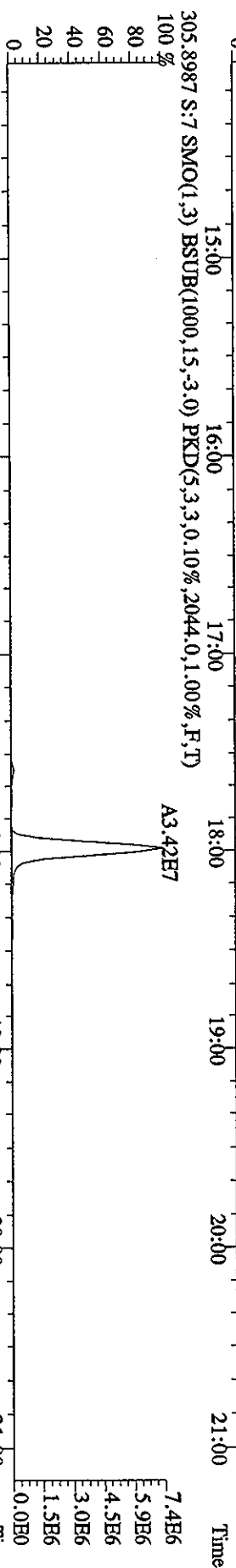
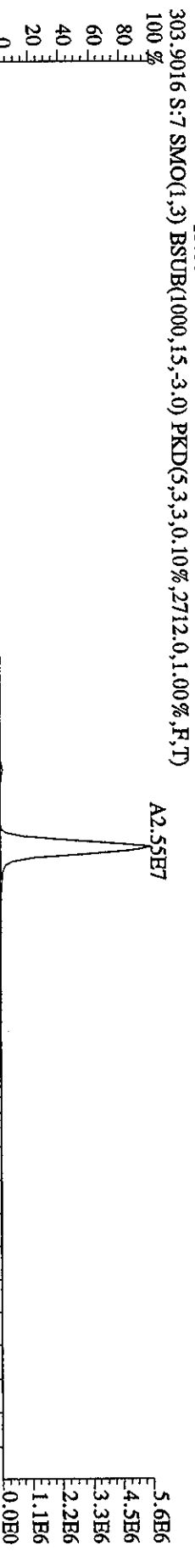
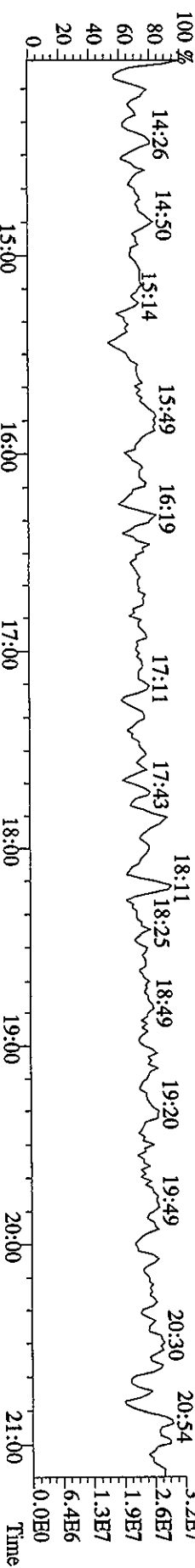
File: 28MR068D5 #1-157 Acq: 28-MAR-2006 17:22:16 GC EI+ Voltage SIR Autospec-Ultimate
 Sample#7 Text: ST0328E :CS4 2565-41D Exp: DIOXIN
 441.7428 S:7 F:5 SMO(1,3) BSUB(1000,15,-3.0) PKD(5,3,3,0.10%,2044,0,1.00%,F,T)



File:28MR068D5 #1-157 Acq:28-MAR-2006 17:22:16 GC EI+ Voltage SIR Autospec-Ultimate
 Sample#7 Text:ST0328E :CS4 2565-41D Exp:DIOXIN
 457.7377 S:7 F:5 SMO(1,3) BSUB(1000,15,-3.0) PKD(5,3,3,0.10%,1220.0,1.00%,F,T)

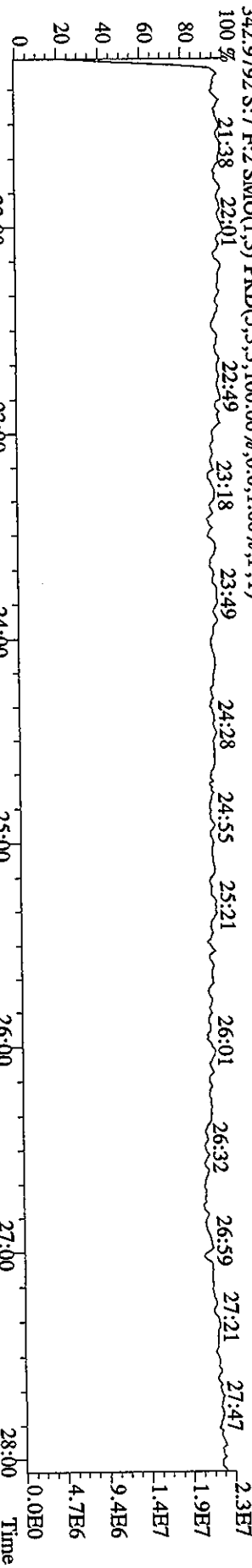


File:28MR068D5 #1-388 Acq:28-MAR-2006 17:22:16 GC EI+ Voltage SIR Autospec-Ultimate
Sample#7 Text:ST0328E :CS4 2565-41D Exp:DIOXIN
292.9825 S:7 SMO(1,3) PKD(5,3,5,100.00%,0.0,1.00%,F,T)

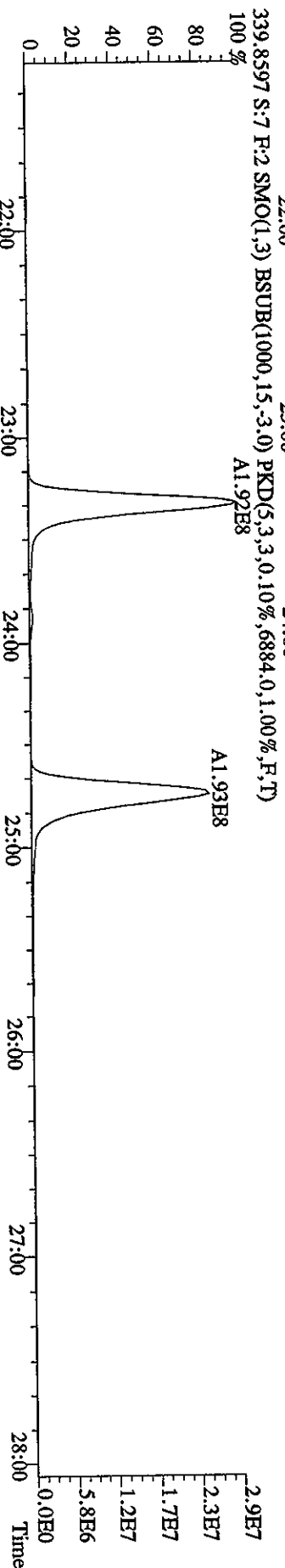


Sample#7 Text:ST0328E :CS4 2565-41D Exp:DIOXIN

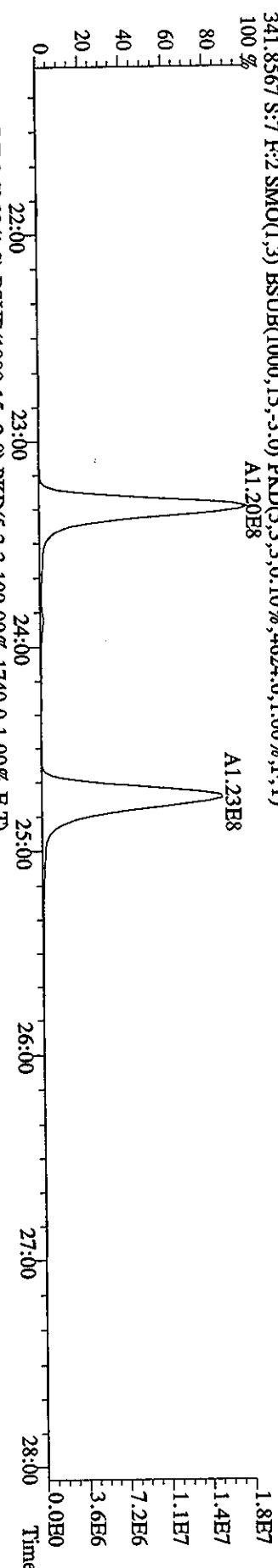
342.9792 S:7 F:2 SMO(1,3) PKD(5,3,3,100.00%,0.0,1.00%,F,T)



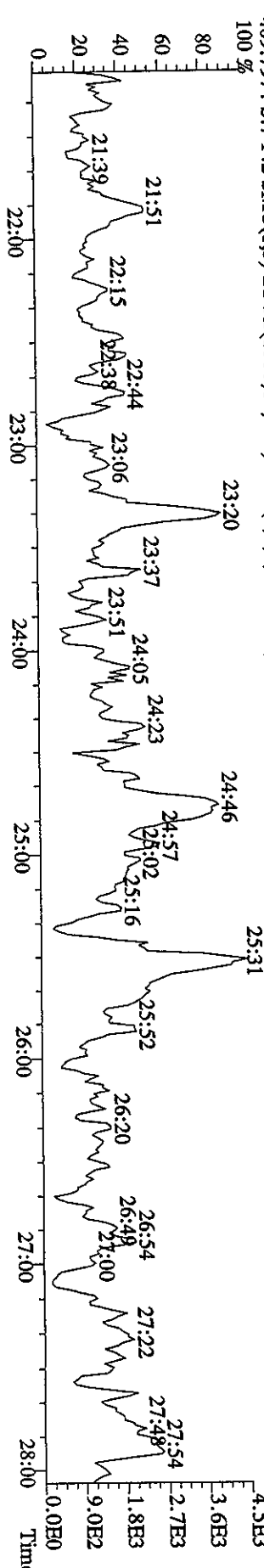
339.8597 S:7 F:2 SMO(1,3) BSUB(1000,15,-3.0) PKD(5,3,3,0.10%,6884.0,1.00%,F,T)



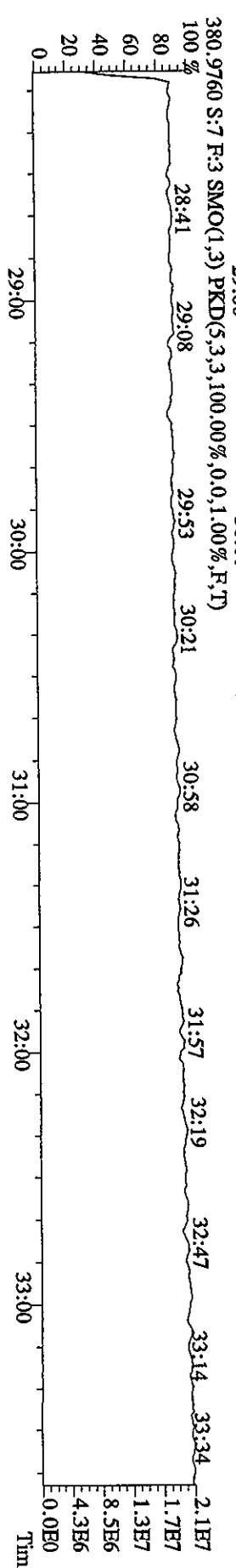
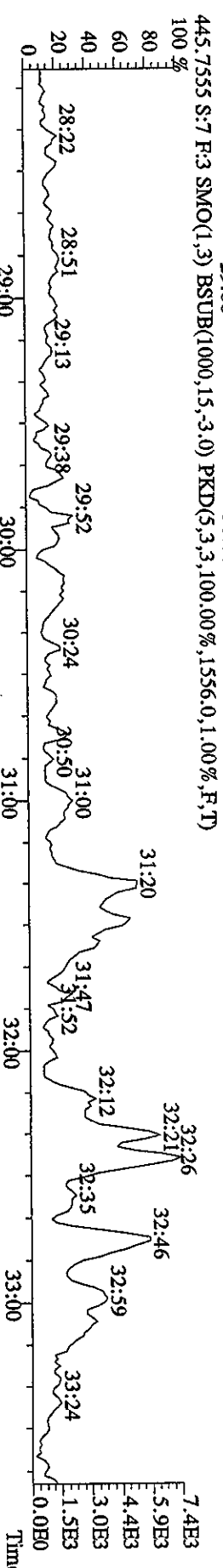
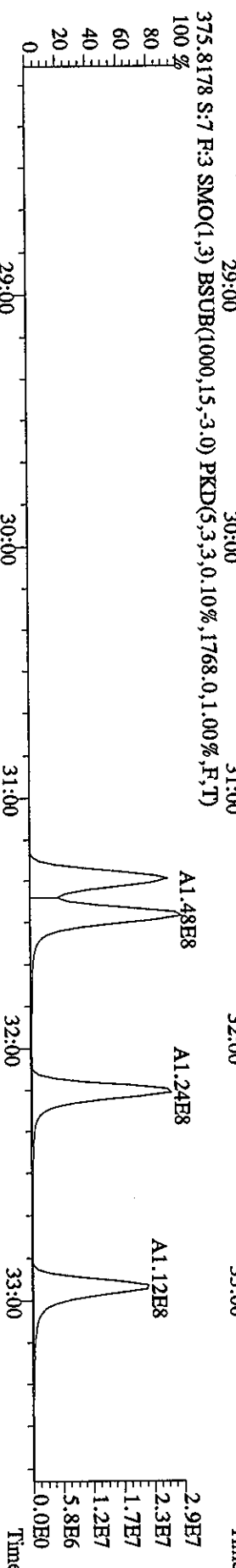
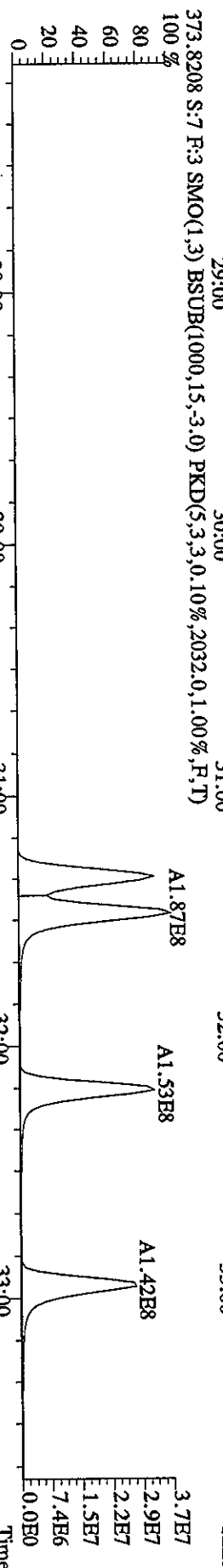
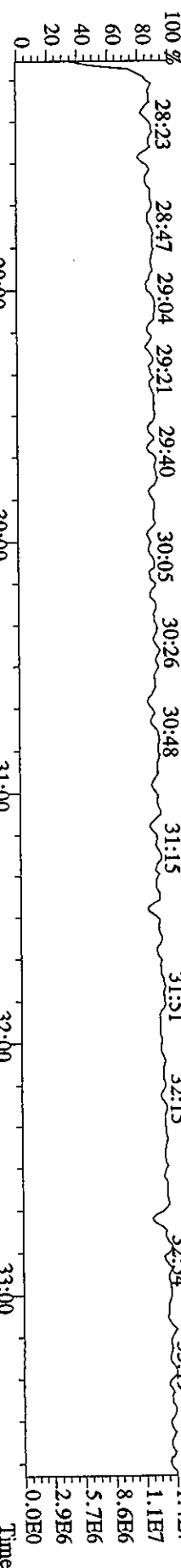
341.8567 S:7 F:2 SMO(1,3) BSUB(1000,15,-3.0) PKD(5,3,3,0.10%,4624.0,1.00%,F,T)



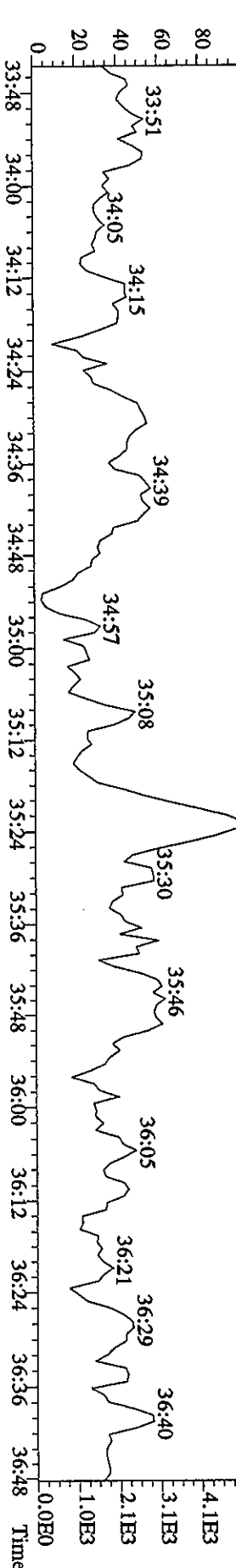



409.7974 S:7 F:2 SMO(1,3) BSUB(1000,15,-3.0) PKD(5,3,3,100.00%,1740.0,1.00%,F,T)



Sample#7 Text:ST0328E :CS4 2565-41D Exp:DIOXIN



File: 28MRR068D5 #1-216 Acq: 28-MAR-2006 17:22:16 GC EI + Voltage SIR Autospec-Ultimate
 Sample#7 Text: ST0328E :CS4 2565-41D Exp: DIOXIN
 430.9728 S:7 F:4 SMO(1,3) PKD(5,3,3,100.00%,0.0,1.00%,F,T)
 100 % 33:49 34:05 34:15 34:37 34:55 35:06 35:15 35:36 35:51 36:03 36:16 36:29



File:28MR068D5 #1-157 Acq:28-MAR-2006 17:22:16 GC EI+ Voltage SIR Autospec-Ultimate

Sample#7 Text:ST0328E :CS4 2565-41D Exp:DIOXIN

454.9728 S:7 F:5 SMO(1,3) PKD(5,3,3,100.00%,0.0,1.00%,F,T)

100 % 36:59 37:06

37:19 37:27 37:33

37:47

38:00

38:08

38:26

38:41

38:48

1.3E7

1.2E7

1.0E7

9.2E6

7.8E6

6.5E6


5.2E6

3.9E6

2.6E6

1.3E6

0.0E0



442.9728 S:7 F:5 SMO(1,3) PKD(5,3,3,100.00%,0.0,1.00%,F,T)

100 % 36:53

37:05 37:15 37:34

37:48

37:58

38:08

38:17

38:24

38:36

1.4E7

1.3E7

1.1E7

9.7E6

8.4E6

7.0E6

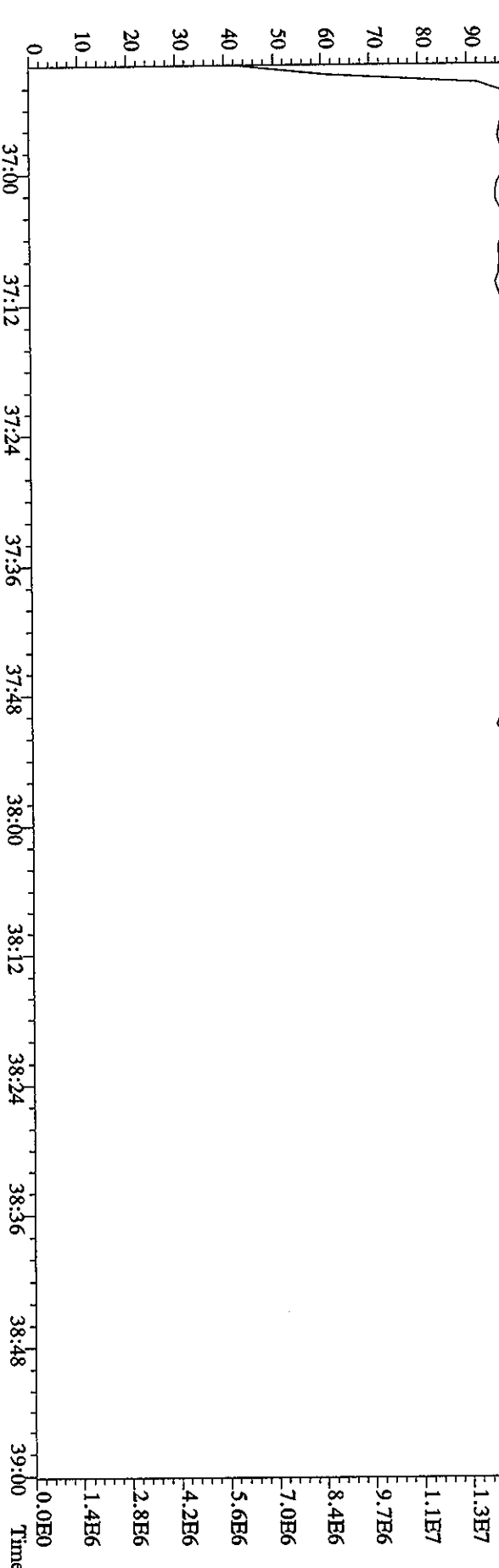
5.6E6

4.2E6

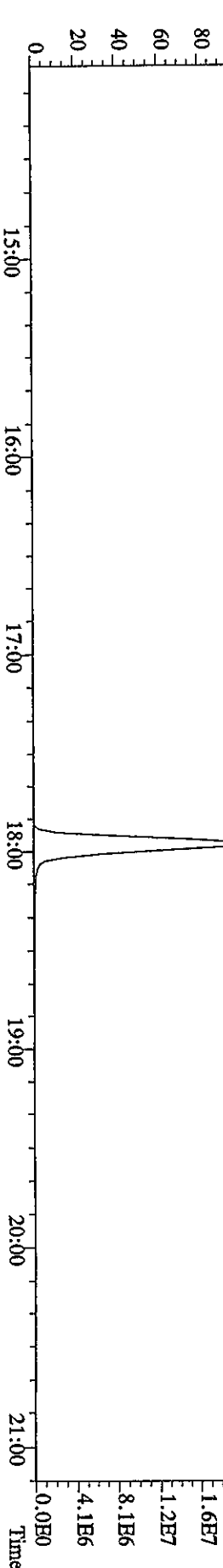
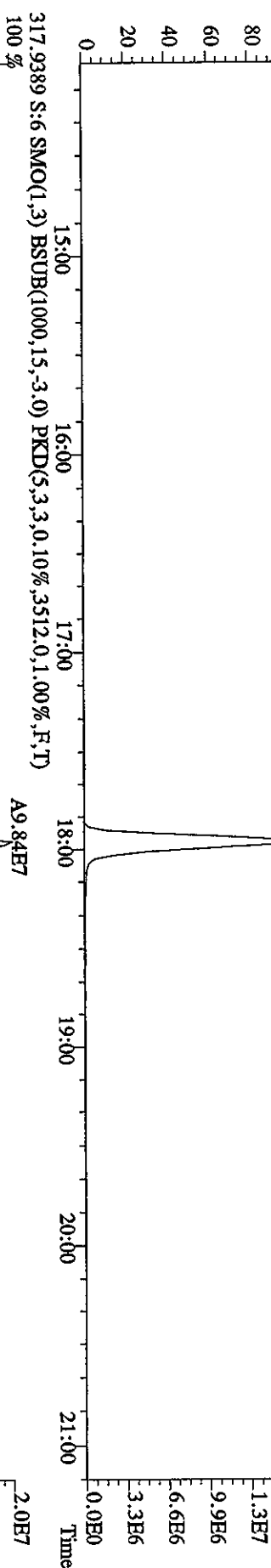
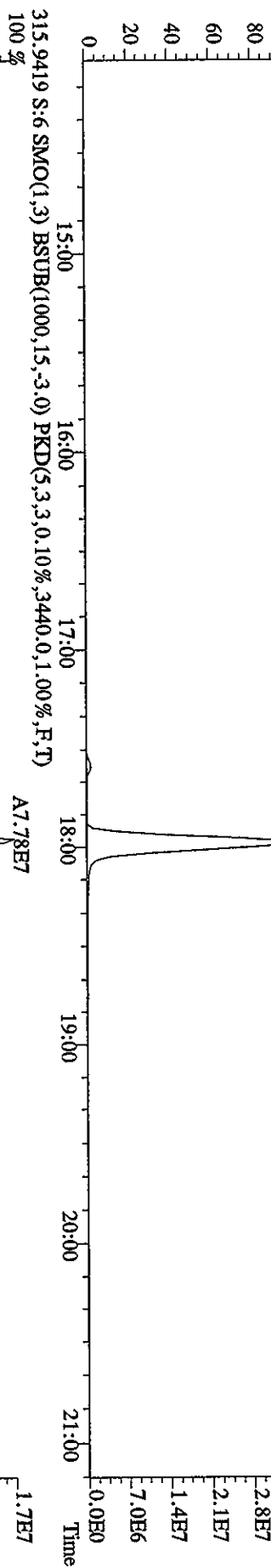
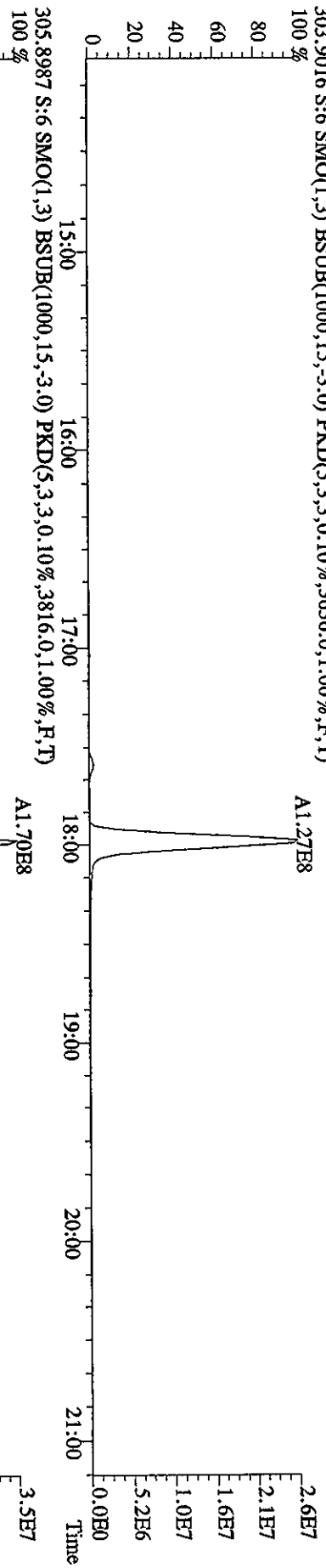
2.8E6

1.4E6

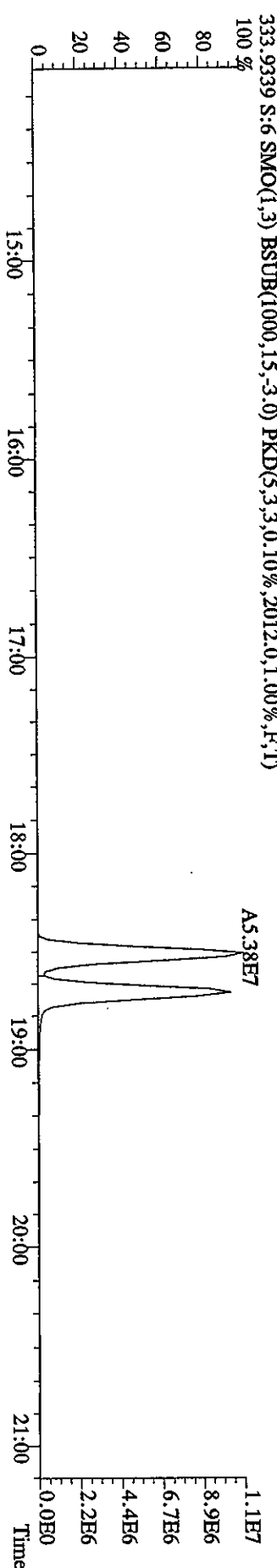
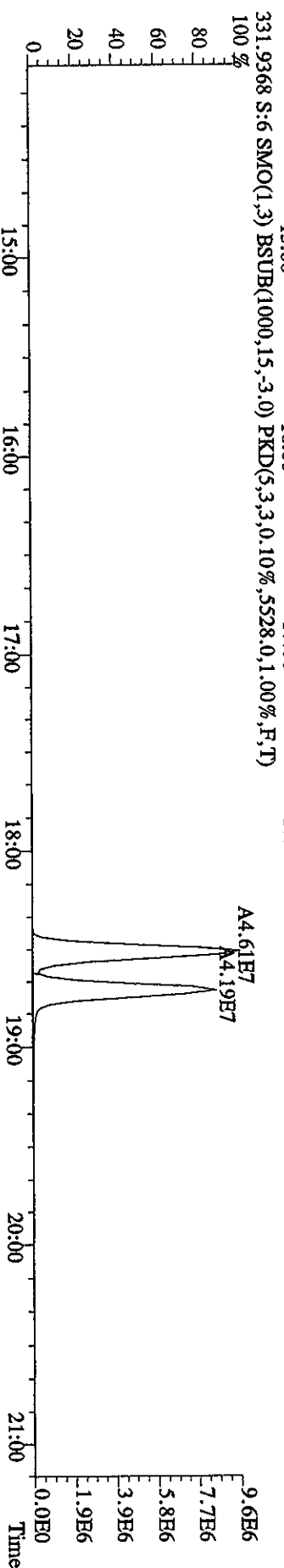
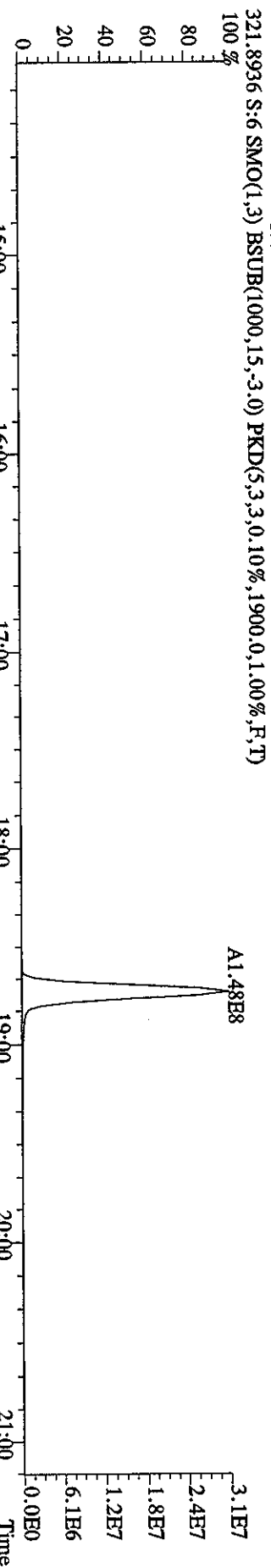
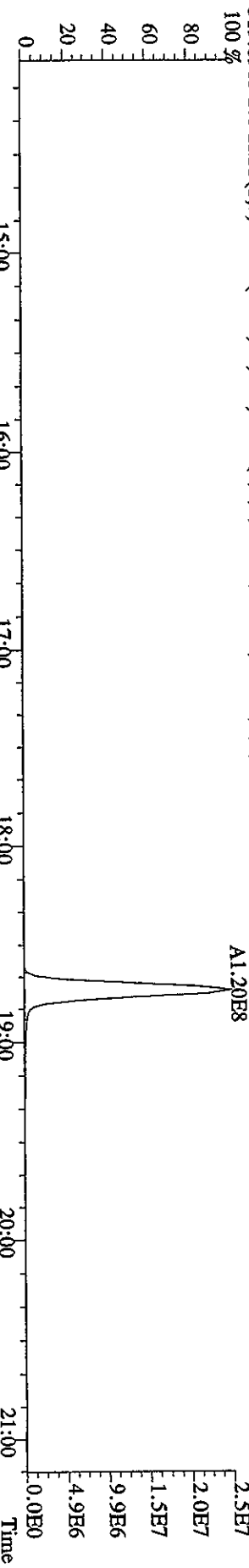
0.0E0




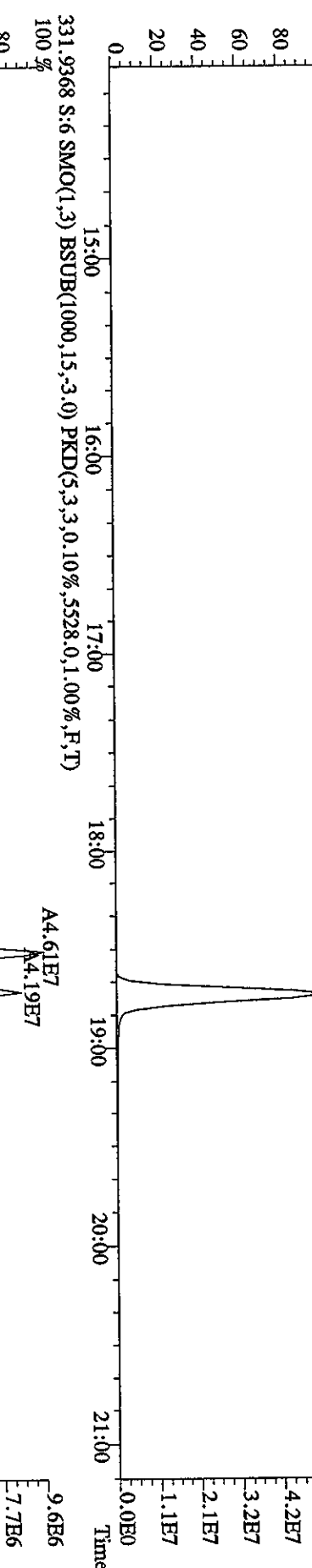

File: 28MR068D5 #1-388 Acq: 28-MAR-2006 16:40:26 GC EI+ Voltage SIR Autospec-UltimaE
 Sample#6 Text: ST0328D :CSS 2565-41E Exp: DIOXIN
 303.9016 S:6 SMO(1,3) BSUB(1000,15,-3.0) PKD(5,3,3,0,10%,3636,0,1.00%,F,T)
 100%



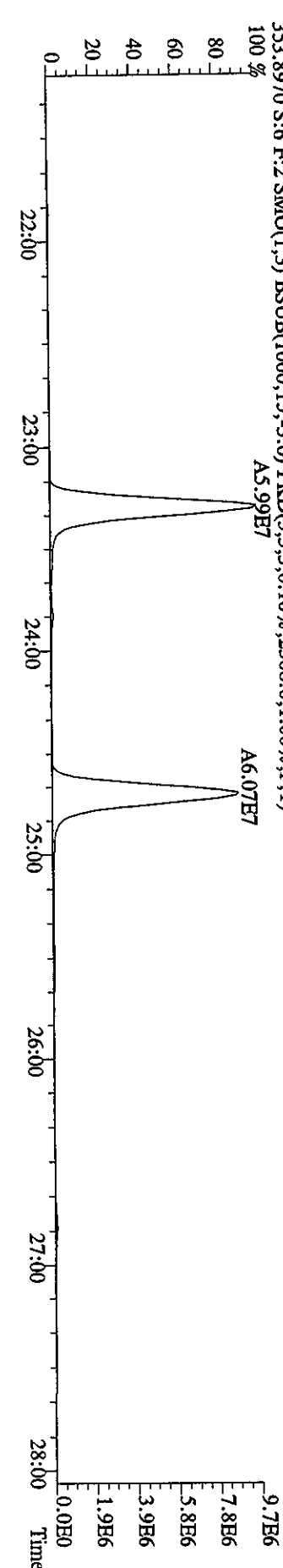
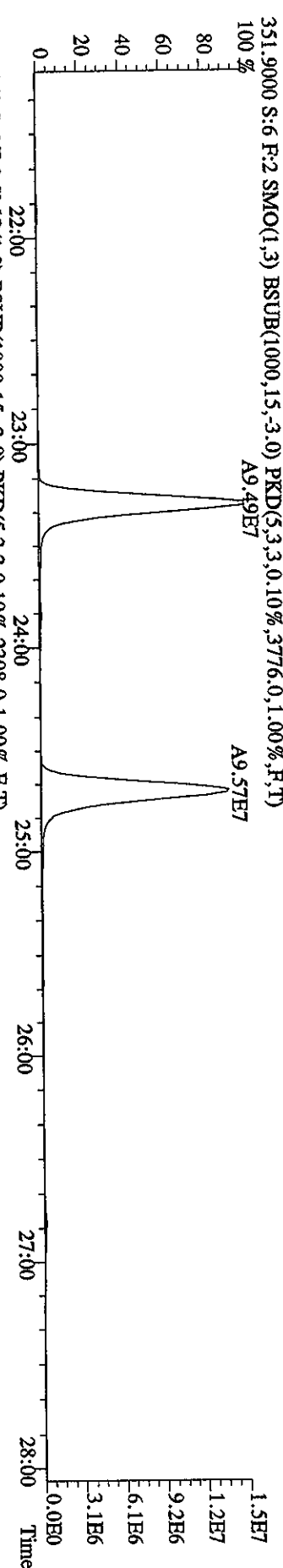
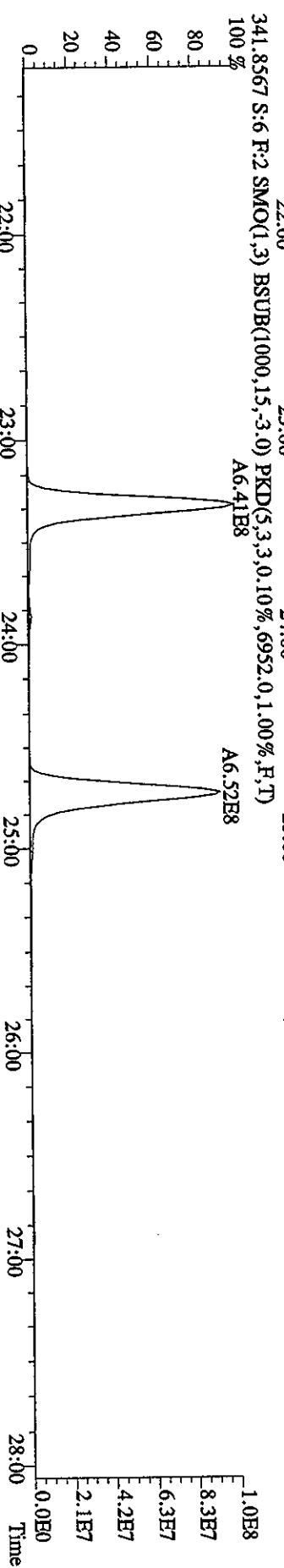
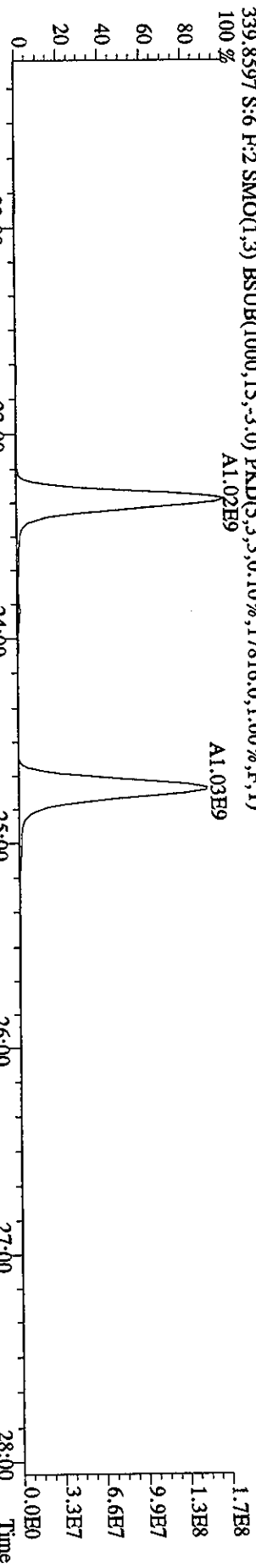
File:28MR068D5 #1-388 Acq:28-MAR-2006 16:40:26 GC EI+ Voltage SIR Autospec-Ultimate
 Sample#6 Text:ST0328D :CSS 2565-41E Exp:DIOXIN
 319.8965 S:6 SMO(1,3) BSUB(1000,15,-3.0) PKD(5,3,3,0,10%,1764,0,1,00%,F,T)



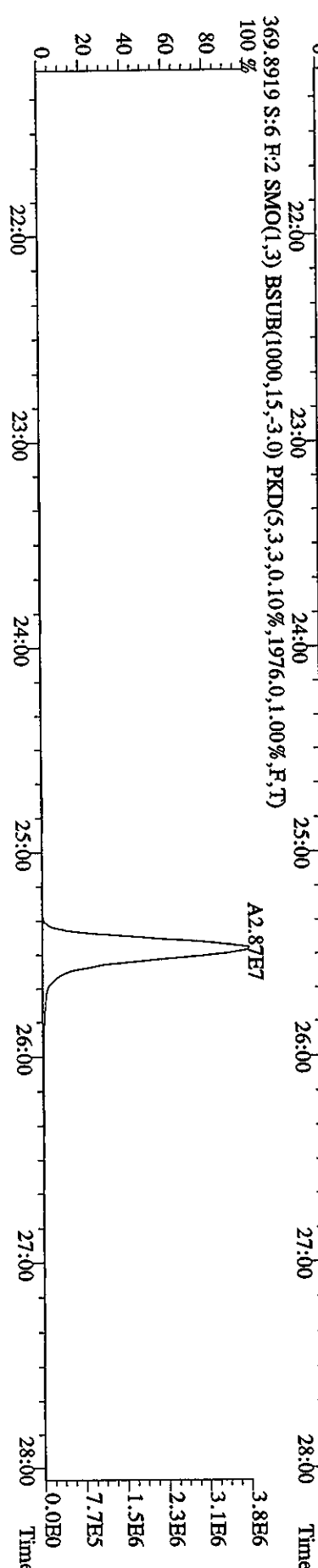

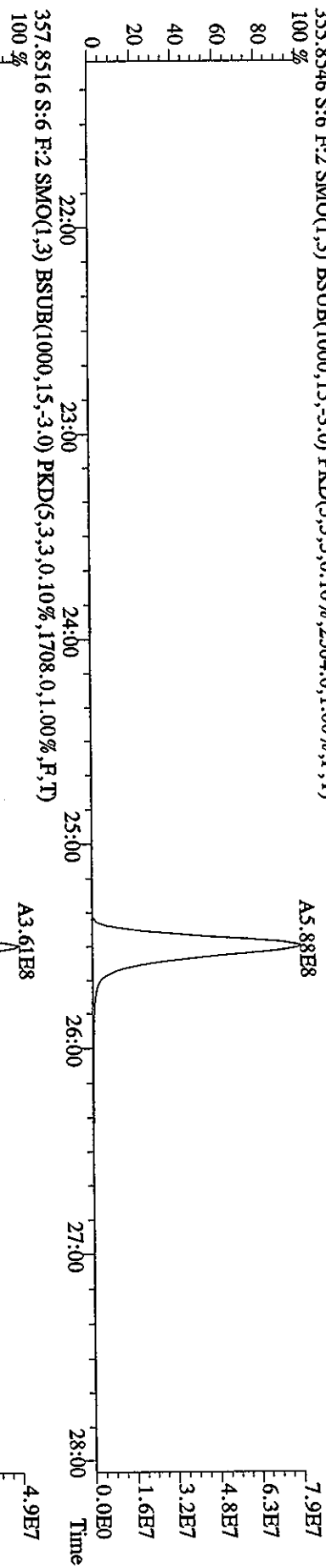
File:28MR068D5 #1-388 Acq:28-MAR-2006 16:40:26 GC EI + Voltage SIR Autospec-Ultimate
Sample#6 Text:ST0328D :CSS 2565-41E Exp:DIOXIN
327.8847 S:6 SMO(1,3) BSUB(1000,15,-3.0) PKD(5,3,3,0,10%,1876,0,1,00%,F,T)



File:28MR068D5 #1-483 Acq:28-MAR-2006 16:40:26 GC EI+ Voltage SIR Autospec-UltimaE
 Sample#6 Text:ST0328D :CSS 2565-41E Exp:DIOXIN
 339.8597 S:6 F:2 SMO(1,3) BSUB(1000,15,-3.0) PKD(5,3,3,0.10%,1.7816,0,1.00%,F,T)
 100% A1.02E9



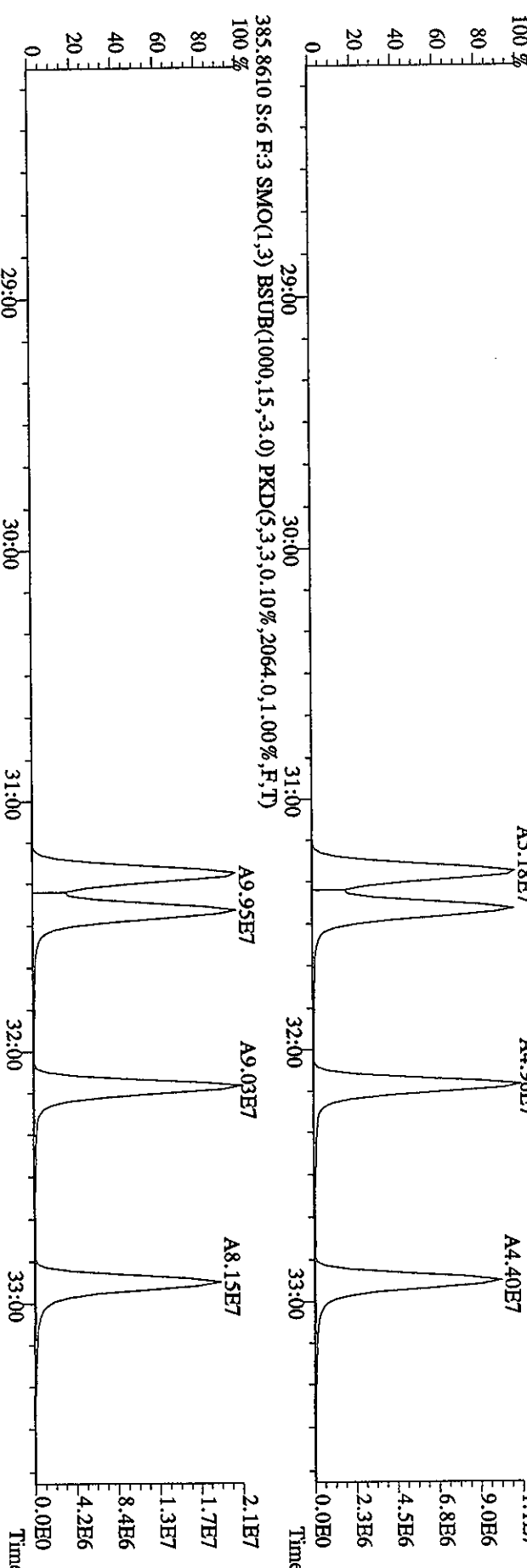
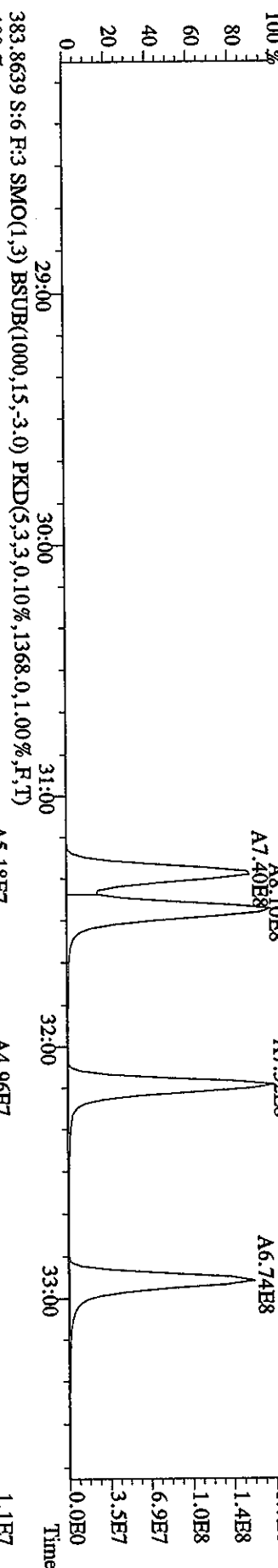
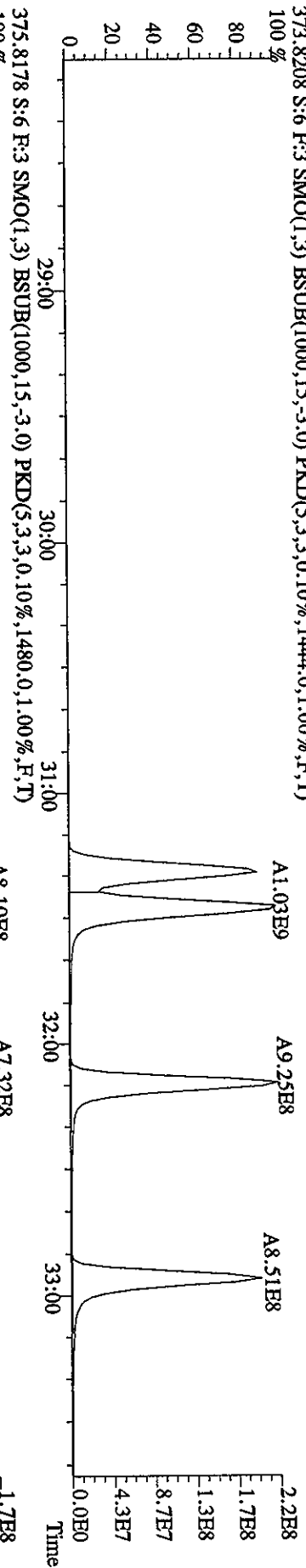
File:28MR068D5 #1-483 Acq:28-MAR-2006 16:40:26 GC EI+ Voltage SIR Autospec-Ultimate
 Sample#6 Text:ST0328D :CSS 2565-41E Exp:DIOXIN
 357.8516 S:6 F:2 SMO(1,3) BSUB(1000,15,-3,0) PKD(5,3,3,0,10%,2504,0,1,00%,F,T)



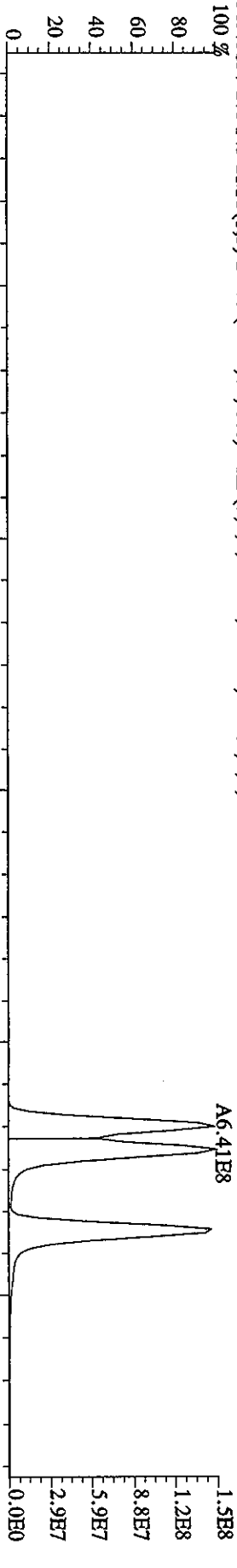
File: 28MR068D5 #1-378 Acq: 28-MAR-2006 16:40:26 GC EI+ Voltage SIR Autospec-UltimaB

Sample#6 Text: ST0328D :CSS 2565-41E Exp: DIOXIN

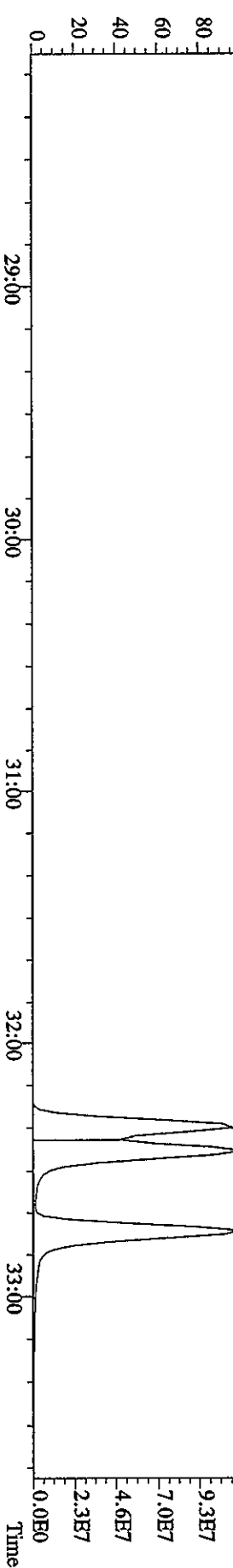
373.8208 S:6 F:3 SMO(1,3) BSUB(1000,15,-3.0) PKD(5,3,3,0.10%,1444.0,1.00%,F,T)



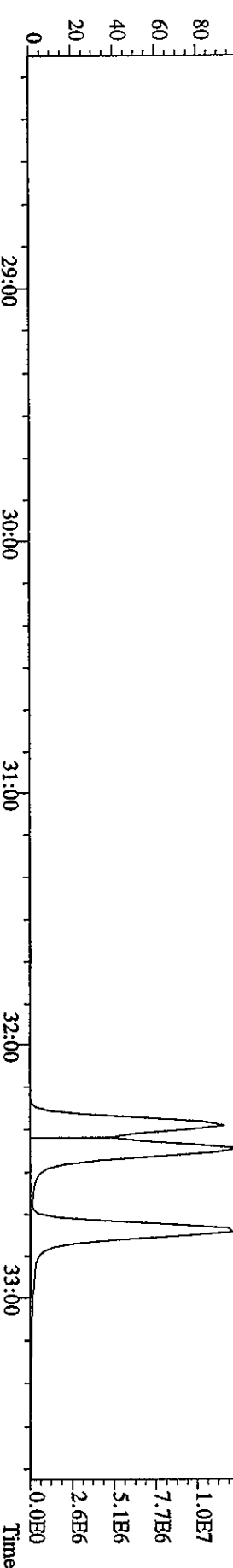
File:28MR068D5 #1-378 Acq:28-MAR-2006 16:40:26 GC EI+ Voltage SIR Autospec-UltimaB
 Sample#6 Text:ST0328D :CSS 2565-4IE Exp:DIOXIN
 389.8157 S:6 F:3 SMO(1,3) BSUB(1000,15,-3.0) PKD(5,3,3,0.10%,1668,0,1.00%,F,T)
 100 %



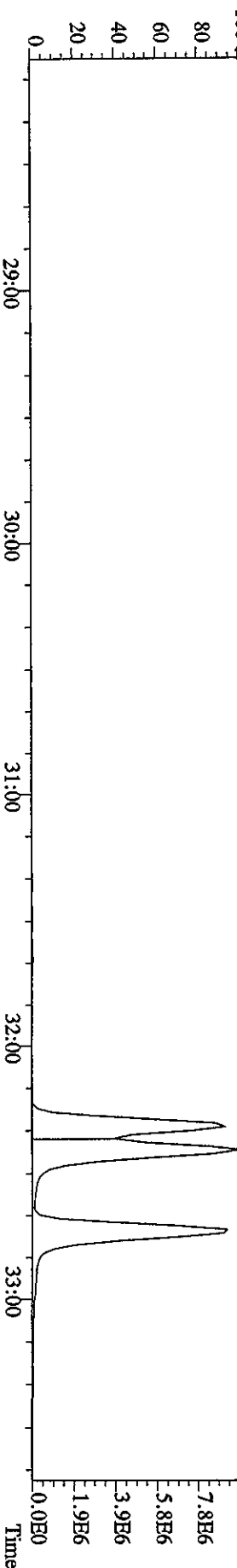
391.8127 S:6 F:3 SMO(1,3) BSUB(1000,15,-3.0) PKD(5,3,3,0.10%,1580,0,1.00%,F,T)
 100 %







401.8559 S:6 F:3 SMO(1,3) BSUB(1000,15,-3.0) PKD(5,3,3,0.10%,1988,0,1.00%,F,T)
 100 %



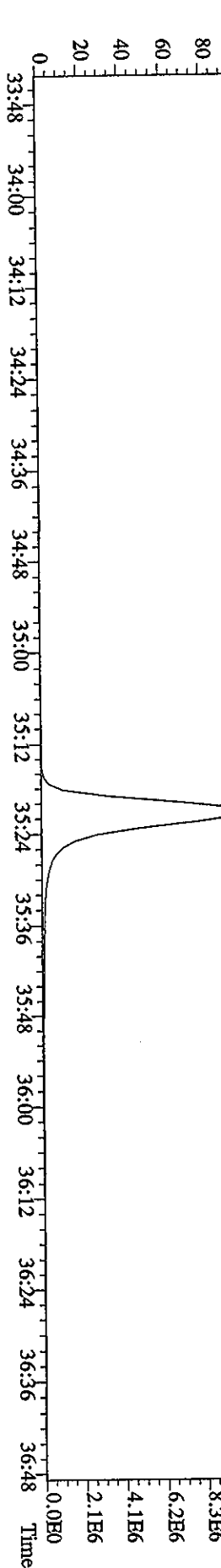
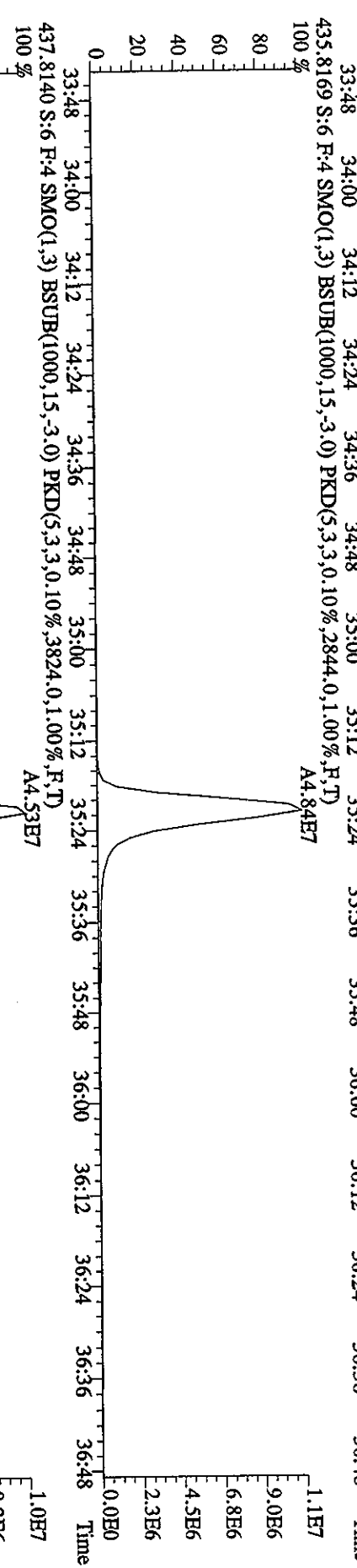
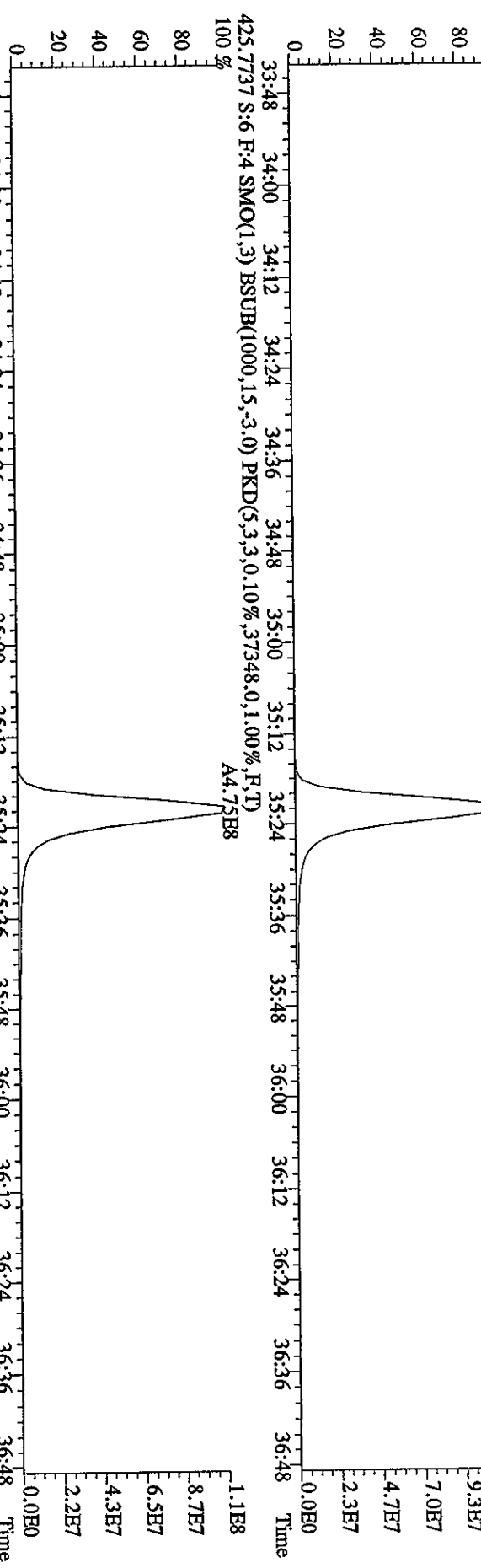
403.8529 S:6 F:3 SMO(1,3) BSUB(1000,15,-3.0) PKD(5,3,3,0.10%,1608,0,1.00%,F,T)
 100 %



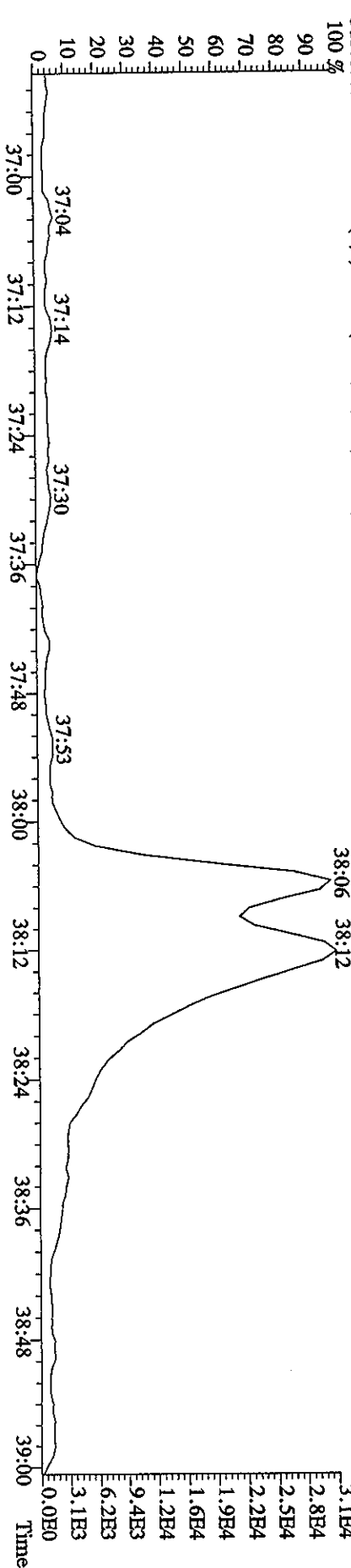
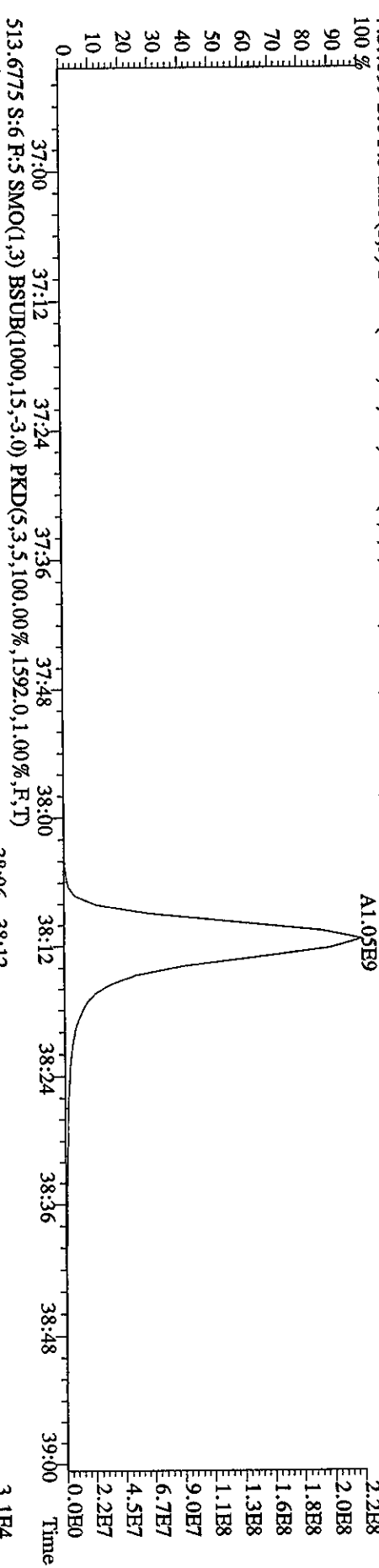
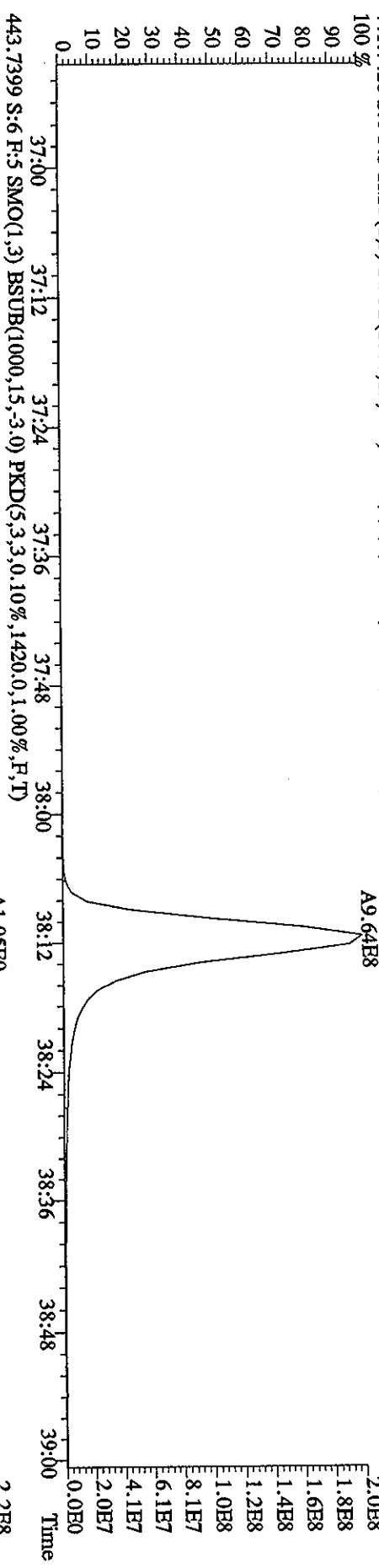
File:28MR068D5 #1-217 Acq:28-MAR-2006 16:40:26 GC EI+ Voltage SIR Autospec-Ultimate
 Sample#6 Text:ST0328D :CSS 2565-41E Exp:DIOXIN
 407.7818 S:6 F:4 SMO(1,3) BSUB(1000,15,-3.0) PKD(5,3,3,0.10%,53200.0,1.00%,F,T)
 100% A8.29E8



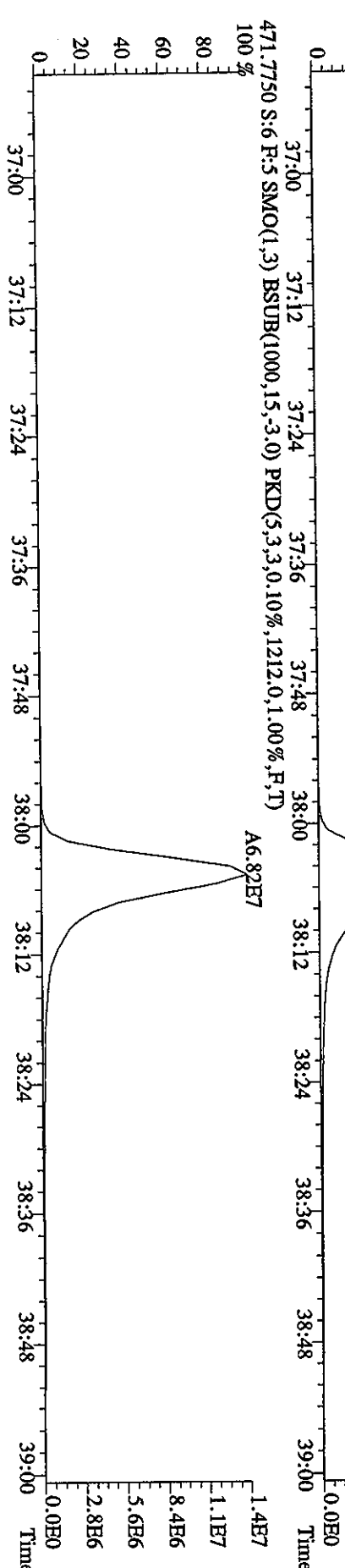
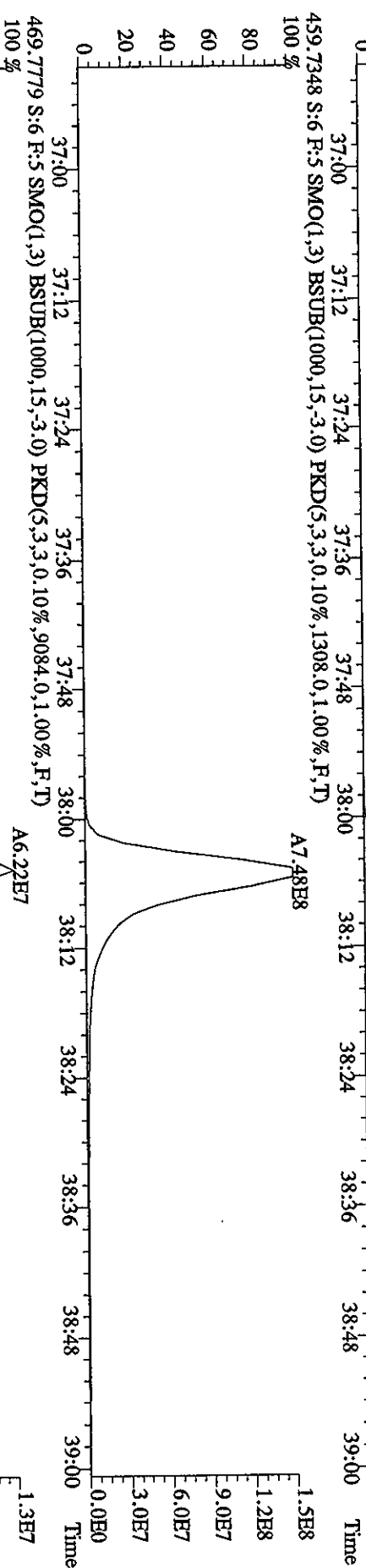
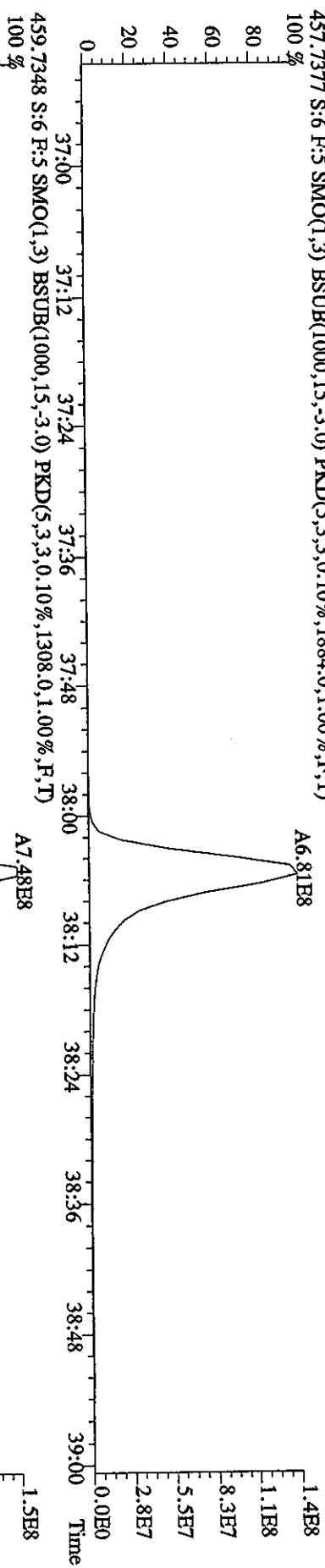
File: 28MR068D5 #1-217 Acq: 28-MAR-2006 16:40:26 GC EI+ Voltage SIR Autospec-Ultimate
 Sample#6 Text: ST0328D : CSS 2565-41E Exp: DIOXIN
 423.7766 S:6 F:4 SMO(1,3) BSUB(1000,15,-3.0) PKD(5,3,3,0,10%,38504,0,1.00%,F,T)
 100% A5.06E8



File: 28MR068D5 #1-157 Acq: 28-MAR-2006 16:40:26 GC HI + Voltage SIR Autospec-UltimaE
 Sample#6 Text: ST0328D :CS5 2565-41E Exp: DIOXIN
 441.7428 S:6 F:5 SMO(1,3) BSUB(1000,15,-3.0) PKD(5,3,3,0.10%,1160.0,1.00%,F,T)

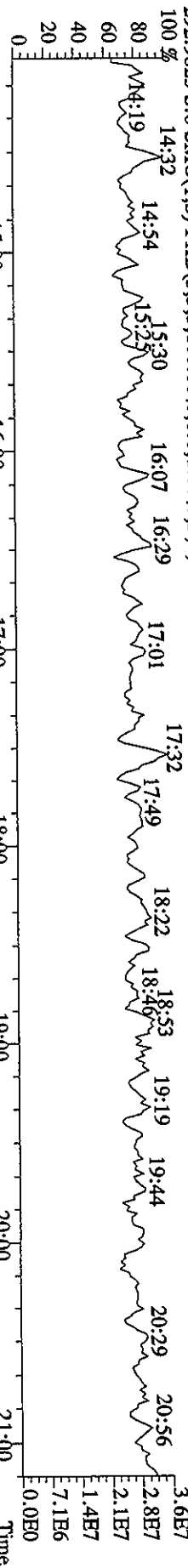


File:28MR068D5 #1-157 Acq:28-MAR-2006 16:40:26 GC EI+ Voltage SIR Autospec-Ultimate
Sample#6 Text:ST0328D :CSS 2565-41E Exp:DIOXIN
457.7377 S:6 F:5 SMO(1,3) BSUB(1000,15,-3.0) PKD(5,3,3,0.10%,1884.0,1.00%,F,T)
100%

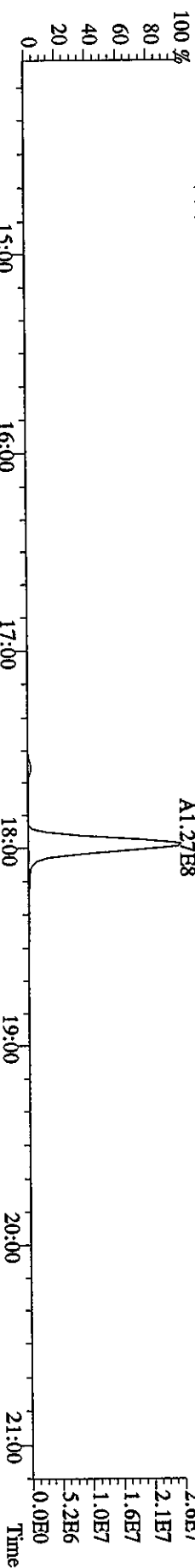


Sample#6 Text: ST0328D : CSS 2565-41E Exp: DIOXIN

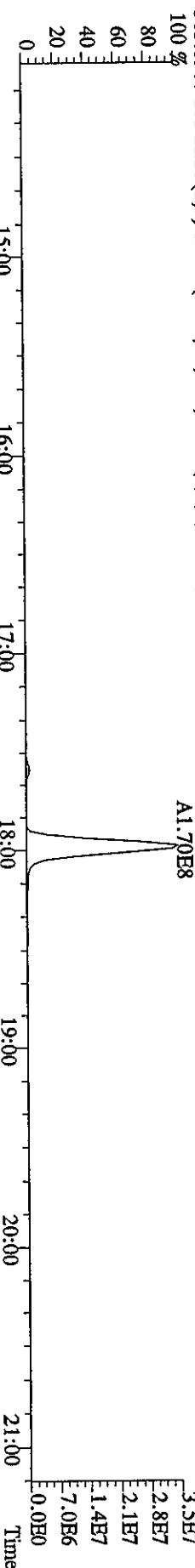
292.9825 S:6 SMO(1,3) PKD(5,3,5,100.00%,0.0,1.00%,F,T)



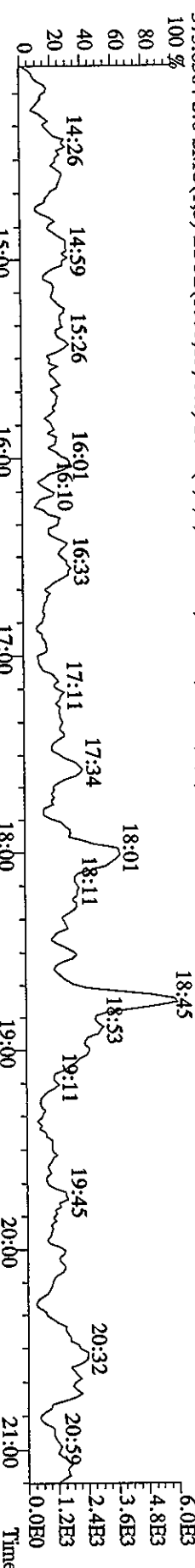
303.9016 S:6 SMO(1,3) BSUB(1000,15,-3.0) PKD(5,3,3,0.10%,3636.0,1.00%,F,T)



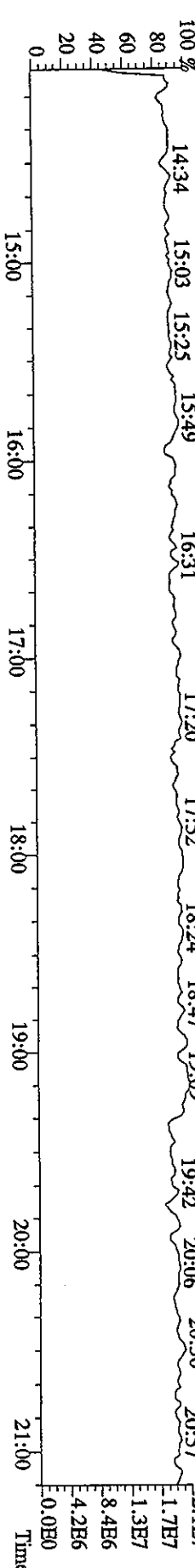
305.8987 S:6 SMO(1,3) BSUB(1000,15,-3.0) PKD(5,3,3,0.10%,3816.0,1.00%,F,T)



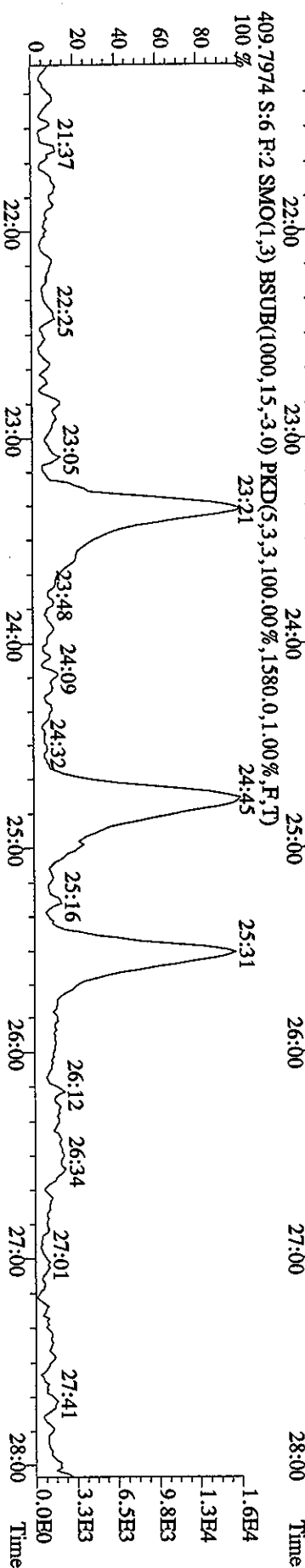
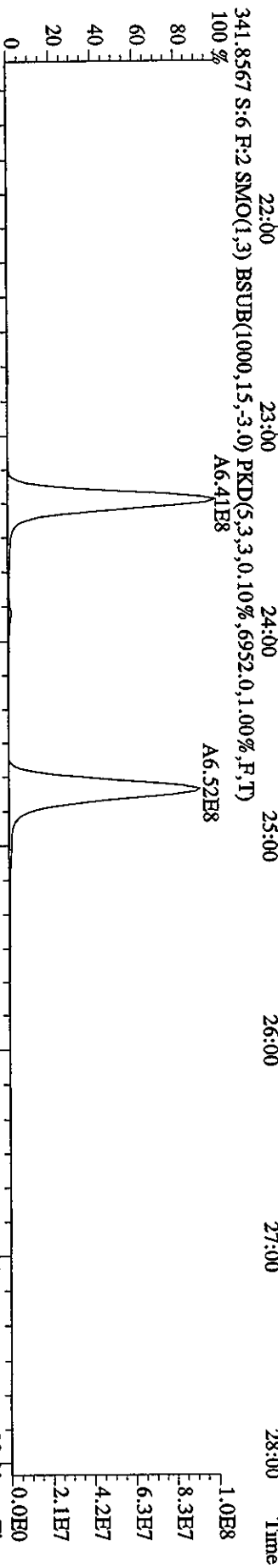
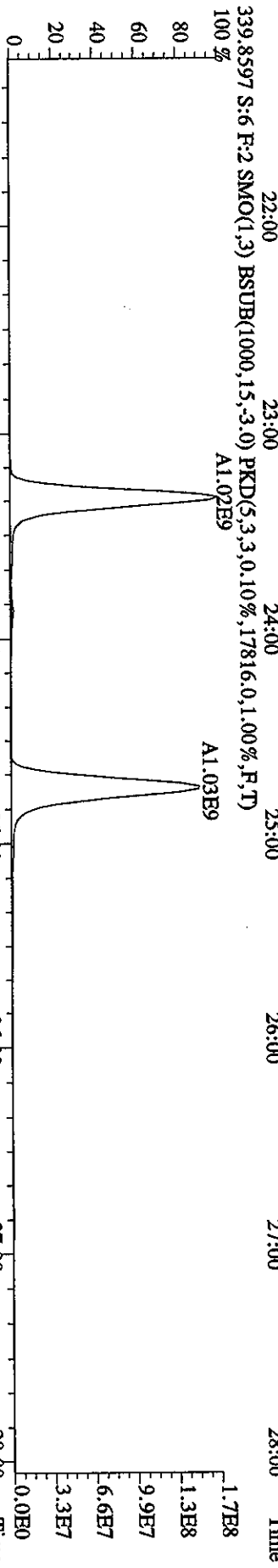
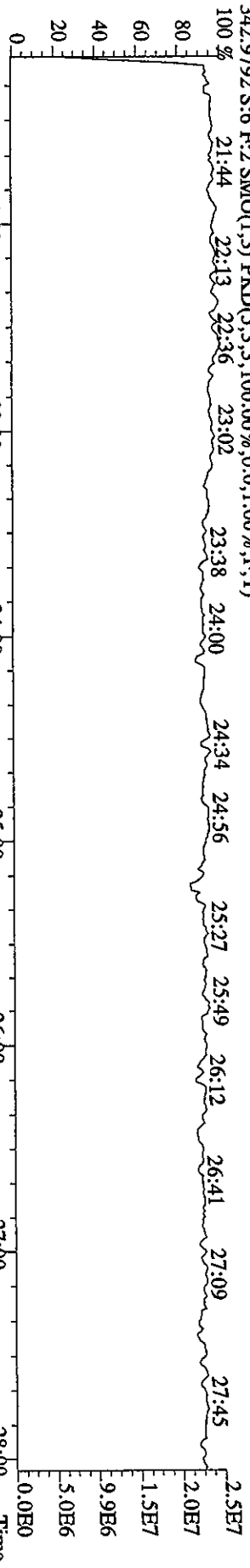
375.8364 S:6 SMO(1,3) BSUB(1000,15,-3.0) PKD(5,3,3,100.00%,1644.0,1.00%,F,T)



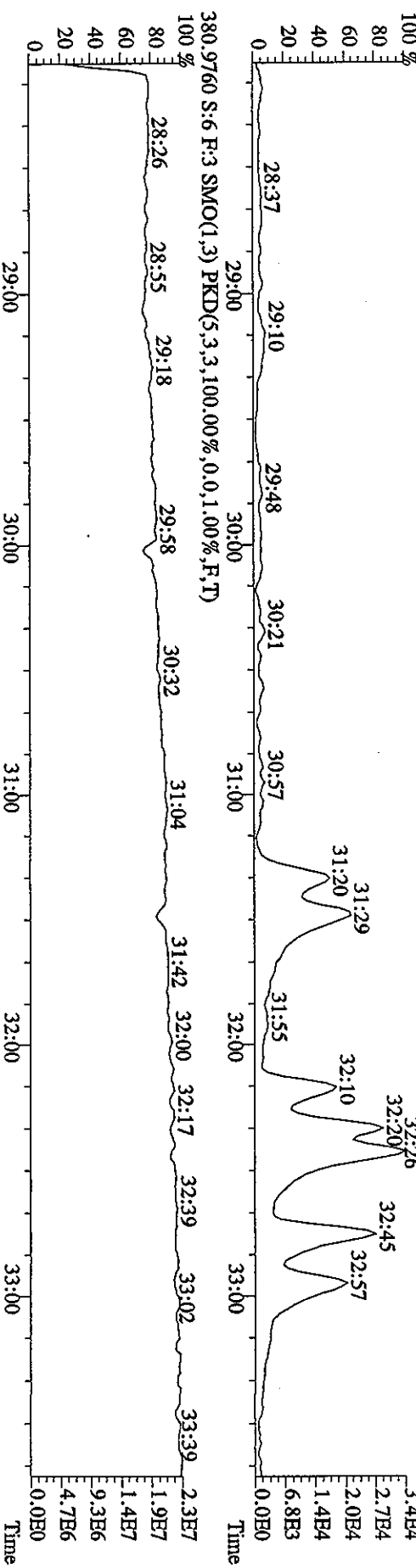
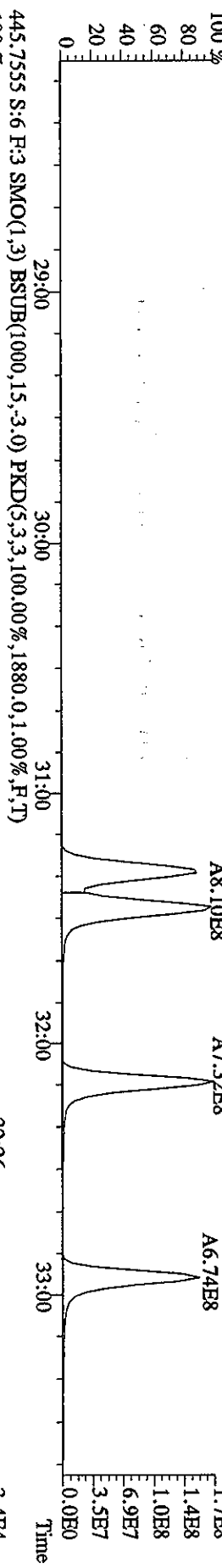
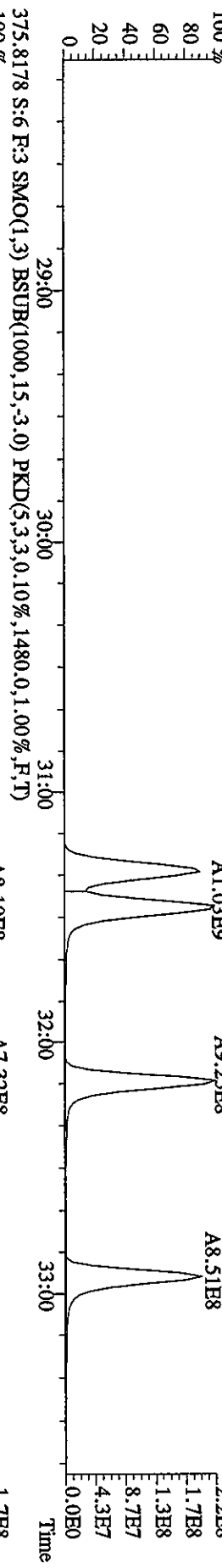
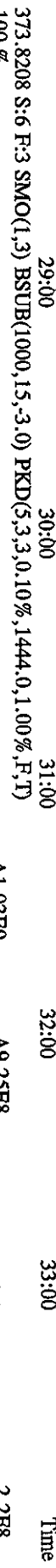
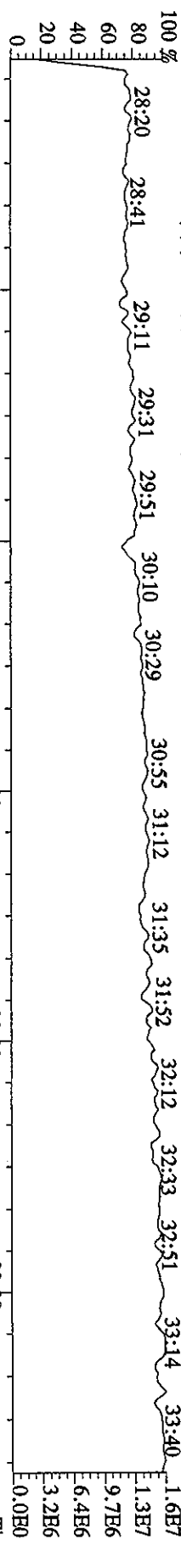
330.9792 S:6 SMO(1,3) PKD(5,3,3,100.00%,0.0,1.00%,F,T)



Sample#6 Text:ST0328D :CS5 2565-41E Exp:DIOXIN



File:28MR068D5 #1-378 Acq:28-MAR-2006 16:40:26 GC EI+ Voltage SIR Autospec-Ultimate
 Sample#6 Text:ST0328D :CSS 2565-41E Exp:DIOXIN
 392.9760 S:6 F:3 SMO(1,3) PKD(5,3,3,100.00%,0.0,1.00%,F,T)
 380.9760 S:6 F:3 SMO(1,3) PKD(5,3,3,100.00%,0.0,1.00%,F,T)



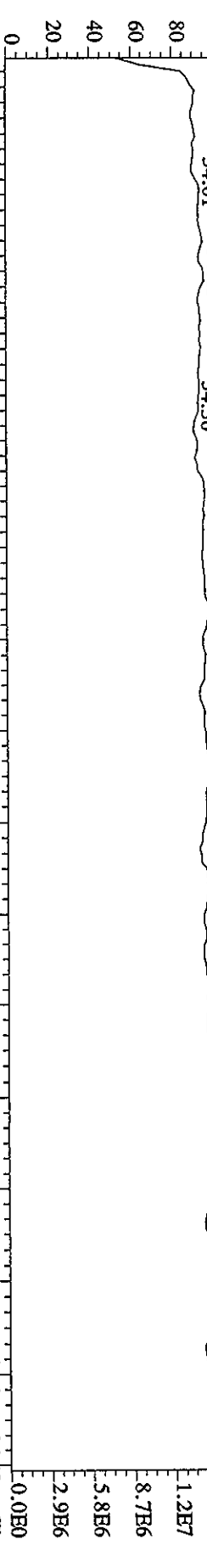
Sample#6 Text:ST0328D :CSS 2565-41E Exp:DIOXIN

430.9728 S:6 F:4 SMO(1,3) PKD(5,3,3,100.00%,0.0,1.00%,F,T)

34:01 34:13 34:30 34:41 34:56 35:17 35:32

35:57 36:06 36:27 36:44


1.4E7



407.7818 S:6 F:4 SMO(1,3) BSUB(1000,15,-3.0) PKD(5,3,3,0.10%,53200.0,1.00%,F,T)

A8.29E8


2.1E8



409.7789 S:6 F:4 SMO(1,3) BSUB(1000,15,-3.0) PKD(5,3,3,0.10%,44304.0,1.00%,F,T)

A7.91E8

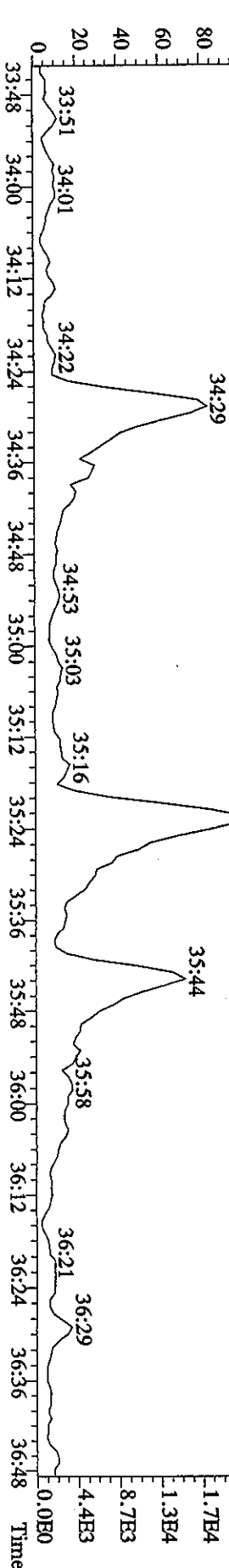
2.0E8




479.7165 S:6 F:4 SMO(1,3) BSUB(1000,15,-3.0) PKD(5,3,3,100.00%,2428.0,1.00%,F,T)

35:22

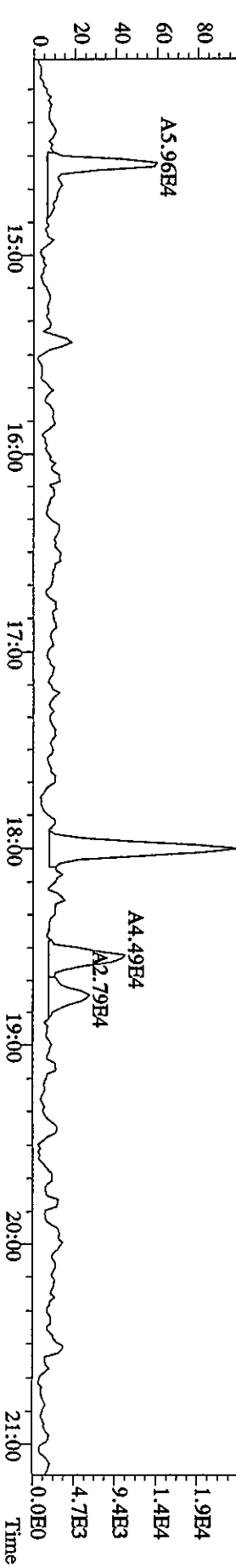
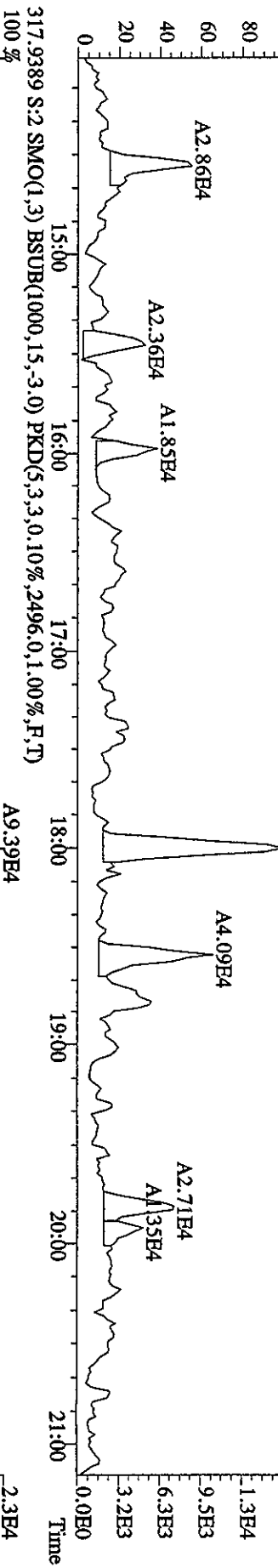
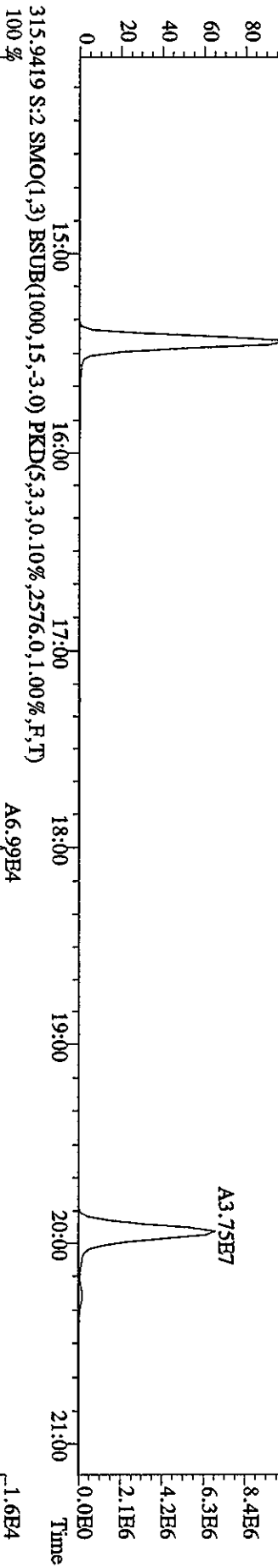
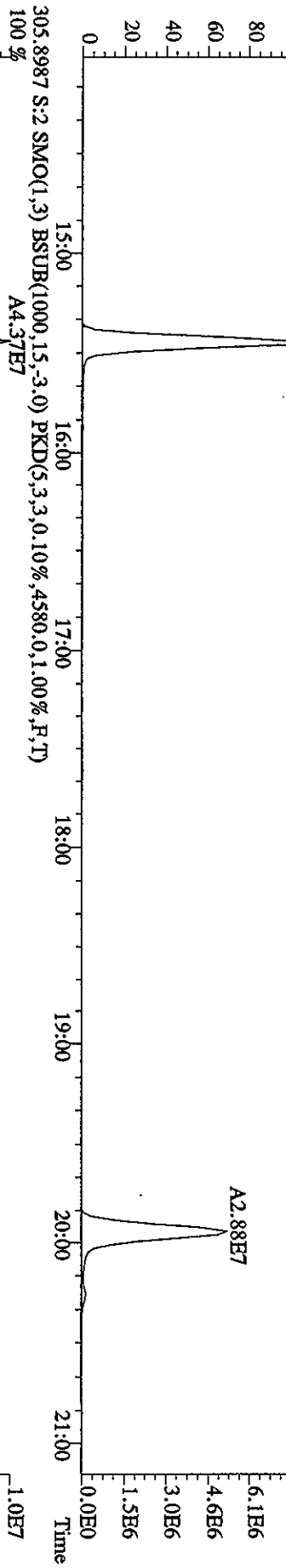
2.2E4



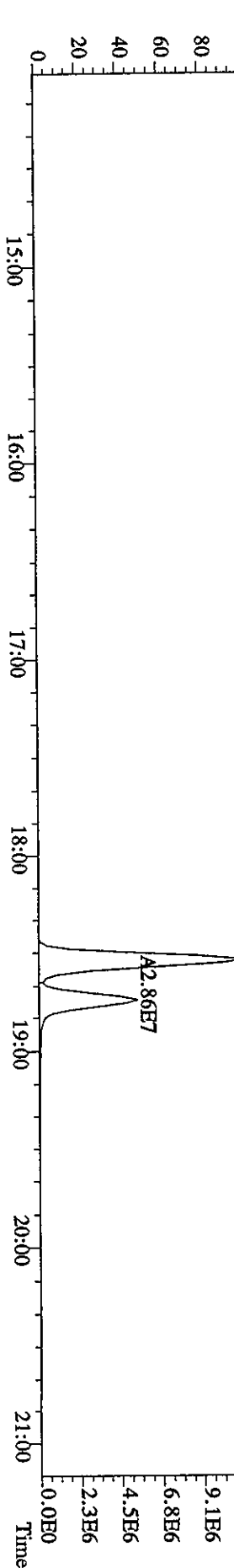
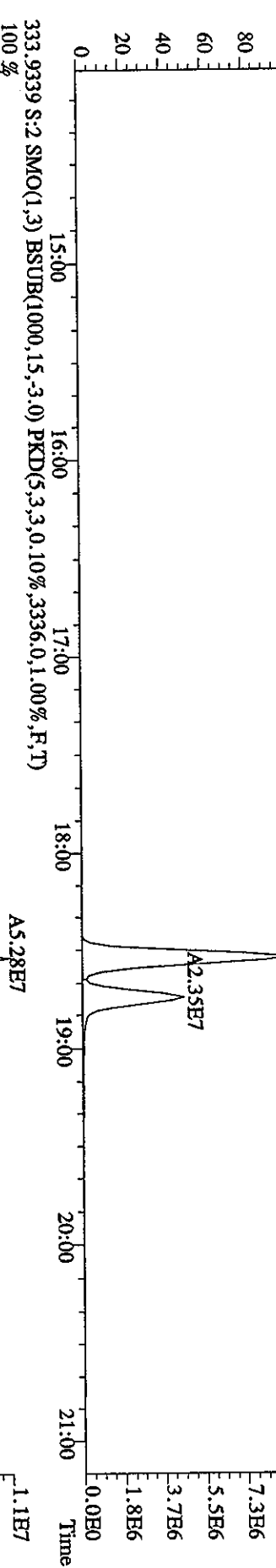
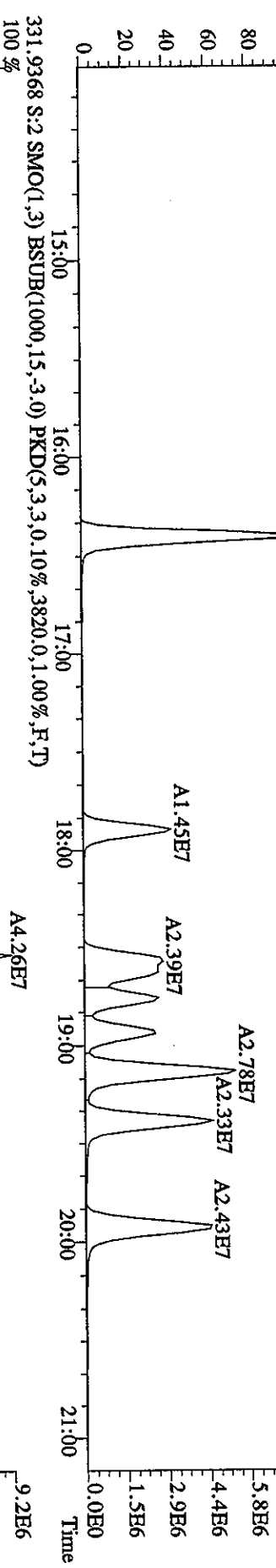
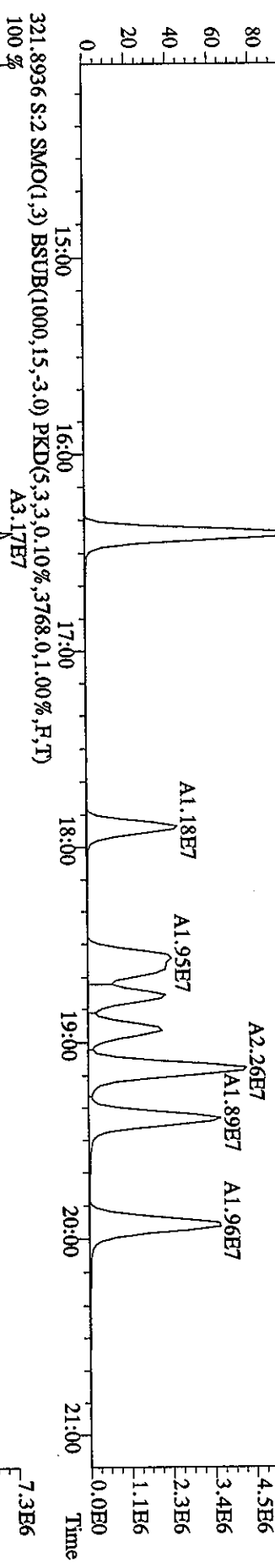
File: 28MR068D5 #1-157 Acq: 28-MAR-2006 16:40:26 GC EI + Voltage SIR Autospec-Ultimate
 Sample#6 Text: ST0328D :CSS 2565-41E Exp: DIOXIN
 454.9728 S:6 F:5 SMO(1,3) PKD(5,3,3,100.00%,0.0,1.00%,F,T)



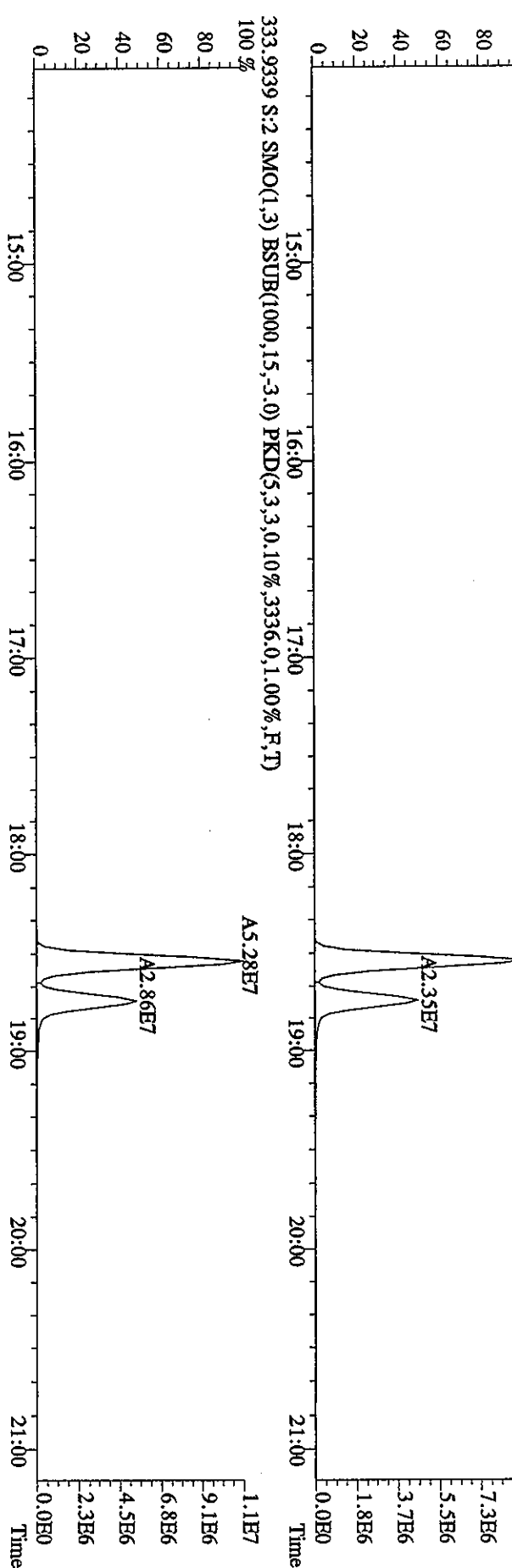
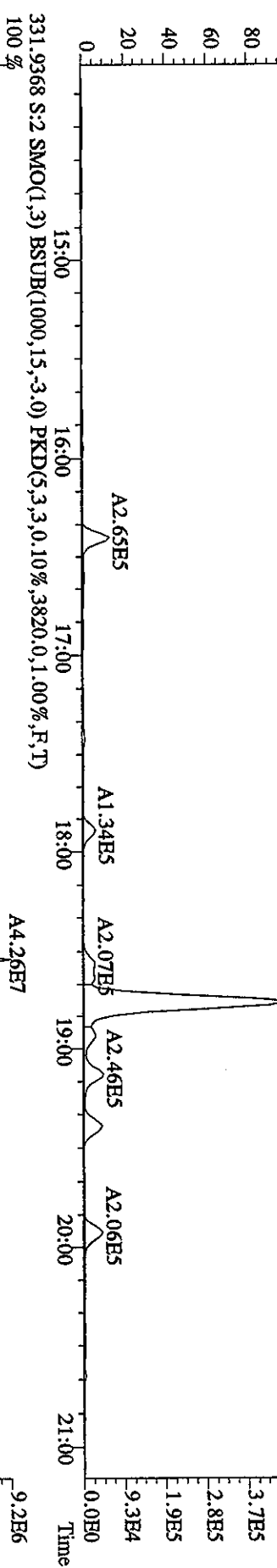
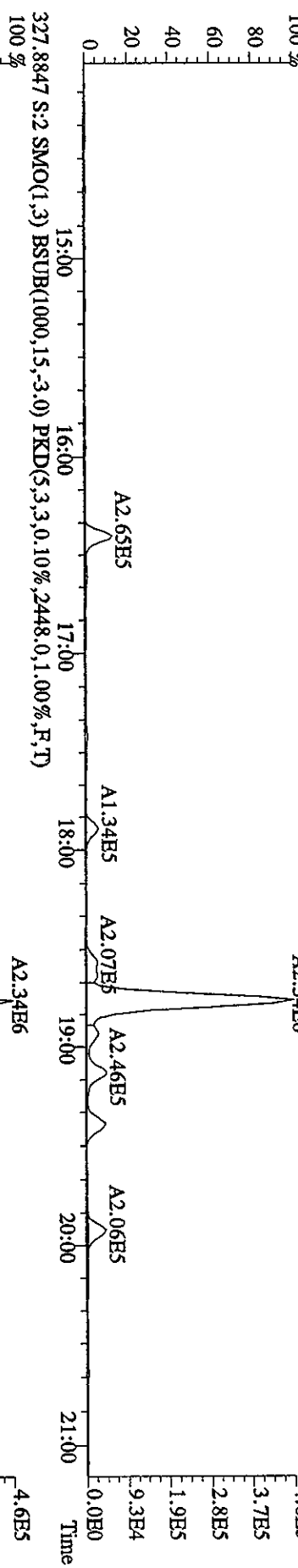
File:28MR068D5 #1-388 Acq:28-MAR-2006 13:53:04 GC EI+ Voltage SIR Autospec-Ultimate
 Sample#2 Text:CP0328 :DB-5 CPM 2565-47 Exp:DIOXIN
 303.9016 S:2 SMO(1,3) BSUB(1000,15,-3.0) PKD(5,3,3,0.10%,4332.0,1.00%,F,T)
 100% A3.22E7



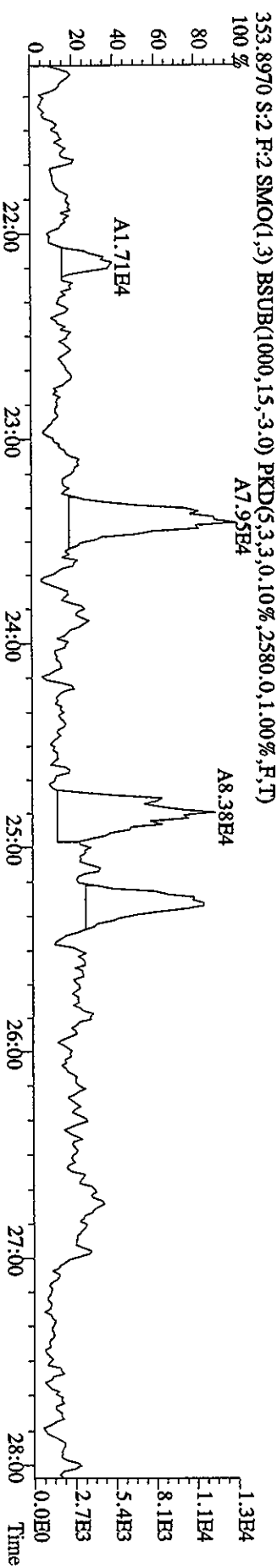
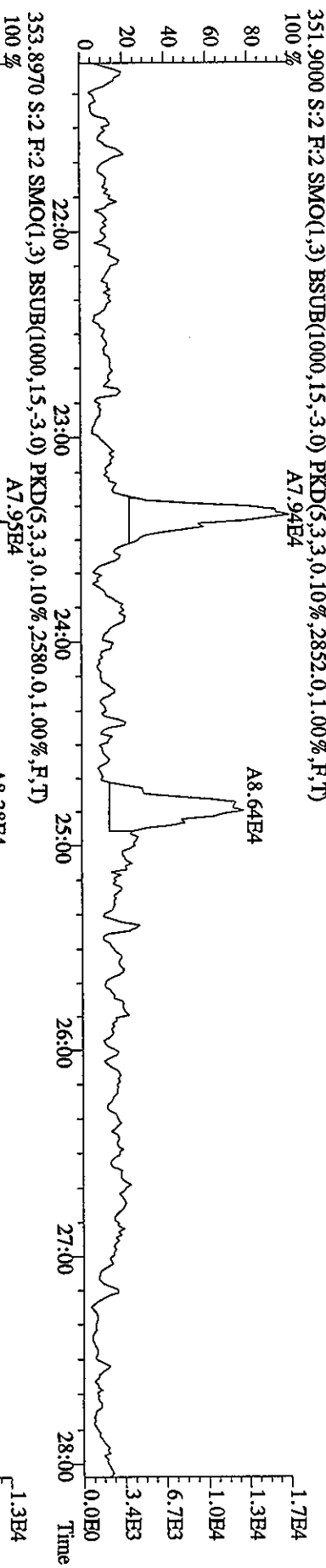


File: 28MR068D5 #1-388 Acq: 28-MAR-2006 13:53:04 GC EI+ Voltage SIR Autospec-UltimaB
 Sample#2 Text: CP0328 : DB-5 CPSM 2565-47 Exp: DIOXIN
 319.8965 S:2 SMO(1,3) BSUB(1000,15,-3.0) PKD(5,3,3,0.10%,2832,0.1,0.0%,F,T)
 100% A2.48E7



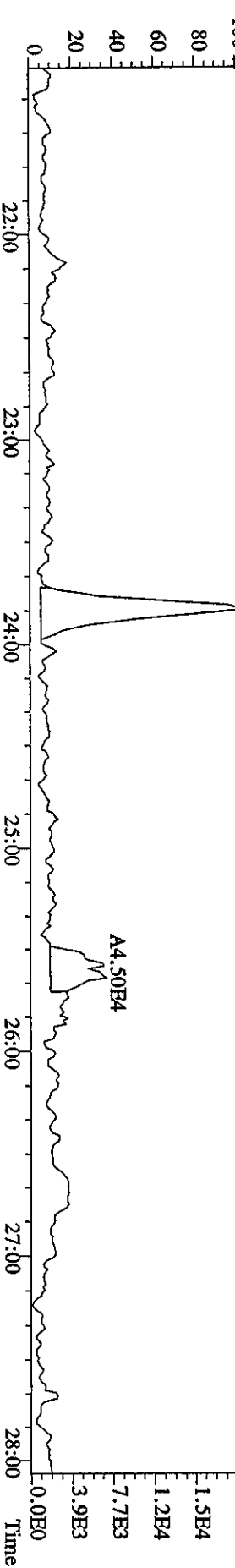
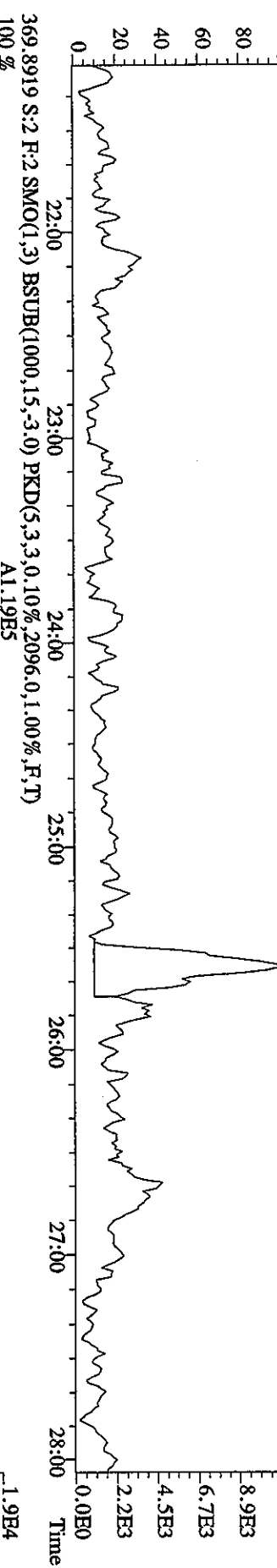


File:28MR068D5 #1-388 Acq:28-MAR-2006 13:53:04 GC EI+ Voltage SIR Autospec-Ultimate
 Sample#2 Text:CP0328 :DB-5 CPSM 2565-47 Exp:DIOXIN
 327.8847 S:2 SMO(1,3) BSUB(1000,15,-3.0) PKD(5,3,3,0,10%,2448,0,1,1.00%,F,T)



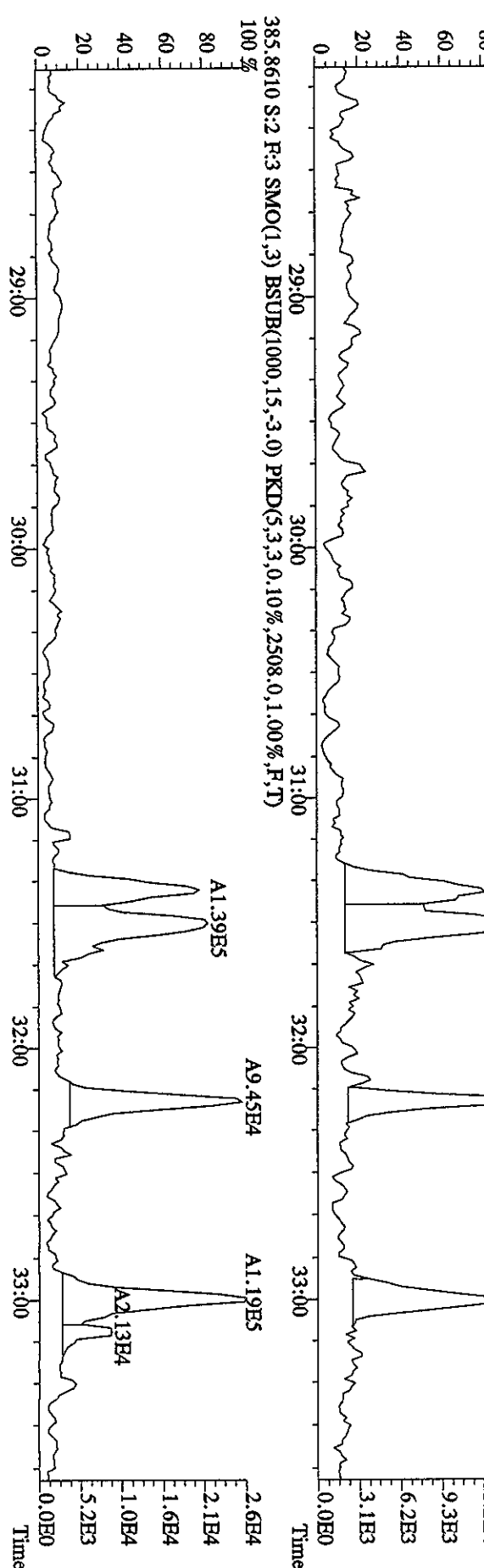
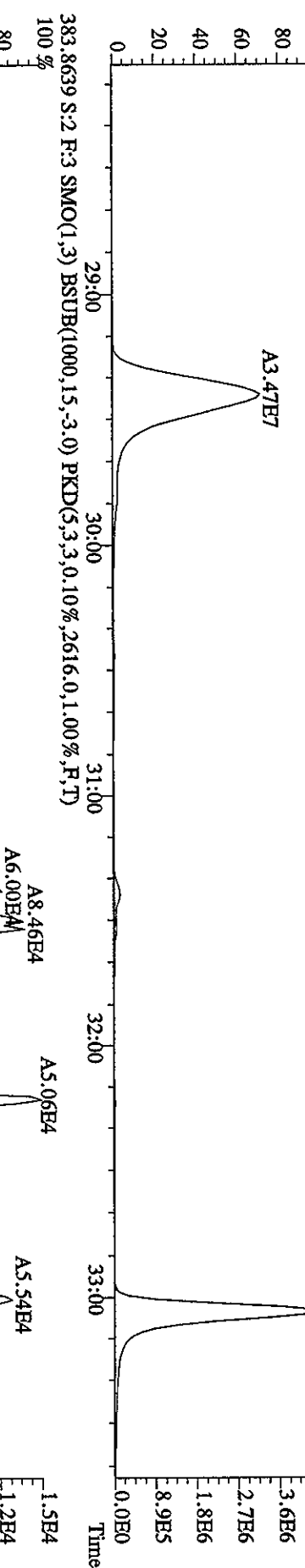
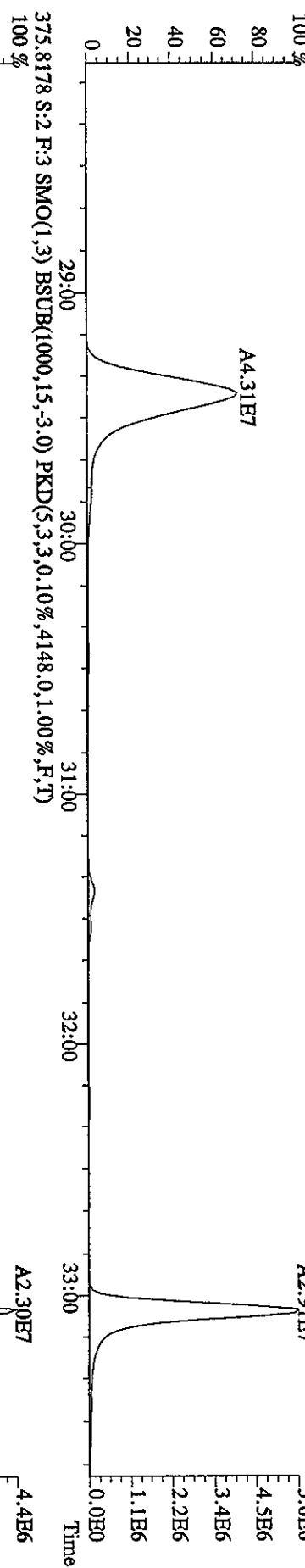
File: 28MR068D5 #1-484 Acq: 28-MAR-2006 13:53:04 GC EI+ Voltage SIR Autospec-Ultimate
 Sample#2 Text: CP0328 :DB-5 CPISM 2565-47 Exp: DIOXIN
 339.8597 S:2 F:2 SMO(1,3) BSUB(1000,15,-3.0) PKD(5,3,3,0.10%,3356,0,1.00%,F,T) 100 %



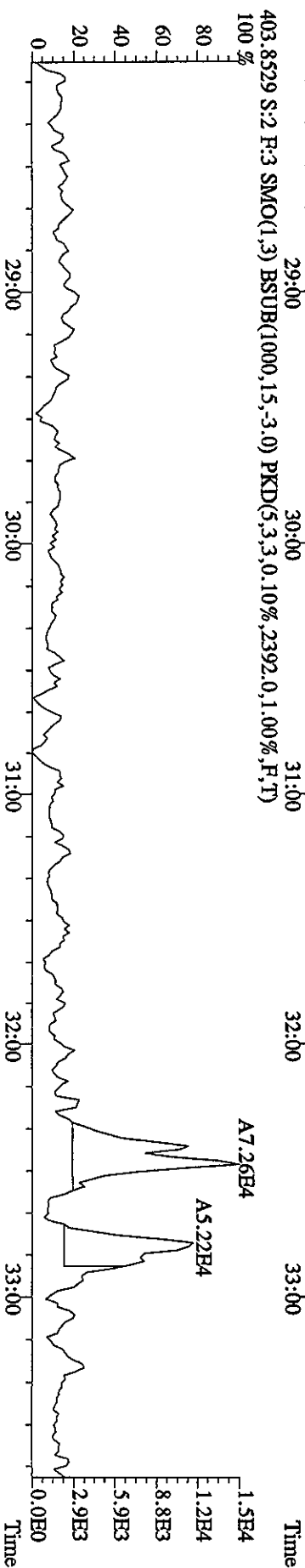

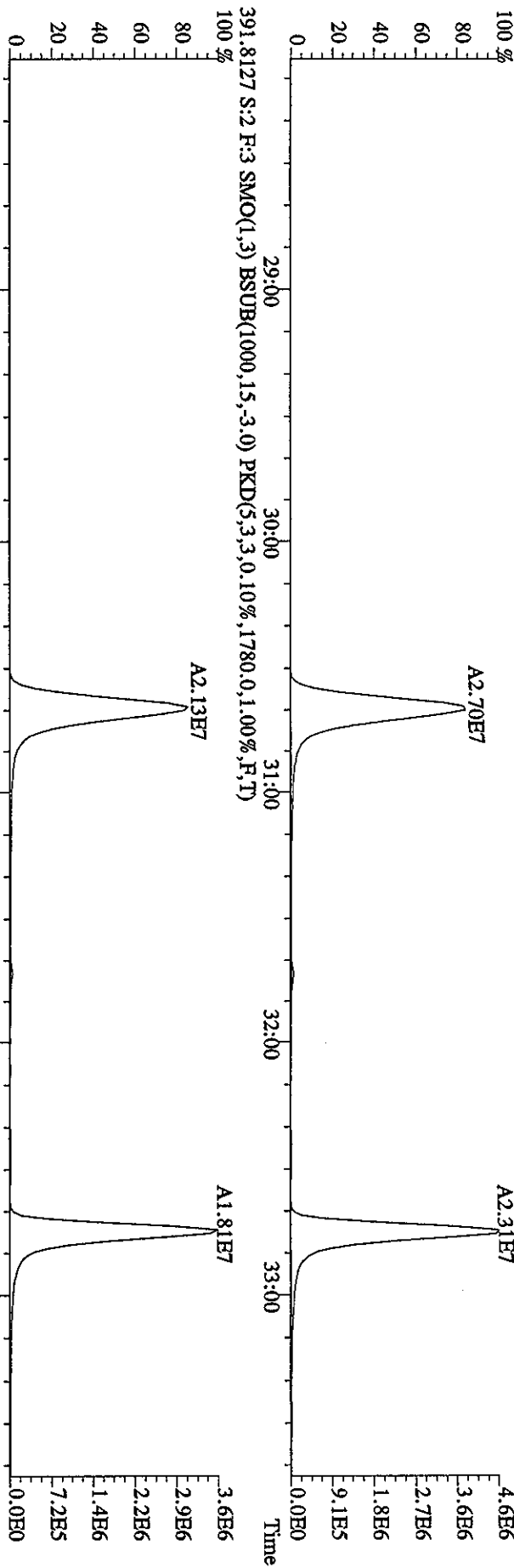
File:28MR068D5 #1-484 Acq:28-MAR-2006 13:53:04 GC BI+ Voltage SIR Autospec-UltimaB
 Sample#2 Text:CP0328 :DB-5 CPSM 2565-47 Exp:DIOXIN
 355.8546 S:2 F:2 SMO(1,3) BSUB(1000,15,-3.0) PKD(5,3,3,0.10%,5092.0,1.00%,F,T)
 100 % A2.32E7







File:28MR068D5 #1-378 Acq:28-MAR-2006 13:53:04 GC EI+ Voltage SIR Autospec-UltimaE
 Sample#2 Text:CP0328 :DB-5 CPSM 2565-47 Exp:DIOXIN
 373-8208 S:2 F:3 SMO(1,3) BSUB(1000,15,-3.0) PKD(5,3,3,0.10%,4772.0,1.00%,F,T)



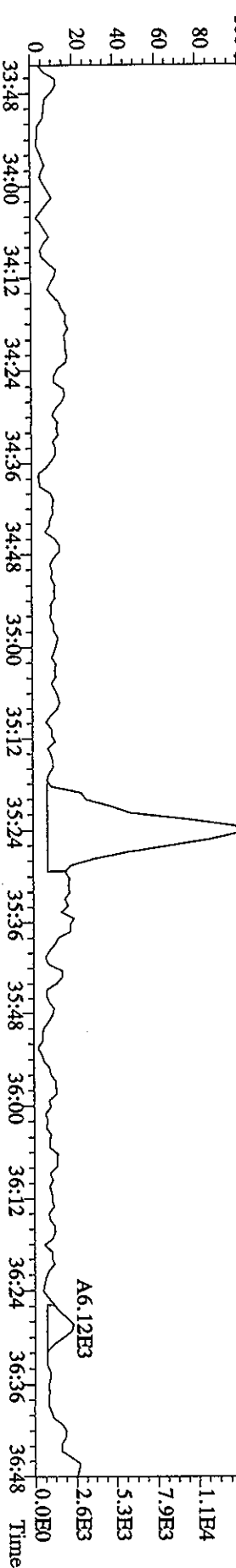
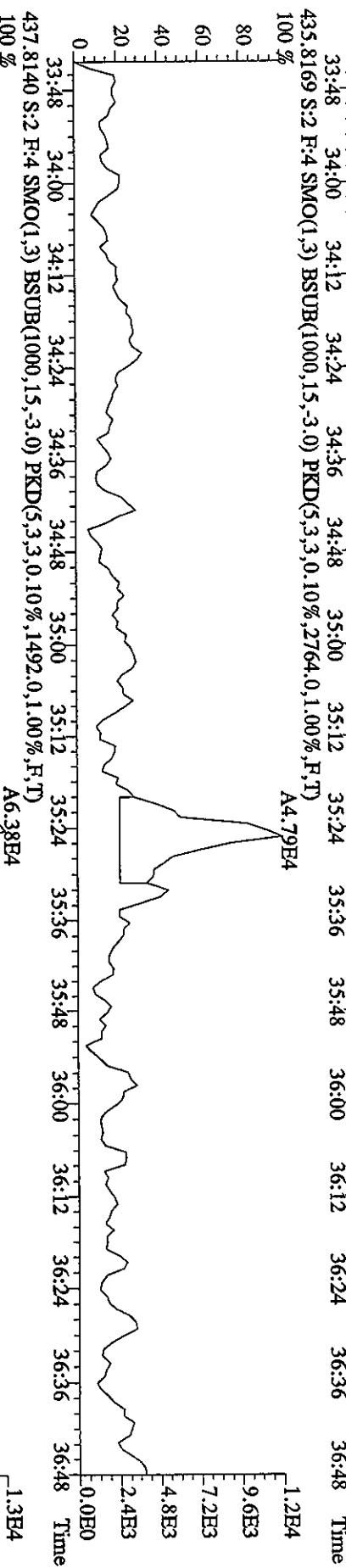
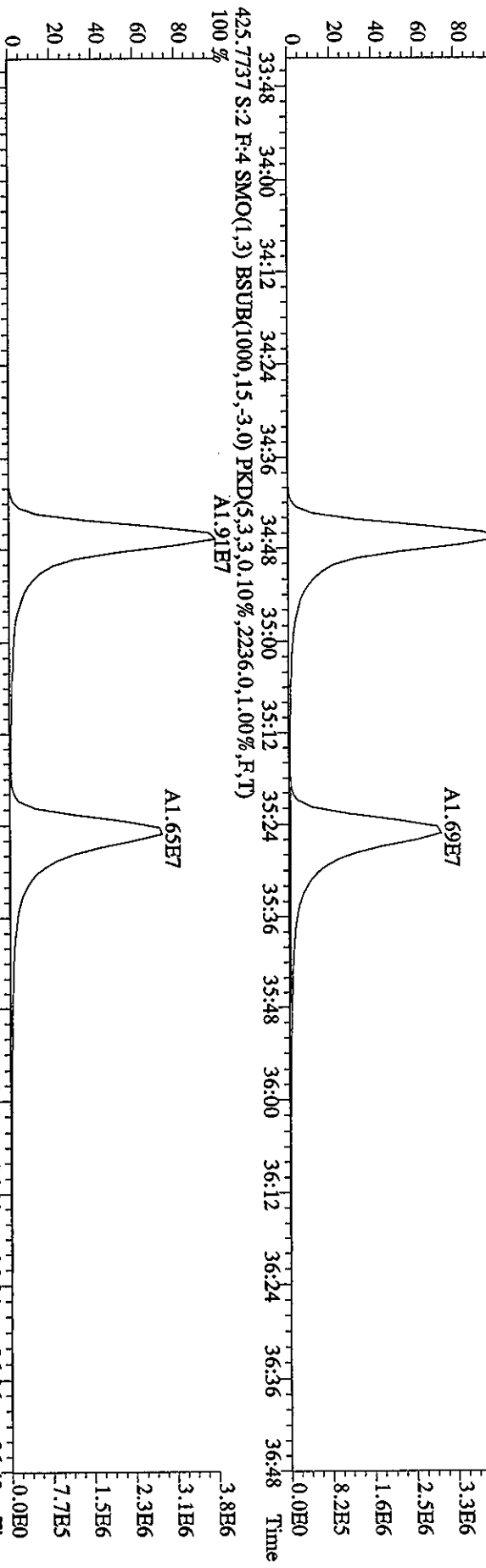
File:28MR068D5 #1-378 Acq:28-MAR-2006 13:53:04 GC EI+ Voltage SIR Autospec-UltimaE
 Sample#2 Text:CP0328 :DB-5 CPSM 2565-47 Exp:DIOXIN
 389.8157 S:2 F:3 SMO(1,3) BSUB(1000,15,-3.0) PKD(5,3,3,0,10%,2136,0,1.00%,F,T)



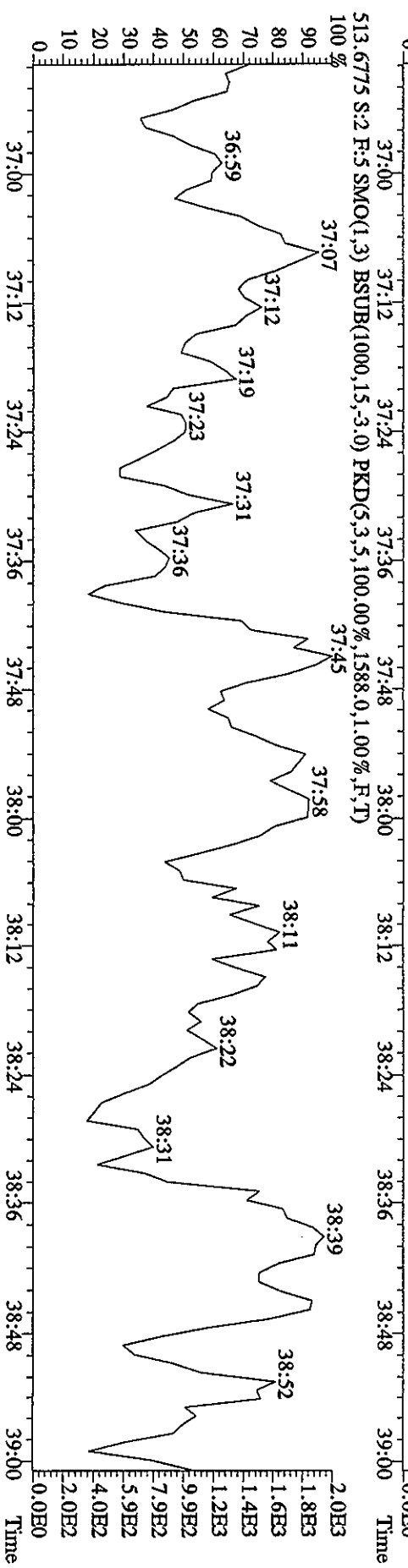

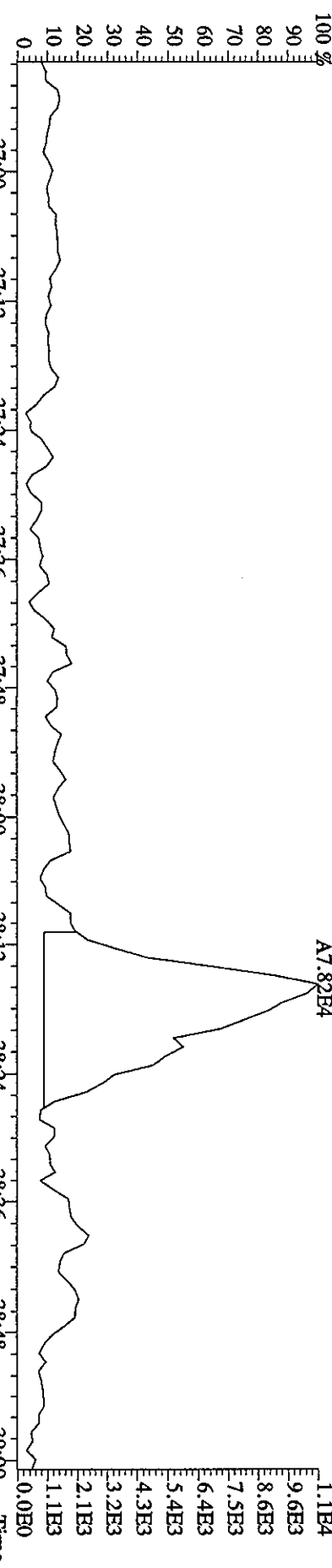
File:28MR068D5 #1-216 Acq:28-MAR-2006 13:53:04 GC EI+ Voltage SIR Autospec-UltimaE
 Sample#2 Text:CP0328 :DB-5 CPSM 2565-47 Exp:DIOXIN
 407.7818 S:2 F:4 SMO(1,3) BSUB(1000,15,-3.0) PKD(5,3,3,0.10%,3688,0,1.00%,F,T)
 100%



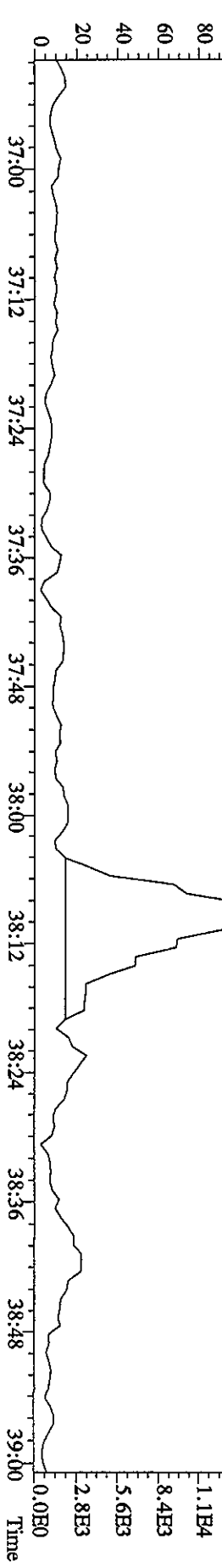

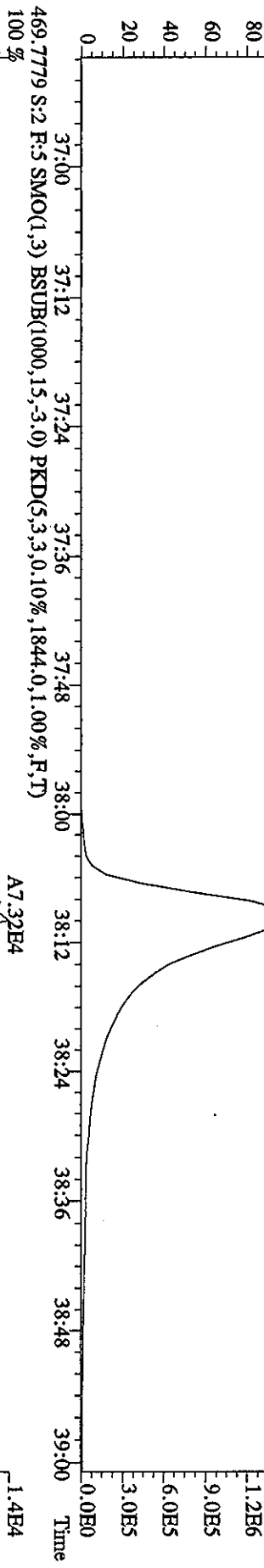
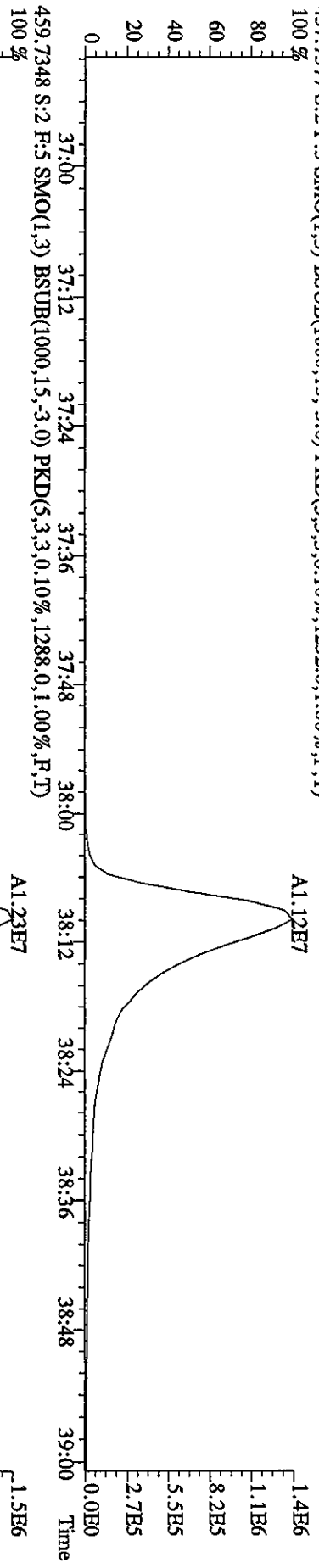
File:28MR068D5 #1-216 Acq:28-MAR-2006 13:53:04 GC EI+ Voltage SIR Autospec-UltimaE
 Sample#2 Text:CP0328 :DB-5 CPSM 2565-47 Exp:DIOXIN
 423.7737 S:2 F:4 SMO(1,3) BSUB(1000,15,-3.0) PKD(5,3,3,0.10%,2852.0,1.00%,F,T)
 100 %



File:28MR068D5 #1-158 Acq:28-MAR-2006 13:53:04 GC EI+ Voltage SIR Autospec-Ultimate
 Sample#2 Text:CP0328 :DB-5 CP5M 2565-47 Exp:DIOXIN
 441.7428 S:2 F:5 SMO(1,3) BSUB(1000,15,-3.0) PKD(5,3,3,0.10%,1548.0,1.00%,F,T)

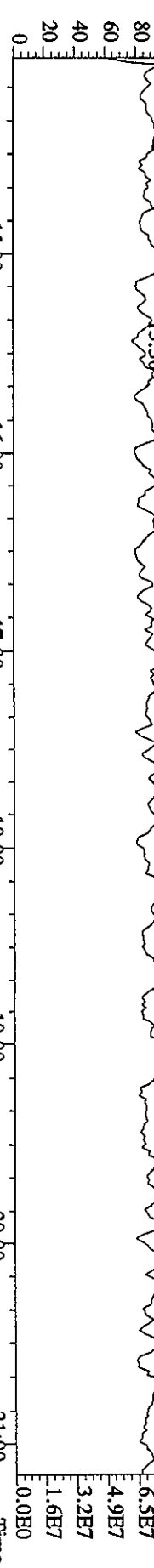


File:28MR068D5 #1-158 Acq:28-MAR-2006 13:53:04 GC EI+ Voltage SIR Autospec-Ultimate
 Sample#2 Text:CP0328 :DB-5 CPSM 2565-47 Exp:DIOXIN
 457.7377 S:2 F:5 SMO(1,3) BSUB(1000,15,-3.0) PKD(5,3,3,0.10%,1232.0,1.00%,F,T)




Sample#2 Text:CP0328 :DB-5 CPSM 2565-47 Exp:DIOXIN


292.9825 S:2 SMO(1,3) PKD(5,3,5,100.00%,0.0,1.00%,F,T)



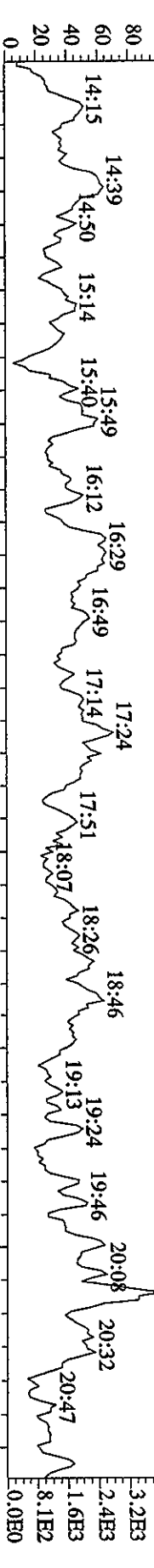
303.9016 S:2 SMO(1,3) BSUB(1000,15,-3,0) PKD(5,3,3,0.10%,4332,0,1.00%,F,T)



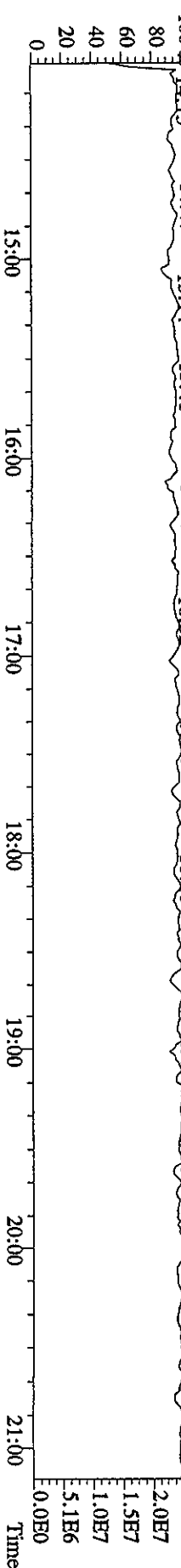
305.8987 S:2 SMO(1,3) BSUB(1000,15,-3,0) PKD(5,3,3,0.10%,4580,0,1.00%,F,T)



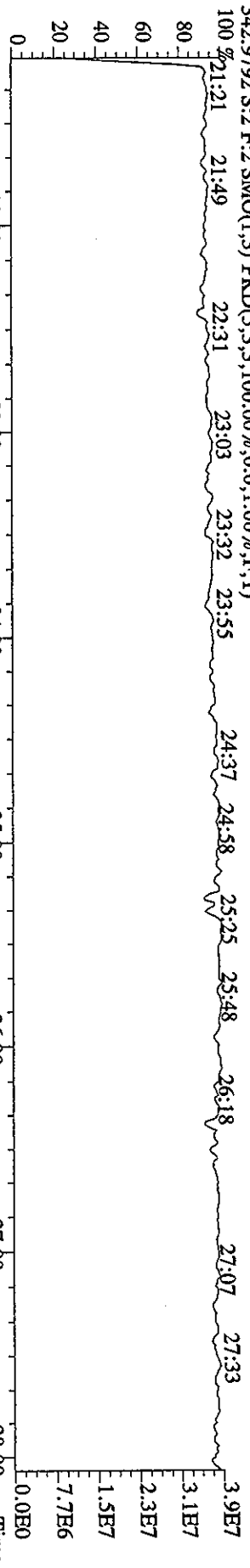
375.8364 S:2 SMO(1,3) BSUB(1000,15,-3,0) PKD(5,3,3,100.00%,2156,0,1.00%,F,T)




330.9792 S:2 SMO(1,3) PKD(5,3,3,100.00%,0.0,1.00%,F,T)




342.9792 S:2 F:2 SMO(1,3) PKD(5,3,3,100.00%,0.0,1.00%,F,T)



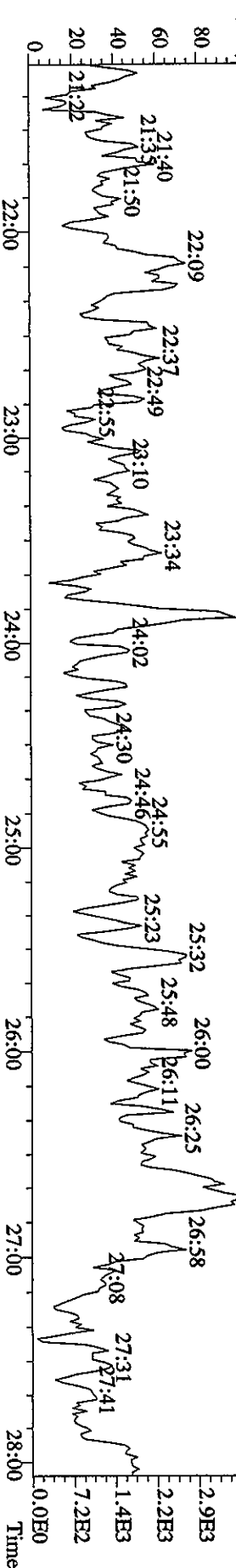
339.8597 S:2 F:2 SMO(1,3) BSTUB(1000,15,-3.0) PKD(5,3,3,0.10%,3356.0,1.00%,F,T)



341.8567 S:2 F:2 SMO(1,3) BSTUB(1000,15,-3.0) PKD(5,3,3,0.10%,2836.0,1.00%,F,T)

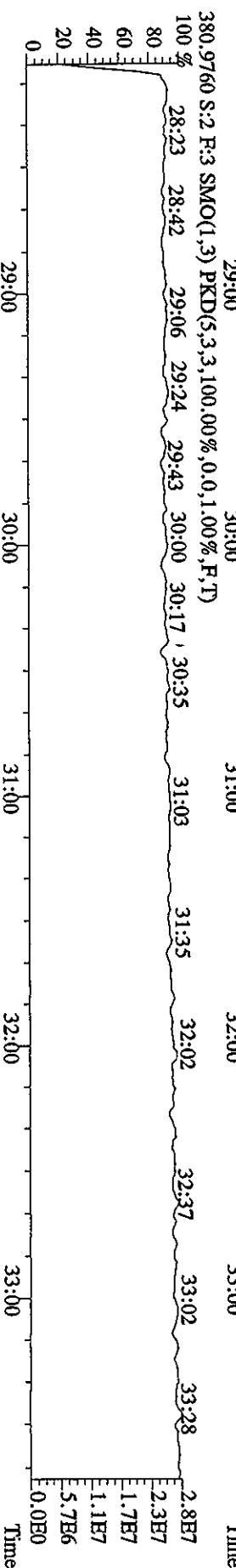
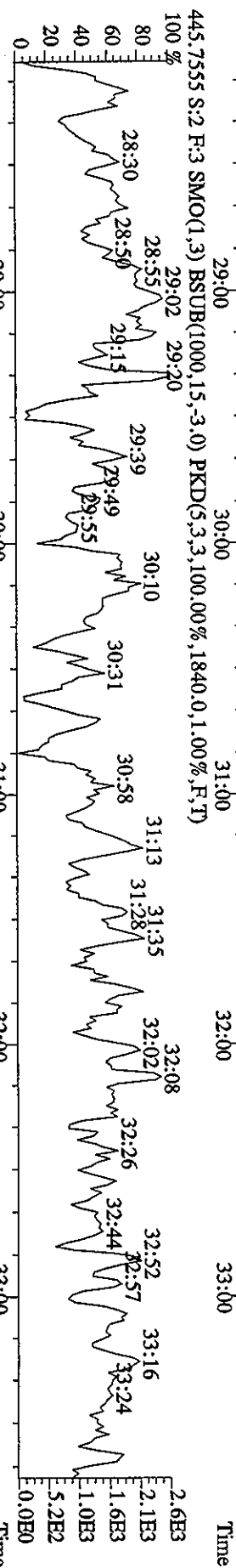





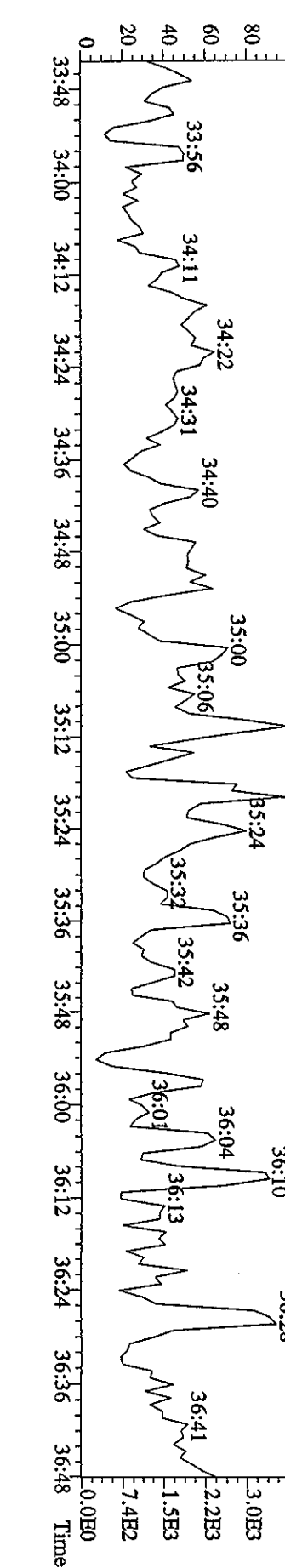



409.7974 S:2 F:2 SMO(1,3) BSTUB(1000,15,-3.0) PKD(5,3,3,100.00%,1888.0,1.00%,F,T)




Sample#2 Text:CP0328 :DB-5 CPSM 2565-47 Exp:DIOXIN

392.9760 S:2 F:3 SMO(1,3) PKD(5,3,3,100.00%,0.0,1.00%,F,T)





File:28MR068D5 #1-158 Acq:28-MAR-2006 13:53:04 GC EI+ Voltage SIR Autospec-Ultimate
 Sample#2 Text:CP0328 :DB-5 CFSM 2565-47 Exp:DIOXIN
 454.9728 S:2 F:5 SMO(1,3) PKD(5,3,3,100.00%,0.0,1.00%,F,T)



Run text: ST0328C Sample text: ST0328F :2nd Source 2565-65
 Run #6 Filename: 28MR068D5 S: 8 I: 1 Results: 28MR068D51613
 Acquired: 28-MAR-06 18:04:06 Processed: 29-MAR-06 10:40:39
 Run: 28MR068D5 Analyte: 1613 Cal: 16130328068D5
 Factor 1: 1600.000 Factor 2: 20.000 Sample size: 1.000000

Name	Resp	RA	RT	RRF	Conc	EDL	Rec	M
13C-1,2,3,4-TCDD	92456400	0.83 y	18:31	-	98.12	-	-	n
13C-2,3,7,8-TCDF	165094300	0.78 y	17:59	1.76	2029.89	1.49	101.5	n
2,3,7,8-TCDF	14494010	0.73 y	18:00	0.93	187.81	0.96	-	n
Total TCDF	14705229	0.82 y	17:36	0.93	190.55	0.96	-	n
13C-2,3,7,8-TCDD	84608100	0.83 y	18:43	0.90	2031.25	2.47	101.6	n
2,3,7,8-TCDD	12941580	0.80 y	18:44	1.48	206.89	1.07	-	n
Total TCDD	12963098	3.11 n	17:58	1.48	207.23	1.07	-	n
37Cl-2,3,7,8-TCDD	364770	1.00 y	18:44	2.52	3.13	0.53	0.4	n
13C-1,2,3,7,8-PeCDF	145441200	1.62 y	23:18	1.54	2042.49	2.28	102.1	n
1,2,3,7,8-PeCDF	46554700	1.59 y	23:20	1.08	592.05	1.35	-	n
13C-2,3,4,7,8-PeCDF	138984500	1.61 y	24:44	1.49	2018.47	2.36	100.9	n
2,3,4,7,8-PeCDF	43175000	1.59 y	24:45	1.13	551.12	1.58	-	n
Total F2 PeCDF	90786153	1.43 y	21:53	1.10	1156.63	1.46	-	n
Total F1 PeCDF	*	* n	NotFnd	1.10	*	1.18	-	n
13C-1,2,3,7,8-PeCDD	64728300	1.64 y	25:31	0.77	1810.73	2.19	90.5	n
1,2,3,7,8-PeCDD	22815680	1.68 y	25:31	1.22	577.20	3.04	-	n
Total PeCDD	22815680	1.68 y	25:31	1.22	577.20	3.04	-	n
13C-1,2,3,7,8,9-HxCDD	81343800	1.32 y	32:45	-	99.03	-	-	n
13C-1,2,3,4,7,8-HxCDF	116385900	0.53 y	31:19	1.54	1854.73	1.01	92.7	n
1,2,3,4,7,8-HxCDF	39549100	1.24 y	31:20	1.15	592.06	0.99	-	n
13C-1,2,3,6,7,8-HxCDF	139891300	0.53 y	31:28	1.69	2039.53	0.93	102.0	n
1,2,3,6,7,8-HxCDF	47992700	1.27 y	31:29	1.24	551.68	0.81	-	n
13C-2,3,4,6,7,8-HxCDF	123600000	0.53 y	32:09	1.48	2052.07	1.06	102.6	n
2,3,4,6,7,8-HxCDF	39872000	1.28 y	32:11	1.19	541.23	0.87	-	n
13C-1,2,3,7,8,9-HxCDF	105550200	0.55 y	32:57	1.27	2041.74	1.23	102.1	n
1,2,3,7,8,9-HxCDF	35766400	1.28 y	32:58	1.23	552.09	1.09	-	n
Total HxCDF	163180200	1.24 y	31:20	1.20	2237.05	0.93	-	n
13C-1,2,3,4,7,8-HxCDD	66832900	1.37 y	32:20	0.79	2078.61	2.12	103.9	n
1,2,3,4,7,8-HxCDD	24328400	1.27 y	32:21	1.28	568.35	1.13	-	n
13C-1,2,3,6,7,8-HxCDD	83112900	1.32 y	32:26	1.10	1859.11	1.53	93.0	n
1,2,3,6,7,8-HxCDD	29553300	1.30 y	32:26	1.20	593.19	1.13	-	n
1,2,3,7,8,9-HxCDD	28815500	1.26 y	32:46	1.32	582.99	1.06	-	n
Total HxCDD	82697200	1.27 y	32:21	1.26	1744.53	1.11	-	n
13C-1,2,3,4,6,7,8-HpCDF	103095600	0.46 y	34:28	1.25	2032.33	7.54	101.6	n
1,2,3,4,6,7,8-HpCDF	38102100	1.04 y	34:29	1.38	534.31	2.49	-	n
13C-1,2,3,4,7,8,9-HpCDF	73201500	0.46 y	35:44	0.92	1966.72	10.27	98.3	n
1,2,3,4,7,8,9-HpCDF	28014200	1.05 y	35:45	1.44	531.78	4.26	-	n
Total HpCDF	66116300	1.04 y	34:29	1.41	1066.09	3.24	-	n

13C-1,2,3,4,6,7,8-HpCDD	76435600	1.08	y	35:22	0.94	2008.12	3.97	100.4	n
1,2,3,4,6,7,8-HpCDD	22677200	1.07	y	35:23	1.07	557.10	1.58	-	n
Total HpCDD	22817454	2.57	n	34:28	1.07	560.54	1.58	-	n
13C-OCDD	88647200	0.93	y	38:06	0.59	3675.72	1.34	91.9	n
OCDF	37359000	0.93	y	38:14	1.54	1094.60	1.11	-	n
OCDD	28176500	0.91	y	38:07	1.14	1115.27	4.12	-	n

Quantitation Summary

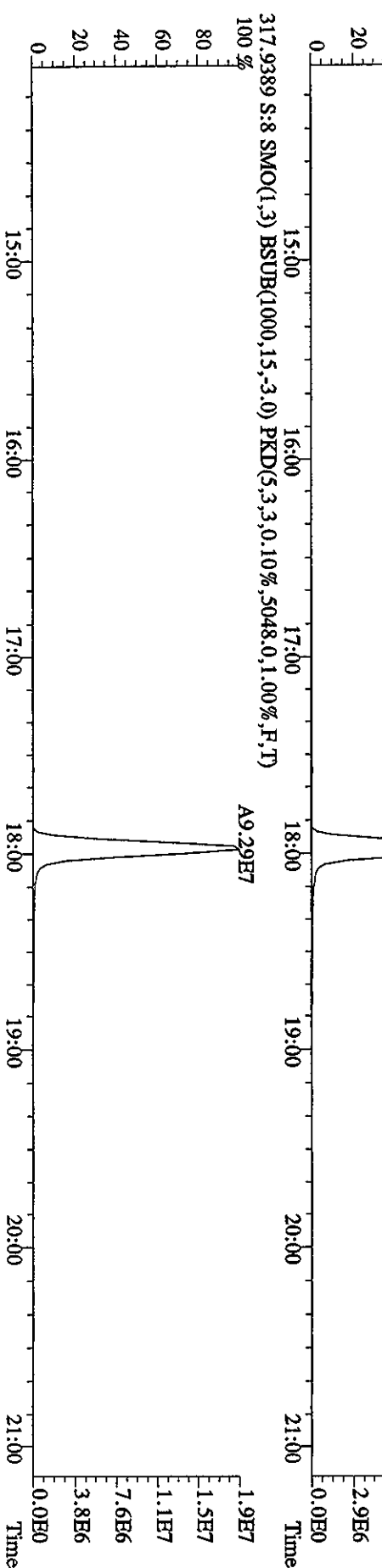
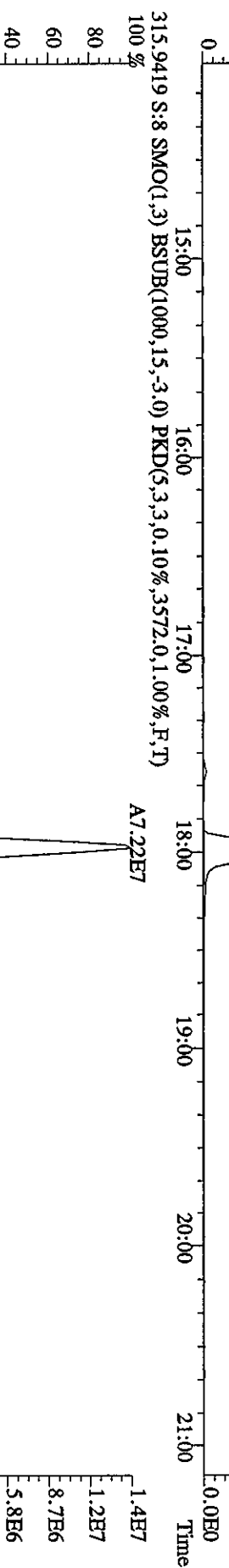
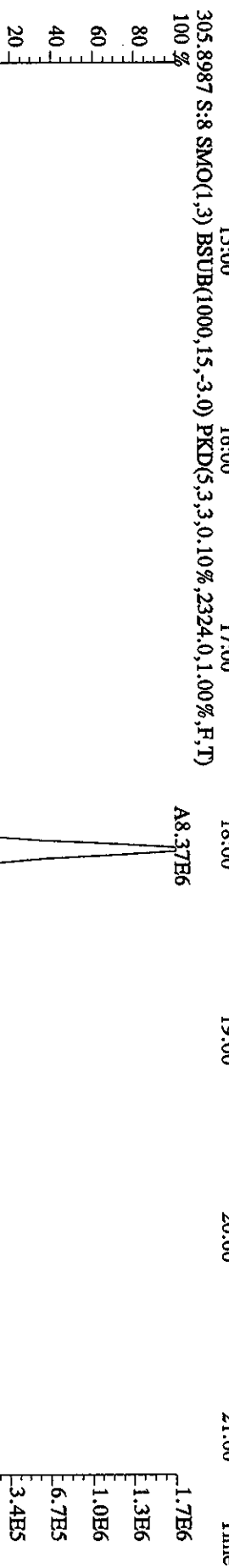
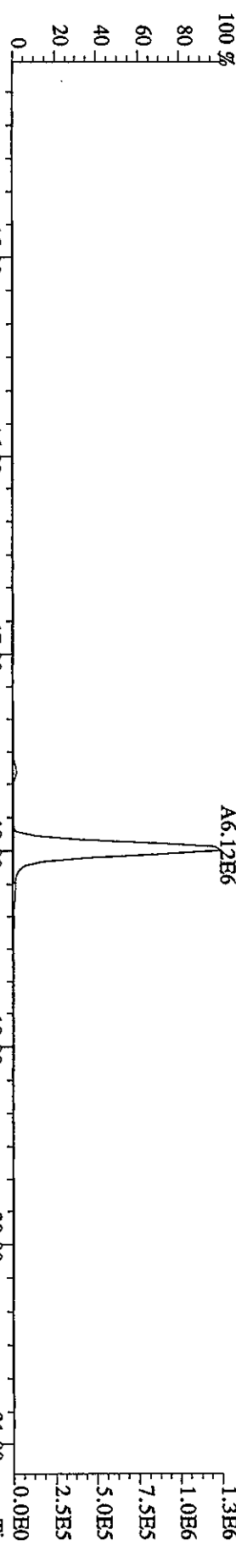
STL

Run text: ST0328C Sample text: ST0328F :2nd Source 2565-65
 Run #6 Filename: 28MR068D5 S: 8 I: 1 Results: 28MR068D58290
 Acquired: 28-MAR-06 18:04:06 Processed: 29-MAR-06 10:42:05
 Run: 28MR068D5 Analyte: 8290 Cal: 82900328068D5
 Factor 1: 1600.000 Factor 2: 20.000 Sample size: 1.000000

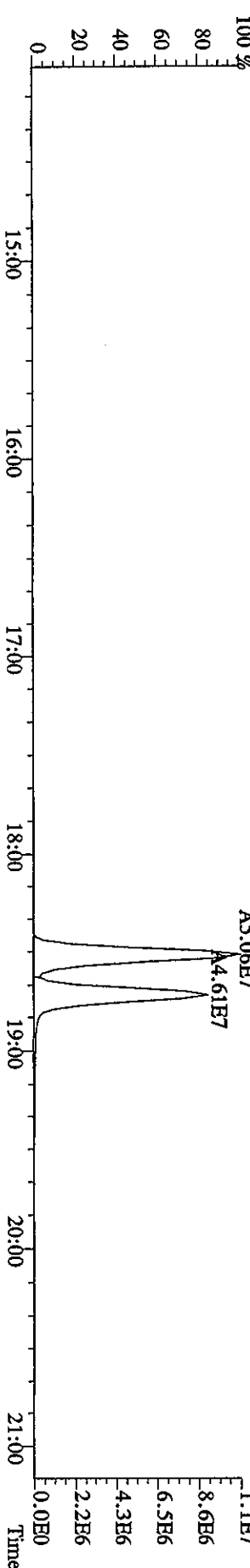
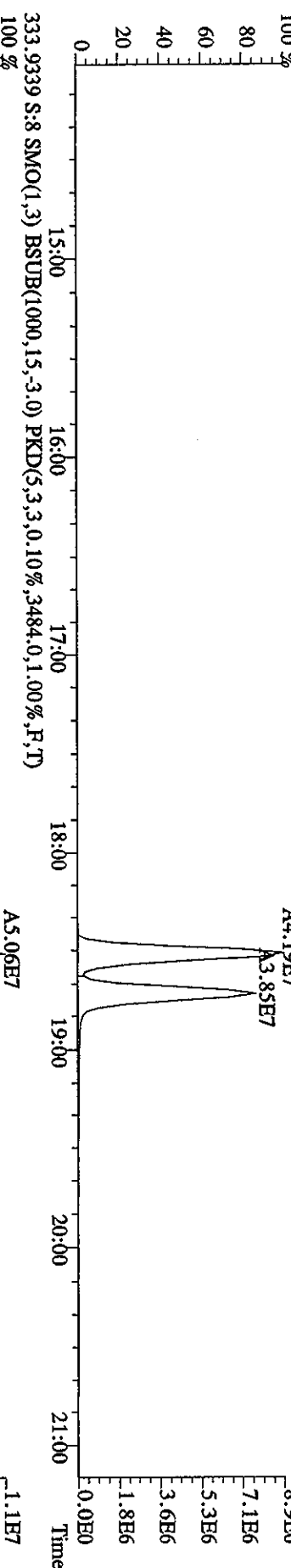
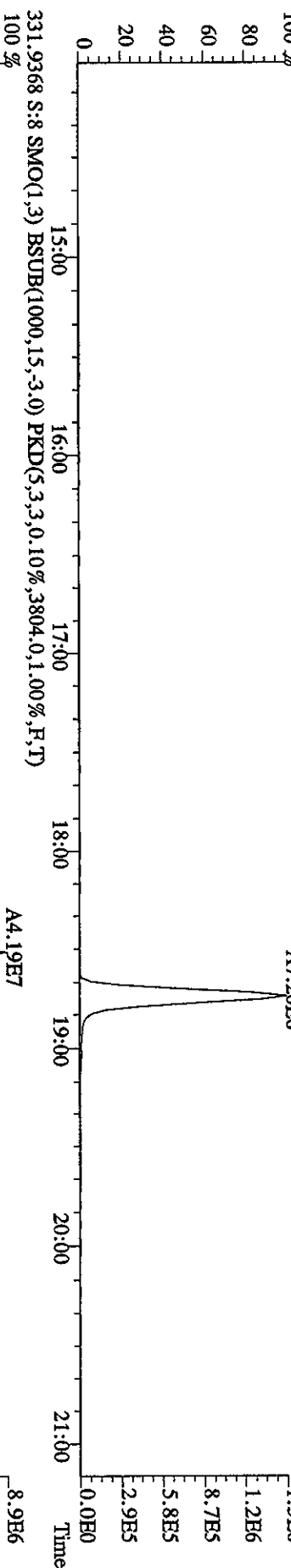
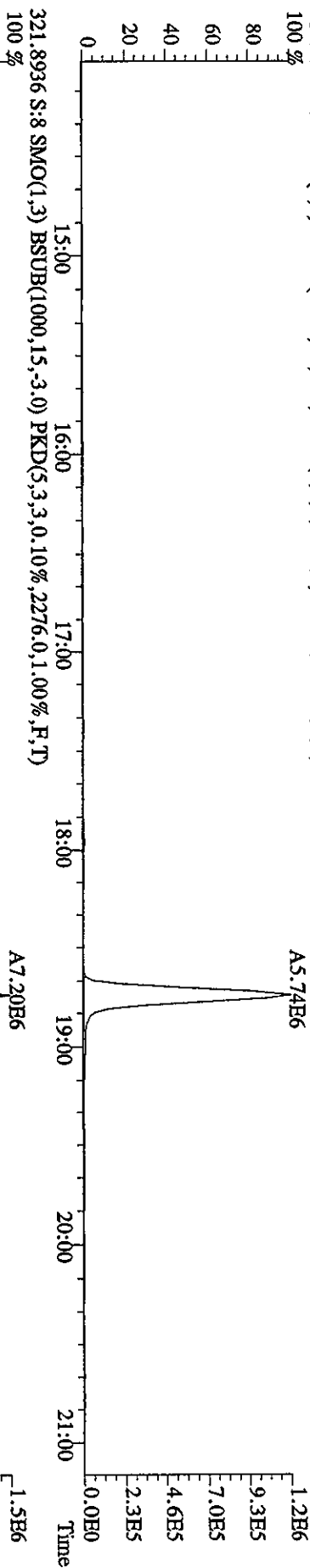
Name	Resp	RA	RT	RRF	Conc	EDL	Rec	M
13C-1,2,3,4-TCDD	92456400	0.83 y	18:31	-	98.12	-	-	n
13C-2,3,7,8-TCDF	165094300	0.78 y	17:59	1.76	2029.89	1.49	101.5	n
2,3,7,8-TCDF	14494010	0.73 y	18:00	0.93	187.81	0.96	-	n
Total TCDF	14705229	0.82 y	17:36	0.93	190.55	0.96	-	n
13C-2,3,7,8-TCDD	84608100	0.83 y	18:43	0.90	2031.25	2.47	101.6	n
2,3,7,8-TCDD	12941580	0.80 y	18:44	1.48	206.89	1.07	-	n
Total TCDD	12963098	3.11 n	17:58	1.48	207.23	1.07	-	n
37Cl-2,3,7,8-TCDD	364770	1.00 y	18:44	2.52	3.13	0.53	0.4	n
13C-1,2,3,7,8-PeCDF	145441200	1.62 y	23:18	1.54	2042.49	2.28	102.1	n
1,2,3,7,8-PeCDF	46554700	1.59 y	23:20	1.08	592.05	1.35	-	n
2,3,4,7,8-PeCDF	43175000	1.59 y	24:45	1.09	545.06	1.34	-	n
Total F2 PeCDF	90786153	1.43 y	21:53	1.09	1150.50	1.34	-	n
Total F1 PeCDF	*	* n	Not Fnd	1.09	*	1.09	-	n
13C-1,2,3,7,8-PeCDD	64728300	1.64 y	25:31	0.77	1810.73	2.19	90.5	n
1,2,3,7,8-PeCDD	22815680	1.68 y	25:31	1.22	577.20	3.04	-	n
Total PeCDD	22815680	1.68 y	25:31	1.22	577.20	3.04	-	n
13C-1,2,3,7,8,9-HxCDD	81343800	1.32 y	32:45	-	99.03	-	-	n
13C-1,2,3,4,7,8-HxCDF	116385900	0.53 y	31:19	1.54	1854.73	1.01	92.7	n
1,2,3,4,7,8-HxCDF	39549100	1.24 y	31:20	1.15	592.06	0.99	-	n
1,2,3,6,7,8-HxCDF	47992700	1.27 y	31:29	1.36	604.93	0.84	-	n
2,3,4,6,7,8-HxCDF	39872000	1.28 y	32:11	1.15	597.58	0.99	-	n
1,2,3,7,8,9-HxCDF	35766400	1.28 y	32:58	1.01	607.04	1.13	-	n
Total HxCDF	163180200	1.24 y	31:20	1.17	2401.60	0.98	-	n
13C-1,2,3,6,7,8-HxCDD	83112900	1.32 y	32:26	1.10	1859.11	1.53	93.0	n
1,2,3,4,7,8-HxCDD	24328400	1.27 y	32:21	0.92	633.56	1.47	-	n
1,2,3,6,7,8-HxCDD	29553300	1.30 y	32:26	1.20	593.19	1.13	-	n
1,2,3,7,8,9-HxCDD	28815500	1.26 y	32:46	1.14	610.45	1.19	-	n
Total HxCDD	82697200	1.27 y	32:21	1.09	1837.19	1.25	-	n
13C-1,2,3,4,6,7,8-HpCDF	103095600	0.46 y	34:28	1.25	2032.33	7.54	101.6	n
1,2,3,4,6,7,8-HpCDF	38102100	1.04 y	34:29	1.38	534.31	2.49	-	n
1,2,3,4,7,8,9-HpCDF	28014200	1.05 y	35:45	1.05	515.39	3.26	-	n
Total HpCDF	66116300	1.04 y	34:29	1.22	1049.70	2.82	-	n
13C-1,2,3,4,6,7,8-HpCDD	76435600	1.08 y	35:22	0.94	2008.12	3.97	100.4	n
1,2,3,4,6,7,8-HpCDD	22677200	1.07 y	35:23	1.07	557.10	1.58	-	n
Total HpCDD	22817454	2.57 n	34:28	1.07	560.54	1.58	-	n
13C-OCDD	88647200	0.93 y	38:06	0.59	3675.72	1.34	91.9	n

OCDF	37359000	0.93	y	38:14	1.54	1094.60	1.11	-	n
OCDD	28176500	0.91	y	38:07	1.14	1115.27	4.12	-	n

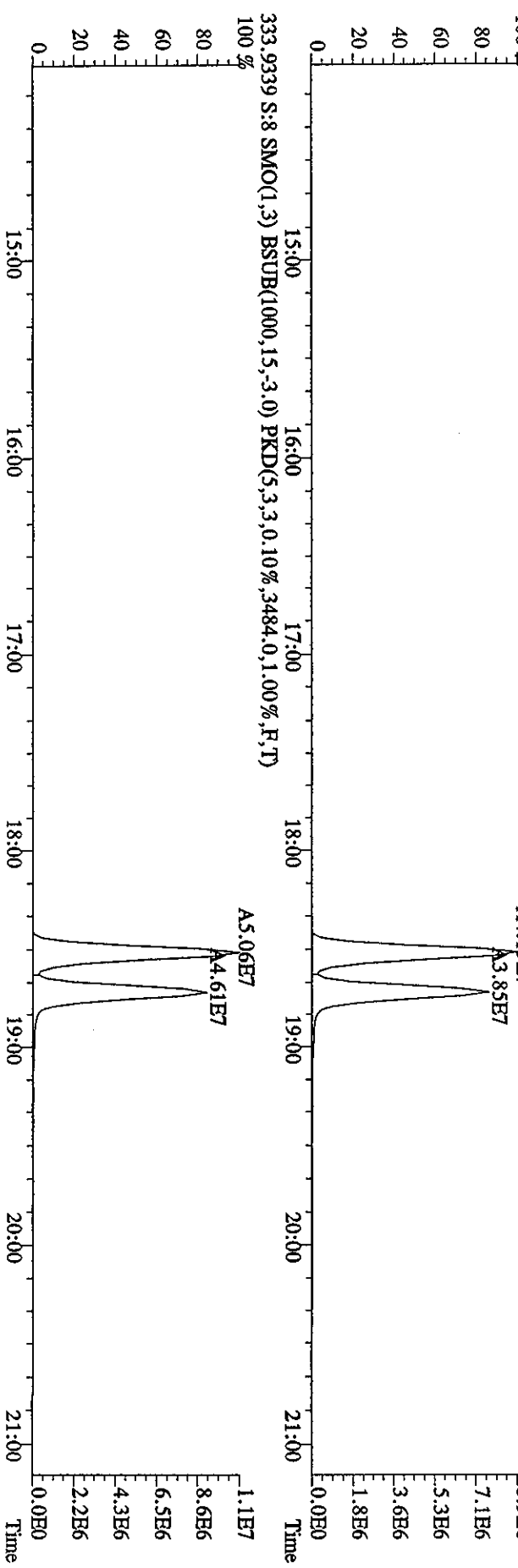
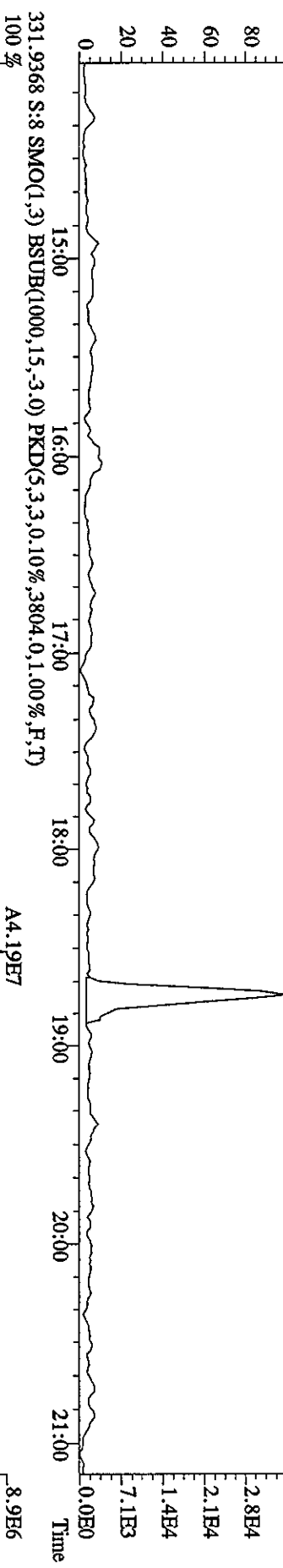
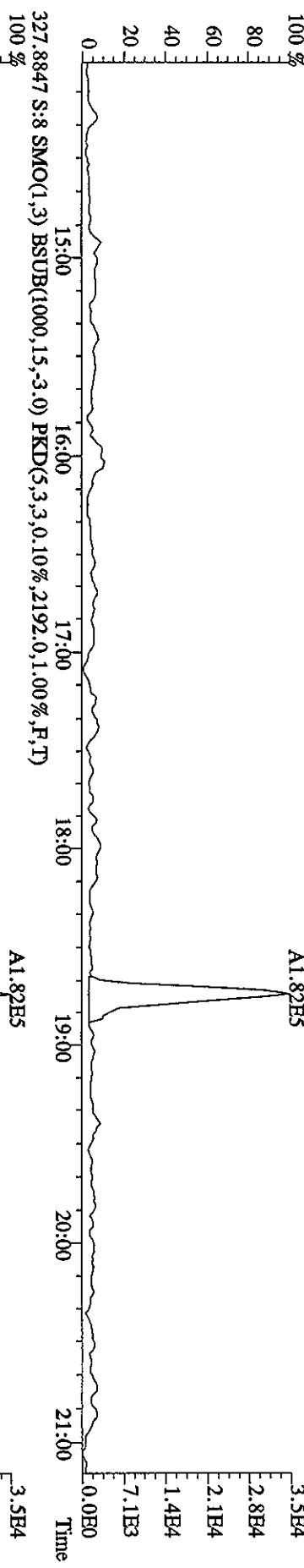
File:28MR068D5 #1-388 Acq:28-MAR-2006 18:04:06 GC EI+ Voltage SIR Autospec-UltimaE
 Sample#8 Text:ST0328F :2nd Source 2565-65 Exp:DIOXIN
 303.9016 S:8 SMO(1,3) BSUB(1000,15,-3.0) PKD(5,3,3,0,10%,2680,0,1.00%,F,T)



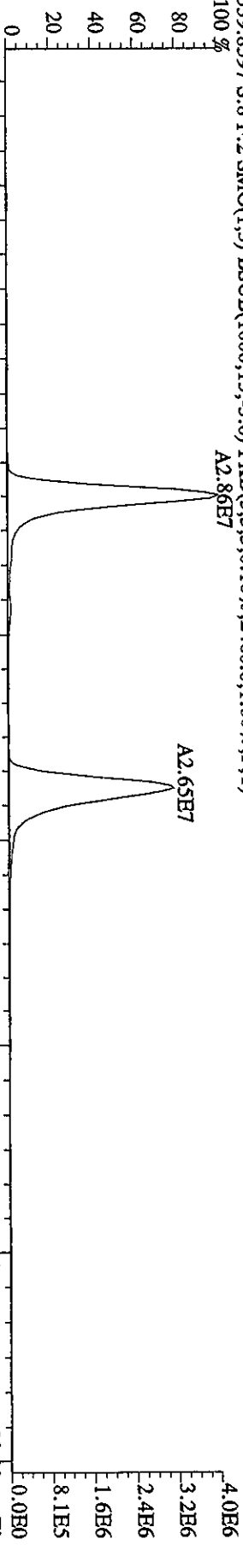
File:28MR068D5 #1-388 Acq:28-MAR-2006 18:04:06 GC EI + Voltage SIR Autospec-Ultimate
Sample#8 Text:ST0328F :2nd Source 2565-65 Exp:DIOXIN
319.8965 S:8 SMO(1,3) BSUB(1000,15,-3.0) PKD(5,3,3,0,10%,2148.0,1.00%,F,T)



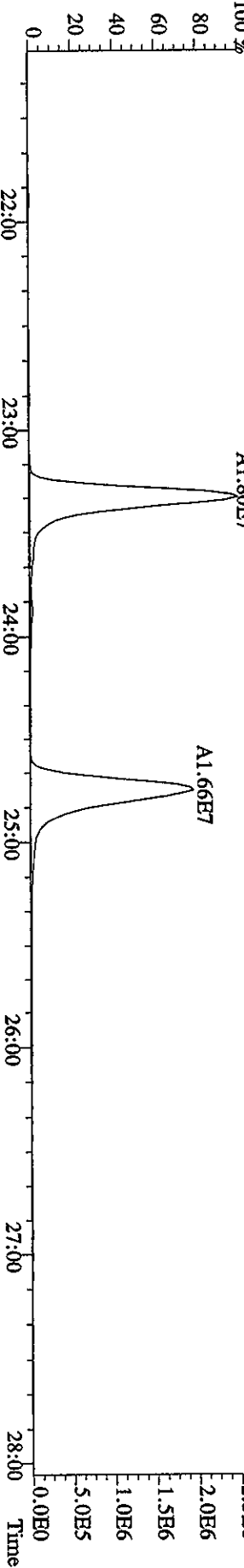
File:28MR068D5 #1-388 Acq:28-MAR-2006 18:04:06 GC EI+ Voltage SIR Autospec-UltimaE
Sample#8 Text:ST0328F :2nd Source 2565-65 Exp:DIOXIN
327.8847 S:8 SMO(1,3) BSUB(1000,15,-3,0) PKD(5,3,3,0,10%,2192,0,1,00%,F,T)



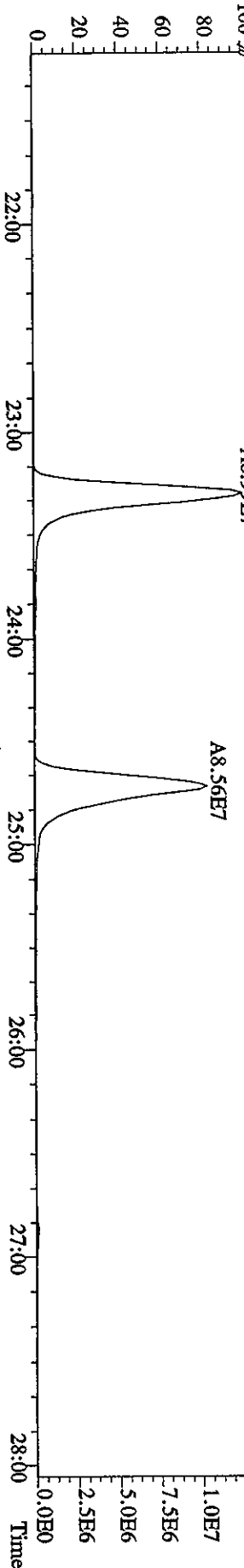
File:28MR068D5 #1-484 Acq:28-MAR-2006 18:04:06 GC EI+ Voltage SIR Autospec-UltimaE
 Sample#8 Text:ST0328F :2nd Source 2565-65 Exp.:DIOXIN
 339.8597 S:8 F:2 SMO(1,3) BSUB(1000,15,-3.0) PKD(5,3,3,0.10%,2460.0,1.00%,F,T)
 100 % A2.86E7



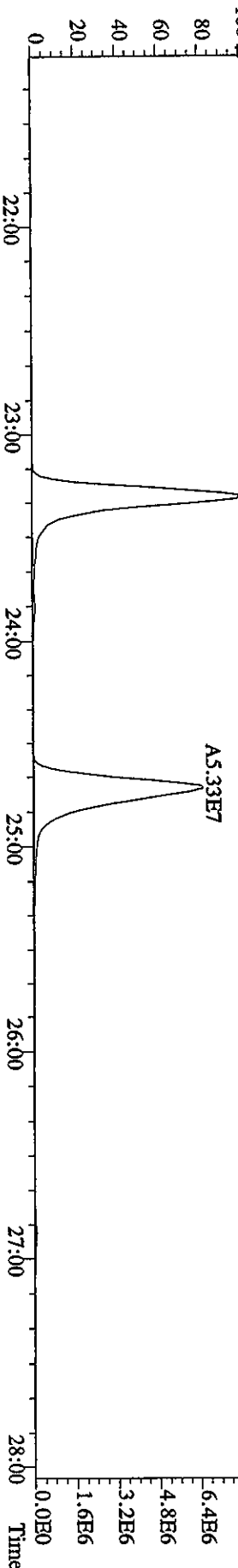
341.8567 S:8 F:2 SMO(1,3) BSUB(1000,15,-3.0) PKD(5,3,3,0.10%,2540.0,1.00%,F,T)
 100 % A1.80E7



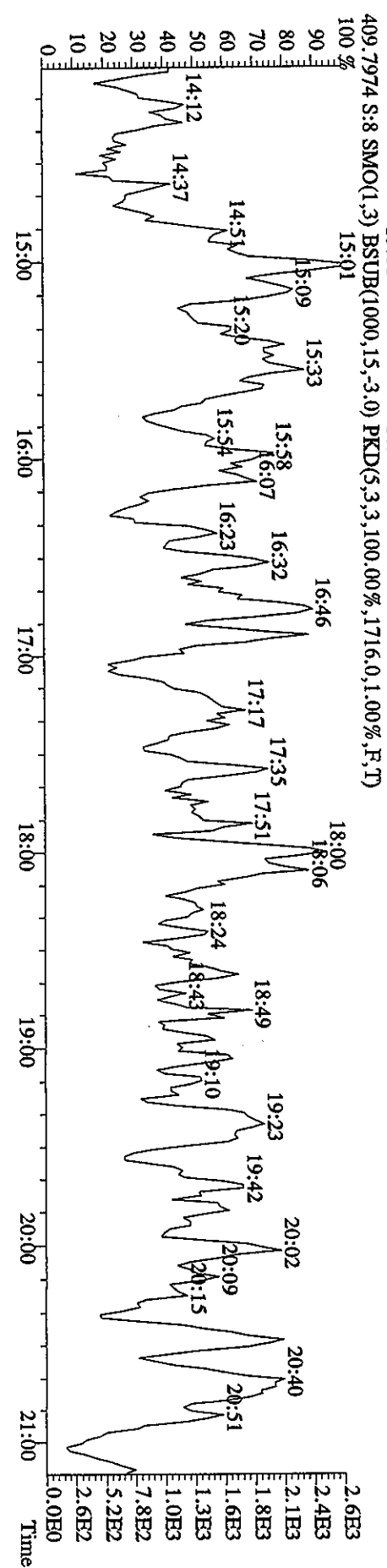
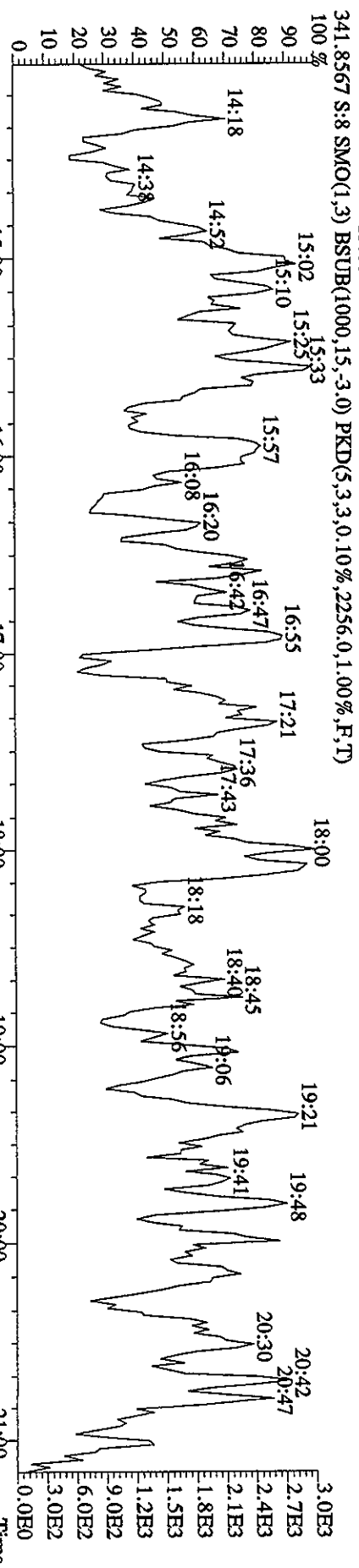
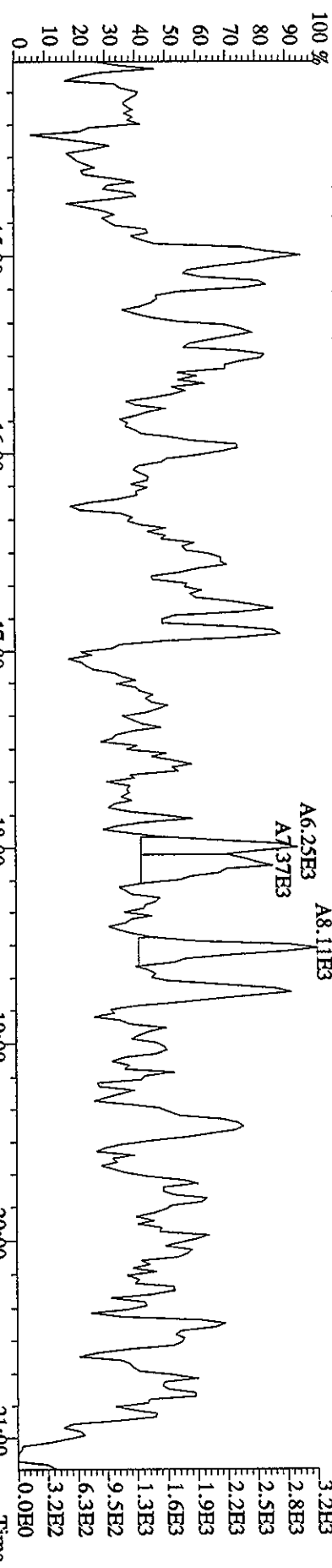
351.9000 S:8 F:2 SMO(1,3) BSUB(1000,15,-3.0) PKD(5,3,3,0.10%,4452.0,1.00%,F,T)
 100 % A8.99E7



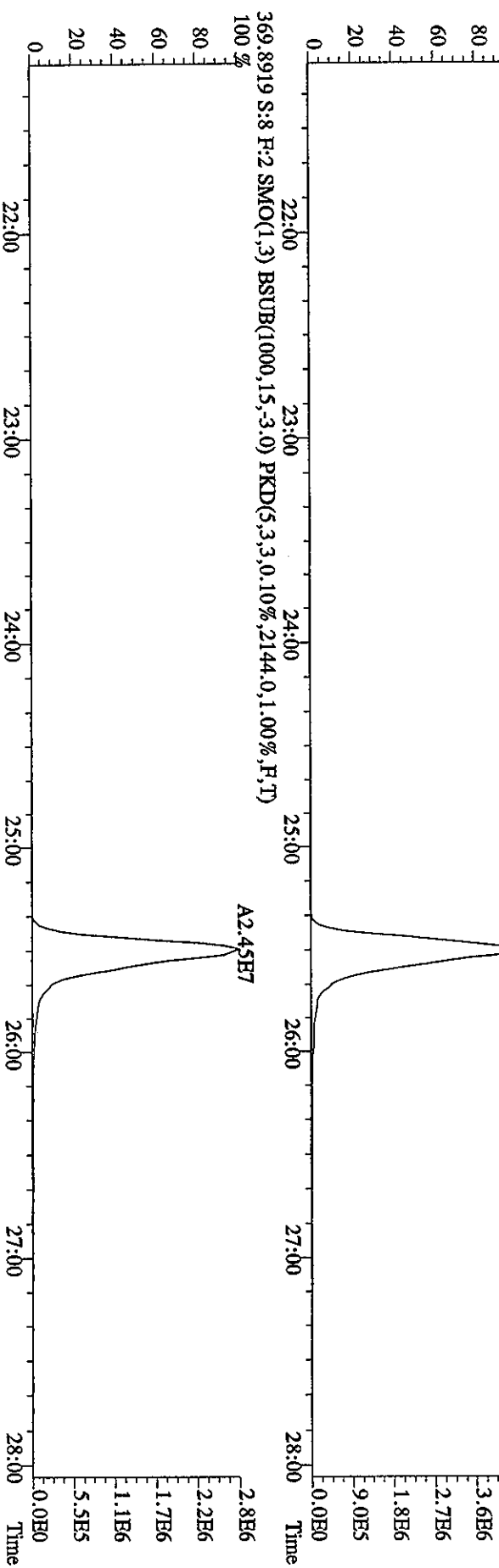

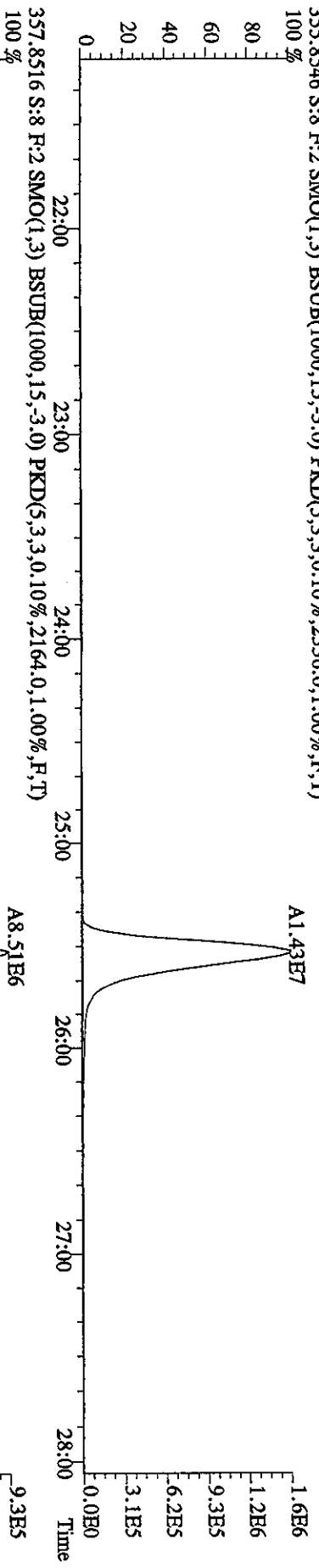
353.8970 S:8 F:2 SMO(1,3) BSUB(1000,15,-3.0) PKD(5,3,3,0.10%,7056.0,1.00%,F,T)
 100 % A5.55E7



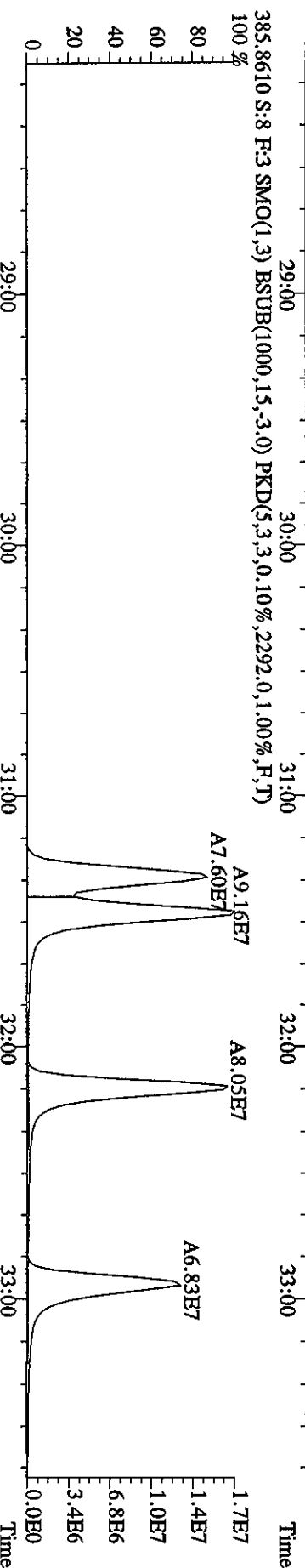
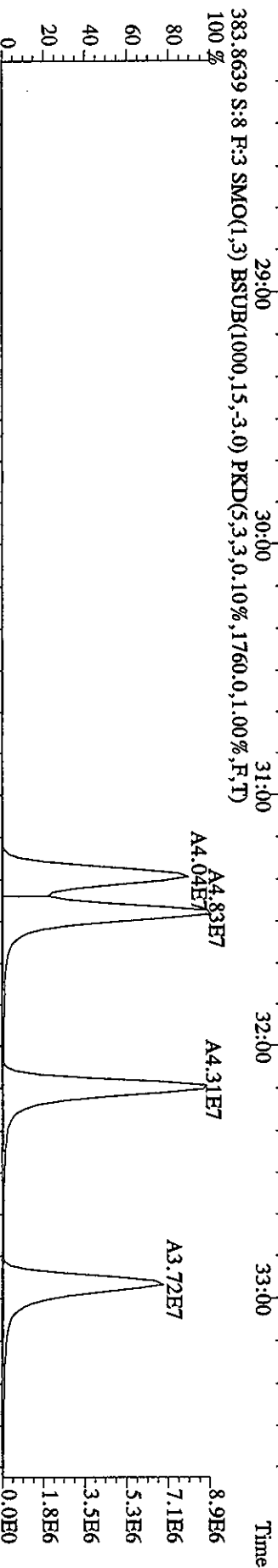
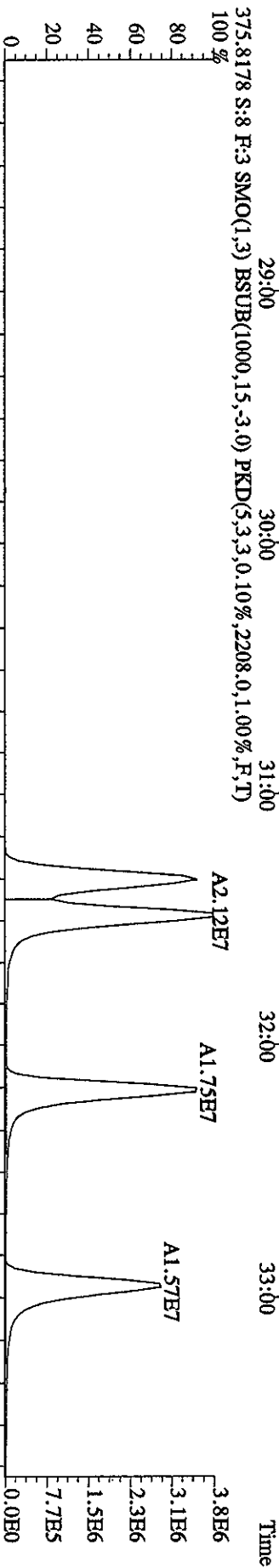
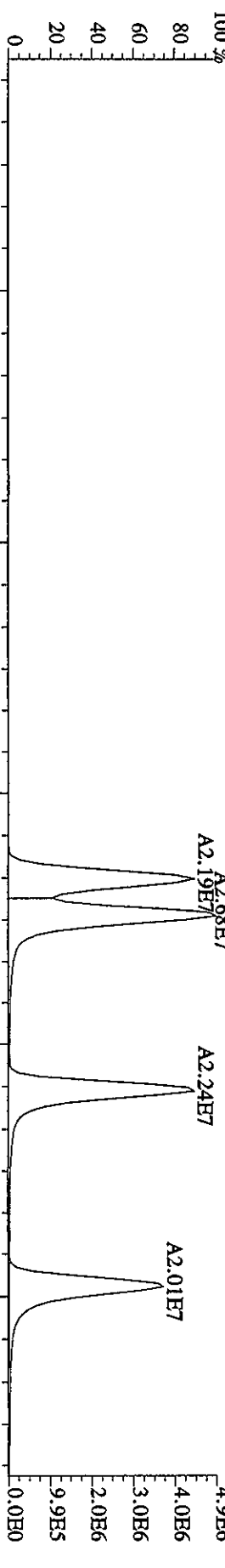
File:28MR068D5 #1-388 Acq:28-MAR-2006 18:04:06 GC EI+ Voltage SIR Autospec-Ultimate
 Sample#8 Text:ST0328F :2nd Source 2565-65 Exp.:DIOXIN
 339,8597 S:8 SMO(1,3) BSUB(1000,15,-3,0) PKD(5,3,3,0.10%,1.784,0.1,0.00%,F,T)



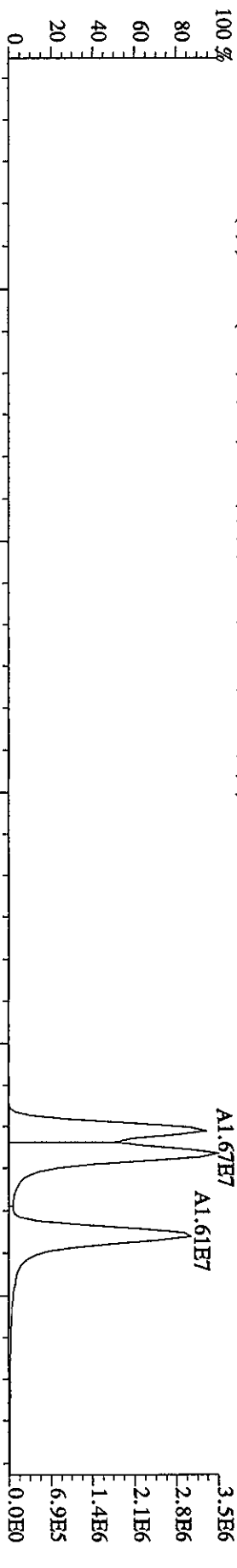
File:28MR068D5 #1-484 Acq:28-MAR-2006 18:04:06 GC EI+ Voltage SIR Autospec-Ultimate
 Sample#8 Text:ST0328F :2nd Source 2565-65 Exp:DIOXIN
 355.8546 S:8 F:2 SMO(1,3) BSUB(1000,15,-3.0) PKD(5,3,3,0.10%,2336.0,1.00%,F,T)
 100 %



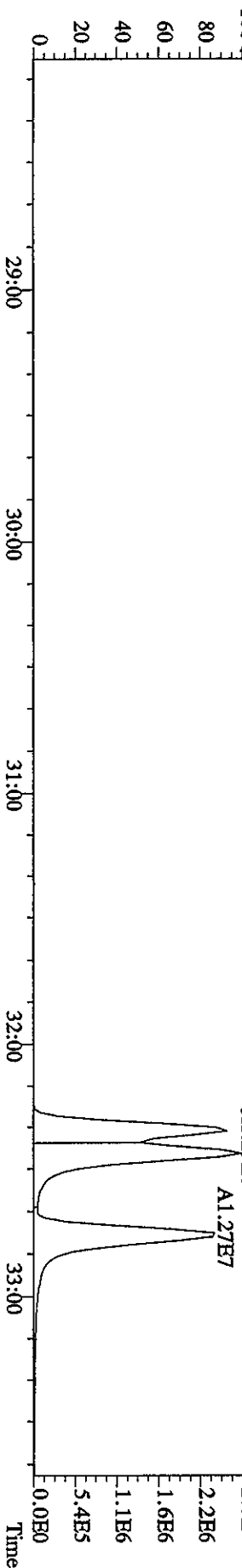
File:28MR068D5 #1-378 Acq:28-MAR-2006 18:04:06 GC EI+ Voltage SIR Autospec-UltimaB
 Sample#8 Text:ST0328F :2nd Source 2565-65 Exp:DIOXIN
 373.8208 S:8 F:3 SMO(1,3) BSUB(1000,15,-3.0) PKD(5,3,3,0.10%,2096.0,1.00%,F,T)



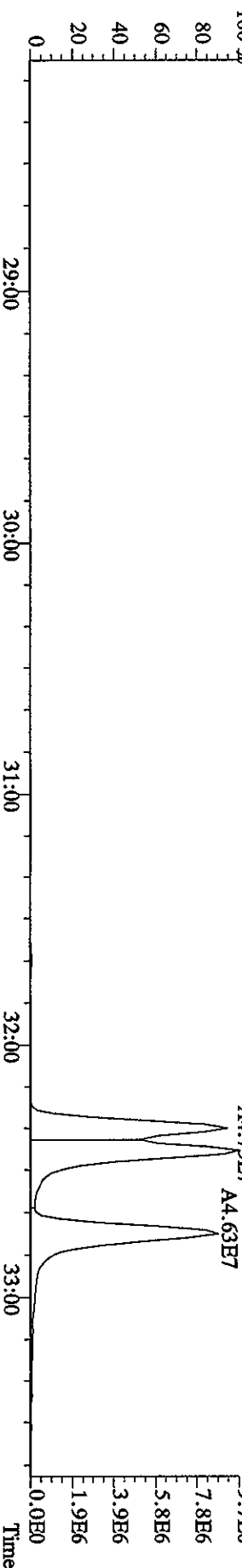
File:28MR068D5 #1-378 Acq:28-MAR-2006 18:04:06 GC EI+ Voltage SIR Autospec-UltimaE
 Sample#8 Tex:ST0328F :2nd Source 2565-65 Exp:DIOXIN
 389.8157 S:8 F:3 SMO(1,3) BSUB(1000,15,-3.0) PKD(5,3,3,0.10%,2052.0,1.00%,F,T)



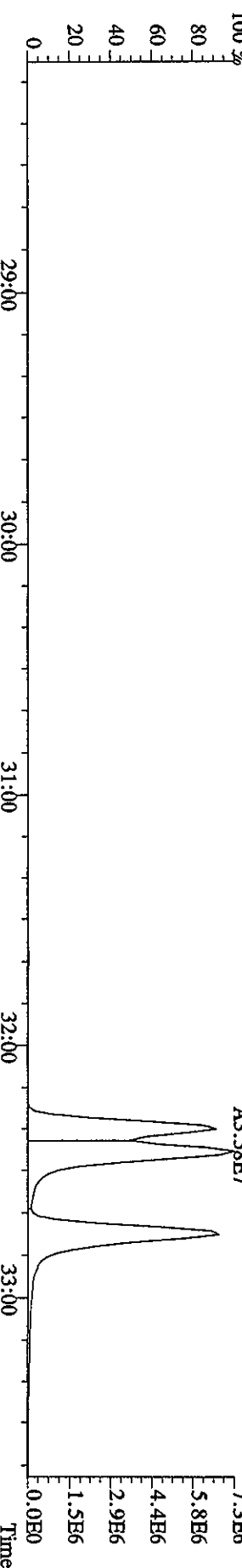
391.8127 S:8 F:3 SMO(1,3) BSUB(1000,15,-3.0) PKD(5,3,3,0.10%,1784.0,1.00%,F,T)







401.8559 S:8 F:3 SMO(1,3) BSUB(1000,15,-3.0) PKD(5,3,3,0.10%,2176.0,1.00%,F,T)



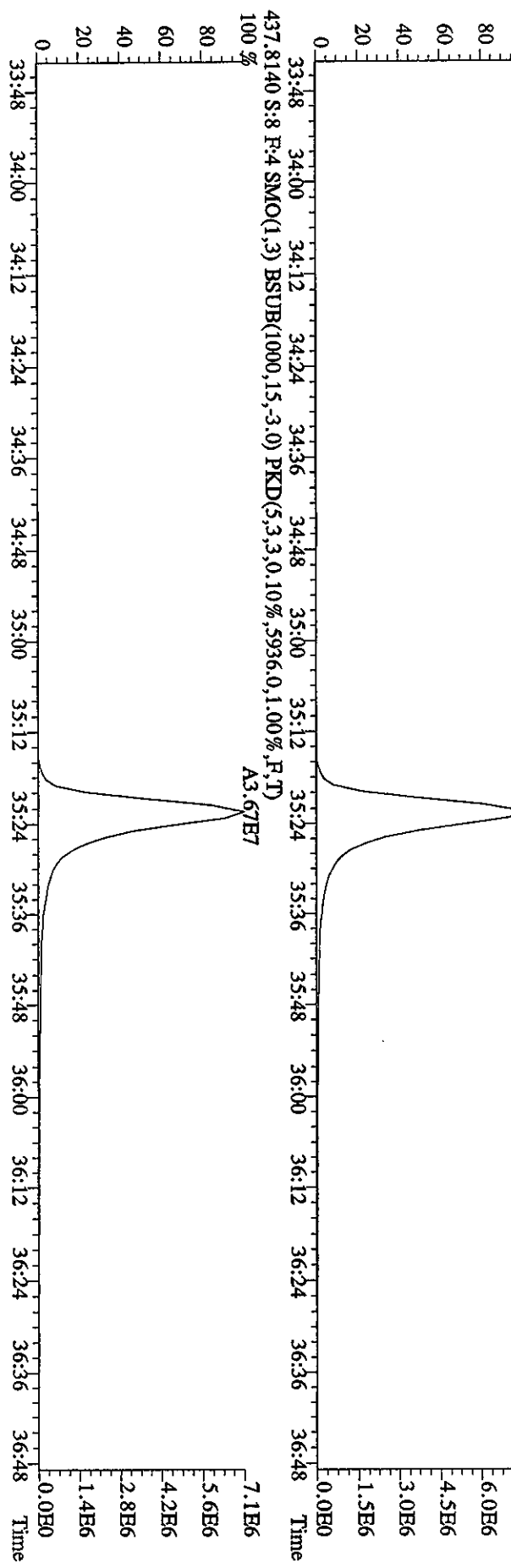
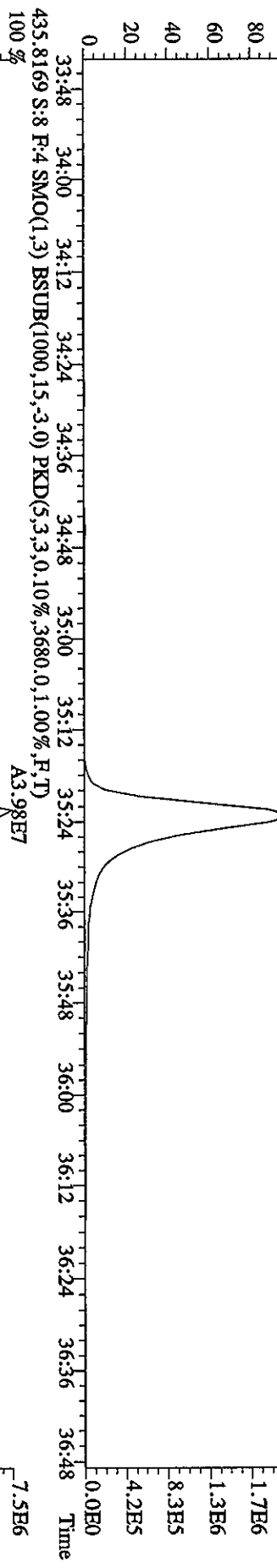
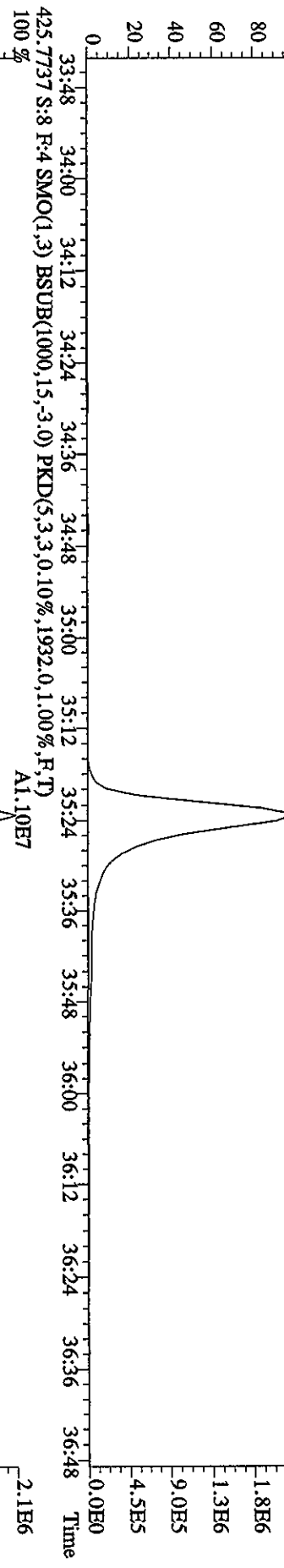
403.8529 S:8 F:3 SMO(1,3) BSUB(1000,15,-3.0) PKD(5,3,3,0.10%,2168.0,1.00%,F,T)



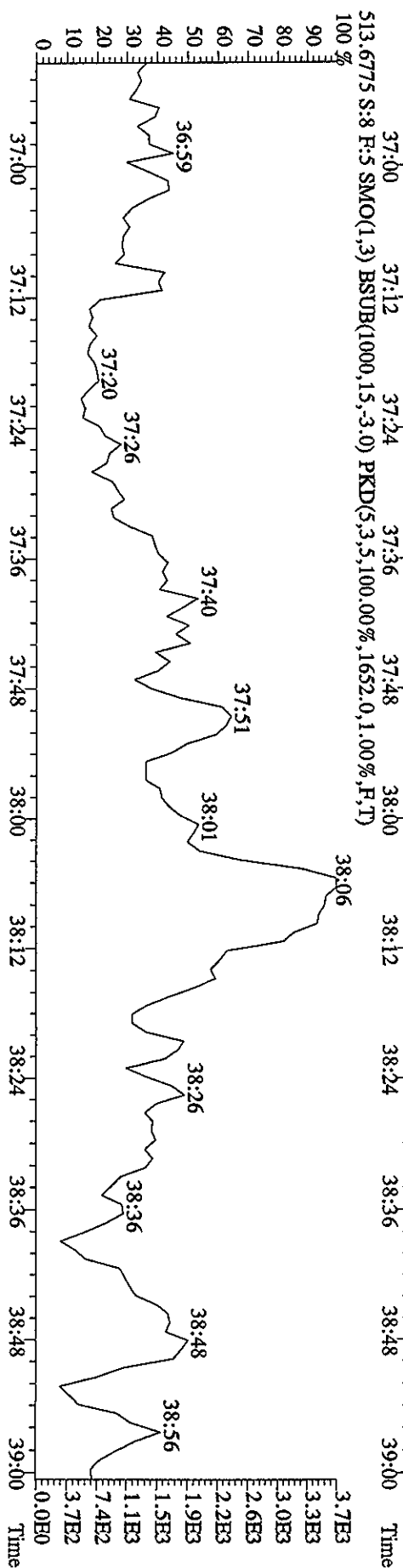
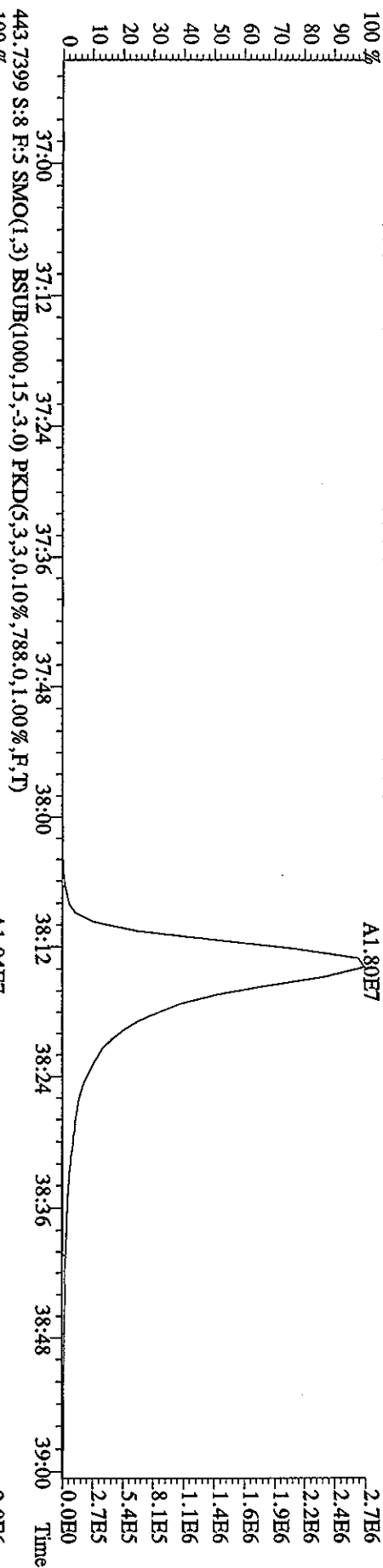
File:28MR068D5 #1-217 Acq:28-MAR-2006 18:04:06 GC EI+ Voltage SIR Autospec-UltimaE
 Sample#8 Text:ST0328F :2nd Source 2565-65 Exp:DIOXIN
 407.7818 S:8 F:4 SMO(1,3) BSUB(1000,15,3.0) PKD(5,3,3,0.10%,6224.0,1.00%,F,T)
 100%



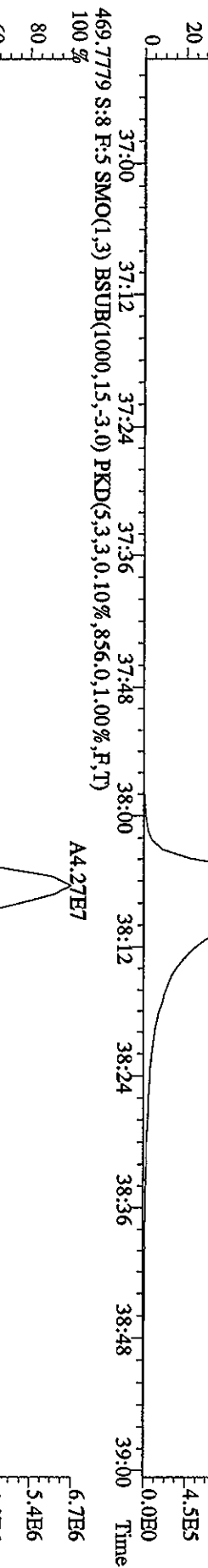
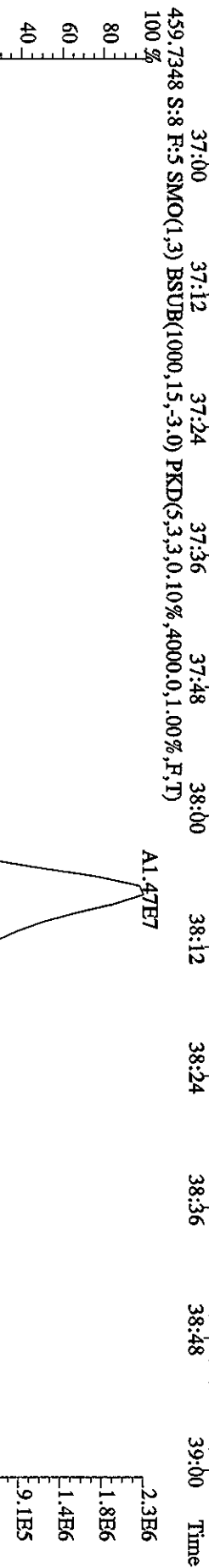
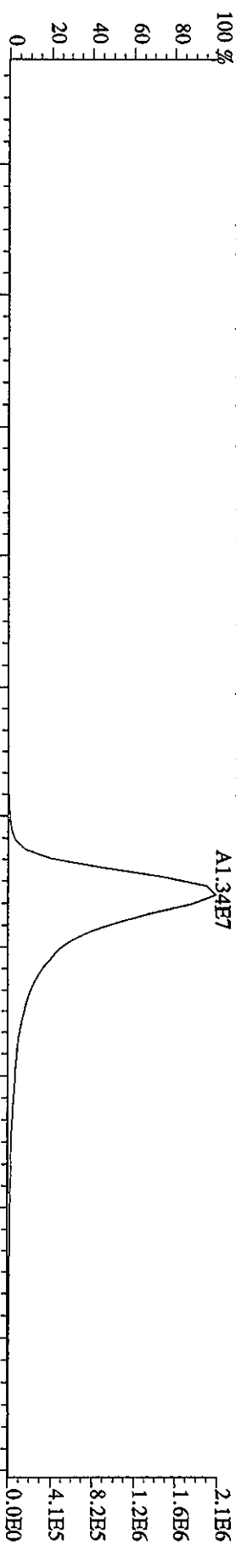
File:28MR068D5 #1-217 Acq:28-MAR-2006 18:04:06 GC EI + Voltage SIR Autospec-UltimaE
 Sample#8 Text:ST0328F 2nd Source 2565-65 Exp:DIOXIN
 423.7766 S:8 F:4 SMO(1,3) BSUB(1000,15,-3.0) PKD(5,3,3,0.10%,2152.0,1.00%,F,T)
 100%




File:28MR068D5 #1-157 Acq:28-MAR-2006 18:04:06 GC BI+ Voltage SIR Autospec-UltimaE
 Sample#8 Text:ST0328F :2nd Source 2565-65 Exp:DIOXIN
 441.7428 S:8 F:5 SMO(1,3) BSUB(1000,15,-3.0) PKD(5,3,3,0.10%,1208.0,1.00%,F,T)



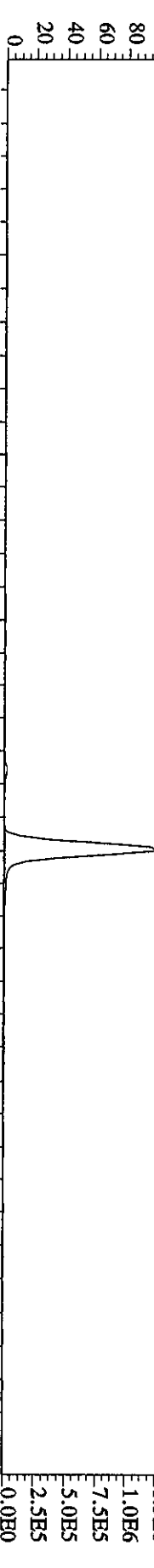
File:28MR068D5 #1-157 Acq:28-MAR-2006 18:04:06 GC FI+ Voltage SIR Autospec-UltraME
 Sample#8 Tex:ST0328F 2nd Source 2565-65 Exp:DIOXIN
 457.7377 S:8 F:5 SMO(1,3) BSUB(1000,15,-3.0) PKD(5,3,3,0.10%,1500,0,1.00%,F,T)



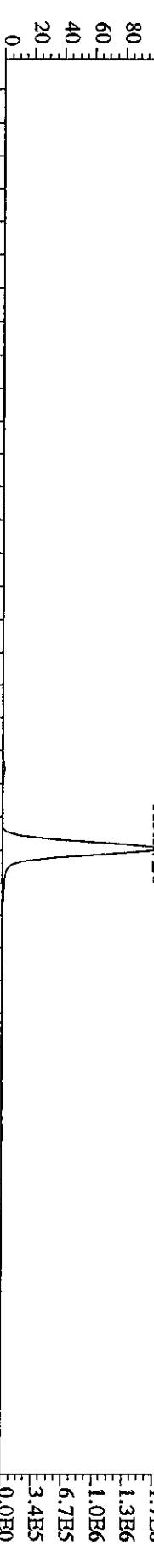
File: 28MR068D5 #1-388 Acq: 28-MAR-2006 18:04:06 GC EI+ Voltage SIR Autospec-UltimaE
 Sample#8 Text: ST0328F : 2nd Source 2565-65 Exp: DIOXIN
 292.9825 S:8 SMO(1,3) PKD(5,3,5,100.00%,0.0,1.00%,F,T)



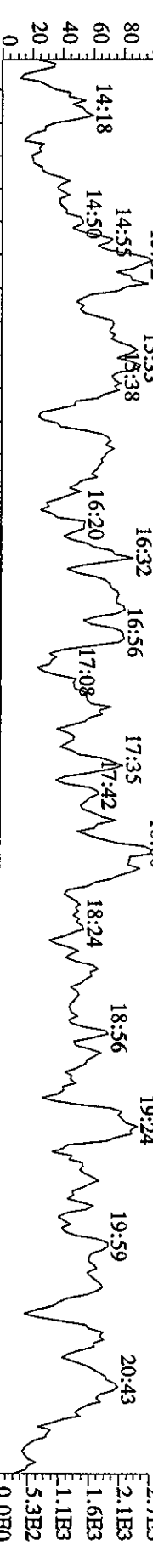
303.9016 S:8 SMO(1,3) BSUB(1000,15,-3,0) PKD(5,3,3,0.10%,2680.0,1.00%,F,T)
 100%
 1.3E6
 1.0E6
 7.5E5
 5.0E5
 2.5E5
 0.0E0



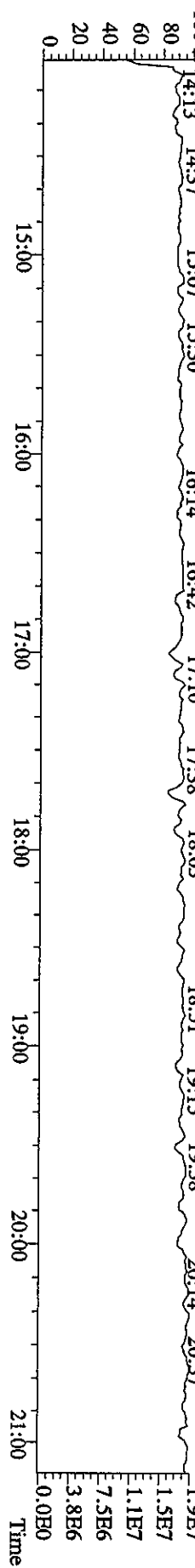
305.8987 S:8 SMO(1,3) BSUB(1000,15,-3,0) PKD(5,3,3,0.10%,2324.0,1.00%,F,T)
 100%
 1.7E6
 1.3E6
 1.0E6
 6.7E5
 3.4E5
 0.0E0



375.8364 S:8 SMO(1,3) BSUB(1000,15,-3,0) PKD(5,3,3,100.00%,1964.0,1.00%,F,T)
 100%
 2.7E3
 2.1E3
 1.6E3
 1.1E3
 5.3E2
 0.0E0



330.9792 S:8 SMO(1,3) PKD(5,3,3,100.00%,0.0,1.00%,F,T)
 100%
 1.9E7
 1.5E7
 1.1E7
 7.5E6
 3.8E6
 0.0E0




File: 28MR068D5 #1-484 Acq: 28-MAR-2006 18:04:06 GC EI + Voltage SIR Autospec-UltimaB

Sample#8 Text: ST0328F : 2nd Source 2565-65 Exp: DIOXIN

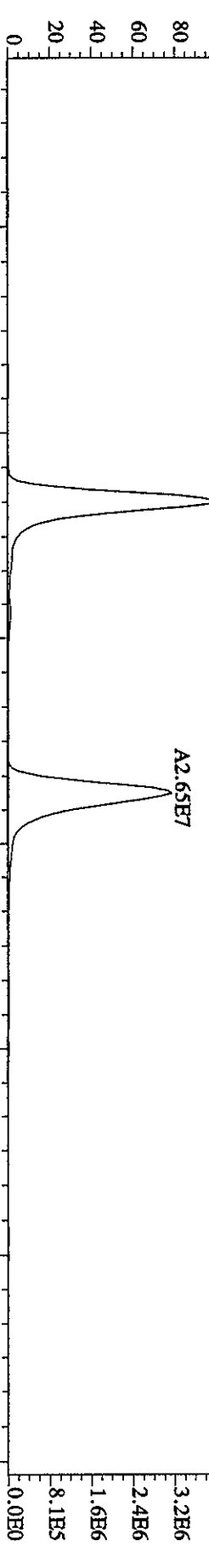
342.9792 S: 8 F: 2 SMO(1,3) PKD(5,3,3,100.00%,0,0,1.00%,F,T)

21:28 21:54 22:39 23:02 23:27 23:50 24:36 25:02 25:34 26:14 26:47 27:10



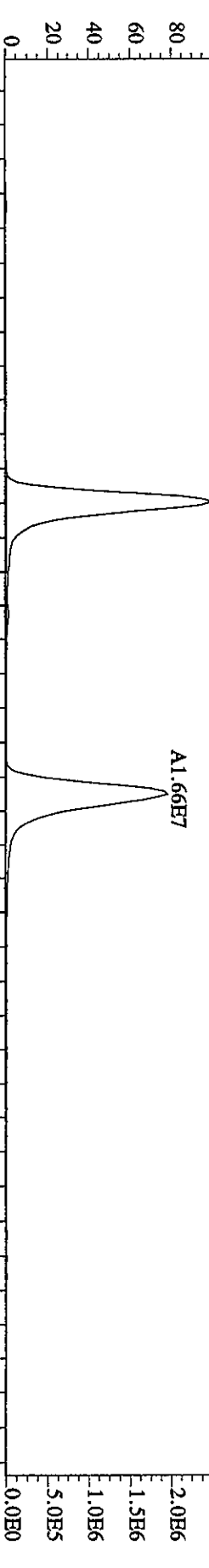
339.8597 S: 8 F: 2 SMO(1,3) BSUB(1000,15,-3,0) PKD(5,3,3,0.10%,2460,0,1.00%,F,T)

4.0E6 3.2E6 2.4E6 1.6E6 8.1E5 0.0E0

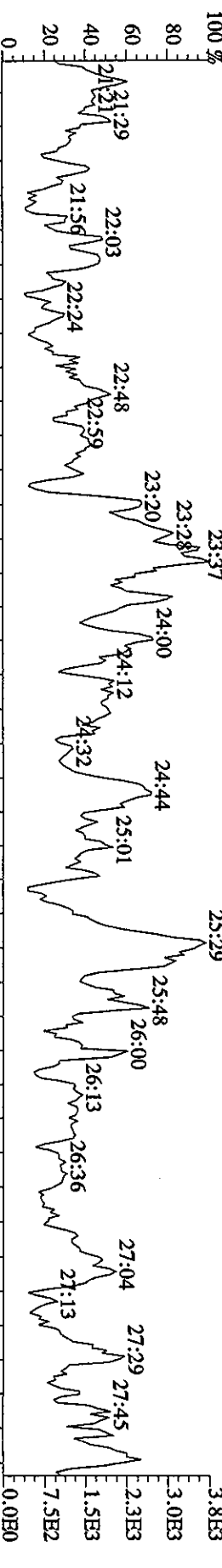


341.8567 S: 8 F: 2 SMO(1,3) BSUB(1000,15,-3,0) PKD(5,3,3,0.10%,2540,0,1.00%,F,T)


2.5E6 2.0E6 1.5E6 1.0E6 5.0E5 0.0E0



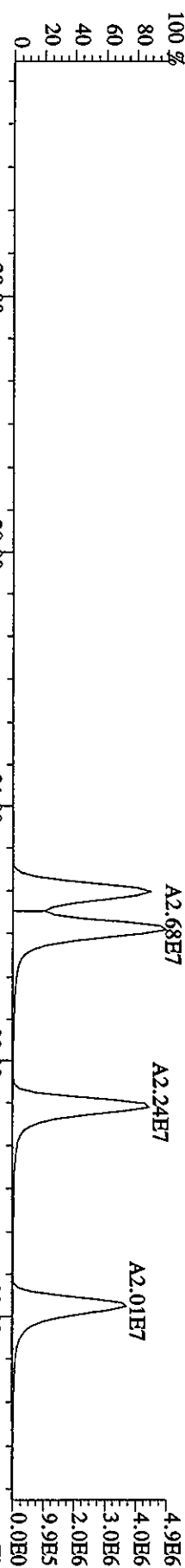
409.7974 S: 8 F: 2 SMO(1,3) BSUB(1000,15,-3,0) PKD(5,3,3,100.00%,1740,0,1.00%,F,T)



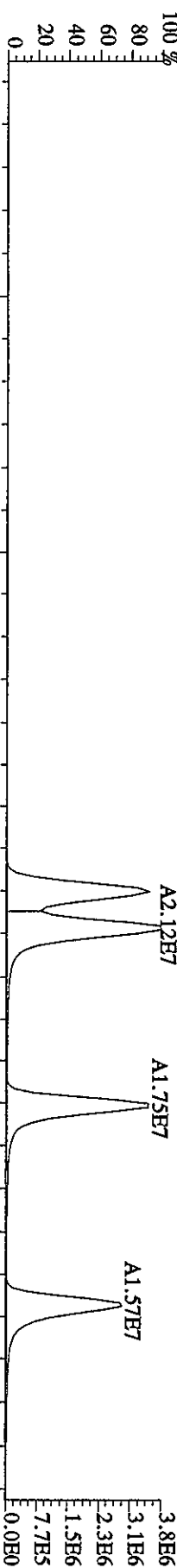
File:28MR068D5 #1-378 Acq:28-MAR-2006 18:04:06 GC EI+ Voltage SIR Autospec-UltimaE
 Sample#8 Tex:ST0328F :2nd Source 2565-65 Exp:DIOXIN
 392.9760 S:8 F:3 SMO(1,3) PKD(5,3,3,100.00%,0.0,1.00%,F,T)



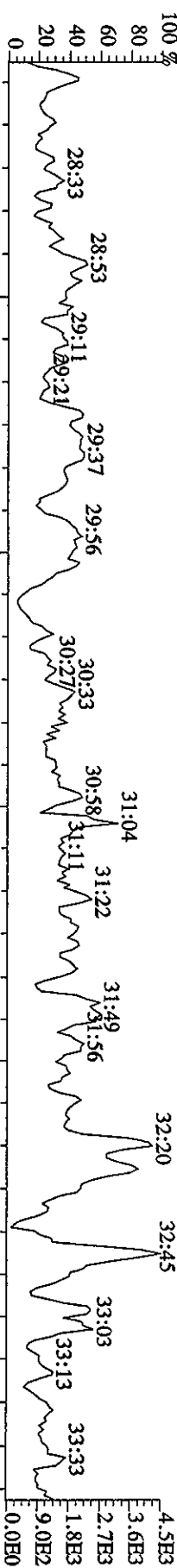
373.8208 S:8 F:3 SMO(1,3) BSUB(1000,15,-3.0) PKD(5,3,3,0.10%,2096,0,1.00%,F,T)



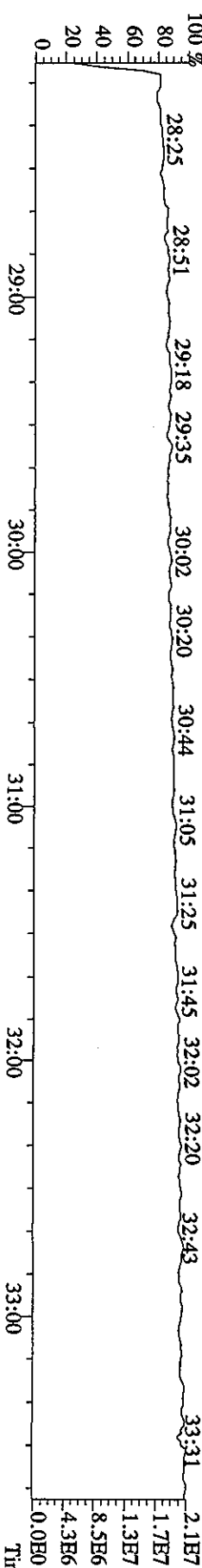
375.8178 S:8 F:3 SMO(1,3) BSUB(1000,15,-3.0) PKD(5,3,3,0.10%,2208,0,1.00%,F,T)



445.7555 S:8 F:3 SMO(1,3) BSUB(1000,15,-3.0) PKD(5,3,3,100.00%,1928,0,1.00%,F,T)




380.9760 S:8 F:3 SMO(1,3) PKD(5,3,3,100.00%,0.0,1.00%,F,T)



Sample#8 Text:ST0328F 2nd Source 2565-65 Exp:DIOXIN

430.9728 S:8 F:4 SMO(1,3) PKD(5,3,3,100.00%,0.0,1.00%,F,T)

100% 33:55 34:11 34:24 34:35 34:45 35:04 35:18 35:28 35:45 36:11 36:43 1.3E7




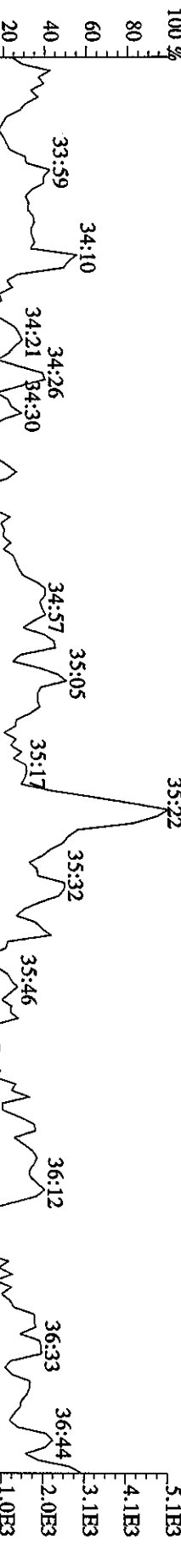
407.7818 S:8 F:4 SMO(1,3) BSUB(1000,15,-3,0) PKD(5,3,3,0.10%,6224,0,1.00%,F,T)



409.7799 S:8 F:4 SMO(1,3) BSUB(1000,15,-3,0) PKD(5,3,3,0.10%,6752,0,1.00%,F,T)



479.7165 S:8 F:4 SMO(1,3) BSUB(1000,15,-3,0) PKD(5,3,3,100.00%,1844,0,1.00%,F,T)

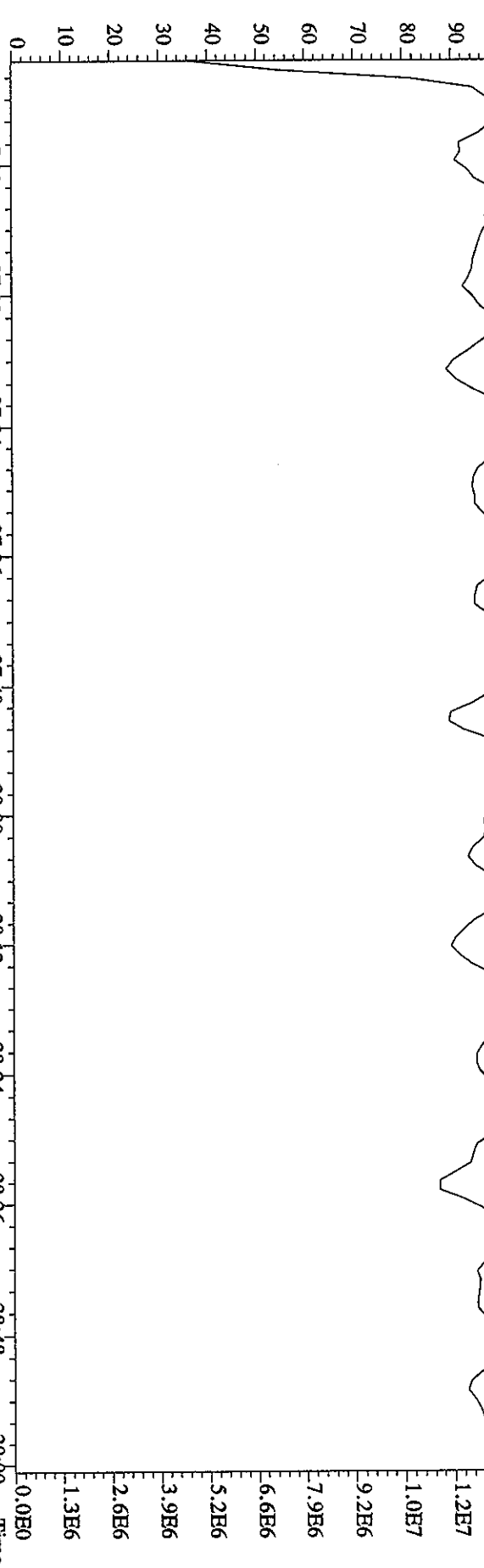


File: 28MR068D5 #1-157 Acq: 28-MAR-2006 18:04:06 GC EI + Voltage SIR Autospec-UltimaE

Sample#8 Text: ST0328R : 2nd Source 2565-65 Exp: DIOXIN

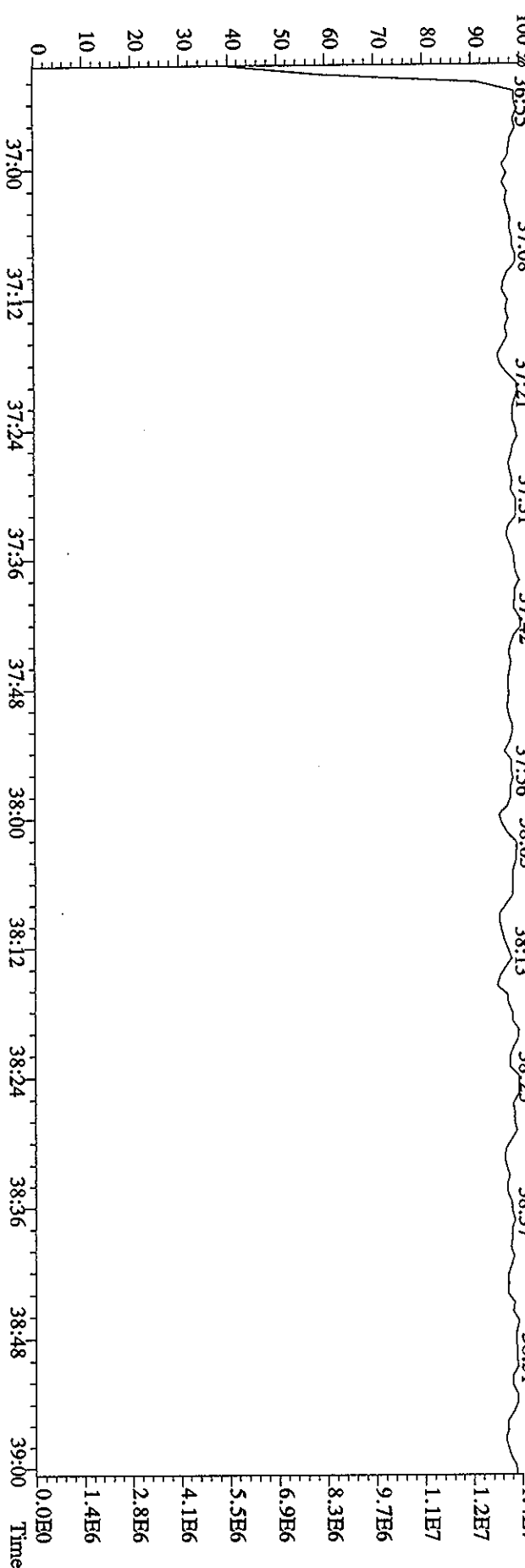
454,9728 S:8 F:5 SMO(1,3) PKD(5,3,3,100.00%,0.0,1.00%,F,T)

100% 36:56 37:03 37:16 37:26 37:34 37:48 37:58 38:07 38:18 38:29 38:38 38:50 1.3E7



442,9728 S:8 F:5 SMO(1,3) PKD(5,3,3,100.00%,0.0,1.00%,F,T)

100% 36:55 37:08 37:21 37:31 37:42 37:48 38:00 38:12 38:13 38:25 38:37 38:48 38:51 1.4E7



Sample Extraction/Preparation Log
Copies and Checklists

DCS is only required when a client requests one or a MS/SD is requested and limited sample size is available.

G6E120362

Please Circle Extraction Type if used:
 Soxhlet / Soxhtherm / DI TCLP
 Ext. 1 _____ Ext. 2 _____
 Extraction time on: _____
 Extraction time off: _____

IN

Dioxins/Furans, HRGC/HRMS (8290)

Sample #	Suff	Sugg. Sample Size	Actual Sample Size	613 Extraction	Option C (Acid/Base)	IFB	D2	* Final Volume			
				Init/Date	Init/Date	Init/Date	Init/Date	Init/Date	Init/Date	Init/Date	Init/Date
MB		1.0u		5/23/06				5/25/06			
LCS											
DCS											
1			1016.8			T.L 5/25/06					

All Samples
I.S. ID
Added Vol./Conc.

1.0ml 2726-28

By: *m*

Witness: *CL*

Date: 5.23.06

LCS/DCS/MS/SD
N.S. ID
Added Vol./Conc.

←

By: —

Witness: —

Date: —

All Samples
CRS/Surr ID
Added Vol./Conc.

1.0ml/ 2726-27

By: T.L

Witness: *CLW*

Date: 5/25/06

All Samples
R.S. ID
Added Vol./Conc.

20ul/2565-22

By: *R*

Witness: *ELW*

Date: 5/25/06

Comments (Including Dilution at FV information):

QC Lot ID: G6E170121

Batch: 614362Y

Associated Samples:

Batch:

Method:

/	/	/
/	/	/
/	/	/
/	/	/
/	/	/

Extraction
Solvents Used:

Solvent Lot #:

DM

*Note: Final Volume column is used when the analyst who performed the addition of the Recovery Standard is different than the individual who concentrated the sample to the final volume. Also, if the final volume is different than the volume of Recovery Standard added, please denote in this column as well.



**STL Sacramento
Data Checklist
High Resolution and Low Resolution Analyses**



Lot ID #: G6E120362 Method ID: Dioxins/Furans, HRGC/HRMS (8290)

Sample # 1

(For Internal COC requests only)

Date Delivered to Inst.: _____ Delivered By: _____ Delivered To: _____

	<u>DB-5</u>	<u>DB-225</u>
Data Analyst:	<u>JH</u>	_____
Date initiated:	<u>5-30-06</u>	_____
Reviewer:	<u>JCS</u>	_____
Date reviewed:	<u>05/30/06</u>	_____

QA/QC verification:	<u>Initiated</u> <u>DB-5</u>	<u>Reviewed</u> <u>DB-5</u>	<u>Initiated</u> <u>DB-225</u> (High Res Only)	<u>Reviewed</u> <u>DB-225</u> (High Res Only)
-Daily standard package(s) present?	<u>/</u>	<u>/</u>	_____	_____
-Method Blank present?	<u>/</u>	<u>/</u>	_____	_____
-LCS/DCS copy present and meets native recovery criteria?	<u>/</u>	<u>/</u>	_____	_____
-Internal standard recoveries within limits?*	<u>/</u>	<u>/</u>	_____	_____
-Ion ratios within + 15% of theoretical values?	<u>/</u>	<u>/</u>	_____	_____
-Other QC (Dup,MS,SD) within specs?*	<u>NA</u>	<u>NA</u>	_____	_____

Sample Analysis:	<u>Initiated</u> <u>DB-5</u>	<u>Reviewed</u> <u>DB-5</u>	<u>Initiated</u> <u>DB-225</u> (High Res Only)	<u>Reviewed</u> <u>DB-225</u> (High Res Only)
-Correct sample aliquot used?	<u>/</u>	<u>/</u>	_____	_____
-All raw data present?	<u>/</u>	<u>/</u>	_____	_____
-Standard target DL's used? If RL's are used specify: _____	<u>/</u>	<u>/</u>	_____	_____
-DL's below <u>7DL</u> LCL (please circle)?	<u>/</u>	<u>/</u>	_____	_____
-All positives reported at levels greater than method blank DL's?	<u>/</u>	<u>/</u>	_____	_____
-Correct RRF's used for method?	<u>/</u>	<u>/</u>	_____	_____
-Internal standard amounts correct for method?	<u>✓</u>	<u>/</u>	_____	_____
-Target analytes are not saturated?	<u>/</u>	<u>/</u>	_____	_____
-Dilution/splitting of extract taken into account?	<u>NA</u>	<u>NA</u>	_____	_____
-Have dilution calculations been verified?	<u>NA</u>	<u>NA</u>	_____	_____
-Has a manual calculation for the sequence(s) been verified?	<u>/</u>	<u>/</u>	_____	_____
-Are retention times (RT) correct?	<u>/</u>	<u>/</u>	_____	_____
-Manual integrations checked?	<u>NA</u>	<u>NA</u>	_____	_____

Comments: (Use other side if necessary)

*** Recovery limits:**

NCASI 551:	40-120%***
Method 8290:	40-135%***
Method 1613:	25-150%***
Method 23:	40-130%***(Cl4-Cl6), 25-130%(Cl7-8), 70-130%(surr.)
CARB 428:	40-120%***
CARB 429:	50-150%***
PCBs:	25-150%***
DBD/DBF	20-150%***
Method 8280:	40-120%***
DFLM01.0:	25-150%***

****RPD limits:**

50%
20%
50%
50%
50%
50%

ROG058

Severn Trent Laboratories, Inc.
EXTRACTION BENCH WORKSHEET

Run Date: 5/25/06
Time: 16:27:02

* QC BATCH: 6143628 *
* *****

PREP DATE: 5/23/06
COMP DATE: 5/23/06

EXTR EXPR	ANL DUE	LOT# WORK ORDER	MSRUN#/ ORDER	TEST FLGS	EXT MTH	MATRIX	INIT/ WT/VOL	FIN INIT	PH'S ADJ1	ADJ2	EXTRACTION VOL	SOLVENTS VOL	EXCHANGE	VOL	SPIKE STANDARD/ SURROGATE ID
6/14/06	0/00/00	G6E2300000-628	H5169-1-ACC		09	IN WATER	1000.0mL 20.00uL	NA	NA	NA	DCM	300.0	C-14	.0	50UL NS/2726-26 1.0ML IS/2726-28

1.0ML IS/2726-28, 50UL NS/2726-26, 1.0ML CRS/2726-27, 20UL RS/2565-22.

R = RUSH C = CLP
 E = EPA 600 D = EXP.DEL)
 M = CLIENT REQ MS/MSD

NUMBER OF WORK ORDERS IN BATCH: 8

Appendix

Includes (as applicable):

retention time windows


MDL summaries

calculation explanation sheets

standard raw data

statistical summary

2565-41



STL

STL SACRAMENTO HIGH RESOLUTION DIOXIN STANDARDS PREPARATION LOG

5th Calibration Curve

Standard Name 638200/MS/SS1 CS-1 CS-2 CS-3 CS-4 CS-5 Date Prepared/Prepared By ff | 9-9-05

13C-I.S. Amt (uL)	2565-41A	2565-41B	2565-41C	2565-41D	2565-41E	DA OPENED/	ID	Stand. Type	Concentration (pg/uL)
250	250	2000	100	100	100		2565-37	Stock Dioxin/Furan IS	200 to 400
2565-37	2565-37	2565-37	2565-37	2565-37	2565-37		1834-57	Stock Dioxin/Furan Surrogate	400
F.C. (pg/uL)	100	100	100	100	100		2565-40	37C-2378 TCDD Daily Soln.	0.8
	(100-200)	(100-200)	(100-200)	(100-200)	(100-200)		2565-38	37C-2378 TCDD Stock Soln.	400
13C-Surrogate Amt (uL)	125	125	1000	50	50		2565-39	Daily Dioxin/Furan PAR Soln	4 to 40
ID#	1834-57	1834-57	1834-57	1834-57	1834-57		1613PAR	1613PAR	400 to 4000
F.C. (pg/uL)	100	100	100	100	100		2565-62	Dioxin/Furan RS	100

37Cl-2378 TCDD Amt (uL)	312.5	1250	100	20	100	DA OPENED/	ID	Stand. Type	Concentration (pg/uL)
ID#	2565-40	2565-40	2565-38	2565-38	2565-38				
F.C. (pg/uL)	0.5	2	10	40	200				
Natives Amt (uL)	62.5	250	100	20	100				
ID#	2565-39	2565-39	1613PAR	1613PAR	1613PAR				
F.C. (pg/uL)	0.5	2	10	40	200				
	(0.5-5.0)	(2.0-20)	(10-100)	(40-400)	(200-2000)				
13C-R.S. Amt (uL)	500	500	4000	200	200				
ID#	2565-62	2565-62	2565-62	2565-62	2565-62				
F.C. (pg/uL)	100	100	100	100	100				
Standard Lot #	10520D0	10520D0	10520D0	10520D0	10520D0				
F.V. (uL)	500	500	4000	200	200				

1613BPAR Stock Solution from CIL - Lot # ER012004-02

Solvent Used: Hex-DCM Solvent Lot # 10520 D0 Approved by _____
 Final Volume: _____ Stock Expiration Date: 9-9-05 Date: _____

Q:\FORMS\UPDATED FOR PDF\QA-239 HI RES STDS PREP.DOC
 13C-I.S. actual concentration and Native actual concentrations in Calibration Curve are in parentheses.
 F.C. Concentrations for 13C-I.S. and Natives are used for calculation purposes.

