



January 25, 2013

UIC Compliance Coordinator
Nevada Division of Environmental Protection
901 South Stewart Street, Suite 4001
Carson City, NV 89701-5249

Subject: UIC Permit # UNEV94218 Permit – Third and Fourth Quarters 2012

Dear UIC Compliance Coordinator:

The Nevada Environmental Response Trust (the "Trust") maintains Underground Injection Control (UIC) Permit #UNEV94218 for groundwater remediation at the Henderson, Nevada site. Note that injection of the stabilized Lake Mead water was suspended as of September 16, 2010, due to soil removal activities surrounding the recharge trenches. This soil excavation is described in the NDEP-Bureau of Corrective Actions approved RZ-D Excavation Plan for the Tronox Henderson facility dated July 2010, and was completed in November 2011. Resumption of the injection of stabilized Lake Mead water is under evaluation, but currently injection is not occurring. Pursuant to the permit's Section I.A.4 and Table 1 of Attachment A, samples of the Lake Mead water, which is permitted for injection into the recharge trenches, were collected and analyzed for the subject period. Please see Attachment 1 for the Lake Mead water analytical summary, the Permit's checklist and the Lake Mead water sample information form. Supporting electronic analytical reports are provided on the CD in Attachment 3.

In addition, Section I.A.4 and Table 1 of Attachment A of the permit requires quarterly groundwater monitoring and collection of groundwater elevations. This information is provided in Attachment 2, together with a monitoring well sample information form. The supporting electronic analytical reports are provided on the CD in Attachment 3. Section I.A.4 Attachment A requires monitoring of the injection and the extraction monthly rate averages. This information is included in Attachment 2. Section I.A.4 Attachment A requires preparation of a potentiometric surface map each quarter. Maps were prepared for both subject quarters, based upon water levels measured in the respective quarter and are included in Attachment 4.

Please feel free to contact Kimberly Kuwabara at (510) 420-2525 or kkuwabara@environcorp.com or Susan Crowley at (702) 592-7727 or smcrowley@cox.net if you have any questions regarding this information. Thank you.

Sincerely,

A handwritten signature in blue ink that reads "Kimberly Kuwabara".

Kimberly Kuwabara, M.S.
Manager

A handwritten signature in blue ink that reads "Allan DeLorme".

Allan DeLorme, P.E.
Managing Principal

Overnight Mail
Attachments

UIC Compliance Coordinator

January 25, 2013

Overnight Mail
Attachments

cc: Please see attached distribution sheet



Distribution Sheet -
12 4th Q UIC Report.

NERT Document Distribution List

Updated: 23-Jan-13


Document Name: UIC Quarterly Report (e-copies provided via e-mail distribution)

Name (Last, First)	Firm	Distribution	
		Hard	e-Copy Cvr Only
Land Russ	NDEP		X
King Val	NDEP		
Najima Jim	NDEP		X
Levato Greg	NDEP		
Sous Nadir	NDEP		
Tinney Al	NDEP		
Palm Jon	NDEP		
Harbour Shannon	NDEP		X
Black Paul	Neptune		
Hackenberry Paul	Hackenberry		
Copeland Teri	Neptune		
Gratson Dave	Neptune		
Otani-Fehling Joanna	Neptune		
Pohmann Brenda	COH		
Conaty Barry	COH Consultant		
Mulroy Pat	SNWA		
Goff Mike	SNWA		
Liesing Joe	SNWA		
Kaplan Mitch	EPA, Reg 9		
Compliance Coordinator	NDEP	X	X
Compliance Coordinator	DAQEM		
Juma Ebrahim	CCDAQEM		
Public Repository	Library		

Name (Last, First)	Firm	Distribution	
		Hard	e-Copy Cvr Only
Paque Matt	Tronox Counsel		
Stater Rick	Tronox		
Crowley Susan	Crowley Environmental	X	X
Krish Ed	EJKrish		
Steinberg Andrew	Trust		X
DeLorme Allan	Environ		X
Travers Mark	Environ		X
Kuwabara Kimberly	Environ		X
Pekala John	Environ		X
Ritchie Chris	Environ		X
Kubacki Steve	Veolia		X
Speckin Russell	Veolia		X
Brown Michele	Veolia		X
Stowers Kirk	Broadbent		
Sahu Rahnijit	BMI		
Crouse George	Syngenta		
Erickson Lee	Stauffer		
Kelly Joe	Montrose		
Sundberg Paul	Montrose		
Gibson Jeff	AmPac		
Richards Curt	Olin		
Bellotti Michael	Olin		
Wilkinson Craig	Timet		
Mack Joel	Montrose Counsel		

UIC Permit UNEV 94218 – 3rd and 4th Q 2012
CEM Certification

I hereby certify that I am responsible for the services described in this document and for the preparation of this document. The services described in this document have been provided in a manner consistent with the current standards of the profession and, to the best of my knowledge, comply with all applicable federal, state and local statutes, regulations and ordinances.

 1-23-13

Susan Crowley
CEM 1428, expires 3-8-13

ATTACHMENT 1

Lake Mead Water Available to Add to Recharge Trenches Analytical Information (Analytical reports included on Attachment 3 CD)



Stabilized.xlsx

Analytical Summary



**Attachment A with
Markups.PDF**

UIC Permit - Attachment A Checklist



**Form U230 -
Stabilized - 7-2-12 an**

Injected Water Sample Information Form

UIC Permit UNEV94218 - 3rd and 4th Quarters 2012 - Stabilized Water Analytical Summary

<u>Sample Date</u>	<u>Sample ID</u>	<u>Analyte</u>	<u>Final</u>	<u>Units</u>	<u>MRL</u>	<u>Units</u>	<u>Method</u>
7/2/2012	Stabilized Water	1,1,1-Trichloroethane	ND	ug/L	0.5	ug/L	EPA 624
7/2/2012	Stabilized Water	1,1,2,2-Tetrachloroethane	ND	ug/L	0.5	ug/L	EPA 624
7/2/2012	Stabilized Water	1,1,2-Trichloroethane	ND	ug/L	0.5	ug/L	EPA 624
7/2/2012	Stabilized Water	1,1-Dichloroethane	ND	ug/L	0.5	ug/L	EPA 624
7/2/2012	Stabilized Water	1,1-Dichloroethylene	ND	ug/L	0.5	ug/L	EPA 624
7/2/2012	Stabilized Water	1,2-Dichloroethane	ND	ug/L	0.5	ug/L	EPA 624
7/2/2012	Stabilized Water	1,2-Dichloropropane	ND	ug/L	0.5	ug/L	EPA 624
7/2/2012	Stabilized Water	2-Butanone (MEK)	ND	ug/L	5	ug/L	EPA 624
7/2/2012	Stabilized Water	2-Hexanone	ND	ug/L	10	ug/L	EPA 624
7/2/2012	Stabilized Water	4-Methyl-2-Pentanone (MIBK)	ND	ug/L	5	ug/L	EPA 624
7/2/2012	Stabilized Water	Acetone	ND	ug/L	10	ug/L	EPA 624
7/2/2012	Stabilized Water	Acrolein (Screen)	ND	ug/L	25	ug/L	EPA 624
7/2/2012	Stabilized Water	Acrylonitrile (Screen)	ND	ug/L	25	ug/L	EPA 624
7/2/2012	Stabilized Water	Alkalinity in CaCO3 units	120	mg/L	2	mg/L	SM 2320B
7/2/2012	Stabilized Water	Aluminum Total ICAP/MS	ND	ug/L	20	ug/L	EPA 200.8
7/2/2012	Stabilized Water	Anion Sum - Calculated	9.2	meq/L	0.001	meq/L	SM 1030E
7/2/2012	Stabilized Water	Antimony Total ICAP/MS	ND	ug/L	1	ug/L	EPA 200.8
7/2/2012	Stabilized Water	Arsenic Total ICAP/MS	2.2	ug/L	1	ug/L	EPA 200.8
7/2/2012	Stabilized Water	Barium Total ICAP/MS	100	ug/L	2	ug/L	EPA 200.8
7/2/2012	Stabilized Water	Benzene	ND	ug/L	0.5	ug/L	EPA 624
7/2/2012	Stabilized Water	Beryllium Total ICAP/MS	ND	ug/L	1	ug/L	EPA 200.8
7/2/2012	Stabilized Water	Bicarb.Alkalinity as HCO3calc	150	mg/L	2	mg/L	SM2330B
7/2/2012	Stabilized Water	Boron Total ICAP	0.12	mg/L	0.05	mg/L	EPA 200.7
7/2/2012	Stabilized Water	Bromodichloromethane	ND	ug/L	0.5	ug/L	EPA 624
7/2/2012	Stabilized Water	Bromoform	ND	ug/L	0.5	ug/L	EPA 624
7/2/2012	Stabilized Water	Bromomethane (Methyl Bromide)	ND	ug/L	0.5	ug/L	EPA 624
7/2/2012	Stabilized Water	Cadmium Total ICAP/MS	ND	ug/L	0.5	ug/L	EPA 200.8
7/2/2012	Stabilized Water	Calcium Total ICAP	72	mg/L	1	mg/L	EPA 200.7
7/2/2012	Stabilized Water	Carbon Dioxide,Free(25C)-Calc.	ND	mg/L	2	mg/L	SM4500-CO2-D
7/2/2012	Stabilized Water	Carbon disulfide	ND	ug/L	0.5	ug/L	EPA 624
7/2/2012	Stabilized Water	Carbon Tetrachloride	ND	ug/L	0.5	ug/L	EPA 624
7/2/2012	Stabilized Water	Carbonate as CO3, Calculated	ND	mg/L	2	mg/L	SM2330B
7/2/2012	Stabilized Water	Cation Sum - Calculated	9.7	meq/L	0.001	meq/L	SM 1030E
7/2/2012	Stabilized Water	Chloride	78	mg/L	1	mg/L	EPA 300.0
7/2/2012	Stabilized Water	Chlorobenzene	ND	ug/L	0.5	ug/L	EPA 624
7/2/2012	Stabilized Water	Chlorodibromomethane	ND	ug/L	0.5	ug/L	EPA 624
7/2/2012	Stabilized Water	Chloroethane	ND	ug/L	0.5	ug/L	EPA 624
7/2/2012	Stabilized Water	Chloroform (Trichloromethane)	1.2	ug/L	0.5	ug/L	EPA 624
7/2/2012	Stabilized Water	Chloromethane(Methyl Chloride)	ND	ug/L	0.5	ug/L	EPA 624
7/2/2012	Stabilized Water	Chromium Total ICAP/MS	ND	ug/L	1	ug/L	EPA 200.8
7/2/2012	Stabilized Water	cis-1,2-Dichloroethylene	ND	ug/L	0.5	ug/L	EPA 624
7/2/2012	Stabilized Water	cis-1,3-Dichloropropene	ND	ug/L	0.5	ug/L	EPA 624
7/2/2012	Stabilized Water	Copper Total ICAP/MS	180	ug/L	2	ug/L	EPA 200.8
7/2/2012	Stabilized Water	Dichlorodifluoromethane	ND	ug/L	0.5	ug/L	EPA 624
7/2/2012	Stabilized Water	Dichloromethane	ND	ug/L	0.5	ug/L	EPA 624
7/2/2012	Stabilized Water	Ethyl benzene	ND	ug/L	0.5	ug/L	EPA 624
7/2/2012	Stabilized Water	Fluoride	0.31	mg/L	0.05	mg/L	SM 4500F-C
7/2/2012	Stabilized Water	Hydroxide as OH Calculated	ND	mg/L	2	mg/L	SM2330B
7/2/2012	Stabilized Water	Iron Total ICAP	0.037	mg/L	0.02	mg/L	EPA 200.7
7/2/2012	Stabilized Water	Lead Total ICAP/MS	ND	ug/L	0.5	ug/L	EPA 200.8
7/2/2012	Stabilized Water	m,p-Xylenes	ND	ug/L	0.5	ug/L	EPA 624
7/2/2012	Stabilized Water	Magnesium Total ICAP	28	mg/L	0.1	mg/L	EPA 200.7
7/2/2012	Stabilized Water	Manganese Total ICAP/MS	ND	ug/L	2	ug/L	EPA 200.8
7/2/2012	Stabilized Water	m-Dichlorobenzene (1,3-DCB)	ND	ug/L	0.5	ug/L	EPA 624
7/2/2012	Stabilized Water	Mercury	ND	ug/L	0.2	ug/L	EPA 245.1
7/2/2012	Stabilized Water	Methyl Tert-butyl ether (MTBE)	ND	ug/L	0.5	ug/L	EPA 624
7/2/2012	Stabilized Water	Nickel Total ICAP/MS	ND	ug/L	5	ug/L	EPA 200.8
7/2/2012	Stabilized Water	Nitrate as Nitrogen by IC	0.52	mg/L	0.1	mg/L	EPA 300.0
7/2/2012	Stabilized Water	Nitrate as NO3 (calc)	2.3	mg/L	0.44	mg/L	EPA 300.0
7/2/2012	Stabilized Water	Nitrite Nitrogen by IC	ND	mg/L	0.05	mg/L	EPA 300.0
7/2/2012	Stabilized Water	o-Dichlorobenzene (1,2-DCB)	ND	ug/L	0.5	ug/L	EPA 624

UIC Permit UNEV94218 - 3rd and 4th Quarters 2012 - Stabilized Water Analytical Summary

<u>Sample Date</u>	<u>Sample ID</u>	<u>Analyte</u>	<u>Final</u>	<u>Units</u>	<u>MRL</u>	<u>Units</u>	<u>Method</u>
7/2/2012	Stabilized Water	o-Xylene	ND	ug/L	0.5	ug/L	EPA 624
7/2/2012	Stabilized Water	p-Dichlorobenzene (1,4-DCB)	ND	ug/L	0.5	ug/L	EPA 624
7/2/2012	Stabilized Water	Perchlorate	ND	ug/L	4	ug/L	EPA 314.0
7/2/2012	Stabilized Water	PH (H3=past HT not compliant)	8.3	Units	0.1	Units	SM4500-HB
7/2/2012	Stabilized Water	pH of CaCO3 saturation(25C)	7.4	Units	0.1	Units	SM 2330B
7/2/2012	Stabilized Water	pH of CaCO3 saturation(60C)	7	Units	0.1	Units	SM 2330B
7/2/2012	Stabilized Water	Potassium Total ICAP	4.4	mg/L	1	mg/L	EPA 200.7
7/2/2012	Stabilized Water	Selenium Total ICAP/MS	ND	ug/L	5	ug/L	EPA 200.8
7/2/2012	Stabilized Water	Silver Total ICAP/MS	ND	ug/L	0.5	ug/L	EPA 200.8
7/2/2012	Stabilized Water	Sodium Total ICAP	85	mg/L	1	mg/L	EPA 200.7
7/2/2012	Stabilized Water	Specific Conductance, 25 C	900	umho/cm	2	umho/cm	SM2510B
7/2/2012	Stabilized Water	Styrene	ND	ug/L	0.5	ug/L	EPA 624
7/2/2012	Stabilized Water	Sulfate	210	mg/L	0.5	mg/L	EPA 300.0
7/2/2012	Stabilized Water	Tetrachloroethylene (PCE)	ND	ug/L	0.5	ug/L	EPA 624
7/2/2012	Stabilized Water	Tetrahydrofuran	ND	ug/L	10	ug/L	EPA 624
7/2/2012	Stabilized Water	Thallium Total ICAP/MS	ND	ug/L	1	ug/L	EPA 200.8
7/2/2012	Stabilized Water	Toluene	ND	ug/L	0.5	ug/L	EPA 624
7/2/2012	Stabilized Water	Total 1,3-Dichloropropene	ND	ug/L	1	ug/L	EPA 624
7/2/2012	Stabilized Water	Total Dissolved Solids (TDS)	600	mg/L	10	mg/L	E160.1/SM2540C
7/2/2012	Stabilized Water	Total Hardness as CaCO3 by ICP (calc)	290	mg/L	3	mg/L	SM 2340B
7/2/2012	Stabilized Water	Total Nitrate, Nitrite-N, CALC	0.52	mg/L	0.1	mg/L	EPA 300.0
7/2/2012	Stabilized Water	trans-1,2-Dichloroethylene	ND	ug/L	0.5	ug/L	EPA 624
7/2/2012	Stabilized Water	trans-1,3-Dichloropropene	ND	ug/L	0.5	ug/L	EPA 624
7/2/2012	Stabilized Water	Trichloroethylene (TCE)	ND	ug/L	0.5	ug/L	EPA 624
7/2/2012	Stabilized Water	Trichlorofluoromethane	ND	ug/L	0.5	ug/L	EPA 624
7/2/2012	Stabilized Water	Vinyl Acetate	ND	ug/L	10	ug/L	EPA 624
7/2/2012	Stabilized Water	Vinyl chloride (VC)	ND	ug/L	0.3	ug/L	EPA 624
7/2/2012	Stabilized Water	Weak Acid Dissociable Cyanide	ND	mg/L	0.005	mg/L	SM4500CN-1
7/2/2012	Stabilized Water	Zinc Total ICAP/MS	110	ug/L	20	ug/L	EPA 200.8
10/1/2012	Stabilized Water	1,1,1-Trichloroethane	ND	ug/L	0.5	ug/L	EPA 624
10/1/2012	Stabilized Water	1,1,2,2-Tetrachloroethane	ND	ug/L	0.5	ug/L	EPA 624
10/1/2012	Stabilized Water	1,1,2-Trichloroethane	ND	ug/L	0.5	ug/L	EPA 624
10/1/2012	Stabilized Water	1,1-Dichloroethane	ND	ug/L	0.5	ug/L	EPA 624
10/1/2012	Stabilized Water	1,1-Dichloroethylene	ND	ug/L	0.5	ug/L	EPA 624
10/1/2012	Stabilized Water	1,2-Dichloroethane	ND	ug/L	0.5	ug/L	EPA 624
10/1/2012	Stabilized Water	1,2-Dichloropropane	ND	ug/L	0.5	ug/L	EPA 624
10/1/2012	Stabilized Water	2-Butanone (MEK)	ND	ug/L	5	ug/L	EPA 624
10/1/2012	Stabilized Water	2-Hexanone	ND	ug/L	10	ug/L	EPA 624
10/1/2012	Stabilized Water	4-Methyl-2-Pentanone (MIBK)	ND	ug/L	5	ug/L	EPA 624
10/1/2012	Stabilized Water	Acetone	ND	ug/L	10	ug/L	EPA 624
10/1/2012	Stabilized Water	Acrolein (Screen)	ND	ug/L	25	ug/L	EPA 624
10/1/2012	Stabilized Water	Acrylonitrile (Screen)	ND	ug/L	25	ug/L	EPA 624
10/1/2012	Stabilized Water	Alkalinity in CaCO3 units	140	mg/L	2	mg/L	SM 2320B
10/1/2012	Stabilized Water	Aluminum Total ICAP/MS	23	ug/L	20	ug/L	EPA 200.8
10/1/2012	Stabilized Water	Anion Sum - Calculated	8.7	meq/L	0.001	meq/L	SM 1030E
10/1/2012	Stabilized Water	Antimony Total ICAP/MS	ND	ug/L	1	ug/L	EPA 200.8
10/1/2012	Stabilized Water	Arsenic Total ICAP/MS	2.4	ug/L	1	ug/L	EPA 200.8
10/1/2012	Stabilized Water	Barium Total ICAP/MS	97	ug/L	2	ug/L	EPA 200.8
10/1/2012	Stabilized Water	Benzene	ND	ug/L	0.5	ug/L	EPA 624
10/1/2012	Stabilized Water	Beryllium Total ICAP/MS	ND	ug/L	1	ug/L	EPA 200.8
10/1/2012	Stabilized Water	Bicarb.Alkalinity as HCO3calc	160	mg/L	2	mg/L	SM2330B
10/1/2012	Stabilized Water	Boron Total ICAP	0.098	mg/L	0.05	mg/L	EPA 200.7
10/1/2012	Stabilized Water	Bromodichloromethane	0.91	ug/L	0.5	ug/L	EPA 624
10/1/2012	Stabilized Water	Bromoform	ND	ug/L	0.5	ug/L	EPA 624
10/1/2012	Stabilized Water	Bromomethane (Methyl Bromide)	ND	ug/L	0.5	ug/L	EPA 624
10/1/2012	Stabilized Water	Cadmium Total ICAP/MS	ND	ug/L	0.5	ug/L	EPA 200.8
10/1/2012	Stabilized Water	Calcium Total ICAP	69	mg/L	1	mg/L	EPA 200.7
10/1/2012	Stabilized Water	Carbon Dioxide,Free(25C)-Calc.	ND	mg/L	2	mg/L	SM4500-CO2-D
10/1/2012	Stabilized Water	Carbon disulfide	ND	ug/L	0.5	ug/L	EPA 624
10/1/2012	Stabilized Water	Carbon Tetrachloride	ND	ug/L	0.5	ug/L	EPA 624
10/1/2012	Stabilized Water	Carbonate as CO3, Calculated	ND	mg/L	2	mg/L	SM2330B

UIC Permit UNEV94218 - 3rd and 4th Quarters 2012 - Stabilized Water Analytical Summary

<u>Sample Date</u>	<u>Sample ID</u>	<u>Analyte</u>	<u>Final</u>	<u>Units</u>	<u>MRL</u>	<u>Units</u>	<u>Method</u>
10/1/2012	Stabilized Water	Cation Sum - Calculated	8.8	meq/L	0.001	meq/L	SM 1030E
10/1/2012	Stabilized Water	Chloride	68	mg/L	1	mg/L	EPA 300.0
10/1/2012	Stabilized Water	Chlorobenzene	ND	ug/L	0.5	ug/L	EPA 624
10/1/2012	Stabilized Water	Chlorodibromomethane	ND	ug/L	0.5	ug/L	EPA 624
10/1/2012	Stabilized Water	Chloroethane	ND	ug/L	0.5	ug/L	EPA 624
10/1/2012	Stabilized Water	Chloroform (Trichloromethane)	2.8	ug/L	0.5	ug/L	EPA 624
10/1/2012	Stabilized Water	Chloromethane(Methyl Chloride)	ND	ug/L	0.5	ug/L	EPA 624
10/1/2012	Stabilized Water	Chromium Total ICAP/MS	ND	ug/L	1	ug/L	EPA 200.8
10/1/2012	Stabilized Water	cis-1,2-Dichloroethylene	ND	ug/L	0.5	ug/L	EPA 624
10/1/2012	Stabilized Water	cis-1,3-Dichloropropene	ND	ug/L	0.5	ug/L	EPA 624
10/1/2012	Stabilized Water	Copper Total ICAP/MS	140	ug/L	2	ug/L	EPA 200.8
10/1/2012	Stabilized Water	Dichlorodifluoromethane	ND	ug/L	0.5	ug/L	EPA 624
10/1/2012	Stabilized Water	Dichloromethane	ND	ug/L	0.5	ug/L	EPA 624
10/1/2012	Stabilized Water	Ethyl benzene	ND	ug/L	0.5	ug/L	EPA 624
10/1/2012	Stabilized Water	Fluoride	0.27	mg/L	0.05	mg/L	SM 4500F-C
10/1/2012	Stabilized Water	Hydroxide as OH Calculated	ND	mg/L	2	mg/L	SM2330B
10/1/2012	Stabilized Water	Iron Total ICAP	0.059	mg/L	0.02	mg/L	EPA 200.7
10/1/2012	Stabilized Water	Lead Total ICAP/MS	ND	ug/L	0.5	ug/L	EPA 200.8
10/1/2012	Stabilized Water	m,p-Xylenes	ND	ug/L	0.5	ug/L	EPA 624
10/1/2012	Stabilized Water	Magnesium Total ICAP	24	mg/L	0.1	mg/L	EPA 200.7
10/1/2012	Stabilized Water	Manganese Total ICAP/MS	ND	ug/L	2	ug/L	EPA 200.8
10/1/2012	Stabilized Water	m-Dichlorobenzene (1,3-DCB)	ND	ug/L	0.5	ug/L	EPA 624
10/1/2012	Stabilized Water	Mercury	ND	ug/L	0.2	ug/L	EPA 245.1
10/1/2012	Stabilized Water	Methyl Tert-butyl ether (MTBE)	ND	ug/L	0.5	ug/L	EPA 624
10/1/2012	Stabilized Water	Nickel Total ICAP/MS	ND	ug/L	5	ug/L	EPA 200.8
10/1/2012	Stabilized Water	Nitrate as Nitrogen by IC	0.36	mg/L	0.05	mg/L	EPA 300.0
10/1/2012	Stabilized Water	Nitrate as NO3 (calc)	1.6	mg/L	0.22	mg/L	EPA 300.0
10/1/2012	Stabilized Water	Nitrite Nitrogen by IC	ND	mg/L	0.05	mg/L	EPA 300.0
10/1/2012	Stabilized Water	o-Dichlorobenzene (1,2-DCB)	ND	ug/L	0.5	ug/L	EPA 624
10/1/2012	Stabilized Water	o-Xylene	ND	ug/L	0.5	ug/L	EPA 624
10/1/2012	Stabilized Water	p-Dichlorobenzene (1,4-DCB)	ND	ug/L	0.5	ug/L	EPA 624
10/1/2012	Stabilized Water	Perchlorate	ND	ug/L	4	ug/L	EPA 314.0
10/1/2012	Stabilized Water	PH (H3=past HT not compliant)	8.2	Units	0.1	Units	SM4500-HB
10/1/2012	Stabilized Water	pH of CaCO3 saturation(25C)	7.4	Units	0.1	Units	SM 2330B
10/1/2012	Stabilized Water	pH of CaCO3 saturation(60C)	6.9	Units	0.1	Units	SM 2330B
10/1/2012	Stabilized Water	Potassium Total ICAP	3.7	mg/L	1	mg/L	EPA 200.7
10/1/2012	Stabilized Water	Selenium Total ICAP/MS	ND	ug/L	5	ug/L	EPA 200.8
10/1/2012	Stabilized Water	Silver Total ICAP/MS	ND	ug/L	0.5	ug/L	EPA 200.8
10/1/2012	Stabilized Water	Sodium Total ICAP	74	mg/L	1	mg/L	EPA 200.7
10/1/2012	Stabilized Water	Specific Conductance, 25 C	860	umho/cm	2	umho/cm	SM2510B
10/1/2012	Stabilized Water	Styrene	ND	ug/L	0.5	ug/L	EPA 624
10/1/2012	Stabilized Water	Sulfate	190	mg/L	0.5	mg/L	EPA 300.0
10/1/2012	Stabilized Water	Tetrachloroethylene (PCE)	ND	ug/L	0.5	ug/L	EPA 624
10/1/2012	Stabilized Water	Tetrahydrofuran	ND	ug/L	10	ug/L	EPA 624
10/1/2012	Stabilized Water	Thallium Total ICAP/MS	ND	ug/L	1	ug/L	EPA 200.8
10/1/2012	Stabilized Water	Toluene	ND	ug/L	0.5	ug/L	EPA 624
10/1/2012	Stabilized Water	Total 1,3-Dichloropropene	ND	ug/L	1	ug/L	EPA 624
10/1/2012	Stabilized Water	Total Dissolved Solids (TDS)	550	mg/L	10	mg/L	E160.1/SM2540C
10/1/2012	Stabilized Water	Total Hardness as CaCO3 by ICP (calc)	270	mg/L	3	mg/L	SM 2340B
10/1/2012	Stabilized Water	Total Nitrate, Nitrite-N, CALC	0.36	mg/L	0.1	mg/L	EPA 300.0
10/1/2012	Stabilized Water	trans-1,2-Dichloroethylene	ND	ug/L	0.5	ug/L	EPA 624
10/1/2012	Stabilized Water	trans-1,3-Dichloropropene	ND	ug/L	0.5	ug/L	EPA 624
10/1/2012	Stabilized Water	Trichloroethylene (TCE)	ND	ug/L	0.5	ug/L	EPA 624
10/1/2012	Stabilized Water	Trichlorofluoromethane	ND	ug/L	0.5	ug/L	EPA 624
10/1/2012	Stabilized Water	Vinyl Acetate	ND	ug/L	10	ug/L	EPA 624
10/1/2012	Stabilized Water	Vinyl chloride (VC)	ND	ug/L	0.3	ug/L	EPA 624
10/1/2012	Stabilized Water	Weak Acid Dissociable Cyanide	NA	mg/L	0.005	mg/L	SM4500CN-I
10/1/2012	Stabilized Water	Zinc Total ICAP/MS	130	ug/L	20	ug/L	EPA 200.8
10/16/2012	Stabilized Water	Weak Acid Dissociable Cyanide	ND	mg/L	0.005	mg/L	SM4500CN-I

ATTACHMENT A**UNEV 94218: Monitoring Report Requirements**

The Permittee shall submit **quarterly reports** on a continuous basis, **whether actively injecting or not**, which contain the following data (please check all information included in the attached report):

The UIC permit number and Attachment A.

The results of the chemical analyses as required by Table 1.


Table 1

PARAMETER	FREQUENCY	LOCATION	LIMITATIONS
VOCs, Total Perchlorate, and Profile I Analysis	Quarterly	Lake Mead Water at Discharge Pipe Prior to Injection	State and Federal Drinking Water Standards. Injectate must not degrade the Groundwater Quality
Total and Hexavalent Chromium	Quarterly	M-11, M-12A, M-36, M-37, M-44, M-84, M- 95, and M-100	Monitor and Report
Total Perchlorate, Including NaClO ₄ and NH ₄ ClO ₄	Quarterly	M-11, M-12A, M-36, M-37, M-44, M-84, M- 95, and M-100	Monitor and Report
TDS	Quarterly	M-11, M-12A, M-36, M-37, M-44, M-84, M- 95, and M-100	Monitor and Report
Injection Rate into Injection trenches and Total Volume injected	Continuously	Discharge Pipe Prior to Injection	100 gpm monthly average. Must be equivalent or less than total extraction rate and volume
Extraction Rate and Total Volume extracted	Continuously	Extraction Wells located Upgradient of Injection Trenches	Cumulative extraction rate must be equivalent or greater than injection rate and volume
Groundwater Elevation and Depth	Quarterly	M-25, M-38, M-80, M-82, M-86, M-95, M-96, M-98, M-99, M-100, and M-102	Monitor and Report

For each month in the reporting period document injection rate (gpm), volume, date, and time injected of Lake Mead water into two injection trenches.

Water level, contour map illustrating groundwater gradient and flow direction.

Summary narrative report of monitoring activities for that reporting period. The report shall include, but not be limited to, any problems encountered with the injection system, the results of any tests performed during that period, and any changes noted to the groundwater. If no injection has occurred, report the non-injection status and the reason the system is not in operation.



UIC Form U230 – Field Sampling & Monitoring Summary

This form is to be completed in the field while sampling to document the sampling location facts and events, and submitted with the sample results.


Sample Date: (mm/dd/yy) 07-02-12 and 10-01-12

Complete All Applicable Blanks – Water samples can be rejected if information not provided.

FACILITY AND PERMIT INFORMATION	
Well Name & No.: Injected stabilized Lake Mead water	UIC Permit No.: UNEV94218
Is there any well name or identification at the wellhead?	<input checked="" type="checkbox"/> YES <input type="checkbox"/> NO If no, label should be placed on or near wellhead
Project/Facility Name: Perchlorate Remediation - Nevada Environmental Response Trust, Henderson, NV	
Well Location (Section/TR or Lat/Long): Section 12 T22S - R62E	
City/Valley: Henderson, NV	County: Clark
Sample for (circle one): NEW WELL ROUTINE REPORTING Other: _____	
Reporting Frequency: <input checked="" type="checkbox"/> Semi-annually <input type="checkbox"/> Annually <input type="checkbox"/> Other _____	
WELL or SAMPLE LOCATION INFORMATION	
(Note: If sample location is not a well (e.g. spring), please provide all relevant data on sample location in the space below)	
Well Type:	Water-Domestic Monitoring Geo-Pro Geo-Injection Geo-Observation
Completion date of well: NA	
Diameter of casing: NA	Type of Casing: Steel PVC Other: <u>ABS Plastic</u>
Total depth of well: ~ 4 foot to horizontal distribution piping	
Bottom depth of cement for last cemented casing string: NA	
Screened or open hole interval (top/bottom depths): NA	
STATUS OF WELL	
Condition or Activity of well during past week/month, prior to sampling: operating normally	
Discuss any field conditions the Division should be aware of with regard to this sample: both samples were taken during normal operations	
Was the well secured upon arrival?	<input checked="" type="checkbox"/> YES <input type="checkbox"/> NO
Was there any problems or damage to the well upon arrival?	<input type="checkbox"/> YES <input checked="" type="checkbox"/> NO
Was well in an artesian condition prior to sampling? :	<input type="checkbox"/> YES <input checked="" type="checkbox"/> NO
WATER LEVEL – WELL GAUGING	
Last date well gauged (mm/dd/yy): NA	Depth to water - last event: NA
Method used to gauge well? :	Open Tube Tape Measure NA
Measured Water Level :	NA



**Nevada Division of Environmental Protection
Bureau of Water Pollution Control
Underground Injection Control Program
901 S. Stewart St Ste 4001
Carson City Nevada 89701
Ph: 775-687-9418 Fx: 775-687-4684**



UIC Form U230 – Field Sampling & Monitoring Summary

SAMPLING INFORMATION			
Date sample collected (mm/dd/yy) :	07-02-12 and 10-01-12	Time Sampled :	morning
Name of Sampler :	Veolia Water NA operator		
Location sample taken (be specific) "sample port in pipeline 10 feet from wellhead" :	Sample port at the remedial process ~ 200 ft from injection point		
Type of Sample (circle one) :	Grab Composite other (specify):		
Collection method (circle one) :	wellbore water pumped pressure flow any gas lift valved flow from active water supply		
How much fluid (gallons or well volumes) was discharged / purged before collecting sample? :	~ 1 gallon - this is an active supply line		
Filtering Note: UIC requirements specify water samples shall not be filtered, unless previously approved. If filtration is approved, sample shall be filtered with a 1.0 micron filter, not 0.45 micron. If approved, document date of approval: _____			
Was the sample filtered? :	<input type="checkbox"/> YES <input checked="" type="checkbox"/> NO		
Was conductivity measured during discharge to establish stabilized conditions?	<input type="checkbox"/> YES <input checked="" type="checkbox"/> NO this is an active water supply line		
Was decontamination procedures (reference O & M?) followed during sampling of multiple wells	<input type="checkbox"/> YES <input type="checkbox"/> NO NA		
FIELD MEASUREMENTS			
pH :			
S. Conductivity :			
Temperature :			
What UIC Sample List is required:	1	2	Other**: VOC, perchlorate and Profile 1
** Other constituent listed must have prior UIC approval before using			
Were any holding times exceeded?	pH	<input checked="" type="checkbox"/> YES <input type="checkbox"/> NO	
In Final sample documentation, ensure all results are reported with appropriate units. If measurements are below detection limits, indicate detection limit value.			
DO NOT REPORT VALUES AS NON-DETECT OR ND, INSTEAD REPORT as <(Detection Limit Value)			
FORM PREPARATION			
Project Manager:	Susan Crowley		
Company:	Crowley Environmental on behalf of Trust		
Telephone No.:	702-592-7727	eMail Address:	smcrowley@cox.net
Signature:	<i>S. Crowley</i>	Date:	January 23, 2013
Qualified Sample Person:	Michele Brown		
Company:	Veolia Water NA		
Telephone No.:	702-289-5533	eMail Address:	michele.brown@veoliawaterna.com
Signature:	<i>Michele Brown</i>	Date:	Jan 23, 2013

Attachments:

ATTACHMENT 2

Groundwater Monitoring

Analytical Information (Analytical reports included on Attachment 3 CD)



Water Levels -
3rd-4th Q 12 in UIC.x

Water Levels – 3rd and 4th Quarter 2012



UIC Wells.xlsx

Summary of Monitoring Well Information



Form U230 - Monitor
Wells - 3rd n 4th Q 12

Sample Information Form for Monitoring Wells

Nevada Environmental Response Trust
Henderson, Nevada Facility

UIC PERMIT MONITORING WELLS
QUARTERLY GROUNDWATER ELEVATIONS (feet)

Date	M-25		M-38		M-80		M-79*		M-96		M-95		M-96		M-98		M-99		M-100		M-102		
	TOC: DTW	ELEV	TOC: DTW	ELEV	TOC: DTW	ELEV	TOC: DTW	ELEV	TOC: DTW	ELEV	TOC: DTW	ELEV	TOC: DTW	ELEV	TOC: DTW	ELEV	TOC: DTW	ELEV	TOC: DTW	ELEV	TOC: DTW	ELEV	
Nov-04	32.63	1727.46	30.79	1728.94	29.68	1716.37	28.16	1714.37	27.34	1716.89			11.62	1681.9	33.02	1698.88	30.53	1700.21	28.83	1702.1	39.18	1701.06	
Feb-05	31.96	1727.97	30.41	1729.32	27.16	1718.63	27.04	1715.49	25.39	1718.84			10.2	1683.32	32.97	1698.93	29.56	1700.78	27.98	1702.95	37.75	1702.51	
May-05	32.73	1727.2	30.77	1728.96	27.62	1718.43	27.73	1714.8	28.73	1715.5			10.89	1682.63	32.98	1698.92	30.09	1700.65	26.47	1702.46	39.44	1700.8	
Aug-05	30.24	1729.69	30.11	1729.62	27.38	1718.67	26.53	1718.05	26.18	1718.05			9.79	1683.73	30.81	1701.09	28.74	1702	26.71	1704.22	36.51	1703.73	
Nov-05	31.09	1728.84	30.28	1729.45	25.51	1720.54	26.1	1716.43	27.98	1718.25			9.75	1683.77	30.4	1701.5	28.3	1702.44	26.22	1704.71	36.14	1704.1	
Feb-06	30.93	1729.00	30.35	1729.38	25.33	1720.72	25.48	1717.05	29.23	1715			10.1	1683.42	29.85	1701.95	27.97	1702.77	26	1704.93	36.48	1703.76	
May-06	31.15	1728.78	30.51	1729.22	24.61	1721.44	25.13	1717.4	29.34	1714.89			10.03	1683.49	28.66	1703.24	27.85	1702.89	25.98	1704.95	36.91	1703.33	
Aug-06	32.06	1727.87	31.65	1728.08	24.97	1721.08	26.12	1716.41	29.24	1714.99			10.1	1683.42	28.9	1702	27.89	1702.85	26.02	1704.91	37.33	1702.91	
Nov-06	32.18	1727.75	31.01	1728.72	25.84	1720.21	26.09	1716.44	29.89	1714.34			9.93	1683.59	30	1701.9	27.97	1702.77	26.27	1704.66	37.66	1702.58	
Feb-07	32.56	1727.37	31.03	1728.7	27.31	1718.74	26.75	1716.78	30	1714.23			10.25	1683.27	29.83	1701.97	28.07	1702.67	26.21	1704.72	37.76	1702.48	
May-07	32.97	1726.96	31.13	1728.6	29.06	1716.99	27.59	1714.94	31.09	1713.14			10.2	1683.32	30.11	1701.79	28.32	1702.42	26.77	1704.16	38.05	1702.19	
Aug-07	33.44	1726.49	31.43	1728.3	31.46	1714.59	29.42	1713.11	32.51	1711.72			10.47	1683.05	28.71	1703.19	29.57	1701.17	26.66	1702.27	39.38	1700.86	
Nov-07	33.97	1725.96	31.54	1728.19	31.9	1714.15	30.05	1712.48	34.13	1710.1			10.37	1683.15	33.13	1698.77	31.34	1699.4	30.47	1700.46	40.67	1699.57	
Feb-08	33.82	1726.11	31.52	1728.21	32.92	1713.13	30.63	1711.9	35.19	1709.04			11.32	1682.2	33.29	1698.61	32.68	1698.06	33.72	1697.21	41.99	1698.25	
May-08	33.68	1726.25	31.37	1728.36	24.91	1721.14	25.66	1716.87	32.33	1711.9			11.86	1681.66	33.19	1698.71	33.6	1697.14	32.72	1698.21	42.05	1698.19	
Aug-08	33.64	1726.29	31.37	1728.36	25.15	1720.9	23.45	1719.08	damaged			10.46	1683.06	33.38	1698.52	31.92	1698.82	30.77	1700.16	30.77	1700.16	43.31	1696.93
Nov-08	33.61	1726.32	31.3	1728.43	28.35	1717.7	24.96	1717.57	*			12.62	1680.87	33.1	1698.8	31.17	1699.57	30.42	1700.51	30.42	1700.51	43.23	1697.01
Feb-09	33.61	1726.32	31.3	1728.43	29.77	1716.28	26.5	1716.03	*			12.63	1680.86	33.1	1698.8	31.17	1699.57	30.42	1700.12	30.81	1700.12	43.11	1697.13
May-09	33.58	1726.35	31.37	1728.36	31.58	1714.47	28.33	1714.2	*			12.75	1680.74	33.1	1698.8	31.17	1699.57	30.42	1700.12	30.81	1700.12	43.11	1697.13
Aug-09	33.52	1726.41	31.19	1728.54	28.98	1717.07	26.73	1715.8	*			12.75	1680.74	33.1	1698.8	31.17	1699.57	30.42	1700.12	30.81	1700.12	43.11	1697.13
Nov-09	33.27	1726.66	30.97	1728.76	28.14	1719.91	23.96	1716.57	*			13.29	1680.2	33.35	1680.17	32.66	1698.08	32.79	1698.14	32.79	1698.14	43.45	1696.79
Feb-10	32.48	1727.45	30.92	1728.81	23.28	1722.77	21.78	1720.75	*			12.22	1681.27	12.99	1680.53	30.31	1700.43	29.21	1701.72	29.21	1701.72	43.31	1696.93
May-10	32.98	1726.95	31.05	1728.68	23.94	1722.11	21.94	1720.59	*			12.19	1681.3	12.41	1681.11	29.32	1701.42	27.72	1703.21	27.72	1703.21	43.12	1697.12
Aug-10	33	1726.93	31.96	1727.77	32.64	1713.41	32.64	1709.89	*			12.14	1681.35	13.3	1680.22	28.87	1701.77	27.84	1703.09	27.84	1703.09	42.46	1697.78
Nov-10	33.41	1726.52	31.28	1728.45	35.52	1710.53	30.86	1711.87	*			12.23	1681.26	12.47	1681.05	30.71	1700.03	inaccessible	1703.09	inaccessible	1703.09	damaged	-
Feb-11	33.56	1726.37	31.32	1728.41	35.84	1710.21	32.39	1710.14	*			12.83	1680.66	12.91	1680.61	34.69	1696.05	33.3	1697.63	33.3	1697.63	-	-
May-11	33.62	1726.31	31.48	1728.25	35.98	1710.07	31.53	1711	*			13.49	1680	13.52	1680	34.8	1695.94	dry	-	dry	-	-	
Aug-11	32.04	1727.89	31.29	1728.44	36.07	1709.98	31.53	1711	*			14.01	1679.48	14.04	1679.48	34.78	1695.96	dry	-	dry	-	-	
Nov-11	33.68	1726.25	31.45	1728.28	36.22	1709.83	31.65	1710.88	*			14.63	1678.66	14.84	1678.68	dry	-	dry	-	dry	-	-	
Feb-12	33.75	1726.16	31.53	1728.2	36.22	1709.83	31.75	1710.78	*			15.45	1678.04	15.38	1678.14	dry	-	dry	-	dry	-	-	
May-12	33.69	1726.24	31.48	1728.25	36.16	1709.89	31.64	1710.89	*			15.81	1677.68	15.76	1677.76	dry	-	dry	-	dry	-	-	
Aug-12	33.82	1726.11	29.55	1730.18	33.5	1712.55	30.27	1712.26	*			16.4	1677.09	15.8	1677.72	dry	-	dry	-	dry	-	-	

* M-79 replaced M-86 (plugged and abandoned)

UIC Permit UNEV94218 - 3rd and 4th Quarters 2012 - Monitoring Well Analytical Summary

<u>Sample Date</u>	<u>Sample ID</u>	<u>Analyte</u>	<u>Final</u>	<u>Units</u>	<u>MRL</u>	<u>Units</u>	<u>Method</u>
8/6/2012	M-44	Chromium Total ICAP	0.97	mg/L	0.01	mg/L	EPA 6010
8/6/2012	M-44	Hexavalent chromium (Cr VI)	0.94	mg/L	0.005	mg/L	EPA 7196
8/6/2012	M-44	Perchlorate	750000	ug/L	4	ug/L	EPA 314.0
8/6/2012	M-44	pH	7.5	Units	0.1	Units	EPA 9040
8/6/2012	M-44	Total Dissolved Solids (TDS)	8400	mg/L	10	mg/L	E160.1/SM2540C
8/8/2012	M-11	Chromium Total ICAP	1.9	mg/L	0.01	mg/L	EPA 6010
8/8/2012	M-11	Hexavalent chromium (Cr VI)	2.5	mg/L	0.005	mg/L	EPA 7196
8/8/2012	M-11	Perchlorate	22000	ug/L	4	ug/L	EPA 314.0
8/8/2012	M-11	pH	8.1	Units	0.1	Units	EPA 9040
8/8/2012	M-11	Total Dissolved Solids (TDS)	2600	mg/L	10	mg/L	E160.1/SM2540C
8/8/2012	M-12A	Chromium Total ICAP	8.6	mg/L	0.01	mg/L	EPA 6010
8/8/2012	M-12A	Hexavalent chromium (Cr VI)	8.9	mg/L	0.005	mg/L	EPA 7196
8/8/2012	M-12A	Perchlorate	170000	ug/L	4	ug/L	EPA 314.0
8/8/2012	M-12A	pH	8.1	Units	0.1	Units	EPA 9040
8/8/2012	M-12A	Total Dissolved Solids (TDS)	6400	mg/L	10	mg/L	E160.1/SM2540C
8/8/2012	M-37	Chromium Total ICAP	0.021	mg/L	0.01	mg/L	EPA 6010
8/8/2012	M-37	Hexavalent chromium (Cr VI)	0.011	mg/L	0.005	mg/L	EPA 7196
8/8/2012	M-37	Perchlorate	1100000	ug/L	4	ug/L	EPA 314.0
8/8/2012	M-37	pH	7.3	Units	0.1	Units	EPA 9040
8/8/2012	M-37	Total Dissolved Solids (TDS)	3700	mg/L	10	mg/L	E160.1/SM2540C
8/9/2012	M-36	Chromium Total ICAP	30	mg/L	0.01	mg/L	EPA 6010
8/9/2012	M-36	Hexavalent chromium (Cr VI)	28	mg/L	0.005	mg/L	EPA 7196
8/9/2012	M-36	Perchlorate	1500000	ug/L	4	ug/L	EPA 314.0
8/9/2012	M-36	pH	7.4	Units	0.1	Units	EPA 9040
8/9/2012	M-36	Total Dissolved Solids (TDS)	14000	mg/L	10	mg/L	E160.1/SM2540C
11/5/2012	M-44	Chromium Total ICAP	0.91	mg/L	0.01	mg/L	EPA 6010
11/5/2012	M-44	Perchlorate	750000	ug/L	4	ug/L	EPA 314.0
11/5/2012	M-44	pH	7.5	Units	0.1	Units	EPA 9040
11/5/2012	M-44	Total Dissolved Solids (TDS)	8500	mg/L	10	mg/L	E160.1/SM2540C
11/5/2012	M-95	Chromium Total ICAP	0.71	mg/L	0.01	mg/L	EPA 6010
11/5/2012	M-95	Hexavalent chromium (Cr VI)	0.73	mg/L	0.005	mg/L	EPA 7196
11/5/2012	M-95	Perchlorate	370000	ug/L	4	ug/L	EPA 314.0
11/5/2012	M-95	pH	7.6	Units	0.1	Units	EPA 9040
11/5/2012	M-95	Total Dissolved Solids (TDS)	6300	mg/L	10	mg/L	E160.1/SM2540C
11/6/2012	M-37	Chromium Total ICAP	0.072	mg/L	0.01	mg/L	EPA 6010
11/6/2012	M-37	Hexavalent chromium (Cr VI)	0.072	mg/L	0.005	mg/L	EPA 7196
11/6/2012	M-37	Perchlorate	1300000	ug/L	4	ug/L	EPA 314.0
11/6/2012	M-37	pH	7.2	Units	0.1	Units	EPA 9040
11/6/2012	M-37	Total Dissolved Solids (TDS)	5300	mg/L	10	mg/L	E160.1/SM2540C
11/8/2012	M-11	Chromium Total ICAP	1.6	mg/L	0.01	mg/L	EPA 6010
11/8/2012	M-11	Hexavalent chromium (Cr VI)	1.7	mg/L	0.005	mg/L	EPA 7196
11/8/2012	M-11	Perchlorate	22000	ug/L	4	ug/L	EPA 314.0
11/8/2012	M-11	pH	8	Units	0.1	Units	EPA 9040
11/8/2012	M-11	Total Dissolved Solids (TDS)	2600	mg/L	10	mg/L	E160.1/SM2540C
11/8/2012	M-12A	Chromium Total ICAP	7.8	mg/L	0.01	mg/L	EPA 6010
11/8/2012	M-12A	Hexavalent chromium (Cr VI)	8.5	mg/L	0.005	mg/L	EPA 7196
11/8/2012	M-12A	Perchlorate	170000	ug/L	4	ug/L	EPA 314.0
11/8/2012	M-12A	pH	8.1	Units	0.1	Units	EPA 9040
11/8/2012	M-12A	Total Dissolved Solids (TDS)	6200	mg/L	10	mg/L	E160.1/SM2540C
11/8/2012	M-36	Chromium Total ICAP	26	mg/L	0.01	mg/L	EPA 6010
11/8/2012	M-36	Hexavalent chromium (Cr VI)	28	mg/L	0.005	mg/L	EPA 7196
11/8/2012	M-36	Perchlorate	1700000	ug/L	4	ug/L	EPA 314.0
11/8/2012	M-36	pH	7.4	Units	0.1	Units	EPA 9040
11/8/2012	M-36	Total Dissolved Solids (TDS)	15000	mg/L	10	mg/L	E160.1/SM2540C
11/20/2012	M-44	Hexavalent chromium (Cr VI)	0.93	mg/L	0.005	mg/L	EPA 7196


M-84 plugged and abandoned.

M-95 damaged in August 2012; repaired by November 2012.

M-100 dry in August and November 2012.



**Nevada Division of Environmental Protection
Bureau of Water Pollution Control
Underground Injection Control Program**
901 S. Stewart St Ste 4001
Carson City Nevada 89701
Ph: 775-687-9418 Fx: 775-687-4684



UIC Form U230 – Field Sampling & Monitoring Summary

This form is to be completed in the field while sampling to document the sampling location facts and events, and submitted with the sample results.


Sample Date: (mm/dd/yy) 08-08-12 and 11-08-12

Complete All Applicable Blanks – Water samples can be rejected if information not provided.

FACILITY AND PERMIT INFORMATION	
Well Name & No.: M-11, M-12A, M-36, M-37, M-44, M-95, M-100	UIC Permit No.: UNEV 94218
Is there any well name or identification at the wellhead?	<input checked="" type="checkbox"/> YES <input type="checkbox"/> NO If no, label should be placed on or near wellhead
Project/Facility Name: Perchlorate Remediation - Nevada Environmental Response Trust, Henderson, NV	
Well Location (Section/TR or Lat/Long): Section 12 T22S - R62E	
City/Valley: Henderson, NV	County: Clark
Sample for (circle one): NEW WELL ROUTINE REPORTING Other: _____	
Reporting Frequency: <input checked="" type="checkbox"/> Semi-annually <input type="checkbox"/> Annually <input type="checkbox"/> Other _____	
WELL or SAMPLE LOCATION INFORMATION	
(Note: If sample location is not a well (e.g. spring), please provide all relevant data on sample location in the space below)	
Well Type:	Water Distribution Well Monitoring Geo-Prod Geo-Injection Geo-Observation
Completion date of well: 1983 to 1997	
Diameter of casing: 2 inch	Type of Casing: Steel PVC Other: _____
Total depth of well: ~ 45 foot	
Bottom depth of cement for last cemented casing string: NA	
Screened or open hole interval (top/bottom depths): ~ bottom 20 foot	
STATUS OF WELL	
Condition or Activity of well during past week/month, prior to sampling: operating normally	
Discuss any field conditions the Division should be aware of with regard to this sample: both month's samples taken during normal operationsi	
Was the well secured upon arrival?	<input checked="" type="checkbox"/> YES <input type="checkbox"/> NO
Was there any problems or damage to the well upon arrival	<input type="checkbox"/> YES <input checked="" type="checkbox"/> NO
Was well in an artesian condition prior to sampling? :	<input type="checkbox"/> YES <input checked="" type="checkbox"/> NO
WATER LEVEL – WELL GAUGING	
Last date well gauged (mm/dd/yy) : date listed below	Depth to water - last event:
Method used to gauge well? :	Cap Tube Tape Measure NA
Measured Water Level :	DTW 8-8-12 M-11=42.68', M-36=32.76', M-37=32.17', M-44=22.49', M-95=15.81', M-100=dry
	DTW 11-8-12 M-11=42.22', M-36=30.61', M-37=29.69', M-44=22.88', M-95=16.40', M-100=dry



Nevada Division of Environmental Protection
Bureau of Water Pollution Control
Underground Injection Control Program
 901 S. Stewart St Ste 4001
 Carson City Nevada 89701
 Ph: 775-687-9418 Fx: 775-687-4684



UIC Form U230 – Field Sampling & Monitoring Summary

SAMPLING INFORMATION			
Date sample collected (mm/dd/yy) :	08-08-12 and 11-08-12	Time Sampled :	daylight
Name of Sampler :	Veolia Water NA operator		
Location sample taken (be specific) "sample port in pipeline 10 feet from wellhead" :	monitor well head		
Type of Sample (circle one) :	Grab Composite other (specify):		
Collection method (circle one) :	wellhead water pumped direct from air gas lift		
How much fluid (gallons or well volumes) was discharged / purged before collecting sample? :	~ three casing volumes		
Filtering Note: UIC requirements specify water samples shall not be filtered, unless previously approved. If filtration is approved, sample shall be filtered with a 1.0 micron filter, not 0.45 micron. If approved, document date of approval: _____			
Was the sample filtered? :	<input type="checkbox"/> YES <input checked="" type="checkbox"/> NO		
Was conductivity measured during discharge to establish stabilized conditions?	<input type="checkbox"/> YES <input checked="" type="checkbox"/> NO this is an active water supply line		
Was decontamination procedures (reference O & M?) followed during sampling of multiple wells	<input checked="" type="checkbox"/> YES <input type="checkbox"/> NO		
FIELD MEASUREMENTS			
pH :			
S. Conductivity :			
Temperature :			
What UIC Sample List is required:	1	2	3 Other**: Cr, Cr+6, perchlorate, TDS
** Other constituent listed must have prior UIC approval before using			
Were any holding times exceeded?	<input type="checkbox"/> YES <input checked="" type="checkbox"/> NO		
In Final sample documentation, ensure all results are reported with appropriate units. If measurements are below detection limits, indicate detection limit value.			
DO NOT REPORT VALUES AS NON-DETECT OR ND, INSTEAD REPORT as <(Detection Limit Value)			
FORM PREPARATION			
Project Manager:	Susan Crowley		
Company:	Crowley Environmental on behalf of Tronox LLC		
Telephone No.:	702-592-7727	eMail Address:	smcrowley@cox.net
Signature:	<i>SM Crowley</i>	Date:	January 23, 2013
Qualified Sample Person:	Michele Brown		
Company:	Veolia Water NA		
Telephone No.:	702-289-5533	eMail Address:	michele.brown@veoliawaterna.com
Signature:	<i>Michele Brown</i>	Date:	Jan 23, 2013


Attachments:

Nevada Environmental Response Trust
Henderson, Nevada Facility

UIC PERMIT UNEV 94218
EXTRACTION AND INJECTION RATES (gpm)


MONTH	EXTRACTION RATE	INJECTION RATE		
	(gpm)	(gpm)		
	Monthly Average	Monthly Average	Daily High	Daily Low
July 2012	61.8	0	0	0
August 2012	62.4	0	0	0
September 2012	73.7	0	0	0
October 2012	74.4	0	0	0
November 2012	68.6	0	0	0
December 2012	72.8	0	0	0

ATTACHMENT 3



**Supporting Electronic Analytical Reports
UIC Permit UNEV 94218 Report – 3rd and 4th Q 2012**

I hereby certify that all laboratory analytical data was generated by a laboratory certified by the NDEP for each constituent and media presented herein, exceptions and corresponding justifications are provided below.



Susan Crowley, CEM 1428 exp 3-8-13

1-16-13

Date

ATTACHMENT 4

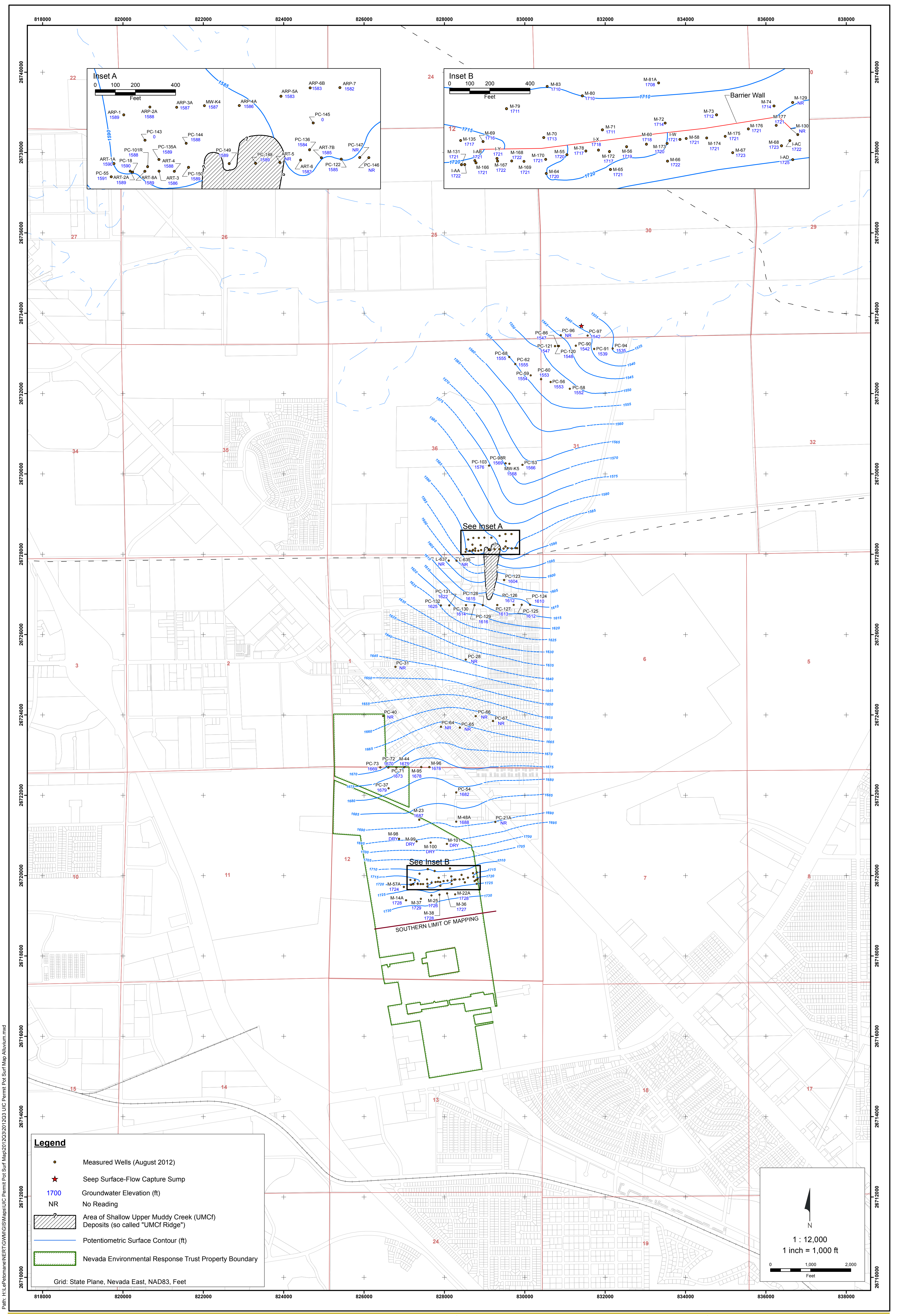


Potentiometric
Surface Map -3rd Q 2



Potentiometric
Surface Map -4th Q 2

Potentiometric Surface Maps



Legend

- Measured Wells (August 2012)
- ★ Seep Surface-Flow Capture Sump
- 1700 Groundwater Elevation (ft)
- NR No Reading
- Area of Shallow Upper Muddy Creek (UMCf) Deposits (so called "UMCf Ridge")
- Potentiometric Surface Contour (ft)
- Nevada Environmental Response Trust Property Boundary

Grid: State Plane, Nevada East, NAD83, Feet

N

1 : 12,000
1 inch = 1,000 ft

Path: H:\L\B\com\NERT\GIS\Map\UIC_Permit_Pot_Surf_Map_Alluvium.mxd

Figure 1

**POTENTIOMETRIC SURFACE MAP
QUATERNARY ALLUVIUM AQUIFER
THIRD QUARTER 2012**

UIC Permit #JUNE94218 Report
Nevada Environmental Response Trust (NERT)
Henderson, Nevada

DESIGNED BY:		REVISIONS			
DRAWN BY:	NO.	DESCRIPTION:	DATE:	BY:	
CHECKED BY:	1	GENERATE APPROVED MAP	1/16/2013	RS	
APPROVED BY:					



