

Wet Chemistry Data Review Checklist  
For Tests with Calibration Curves

Test Name/ Method #: Purchkrata SOP # DV-WC-0057  
Instrument: ICS Analyst: TL-1 Analysis Date: 4/21/10

Lot / Sample Numbers	Matrix	Batch	Method	QC	Special Inst
<u>2448-128, 132,</u>	<u>Soil</u>	<u>12049</u>	<u>314.0</u>	<u>N/A</u>	
<u>138, 148, 152, 158</u>					
<u>161, 163, 165,</u>					
<u>2500-65, 66, 67,</u>					
<u>68, 69, 70, 71, 72,</u>					
<u>73, 77</u>					
		<u>11531-Prep</u>			

	Yes	No	N/A	2nd Level
<b>A. Calibration/Instrument Run QC</b>				
1. Minimum of five standards in ICAL or as specified in method?	-			✓
2. Correlation coefficient ≥ 0.995 ?	-			✓
3. Second-source ICV analyzed, and recovery 90-110%?	-			✓
4. ICB analyzed immediately after the ICV & results < the RL	-			✓
5. CCV analyzed after every ten samples & recovery ± 10% of true value?	-			✓
6. CCB analyzed after every CCV & results < RL?	-			✓
7. Absolute value of the intercept is < ± ½ the RL?	-			✓
<b>B. Sample Results</b>				
1. All samples greater than highest calibration standard diluted and reanalyzed?	-			✓
2. Do associated RLs/MDLs reflect dilutions or limited sample volume?	-			✓
3. All reported results bracketed by in control CCV results?	-			✓
4. Sample analyses done within holding time?	-			✓
5. Initial pH check documented for all samples?			-	✓
6. Preparation benchsheet completed and included in package?	-			✓
7. Client requirements reviewed and met?	-			✓
8. Were data manually transcribed from instrument printouts into QuanTIMS verified 100% including significant figures and correct units?	-			✓
9. Do the prep and analysis dates in QuanTIMS reflect the actual dates? Lots/Dates report checked?	-			✓
10. Are all data being reported highlighted on the benchsheet?	-			-
11. Raw data copies prepared and scanned?	-			✓
12. Manual integrations done properly and initialed and dated?	-			✓
13. STD/True Value sheet is updated and included?	-			✓
<b>C. Preparation/Matrix QC</b>				
1. Method blank < RL or all reported samples > 10x blank have NCM?	-			✓
2. Method blank < ½ RL or NCM provided?	-			✓
3. LCS/LCSD run for batch and within QC limits?	-			✓
4. MS/MSD run at required frequency and within limits or NCM written?	-			✓
5. DUP run at required frequency and RPD within 20% or NCM written?	-			✓

Analyst: [Signature] Date: 4/22/10

2nd Level Reviewer: D.B. Date: 04-22-10

Updated 09/15/09  
**Ion Chromatography Controls and Standards for Perchlorate**  
**SOP # DV-WC-0057 REV 2**

<b>Analyte</b>	<b>ICV/CCV 30</b>	<b>CAL/LCS/CCV 10</b>
Perchlorate	Spex	Ultra
Std #	std3164-09	std2140-09
Lot #	2-1CLO4-2	F00790A
Expires	7-15-10	1-31-11

**QC Standard Values**

<b>Method Name</b>	<b>Perchlorate</b>	<b>Low curve RL 1ppb</b>
	<b>QC name</b>	<b>True value</b>
	ICV	20ppb
	ICCS	1ppb
	IPC	5ppb
	LCS/DCS	10ppb
	CCV alternating	30ppb/10ppb
	MS/SD	10ppb

**Perchlorate Benchsheet**

ILY (11992)

4/21/2010 \_\_\_\_\_

MCT Value: 2640

Percent Difference for Area/Height Ratio (PD <sub>A/H</sub> )	Area	Height
Instrument Performance Check Solution (IPC)	0.01809	0.04105
Laboratory Control Spike	0.03878	0.09796
Percent Difference	11.31825175	
Percent Difference <25% for IPC Acceptance Criteria		

Conductivity Meter ID:	MODEL 160
Potassium Chloride (KCL):	Std ID#: Cond LCS 00011
	Conc: 1409
	3/31/2011 _____

	Measured Conductance	Range (circle one)	Conductivity Final Conc
KCL Cal Check Standard Standard	1400	<u>µm</u> mm M	1400
IPC	2.62	µm <u>mm</u> M	2620

Sequence: PERCHLORATE042110B  
Operator: lyt

Page 1 of 6  
Printed: 4/22/2010 12:20:05 PM

Title: IC5 anions sequence 11-14-02













































Datasource: 3C7HN01\_local

Location: ARV-WET-IC1\_1\IC5 Sequences\Perchlorate Sequences\2010

Timebase: IC5

#Samples: 51

Created: 4/21/2010 7:37:19 AM by lyt  
(Modified, not saved)

No.	Name	Type	Pos.	Inj. Vol.	Program
1	 RT CHECK	Unknown	3	1000.000	Perchlorate Program 11-19-02
2	 BLANK	Unknown	2	1000.000	Perchlorate Program 11-19-02
3	 cal std 1	Standard	3	1000.000	Perchlorate Program 11-19-02
4	 cal std 2	Standard	4	1000.000	Perchlorate Program 11-19-02
5	 cal std 3	Standard	5	1000.000	Perchlorate Program 11-19-02
6	 cal std 4	Standard	6	1000.000	Perchlorate Program 11-19-02
7	 cal std 5	Standard	7	1000.000	Perchlorate Program 11-19-02
8	 cal std 6	Standard	8	1000.000	Perchlorate Program 11-19-02
9	 BLANK	Unknown	9	1000.000	Perchlorate Program 11-19-02
10	 ICV 20 ppb	Unknown	3	1000.000	Perchlorate Program 11-19-02
11	 ICB	Unknown	3	1000.000	Perchlorate Program 11-19-02
12	 RT CHECK	Unknown	4	1000.000	Perchlorate Program 11-19-02
13	 BLANK	Unknown	4	1000.000	Perchlorate Program 11-19-02
14	 ICCS 1 PPB	Unknown	1	1000.000	Perchlorate Program 11-19-02
15	 BLANK	Unknown	2	1000.000	Perchlorate Program 11-19-02
16	 IPC 5 ppb	Unknown	4	1000.000	Perchlorate Program 11-19-02
17	 LCS 280-11531/2-A	Unknown	4	1000.000	Perchlorate Program 11-19-02
18	 LCSD 280-11531/3-A	Unknown	5	1000.000	Perchlorate Program 11-19-02
19	 MB 280-11531/1-A	Unknown	6	1000.000	Perchlorate Program 11-19-02
20	 280-2448-B-128-A 5000X	Unknown	9	1000.000	Perchlorate Program 11-19-02
21	 280-2448-C-132-A 200X	Unknown	10	1000.000	Perchlorate Program 11-19-02
22	 280-2448-A-138-A 200X	Unknown	10	1000.000	Perchlorate Program 11-19-02
23	 280-2448-C-148-A 500X	Unknown	11	1000.000	Perchlorate Program 11-19-02
24	 280-2448-B-152-A 100X	Unknown	12	1000.000	Perchlorate Program 11-19-02
25	 280-2448-B-152-B DU 100X	Unknown	12	1000.000	Perchlorate Program 11-19-02
26	 CCV 30 PPB	Unknown	9	1000.000	Perchlorate Program 11-19-02
27	 CCB	Unknown	9	1000.000	Perchlorate Program 11-19-02
28	 280-2448-B-152-C MS 100X	Unknown	12	1000.000	Perchlorate Program 11-19-02
29	 280-2448-B-152-D MSD 100X	Unknown	10	1000.000	Perchlorate Program 11-19-02
30	 280-2448-B-158-A 500X	Unknown	11	1000.000	Perchlorate Program 11-19-02
31	 280-2448-C-161-A 5000X	Unknown	11	1000.000	Perchlorate Program 11-19-02
32	 280-2448-B-163-A 5000X	Unknown	11	1000.000	Perchlorate Program 11-19-02
33	 280-2448-C-165-A 5000X	Unknown	11	1000.000	Perchlorate Program 11-19-02
34	 280-2500-A-65-A 20000X	Unknown	11	1000.000	Perchlorate Program 11-19-02
35	 280-2500-A-65-B DU 20000X	Unknown	11	1000.000	Perchlorate Program 11-19-02
36	 280-2500-A-65-C MS 20000X	Unknown	11	1000.000	Perchlorate Program 11-19-02
37	 280-2500-A-65-D MSD 20000	Unknown	11	1000.000	Perchlorate Program 11-19-02
38	 CCV 10 PPB	Unknown	10	1000.000	Perchlorate Program 11-19-02
39	 CCB	Unknown	10	1000.000	Perchlorate Program 11-19-02
40	 280-2500-A-66-A 10000X	Unknown	10	1000.000	Perchlorate Program 11-19-02
41	 280-2500-A-67-A 10000X	Unknown	10	1000.000	Perchlorate Program 11-19-02
42	 280-2500-A-68-A 20X	Unknown	10	1000.000	Perchlorate Program 11-19-02
43	 280-2500-A-69-A 20X	Unknown	10	1000.000	Perchlorate Program 11-19-02
44	 280-2500-A-70-A 20X	Unknown	10	1000.000	Perchlorate Program 11-19-02

Sequence: PERCHLORATE042110B  
Operator: lyt

Page 2 of 6  
Printed: 4/22/2010 12:20:05 PM

Title: IC5 anions sequence 11-14-02

Datasource: 3C7HN01\_local

Location: ARV-WET-IC1\_1\IC5 Sequences\Perchlorate Sequences\2010

Timebase: IC5

#Samples: 51

Created: 4/21/2010 7:37:19 AM by lyt  
(Modified, not saved)

No.	Name	Method	Status	Inj. Date/Time	Weight
1	 RT CHECK	IC5 Perch Low Quant Method 12-16-02	Finished	4/21/2010 7:52:51 AM	1.0000
2	 BLANK	IC5 Perch Low Quant Method 12-16-02	Finished	4/21/2010 8:13:53 AM	1.0000
3	 cal std 1	IC5 Perch Low Quant Method 12-16-02	Finished	4/21/2010 8:34:55 AM	1.0000
4	 cal std 2	IC5 Perch Low Quant Method 12-16-02	Finished	4/21/2010 8:55:57 AM	1.0000
5	 cal std 3	IC5 Perch Low Quant Method 12-16-02	Finished	4/21/2010 9:16:58 AM	1.0000
6	 cal std 4	IC5 Perch Low Quant Method 12-16-02	Finished	4/21/2010 9:37:59 AM	1.0000
7	 cal std 5	IC5 Perch Low Quant Method 12-16-02	Finished	4/21/2010 9:59:02 AM	1.0000
8	 cal std 6	IC5 Perch Low Quant Method 12-16-02	Finished	4/21/2010 10:20:04 AM	1.0000
9	 BLANK	IC5 Perch Low Quant Method 12-16-02	Finished	4/21/2010 10:54:00 AM	1.0000
10	 ICV 20 ppb	IC5 Perch Low Quant Method 12-16-02	Finished	4/21/2010 11:15:02 AM	1.0000
11	 ICB	IC5 Perch Low Quant Method 12-16-02	Finished	4/21/2010 12:30:36 PM	1.0000
12	 RT CHECK	IC5 Perch Low Quant Method 12-16-02	Finished	4/21/2010 9:17:51 PM	1.0000
13	 BLANK	IC5 Perch Low Quant Method 12-16-02	Finished	4/21/2010 9:38:53 PM	1.0000
14	 ICCS 1 PPB	IC5 Perch Low Quant Method 12-16-02	Finished	4/21/2010 9:59:54 PM	1.0000
15	 BLANK	IC5 Perch Low Quant Method 12-16-02	Finished	4/21/2010 10:20:55 PM	1.0000
16	 IPC 5 ppb	IC5 Perch Low Quant Method 12-16-02	Finished	4/21/2010 10:42:00 PM	1.0000
17	 LCS 280-11531/2-A	IC5 Perch Low Quant Method 12-16-02	Finished	4/21/2010 11:03:01 PM	1.0000
18	 LCSD 280-11531/3-A	IC5 Perch Low Quant Method 12-16-02	Finished	4/21/2010 11:24:03 PM	1.0000
19	 MB 280-11531/1-A	IC5 Perch Low Quant Method 12-16-02	Finished	4/21/2010 11:45:04 PM	1.0000
20	 280-2448-B-128-A 5000X	IC5 Perch Low Quant Method 12-16-02	Finished	4/22/2010 12:06:05 AM	1.0000
21	 280-2448-C-132-A 200X	IC5 Perch Low Quant Method 12-16-02	Finished	4/22/2010 12:27:09 AM	1.0000
22	 280-2448-A-138-A 200X	IC5 Perch Low Quant Method 12-16-02	Finished	4/22/2010 12:48:11 AM	1.0000
23	 280-2448-C-148-A 500X	IC5 Perch Low Quant Method 12-16-02	Finished	4/22/2010 1:09:15 AM	1.0000
24	 280-2448-B-152-A 100X	IC5 Perch Low Quant Method 12-16-02	Finished	4/22/2010 1:30:16 AM	1.0000
25	 280-2448-B-152-B DU 100X	IC5 Perch Low Quant Method 12-16-02	Finished	4/22/2010 1:51:17 AM	1.0000
26	 CCV 30 PPB	IC5 Perch Low Quant Method 12-16-02	Finished	4/22/2010 2:12:19 AM	1.0000
27	 CCB	IC5 Perch Low Quant Method 12-16-02	Finished	4/22/2010 2:33:22 AM	1.0000
28	 280-2448-B-152-C MS 100X	IC5 Perch Low Quant Method 12-16-02	Finished	4/22/2010 2:54:23 AM	1.0000
29	 280-2448-B-152-D MSD 100X	IC5 Perch Low Quant Method 12-16-02	Finished	4/22/2010 3:15:24 AM	1.0000
30	 280-2448-B-158-A 500X	IC5 Perch Low Quant Method 12-16-02	Finished	4/22/2010 3:36:26 AM	1.0000
31	 280-2448-C-161-A 5000X	IC5 Perch Low Quant Method 12-16-02	Finished	4/22/2010 3:57:27 AM	1.0000
32	 280-2448-B-163-A 5000X	IC5 Perch Low Quant Method 12-16-02	Finished	4/22/2010 4:18:29 AM	1.0000
33	 280-2448-C-165-A 5000X	IC5 Perch Low Quant Method 12-16-02	Finished	4/22/2010 4:39:30 AM	1.0000
34	 280-2500-A-65-A 20000X	IC5 Perch Low Quant Method 12-16-02	Finished	4/22/2010 5:00:32 AM	1.0000
35	 280-2500-A-65-B DU 20000X	IC5 Perch Low Quant Method 12-16-02	Finished	4/22/2010 5:21:33 AM	1.0000
36	 280-2500-A-65-C MS 20000X	IC5 Perch Low Quant Method 12-16-02	Finished	4/22/2010 5:42:34 AM	1.0000
37	 280-2500-A-65-D MSD 20000	IC5 Perch Low Quant Method 12-16-02	Finished	4/22/2010 6:03:36 AM	1.0000
38	 CCV 10 PPB	IC5 Perch Low Quant Method 12-16-02	Finished	4/22/2010 6:24:37 AM	1.0000
39	 CCB	IC5 Perch Low Quant Method 12-16-02	Finished	4/22/2010 6:45:39 AM	1.0000
40	 280-2500-A-66-A 10000X	IC5 Perch Low Quant Method 12-16-02	Finished	4/22/2010 7:06:40 AM	1.0000
41	 280-2500-A-67-A 10000X	IC5 Perch Low Quant Method 12-16-02	Finished	4/22/2010 7:27:42 AM	1.0000
42	 280-2500-A-68-A 20X	IC5 Perch Low Quant Method 12-16-02	Finished	4/22/2010 8:48:33 AM	1.0000
43	 280-2500-A-69-A 20X	IC5 Perch Low Quant Method 12-16-02	Finished	4/22/2010 9:09:34 AM	1.0000
44	 280-2500-A-70-A 20X	IC5 Perch Low Quant Method 12-16-02	Finished	4/22/2010 9:30:35 AM	1.0000

Sequence: PERCHLORATE042110B  
Operator: lyt

Page 3 of 6  
Printed: 4/22/2010 12:20:05 PM

Title: IC5 anions sequence 11-14-02













































Datasource: 3C7HN01\_local

Location: ARV-WET-IC1\_1\IC5 Sequences\Perchlorate Sequences\2010

Timebase: IC5

#Samples: 51

Created: 4/21/2010 7:37:19 AM by lyt  
(Modified, not saved)

No.	Name	Dil. Factor	ISTD Amount	Sample ID	Replicate ID	Comment
1	 RT CHECK	1.0000	1.0000	100	01	TLY
2	 BLANK	1.0000	1.0000	101	01	TLY
3	 cal std 1	1.0000	1.0000	102	01	TLY
4	 cal std 2	1.0000	1.0000	103	01	TLY
5	 cal std 3	1.0000	1.0000	104	01	TLY
6	 cal std 4	1.0000	1.0000	105	01	TLY
7	 cal std 5	1.0000	1.0000	106	01	TLY
8	 cal std 6	1.0000	1.0000	107	01	TLY
9	 BLANK	1.0000	1.0000	108	01	TLY
10	 ICV 20 ppb	1.0000	1.0000	109	01	TLY
11	 ICB	1.0000	1.0000	110	01	TLY
12	 RT CHECK	1.0000	1.0000	111	01	TLY
13	 BLANK	1.0000	1.0000	112	01	TLY
14	 ICCS 1 PPB	1.0000	1.0000	113	01	TLY
15	 BLANK	1.0000	1.0000	114	01	TLY
16	 IPC 5 ppb	1.0000	1.0000	115	01	TLY
17	 LCS 280-11531/2-A	1.0000	1.0000	116	01	TLY
18	 LCSD 280-11531/3-A	1.0000	1.0000	117	01	TLY
19	 MB 280-11531/1-A	1.0000	1.0000	118	01	TLY
20	 280-2448-B-128-A 5000X	5000.0000	1.0000	119	01	TLY
21	 280-2448-C-132-A 200X	200.0000	1.0000	120	01	TLY
22	 280-2448-A-138-A 200X	200.0000	1.0000	121	01	TLY
23	 280-2448-C-148-A 500X	500.0000	1.0000	122	01	TLY
24	 280-2448-B-152-A 100X	100.0000	1.0000	123	01	TLY
25	 280-2448-B-152-B DU 100X	100.0000	1.0000	124	01	TLY
26	 CCV 30 PPB	1.0000	1.0000	125	01	TLY
27	 CCB	1.0000	1.0000	126	01	TLY
28	 280-2448-B-152-C MS 100X	100.0000	1.0000	127	01	TLY
29	 280-2448-B-152-D MSD 100X	100.0000	1.0000	128	01	TLY
30	 280-2448-B-158-A 500X	500.0000	1.0000	129	01	TLY
31	 280-2448-C-161-A 5000X	5000.0000	1.0000	130	01	TLY
32	 280-2448-B-163-A 5000X	5000.0000	1.0000	131	01	TLY
33	 280-2448-C-165-A 5000X	5000.0000	1.0000	132	01	TLY
34	 280-2500-A-65-A 20000X	20000.0000	1.0000	133	01	TLY
35	 280-2500-A-65-B DU 20000X	20000.0000	1.0000	134	01	TLY
36	 280-2500-A-65-C MS 20000X	20000.0000	1.0000	135	01	TLY
37	 280-2500-A-65-D MSD 20000	20000.0000	1.0000	136	01	TLY
38	 CCV 10 PPB	1.0000	1.0000	137	01	TLY
39	 CCB	1.0000	1.0000	138	01	TLY
40	 280-2500-A-66-A 10000X	10000.0000	1.0000	139	01	TLY
41	 280-2500-A-67-A 10000X	10000.0000	1.0000	140	01	TLY
42	 280-2500-A-68-A 20X	20.0000	1.0000	141	01	TLY
43	 280-2500-A-69-A 20X	20.0000	1.0000	142	01	TLY
44	 280-2500-A-70-A 20X	20.0000	1.0000	143	01	TLY

Sequence: PERCHLORATE042110B  
Operator: lyt

Page 4 of 6  
Printed: 4/22/2010 12:20:05 PM

Title: IC5 anions sequence 11-14-02








Datasource: 3C7HN01\_local

Location: ARV-WET-IC1\_1\IC5 Sequences\Perchlorate Sequences\2010

Timebase: IC5

Created: 4/21/2010 7:37:19 AM by lyt  
(Modified, not saved)

#Samples: 51

No.	Name	Type	Pos.	Inj. Vol.	Program
45	 280-2500-A-71-A 50X	Unknown	11	1000.000	Perchlorate Program 11-19-02
46	 280-2500-A-72-A 50X	Unknown	10	1000.000	Perchlorate Program 11-19-02
47	 280-2500-B-73-A 50X	Unknown	11	1000.000	Perchlorate Program 11-19-02
48	 280-2500-A-77-B 100X	Unknown	12	1000.000	Perchlorate Program 11-19-02
49	 CCV 30 PPB	Unknown	10	1000.000	Perchlorate Program 11-19-02
50	 CCB	Unknown	11	1000.000	Perchlorate Program 11-19-02
51	 End	Unknown	12	1000.000	halt Program 11-19-02

Sequence: PERCHLORATE042110B  
Operator: lyt

Page 5 of 6  
Printed: 4/22/2010 12:20:05 PM

Title: IC5 anions sequence 11-14-02








Datasource: 3C7HN01\_local

Location: ARV-WET-IC1\_1\IC5 Sequences\Perchlorate Sequences\2010

Timebase: IC5

#Samples: 51

Created: 4/21/2010 7:37:19 AM by lyt  
(Modified, not saved)

No.	Name	Method	Status	Inj. Date/Time	Weight
45	 280-2500-A-71-A 50X	IC5 Perch Low Quant Method 12-16-02	Finished	4/22/2010 9:51:37 AM	1.0000
46	 280-2500-A-72-A 50X	IC5 Perch Low Quant Method 12-16-02	Finished	4/22/2010 10:12:38 AM	1.0000
47	 280-2500-B-73-A 50X	IC5 Perch Low Quant Method 12-16-02	Finished	4/22/2010 10:33:40 AM	1.0000
48	 280-2500-A-77-B 100X	IC5 Perch Low Quant Method 12-16-02	Finished	4/22/2010 10:54:41 AM	1.0000
49	 CCV 30 PPB	IC5 Perch Low Quant Method 12-16-02	Finished	4/22/2010 11:15:43 AM	1.0000
50	 CCB	IC5 Perch Low Quant Method 12-16-02	Finished	4/22/2010 11:36:44 AM	1.0000
51	 End	IC5 Perch Low Quant Method 12-16-02	Finished	4/22/2010 11:57:46 AM	1.0000



Sequence: PERCHLORATE042110B  
Operator: lyt

Page 6 of 6  
Printed: 4/22/2010 12:20:05 PM

Title: IC5 anions sequence 11-14-02








Datasource: 3C7HN01\_local

Location: ARV-WET-IC1\_1\IC5 Sequences\Perchlorate Sequences\2010

Timebase: IC5

Created: 4/21/2010 7:37:19 AM by lyt  
(Modified, not saved)

#Samples: 51

No.	Name	Dil. Factor	ISTD Amount	Sample ID	Replicate ID	Comment
45	 280-2500-A-71-A 50X	50.0000	1.0000	144	01	TLY
46	 280-2500-A-72-A 50X	50.0000	1.0000	145	01	TLY
47	 280-2500-B-73-A 50X	50.0000	1.0000	146	01	TLY
48	 280-2500-A-77-B 100X	100.0000	1.0000	147	01	TLY
49	 CCV 30 PPB	1.0000	1.0000	148	01	TLY
50	 CCB	1.0000	1.0000	149	01	TLY
51	 End	1.0000	1.0000		01	TLY

Program File: halt Program 11-19-02

Commands, Page 1 of 1

Operator: lyt

Printed: 4/22/2010 12:20:05 PM

---

Title: Perchlorate Program 11-19-02

Datasource: 3C7HN01\_local

Created: 6/25/2003 10:55:41 PM by coonl

Location: ARV-WET-IC1\_1\IC5 Sequences\Perchlorate Sequences\2010\PERCHLORATE042110B.SEQ

Timebase: IC5

Changed: 6/25/2003 10:55:41 PM by coonl

---

```
Pressure.LowerLimit = 0
Pressure.UpperLimit = 4000
%A.Equate = "%A"
%B.Equate = "%B"
%C.Equate = "%C"
%D.Equate = "%D"
LoadPosition
Data_Collection_Rate = 2.0
Temperature_Compensation = 1.7
DS3_Temperature = 35
Suppressor_Type = None
Flow = 0.00
%B = 0.0
%C = 0.0
%D = 0.0
Curve = 5

-2.400 Pump_TTL_1.5v Duration=10.00

0.000 ECD.Autozero
InjectPosition Duration=180.00
ECD_1.AcqOn

12.000 ECD_1.AcqOff

End
```

Program File: halt Program 11-19-02  
Operator: lyt

Post-acquisition steps, Page 1 of 1  
Printed: 4/22/2010 12:20:06 PM

---

Title: Perchlorate Program 11-19-02  
Datasource: 3C7HN01\_local  
Location: ARV-WET-IC1\_1\IC5 Sequences\Perchlorate Sequences\2010\PERCHLORATE042110  
Timebase: IC5  
Created: 6/25/2003 10:55:41 PM by coonl  
Changed: 6/25/2003 10:55:41 PM by coonl

---

No. Channel Operation Parameters

---

Title: Perchlorate Program 11-19-02

Datasource: 3C7HN01\_local

Created: 11/19/2002 12:29:20 PM by tennisp

Location: ARV-WET-IC1\_1\IC5 Sequences\Perchlorate Sequences\2010\PERCHLORATE042110B.SEQ

Timebase: IC5

Changed: 7/2/2003 7:09:46 PM by coonl

---

Pressure.LowerLimit = 0  
Pressure.UpperLimit = 4000  
%A.Equate = "%A"  
%B.Equate = "%B"  
%C.Equate = "%C"  
%D.Equate = "%D"  
LoadPosition  
Data\_Collection\_Rate = 2.0  
Temperature\_Compensation = 1.7  
DS3\_Temperature = 35  
Suppressor\_Type = None  
Flow = 1.00  
%B = 0.0  
%C = 0.0  
%D = 0.0  
Curve = 5

-2.400 Pump\_TTL\_1.0v Duration=10.00

0.000 ECD.Autozero  
InjectPosition Duration=240.00  
ECD\_1.AcqOn

18.500 ECD\_1.AcqOff

End

Program File: Perchlorate Program 11-19-02  
Operator: lyt

Post-acquisition steps, Page 1 of 1  
Printed: 4/22/2010 12:20:07 PM

---

Title: Perchlorate Program 11-19-02  
Datasource: 3C7HN01\_local  
Location: ARV-WET-IC1\_1\IC5 Sequences\Perchlorate Sequences\2010\PERCHLORATE0421  
Timebase: IC5

---

Created: 11/19/2002 12:29:20 PM by tennisp  
Changed: 7/2/2003 7:09:46 PM by coonl

No. Channel Operation Parameters

Method File: IC5 Perch Low Quant Method 12-16-02  
Operator: lyt

Page 1 of 7  
Printed: 4/22/2010 12:20:09 PM

Title: 9056

Datasource: 3C7HN01\_local

Created: 12/16/2002 7:57:20 PM by coonl

Location: ARV-WET-IC1\_1\IC5 Sequences\Perchlorate Sequences\2010\PERCHLORALast Update:

4/3/2009 2:58:16 PM by davisr

**Blank Run Subtraction:** No Blank Run Subtraction

**Detection Table:**

No.	Ret. Time [min]	Param. Name	Param. Value	Channel
1	0.000	Minimum Area	2.0E-4 "[Signal]*min"	All Channels
2	0.000	Inhibit Integration	On	All Channels
3	12.717	Inhibit Integration	Off	All Channels

Method File: IC5 Perch Low Quant Method 12-16-02  
Operator: lyt

Page 2 of 7  
Printed: 4/22/2010 12:20:09 PM

Title: 9056  
Datasource: 3C7HN01\_local Created: 12/16/2002 7:57:20 PM by coonl  
Location: ARV-WET-IC1\_1\IC5 Sequences\Perchlorate Sequences\2010\PERCHLORALast Update: 4/3/2009 2:58:16 PM by davisr

**Peak Table:**

Use Recently Detected Retention Times: Last standard  
Peak Retention Time Determination: Absolute  
Dead time:  
Delay Time of 2'nd Detector: <None>  
Delay Time of 3'rd Detector: <None>

No.	Peak Name	Ret.Time	Window	Standard	Int.Type	Cal.Type	Peak Type	Group	Comment
1	Perchlorate	16.267 min	10.000 RN	External	Area	XLOff	Auto		

Method File: IC5 Perch Low Quant Method 12-16-02  
Operator: lyt

Page 3 of 7  
Printed: 4/22/2010 12:20:09 PM

Title: 9056  
Datasource: 3C7HN01\_local Created: 12/16/2002 7:57:20 PM by coonl  
Location: ARV-WET-IC1\_1\IC5 Sequences\Perchlorate Sequences\2010\PERCHLORALast Update: 4/3/2009 2:58:16 PM by davisr

**Amount Table:**

Dimension of Amounts: ug/L  
Reference volume for amounts: Use inject volume of first standard  
Number of Amount Columns: 6  
Sample column used for amount column assignment: Sample Name

No.	Peak Name	Ret.Time	Resp.Fact.	Amount cal std 1	Amount cal std 2	Amount cal std 3	Amount cal std 4	Amount cal std 5	Amount cal std 6	Comment
1	Perchlorate	16.267 min	1.000000	1.000000	2.500000	5.000000	10.000000	20.000000	40.000000	



Method File: IC5 Perch Low Quant Method 12-16-02  
Operator: lyt

Page 4 of 7  
Printed: 4/22/2010 12:20:09 PM

Title: 9056

Datasource: 3C7HN01\_local

Created: 12/16/2002 7:57:20 PM by coonl

Location: ARV-WET-IC1\_1\IC5 Sequences\Perchlorate Sequences\2010\PERCHLORALast Update:







4/3/2009 2:58:16 PM by davisr

**Calibration:**

Calibration Mode: Total

Auto Recalibrate: On

Curve Fitting Model: Normal

No.	Enabled	Name	Smp.No.	Pos.	Inj. Vol.	Weight	ISTD Amount	Dil. Factor	Inj. Date/Time	Sample Comment
1	<input checked="" type="checkbox"/>	 cal std 1	3	3	1000.0	1.0000	1.0000	1.0000	4/21/2010 8:34:55 AM	TLY
2	<input checked="" type="checkbox"/>	 cal std 2	4	4	1000.0	1.0000	1.0000	1.0000	4/21/2010 8:55:57 AM	TLY
3	<input checked="" type="checkbox"/>	 cal std 3	5	5	1000.0	1.0000	1.0000	1.0000	4/21/2010 9:16:58 AM	TLY
4	<input checked="" type="checkbox"/>	 cal std 4	6	6	1000.0	1.0000	1.0000	1.0000	4/21/2010 9:37:59 AM	TLY
5	<input checked="" type="checkbox"/>	 cal std 5	7	7	1000.0	1.0000	1.0000	1.0000	4/21/2010 9:59:02 AM	TLY
6	<input checked="" type="checkbox"/>	 cal std 6	8	8	1000.0	1.0000	1.0000	1.0000	4/21/2010 10:20:04 AM	TLY

Method File: IC5 Perch Low Quant Method 12-16-02  
Operator: lyt

Page 5 of 7  
Printed: 4/22/2010 12:20:09 PM

Title: 9056

Datasource: 3C7HN01\_local







Created: 12/16/2002 7:57:20 PM by coonl

Location: ARV-WET-IC1\_1\IC5 Sequences\Perchlorate Sequences\2010\PERCHLORALast Update:

4/3/2009 2:58:16 PM by davisr

**Calibration:**

Calibration Mode: Total  
Auto Recalibrate: On  
Curve Fitting Model: Normal

No.	Enabled	Name	Calib. Comment
1	<input checked="" type="checkbox"/>	 cal std 1	Ok
2	<input checked="" type="checkbox"/>	 cal std 2	Ok
3	<input checked="" type="checkbox"/>	 cal std 3	Ok
4	<input checked="" type="checkbox"/>	 cal std 4	Ok
5	<input checked="" type="checkbox"/>	 cal std 5	Ok
6	<input checked="" type="checkbox"/>	 cal std 6	Ok

Method File: IC5 Perch Low Quant Method 12-16-02  
Operator: lyt

Page 6 of 7  
Printed: 4/22/2010 12:20:09 PM

Title: 9056

Datasource: 3C7HN01\_local

Created: 12/16/2002 7:57:20 PM by coonl

Location: ARV-WET-IC1\_1\IC5 Sequences\Perchlorate Sequences\2010\PERCHLORALast Update:

4/3/2009 2:58:16 PM by davisr

**System Suitability Test:**

No.	Name	Sample Condition	Test Condition	Aggregate	Operator	Value	Channel	Peak	N.A.
1									

Method File: IC5 Perch Low Quant Method 12-16-02  
Operator: lyt

Page 7 of 7  
Printed: 4/22/2010 12:20:09 PM

Title: 9056

Datasource: 3C7HN01\_local

Created: 12/16/2002 7:57:20 PM by coonl

Location: ARV-WET-IC1\_1\IC5 Sequences\Perchlorate Sequences\2010\PERCHLORALast Update:

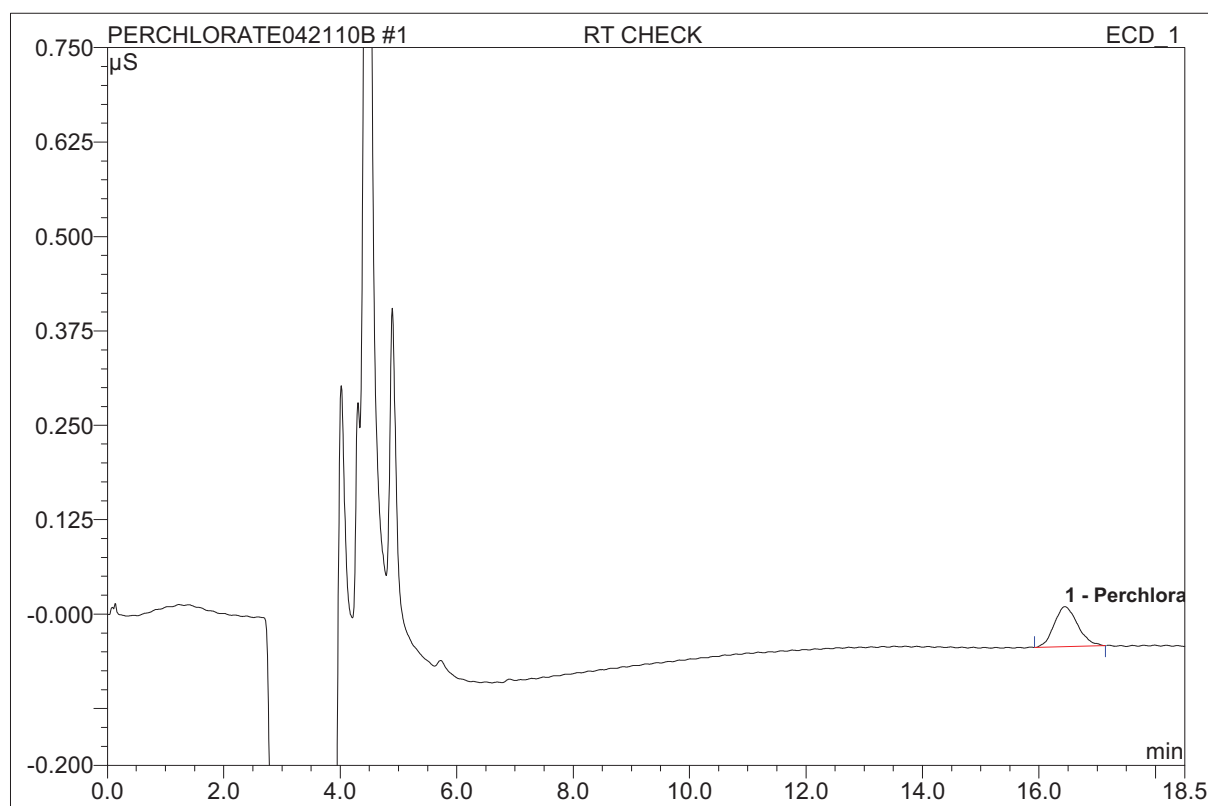
4/3/2009 2:58:16 PM by davisr

**System Suitability Test:**

No.	Name	Fail-Action	Result	SST Message
1				

**1 RT CHECK****TLY**

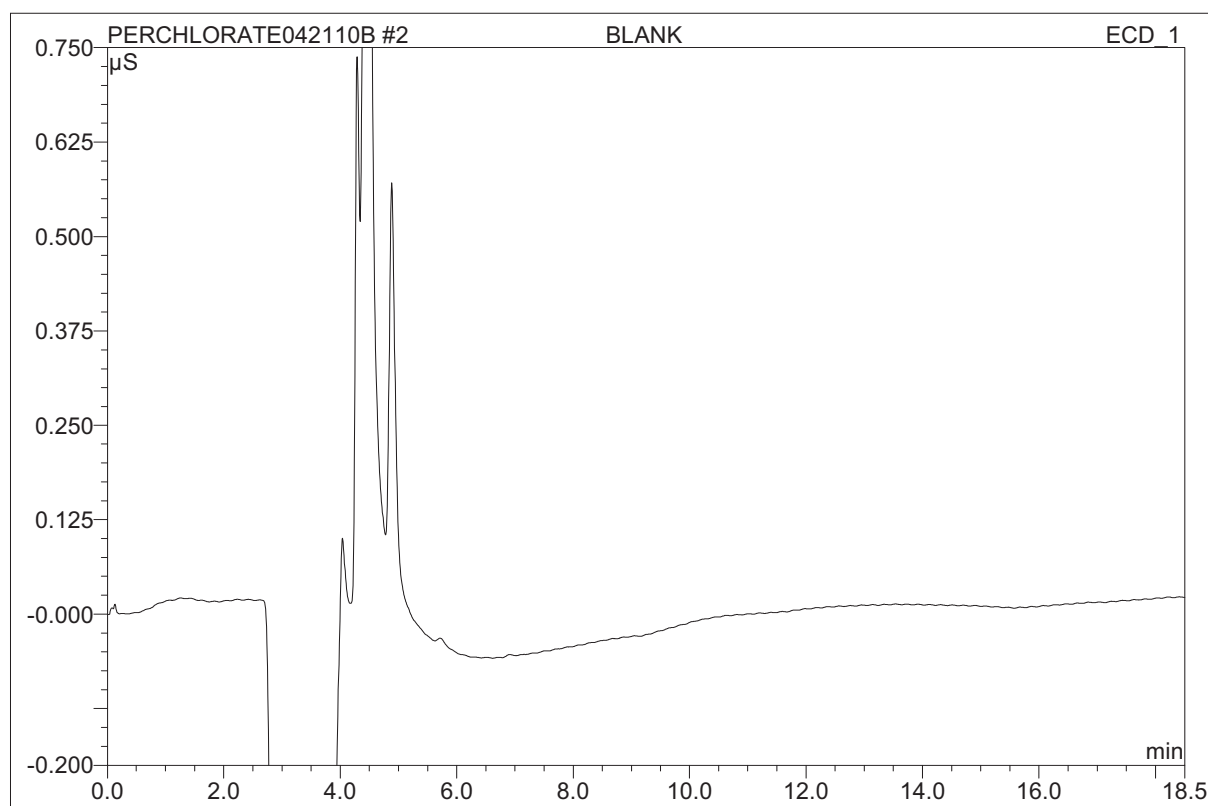
Sample Name:	<b>RT CHECK</b>	Injection Volume:	<b>1000.0</b>
Vial Number:	<b>3</b>	Channel:	<b>ECD_1</b>
Sample Type:	<b>unknown</b>	Wavelength:	<b>n.a.</b>
Control Program:	<b>Perchlorate Program 11-19-02</b>	Bandwidth:	<b>n.a.</b>
Quantif. Method:	<b>IC5 Perch Low Quant Method 12-16-02</b>	Dilution Factor:	<b>1.0000</b>
Recording Time:	<b>4/21/2010 7:52</b>	Sample Weight:	<b>1.0000</b>
Run Time (min):	<b>18.50</b>	Sample Amount:	<b>1.0000</b>



No.	Ret.Time min	Peak Name	Height µS	Area µS*min	Rel.Area %	Amount ug/L	Type
1	16.44	Perchlorate	0.05315	0.02489	100.00	7.488	BMB
<b>Total:</b>			0.053	0.025	100.00	7.488	

**2 BLANK****TLY**

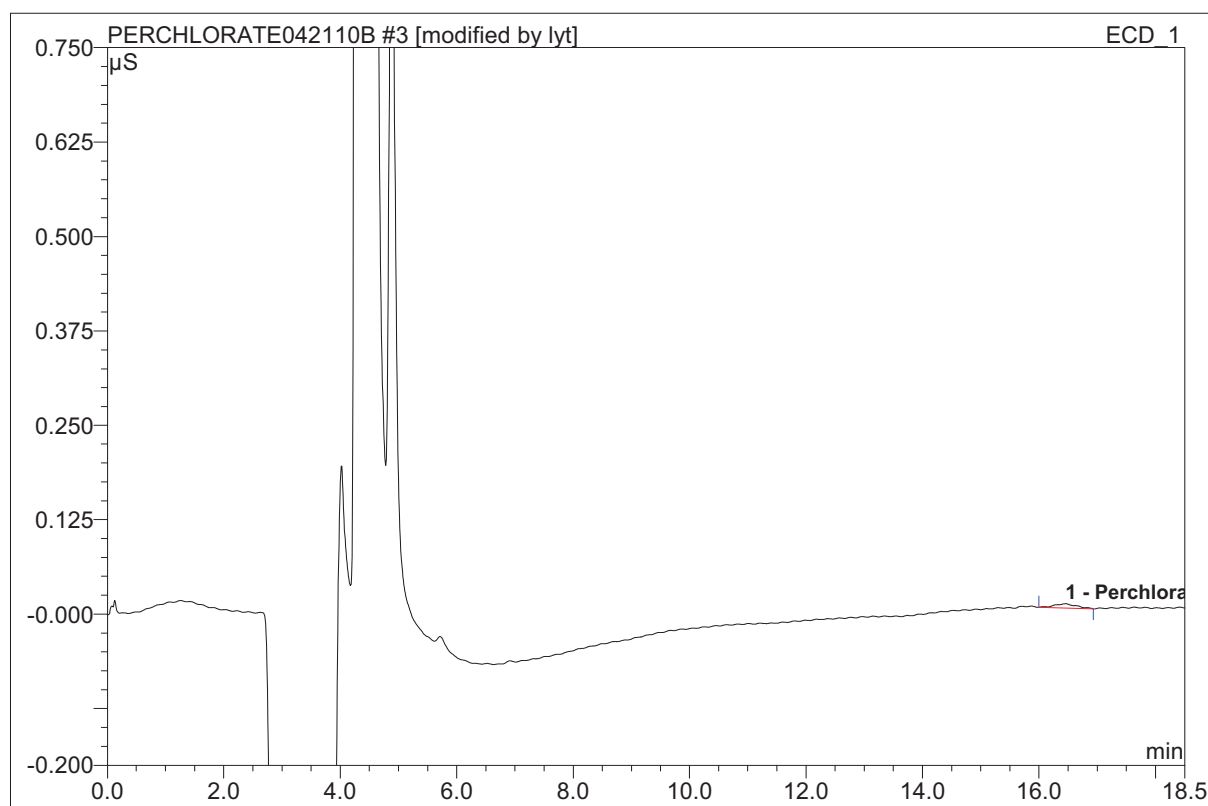
Sample Name:	<b>BLANK</b>	Injection Volume:	<b>1000.0</b>
Vial Number:	<b>2</b>	Channel:	<b>ECD_1</b>
Sample Type:	<b>unknown</b>	Wavelength:	<b>n.a.</b>
Control Program:	<b>Perchlorate Program 11-19-02</b>	Bandwidth:	<b>n.a.</b>
Quantif. Method:	<b>IC5 Perch Low Quant Method 12-16-02</b>	Dilution Factor:	<b>1.0000</b>
Recording Time:	<b>4/21/2010 8:13</b>	Sample Weight:	<b>1.0000</b>
Run Time (min):	<b>18.50</b>	Sample Amount:	<b>1.0000</b>



No.	Ret.Time min	Peak Name	Height µS	Area µS*min	Rel.Area %	Amount ug/L	Type
<b>Total:</b>			0.000	0.000	0.00	0.000	

**3 cal std 1****TLY**

Sample Name:	cal std 1	Injection Volume:	1000.0
Vial Number:	3	Channel:	ECD_1
Sample Type:	standard	Wavelength:	n.a.
Control Program:	Perchlorate Program 11-19-02	Bandwidth:	n.a.
Quantif. Method:	IC5 Perch Low Quant Method 12-16-02	Dilution Factor:	1.0000
Recording Time:	4/21/2010 8:34	Sample Weight:	1.0000
Run Time (min):	18.50	Sample Amount:	1.0000

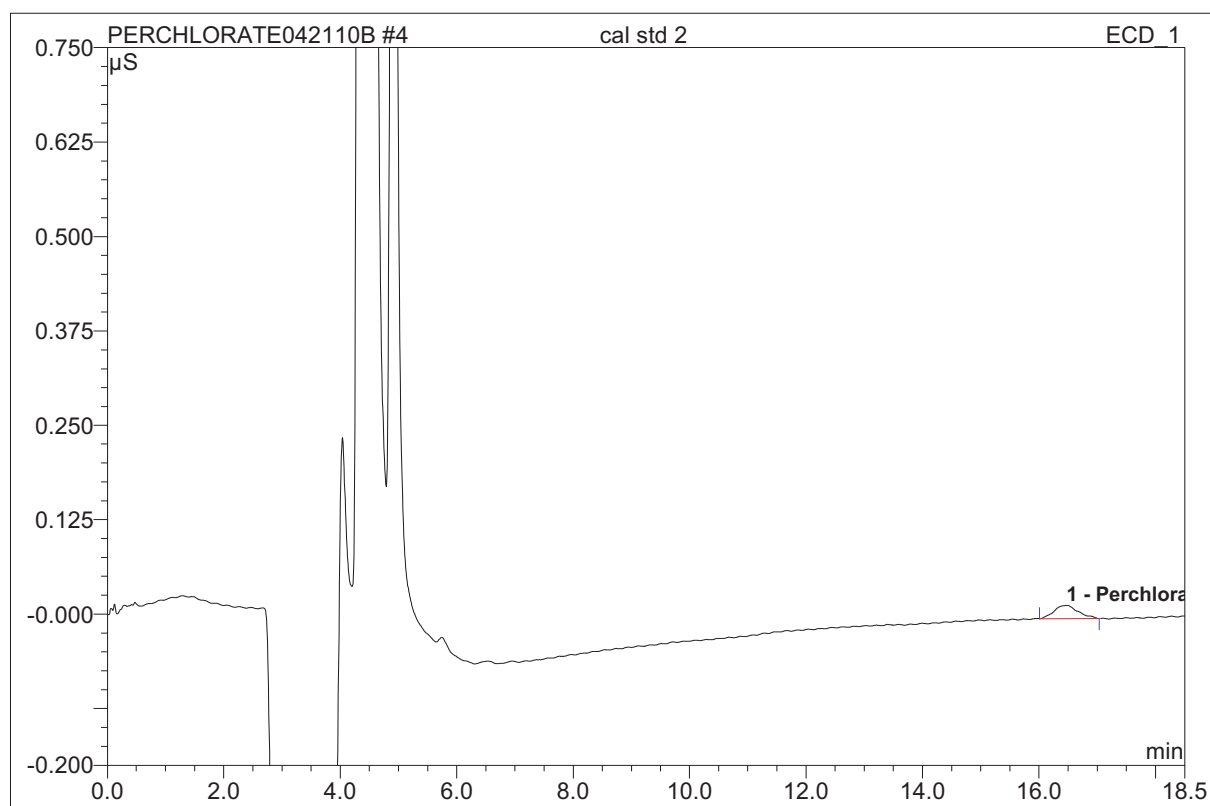


No.	Ret.Time min	Peak Name	Height µS	Area µS*min	Rel.Area %	Amount ug/L	Type
1	16.46	Perchlorate	0.00578	0.00245	100.00	0.959	BMB*
<b>Total:</b>			0.006	0.002	100.00	0.959	

### 4 cal std 2

#### TLY

Sample Name:	<b>cal std 2</b>	Injection Volume:	<b>1000.0</b>
Vial Number:	<b>4</b>	Channel:	<b>ECD_1</b>
Sample Type:	<b>standard</b>	Wavelength:	<b>n.a.</b>
Control Program:	<b>Perchlorate Program 11-19-02</b>	Bandwidth:	<b>n.a.</b>
Quantif. Method:	<b>IC5 Perch Low Quant Method 12-16-02</b>	Dilution Factor:	<b>1.0000</b>
Recording Time:	<b>4/21/2010 8:55</b>	Sample Weight:	<b>1.0000</b>
Run Time (min):	<b>18.50</b>	Sample Amount:	<b>1.0000</b>

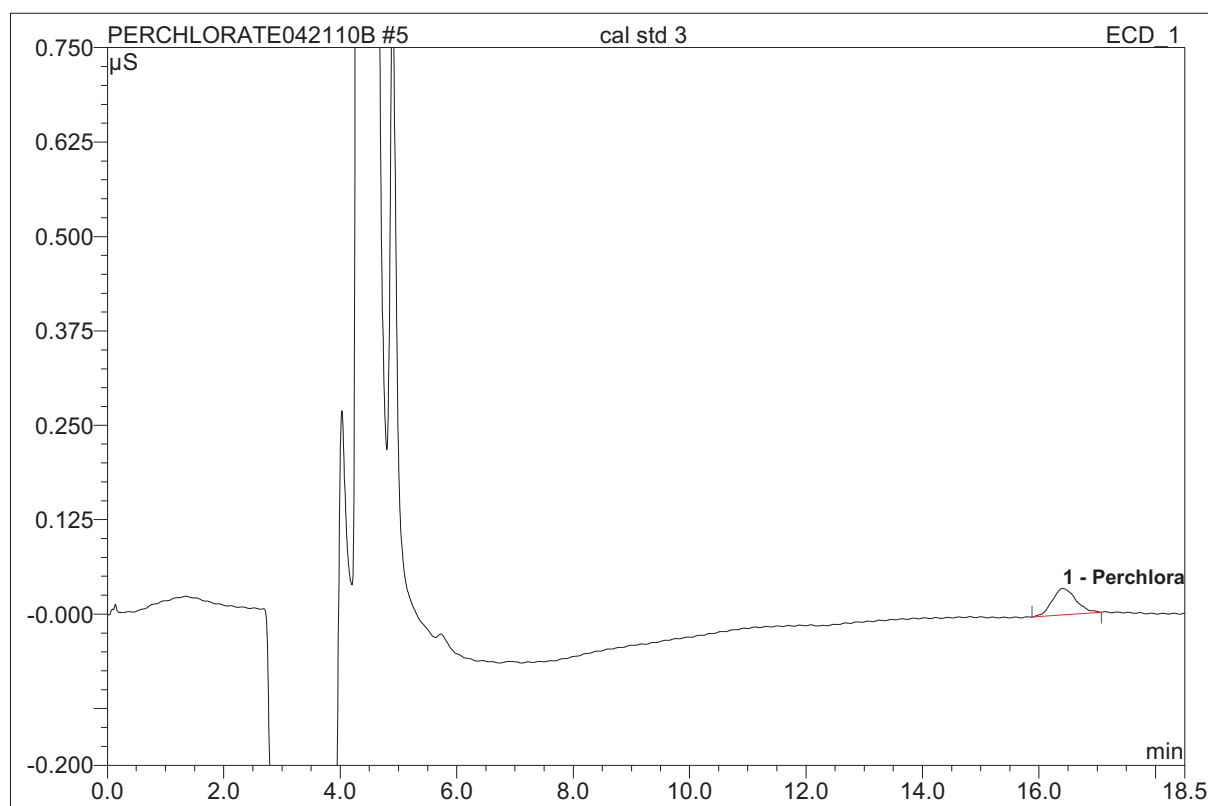


No.	Ret.Time min	Peak Name	Height μS	Area μS*min	Rel.Area %	Amount ug/L	Type
1	16.48	Perchlorate	0.01757	0.00841	100.00	2.694	BMB
<b>Total:</b>			0.018	0.008	100.00	2.694	



**5 cal std 3****TLY**

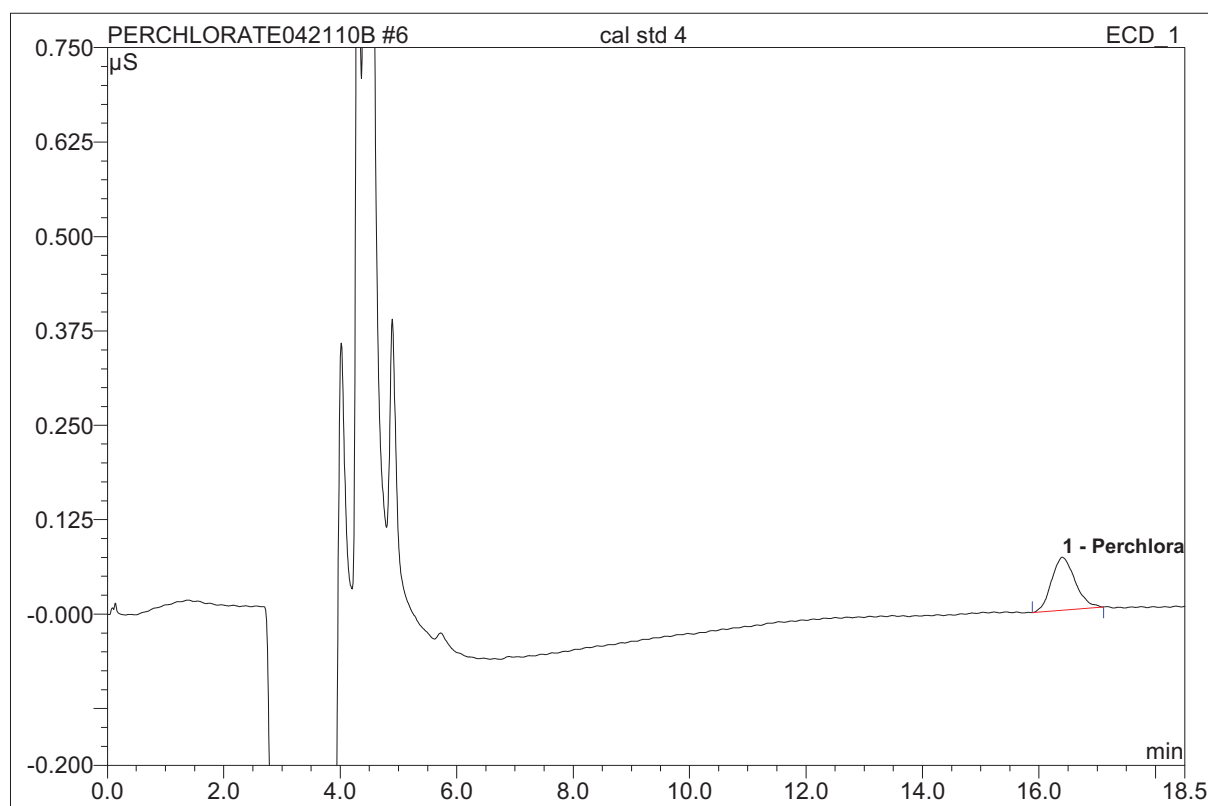
Sample Name:	<b>cal std 3</b>	Injection Volume:	<b>1000.0</b>
Vial Number:	<b>5</b>	Channel:	<b>ECD_1</b>
Sample Type:	<b>standard</b>	Wavelength:	<b>n.a.</b>
Control Program:	<b>Perchlorate Program 11-19-02</b>	Bandwidth:	<b>n.a.</b>
Quantif. Method:	<b>IC5 Perch Low Quant Method 12-16-02</b>	Dilution Factor:	<b>1.0000</b>
Recording Time:	<b>4/21/2010 9:16</b>	Sample Weight:	<b>1.0000</b>
Run Time (min):	<b>18.50</b>	Sample Amount:	<b>1.0000</b>



No.	Ret.Time min	Peak Name	Height µS	Area µS*min	Rel.Area %	Amount ug/L	Type
1	16.41	Perchlorate	0.03510	0.01661	100.00	5.078	BMB
<b>Total:</b>			0.035	0.017	100.00	5.078	

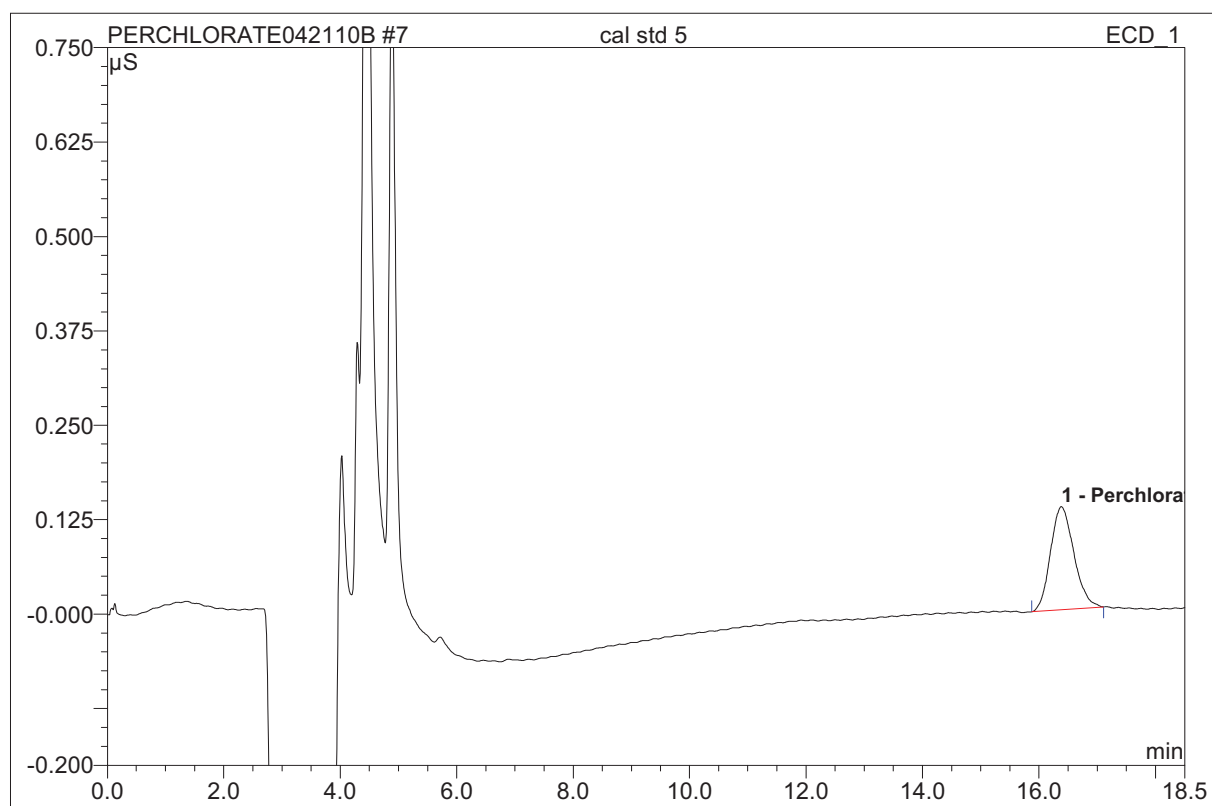
**6 cal std 4****TLY**

Sample Name:	<b>cal std 4</b>	Injection Volume:	<b>1000.0</b>
Vial Number:	<b>6</b>	Channel:	<b>ECD_1</b>
Sample Type:	<b>standard</b>	Wavelength:	<b>n.a.</b>
Control Program:	<b>Perchlorate Program 11-19-02</b>	Bandwidth:	<b>n.a.</b>
Quantif. Method:	<b>IC5 Perch Low Quant Method 12-16-02</b>	Dilution Factor:	<b>1.0000</b>
Recording Time:	<b>4/21/2010 9:37</b>	Sample Weight:	<b>1.0000</b>
Run Time (min):	<b>18.50</b>	Sample Amount:	<b>1.0000</b>



No.	Ret.Time min	Peak Name	Height µS	Area µS*min	Rel.Area %	Amount ug/L	Type
1	16.40	Perchlorate	0.07018	0.03291	100.00	9.820	BMB
<b>Total:</b>			0.070	0.033	100.00	9.820	

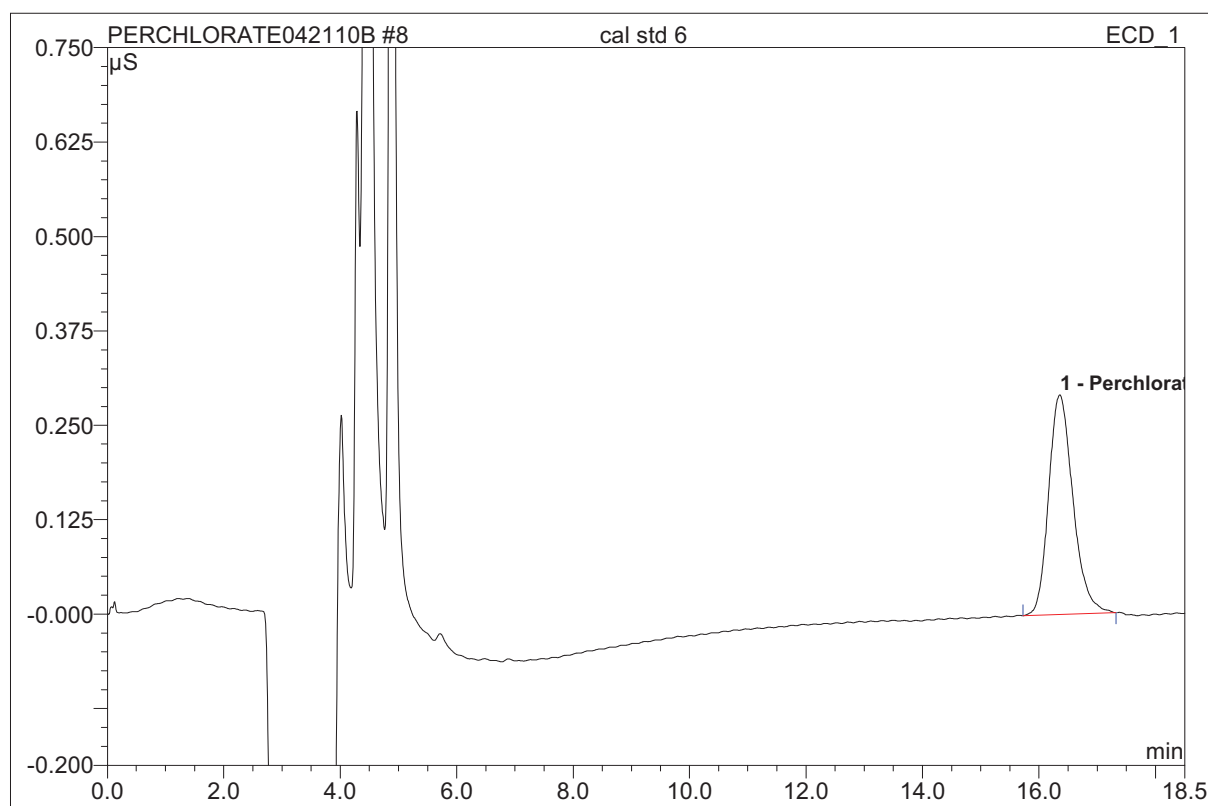
<b>7 cal std 5</b>			
<b>TLY</b>			
Sample Name:	<b>cal std 5</b>	Injection Volume:	<b>1000.0</b>
Vial Number:	<b>7</b>	Channel:	<b>ECD_1</b>
Sample Type:	<b>standard</b>	Wavelength:	<b>n.a.</b>
Control Program:	<b>Perchlorate Program 11-19-02</b>	Bandwidth:	<b>n.a.</b>
Quantif. Method:	<b>IC5 Perch Low Quant Method 12-16-02</b>	Dilution Factor:	<b>1.0000</b>
Recording Time:	<b>4/21/2010 9:59</b>	Sample Weight:	<b>1.0000</b>
Run Time (min):	<b>18.50</b>	Sample Amount:	<b>1.0000</b>



No.	Ret.Time min	Peak Name	Height µS	Area µS*min	Rel.Area %	Amount ug/L	Type
1	16.38	Perchlorate	0.13654	0.06345	100.00	18.702	BMB
<b>Total:</b>			0.137	0.063	100.00	18.702	

**8 cal std 6****TLY**

Sample Name:	cal std 6	Injection Volume:	1000.0
Vial Number:	8	Channel:	ECD_1
Sample Type:	standard	Wavelength:	n.a.
Control Program:	Perchlorate Program 11-19-02	Bandwidth:	n.a.
Quantif. Method:	IC5 Perch Low Quant Method 12-16-02	Dilution Factor:	1.0000
Recording Time:	4/21/2010 10:20	Sample Weight:	1.0000
Run Time (min):	18.50	Sample Amount:	1.0000

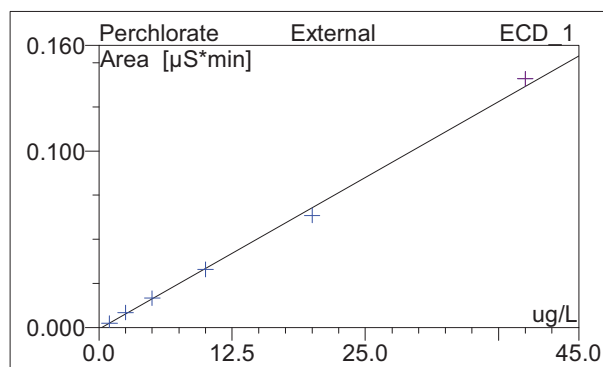
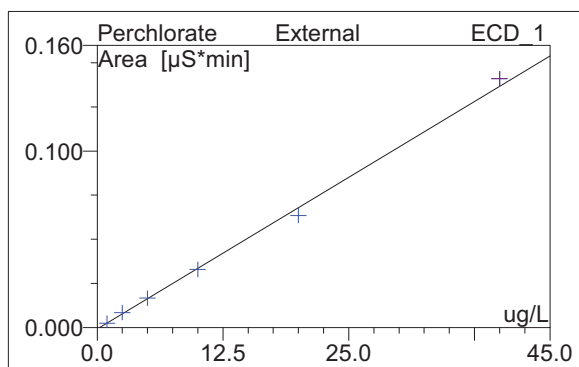
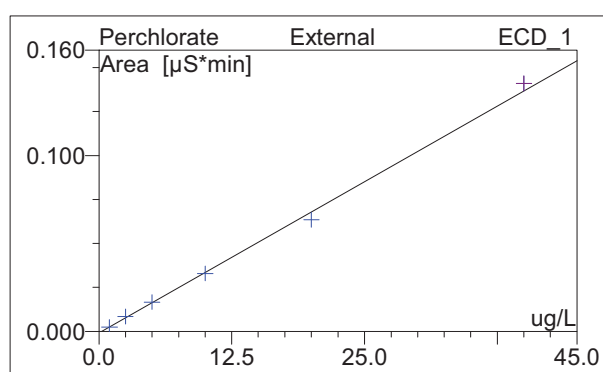
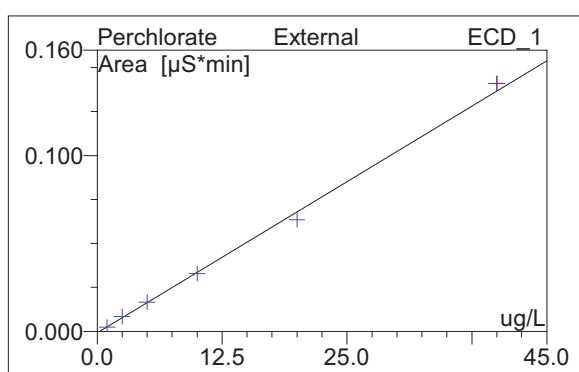


No.	Ret.Time min	Peak Name	Height µS	Area µS*min	Rel.Area %	Amount ug/L	Type
1	16.36	Perchlorate	0.29113	0.14097	100.00	41.248	BMB
<b>Total:</b>			0.291	0.141	100.00	41.248	

## 8 cal std 6

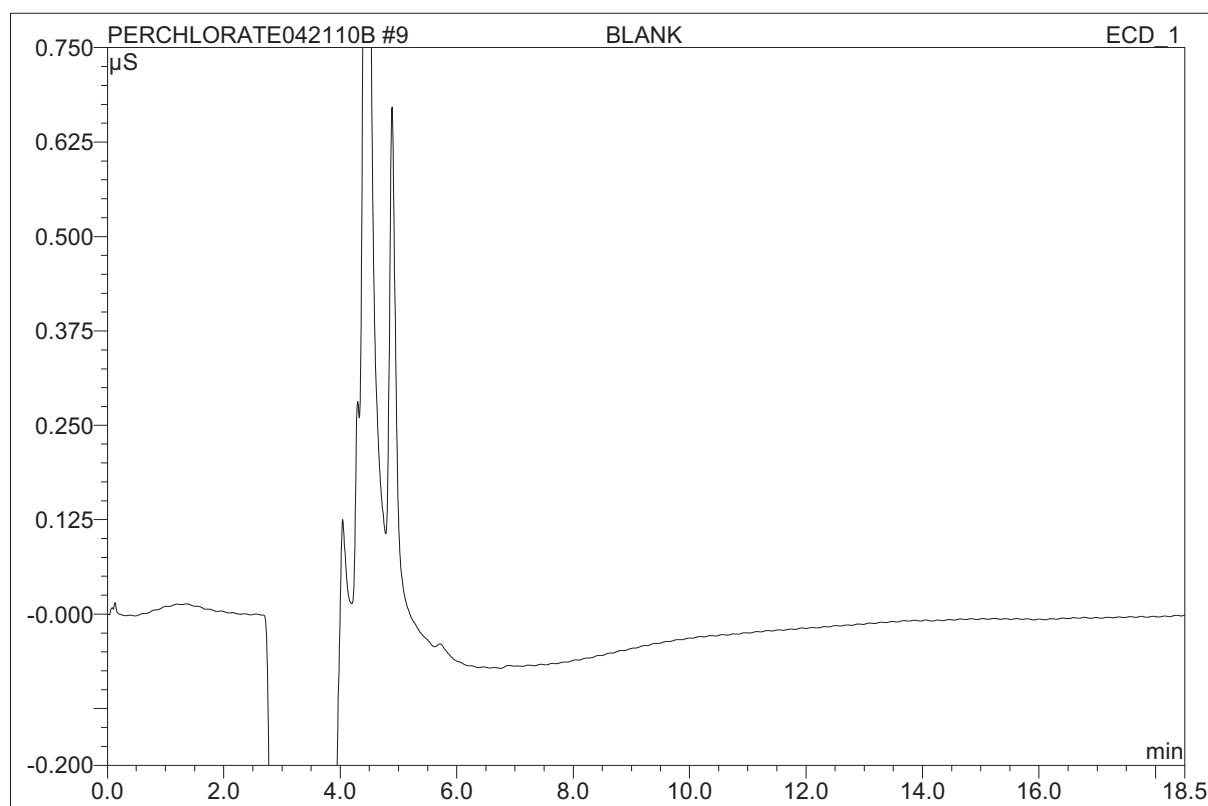
### TLY

Sample Name:	<b>cal std 6</b>	Injection Volume:	<b>1000.0</b>
Vial Number:	<b>8</b>	Channel:	<b>ECD_1</b>
Sample Type:	<b>standard</b>	Wavelength:	<b>n.a.</b>
Control Program:	<b>Perchlorate Program 11-19-02</b>	Bandwidth:	<b>n.a.</b>
Quantif. Method:	<b>IC5 Perch Low Quant Method 12-16-02</b>	Dilution Factor:	<b>1.0000</b>
Recording Time:	<b>4/21/2010 10:20</b>	Sample Weight:	<b>1.0000</b>
Run Time (min):	<b>18.50</b>	Sample Amount:	<b>1.0000</b>



No.	Ret.Time min	Peak Name	Cal.Type	Points	Corr.Coeff. %	Offset	Slope	Curve
1	16.36	Perchlorate	XLOff	6	99.8762	-0.0008	0.0034	0.0000
<b>Average:</b>					99.8762	-0.0008	0.0034	0.0000

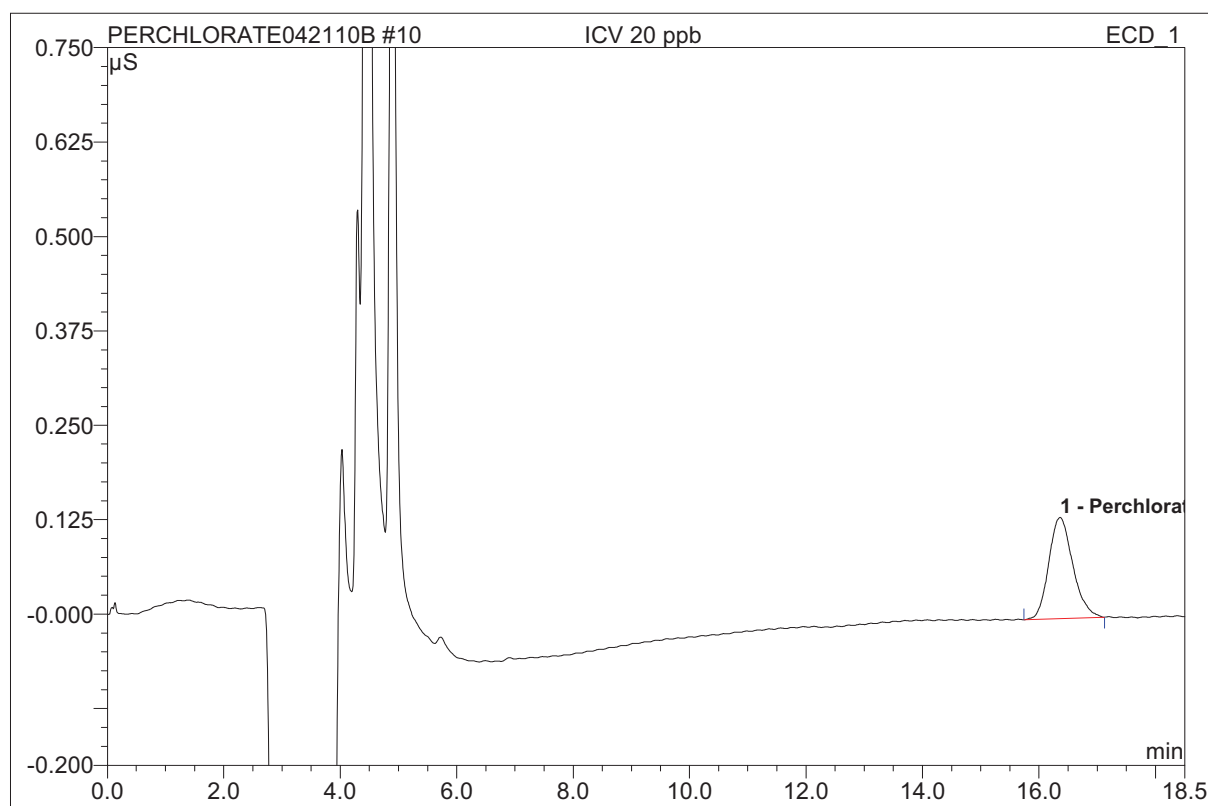
<b>9 BLANK</b>			
<b>TLY</b>			
Sample Name:	<b>BLANK</b>	Injection Volume:	<b>1000.0</b>
Vial Number:	<b>9</b>	Channel:	<b>ECD_1</b>
Sample Type:	<b>unknown</b>	Wavelength:	<b>n.a.</b>
Control Program:	<b>Perchlorate Program 11-19-02</b>	Bandwidth:	<b>n.a.</b>
Quantif. Method:	<b>IC5 Perch Low Quant Method 12-16-02</b>	Dilution Factor:	<b>1.0000</b>
Recording Time:	<b>4/21/2010 10:54</b>	Sample Weight:	<b>1.0000</b>
Run Time (min):	<b>18.50</b>	Sample Amount:	<b>1.0000</b>



No.	Ret.Time min	Peak Name	Height µS	Area µS*min	Rel.Area %	Amount ug/L	Type
<b>Total:</b>			0.000	0.000	0.00	0.000	

**10 ICV 20 ppb****TLY**

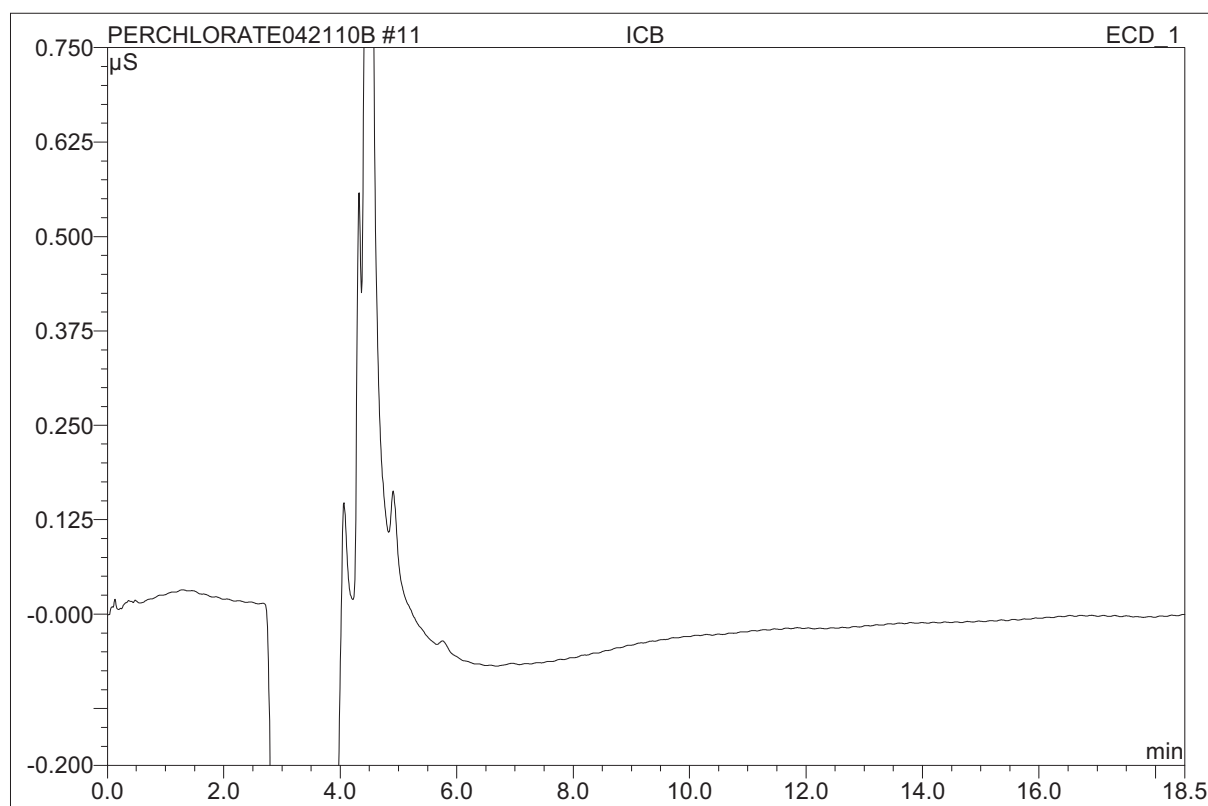
Sample Name:	ICV 20 ppb	Injection Volume:	1000.0
Vial Number:	3	Channel:	ECD_1
Sample Type:	unknown	Wavelength:	n.a.
Control Program:	Perchlorate Program 11-19-02	Bandwidth:	n.a.
Quantif. Method:	IC5 Perch Low Quant Method 12-16-02	Dilution Factor:	1.0000
Recording Time:	4/21/2010 11:15	Sample Weight:	1.0000
Run Time (min):	18.50	Sample Amount:	1.0000



No.	Ret.Time min	Peak Name	Height µS	Area µS*min	Rel.Area %	Amount ug/L	Type
1	16.36	Perchlorate	0.13397	0.06409	100.00	18.889	BMB
<b>Total:</b>			0.134	0.064	100.00	18.889	

**11 ICB****TLY**

Sample Name:	ICB	Injection Volume:	1000.0
Vial Number:	3	Channel:	ECD_1
Sample Type:	unknown	Wavelength:	n.a.
Control Program:	Perchlorate Program 11-19-02	Bandwidth:	n.a.
Quantif. Method:	IC5 Perch Low Quant Method 12-16-02	Dilution Factor:	1.0000
Recording Time:	4/21/2010 12:30	Sample Weight:	1.0000
Run Time (min):	18.50	Sample Amount:	1.0000

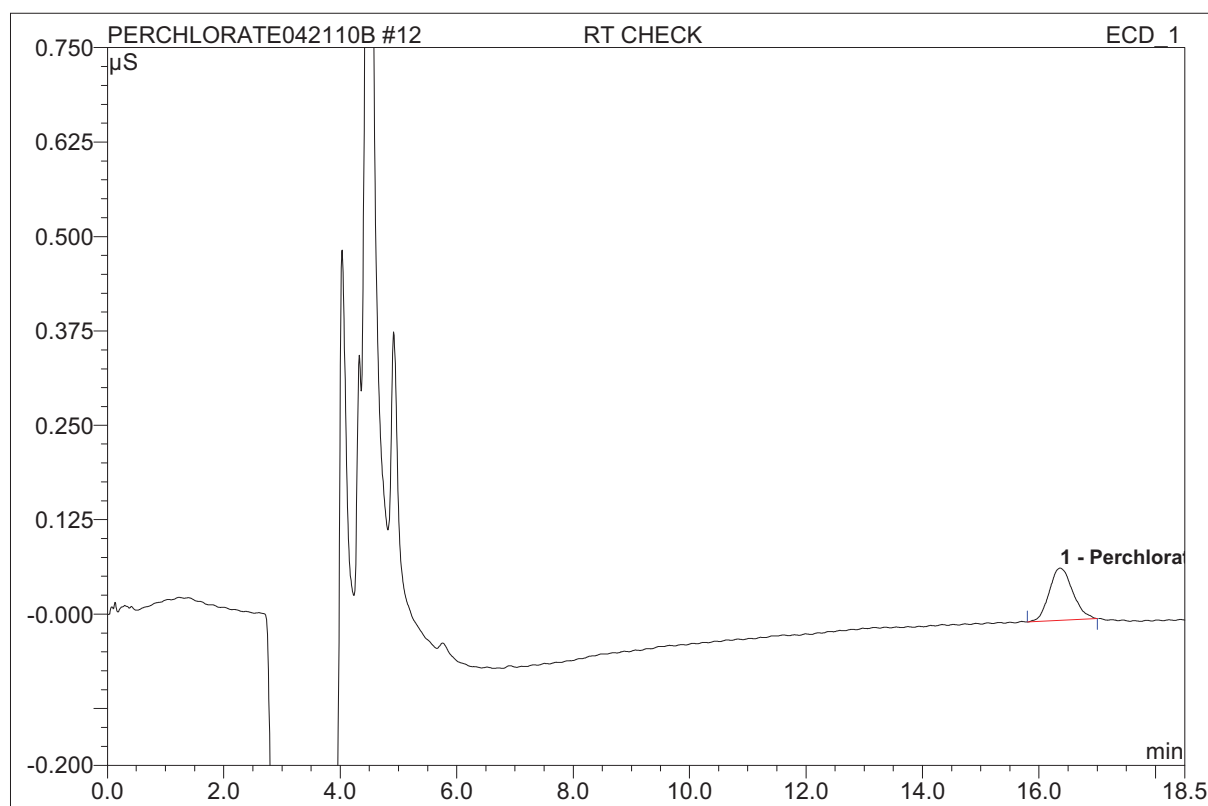


No.	Ret.Time min	Peak Name	Height $\mu\text{S}$	Area $\mu\text{S}\cdot\text{min}$	Rel.Area %	Amount $\mu\text{g/L}$	Type
<b>Total:</b>			0.000	0.000	0.00	0.000	



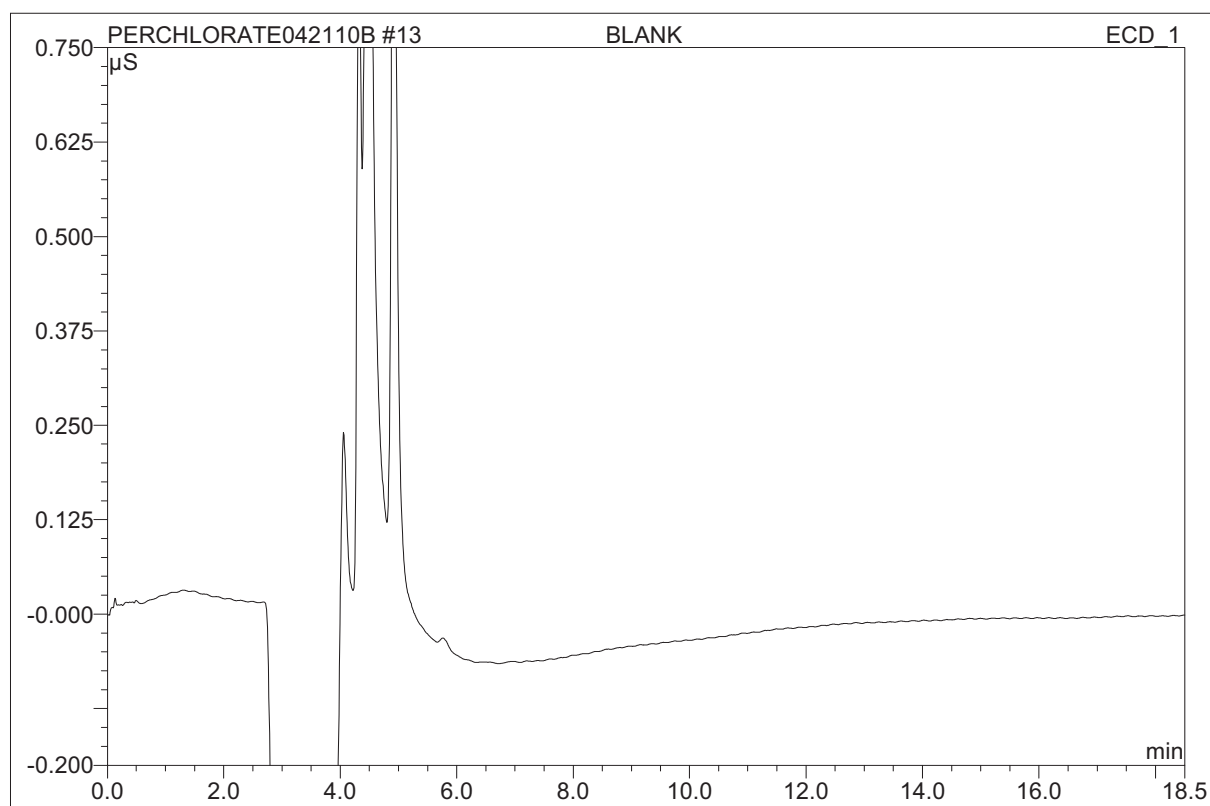
**12 RT CHECK****TLY**

Sample Name:	<b>RT CHECK</b>	Injection Volume:	<b>1000.0</b>
Vial Number:	<b>4</b>	Channel:	<b>ECD_1</b>
Sample Type:	<b>unknown</b>	Wavelength:	<b>n.a.</b>
Control Program:	<b>Perchlorate Program 11-19-02</b>	Bandwidth:	<b>n.a.</b>
Quantif. Method:	<b>IC5 Perch Low Quant Method 12-16-02</b>	Dilution Factor:	<b>1.0000</b>
Recording Time:	<b>4/21/2010 21:17</b>	Sample Weight:	<b>1.0000</b>
Run Time (min):	<b>18.50</b>	Sample Amount:	<b>1.0000</b>



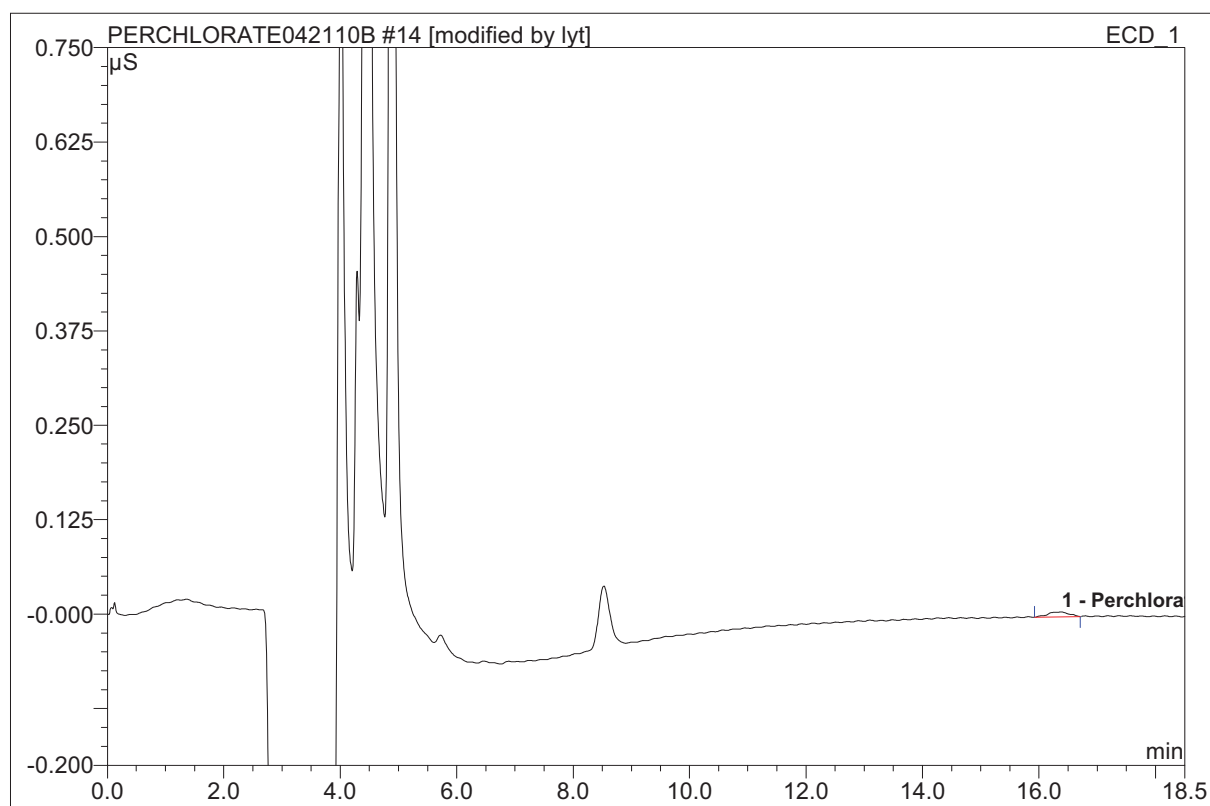
No.	Ret.Time min	Peak Name	Height µS	Area µS*min	Rel.Area %	Amount ug/L	Type
1	16.37	Perchlorate	0.06913	0.03221	100.00	9.615	BMB
<b>Total:</b>			0.069	0.032	100.00	9.615	

<b>13 BLANK</b>			
<b>TLY</b>			
Sample Name:	<b>BLANK</b>	Injection Volume:	<b>1000.0</b>
Vial Number:	<b>4</b>	Channel:	<b>ECD_1</b>
Sample Type:	<b>unknown</b>	Wavelength:	<b>n.a.</b>
Control Program:	<b>Perchlorate Program 11-19-02</b>	Bandwidth:	<b>n.a.</b>
Quantif. Method:	<b>IC5 Perch Low Quant Method 12-16-02</b>	Dilution Factor:	<b>1.0000</b>
Recording Time:	<b>4/21/2010 21:38</b>	Sample Weight:	<b>1.0000</b>
Run Time (min):	<b>18.50</b>	Sample Amount:	<b>1.0000</b>



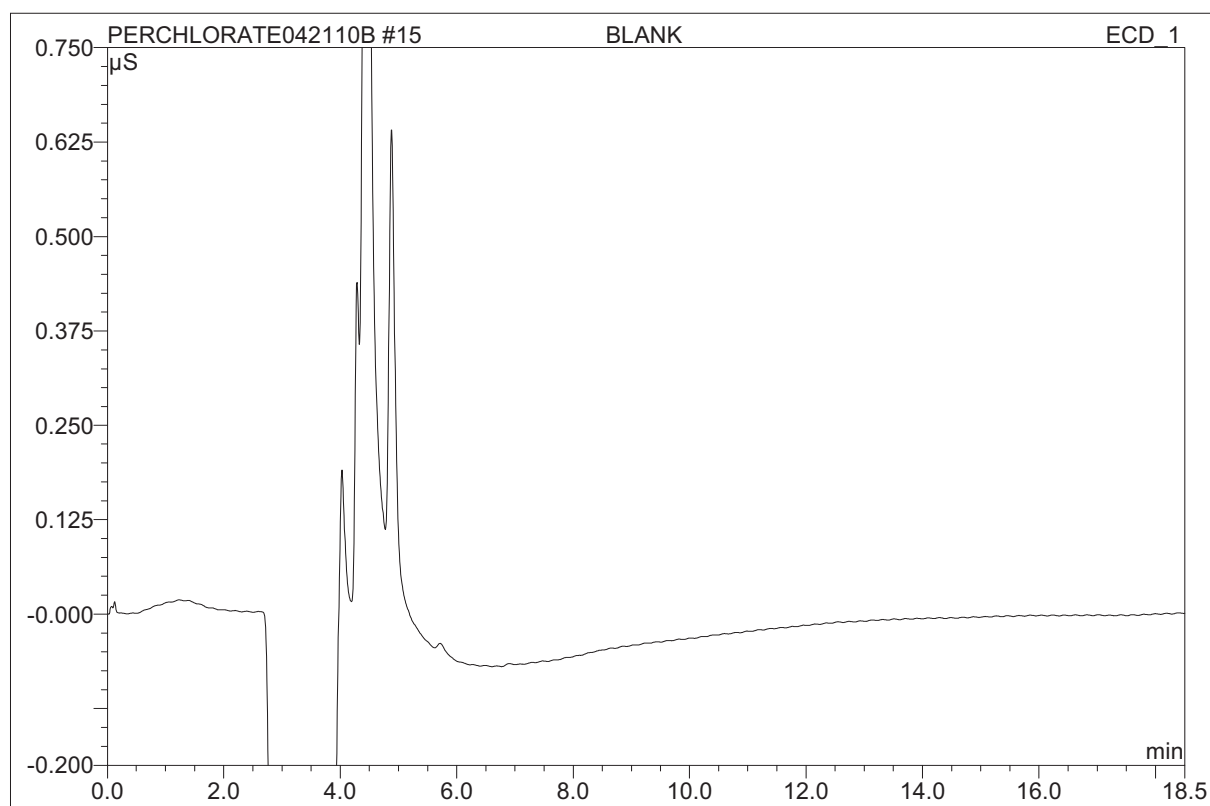
No.	Ret.Time min	Peak Name	Height µS	Area µS*min	Rel.Area %	Amount ug/L	Type
<b>Total:</b>			0.000	0.000	0.00	0.000	

<b>14 ICCS 1 PPB</b>			
<b>TLY</b>			
Sample Name:	<b>ICCS 1 PPB</b>	Injection Volume:	<b>1000.0</b>
Vial Number:	<b>1</b>	Channel:	<b>ECD_1</b>
Sample Type:	<b>unknown</b>	Wavelength:	<b>n.a.</b>
Control Program:	<b>Perchlorate Program 11-19-02</b>	Bandwidth:	<b>n.a.</b>
Quantif. Method:	<b>IC5 Perch Low Quant Method 12-16-02</b>	Dilution Factor:	<b>1.0000</b>
Recording Time:	<b>4/21/2010 21:59</b>	Sample Weight:	<b>1.0000</b>
Run Time (min):	<b>18.50</b>	Sample Amount:	<b>1.0000</b>



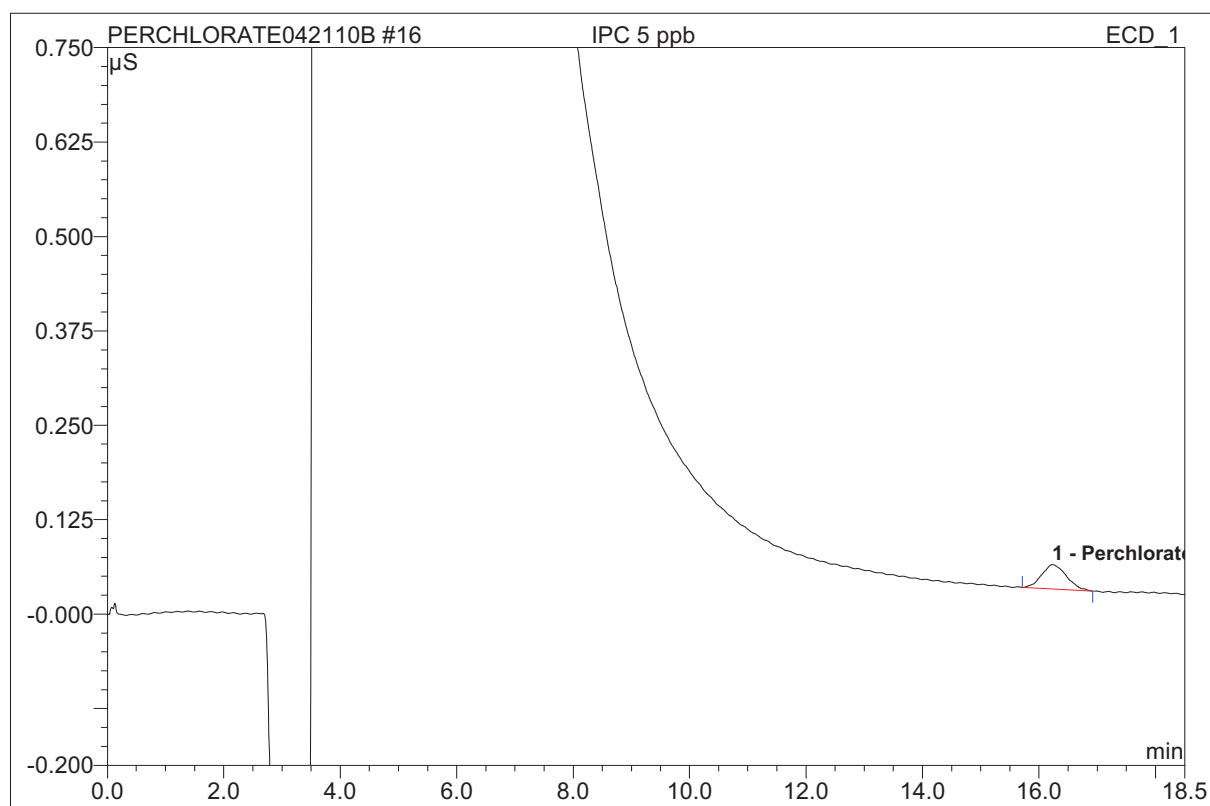
No.	Ret.Time min	Peak Name	Height μS	Area μS*min	Rel.Area %	Amount ug/L	Type
1	16.39	Perchlorate	0.00669	0.00283	100.00	1.069	BMB*
<b>Total:</b>			0.007	0.003	100.00	1.069	

<b>15 BLANK</b>			
<b>TLY</b>			
Sample Name:	<b>BLANK</b>	Injection Volume:	<b>1000.0</b>
Vial Number:	<b>2</b>	Channel:	<b>ECD_1</b>
Sample Type:	<b>unknown</b>	Wavelength:	<b>n.a.</b>
Control Program:	<b>Perchlorate Program 11-19-02</b>	Bandwidth:	<b>n.a.</b>
Quantif. Method:	<b>IC5 Perch Low Quant Method 12-16-02</b>	Dilution Factor:	<b>1.0000</b>
Recording Time:	<b>4/21/2010 22:20</b>	Sample Weight:	<b>1.0000</b>
Run Time (min):	<b>18.50</b>	Sample Amount:	<b>1.0000</b>



No.	Ret.Time min	Peak Name	Height µS	Area µS*min	Rel.Area %	Amount ug/L	Type
<b>Total:</b>			0.000	0.000	0.00	0.000	

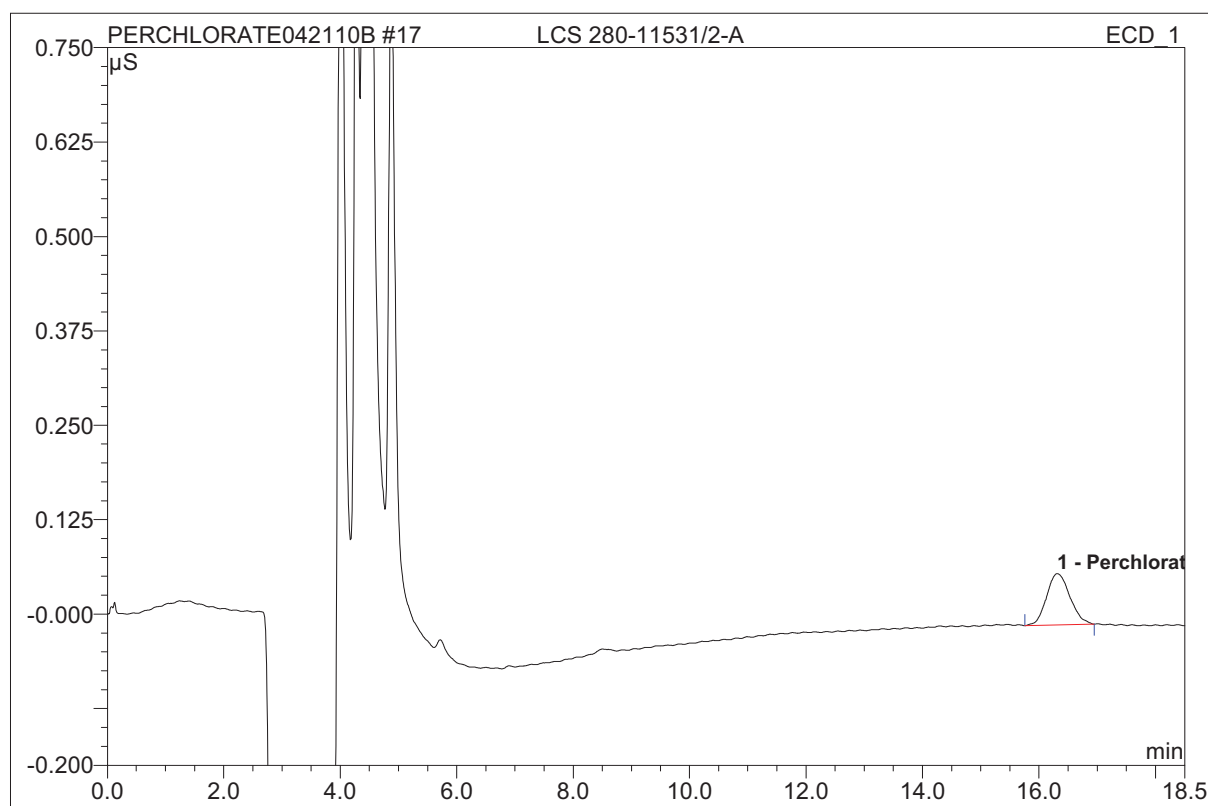
<b>16 IPC 5 ppb</b>			
<b>TLY</b>			
Sample Name:	IPC 5 ppb	Injection Volume:	1000.0
Vial Number:	4	Channel:	ECD_1
Sample Type:	unknown	Wavelength:	n.a.
Control Program:	Perchlorate Program 11-19-02	Bandwidth:	n.a.
Quantif. Method:	IC5 Perch Low Quant Method 12-16-02	Dilution Factor:	1.0000
Recording Time:	4/21/2010 22:42	Sample Weight:	1.0000
Run Time (min):	18.50	Sample Amount:	1.0000



No.	Ret.Time min	Peak Name	Height μS	Area μS*min	Rel.Area %	Amount ug/L	Type
1	16.23	Perchlorate	0.03233	0.01606	100.00	4.919	BMB
<b>Total:</b>			0.032	0.016	100.00	4.919	

**17 LCS 280-11531/2-A****TLY**

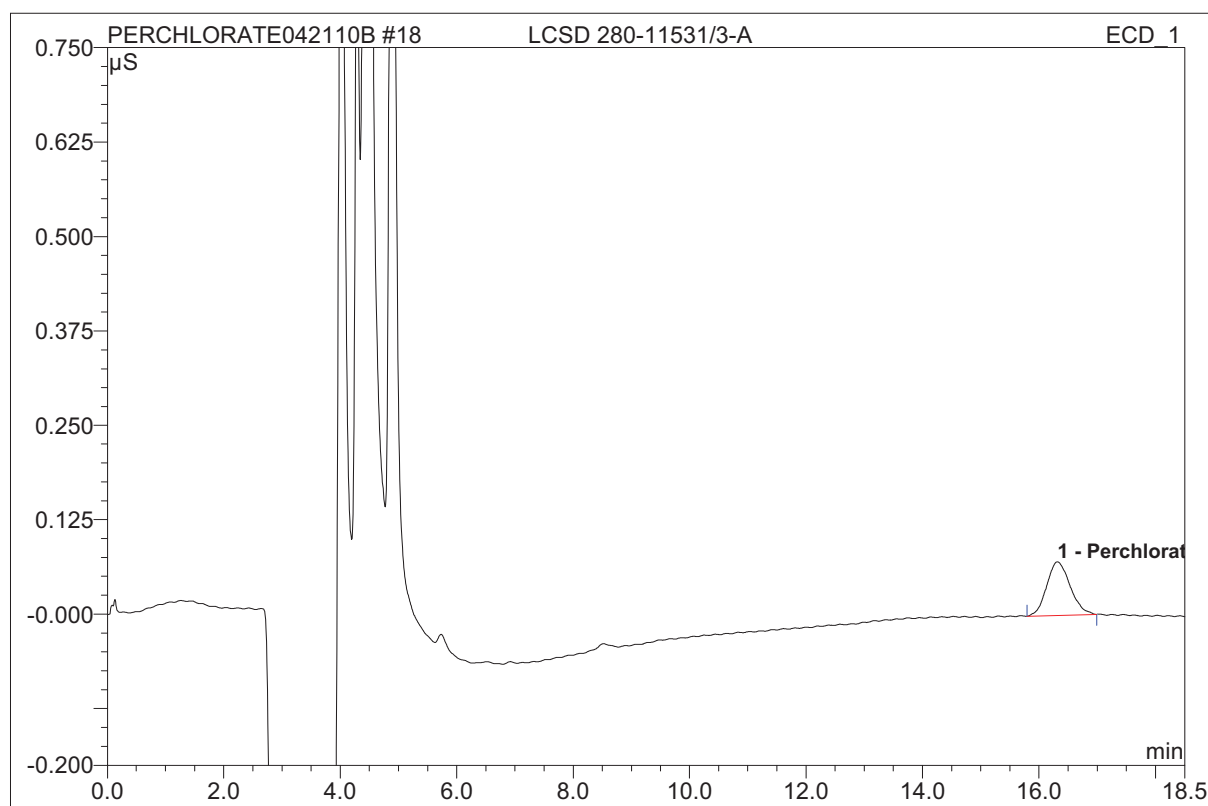
Sample Name:	<b>LCS 280-11531/2-A</b>	Injection Volume:	<b>1000.0</b>
Vial Number:	<b>4</b>	Channel:	<b>ECD_1</b>
Sample Type:	<b>unknown</b>	Wavelength:	<b>n.a.</b>
Control Program:	<b>Perchlorate Program 11-19-02</b>	Bandwidth:	<b>n.a.</b>
Quantif. Method:	<b>IC5 Perch Low Quant Method 12-16-02</b>	Dilution Factor:	<b>1.0000</b>
Recording Time:	<b>4/21/2010 23:03</b>	Sample Weight:	<b>1.0000</b>
Run Time (min):	<b>18.50</b>	Sample Amount:	<b>1.0000</b>



No.	Ret.Time min	Peak Name	Height µS	Area µS*min	Rel.Area %	Amount ug/L	Type
1	16.31	Perchlorate	0.06794	0.03147	100.00	9.402	BMB
<b>Total:</b>			0.068	0.031	100.00	9.402	

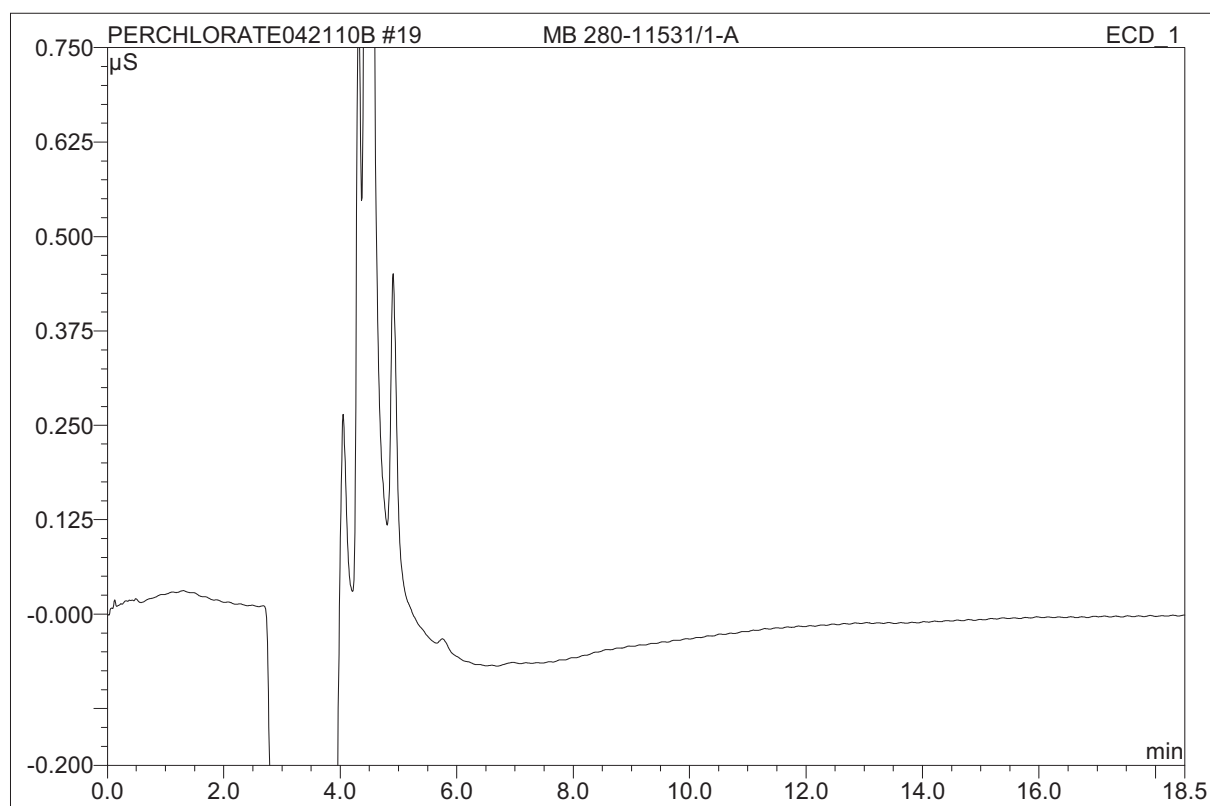
**18 LCSD 280-11531/3-A****TLY**

Sample Name:	LCSD 280-11531/3-A	Injection Volume:	1000.0
Vial Number:	5	Channel:	ECD_1
Sample Type:	unknown	Wavelength:	n.a.
Control Program:	Perchlorate Program 11-19-02	Bandwidth:	n.a.
Quantif. Method:	IC5 Perch Low Quant Method 12-16-02	Dilution Factor:	1.0000
Recording Time:	4/21/2010 23:24	Sample Weight:	1.0000
Run Time (min):	18.50	Sample Amount:	1.0000



No.	Ret.Time min	Peak Name	Height µS	Area µS*min	Rel.Area %	Amount ug/L	Type
1	16.32	Perchlorate	0.07081	0.03309	100.00	9.871	BMB
<b>Total:</b>			0.071	0.033	100.00	9.871	

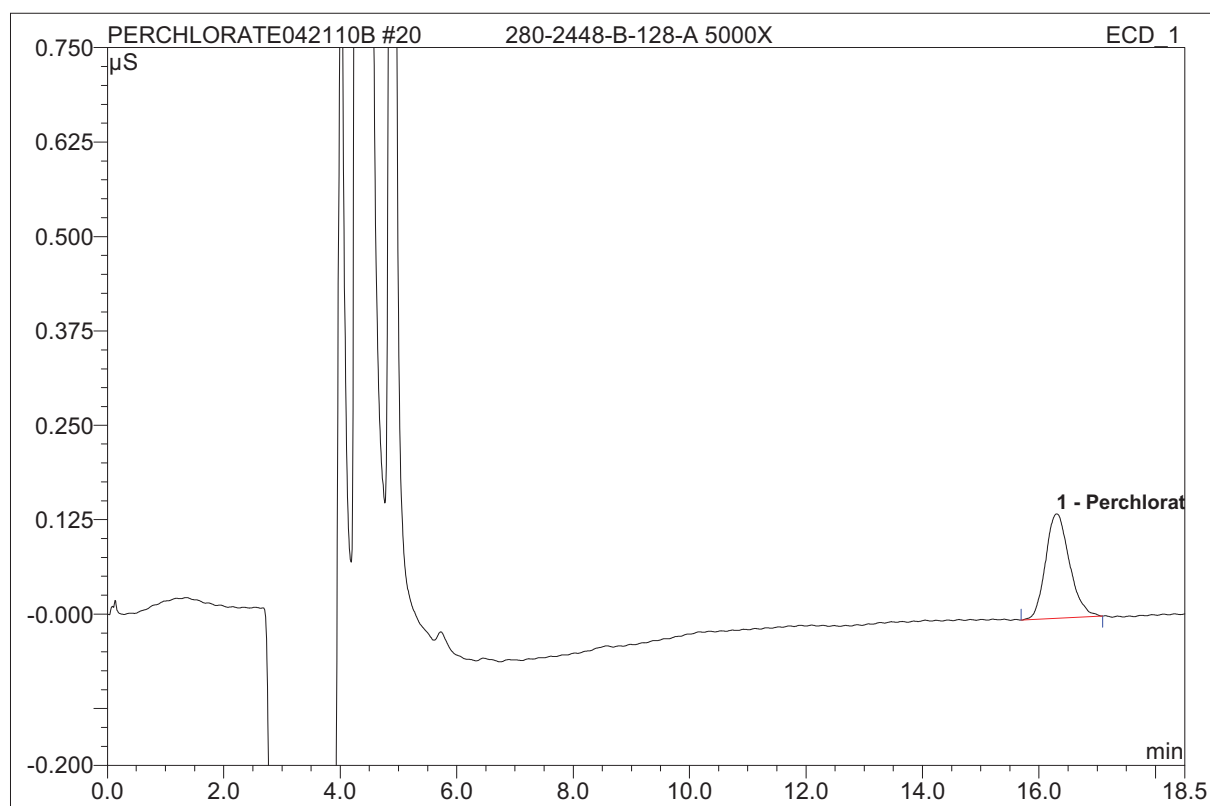
<b>19 MB 280-11531/1-A</b>			
<b>TLY</b>			
Sample Name:	MB 280-11531/1-A	Injection Volume:	1000.0
Vial Number:	6	Channel:	ECD_1
Sample Type:	unknown	Wavelength:	n.a.
Control Program:	Perchlorate Program 11-19-02	Bandwidth:	n.a.
Quantif. Method:	IC5 Perch Low Quant Method 12-16-02	Dilution Factor:	1.0000
Recording Time:	4/21/2010 23:45	Sample Weight:	1.0000
Run Time (min):	18.50	Sample Amount:	1.0000



No.	Ret.Time min	Peak Name	Height µS	Area µS*min	Rel.Area %	Amount ug/L	Type
<b>Total:</b>			0.000	0.000	0.00	0.000	



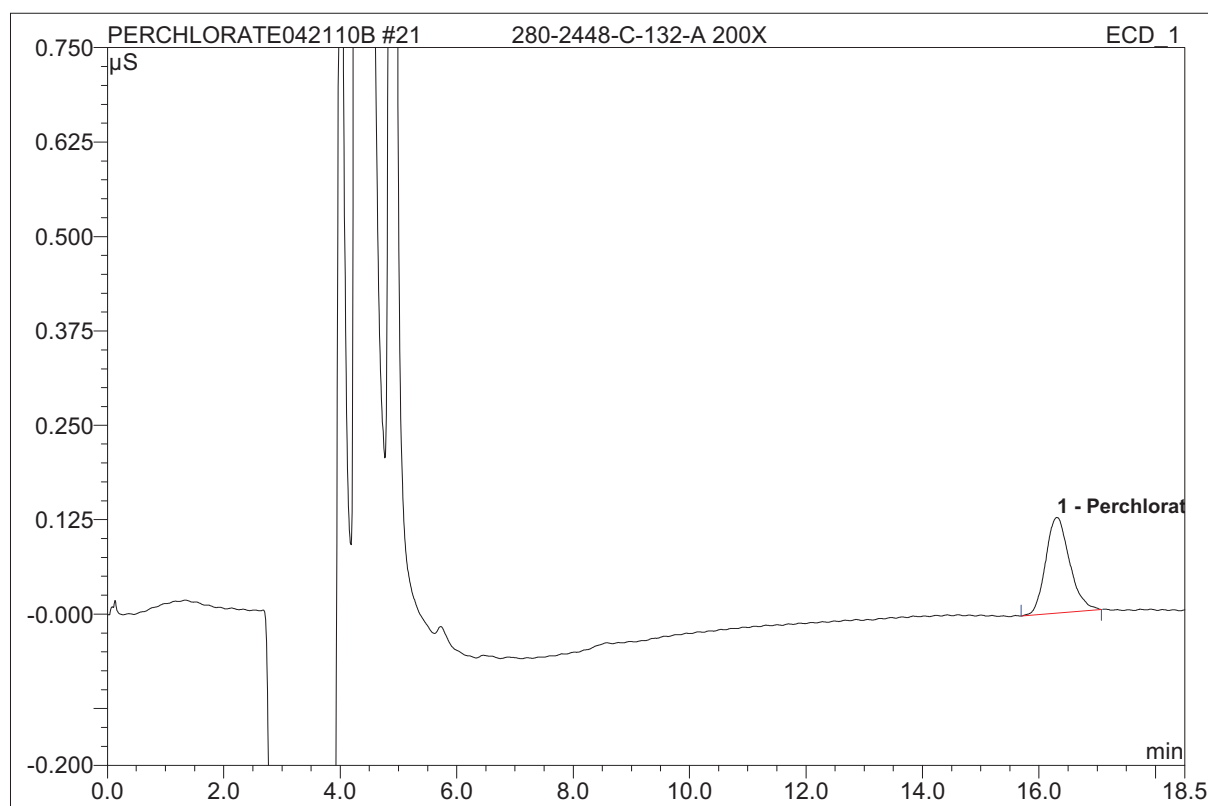
<b>20 280-2448-B-128-A 5000X</b>			
<b>TLY</b>			
Sample Name:	280-2448-B-128-A 5000X	Injection Volume:	1000.0
Vial Number:	9	Channel:	ECD_1
Sample Type:	unknown	Wavelength:	n.a.
Control Program:	Perchlorate Program 11-19-02	Bandwidth:	n.a.
Quantif. Method:	IC5 Perch Low Quant Method 12-16-02	Dilution Factor:	5000.0000
Recording Time:	4/22/2010 0:06	Sample Weight:	1.0000
Run Time (min):	18.50	Sample Amount:	1.0000



No.	Ret.Time min	Peak Name	Height μS	Area μS*min	Rel.Area %	Amount ug/L	Type
1	16.30	Perchlorate	0.13834	0.06585	100.00	97004.081	BMB
<b>Total:</b>			0.138	0.066	100.00	97004.081	

**21 280-2448-C-132-A 200X****TLY**

Sample Name:	280-2448-C-132-A 200X	Injection Volume:	1000.0
Vial Number:	10	Channel:	ECD_1
Sample Type:	unknown	Wavelength:	n.a.
Control Program:	Perchlorate Program 11-19-02	Bandwidth:	n.a.
Quantif. Method:	IC5 Perch Low Quant Method 12-16-02	Dilution Factor:	200.0000
Recording Time:	4/22/2010 0:27	Sample Weight:	1.0000
Run Time (min):	18.50	Sample Amount:	1.0000

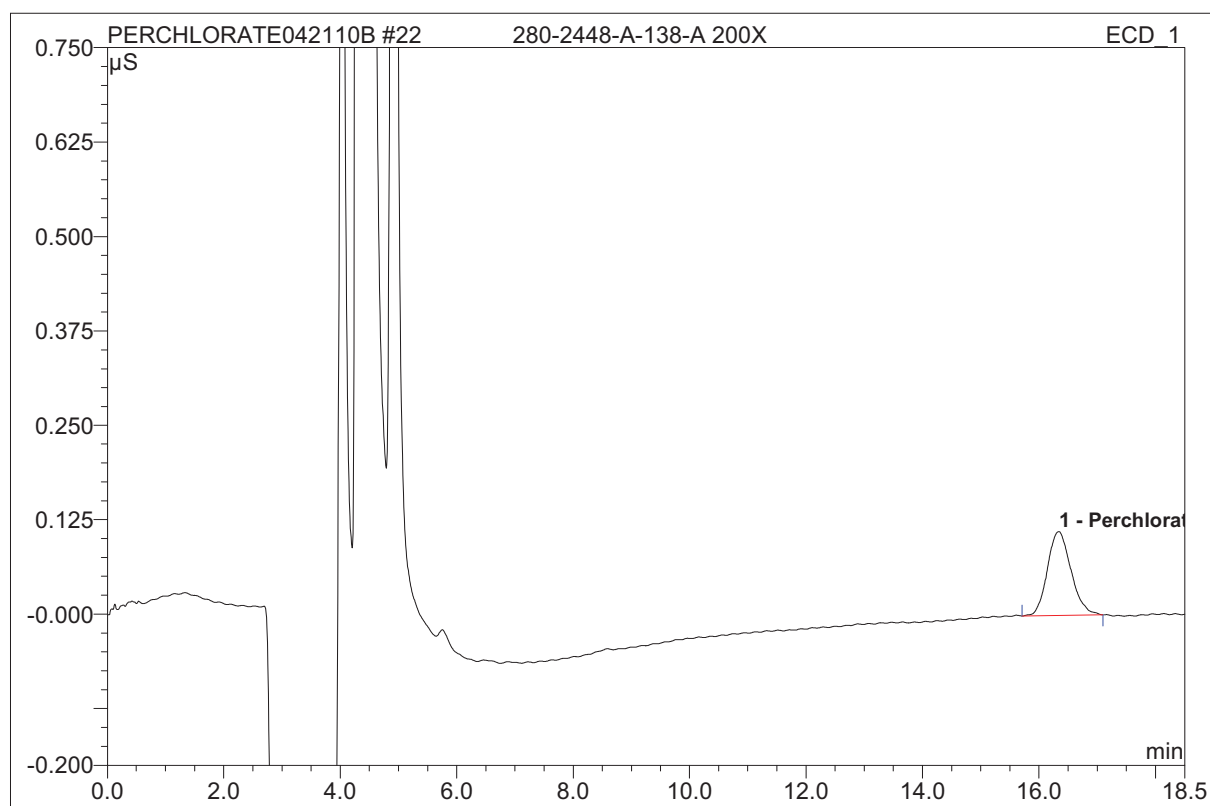


No.	Ret.Time min	Peak Name	Height µS	Area µS*min	Rel.Area %	Amount ug/L	Type
1	16.31	Perchlorate	0.12651	0.06035	100.00	3560.177	BMB
<b>Total:</b>			0.127	0.060	100.00	3560.177	

**22 280-2448-A-138-A 200X**

**TLY**

Sample Name:	280-2448-A-138-A 200X	Injection Volume:	1000.0
Vial Number:	10	Channel:	ECD_1
Sample Type:	unknown	Wavelength:	n.a.
Control Program:	Perchlorate Program 11-19-02	Bandwidth:	n.a.
Quantif. Method:	IC5 Perch Low Quant Method 12-16-02	Dilution Factor:	200.0000
Recording Time:	4/22/2010 0:48	Sample Weight:	1.0000
Run Time (min):	18.50	Sample Amount:	1.0000

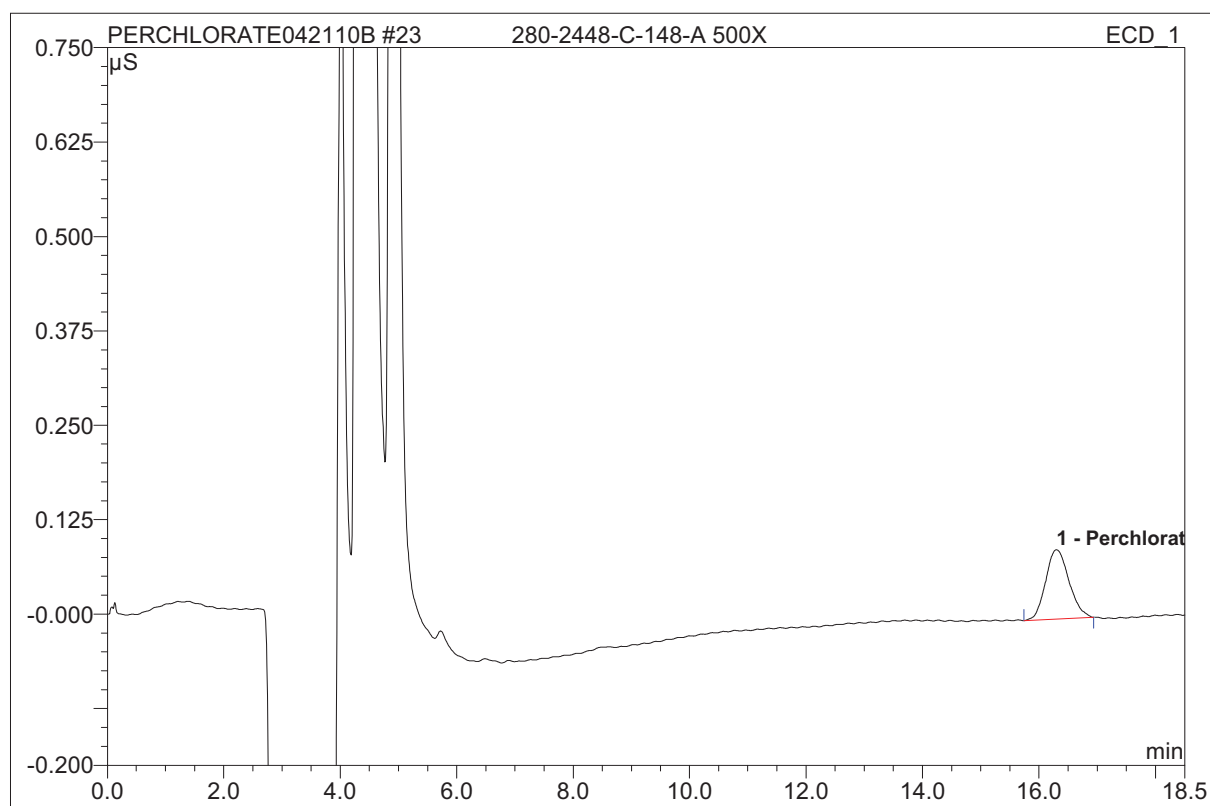


No.	Ret.Time min	Peak Name	Height μS	Area μS*min	Rel.Area %	Amount ug/L	Type
1	16.34	Perchlorate	0.111111	0.05222	100.00	3087.314	BMB
<b>Total:</b>			0.111	0.052	100.00	3087.314	

**23 280-2448-C-148-A 500X**

**TLY**

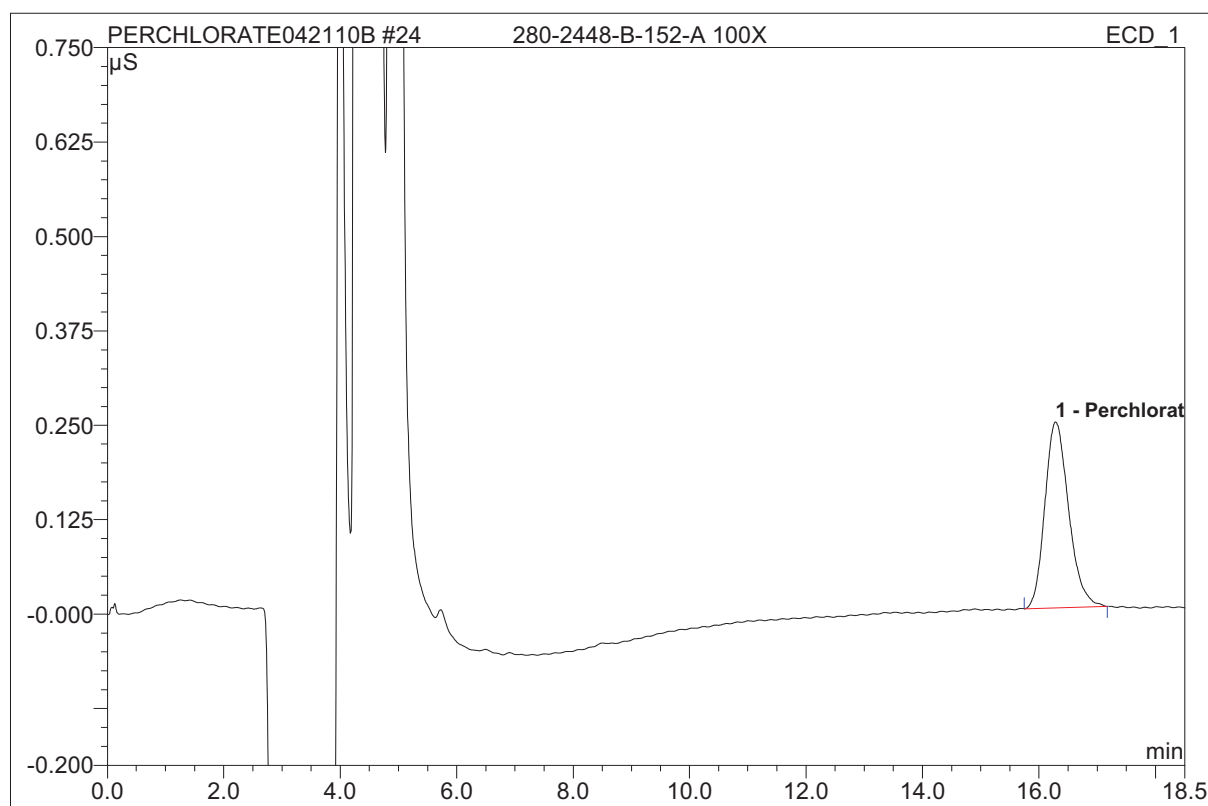
Sample Name:	<b>280-2448-C-148-A 500X</b>	Injection Volume:	<b>1000.0</b>
Vial Number:	<b>11</b>	Channel:	<b>ECD_1</b>
Sample Type:	<b>unknown</b>	Wavelength:	<b>n.a.</b>
Control Program:	<b>Perchlorate Program 11-19-02</b>	Bandwidth:	<b>n.a.</b>
Quantif. Method:	<b>IC5 Perch Low Quant Method 12-16-02</b>	Dilution Factor:	<b>500.0000</b>
Recording Time:	<b>4/22/2010 1:09</b>	Sample Weight:	<b>1.0000</b>
Run Time (min):	<b>18.50</b>	Sample Amount:	<b>1.0000</b>



No.	Ret.Time min	Peak Name	Height μS	Area μS*min	Rel.Area %	Amount ug/L	Type
1	16.30	Perchlorate	0.09167	0.04252	100.00	6306.564	BMB
<b>Total:</b>			0.092	0.043	100.00	6306.564	

**24 280-2448-B-152-A 100X****TLY**

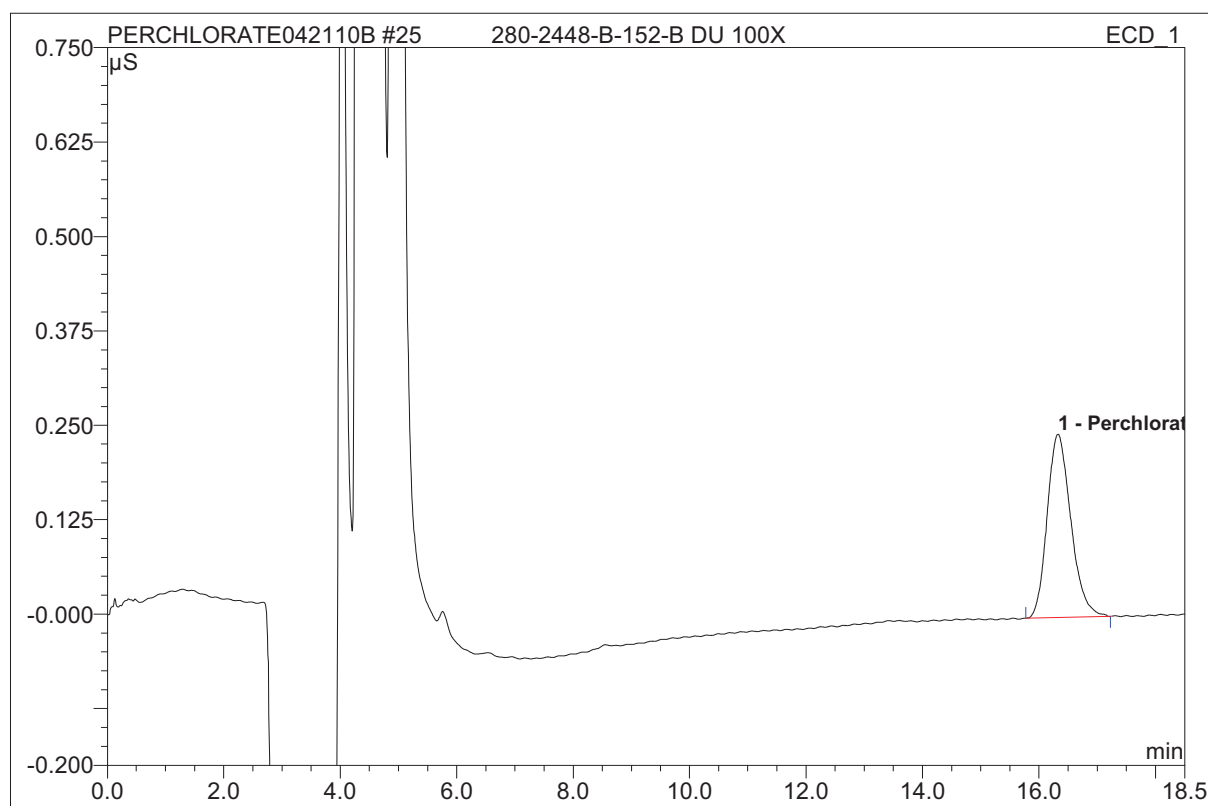
Sample Name:	280-2448-B-152-A 100X	Injection Volume:	1000.0
Vial Number:	12	Channel:	ECD_1
Sample Type:	unknown	Wavelength:	n.a.
Control Program:	Perchlorate Program 11-19-02	Bandwidth:	n.a.
Quantif. Method:	IC5 Perch Low Quant Method 12-16-02	Dilution Factor:	100.0000
Recording Time:	4/22/2010 1:30	Sample Weight:	1.0000
Run Time (min):	18.50	Sample Amount:	1.0000



No.	Ret.Time min	Peak Name	Height μS	Area μS*min	Rel.Area %	Amount ug/L	Type
1	16.28	Perchlorate	0.24651	0.11653	100.00	3413.949	BMB
<b>Total:</b>			0.247	0.117	100.00	3413.949	

**25 280-2448-B-152-B DU 100X****TLY**

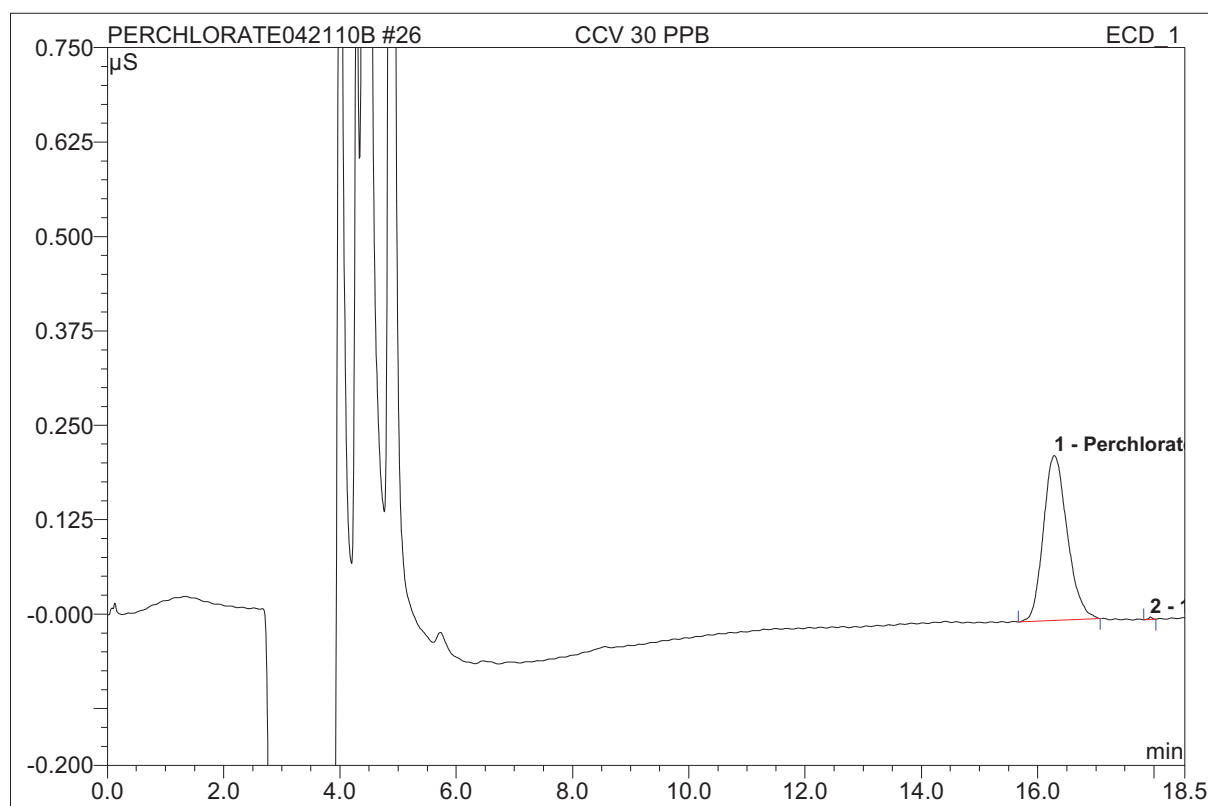
Sample Name:	280-2448-B-152-B DU 100X	Injection Volume:	1000.0
Vial Number:	12	Channel:	ECD_1
Sample Type:	unknown	Wavelength:	n.a.
Control Program:	Perchlorate Program 11-19-02	Bandwidth:	n.a.
Quantif. Method:	IC5 Perch Low Quant Method 12-16-02	Dilution Factor:	100.0000
Recording Time:	4/22/2010 1:51	Sample Weight:	1.0000
Run Time (min):	18.50	Sample Amount:	1.0000



No.	Ret.Time min	Peak Name	Height μS	Area μS*min	Rel.Area %	Amount ug/L	Type
1	16.33	Perchlorate	0.24249	0.11428	100.00	3348.686	BMB
<b>Total:</b>			0.242	0.114	100.00	3348.686	

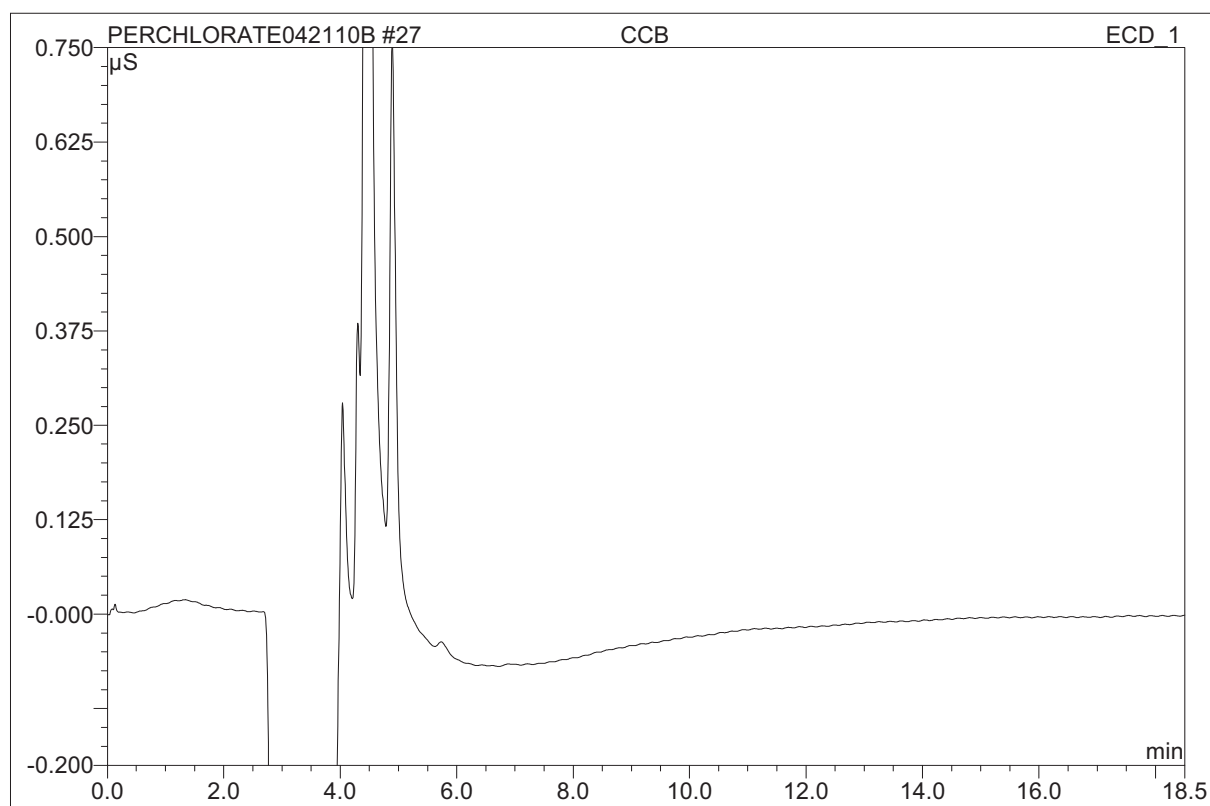
**26 CCV 30 PPB****TLY**

Sample Name:	<b>CCV 30 PPB</b>	Injection Volume:	<b>1000.0</b>
Vial Number:	<b>9</b>	Channel:	<b>ECD_1</b>
Sample Type:	<b>unknown</b>	Wavelength:	<b>n.a.</b>
Control Program:	<b>Perchlorate Program 11-19-02</b>	Bandwidth:	<b>n.a.</b>
Quantif. Method:	<b>IC5 Perch Low Quant Method 12-16-02</b>	Dilution Factor:	<b>1.0000</b>
Recording Time:	<b>4/22/2010 2:12</b>	Sample Weight:	<b>1.0000</b>
Run Time (min):	<b>18.53</b>	Sample Amount:	<b>1.0000</b>



No.	Ret.Time min	Peak Name	Height µS	Area µS*min	Rel.Area %	Amount ug/L	Type
1	16.28	Perchlorate	0.21817	0.10365	99.78	30.394	BMB
2	17.93	n.a.	0.00339	0.00023	0.22	n.a.	BMB
<b>Total:</b>			0.222	0.104	100.00	30.394	

<b>27 CCB</b>			
<b>TLY</b>			
Sample Name:	<b>CCB</b>	Injection Volume:	<b>1000.0</b>
Vial Number:	<b>9</b>	Channel:	<b>ECD_1</b>
Sample Type:	<b>unknown</b>	Wavelength:	<b>n.a.</b>
Control Program:	<b>Perchlorate Program 11-19-02</b>	Bandwidth:	<b>n.a.</b>
Quantif. Method:	<b>IC5 Perch Low Quant Method 12-16-02</b>	Dilution Factor:	<b>1.0000</b>
Recording Time:	<b>4/22/2010 2:33</b>	Sample Weight:	<b>1.0000</b>
Run Time (min):	<b>18.50</b>	Sample Amount:	<b>1.0000</b>

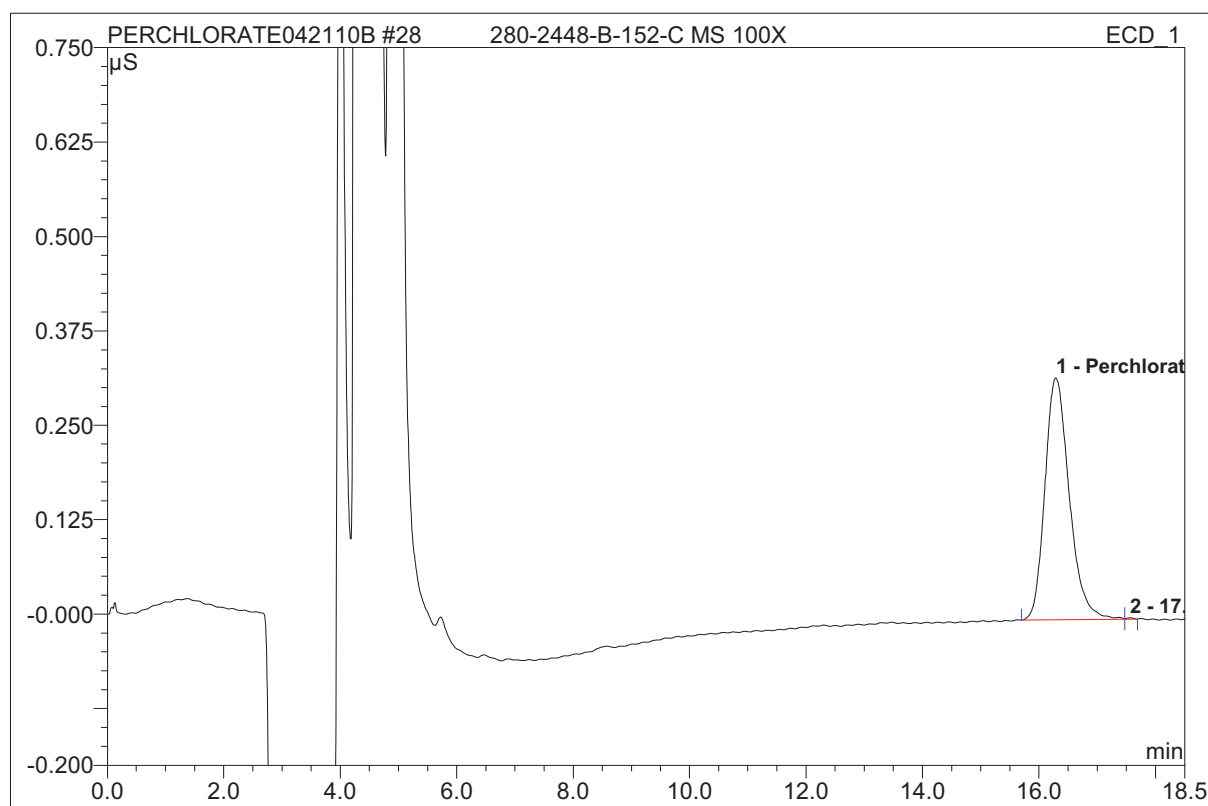


No.	Ret.Time min	Peak Name	Height µS	Area µS*min	Rel.Area %	Amount ug/L	Type
<b>Total:</b>			0.000	0.000	0.00	0.000	



**28 280-2448-B-152-C MS 100X****TLY**

Sample Name:	280-2448-B-152-C MS 100X	Injection Volume:	1000.0
Vial Number:	12	Channel:	ECD_1
Sample Type:	unknown	Wavelength:	n.a.
Control Program:	Perchlorate Program 11-19-02	Bandwidth:	n.a.
Quantif. Method:	IC5 Perch Low Quant Method 12-16-02	Dilution Factor:	100.0000
Recording Time:	4/22/2010 2:54	Sample Weight:	1.0000
Run Time (min):	18.50	Sample Amount:	1.0000

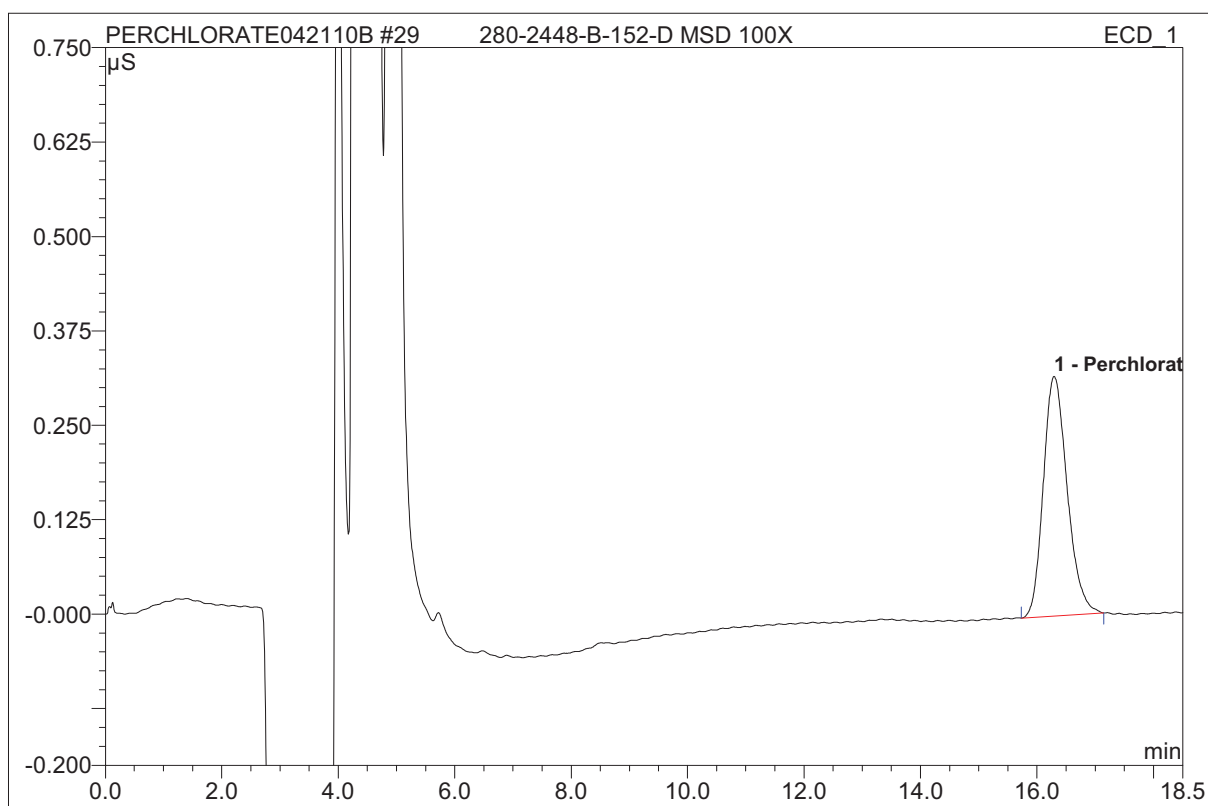


No.	Ret.Time min	Peak Name	Height µS	Area µS*min	Rel.Area %	Amount ug/L	Type
1	16.29	Perchlorate	0.32044	0.15548	99.85	4546.954	BM
2	17.57	n.a.	0.00188	0.00023	0.15	n.a.	MB
<b>Total:</b>			0.322	0.156	100.00	4546.954	

**29 280-2448-B-152-D MSD 100X**

**TLY**

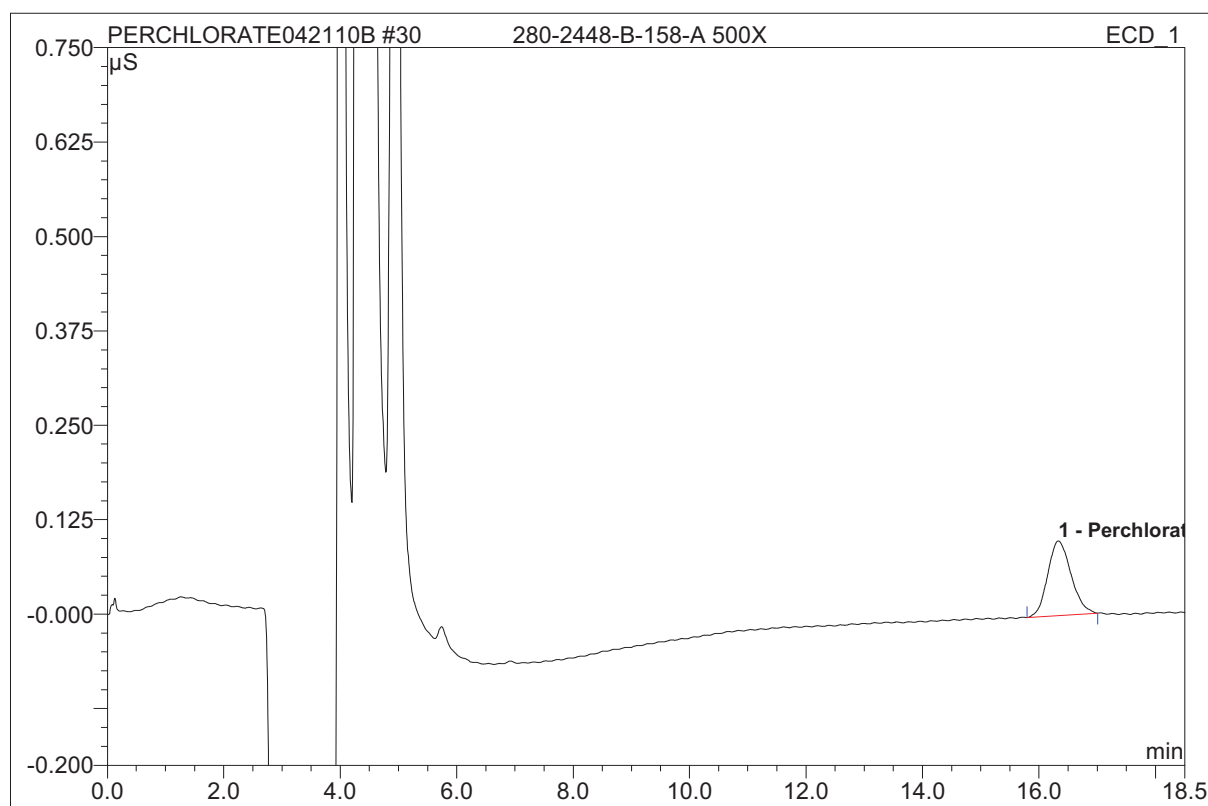
Sample Name:	<b>280-2448-B-152-D MSD 100X</b>	Injection Volume:	<b>1000.0</b>
Vial Number:	<b>10</b>	Channel:	<b>ECD_1</b>
Sample Type:	<b>unknown</b>	Wavelength:	<b>n.a.</b>
Control Program:	<b>Perchlorate Program 11-19-02</b>	Bandwidth:	<b>n.a.</b>
Quantif. Method:	<b>IC5 Perch Low Quant Method 12-16-02</b>	Dilution Factor:	<b>100.0000</b>
Recording Time:	<b>4/22/2010 3:15</b>	Sample Weight:	<b>1.0000</b>
Run Time (min):	<b>18.50</b>	Sample Amount:	<b>1.0000</b>



No.	Ret.Time min	Peak Name	Height μS	Area μS*min	Rel.Area %	Amount ug/L	Type
1	16.29	Perchlorate	0.31773	0.15078	100.00	4410.244	BMB
<b>Total:</b>			0.318	0.151	100.00	4410.244	

**30 280-2448-B-158-A 500X****TLY**

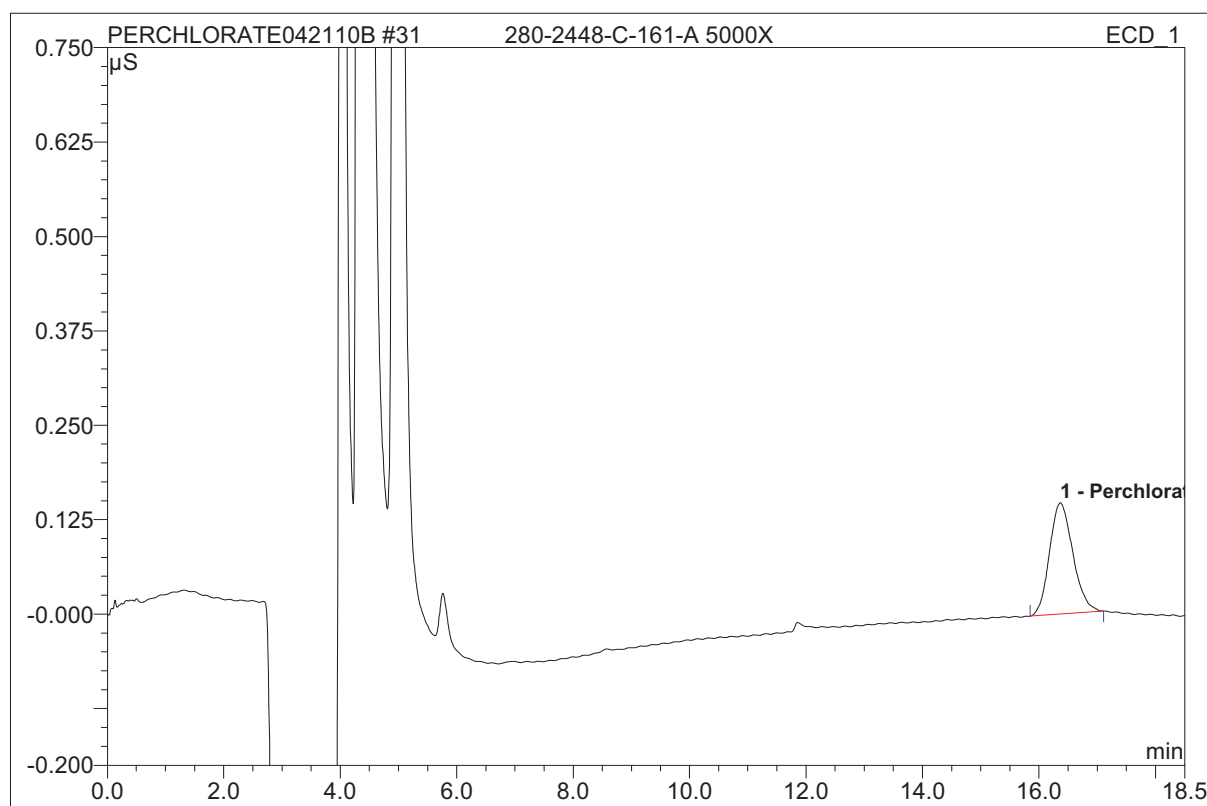
Sample Name:	280-2448-B-158-A 500X	Injection Volume:	1000.0
Vial Number:	11	Channel:	ECD_1
Sample Type:	unknown	Wavelength:	n.a.
Control Program:	Perchlorate Program 11-19-02	Bandwidth:	n.a.
Quantif. Method:	IC5 Perch Low Quant Method 12-16-02	Dilution Factor:	500.0000
Recording Time:	4/22/2010 3:36	Sample Weight:	1.0000
Run Time (min):	18.50	Sample Amount:	1.0000



No.	Ret.Time min	Peak Name	Height µS	Area µS*min	Rel.Area %	Amount ug/L	Type
1	16.33	Perchlorate	0.09868	0.04587	100.00	6794.285	BMB
<b>Total:</b>			0.099	0.046	100.00	6794.285	

**31 280-2448-C-161-A 5000X****TLY**

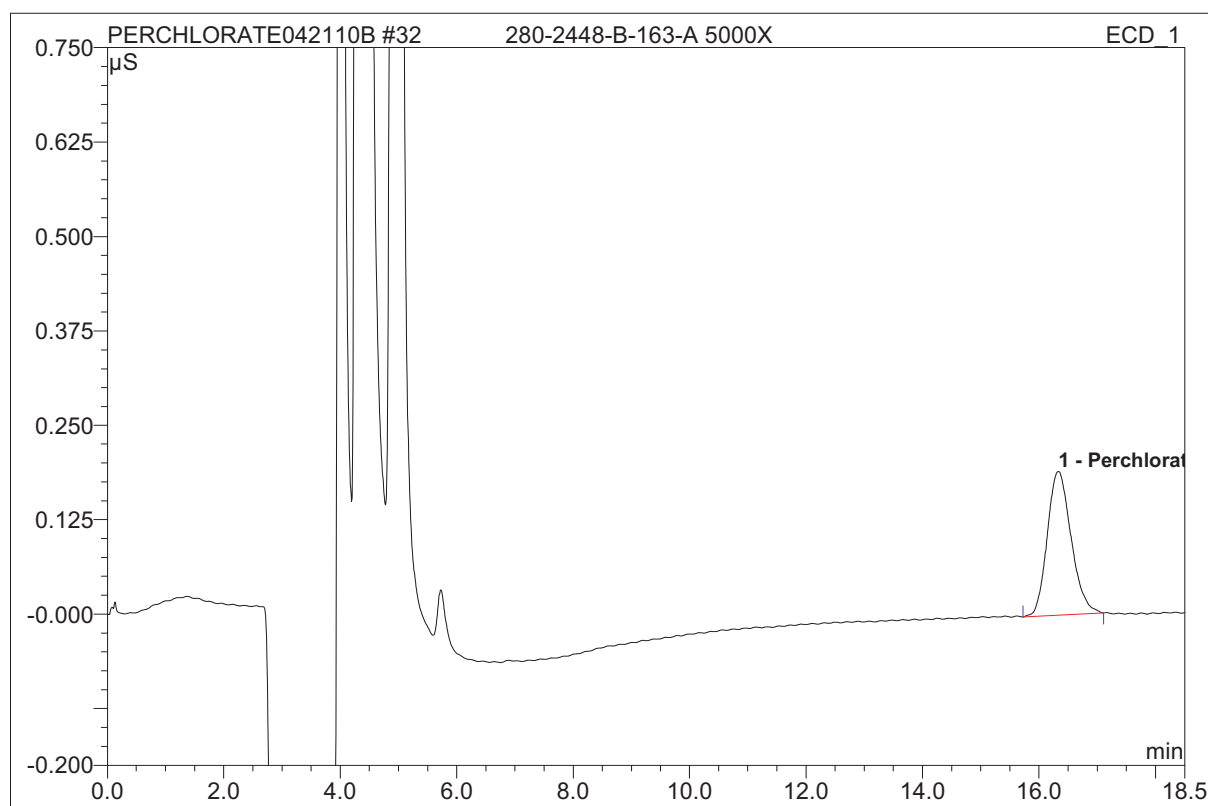
Sample Name:	<b>280-2448-C-161-A 5000X</b>	Injection Volume:	<b>1000.0</b>
Vial Number:	<b>11</b>	Channel:	<b>ECD_1</b>
Sample Type:	<b>unknown</b>	Wavelength:	<b>n.a.</b>
Control Program:	<b>Perchlorate Program 11-19-02</b>	Bandwidth:	<b>n.a.</b>
Quantif. Method:	<b>IC5 Perch Low Quant Method 12-16-02</b>	Dilution Factor:	<b>5000.0000</b>
Recording Time:	<b>4/22/2010 3:57</b>	Sample Weight:	<b>1.0000</b>
Run Time (min):	<b>18.50</b>	Sample Amount:	<b>1.0000</b>



No.	Ret.Time min	Peak Name	Height µS	Area µS*min	Rel.Area %	Amount ug/L	Type
1	16.37	Perchlorate	0.14741	0.06831	100.00	100576.419	BMB
<b>Total:</b>			0.147	0.068	100.00	100576.419	

**32 280-2448-B-163-A 5000X****TLY**

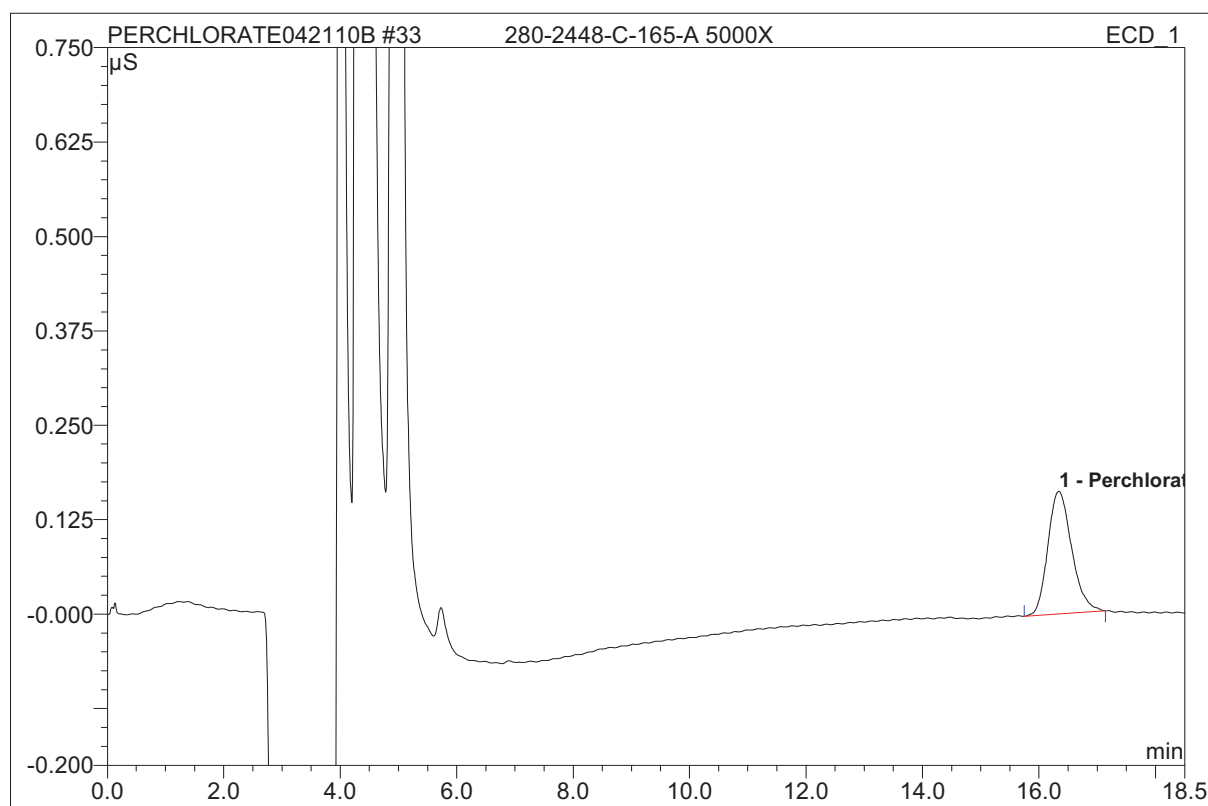
Sample Name:	<b>280-2448-B-163-A 5000X</b>	Injection Volume:	<b>1000.0</b>
Vial Number:	<b>11</b>	Channel:	<b>ECD_1</b>
Sample Type:	<b>unknown</b>	Wavelength:	<b>n.a.</b>
Control Program:	<b>Perchlorate Program 11-19-02</b>	Bandwidth:	<b>n.a.</b>
Quantif. Method:	<b>IC5 Perch Low Quant Method 12-16-02</b>	Dilution Factor:	<b>5000.0000</b>
Recording Time:	<b>4/22/2010 4:18</b>	Sample Weight:	<b>1.0000</b>
Run Time (min):	<b>18.50</b>	Sample Amount:	<b>1.0000</b>



No.	Ret.Time min	Peak Name	Height µS	Area µS*min	Rel.Area %	Amount ug/L	Type
1	16.33	Perchlorate	0.19009	0.09017	100.00	132361.026	BMB
<b>Total:</b>			0.190	0.090	100.00	132361.026	

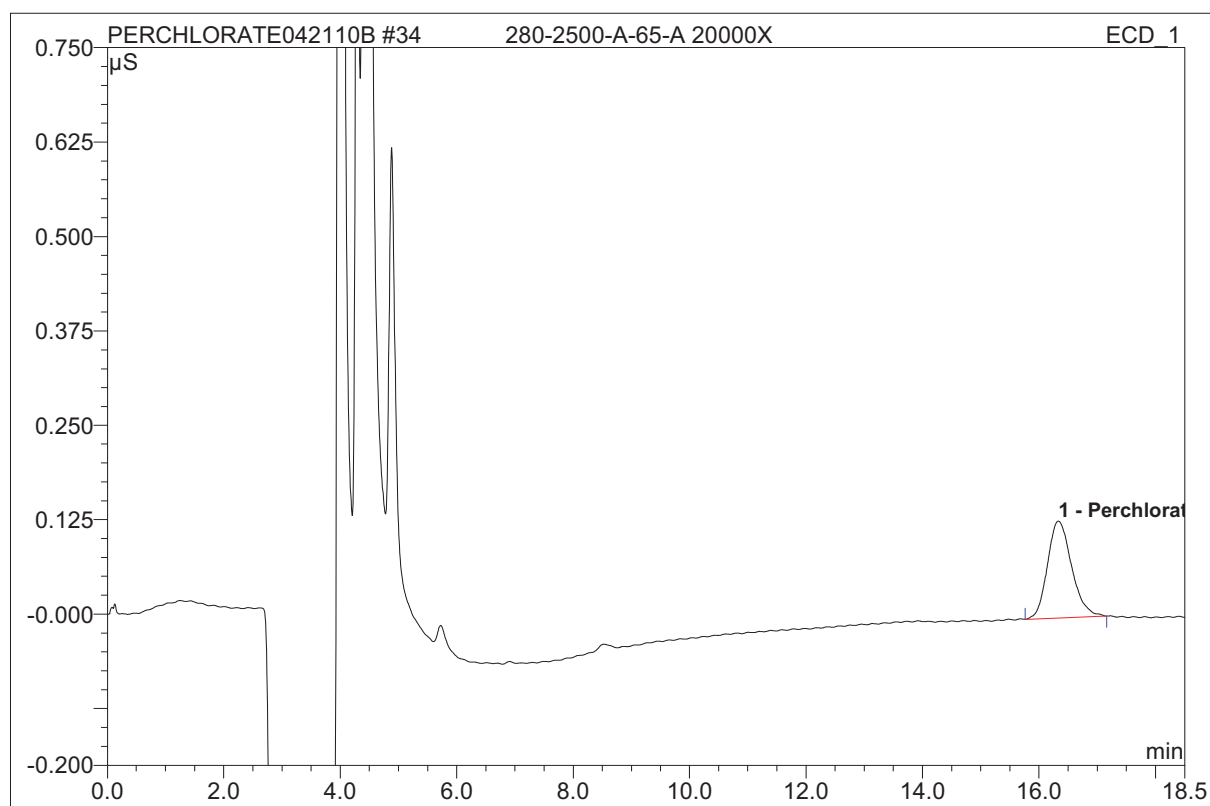
**33 280-2448-C-165-A 5000X****TLY**

Sample Name:	280-2448-C-165-A 5000X	Injection Volume:	1000.0
Vial Number:	11	Channel:	ECD_1
Sample Type:	unknown	Wavelength:	n.a.
Control Program:	Perchlorate Program 11-19-02	Bandwidth:	n.a.
Quantif. Method:	IC5 Perch Low Quant Method 12-16-02	Dilution Factor:	5000.0000
Recording Time:	4/22/2010 4:39	Sample Weight:	1.0000
Run Time (min):	18.50	Sample Amount:	1.0000



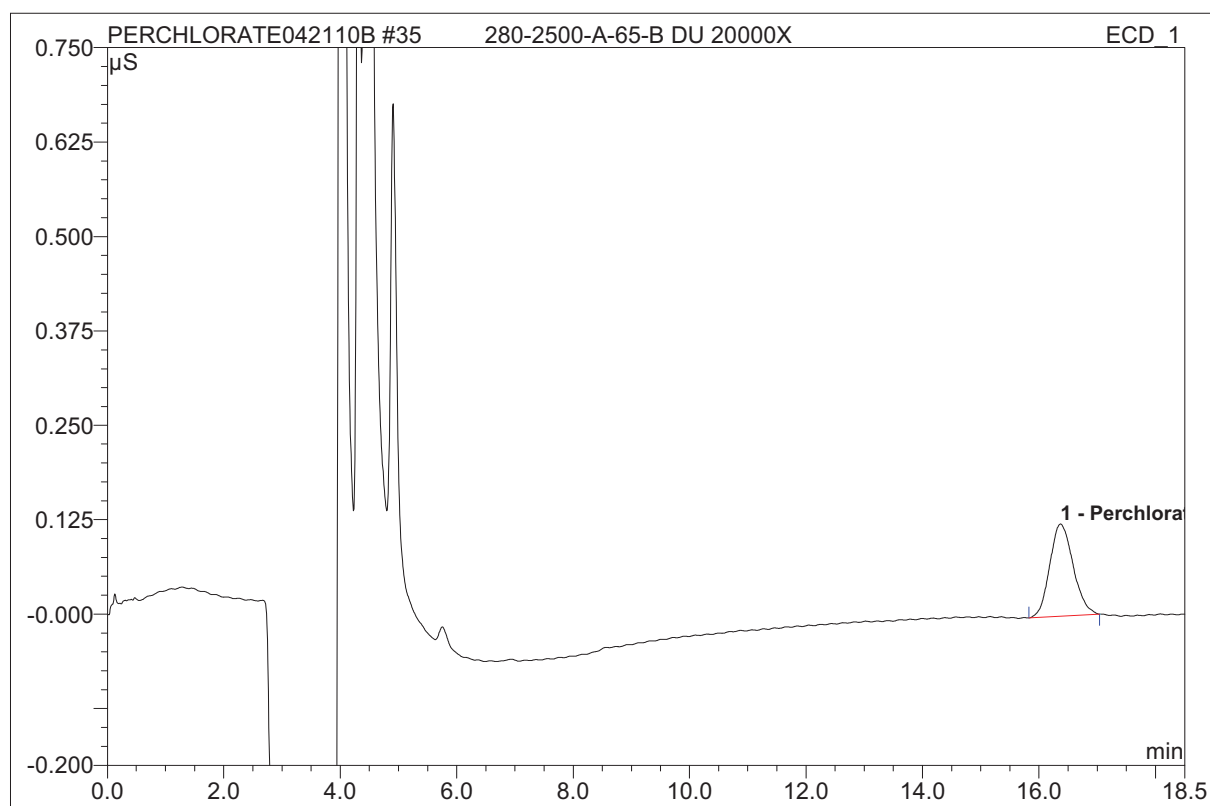
No.	Ret.Time min	Peak Name	Height µS	Area µS*min	Rel.Area %	Amount ug/L	Type
1	16.34	Perchlorate	0.16234	0.07719	100.00	113484.345	BMB
<b>Total:</b>			0.162	0.077	100.00	113484.345	

<b>34 280-2500-A-65-A 20000X</b>			
<b>TLY</b>			
Sample Name:	280-2500-A-65-A 20000X	Injection Volume:	1000.0
Vial Number:	11	Channel:	ECD_1
Sample Type:	unknown	Wavelength:	n.a.
Control Program:	Perchlorate Program 11-19-02	Bandwidth:	n.a.
Quantif. Method:	IC5 Perch Low Quant Method 12-16-02	Dilution Factor:	#####
Recording Time:	4/22/2010 5:00	Sample Weight:	1.0000
Run Time (min):	18.50	Sample Amount:	1.0000



No.	Ret.Time min	Peak Name	Height μS	Area μS*min	Rel.Area %	Amount ug/L	Type
1	16.33	Perchlorate	0.12817	0.06167	100.00	363683.792	BMB
<b>Total:</b>			0.128	0.062	100.00	363683.792	

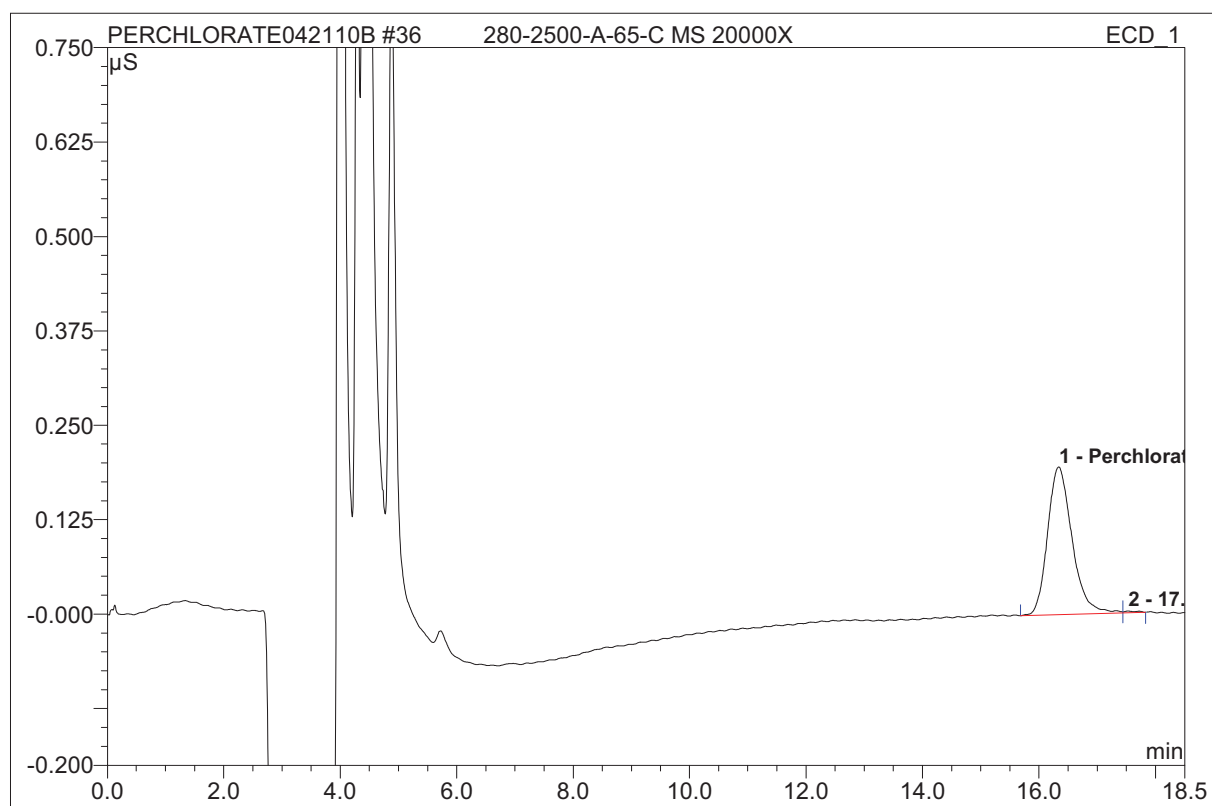
<b>35 280-2500-A-65-B DU 20000X</b>			
<b>TLY</b>			
Sample Name:	280-2500-A-65-B DU 20000X	Injection Volume:	1000.0
Vial Number:	11	Channel:	ECD_1
Sample Type:	unknown	Wavelength:	n.a.
Control Program:	Perchlorate Program 11-19-02	Bandwidth:	n.a.
Quantif. Method:	IC5 Perch Low Quant Method 12-16-02	Dilution Factor:	#####
Recording Time:	4/22/2010 5:21	Sample Weight:	1.0000
Run Time (min):	18.50	Sample Amount:	1.0000



No.	Ret.Time min	Peak Name	Height μS	Area μS*min	Rel.Area %	Amount ug/L	Type
1	16.38	Perchlorate	0.12222	0.05684	100.00	335592.082	BMB
<b>Total:</b>			0.122	0.057	100.00	335592.082	

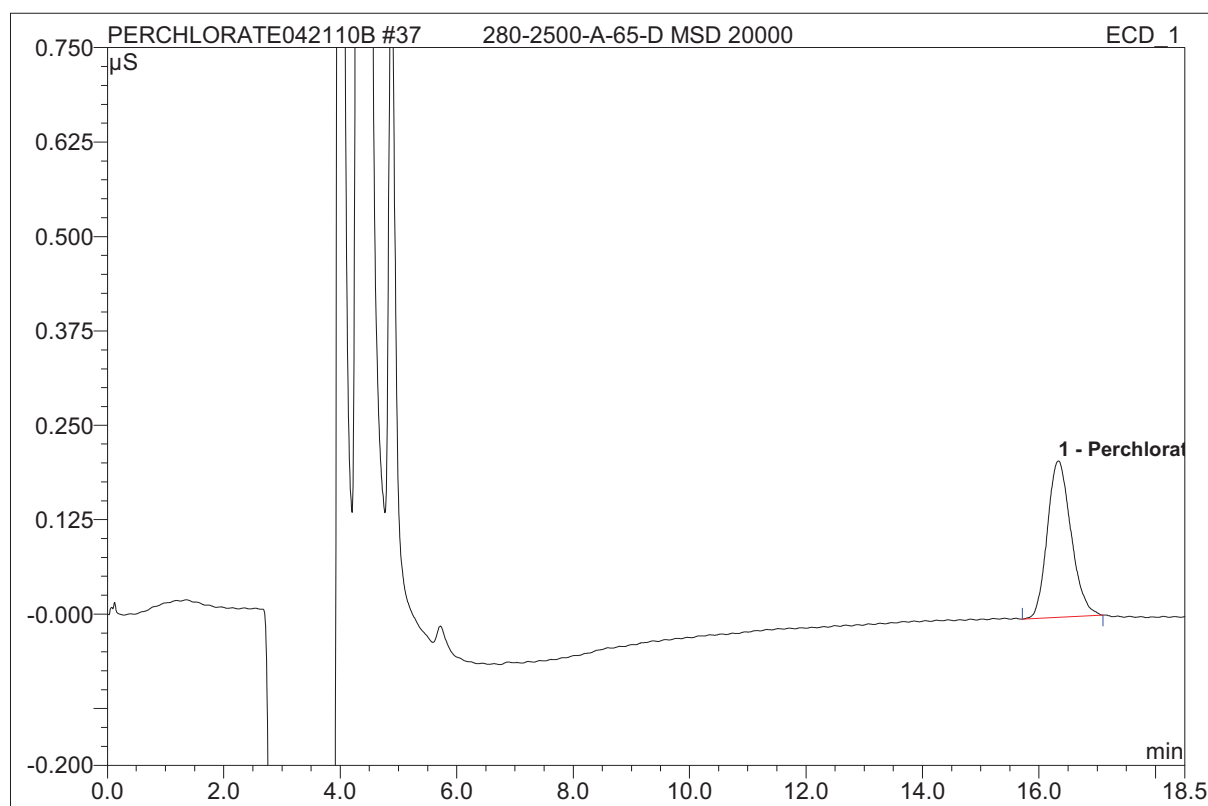


<b>36 280-2500-A-65-C MS 20000X</b>			
<b>TLY</b>			
Sample Name:	280-2500-A-65-C MS 20000X	Injection Volume:	1000.0
Vial Number:	11	Channel:	ECD_1
Sample Type:	unknown	Wavelength:	n.a.
Control Program:	Perchlorate Program 11-19-02	Bandwidth:	n.a.
Quantif. Method:	IC5 Perch Low Quant Method 12-16-02	Dilution Factor:	#####
Recording Time:	4/22/2010 5:42	Sample Weight:	1.0000
Run Time (min):	18.50	Sample Amount:	1.0000



No.	Ret.Time min	Peak Name	Height µS	Area µS*min	Rel.Area %	Amount ug/L	Type
1	16.34	Perchlorate	0.19538	0.09530	99.40	559306.258	BM
2	17.53	n.a.	0.00240	0.00057	0.60	n.a.	MB
<b>Total:</b>			0.198	0.096	100.00	559306.258	

<b>37 280-2500-A-65-D MSD 20000</b>			
<b>TLY</b>			
Sample Name:	280-2500-A-65-D MSD 20000	Injection Volume:	1000.0
Vial Number:	11	Channel:	ECD_1
Sample Type:	unknown	Wavelength:	n.a.
Control Program:	Perchlorate Program 11-19-02	Bandwidth:	n.a.
Quantif. Method:	IC5 Perch Low Quant Method 12-16-02	Dilution Factor:	#####
Recording Time:	4/22/2010 6:03	Sample Weight:	1.0000
Run Time (min):	18.50	Sample Amount:	1.0000

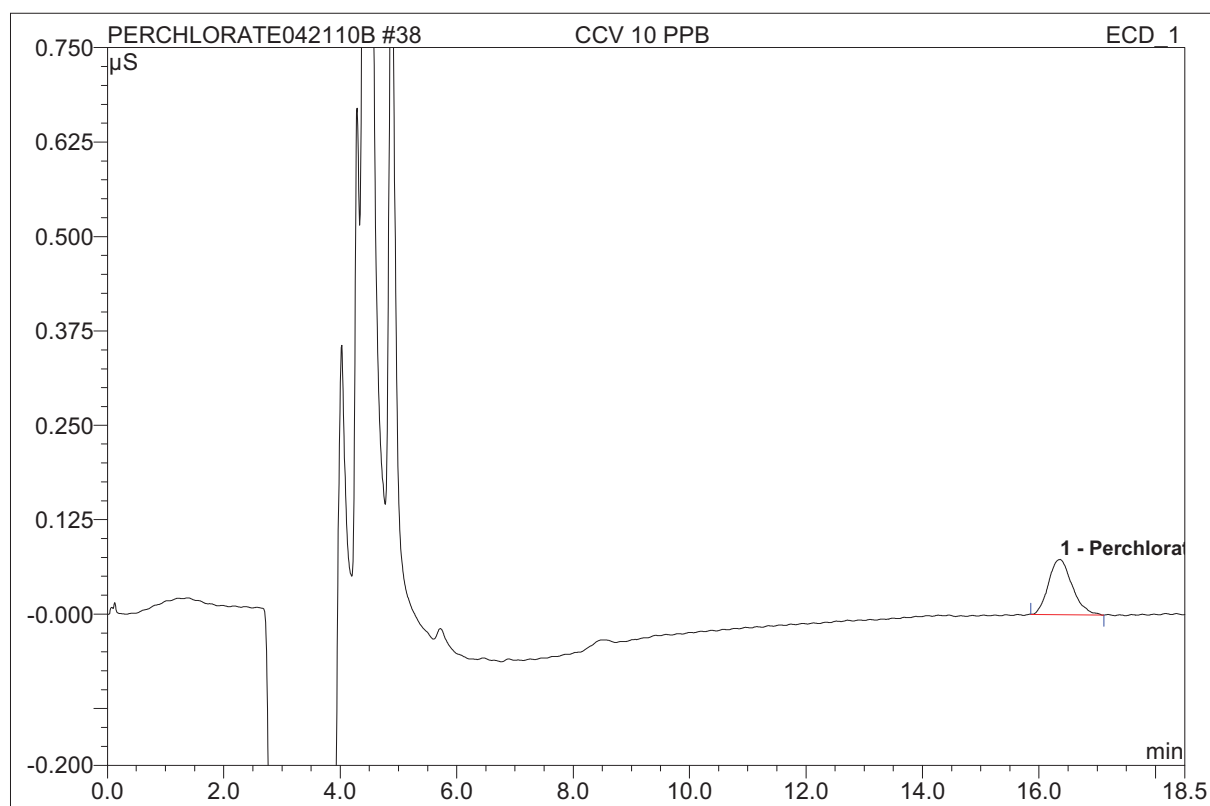


No.	Ret.Time min	Peak Name	Height μS	Area μS*min	Rel.Area %	Amount ug/L	Type
1	16.33	Perchlorate	0.20704	0.09770	100.00	573252.737	BMB
<b>Total:</b>			0.207	0.098	100.00	573252.737	

### 38 CCV 10 PPB

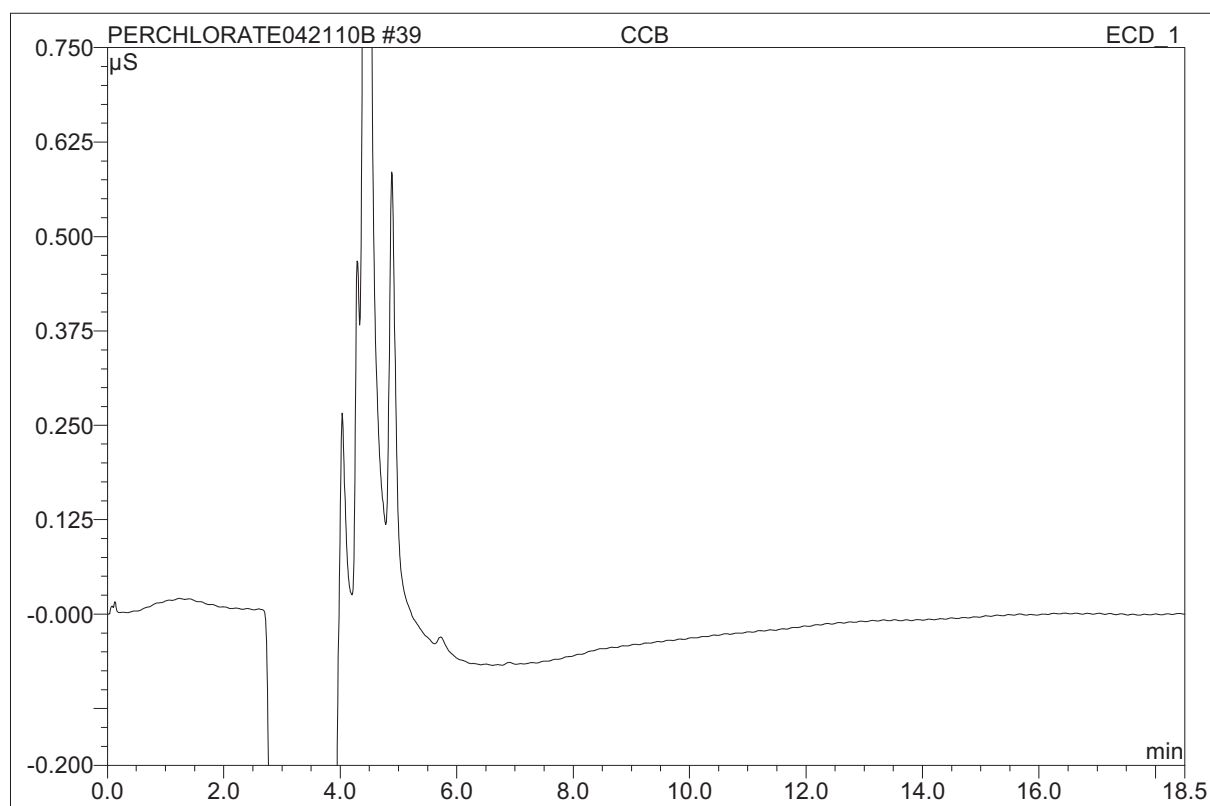
TLY

Sample Name:	CCV 10 PPB	Injection Volume:	1000.0
Vial Number:	10	Channel:	ECD_1
Sample Type:	unknown	Wavelength:	n.a.
Control Program:	Perchlorate Program 11-19-02	Bandwidth:	n.a.
Quantif. Method:	IC5 Perch Low Quant Method 12-16-02	Dilution Factor:	1.0000
Recording Time:	4/22/2010 6:24	Sample Weight:	1.0000
Run Time (min):	18.50	Sample Amount:	1.0000



No.	Ret.Time min	Peak Name	Height μS	Area μS*min	Rel.Area %	Amount ug/L	Type
1	16.36	Perchlorate	0.07300	0.03432	100.00	10.228	BMB
<b>Total:</b>			0.073	0.034	100.00	10.228	

<b>39 CCB</b>			
<b>TLY</b>			
Sample Name:	<b>CCB</b>	Injection Volume:	<b>1000.0</b>
Vial Number:	<b>10</b>	Channel:	<b>ECD_1</b>
Sample Type:	<b>unknown</b>	Wavelength:	<b>n.a.</b>
Control Program:	<b>Perchlorate Program 11-19-02</b>	Bandwidth:	<b>n.a.</b>
Quantif. Method:	<b>IC5 Perch Low Quant Method 12-16-02</b>	Dilution Factor:	<b>1.0000</b>
Recording Time:	<b>4/22/2010 6:45</b>	Sample Weight:	<b>1.0000</b>
Run Time (min):	<b>18.50</b>	Sample Amount:	<b>1.0000</b>

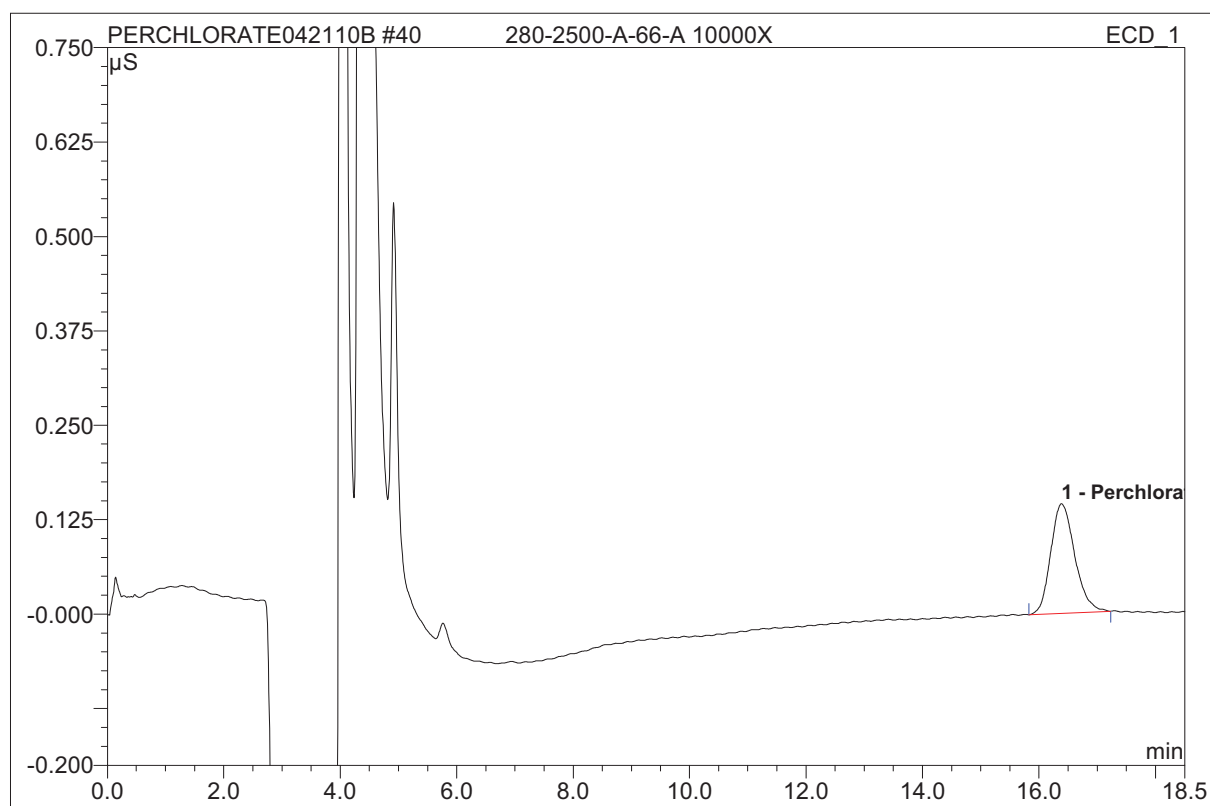


No.	Ret.Time min	Peak Name	Height µS	Area µS*min	Rel.Area %	Amount ug/L	Type
<b>Total:</b>			0.000	0.000	0.00	0.000	

**40 280-2500-A-66-A 10000X**

**TLY**

Sample Name:	280-2500-A-66-A 10000X	Injection Volume:	1000.0
Vial Number:	10	Channel:	ECD_1
Sample Type:	unknown	Wavelength:	n.a.
Control Program:	Perchlorate Program 11-19-02	Bandwidth:	n.a.
Quantif. Method:	IC5 Perch Low Quant Method 12-16-02	Dilution Factor:	#####
Recording Time:	4/22/2010 7:06	Sample Weight:	1.0000
Run Time (min):	18.50	Sample Amount:	1.0000

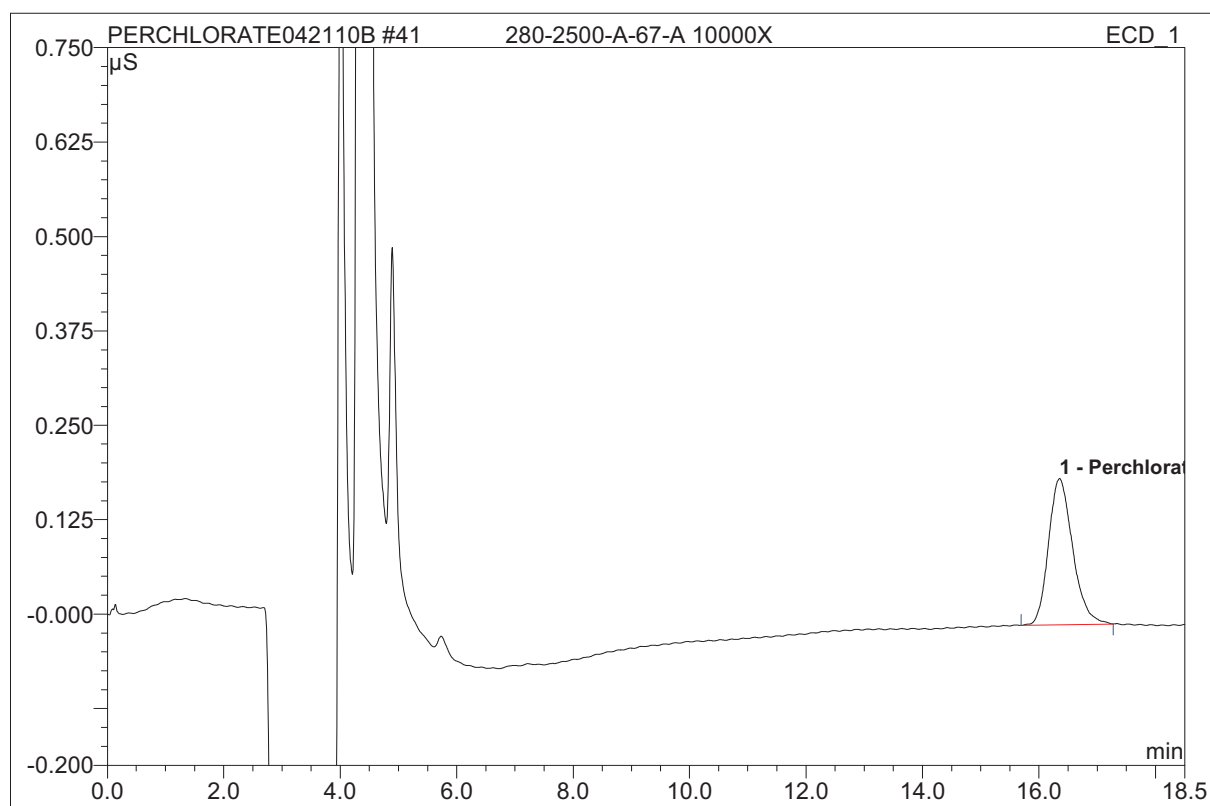


No.	Ret.Time min	Peak Name	Height μS	Area μS*min	Rel.Area %	Amount ug/L	Type
1	16.38	Perchlorate	0.14512	0.06925	100.00	203874.432	BMB
<b>Total:</b>			0.145	0.069	100.00	203874.432	

**41 280-2500-A-67-A 10000X**

**TLY**

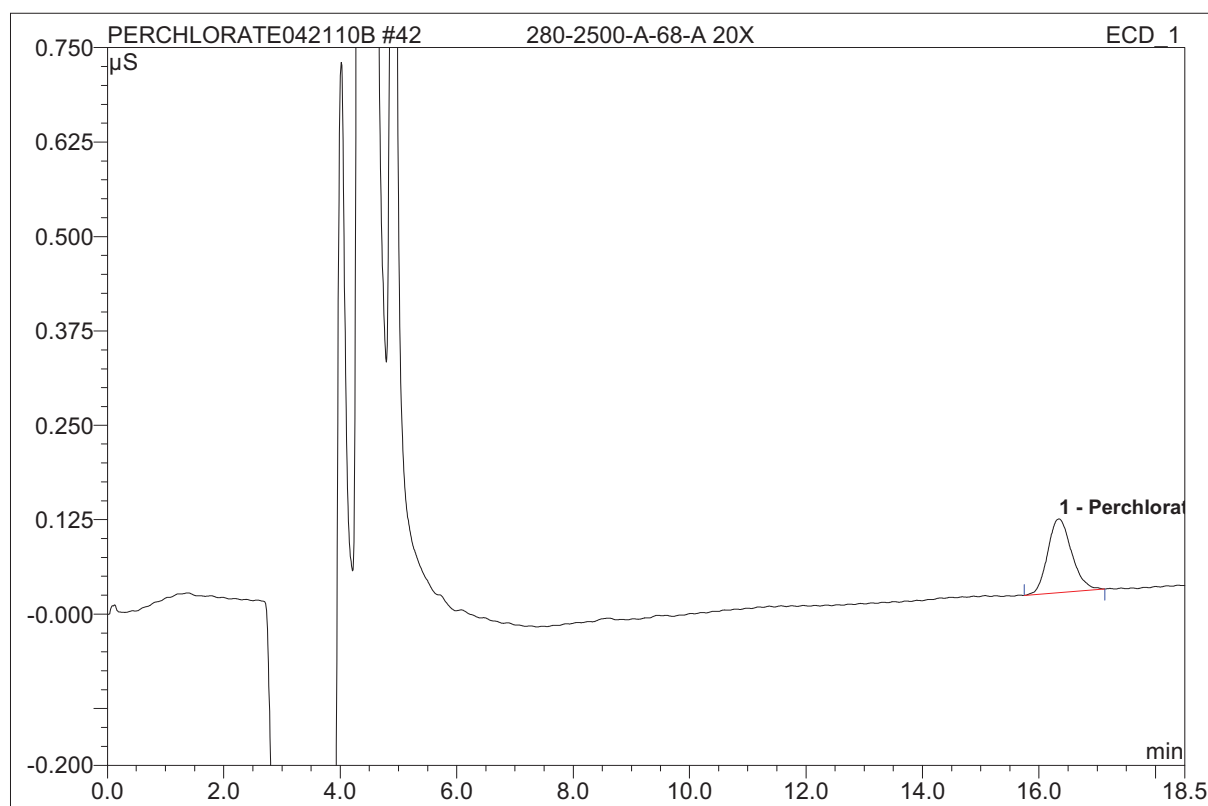
Sample Name:	280-2500-A-67-A 10000X	Injection Volume:	1000.0
Vial Number:	10	Channel:	ECD_1
Sample Type:	unknown	Wavelength:	n.a.
Control Program:	Perchlorate Program 11-19-02	Bandwidth:	n.a.
Quantif. Method:	IC5 Perch Low Quant Method 12-16-02	Dilution Factor:	#####
Recording Time:	4/22/2010 7:27	Sample Weight:	1.0000
Run Time (min):	18.50	Sample Amount:	1.0000



No.	Ret.Time min	Peak Name	Height μS	Area μS*min	Rel.Area %	Amount ug/L	Type
1	16.35	Perchlorate	0.19355	0.09307	100.00	273184.332	BMB
<b>Total:</b>			0.194	0.093	100.00	273184.332	

**42 280-2500-A-68-A 20X****TLY**

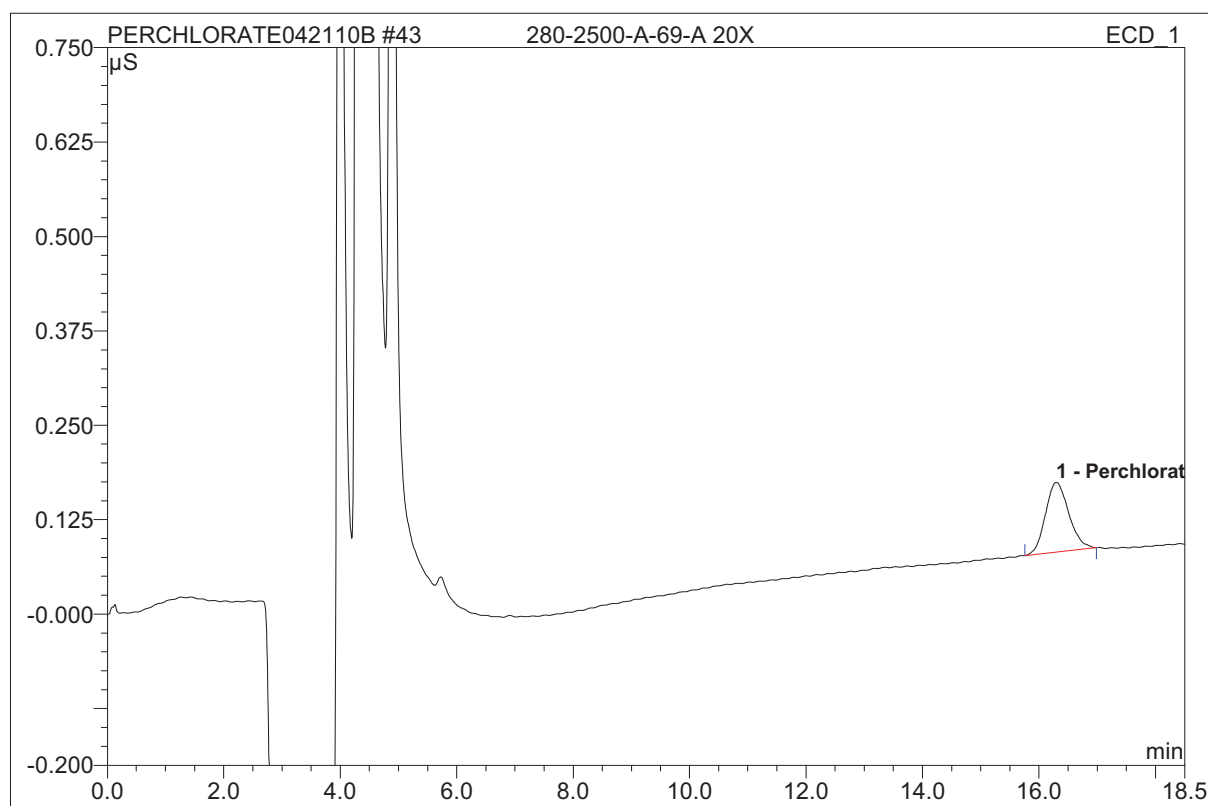
Sample Name:	280-2500-A-68-A 20X	Injection Volume:	1000.0
Vial Number:	10	Channel:	ECD_1
Sample Type:	unknown	Wavelength:	n.a.
Control Program:	Perchlorate Program 11-19-02	Bandwidth:	n.a.
Quantif. Method:	IC5 Perch Low Quant Method 12-16-02	Dilution Factor:	20.0000
Recording Time:	4/22/2010 8:48	Sample Weight:	1.0000
Run Time (min):	18.50	Sample Amount:	1.0000



No.	Ret.Time min	Peak Name	Height µS	Area µS*min	Rel.Area %	Amount ug/L	Type
1	16.34	Perchlorate	0.09773	0.04666	100.00	276.396	BMB
<b>Total:</b>			0.098	0.047	100.00	276.396	

**43 280-2500-A-69-A 20X****TLY**

Sample Name:	280-2500-A-69-A 20X	Injection Volume:	1000.0
Vial Number:	10	Channel:	ECD_1
Sample Type:	unknown	Wavelength:	n.a.
Control Program:	Perchlorate Program 11-19-02	Bandwidth:	n.a.
Quantif. Method:	IC5 Perch Low Quant Method 12-16-02	Dilution Factor:	20.0000
Recording Time:	4/22/2010 9:09	Sample Weight:	1.0000
Run Time (min):	18.50	Sample Amount:	1.0000

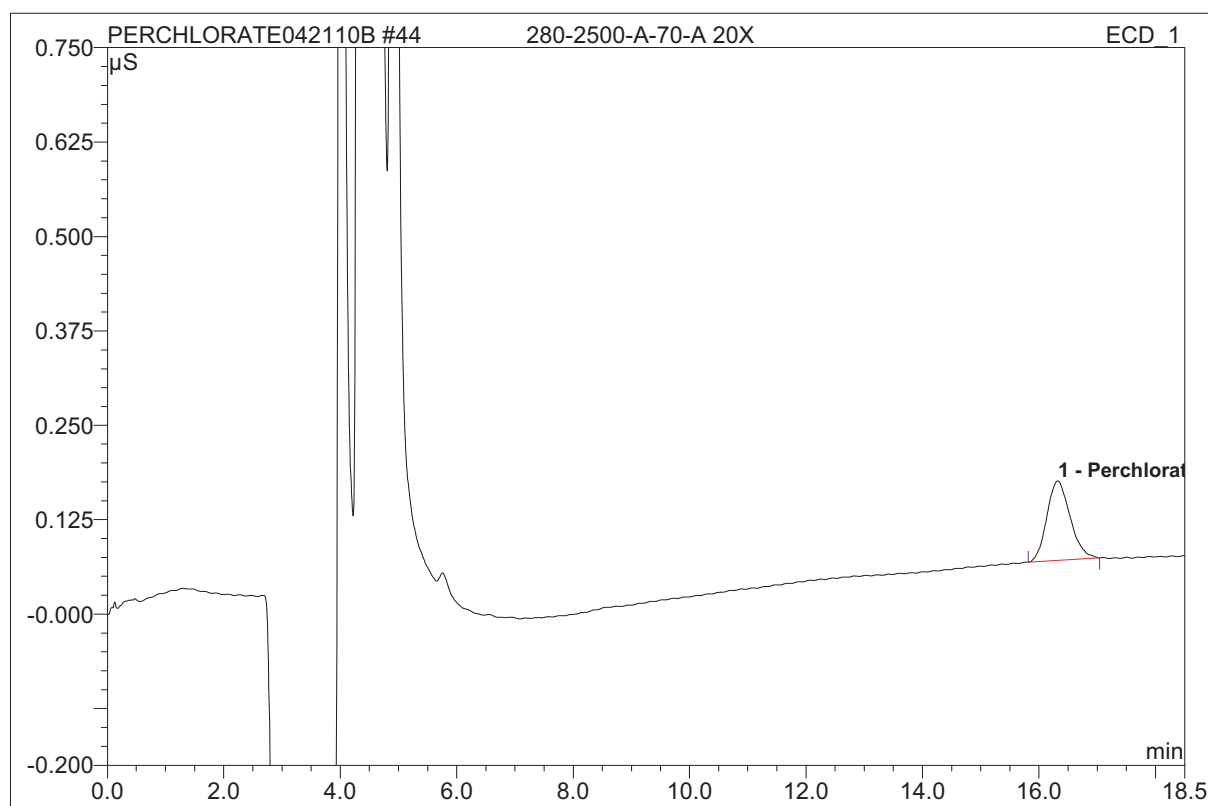


No.	Ret.Time min	Peak Name	Height μS	Area μS*min	Rel.Area %	Amount ug/L	Type
1	16.29	Perchlorate	0.09225	0.04270	100.00	253.303	BMB
<b>Total:</b>			0.092	0.043	100.00	253.303	



**44 280-2500-A-70-A 20X****TLY**

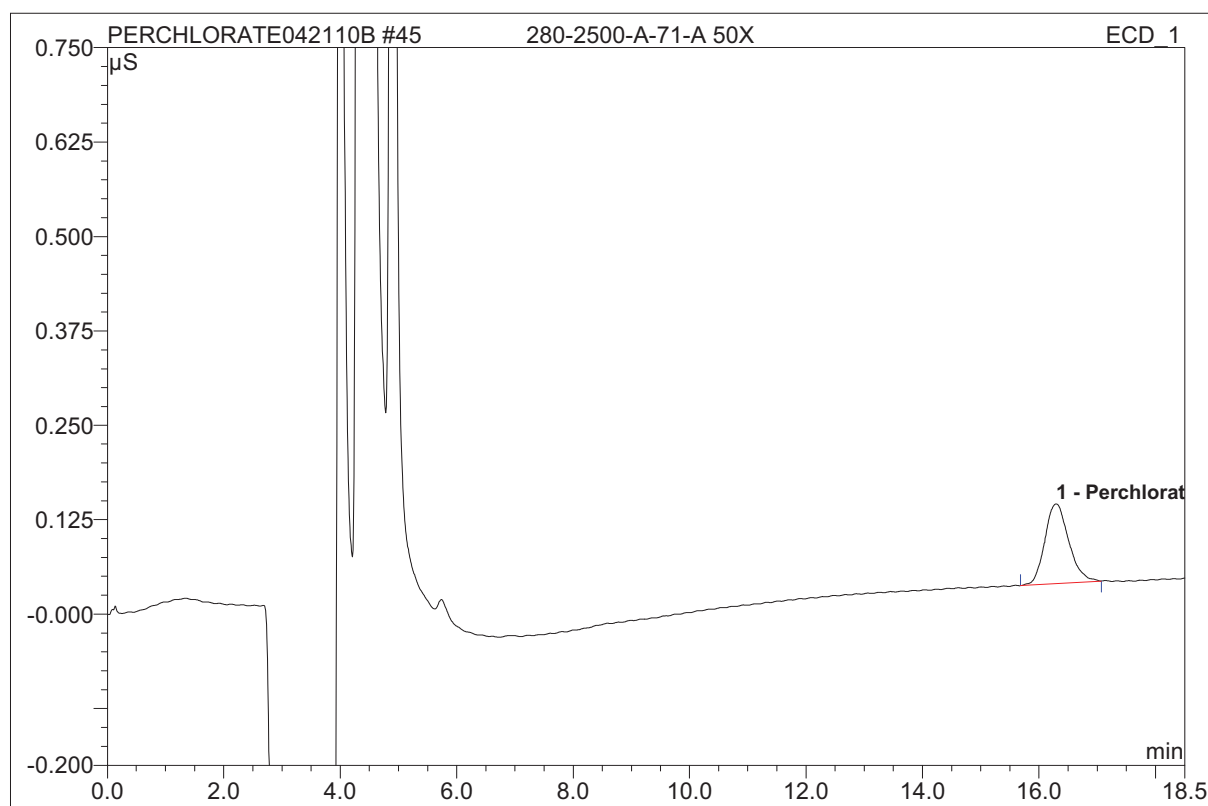
Sample Name:	280-2500-A-70-A 20X	Injection Volume:	1000.0
Vial Number:	10	Channel:	ECD_1
Sample Type:	unknown	Wavelength:	n.a.
Control Program:	Perchlorate Program 11-19-02	Bandwidth:	n.a.
Quantif. Method:	IC5 Perch Low Quant Method 12-16-02	Dilution Factor:	20.0000
Recording Time:	4/22/2010 9:30	Sample Weight:	1.0000
Run Time (min):	18.50	Sample Amount:	1.0000



No.	Ret.Time min	Peak Name	Height μS	Area μS*min	Rel.Area %	Amount ug/L	Type
1	16.33	Perchlorate	0.10508	0.04850	100.00	287.054	BMB
<b>Total:</b>			0.105	0.048	100.00	287.054	

**45 280-2500-A-71-A 50X****TLY**

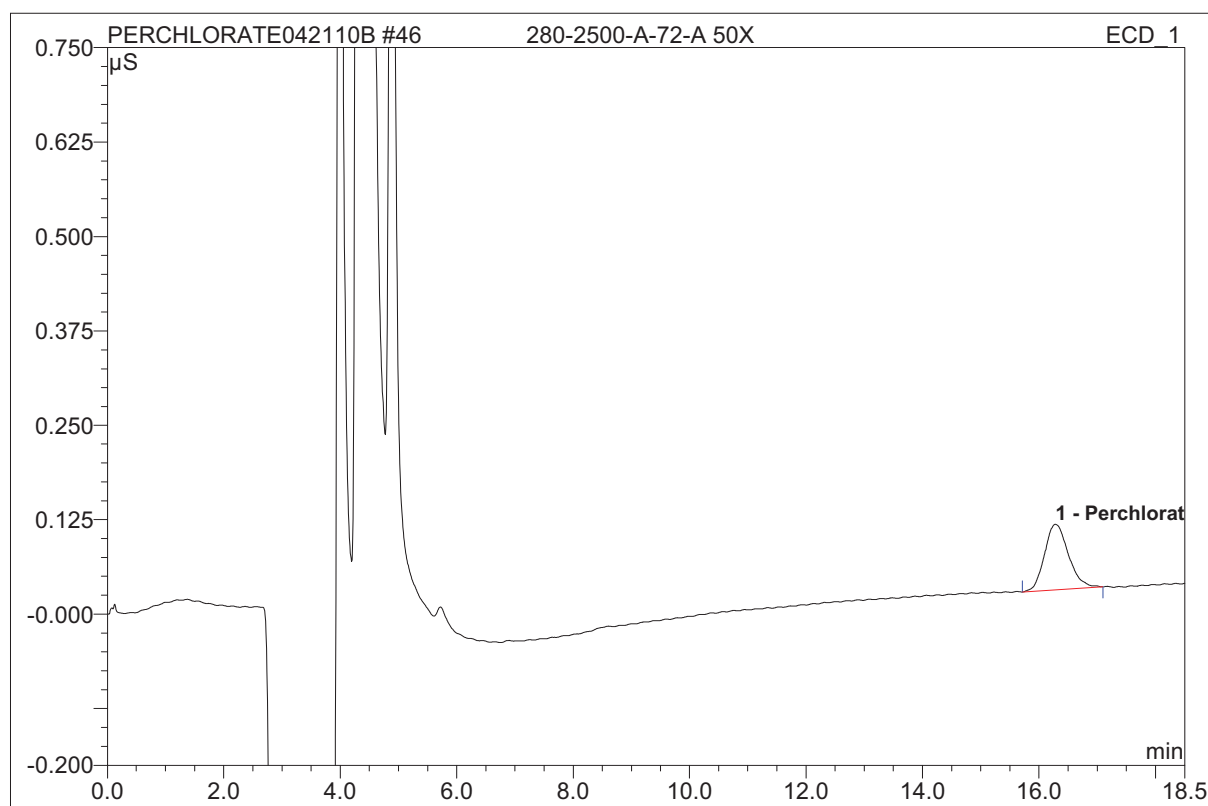
Sample Name:	280-2500-A-71-A 50X	Injection Volume:	1000.0
Vial Number:	11	Channel:	ECD_1
Sample Type:	unknown	Wavelength:	n.a.
Control Program:	Perchlorate Program 11-19-02	Bandwidth:	n.a.
Quantif. Method:	IC5 Perch Low Quant Method 12-16-02	Dilution Factor:	50.0000
Recording Time:	4/22/2010 9:51	Sample Weight:	1.0000
Run Time (min):	18.50	Sample Amount:	1.0000



No.	Ret.Time min	Peak Name	Height µS	Area µS*min	Rel.Area %	Amount ug/L	Type
1	16.29	Perchlorate	0.10557	0.05021	100.00	742.580	BMB
<b>Total:</b>			0.106	0.050	100.00	742.580	

**46 280-2500-A-72-A 50X****TLY**

Sample Name:	280-2500-A-72-A 50X	Injection Volume:	1000.0
Vial Number:	10	Channel:	ECD_1
Sample Type:	unknown	Wavelength:	n.a.
Control Program:	Perchlorate Program 11-19-02	Bandwidth:	n.a.
Quantif. Method:	IC5 Perch Low Quant Method 12-16-02	Dilution Factor:	50.0000
Recording Time:	4/22/2010 10:12	Sample Weight:	1.0000
Run Time (min):	18.50	Sample Amount:	1.0000

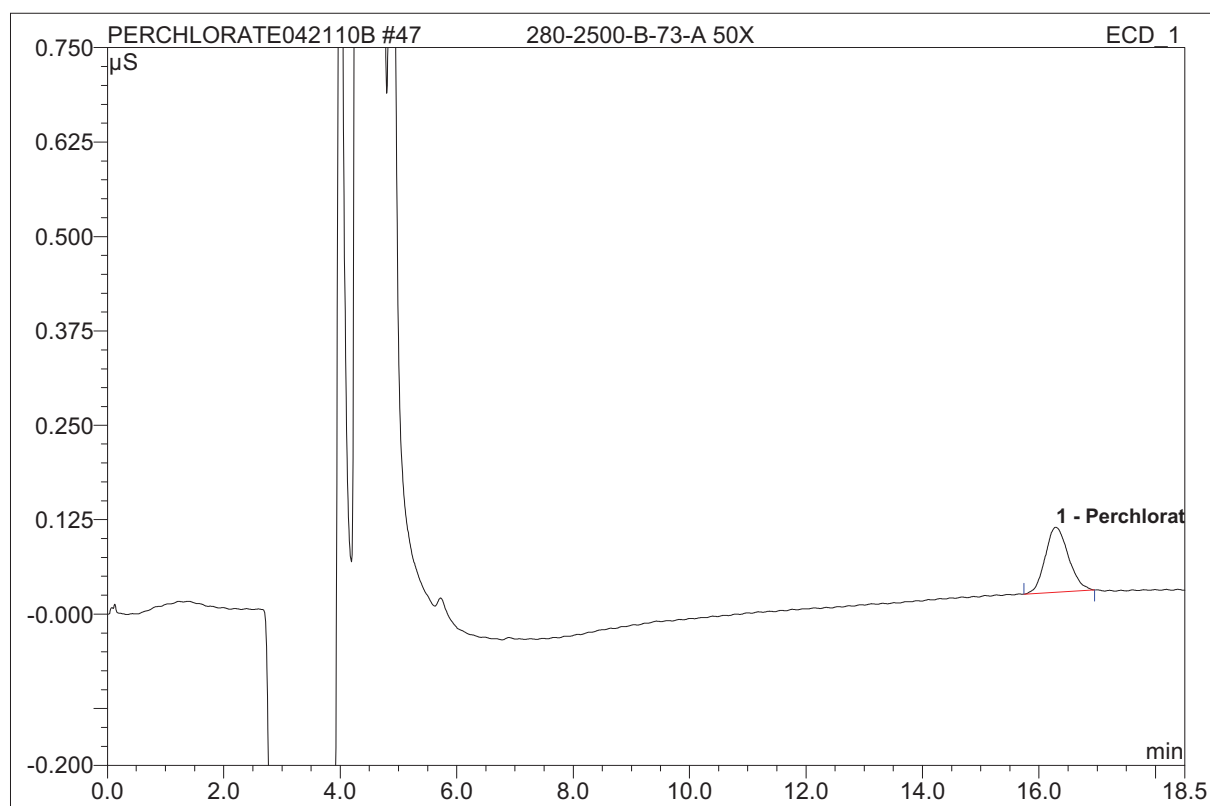


No.	Ret.Time min	Peak Name	Height µS	Area µS*min	Rel.Area %	Amount ug/L	Type
1	16.28	Perchlorate	0.08680	0.04134	100.00	613.520	BMB
<b>Total:</b>			0.087	0.041	100.00	613.520	

**47 280-2500-B-73-A 50X**

**TLY**

Sample Name:	<b>280-2500-B-73-A 50X</b>	Injection Volume:	<b>1000.0</b>
Vial Number:	<b>11</b>	Channel:	<b>ECD_1</b>
Sample Type:	<b>unknown</b>	Wavelength:	<b>n.a.</b>
Control Program:	<b>Perchlorate Program 11-19-02</b>	Bandwidth:	<b>n.a.</b>
Quantif. Method:	<b>IC5 Perch Low Quant Method 12-16-02</b>	Dilution Factor:	<b>50.0000</b>
Recording Time:	<b>4/22/2010 10:33</b>	Sample Weight:	<b>1.0000</b>
Run Time (min):	<b>18.50</b>	Sample Amount:	<b>1.0000</b>

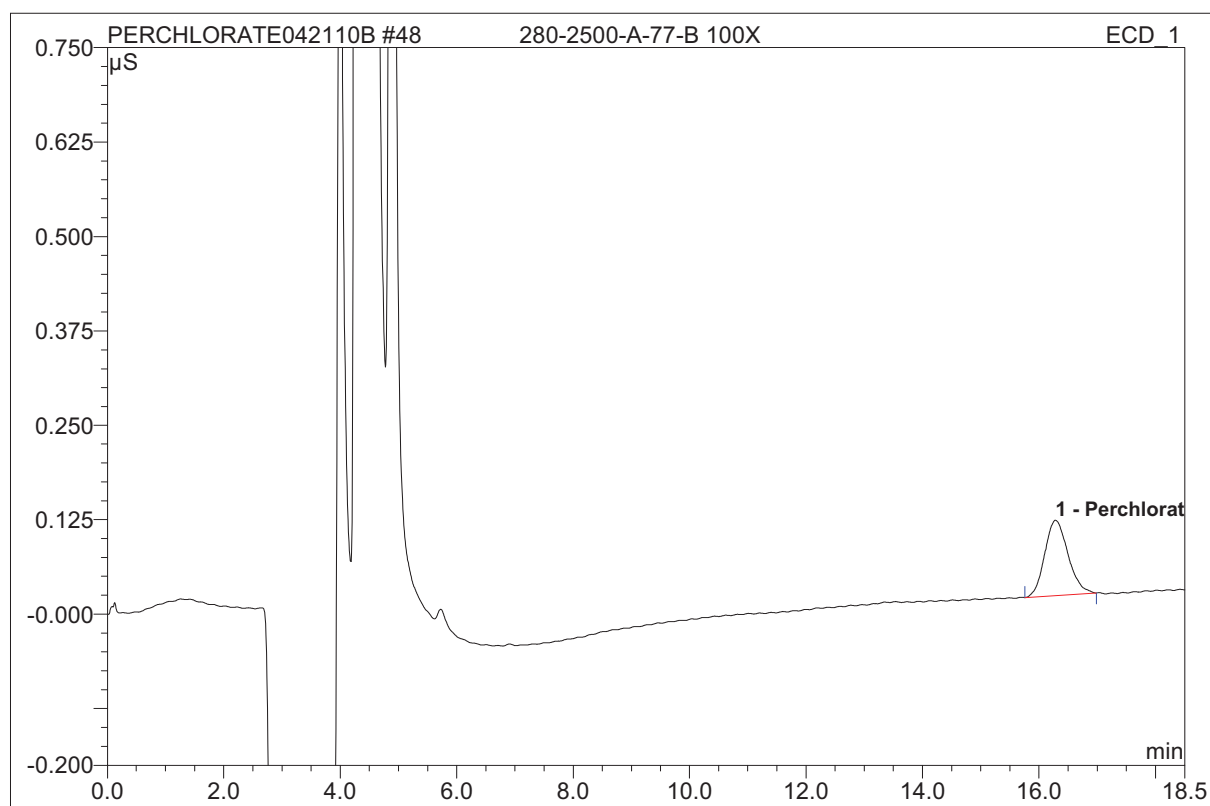


No.	Ret.Time min	Peak Name	Height μS	Area μS*min	Rel.Area %	Amount ug/L	Type
1	16.29	Perchlorate	0.08618	0.03987	100.00	592.130	BMB
<b>Total:</b>			0.086	0.040	100.00	592.130	

**48 280-2500-A-77-B 100X**

**TLY**

Sample Name:	280-2500-A-77-B 100X	Injection Volume:	1000.0
Vial Number:	12	Channel:	ECD_1
Sample Type:	unknown	Wavelength:	n.a.
Control Program:	Perchlorate Program 11-19-02	Bandwidth:	n.a.
Quantif. Method:	IC5 Perch Low Quant Method 12-16-02	Dilution Factor:	100.0000
Recording Time:	4/22/2010 10:54	Sample Weight:	1.0000
Run Time (min):	18.50	Sample Amount:	1.0000

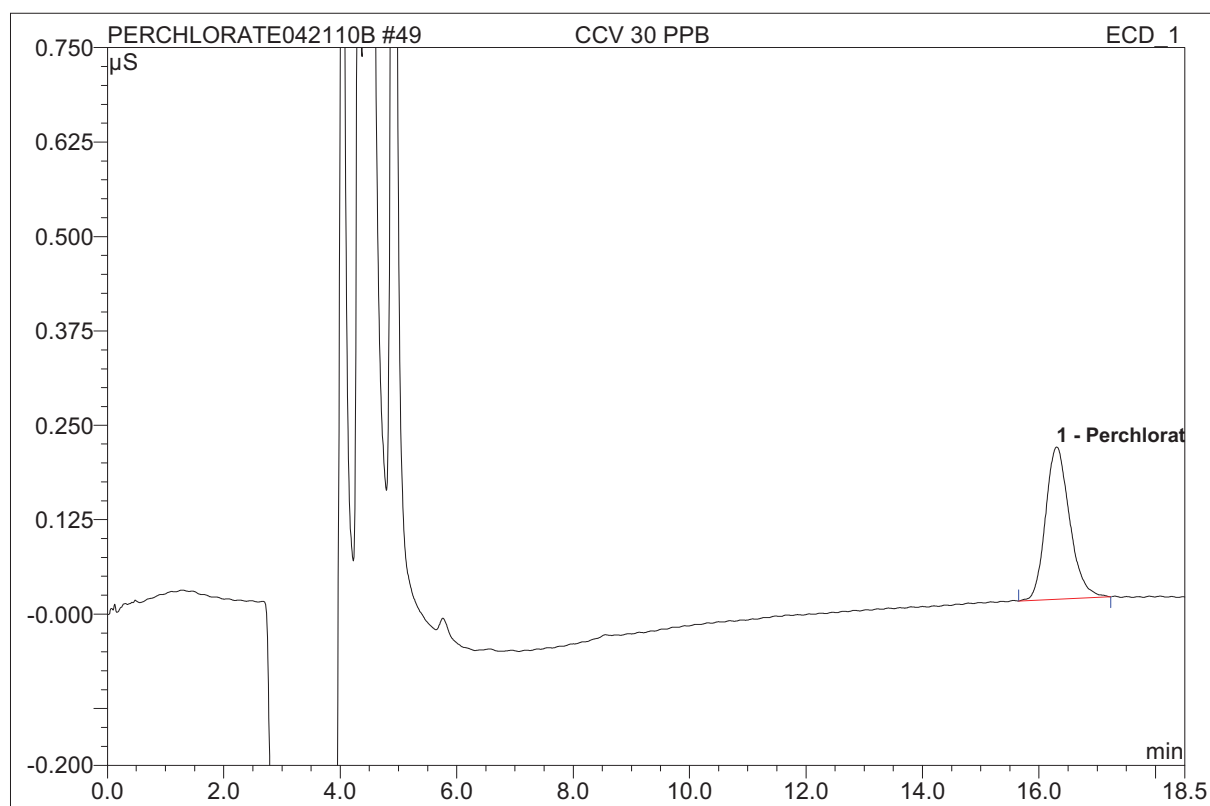


No.	Ret.Time min	Peak Name	Height μS	Area μS*min	Rel.Area %	Amount ug/L	Type
1	16.28	Perchlorate	0.09965	0.04611	100.00	1365.696	BMB
<b>Total:</b>			0.100	0.046	100.00	1365.696	

### 49 CCV 30 PPB

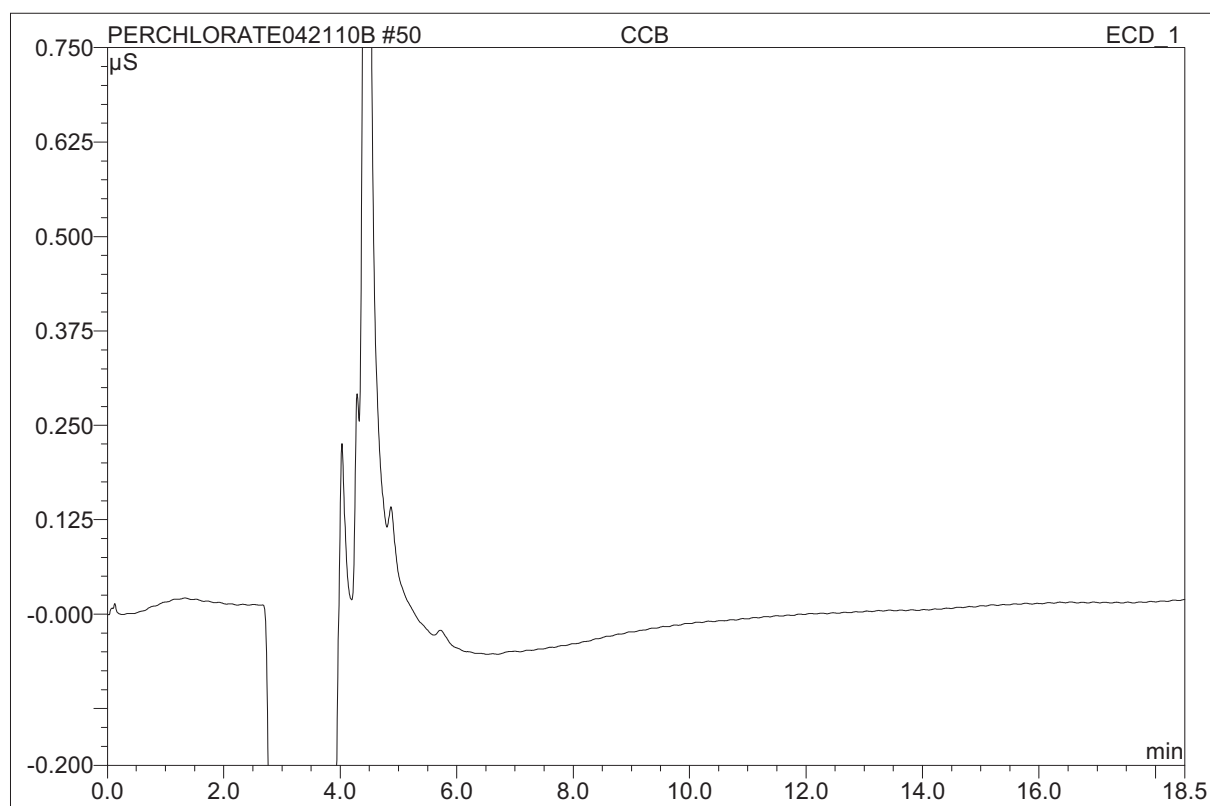
TLY

Sample Name:	CCV 30 PPB	Injection Volume:	1000.0
Vial Number:	10	Channel:	ECD_1
Sample Type:	unknown	Wavelength:	n.a.
Control Program:	Perchlorate Program 11-19-02	Bandwidth:	n.a.
Quantif. Method:	IC5 Perch Low Quant Method 12-16-02	Dilution Factor:	1.0000
Recording Time:	4/22/2010 11:15	Sample Weight:	1.0000
Run Time (min):	18.50	Sample Amount:	1.0000



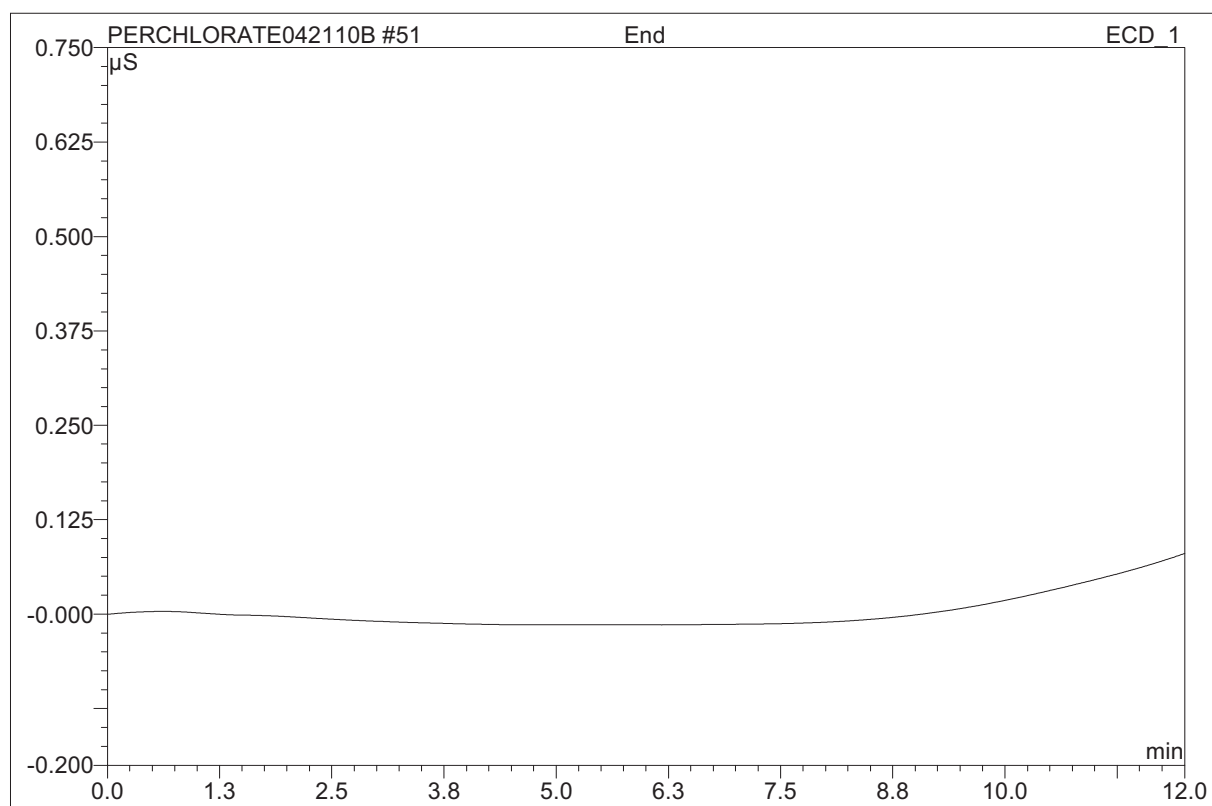
No.	Ret.Time min	Peak Name	Height µS	Area µS*min	Rel.Area %	Amount ug/L	Type
1	16.30	Perchlorate	0.20144	0.09627	100.00	28.247	BMB
<b>Total:</b>			0.201	0.096	100.00	28.247	

<b>50 CCB</b>			
<b>TLY</b>			
Sample Name:	<b>CCB</b>	Injection Volume:	<b>1000.0</b>
Vial Number:	<b>11</b>	Channel:	<b>ECD_1</b>
Sample Type:	<b>unknown</b>	Wavelength:	<b>n.a.</b>
Control Program:	<b>Perchlorate Program 11-19-02</b>	Bandwidth:	<b>n.a.</b>
Quantif. Method:	<b>IC5 Perch Low Quant Method 12-16-02</b>	Dilution Factor:	<b>1.0000</b>
Recording Time:	<b>4/22/2010 11:36</b>	Sample Weight:	<b>1.0000</b>
Run Time (min):	<b>18.50</b>	Sample Amount:	<b>1.0000</b>



No.	Ret.Time min	Peak Name	Height μS	Area μS*min	Rel.Area %	Amount ug/L	Type
<b>Total:</b>			0.000	0.000	0.00	0.000	

<b>51 End</b>			
<b>TLY</b>			
Sample Name:	End	Injection Volume:	1000.0
Vial Number:	12	Channel:	ECD_1
Sample Type:	unknown	Wavelength:	n.a.
Control Program:	halt Program 11-19-02	Bandwidth:	n.a.
Quantif. Method:	IC5 Perch Low Quant Method 12-16-02	Dilution Factor:	1.0000
Recording Time:	4/22/2010 11:57	Sample Weight:	1.0000
Run Time (min):	12.00	Sample Amount:	1.0000



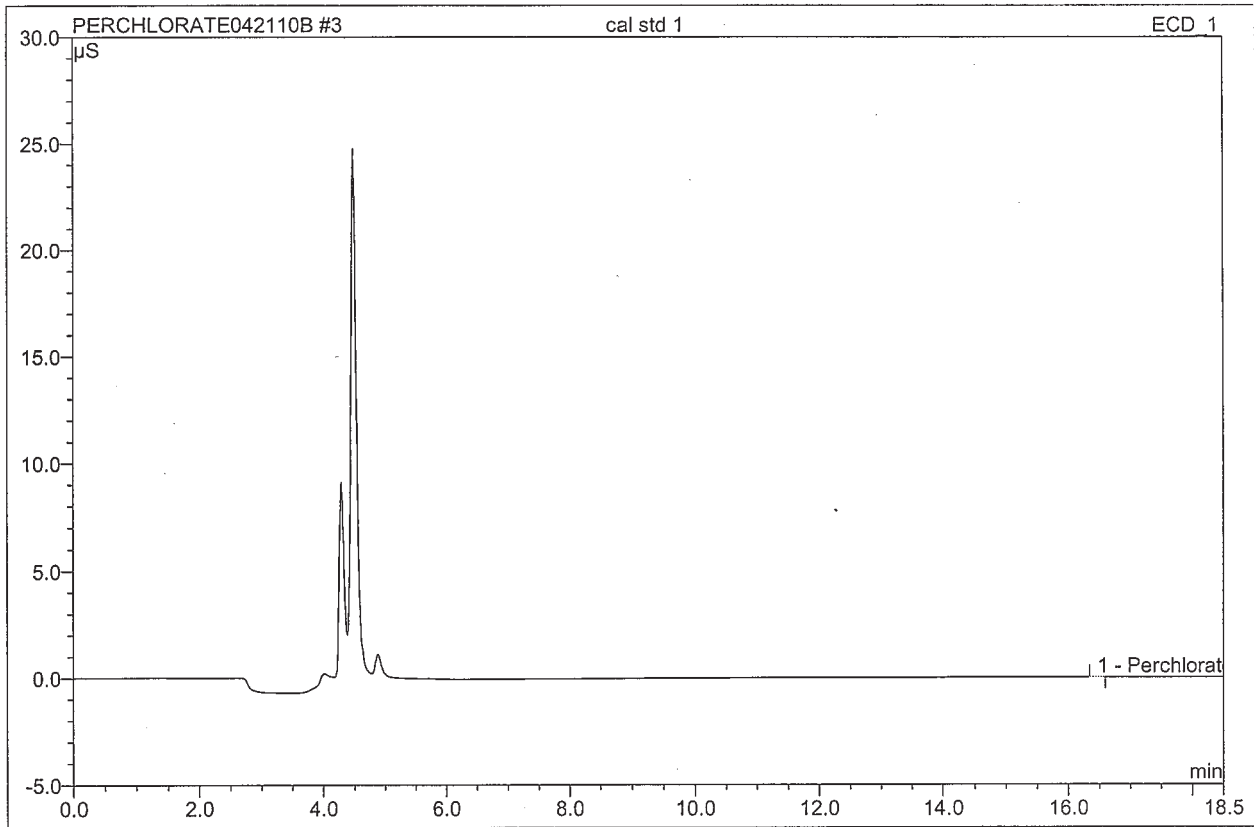
No.	Ret.Time min	Peak Name	Height μS	Area μS*min	Rel.Area %	Amount ug/L	Type
<b>Total:</b>			0.000	0.000	0.00	0.000	



IC5	MS Batch #		MCT=2640 uS	
	QC Batch #		12/6/2006	
Time	Sample Name	Dil.Fac.	Conductivity	Amount ug/L Perchlorate
04.21.10 07:52	RT CHECK	1.0000	TLY	7.4878
04.21.10 08:13	BLANK	1.0000	TLY	n.a.
04.21.10 08:34	cal std 1	1.0000	TLY	0.9587
04.21.10 08:55	cal std 2	1.0000	TLY	2.6939
04.21.10 09:16	cal std 3	1.0000	TLY	5.0777
04.21.10 09:37	cal std 4	1.0000	TLY	9.8195
04.21.10 09:59	cal std 5	1.0000	TLY	18.7020
04.21.10 10:20	cal std 6	1.0000	TLY	41.2484
04.21.10 10:54	BLANK	1.0000	TLY	n.a.
04.21.10 11:15	ICV 20 ppb	1.0000	TLY	18.8889
04.21.10 12:30	ICB	1.0000	TLY	n.a.
04.21.10 21:17	RT CHECK	1.0000	TLY	9.6148
04.21.10 21:38	BLANK	1.0000	TLY	n.a.
04.21.10 21:59	ICCS 1 PPB	1.0000	TLY	1.0690
04.21.10 22:20	BLANK	1.0000	TLY	n.a.
04.21.10 22:42	IPC 5 ppb	1.0000	TLY	4.9193
04.21.10 23:03	LCS 280-11531/2-A	1.0000	TLY	9.4015
04.21.10 23:24	LCSD 280-11531/3-A	1.0000	TLY	9.8706
04.21.10 23:45	MB 280-11531/1-A	1.0000	TLY	n.a.
04.22.10 00:06	280-2448-B-128-A 5000X	5000.0000	TLY	97004.0812
04.22.10 00:27	280-2448-C-132-A 200X	200.0000	TLY	3560.1773
04.22.10 00:48	280-2448-A-138-A 200X	200.0000	TLY	3087.3137
04.22.10 01:09	280-2448-C-148-A 500X	500.0000	TLY	6306.5644
04.22.10 01:30	280-2448-B-152-A 100X	100.0000	TLY	3413.9494
04.22.10 01:51	280-2448-B-152-B DU 100X	100.0000	TLY	3348.6860
04.22.10 02:12	CCV 30 PPB	1.0000	TLY	30.3939
04.22.10 02:33	CCB	1.0000	TLY	n.a.
04.22.10 02:54	280-2448-B-152-C MS 100X	100.0000	TLY	4546.9536
04.22.10 03:15	280-2448-B-152-D MSD 100X	100.0000	TLY	4410.2444
04.22.10 03:36	280-2448-B-158-A 500X	500.0000	TLY	6794.2849
04.22.10 03:57	280-2448-C-161-A 5000X	5000.0000	TLY	100576.4188
04.22.10 04:18	280-2448-B-163-A 5000X	5000.0000	TLY	132361.0260
04.22.10 04:39	280-2448-C-165-A 5000X	5000.0000	TLY	113484.3454
04.22.10 05:00	280-2500-A-65-A 20000X	20000.0000	TLY	363683.7918
04.22.10 05:21	280-2500-A-65-B DU 20000X	20000.0000	TLY	335592.0822
04.22.10 05:42	280-2500-A-65-C MS 20000X	20000.0000	TLY	559306.2580
04.22.10 06:03	280-2500-A-65-D MSD 20000	20000.0000	TLY	573252.7368
04.22.10 06:24	CCV 10 PPB	1.0000	TLY	10.2281
04.22.10 06:45	CCB	1.0000	TLY	n.a.
04.22.10 07:06	280-2500-A-66-A 10000X	10000.0000	TLY	203874.4316
04.22.10 07:27	280-2500-A-67-A 10000X	10000.0000	TLY	273184.3320
04.22.10 08:48	280-2500-A-68-A 20X	20.0000	TLY	276.3958

04.22.10 09:09	280-2500-A-69-A 20X	20.0000	TLY	253.3028
04.22.10 09:30	280-2500-A-70-A 20X	20.0000	TLY	287.0543
04.22.10 09:51	280-2500-A-71-A 50X	50.0000	TLY	742.5799
04.22.10 10:12	280-2500-A-72-A 50X	50.0000	TLY	613.5204
04.22.10 10:33	280-2500-B-73-A 50X	50.0000	TLY	592.1301
04.22.10 10:54	280-2500-A-77-B 100X	100.0000	TLY	1365.6958
04.22.10 11:15	CCV 30 PPB	1.0000	TLY	28.2468
04.22.10 11:36	CCB	1.0000	TLY	n.a.
04.22.10 11:57	End	1.0000	TLY	n.a.

<b>3 cal std 1</b>			
<b>TLY</b>			
Sample Name:	cal std 1	Injection Volume:	1000.0
Vial Number:	3	Channel:	ECD_1
Sample Type:	standard	Wavelength:	n.a.
Control Program:	Perchlorate Program 11-19-02	Bandwidth:	n.a.
Quantif. Method:	IC5 Perch Low Quant Method 12-16-02	Dilution Factor:	1.0000
Recording Time:	4/21/2010 8:34	Sample Weight:	1.0000
Run Time (min):	18.50	Sample Amount:	1.0000

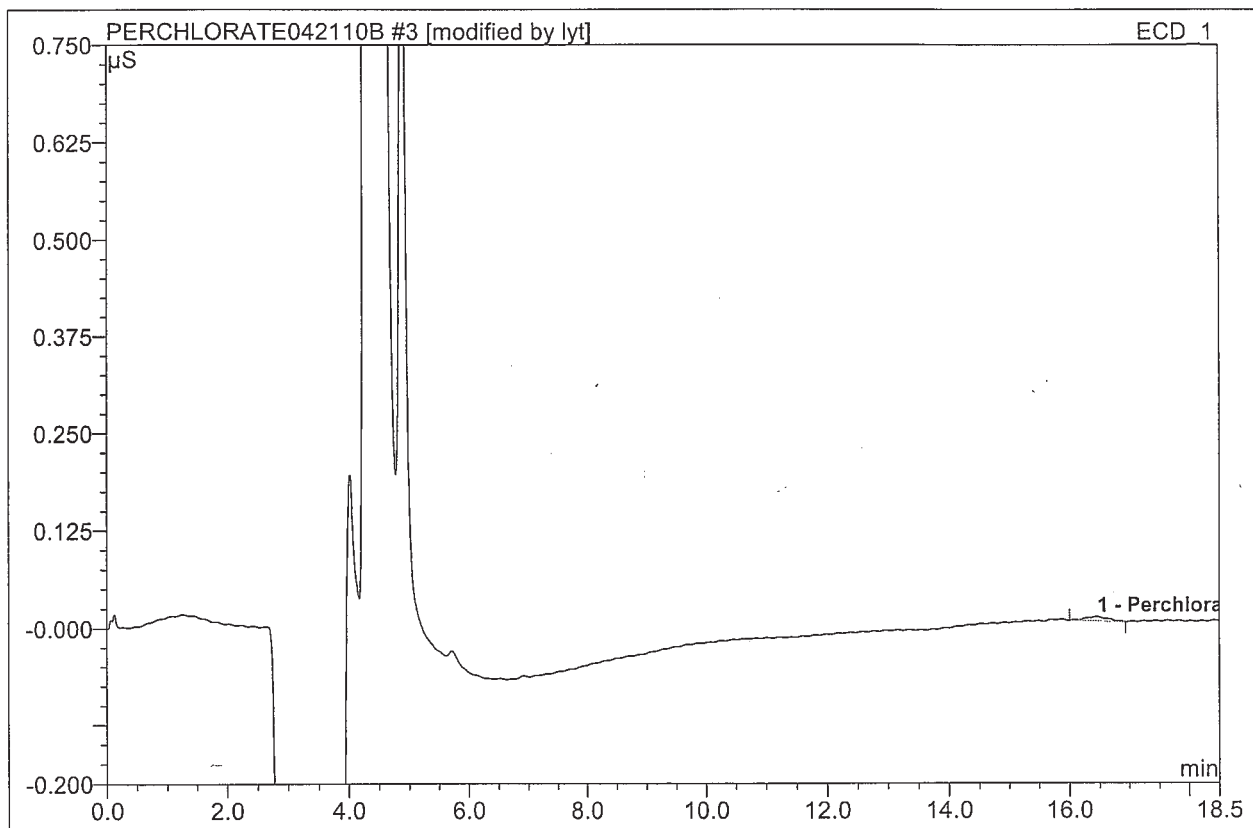


No.	Ret.Time min	Peak Name	Height μS	Area μS*min	Rel.Area %	Amount ug/L	Type
1	16.46	Perchlorate	0.00203	0.00024	100.00	0.747	BMB
<b>Total:</b>			0.002	0.000	100.00	0.747	

see reprocessed data R 4/22/10

~~adjusted baseline to zero~~ R 4/22/10

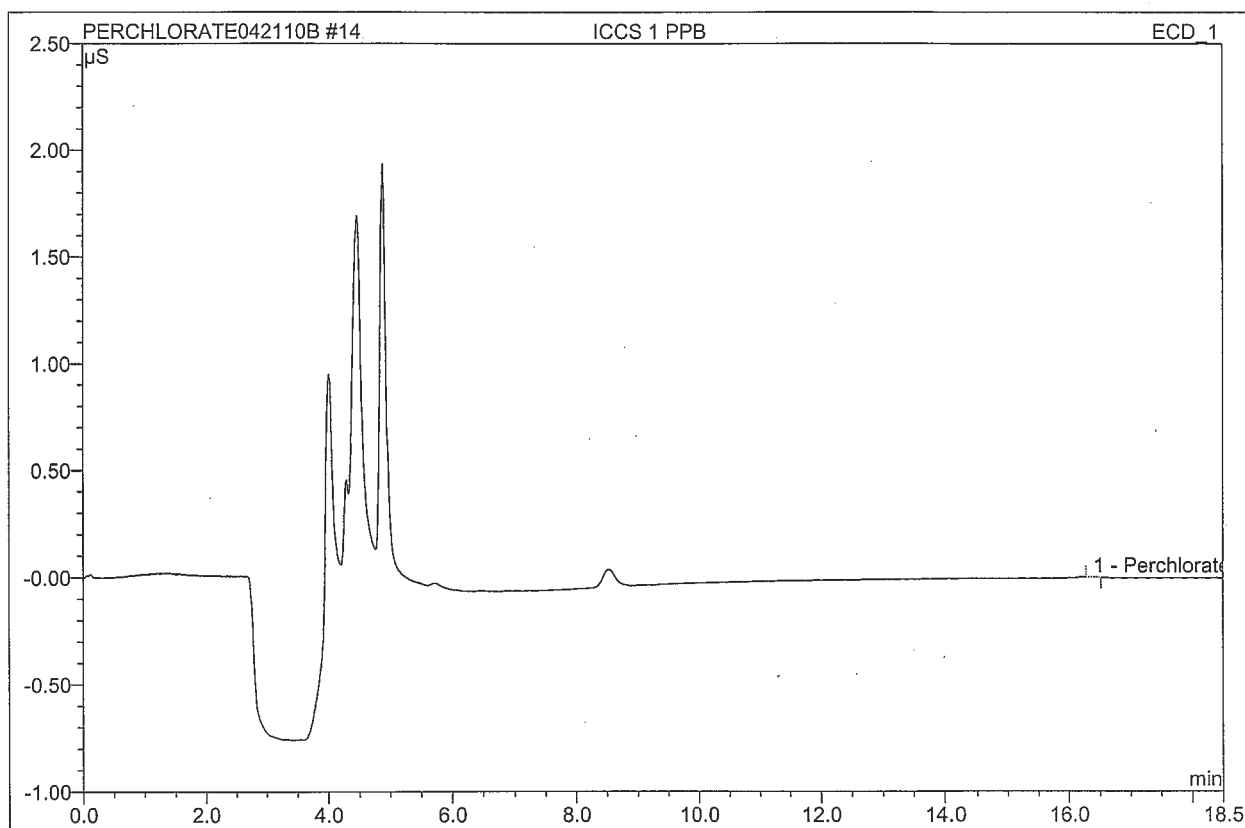
<b>3 cal std 1</b>			
<b>TLY</b>			
Sample Name:	cal std 1	Injection Volume:	1000.0
Vial Number:	3	Channel:	ECD_1
Sample Type:	standard	Wavelength:	n.a.
Control Program:	Perchlorate Program 11-19-02	Bandwidth:	n.a.
Quantif. Method:	IC5 Perch Low Quant Method 12-16-02	Dilution Factor:	1.0000
Recording Time:	4/21/2010 8:34	Sample Weight:	1.0000
Run Time (min):	18.50	Sample Amount:	1.0000



No.	Ret.Time min	Peak Name	Height µS	Area µS*min	Rel.Area %	Amount ug/L	Type
1	16.46	Perchlorate	0.00578	0.00245	100.00	0.959	BMB*
<b>Total:</b>			0.006	0.002	100.00	0.959	

adjusted baseline to zero *TL 4/22/10* *D.B. 04-22-10*

<b>14 ICCS 1 PPB</b>			
<b>TLY</b>			
Sample Name:	ICCS 1 PPB	Injection Volume:	1000.0
Vial Number:	1	Channel:	ECD_1
Sample Type:	unknown	Wavelength:	n.a.
Control Program:	Perchlorate Program 11-19-02	Bandwidth:	n.a.
Quantif. Method:	IC5 Perch Low Quant Method 12-16-02	Dilution Factor:	1.0000
Recording Time:	4/21/2010 21:59	Sample Weight:	1.0000
Run Time (min):	18.50	Sample Amount:	1.0000

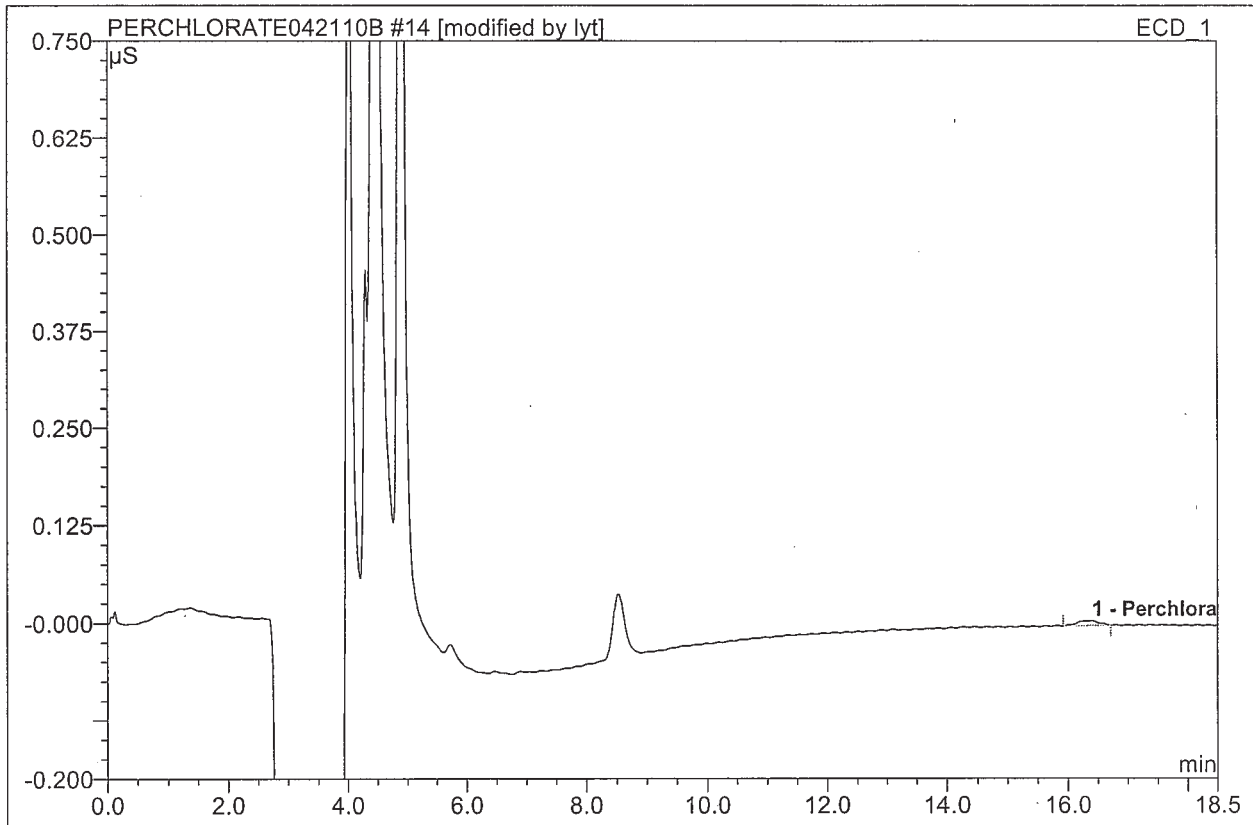


No.	Ret.Time min	Peak Name	Height µS	Area µS*min	Rel.Area %	Amount ug/L	Type
1	16.39	Perchlorate	0.00188	0.00023	100.00	0.313	BMB
<b>Total:</b>			0.002	0.000	100.00	0.313	

see reprocessed data *TZ 4/22/10*

adjusted baseline to zero *TZ 4/22/10*

<b>14 ICCS 1 PPB</b>			
<b>TLY</b>			
Sample Name:	ICCS 1 PPB	Injection Volume:	1000.0
Vial Number:	1	Channel:	ECD_1
Sample Type:	unknown	Wavelength:	n.a.
Control Program:	Perchlorate Program 11-19-02	Bandwidth:	n.a.
Quantif. Method:	IC5 Perch Low Quant Method 12-16-02	Dilution Factor:	1.0000
Recording Time:	4/21/2010 21:59	Sample Weight:	1.0000
Run Time (min):	18.50	Sample Amount:	1.0000



No.	Ret.Time min	Peak Name	Height μS	Area μS*min	Rel.Area %	Amount ug/L	Type
1	16.39	Perchlorate	0.00669	0.00283	100.00	1.069	BMB*
<b>Total:</b>			0.007	0.003	100.00	1.069	

adjusted baseline to zero *TL 4/22/10*

*D.B. 04-22-10*