

Wet Chemistry Data Review Checklist
For Tests with Calibration Curves

Test Name/ Method #: Perchlorate
Instrument: IL5 Analyst: TLV

SOP # DV-WC-0057
Analysis Date: 4/21/10

Lot / Sample Numbers	Matrix	Batch	Method	QC	Special Inst
<u>2448-167,168</u>	<u>Ag</u>	<u>11992</u>	<u>314.0</u>	<u>N/A</u>	
<u>2400-65,69,75</u>	<u>Soil</u>	<u>L</u>	<u>L</u>	<u>L</u>	

	Yes	No	N/A	2nd Level
A. Calibration/Instrument Run QC				
1. Minimum of five standards in ICAL or as specified in method?	-			-
2. Correlation coefficient ≥ 0.995 ?	-			-
3. Second-source ICV analyzed, and recovery 90-110%?	-			-
4. ICB analyzed immediately after the ICV & results < the RL	-			-
5. CCV analyzed after every ten samples & recovery $\pm 10\%$ of true value?	-			-
6. CCB analyzed after every CCV & results < RL?	-			-
7. Absolute value of the intercept is $< \pm \frac{1}{2}$ the RL?	-			-
B. Sample Results				
1. All samples greater than highest calibration standard diluted and reanalyzed?	-			-
2. Do associated RLs/MDLs reflect dilutions or limited sample volume?	-			-
3. All reported results bracketed by in control CCV results?	-			-
4. Sample analyses done within holding time?	-			-
5. Initial pH check documented for all samples?	-			-
6. Preparation benchsheet completed and included in package?	-			-
7. Client requirements reviewed and met?	-			-
8. Were data manually transcribed from instrument printouts into QuanTIMS verified 100% including significant figures and correct units?	-			-
9. Do the prep and analysis dates in QuanTIMS reflect the actual dates? Lots/Dates report checked?	-			-
10. Are all data being reported highlighted on the benchsheet?	-			-
11. Raw data copies prepared and scanned?	-			-
12. Manual integrations done properly and initialed and dated?	-			-
13. STD/True Value sheet is updated and included?	-			-
C. Preparation/Matrix QC				
1. Method blank < RL or all reported samples > 10x blank have NCM?	-			-
2. Method blank < $\frac{1}{2}$ RL or NCM provided?	-			-
3. LCS/LCSD run for batch and within QC limits?	-			-
4. MS/MSD run at required frequency and within limits or NCM written?	-			-
5. DUP run at required frequency and RPD within 20% or NCM written?	-			-

Analyst: [Signature]

Date: 4/22/10

2nd Level Reviewer: [Signature]

Date: 4/22/10

Sequence: PERCHLORATE042110A
Operator: lyt

Page 1 of 3
Printed: 4/22/2010 9:22:47 AM

Title: IC5 anions sequence 11-14-02

Datasource: 3C7HN01_local




































Location: ARV-WET-IC1_1\IC5 Sequences\Perchlorate Sequences\2010

Timebase: IC5

#Samples: 35

Created: 4/21/2010 7:37:05 AM by lyt

Last Update: 4/22/2010 8:57:21 AM by lyt

No.	Name	Type	Pos.	Inj. Vol.	Program	Method
1	 RT CHECK	Unknown	3	1000.000	Perchlorate Program 11-19-02	IC5 Perch Low Quant Method 12-16-02
2	 BLANK	Unknown	2	1000.000	Perchlorate Program 11-19-02	IC5 Perch Low Quant Method 12-16-02
3	 cal std 1	Standard	3	1000.000	Perchlorate Program 11-19-02	IC5 Perch Low Quant Method 12-16-02
4	 cal std 2	Standard	4	1000.000	Perchlorate Program 11-19-02	IC5 Perch Low Quant Method 12-16-02
5	 cal std 3	Standard	5	1000.000	Perchlorate Program 11-19-02	IC5 Perch Low Quant Method 12-16-02
6	 cal std 4	Standard	6	1000.000	Perchlorate Program 11-19-02	IC5 Perch Low Quant Method 12-16-02
7	 cal std 5	Standard	7	1000.000	Perchlorate Program 11-19-02	IC5 Perch Low Quant Method 12-16-02
8	 cal std 6	Standard	8	1000.000	Perchlorate Program 11-19-02	IC5 Perch Low Quant Method 12-16-02
9	 BLANK	Unknown	9	1000.000	Perchlorate Program 11-19-02	IC5 Perch Low Quant Method 12-16-02
10	 ICV 20 ppb	Unknown	3	1000.000	Perchlorate Program 11-19-02	IC5 Perch Low Quant Method 12-16-02
11	 ICB	Unknown	3	1000.000	Perchlorate Program 11-19-02	IC5 Perch Low Quant Method 12-16-02
12	 ICCS 1 PPB	Unknown	1	1000.000	Perchlorate Program 11-19-02	IC5 Perch Low Quant Method 12-16-02
13	 BLANK	Unknown	2	1000.000	Perchlorate Program 11-19-02	IC5 Perch Low Quant Method 12-16-02
14	 IPC 5 ppb	Unknown	4	1000.000	Perchlorate Program 11-19-02	IC5 Perch Low Quant Method 12-16-02
15	 LCS	Unknown	4	1000.000	Perchlorate Program 11-19-02	IC5 Perch Low Quant Method 12-16-02
16	 LCSD	Unknown	5	1000.000	Perchlorate Program 11-19-02	IC5 Perch Low Quant Method 12-16-02
17	 MB	Unknown	6	1000.000	Perchlorate Program 11-19-02	IC5 Perch Low Quant Method 12-16-02
18	 280-2448-D-167	Unknown	9	1000.000	Perchlorate Program 11-19-02	IC5 Perch Low Quant Method 12-16-02
19	 280-2448-D-167 DU	Unknown	10	1000.000	Perchlorate Program 11-19-02	IC5 Perch Low Quant Method 12-16-02
20	 280-2448-D-167 MS	Unknown	10	1000.000	Perchlorate Program 11-19-02	IC5 Perch Low Quant Method 12-16-02
21	 280-2448-D-167 MSD	Unknown	11	1000.000	Perchlorate Program 11-19-02	IC5 Perch Low Quant Method 12-16-02
22	 280-2448-D-168	Unknown	12	1000.000	Perchlorate Program 11-19-02	IC5 Perch Low Quant Method 12-16-02
23	 CCV 30 PPB	Unknown	9	1000.000	Perchlorate Program 11-19-02	IC5 Perch Low Quant Method 12-16-02
24	 CCB	Unknown	9	1000.000	Perchlorate Program 11-19-02	IC5 Perch Low Quant Method 12-16-02
25	 MB 280-11391/1-A	Unknown	12	1000.000	Perchlorate Program 11-19-02	IC5 Perch Low Quant Method 12-16-02
26	 LCS 280-11391/2-A	Unknown	10	1000.000	Perchlorate Program 11-19-02	IC5 Perch Low Quant Method 12-16-02
27	 LCSD 280-11391/3-A	Unknown	11	1000.000	Perchlorate Program 11-19-02	IC5 Perch Low Quant Method 12-16-02
28	 280-2400-A-65-B	Unknown	11	1000.000	Perchlorate Program 11-19-02	IC5 Perch Low Quant Method 12-16-02
29	 280-2400-A-65-C DU	Unknown	11	1000.000	Perchlorate Program 11-19-02	IC5 Perch Low Quant Method 12-16-02
30	 280-2400-A-65-D MS	Unknown	11	1000.000	Perchlorate Program 11-19-02	IC5 Perch Low Quant Method 12-16-02
31	 280-2400-A-65-E MSD	Unknown	11	1000.000	Perchlorate Program 11-19-02	IC5 Perch Low Quant Method 12-16-02
32	 280-2400-B-69-A 5X	Unknown	11	1000.000	Perchlorate Program 11-19-02	IC5 Perch Low Quant Method 12-16-02
33	 280-2400-A-75-B	Unknown	11	1000.000	Perchlorate Program 11-19-02	IC5 Perch Low Quant Method 12-16-02
34	 CCV 10 PPB	Unknown	10	1000.000	Perchlorate Program 11-19-02	IC5 Perch Low Quant Method 12-16-02
35	 CCB	Unknown	10	1000.000	Perchlorate Program 11-19-02	IC5 Perch Low Quant Method 12-16-02

Sequence: PERCHLORATE042110A
Operator: lyt

Page 2 of 3
Printed: 4/22/2010 9:22:47 AM

Title: IC5 anions sequence 11-14-02

Datasource: 3C7HN01_local




































Location: ARV-WET-IC1_1\IC5 Sequences\Perchlorate Sequences\2010

Timebase: IC5

#Samples: 35

Created: 4/21/2010 7:37:05 AM by lyt

Last Update: 4/22/2010 8:57:21 AM by lyt




































No.	Name	Status	Inj. Date/Time	Weight	Dil. Factor	ISTD Amount	Sample ID	Replicate ID
1	 RT CHECK	Finished	4/21/2010 7:52:51 AM	1.0000	1.0000	1.0000	100	01
2	 BLANK	Finished	4/21/2010 8:13:53 AM	1.0000	1.0000	1.0000	101	01
3	 cal std 1	Finished	4/21/2010 8:34:55 AM	1.0000	1.0000	1.0000	102	01
4	 cal std 2	Finished	4/21/2010 8:55:57 AM	1.0000	1.0000	1.0000	103	01
5	 cal std 3	Finished	4/21/2010 9:16:58 AM	1.0000	1.0000	1.0000	104	01
6	 cal std 4	Finished	4/21/2010 9:37:59 AM	1.0000	1.0000	1.0000	105	01
7	 cal std 5	Finished	4/21/2010 9:59:02 AM	1.0000	1.0000	1.0000	106	01
8	 cal std 6	Finished	4/21/2010 10:20:04 AM	1.0000	1.0000	1.0000	107	01
9	 BLANK	Finished	4/21/2010 10:54:00 AM	1.0000	1.0000	1.0000	108	01
10	 ICV 20 ppb	Finished	4/21/2010 11:15:02 AM	1.0000	1.0000	1.0000	109	01
11	 ICB	Finished	4/21/2010 12:30:36 PM	1.0000	1.0000	1.0000	110	01
12	 ICCS 1 PPB	Finished	4/21/2010 12:51:37 PM	1.0000	1.0000	1.0000	111	01
13	 BLANK	Finished	4/21/2010 1:12:55 PM	1.0000	1.0000	1.0000	112	01
14	 IPC 5 ppb	Finished	4/21/2010 1:33:57 PM	1.0000	1.0000	1.0000	113	01
15	 LCS	Finished	4/21/2010 1:55:41 PM	1.0000	1.0000	1.0000	114	01
16	 LCSD	Finished	4/21/2010 2:16:43 PM	1.0000	1.0000	1.0000	115	01
17	 MB	Finished	4/21/2010 2:37:46 PM	1.0000	1.0000	1.0000	116	01
18	 280-2448-D-167	Finished	4/21/2010 2:58:47 PM	1.0000	1.0000	1.0000	117	01
19	 280-2448-D-167 DU	Finished	4/21/2010 3:19:48 PM	1.0000	1.0000	1.0000	118	01
20	 280-2448-D-167 MS	Finished	4/21/2010 3:40:50 PM	1.0000	1.0000	1.0000	119	01
21	 280-2448-D-167 MSD	Finished	4/21/2010 4:01:52 PM	1.0000	1.0000	1.0000	120	01
22	 280-2448-D-168	Finished	4/21/2010 4:22:53 PM	1.0000	1.0000	1.0000	121	01
23	 CCV 30 PPB	Finished	4/21/2010 4:43:55 PM	1.0000	1.0000	1.0000	122	01
24	 CCB	Finished	4/21/2010 5:05:30 PM	1.0000	1.0000	1.0000	123	01
25	 MB 280-11391/1-A	Finished	4/21/2010 5:26:31 PM	1.0000	1.0000	1.0000	124	01
26	 LCS 280-11391/2-A	Finished	4/21/2010 5:47:33 PM	1.0000	1.0000	1.0000	125	01
27	 LCSD 280-11391/3-A	Finished	4/21/2010 6:08:34 PM	1.0000	1.0000	1.0000	126	01
28	 280-2400-A-65-B	Finished	4/21/2010 6:29:36 PM	1.0000	1.0000	1.0000	127	01
29	 280-2400-A-65-C DU	Finished	4/21/2010 6:50:38 PM	1.0000	1.0000	1.0000	128	01
30	 280-2400-A-65-D MS	Finished	4/21/2010 7:11:39 PM	1.0000	1.0000	1.0000	129	01
31	 280-2400-A-65-E MSD	Finished	4/21/2010 7:32:41 PM	1.0000	1.0000	1.0000	130	01
32	 280-2400-B-69-A 5X	Finished	4/21/2010 7:53:43 PM	1.0000	5.0000	1.0000	131	01
33	 280-2400-A-75-B	Finished	4/21/2010 8:14:45 PM	1.0000	1.0000	1.0000	132	01
34	 CCV 10 PPB	Finished	4/21/2010 8:35:46 PM	1.0000	1.0000	1.0000	133	01
35	 CCB	Finished	4/21/2010 8:56:47 PM	1.0000	1.0000	1.0000	134	01

Sequence: PERCHLORATE042110A
Operator: lyt

Page 3 of 3
Printed: 4/22/2010 9:22:47 AM

Title: IC5 anions sequence 11-14-02
Datasource: 3C7HN01_local
Location: ARV-WET-IC1_1\IC5 Sequences\Perchlorate Sequences\2010
Timebase: IC5
#Samples: 35

Created: 4/21/2010 7:37:05 AM by lyt
Last Update: 4/22/2010 8:57:21 AM by lyt

No.	Name	Comment
1	 RT CHECK	TLY
2	 BLANK	TLY
3	 cal std 1	TLY
4	 cal std 2	TLY
5	 cal std 3	TLY
6	 cal std 4	TLY
7	 cal std 5	TLY
8	 cal std 6	TLY
9	 BLANK	TLY
10	 ICV 20 ppb	TLY
11	 ICB	TLY
12	 ICCS 1 PPB	TLY
13	 BLANK	TLY
14	 IPC 5 ppb	TLY
15	 LCS	TLY
16	 LCSD	TLY
17	 MB	TLY
18	 280-2448-D-167	1.34
19	 280-2448-D-167 DU	1.34
20	 280-2448-D-167 MS	1.34
21	 280-2448-D-167 MSD	1.34
22	 280-2448-D-168	2.18
23	 CCV 30 PPB	TLY
24	 CCB	TLY
25	 MB 280-11391/1-A	TLY
26	 LCS 280-11391/2-A	TLY
27	 LCSD 280-11391/3-A	TLY
28	 280-2400-A-65-B	TLY
29	 280-2400-A-65-C DU	TLY
30	 280-2400-A-65-D MS	TLY
31	 280-2400-A-65-E MSD	TLY
32	 280-2400-B-69-A 5X	TLY
33	 280-2400-A-75-B	TLY
34	 CCV 10 PPB	TLY
35	 CCB	TLY

Program File: Perchlorate Program 11-19-02
Operator: lyt

Commands, Page 1 of 1
Printed: 4/22/2010 9:22:47 AM

Title: Perchlorate Program 11-19-02
Datasource: 3C7HN01_local Created: 11/19/2002 12:29:20 PM by tennisp
Location: ARV-WET-IC1_1\IC5 Sequences\Perchlorate Sequences\2010\PERCHLORATE042110A.SEQ
Timebase: IC5 Changed: 7/2/2003 7:09:46 PM by coonl

Pressure.LowerLimit = 0
Pressure.UpperLimit = 4000
%A.Equate = "%A"
%B.Equate = "%B"
%C.Equate = "%C"
%D.Equate = "%D"
LoadPosition
Data_Collection_Rate = 2.0
Temperature_Compensation = 1.7
DS3_Temperature = 35
Suppressor_Type = None
Flow = 1.00
%B = 0.0
%C = 0.0
%D = 0.0
Curve = 5

-2.400 Pump_TTL_1.0v Duration=10.00

0.000 ECD.Autozero
InjectPosition Duration=240.00
ECD_1.AcqOn

18.500 ECD_1.AcqOff

End

Program File: Perchlorate Program 11-19-02
Operator: lyt

Post-acquisition steps, Page 1 of 1
Printed: 4/22/2010 9:22:48 AM

Title: Perchlorate Program 11-19-02
Datasource: 3C7HN01_local
Location: ARV-WET-IC1_1\IC5 Sequences\Perchlorate Sequences\2010\PERCHLORATE0421
Timebase: IC5

Created: 11/19/2002 12:29:20 PM by tennisp
Changed: 7/2/2003 7:09:46 PM by coonl

No. Channel Operation Parameters

Method File: IC5 Perch Low Quant Method 12-16-02
Operator: lyt

Page 1 of 7
Printed: 4/22/2010 9:22:50 AM

Title: 9056
Datasource: 3C7HN01_local Created: 12/16/2002 7:57:20 PM by coonl
Location: ARV-WET-IC1_1\IC5 Sequences\Perchlorate Sequences\2010\PERCHLORALast Update: 4/3/2009 2:58:16 PM by davisr

Blank Run Subtraction: No Blank Run Subtraction

Detection Table:

No.	Ret. Time [min]	Param. Name	Param. Value	Channel
1	0.000	Minimum Area	2.0E-4 "[Signal]*min"	All Channels
2	0.000	Inhibit Integration	On	All Channels
3	12.717	Inhibit Integration	Off	All Channels

Method File: IC5 Perch Low Quant Method 12-16-02
Operator: lyt

Page 2 of 7
Printed: 4/22/2010 9:22:50 AM

Title: 9056
Datasource: 3C7HN01_local Created: 12/16/2002 7:57:20 PM by coonl
Location: ARV-WET-IC1_1\IC5 Sequences\Perchlorate Sequences\2010\PERCHLORALast Update: 4/3/2009 2:58:16 PM by davisr

Peak Table:

Use Recently Detected Retention Times: Last standard
Peak Retention Time Determination: Absolute
Dead time:
Delay Time of 2'nd Detector: <None>
Delay Time of 3'rd Detector: <None>

No.	Peak Name	Ret.Time	Window	Standard	Int.Type	Cal.Type	Peak Type	Group	Comment
1	Perchlorate	16.267 min	10.000 RN	External	Area	XLOff	Auto		

Method File: IC5 Perch Low Quant Method 12-16-02
Operator: lyt

Page 3 of 7
Printed: 4/22/2010 9:22:50 AM

Title: 9056
Datasource: 3C7HN01_local Created: 12/16/2002 7:57:20 PM by coonl
Location: ARV-WET-IC1_1\IC5 Sequences\Perchlorate Sequences\2010\PERCHLORALast Update: 4/3/2009 2:58:16 PM by davisr

Amount Table:

Dimension of Amounts: ug/L
Reference volume for amounts: Use inject volume of first standard
Number of Amount Columns: 6
Sample column used for amount column assignment: Sample Name

No.	Peak Name	Ret.Time	Resp.Fact.	Amount cal std 1	Amount cal std 2	Amount cal std 3	Amount cal std 4	Amount cal std 5	Amount cal std 6	Comment
1	Perchlorate	16.267 min	1.000000	1.000000	2.500000	5.000000	10.000000	20.000000	40.000000	

Method File: IC5 Perch Low Quant Method 12-16-02
Operator: lyt

Page 4 of 7
Printed: 4/22/2010 9:22:50 AM

Title: 9056

Datasource: 3C7HN01_local

Created: 12/16/2002 7:57:20 PM by coonl

Location: ARV-WET-IC1_1\IC5 Sequences\Perchlorate Sequences\2010\PERCHLORALast Update:







4/3/2009 2:58:16 PM by davisr

Calibration:

Calibration Mode: Total

Auto Recalibrate: On

Curve Fitting Model: Normal

No.	Enabled	Name	Smp.No.	Pos.	Inj. Vol.	Weight	ISTD Amount	Dil. Factor	Inj. Date/Time	Sample Comment
1	<input checked="" type="checkbox"/>	 cal std 1	3	3	1000.0	1.0000	1.0000	1.0000	4/21/2010 8:34:55 AM	TLY
2	<input checked="" type="checkbox"/>	 cal std 2	4	4	1000.0	1.0000	1.0000	1.0000	4/21/2010 8:55:57 AM	TLY
3	<input checked="" type="checkbox"/>	 cal std 3	5	5	1000.0	1.0000	1.0000	1.0000	4/21/2010 9:16:58 AM	TLY
4	<input checked="" type="checkbox"/>	 cal std 4	6	6	1000.0	1.0000	1.0000	1.0000	4/21/2010 9:37:59 AM	TLY
5	<input checked="" type="checkbox"/>	 cal std 5	7	7	1000.0	1.0000	1.0000	1.0000	4/21/2010 9:59:02 AM	TLY
6	<input checked="" type="checkbox"/>	 cal std 6	8	8	1000.0	1.0000	1.0000	1.0000	4/21/2010 10:20:04 AM	TLY







Method File: IC5 Perch Low Quant Method 12-16-02
Operator: lyt

Page 5 of 7
Printed: 4/22/2010 9:22:50 AM

Title: 9056
Datasource: 3C7HN01_local Created: 12/16/2002 7:57:20 PM by coonl
Location: ARV-WET-IC1_1\IC5 Sequences\Perchlorate Sequences\2010\PERCHLORALast Update: 4/3/2009 2:58:16 PM by davisr

Calibration:

Calibration Mode: Total
Auto Recalibrate: On
Curve Fitting Model: Normal

No.	Enabled	Name	Calib. Comment
1	<input checked="" type="checkbox"/>	 cal std 1	Ok
2	<input checked="" type="checkbox"/>	 cal std 2	Ok
3	<input checked="" type="checkbox"/>	 cal std 3	Ok
4	<input checked="" type="checkbox"/>	 cal std 4	Ok
5	<input checked="" type="checkbox"/>	 cal std 5	Ok
6	<input checked="" type="checkbox"/>	 cal std 6	Ok

Method File: IC5 Perch Low Quant Method 12-16-02
Operator: lyt

Page 6 of 7
Printed: 4/22/2010 9:22:50 AM

Title: 9056

Datasource: 3C7HN01_local

Created: 12/16/2002 7:57:20 PM by coonl

Location: ARV-WET-IC1_1\IC5 Sequences\Perchlorate Sequences\2010\PERCHLORALast Update:

4/3/2009 2:58:16 PM by davisr

System Suitability Test:

No.	Name	Sample Condition	Test Condition	Aggregate	Operator	Value	Channel	Peak	N.A.
1									

Method File: IC5 Perch Low Quant Method 12-16-02
Operator: lyt

Page 7 of 7
Printed: 4/22/2010 9:22:50 AM

Title: 9056

Datasource: 3C7HN01_local

Created: 12/16/2002 7:57:20 PM by coonl

Location: ARV-WET-IC1_1\IC5 Sequences\Perchlorate Sequences\2010\PERCHLORALast Update:

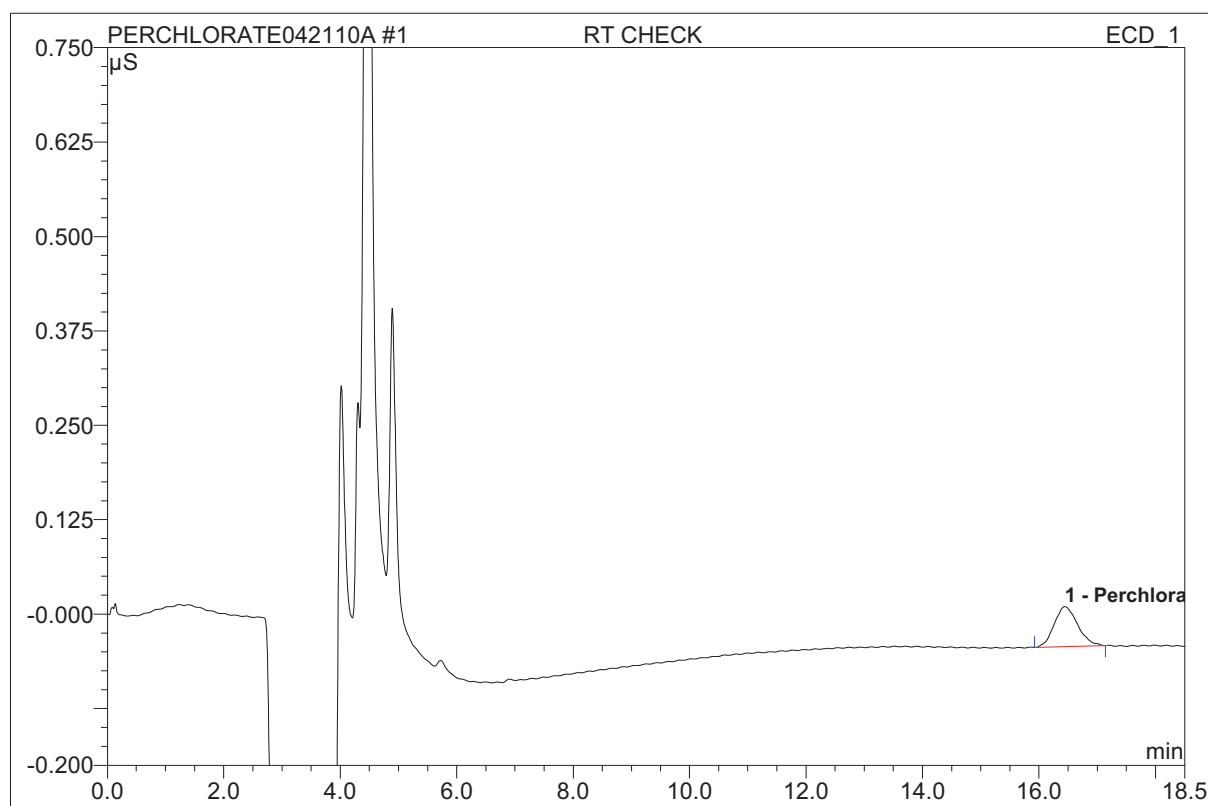
4/3/2009 2:58:16 PM by davisr

System Suitability Test:

No.	Name	Fail-Action	Result	SST Message
1				

1 RT CHECK**TLY**

Sample Name:	RT CHECK	Injection Volume:	1000.0
Vial Number:	3	Channel:	ECD_1
Sample Type:	unknown	Wavelength:	n.a.
Control Program:	Perchlorate Program 11-19-02	Bandwidth:	n.a.
Quantif. Method:	IC5 Perch Low Quant Method 12-16-02	Dilution Factor:	1.0000
Recording Time:	4/21/2010 7:52	Sample Weight:	1.0000
Run Time (min):	18.50	Sample Amount:	1.0000

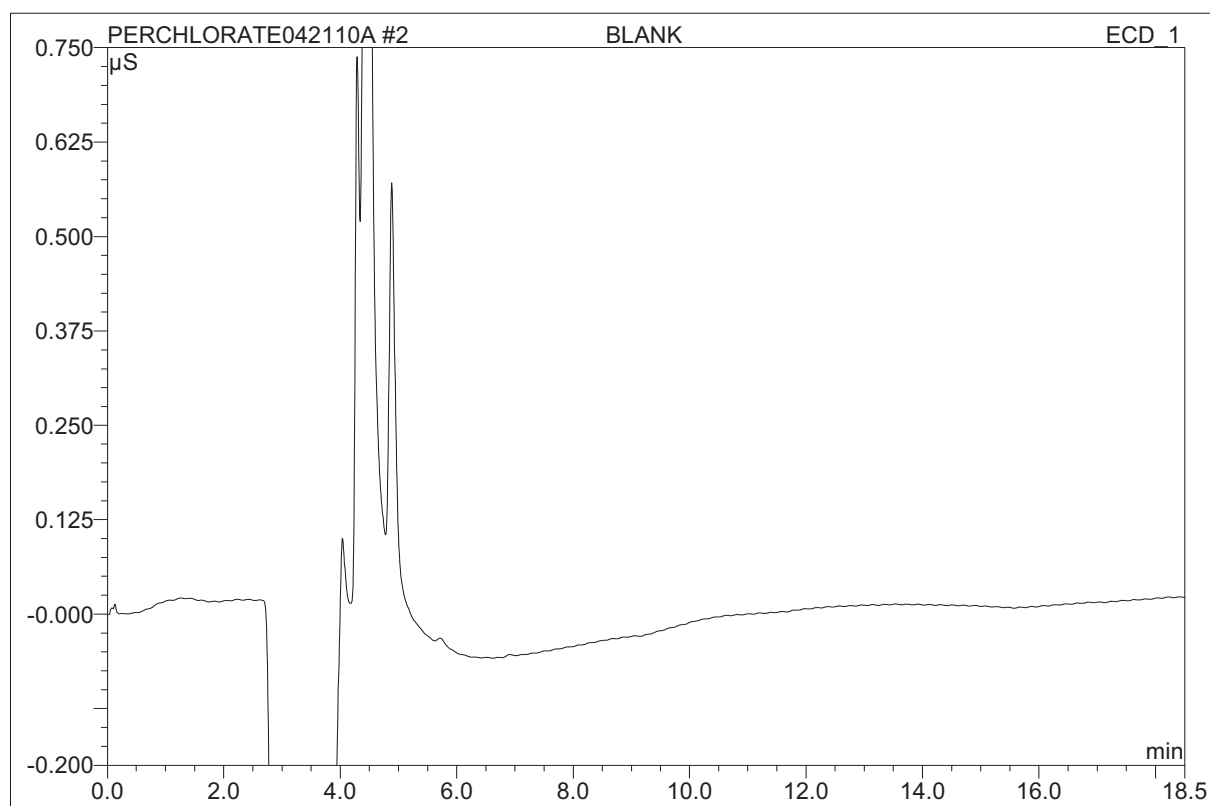


No.	Ret.Time min	Peak Name	Height µS	Area µS*min	Rel.Area %	Amount ug/L	Type
1	16.44	Perchlorate	0.05315	0.02489	100.00	7.487	BMB
Total:			0.053	0.025	100.00	7.487	

2 BLANK

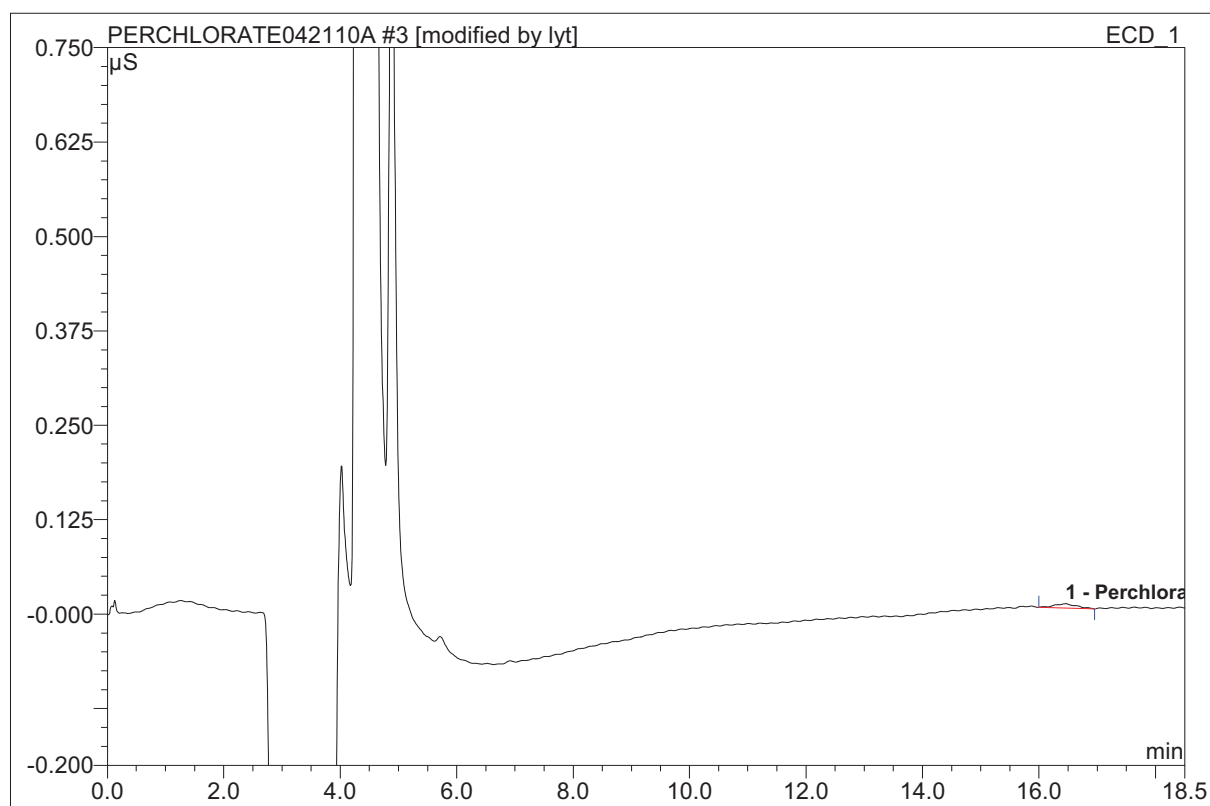
TLY

Sample Name:	BLANK	Injection Volume:	1000.0
Vial Number:	2	Channel:	ECD_1
Sample Type:	unknown	Wavelength:	n.a.
Control Program:	Perchlorate Program 11-19-02	Bandwidth:	n.a.
Quantif. Method:	IC5 Perch Low Quant Method 12-16-02	Dilution Factor:	1.0000
Recording Time:	4/21/2010 8:13	Sample Weight:	1.0000
Run Time (min):	18.50	Sample Amount:	1.0000



No.	Ret.Time min	Peak Name	Height µS	Area µS*min	Rel.Area %	Amount ug/L	Type
Total:			0.000	0.000	0.00	0.000	

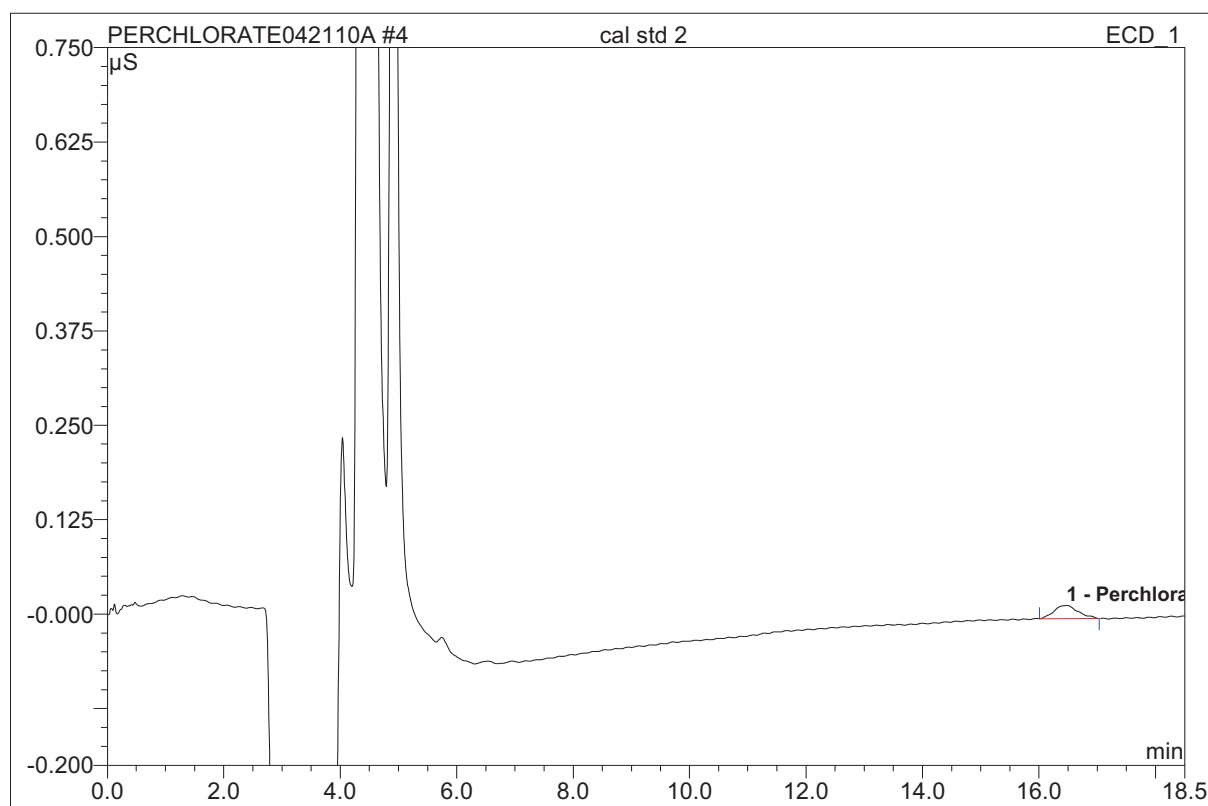
3 cal std 1			
TLY			
Sample Name:	cal std 1	Injection Volume:	1000.0
Vial Number:	3	Channel:	ECD_1
Sample Type:	standard	Wavelength:	n.a.
Control Program:	Perchlorate Program 11-19-02	Bandwidth:	n.a.
Quantif. Method:	IC5 Perch Low Quant Method 12-16-02	Dilution Factor:	1.0000
Recording Time:	4/21/2010 8:34	Sample Weight:	1.0000
Run Time (min):	18.50	Sample Amount:	1.0000



No.	Ret.Time min	Peak Name	Height μS	Area μS*min	Rel.Area %	Amount ug/L	Type
1	16.46	Perchlorate	0.00579	0.00245	100.00	0.959	BMB*
Total:			0.006	0.002	100.00	0.959	

4 cal std 2**TLY**

Sample Name:	cal std 2	Injection Volume:	1000.0
Vial Number:	4	Channel:	ECD_1
Sample Type:	standard	Wavelength:	n.a.
Control Program:	Perchlorate Program 11-19-02	Bandwidth:	n.a.
Quantif. Method:	IC5 Perch Low Quant Method 12-16-02	Dilution Factor:	1.0000
Recording Time:	4/21/2010 8:55	Sample Weight:	1.0000
Run Time (min):	18.50	Sample Amount:	1.0000

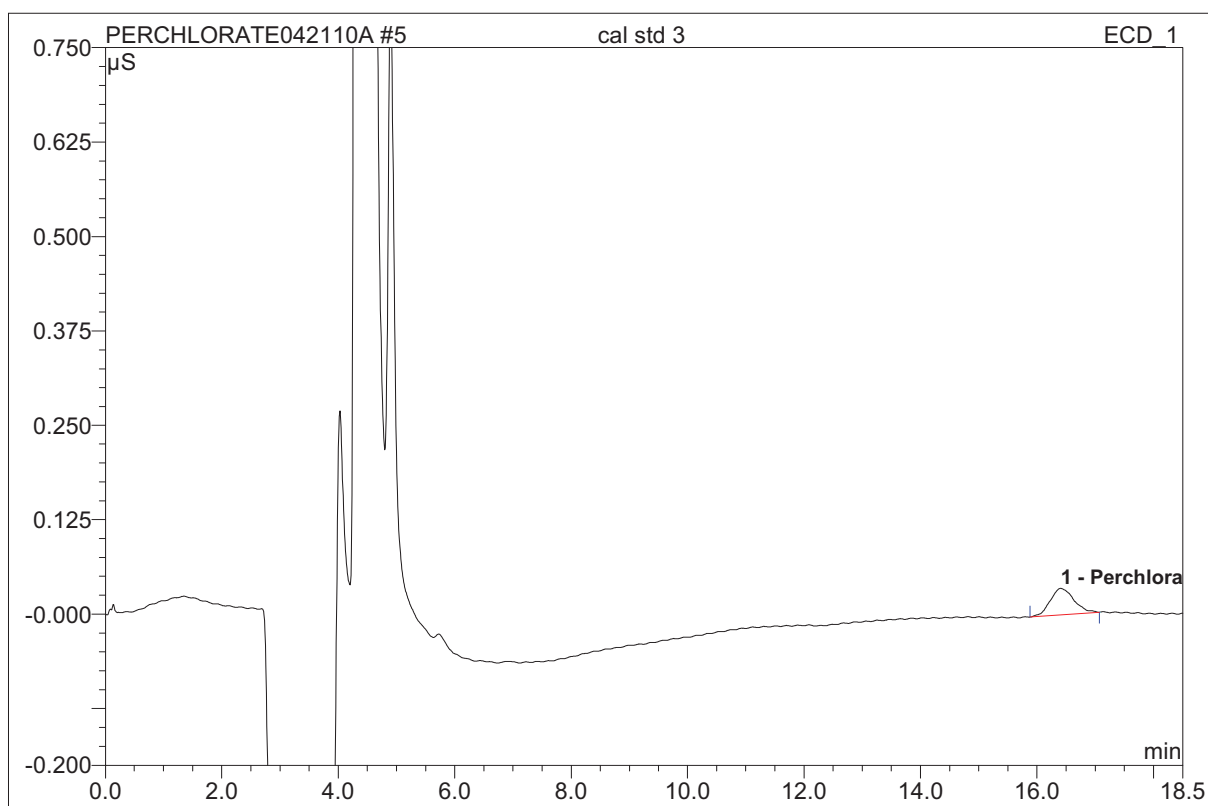


No.	Ret.Time min	Peak Name	Height µS	Area µS*min	Rel.Area %	Amount ug/L	Type
1	16.48	Perchlorate	0.01757	0.00841	100.00	2.693	BMB
Total:			0.018	0.008	100.00	2.693	

5 cal std 3

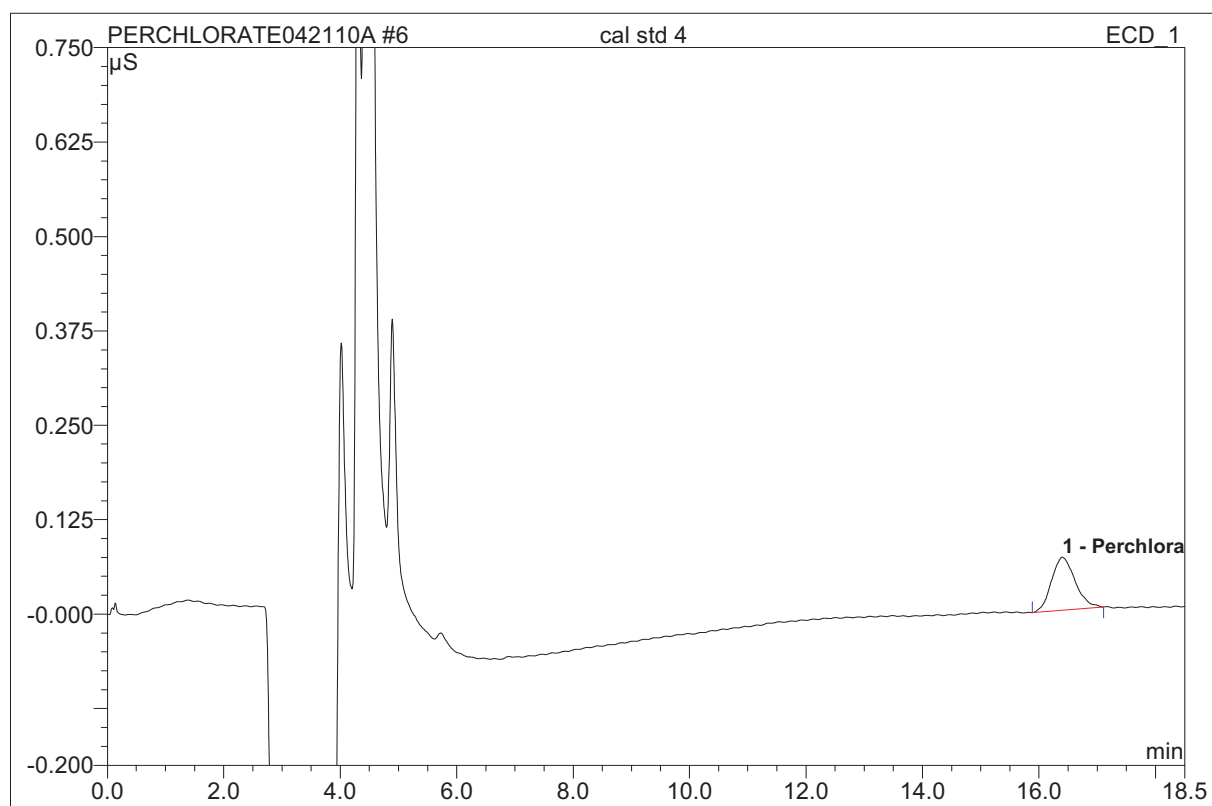
TLY

Sample Name:	cal std 3	Injection Volume:	1000.0
Vial Number:	5	Channel:	ECD_1
Sample Type:	standard	Wavelength:	n.a.
Control Program:	Perchlorate Program 11-19-02	Bandwidth:	n.a.
Quantif. Method:	IC5 Perch Low Quant Method 12-16-02	Dilution Factor:	1.0000
Recording Time:	4/21/2010 9:16	Sample Weight:	1.0000
Run Time (min):	18.50	Sample Amount:	1.0000



No.	Ret.Time min	Peak Name	Height μS	Area μS*min	Rel.Area %	Amount ug/L	Type
1	16.41	Perchlorate	0.03510	0.01661	100.00	5.077	BMB
Total:			0.035	0.017	100.00	5.077	

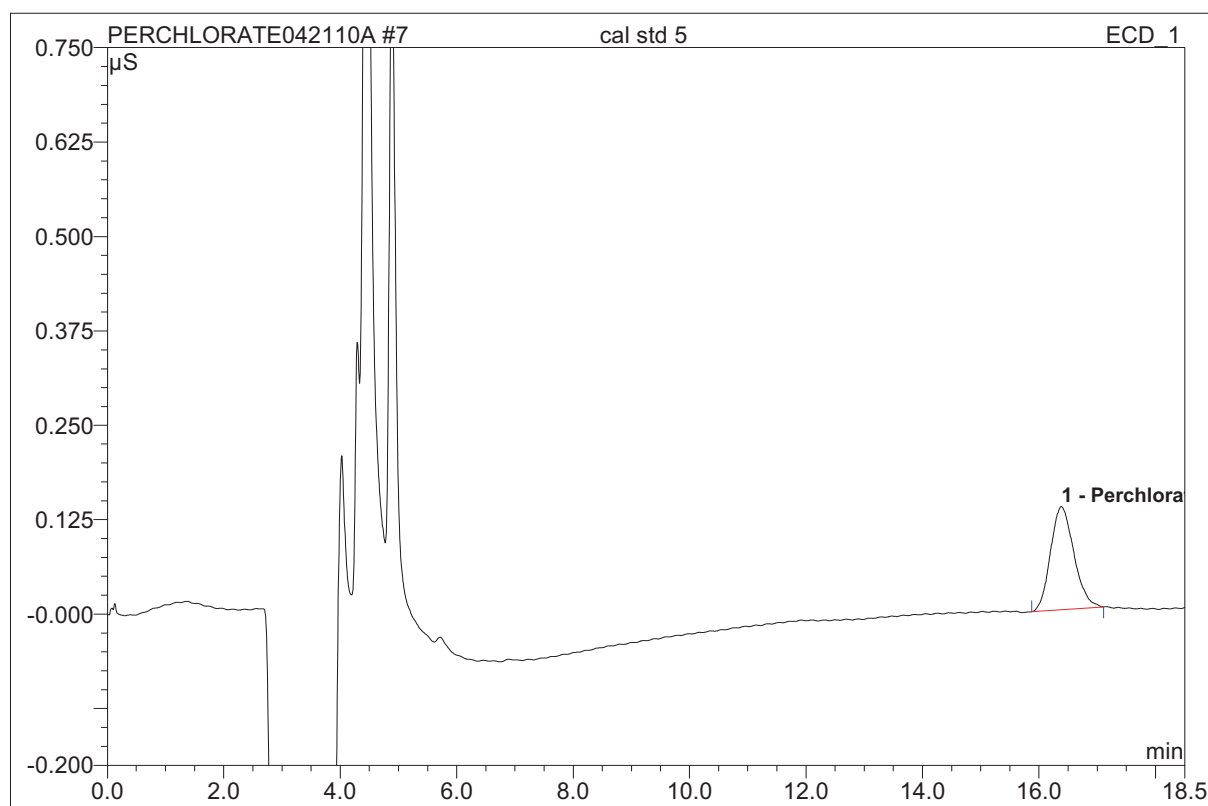
6 cal std 4			
TLY			
Sample Name:	cal std 4	Injection Volume:	1000.0
Vial Number:	6	Channel:	ECD_1
Sample Type:	standard	Wavelength:	n.a.
Control Program:	Perchlorate Program 11-19-02	Bandwidth:	n.a.
Quantif. Method:	IC5 Perch Low Quant Method 12-16-02	Dilution Factor:	1.0000
Recording Time:	4/21/2010 9:37	Sample Weight:	1.0000
Run Time (min):	18.50	Sample Amount:	1.0000



No.	Ret.Time min	Peak Name	Height μ S	Area μ S*min	Rel.Area %	Amount μ g/L	Type
1	16.40	Perchlorate	0.07018	0.03291	100.00	9.819	BMB
Total:			0.070	0.033	100.00	9.819	

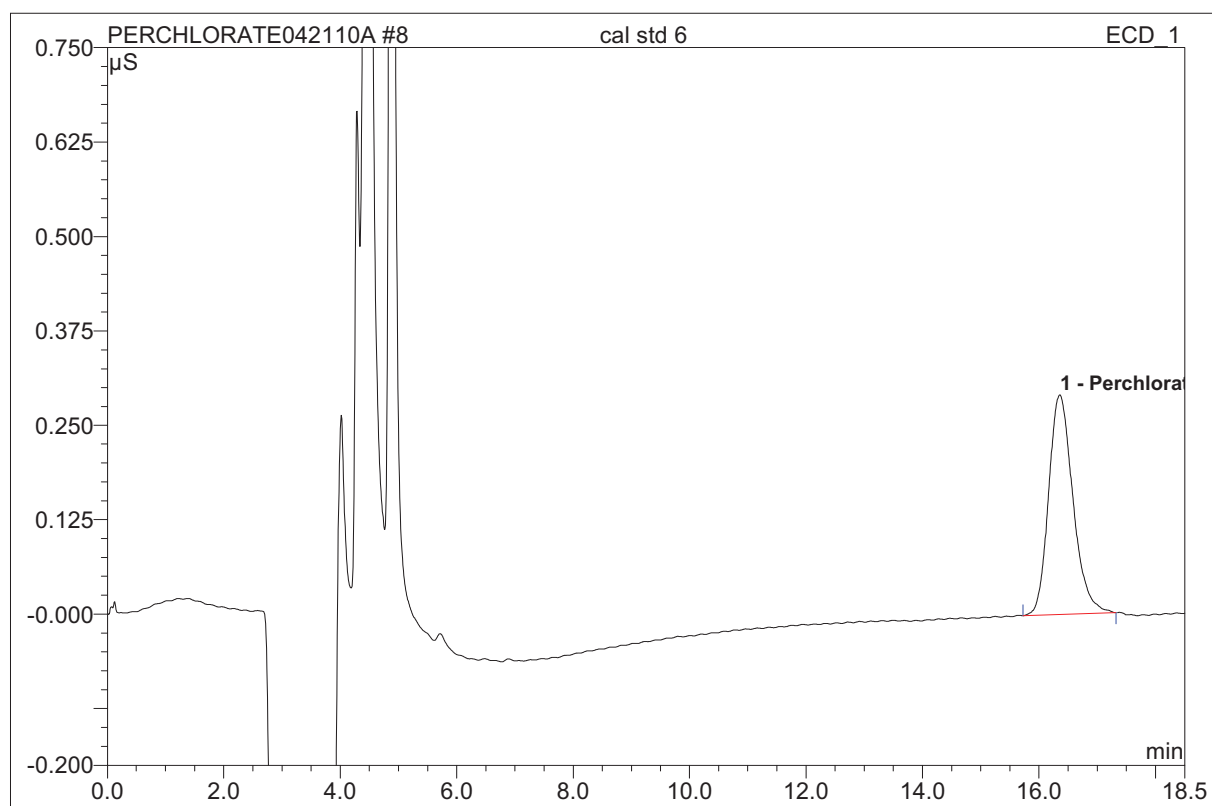
7 cal std 5**TLY**

Sample Name:	cal std 5	Injection Volume:	1000.0
Vial Number:	7	Channel:	ECD_1
Sample Type:	standard	Wavelength:	n.a.
Control Program:	Perchlorate Program 11-19-02	Bandwidth:	n.a.
Quantif. Method:	IC5 Perch Low Quant Method 12-16-02	Dilution Factor:	1.0000
Recording Time:	4/21/2010 9:59	Sample Weight:	1.0000
Run Time (min):	18.50	Sample Amount:	1.0000



No.	Ret.Time min	Peak Name	Height µS	Area µS*min	Rel.Area %	Amount ug/L	Type
1	16.38	Perchlorate	0.13654	0.06345	100.00	18.702	BMB
Total:			0.137	0.063	100.00	18.702	

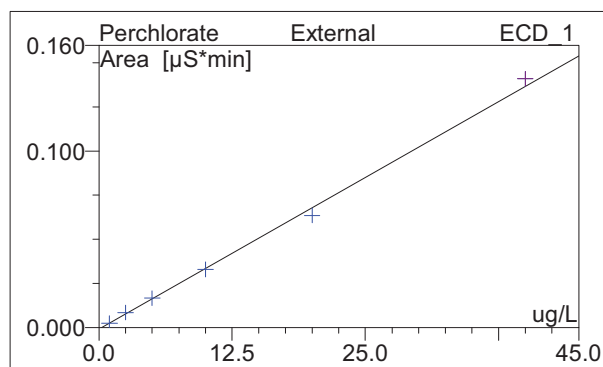
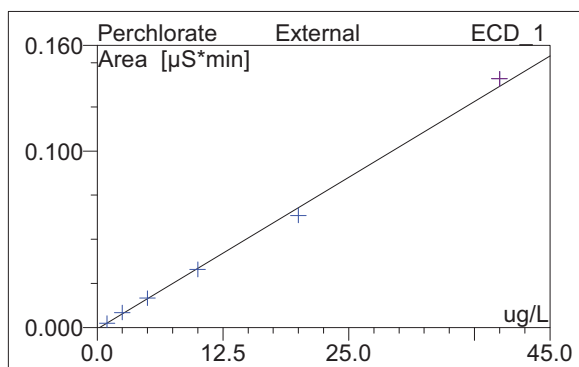
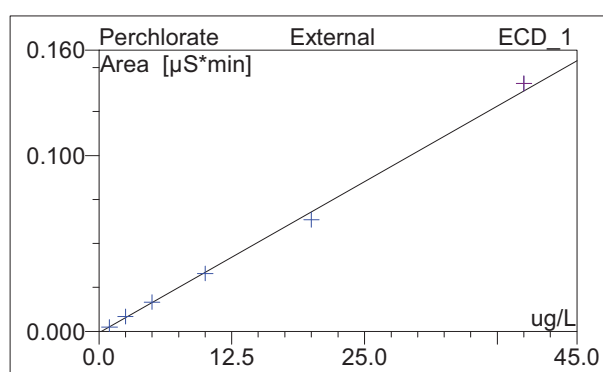
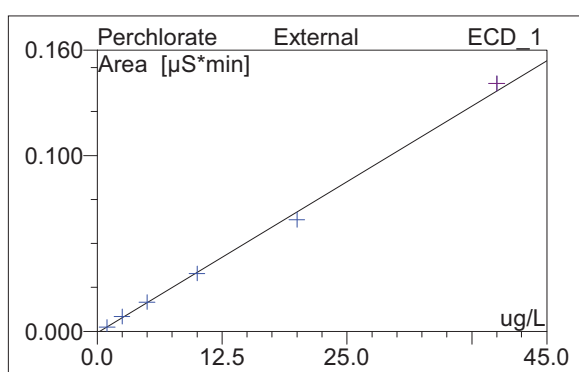
8 cal std 6			
TLY			
Sample Name:	cal std 6	Injection Volume:	1000.0
Vial Number:	8	Channel:	ECD_1
Sample Type:	standard	Wavelength:	n.a.
Control Program:	Perchlorate Program 11-19-02	Bandwidth:	n.a.
Quantif. Method:	IC5 Perch Low Quant Method 12-16-02	Dilution Factor:	1.0000
Recording Time:	4/21/2010 10:20	Sample Weight:	1.0000
Run Time (min):	18.50	Sample Amount:	1.0000



No.	Ret.Time min	Peak Name	Height μS	Area μS*min	Rel.Area %	Amount ug/L	Type
1	16.36	Perchlorate	0.29113	0.14097	100.00	41.250	BMB
Total:			0.291	0.141	100.00	41.250	

8 cal std 6**TLY**

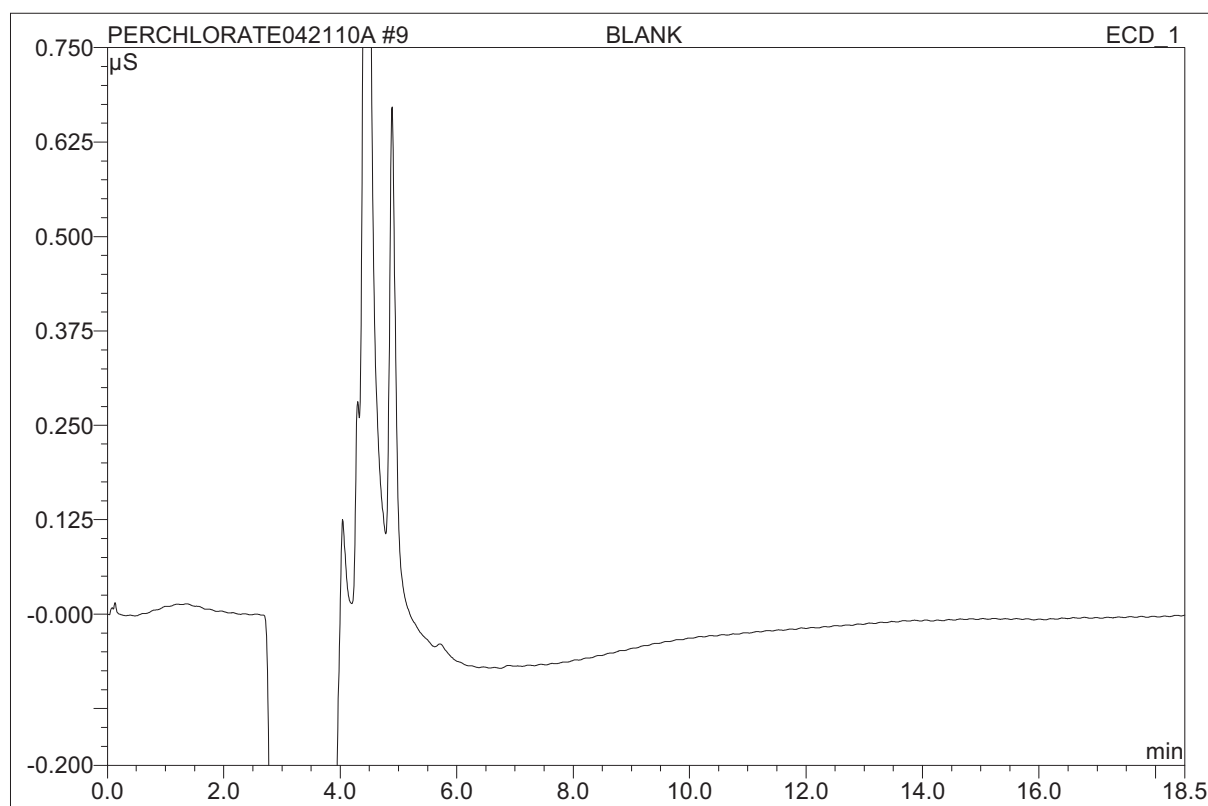
Sample Name:	cal std 6	Injection Volume:	1000.0
Vial Number:	8	Channel:	ECD_1
Sample Type:	standard	Wavelength:	n.a.
Control Program:	Perchlorate Program 11-19-02	Bandwidth:	n.a.
Quantif. Method:	IC5 Perch Low Quant Method 12-16-02	Dilution Factor:	1.0000
Recording Time:	4/21/2010 10:20	Sample Weight:	1.0000
Run Time (min):	18.50	Sample Amount:	1.0000



No.	Ret.Time min	Peak Name	Cal.Type	Points	Corr.Coeff. %	Offset	Slope	Curve
1	16.36	Perchlorate	XLOff	6	99.8763	-0.0008	0.0034	0.0000
Average:					99.8763	-0.0008	0.0034	0.0000

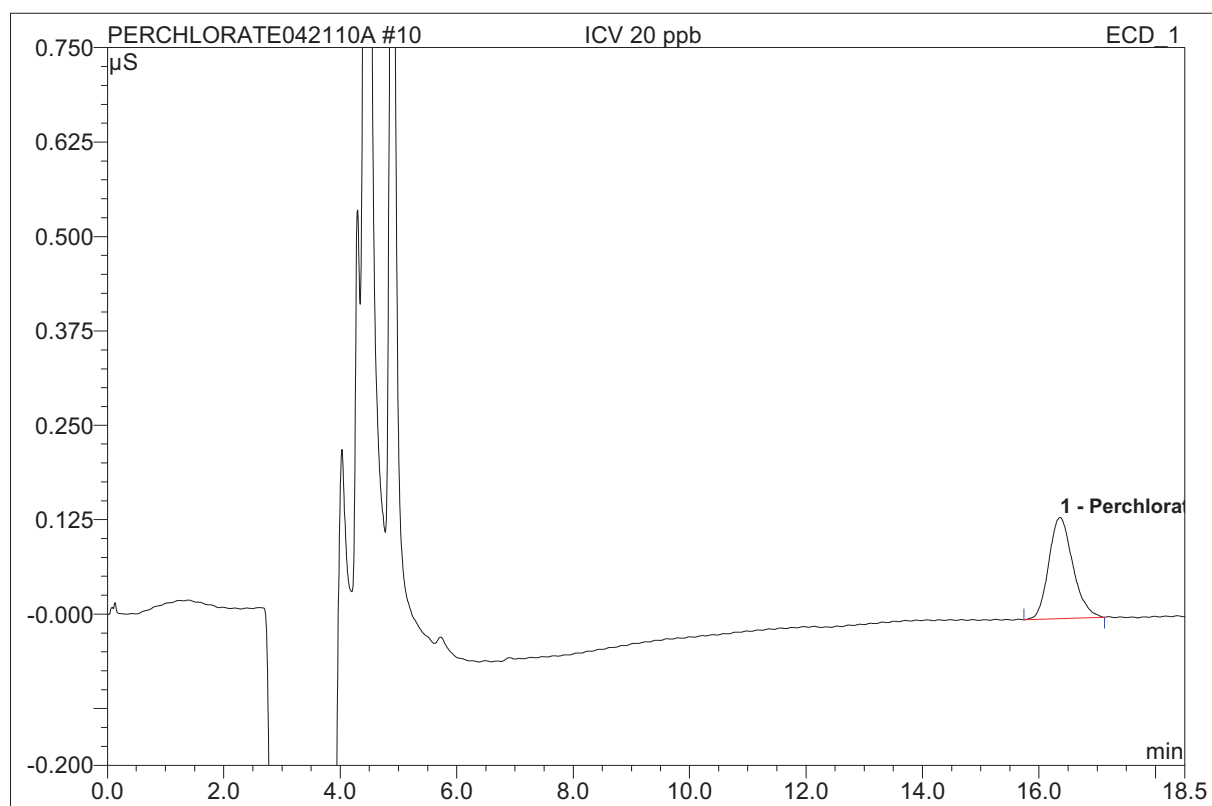
9 BLANK**TLY**

Sample Name:	BLANK	Injection Volume:	1000.0
Vial Number:	9	Channel:	ECD_1
Sample Type:	unknown	Wavelength:	n.a.
Control Program:	Perchlorate Program 11-19-02	Bandwidth:	n.a.
Quantif. Method:	IC5 Perch Low Quant Method 12-16-02	Dilution Factor:	1.0000
Recording Time:	4/21/2010 10:54	Sample Weight:	1.0000
Run Time (min):	18.50	Sample Amount:	1.0000



No.	Ret.Time min	Peak Name	Height µS	Area µS*min	Rel.Area %	Amount ug/L	Type
Total:			0.000	0.000	0.00	0.000	

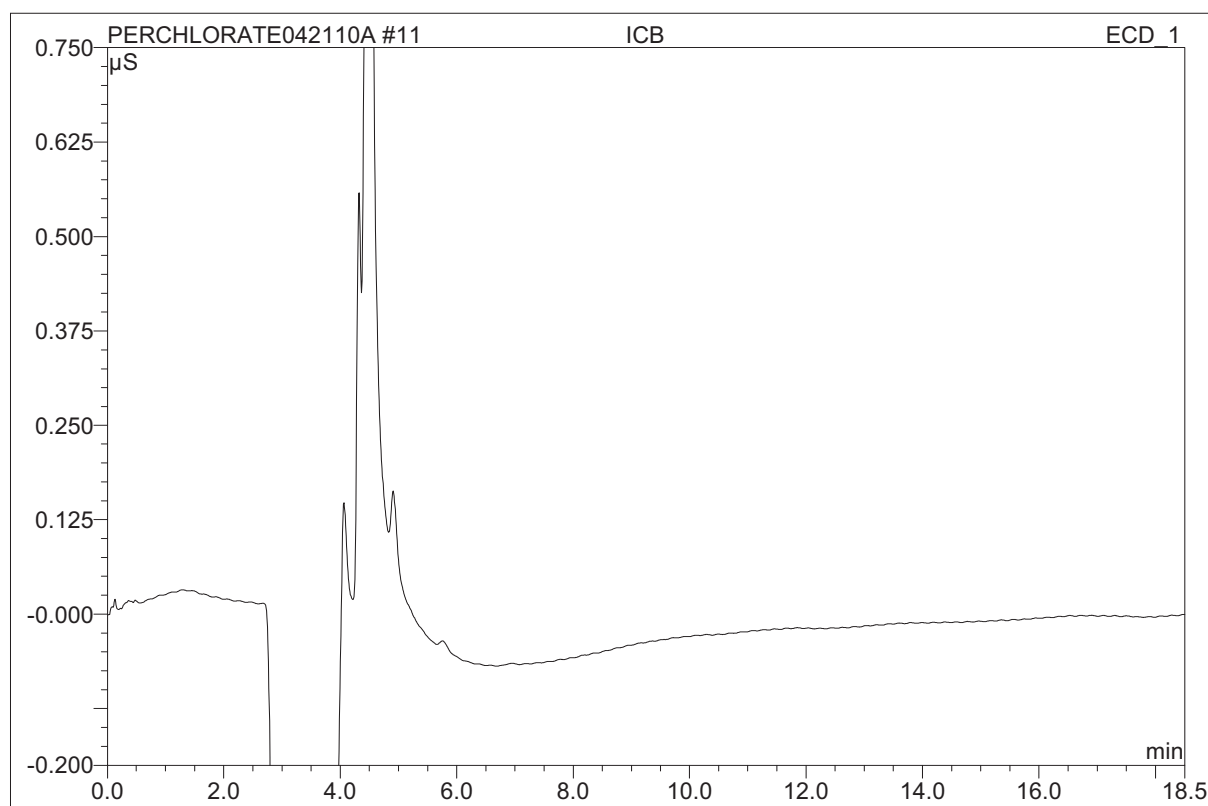
10 ICV 20 ppb			
TLY			
Sample Name:	ICV 20 ppb	Injection Volume:	1000.0
Vial Number:	3	Channel:	ECD_1
Sample Type:	unknown	Wavelength:	n.a.
Control Program:	Perchlorate Program 11-19-02	Bandwidth:	n.a.
Quantif. Method:	IC5 Perch Low Quant Method 12-16-02	Dilution Factor:	1.0000
Recording Time:	4/21/2010 11:15	Sample Weight:	1.0000
Run Time (min):	18.50	Sample Amount:	1.0000



No.	Ret.Time min	Peak Name	Height µS	Area µS*min	Rel.Area %	Amount ug/L	Type
1	16.36	Perchlorate	0.13397	0.06409	100.00	18.889	BMB
Total:			0.134	0.064	100.00	18.889	

11 ICB**TLY**

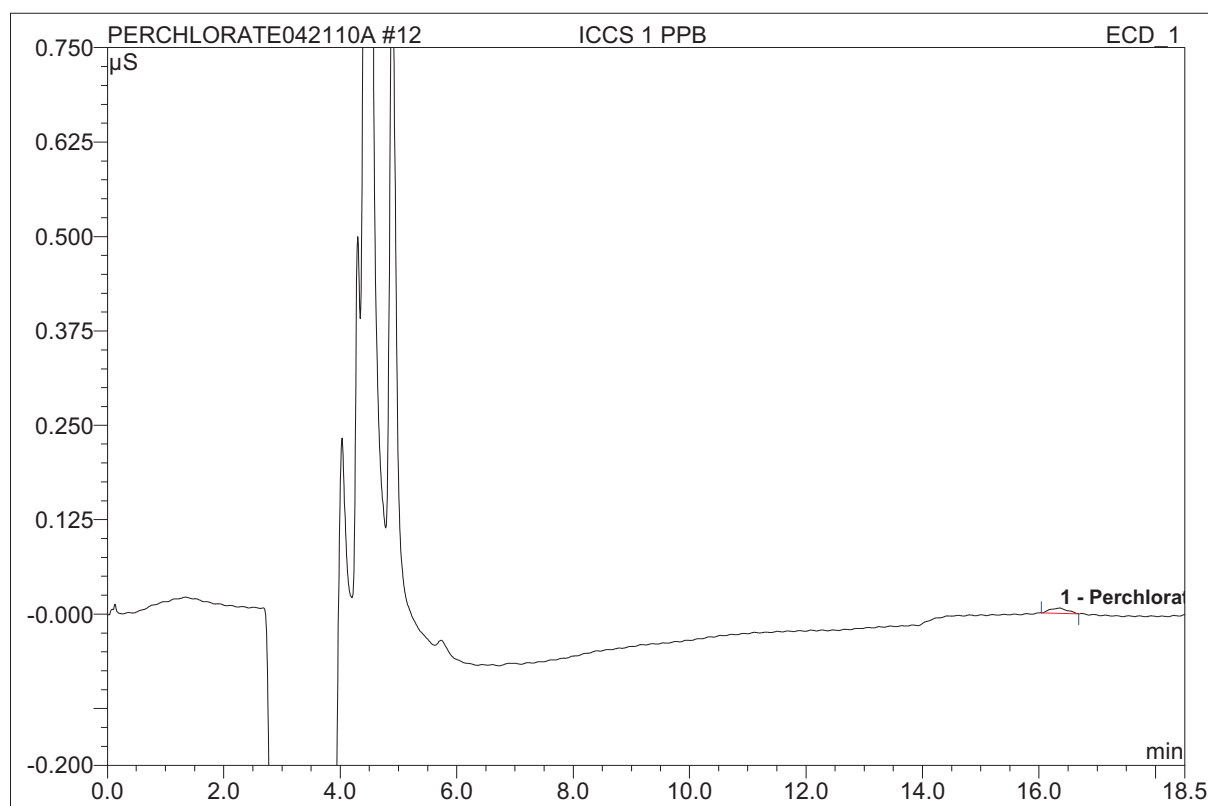
Sample Name:	ICB	Injection Volume:	1000.0
Vial Number:	3	Channel:	ECD_1
Sample Type:	unknown	Wavelength:	n.a.
Control Program:	Perchlorate Program 11-19-02	Bandwidth:	n.a.
Quantif. Method:	IC5 Perch Low Quant Method 12-16-02	Dilution Factor:	1.0000
Recording Time:	4/21/2010 12:30	Sample Weight:	1.0000
Run Time (min):	18.50	Sample Amount:	1.0000



No.	Ret.Time min	Peak Name	Height μS	Area μS*min	Rel.Area %	Amount ug/L	Type
Total:			0.000	0.000	0.00	0.000	

12 ICCS 1 PPB**TLY**

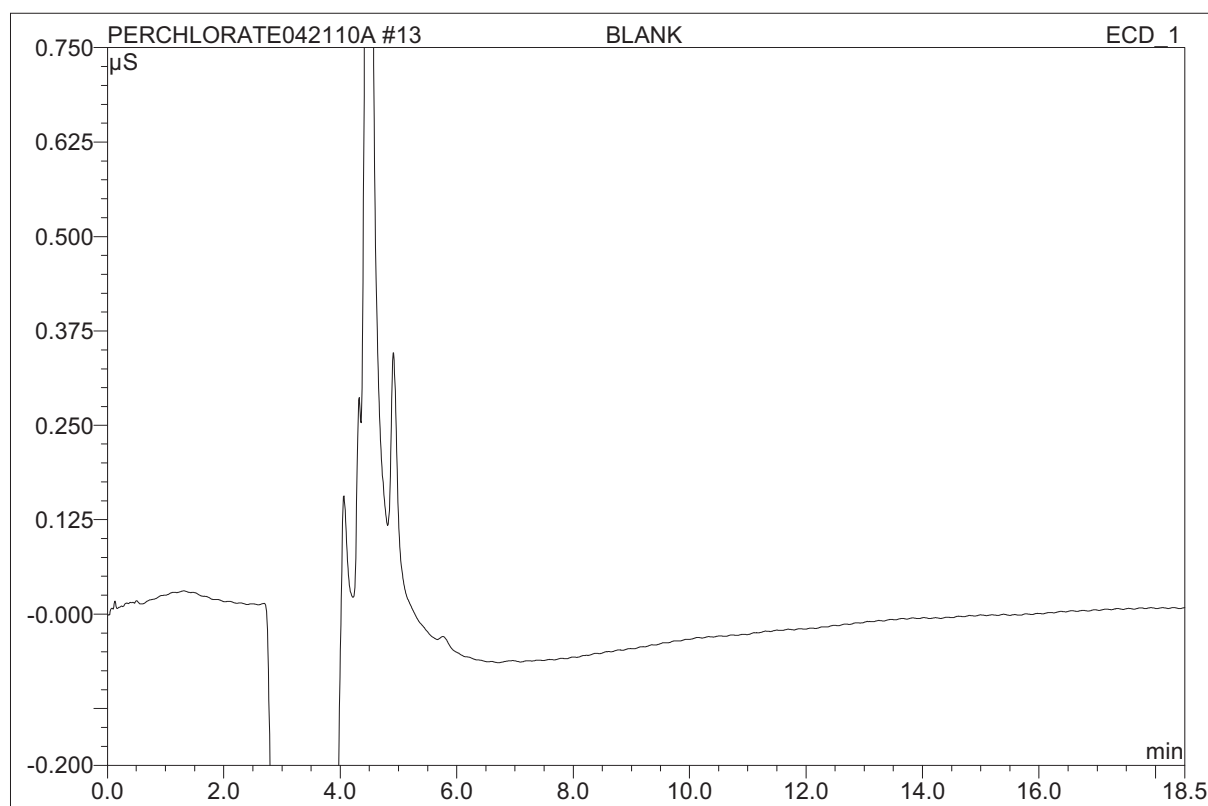
Sample Name:	ICCS 1 PPB	Injection Volume:	1000.0
Vial Number:	1	Channel:	ECD_1
Sample Type:	unknown	Wavelength:	n.a.
Control Program:	Perchlorate Program 11-19-02	Bandwidth:	n.a.
Quantif. Method:	IC5 Perch Low Quant Method 12-16-02	Dilution Factor:	1.0000
Recording Time:	4/21/2010 12:51	Sample Weight:	1.0000
Run Time (min):	18.50	Sample Amount:	1.0000



No.	Ret.Time min	Peak Name	Height µS	Area µS*min	Rel.Area %	Amount ug/L	Type
1	16.36	Perchlorate	0.00700	0.00239	100.00	0.941	BMB
Total:			0.007	0.002	100.00	0.941	

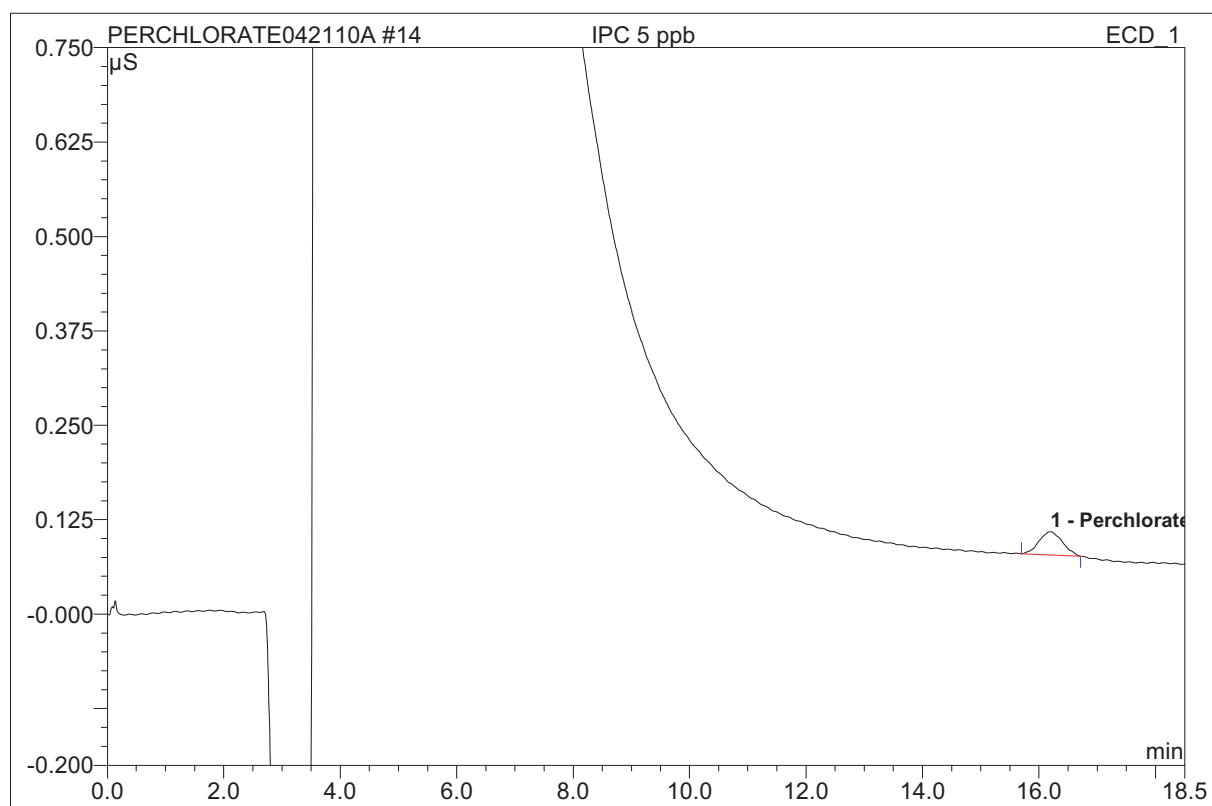
13 BLANK**TLY**

Sample Name:	BLANK	Injection Volume:	1000.0
Vial Number:	2	Channel:	ECD_1
Sample Type:	unknown	Wavelength:	n.a.
Control Program:	Perchlorate Program 11-19-02	Bandwidth:	n.a.
Quantif. Method:	IC5 Perch Low Quant Method 12-16-02	Dilution Factor:	1.0000
Recording Time:	4/21/2010 13:12	Sample Weight:	1.0000
Run Time (min):	18.50	Sample Amount:	1.0000



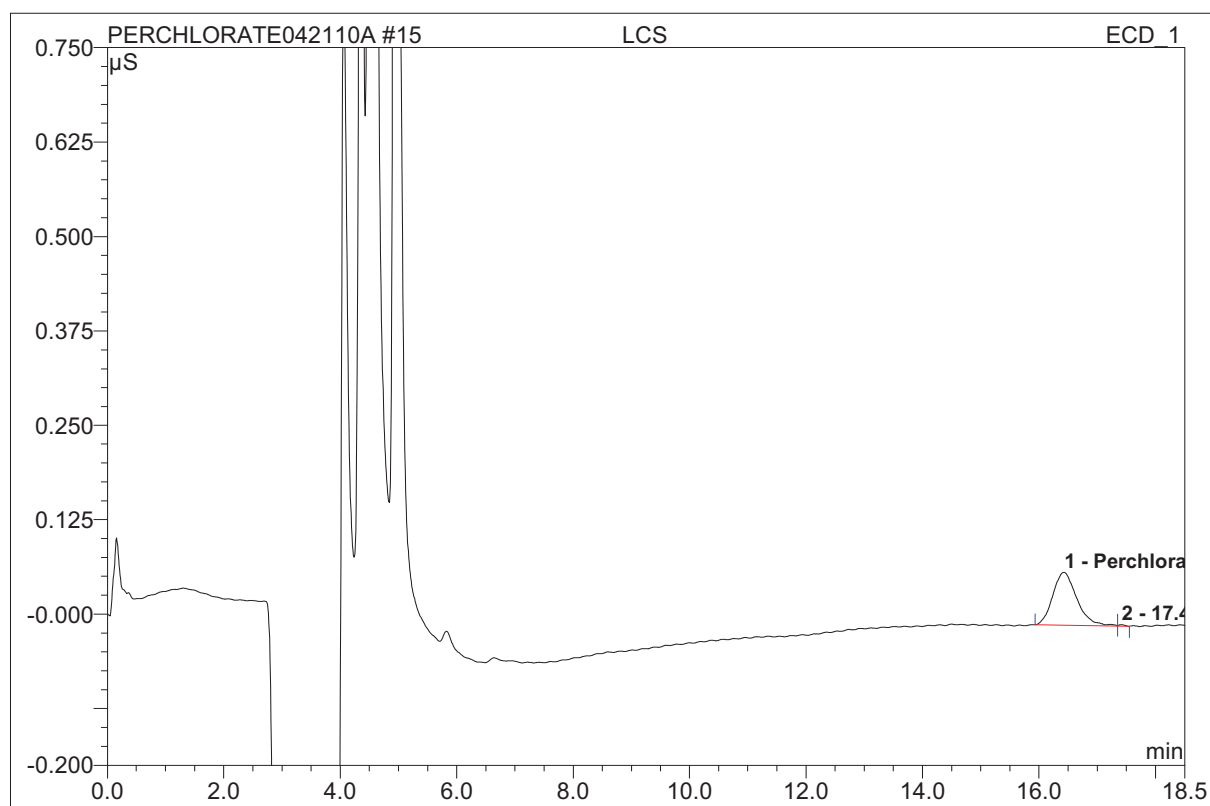
No.	Ret.Time min	Peak Name	Height µS	Area µS*min	Rel.Area %	Amount ug/L	Type
Total:			0.000	0.000	0.00	0.000	

14 IPC 5 ppb			
TLY			
Sample Name:	IPC 5 ppb	Injection Volume:	1000.0
Vial Number:	4	Channel:	ECD_1
Sample Type:	unknown	Wavelength:	n.a.
Control Program:	Perchlorate Program 11-19-02	Bandwidth:	n.a.
Quantif. Method:	IC5 Perch Low Quant Method 12-16-02	Dilution Factor:	1.0000
Recording Time:	4/21/2010 13:33	Sample Weight:	1.0000
Run Time (min):	18.50	Sample Amount:	1.0000



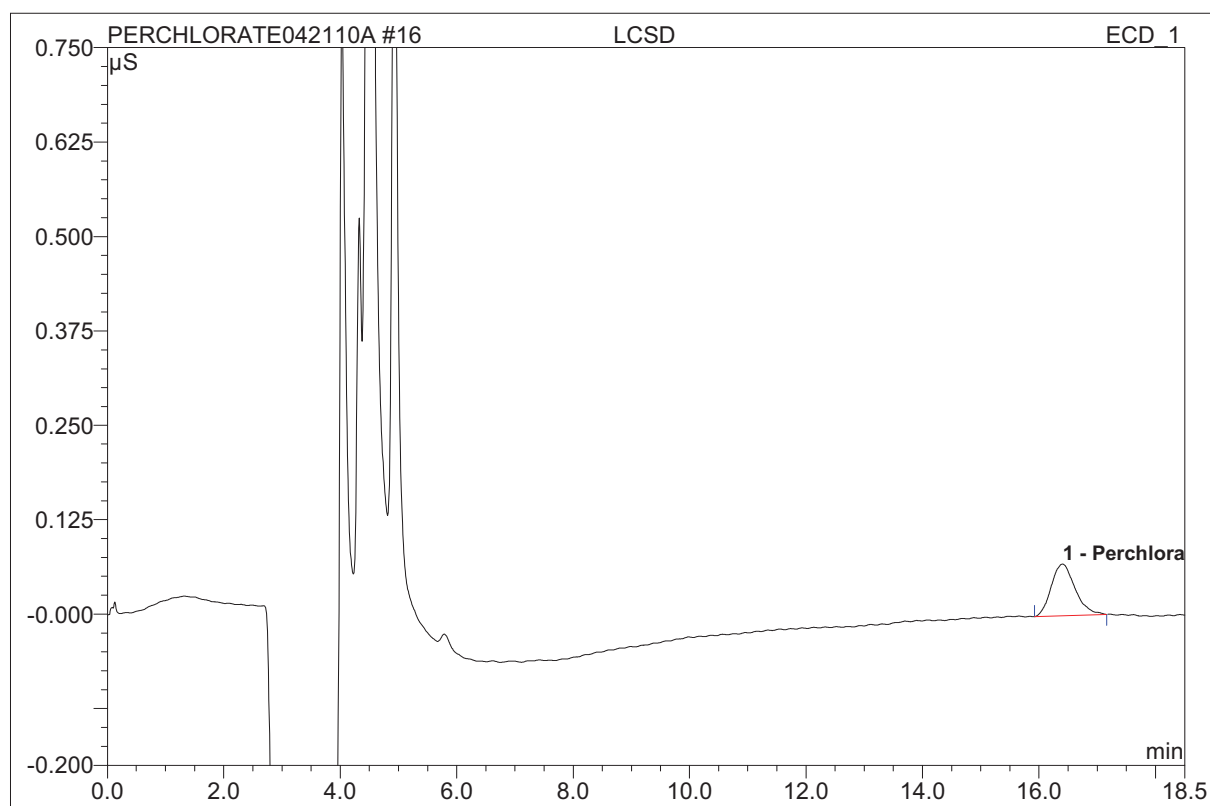
No.	Ret.Time min	Peak Name	Height μS	Area μS*min	Rel.Area %	Amount ug/L	Type
1	16.19	Perchlorate	0.03098	0.01439	100.00	4.430	BMB
Total:			0.031	0.014	100.00	4.430	

15 LCS			
TLY			
Sample Name:	LCS	Injection Volume:	1000.0
Vial Number:	4	Channel:	ECD_1
Sample Type:	unknown	Wavelength:	n.a.
Control Program:	Perchlorate Program 11-19-02	Bandwidth:	n.a.
Quantif. Method:	IC5 Perch Low Quant Method 12-16-02	Dilution Factor:	1.0000
Recording Time:	4/21/2010 13:55	Sample Weight:	1.0000
Run Time (min):	18.50	Sample Amount:	1.0000



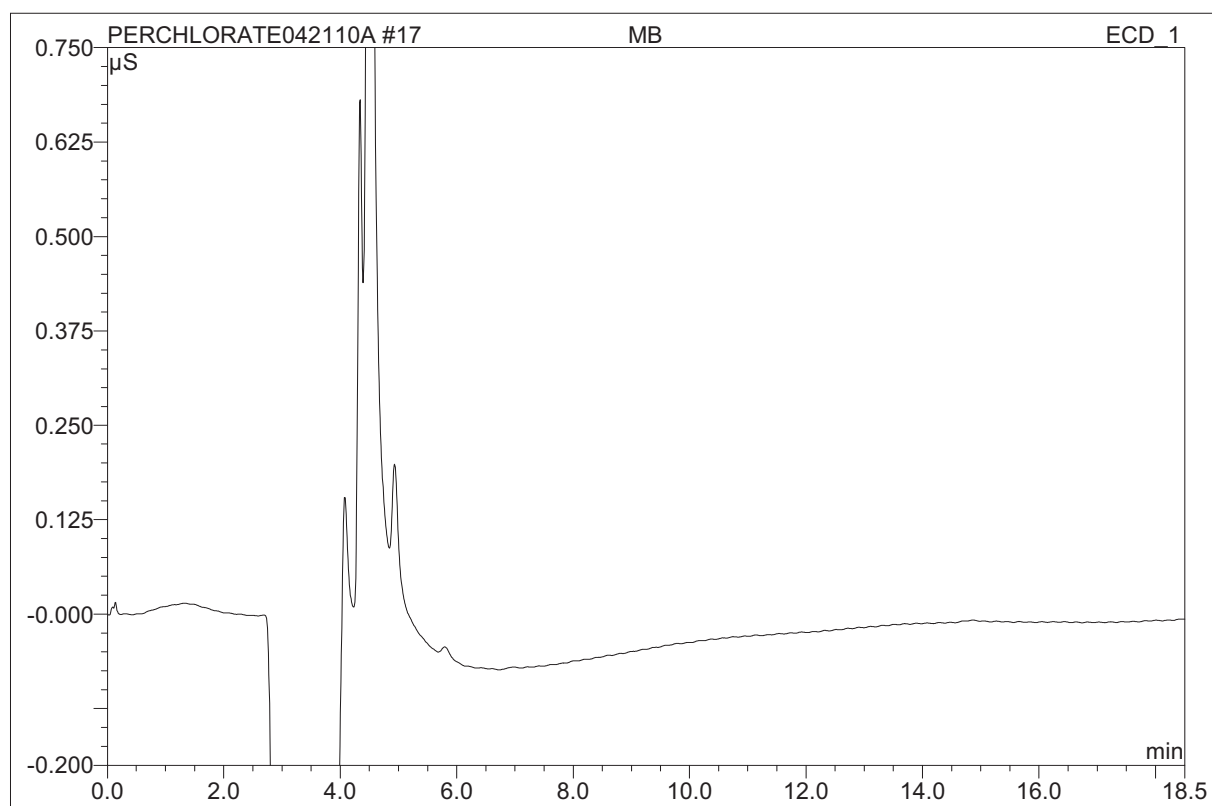
No.	Ret.Time min	Peak Name	Height µS	Area µS*min	Rel.Area %	Amount ug/L	Type
1	16.43	Perchlorate	0.07007	0.03353	99.29	10.000	BM
2	17.43	n.a.	0.00199	0.00024	0.71	n.a.	MB
Total:			0.072	0.034	100.00	10.000	

16 LCSD			
TLY			
Sample Name:	LCSD	Injection Volume:	1000.0
Vial Number:	5	Channel:	ECD_1
Sample Type:	unknown	Wavelength:	n.a.
Control Program:	Perchlorate Program 11-19-02	Bandwidth:	n.a.
Quantif. Method:	IC5 Perch Low Quant Method 12-16-02	Dilution Factor:	1.0000
Recording Time:	4/21/2010 14:16	Sample Weight:	1.0000
Run Time (min):	18.50	Sample Amount:	1.0000



No.	Ret.Time min	Peak Name	Height μS	Area μS*min	Rel.Area %	Amount ug/L	Type
1	16.41	Perchlorate	0.06837	0.03240	100.00	9.671	BMB
Total:			0.068	0.032	100.00	9.671	

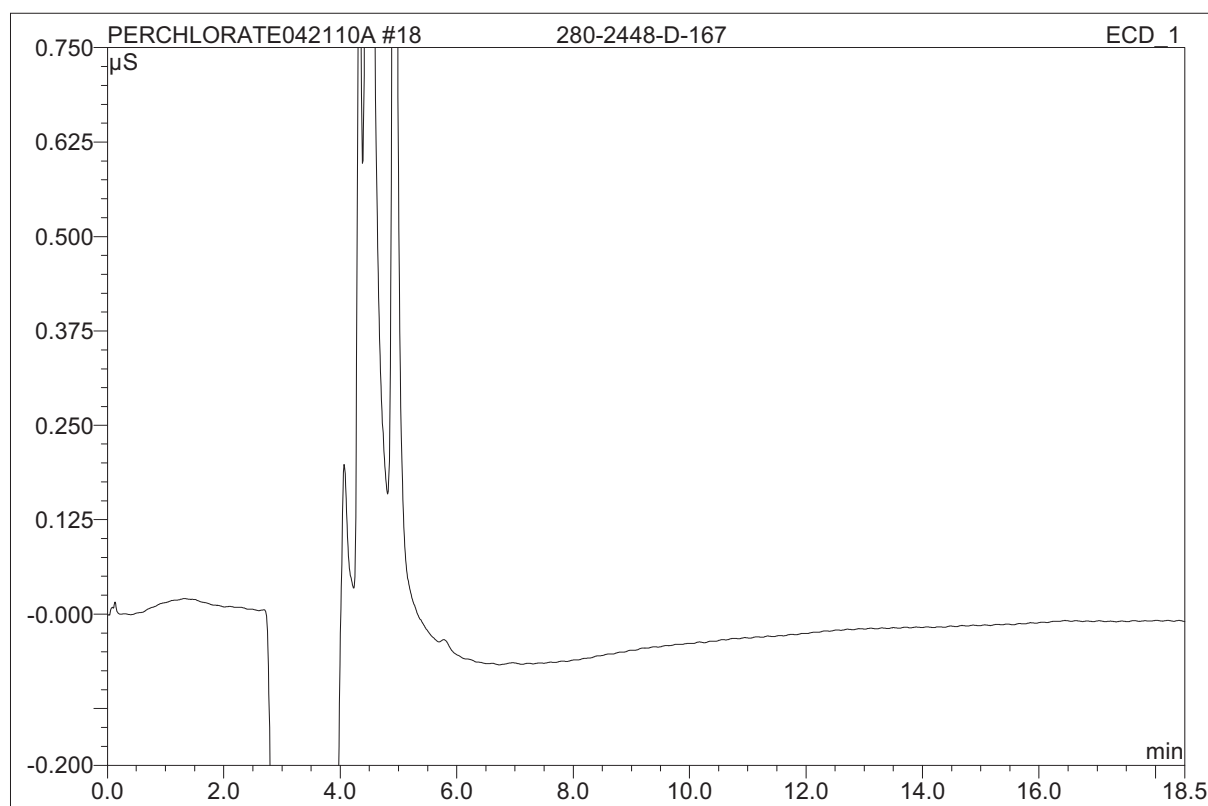
17 MB			
TLY			
Sample Name:	MB	Injection Volume:	1000.0
Vial Number:	6	Channel:	ECD_1
Sample Type:	unknown	Wavelength:	n.a.
Control Program:	Perchlorate Program 11-19-02	Bandwidth:	n.a.
Quantif. Method:	IC5 Perch Low Quant Method 12-16-02	Dilution Factor:	1.0000
Recording Time:	4/21/2010 14:37	Sample Weight:	1.0000
Run Time (min):	18.50	Sample Amount:	1.0000



No.	Ret.Time min	Peak Name	Height µS	Area µS*min	Rel.Area %	Amount ug/L	Type
Total:			0.000	0.000	0.00	0.000	

18 280-2448-D-167**1.34**

Sample Name:	280-2448-D-167	Injection Volume:	1000.0
Vial Number:	9	Channel:	ECD_1
Sample Type:	unknown	Wavelength:	n.a.
Control Program:	Perchlorate Program 11-19-02	Bandwidth:	n.a.
Quantif. Method:	IC5 Perch Low Quant Method 12-16-02	Dilution Factor:	1.0000
Recording Time:	4/21/2010 14:58	Sample Weight:	1.0000
Run Time (min):	18.50	Sample Amount:	1.0000

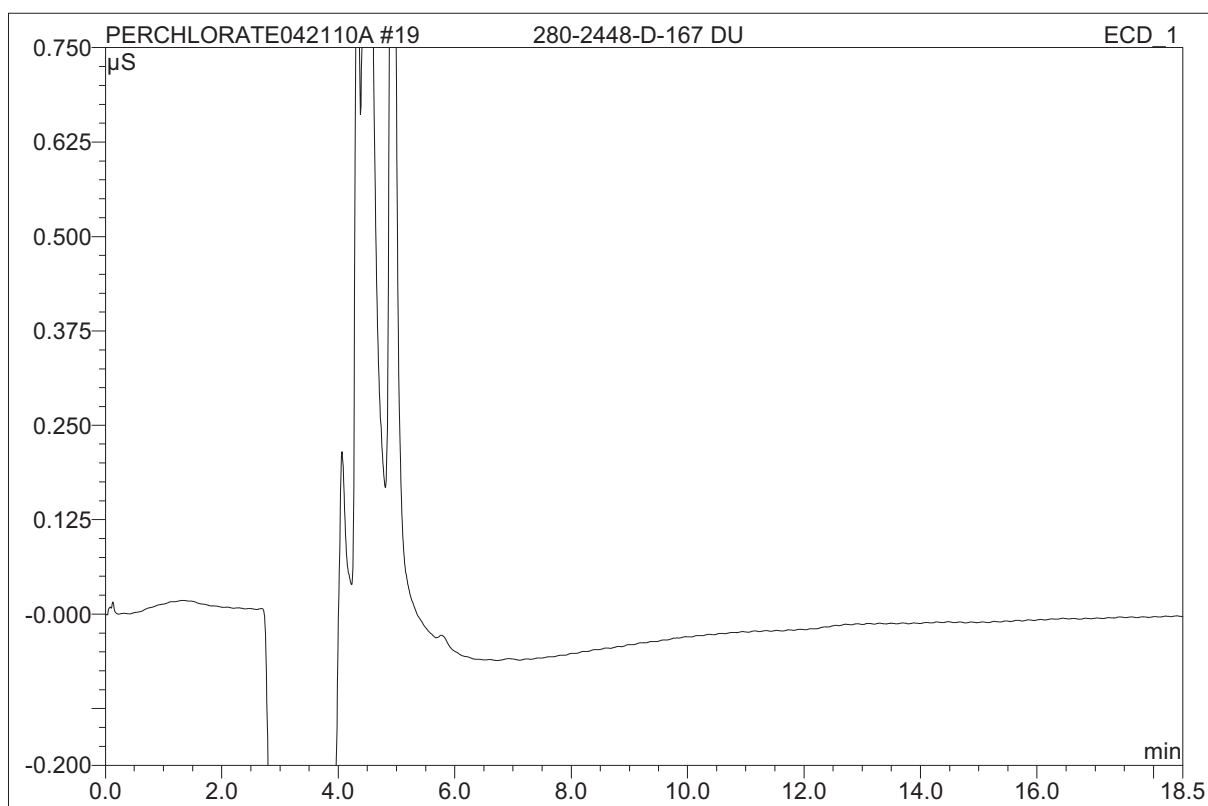


No.	Ret.Time min	Peak Name	Height µS	Area µS*min	Rel.Area %	Amount ug/L	Type
Total:			0.000	0.000	0.00	0.000	

19 280-2448-D-167 DU

1.34

Sample Name:	280-2448-D-167 DU	Injection Volume:	1000.0
Vial Number:	10	Channel:	ECD_1
Sample Type:	unknown	Wavelength:	n.a.
Control Program:	Perchlorate Program 11-19-02	Bandwidth:	n.a.
Quantif. Method:	IC5 Perch Low Quant Method 12-16-02	Dilution Factor:	1.0000
Recording Time:	4/21/2010 15:19	Sample Weight:	1.0000
Run Time (min):	18.50	Sample Amount:	1.0000

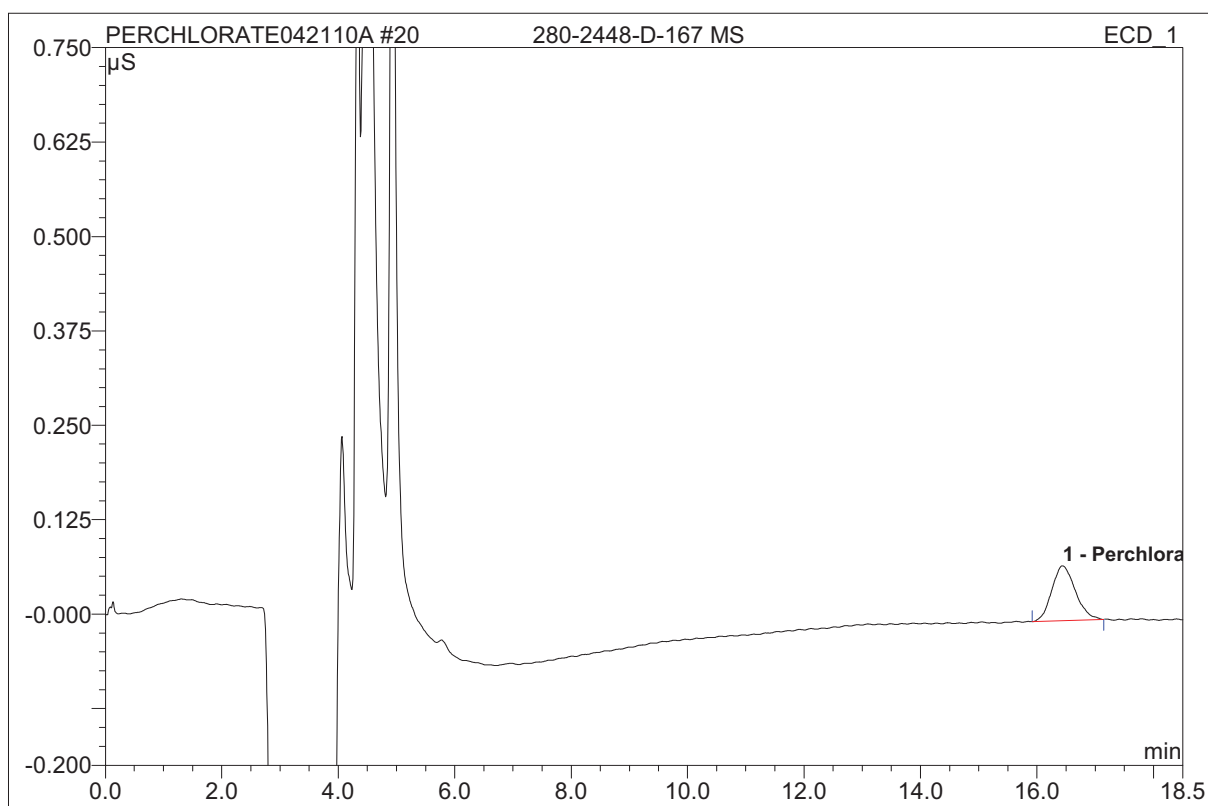


No.	Ret.Time min	Peak Name	Height µS	Area µS*min	Rel.Area %	Amount ug/L	Type
Total:			0.000	0.000	0.00	0.000	

20 280-2448-D-167 MS

1.34

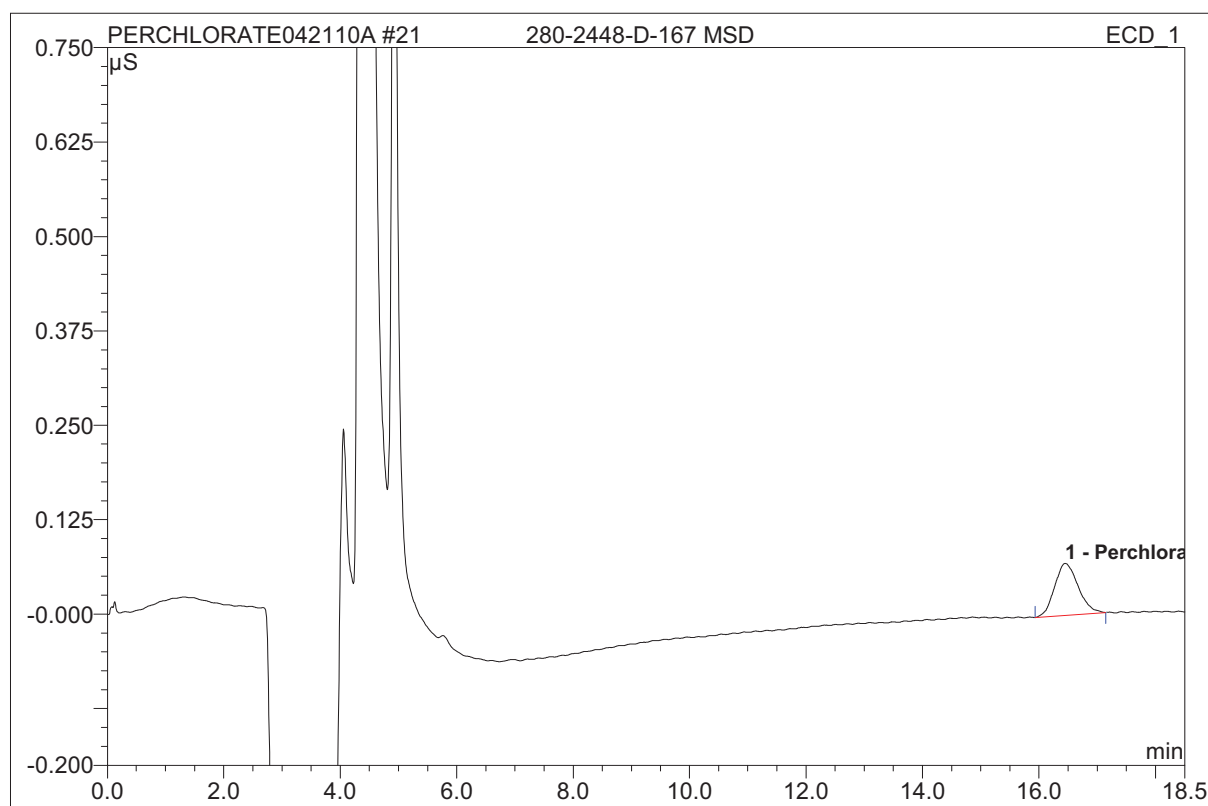
Sample Name:	280-2448-D-167 MS	Injection Volume:	1000.0
Vial Number:	10	Channel:	ECD_1
Sample Type:	unknown	Wavelength:	n.a.
Control Program:	Perchlorate Program 11-19-02	Bandwidth:	n.a.
Quantif. Method:	IC5 Perch Low Quant Method 12-16-02	Dilution Factor:	1.0000
Recording Time:	4/21/2010 15:40	Sample Weight:	1.0000
Run Time (min):	18.50	Sample Amount:	1.0000



No.	Ret.Time min	Peak Name	Height µS	Area µS*min	Rel.Area %	Amount ug/L	Type
1	16.44	Perchlorate	0.07268	0.03411	100.00	10.168	BMB
Total:			0.073	0.034	100.00	10.168	

21 280-2448-D-167 MSD**1.34**

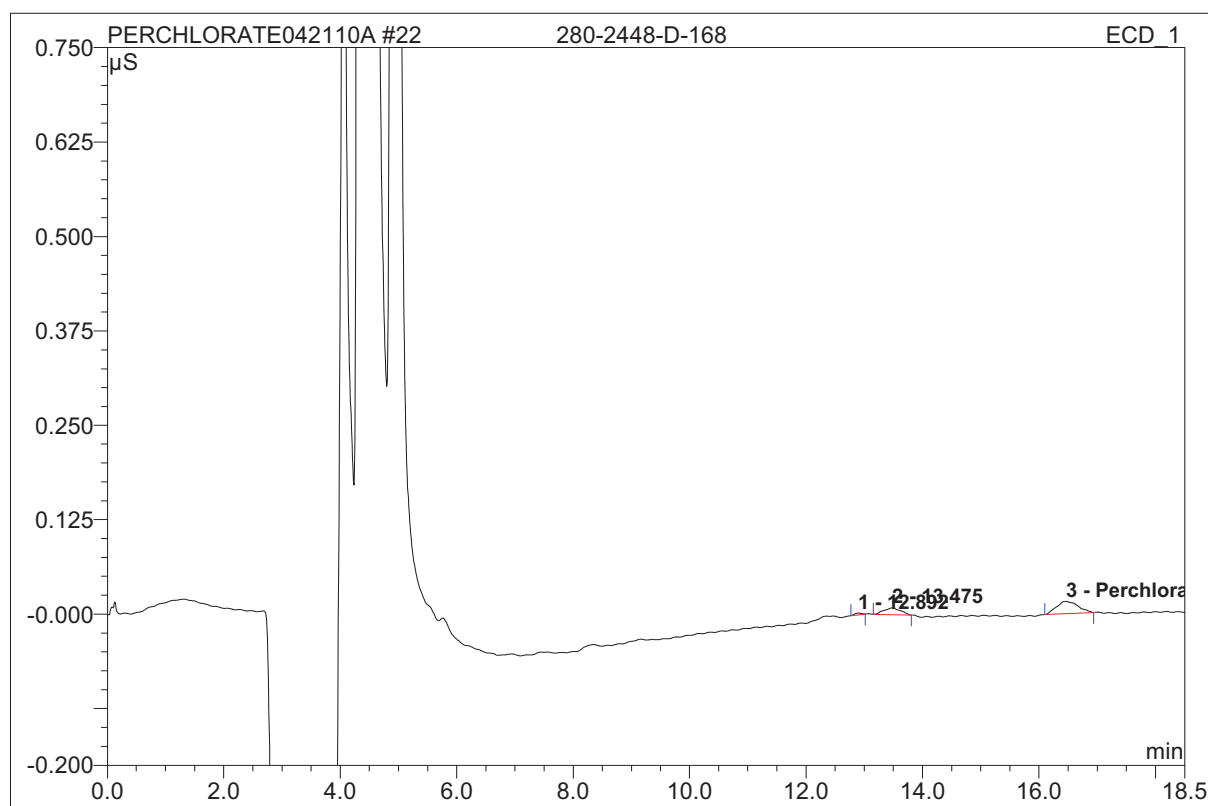
Sample Name:	280-2448-D-167 MSD	Injection Volume:	1000.0
Vial Number:	11	Channel:	ECD_1
Sample Type:	unknown	Wavelength:	n.a.
Control Program:	Perchlorate Program 11-19-02	Bandwidth:	n.a.
Quantif. Method:	IC5 Perch Low Quant Method 12-16-02	Dilution Factor:	1.0000
Recording Time:	4/21/2010 16:01	Sample Weight:	1.0000
Run Time (min):	18.50	Sample Amount:	1.0000



No.	Ret.Time min	Peak Name	Height µS	Area µS*min	Rel.Area %	Amount ug/L	Type
1	16.45	Perchlorate	0.06869	0.03223	100.00	9.619	BMB
Total:			0.069	0.032	100.00	9.619	

22 280-2448-D-168**2.18**

Sample Name:	280-2448-D-168	Injection Volume:	1000.0
Vial Number:	12	Channel:	ECD_1
Sample Type:	unknown	Wavelength:	n.a.
Control Program:	Perchlorate Program 11-19-02	Bandwidth:	n.a.
Quantif. Method:	IC5 Perch Low Quant Method 12-16-02	Dilution Factor:	1.0000
Recording Time:	4/21/2010 16:22	Sample Weight:	1.0000
Run Time (min):	18.50	Sample Amount:	1.0000

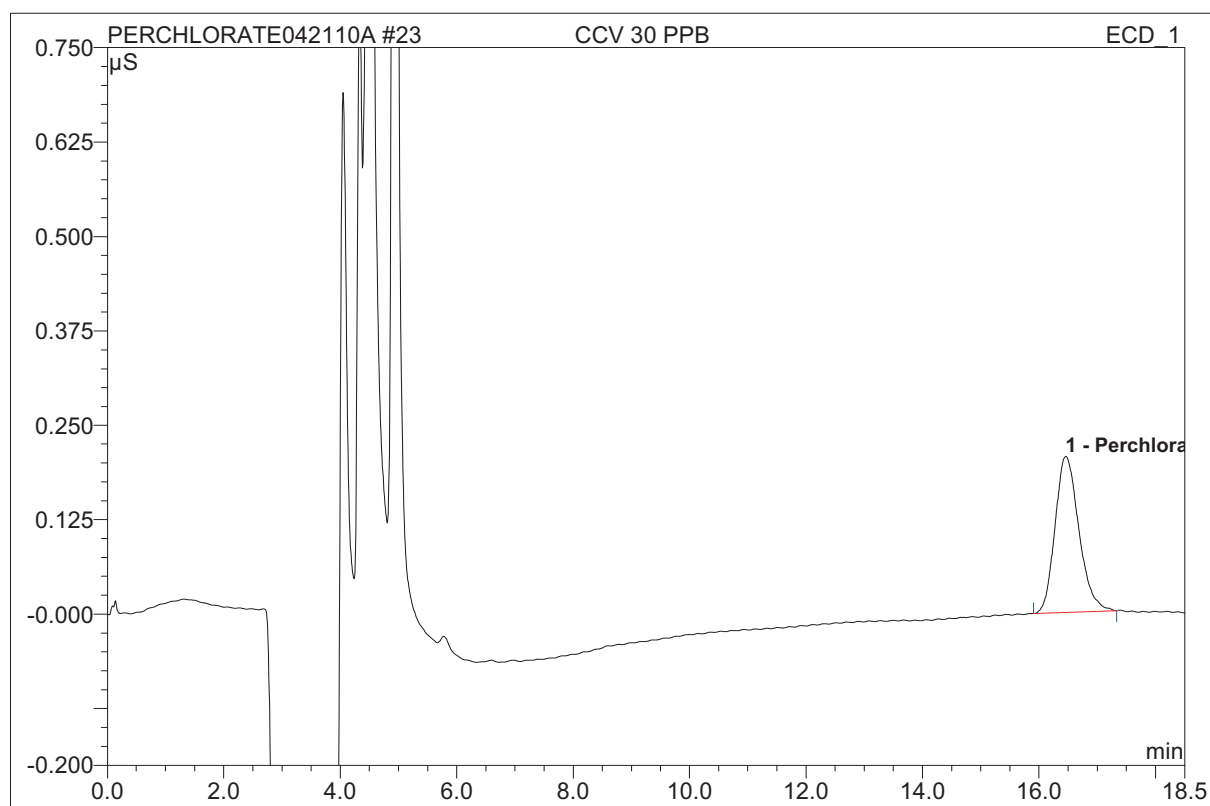


No.	Ret.Time min	Peak Name	Height µS	Area µS*min	Rel.Area %	Amount ug/L	Type
1	12.89	n.a.	0.00239	0.00030	2.88	n.a.	BMB
2	13.48	n.a.	0.00903	0.00299	29.14	n.a.	BMB
3	16.47	Perchlorate	0.01631	0.00698	67.98	2.276	BMB
Total:			0.028	0.010	100.00	2.276	

23 CCV 30 PPB

TLY

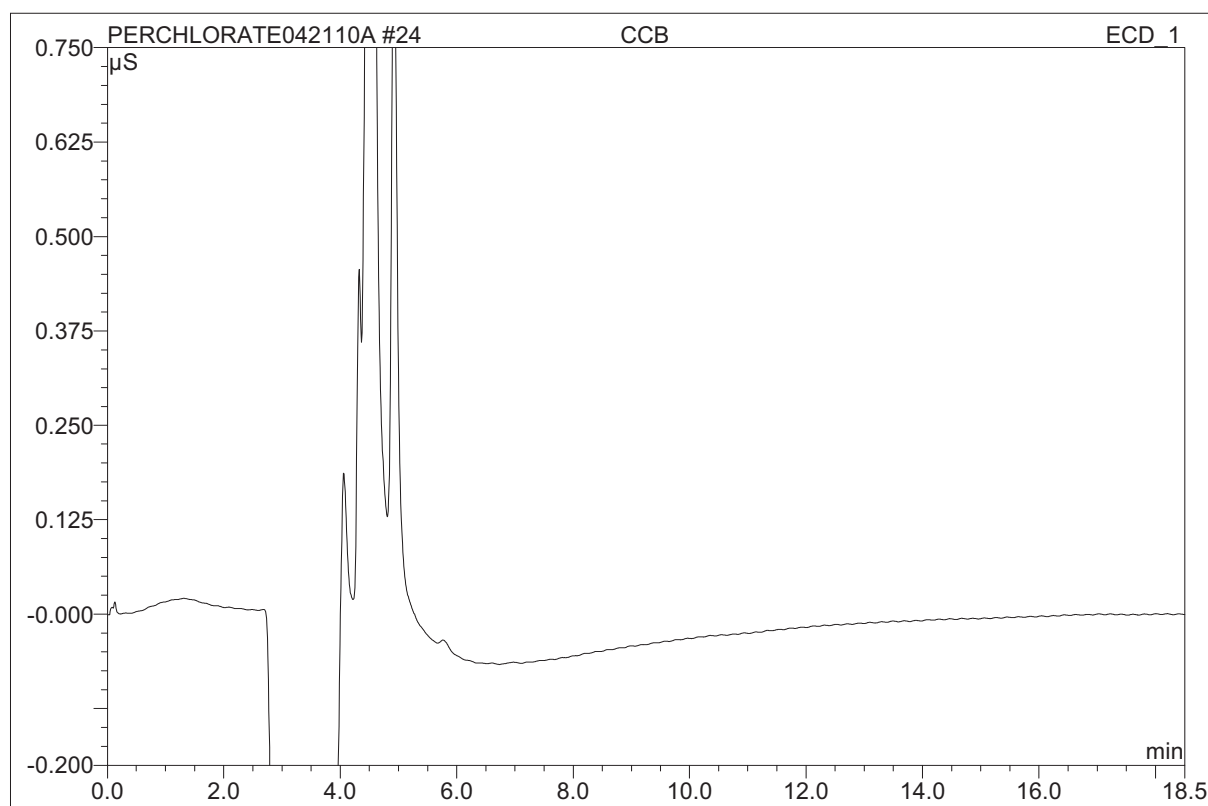
Sample Name:	CCV 30 PPB	Injection Volume:	1000.0
Vial Number:	9	Channel:	ECD_1
Sample Type:	unknown	Wavelength:	n.a.
Control Program:	Perchlorate Program 11-19-02	Bandwidth:	n.a.
Quantif. Method:	IC5 Perch Low Quant Method 12-16-02	Dilution Factor:	1.0000
Recording Time:	4/21/2010 16:43	Sample Weight:	1.0000
Run Time (min):	18.50	Sample Amount:	1.0000



No.	Ret.Time min	Peak Name	Height µS	Area µS*min	Rel.Area %	Amount ug/L	Type
1	16.46	Perchlorate	0.20648	0.09813	100.00	28.791	BMB
Total:			0.206	0.098	100.00	28.791	

24 CCB**TLY**

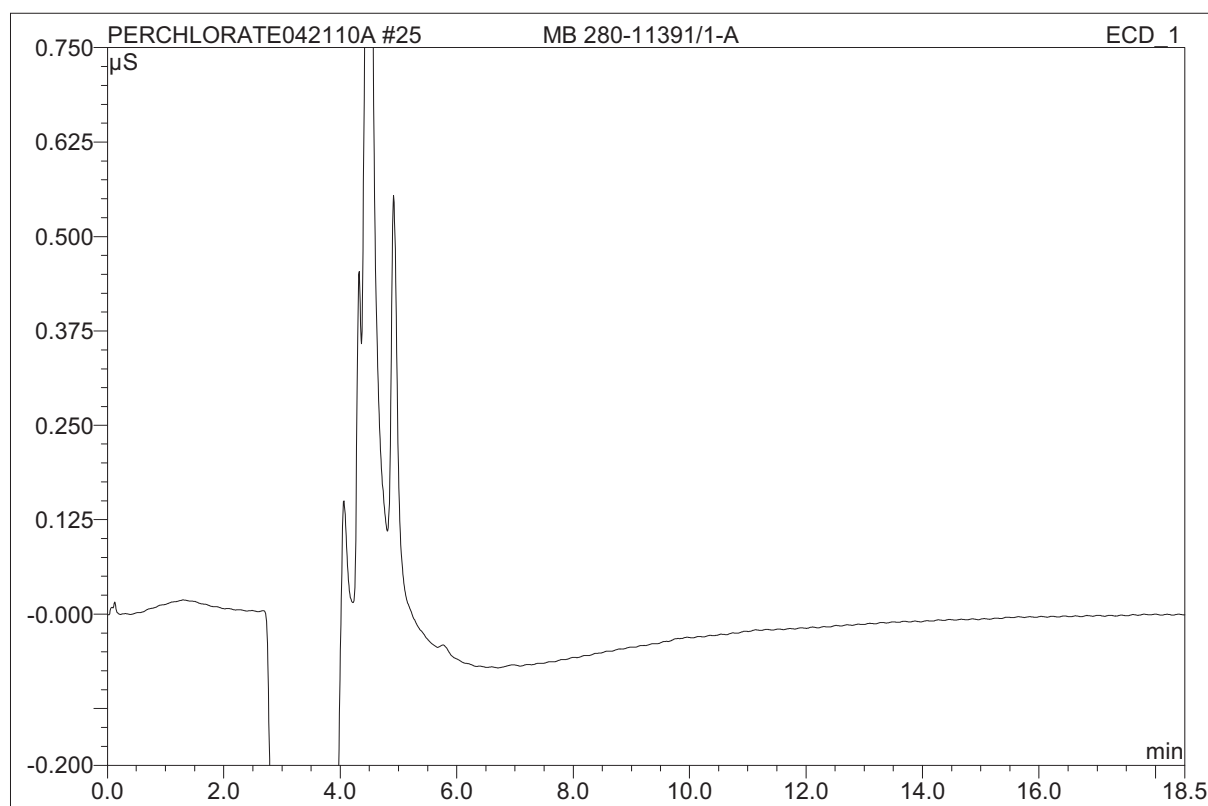
Sample Name:	CCB	Injection Volume:	1000.0
Vial Number:	9	Channel:	ECD_1
Sample Type:	unknown	Wavelength:	n.a.
Control Program:	Perchlorate Program 11-19-02	Bandwidth:	n.a.
Quantif. Method:	IC5 Perch Low Quant Method 12-16-02	Dilution Factor:	1.0000
Recording Time:	4/21/2010 17:05	Sample Weight:	1.0000
Run Time (min):	18.50	Sample Amount:	1.0000



No.	Ret.Time min	Peak Name	Height µS	Area µS*min	Rel.Area %	Amount ug/L	Type
Total:			0.000	0.000	0.00	0.000	

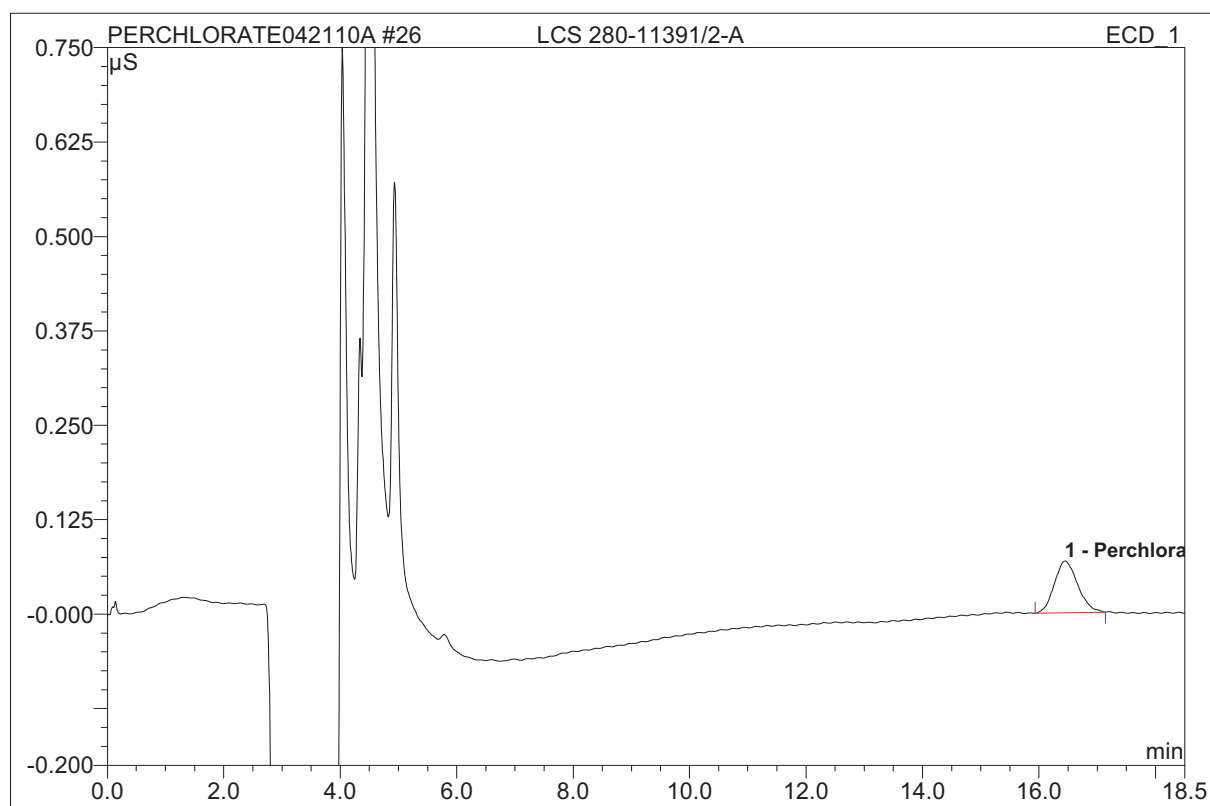
25 MB 280-11391/1-A**TLY**

Sample Name:	MB 280-11391/1-A	Injection Volume:	1000.0
Vial Number:	12	Channel:	ECD_1
Sample Type:	unknown	Wavelength:	n.a.
Control Program:	Perchlorate Program 11-19-02	Bandwidth:	n.a.
Quantif. Method:	IC5 Perch Low Quant Method 12-16-02	Dilution Factor:	1.0000
Recording Time:	4/21/2010 17:26	Sample Weight:	1.0000
Run Time (min):	18.50	Sample Amount:	1.0000



No.	Ret.Time min	Peak Name	Height µS	Area µS*min	Rel.Area %	Amount ug/L	Type
Total:			0.000	0.000	0.00	0.000	

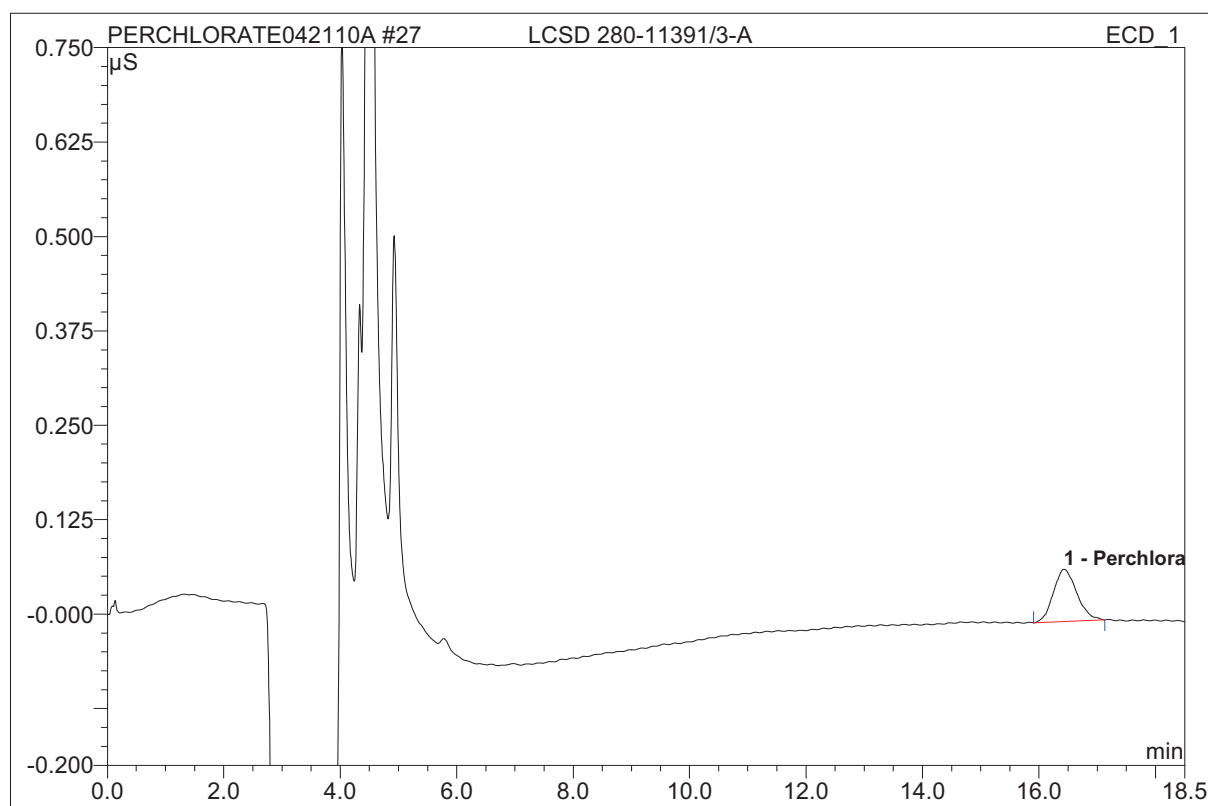
26 LCS 280-11391/2-A			
TLY			
Sample Name:	LCS 280-11391/2-A	Injection Volume:	1000.0
Vial Number:	10	Channel:	ECD_1
Sample Type:	unknown	Wavelength:	n.a.
Control Program:	Perchlorate Program 11-19-02	Bandwidth:	n.a.
Quantif. Method:	IC5 Perch Low Quant Method 12-16-02	Dilution Factor:	1.0000
Recording Time:	4/21/2010 17:47	Sample Weight:	1.0000
Run Time (min):	18.50	Sample Amount:	1.0000



No.	Ret.Time min	Peak Name	Height µS	Area µS*min	Rel.Area %	Amount ug/L	Type
1	16.44	Perchlorate	0.06861	0.03194	100.00	9.537	BMB
Total:			0.069	0.032	100.00	9.537	

27 LCSD 280-11391/3-A**TLY**

Sample Name:	LCSD 280-11391/3-A	Injection Volume:	1000.0
Vial Number:	11	Channel:	ECD_1
Sample Type:	unknown	Wavelength:	n.a.
Control Program:	Perchlorate Program 11-19-02	Bandwidth:	n.a.
Quantif. Method:	IC5 Perch Low Quant Method 12-16-02	Dilution Factor:	1.0000
Recording Time:	4/21/2010 18:08	Sample Weight:	1.0000
Run Time (min):	18.50	Sample Amount:	1.0000

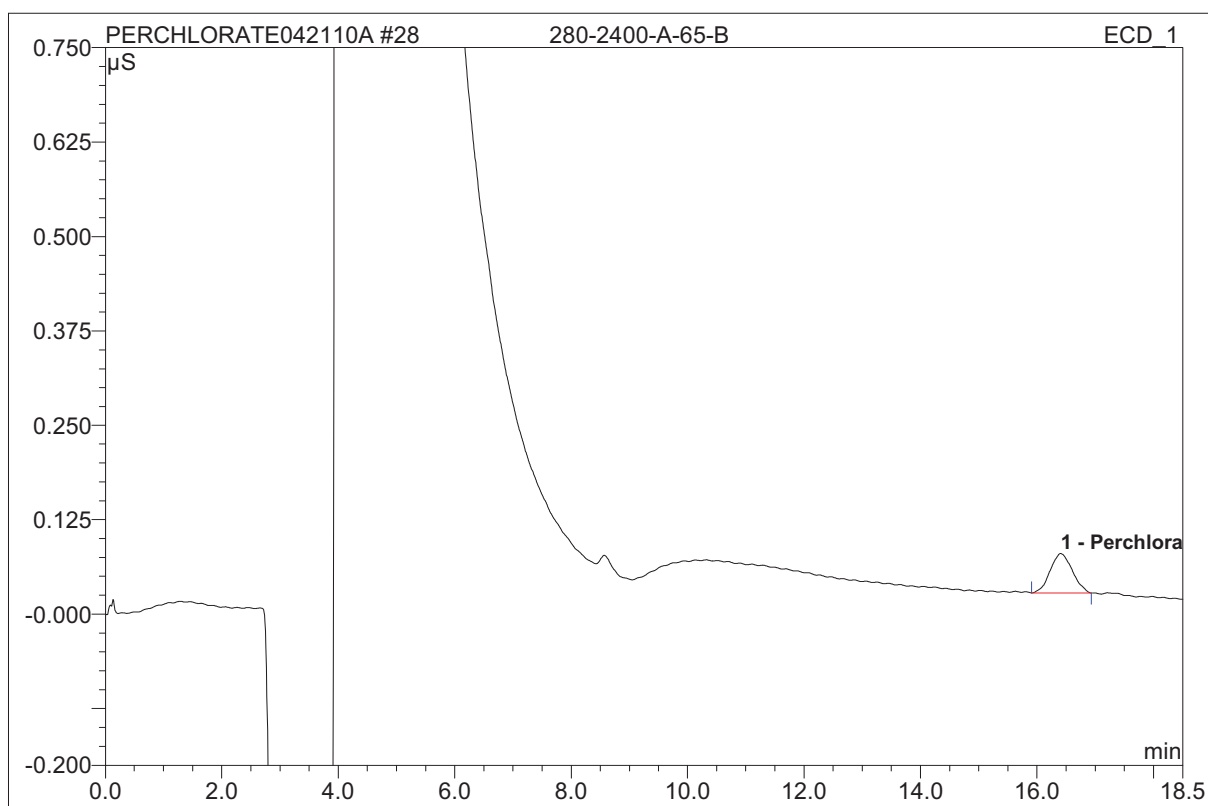


No.	Ret.Time min	Peak Name	Height µS	Area µS*min	Rel.Area %	Amount ug/L	Type
1	16.43	Perchlorate	0.06922	0.03218	100.00	9.607	BMB
Total:			0.069	0.032	100.00	9.607	

28 280-2400-A-65-B

TLY

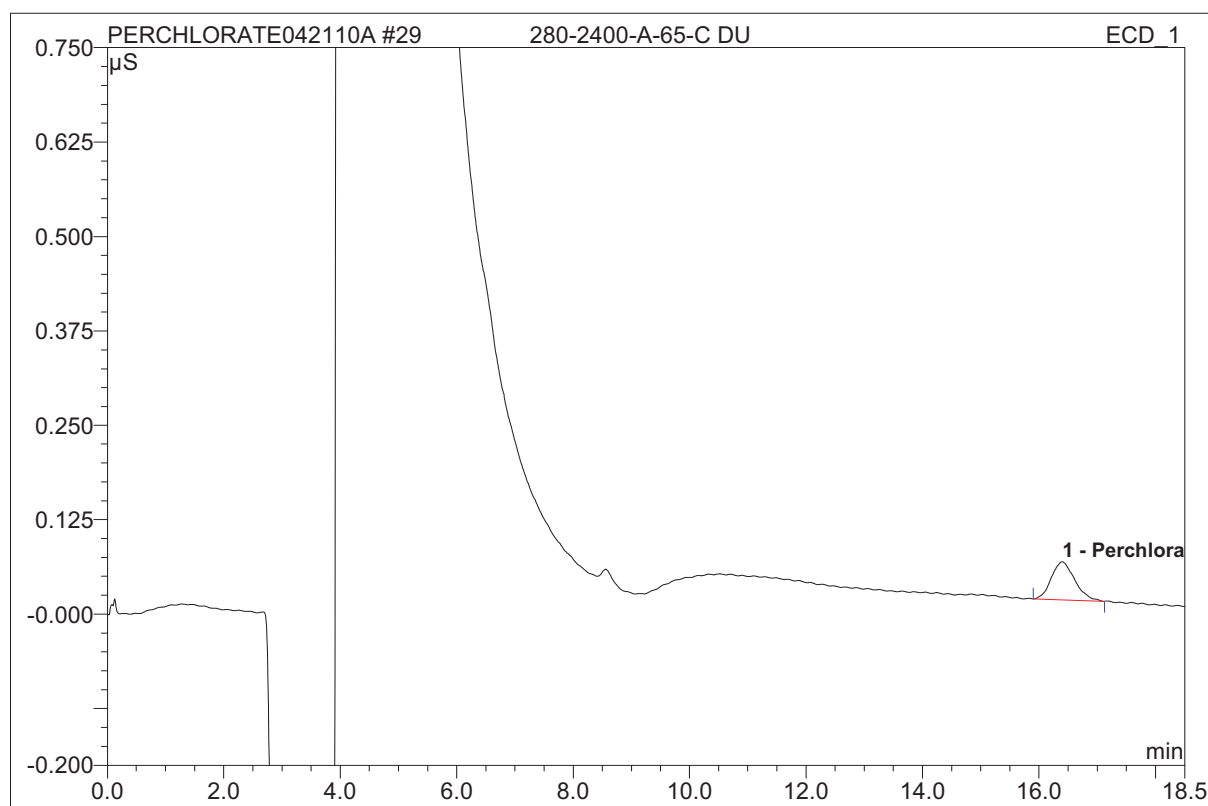
Sample Name:	280-2400-A-65-B	Injection Volume:	1000.0
Vial Number:	11	Channel:	ECD_1
Sample Type:	unknown	Wavelength:	n.a.
Control Program:	Perchlorate Program 11-19-02	Bandwidth:	n.a.
Quantif. Method:	IC5 Perch Low Quant Method 12-16-02	Dilution Factor:	1.0000
Recording Time:	4/21/2010 18:29	Sample Weight:	1.0000
Run Time (min):	18.50	Sample Amount:	1.0000



No.	Ret.Time min	Peak Name	Height μS	Area μS*min	Rel.Area %	Amount ug/L	Type
1	16.41	Perchlorate	0.05228	0.02304	100.00	6.948	BMB
Total:			0.052	0.023	100.00	6.948	

29 280-2400-A-65-C DU**TLY**

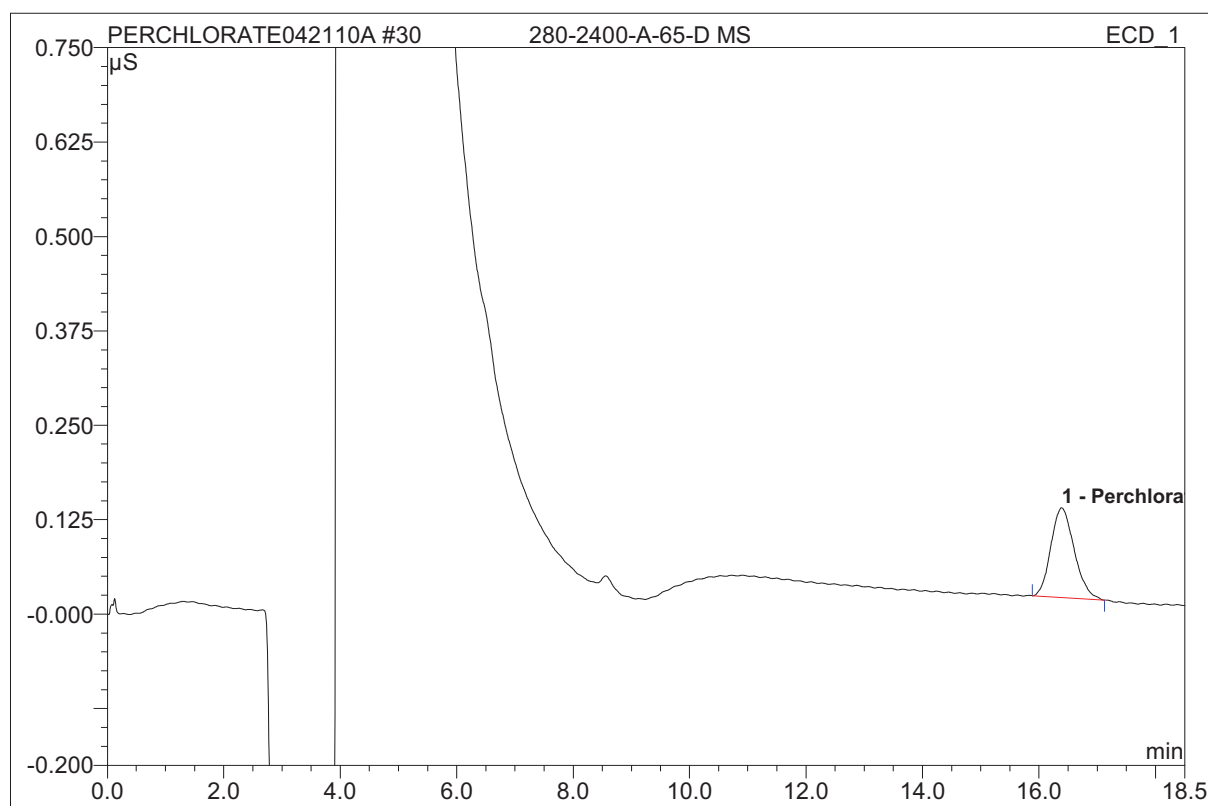
Sample Name:	280-2400-A-65-C DU	Injection Volume:	1000.0
Vial Number:	11	Channel:	ECD_1
Sample Type:	unknown	Wavelength:	n.a.
Control Program:	Perchlorate Program 11-19-02	Bandwidth:	n.a.
Quantif. Method:	IC5 Perch Low Quant Method 12-16-02	Dilution Factor:	1.0000
Recording Time:	4/21/2010 18:50	Sample Weight:	1.0000
Run Time (min):	18.50	Sample Amount:	1.0000



No.	Ret.Time min	Peak Name	Height μS	Area μS*min	Rel.Area %	Amount ug/L	Type
1	16.40	Perchlorate	0.05051	0.02358	100.00	7.104	BMB
Total:			0.051	0.024	100.00	7.104	

30 280-2400-A-65-D MS**TLY**

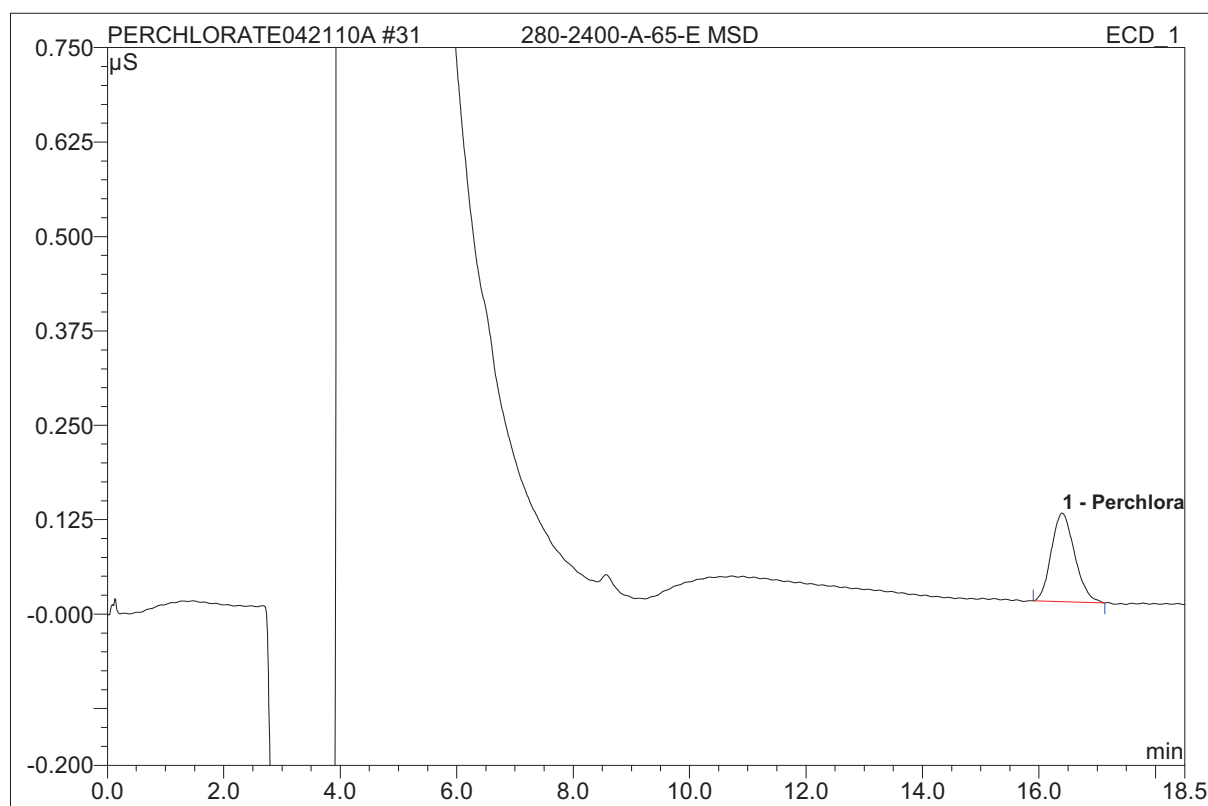
Sample Name:	280-2400-A-65-D MS	Injection Volume:	1000.0
Vial Number:	11	Channel:	ECD_1
Sample Type:	unknown	Wavelength:	n.a.
Control Program:	Perchlorate Program 11-19-02	Bandwidth:	n.a.
Quantif. Method:	IC5 Perch Low Quant Method 12-16-02	Dilution Factor:	1.0000
Recording Time:	4/21/2010 19:11	Sample Weight:	1.0000
Run Time (min):	18.50	Sample Amount:	1.0000



No.	Ret.Time min	Peak Name	Height μS	Area μS*min	Rel.Area %	Amount ug/L	Type
1	16.39	Perchlorate	0.11870	0.05531	100.00	16.336	BMB
Total:			0.119	0.055	100.00	16.336	

31 280-2400-A-65-E MSD**TLY**

Sample Name:	280-2400-A-65-E MSD	Injection Volume:	1000.0
Vial Number:	11	Channel:	ECD_1
Sample Type:	unknown	Wavelength:	n.a.
Control Program:	Perchlorate Program 11-19-02	Bandwidth:	n.a.
Quantif. Method:	IC5 Perch Low Quant Method 12-16-02	Dilution Factor:	1.0000
Recording Time:	4/21/2010 19:32	Sample Weight:	1.0000
Run Time (min):	18.50	Sample Amount:	1.0000

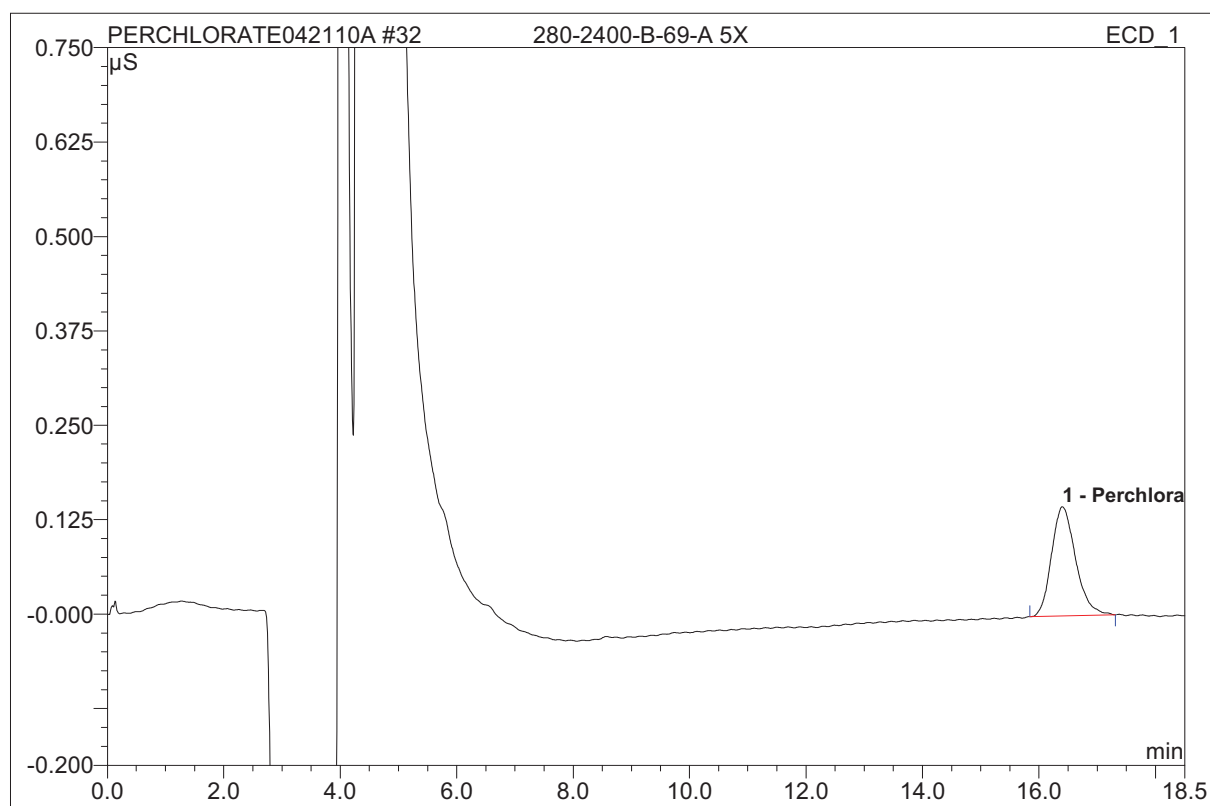


No.	Ret.Time min	Peak Name	Height μS	Area μS*min	Rel.Area %	Amount ug/L	Type
1	16.40	Perchlorate	0.11730	0.05455	100.00	16.114	BMB
Total:			0.117	0.055	100.00	16.114	

32 280-2400-B-69-A 5X

TLY

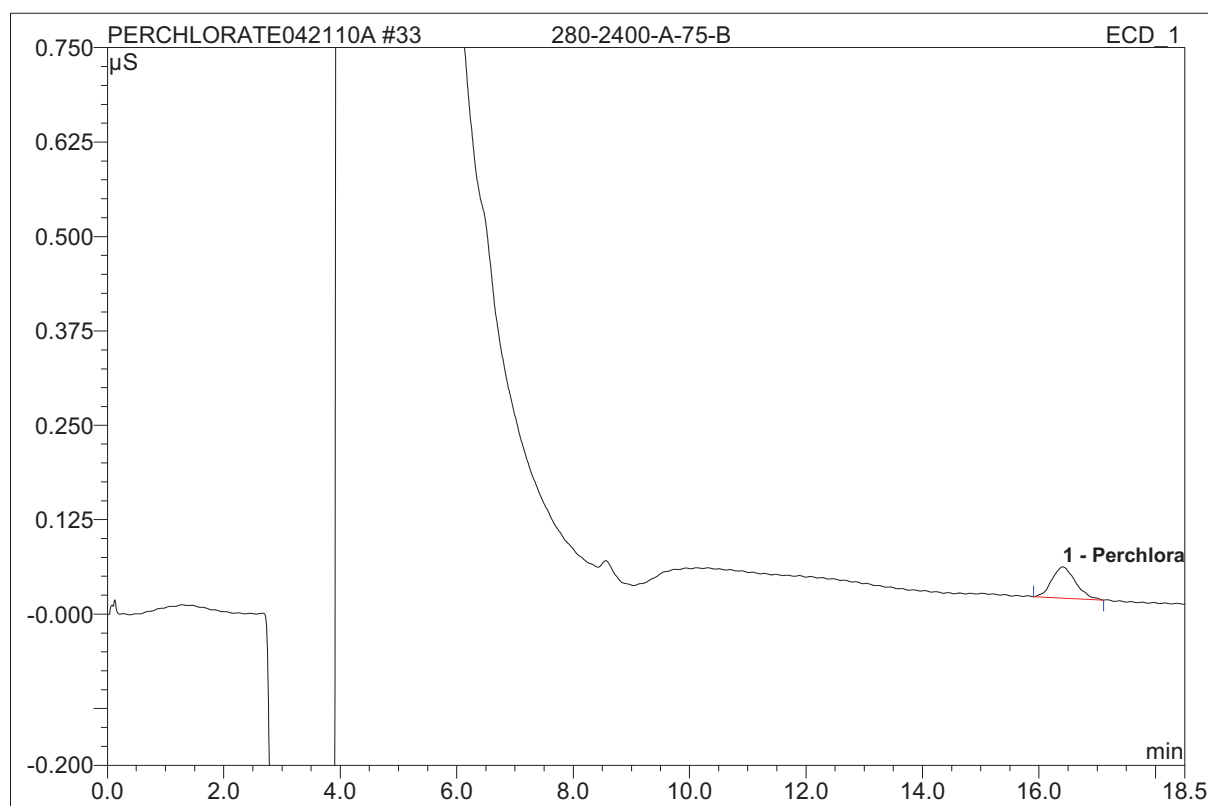
Sample Name:	280-2400-B-69-A 5X	Injection Volume:	1000.0
Vial Number:	11	Channel:	ECD_1
Sample Type:	unknown	Wavelength:	n.a.
Control Program:	Perchlorate Program 11-19-02	Bandwidth:	n.a.
Quantif. Method:	IC5 Perch Low Quant Method 12-16-02	Dilution Factor:	5.0000
Recording Time:	4/21/2010 19:53	Sample Weight:	1.0000
Run Time (min):	18.50	Sample Amount:	1.0000



No.	Ret.Time min	Peak Name	Height μS	Area μS*min	Rel.Area %	Amount ug/L	Type
1	16.40	Perchlorate	0.14459	0.06920	100.00	101.869	BMB
Total:			0.145	0.069	100.00	101.869	

33 280-2400-A-75-B**TLY**

Sample Name:	280-2400-A-75-B	Injection Volume:	1000.0
Vial Number:	11	Channel:	ECD_1
Sample Type:	unknown	Wavelength:	n.a.
Control Program:	Perchlorate Program 11-19-02	Bandwidth:	n.a.
Quantif. Method:	IC5 Perch Low Quant Method 12-16-02	Dilution Factor:	1.0000
Recording Time:	4/21/2010 20:14	Sample Weight:	1.0000
Run Time (min):	18.50	Sample Amount:	1.0000

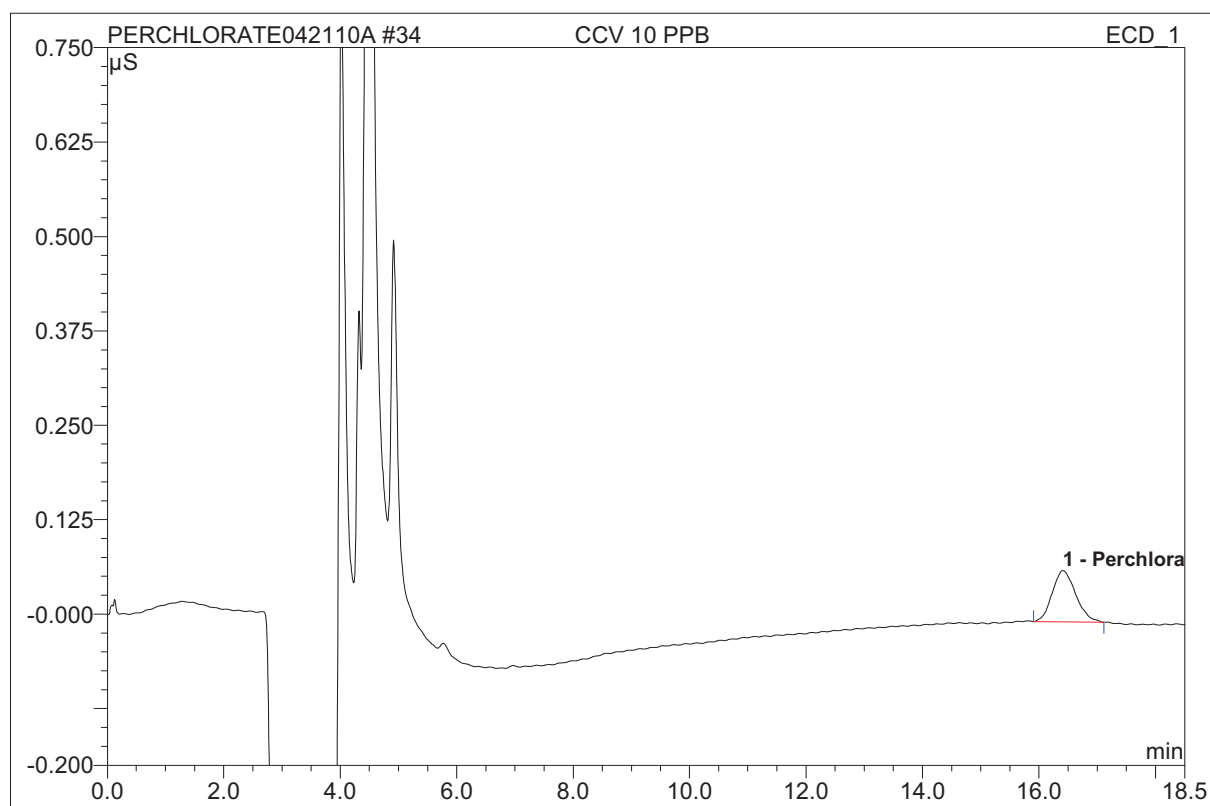


No.	Ret.Time min	Peak Name	Height μS	Area μS*min	Rel.Area %	Amount ug/L	Type
1	16.41	Perchlorate	0.04153	0.01955	100.00	5.932	BMB
Total:			0.042	0.020	100.00	5.932	

34 CCV 10 PPB

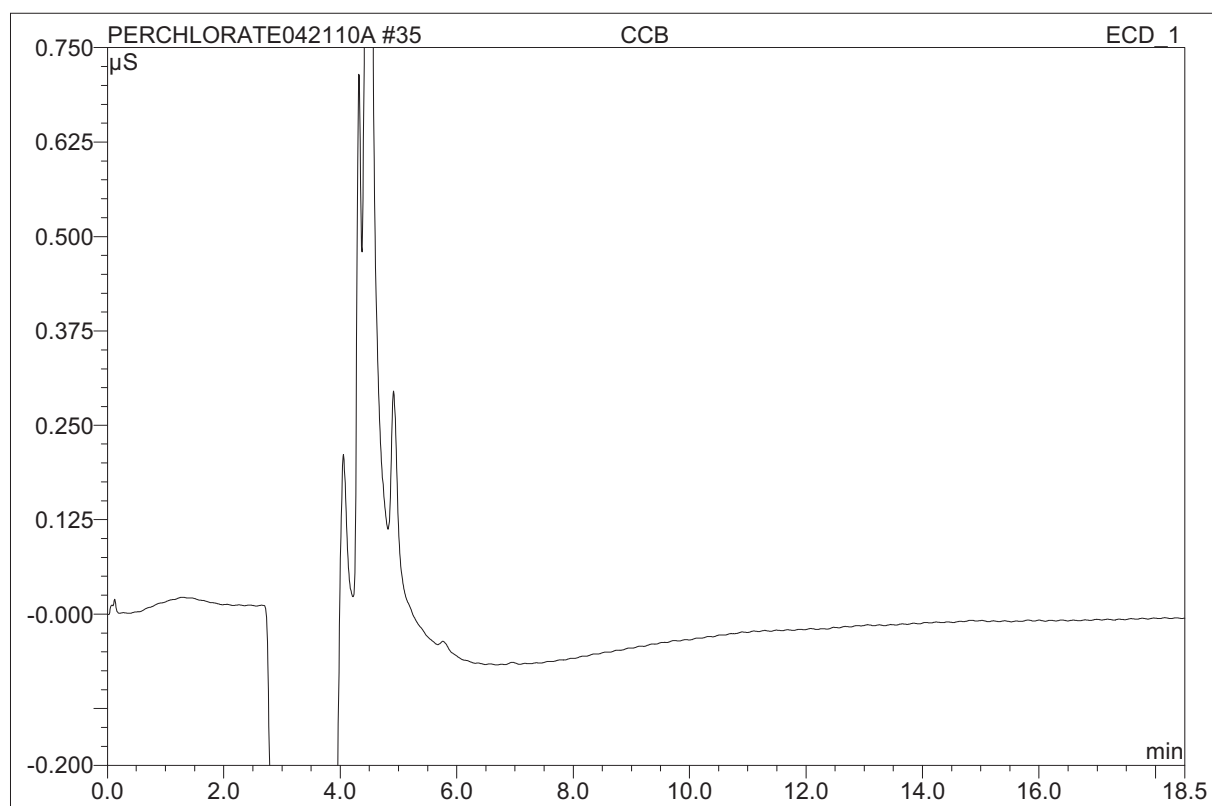
TLY

Sample Name:	CCV 10 PPB	Injection Volume:	1000.0
Vial Number:	10	Channel:	ECD_1
Sample Type:	unknown	Wavelength:	n.a.
Control Program:	Perchlorate Program 11-19-02	Bandwidth:	n.a.
Quantif. Method:	IC5 Perch Low Quant Method 12-16-02	Dilution Factor:	1.0000
Recording Time:	4/21/2010 20:35	Sample Weight:	1.0000
Run Time (min):	18.50	Sample Amount:	1.0000



No.	Ret.Time min	Peak Name	Height μS	Area μS*min	Rel.Area %	Amount ug/L	Type
1	16.41	Perchlorate	0.06810	0.03182	100.00	9.502	BMB
Total:			0.068	0.032	100.00	9.502	

35 CCB			
TLY			
Sample Name:	CCB	Injection Volume:	1000.0
Vial Number:	10	Channel:	ECD_1
Sample Type:	unknown	Wavelength:	n.a.
Control Program:	Perchlorate Program 11-19-02	Bandwidth:	n.a.
Quantif. Method:	IC5 Perch Low Quant Method 12-16-02	Dilution Factor:	1.0000
Recording Time:	4/21/2010 20:56	Sample Weight:	1.0000
Run Time (min):	18.50	Sample Amount:	1.0000



No.	Ret.Time min	Peak Name	Height µS	Area µS*min	Rel.Area %	Amount ug/L	Type
Total:			0.000	0.000	0.00	0.000	

IC5	MS Batch #		MCT=2640 uS	
	QC Batch #		12/6/2006	
Time	Sample Name	Dil.Fac.	Conductivity	Amount ug/L Perchlorate
04.21.10 07:52	RT CHECK	1.0000	TLY	7.4872
04.21.10 08:13	BLANK	1.0000	TLY	n.a.
04.21.10 08:34	cal std 1	1.0000	TLY	0.9592
04.21.10 08:55	cal std 2	1.0000	TLY	2.6929
04.21.10 09:16	cal std 3	1.0000	TLY	5.0768
04.21.10 09:37	cal std 4	1.0000	TLY	9.8190
04.21.10 09:59	cal std 5	1.0000	TLY	18.7021
04.21.10 10:20	cal std 6	1.0000	TLY	41.2500
04.21.10 10:54	BLANK	1.0000	TLY	n.a.
04.21.10 11:15	ICV 20 ppb	1.0000	TLY	18.8891
04.21.10 12:30	ICB	1.0000	TLY	n.a.
04.21.10 12:51	ICCS 1 PPB	1.0000	TLY	0.9408
04.21.10 13:12	BLANK	1.0000	TLY	n.a.
04.21.10 13:33	IPC 5 ppb	1.0000	TLY	4.4304
04.21.10 13:55	LCS	1.0000	TLY	10.0002
04.21.10 14:16	LCSD	1.0000	TLY	9.6710
04.21.10 14:37	MB	1.0000	TLY	n.a.
04.21.10 14:58	280-2448-D-167	1.0000	1.34	n.a.
04.21.10 15:19	280-2448-D-167 DU	1.0000	1.34	n.a.
04.21.10 15:40	280-2448-D-167 MS	1.0000	1.34	10.1683
04.21.10 16:01	280-2448-D-167 MSD	1.0000	1.34	9.6195
04.21.10 16:22	280-2448-D-168	1.0000	2.18	2.2761
04.21.10 16:43	CCV 30 PPB	1.0000	TLY	28.7908
04.21.10 17:05	CCB	1.0000	TLY	n.a.
04.21.10 17:26	MB 280-11391/1-A	1.0000	TLY	n.a.
04.21.10 17:47	LCS 280-11391/2-A	1.0000	TLY	9.5372
04.21.10 18:08	LCSD 280-11391/3-A	1.0000	TLY	9.6073
04.21.10 18:29	280-2400-A-65-B	1.0000	TLY	6.9479
04.21.10 18:50	280-2400-A-65-C DU	1.0000	TLY	7.1040
04.21.10 19:11	280-2400-A-65-D MS	1.0000	TLY	16.3355
04.21.10 19:32	280-2400-A-65-E MSD	1.0000	TLY	16.1137
04.21.10 19:53	280-2400-B-69-A 5X	5.0000	TLY	101.8688
04.21.10 20:14	280-2400-A-75-B	1.0000	TLY	5.9316
04.21.10 20:35	CCV 10 PPB	1.0000	TLY	9.5021
04.21.10 20:56	CCB	1.0000	TLY	n.a.

Sequence: PERCHLORATE042110A
Operator: lyt

Page 1 of 3
Printed: 4/22/2010 9:22:47 AM

Title: IC5 anions sequence 11-14-02

Datasource: 3C7HN01_local


































Location: ARV-WET-IC1_1\IC5 Sequences\Perchlorate Sequences\2010

Timebase: IC5

#Samples: 35

Created: 4/21/2010 7:37:05 AM by lyt

Last Update: 4/22/2010 8:57:21 AM by lyt

No.	Name	Type	Pos.	Inj. Vol.	Program	Method
1	 RT CHECK	Unknown	3	1000.000	Perchlorate Program 11-19-02	IC5 Perch Low Quant Method 12-16-02
2	 BLANK	Unknown	2	1000.000	Perchlorate Program 11-19-02	IC5 Perch Low Quant Method 12-16-02
3	 cal std 1	Standard	3	1000.000	Perchlorate Program 11-19-02	IC5 Perch Low Quant Method 12-16-02
4	 cal std 2	Standard	4	1000.000	Perchlorate Program 11-19-02	IC5 Perch Low Quant Method 12-16-02
5	 cal std 3	Standard	5	1000.000	Perchlorate Program 11-19-02	IC5 Perch Low Quant Method 12-16-02
6	 cal std 4	Standard	6	1000.000	Perchlorate Program 11-19-02	IC5 Perch Low Quant Method 12-16-02
7	 cal std 5	Standard	7	1000.000	Perchlorate Program 11-19-02	IC5 Perch Low Quant Method 12-16-02
8	 cal std 6	Standard	8	1000.000	Perchlorate Program 11-19-02	IC5 Perch Low Quant Method 12-16-02
9	 BLANK	Unknown	9	1000.000	Perchlorate Program 11-19-02	IC5 Perch Low Quant Method 12-16-02
10	 ICV 20 ppb	Unknown	3	1000.000	Perchlorate Program 11-19-02	IC5 Perch Low Quant Method 12-16-02
11	 ICB	Unknown	3	1000.000	Perchlorate Program 11-19-02	IC5 Perch Low Quant Method 12-16-02
12	 ICCS 1 PPB	Unknown	1	1000.000	Perchlorate Program 11-19-02	IC5 Perch Low Quant Method 12-16-02
13	 BLANK	Unknown	2	1000.000	Perchlorate Program 11-19-02	IC5 Perch Low Quant Method 12-16-02
14	 IPC 5 ppb	Unknown	4	1000.000	Perchlorate Program 11-19-02	IC5 Perch Low Quant Method 12-16-02
15	 LCS	Unknown	4	1000.000	Perchlorate Program 11-19-02	IC5 Perch Low Quant Method 12-16-02
16	 LCSD	Unknown	5	1000.000	Perchlorate Program 11-19-02	IC5 Perch Low Quant Method 12-16-02
17	 MB	Unknown	6	1000.000	Perchlorate Program 11-19-02	IC5 Perch Low Quant Method 12-16-02
18	 280-2448-D-167	Unknown	9	1000.000	Perchlorate Program 11-19-02	IC5 Perch Low Quant Method 12-16-02
19	 280-2448-D-167 DU	Unknown	10	1000.000	Perchlorate Program 11-19-02	IC5 Perch Low Quant Method 12-16-02
20	 280-2448-D-167 MS	Unknown	10	1000.000	Perchlorate Program 11-19-02	IC5 Perch Low Quant Method 12-16-02
21	 280-2448-D-167 MSD	Unknown	11	1000.000	Perchlorate Program 11-19-02	IC5 Perch Low Quant Method 12-16-02
22	 280-2448-D-168	Unknown	12	1000.000	Perchlorate Program 11-19-02	IC5 Perch Low Quant Method 12-16-02
23	 CCV 30 PPB	Unknown	9	1000.000	Perchlorate Program 11-19-02	IC5 Perch Low Quant Method 12-16-02
24	 CCB	Unknown	9	1000.000	Perchlorate Program 11-19-02	IC5 Perch Low Quant Method 12-16-02
25	 MB 280-11391/1-A	Unknown	12	1000.000	Perchlorate Program 11-19-02	IC5 Perch Low Quant Method 12-16-02
26	 LCS 280-11391/2-A	Unknown	10	1000.000	Perchlorate Program 11-19-02	IC5 Perch Low Quant Method 12-16-02
27	 LCSD 280-11391/3-A	Unknown	11	1000.000	Perchlorate Program 11-19-02	IC5 Perch Low Quant Method 12-16-02
28	 280-2400-A-65-B	Unknown	11	1000.000	Perchlorate Program 11-19-02	IC5 Perch Low Quant Method 12-16-02
29	 280-2400-A-65-C DU	Unknown	11	1000.000	Perchlorate Program 11-19-02	IC5 Perch Low Quant Method 12-16-02
30	 280-2400-A-65-D MS	Unknown	11	1000.000	Perchlorate Program 11-19-02	IC5 Perch Low Quant Method 12-16-02
31	 280-2400-A-65-E MSD	Unknown	11	1000.000	Perchlorate Program 11-19-02	IC5 Perch Low Quant Method 12-16-02
32	 280-2400-B-69-A 5X	Unknown	11	1000.000	Perchlorate Program 11-19-02	IC5 Perch Low Quant Method 12-16-02
33	 280-2400-A-75-B	Unknown	11	1000.000	Perchlorate Program 11-19-02	IC5 Perch Low Quant Method 12-16-02
34	 CCV 10 PPB	Unknown	10	1000.000	Perchlorate Program 11-19-02	IC5 Perch Low Quant Method 12-16-02
35	 CCB	Unknown	10	1000.000	Perchlorate Program 11-19-02	IC5 Perch Low Quant Method 12-16-02

Sequence: PERCHLORATE042110A
Operator: lyt

Page 2 of 3
Printed: 4/22/2010 9:22:47 AM

Title: IC5 anions sequence 11-14-02

Datasource: 3C7HN01_local

Location: ARV-WET-IC1_1\IC5 Sequences\Perchlorate Sequences\2010

Timebase: IC5

#Samples: 35

Created: 4/21/2010 7:37:05 AM by lyt

Last Update: 4/22/2010 8:57:21 AM by lyt




































No.	Name	Status	Inj. Date/Time	Weight	Dil. Factor	ISTD Amount	Sample ID	Replicate ID
1	RT CHECK	Finished	4/21/2010 7:52:51 AM	1.0000	1.0000	1.0000	100	01
2	BLANK	Finished	4/21/2010 8:13:53 AM	1.0000	1.0000	1.0000	101	01
3	cal std 1	Finished	4/21/2010 8:34:55 AM	1.0000	1.0000	1.0000	102	01
4	cal std 2	Finished	4/21/2010 8:55:57 AM	1.0000	1.0000	1.0000	103	01
5	cal std 3	Finished	4/21/2010 9:16:58 AM	1.0000	1.0000	1.0000	104	01
6	cal std 4	Finished	4/21/2010 9:37:59 AM	1.0000	1.0000	1.0000	105	01
7	cal std 5	Finished	4/21/2010 9:59:02 AM	1.0000	1.0000	1.0000	106	01
8	cal std 6	Finished	4/21/2010 10:20:04 AM	1.0000	1.0000	1.0000	107	01
9	BLANK	Finished	4/21/2010 10:54:00 AM	1.0000	1.0000	1.0000	108	01
10	ICV 20 ppb	Finished	4/21/2010 11:15:02 AM	1.0000	1.0000	1.0000	109	01
11	ICB	Finished	4/21/2010 12:30:36 PM	1.0000	1.0000	1.0000	110	01
12	ICCS 1 PPB	Finished	4/21/2010 12:51:37 PM	1.0000	1.0000	1.0000	111	01
13	BLANK	Finished	4/21/2010 1:12:55 PM	1.0000	1.0000	1.0000	112	01
14	IPC 5 ppb	Finished	4/21/2010 1:33:57 PM	1.0000	1.0000	1.0000	113	01
15	LCS	Finished	4/21/2010 1:55:41 PM	1.0000	1.0000	1.0000	114	01
16	LCSD	Finished	4/21/2010 2:16:43 PM	1.0000	1.0000	1.0000	115	01
17	MB	Finished	4/21/2010 2:37:46 PM	1.0000	1.0000	1.0000	116	01
18	280-2448-D-167	Finished	4/21/2010 2:58:47 PM	1.0000	1.0000	1.0000	117	01
19	280-2448-D-167 DU	Finished	4/21/2010 3:19:48 PM	1.0000	1.0000	1.0000	118	01
20	280-2448-D-167 MS	Finished	4/21/2010 3:40:50 PM	1.0000	1.0000	1.0000	119	01
21	280-2448-D-167 MSD	Finished	4/21/2010 4:01:52 PM	1.0000	1.0000	1.0000	120	01
22	280-2448-D-168	Finished	4/21/2010 4:22:53 PM	1.0000	1.0000	1.0000	121	01
23	CCV 30 PPB	Finished	4/21/2010 4:43:55 PM	1.0000	1.0000	1.0000	122	01
24	CCB	Finished	4/21/2010 5:05:30 PM	1.0000	1.0000	1.0000	123	01
25	MB 280-11391/1-A	Finished	4/21/2010 5:26:31 PM	1.0000	1.0000	1.0000	124	01
26	LCS 280-11391/2-A	Finished	4/21/2010 5:47:33 PM	1.0000	1.0000	1.0000	125	01
27	LCSD 280-11391/3-A	Finished	4/21/2010 6:08:34 PM	1.0000	1.0000	1.0000	126	01
28	280-2400-A-65-B	Finished	4/21/2010 6:29:36 PM	1.0000	1.0000	1.0000	127	01
29	280-2400-A-65-C DU	Finished	4/21/2010 6:50:38 PM	1.0000	1.0000	1.0000	128	01
30	280-2400-A-65-D MS	Finished	4/21/2010 7:11:39 PM	1.0000	1.0000	1.0000	129	01
31	280-2400-A-65-E MSD	Finished	4/21/2010 7:32:41 PM	1.0000	1.0000	1.0000	130	01
32	280-2400-B-69-A 5X	Finished	4/21/2010 7:53:43 PM	1.0000	5.0000	1.0000	131	01
33	280-2400-A-75-B	Finished	4/21/2010 8:14:45 PM	1.0000	1.0000	1.0000	132	01
34	CCV 10 PPB	Finished	4/21/2010 8:35:46 PM	1.0000	1.0000	1.0000	133	01
35	CCB	Finished	4/21/2010 8:56:47 PM	1.0000	1.0000	1.0000	134	01

Sequence: PERCHLORATE042110A
Operator: lyt

Page 3 of 3
Printed: 4/22/2010 9:22:47 AM

Title: IC5 anions sequence 11-14-02
Datasource: 3C7HN01_local
Location: ARV-WET-IC1_1\IC5 Sequences\Perchlorate Sequences\2010
Timebase: IC5
#Samples: 35

Created: 4/21/2010 7:37:05 AM by lyt
Last Update: 4/22/2010 8:57:21 AM by lyt

No.	Name	Comment
1	 RT CHECK	TLY
2	 BLANK	TLY
3	 cal std 1	TLY
4	 cal std 2	TLY
5	 cal std 3	TLY
6	 cal std 4	TLY
7	 cal std 5	TLY
8	 cal std 6	TLY
9	 BLANK	TLY
10	 ICV 20 ppb	TLY
11	 ICB	TLY
12	 ICCS 1 PPB	TLY
13	 BLANK	TLY
14	 IPC 5 ppb	TLY
15	 LCS	TLY
16	 LCSD	TLY
17	 MB	TLY
18	 280-2448-D-167	1.34
19	 280-2448-D-167 DU	1.34
20	 280-2448-D-167 MS	1.34
21	 280-2448-D-167 MSD	1.34
22	 280-2448-D-168	2.18
23	 CCV 30 PPB	TLY
24	 CCB	TLY
25	 MB 280-11391/1-A	TLY
26	 LCS 280-11391/2-A	TLY
27	 LCSD 280-11391/3-A	TLY
28	 280-2400-A-65-B	TLY
29	 280-2400-A-65-C DU	TLY
30	 280-2400-A-65-D MS	TLY
31	 280-2400-A-65-E MSD	TLY
32	 280-2400-B-69-A 5X	TLY
33	 280-2400-A-75-B	TLY
34	 CCV 10 PPB	TLY
35	 CCB	TLY

Title: Perchlorate Program 11-19-02

Datasource: 3C7HN01_local

Created: 11/19/2002 12:29:20 PM by tennisp

Location: ARV-WET-IC1_1\IC5 Sequences\Perchlorate Sequences\2010\PERCHLORATE042110A.SEQ

Timebase: IC5

Changed: 7/2/2003 7:09:46 PM by coonl

```
Pressure.LowerLimit = 0
Pressure.UpperLimit = 4000
%A.Equate = "%A"
%B.Equate = "%B"
%C.Equate = "%C"
%D.Equate = "%D"
LoadPosition
Data_Collection_Rate = 2.0
Temperature_Compensation = 1.7
DS3_Temperature = 35
Suppressor_Type = None
Flow = 1.00
%B = 0.0
%C = 0.0
%D = 0.0
Curve = 5

-2.400 Pump_TTL_1.0v Duration=10.00

0.000 ECD.Autozero
InjectPosition Duration=240.00
ECD_1.AcqOn

18.500 ECD_1.AcqOff

End
```

Program File: Perchlorate Program 11-19-02
Operator: lyt

Post-acquisition steps, Page 1 of 1
Printed: 4/22/2010 9:22:48 AM

Title: Perchlorate Program 11-19-02
Datasource: 3C7HN01_local
Location: ARV-WET-IC1_1\IC5 Sequences\Perchlorate Sequences\2010\PERCHLORATE0421
Timebase: IC5

Created: 11/19/2002 12:29:20 PM by tennisp
Changed: 7/2/2003 7:09:46 PM by coonl

No. Channel Operation Parameters

Method File: IC5 Perch Low Quant Method 12-16-02
Operator: lyt

Page 1 of 7
Printed: 4/22/2010 9:22:50 AM

Title: 9056
Datasource: 3C7HN01_local Created: 12/16/2002 7:57:20 PM by coonl
Location: ARV-WET-IC1_1\IC5 Sequences\Perchlorate Sequences\2010\PERCHLORALast Update: 4/3/2009 2:58:16 PM by davisr

Blank Run Subtraction: No Blank Run Subtraction

Detection Table:

No.	Ret. Time [min]	Param. Name	Param. Value	Channel
1	0.000	Minimum Area	2.0E-4 "[Signal]*min"	All Channels
2	0.000	Inhibit Integration	On	All Channels
3	12.717	Inhibit Integration	Off	All Channels

Method File: IC5 Perch Low Quant Method 12-16-02
Operator: lyt

Page 2 of 7
Printed: 4/22/2010 9:22:50 AM

Title: 9056
Datasource: 3C7HN01_local Created: 12/16/2002 7:57:20 PM by coonl
Location: ARV-WET-IC1_1\IC5 Sequences\Perchlorate Sequences\2010\PERCHLORALast Update: 4/3/2009 2:58:16 PM by davisr

Peak Table:

Use Recently Detected Retention Times: Last standard
Peak Retention Time Determination: Absolute
Dead time:
Delay Time of 2'nd Detector: <None>
Delay Time of 3'rd Detector: <None>

No.	Peak Name	Ret.Time	Window	Standard	Int.Type	Cal.Type	Peak Type	Group	Comment
1	Perchlorate	16.267 min	10.000 RN	External	Area	XLOff	Auto		

Method File: IC5 Perch Low Quant Method 12-16-02
Operator: lyt

Page 3 of 7
Printed: 4/22/2010 9:22:50 AM

Title: 9056
Datasource: 3C7HN01_local Created: 12/16/2002 7:57:20 PM by coonl
Location: ARV-WET-IC1_1\IC5 Sequences\Perchlorate Sequences\2010\PERCHLORALast Update: 4/3/2009 2:58:16 PM by davisr

Amount Table:

Dimension of Amounts: ug/L
Reference volume for amounts: Use inject volume of first standard
Number of Amount Columns: 6
Sample column used for amount column assignment: Sample Name

No.	Peak Name	Ret.Time	Resp.Fact.	Amount cal std 1	Amount cal std 2	Amount cal std 3	Amount cal std 4	Amount cal std 5	Amount cal std 6	Comment
1	Perchlorate	16.267 min	1.000000	1.000000	2.500000	5.000000	10.000000	20.000000	40.000000	

Method File: IC5 Perch Low Quant Method 12-16-02
Operator: lyt

Page 4 of 7
Printed: 4/22/2010 9:22:50 AM

Title: 9056

Datasource: 3C7HN01_local

Created: 12/16/2002 7:57:20 PM by coonl

Location: ARV-WET-IC1_1\IC5 Sequences\Perchlorate Sequences\2010\PERCHLORALast Update:







4/3/2009 2:58:16 PM by davisr

Calibration:

Calibration Mode: Total

Auto Recalibrate: On

Curve Fitting Model: Normal

No.	Enabled	Name	Smp.No.	Pos.	Inj. Vol.	Weight	ISTD Amount	Dil. Factor	Inj. Date/Time	Sample Comment
1	<input checked="" type="checkbox"/>	 cal std 1	3	3	1000.0	1.0000	1.0000	1.0000	4/21/2010 8:34:55 AM	TLY
2	<input checked="" type="checkbox"/>	 cal std 2	4	4	1000.0	1.0000	1.0000	1.0000	4/21/2010 8:55:57 AM	TLY
3	<input checked="" type="checkbox"/>	 cal std 3	5	5	1000.0	1.0000	1.0000	1.0000	4/21/2010 9:16:58 AM	TLY
4	<input checked="" type="checkbox"/>	 cal std 4	6	6	1000.0	1.0000	1.0000	1.0000	4/21/2010 9:37:59 AM	TLY
5	<input checked="" type="checkbox"/>	 cal std 5	7	7	1000.0	1.0000	1.0000	1.0000	4/21/2010 9:59:02 AM	TLY
6	<input checked="" type="checkbox"/>	 cal std 6	8	8	1000.0	1.0000	1.0000	1.0000	4/21/2010 10:20:04 AM	TLY







Method File: IC5 Perch Low Quant Method 12-16-02
Operator: lyt

Page 5 of 7
Printed: 4/22/2010 9:22:50 AM

Title: 9056
Datasource: 3C7HN01_local Created: 12/16/2002 7:57:20 PM by coonl
Location: ARV-WET-IC1_1\IC5 Sequences\Perchlorate Sequences\2010\PERCHLORALast Update: 4/3/2009 2:58:16 PM by davisr

Calibration:

Calibration Mode: Total
Auto Recalibrate: On
Curve Fitting Model: Normal

No.	Enabled	Name	Calib. Comment
1	<input checked="" type="checkbox"/>	 cal std 1	Ok
2	<input checked="" type="checkbox"/>	 cal std 2	Ok
3	<input checked="" type="checkbox"/>	 cal std 3	Ok
4	<input checked="" type="checkbox"/>	 cal std 4	Ok
5	<input checked="" type="checkbox"/>	 cal std 5	Ok
6	<input checked="" type="checkbox"/>	 cal std 6	Ok

Method File: IC5 Perch Low Quant Method 12-16-02
Operator: lyt

Page 6 of 7
Printed: 4/22/2010 9:22:50 AM

Title: 9056

Datasource: 3C7HN01_local

Created: 12/16/2002 7:57:20 PM by coonl

Location: ARV-WET-IC1_1\IC5 Sequences\Perchlorate Sequences\2010\PERCHLORALast Update:

4/3/2009 2:58:16 PM by davisr

System Suitability Test:

No.	Name	Sample Condition	Test Condition	Aggregate	Operator	Value	Channel	Peak	N.A.
1									

Method File: IC5 Perch Low Quant Method 12-16-02
Operator: lyt

Page 7 of 7
Printed: 4/22/2010 9:22:50 AM

Title: 9056

Datasource: 3C7HN01_local

Created: 12/16/2002 7:57:20 PM by coonl

Location: ARV-WET-IC1_1\IC5 Sequences\Perchlorate Sequences\2010\PERCHLORALast Update:

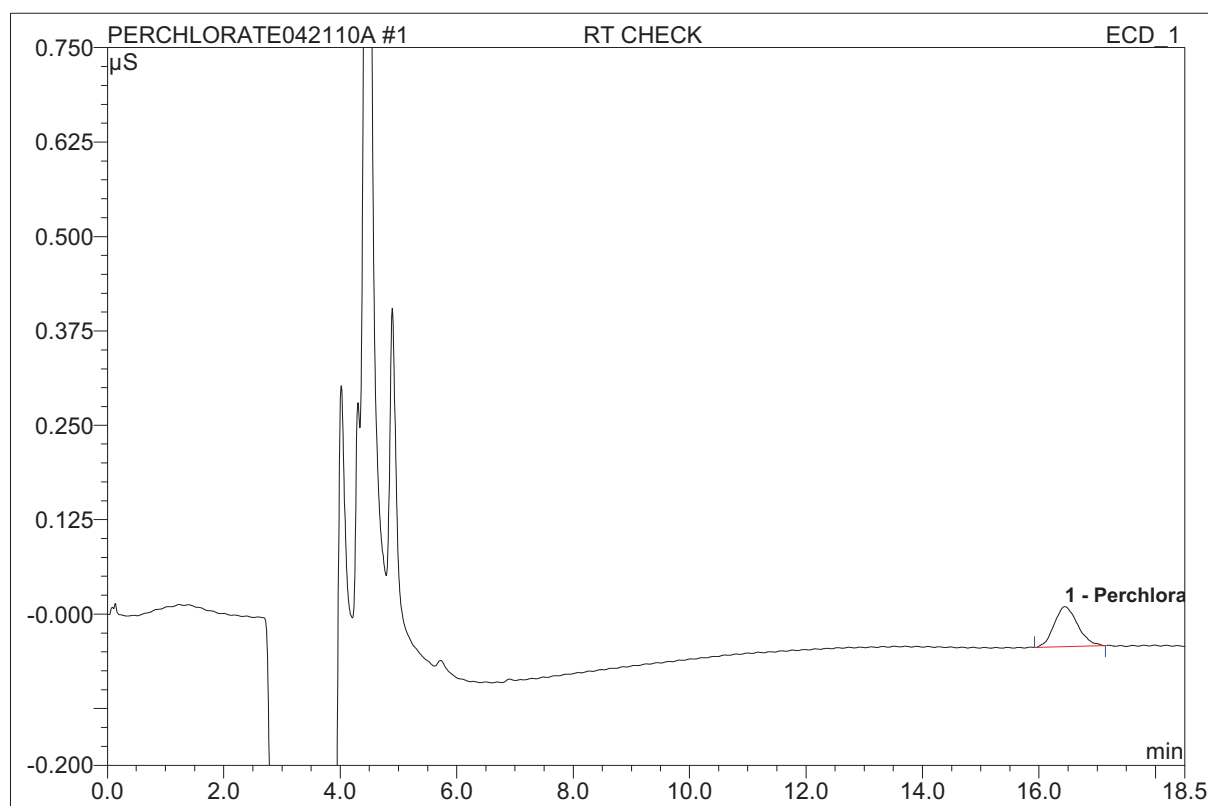
4/3/2009 2:58:16 PM by davisr

System Suitability Test:

No.	Name	Fail-Action	Result	SST Message
1				

1 RT CHECK**TLY**

Sample Name:	RT CHECK	Injection Volume:	1000.0
Vial Number:	3	Channel:	ECD_1
Sample Type:	unknown	Wavelength:	n.a.
Control Program:	Perchlorate Program 11-19-02	Bandwidth:	n.a.
Quantif. Method:	IC5 Perch Low Quant Method 12-16-02	Dilution Factor:	1.0000
Recording Time:	4/21/2010 7:52	Sample Weight:	1.0000
Run Time (min):	18.50	Sample Amount:	1.0000

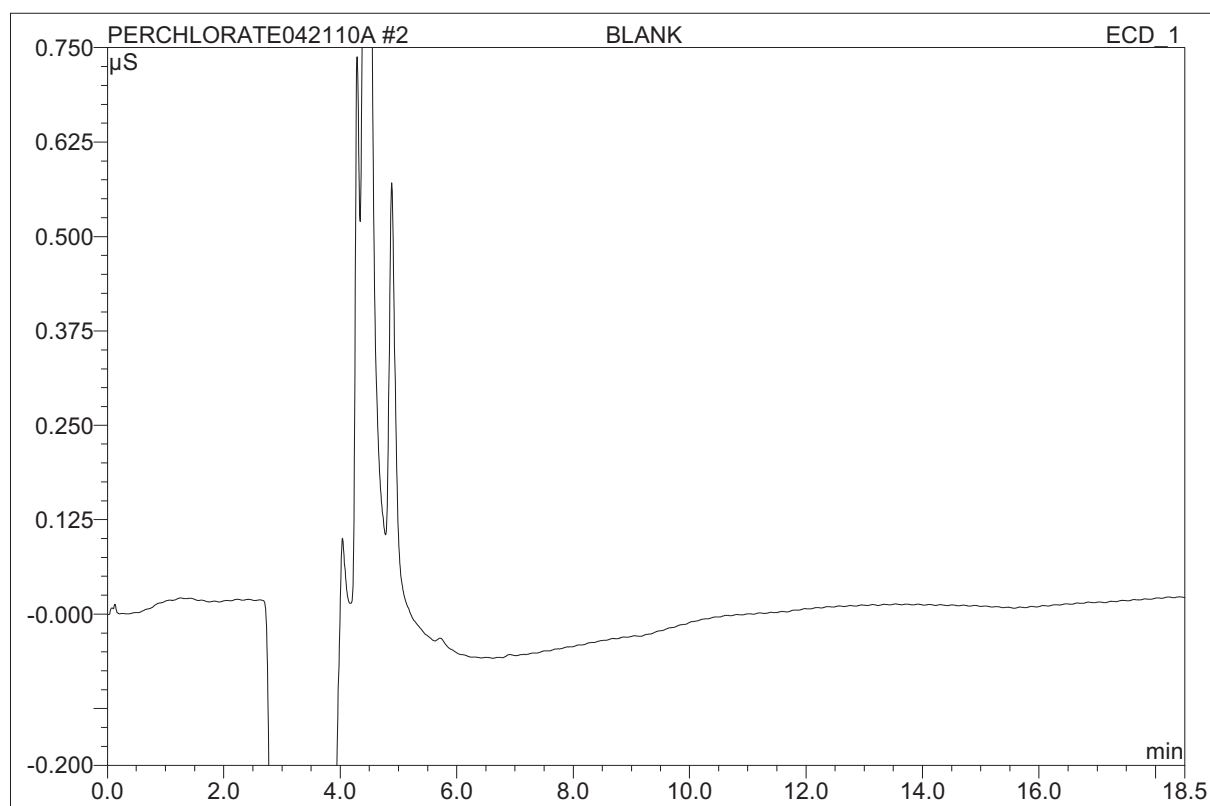


No.	Ret.Time min	Peak Name	Height µS	Area µS*min	Rel.Area %	Amount ug/L	Type
1	16.44	Perchlorate	0.05315	0.02489	100.00	7.487	BMB
Total:			0.053	0.025	100.00	7.487	

2 BLANK

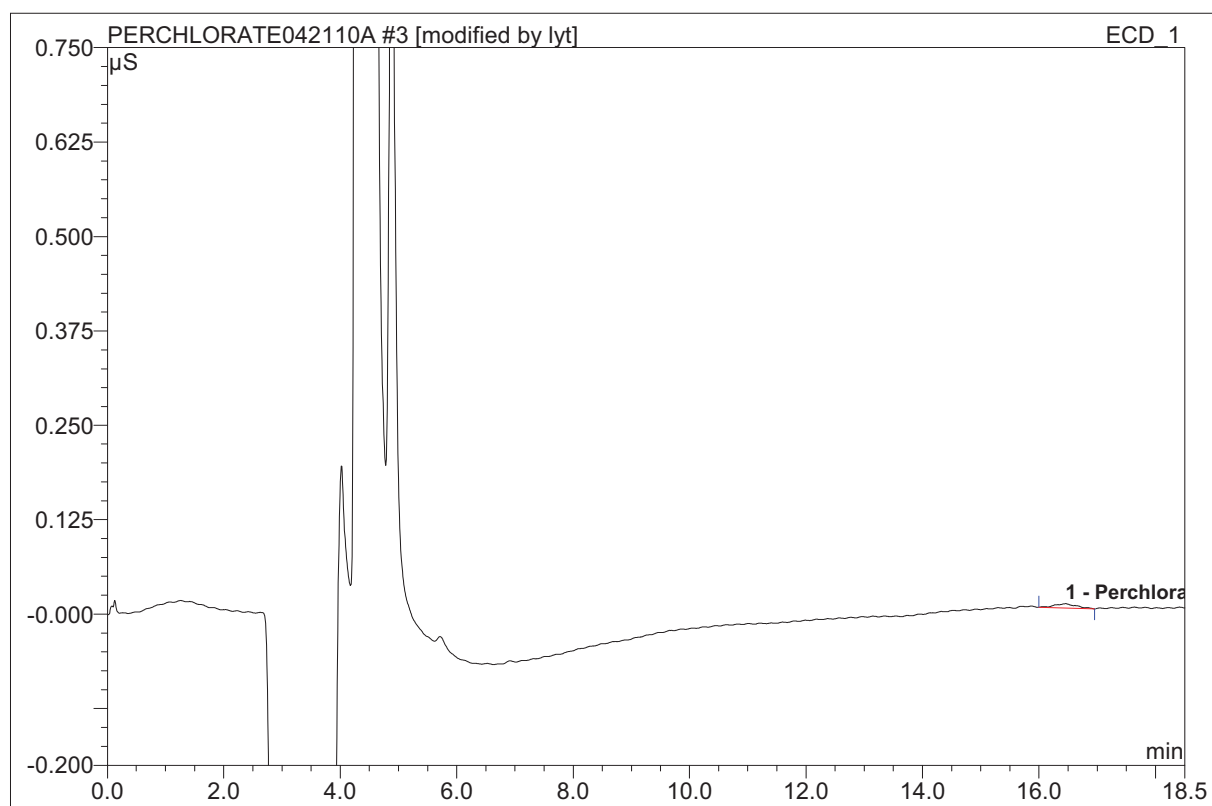
TLY

Sample Name:	BLANK	Injection Volume:	1000.0
Vial Number:	2	Channel:	ECD_1
Sample Type:	unknown	Wavelength:	n.a.
Control Program:	Perchlorate Program 11-19-02	Bandwidth:	n.a.
Quantif. Method:	IC5 Perch Low Quant Method 12-16-02	Dilution Factor:	1.0000
Recording Time:	4/21/2010 8:13	Sample Weight:	1.0000
Run Time (min):	18.50	Sample Amount:	1.0000



No.	Ret.Time min	Peak Name	Height µS	Area µS*min	Rel.Area %	Amount ug/L	Type
Total:			0.000	0.000	0.00	0.000	

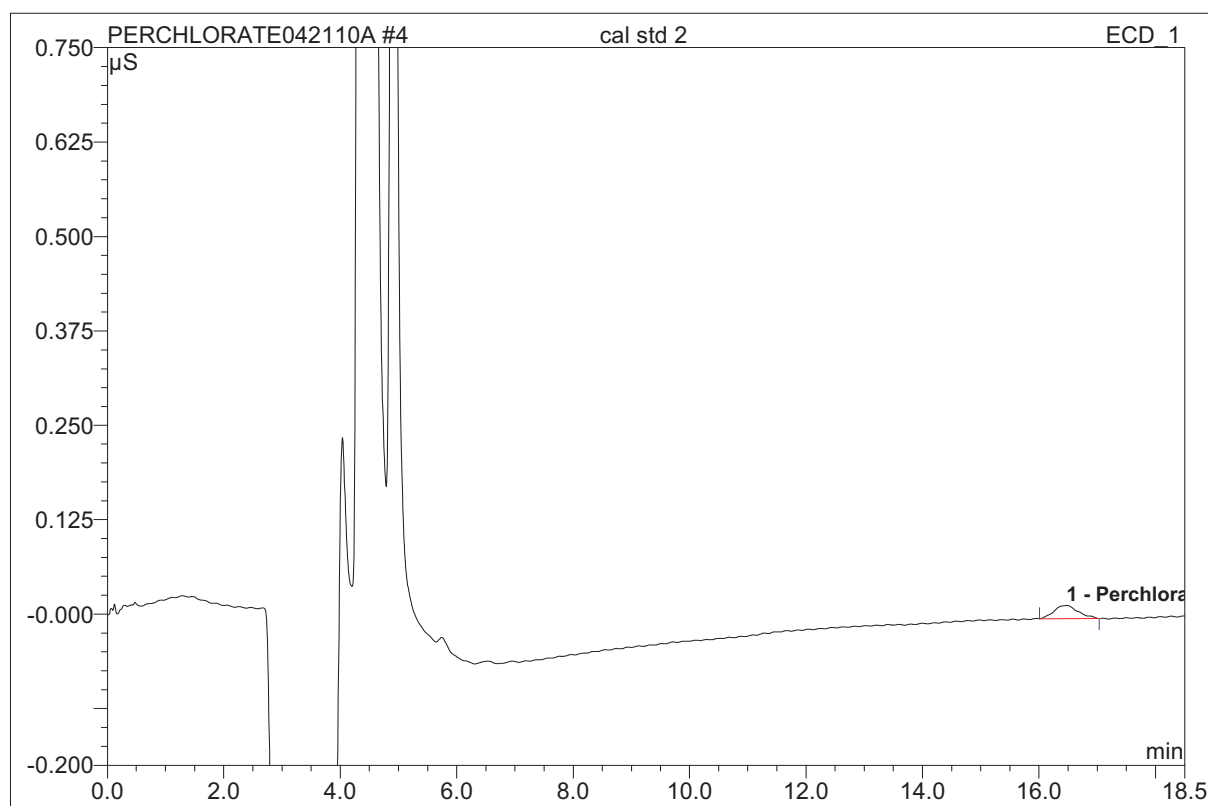
3 cal std 1			
TLY			
Sample Name:	cal std 1	Injection Volume:	1000.0
Vial Number:	3	Channel:	ECD_1
Sample Type:	standard	Wavelength:	n.a.
Control Program:	Perchlorate Program 11-19-02	Bandwidth:	n.a.
Quantif. Method:	IC5 Perch Low Quant Method 12-16-02	Dilution Factor:	1.0000
Recording Time:	4/21/2010 8:34	Sample Weight:	1.0000
Run Time (min):	18.50	Sample Amount:	1.0000



No.	Ret.Time min	Peak Name	Height μS	Area μS*min	Rel.Area %	Amount ug/L	Type
1	16.46	Perchlorate	0.00579	0.00245	100.00	0.959	BMB*
Total:			0.006	0.002	100.00	0.959	

4 cal std 2**TLY**

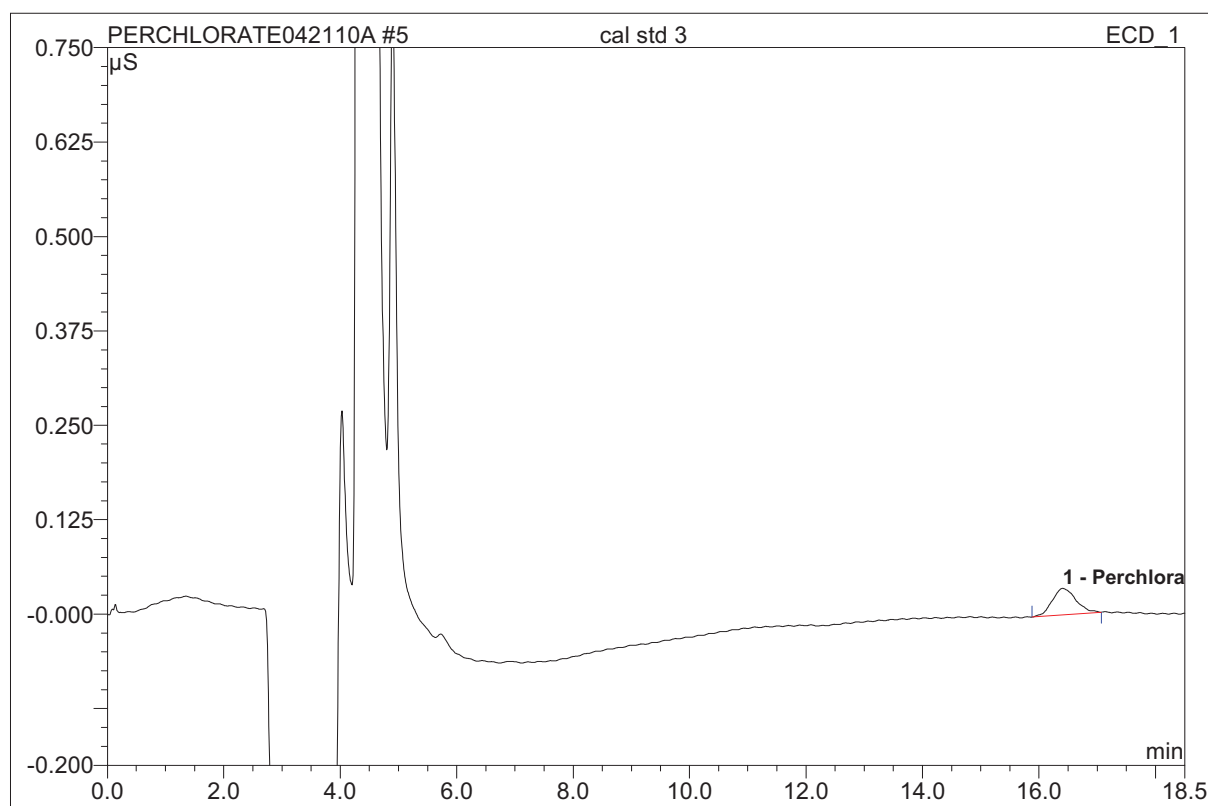
Sample Name:	cal std 2	Injection Volume:	1000.0
Vial Number:	4	Channel:	ECD_1
Sample Type:	standard	Wavelength:	n.a.
Control Program:	Perchlorate Program 11-19-02	Bandwidth:	n.a.
Quantif. Method:	IC5 Perch Low Quant Method 12-16-02	Dilution Factor:	1.0000
Recording Time:	4/21/2010 8:55	Sample Weight:	1.0000
Run Time (min):	18.50	Sample Amount:	1.0000



No.	Ret.Time min	Peak Name	Height µS	Area µS*min	Rel.Area %	Amount ug/L	Type
1	16.48	Perchlorate	0.01757	0.00841	100.00	2.693	BMB
Total:			0.018	0.008	100.00	2.693	

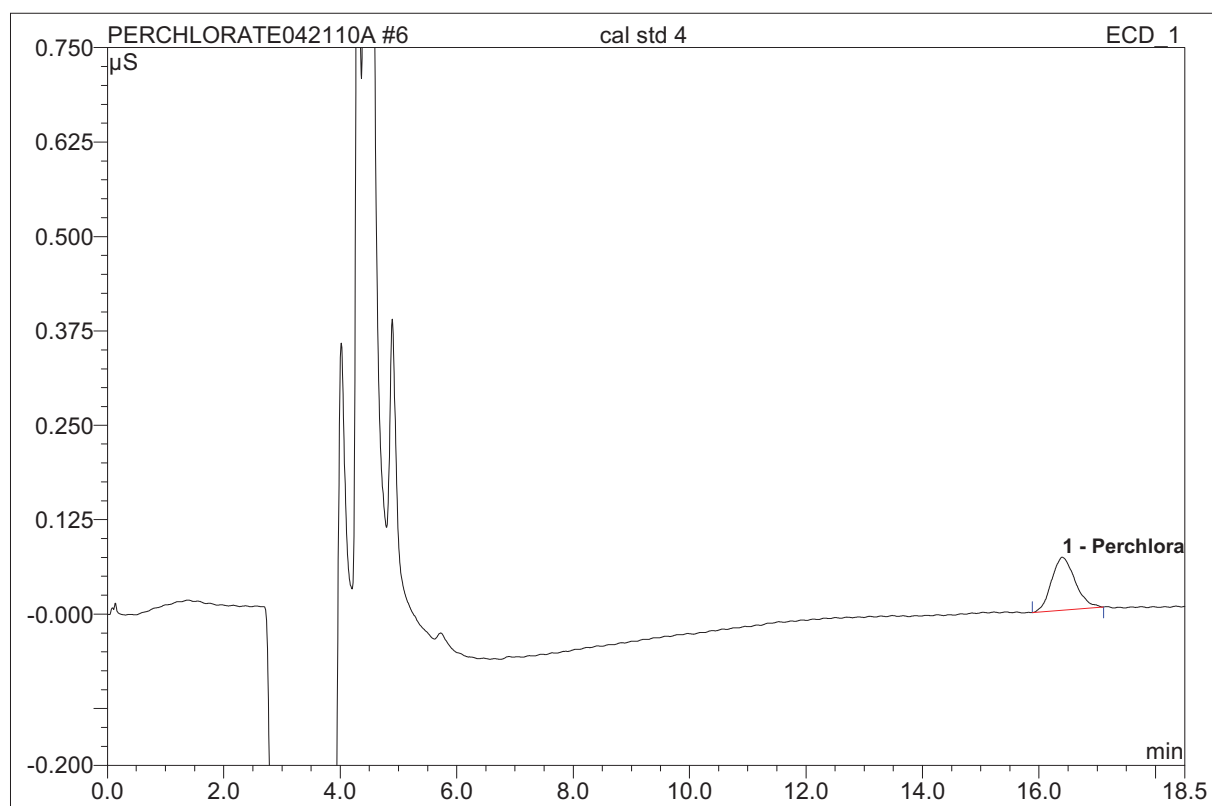
5 cal std 3**TLY**

Sample Name:	cal std 3	Injection Volume:	1000.0
Vial Number:	5	Channel:	ECD_1
Sample Type:	standard	Wavelength:	n.a.
Control Program:	Perchlorate Program 11-19-02	Bandwidth:	n.a.
Quantif. Method:	IC5 Perch Low Quant Method 12-16-02	Dilution Factor:	1.0000
Recording Time:	4/21/2010 9:16	Sample Weight:	1.0000
Run Time (min):	18.50	Sample Amount:	1.0000



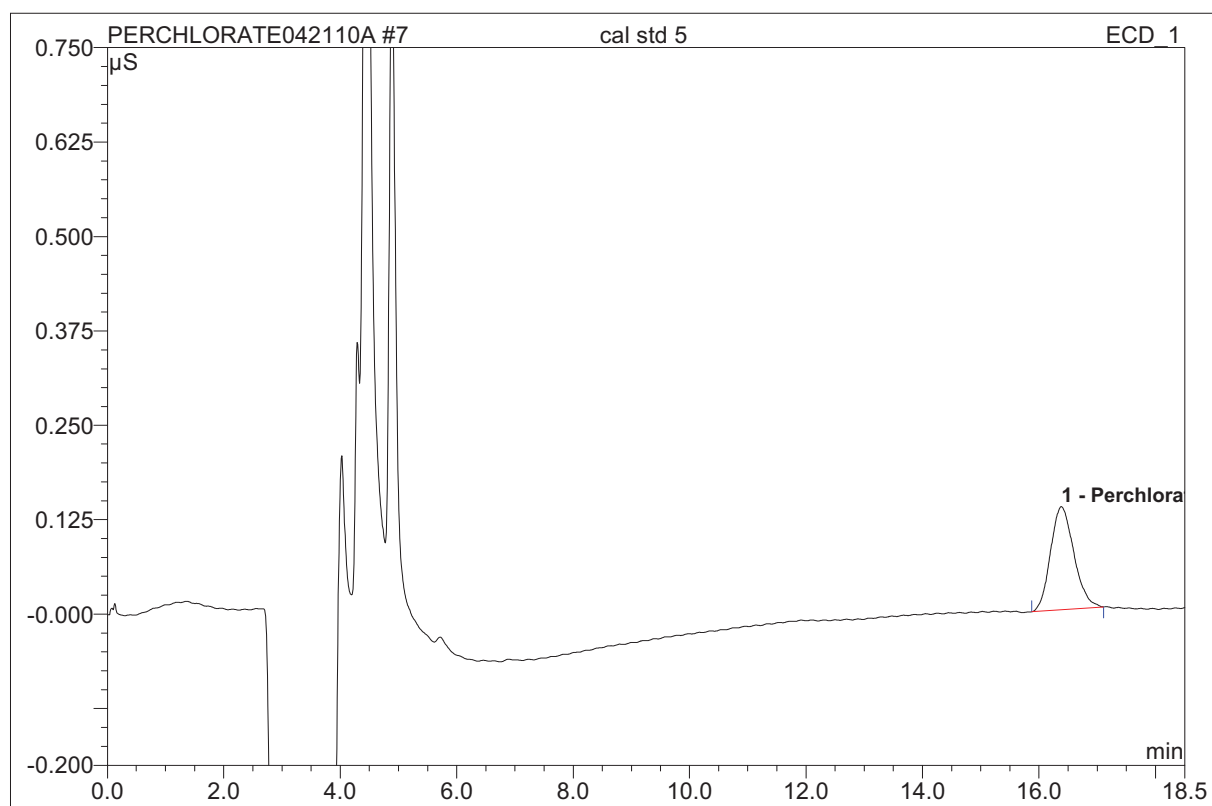
No.	Ret.Time min	Peak Name	Height µS	Area µS*min	Rel.Area %	Amount ug/L	Type
1	16.41	Perchlorate	0.03510	0.01661	100.00	5.077	BMB
Total:			0.035	0.017	100.00	5.077	

6 cal std 4			
TLY			
Sample Name:	cal std 4	Injection Volume:	1000.0
Vial Number:	6	Channel:	ECD_1
Sample Type:	standard	Wavelength:	n.a.
Control Program:	Perchlorate Program 11-19-02	Bandwidth:	n.a.
Quantif. Method:	IC5 Perch Low Quant Method 12-16-02	Dilution Factor:	1.0000
Recording Time:	4/21/2010 9:37	Sample Weight:	1.0000
Run Time (min):	18.50	Sample Amount:	1.0000



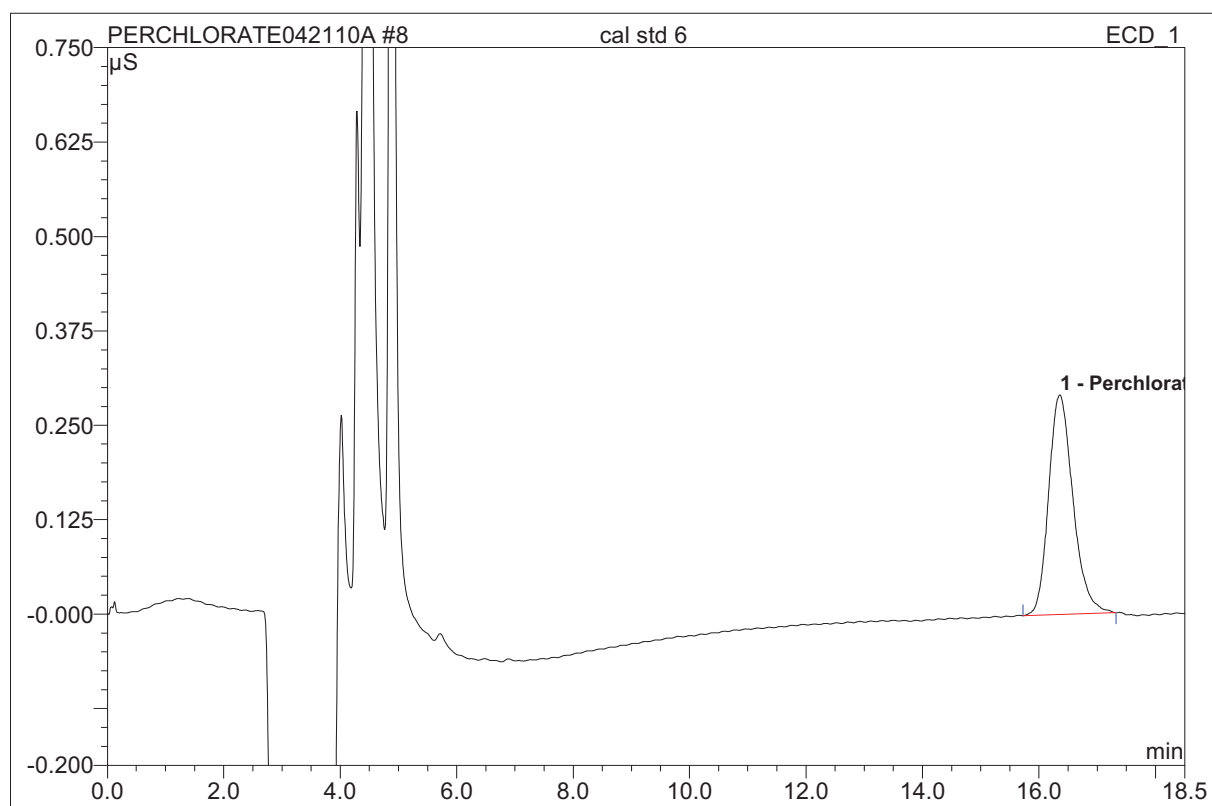
No.	Ret.Time min	Peak Name	Height μ S	Area μ S*min	Rel.Area %	Amount ug/L	Type
1	16.40	Perchlorate	0.07018	0.03291	100.00	9.819	BMB
Total:			0.070	0.033	100.00	9.819	

7 cal std 5			
TLY			
Sample Name:	cal std 5	Injection Volume:	1000.0
Vial Number:	7	Channel:	ECD_1
Sample Type:	standard	Wavelength:	n.a.
Control Program:	Perchlorate Program 11-19-02	Bandwidth:	n.a.
Quantif. Method:	IC5 Perch Low Quant Method 12-16-02	Dilution Factor:	1.0000
Recording Time:	4/21/2010 9:59	Sample Weight:	1.0000
Run Time (min):	18.50	Sample Amount:	1.0000



No.	Ret.Time min	Peak Name	Height µS	Area µS*min	Rel.Area %	Amount ug/L	Type
1	16.38	Perchlorate	0.13654	0.06345	100.00	18.702	BMB
Total:			0.137	0.063	100.00	18.702	

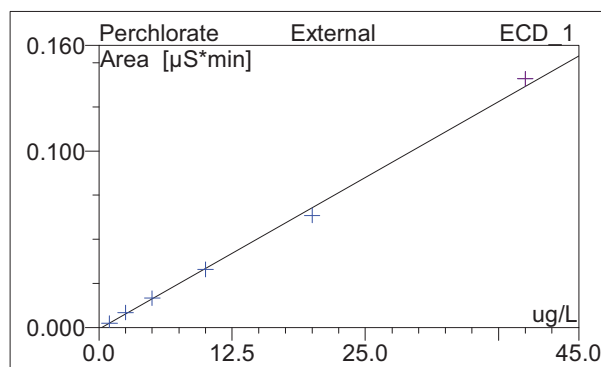
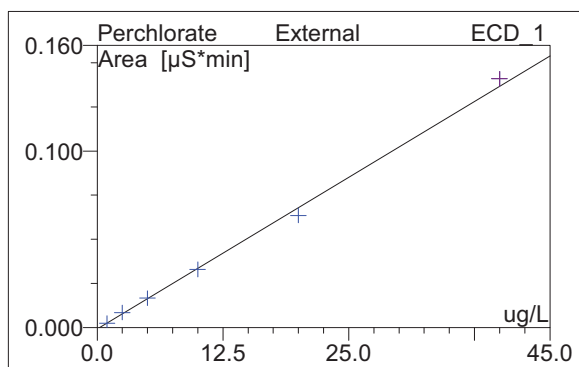
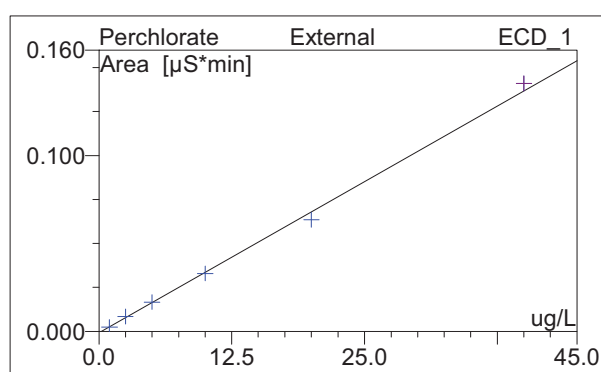
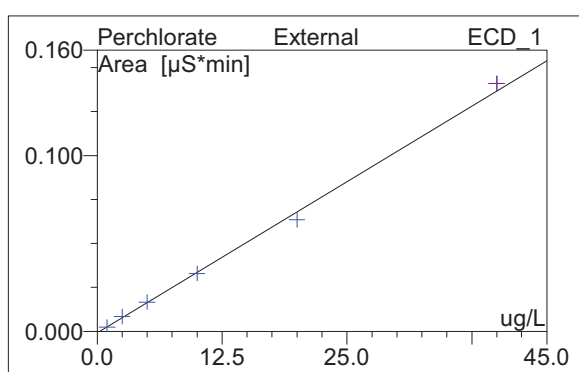
8 cal std 6			
TLY			
Sample Name:	cal std 6	Injection Volume:	1000.0
Vial Number:	8	Channel:	ECD_1
Sample Type:	standard	Wavelength:	n.a.
Control Program:	Perchlorate Program 11-19-02	Bandwidth:	n.a.
Quantif. Method:	IC5 Perch Low Quant Method 12-16-02	Dilution Factor:	1.0000
Recording Time:	4/21/2010 10:20	Sample Weight:	1.0000
Run Time (min):	18.50	Sample Amount:	1.0000



No.	Ret.Time min	Peak Name	Height μS	Area μS*min	Rel.Area %	Amount ug/L	Type
1	16.36	Perchlorate	0.29113	0.14097	100.00	41.250	BMB
Total:			0.291	0.141	100.00	41.250	

8 cal std 6**TLY**

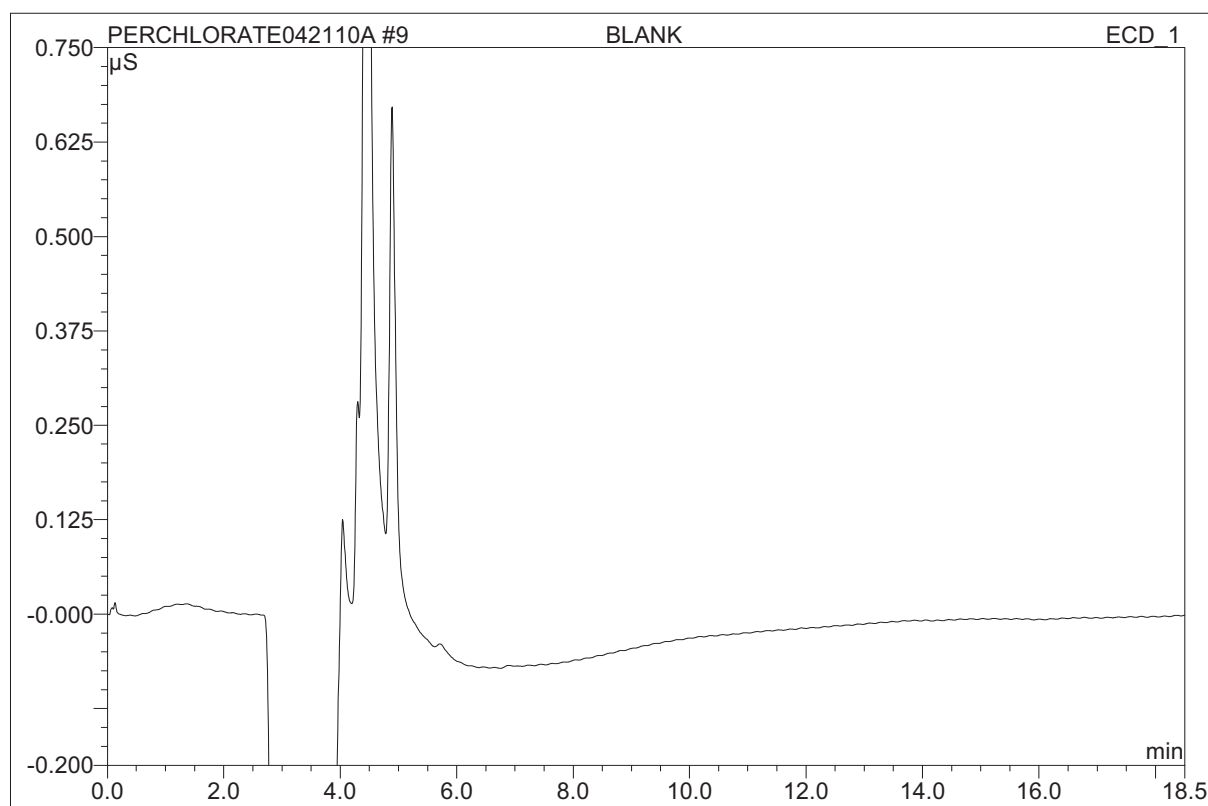
Sample Name:	cal std 6	Injection Volume:	1000.0
Vial Number:	8	Channel:	ECD_1
Sample Type:	standard	Wavelength:	n.a.
Control Program:	Perchlorate Program 11-19-02	Bandwidth:	n.a.
Quantif. Method:	IC5 Perch Low Quant Method 12-16-02	Dilution Factor:	1.0000
Recording Time:	4/21/2010 10:20	Sample Weight:	1.0000
Run Time (min):	18.50	Sample Amount:	1.0000



No.	Ret.Time min	Peak Name	Cal.Type	Points	Corr.Coeff. %	Offset	Slope	Curve
1	16.36	Perchlorate	XLOff	6	99.8763	-0.0008	0.0034	0.0000
Average:					99.8763	-0.0008	0.0034	0.0000

9 BLANK**TLY**

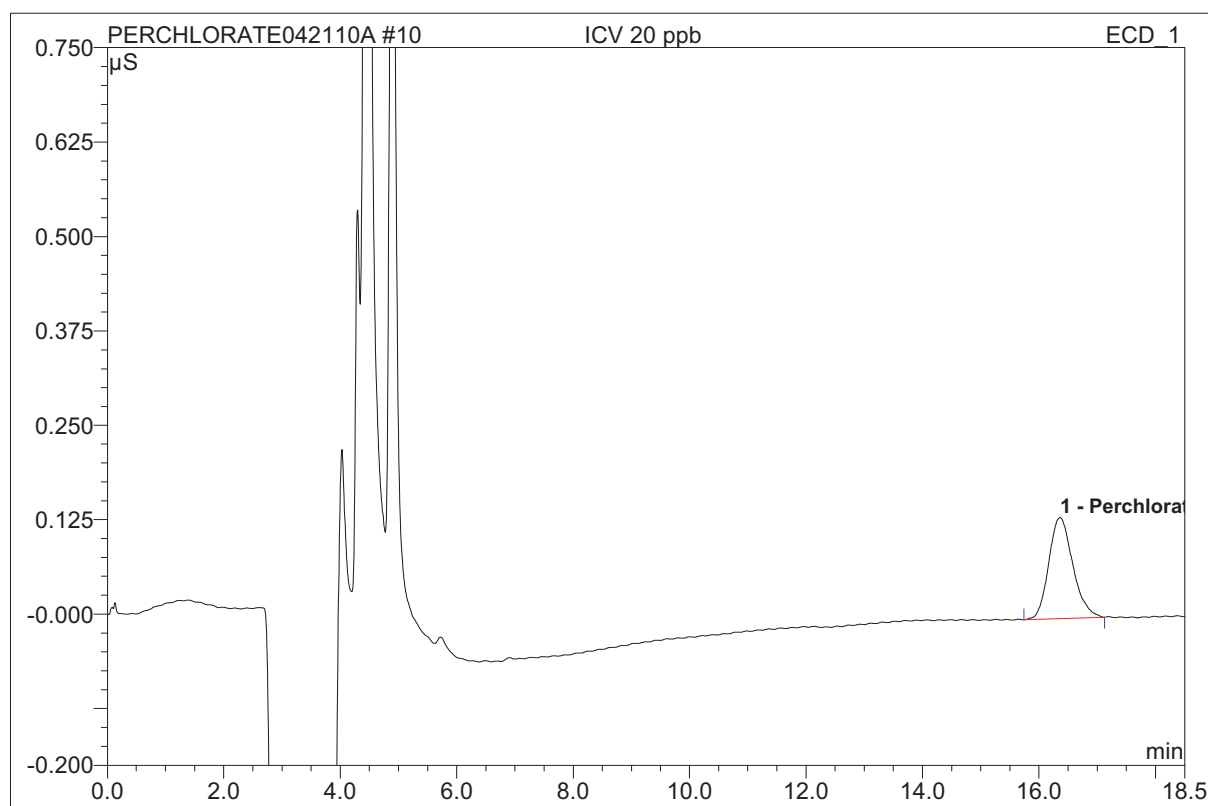
Sample Name:	BLANK	Injection Volume:	1000.0
Vial Number:	9	Channel:	ECD_1
Sample Type:	unknown	Wavelength:	n.a.
Control Program:	Perchlorate Program 11-19-02	Bandwidth:	n.a.
Quantif. Method:	IC5 Perch Low Quant Method 12-16-02	Dilution Factor:	1.0000
Recording Time:	4/21/2010 10:54	Sample Weight:	1.0000
Run Time (min):	18.50	Sample Amount:	1.0000



No.	Ret.Time min	Peak Name	Height µS	Area µS*min	Rel.Area %	Amount ug/L	Type
Total:			0.000	0.000	0.00	0.000	

10 ICV 20 ppb**TLY**

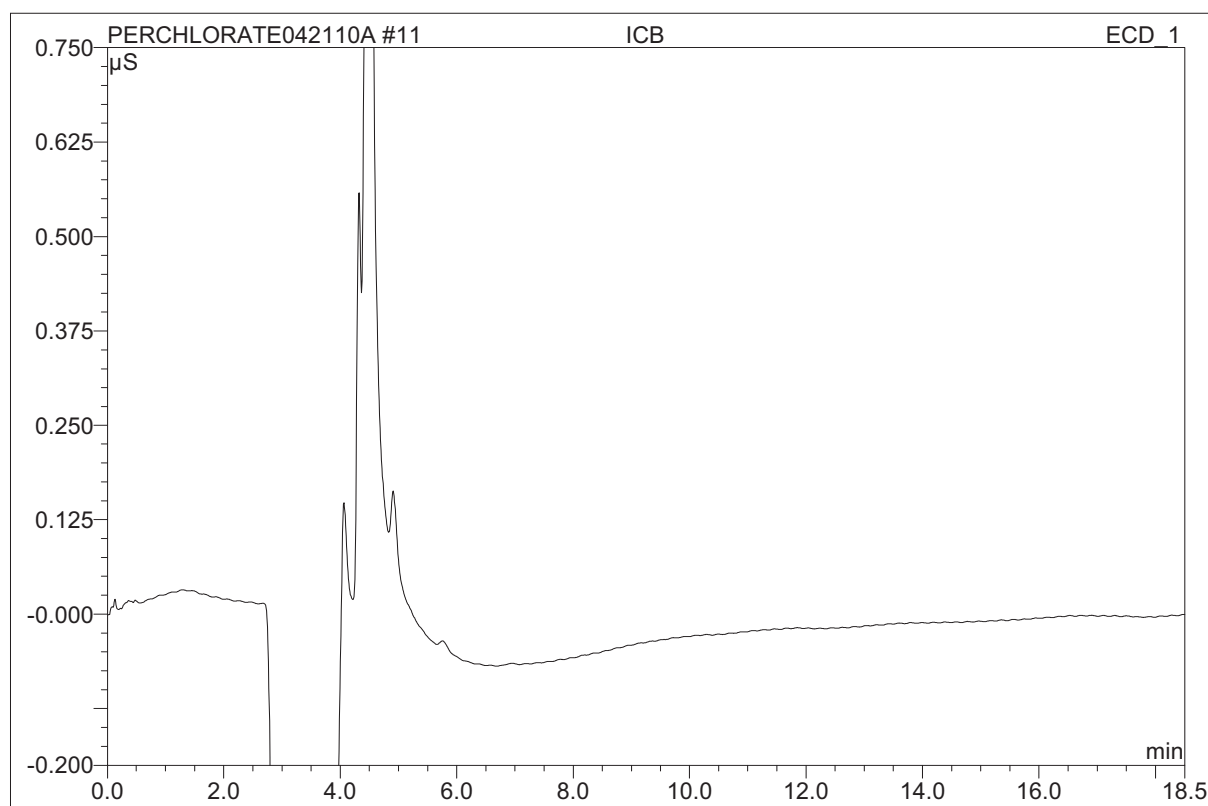
Sample Name:	ICV 20 ppb	Injection Volume:	1000.0
Vial Number:	3	Channel:	ECD_1
Sample Type:	unknown	Wavelength:	n.a.
Control Program:	Perchlorate Program 11-19-02	Bandwidth:	n.a.
Quantif. Method:	IC5 Perch Low Quant Method 12-16-02	Dilution Factor:	1.0000
Recording Time:	4/21/2010 11:15	Sample Weight:	1.0000
Run Time (min):	18.50	Sample Amount:	1.0000



No.	Ret.Time min	Peak Name	Height µS	Area µS*min	Rel.Area %	Amount ug/L	Type
1	16.36	Perchlorate	0.13397	0.06409	100.00	18.889	BMB
Total:			0.134	0.064	100.00	18.889	

11 ICB**TLY**

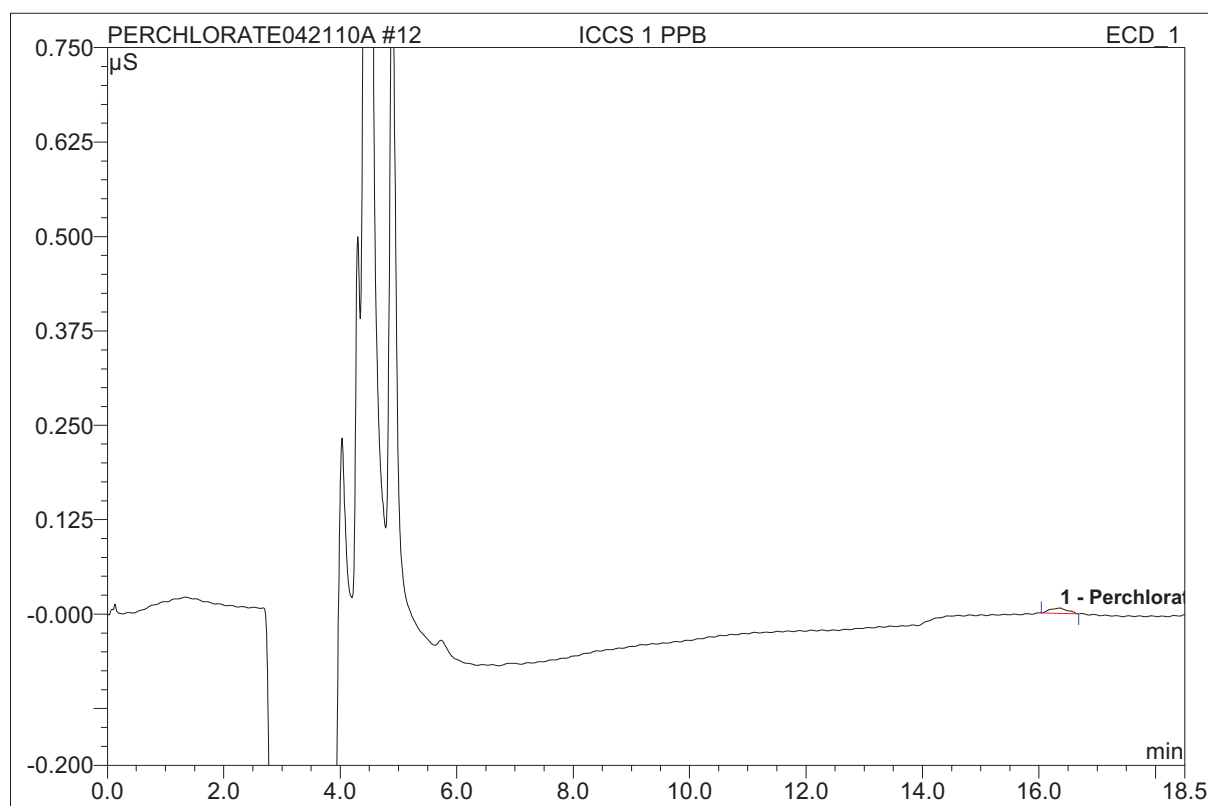
Sample Name:	ICB	Injection Volume:	1000.0
Vial Number:	3	Channel:	ECD_1
Sample Type:	unknown	Wavelength:	n.a.
Control Program:	Perchlorate Program 11-19-02	Bandwidth:	n.a.
Quantif. Method:	IC5 Perch Low Quant Method 12-16-02	Dilution Factor:	1.0000
Recording Time:	4/21/2010 12:30	Sample Weight:	1.0000
Run Time (min):	18.50	Sample Amount:	1.0000



No.	Ret.Time min	Peak Name	Height μS	Area $\mu\text{S}\cdot\text{min}$	Rel.Area %	Amount $\mu\text{g/L}$	Type
Total:			0.000	0.000	0.00	0.000	

12 ICCS 1 PPB**TLY**

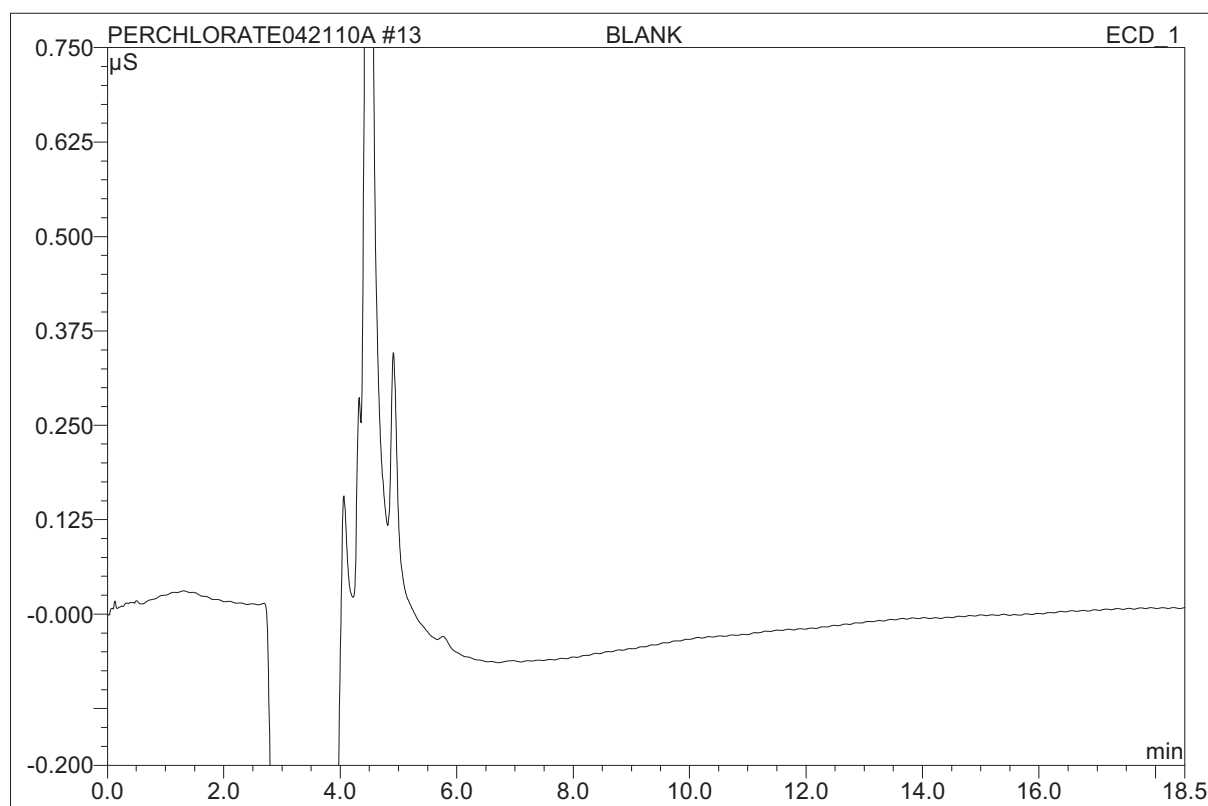
Sample Name:	ICCS 1 PPB	Injection Volume:	1000.0
Vial Number:	1	Channel:	ECD_1
Sample Type:	unknown	Wavelength:	n.a.
Control Program:	Perchlorate Program 11-19-02	Bandwidth:	n.a.
Quantif. Method:	IC5 Perch Low Quant Method 12-16-02	Dilution Factor:	1.0000
Recording Time:	4/21/2010 12:51	Sample Weight:	1.0000
Run Time (min):	18.50	Sample Amount:	1.0000



No.	Ret.Time min	Peak Name	Height µS	Area µS*min	Rel.Area %	Amount ug/L	Type
1	16.36	Perchlorate	0.00700	0.00239	100.00	0.941	BMB
Total:			0.007	0.002	100.00	0.941	

13 BLANK**TLY**

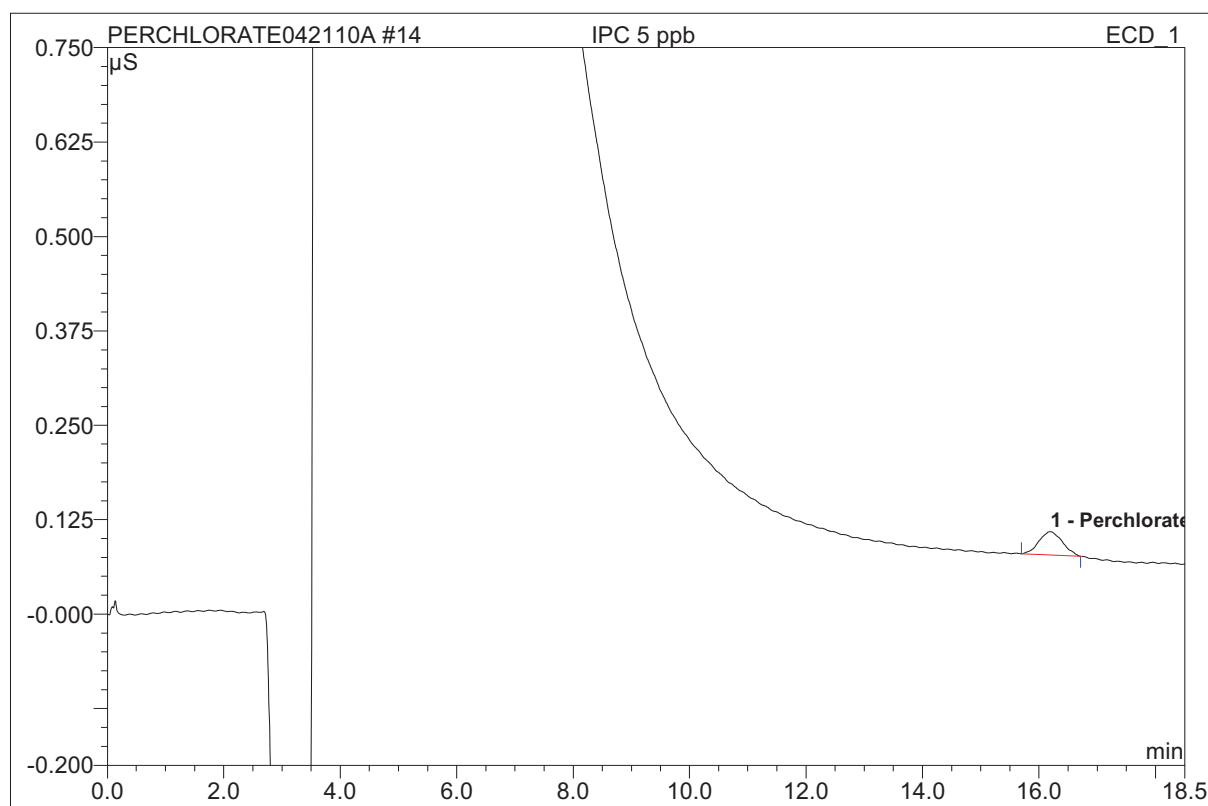
Sample Name:	BLANK	Injection Volume:	1000.0
Vial Number:	2	Channel:	ECD_1
Sample Type:	unknown	Wavelength:	n.a.
Control Program:	Perchlorate Program 11-19-02	Bandwidth:	n.a.
Quantif. Method:	IC5 Perch Low Quant Method 12-16-02	Dilution Factor:	1.0000
Recording Time:	4/21/2010 13:12	Sample Weight:	1.0000
Run Time (min):	18.50	Sample Amount:	1.0000



No.	Ret.Time min	Peak Name	Height µS	Area µS*min	Rel.Area %	Amount ug/L	Type
Total:			0.000	0.000	0.00	0.000	

14 IPC 5 ppb**TLY**

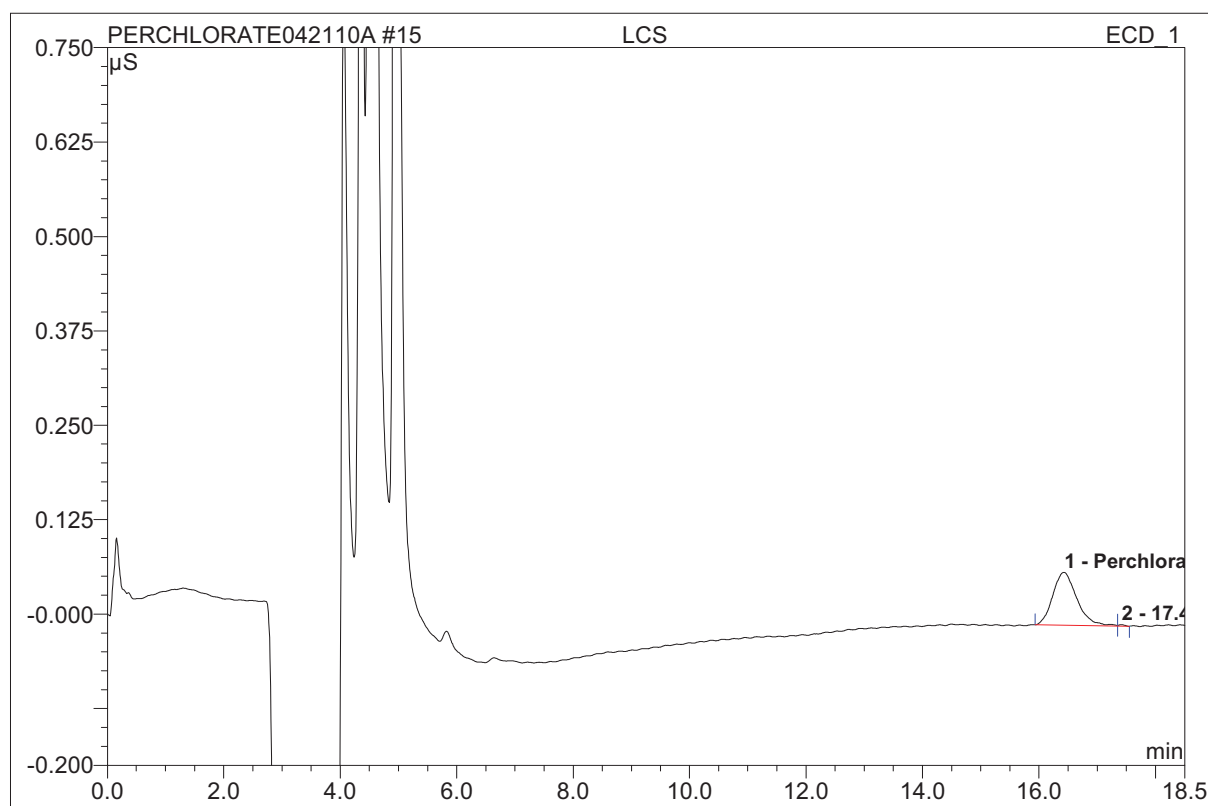
Sample Name:	IPC 5 ppb	Injection Volume:	1000.0
Vial Number:	4	Channel:	ECD_1
Sample Type:	unknown	Wavelength:	n.a.
Control Program:	Perchlorate Program 11-19-02	Bandwidth:	n.a.
Quantif. Method:	IC5 Perch Low Quant Method 12-16-02	Dilution Factor:	1.0000
Recording Time:	4/21/2010 13:33	Sample Weight:	1.0000
Run Time (min):	18.50	Sample Amount:	1.0000



No.	Ret.Time min	Peak Name	Height μS	Area μS*min	Rel.Area %	Amount ug/L	Type
1	16.19	Perchlorate	0.03098	0.01439	100.00	4.430	BMB
Total:			0.031	0.014	100.00	4.430	

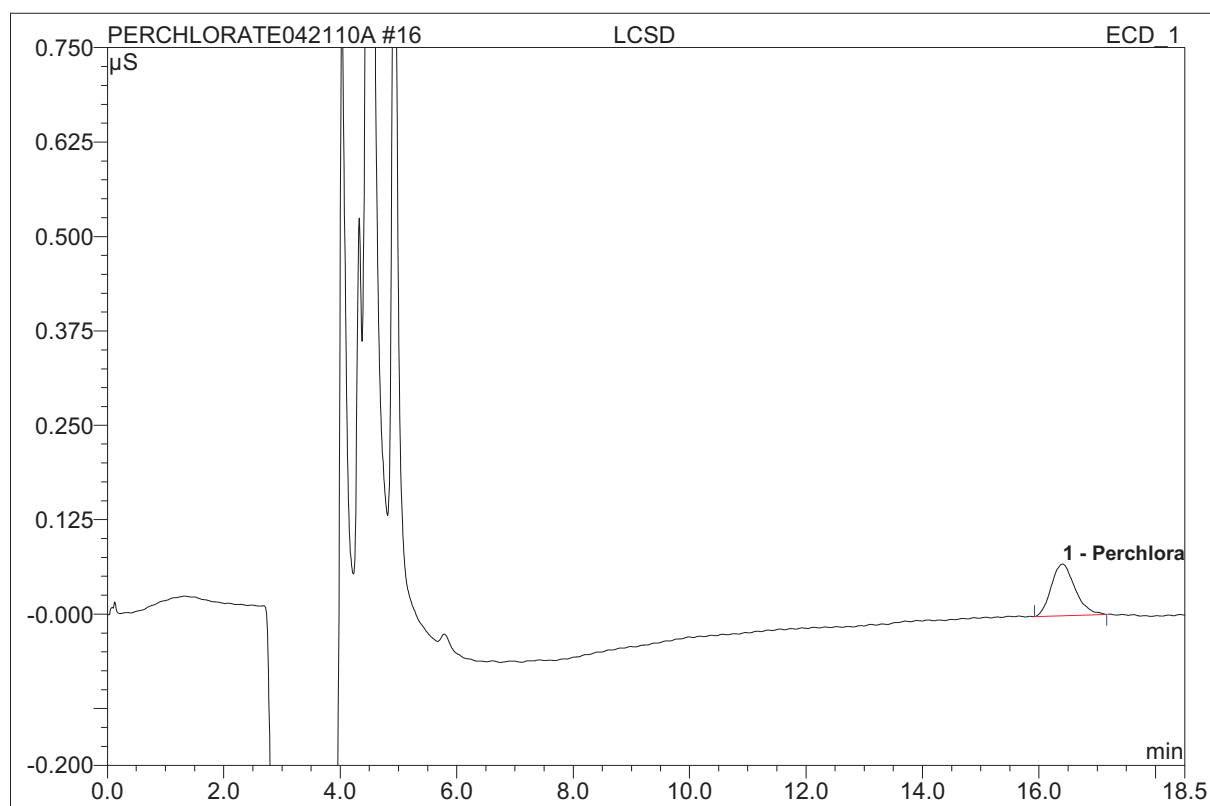
15 LCS**TLY**

Sample Name:	LCS	Injection Volume:	1000.0
Vial Number:	4	Channel:	ECD_1
Sample Type:	unknown	Wavelength:	n.a.
Control Program:	Perchlorate Program 11-19-02	Bandwidth:	n.a.
Quantif. Method:	IC5 Perch Low Quant Method 12-16-02	Dilution Factor:	1.0000
Recording Time:	4/21/2010 13:55	Sample Weight:	1.0000
Run Time (min):	18.50	Sample Amount:	1.0000



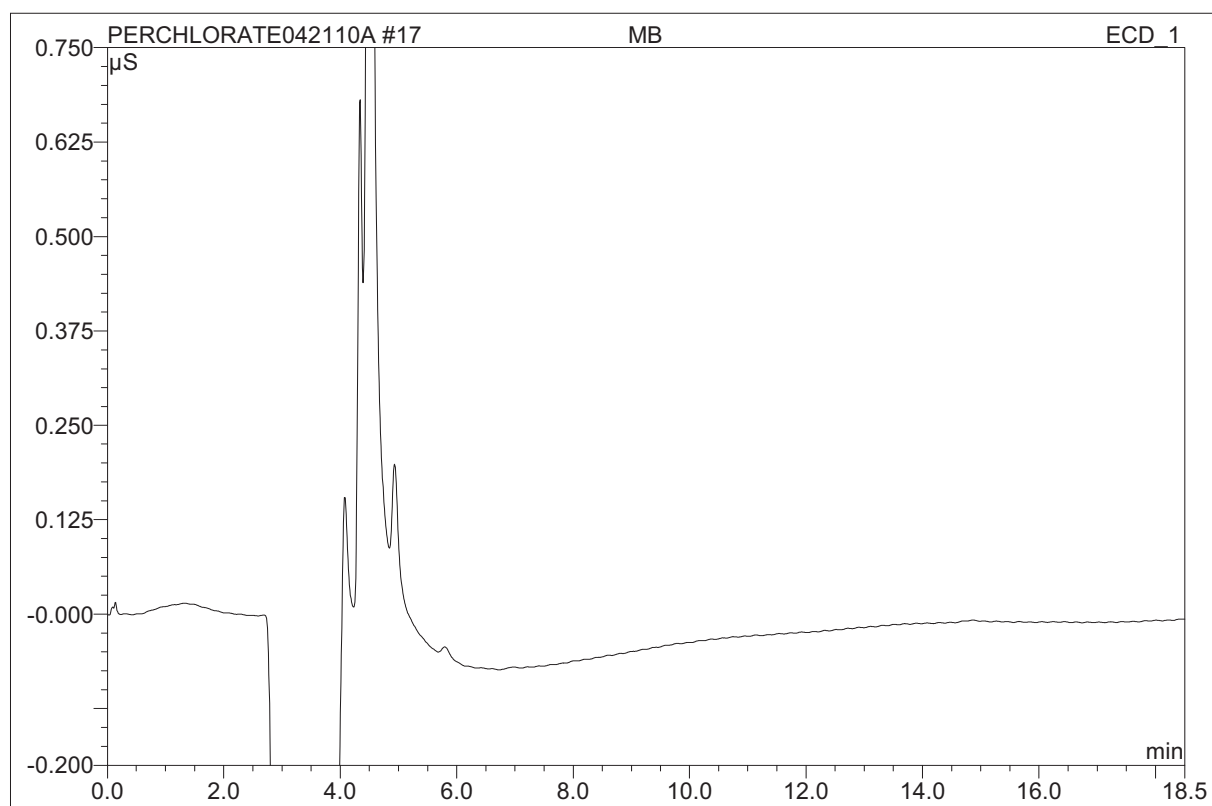
No.	Ret.Time min	Peak Name	Height µS	Area µS*min	Rel.Area %	Amount ug/L	Type
1	16.43	Perchlorate	0.07007	0.03353	99.29	10.000	BM
2	17.43	n.a.	0.00199	0.00024	0.71	n.a.	MB
Total:			0.072	0.034	100.00	10.000	

16 LCSD			
TLY			
Sample Name:	LCSD	Injection Volume:	1000.0
Vial Number:	5	Channel:	ECD_1
Sample Type:	unknown	Wavelength:	n.a.
Control Program:	Perchlorate Program 11-19-02	Bandwidth:	n.a.
Quantif. Method:	IC5 Perch Low Quant Method 12-16-02	Dilution Factor:	1.0000
Recording Time:	4/21/2010 14:16	Sample Weight:	1.0000
Run Time (min):	18.50	Sample Amount:	1.0000



No.	Ret.Time min	Peak Name	Height μ S	Area μ S*min	Rel.Area %	Amount μ g/L	Type
1	16.41	Perchlorate	0.06837	0.03240	100.00	9.671	BMB
Total:			0.068	0.032	100.00	9.671	

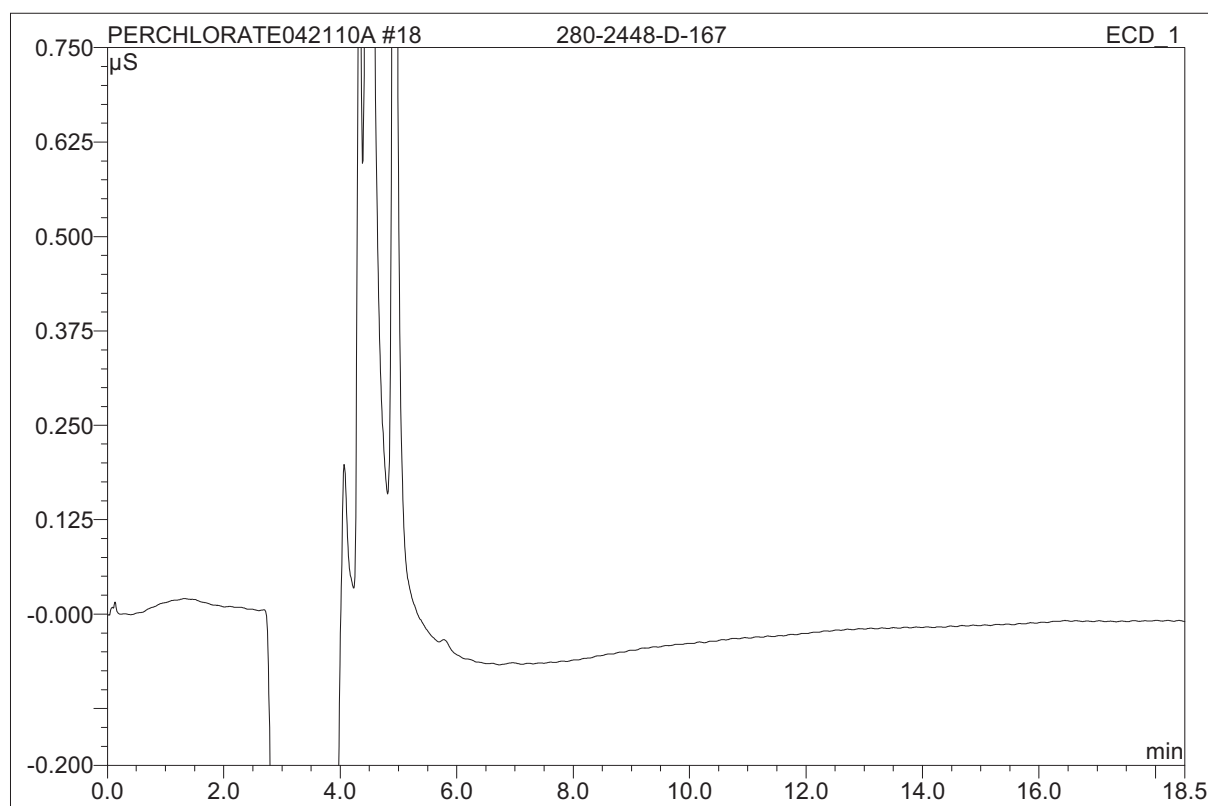
17 MB			
TLY			
Sample Name:	MB	Injection Volume:	1000.0
Vial Number:	6	Channel:	ECD_1
Sample Type:	unknown	Wavelength:	n.a.
Control Program:	Perchlorate Program 11-19-02	Bandwidth:	n.a.
Quantif. Method:	IC5 Perch Low Quant Method 12-16-02	Dilution Factor:	1.0000
Recording Time:	4/21/2010 14:37	Sample Weight:	1.0000
Run Time (min):	18.50	Sample Amount:	1.0000



No.	Ret.Time min	Peak Name	Height µS	Area µS*min	Rel.Area %	Amount ug/L	Type
Total:			0.000	0.000	0.00	0.000	

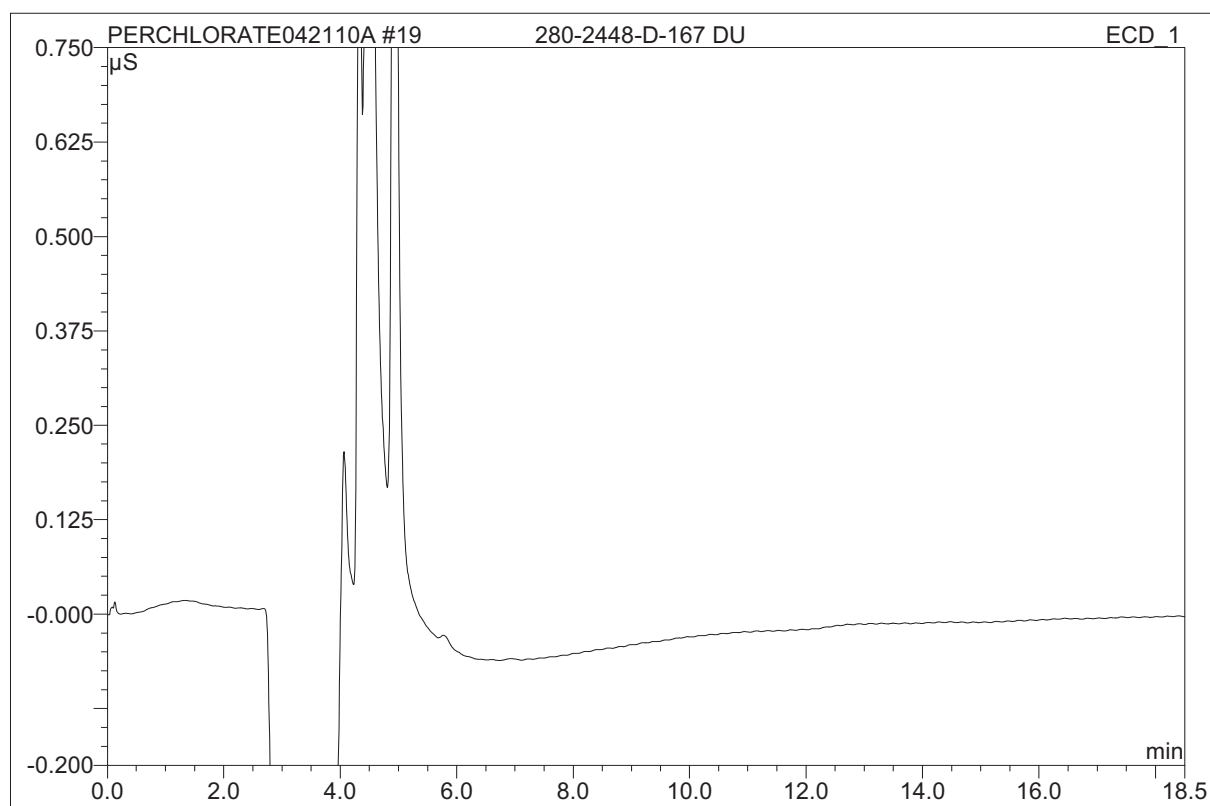
18 280-2448-D-167**1.34**

Sample Name:	280-2448-D-167	Injection Volume:	1000.0
Vial Number:	9	Channel:	ECD_1
Sample Type:	unknown	Wavelength:	n.a.
Control Program:	Perchlorate Program 11-19-02	Bandwidth:	n.a.
Quantif. Method:	IC5 Perch Low Quant Method 12-16-02	Dilution Factor:	1.0000
Recording Time:	4/21/2010 14:58	Sample Weight:	1.0000
Run Time (min):	18.50	Sample Amount:	1.0000



No.	Ret.Time min	Peak Name	Height µS	Area µS*min	Rel.Area %	Amount ug/L	Type
Total:			0.000	0.000	0.00	0.000	

19 280-2448-D-167 DU			
1.34			
Sample Name:	280-2448-D-167 DU	Injection Volume:	1000.0
Vial Number:	10	Channel:	ECD_1
Sample Type:	unknown	Wavelength:	n.a.
Control Program:	Perchlorate Program 11-19-02	Bandwidth:	n.a.
Quantif. Method:	IC5 Perch Low Quant Method 12-16-02	Dilution Factor:	1.0000
Recording Time:	4/21/2010 15:19	Sample Weight:	1.0000
Run Time (min):	18.50	Sample Amount:	1.0000

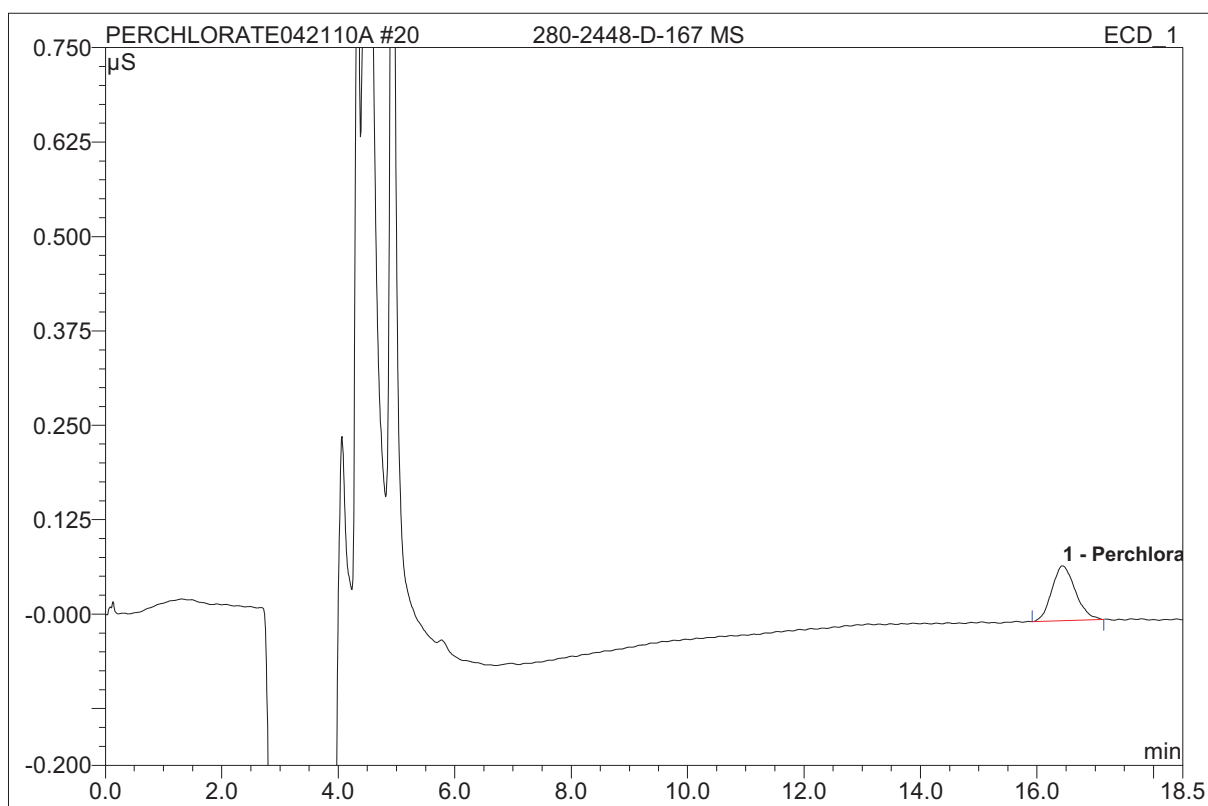


No.	Ret.Time min	Peak Name	Height μS	Area μS*min	Rel.Area %	Amount ug/L	Type
Total:			0.000	0.000	0.00	0.000	

20 280-2448-D-167 MS

1.34

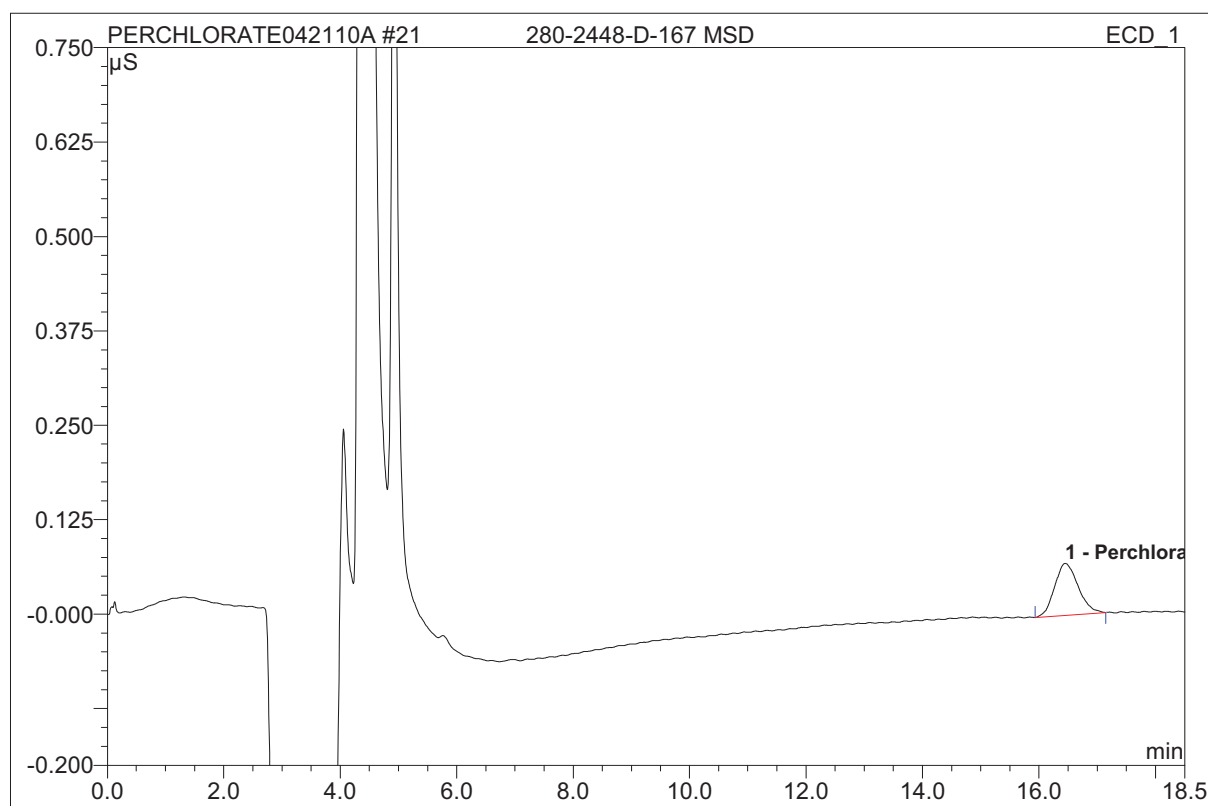
Sample Name:	280-2448-D-167 MS	Injection Volume:	1000.0
Vial Number:	10	Channel:	ECD_1
Sample Type:	unknown	Wavelength:	n.a.
Control Program:	Perchlorate Program 11-19-02	Bandwidth:	n.a.
Quantif. Method:	IC5 Perch Low Quant Method 12-16-02	Dilution Factor:	1.0000
Recording Time:	4/21/2010 15:40	Sample Weight:	1.0000
Run Time (min):	18.50	Sample Amount:	1.0000



No.	Ret.Time min	Peak Name	Height µS	Area µS*min	Rel.Area %	Amount ug/L	Type
1	16.44	Perchlorate	0.07268	0.03411	100.00	10.168	BMB
Total:			0.073	0.034	100.00	10.168	

21 280-2448-D-167 MSD**1.34**

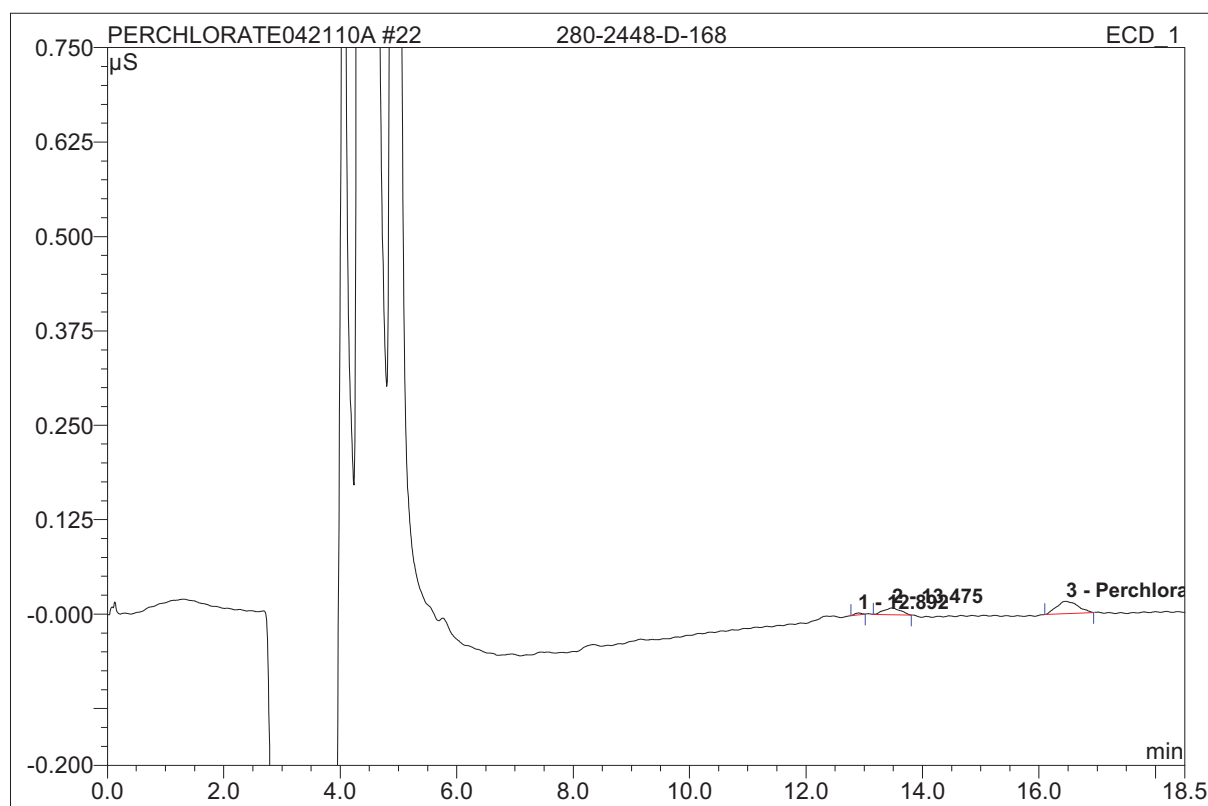
Sample Name:	280-2448-D-167 MSD	Injection Volume:	1000.0
Vial Number:	11	Channel:	ECD_1
Sample Type:	unknown	Wavelength:	n.a.
Control Program:	Perchlorate Program 11-19-02	Bandwidth:	n.a.
Quantif. Method:	IC5 Perch Low Quant Method 12-16-02	Dilution Factor:	1.0000
Recording Time:	4/21/2010 16:01	Sample Weight:	1.0000
Run Time (min):	18.50	Sample Amount:	1.0000



No.	Ret.Time min	Peak Name	Height µS	Area µS*min	Rel.Area %	Amount ug/L	Type
1	16.45	Perchlorate	0.06869	0.03223	100.00	9.619	BMB
Total:			0.069	0.032	100.00	9.619	

22 280-2448-D-168**2.18**

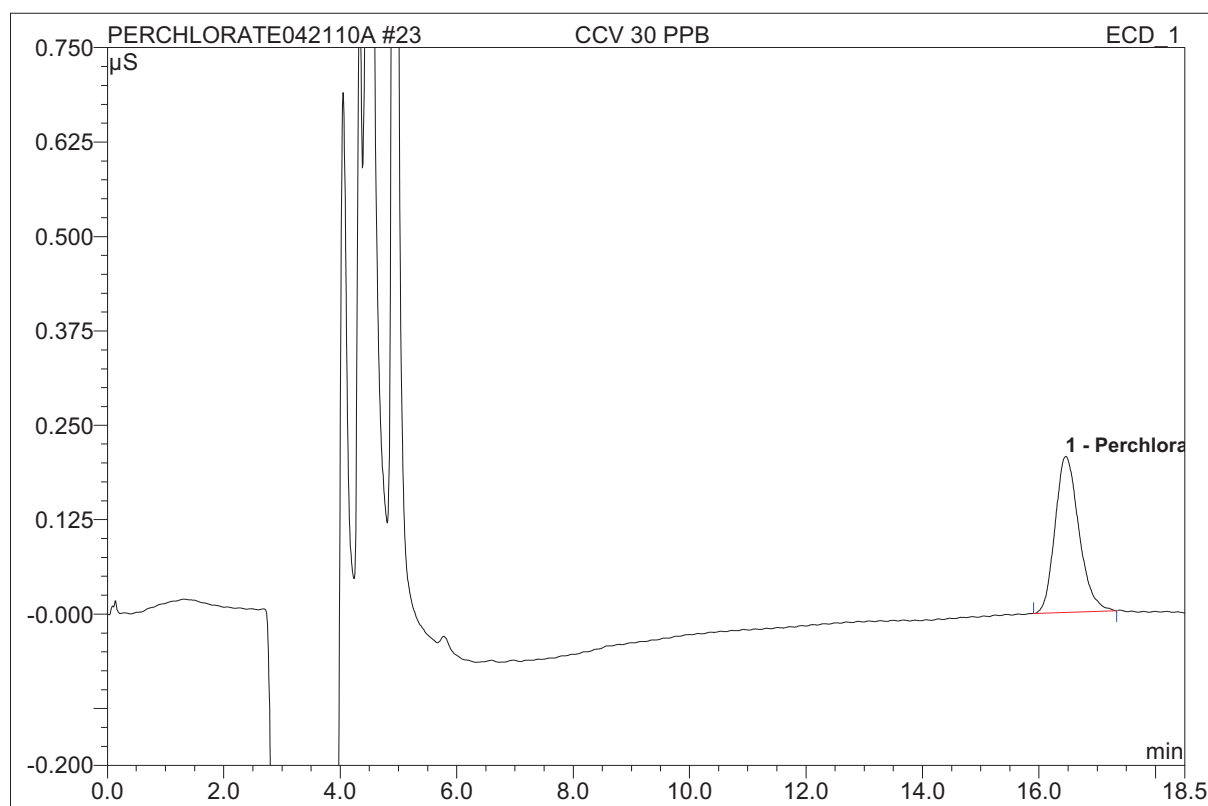
Sample Name:	280-2448-D-168	Injection Volume:	1000.0
Vial Number:	12	Channel:	ECD_1
Sample Type:	unknown	Wavelength:	n.a.
Control Program:	Perchlorate Program 11-19-02	Bandwidth:	n.a.
Quantif. Method:	IC5 Perch Low Quant Method 12-16-02	Dilution Factor:	1.0000
Recording Time:	4/21/2010 16:22	Sample Weight:	1.0000
Run Time (min):	18.50	Sample Amount:	1.0000



No.	Ret.Time min	Peak Name	Height µS	Area µS*min	Rel.Area %	Amount ug/L	Type
1	12.89	n.a.	0.00239	0.00030	2.88	n.a.	BMB
2	13.48	n.a.	0.00903	0.00299	29.14	n.a.	BMB
3	16.47	Perchlorate	0.01631	0.00698	67.98	2.276	BMB
Total:			0.028	0.010	100.00	2.276	

23 CCV 30 PPB**TLY**

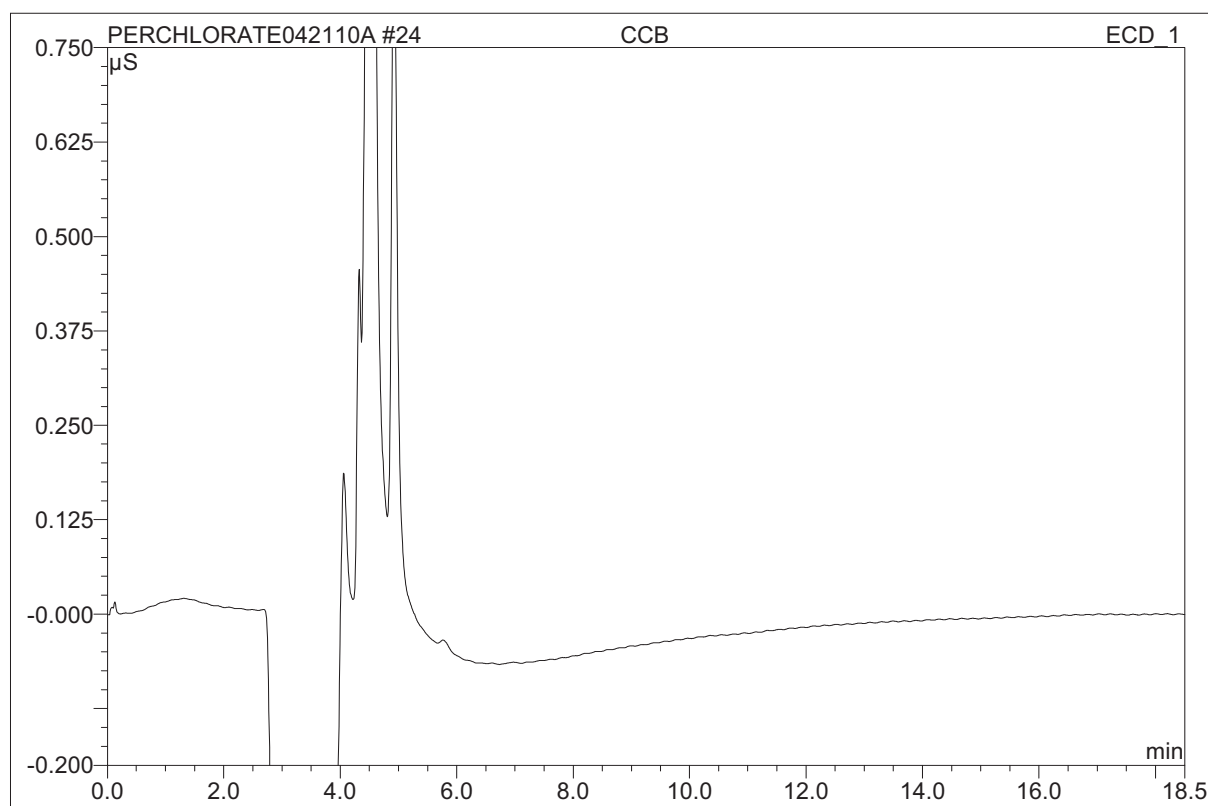
Sample Name:	CCV 30 PPB	Injection Volume:	1000.0
Vial Number:	9	Channel:	ECD_1
Sample Type:	unknown	Wavelength:	n.a.
Control Program:	Perchlorate Program 11-19-02	Bandwidth:	n.a.
Quantif. Method:	IC5 Perch Low Quant Method 12-16-02	Dilution Factor:	1.0000
Recording Time:	4/21/2010 16:43	Sample Weight:	1.0000
Run Time (min):	18.50	Sample Amount:	1.0000



No.	Ret.Time min	Peak Name	Height µS	Area µS*min	Rel.Area %	Amount ug/L	Type
1	16.46	Perchlorate	0.20648	0.09813	100.00	28.791	BMB
Total:			0.206	0.098	100.00	28.791	

24 CCB**TLY**

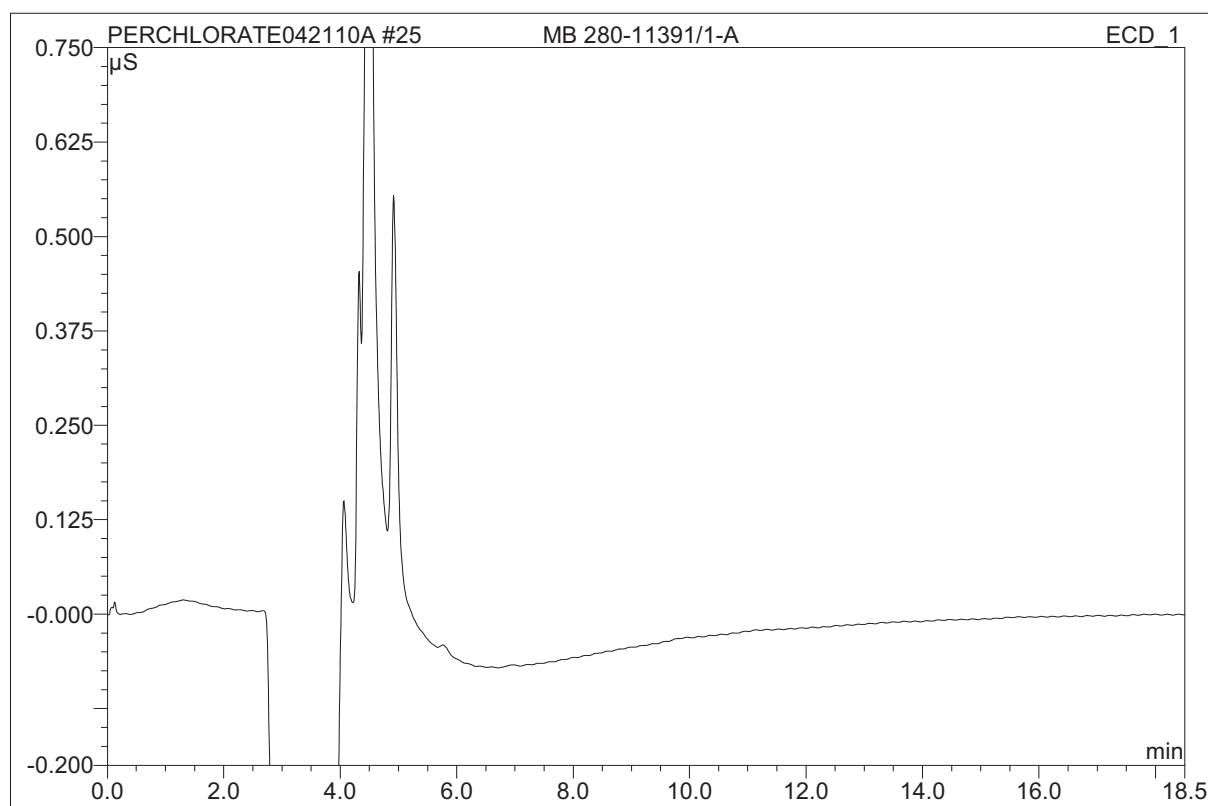
Sample Name:	CCB	Injection Volume:	1000.0
Vial Number:	9	Channel:	ECD_1
Sample Type:	unknown	Wavelength:	n.a.
Control Program:	Perchlorate Program 11-19-02	Bandwidth:	n.a.
Quantif. Method:	IC5 Perch Low Quant Method 12-16-02	Dilution Factor:	1.0000
Recording Time:	4/21/2010 17:05	Sample Weight:	1.0000
Run Time (min):	18.50	Sample Amount:	1.0000



No.	Ret.Time min	Peak Name	Height µS	Area µS*min	Rel.Area %	Amount ug/L	Type
Total:			0.000	0.000	0.00	0.000	

25 MB 280-11391/1-A**TLY**

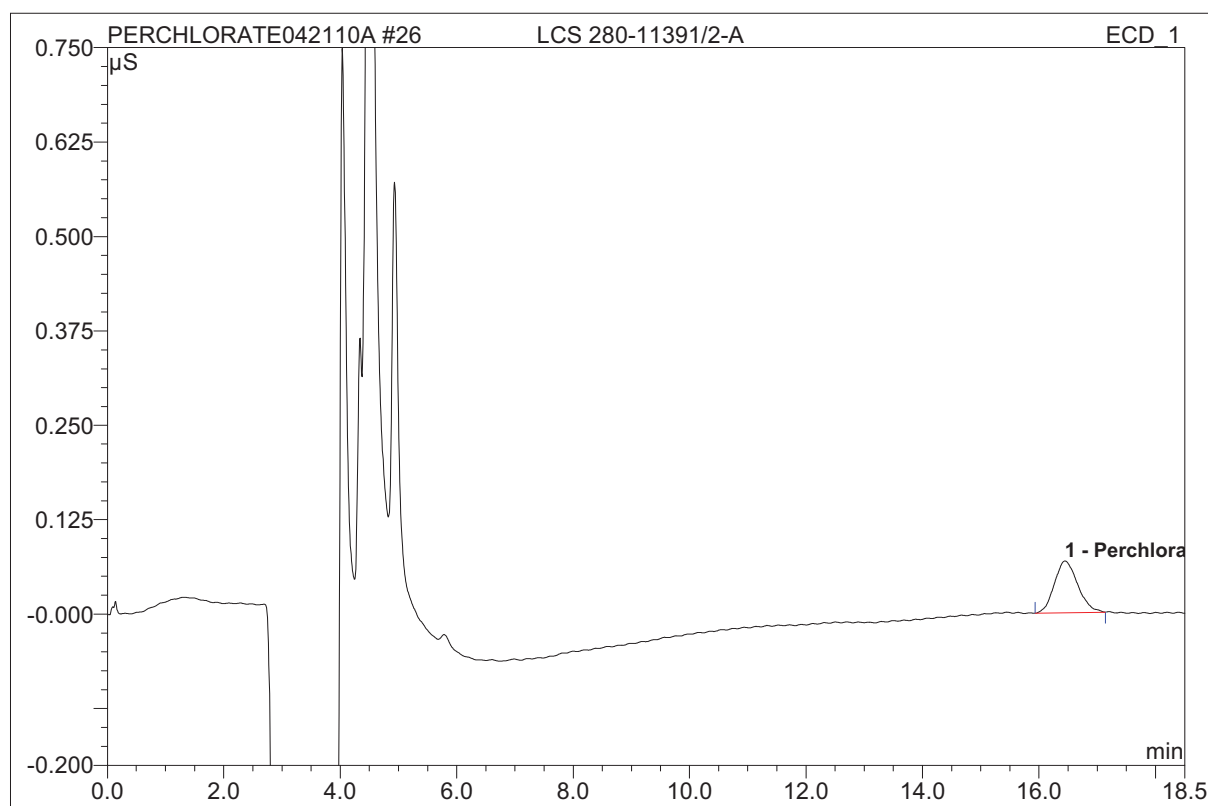
Sample Name:	MB 280-11391/1-A	Injection Volume:	1000.0
Vial Number:	12	Channel:	ECD_1
Sample Type:	unknown	Wavelength:	n.a.
Control Program:	Perchlorate Program 11-19-02	Bandwidth:	n.a.
Quantif. Method:	IC5 Perch Low Quant Method 12-16-02	Dilution Factor:	1.0000
Recording Time:	4/21/2010 17:26	Sample Weight:	1.0000
Run Time (min):	18.50	Sample Amount:	1.0000



No.	Ret.Time min	Peak Name	Height µS	Area µS*min	Rel.Area %	Amount ug/L	Type
Total:			0.000	0.000	0.00	0.000	

26 LCS 280-11391/2-A**TLY**

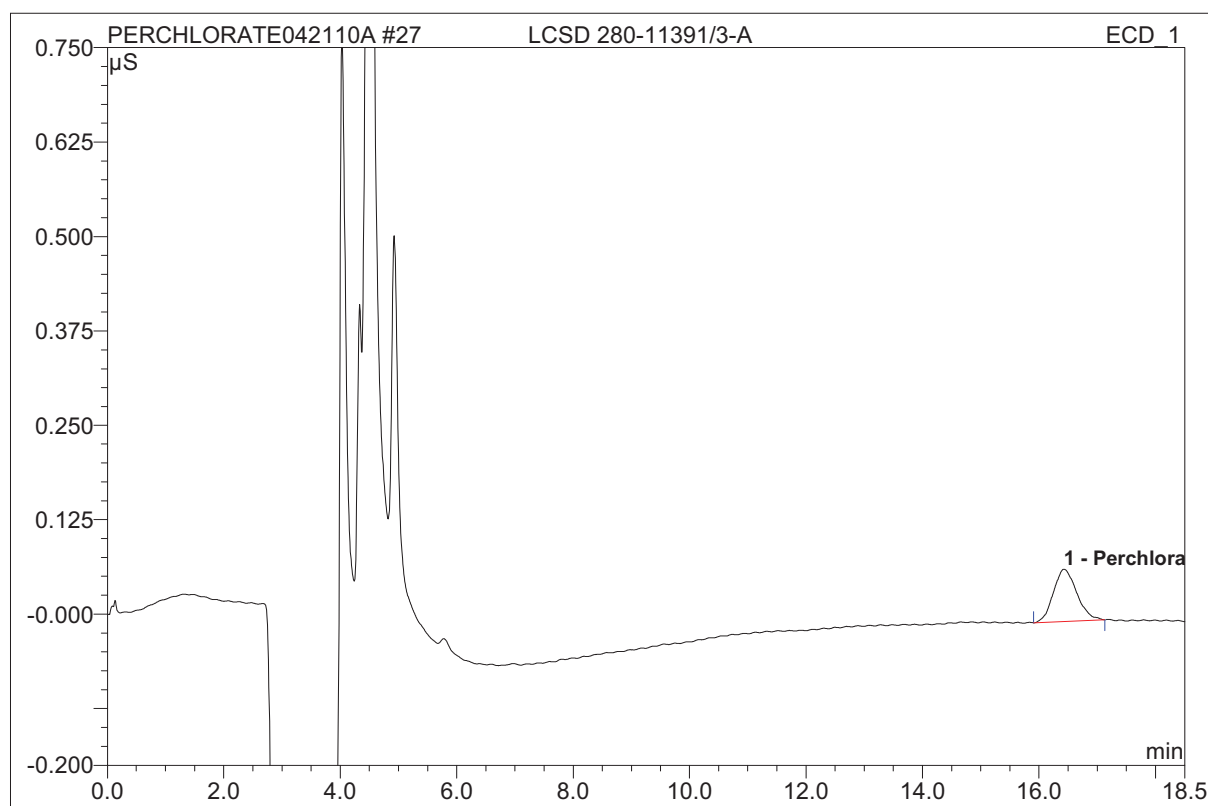
Sample Name:	LCS 280-11391/2-A	Injection Volume:	1000.0
Vial Number:	10	Channel:	ECD_1
Sample Type:	unknown	Wavelength:	n.a.
Control Program:	Perchlorate Program 11-19-02	Bandwidth:	n.a.
Quantif. Method:	IC5 Perch Low Quant Method 12-16-02	Dilution Factor:	1.0000
Recording Time:	4/21/2010 17:47	Sample Weight:	1.0000
Run Time (min):	18.50	Sample Amount:	1.0000



No.	Ret.Time min	Peak Name	Height µS	Area µS*min	Rel.Area %	Amount ug/L	Type
1	16.44	Perchlorate	0.06861	0.03194	100.00	9.537	BMB
Total:			0.069	0.032	100.00	9.537	

27 LCSD 280-11391/3-A**TLY**

Sample Name:	LCSD 280-11391/3-A	Injection Volume:	1000.0
Vial Number:	11	Channel:	ECD_1
Sample Type:	unknown	Wavelength:	n.a.
Control Program:	Perchlorate Program 11-19-02	Bandwidth:	n.a.
Quantif. Method:	IC5 Perch Low Quant Method 12-16-02	Dilution Factor:	1.0000
Recording Time:	4/21/2010 18:08	Sample Weight:	1.0000
Run Time (min):	18.50	Sample Amount:	1.0000

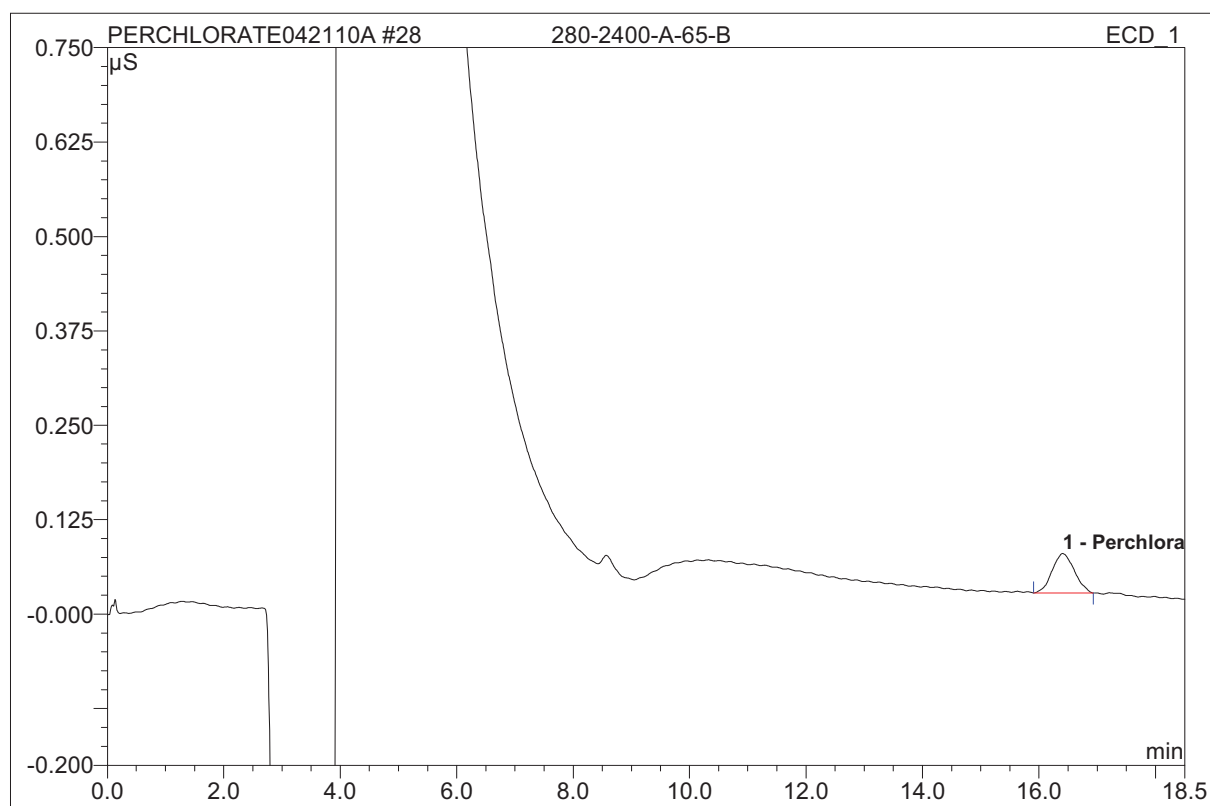


No.	Ret.Time min	Peak Name	Height µS	Area µS*min	Rel.Area %	Amount ug/L	Type
1	16.43	Perchlorate	0.06922	0.03218	100.00	9.607	BMB
Total:			0.069	0.032	100.00	9.607	

28 280-2400-A-65-B

TLY

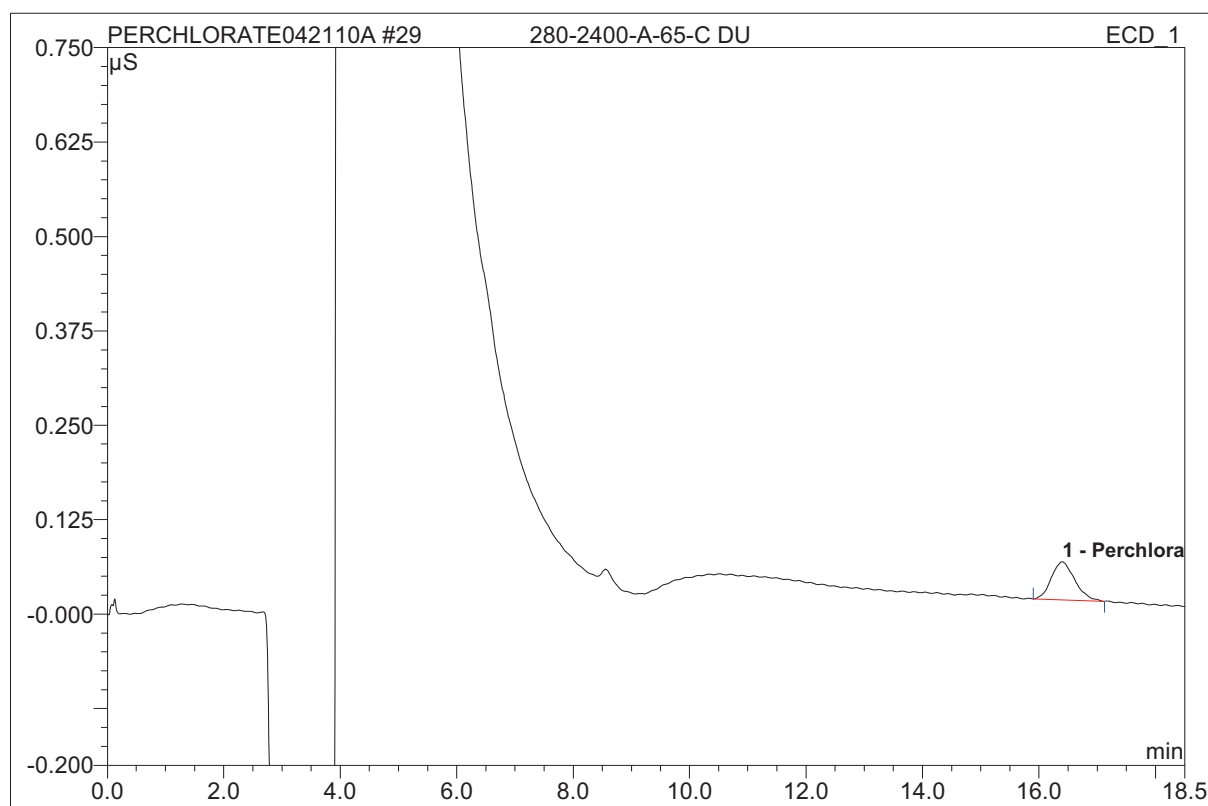
Sample Name:	280-2400-A-65-B	Injection Volume:	1000.0
Vial Number:	11	Channel:	ECD_1
Sample Type:	unknown	Wavelength:	n.a.
Control Program:	Perchlorate Program 11-19-02	Bandwidth:	n.a.
Quantif. Method:	IC5 Perch Low Quant Method 12-16-02	Dilution Factor:	1.0000
Recording Time:	4/21/2010 18:29	Sample Weight:	1.0000
Run Time (min):	18.50	Sample Amount:	1.0000



No.	Ret.Time min	Peak Name	Height μS	Area μS*min	Rel.Area %	Amount ug/L	Type
1	16.41	Perchlorate	0.05228	0.02304	100.00	6.948	BMB
Total:			0.052	0.023	100.00	6.948	

29 280-2400-A-65-C DU**TLY**

Sample Name:	280-2400-A-65-C DU	Injection Volume:	1000.0
Vial Number:	11	Channel:	ECD_1
Sample Type:	unknown	Wavelength:	n.a.
Control Program:	Perchlorate Program 11-19-02	Bandwidth:	n.a.
Quantif. Method:	IC5 Perch Low Quant Method 12-16-02	Dilution Factor:	1.0000
Recording Time:	4/21/2010 18:50	Sample Weight:	1.0000
Run Time (min):	18.50	Sample Amount:	1.0000

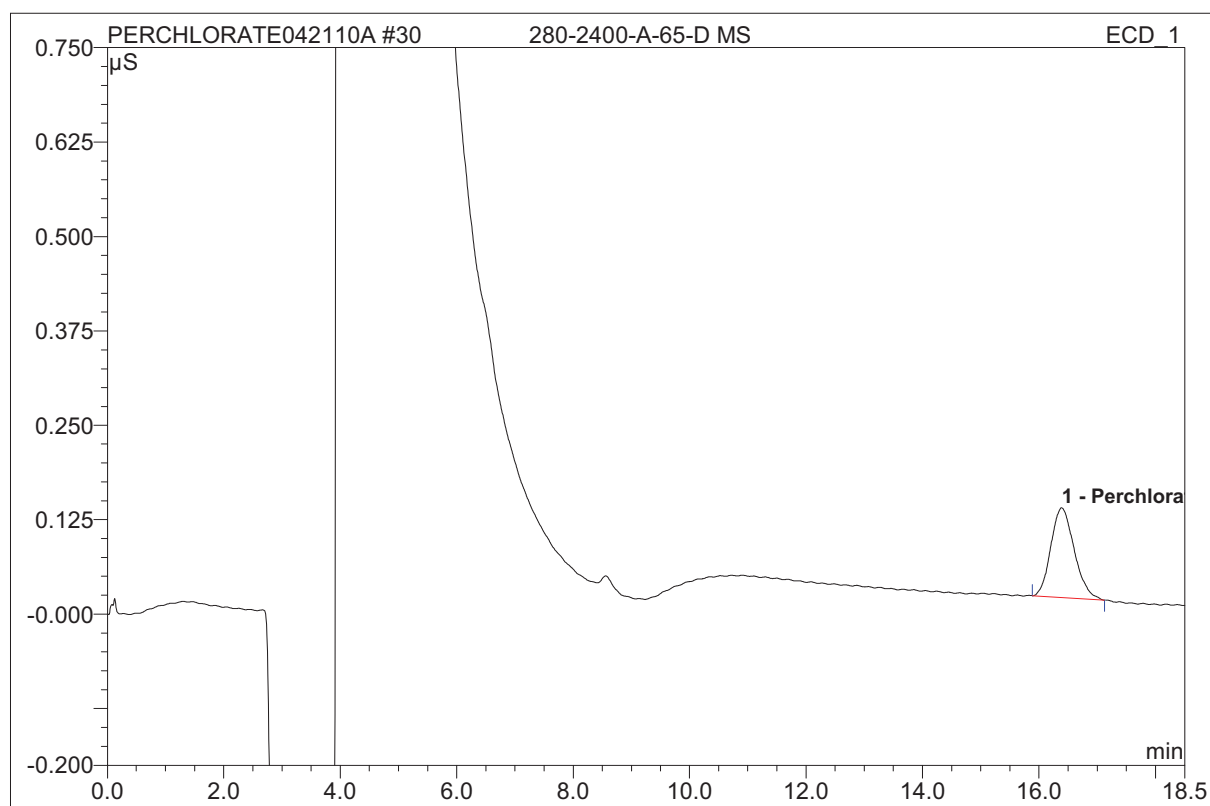


No.	Ret.Time min	Peak Name	Height μS	Area μS*min	Rel.Area %	Amount ug/L	Type
1	16.40	Perchlorate	0.05051	0.02358	100.00	7.104	BMB
Total:			0.051	0.024	100.00	7.104	

30 280-2400-A-65-D MS

TLY

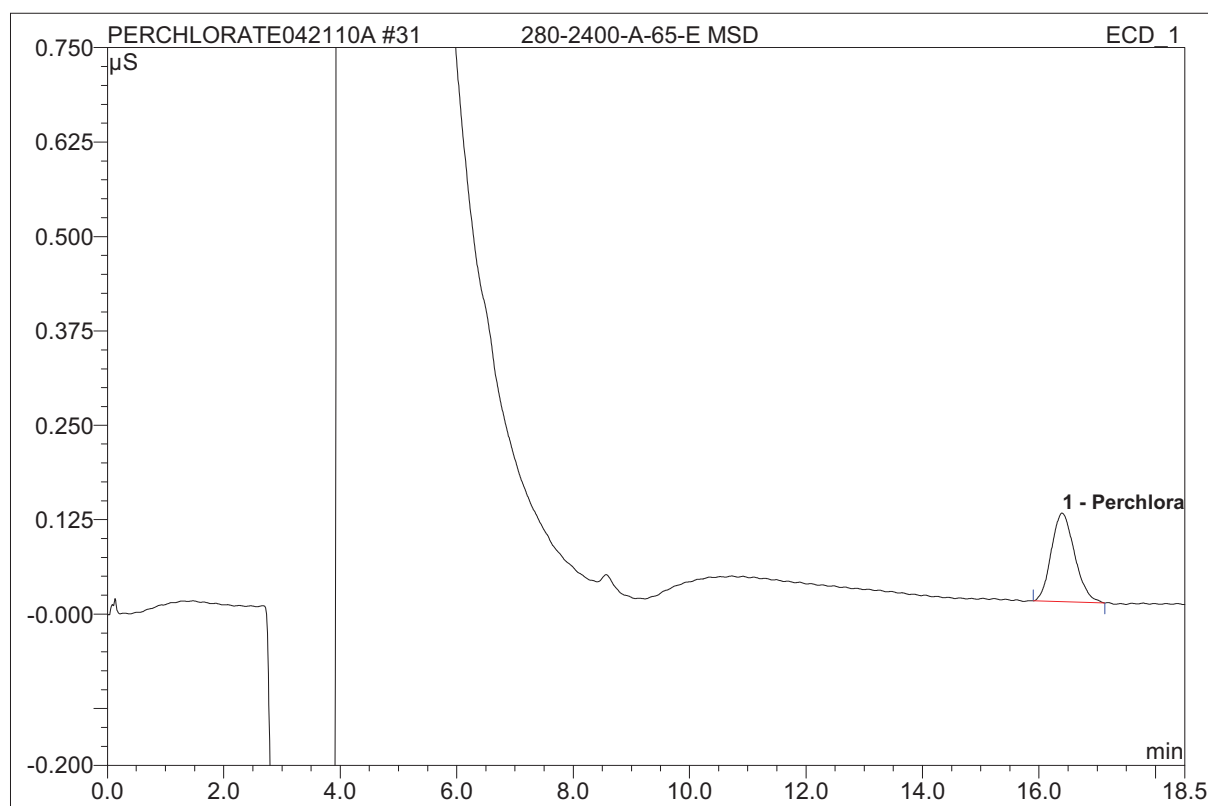
Sample Name:	280-2400-A-65-D MS	Injection Volume:	1000.0
Vial Number:	11	Channel:	ECD_1
Sample Type:	unknown	Wavelength:	n.a.
Control Program:	Perchlorate Program 11-19-02	Bandwidth:	n.a.
Quantif. Method:	IC5 Perch Low Quant Method 12-16-02	Dilution Factor:	1.0000
Recording Time:	4/21/2010 19:11	Sample Weight:	1.0000
Run Time (min):	18.50	Sample Amount:	1.0000



No.	Ret.Time min	Peak Name	Height μS	Area μS*min	Rel.Area %	Amount ug/L	Type
1	16.39	Perchlorate	0.11870	0.05531	100.00	16.336	BMB
Total:			0.119	0.055	100.00	16.336	

31 280-2400-A-65-E MSD**TLY**

Sample Name:	280-2400-A-65-E MSD	Injection Volume:	1000.0
Vial Number:	11	Channel:	ECD_1
Sample Type:	unknown	Wavelength:	n.a.
Control Program:	Perchlorate Program 11-19-02	Bandwidth:	n.a.
Quantif. Method:	IC5 Perch Low Quant Method 12-16-02	Dilution Factor:	1.0000
Recording Time:	4/21/2010 19:32	Sample Weight:	1.0000
Run Time (min):	18.50	Sample Amount:	1.0000

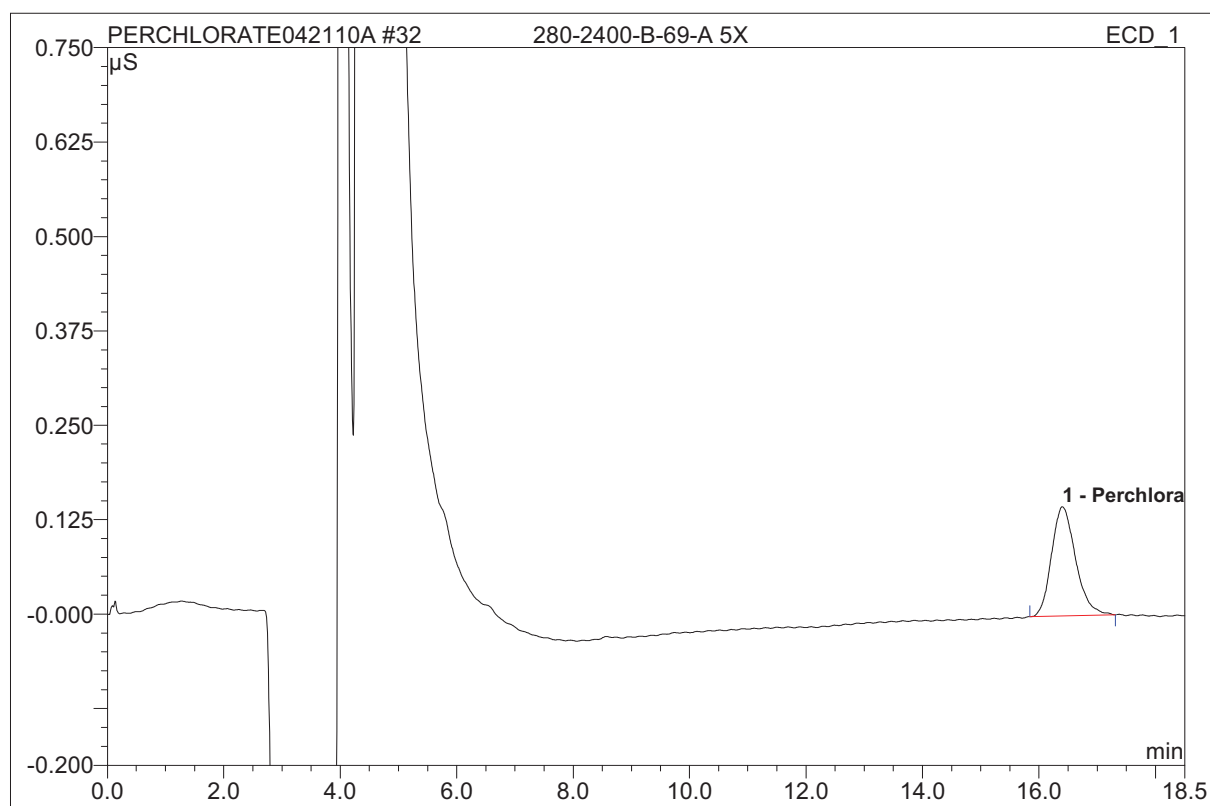


No.	Ret.Time min	Peak Name	Height μS	Area μS*min	Rel.Area %	Amount ug/L	Type
1	16.40	Perchlorate	0.11730	0.05455	100.00	16.114	BMB
Total:			0.117	0.055	100.00	16.114	

32 280-2400-B-69-A 5X

TLY

Sample Name:	280-2400-B-69-A 5X	Injection Volume:	1000.0
Vial Number:	11	Channel:	ECD_1
Sample Type:	unknown	Wavelength:	n.a.
Control Program:	Perchlorate Program 11-19-02	Bandwidth:	n.a.
Quantif. Method:	IC5 Perch Low Quant Method 12-16-02	Dilution Factor:	5.0000
Recording Time:	4/21/2010 19:53	Sample Weight:	1.0000
Run Time (min):	18.50	Sample Amount:	1.0000

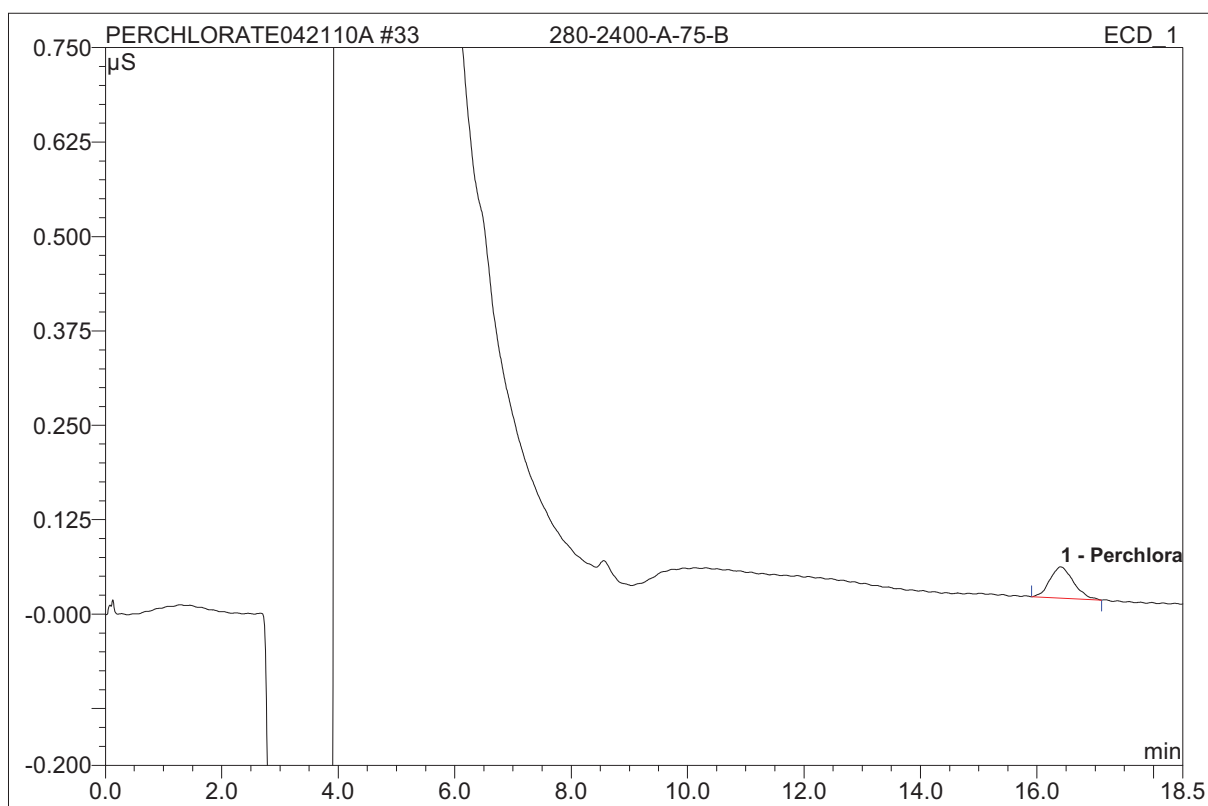


No.	Ret.Time min	Peak Name	Height μS	Area μS*min	Rel.Area %	Amount ug/L	Type
1	16.40	Perchlorate	0.14459	0.06920	100.00	101.869	BMB
Total:			0.145	0.069	100.00	101.869	

33 280-2400-A-75-B

TLY

Sample Name:	280-2400-A-75-B	Injection Volume:	1000.0
Vial Number:	11	Channel:	ECD_1
Sample Type:	unknown	Wavelength:	n.a.
Control Program:	Perchlorate Program 11-19-02	Bandwidth:	n.a.
Quantif. Method:	IC5 Perch Low Quant Method 12-16-02	Dilution Factor:	1.0000
Recording Time:	4/21/2010 20:14	Sample Weight:	1.0000
Run Time (min):	18.50	Sample Amount:	1.0000

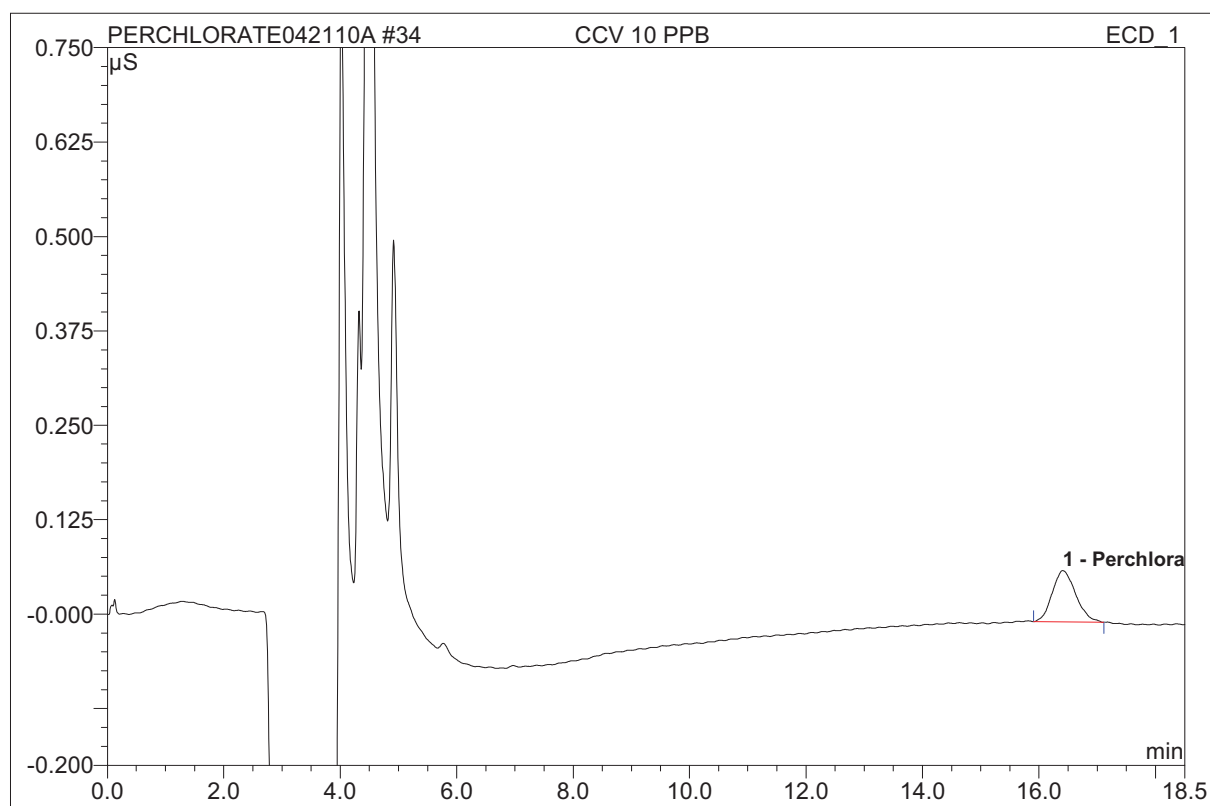


No.	Ret.Time min	Peak Name	Height μS	Area μS*min	Rel.Area %	Amount ug/L	Type
1	16.41	Perchlorate	0.04153	0.01955	100.00	5.932	BMB
Total:			0.042	0.020	100.00	5.932	

34 CCV 10 PPB

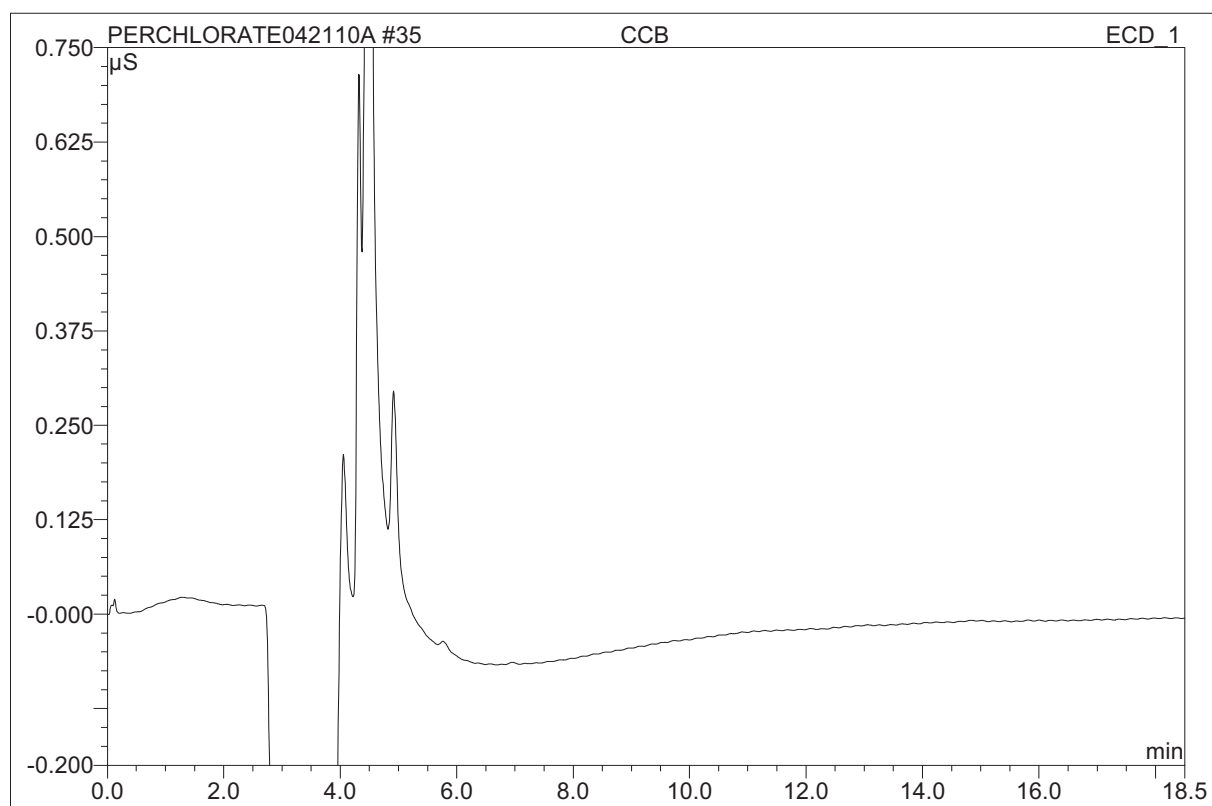
TLY

Sample Name:	CCV 10 PPB	Injection Volume:	1000.0
Vial Number:	10	Channel:	ECD_1
Sample Type:	unknown	Wavelength:	n.a.
Control Program:	Perchlorate Program 11-19-02	Bandwidth:	n.a.
Quantif. Method:	IC5 Perch Low Quant Method 12-16-02	Dilution Factor:	1.0000
Recording Time:	4/21/2010 20:35	Sample Weight:	1.0000
Run Time (min):	18.50	Sample Amount:	1.0000



No.	Ret.Time min	Peak Name	Height μS	Area μS*min	Rel.Area %	Amount ug/L	Type
1	16.41	Perchlorate	0.06810	0.03182	100.00	9.502	BMB
Total:			0.068	0.032	100.00	9.502	

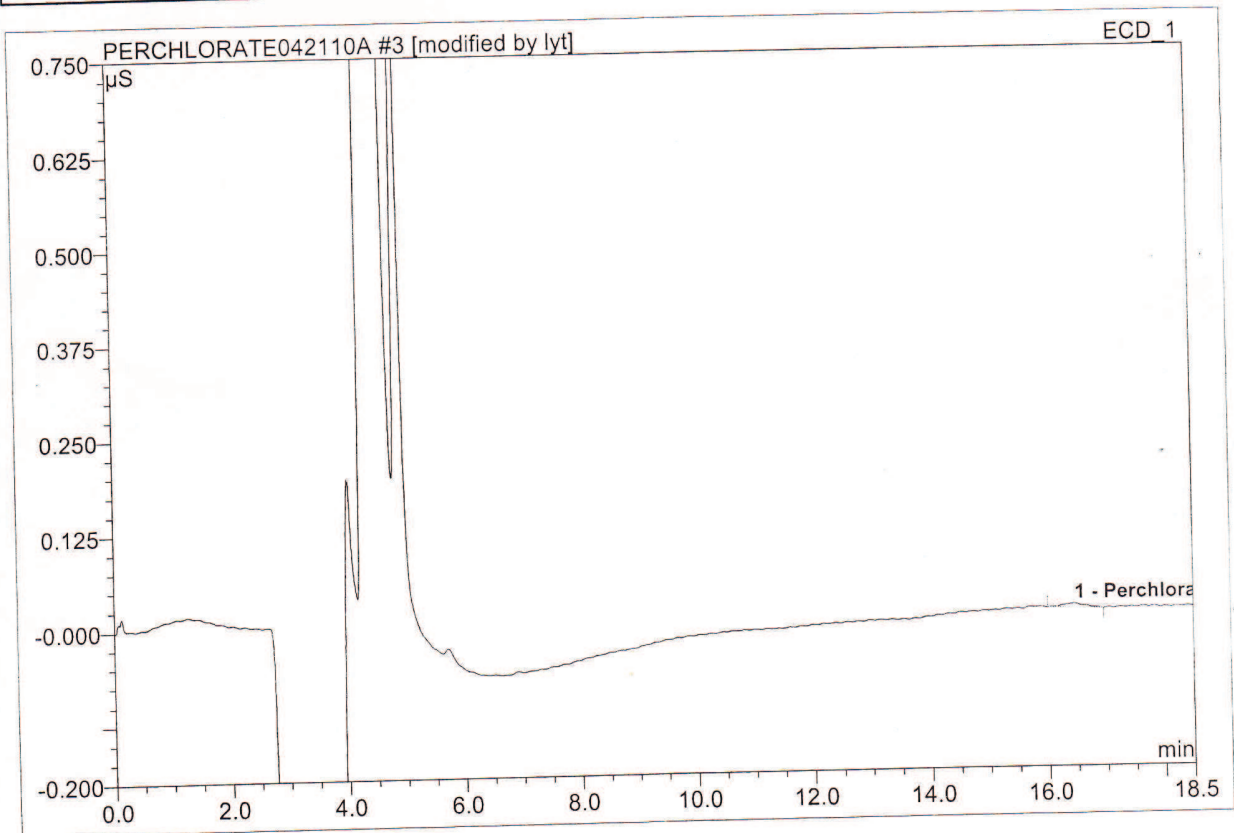
35 CCB			
TLY			
Sample Name:	CCB	Injection Volume:	1000.0
Vial Number:	10	Channel:	ECD_1
Sample Type:	unknown	Wavelength:	n.a.
Control Program:	Perchlorate Program 11-19-02	Bandwidth:	n.a.
Quantif. Method:	IC5 Perch Low Quant Method 12-16-02	Dilution Factor:	1.0000
Recording Time:	4/21/2010 20:56	Sample Weight:	1.0000
Run Time (min):	18.50	Sample Amount:	1.0000



No.	Ret.Time min	Peak Name	Height µS	Area µS*min	Rel.Area %	Amount ug/L	Type
Total:			0.000	0.000	0.00	0.000	

IC5	MS Batch #		MCT=2640 uS	
	QC Batch #		12/6/2006	
Time	Sample Name	Dil.Fac.	Conductivity	Amount ug/L Perchlorate
04.21.10 07:52	RT CHECK	1.0000	TLY	7.4872
04.21.10 08:13	BLANK	1.0000	TLY	n.a.
04.21.10 08:34	cal std 1	1.0000	TLY	0.9592
04.21.10 08:55	cal std 2	1.0000	TLY	2.6929
04.21.10 09:16	cal std 3	1.0000	TLY	5.0768
04.21.10 09:37	cal std 4	1.0000	TLY	9.8190
04.21.10 09:59	cal std 5	1.0000	TLY	18.7021
04.21.10 10:20	cal std 6	1.0000	TLY	41.2500
04.21.10 10:54	BLANK	1.0000	TLY	n.a.
04.21.10 11:15	ICV 20 ppb	1.0000	TLY	18.8891
04.21.10 12:30	ICB	1.0000	TLY	n.a.
04.21.10 12:51	ICCS 1 PPB	1.0000	TLY	0.9408
04.21.10 13:12	BLANK	1.0000	TLY	n.a.
04.21.10 13:33	IPC 5 ppb	1.0000	TLY	4.4304
04.21.10 13:55	LCS	1.0000	TLY	10.0002
04.21.10 14:16	LCSD	1.0000	TLY	9.6710
04.21.10 14:37	MB	1.0000	TLY	n.a.
04.21.10 14:58	280-2448-D-167	1.0000	1.34	n.a.
04.21.10 15:19	280-2448-D-167 DU	1.0000	1.34	n.a.
04.21.10 15:40	280-2448-D-167 MS	1.0000	1.34	10.1683
04.21.10 16:01	280-2448-D-167 MSD	1.0000	1.34	9.6195
04.21.10 16:22	280-2448-D-168	1.0000	2.18	2.2761
04.21.10 16:43	CCV 30 PPB	1.0000	TLY	28.7908
04.21.10 17:05	CCB	1.0000	TLY	n.a.
04.21.10 17:26	MB 280-11391/1-A	1.0000	TLY	n.a.
04.21.10 17:47	LCS 280-11391/2-A	1.0000	TLY	9.5372
04.21.10 18:08	LCSD 280-11391/3-A	1.0000	TLY	9.6073
04.21.10 18:29	280-2400-A-65-B	1.0000	TLY	6.9479
04.21.10 18:50	280-2400-A-65-C DU	1.0000	TLY	7.1040
04.21.10 19:11	280-2400-A-65-D MS	1.0000	TLY	16.3355
04.21.10 19:32	280-2400-A-65-E MSD	1.0000	TLY	16.1137
04.21.10 19:53	280-2400-B-69-A 5X	5.0000	TLY	101.8688
04.21.10 20:14	280-2400-A-75-B	1.0000	TLY	5.9316
04.21.10 20:35	CCV 10 PPB	1.0000	TLY	9.5021
04.21.10 20:56	CCB	1.0000	TLY	n.a.

3 cal std 1			
TLY			
Sample Name:	cal std 1	Injection Volume:	1000.0
Vial Number:	3	Channel:	ECD_1
Sample Type:	standard	Wavelength:	n.a.
Control Program:	Perchlorate Program 11-19-02	Bandwidth:	n.a.
Quantif. Method:	IC5 Perch Low Quant Method 12-16-02	Dilution Factor:	1.0000
Recording Time:	4/21/2010 8:34	Sample Weight:	1.0000
Run Time (min):	18.50	Sample Amount:	1.0000



No.	Ret.Time min	Peak Name	Height µS	Area µS*min	Rel.Area %	Amount ug/L	Type
1	16.46	Perchlorate	0.00579	0.00245	100.00	0.959	BMB*
Total:			0.006	0.002	100.00	0.959	

adjusted baseline to zero R 4/22/10
RS 4/22/10