

April 26, 2010

TestAmerica Project Number: G0D140560
PO/Contract: 2027.001

Cindy Arnold
Tronox LLC / AIU Henderson, NV
PO Box 268859
Oklahoma City, OK 73126-8859

Dear Mr. Arnold,

This report contains the analytical results for the samples received under chain of custody by TestAmerica on April 15, 2010. These samples are associated with your Tronox LLC. Henderson - Parcel project.

The test results in this report meet all NELAC requirements for parameters that accreditation is required or available. Any exceptions to NELAC requirements are noted in the case narrative. The case narrative is an integral part of this report.

If you have any questions, please feel free to call me at (916) 374-4383.

Sincerely,



DAVID R. ALLTUCKER
Project Manager

Table of Contents

TestAmerica West Sacramento Project Number G0D140560

Case Narrative

Quality Assurance Program

Sample Description Information

Chain of Custody Documentation

SOLID, 8290, Dioxins/Furans

Samples: 1, 2

 Sample Data Sheets

 Method Blank Reports

 Laboratory QC Reports

SOLID, D 2216-90, Percent Moisture

Samples: 1, 2

 Sample Data Sheets

 Laboratory QC Reports

Raw Data Package

Case Narrative

TestAmerica West Sacramento Project Number GOD140560

SOLID, 8290, Dioxins/Furans

Sample(s): 1, 2

The bracketing continuing calibration standard, analyzed April 24, 2010 at 01:03, has 13C-1,2,3,4,6,7,8-HpCDD with percent difference values that are between the method recommended criteria of 30% to 35% deviation from the initial calibration curve. Per method guidelines, an average relative response factor (RRF) is calculated from bracketing continuing calibration standards and is used to quantitate any the internal standard recovery in the associated samples. There is no impact on the data as a result of this anomaly.

Several analytes in each sample have been qualified with a "Q" flag due to the ion abundance ratios being outside of criteria. The analytes have been reported as an "estimated maximum possible concentration" (EMPC) because the quantitation is based on the theoretical ion abundance ratio for these analytes.

The matrix spike/matrix spike duplicate (MS/MSD) associated with this extraction batch has recoveries outside the established control limits. Acceptable laboratory control sample (LCS) data demonstrate that the analytical system is in control. This anomaly is most likely matrix related.

There were no other anomalies associated with this project.

TestAmerica Laboratories West Sacramento Certifications/Accreditations

Certifying State	Certificate #	Certifying State	Certificate #
Alaska	UST-055	New York*	11666
Arizona	AZ0708	Oregon*	CA 200005
Arkansas	88-0691	Pennsylvania	68-1272
California*	01119CA	South Carolina	87014
Colorado	NA	Texas	T104704399-08-TX
Connecticut	PH-0691	Utah*	QUAN1
Florida*	E87570	Virginia	00178
Georgia	960	Washington	C1281
Hawaii	NA	West Virginia	9930C, 334
Illinois	200060	Wisconsin	998204680
Kansas*	E-10375	NFESC	NA
Louisiana*	30612	USACE	NA
Michigan	9947	USDA Foreign Plant	37-82605
Nevada	CA44	USDA Foreign Soil	P330-09-00055
New Jersey*	CA005	US Fish & Wildlife	LE148388-0
New Mexico	NA	Guam	09-014r

*NELAP accredited. A more detailed parameter list is available upon request. Updated 3/25/2009

QC Parameter Definitions

QC Batch: The QC batch consists of a set of up to 20 field samples that behave similarly (i.e., same matrix) and are processed using the same procedures, reagents, and standards at the same time.

Method Blank: An analytical control consisting of all reagents, which may include internal standards and surrogates, and is carried through the entire analytical procedure. The method blank is used to define the level of laboratory background contamination.

Laboratory Control Sample and Laboratory Control Sample Duplicate (LCS/LCSD): An aliquot of blank matrix spiked with known amounts of representative target analytes. The LCS (and LCSD as required) is carried through the entire analytical process and is used to monitor the accuracy of the analytical process independent of potential matrix effects. If an LCSD is performed, it may also be used to evaluate the precision of the process.

Duplicate Sample (DU): Different aliquots of the same sample are analyzed to evaluate the precision of an analysis.

Surrogates: Organic compounds not expected to be detected in field samples, which behave similarly to target analytes. These are added to every sample within a batch at a known concentration to determine the efficiency of the sample preparation and analytical process.

Matrix Spike and Matrix Spike Duplicate (MS/MSD): An MS is an aliquot of a matrix fortified with known quantities of specific compounds and subjected to an entire analytical procedure in order to indicate the appropriateness of the method for a particular matrix. The percent recovery for the respective compound(s) is then calculated. The MSD is a second aliquot of the same matrix as the matrix spike, also spiked, in order to determine the precision of the method.

Isotope Dilution: For isotope dilution methods, isotopically labeled analogs (internal standards) of the native target analytes are spiked into the sample at time of extraction. These internal standards are used for quantitation, and monitor and correct for matrix effects. Since matrix effects on method performance can be judged by the recovery of these analogs, there is little added benefit of performing MS/MSD for these methods. MS/MSD are only performed for client or QAPP requirements.

Control Limits: The reported control limits are either based on laboratory historical data, method requirements, or project data quality objectives. The control limits represent the estimated uncertainty of the test results.

Sample Summary

TestAmerica West Sacramento Project Number G0D140560

<u>WO#</u>	<u>Sample #</u>	<u>Client Sample ID</u>	<u>Sampling Date</u>	<u>Received Date</u>
LX0W3	1	I6-PC-1-0.0	4/13/2010 01:30 PM	4/15/2010 09:40 AM
LX0W4	2	I6-PC-1-0.0FD	4/13/2010 01:30 PM	4/15/2010 09:40 AM

Notes(s):

- The analytical results of the samples listed above are presented on the following pages.
- All calculations are performed before rounding to avoid round-off errors in calculated results.
- Results noted as "ND" were not detected at or above the stated limit.
- This report must not be reproduced, except in full, without the written approval of the laboratory.
- Results for the following parameters are never reported on a dry weight basis: color, corrosivity, density, flashpoint, ignitability, layers, odor, paint filter test, pH, porosity, pressure, reactivity, redox potential, specific gravity, spot tests, solids, solubility, temperature, viscosity, and weight.

CLIENT Northgate PM DA LOG # 64248

LOT# (QUANTIMS ID) G0D140560 QUOTE# 84087 LOCATION W25C

DATE RECEIVED 4/15/10 TIME RECEIVED _____
Checked (✓)

DELIVERED BY FEDEX ON TRAC CLIENT

GOLDENSTATE UPS GO-GETTERS OTHER

TAL COURIER TAL SF VALLEY LOGISTICS

CUSTODY SEAL STATUS INTACT BROKEN N/A

CUSTODY SEAL #(S) Seal

SHIPPING CONTAINER(S) TAL 4/15/10 CLIENT N/A

COC #(S) 2027.001.20211 4/15/10

TEMPERATURE BLANK Observed: LA Corrected: _____

SAMPLE TEMPERATURE - (TEMPERATURES ARE IN °C)

Observed: 2, 3, 2 Average 2 Corrected Average 2

LABORATORY THERMOMETER ID:

IR UNIT: #4 #5 OTHER _____

[Signature] 15 APR 10
Initials Date

pH MEASURED YES ANOMALY N/A

LABELED BY.....

LABELS CHECKED BY.....

PEER REVIEW _____ NA

SHORT HOLD TEST NOTIFICATION

SAMPLE RECEIVING

WETCHEM N/A

VOA-ENCORES N/A

METALS NOTIFIED OF FILTER/PRESERVE VIA VERBAL & EMAIL N/A

COMPLETE SHIPMENT RECEIVED IN GOOD CONDITION WITH APPROPRIATE TEMPERATURES, CONTAINERS, PRESERVATIVES N/A

CLOUSEAU TEMPERATURE EXCEEDED (2 °C – 6 °C)*1 N/A

WET ICE BLUE ICE GEL PACK NO COOLING AGENTS USED PM NOTIFIED

[Signature] 15 APR 10
Initials Date

Notes _____

*1 Acceptable temperature range for State of Wisconsin samples is ≤4°C.

Lot ID: G0D140560

	1	2	3	4	5	6	7	8	9	10	11	12	13	14	15	16	17	18	19	20
VOA*	/	/	/	/	/	/	/	/	/	/	/	/	/	/	/	/	/	/	/	/
VOAh*	/	/	/	/	/	/	/	/	/	/	/	/	/	/	/	/	/	/	/	/
AGB																				
AGBs																				
250AGB																				
250AGBs																				
250AGBn																				
500AGB																				
___AGJ																				
500AGJ																				
250AGJ																				
125AGJ																				
___CGJ																				
500CGJ																				
250CGJ																				
125CGJ	2	1																		
PJ																				
PJn																				
500PJ																				
500PJn																				
500PJna																				
500PJzn/na																				
250PJ																				
250PJn																				
250PJna																				
250PJzn/na																				
Acetate Tube																				
___"CT																				
Encore																				
Folder/filter																				
PUF																				
Petri/Filter																				
XAD Trap																				
Ziploc																				

h = hydrochloric acid s = sulfuric acid na = sodium hydroxide n = nitric acid zn = zinc acetate

Number of VOAs with air bubbles present / total number of VOA's

SOLID, 8290, Dioxins/Furans

Northgate Environmental Management, Inc.

Sample ID: I6-PC-1-0.0

Trace Level Organic Compounds

SW846 8290

Lot - Sample #....: G0D140560 - 001	Work Order #....: LX0W31AC	Matrix....: SOLID
Date Sampled....: 04/13/10	Date Received....: 04/15/10	Instrument ID....: 3D5
Prep Date....: 04/16/10	Analysis Date....: 04/23/10	% Moisture....: 1.5
Prep Batch #: 0106187	Dilution Factor....: 0.99	Units....: pg/g
Initial Wgt/Vol : 10.06 g	Analyst ID....: Alora Kuczynski	

<u>PARAMETER</u>	<u>RESULT</u>	<u>REPORTING LIMIT</u>	<u>TEF FACTOR</u>	<u>TEQ CONCENTRATION</u>
2,3,7,8-TCDD	ND	1.0	1.0	0
1,2,3,7,8-PeCDD	ND	5.0	1.0	0
1,2,3,4,7,8-HxCDD	ND	5.0	0.1	0
1,2,3,6,7,8-HxCDD	ND	5.0	0.1	0
1,2,3,7,8,9-HxCDD	ND	5.0	0.1	0
1,2,3,4,6,7,8-HpCDD	0.40	J B	5.0	0.0040
OCDD	2.6	J B	10	0.00078
2,3,7,8-TCDF	0.12	J Q B	1.0	0.012
1,2,3,7,8-PeCDF	ND	5.0	0.03	0
2,3,4,7,8-PeCDF	ND	5.0	0.3	0
1,2,3,4,7,8-HxCDF	ND	5.0	0.1	0
1,2,3,6,7,8-HxCDF	ND	5.0	0.1	0
2,3,4,6,7,8-HxCDF	ND	5.0	0.1	0
1,2,3,7,8,9-HxCDF	ND	5.0	0.1	0
1,2,3,4,6,7,8-HpCDF	ND	5.0	0.01	0
1,2,3,4,7,8,9-HpCDF	ND	5.0	0.01	0
OCDF	ND	10	0.0003	0

Total TEQ Concentration

0.017

<u>INTERNAL STANDARDS</u>	<u>PERCENT RECOVERY</u>	<u>RECOVERY LIMITS</u>
13C-2,3,7,8-TCDD	91	40 - 135
13C-1,2,3,7,8-PeCDD	102	40 - 135
13C-1,2,3,6,7,8-HxCDD	98	40 - 135
13C-1,2,3,4,6,7,8-HpCDD	102	40 - 135
13C-OCDD	85	40 - 135
13C-2,3,7,8-TCDF	102	40 - 135
13C-1,2,3,7,8-PeCDF	102	40 - 135
13C-1,2,3,4,7,8-HxCDF	98	40 - 135
13C-1,2,3,4,6,7,8-HpCDF	95	40 - 135

QUALIFIERS

Results and reporting limits have been adjusted for dry weight.

Northgate Environmental Management, Inc.

Sample ID: I6-PC-1-0.0

Trace Level Organic Compounds

SW846 8290

Lot - Sample #....:	G0D140560 - 001	Work Order #....:	LX0W31AC	Matrix....:	SOLID
Date Sampled....:	04/13/10	Date Received....:	04/15/10	Instrument ID....:	3D5
Prep Date....:	04/16/10	Analysis Date....:	04/23/10	% Moisture....:	1.5
Prep Batch #:	0106187	Dilution Factor....:	0.99	Units.....:	pg/g
Initial Wgt/Vol :	10.06 g	Analyst ID....:	Alora Kuczynski		

Notes:

WHO TEFs for human risk assessment based on the conclusions of the World Health Organization meeting in Geneva, Switzerland, June 2005.

- B Method blank contamination. The associated method blank contains the target analyte at a reportable level.
- J Estimated Result.
- Q Estimated maximum possible concentration (EMPC).

Northgate Environmental Management, Inc.

Sample ID: I6-PC-1-0.0

Trace Level Organic Compounds

SW846 8290

Lot - Sample #....:	G0D140560 - 001	Work Order #....:	LX0W31AC	Matrix....:	SO
Date Sampled....:	04/13/10	Date Received....:	04/15/10	Dilution Factor:	0.99
Prep Date....:	04/16/10	Analysis Date....:	04/23/10	Percent Moisture:	1.5
Prep Batch #:	0106187	Instrument ID....:	3D5		
Initial Wgt/Vol :	10.06 g	Analyst ID....:	Alora Kuczynski		

<u>PARAMETER</u>	<u>RESULT</u>		<u>REPORTING LIMIT</u>	<u>ESTIMATED DETECTION LIMIT</u>	<u>UNITS</u>
2,3,7,8-TCDD	ND		1.0	0.027	pg/g
1,2,3,7,8-PeCDD	ND		5.0	0.035	pg/g
1,2,3,4,7,8-HxCDD	ND		5.0	0.038	pg/g
1,2,3,6,7,8-HxCDD	ND		5.0	0.031	pg/g
1,2,3,7,8,9-HxCDD	ND		5.0	0.028	pg/g
1,2,3,4,6,7,8-HpCDD	0.40	J B	5.0	0.036	pg/g
OCDD	2.6	J B	10	0.11	pg/g
2,3,7,8-TCDF	0.12	J Q B	1.0	0.019	pg/g
1,2,3,7,8-PeCDF	ND		5.0	0.035	pg/g
2,3,4,7,8-PeCDF	ND		5.0	0.035	pg/g
1,2,3,4,7,8-HxCDF	ND		5.0	0.041	pg/g
1,2,3,6,7,8-HxCDF	ND		5.0	0.035	pg/g
2,3,4,6,7,8-HxCDF	ND		5.0	0.039	pg/g
1,2,3,7,8,9-HxCDF	ND		5.0	0.041	pg/g
1,2,3,4,6,7,8-HpCDF	ND		5.0	0.031	pg/g
1,2,3,4,7,8,9-HpCDF	ND		5.0	0.038	pg/g
OCDF	ND		10	0.071	pg/g

<u>INTERNAL STANDARDS</u>	<u>PERCENT RECOVERY</u>	<u>RECOVERY LIMITS</u>
13C-2,3,7,8-TCDD	91	40 - 135
13C-1,2,3,7,8-PeCDD	102	40 - 135
13C-1,2,3,6,7,8-HxCDD	98	40 - 135
13C-1,2,3,4,6,7,8-HpCDD	102	40 - 135
13C-OCDD	85	40 - 135
13C-2,3,7,8-TCDF	102	40 - 135
13C-1,2,3,7,8-PeCDF	102	40 - 135
13C-1,2,3,4,7,8-HxCDF	98	40 - 135
13C-1,2,3,4,6,7,8-HpCDF	95	40 - 135

QUALIFIERS

Results and reporting limits have been adjusted for dry weight.

- B Method blank contamination. The associated method blank contains the target analyte at a reportable level.
- J Estimated Result.
- Q Estimated maximum possible concentration (EMPC).

Northgate Environmental Management, Inc.

Sample ID: I6-PC-1-0.0FD

Trace Level Organic Compounds

SW846 8290

Lot - Sample #....: G0D140560 - 002
Date Sampled....: 04/13/10
Prep Date....: 04/16/10
Prep Batch #: 0106187
Initial Wgt/Vol : 10.31 g

Work Order #....: LX0W41AC
Date Received....: 04/15/10
Analysis Date....: 04/23/10
Dilution Factor....: 0.96
Analyst ID....: Alora Kuczynski

Matrix....: SOLID
Instrument ID....: 3D5
% Moisture....: 7.1
Units....: pg/g

<u>PARAMETER</u>	<u>RESULT</u>	<u>REPORTING LIMIT</u>	<u>TEF FACTOR</u>	<u>TEQ CONCENTRATION</u>
2,3,7,8-TCDD	ND	1.0	1.0	0
1,2,3,7,8-PeCDD	ND	5.2	1.0	0
1,2,3,4,7,8-HxCDD	ND	5.2	0.1	0
1,2,3,6,7,8-HxCDD	ND	5.2	0.1	0
1,2,3,7,8,9-HxCDD	ND	5.2	0.1	0
1,2,3,4,6,7,8-HpCDD	0.91	5.2	0.01	0.0091
OCDD	13	10	0.0003	0.0039
2,3,7,8-TCDF	0.14	1.0	0.1	0.014
1,2,3,7,8-PeCDF	ND	5.2	0.03	0
2,3,4,7,8-PeCDF	ND	5.2	0.3	0
1,2,3,4,7,8-HxCDF	ND	5.2	0.1	0
1,2,3,6,7,8-HxCDF	ND	5.2	0.1	0
2,3,4,6,7,8-HxCDF	ND	5.2	0.1	0
1,2,3,7,8,9-HxCDF	ND	5.2	0.1	0
1,2,3,4,6,7,8-HpCDF	ND	5.2	0.01	0
1,2,3,4,7,8,9-HpCDF	ND	5.2	0.01	0
OCDF	ND	10	0.0003	0
Total TEQ Concentration				0.027

<u>INTERNAL STANDARDS</u>	<u>PERCENT RECOVERY</u>	<u>RECOVERY LIMITS</u>
13C-2,3,7,8-TCDD	93	40 - 135
13C-1,2,3,7,8-PeCDD	100	40 - 135
13C-1,2,3,6,7,8-HxCDD	79	40 - 135
13C-1,2,3,4,6,7,8-HpCDD	63	40 - 135
13C-OCDD	50	40 - 135
13C-2,3,7,8-TCDF	104	40 - 135
13C-1,2,3,7,8-PeCDF	98	40 - 135
13C-1,2,3,4,7,8-HxCDF	78	40 - 135
13C-1,2,3,4,6,7,8-HpCDF	57	40 - 135

QUALIFIERS

Results and reporting limits have been adjusted for dry weight.

Northgate Environmental Management, Inc.

Sample ID: I6-PC-1-0.0FD

Trace Level Organic Compounds

SW846 8290

Lot - Sample #....:	G0D140560 - 002	Work Order #....:	LX0W41AC	Matrix....:	SOLID
Date Sampled....:	04/13/10	Date Received....:	04/15/10	Instrument ID....:	3D5
Prep Date....:	04/16/10	Analysis Date....:	04/23/10	% Moisture....:	7.1
Prep Batch #:	0106187	Dilution Factor....:	0.96	Units....:	pg/g
Initial Wgt/Vol :	10.31 g	Analyst ID....:	Alora Kuczynski		

Notes:

WHO TEFs for human risk assessment based on the conclusions of the World Health Organization meeting in Geneva, Switzerland, June 2005.

- B Method blank contamination. The associated method blank contains the target analyte at a reportable level.
- J Estimated Result.
- Q Estimated maximum possible concentration (EMPC).

Northgate Environmental Management, Inc.

Sample ID: I6-PC-1-0.0FD

Trace Level Organic Compounds

SW846 8290

Lot - Sample #....: G0D140560 - 002	Work Order #....: LX0W41AC	Matrix....: SO
Date Sampled....: 04/13/10	Date Received....: 04/15/10	Dilution Factor: 0.96
Prep Date....: 04/16/10	Analysis Date....: 04/23/10	Percent Moisture: 7.1
Prep Batch #: 0106187	Instrument ID....: 3D5	
Initial Wgt/Vol : 10.31 g	Analyst ID....: Alora Kuczynski	

<u>PARAMETER</u>	<u>RESULT</u>	<u>REPORTING LIMIT</u>	<u>ESTIMATED DETECTION LIMIT</u>	<u>UNITS</u>	
2,3,7,8-TCDD	ND	1.0	0.024	pg/g	
1,2,3,7,8-PeCDD	ND	5.2	0.061	pg/g	
1,2,3,4,7,8-HxCDD	ND	5.2	0.059	pg/g	
1,2,3,6,7,8-HxCDD	ND	5.2	0.048	pg/g	
1,2,3,7,8,9-HxCDD	ND	5.2	0.044	pg/g	
1,2,3,4,6,7,8-HpCDD	0.91	J B	5.2	0.16	pg/g
OCDD	13	B	10	0.21	pg/g
2,3,7,8-TCDF	0.14	J Q B	1.0	0.023	pg/g
1,2,3,7,8-PeCDF	ND		5.2	0.040	pg/g
2,3,4,7,8-PeCDF	ND		5.2	0.040	pg/g
1,2,3,4,7,8-HxCDF	ND		5.2	0.075	pg/g
1,2,3,6,7,8-HxCDF	ND		5.2	0.065	pg/g
2,3,4,6,7,8-HxCDF	ND		5.2	0.072	pg/g
1,2,3,7,8,9-HxCDF	ND		5.2	0.077	pg/g
1,2,3,4,6,7,8-HpCDF	ND		5.2	0.063	pg/g
1,2,3,4,7,8,9-HpCDF	ND		5.2	0.079	pg/g
OCDF	ND		10	0.091	pg/g

<u>INTERNAL STANDARDS</u>	<u>PERCENT RECOVERY</u>	<u>RECOVERY LIMITS</u>
13C-2,3,7,8-TCDD	93	40 - 135
13C-1,2,3,7,8-PeCDD	100	40 - 135
13C-1,2,3,6,7,8-HxCDD	79	40 - 135
13C-1,2,3,4,6,7,8-HpCDD	63	40 - 135
13C-OCDD	50	40 - 135
13C-2,3,7,8-TCDF	104	40 - 135
13C-1,2,3,7,8-PeCDF	98	40 - 135
13C-1,2,3,4,7,8-HxCDF	78	40 - 135
13C-1,2,3,4,6,7,8-HpCDF	57	40 - 135

QUALIFIERS

Results and reporting limits have been adjusted for dry weight.

- B Method blank contamination. The associated method blank contains the target analyte at a reportable level.
- J Estimated Result.
- Q Estimated maximum possible concentration (EMPC).

QC DATA ASSOCIATION SUMMARY

G0D140560

Sample Preparation and Analysis Control Numbers

<u>SAMPLE#</u>	<u>MATRIX</u>	<u>ANALYTICAL METHOD</u>	<u>LEACH BATCH #</u>	<u>PREP BATCH #</u>	<u>MS RUN#</u>
001	SOLID	SW846 8290		0106187	0110188
	SOLID	ASTM D 2216-90		0105165	0105103
002	SOLID	SW846 8290		0106187	0110188
	SOLID	ASTM D 2216-90		0105165	0105103

Method Blank Report
Trace Level Organic Compounds
SW846 8290

Lot - Sample #....:	G0D160000 - 187B	Work Order #....:	LX3CP1AA	Matrix....:	SOLID
Date Sampled....:	04/06/10	Date Received....:	04/08/10	Dilution Factor:	1
Prep Date....:	04/16/10	Analysis Date....:	04/21/10	Percent Moisture:	0.0
Prep Batch #:	0106187	Instrument ID....:	4D5		
Initial Wgt/Vol :	10 g	Analyst ID....:	Alora Kuczynski		

<u>PARAMETER</u>	<u>RESULT</u>	<u>REPORTING LIMIT</u>	<u>ESTIMATED DETECTION LIMIT</u>	<u>UNITS</u>
2,3,7,8-TCDD	0.036 J Q	1.0	0.014	pg/g
1,2,3,7,8-PeCDD	ND	5.0	0.053	pg/g
1,2,3,4,7,8-HxCDD	ND	5.0	0.055	pg/g
1,2,3,6,7,8-HxCDD	ND	5.0	0.050	pg/g
1,2,3,7,8,9-HxCDD	ND	5.0	0.051	pg/g
1,2,3,4,6,7,8-HpCDD	0.14 J	5.0	0.077	pg/g
OCDD	0.45 J	10	0.12	pg/g
2,3,7,8-TCDF	0.088 J	1.0	0.013	pg/g
1,2,3,7,8-PeCDF	ND	5.0	0.040	pg/g
2,3,4,7,8-PeCDF	ND	5.0	0.062	pg/g
1,2,3,4,7,8-HxCDF	0.054 J Q	5.0	0.035	pg/g
1,2,3,6,7,8-HxCDF	ND	5.0	0.032	pg/g
2,3,4,6,7,8-HxCDF	ND	5.0	0.035	pg/g
1,2,3,7,8,9-HxCDF	ND	5.0	0.039	pg/g
1,2,3,4,6,7,8-HpCDF	0.076 J	5.0	0.059	pg/g
1,2,3,4,7,8,9-HpCDF	ND	5.0	0.076	pg/g
OCDF	0.15 J	10	0.073	pg/g

<u>INTERNAL STANDARDS</u>	<u>PERCENT RECOVERY</u>	<u>RECOVERY LIMITS</u>
13C-2,3,7,8-TCDD	91	40 - 135
13C-1,2,3,7,8-PeCDD	69	40 - 135
13C-1,2,3,6,7,8-HxCDD	90	40 - 135
13C-1,2,3,4,6,7,8-HpCDD	119	40 - 135
13C-OCDD	106	40 - 135
13C-2,3,7,8-TCDF	85	40 - 135
13C-1,2,3,7,8-PeCDF	78	40 - 135
13C-1,2,3,4,7,8-HxCDF	107	40 - 135
13C-1,2,3,4,6,7,8-HpCDF	105	40 - 135

QUALIFIERS

Results and reporting limits have been adjusted for dry weight.

- J Estimated Result.
- Q Estimated maximum possible concentration (EMPC).

LABORATORY CONTROL SAMPLE DATA REPORT

Trace Level Organic Compounds

Client Lot # ...: GOD140560	Work Order # ...: LX3CP1AC-LCS	Matrix : SOLID
LCS Lot-Sample# : GOD160000 - 187		
Prep Date : 04/16/10	Analysis Date ..: 04/21/10	
Prep Batch # ...: 0106187		
Dilution Factor : 1		
Analyst ID.....: Alora Kuczynski	Instrument ID..: 4D5	Method.....: SW846 8290
Initial Wgt/Vol: 10 g		

<u>PARAMETER</u>	<u>SPIKE AMOUNT</u>	<u>MEASURED AMOUNT</u>	<u>UNITS</u>	<u>PERCENT RECOVERY</u>	<u>RECOVERY LIMITS</u>
2,3,7,8-TCDD	20.0	20.2	pg/g	101	(77 - 130)
1,2,3,7,8-PeCDD	100	103	pg/g	103	(79 - 134)
1,2,3,4,7,8-HxCDD	100	96.0	pg/g	96	(65 - 144)
1,2,3,6,7,8-HxCDD	100	104	pg/g	104	(73 - 147)
1,2,3,7,8,9-HxCDD	100	101	pg/g	101	(80 - 143)
1,2,3,4,6,7,8-HpCDD	100	101	pg/g	101	(86 - 134)
OCDD	200	206	pg/g	103	(80 - 137)
2,3,7,8-TCDF	20.0	21.4	pg/g	107	(79 - 137)
1,2,3,7,8-PeCDF	100	102	pg/g	102	(81 - 134)
2,3,4,7,8-PeCDF	100	98.7	pg/g	99	(76 - 132)
1,2,3,4,7,8-HxCDF	100	107	pg/g	107	(72 - 140)
1,2,3,6,7,8-HxCDF	100	91.5	pg/g	91	(63 - 152)
2,3,4,6,7,8-HxCDF	100	89.2	pg/g	89	(72 - 151)
1,2,3,7,8,9-HxCDF	100	94.0	pg/g	94	(72 - 152)
1,2,3,4,6,7,8-HpCDF	100	104	pg/g	104	(81 - 137)
1,2,3,4,7,8,9-HpCDF	100	110	pg/g	110	(79 - 139)
OCDF	200	204	pg/g	102	(75 - 141)

<u>INTERNAL STANDARD</u>	<u>PERCENT RECOVERY</u>	<u>RECOVERY LIMITS</u>
13C-2,3,7,8-TCDD	92	(40 - 135)
13C-1,2,3,7,8-PeCDD	67	(40 - 135)
13C-1,2,3,6,7,8-HxCDD	98	(40 - 135)
13C-1,2,3,4,6,7,8-HpCDD	124	(40 - 135)
13C-OCDD	111	(40 - 135)
13C-2,3,7,8-TCDF	86	(40 - 135)
13C-1,2,3,7,8-PeCDF	80	(40 - 135)
13C-1,2,3,4,7,8-HxCDF	112	(40 - 135)
13C-1,2,3,4,6,7,8-HpCDF	105	(40 - 135)

Notes:

Calculations are performed before rounding to avoid round-off errors in calculated results.

Bold print denotes control parameters

MATRIX/MATRIX SPIKE DATA REPORT

Trace Level Organic Compounds

Client Lot # ...:	G0D140560	Work Order # ...:	LXM7T1AD-MS	Matrix	SOLID
OS Lot-Sample# :	G0D080425 - 022		LXM7T1AE-MSD		
Prep Date	04/16/10	Analysis Date ..:	04/21/10		
Prep Batch # ...:	0106187				
Dilution Factor :	0.96				
Analyst ID.....:	Grandfield S. Virginia	Instrument ID...:	4D5	Method.....:	SW846 8290
Initial Wgt/Vol:	10.07 g				

PARAMETER	SAMPLE AMOUNT	SPIKE AMOUNT	MEASURED AMOUNT	UNITS	PERCENT RECOVERY	RECOVERY LIMITS	RPD	RPD LIMITS
2,3,7,8-TCDD	ND	21.9	21.5	pg/g	98 B	(77 - 130)		
	ND	21.9	20.6	pg/g	94 B	(77 - 130)	4.0	(0 - 30)
1,2,3,7,8-PeCDD	ND	110	104	pg/g	95	(79 - 134)		
	ND	110	109	pg/g	99	(79 - 134)	4.7	(0 - 29)
1,2,3,4,7,8-HxCDD	ND	110	102	pg/g	93	(65 - 144)		
	ND	110	131	pg/g	119	(65 - 144)	24	(0 - 36)
1,2,3,6,7,8-HxCDD	0.077	110	107	pg/g	98	(73 - 147)		
	0.077	110	128	pg/g	117	(73 - 147)	18	(0 - 36)
1,2,3,7,8,9-HxCDD	0.11	110	94.1	pg/g	86	(80 - 143)		
	0.11	110	128	pg/g	116	(80 - 143)	30	(0 - 31)
1,2,3,4,6,7,8-HpCDD	0.14	110	107	pg/g	98 B	(86 - 134)		
	0.14	110	146	pg/g	133 p B	(86 - 134)	30	(0 - 28)
OCDD	0.72	219	228	pg/g	104 B	(80 - 137)		
	0.72	219	376	pg/g	171 a p B	(80 - 137)	49	(0 - 32)
2,3,7,8-TCDF	0.12	21.9	22.3	pg/g	101 B	(79 - 137)		
	0.12	21.9	23.1	pg/g	105 B	(79 - 137)	3.5	(0 - 30)
1,2,3,7,8-PeCDF	0.12	110	105	pg/g	96 B	(81 - 134)		
	0.12	110	112	pg/g	102 B	(81 - 134)	6.5	(0 - 27)
2,3,4,7,8-PeCDF	0.084	110	103	pg/g	94 B	(76 - 132)		
	0.084	110	117	pg/g	107 B	(76 - 132)	13	(0 - 31)
1,2,3,4,7,8-HxCDF	0.093	110	112	pg/g	102 B	(72 - 140)		
	0.093	110	132	pg/g	121 B	(72 - 140)	16	(0 - 32)
1,2,3,6,7,8-HxCDF	0.071	110	84.5	pg/g	77	(63 - 152)		
	0.071	110	125	pg/g	114 p	(63 - 152)	39	(0 - 38)
2,3,4,6,7,8-HxCDF	0.040	110	83.5	pg/g	76	(72 - 151)		
	0.040	110	136	pg/g	124 p	(72 - 151)	48	(0 - 35)
1,2,3,7,8,9-HxCDF	ND	110	88.3	pg/g	81	(72 - 152)		
	ND	110	148	pg/g	135 p	(72 - 152)	50	(0 - 36)
1,2,3,4,6,7,8-HpCDF	0.21	110	110	pg/g	101 B	(81 - 137)		
	0.21	110	152	pg/g	139 a B	(81 - 137)	32	(0 - 33)
1,2,3,4,7,8,9-HpCDF	ND	110	132	pg/g	120	(79 - 139)		
	ND	110	187	pg/g	171 a	(79 - 139)	35	(0 - 35)
OCDF	0.49	219	268	pg/g	122 B	(75 - 141)		
	0.49	219	400	pg/g	182 a B	(75 - 141)	39	(0 - 45)

MATRIX/MATRIX SPIKE DATA REPORT

Trace Level Organic Compounds

Client Lot # ...: G0D140560	Work Order # ...: LXM7T1AD-MS	Matrix : SOLID
OS Lot-Sample# : G0D080425 - 022	LXM7T1AE-MSD	
Prep Date : 04/16/10	Analysis Date ..: 04/21/10	
Prep Batch # ...: 0106187		
Dilution Factor : 0.96		
Analyst ID.....: Grandfield S. Virginia	Instrument ID..: 4D5	Method.....: SW846 8290
Initial Wgt/Vol: 10.07 g		

<u>INTERNAL STANDARD</u>	<u>PERCENT RECOVERY</u>	<u>RECOVERY LIMITS</u>
13C-2,3,7,8-TCDD	90	(40 - 135)
	85	(40 - 135)
13C-1,2,3,7,8-PeCDD	61	(40 - 135)
	78	(40 - 135)
13C-1,2,3,6,7,8-HxCDD	88	(40 - 135)
	59	(40 - 135)
13C-1,2,3,4,6,7,8-HpCDD	93	(40 - 135)
	43	(40 - 135)
13C-OCDD	56	(40 - 135)
	28 *	(40 - 135)
13C-2,3,7,8-TCDF	81	(40 - 135)
	75	(40 - 135)
13C-1,2,3,7,8-PeCDF	69	(40 - 135)
	74	(40 - 135)
13C-1,2,3,4,7,8-HxCDF	109	(40 - 135)
	56	(40 - 135)
13C-1,2,3,4,6,7,8-HpCDF	76	(40 - 135)
	36 *	(40 - 135)

Notes:

Calculations are performed before rounding to avoid round-off errors in calculated results.

Bold print denotes control parameters

- * Surrogate recovery is outside stated control limits.
- a Spiked analyte recovery is outside stated control limits.
- B Method blank contamination. The associated method blank contains the target analyte at a reportable level.
- p Relative percent difference (RPD) is outside stated control limits.

MATRIX/MATRIX SPIKE DATA REPORT

Trace Level Organic Compounds

Client Lot # ...: G0D140560	Work Order # ...: LX0W31AD-MS	Matrix : SOLID
OS Lot-Sample# : G0D140560 - 001	LX0W31AE-MSD	
Prep Date : 04/16/10	Analysis Date ..: 04/23/10	
Prep Batch # ...: 0106187		
Dilution Factor : 0.96		
Analyst ID.....: Alora Kuczynski	Instrument ID..: 3D5	Method.....: SW846 8290
Initial Wgt/Vol: 10.06 g		

PARAMETER	SAMPLE AMOUNT	SPIKE AMOUNT	MEASURED AMOUNT	UNITS	PERCENT RECOVERY	RECOVERY LIMITS	RPD	RPD LIMITS
2,3,7,8-TCDD	ND	19.7	21.1	pg/g	107	(77 - 130)		
	ND	20.3	21.8	pg/g	108	(77 - 130)	3.3	(0 - 30)
1,2,3,7,8-PeCDD	ND	98.3	99.3	pg/g	101	(79 - 134)		
	ND	102	100	pg/g	99	(79 - 134)	0.98	(0 - 29)
1,2,3,4,7,8-HxCDD	ND	98.3	104	pg/g	106	(65 - 144)		
	ND	102	86.0	pg/g	85	(65 - 144)	19	(0 - 36)
1,2,3,6,7,8-HxCDD	ND	98.3	107	pg/g	109	(73 - 147)		
	ND	102	101	pg/g	100	(73 - 147)	5.5	(0 - 36)
1,2,3,7,8,9-HxCDD	ND	98.3	79.7	pg/g	81	(80 - 143)		
	ND	102	77.3	pg/g	76 a	(80 - 143)	3.0	(0 - 31)
1,2,3,4,6,7,8-HpCDD	0.40	98.3	104	pg/g	106	(86 - 134)		
	0.40	102	91.7	pg/g	90	(86 - 134)	13	(0 - 28)
OCDD	2.6	197	222	pg/g	112	(80 - 137)		
	2.6	203	167	pg/g	81	(80 - 137)	28	(0 - 32)
2,3,7,8-TCDF	0.12	19.7	19.0	pg/g	96	(79 - 137)		
	0.12	20.3	18.6	pg/g	91	(79 - 137)	2.5	(0 - 30)
1,2,3,7,8-PeCDF	ND	98.3	101	pg/g	103	(81 - 134)		
	ND	102	97.8	pg/g	96	(81 - 134)	3.3	(0 - 27)
2,3,4,7,8-PeCDF	ND	98.3	102	pg/g	104	(76 - 132)		
	ND	102	105	pg/g	104	(76 - 132)	2.7	(0 - 31)
1,2,3,4,7,8-HxCDF	ND	98.3	106	pg/g	108	(72 - 140)		
	ND	102	99.0	pg/g	98	(72 - 140)	6.5	(0 - 32)
1,2,3,6,7,8-HxCDF	ND	98.3	102	pg/g	104	(63 - 152)		
	ND	102	97.4	pg/g	96	(63 - 152)	4.7	(0 - 38)
2,3,4,6,7,8-HxCDF	ND	98.3	103	pg/g	104	(72 - 151)		
	ND	102	103	pg/g	101	(72 - 151)	0.31	(0 - 35)
1,2,3,7,8,9-HxCDF	ND	98.3	97.1	pg/g	99	(72 - 152)		
	ND	102	95.4	pg/g	94	(72 - 152)	1.7	(0 - 36)
1,2,3,4,6,7,8-HpCDF	ND	98.3	102	pg/g	104	(81 - 137)		
	ND	102	87.6	pg/g	86	(81 - 137)	15	(0 - 33)
1,2,3,4,7,8,9-HpCDF	ND	98.3	124	pg/g	126	(79 - 139)		
	ND	102	94.0	pg/g	93	(79 - 139)	28	(0 - 35)
OCDF	ND	197	255	pg/g	130	(75 - 141)		
	ND	203	181	pg/g	89	(75 - 141)	34	(0 - 45)

MATRIX/MATRIX SPIKE DATA REPORT

Trace Level Organic Compounds

Client Lot # ...: G0D140560	Work Order # ...: LX0W31AD-MS	Matrix : SOLID
OS Lot-Sample# : G0D140560 - 001	LX0W31AE-MSD	
Prep Date : 04/16/10	Analysis Date ...: 04/23/10	
Prep Batch # ...: 0106187		
Dilution Factor : 0.96		
Analyst ID.....: Alora Kuczynski	Instrument ID...: 3D5	Method.....: SW846 8290
Initial Wgt/Vol: 10.06 g		

<u>INTERNAL STANDARD</u>	<u>PERCENT RECOVERY</u>	<u>RECOVERY LIMITS</u>
13C-2,3,7,8-TCDD	92	(40 - 135)
	87	(40 - 135)
13C-1,2,3,7,8-PeCDD	109	(40 - 135)
	106	(40 - 135)
13C-1,2,3,6,7,8-HxCDD	98	(40 - 135)
	96	(40 - 135)
13C-1,2,3,4,6,7,8-HpCDD	86	(40 - 135)
	87	(40 - 135)
13C-OCDD	65	(40 - 135)
	81	(40 - 135)
13C-2,3,7,8-TCDF	103	(40 - 135)
	104	(40 - 135)
13C-1,2,3,7,8-PeCDF	104	(40 - 135)
	103	(40 - 135)
13C-1,2,3,4,7,8-HxCDF	99	(40 - 135)
	91	(40 - 135)
13C-1,2,3,4,6,7,8-HpCDF	82	(40 - 135)
	86	(40 - 135)

Notes:

Calculations are performed before rounding to avoid round-off errors in calculated results.

Bold print denotes control parameters

- a Spiked analyte recovery is outside stated control limits.

SOLID, D 2216-90, Percent Moisture

Northgate Environmental Management, Inc.

Client Sample ID: I6-PC-1-0.0

General Chemistry

Lot-Sample #...: GOD140560-001
Date Sampled...: 04/13/10
% Moisture.....: 1.5

Work Order #...: LX0W3
Date Received...: 04/15/10

Matrix.....: SO

<u>PARAMETER</u>	<u>RESULT</u>	<u>RL</u>	<u>UNITS</u>	<u>METHOD</u>	<u>PREPARATION- ANALYSIS DATE</u>	<u>PREP BATCH #</u>
Percent Moisture	1.5	0.10	%	ASTM D 2216-90	04/15-04/16/10	0105165

Dilution Factor: 1

Northgate Environmental Management, Inc.

Client Sample ID: I6-PC-1-0.0FD

General Chemistry

Lot-Sample #...: GOD140560-002 Work Order #...: LX0W4 Matrix.....: SO
Date Sampled...: 04/13/10 Date Received...: 04/15/10
% Moisture.....: 7.1

<u>PARAMETER</u>	<u>RESULT</u>	<u>RL</u>	<u>UNITS</u>	<u>METHOD</u>	<u>PREPARATION- ANALYSIS DATE</u>	<u>PREP BATCH #</u>
Percent Moisture	7.1	0.10	%	ASTM D 2216-90	04/15-04/16/10	0105165

Dilution Factor: 1

QC DATA ASSOCIATION SUMMARY

G0D140560

Sample Preparation and Analysis Control Numbers

<u>SAMPLE#</u>	<u>MATRIX</u>	<u>ANALYTICAL METHOD</u>	<u>LEACH BATCH #</u>	<u>PREP BATCH #</u>	<u>MS RUN#</u>
001	SO	ASTM D 2216-90		0105165	0105103
002	SO	ASTM D 2216-90		0105165	0105103

SAMPLE DUPLICATE EVALUATION REPORT

General Chemistry

Client Lot #...: GOD140560

Work Order #...: LXONA-SMP
LXONA-DUP

Matrix.....: SOLID

Date Sampled...: 04/14/10

Date Received...: 04/14/10

% Moisture.....: 6.3

<u>PARAM</u>	<u>RESULT</u>	<u>DUPLICATE</u>	<u>UNITS</u>	<u>RPD</u>	<u>RPD</u>	<u>METHOD</u>	<u>PREPARATION-</u>	<u>PREP</u>
		<u>RESULT</u>		<u>RPD</u>	<u>LIMIT</u>		<u>ANALYSIS DATE</u>	<u>BATCH #</u>
Percent Moisture	6.3	6.8	%	7.1	(0-20)	ASTM D 2216-90	SD Lot-Sample #: GOD140533-004 04/15-04/16/10	0105165

Dilution Factor: 1

SOLID, 8290, Dioxins/Furans

Raw Data Package

Run/Batch Data

Includes (as applicable):

runlogs

continuing calibration standards

interference/performance check standards

continuing calibration blanks

method blanks

lcs

ms/sd

sample raw data

ms tune data

Run text: LX3CP-1-AA Sample text: LX3CP-1-AA :G0D160000-187B
 Run #8 Filename: 21AP104D5 S: 4 I: 1 Results: 21AP104D58290A
 Acquired: 21-APR-10 10:34:34 Processed: 21-APR-10 16:58:08
 Run: 21AP104D5 Analyte: 8290A Cal: 8290A0412104D5
 Sample size: 10.00 g

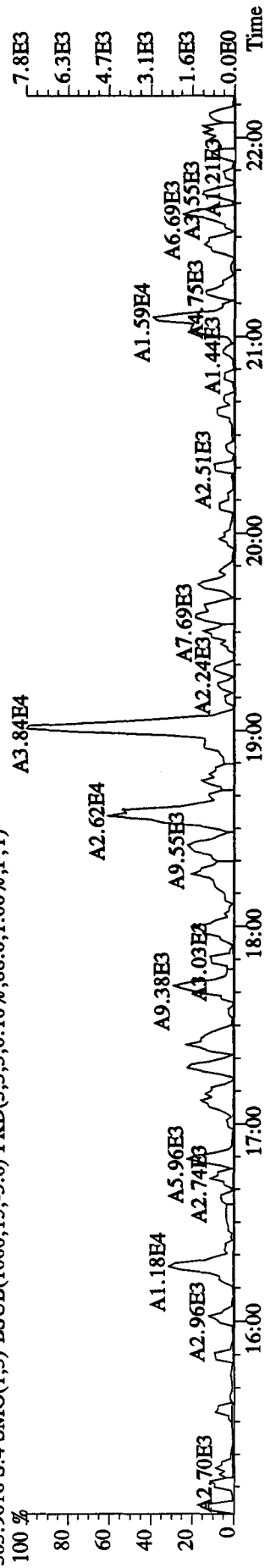
V84.2.6

Name	Resp	RA	RT	RRF	Conc	EDL	Rec	M
13C-1,2,3,4-TCDD	173423200	0.81 y	19:34	-	13.0355	-	-	n
13C-2,3,7,8-TCDF	225552000	0.80 y	18:59	1.52	171.0469	0.0630	85.5	n
2,3,7,8-TCDF	93427	0.70 y	19:01	0.95	0.0876	0.0132	-	n
Total TCDF	325110	1.45 n	17:07	0.95	0.3050	0.0132	-	n
13C-2,3,7,8-TCDD	150609500	0.80 y	19:46	0.95	182.8919	0.0849	91.4	n
2,3,7,8-TCDD	27327	0.16 n	19:48	1.02	0.0355	0.0137	-	n
Total TCDD	183810	0.55 n	15:11	1.02	0.2391	0.0137	-	n
37Cl-2,3,7,8-TCDD	139981800	1.00 y	19:47	2.26	71.3898	0.0010	89.2	n
13C-1,2,3,7,8-PeCDF	141491800	1.60 y	24:41	1.05	155.3569	0.0377	77.7	n
1,2,3,7,8-PeCDF	29517	1.09 n	24:42	1.04	0.0399	0.0231	-	n
2,3,4,7,8-PeCDF	42813	1.24 n	26:14	0.98	0.0616	0.0245	-	n
Total F2 PeCDF	258064	0.15 n	22:29	1.01	0.3606	0.0238	-	n
Total F1 PeCDF	93875	0.53 n	15:19	1.01	0.1309	0.0247	-	n
13C-1,2,3,7,8-PeCDD	80047700	1.58 y	27:01	0.67	137.6872	0.0470	68.8	n
1,2,3,7,8-PeCDD	*	* n	NotFnd	0.98	*	0.0532	-	n
Total PeCDD	64701	0.97 n	22:26	0.98	0.1646	0.0532	-	n
13C-1,2,3,7,8,9-HxCDD	87802200	1.30 y	33:08	-	8.5446	-	-	n
13C-1,2,3,4,7,8-HxCDF	96132500	0.52 y	31:58	1.02	213.6630	0.0559	106.8	n
1,2,3,4,7,8-HxCDF	31524	0.59 n	31:59	1.21	0.0541	0.0353	-	n
1,2,3,6,7,8-HxCDF	18878	0.98 n	32:06	1.34	0.0292	0.0319	-	n
2,3,4,6,7,8-HxCDF	8915	1.68 n	32:40	1.22	0.0152	0.0350	-	n
1,2,3,7,8,9-HxCDF	17337	3.64 n	33:22	1.09	0.0330	0.0392	-	n
Total HxCDF	168841	0.33 n	30:35	1.22	0.2890	0.0352	-	n
13C-1,2,3,6,7,8-HxCDD	63789700	1.30 y	32:52	0.81	180.0384	0.0079	90.0	n
1,2,3,4,7,8-HxCDD	12057	1.46 n	32:48	1.01	0.0375	0.0552	-	n
1,2,3,6,7,8-HxCDD	5962	0.85 n	32:57	1.11	0.0168	0.0499	-	n
1,2,3,7,8,9-HxCDD	19792	0.66 n	33:08	1.21	0.0513	0.0459	-	n
Total HxCDD	76177	3.08 n	31:58	1.11	0.2140	0.0500	-	n
13C-1,2,3,4,6,7,8-HpCDF	79449100	0.43 y	34:38	0.86	209.8017	1.4622	104.9	n
1,2,3,4,6,7,8-HpCDF	39453	1.05 y	34:39	1.31	0.0758	0.0591	-	n
1,2,3,4,7,8,9-HpCDF	20732	1.39 n	35:47	1.03	0.0509	0.0755	-	n
Total HpCDF	60185	1.05 y	34:39	1.17	0.1267	0.0663	-	n
13C-1,2,3,4,6,7,8-HpCDD	73124800	1.06 y	35:27	0.70	238.8077	0.2797	119.4	n
1,2,3,4,6,7,8-HpCDD	55683	1.09 y	35:27	1.07	0.1421	0.0773	-	n
Total HpCDD	121152	3.02 n	34:38	1.07	0.3091	0.0773	-	n
13C-OCDD	99107800	0.90 y	37:58	0.53	424.8363	0.1430	106.2	n
OCDF	55145	0.95 y	38:06	1.45	0.1540	0.0727	-	n
OCDD	130691	0.88 y	37:59	1.17	0.4523	0.1243	-	n

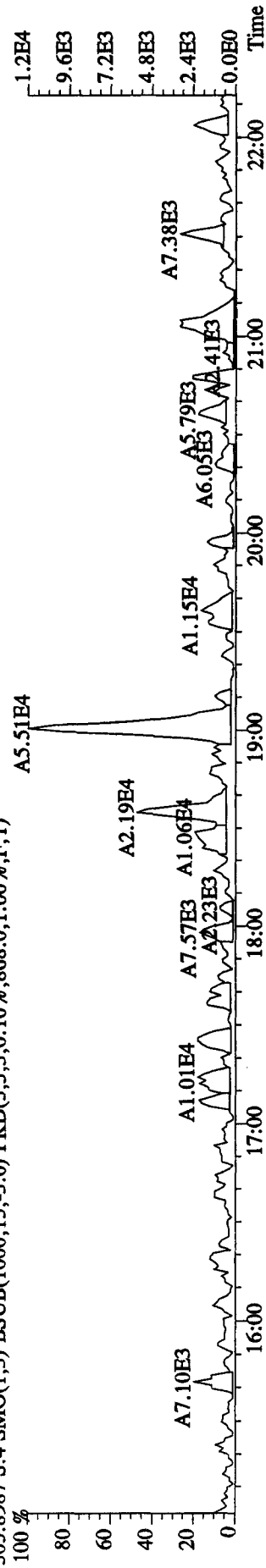
File:21AP104D5 #1-434 Acq:21-APR-2010 10:34:34 GC EI+ Voltage SIR Autospec-UltimaE

Sample#4 Text:LX3CP-1-AA :G0D160000-187B Exp:DIOXINRES8290A

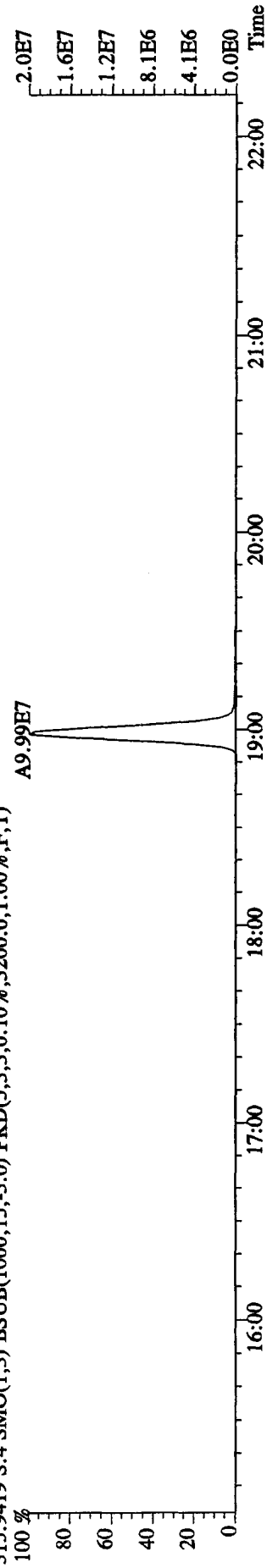
303.9016 S:4 SMO(1,3) BSUB(1000,15,-3.0) PKD(5,3,3,0.10%,88.0,1.00%,F,T)



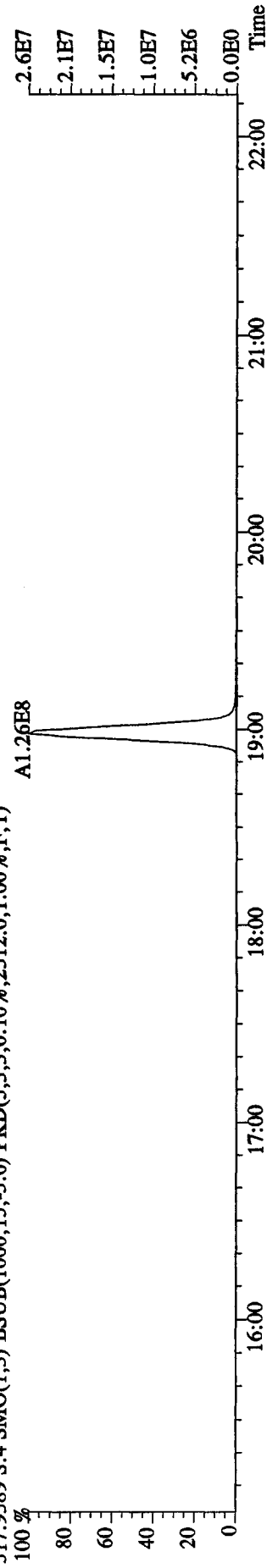
305.8987 S:4 SMO(1,3) BSUB(1000,15,-3.0) PKD(5,3,3,0.10%,868.0,1.00%,F,T)



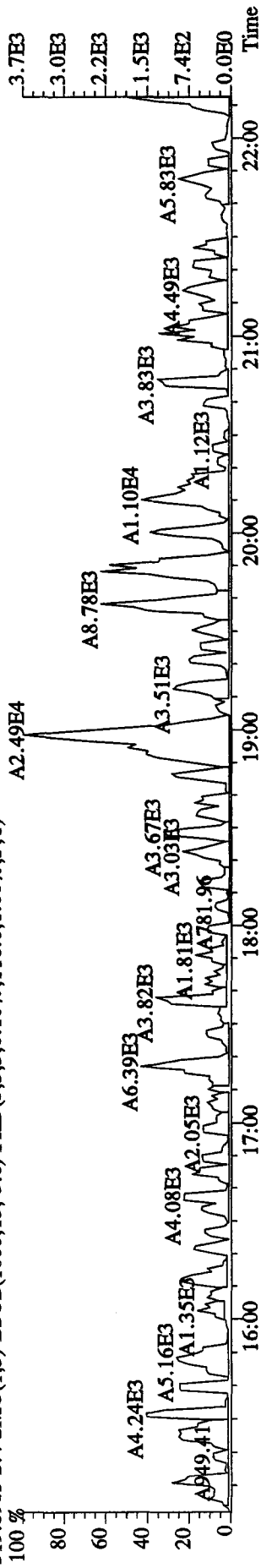
315.9419 S:4 SMO(1,3) BSUB(1000,15,-3.0) PKD(5,3,3,0.10%,3200.0,1.00%,F,T)



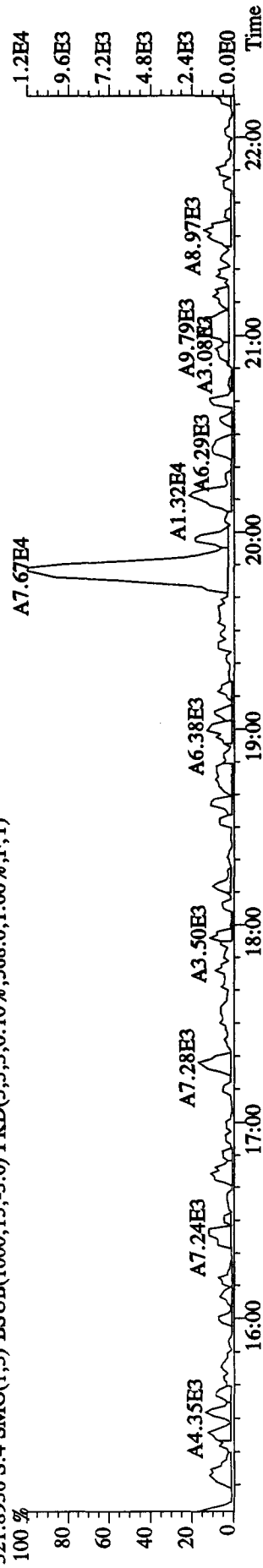
317.9389 S:4 SMO(1,3) BSUB(1000,15,-3.0) PKD(5,3,3,0.10%,2512.0,1.00%,F,T)



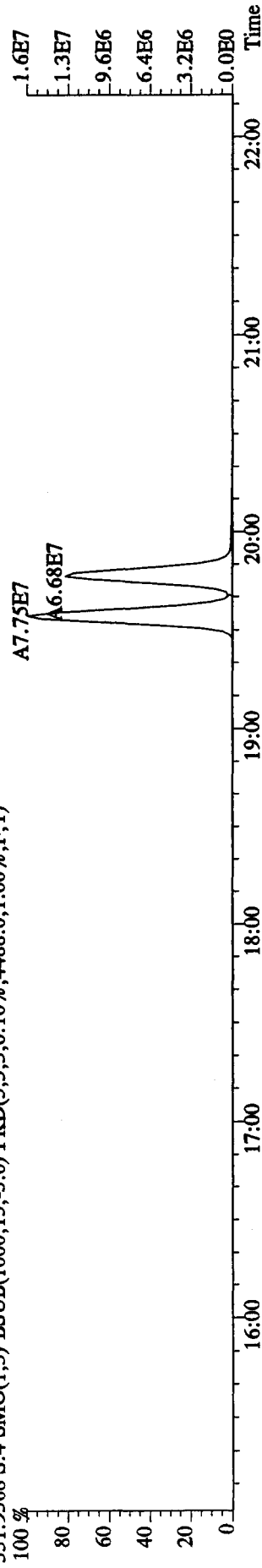
File:21API04D5 #1-434 Acq:21-APR-2010 10:34:34 GC EI+ Voltage SIR Autospec-UltimaE
 Sample#4 Text:LX3CP-1-AA :G0D160000-187B Exp:DIOXINRES8290A
 319.8965 S:4 SMO(1,3) BSUB(1000,15,-3.0) PKD(5,3,3,0.10%,116.0,1.00%,F,T)



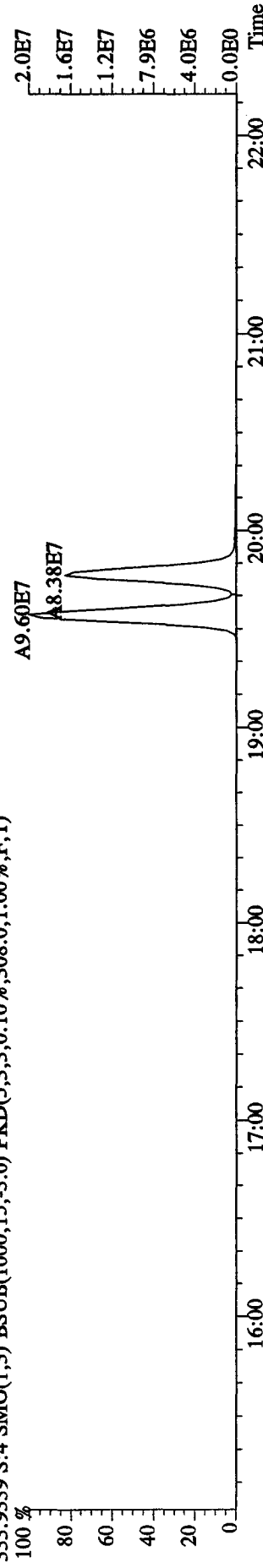
321.8936 S:4 SMO(1,3) BSUB(1000,15,-3.0) PKD(5,3,3,0.10%,568.0,1.00%,F,T)



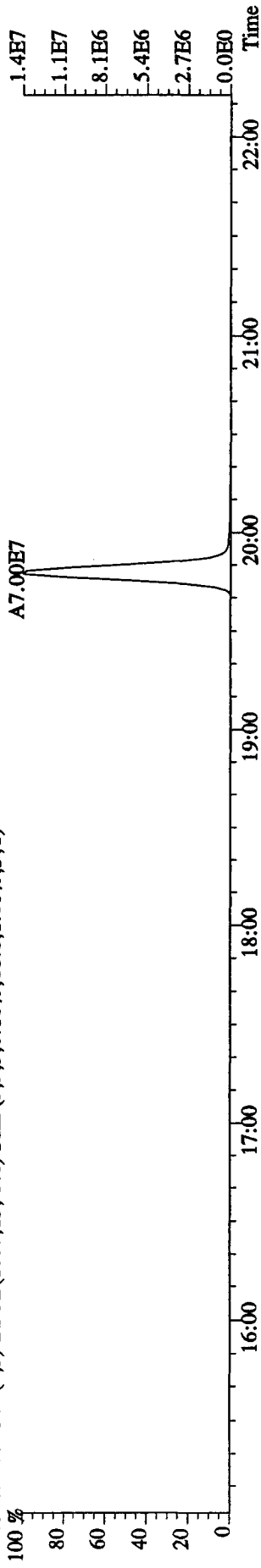
331.9368 S:4 SMO(1,3) BSUB(1000,15,-3.0) PKD(5,3,3,0.10%,4488.0,1.00%,F,T)



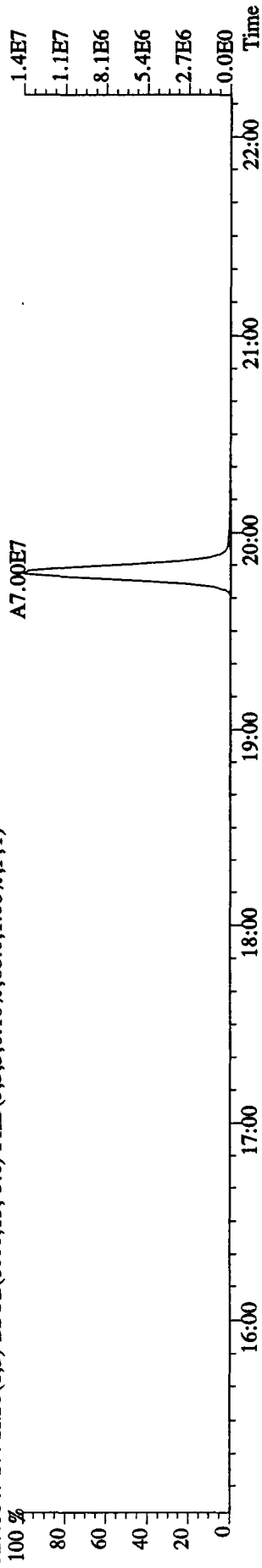
333.9339 S:4 SMO(1,3) BSUB(1000,15,-3.0) PKD(5,3,3,0.10%,308.0,1.00%,F,T)



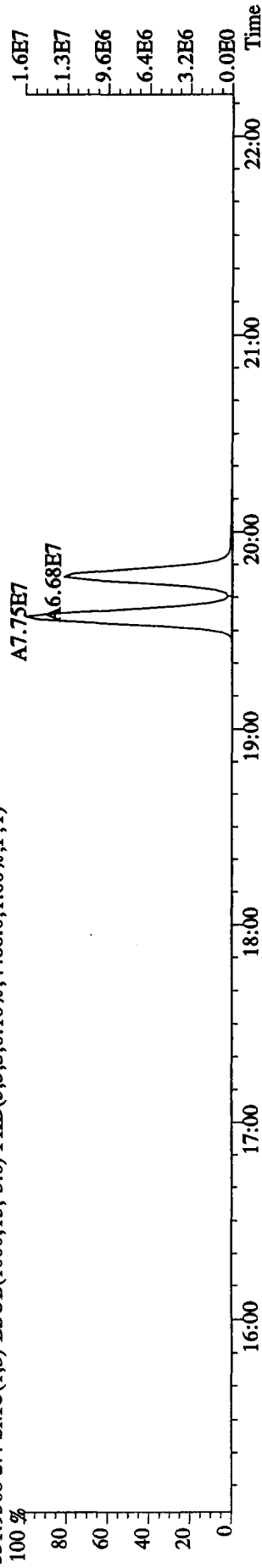
File:21AP104D5 #1-434 Acq:21-APR-2010 10:34:34 GC EI+ Voltage SIR Autospec-UltimaE
 Sample#4 Text:LX3CP-1-AA :G0D160000-187B Exp:DIOXINRES8290A
 327.8847 S:4 SMO(1,3) BSUB(1000,15,-3.0) PKD(5,3,3,0.10%,68.0,1.00%,F,T)



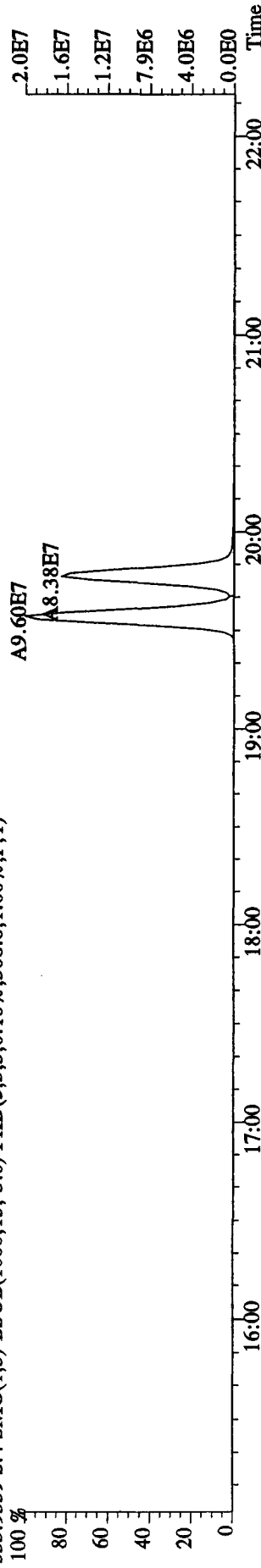
327.8847 S:4 SMO(1,3) BSUB(1000,15,-3.0) PKD(5,3,3,0.10%,68.0,1.00%,F,T)



331.9368 S:4 SMO(1,3) BSUB(1000,15,-3.0) PKD(5,3,3,0.10%,4488.0,1.00%,F,T)



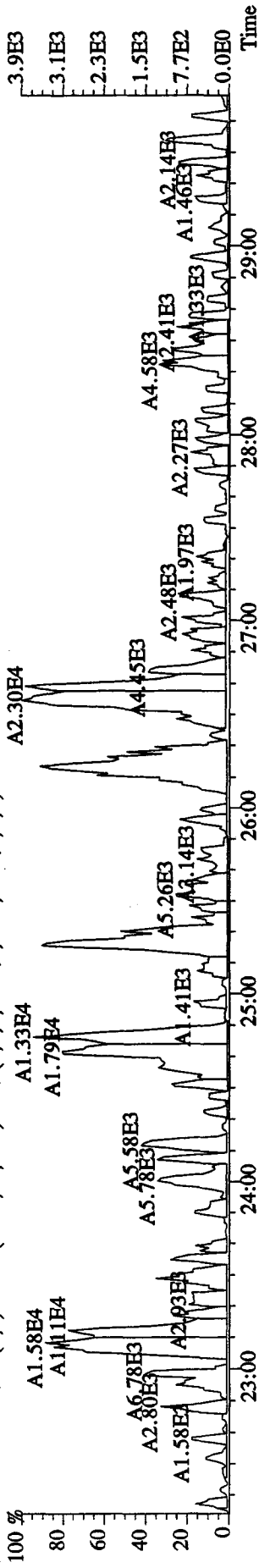
333.9339 S:4 SMO(1,3) BSUB(1000,15,-3.0) PKD(5,3,3,0.10%,308.0,1.00%,F,T)



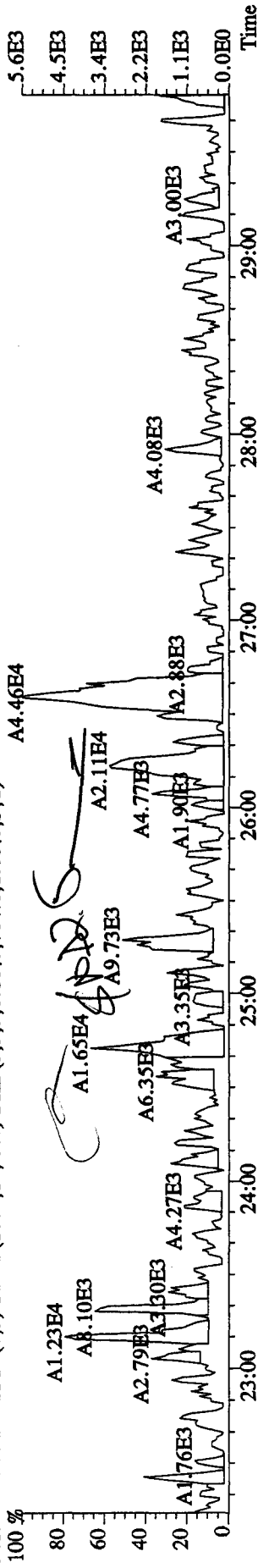
File:21AP104D5 #1-604 Acq:21-APR-2010 10:34:34 GC EI+ Voltage SIR Autospec-UltimaE

Sample#4 Text:LX3CP-1-AA :G0D160000-187B Exp:DIOXINRES8290A

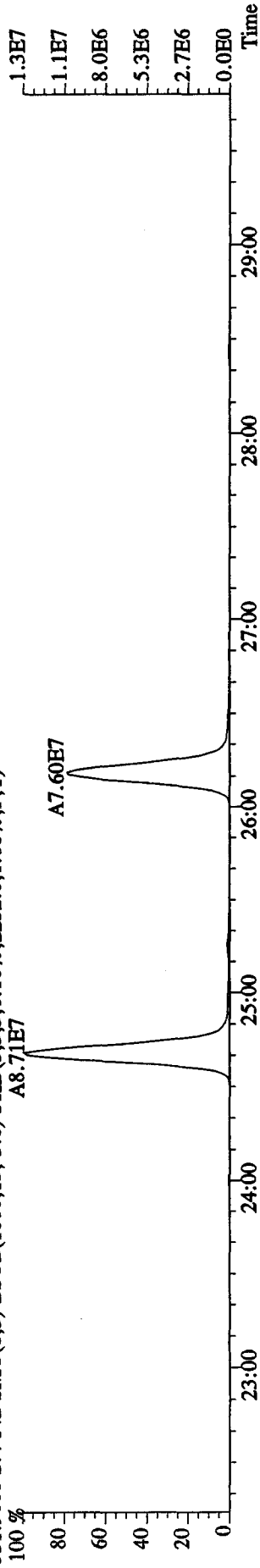
339.8597 S:4 F:2 SMO(1,3) BSUB(1000,15,-3.0) PKD(5,3,3,0.10%,84.0,1.00%,F,T)



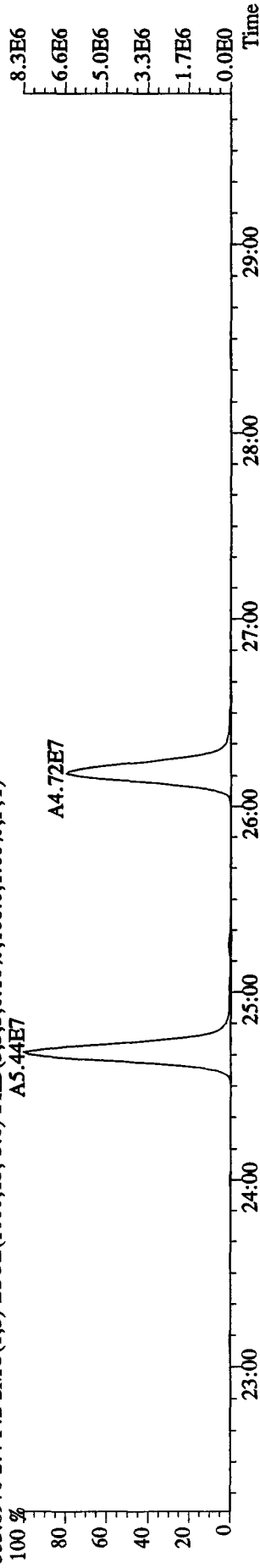
341.8567 S:4 F:2 SMO(1,3) BSUB(1000,15,-3.0) PKD(5,3,3,0.10%,784.0,1.00%,F,T)




351.9000 S:4 F:2 SMO(1,3) BSUB(1000,15,-3.0) PKD(5,3,3,0.10%,2252.0,1.00%,F,T)



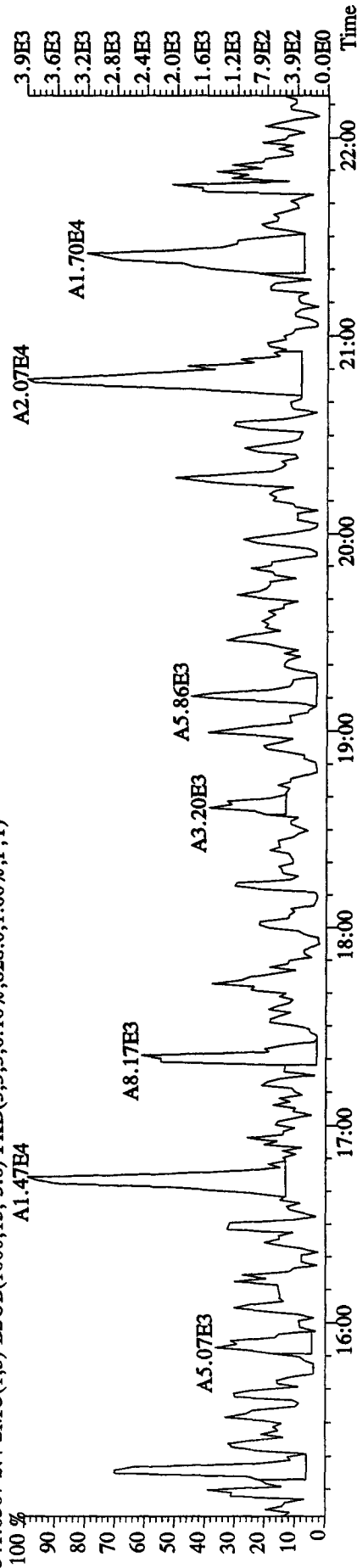
353.8970 S:4 F:2 SMO(1,3) BSUB(1000,15,-3.0) PKD(5,3,3,0.10%,108.0,1.00%,F,T)



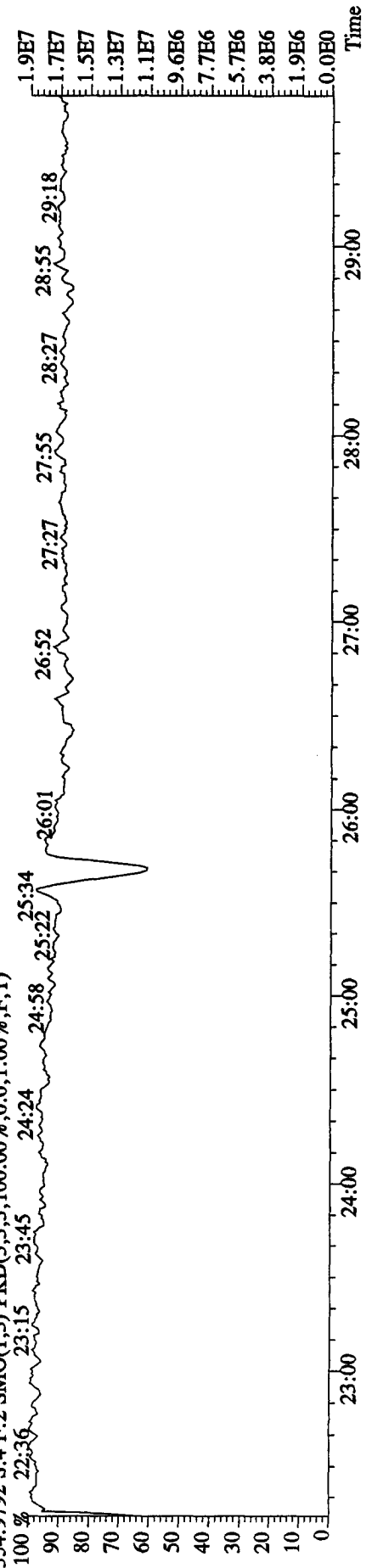
File: 21AP104D5 #1-434 Acq: 21-APR-2010 10:34:34 GC EI+ Voltage SIR Autospec-UltimaE
 Sample#4 Text: LX3CP-1-AA :G0D160000-187B Exp: DIOXINRES8290A
 339.8597 S:4 SMO(1,3) BSUB(1000,15,-3.0) PKD(5,3,3,0.10%,72.0,1.00%,F,T)



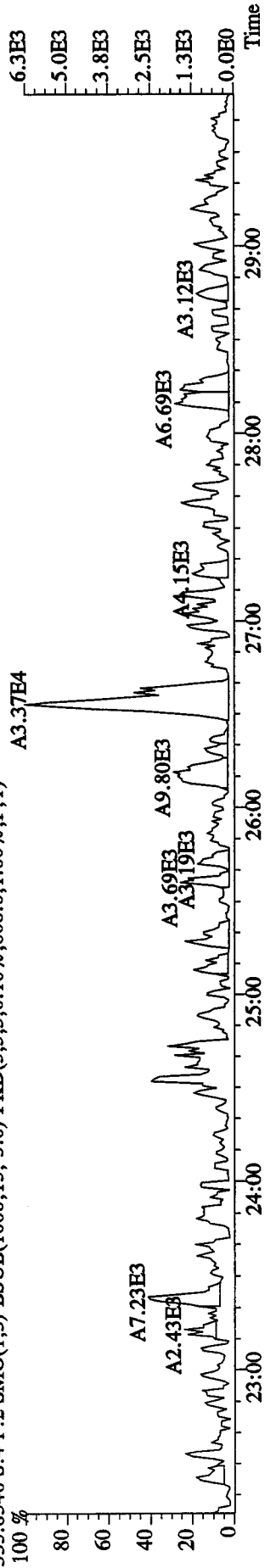
341.8567 S:4 SMO(1,3) BSUB(1000,15,-3.0) PKD(5,3,3,0.10%,828.0,1.00%,F,T)



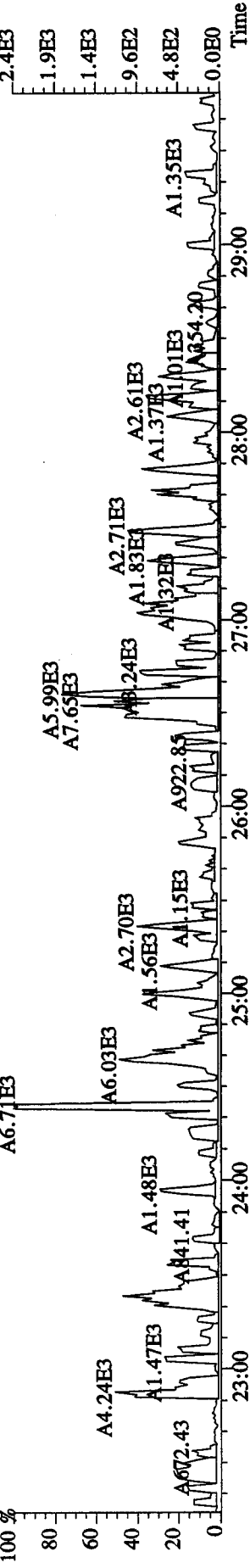
354.9792 S:4 F:2 SMO(1,3) PKD(5,3,3,100.00%,0.0,1.00%,F,T)



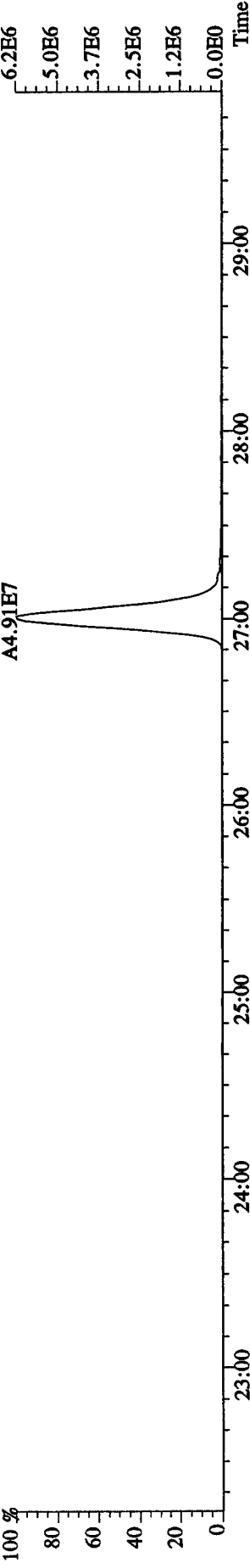
File:21AP104D5 #1-604 Acq:21-APR-2010 10:34:34 GC EI+ Voltage SIR Autospec-UltimaE
 Sample#4 Text:LX3CP-1-AA :G0D160000-187B Exp:DIOXINRES8290A
 355.8546 S:4 F:2 SMO(1,3) BSUB(1000,15,-3.0) PKD(5,3,3,0.10%,808.0,1.00%,F,T)



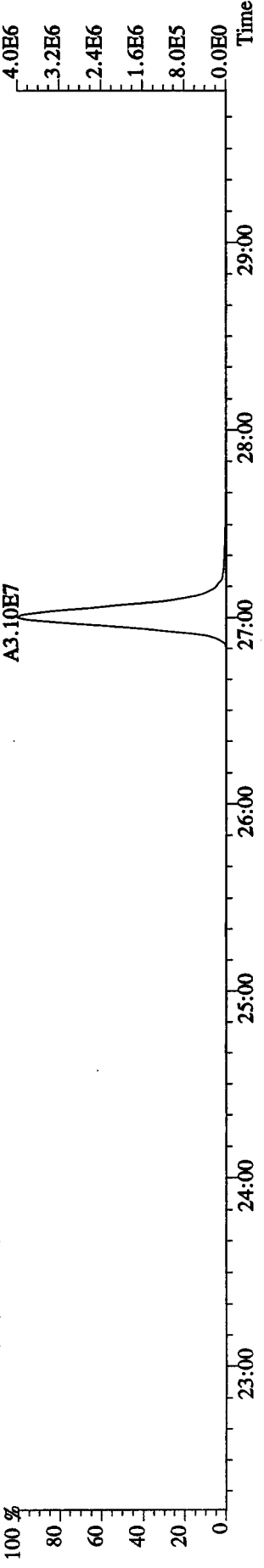
357.8516 S:4 F:2 SMO(1,3) BSUB(1000,15,-3.0) PKD(5,3,3,0.10%,88.0,1.00%,F,T)



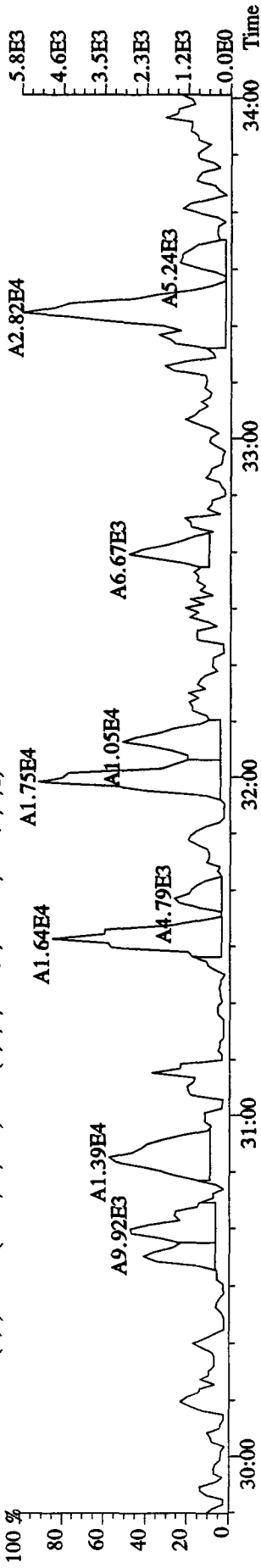
367.8949 S:4 F:2 SMO(1,3) BSUB(1000,15,-3.0) PKD(5,3,3,0.10%,1744.0,1.00%,F,T)



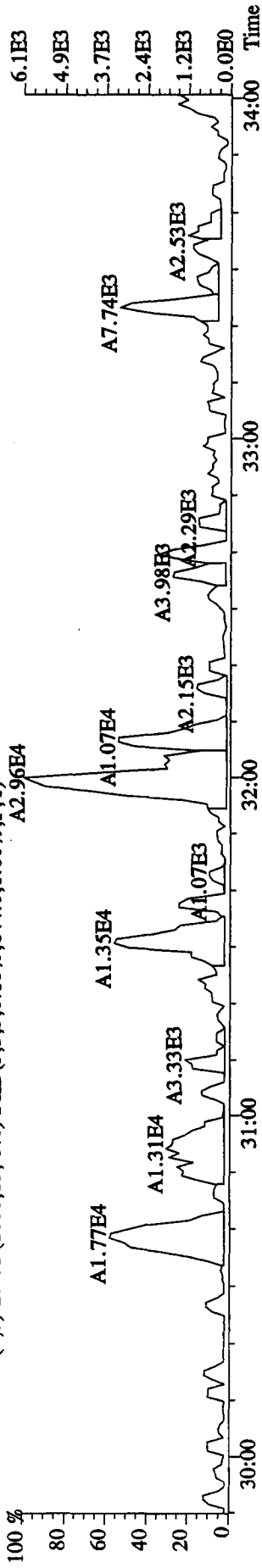
369.8919 S:4 F:2 SMO(1,3) BSUB(1000,15,-3.0) PKD(5,3,3,0.10%,132.0,1.00%,F,T)



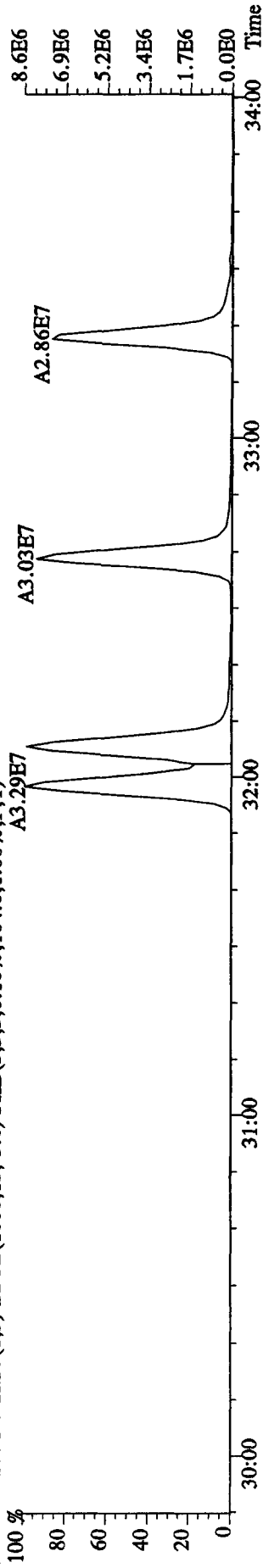
File:21AP104D5 #1-317 Acq:21-APR-2010 10:34:34 GC EI+ Voltage SIR Autospec-UltimaE
 Sample#4 Text:LX3CP-1-AA :G0D160000-187B Exp:DIOXINRES8290A
 373.8208 S:4 F:3 SMO(1,3) BSUB(1000,15,-3.0) PKD(5,3,3,0.10%,1152.0,1.00%,F,T)



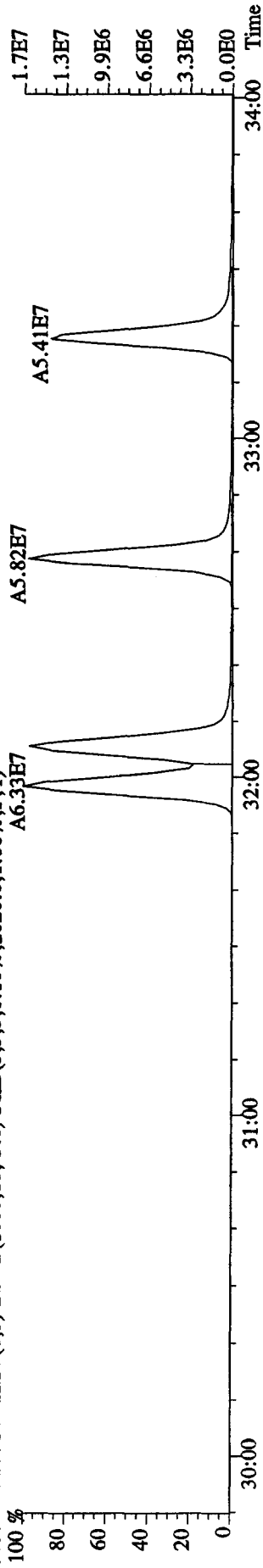
375.8178 S:4 F:3 SMO(1,3) BSUB(1000,15,-3.0) PKD(5,3,3,0.10%,644.0,1.00%,F,T)



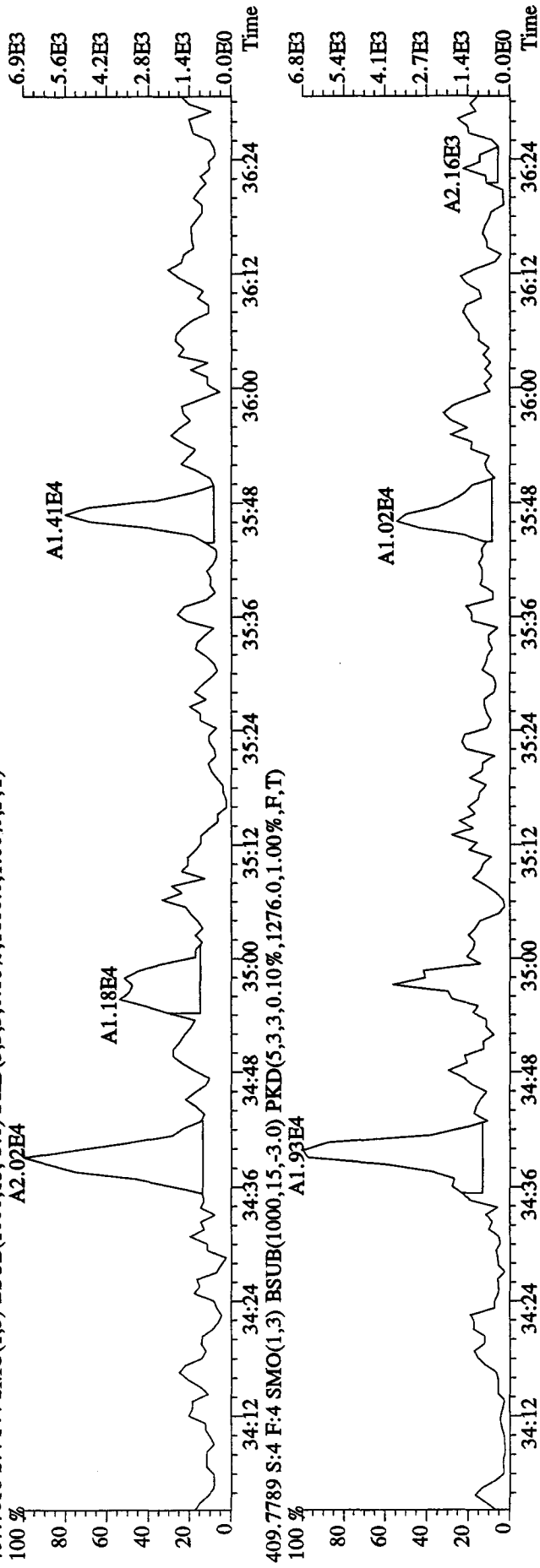
383.8639 S:4 F:3 SMO(1,3) BSUB(1000,15,-3.0) PKD(5,3,3,0.10%,104.0,1.00%,F,T)



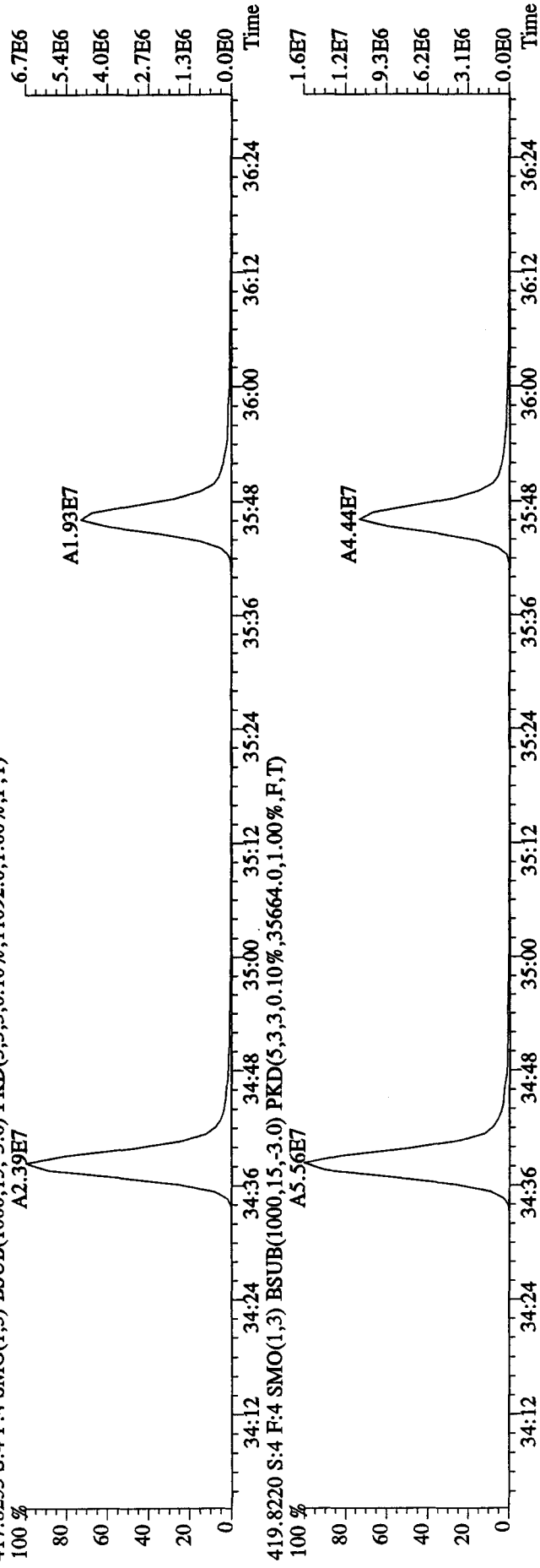
385.8610 S:4 F:3 SMO(1,3) BSUB(1000,15,-3.0) PKD(5,3,3,0.10%,2020.0,1.00%,F,T)



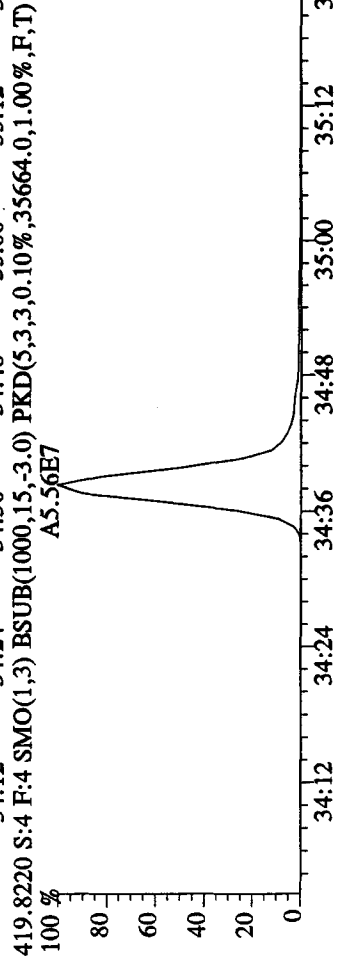
File:21AP104D5 #1-198 Acq:21-APR-2010 10:34:34 GC EI+ Voltage SIR Autospec-UltimaE
 Sample#4 Text:LX3CP-1-AA :G0D160000-187B Exp:DIOXINRES8290A
 407.7818 S:4 F:4 SMO(1,3) BSUB(1000,15,-3,0) PKD(5,3,3,0.10%,1600.0,1.00%,F,T)



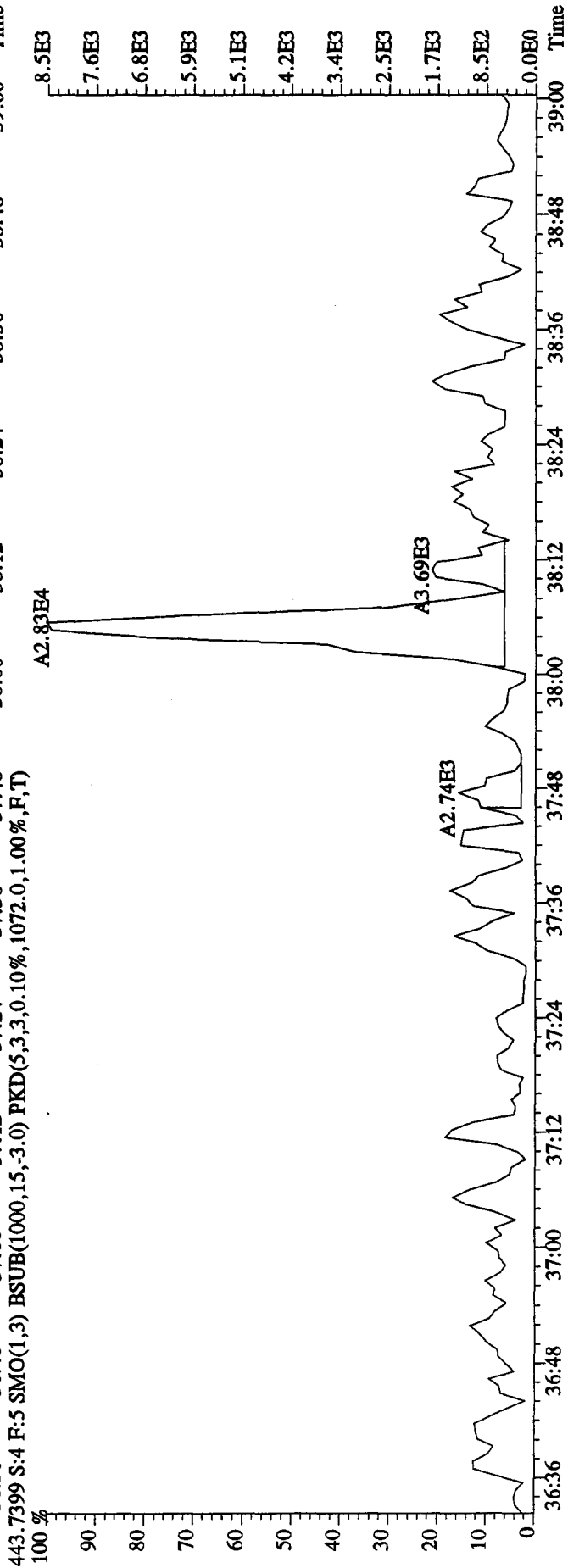
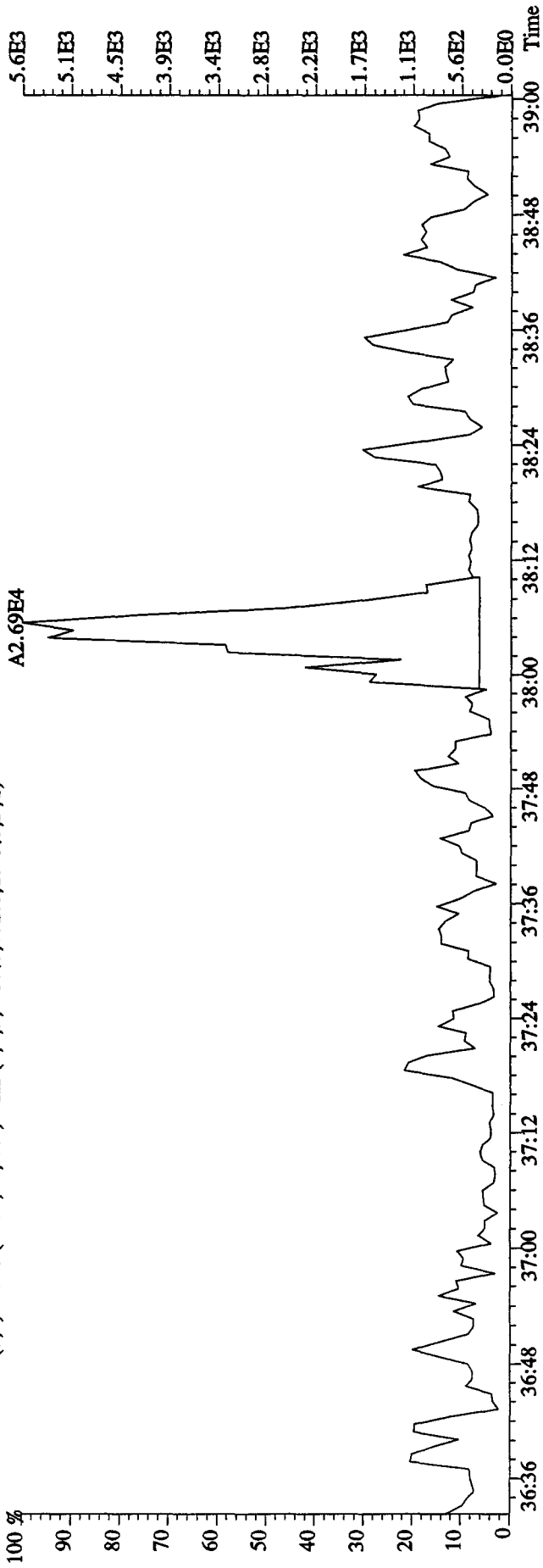
409.7789 S:4 F:4 SMO(1,3) BSUB(1000,15,-3,0) PKD(5,3,3,0.10%,1276.0,1.00%,F,T)



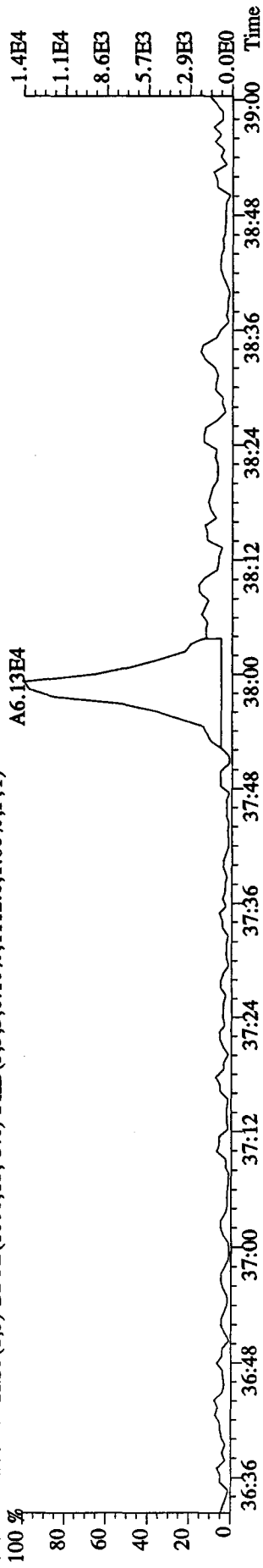
417.8253 S:4 F:4 SMO(1,3) BSUB(1000,15,-3,0) PKD(5,3,3,0.10%,11092.0,1.00%,F,T)



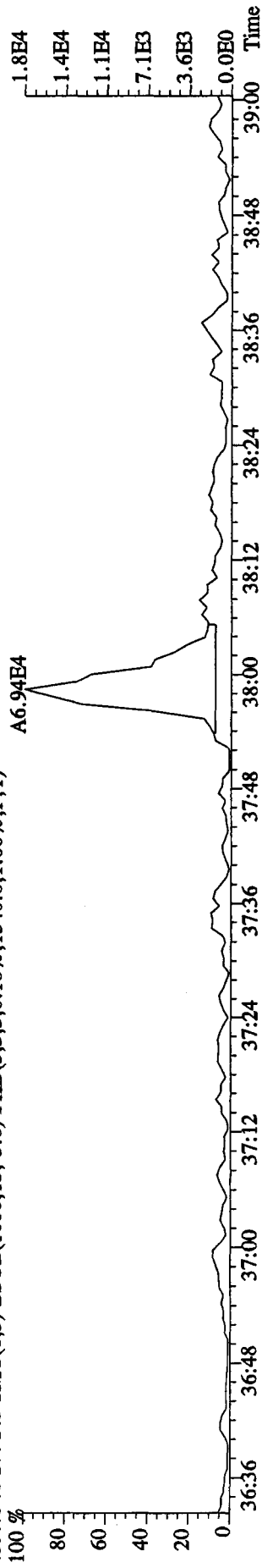
File:21AP104D5 #1-190 Acq:21-APR-2010 10:34:34 GC EI+ Voltage SIR Autospec-UltimaE
 Sample#4 Text:LX3CP-1-AA :G0D160000-187B Exp:DIOXINRES8290A
 441.7428 S:4 F:5 SMO(1,3) BSUB(1000,15,-3.0) PKD(5,3,3,0.10%,852.0,1.00%,F,T)



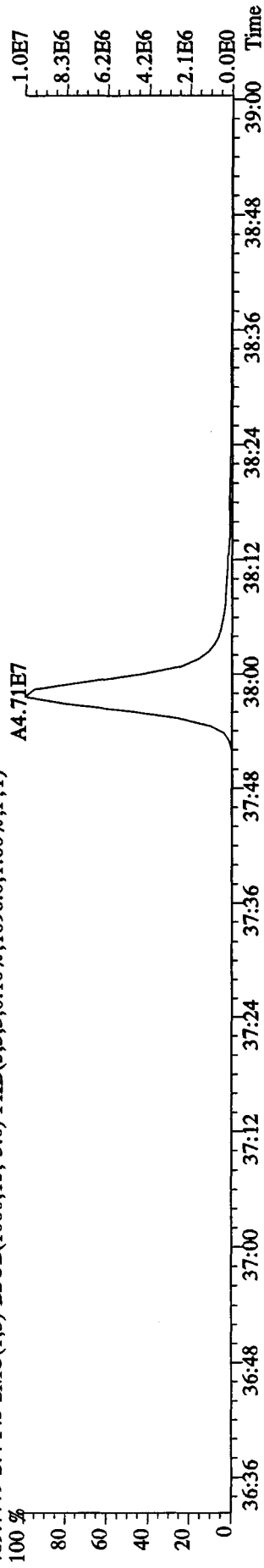
File:21AP104D5 #1-190 Acq:21-APR-2010 10:34:34 GC EI+ Voltage SIR Autospec-UltimaE
 Sample#4 Text:LX3CP-1-AA :G0D160000-187B Exp:DIOXINRES8290A
 457.7377 S:4 F:5 SMO(1,3) BSUB(1000,15,-3.0) PKD(5,3,3,0.10%,1112.0,1.00%,F,T)



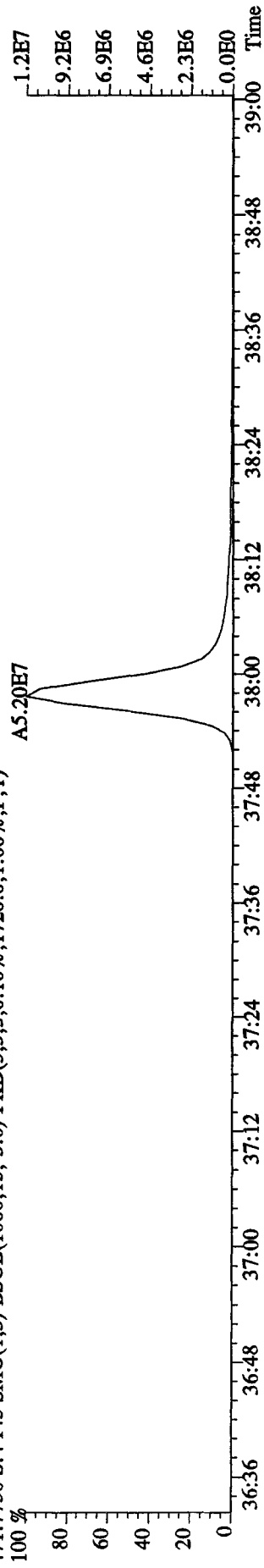
459.7348 S:4 F:5 SMO(1,3) BSUB(1000,15,-3.0) PKD(5,3,3,0.10%,1540.0,1.00%,F,T)



469.7779 S:4 F:5 SMO(1,3) BSUB(1000,15,-3.0) PKD(5,3,3,0.10%,1096.0,1.00%,F,T)



471.7750 S:4 F:5 SMO(1,3) BSUB(1000,15,-3.0) PKD(5,3,3,0.10%,1720.0,1.00%,F,T)




File:21AP104D5 #1-434 Acq:21-APR-2010 10:34:34 GC EI+ Voltage SIR Autospec-UltimaE

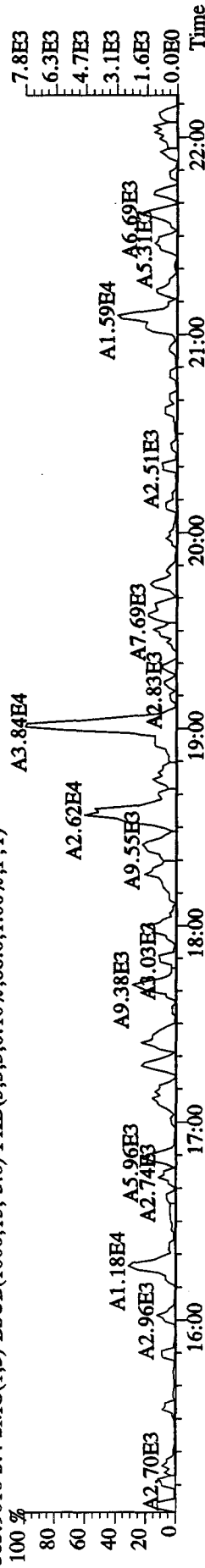
Sample#4 Text:LX3CP-1-AA :G0D160000-187B Exp:DIOXINRES8290A

354.9792 S:4 SMO(1,3) PKD(5,3,3,100.00%,0.0,1.00%,F,T)

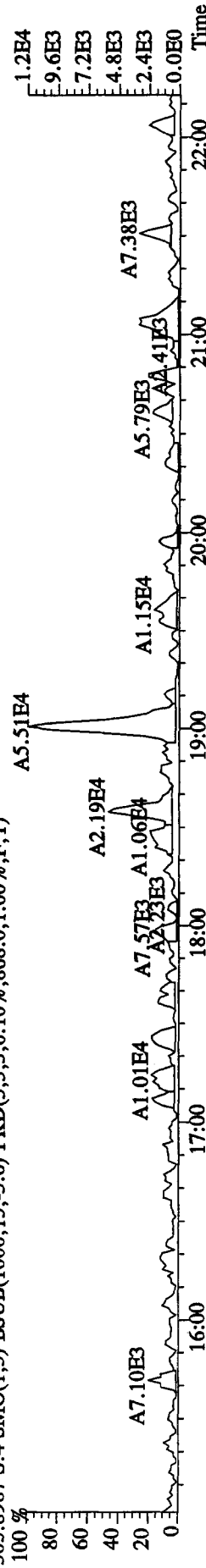
100 % 15:27 16:07 16:39 17:01 17:48 18:39 19:04 19:30 19:55 20:19 20:50 21:14 21:47



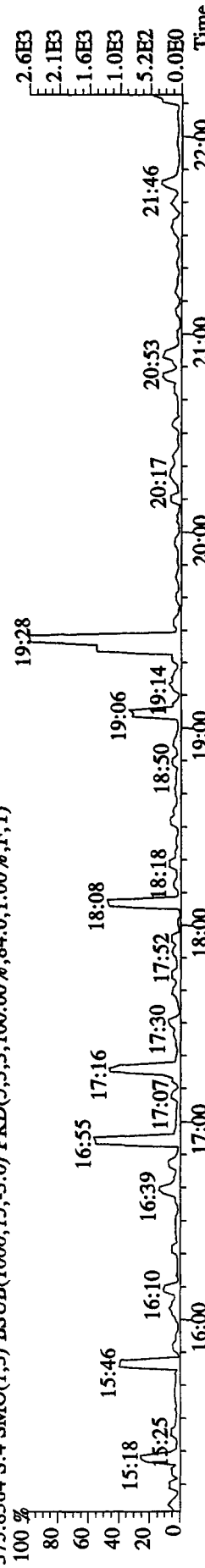
303.9016 S:4 SMO(1,3) BSUB(1000,15,-3.0) PKD(5,3,3,0.10%,88.0,1.00%,F,T)



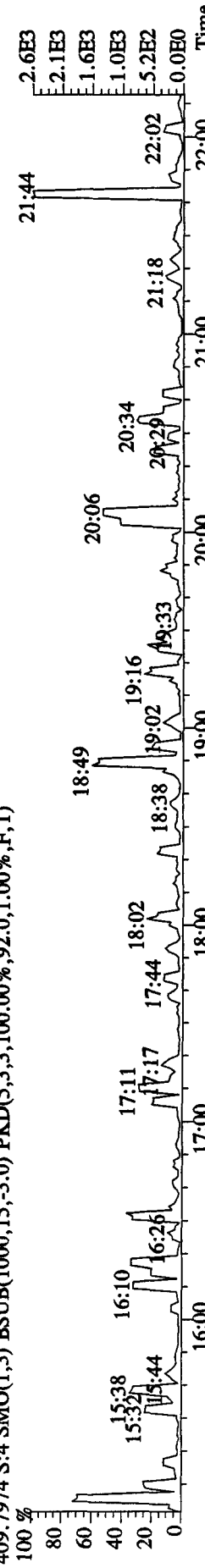
305.8987 S:4 SMO(1,3) BSUB(1000,15,-3.0) PKD(5,3,3,0.10%,868.0,1.00%,F,T)



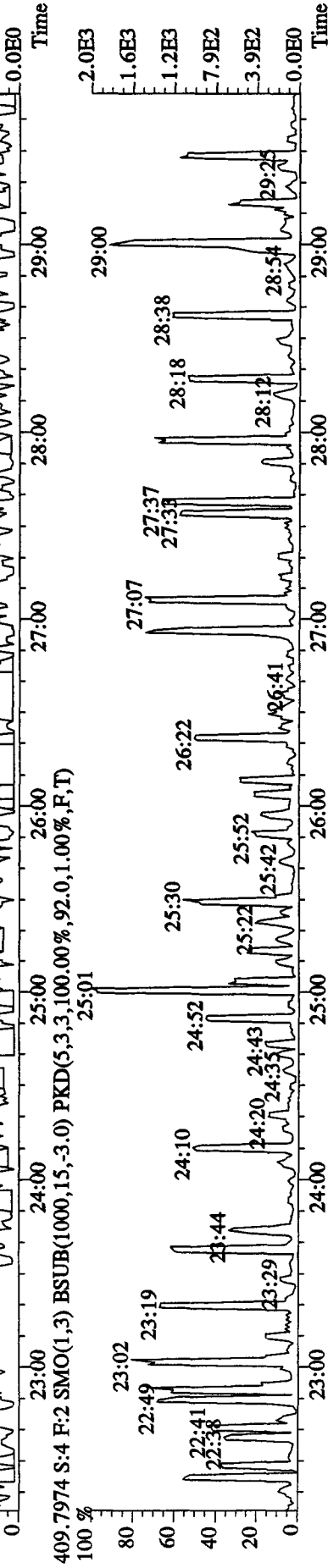
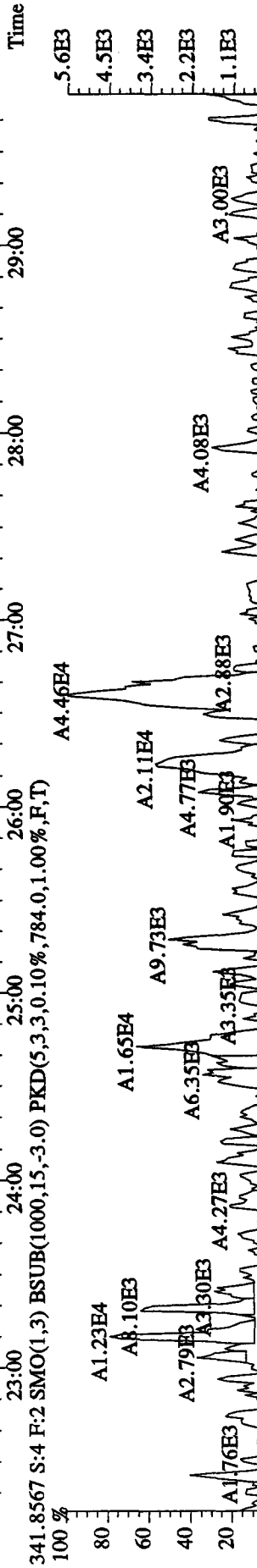
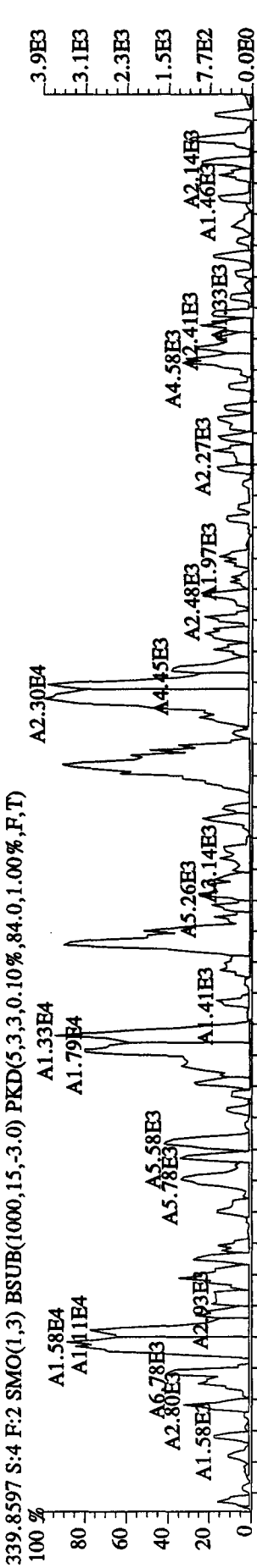
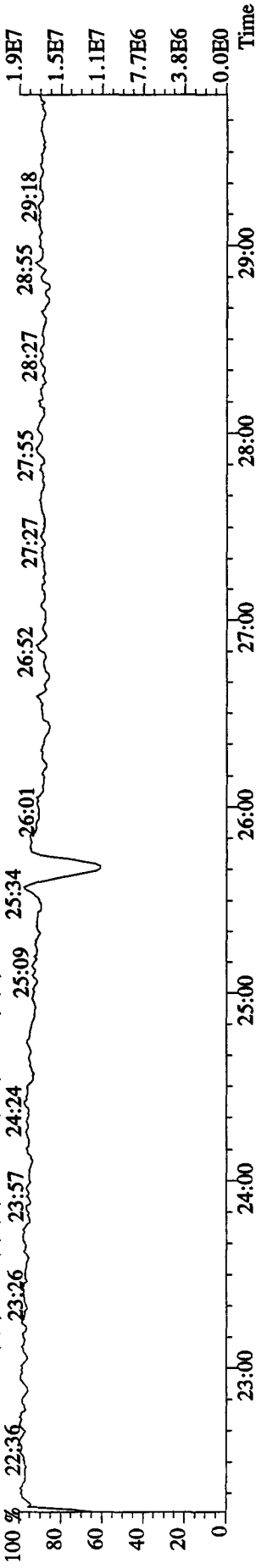
375.8364 S:4 SMO(1,3) BSUB(1000,15,-3.0) PKD(5,3,3,100.00%,84.0,1.00%,F,T)



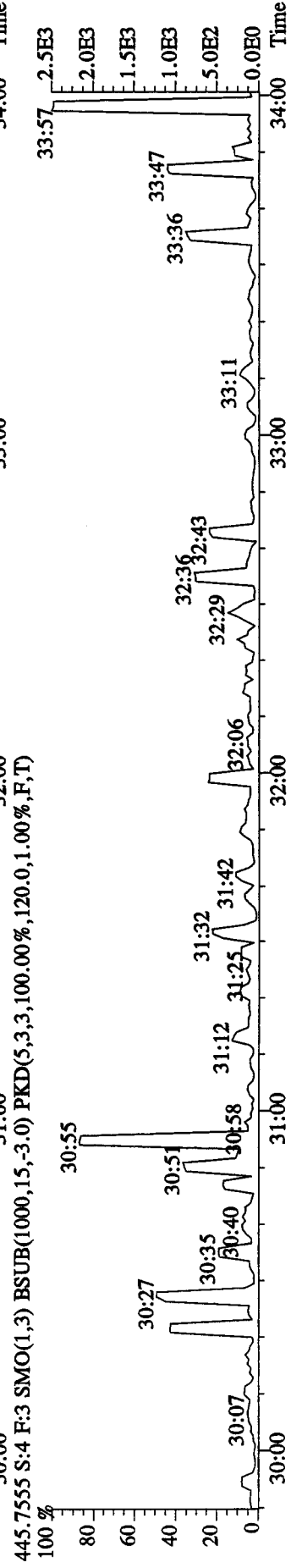
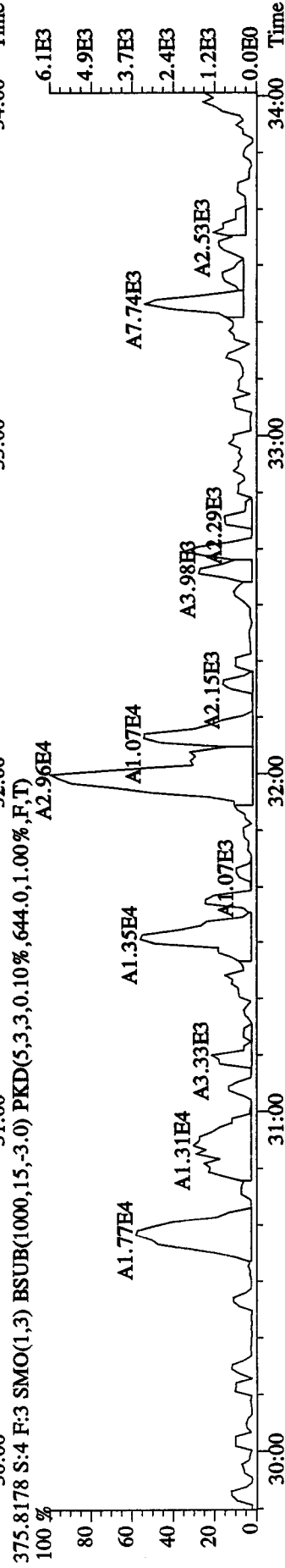
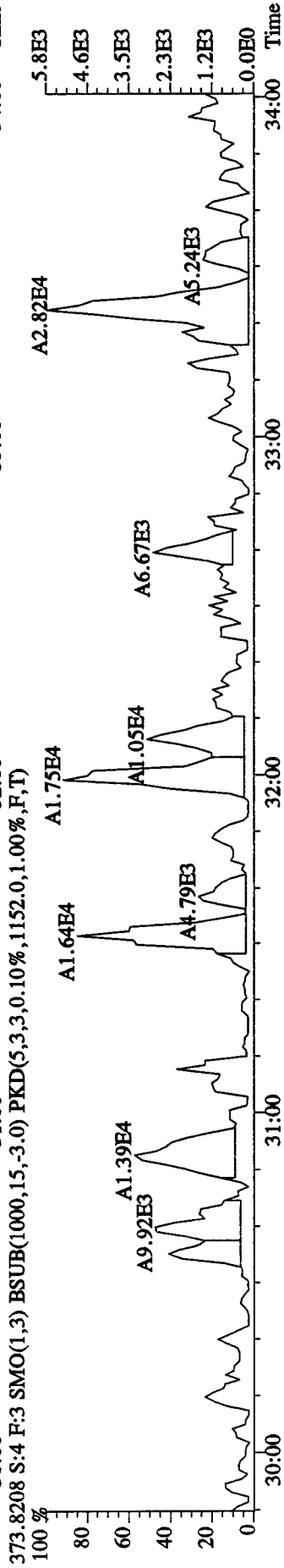
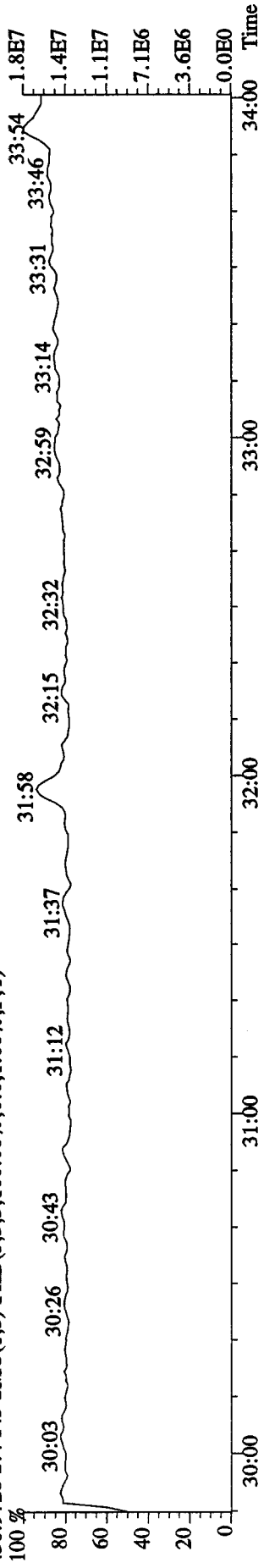
409.7974 S:4 SMO(1,3) BSUB(1000,15,-3.0) PKD(5,3,3,100.00%,92.0,1.00%,F,T)



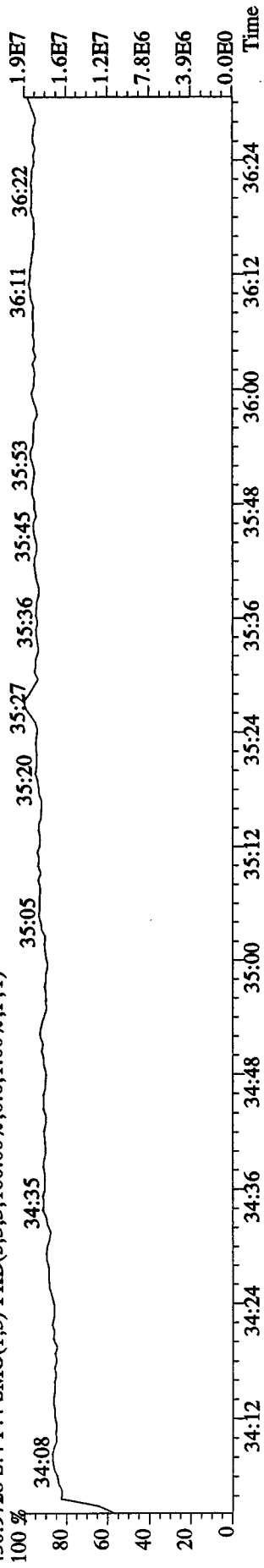
File:21AP104D5 #1-604 Acq:21-APR-2010 10:34:34 GC EI+ Voltage SIR Autospec-UltimaE
 Sample#4 Text:LX3CP-1-AA :G0D160000-187B Exp:DIOXINRES290A
 354.9792 S:4 F:2 SMO(1,3) PKD(5,3,3,100.00%,0.0,1.00%,F,T)
 100 % 22:36 23:26 23:57 24:24 25:09 25:34 26:01 26:18 27:27 27:55 28:27 28:55 29:18



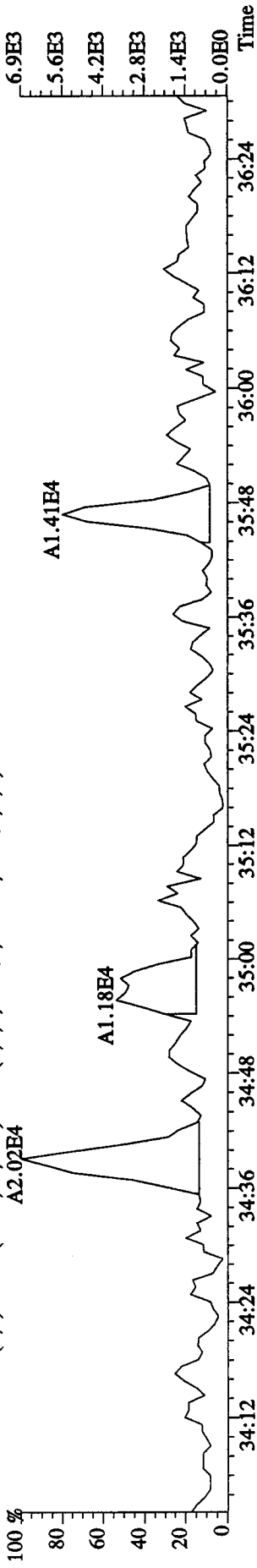
File:21AP104D5 #1-317 Acq:21-APR-2010 10:34:34 GC EI+ Voltage SIR Autospec-UltimaE
 Sample#4 Text:LX3CP-1-AA :G0D160000-187B Exp:DIOXINRES8290A
 430.9728 S:4 F:3 SMO(1,3) PKD(5,3,3,100.00%,0.0,1.00%,F,T)



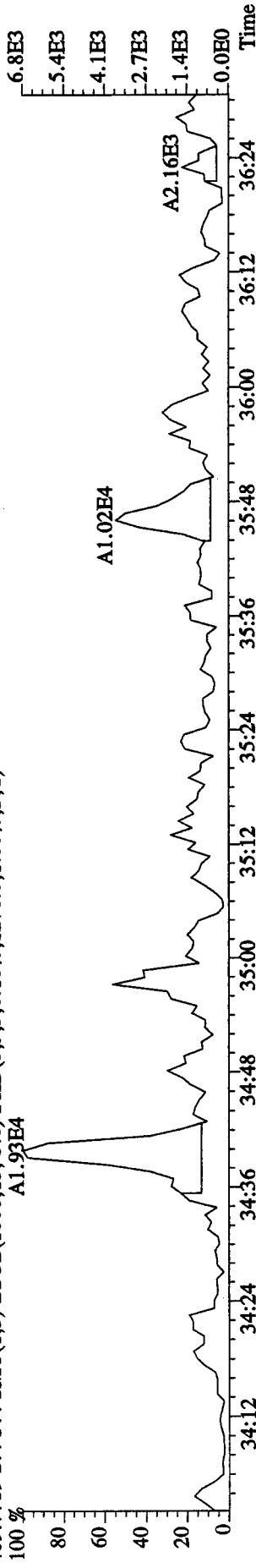
File: 21AP104D5 #1-198 Acq: 21-APR-2010 10:34:34 GC EI+ Voltage SIR Autospec-UltimaE
 Sample#4 Text: LX3CP-1-AA :G0D160000-187B Exp:DIOXINRES8290A
 430.9728 S:4 F:4 SMO(1,3) PKD(5,3,3,100.00%,0.0,1.00%,F,T)



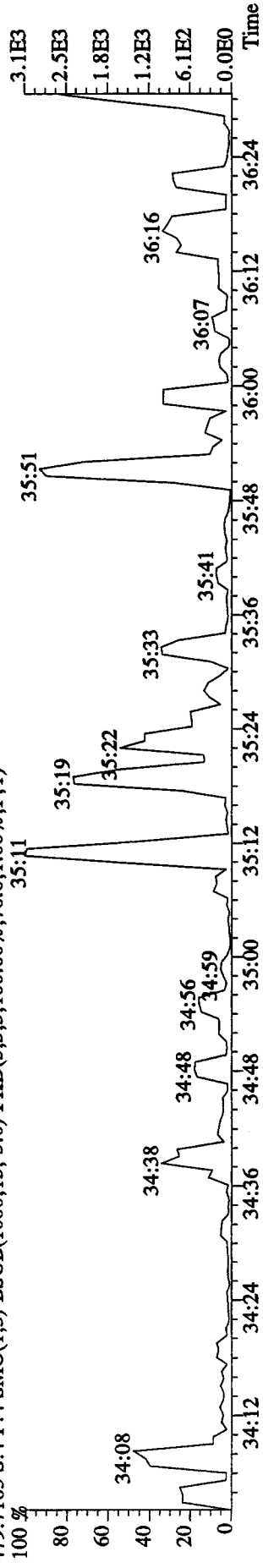
407.7818 S:4 F:4 SMO(1,3) BSUB(1000,15,-3.0) PKD(5,3,3,0.10%,1600.0,1.00%,F,T)



409.7789 S:4 F:4 SMO(1,3) BSUB(1000,15,-3.0) PKD(5,3,3,0.10%,1276.0,1.00%,F,T)




479.7165 S:4 F:4 SMO(1,3) BSUB(1000,15,-3.0) PKD(5,3,3,100.00%,76.0,1.00%,F,T)

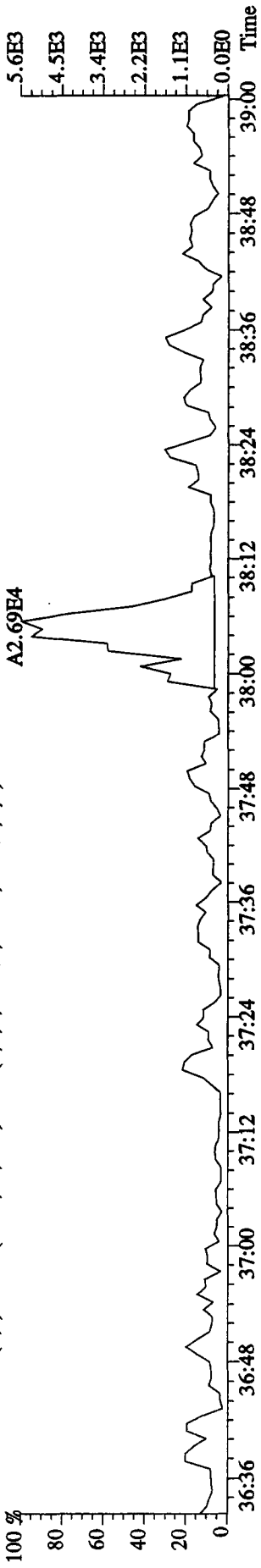


File:21API04D5 #1-190 Acq:21-APR-2010 10:34:34 GC EI+ Voltage SIR Autospec-UltimaE
 Sample#4 Text:LX3CP-1-AA :G0D160000-187B Exp:DIOXINRES8290A

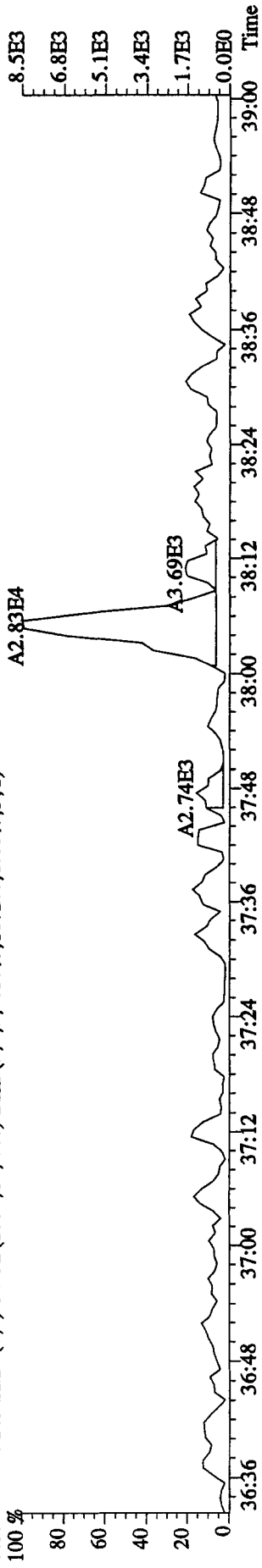
442.9728 S:4 F:5 SMO(1,3) PKD(5,3,3,0,0,0,1.00%,F,T)



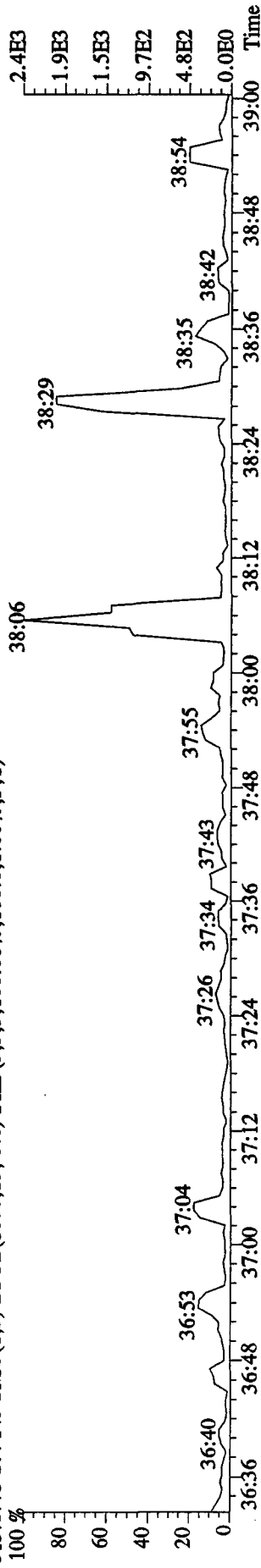
441.7428 S:4 F:5 SMO(1,3) BSUB(1000,15,-3.0) PKD(5,3,3,0,10%,852,0,1.00%,F,T)



443.7399 S:4 F:5 SMO(1,3) BSUB(1000,15,-3.0) PKD(5,3,3,0,10%,1072,0,1.00%,F,T)



513.6775 S:4 F:5 SMO(1,3) BSUB(1000,15,-3.0) PKD(5,3,5,100.00%,108,0,1.00%,F,T)



Run text: LX3CP-1-AC Sample text: LX3CP-1-AC :G0D160000-187C
 Run #9 Filename: 21AP104D5 S: 5 I: 1 Results: 21ap104d58290a
 Acquired: 21-APR-10 11:18:36 Processed: 21-APR-10 16:58:09
 Run: 21AP104D5 Analyte: 8290A Cal: 8290A0412104D5
 Factor 1: 1600.000 Factor 2: 20.000 Sample size: 10.00 g

Handwritten: V84.25.6

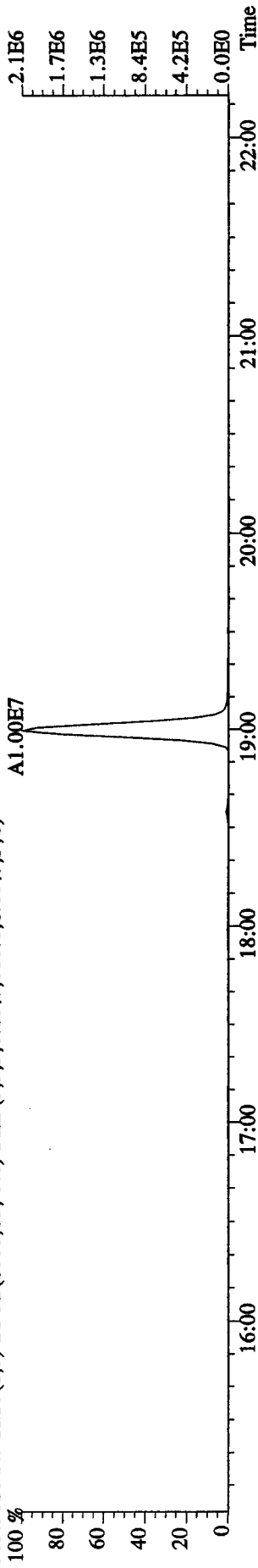
Name	Resp	RA	RT	RRF	Conc	EDL	Rec	M
13C-1,2,3,4-TCDD	173608200	0.80 y	19:34	-	13.05	-	-	n
13C-2,3,7,8-TCDF	227601000	0.78 y	18:59	1.52	172.42	0.06	86.2	n
2,3,7,8-TCDF	23049200	0.77 y	19:00	0.95	21.43	0.03	-	n
Total TCDF	23328112	0.82 y	17:09	0.95	21.68	0.03	-	n
13C-2,3,7,8-TCDD	152416600	0.80 y	19:46	0.95	184.89	0.13	92.4	n
2,3,7,8-TCDD	15686260	0.78 y	19:47	1.02	20.16	0.04	-	n
Total TCDD	15724873	0.61 n	18:32	1.02	20.21	0.04	-	n
37Cl-2,3,7,8-TCDD	140179200	1.00 y	19:47	2.26	71.41	0.02	89.3	n
13C-1,2,3,7,8-PeCDF	144963700	1.58 y	24:40	1.05	159.00	0.11	79.5	n
1,2,3,7,8-PeCDF	77094200	1.55 y	24:42	1.04	101.81	0.09	-	n
2,3,4,7,8-PeCDF	70286800	1.54 y	26:12	0.98	98.73	0.10	-	n
Total F2 PeCDF	148520447	1.42 y	23:08	1.01	202.09	0.09	-	n
Total F1 PeCDF	41716	0.85 n	16:08	1.01	0.06	0.03	-	n
13C-1,2,3,7,8-PeCDD	78256700	1.60 y	27:00	0.67	134.46	0.04	67.2	n
1,2,3,7,8-PeCDD	39385400	1.61 y	27:02	0.98	102.51	0.11	-	n
Total PeCDD	39564343	1.61 y	27:02	0.98	102.98	0.11	-	n
13C-1,2,3,7,8,9-HxCDD	88672700	1.24 y	33:07	-	8.63	-	-	n
13C-1,2,3,4,7,8-HxCDF	101481500	0.52 y	31:58	1.02	223.34	0.01	111.7	n
1,2,3,4,7,8-HxCDF	65666600	1.23 y	31:59	1.21	106.72	0.03	-	n
1,2,3,6,7,8-HxCDF	62335700	1.22 y	32:06	1.34	91.49	0.03	-	n
2,3,4,6,7,8-HxCDF	55307200	1.23 y	32:40	1.22	89.18	0.03	-	n
1,2,3,7,8,9-HxCDF	52091000	1.23 y	33:19	1.09	93.97	0.04	-	n
Total HxCDF	235515537	1.31 y	30:51	1.22	381.55	0.03	-	n
13C-1,2,3,6,7,8-HxCDD	70433000	1.30 y	32:52	0.81	196.84	0.01	98.4	n
1,2,3,4,7,8-HxCDD	34032600	1.26 y	32:48	1.01	95.99	0.03	-	n
1,2,3,6,7,8-HxCDD	40747200	1.30 y	32:52	1.11	103.87	0.03	-	n
1,2,3,7,8,9-HxCDD	42820500	1.28 y	33:08	1.21	100.57	0.03	-	n
Total HxCDD	117600300	1.26 y	32:48	1.11	300.43	0.03	-	n
13C-1,2,3,4,6,7,8-HpCDF	80160500	0.43 y	34:38	0.86	209.60	0.75	104.8	n
1,2,3,4,6,7,8-HpCDF	54584300	0.97 y	34:38	1.31	103.99	0.44	-	n
1,2,3,4,7,8,9-HpCDF	45310800	0.95 y	35:47	1.03	110.22	0.56	-	n
Total HpCDF	100544456	0.97 y	34:38	1.17	215.60	0.49	-	n
13C-1,2,3,4,6,7,8-HpCDD	76881400	1.06 y	35:27	0.70	248.61	0.14	124.3	n
1,2,3,4,6,7,8-HpCDD	41490800	1.03 y	35:27	1.07	100.70	0.19	-	n
Total HpCDD	42095320	0.96 y	34:53	1.07	102.17	0.19	-	n
13C-OCDD	104220300	0.92 y	37:58	0.53	442.37	0.02	110.6	n
OCDF	76891500	0.91 y	38:05	1.45	204.18	0.06	-	n

OCDD 62727600 0.88 y 37:58 1.17 206.43 0.07 - n

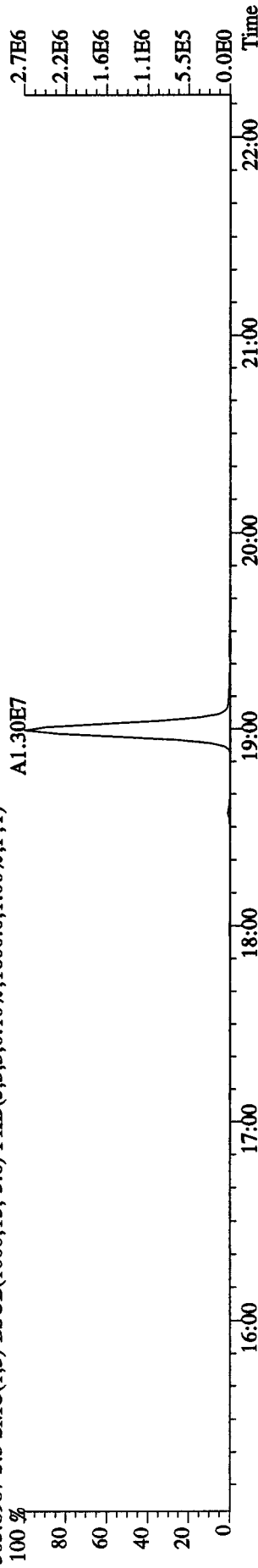
File:21AP104D5 #1-434 Acq:21-APR-2010 11:18:36 GC EI+ Voltage SIR Autospec-UltimaE

Sample#5 Text:LX3CP-1-AC :G0D160000-187C Exp:DIOXINRES8290A

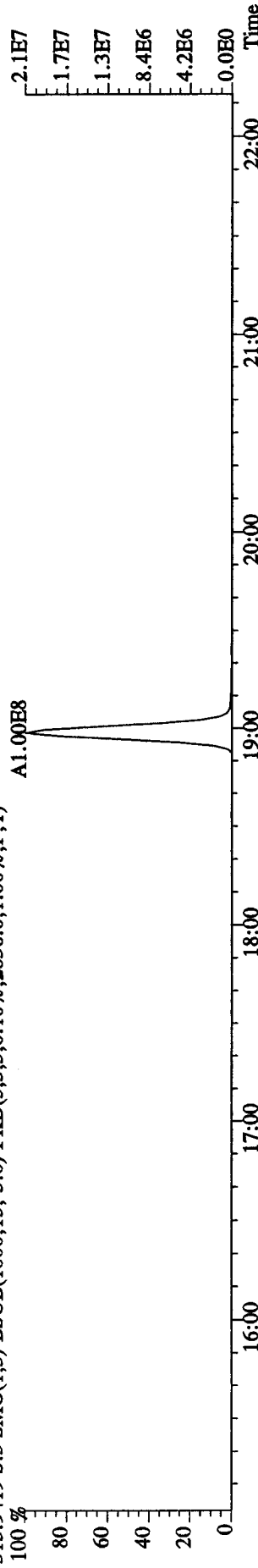
303.9016 S:5 SMO(1,3) BSUB(1000,15,-3.0) PKD(5,3,3,0.10%,888,0.1.00%,F,T)



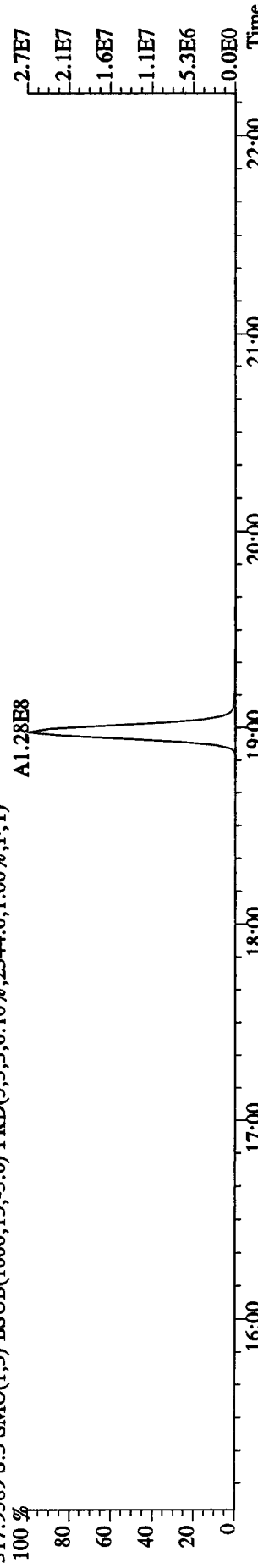
305.8987 S:5 SMO(1,3) BSUB(1000,15,-3.0) PKD(5,3,3,0.10%,1600,0.1.00%,F,T)



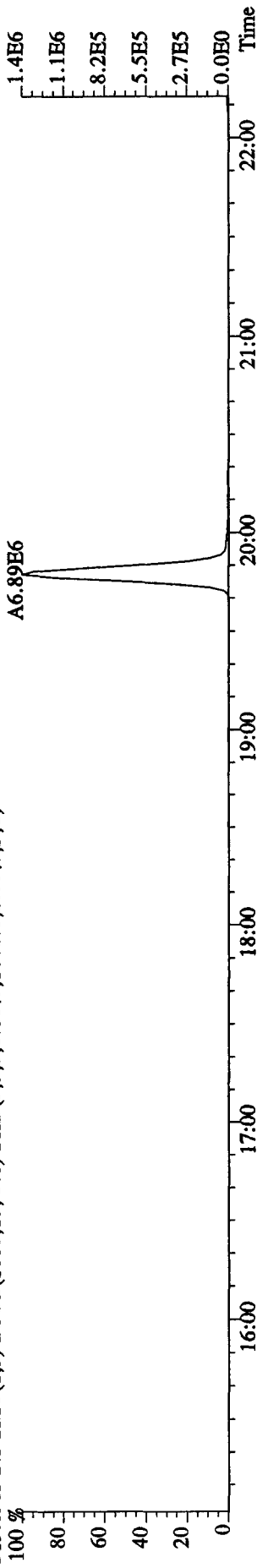
315.9419 S:5 SMO(1,3) BSUB(1000,15,-3.0) PKD(5,3,3,0.10%,2836,0.1.00%,F,T)



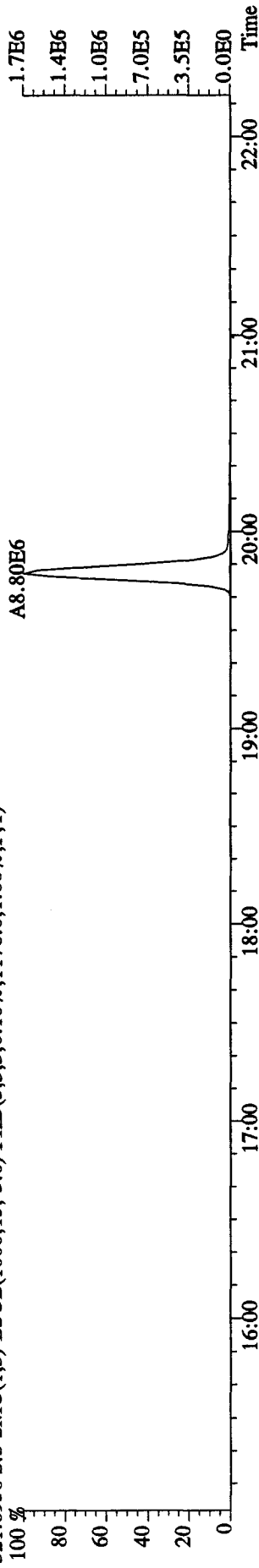
317.9389 S:5 SMO(1,3) BSUB(1000,15,-3.0) PKD(5,3,3,0.10%,2344,0.1.00%,F,T)



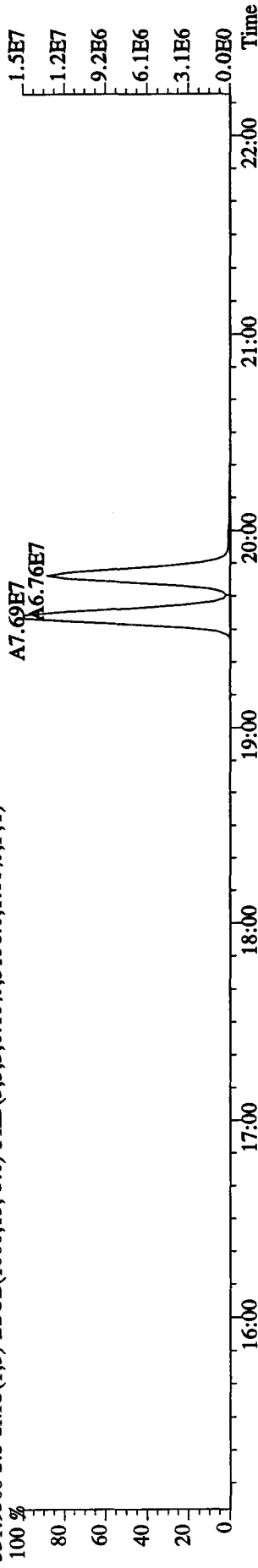
File:21AP104D5 #1-434 Acq:21-APR-2010 11:18:36 GC EI+ Voltage SIR Autospec-UltimaE
 Sample#5 Text:LX3CP-1-AC :G0D160000-187C Exp:DIOXINRES8290A
 319.8965 S:5 SMO(1,3) BSUB(1000,15,-3.0) PKD(5,3,3,0.10%,1068.0,1.00%,F,T)



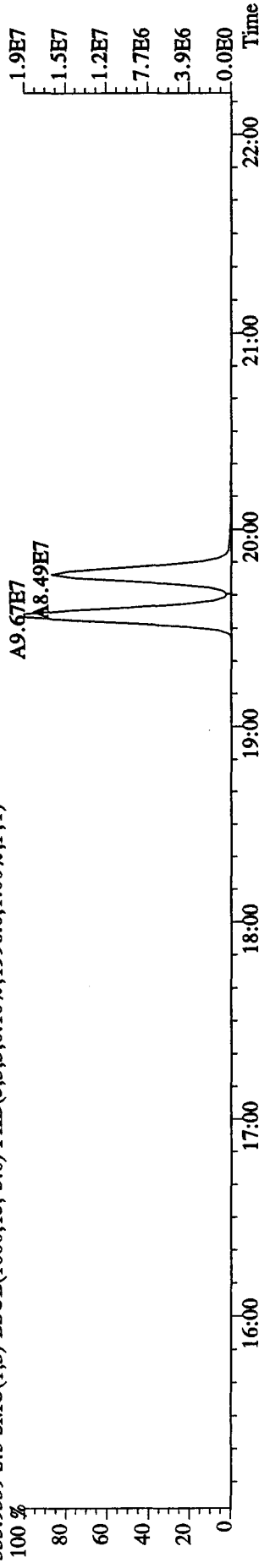
321.8936 S:5 SMO(1,3) BSUB(1000,15,-3.0) PKD(5,3,3,0.10%,1176.0,1.00%,F,T)



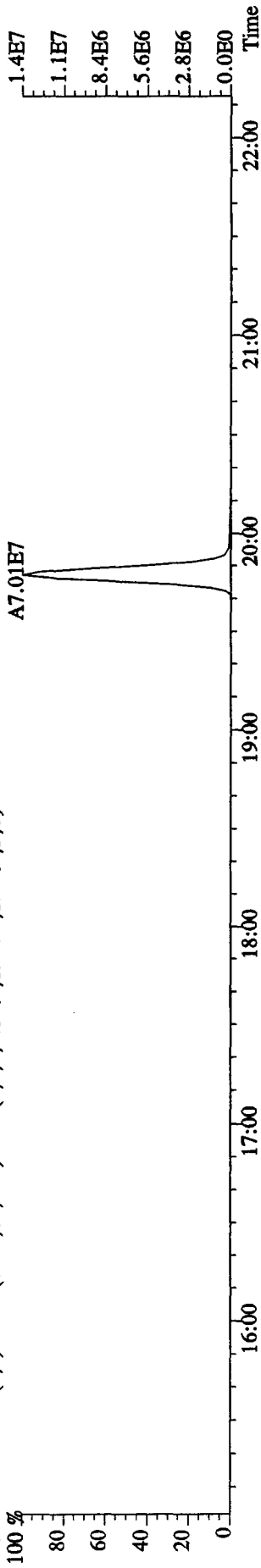
331.9368 S:5 SMO(1,3) BSUB(1000,15,-3.0) PKD(5,3,3,0.10%,5156.0,1.00%,F,T)



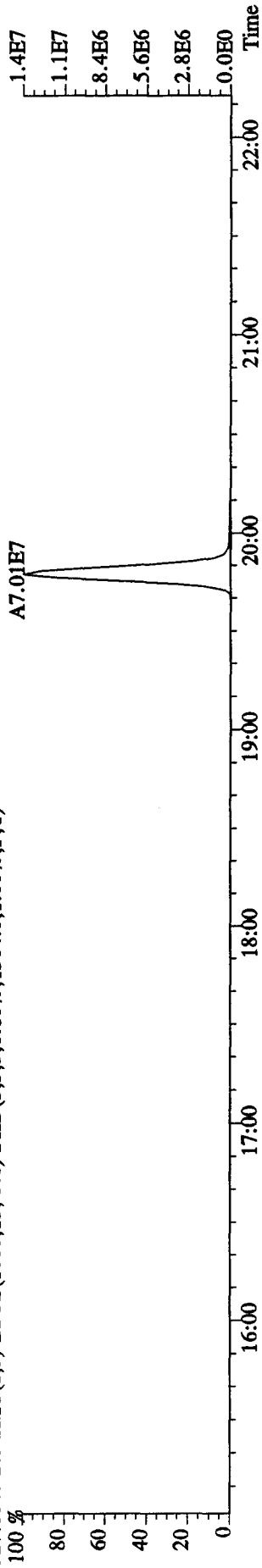
333.9339 S:5 SMO(1,3) BSUB(1000,15,-3.0) PKD(5,3,3,0.10%,1996.0,1.00%,F,T)



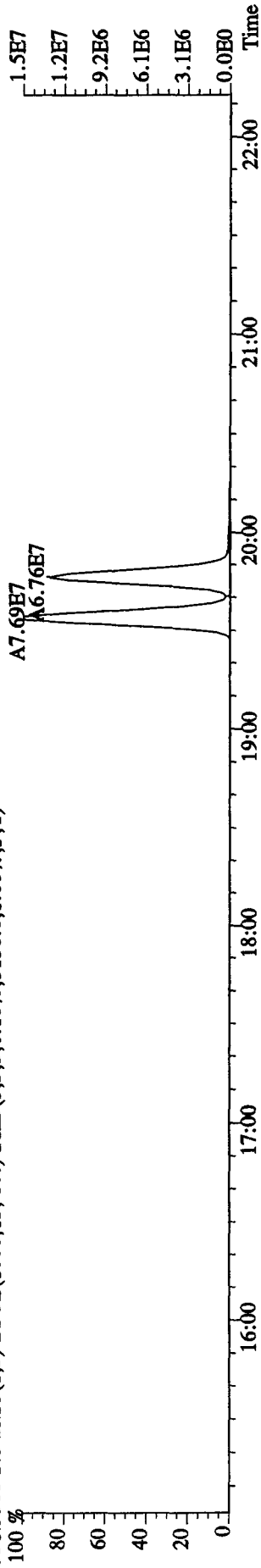
File: 21AP104D5 #1-434 Acq: 21-APR-2010 11:18:36 GC EI+ Voltage SIR Autospec-UltimaE
 Sample#5 Text: LX3CP-1-AC :GOD160000-187C Exp: DIOXINRES8290A
 327.8847 S:5 SMO(1,3) BSUB(1000,15,-3.0) PKD(5,3,3,0.10%,1304.0,1.00%,F,T)



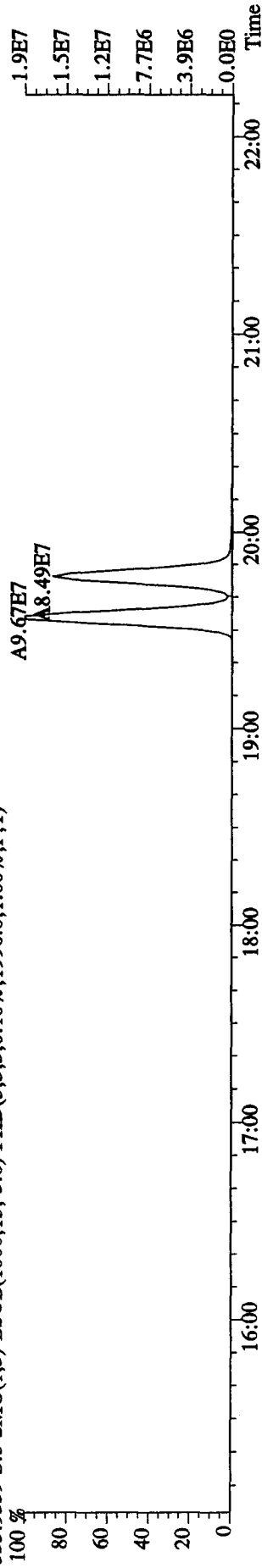
327.8847 S:5 SMO(1,3) BSUB(1000,15,-3.0) PKD(5,3,3,0.10%,1304.0,1.00%,F,T)



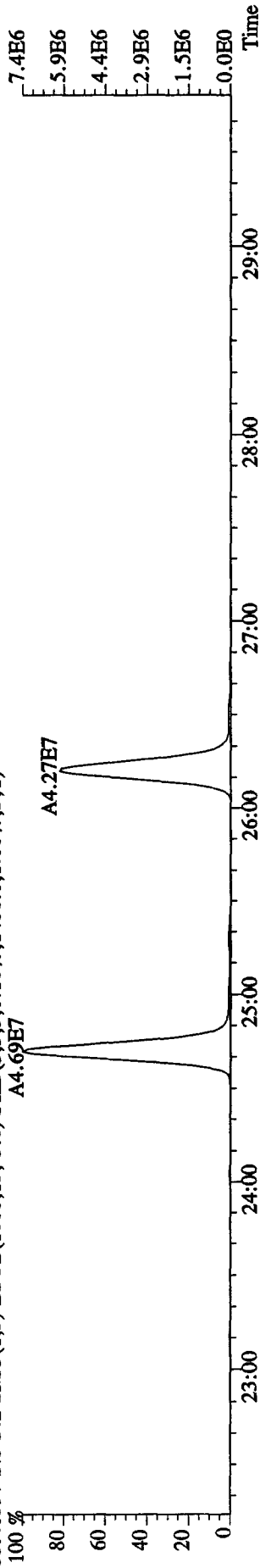
331.9368 S:5 SMO(1,3) BSUB(1000,15,-3.0) PKD(5,3,3,0.10%,5156.0,1.00%,F,T)



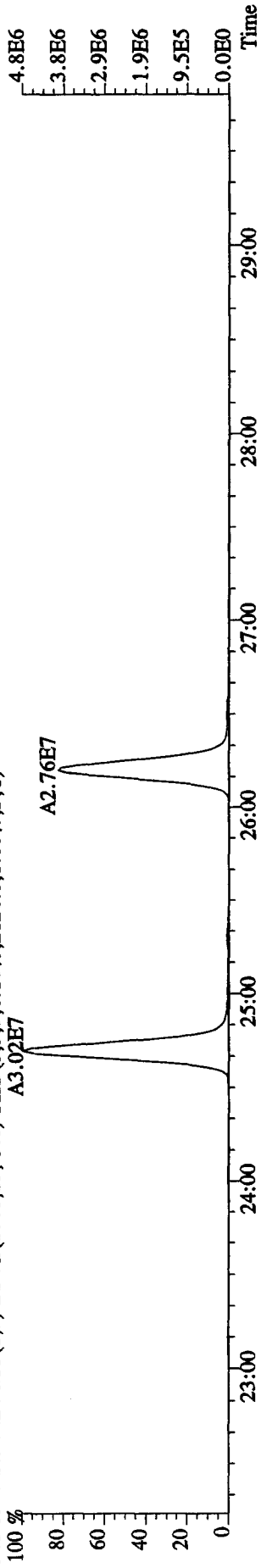
333.9339 S:5 SMO(1,3) BSUB(1000,15,-3.0) PKD(5,3,3,0.10%,1996.0,1.00%,F,T)



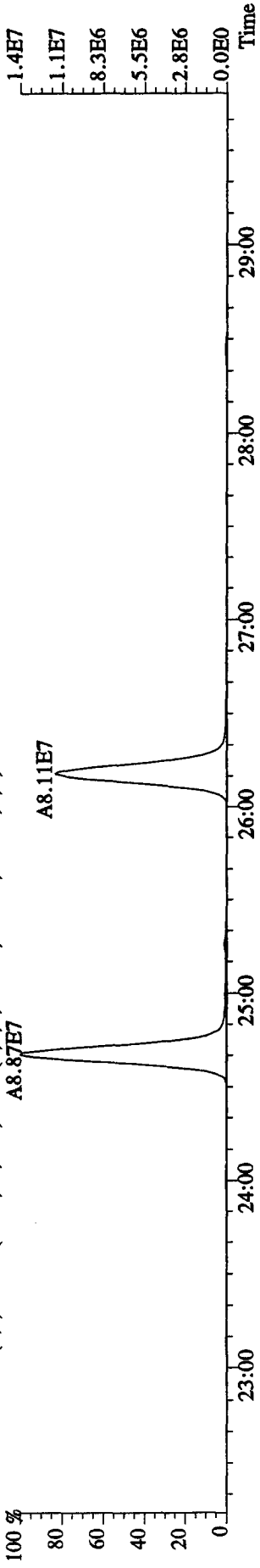
File: 21AP104D5 #1-604 Acq: 21-APR-2010 11:18:36 GC EI+ Voltage SIR Autospec-UltimaE
 Sample#5 Text: LX3CP-1-AC :G0D160000-187C Exp: DIOXINRES8290A
 339.8597 S:5 F:2 SMO(1,3) BSUB(1000,15,-3.0) PKD(5,3,3,0.10%,1408.0,1.00%,F,T)
 A4.69E7



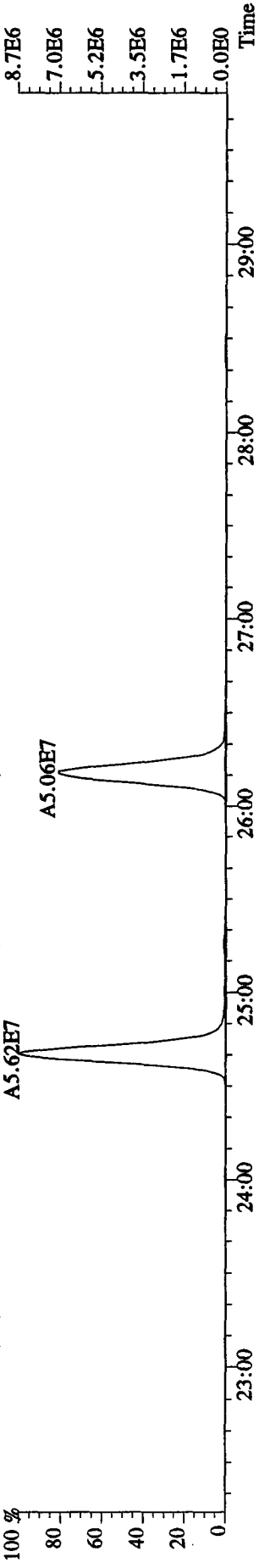
351.9000 S:5 F:2 SMO(1,3) BSUB(1000,15,-3.0) PKD(5,3,3,0.10%,4584.0,1.00%,F,T)
 A8.87E7



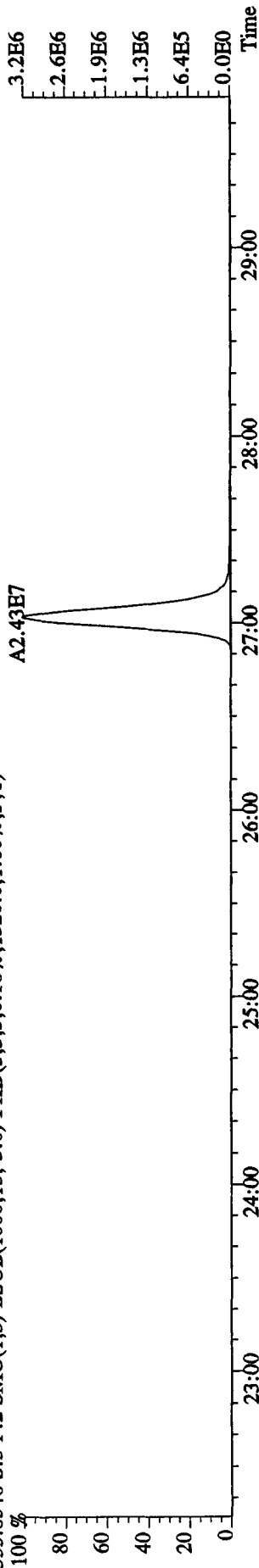
353.8970 S:5 F:2 SMO(1,3) BSUB(1000,15,-3.0) PKD(5,3,3,0.10%,1948.0,1.00%,F,T)
 A5.62E7



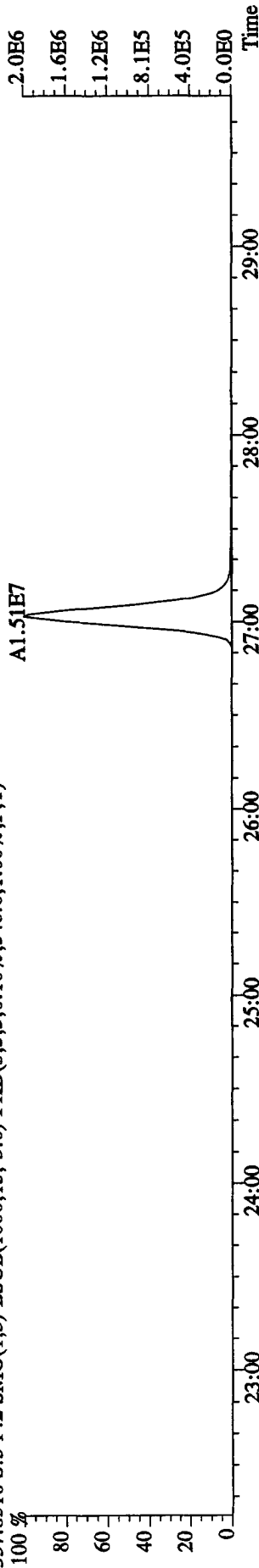
353.8970 S:5 F:2 SMO(1,3) BSUB(1000,15,-3.0) PKD(5,3,3,0.10%,1948.0,1.00%,F,T)
 A5.62E7



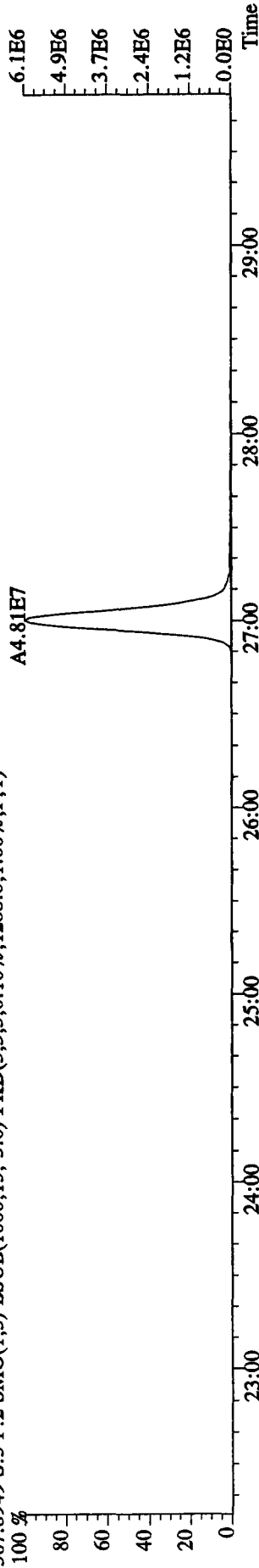
File:21AP104D5 #1-604 Acq:21-APR-2010 11:18:36 GC EI+ Voltage SIR Autospec-UltimaE
 Sample#5 Text:LX3CP-1-AC :G0D160000-187C Exp:DIOXINRES8290A
 355.8546 S:5 F:2 SMO(1,3) BSUB(1000,15,-3.0) PKD(5,3,3,0.10%,1320.0,1.00%,F,T)



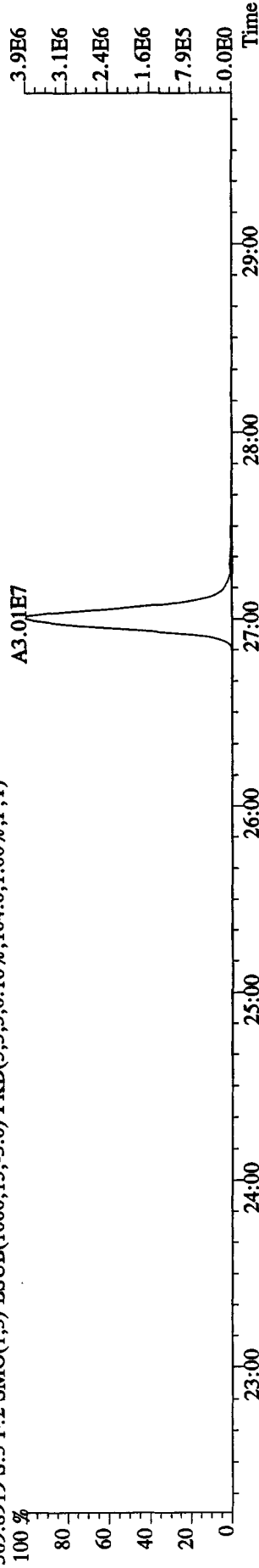
357.8516 S:5 F:2 SMO(1,3) BSUB(1000,15,-3.0) PKD(5,3,3,0.10%,548.0,1.00%,F,T)



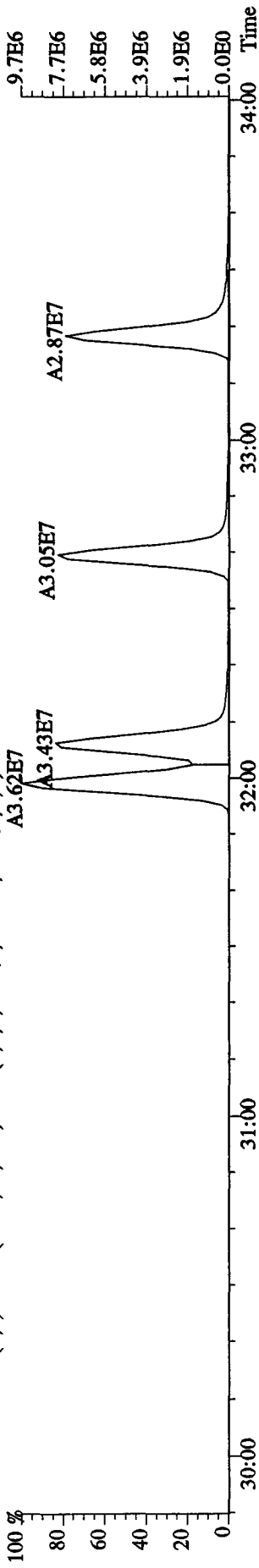
367.8949 S:5 F:2 SMO(1,3) BSUB(1000,15,-3.0) PKD(5,3,3,0.10%,1288.0,1.00%,F,T)



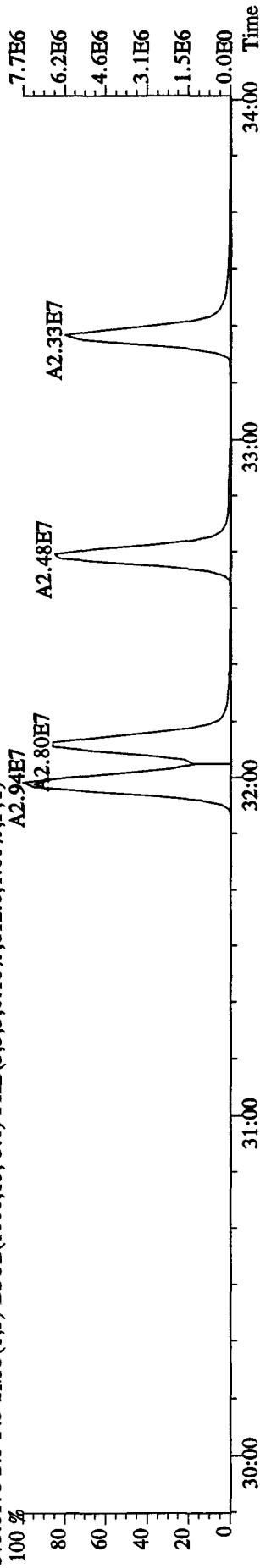
369.8919 S:5 F:2 SMO(1,3) BSUB(1000,15,-3.0) PKD(5,3,3,0.10%,104.0,1.00%,F,T)



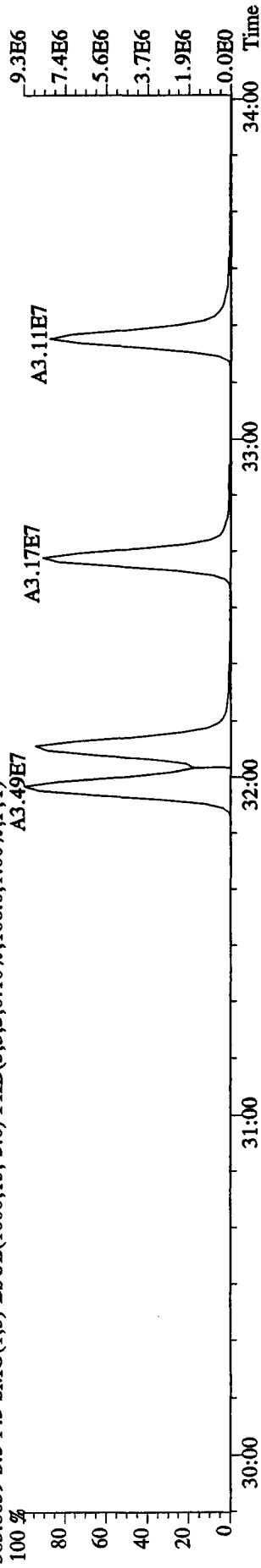
File:21AP104D5 #1-317 Acq:21-APR-2010 11:18:36 GC EI+ Voltage SIR Autospec-UltimaE
 Sample#5 Text:LX3CP-1-AC :G0D160000-187C Exp:DIOXINRES8290A
 373.8208 S:5 F:3 SMO(1,3) BSUB(1000,15,-3.0) PKD(5,3,3,0.10%,1120.0,1.00%,F,T)
 A3.62E7



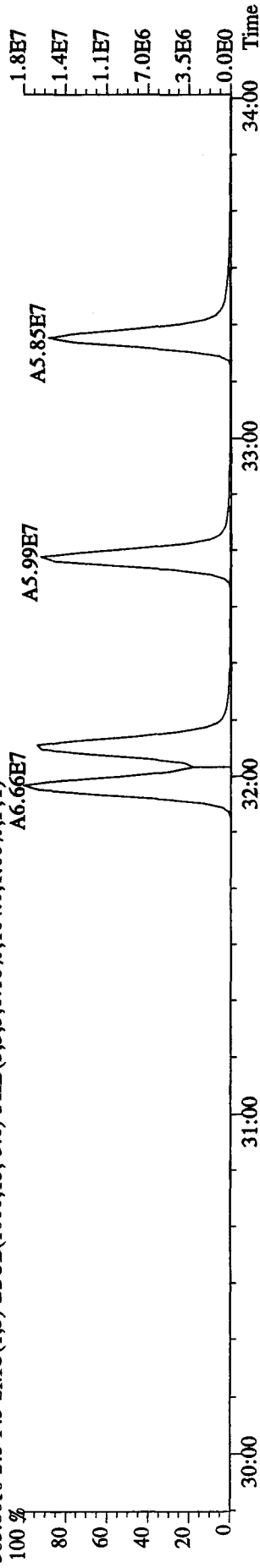
383.8639 S:5 F:3 SMO(1,3) BSUB(1000,15,-3.0) PKD(5,3,3,0.10%,108.0,1.00%,F,T)
 A3.49E7



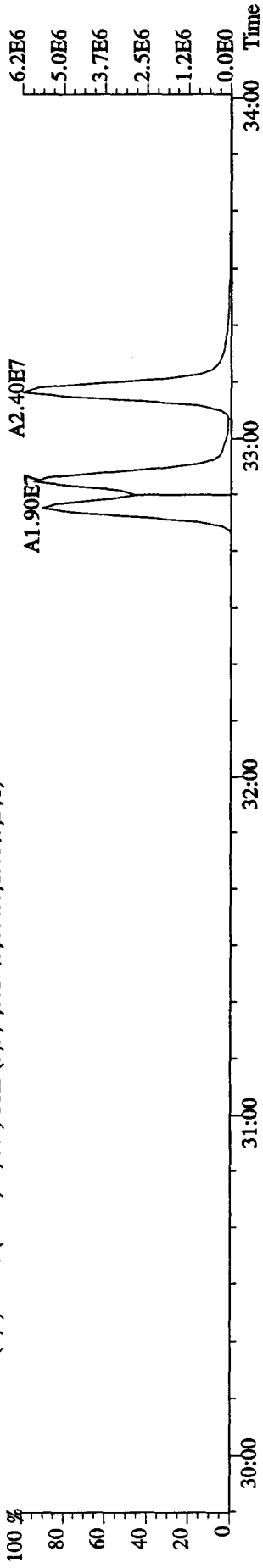
385.8610 S:5 F:3 SMO(1,3) BSUB(1000,15,-3.0) PKD(5,3,3,0.10%,104.0,1.00%,F,T)
 A6.66E7



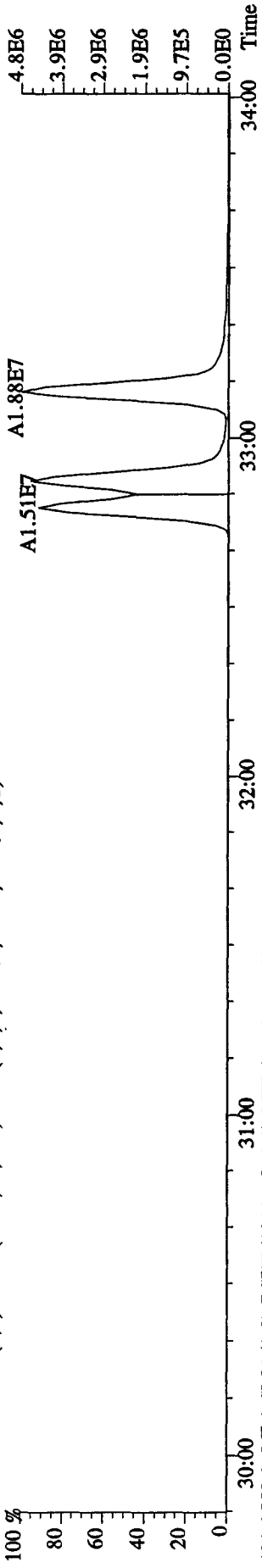
385.8610 S:5 F:3 SMO(1,3) BSUB(1000,15,-3.0) PKD(5,3,3,0.10%,104.0,1.00%,F,T)
 A6.66E7



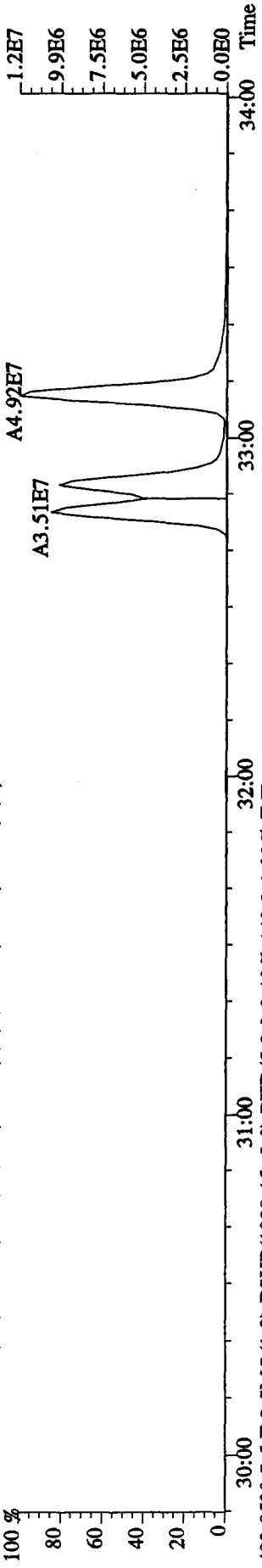
File:21AP104D5 #1-317 Acq:21-APR-2010 11:18:36 GC EI+ Voltage SIR Autospec-UltimaE
 Sample#5 Text:LX3CP-1-AC :G0D160000-187C Exp:DIOXINRES8290A
 389.8157 S:5 F:3 SMO(1,3) BSUB(1000,15,-3.0) PKD(5,3,3,0.10% 464.0,1.00%,F,T)



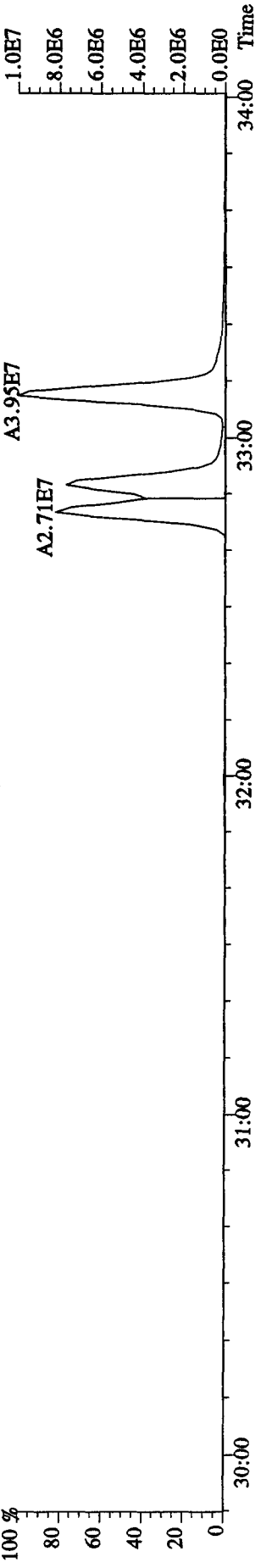
391.8127 S:5 F:3 SMO(1,3) BSUB(1000,15,-3.0) PKD(5,3,3,0.10% 476.0,1.00%,F,T)



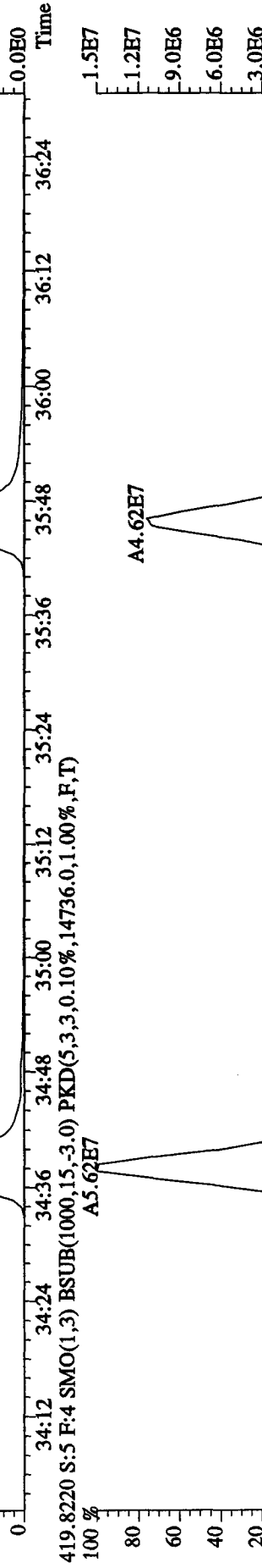


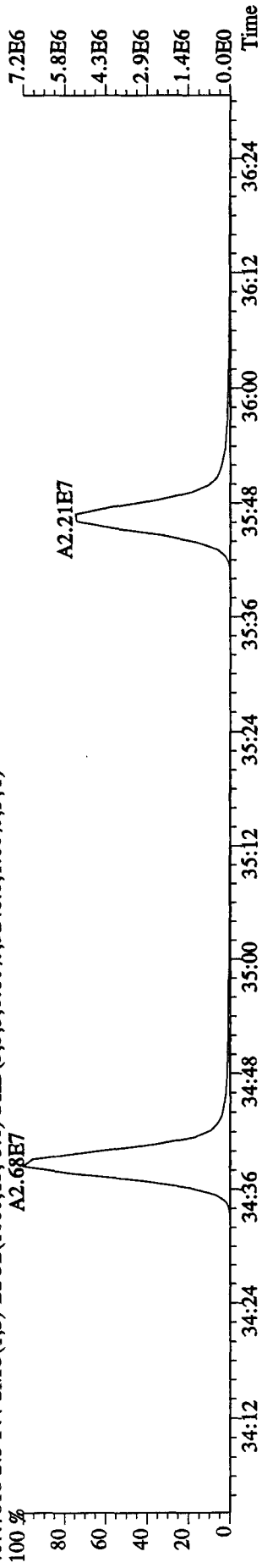
401.8559 S:5 F:3 SMO(1,3) BSUB(1000,15,-3.0) PKD(5,3,3,0.10% 132.0,1.00%,F,T)



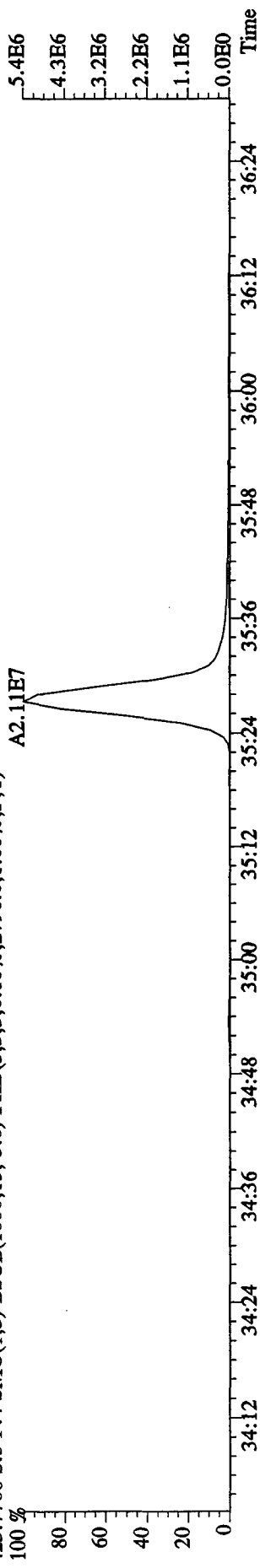
403.8529 S:5 F:3 SMO(1,3) BSUB(1000,15,-3.0) PKD(5,3,3,0.10% 140.0,1.00%,F,T)



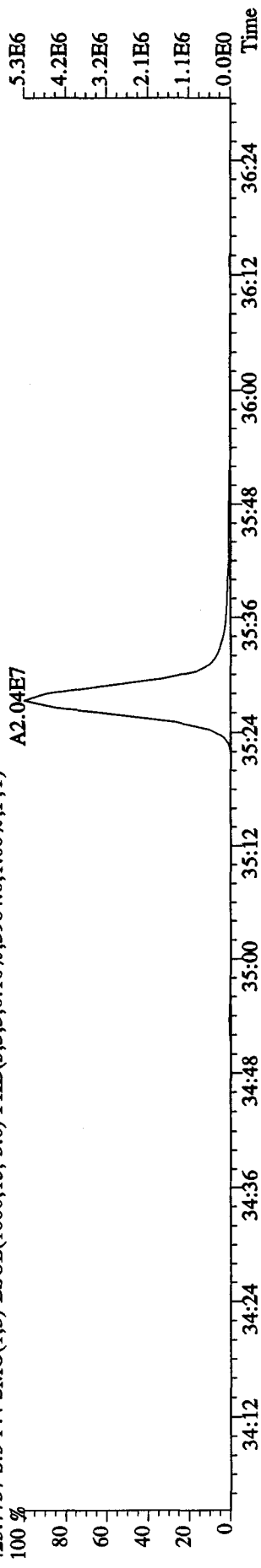
File:21AP104D5 #1-198 Acq:21-APR-2010 11:18:36 GC EI+ Voltage SIR Autospec-UltimaE
 Sample#5 Text:LX3CP-1-AC :G0D160000-187C Exp:DIOXINRES8290A
 407.7818 S:5 F:4 SMO(1,3) BSUB(1000,15,-3,0) PKD(5,3,3,0,10%,9248,0,1,00%,F,T)



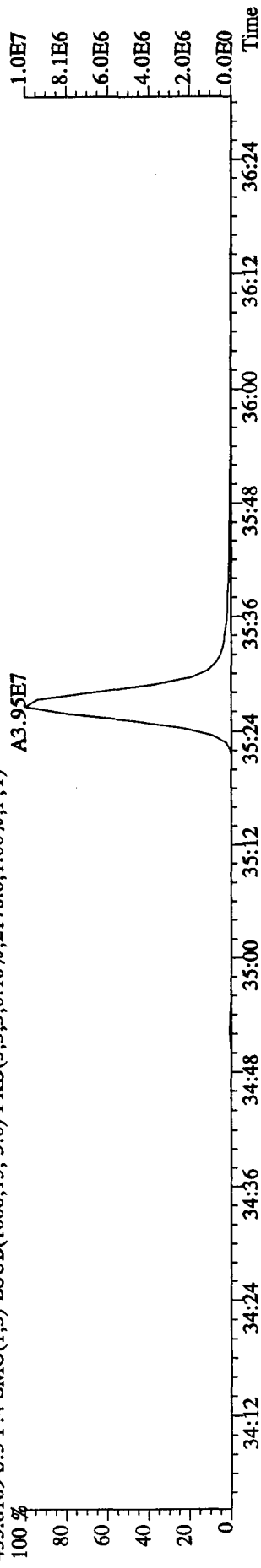
File:21AP104D5 #1-198 Acq:21-APR-2010 11:18:36 GC EI+ Voltage SIR Autospec-UltimaE
 Sample#5 Text:LX3CP-1-AC :GOD160000-187C Exp:DIOXINRES8290A
 423.7766 S:5 F:4 SMO(1,3) BSUB(1000,15,-3.0) PKD(5,3,3,0.10%,2796.0,1.00%,F,T)



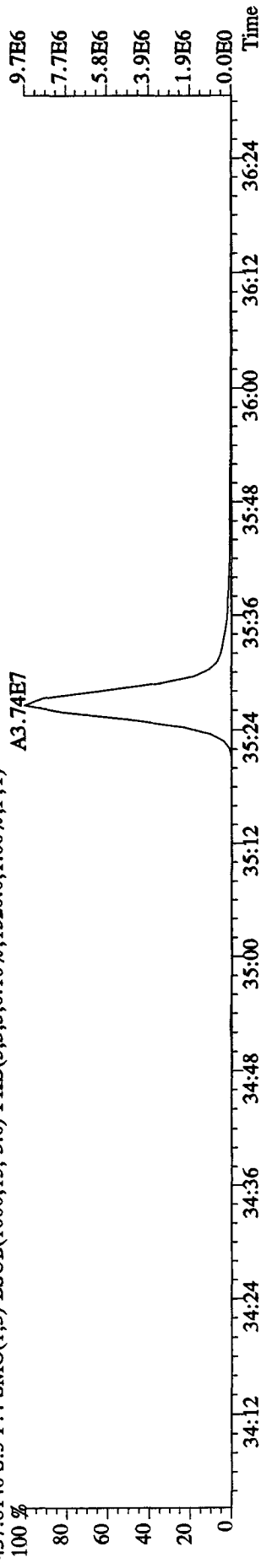
425.7737 S:5 F:4 SMO(1,3) BSUB(1000,15,-3.0) PKD(5,3,3,0.10%,3984.0,1.00%,F,T)



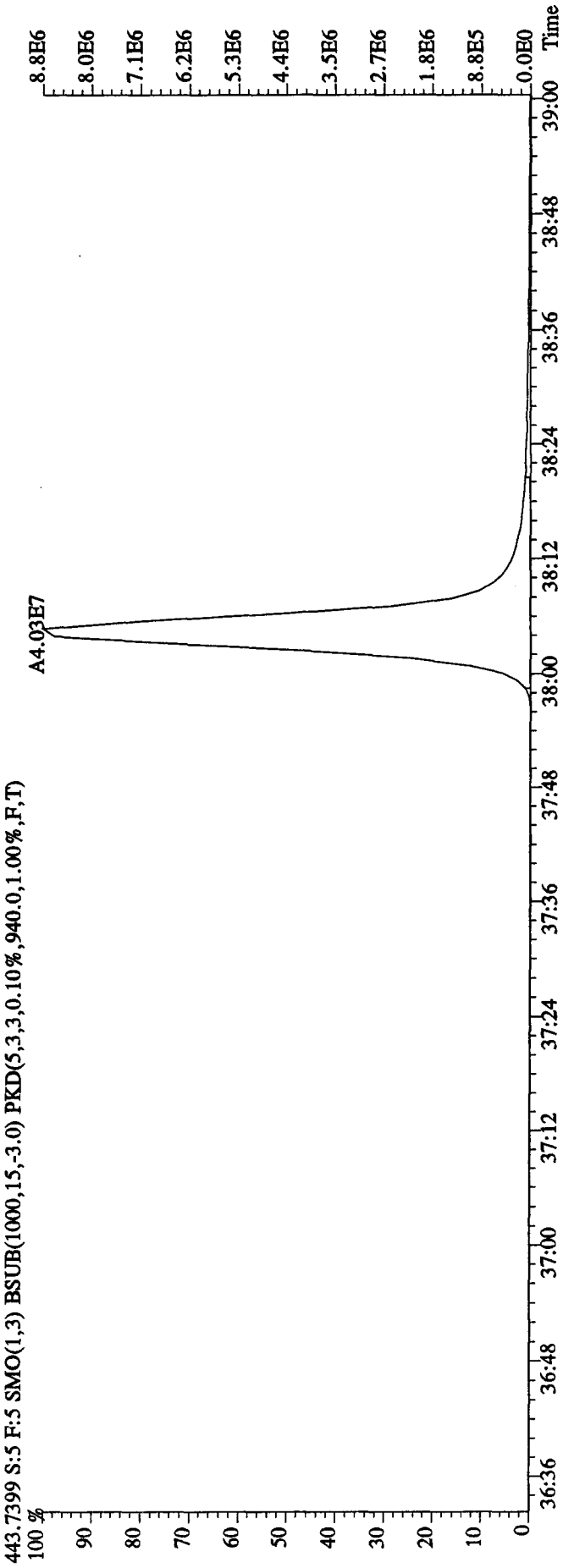
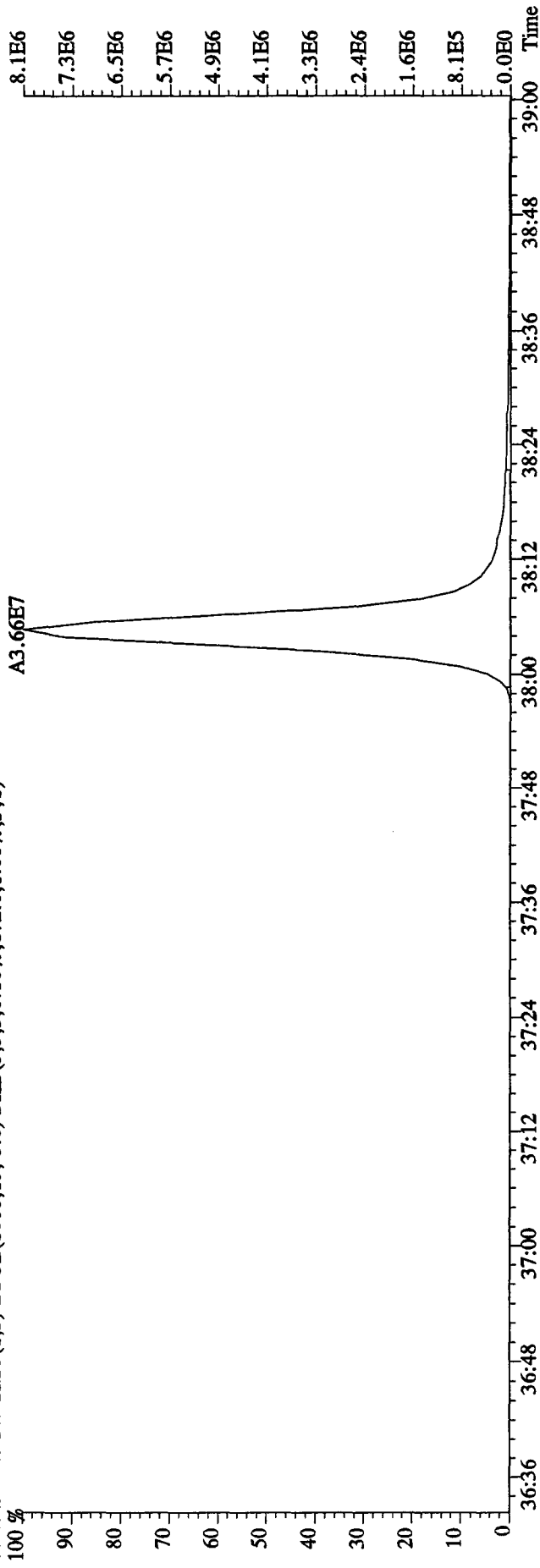
435.8169 S:5 F:4 SMO(1,3) BSUB(1000,15,-3.0) PKD(5,3,3,0.10%,2176.0,1.00%,F,T)



437.8140 S:5 F:4 SMO(1,3) BSUB(1000,15,-3.0) PKD(5,3,3,0.10%,1520.0,1.00%,F,T)



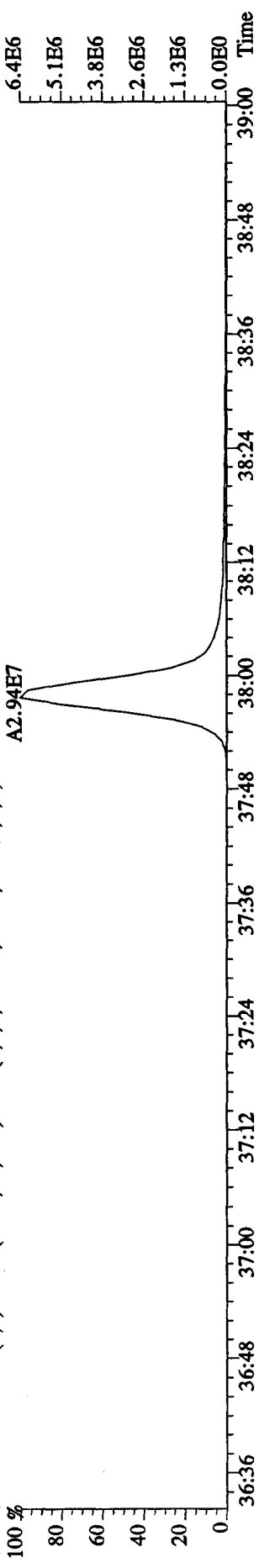
File:21AP104D5 #1-190 Acq:21-APR-2010 11:18:36 GC EI+ Voltage SIR Autospec-UltimaE
Sample#5 Text:LX3CP-1-AC :GOD160000-187C Exp:DIOXINRES8290A
441.7428 S:5 F:5 SMO(1,3) BSUB(1000,15,-3.0) PKD(5,3,3,0.10%,672.0,1.00%,F,T)



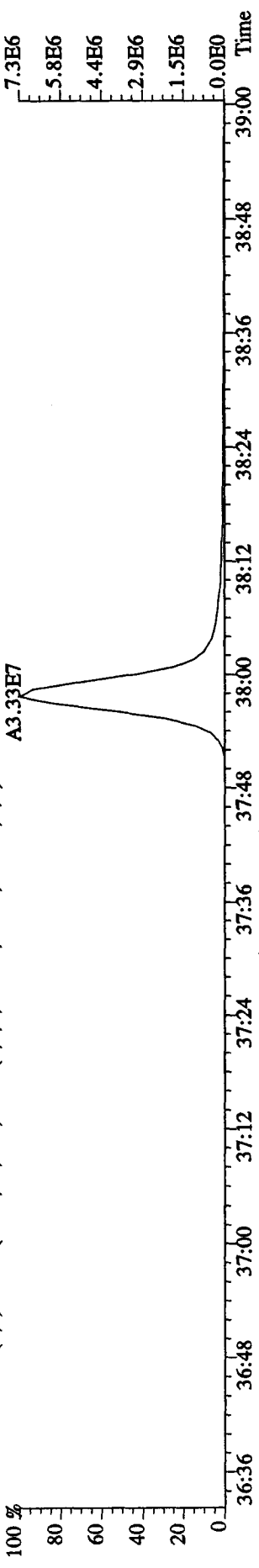
File:21AP104D5 #1-190 Acq:21-APR-2010 11:18:36 GC EI+ Voltage SIR Autospec-UltimaE

Sample#5 Text:LX3CP-1-AC :G0D160000-187C Exp:DIOXINRES8290A

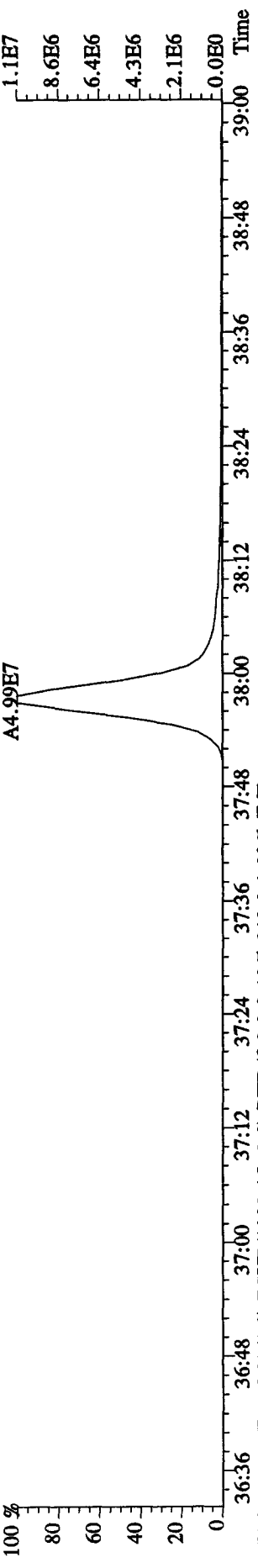
457.7377 S:5 F:5 SMO(1,3) BSUB(1000,15,-3.0) PKD(5,3,3,0,10%,736.0,1.00%,F,T)



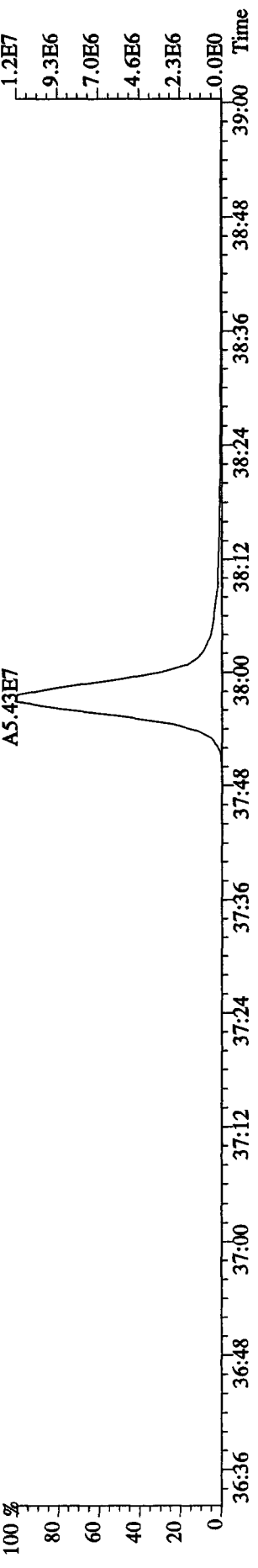
459.7348 S:5 F:5 SMO(1,3) BSUB(1000,15,-3.0) PKD(5,3,3,0,10%,736.0,1.00%,F,T)



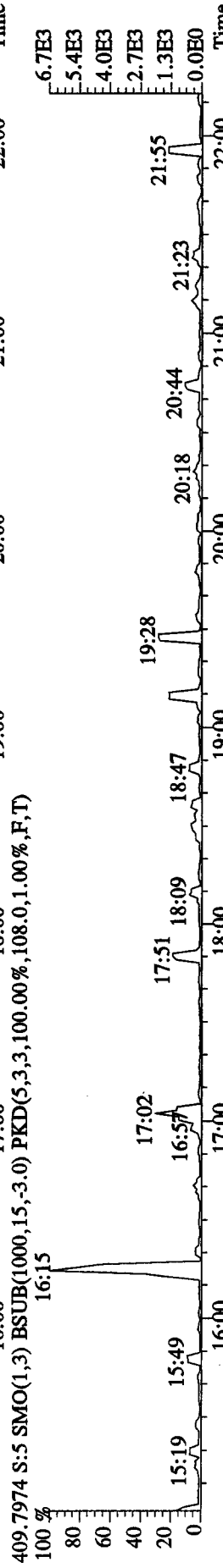
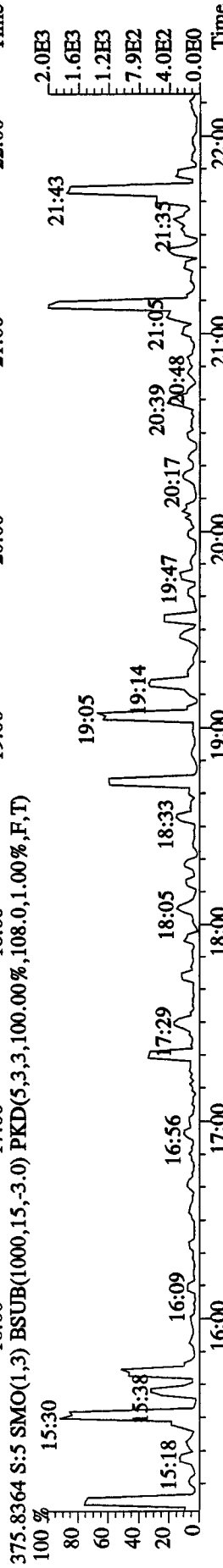
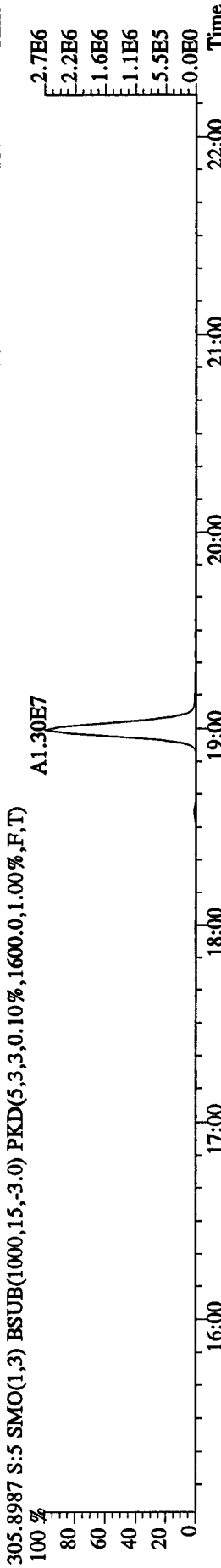
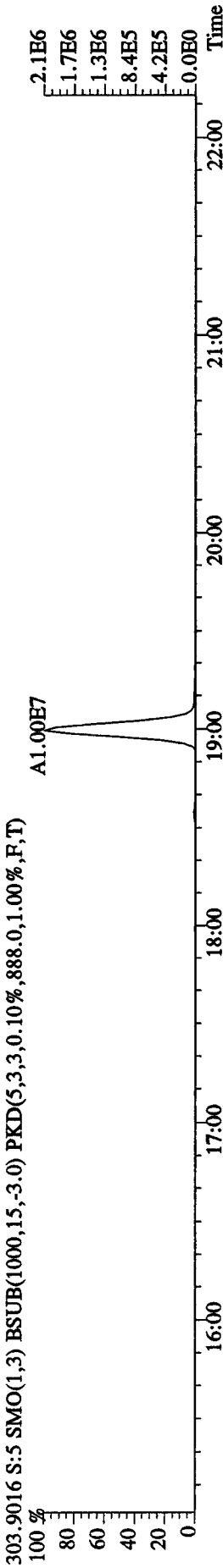
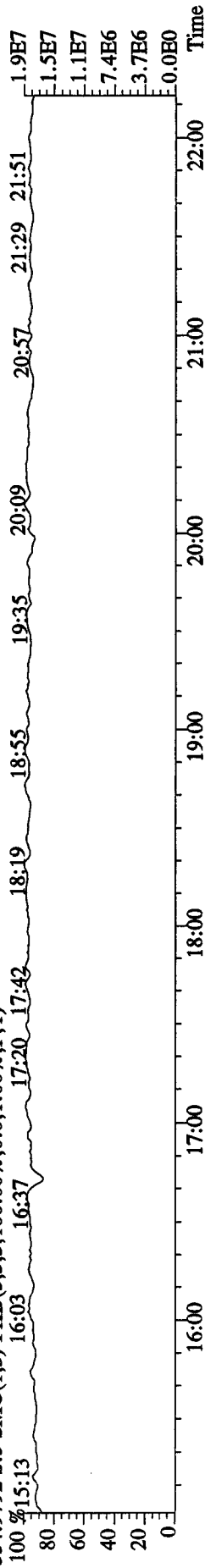
469.7779 S:5 F:5 SMO(1,3) BSUB(1000,15,-3.0) PKD(5,3,3,0,10%,104.0,1.00%,F,T)



471.7750 S:5 F:5 SMO(1,3) BSUB(1000,15,-3.0) PKD(5,3,3,0,10%,312.0,1.00%,F,T)

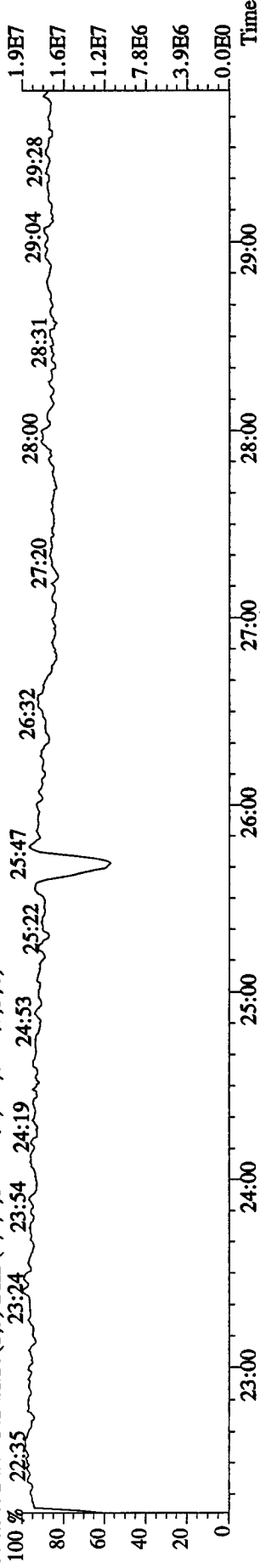


File:21AP104D5 #1-434 Acq:21-APR-2010 11:18:36 GC EI+ Voltage SIR Autospec-UltimaE
 Sample#5 Text:LX3CP-1-AC :G0D160000-187C Exp:DIOXINRES8290A
 354.9792 S:5 SMO(1,3) PKD(5,3,3,100.00%,0.0,1.00%,F,T)

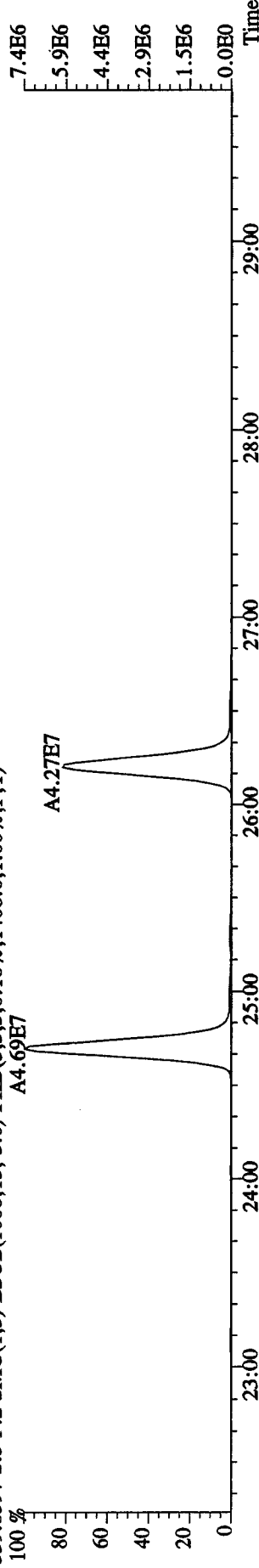


File:21AP104D5 #1-604 Acq:21-APR-2010 11:18:36 GC EI+ Voltage SIR Autospec-UltimaE
 Sample#5 Text:LX3CP-1-AC :G0D160000-187C Exp:DIOXINRES8290A

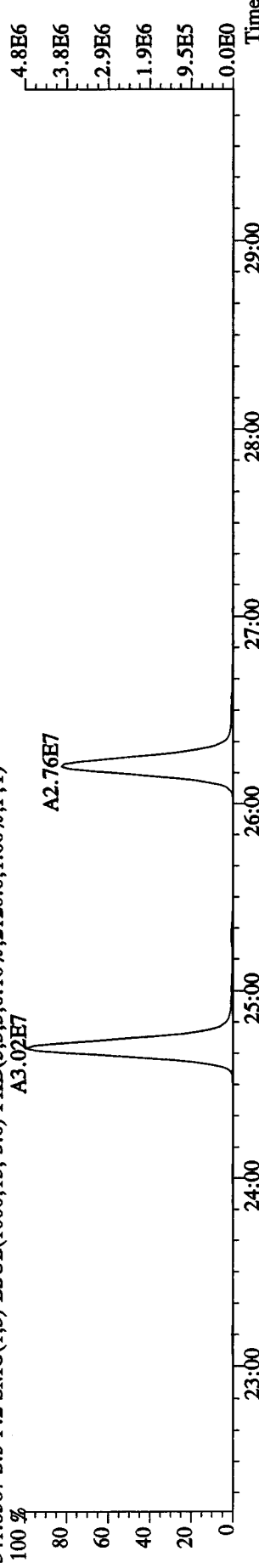
354.9792 S:5 F:2 SMO(1,3) PKD(5,3,3,100.00%,0.0,1.00%,F,T)



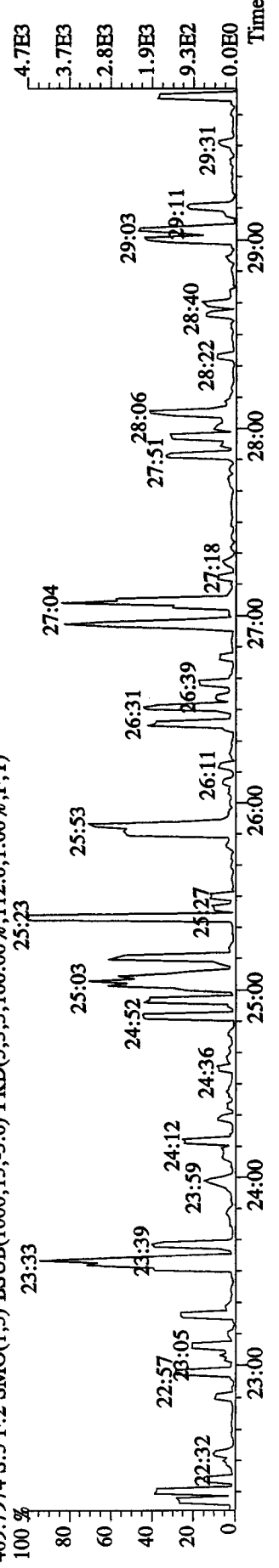
339.8597 S:5 F:2 SMO(1,3) BSUB(1000,15,-3.0) PKD(5,3,3,0.10%,1408.0,1.00%,F,T)
 A4.69E7



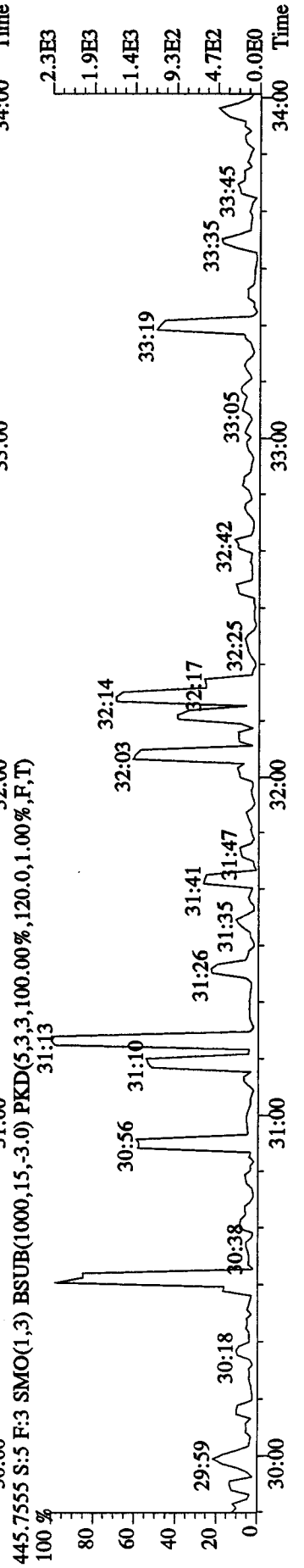
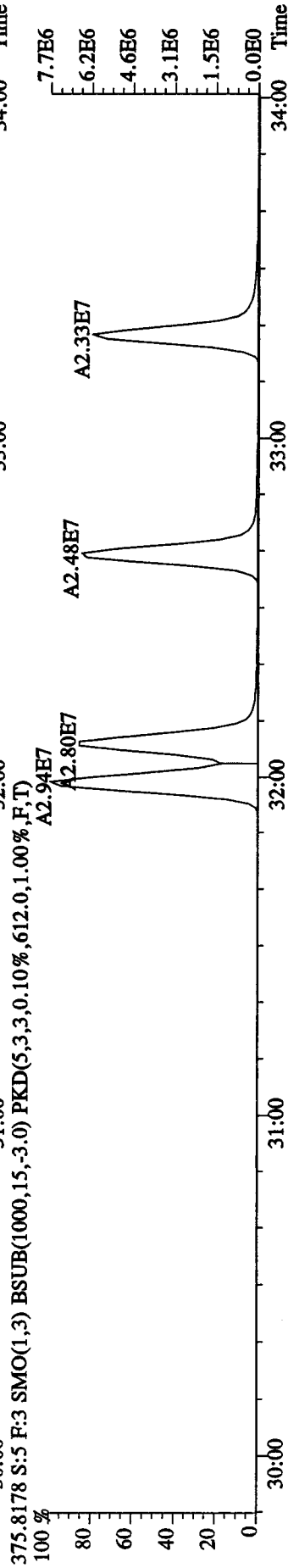
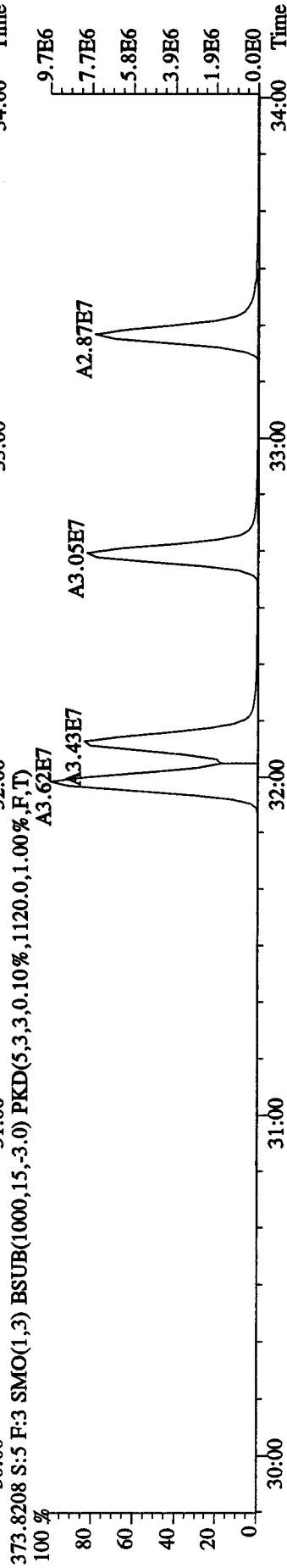
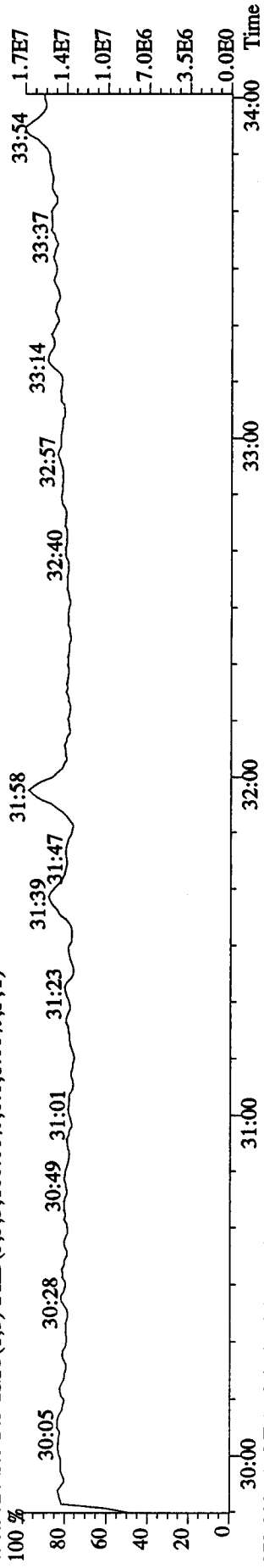
341.8567 S:5 F:2 SMO(1,3) BSUB(1000,15,-3.0) PKD(5,3,3,0.10%,2120.0,1.00%,F,T)
 A3.02E7



409.7974 S:5 F:2 SMO(1,3) BSUB(1000,15,-3.0) PKD(5,3,3,100.00%,112.0,1.00%,F,T)

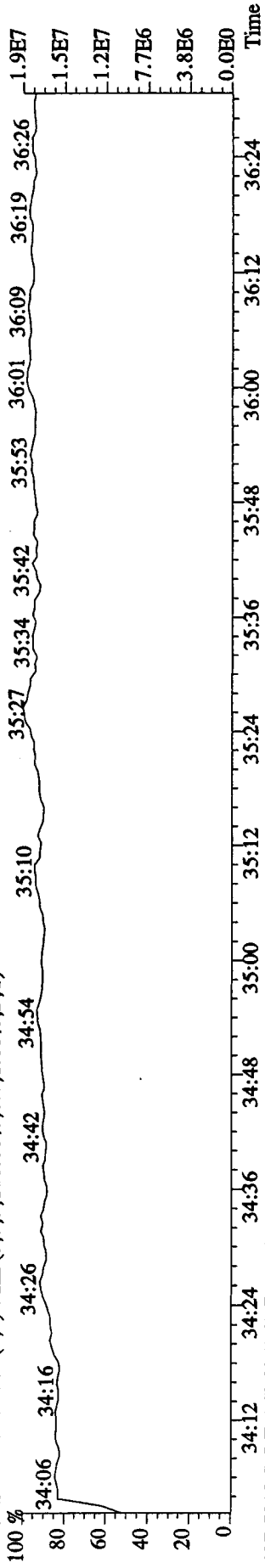


File:21AP104D5 #1-317 Acq:21-APR-2010 11:18:36 GC EI+ Voltage SIR Autospec-UltimaE
 Sample#5 Text:LX3CP-1-AC :G0D160000-187C Exp:DIOXINRES8290A
 430.9728 S:5 F:3 SMO(1,3) PKD(5,3,3,100.00%,0.0,1.00%,F,T)

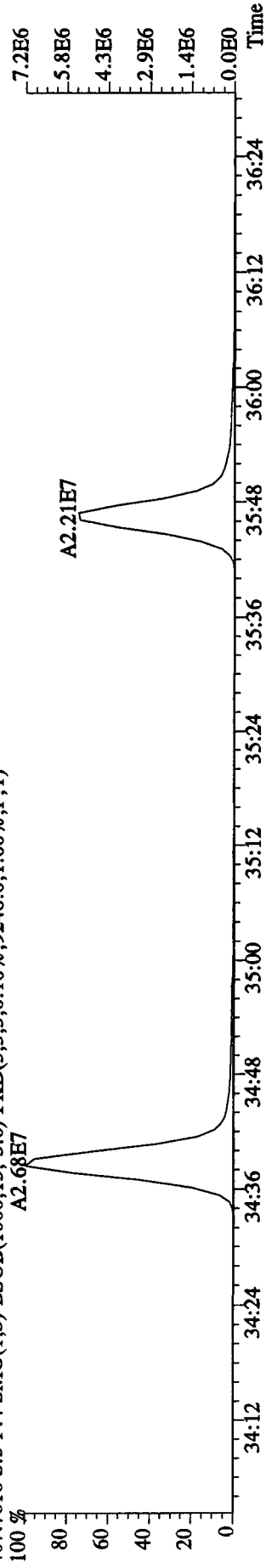


File:21API04D5 #1-198 Acq:21-APR-2010 11:18:36 GC EI+ Voltage SIR Autospec-UltimaE
 Sample#5 Text:LX3CP-1-AC :G0D160000-187C Exp:DIOXINRES8290A

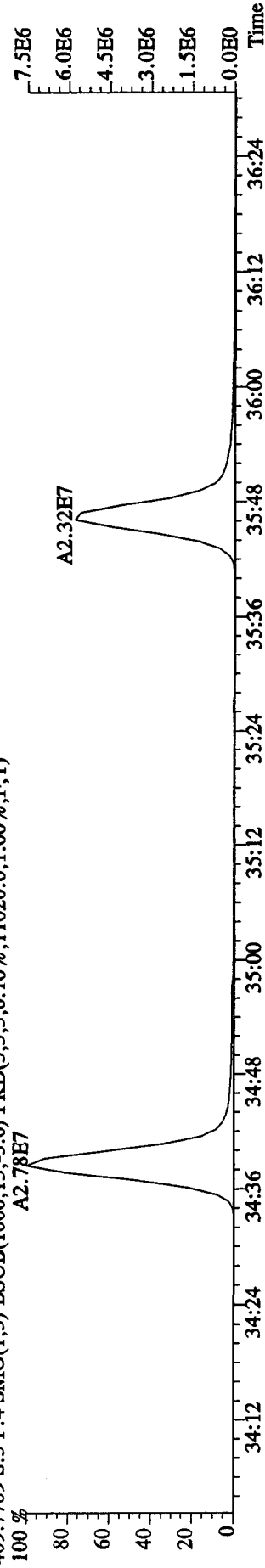
430.9728 S:5 F:4 SMO(1,3) PKD(5,3,3,100.00%,0.0,1.00%,F,T)



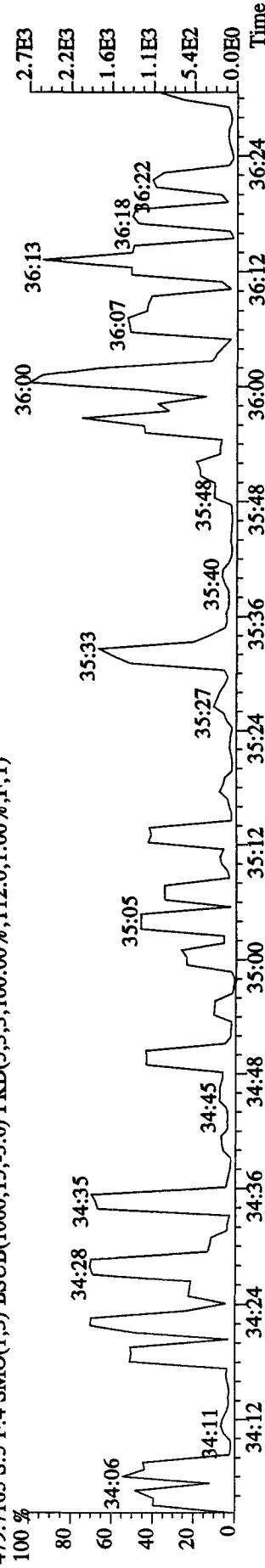
407.7818 S:5 F:4 SMO(1,3) BSUB(1000,15,-3.0) PKD(5,3,3,0.10%,9248.0,1.00%,F,T)



409.7789 S:5 F:4 SMO(1,3) BSUB(1000,15,-3.0) PKD(5,3,3,0.10%,11020.0,1.00%,F,T)

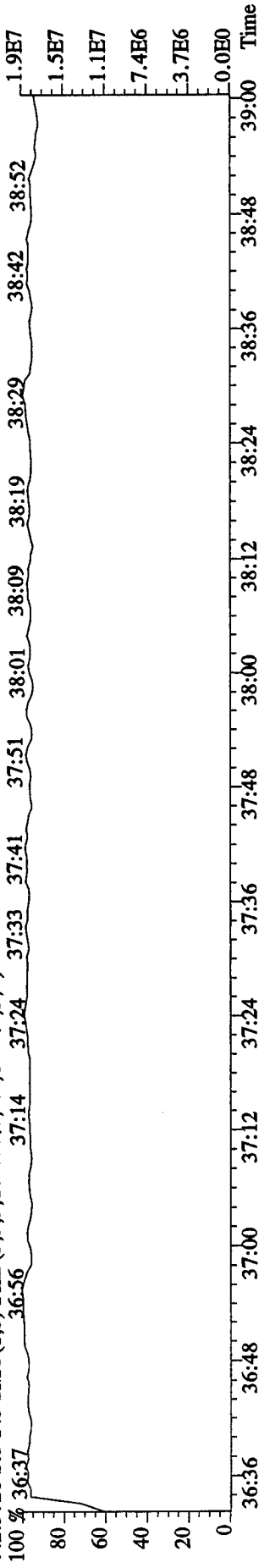


479.7165 S:5 F:4 SMO(1,3) BSUB(1000,15,-3.0) PKD(5,3,3,100.00%,112.0,1.00%,F,T)

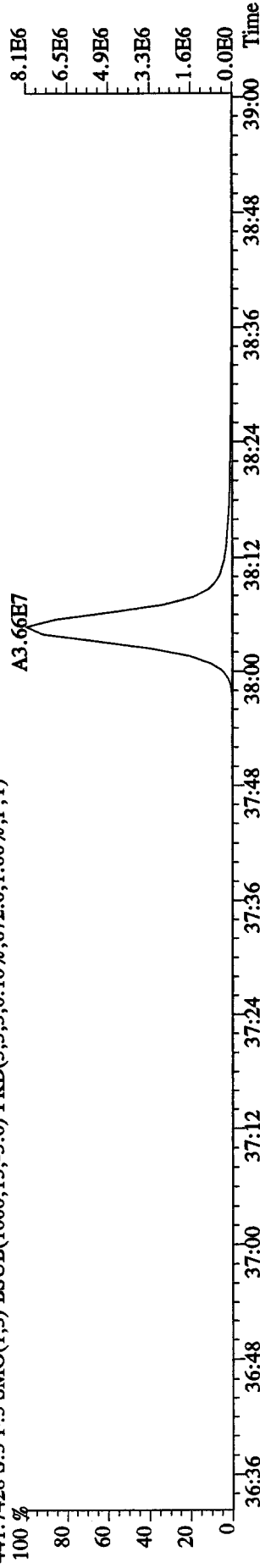


File:21AP104D5 #1-190 Acq:21-APR-2010 11:18:36 GC HI+ Voltage SIR Autospec-UltimaE
 Sample#5 Text:LX3CP-1-AC :G0D160000-187C Exp:DIOXINRES8290A

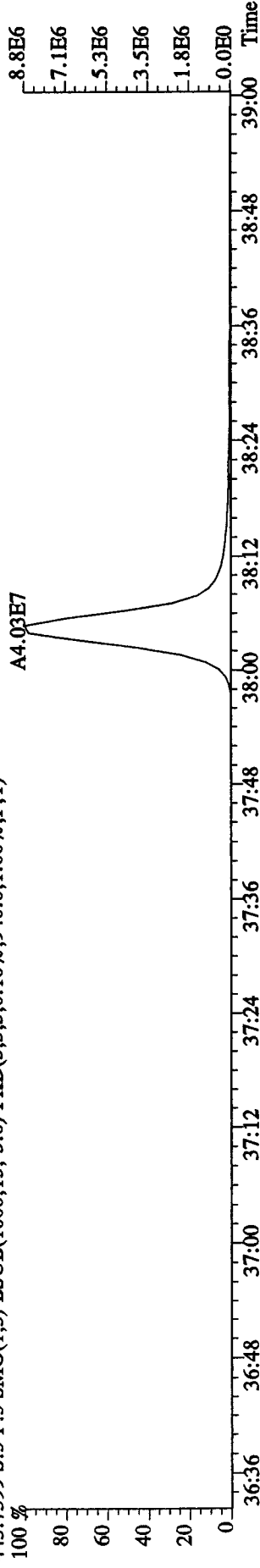
442.9728 S:5 F:5 SMO(1,3) PKD(5,3,3,100.00%,0,0,1.00%,F,T)



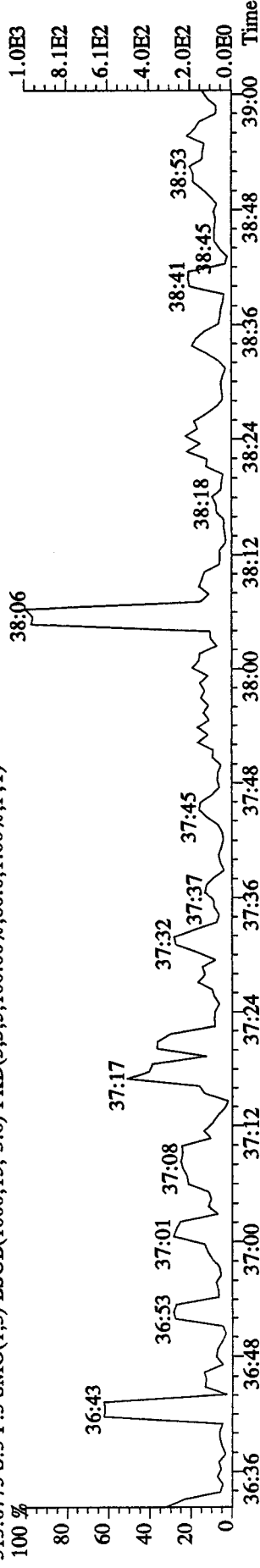
441.7428 S:5 F:5 SMO(1,3) BSUB(1000,15,-3.0) PKD(5,3,3,0.10%,672.0,1.00%,F,T)



443.7399 S:5 F:5 SMO(1,3) BSUB(1000,15,-3.0) PKD(5,3,3,0.10%,940.0,1.00%,F,T)



513.6775 S:5 F:5 SMO(1,3) BSUB(1000,15,-3.0) PKD(5,3,5,100.00%,80.0,1.00%,F,T)



Quantify Sample Summary Report MassLynx 4.1

Dataset: X:\HighRes_Archive\3D5\JAN2010.PRO\22AP103D58290Cak1.qld

Last Altered: Monday, April 26, 2010 10:24:48 Pacific Daylight Time
 Printed: Monday, April 26, 2010 10:27:12 Pacific Daylight Time

Method: C:\MassLynx\JAN2010.PRO\Meth\82903D5OCDD25.mdb 24 Apr 2010 09:41:23
 Calibration: C:\MassLynx\JAN2010.PRO\Curve\BICA030420103D58290CDD25.cdb 31 Mar 2010 15:00:28

Name: 22AP103D5_36, Date: 23-Apr-2010, Time: 17:13:44, ID: LX0W3-1-AC, Description: GOD140560-1, Task:

# Name	Trace	Sample Size	RT	Prd.RT	RRF M...	Abs.Resp	Conc.	EMPC	%Rec	EDL	Mod Date	Ratio	Ratio ...
1 13C-1,2,3,4-TCDD	331.9368	10.060	26.00	25.99	1.000	2028088.25	198.8072	198.8072	100.0	0.1260		0.752	NO
2 13C-2,3,7,8-TCDF	315.9419	10.060	25.38	25.36	1.292	2662152.13	201.9561	201.9561	101.6	0.1098		0.746	NO
3 2,3,7,8-TCDF	303.9016	10.060	25.42	25.40	0.983	1874.84	0.1424	0.1148	30	0.0185	26-Apr-10	0.540	YES
4 Total TCDFs	303.9016	10.060	21.44	0.983		0.2788		0.2246		0.0185			
5 13C-2,3,7,8-TCDD	331.9368	10.060	26.24	26.27	0.897	1660924.44	181.4938	181.4938	91.3	0.1405		0.749	NO
6 2,3,7,8-TCDD	319.8965	10.060	26.04	26.27	1.051	362.28	0.0413	0.655	CS/A	0.0262		0.598	YES
7 Total TCDDs	319.8965	10.060	19.55	1.051		0.2628		0.499		0.0262			
8 37CL-2,3,7,8-TCDD	327.8847	10.060	26.26	26.27	1.067	862272.81	79.2153	0.0000	99.6	0.0542			
9 13C-1,2,3,7,8-PeCDF	351.9000	10.060	31.21	31.23	1.011	2083017.19	201.9454	201.9454	101.6	0.2472		1.555	NO
10 1,2,3,7,8-PeCDF	339.8597	10.060	31.23	1.018				0.0341		0.0341			NO
11 2,3,4,7,8-PeCDF	339.8597	10.060	32.75	32.78	1.014	176.60	0.0166	0.0466	CS/A	0.0342		1.355	NO
12 Total F2 PeCDFs	339.8597	10.060	34.47	1.016		0.1477		0.1084		0.0341			
13 Total F1 PeCDFs	339.8597	10.060	36.56	1.016		0.0870		0.0552		0.0270			
14 13C-1,2,3,7,8-PeCDD	367.8949	10.060	33.60	33.59	0.668	1384897.75	203.1636	203.1636	102.2	0.2211		1.627	NO
15 1,2,3,7,8-PeCDD	355.8546	10.060	33.67	33.63	0.996	101.78	0.0147	0.0105		0.0340		2.579	YES
16 Total PeCDDs	355.8546	10.060	31.10	0.996		0.0716		0.0559		0.0340			
17 13C-1,2,3,7,8,9-HxCDD	401.8559	10.060	41.55	41.54	1.000	1644899.88	198.8072	198.8072	100.0	0.2943		1.302	NO
18 13C-1,2,3,4,7,8-HxCDF	383.8639	10.060	40.04	40.03	0.888	1425663.69	194.0037	194.0037	97.6	0.4885		0.559	NO
19 1,2,3,4,7,8-HxCDF	373.8208	10.060	40.05	40.06	1.242	431.84	0.0485	0.0299		0.0399		2.647	YES
20 1,2,3,6,7,8-HxCDF	373.8208	10.060	40.22	40.22	1.427	302.62	0.0296	0.0254		0.0347		1.610	YES
21 2,3,4,6,7,8-HxCDF	373.8208	10.060	40.97	40.97	1.288	314.41	0.0340	0.0198		0.0385		2.850	YES
22 1,2,3,7,8,9-HxCDF	373.8208	10.060	41.75	41.74	1.216	374.79	0.0430	0.0277		0.0407		2.477	YES
23 Total HxCDFs	373.8208	10.060	0.00	1.293		0.2220		0.4466		0.0363			

Quantify Sample Summary Report MassLynx 4.1

Dataset: X:\HighRes_Archive\3D5\JAN2010.PRO\22AP103D58290Cak1.qld

Last Altered: Monday, April 26, 2010 10:24:48 Pacific Daylight Time
 Printed: Monday, April 26, 2010 10:27:12 Pacific Daylight Time

Name: 22AP103D5_36, Date: 23-Apr-2010, Time: 17:13:44, ID: LX0W3-1-AC, Description: GOD140560-1, Task:

# Name	Trace	Sample Size	RT	Prd.RT	RRF M...	Abs.Resp	Conc.	EMPC	%Rec	EDL	Mod Date	Ratio	Ratio ...
32 13C-1,2,3,6,7,8-HxCDD	401.8559	10.060	41.23	41.23	0.811	1306926.94	194.7026	194.7026	97.9	0.3505		1.260	NO
33 1,2,3,4,7,8-HxCDD	389.8157	10.060	41.16	41.14	0.883	52.33	0.0090	0.0078		0.0373		0.923	YES
34 1,2,3,6,7,8-HxCDD	389.8157	10.060	41.24	41.24	1.084	293.01	0.0411	0.0272		0.0304		0.578	YES
35 1,2,3,7,8,9-HxCDD	389.8157	10.060	40.85	40.96	1.184	30.26	0.0039	0.0006		0.0278		0.100	YES
36 Total HxCDDs	389.8157	10.060		0.00	1.050	0.2171		0.1416		0.0314			
37													
38 13C-1,2,3,4,6,7,8-HpCDF	417.8253	10.060	43.21	43.20	0.801	1251482.38	188.8126	188.8126	95.0	0.3937		0.418	NO
39 1,2,3,4,6,7,8-HpCDF	407.7818	10.060	43.21	43.22	1.381	639.57	0.0736	0.0629		0.0303		0.754	YES
40 1,2,3,4,7,8,9-HpCDF	407.7818	10.060	44.41	44.41	1.110					0.0377			NO
41 Total HpCDFs	407.7818	10.060		0.00	1.245	0.1003		0.0819		0.0336			
42													
43 13C-1,2,3,4,6,7,8-HpCDD	435.8169	10.060	44.06	44.06	0.682	1145472.44	202.9745	202.9745	102.1	0.5034		1.056	NO
44 1,2,3,4,6,7,8-HpCDD	423.7766	10.060	44.09	44.07	1.031	2360.08	0.3974	0.3974		0.0354	26-Apr-10	1.106	NO
45 Total HpCDDs	423.7766	10.060		0.01	1.031	1.3688		1.3516		0.0354			
46													
47 13C-OCDD	489.7779	10.060	46.66	46.65	0.497	1397355.38	339.7577	339.7577	85.4	0.8566		0.918	NO
48 OCDF	441.7428	10.060	46.76	46.76	1.426	64.90	0.0130	0.0114		0.0699		1.141	YES
49 OCDD	457.7377	10.060	46.67	46.67	1.155	10313.79	2.5399	2.5399		0.1077	26-Apr-10	0.842	NO
50													
51													
52 Function 1 PFK	330.97920	1.000		26.01									
53 Function 2 PFK	342.97920	1.000		35.64									
54 Function 3 PFK	380.97600	1.000		31.73									
55 Function 4 PFK	430.97290	1.000		34.66									
56 Function 5 PFK	442.97280	1.000		47.09		1536.76							
57 TCDF PCDFE	375.8364	1.000		24.12		203.04							
58 F1 PeCDF PCDFE	409.79740	1.000		24.64									
59 F2 PeCDF PCDFE	409.7974	1.000		35.30									
60 HxCDF PCDFE	445.7555	1.000		40.57									
61 HPCDF PCDFE	479.7165	1.000		43.14		76.96							
62 OCDF PCDFE	513.67750	1.000		47.34		7.25							

Quantify Sample Summary Report MassLynx 4.1

Dataset: C:\MassLynx\JAN2010.PRO\22AP103D58290C.qld

Last Altered: Saturday, April 24, 2010 09:41:39 Pacific Daylight Time
Printed: Saturday, April 24, 2010 09:45:57 Pacific Daylight Time

1329.34 1275.03
44449 5156.2 5927.84

Name: 22AP103D5_36, Date: 23-Apr-2010, Time: 17:13:44, ID: LX0W3-1-AC, Description: GOD140560-1, Task:

RT	Sample No	RT	Peak	RRF	M	Ab. Resp	Comp	EMPC	%Rec	EP	Ratio	Prd Ratio	Ratio	Prd Ratio
1	13C-1,2,3,4-TCDD	331.9368	10.060	26.00	25.99	1.000	2028088.25	198.8072	100.0	0.1260	0.752	0.770	NO	
2														
3	13C-2,3,7,8-TCDF	315.9419	10.060	25.38	25.36	1.292	2662152.13	201.9561	101.6	0.1098	0.746	0.770	NO	
4	2,3,7,8-TCDF	303.9016	10.060	25.42	25.40	0.983	1136.78	0.0863	0.0748	0.0185	1.044	0.770	YES	
5	Total TCDFs	303.9016	10.060	21.44	0.983		0.2228	0.1846		0.0185				
6														
7	13C-2,3,7,8-TCDD	331.9368	10.060	26.24	26.27	0.897	1660924.44	181.4938	91.3	0.1405	0.749	0.770	NO	
8	2,3,7,8-TCDD	319.8965	10.060	26.04	26.27	1.051	362.28	0.0413	0.0355	0.0262	0.598	0.770	YES	
9	Total TCDDs	319.8965	10.060	19.55	1.051		0.2628	0.1909		0.0262				
10														
11	37CL-2,3,7,8-TCDD	327.8847	10.060	26.26	26.27	1.067	862272.81	79.2153	0.0000	0.0542				
12														
13	13C-1,2,3,7,8-PeCDF	351.9000	10.060	31.21	31.23	1.011	2083017.19	201.9454	101.6	0.2472	1.555	1.550	NO	
14	1,2,3,7,8-PeCDF	339.8597	10.060	31.23	31.23	1.018				0.0341		1.550	NO	
15	2,3,4,7,8-PeCDF	339.8597	10.060	32.75	32.78	1.014	176.60	0.0166	0.0166	0.0342	1.355	1.550	NO	
16	Total F2 PeCDFs	339.8597	10.060	34.47	1.016			0.1477	0.1084	0.0341				
17	Total F1 PeCDFs	339.8597	10.060	36.56	1.016			0.0870	0.0552	0.0270				
18														
19	13C-1,2,3,7,8-PeCDD	367.8949	10.060	33.60	33.59	0.668	1384897.75	203.1636	102.2	0.2211	1.627	1.550	NO	
20	1,2,3,7,8-PeCDD	355.8546	10.060	33.67	33.63	0.996	101.78	0.0147	0.0105	0.0340	2.579	1.550	YES	
21	Total PeCDDs	355.8546	10.060	31.10	0.996		0.0716	0.0559		0.0340				
22														
23	13C-1,2,3,7,8,9-HxCDD	401.8559	10.060	41.55	41.54	1.000	1644899.88	198.8072	100.0	0.2843	1.302	1.240	NO	
24														
25	13C-1,2,3,4,7,8-HxCDF	383.8639	10.060	40.04	40.03	0.888	1425663.69	194.0037	97.6	0.4885	0.559	0.510	NO	
26	1,2,3,4,7,8-HxCDF	373.8208	10.060	40.05	40.06	1.242	431.84	0.0485	0.0298	0.0399	2.647	1.240	YES	
27	1,2,3,6,7,8-HxCDF	373.8208	10.060	40.22	40.22	1.427	302.62	0.0296	0.0254	0.0347	1.610	1.240	YES	
28	2,3,4,6,7,8-HxCDF	373.8208	10.060	40.97	40.97	1.288	314.41	0.0340	0.0198	0.0385	2.850	1.240	YES	
29	1,2,3,7,8,9-HxCDF	373.8208	10.060	41.75	41.74	1.216	374.79	0.0430	0.0277	0.0407	2.477	1.240	YES	
30	Total HxCDFs	373.8208	10.060	0.00	1.293		0.2220	0.1486		0.0383				
31														
32	13C-1,2,3,6,7,8-HxCDD	401.8559	10.060	41.23	41.23	0.811	1306926.94	194.7026	97.9	0.3505	1.260	1.240	NO	
33	1,2,3,4,7,8-HxCDD	389.8157	10.060	41.16	41.14	0.883	52.33	0.0090	0.0078	0.0373	0.923	1.240	YES	
34	1,2,3,6,7,8-HxCDD	389.8157	10.060	41.24	41.24	1.084	293.01	0.0411	0.0272	0.0304	0.578	1.240	YES	
35	1,2,3,7,8,9-HxCDD	389.8157	10.060	40.85	40.96	1.184	30.26	0.0039	0.0006	0.0278	0.100	1.240	YES	

Quantify Sample Summary Report MassLynx 4.1

Dataset: C:\MassLynx\JAN2010.PRO\22AP103D58290C.qld

Last Altered: Saturday, April 24, 2010 09:41:39 Pacific Daylight Time
 Printed: Saturday, April 24, 2010 09:45:57 Pacific Daylight Time

Name: 22AP103D5_36, Date: 23-Apr-2010, Time: 17:13:44, ID: LX0W3-1-AC, Description: GOD140560-1, Task:

Time	Sample Size	RT	Prct	RRFM	Abs Resp	Conc	EMPC	%Rec	EDL	Ratio	Prd Ratio	Ratio	Mod Date
36	389.8157	10.060	0.00	1.050		0.2171	0.1416		0.0314				
37													
38	417.8253	10.060	43.21	0.801	1251482.38	188.8126	188.8126	95.0	0.3937	0.418	0.440	NO	
39	407.7818	10.060	43.21	1.381	639.57	0.0736	0.0620		0.0303	0.754	1.040	YES	
40	407.7818	10.060	44.41	1.110					0.0377		1.040	NO	
41	407.7818	10.060	0.00	1.245		0.1003	0.0819		0.0336				
42													
43	435.8169	10.060	44.06	0.87	1145472.44	202.9745	202.9745	100.0	0.5034	1.056	1.040	NO	
44	423.7766	10.060	44.09	1.031	2012.00	0.3388	0.2532		0.0354	1.730	1.040	YES	
45	423.7766	10.060	0.01	1.031		1.3102	1.2073		0.0354				
46													
47	469.7779	10.060	46.66	0.497	1397355.38	339.7577	339.7577	85.4	0.8566	0.918	0.890	NO	
48	441.7428	10.060	46.75	1.426	64.90	0.0130	0.0114		0.0699	1.141	0.890	YES	
49	457.7377	10.060	46.67	1.155	9619.67	2.3689	2.3689		0.1077	0.962	0.890	NO	
50													
51													
52	330.97920	1.000											
53	342.97920	1.000											
54	380.97600	1.000											
55	430.97290	1.000											
56	442.97280	1.000			1536.76								
57	375.8364	1.000			203.04								
58	409.79740	1.000											
59	409.7974	1.000											
60	445.7555	1.000											
61	479.7165	1.000			76.96								
62	513.67750	1.000			7.25								

Quantify Sample Report MassLynx 4.1

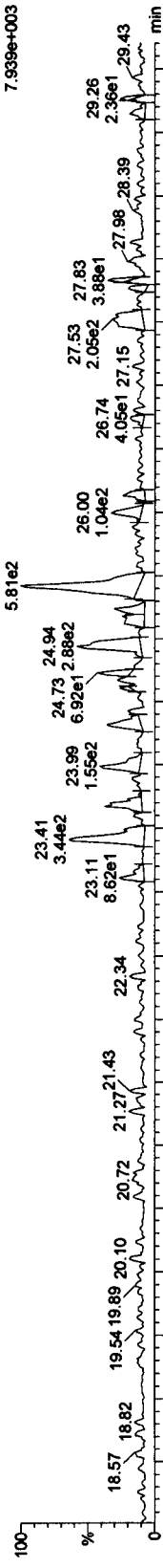
Dataset: C:\MassLynx\JAN2010.PRO\22AP103D58290C.qld

Last Altered: Saturday, April 24, 2010 09:41:39 Pacific Daylight Time
Printed: Saturday, April 24, 2010 09:48:05 Pacific Daylight Time

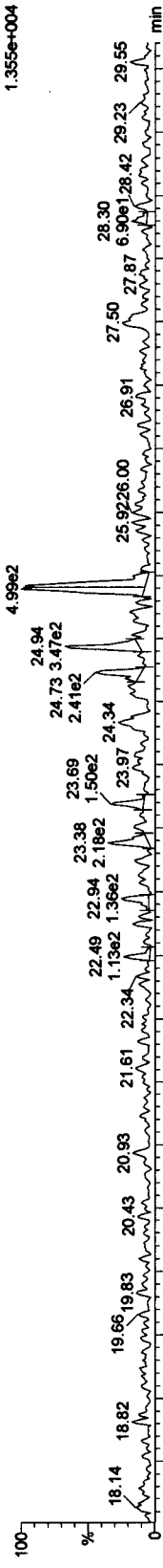
Name: 22AP103D5_36, Date: 23-Apr-2010, Time: 17:13:44, ID: LX0W3-1-AC, Description: GOD140560-1

TCDFs

22AP103D5_36 Smooth(SG,1x2)
GOD140560-1 LX0W3-1-AC




22AP103D5_36 Smooth(SG,1x2)
GOD140560-1 LX0W3-1-AC




13C-TCDF

22AP103D5_36 Smooth(SG,1x2)
GOD140560-1 LX0W3-1-AC



22AP103D5_36 Smooth(SG,1x2)
GOD140560-1 LX0W3-1-AC



Quantify Compound Report MassLynx 4.1

Dataset: X:\HighRes_Archive\3D5\JAN2010.PRO\22AP103D58290Cak1.qld

Last Altered: Monday, April 26, 2010 10:24:48 Pacific Daylight Time
Printed: Monday, April 26, 2010 10:26:59 Pacific Daylight Time

Method: C:\MassLynx\JAN2010.PRO\MethDB\82903D5OCDD25.mdb 24 Apr 2010 09:41:23
Calibration: C:\MassLynx\JAN2010.PRO\CurveDB\CA030420103D58290CDD25.cdb 31 Mar 2010 15:00:28

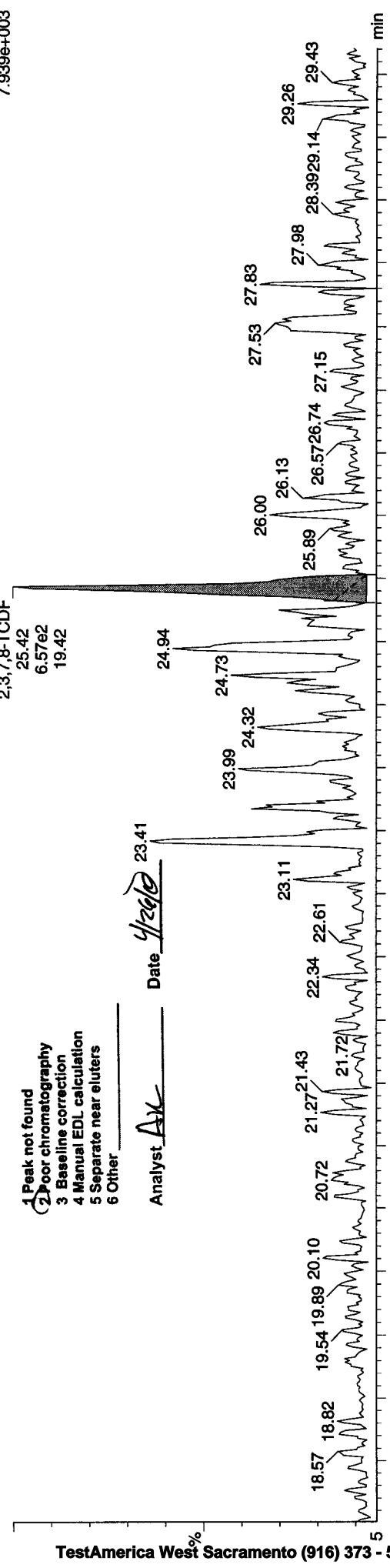
Sample Name: 22AP103D5_36
22AP103D5_36 Smooth(SG,1x2)
G0D140560-1 LX0W3-1-AC

F1:Voltage SIR,EI+
303.9016
7.939e+003

Manual Edit Codes

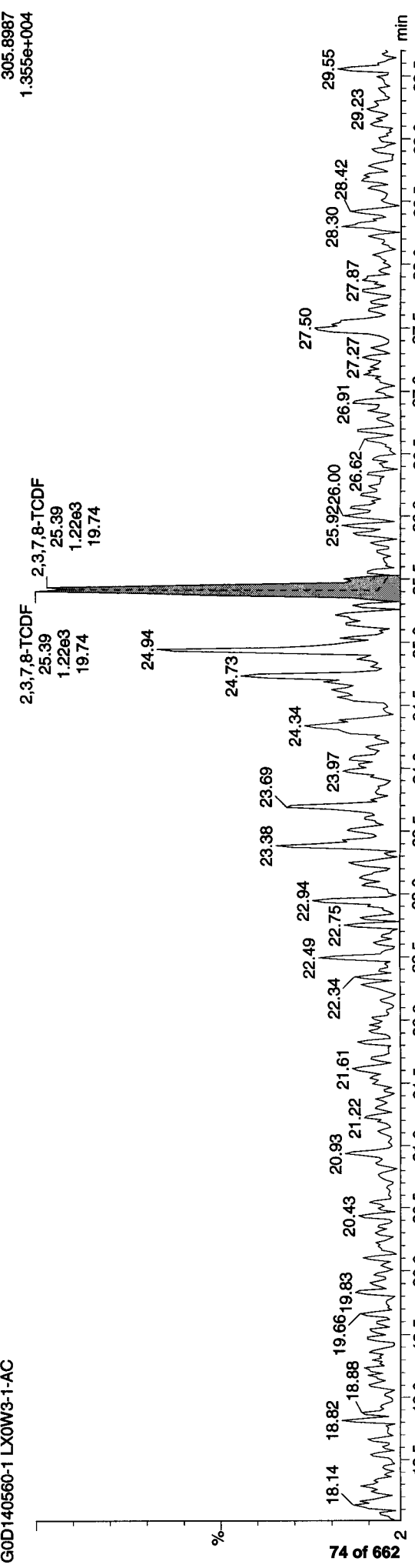
- 1 Peak not found
- 2 Poor chromatography
- 3 Baseline correction
- 4 Manual EDL calculation
- 5 Separate near eluters
- 6 Other

Analyst AK Date 4/26/10 23.41



F1:Voltage SIR,EI+
305.8987
1.355e+004

22AP103D5_36 Smooth(SG,1x2)
G0D140560-1 LX0W3-1-AC



Dataset: X:\HighRes_Archive\3D5\JAN2010.PRO\22AP103D58290CAK.qld

Last Altered: Sunday, April 25, 2010 09:41:46 Pacific Daylight Time
Printed: Sunday, April 25, 2010 09:42:17 Pacific Daylight Time

Method: C:\MassLynx\JAN2010.PRO\MethDB\82903D5OCDD25.mdb 24 Apr 2010 09:41:23
Calibration: C:\MassLynx\JAN2010.PRO\CurveDB\ICA030420103D58290CDD25.cdb 31 Mar 2010 15:00:28

Sample Name: 22AP103D5_36

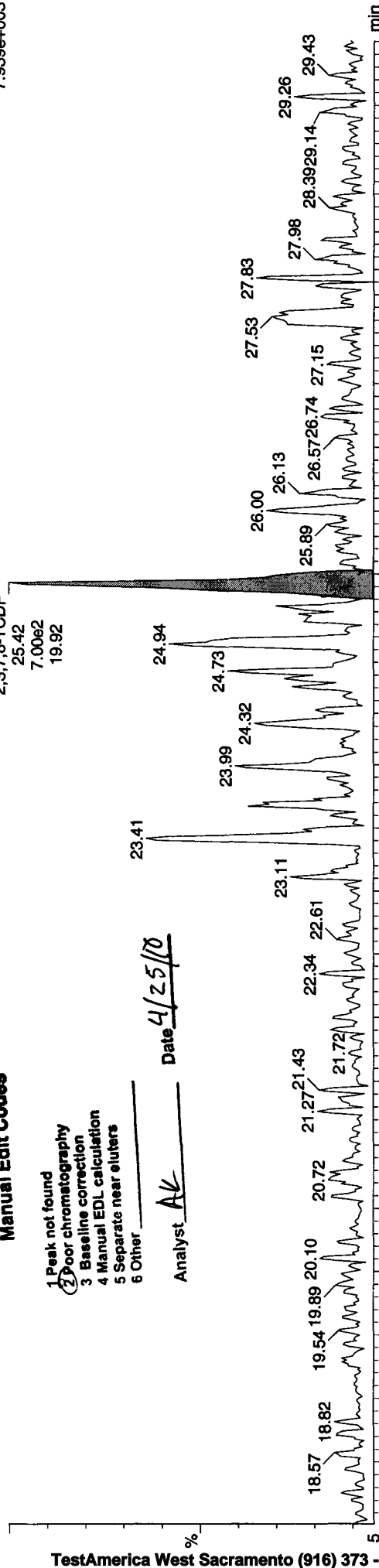
22AP103D5_36 Smooth(SG,1x2)
GOD140560-1 LX0W3-1-AC

F1: Voltage SIR.EI+
303.9016
7.939e+003

Manual Edit Codes

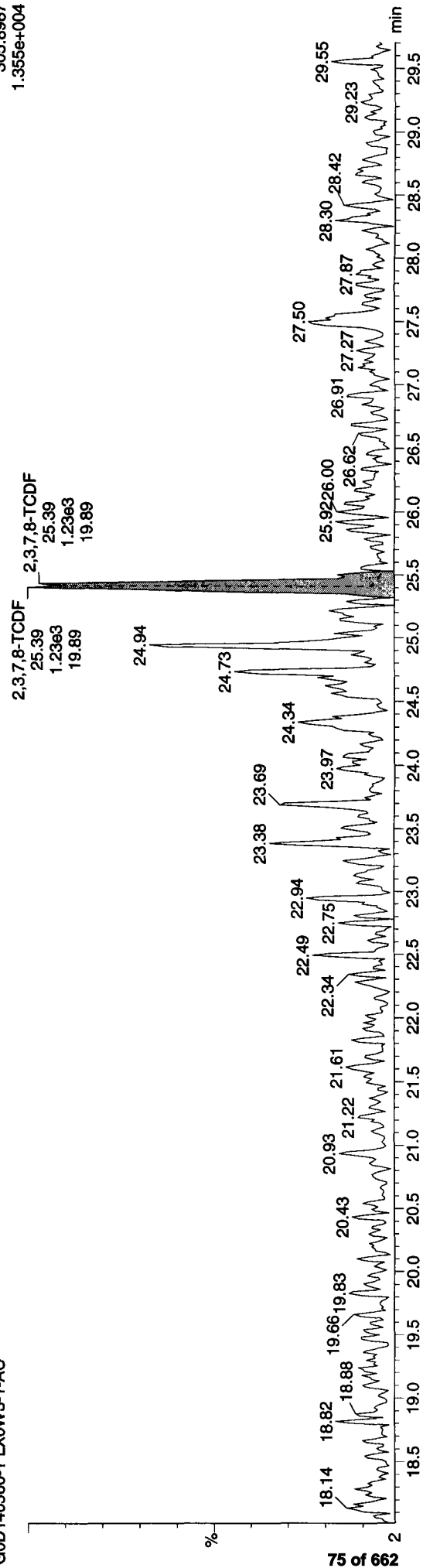
- 1 Peak not found
- 2 Poor chromatography
- 3 Baseline correction
- 4 Manual EDL calculation
- 5 Separate near eluters
- 6 Other

Analyst AK Date 4/25/10



22AP103D5_36 Smooth(SG,1x2)
GOD140560-1 LX0W3-1-AC

F1: Voltage SIR.EI+
305.8987
1.355e+004



Quantify Sample Report MassLynx 4.1


Dataset: C:\MassLynx\JAN2010.PRO\22AP103D58290C.qld

Last Altered: Saturday, April 24, 2010 09:41:39 Pacific Daylight Time
Printed: Saturday, April 24, 2010 09:48:05 Pacific Daylight Time

Name: 22AP103D5_36, Date: 23-Apr-2010, Time: 17:13:44, ID: LX0W3-1-AC, Description: GOD140560-1


37CL-2,3,7,8-TCDD

22AP103D5_36 Smooth(SG,1x2)
GOD140560-1 LX0W3-1-AC

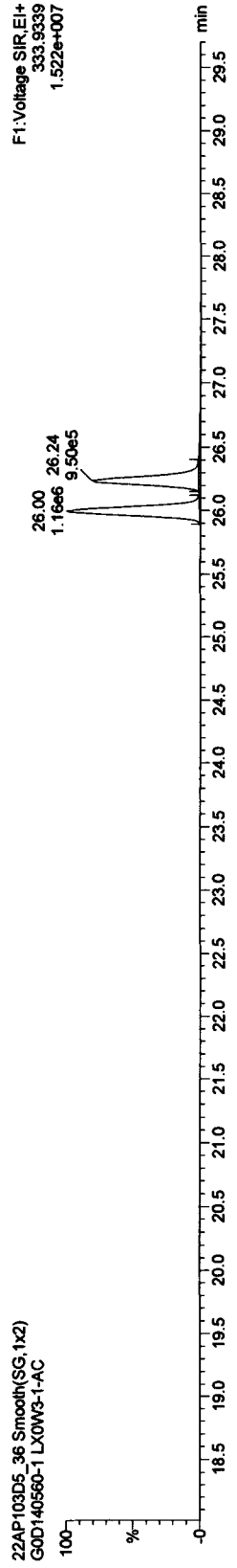


13C-TCDDs

22AP103D5_36 Smooth(SG,1x2)
GOD140560-1 LX0W3-1-AC



22AP103D5_36 Smooth(SG,1x2)
GOD140560-1 LX0W3-1-AC



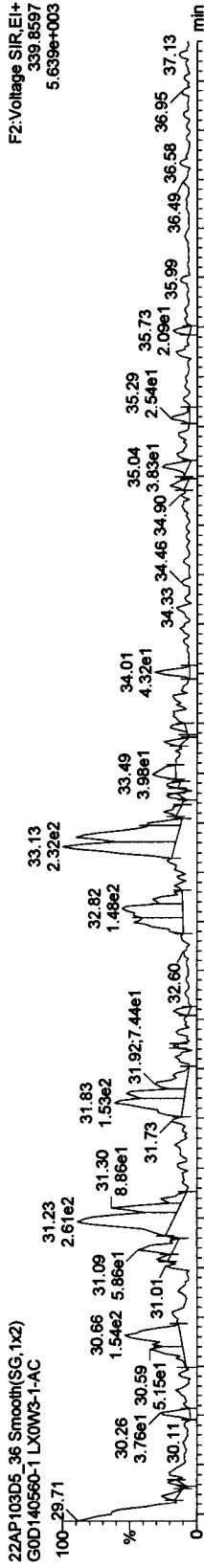
Quantify Sample Report MassLynx 4.1

Dataset: C:\MassLynx\JAN2010.PRO\22AP103D58290C.qld

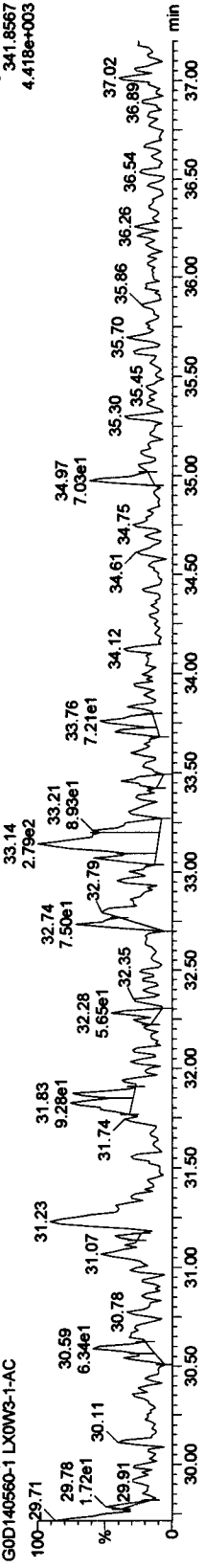
Last Altered: Saturday, April 24, 2010 09:41:39 Pacific Daylight Time
 Printed: Saturday, April 24, 2010 09:48:05 Pacific Daylight Time

Name: 22AP103D5_36, Date: 23-Apr-2010, Time: 17:13:44, ID: LX0W3-1-AC, Description: GOD140560-1


PeCDFs



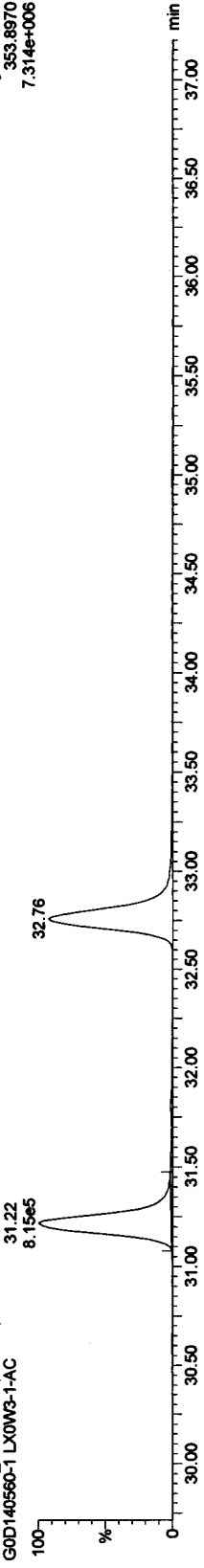
13C-PeCDFs



PeCDFs



13C-PeCDFs



Quantify Sample Report MassLynx 4.1

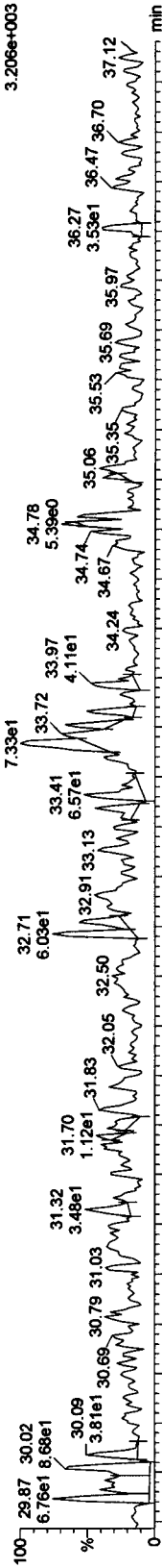
Dataset: C:\MassLynx\JAN2010.PRO\22AP103D58290C.qld

Last Altered: Saturday, April 24, 2010 09:41:39 Pacific Daylight Time
 Printed: Saturday, April 24, 2010 09:48:05 Pacific Daylight Time

Name: 22AP103D5_36, Date: 23-Apr-2010, Time: 17:13:44, ID: LX0W3-1-AC, Description: GOD140560-1

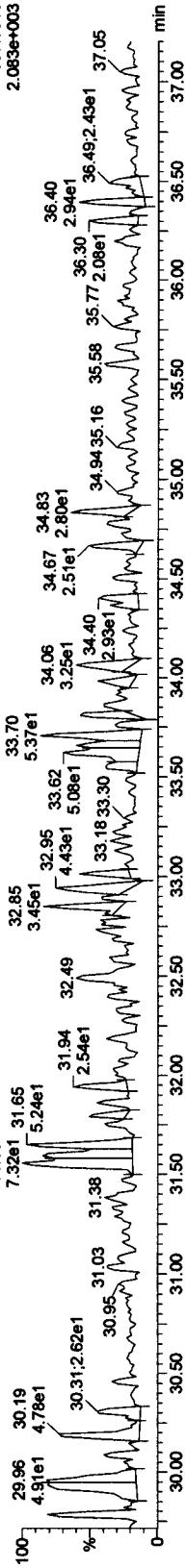
PeCDDs

22AP103D5_36 Smooth(SG,1x2)
 GOD140560-1 LX0W3-1-AC



F2: Voltage SIR, EI+
 355.8546
 3.206e+003

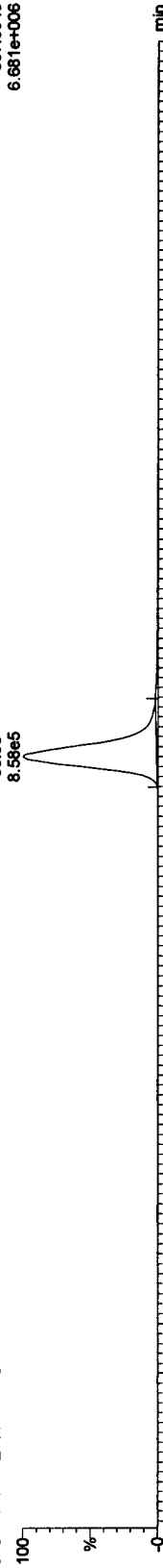
22AP103D5_36 Smooth(SG,1x2)
 GOD140560-1 LX0W3-1-AC



F2: Voltage SIR, EI+
 357.8516
 2.083e+003

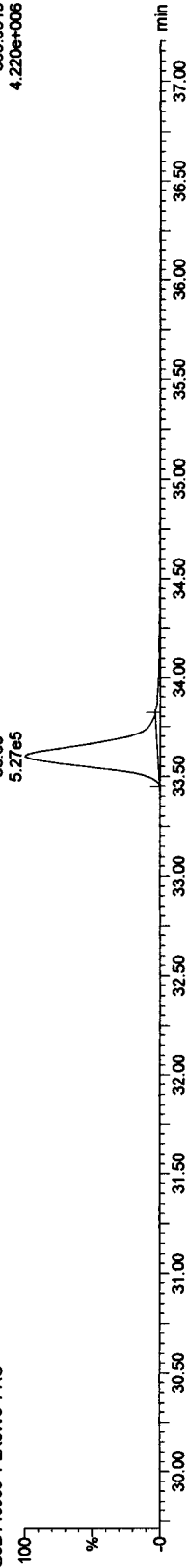
13C-PeCDD

22AP103D5_36 Smooth(SG,1x2)
 GOD140560-1 LX0W3-1-AC



F2: Voltage SIR, EI+
 367.8949
 6.687e+006

22AP103D5_36 Smooth(SG,1x2)
 GOD140560-1 LX0W3-1-AC



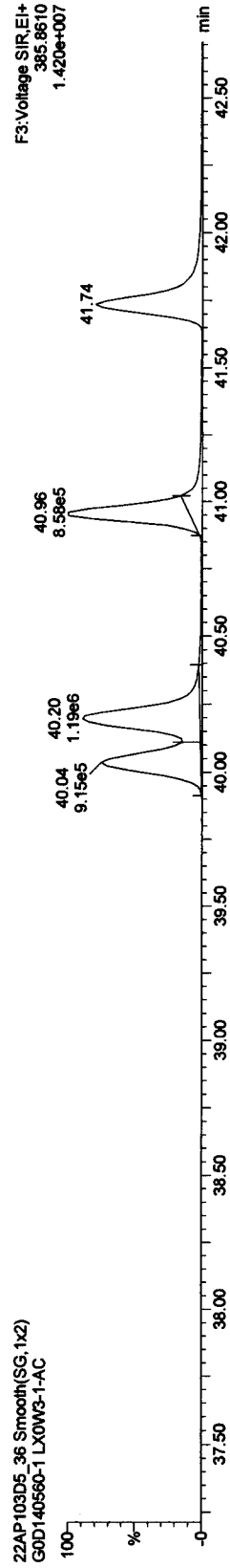
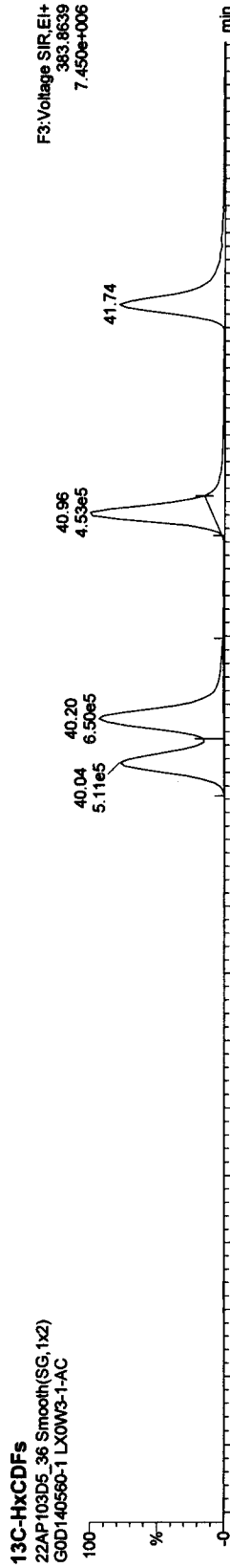
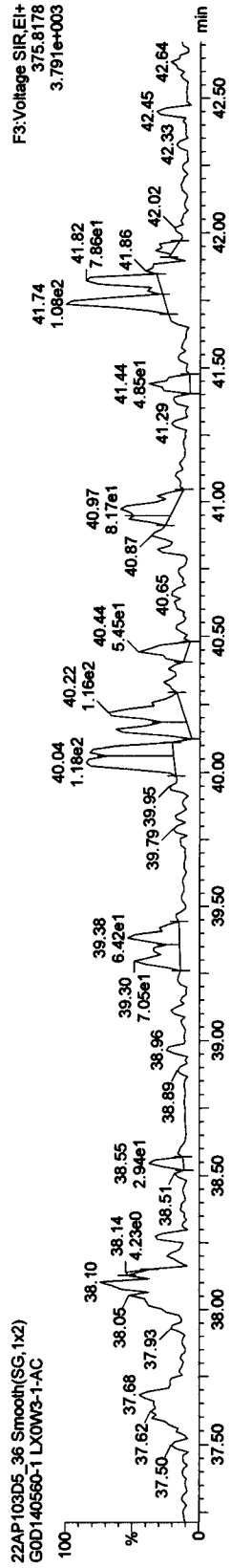
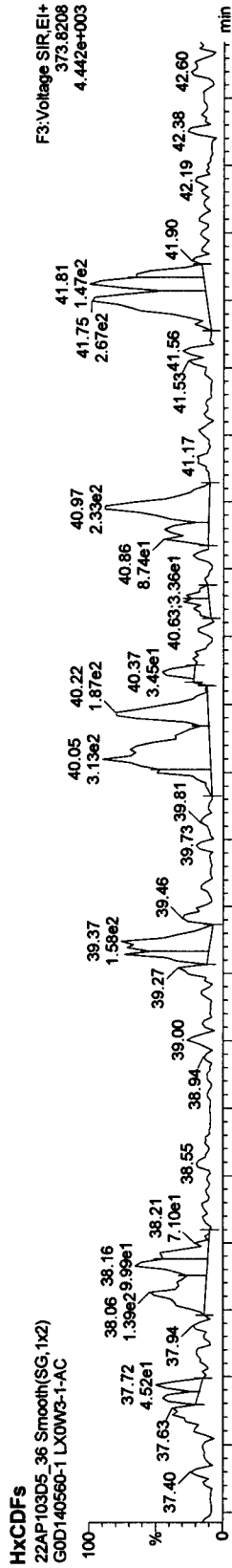
F2: Voltage SIR, EI+
 369.8919
 4.220e+006

Quantify Sample Report MassLynx 4.1

Dataset: C:\MassLynx\JAN2010.PRO\22AP103D58290C.qld

Last Altered: Saturday, April 24, 2010 09:41:39 Pacific Daylight Time
 Printed: Saturday, April 24, 2010 09:48:05 Pacific Daylight Time

Name: 22AP103D5_36, Date: 23-Apr-2010, Time: 17:13:44, ID: LX0W3-1-AC, Description: G0D140560-1



Quantify Sample Report MassLynx 4.1

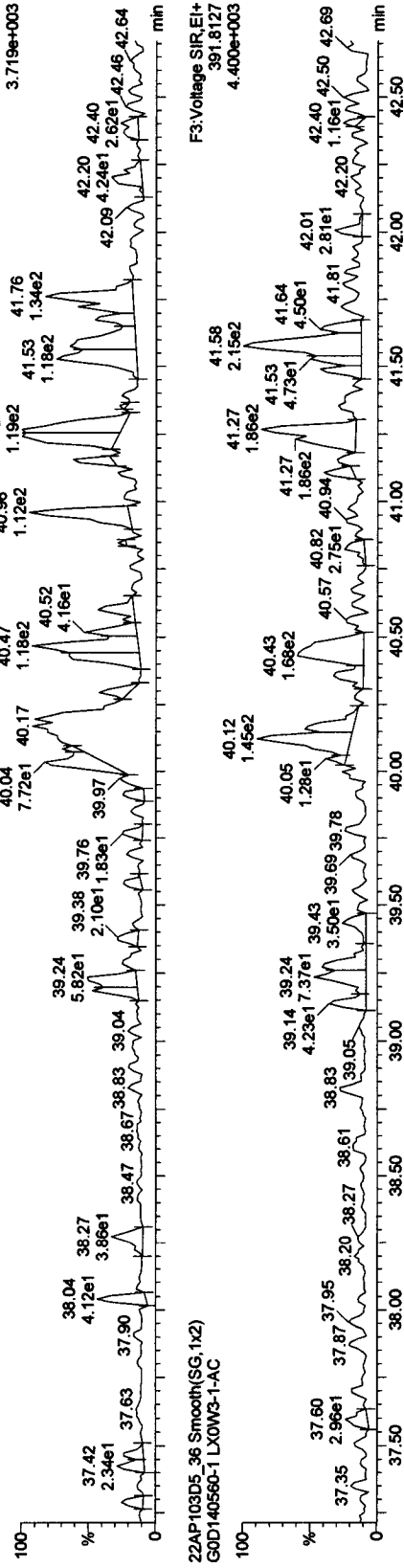
Dataset: C:\MassLynx\JAN2010.PRO\22AP103D58290C.qld

Last Altered: Saturday, April 24, 2010 09:41:39 Pacific Daylight Time
 Printed: Saturday, April 24, 2010 09:48:05 Pacific Daylight Time

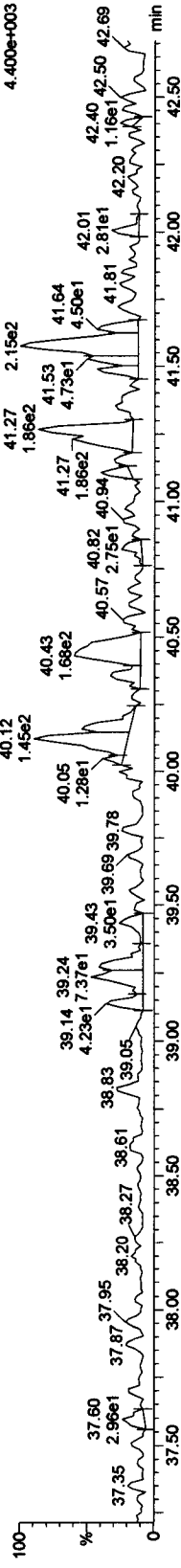
Name: 22AP103D5_36, Date: 23-Apr-2010, Time: 17:13:44, ID: LX0W3-1-AC, Description: GOD140560-1

HxCDDs

22AP103D5_36 Smooth(SG,1x2)
 GOD140560-1 LX0W3-1-AC




22AP103D5_36 Smooth(SG,1x2)
 GOD140560-1 LX0W3-1-AC

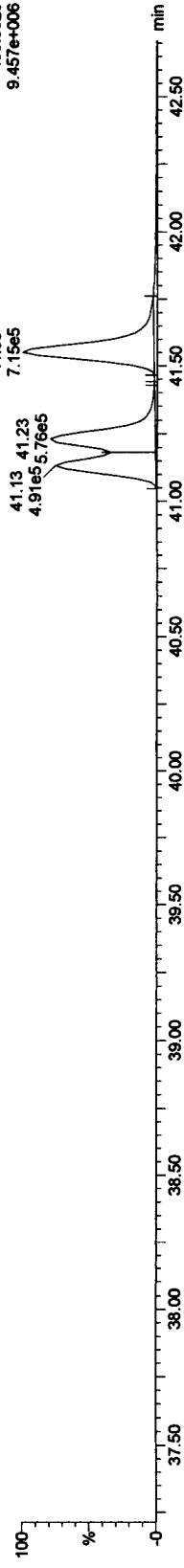


13C-HxCDDs

22AP103D5_36 Smooth(SG,1x2)
 GOD140560-1 LX0W3-1-AC



22AP103D5_36 Smooth(SG,1x2)
 GOD140560-1 LX0W3-1-AC



Quantify Sample Report MassLynx 4.1

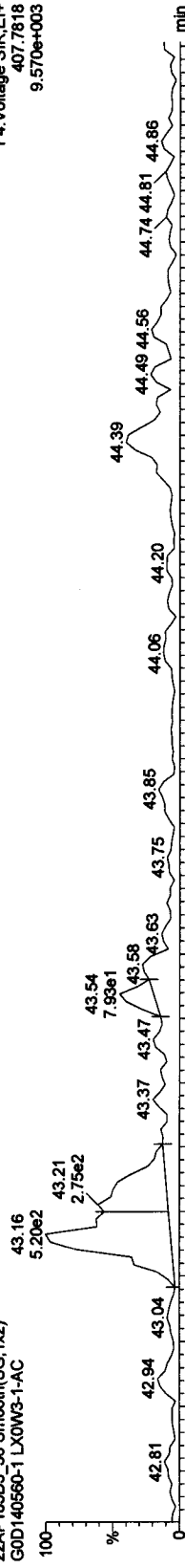
Dataset: C:\MassLynx\JAN2010.PRO\22AP103D58290C.qld

Last Altered: Saturday, April 24, 2010 09:41:39 Pacific Daylight Time
 Printed: Saturday, April 24, 2010 09:48:05 Pacific Daylight Time

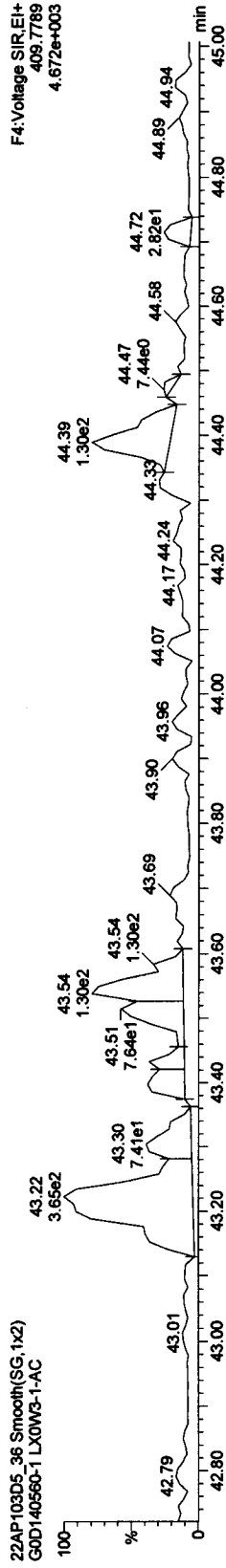
Name: 22AP103D5_36, Date: 23-Apr-2010, Time: 17:13:44, ID: LX0W3-1-AC, Description: GOD140560-1

HpCDFs

22AP103D5_36 Smooth(SG,1x2)
 GOD140560-1 LX0W3-1-AC




22AP103D5_36 Smooth(SG,1x2)
 GOD140560-1 LX0W3-1-AC




13C-HpCDFs

22AP103D5_36 Smooth(SG,1x2)
 GOD140560-1 LX0W3-1-AC



22AP103D5_36 Smooth(SG,1x2)
 GOD140560-1 LX0W3-1-AC



Quantify Sample Report MassLynx 4.1

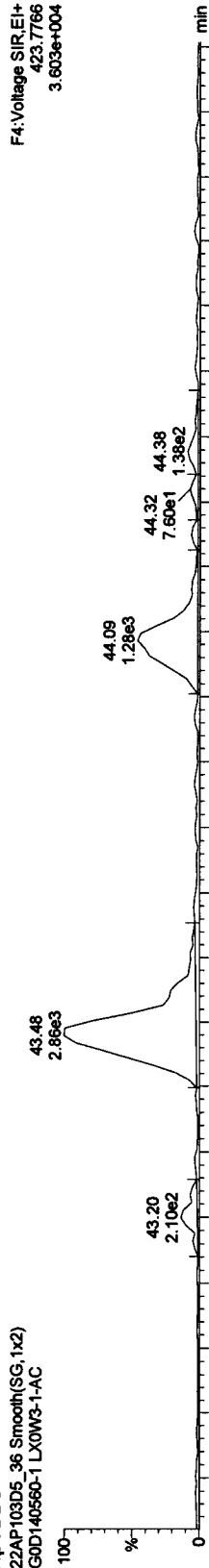
Dataset: C:\MassLynx\JAN2010.PRO\22AP103D58290C.qld

Last Altered: Saturday, April 24, 2010 09:41:39 Pacific Daylight Time
Printed: Saturday, April 24, 2010 09:48:05 Pacific Daylight Time

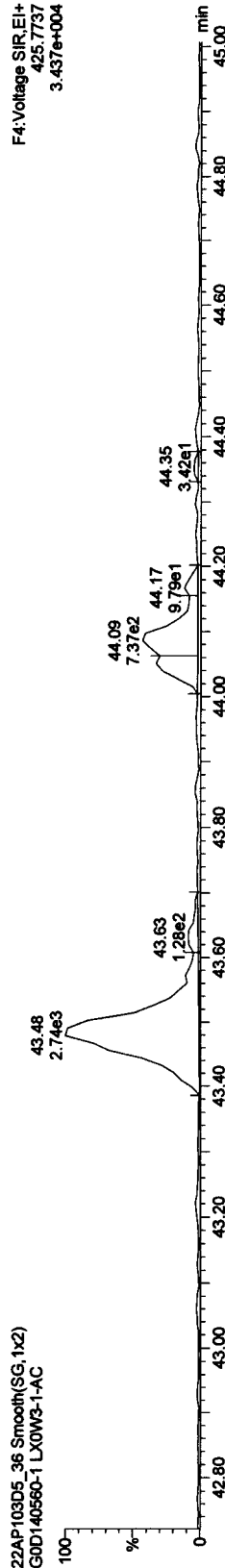
Name: 22AP103D5_36, Date: 23-Apr-2010, Time: 17:13:44, ID: LX0W3-1-AC, Description: GOD140560-1

HpCDDs

22AP103D5_36 Smooth(SG,1x2)
GOD140560-1 LX0W3-1-AC

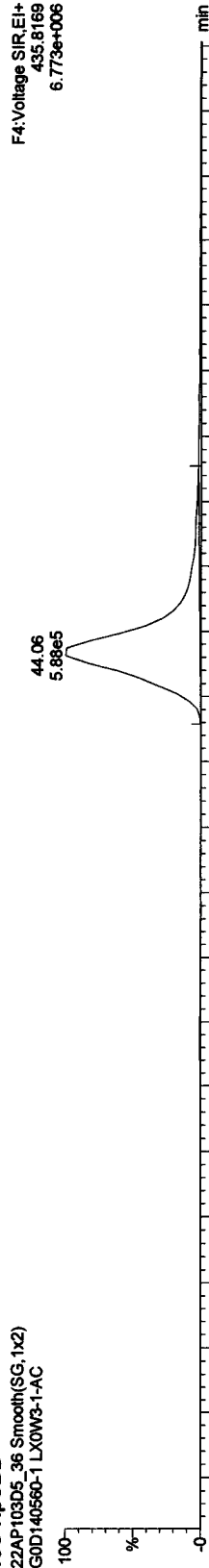


22AP103D5_36 Smooth(SG,1x2)
GOD140560-1 LX0W3-1-AC

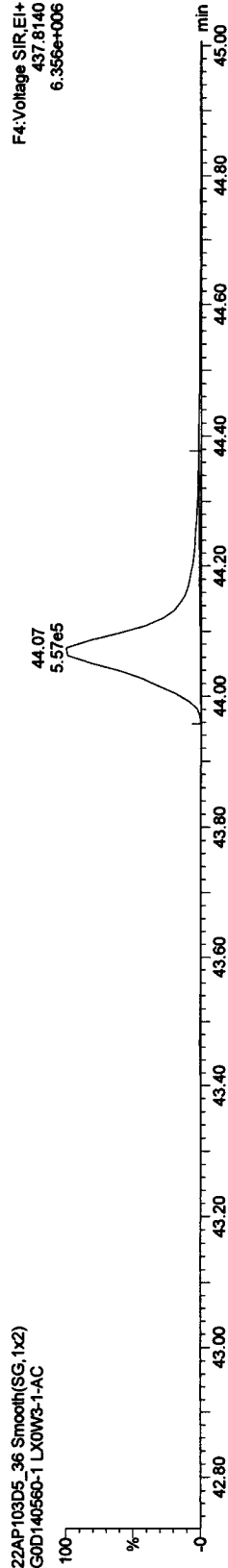


13C-HpCDD

22AP103D5_36 Smooth(SG,1x2)
GOD140560-1 LX0W3-1-AC



22AP103D5_36 Smooth(SG,1x2)
GOD140560-1 LX0W3-1-AC



Quantify Compound Report MassLynx 4.1

Dataset: X:\HighRes_Archive\3D5\JAN2010.PRO\22AP103D58290Cak1.qld

Last Altered: Monday, April 26, 2010 10:24:48 Pacific Daylight Time
Printed: Monday, April 26, 2010 10:26:59 Pacific Daylight Time

Sample Name: 22AP103D5_36

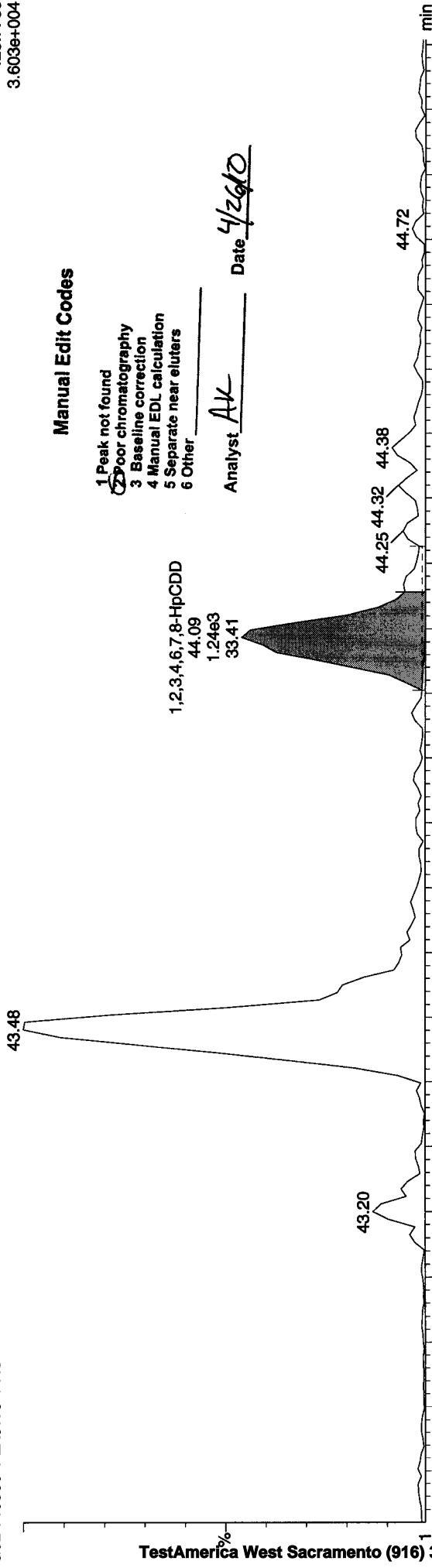
22AP103D5_36 Smooth(SG,1x2)
G0D140560-1 LX0W3-1-AC

F4: Voltage SIR, EI+
423.7766
3.603e+004

Manual Edit Codes

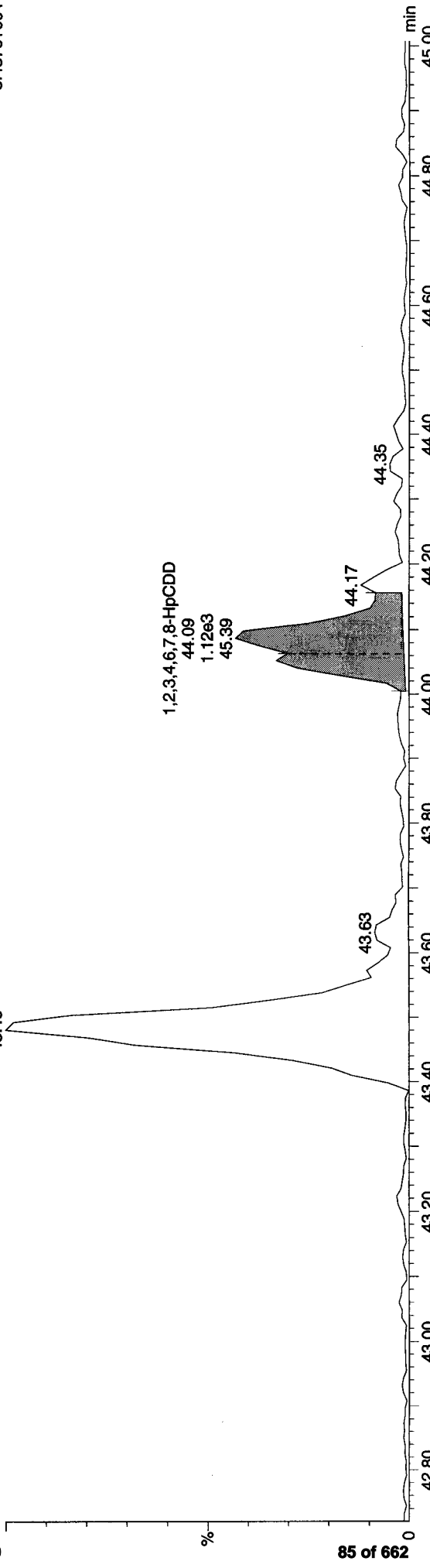
- 1 Peak not found
- 2 Poor chromatography
- 3 Baseline correction
- 4 Manual EDL calculation
- 5 Separate near eluters
- 6 Other

Analyst AK Date 4/26/10



F4: Voltage SIR, EI+
425.7737
3.437e+004

22AP103D5_36 Smooth(SG,1x2)
G0D140560-1 LX0W3-1-AC



Quantify Sample Report MassLynx 4.1

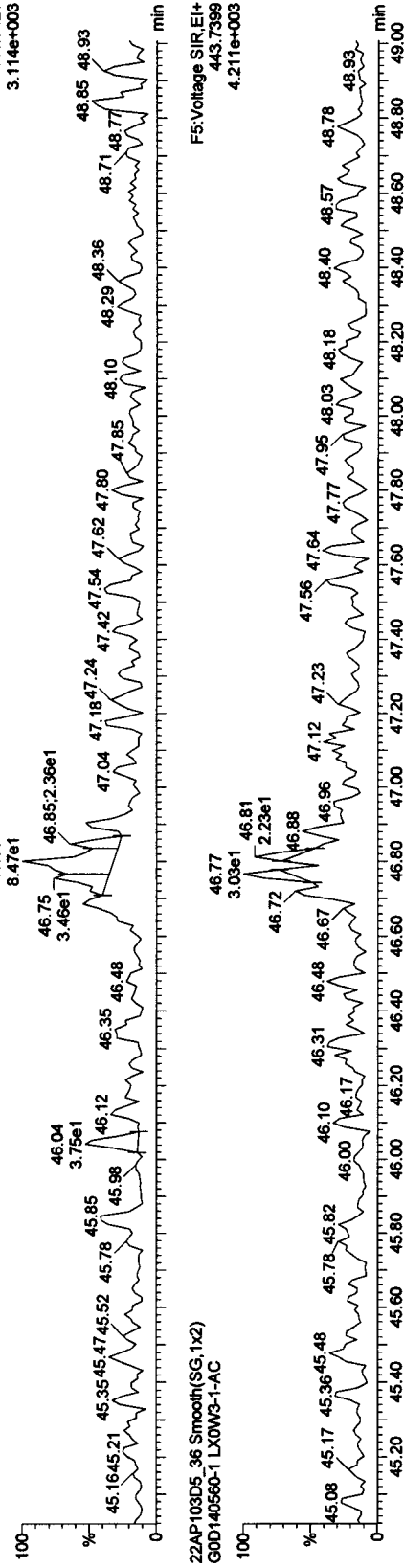
Dataset: C:\MassLynx\JAN2010.PRO\22AP103D58290C.qld

Last Altered: Saturday, April 24, 2010 09:41:39 Pacific Daylight Time
Printed: Saturday, April 24, 2010 09:48:05 Pacific Daylight Time

Name: 22AP103D5_36, Date: 23-Apr-2010, Time: 17:13:44, ID: LX0W3-1-AC, Description: GOD140560-1

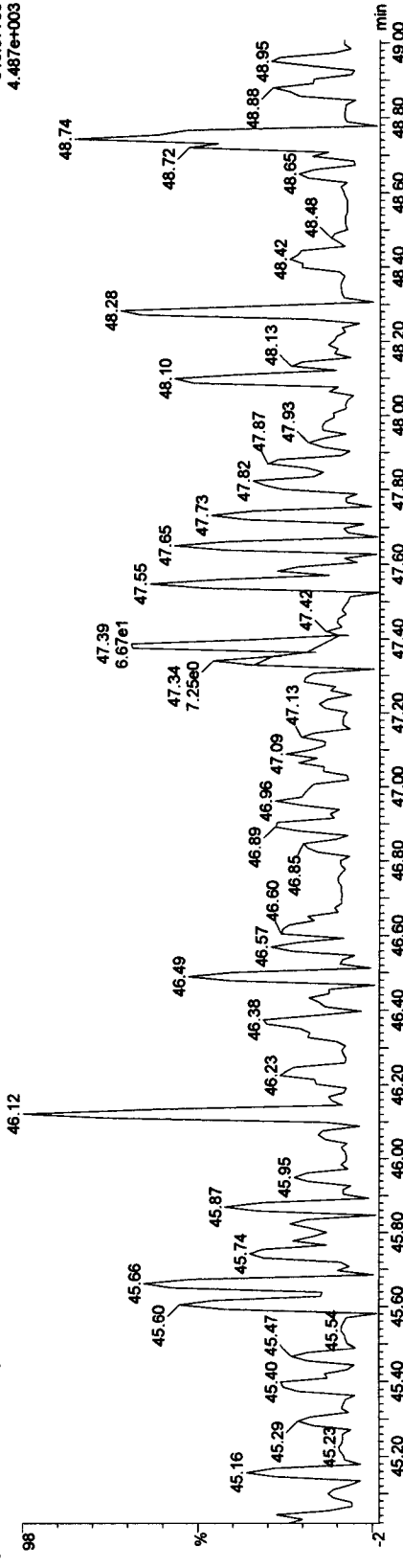
OCDFs

22AP103D5_36 Smooth(SG,1x2)
GOD140560-1 LX0W3-1-AC



OCDF PCDPE

22AP103D5_36 Smooth(SG,1x2)
GOD140560-1 LX0W3-1-AC



Quantify Sample Report MassLynx 4.1

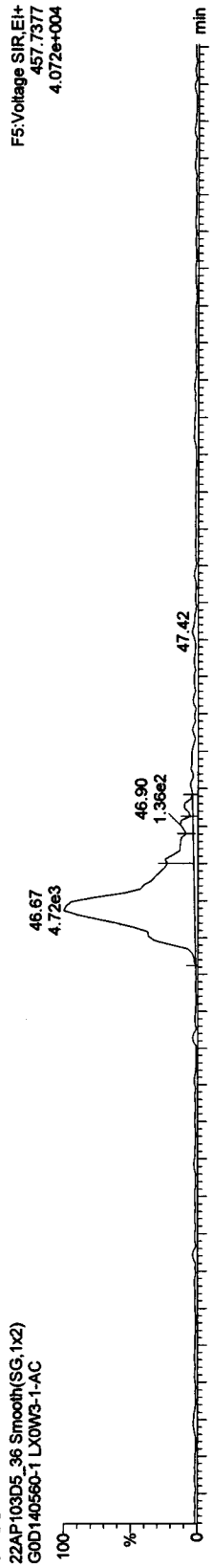
Dataset: C:\MassLynx\JAN2010\PRO\22AP103D58290C.qld

Last Altered: Saturday, April 24, 2010 09:41:39 Pacific Daylight Time
Printed: Saturday, April 24, 2010 09:48:05 Pacific Daylight Time

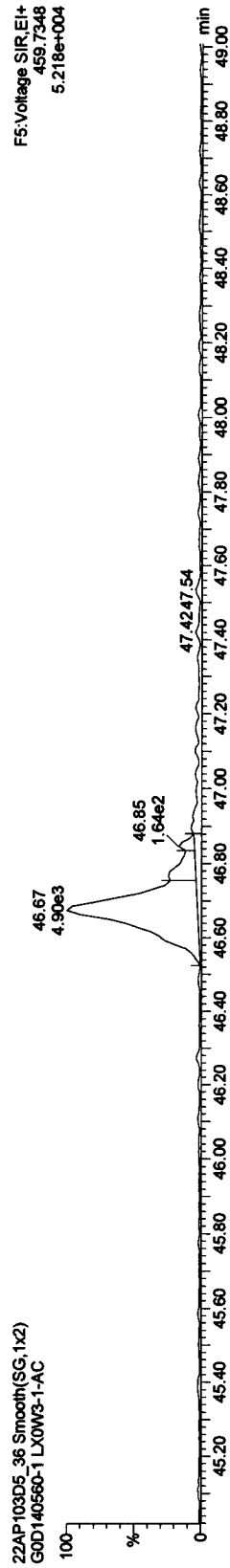
Name: 22AP103D5_36, Date: 23-Apr-2010, Time: 17:13:44, ID: LX0W3-1-AC, Description: GOD140560-1

OCDD

22AP103D5_36 Smooth(SG,1x2)
GOD140560-1 LX0W3-1-AC

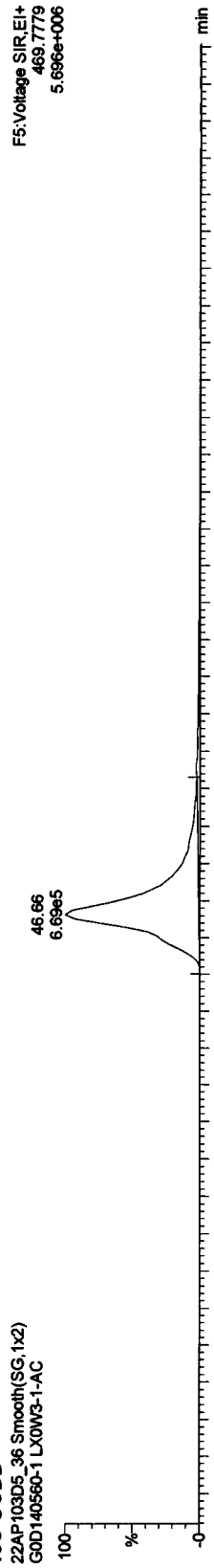


22AP103D5_36 Smooth(SG,1x2)
GOD140560-1 LX0W3-1-AC

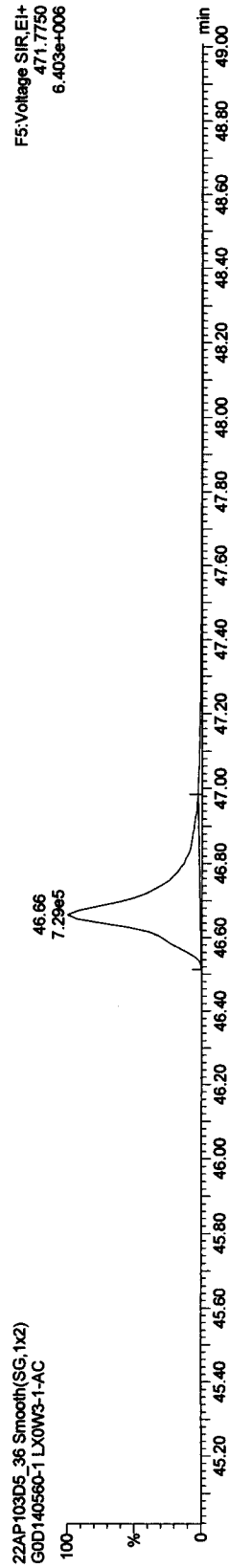


13C-OCDD

22AP103D5_36 Smooth(SG,1x2)
GOD140560-1 LX0W3-1-AC



22AP103D5_36 Smooth(SG,1x2)
GOD140560-1 LX0W3-1-AC



MassLynx 4.1

X:\HighRes_Archive\3D5\JAN2010.PRO\22AP103D58290Cak1.qld

Last Altered: Monday, April 26, 2010 10:24:48 Pacific Daylight Time
Printed: Monday, April 26, 2010 10:26:59 Pacific Daylight Time

Sample Name: 22AP103D5_36

22AP103D5_36 Smooth(SG,1x2)
G0D140560-1 LX0W3-1-AC

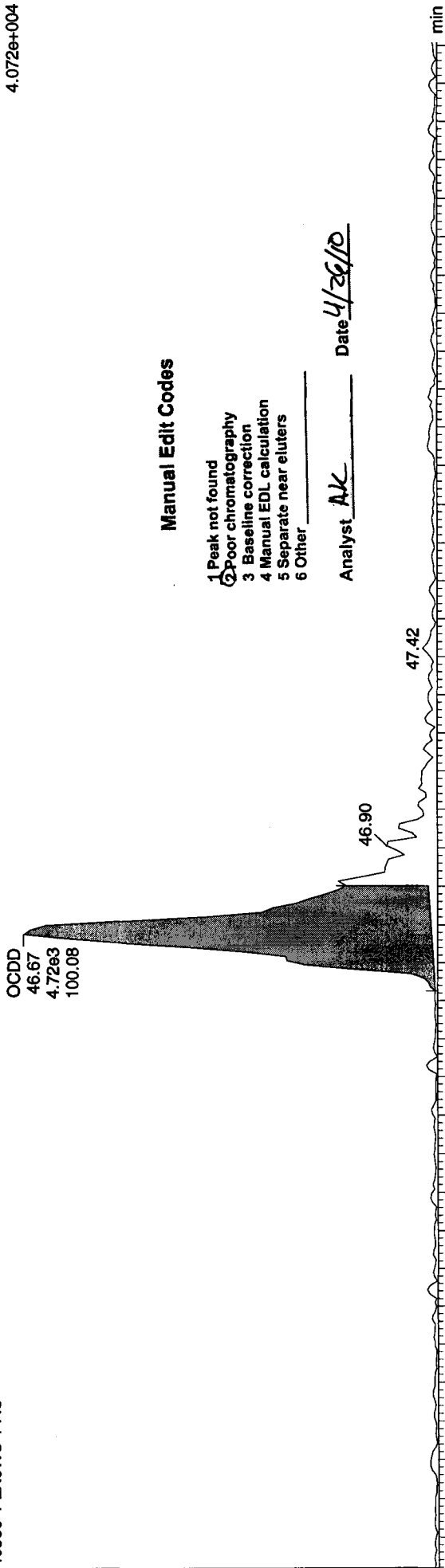
F5:Voltage SIR,EI+
457.7377
4.072e+004

TestAmerica West Sacramento (916) 373

Manual Edit Codes

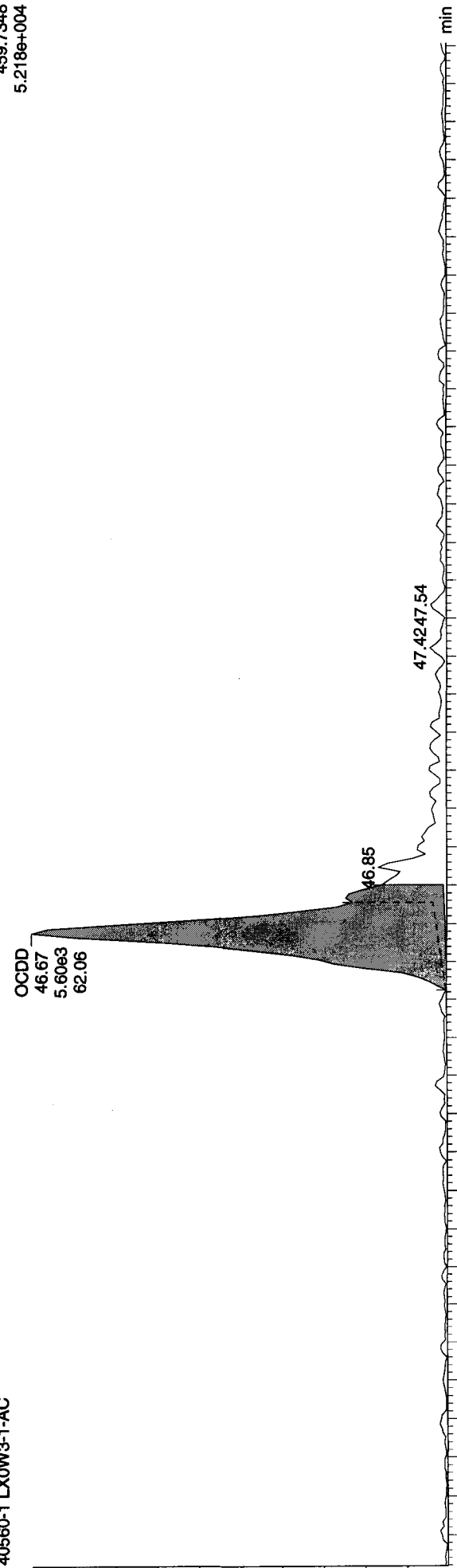
- 1 Peak not found
- 2 Poor chromatography
- 3 Baseline correction
- 4 Manual EDL calculation
- 5 Separate near eluters
- 6 Other

Analyst AK Date 4/26/10



22AP103D5_36 Smooth(SG,1x2)
G0D140560-1 LX0W3-1-AC

F5:Voltage SIR,EI+
459.7348
5.218e+004



Quantify Sample Report MassLynx 4.1

Dataset: C:\MassLynx\JAN2010\PRO\22AP103D58290C.qld

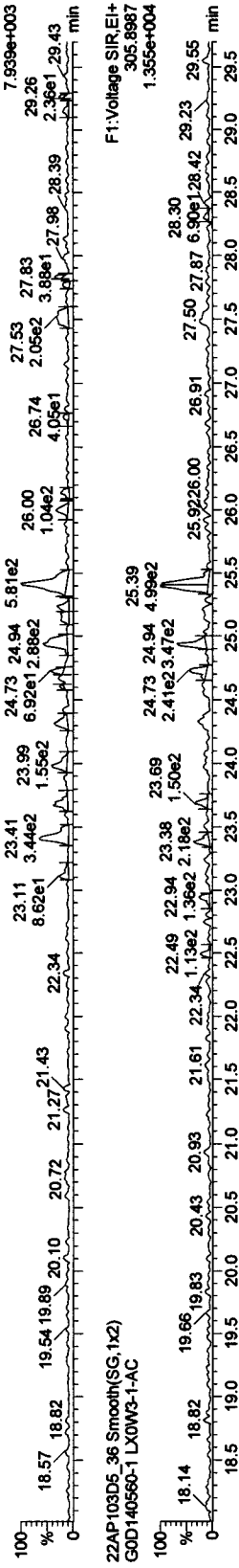
Last Altered: Saturday, April 24, 2010 09:41:39 Pacific Daylight Time

Printed: Saturday, April 24, 2010 09:48:05 Pacific Daylight Time

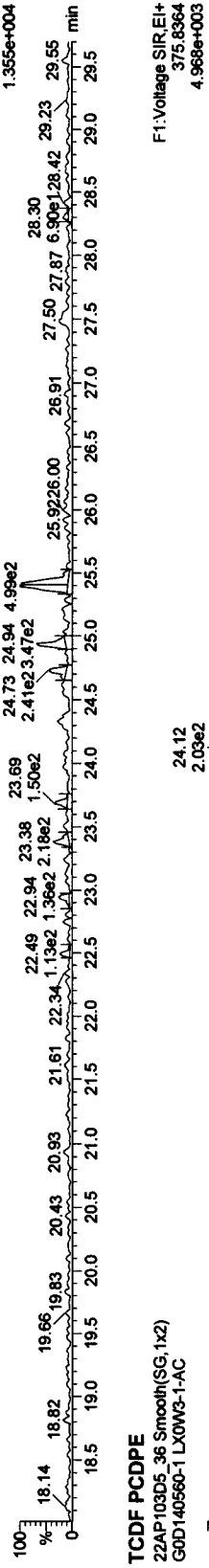
Name: 22AP103D5_36, Date: 23-Apr-2010, Time: 17:13:44, ID: LX0W3-1-AC, Description: GOD140560-1

TCDFs

22AP103D5_36 Smooth(SG,1x2)
GOD140560-1 LX0W3-1-AC

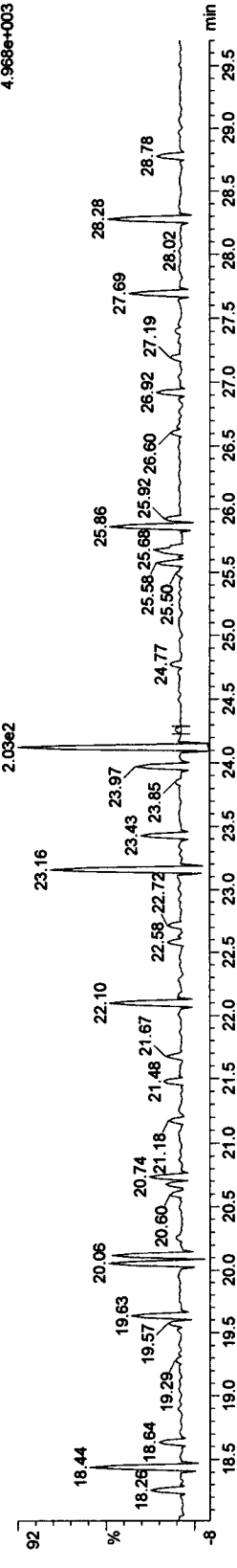


22AP103D5_36 Smooth(SG,1x2)
GOD140560-1 LX0W3-1-AC



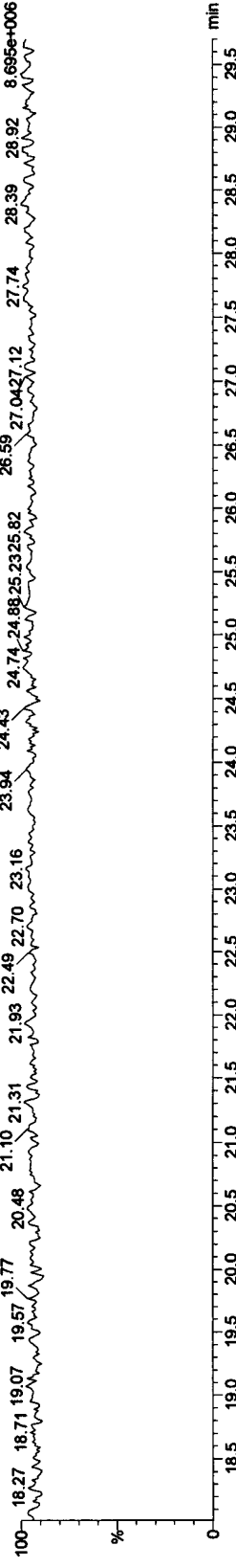
TCDF PCDPE

22AP103D5_36 Smooth(SG,1x2)
GOD140560-1 LX0W3-1-AC



Function 1 PFK

22AP103D5_36 Smooth(SG,1x2)
GOD140560-1 LX0W3-1-AC



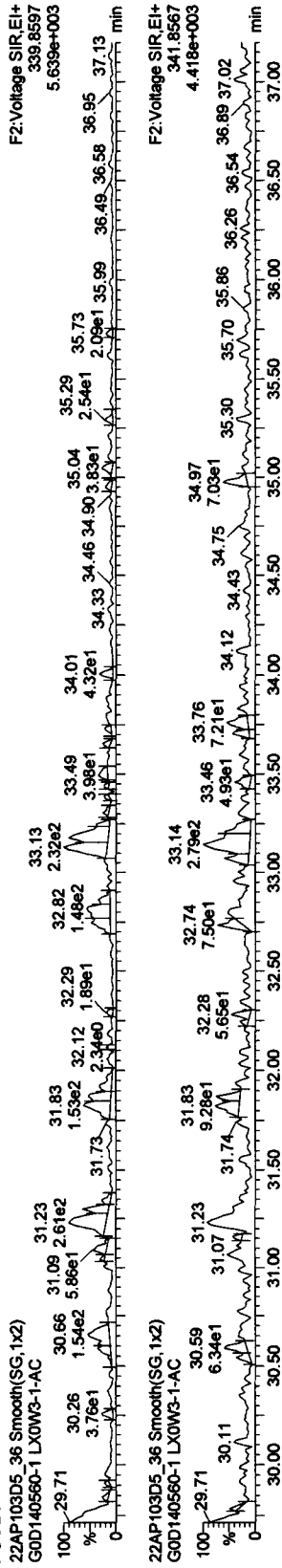
Quantify Sample Report MassLynx 4.1

Dataset: C:\MassLynx\UAN2010.PRO\22AP103D58290C.qld

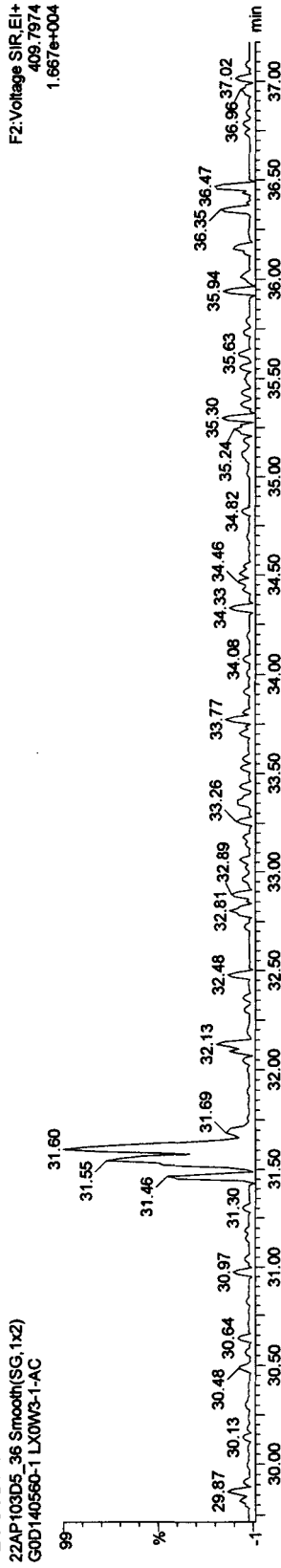
Last Altered: Saturday, April 24, 2010 09:41:39 Pacific Daylight Time
 Printed: Saturday, April 24, 2010 09:48:05 Pacific Daylight Time

Name: 22AP103D5_36, Date: 23-Apr-2010, Time: 17:13:44, ID: LX0W3-1-AC, Description: GOD140560-1

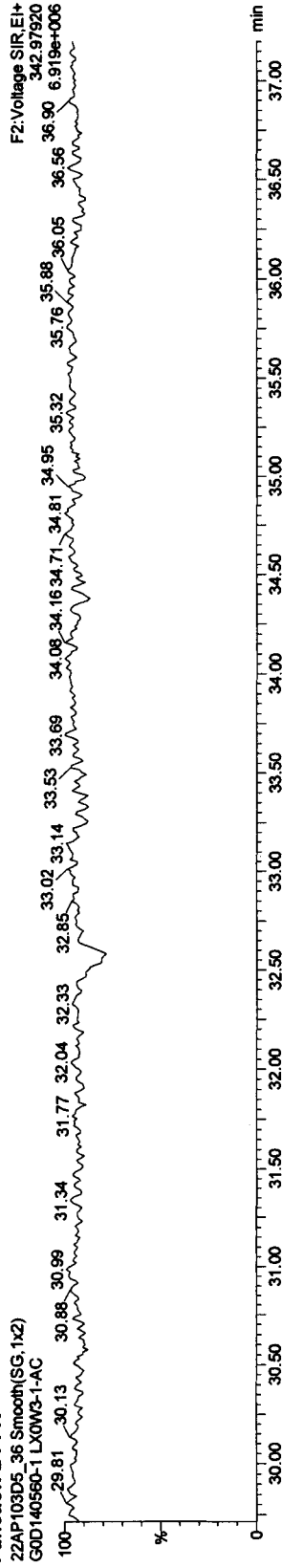
PeCDF



F2 PeCDF PCDFE



Function 2 PFK

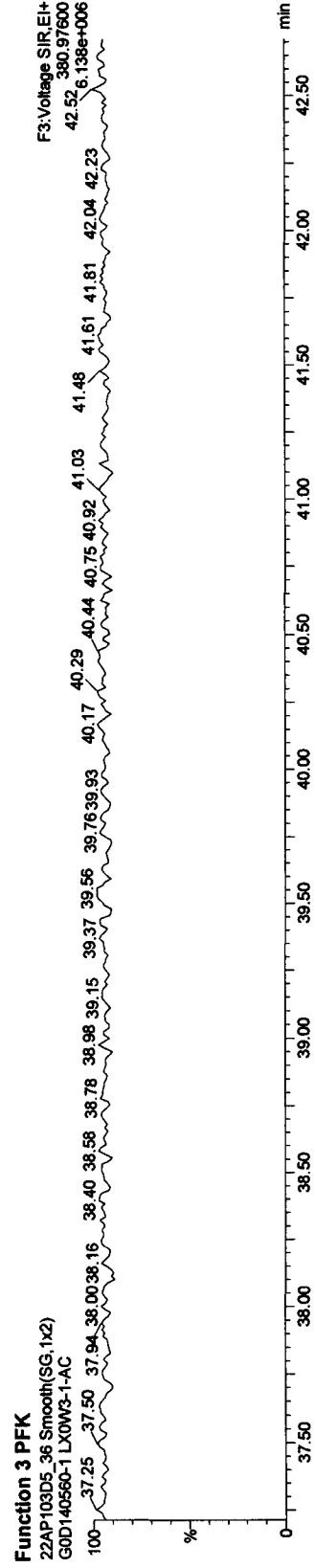
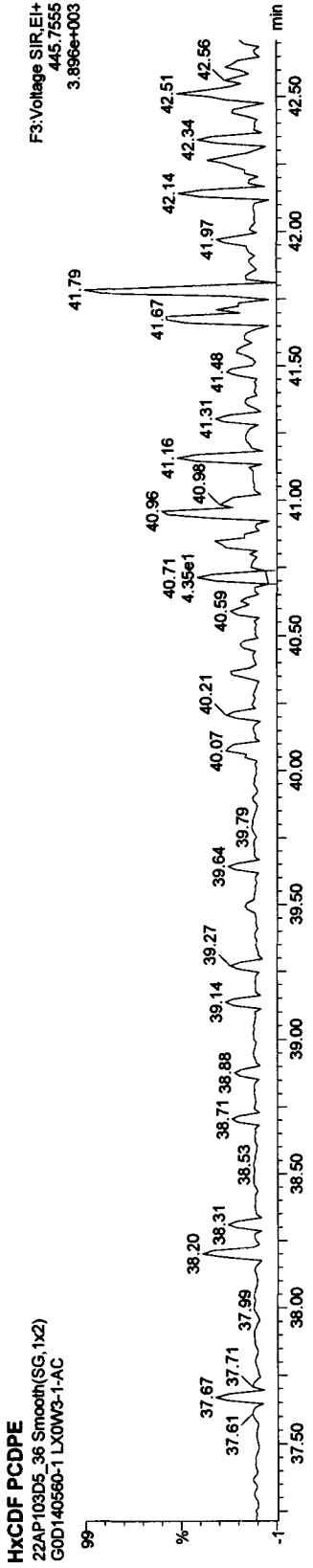
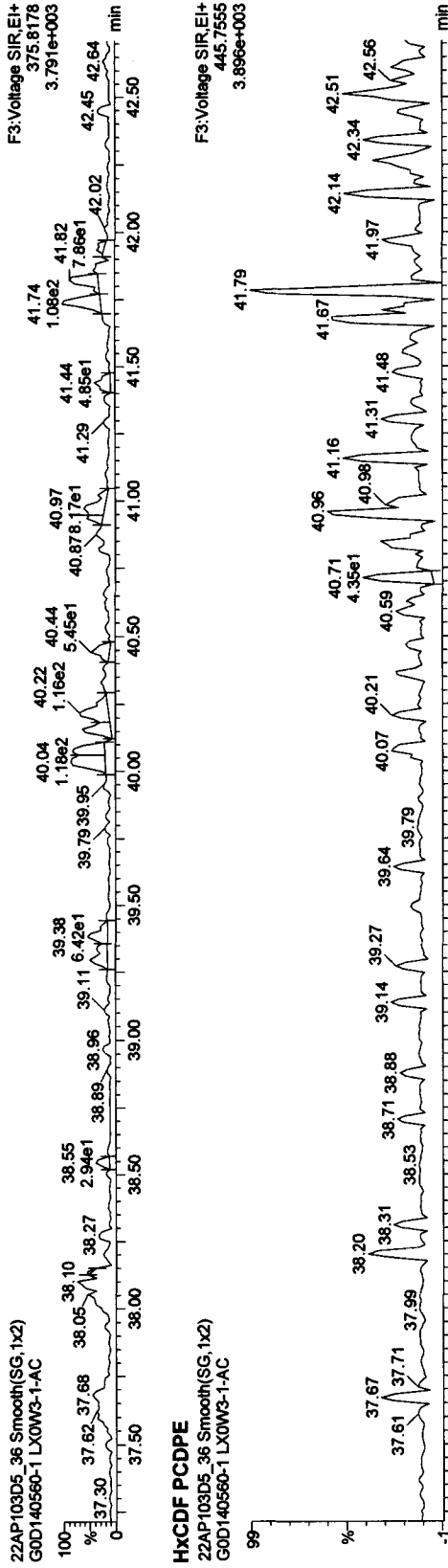
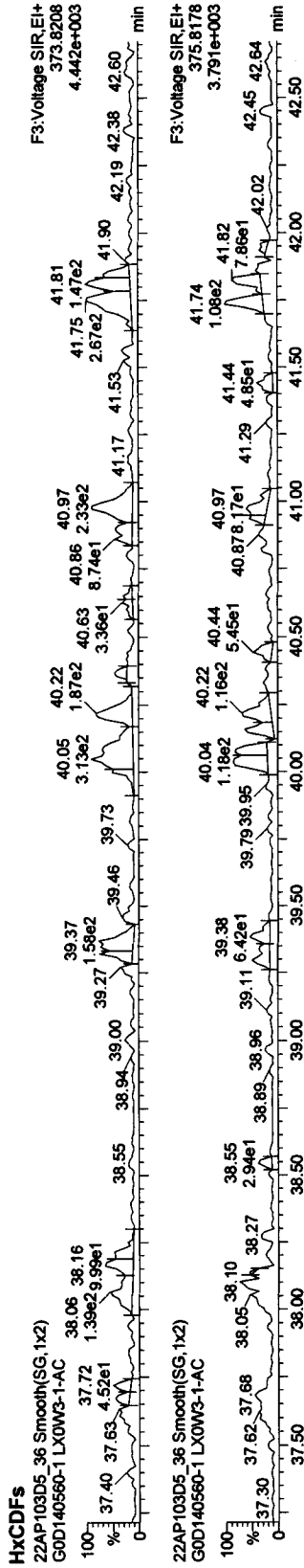


Quantify Sample Report **MassLynx 4.1**

Dataset: C:\MassLynx\JAN2010.PRO\22AP103D58290C.qld

Last Altered: Saturday, April 24, 2010 09:41:39 Pacific Daylight Time
 Printed: Saturday, April 24, 2010 09:48:05 Pacific Daylight Time

Name: 22AP103D5_36, Date: 23-Apr-2010, Time: 17:13:44, ID: LX0W3-1-AC, Description: GOD140560-1



Quantify Sample Report MassLynx 4.1

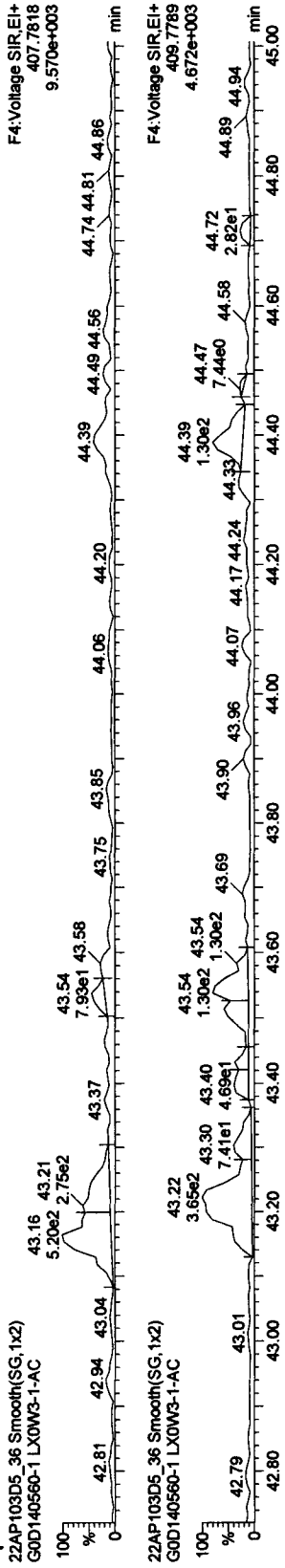
Dataset: C:\MassLynx\JAN2010.PRO\22AP103D58290C.qld

Last Altered: Saturday, April 24, 2010 09:41:39 Pacific Daylight Time

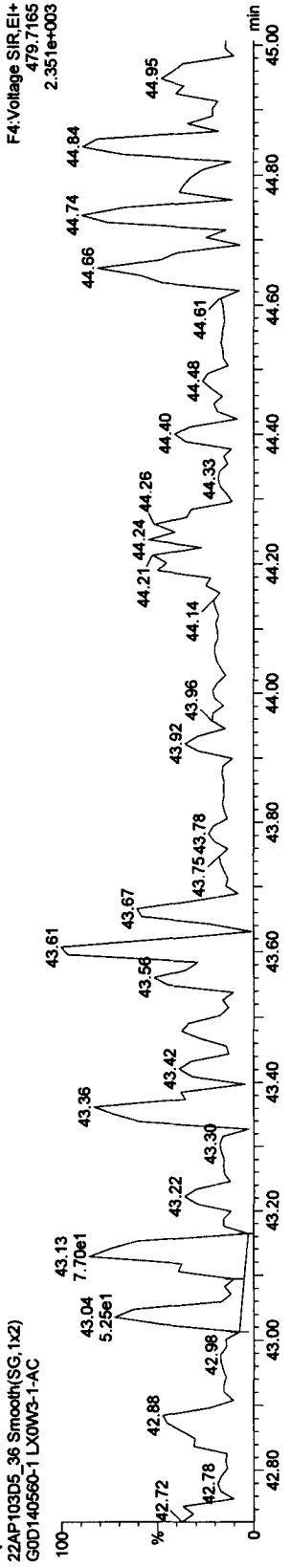
Printed: Saturday, April 24, 2010 09:48:05 Pacific Daylight Time

Name: 22AP103D5_36, Date: 23-Apr-2010, Time: 17:13:44, ID: LX0W3-1-AC, Description: G0D140560-1

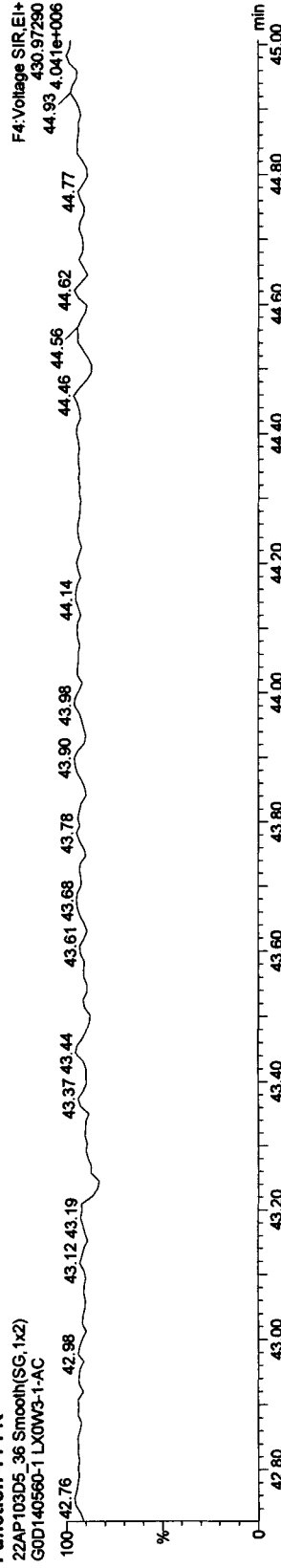
HpCDFs



HpCDF PCDFE



Function 4 PFK



Quantify Sample Summary Report MassLynx 4.1

Dataset: C:\MassLynx\JAN2010.PRO\22AP103D58290C.qld

Last Altered: Sunday, April 25, 2010 10:26:57 Pacific Daylight Time
 Printed: Sunday, April 25, 2010 10:37:53 Pacific Daylight Time

AK 4/25/10

Name: 22AP103D5_37, Date: 23-Apr-2010, Time: 18:05:04, ID: LX0W3-1-AD, Description: GOD140560-1S, Task:

RT	Sample Size	RT	Peak RT	RRM	Abs Resp	Conc	EMPC	%C	ED	RR	RR	RR	RR	RR	RR
1	13C-1,2,3,4-TCDD	331.9368	10.330	25.98	25.99	1.000	2064031.75	193.6108	193.6108	100.0	0.1239	0.831	0.770	NO	NO
2															
3	13C-2,3,7,8-TCDF	315.9419	10.330	25.38	25.36	1.292	2756284.00	200.0858	200.0858	103.3	0.1034	0.781	0.770	NO	NO
4	2,3,7,8-TCDF	303.9016	10.330	25.39	25.40	0.983	262177.13	18.7319	18.7319		0.0335	0.752	0.770	NO	NO
5	Total TCDFs	303.9016	10.330	21.44	21.44	0.983		18.7319	18.7319		0.0335				
6															
7	13C-2,3,7,8-TCDD	331.9368	10.330	26.23	26.25	0.897	1710801.44	178.8874	178.8874	92.4	0.1381	0.794	0.770	NO	NO
8	2,3,7,8-TCDD	319.8965	10.330	26.26	26.25	1.051	193286.80	20.8119	20.8119		0.0315	0.790	0.770	NO	NO
9	Total TCDDs	319.8965	10.330	19.55	19.55	1.051		20.8119	20.8119		0.0315				
10															
11	37CL-2,3,7,8-TCDD	327.8847	10.330	26.24	26.25	1.067	843267.00	74.1306	0.0000	95.7	0.0333				
12															
13	13C-1,2,3,7,8-PeCDF	351.9000	10.330	31.20	31.21	1.011	2178348.69	202.0862	202.0862	104.4	0.2376	1.564	1.550	NO	NO
14	1,2,3,7,8-PeCDF	339.8597	10.330	31.23	31.22	1.018	1139279.97	99.5016	99.5016		0.1175	1.521	1.550	NO	NO
15	2,3,4,7,8-PeCDF	339.8597	10.330	32.78	32.77	1.014	1151741.69	100.9334	100.9334		0.1179	1.570	1.550	NO	NO
16	Total F2 PeCDFs	339.8597	10.330	34.47	34.47	1.016		200.4350	200.4350		0.1177				
17	Total F1 PeCDFs	339.8597	10.330	36.56	36.56	1.016		0.0262	0.0219		0.0217				
18															
19	13C-1,2,3,7,8-PeCDD	367.8949	10.330	33.59	33.57	0.668	1498511.56	210.3568	210.3568	108.6	0.1575	1.548	1.550	NO	NO
20	1,2,3,7,8-PeCDD	355.8546	10.330	33.62	33.62	0.996	753975.03	97.8338	97.8338		0.0915	1.560	1.550	NO	NO
21	Total PeCDDs	355.8546	10.330	31.10	31.10	0.996		97.8338	97.8338		0.0915				
22															
23	13C-1,2,3,7,8,9-HxCDD	401.8559	10.330	41.54	41.54	1.000	1739639.56	193.6108	193.6108	100.0	0.2818	1.277	1.240	NO	NO
24															
25	13C-1,2,3,4,7,8-HxCDF	383.8639	10.330	40.02	40.02	0.888	1529145.88	191.6107	191.6107	99.0	0.4324	0.522	0.510	NO	NO
26	1,2,3,4,7,8-HxCDF	373.8208	10.330	40.05	40.04	1.242	1020802.69	104.1014	104.1014		0.1175	1.243	1.240	NO	NO
27	1,2,3,6,7,8-HxCDF	373.8208	10.330	40.21	40.20	1.427	1133059.94	100.5464	100.5464		0.1022	1.234	1.240	NO	NO
28	2,3,4,6,7,8-HxCDF	373.8208	10.330	40.96	40.95	1.288	1028481.78	101.1258	101.1258		0.1133	1.311	1.240	NO	NO
29	1,2,3,7,8,9-HxCDF	373.8208	10.330	41.74	41.72	1.216	918459.84	95.6093	95.6093		0.1199	1.300	1.240	NO	NO
30	Total HxCDFs	373.8208	10.330	0.00	0.00	1.293		401.3829	401.3829		0.1128				
31															
32	13C-1,2,3,6,7,8-HxCDD	401.8559	10.330	41.22	41.22	0.811	1381247.06	189.4828	189.4828	97.9	0.3474	1.254	1.240	NO	NO
33	1,2,3,4,7,8-HxCDD	389.8157	10.330	41.13	41.13	0.883	646071.38	102.5928	102.5928		0.0626	1.266	1.240	NO	NO
34	1,2,3,6,7,8-HxCDD	389.8157	10.330	41.23	41.23	1.084	814016.38	105.2123	105.2123		0.0509	1.293	1.240	NO	NO
35	1,2,3,7,8,9-HxCDD	389.8157	10.330	41.55	41.55	1.184	663249.38	78.5193	78.5193		0.0467	1.337	1.240	NO	NO

TestAmerica West Sacramento

Quantify Sample Summary Report MassLynx 4.1

Dataset: C:\MassLynx\JAN2010.PRO\22AP103D58290C.qld

Last Altered: Sunday, April 25, 2010 10:26:57 Pacific Daylight Time
 Printed: Sunday, April 25, 2010 10:37:53 Pacific Daylight Time

Name: 22AP103D5_37, Date: 23-Apr-2010, Time: 18:05:04, ID: LX0W3-1-AD, Description: G0D140560-1S, Task:

Sample #	RT	Area	Height	Area Ratio	Height Ratio	Conc.	EMPC	Rec	ED1	Ratio	MC	D
36 Total HxCDDs	389.8157	10.330	0.00	1.050		286.3244	286.3244		0.0526			
37												
38 13C-1,2,3,4,6,7,8-HpCDF	417.8253	10.330	43.20	0.801	1135695.69	157.7779	157.7779	81.5	0.4117	0.421	0.440	NO
39 1,2,3,4,6,7,8-HpCDF	407.7818	10.330	43.21	1.381	813435.00	100.3946	100.3946		0.1957	1.050	1.040	NO
40 1,2,3,4,7,8,9-HpCDF	407.7818	10.330	44.38	1.110	796039.22	122.3119	122.3119		0.2436	1.060	1.040	NO
41 Total HpCDFs	407.7818	10.330	0.00	1.245		222.7065	222.7065		0.2170			
42												
43 13C-1,2,3,4,6,7,8-HpCDD	435.8169	10.330	44.05	0.682	1018167.97	166.1323	166.1323	85.8	0.3325	1.044	1.040	NO
44 1,2,3,4,6,7,8-HpCDD	423.7766	10.330	44.06	1.031	555886.44	102.5583	102.5583		0.2951	1.030	1.040	NO
45 Total HpCDDs	423.7766	10.330	0.00	1.031		102.5583	102.5583		0.2951			
46												
47 13C-OCDD	469.7779	10.330	46.64	0.497	1128080.88	252.5693	252.5693	65.2	0.5149	0.866	0.890	NO
48 OCDF	441.7428	10.330	46.74	1.426	1043591.63	251.2383	251.2383		0.3134	0.898	0.890	NO
49 OCDD	457.7377	10.330	46.65	1.155	737571.72	219.1108	219.1108		0.3208	0.852	0.890	NO
50												
51												
52 Function 1 PFK	330.97920	1.000	25.92	26.01				3103.98				
53 Function 2 PFK	342.97920	1.000	35.64	35.64				10768.26				
54 Function 3 PFK	380.97600	1.000		31.73								
55 Function 4 PFK	430.97290	1.000		34.66								
56 Function 5 PFK	442.97280	1.000		47.09								
57 TCDF PCDFE	375.8364	1.000		24.18								
58 F1 PeCDF PCDFE	409.79740	1.000		24.64								
59 F2 PeCDF PCDFE	409.7974	1.000	35.28	35.30				28.89				
60 HxCDF PCDFE	445.7555	1.000	40.62	40.57				31.09				
61 HPCDF PCDFE	479.7165	1.000	43.14	43.14								
62 OCDF PCDFE	513.67750	1.000	47.34	47.34								

MassLynx 4.1

Quantify Sample Summary Report

Dataset: C:\MassLynx\JAN2010.PRO\22AP103D58290C.qld

Last Altered: Saturday, April 24, 2010 09:41:39 Pacific Daylight Time
Printed: Saturday, April 24, 2010 09:45:57 Pacific Daylight Time

AK 4/25/10

Name: 22AP103D5_37, Date: 23-Apr-2010, Time: 18:05:04, ID: LX0W3-1-AD, Description: GOD140560-1S, Task:

RT	Sample Size	RT	Peak Area	Area Ratio	Comp	EMPC	%Rec	ED	Ratio	Ratio	Ratio			
1	13C-1,2,3,4-TCDD	331.9368	10.330	25.98	25.99	1.000	2064031.75	193.6108	193.6108	100.0	0.1239	0.831	0.770	NO
2														
3	13C-2,3,7,8-TCDF	315.9419	10.330	25.38	25.36	1.292	2756284.00	200.0858	200.0858	103.3	0.1034	0.781	0.770	NO
4	2,3,7,8-TCDF	303.9016	10.330	25.39	25.40	0.983	262177.13	18.7319	18.7319		0.0335	0.752	0.770	NO
5	Total TCDFs	303.9016	10.330		21.44	0.983	18.7319	18.7319	18.7319		0.0335			
13C-2,3,7,8-TCDD	331.9368	10.330	26.23	26.25	0.897	1710801.44	178.8874	178.8874	178.8874	92.4	0.1381	0.794	0.770	NO
2,3,7,8-TCDD	319.8965	10.330	26.26	26.25	1.051	193286.80	20.8119	20.8119	20.8119		0.0315	0.790	0.770	NO
Total TCDDs	319.8965	10.330		19.55	1.051	20.8119	20.8119	20.8119	20.8119		0.0315			
13C-2,3,7,8-TCDD	327.8847	10.330	26.24	26.25	1.067	843267.00	74.1306	74.1306	74.1306	95.7	0.0333			
1,2,3,7,8-PeCDF	351.9000	10.330	31.20	31.21	1.011	2178348.69	202.0862	202.0862	202.0862	104.4	0.2376	1.564	1.550	NO
1,2,3,7,8-PeCDF	339.8597	10.330	31.23	31.22	1.018	1139279.97	99.5016	99.5016	99.5016		0.1175	1.521	1.550	NO
1,2,3,4,7,8-PeCDF	339.8597	10.330	32.78	32.77	1.014	1151741.69	100.9334	100.9334	100.9334		0.1179	1.570	1.550	NO
Total F2 PeCDFs	339.8597	10.330		34.47	1.016	200.4350	200.4350	200.4350	200.4350		0.1177			
Total F1 PeCDFs	339.8597	10.330		36.56	1.016	0.0262	0.0262	0.0262	0.0262		0.0219			
13C-1,2,3,7,8-PeCDD	367.8949	10.330	33.59	33.57	0.668	1498511.56	210.3568	210.3568	210.3568	108.6	0.1575	1.548	1.550	NO
1,2,3,7,8-PeCDD	355.8546	10.330	33.62	33.62	0.996	753975.03	97.8338	97.8338	97.8338		0.0915	1.560	1.550	NO
Total PeCDDs	355.8546	10.330		31.10	0.996	97.8338	97.8338	97.8338	97.8338		0.0915			
13C-1,2,3,7,8,9-HxCDD	401.8559	10.330	41.54	41.54	1.000	1739639.56	193.6108	193.6108	193.6108	100.0	0.2818	1.277	1.240	NO
1,2,3,4,7,8-HxCDF	383.8639	10.330	40.02	40.02	0.888	1529145.88	191.6107	191.6107	191.6107	99.0	0.4324	0.522	0.510	NO
1,2,3,4,7,8-HxCDF	373.8208	10.330	40.05	40.04	1.242	1020802.69	104.1014	104.1014	104.1014		0.1175	1.243	1.240	NO
1,2,3,6,7,8-HxCDF	373.8208	10.330	40.21	40.20	1.427	1133059.94	100.5464	100.5464	100.5464		0.1022	1.234	1.240	NO
2,3,4,6,7,8-HxCDF	373.8208	10.330	40.96	40.95	1.288	1028481.78	101.1258	101.1258	101.1258		0.1133	1.311	1.240	NO
1,2,3,7,8,9-HxCDF	373.8208	10.330	41.74	41.72	1.216	918459.84	95.6093	95.6093	95.6093		0.1199	1.300	1.240	NO
Total HxCDFs	373.8208	10.330		0.00	1.293	401.3829	401.3829	401.3829	401.3829		0.1128			
13C-1,2,3,6,7,8-HxCDD	401.8559	10.330	41.22	41.22	0.811	1381247.06	189.4828	189.4828	189.4828	97.9	0.3474	1.254	1.240	NO
1,2,3,4,7,8-HxCDD	389.8157	10.330	41.13	41.13	0.883	646071.38	102.5928	102.5928	102.5928		0.0826	1.266	1.240	NO
1,2,3,6,7,8-HxCDD	389.8157	10.330	41.23	41.23	1.084	814016.38	105.2123	105.2123	105.2123		0.0509	1.293	1.240	NO
1,2,3,7,8,9-HxCDD	389.8157	10.330		40.95	1.184	0.0467	0.0467	0.0467	0.0467		0.0467	1.240	1.240	NO

Quantify Sample Summary Report MassLynx 4.1

Dataset: C:\MassLynx\JAN2010.PRO\22AP103D58290C.qld

Last Altered: Saturday, April 24, 2010 09:41:39 Pacific Daylight Time
 Printed: Saturday, April 24, 2010 09:45:57 Pacific Daylight Time

Name: 22AP103D5_37, Date: 23-Apr-2010, Time: 18:05:04, ID: LX0W3-1-AD, Description: G0D140560-1S, Task:

Trace	Sample Size	RI	Purity	RR	M	Abs Resp	Conc	EMPC	%Rec	EBI	Ratio	PctRatio	Ratio	ModDate
36 Total HxCDDs	389.8157	10.330	0.00	1.050			296.3119	296.3119	0.0526					
37														
38 13C-1,2,3,4,6,7,8-HpCDF	417.8253	10.330	43.20	43.19	0.801	1135695.69	157.7779	157.7779	81.5	0.4117	0.421	0.440	NO	
39 1,2,3,4,6,7,8-HpCDF	407.7818	10.330	43.21	43.21	1.381	813435.00	100.3946	100.3946		0.1957	1.050	1.040	NO	
40 1,2,3,4,7,8,9-HpCDF	407.7818	10.330	44.38	44.40	1.110	796039.22	122.3119	122.3119		0.2436	1.060	1.040	NO	
4 Total HpCDFs	407.7818	10.330		0.00	1.245		222.7065	222.7065		0.2170				
42														
43 13C-1,2,3,4,6,7,8-HpCDD	435.8169	10.330	44.05	44.05	0.87	1018167.97	166.1323	166.1323	67.3	0.3325	1.044	1.040	NO	
44 1,2,3,4,6,7,8-HpCDD	423.7766	10.330	44.06	44.06	1.031	555886.44	102.5583	102.5583	85.8	0.2951	1.030	1.040	NO	
4 Total HpCDDs	423.7766	10.330		0.00	1.031		102.5583	102.5583		0.2951				
46														
47 13C-OCDD	469.7779	10.330	46.64	46.64	0.497	1128080.88	252.5693	252.5693	65.2	0.5149	0.866	0.890	NO	
48 OCDF	441.7428	10.330	46.74	46.74	1.426	1043591.63	251.2383	251.2383		0.3134	0.898	0.890	NO	
49 OCDD	457.7377	10.330	46.65	46.65	1.155	737571.72	219.1108	219.1108		0.3208	0.852	0.890	NO	
50														
51														
52 Function 1 PFK	330.97920	1.000	25.92	26.01		3103.98								
53 Function 2 PFK	342.97920	1.000	35.64	35.64		10768.26								
54 Function 3 PFK	380.97600	1.000		31.73										
55 Function 4 PFK	430.97290	1.000		34.66										
56 Function 5 PFK	442.97280	1.000		47.09										
57 TCDF PCDFE	375.8364	1.000		24.18										
58 F1 PeCDF PCDFE	409.79740	1.000		24.64										
59 F2 PeCDF PCDFE	409.7974	1.000	35.28	35.30		28.89								
60 HXCDF PCDFE	445.7555	1.000	40.62	40.57		31.09								
61 HPCDF PCDFE	479.7165	1.000		43.14										
62 OCDF PCDFE	513.67750	1.000		47.34										

Quantify Sample Report MassLynx 4.1

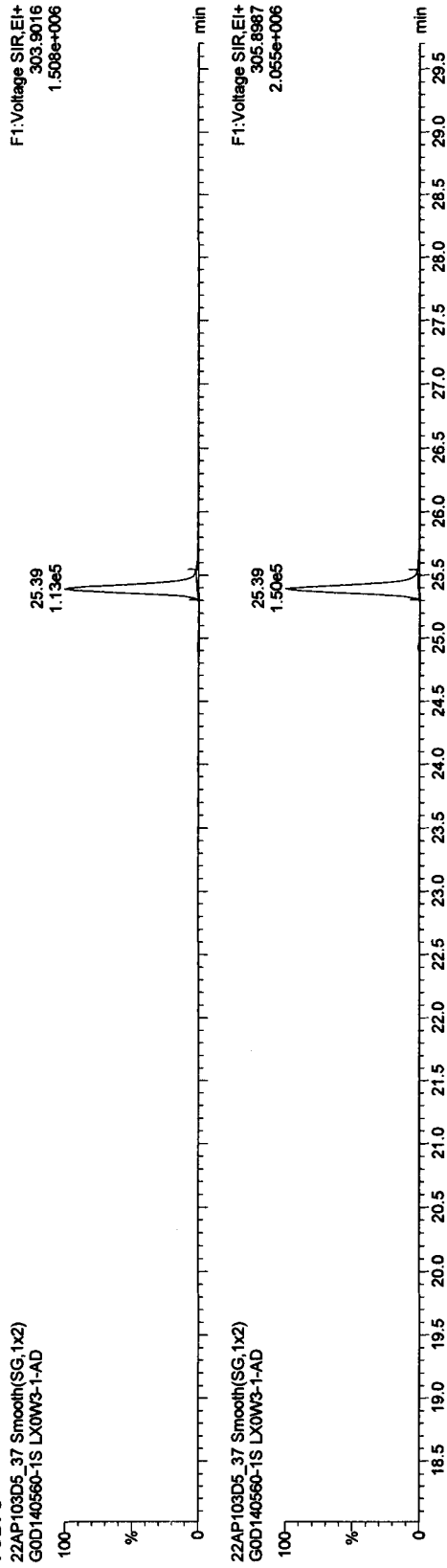
Dataset: C:\MassLynx\JAN2010.PRO\22AP103D58290C.qld

Last Altered: Saturday, April 24, 2010 09:41:39 Pacific Daylight Time
Printed: Saturday, April 24, 2010 09:48:05 Pacific Daylight Time

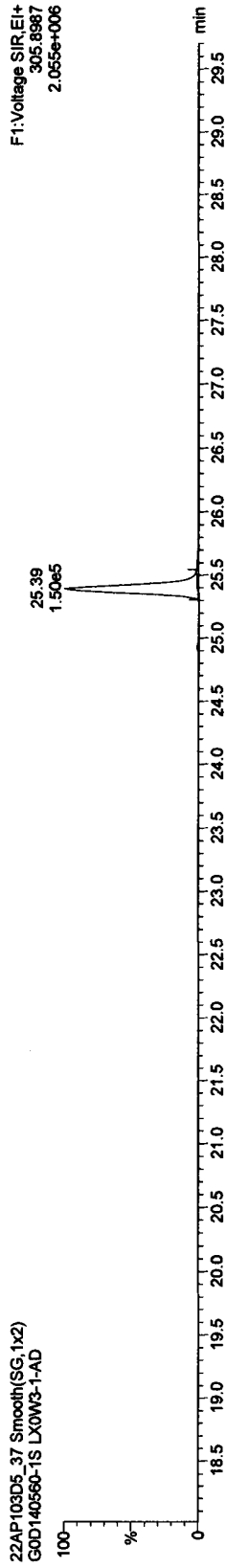
Name: 22AP103D5_37, Date: 23-Apr-2010, Time: 18:05:04, ID: LX0W3-1-AD, Description: G0D140560-1S

TCDFs

22AP103D5_37 Smooth(SG,1x2)
G0D140560-1S LX0W3-1-AD

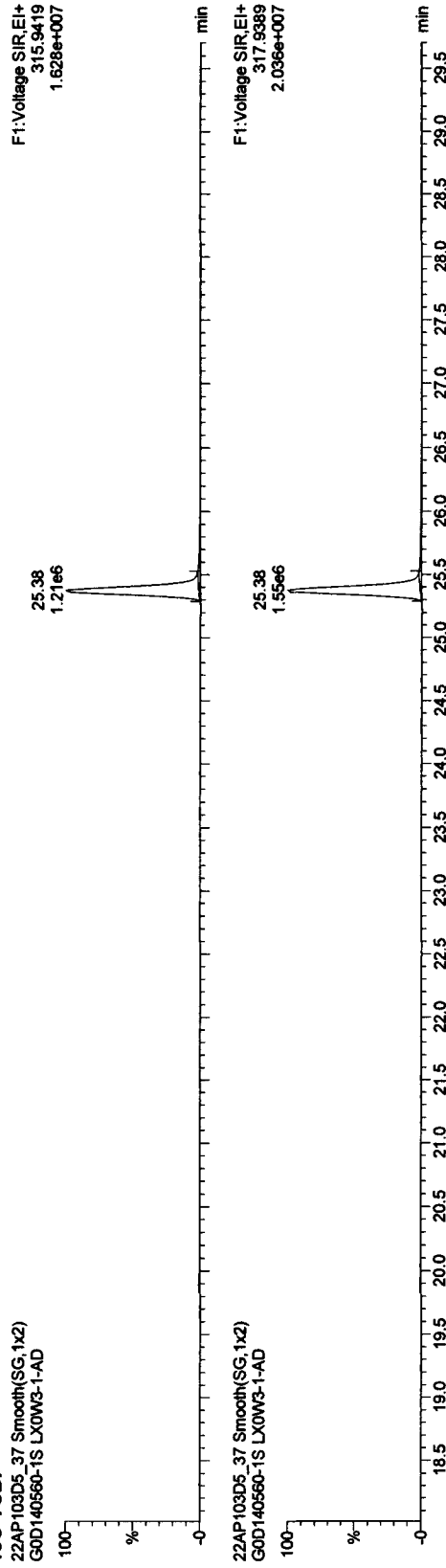


22AP103D5_37 Smooth(SG,1x2)
G0D140560-1S LX0W3-1-AD




13C-TCDF

22AP103D5_37 Smooth(SG,1x2)
G0D140560-1S LX0W3-1-AD



22AP103D5_37 Smooth(SG,1x2)
G0D140560-1S LX0W3-1-AD



Quantify Sample Report MassLynx 4.1


Dataset: C:\MassLynx\JAN2010.PRO\22AP103D58290C.qld

Last Altered: Saturday, April 24, 2010 09:41:39 Pacific Daylight Time
Printed: Saturday, April 24, 2010 09:48:05 Pacific Daylight Time

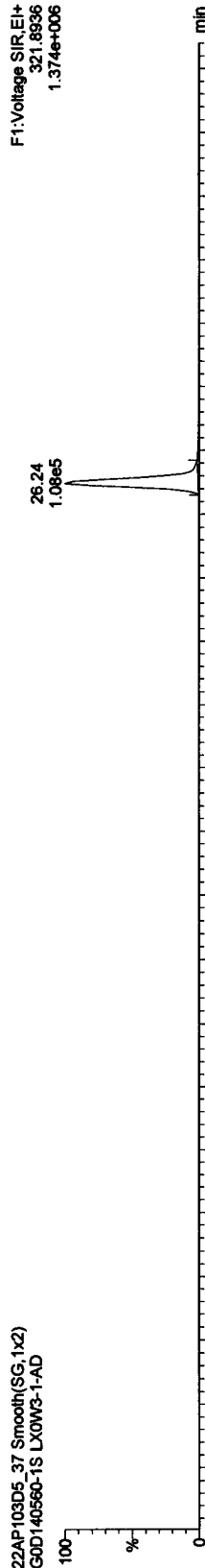
Name: 22AP103D5_37, Date: 23-Apr-2010, Time: 18:05:04, ID: LX0W3-1-AD, Description: GOD140560-1S

TCDDs

22AP103D5_37 Smooth(SG,1x2)
GOD140560-1S LX0W3-1-AD

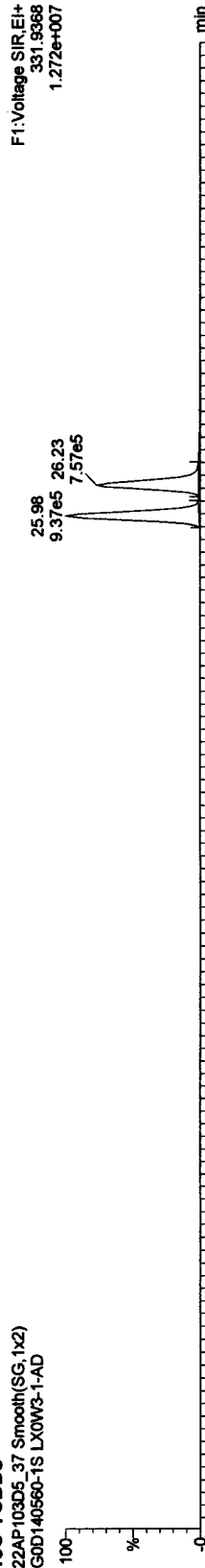


22AP103D5_37 Smooth(SG,1x2)
GOD140560-1S LX0W3-1-AD

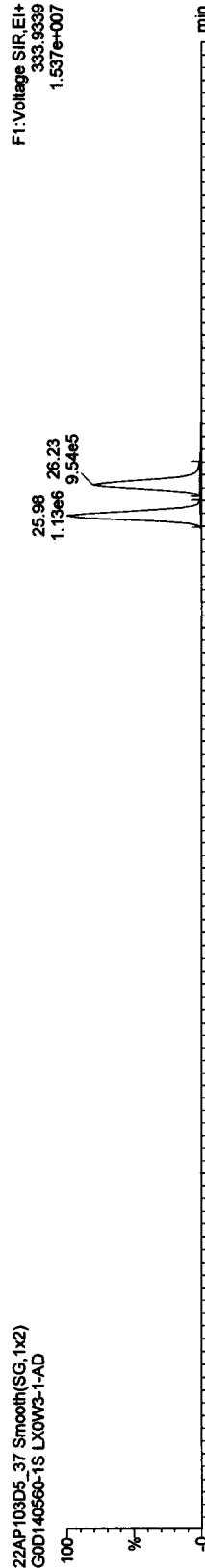


13C-TCDDs

22AP103D5_37 Smooth(SG,1x2)
GOD140560-1S LX0W3-1-AD



22AP103D5_37 Smooth(SG,1x2)
GOD140560-1S LX0W3-1-AD



Quantify Sample Report MassLynx 4.1


Dataset: C:\MassLynx\UAN2010.PRO\22AP103D58290C.qld

Last Altered: Saturday, April 24, 2010 09:41:39 Pacific Daylight Time
Printed: Saturday, April 24, 2010 09:48:05 Pacific Daylight Time

Name: 22AP103D5_37, Date: 23-Apr-2010, Time: 18:05:04, ID: LX0W3-1-AD, Description: G0D140560-1S


37CL-2,3,7,8-TCDD

22AP103D5_37 Smooth(SG,1x2)
G0D140560-1S LX0W3-1-AD




13C-TCDDs

22AP103D5_37 Smooth(SG,1x2)
G0D140560-1S LX0W3-1-AD



22AP103D5_37 Smooth(SG,1x2)
G0D140560-1S LX0W3-1-AD

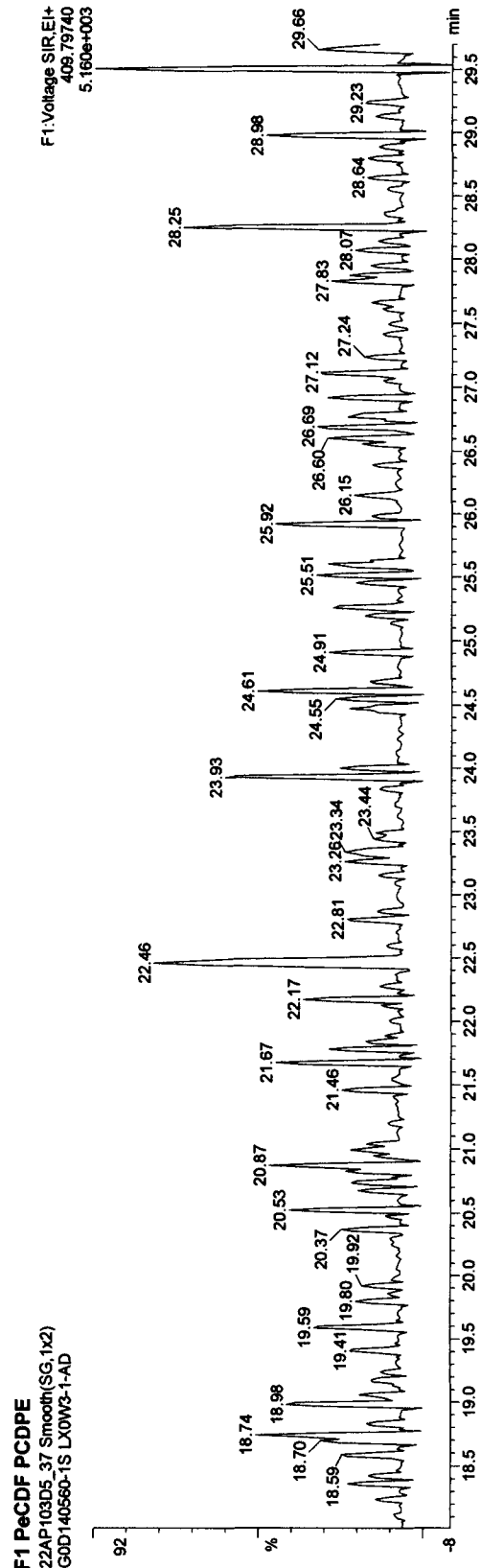
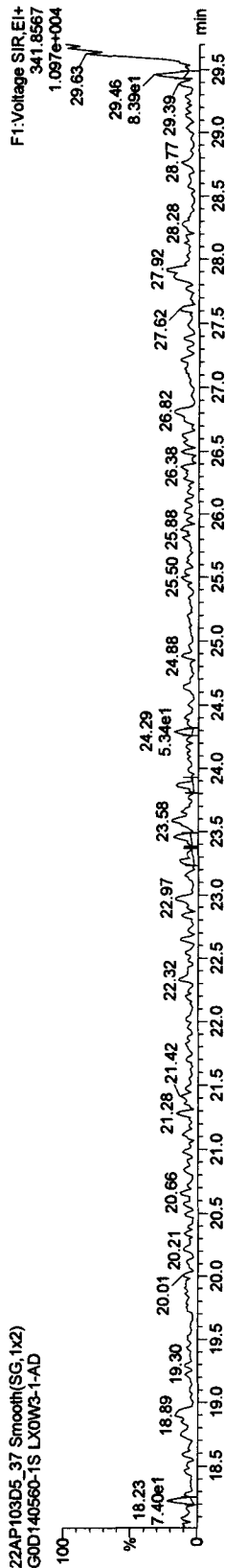
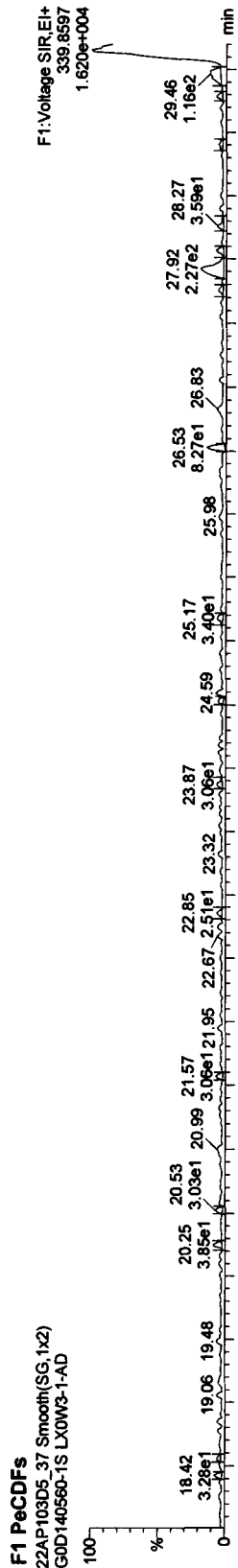


Quantify Sample Report MassLynx 4.1

Dataset: C:\MassLynx\JAN2010.PRO\22AP103D58290C.qld

Last Altered: Saturday, April 24, 2010 09:41:39 Pacific Daylight Time
 Printed: Saturday, April 24, 2010 09:48:05 Pacific Daylight Time

Name: 22AP103D5_37, Date: 23-Apr-2010, Time: 18:05:04, ID: LX0W3-1-AD, Description: G0D140560-1S




Quantify Sample Report MassLynx 4.1

Dataset: C:\MassLynx\JAN2010.PRO\22AP103D58290C.qld

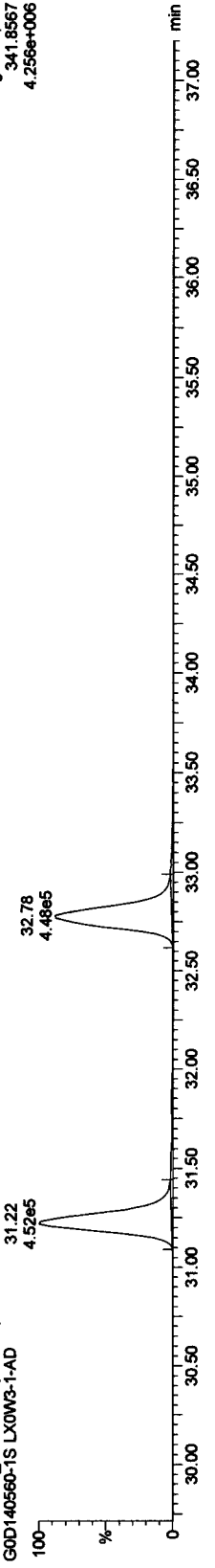
Last Altered: Saturday, April 24, 2010 09:41:39 Pacific Daylight Time
Printed: Saturday, April 24, 2010 09:48:05 Pacific Daylight Time

Name: 22AP103D5_37, Date: 23-Apr-2010, Time: 18:05:04, ID: LX0W3-1-AD, Description: G0D140560-1S


PeCDFs



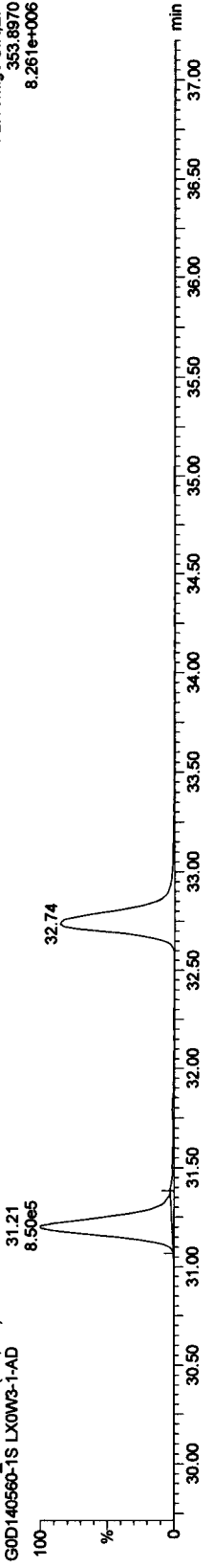
PeCDFs



13C-PeCDFs



13C-PeCDFs



Quantify Sample Report MassLynx 4.1

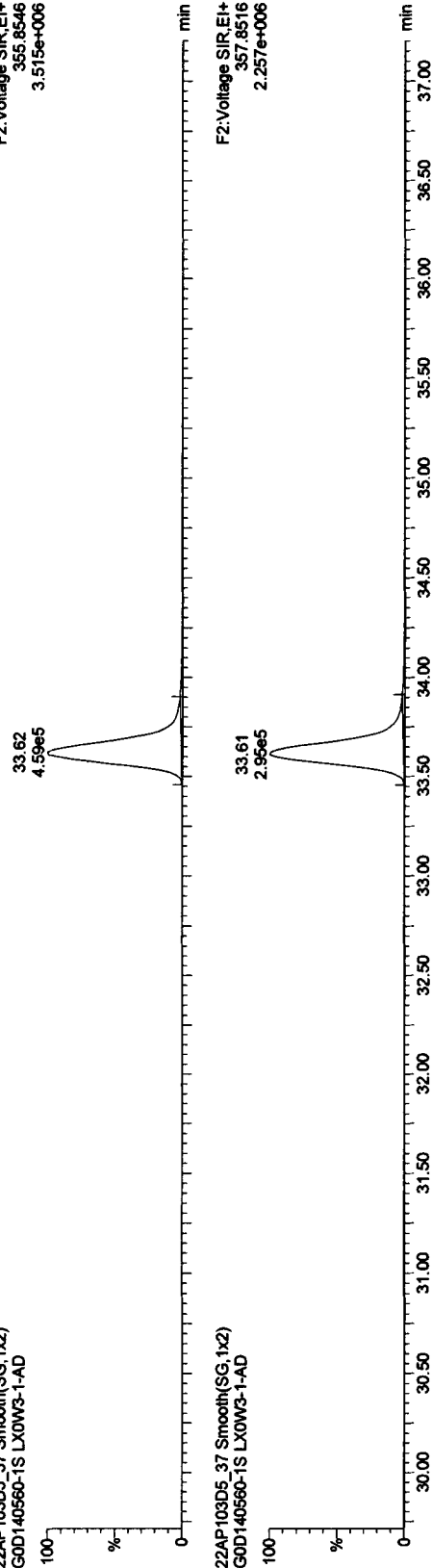
Dataset: C:\MassLynx\JAN2010.PRO\22AP103D58290C.qld

Last Altered: Saturday, April 24, 2010 09:41:39 Pacific Daylight Time
Printed: Saturday, April 24, 2010 09:48:05 Pacific Daylight Time

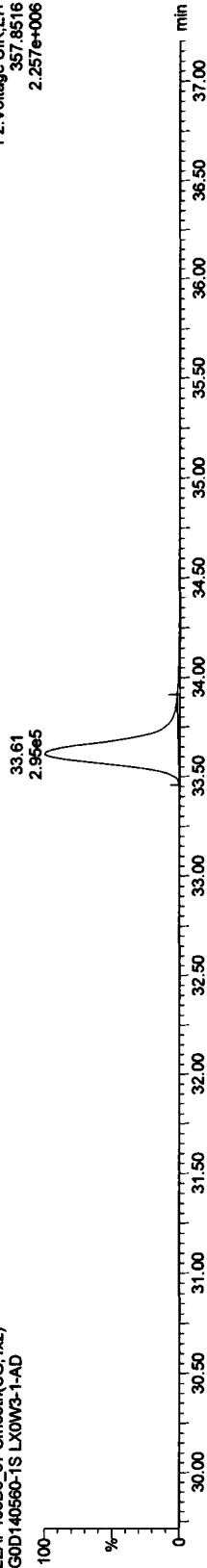
Name: 22AP103D5_37, Date: 23-Apr-2010, Time: 18:05:04, ID: LX0W3-1-AD, Description: GOD140560-1S

PeCDDs

22AP103D5_37 Smooth(SG,1x2)
GOD140560-1S LX0W3-1-AD

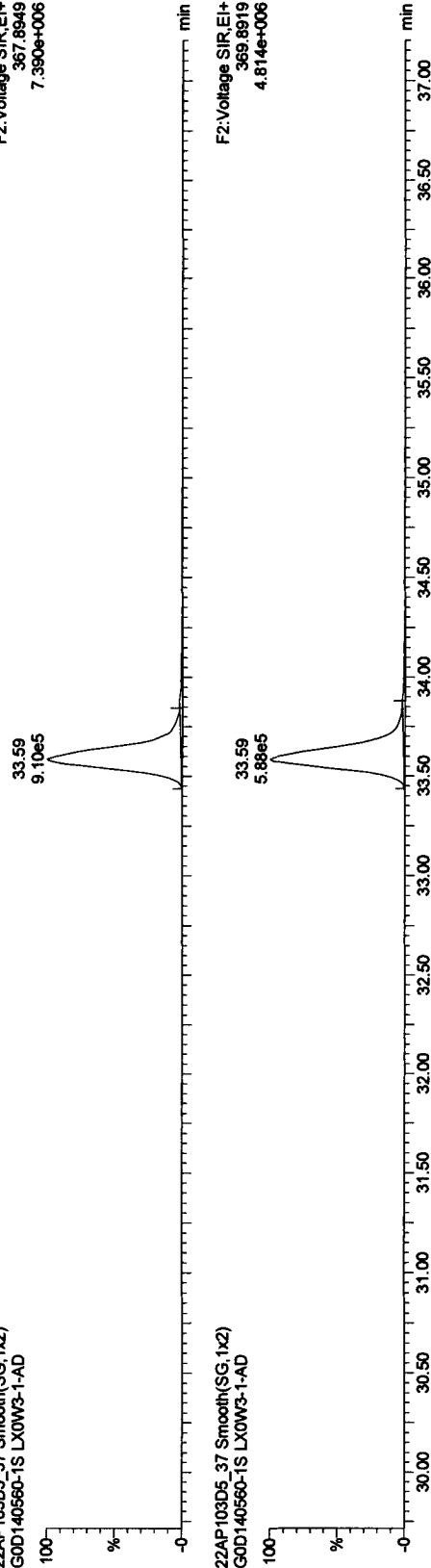


22AP103D5_37 Smooth(SG,1x2)
GOD140560-1S LX0W3-1-AD

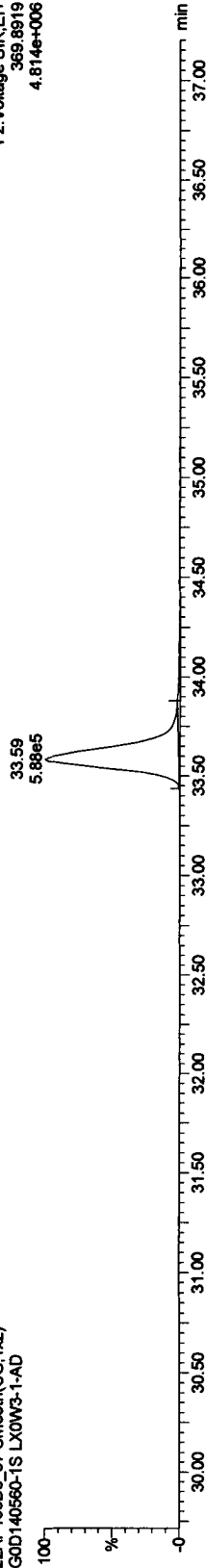


13C-PeCDD

22AP103D5_37 Smooth(SG,1x2)
GOD140560-1S LX0W3-1-AD



22AP103D5_37 Smooth(SG,1x2)
GOD140560-1S LX0W3-1-AD



Quantify Sample Report MassLynx 4.1

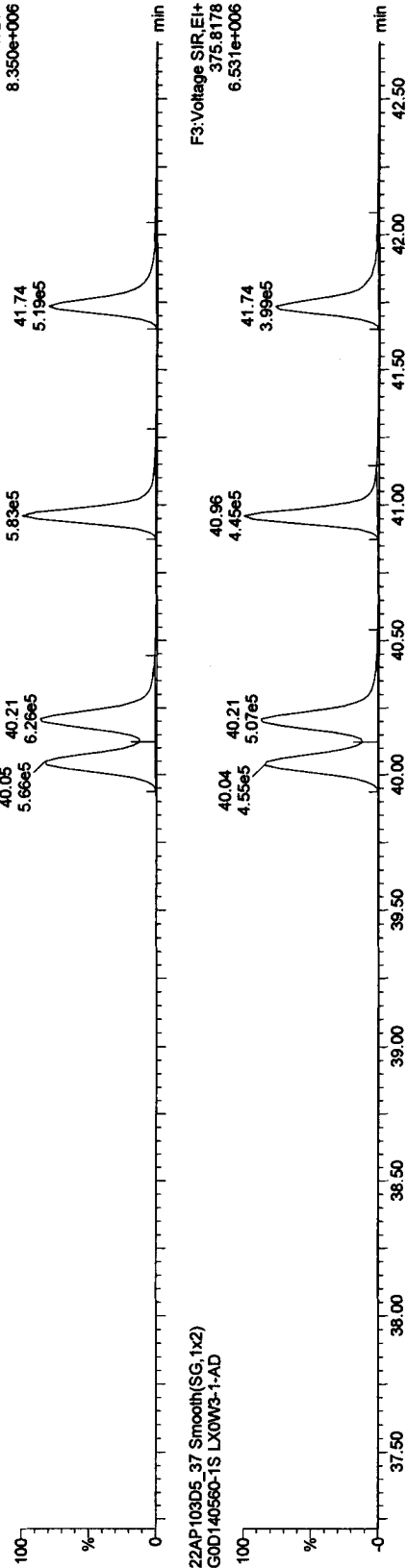
Dataset: C:\MassLynx\JAN2010.PRO\22AP103D58290C.qld

Last Altered: Saturday, April 24, 2010 09:41:39 Pacific Daylight Time
Printed: Saturday, April 24, 2010 09:48:05 Pacific Daylight Time

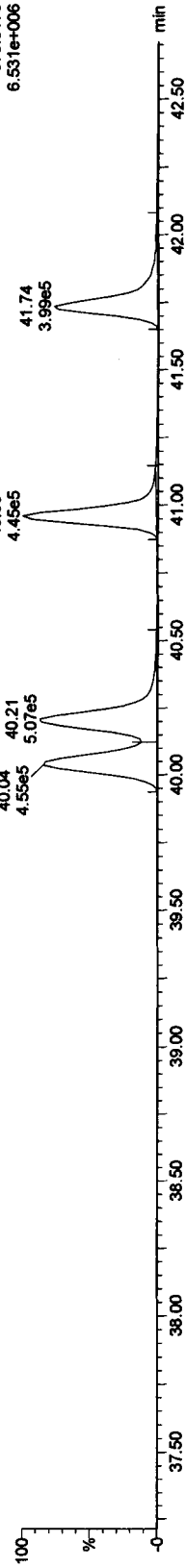
Name: 22AP103D5_37, Date: 23-Apr-2010, Time: 18:05:04, ID: LX0W3-1-AD, Description: GOD140560-1S

HxCDFs

22AP103D5_37 Smooth(SG,1x2)
GOD140560-1S LX0W3-1-AD

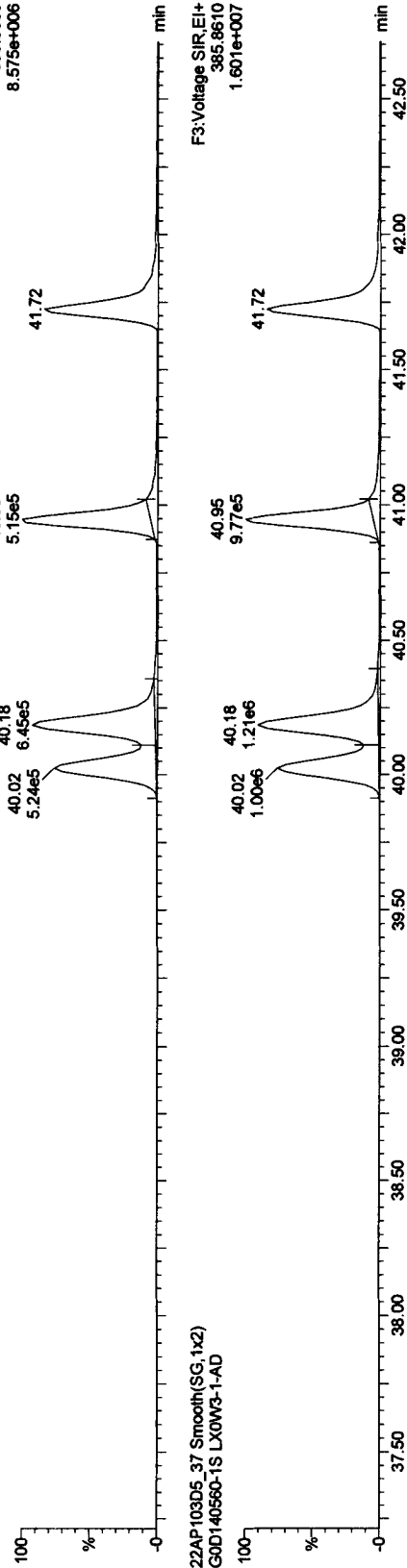


22AP103D5_37 Smooth(SG,1x2)
GOD140560-1S LX0W3-1-AD

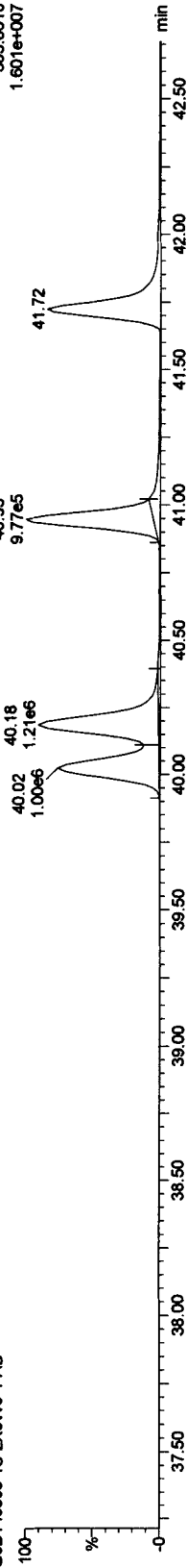


13C-HxCDFs

22AP103D5_37 Smooth(SG,1x2)
GOD140560-1S LX0W3-1-AD



22AP103D5_37 Smooth(SG,1x2)
GOD140560-1S LX0W3-1-AD



Quantify Sample Report MassLynx 4.1


Dataset: C:\MassLynx\JAN2010.PRO\22AP103D58290C.qld

Last Altered: Saturday, April 24, 2010 09:41:39 Pacific Daylight Time
Printed: Saturday, April 24, 2010 09:48:05 Pacific Daylight Time


Name: 22AP103D5_37, Date: 23-Apr-2010, Time: 18:05:04, ID: LX0W3-1-AD, Description: GOD140560-1S

HxCDDs

22AP103D5_37 Smooth(SG,1x2)
GOD140560-1S LX0W3-1-AD




22AP103D5_37 Smooth(SG,1x2)
GOD140560-1S LX0W3-1-AD




13C-HxCDDs

22AP103D5_37 Smooth(SG,1x2)
GOD140560-1S LX0W3-1-AD



22AP103D5_37 Smooth(SG,1x2)
GOD140560-1S LX0W3-1-AD




Quantify Sample Report MassLynx 4.1

Dataset: C:\MassLynx\JAN2010.PRO\22AP103D58290C.qld


Last Altered: Saturday, April 24, 2010 09:41:39 Pacific Daylight Time
Printed: Saturday, April 24, 2010 09:48:05 Pacific Daylight Time

Name: 22AP103D5_37, Date: 23-Apr-2010, Time: 18:05:04, ID: LX0W3-1-AD, Description: GOD140560-1S

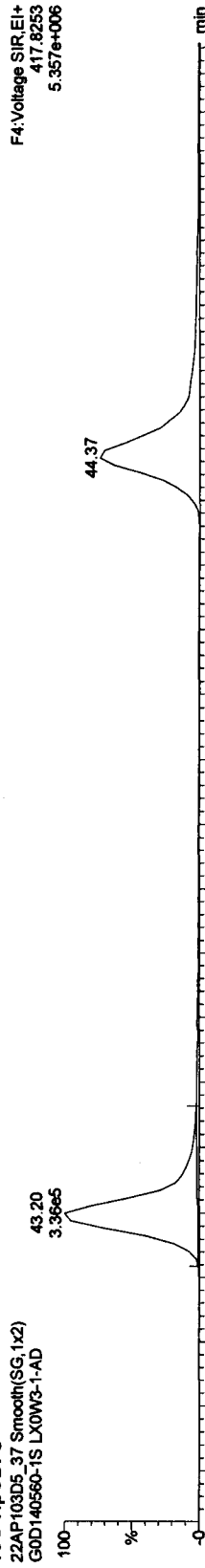
HpCDFs




22AP103D5_37 Smooth(SG,1x2)
GOD140560-1S LX0W3-1-AD



13C-HpCDFs



22AP103D5_37 Smooth(SG,1x2)
GOD140560-1S LX0W3-1-AD



Quantify Sample Report MassLynx 4.1

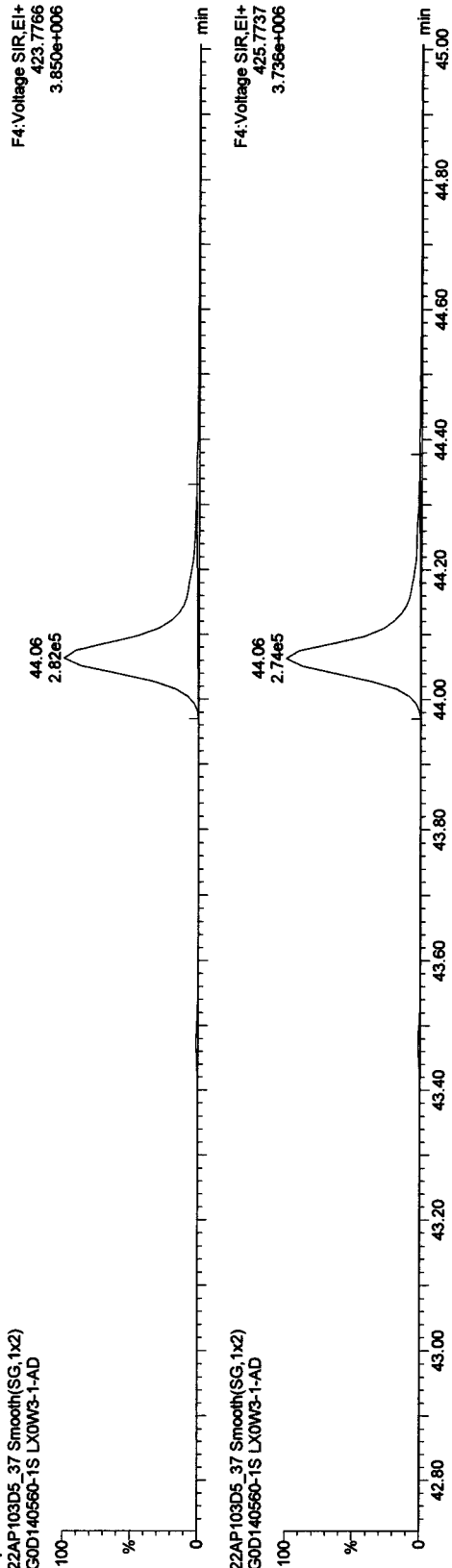
Dataset: C:\MassLynx\JAN2010.PRO\22AP103D58290C.qld

Last Altered: Saturday, April 24, 2010 09:41:39 Pacific Daylight Time
Printed: Saturday, April 24, 2010 09:48:05 Pacific Daylight Time

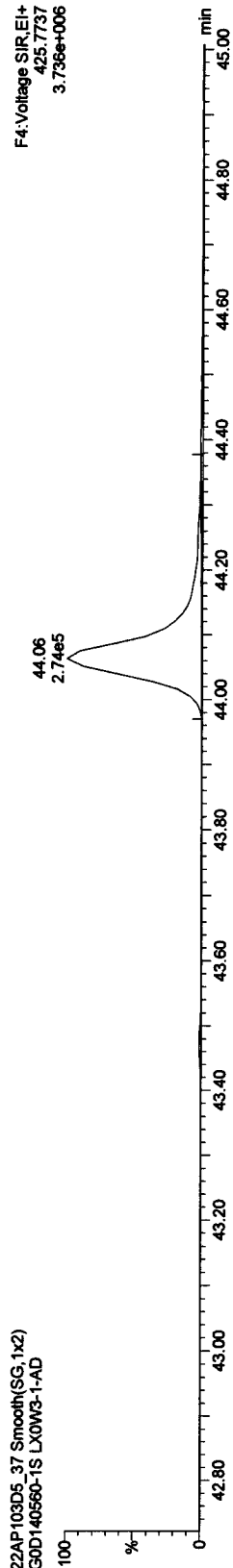
Name: 22AP103D5_37, Date: 23-Apr-2010, Time: 18:05:04, ID: LX0W3-1-AD, Description: GOD140560-1S

HpCDDs

22AP103D5_37 Smooth(SG,1x2)
GOD140560-1S LX0W3-1-AD

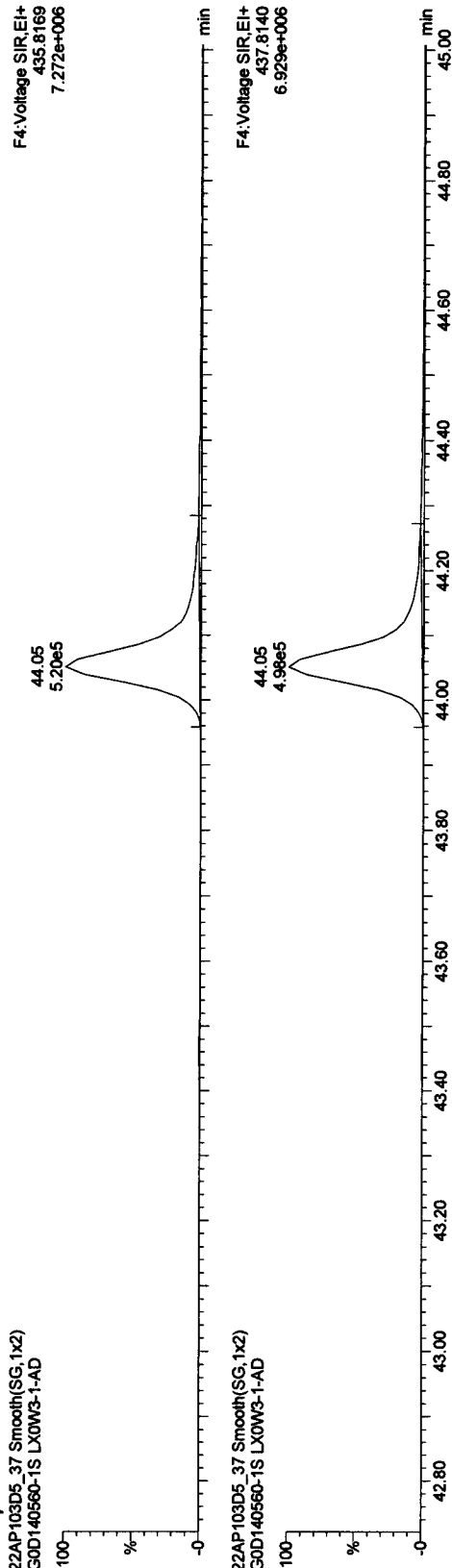


22AP103D5_37 Smooth(SG,1x2)
GOD140560-1S LX0W3-1-AD

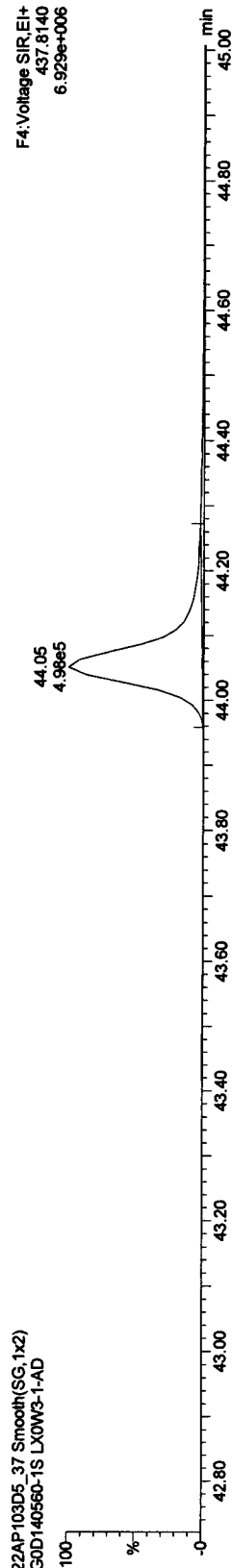


13C-HpCDD

22AP103D5_37 Smooth(SG,1x2)
GOD140560-1S LX0W3-1-AD



22AP103D5_37 Smooth(SG,1x2)
GOD140560-1S LX0W3-1-AD



Quantify Sample Report MassLynx 4.1

Dataset: C:\MassLynx\JAN2010.PRO\22AP103D58290C.qld

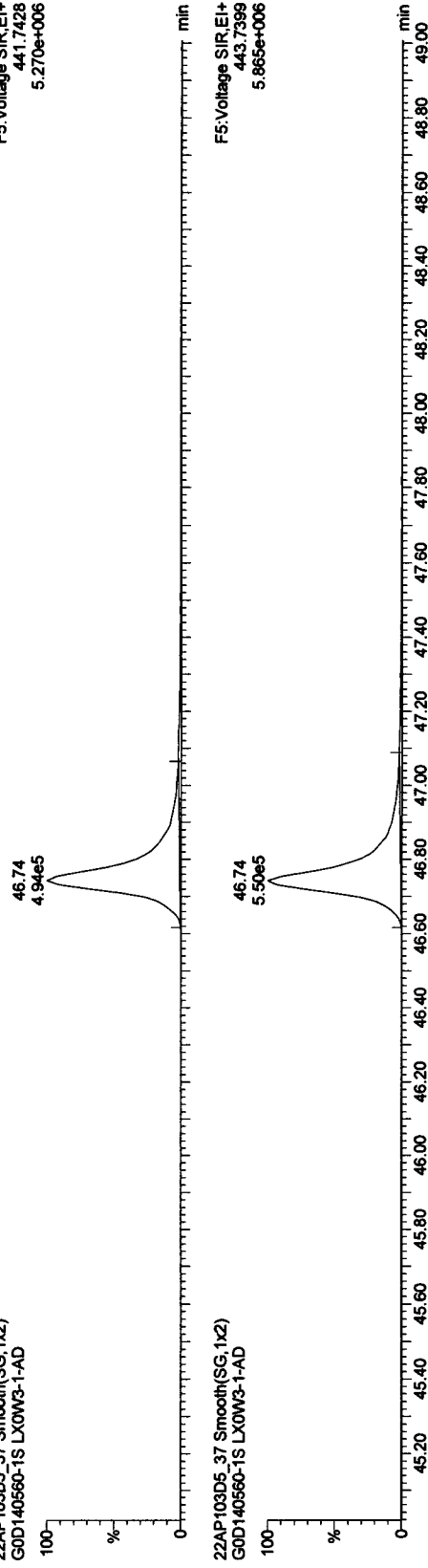
Last Altered: Saturday, April 24, 2010 09:41:39 Pacific Daylight Time
Printed: Saturday, April 24, 2010 09:48:05 Pacific Daylight Time

Name: 22AP103D5_37, Date: 23-Apr-2010, Time: 18:05:04, ID: LX0W3-1-AD, Description: GOD140560-1S

OCDFs

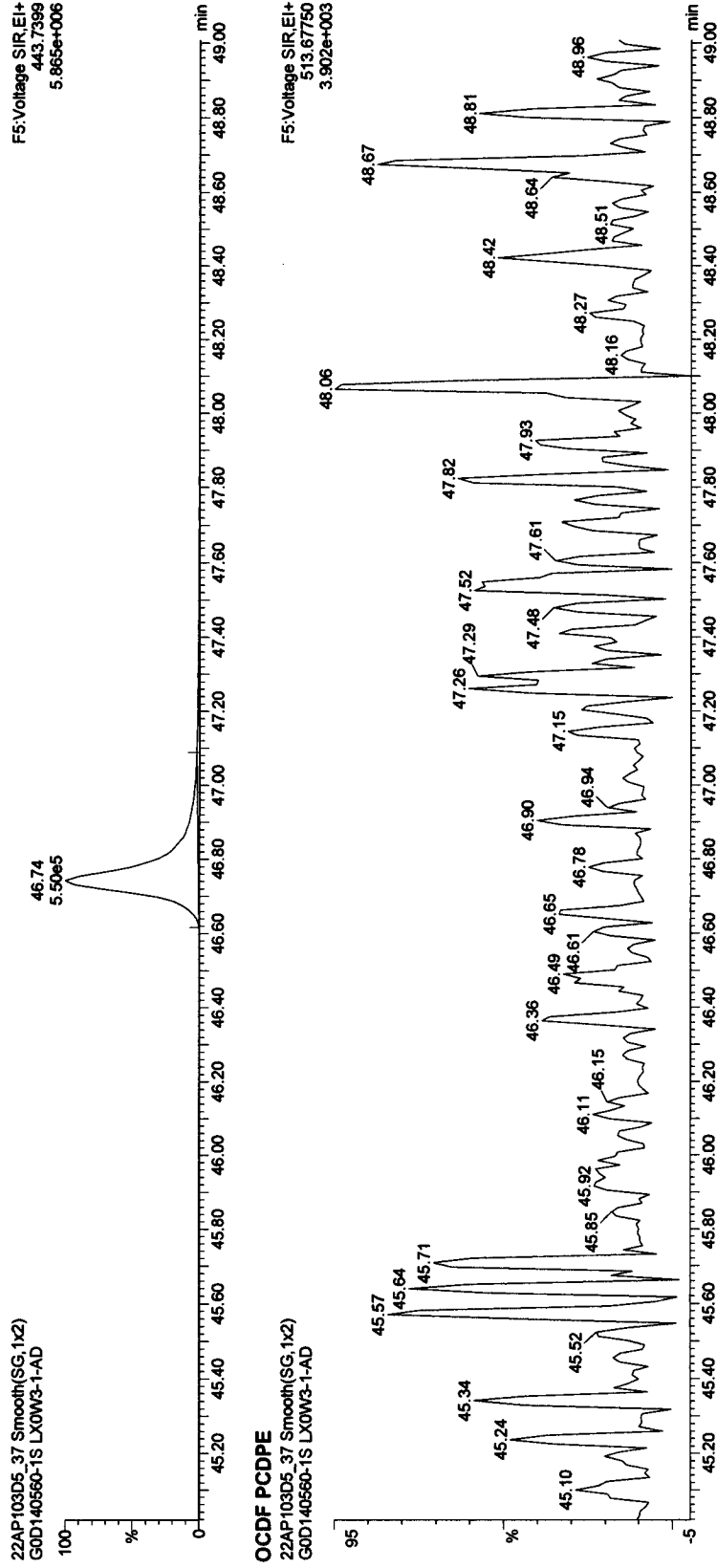
22AP103D5_37 Smooth(SG,1x2)
GOD140560-1S LX0W3-1-AD

F5:Voltage SIR.EI+
441.7428
5.270e+006



22AP103D5_37 Smooth(SG,1x2)
GOD140560-1S LX0W3-1-AD

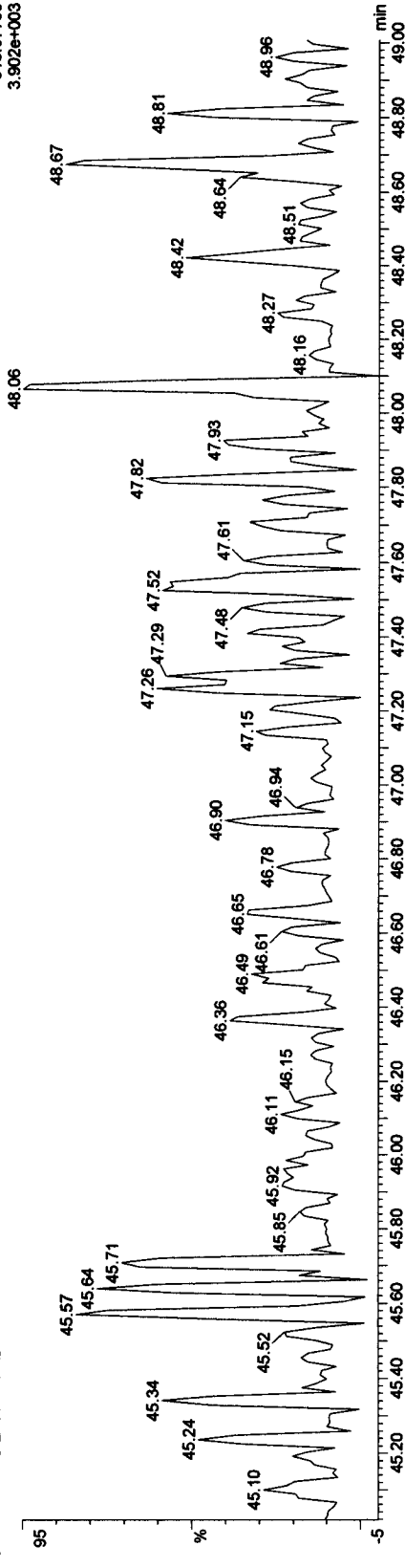
F5:Voltage SIR.EI+
443.7399
5.865e+006



OCDF PCDFE

22AP103D5_37 Smooth(SG,1x2)
GOD140560-1S LX0W3-1-AD

F5:Voltage SIR.EI+
513.6750
3.902e+003



Quantify Sample Report MassLynx 4.1

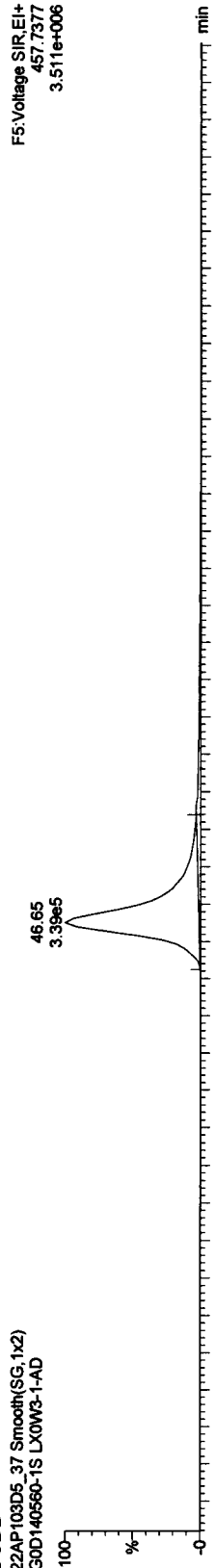
Dataset: C:\MassLynx\JAN2010.PRO\22AP103D58290C.qld

Last Altered: Saturday, April 24, 2010 09:41:39 Pacific Daylight Time
Printed: Saturday, April 24, 2010 09:48:05 Pacific Daylight Time

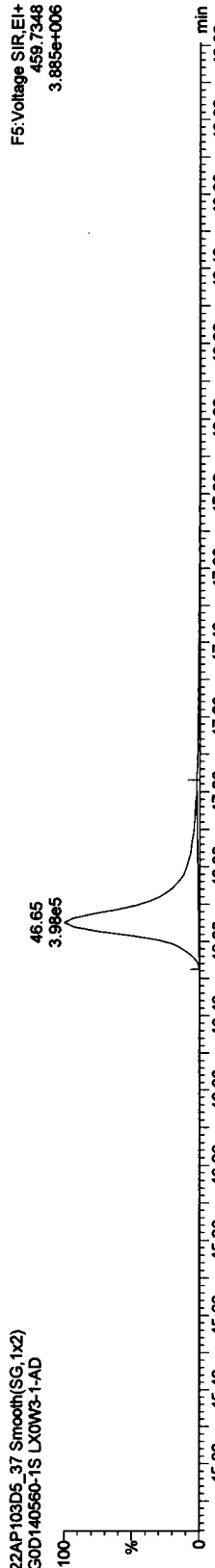
Name: 22AP103D5_37, Date: 23-Apr-2010, Time: 18:05:04, ID: LX0W3-1-AD, Description: GOD140560-1S

OCDD

22AP103D5_37 Smooth(SG,1x2)
GOD140560-1S LX0W3-1-AD

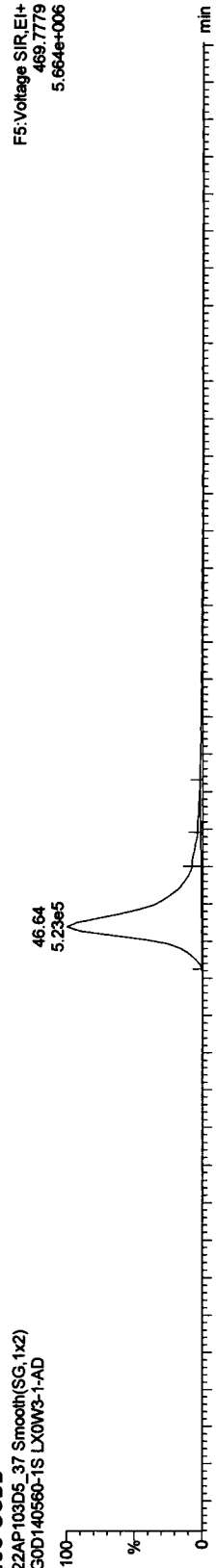


22AP103D5_37 Smooth(SG,1x2)
GOD140560-1S LX0W3-1-AD

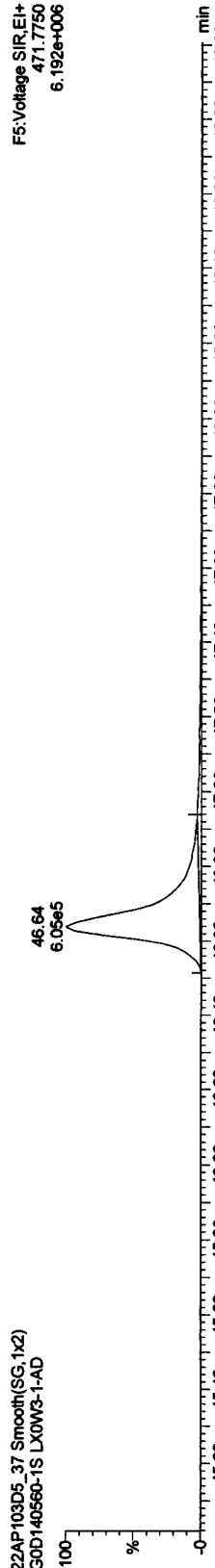


13C-OCDD

22AP103D5_37 Smooth(SG,1x2)
GOD140560-1S LX0W3-1-AD



22AP103D5_37 Smooth(SG,1x2)
GOD140560-1S LX0W3-1-AD



Quantify Sample Report MassLynx 4.1

Dataset: C:\MassLynx\JAN2010\PROV\22AP103D58290C.qld


Last Altered: Saturday, April 24, 2010 09:41:39 Pacific Daylight Time

Printed: Saturday, April 24, 2010 09:48:05 Pacific Daylight Time

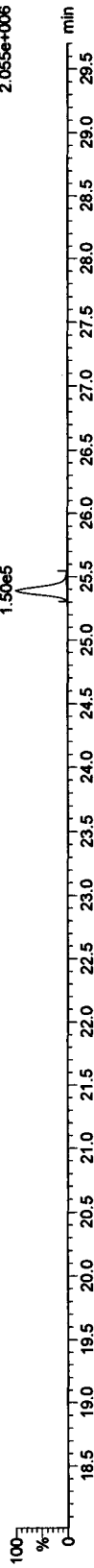
Name: 22AP103D5_37, Date: 23-Apr-2010, Time: 18:05:04, ID: LX0W3-1-AD, Description: GOD140560-1S

TCDFs

22AP103D5_37 Smooth(SG,1x2)
GOD140560-1S LX0W3-1-AD

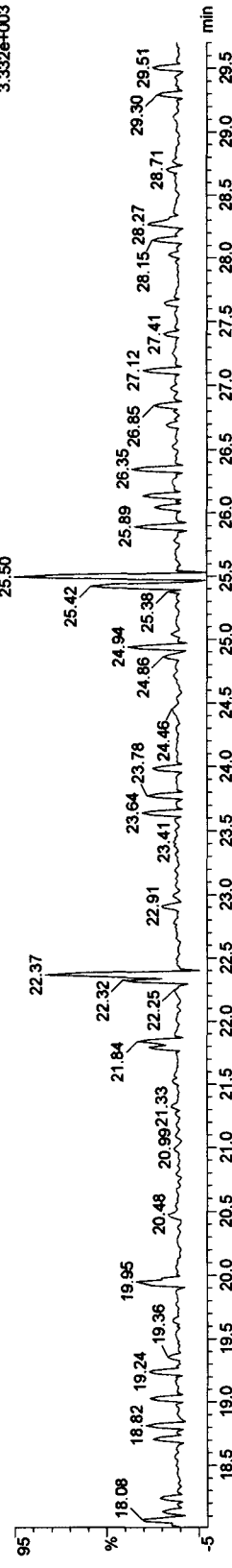


22AP103D5_37 Smooth(SG,1x2)
GOD140560-1S LX0W3-1-AD




TCDF PCDFE

22AP103D5_37 Smooth(SG,1x2)
GOD140560-1S LX0W3-1-AD



Function 1 PFK

22AP103D5_37 Smooth(SG,1x2)
GOD140560-1S LX0W3-1-AD

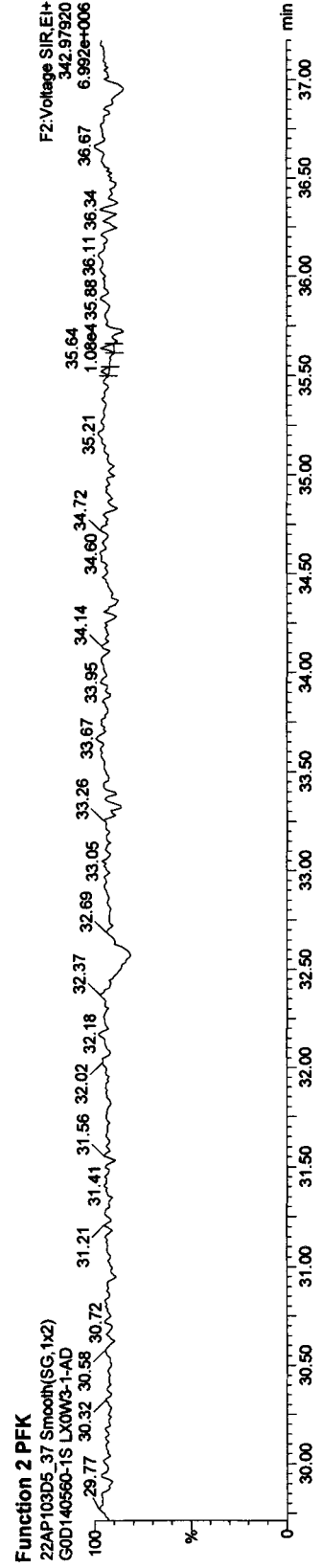
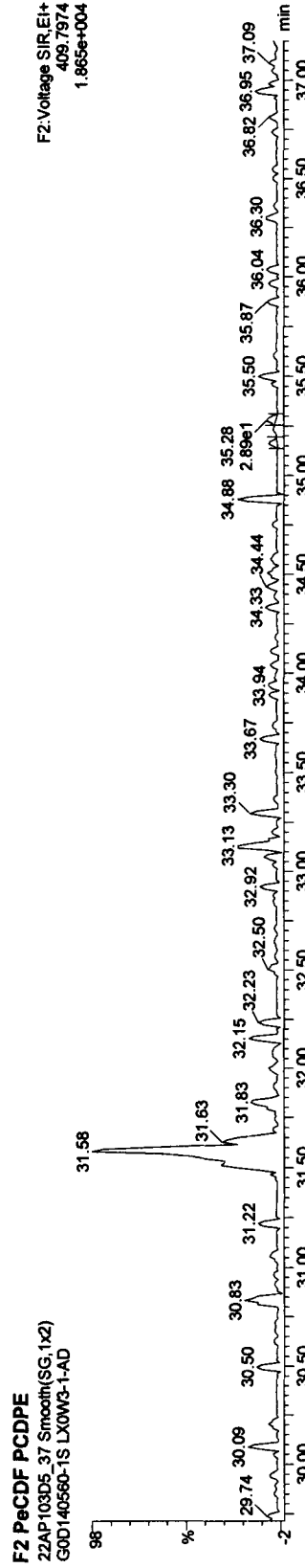
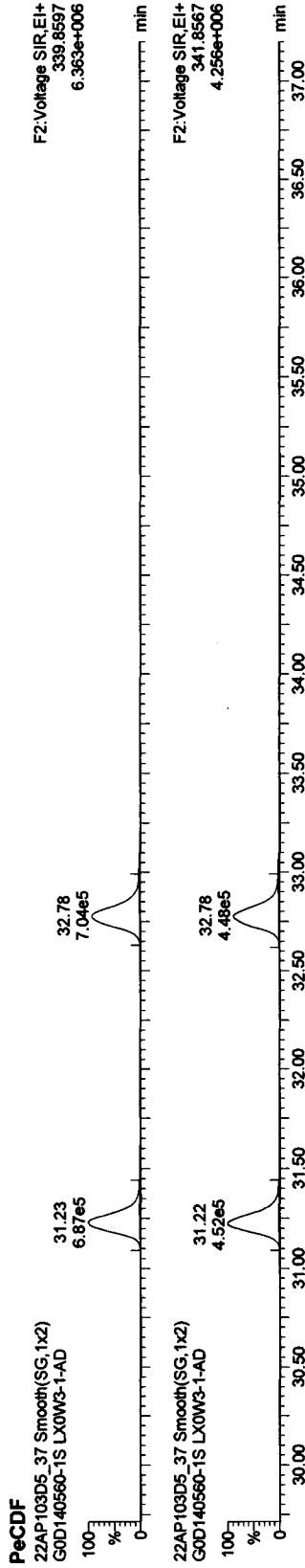


Quantify Sample Report MassLynx 4.1

Dataset: C:\MassLynx\JAN2010.PRO\22AP103D58290C.qld

Last Altered: Saturday, April 24, 2010 09:41:39 Pacific Daylight Time
Printed: Saturday, April 24, 2010 09:48:05 Pacific Daylight Time

Name: 22AP103D5_37, Date: 23-Apr-2010, Time: 18:05:04, ID: LX0W3-1-AD, Description: GOD140560-1S



Quantify Sample Report MassLynx 4.1

Dataset: C:\MassLynx\JAN2010.PRO\22AP103D58290C.qld

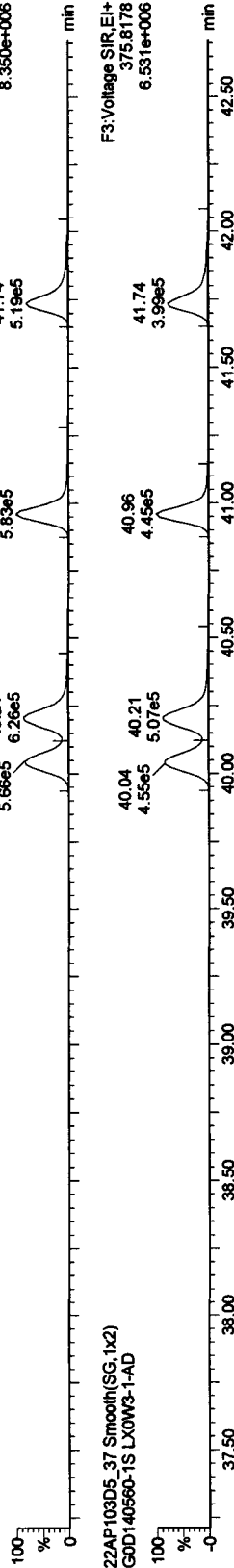
Last Altered: Saturday, April 24, 2010 09:41:39 Pacific Daylight Time

Printed: Saturday, April 24, 2010 09:48:05 Pacific Daylight Time

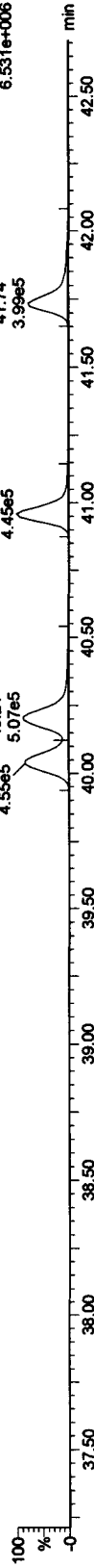
Name: 22AP103D5_37, Date: 23-Apr-2010, Time: 18:05:04, ID: LX0W3-1-AD, Description: GOD140560-1S

HxCDFs

22AP103D5_37 Smooth(SG,1x2)
GOD140560-1S LX0W3-1-AD

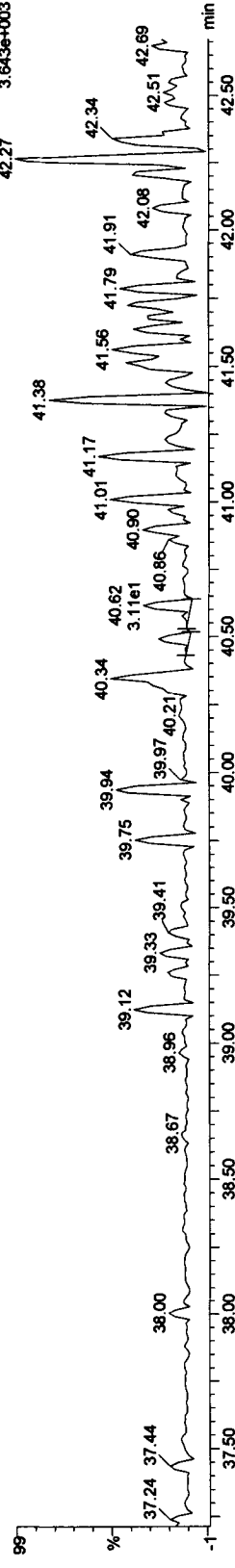


22AP103D5_37 Smooth(SG,1x2)
GOD140560-1S LX0W3-1-AD



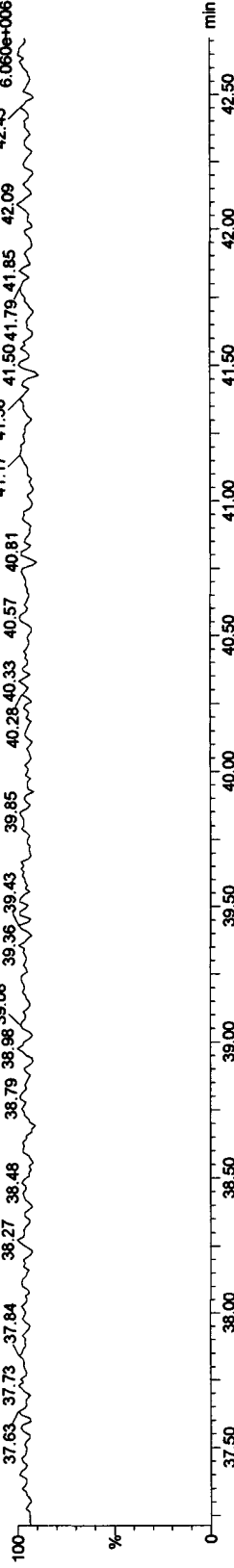
HxCDF PCDFE

22AP103D5_37 Smooth(SG,1x2)
GOD140560-1S LX0W3-1-AD



Function 3 PFK

22AP103D5_37 Smooth(SG,1x2)
GOD140560-1S LX0W3-1-AD



Quantify Sample Report MassLynx 4.1

Dataset: C:\MassLynx\JAN2010.PRO\22AP103D58290C.qld

Last Altered: Saturday, April 24, 2010 09:41:39 Pacific Daylight Time


Printed: Saturday, April 24, 2010 09:48:05 Pacific Daylight Time

Name: 22AP103D5_37, Date: 23-Apr-2010, Time: 18:05:04, ID: LX0W3-1-AD, Description: GOD140560-1S

HpCDFs

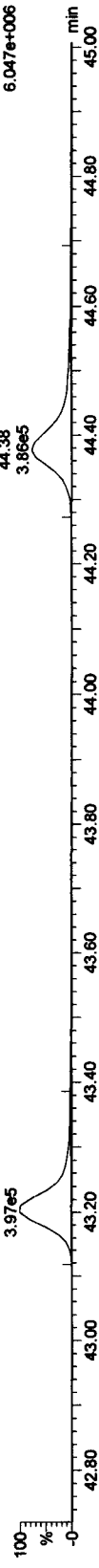
22AP103D5_37 Smooth(SG,1x2)

GOD140560-1S LX0W3-1-AD



22AP103D5_37 Smooth(SG,1x2)

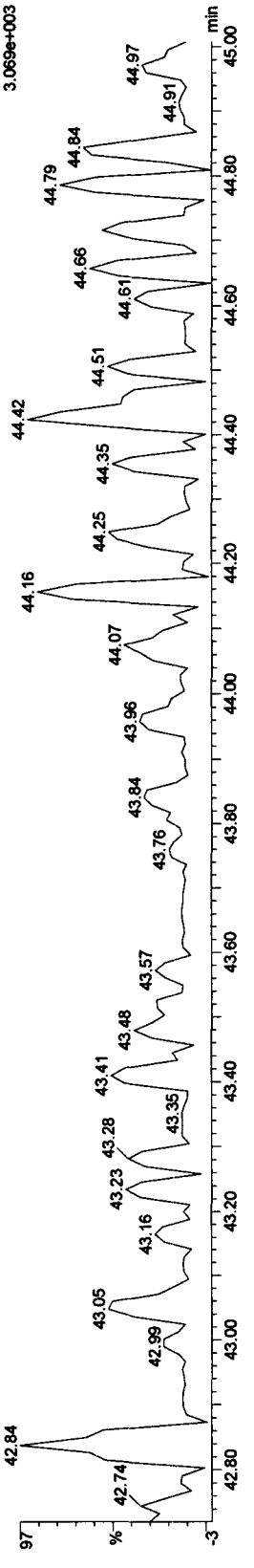
GOD140560-1S LX0W3-1-AD



HpCDF PCDFE

22AP103D5_37 Smooth(SG,1x2)

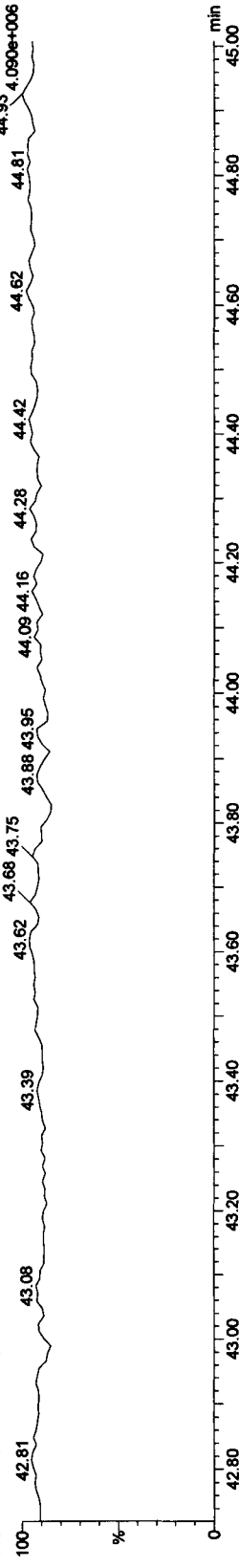
GOD140560-1S LX0W3-1-AD



Function 4 PFK

22AP103D5_37 Smooth(SG,1x2)

GOD140560-1S LX0W3-1-AD



Quantify Sample Report MassLynx 4.1

Dataset: C:\MassLynx\JAN2010.PRO\22AP103D58290C.qld

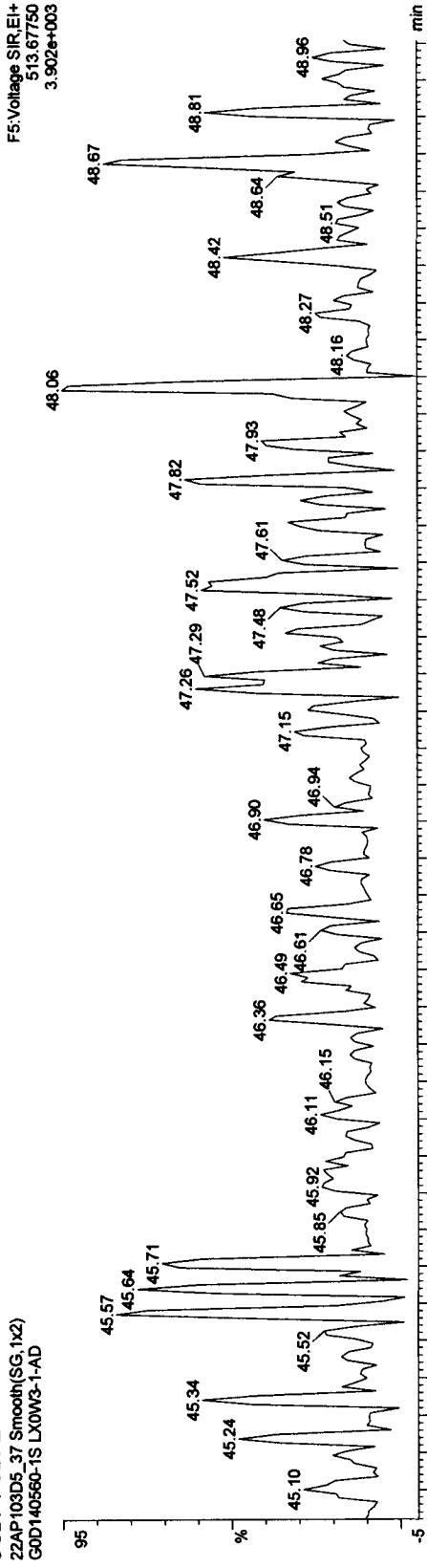
Last Altered: Saturday, April 24, 2010 09:41:39 Pacific Daylight Time

Printed: Saturday, April 24, 2010 09:48:05 Pacific Daylight Time

Name: 22AP103D5_37, Date: 23-Apr-2010, Time: 18:05:04, ID: LX0W3-1-AD, Description: G0D140560-1S

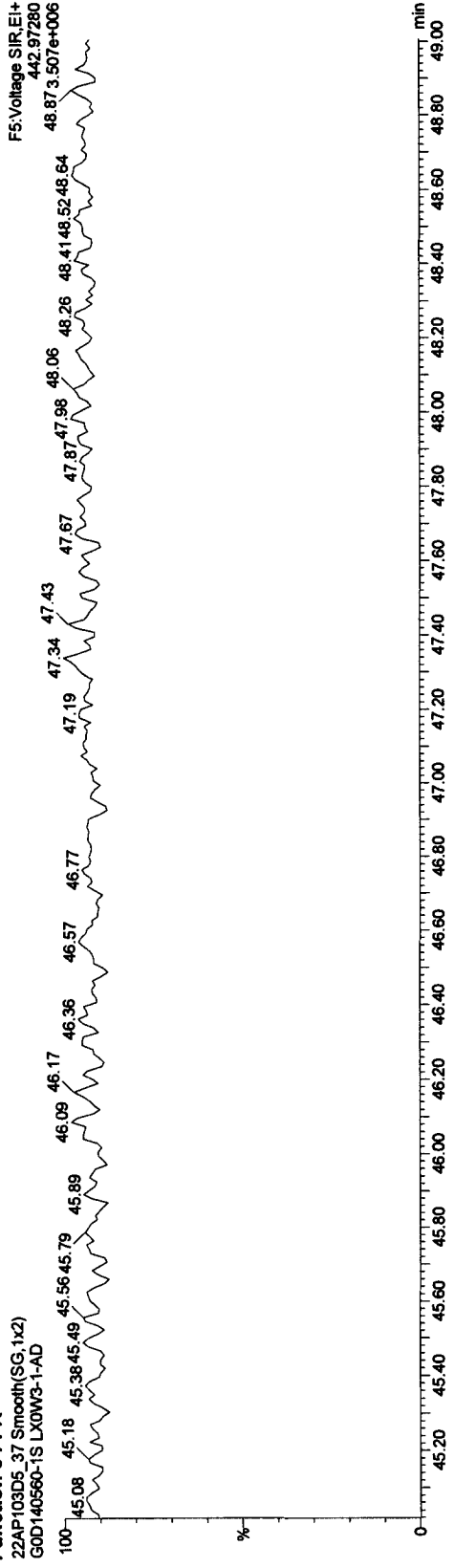
OCDF PCDPE

22AP103D5_37 Smooth(SG,1x2)
G0D140560-1S LX0W3-1-AD



Function 5 PFK

22AP103D5_37 Smooth(SG,1x2)
G0D140560-1S LX0W3-1-AD



Quantify Sample Summary Report MassLynx 4.1

Dataset: C:\MassLynx\JAN2010.PRO\22AP103D58290C.qld

Last Altered: Sunday, April 25, 2010 10:26:57 Pacific Daylight Time
 Printed: Sunday, April 25, 2010 10:37:53 Pacific Daylight Time

Name: 22AP103D5_38, Date: 23-Apr-2010, Time: 18:56:21, ID: LX0W3-1-AE, Description: GOD140560-1D, Task:

Trace	Sample Size	RT	Peak W. M.	Ab. Resp.	Conc.	EMPC	%Rec	EDX	Ratio	Prof Ratio	Ratio	Mod Date
36 Total HxCDDs	389.8157	10.000	0.00	1.050	260.4339	260.4339	85.6	1.0511	0.427	0.440	NO	
37												
38 13C-1,2,3,4,6,7,8-HpCDF	417.8253	10.000	43.21	0.801	171.2634	171.2634	85.6	1.0511	0.427	0.440	NO	
39 1,2,3,4,6,7,8-HpCDF	407.7818	10.000	43.22	1.381	86.2665	86.2665	85.6	1.0511	0.427	0.440	NO	
40 1,2,3,4,7,8,9-HpCDF	407.7818	10.000	44.41	1.110	92.6173	92.6173	85.6	1.0511	0.427	0.440	NO	
41 Total HpCDFs	407.7818	10.000	0.00	1.245	178.8838	178.8838	85.6	1.0511	0.427	0.440	NO	
42												
43 13C-1,2,3,4,6,7,8-HpCDD	435.8169	10.000	44.07	0.682	173.2781	173.2781	86.6	1.1318	0.992	1.040	NO	
44 1,2,3,4,6,7,8-HpCDD	423.7766	10.000	44.09	1.031	90.3766	90.3766	86.6	1.1318	0.992	1.040	NO	
45 Total HpCDDs	423.7766	10.000	0.02	1.031	90.3766	90.3766	86.6	1.1318	0.992	1.040	NO	
46												
47 13C-OCDD	469.7779	10.000	46.66	0.497	324.1769	324.1769	81.0	1.3582	0.865	0.890	NO	
48 OCDF	441.7428	10.000	46.77	1.426	178.0213	178.0213	81.0	1.3582	0.865	0.890	NO	
49 OCDD	457.7377	10.000	46.67	1.155	164.4677	164.4677	81.0	1.3582	0.865	0.890	NO	
50												
51												
52 Function 1 PFK	330.97920	1.000	26.01									
53 Function 2 PFK	342.97920	1.000	35.64									
54 Function 3 PFK	380.97600	1.000	31.73									
55 Function 4 PFK	430.97290	1.000	34.66									
56 Function 5 PFK	442.97280	1.000	47.09									
57 TCDF PCDFE	375.8364	1.000	24.17				30.25					
58 F1 PeCDF PCDFE	409.79740	1.000	24.64				6.79					
59 F2 PeCDF PCDFE	409.7974	1.000	35.39				125.48					
60 HxCDF PCDFE	445.7555	1.000	40.52				27.71					
61 HPCDF PCDFE	479.7165	1.000	43.22				70.04					
62 OCDF PCDFE	513.67750	1.000	47.42				76.44					

Dataset: C:\MassLynx\JAN2010.PRO\22AP103D58290C.qld

Last Altered: Saturday, April 24, 2010 09:41:39 Pacific Daylight Time
 Printed: Saturday, April 24, 2010 09:45:57 Pacific Daylight Time

Name: 22AP103D5_38, Date: 23-Apr-2010, Time: 18:56:21, ID: LX0W3-1-AE, Description: GOD140560-1D, Task:

Trace	Sample Size	RI	Peak	RR	M	Abs Resp	Comp	EMPA	Area	ED	Ratio	PK Ratio	Ratio	Mod Date
36	Total HxCDDs	389.8157	10.000	0.00	1.050		270.1225	270.1225	0.2426					
37														
38	13C-1,2,3,4,6,7,8-HpCDF	417.8253	10.000	43.21	0.801	389762.73	171.2634	171.2634	85.6	1.0511	0.427	0.440	NO	
39	1,2,3,4,6,7,8-HpCDF	407.7818	10.000	43.22	1.381	232216.25	86.2665	86.2665		0.2606	1.094	1.040	NO	
40	1,2,3,4,7,8,9-HpCDF	407.7818	10.000	44.41	1.110	200260.75	92.6173	92.6173		0.3244	1.010	1.040	NO	
41	Total HpCDFs	407.7818	10.000	0.00	1.245		178.8838	178.8838	0.2890					
42														
43	13C-1,2,3,4,6,7,8-HpCDD	435.8169	10.000	44.07	0.87	335759.97	173.2781	173.2781	67.1	1.1318	0.992	1.040	NO	
44	1,2,3,4,6,7,8-HpCDD	423.7766	10.000	44.09	1.031	156379.66	90.3766	90.3766	89.0	0.4434	0.971	1.040	NO	
45	Total HpCDDs	423.7766	10.000	0.02	1.031		90.3766	90.3766	0.4434					
46														
47	13C-OCDD	469.7779	10.000	46.66	0.497	457785.23	324.1769	324.1769	81.0	1.3582	0.865	0.890	NO	
48	OCDF	441.7428	10.000	46.77	1.426	290494.39	178.0213	178.0213		0.5102	0.921	0.890	NO	
49	OCDD	457.7377	10.000	46.67	1.155	217491.61	164.4677	164.4677		0.5617	0.885	0.890	NO	
50														
51														
52	Function 1 PFK	330.97920	1.000											
53	Function 2 PFK	342.97920	1.000											
54	Function 3 PFK	380.97600	1.000											
55	Function 4 PFK	430.97290	1.000											
56	Function 5 PFK	442.97280	1.000											
57	TCDF PCDFE	375.8364	1.000	24.17		30.25								
58	F1 PeCDF PCDFE	409.79740	1.000	24.64		6.79								
59	F2 PeCDF PCDFE	409.7974	1.000	35.39		125.48								
60	HxCDF PCDFE	445.7555	1.000	40.52		27.71								
61	HPCDF PCDFE	479.7165	1.000	43.22		70.04								
62	OCDF PCDFE	513.67750	1.000	47.42		76.44								

Quantify Sample Report MassLynx 4.1

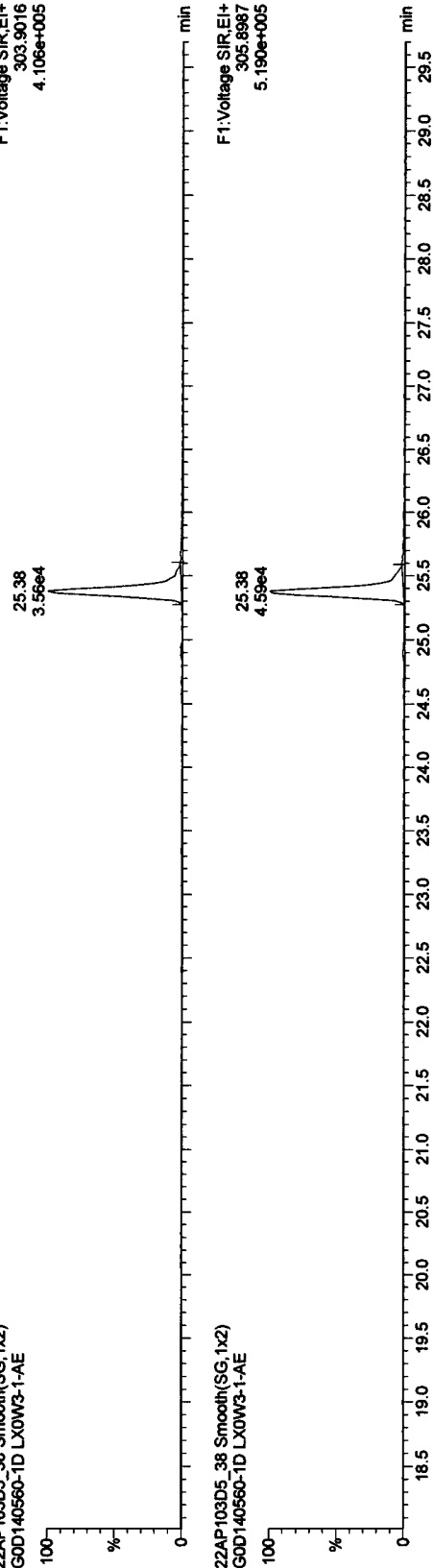
Dataset: C:\MassLynx\JAN2010.PRO\22AP103D58290C.qld

Last Altered: Saturday, April 24, 2010 09:41:39 Pacific Daylight Time
Printed: Saturday, April 24, 2010 09:48:05 Pacific Daylight Time


Name: 22AP103D5_38, Date: 23-Apr-2010, Time: 18:56:21, ID: LX0W3-1-AE, Description: GOD140560-1D

TCDFs

22AP103D5_38 Smooth(SG,1x2)
GOD140560-1D LX0W3-1-AE

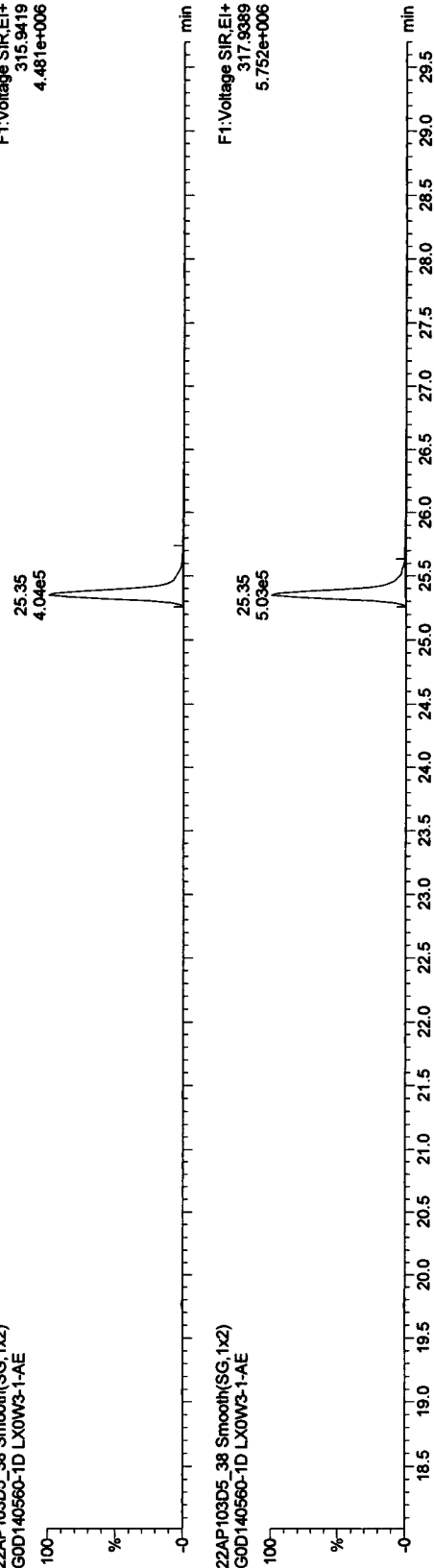


22AP103D5_38 Smooth(SG,1x2)
GOD140560-1D LX0W3-1-AE




13C-TCDF

22AP103D5_38 Smooth(SG,1x2)
GOD140560-1D LX0W3-1-AE



22AP103D5_38 Smooth(SG,1x2)
GOD140560-1D LX0W3-1-AE



Quantify Sample Report MassLynx 4.1


Dataset: C:\MassLynx\JAN2010.PRO\22AP103D58290C.qld

Last Altered: Saturday, April 24, 2010 09:41:39 Pacific Daylight Time
Printed: Saturday, April 24, 2010 09:48:05 Pacific Daylight Time


Name: 22AP103D5_38, Date: 23-Apr-2010, Time: 18:56:21, ID: LX0W3-1-AE, Description: G0D140560-1D

TCDDs

22AP103D5_38 Smooth(SG,1x2)
G0D140560-1D LX0W3-1-AE




22AP103D5_38 Smooth(SG,1x2)
G0D140560-1D LX0W3-1-AE




13C-TCDDs

22AP103D5_38 Smooth(SG,1x2)
G0D140560-1D LX0W3-1-AE



22AP103D5_38 Smooth(SG,1x2)
G0D140560-1D LX0W3-1-AE



Quantify Sample Report MassLynx 4.1

Dataset: C:\MassLynx\JAN2010.PRO\22AP103D58290C.qld


Last Altered: Saturday, April 24, 2010 09:41:39 Pacific Daylight Time
Printed: Saturday, April 24, 2010 09:48:05 Pacific Daylight Time

Name: 22AP103D5_38, Date: 23-Apr-2010, Time: 18:56:21, ID: LX0W3-1-AE, Description: G0D140560-1D

37CL-2,3,7,8-TCDD

22AP103D5_38 Smooth(SG,1x2)
G0D140560-1D LX0W3-1-AE


F1:Voltage SIR,EI+
327.8847
3.037e+006



13C-TCDDs


22AP103D5_38 Smooth(SG,1x2)
G0D140560-1D LX0W3-1-AE

F1:Voltage SIR,EI+
331.9368
3.881e+006



22AP103D5_38 Smooth(SG,1x2)
G0D140560-1D LX0W3-1-AE

F1:Voltage SIR,EI+
333.9339
4.565e+006



Quantify Sample Report MassLynx 4.1

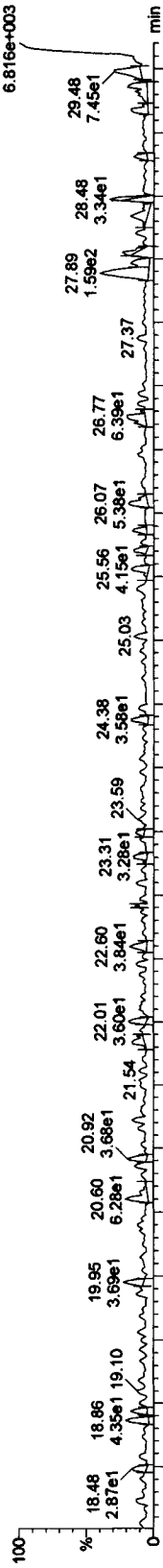
Dataset: C:\MassLynx\JAN2010.PRO\22AP103D58290C.qld

Last Altered: Saturday, April 24, 2010 09:41:39 Pacific Daylight Time
 Printed: Saturday, April 24, 2010 09:48:05 Pacific Daylight Time

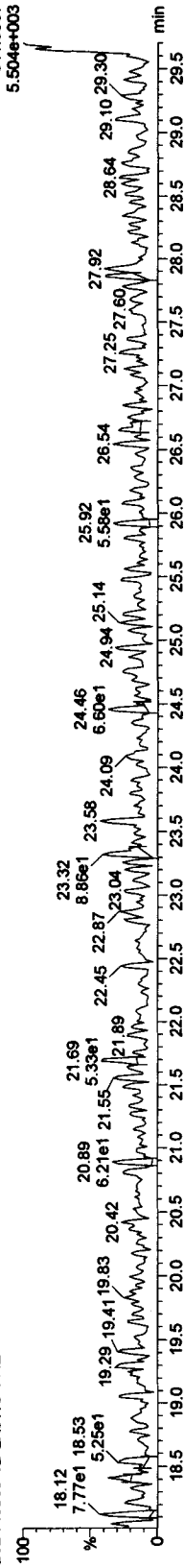
Name: 22AP103D5_38, Date: 23-Apr-2010, Time: 18:56:21, ID: LX0W3-1-AE, Description: G0D140560-1D

F1 PeCDFs

22AP103D5_38 Smooth(SG,1x2)
 G0D140560-1D LX0W3-1-AE

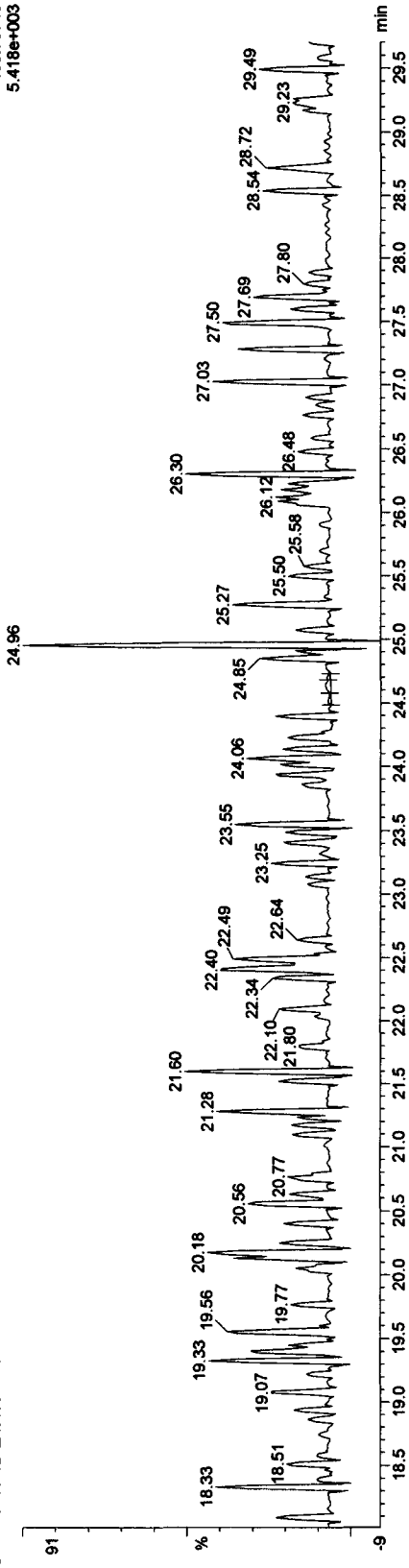


22AP103D5_38 Smooth(SG,1x2)
 G0D140560-1D LX0W3-1-AE



F1 PeCDF PCDFPE

22AP103D5_38 Smooth(SG,1x2)
 G0D140560-1D LX0W3-1-AE



Quantify Sample Report MassLynx 4.1

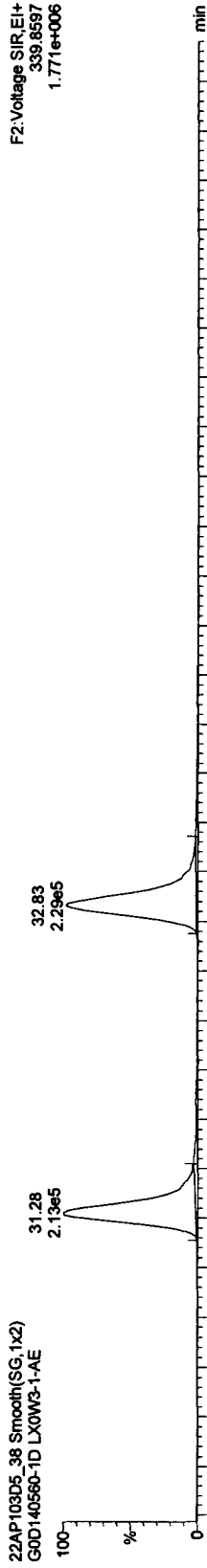
Dataset: C:\MassLynx\JAN2010.PRO\22AP103D58290C.qld

Last Altered: Saturday, April 24, 2010 09:41:39 Pacific Daylight Time
Printed: Saturday, April 24, 2010 09:48:05 Pacific Daylight Time

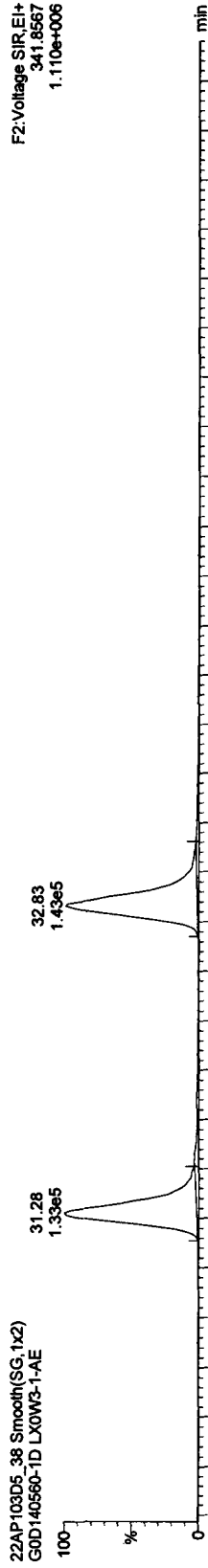
Name: 22AP103D5_38, Date: 23-Apr-2010, Time: 18:56:21, ID: LX0W3-1-AE, Description: G0D140560-1D

PeCDFs

22AP103D5_38 Smooth(SG,1x2)
G0D140560-1D LX0W3-1-AE

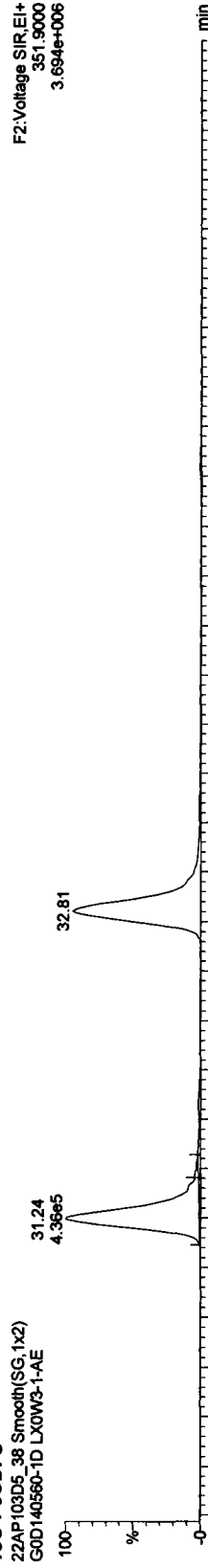


22AP103D5_38 Smooth(SG,1x2)
G0D140560-1D LX0W3-1-AE

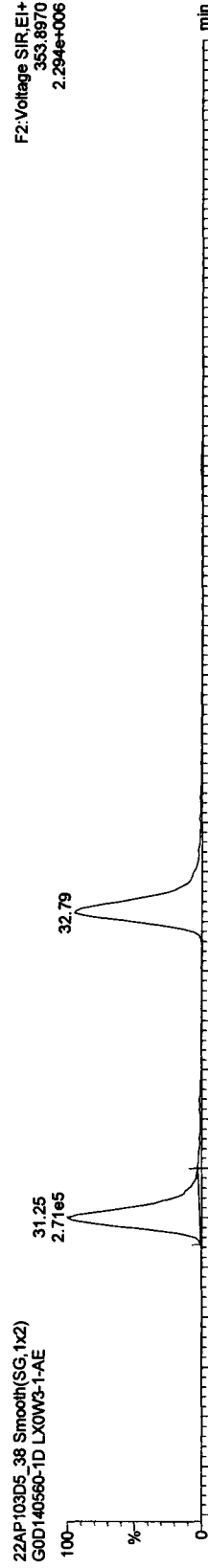


13C-PeCDFs

22AP103D5_38 Smooth(SG,1x2)
G0D140560-1D LX0W3-1-AE



22AP103D5_38 Smooth(SG,1x2)
G0D140560-1D LX0W3-1-AE



Quantify Sample Report MassLynx 4.1

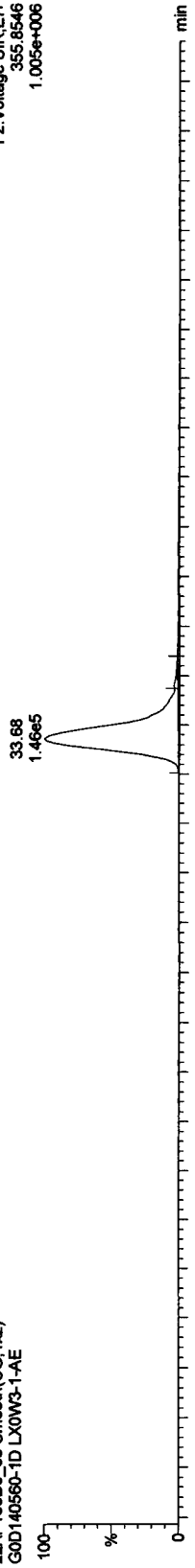
Dataset: C:\MassLynx\JAN2010\PRO\22AP103D58290C.qld

Last Altered: Saturday, April 24, 2010 09:41:39 Pacific Daylight Time
Printed: Saturday, April 24, 2010 09:48:05 Pacific Daylight Time

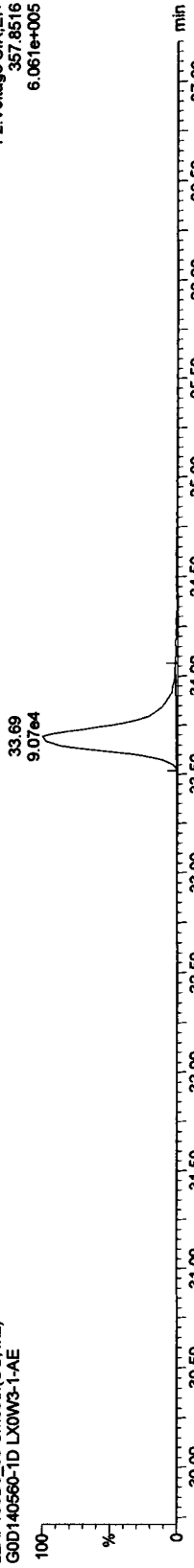
Name: 22AP103D5_38, Date: 23-Apr-2010, Time: 18:56:21, ID: LX0W3-1-AE, Description: GOD140560-1D

PeCDDs

22AP103D5_38 Smooth(SG,1x2)
GOD140560-1D LX0W3-1-AE

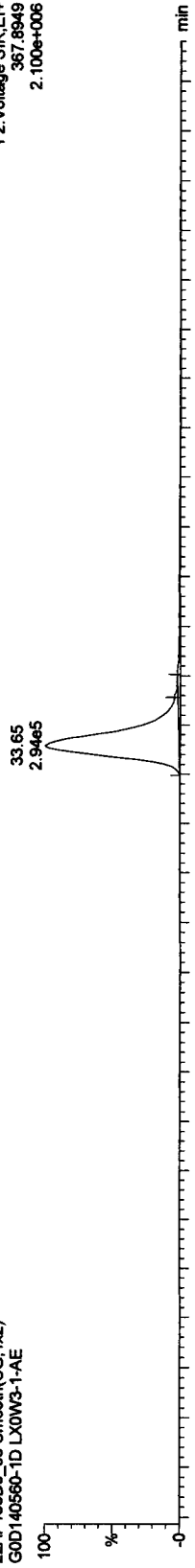


22AP103D5_38 Smooth(SG,1x2)
GOD140560-1D LX0W3-1-AE

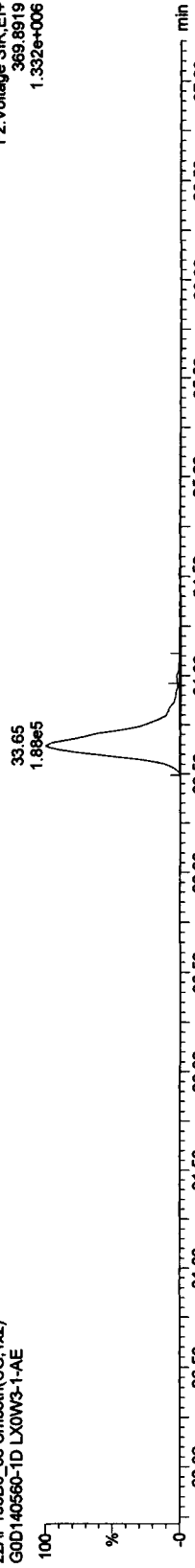


13C-PeCDD

22AP103D5_38 Smooth(SG,1x2)
GOD140560-1D LX0W3-1-AE



22AP103D5_38 Smooth(SG,1x2)
GOD140560-1D LX0W3-1-AE



Quantify Sample Report MassLynx 4.1

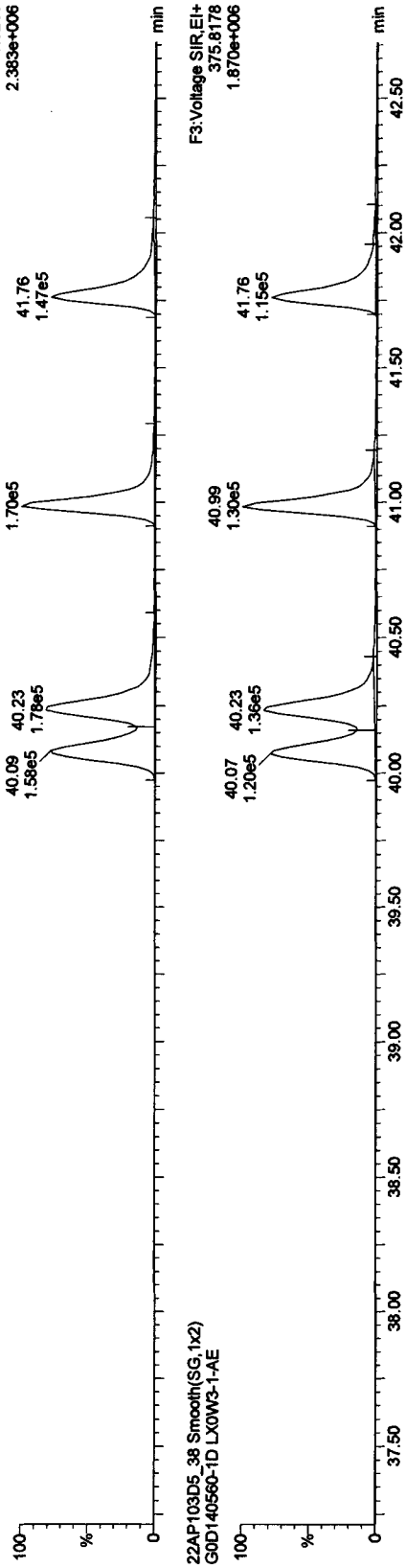
Dataset: C:\MassLynx\JAN2010.PRO\22AP103D58290C.qld

Last Altered: Saturday, April 24, 2010 09:41:39 Pacific Daylight Time
Printed: Saturday, April 24, 2010 09:48:05 Pacific Daylight Time

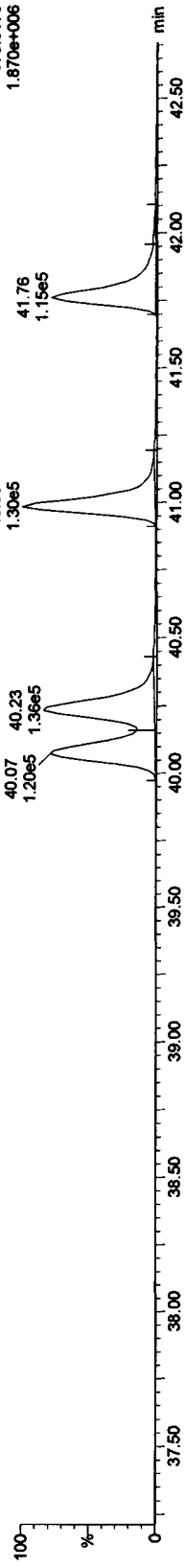
Name: 22AP103D5_38, Date: 23-Apr-2010, Time: 18:56:21, ID: LX0W3-1-AE, Description: G0D140560-1D

HxCDFs

22AP103D5_38 Smooth(SG,1x2)
G0D140560-1D LX0W3-1-AE

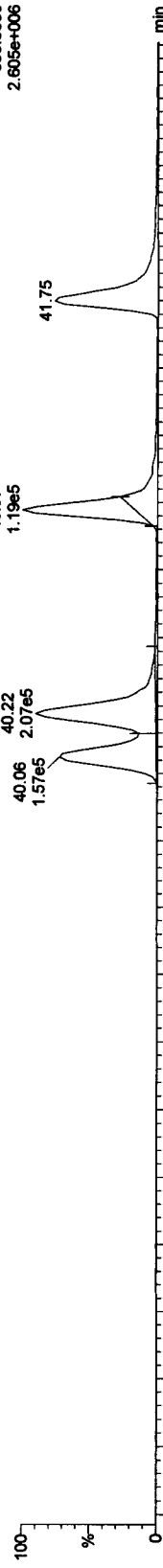


22AP103D5_38 Smooth(SG,1x2)
G0D140560-1D LX0W3-1-AE

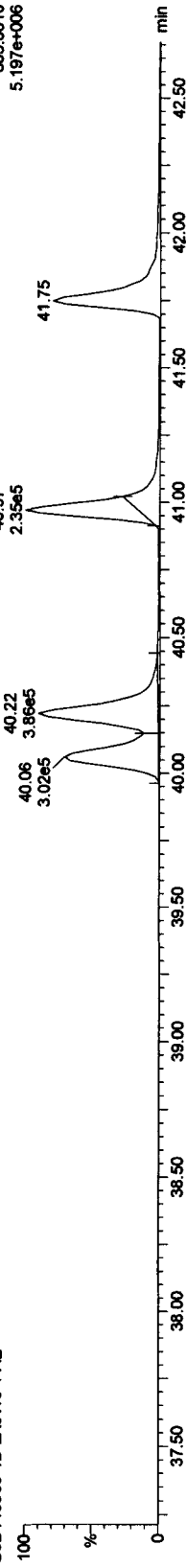


13C-HxCDFs

22AP103D5_38 Smooth(SG,1x2)
G0D140560-1D LX0W3-1-AE



22AP103D5_38 Smooth(SG,1x2)
G0D140560-1D LX0W3-1-AE



Quantify Sample Report MassLynx 4.1

Dataset: C:\MassLynx\JAN2010\PRO\22AP103D58290C.qld


Last Altered: Saturday, April 24, 2010 09:41:39 Pacific Daylight Time

Printed: Saturday, April 24, 2010 09:48:05 Pacific Daylight Time


Name: 22AP103D5_38, Date: 23-Apr-2010, Time: 18:56:21, ID: LX0W3-1-AE, Description: GOD140560-1D

HxCDDs

22AP103D5_38 Smooth(SG,1x2)
GOD140560-1D LX0W3-1-AE




22AP103D5_38 Smooth(SG,1x2)
GOD140560-1D LX0W3-1-AE




13C-HxCDDs

22AP103D5_38 Smooth(SG,1x2)
GOD140560-1D LX0W3-1-AE



22AP103D5_38 Smooth(SG,1x2)
GOD140560-1D LX0W3-1-AE



Quantify Sample Report MassLynx 4.1


Dataset: C:\MassLynx\JAN2010.PRO\22AP103D58290C.qld

Last Altered: Saturday, April 24, 2010 09:41:39 Pacific Daylight Time
Printed: Saturday, April 24, 2010 09:48:05 Pacific Daylight Time


Name: 22AP103D5_38, Date: 23-Apr-2010, Time: 18:56:21, ID: LX0W3-1-AE, Description: GOD140560-1D

HpCDFs

22AP103D5_38 Smooth(SG,1x2)
GOD140560-1D LX0W3-1-AE




22AP103D5_38 Smooth(SG,1x2)
GOD140560-1D LX0W3-1-AE




13C-HpCDFs

22AP103D5_38 Smooth(SG,1x2)
GOD140560-1D LX0W3-1-AE



22AP103D5_38 Smooth(SG,1x2)
GOD140560-1D LX0W3-1-AE



Quantify Sample Report MassLynx 4.1

Dataset: C:\MassLynx\JAN2010.PRO\22AP103D58290C.qld

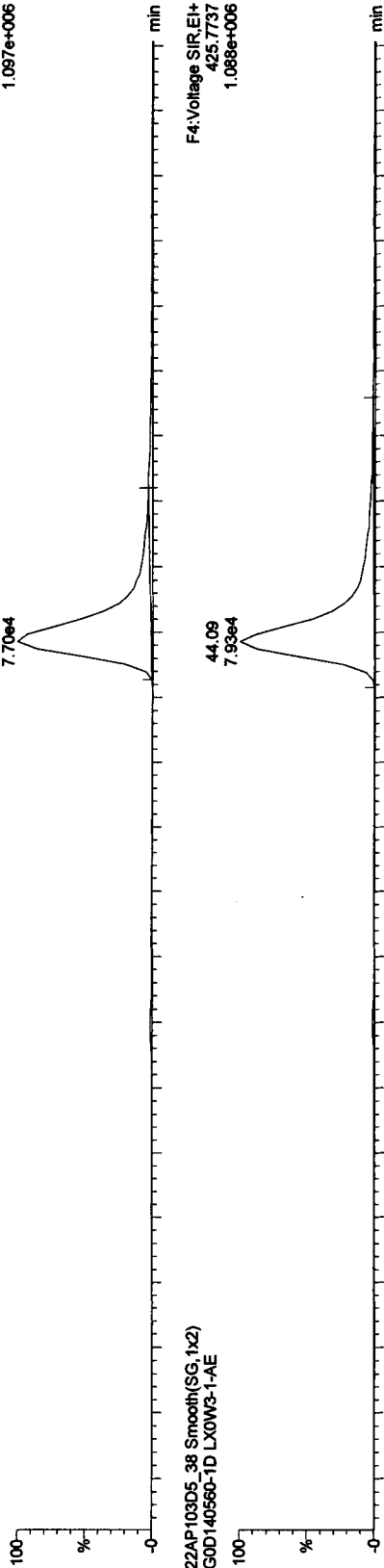
Last Altered: Saturday, April 24, 2010 09:41:39 Pacific Daylight Time
Printed: Saturday, April 24, 2010 09:48:05 Pacific Daylight Time

Name: 22AP103D5_38, Date: 23-Apr-2010, Time: 18:56:21, ID: LX0W3-1-AE, Description: G0D140560-1D

HpCDDs

22AP103D5_38 Smooth(SG,1x2)
G0D140560-1D LX0W3-1-AE

F4:Voltage SIR,EI+
423.7766
1.097e+006



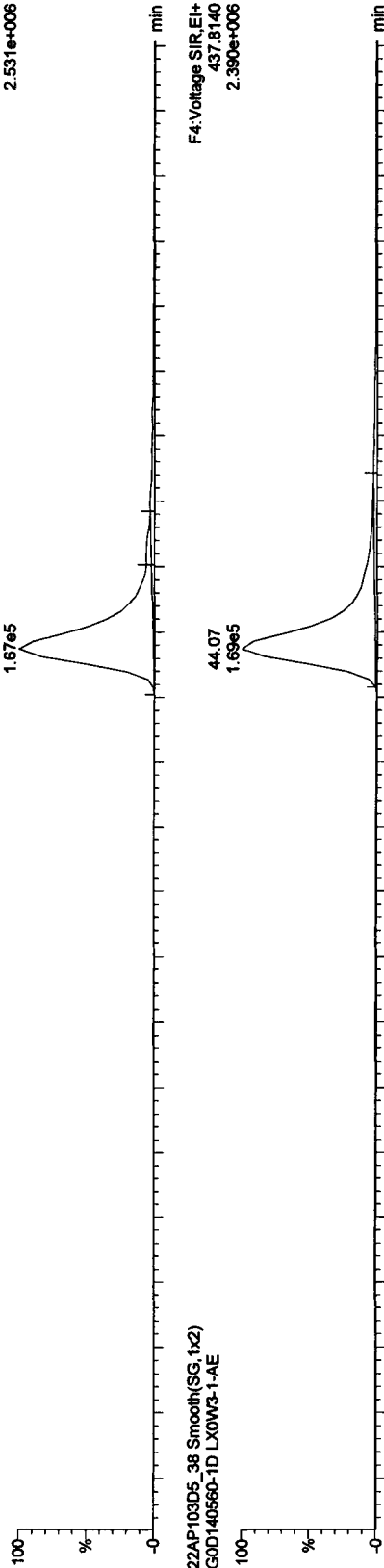
22AP103D5_38 Smooth(SG,1x2)
G0D140560-1D LX0W3-1-AE

F4:Voltage SIR,EI+
425.7737
1.088e+006

13C-HpCDD

22AP103D5_38 Smooth(SG,1x2)
G0D140560-1D LX0W3-1-AE

F4:Voltage SIR,EI+
435.8169
2.531e+006



22AP103D5_38 Smooth(SG,1x2)
G0D140560-1D LX0W3-1-AE

F4:Voltage SIR,EI+
437.8140
2.390e+006

Quantify Sample Report MassLynx 4.1

Dataset: C:\MassLynx\LAN2010.PRO\22AP103D58290C.qld

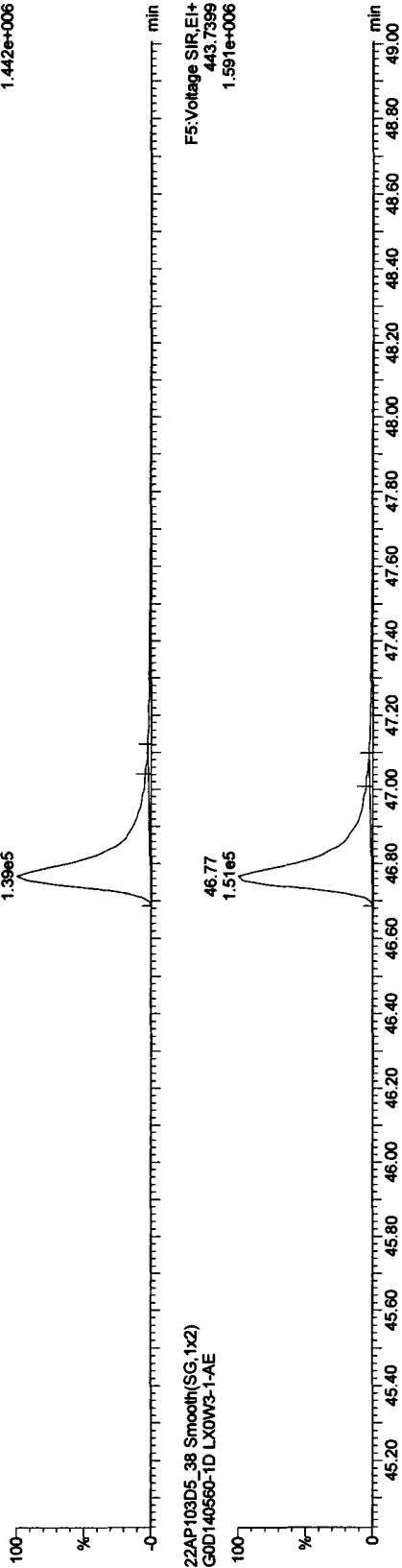
Last Altered: Saturday, April 24, 2010 09:41:39 Pacific Daylight Time
Printed: Saturday, April 24, 2010 09:48:05 Pacific Daylight Time

Name: 22AP103D5_38, Date: 23-Apr-2010, Time: 18:56:21, ID: LX0W3-1-AE, Description: G0D140560-1D

OCDFs

22AP103D5_38 Smooth(SG,1x2)
G0D140560-1D LX0W3-1-AE

F5:Voltage SIR,EI+
441.7428
1.442e+006



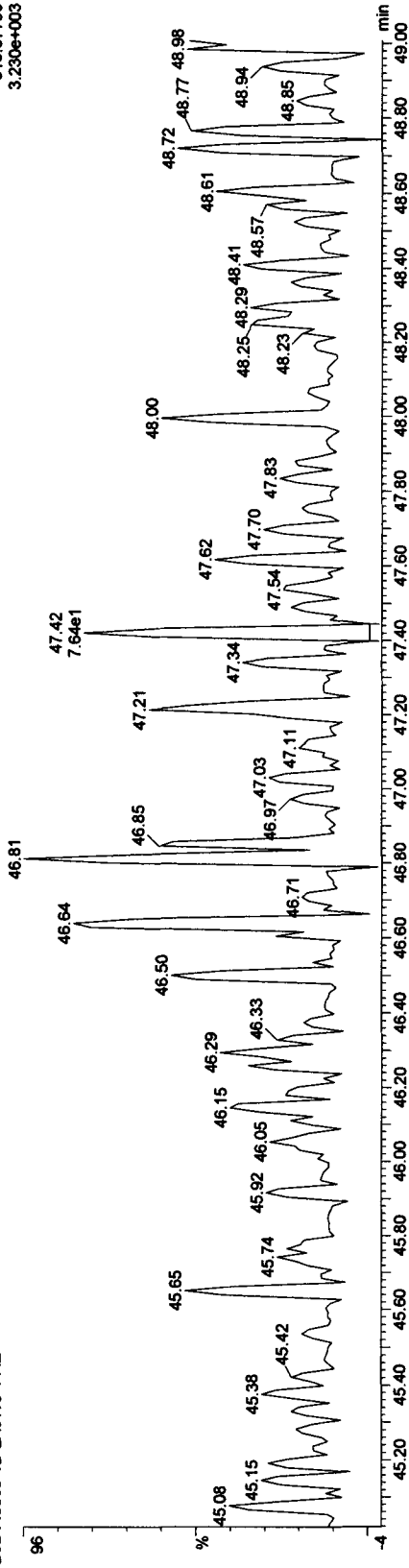
22AP103D5_38 Smooth(SG,1x2)
G0D140560-1D LX0W3-1-AE

F5:Voltage SIR,EI+
443.7399
1.591e+006

OCDF PCDFE

22AP103D5_38 Smooth(SG,1x2)
G0D140560-1D LX0W3-1-AE

F5:Voltage SIR,EI+
513.67750
3.230e+003



Quantify Sample Report MassLynx 4.1

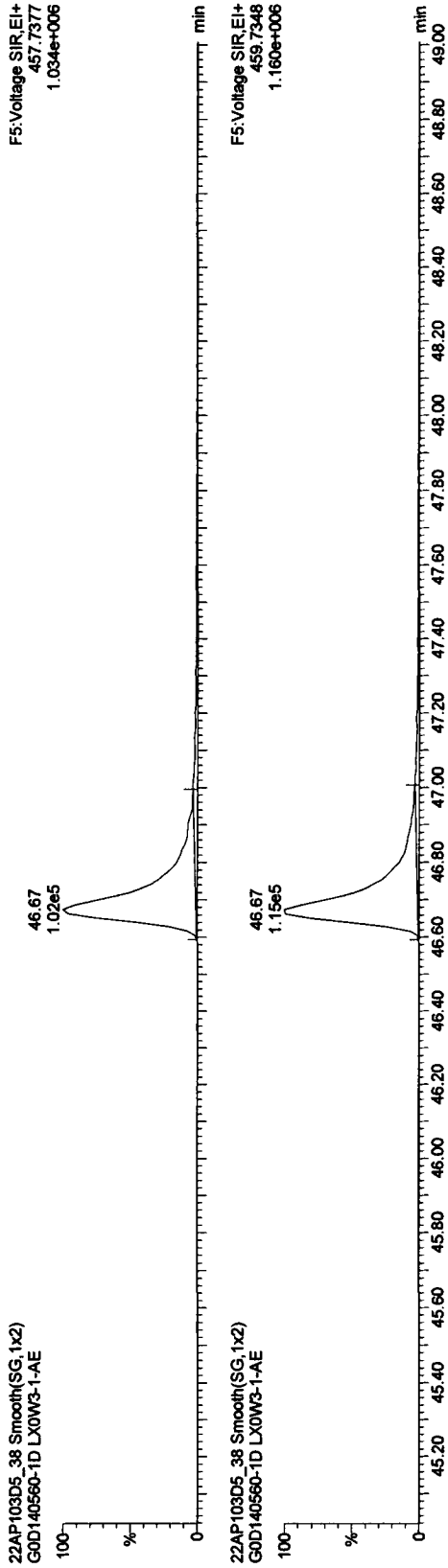
Dataset: C:\MassLynx\JAN2010.PRO\22AP103D58290C.qld

Last Altered: Saturday, April 24, 2010 09:41:39 Pacific Daylight Time
Printed: Saturday, April 24, 2010 09:48:05 Pacific Daylight Time

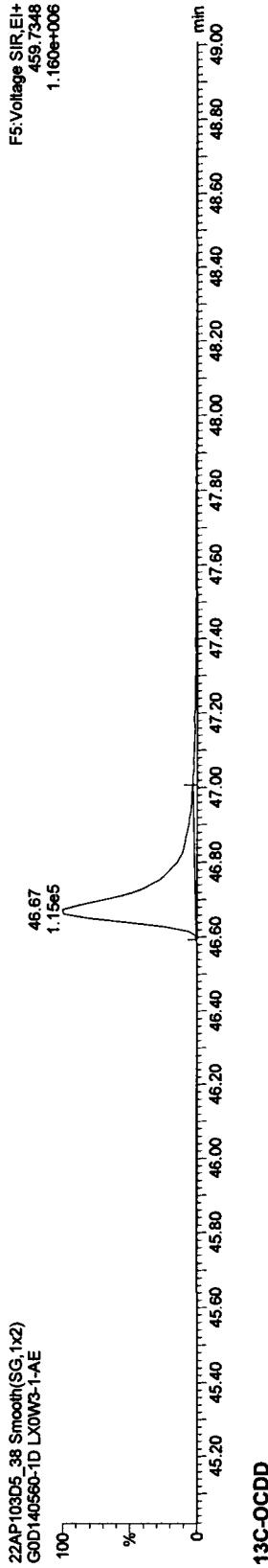
Name: 22AP103D5_38, Date: 23-Apr-2010, Time: 18:56:21, ID: LX0W3-1-AE, Description: GOD140560-1D

OCDD

22AP103D5_38 Smooth(SG,1x2)
GOD140560-1D LX0W3-1-AE

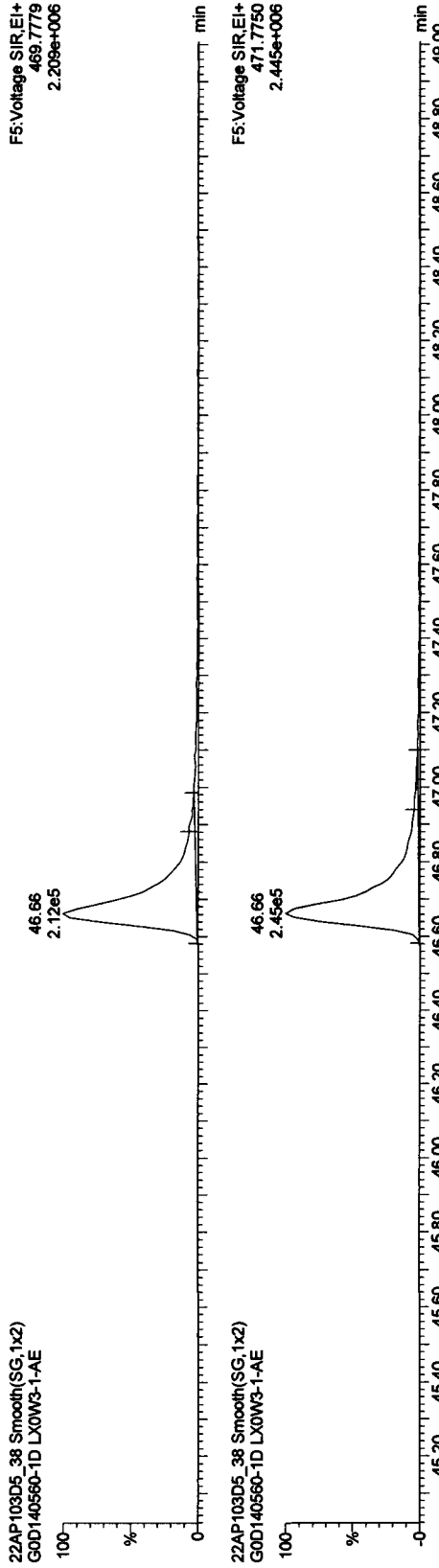


22AP103D5_38 Smooth(SG,1x2)
GOD140560-1D LX0W3-1-AE

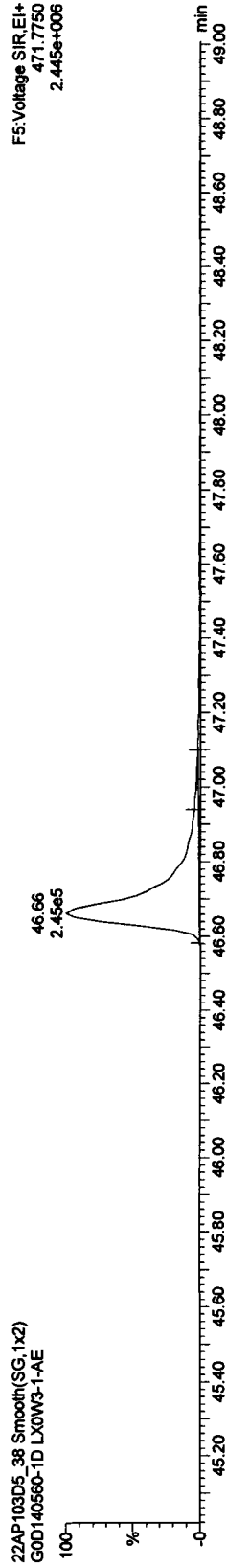


13C-OCDD

22AP103D5_38 Smooth(SG,1x2)
GOD140560-1D LX0W3-1-AE



22AP103D5_38 Smooth(SG,1x2)
GOD140560-1D LX0W3-1-AE



Quantify Sample Report MassLynx 4.1

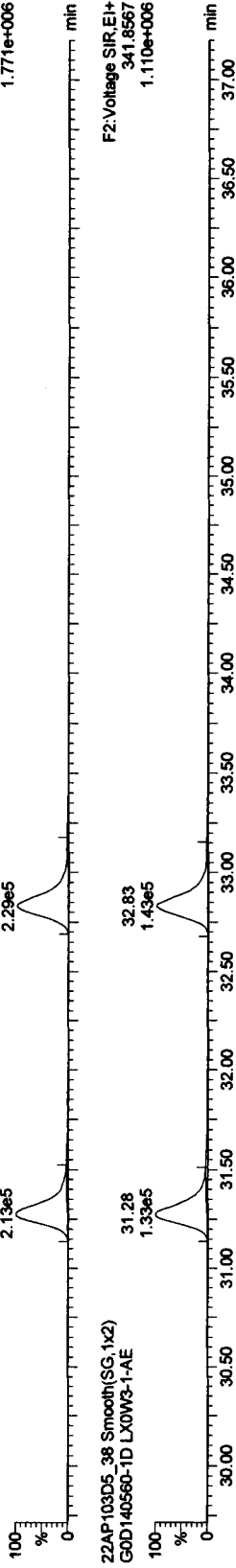
Dataset: C:\MassLynx\JAN2010.PRO\22AP103D58290C.qld

Last Altered: Saturday, April 24, 2010 09:41:39 Pacific Daylight Time
Printed: Saturday, April 24, 2010 09:48:05 Pacific Daylight Time

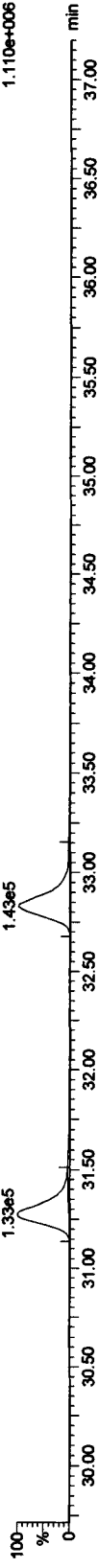
Name: 22AP103D5_38, Date: 23-Apr-2010, Time: 18:56:21, ID: LX0W3-1-AE, Description: G0D140560-1D

PeCDF

22AP103D5_38 Smooth(SG,1x2)
G0D140560-1D LX0W3-1-AE

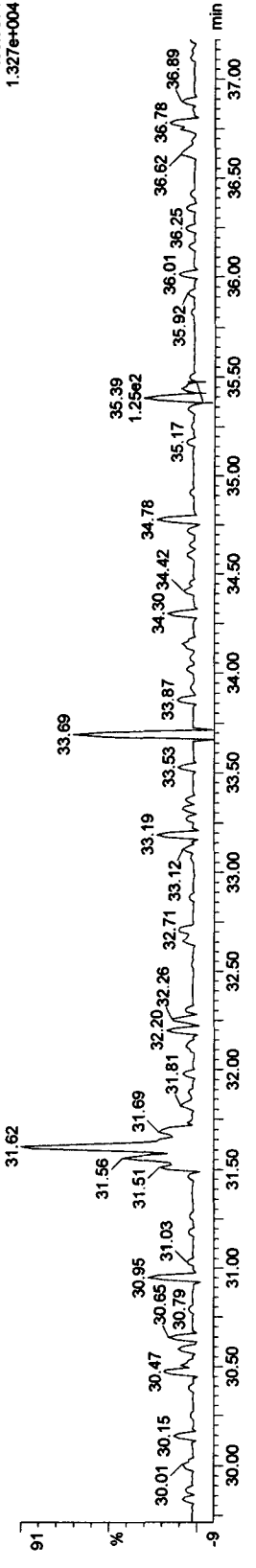


22AP103D5_38 Smooth(SG,1x2)
G0D140560-1D LX0W3-1-AE



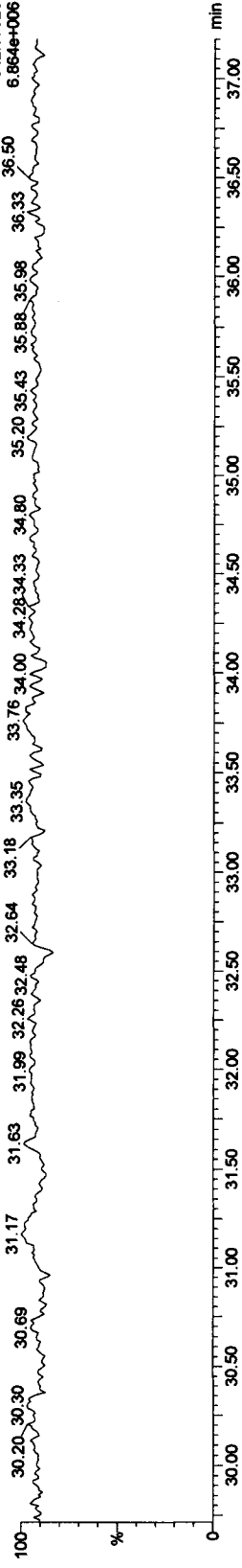
F2 PeCDF PCDFE

22AP103D5_38 Smooth(SG,1x2)
G0D140560-1D LX0W3-1-AE



Function 2 PFK

22AP103D5_38 Smooth(SG,1x2)
G0D140560-1D LX0W3-1-AE



Quantify Sample Report MassLynx 4.1

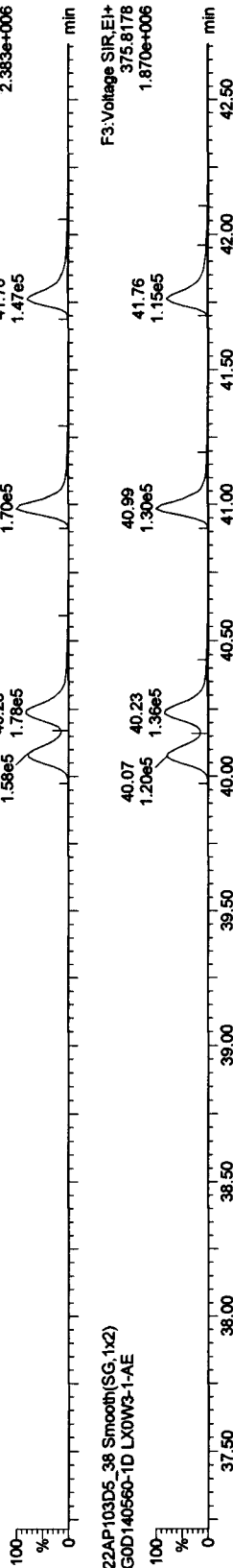
Dataset: C:\MassLynx\JAN2010.PRO\22AP103D58290C.qld

Last Altered: Saturday, April 24, 2010 09:41:39 Pacific Daylight Time
 Printed: Saturday, April 24, 2010 09:48:05 Pacific Daylight Time

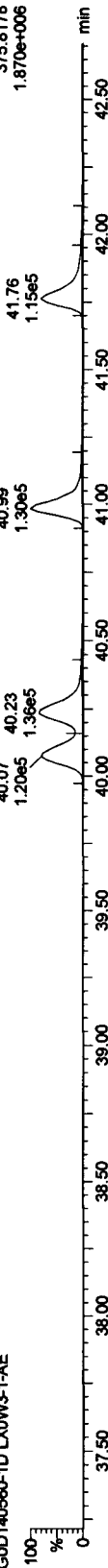
Name: 22AP103D5_38, Date: 23-Apr-2010, Time: 18:56:21, ID: LX0W3-1-AE, Description: G0D140560-1D

HxCDFs

22AP103D5_38 Smooth(SG,1x2)
 G0D140560-1D LX0W3-1-AE

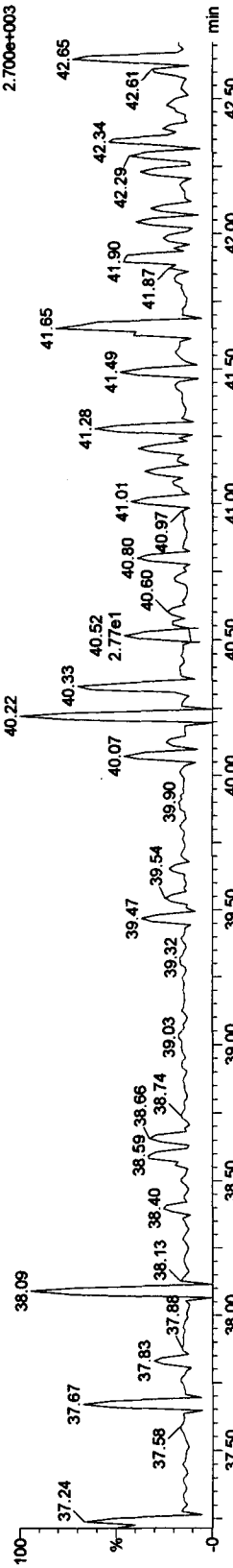


22AP103D5_38 Smooth(SG,1x2)
 G0D140560-1D LX0W3-1-AE



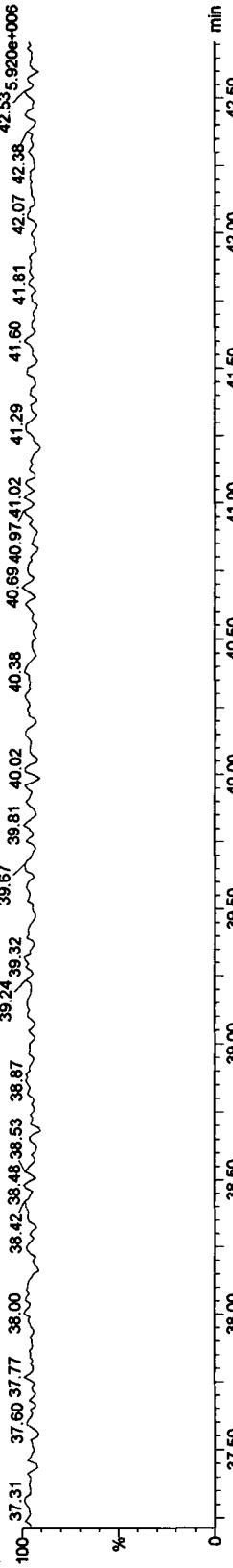
HxCDF PCDFE

22AP103D5_38 Smooth(SG,1x2)
 G0D140560-1D LX0W3-1-AE



Function 3 PFK

22AP103D5_38 Smooth(SG,1x2)
 G0D140560-1D LX0W3-1-AE



Quantify Sample Report MassLynx 4.1


Dataset: C:\MassLynx\JAN2010.PRO\22AP103D58290C.qld

Last Altered: Saturday, April 24, 2010 09:41:39 Pacific Daylight Time
Printed: Saturday, April 24, 2010 09:48:05 Pacific Daylight Time

Name: 22AP103D5_38, Date: 23-Apr-2010, Time: 18:56:21, ID: LX0W3-1-AE, Description: GOD140560-1D


HpCDFs

22AP103D5_38 Smooth(SG,1x2)
GOD140560-1D LX0W3-1-AE



F4:Voltage SIR,EI+
407.7818
1.796e+006

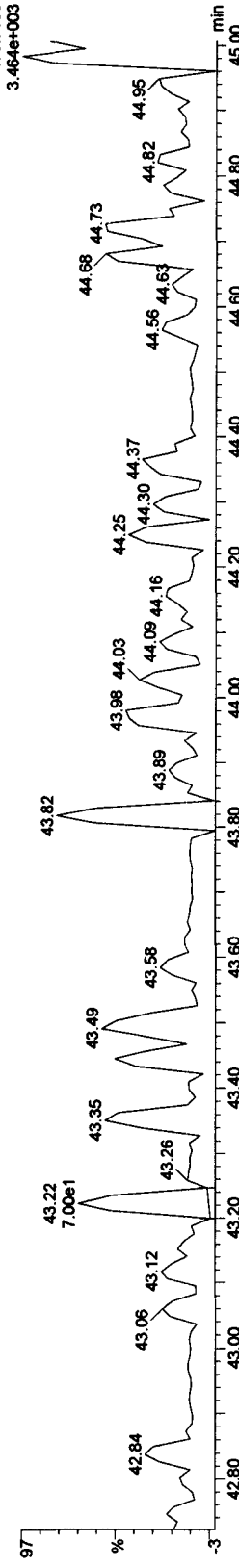
22AP103D5_38 Smooth(SG,1x2)
GOD140560-1D LX0W3-1-AE



F4:Voltage SIR,EI+
409.7789
1.816e+006

HpCDF PCDFE

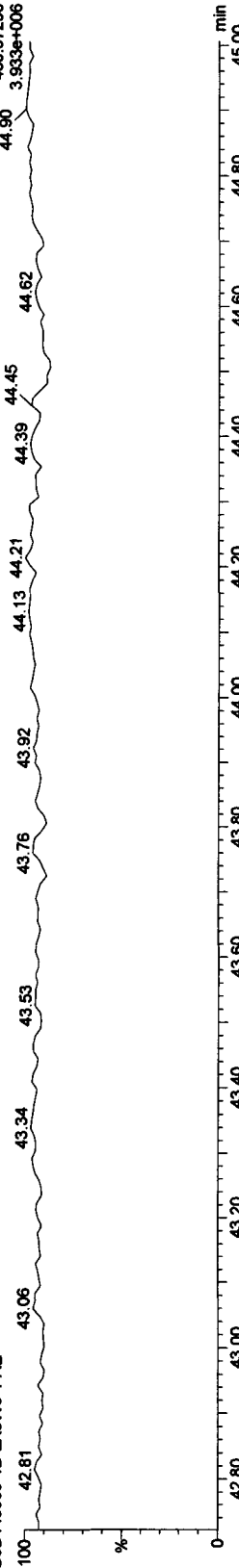
22AP103D5_38 Smooth(SG,1x2)
GOD140560-1D LX0W3-1-AE



F4:Voltage SIR,EI+
479.7165
3.464e+003

Function 4 PFK

22AP103D5_38 Smooth(SG,1x2)
GOD140560-1D LX0W3-1-AE



F4:Voltage SIR,EI+
430.97290
3.933e+006

Quantify Sample Report MassLynx 4.1

Dataset: C:\MassLynx\JAN2010\PRO\22AP103D58290C.qld

Last Altered: Saturday, April 24, 2010 09:41:39 Pacific Daylight Time

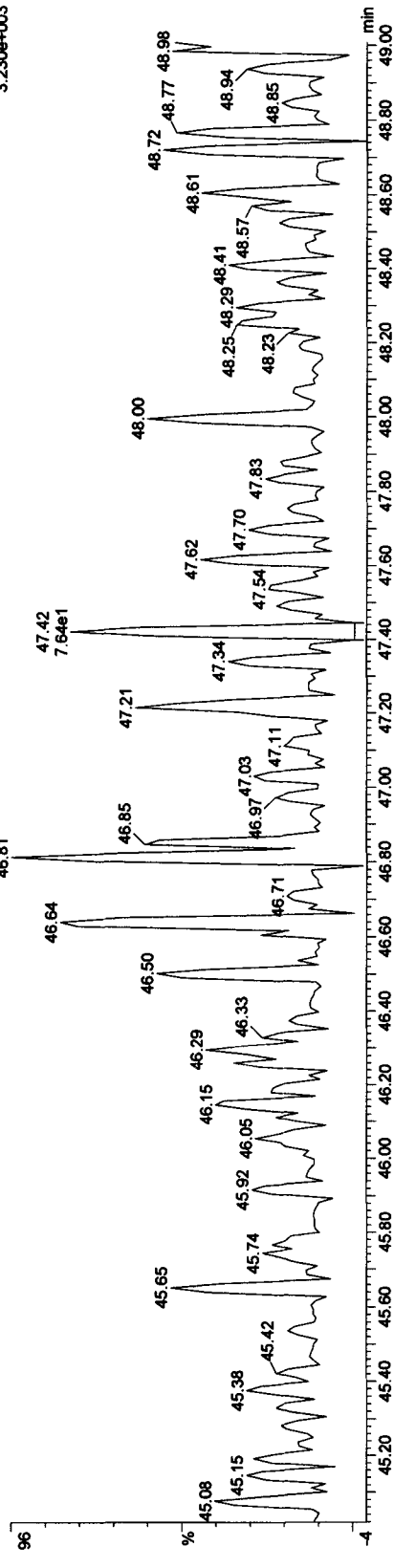
Printed: Saturday, April 24, 2010 09:48:05 Pacific Daylight Time

Name: 22AP103D5_38, Date: 23-Apr-2010, Time: 18:56:21, ID: LX0W3-1-AE, Description: G0D140560-1D

OCDF PCDPE

22AP103D5_38 Smooth(SG,1x2)
G0D140560-1D LX0W3-1-AE


F5:Voltage SIR.EI+
513.67750
3.230e+003



Function 5 PFK

22AP103D5_38 Smooth(SG,1x2)
G0D140560-1D LX0W3-1-AE

F5:Voltage SIR.EI+
442.97280
3.455e+006



MassLynx 4.1

Quantify Sample Summary Report

Dataset: X:\HighRes_Archive\3D5\JAN2010.PRO\22AP103D58290C.qld

Last Altered: Monday, April 26, 2010 10:18:00 Pacific Daylight Time
 Printed: Monday, April 26, 2010 10:18:12 Pacific Daylight Time

AK 4/26/10

Method: C:\MassLynx\JAN2010.PRO\MethDB\82903D5OCDD25.mdb 24 Apr 2010 09:41:23
 Calibration: C:\MassLynx\JAN2010.PRO\CurveDB\CA030420103D58290CDD25.cdb 31 Mar 2010 15:00:28
 Name: 22AP103D5_39, Date: 23-Apr-2010, Time: 19:47:37, ID: LX0W4-1-AC, Description: GOD140560-2, Task:

# Name	Trace	Sample Size	RT	Ptd.RT	RRF M.	Abs.Resp	Conc.	EMPC	%Rec	EDL	Mod Date	Ratio	Ratio
1 13C-1,2,3,4-TCDD	331.9368	10.310	25.98	25.99	1.000	1855535.50	193.9864	193.9864	100.0	0.1190		0.844	NO
2													
3 13C-2,3,7,8-TCDF	315.9419	10.310	25.38	25.36	1.292	2488104.63	201.3027	201.3027	103.8	0.1083		0.773	NO
4 2,3,7,8-TCDF	303.9016	10.310	25.42	25.40	0.983	1789.98	0.1419	0.1308	50	0.0216	26-Apr-10	0.921	YES
5 Total TCDFs	303.9016	10.310		21.44	0.983		0.4639	0.0661		0.0216		0.921	YES
6													
7 13C-2,3,7,8-TCDD	331.9368	10.310	26.23	26.25	0.897	1546169.75	180.1881	180.1881	92.9	0.1326		0.807	NO
8 2,3,7,8-TCDD	319.8965	10.310	26.01	26.25	1.051	932.82	0.1113	0.0926	5/A	0.0226		1.128	YES
9 Total TCDDs	319.8965	10.310		19.55	1.051		0.3083	0.2454		0.0226			
10													
11 37CL-2,3,7,8-TCDD	327.8847	10.310	26.24	26.25	1.067	803524.31	78.7264	0.0000	101.5	0.0517			
12													
13 13C-1,2,3,7,8-PeCDF	351.9000	10.310	31.22	31.21	1.011	1848515.81	191.1266	191.1266	98.5	0.2563		1.562	NO
14 1,2,3,7,8-PeCDF	339.8597	10.310	31.24	31.24	1.018	698.83	0.0721	0.0609	5/A	0.0373		1.056	YES
15 2,3,4,7,8-PeCDF	339.8597	10.310	32.81	32.79	1.014	336.34	0.0348	0.0200		0.0375		3.427	YES
16 Total F2 PeCDFs	339.8597	10.310		34.47	1.016		0.1915	0.1357		0.0374			
17 Total F1 PeCDFs	339.8597	10.310		36.56	1.016		0.1323	0.6744		0.0249			
18													
19 13C-1,2,3,7,8-PeCDD	367.8949	10.310	33.61	33.57	0.668	1243778.13	194.5934	194.5934	100.3	0.2173		1.577	NO
20 1,2,3,7,8-PeCDD	355.8546	10.310	33.68	33.64	0.996	179.80	0.0282	0.0202		0.0563		1.522	NO
21 Total PeCDDs	355.8546	10.310		31.10	0.996		0.0589	0.6424		0.0560			
22													
23 13C-1,2,3,7,8,9-HxCDD	401.8559	10.310	41.55	41.54	1.000	1539267.69	193.9864	193.9864	100.0	0.2730		1.236	NO
24													
25 13C-1,2,3,4,7,8-HxCDF	383.8639	10.310	40.04	40.03	0.888	1064233.84	151.0062	151.0062	77.8	0.4869		0.536	NO
26 1,2,3,4,7,8-HxCDF	373.8208	10.310	40.06	40.06	1.242	1030.88	0.1513	0.1022	5/A	0.0697		2.318	YES
27 1,2,3,6,7,8-HxCDF	373.8208	10.310	40.22	40.22	1.427	694.56	0.0887	0.0529		0.0607		2.757	YES
28 2,3,4,6,7,8-HxCDF	373.8208	10.310	40.97	40.97	1.288	644.96	0.0913	0.0795		0.0672		0.930	YES
29 1,2,3,7,8,9-HxCDF	373.8208	10.310	41.75	41.74	1.216	614.89	0.0921	0.0921	5/A	0.0712		1.408	NO
30 Total HxCDFs	373.8208	10.310		0.00	1.293		0.7337	0.6584		0.0670			
31													

Quantify Sample Summary Report MassLynx 4.1

Dataset: X:\HighRes_Archive\3D5\JAN2010.PRO\22AP103D58290C.qld

Last Altered: Monday, April 26, 2010 10:18:00 Pacific Daylight Time
 Printed: Monday, April 26, 2010 10:18:12 Pacific Daylight Time

Name: 22AP103D5_39, Date: 23-Apr-2010, Time: 19:47:37, ID: LX0W4-1-AC, Description: GOD140560-2, Task:

# Name	Trace	Sample Size	RT	Pd.RT	RRF M...	Abs.Resp	Conc.	EMPC	%Rec	EDL	Mod Date	Ratio	Ratio ...
32 13C-1,2,3,6,7,8-HxCDD	401.8559	10.310	41.23	41.23	0.811	984465.63	152.9275	152.9275	78.8	0.3365		1.229	NO
33 1,2,3,4,7,8-HxCDD	389.8157	10.310	41.17	41.14	0.883	336.82	0.0752	0.0620	S/N	0.0546		1.718	YES
34 1,2,3,6,7,8-HxCDD	389.8157	10.310	41.22	41.24	1.084	460.76	0.0837	0.0299		0.0445		0.188	YES
35 1,2,3,7,8,9-HxCDD	389.8157	10.310	40.71	40.96	1.184	100.04	0.0166	0.0425		0.0407		0.713	YES
36 Total HxCDDs	389.8157	10.310		0.00	1.050		0.6052	0.4030		0.0459			
37 13C-1,2,3,4,6,7,8-HpCDF	417.8253	10.310	43.21	43.20	0.801	706091.56	111.0790	111.0790	57.3	0.5617		0.438	NO
38 1,2,3,4,6,7,8-HpCDF	407.7818	10.310	43.24	43.22	1.381	602.05	0.1197	0.1197		0.0587		1.172	NO
39 1,2,3,4,7,8,9-HpCDF	407.7818	10.310	44.41	44.41	1.110	636.29	0.1576	0.1576	S/N	0.0730		1.166	NO
40 Total HpCDFs	407.7818	10.310		0.00	1.245		0.7282	0.628		0.0651			
41 13C-1,2,3,4,6,7,8-HpCDD	435.8169	10.310	44.07	44.06	0.682	665082.22	122.8844	122.8844	63.3	0.4114		1.098	NO
42 1,2,3,4,6,7,8-HpCDD	423.7766	10.310	44.07	44.08	1.031	2974.92	0.8419	0.8419		0.1474		1.141	NO
43 Total HpCDDs	423.7766	10.310		0.02	1.031		3.8780	3.8216		0.4474			
44 13C-OCDD	489.7779	10.310	46.66	46.65	0.497	764036.16	193.7050	193.7050	49.9	0.5630		0.916	NO
45 OCDF	441.7428	10.310	46.77	46.76	1.426	761.36	0.2712	0.2678	S/N	0.0845		0.565	YES
46 OCDD	457.7377	10.310	46.67	46.67	1.155	27891.45	12.2574	12.2574		0.1981		0.846	NO
51													
52 Function 1 PFK	330.97920	1.000											
53 Function 2 PFK	342.97920	1.000											
54 Function 3 PFK	380.97600	1.000											
55 Function 4 PFK	430.97290	1.000											
56 Function 5 PFK	442.97280	1.000											
57 TCDF PCDFE	375.8364	1.000	24.18	24.18		18.46							
58 F1 PeCDF PCDFE	409.79740	1.000	35.30	24.64									
59 F2 PeCDF PCDFE	409.7974	1.000	35.30	35.30		129.14							
60 HxCDF PCDFE	445.7555	1.000	40.64	40.57		31.17							
61 HPCDF PCDFE	479.7165	1.000	43.08	43.14		16.95							
62 OCDF PCDFE	513.67750	1.000	47.34	47.34									

MassLynx 4.1

Quantify Sample Summary Report

Dataset: C:\MassLynx\JAN2010.PRO\22AP103D58290C.qld

Last Altered: Sunday, April 25, 2010 10:26:57 Pacific Daylight Time
Printed: Sunday, April 25, 2010 10:37:53 Pacific Daylight Time

Name: 22AP103D5_39, Date: 23-Apr-2010, Time: 19:47:37, ID: LX0W4-1-AC, Description: GOD140560-2, Task:

1	13C-1,2,3,4-TCDD	331.9368	10.310	25.98	25.99	1.000	1855535.50	193.9864	193.9864	100.0	0.1190	0.844	0.770	NO
2														
3	13C-2,3,7,8-TCDF	315.9419	10.310	25.38	25.36	1.292	2488104.63	201.3027	201.3027	103.8	0.1083	0.773	0.770	NO
4	2,3,7,8-TCDF	303.9016	10.310	25.42	25.40	0.983	1568.01	0.1243	0.1243		0.0216	0.683	0.770	NO
5	Total TCDFs	303.9016	10.310		21.44	0.983		0.4463	0.3797		0.0216			
	13C-2,3,7,8-TCDD	331.9368	10.310	26.23	26.25	0.897	1546169.75	180.1881	180.1881	92.9	0.1326	0.807	0.770	NO
	2,3,7,8-TCDD	319.8965	10.310	26.01	26.25	1.051	932.82	0.1113	0.0926		0.0226	1.128	0.770	YES
	Total TCDDs	319.8965	10.310		19.55	1.051		0.3083	0.2454		0.0226			
	37CL-2,3,7,8-TCDD	327.8847	10.310	26.24	26.25	1.067	803524.31	78.7264	0.0000	101.5	0.0517			
	13C-1,2,3,7,8-PeCDF	351.9000	10.310	31.22	31.21	1.011	1848515.81	191.1266	191.1266	98.5	0.2563	1.562	1.550	NO
	1,2,3,7,8-PeCDF	339.8597	10.310	31.24	31.24	1.018	698.83	0.0721	0.0609		0.0373	1.056	1.550	YES
	2,3,4,7,8-PeCDF	339.8597	10.310	32.81	32.79	1.014	336.34	0.0348	0.0200		0.0375	3.427	1.550	YES
	Total F2 PeCDFs	339.8597	10.310		34.47	1.016		0.1915	0.1357		0.0374			
	Total F1 PeCDFs	339.8597	10.310		36.56	1.016		0.1323	0.0744		0.0249			
	13C-1,2,3,7,8-PeCDD	367.8949	10.310	33.61	33.57	0.668	1243778.13	194.5934	194.5934	100.3	0.2173	1.577	1.550	NO
	1,2,3,7,8-PeCDD	355.8546	10.310	33.68	33.64	0.996	179.80	0.0282	0.0282		0.0563	1.522	1.550	NO
	Total PeCDDs	355.8546	10.310		31.10	0.996		0.0589	0.0424		0.0563			
	13C-1,2,3,7,8,9-HxCDD	401.8559	10.310	41.55	41.54	1.000	1539267.69	193.9864	193.9864	100.0	0.2730	1.236	1.240	NO
	13C-1,2,3,4,7,8-HxCDF	383.8639	10.310	40.04	40.03	0.888	1064233.84	151.0062	151.0062	77.8	0.4869	0.536	0.510	NO
	1,2,3,4,7,8-HxCDF	373.8208	10.310	40.06	40.06	1.242	1030.88	0.1513	0.1022		0.0697	2.318	1.240	YES
	2,3,6,7,8-HxCDF	373.8208	10.310	40.22	40.22	1.427	694.56	0.0987	0.0529		0.0607	2.757	1.240	YES
	2,3,4,6,7,8-HxCDF	373.8208	10.310	40.97	40.97	1.288	644.96	0.0913	0.0795		0.0672	0.930	1.240	YES
	1,2,3,7,8,9-HxCDF	373.8208	10.310	41.75	41.74	1.216	614.89	0.0921	0.0921		0.0712	1.408	1.240	NO
	Total HxCDFs	373.8208	10.310		0.00	1.293		0.7337	0.5581		0.0670			
	13C-1,2,3,6,7,8-HxCDD	401.8559	10.310	41.23	41.23	0.811	984465.63	152.9275	152.9275	78.8	0.3365	1.229	1.240	NO
	1,2,3,4,7,8-HxCDD	389.8157	10.310	41.17	41.14	0.883	336.82	0.0752	0.0620		0.0546	1.718	1.240	YES
	1,2,3,6,7,8-HxCDD	389.8157	10.310	41.22	41.24	1.084	460.76	0.0837	0.0239		0.0445	0.188	1.240	YES
	1,2,3,7,8,9-HxCDD	389.8157	10.310	41.59	41.56	1.184	694.83	0.1156	0.0537		0.0407	3.821	1.240	YES

Quantify Sample Summary Report

MassLynx 4.1

Dataset: C:\MassLynx\JAN2010.PRO\22AP103D58290C.qld

Last Altered: Sunday, April 25, 2010 10:26:57 Pacific Daylight Time
 Printed: Sunday, April 25, 2010 10:37:53 Pacific Daylight Time

Name: 22AP103D5_39, Date: 23-Apr-2010, Time: 19:47:37, ID: LX0W4-1-AC, Description: GOD140560-2, Task:

Name	Time	Sample Size	RT	Pro RT	RRF M	Abs Resp	Conc	EMPC	%Rec	ED	Rate	Pd Ratio	Ratio	Mod Date
36 Total HxCDDs	389.8157	10.310		0.00	1.050		0.5927	0.3978		0.0459				
37														
38 13C-1,2,3,4,6,7,8-HpCDF	417.8253	10.310	43.21	43.20	0.801	706091.56	111.0790	111.0790	57.3	0.5617	0.438	0.440	NO	
39 1,2,3,4,6,7,8-HpCDF	407.7818	10.310	43.23	43.22	1.381	602.05	0.1197	0.1197		0.0587	1.172	1.040	NO	
40 1,2,3,4,7,8,9-HpCDF	407.7818	10.310	44.41	44.41	1.110	636.29	0.1576	0.1576		0.0730	1.166	1.040	NO	
41 Total HpCDFs	407.7818	10.310		0.00	1.245		0.7282	0.4628		0.0651				
42														
43 13C-1,2,3,4,6,7,8-HpCDD	435.8169	10.310	44.07	44.06	0.682	665082.22	122.8844	122.8844	63.3	0.4114	1.098	1.040	NO	
44 1,2,3,4,6,7,8-HpCDD	423.7766	10.310	44.07	44.08	1.031	2974.92	0.8419	0.8419		0.1474	1.141	1.040	NO	
45 Total HpCDDs	423.7766	10.310		0.02	1.031		3.8780	3.8218		0.1474				
46														
47 13C-OCDD	469.7779	10.310	46.66	46.65	0.497	764036.16	193.7050	193.7050	49.9	0.5630	0.916	0.890	NO	
48 OCDF	441.7428	10.310	46.77	46.76	1.426	761.36	0.2712	0.2078		0.0845	0.565	0.890	YES	
49 OCDD	457.7377	10.310	46.67	46.67	1.155	27891.45	12.2574	12.2574		0.1981	0.846	0.890	NO	
50														
51														
52 Function 1 PFK	330.97920	1.000			26.01									
53 Function 2 PFK	342.97920	1.000			35.64									
54 Function 3 PFK	380.97600	1.000			31.73									
55 Function 4 PFK	430.97290	1.000			34.66									
56 Function 5 PFK	442.97280	1.000			47.09									
57 TCDF PCDFE	375.8364	1.000	24.18	24.18		18.46								
58 F1 PeCDF PCDFE	409.79740	1.000			24.64									
59 F2 PeCDF PCDFE	409.7974	1.000	35.30	35.30		129.14								
60 HXCDF PCDFE	445.7555	1.000	40.64	40.57		31.17								
61 HPCDF PCDFE	479.7165	1.000	43.08	43.14		16.95								
62 OCDF PCDFE	513.67750	1.000			47.34									

Dataset: X:\HighRes_Archive\3D5\JAN2010.PRO\22AP103D58290C.qld

Last Altered: Monday, April 26, 2010 10:13:37 Pacific Daylight Time
 Printed: Monday, April 26, 2010 10:14:22 Pacific Daylight Time

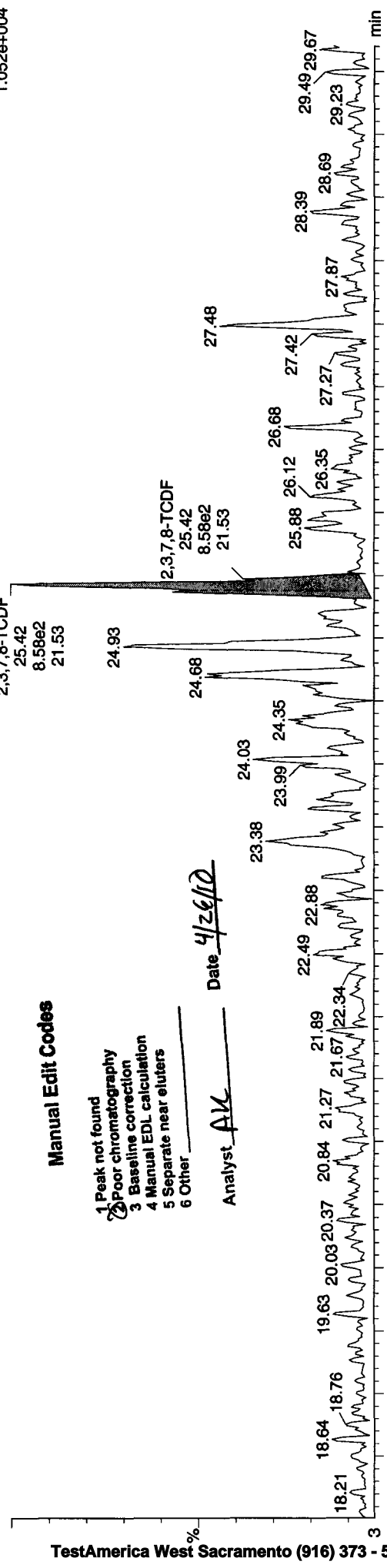
Method: C:\MassLynx\JAN2010.PRO\MethDB\82903D5OCDD25.mdb 24 Apr 2010 09:41:23
 Calibration: C:\MassLynx\JAN2010.PRO\CurveDB\ICA030420103D58290CDD25.cdb 31 Mar 2010 15:00:28

Sample Name: 22AP103D5_39
 22AP103D5_39 Smooth(SG,1x2)
 GOD140560-2 LX0W4-1-AC
 F1: Voltage SIR, EI+
 303.9016
 1.052e+004

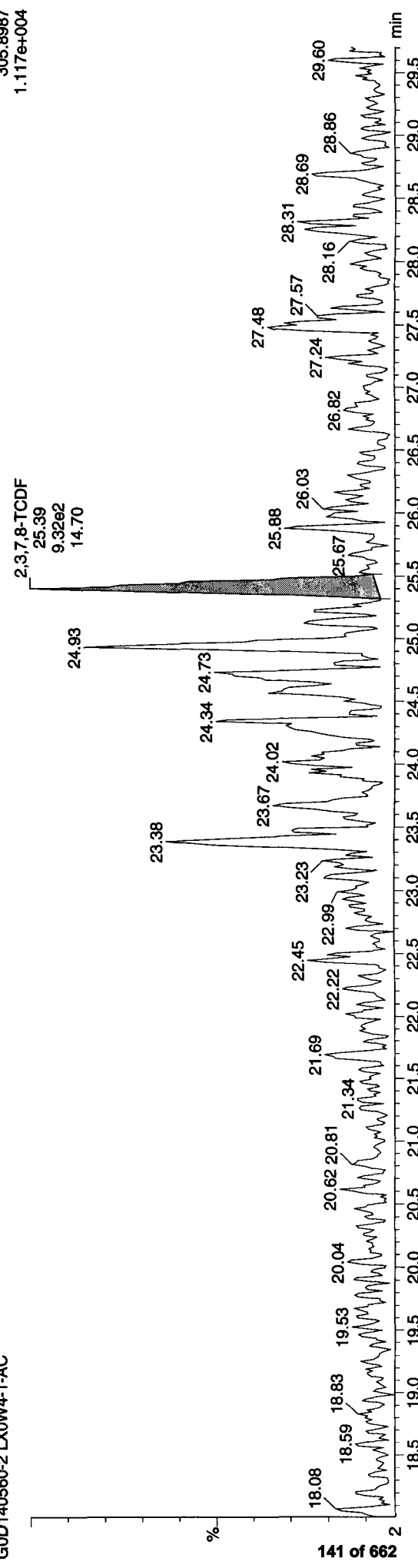
Manual Edit Codes

- 1 Peak not found
- 2 Poor chromatography
- 3 Baseline correction
- 4 Manual EDL calculation
- 5 Separate near eluters
- 6 Other

Analyst: AK Date: 4/26/10



22AP103D5_39 Smooth(SG,1x2)
 GOD140560-2 LX0W4-1-AC
 F1: Voltage SIR, EI+
 305.8987
 1.117e+004



Quantify Sample Report MassLynx 4.1

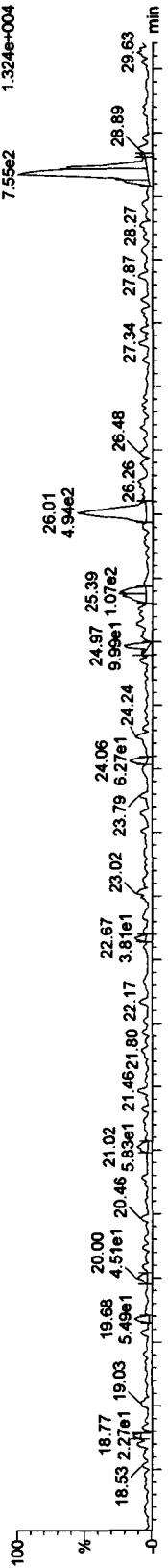
Dataset: C:\MassLynx\JAN2010.PRO\22AP103D58290C.qld

Last Altered: Saturday, April 24, 2010 09:41:39 Pacific Daylight Time
 Printed: Saturday, April 24, 2010 09:48:05 Pacific Daylight Time

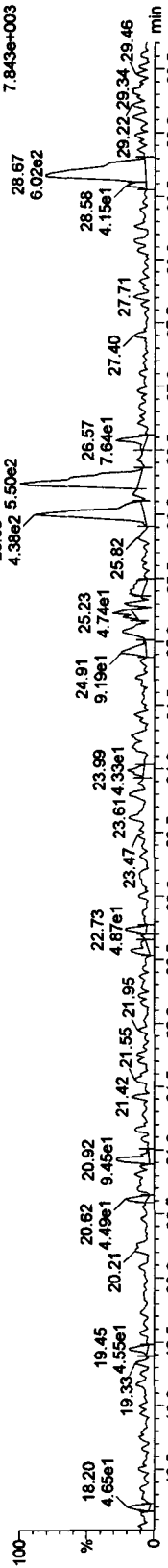
Name: 22AP103D5_39, Date: 23-Apr-2010, Time: 19:47:37, ID: LX0W4-1-AC, Description: GOD140560-2

TCDDs

22AP103D5_39 Smooth(SG,1x2)
 GOD140560-2 LX0W4-1-AC



22AP103D5_39 Smooth(SG,1x2)
 GOD140560-2 LX0W4-1-AC



13C-TCDDs

22AP103D5_39 Smooth(SG,1x2)
 GOD140560-2 LX0W4-1-AC



22AP103D5_39 Smooth(SG,1x2)
 GOD140560-2 LX0W4-1-AC



Quantify Sample Report MassLynx 4.1


Dataset: C:\MassLynx\JAN2010.PRO\22AP103D58290C.qld

Last Altered: Saturday, April 24, 2010 09:41:39 Pacific Daylight Time
Printed: Saturday, April 24, 2010 09:48:05 Pacific Daylight Time

Name: 22AP103D5_39, Date: 23-Apr-2010, Time: 19:47:37, ID: LX0W4-1-AC, Description: GOD140560-2


37CL-2,3,7,8-TCDD

22AP103D5_39 Smooth(SG,1x2)
GOD140560-2 LX0W4-1-AC




13C-TCDDs

22AP103D5_39 Smooth(SG,1x2)
GOD140560-2 LX0W4-1-AC



22AP103D5_39 Smooth(SG,1x2)
GOD140560-2 LX0W4-1-AC



Quantify Sample Report MassLynx 4.1

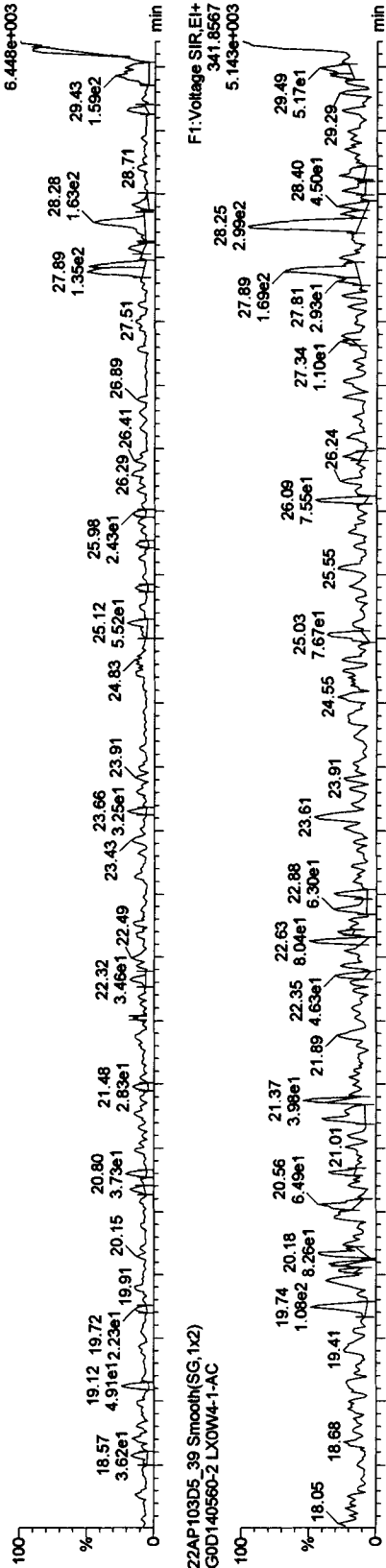
Dataset: C:\MassLynx\JAN2010.PRO\22AP103D58290C.qld

Last Altered: Saturday, April 24, 2010 09:41:39 Pacific Daylight Time
 Printed: Saturday, April 24, 2010 09:48:05 Pacific Daylight Time

Name: 22AP103D5_39, Date: 23-Apr-2010, Time: 19:47:37, ID: LX0W4-1-AC, Description: GOD140560-2

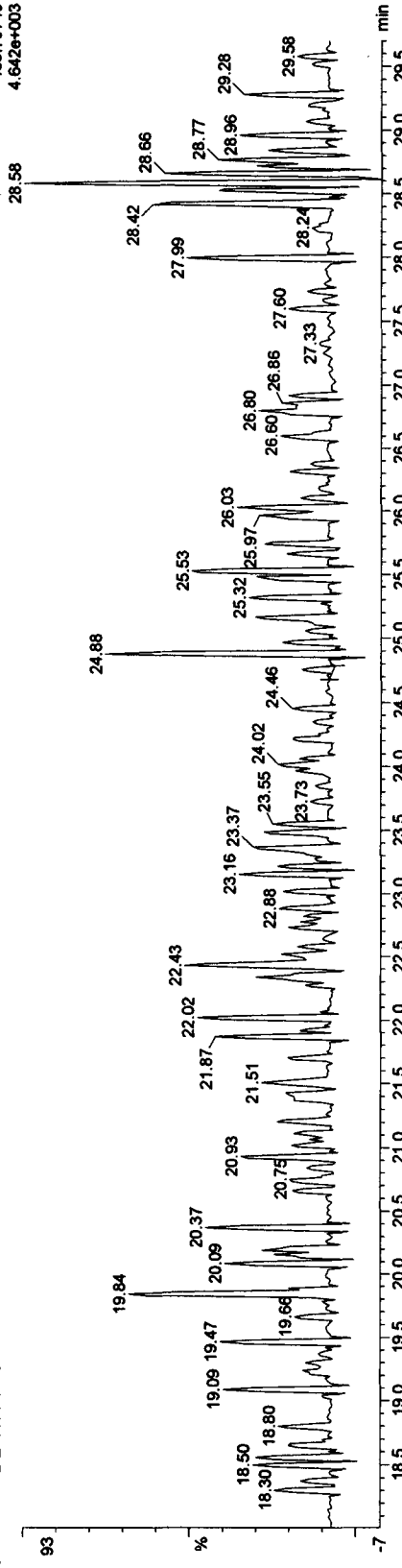
F1 PeCDFs

22AP103D5_39 Smooth(SG,1x2)
 GOD140560-2 LX0W4-1-AC



F1 PeCDF PCDFE

22AP103D5_39 Smooth(SG,1x2)
 GOD140560-2 LX0W4-1-AC



Quantify Sample Report MassLynx 4.1

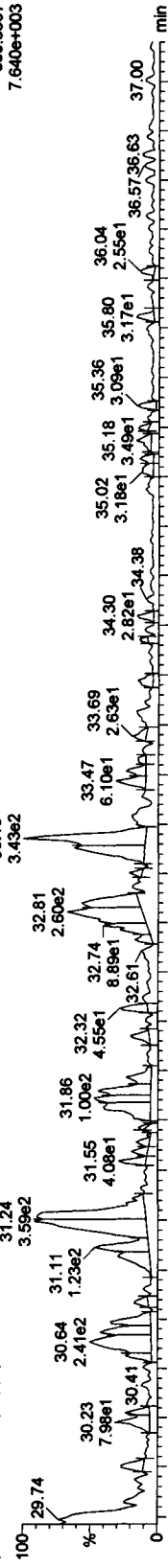
Dataset: C:\MassLynx\JAN2010.PRO\22AP103D58290C.qld

Last Altered: Saturday, April 24, 2010 09:41:39 Pacific Daylight Time
 Printed: Saturday, April 24, 2010 09:48:05 Pacific Daylight Time

Name: 22AP103D5_39, Date: 23-Apr-2010, Time: 19:47:37, ID: LX0W4-1-AC, Description: GOD140560-2

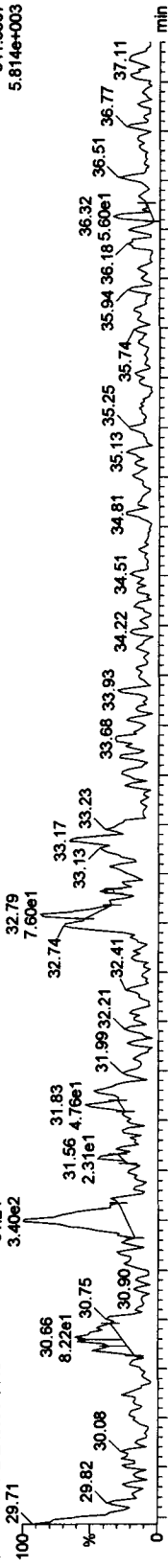
PeCDFs

22AP103D5_39 Smooth(SG,1x2)
 GOD140560-2 LX0W4-1-AC



F2:Voltage SIR.EI+
 339.8597
 7.640e+003


22AP103D5_39 Smooth(SG,1x2)
 GOD140560-2 LX0W4-1-AC



F2:Voltage SIR.EI+
 341.8567
 5.814e+003


13C-PeCDFs

22AP103D5_39 Smooth(SG,1x2)
 GOD140560-2 LX0W4-1-AC



F2:Voltage SIR.EI+
 351.9000
 1.047e+007

22AP103D5_39 Smooth(SG,1x2)
 GOD140560-2 LX0W4-1-AC



F2:Voltage SIR.EI+
 353.8970
 6.668e+006

Quantify Sample Report MassLynx 4.1

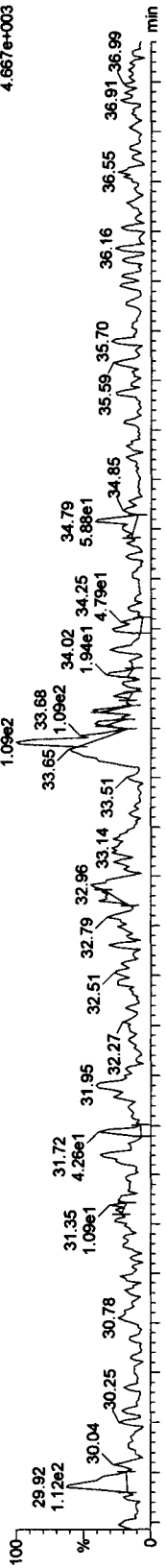
Dataset: C:\MassLynx\JAN2010.PRO\22AP103D58290C.qld

Last Altered: Saturday, April 24, 2010 09:41:39 Pacific Daylight Time
Printed: Saturday, April 24, 2010 09:48:05 Pacific Daylight Time

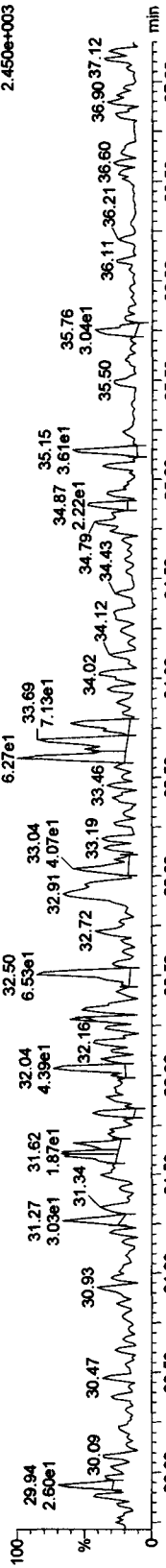
Name: 22AP103D5_39, Date: 23-Apr-2010, Time: 19:47:37, ID: LX0W4-1-AC, Description: G0D140560-2

PeCDDs

22AP103D5_39 Smooth(SG,1x2)
G0D140560-2 LX0W4-1-AC

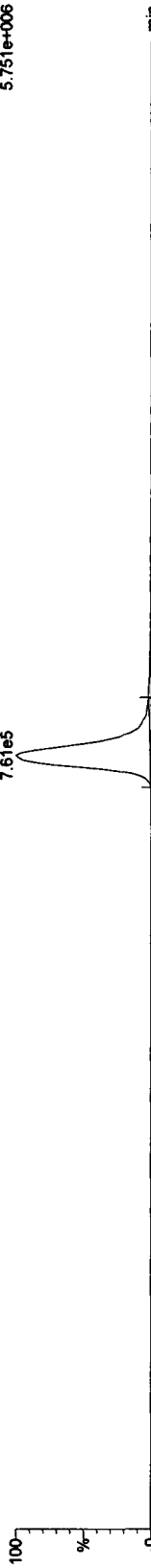


22AP103D5_39 Smooth(SG,1x2)
G0D140560-2 LX0W4-1-AC

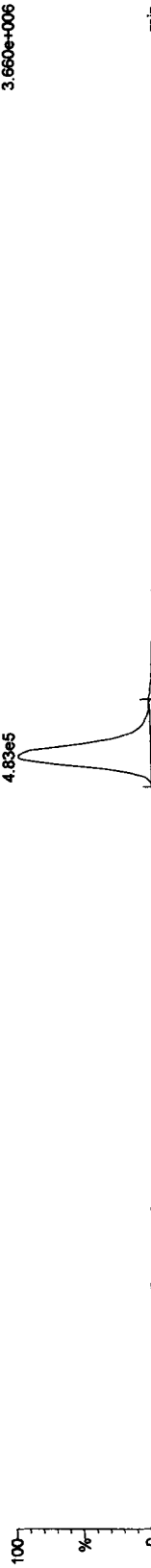


13C-PeCDD

22AP103D5_39 Smooth(SG,1x2)
G0D140560-2 LX0W4-1-AC



22AP103D5_39 Smooth(SG,1x2)
G0D140560-2 LX0W4-1-AC



Quantify Sample Report MassLynx 4.1

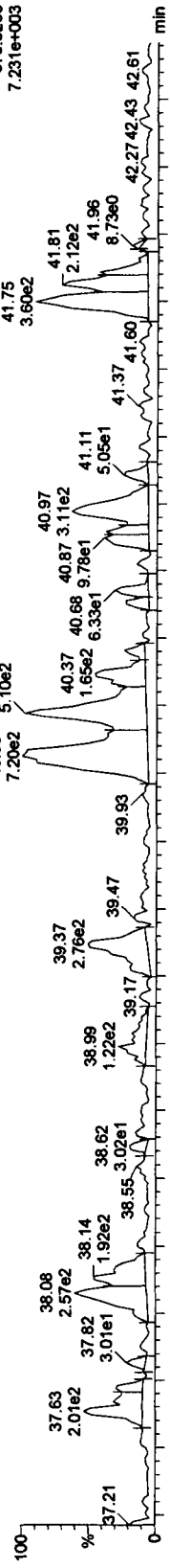
Dataset: C:\MassLynx\UN2010.PRO\22AP103D58290C.qld

Last Altered: Saturday, April 24, 2010 09:41:39 Pacific Daylight Time
Printed: Saturday, April 24, 2010 09:48:05 Pacific Daylight Time

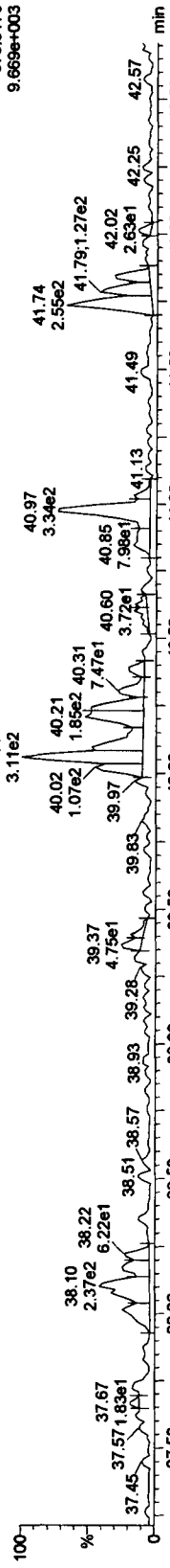
Name: 22AP103D5_39, Date: 23-Apr-2010, Time: 19:47:37, ID: LX0W4-1-AC, Description: GOD140560-2

HxCDFs

22AP103D5_39 Smooth(SG,1x2)
GOD140560-2 LX0W4-1-AC

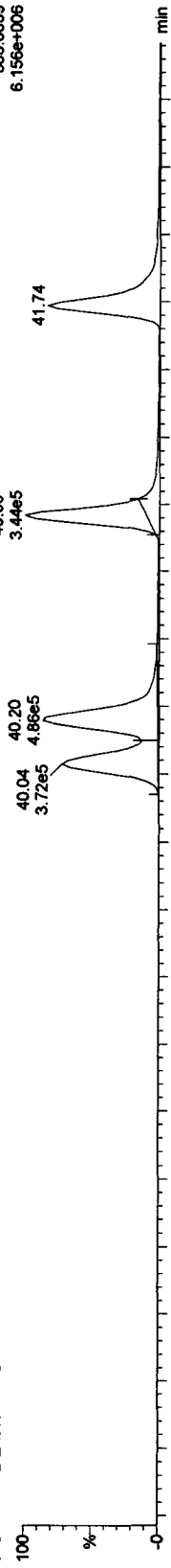


22AP103D5_39 Smooth(SG,1x2)
GOD140560-2 LX0W4-1-AC

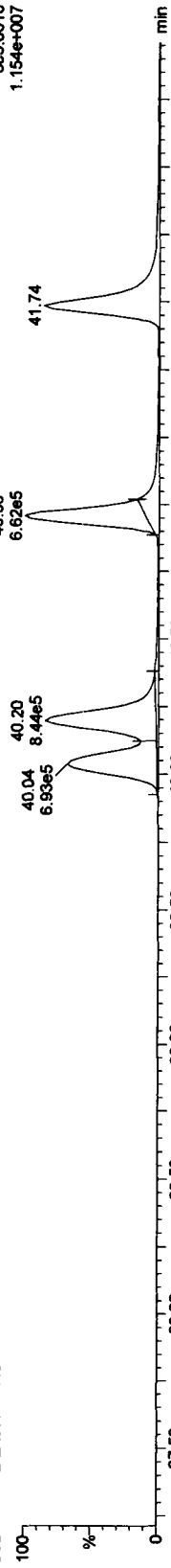


13C-HxCDFs

22AP103D5_39 Smooth(SG,1x2)
GOD140560-2 LX0W4-1-AC



22AP103D5_39 Smooth(SG,1x2)
GOD140560-2 LX0W4-1-AC



Quantify Sample Report MassLynx 4.1

Dataset: C:\MassLynx\JAN2010.PRO\22AP103D58290C.qld

Last Altered: Saturday, April 24, 2010 09:41:39 Pacific Daylight Time

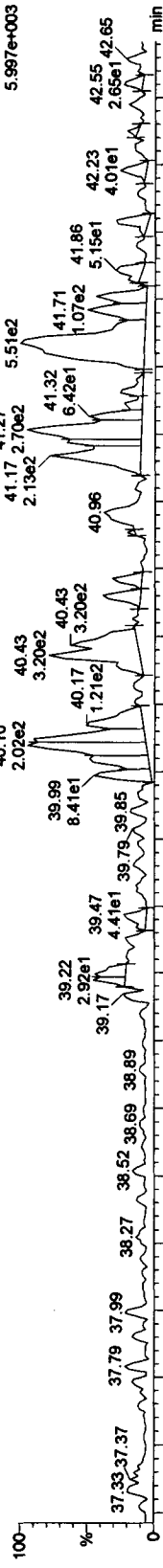
Printed: Saturday, April 24, 2010 09:48:05 Pacific Daylight Time

Name: 22AP103D5_39, Date: 23-Apr-2010, Time: 19:47:37, ID: LX0W4-1-AC, Description: GOD140560-2

HxCDDs

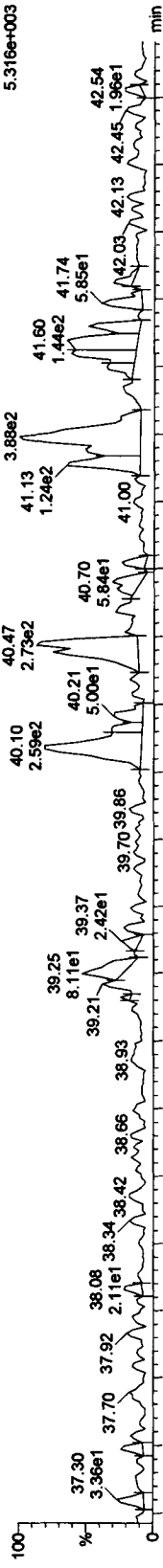
22AP103D5_39 Smooth(SG,1x2)

GOD140560-2 LX0W4-1-AC



22AP103D5_39 Smooth(SG,1x2)


GOD140560-2 LX0W4-1-AC



13C-HxCDDs


22AP103D5_39 Smooth(SG,1x2)

GOD140560-2 LX0W4-1-AC



22AP103D5_39 Smooth(SG,1x2)

GOD140560-2 LX0W4-1-AC



Quantify Sample Report MassLynx 4.1

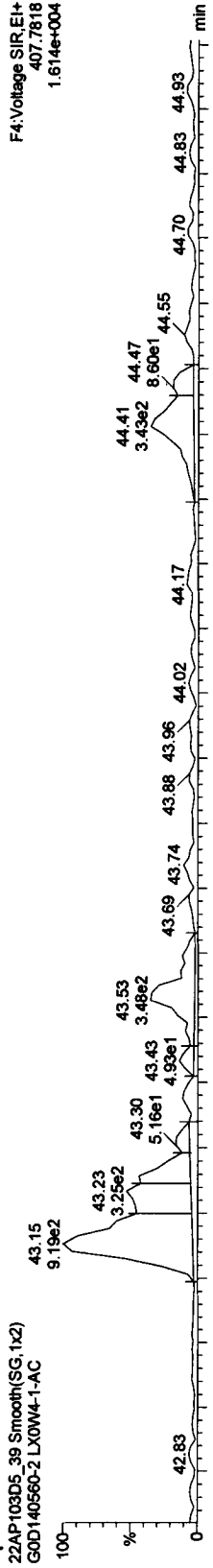
Dataset: C:\MassLynx\JAN2010.PRO\22AP103D58290C.qld

Last Altered: Saturday, April 24, 2010 09:41:39 Pacific Daylight Time
 Printed: Saturday, April 24, 2010 09:48:05 Pacific Daylight Time

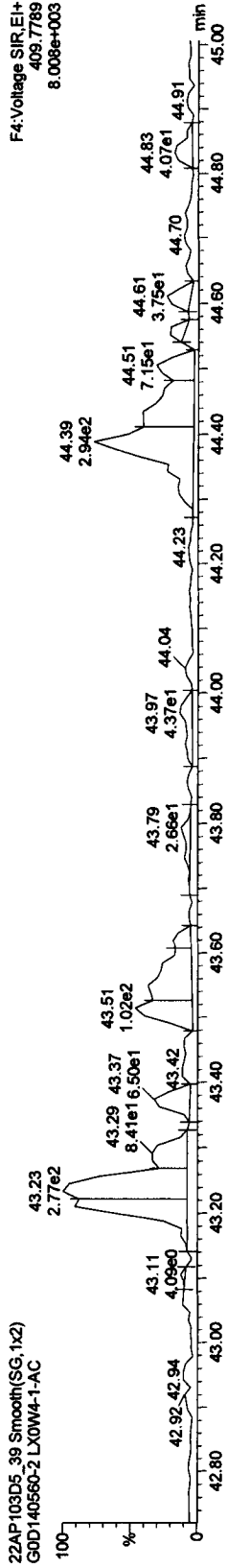
Name: 22AP103D5_39, Date: 23-Apr-2010, Time: 19:47:37, ID: LX0W4-1-AC, Description: GOD140560-2

HpCDFs

22AP103D5_39 Smooth(SG,1x2)
 GOD140560-2 LX0W4-1-AC




22AP103D5_39 Smooth(SG,1x2)
 GOD140560-2 LX0W4-1-AC




13C-HpCDFs

22AP103D5_39 Smooth(SG,1x2)
 GOD140560-2 LX0W4-1-AC



22AP103D5_39 Smooth(SG,1x2)
 GOD140560-2 LX0W4-1-AC



Quantify Sample Report MassLynx 4.1


Dataset: C:\MassLynx\JAN2010.PRO\22AP103D58290C.qld

Last Altered: Saturday, April 24, 2010 09:41:39 Pacific Daylight Time
Printed: Saturday, April 24, 2010 09:48:05 Pacific Daylight Time

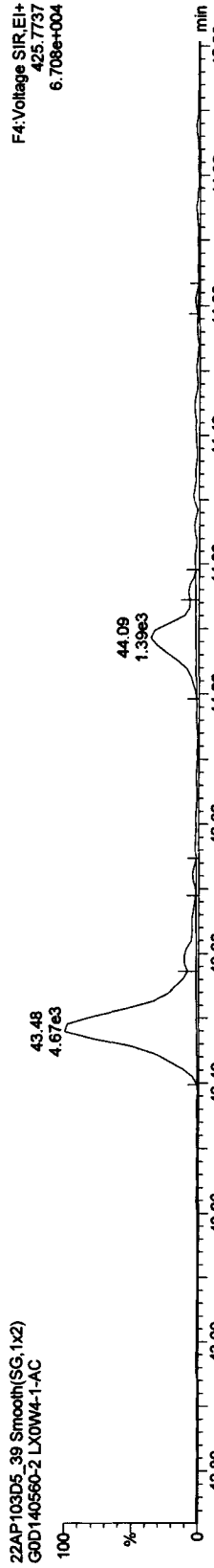
Name: 22AP103D5_39, Date: 23-Apr-2010, Time: 19:47:37, ID: LX0W4-1-AC, Description: G0D140560-2

HpCDDs

22AP103D5_39 Smooth(SG,1x2)
G0D140560-2 LX0W4-1-AC

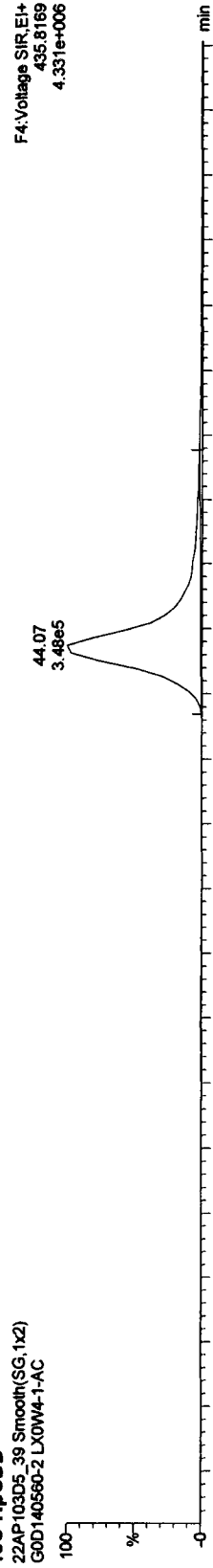


22AP103D5_39 Smooth(SG,1x2)
G0D140560-2 LX0W4-1-AC

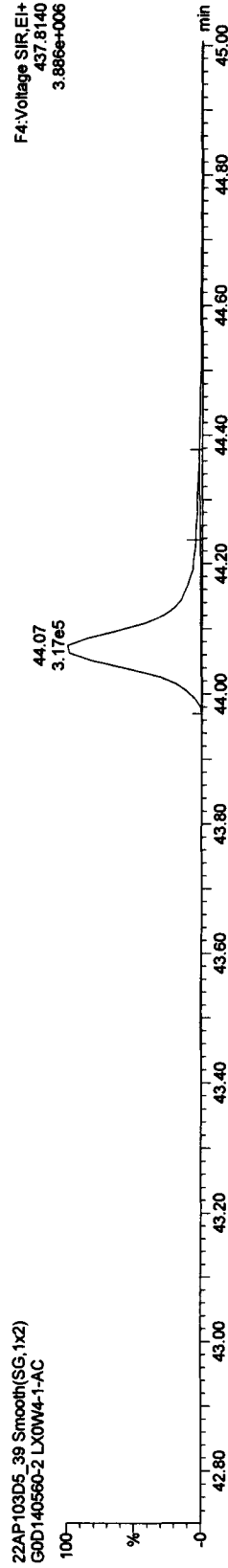


13C-HpCDD

22AP103D5_39 Smooth(SG,1x2)
G0D140560-2 LX0W4-1-AC



22AP103D5_39 Smooth(SG,1x2)
G0D140560-2 LX0W4-1-AC



Quantify Sample Report MassLynx 4.1

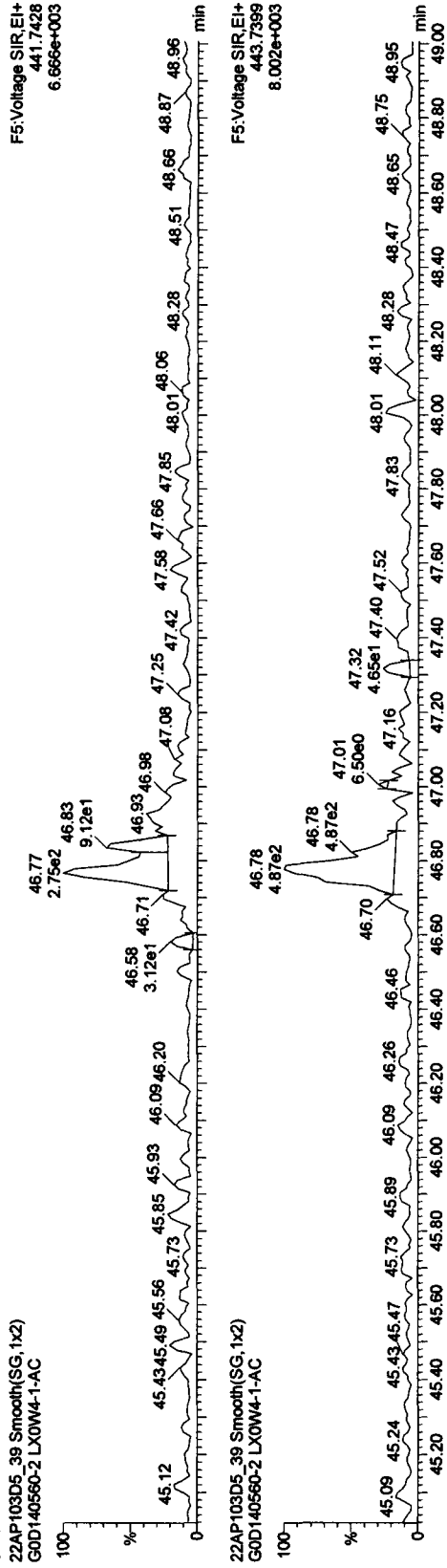
Dataset: C:\MassLynx\UAN2010.PRO\22AP103D58290C.qld

Last Altered: Saturday, April 24, 2010 09:41:39 Pacific Daylight Time
Printed: Saturday, April 24, 2010 09:48:05 Pacific Daylight Time

Name: 22AP103D5_39, Date: 23-Apr-2010, Time: 19:47:37, ID: LX0W4-1-AC, Description: G0D140560-2

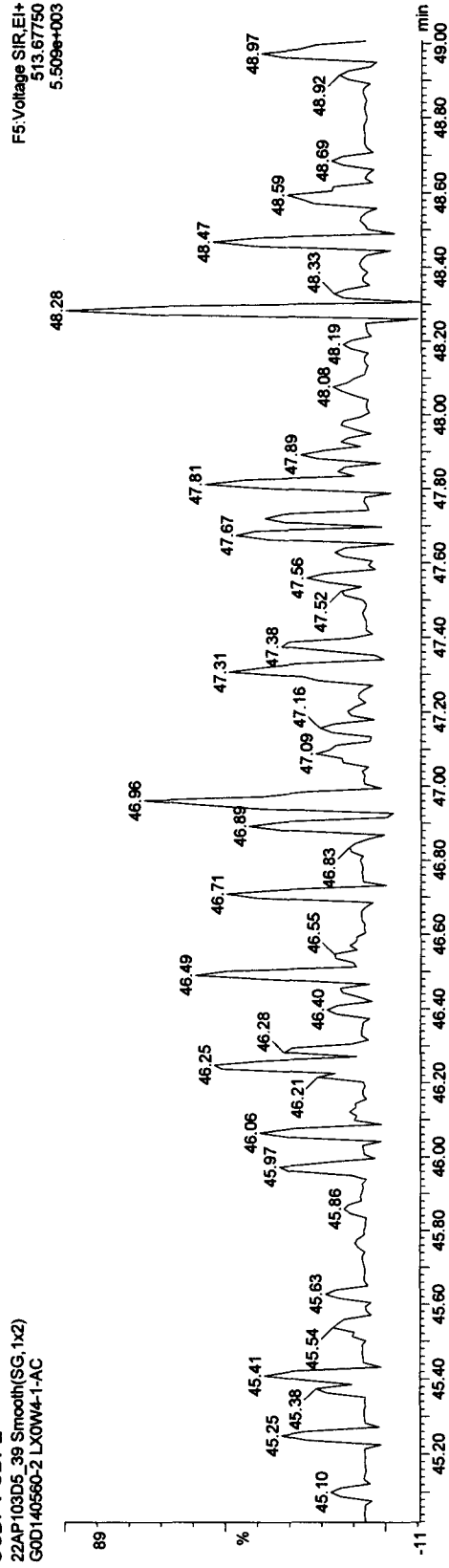
OCDFS

22AP103D5_39 Smooth(SG,1x2)
G0D140560-2 LX0W4-1-AC



OCDF PCDPE

22AP103D5_39 Smooth(SG,1x2)
G0D140560-2 LX0W4-1-AC



Quantify Sample Report MassLynx 4.1


Dataset: C:\MassLynx\JAN2010.PRO\22AP103D58290C.qld

Last Altered: Saturday, April 24, 2010 09:41:39 Pacific Daylight Time
Printed: Saturday, April 24, 2010 09:48:05 Pacific Daylight Time

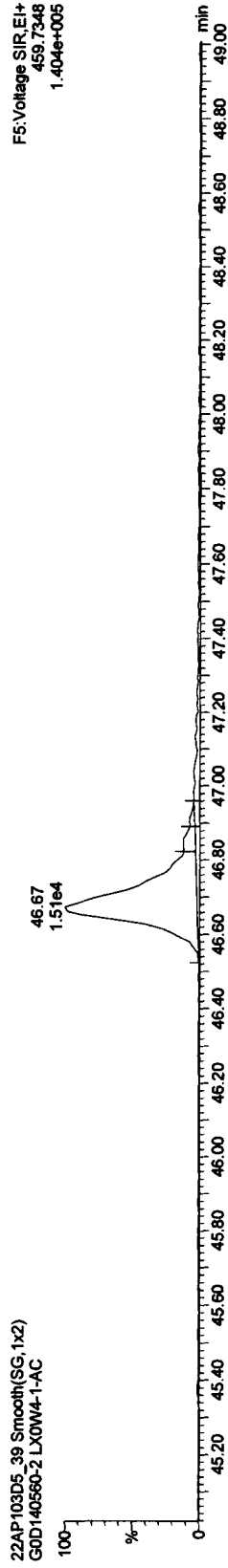
Name: 22AP103D5_39, Date: 23-Apr-2010, Time: 19:47:37, ID: LX0W4-1-AC, Description: GOD140560-2

OCDD

22AP103D5_39 Smooth(SG,1x2)
GOD140560-2 LX0W4-1-AC

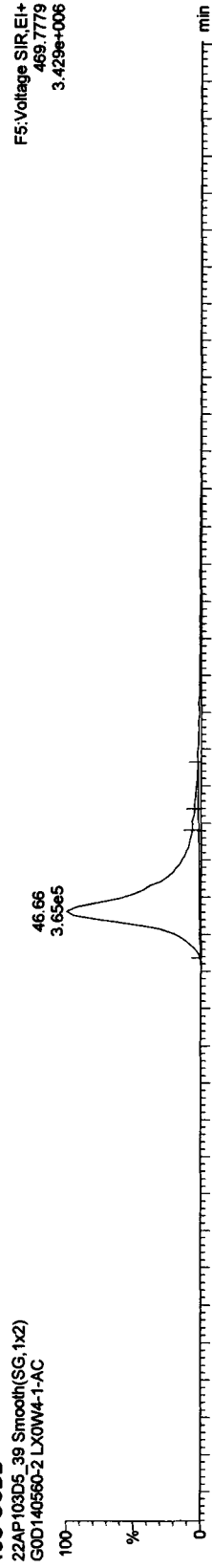


22AP103D5_39 Smooth(SG,1x2)
GOD140560-2 LX0W4-1-AC

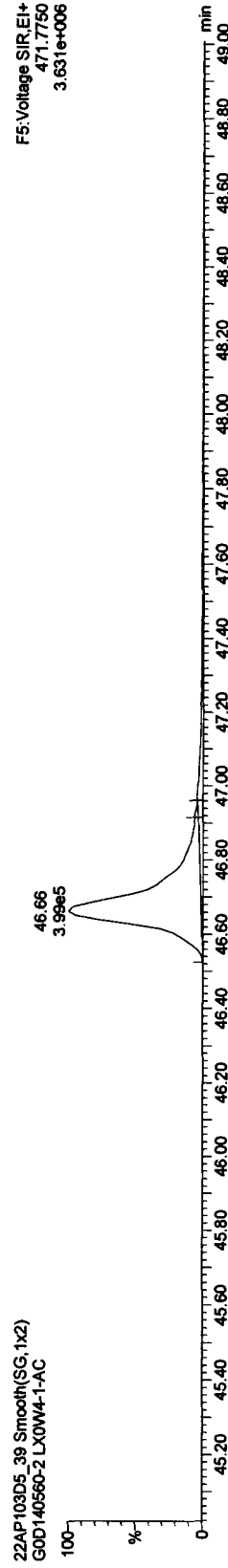


13C-OCDD

22AP103D5_39 Smooth(SG,1x2)
GOD140560-2 LX0W4-1-AC



22AP103D5_39 Smooth(SG,1x2)
GOD140560-2 LX0W4-1-AC



Quantify Sample Report MassLynx 4.1

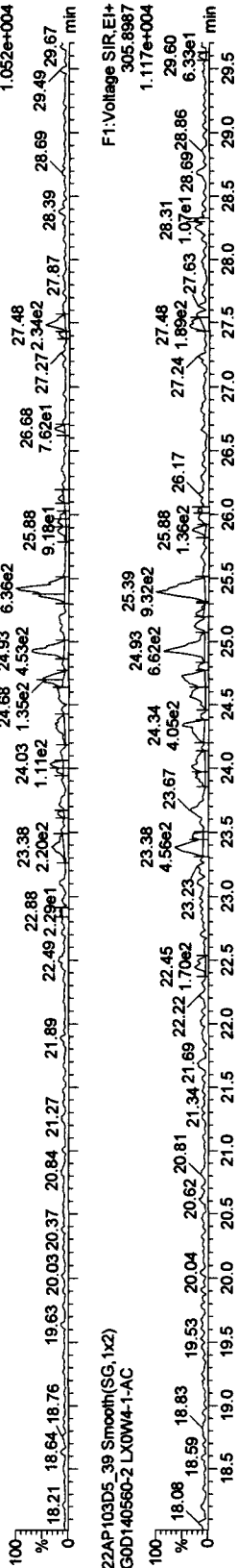
Dataset: C:\MassLynx\JAN2010.PRO\22AP103D58290C.qld

Last Altered: Saturday, April 24, 2010 09:41:39 Pacific Daylight Time
Printed: Saturday, April 24, 2010 09:48:05 Pacific Daylight Time

Name: 22AP103D5_39, Date: 23-Apr-2010, Time: 19:47:37, ID: LX0W4-1-AC, Description: GOD140560-2

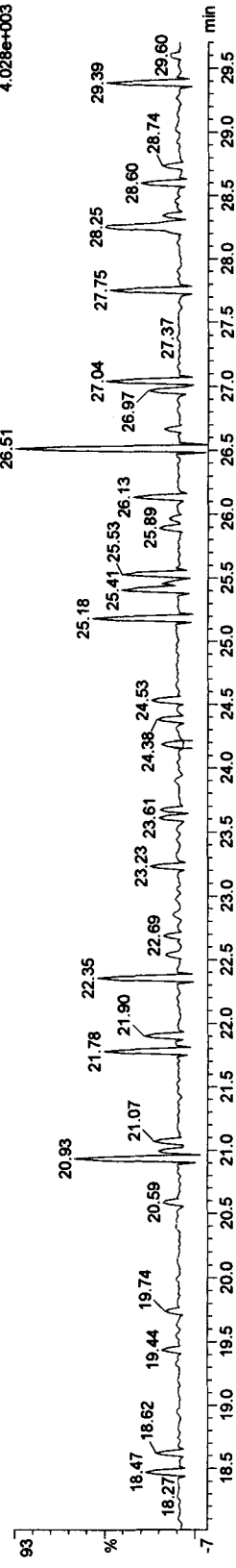
TCDFs

22AP103D5_39 Smooth(SG,1x2)
GOD140560-2 LX0W4-1-AC



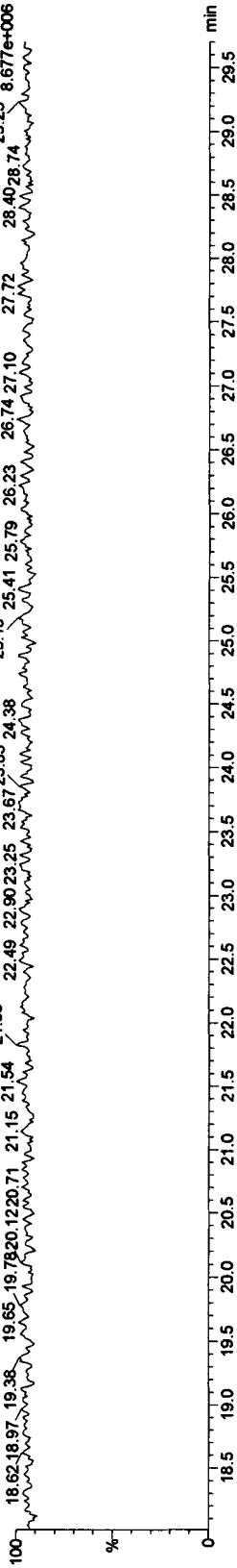
TCDF PCDFE

22AP103D5_39 Smooth(SG,1x2)
GOD140560-2 LX0W4-1-AC



Function 1 PFK

22AP103D5_39 Smooth(SG,1x2)
GOD140560-2 LX0W4-1-AC



Quantify Sample Report MassLynx 4.1

Dataset: C:\MassLynx\JAN2010.PRO\22AP103D58290C.qld

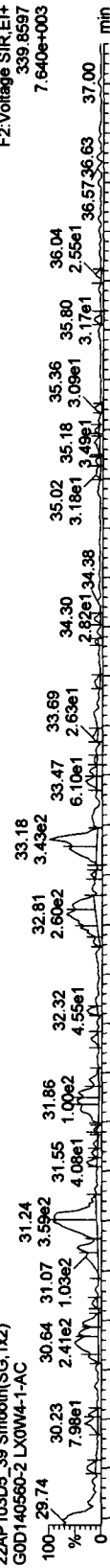
Last Altered: Saturday, April 24, 2010 09:41:39 Pacific Daylight Time

Printed: Saturday, April 24, 2010 09:48:05 Pacific Daylight Time

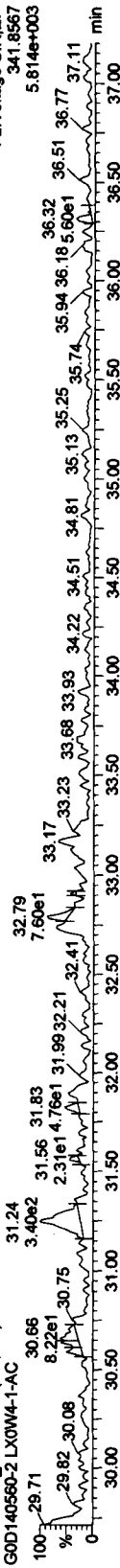
Name: 22AP103D5_39, Date: 23-Apr-2010, Time: 19:47:37, ID: LX0W4-1-AC, Description: GOD140560-2

PeCDF

22AP103D5_39 Smooth(SG,1x2)
GOD140560-2 LX0W4-1-AC

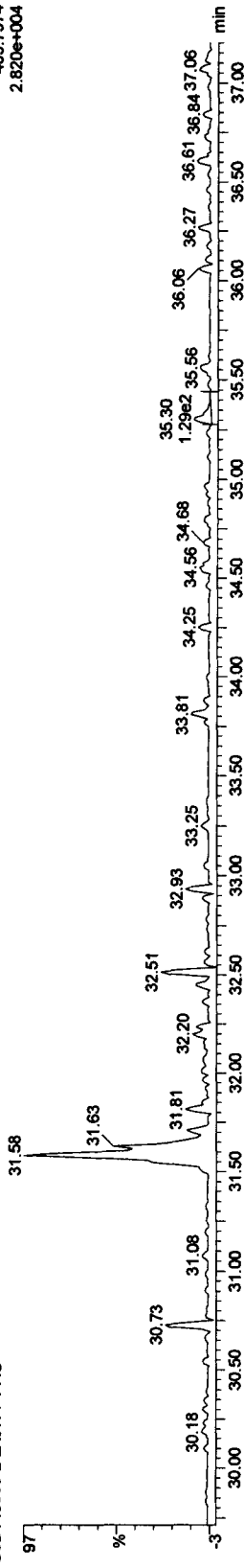


22AP103D5_39 Smooth(SG,1x2)
GOD140560-2 LX0W4-1-AC



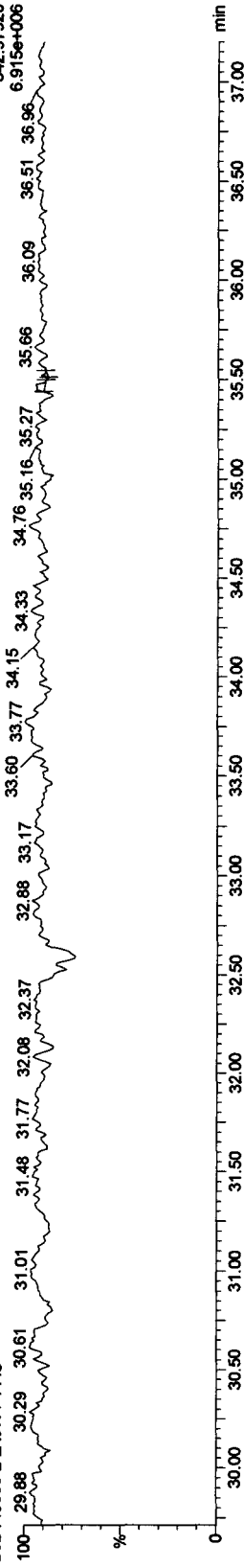
F2 PeCDF PCDFE

22AP103D5_39 Smooth(SG,1x2)
GOD140560-2 LX0W4-1-AC



Function 2 PFK

22AP103D5_39 Smooth(SG,1x2)
GOD140560-2 LX0W4-1-AC

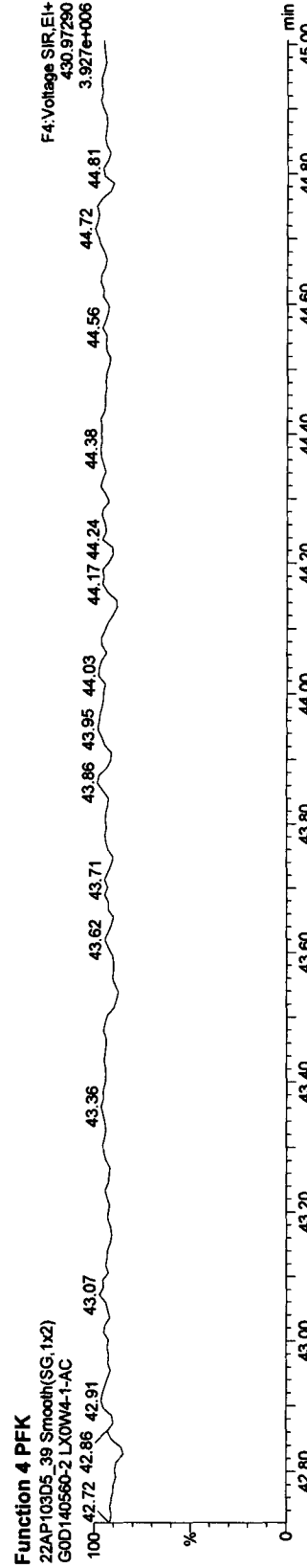
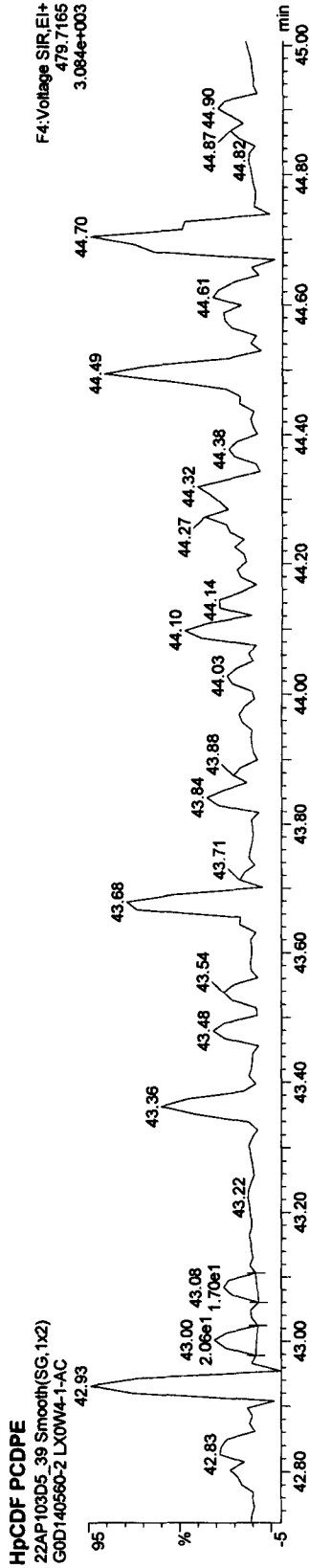
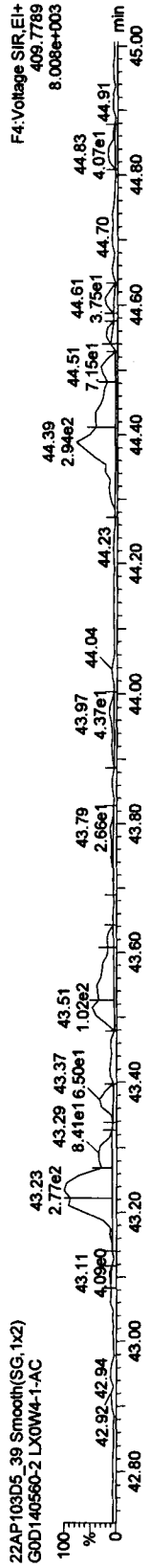
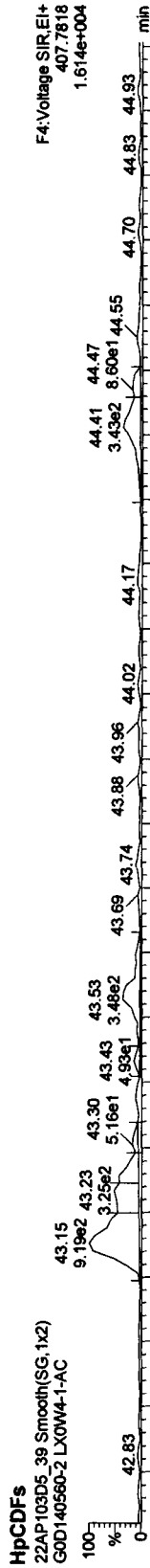


Quantify Sample Report MassLynx 4.1

Dataset: C:\MassLynx\JAN2010.PRO\22AP103D58290C.qld

Last Altered: Saturday, April 24, 2010 09:41:39 Pacific Daylight Time
Printed: Saturday, April 24, 2010 09:48:05 Pacific Daylight Time

Name: 22AP103D5_39, Date: 23-Apr-2010, Time: 19:47:37, ID: LX0W4-1-AC, Description: GOD140560-2



Quantify Sample Report MassLynx 4.1

Dataset: C:\MassLynx\UN2010.PRO\22AP103D58290C.qld

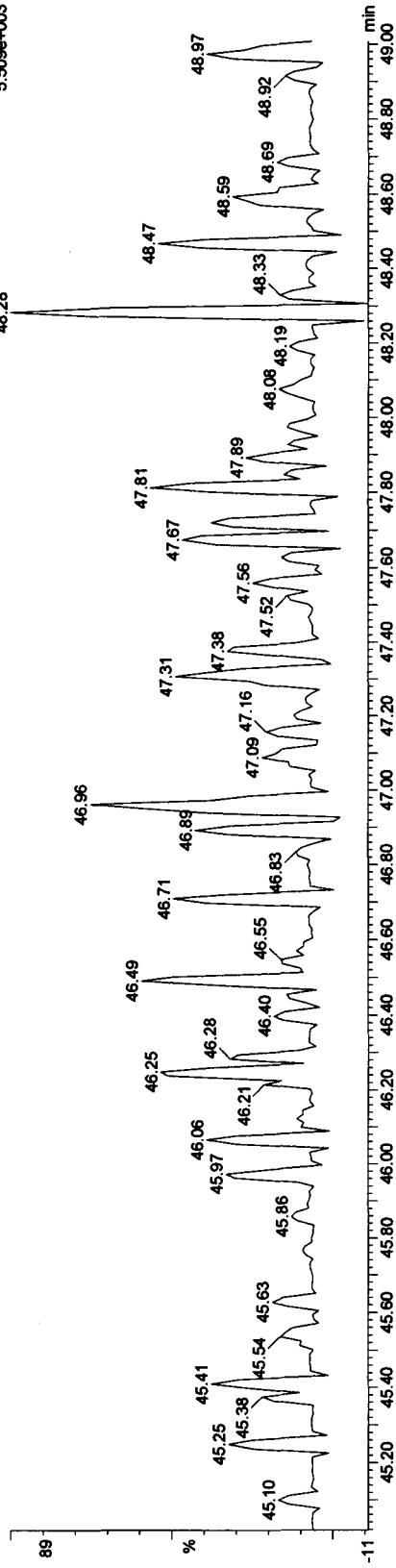
Last Altered: Saturday, April 24, 2010 09:41:39 Pacific Daylight Time
Printed: Saturday, April 24, 2010 09:48:05 Pacific Daylight Time

Name: 22AP103D5_39, Date: 23-Apr-2010, Time: 19:47:37, ID: LX0W4-1-AC, Description: GOD140560-2

OCDF PCDPE

22AP103D5_39 Smooth(SG,1x2)
GOD140560-2 LX0W4-1-AC


F5:Voltage SIR.EI+
513.6750
5.509e+003



Function 5 PFK

22AP103D5_39 Smooth(SG,1x2)
GOD140560-2 LX0W4-1-AC

F5:Voltage SIR.EI+
442.97280
3.412e+006



Daily Calibration Checklist
Dioxin Methods

Method ID 8290

Associated ICAL ICA0304 2010305 8290 CCM25

Column ID DB5

Instrument ID 305

STD ID ST0422C, ST0422D

STD Solution 10DXN083

Analyzed by KSS

Date Analyzed 4/23/10, 4/24/10

Std. Pkg. By mfu

Date Std. Pkg. Assembled 4/24/10

Std. Pkg. Reviewed By VJ

Date Std. Pkg. Reviewed 4.25.10
~~4.24.10~~ VD

DAILY STANDARD PACKAGE	INITIATED	REVIEWED
Standard, CPSM, and Solvent Blank present?	✓	✓
Copy of log-file and Beginning Static Resolution present?	✓	✓
CPSM blow up present?	✓	✓
Curve Summary present?	✓	✓
Summary of Method criteria present or documented below?	✓	✓
Daily standard within method specified limits?*	(i)	✓
Analyte retention times correct?	✓	✓
Isotopic ratios within limits?	✓	✓
CPSM valley ≤ method specified limits? **	✓	✓
Are chromatographic windows correct?	✓	✓
Samples analyzed within 12 hrs of daily standard?	✓	✓
Manual reintegration's checked and hardcopies included?	NA	NA
Ending Standard present?	✓	✓
Ending Static Resolutions present	✓	✓
Absolute retention times for 13C12-1,2,3,4-TCDD and 13C12-1,2,3,7,8,9-HxCDD are within +/- 15 seconds of the retention times in the Initial Calibration? (required for all 1613B samples)	NA	NA

COMMENTS: 13C-1234678 HxCDD 33% in closing standard use RRF of 0.87 See NEM

* Method 8290/TO9/M0023A: (beginning) ≤ 20% from curve RRFs for native analytes, ≤ 30% from curve RRFs for labeled compounds.

Method 8290/TO9/M0023A: (ending) ≤ 25% from curve RRFs for native analytes, ≤ 35% from curve RRFs for labeled compounds.

Method 23: See Method 23 Daily Standard Criteria, Table 5.

Method 1613B: See, Method 1613B or Method 1613B Tetras Daily Standard Criteria.

** Method 23/0023A CPSM Criteria: 25% valley between 2378 TCDF (DB-225)/TCDD (DB-5) and its closest eluters normalized to the smallest peak of the triplet

Method 1613B/8290/TO9 CPSM Criteria: 25% valley between 2378 TCDF (DB-225)/TCDD (DB-5) and its closest eluters normalized to the 2378 peak.

Dataset: C:\MassLynx\JAN2010.PRO\22AP103D58290C.qld

Last Altered: Sunday, April 25, 2010 10:26:57 Pacific Daylight Time

Printed: Sunday, April 25, 2010 10:33:10 Pacific Daylight Time

Method: C:\MassLynx\JAN2010.PRO\MethDB\82903D5OCDD25.mdb 25 Apr 2010 10:22:06

Calibration: C:\MassLynx\JAN2010.PRO\CurveDB\ICA030420103D58290OCDD25.cdb 31 Mar 2010 15:00:28

Name: 22AP103D5_30, Date: 23-Apr-2010, Time: 11:51:45, ID: ST0422C, Description: CS-3 10DXN083

#	Name	Response	RT	Pred.RT	RRF M	RRF	Conc	%Dev	%Rec	Mod.D	Ratio	Ratio Flag
1	13C-1,2,3,4-TCDD	1970591	25.97	25.97	1.00000	1.00000	100.00	0.0	100.0		0.790	NO
2												
3	13C-2,3,7,8-TCDF	3059137	25.36	25.36	1.29217	1.55240	120.14	20.1	120.1		0.770	NO
4	2,3,7,8-TCDF	269234	25.38	25.38	0.98315	0.88010	8.95	-10.5	89.5		0.796	NO
5	Total TCDFs			21.44	0.98315		8.95					
6												
7	13C-2,3,7,8-TCDD	1948961	26.21	26.24	0.89708	0.98902	110.25	10.2	110.2		0.806	NO
8	2,3,7,8-TCDD	208566	26.24	26.24	1.05105	1.07014	10.18	1.8	101.8		0.832	NO
9	Total TCDDs			19.55	1.05105		10.18					
10												
11	37CL-2,3,7,8-TCDD	245048	26.24	26.24	1.06704	1.24353	11.65	16.5	116.5			
12												
13	13C-1,2,3,7,8-PeCDF	2493303	31.20	31.20	1.01112	1.26526	125.13	25.1	125.1		1.588	NO
14	1,2,3,7,8-PeCDF	1231352	31.22	31.22	1.01766	0.98773	48.53	-2.9	97.1		1.595	NO
15	2,3,4,7,8-PeCDF	1249604	32.77	32.77	1.01420	1.00237	49.42	-1.2	98.8		1.575	NO
16	Total F2 PeCDFs			34.47	1.01593		97.95					
17	Total F1 PeCDFs			36.56	1.01593		0.02					
18												
19	13C-1,2,3,7,8-PeCDD	1668329	33.59	33.56	0.66822	0.84661	126.70	26.7	126.7		1.560	NO
20	1,2,3,7,8-PeCDD	842200	33.61	33.62	0.99572	1.00963	50.70	1.4	101.4		1.632	NO
21	Total PeCDDs			31.10	0.99572		50.70					
22												
23	13C-1,2,3,7,8,9-HxCDD	1810017	41.54	41.54	1.00000	1.00000	100.00	0.0	100.0		1.237	NO
24												
25	13C-1,2,3,4,7,8-HxCDF	1773558	40.02	40.02	0.88818	0.97986	110.32	10.3	110.3		0.540	NO
26	1,2,3,4,7,8-HxCDF	1081402	40.04	40.04	1.24155	1.21947	49.11	-1.8	98.2		1.239	NO
27	1,2,3,6,7,8-HxCDF	1216005	40.20	40.20	1.42681	1.37126	48.05	-3.9	96.1		1.255	NO
28	2,3,4,6,7,8-HxCDF	1131143	40.95	40.95	1.28770	1.27556	49.53	-0.9	99.1		1.309	NO
29	1,2,3,7,8,9-HxCDF	998846	41.72	41.72	1.21630	1.12638	46.30	-7.4	92.6		1.273	NO
30	Total HxCDFs			0.00	1.29309		193.00					
31												
32	13C-1,2,3,6,7,8-HxCDD	1560950	41.22	41.22	0.81128	0.86240	106.30	6.3	106.3		1.213	NO
33	1,2,3,4,7,8-HxCDD	729797	41.13	41.13	0.88272	0.93507	52.97	5.9	105.9		1.280	NO
34	1,2,3,6,7,8-HxCDD	866463	41.23	41.23	1.08449	1.11017	51.18	2.4	102.4		1.284	NO
35	1,2,3,7,8,9-HxCDD	854430	41.55	41.55	1.18402	1.09476	46.23	-7.5	92.5		1.261	NO
36	Total HxCDDs			0.00	1.05041		150.38					
37												
38	13C-1,2,3,4,6,7,8-HpCDF	1597692	43.19	43.19	0.80110	0.88269	110.19	10.2	110.2		0.432	NO
39	1,2,3,4,6,7,8-HpCDF	1085458	43.20	43.20	1.38128	1.35878	49.19	-1.6	98.4		1.046	NO
40	1,2,3,4,7,8,9-HpCDF	951802	44.39	44.39	1.10952	1.19147	53.69	7.4	107.4		1.077	NO
41	Total HpCDFs			0.00	1.24540		102.88					
42												
43	13C-1,2,3,4,6,7,8-HpCDD	1511651	44.05	44.05	0.68208	0.83516	122.44	22.4	122.4		1.110	NO
44	1,2,3,4,6,7,8-HpCDD	773353	44.06	44.06	1.03068	1.02319	49.64	-0.7	99.3		1.082	NO
45	Total HpCDDs			0.00	1.03068		49.64					

Dataset: C:\MassLynx\JAN2010.PRO\22AP103D58290C.qld

Last Altered: Sunday, April 25, 2010 10:26:57 Pacific Daylight Time

Printed: Sunday, April 25, 2010 10:33:10 Pacific Daylight Time

Name: 22AP103D5_30, Date: 23-Apr-2010, Time: 11:51:45, ID: ST0422C, Description: CS-3 10DXN083

#	Name	Response	RT	Pred.RT	RRF M	RRF	Conc.	%Dev	%Rec	Mod.D..	Ratio	Ratio Flag
47	13C-OCDD	2242562	46.64	46.64	0.49708	0.61949	249.25	24.6	124.6		0.910	NO
48	OCDF	1597374	46.74	46.74	1.42582	1.42460	99.91	-0.1	99.9		0.932	NO
49	OCDD	1326869	46.65	46.65	1.15547	1.18335	102.41	2.4	102.4		0.869	NO
50												
51												
52	Function 1 PFK			26.01								
53	Function 2 PFK	5318	35.63	35.64		5318.2...						
54	Function 3 PFK			31.73								
55	Function 4 PFK			34.66								
56	Function 5 PFK	1559	47.08	47.09		1559.1...						
57	TCDF PCDPE	6	24.18	24.18		6.21700						
58	F1 PeCDF PCDPE			24.64								
59	F2 PeCDF PCDPE			35.30								
60	HXCDF PCDPE	46	40.50	40.57		45.643...						
61	HPCDF PCDPE			43.14								
62	OCDF PCDPE			47.34								

Dataset: C:\MassLynx\JAN2010.PRO\22AP103D58290C.qld

Last Altered: Sunday, April 25, 2010 10:26:57 Pacific Daylight Time

Printed: Sunday, April 25, 2010 10:33:10 Pacific Daylight Time

Name: 22AP103D5_45, Date: 24-Apr-2010, Time: 01:03:01, ID: ST0422D, Description: CS-3 10DXN083

#	Name	Response	RT	Pred.RT	RRF M	RRF	Conc.	%Dev	%Rec	Mod.D.	Ratio	Ratio Flag
1	13C-1,2,3,4-TCDD	2201115	25.97	25.97	1.00000	1.00000	100.00	0.0	100.0		0.829	NO
2												
3	13C-2,3,7,8-TCDF	3244329	25.36	25.36	1.29217	1.47395	114.07	14.1	114.1		0.803	NO
4	2,3,7,8-TCDF	290490	25.38	25.38	0.98315	0.89538	9.11	-8.9	91.1		0.742	NO
5	Total TCDFs			21.44	0.98315		9.11					
6												
7	13C-2,3,7,8-TCDD	2063971	26.21	26.24	0.89708	0.93769	104.53	4.5	104.5		0.808	NO
8	2,3,7,8-TCDD	222351	26.23	26.24	1.05105	1.07730	10.25	2.5	102.5		0.807	NO
9	Total TCDDs			19.55	1.05105		10.25					
10												
11	37CL-2,3,7,8-TCDD	253048	26.23	26.24	1.06704	1.14963	10.77	7.7	107.7			
12												
13	13C-1,2,3,7,8-PeCDF	2624372	31.17	31.20	1.01112	1.19229	117.92	17.9	117.9		1.567	NO
14	1,2,3,7,8-PeCDF	1322163	31.20	31.19	1.01766	1.00760	49.51	-1.0	99.0		1.563	NO
15	2,3,4,7,8-PeCDF	1347826	32.75	32.74	1.01420	1.02716	50.64	1.3	101.3		1.592	NO
16	Total F2 PeCDFs			34.47	1.01593		100.14					
17	Total F1 PeCDFs			36.56	1.01593		0.04					
18												
19	13C-1,2,3,7,8-PeCDD	1655625	33.56	33.56	0.66822	0.75218	112.56	12.6	112.6		1.502	NO
20	1,2,3,7,8-PeCDD	807792	33.59	33.59	0.99572	0.97582	49.00	-2.0	98.0		1.491	NO
21	Total PeCDDs			31.10	0.99572		49.00					
22												
23	13C-1,2,3,7,8,9-HxCDD	1756554	41.54	41.54	1.00000	1.00000	100.00	0.0	100.0		1.263	NO
24												
25	13C-1,2,3,4,7,8-HxCDF	1894592	40.01	40.02	0.88818	1.07858	121.44	21.4	121.4		0.512	NO
26	1,2,3,4,7,8-HxCDF	1127362	40.02	40.03	1.24155	1.19008	47.93	-4.1	95.9		1.304	NO
27	1,2,3,6,7,8-HxCDF	1338604	40.20	40.19	1.42681	1.41308	49.52	-1.0	99.0		1.309	NO
28	2,3,4,6,7,8-HxCDF	1201236	40.95	40.94	1.28770	1.26807	49.24	-1.5	98.5		1.229	NO
29	1,2,3,7,8,9-HxCDF	1085912	41.72	41.71	1.21630	1.14633	47.12	-5.8	94.2		1.259	NO
30	Total HxCDFs			0.00	1.29309		193.81					
31												
32	13C-1,2,3,6,7,8-HxCDD	1614631	41.22	41.22	0.81128	0.91920	113.30	13.3	113.3		1.322	NO
33	1,2,3,4,7,8-HxCDD	736956	41.13	41.13	0.88272	0.91285	51.71	3.4	103.4		1.324	NO
34	1,2,3,6,7,8-HxCDD	941772	41.23	41.23	1.08449	1.16655	53.78	7.6	107.6		1.123	NO
35	1,2,3,7,8,9-HxCDD	968300	41.55	41.55	1.18402	1.19941	50.65	1.3	101.3		1.170	NO
36	Total HxCDDs			0.00	1.05041		156.14					
37												
38	13C-1,2,3,4,6,7,8-HpCDF	1709149	43.20	43.19	0.80110	0.97301	121.46	21.5	121.5		0.469	NO
39	1,2,3,4,6,7,8-HpCDF	1162878	43.21	43.21	1.38128	1.36077	49.26	-1.5	98.5		1.061	NO
40	1,2,3,4,7,8,9-HpCDF	1012822	44.39	44.40	1.10952	1.18518	53.41	6.8	106.8		1.030	NO
41	Total HpCDFs			0.00	1.24540		102.67					
42												
43	13C-1,2,3,4,6,7,8-HpCDD	1587911	44.06	44.05	0.68208	0.90399	132.53	32.5	132.5		1.120	NO
44	1,2,3,4,6,7,8-HpCDD	814069	44.07	44.07	1.03068	1.02533	49.74	-0.5	99.5		1.078	NO
45	Total HpCDDs			0.01	1.03068		49.74					
46												
47	13C-OCDD	2272386	46.65	46.64	0.49708	0.64683	260.25	30.1	130.1		0.859	NO
48	OCDF	1645189	46.74	46.75	1.42582	1.44798	101.55	1.6	101.6		0.922	NO
49	OCDD	1324657	46.66	46.66	1.5547	1.46587	100.9		100.9		0.922	NO

Dataset: C:\MassLynx\JAN2010.PRO\22AP103D58290C.qld

Last Altered: Sunday, April 25, 2010 10:26:57 Pacific Daylight Time

Printed: Sunday, April 25, 2010 10:33:10 Pacific Daylight Time

Name: 22AP103D5_45, Date: 24-Apr-2010, Time: 01:03:01, ID: ST0422D, Description: CS-3 10DXN083

#	Name	Response	RT	Pred.RT	RRF M	RRF	Conc.	%Dev	%Rec	Mod.D...	Ratio	Ratio Flag
50												
51												
52	Function 1 PFK			26.01								
53	Function 2 PFK	2748	35.64	35.64		2748.1...						
54	Function 3 PFK			31.73								
55	Function 4 PFK			34.66								
56	Function 5 PFK	1329	47.16	47.09		1329.3...						
57	TCDF PCDPE			24.18								
58	F1 PeCDF PCDPE			24.64								
59	F2 PeCDF PCDPE	106	35.23	35.30		105.55...						
60	HXCDF PCDPE	29	40.48	40.57		29.097...						
61	HPCDF PCDPE			43.14								
62	OCDF PCDPE	15	47.35	47.34		14.798...						

Dataset: C:\MassLynx\JAN2010.PRO\22AP103D58290C.qld

Last Altered: Saturday, April 24, 2010 09:41:39 Pacific Daylight Time

Printed: Saturday, April 24, 2010 09:42:03 Pacific Daylight Time

Method: C:\MassLynx\JAN2010.PRO\MethDB\82903D5OCDD25.mdb 24 Apr 2010 09:41:23

Calibration: C:\MassLynx\JAN2010.PRO\CurveDB\ICA030420103D58290CDD25.cdb 31 Mar 2010 15:00:28

Name: 22AP103D5_30, Date: 23-Apr-2010, Time: 11:51:45, ID: ST0422C, Description: CS-3 10DXN083

#	Name	Response	RT	Pred.RT	RRF M	RRF	Conc.	%Dev	%Rec	Mod.D	Ratio	Ratio Flag
1	13C-1,2,3,4-TCDD	1970591	25.97	25.97	1.00000	1.00000	100.00	0.0	100.0		0.790	NO
2												
3	13C-2,3,7,8-TCDF	3059137	25.36	25.36	1.29217	1.55240	120.14	20.1	120.1		0.770	NO
4	2,3,7,8-TCDF	269234	25.38	25.38	0.98315	0.88010	8.95	-10.5	89.5		0.796	NO
5	Total TCDFs			21.44	0.98315		8.95					
6												
7	13C-2,3,7,8-TCDD	1948961	26.21	26.24	0.89708	0.98902	110.25	10.2	110.2		0.806	NO
8	2,3,7,8-TCDD	208566	26.24	26.24	1.05105	1.07014	10.18	1.8	101.8		0.832	NO
9	Total TCDDs			19.55	1.05105		10.18					
10												
11	37CL-2,3,7,8-TCDD	245048	26.24	26.24	1.06704	1.24353	11.65	16.5	116.5			
12												
13	13C-1,2,3,7,8-PeCDF	2493303	31.20	31.20	1.01112	1.26526	125.13	25.1	125.1		1.588	NO
14	1,2,3,7,8-PeCDF	1231352	31.22	31.22	1.01766	0.98773	48.53	-2.9	97.1		1.595	NO
15	2,3,4,7,8-PeCDF	1249604	32.77	32.77	1.01420	1.00237	49.42	-1.2	98.8		1.575	NO
16	Total F2 PeCDFs			34.47	1.01593		97.95					
17	Total F1 PeCDFs			36.56	1.01593		0.02					
18												
19	13C-1,2,3,7,8-PeCDD	1668329	33.59	33.56	0.66822	0.84661	126.70	26.7	126.7		1.560	NO
20	1,2,3,7,8-PeCDD	842200	33.61	33.62	0.99572	1.00963	50.70	1.4	101.4		1.632	NO
21	Total PeCDDs			31.10	0.99572		50.70					
22												
23	13C-1,2,3,7,8,9-HxCDD	1810017	41.54	41.54	1.00000	1.00000	100.00	0.0	100.0		1.237	NO
24												
25	13C-1,2,3,4,7,8-HxCDF	1773558	40.02	40.02	0.88818	0.97986	110.32	10.3	110.3		0.540	NO
26	1,2,3,4,7,8-HxCDF	1081402	40.04	40.04	1.24155	1.21947	49.11	-1.8	98.2		1.239	NO
27	1,2,3,6,7,8-HxCDF	1216005	40.20	40.20	1.42681	1.37126	48.05	-3.9	96.1		1.255	NO
28	2,3,4,6,7,8-HxCDF	1131143	40.95	40.95	1.28770	1.27556	49.53	-0.9	99.1		1.309	NO
29	1,2,3,7,8,9-HxCDF	998846	41.72	41.72	1.21630	1.12638	46.30	-7.4	92.6		1.273	NO
30	Total HxCDFs			0.00	1.29309		193.00					
31												
32	13C-1,2,3,6,7,8-HxCDD	1560950	41.22	41.22	0.81128	0.86240	106.30	6.3	106.3		1.213	NO
33	1,2,3,4,7,8-HxCDD	729797	41.13	41.13	0.88272	0.93507	52.97	5.9	105.9		1.280	NO
34	1,2,3,6,7,8-HxCDD	866463	41.23	41.23	1.08449	1.11017	51.18	2.4	102.4		1.284	NO
35	1,2,3,7,8,9-HxCDD			40.95	1.18402							NO
36	Total HxCDDs			0.00	1.05041		156.26					
37												
38	13C-1,2,3,4,6,7,8-HpCDF	1597692	43.19	43.19	0.80110	0.88269	110.19	10.2	110.2		0.432	NO
39	1,2,3,4,6,7,8-HpCDF	1085458	43.20	43.20	1.38128	1.35878	49.19	-1.6	98.4		1.046	NO
40	1,2,3,4,7,8,9-HpCDF	951802	44.39	44.39	1.10952	1.19147	53.69	7.4	107.4		1.077	NO
41	Total HpCDFs			0.00	1.24540		102.88					
42												
43	13C-1,2,3,4,6,7,8-HpCDD	1511651	44.05	44.05	0.68208	0.83516	122.44	22.4	122.4		1.110	NO
44	1,2,3,4,6,7,8-HpCDD	773353	44.06	44.06	1.03068	1.02319	49.64	-0.7	99.3		1.082	NO
45	Total HpCDDs			0.00	1.03068		49.64					
46												

Dataset: C:\MassLynx\JAN2010.PRO\22AP103D58290C.qld

Last Altered: Saturday, April 24, 2010 09:41:39 Pacific Daylight Time

Printed: Saturday, April 24, 2010 09:42:03 Pacific Daylight Time

Name: 22AP103D5_30, Date: 23-Apr-2010, Time: 11:51:45, ID: ST0422C, Description: CS-3 10DXN083

#	Name	Response	RT	Pred. RT	RRF M	RRF	Conc.	%Dev	%Rec	Mod. D	Ratio	Ratio Flag
47	13C-OCDD	2242562	46.64	46.64	0.49708	0.61949	249.25	24.6	124.6		0.910	NO
48	OCDF	1597374	46.74	46.74	1.42582	1.42460	99.91	-0.1	99.9		0.932	NO
49	OCDD	1326869	46.65	46.65	1.15547	1.18335	102.41	2.4	102.4		0.869	NO
50												
51												
52	Function 1 PFK			26.01								
53	Function 2 PFK	5318	35.63	35.64		5318.2...						
54	Function 3 PFK			31.73								
55	Function 4 PFK			34.66								
56	Function 5 PFK	1559	47.08	47.09		1559.1...						
57	TCDF PCDPE	6	24.18	24.18		6.21700						
58	F1 PeCDF PCDPE			24.64								
59	F2 PeCDF PCDPE			35.30								
60	HXCDF PCDPE	46	40.50	40.57		45.643...						
61	HPCDF PCDPE			43.14								
62	OCDF PCDPE			47.34								

Dataset: C:\MassLynx\JAN2010.PRO\22AP103D58290C.qld

Last Altered: Saturday, April 24, 2010 09:41:39 Pacific Daylight Time

Printed: Saturday, April 24, 2010 09:42:03 Pacific Daylight Time

Name: 22AP103D5_45, Date: 24-Apr-2010, Time: 01:03:01, ID: ST0422D, Description: CS-3 10DXN083

#	Name	Response	RT	Pred.RT	RRF M	RRF	Conc.	%Dev	%Rec	Mod.D	Ratio	Ratio Flag
1	13C-1,2,3,4-TCDD	2201115	25.97	25.97	1.00000	1.00000	100.00	0.0	100.0		0.829	NO
2												
3	13C-2,3,7,8-TCDF	3244329	25.36	25.36	1.29217	1.47395	114.07	14.1	114.1		0.803	NO
4	2,3,7,8-TCDF	290490	25.38	25.38	0.98315	0.89538	9.11	-8.9	91.1		0.742	NO
5	Total TCDFs			21.44	0.98315		9.11					
6												
7	13C-2,3,7,8-TCDD	2063971	26.21	26.24	0.89708	0.93769	104.53	4.5	104.5		0.808	NO
8	2,3,7,8-TCDD	222351	26.23	26.24	1.05105	1.07730	10.25	2.5	102.5		0.807	NO
9	Total TCDDs			19.55	1.05105		10.25					
10												
11	37CL-2,3,7,8-TCDD	253048	26.23	26.24	1.06704	1.14963	10.77	7.7	107.7			
12												
13	13C-1,2,3,7,8-PeCDF	2624372	31.17	31.20	1.01112	1.19229	117.92	17.9	117.9		1.567	NO
14	1,2,3,7,8-PeCDF	1322163	31.20	31.19	1.01766	1.00760	49.51	-1.0	99.0		1.563	NO
15	2,3,4,7,8-PeCDF	1347826	32.75	32.74	1.01420	1.02716	50.64	1.3	101.3		1.592	NO
16	Total F2 PeCDFs			34.47	1.01593		100.14					
17	Total F1 PeCDFs			36.56	1.01593		0.04					
18												
19	13C-1,2,3,7,8-PeCDD	1655625	33.56	33.56	0.66822	0.75218	112.56	12.6	112.6		1.502	NO
20	1,2,3,7,8-PeCDD	807792	33.59	33.59	0.99572	0.97582	49.00	-2.0	98.0		1.491	NO
21	Total PeCDDs			31.10	0.99572		49.00					
22												
23	13C-1,2,3,7,8,9-HxCDD	1756554	41.54	41.54	1.00000	1.00000	100.00	0.0	100.0		1.263	NO
24												
25	13C-1,2,3,4,7,8-HxCDF	1894592	40.01	40.02	0.88818	1.07858	121.44	21.4	121.4		0.512	NO
26	1,2,3,4,7,8-HxCDF	1127362	40.02	40.03	1.24155	1.19008	47.93	-4.1	95.9		1.304	NO
27	1,2,3,6,7,8-HxCDF	1338604	40.20	40.19	1.42681	1.41308	49.52	-1.0	99.0		1.309	NO
28	2,3,4,6,7,8-HxCDF	1201236	40.95	40.94	1.28770	1.26807	49.24	-1.5	98.5		1.229	NO
29	1,2,3,7,8,9-HxCDF	1085912	41.72	41.71	1.21630	1.14633	47.12	-5.8	94.2		1.259	NO
30	Total HxCDFs			0.00	1.29309		193.81					
31												
32	13C-1,2,3,6,7,8-HxCDD	1614631	41.22	41.22	0.81128	0.91920	113.30	13.3	113.3		1.322	NO
33	1,2,3,4,7,8-HxCDD	736956	41.13	41.13	0.88272	0.91285	51.71	3.4	103.4		1.324	NO
34	1,2,3,6,7,8-HxCDD	941772	41.23	41.23	1.08449	1.16655	53.78	7.6	107.6		1.123	NO
35	1,2,3,7,8,9-HxCDD			40.95	1.18402							NO
36	Total HxCDDs			0.00	1.05041		162.58					
37												
38	13C-1,2,3,4,6,7,8-HpCDF	1709149	43.20	43.19	0.80110	0.97301	121.46	21.5	121.5		0.469	NO
39	1,2,3,4,6,7,8-HpCDF	1162878	43.21	43.21	1.38128	1.36077	49.26	-1.5	98.5		1.061	NO
40	1,2,3,4,7,8,9-HpCDF	1012822	44.39	44.40	1.10952	1.18518	53.41	6.8	106.8		1.030	NO
41	Total HpCDFs			0.00	1.24540		102.67					
42												
43	13C-1,2,3,4,6,7,8-HpCDD	1587911	44.06	44.05	0.68208	<u>0.90399</u>	132.53	32.5	<u>132.5</u>		1.120	NO
44	1,2,3,4,6,7,8-HpCDD	814069	44.07	44.07	1.03068	1.02533	49.74	-0.5	99.5		1.078	NO
45	Total HpCDDs			0.01	1.03068		49.74					
46												
47	13C-OCDD	2272386	46.65	46.64	0.49708	0.64683	260.25	30.1	130.1		0.859	NO
48	OCDF	1645189	46.74	46.75	1.42582	1.44798	101.55	1.6	101.6		0.922	NO
49	OCDD	1324657	46.66	46.66	1.15547	1.16587	100.90	0.0	100.9		0.922	NO

Dataset: C:\MassLynx\JAN2010.PRO\22AP103D58290C.qld

Last Altered: Saturday, April 24, 2010 09:41:39 Pacific Daylight Time

Printed: Saturday, April 24, 2010 09:42:03 Pacific Daylight Time

Name: 22AP103D5_45, Date: 24-Apr-2010, Time: 01:03:01, ID: ST0422D, Description: CS-3 10DXN083

#	Name	Response	RT	Pred.RT	RRF	M	RRF	Conc.	%Dev	%Rec	Mod.D...	Ratio	Ratio Flag
50													
51													
52	Function 1 PFK			26.01									
53	Function 2 PFK	2748	35.64	35.64			2748.1...						
54	Function 3 PFK			31.73									
55	Function 4 PFK			34.66									
56	Function 5 PFK	1329	47.16	47.09			1329.3...						
57	TCDF PCDPE			24.18									
58	F1 PeCDF PCDPE			24.64									
59	F2 PeCDF PCDPE	106	35.23	35.30			105.55...						
60	HXCDF PCDPE	29	40.48	40.57			29.097...						
61	HPCDF PCDPE			43.14									
62	OCDF PCDPE	15	47.35	47.34			14.798...						

Sample List Report

MassLynx 4.1

Sample List: C:\MassLynx\JAN2010.PRO\SampleDB\22AP103D5.SPL

Page 1 of 6

Last Modified: Saturday, April 24, 2010 00:33:58 Pacific Daylight Time

Printed: Saturday, April 24, 2010 00:34:03 Pacific Daylight Time

Page Position (1, 1)

File Name	File Text	Sample ID	Meth/Matrix	BOX #	Sample Size	Units	Bottle
1	22AP103D5_1	CS-3 10DXN083	ST0422	---	1.000000	---	Tray01:1
2	22AP103D5_2	CS-3 10DXN083	ST0422A	---	1.000000	---	Tray01:1
3	22AP103D5_3	DB5 CPSM 3732-05	CP0422	---	1.000000	---	Tray01:2
4	22AP103D5_4	Solvent Blank C-14	SB0422	---	1.000000	---	Tray01:4
5	22AP103D5_5	G0D120462-1MB	LX1P2-1-AA	1613B/Water	72	1.000000	L Tray01:5
6	22AP103D5_6	G0D120462-1LCS	LX1P2-1-AC	1613B/Water	---	1.000000	L Tray01:6
7	22AP103D5_7	G0D120462-1	LXT8H-1-AA	1613B/Water	---	1.021600	L Tray01:7
8	22AP103D5_8	G0D130507-1MB	LX8DX-1-AA	1613B/Water	76	1.000000	L Tray01:8
9	22AP103D5_9	G0D090415-1LCS	LX3LD-1-AC	1613B/Water	74	1.000000	L Tray01:9
10	22AP103D5_10	G0D090415-1MB	LX3LD-1-AA	1613B/Water	---	1.000000	L Tray01:10
11	22AP103D5_11	G0D140502-1	LX0EM-1-AA	1613B/Water	---	1.056500	L Tray01:11
12	22AP103D5_12	G0D080594-1	LXPGP-1-AA	1613B/Water	72	1.056100	L Tray01:12
13	22AP103D5_13	G0D080594-2	LXPGR-1-AA	1613B/Water	---	0.994700	L Tray01:13
14	22AP103D5_14	G0D080594-3	LXPGR-1-AA	1613B/Water	---	1.028500	L Tray01:14
15	22AP103D5_15	Solvent Blank C-14	SB0422A	---	1.000000	---	Tray01:15
16	22AP103D5_16	CS-3 10DXN083	ST0422B	---	1.000000	---	Tray01:1
17	22AP103D5_17	DB5 CPSM 3732-05	CP0422A	---	1.000000	---	Tray01:2
18	22AP103D5_18	Solvent Blank C-14	SB0422B	---	1.000000	---	Tray01:18
19	22AP103D5_19	Solvent Blank C-14	SB0422C	---	1.000000	---	Tray01:18
20	22AP103D5_20	G0D090561-1	LXRAX-1-AA	1613B/Water	72	0.882100	L Tray01:20
21	22AP103D5_21	A0D120411-1MB	LX2QV-1-AAB	1613B/Solid	70	10.000000	g Tray01:21
22	22AP103D5_22	A0D120411-1LCS	LX2QV-1-ACC	1613B/Solid	---	10.000000	g Tray01:22
23	22AP103D5_23	G0D090419-11	LXP26-1-AA	1613B/Solid	---	10.000000	g Tray01:23
24	22AP103D5_24	G0D090419-12	LXP27-1-AA	1613B/Solid	---	10.000000	g Tray01:24
25	22AP103D5_25	G0D130511-1	LXWQP-1-AC	1613B/Water	76	1.026400	L Tray01:25
26	22AP103D5_26	G0D090568-1LCS	LXXXA-1-AC	1613B/Biol.	68	10.000000	g Tray01:26
27	22AP103D5_27	G0D090568-1MB	LXXXA-1-AA	1613B/Biol.	---	10.000000	g Tray01:27
28	22AP103D5_28	G0D090568-1	LXREQ-1-AA	1613B/Biol.	---	10.000000	g Tray01:28
29	22AP103D5_29	Solvent Blank C-14	SB0422D	---	1.000000	---	Tray01:29
30	22AP103D5_30	CS-3 10DXN083	ST0422C	---	1.000000	---	Tray01:1
31	22AP103D5_31	DB5 CPSM 3732-05	CP0422B	---	1.000000	---	Tray01:2
32	22AP103D5_32	Solvent Blank C-14	SB0422E	---	1.000000	---	Tray01:18
33	22AP103D5_33	Solvent Blank C-14	SB0422F	---	1.000000	---	Tray01:18
34	22AP103D5_34	G0D130507-1MB RI	LX8DX-1-AA	1613B/Water	76	1.000000	L Tray01:8
35	22AP103D5_35	G0D080425-48	LX1X4-1-AC	8290/Solid	74	10.340000	g Tray01:30
36	22AP103D5_36	G0D140560-1	LX0W3-1-AC	8290/Solid	---	10.060000	g Tray01:31
37	22AP103D5_37	G0D140560-1S	LX0W3-1-AD	8290/Solid	---	10.330000	g Tray01:32
38	22AP103D5_38	G0D140560-1D	LX0W3-1-AE	8290/Solid	---	10.000000	g Tray01:33
39	22AP103D5_39	G0D140560-2	LX0W4-1-AC	8290/Solid	---	10.310000	g Tray01:34
40	22AP103D5_40	G0D140538-1LCS	LX7DK-1-AC	8290/Water	---	1.000000	L Tray01:35
41	22AP103D5_41	G0D140538-1MB	LX7DK-1-AA	8290/Water	---	1.000000	L Tray01:36
42	22AP103D5_42	G0D160601-9	LX452-1-AC	8290/Water	---	1.000000	L Tray01:37
43	22AP103D5_43	G0D160601-10	LX453-1-AC	8290/Water	---	1.000000	L Tray01:38
44	22AP103D5_44	Solvent Blank C-14	SB0422G	---	1.000000	---	Tray01:29
45	22AP103D5_45	CS-3 10DXN083	ST0422D	---	1.000000	---	Tray01:1
46	22AP103D5_46	DB5 CPSM 3732-05	CP0422C	---	1.000000	---	Tray01:2
47	22AP103D5_47	Solvent Blank C-14	SB0422H	---	1.000000	---	Tray01:18
48	22AP103D5_48	Solvent Blank C-14	SB0422I	---	1.000000	---	Tray01:18
49	22AP103D5_49	G0D090419-1MB	LX6XX-1-AAB	1613B/Water	75	1.000000	L Tray01:49
50	22AP103D5_50	G0D090419-1LCS	LX6XX-1-ACC	1613B/Water	---	1.000000	L Tray01:50
51	22AP103D5_51	G0D090419-1	LXP2H-1-AA	1613B/Water	---	0.959600	L Tray01:51
52	22AP103D5_52	G0D090419-2	LXP2P-1-AA	1613B/Water	---	0.977400	L Tray01:52
53	22AP103D5_53	G0D090419-3	LXP2Q-1-AA	1613B/Water	---	0.974500	L Tray01:53
54	22AP103D5_54	G0D090419-4	LXP2T-1-AA	1613B/Water	---	0.979000	L Tray01:54
55	22AP103D5_55	G0D090419-5	LXP2V-1-AA	1613B/Water	---	0.981400	L Tray01:55
56	22AP103D5_56	G0D090419-6	LXP2W-1-AA	1613B/Water	---	0.989400	L Tray01:56
57	22AP103D5_57	G0D090419-7	LXP2X-1-AA	1613B/Water	---	1.052800	L Tray01:57
58	22AP103D5_58	G0D090419-8	LXP22-1-AA	1613B/Water	---	0.977600	L Tray01:58

Sample List Report**MassLynx 4.1**

Sample List: C:\MassLynx\JAN2010.PRO\SampleDB\22AP103D5.SPL

Page 4 of 6

Last Modified: Saturday, April 24, 2010 00:33:58 Pacific Daylight Time

Printed: Saturday, April 24, 2010 00:34:03 Pacific Daylight Time

Page Position (1, 2)

File Name	File Text	Sample ID	Meth/Matrix	BOX #	Sample Size	Units	Bottle
59 22AP103D5_59	Solvent Blank C-14	SB0422H	---		1.000000	---	Tray01:18

Sample List Report**MassLynx 4.1**

Sample List: C:\MassLynx\JAN2010.PRO\SampleDB\22AP103D5.SPL

Page 5 of 6

Last Modified: Saturday, April 24, 2010 00:33:58 Pacific Daylight Time

Printed: Saturday, April 24, 2010 00:34:03 Pacific Daylight Time

Page Position (2, 2)

FV_uL	Inj Vol	Sam Typ	Analyst	MS File	Ini File	ConA	ConB	ConC	ConD	ConE	ConF
--	2.000000	Analyte	KSS, AM 04-22-10	OCDD25	ocdd25	--	--	--	2000	4000	800

Sample List Report**MassLynx 4.1**

Sample List: C:\MassLynx\JAN2010.PRO\SampleDB\22AP103D5.SPL

Page 6 of 6

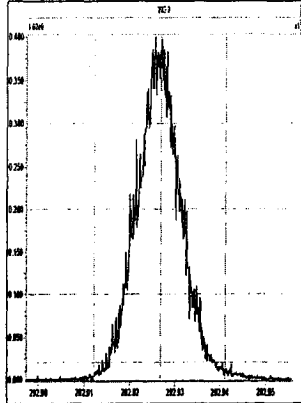
Last Modified: Saturday, April 24, 2010 00:33:58 Pacific Daylight Time

Printed: Saturday, April 24, 2010 00:34:03 Pacific Daylight Time

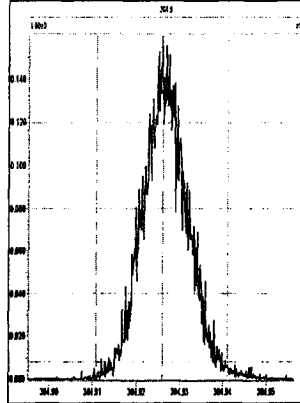
Page Position (3, 2)

ConG	Process	Process Options	Action On Error
2000	ResolutionCheck	C:\MassLynx\Autospec\dioxinendres.dat	Ignore Error

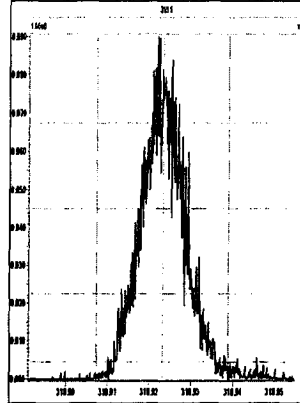
M 292.9824 R 12723



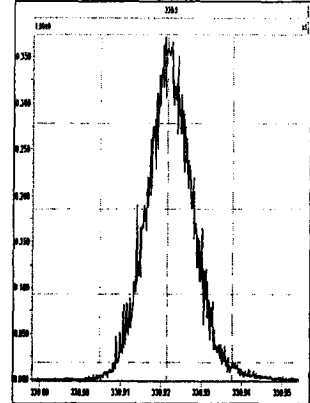
M 304.9824 R 13693



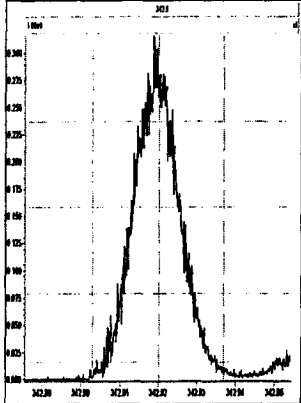
M 318.9792 R 13572



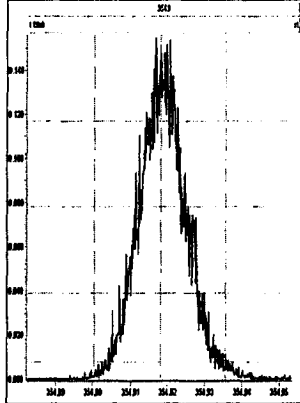
M 330.9792 R 12958



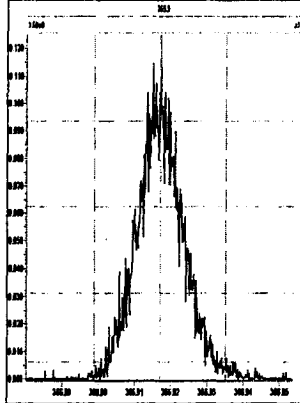
M 342.9792 R 12540



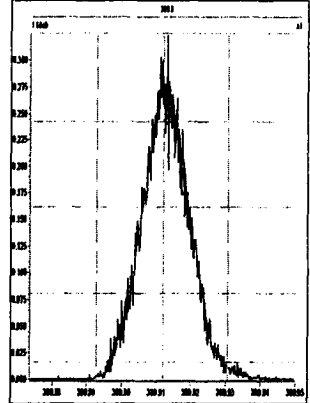
M 354.9792 R 12755



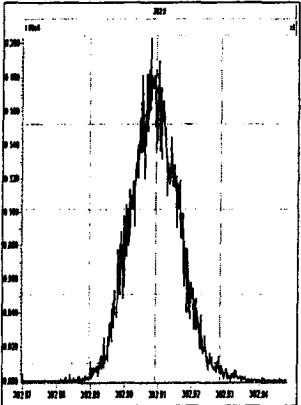
M 366.9792 R 12377



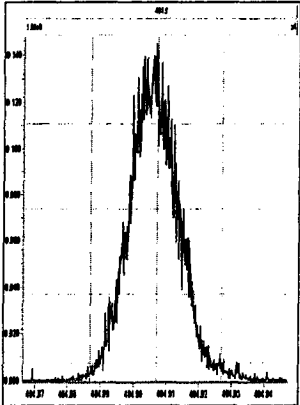
M 380.9760 R 12301



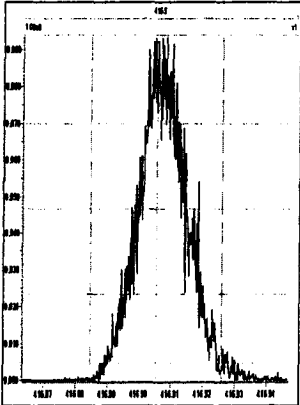
M 392.9760 R 12755



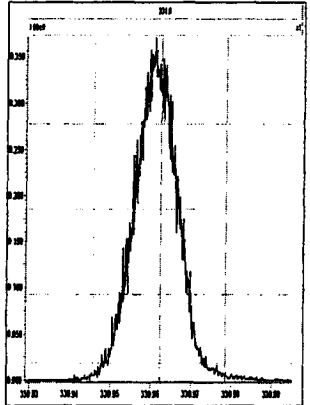
M 404.9760 R 12535



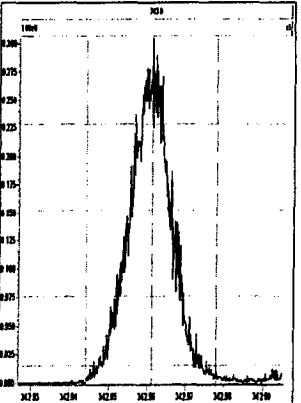
M 416.9760 R 12319



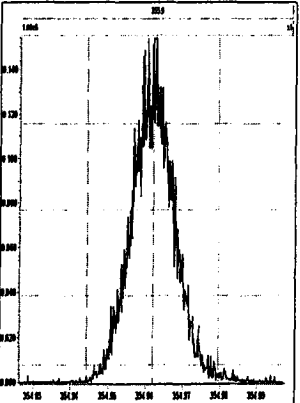
M 330.9792 R 13858



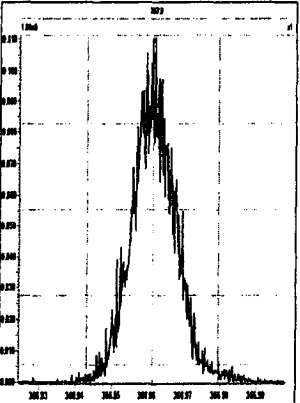
M 342.9792 R 13143



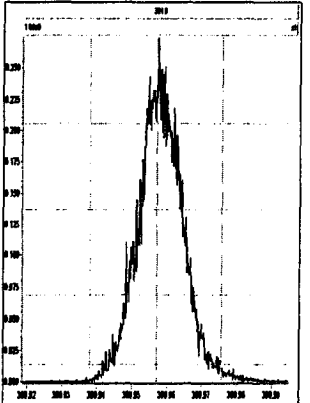
M 354.9792 R 13966



M 366.9792 R 13513

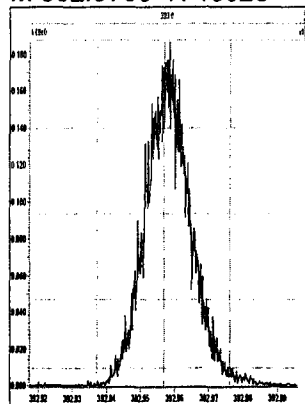


M 380.9760 R 12565

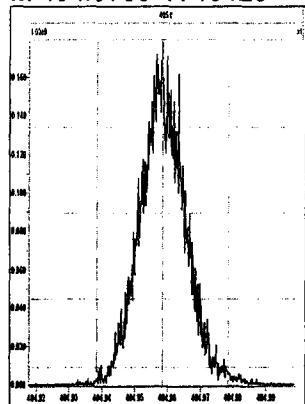


Printed: Friday, April 23, 2010 11:01:27 Pacific Daylight Time

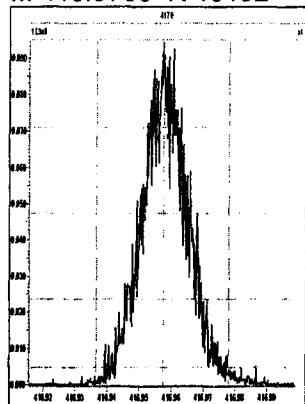
M 392.9760 R 13023



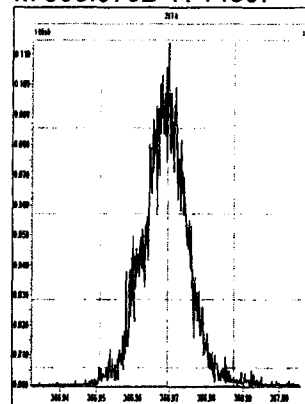
M 404.9760 R 13123



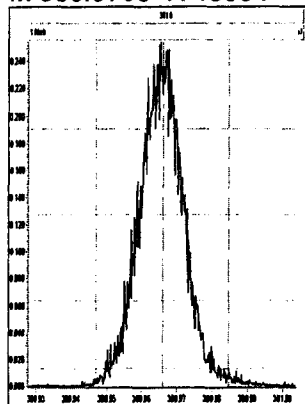
M 416.9760 R 13192



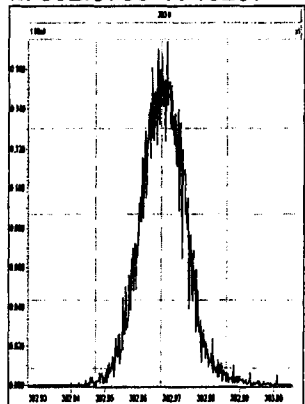
M 366.9792 R 14367



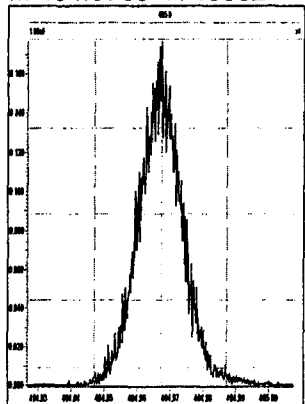
M 380.9760 R 13664



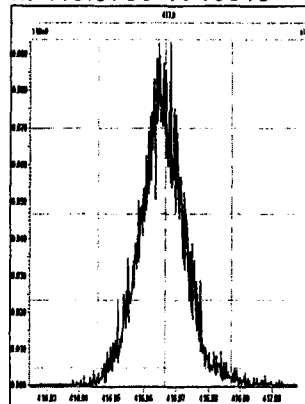
M 392.9760 R 13297



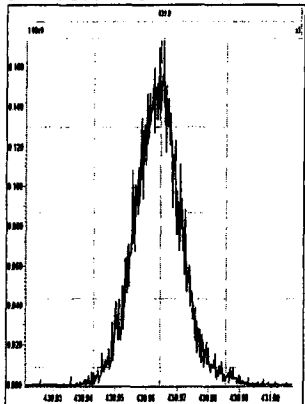
M 404.9760 R 13832



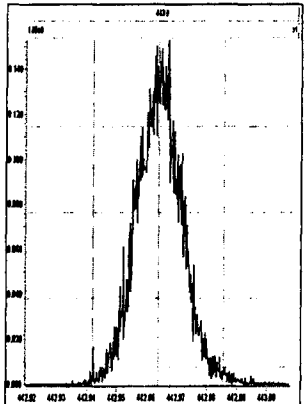
M 416.9760 R 13813



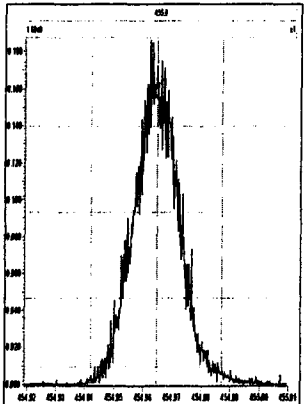
M 430.9728 R 12594



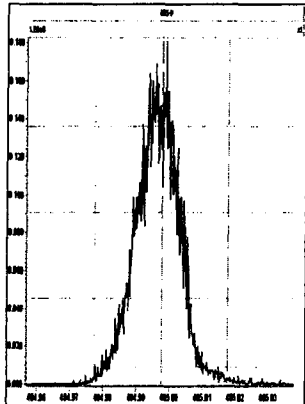
M 442.9728 R 13586



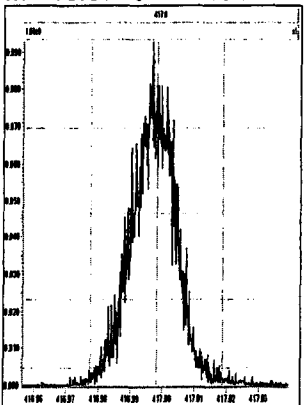
M 454.9728 R 13055



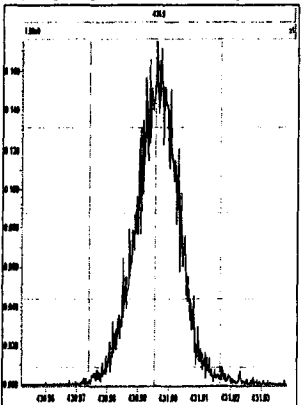
M 404.9760 R 14409



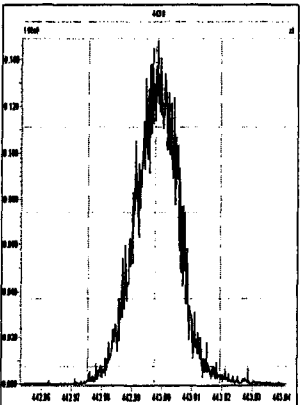
M 416.9760 R 14341



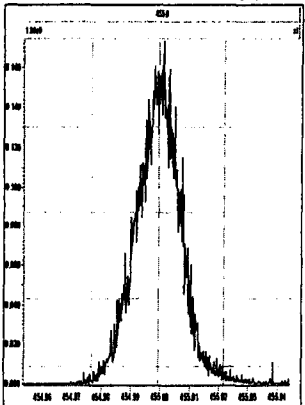
M 430.9728 R 13703



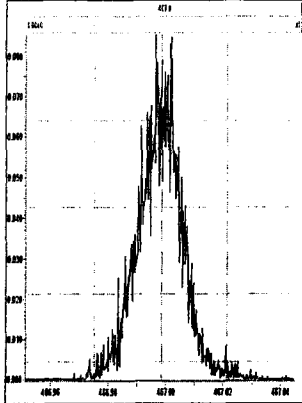
M 442.9728 R 13927



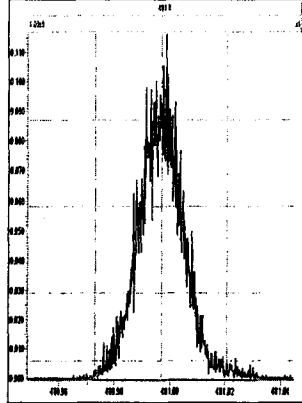
M 454.9728 R 13300



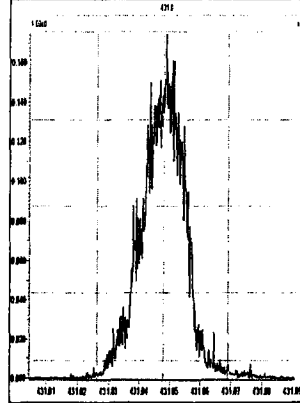
M 466.9728 R 15122



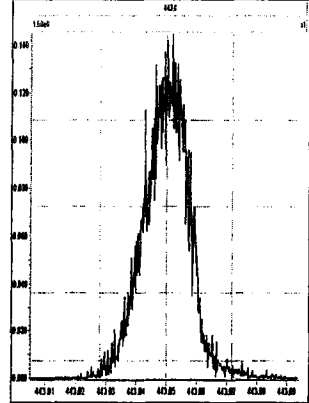
M 480.9696 R 13903



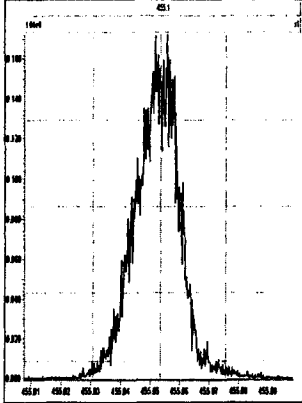
M 430.9728 R 14084



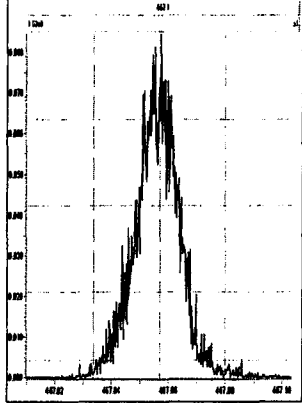
M 442.9728 R 14287



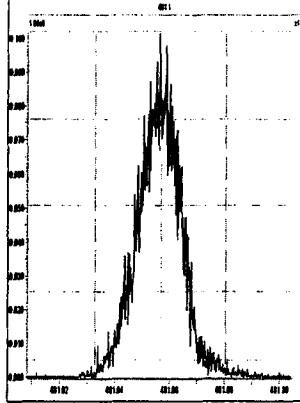
M 454.9728 R 13940



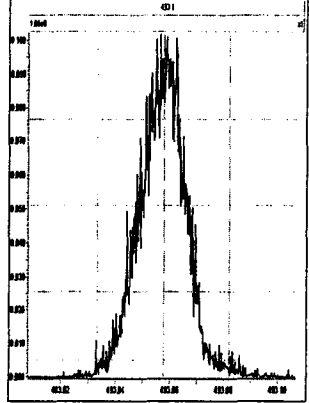
M 466.9728 R 13498



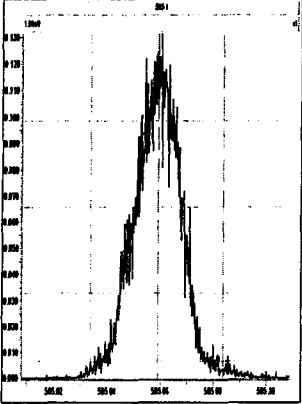
M 480.9696 R 14273



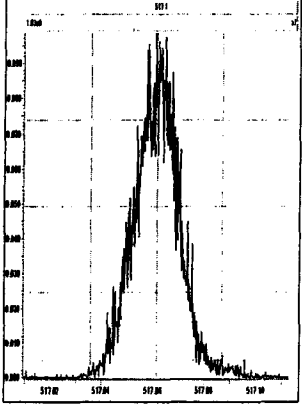
M 492.9696 R 13440



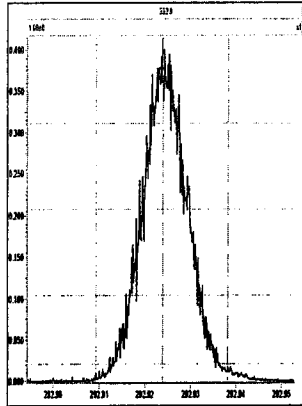
M 504.9696 R 13590



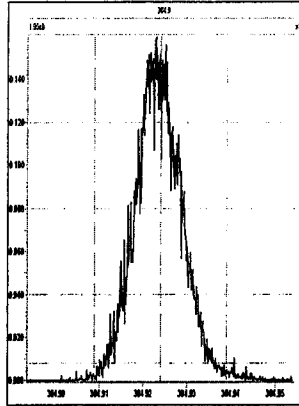
M 516.9697 R 14124



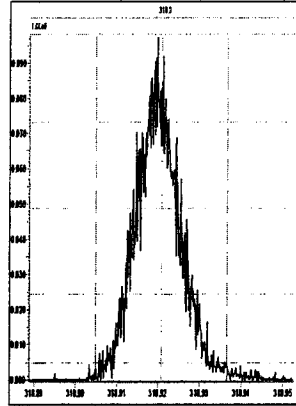
M 292.9824 R 12507



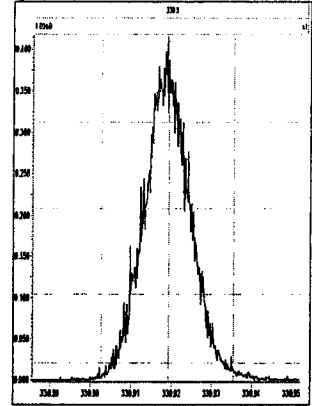
M 304.9824 R 12533



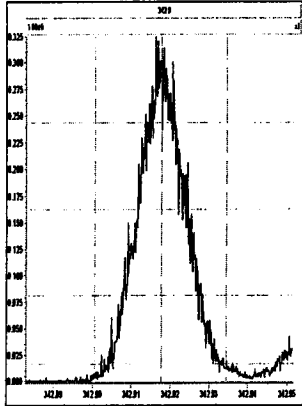
M 318.9792 R 13812



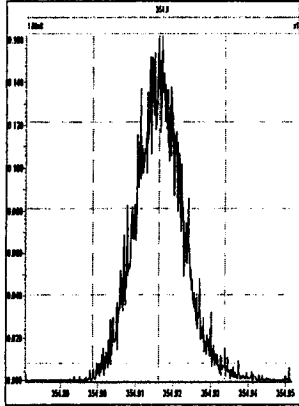
M 330.9792 R 12149



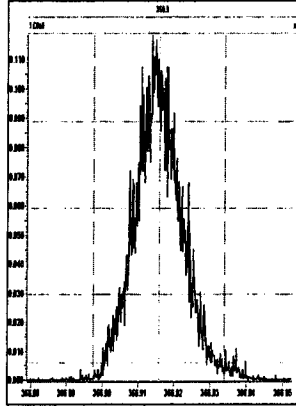
M 342.9792 R 12259



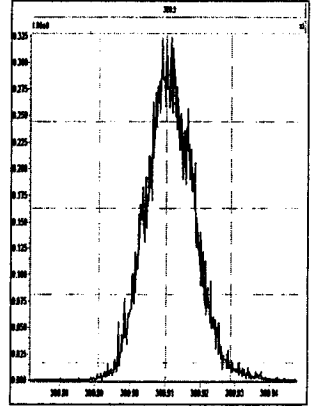
M 354.9792 R 12919



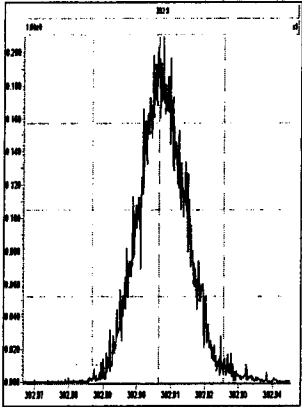
M 366.9792 R 12273



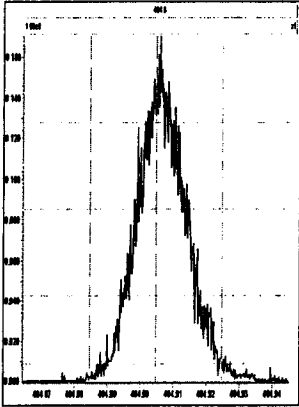
M 380.9760 R 12412



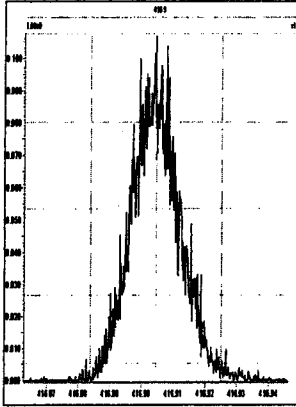
M 392.9760 R 12563



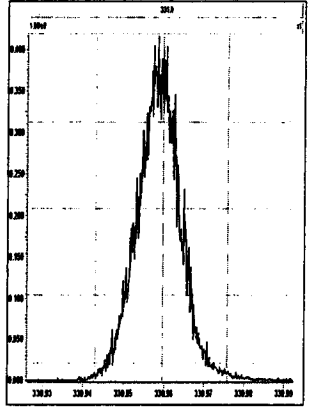
M 404.9760 R 12457



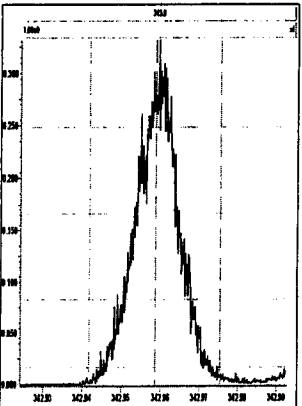
M 416.9760 R 12692



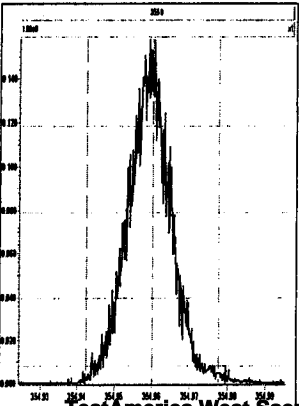
M 330.9792 R 13850



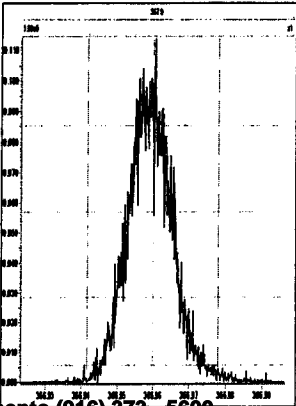
M 342.9792 R 12574



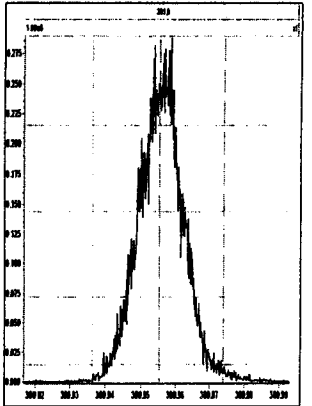
M 354.9792 R 14131



M 366.9792 R 13662

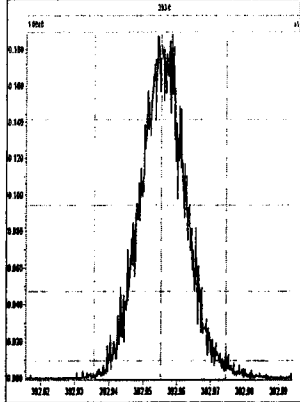


M 380.9760 R 13026

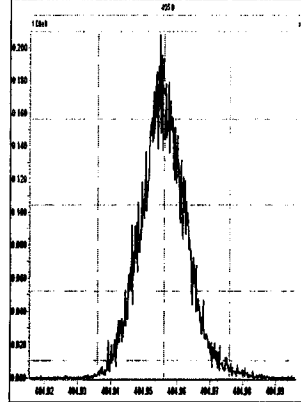


Printed: Friday, April 23, 2010 14:36:39 Pacific Daylight Time

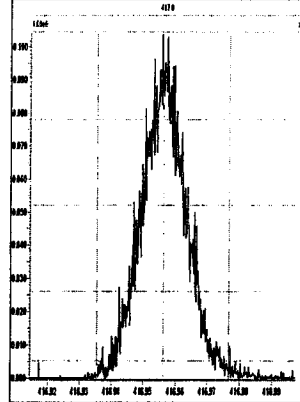
M 392.9760 R 13227



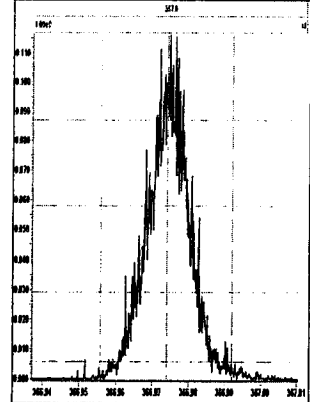
M 404.9760 R 13409



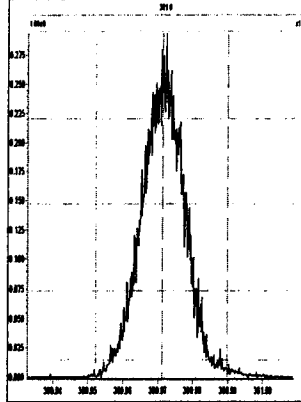
M 416.9760 R 14292



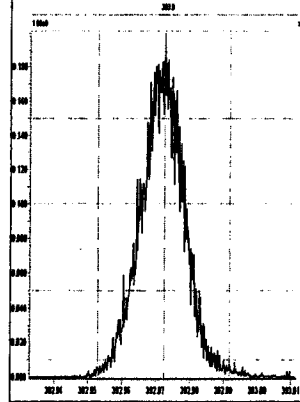
M 366.9792 R 14538



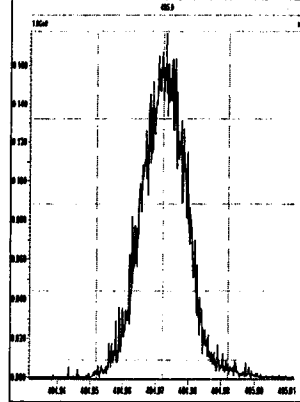
M 380.9760 R 13514



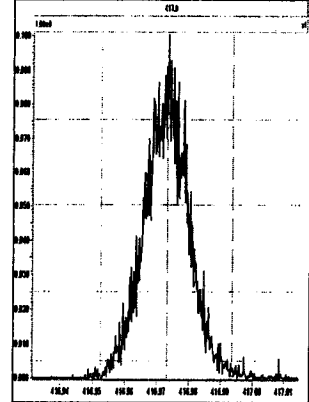
M 392.9760 R 13698



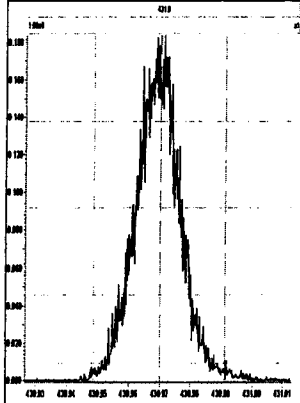
M 404.9760 R 13742



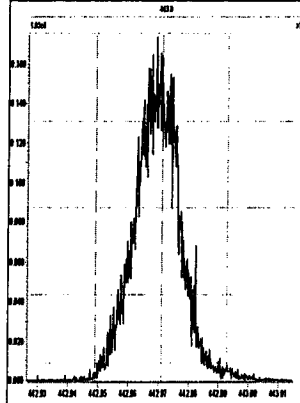
M 416.9760 R 13505



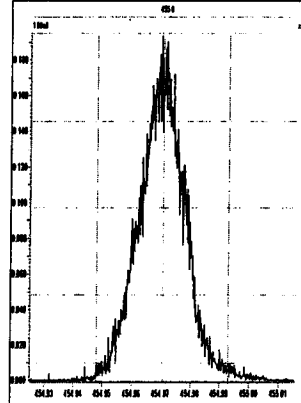
M 430.9728 R 13867



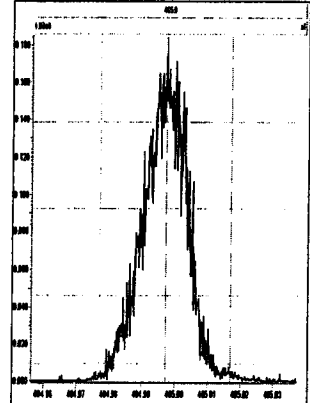
M 442.9728 R 12954



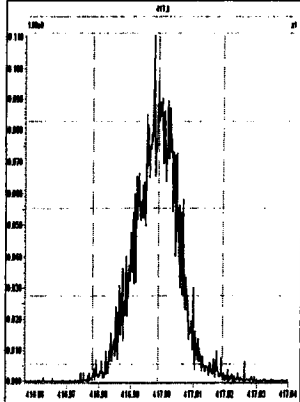
M 454.9728 R 13020



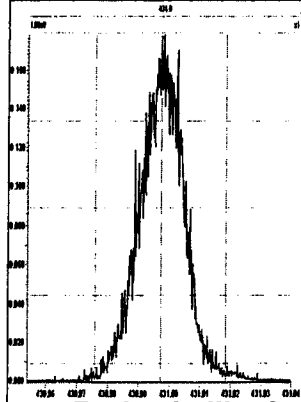
M 404.9760 R 14048



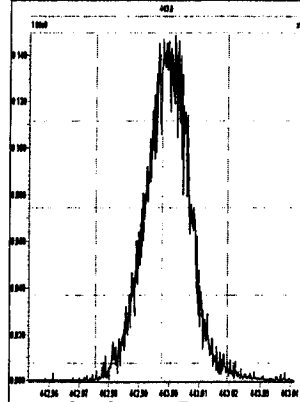
M 416.9760 R 14378



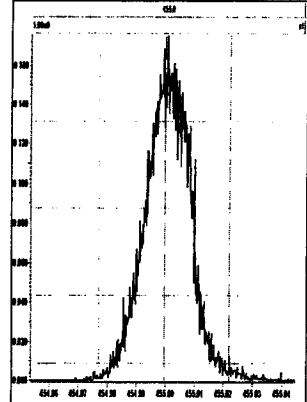
M 430.9728 R 13593



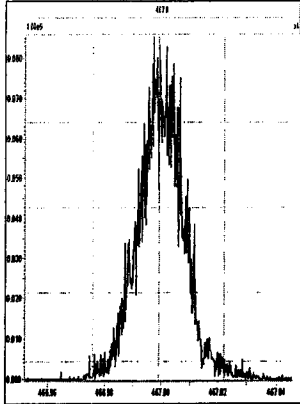
M 442.9728 R 13909



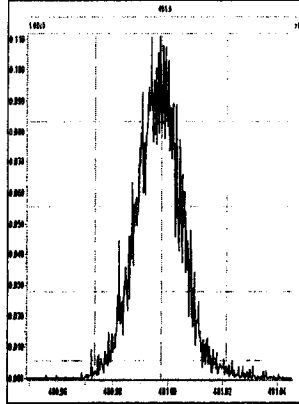
M 454.9728 R 13818



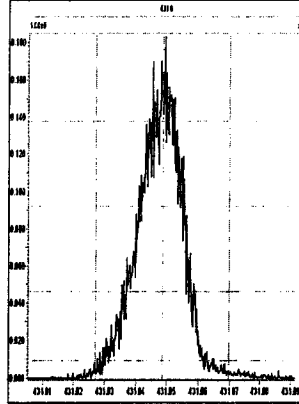
M 466.9728 R 14690



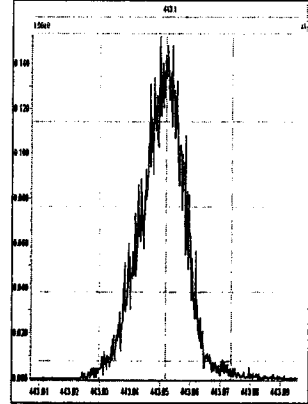
M 480.9696 R 14177



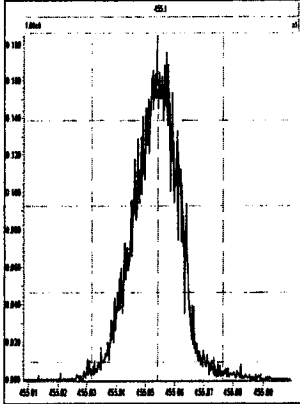
M 430.9728 R 14285



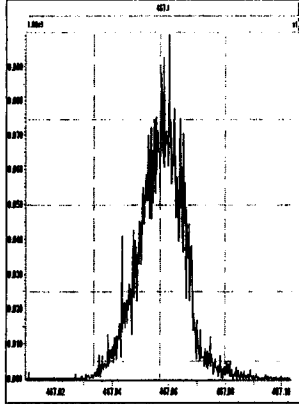
M 442.9728 R 13932



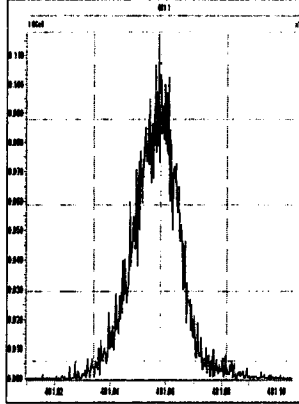
M 454.9728 R 13262



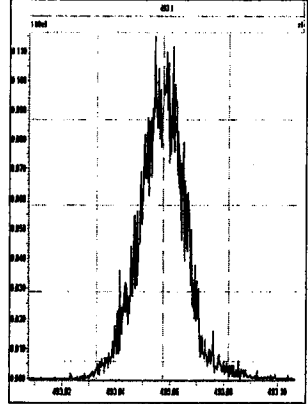
M 466.9728 R 13586



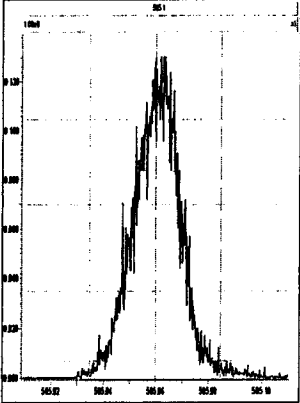
M 480.9696 R 12859



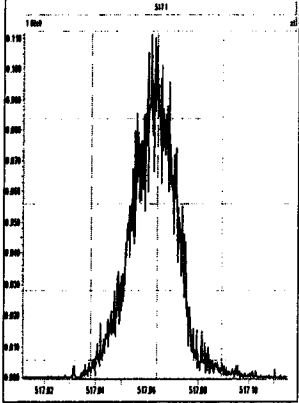
M 492.9696 R 13626



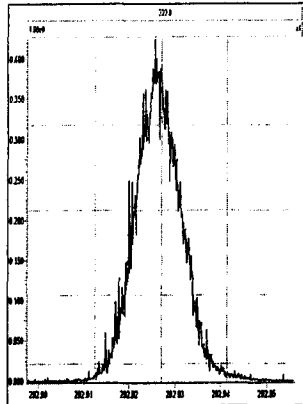
M 504.9696 R 13818



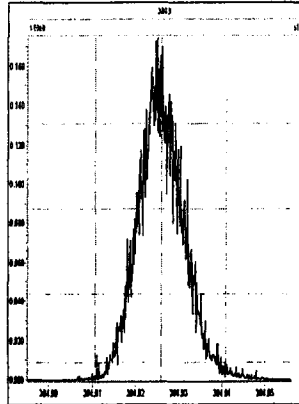
M 516.9697 R 13550



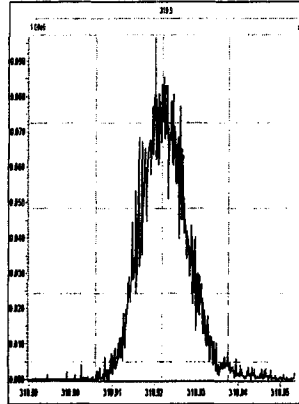
M 292.9824 R 13055



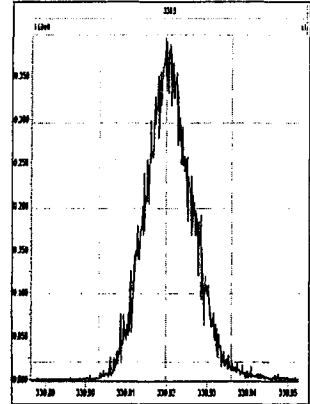
M 304.9824 R 12583



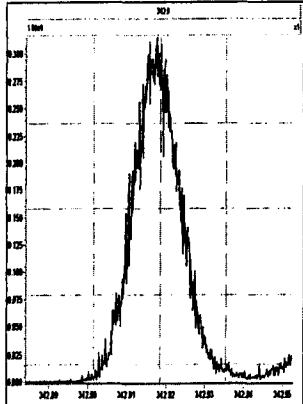
M 318.9792 R 13624



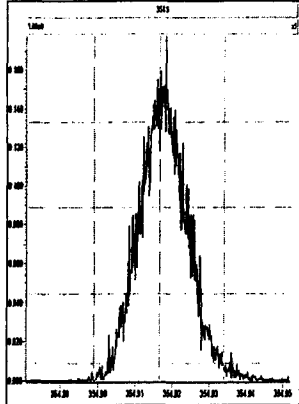
M 330.9792 R 12574



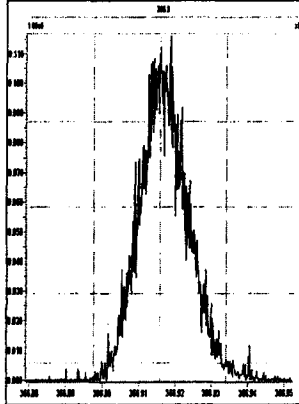
M 342.9792 R 12037



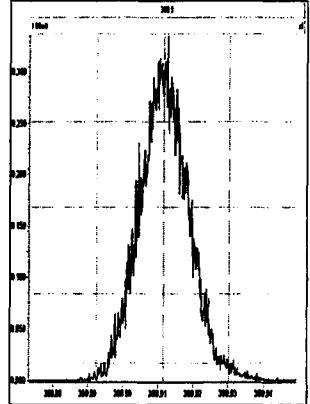
M 354.9792 R 12531



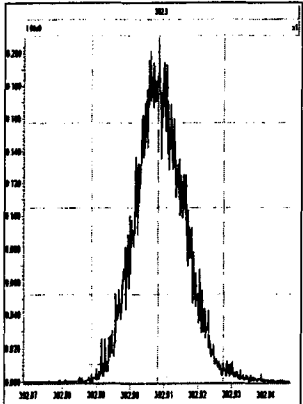
M 366.9792 R 12570



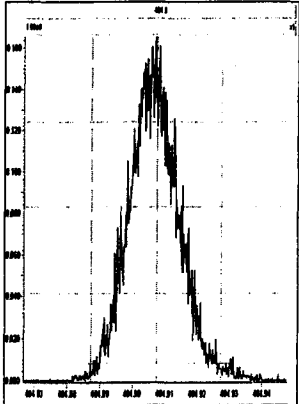
M 380.9760 R 11769



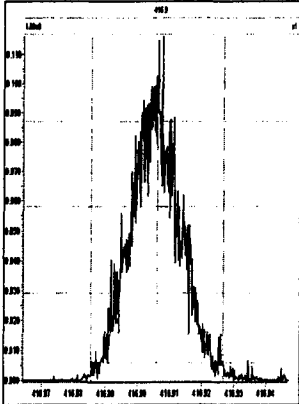
M 392.9760 R 12165



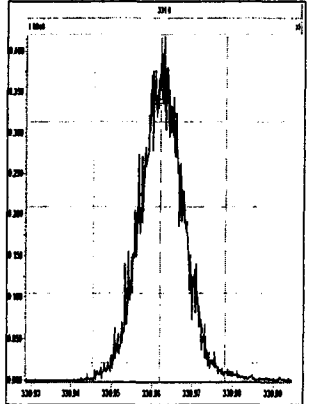
M 404.9760 R 12681



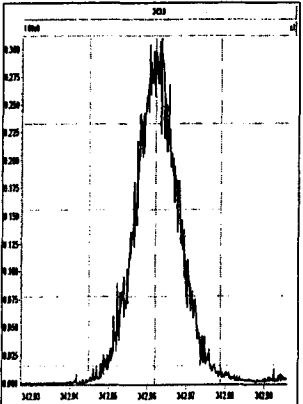
M 416.9760 R 12168



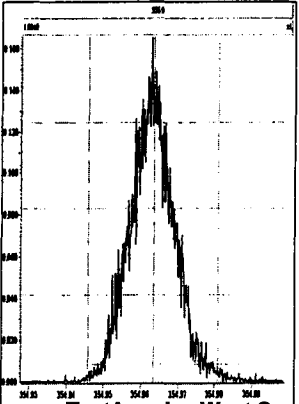
M 330.9792 R 13667



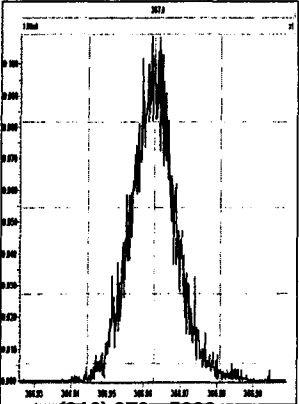
M 342.9792 R 12889



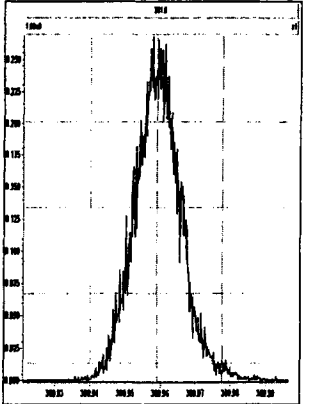
M 354.9792 R 13815



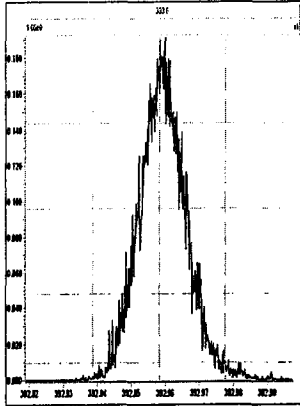
M 366.9792 R 13587



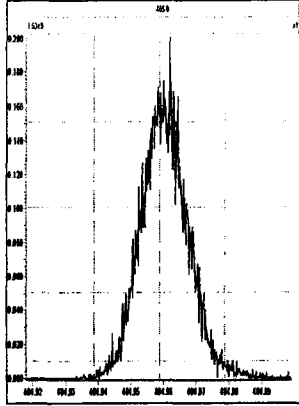
M 380.9760 R 12345



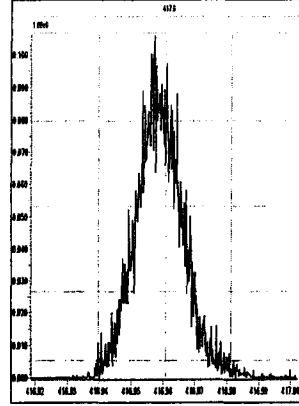
M 392.9760 R 13166



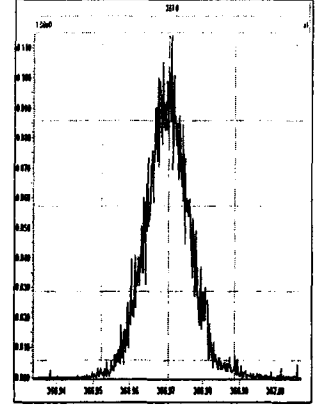
M 404.9760 R 12958



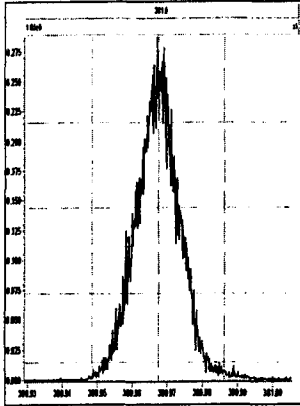
M 416.9760 R 13360



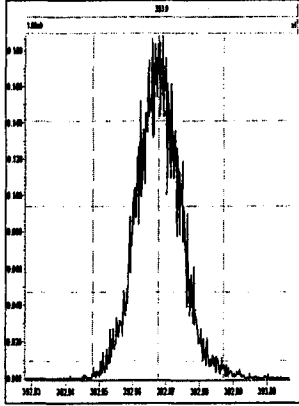
M 366.9792 R 14713



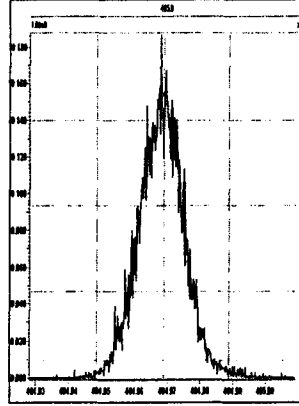
M 380.9760 R 13737



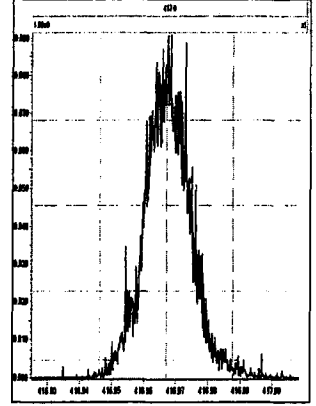
M 392.9760 R 13940



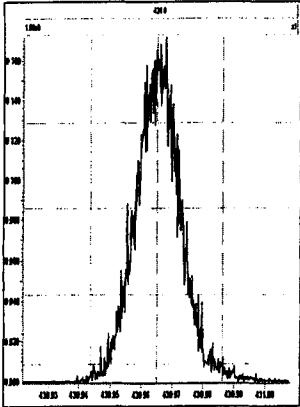
M 404.9760 R 13130



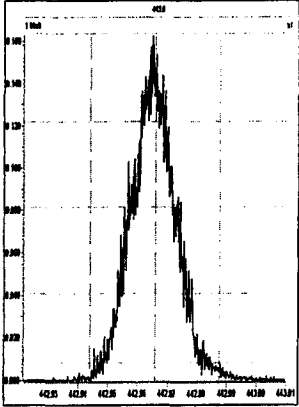
M 416.9760 R 14084



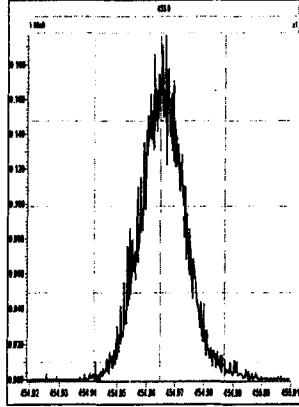
M 430.9728 R 13557



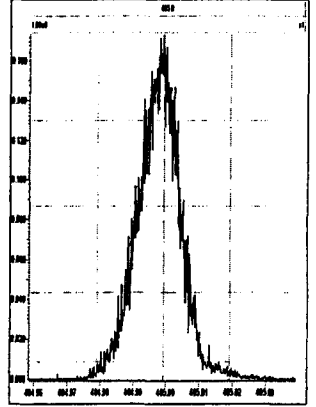
M 442.9728 R 13283



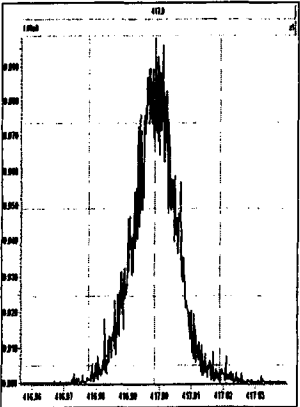
M 454.9728 R 13230



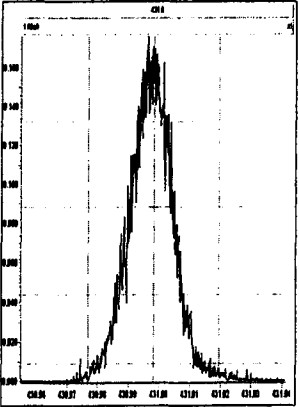
M 404.9760 R 14089



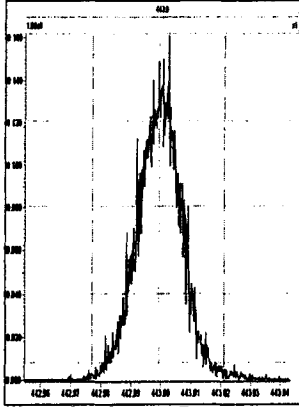
M 416.9760 R 14124



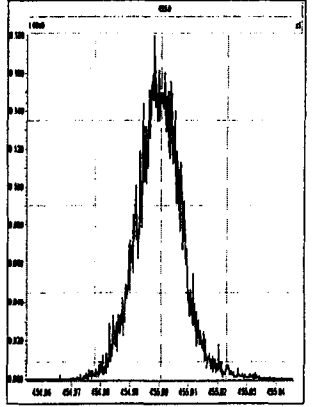
M 430.9728 R 14474



M 442.9728 R 13927

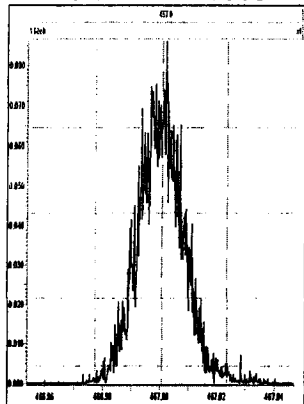


M 454.9728 R 13623

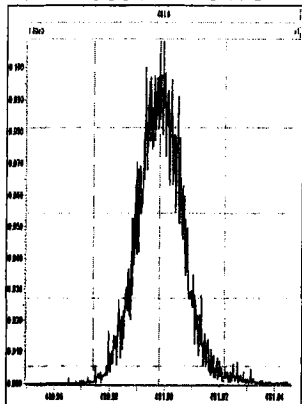


Printed: Saturday, April 24, 2010 00:12:45 Pacific Daylight Time

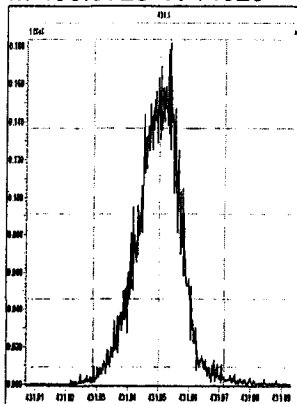
M 466.9728 R 13853



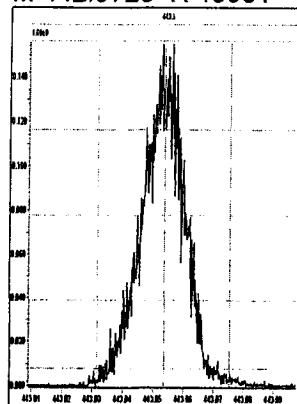
M 480.9696 R 13476



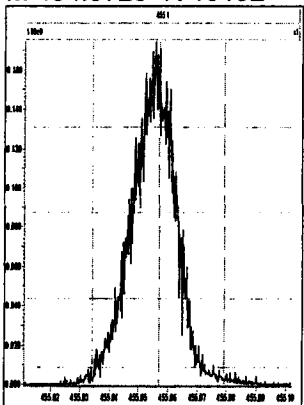
M 430.9728 R 14029



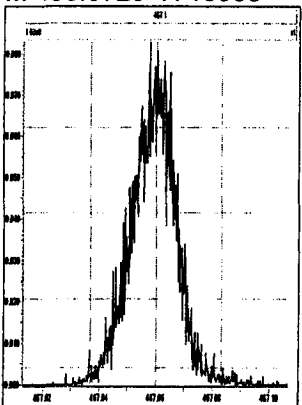
M 442.9728 R 13981



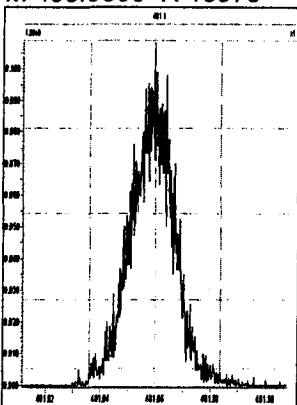
M 454.9728 R 13192



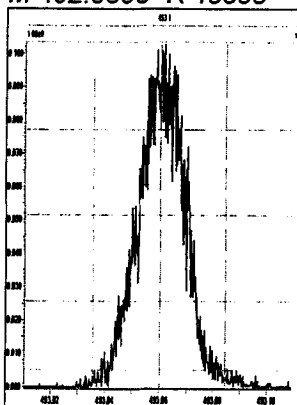
M 466.9728 R 13966



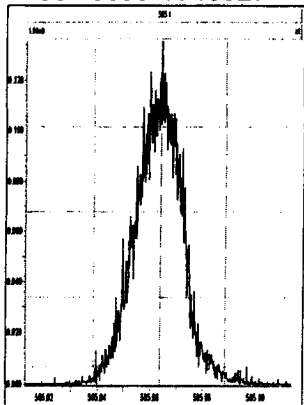
M 480.9696 R 13976



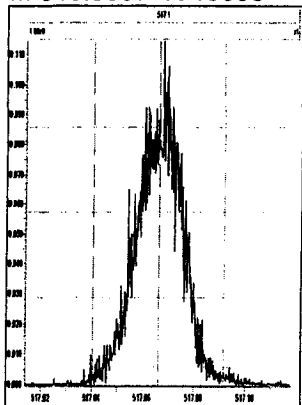
M 492.9696 R 13368



M 504.9696 R 13527

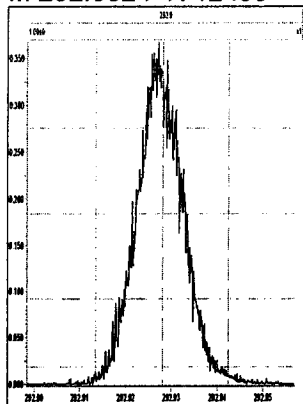


M 516.9697 R 13335

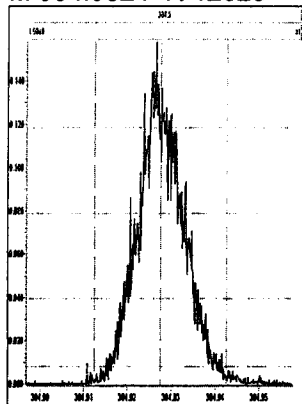


Printed: Saturday, April 24, 2010 03:45:28 Pacific Daylight Time

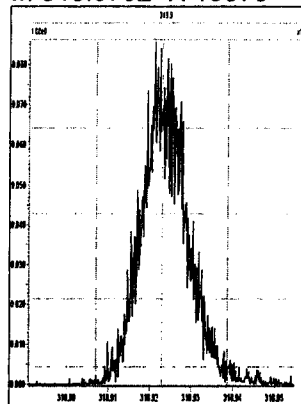
M 292.9824 R 12490



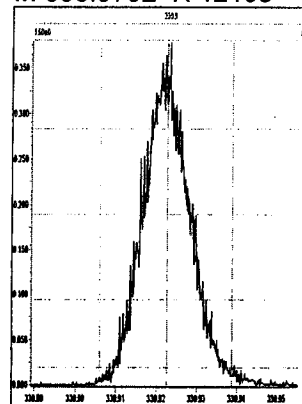
M 304.9824 R 12623



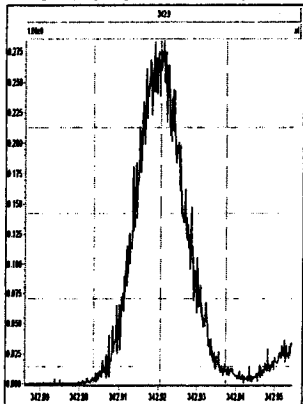
M 318.9792 R 13873



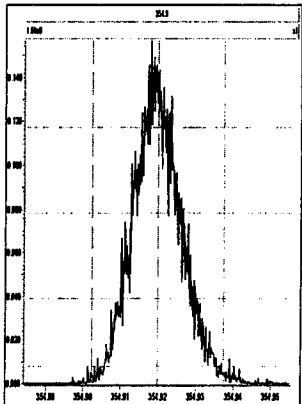
M 330.9792 R 12165



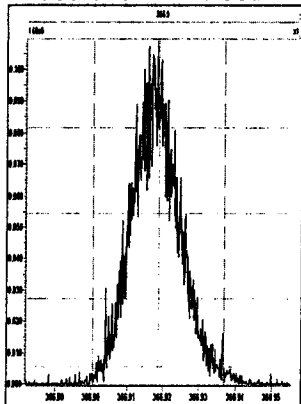
M 342.9792 R 12135



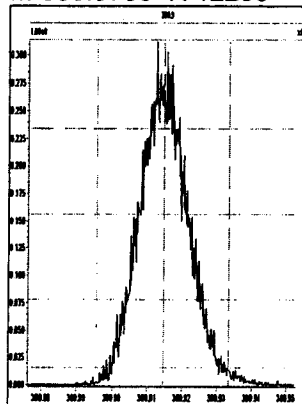
M 354.9792 R 12378



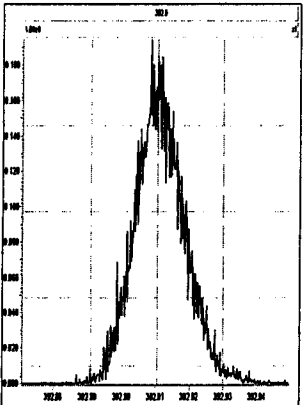
M 366.9792 R 12502



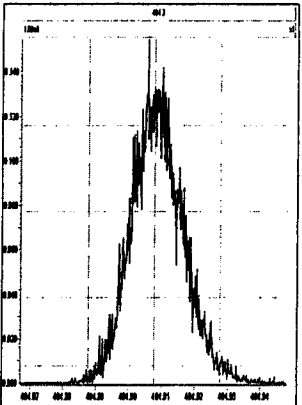
M 380.9760 R 12288



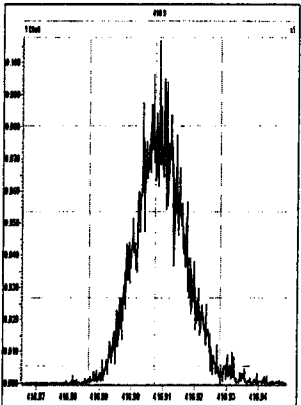
M 392.9760 R 12136



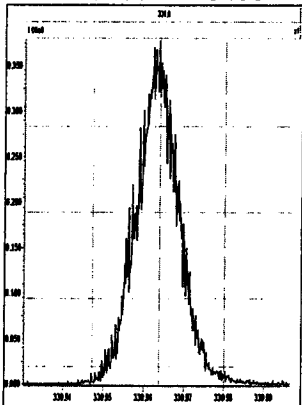
M 404.9760 R 11796



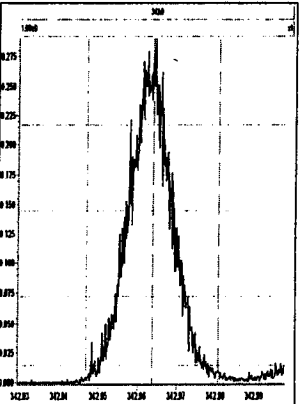
M 416.9760 R 12540



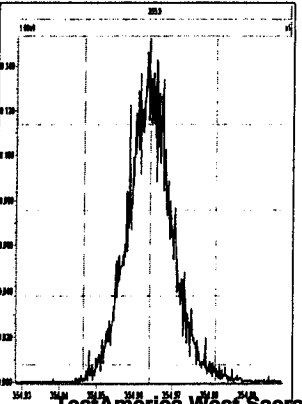
M 330.9792 R 13406



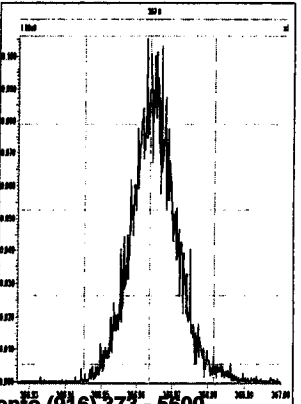
M 342.9792 R 13021



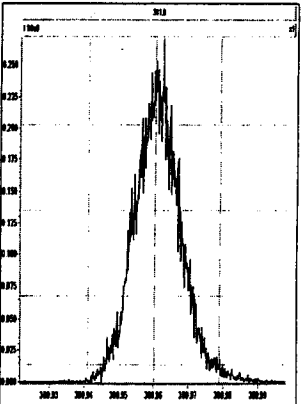
M 354.9792 R 13440



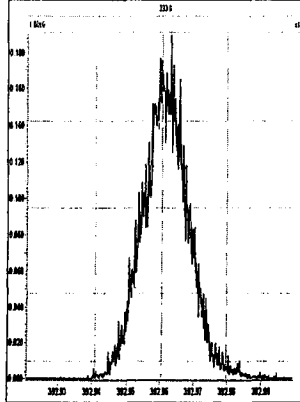
M 366.9792 R 13335



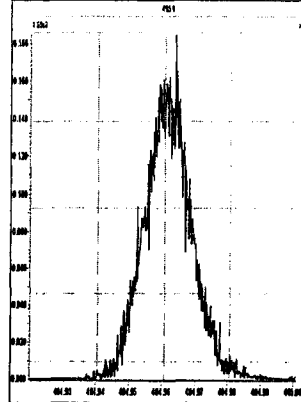
M 380.9760 R 13020



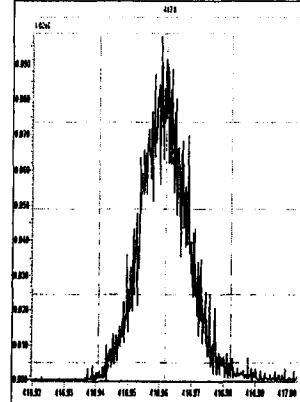
M 392.9760 R 13240



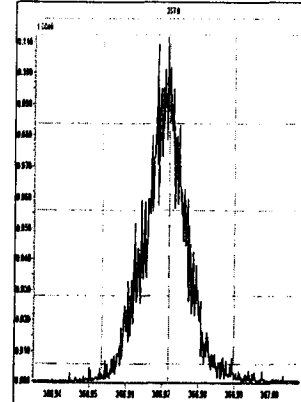
M 404.9760 R 13272



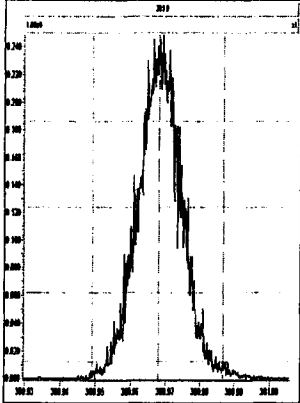
M 416.9760 R 12821



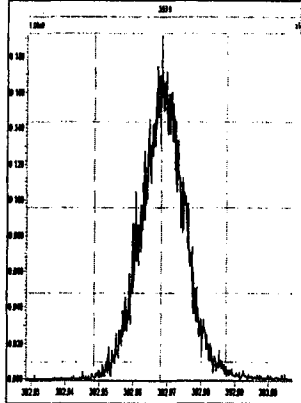
M 366.9792 R 13815



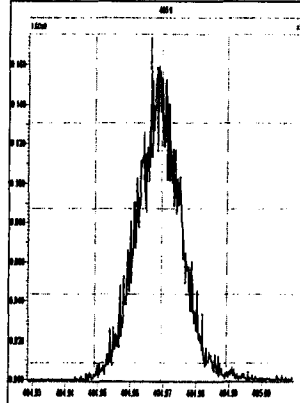
M 380.9760 R 14308



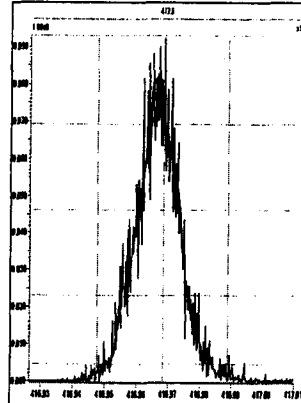
M 392.9760 R 13522



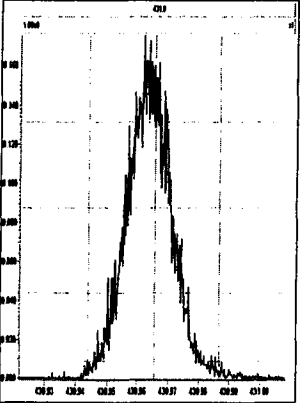
M 404.9760 R 13977



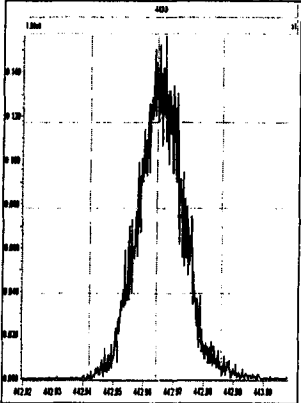
M 416.9760 R 13677



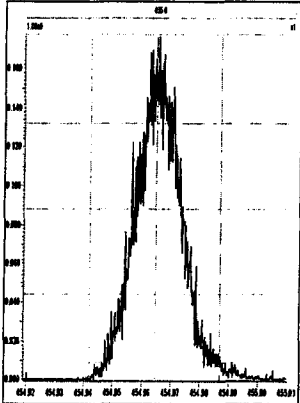
M 430.9728 R 13297



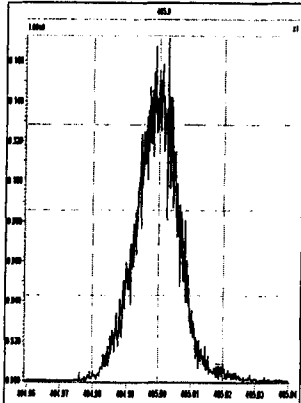
M 442.9728 R 12596



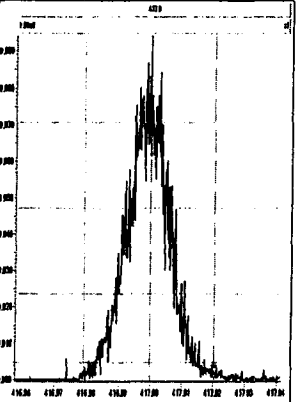
M 454.9728 R 13042



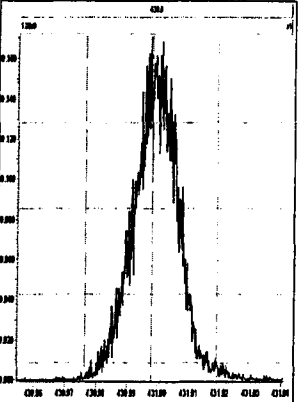
M 404.9760 R 13393



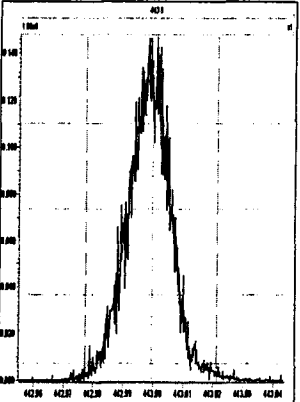
M 416.9760 R 13157



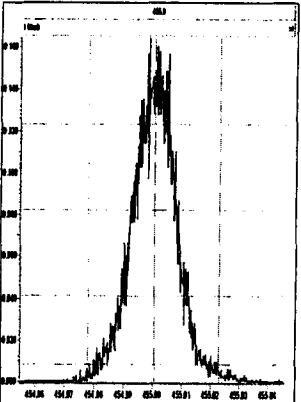
M 430.9728 R 13405



M 442.9728 R 14241

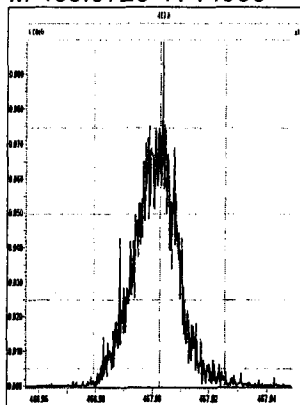


M 454.9728 R 13399

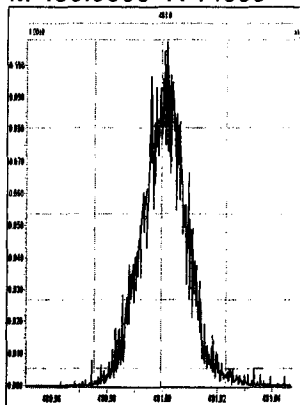


Printed: Saturday, April 24, 2010 03:45:28 Pacific Daylight Time

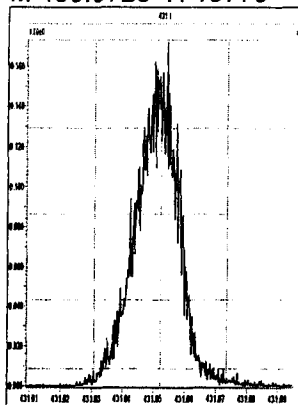
M 466.9728 R 14086



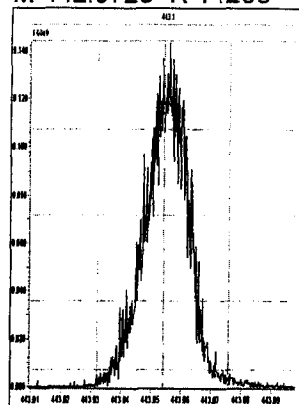
M 480.9696 R 14036



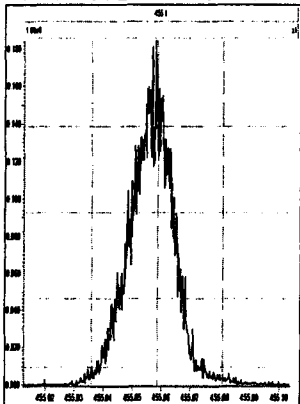
M 430.9728 R 13776



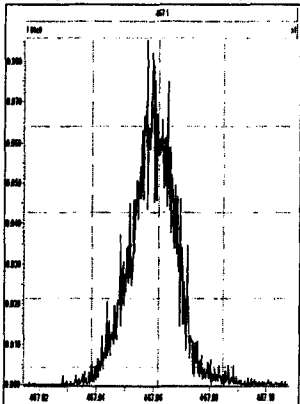
M 442.9728 R 14253



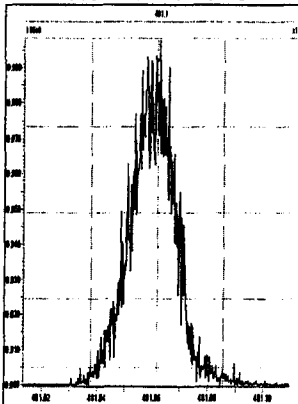
M 454.9728 R 13635



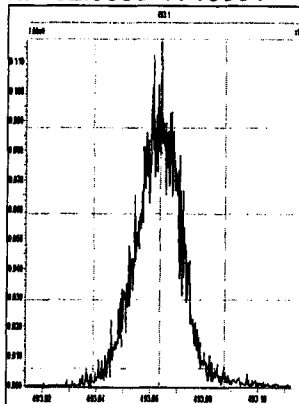
M 466.9728 R 15156



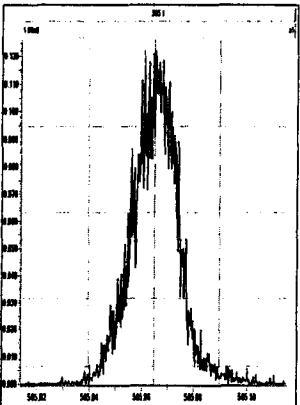
M 480.9696 R 13481



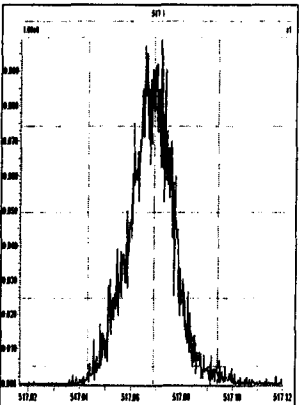
M 492.9696 R 13851



M 504.9696 R 12754

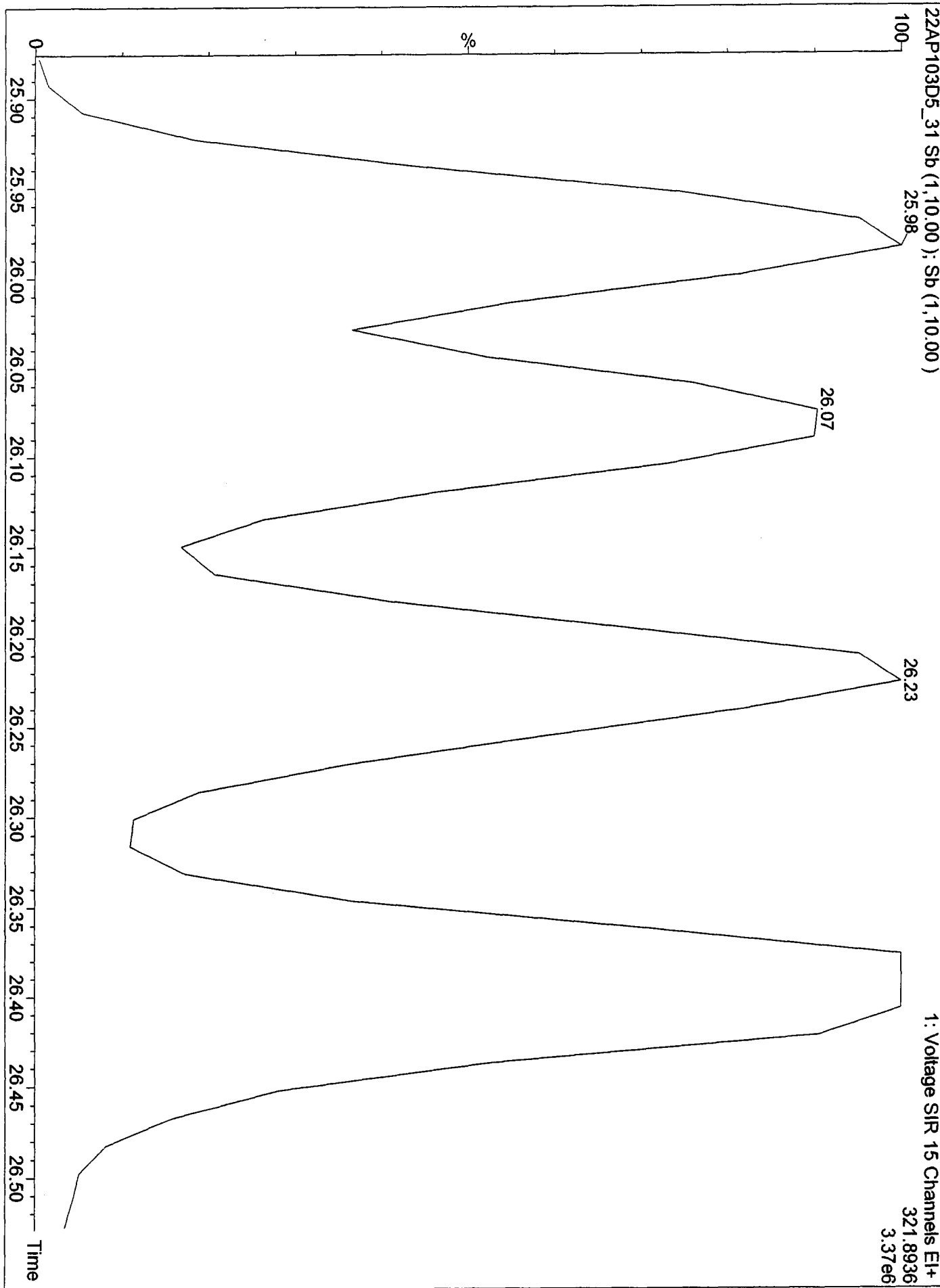


M 516.9697 R 14029



DB5 CPSM 3732-0512:46:3923-Apr-2010Tray01:2

22AP103D5_31 Sb (1,10.00) ; Sb (1,10.00)



1: Voltage SIR 15 Channels EI+

321.8936

3.37e6

Dataset: C:\MassLynx\JAN2010.PRO\22AP103D58290C.qld

Last Altered: Saturday, April 24, 2010 09:41:39 Pacific Daylight Time

Printed: Saturday, April 24, 2010 09:43:03 Pacific Daylight Time

Method: C:\MassLynx\JAN2010.PRO\MethDB\82903D5OCDD25.mdb 24 Apr 2010 09:41:23

Calibration: C:\MassLynx\JAN2010.PRO\CurveDB\ICA030420103D58290CDD25.cdb 31 Mar 2010 15:00:28

#	Name	RRF Mean	RRF SD	RRF %Rel SD
1	13C-1,2,3,4-TCDD	1.00000	0.00000	0.00000
2				
3	13C-2,3,7,8-TCDF	1.29217	0.15223	11.78067
4	2,3,7,8-TCDF	0.98315	0.04581	4.65926
5	Total TCDFs	0.98315	0.04581	4.65926
6				
7	13C-2,3,7,8-TCDD	0.89708	0.08170	9.10684
8	2,3,7,8-TCDD	1.05105	0.07819	7.43940
9	Total TCDDs	1.05105	0.07819	7.43940
10				
11	37CL-2,3,7,8-TCDD	1.06704	0.11260	10.55250
12				
13	13C-1,2,3,7,8-PeCDF	1.01112	0.14885	14.72150
14	1,2,3,7,8-PeCDF	1.01766	0.05712	5.61277
15	2,3,4,7,8-PeCDF	1.01420	0.03974	3.91833
16	Total F2 PeCDFs	1.01593	0.04687	4.61345
17	Total F1 PeCDFs	1.01593	0.04687	4.61345
18				
19	13C-1,2,3,7,8-PeCDD	0.66822	0.10736	16.06722
20	1,2,3,7,8-PeCDD	0.99572	0.04304	4.32214
21	Total PeCDDs	0.99572	0.04304	4.32213
22				
23	13C-1,2,3,7,8,9-HxCDD	1.00000	0.00000	0.00000
24				
25	13C-1,2,3,4,7,8-HxCDF	0.88818	0.07131	8.02886
26	1,2,3,4,7,8-HxCDF	1.24155	0.08733	7.03397
27	1,2,3,6,7,8-HxCDF	1.42681	0.06317	4.42760
28	2,3,4,6,7,8-HxCDF	1.28770	0.05871	4.55964
29	1,2,3,7,8,9-HxCDF	1.21630	0.14130	11.61709
30	Total HxCDFs	1.29309	0.08375	6.47669
31				
32	13C-1,2,3,6,7,8-HxCDD	0.81128	0.07661	9.44287
33	1,2,3,4,7,8-HxCDD	0.88272	0.07520	8.51958
34	1,2,3,6,7,8-HxCDD	1.08449	0.06107	5.63094
35	1,2,3,7,8,9-HxCDD	1.18402	0.19196	16.21217
36	Total HxCDDs	1.05041	0.10668	10.15640
37				
38	13C-1,2,3,4,6,7,8-HpCDF	0.80110	0.04887	6.10082
39	1,2,3,4,6,7,8-HpCDF	1.38128	0.07667	5.55037
40	1,2,3,4,7,8,9-HpCDF	1.10952	0.09098	8.20003
41	Total HpCDFs	1.24540	0.07829	6.28644
42				
43	13C-1,2,3,4,6,7,8-HpCDD	0.68208	0.03757	5.50795
44	1,2,3,4,6,7,8-HpCDD	1.03068	0.04633	4.49467
45	Total HpCDDs	1.03068	0.04633	4.49467
46				
47	13C-OCDD	0.49708	0.05015	10.08808

Dataset: C:\MassLynx\JAN2010.PRO\22AP103D58290C.qld

Last Altered: Saturday, April 24, 2010 09:41:39 Pacific Daylight Time

Printed: Saturday, April 24, 2010 09:43:03 Pacific Daylight Time

#	Name	RRF Mean	RRF SD	RRF %Rel SD
48	OCDF	1.42582	0.12745	8.93881
49	OCDD	1.15547	0.07554	6.53715
50				
51				
52	Function 1 PFK			
53	Function 2 PFK			
54	Function 3 PFK			
55	Function 4 PFK			
56	Function 5 PFK			
57	TCDF PCDPE			
58	F1 PeCDF PCDPE			
59	F2 PeCDF PCDPE			
60	HXCDF PCDPE			
61	HPCDF PCDPE			
62	OCDF PCDPE			





Quantify Sample Report MassLynx 4.1

Dataset: C:\MassLynx\JAN2010.PRO\22AP103D58290C.qld

Last Altered: Saturday, April 24, 2010 09:41:39 Pacific Daylight Time
Printed: Saturday, April 24, 2010 09:48:05 Pacific Daylight Time

Method: C:\MassLynx\JAN2010.PRO\MethDB\82903D5OCDD25.mdb 24 Apr 2010 09:41:23
Calibration: C:\MassLynx\JAN2010.PRO\CurveDB\ICA030420103D58290CDD25.cdb 31 Mar 2010 15:00:28

Name: 22AP103D5_30, Date: 23-Apr-2010, Time: 11:51:45, ID: ST0422C, Description: CS-3 10DXN083



Quantify Sample Report MassLynx 4.1

Dataset: C:\MassLynx\JAN2010.PRO\22AP103D58290C.qld


Last Altered: Saturday, April 24, 2010 09:41:39 Pacific Daylight Time
Printed: Saturday, April 24, 2010 09:48:05 Pacific Daylight Time

Name: 22AP103D5_30, Date: 23-Apr-2010, Time: 11:51:45, ID: ST0422C, Description: CS-3 10DXN083

TCDDs

22AP103D5_30 Smooth(SG,1x2)
CS-3 10DXN083 ST0422C

F1:Voltage SIR.EI+
319.8965
1.134e+006




22AP103D5_30 Smooth(SG,1x2)
CS-3 10DXN083 ST0422C

F1:Voltage SIR.EI+
321.8936
1.422e+006

13C-TCDDs

22AP103D5_30 Smooth(SG,1x2)
CS-3 10DXN083 ST0422C

F1:Voltage SIR.EI+
331.9368
1.176e+007



22AP103D5_30 Smooth(SG,1x2)
CS-3 10DXN083 ST0422C

F1:Voltage SIR.EI+
333.9339
1.443e+007

Quantify Sample Report MassLynx 4.1

Dataset: C:\MassLynx\JAN2010.PRO\22AP103D58290C.qld


Last Altered: Saturday, April 24, 2010 09:41:39 Pacific Daylight Time

Printed: Saturday, April 24, 2010 09:48:05 Pacific Daylight Time

Name: 22AP103D5_30, Date: 23-Apr-2010, Time: 11:51:45, ID: ST0422C, Description: CS-3 10DXN083


37CL-2,3,7,8-TCDD

22AP103D5_30 Smooth(SG,1x2)
CS-3 10DXN083 ST0422C




13C-TCDDs

22AP103D5_30 Smooth(SG,1x2)
CS-3 10DXN083 ST0422C



22AP103D5_30 Smooth(SG,1x2)
CS-3 10DXN083 ST0422C



Quantify Sample Report MassLynx 4.1

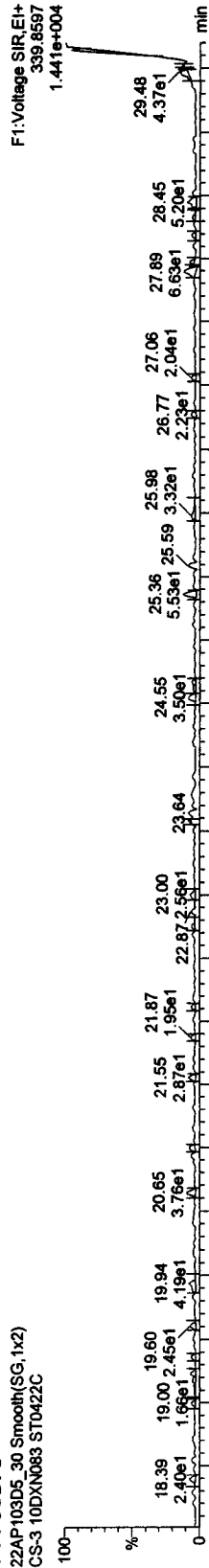
Dataset: C:\MassLynx\JAN2010.PRO\22AP103D58290C.qld

Last Altered: Saturday, April 24, 2010 09:41:39 Pacific Daylight Time
 Printed: Saturday, April 24, 2010 09:48:05 Pacific Daylight Time

Name: 22AP103D5_30, Date: 23-Apr-2010, Time: 11:51:45, ID: ST0422C, Description: CS-3 10DXN083

F1 PeCDFs

22AP103D5_30 Smooth(SG,1x2)
 CS-3 10DXN083 ST0422C



Quantify Sample Report MassLynx 4.1

Dataset: C:\MassLynx\JAN2010.PRO\22AP103D58290C.qld

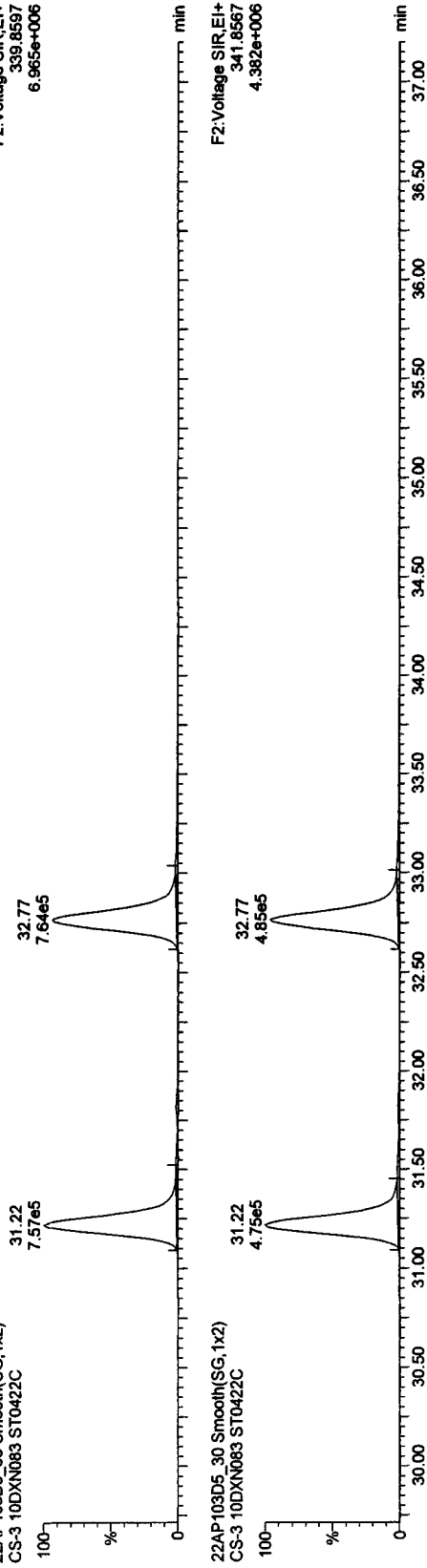
Last Altered: Saturday, April 24, 2010 09:41:39 Pacific Daylight Time

Printed: Saturday, April 24, 2010 09:48:05 Pacific Daylight Time

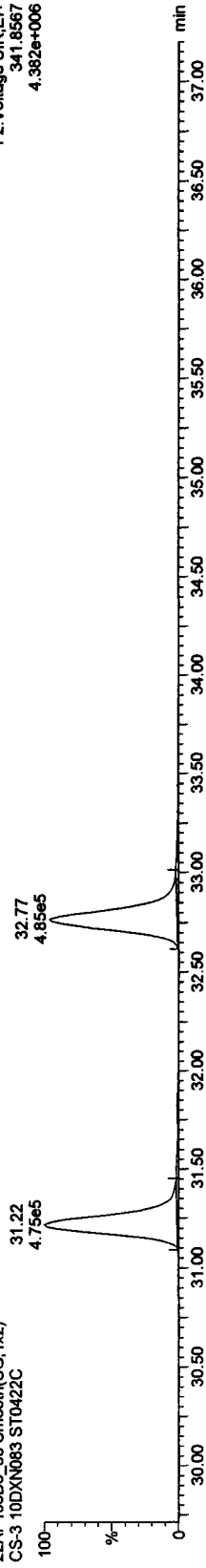
Name: 22AP103D5_30, Date: 23-Apr-2010, Time: 11:51:45, ID: ST0422C, Description: CS-3 10DXN083

PeCDFs

22AP103D5_30 Smooth(SG,1x2)
CS-3 10DXN083 ST0422C

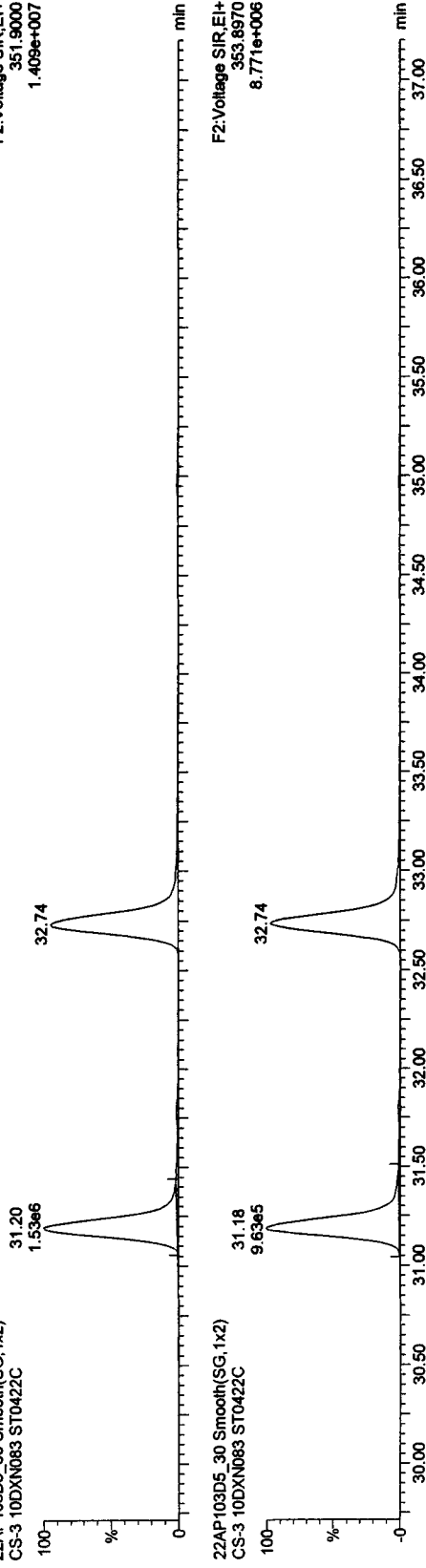


22AP103D5_30 Smooth(SG,1x2)
CS-3 10DXN083 ST0422C




13C-PeCDFs

22AP103D5_30 Smooth(SG,1x2)
CS-3 10DXN083 ST0422C



22AP103D5_30 Smooth(SG,1x2)
CS-3 10DXN083 ST0422C



Quantify Sample Report MassLynx 4.1

Dataset: C:\MassLynx\JAN2010.PRO\22AP103D58290C.qld

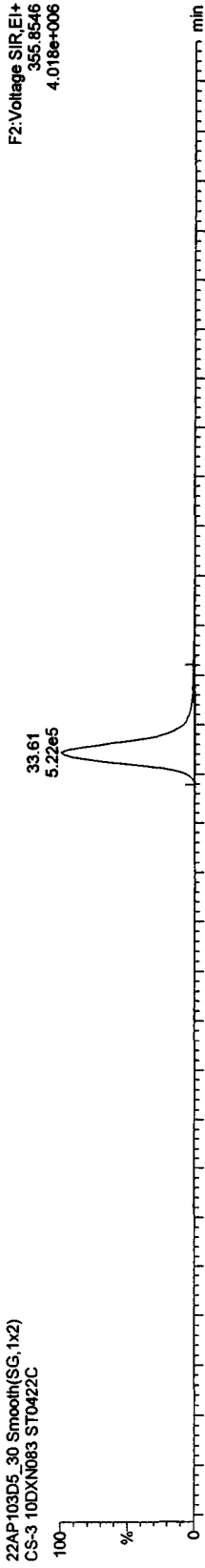
Last Altered: Saturday, April 24, 2010 09:41:39 Pacific Daylight Time

Printed: Saturday, April 24, 2010 09:48:05 Pacific Daylight Time

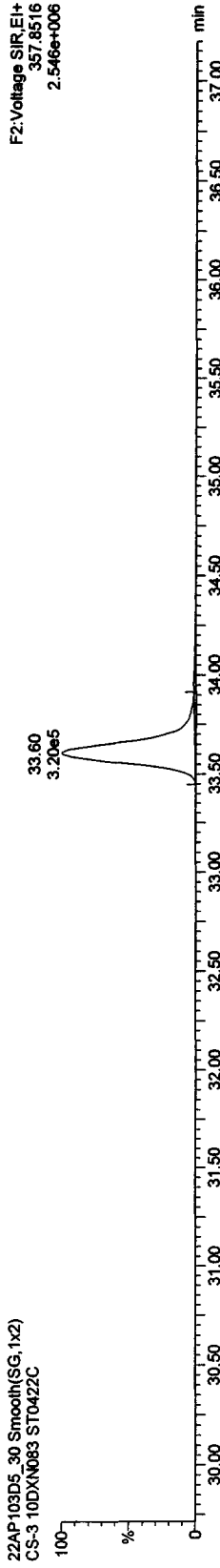
Name: 22AP103D5_30, Date: 23-Apr-2010, Time: 11:51:45, ID: ST0422C, Description: CS-3 10DXN083

PeCDDs

22AP103D5_30 Smooth(SG,1x2)
CS-3 10DXN083 ST0422C

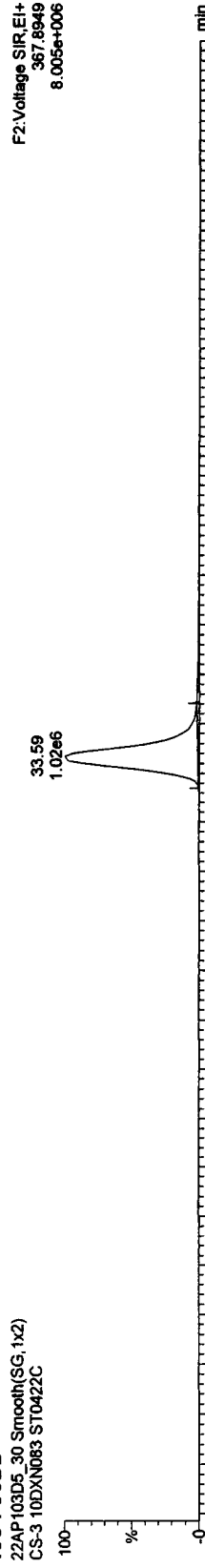


22AP103D5_30 Smooth(SG,1x2)
CS-3 10DXN083 ST0422C

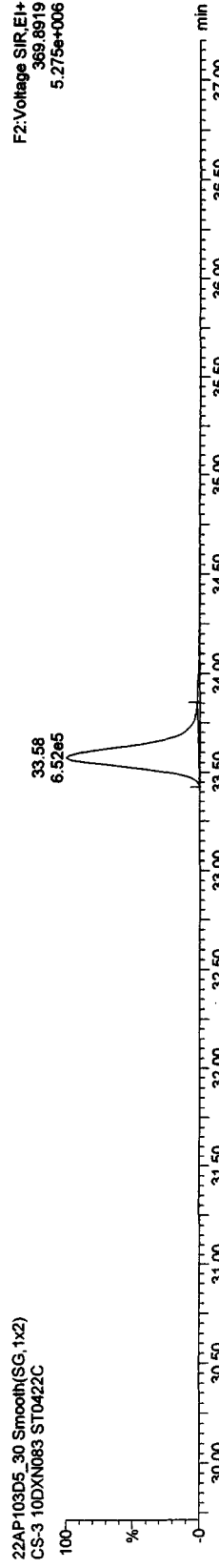


13C-PeCDD

22AP103D5_30 Smooth(SG,1x2)
CS-3 10DXN083 ST0422C



22AP103D5_30 Smooth(SG,1x2)
CS-3 10DXN083 ST0422C



Quantify Sample Report MassLynx 4.1

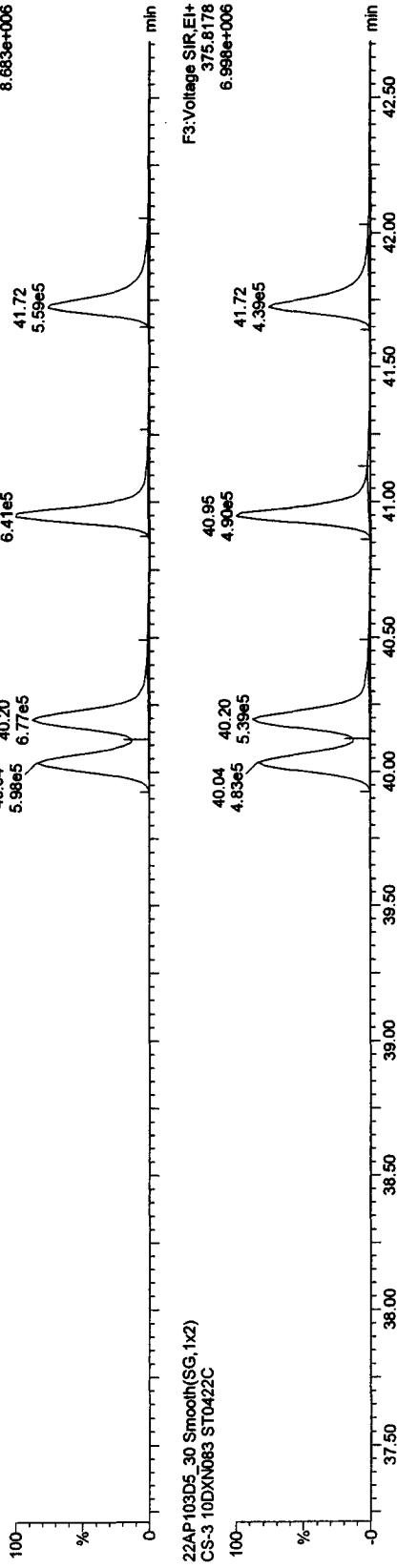
Dataset: C:\MassLynx\JAN2010.PRO\22AP103D58290C.qld

Last Altered: Saturday, April 24, 2010 09:41:39 Pacific Daylight Time
Printed: Saturday, April 24, 2010 09:48:05 Pacific Daylight Time

Name: 22AP103D5_30, Date: 23-Apr-2010, Time: 11:51:45, ID: ST0422C, Description: CS-3 10DXN083

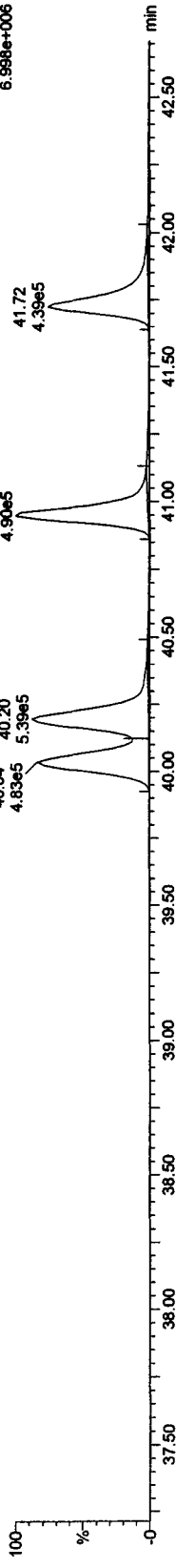
HxCDFs

22AP103D5_30 Smooth(SG,1x2)
CS-3 10DXN083 ST0422C



F3:Voltage SIR,EI+
373.6206
8.683e+006

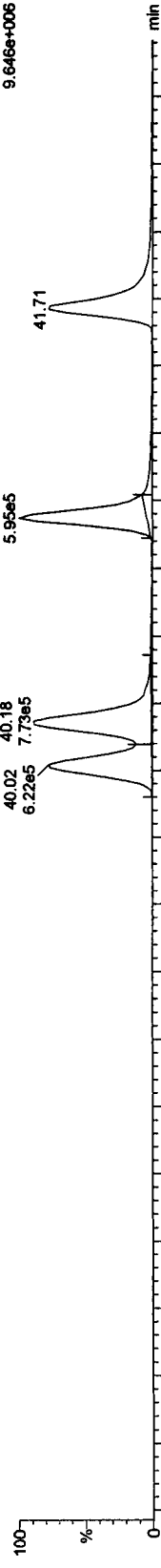
22AP103D5_30 Smooth(SG,1x2)
CS-3 10DXN083 ST0422C



F3:Voltage SIR,EI+
375.6178
6.998e+006

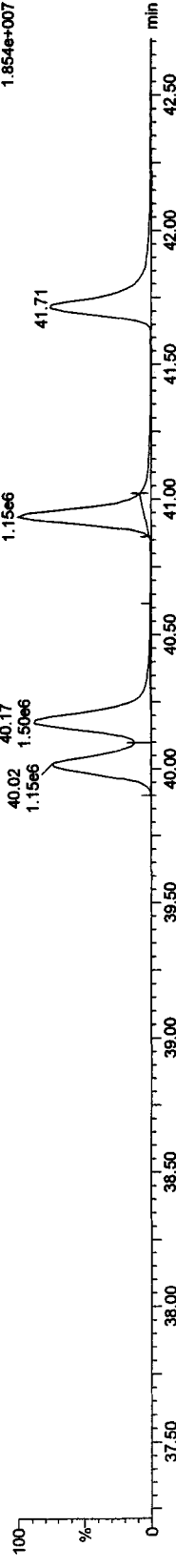
13C-HxCDFs

22AP103D5_30 Smooth(SG,1x2)
CS-3 10DXN083 ST0422C



F3:Voltage SIR,EI+
383.8639
9.646e+006

22AP103D5_30 Smooth(SG,1x2)
CS-3 10DXN083 ST0422C



F3:Voltage SIR,EI+
385.8610
1.854e+007

Quantify Sample Report MassLynx 4.1

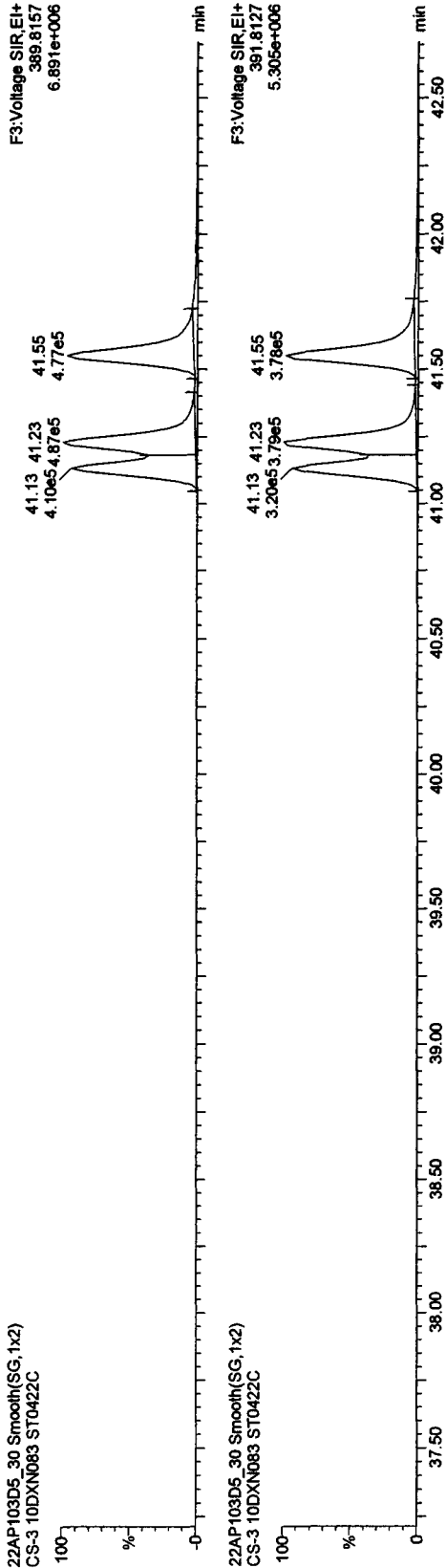
Dataset: C:\MassLynx\JAN2010.PRO\22AP103D56290C.qld

Last Altered: Saturday, April 24, 2010 09:41:39 Pacific Daylight Time
Printed: Saturday, April 24, 2010 09:48:05 Pacific Daylight Time


Name: 22AP103D5_30, Date: 23-Apr-2010, Time: 11:51:45, ID: ST0422C, Description: CS-3 10DXN083

HxCDDs

22AP103D5_30 Smooth(SG,1x2)
CS-3 10DXN083 ST0422C




22AP103D5_30 Smooth(SG,1x2)
CS-3 10DXN083 ST0422C




13C-HxCDDs

22AP103D5_30 Smooth(SG,1x2)
CS-3 10DXN083 ST0422C



22AP103D5_30 Smooth(SG,1x2)
CS-3 10DXN083 ST0422C



Quantify Sample Report MassLynx 4.1


Dataset: C:\MassLynx\JAN2010\PROJ\22AP103D58290C.qld

Last Altered: Saturday, April 24, 2010 09:41:39 Pacific Daylight Time
Printed: Saturday, April 24, 2010 09:48:05 Pacific Daylight Time


Name: 22AP103D5_30, Date: 23-Apr-2010, Time: 11:51:45, ID: ST0422C, Description: CS-3 10DXN083

HpCDFs

22AP103D5_30 Smooth(SG,1x2)
CS-3 10DXN083 ST0422C




22AP103D5_30 Smooth(SG,1x2)
CS-3 10DXN083 ST0422C



13C-HpCDFs

22AP103D5_30 Smooth(SG,1x2)
CS-3 10DXN083 ST0422C



22AP103D5_30 Smooth(SG,1x2)
CS-3 10DXN083 ST0422C



Quantify Sample Report MassLynx 4.1

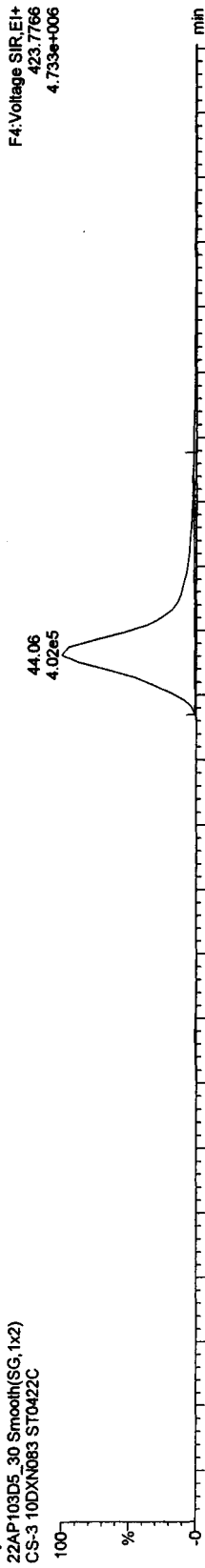
Dataset: C:\MassLynx\JAN2010.PRO\22AP103D58290C.qld

Last Altered: Saturday, April 24, 2010 09:41:39 Pacific Daylight Time
Printed: Saturday, April 24, 2010 09:48:05 Pacific Daylight Time

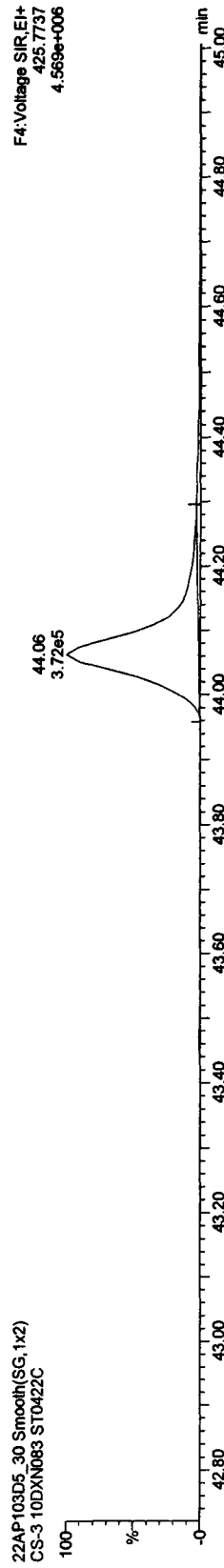
Name: 22AP103D5_30, Date: 23-Apr-2010, Time: 11:51:45, ID: ST0422C, Description: CS-3 10DXN083

HpCDDs

22AP103D5_30 Smooth(SG,1x2)
CS-3 10DXN083 ST0422C

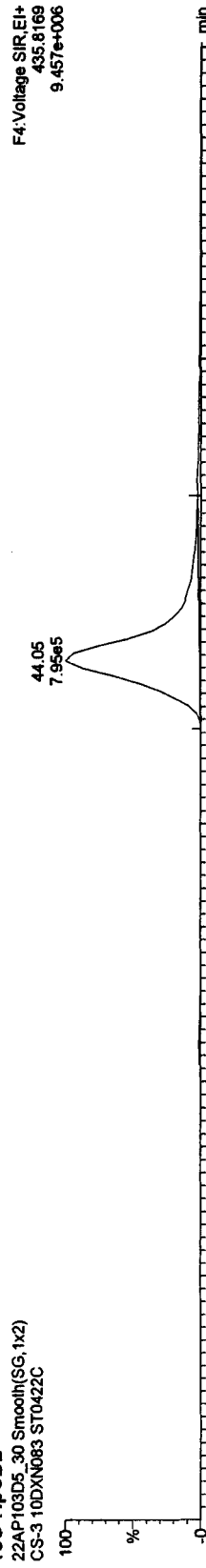


22AP103D5_30 Smooth(SG,1x2)
CS-3 10DXN083 ST0422C

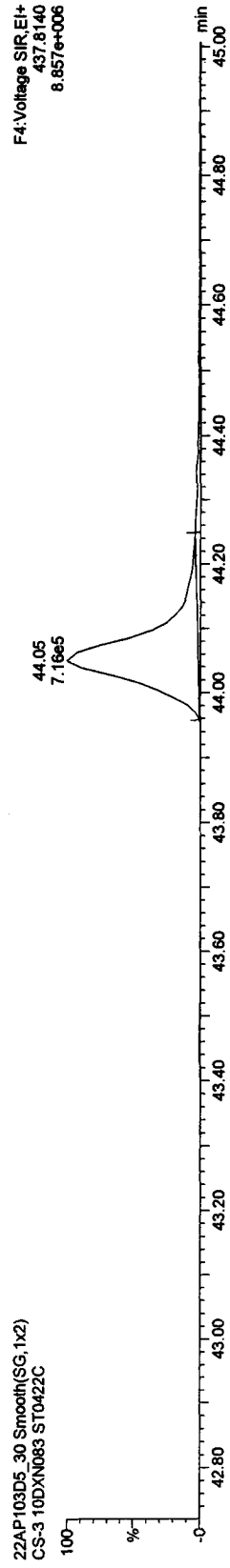


13C-HpCDD

22AP103D5_30 Smooth(SG,1x2)
CS-3 10DXN083 ST0422C



22AP103D5_30 Smooth(SG,1x2)
CS-3 10DXN083 ST0422C



Quantify Sample Report MassLynx 4.1

Dataset: C:\MassLynx\JAN2010.PRO\22AP103D58290C.qld

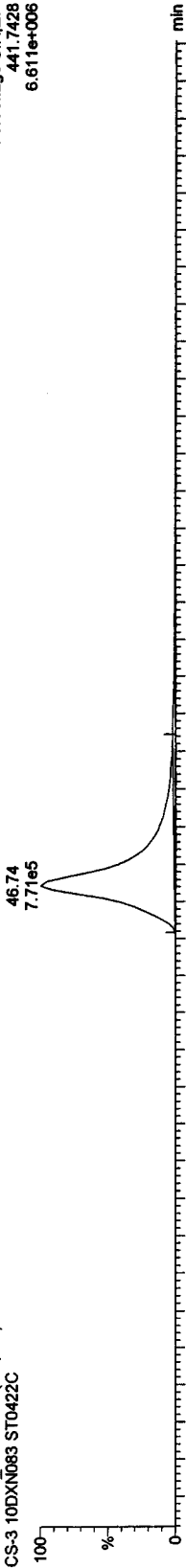
Last Altered: Saturday, April 24, 2010 09:41:39 Pacific Daylight Time

Printed: Saturday, April 24, 2010 09:48:05 Pacific Daylight Time

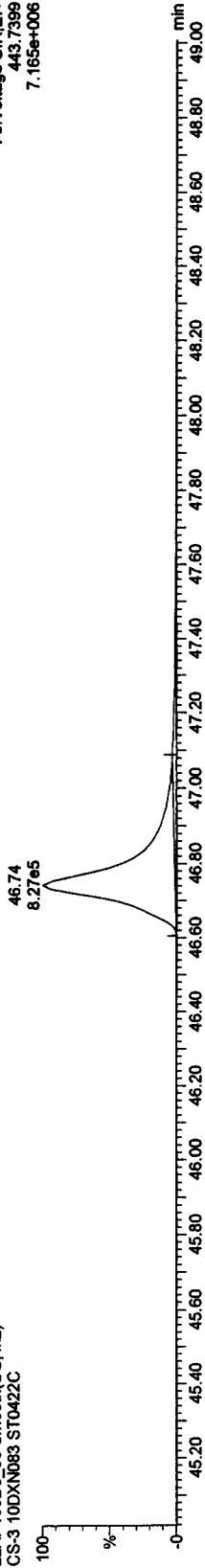
Name: 22AP103D5_30, Date: 23-Apr-2010, Time: 11:51:45, ID: ST0422C, Description: CS-3 10DXN083

OCDFs

22AP103D5_30 Smooth(SG,1x2)
CS-3 10DXN083 ST0422C

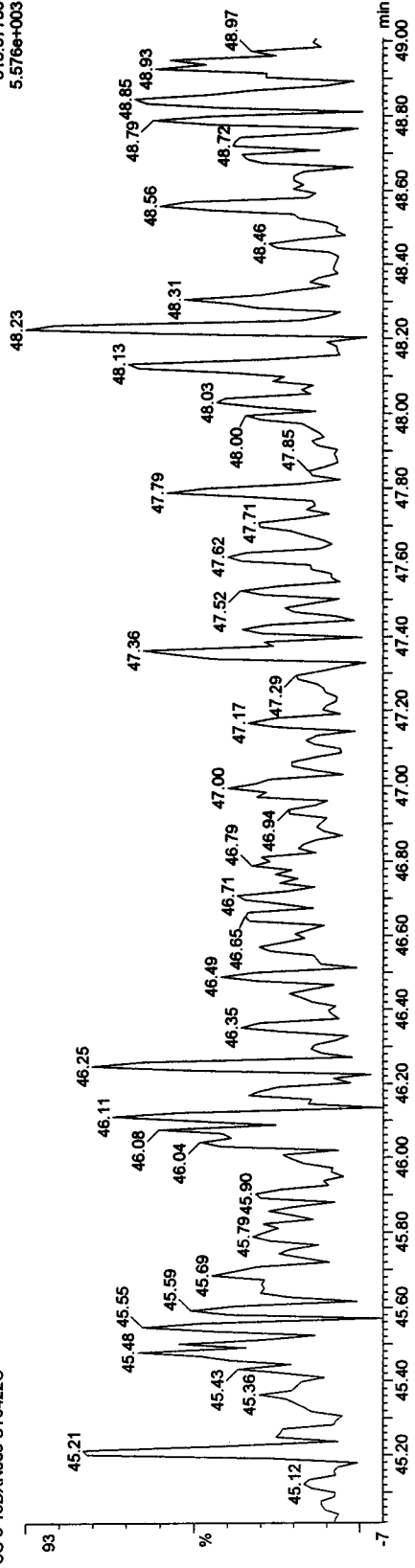


22AP103D5_30 Smooth(SG,1x2)
CS-3 10DXN083 ST0422C



OCDF PCDFE

22AP103D5_30 Smooth(SG,1x2)
CS-3 10DXN083 ST0422C



Quantify Sample Report MassLynx 4.1

Dataset: C:\MassLynx\JAN2010.PRO\22AP103D58290C.qld

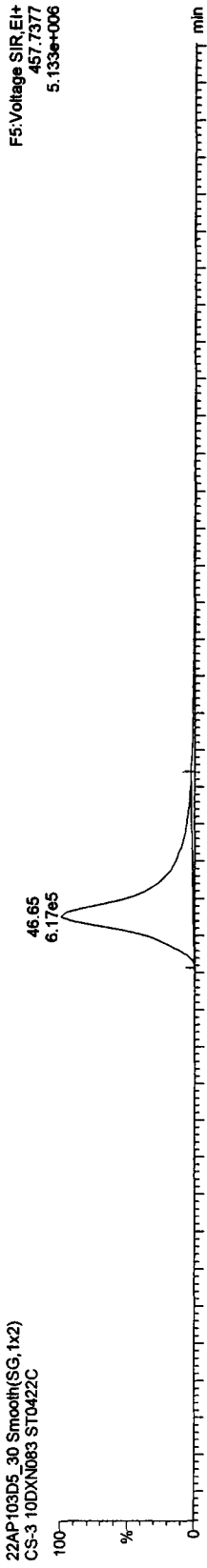
Last Altered: Saturday, April 24, 2010 09:41:39 Pacific Daylight Time

Printed: Saturday, April 24, 2010 09:48:05 Pacific Daylight Time

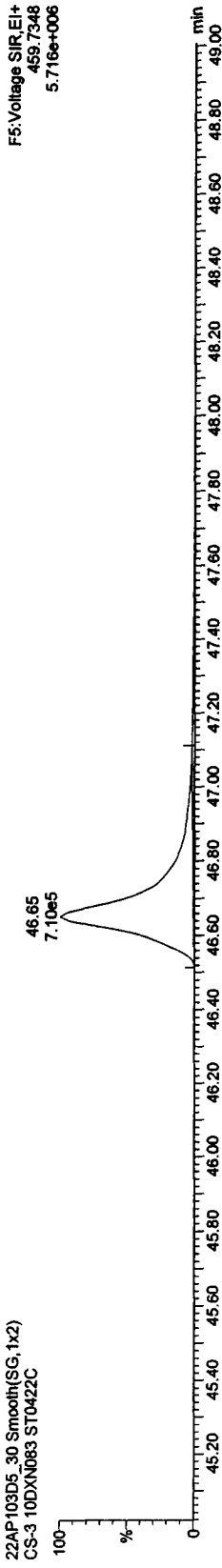
Name: 22AP103D5_30, Date: 23-Apr-2010, Time: 11:51:45, ID: ST0422C, Description: CS-3 10DXN083

OCDD

22AP103D5_30 Smooth(SG,1x2)
CS-3 10DXN083 ST0422C

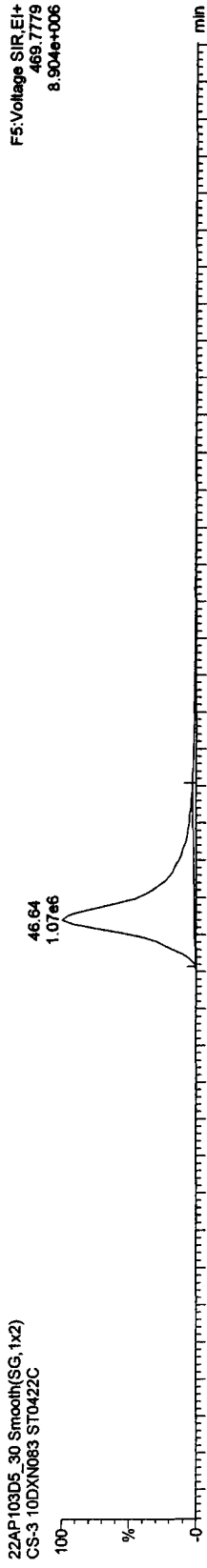


22AP103D5_30 Smooth(SG,1x2)
CS-3 10DXN083 ST0422C

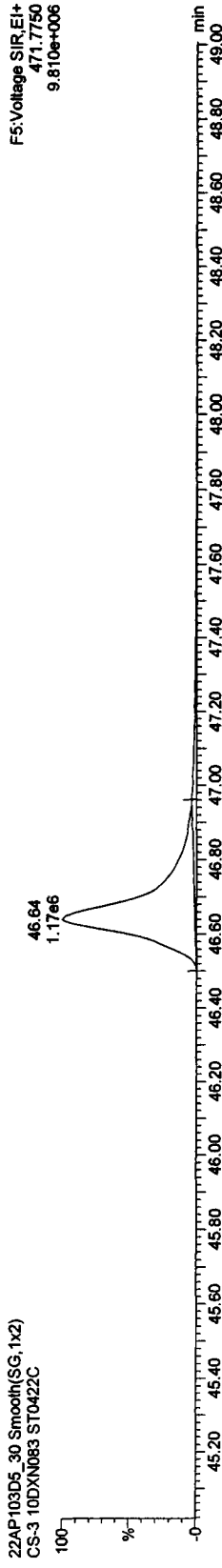


13C-OCDD

22AP103D5_30 Smooth(SG,1x2)
CS-3 10DXN083 ST0422C



22AP103D5_30 Smooth(SG,1x2)
CS-3 10DXN083 ST0422C



Quantify Sample Report MassLynx 4.1

Dataset: C:\MassLynx\JAN2010.PRO\22AP103D58290C.qld


Last Altered: Saturday, April 24, 2010 09:41:39 Pacific Daylight Time

Printed: Saturday, April 24, 2010 09:48:05 Pacific Daylight Time

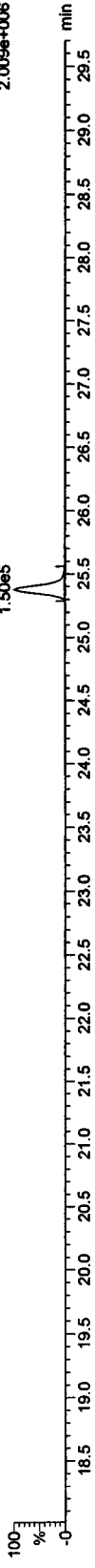
Name: 22AP103D5_30, Date: 23-Apr-2010, Time: 11:51:45, ID: ST0422C, Description: CS-3 10DXN083

TCDFs

22AP103D5_30 Smooth(SG,1x2)
CS-3 10DXN083 ST0422C

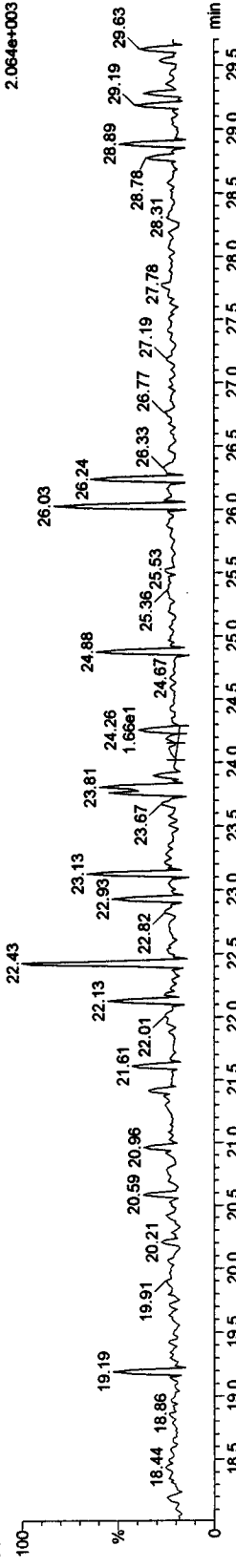


22AP103D5_30 Smooth(SG,1x2)
CS-3 10DXN083 ST0422C




TCDF PCDFE

22AP103D5_30 Smooth(SG,1x2)
CS-3 10DXN083 ST0422C



Function 1 PFK

22AP103D5_30 Smooth(SG,1x2)
CS-3 10DXN083 ST0422C



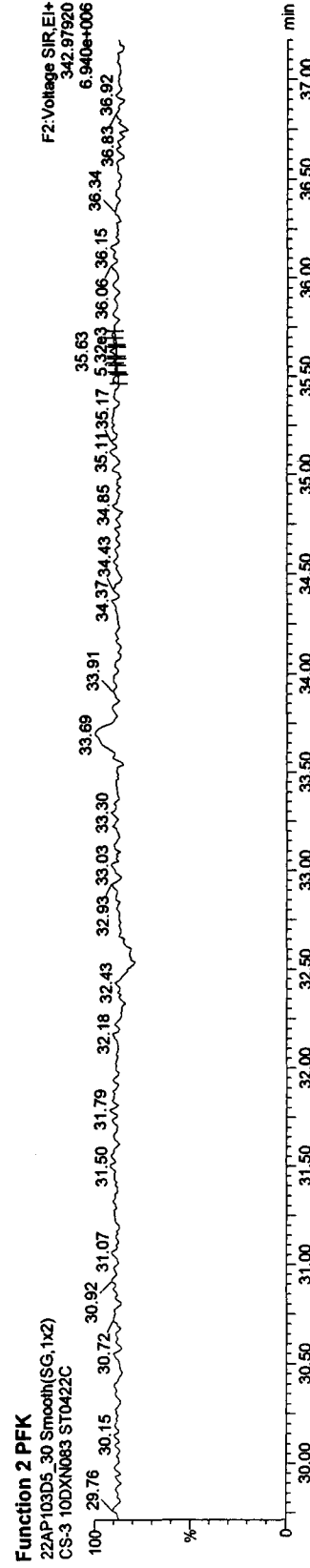
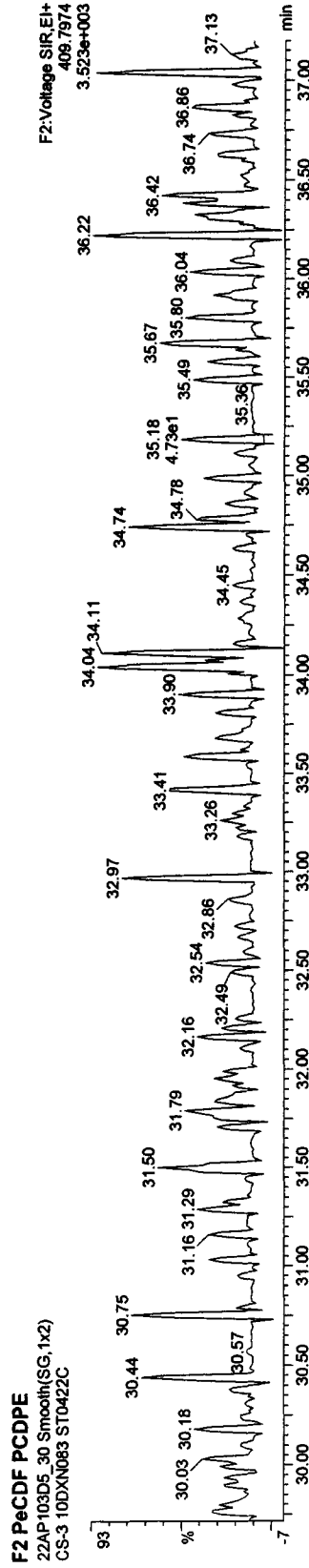
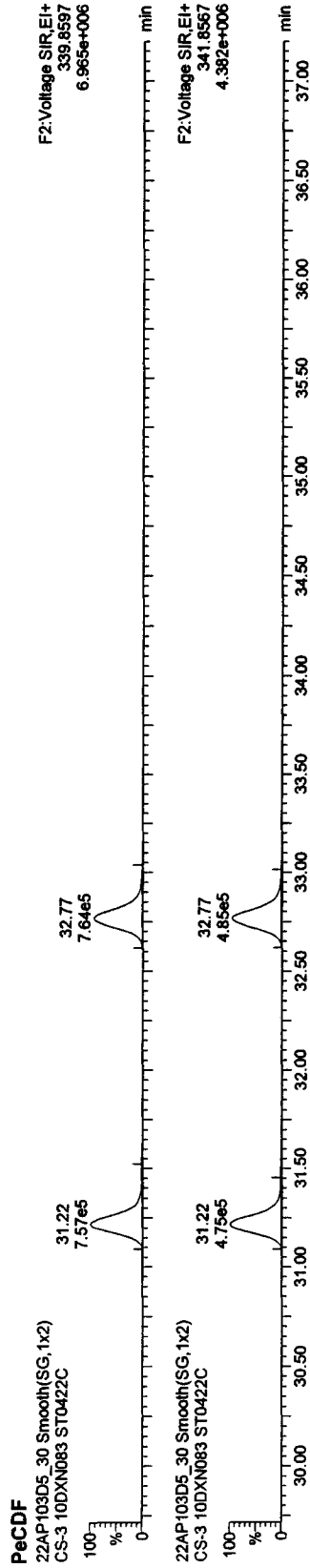
Quantify Sample Report MassLynx 4.1

Dataset: C:\MassLynx\JAN2010.PRO\22AP103D58290C.qld

Last Altered: Saturday, April 24, 2010 09:41:39 Pacific Daylight Time

Printed: Saturday, April 24, 2010 09:48:05 Pacific Daylight Time

Name: 22AP103D5_30, Date: 23-Apr-2010, Time: 11:51:45, ID: ST0422C, Description: CS-3 10DXN083



Quantify Sample Report MassLynx 4.1

Dataset: C:\MassLynx\JAN2010.PRO\22AP103D58290C.qld

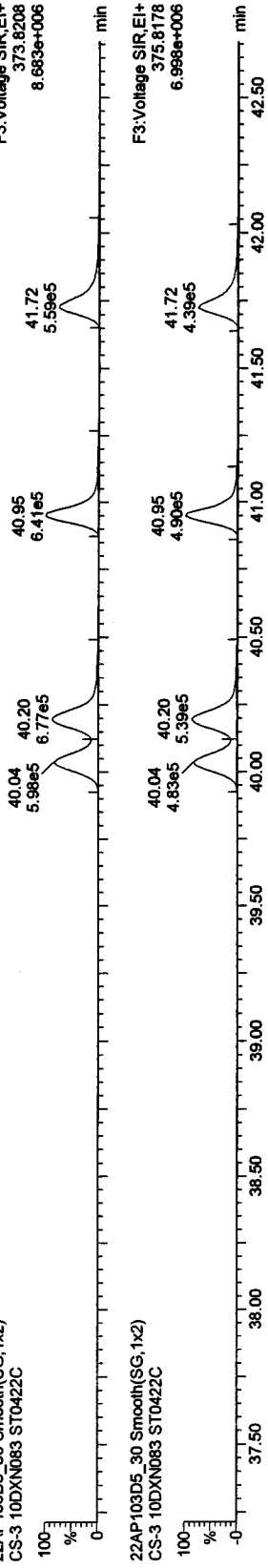
Last Altered: Saturday, April 24, 2010 09:41:39 Pacific Daylight Time

Printed: Saturday, April 24, 2010 09:48:05 Pacific Daylight Time

Name: 22AP103D5_30, Date: 23-Apr-2010, Time: 11:51:45, ID: ST0422C, Description: CS-3 10DXN083

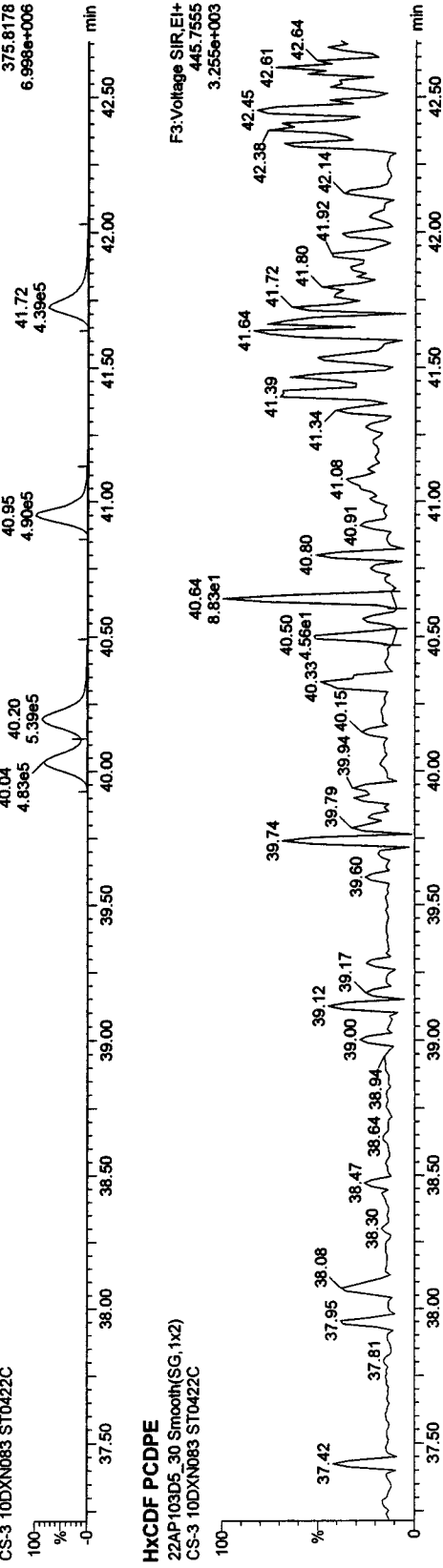
HxCDFs

22AP103D5_30 Smooth(SG,1x2)
CS-3 10DXN083 ST0422C



F3:Voltage SIR,EI+
373.8208
8.683e+006

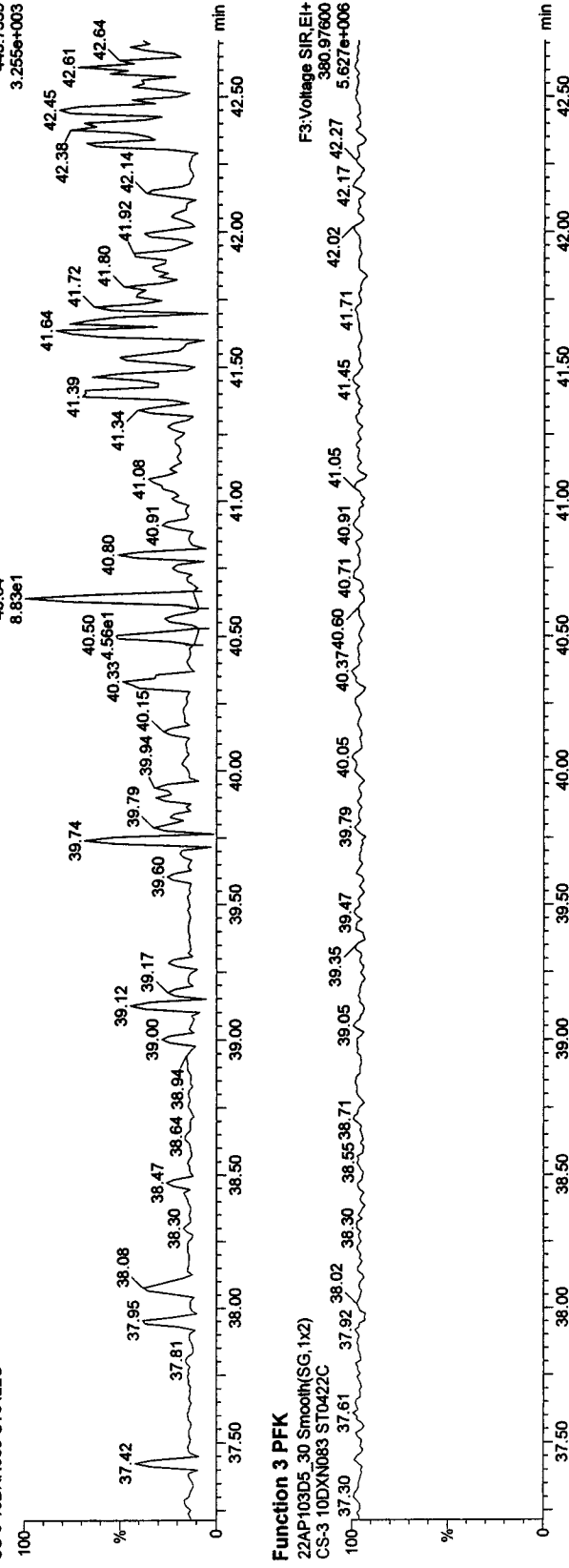
22AP103D5_30 Smooth(SG,1x2)
CS-3 10DXN083 ST0422C



F3:Voltage SIR,EI+
375.8178
6.998e+006

HxCDF PCDPE

22AP103D5_30 Smooth(SG,1x2)
CS-3 10DXN083 ST0422C



Function 3 PFK

22AP103D5_30 Smooth(SG,1x2)
CS-3 10DXN083 ST0422C

F3:Voltage SIR,EI+
380.97600
3.255e+003

Quantify Sample Report MassLynx 4.1

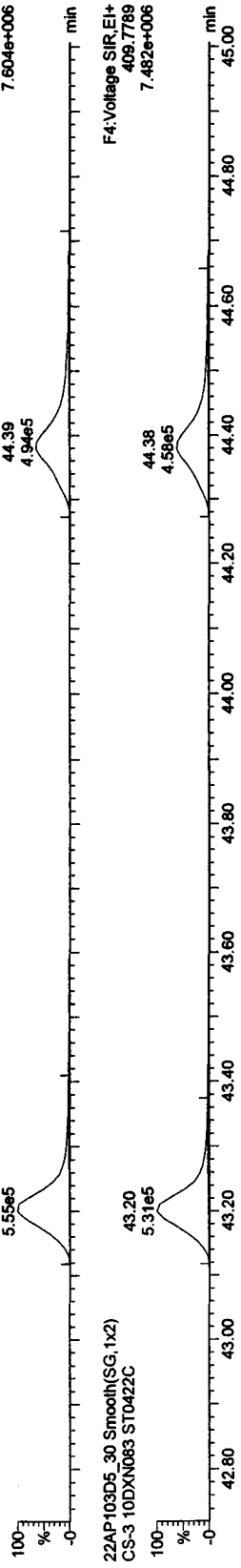
Dataset: C:\MassLynx\JAN2010.PRO\22AP103D58290C.qld

Last Altered: Saturday, April 24, 2010 09:41:39 Pacific Daylight Time
Printed: Saturday, April 24, 2010 09:48:05 Pacific Daylight Time

Name: 22AP103D5_30, Date: 23-Apr-2010, Time: 11:51:45, ID: ST0422C, Description: CS-3 10DXN083


HpCDFs

22AP103D5_30 Smooth(SG,1x2)
CS-3 10DXN083 ST0422C



F4:Voltage SIR,EI+
407.7818
7.604e+006

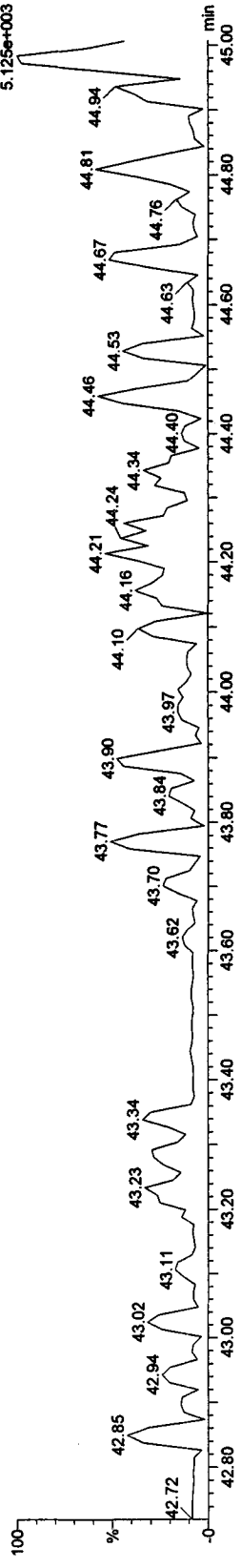
22AP103D5_30 Smooth(SG,1x2)
CS-3 10DXN083 ST0422C



F4:Voltage SIR,EI+
409.7789
7.482e+006

HpCDF PCDPE

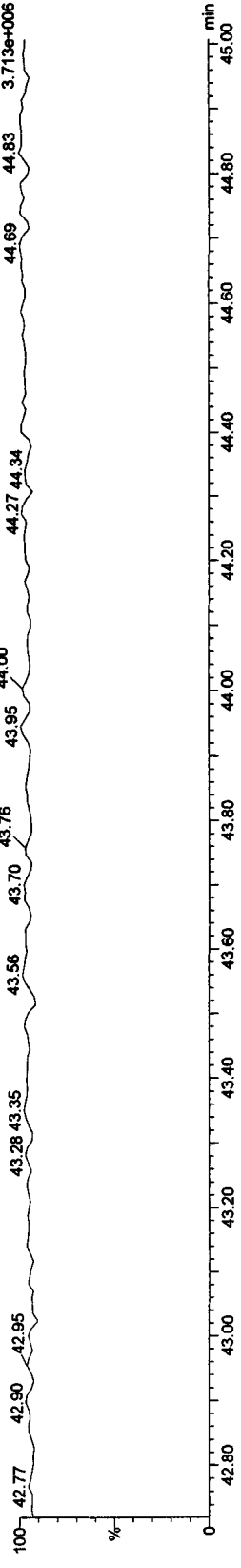
22AP103D5_30 Smooth(SG,1x2)
CS-3 10DXN083 ST0422C



F4:Voltage SIR,EI+
479.7165
5.125e+003

Function 4 PFK

22AP103D5_30 Smooth(SG,1x2)
CS-3 10DXN083 ST0422C



F4:Voltage SIR,EI+
430.97290
3.713e+006

Quantify Sample Report MassLynx 4.1

Dataset: C:\MassLynx\JAN2010.PRO\22AP103D58290C.qld

Last Altered: Saturday, April 24, 2010 09:41:39 Pacific Daylight Time

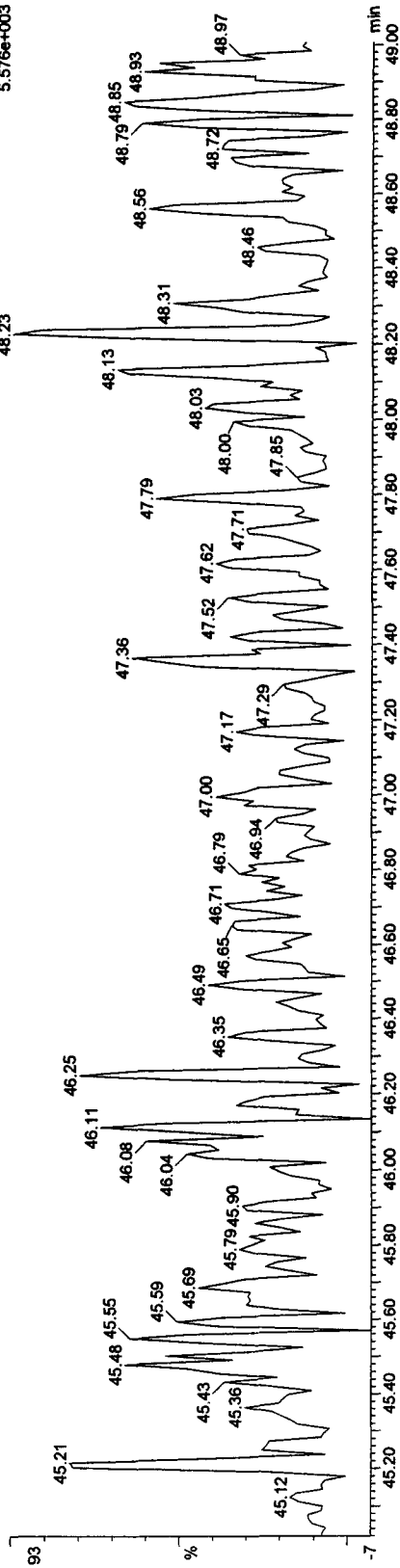
Printed: Saturday, April 24, 2010 09:48:05 Pacific Daylight Time

Name: 22AP103D5_30, Date: 23-Apr-2010, Time: 11:51:45, ID: ST0422C, Description: CS-3 10DXN083

OCDF PCDFE

22AP103D5_30 Smooth(SG,1x2)
CS-3 10DXN083 ST0422C


F5:Voltage SIR,EI+
513.67750
5.576e+003



Function 5 PFK

22AP103D5_30 Smooth(SG,1x2)
CS-3 10DXN083 ST0422C

F5:Voltage SIR,EI+
442.97280
3.280e+006

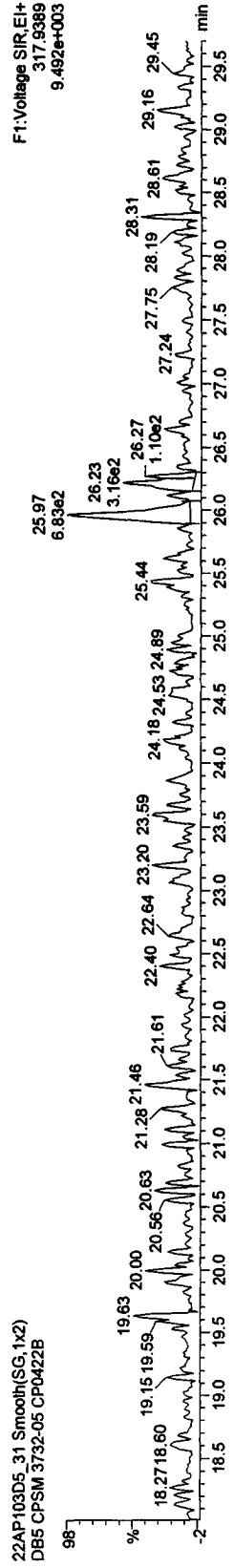
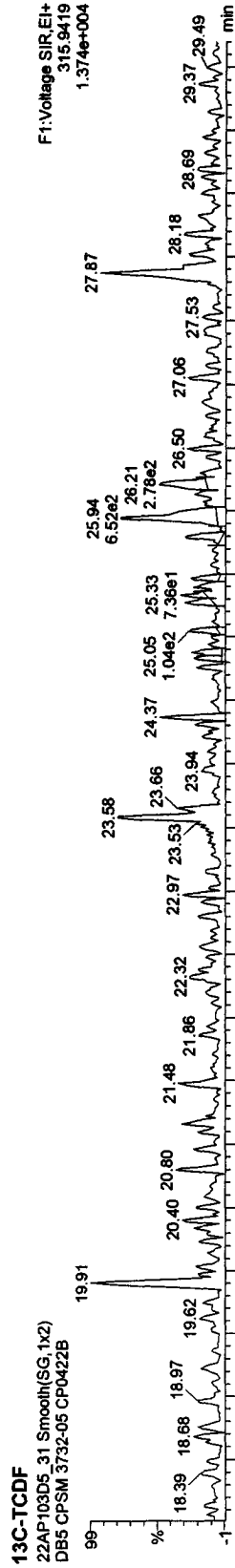




Quantify Sample Report MassLynx 4.1

Dataset: C:\MassLynx\JAN2010.PRO\22AP103D58290C.qld

Last Altered: Saturday, April 24, 2010 09:41:39 Pacific Daylight Time
Printed: Saturday, April 24, 2010 09:48:05 Pacific Daylight Time

Name: 22AP103D5_31, Date: 23-Apr-2010, Time: 12:46:39, ID: CP0422B, Description: DB5 CPSM 3732-05



Quantify Sample Report MassLynx 4.1

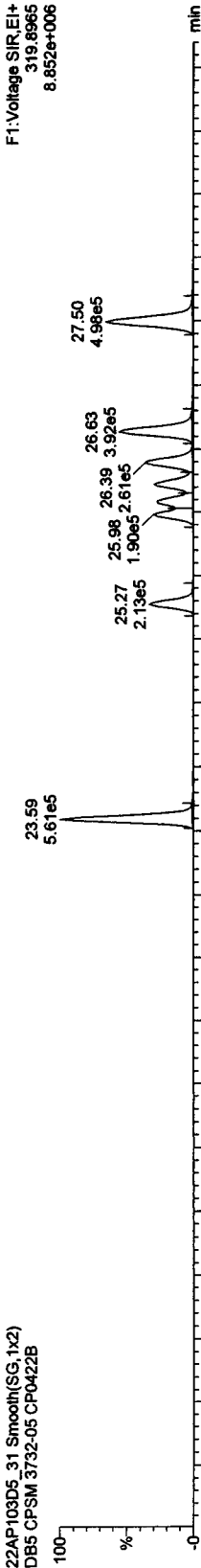
Dataset: C:\MassLynx\JAN2010.PRO\22AP103D58290C.qld

Last Altered: Saturday, April 24, 2010 09:41:39 Pacific Daylight Time
Printed: Saturday, April 24, 2010 09:48:05 Pacific Daylight Time

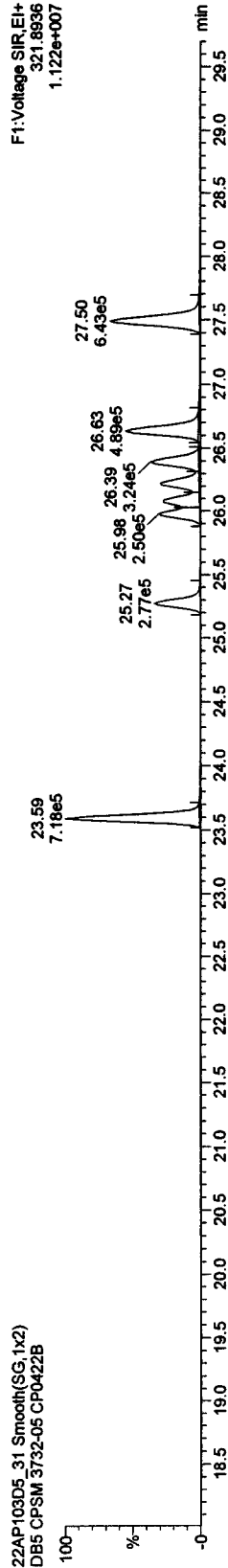
Name: 22AP103D5_31, Date: 23-Apr-2010, Time: 12:46:39, ID: CP0422B, Description: DB5 CPSM 3732-05

TCDDs

22AP103D5_31 Smooth(SG,1x2)
DB5 CPSM 3732-05 CP0422B

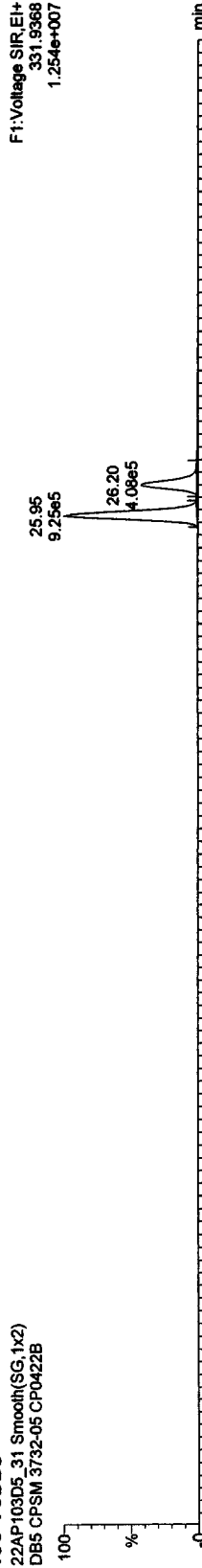


22AP103D5_31 Smooth(SG,1x2)
DB5 CPSM 3732-05 CP0422B




13C-TCDDs

22AP103D5_31 Smooth(SG,1x2)
DB5 CPSM 3732-05 CP0422B



22AP103D5_31 Smooth(SG,1x2)
DB5 CPSM 3732-05 CP0422B



Quantify Sample Report MassLynx 4.1

Dataset: C:\MassLynx\JAN2010.PRO\22AP103D58290C.qld

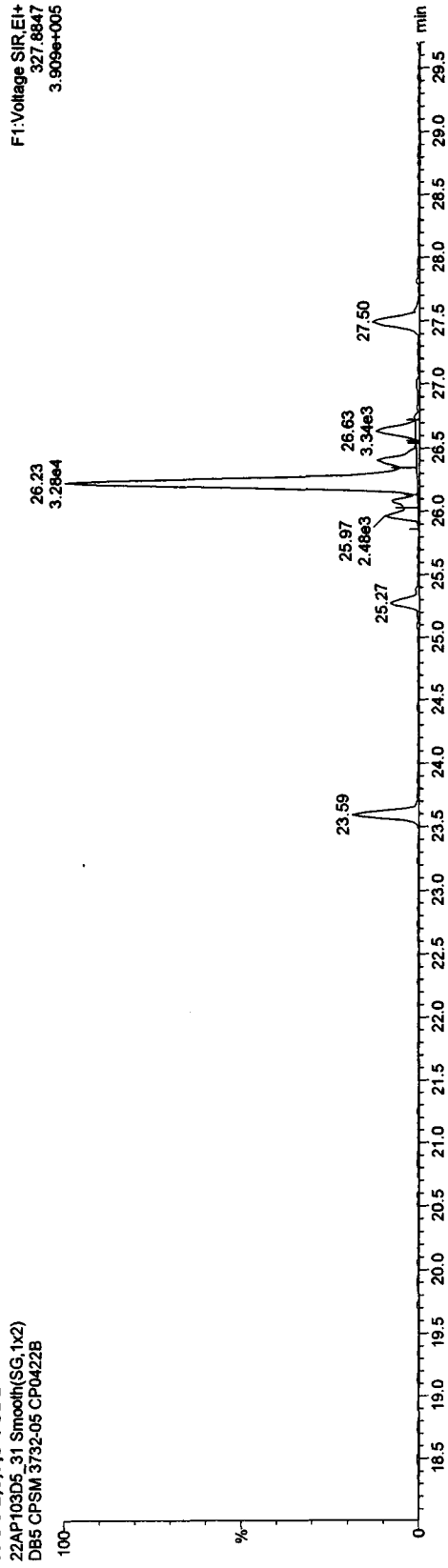
Last Altered: Saturday, April 24, 2010 09:41:39 Pacific Daylight Time

Printed: Saturday, April 24, 2010 09:48:05 Pacific Daylight Time

Name: 22AP103D5_31, Date: 23-Apr-2010, Time: 12:46:39, ID: CP0422B, Description: DB5 CPSM 3732-05


37CL-2,3,7,8-TCDD

22AP103D5_31 Smooth(SG,1x2)
DB5 CPSM 3732-05 CP0422B




13C-TCDDs

22AP103D5_31 Smooth(SG,1x2)
DB5 CPSM 3732-05 CP0422B



22AP103D5_31 Smooth(SG,1x2)
DB5 CPSM 3732-05 CP0422B



Quantify Sample Report MassLynx 4.1

Dataset: C:\MassLynx\JAN2010.PRO\22AP103D58290C.qld


Last Altered: Saturday, April 24, 2010 09:41:39 Pacific Daylight Time

Printed: Saturday, April 24, 2010 09:48:05 Pacific Daylight Time

Name: 22AP103D5_31, Date: 23-Apr-2010, Time: 12:46:39, ID: CP0422B, Description: DB5 CPSM 3732-05

F1 PeCDFs

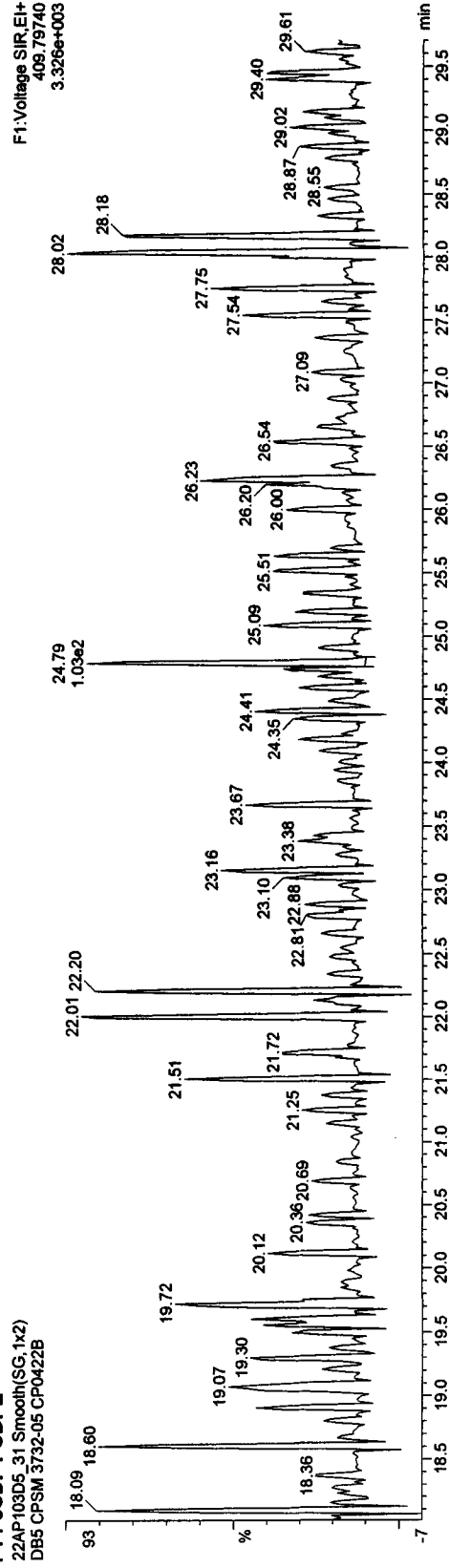
22AP103D5_31 Smooth(SG,1x2)
DB5 CPSM 3732-05 CP0422B



22AP103D5_31 Smooth(SG,1x2)
DB5 CPSM 3732-05 CP0422B

F1 PeCDF PCDFE

22AP103D5_31 Smooth(SG,1x2)
DB5 CPSM 3732-05 CP0422B



Quantify Sample Report MassLynx 4.1

Dataset: C:\MassLynx\JAN2010.PRO\22AP103D58290C.qld


Last Altered: Saturday, April 24, 2010 09:41:39 Pacific Daylight Time

Printed: Saturday, April 24, 2010 09:48:05 Pacific Daylight Time


Name: 22AP103D5_31, Date: 23-Apr-2010, Time: 12:46:39, ID: CP0422B, Description: DB5 CPSM 3732-05

PeCDFs

22AP103D5_31 Smooth(SG,1x2)
DB5 CPSM 3732-05 CP0422B

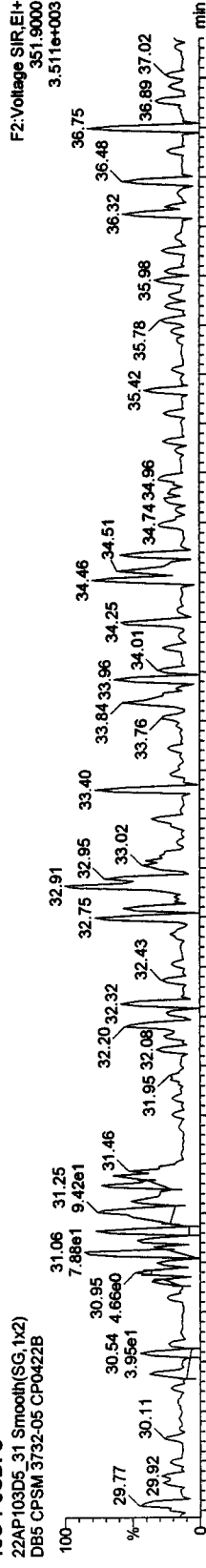


22AP103D5_31 Smooth(SG,1x2)
DB5 CPSM 3732-05 CP0422B

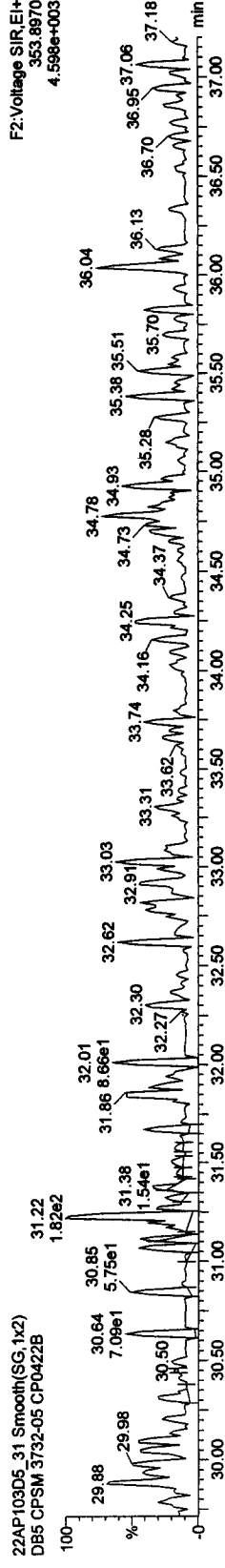


13C-PeCDFs

22AP103D5_31 Smooth(SG,1x2)
DB5 CPSM 3732-05 CP0422B



22AP103D5_31 Smooth(SG,1x2)
DB5 CPSM 3732-05 CP0422B



Quantify Sample Report MassLynx 4.1


Dataset: C:\MassLynx\JAN2010.PRO\22AP103D58290C.qld

Last Altered: Saturday, April 24, 2010 09:41:39 Pacific Daylight Time
Printed: Saturday, April 24, 2010 09:48:05 Pacific Daylight Time


Name: 22AP103D5_31, Date: 23-Apr-2010, Time: 12:46:39, ID: CP0422B, Description: DB5 CPSM 3732-05

PeCDDs

22AP103D5_31 Smooth(SG,1x2)
DB5 CPSM 3732-05 CP0422B

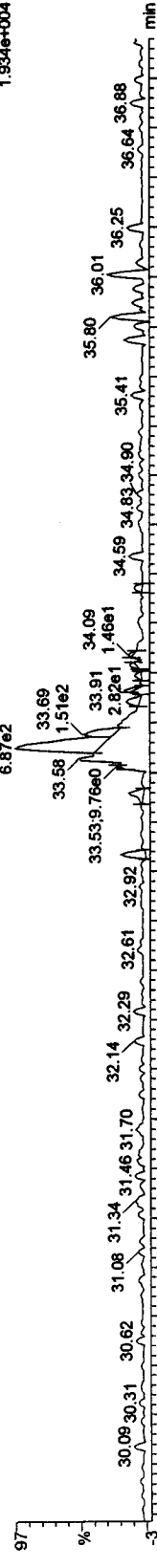


22AP103D5_31 Smooth(SG,1x2)
DB5 CPSM 3732-05 CP0422B

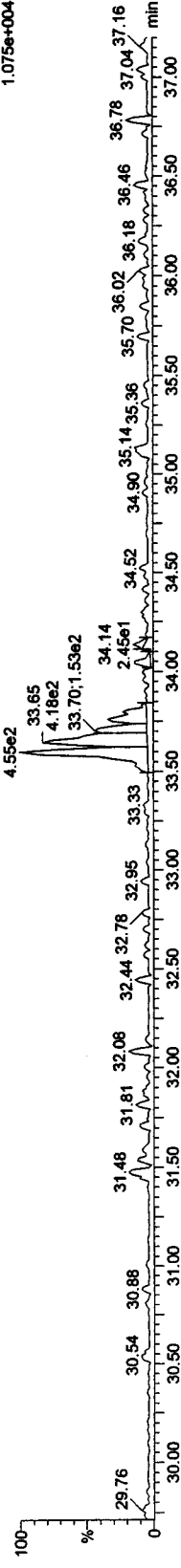


13C-PeCDD

22AP103D5_31 Smooth(SG,1x2)
DB5 CPSM 3732-05 CP0422B



22AP103D5_31 Smooth(SG,1x2)
DB5 CPSM 3732-05 CP0422B



Quantify Sample Report MassLynx 4.1


Dataset: C:\MassLynx\JAN2010.PRO\22AP103D58290C.qld

Last Altered: Saturday, April 24, 2010 09:41:39 Pacific Daylight Time
Printed: Saturday, April 24, 2010 09:48:05 Pacific Daylight Time

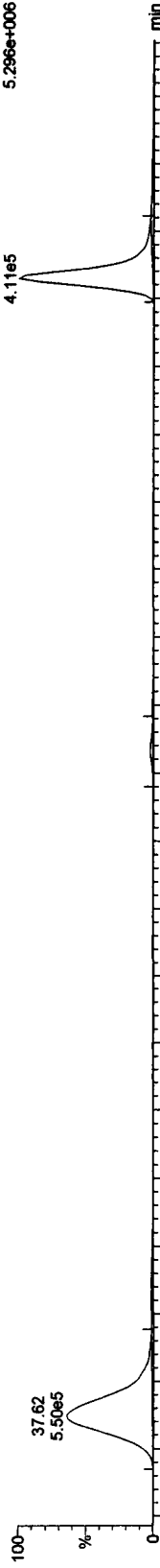
Name: 22AP103D5_31, Date: 23-Apr-2010, Time: 12:46:39, ID: CP0422B, Description: DB5 CPSM 3732-05

HxCDFs

22AP103D5_31 Smooth(SG,1x2)
DB5 CPSM 3732-05 CP0422B

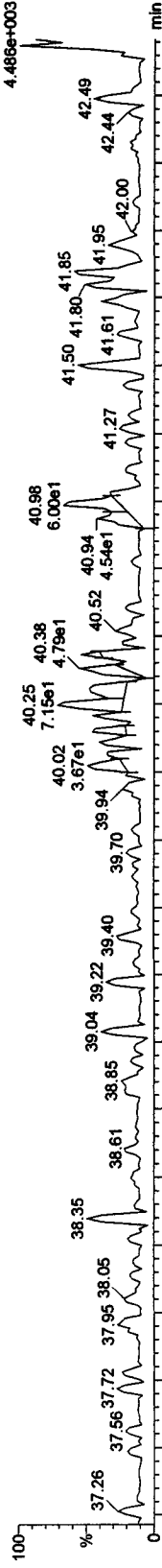


22AP103D5_31 Smooth(SG,1x2)
DB5 CPSM 3732-05 CP0422B

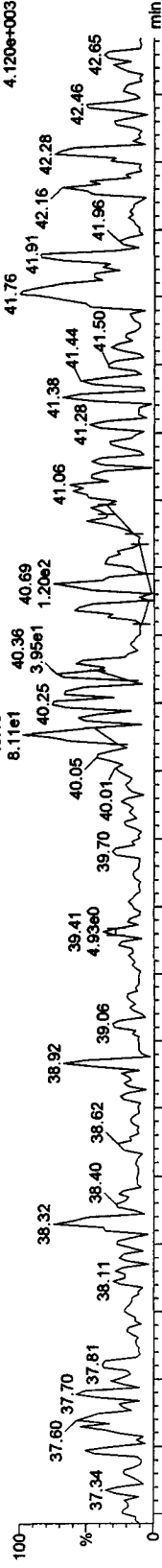


13C-HxCDFs

22AP103D5_31 Smooth(SG,1x2)
DB5 CPSM 3732-05 CP0422B



22AP103D5_31 Smooth(SG,1x2)
DB5 CPSM 3732-05 CP0422B



Quantify Sample Report MassLynx 4.1

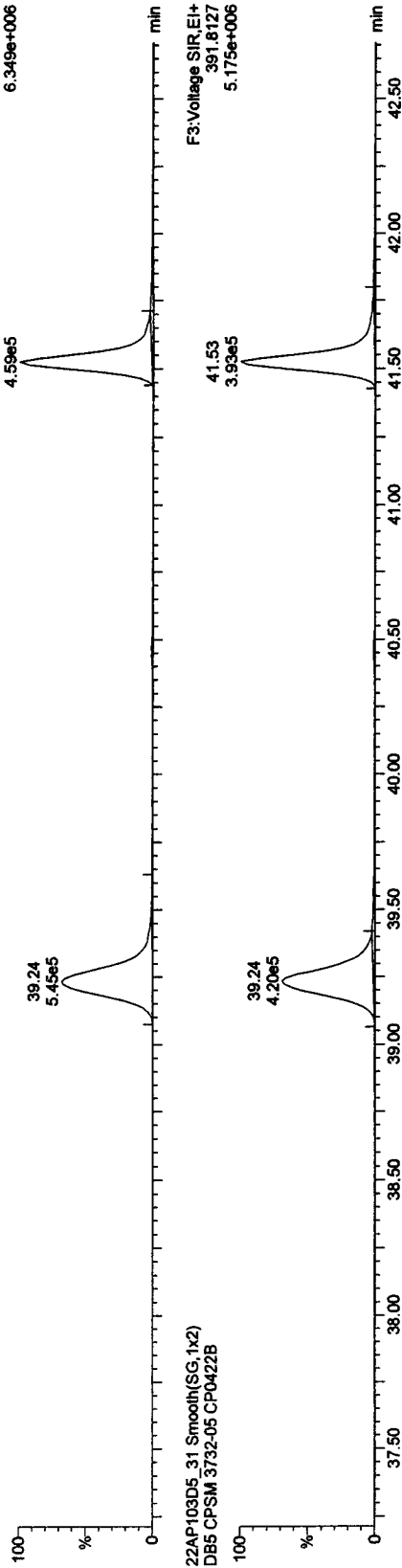
Dataset: C:\MassLynx\JAN2010.PRO\2ZAP103D58290C.qld

Last Altered: Saturday, April 24, 2010 09:41:39 Pacific Daylight Time
Printed: Saturday, April 24, 2010 09:48:05 Pacific Daylight Time

Name: 22AP103D5_31, Date: 23-Apr-2010, Time: 12:46:39, ID: CP0422B, Description: DB5 CPSM 3732-05

HxCDDs

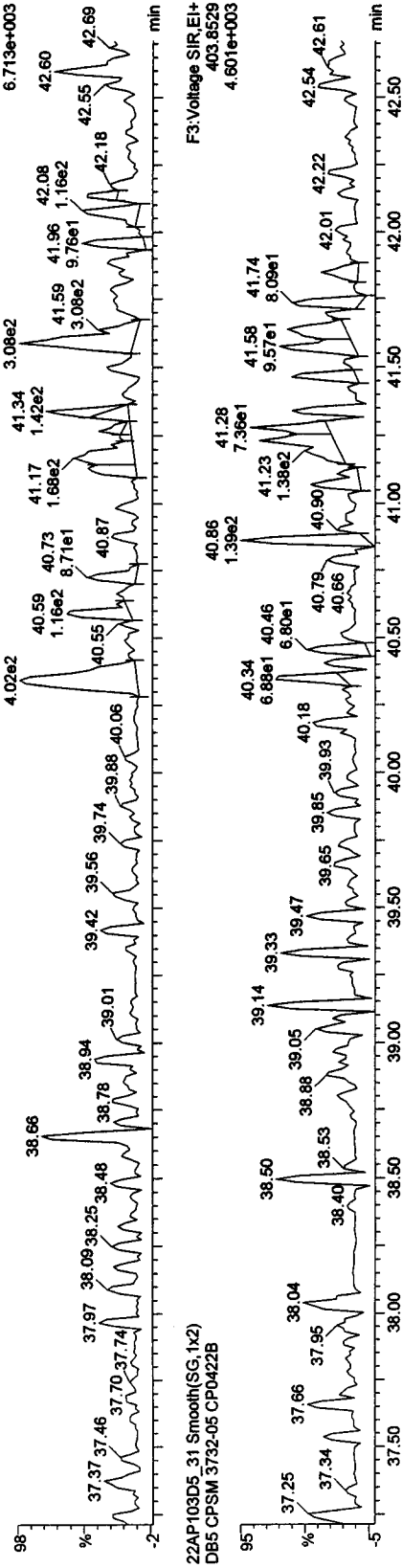
22AP103D5_31 Smooth(SG,1x2)
DB5 CPSM 3732-05 CP0422B



22AP103D5_31 Smooth(SG,1x2)
DB5 CPSM 3732-05 CP0422B

13C-HxCDDs

22AP103D5_31 Smooth(SG,1x2)
DB5 CPSM 3732-05 CP0422B



22AP103D5_31 Smooth(SG,1x2)
DB5 CPSM 3732-05 CP0422B

Quantify Sample Report MassLynx 4.1


Dataset: C:\MassLynx\JAN2010.PRO\22AP103D58290C.qld

Last Altered: Saturday, April 24, 2010 09:41:39 Pacific Daylight Time
Printed: Saturday, April 24, 2010 09:48:05 Pacific Daylight Time

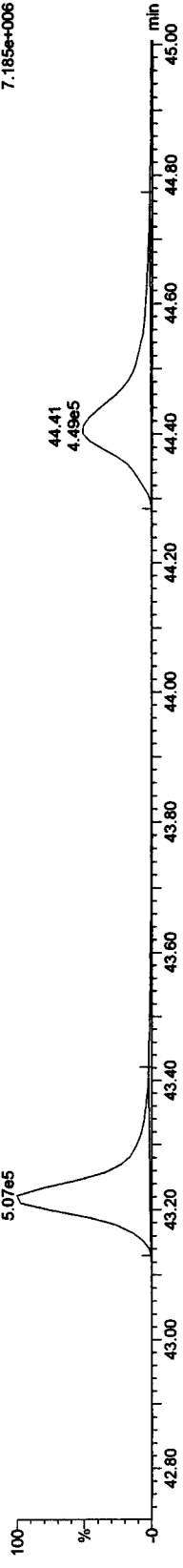
Name: 22AP103D5_31, Date: 23-Apr-2010, Time: 12:46:39, ID: CP0422B, Description: DB5 CPSM 3732-05

HpCDFs

22AP103D5_31 Smooth(SG,1x2)
DB5 CPSM 3732-05 CP0422B

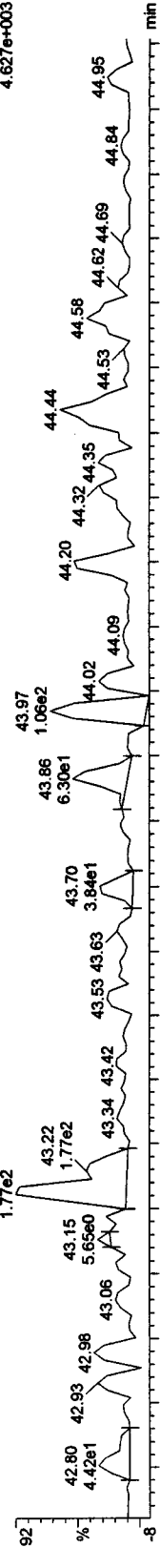


22AP103D5_31 Smooth(SG,1x2)
DB5 CPSM 3732-05 CP0422B

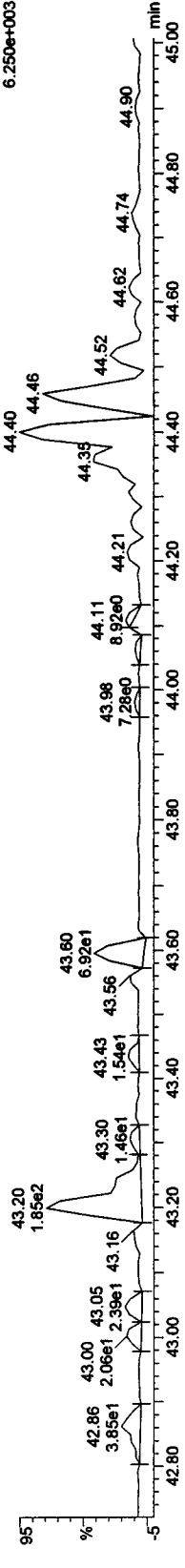


13C-HpCDFs

22AP103D5_31 Smooth(SG,1x2)
DB5 CPSM 3732-05 CP0422B



22AP103D5_31 Smooth(SG,1x2)
DB5 CPSM 3732-05 CP0422B



Quantify Sample Report MassLynx 4.1

Dataset: C:\MassLynx\JAN2010.PRO\22AP103D58290C.qtd

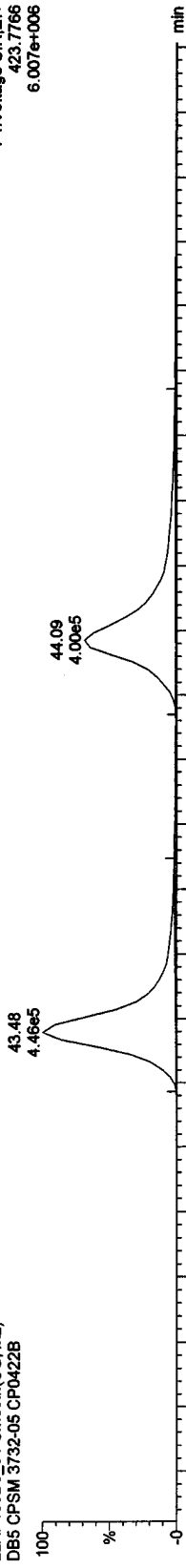
Last Altered: Saturday, April 24, 2010 09:41:39 Pacific Daylight Time

Printed: Saturday, April 24, 2010 09:48:05 Pacific Daylight Time

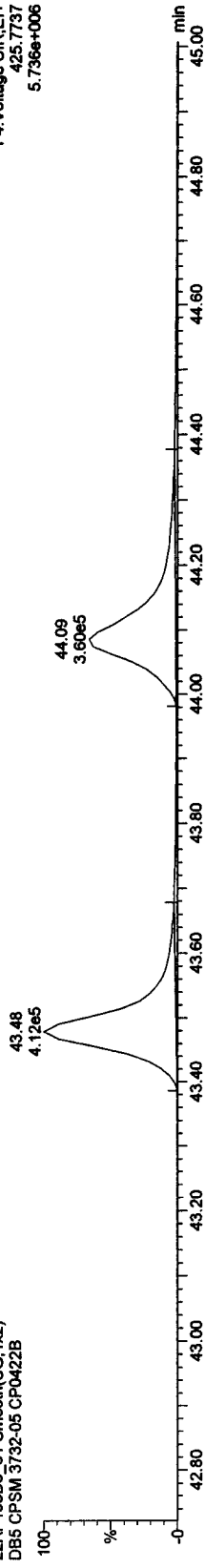
Name: 22AP103D5_31, Date: 23-Apr-2010, Time: 12:46:39, ID: CP0422B, Description: DB5 CPSM 3732-05

HpCDDs

22AP103D5_31 Smooth(SG,1x2)
DB5 CPSM 3732-05 CP0422B

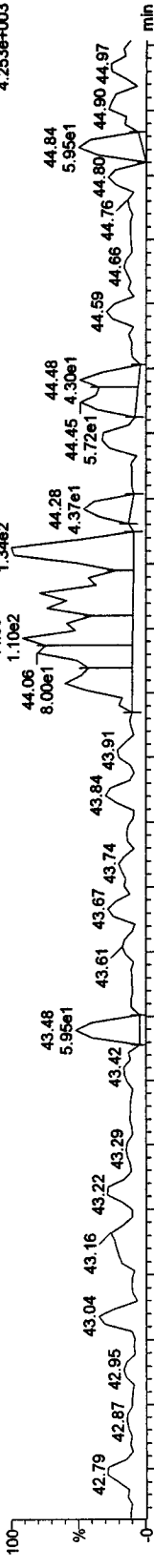


22AP103D5_31 Smooth(SG,1x2)
DB5 CPSM 3732-05 CP0422B

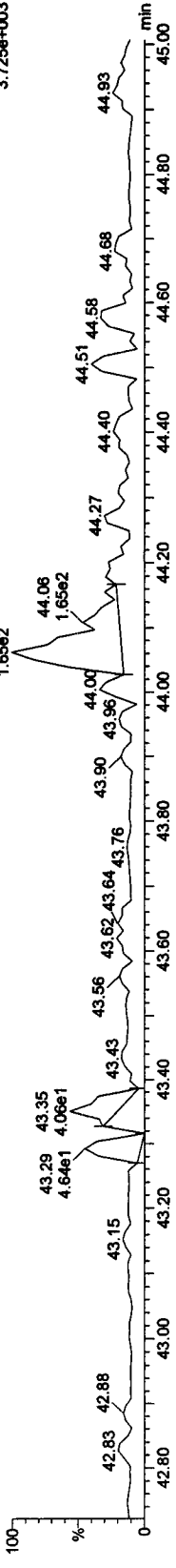


13C-HpCDD

22AP103D5_31 Smooth(SG,1x2)
DB5 CPSM 3732-05 CP0422B



22AP103D5_31 Smooth(SG,1x2)
DB5 CPSM 3732-05 CP0422B

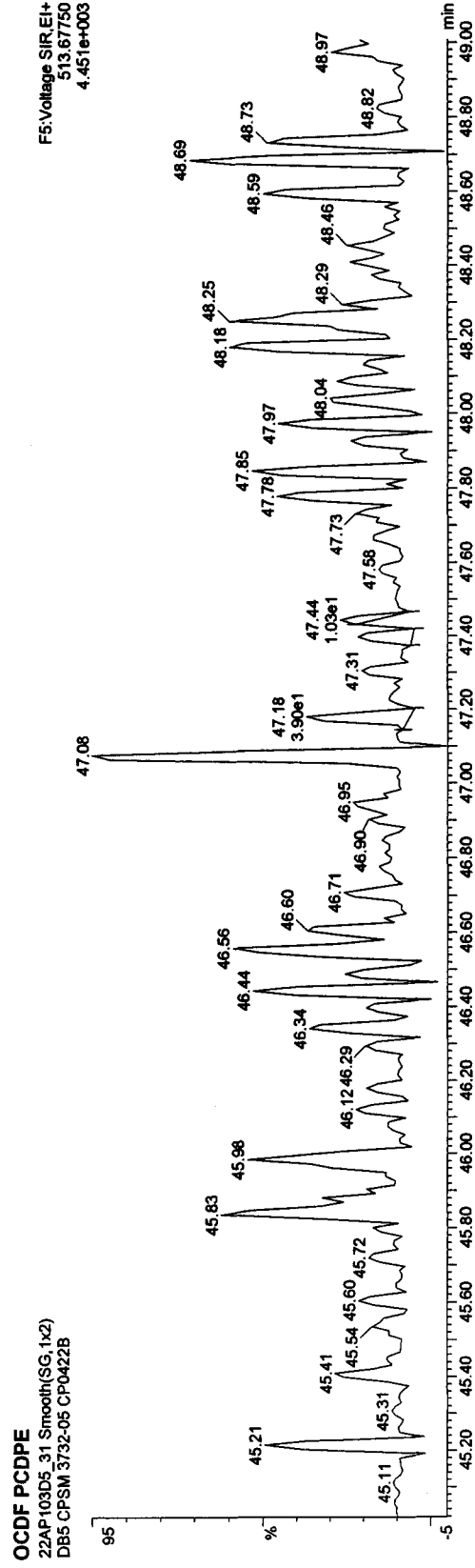
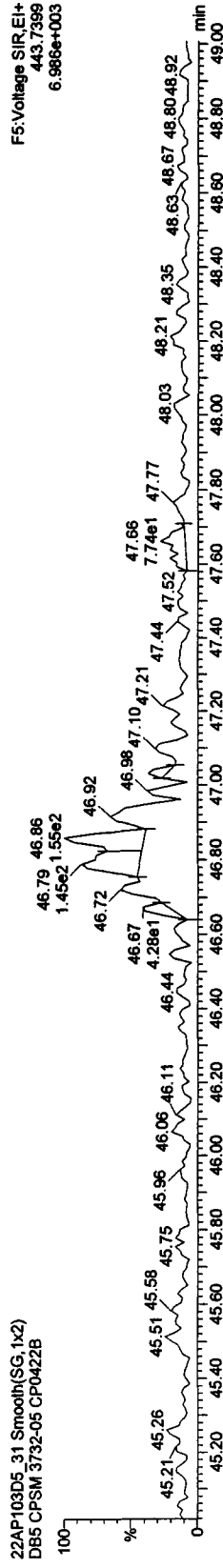
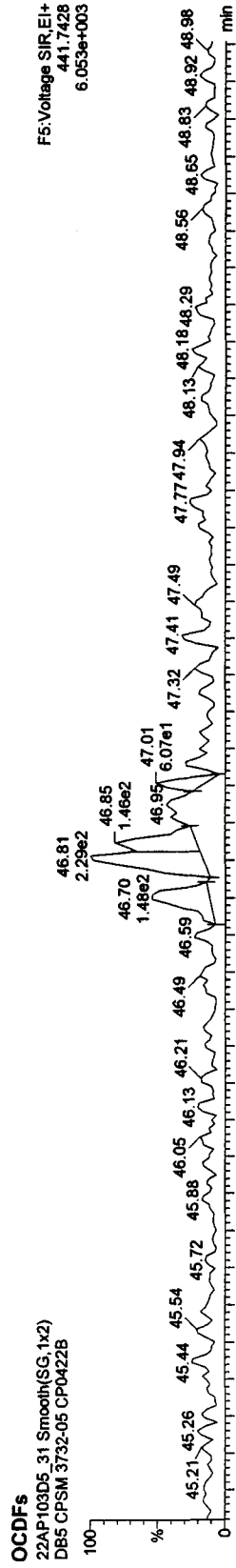


Quantify Sample Report MassLynx 4.1

Dataset: C:\MassLynx\JAN2010.PRO\22AP103D58290C.qld

Last Altered: Saturday, April 24, 2010 09:41:39 Pacific Daylight Time
 Printed: Saturday, April 24, 2010 09:48:05 Pacific Daylight Time

Name: 22AP103D5_31, Date: 23-Apr-2010, Time: 12:46:39, ID: CP0422B, Description: DB5 CPSM 3732-05



Quantify Sample Report MassLynx 4.1

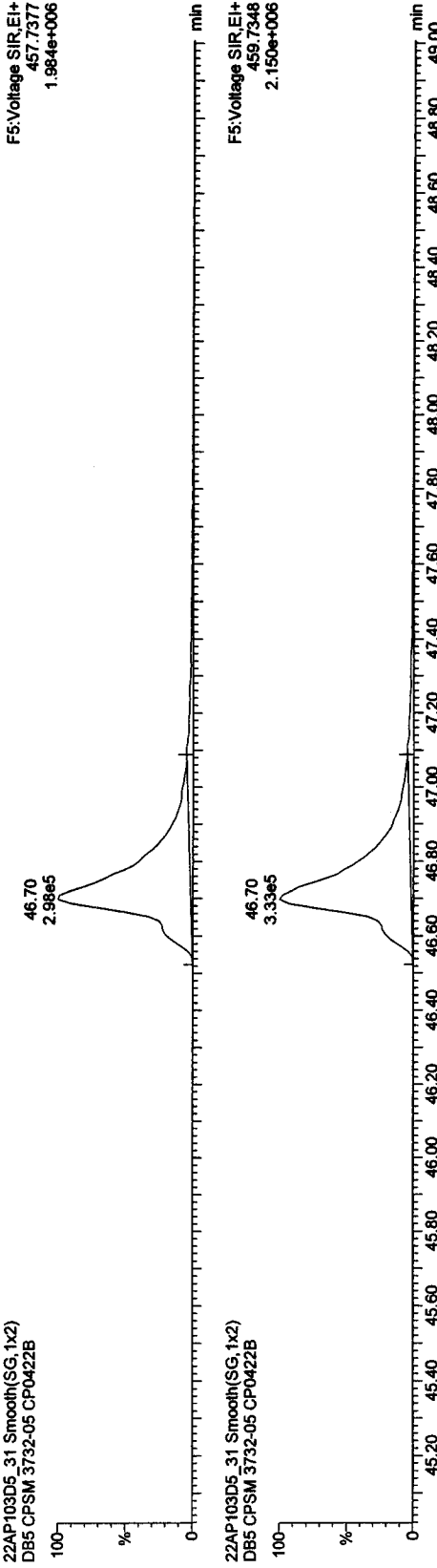
Dataset: C:\MassLynx\JAN2010.PRO\22AP103D58290C.qld

Last Altered: Saturday, April 24, 2010 09:41:39 Pacific Daylight Time
Printed: Saturday, April 24, 2010 09:48:05 Pacific Daylight Time

Name: 22AP103D5_31, Date: 23-Apr-2010, Time: 12:46:39, ID: CP0422B, Description: DB5 CPSM 3732-05

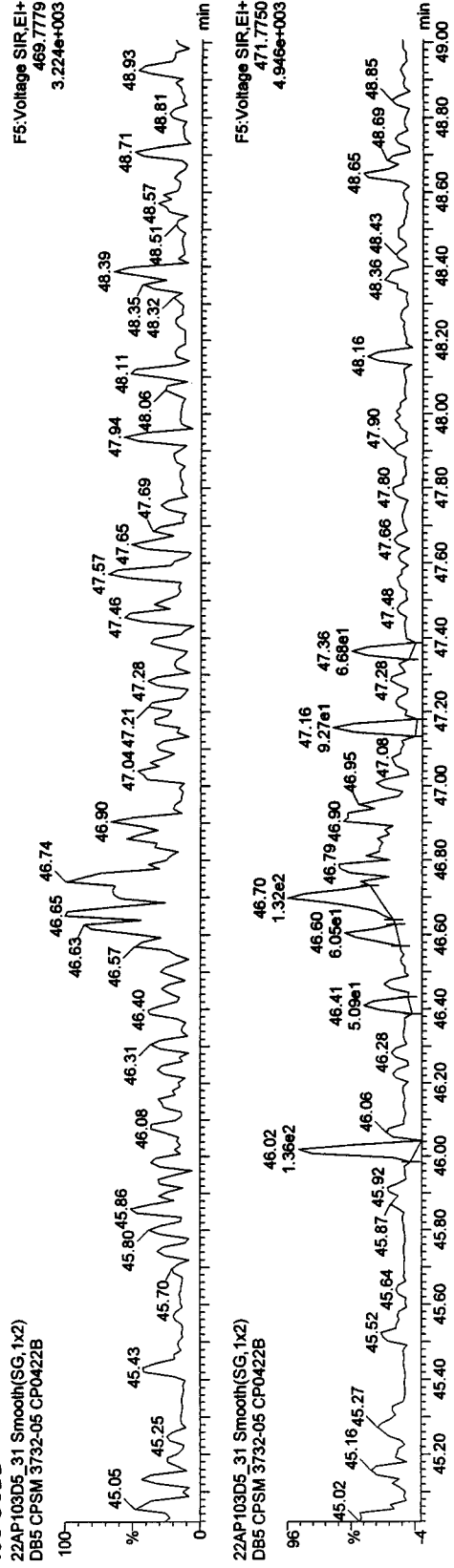
OCDD

22AP103D5_31 Smooth(SG,1x2)
DB5 CPSM 3732-05 CP0422B



13C-OCDD

22AP103D5_31 Smooth(SG,1x2)
DB5 CPSM 3732-05 CP0422B

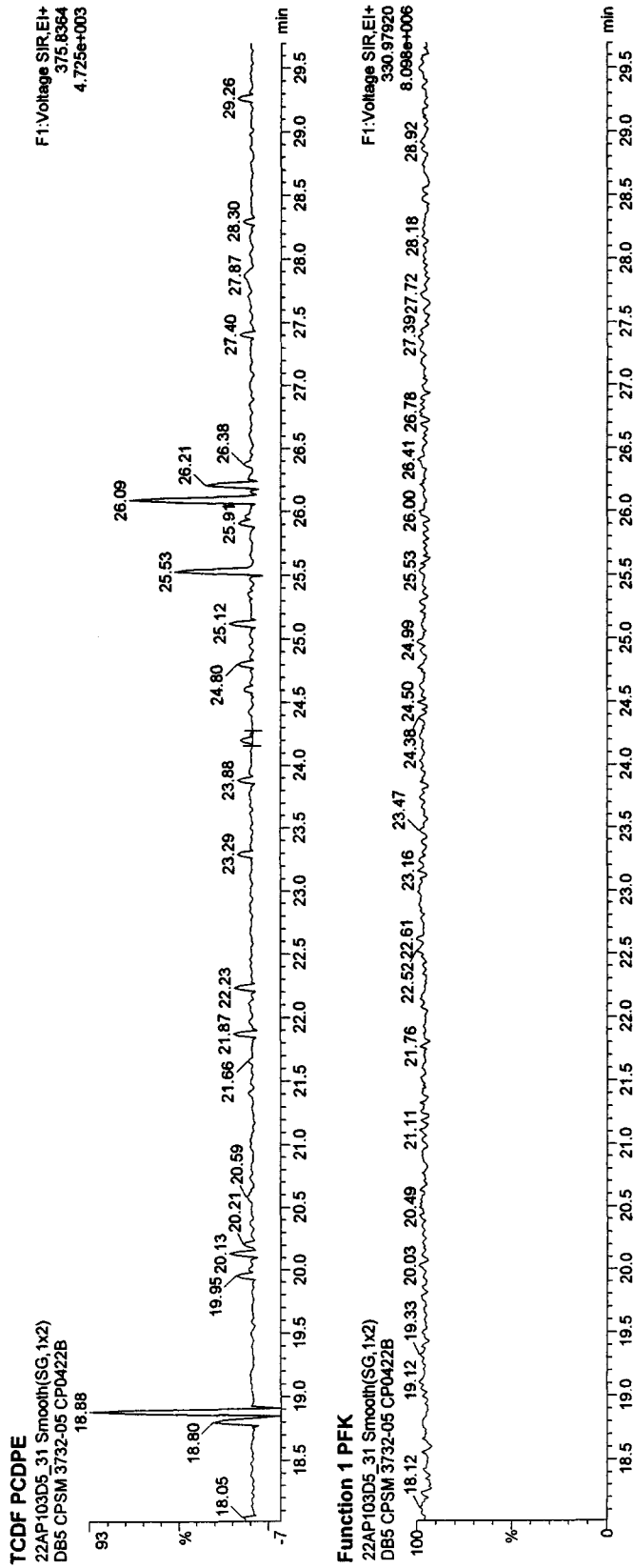



Quantify Sample Report MassLynx 4.1

Dataset: C:\MassLynx\JAN2010.PRO\22AP103D58290C.qld

Last Altered: Saturday, April 24, 2010 09:41:39 Pacific Daylight Time
Printed: Saturday, April 24, 2010 09:48:05 Pacific Daylight Time

Name: 22AP103D5_31, Date: 23-Apr-2010, Time: 12:46:39, ID: CP0422B, Description: DB5 CPSM 3732-05



Quantify Sample Report MassLynx 4.1

Dataset: C:\MassLynx\JAN2010.PRO\22AP103D58290C.qld


Last Altered: Saturday, April 24, 2010 09:41:39 Pacific Daylight Time

Printed: Saturday, April 24, 2010 09:48:05 Pacific Daylight Time

Name: 22AP103D5_31, Date: 23-Apr-2010, Time: 12:46:39, ID: CP0422B, Description: DB5 CPSM 3732-05


PeCDF

22AP103D5_31 Smooth(SG,1x2)
DB5 CPSM 3732-05 CP0422B



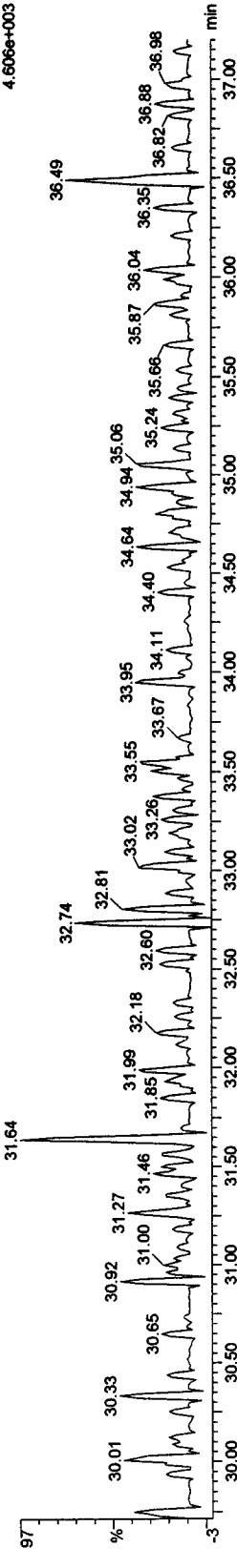
PeCDF

22AP103D5_31 Smooth(SG,1x2)
DB5 CPSM 3732-05 CP0422B



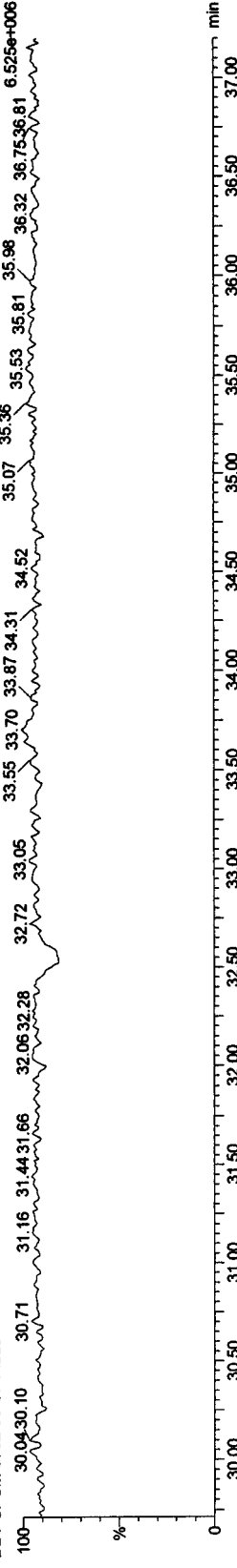
F2 PeCDF PCDPE

22AP103D5_31 Smooth(SG,1x2)
DB5 CPSM 3732-05 CP0422B



Function 2 PFK

22AP103D5_31 Smooth(SG,1x2)
DB5 CPSM 3732-05 CP0422B



Quantify Sample Report MassLynx 4.1

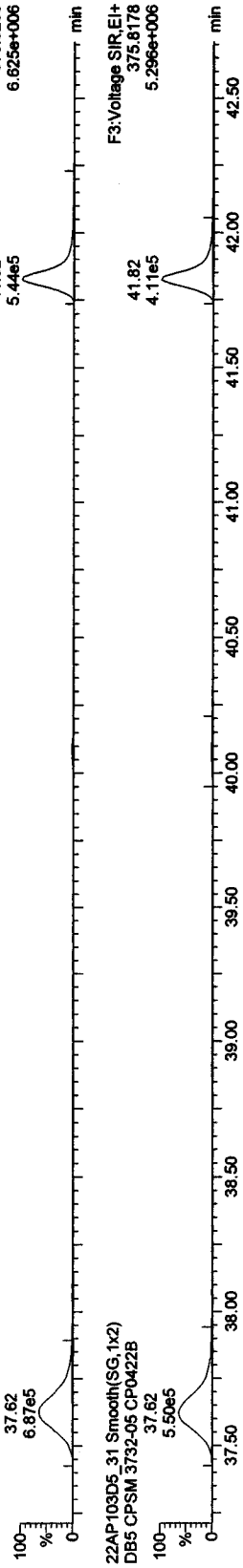
Dataset: C:\MassLynx\JAN2010.PRO\22AP103D58290C.qld

Last Altered: Saturday, April 24, 2010 09:41:39 Pacific Daylight Time
Printed: Saturday, April 24, 2010 09:48:05 Pacific Daylight Time

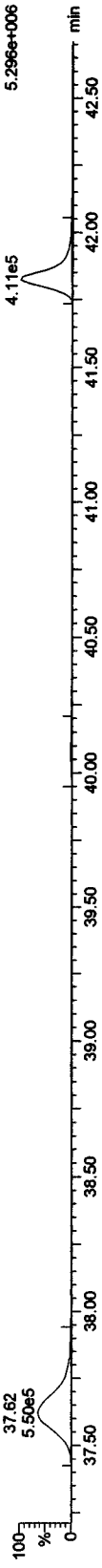
Name: 22AP103D5_31, Date: 23-Apr-2010, Time: 12:46:39, ID: CP0422B, Description: DB5 CPSM 3732-05

HxCDFs

22AP103D5_31 Smooth(SG,1x2)
DB5 CPSM 3732-05 CP0422B

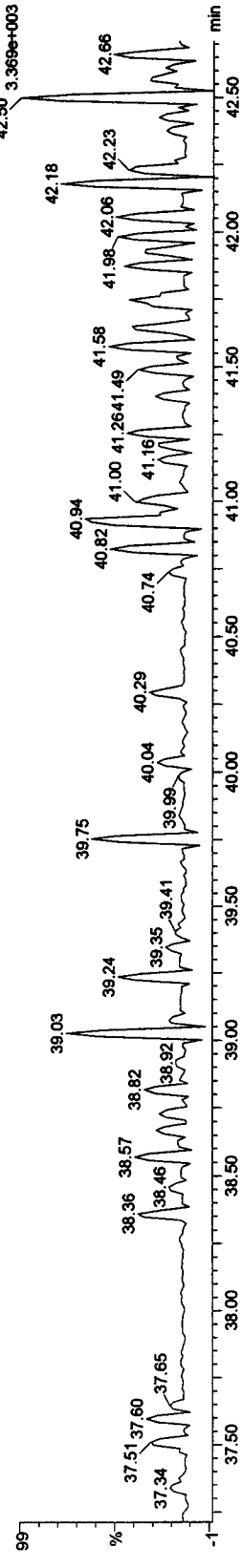


22AP103D5_31 Smooth(SG,1x2)
DB5 CPSM 3732-05 CP0422B



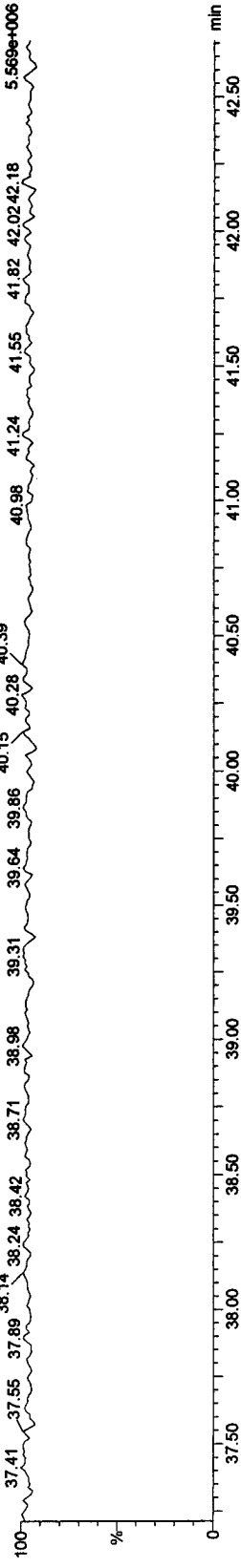
HxCDF PCDPE

22AP103D5_31 Smooth(SG,1x2)
DB5 CPSM 3732-05 CP0422B



Function 3 PFK

22AP103D5_31 Smooth(SG,1x2)
DB5 CPSM 3732-05 CP0422B



Quantify Sample Report MassLynx 4.1

Dataset: C:\MassLynx\JAN2010.PRO\22AP103D58290C.qld

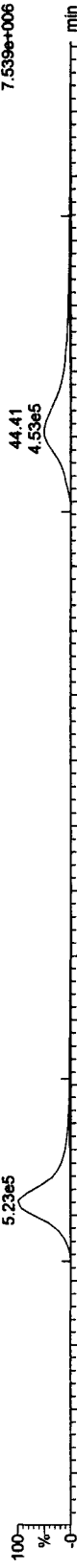
Last Altered: Saturday, April 24, 2010 09:41:39 Pacific Daylight Time

Printed: Saturday, April 24, 2010 09:48:05 Pacific Daylight Time

Name: 22AP103D5_31, Date: 23-Apr-2010, Time: 12:46:39, ID: CP0422B, Description: DB5 CPSM 3732-05

HpCDFs

22AP103D5_31 Smooth(SG,1x2)
DB5 CPSM 3732-05 CP0422B

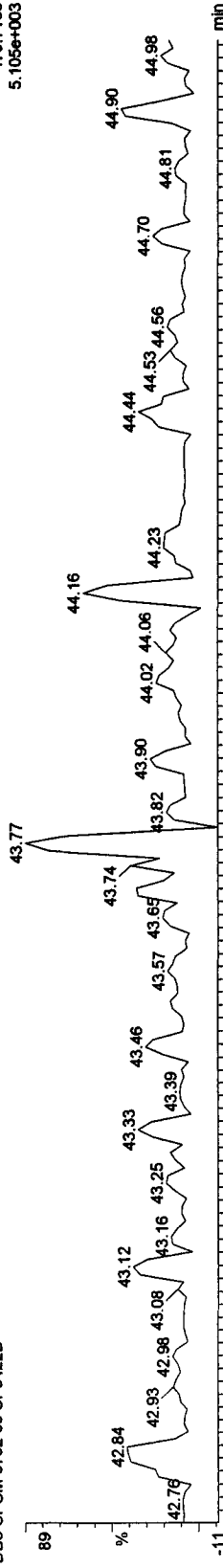


22AP103D5_31 Smooth(SG,1x2)
DB5 CPSM 3732-05 CP0422B



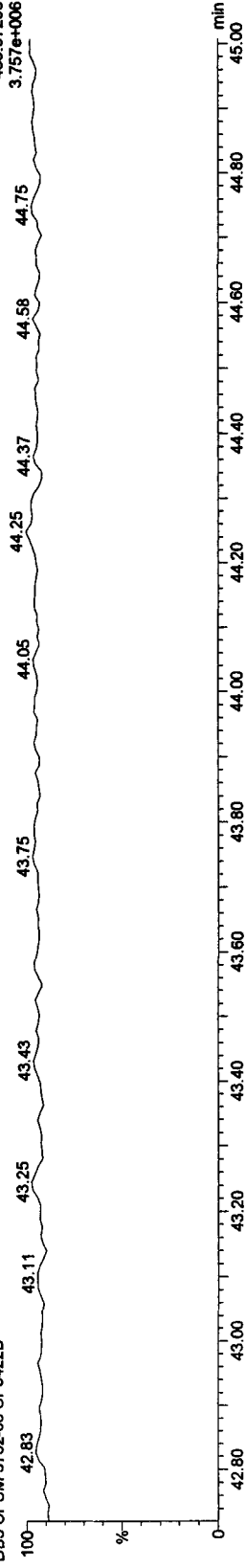
HpCDF PCDPE

22AP103D5_31 Smooth(SG,1x2)
DB5 CPSM 3732-05 CP0422B



Function 4 PFK

22AP103D5_31 Smooth(SG,1x2)
DB5 CPSM 3732-05 CP0422B



Quantify Sample Report MassLynx 4.1

Dataset: C:\MassLynx\JAN2010.PRO\22AP103D58290C.qld

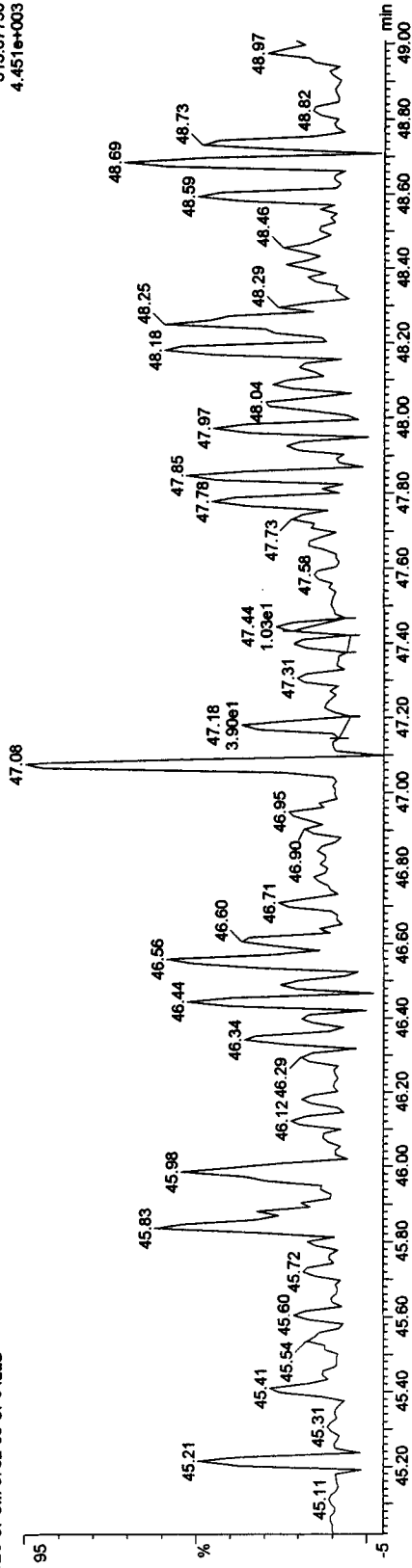
Last Altered: Saturday, April 24, 2010 09:41:39 Pacific Daylight Time
Printed: Saturday, April 24, 2010 09:48:05 Pacific Daylight Time

Name: 22AP103D5_31, Date: 23-Apr-2010, Time: 12:46:39, ID: CP0422B, Description: DB5 CPSM 3732-05

OCDF PCDFPE

22AP103D5_31 Smooth(SG,1x2)
DB5 CPSM 3732-05 CP0422B

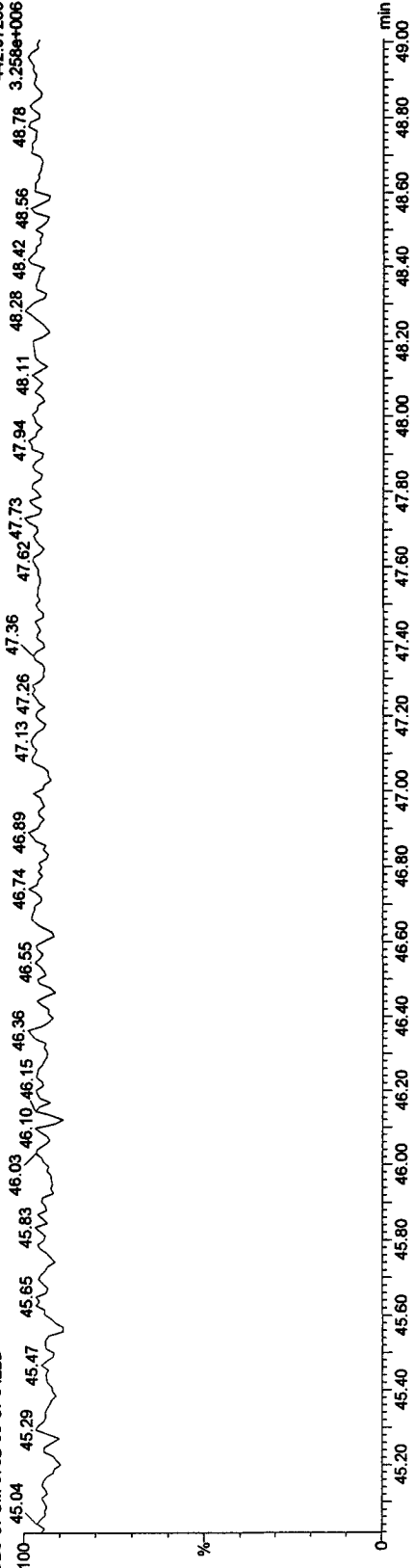
F5:Voltage SIR.EI+
513.67750
4.451e+003



Function 5 PFK

22AP103D5_31 Smooth(SG,1x2)
DB5 CPSM 3732-05 CP0422B

F5:Voltage SIR.EI+
442.97280
3.258e+006



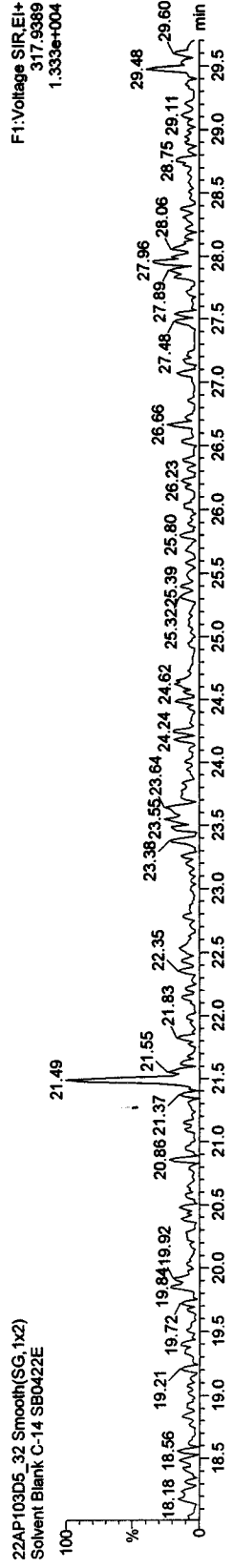
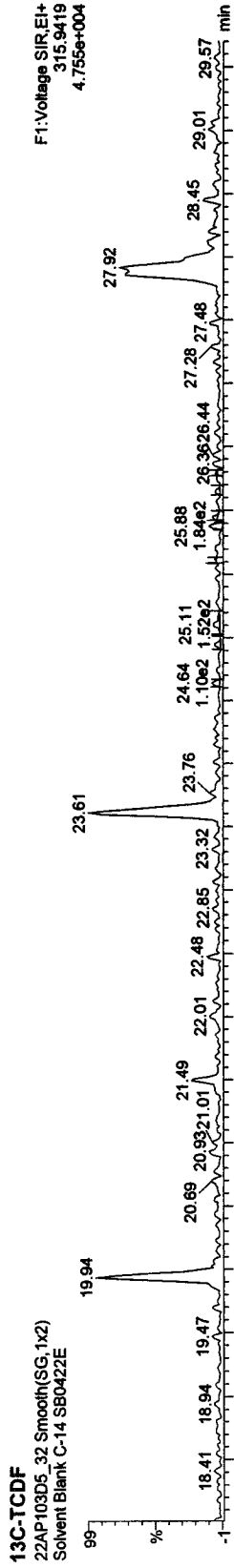

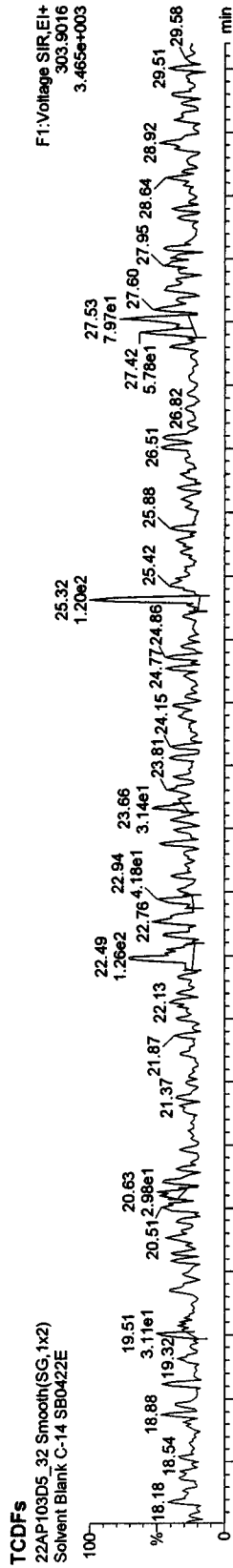
Quantify Sample Report MassLynx 4.1

Dataset: C:\MassLynx\JAN2010.PRO\22AP103D58290C.qld

Last Altered: Saturday, April 24, 2010 09:41:39 Pacific Daylight Time

Printed: Saturday, April 24, 2010 09:48:05 Pacific Daylight Time

Name: 22AP103D5_32, Date: 23-Apr-2010, Time: 13:36:48, ID: SB0422E, Description: Solvent Blank C-14



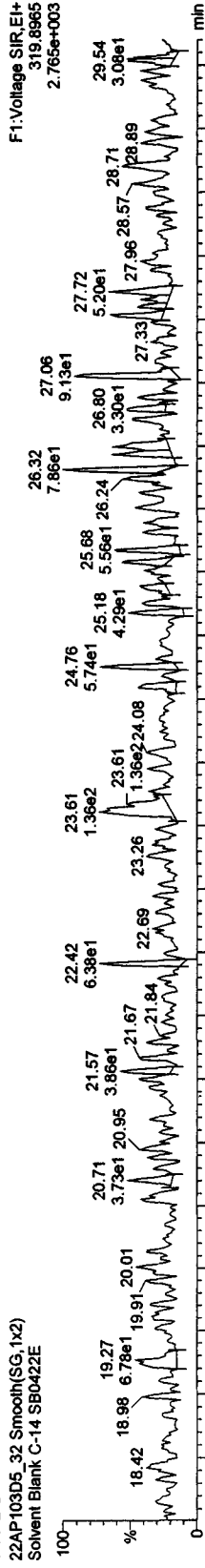
Quantify Sample Report MassLynx 4.1

Dataset: C:\MassLynx\JAN2010\PROJ22AP103D58290C.qld

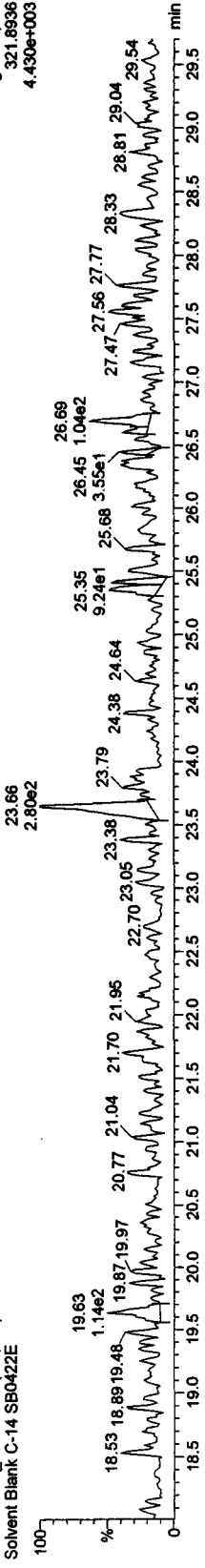
Last Altered: Saturday, April 24, 2010 09:41:39 Pacific Daylight Time
Printed: Saturday, April 24, 2010 09:48:05 Pacific Daylight Time

Name: 22AP103D5_32, Date: 23-Apr-2010, Time: 13:36:48, ID: SB0422E, Description: Solvent Blank C-14


TCDDs



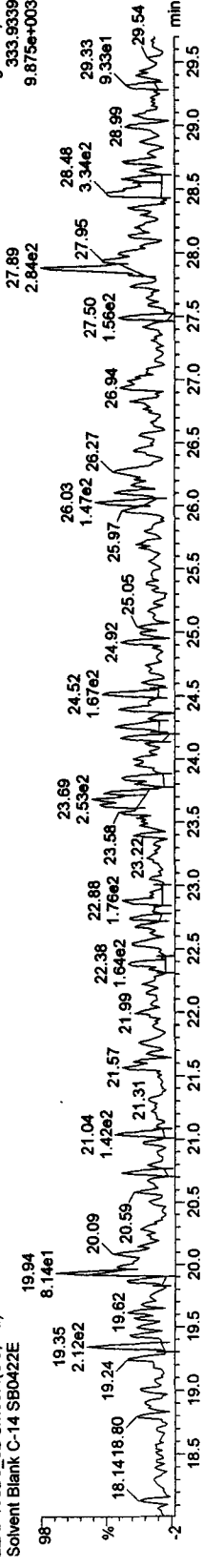
TCDDs



13C-TCDDs



TCDDs



Quantify Sample Report MassLynx 4.1

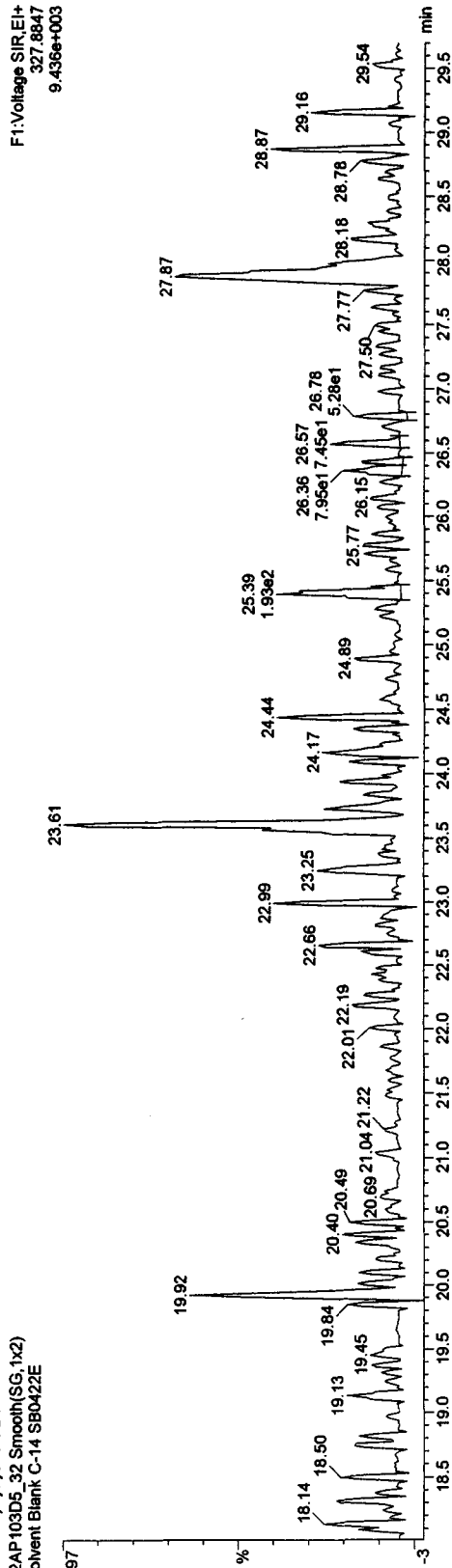
Dataset: C:\MassLynx\JAN2010.PRO\22AP103D58290C.qld

Last Altered: Saturday, April 24, 2010 09:41:39 Pacific Daylight Time
Printed: Saturday, April 24, 2010 09:48:05 Pacific Daylight Time

Name: 22AP103D5_32, Date: 23-Apr-2010, Time: 13:36:48, ID: SB0422E, Description: Solvent Blank C-14


37CL-2,3,7,8-TCDD

22AP103D5_32 Smooth(SG,1x2)
Solvent Blank C-14 SB0422E

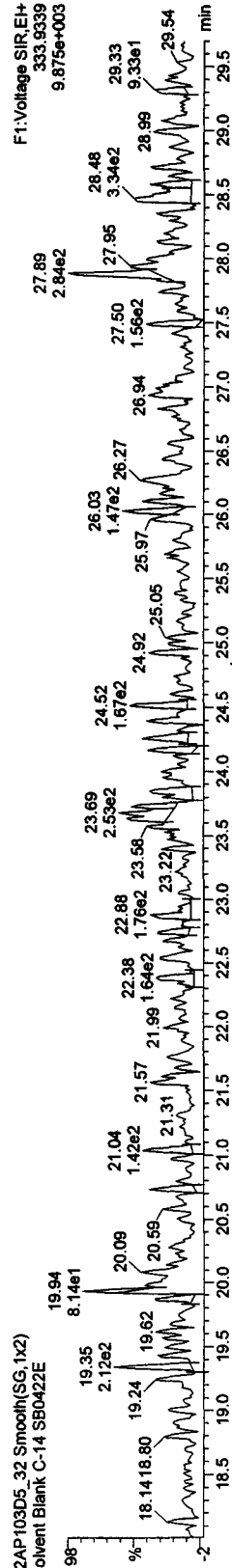


13C-TCDDs

22AP103D5_32 Smooth(SG,1x2)
Solvent Blank C-14 SB0422E



22AP103D5_32 Smooth(SG,1x2)
Solvent Blank C-14 SB0422E



Quantify Sample Report MassLynx 4.1

Dataset: C:\MassLynx\JAN2010.PRO\22AP103D58290C.qld

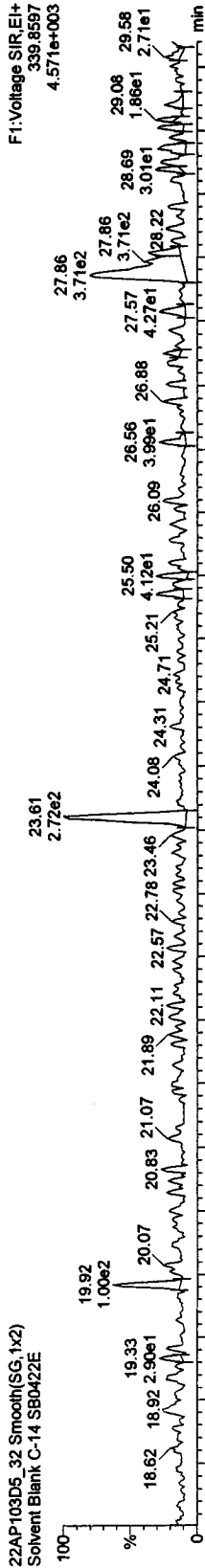
Last Altered: Saturday, April 24, 2010 09:41:39 Pacific Daylight Time

Printed: Saturday, April 24, 2010 09:48:05 Pacific Daylight Time

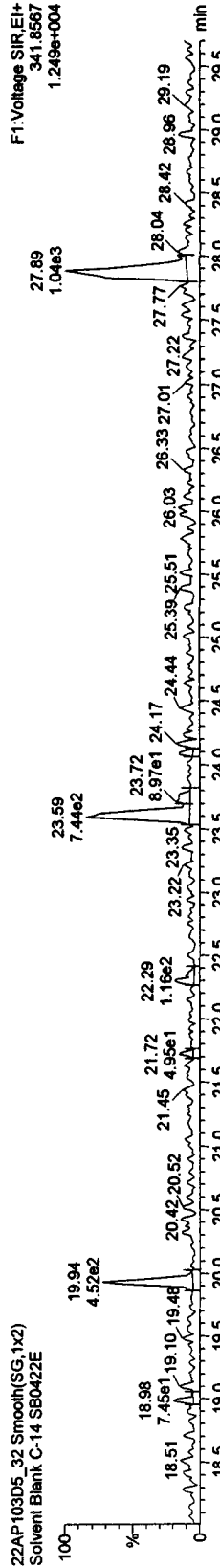
Name: 22AP103D5_32, Date: 23-Apr-2010, Time: 13:36:48, ID: SB0422E, Description: Solvent Blank C-14

F1 PeCDFs

22AP103D5_32 Smooth(SG,1x2)
Solvent Blank C-14 SB0422E

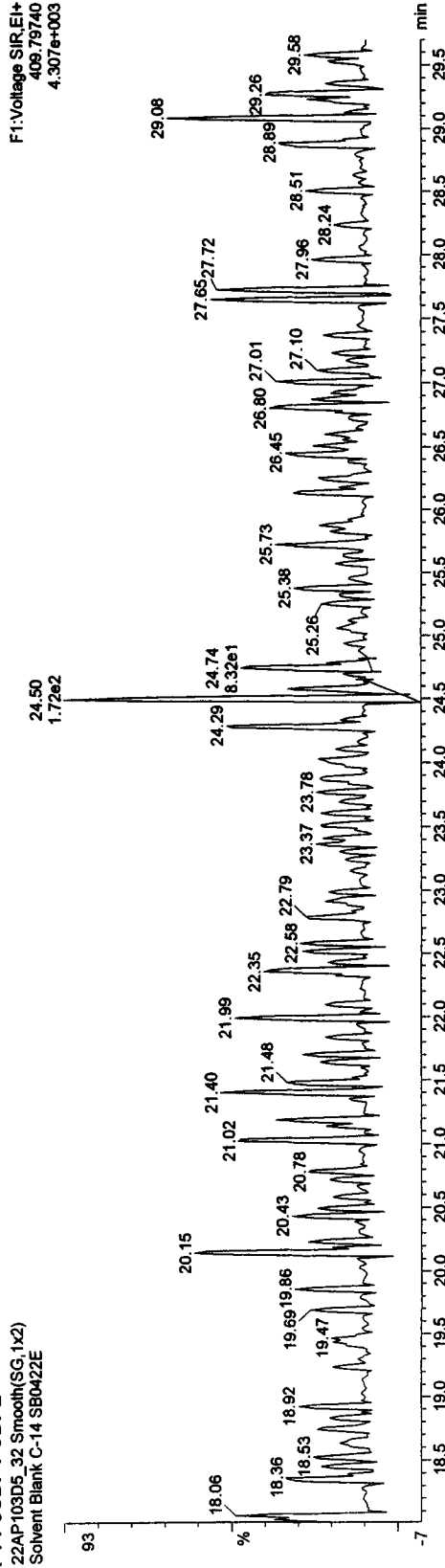


22AP103D5_32 Smooth(SG,1x2)
Solvent Blank C-14 SB0422E



F1 PeCDF PCDPE

22AP103D5_32 Smooth(SG,1x2)
Solvent Blank C-14 SB0422E



Quantify Sample Report MassLynx 4.1

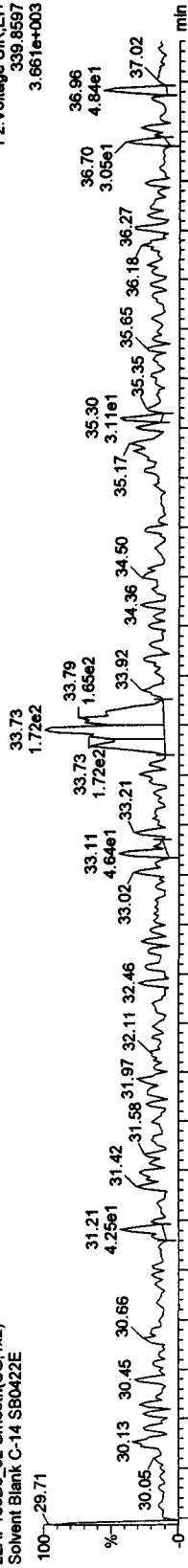
Dataset: C:\MassLynx\JAN2010\PRO\22AP103D58290C.qld

Last Altered: Saturday, April 24, 2010 09:41:39 Pacific Daylight Time
Printed: Saturday, April 24, 2010 09:48:05 Pacific Daylight Time

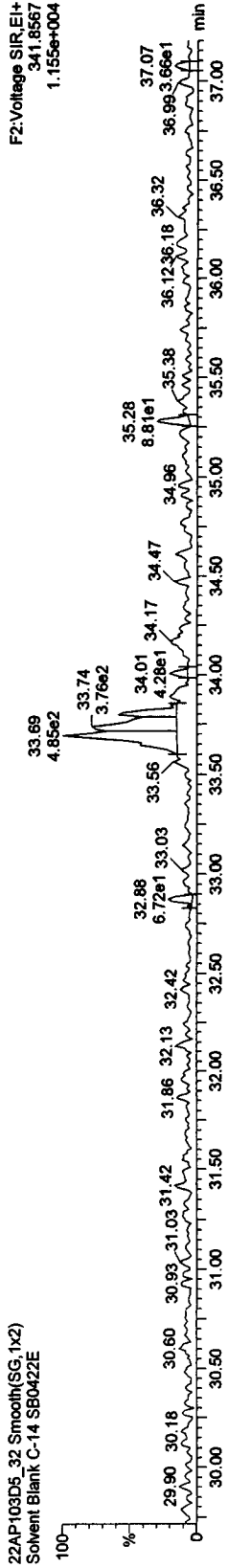
Name: 22AP103D5_32, Date: 23-Apr-2010, Time: 13:36:48, ID: SB0422E, Description: Solvent Blank C-14

PeCDFs

22AP103D5_32 Smooth(SG,1x2)
Solvent Blank C-14 SB0422E

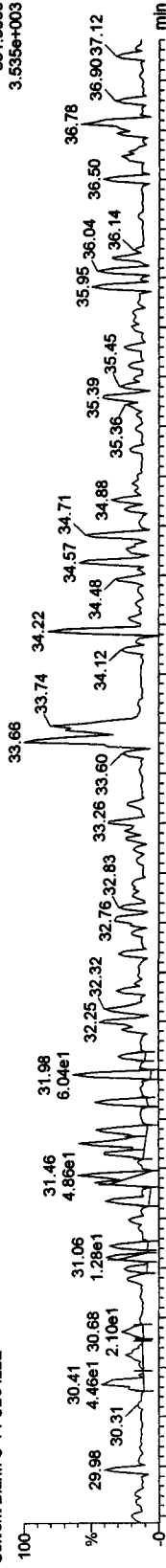


22AP103D5_32 Smooth(SG,1x2)
Solvent Blank C-14 SB0422E

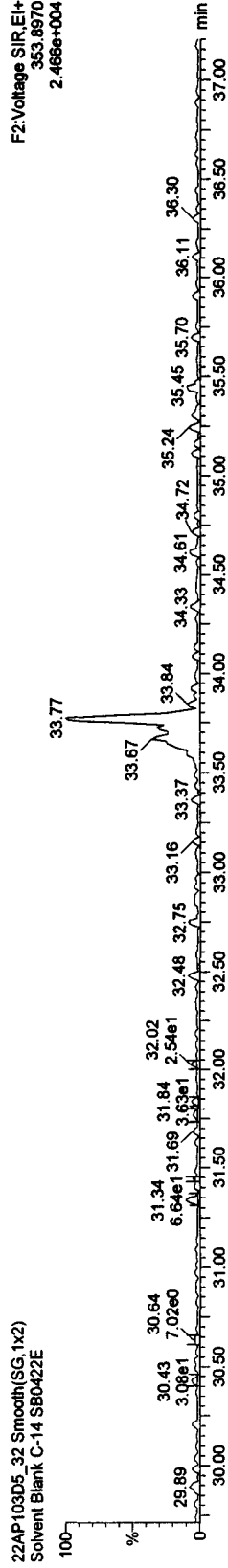


12C-PeCDFs

22AP103D5_32 Smooth(SG,1x2)
Solvent Blank C-14 SB0422E



22AP103D5_32 Smooth(SG,1x2)
Solvent Blank C-14 SB0422E



Quantify Sample Report **MassLynx 4.1**

Dataset: C:\MassLynx\JAN2010.PRO\22AP103D58290C.qld

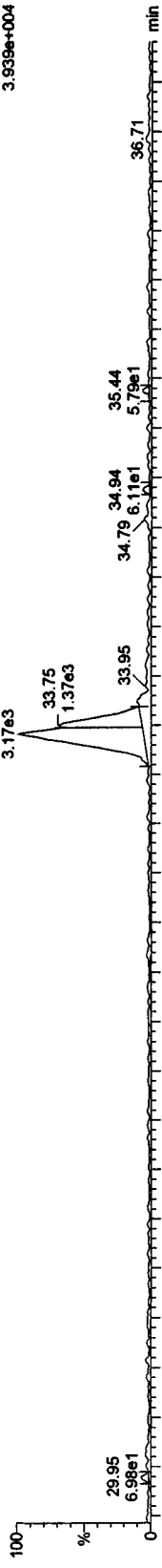
Last Altered: Saturday, April 24, 2010 09:41:39 Pacific Daylight Time

Printed: Saturday, April 24, 2010 09:48:05 Pacific Daylight Time

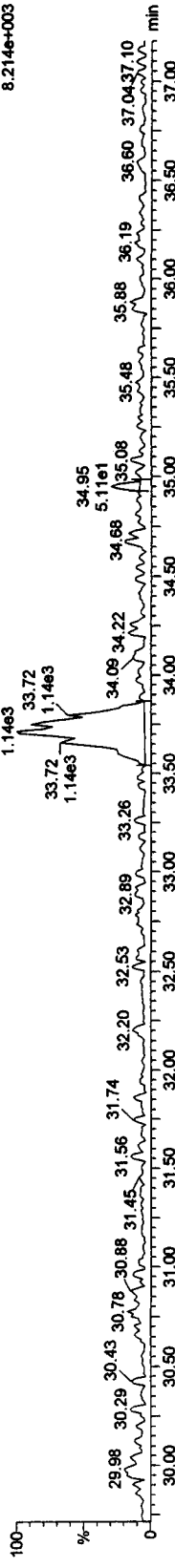
Name: 22AP103D5_32, Date: 23-Apr-2010, Time: 13:36:48, ID: SB0422E, Description: Solvent Blank C-14

PeCDDs

22AP103D5_32 Smooth(SG,1x2)
Solvent Blank C-14 SB0422E

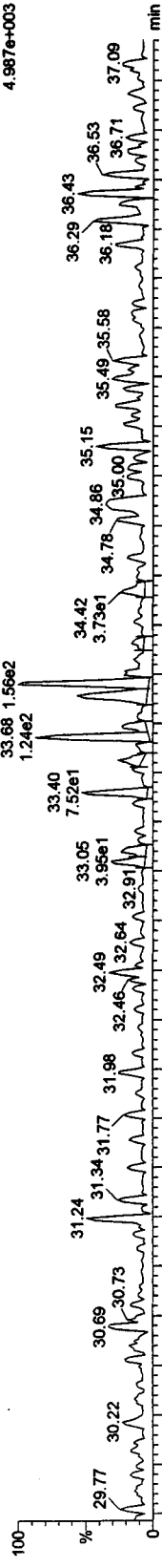


22AP103D5_32 Smooth(SG,1x2)
Solvent Blank C-14 SB0422E

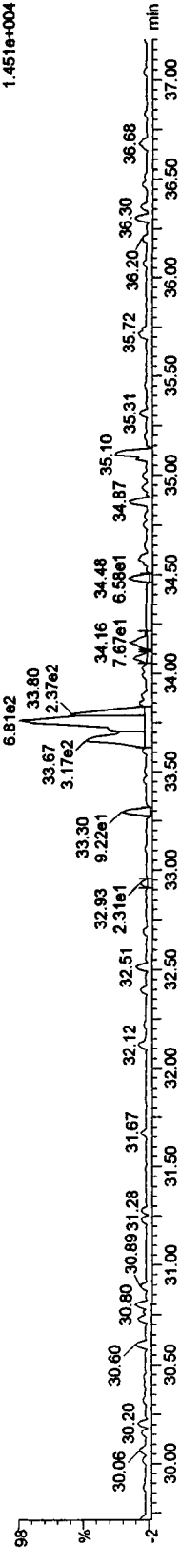


13C-PeCDD

22AP103D5_32 Smooth(SG,1x2)
Solvent Blank C-14 SB0422E



22AP103D5_32 Smooth(SG,1x2)
Solvent Blank C-14 SB0422E



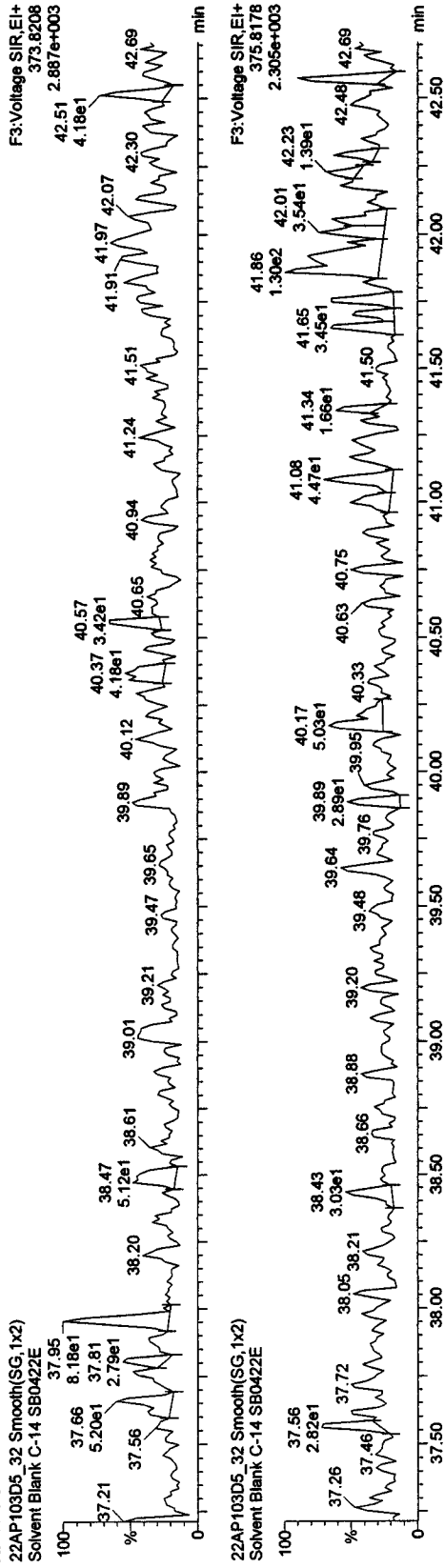
Quantify Sample Report MassLynx 4.1

Dataset: C:\MassLynx\JAN2010.PRO\22AP103D58290C.qld

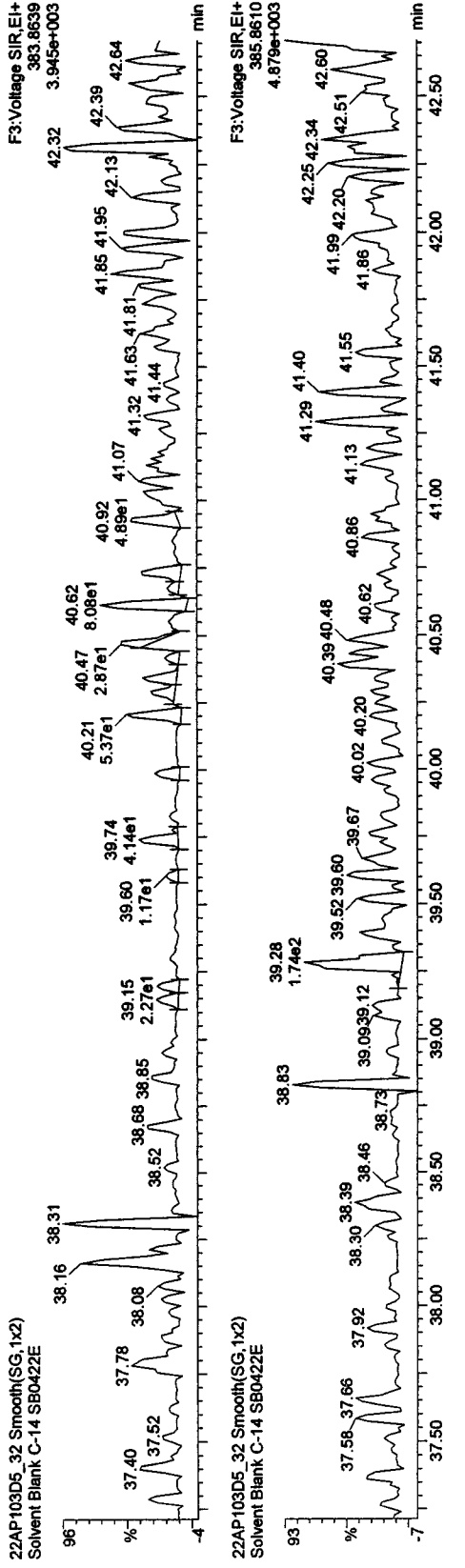
Last Altered: Saturday, April 24, 2010 09:41:39 Pacific Daylight Time
 Printed: Saturday, April 24, 2010 09:48:05 Pacific Daylight Time

Name: 22AP103D5_32, Date: 23-Apr-2010, Time: 13:36:48, ID: SB0422E, Description: Solvent Blank C-14

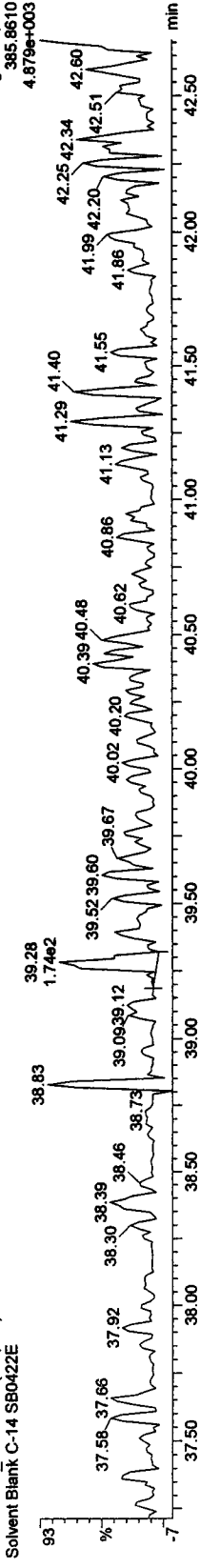
HxCDFs



13C-HxCDFs



HxCDFs



Quantify Sample Report MassLynx 4.1

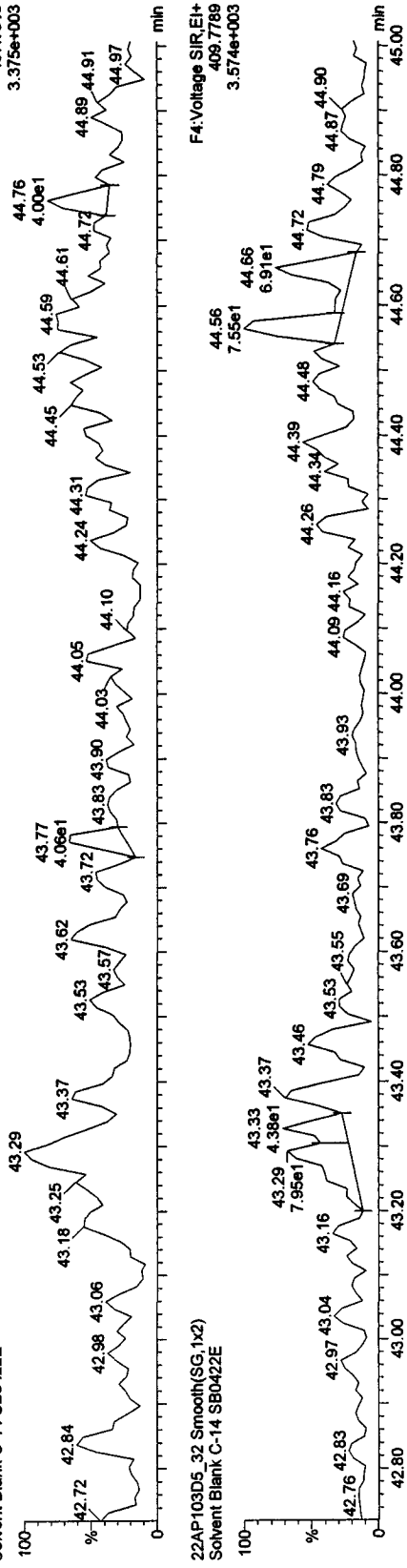
Dataset: C:\MassLynx\JAN2010\PRO\22AP103D58290C.qld

Last Altered: Saturday, April 24, 2010 09:41:39 Pacific Daylight Time
Printed: Saturday, April 24, 2010 09:48:05 Pacific Daylight Time

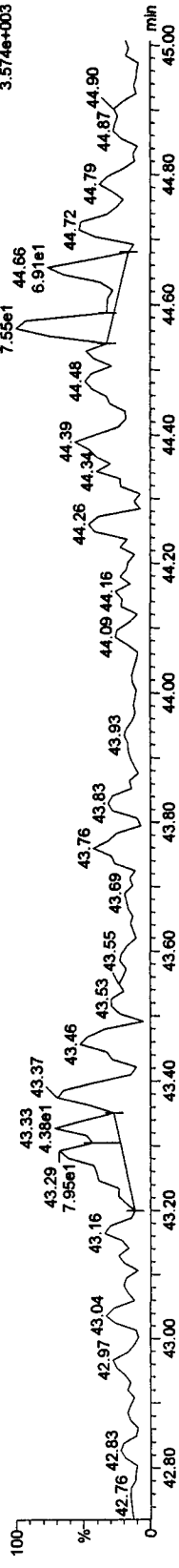
Name: 22AP103D5_32, Date: 23-Apr-2010, Time: 13:36:48, ID: SB0422E, Description: Solvent Blank C-14

HpCDFs

22AP103D5_32 Smooth(SG,1x2)
Solvent Blank C-14 SB0422E

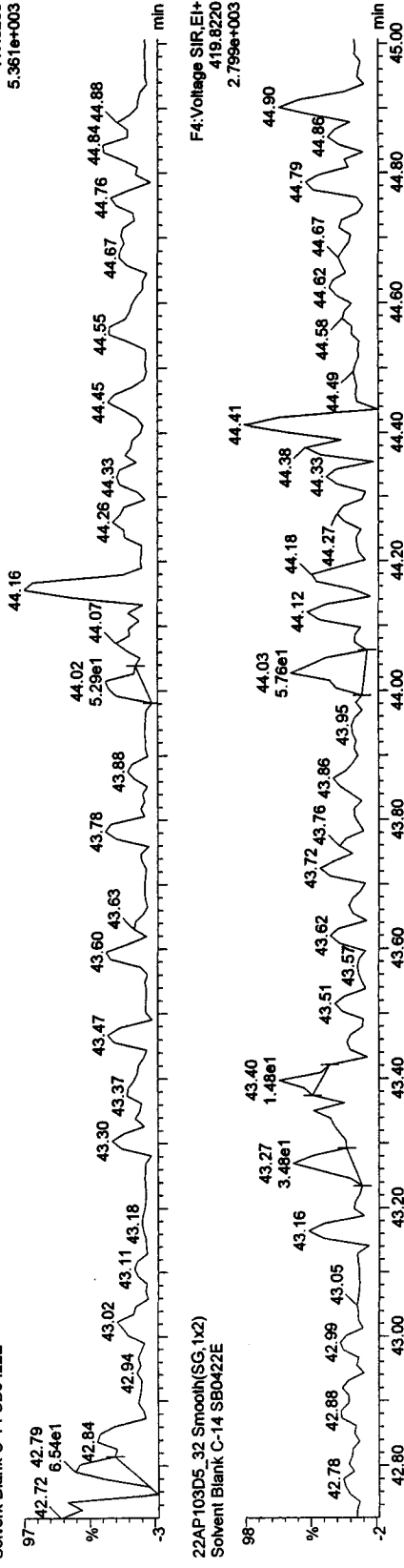


22AP103D5_32 Smooth(SG,1x2)
Solvent Blank C-14 SB0422E

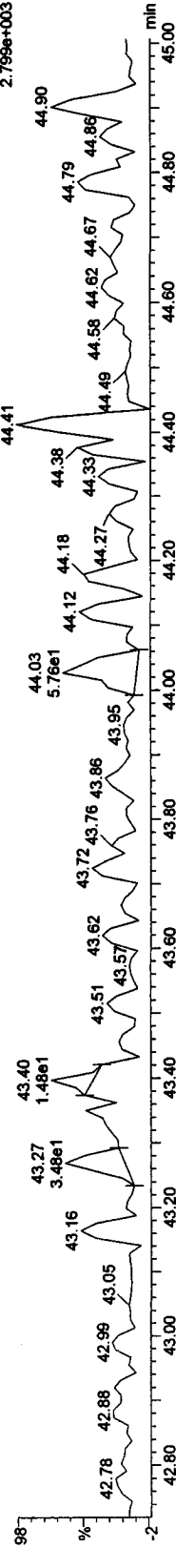


13C-HpCDFs

22AP103D5_32 Smooth(SG,1x2)
Solvent Blank C-14 SB0422E



22AP103D5_32 Smooth(SG,1x2)
Solvent Blank C-14 SB0422E



Quantify Sample Report MassLynx 4.1

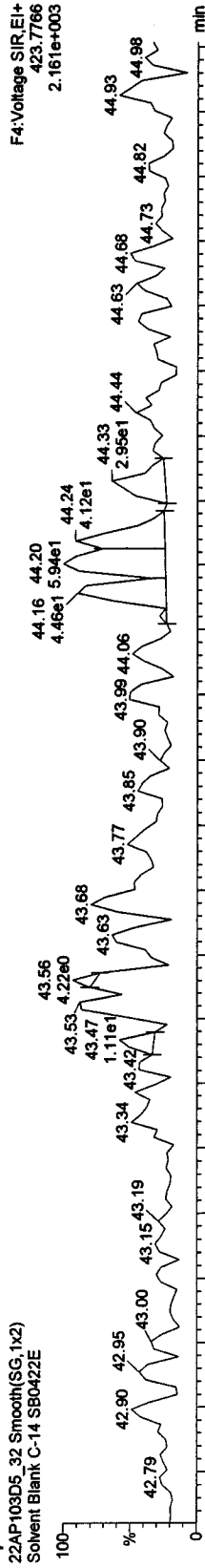
Dataset: C:\MassLynx\JAN2010.PRO\22AP103D58290C.qld

Last Altered: Saturday, April 24, 2010 09:41:39 Pacific Daylight Time

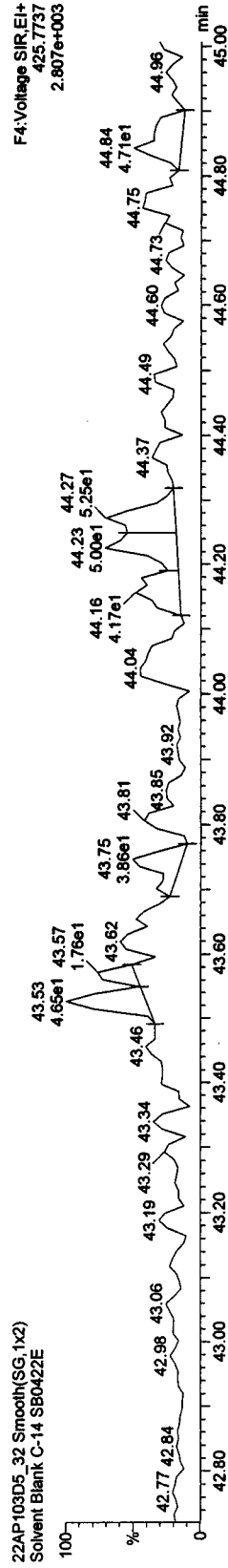
Printed: Saturday, April 24, 2010 09:48:05 Pacific Daylight Time

Name: 22AP103D5_32, Date: 23-Apr-2010, Time: 13:36:48, ID: SB0422E, Description: Solvent Blank C-14

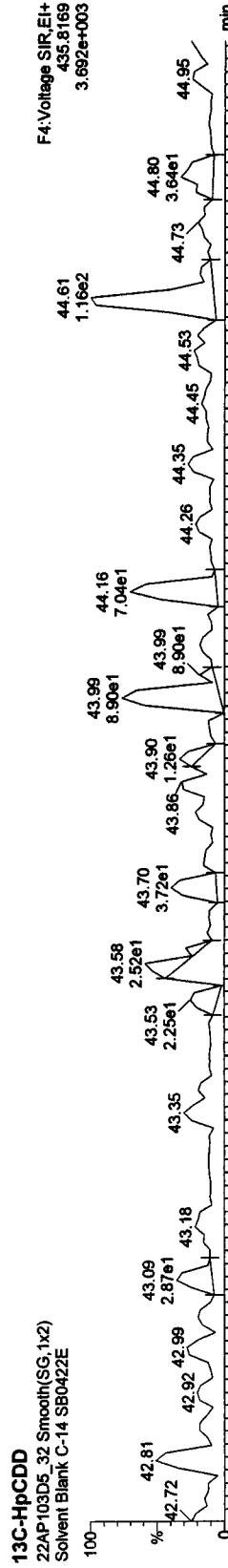
HpCDDs



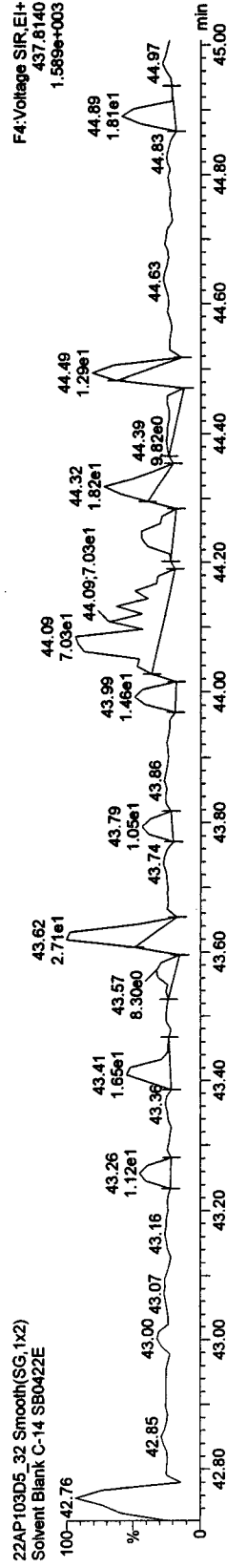
13C-HpCDD



13C-HpCDD



13C-HpCDD



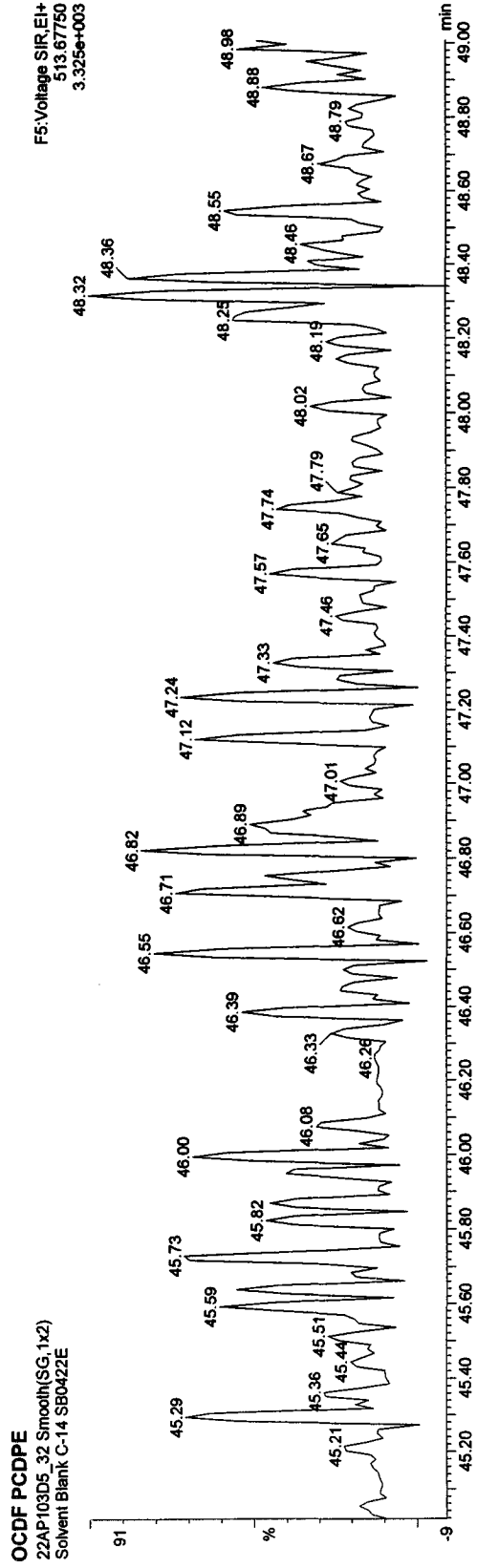


Quantify Sample Report MassLynx 4.1

Dataset: C:\MassLynx\JAN2010.PRO\22AP103D58290C.qld

Last Altered: Saturday, April 24, 2010 09:41:39 Pacific Daylight Time

Printed: Saturday, April 24, 2010 09:48:05 Pacific Daylight Time

Name: 22AP103D5_32, Date: 23-Apr-2010, Time: 13:36:48, ID: SB0422E, Description: Solvent Blank C-14



Quantify Sample Report MassLynx 4.1

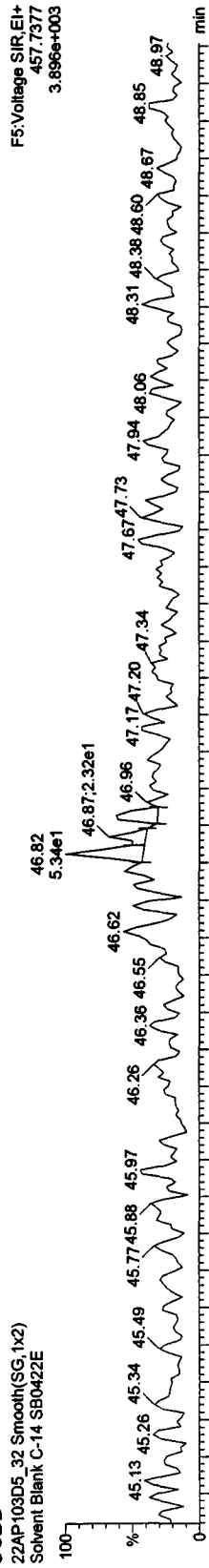
Dataset: C:\MassLynx\JAN2010.PRO\22AP103D58290C.qld

Last Altered: Saturday, April 24, 2010 09:41:39 Pacific Daylight Time
Printed: Saturday, April 24, 2010 09:48:05 Pacific Daylight Time

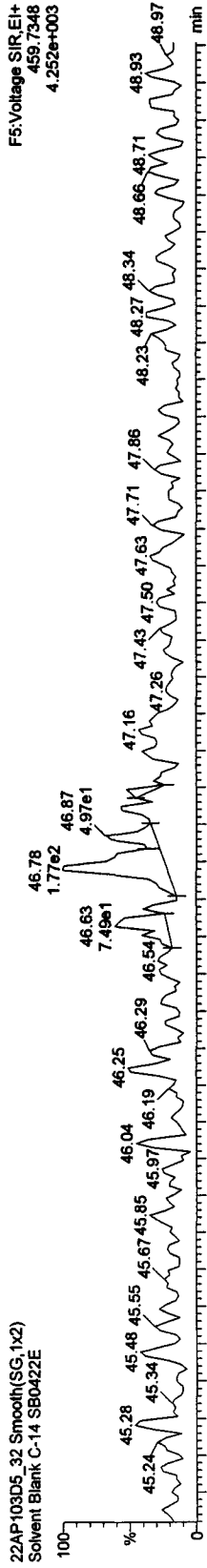
Name: 22AP103D5_32, Date: 23-Apr-2010, Time: 13:36:48, ID: SB0422E, Description: Solvent Blank C-14

OCDD

22AP103D5_32 Smooth(SG,1x2)
Solvent Blank C-14 SB0422E

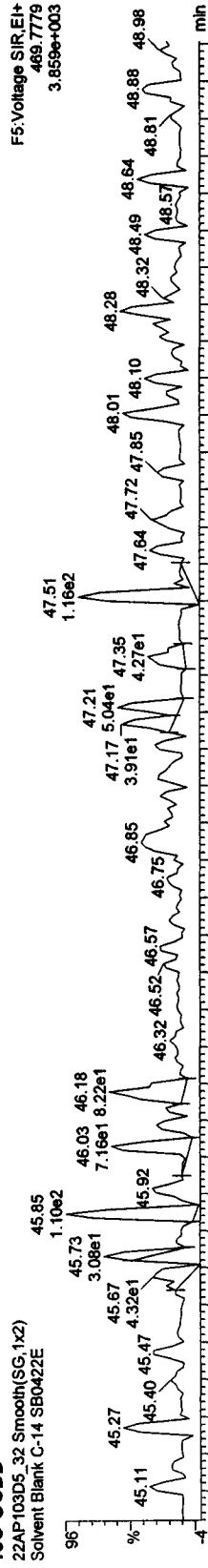


22AP103D5_32 Smooth(SG,1x2)
Solvent Blank C-14 SB0422E

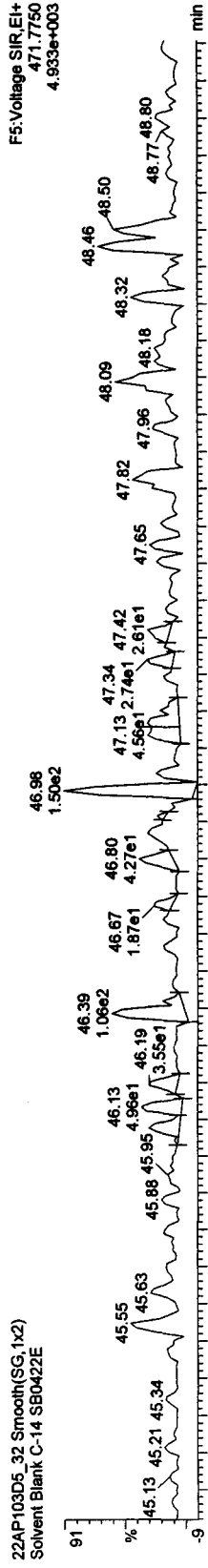


13C-OCDD

22AP103D5_32 Smooth(SG,1x2)
Solvent Blank C-14 SB0422E



22AP103D5_32 Smooth(SG,1x2)
Solvent Blank C-14 SB0422E



Quantify Sample Report MassLynx 4.1

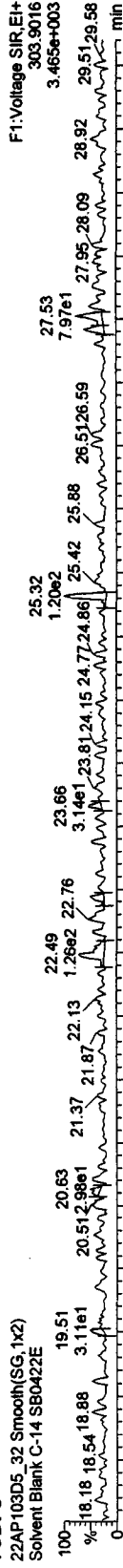
Dataset: C:\MassLynx\JAN2010.PRO\22AP103D58290C.qld

Last Altered: Saturday, April 24, 2010 09:41:39 Pacific Daylight Time

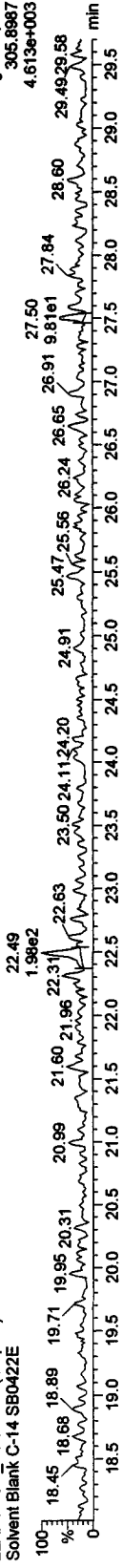
Printed: Saturday, April 24, 2010 09:48:05 Pacific Daylight Time

Name: 22AP103D5_32, Date: 23-Apr-2010, Time: 13:36:48, ID: SB0422E, Description: Solvent Blank C-14

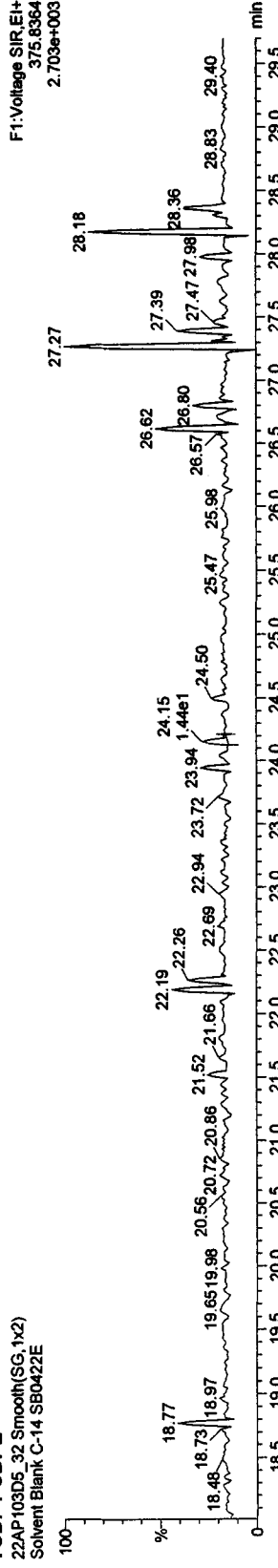
TCDFs



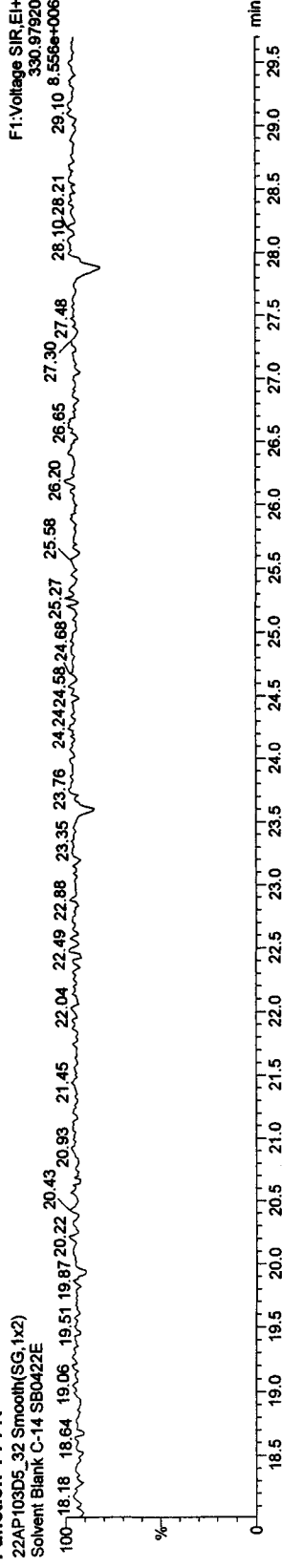
TCDF PCDDPE



TCDF PCDDPE



Function 1 PFK



Quantify Sample Report MassLynx 4.1

Dataset: C:\MassLynx\JAN2010.PRO\22AP103D58290C.qld

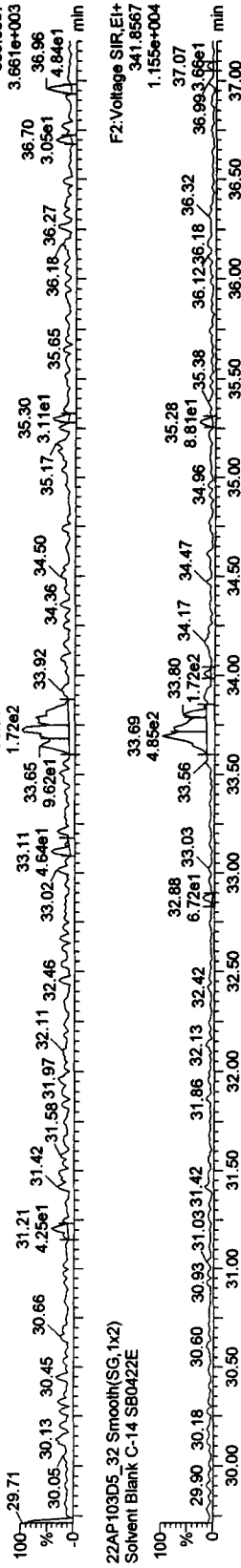
Last Altered: Saturday, April 24, 2010 09:41:39 Pacific Daylight Time

Printed: Saturday, April 24, 2010 09:48:05 Pacific Daylight Time

Name: 22AP103D5_32, Date: 23-Apr-2010, Time: 13:36:48, ID: SB0422E, Description: Solvent Blank C-14

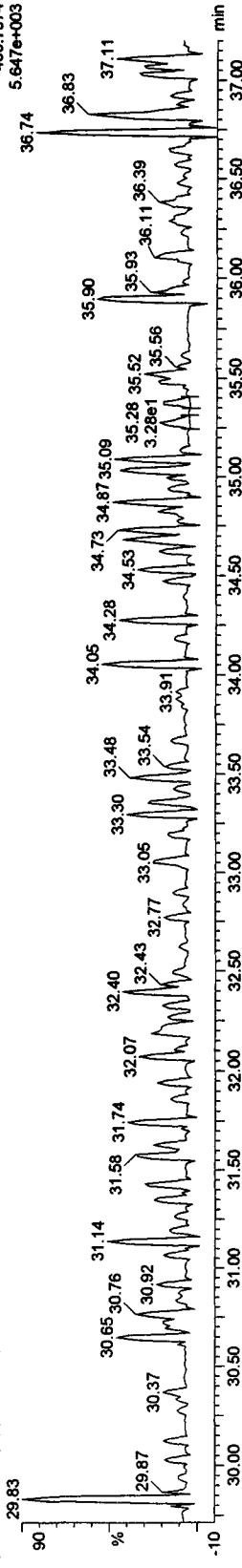
PeCDF

22AP103D5_32 Smooth(SG,1x2)
Solvent Blank C-14 SB0422E



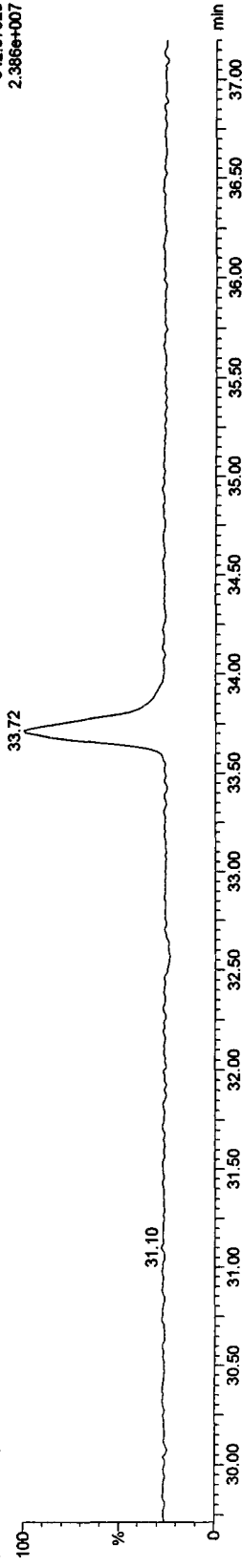
F2 PeCDF PCDPE

22AP103D5_32 Smooth(SG,1x2)
Solvent Blank C-14 SB0422E



Function 2 PFK

22AP103D5_32 Smooth(SG,1x2)
Solvent Blank C-14 SB0422E



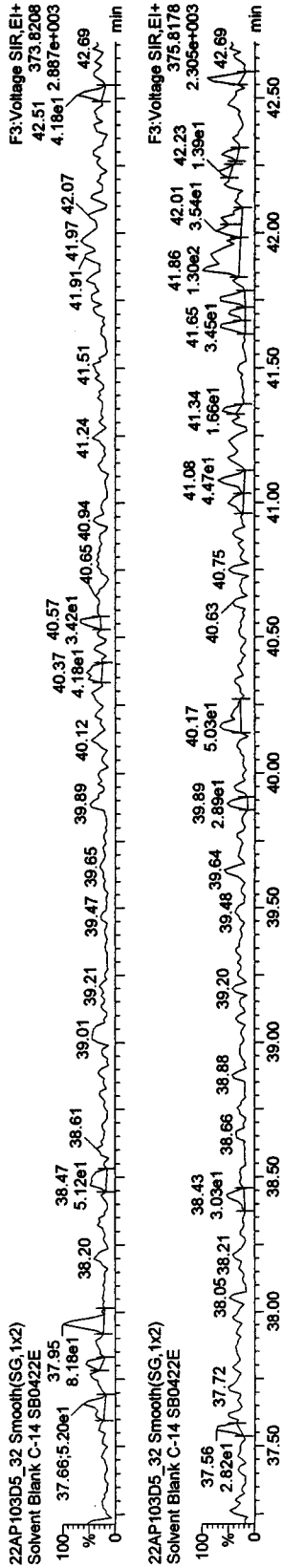
Quantify Sample Report MassLynx 4.1

Dataset: C:\MassLynx\JAN2010.PRO\22AP103D58290C.qld

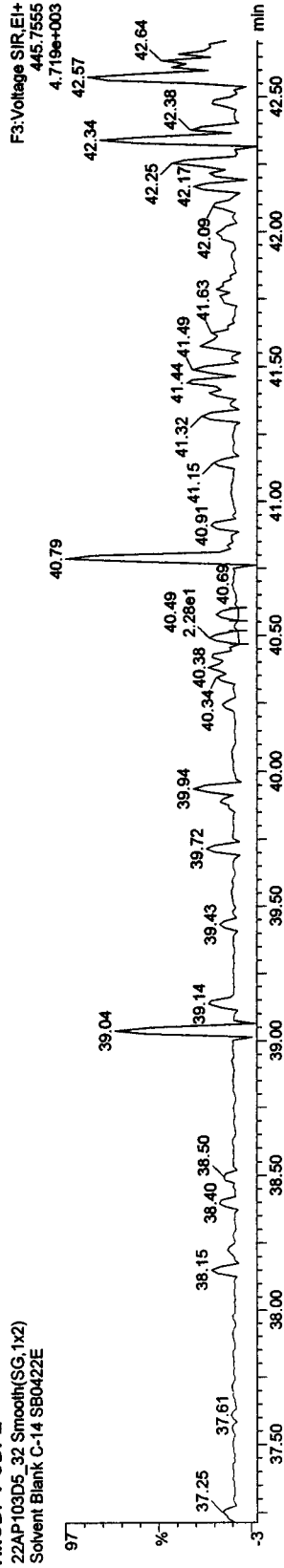
Last Altered: Saturday, April 24, 2010 09:41:39 Pacific Daylight Time
Printed: Saturday, April 24, 2010 09:48:05 Pacific Daylight Time

Name: 22AP103D5_32, Date: 23-Apr-2010, Time: 13:36:48, ID: SB0422E, Description: Solvent Blank C-14

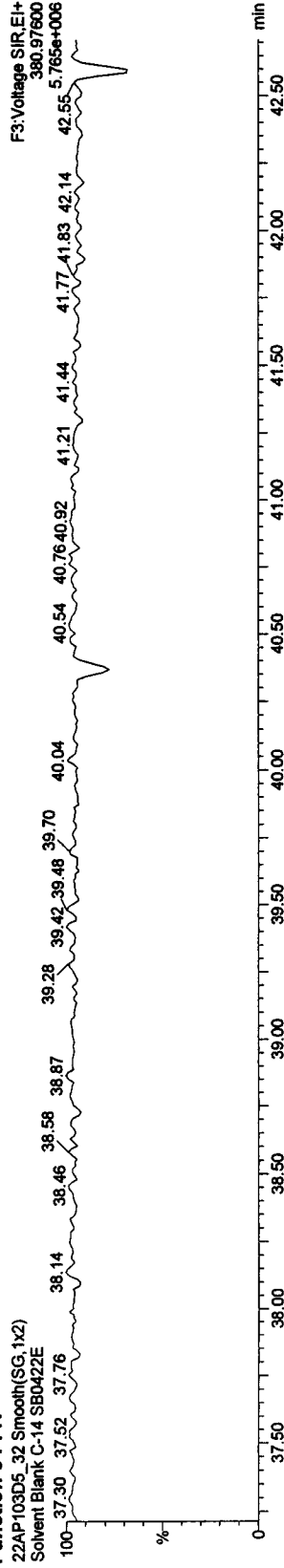
HxCDFs



HxCDF PCDFE



Function 3 PFK



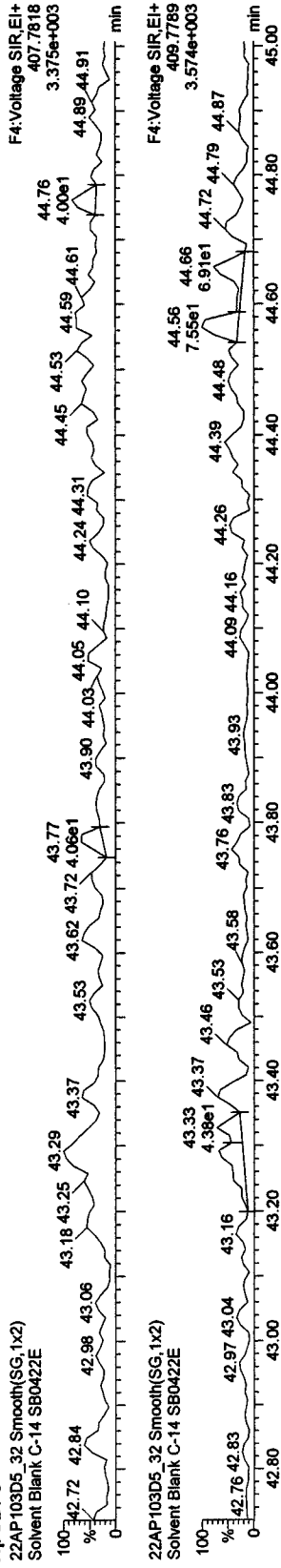
Quantify Sample Report MassLynx 4.1

Dataset: C:\MassLynx\JAN2010.PRO\22AP103D58290C.qld

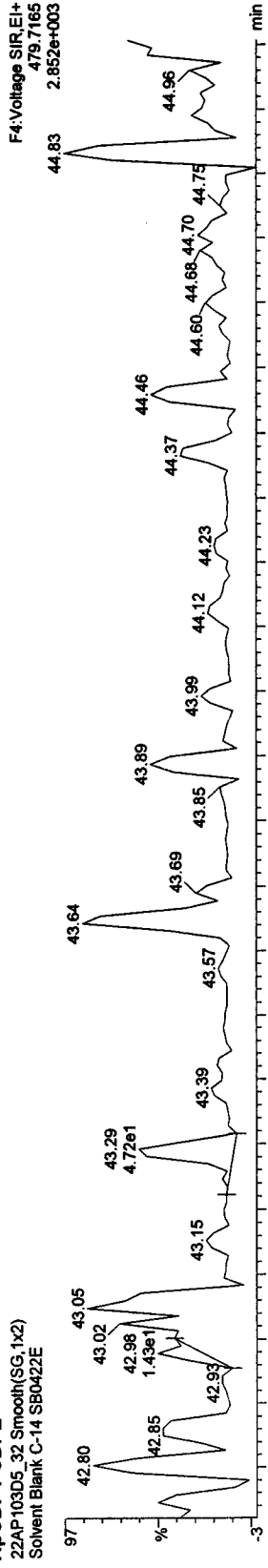
Last Altered: Saturday, April 24, 2010 09:41:39 Pacific Daylight Time
Printed: Saturday, April 24, 2010 09:48:05 Pacific Daylight Time

Name: 22AP103D5_32, Date: 23-Apr-2010, Time: 13:36:48, ID: SB0422E, Description: Solvent Blank C-14

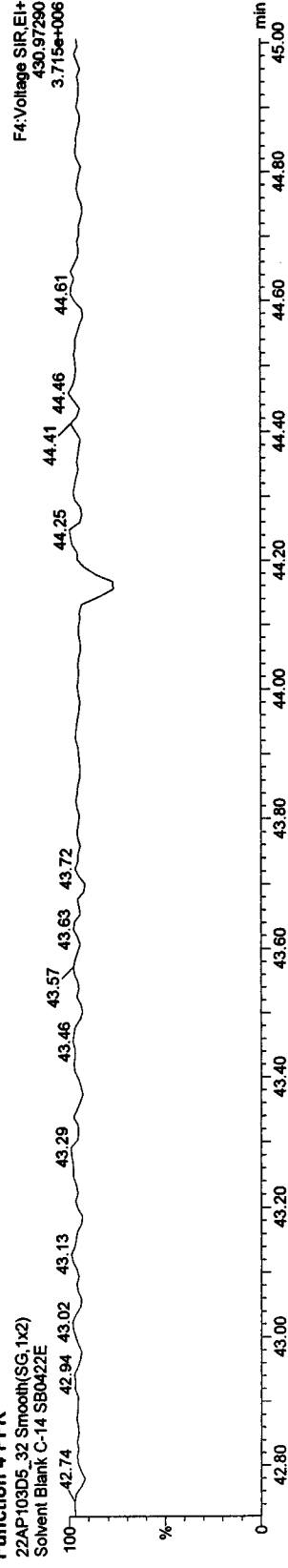
HpCDFs



HpCDF PCDPE



Function 4 PFK



Quantify Sample Report **MassLynx 4.1**


Dataset: C:\MassLynx\JAN2010\PRO\22AP103D58290C.qld

Last Altered: Saturday, April 24, 2010 09:41:39 Pacific Daylight Time
Printed: Saturday, April 24, 2010 09:48:05 Pacific Daylight Time


Name: 22AP103D5_45, Date: 24-Apr-2010, Time: 01:03:01, ID: ST0422D, Description: CS-3 10DXN083

TCDFs

22AP103D5_45 Smooth(SG,1x2)
CS-3 10DXN083 ST0422D




22AP103D5_45 Smooth(SG,1x2)
CS-3 10DXN083 ST0422D




13C-TCDF

22AP103D5_45 Smooth(SG,1x2)
CS-3 10DXN083 ST0422D



22AP103D5_45 Smooth(SG,1x2)
CS-3 10DXN083 ST0422D



Quantify Sample Report MassLynx 4.1

Dataset: C:\MassLynx\JAN2010.PRO\22AP103D58290C.qld


Last Altered: Saturday, April 24, 2010 09:41:39 Pacific Daylight Time

Printed: Saturday, April 24, 2010 09:48:05 Pacific Daylight Time


Name: 22AP103D5_45, Date: 24-Apr-2010, Time: 01:03:01, ID: ST0422D, Description: CS-3 10DXN083

TCDDs

22AP103D5_45 Smooth(SG,1x2)
CS-3 10DXN083 ST0422D




22AP103D5_45 Smooth(SG,1x2)
CS-3 10DXN083 ST0422D




13C-TCDDs

22AP103D5_45 Smooth(SG,1x2)
CS-3 10DXN083 ST0422D



22AP103D5_45 Smooth(SG,1x2)
CS-3 10DXN083 ST0422D



Quantify Sample Report MassLynx 4.1

Dataset: C:\MassLynx\JAN2010.PRO\22AP103D58290C.qld


Last Altered: Saturday, April 24, 2010 09:41:39 Pacific Daylight Time
Printed: Saturday, April 24, 2010 09:48:05 Pacific Daylight Time

Name: 22AP103D5_45, Date: 24-Apr-2010, Time: 01:03:01, ID: ST0422D, Description: CS-3 10DXN083

37CL-2,3,7,8-TCDD

22AP103D5_45 Smooth(SG,1x2)
CS-3 10DXN083 ST0422D


F1:Voltage SIR,EI+
327.8847
3.138e+006



13C-TCDDs


22AP103D5_45 Smooth(SG,1x2)
CS-3 10DXN083 ST0422D

F1:Voltage SIR,EI+
331.9368
1.356e+007



22AP103D5_45 Smooth(SG,1x2)
CS-3 10DXN083 ST0422D

F1:Voltage SIR,EI+
333.9339
1.660e+007



Quantify Sample Report MassLynx 4.1

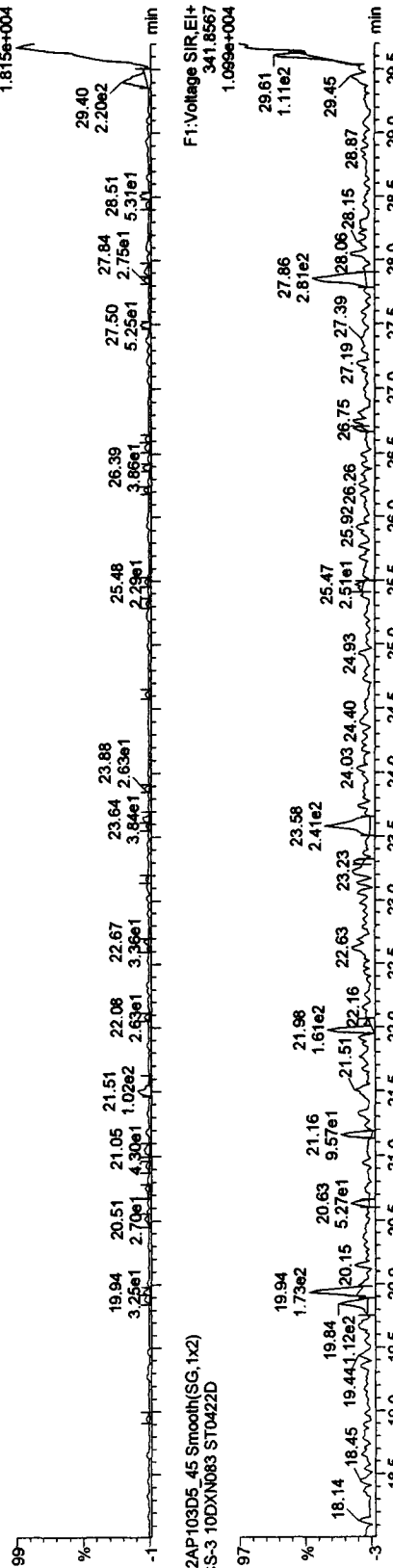
Dataset: C:\MassLynx\JAN2010\PROV22AP103D58290C.qld

Last Altered: Saturday, April 24, 2010 09:41:39 Pacific Daylight Time
Printed: Saturday, April 24, 2010 09:48:05 Pacific Daylight Time

Name: 22AP103D5_45, Date: 24-Apr-2010, Time: 01:03:01, ID: ST0422D, Description: CS-3 10DXN083

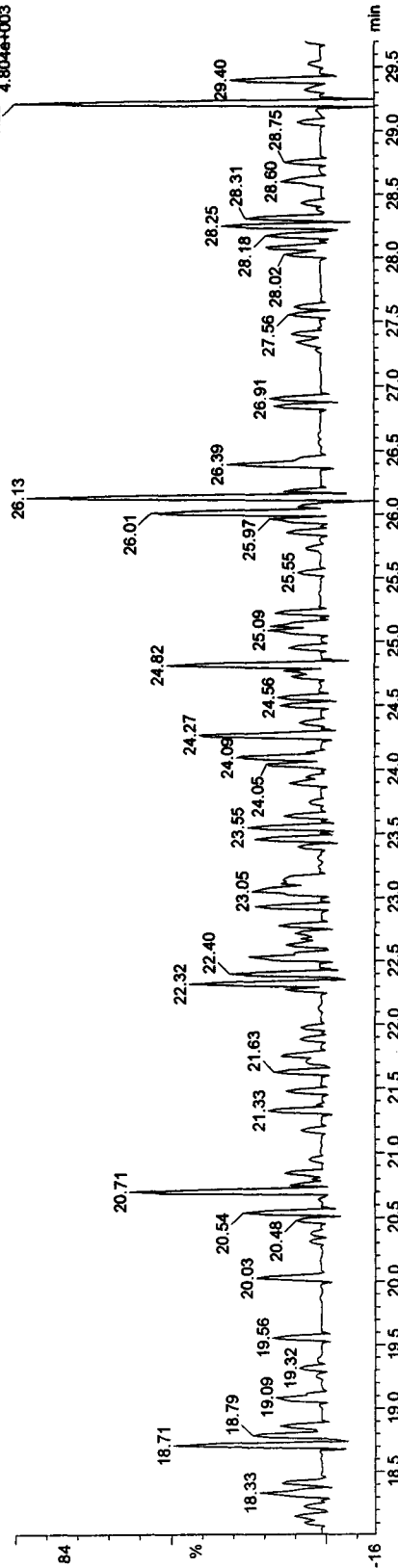
F1 PeCDFs

22AP103D5_45 Smooth(SG,1x2)
CS-3 10DXN083 ST0422D



F1 PeCDF PCDFE

22AP103D5_45 Smooth(SG,1x2)
CS-3 10DXN083 ST0422D

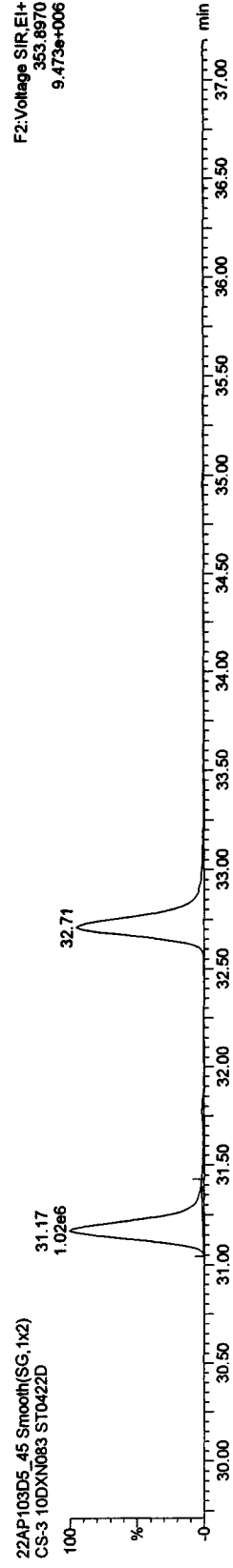
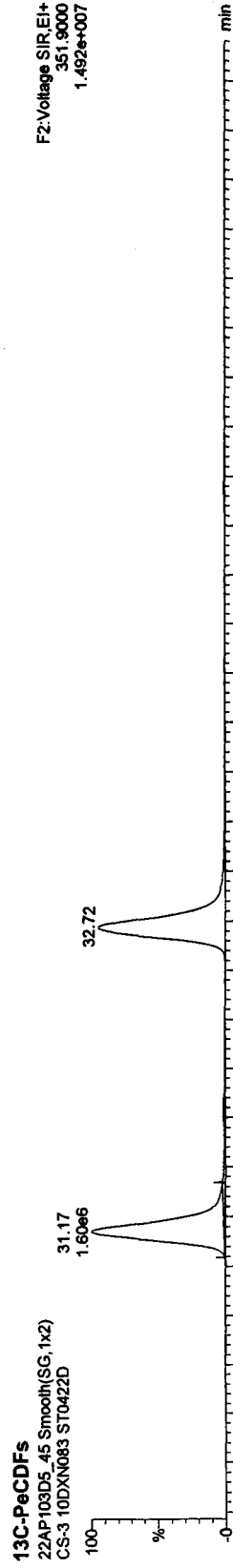
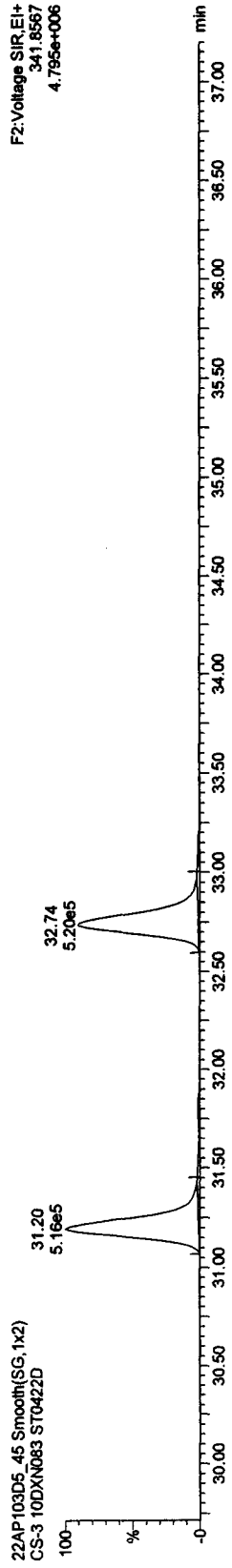
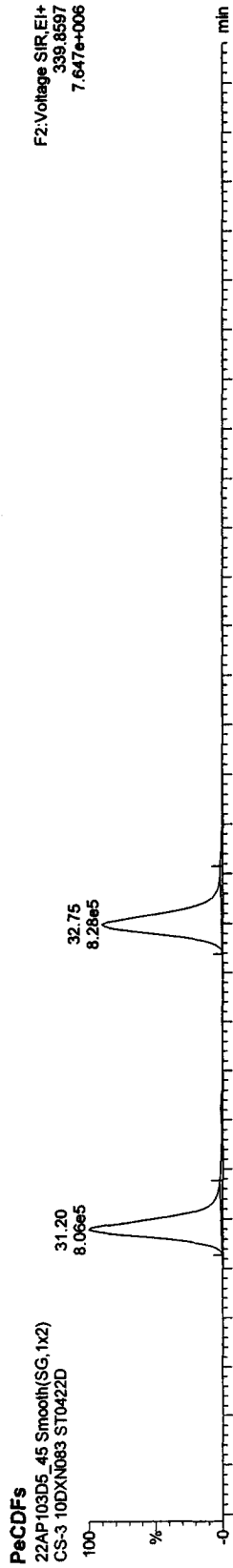


Quantify Sample Report MassLynx 4.1

Dataset: C:\MassLynx\JAN2010.PRO\22AP103D58290C.qld

Last Altered: Saturday, April 24, 2010 09:41:39 Pacific Daylight Time
Printed: Saturday, April 24, 2010 09:48:05 Pacific Daylight Time

Name: 22AP103D5_45, Date: 24-Apr-2010, Time: 01:03:01, ID: ST0422D, Description: CS-3 10DXN083



Quantify Sample Report MassLynx 4.1

Dataset: C:\MassLynx\JAN2010\PRO122AP103D58290C.qld

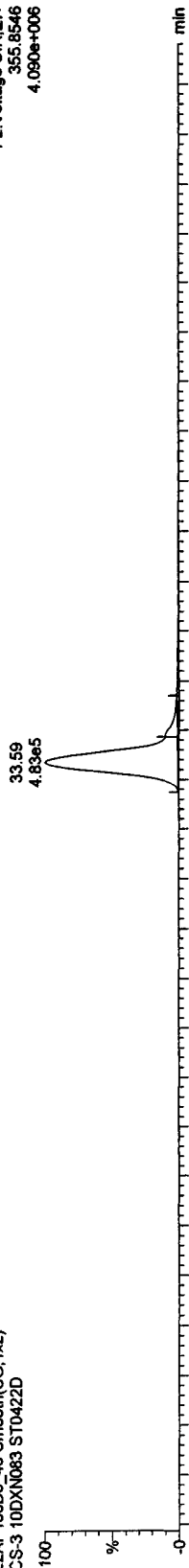
Last Altered: Saturday, April 24, 2010 09:41:39 Pacific Daylight Time

Printed: Saturday, April 24, 2010 09:48:05 Pacific Daylight Time

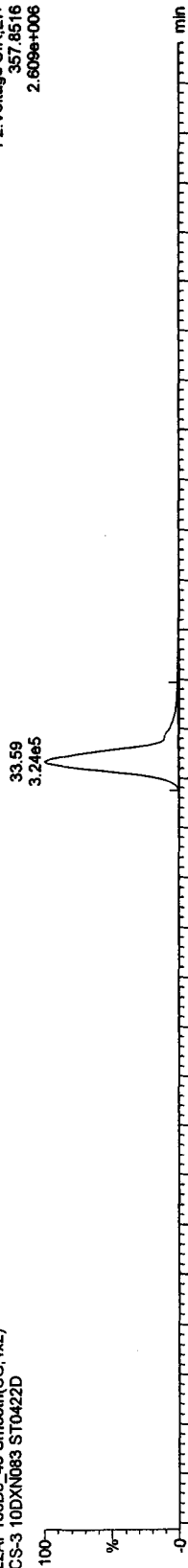
Name: 22AP103D5_45, Date: 24-Apr-2010, Time: 01:03:01, ID: ST0422D, Description: CS-3 10DXN083

PeCDDs

22AP103D5_45 Smooth(SG,1x2)
CS-3 10DXN083 ST0422D

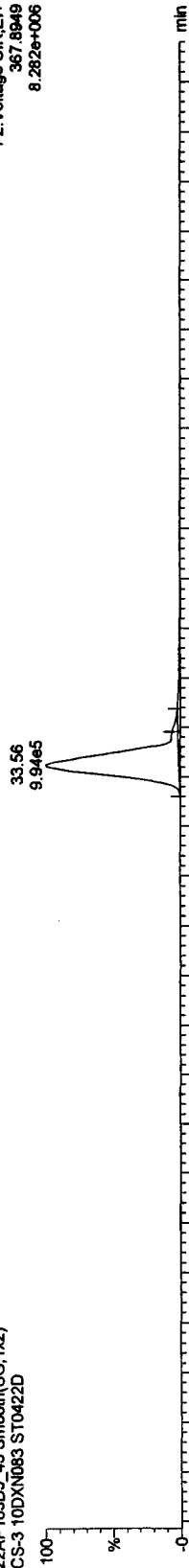


22AP103D5_45 Smooth(SG,1x2)
CS-3 10DXN083 ST0422D

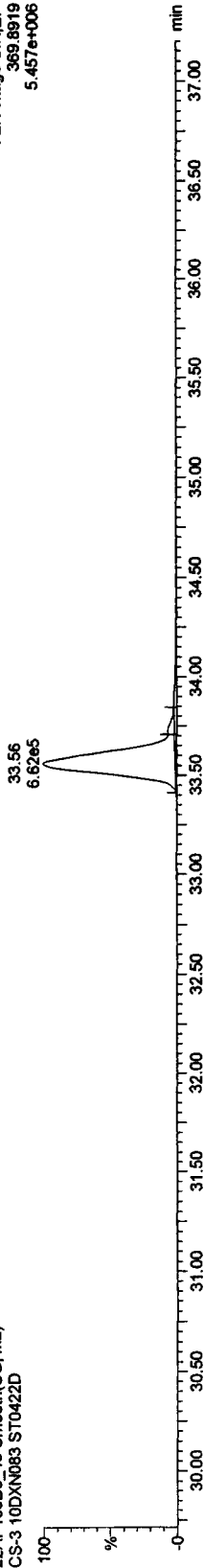


13C-PeCDD

22AP103D5_45 Smooth(SG,1x2)
CS-3 10DXN083 ST0422D



22AP103D5_45 Smooth(SG,1x2)
CS-3 10DXN083 ST0422D



Quantify Sample Report MassLynx 4.1

Dataset: C:\MassLynx\JAN2010.PRO\22AP103D58290C.qld

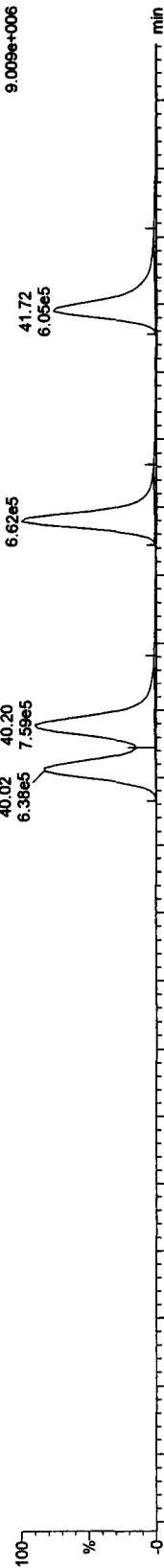
Last Altered: Saturday, April 24, 2010 09:41:39 Pacific Daylight Time

Printed: Saturday, April 24, 2010 09:48:05 Pacific Daylight Time

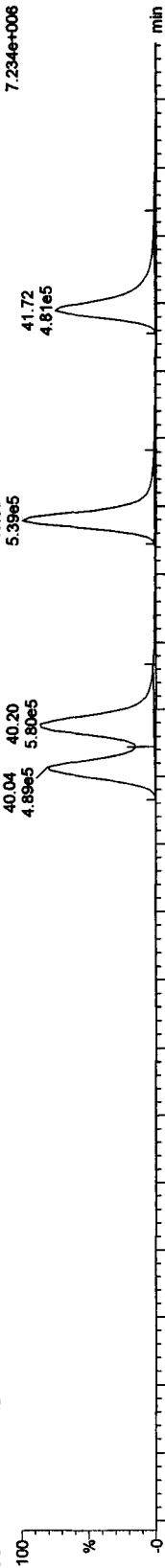
Name: 22AP103D5_45, Date: 24-Apr-2010, Time: 01:03:01, ID: ST0422D, Description: CS-3 10DXN083

HxCDFs

22AP103D5_45 Smooth(SG,1x2)
CS-3 10DXN083 ST0422D

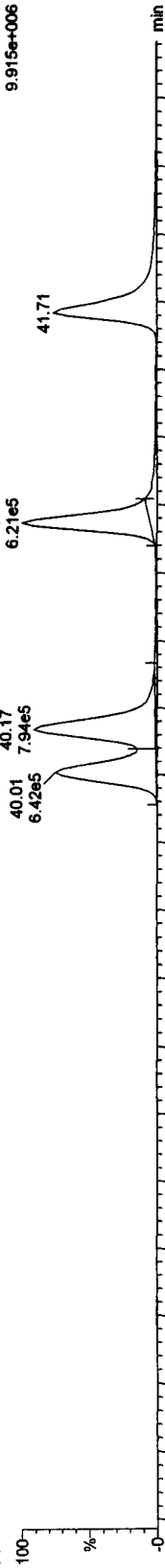


22AP103D5_45 Smooth(SG,1x2)
CS-3 10DXN083 ST0422D

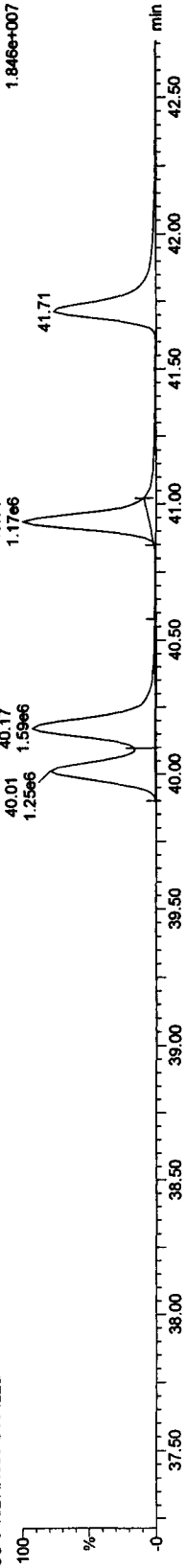


13C-HxCDFs

22AP103D5_45 Smooth(SG,1x2)
CS-3 10DXN083 ST0422D



22AP103D5_45 Smooth(SG,1x2)
CS-3 10DXN083 ST0422D



Quantify Sample Report MassLynx 4.1


Dataset: C:\MassLynx\JAN2010.PRO\22AP103D58290C.qld

Last Altered: Saturday, April 24, 2010 09:41:39 Pacific Daylight Time
Printed: Saturday, April 24, 2010 09:48:05 Pacific Daylight Time

Name: 22AP103D5_45, Date: 24-Apr-2010, Time: 01:03:01, ID: ST0422D, Description: CS-3 10DXN083

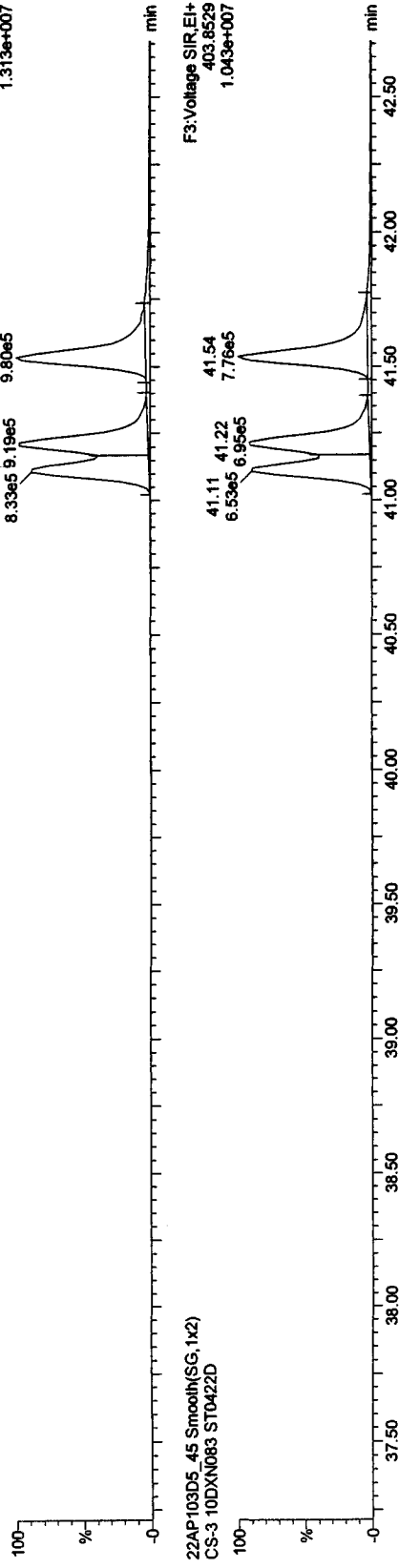
HxCDDs

22AP103D5_45 Smooth(SG,1x2)
CS-3 10DXN083 ST0422D



13C-HxCDDs

22AP103D5_45 Smooth(SG,1x2)
CS-3 10DXN083 ST0422D



Quantify Sample Report MassLynx 4.1

Dataset: C:\MassLynx\JAN2010.PRO\22AP103D58290C.qld


Last Altered: Saturday, April 24, 2010 09:41:39 Pacific Daylight Time

Printed: Saturday, April 24, 2010 09:48:05 Pacific Daylight Time


Name: 22AP103D5_45, Date: 24-Apr-2010, Time: 01:03:01, ID: ST0422D, Description: CS-3 10DXN083

HpCDFs

22AP103D5_45 Smooth(SG,1x2)
CS-3 10DXN083 ST0422D




22AP103D5_45 Smooth(SG,1x2)
CS-3 10DXN083 ST0422D




13C-HpCDFs

22AP103D5_45 Smooth(SG,1x2)
CS-3 10DXN083 ST0422D



22AP103D5_45 Smooth(SG,1x2)
CS-3 10DXN083 ST0422D



Quantify Sample Report MassLynx 4.1

Dataset: C:\MassLynx\JAN2010\PRO\22AP103D58290C.qld

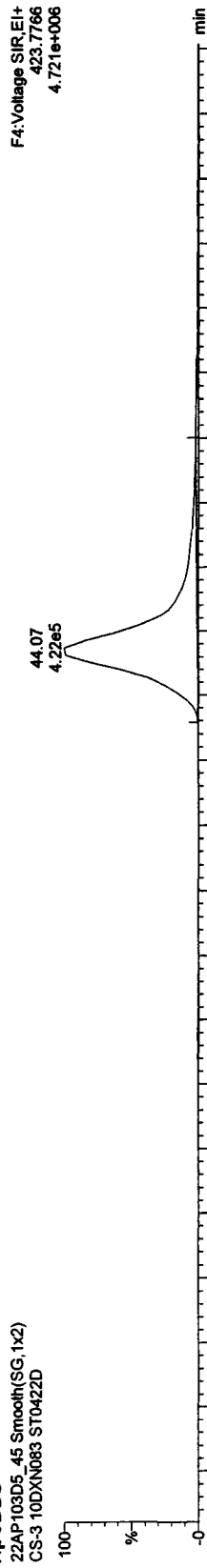
Last Altered: Saturday, April 24, 2010 09:41:39 Pacific Daylight Time

Printed: Saturday, April 24, 2010 09:48:05 Pacific Daylight Time

Name: 22AP103D5_45, Date: 24-Apr-2010, Time: 01:03:01, ID: ST0422D, Description: CS-3 10DXN083

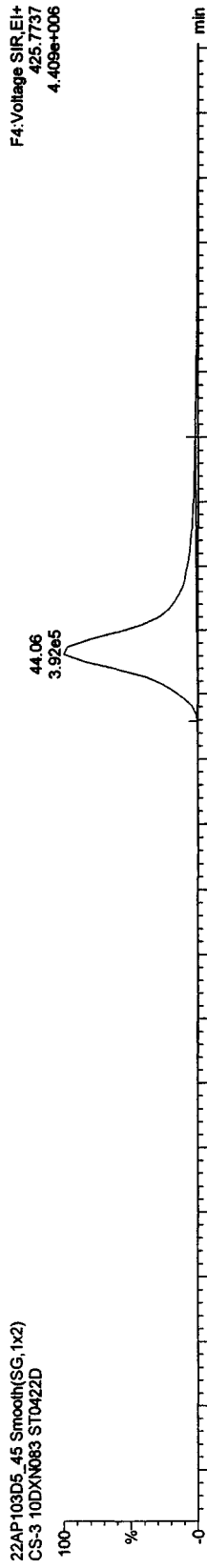
HpCDDs

22AP103D5_45 Smooth(SG,1x2)
CS-3 10DXN083 ST0422D



F4:\Voltage SIR,EI+
423.7766
4.721e+006

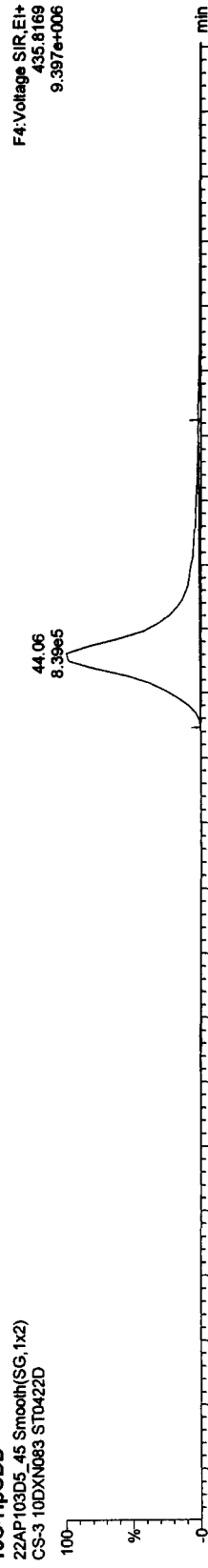
22AP103D5_45 Smooth(SG,1x2)
CS-3 10DXN083 ST0422D



F4:\Voltage SIR,EI+
425.7737
4.409e+006

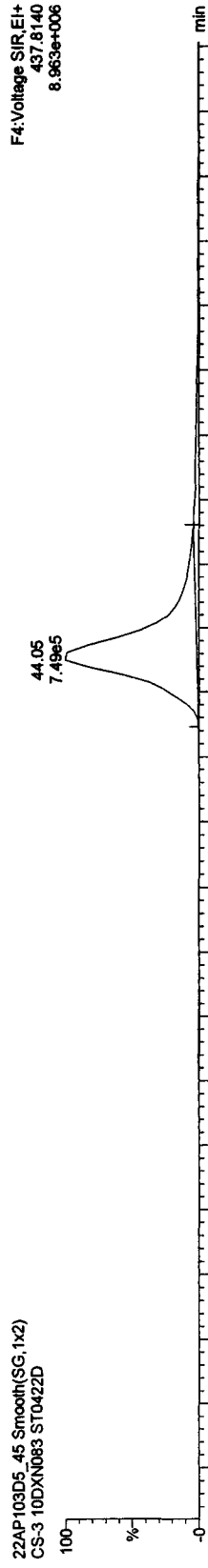
13C-HpCDD

22AP103D5_45 Smooth(SG,1x2)
CS-3 10DXN083 ST0422D



F4:\Voltage SIR,EI+
435.8169
9.397e+006

22AP103D5_45 Smooth(SG,1x2)
CS-3 10DXN083 ST0422D



F4:\Voltage SIR,EI+
437.8140
8.963e+006

Quantify Sample Report MassLynx 4.1

Dataset: C:\MassLynx\JAN2010.PRO\22AP103D58290C.qld

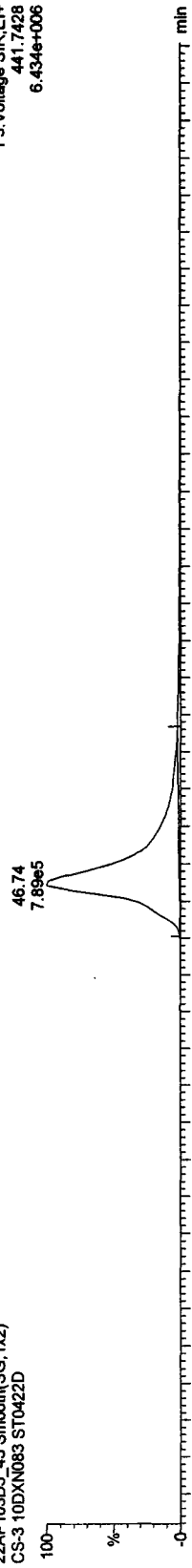
Last Altered: Saturday, April 24, 2010 09:41:39 Pacific Daylight Time

Printed: Saturday, April 24, 2010 09:48:05 Pacific Daylight Time

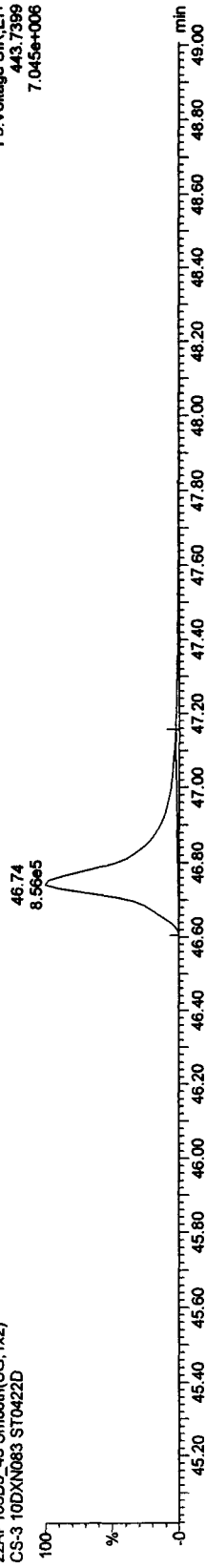
Name: 22AP103D5_45, Date: 24-Apr-2010, Time: 01:03:01, ID: ST0422D, Description: CS-3 10DXN083

OCDFs

22AP103D5_45 Smooth(SG,1x2)
CS-3 10DXN083 ST0422D

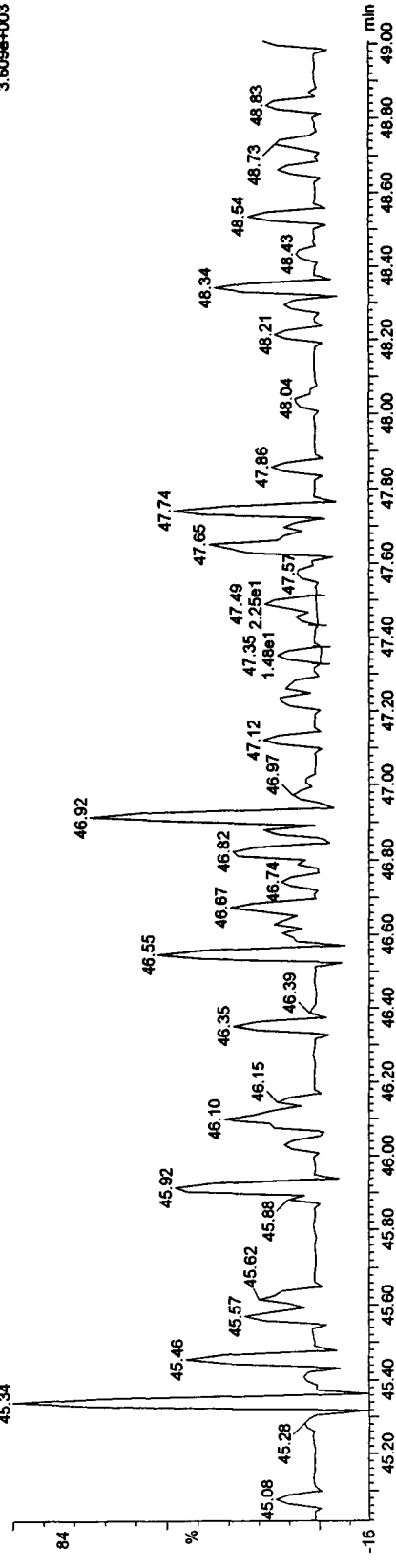


22AP103D5_45 Smooth(SG,1x2)
CS-3 10DXN083 ST0422D



OCDF PCDPE

22AP103D5_45 Smooth(SG,1x2)
CS-3 10DXN083 ST0422D



Quantify Sample Report MassLynx 4.1

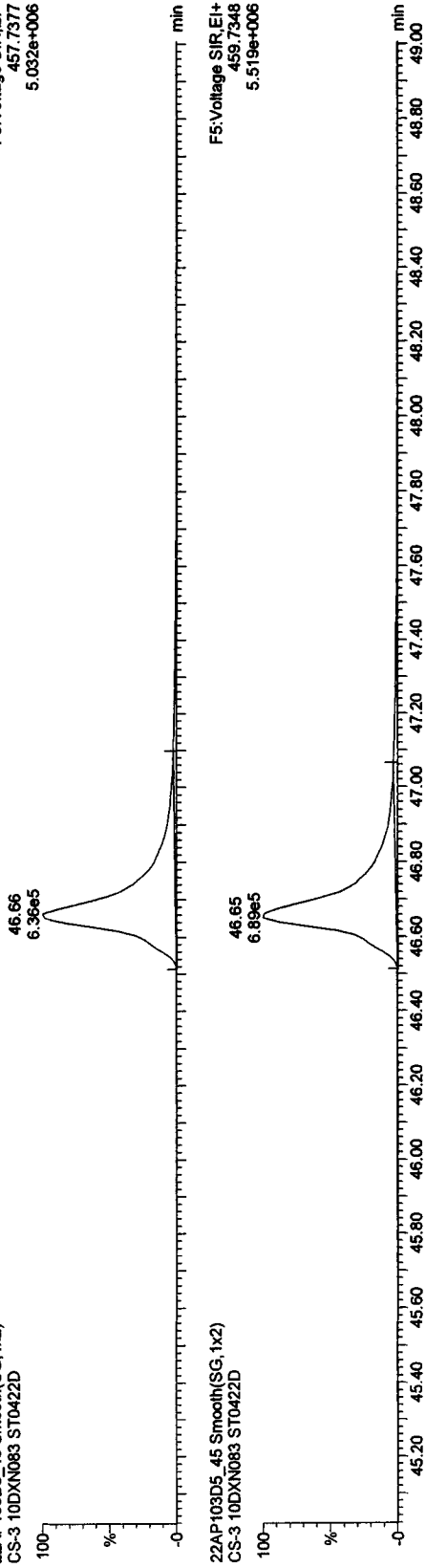
Dataset: C:\MassLynx\JAN2010.PRO\22AP103D58290C.qld

Last Altered: Saturday, April 24, 2010 09:41:39 Pacific Daylight Time
Printed: Saturday, April 24, 2010 09:48:05 Pacific Daylight Time

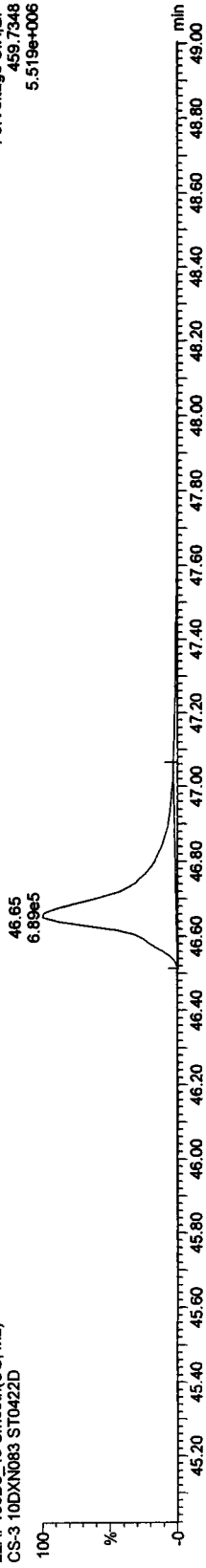
Name: 22AP103D5_45, Date: 24-Apr-2010, Time: 01:03:01, ID: ST0422D, Description: CS-3 10DXN083

OCDD

22AP103D5_45 Smooth(SG,1x2)
CS-3 10DXN083 ST0422D

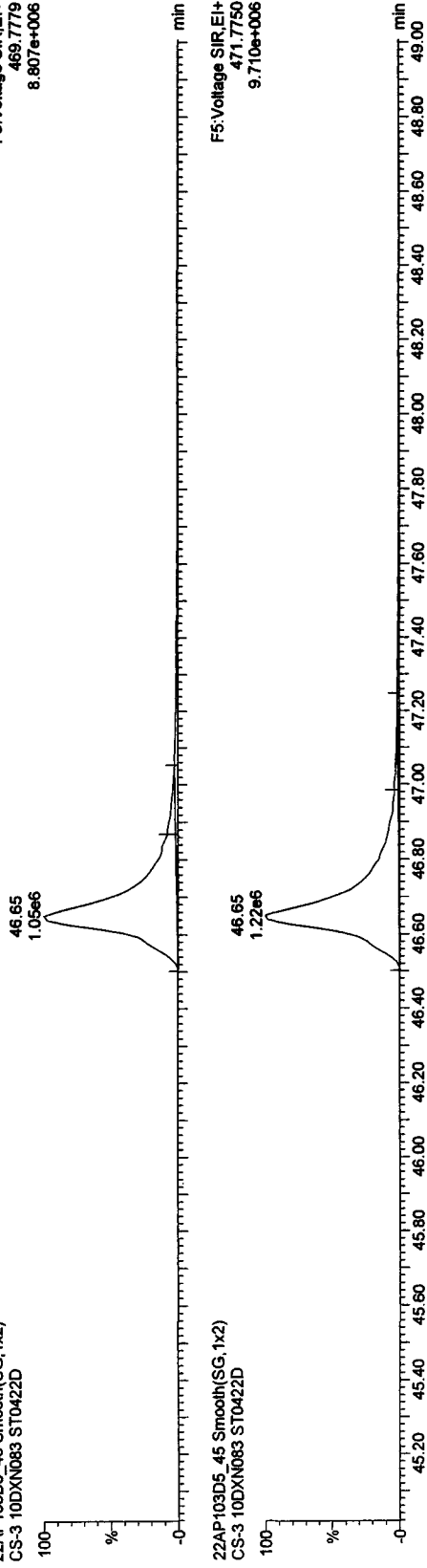


22AP103D5_45 Smooth(SG,1x2)
CS-3 10DXN083 ST0422D

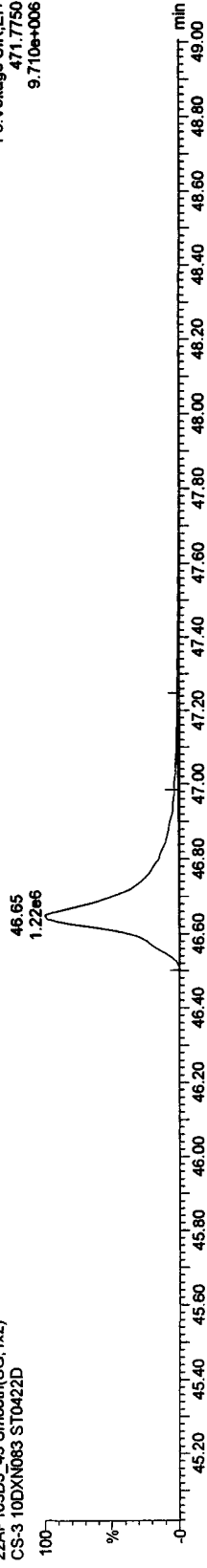


13C-OCDD

22AP103D5_45 Smooth(SG,1x2)
CS-3 10DXN083 ST0422D



22AP103D5_45 Smooth(SG,1x2)
CS-3 10DXN083 ST0422D



Quantify Sample Report MassLynx 4.1

Dataset: C:\MassLynx\JAN2010\PROV22AP103D58290C.qld


Last Altered: Saturday, April 24, 2010 09:41:39 Pacific Daylight Time

Printed: Saturday, April 24, 2010 09:48:05 Pacific Daylight Time

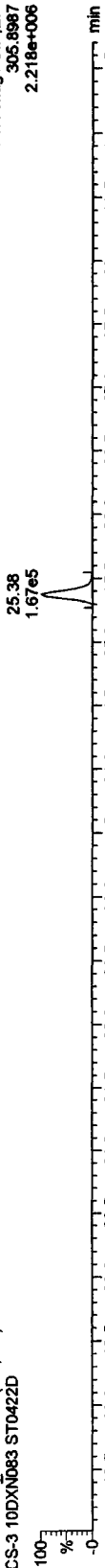
Name: 22AP103D5_45, Date: 24-Apr-2010, Time: 01:03:01, ID: ST0422D, Description: CS-3 10DXN083

TCDFs

22AP103D5_45 Smooth(SG,1x2)
CS-3 10DXN083 ST0422D

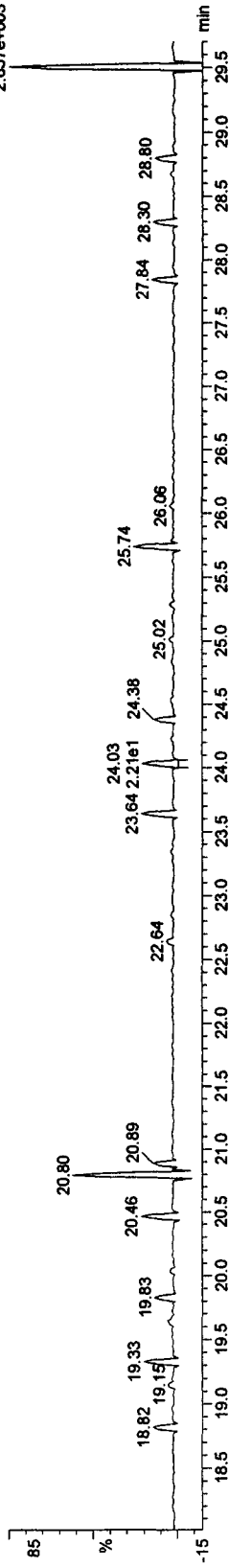


22AP103D5_45 Smooth(SG,1x2)
CS-3 10DXN083 ST0422D




TCDF PCDPE

22AP103D5_45 Smooth(SG,1x2)
CS-3 10DXN083 ST0422D



Function 1 PFK

22AP103D5_45 Smooth(SG,1x2)
CS-3 10DXN083 ST0422D

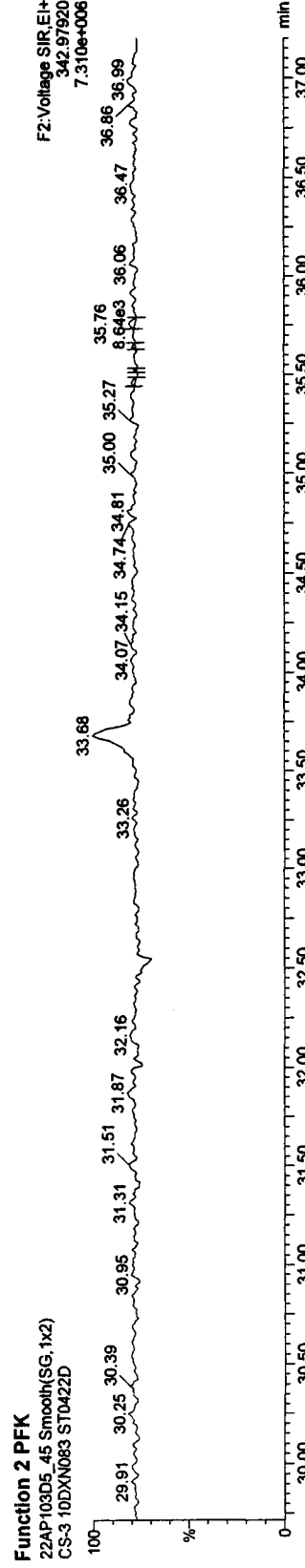
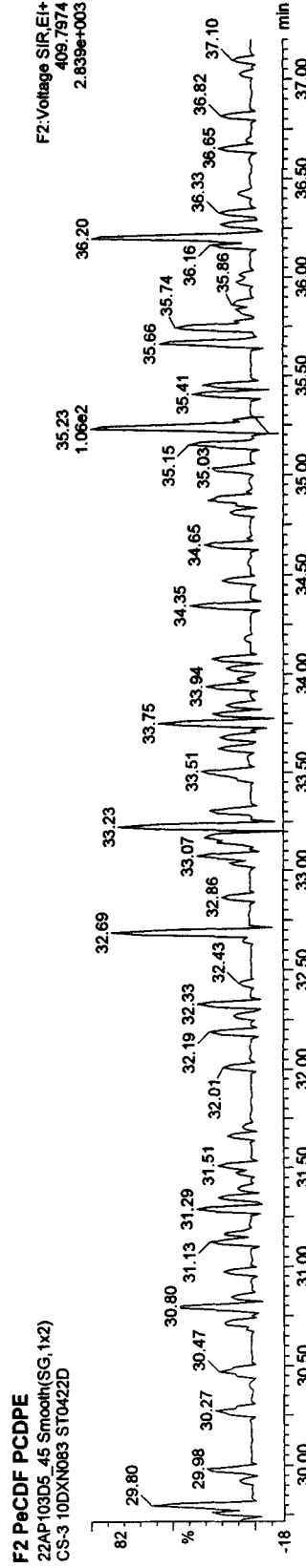
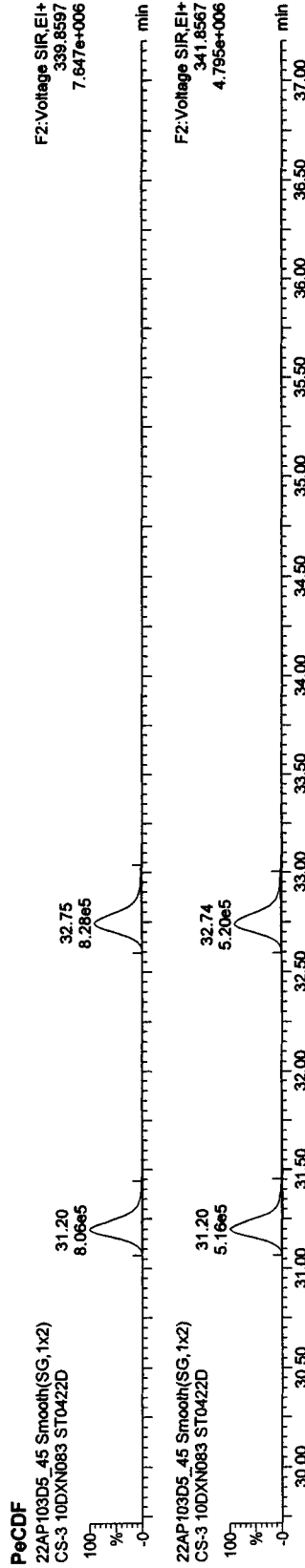


Quantify Sample Report MassLynx 4.1

Dataset: C:\MassLynx\JAN2010.PRO\22AP103D58290C.qld

Last Altered: Saturday, April 24, 2010 09:41:39 Pacific Daylight Time
Printed: Saturday, April 24, 2010 09:48:05 Pacific Daylight Time

Name: 22AP103D5_45, Date: 24-Apr-2010, Time: 01:03:01, ID: ST0422D, Description: CS-3 10DXN083

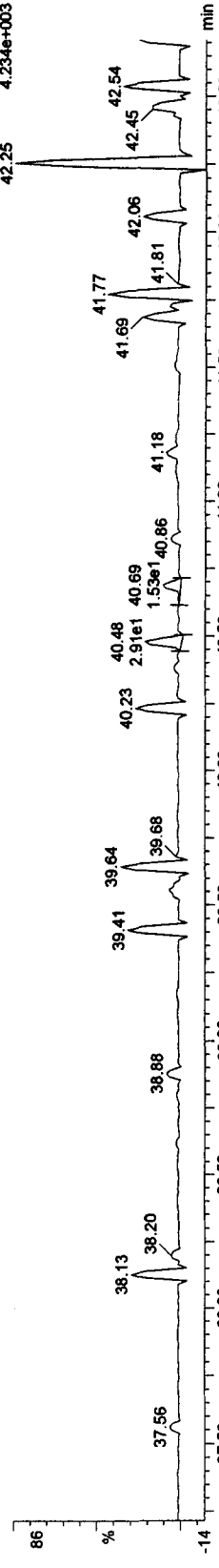
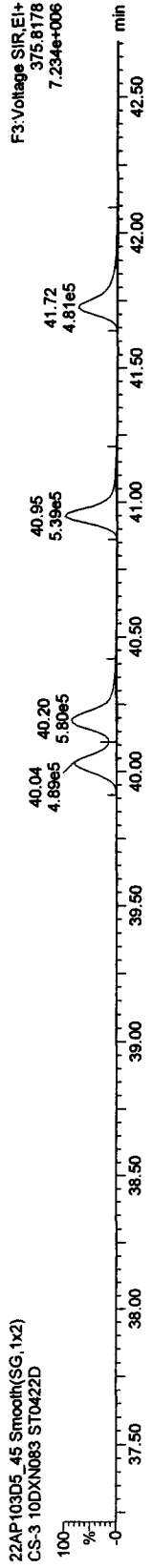
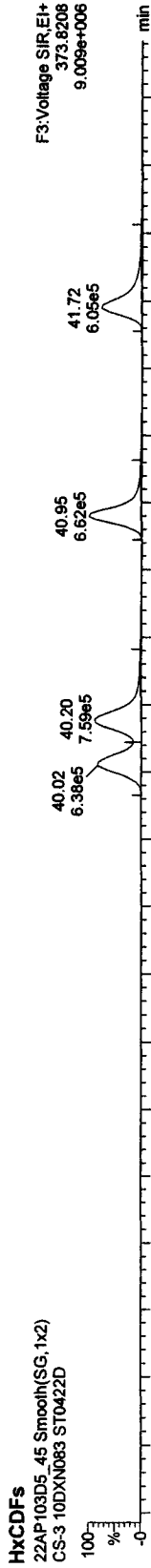


Quantify Sample Report MassLynx 4.1

Dataset: C:\MassLynx\JAN2010.PRO\22AP103D58290C.qld

Last Altered: Saturday, April 24, 2010 09:41:39 Pacific Daylight Time
Printed: Saturday, April 24, 2010 09:48:05 Pacific Daylight Time

Name: 22AP103D5_45, Date: 24-Apr-2010, Time: 01:03:01, ID: ST0422D, Description: CS-3 10DXN083



Quantify Sample Report MassLynx 4.1

Dataset: C:\MassLynx\JAN2010.PRO\22AP103D58290C.qld

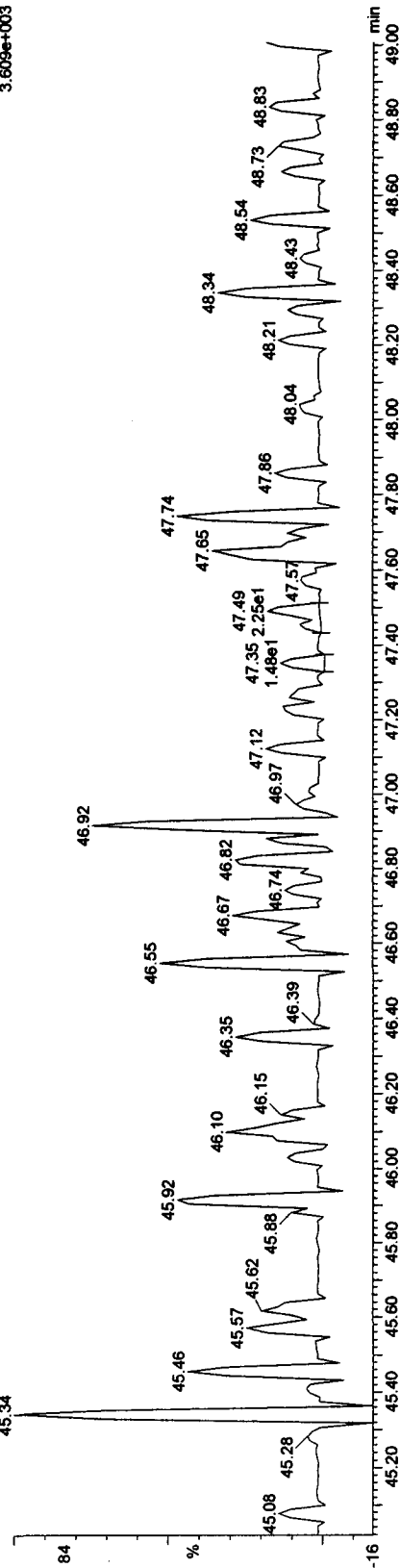
Last Altered: Saturday, April 24, 2010 09:41:39 Pacific Daylight Time
Printed: Saturday, April 24, 2010 09:48:05 Pacific Daylight Time

Name: 22AP103D5_45, Date: 24-Apr-2010, Time: 01:03:01, ID: ST0422D, Description: CS-3 10DXN083

OCDF PCDPE

22AP103D5_45 Smooth(SG,1x2)
CS-3 10DXN083 ST0422D


F5:Voltage SIR,EI+
513.67750
3.609e+003



Function 5 PFK

22AP103D5_45 Smooth(SG,1x2)
CS-3 10DXN083 ST0422D

F5:Voltage SIR,EI+
442.97280
3.028e+006



Method ID 8290
 Column ID DB5
 STD ID ST0421, ST0421B
 Analyzed by M.G.
 Std. Pkg. By M.G.
 Std. Pkg. Reviewed By VP

Associated ICAL 8290A0412104D5
 Instrument ID 4D5
 STD Solution 10DXN111
 Date Analyzed 4/21/10
 Date Std. Pkg. Assembled 4/22/10
 Date Std. Pkg. Reviewed 4.22.10

DAILY STANDARD PACKAGE	INITIATED	REVIEWED
Standard, CPSM, and Solvent Blank present?	✓	✓
Copy of log-file and Beginning Static Resolution present?	✓	✓
CPSM blow up present?	✓	✓
Curve Summary present?	✓	✓
Summary of Method criteria present or documented below?	✓	✓
Daily standard within method specified limits?*	✓	✓
Analyte retention times correct?	✓	✓
Isotopic ratios within limits?	✓	✓
CPSM valley ≤ method specified limits? **	✓	✓
Are chromatographic windows correct?	✓	✓
Samples analyzed within 12 hrs of daily standard?	✓	✓
Manual reintegration's checked and hardcopies included?	NA	NA
Ending Standard present?	✓ (0)	✓
Ending Static Resolutions present	✓ (0)	✓
Absolute retention times for 13C12-1,2,3,4-TCDD and 13C12-1,2,3,7,8,9-HxCDD are within +/- 15 seconds of the retention times in the Initial Calibration? (required for all 1613B samples)	NA	NA

COMMENTS: (0) Ending Standard + Ending Static Resolution acquired after recalibrating but not returning.

* Method 8290/TO9/M0023A: (beginning) ≤ 20% from curve RRFs for native analytes, ≤ 30% from curve RRFs for labeled compounds.
 Method 8290/TO9/M0023A: (ending) ≤ 25% from curve RRFs for native analytes, ≤ 35% from curve RRFs for labeled compounds.
 Method 23: See Method 23 Daily Standard Criteria, Table 5.
 Method 1613B: See Method 1613B or Method 1613B Tetras Daily Standard Criteria.
 ** Method 23/0023A CPSM Criteria: 25% valley between 2378 TCDF (DB-225)/TCDD (DB-5) and its closest eluters normalized to the smallest peak of the triplet
 Method 1613B/8290/TO9 CPSM Criteria: 25% valley between 2378 TCDF (DB-225)/TCDD (DB-5) and its closest eluters normalized to the 2378 peak.

Run text: ST0421 File text: ST0421 :CS3 10DXN111
 Run #6 Filename 21AP104D5 S: 1 I: 1
 Acquired: 21-APR-10 08:20:13 Processed: 21-APR-10 16:58:07
 Run: 21AP104D5 Analyte: 8290A Cal: 8290A0412104D5 Results: 21AP104D58290A

Name	Resp	RA	RT	RRF	Amount	Dev'n	Mod?
13C-1,2,3,4-TCDD	155948700	0.80 y	19:35	-	100.00	-	n
13C-2,3,7,8-TCDF	266908000	0.80 y	19:00	1.71	100.00	12.5	n
2,3,7,8-TCDF	27644100	0.77 y	19:01	1.04	10.00	9.6	n
Total TCDF	27942472	0.77 y	17:09	1.04	10.00	9.6	n
13C-2,3,7,8-TCDD	156528500	0.79 y	19:48	1.00	100.00	5.7	n
2,3,7,8-TCDD	16180520	0.81 y	19:49	1.03	10.00	1.2	n
Total TCDD	16210191	0.75 y	18:31	1.03	10.00	1.2	n
37Cl-2,3,7,8-TCDD	35914800	1.00 y	19:49	2.30	10.00	1.8	n
13C-1,2,3,7,8-PeCDF	157558500	1.61 y	24:41	1.01	100.00	-3.8	n
1,2,3,7,8-PeCDF	83191100	1.53 y	24:43	1.06	50.00	1.1	n
2,3,4,7,8-PeCDF	76747100	1.53 y	26:13	0.97	50.00	-0.8	n
Total F2 PeCDF	161274104	1.57 y	23:10	1.02	100.00	0.2	n
Total F1 PeCDF	*	* n	NotFnd	1.02	100.00	0.2	n
13C-1,2,3,7,8-PeCDD	95071900	1.57 y	27:01	0.61	100.00	-9.1	n
1,2,3,7,8-PeCDD	46874100	1.57 y	27:03	0.99	50.00	0.4	n
Total PeCDD	46874100	1.57 y	27:03	0.99	50.00	0.4	n
13C-1,2,3,7,8,9-HxCDD	70404000	1.26 y	33:09	-	100.00	-	n
13C-1,2,3,4,7,8-HxCDF	85796300	0.53 y	31:59	1.22	100.00	18.9	n
1,2,3,4,7,8-HxCDF	55836000	1.29 y	32:00	1.30	50.00	7.3	n
1,2,3,6,7,8-HxCDF	55636600	1.18 y	32:07	1.30	50.00	-3.4	n
2,3,4,6,7,8-HxCDF	49100400	1.26 y	32:41	1.14	50.00	-6.4	n
1,2,3,7,8,9-HxCDF	42582300	1.25 y	33:20	0.99	50.00	-9.1	n
Total HxCDF	203155300	1.29 y	32:00	1.18	200.00	-2.8	n
13C-1,2,3,6,7,8-HxCDD	59843200	1.29 y	32:53	0.85	100.00	5.3	n
1,2,3,4,7,8-HxCDD	27946300	1.26 y	32:49	0.93	50.00	-7.2	n
1,2,3,6,7,8-HxCDD	37838500	1.30 y	32:54	1.26	50.00	13.5	n
1,2,3,7,8,9-HxCDD	37800000	1.27 y	33:09	1.26	50.00	4.5	n
Total HxCDD	103584800	1.26 y	32:49	1.15	150.00	4.0	n
13C-1,2,3,4,6,7,8-HpCDF	70509800	0.42 y	34:39	1.00	100.00	16.1	n
1,2,3,4,6,7,8-HpCDF	47874500	0.96 y	34:40	1.36	50.00	3.7	n
1,2,3,4,7,8,9-HpCDF	39431100	0.97 y	35:48	1.12	50.00	9.1	n
Total HpCDF	87305600	0.96 y	34:40	1.24	100.00	6.0	n
13C-1,2,3,4,6,7,8-HpCDD	63789500	1.04 y	35:28	0.91	100.00	29.9	n
1,2,3,4,6,7,8-HpCDD	34870800	1.02 y	35:29	1.09	50.00	2.0	n
Total HpCDD	35104633	0.94 y	34:55	1.09	50.00	2.0	n
13C-OCDD	81203400	0.93 y	37:59	0.58	200.00	8.5	n
OCDF	60981500	0.92 y	38:07	1.50	100.00	3.9	n
OCDD	48137200	0.91 y	38:00	1.19	100.00	1.7	n

Run text: ST0421B File text: CS-3 10DXN111
 Run #6 Filename 21AP10B4D5 S: 2 I: 1
 Acquired: 21-APR-10 21:50:09 Processed: 21-APR-10 22:31:49
 Run: 21AP10B4D5 Analyte: 8290A Cal: 8290A0412104D5 Results: 21AP10B4D58290A

Name	Resp	RA	RT	RRF	Amount	Dev'n	Mod?
13C-1,2,3,4-TCDD	180044300	0.81 y	19:34	-	100.00	-	n
13C-2,3,7,8-TCDF	293197000	0.79 y	18:59	1.63	100.00	7.1	n
2,3,7,8-TCDF	31026000	0.78 y	19:00	1.06	10.00	11.9	n
Total TCDF	31369485	1.00 n	17:59	1.06	10.00	11.9	n
13C-2,3,7,8-TCDD	178657900	0.80 y	19:47	0.99	100.00	4.5	n
2,3,7,8-TCDD	18168060	0.78 y	19:48	1.02	10.00	-0.4	n
Total TCDD	18195531	1.55 n	18:33	1.02	10.00	-0.4	n
37Cl-2,3,7,8-TCDD	40492800	1.00 y	19:48	2.25	10.00	-0.5	n
13C-1,2,3,7,8-PeCDF	192734100	1.58 y	24:42	1.07	100.00	1.9	n
1,2,3,7,8-PeCDF	104693100	1.56 y	24:43	1.09	50.00	4.0	n
2,3,4,7,8-PeCDF	101354400	1.56 y	26:14	1.05	50.00	7.1	n
Total F2 PeCDF	208164183	1.72 y	23:10	1.07	100.00	5.5	n
Total F1 PeCDF	74163	0.29 n	16:43	1.07	100.00	5.5	n
13C-1,2,3,7,8-PeCDD	128842400	1.60 y	27:02	0.72	100.00	6.7	n
1,2,3,7,8-PeCDD	64355700	1.56 y	27:03	1.00	50.00	1.7	n
Total PeCDD	64355700	1.56 y	27:03	1.00	50.00	1.7	n
13C-1,2,3,7,8,9-HxCDD	119626200	1.26 y	33:08	-	100.00	-	n
13C-1,2,3,4,7,8-HxCDF	139290100	0.53 y	31:59	1.16	100.00	13.6	n
1,2,3,4,7,8-HxCDF	90593300	1.24 y	32:00	1.30	50.00	7.3	n
1,2,3,6,7,8-HxCDF	97366300	1.25 y	32:07	1.40	50.00	4.1	n
2,3,4,6,7,8-HxCDF	89618500	1.23 y	32:40	1.29	50.00	5.3	n
1,2,3,7,8,9-HxCDF	79077800	1.26 y	33:19	1.14	50.00	3.9	n
Total HxCDF	356896424	1.03 n	30:52	1.28	200.00	5.2	n
13C-1,2,3,6,7,8-HxCDD	106307200	1.28 y	32:52	0.89	100.00	10.1	n
1,2,3,4,7,8-HxCDD	57565700	1.29 y	32:48	1.08	50.00	7.6	n
1,2,3,6,7,8-HxCDD	63463600	1.31 y	32:53	1.19	50.00	7.2	n
1,2,3,7,8,9-HxCDD	66108200	1.28 y	33:09	1.24	50.00	2.9	n
Total HxCDD	187137500	1.29 y	32:48	1.17	150.00	5.7	n
13C-1,2,3,4,6,7,8-HpCDF	111417600	0.43 y	34:38	0.93	100.00	8.0	n
1,2,3,4,6,7,8-HpCDF	75516600	0.96 y	34:39	1.36	50.00	3.5	n
1,2,3,4,7,8,9-HpCDF	61390300	0.96 y	35:47	1.10	50.00	7.4	n
Total HpCDF	137970946	0.96 y	34:39	1.23	100.00	5.2	n
13C-1,2,3,4,6,7,8-HpCDD	94742900	1.06 y	35:27	0.79	100.00	13.5	n
1,2,3,4,6,7,8-HpCDD	51822800	1.03 y	35:28	1.09	50.00	2.1	n
Total HpCDD	52416251	1.08 y	34:53	1.09	50.00	2.1	n
13C-OCDD	126266700	0.92 y	37:58	0.53	200.00	-0.7	n
OCDF	93908600	0.90 y	38:05	1.49	100.00	2.9	n
OCDD	77906200	0.89 y	37:58	1.23	100.00	5.8	n

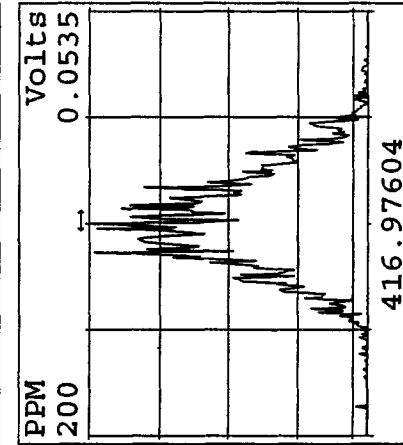
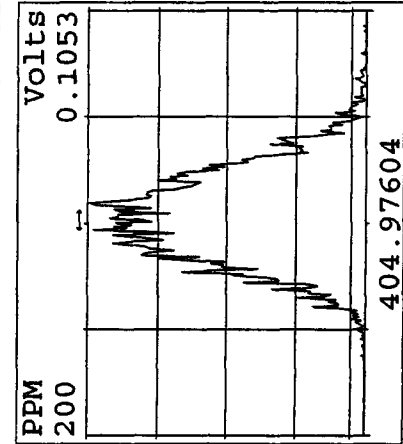
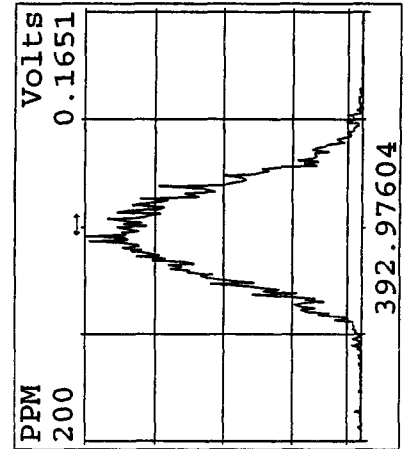
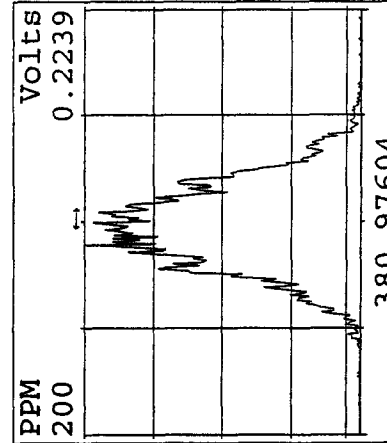
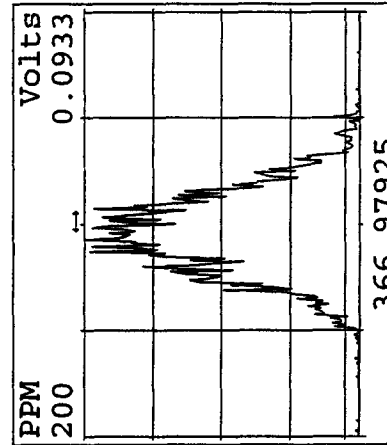
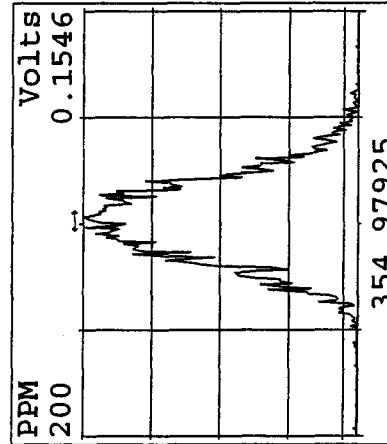
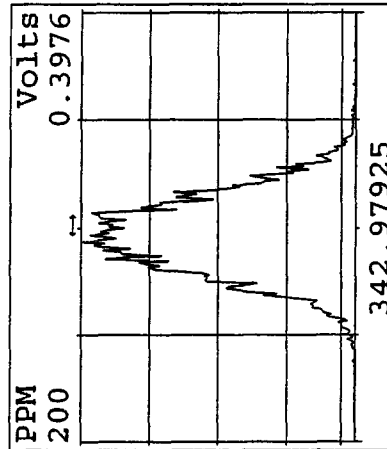
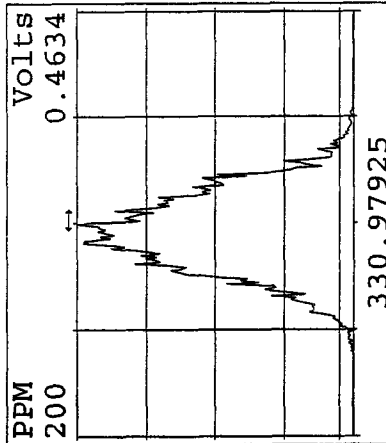
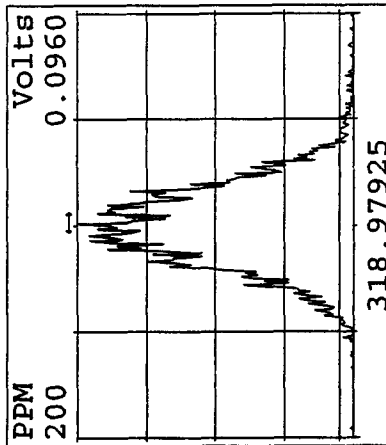
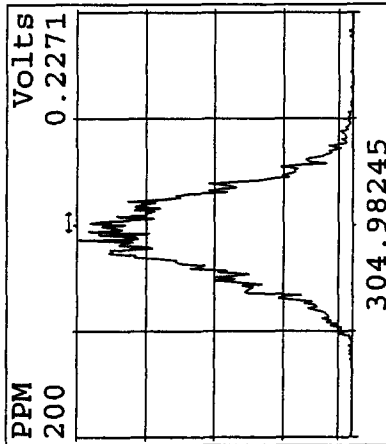
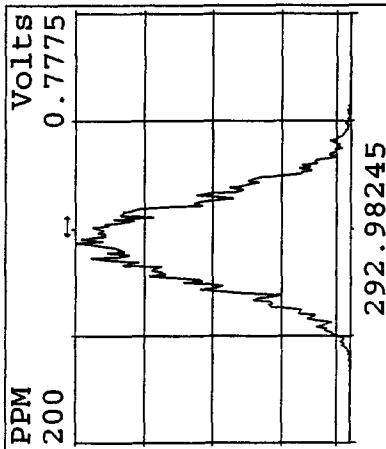
Data file	Smp	Work Order	Sample ID	FV-uL	Method/Matrix	Box	Size	U
21AP104D5	1	ST0421	CS3 10DXN111				1.00000	
21AP104D5	2	CP0421	DB-5 CPSM 3732-05				1.00000	
21AP104D5	3	SB0421	Solvent Blank C-14				1.00000	
21AP104D5	4	LX3CP-1-AA	GOD160000-187B	20	8290/SOLID	74	10.00000	g
21AP104D5	5	LX3CP-1-AC	GOD160000-187C	20	8290/SOLID		10.00000	g
21AP104D5	6	LXM7K-1-AD	GOD080425-18	20	8290/SOLID		10.06000	g
21AP104D5	7	LXM7T-1-AC	GOD080425-22	20	8290/SOLID		10.07000	g
21AP104D5	8	LXM7T-1-AD	GOD080425-22S	20	8290/SOLID		10.31000	g
21AP104D5	9	LXM7T-1-AE	GOD080425-22D	20	8290/SOLID		10.38000	g
21AP104D5	10	LX3LQ-1-AC	GOD160000-253C	20	8290/WATER	72	1.00000	L
21AP104D5	11	LX3LQ-1-AA	GOD160000-253B	20	8290/WATER		1.00000	L
21AP104D5	12	LX2RV-1-AC	GOD150603-15	20	8290/WATER		1.02880	L
21AP104D5	13	LX2RW-1-AC	GOD150603-16	20	8290/WATER		1.01190	L
21AP104D5	14	LX2RX-1-AC	GOD150603-17	20	8290/WATER		0.96070	L
21AP104D5	15	LX2RG-1-AD	GOD150603-10	20	8290/SOLID		10.15000	g
21AP104D5	16	LX2RH-1-AD	GOD150603-11	20	8290/SOLID		10.02000	g
21AP104D5	17	LX2RQ-1-AD	GOD150603-12	20	8290/SOLID		10.48000	g
21AP104D5	18	SB0421A	Solvent Blank C-14				1.00000	
21AP104D5	19	ST0421A	CS3 10DXN111				1.00000	
21AP104D5	20	CP0421A	DB-5 CPSM 3732-05				1.00000	
21AP104D5	21	SB0421B	Solvent Blank C-14				1.00000	
21AP104D5	22	LX48J-1-AA	GOD160000-365B	20	8290/SOLID	72	10.00000	g
21AP104D5	23	LX48J-1-AC	GOD160000-365C	20	8290/SOLID		10.00000	g
21AP104D5	24	LX45M-1-AD	GOD160601-1	20	8290/SOLID		10.16000	g
21AP104D5	25	LX45Q-1-AD	GOD160601-2	20	8290/SOLID		10.01000	g
21AP104D5	26	LX45R-1-AD	GOD160601-3	20	8290/SOLID		10.18000	g
21AP104D5	27	LX45T-1-AD	GOD160601-4	20	8290/SOLID		10.30000	g
21AP104D5	28	LX45V-1-AD	GOD160601-5	20	8290/SOLID		10.37000	g
21AP104D5	29	LX45X-1-AD	GOD160601-6	20	8290/SOLID		10.05000	g
21AP104D5	30	LX450-1-AD	GOD160601-7	20	8290/SOLID		10.14000	g
21AP104D5	31	LX451-1-AD	GOD160601-8	20	8290/SOLID		10.08000	g
21AP104D5	32	LX2RR-1-AD	GOD150603-13	20	8290/SOLID		10.65000	g
21AP104D5	33	LX2RT-1-AD	GOD150603-14	20	8290/SOLID		10.01000	g
21AP104D5	34	SB0421C	Solvent Blank C-14				1.00000	
21AP104D5	35	ST0421B	CS3 10DXN111				1.00000	
21AP104D5	36						1.00000	
21AP104D5	37						1.00000	
21AP104D5	38						1.00000	
21AP104D5	39		MG 04/21/10				1.00000	

— Lost Lock

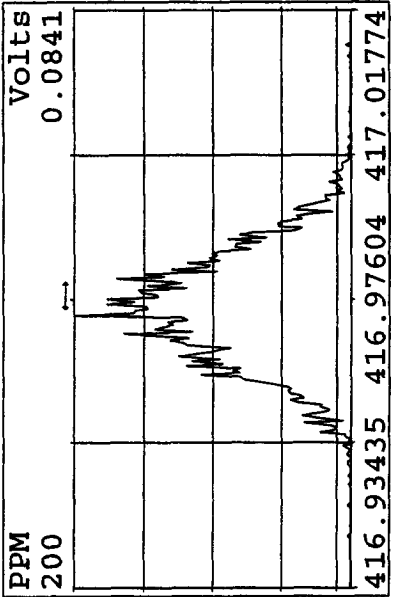
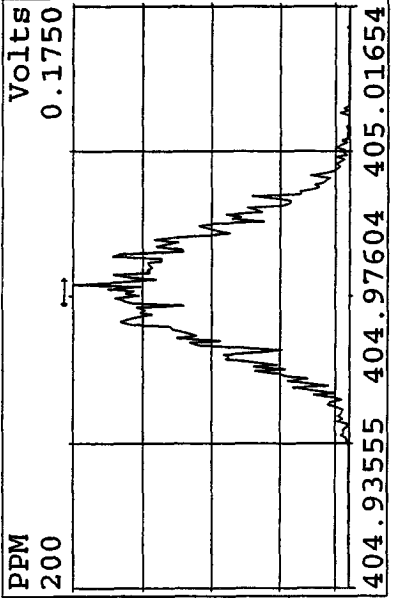
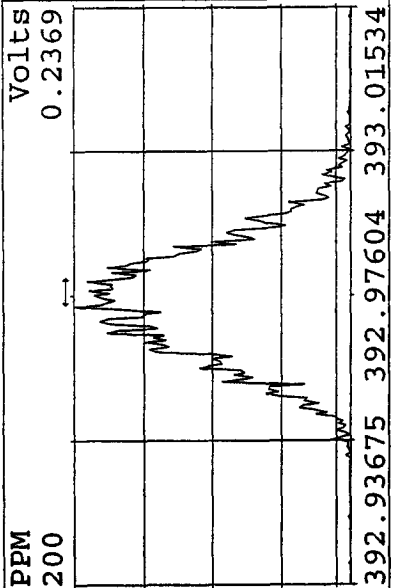
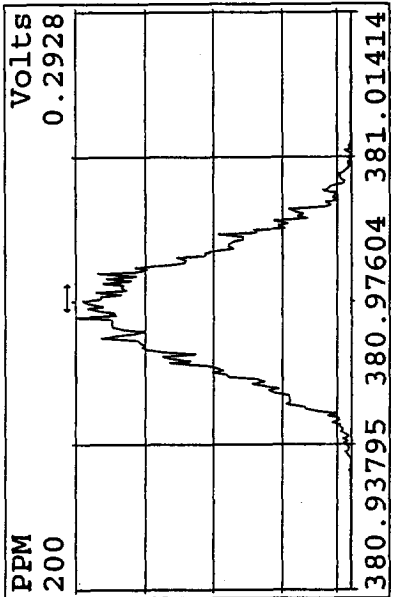
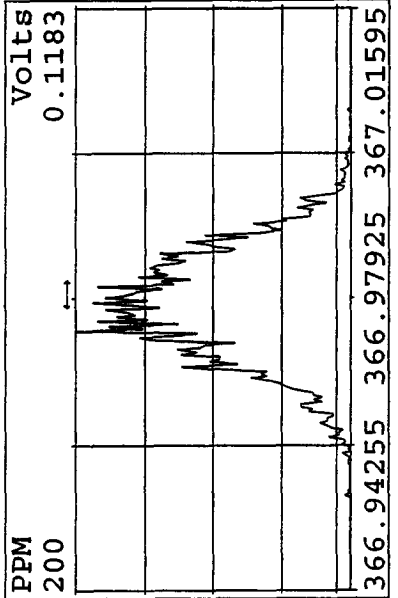
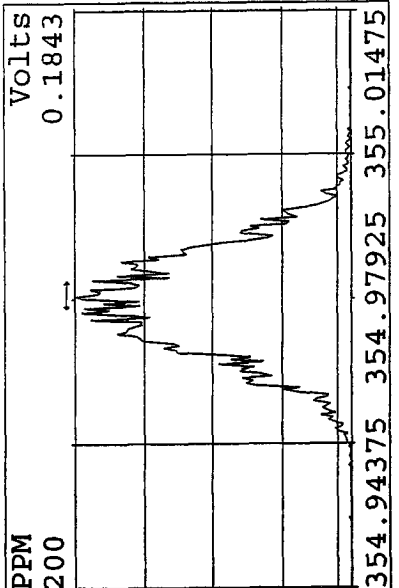
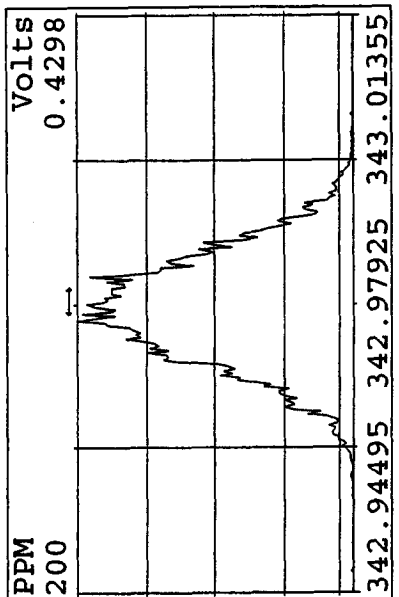
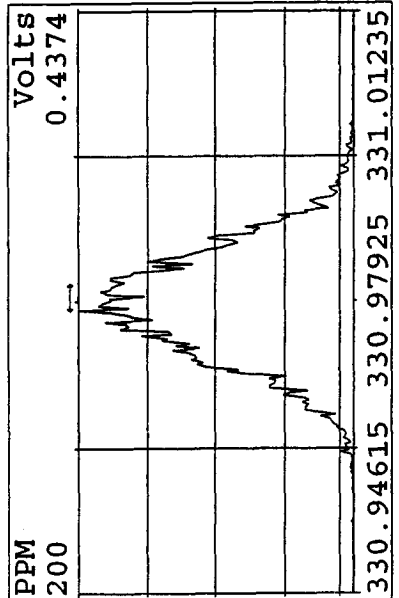
Data file	Smp	Work Order	Sample ID	FV-uL	Method/Matrix	Box	Size	U
21AP10B4D5	1	ST0421A	CS3 10DXN111				1.00000	
21AP10B4D5	2	ST0421B	CS3 10DXN111				1.00000	
21AP10B4D5	3						1.00000	
21AP10B4D5	4						1.00000	
21AP10B4D5	5						1.00000	
21AP10B4D5	6		MG,AM 04/21/10				1.00000	

- Poor chromatography

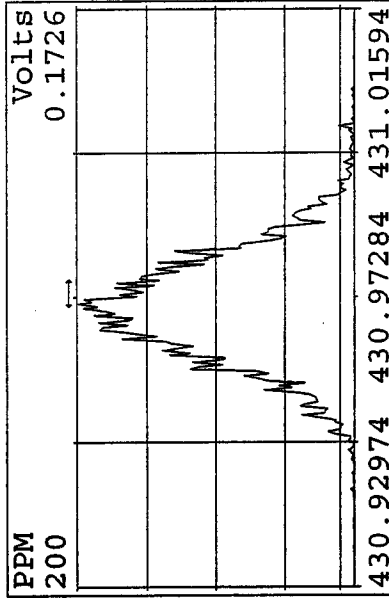
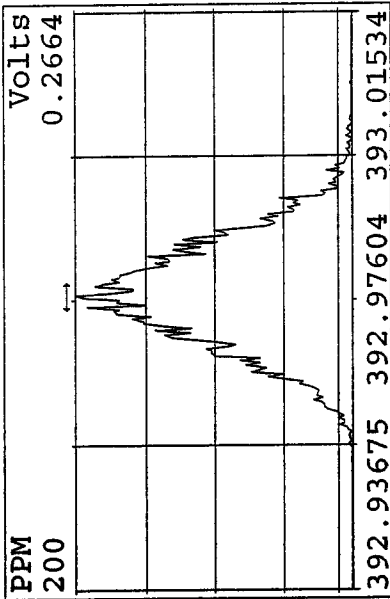
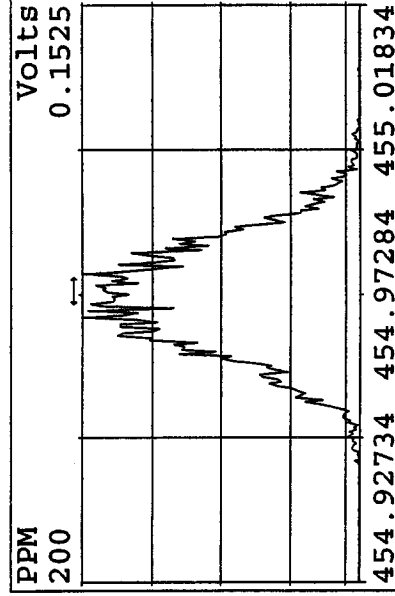
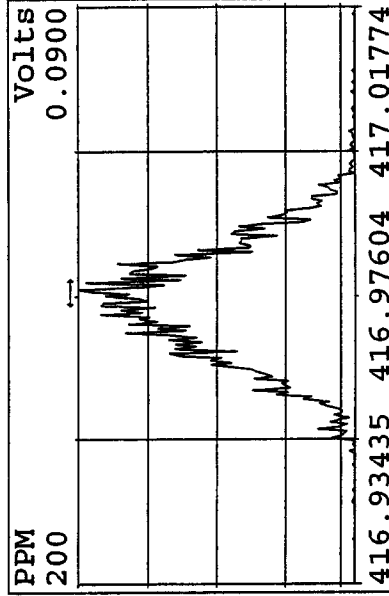
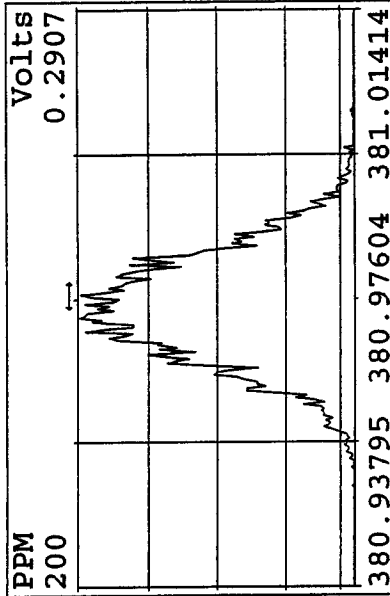
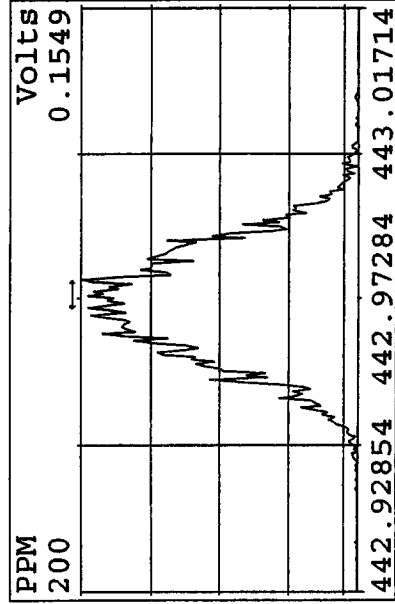
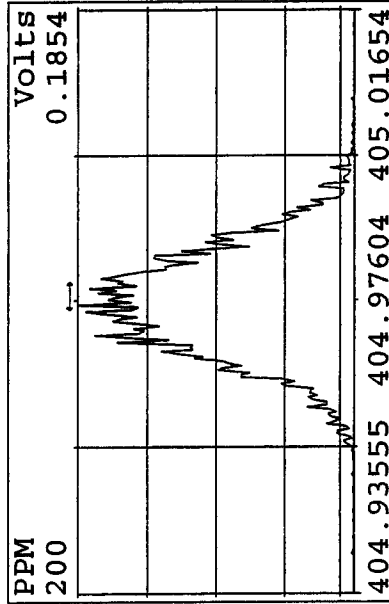
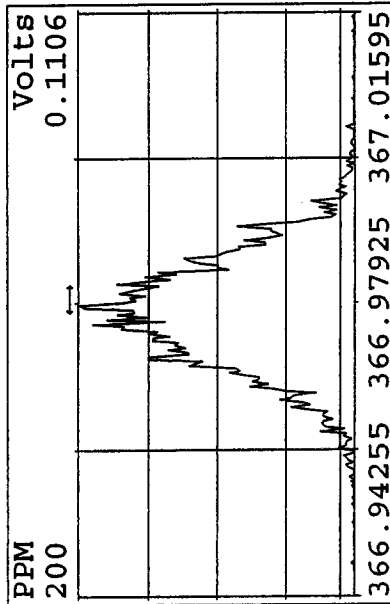
Peak Locate Examination: 21-APR-2010: 08:17 File: 21AP104D5
Experiment: DIOXINRES8290A Function: 1 Reference: PFK



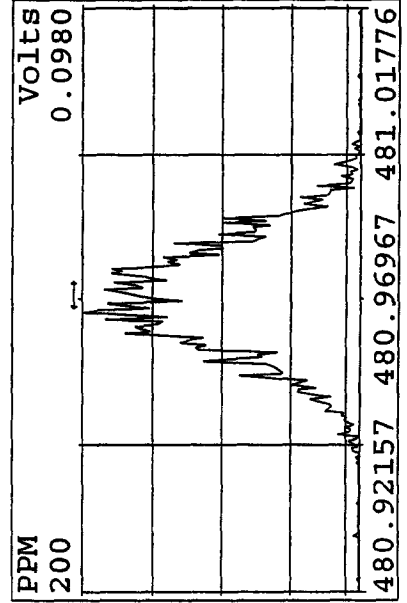
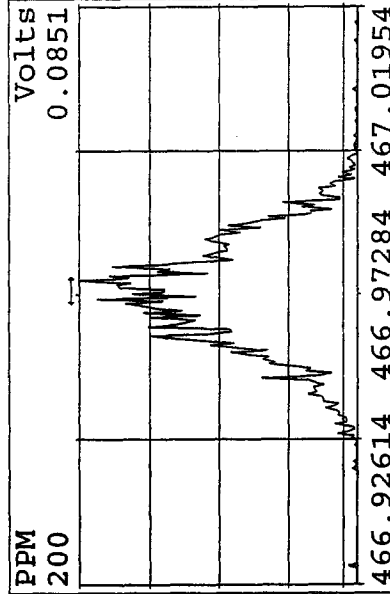
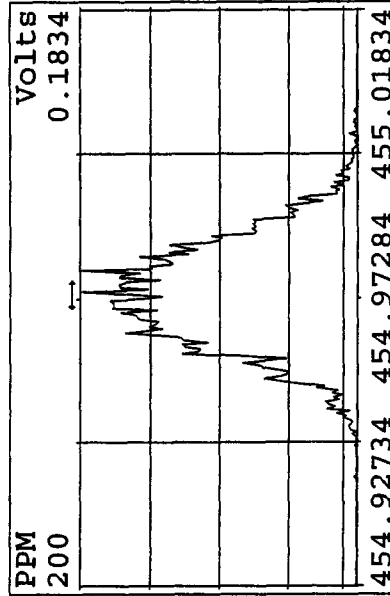
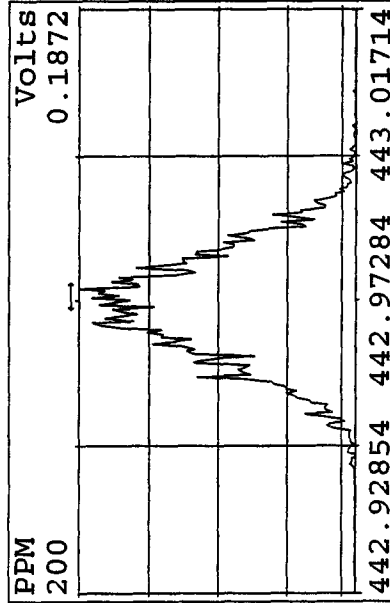
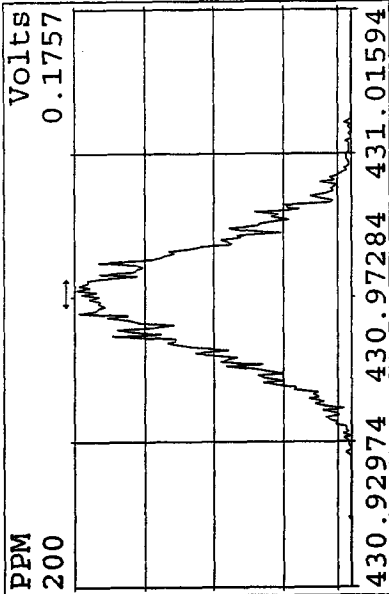
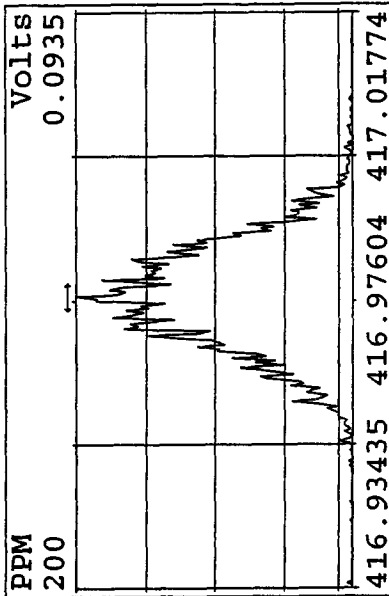
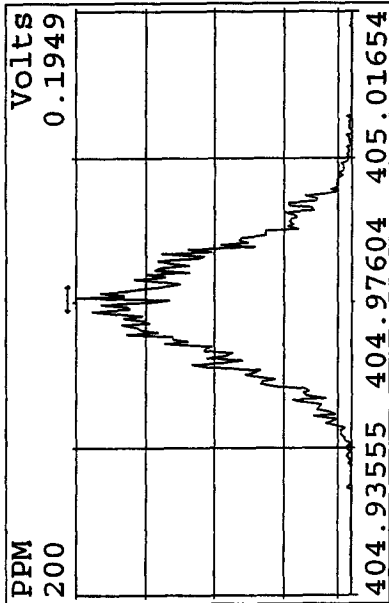
Peak Locate Examination: 21-APR-2010: 08:18 File: 21AP104D5
 Experiment: DIOXINRES8290A Function: 2 Reference: PFK



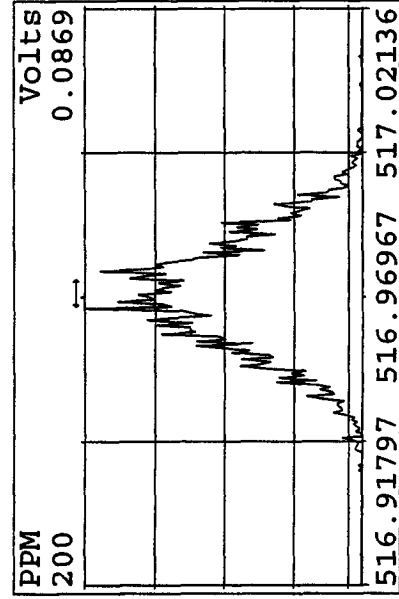
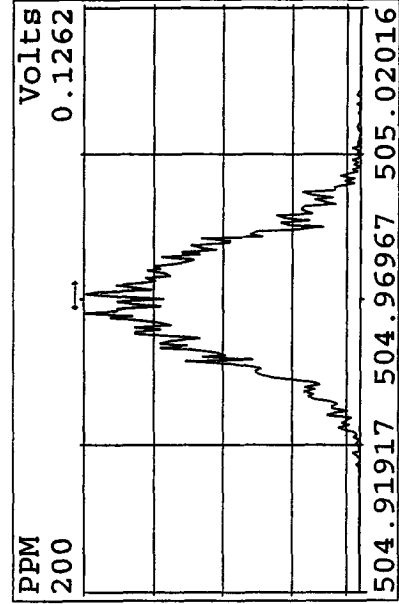
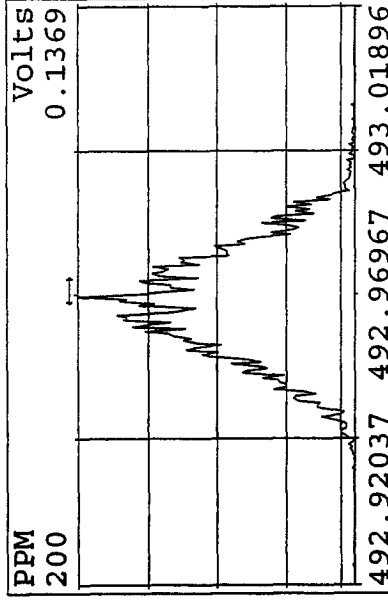
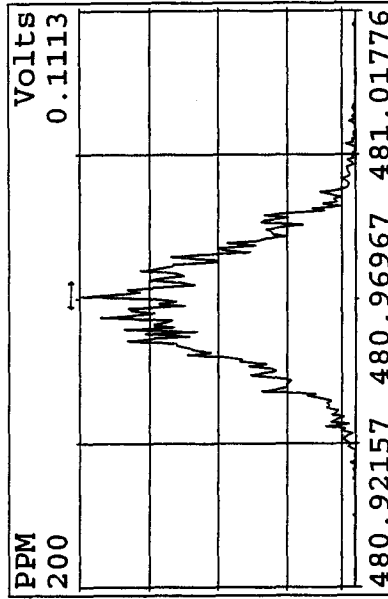
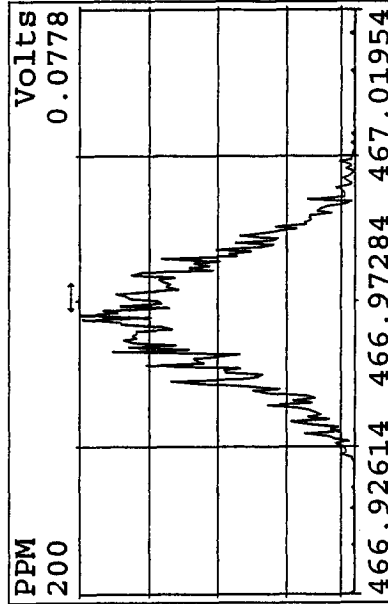
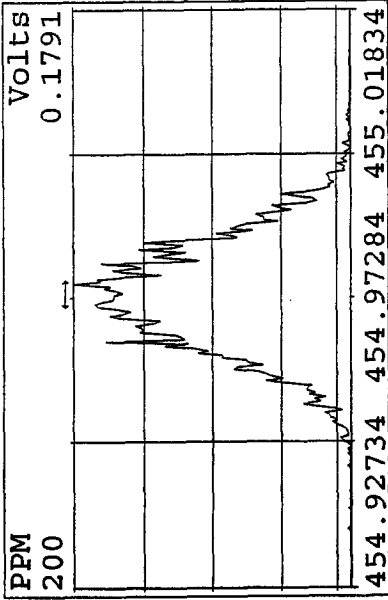
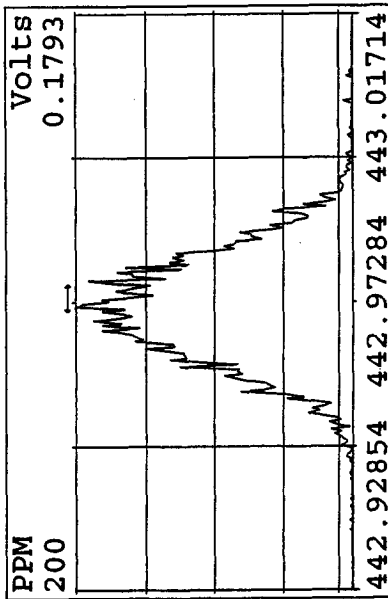
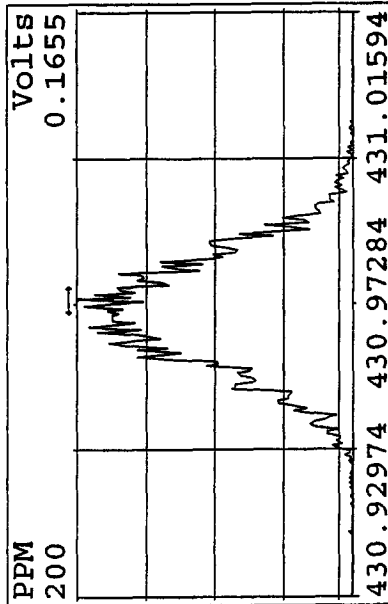
Peak Locate Examination: 21-APR-2010: 08:18 File: 21AP104D5
 Experiment: DIOXINRES8290A Function: 3 Reference: PFK



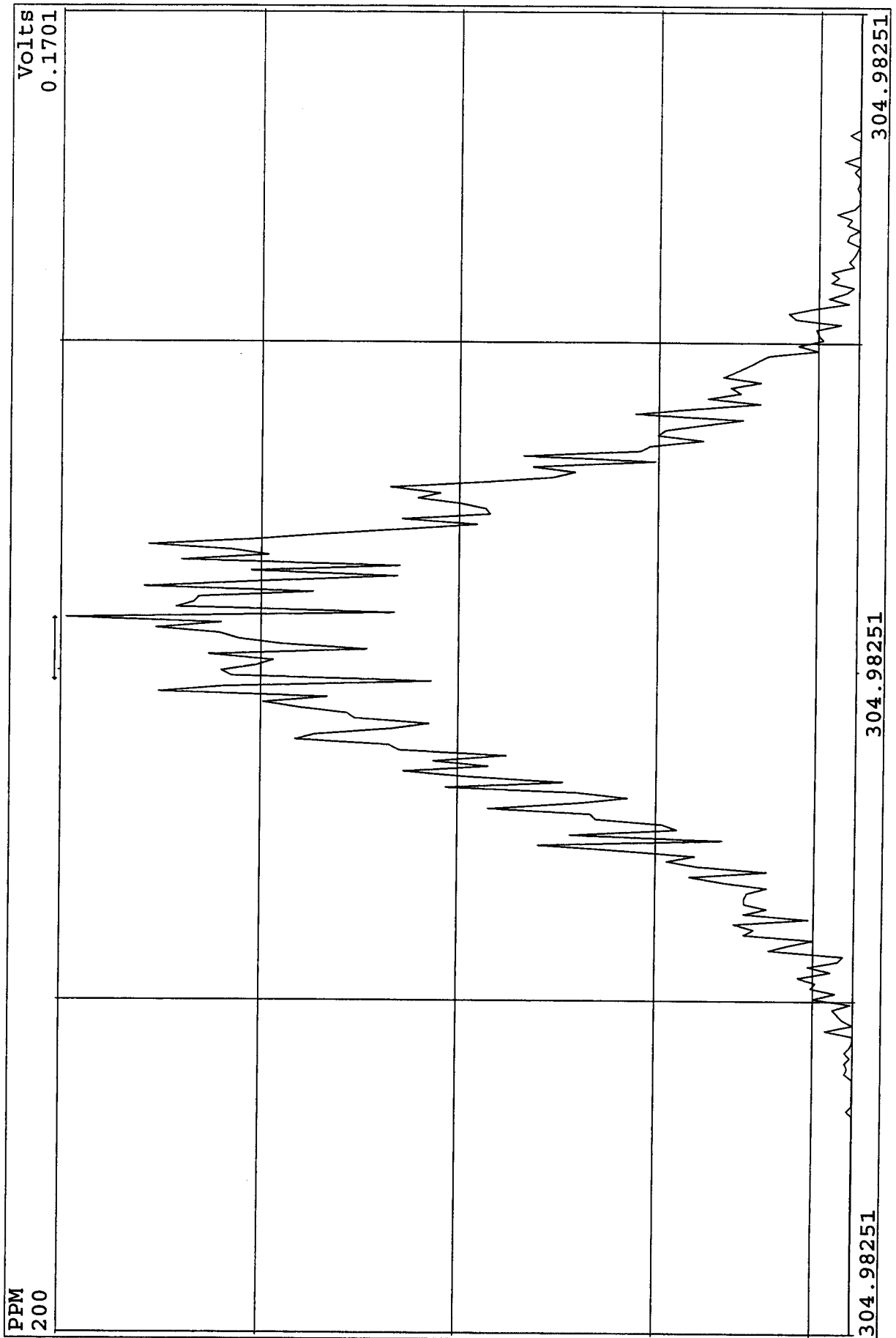
Peak Locate Examination: 21-APR-2010:08:18 File: 21AP104D5
Experiment: DIOXINRES8290A Function: 4 Reference: PFK



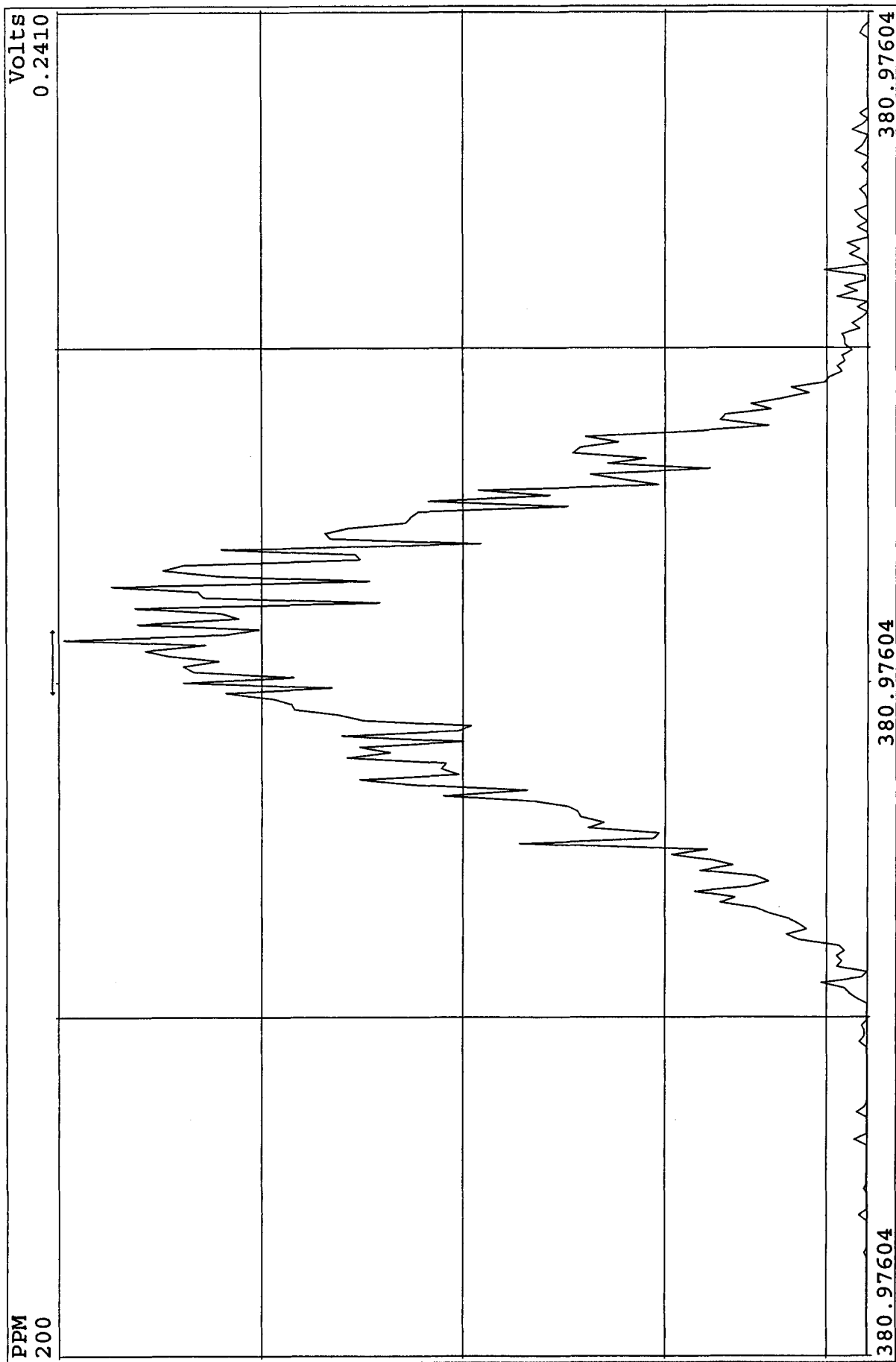
Peak Locate Examination: 21-APR-2010: 08:19 File: 21AP104D5
 Experiment: DIOXINRES8290A Function: 5 Reference: PFK



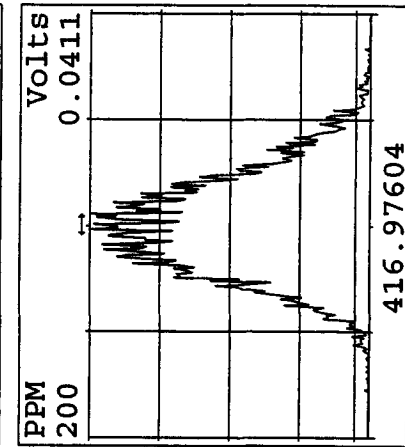
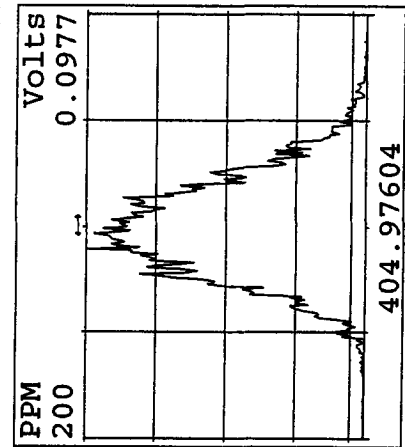
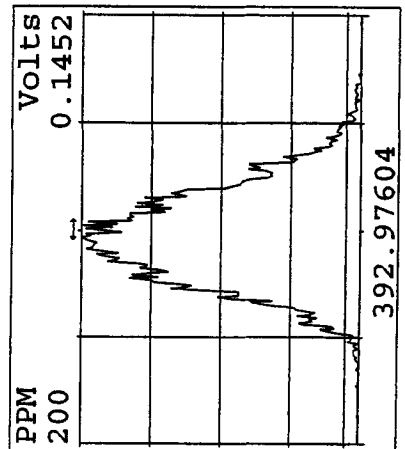
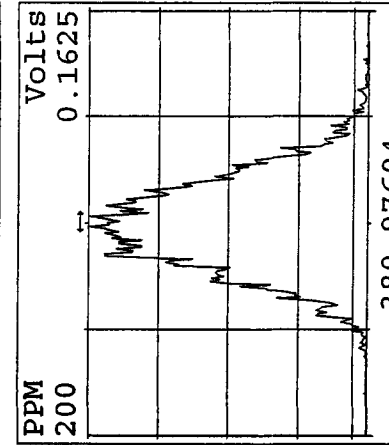
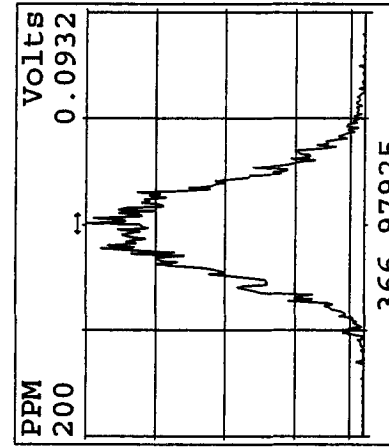
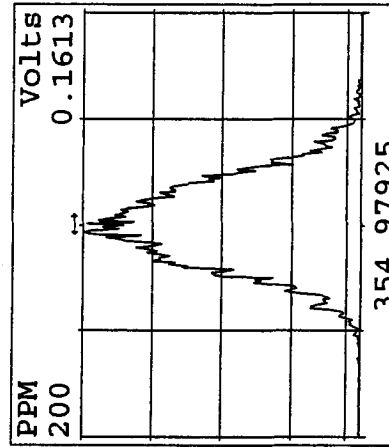
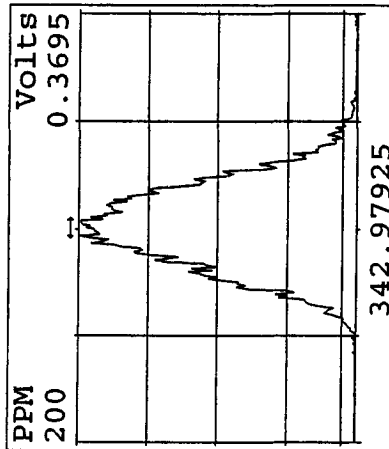
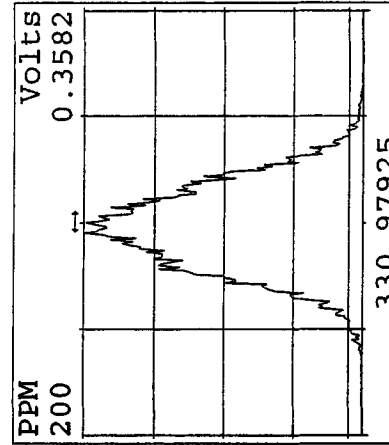
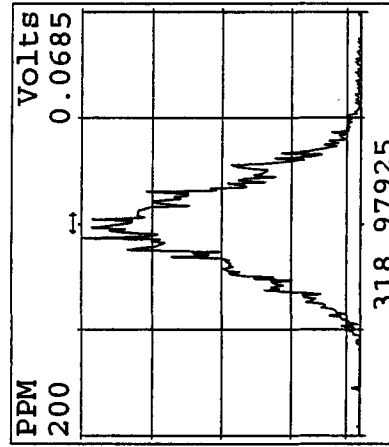
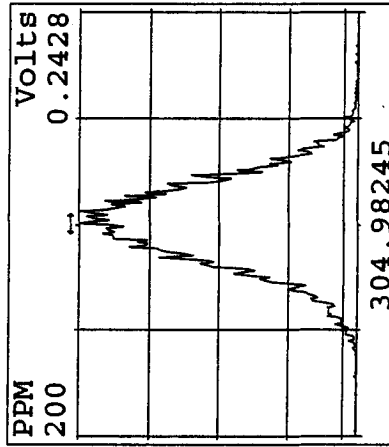
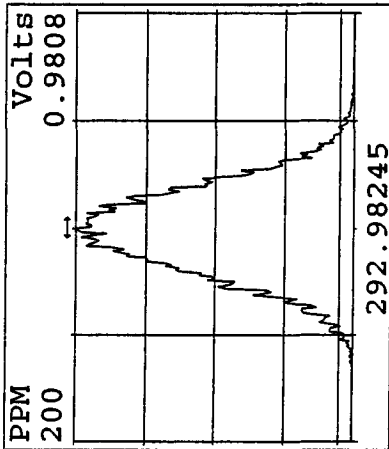
SIRLM Examination: 21-APR-2010:16:24 File: 21AP104D5
Experiment: DIOXINRES8290A Function: 7



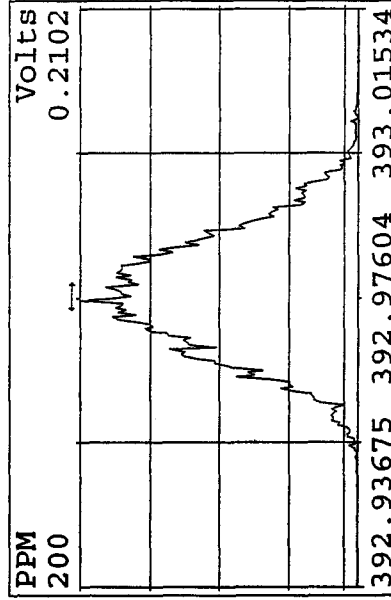
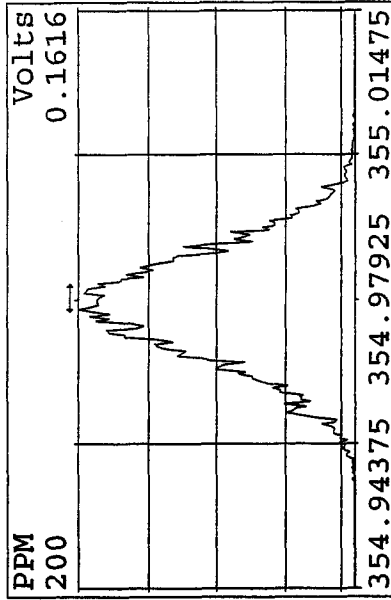
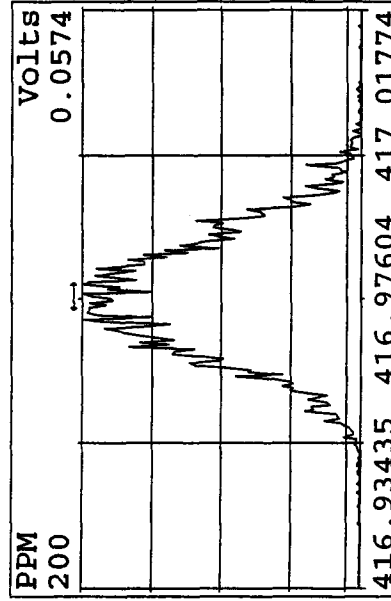
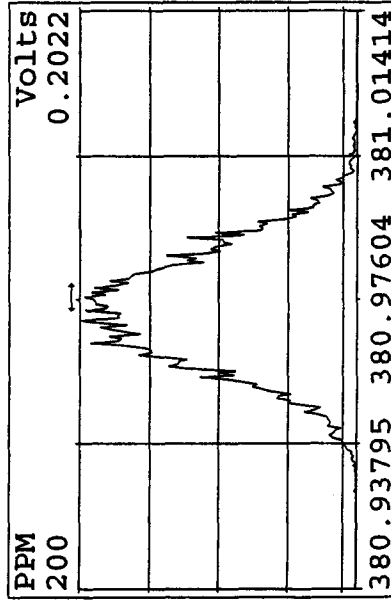
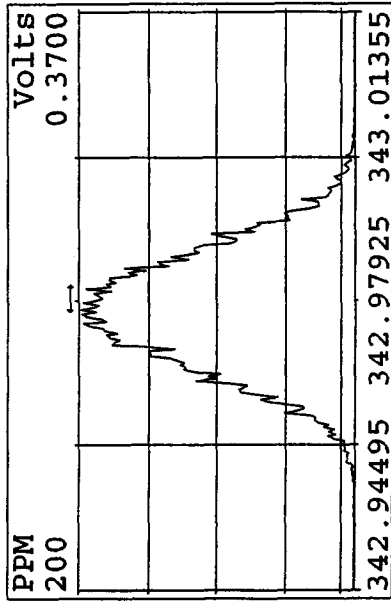
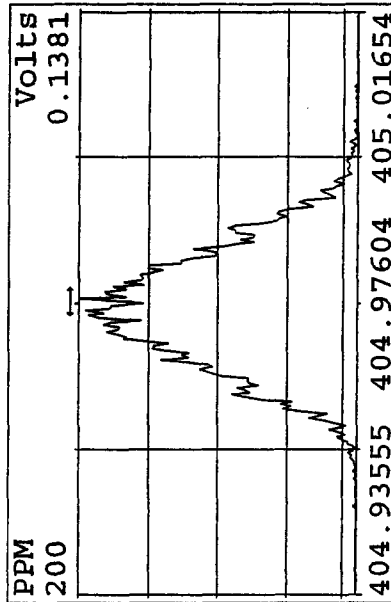
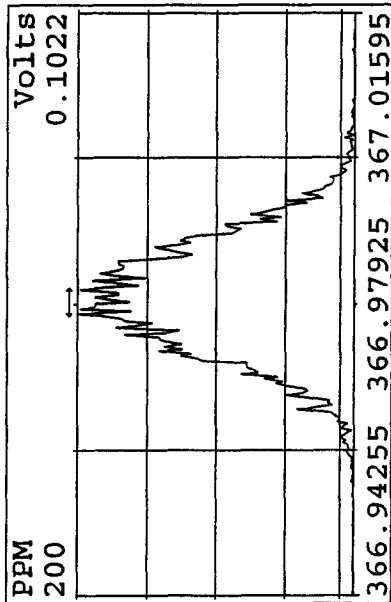
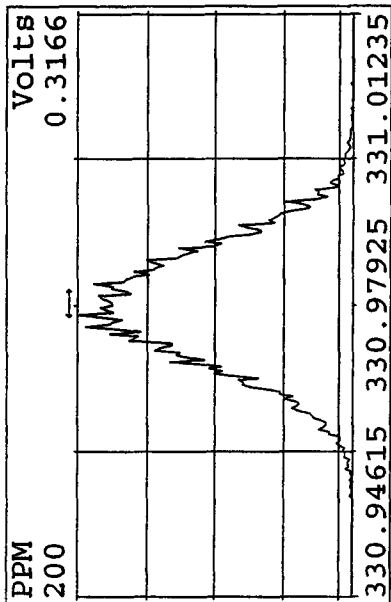
SIRLM Examination: 21-APR-2010:16:23 File: 21AP104D5
Experiment: DIOXINRES8290A Function: 6



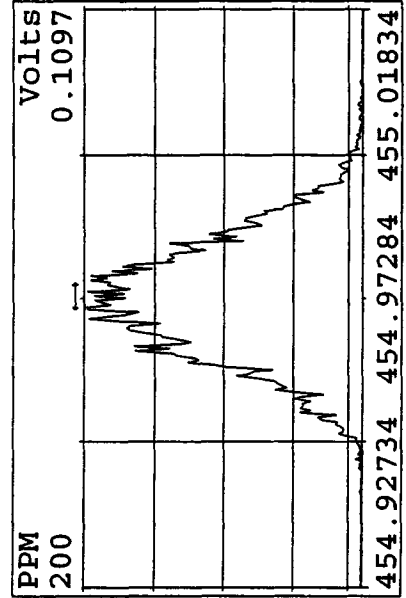
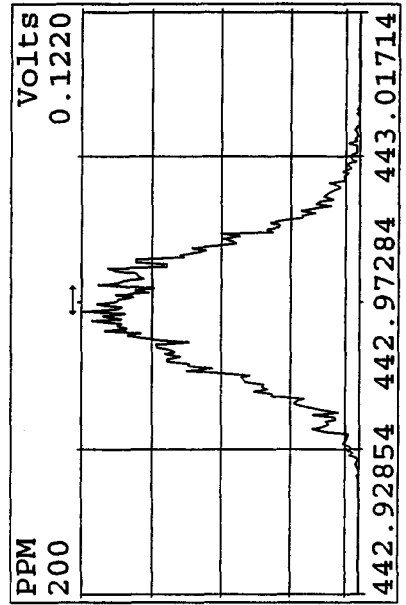
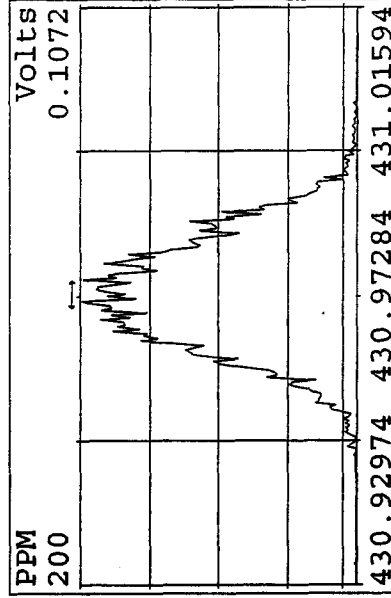
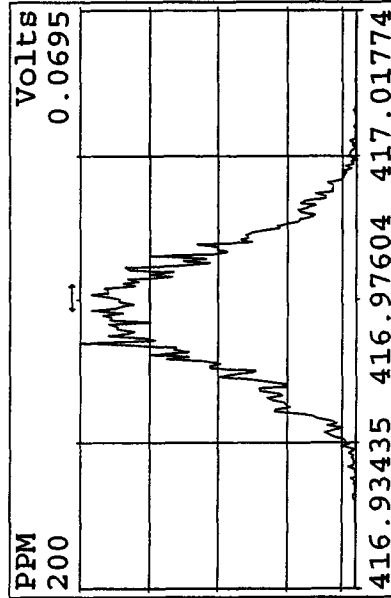
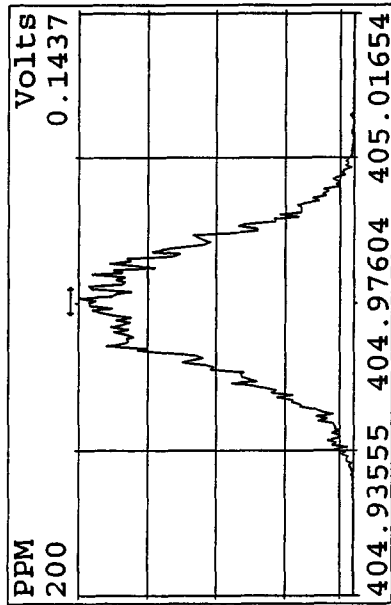
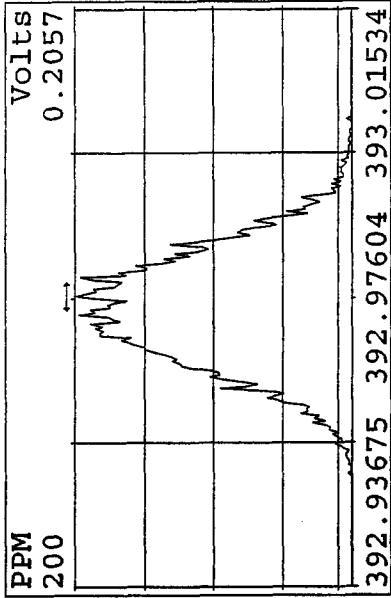
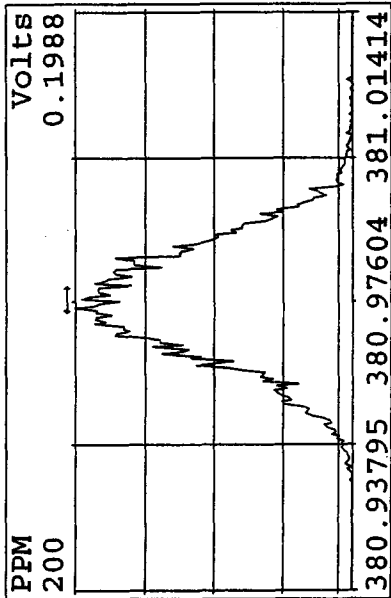
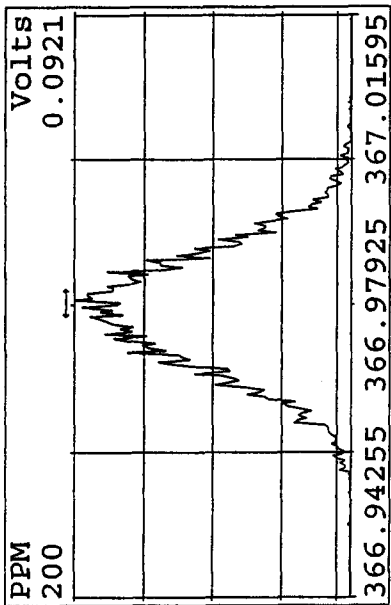
Peak Locate Examination: 21-APR-2010:20:53 File: 21AP10B4D5
Experiment: DIOXINRES8290A Function: 1 Reference: PFK



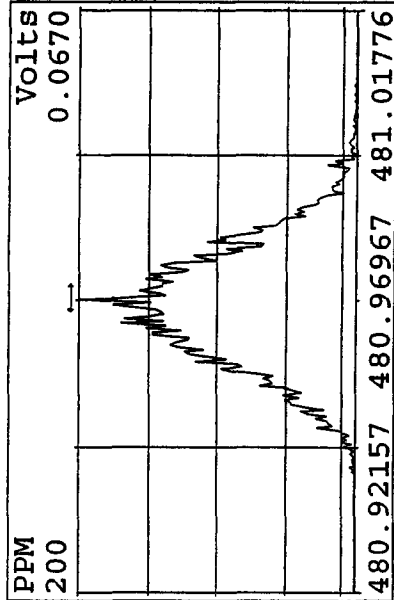
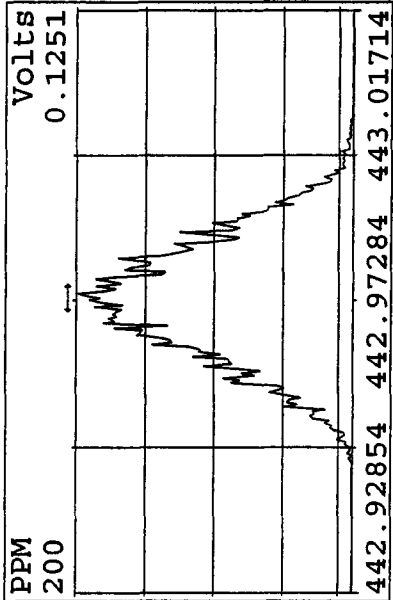
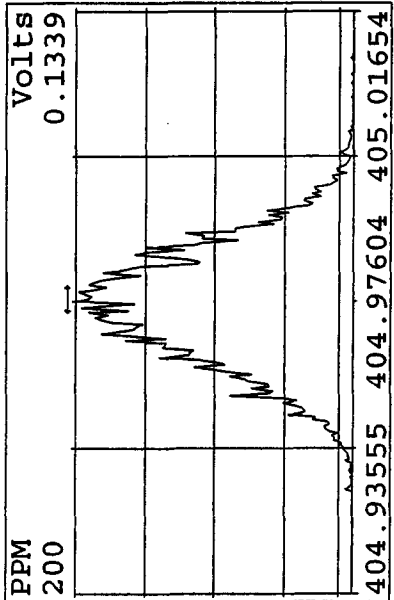
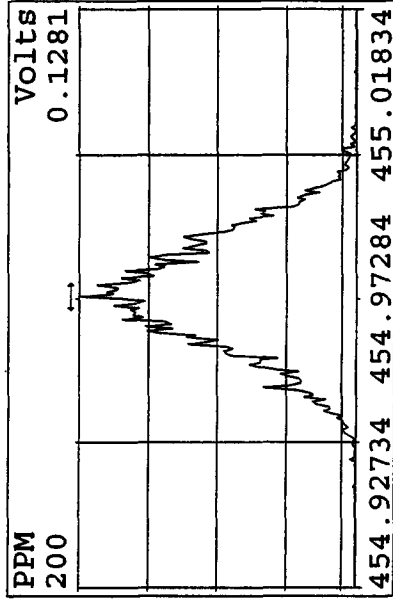
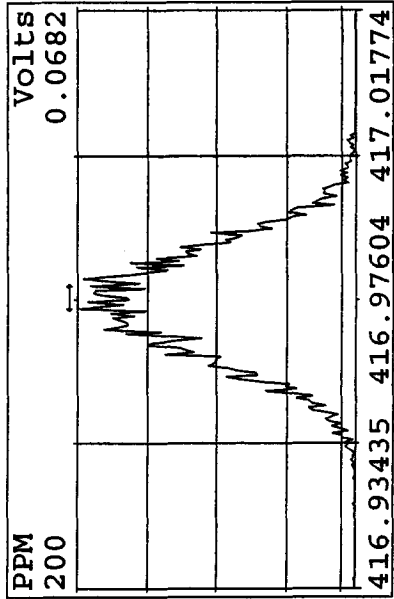
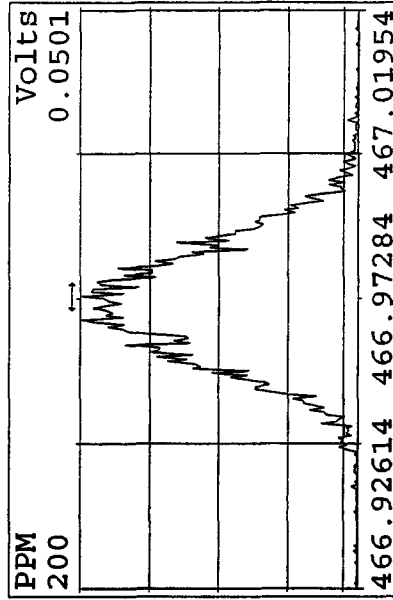
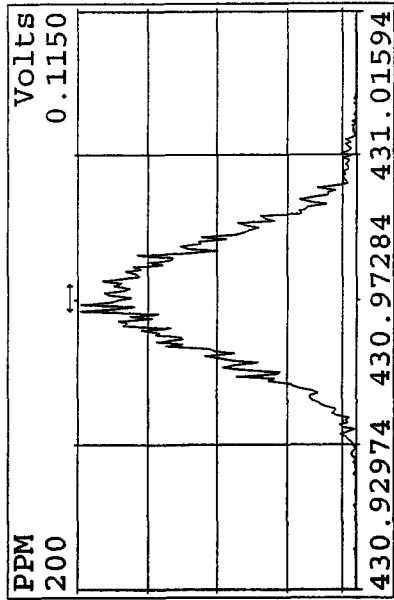
Peak Locate Examination: 21-APR-2010: 20:57 File: 21AP10B4D5
 Experiment: DIOXINRES8290A Function: 2 Reference: PFK



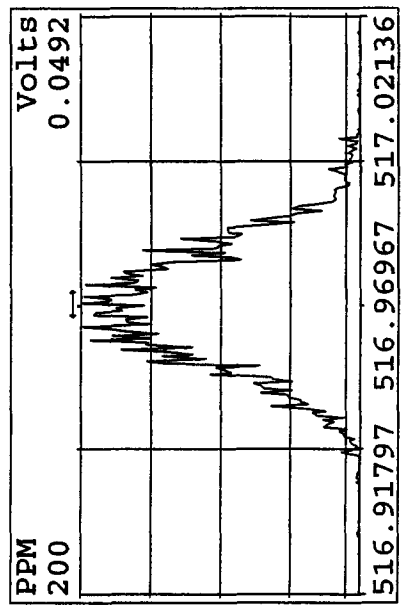
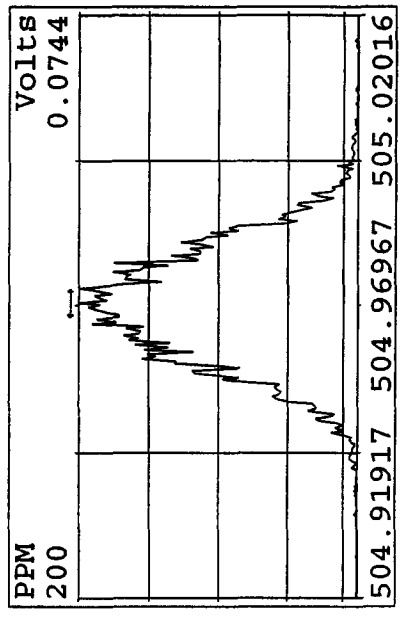
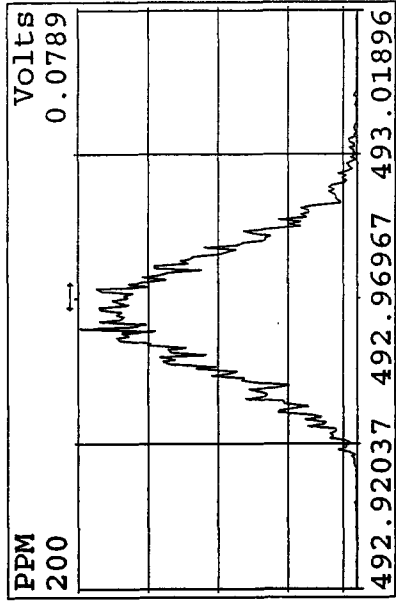
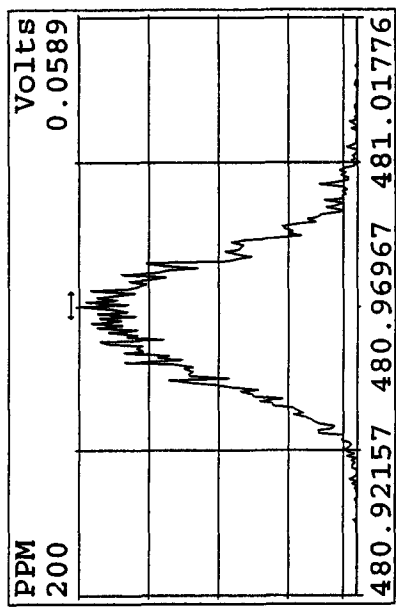
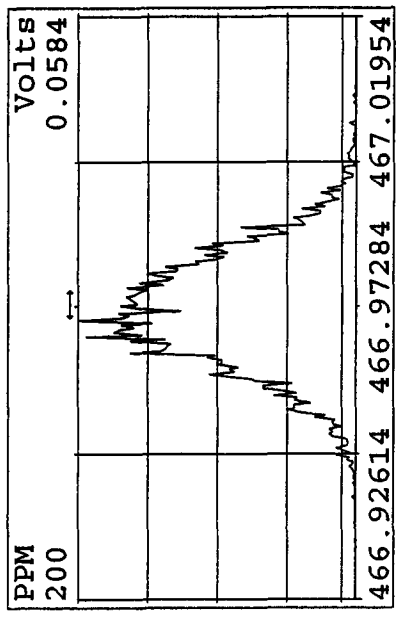
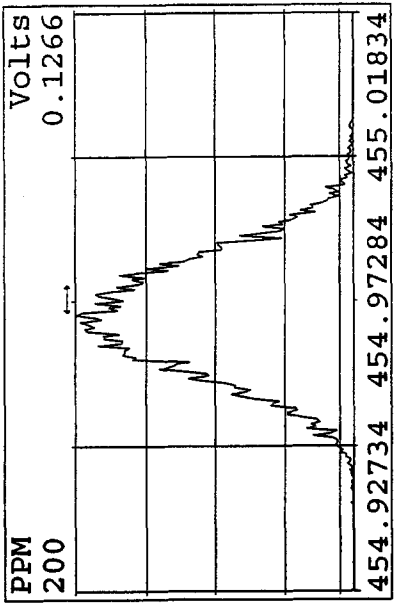
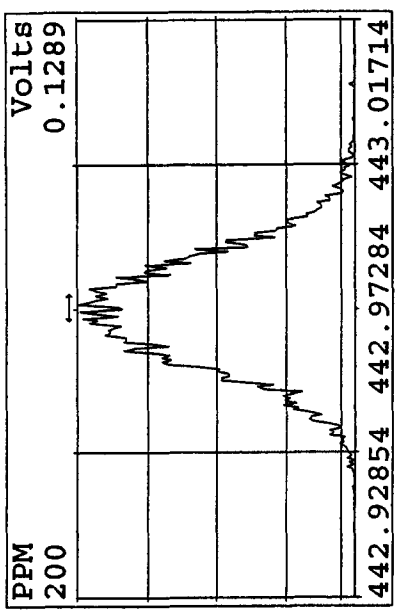
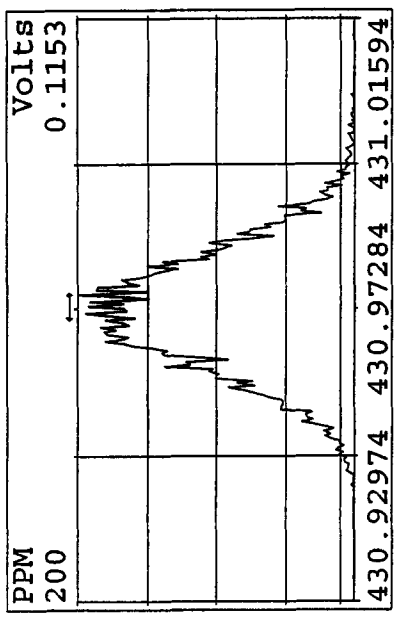
Peak Locate Examination:21-APR-2010:20:58 File:21AP10B4D5
 Experiment:DIOXINRES8290A Function:3 Reference:PFK



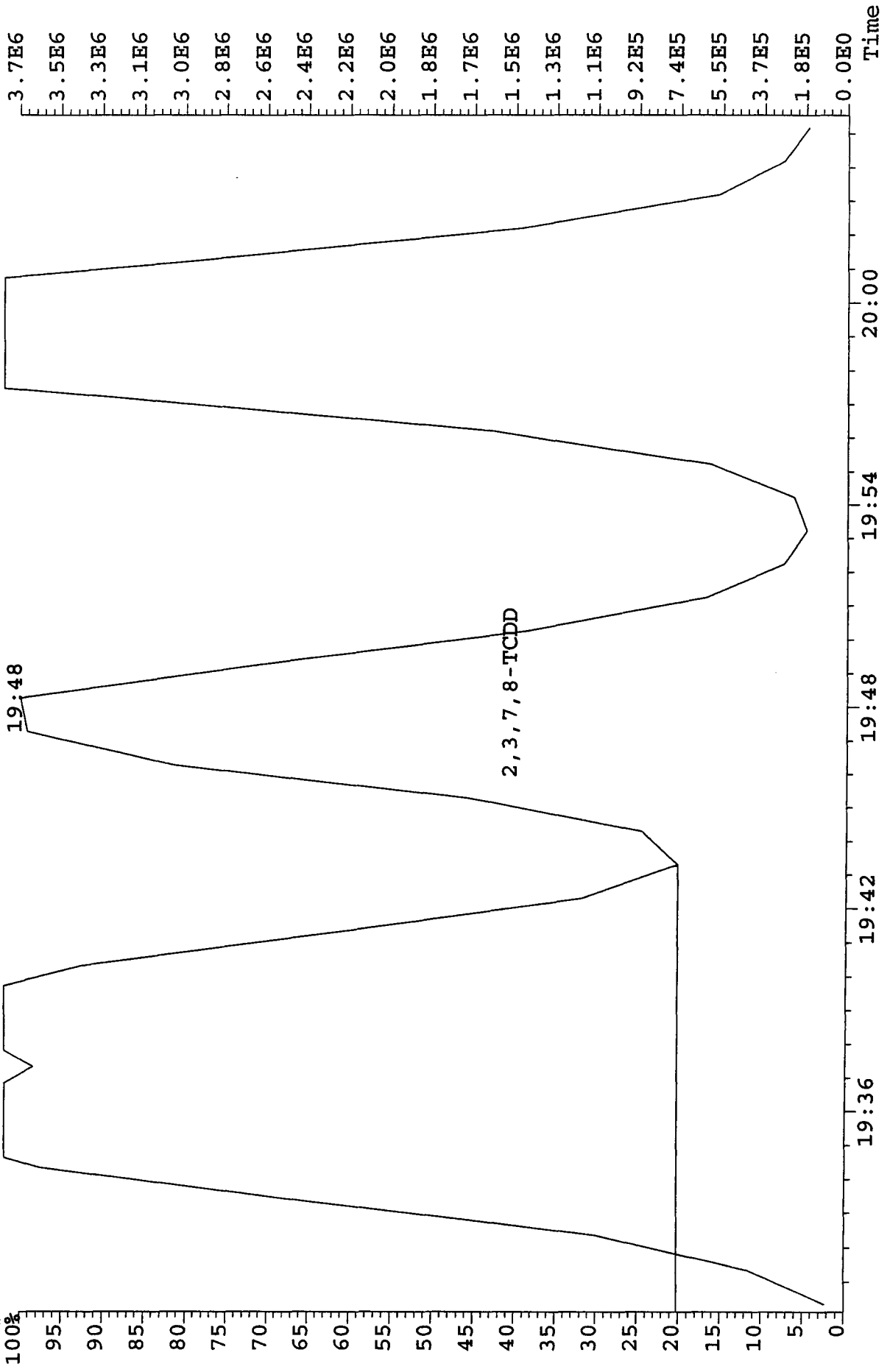
Peak Locate Examination: 21-APR-2010: 21:00 File: 21AP10B4D5
 Experiment: DIOXINRES8290A Function: 4 Reference: PFK



Peak Locate Examination:21-APR-2010:21:02 File:21AP10B4D5
 Experiment:DIOXINRES8290A Function:5 Reference:PFK



File: 21AP104D5 #1-434 Acq: 21-APR-2010 09:06:29 GC EI+ Voltage SIR Autospec-UltimaE
 321.8936 S: 2 Exp: DIOXINRES8290A
 Sample Text: CP0421 : DB-5 CPSM 3732-05



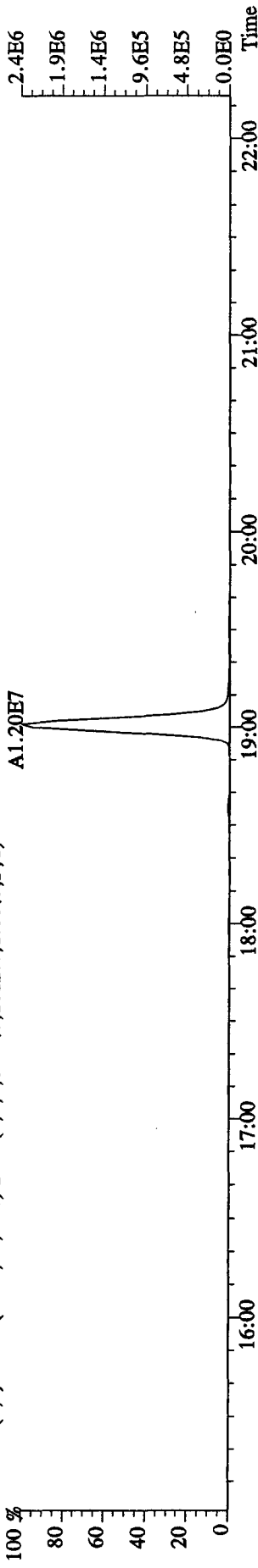
Run: 21AP104D5 Analyte: 8290A Cal: 8290A0412104D5

ST0412B :CS-1 09DXN422 ST0412A :CS-2 09DXN423 ST0412 :CS-3 10DXN111
 ST0412D :CS-4 09DXN426 ST0412C :CS-5 09DXN456

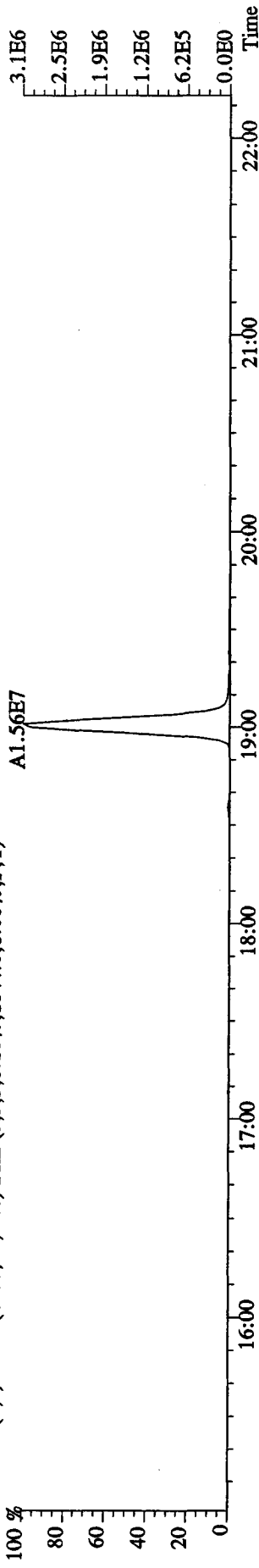
Name	Mean	S. D.	%RSD	S4	RRF1	S3	RRF2	S2	RRF3	S6	RRF4	S5	RRF5
13C-1,2,3,4-TCDD	-	-	- %	-	-	-	-	-	-	-	-	-	-
13C-2,3,7,8-TCDF	1.521	0.098	6.47 %	1.54	1.47	1.60	1.38	1.62	1.62	1.38	0.95	0.98	0.98
2,3,7,8-TCDF	0.945	0.042	4.44 %	0.88	0.94	0.98	0.95	0.98	0.98	0.95	0.95	0.98	0.98
Total TCDF	0.945	0.042	4.44 %	0.88	0.94	0.98	0.95	0.98	0.98	0.95	0.95	0.98	0.98
13C-2,3,7,8-TCDD	0.950	0.080	8.47 %	0.94	0.87	0.95	0.91	1.08	1.08	0.91	1.04	1.05	1.05
2,3,7,8-TCDD	1.021	0.031	3.03 %	1.00	0.98	1.04	1.04	1.04	1.04	1.04	1.04	1.05	1.05
Total TCDD	1.021	0.031	3.03 %	1.00	0.98	1.04	1.04	1.04	1.04	1.04	1.04	1.05	1.05
37Cl-2,3,7,8-TCDD	2.261	0.218	9.64 %	2.41	2.04	2.16	2.14	2.56	2.56	2.14	2.14	2.56	2.56
13C-1,2,3,7,8-PeCDF	1.050	0.149	14.1 %	0.97	0.97	1.01	0.98	1.31	1.31	0.98	1.06	1.06	1.06
1,2,3,7,8-PeCDF	1.045	0.049	4.68 %	0.97	1.02	1.09	1.09	1.06	1.06	1.09	1.02	0.96	0.96
2,3,4,7,8-PeCDF	0.982	0.045	4.55 %	0.93	0.97	1.03	1.02	1.01	1.01	1.02	1.05	1.01	1.01
Total F2 PeCDF	1.013	0.046	4.50 %	0.95	0.99	1.06	1.05	1.01	1.01	1.05	1.05	1.01	1.01
Total F1 PeCDF	1.013	0.046	4.50 %	0.95	0.99	1.06	1.05	1.01	1.01	1.05	1.05	1.01	1.01
13C-1,2,3,7,8-PeCDD	0.670	0.094	14.0 %	0.61	0.65	0.62	0.64	0.84	0.84	0.64	0.99	0.99	0.99
1,2,3,7,8-PeCDD	0.982	0.047	4.75 %	0.94	0.93	1.04	1.01	1.01	1.01	1.01	1.01	0.99	0.99
Total PeCDD	0.982	0.047	4.75 %	0.94	0.93	1.04	1.01	1.01	1.01	1.01	1.01	0.99	0.99
13C-1,2,3,7,8,9-HxCDD	-	-	- %	-	-	-	-	-	-	-	-	-	-
13C-1,2,3,4,7,8-HxCDF	1.025	0.075	7.29 %	1.08	0.98	1.08	0.92	1.06	1.06	0.92	1.23	1.23	1.23
1,2,3,4,7,8-HxCDF	1.213	0.061	5.00 %	1.12	1.18	1.25	1.28	1.33	1.33	1.28	1.33	1.23	1.23
1,2,3,6,7,8-HxCDF	1.343	0.096	7.13 %	1.20	1.34	1.46	1.38	1.23	1.23	1.38	1.26	1.23	1.23
2,3,4,6,7,8-HxCDF	1.222	0.064	5.27 %	1.13	1.19	1.29	1.26	1.10	1.10	1.26	1.17	1.10	1.10
1,2,3,7,8,9-HxCDF	1.092	0.072	6.60 %	1.02	1.02	1.15	1.17	1.22	1.22	1.17	1.27	1.22	1.22
Total HxCDF	1.218	0.070	5.72 %	1.12	1.18	1.29	1.27	1.22	1.22	1.27	1.27	1.22	1.22
13C-1,2,3,6,7,8-HxCDD	0.807	0.060	7.46 %	0.81	0.77	0.86	0.72	0.87	0.87	0.72	0.72	0.87	0.87
1,2,3,4,7,8-HxCDD	1.007	0.056	5.54 %	0.93	1.02	1.04	1.07	0.98	0.98	1.04	1.07	0.98	0.98

1,2,3,6,7,8-HxCDD	1.114	0.059	5.33 %	1.06	1.06	1.19	1.16	1.11
1,2,3,7,8,9-HxCDD	1.209	0.083	6.88 %	1.17	1.12	1.22	1.34	1.19
Total HxCDD	1.110	0.061	5.46 %	1.08	1.04	1.15	1.19	1.09
13C-1,2,3,4,6,7,8-HpCDF	0.863	0.061	7.10 %	0.82	0.87	0.95	0.79	0.88
1,2,3,4,6,7,8-HpCDF	1.310	0.072	5.52 %	1.28	1.20	1.39	1.36	1.32
1,2,3,4,7,8,9-HpCDF	1.026	0.053	5.19 %	1.00	0.95	1.09	1.06	1.03
Total HpCDF	1.168	0.063	5.36 %	1.14	1.08	1.24	1.21	1.18
13C-1,2,3,4,6,7,8-HpCDD	0.697	0.052	7.39 %	0.67	0.71	0.77	0.64	0.71
1,2,3,4,6,7,8-HpCDD	1.072	0.039	3.60 %	1.03	1.03	1.11	1.11	1.08
Total HpCDD	1.072	0.039	3.60 %	1.03	1.03	1.11	1.11	1.08
13C-OCDD	0.531	0.041	7.69 %	0.49	0.53	0.58	0.49	0.57
OCDF	1.445	0.085	5.85 %	1.39	1.32	1.51	1.50	1.50
OCDD	1.166	0.060	5.16 %	1.14	1.08	1.23	1.21	1.17

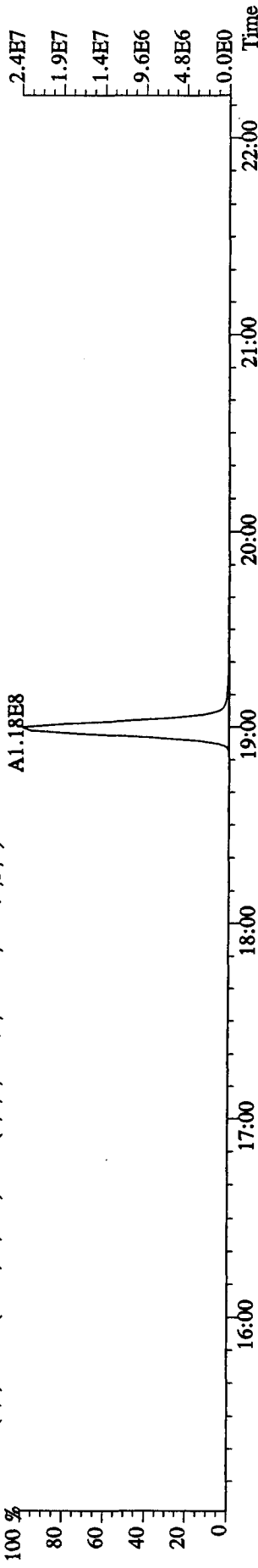
File:21AP104D5 #1-435 Acq:21-APR-2010 08:20:13 GC EI+ Voltage SIR Autospec-UltimaE
Sample#1 Text:ST0421 :CS3 10DXN111 Exp:DIOXINRES8290A
303.9016 SMO(1,3) BSUB(1000,15,-3.0) PKD(5,3,3,0.10%,1012.0,1.00%,F,T)



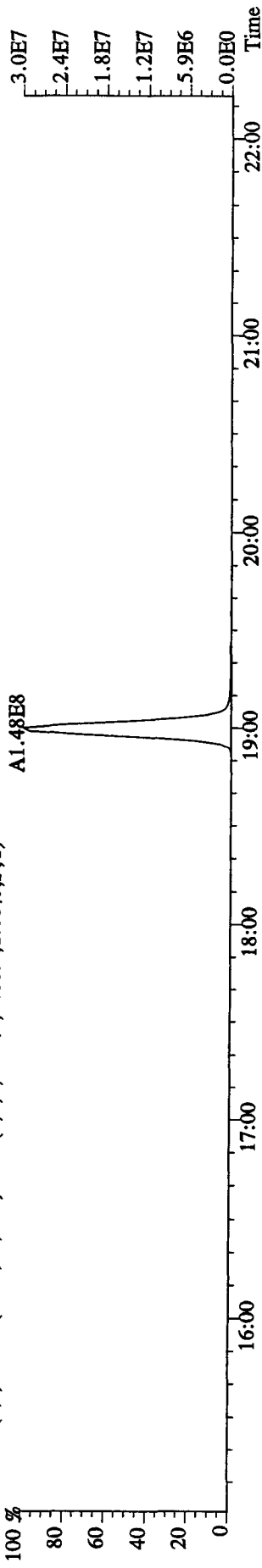
305.8987 SMO(1,3) BSUB(1000,15,-3.0) PKD(5,3,3,0.10%,1844.0,1.00%,F,T)



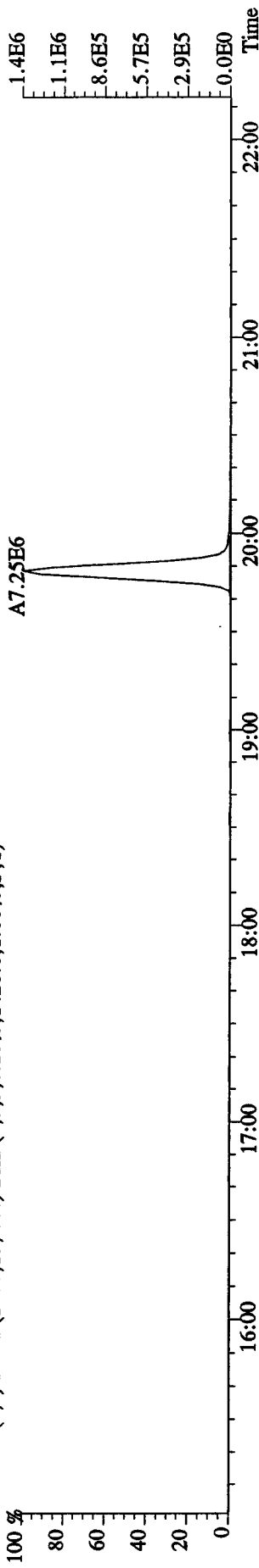
315.9419 SMO(1,3) BSUB(1000,15,-3.0) PKD(5,3,3,0.10%,2528.0,1.00%,F,T)



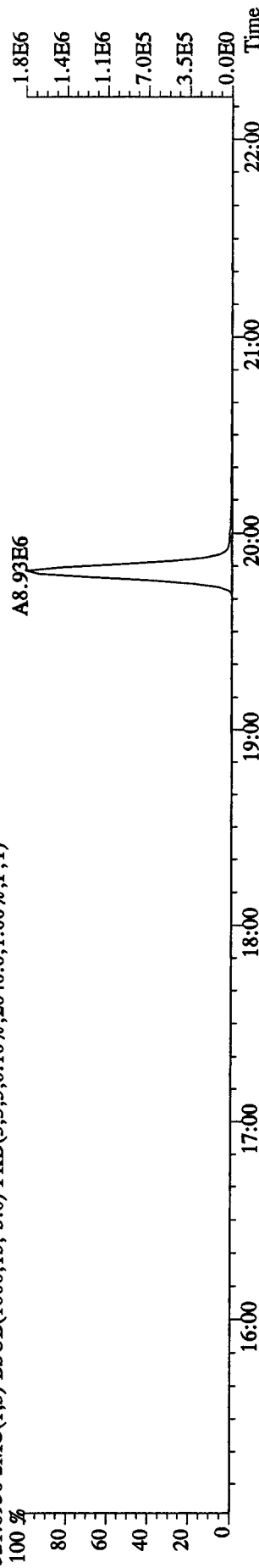
317.9389 SMO(1,3) BSUB(1000,15,-3.0) PKD(5,3,3,0.10%,2408.0,1.00%,F,T)



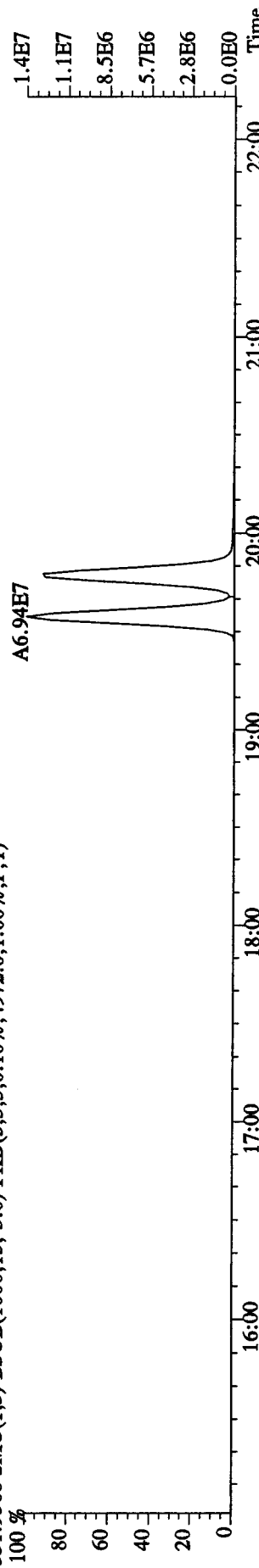
File:21API04D5 #1-435 Acq:21-APR-2010 08:20:13 GC EI+ Voltage SIR Autospec-UltimaE
 Sample#1 Text:ST0421 :CS3 10DXN111 Exp:DIOXINRES8290A
 319.8965 SMO(1,3) BSUB(1000,15,-3.0) PKD(5,3,3,0.10%,1428.0,1.00%,F,T)



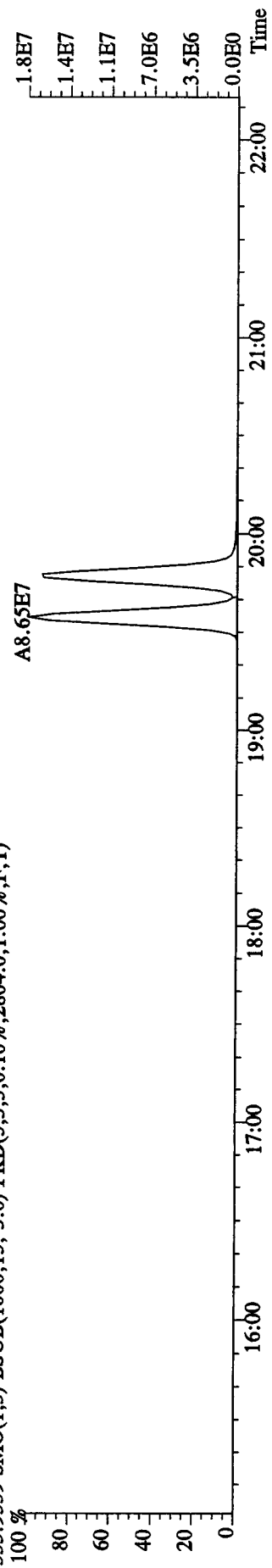
321.8936 SMO(1,3) BSUB(1000,15,-3.0) PKD(5,3,3,0.10%,2040.0,1.00%,F,T)



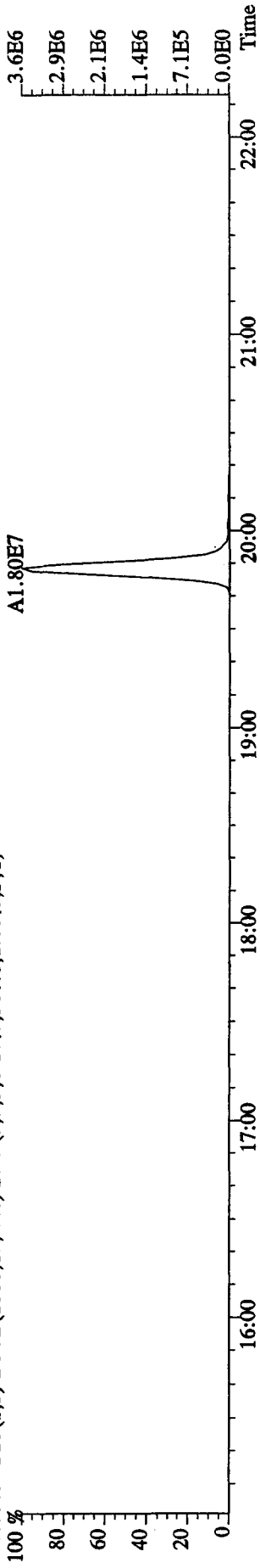
331.9368 SMO(1,3) BSUB(1000,15,-3.0) PKD(5,3,3,0.10%,4972.0,1.00%,F,T)



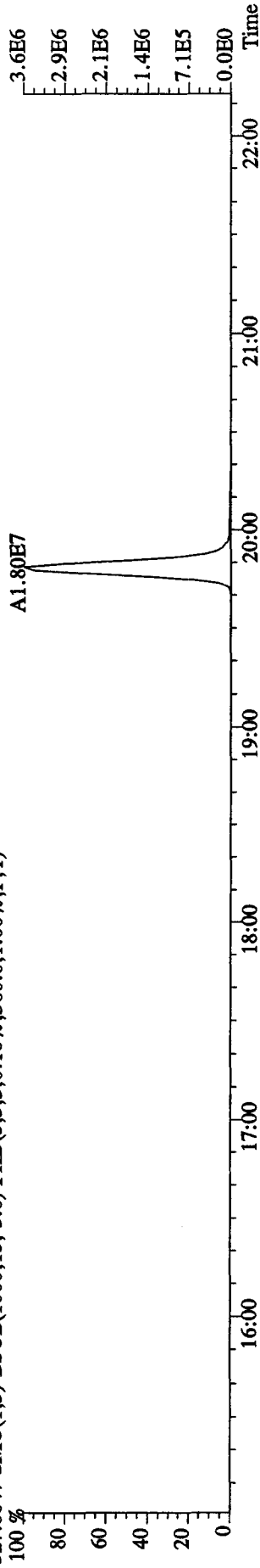
333.9339 SMO(1,3) BSUB(1000,15,-3.0) PKD(5,3,3,0.10%,2804.0,1.00%,F,T)



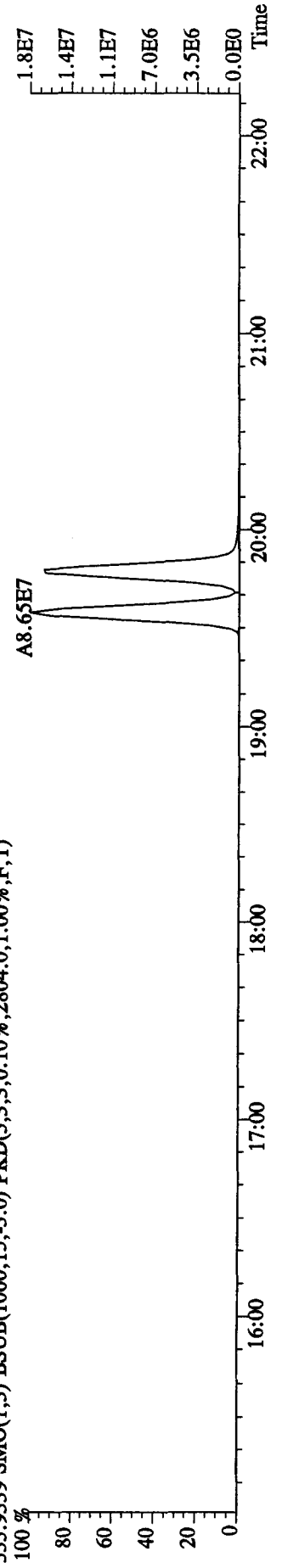
File:21AP104D5 #1-435 Acq:21-APR-2010 08:20:13 GC EI+ Voltage SIR Autospec-UltimaE
 Sample#1 Text:ST0421 :CS3 10DXN111 Exp:DIOXINRES8290A
 327.8847 SMO(1,3) BSUB(1000,15,-3.0) PKD(5,3,3,0.10%,360.0,1.00%,F,T)



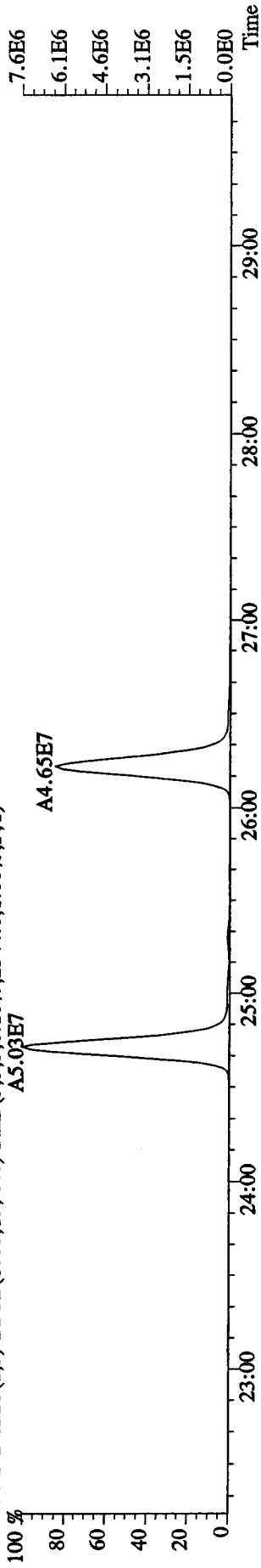
331.9368 SMO(1,3) BSUB(1000,15,-3.0) PKD(5,3,3,0.10%,4972.0,1.00%,F,T)



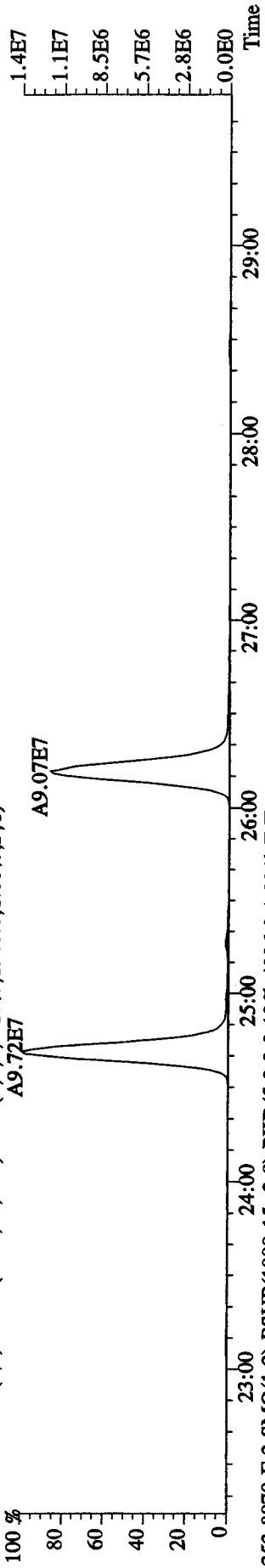
333.9339 SMO(1,3) BSUB(1000,15,-3.0) PKD(5,3,3,0.10%,2804.0,1.00%,F,T)



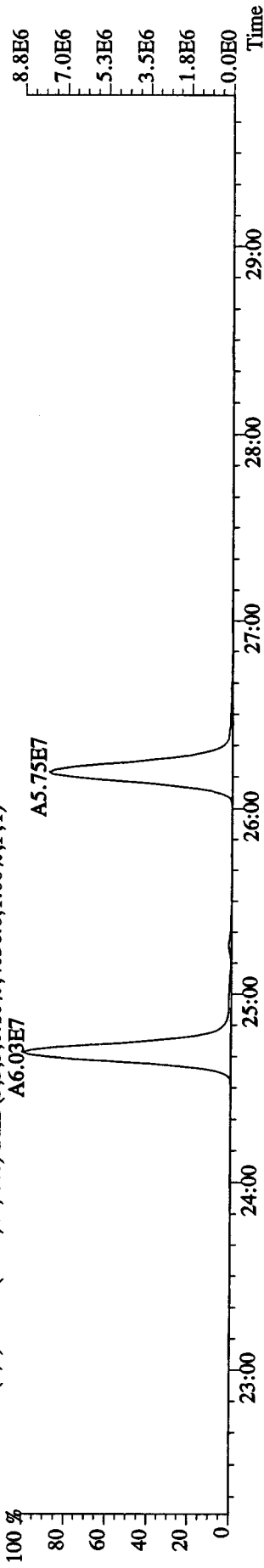
File:21AP104D5 #1-604 Acq:21-APR-2010 08:20:13 GC EI+ Voltage SIR Autospec-UltimaE
 Sample#1 Text:ST0421 :CS3 10DXNI11 Exp:DIOXINRES8290A
 339.8597 F:2 SMO(1,3) BSUB(1000,15,-3.0) PKD(5,3,3,0.10%,2344.0,1.00%,F,T)
 A5.03E7



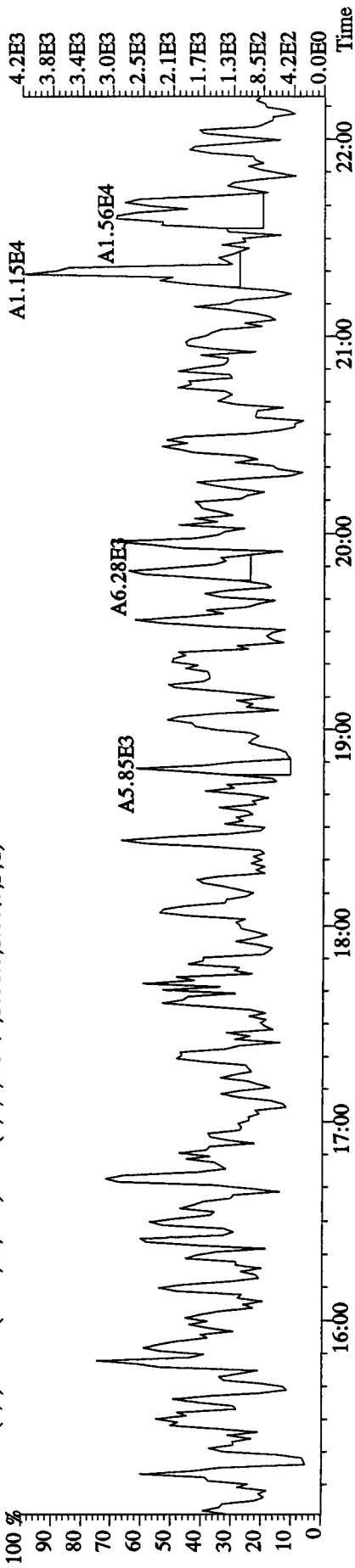
351.9000 F:2 SMO(1,3) BSUB(1000,15,-3.0) PKD(5,3,3,0.10%,1940.0,1.00%,F,T)
 A9.72E7



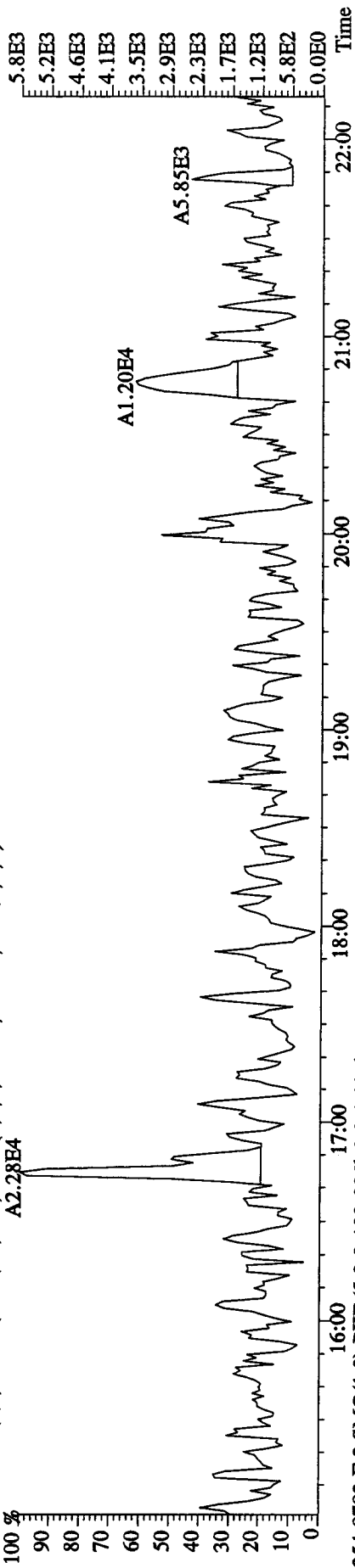
353.8970 F:2 SMO(1,3) BSUB(1000,15,-3.0) PKD(5,3,3,0.10%,4036.0,1.00%,F,T)
 A6.03E7



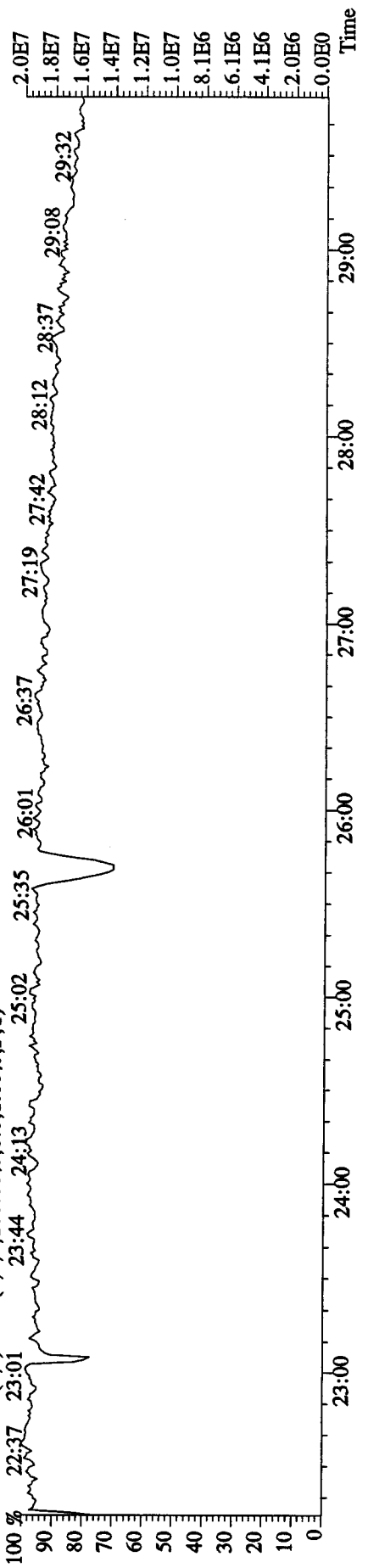
File:21AP104D5 #1-435 Acq:21-APR-2010 08:20:13 GC EI+ Voltage SIR Autospec-UltimaE
 Sample#1 Text:ST0421 :CS3 10DXN111 Exp:DIOXINRES8290A
 339.8597 SMO(1,3) BSUB(1000,15,-3.0) PKD(5,3,3,0.10%,1656.0,1.00%,F,T)



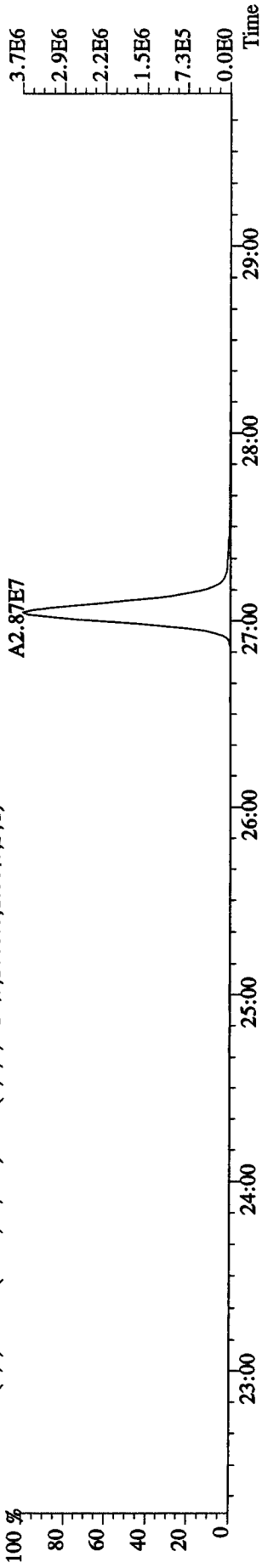
341.8567 SMO(1,3) BSUB(1000,15,-3.0) PKD(5,3,3,0.10%,1444.0,1.00%,F,T)



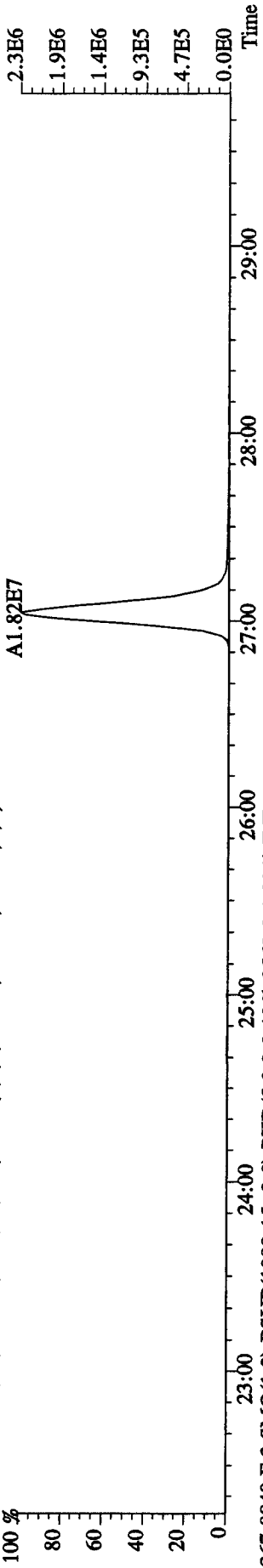
354.9792 F:2 SMO(1,3) PKD(5,3,100.00%,0.0,1.00%,F,T)



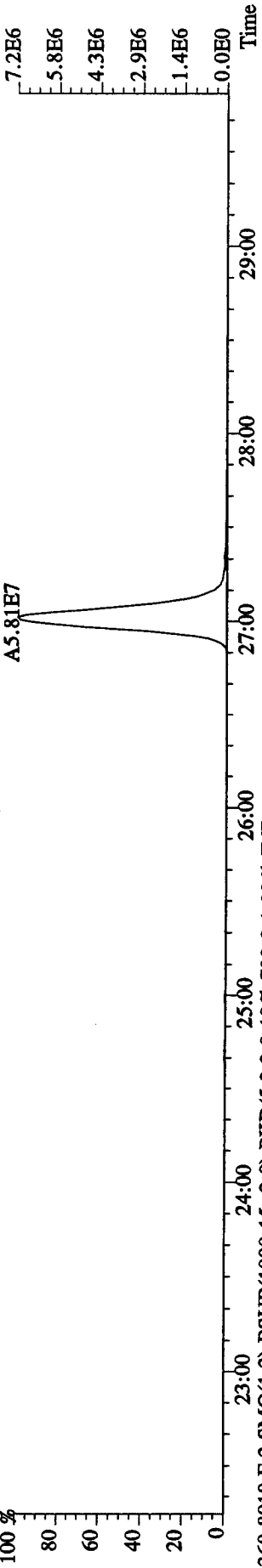
File: 21AP104D5 #1-604 Acq: 21-APR-2010 08:20:13 GC EI+ Voltage SIR Autospec-UltimaE
 Sample#1 Text: ST0421 :CS3 10DXN111 Exp: DIOXINRES8290A
 355.8546 F:2 SMO(1,3) BSUB(1000,15,-3.0) PKD(5,3,3,0.10%,1868.0,1.00%,F,T)



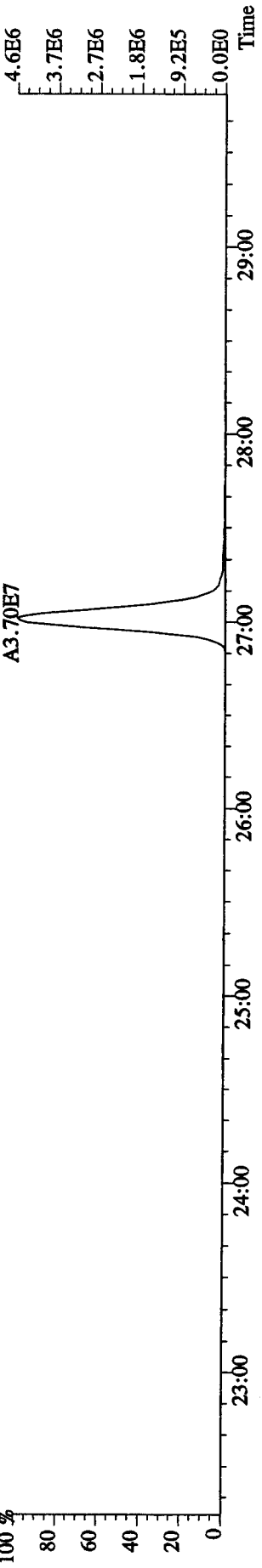
357.8516 F:2 SMO(1,3) BSUB(1000,15,-3.0) PKD(5,3,3,0.10%,1504.0,1.00%,F,T)



367.8949 F:2 SMO(1,3) BSUB(1000,15,-3.0) PKD(5,3,3,0.10%,2568.0,1.00%,F,T)



369.8919 F:2 SMO(1,3) BSUB(1000,15,-3.0) PKD(5,3,3,0.10%,720.0,1.00%,F,T)

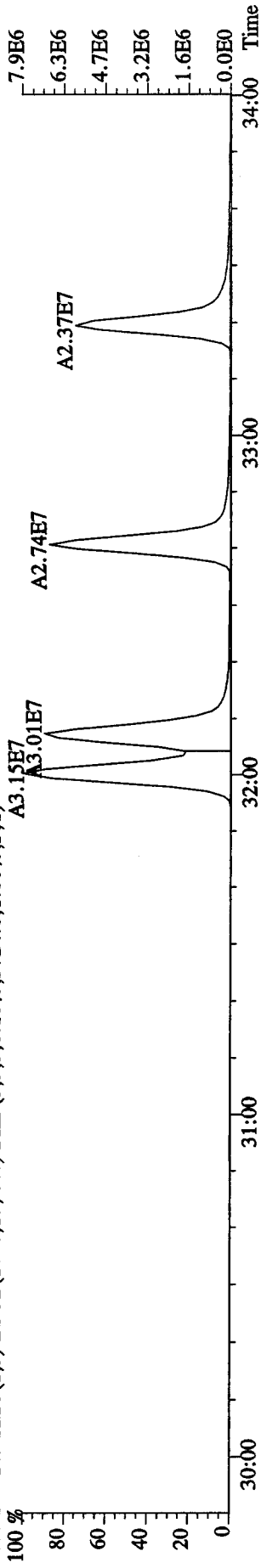


File: 21AP104D5 #1-316 Acq: 21-APR-2010 08:20:13 GC EI+ Voltage SIR Autospec-UltimaE

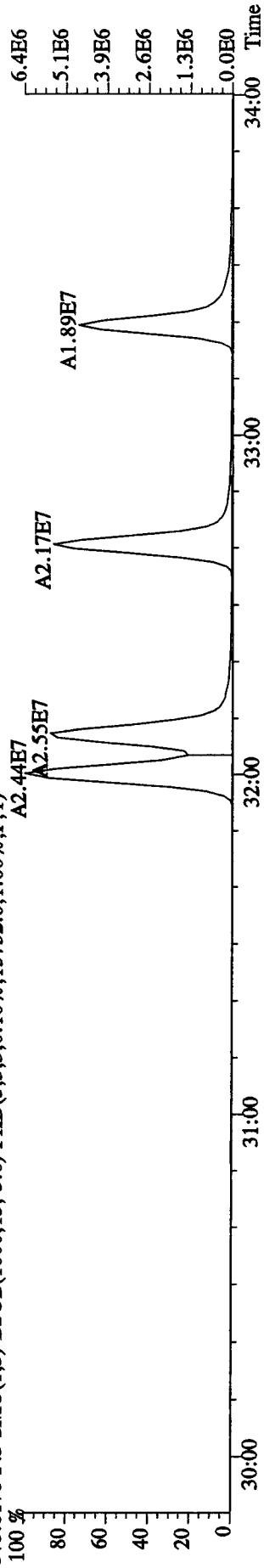
Sample#1 Text: ST0421 : CS3 10DXN111

Exp: DIOXINRES8290A

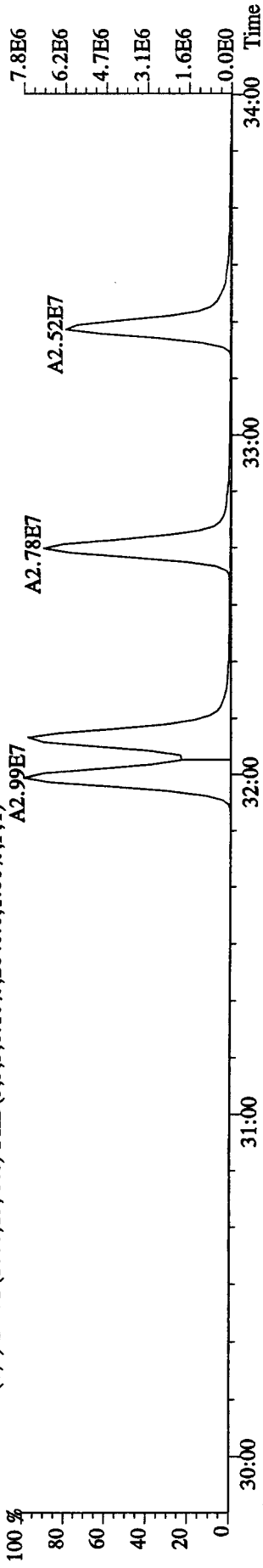
373.8208 F:3 SMO(1,3) BSUB(1000,15,-3.0) PKD(5,3,3,0,10%,3724.0,1.00%,F,T)



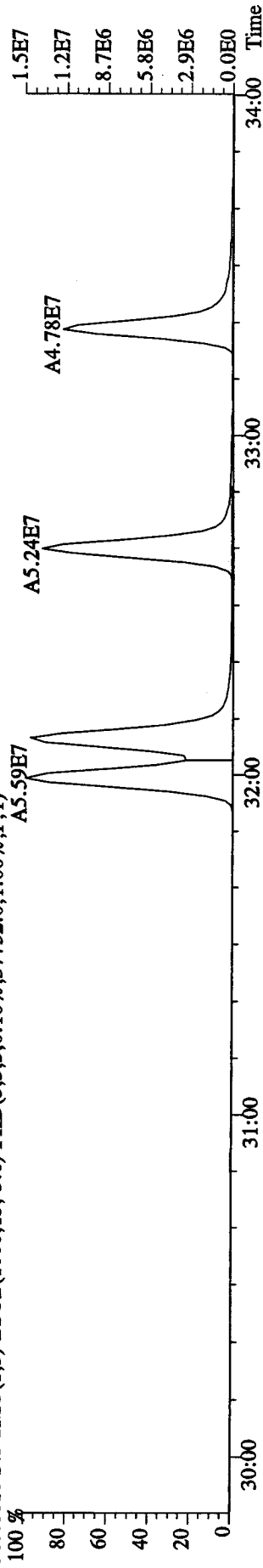
375.8178 F:3 SMO(1,3) BSUB(1000,15,-3.0) PKD(5,3,3,0,10%,15752.0,1.00%,F,T)



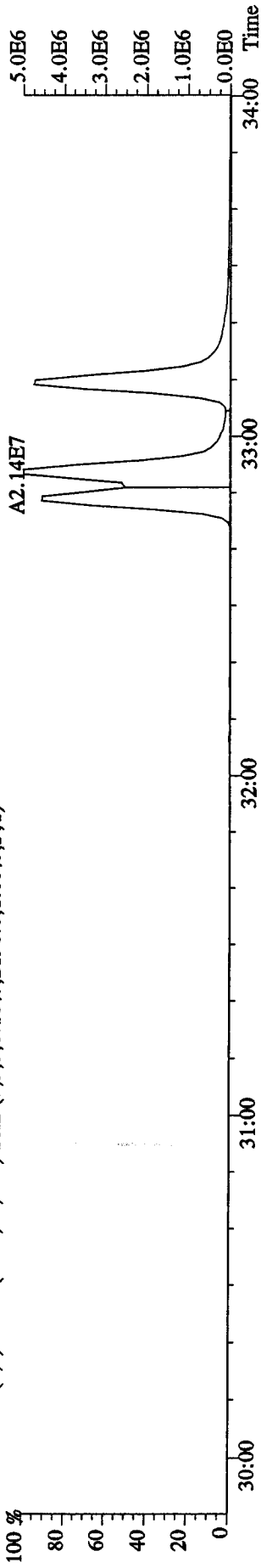
383.8639 F:3 SMO(1,3) BSUB(1000,15,-3.0) PKD(5,3,3,0,10%,2640.0,1.00%,F,T)



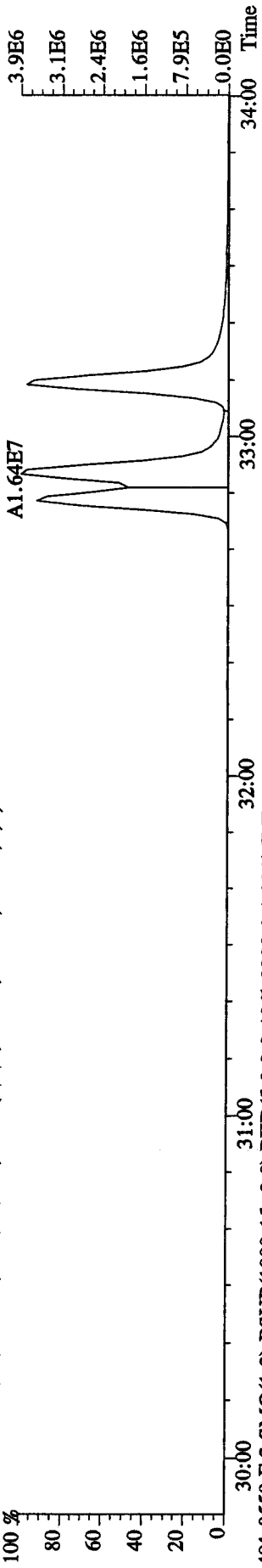
385.8610 F:3 SMO(1,3) BSUB(1000,15,-3.0) PKD(5,3,3,0,10%,37752.0,1.00%,F,T)



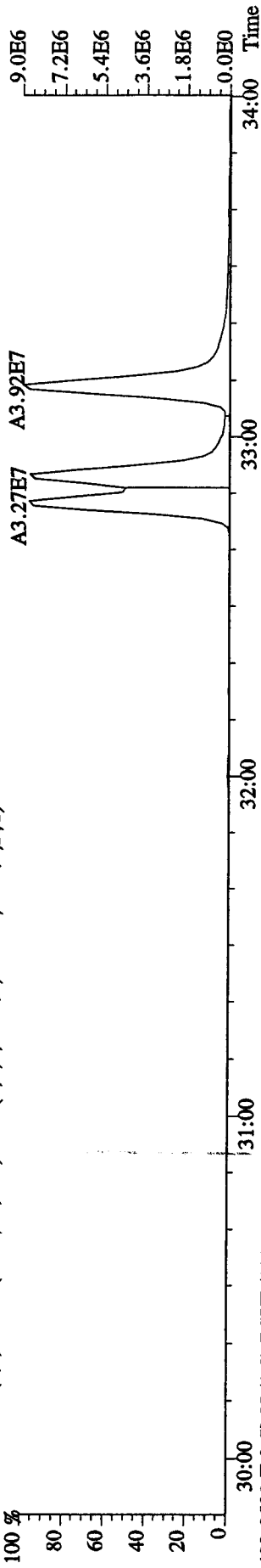
File:21AP104D5 #1-316 Acq:21-APR-2010 08:20:13 GC EI+ Voltage SIR Autospec-UltimaE
 Sample#1 Text:ST0421 :CS3 10DXN111 Exp:DIOXINRES8290A
 389.8157 F:3 SMO(1,3) BSUB(1000,15,-3.0) PKD(5,3,3,0,10%,2196.0,1.00%,F,T)



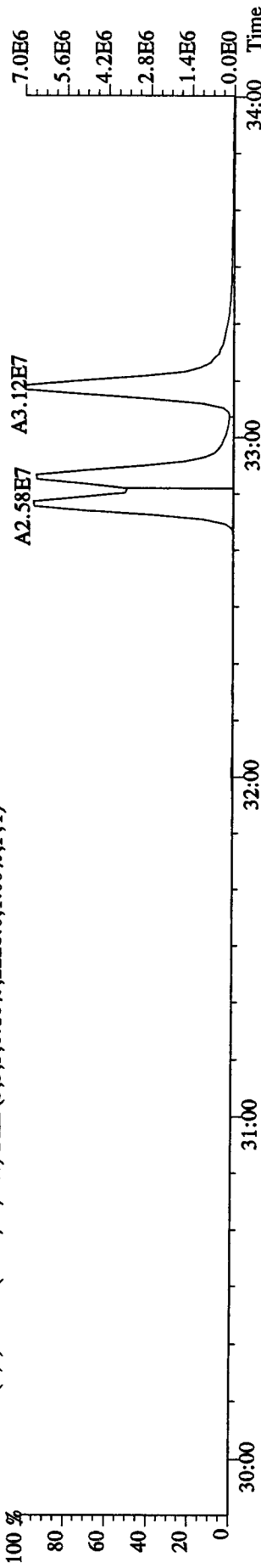
391.8127 F:3 SMO(1,3) BSUB(1000,15,-3.0) PKD(5,3,3,0,10%,1712.0,1.00%,F,T)



401.8559 F:3 SMO(1,3) BSUB(1000,15,-3.0) PKD(5,3,3,0,10%,3308.0,1.00%,F,T)

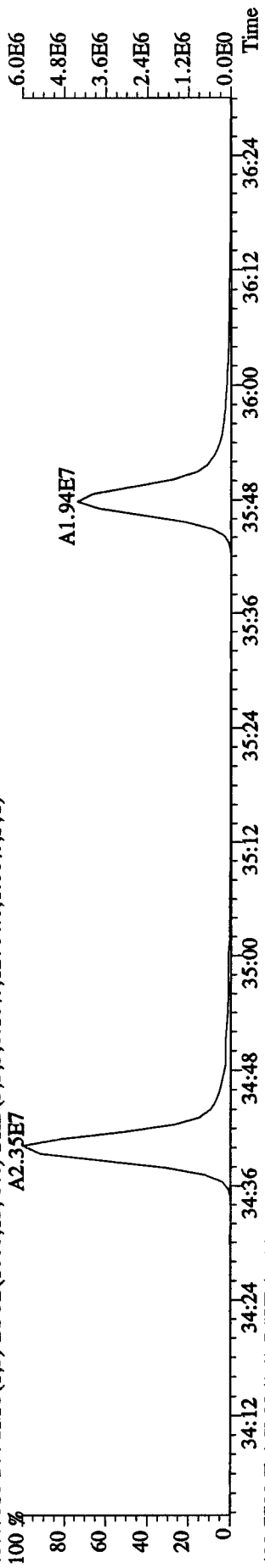


403.8529 F:3 SMO(1,3) BSUB(1000,15,-3.0) PKD(5,3,3,0,10%,2228.0,1.00%,F,T)




File:21AP104D5 #1-198 Acq:21-APR-2010 08:20:13 GC EI+ Voltage SIR Autospec-UltimaE

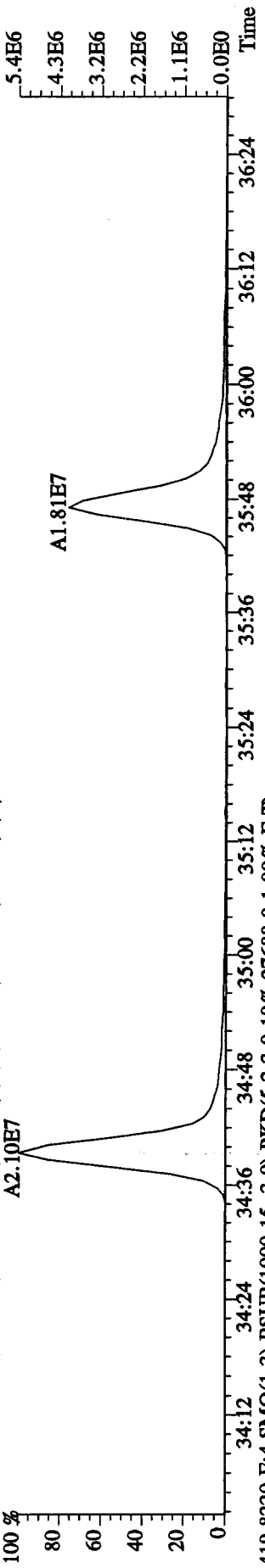
Sample#1 Text:ST0421 :CS3 10DXN111 Exp:DIOXINRES8290A
407.7818 F:4 SMO(1,3) BSUB(1000,15,-3,0) PKD(5,3,3,0,10%,12764.0,1.00%,F,T)



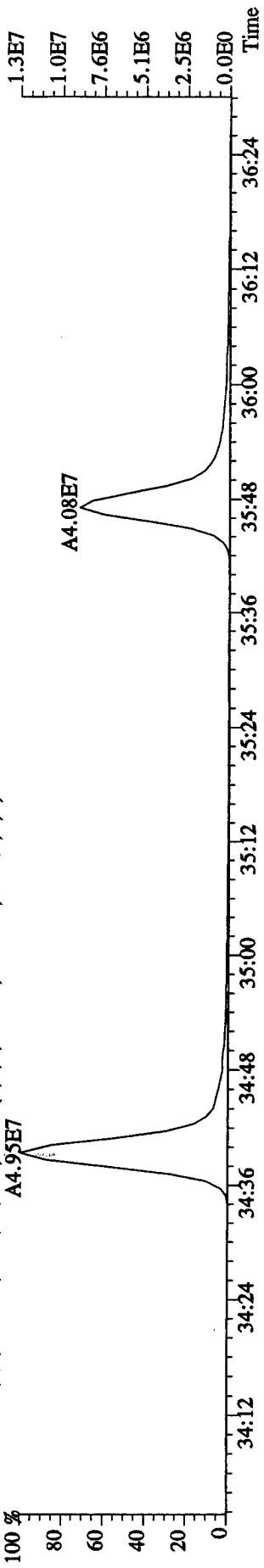
409.7789 F:4 SMO(1,3) BSUB(1000,15,-3,0) PKD(5,3,3,0,10%,11844.0,1.00%,F,T)



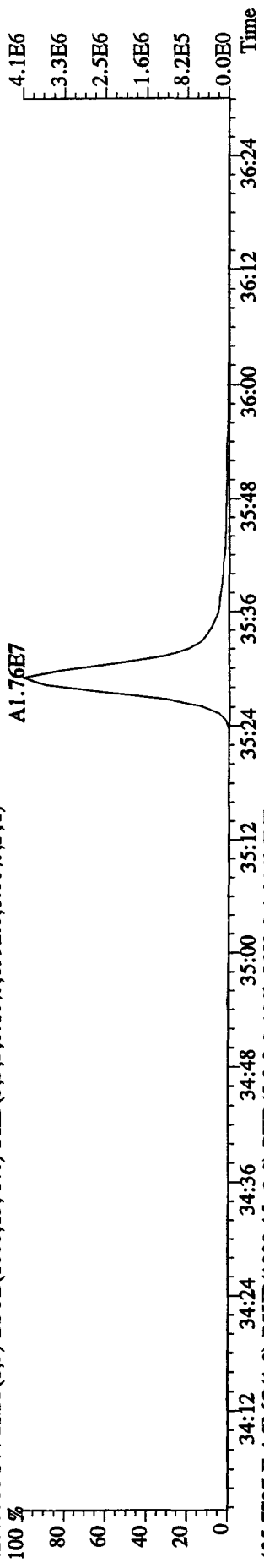
417.8253 F:4 SMO(1,3) BSUB(1000,15,-3,0) PKD(5,3,3,0,10%,13064.0,1.00%,F,T)



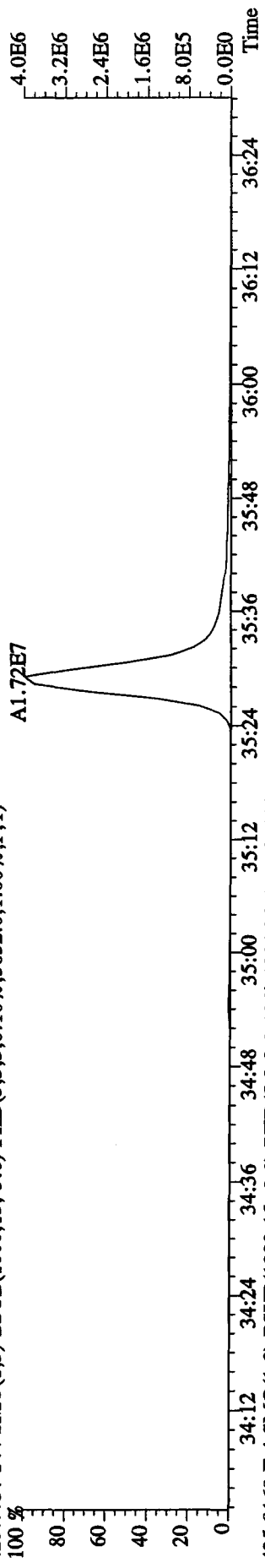
419.8220 F:4 SMO(1,3) BSUB(1000,15,-3,0) PKD(5,3,3,0,10%,27688.0,1.00%,F,T)



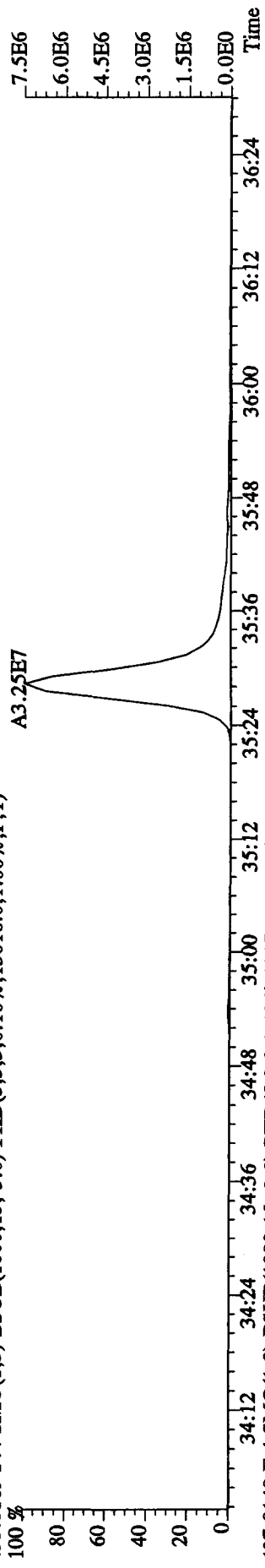
File: 21AP104D5 #1-198 Acq: 21-APR-2010 08:20:13 GC EI+ Voltage SIR Autospec-UltimaE
 Sample#1 Text: ST0421 :CS3 10DXN111 Exp: DIOXINRES8290A
 423.7766 F:4 SMO(1,3) BSUB(1000,15,-3.0) PKD(5,3,3,0.10%,8992.0,1.00%,F,T)



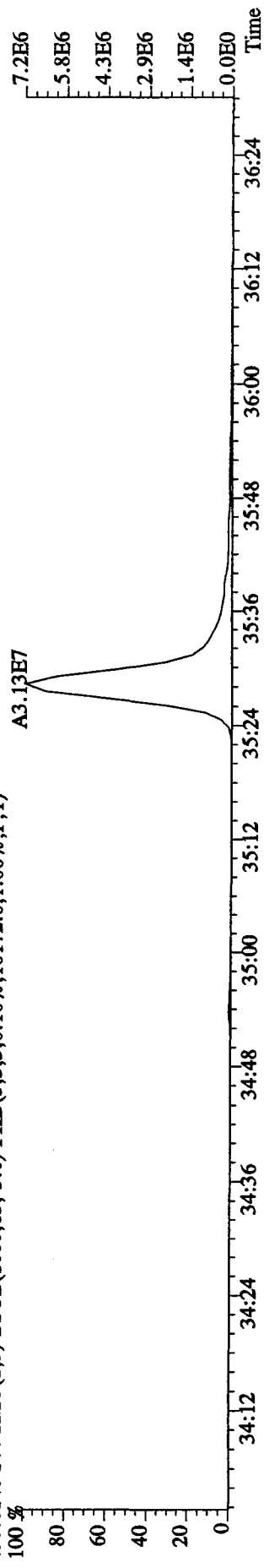
425.7737 F:4 SMO(1,3) BSUB(1000,15,-3.0) PKD(5,3,3,0.10%,5652.0,1.00%,F,T)



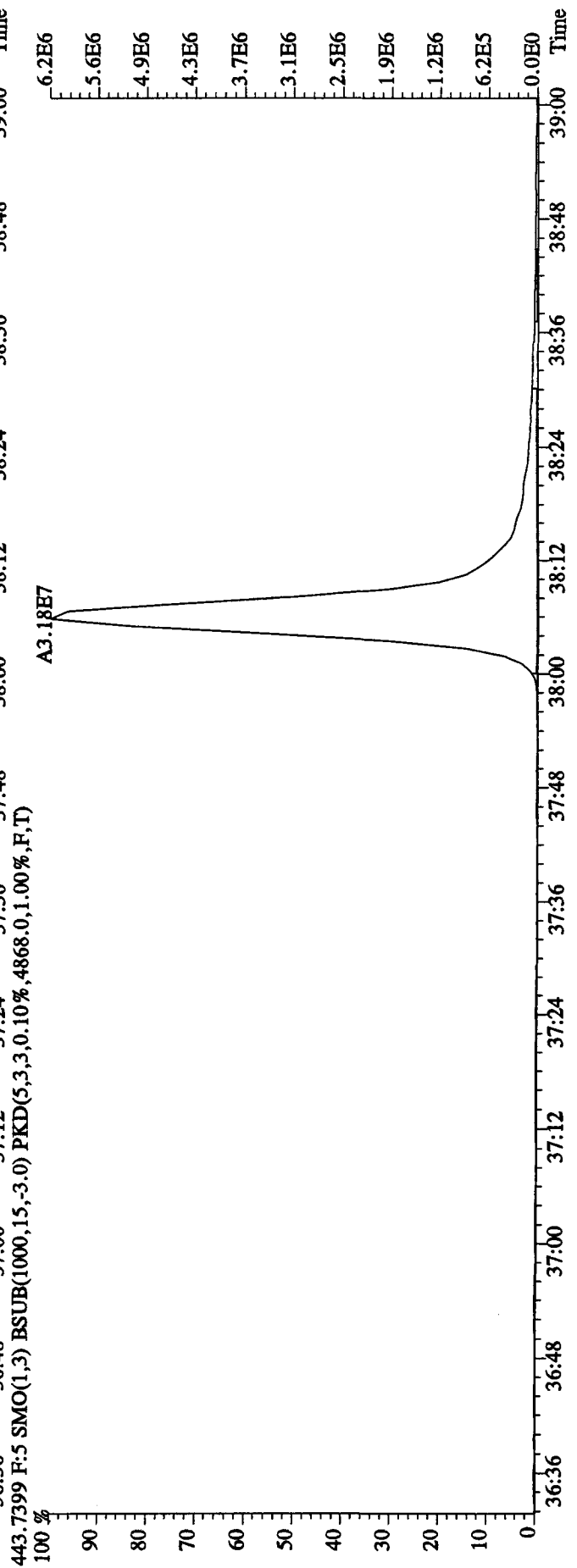
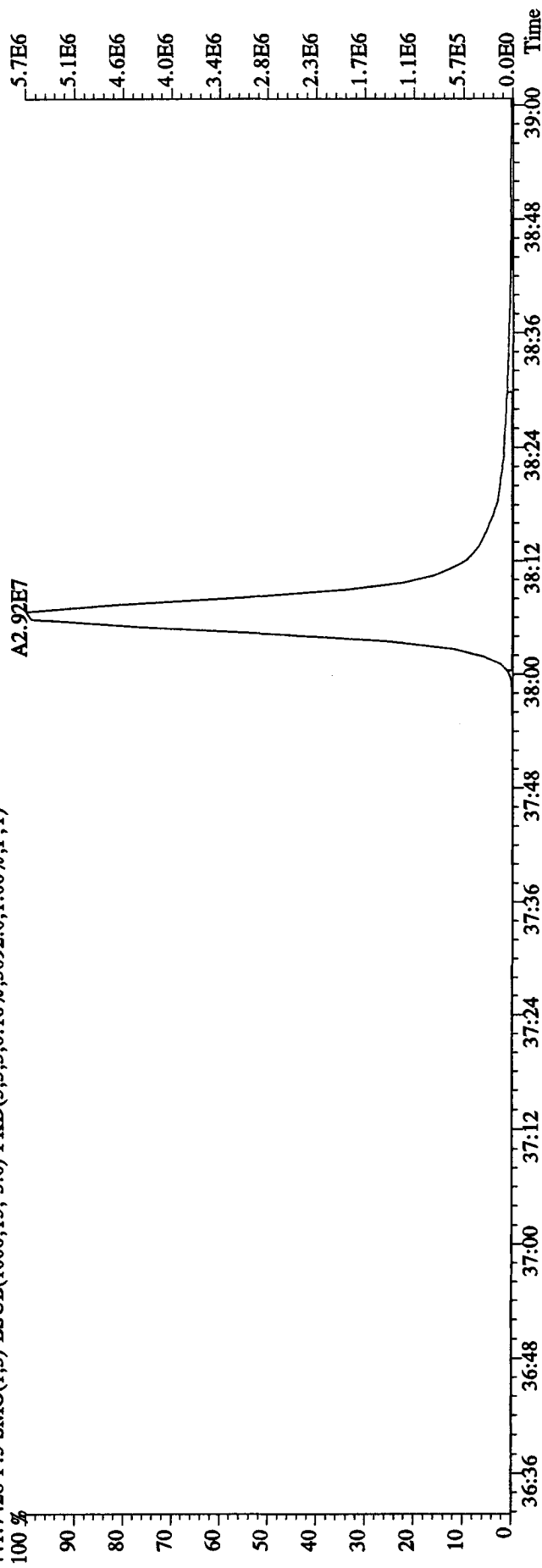
435.8169 F:4 SMO(1,3) BSUB(1000,15,-3.0) PKD(5,3,3,0.10%,13016.0,1.00%,F,T)



437.8140 F:4 SMO(1,3) BSUB(1000,15,-3.0) PKD(5,3,3,0.10%,10172.0,1.00%,F,T)



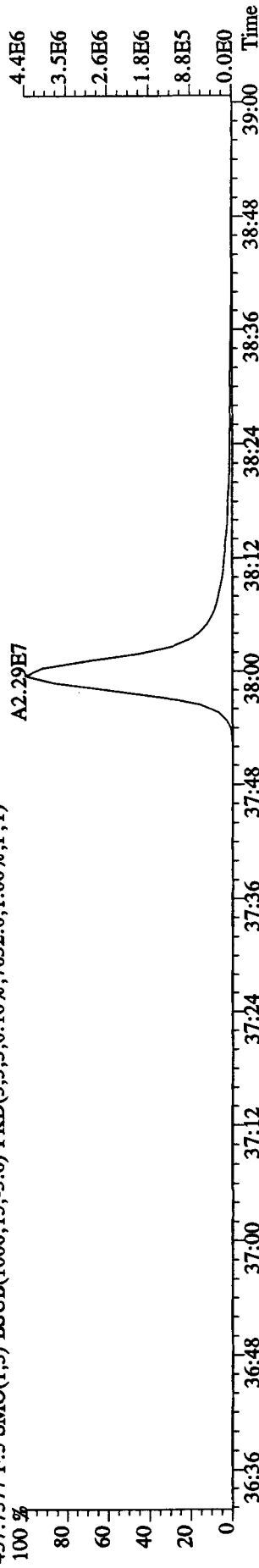
File:21AP104D5 #1-191 Acq:21-APR-2010 08:20:13 GC EI+ Voltage SIR Autospec-UltimaE
 Sample#1 Text:ST0421 :CS3 10DXN111 Exp:DIOXINRES8290A
 441.7428 F:5 SMO(1.3) BSUB(1000,15,-3.0) PKD(5,3,3,0,10%,3092.0,1.00%,F,T)



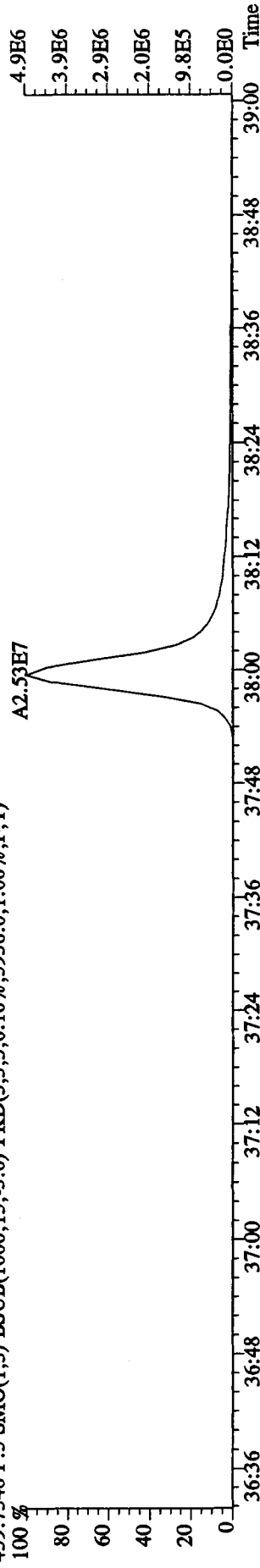
File:21AP104D5 #1-191 Acq:21-APR-2010 08:20:13 GC EI+ Voltage SIR Autospec-UltimaE

Sample#1 Text:ST0421 :CS3 10DXN111 Exp:DIOXINRES8290A

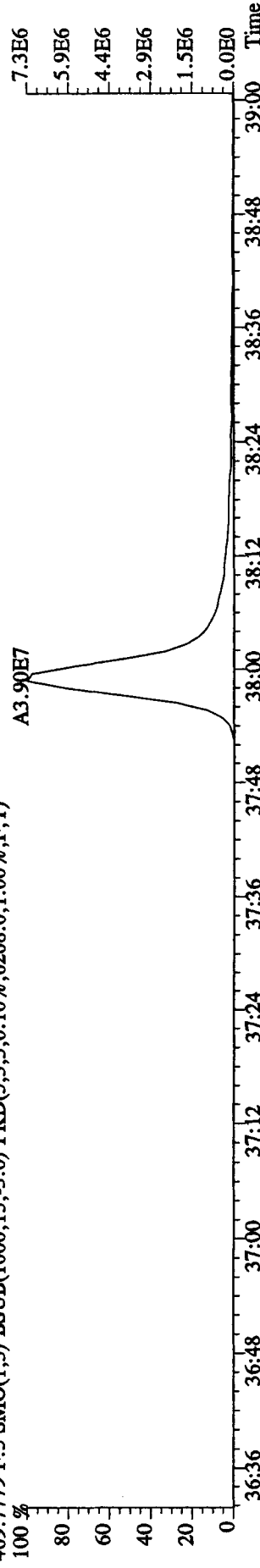
457.7377 F:5 SMO(1,3) BSUB(1000,15,-3,0) PKD(5,3,3,0,10%,7632.0,1.00%,F,T)



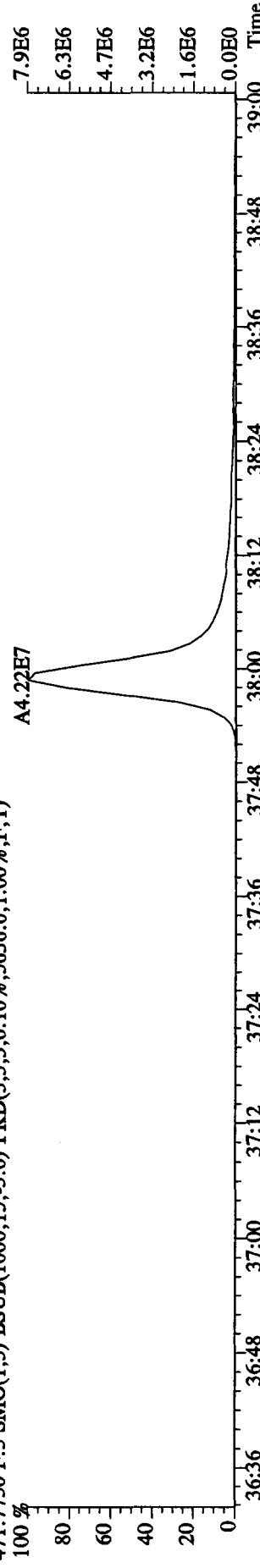
459.7348 F:5 SMO(1,3) BSUB(1000,15,-3,0) PKD(5,3,3,0,10%,5936.0,1.00%,F,T)



469.7779 F:5 SMO(1,3) BSUB(1000,15,-3,0) PKD(5,3,3,0,10%,6208.0,1.00%,F,T)



471.7750 F:5 SMO(1,3) BSUB(1000,15,-3,0) PKD(5,3,3,0,10%,5636.0,1.00%,F,T)




File: 21AP104D5 #1-435 Acq: 21-APR-2010 08:20:13 GC EI+ Voltage SIR Autospec-UltimaE

Sample#1 Text: ST0421 :CS3 10DXN111

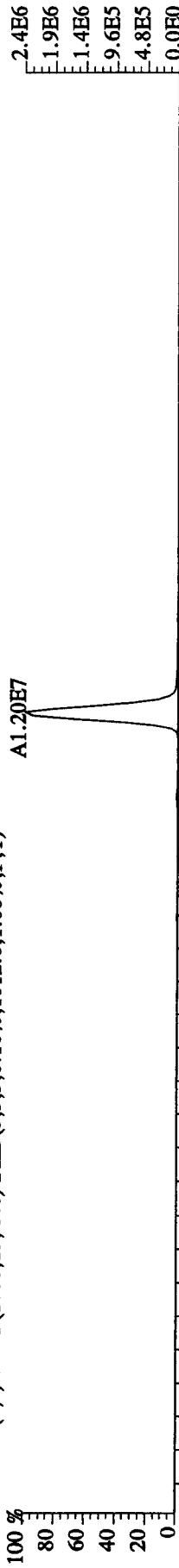
Exp: DIOXINRES8290A

354.9792 SMO(1,3) PKD(5,3,3,100.00%,0.0,1.00%,F,T)

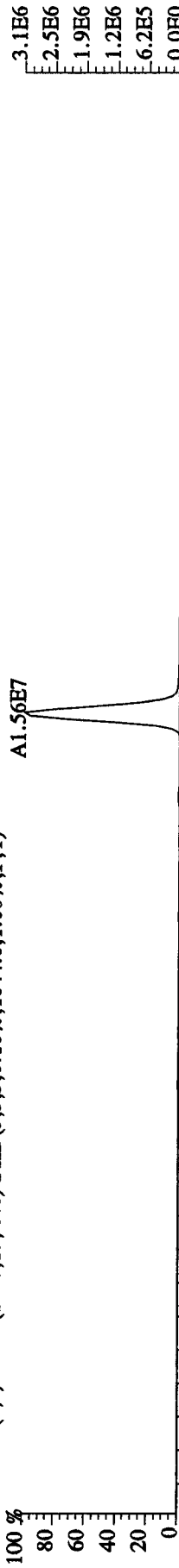
100% 15:25 15:52 16:39 17:13 17:35 18:00 18:25 18:49 19:29 19:52 20:31 20:53 21:30 21:52




303.9016 SMO(1,3) BSUB(1000,15,-3.0) PKD(5,3,3,0.10%,1012.0,1.00%,F,T)



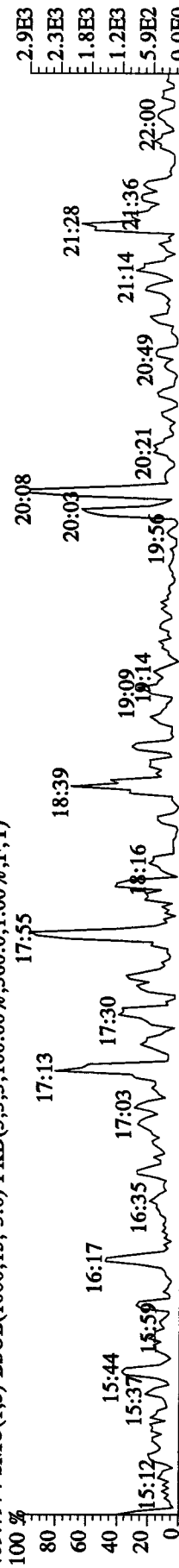
305.8987 SMO(1,3) BSUB(1000,15,-3.0) PKD(5,3,3,0.10%,1844.0,1.00%,F,T)



375.8364 SMO(1,3) BSUB(1000,15,-3.0) PKD(5,3,3,100.00%,404.0,1.00%,F,T)



409.7974 SMO(1,3) BSUB(1000,15,-3.0) PKD(5,3,3,100.00%,360.0,1.00%,F,T)

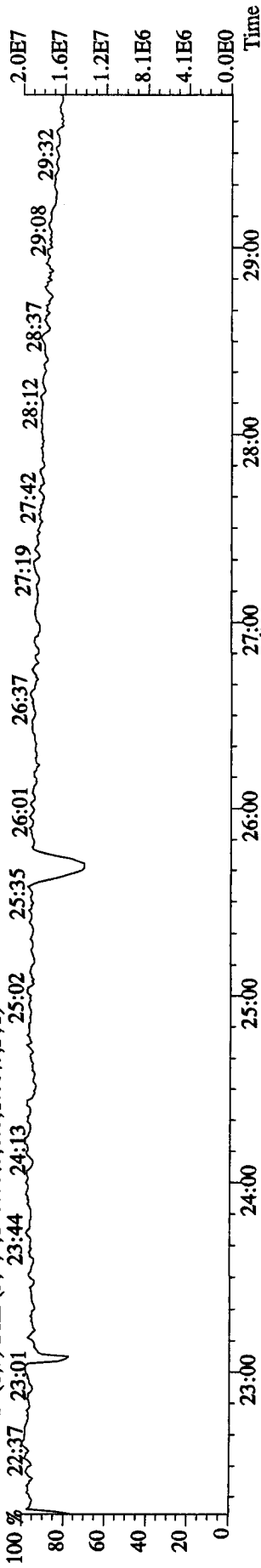


File: 21AP104D5 #1-604 Acq: 21-APR-2010 08:20:13 GC EI+ Voltage SIR Autospec-UltimaE

Sample#1 Text: ST0421 : CS3 10DXN111 Exp: DIOXINRES8290A

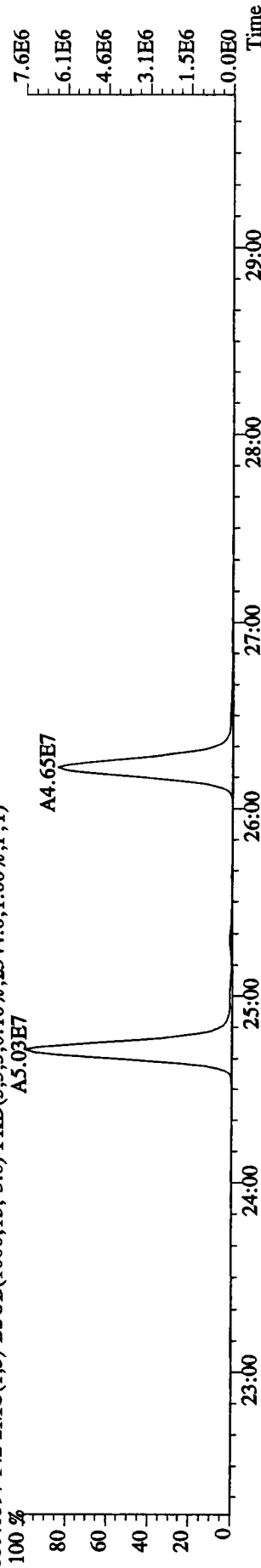
354.9792 F: 2 SMO(1,3) PKD(5,3,3,0,10%,2344.0,1.00%,F,T)

100 % 22:37 23:01 23:44 24:13 25:02 25:35 26:01 26:37 27:19 27:42 28:12 28:37 29:08 29:32



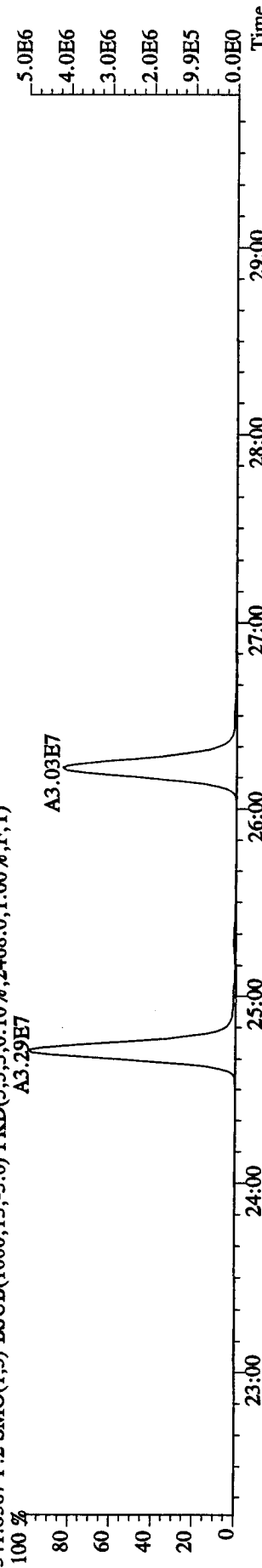
341.8567 F: 2 SMO(1,3) BSUB(1000,15,-3.0) PKD(5,3,3,0,10%,2468.0,1.00%,F,T)

100 % 22:37 23:01 23:44 24:13 25:02 25:35 26:01 26:37 27:19 27:42 28:12 28:37 29:08 29:32

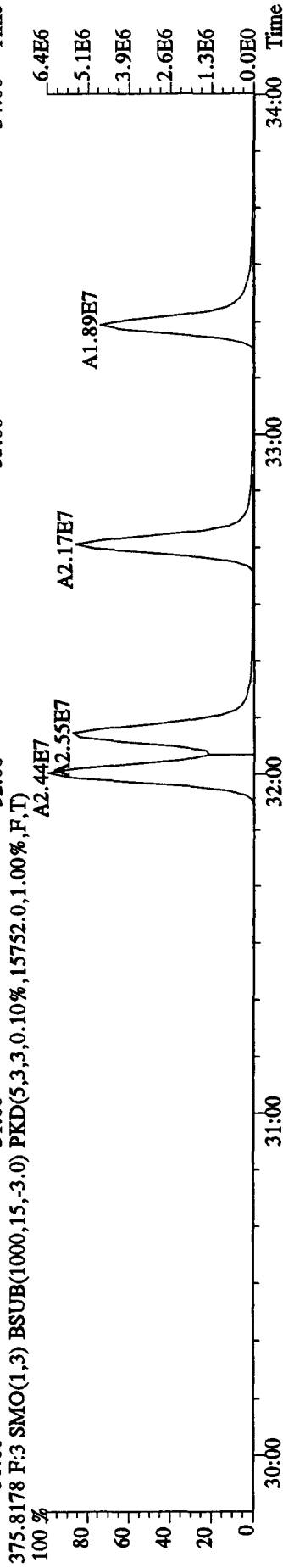
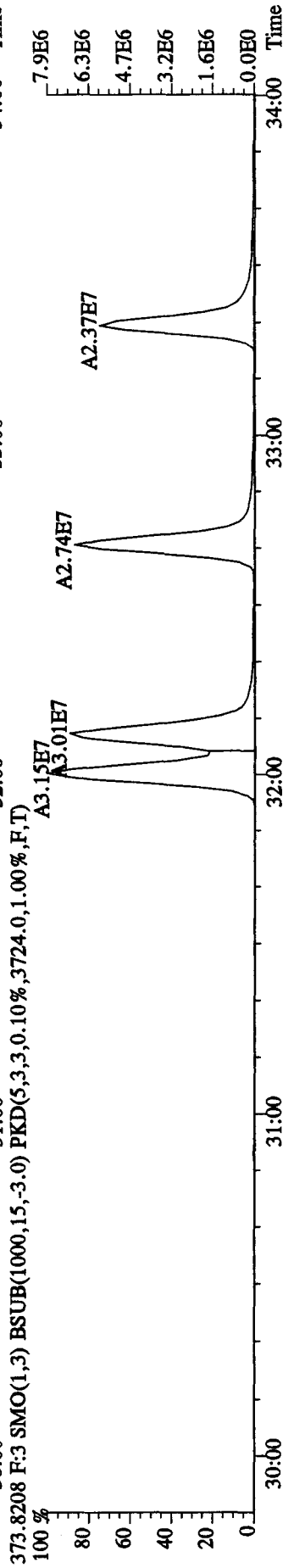
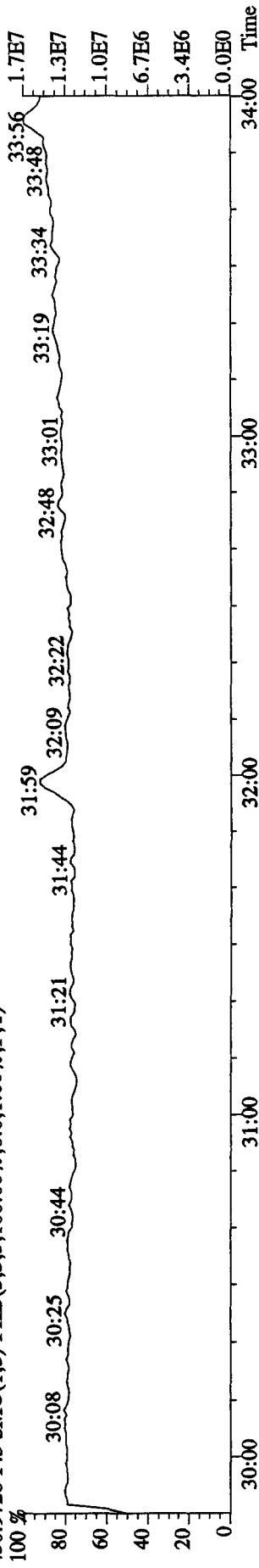


409.7974 F: 2 SMO(1,3) BSUB(1000,15,-3.0) PKD(5,3,3,100.00%,500.0,1.00%,F,T)

100 % 22:37 23:01 23:44 24:13 25:02 25:35 26:01 26:37 27:19 27:42 28:12 28:37 29:08 29:32



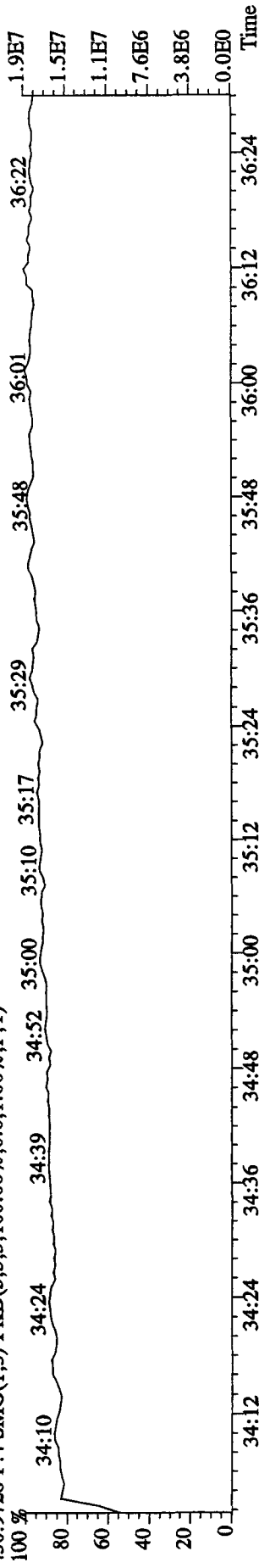
File:21AP104D5 #1-316 Acq:21-APR-2010 08:20:13 GC EI+ Voltage SIR Autospec-UltimaE
 Sample#1 Text:ST0421 :CS3 10DXN111 Exp:DIOXINRES8290A
 430.9728 F:3 SMO(1,3) PKD(5,3,3,100.00%,0.0,1.00%,F,T)




File:21AP104D5 #1-198 Acq:21-APR-2010 08:20:13 GC EI+ Voltage SIR Autospec-UltimaE

Sample#1 Text:ST0421 :CS3 10DXN111 Exp:DIOXINRES8290A

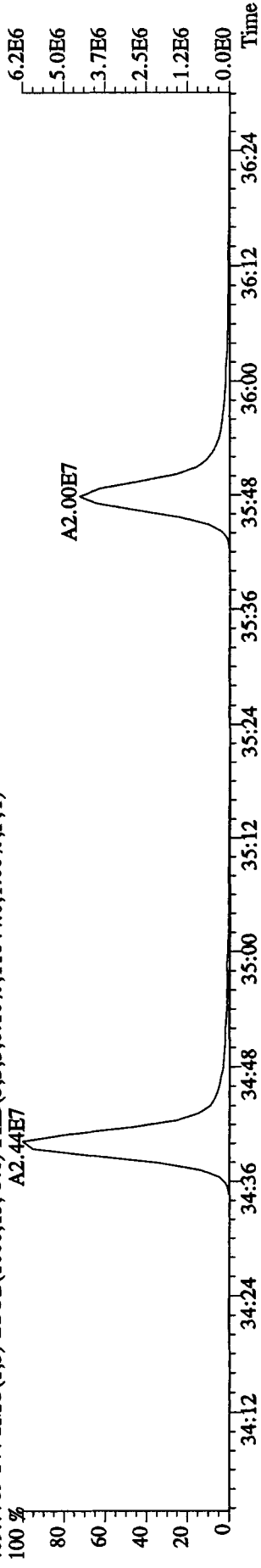
430.9728 F:4 SMO(1,3) PKD(5,3,3,100.00%,0.0,1.00%,F,T)



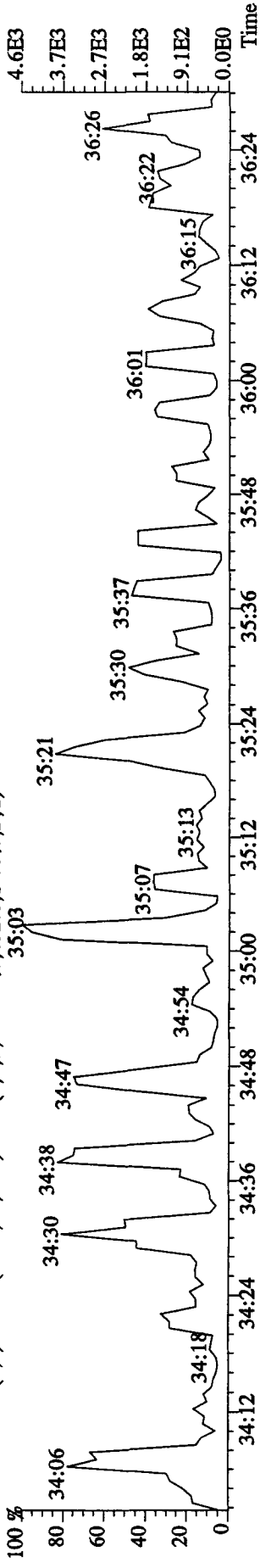
407.7818 F:4 SMO(1,3) BSUB(1000,15,-3.0) PKD(5,3,3,0.10%,12764.0,1.00%,F,T)



409.7789 F:4 SMO(1,3) BSUB(1000,15,-3.0) PKD(5,3,3,0.10%,11844.0,1.00%,F,T)



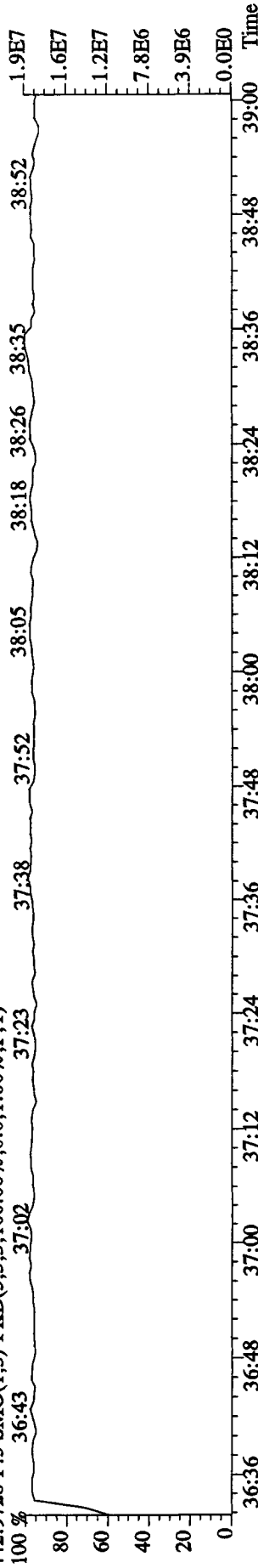
479.7165 F:4 SMO(1,3) BSUB(1000,15,-3.0) PKD(5,3,3,100.00%,652.0,1.00%,F,T)



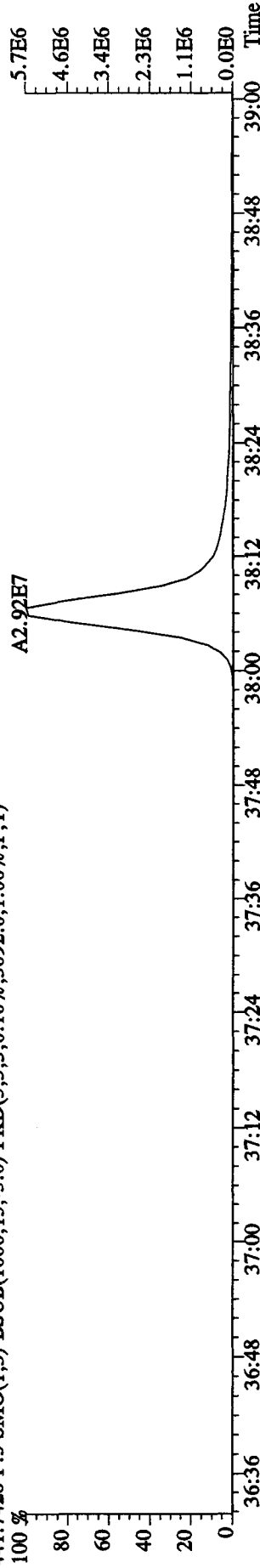
File:21AP104D5 #1-191 Acq:21-APR-2010 08:20:13 GC EI+ Voltage SIR Autospec-UltimaE

Sample#1 Text:ST0421 :CS3 10DXN111 Exp:DIOXINRES8290A

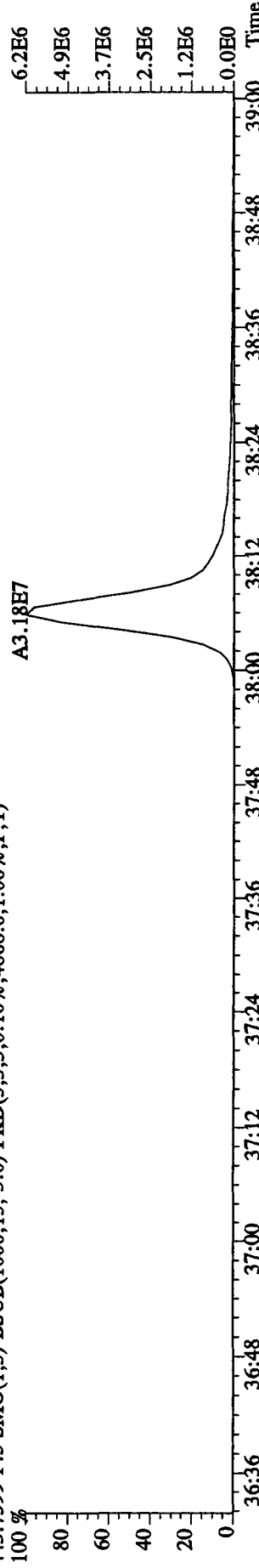
442.9728 F:5 SMO(1,3) PKD(5,3,3,100.00%,0.0,1.00%,F,T)



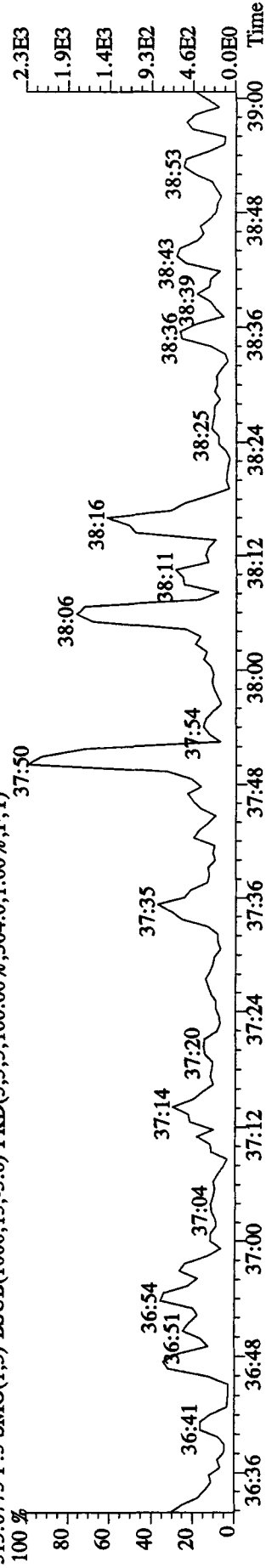
441.7428 F:5 SMO(1,3) BSUB(1000,15,-3.0) PKD(5,3,3,0.10%,3092.0,1.00%,F,T)



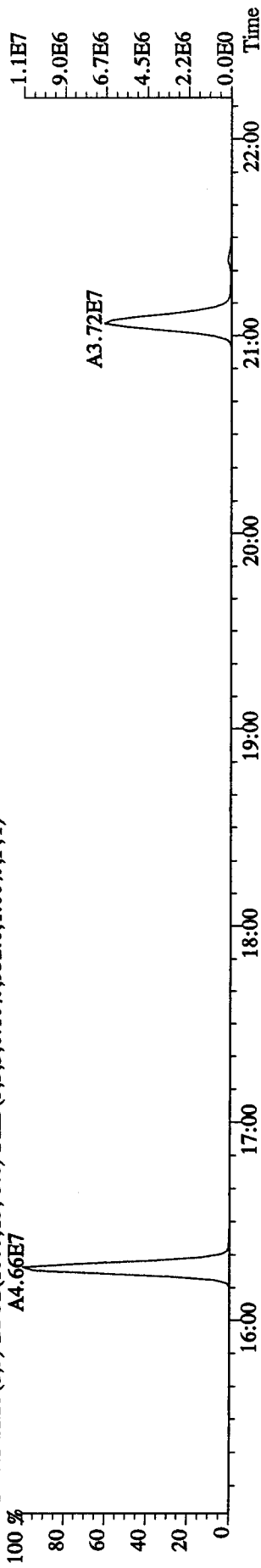
443.7399 F:5 SMO(1,3) BSUB(1000,15,-3.0) PKD(5,3,3,0.10%,4868.0,1.00%,F,T)



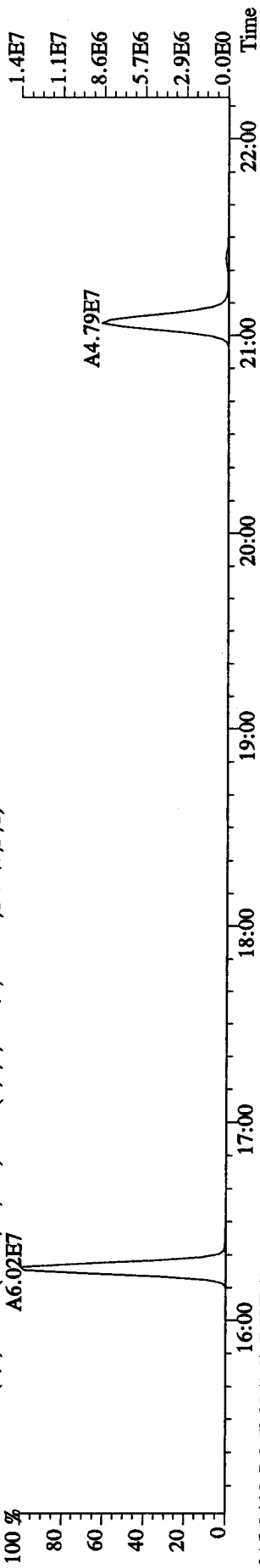
513.6775 F:5 SMO(1,3) BSUB(1000,15,-3.0) PKD(5,3,5,100.00%,304.0,1.00%,F,T)



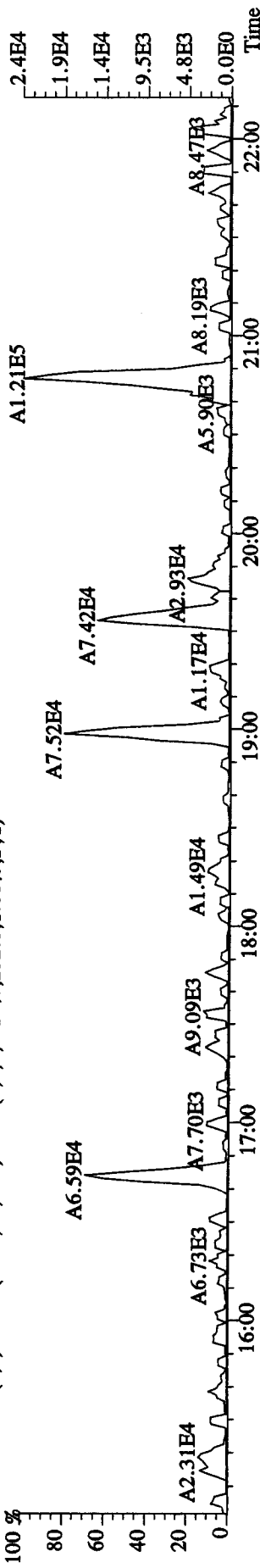
File: 21AP104D5 #1-434 Acq: 21-APR-2010 09:06:29 GC EI+ Voltage SIR Autospec-UltimaE
 Sample#2 Text: CP0421 :DB-5 CP5M 3732-05 Exp: DIOXINRES8290A
 303.9016 S:2 SMO(1,3) BSUB(1000,15,-3,0) PKD(5,3,3,0,10%,932.0,1.00%,F,T)
 100 %



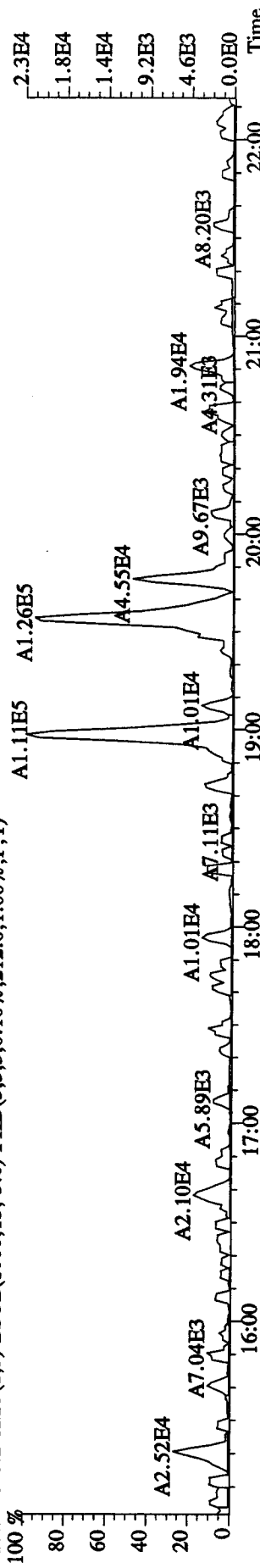
305.8987 S:2 SMO(1,3) BSUB(1000,15,-3,0) PKD(5,3,3,0,10%,1364.0,1.00%,F,T)
 100 %



315.9419 S:2 SMO(1,3) BSUB(1000,15,-3,0) PKD(5,3,3,0,10%,252.0,1.00%,F,T)
 100 %



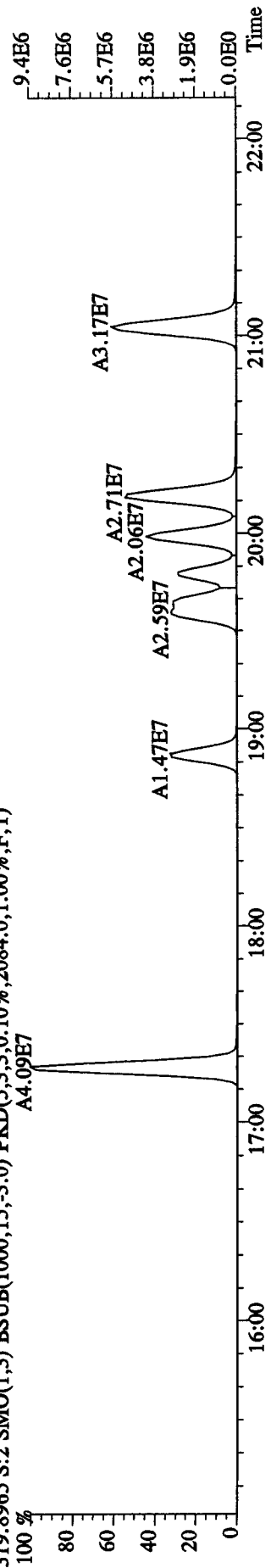
317.9389 S:2 SMO(1,3) BSUB(1000,15,-3,0) PKD(5,3,3,0,10%,212.0,1.00%,F,T)
 100 %



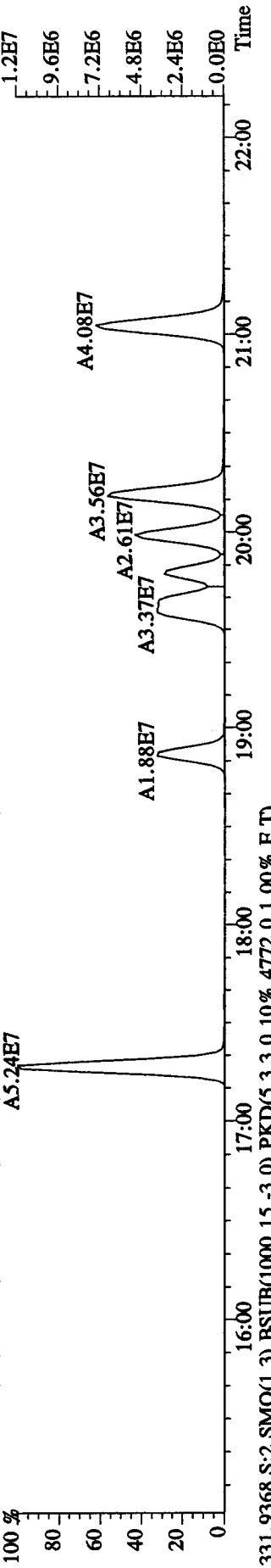
File:21AP104D5 #1-434 Acq:21-APR-2010 09:06:29 GC EI+ Voltage SIR Autospec-UltimaE

Sample#2 Text:CP0421 :DB-5 CFSM 3732-05 Exp:DIOXINRES8290A

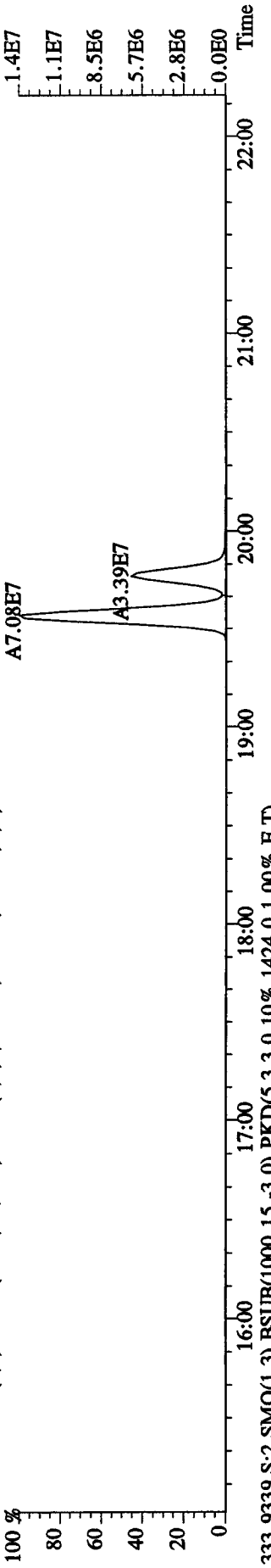
319.8965 S:2 SMO(1,3) BSUB(1000,15,-3.0) PKD(5,3,3,0.10%,2084.0,1.00%,F,T)



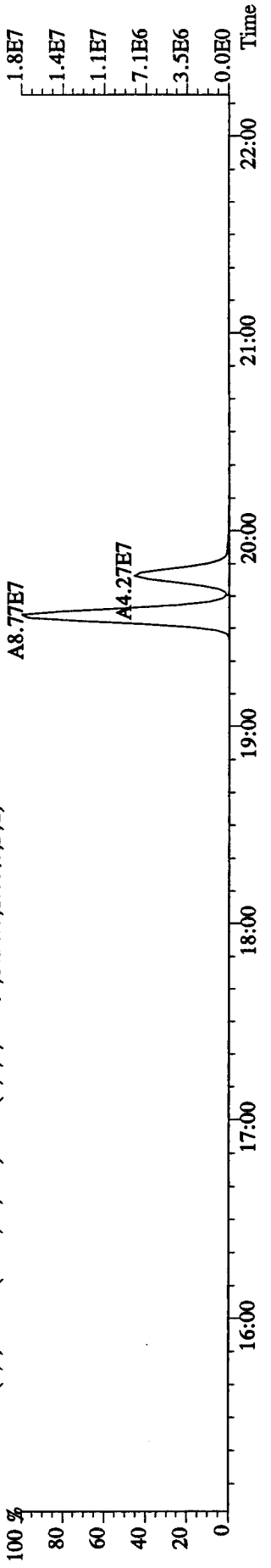
321.8936 S:2 SMO(1,3) BSUB(1000,15,-3.0) PKD(5,3,3,0.10%,2180.0,1.00%,F,T)



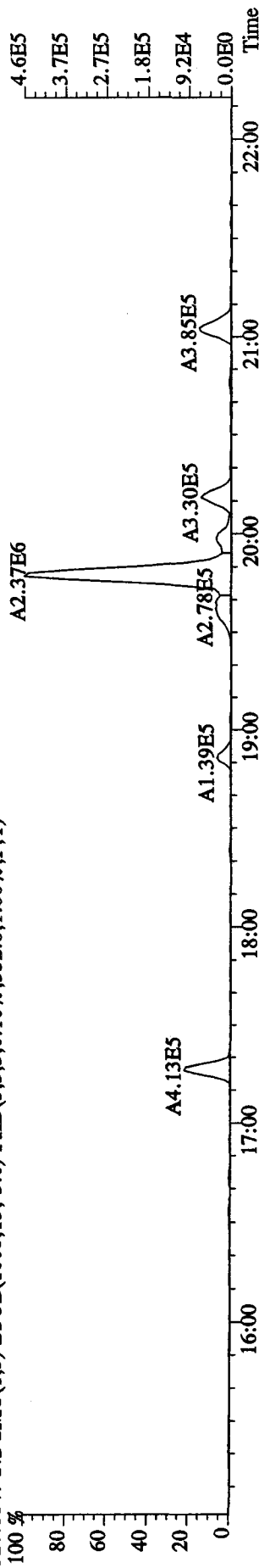
331.9368 S:2 SMO(1,3) BSUB(1000,15,-3.0) PKD(5,3,3,0.10%,4772.0,1.00%,F,T)



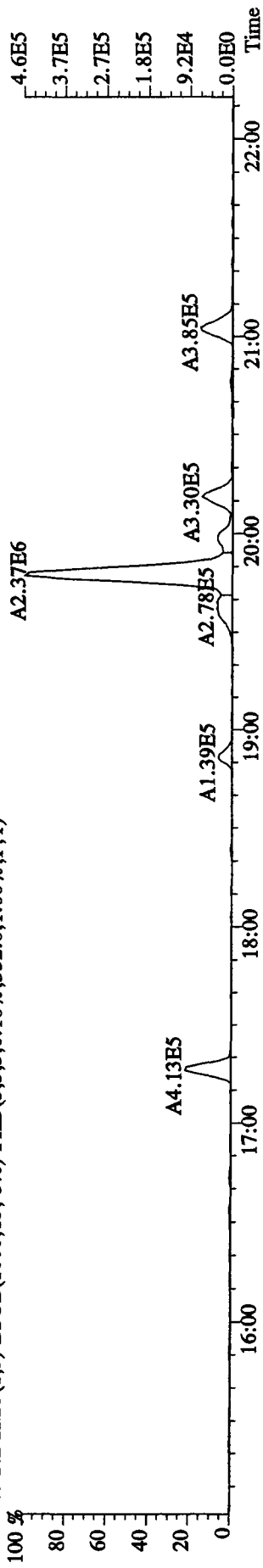
333.9339 S:2 SMO(1,3) BSUB(1000,15,-3.0) PKD(5,3,3,0.10%,1424.0,1.00%,F,T)



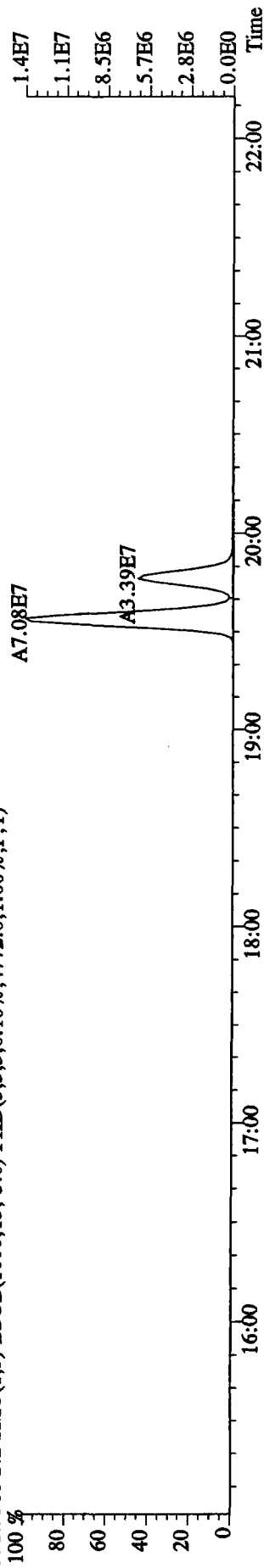
File: 21AP104D5 #1-434 Acq: 21-APR-2010 09:06:29 GC EI+ Voltage SIR Autospec-UltimaE
 Sample#2 Text: CP0421 :DB-5 CPSM 3732-05 Exp: DIOXINRES8290A
 327.8847 S:2 SMO(1,3) BSUB(1000,15,-3.0) PKD(5,3,3,0.10%,352.0,1.00%,F,T)



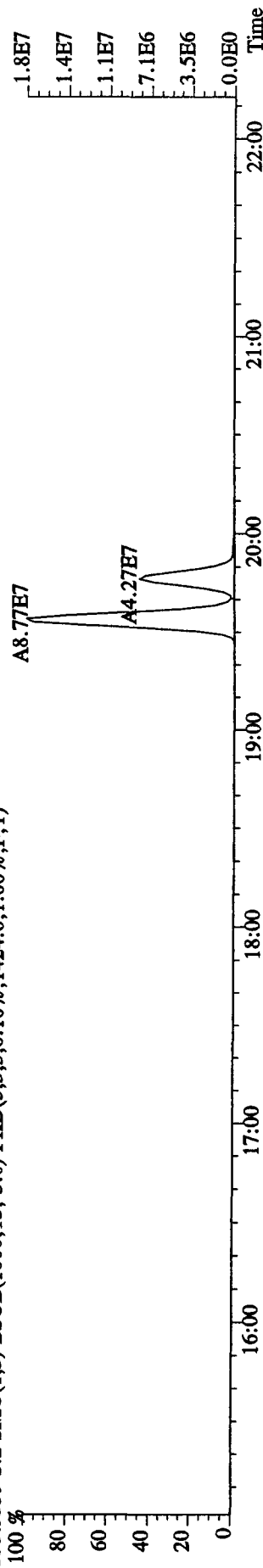
327.8847 S:2 SMO(1,3) BSUB(1000,15,-3.0) PKD(5,3,3,0.10%,352.0,1.00%,F,T)



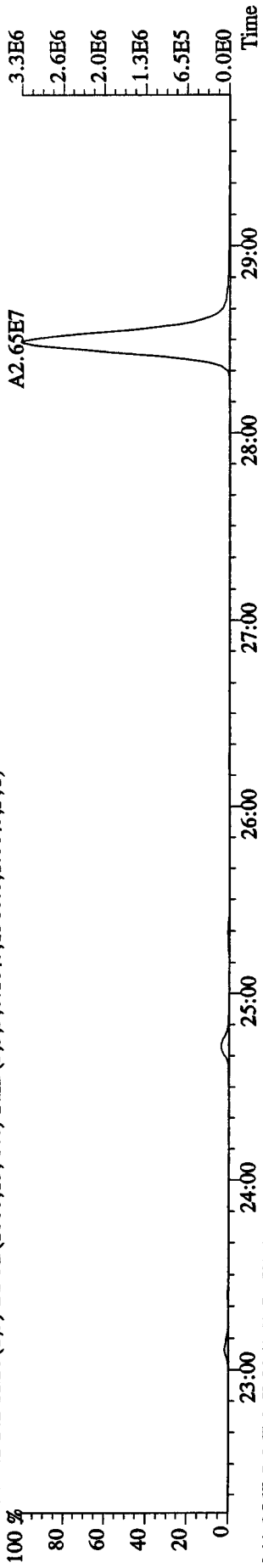
331.9368 S:2 SMO(1,3) BSUB(1000,15,-3.0) PKD(5,3,3,0.10%,4772.0,1.00%,F,T)



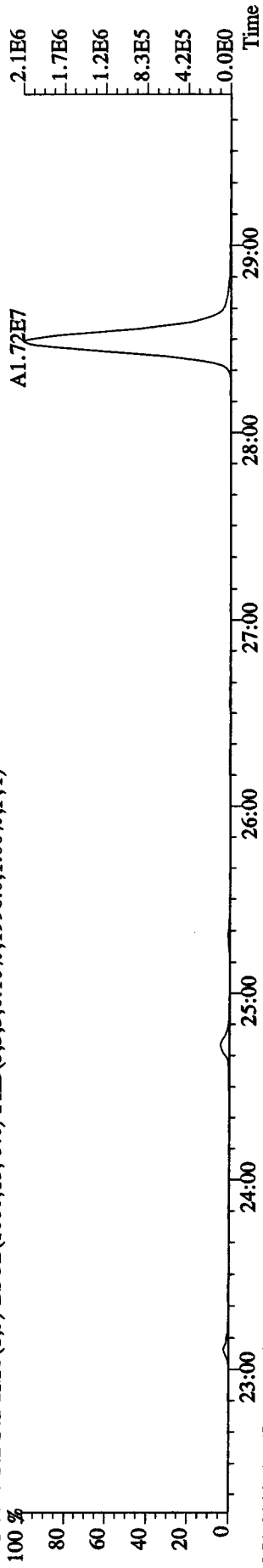
333.9339 S:2 SMO(1,3) BSUB(1000,15,-3.0) PKD(5,3,3,0.10%,1424.0,1.00%,F,T)



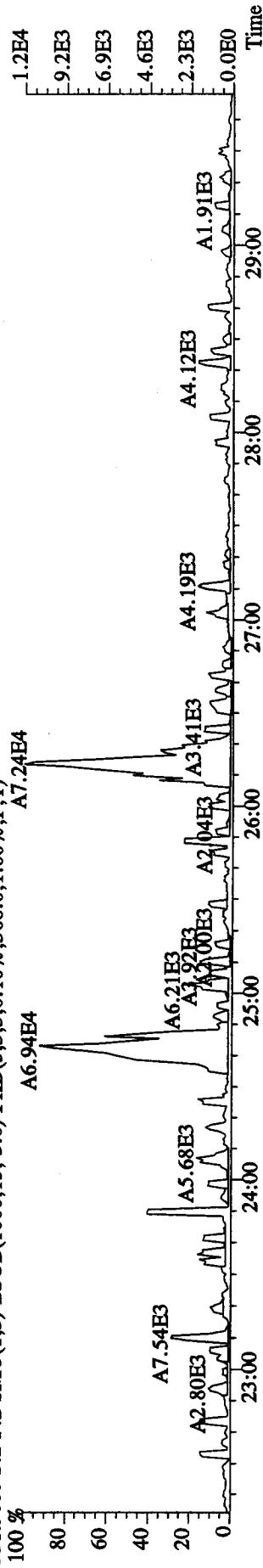
File:21AP104D5 #1-604 Acq:21-APR-2010 09:06:29 GC EI+ Voltage SIR Autospec-UltimaE
 Sample#2 Text:CP0421 :DB-5 CFSM 3732-05 Exp:DIOXINRES8290A
 339.8597 S:2 F:2 SMO(1,3) BSUB(1000,15,-3.0) PKD(5,3,3,0.10%,1360.0,1.00% F,T)



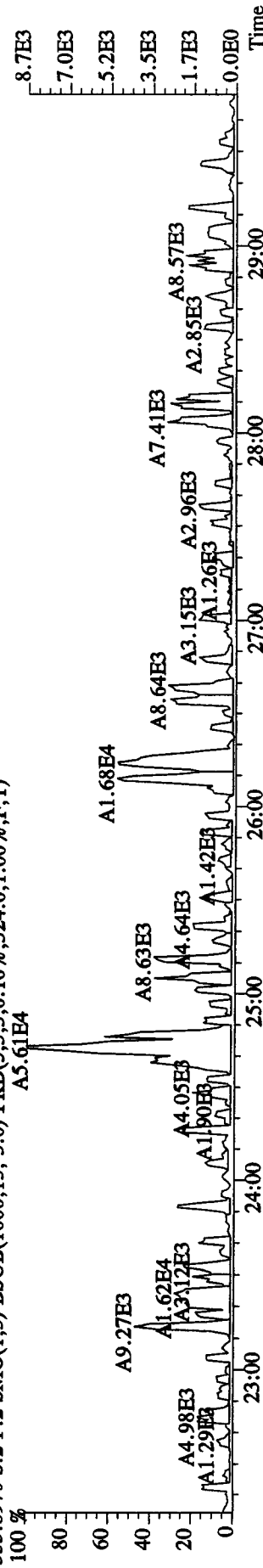
341.8567 S:2 F:2 SMO(1,3) BSUB(1000,15,-3.0) PKD(5,3,3,0.10%,1996.0,1.00% F,T)



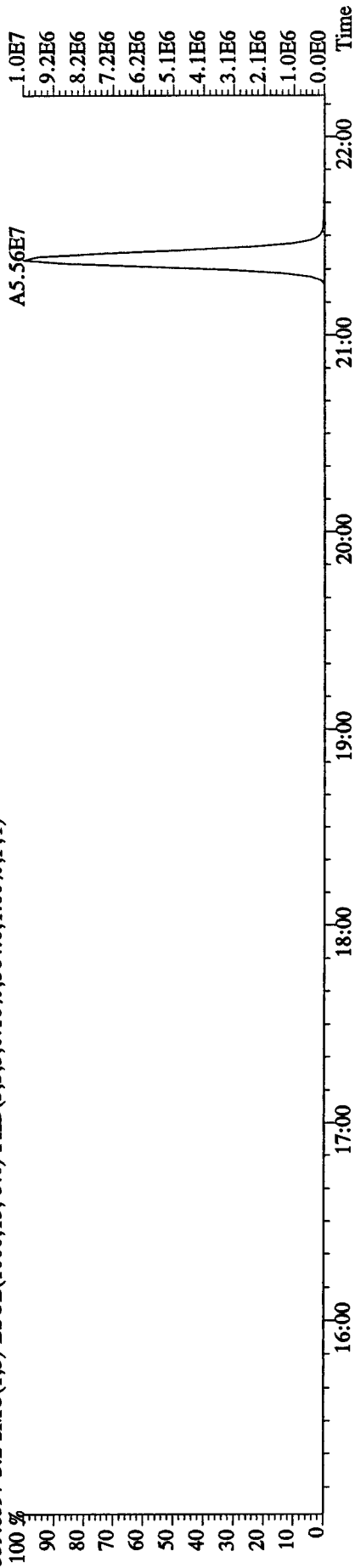
351.9000 S:2 F:2 SMO(1,3) BSUB(1000,15,-3.0) PKD(5,3,3,0.10%,368.0,1.00% F,T)



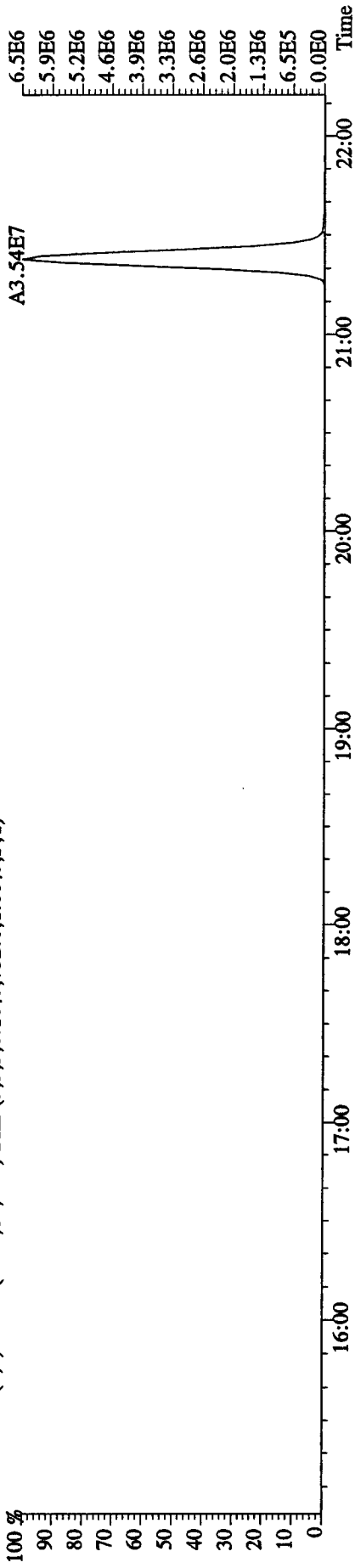
353.8970 S:2 F:2 SMO(1,3) BSUB(1000,15,-3.0) PKD(5,3,3,0.10%,324.0,1.00% F,T)



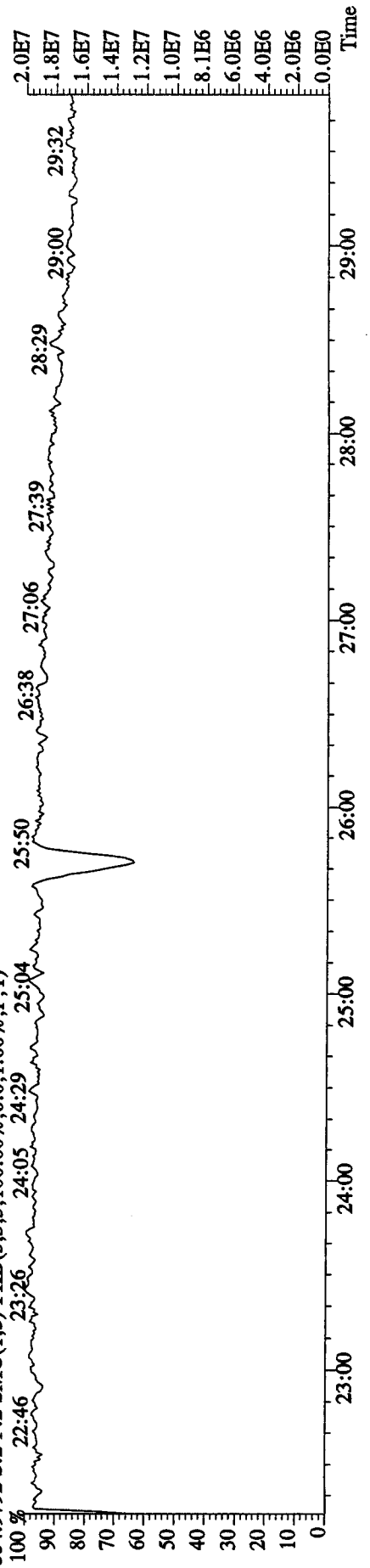
File: 21AP104D5 #1-434 Acq: 21-APR-2010 09:06:29 GC EI + Voltage SIR Autospec-UltimaE
 Sample#2 Text: CP0421 :DB-5 CFSM 3732-05 Exp: DIOXINRES8290A
 339.8597 S:2 SMO(1,3) BSUB(1000,15,-3.0) PKD(5,3,3,0.10%,564.0,1.00%,F,T)



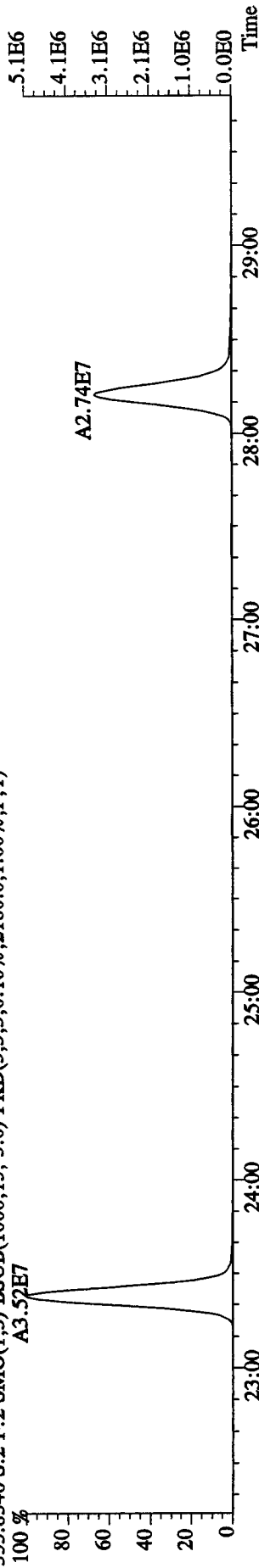
341.8567 S:2 SMO(1,3) BSUB(1000,15,-3.0) PKD(5,3,3,0.10%,752.0,1.00%,F,T)




354.9792 S:2 F:2 SMO(1,3) PKD(5,3,3,100.00%,0.0,1.00%,F,T)




File:21AP104D5 #1-604 Acq:21-APR-2010 09:06:29 GC EI+ Voltage SIR Autospec-UltimaE
 Sample#2 Text:CP0421 :DB-5 CPSM 3732-05 Exp:DIOXINRES8290A
 355.8546 S:2 F:2 SMO(1,3) BSUB(1000,15,-3.0) PKD(5,3,3,0.10%,2180.0,1.00%,F,T)



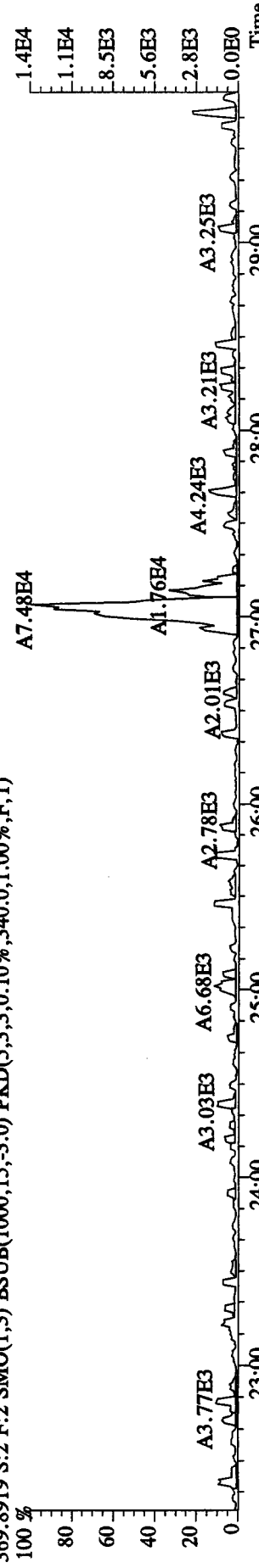
357.8516 S:2 F:2 SMO(1,3) BSUB(1000,15,-3.0) PKD(5,3,3,0.10%,1580.0,1.00%,F,T)



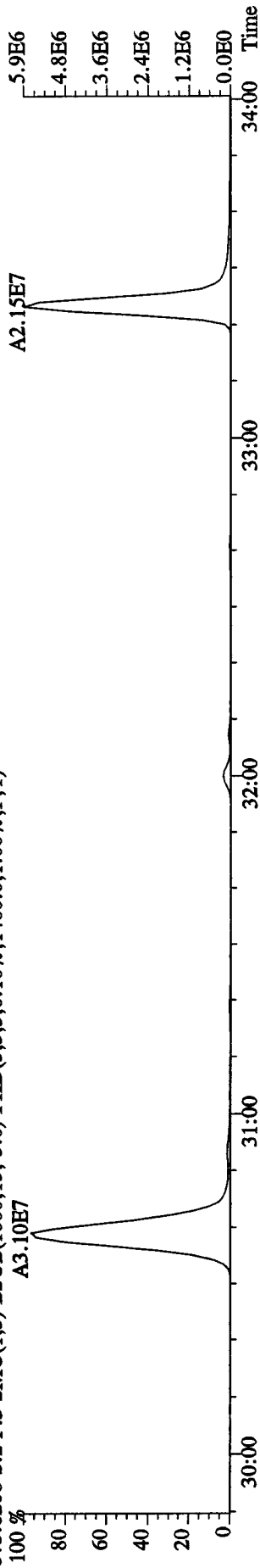
367.8949 S:2 F:2 SMO(1,3) BSUB(1000,15,-3.0) PKD(5,3,3,0.10%,352.0,1.00%,F,T)



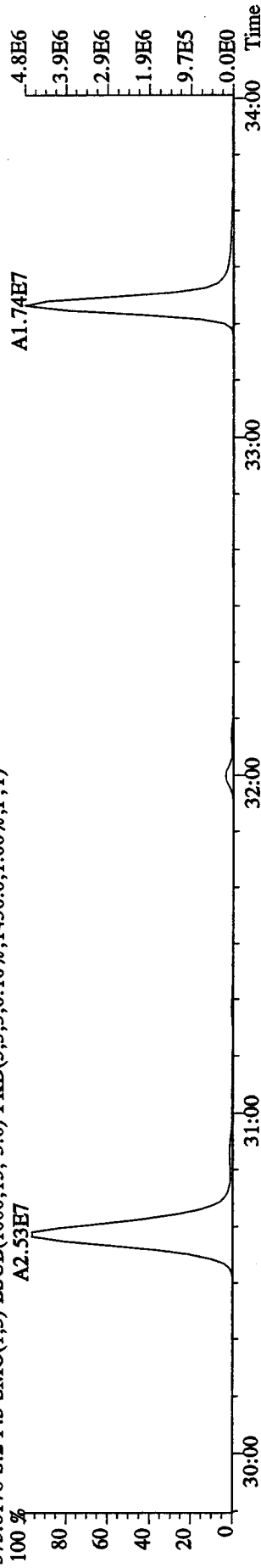
369.8919 S:2 F:2 SMO(1,3) BSUB(1000,15,-3.0) PKD(5,3,3,0.10%,340.0,1.00%,F,T)



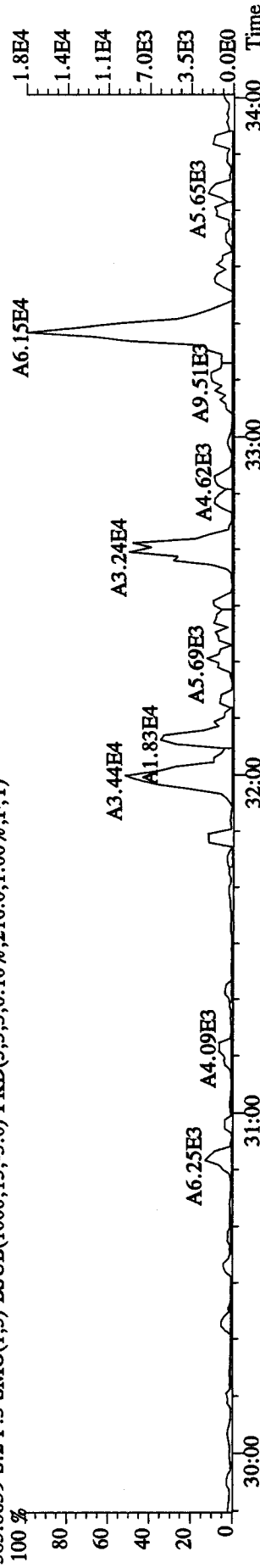
File:21AP104D5 #1-317 Acq:21-APR-2010 09:06:29 GC EI+ Voltage SIR Autospec-UltimaE
 Sample#2 Text:CP0421 :DB-5 CPSM 3732-05 Exp:DIOXINRES8290A
 373.8208 S:2 F:3 SMO(1,3) BSUB(1000,15,-3.0) PKD(5,3,3,0.10%,1460.0,1.00%,F,T)
 100 %



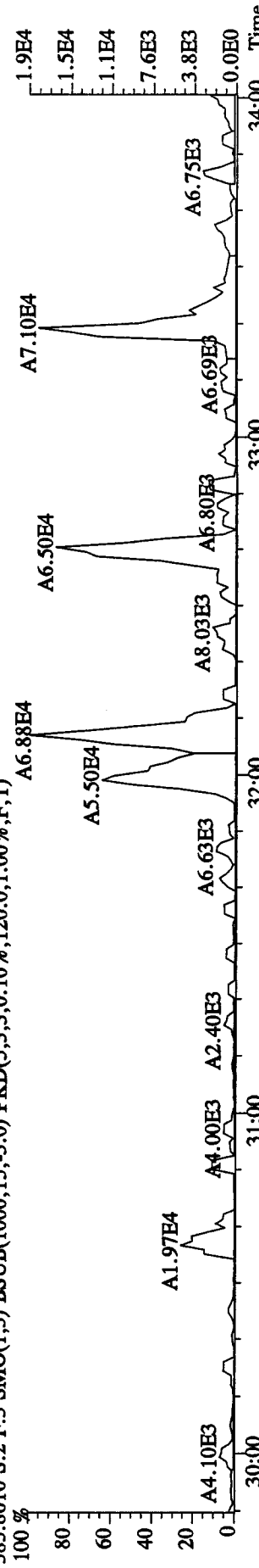
375.8178 S:2 F:3 SMO(1,3) BSUB(1000,15,-3.0) PKD(5,3,3,0.10%,1436.0,1.00%,F,T)
 100 %




383.8639 S:2 F:3 SMO(1,3) BSUB(1000,15,-3.0) PKD(5,3,3,0.10%,216.0,1.00%,F,T)
 100 %



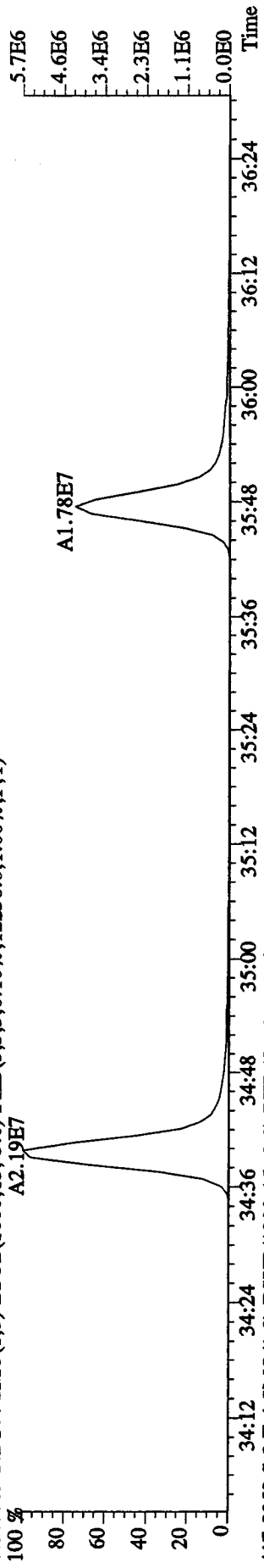
385.8610 S:2 F:3 SMO(1,3) BSUB(1000,15,-3.0) PKD(5,3,3,0.10%,120.0,1.00%,F,T)
 100 %



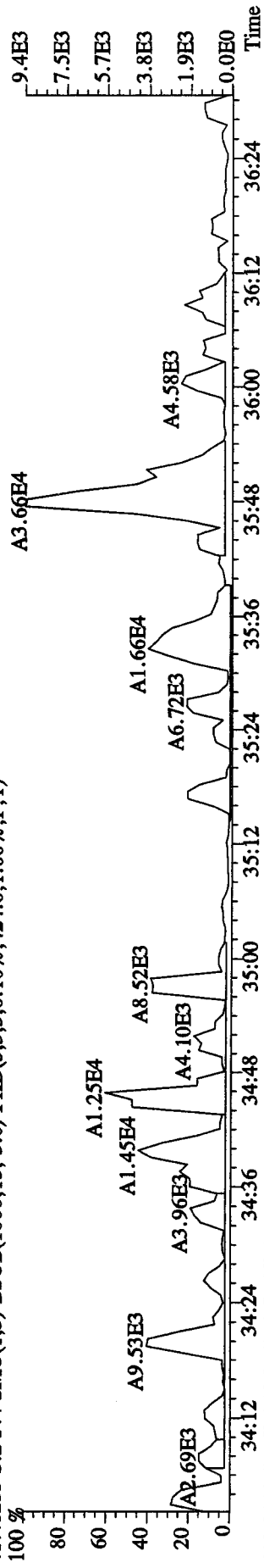
File:21AP104D5 #1-198 Acq:21-APR-2010 09:06:29 GC EI+ Voltage SIR Autospec-UltimaE
 Sample#2 Text:CP0421 :DB-5 CPSM 3732-05 Exp:DIOXINRES8290A
 407.7818 S:2 F:4 SMO(1,3) BSUB(1000,15,-3.0) PKD(5,3,3,0.10%,8900.0,1.00%,F,T)
 100 % A2.09E7



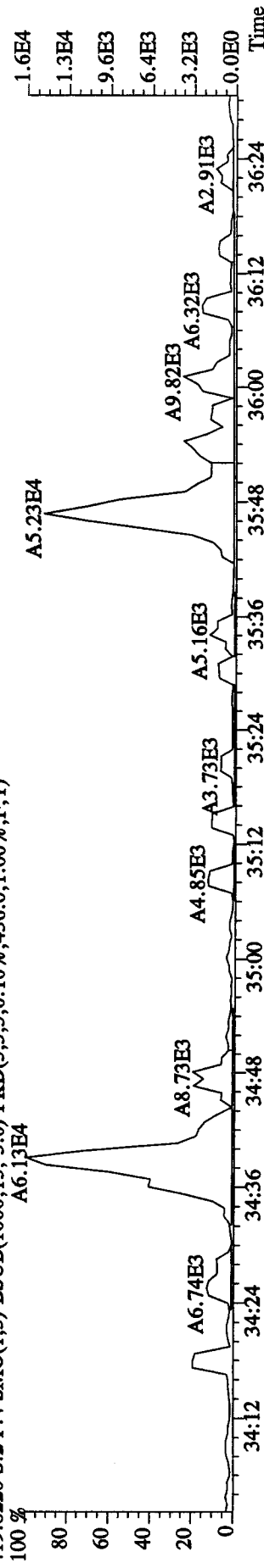
409.7789 S:2 F:4 SMO(1,3) BSUB(1000,15,-3.0) PKD(5,3,3,0.10%,12236.0,1.00%,F,T)
 100 % A2.19E7



417.8253 S:2 F:4 SMO(1,3) BSUB(1000,15,-3.0) PKD(5,3,3,0.10%,424.0,1.00%,F,T)
 100 %



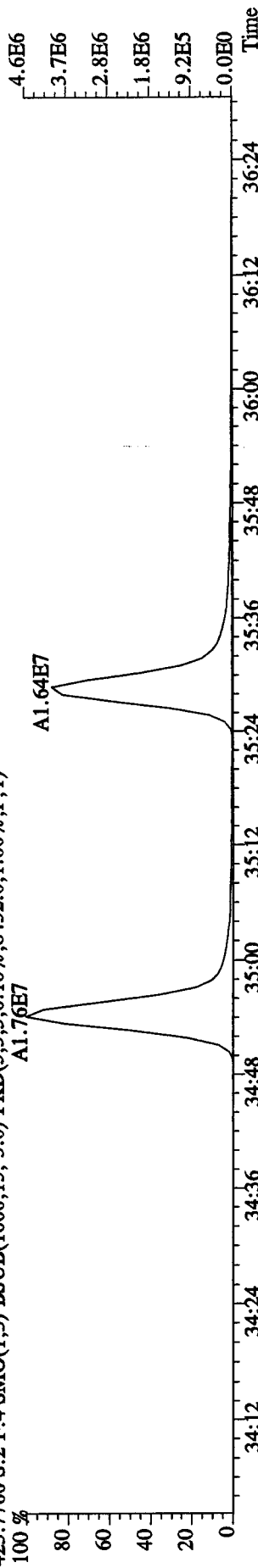
419.8220 S:2 F:4 SMO(1,3) BSUB(1000,15,-3.0) PKD(5,3,3,0.10%,436.0,1.00%,F,T)
 100 % A6.13E4



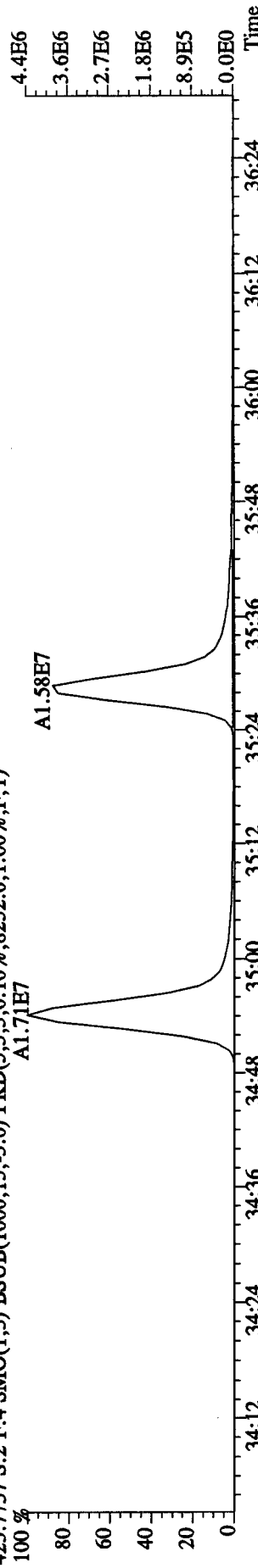
File:21AP104D5 #1-198 Acq:21-APR-2010 09:06:29 GC EI+ Voltage SIR Autospec-UltimaE

Sample#2 Text:CP0421 :DB-5 CPSM 3732-05 Exp:DIOXINRES8290A

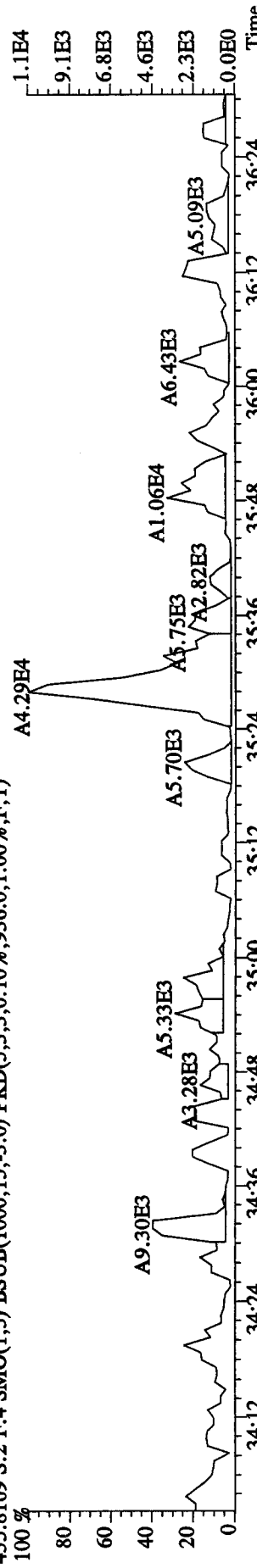
423.7766 S:2 F:4 SMO(1,3) BSUB(1000,15,-3.0) PKD(5,3,3,0.10%,8452.0,1.00%,F,T)



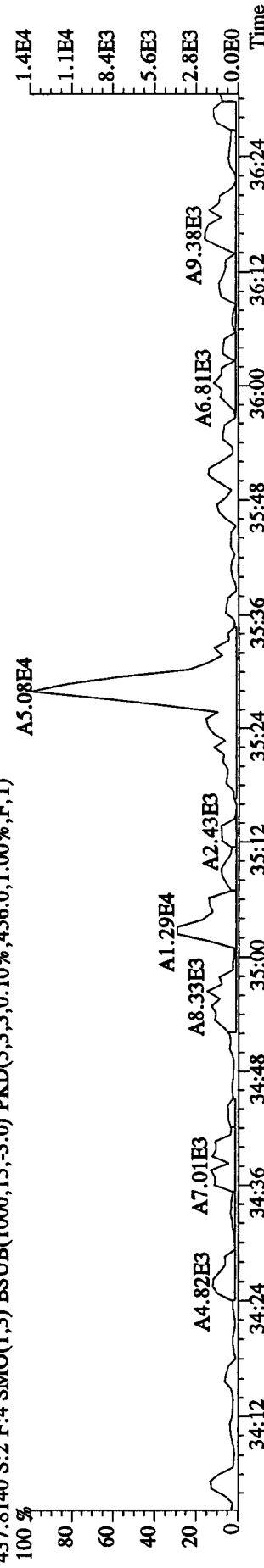
425.7737 S:2 F:4 SMO(1,3) BSUB(1000,15,-3.0) PKD(5,3,3,0.10%,8252.0,1.00%,F,T)



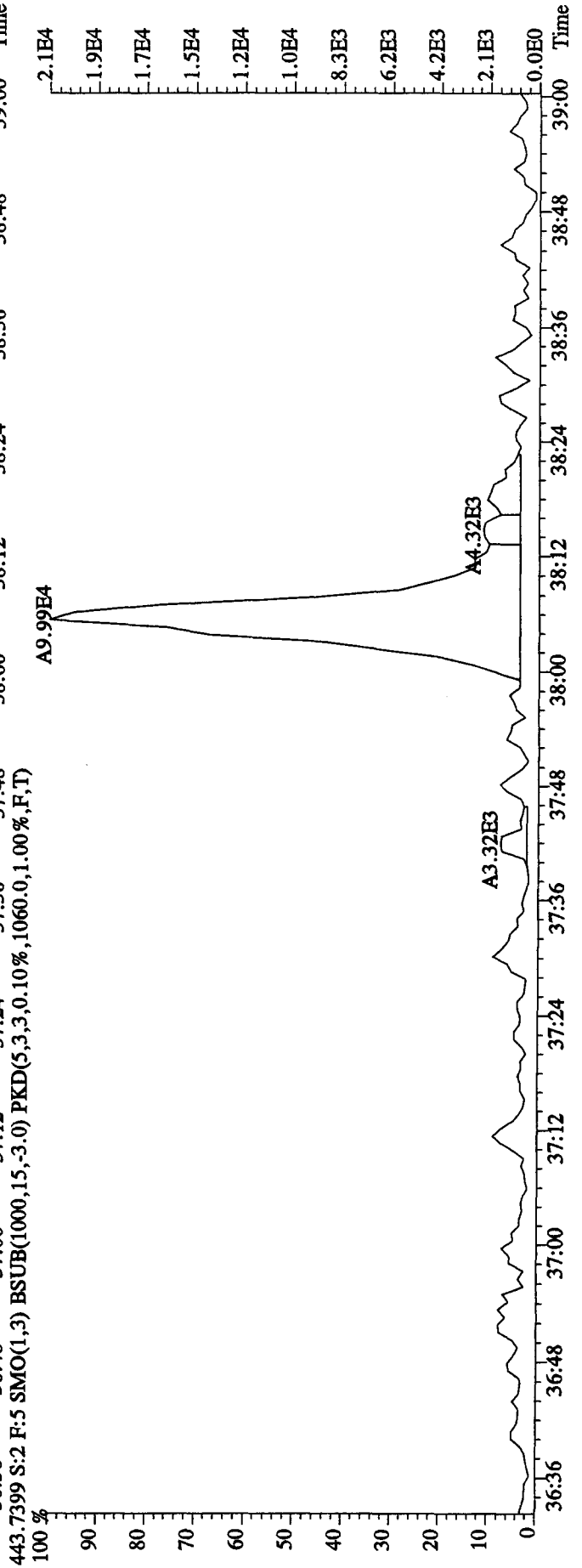
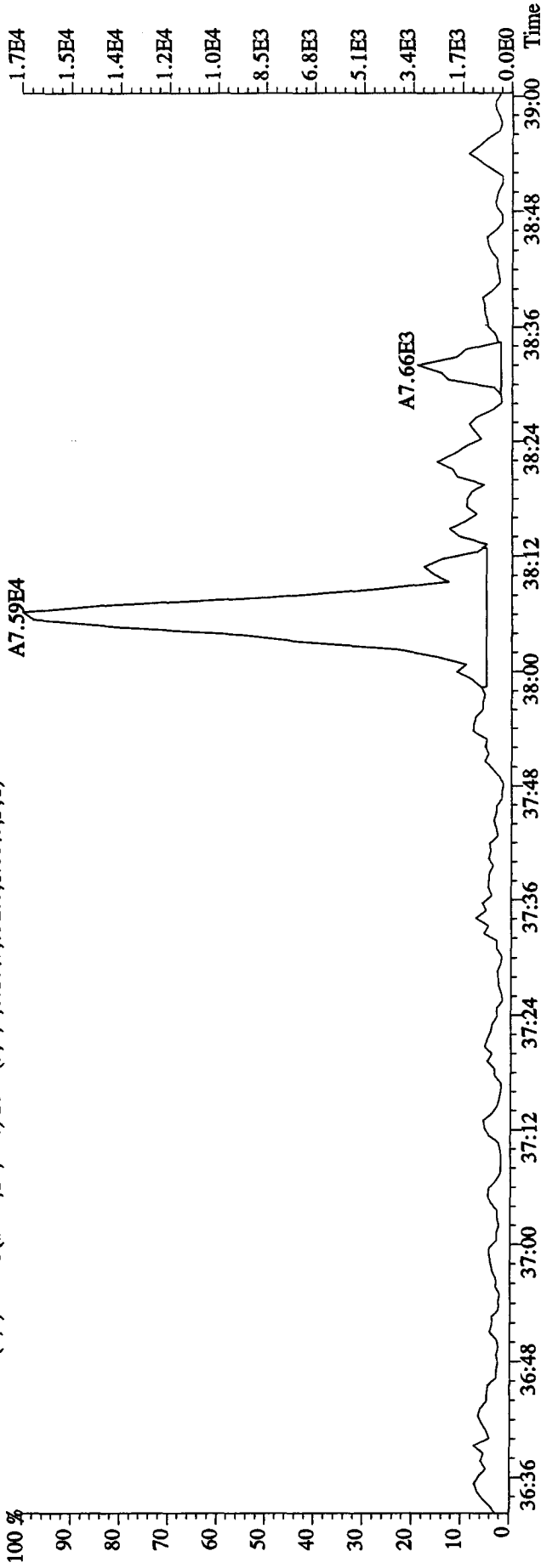
435.8169 S:2 F:4 SMO(1,3) BSUB(1000,15,-3.0) PKD(5,3,3,0.10%,936.0,1.00%,F,T)



437.8140 S:2 F:4 SMO(1,3) BSUB(1000,15,-3.0) PKD(5,3,3,0.10%,456.0,1.00%,F,T)



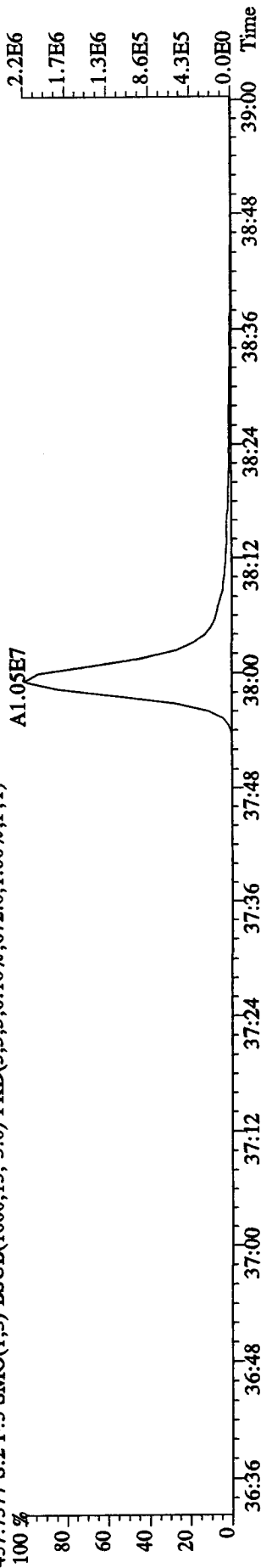
File:21API04D5 #1-190 Acq:21-APR-2010 09:06:29 GC EI+ Voltage SIR Autospec-UltimaE
 Sample#2 Text:CF0421 :DB-5 CPSM 3732-05 Exp:DIOXINRES8290A
 441.7428 S:2 F:5 SMO(1,3) BSUB(1000,15,-3.0) PKD(5,3,3,0.10%,792.0,1.00%,F,T)



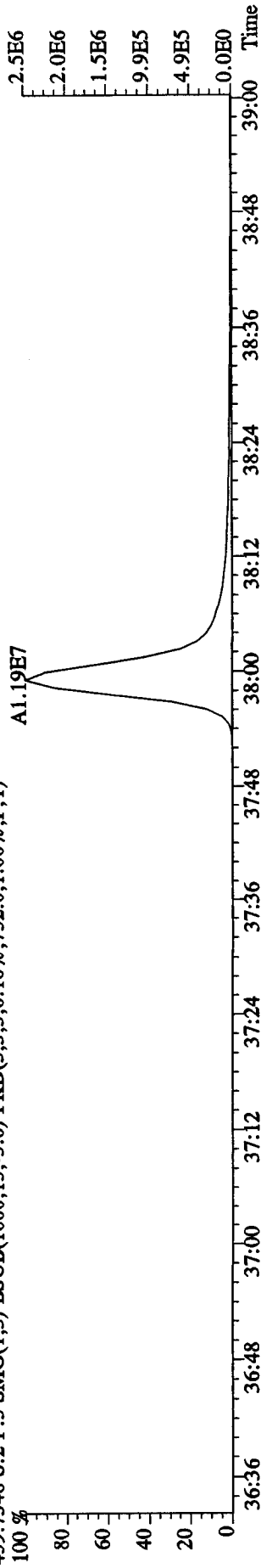
File:21AP104D5 #1-190 Acq:21-APR-2010 09:06:29 GC EI+ Voltage SIR Autospec-UltimaE

Sample#2 Text:CP0421 :DB-5 CPSM 3732-05 Exp:DIOXINRES8290A

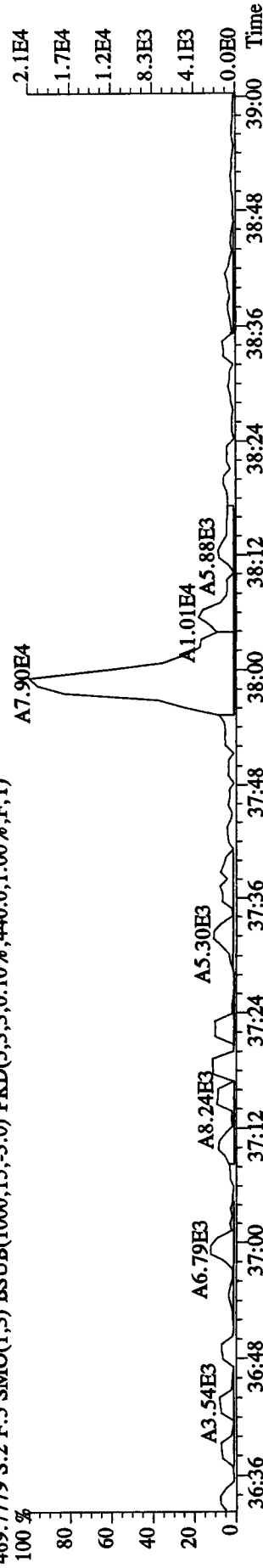
457.7377 S:2 F:5 SMO(1,3) BSUB(1000,15,-3.0) PKD(5,3,3,0.10%,672.0,1.00%,F,T)



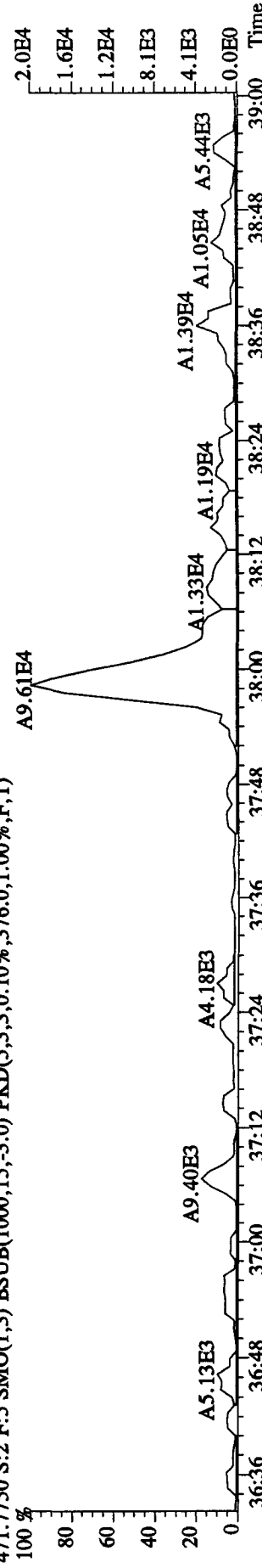
459.7348 S:2 F:5 SMO(1,3) BSUB(1000,15,-3.0) PKD(5,3,3,0.10%,752.0,1.00%,F,T)



469.7779 S:2 F:5 SMO(1,3) BSUB(1000,15,-3.0) PKD(5,3,3,0.10%,440.0,1.00%,F,T)



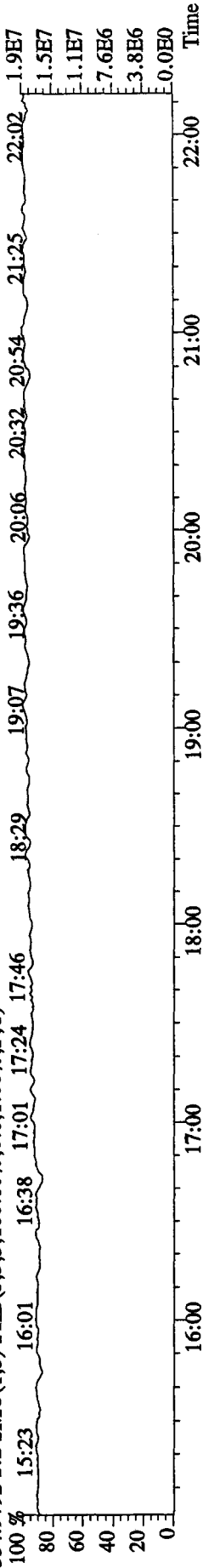
471.7750 S:2 F:5 SMO(1,3) BSUB(1000,15,-3.0) PKD(5,3,3,0.10%,376.0,1.00%,F,T)



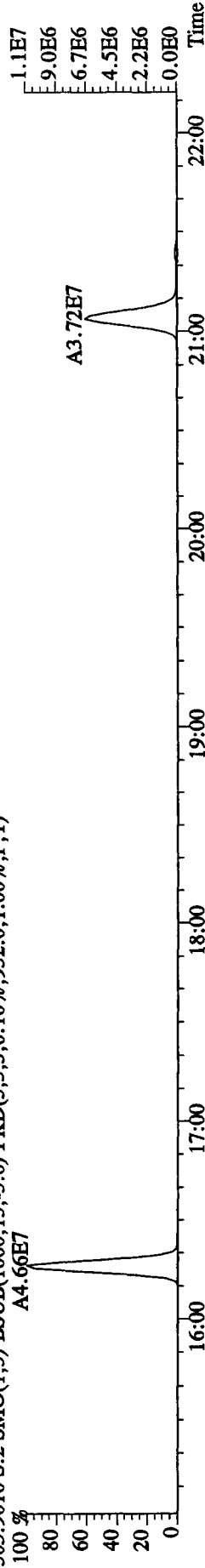
File:21API04D5 #1-434 Acq:21-APR-2010 09:06:29 GC EI+ Voltage SIR Autospec-UltimaE

Sample#2 Text:CP0421 :DB-5 CPSM 3732-05 Exp:DIOXINRES8290A

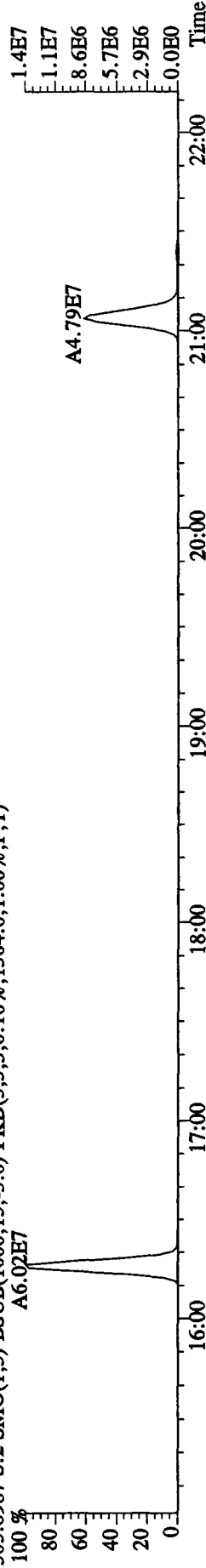
354.9792 S:2 SMO(1,3) PKD(5,3,3,100.00%,0.0,1.00%,F,T)



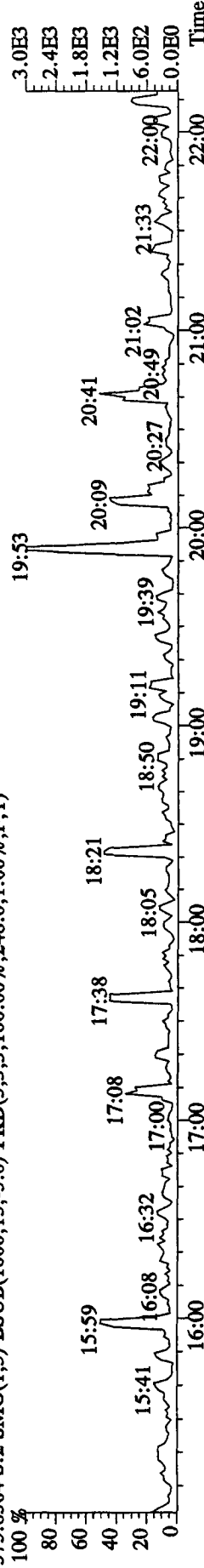
303.9016 S:2 SMO(1,3) BSUB(1000,15,-3.0) PKD(5,3,3,0.10%,932.0,1.00%,F,T)



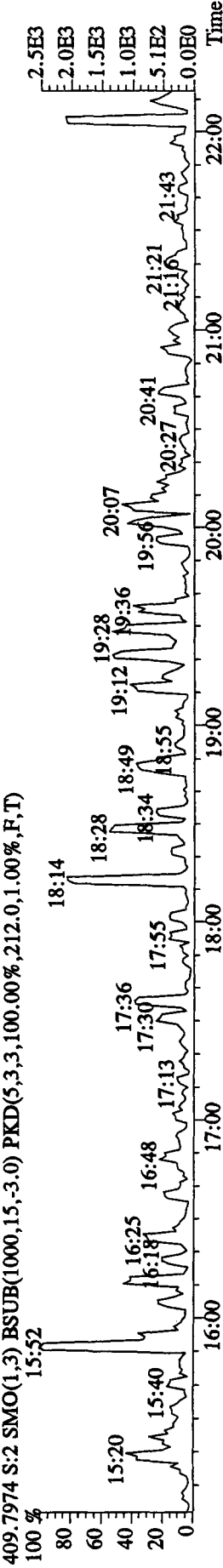
305.8987 S:2 SMO(1,3) BSUB(1000,15,-3.0) PKD(5,3,3,0.10%,1364.0,1.00%,F,T)



375.8364 S:2 SMO(1,3) BSUB(1000,15,-3.0) PKD(5,3,3,100.00%,248.0,1.00%,F,T)

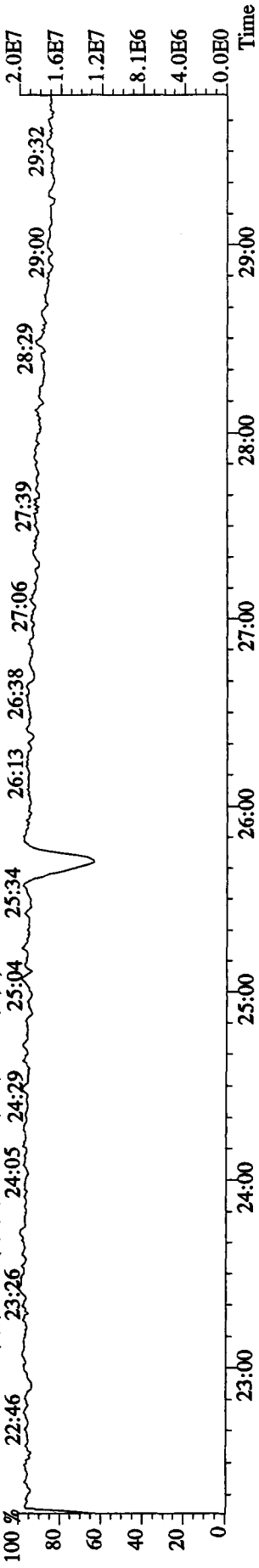


409.7974 S:2 SMO(1,3) BSUB(1000,15,-3.0) PKD(5,3,3,100.00%,212.0,1.00%,F,T)

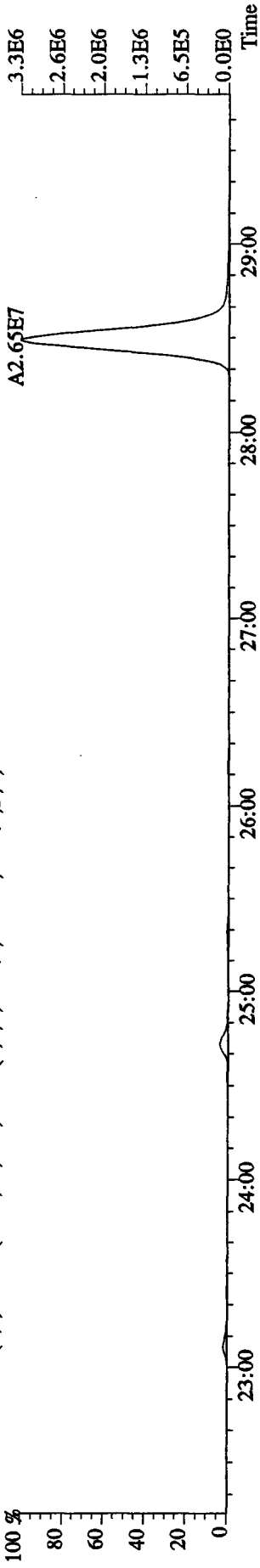


File:21API04D5 #1-604 Acq:21-APR-2010 09:06:29 GC EI+ Voltage SIR Autospec-UltimaE
 Sample#2 Text:CP0421 :DB-5 CPSM 3732-05 Exp:DIOXINRES8290A

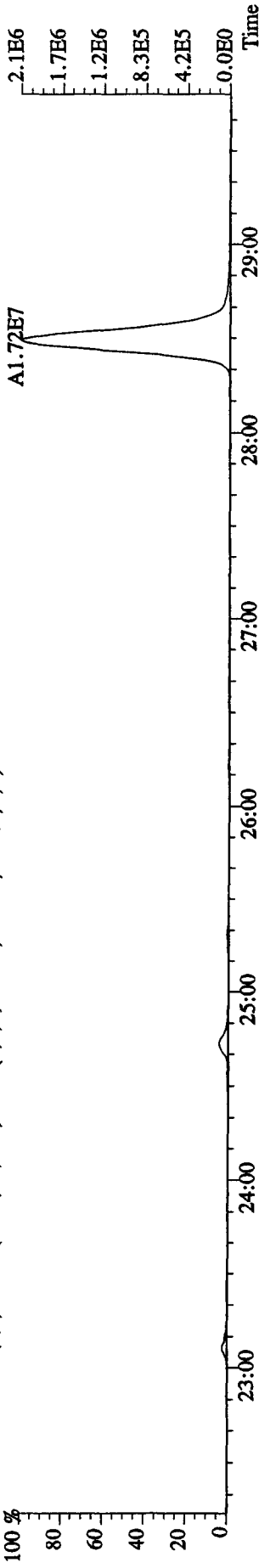
354.9792 S:2 F:2 SMO(1,3) PKD(5,3,3,100.00%,0.0,1.00%,F,T)



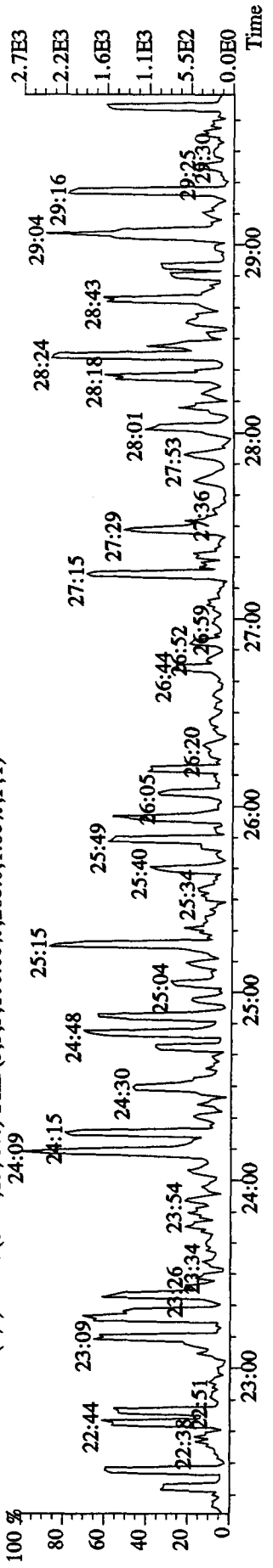
339.8597 S:2 F:2 SMO(1,3) BSUB(1000,15,-3.0) PKD(5,3,3,0.10%,1360.0,1.00%,F,T)



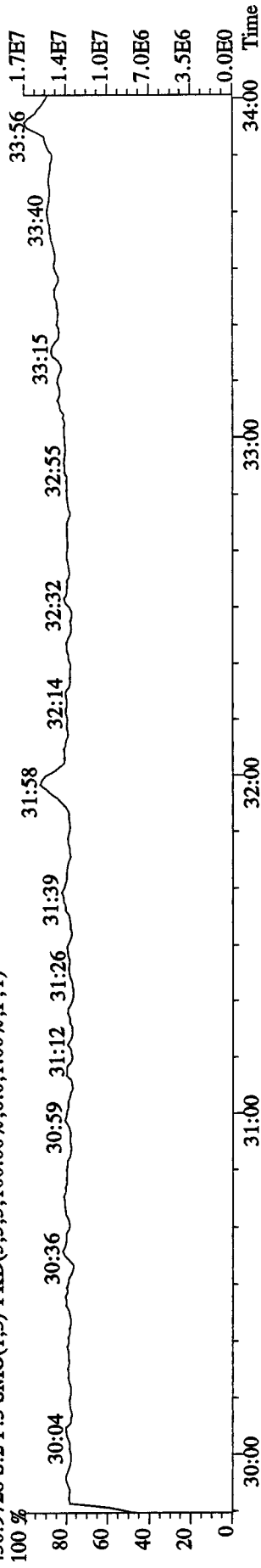
341.8567 S:2 F:2 SMO(1,3) BSUB(1000,15,-3.0) PKD(5,3,3,0.10%,1996.0,1.00%,F,T)



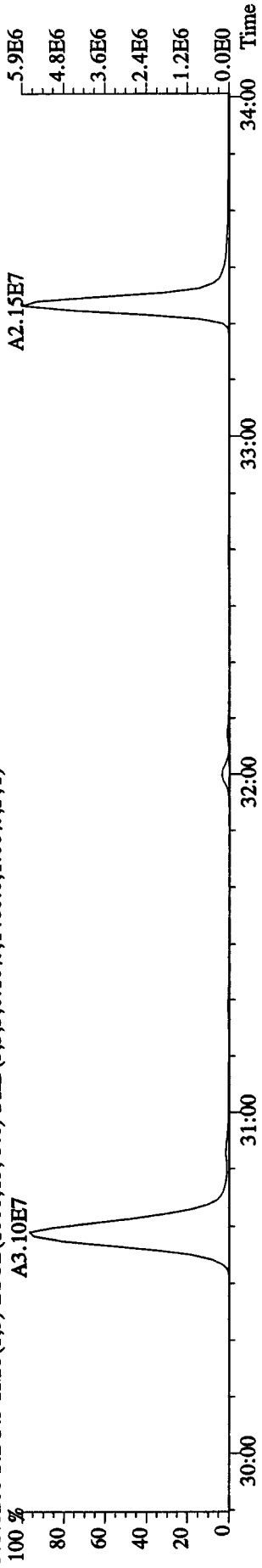
409.7974 S:2 F:2 SMO(1,3) BSUB(1000,15,-3.0) PKD(5,3,3,100.00%,268.0,1.00%,F,T)



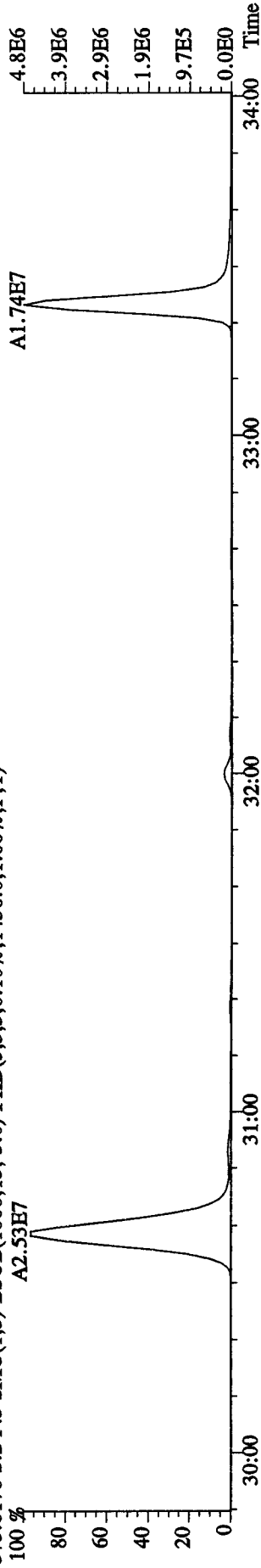
File: 21AP104D5 #1-317 Acq: 21-APR-2010 09:06:29 GC EI+ Voltage SIR Autospec-UltimaE
 Sample#2 Text: CP0421 :DB-5 CPSM 3732-05 Exp: DIOXINRES8290A
 430.9728 S:2 F:3 SMO(1,3) PKD(5,3,3,100.00%,0.0,1.00%,F,T)



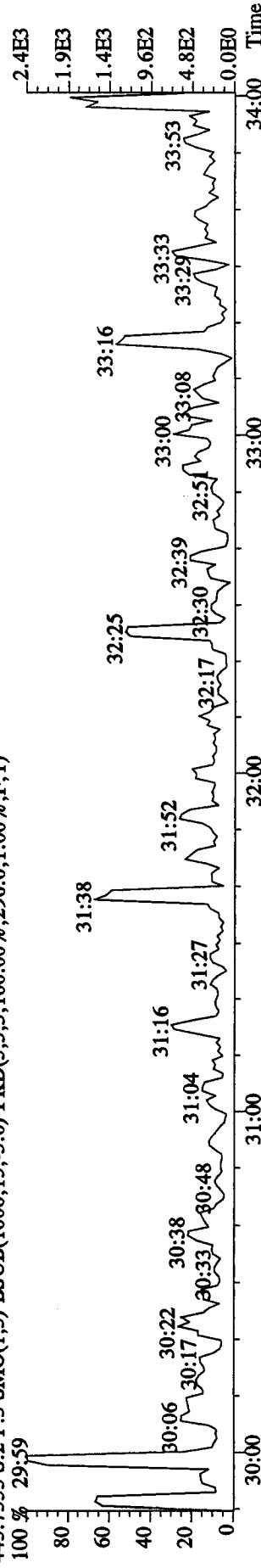
373.8208 S:2 F:3 SMO(1,3) BSUB(1000,15,-3,0) PKD(5,3,3,0.10%,1460.0,1.00%,F,T)



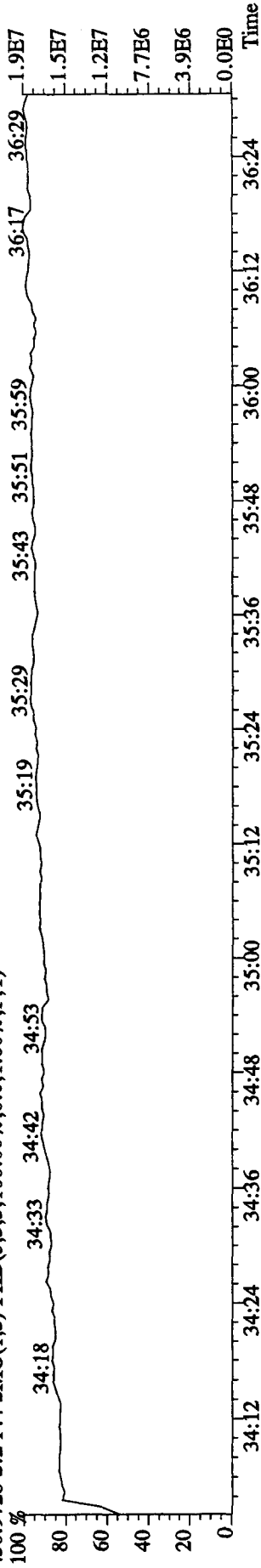
375.8178 S:2 F:3 SMO(1,3) BSUB(1000,15,-3,0) PKD(5,3,3,0.10%,1436.0,1.00%,F,T)




445.7555 S:2 F:3 SMO(1,3) BSUB(1000,15,-3,0) PKD(5,3,3,100.00%,296.0,1.00%,F,T)



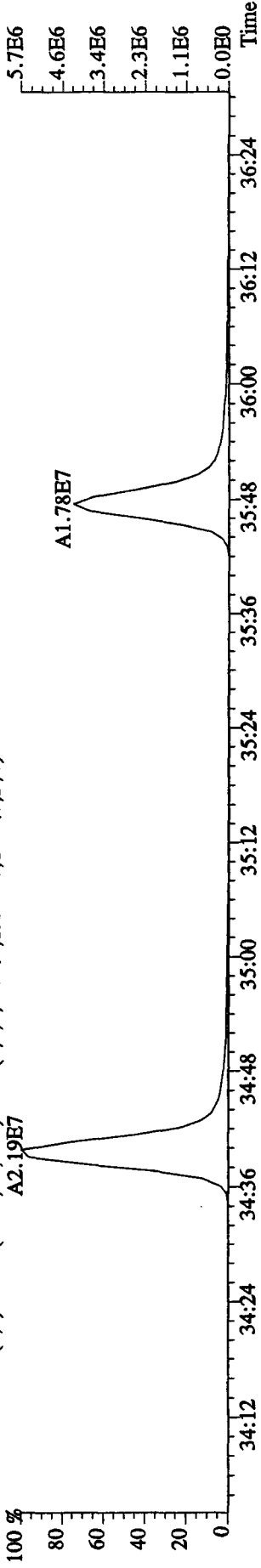
File:21AP104D5 #1-198 Acq:21-APR-2010 09:06:29 GC EI+ Voltage SIR Autospec-UltimaE
 Sample#2 Text:CP0421 :DB-5 CPM 3732-05 Exp:DIOXINRES8290A
 430.9728 S:2 F:4 SMO(1,3) PKD(5,3,3,100.00%,0,0,1.00%,F,T)



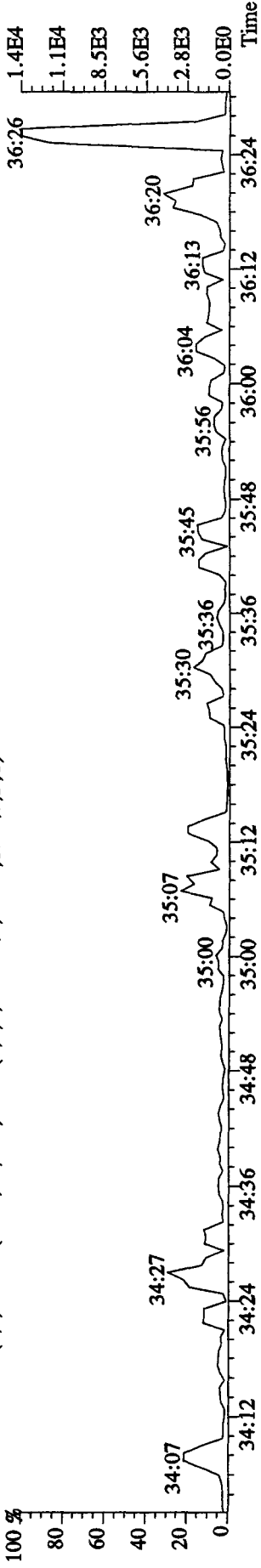
407.7818 S:2 F:4 SMO(1,3) BSUB(1000,15,-3,0) PKD(5,3,3,0.10%,8900.0,1.00%,F,T)



409.7789 S:2 F:4 SMO(1,3) BSUB(1000,15,-3,0) PKD(5,3,3,0.10%,12236.0,1.00%,F,T)




479.7165 S:2 F:4 SMO(1,3) BSUB(1000,15,-3,0) PKD(5,3,3,100.00%,516.0,1.00%,F,T)



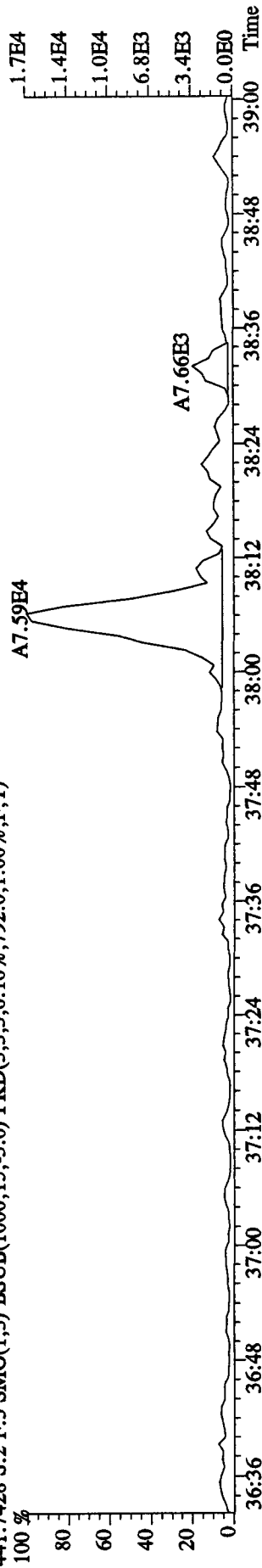
File:21AP104D5 #1-190 Acq:21-APR-2010 09:06:29 GC EI+ Voltage SIR Autospec-UltimaE

Sample#2 Text:CP0421 :DB-5 CPSM 3732-05 Exp:DIOXINRES8290A

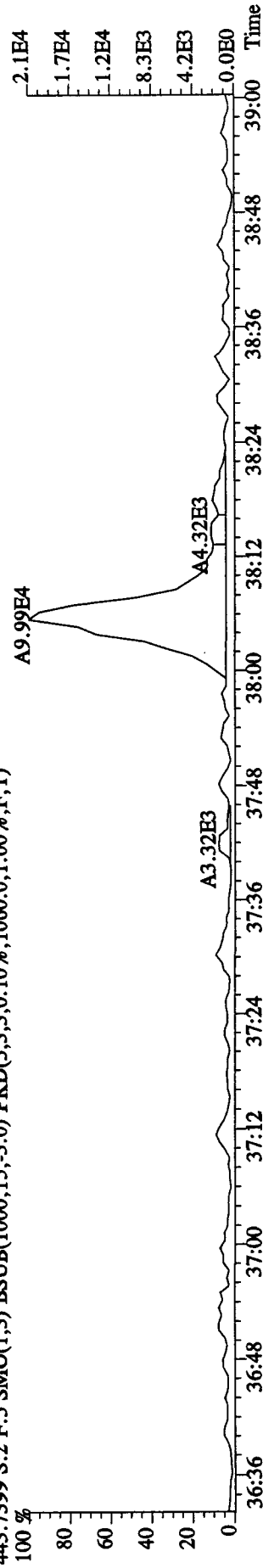
442.9728 S:2 F:5 SMO(1,3) PKD(5,3,3,100.00%,0.0,1.00%,F,T)



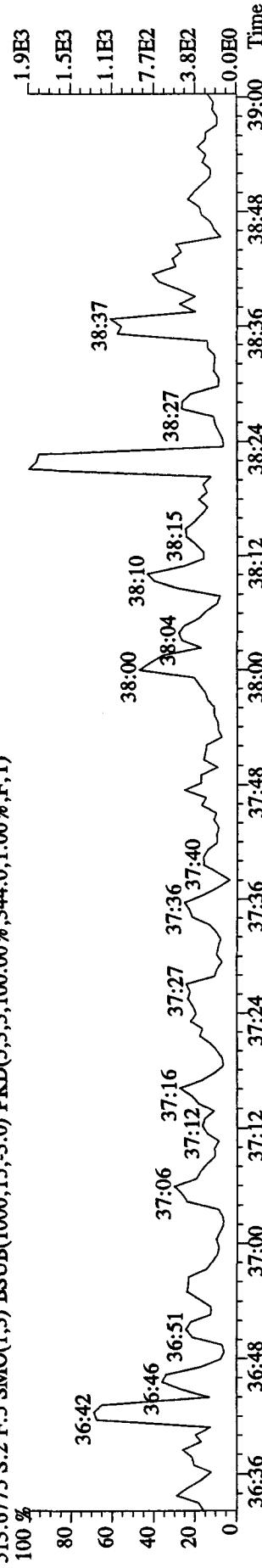
441.7428 S:2 F:5 SMO(1,3) BSUB(1000,15,-3.0) PKD(5,3,3,0.10%,792.0,1.00%,F,T)



443.7399 S:2 F:5 SMO(1,3) BSUB(1000,15,-3.0) PKD(5,3,3,0.10%,1060.0,1.00%,F,T)



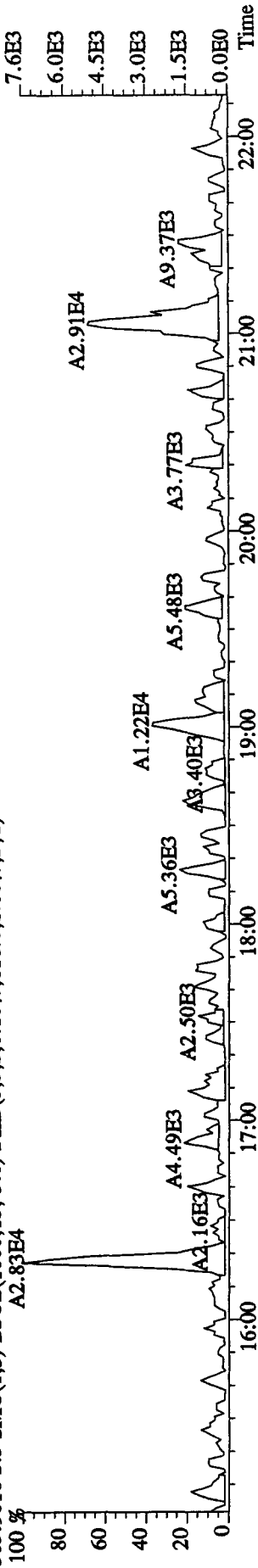
513.6775 S:2 F:5 SMO(1,3) BSUB(1000,15,-3.0) PKD(5,3,5,100.00%,344.0,1.00%,F,T)



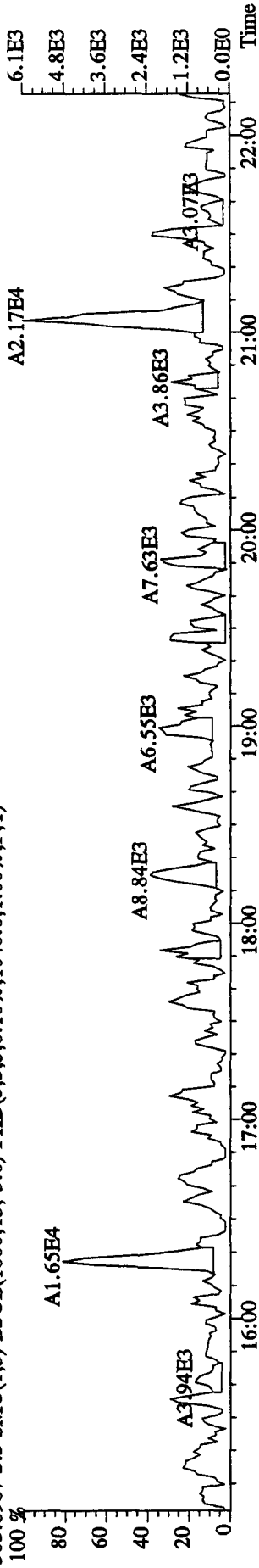
File: 21AP104D5 #1-434 Acq: 21-APR-2010 09:50:32 GC EI+ Voltage SIR Autospec-UltimaE

Sample#3 Text: SB0421 : Solvent Blank C-14 Exp: DIOXINRES8290A

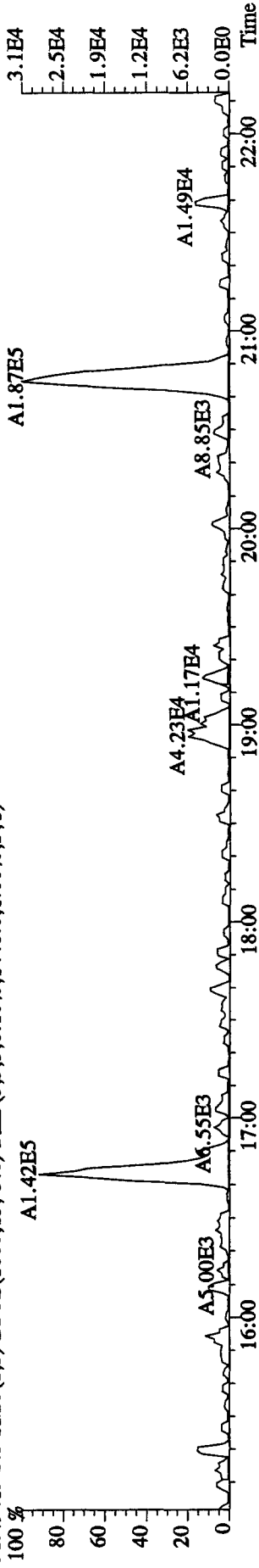
303.9016 S:3 SMO(1,3) BSUB(1000,15,-3,0) PKD(5,3,3,0.10%,616.0,1.00%,F,T)



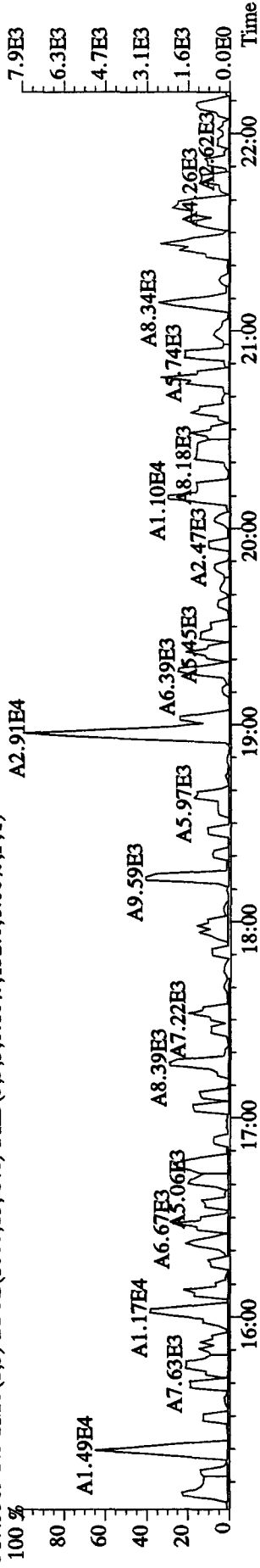
305.8987 S:3 SMO(1,3) BSUB(1000,15,-3,0) PKD(5,3,3,0.10%,1040.0,1.00%,F,T)



315.9419 S:3 SMO(1,3) BSUB(1000,15,-3,0) PKD(5,3,3,0.10%,1448.0,1.00%,F,T)



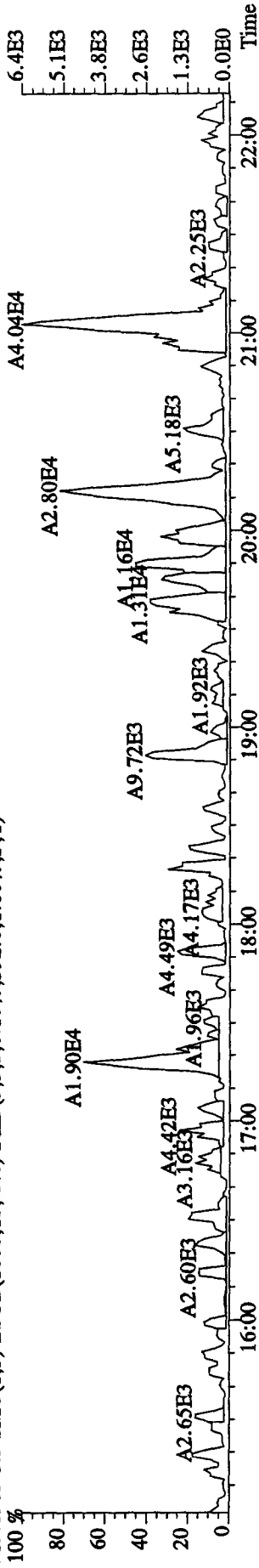
317.9389 S:3 SMO(1,3) BSUB(1000,15,-3,0) PKD(5,3,3,0.10%,132.0,1.00%,F,T)



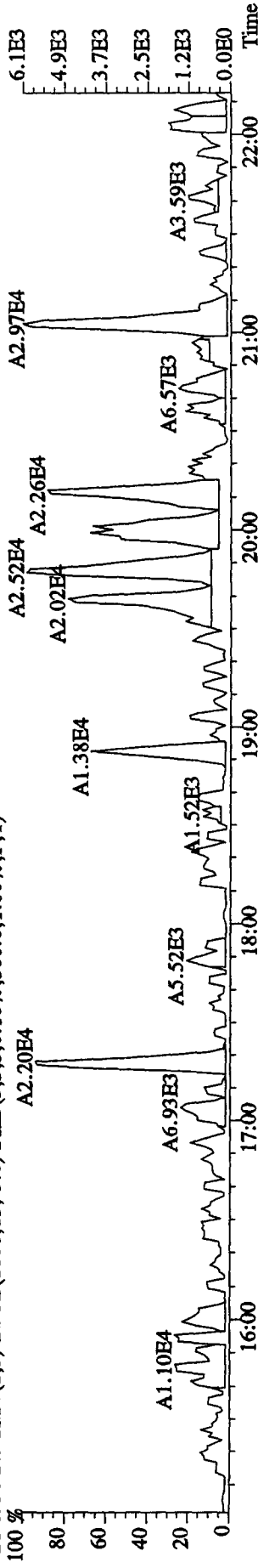
File:21AP104D5 #1-434 Acq:21-APR-2010 09:50:32 GC EI+ Voltage SIR Autospec-UltimaE

Sample#3 Text:SB0421 :Solvent Blank C-14 Exp:DIOXINRES8290A

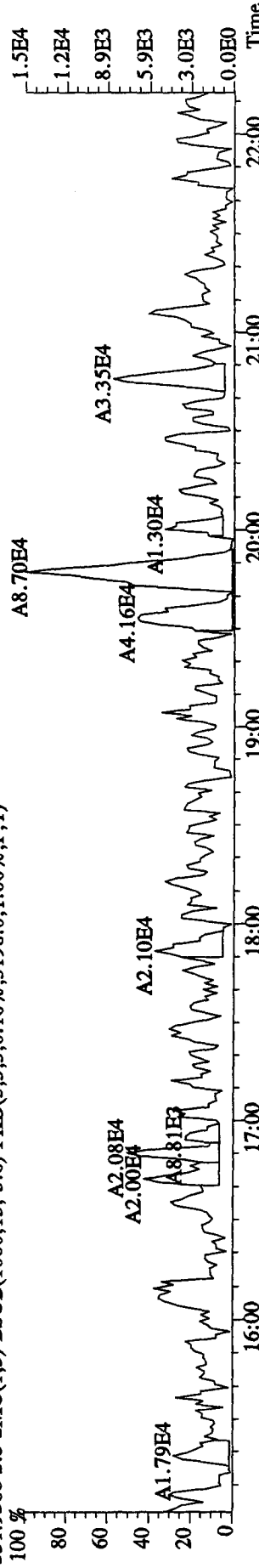
319.8965 S:3 SMO(1,3) BSUB(1000,15,-3.0) PKD(5,3,3,0.10%,392.0,1.00%,F,T)



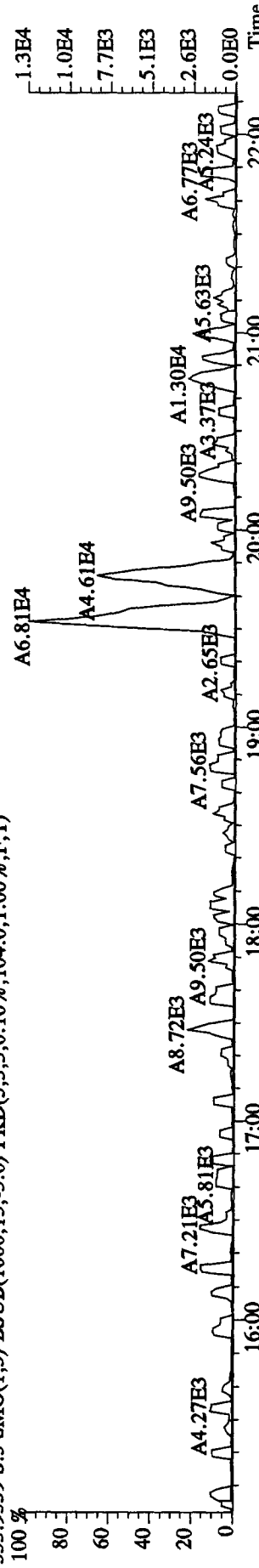
321.8936 S:3 SMO(1,3) BSUB(1000,15,-3.0) PKD(5,3,3,0.10%,580.0,1.00%,F,T)



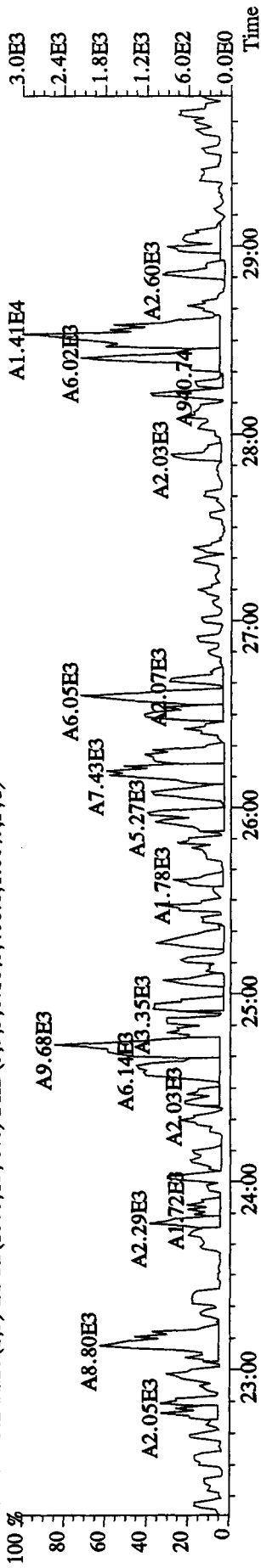
331.9368 S:3 SMO(1,3) BSUB(1000,15,-3.0) PKD(5,3,3,0.10%,3196.0,1.00%,F,T)



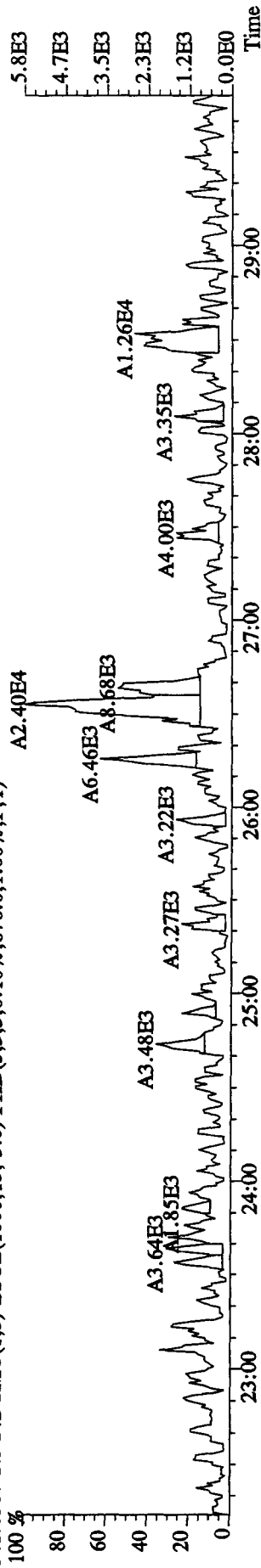
333.9339 S:3 SMO(1,3) BSUB(1000,15,-3.0) PKD(5,3,3,0.10%,104.0,1.00%,F,T)



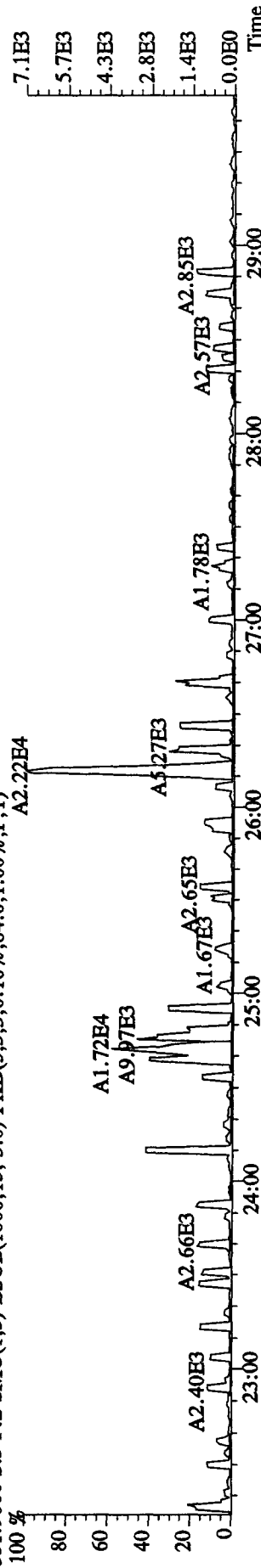
File:21AP104D5 #1-604 Acq:21-APR-2010 09:50:32 GC EI+ Voltage SIR Autospec-UltimaE
 Sample#3 Text:SB0421 :Solvent Blank C-14 Exp:DIOXINRES8290A
 339.8597 S:3 F:2 SMO(1,3) BSUB(1000,15,-3.0) PKD(5,3,3,0.10% 400.0,1.00% F,T)



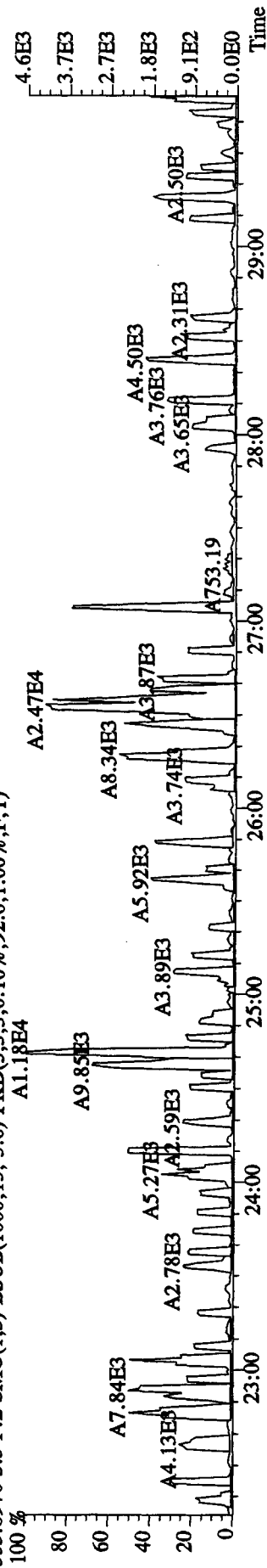
341.8567 S:3 F:2 SMO(1,3) BSUB(1000,15,-3.0) PKD(5,3,3,0.10% 876.0,1.00% F,T)



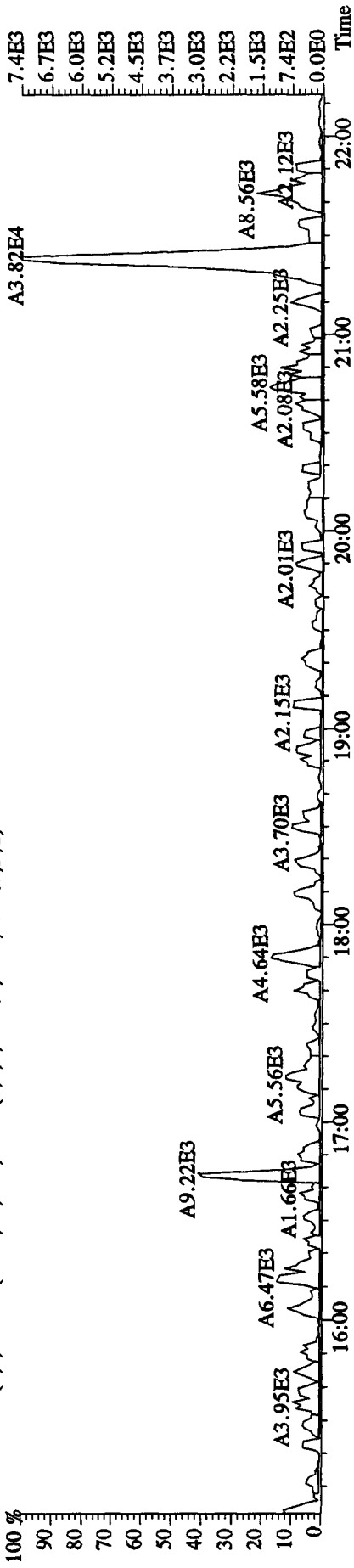
351.9000 S:3 F:2 SMO(1,3) BSUB(1000,15,-3.0) PKD(5,3,3,0.10% 84.0,1.00% F,T)



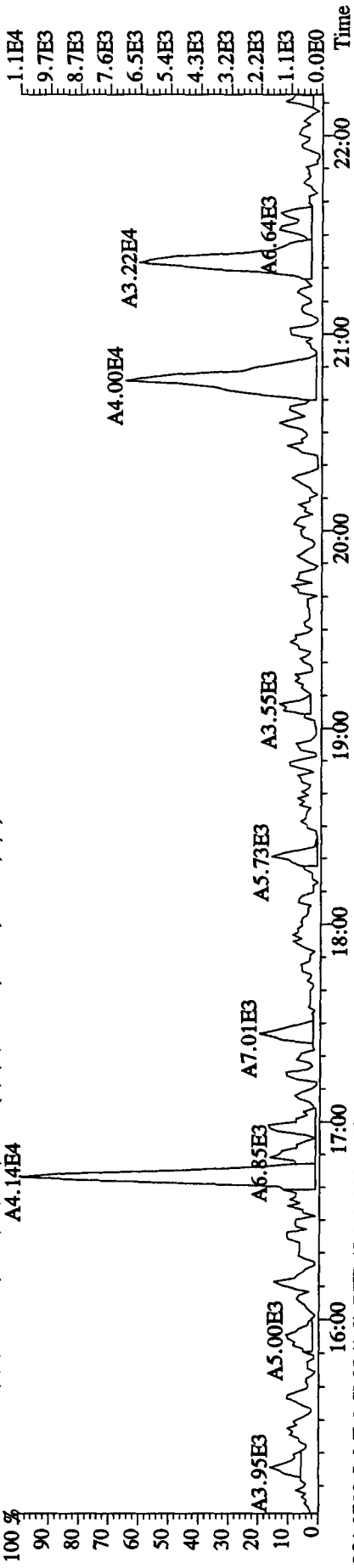
353.8970 S:3 F:2 SMO(1,3) BSUB(1000,15,-3.0) PKD(5,3,3,0.10% 92.0,1.00% F,T)



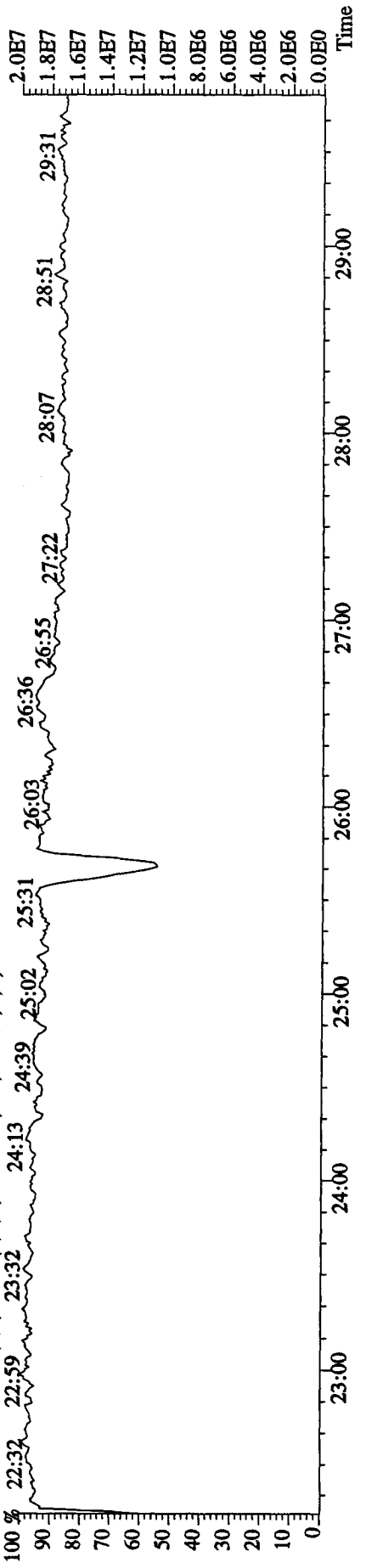
File:21API04D5 #1-434 Acq:21-APR-2010 09:50:32 GC EI+ Voltage SIR Autospec-UltimaE
 Sample#3 Text:SB0421 ;Solvent Blank C-14 Exp:DIOXINRES8290A
 339.8597 S:3 SMO(1,3) BSUB(1000,15,-3.0) PKD(5,3,3,0.10%,96.0,1.00%,F,T)



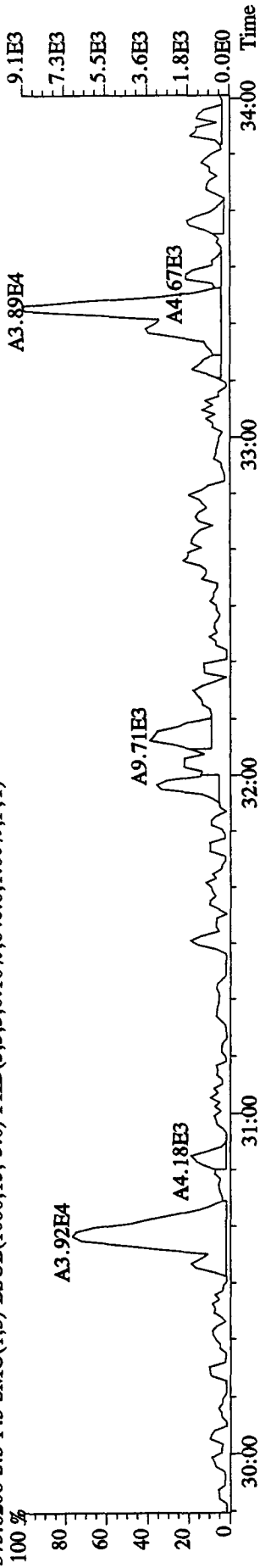
341.8567 S:3 SMO(1,3) BSUB(1000,15,-3.0) PKD(5,3,3,0.10%,748.0,1.00%,F,T)



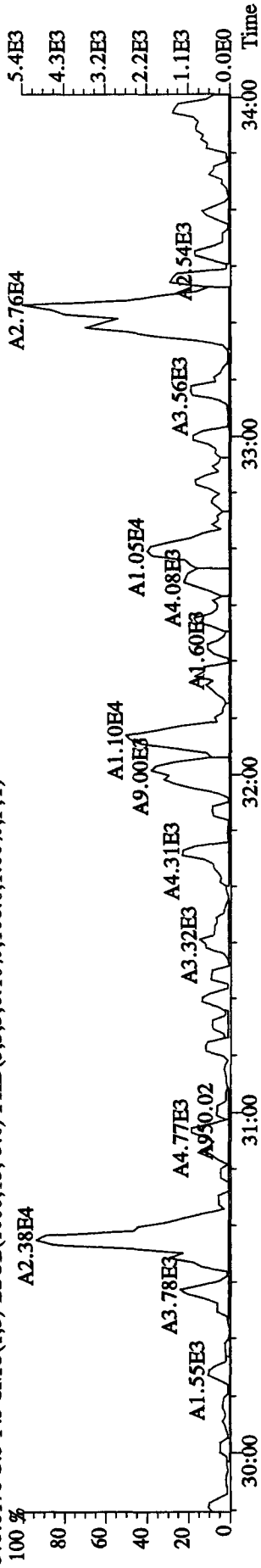
354.9792 S:3 F:2 SMO(1,3) PKD(5,3,3,100.00%,0.0,1.00%,F,T)



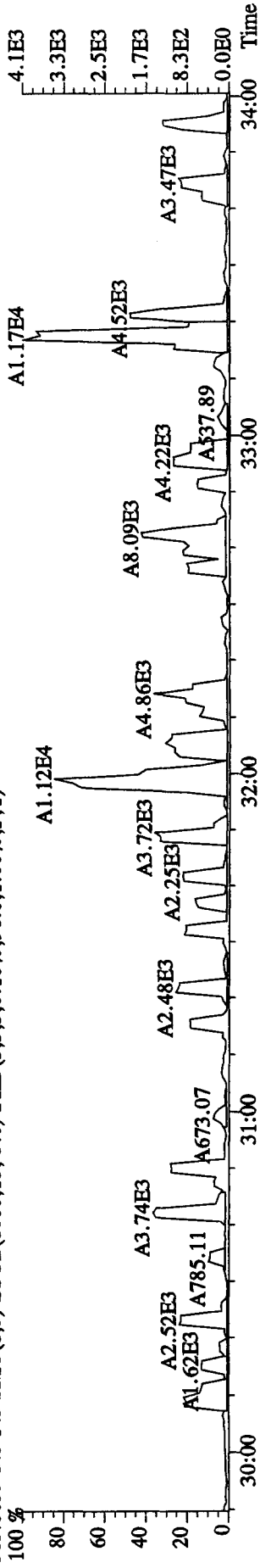
File:21AP104D5 #1-317 Acq:21-APR-2010 09:50:32 GC EI+ Voltage SIR Autospec-UltimaE
 Sample#3 Text:SB0421 :Solvent Blank C-14 Exp:DIOXINRES8290A
 373.8208 S:3 F:3 SMO(1,3) BSUB(1000,15,-3.0) PKD(5,3,3,0.10%,848.0,1.00%,F,T)



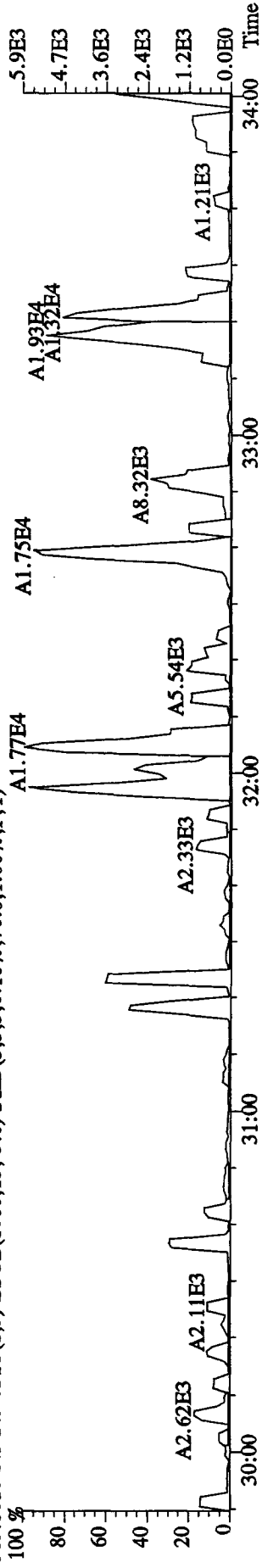
375.8178 S:3 F:3 SMO(1,3) BSUB(1000,15,-3.0) PKD(5,3,3,0.10%,108.0,1.00%,F,T)



383.8639 S:3 F:3 SMO(1,3) BSUB(1000,15,-3.0) PKD(5,3,3,0.10%,96.0,1.00%,F,T)



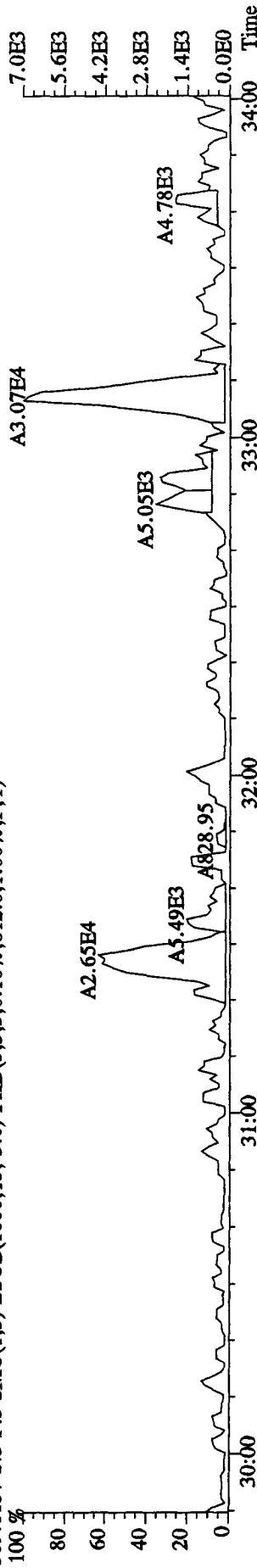
385.8610 S:3 F:3 SMO(1,3) BSUB(1000,15,-3.0) PKD(5,3,3,0.10%,76.0,1.00%,F,T)



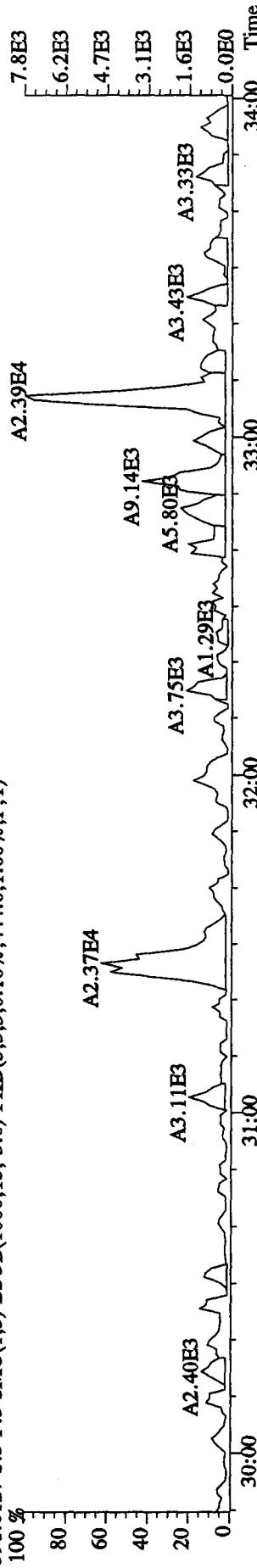
File:21AP104D5 #1-317 Acq:21-APR-2010 09:50:32 GC EI+ Voltage SIR Autospec-UltimaE

Sample#3 Text:SB0421 :Solvent Blank C-14 Exp:DIOXINRES8290A

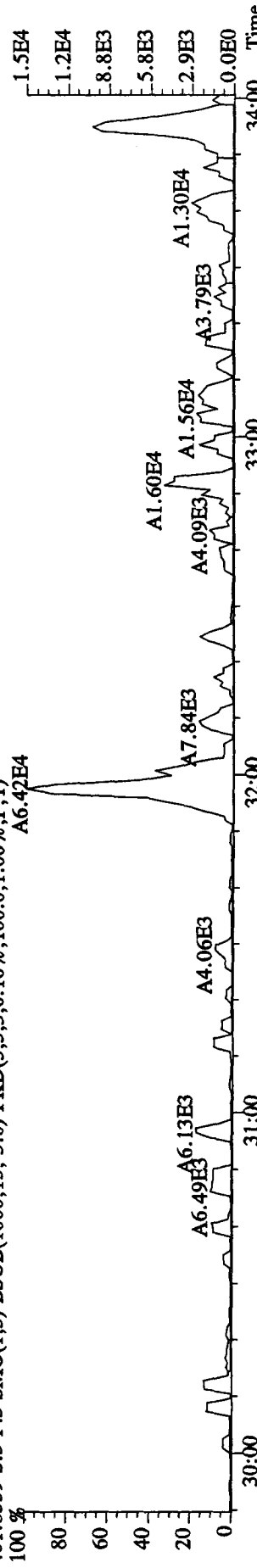
389.8157 S:3 F:3 SMO(1,3) BSUB(1000,15,-3.0) PKD(5,3,3,0.10%,812.0,1.00%,F,T)



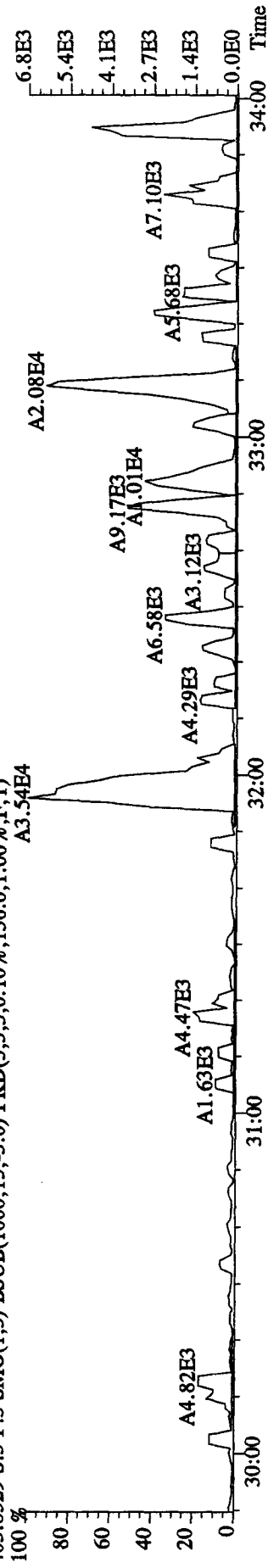
391.8127 S:3 F:3 SMO(1,3) BSUB(1000,15,-3.0) PKD(5,3,3,0.10%,444.0,1.00%,F,T)



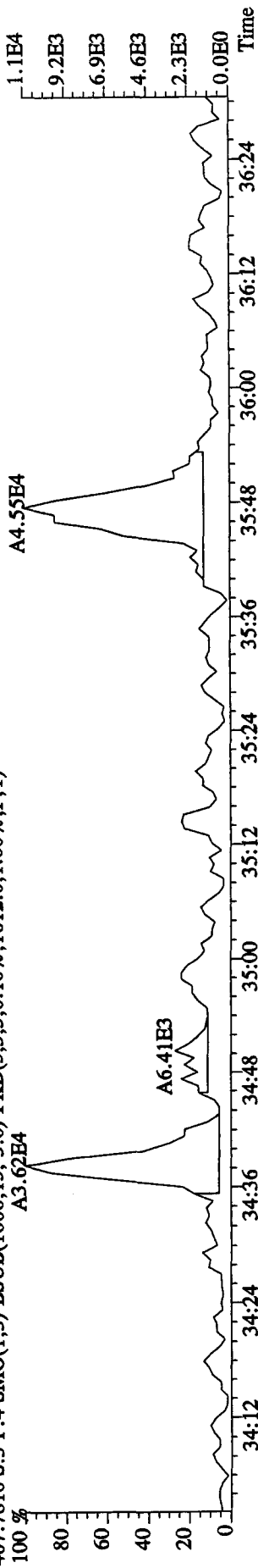
401.8559 S:3 F:3 SMO(1,3) BSUB(1000,15,-3.0) PKD(5,3,3,0.10%,100.0,1.00%,F,T)



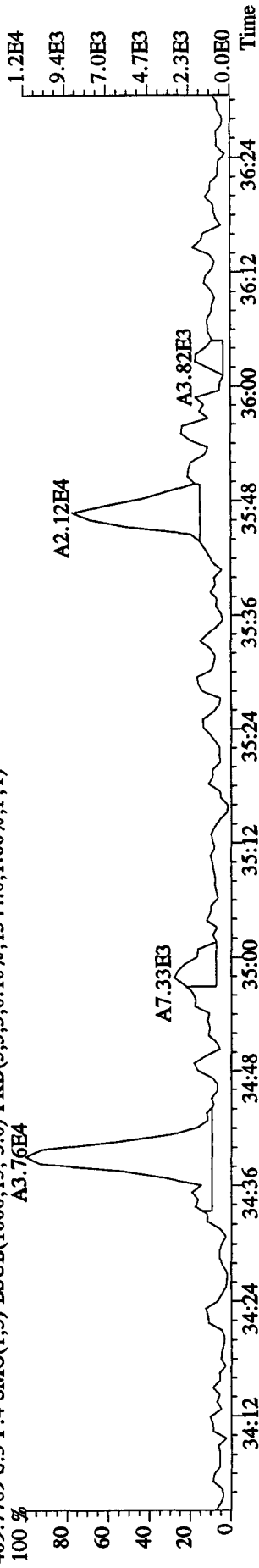
403.8529 S:3 F:3 SMO(1,3) BSUB(1000,15,-3.0) PKD(5,3,3,0.10%,136.0,1.00%,F,T)



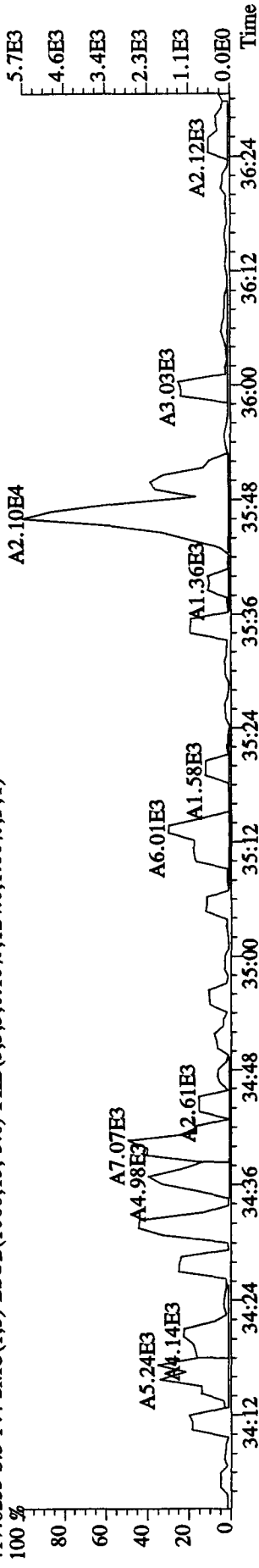
File:21API04D5 #1-198 Acq:21-APR-2010 09:50:32 GC EI+ Voltage SIR Autospec-UltimaE
 Sample#3 Text:SB0421 :Solvent Blank C-14 Exp:DIOXINRES8290A
 407.7818 S:3 F:4 SMO(1,3) BSUB(1000,15,-3.0) PKD(5,3,3,0.10%,1612.0,1.00%,F,T)



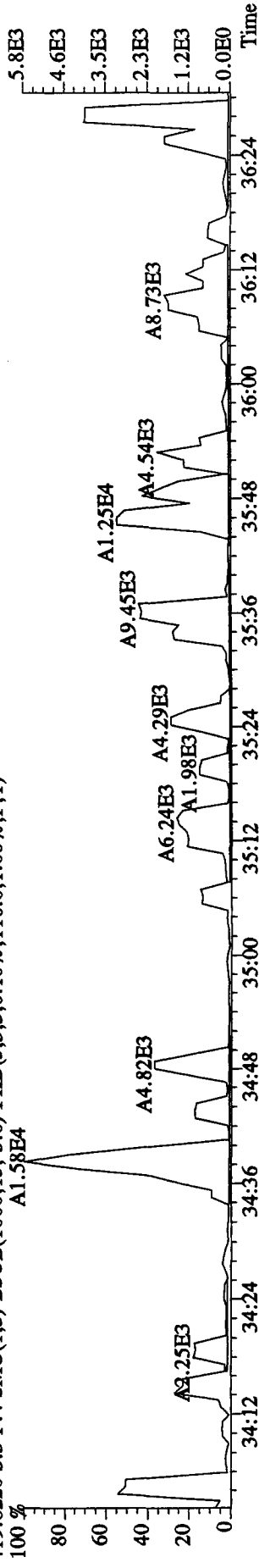
409.7789 S:3 F:4 SMO(1,3) BSUB(1000,15,-3.0) PKD(5,3,3,0.10%,1344.0,1.00%,F,T)



417.8253 S:3 F:4 SMO(1,3) BSUB(1000,15,-3.0) PKD(5,3,3,0.10%,124.0,1.00%,F,T)



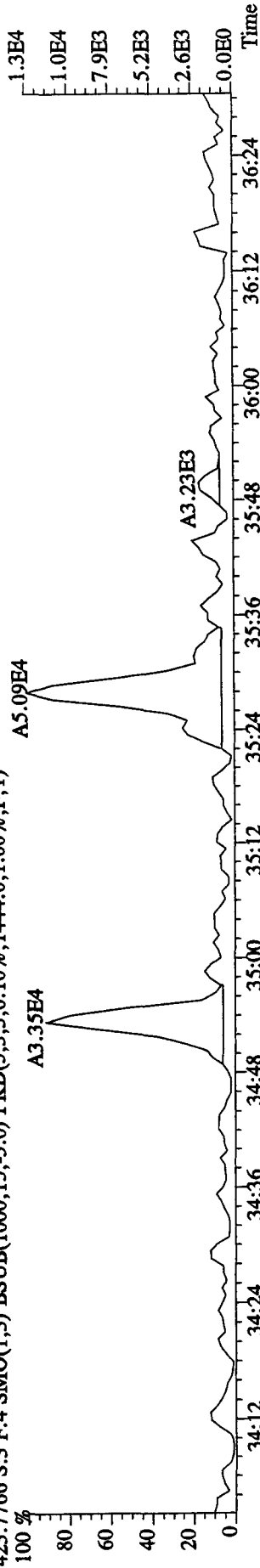
419.8220 S:3 F:4 SMO(1,3) BSUB(1000,15,-3.0) PKD(5,3,3,0.10%,116.0,1.00%,F,T)



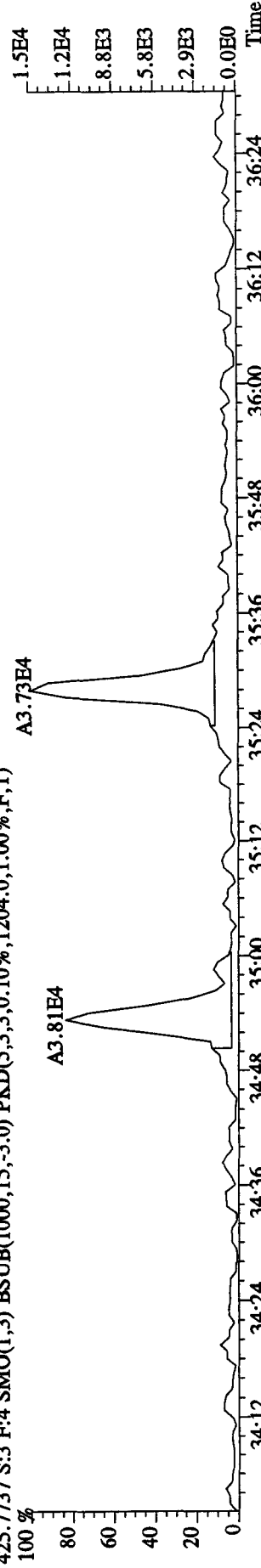
File:21API04D5 #1-198 Acq:21-APR-2010 09:50:32 GC EI+ Voltage SIR Autospec-UltimaE

Sample#3 Text:SB0421 :Solvent Blank C-14 Exp:DIOXINRES8290A

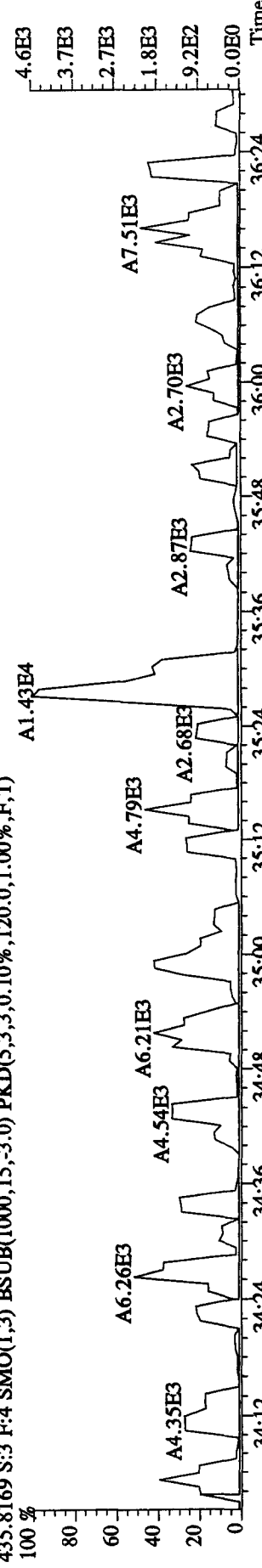
423.7766 S:3 F:4 SMO(1,3) BSUB(1000,15,-3.0) PKD(5,3,3,0.10%,1444.0,1.00%,F,T)



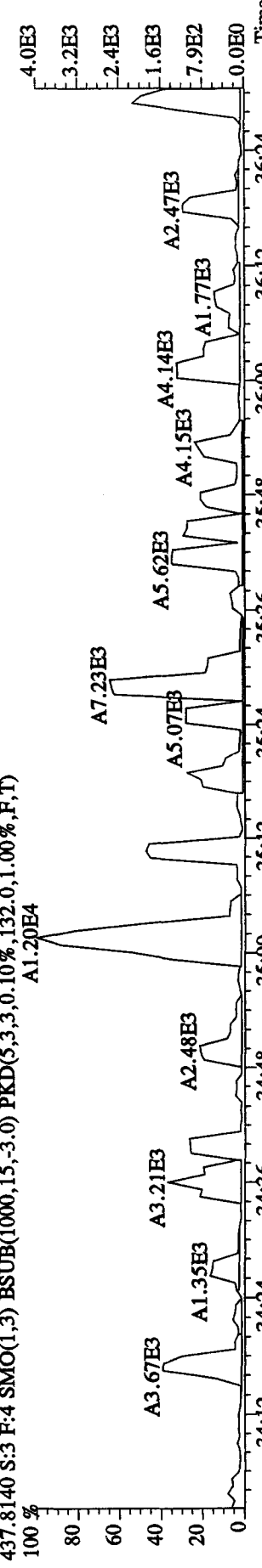
425.7737 S:3 F:4 SMO(1,3) BSUB(1000,15,-3.0) PKD(5,3,3,0.10%,1204.0,1.00%,F,T)



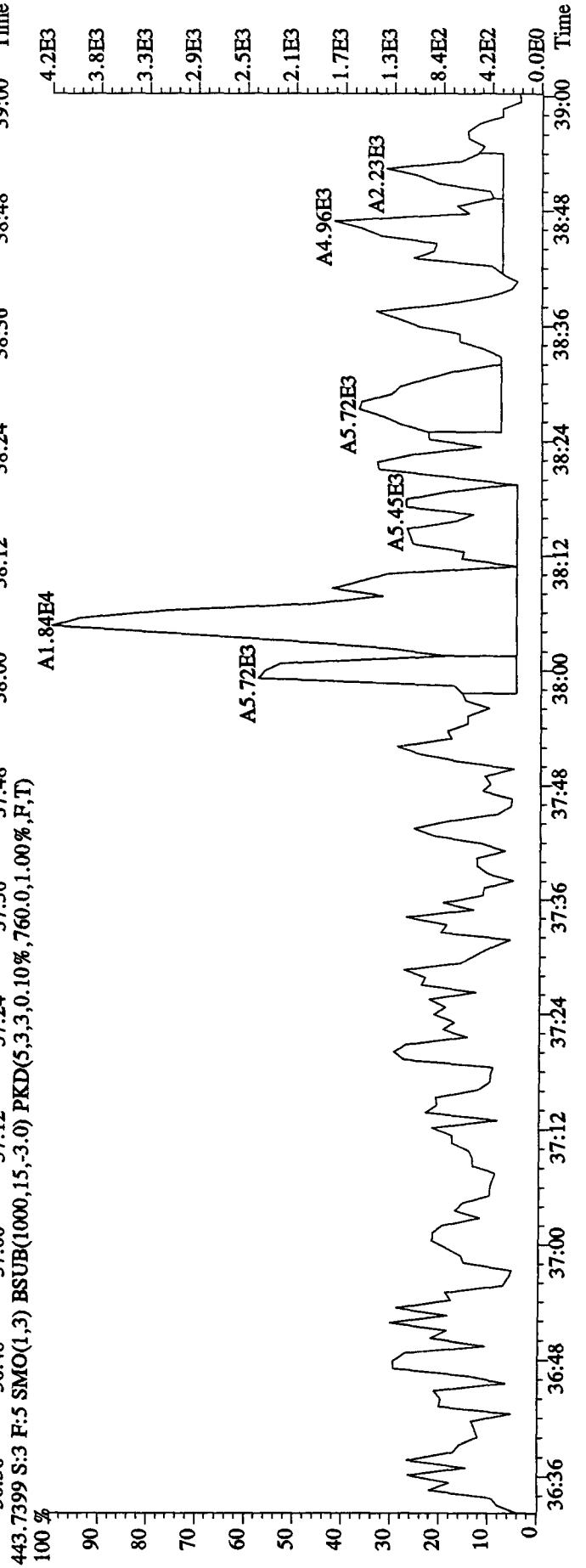
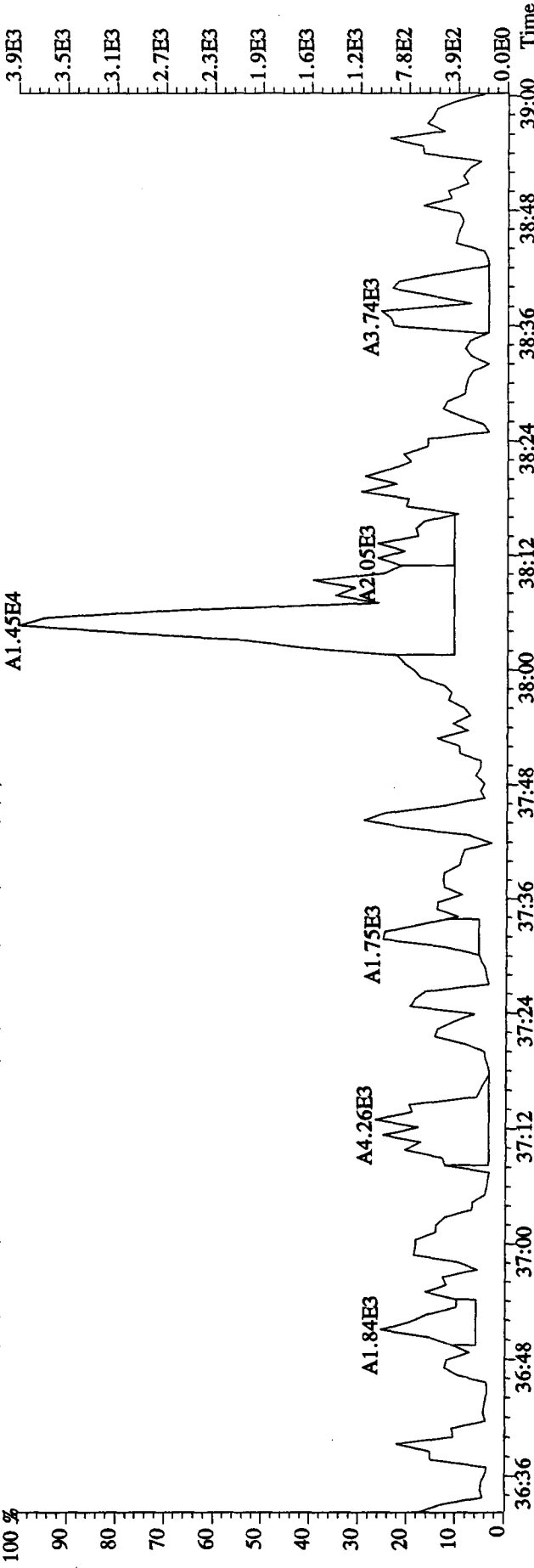
435.8169 S:3 F:4 SMO(1,3) BSUB(1000,15,-3.0) PKD(5,3,3,0.10%,120.0,1.00%,F,T)



437.8140 S:3 F:4 SMO(1,3) BSUB(1000,15,-3.0) PKD(5,3,3,0.10%,132.0,1.00%,F,T)



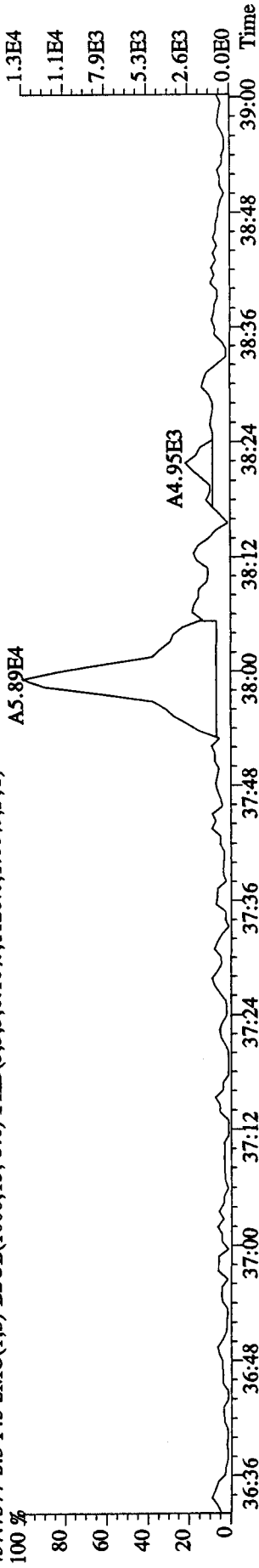
File: 21AP104D5 #1-190 Acq: 21-APR-2010 09:50:32 GC EI+ Voltage SIR Autospec-UltimaE
 Sample#3 Text: SB0421 :Solvent Blank C-14 Exp: DIOXINRES8290A
 441.7428 S:3 F:5 SMO(1,3) BSUB(1000,15,-3.0) PKD(5,3,3,0.10%,516.0,1.00%,F,T)



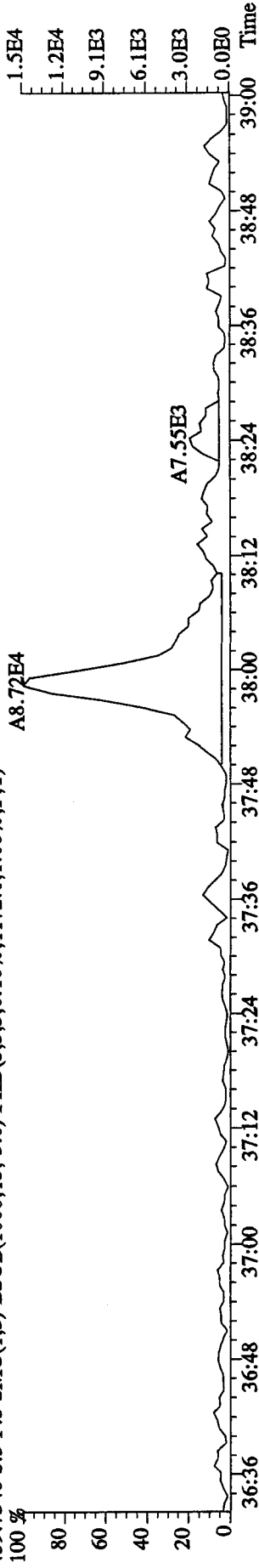
File:21AP104D5 #1-190 Acq:21-APR-2010 09:50:32 GC EI+ Voltage SIR Autospec-UltimaE

Sample#3 Text:SB0421 :Solvent Blank C-14 Exp:DIOXINRES8290A

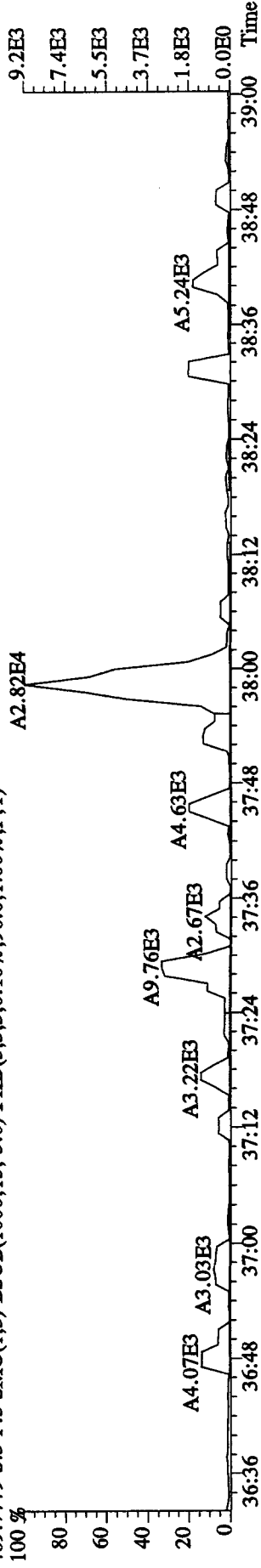
457.7377 S:3 F:5 SMO(1,3) BSUB(1000,15,-3.0) PKD(5,3,3,0.10%,1128.0,1.00%,F,T)



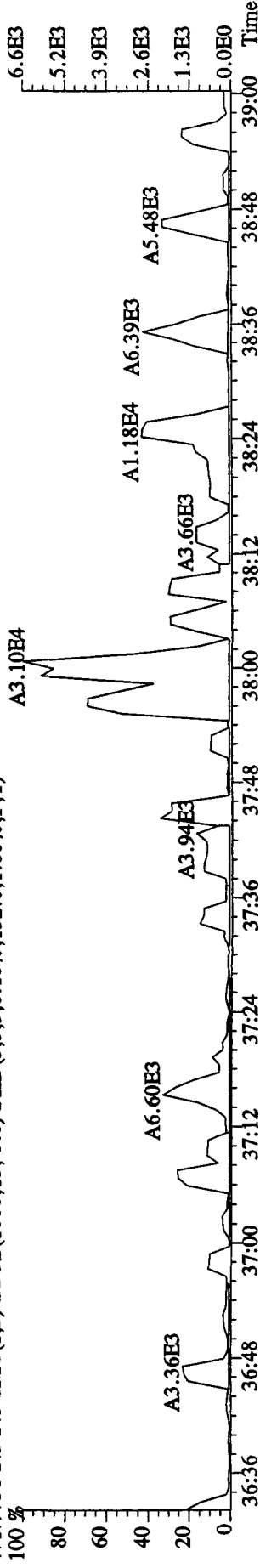
459.7348 S:3 F:5 SMO(1,3) BSUB(1000,15,-3.0) PKD(5,3,3,0.10%,1172.0,1.00%,F,T)



469.7779 S:3 F:5 SMO(1,3) BSUB(1000,15,-3.0) PKD(5,3,3,0.10%,96.0,1.00%,F,T)



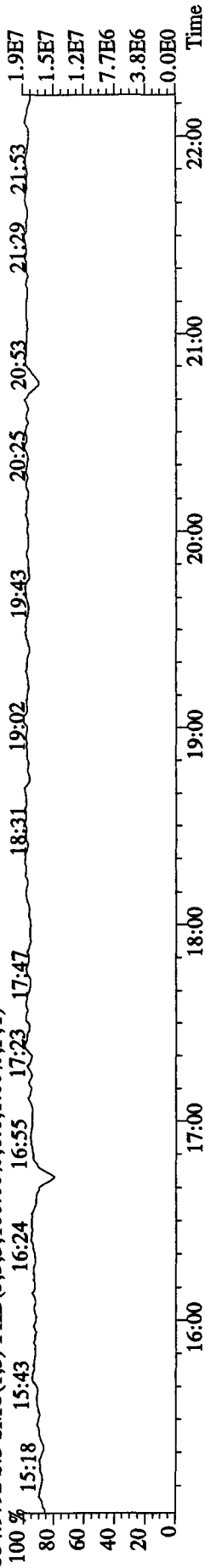
471.7750 S:3 F:5 SMO(1,3) BSUB(1000,15,-3.0) PKD(5,3,3,0.10%,132.0,1.00%,F,T)



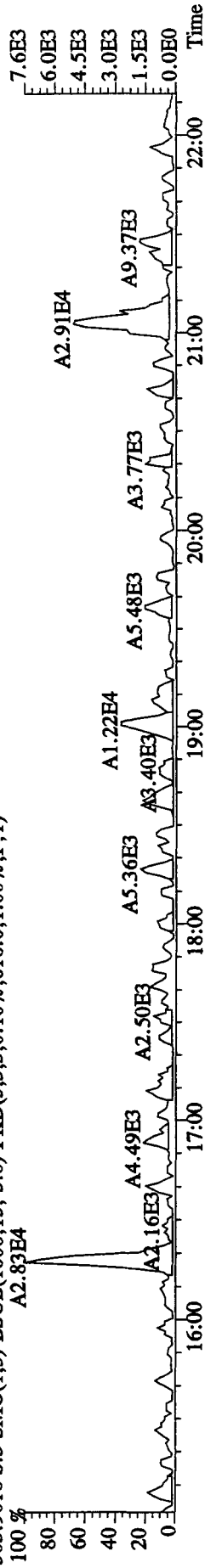
File:21API04D5 #1-434 Acq:21-APR-2010 09:50:32 GC EI+ Voltage SIR Autospec-UltimaE

Sample#3 Text:SB0421 :Solvent Blank C-14 Exp:DIOXINRES8290A

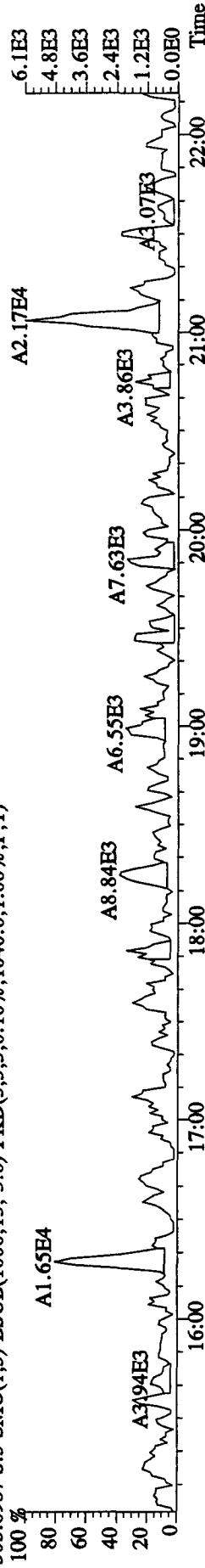
354.9792 S:3 SMO(1,3) PKD(5,3,3,100.00%,0.0,1.00%,F,T)



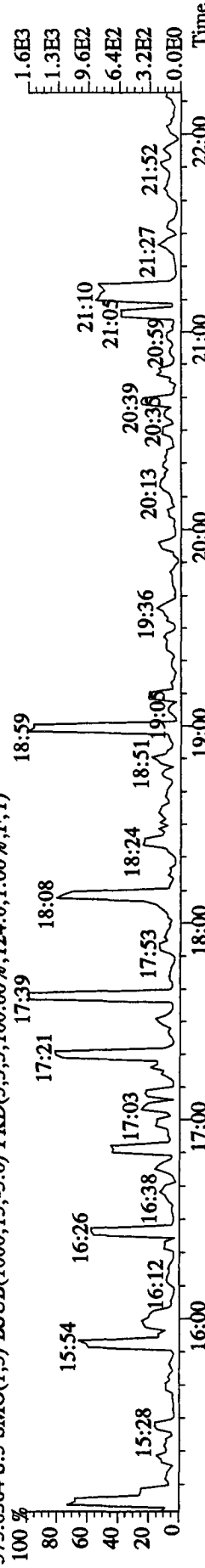
303.9016 S:3 SMO(1,3) ESUB(1000,15,-3.0) PKD(5,3,3,0.10%,616.0,1.00%,F,T)



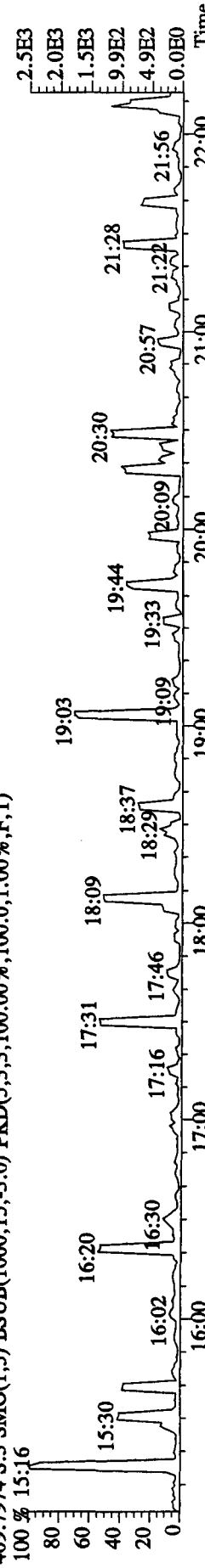
305.8987 S:3 SMO(1,3) ESUB(1000,15,-3.0) PKD(5,3,3,0.10%,1040.0,1.00%,F,T)



375.8364 S:3 SMO(1,3) ESUB(1000,15,-3.0) PKD(5,3,3,100.00%,124.0,1.00%,F,T)



409.7974 S:3 SMO(1,3) ESUB(1000,15,-3.0) PKD(5,3,3,100.00%,100.0,1.00%,F,T)

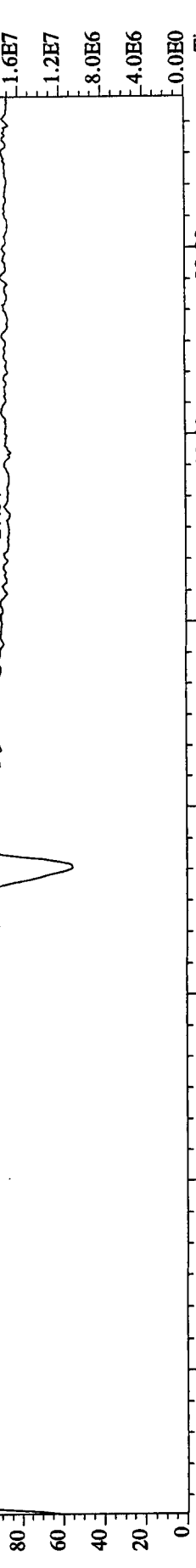


File:21AP104D5 #1-604 Acq:21-APR-2010 09:50:32 GC EI+ Voltage SIR Autospec-UltimaE


Sample#3 Text:SB0421 ;Solvent Blank C-14 Exp:DIOXINRES8290A

354.9792 S:3 F:2 SMO(1,3) PKD(5,3,3,100.00%,0.0,1.00%,F,T)

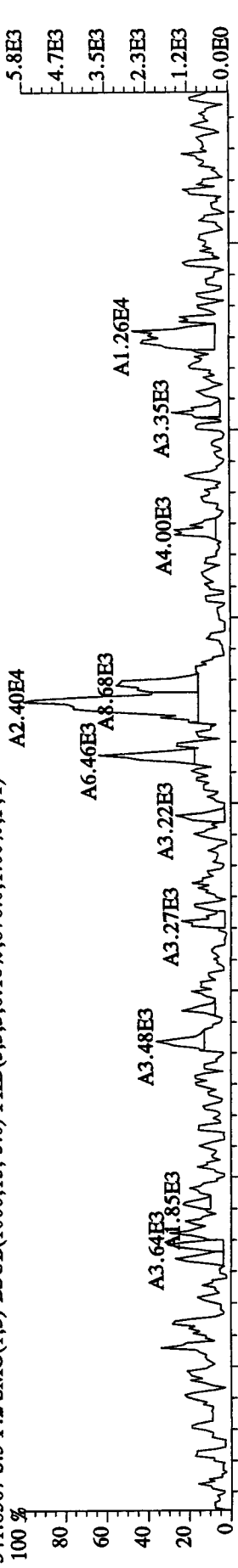
100 % 22:32 22:59 23:32 24:13 24:52 25:31 26:03 26:36 27:05 27:37 28:07 28:51 29:31



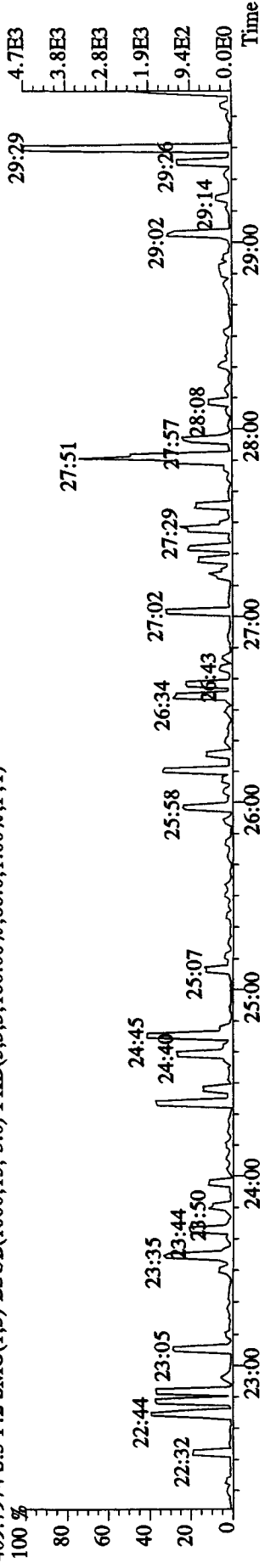
339.8597 S:3 F:2 SMO(1,3) BSUB(1000,15,-3.0) PKD(5,3,3,0.10%,400.0,1.00%,F,T)



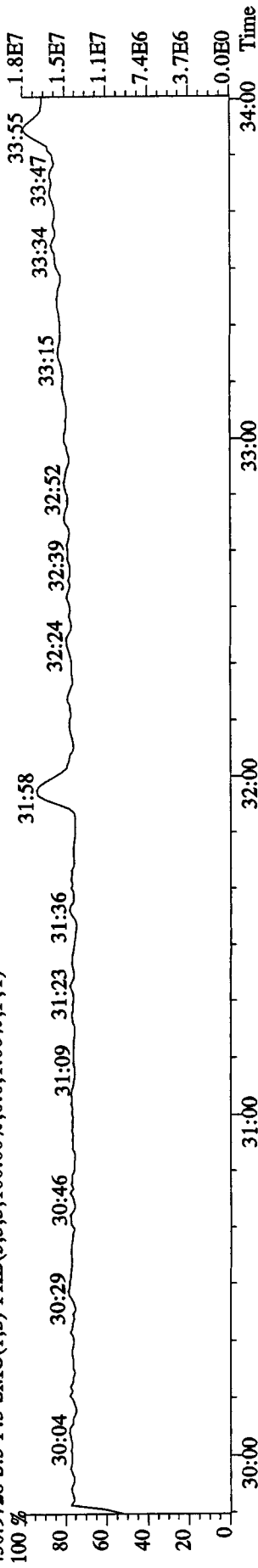
341.8567 S:3 F:2 SMO(1,3) BSUB(1000,15,-3.0) PKD(5,3,3,0.10%,876.0,1.00%,F,T)



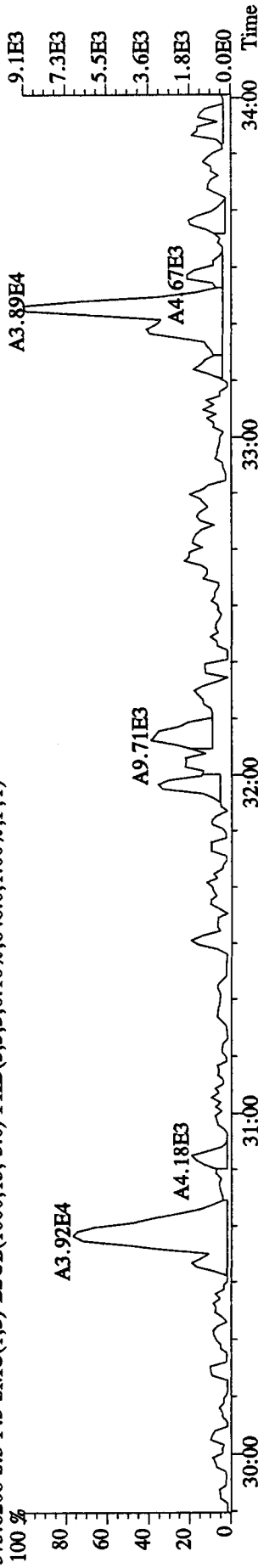
409.7974 S:3 F:2 SMO(1,3) BSUB(1000,15,-3.0) PKD(5,3,3,100.00%,88.0,1.00%,F,T)



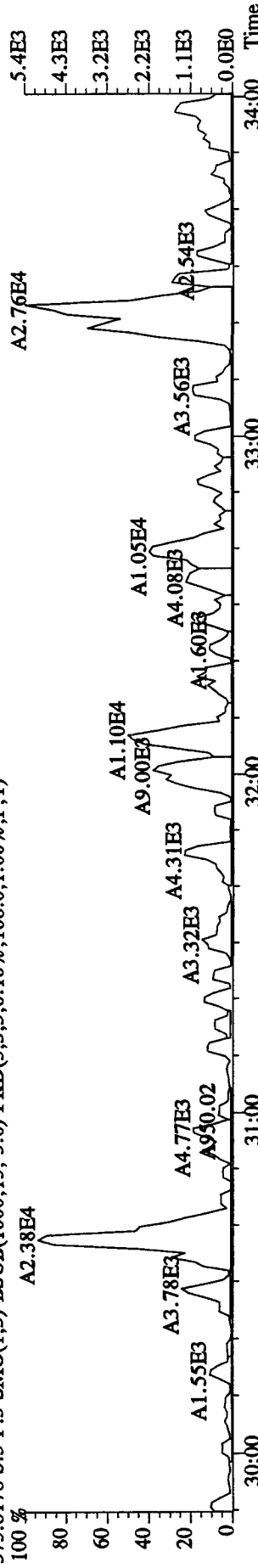
File:21API04D5 #1-317 Acq:21-APR-2010 09:50:32 GC EI+ Voltage SIR Autospec-UltimaE
 Sample#3 Text:SB0421 :Solvent Blank C-14 Exp:DIOXINRES8290A
 430.9728 S:3 F:3 SMO(1,3) PKD(5,3,3,100.00%,0.0,1.00%,F,T)



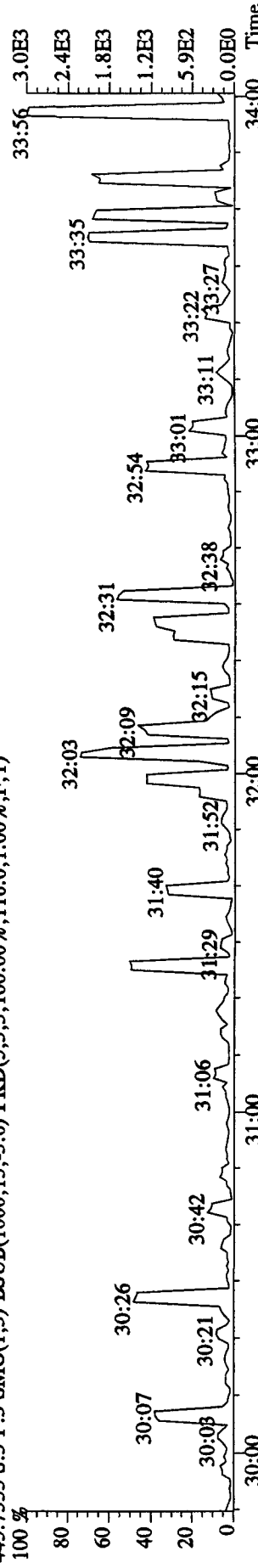
373.8208 S:3 F:3 SMO(1,3) BSUB(1000,15,-3.0) PKD(5,3,3,0.10%,848.0,1.00%,F,T)



375.8178 S:3 F:3 SMO(1,3) BSUB(1000,15,-3.0) PKD(5,3,3,0.10%,108.0,1.00%,F,T)



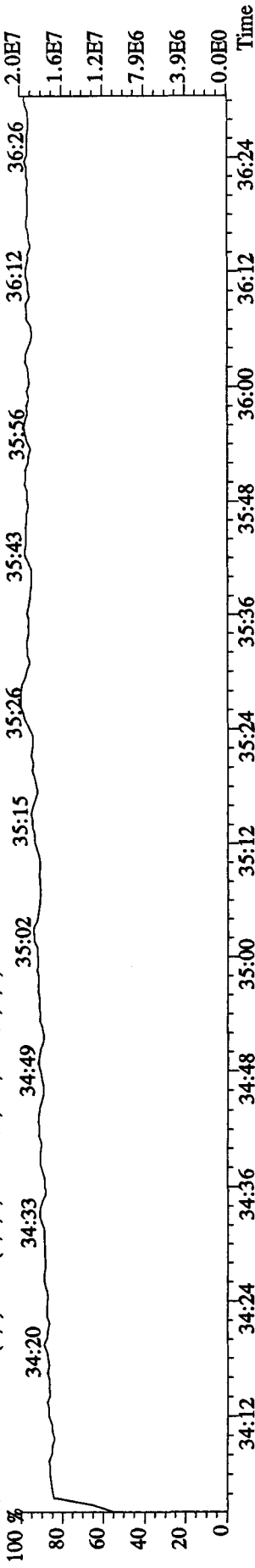
445.7555 S:3 F:3 SMO(1,3) BSUB(1000,15,-3.0) PKD(5,3,3,100.00%,116.0,1.00%,F,T)



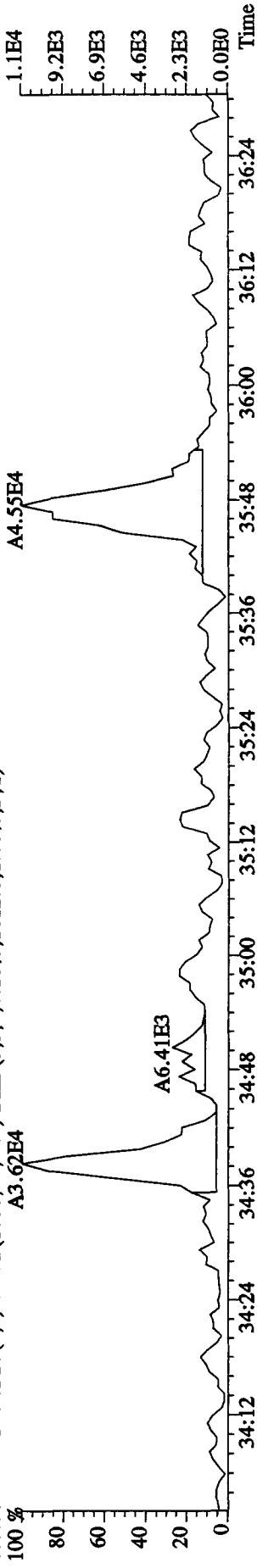
File:21AP104D5 #1-198 Acq:21-APR-2010 09:50:32 GC EI+ Voltage SIR Autospec-UltimaE

Sample#3 Text:SB0421 :Solvent Blank C-14 Exp:DIOXINRES8290A

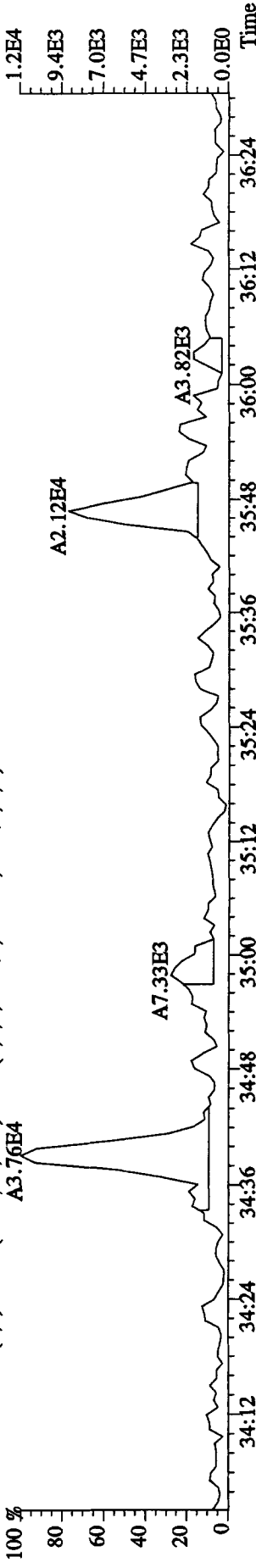
430.9728 S:3 F:4 SMO(1,3) PKD(5,3,3,100.00%,0.0,1.00%,F,T)



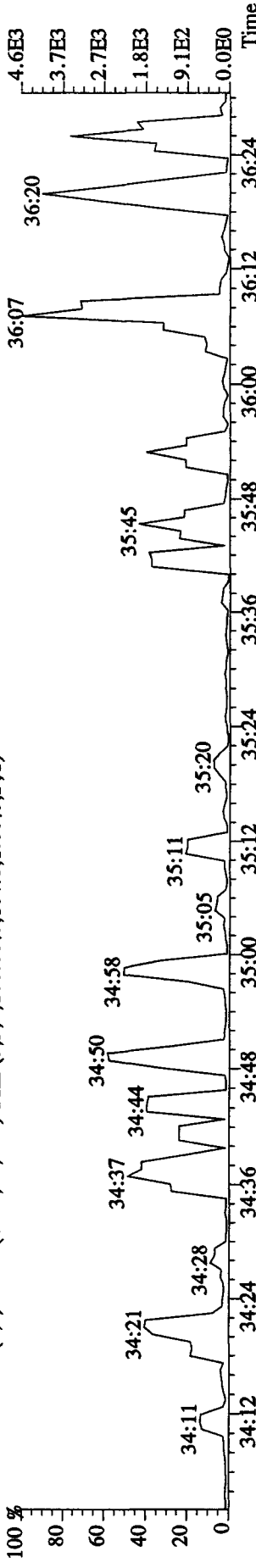
407.7818 S:3 F:4 SMO(1,3) BSUB(1000,15,-3,0) PKD(5,3,3,0.10%,1612.0,1.00%,F,T)



409.7789 S:3 F:4 SMO(1,3) BSUB(1000,15,-3,0) PKD(5,3,3,0.10%,1344.0,1.00%,F,T)



479.7165 S:3 F:4 SMO(1,3) BSUB(1000,15,-3,0) PKD(5,3,3,100.00%,104.0,1.00%,F,T)

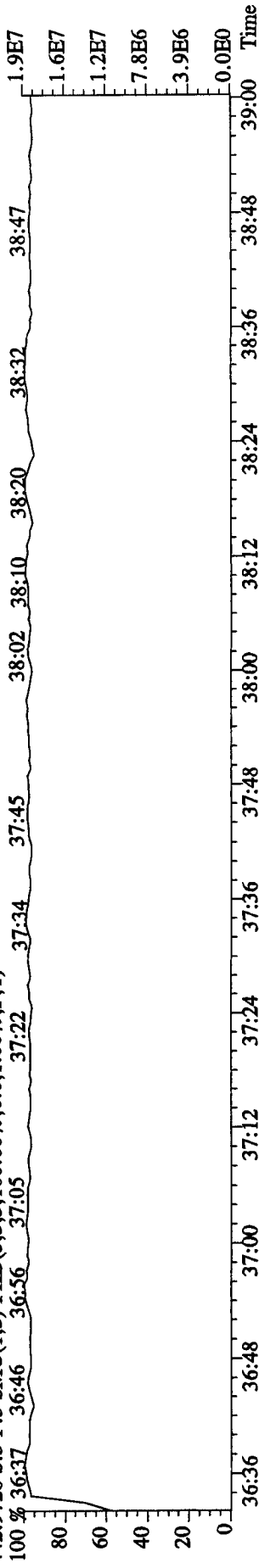


File:21AP104D5 #1-190 Acq:21-APR-2010 09:50:32 GC EI+ Voltage SIR Autospec-UltimaE

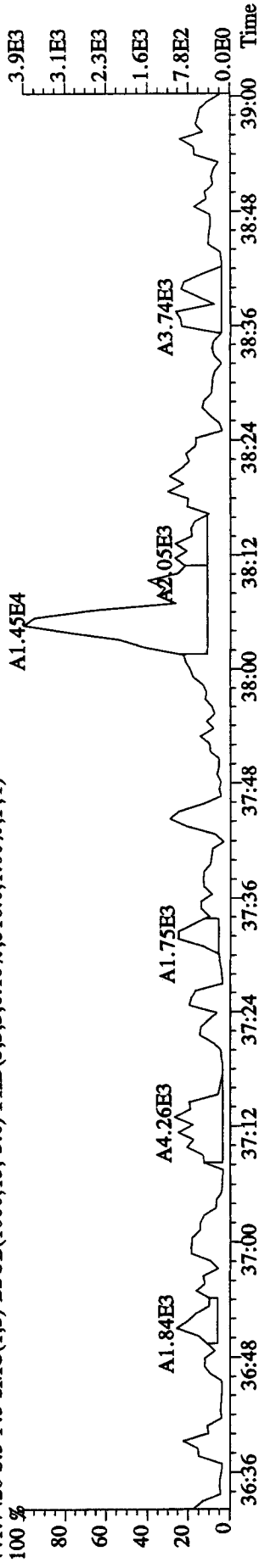
Sample#3 Text:SB0421 :Solvent Blank C-14 Exp:DIOXINRES8290A

442.9728 S:3 F:5 SMO(1,3) PKD(5,3,3,100.00%,0.0,1.00%,F,T)

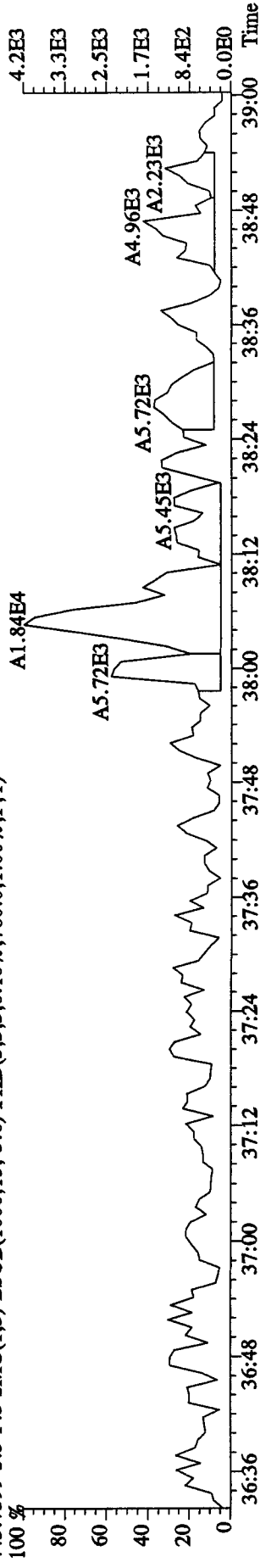
100 % 36:37 36:46 36:56 37:05 37:22 37:34 37:45 38:02 38:10 38:20 38:32 38:47



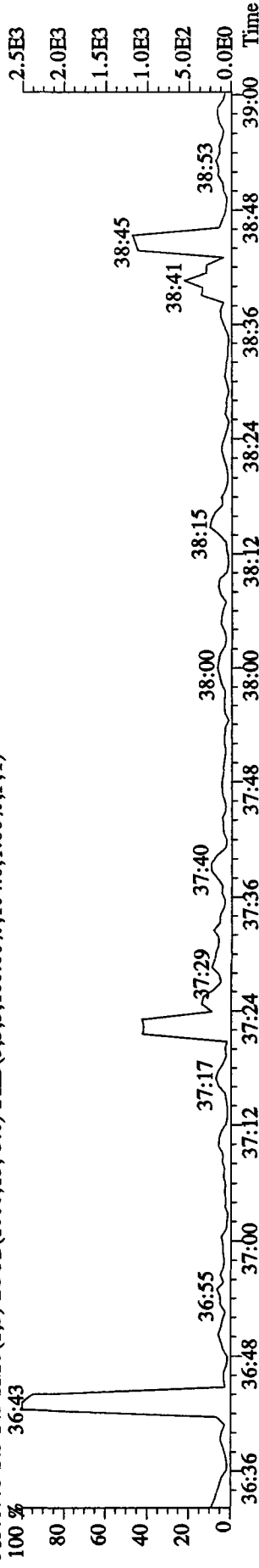
441.7428 S:3 F:5 SMO(1,3) BSUB(1000,15,-3.0) PKD(5,3,3,0.10%,516.0,1.00%,F,T)



443.7399 S:3 F:5 SMO(1,3) BSUB(1000,15,-3.0) PKD(5,3,3,0.10%,760.0,1.00%,F,T)

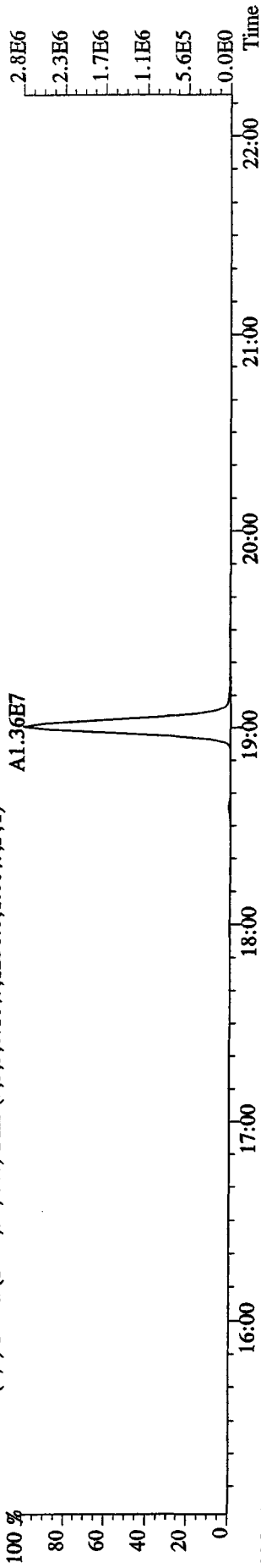


513.6775 S:3 F:5 SMO(1,3) BSUB(1000,15,-3.0) PKD(5,3,5,100.00%,104.0,1.00%,F,T)

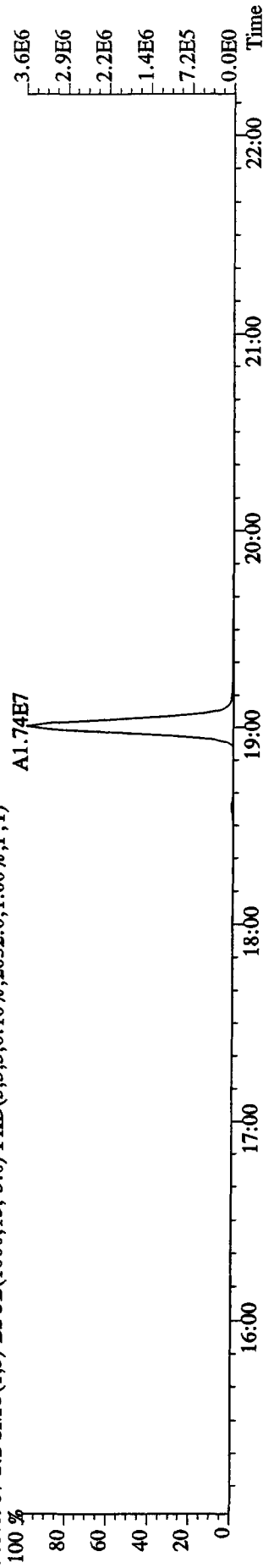


File:21AP10B4D5 #1-434 Acq:21-APR-2010 21:50:09 GC EI+ Voltage SIR Autospec-UltimaE

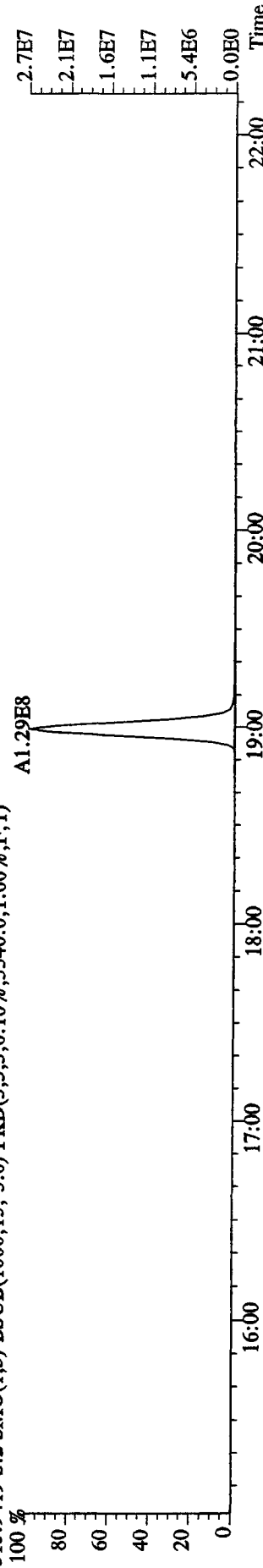
Sample#2 Text:ST0421B :CS3 10DXN111 Exp:DIOXINRES8290A
303.9016 S:2 SMO(1,3) BSUB(1000,15,-3.0) PKD(5,3,3,0.10%,1256.0,1.00%,F,T)



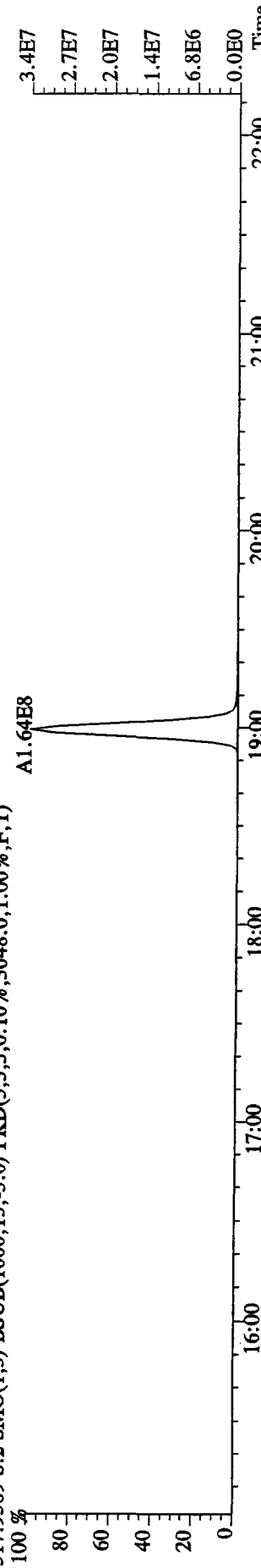
305.8987 S:2 SMO(1,3) BSUB(1000,15,-3.0) PKD(5,3,3,0.10%,2052.0,1.00%,F,T)



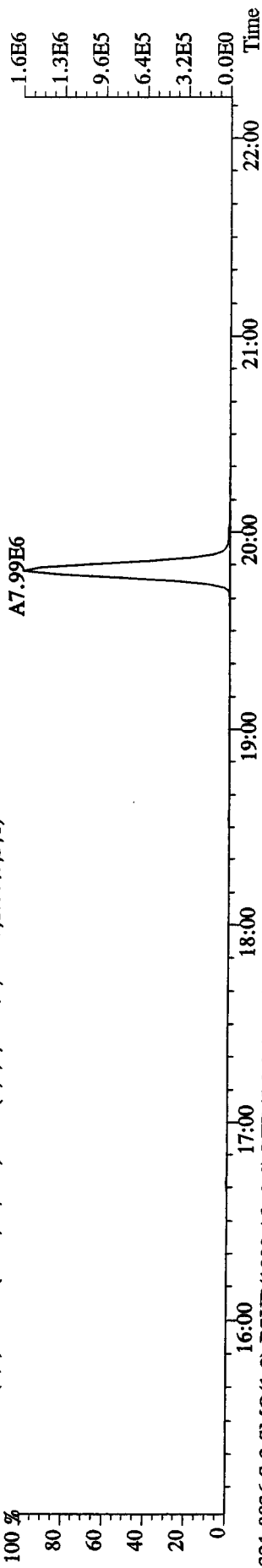
315.9419 S:2 SMO(1,3) BSUB(1000,15,-3.0) PKD(5,3,3,0.10%,3540.0,1.00%,F,T)



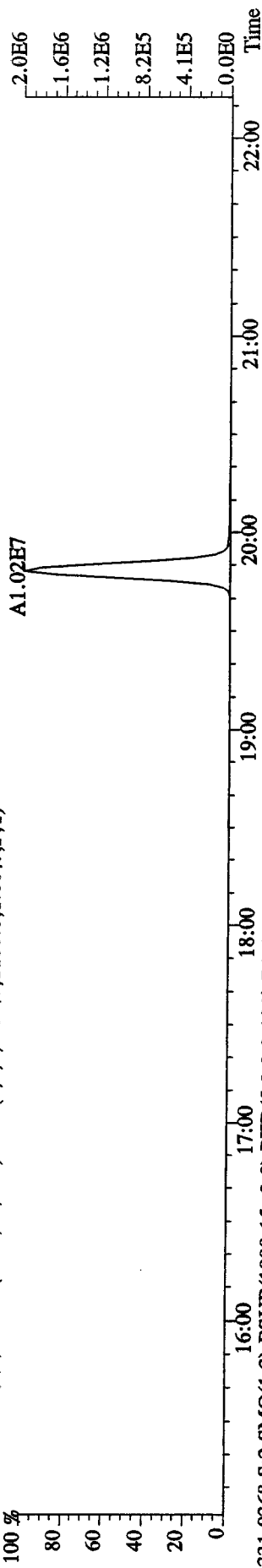
317.9389 S:2 SMO(1,3) BSUB(1000,15,-3.0) PKD(5,3,3,0.10%,3048.0,1.00%,F,T)



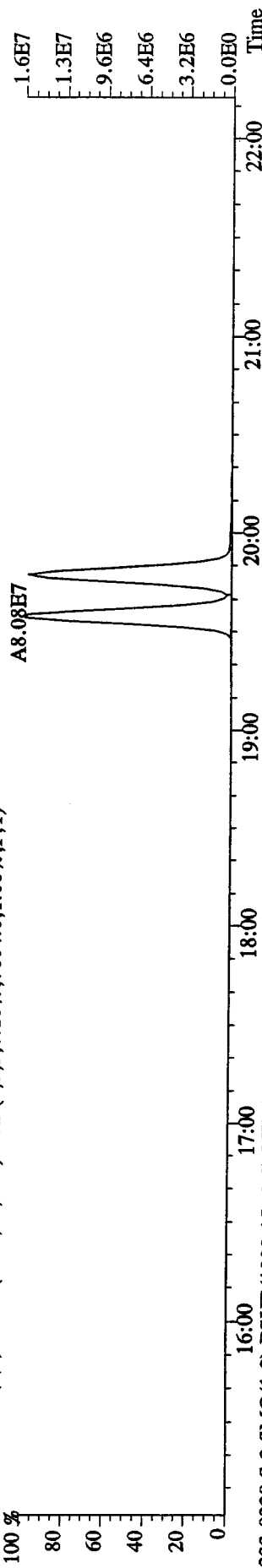
File:21AP10B4D5 #1-434 Acq:21-APR-2010 21:50:09 GC EI+ Voltage SIR Autospec-UltimaE
 Sample#2 Text:ST0421B :CS3 10DXN111 Exp:DJOXNRES8290A
 319.8965 S:2 SMO(1,3) BSUB(1000,15,-3.0) PKD(5,3,3,0.10%,876.0,1.00%,F,T)



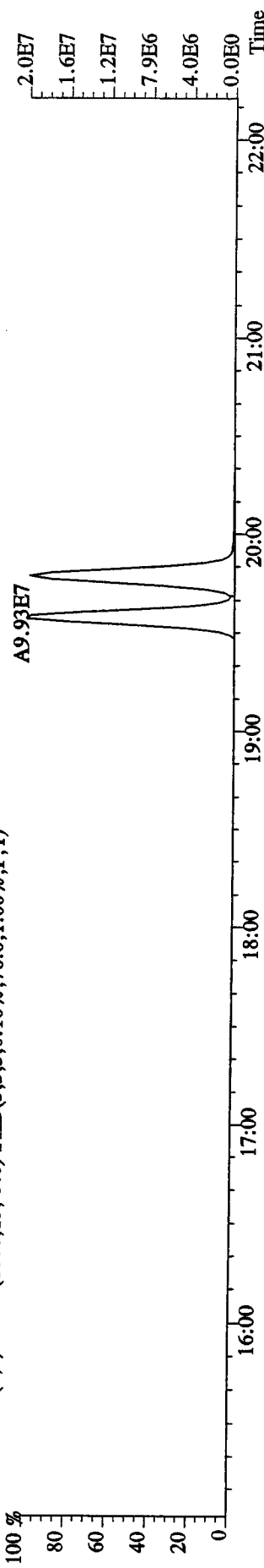
321.8936 S:2 SMO(1,3) BSUB(1000,15,-3.0) PKD(5,3,3,0.10%,1100.0,1.00%,F,T)



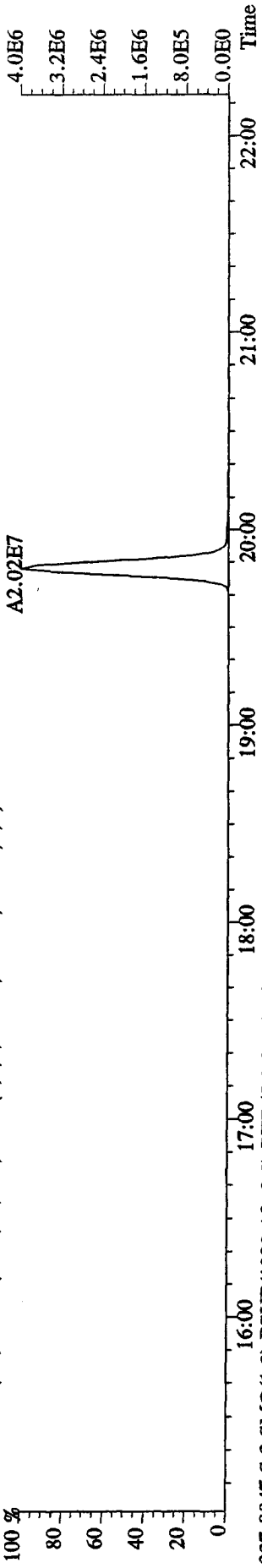
331.9368 S:2 SMO(1,3) BSUB(1000,15,-3.0) PKD(5,3,3,0.10%,7604.0,1.00%,F,T)



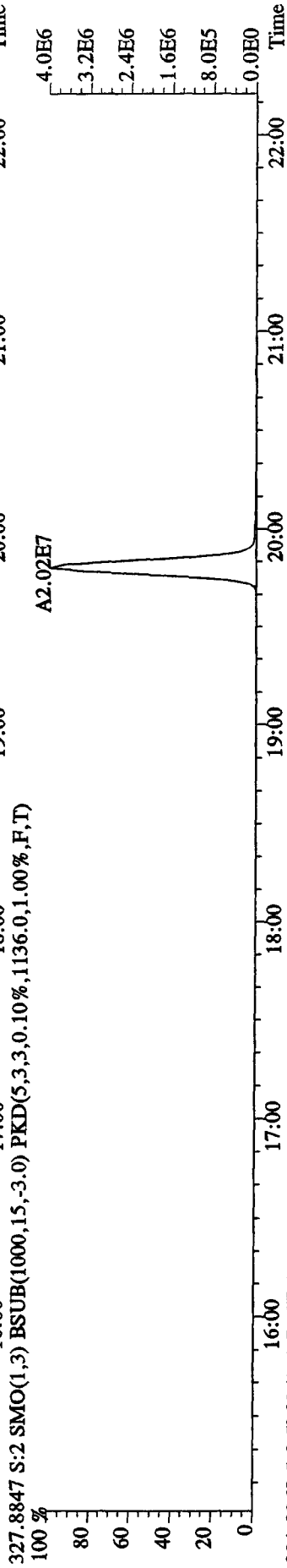
333.9339 S:2 SMO(1,3) BSUB(1000,15,-3.0) PKD(5,3,3,0.10%,76.0,1.00%,F,T)



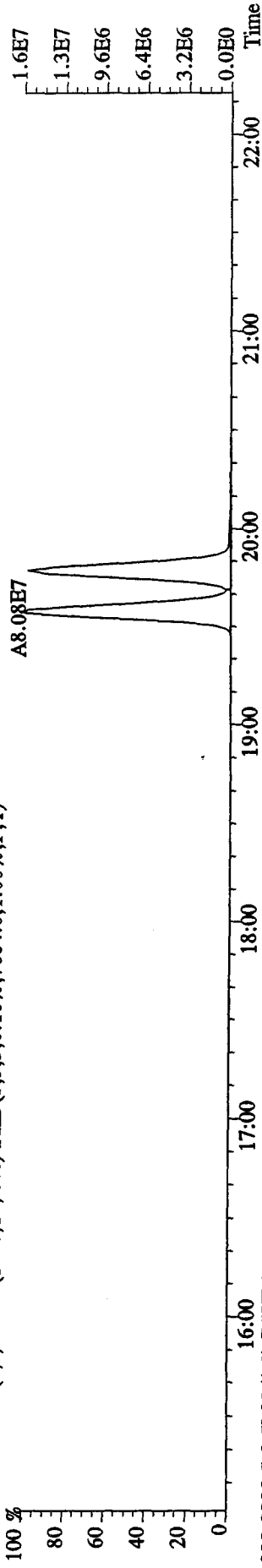
File: 21AP10B4D5 #1-434 Acq: 21-APR-2010 21:50:09 GC EI+ Voltage SIR Autospec-UltimaE
 Sample#2 Text: ST0421B : CS3 10DXN111 Exp: DIOXINRS8290A
 327.8847 S: 2 SMO(1,3) BSUB(1000,15,-3.0) PKD(5,3,3,0.10%,1136.0,1.00%,F,T)



327.8847 S: 2 SMO(1,3) BSUB(1000,15,-3.0) PKD(5,3,3,0.10%,1136.0,1.00%,F,T)



331.9368 S: 2 SMO(1,3) BSUB(1000,15,-3.0) PKD(5,3,3,0.10%,7604.0,1.00%,F,T)

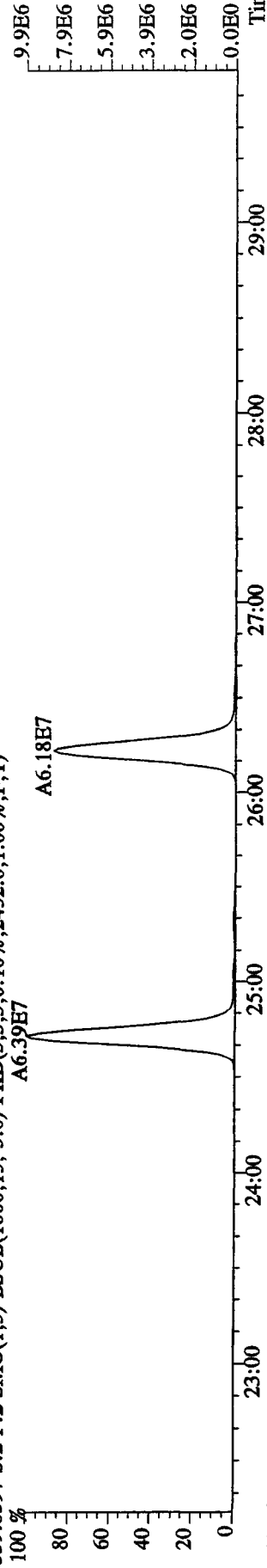


333.9339 S: 2 SMO(1,3) BSUB(1000,15,-3.0) PKD(5,3,3,0.10%,76.0,1.00%,F,T)

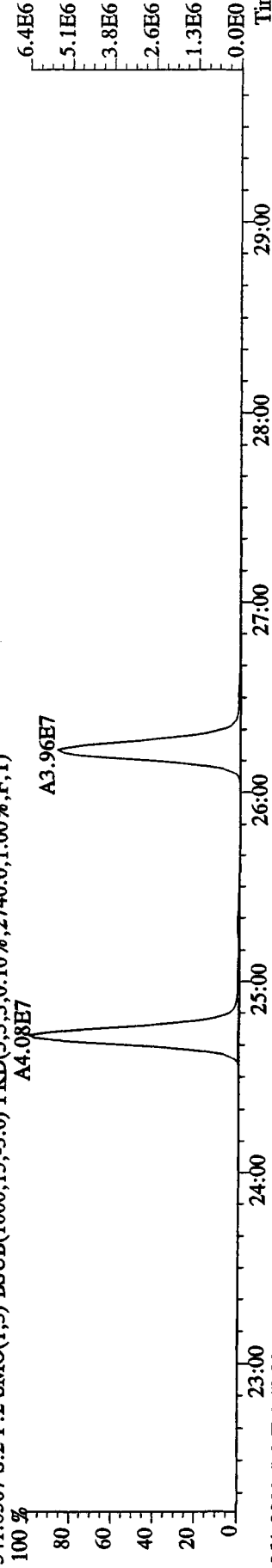
File:21AP10B4D5 #1-604 Acq:21-APR-2010 21:50:09 GC EI+ Voltage SIR Autospec-UltimaE

Sample#2 Text:ST0421B :CS3 10DXN111 Exp:DIOXINRES8290A

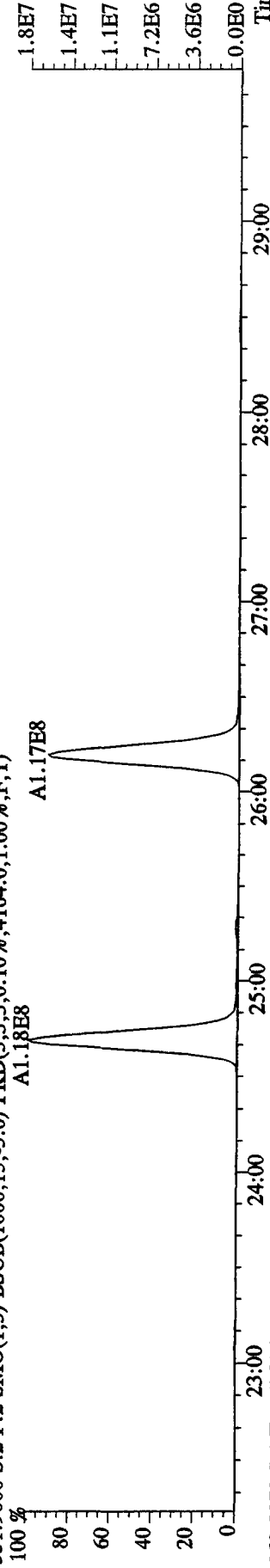
339.8597 S:2 F:2 SMO(1,3) BSUB(1000,15,-3,0) PKD(5,3,3,0.10%,2452.0,1.00%,F,T)



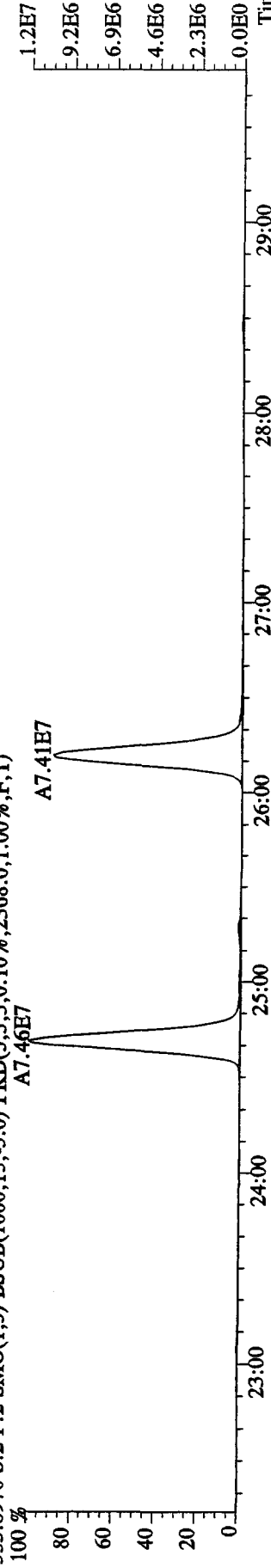
341.8567 S:2 F:2 SMO(1,3) BSUB(1000,15,-3,0) PKD(5,3,3,0.10%,2740.0,1.00%,F,T)



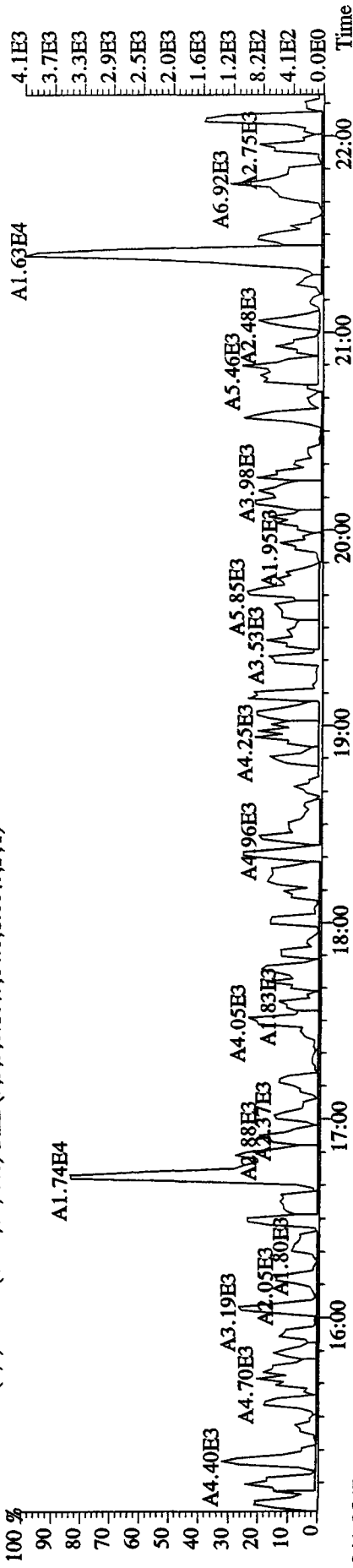
351.9000 S:2 F:2 SMO(1,3) BSUB(1000,15,-3,0) PKD(5,3,3,0.10%,4164.0,1.00%,F,T)



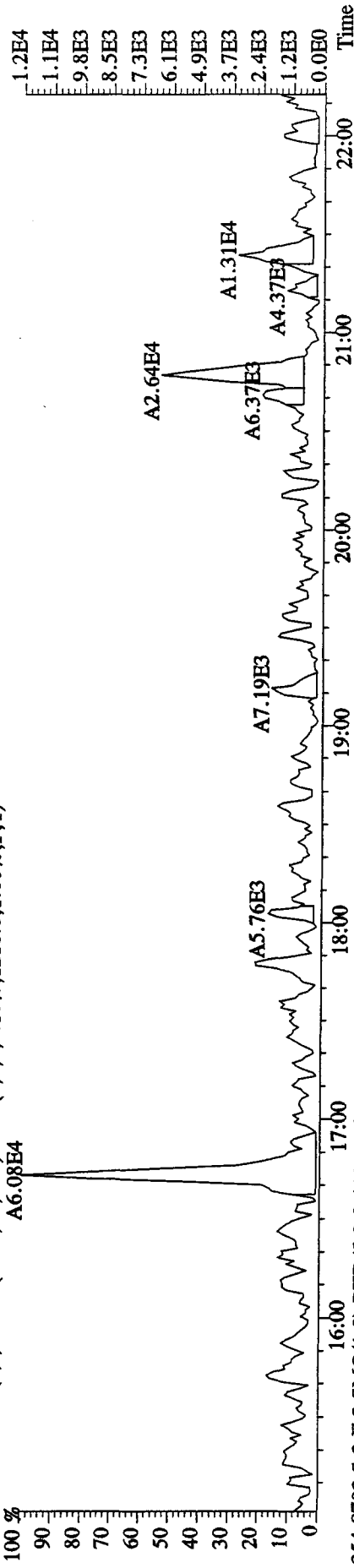
353.8970 S:2 F:2 SMO(1,3) BSUB(1000,15,-3,0) PKD(5,3,3,0.10%,2368.0,1.00%,F,T)



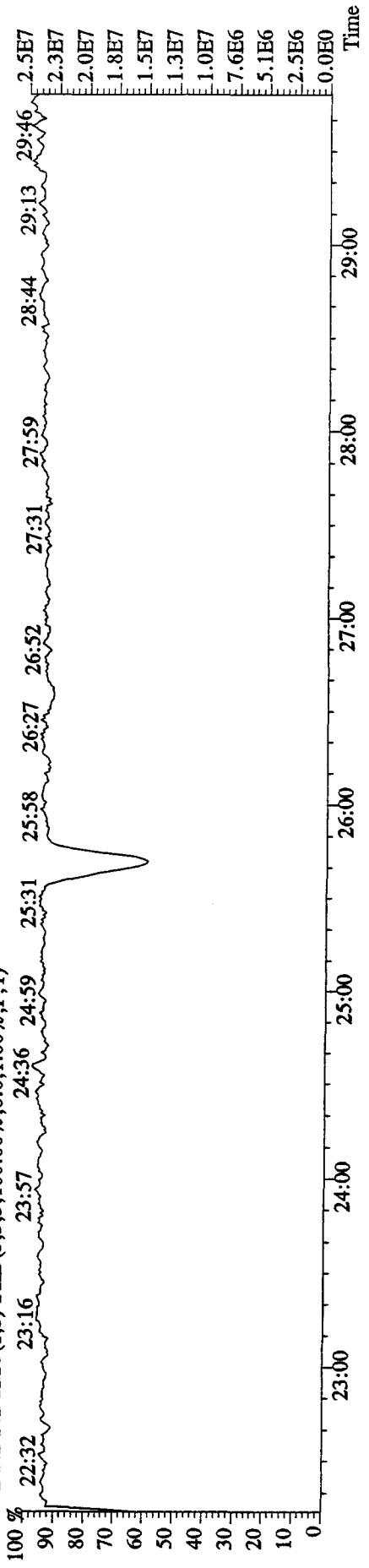
File: 21AP10B4D5 #1-434 Acq: 21-APR-2010 21:50:09 GC EI+ Voltage SIR Autospec-UltimaE
 Sample#2 Text: ST0421B : CS3 10DXN111 Exp: DIOXINRES8290A
 339.8597 S:2 SMO(1,3) BSUB(1000,15,-3.0) PKD(5,3,3,0.10%,84.0,1.00%,F,T)



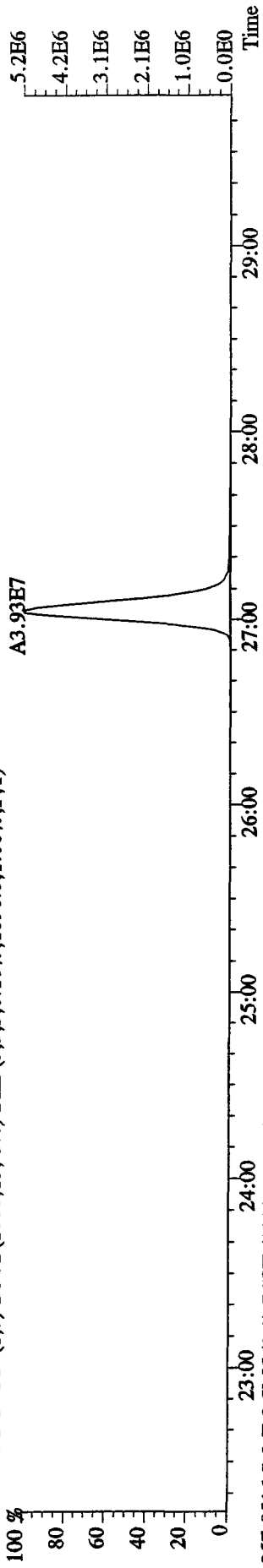
341.8567 S:2 SMO(1,3) BSUB(1000,15,-3.0) PKD(5,3,3,0.10%,1216.0,1.00%,F,T)



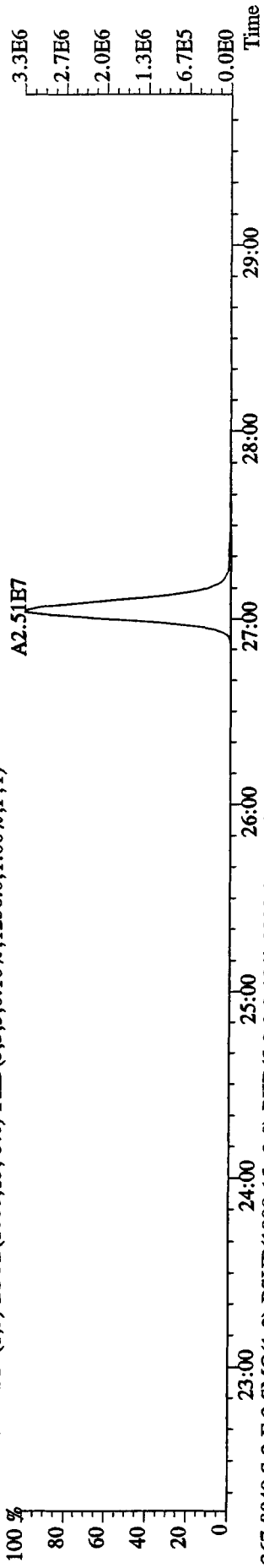
354.9792 S:2 F:2 SMO(1,3) PKD(5,3,3,100.00%,0.0,1.00%,F,T)



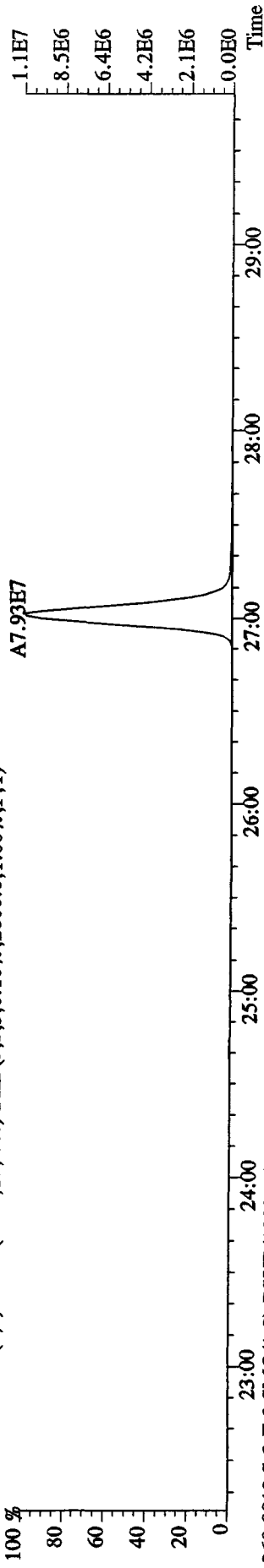
File:21AP10B4D5 #1-604 Acq:21-APR-2010 21:50:09 GC EI+ Voltage SIR Autospec-UltimaE
 Sample#2 Text:ST0421B :CS3 10DXN111 Exp:DIOXINRES8290A
 355.8546 S:2 F:2 SMO(1,3) BSUB(1000,15,-3.0) PKD(5,3,3,0.10%,1896.0,1.00%,F,T)



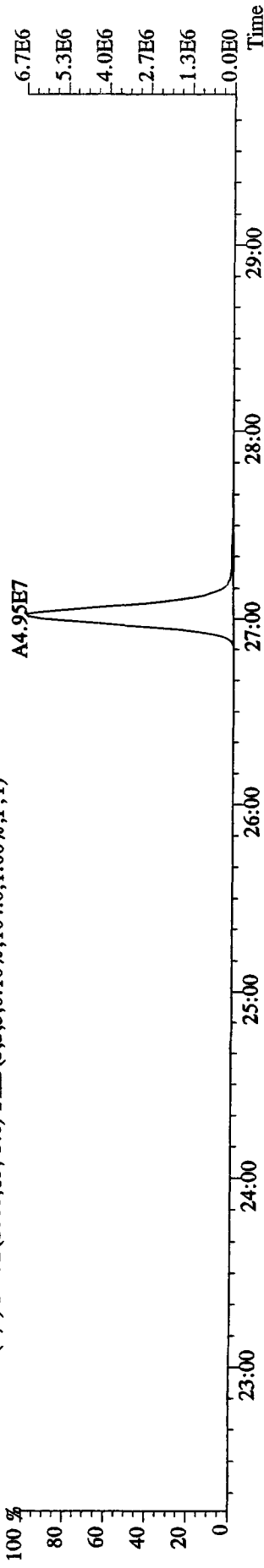
357.8516 S:2 F:2 SMO(1,3) BSUB(1000,15,-3.0) PKD(5,3,3,0.10%,1256.0,1.00%,F,T)



367.8949 S:2 F:2 SMO(1,3) BSUB(1000,15,-3.0) PKD(5,3,3,0.10%,2800.0,1.00%,F,T)



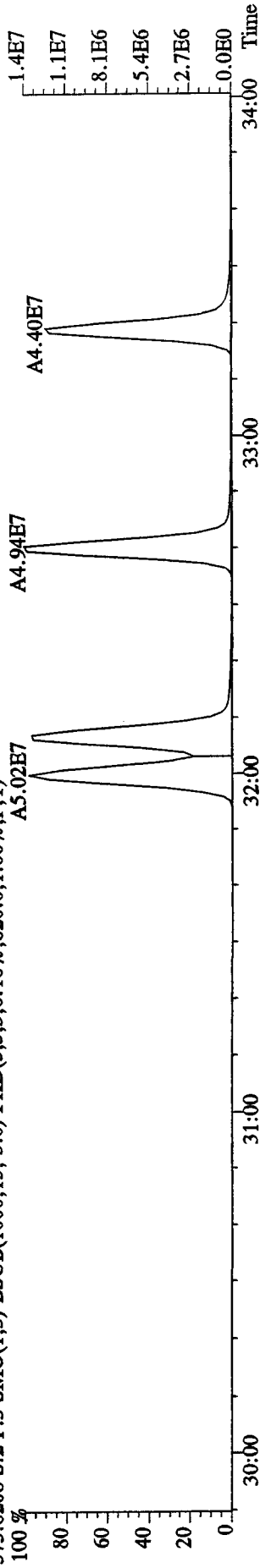
369.8919 S:2 F:2 SMO(1,3) BSUB(1000,15,-3.0) PKD(5,3,3,0.10%,104.0,1.00%,F,T)



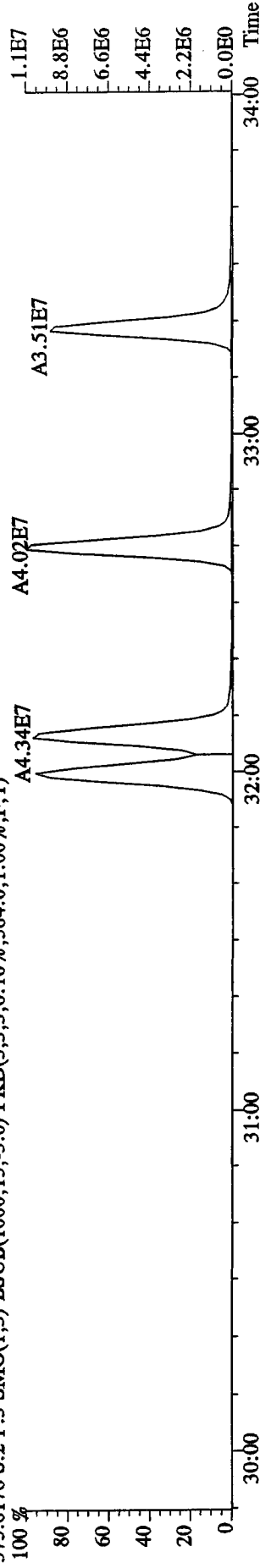
File: 21AP10B4D5 #1-317 Acq: 21-APR-2010 21:50:09 GC EI+ Voltage SIR Autospec-UltimaE

Sample#2 Text: ST0421B :CS3 10DXN111 Exp: DIOXINRES8290A

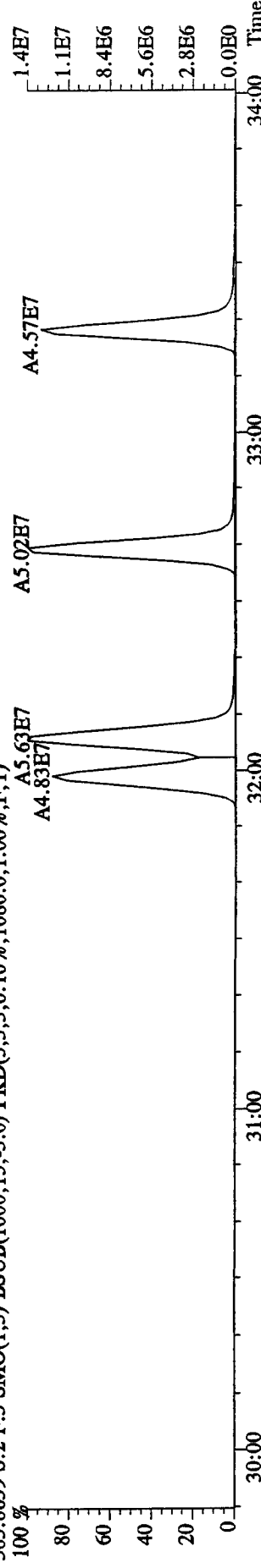
373.8208 S:2 F:3 SMO(1,3) BSUB(1000,15,-3.0) PKD(5,3,3,0.10%,820.0,1.00%,F,T)



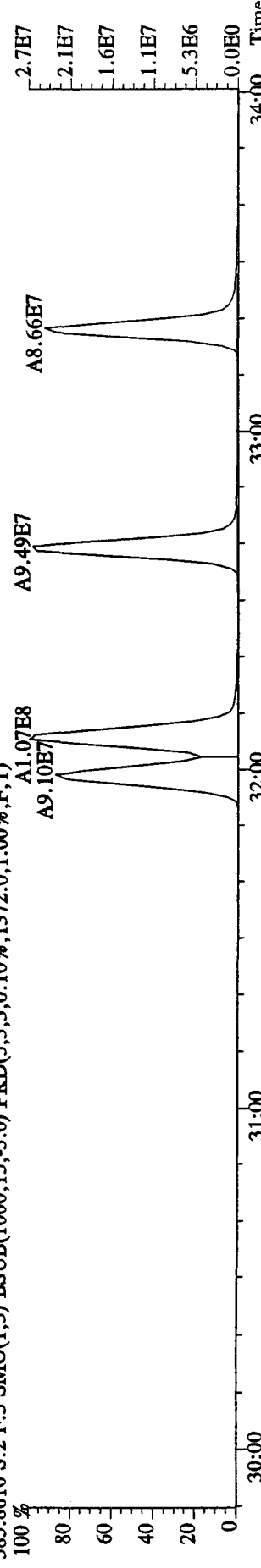
375.8178 S:2 F:3 SMO(1,3) BSUB(1000,15,-3.0) PKD(5,3,3,0.10%,584.0,1.00%,F,T)



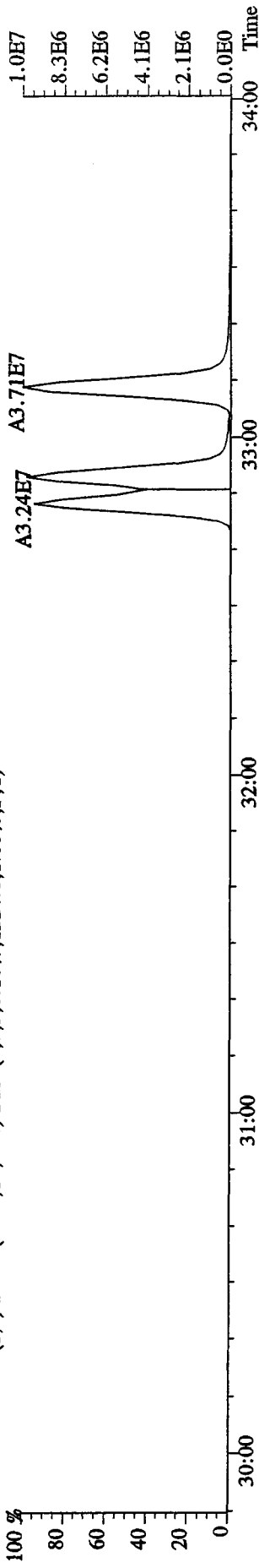
383.8639 S:2 F:3 SMO(1,3) BSUB(1000,15,-3.0) PKD(5,3,3,0.10%,1080.0,1.00%,F,T)



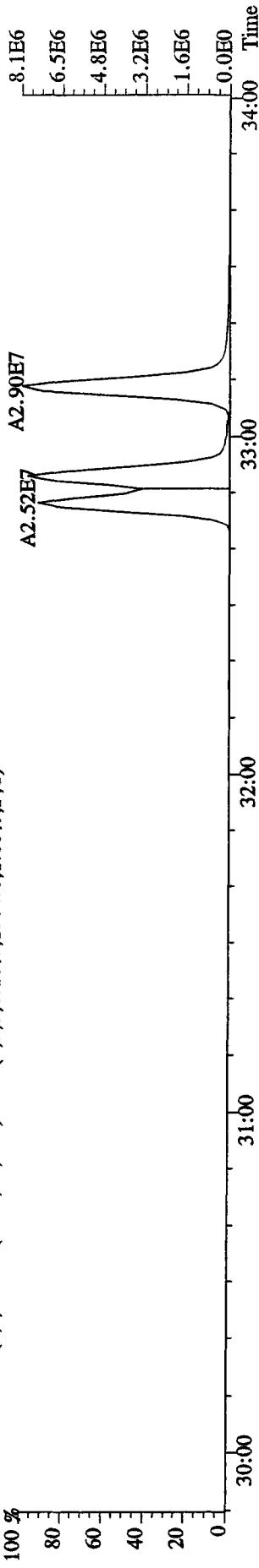
385.8610 S:2 F:3 SMO(1,3) BSUB(1000,15,-3.0) PKD(5,3,3,0.10%,1372.0,1.00%,F,T)



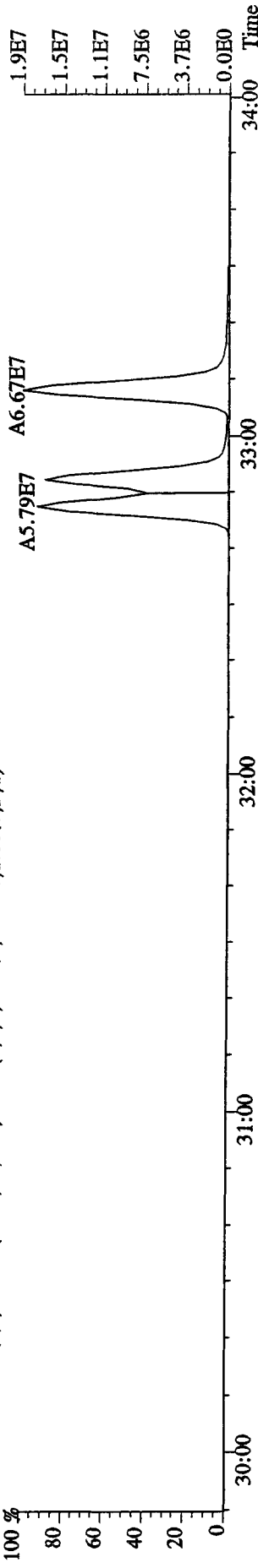
File:21AP10B4D5 #1-317 Acq:21-APR-2010 21:50:09 GC EI+ Voltage SIR Autospec-UltimaE
 Sample#2 Text:ST0421B :CS3 10DXN111 Exp:DJOXINRES8290A
 389.8157 S:2 F:3 SMO(1,3) BSUB(1000,15,-3.0) PKD(5,3,3,0.10%,1224.0,1.00%,F,T)



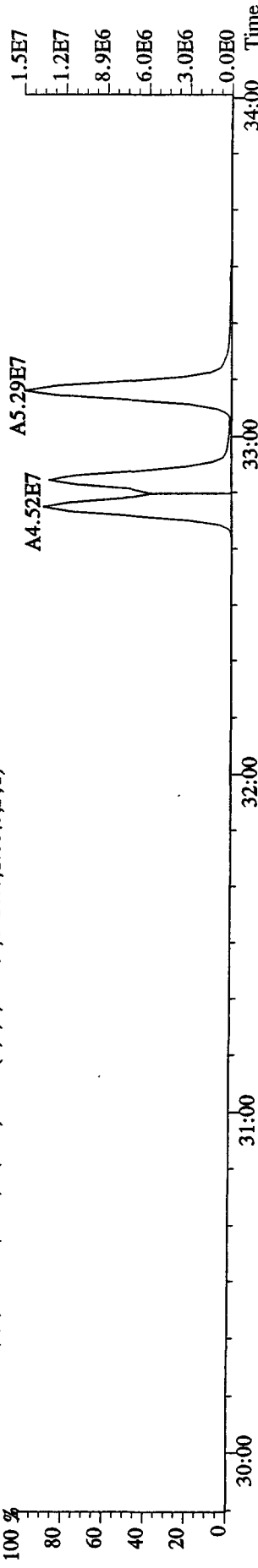
391.8127 S:2 F:3 SMO(1,3) BSUB(1000,15,-3.0) PKD(5,3,3,0.10%,1304.0,1.00%,F,T)



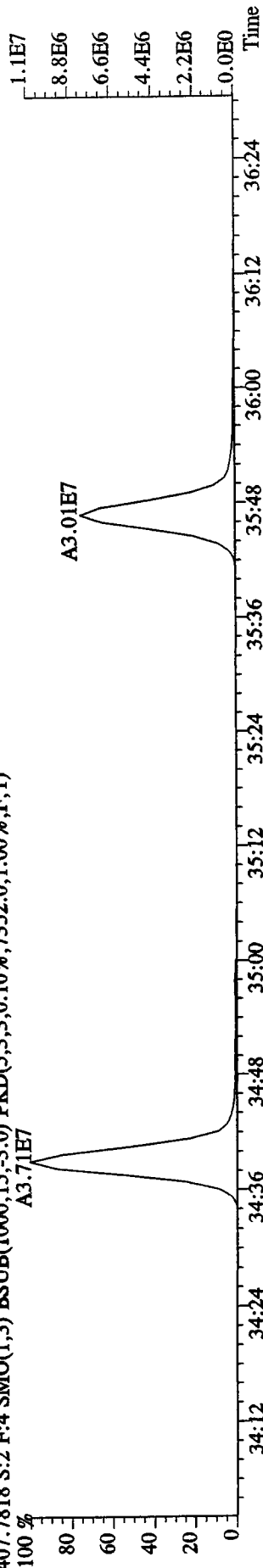
401.8559 S:2 F:3 SMO(1,3) BSUB(1000,15,-3.0) PKD(5,3,3,0.10%,1524.0,1.00%,F,T)



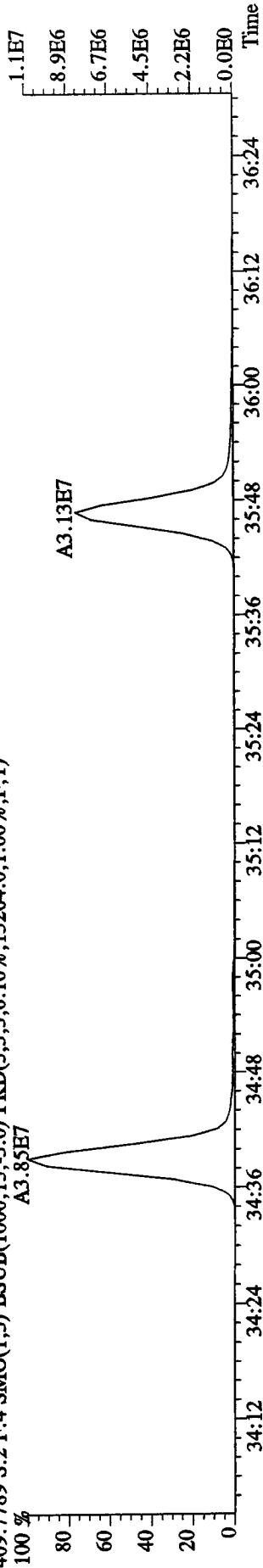
403.8529 S:2 F:3 SMO(1,3) BSUB(1000,15,-3.0) PKD(5,3,3,0.10%,1516.0,1.00%,F,T)



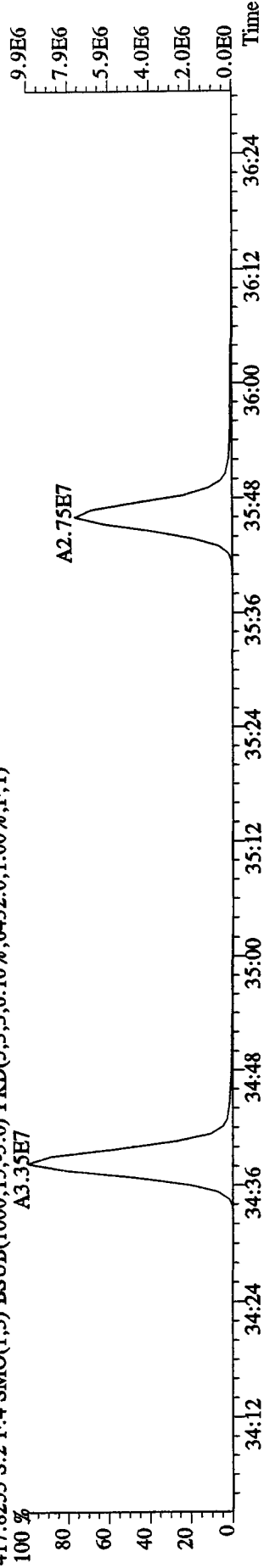
File:21AP10B4D5 #1-198 Acq:21-APR-2010 21:50:09 GC EI+ Voltage SIR Autospec-UltimaE
 Sample#2 Text:ST0421B :CS3 10DXN111 Exp:DIOXINRES8290A
 407.7818 S:2 F:4 SMO(1,3) BSUB(1000,15,-3.0) PKD(5,3,3,0.10%,7352.0,1.00%,F,T)
 100 % A3.71E7




409.7789 S:2 F:4 SMO(1,3) BSUB(1000,15,-3.0) PKD(5,3,3,0.10%,13264.0,1.00%,F,T)
 100 % A3.85E7



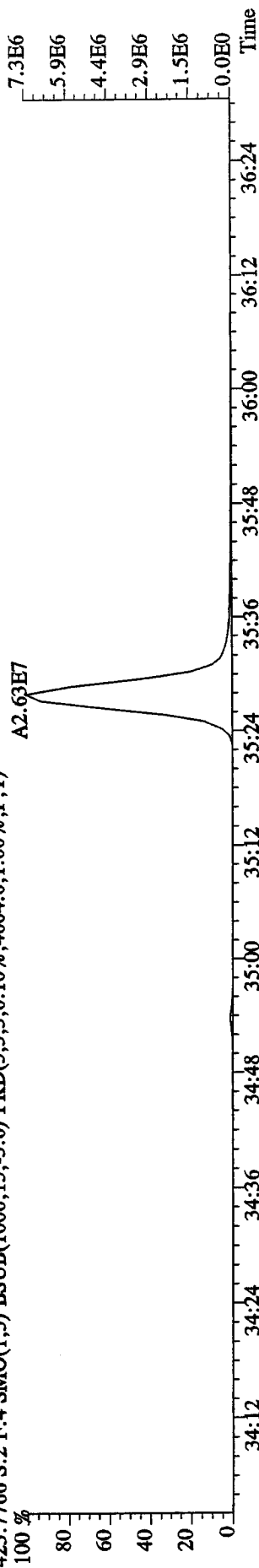
417.8253 S:2 F:4 SMO(1,3) BSUB(1000,15,-3.0) PKD(5,3,3,0.10%,6432.0,1.00%,F,T)
 100 % A3.35E7



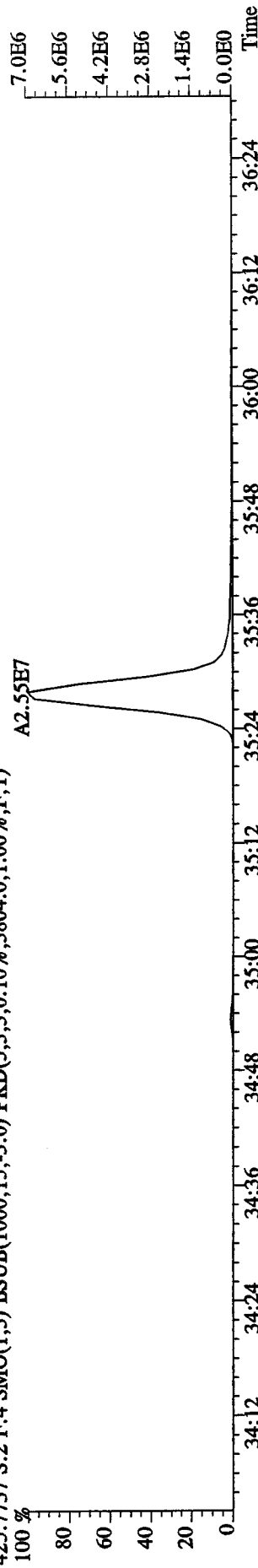
419.8220 S:2 F:4 SMO(1,3) BSUB(1000,15,-3.0) PKD(5,3,3,0.10%,16876.0,1.00%,F,T)
 100 % A7.79E7



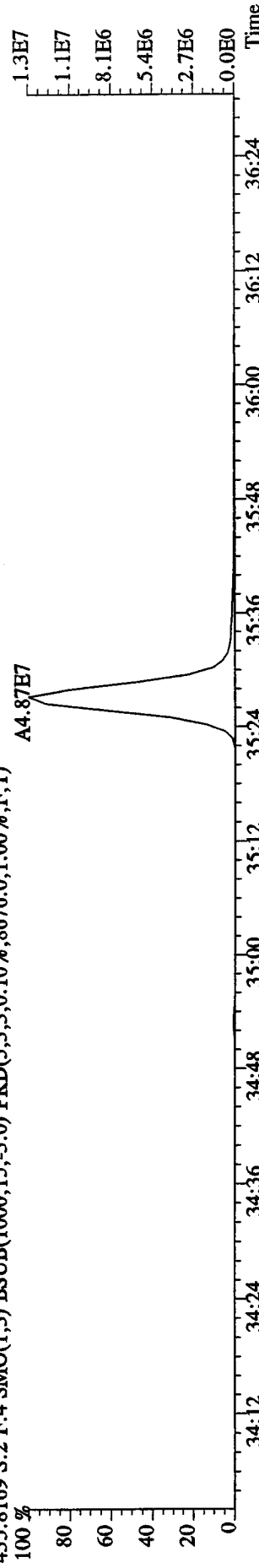
File: 21AP10B4D5 #1-198 Acq: 21-APR-2010 21:50:09 GC EI+ Voltage SIR Autospec-UltimaB
 Sample#2 Text: ST0421B :CS3 10DXN111 Exp: DIOXINRES8290A
 423.7766 S:2 F:4 SMO(1,3) BSUB(1000,15,-3.0) PKD(5,3,3,0,10%,4604.0,1.00%,F,T)



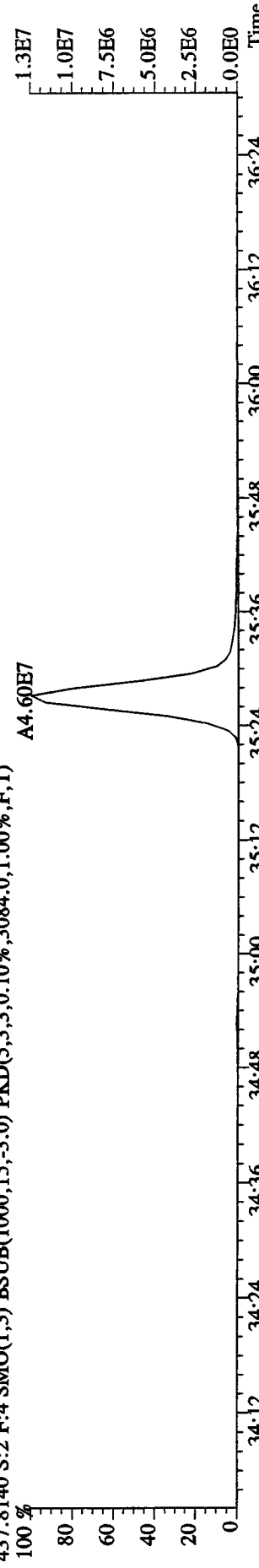
425.7737 S:2 F:4 SMO(1,3) BSUB(1000,15,-3.0) PKD(5,3,3,0,10%,3804.0,1.00%,F,T)



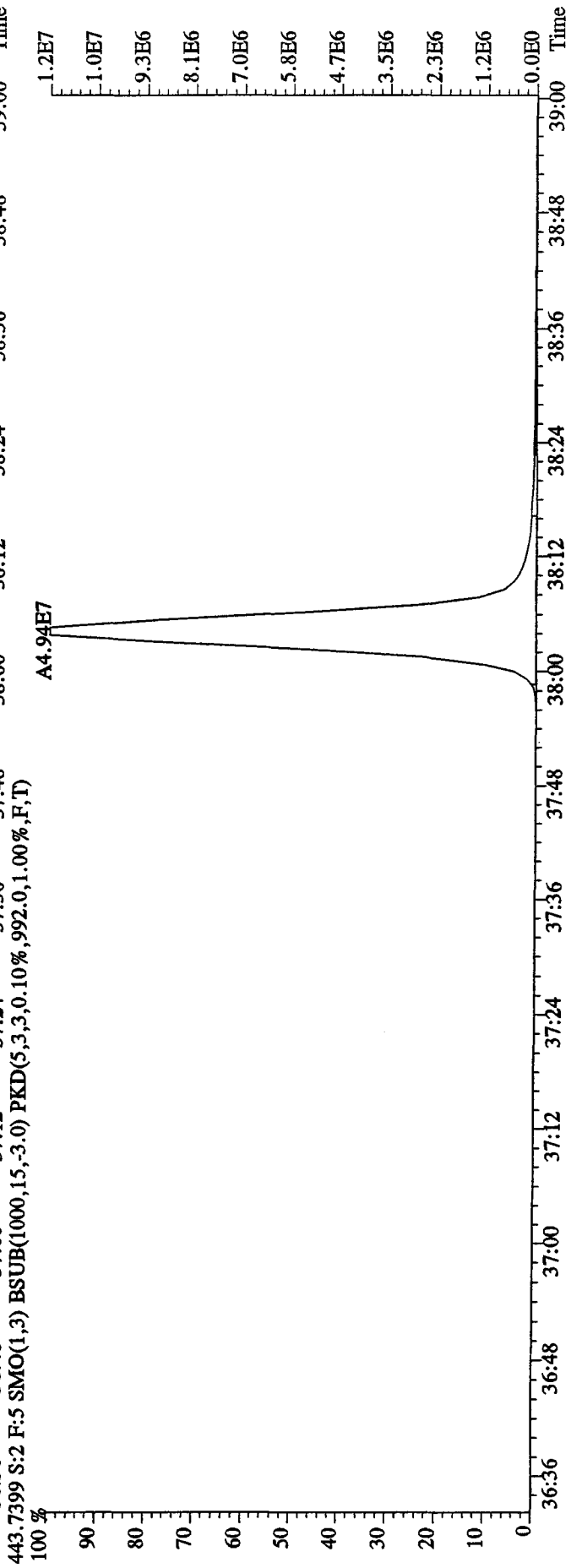
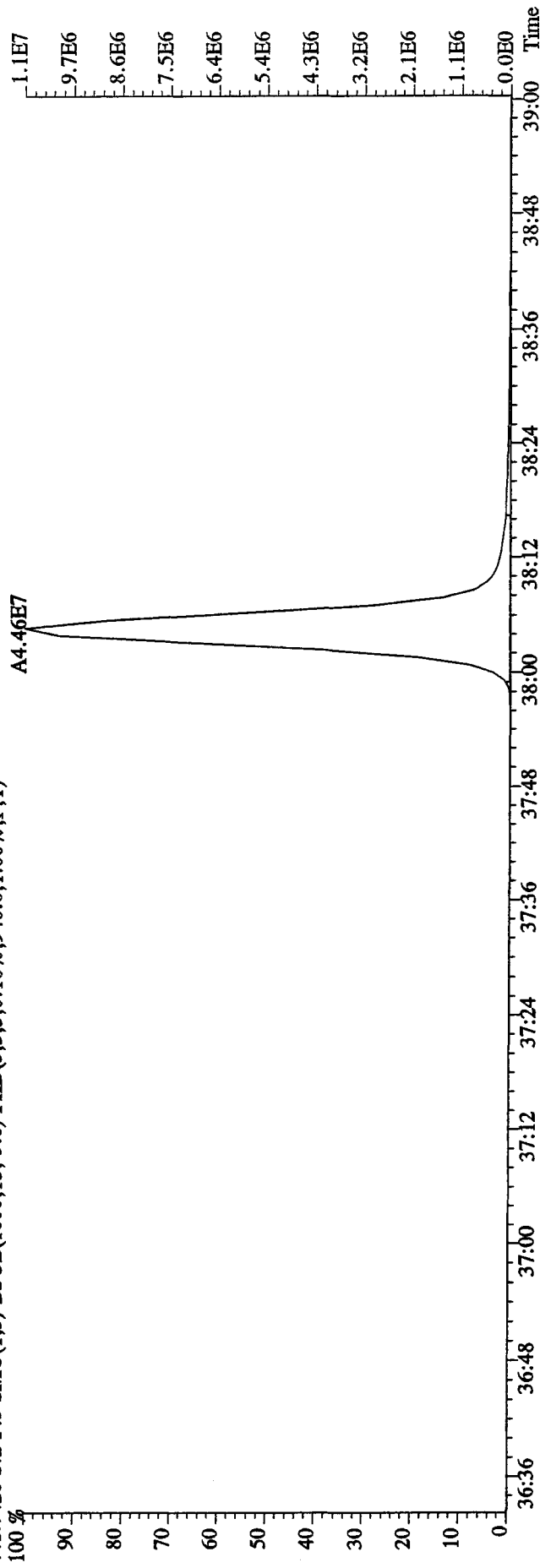
435.8169 S:2 F:4 SMO(1,3) BSUB(1000,15,-3.0) PKD(5,3,3,0,10%,8676.0,1.00%,F,T)



437.8140 S:2 F:4 SMO(1,3) BSUB(1000,15,-3.0) PKD(5,3,3,0,10%,3084.0,1.00%,F,T)

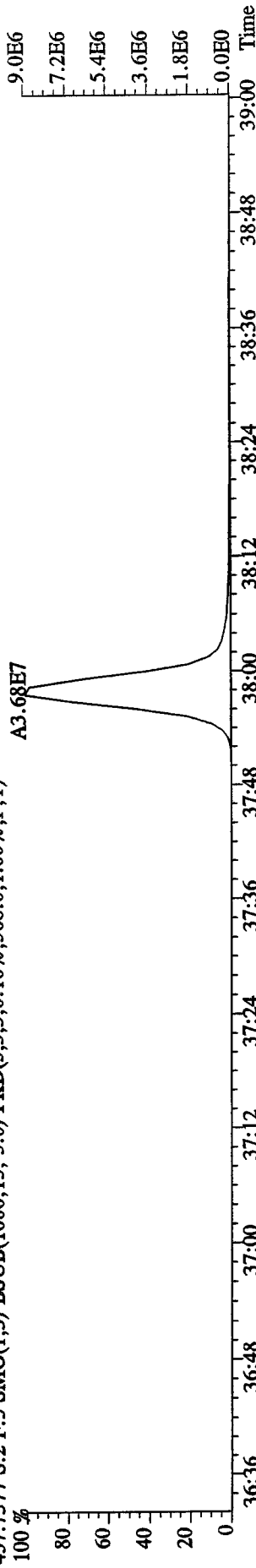


File:21AP10B4D5 #1-190 Acq:21-APR-2010 21:50:09 GC EI+ Voltage SIR Autospec-UltimaE
Sample#2 Text:ST0421B :CS3 10DXN111 Exp:DIOXINRES8290A
441.7428 S:2 F:5 SMO(1,3) BSUB(1000,15,-3.0) PKD(5,3,3,0.10%,940.0,1.00%,F,T)

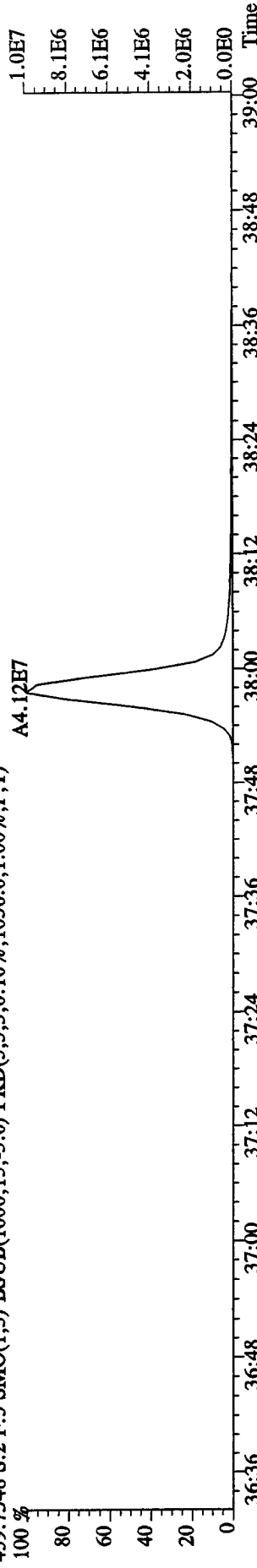


File:21AP10B4D5 #1-190 Acq:21-APR-2010 21:50:09 GC EI+ Voltage SIR Autospec-UltimaE

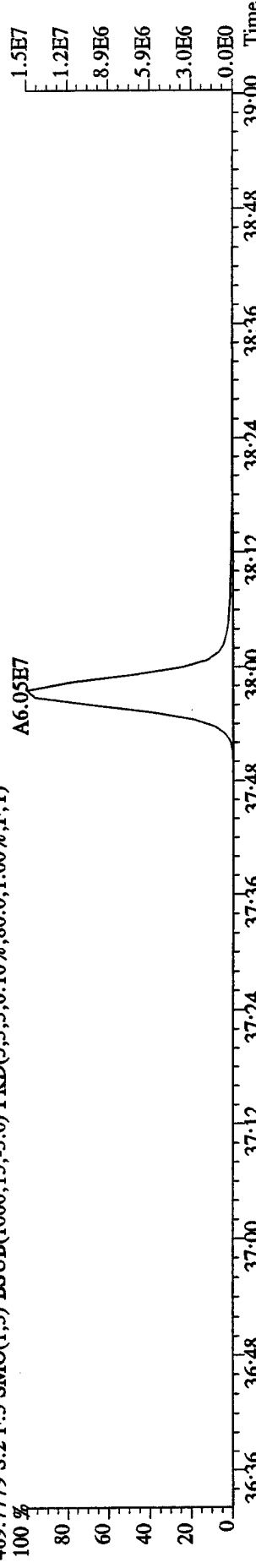
Sample#2 Text:ST0421B :CS3 10DXN111 Exp:DIOXINRES8290A
457.7377 S:2 F:5 SMO(1,3) BSUB(1000,15,-3.0) PKD(5,3,3,0.10%,568.0,1.00%,F,T)



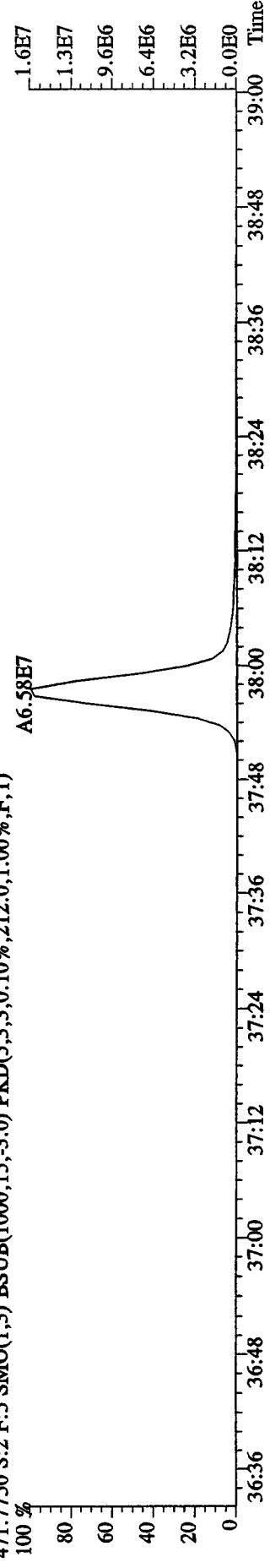
459.7348 S:2 F:5 SMO(1,3) BSUB(1000,15,-3.0) PKD(5,3,3,0.10%,1036.0,1.00%,F,T)



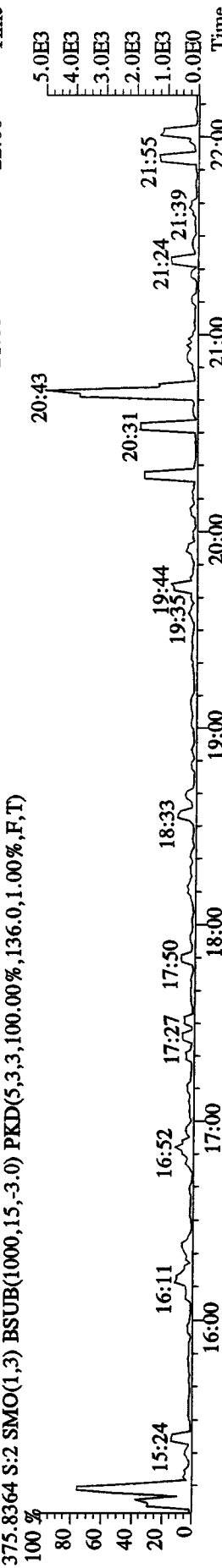
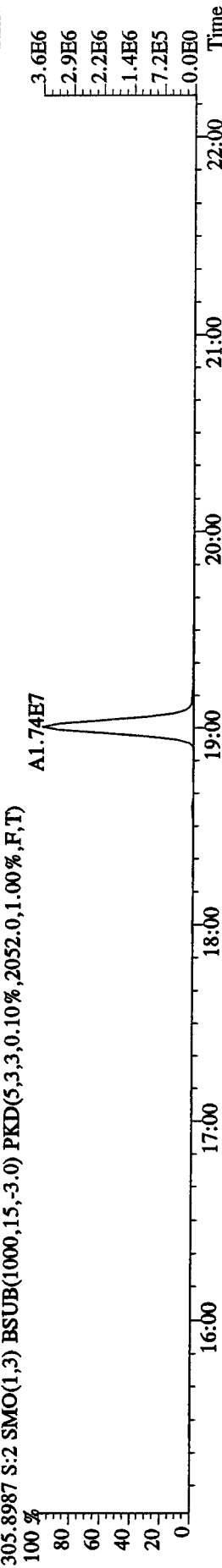
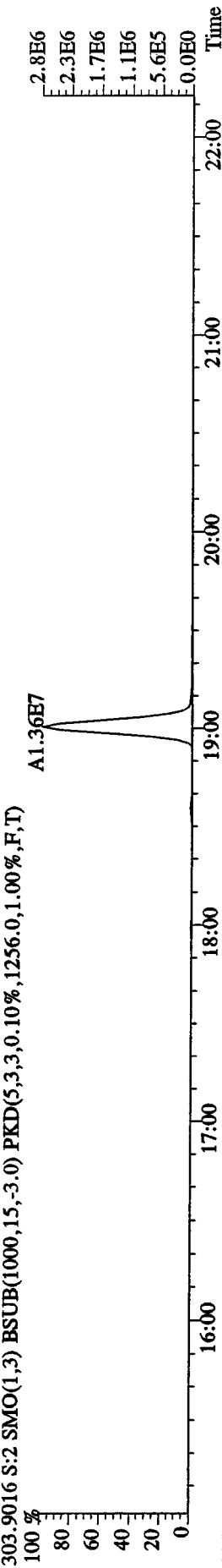
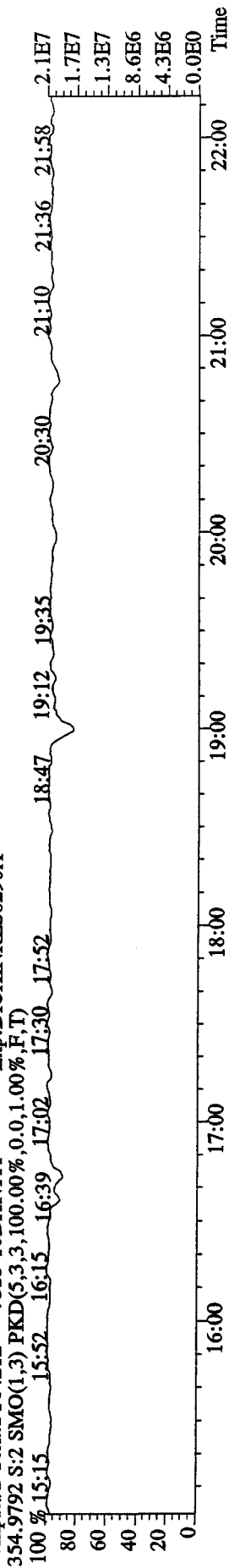
469.7779 S:2 F:5 SMO(1,3) BSUB(1000,15,-3.0) PKD(5,3,3,0.10%,80.0,1.00%,F,T)



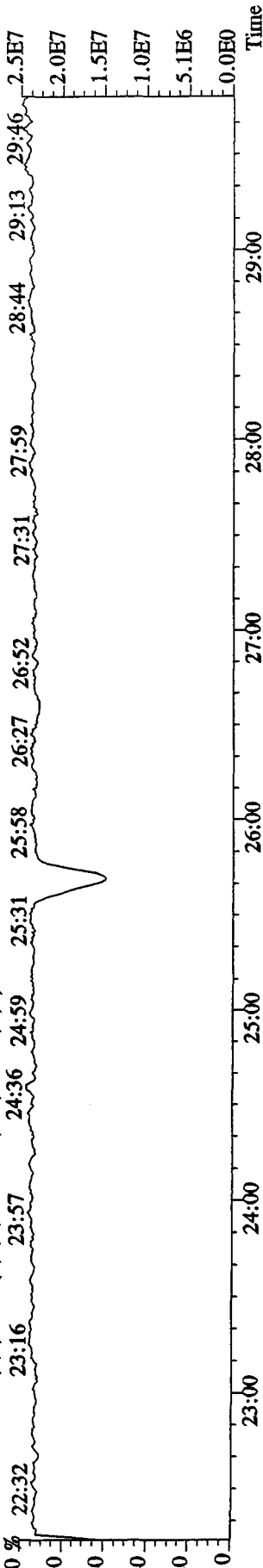
471.7750 S:2 F:5 SMO(1,3) BSUB(1000,15,-3.0) PKD(5,3,3,0.10%,212.0,1.00%,F,T)



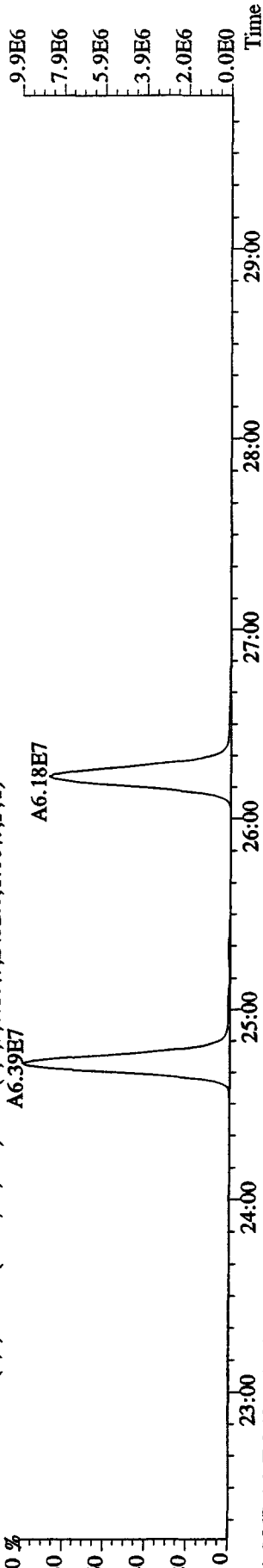
File: 21AP10B4D5 #1-434 Acq: 21-APR-2010 21:50:09 GC EI + Voltage SIR Autospec-UltimaE
 Sample#2 Text: ST0421B :CS3 10DXN111 Exp: DIOXINRES8290A



File:21AP10B4D5 #1-604 Acq:21-APR-2010 21:50:09 GC EI+ Voltage SIR Autospec-UltimaE
 Sample#2 Text:ST0421B :CS3 10DXN111 Exp:DIOXINRES8290A
 354.9792 S:2 F:2 SMO(1,3) PKD(5,3,3,100.00%,0.0,1.00%,F,T)
 100 % 22:32 23:16 23:57 24:36 24:59 25:31 25:58 26:27 26:52 27:31 27:59 28:44 29:13 29:46

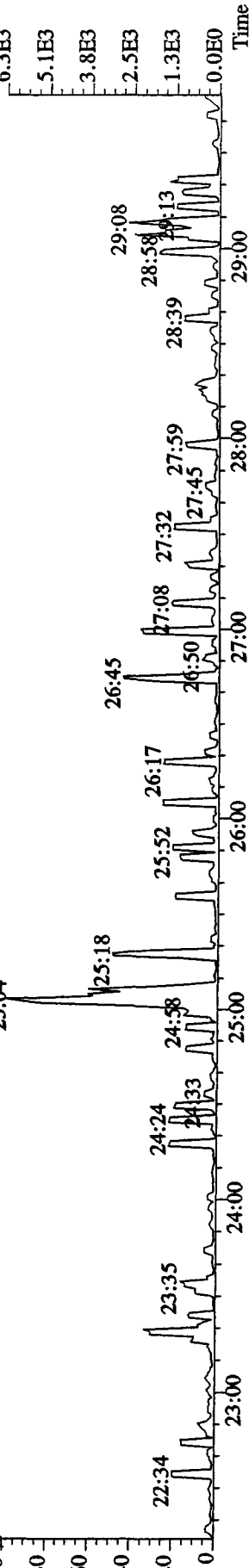


339.8597 S:2 F:2 SMO(1,3) BSUB(1000,15,-3.0) PKD(5,3,3,0.10%,2452.0,1.00%,F,T)
 100 % 23:00 24:00 25:00 26:00
 A6.39E7 A6.18E7

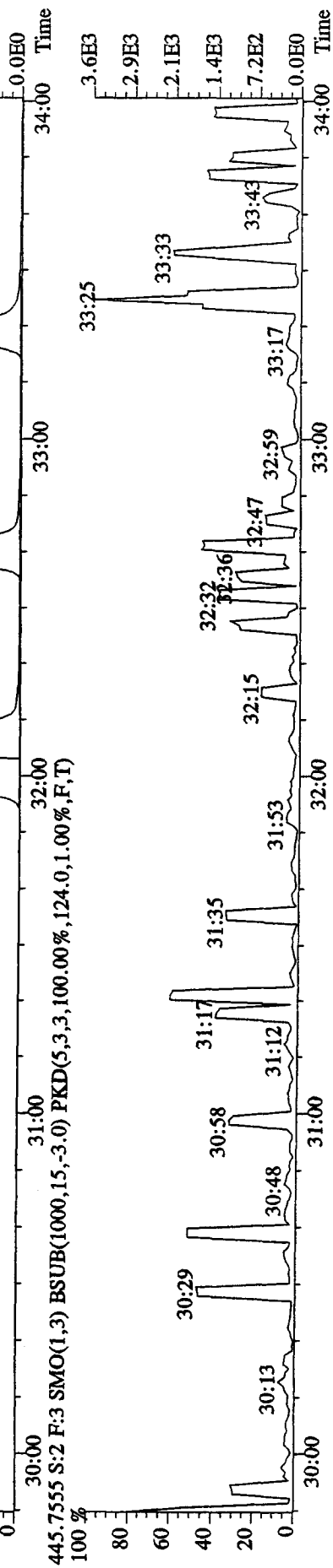
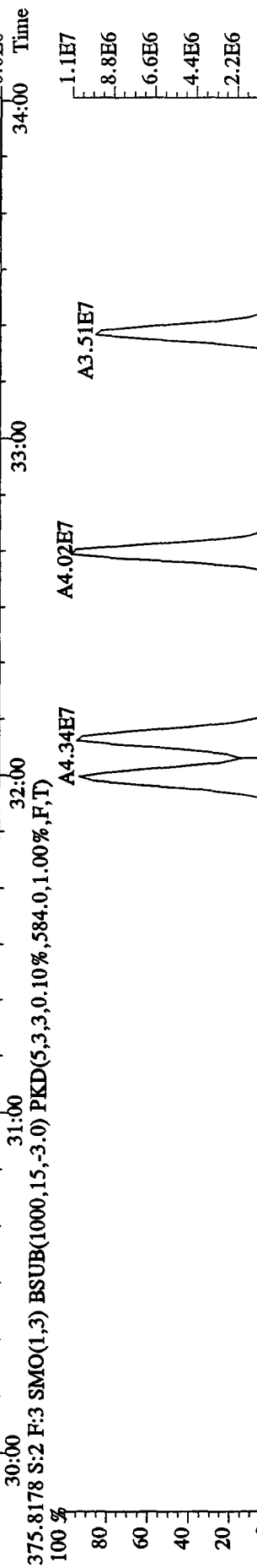
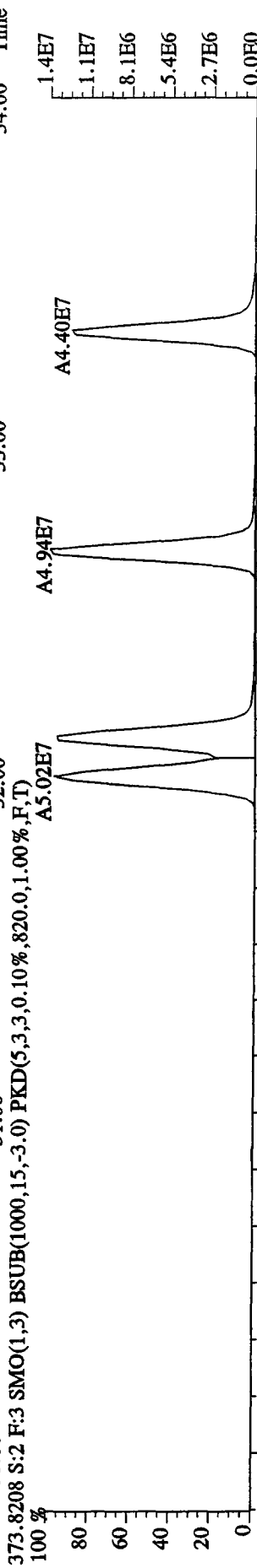
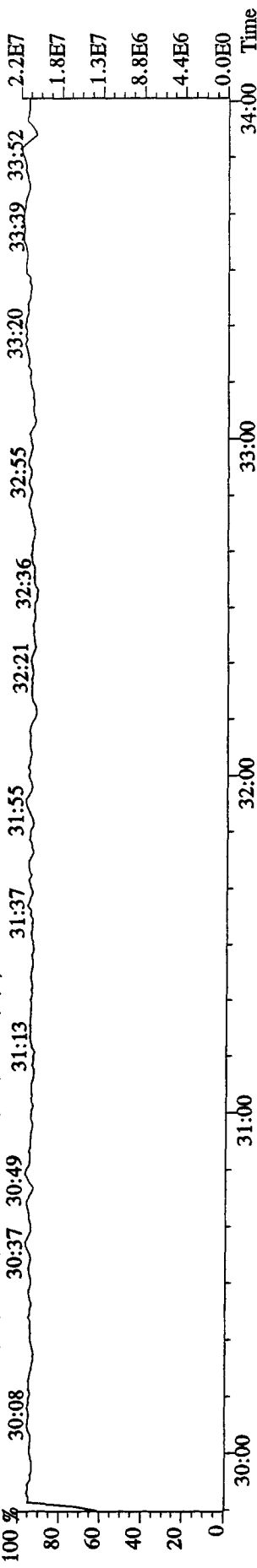


341.8567 S:2 F:2 SMO(1,3) BSUB(1000,15,-3.0) PKD(5,3,3,0.10%,2740.0,1.00%,F,T)
 100 % 23:00 24:00 25:00 26:00
 A4.08E7 A3.96E7

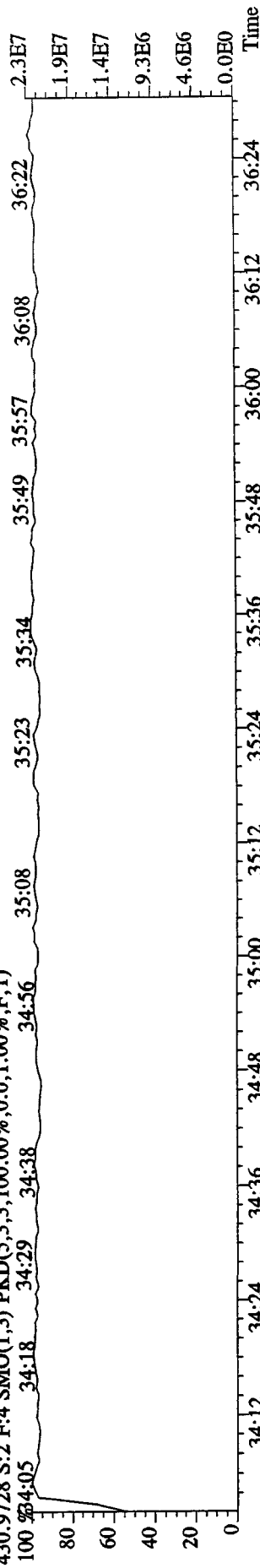
409.7974 S:2 F:2 SMO(1,3) BSUB(1000,15,-3.0) PKD(5,3,3,100.00%,108.0,1.00%,F,T)
 100 % 22:30 23:00 24:00 25:00 26:00 27:00 28:00 29:00



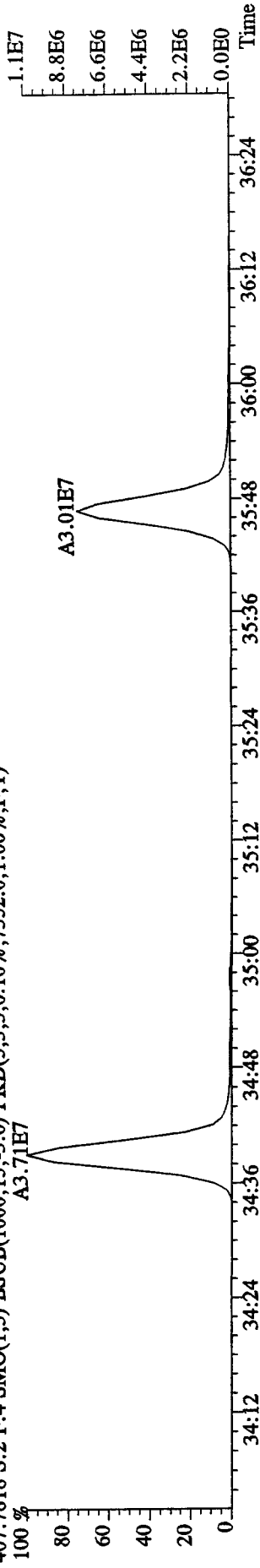
File:21AP10B4D5 #1-317 Acq:21-APR-2010 21:50:09 GC EI+ Voltage SIR Autospec-UltimaE
 Sample#2 Text:ST0421B :CS3 10DXN111 Exp:DJOXINRES8290A
 430.9728 S:2 F:3 SMO(1,3) PKD(5,3,3,100.00%,0,0,1.00%,F,T)
 100 % 30:08 30:37 30:49 31:13 31:37 31:55 32:21 32:36 32:55 33:20 33:39 33:52 2.2E7



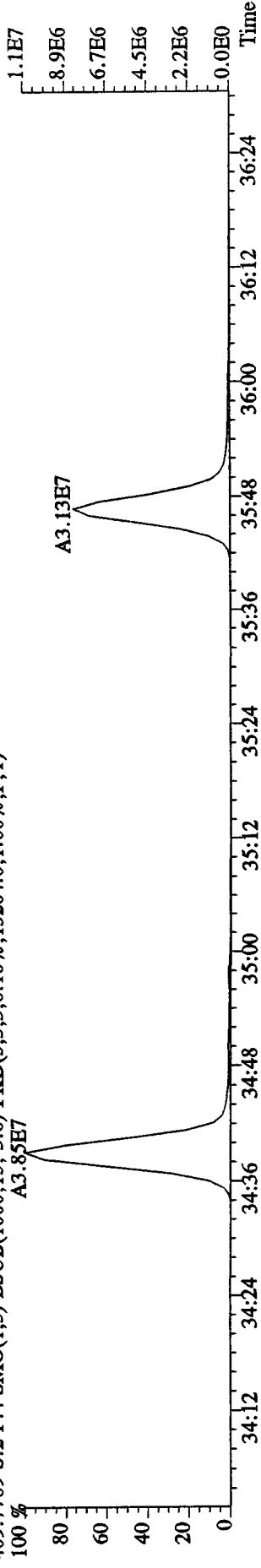
File: 21AP10B4D5 #1-198 Acq: 21-APR-2010 21:50:09 GC EI+ Voltage SIR Autospec-UltimaE
 Sample #2 Text: ST0421B : CS3 10DXN111 Exp: DIOXINRES8290A
 430.9728 S: 2 F: 4 SMO(1,3) PKD(5,3,3,100.00%,0.0,1.00%,F,T)
 100.00 34:05 34:18 34:29 34:38 34:56 35:08 35:23 35:34 35:49 35:57 36:08 36:22



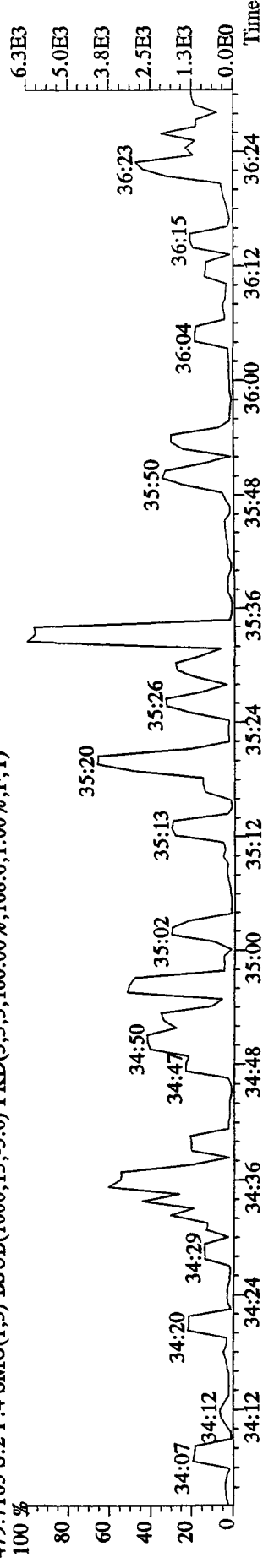
407.7818 S: 2 F: 4 SMO(1,3) BSUB(1000,15,-3,0) PKD(5,3,3,0.10%,7352.0,1.00%,F,T)
 100.00 34:12 34:24 34:36 34:48 35:00 35:12 35:24 35:36 35:48 36:00 36:12 36:24



409.7789 S: 2 F: 4 SMO(1,3) BSUB(1000,15,-3,0) PKD(5,3,3,0.10%,13264.0,1.00%,F,T)
 100.00 34:12 34:24 34:36 34:48 35:00 35:12 35:24 35:36 35:48 36:00 36:12 36:24



479.7165 S: 2 F: 4 SMO(1,3) BSUB(1000,15,-3,0) PKD(5,3,3,100.00%,168.0,1.00%,F,T)
 100.00 34:07 34:12 34:20 34:29 34:47 34:50 35:02 35:13 35:26 35:50 36:04 36:15 36:23




File:21AP10B4D5 #1-190 Acq:21-APR-2010 21:50:09 GC EI+ Voltage SIR Autospec-UltimaE

Sample#2 Text:ST0421B :CS3 10DXN111 Exp:DIOXINRES8290A


442.9728 S:2 F:5 SMO(1,3) PKD(5,3,3,100.00%,0.0,1.00%,F,T)

100 % 36:57 37:11 37:26 37:35 37:49 38:04 38:17 38:29 38:40 38:53




441.7428 S:2 F:5 SMO(1,3) BSUB(1000,15,-3.0) PKD(5,3,3,0.10%,940.0,1.00%,F,T)

100 % 36:36 37:00 37:12 37:24 37:36 37:48 38:00 38:12 38:24 38:36 38:48 39:00



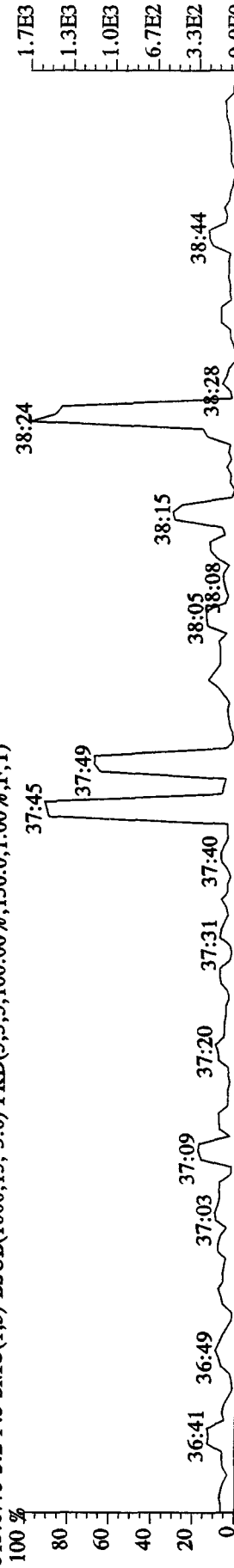
443.7399 S:2 F:5 SMO(1,3) BSUB(1000,15,-3.0) PKD(5,3,3,0.10%,992.0,1.00%,F,T)

100 % 36:36 36:48 37:00 37:12 37:24 37:36 37:48 38:00 38:12 38:24 38:36 38:48 39:00



513.6775 S:2 F:5 SMO(1,3) BSUB(1000,15,-3.0) PKD(5,3,5,100.00%,136.0,1.00%,F,T)

100 % 36:36 36:48 37:00 37:12 37:20 37:24 37:31 37:36 37:48 38:00 38:12 38:24 38:36 38:44 39:00



Initial Calibration

Includes (as applicable):

runlog

standard raw data

statistical summary

ms tune data

Initial Calibration Checklist
Dioxin Methods

ICAL ID ICA030420103D51613OCDD25 (Tetras) + 8290

Method ID 8290, 1613B, Tetras Date Scanned _____

Column ID DB5

Instrument ID 3D5

10DXN049,

STD ID's ST0304,(A, B, C, D.)

STD Solution 09DXN422(23,26,56)

GC Program OCDD25

Multiplier Setting 350

Analyzed By JRB

Date Analyzed 03/04/10

Prepared By JRB

Date Prepared 3/4/10

Reviewed By M.G.

Date Reviewed 3/5/10

Curve summary present?	✓	✓
Hardcopies of chromatograms for CS1-CS5 present?	✓	✓
Copy of log-file present?	✓	✓
Static resolution check present?	✓	✓
Target file RT's correct?	✓	✓
%RSD within method-specified limits?*	✓	✓
Signal-to-noise criteria met?	✓	✓
Isotopic ratios within limits?	✓	✓
High point free of saturation?	✓	✓
Are chromatographic windows correct?	✓	✓
Manual reintegration's checked and hardcopies included?	✓	✓

COMMENTS: CS3 13C-1,2,3,4-TCDD RT = 26.21 min 13C-1,2,3,7,8,9-HxCDD RT = 41.66 min

*Method 8290/TO9/M0023A: %RSD ≤20% for natives, ≤30% for labeled compounds; S/N ≥10
Method 1613B: %RSD ≤ 20% natives, ≤30% labeled compounds; S/N ≥10
Method 23: %RSD ≤ values specified in Table 5, Method 23; S/N ≥ 2.5

Dataset: C:\MassLynx\JAN2010.PRO\ICA030420103D58290OCDD25.qld

Last Altered: Wednesday, March 31, 2010 15:00:29 Pacific Daylight Time

Printed: Wednesday, March 31, 2010 15:01:43 Pacific Daylight Time

Method: C:\MassLynx\JAN2010.PRO\MethDB\82903D5.mdb 31 Mar 2010 14:48:54

Calibration: C:\MassLynx\JAN2010.PRO\CurveDB\ICA030420103D58290OCDD25.cdb 31 Mar 2010 15:00:28

#	Name	RRF Mean	RRF SD	RRF %Rel SD
1	13C-1,2,3,4-TCDD	1.00000	0.00000	0.00000
2				
3	13C-2,3,7,8-TCDF	1.29217	0.15223	11.78067
4	2,3,7,8-TCDF	0.98315	0.04581	4.65926
5	Total TCDFs	0.98315	0.04581	4.65926
6				
7	13C-2,3,7,8-TCDD	0.89708	0.08170	9.10684
8	2,3,7,8-TCDD	1.05105	0.07819	7.43940
9	Total TCDDs	1.05105	0.07819	7.43940
10				
11	37CL-2,3,7,8-TCDD	1.06704	0.11260	10.55250
12				
13	13C-1,2,3,7,8-PeCDF	1.01112	0.14885	14.72150
14	1,2,3,7,8-PeCDF	1.01766	0.05712	5.61277
15	2,3,4,7,8-PeCDF	1.01420	0.03974	3.91833
16	Total F2 PeCDFs	1.01593	0.04687	4.61345
17	Total F1 PeCDFs	1.01593	0.04687	4.61345
18				
19	13C-1,2,3,7,8-PeCDD	0.66822	0.10736	16.06722
20	1,2,3,7,8-PeCDD	0.99572	0.04304	4.32214
21	Total PeCDDs	0.99572	0.04304	4.32213
22				
23	13C-1,2,3,7,8,9-HxCDD	1.00000	0.00000	0.00000
24				
25	13C-1,2,3,4,7,8-HxCDF	0.88818	0.07131	8.02886
26	1,2,3,4,7,8-HxCDF	1.24155	0.08733	7.03397
27	1,2,3,6,7,8-HxCDF	1.42681	0.06317	4.42760
28	2,3,4,6,7,8-HxCDF	1.28770	0.05871	4.55964
29	1,2,3,7,8,9-HxCDF	1.21630	0.14130	11.61709
30	Total HxCDFs	1.29309	0.08375	6.47669
31				
32	13C-1,2,3,6,7,8-HxCDD	0.81128	0.07661	9.44287
33	1,2,3,4,7,8-HxCDD	0.88272	0.07520	8.51958
34	1,2,3,6,7,8-HxCDD	1.08449	0.06107	5.63094
35	1,2,3,7,8,9-HxCDD	1.18402	0.19196	16.21217
36	Total HxCDDs	1.05041	0.10668	10.15640
37				
38	13C-1,2,3,4,6,7,8-HpCDF	0.80110	0.04887	6.10082
39	1,2,3,4,6,7,8-HpCDF	1.38128	0.07867	5.55037
40	1,2,3,4,7,8,9-HpCDF	1.10952	0.09098	8.20003
41	Total HpCDFs	1.24540	0.07829	6.28644
42				
43	13C-1,2,3,4,6,7,8-HpCDD	0.68208	0.03757	5.50795
44	1,2,3,4,6,7,8-HpCDD	1.03068	0.04633	4.49467
45	Total HpCDDs	1.03068	0.04633	4.49467
46				
47	13C-OCDD	0.49708	0.05015	10.08808

Dataset: C:\MassLynx\JAN2010.PRO\ICA030420103D58290OCDD25.qld

Last Altered: Wednesday, March 31, 2010 15:00:29 Pacific Daylight Time

Printed: Wednesday, March 31, 2010 15:01:43 Pacific Daylight Time

#	Name	RRF Mean	RRF SD	RRF %Rel SD
48	OCDF	1.42582	0.12745	8.93881
49	OCDD	1.15547	0.07554	6.53715
50				
51				
52	Function 1 PFK			
53	Function 2 PFK			
54	Function 3 PFK			
55	Function 4 PFK			
56	Function 5 PFK			
57	TCDF PCDPE			
58	F1 PeCDF PCDPE			
59	F2 PeCDF PCDPE			
60	HXCDF PCDPE			
61	HPCDF PCDPE			
62	OCDF PCDPE			

Dataset: C:\MassLynx\JAN2010.PRO\ICA030420103D58290OCDD25.qld

Last Altered: Wednesday, March 31, 2010 14:50:13 Pacific Daylight Time

Printed: Wednesday, March 31, 2010 14:53:09 Pacific Daylight Time

Method: C:\MassLynx\JAN2010.PRO\MethDB\82903D5.mdb 31 Mar 2010 14:48:54

Calibration: C:\MassLynx\JAN2010.PRO\CurveDB\ICA030420103D58290OCDD25.cdb 31 Mar 2010 14:50:13

Name: 04MR103D5_01, Date: 04-Mar-2010, Time: 11:08:50, ID: ST0304, Description: CS-1 09DXN422

#	Name	Trace	RT	Response	RRF	Mod Date	Ratio	Ratio Flag
1	13C-1,2,3,4-TCDD	331.9368	26.23	3040918	1.00000		0.768	NO
2								
3	13C-2,3,7,8-TCDF	315.9419	25.59	3796912	1.24861		0.797	NO
4	2,3,7,8-TCDF	303.9016	25.61	18713	0.98567		0.721	NO
5	Total TCDFs	303.9016						
6								
7	13C-2,3,7,8-TCDD	331.9368	26.45	2674113	0.87938		0.754	NO
8	2,3,7,8-TCDD	319.8965	26.48	12770	0.95510		0.679	NO
9	Total TCDDs	319.8965						
10								
11	37CL-2,3,7,8-TCDD	327.8847	26.48	14799	0.97333			
12								
13	13C-1,2,3,7,8-PeCDF	351.9000	31.49	2906060	0.95565		1.572	NO
14	1,2,3,7,8-PeCDF	339.8597	31.52	67918	0.93485		1.544	NO
15	2,3,4,7,8-PeCDF	339.8597	33.07	71354	0.98214		1.643	NO
16	Total F2 PeCDFs	339.8597						
17	Total F1 PeCDFs	339.8597						
18								
19	13C-1,2,3,7,8-PeCDD	367.8949	33.91	1903792	0.62606		1.585	NO
20	1,2,3,7,8-PeCDD	355.8546	33.94	45107	0.94773		1.573	NO
21	Total PeCDDs	355.8546						
22								
23	13C-1,2,3,7,8,9-HxCDD	401.8559	41.67	2063438	1.00000		1.228	NO
24								
25	13C-1,2,3,4,7,8-HxCDF	383.8639	40.21	2017490	0.97773		0.516	NO
26	1,2,3,4,7,8-HxCDF	373.8208	40.23	56426	1.11873		1.273	NO
27	1,2,3,6,7,8-HxCDF	373.8208	40.38	66901	1.32642		1.257	NO
28	2,3,4,6,7,8-HxCDF	373.8208	41.11	61755	1.22440		1.221	NO
29	1,2,3,7,8,9-HxCDF	373.8208	41.86	52938	1.04959		1.279	NO
30	Total HxCDFs	373.8208						
31								
32	13C-1,2,3,6,7,8-HxCDD	401.8559	41.37	1871453	0.90696		1.267	NO
33	1,2,3,4,7,8-HxCDD	389.8157	41.28	37015	0.79116		1.193	NO
34	1,2,3,6,7,8-HxCDD	389.8157	41.38	47051	1.00565		1.284	NO
35	1,2,3,7,8,9-HxCDD	389.8157	41.69	42915	0.91726		1.084	NO
36	Total HxCDDs	389.8157						
37								
38	13C-1,2,3,4,6,7,8-HpCDF	417.8253	43.30	1792725	0.86880		0.434	NO
39	1,2,3,4,6,7,8-HpCDF	407.7818	43.32	56569	1.26218		1.048	NO
40	1,2,3,4,7,8,9-HpCDF	407.7818	44.49	44951	1.00296		1.056	NO
41	Total HpCDFs	407.7818						
42								
43	13C-1,2,3,4,6,7,8-HpCDD	435.8169	44.17	1470497	0.71264		1.074	NO
44	1,2,3,4,6,7,8-HpCDD	423.7766	44.18	35892	0.97633		1.058	NO
45	Total HpCDDs	423.7766						
46								

Dataset: C:\MassLynx\JAN2010.PRO\ICA030420103D58290OCDD25.qld

Last Altered: Wednesday, March 31, 2010 14:50:13 Pacific Daylight Time

Printed: Wednesday, March 31, 2010 14:53:09 Pacific Daylight Time

Name: 04MR103D5_01, Date: 04-Mar-2010, Time: 11:08:50, ID: ST0304, Description: CS-1 09DXN422

#	Name	Trace	RT	Response	RRF	Mod Date	Ratio	Ratio Flag
47	13C-OCDD	469.7779	46.75	2142968	0.51927		0.926	NO
48	OCDF	441.7428	46.86	66237	1.23636		0.957	NO
49	OCDD	457.7377	46.76	55972	1.04476		0.909	NO
50								
51								
52	Function 1 PFK	330.97...						
53	Function 2 PFK	342.97...						
54	Function 3 PFK	380.97...						
55	Function 4 PFK	430.97...						
56	Function 5 PFK	442.97...						
57	TCDF PCDPE	375.8364						
58	F1 PeCDF PCDPE	409.79...						
59	F2 PeCDF PCDPE	409.7974						
60	HXCDF PCDPE	445.7555						
61	HPCDF PCDPE	479.7165						
62	OCDF PCDPE	513.87...						

Dataset: C:\MassLynx\JAN2010.PRO\ICA030420103D58290OCDD25.qld

Last Altered: Wednesday, March 31, 2010 15:00:29 Pacific Daylight Time

Printed: Wednesday, March 31, 2010 15:01:09 Pacific Daylight Time

Method: C:\MassLynx\JAN2010.PRO\MethDB\82903D5.mdb 31 Mar 2010 14:48:54

Calibration: C:\MassLynx\JAN2010.PRO\CurveDB\ICA030420103D58290OCDD25.cdb 31 Mar 2010 15:00:28

Name: 04MR103D5_02, Date: 04-Mar-2010, Time: 12:01:58, ID: ST0304A, Description: CS-2 09DXN423

#	Name	Trace	RT	Response	RRF	Mod Date	Ratio	Ratio Flag
1	13C-1,2,3,4-TCDD	331.9368	26.20	2736176	1.00000		0.784	NO
2								
3	13C-2,3,7,8-TCDF	315.9419	25.58	3226945	1.17936		0.791	NO
4	2,3,7,8-TCDF	303.9016	25.59	58333	0.90384		0.797	NO
5	Total TCDFs	303.9016						
6								
7	13C-2,3,7,8-TCDD	331.9368	26.44	2268388	0.82904		0.801	NO
8	2,3,7,8-TCDD	319.8965	26.47	44311	0.97671		0.769	NO
9	Total TCDDs	319.8965						
10								
11	37CL-2,3,7,8-TCDD	327.8847	26.45	53661	0.98058			
12								
13	13C-1,2,3,7,8-PeCDF	351.9000	31.48	2424787	0.88620		1.633	NO
14	1,2,3,7,8-PeCDF	339.8597	31.51	237805	0.98073		1.602	NO
15	2,3,4,7,8-PeCDF	339.8597	33.06	234019	0.96511		1.604	NO
16	Total F2 PeCDFs	339.8597						
17	Total F1 PeCDFs	339.8597						
18								
19	13C-1,2,3,7,8-PeCDD	367.8949	33.90	1536969	0.56172		1.599	NO
20	1,2,3,7,8-PeCDD	355.8546	33.91	146360	0.95226		1.635	NO
21	Total PeCDDs	355.8546						
22								
23	13C-1,2,3,7,8,9-HxCDD	401.8559	41.66	1699406	1.00000	31-Mar-10	1.268	NO
24								
25	13C-1,2,3,4,7,8-HxCDF	383.8639	40.19	1557017	0.91621		0.504	NO
26	1,2,3,4,7,8-HxCDF	373.8208	40.21	184379	1.18418		1.242	NO
27	1,2,3,6,7,8-HxCDF	373.8208	40.37	219369	1.40891		1.287	NO
28	2,3,4,6,7,8-HxCDF	373.8208	41.08	193023	1.23970		1.271	NO
29	1,2,3,7,8,9-HxCDF	373.8208	41.85	171504	1.10149		1.264	NO
30	Total HxCDFs	373.8208						
31								
32	13C-1,2,3,6,7,8-HxCDD	401.8559	41.35	1427722	0.84013		1.364	NO
33	1,2,3,4,7,8-HxCDD	389.8157	41.27	118901	0.83280		1.235	NO
34	1,2,3,6,7,8-HxCDD	389.8157	41.37	149149	1.04466		1.274	NO
35	1,2,3,7,8,9-HxCDD	389.8157	41.67	154517	1.08226		1.319	NO
36	Total HxCDDs	389.8157						
37								
38	13C-1,2,3,4,6,7,8-HpCDF	417.8253	43.29	1375556	0.80943		0.446	NO
39	1,2,3,4,6,7,8-HpCDF	407.7818	43.30	188915	1.37337		1.054	NO
40	1,2,3,4,7,8,9-HpCDF	407.7818	44.48	140104	1.01853		0.951	NO
41	Total HpCDFs	407.7818						
42								
43	13C-1,2,3,4,6,7,8-HpCDD	435.8169	44.15	1142493	0.67229		1.055	NO
44	1,2,3,4,6,7,8-HpCDD	423.7766	44.17	113091	0.98986		1.039	NO
45	Total HpCDDs	423.7766						
46								

Dataset: C:\MassLynx\JAN2010.PRO\CA030420103D58290OCDD25.qld

Last Altered: Wednesday, March 31, 2010 15:00:29 Pacific Daylight Time

Printed: Wednesday, March 31, 2010 15:01:09 Pacific Daylight Time

Name: 04MR103D5_02, Date: 04-Mar-2010, Time: 12:01:58, ID: ST0304A, Description: CS-2 09DXN423

#	Name	Trace	RT	Response	RRF	Mod.Date	Ratio	Ratio Flag
47	13C-OCDD	469.7779	46.74	1597528	0.47003		0.926	NO
48	OCDF	441.7428	46.84	215871	1.35128		0.935	NO
49	OCDD	457.7377	46.75	179019	1.12060		0.864	NO
50								
51								
52	Function 1 PFK	330.97...						
53	Function 2 PFK	342.97...						
54	Function 3 PFK	380.97...						
55	Function 4 PFK	430.97...						
56	Function 5 PFK	442.97...						
57	TCDF PCDPE	375.8364						
58	F1 PeCDF PCDPE	409.79...						
59	F2 PeCDF PCDPE	409.7974						
60	HXCDF PCDPE	445.7555						
61	HPCDF PCDPE	479.7165						
62	OCDF PCDPE	513.67...						

Dataset: C:\MassLynx\JAN2010.PRO\ICA030420103D58290OCDD25.qld

Last Altered: Wednesday, March 31, 2010 14:50:13 Pacific Daylight Time

Printed: Wednesday, March 31, 2010 14:53:09 Pacific Daylight Time

Name: 04MR103D5_02, Date: 04-Mar-2010, Time: 12:01:58, ID: ST0304A, Description: CS-2 09DXN423

#	Name	Trace	RT	Response	RRF	Mod.Date	Ratio	Ratio Flag
1	13C-1,2,3,4-TCDD	331.9368	26.20	2736176	1.00000		0.784	NO
2								
3	13C-2,3,7,8-TCDF	315.9419	25.58	3226945	1.17938		0.791	NO
4	2,3,7,8-TCDF	303.9016	25.59	58333	0.90384		0.797	NO
5	Total TCDFs	303.9016						
6								
7	13C-2,3,7,8-TCDD	331.9368	26.44	2268388	0.82904		0.801	NO
8	2,3,7,8-TCDD	319.8965	26.47	44311	0.97671		0.769	NO
9	Total TCDDs	319.8965						
10								
11	37CL-2,3,7,8-TCDD	327.8847	26.45	53661	0.98058			
12								
13	13C-1,2,3,7,8-PeCDF	351.9000	31.48	2424787	0.88620		1.633	NO
14	1,2,3,7,8-PeCDF	339.8597	31.51	237805	0.98073		1.602	NO
15	2,3,4,7,8-PeCDF	339.8597	33.06	234019	0.96511		1.604	NO
16	Total F2 PeCDFs	339.8597						
17	Total F1 PeCDFs	339.8597						
18								
19	13C-1,2,3,7,8-PeCDD	367.8949	33.90	1536969	0.56172		1.599	NO
20	1,2,3,7,8-PeCDD	355.8546	33.91	146360	0.95226		1.635	NO
21	Total PeCDDs	355.8546						
22								
23	13C-1,2,3,7,8,9-HxCDD	401.8559	41.66	1824371	1.00000		1.435	YES
24								
25	13C-1,2,3,4,7,8-HxCDF	383.8639	40.19	1557017	0.85345		0.504	NO
26	1,2,3,4,7,8-HxCDF	373.8208	40.21	184379	1.18418		1.242	NO
27	1,2,3,6,7,8-HxCDF	373.8208	40.37	219369	1.40891		1.287	NO
28	2,3,4,6,7,8-HxCDF	373.8208	41.08	193023	1.23970		1.271	NO
29	1,2,3,7,8,9-HxCDF	373.8208	41.85	171504	1.10149		1.264	NO
30	Total HxCDFs	373.8208						
31								
32	13C-1,2,3,6,7,8-HxCDD	401.8559	41.35	1427722	0.78258		1.364	NO
33	1,2,3,4,7,8-HxCDD	389.8157	41.27	118901	0.83280		1.235	NO
34	1,2,3,6,7,8-HxCDD	389.8157	41.37	149149	1.04466		1.274	NO
35	1,2,3,7,8,9-HxCDD	389.8157	41.67	154517	1.08226		1.319	NO
36	Total HxCDDs	389.8157						
37								
38	13C-1,2,3,4,6,7,8-HpCDF	417.8253	43.29	1375556	0.75399		0.446	NO
39	1,2,3,4,6,7,8-HpCDF	407.7818	43.30	188915	1.37337		1.054	NO
40	1,2,3,4,7,8,9-HpCDF	407.7818	44.48	140104	1.01853		0.951	NO
41	Total HpCDFs	407.7818						
42								
43	13C-1,2,3,4,6,7,8-HpCDD	435.8169	44.15	1142493	0.62624		1.055	NO
44	1,2,3,4,6,7,8-HpCDD	423.7766	44.17	113091	0.98986		1.039	NO
45	Total HpCDDs	423.7766						
46								
47	13C-OCDD	469.7779	46.74	1597528	0.43783		0.926	NO
48	OCDF	441.7428	46.84	215871	1.35128		0.935	NO
49	OCDD	457.7377	46.75	179019	1.12060		0.864	NO

Dataset: C:\MassLynx\JAN2010.PRO\ICA030420103D58290OCDD25.qld

Last Altered: Wednesday, March 31, 2010 14:50:13 Pacific Daylight Time

Printed: Wednesday, March 31, 2010 14:53:09 Pacific Daylight Time

Name: 04MR103D5_02, Date: 04-Mar-2010, Time: 12:01:58, ID: ST0304A, Description: CS-2 09DXN423

#	Name	Trace	RT	Response	RRF	Mod.Date	Ratio	Ratio Flag
50								
51								
52	Function 1 PFK		330.97...					
53	Function 2 PFK		342.97...					
54	Function 3 PFK		380.97...					
55	Function 4 PFK		430.97...					
56	Function 5 PFK		442.97...					
57	TCDF PCDPE		375.8364					
58	F1 PeCDF PCDPE		409.79...					
59	F2 PeCDF PCDPE		409.7974					
60	HXCDF PCDPE		445.7555					
61	HPCDF PCDPE		479.7165					
62	OCDF PCDPE		513.67...					

Dataset: C:\MassLynx\JAN2010.PRO\ICA030420103D58290OCDD25.qld

Last Altered: Wednesday, March 31, 2010 14:50:13 Pacific Daylight Time

Printed: Wednesday, March 31, 2010 14:53:09 Pacific Daylight Time

Name: 04MR103D5_03, Date: 04-Mar-2010, Time: 12:53:09, ID: ST0304B, Description: CS-3 10DXN049

#	Name	Trace	RT	Response	RRF	Mod.Date	Ratio	Ratio Flag
1	13C-1,2,3,4-TCDD	331.9368	26.21	2618099	1.00000		0.770	NO
2								
3	13C-2,3,7,8-TCDF	315.9419	25.58	3447719	1.31688		0.790	NO
4	2,3,7,8-TCDF	303.9016	25.59	351020	1.01812		0.777	NO
5	Total TCDFs	303.9016						
6								
7	13C-2,3,7,8-TCDD	331.9368	26.44	2389723	0.91277		0.793	NO
8	2,3,7,8-TCDD	319.8965	26.47	266035	1.11325		0.793	NO
9	Total TCDDs	319.8965						
10								
11	37CL-2,3,7,8-TCDD	327.8847	26.47	288862	1.10333			
12								
13	13C-1,2,3,7,8-PeCDF	351.9000	31.49	2673242	1.02106		1.590	NO
14	1,2,3,7,8-PeCDF	339.8597	31.51	1420755	1.06295		1.567	NO
15	2,3,4,7,8-PeCDF	339.8597	33.07	1419244	1.06181		1.577	NO
16	Total F2 PeCDFs	339.8597						
17	Total F1 PeCDFs	339.8597						
18								
19	13C-1,2,3,7,8-PeCDD	367.8949	33.90	1789273	0.68342		1.591	NO
20	1,2,3,7,8-PeCDD	355.8546	33.93	912918	1.02043		1.645	NO
21	Total PeCDDs	355.8546						
22								
23	13C-1,2,3,7,8,9-HxCDD	401.8559	41.66	2076425	1.00000		1.336	NO
24								
25	13C-1,2,3,4,7,8-HxCDF	383.8639	40.21	1827917	0.88032		0.525	NO
26	1,2,3,4,7,8-HxCDF	373.8208	40.22	1168554	1.27856		1.244	NO
27	1,2,3,6,7,8-HxCDF	373.8208	40.37	1360565	1.48865		1.197	NO
28	2,3,4,6,7,8-HxCDF	373.8208	41.09	1169048	1.27910		1.249	NO
29	1,2,3,7,8,9-HxCDF	373.8208	41.85	1145622	1.25347		1.255	NO
30	Total HxCDFs	373.8208						
31								
32	13C-1,2,3,6,7,8-HxCDD	401.8559	41.35	1677700	0.80797		1.280	NO
33	1,2,3,4,7,8-HxCDD	389.8157	41.27	742242	0.88483		1.261	NO
34	1,2,3,6,7,8-HxCDD	389.8157	41.37	915194	1.09101		1.267	NO
35	1,2,3,7,8,9-HxCDD	389.8157	41.67	1014281	1.20913		1.252	NO
36	Total HxCDDs	389.8157						
37								
38	13C-1,2,3,4,6,7,8-HpCDF	417.8253	43.29	1609884	0.77532		0.457	NO
39	1,2,3,4,6,7,8-HpCDF	407.7818	43.30	1183771	1.47063		1.033	NO
40	1,2,3,4,7,8,9-HpCDF	407.7818	44.48	939354	1.16698		1.047	NO
41	Total HpCDFs	407.7818						
42								
43	13C-1,2,3,4,6,7,8-HpCDD	435.8169	44.15	1390048	0.66944		1.074	NO
44	1,2,3,4,6,7,8-HpCDD	423.7766	44.17	754531	1.08562		1.103	NO
45	Total HpCDDs	423.7766						
46								
47	13C-OCDD	469.7779	46.74	1929564	0.46464		0.904	NO
48	OCDF	441.7428	46.85	1465508	1.51900		0.880	NO
49	OCDD	457.7377	46.75	1182937	1.22612		0.856	NO

Dataset: C:\MassLynx\JAN2010.PRO\ICA030420103D58290OCDD25.qld

Last Altered: Wednesday, March 31, 2010 14:50:13 Pacific Daylight Time

Printed: Wednesday, March 31, 2010 14:53:09 Pacific Daylight Time

Name: 04MR103D5_03, Date: 04-Mar-2010, Time: 12:53:09, ID: ST0304B, Description: CS-3 10DXN049

#	Name	Trace	RT	Response	RRF	Mod Date	Ratio	Ratio Flag
50								
51								
52	Function 1 PFK		330.97...					
53	Function 2 PFK		342.97...					
54	Function 3 PFK		380.97...					
55	Function 4 PFK		430.97...					
56	Function 5 PFK		442.97...					
57	TCDF PCDPE		375.8364					
58	F1 PeCDF PCDPE		409.79...					
59	F2 PeCDF PCDPE		409.7974					
60	HXCDF PCDPE		445.7555					
61	HPCDF PCDPE		479.7185					
62	OCDF PCDPE		513.67...					

Dataset: C:\MassLynx\JAN2010.PRO\ICA030420103D58290OCDD25.qld

Last Altered: Wednesday, March 31, 2010 14:50:13 Pacific Daylight Time

Printed: Wednesday, March 31, 2010 14:53:09 Pacific Daylight Time

Name: 04MR103D5_04, Date: 04-Mar-2010, Time: 13:44:27, ID: ST0304C, Description: CS-4 09DXN426

#	Name	Trace	RT	Response	RRF	Mod.Date	Ratio	Ratio Flag
1	13C-1,2,3,4-TCDD	331.9368	26.21	2858369	1.00000		0.777	NO
2								
3	13C-2,3,7,8-TCDF	315.9419	25.58	3351593	1.17255		0.800	NO
4	2,3,7,8-TCDF	303.9016	25.61	1345659	1.00375		0.789	NO
5	Total TCDFs	303.9016						
6								
7	13C-2,3,7,8-TCDD	331.9368	26.45	2385359	0.83452		0.774	NO
8	2,3,7,8-TCDD	319.8965	26.47	1057156	1.10796		0.772	NO
9	Total TCDDs	319.8965						
10								
11	37CL-2,3,7,8-TCDD	327.8847	26.47	1180208	1.03224			
12								
13	13C-1,2,3,7,8-PeCDF	351.9000	31.48	2658410	0.93004		1.587	NO
14	1,2,3,7,8-PeCDF	339.8597	31.51	5618237	1.05669		1.586	NO
15	2,3,4,7,8-PeCDF	339.8597	33.07	5508055	1.03597		1.558	NO
16	Total F2 PeCDFs	339.8597						
17	Total F1 PeCDFs	339.8597						
18								
19	13C-1,2,3,7,8-PeCDD	367.8949	33.90	1788555	0.62573		1.580	NO
20	1,2,3,7,8-PeCDD	355.8546	33.93	3730469	1.04287		1.618	NO
21	Total PeCDDs	355.8546						
22								
23	13C-1,2,3,7,8,9-HxCDD	401.8559	41.66	2275301	1.00000		1.302	NO
24								
25	13C-1,2,3,4,7,8-HxCDF	383.8639	40.21	1777234	0.78110		0.520	NO
26	1,2,3,4,7,8-HxCDF	373.8208	40.22	4724124	1.32907		1.256	NO
27	1,2,3,6,7,8-HxCDF	373.8208	40.38	5202302	1.46360		1.274	NO
28	2,3,4,6,7,8-HxCDF	373.8208	41.09	4753423	1.33731		1.235	NO
29	1,2,3,7,8,9-HxCDF	373.8208	41.85	4977423	1.40033		1.205	NO
30	Total HxCDFs	373.8208						
31								
32	13C-1,2,3,6,7,8-HxCDD	401.8559	41.35	1582027	0.69530		1.254	NO
33	1,2,3,4,7,8-HxCDD	389.8157	41.28	2912544	0.92051		1.254	NO
34	1,2,3,6,7,8-HxCDD	389.8157	41.37	3671482	1.16037		1.265	NO
35	1,2,3,7,8,9-HxCDD	389.8157	41.67	4466861	1.41175		1.242	NO
36	Total HxCDDs	389.8157						
37								
38	13C-1,2,3,4,6,7,8-HpCDF	417.8253	43.30	1677838	0.73741		0.471	NO
39	1,2,3,4,6,7,8-HpCDF	407.7818	43.32	4755038	1.41701		1.006	NO
40	1,2,3,4,7,8,9-HpCDF	407.7818	44.48	3913034	1.16609		1.001	NO
41	Total HpCDFs	407.7818						
42								
43	13C-1,2,3,4,6,7,8-HpCDD	435.8169	44.15	1435686	0.63099		1.031	NO
44	1,2,3,4,6,7,8-HpCDD	423.7766	44.17	3040980	1.05907		1.045	NO
45	Total HpCDDs	423.7766						
46								
47	13C-OCDD	469.7779	46.74	2076104	0.45623		0.882	NO
48	OCDF	441.7428	46.85	6321603	1.52247		0.895	NO
49	OCDD	457.7377	46.75	5068983	1.22079		0.940	NO

Dataset: C:\MassLynx\JAN2010.PRO\ICA030420103D58290OCDD25.qld

Last Altered: Wednesday, March 31, 2010 14:50:13 Pacific Daylight Time

Printed: Wednesday, March 31, 2010 14:53:09 Pacific Daylight Time

Name: 04MR103D5_04, Date: 04-Mar-2010, Time: 13:44:27, ID: ST0304C, Description: CS-4 09DXN426

#	Name	Trace	RT	Response	RRF	Mod.Date	Ratio	Ratio Flag
50								
51								
52	Function 1 PFK		330.97...					
53	Function 2 PFK		342.97...					
54	Function 3 PFK		380.97...					
55	Function 4 PFK		430.97...					
56	Function 5 PFK		442.97...					
57	TCDF PCDPE		375.8364					
58	F1 PeCDF PCDPE		409.79...					
59	F2 PeCDF PCDPE		409.7974					
60	HXCDF PCDPE		445.7555					
61	HPCDF PCDPE		479.7165					
62	OCDF PCDPE		513.67...					

Dataset: C:\MassLynx\JAN2010.PRO\ICA030420103D58290CDD25.qld

Last Altered: Wednesday, March 31, 2010 14:50:13 Pacific Daylight Time

Printed: Wednesday, March 31, 2010 14:53:09 Pacific Daylight Time

Name: 04MR103D5_05, Date: 04-Mar-2010, Time: 14:35:43, ID: ST0304D, Description: CS-5 09DXN456

#	Name	Trace	RT	Response	RRF	Mod.Date	Ratio	Ratio Flag
1	13C-1,2,3,4-TCDD	331.9368	26.21	2394707	1.00000		0.771	NO
2								
3	13C-2,3,7,8-TCDF	315.9419	25.58	3698153	1.54347		0.806	NO
4	2,3,7,8-TCDF	303.9016	25.61	7424463	1.00435		0.768	NO
5	Total TCDFs	303.9016						
6								
7	13C-2,3,7,8-TCDD	331.9368	26.45	2465877	1.02972		0.752	NO
8	2,3,7,8-TCDD	319.8965	26.47	5435781	1.10220		0.790	NO
9	Total TCDDs	319.8965						
10								
11	37CL-2,3,7,8-TCDD	327.8847	26.47	5966306	1.24573			
12								
13	13C-1,2,3,7,8-PeCDF	351.9000	31.49	3023706	1.26266		1.602	NO
14	1,2,3,7,8-PeCDF	339.8597	31.51	31842201	1.05309		1.564	NO
15	2,3,4,7,8-PeCDF	339.8597	33.07	31021834	1.02595		1.565	NO
16	Total F2 PeCDFs	339.8597						
17	Total F1 PeCDFs	339.8597						
18								
19	13C-1,2,3,7,8-PeCDD	367.8949	33.90	2021493	0.84415		1.621	NO
20	1,2,3,7,8-PeCDD	355.8546	33.94	20524164	1.01530		1.595	NO
21	Total PeCDDs	355.8546						
22								
23	13C-1,2,3,7,8,9-HxCDD	401.8559	41.66	2376282	1.00000		1.234	NO
24								
25	13C-1,2,3,4,7,8-HxCDF	383.8639	40.21	2104253	0.88552		0.528	NO
26	1,2,3,4,7,8-HxCDF	373.8208	40.23	27297113	1.29724		1.249	NO
27	1,2,3,6,7,8-HxCDF	373.8208	40.38	30437920	1.44650		1.257	NO
28	2,3,4,6,7,8-HxCDF	373.8208	41.09	28575895	1.35801		1.280	NO
29	1,2,3,7,8,9-HxCDF	373.8208	41.86	26863327	1.27662		1.257	NO
30	Total HxCDFs	373.8208						
31								
32	13C-1,2,3,6,7,8-HxCDD	401.8559	41.37	1915387	0.80604		1.276	NO
33	1,2,3,4,7,8-HxCDD	389.8157	41.28	18852814	0.98428		1.242	NO
34	1,2,3,6,7,8-HxCDD	389.8157	41.38	21466604	1.12074		1.265	NO
35	1,2,3,7,8,9-HxCDD	389.8157	41.67	24894057	1.29969		1.265	NO
36	Total HxCDDs	389.8157						
37								
38	13C-1,2,3,4,6,7,8-HpCDF	417.8253	43.30	1935549	0.81453		0.471	NO
39	1,2,3,4,6,7,8-HpCDF	407.7818	43.32	26772160	1.38318		1.015	NO
40	1,2,3,4,7,8,9-HpCDF	407.7818	44.49	23091444	1.19302		1.042	NO
41	Total HpCDFs	407.7818						
42								
43	13C-1,2,3,4,6,7,8-HpCDD	435.8169	44.17	1722897	0.72504		1.029	NO
44	1,2,3,4,6,7,8-HpCDD	423.7766	44.18	17961810	1.04254		1.046	NO
45	Total HpCDDs	423.7766						
46								
47	13C-OCDD	469.7779	46.75	2733974	0.57526		0.944	NO
48	OCDF	441.7428	46.85	41009042	1.49998		0.914	NO
49	OCDD	457.7377	46.76	31853261	1.16509		0.897	NO

Dataset: C:\MassLynx\JAN2010.PRO\ICA030420103D58290OCDD25.qld

Last Altered: Wednesday, March 31, 2010 14:50:13 Pacific Daylight Time

Printed: Wednesday, March 31, 2010 14:53:09 Pacific Daylight Time

Name: 04MR103D5_05, Date: 04-Mar-2010, Time: 14:35:43, ID: ST0304D, Description: CS-5 09DXN456

#	Name	Trace	RT	Response	RRF	Mod Date	Ratio	Ratio Flag
50								
51								
52	Function 1 PFK		330.97...					
53	Function 2 PFK		342.97...					
54	Function 3 PFK		380.97...					
55	Function 4 PFK		430.97...					
56	Function 5 PFK		442.97...					
57	TCDF PCDPE		375.8364					
58	F1 PeCDF PCDPE		409.79...					
59	F2 PeCDF PCDPE		409.7974					
60	HXCDF PCDPE		445.7555					
61	HPCDF PCDPE		479.7165					
62	OCDF PCDPE		513.67...					

Sample List Report**MassLynx 4.1**

Sample List: C:\MassLynx\JAN2010.PRO\SampleDB\04MR103D5\CURVE.SPL

Page 1 of 2

Last Modified: Thursday, March 04, 2010 15:41:16 Pacific Standard Time

Printed: Thursday, March 04, 2010 15:41:21 Pacific Standard Time

Page Position (1, 1)

File Name	File Text	Sample ID	Meth/Matrix	BOX #	Sample Size	Units	Bottle	FV_uL
1 04MR103D5_01	CS-1 09DXN422	ST0304	---	--	1.000000	---	Tray01:1	---
2 04MR103D5_02	CS-2 09DXN423	ST0304A	---	--	1.000000	---	Tray01:2	---
3 04MR103D5_03	CS-3 10DXN049	ST0304B	---	--	1.000000	---	Tray01:3	---
4 04MR103D5_04	CS-4 09DXN426	ST0304C	---	--	1.000000	---	Tray01:4	---
5 04MR103D5_05	CS-5 09DXN456	ST0304D	---	--	1.000000	---	Tray01:5	---
6 04MR103D5_06	2nd Source 09DXN449	ST0304E	1613B/8290	---	1.000000	---	Tray01:6	20
7 04MR103D5_07	DB5 CPSM 3732-05	CP0304	---	--	1.000000	---	Tray01:7	---

Sample List Report**MassLynx 4.1**

Sample List: C:\MassLynx\JAN2010.PRO\SampleDB\04MR103D5CURVE.SPL

Page 2 of 2

Last Modified: Thursday, March 04, 2010 15:41:16 Pacific Standard Time

Printed: Thursday, March 04, 2010 15:41:21 Pacific Standard Time

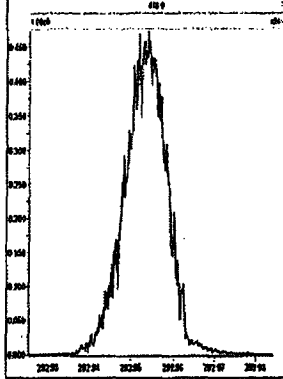
Page Position (2, 1)

Inj Vol	Sam Typ	Analyst	MS File	Inl File	ConA	ConB	ConC	ConD	ConE	ConF	ConG
2.000000	Standard	JRB	OCDD25	OCDD25	0.5	2.5	5	100	200	0.5	100
2.000000	Standard	JRB	OCDD25	OCDD25	2	10	20	100	200	2	100
2.000000	Standard	JRB	OCDD25	OCDD25	10	50	100	100	200	10	100
2.000000	Standard	JRB	OCDD25	OCDD25	40	200	400	100	200	40	100
2.000000	Standard	JRB	OCDD25	OCDD25	200	1000	2000	100	200	200	100
2.000000	Analyte	JRB	OCDD25	OCDD25	---	---	---	2000	4000	200	2000
2.000000	Analyte	JRB	OCDD25	OCDD25	---	---	---	---	---	---	---

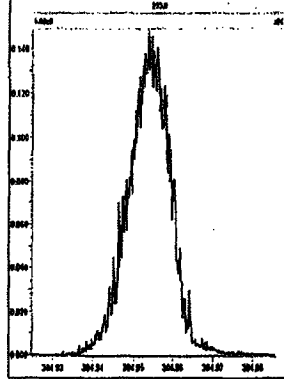
File: Experiment: OCDD25.exp Reference: Pfk.ref Function: 1 @ 200 (ppm)

Printed: Thursday, March 04, 2010 11:06:13 Pacific Standard Time

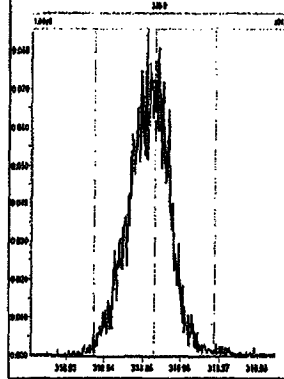
M 292.9824 R 12892



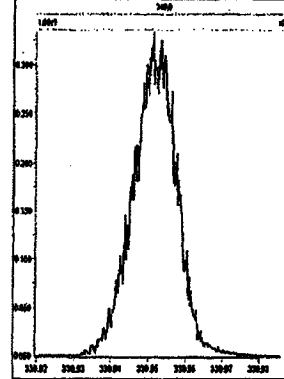
M 304.9824 R 13154



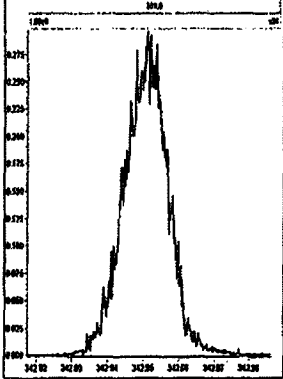
M 318.9792 R 13515



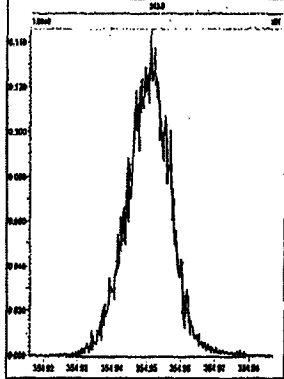
M 330.9792 R 12375



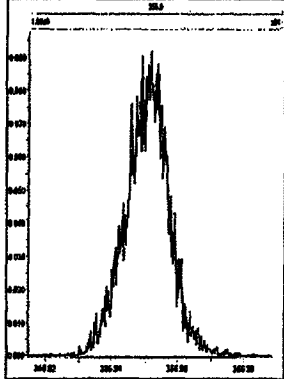
M 342.9792 R 12198



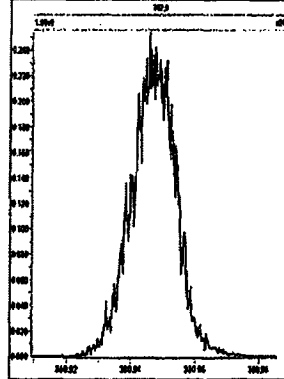
M 354.9792 R 12190



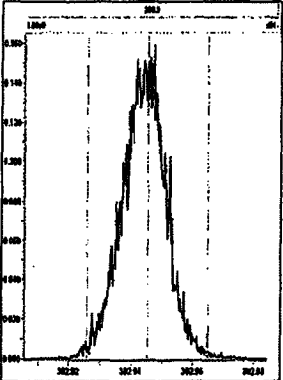
M 366.9792 R 13518



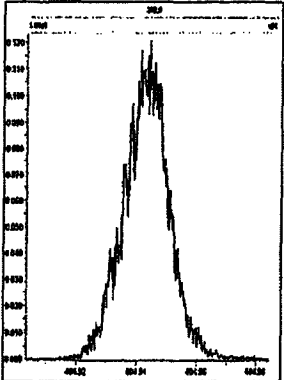
M 380.9760 R 12075



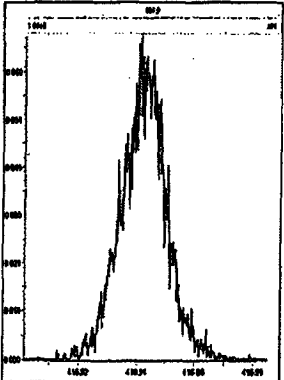
M 392.9760 R 11905



M 404.9760 R 12018



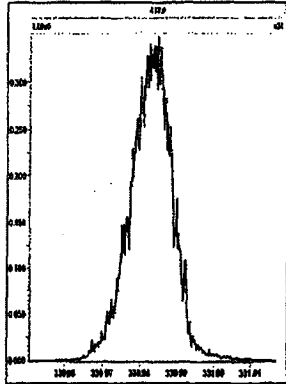
M 416.9760 R 12252



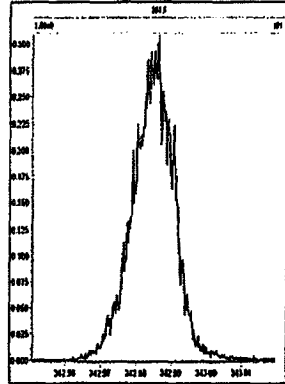
File: Experiment: OCDD25.exp Reference: Pfk.ref Function: 2 @ 200 (ppm)

Printed: Thursday, March 04, 2010 11:06:52 Pacific Standard Time

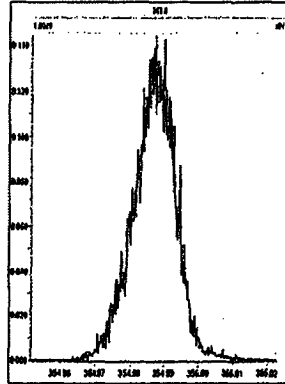
M 330.9792 R 13514



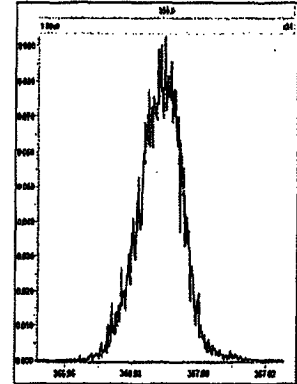
M 342.9792 R 12375



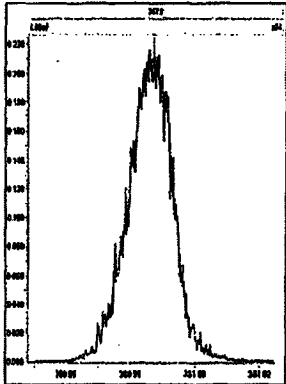
M 354.9792 R 13516



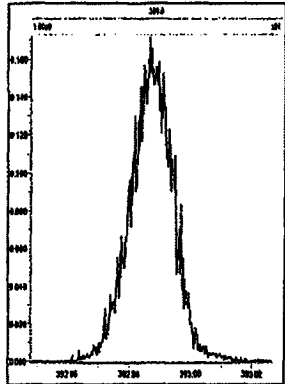
M 366.9792 R 12887



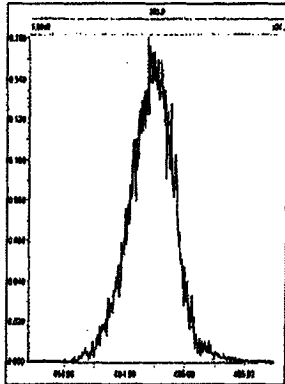
M 380.9760 R 12254



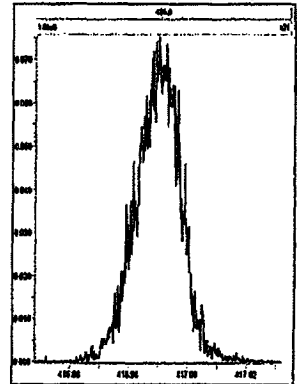
M 392.9760 R 13160



M 404.9760 R 12500



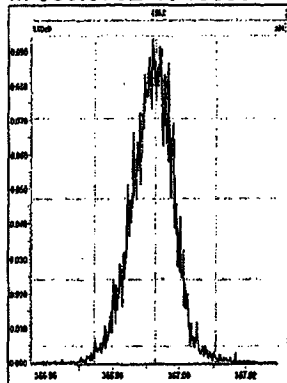
M 416.9760 R 12498



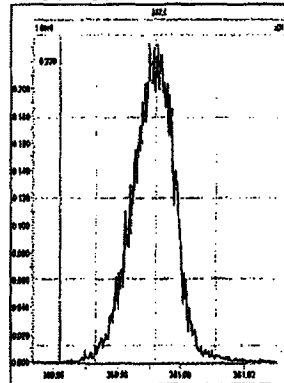
File: Experiment: OCDD25.exp Reference: Pfk.ref Function: 3 @ 200 (ppm)

Printed: Thursday, March 04, 2010 11:07:21 Pacific Standard Time

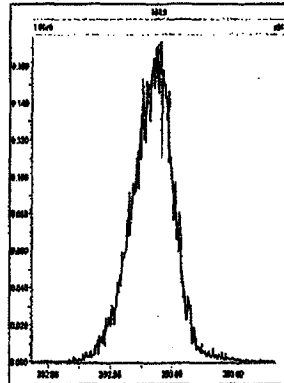
M 366.9792 R 13889



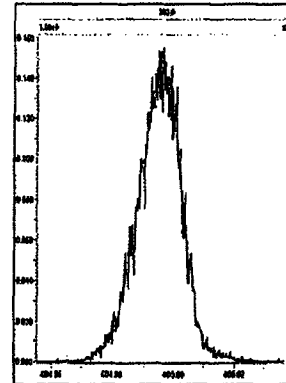
M 380.9760 R 12819



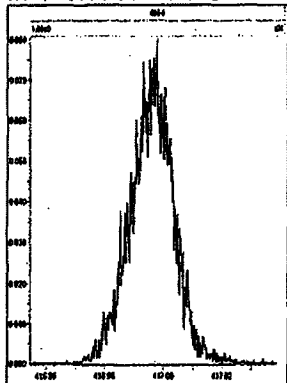
M 392.9760 R 12565



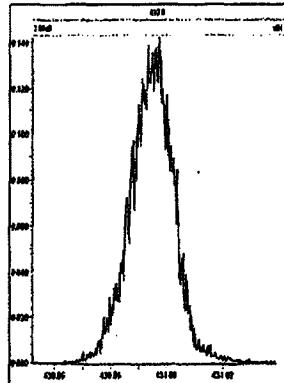
M 404.9760 R 12686



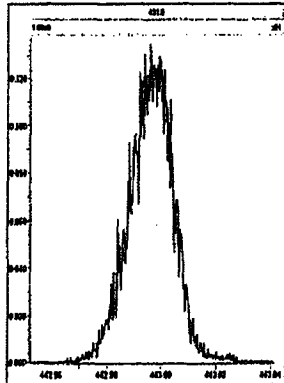
M 416.9760 R 13226



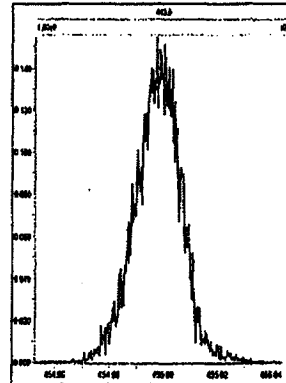
M 430.9728 R 12753



M 442.9728 R 12136



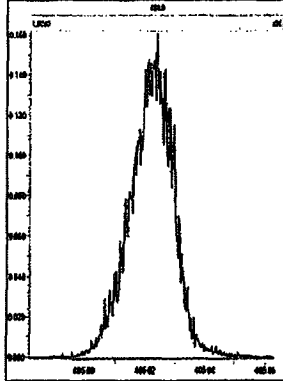
M 454.9728 R 12076



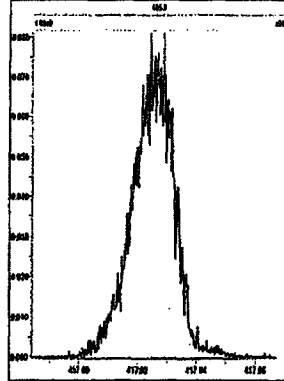
File: Experiment: OCDD25.exp Reference: Pfk.ref Function: 4 @ 200 (ppm)

Printed: Thursday, March 04, 2010 11:07:58 Pacific Standard Time

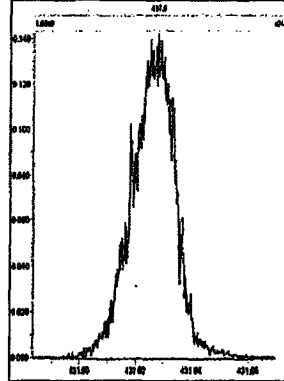
M 404.9760 R 12501



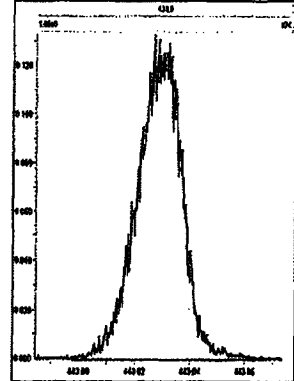
M 416.9760 R 13157



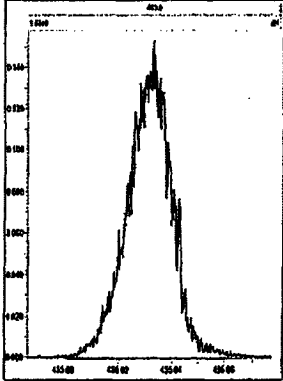
M 430.9728 R 12503



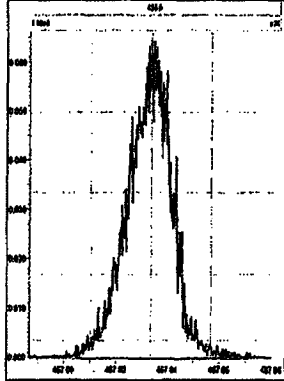
M 442.9728 R 13663



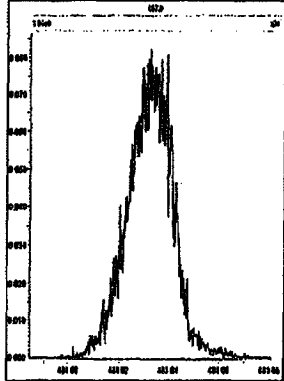
M 454.9728 R 12019



M 466.9728 R 11576



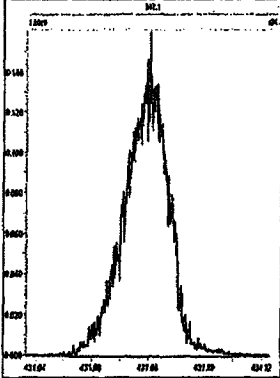
M 480.9696 R 13229



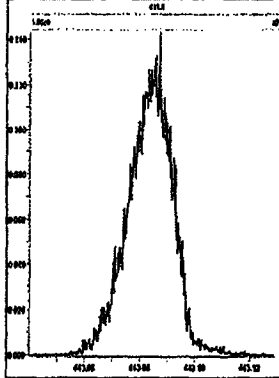
File: Experiment: OCDD25.exp Reference: Pfk.ref Function: 5 @ 200 (ppm)

Printed: Thursday, March 04, 2010 11:08:19 Pacific Standard Time

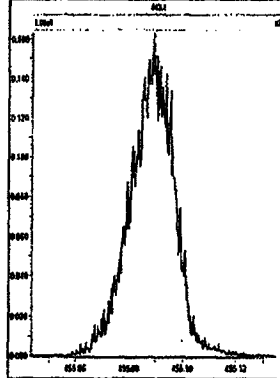
M 430.9728 R 13369



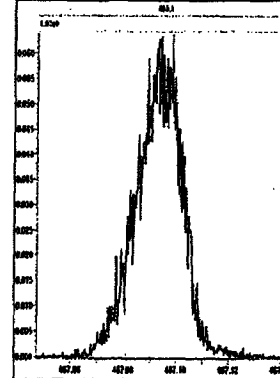
M 442.9728 R 12819



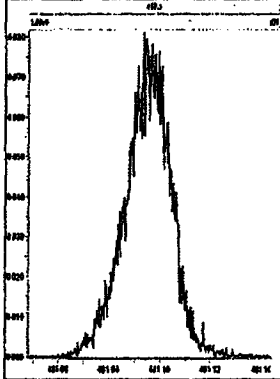
M 454.9728 R 12017



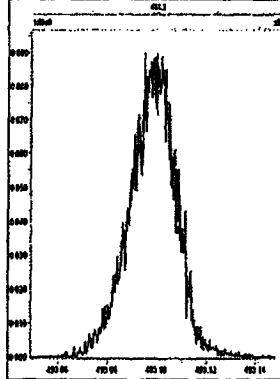
M 466.9728 R 13021



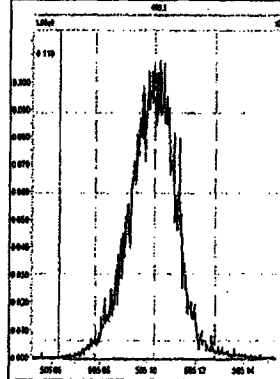
M 480.9696 R 11847



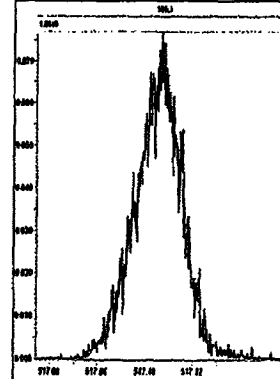
M 492.9696 R 12257



M 504.9696 R 11905



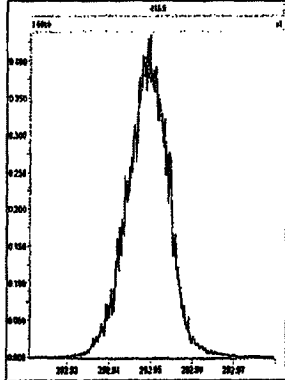
M 516.9697 R 12080



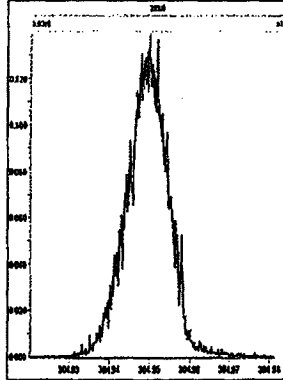
File: Experiment: OCDD25.exp Reference: Pfk.ref Function: 1 @ 200 (ppm)

Printed: Thursday, March 04, 2010 17:15:19 Pacific Standard Time

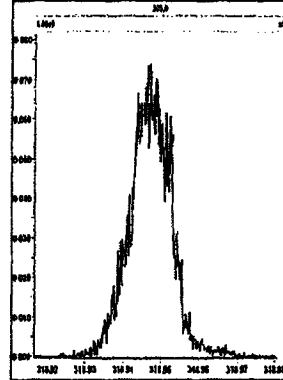
M 292.9824 R 13226



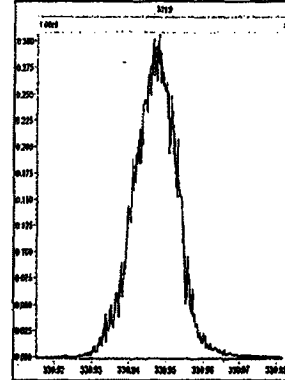
M 304.9824 R 12312



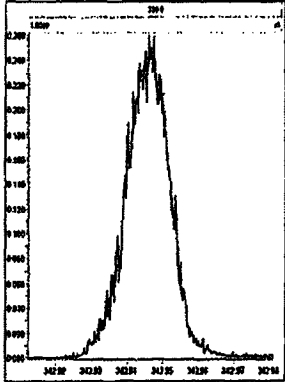
M 318.9792 R 13016



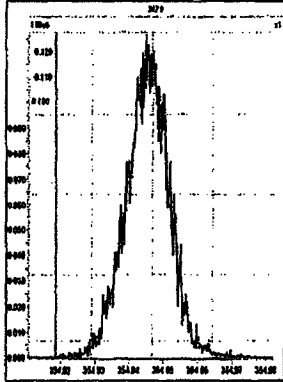
M 330.9792 R 12375



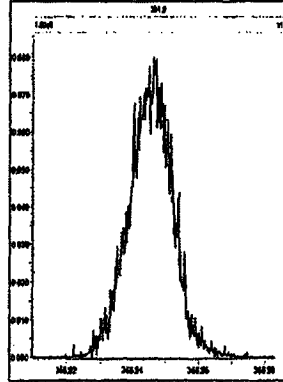
M 342.9792 R 12257



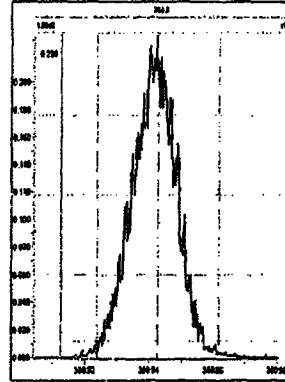
M 354.9792 R 13228



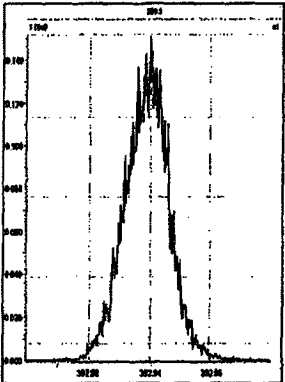
M 366.9792 R 12134



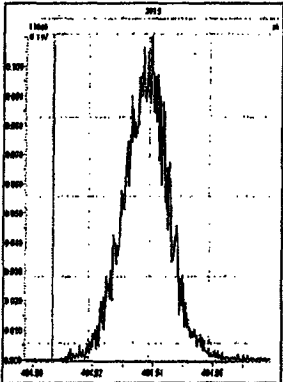
M 380.9760 R 12192



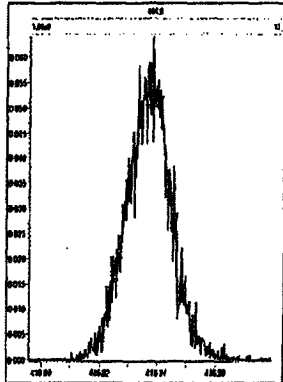
M 392.9760 R 12136



M 404.9760 R 11414



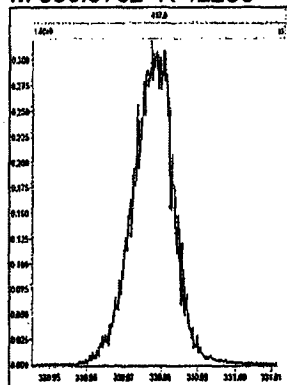
M 416.9760 R 13443



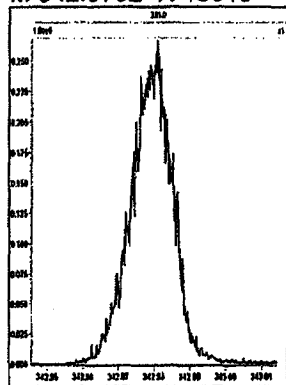
File: Experiment: OCDD25.exp Reference: Pfk.ref Function: 2 @ 200 (ppm)

Printed: Thursday, March 04, 2010 17:15:42 Pacific Standard Time

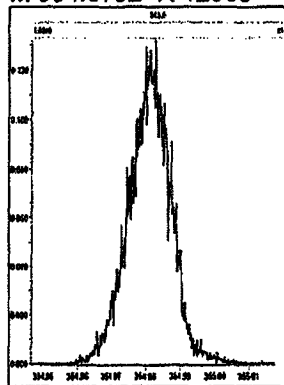
M 330.9792 R 12255



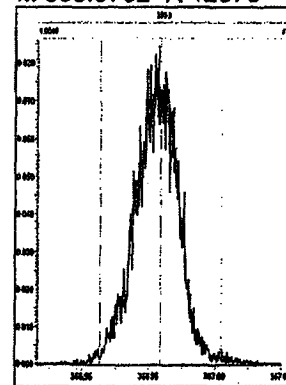
M 342.9792 R 13019



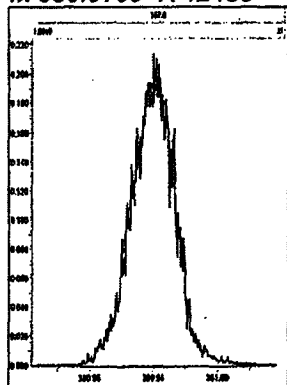
M 354.9792 R 12955



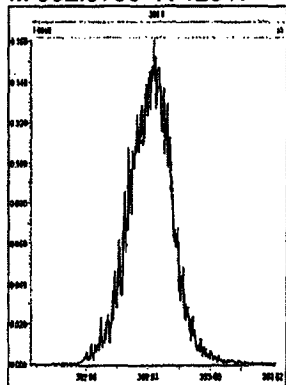
M 366.9792 R 12376



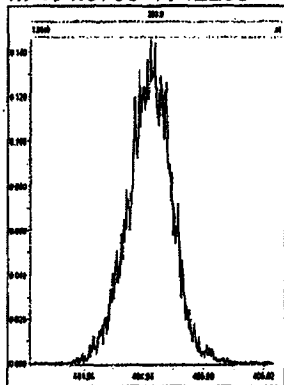
M 380.9760 R 12436



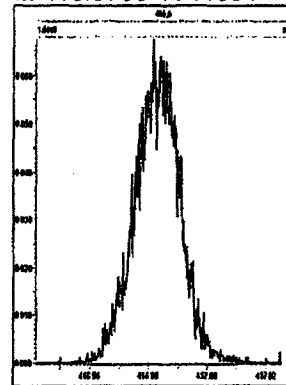
M 392.9760 R 12317



M 404.9760 R 12255



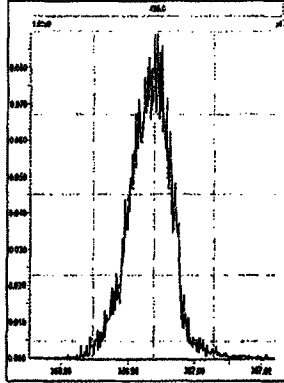
M 416.9760 R 11631



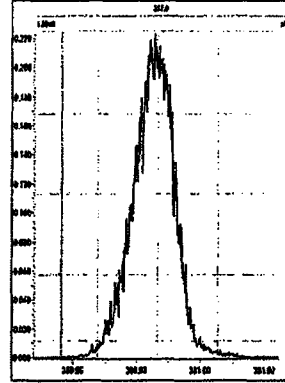
File: Experiment: OCDD25.exp Reference: Pfk.ref Function: 3 @ 200 (ppm)

Printed: Thursday, March 04, 2010 17:16:07 Pacific Standard Time

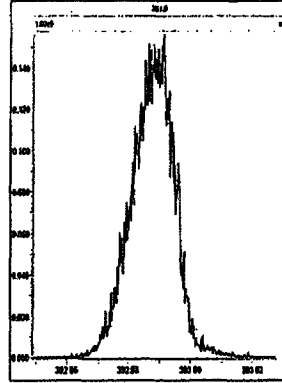
M 366.9792 R 13298



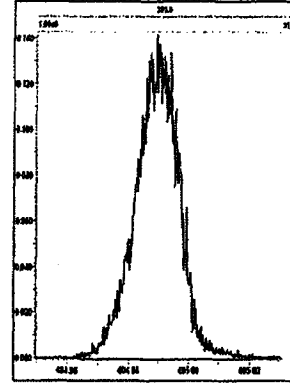
M 380.9760 R 12885



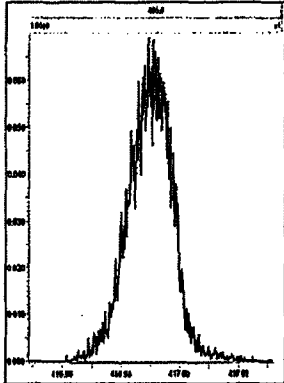
M 392.9760 R 12628



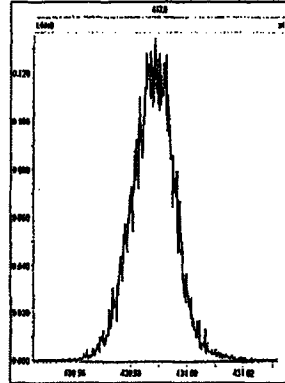
M 404.9760 R 12563



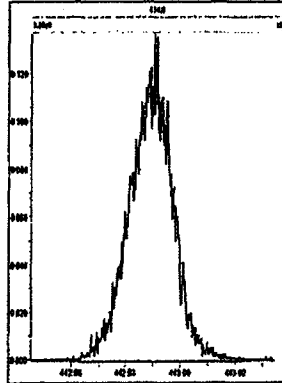
M 416.9760 R 12436



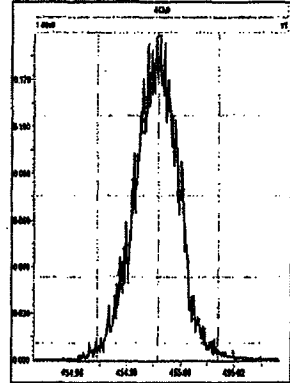
M 430.9728 R 11959



M 442.9728 R 12563



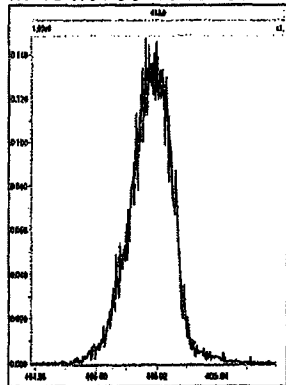
M 454.9728 R 12254



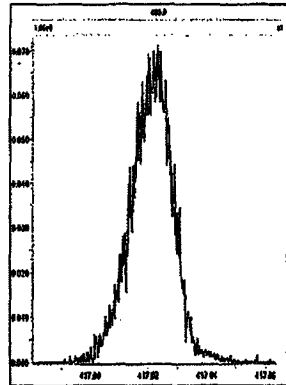
File: Experiment OCDD25.exp Reference: Pfk.ref Function: 4 @ 200 (ppm)

Printed: Thursday, March 04, 2010 17:16:30 Pacific Standard Time

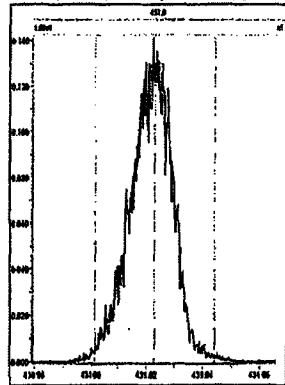
M 404.9760 R 13159



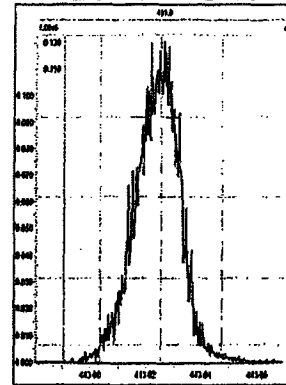
M 416.9760 R 12690



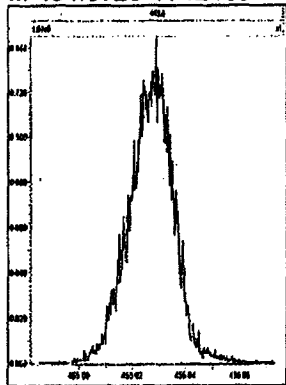
M 430.9728 R 12689



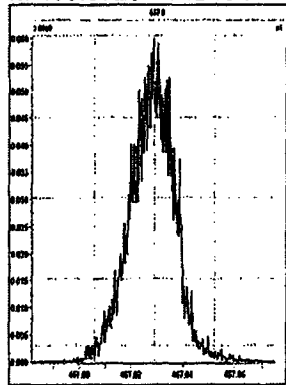
M 442.9728 R 12196



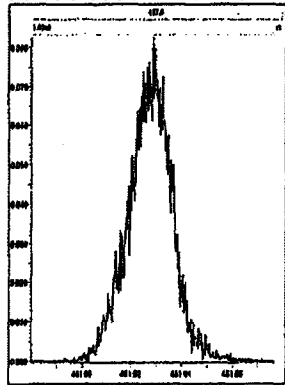
M 454.9728 R 12195



M 466.9728 R 12134



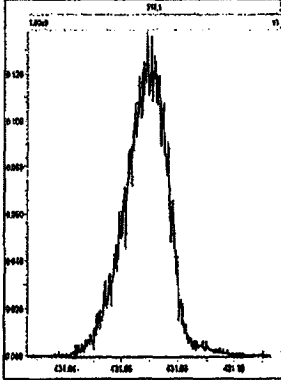
M 480.9696 R 12818



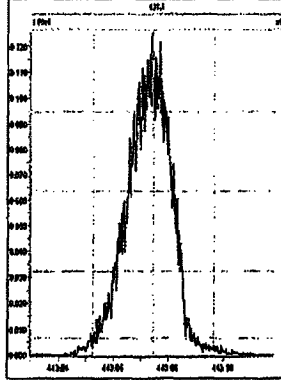
File: Experiment: OCDD25.exp Reference: Pfk.ref Function: 5 @ 200 (ppm)

Printed: Thursday, March 04, 2010 17:17:05 Pacific Standard Time

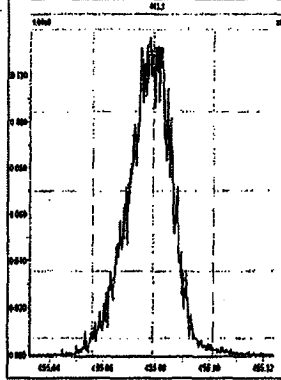
M 430.9728 R 12750



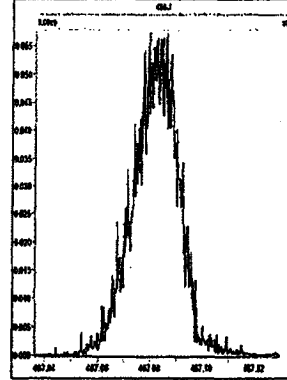
M 442.9728 R 13019



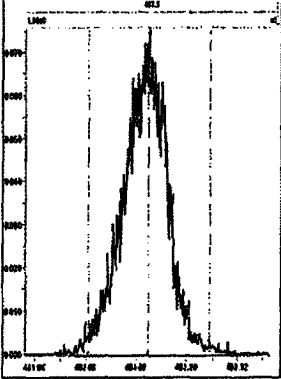
M 454.9728 R 12074



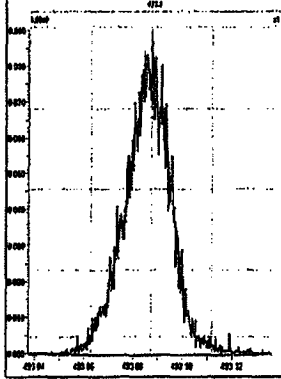
M 466.9728 R 13587



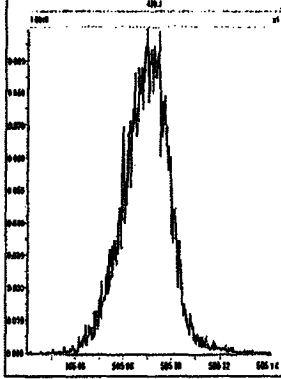
M 480.9696 R 11964



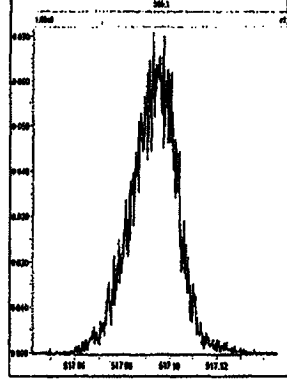
M 492.9696 R 11902



M 504.9696 R 11521



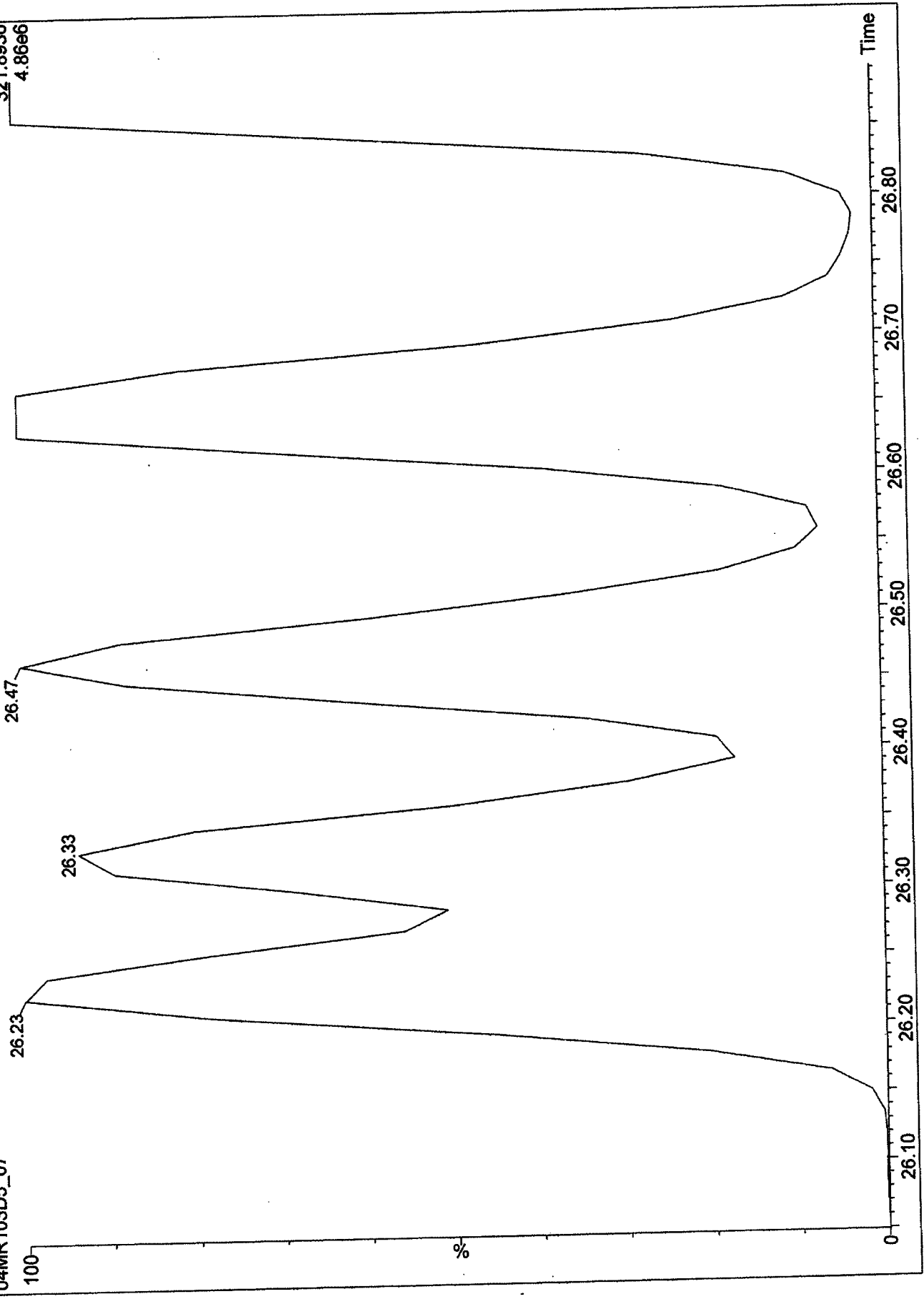
M 516.9697 R 11844



1: Voltage SIR 15 Channels EI+
321.8936
4.86e6

DB5 CPSM 3732-0516:18:2204-Mar-2010Tray01:7

04MR103D5_07



MassLynx 4.1

Quantify Sample Summary Report

Dataset: C:\MassLynx\JAN2010.PRO\04MR103D516132ndSource.qld

Last Altered: Thursday, March 04, 2010 16:33:07 Pacific Standard Time
 Printed: Thursday, March 04, 2010 16:37:18 Pacific Standard Time

Name: 04MR103D5_06, Date: 04-Mar-2010, Time: 15:27:01, ID: ST0304E, Description: 2nd Source 09DXN449, Task:

#	Name	Trace	Sample Size	RT	Ptd:RT	RRF M...	Abs Resp	Conc	EMPC	%Rec	EDL	Ratio	Ptd:Ratio	Ratio	Med:Date	
1	13C-1,2,3,4-TCDD	331.9368	1.000	26.21	26.19	1.000	1987350.31	2000.0000	2000.0000	100.0	1.0907	0.776	0.770		NO	
2																
3	13C-2,3,7,8-TCDF	315.9419	1.000	25.58	25.59	1.292	2956769.25	2302.7774	2302.7774	115.1	0.9900	0.800	0.770		NO	
4	2,3,7,8-TCDF	303.9016	1.000	25.59	25.59	0.983	276427.80	190.1849	190.1849	0.3469	0.3469	0.779	0.770		NO	
5	Total TCDFs	303.9016	1.000	21.44	0.983		190.1849	190.1849	190.1849	0.3469						
6																
7	13C-2,3,7,8-TCDD	331.9368	1.000	26.44	26.46	0.897	1907428.56	2139.7879	2139.7879	107.0	1.2159	0.759	0.770		NO	
8	2,3,7,8-TCDD	319.8965	1.000	26.47	26.46	1.051	193443.74	192.9811	192.9811	0.4402	0.4402	0.800	0.770		NO	
9	Total TCDDs	319.8965	1.000	22.69	1.051		192.9811	192.9811	192.9811	0.4402						
10																
11	37CL-2,3,7,8-TCDD	327.8847	1.000	26.47	26.46	1.067	237792.42	224.2709	0.0000	112.1	0.2756					
12																
13	13C-1,2,3,7,8-PeCDF	351.9000	1.000	31.49	31.50	1.011	2224565.06	2214.0967	2214.0967	110.7	2.6452	1.611	1.550		NO	
14	1,2,3,7,8-PeCDF	339.8597	1.000	31.51	31.50	1.018	549381.19	485.3510	485.3510	1.2639	1.2639	1.604	1.550		NO	
15	13C-2,3,4,7,8-PeCDF	351.9000	1.000	33.04	33.06	1.021	2271634.88	2239.2108	2239.2108	112.0	2.6197	1.601	1.550		NO	
16	2,3,4,7,8-PeCDF	339.8597	1.000	33.07	33.04	1.005	550096.05	482.0908	482.0908	1.3345	1.3345	1.559	1.550		NO	
17	Total F2 PeCDFs	339.8597	1.000	34.47	1.011		967.4418	967.4418	967.4418	1.2993	1.2993					
18	Total F1 PeCDFs	339.8597	1.000	36.56	1.011					0.4257	0.4257					
19																
20	13C-1,2,3,7,8-PeCDD	367.8949	1.000	33.90	33.92	0.868	1486179.75	2208.1365	2208.1365	110.4	2.3402	1.595	1.550		NO	
21	1,2,3,7,8-PeCDD	355.8546	1.000	33.94	33.91	0.996	345521.95	473.3485	473.3485	1.2081	1.2081	1.573	1.550		NO	
22	Total PeCDDs	355.8546	1.000	31.10	0.996		473.3485	473.3485	473.3485	1.2081						
23																
24	13C-1,2,3,7,8,9-HxCDD	401.8559	1.000	41.66	41.67	1.000	1392956.25	2000.0000	2000.0000	100.0	2.2871	1.338	1.240		NO	
25																
26	13C-1,2,3,4,7,8-HxCDF	383.8639	1.000	40.21	40.20	0.880	1514772.84	2471.2126	2471.2126	123.6	4.8520	0.518	0.510		NO	
27	1,2,3,4,7,8-HxCDF	373.8208	1.000	40.22	40.21	1.242	451377.64	480.0170	480.0170	0.8376	0.8376	1.307	1.240		NO	
28	13C-1,2,3,6,7,8-HxCDF	383.8639	1.000	40.35	40.36	1.132	1874015.69	2376.7221	2376.7221	118.8	3.7720	0.514	0.510		NO	
29	1,2,3,6,7,8-HxCDF	373.8208	1.000	40.38	40.35	1.111	501004.83	481.2479	481.2479	0.8583	0.8583	1.275	1.240		NO	
30	13C-2,3,4,6,7,8-HxCDF	383.8639	1.000	41.08	41.07	0.964	1848417.63	2451.2330	2451.2330	122.6	4.4280	0.539	0.510		NO	
31	2,3,4,6,7,8-HxCDF	373.8208	1.000	41.09	41.09	1.175	452573.25	467.7921	467.7921	0.7860	0.7860	1.273	1.240		NO	
32	13C-1,2,3,7,8,9-HxCDF	383.8639	1.000	41.83	41.84	0.953	1432361.69	2159.0167	2159.0167	108.0	4.4830	0.518	0.510		NO	
33	1,2,3,7,8,9-HxCDF	373.8208	1.000	41.85	41.83	1.117	394610.61	493.4290	493.4290	0.8905	0.8905	1.282	1.240		NO	
34	Total HxCDFs	373.8208	1.000	0.00	1.161		1922.4859	1922.4859	1922.4859	0.8603	0.8603					
35																

Quantify Sample Summary Report MassLynx 4.1

Dataset: C:\MassLynx\JAN2010.PRO\04MR103D516132ndSource.qld

Last Altered: Thursday, March 04, 2010 16:33:07 Pacific Standard Time
 Printed: Thursday, March 04, 2010 16:37:18 Pacific Standard Time

Name: 04MR103D5_06, Date: 04-Mar-2010, Time: 15:27:01, ID: ST0304E, Description: 2nd Source 09DXN449, Task:

#	Name	Trace	Sample Size	RT	Prd.RT	RRF M	Abs.Resp	Conc	EMPC	%Rec	EDI	Ratio	Prd.Ratio	Ratio	Mod.Date
36	13C-1,2,3,4,7,8-HxCDD	401.8559	1.000	41.25	41.26	0.698	1155208.47	2375.0019	2375.0019	118.8	3.2748	1.280	1.240	NO	
37	1,2,3,4,7,8-HxCDD	389.8157	1.000	41.27	41.25	1.014	298003.14	508.5659	508.5659	0.8772	0.8772	1.254	1.240	NO	
38	13C-1,2,3,6,7,8-HxCDD	401.8559	1.000	41.35	41.36	0.804	1307469.38	2335.5270	2335.5270	116.8	2.8454	1.248	1.240	NO	
39	1,2,3,6,7,8-HxCDD	389.8157	1.000	41.37	41.35	1.084	351366.34	495.6025	495.6025	0.8459	0.8459	1.283	1.240	NO	
40	1,2,3,7,8,9-HxCDD	389.8157	1.000	41.67	41.67	1.265	341145.75	437.9269	437.9269	0.7149	0.7149	1.265	1.240	NO	
41	Total HxCDDs	389.8157	1.000		0.00	1.121		1442.0954	1442.0954		0.8066				
42															
43	13C-1,2,3,4,6,7,8-HpCDF	417.8253	1.000	43.29	43.29	0.794	1319682.50	2388.6403	2388.6403	119.3	6.8324	0.423	0.440	NO	
44	1,2,3,4,6,7,8-HpCDF	407.7818	1.000	43.30	43.29	1.381	411888.52	451.9184	451.9184	1.3020	1.3020	1.077	1.040	NO	
45	13C-1,2,3,4,7,8,9-HpCDF	417.8253	1.000	44.47	44.47	0.662	993889.13	2154.1168	2154.1168	107.7	8.1882	0.442	0.440	NO	
46	1,2,3,4,7,8,9-HpCDF	407.7818	1.000	44.48	44.47	1.332	328400.09	496.2559	496.2559	2.0080	2.0080	1.104	1.040	NO	
47	Total HpCDFs	407.7818	1.000		0.00	1.356		948.1743	948.1743		1.8022				
48															
49	13C-1,2,3,4,6,7,8-HpCDD	435.8169	1.000	44.15	44.16	0.675	1068680.28	2316.8513	2316.8513	115.8	4.9268	1.104	1.040	NO	
50	1,2,3,4,6,7,8-HpCDD	423.7766	1.000	44.17	44.15	1.033	259489.04	461.5257	461.5257	1.3689	1.3689	1.041	1.040	NO	
51	Total HpCDDs	423.7766	1.000		-0.02	1.033		461.5257	461.5257		1.3689				
52															
53	13C-OCDD	469.7779	1.000	46.74	46.74	0.493	1493679.81	4352.0070	4352.0070	108.8	5.6240	0.916	0.890	NO	
54	OCDF	441.7428	1.000	46.85	46.85	1.426	493731.83	927.3197	927.3197	1.3289	1.3289	0.929	0.890	NO	
55	OCDD	457.7377	1.000	46.75	46.74	1.155	424857.83	984.6596	984.6596	1.5421	1.5421	0.879	0.890	NO	
56															
57															
58	Function 1 PFK	330.97920	1.000												
59	Function 3 PFK	380.97600	1.000												
60	Function 2 PFK	342.97920	1.000												
61	Function 4 PFK	430.97290	1.000												
62	Function 5 PFK	442.97280	1.000												
63	TCDF PCDFE	375.8384	1.000												
64	F1 PeCDF PCDFE	408.79740	1.000												
65	F2 PeCDF PCDFE	409.7974	1.000												
66	HxCDF PCDFE	445.7555	1.000												
67	HpCDF PCDFE	479.7165	1.000												
68	OCDF PCDFE	513.67750	1.000												

Quantify Sample Report MassLynx 4.1





Dataset: C:\MassLynx\JAN2010.PRO\ICA030420103D516130CDD25TETRAS.qld

Last Altered: Monday, March 29, 2010 17:59:06 Pacific Daylight Time

Printed: Monday, March 29, 2010 18:00:46 Pacific Daylight Time

Method: C:\MassLynx\JAN2010.PRO\MethDB\TETRAS3D5_25min.mdb 29 Mar 2010 16:51:41
Calibration: 29 Mar 2010 17:59:06

Name: 04MR103D5_01, Date: 04-Mar-2010, Time: 11:08:50, ID: ST0304, Description: CS-1 09DXN422





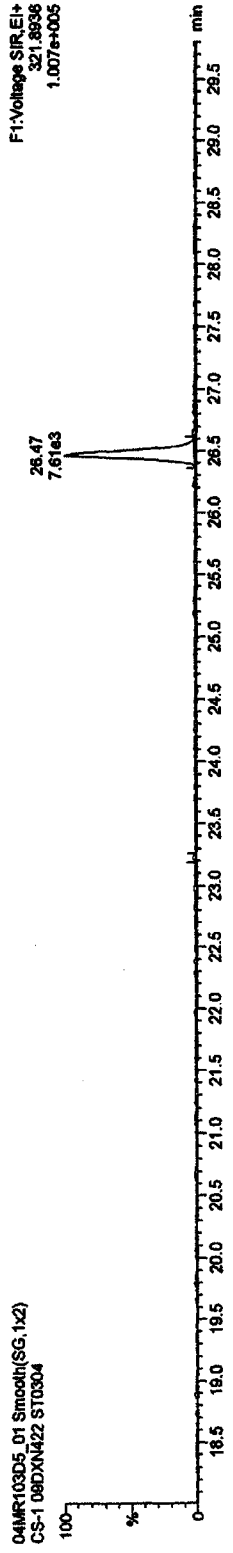

Quantify Sample Report MassLynx 4.1

Dataset: C:\MassLynx\JAN2010.PRO\ICA030420103D516130CDD25TETRAS.qld

Last Altered: Monday, March 29, 2010 17:59:06 Pacific Daylight Time

Printed: Monday, March 29, 2010 18:00:46 Pacific Daylight Time

Name: 04MR103D5_01, Date: 04-Mar-2010, Time: 11:06:50, ID: ST0304, Description: CS-1 09DXN422




Quantify Sample Report MassLynx 4.1

Dataset: C:\MassLynx\JAN2010.PRO\1CA030420103D51613OCDD25TETRAS.qld

Last Altered: Monday, March 29, 2010 17:59:06 Pacific Daylight Time
Printed: Monday, March 29, 2010 18:00:46 Pacific Daylight Time


Name: 04MR103D5_01, Date: 04-Mar-2010, Time: 11:08:50, ID: ST0304, Description: CS-1 09DXN422

37CL-2,3,7,8-TCDD
04MR103D5_01 Smooth(SG,1x2)
CS-1 09DXN422 ST0304




F1:Voltage SIR,EH+
327.8647
2.011e+005

13C-TCDDs
04MR103D5_01 Smooth(SG,1x2)
CS-1 09DXN422 ST0304



F1:Voltage SIR,EH+
331.9368
1.714e+007

04MR103D5_01 Smooth(SG,1x2)
CS-1 09DXN422 ST0304



F1:Voltage SIR,EH+
333.9339
2.172e+007

Quantify Sample Report Masslynx 4.1

Dataset: C:\Masslynx\JAN2010\PRONICA030420103D51613OCDD25TETRAS.qld


Last Altered: Monday, March 29, 2010 17:59:06 Pacific Daylight Time

Printed: Monday, March 29, 2010 18:00:46 Pacific Daylight Time

Name: 04MR103D5_01, Date: 04-Mar-2010, Time: 11:08:50, ID: ST0304, Description: CS-1 09DXN422

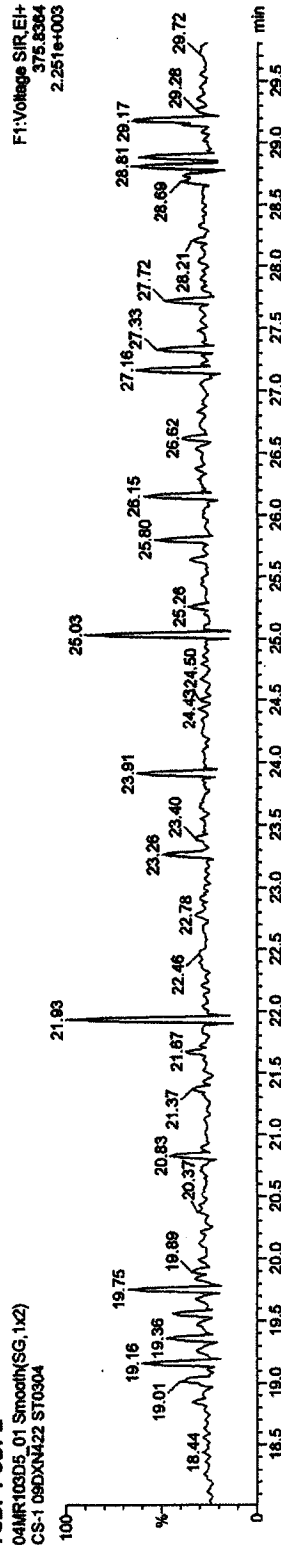
TCDFs

04MR103D5_01 Smooth(SG,1x2)
CS-1 09DXN422 ST0304




TCDF PCDPPE

04MR103D5_01 Smooth(SG,1x2)
CS-1 09DXN422 ST0304



Function 1 PFK

04MR103D5_01 Smooth(SG,1x2)
CS-1 09DXN422 ST0304







Quantify Sample Report MassLynx 4.1

Dataset: C:\MassLynx\JAN2010\PRONICA030420103D516130CDD25TETRAS.qld

Last Altered: Monday, March 29, 2010 17:59:06 Pacific Daylight Time

Printed: Monday, March 29, 2010 18:00:46 Pacific Daylight Time

Name: 04MR103D5_02, Date: 04-Mar-2010, Time: 12:01:58, ID: ST0304A, Description: CS-2 09DXN423







Quantify Sample Report MassLynx 4.1

Dataset: C:\MassLynx\JAN2010.PRO\ICA030420103D51613OCDD25TETRAS.qld

Last Altered: Monday, March 29, 2010 17:59:06 Pacific Daylight Time

Printed: Monday, March 29, 2010 18:00:46 Pacific Daylight Time

Name: 04MR103D5_02, Date: 04-Mar-2010, Time: 12:01:58, ID: ST0304A, Description: CS-2 09DXN423



Quantify Sample Report MassLynx 4.1

Dataset: C:\MassLynx\JAN2010\PRONCA030420103D51613OCDD25TETRAS.qld


Last Altered: Monday, March 29, 2010 17:59:08 Pacific Daylight Time

Printed: Monday, March 29, 2010 18:00:46 Pacific Daylight Time

Name: 04MR103D5_02, Date: 04-Mar-2010, Time: 12:01:58, ID: ST0304A, Description: CS-2 09DXN423


37CL-2,3,7,8-TCDD
04MR103D5_02 Smooth(SG,1x2)
CS-2 09DXN423 STD0304A

F1:Voltage SIR,EI+
327.8847
6.451e+005



13C-TCDDs
04MR103D5_02 Smooth(SG,1x2)
CS-2 09DXN423 STD0304A

F1:Voltage SIR,EI+
331.9368
1.552e+007



04MR103D5_02 Smooth(SG,1x2)
CS-2 09DXN423 STD0304A

F1:Voltage SIR,EI+
333.9339
1.969e+007

Quantify Sample Report MassLynx 4.1

Dataset: C:\MassLynx\JAN2010\PRONICA030420103D516130CDD25TETTRAS.qld


Last Altered: Monday, March 29, 2010 17:59:06 Pacific Daylight Time

Printed: Monday, March 29, 2010 18:00:46 Pacific Daylight Time

Name: 04MR103D5_02, Date: 04-Mar-2010, Time: 12:01:58, ID: ST0304A, Description: CS-2 09DXN423

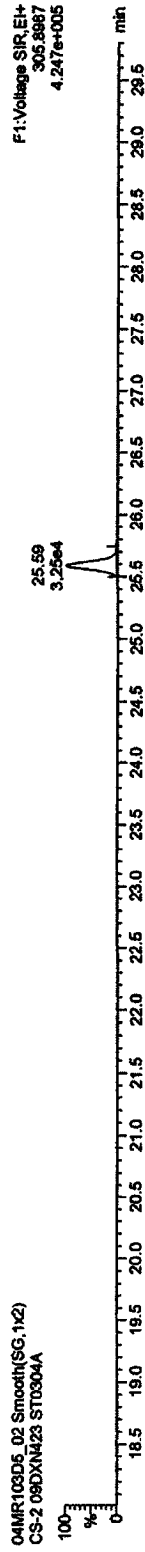
TCDFs

04MR103D5_02 Smooth(SG,1x2)
CS-2 09DXN423 ST0304A



F1:Voltage SIR,EI+
303.8016
3.324e+005

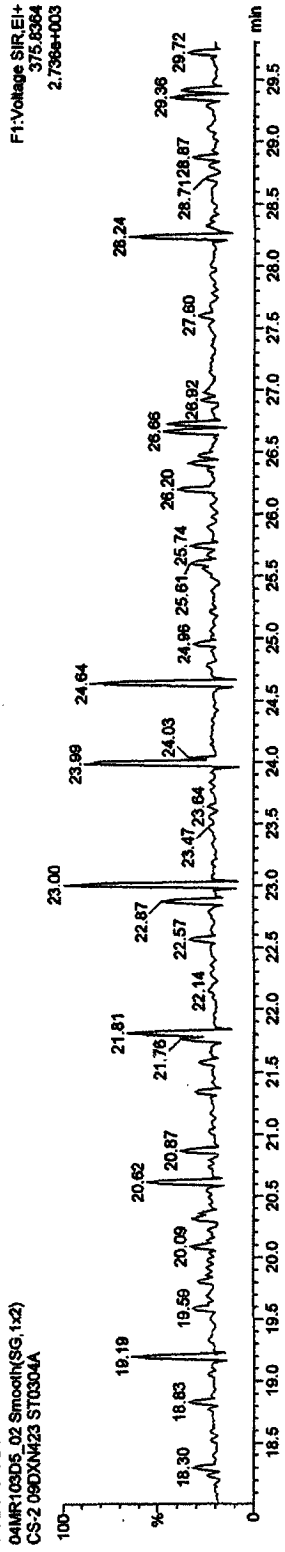
04MR103D5_02 Smooth(SG,1x2)
CS-2 09DXN423 ST0304A



F1:Voltage SIR,EI+
305.8887
4.247e+005

TCDF PCDFE


04MR103D5_02 Smooth(SG,1x2)
CS-2 09DXN423 ST0304A



F1:Voltage SIR,EI+
375.8364
2.738e+003

Function 1 PFK

04MR103D5_02 Smooth(SG,1x2)
CS-2 09DXN423 ST0304A



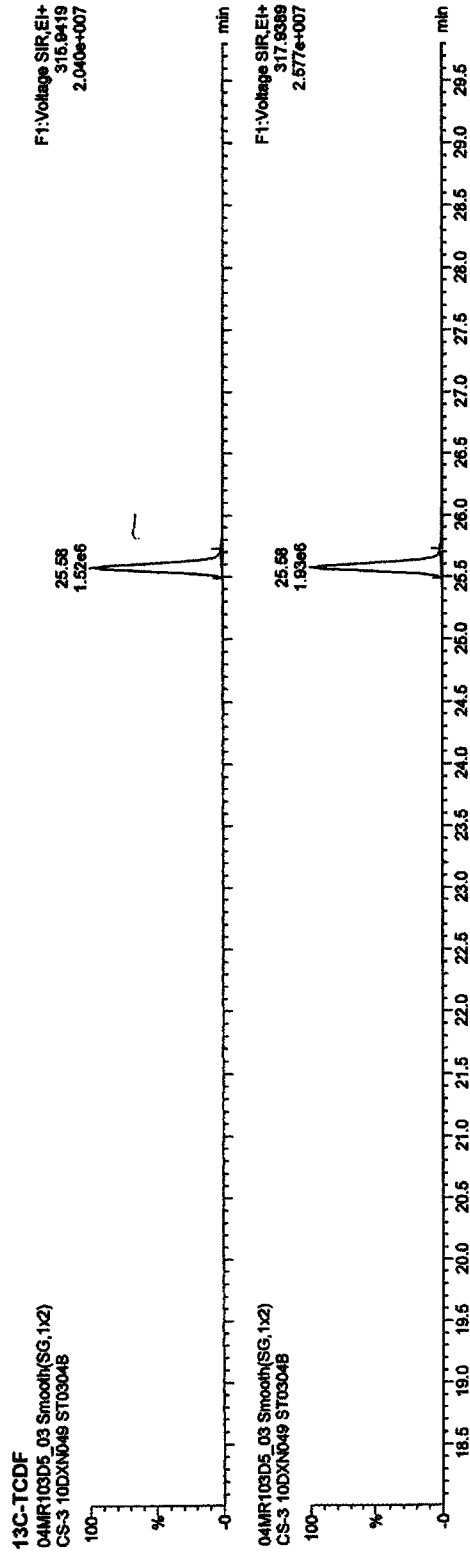
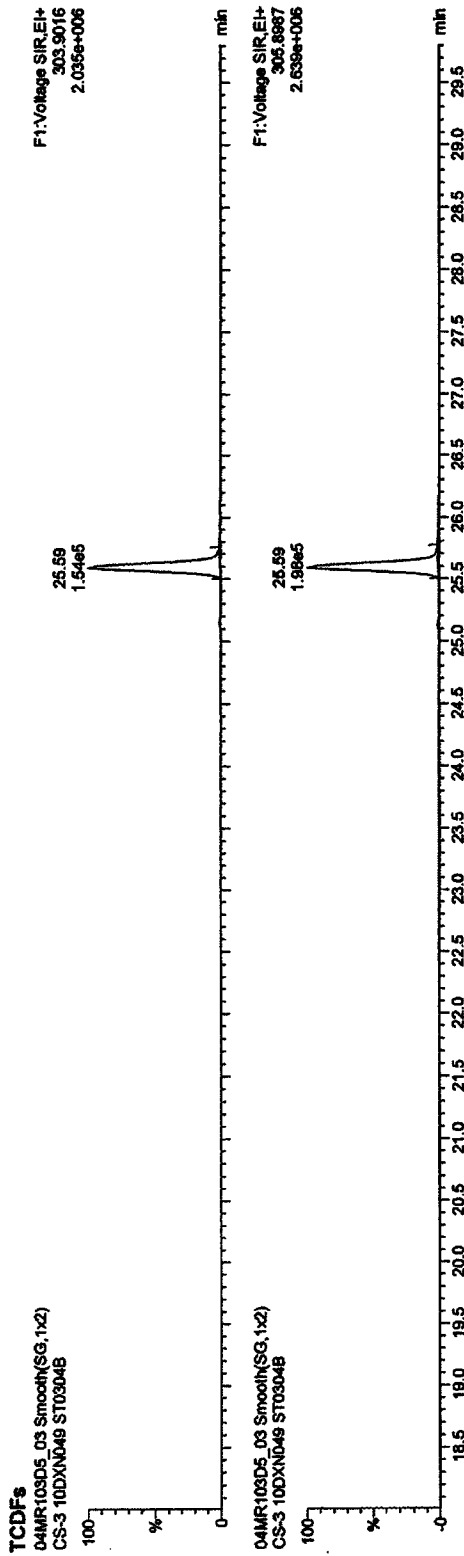
F1:Voltage SIR,EI+
330.87820
7.377e+006

Quantify Sample Report MassLynx 4.1

Dataset: C:\MassLynx\JAN2010\PRONICA030420103D51613OCDD25TETRAS.qld

Last Altered: Monday, March 29, 2010 17:59:06 Pacific Daylight Time
Printed: Monday, March 29, 2010 18:00:46 Pacific Daylight Time

Name: 04MR103D5_03, Date: 04-Mar-2010, Time: 12:53:09, ID: ST0304B, Description: CS-3 10DXND49







Quantify Sample Report MassLynx 4.1

Dataset: C:\MassLynx\JAN2010\PRO\ICA030420103D516130CDD25TETRAS.qld

Last Altered: Monday, March 29, 2010 17:59:06 Pacific Daylight Time
Printed: Monday, March 29, 2010 18:00:46 Pacific Daylight Time

Name: 04MR103D5_03, Date: 04-Mar-2010, Time: 12:53:06, ID: ST0304B, Description: CS-3 10DXN049



Quantify Sample Report MassLynx 4.1


Dataset: C:\MassLynx\JAN2010\PRONICA030420103D516130CDD25TETRAS.qld

Last Altered: Monday, March 29, 2010 17:59:06 Pacific Daylight Time


Printed: Monday, March 29, 2010 18:00:46 Pacific Daylight Time

Name: 04MR103D5_03, Date: 04-Mar-2010, Time: 12:53:09, ID: ST0304B, Description: CS-3 10DXN049


37CL-2,3,7,8-TCDD
04MR103D5_03 Smooth(SG,1x2)
CS-3 10DXN049 ST0304B



13C-TCDDs
04MR103D5_03 Smooth(SG,1x2)
CS-3 10DXN049 ST0304B



04MR103D5_03 Smooth(SG,1x2)
CS-3 10DXN049 ST0304B



Quantify Sample Report MassLynx 4.1

Dataset: C:\MassLynx\JAN2010\PRO\ICA030420103D51613OCDD25TETRAS.qld


Last Altered: Monday, March 29, 2010 17:59:06 Pacific Daylight Time

Printed: Monday, March 29, 2010 18:00:46 Pacific Daylight Time

Name: 04MR103D5_03, Date: 04-Mar-2010, Time: 12:53:09, ID: ST0304B, Description: CS-3 10DXN049

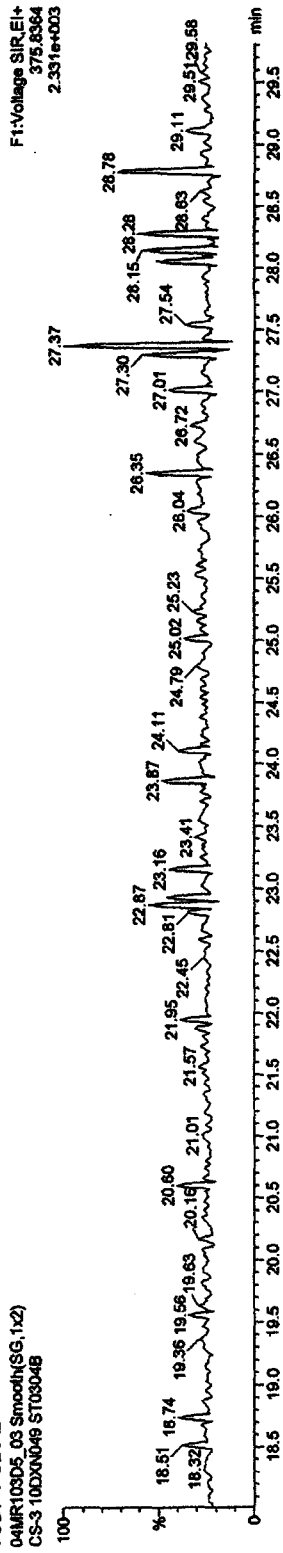
TCDFs

04MR103D5_03 Smooth(SG,1x2)
CS-3 10DXN049 ST0304B




TCDF PCDFE

04MR103D5_03 Smooth(SG,1x2)
CS-3 10DXN049 ST0304B



Function 1 PFK

04MR103D5_03 Smooth(SG,1x2)
CS-3 10DXN049 ST0304B







Quantify Sample Report MassLynx 4.1

Dataset: C:\MassLynx\JAN2010.PRO\CA030420103D516130CDD25TETRAS.qtd

Last Altered: Monday, March 29, 2010 17:59:06 Pacific Daylight Time

Printed: Monday, March 29, 2010 18:00:46 Pacific Daylight Time

Name: 04MR103D5_04, Date: 04-Mar-2010, Time: 13:44:27, ID: ST0304C, Description: CS-4 09DXN426







Quantify Sample Report MassLynx 4.1

Dataset: C:\MassLynx\JAN2010\PROVICA030420103D516130CDD25TETRAS.qld

Last Altered: Monday, March 29, 2010 17:59:06 Pacific Daylight Time
Printed: Monday, March 29, 2010 18:00:46 Pacific Daylight Time

Name: 04MR103D5_04, Date: 04-Mar-2010, Time: 13:44:27, ID: ST0304C, Description: CS-4 09DXN426




Quantify Sample Report MassLynx 4.1

Dataset: C:\MassLynx\JAN2010.PRO\ICA030420103D516130CDD25TETRAS.qld


Last Altered: Monday, March 29, 2010 17:59:08 Pacific Daylight Time
Printed: Monday, March 29, 2010 18:00:48 Pacific Daylight Time

Name: 04MR103D5_04, Date: 04-Mar-2010, Time: 13:44:27, ID: ST0304C, Description: CS-4 09DXN426

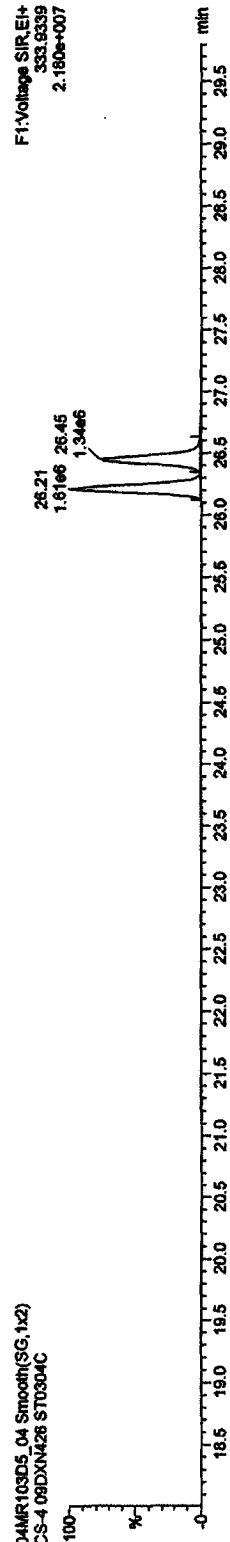
37CL-2,3,7,8-TCDD
04MR103D5_04 Smooth(SG,1x2)
CS-4 09DXN426 ST0304C



13C-TCDDs
04MR103D5_04 Smooth(SG,1x2)
CS-4 09DXN426 ST0304C



04MR103D5_04 Smooth(SG,1x2)
CS-4 09DXN426 ST0304C



Quantify Sample Report MassLynx 4.1

Dataset: C:\MassLynx\JAN2010.PRO\NC-A030420103D51613OCDD25TETRAS.qld

Last Altered: Monday, March 29, 2010 17:59:06 Pacific Daylight Time

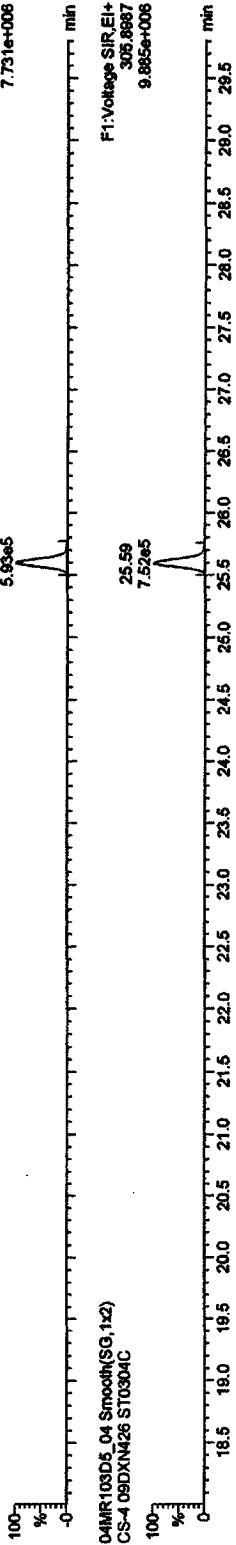
Printed: Monday, March 29, 2010 16:00:46 Pacific Daylight Time

Name: 04MR103D5_04, Date: 04-Mar-2010, Time: 13:44:27, ID: ST0304C, Description: CS-4 09DXN426

TCDFs


04MR103D5_04 Smooth(SG,1x2)
CS-4 09DXN426 ST0304C

F1: Voltage SIR, EI+
303.9016
7.731e+008



04MR103D5_04 Smooth(SG,1x2)
CS-4 09DXN426 ST0304C

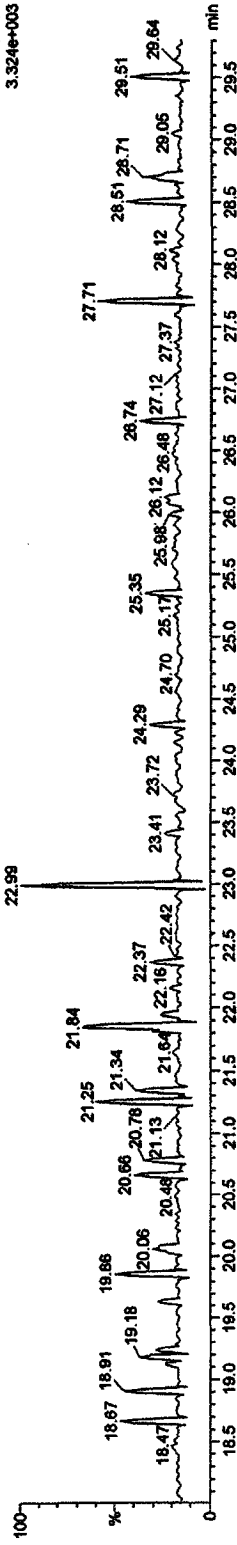
F1: Voltage SIR, EI+
305.8987
9.885e+008



TCDF PCDPE

04MR103D5_04 Smooth(SG,1x2)
CS-4 09DXN426 ST0304C

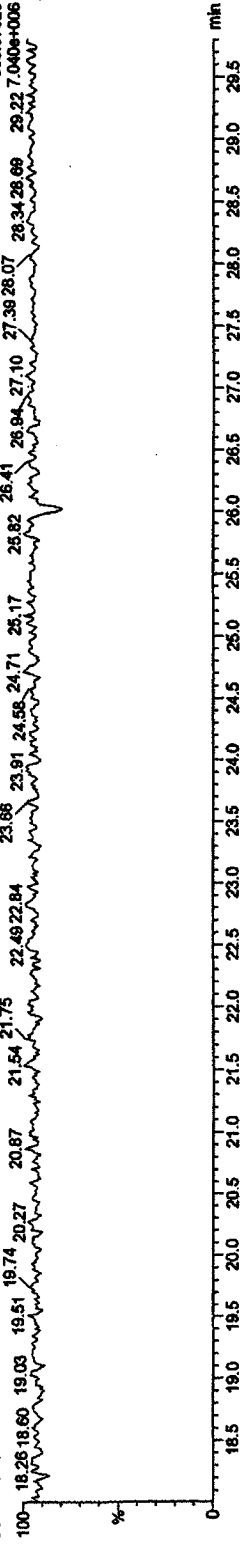
F1: Voltage SIR, EI+
375.8364
3.324e+003



Function 1 PFK

04MR103D5_04 Smooth(SG,1x2)
CS-4 09DXN426 ST0304C

F1: Voltage SIR, EI+
330.97920
29.227.040e+006







Quantify Sample Report MassLynx 4.1

Dataset: C:\MassLynx\JAN2010.PRO\ICA030420103D516130CDD25TETRAS.qld

Last Altered: Monday, March 29, 2010 17:59:06 Pacific Daylight Time

Printed: Monday, March 29, 2010 18:00:46 Pacific Daylight Time

Name: 04MR103D5_05, Date: 04-Mar-2010, Time: 14:36:43, ID: ST0304D, Description: CS-5 09DXN456







Quantify Sample Report MassLynx 4.1

Dataset: C:\MassLynx\JAN2010\PRONCA030420103D516130CDD25TETRAS.qld

Last Altered: Monday, March 29, 2010 17:59:06 Pacific Daylight Time
Printed: Monday, March 29, 2010 18:00:46 Pacific Daylight Time

Name: 04MR103D5_05, Date: 04-Mar-2010, Time: 14:35:43, ID: ST0304D, Description: CS-5 09DXN456

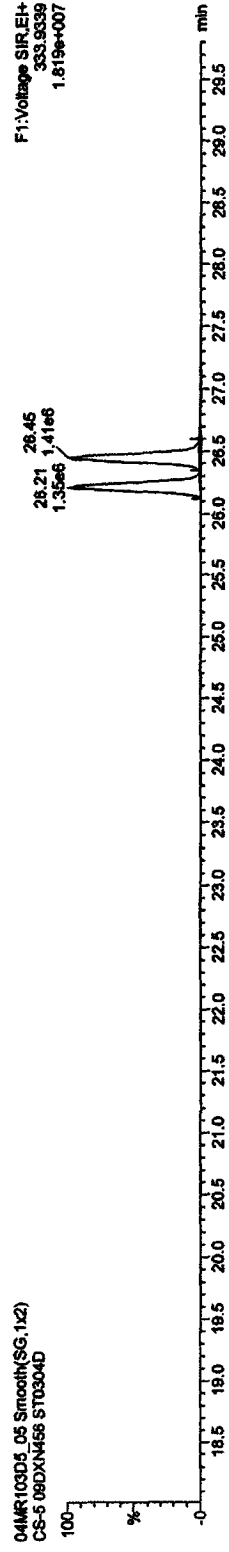




Quantify Sample Report MassLynx 4.1

Dataset: C:\MassLynx\JAN2010.PRO\IC-A030420103D516130CDD25TETRAS.qld

Last Altered: Monday, March 29, 2010 17:59:06 Pacific Daylight Time
Printed: Monday, March 29, 2010 18:00:46 Pacific Daylight Time

Name: 04MR103D5_05, Date: 04-Mar-2010, Time: 14:35:43, ID: ST0304D, Description: CS-5 09DXN456


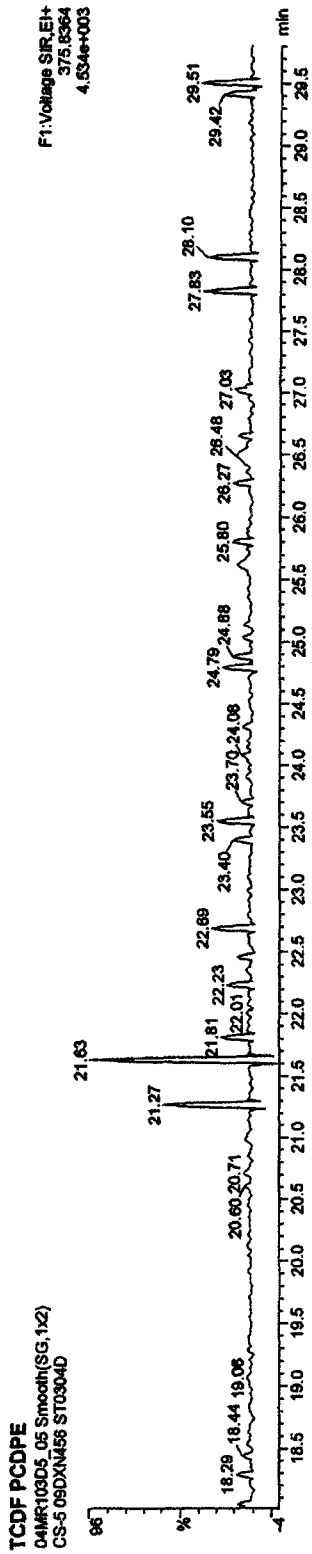



Quantify Sample Report MassLynx 4.1

Dataset: C:\MassLynx\JAN2010\PRONICA030420103D51613OCDD25TETRAS.qld

Last Altered: Monday, March 29, 2010 17:59:06 Pacific Daylight Time
Printed: Monday, March 29, 2010 18:00:46 Pacific Daylight Time

Name: 04MR103D5_05, Date: 04-Mar-2010, Time: 14:35:43, ID: ST0304D, Description: CS-5 09DXN456






Quantify Sample Report MassLynx 4.1

Dataset: C:\MassLynx\JAN2010\PRO\ICA030420103D51613OCDF25.qld

Last Altered: Thursday, March 04, 2010 15:28:34 Pacific Standard Time
Printed: Thursday, March 04, 2010 15:30:11 Pacific Standard Time

Method: C:\MassLynx\JAN2010\PRO\MethDB\16133D5OCDD25.mdb 04 Mar 2010 12:40:27
Calibration: 04 Mar 2010 15:28:33

Name: 04MR103D5_01, Date: 04-Mar-2010, Time: 11:08:50, ID: ST0304, Description: CS-1 09DXN422





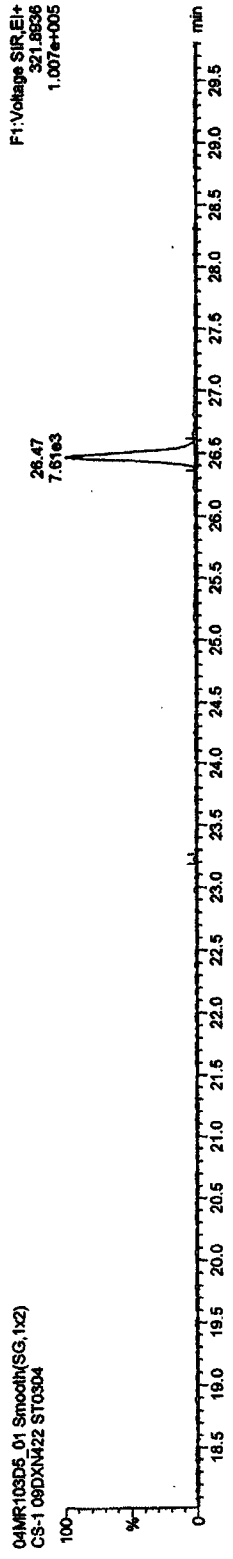

Quantify Sample Report MassLynx 4.1

Dataset: C:\MassLynx\JAN2010\PRONICA030420103D51613QCDF25.qld

Last Altered: Thursday, March 04, 2010 15:28:34 Pacific Standard Time

Printed: Thursday, March 04, 2010 15:30:11 Pacific Standard Time

Name: 04MR103D5_01, Date: 04-Mar-2010, Time: 11:08:50, ID: ST0304, Description: CS-1 09DXN422

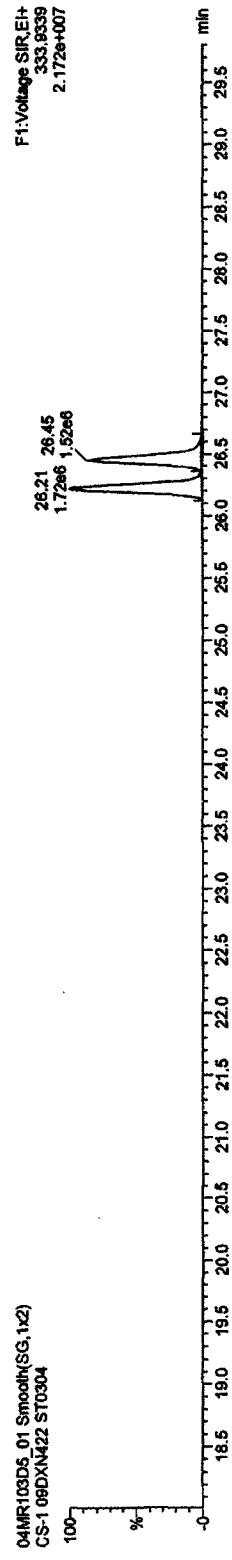




Quantify Sample Report MassLynx 4.1

Dataset: C:\MassLynx\JAN2010\PRONICA030420103D51613OCDF25.qtd

Last Altered: Thursday, March 04, 2010 16:28:34 Pacific Standard Time
Printed: Thursday, March 04, 2010 15:30:11 Pacific Standard Time

Name: 04MR103D5_01, Date: 04-Mar-2010, Time: 11:08:50, ID: ST0304, Description: CS-1 09DXN422

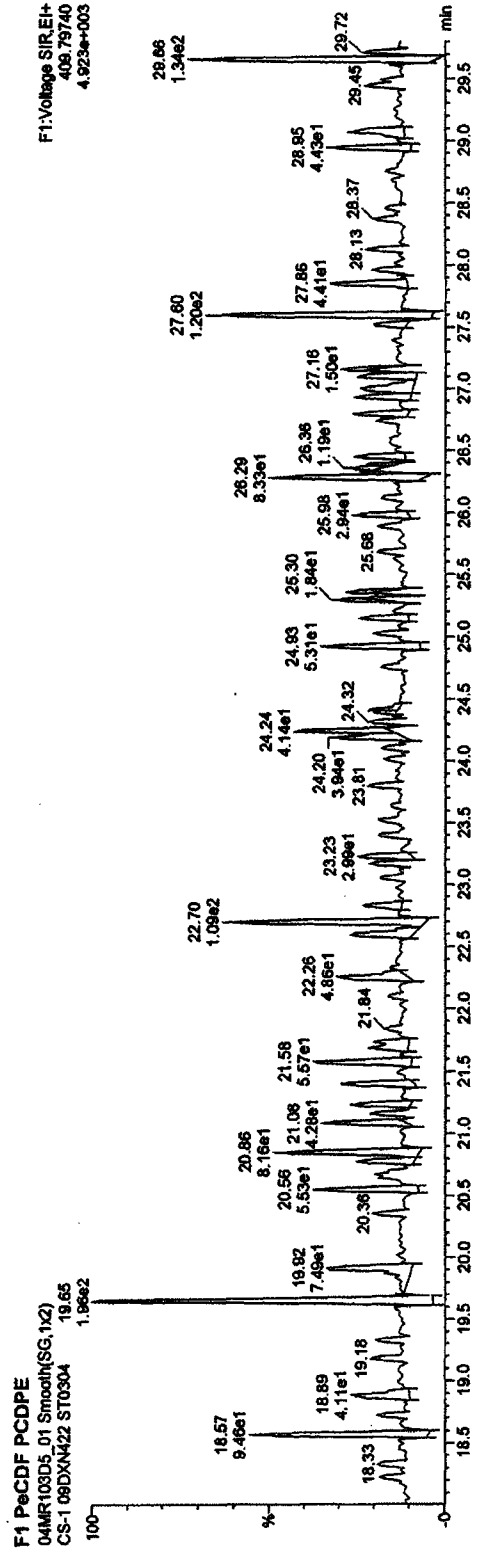
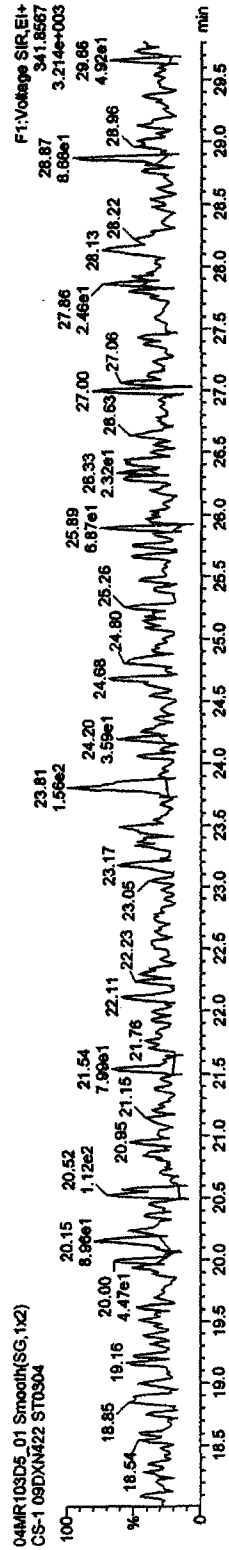
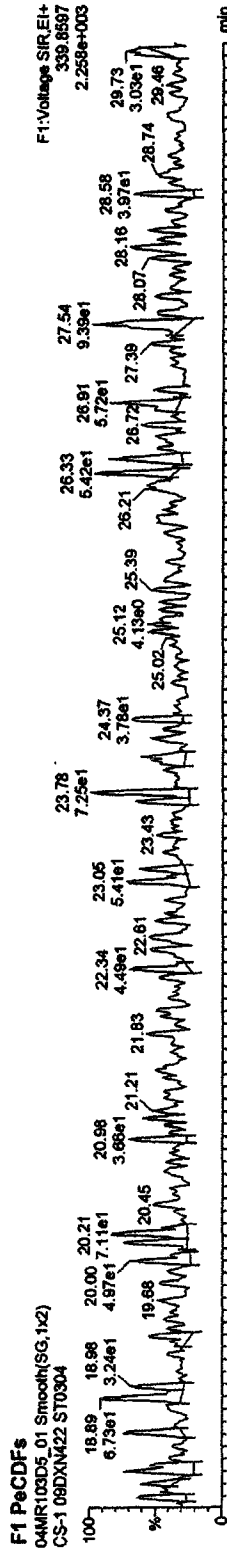


Quantify Sample Report MassLynx 4.1

Dataset: C:\MassLynx\JAN2010\PRONICA030420103D51613OCDF25.qld

Last Altered: Thursday, March 04, 2010 15:28:34 Pacific Standard Time
 Printed: Thursday, March 04, 2010 15:30:11 Pacific Standard Time

Name: 04MR103D5_01, Date: 04-Mar-2010, Time: 11:08:50, ID: ST0304, Description: CS-1 09DXN422

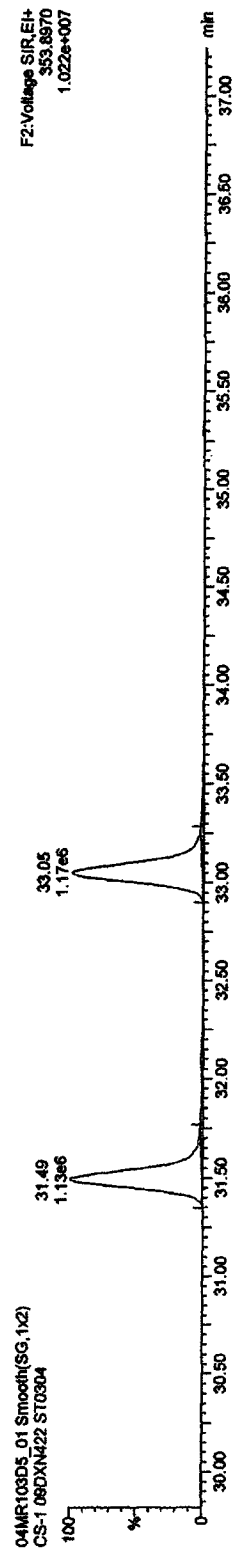
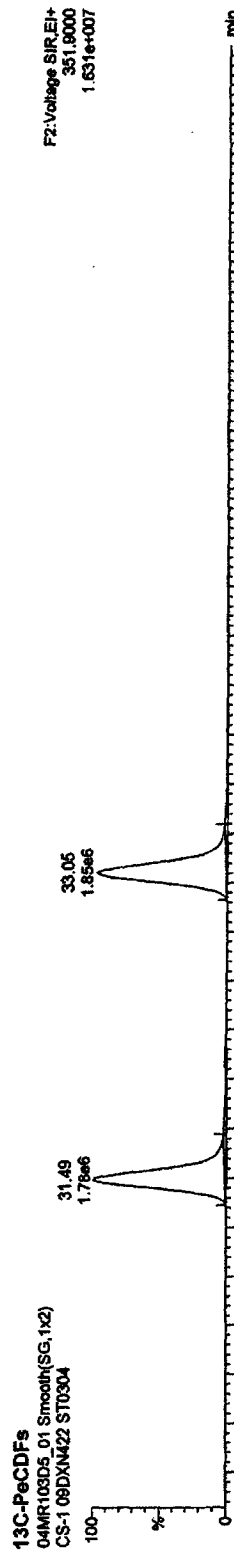
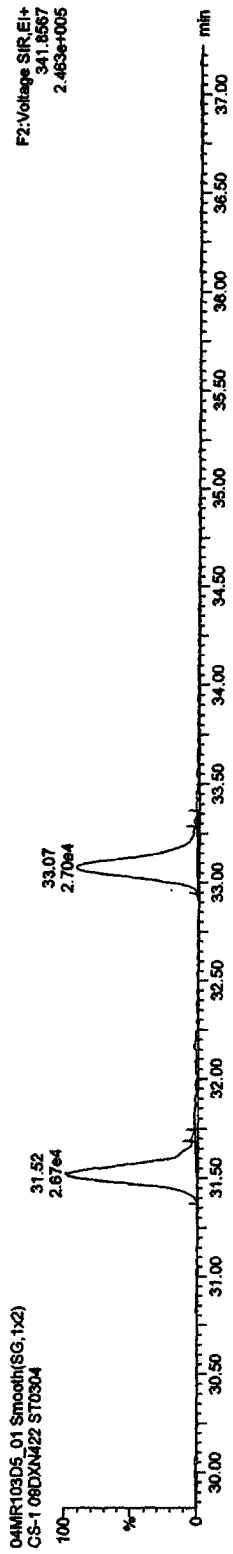
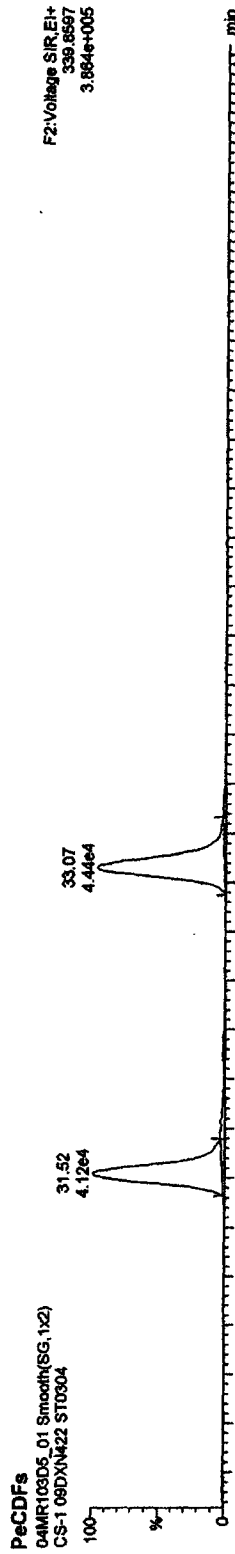


Quantify Sample Report MassLynx 4.1

Dataset: C:\MassLynx\JAN2010.PRO\ICA030420103D51613OCDF25.qtd

Last Altered: Thursday, March 04, 2010 15:28:34 Pacific Standard Time
Printed: Thursday, March 04, 2010 15:30:11 Pacific Standard Time

Name: 04MR103D5_01, Date: 04-Mar-2010, Time: 11:08:50, ID: ST0304, Description: CS-1 09DXN422



Quantify Sample Report MassLynx 4.1

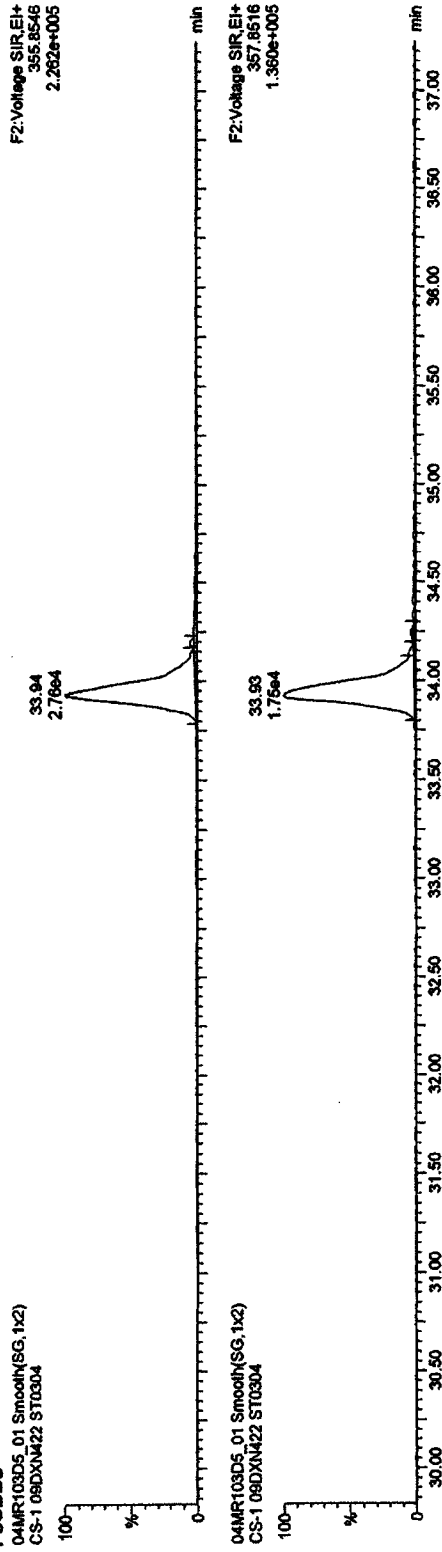
Dataset: C:\MassLynx\JAN2010\PROVICA030420103D516130CDF25.qld

Last Altered: Thursday, March 04, 2010 15:28:34 Pacific Standard Time
Printed: Thursday, March 04, 2010 15:30:11 Pacific Standard Time

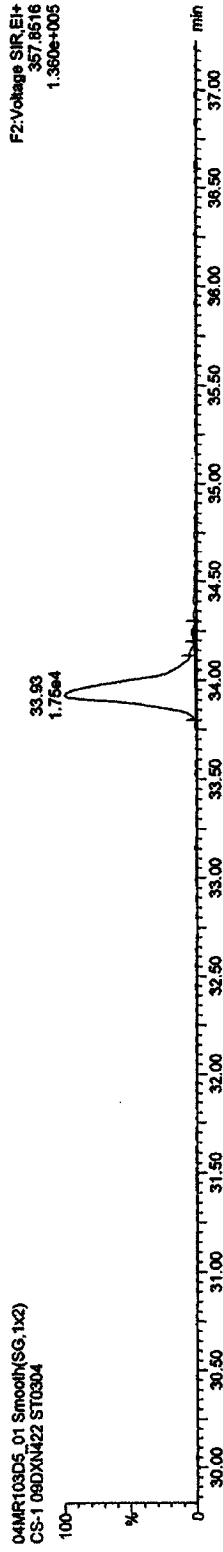
Name: 04MR103D5_01, Date: 04-Mar-2010, Time: 11:08:50, ID: ST0304, Description: CS-1 09DXN422

PeCDDs

04MR103D5_01 Smooth(SG,1x2)
CS-1 09DXN422 ST0304

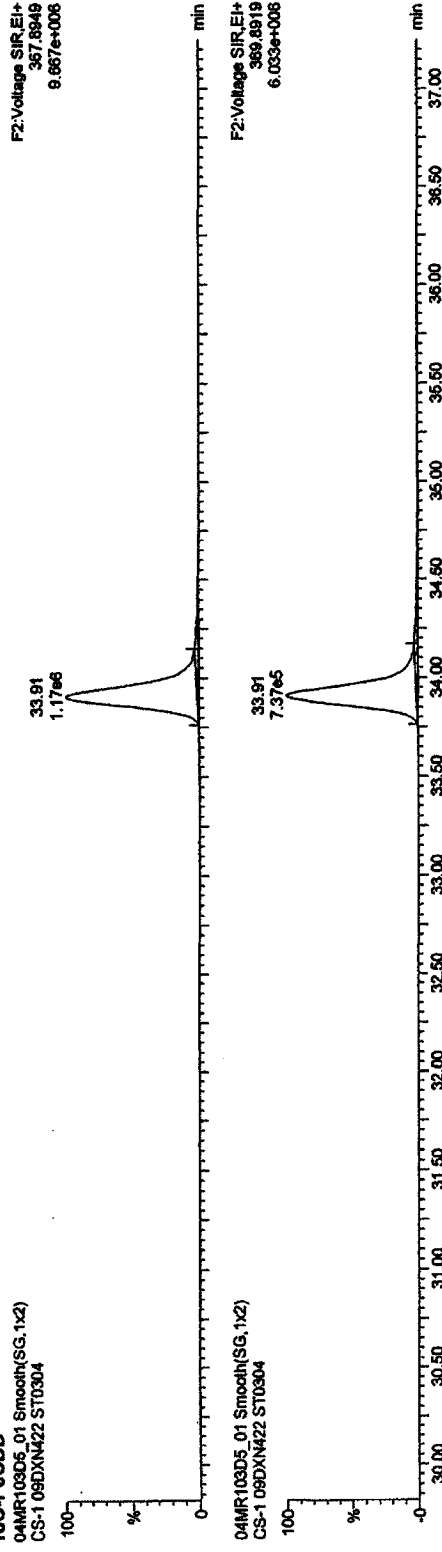


04MR103D5_01 Smooth(SG,1x2)
CS-1 09DXN422 ST0304

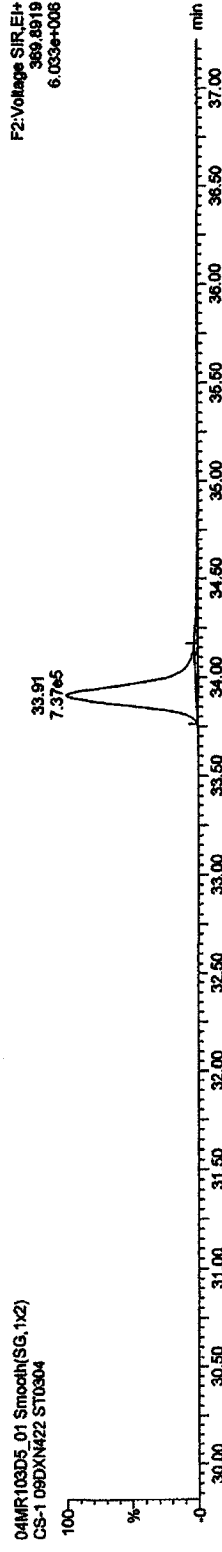


13C-PeCDD

04MR103D5_01 Smooth(SG,1x2)
CS-1 09DXN422 ST0304



04MR103D5_01 Smooth(SG,1x2)
CS-1 09DXN422 ST0304

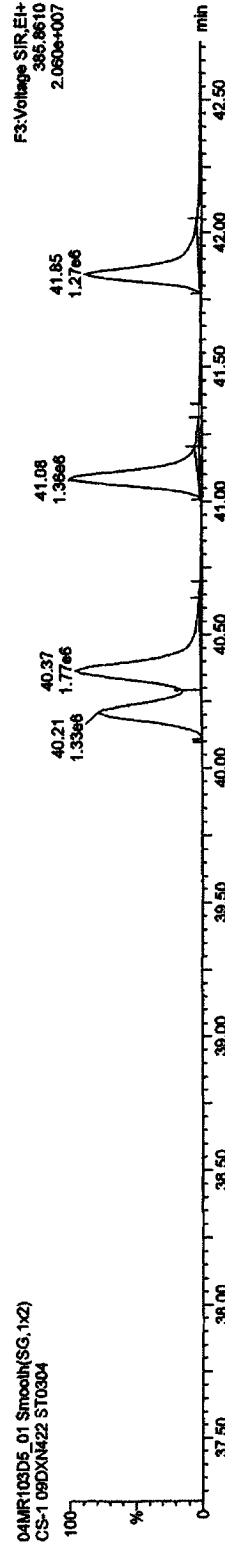
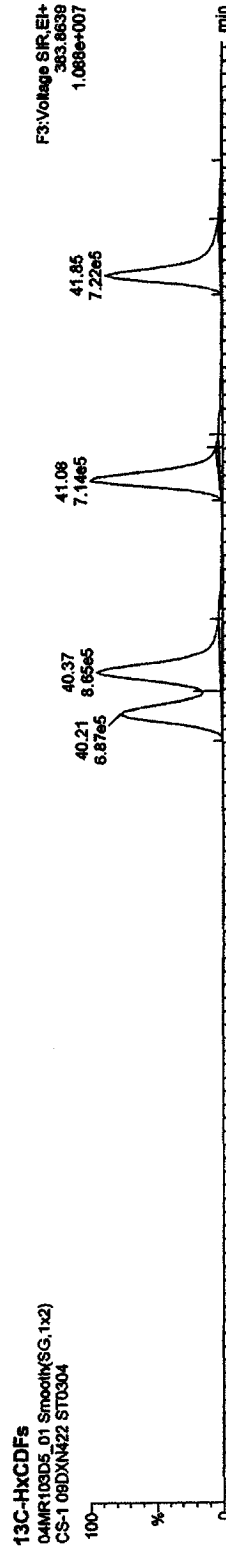
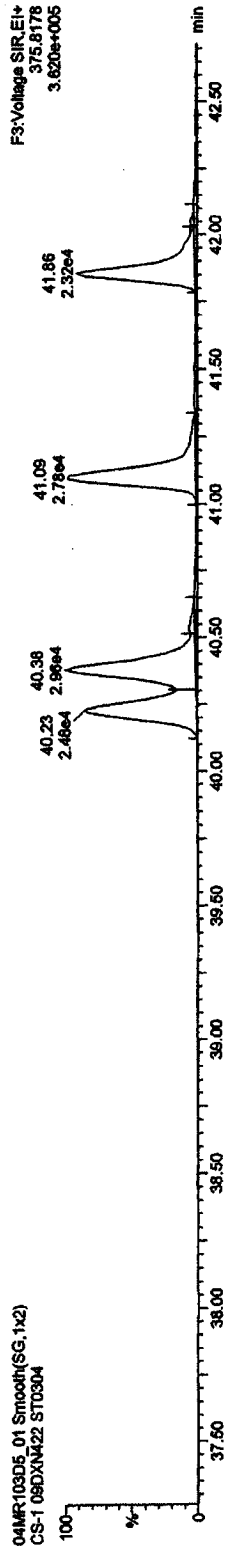
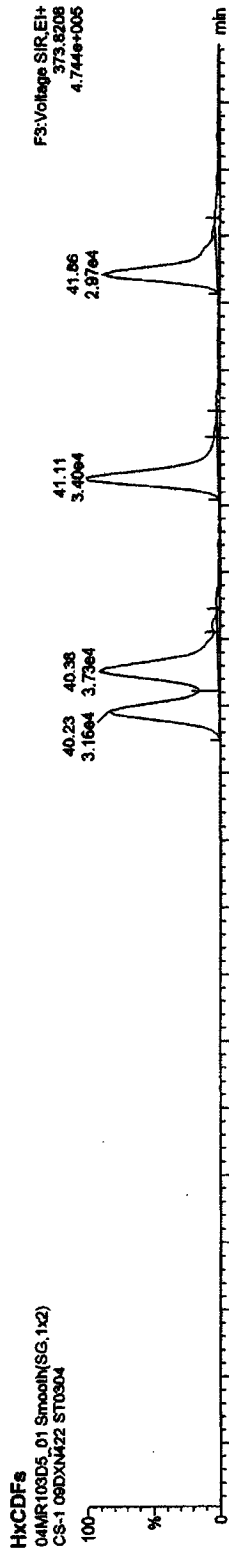


Quantify Sample Report MassLynx 4.1

Dataset: C:\MassLynx\JAN2010\PROVCA030420103D516130CDF25.qld

Last Altered: Thursday, March 04, 2010 15:28:34 Pacific Standard Time
Printed: Thursday, March 04, 2010 15:30:11 Pacific Standard Time

Name: 04MR103D5_01, Date: 04-Mar-2010, Time: 11:08:50, ID: ST0304, Description: CS-1 09DXN422



Quantify Sample Report MassLynx 4.1

Dataset: C:\MassLynx\JAN2010\PROVICA030420103D51613OCDF25.qld

Last Altered: Thursday, March 04, 2010 15:28:34 Pacific Standard Time


Printed: Thursday, March 04, 2010 15:30:11 Pacific Standard Time

Name: 04MR103D5_01, Date: 04-Mar-2010, Time: 11:08:50, ID: ST0304, Description: CS-1 09DXN422

HxCDDs

04MR103D5_01 Smooth(SG,1x2)

CS-1 09DXN422 ST0304




04MR103D5_01 Smooth(SG,1x2)

CS-1 09DXN422 ST0304

13C-HxCDDs

04MR103D5_01 Smooth(SG,1x2)

CS-1 09DXN422 ST0304



04MR103D5_01 Smooth(SG,1x2)

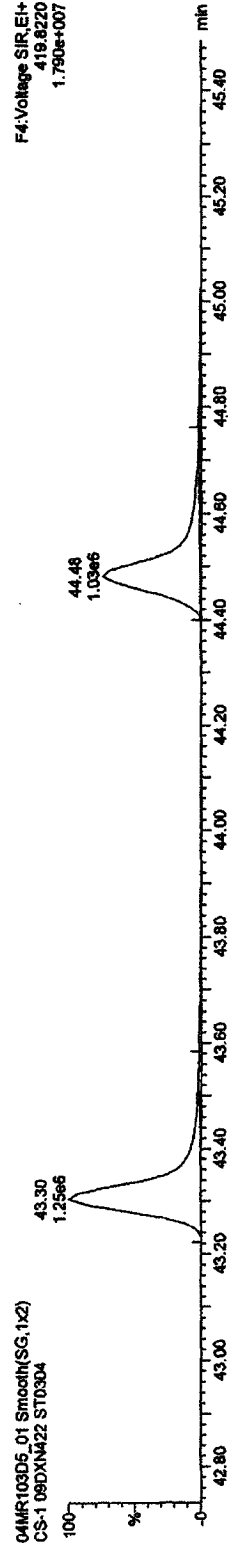



CS-1 09DXN422 ST0304

Quantify Sample Report Masslynx 4.1

Dataset: C:\Masslynx\JAN2010\PRONCA030420103D51613OCDF25.qld

Last Altered: Thursday, March 04, 2010 15:28:34 Pacific Standard Time
Printed: Thursday, March 04, 2010 15:30:11 Pacific Standard Time

Name: 04MR103D5_01, Date: 04-Mar-2010, Time: 11:08:50, ID: ST0304, Description: CS-1 09DXN422



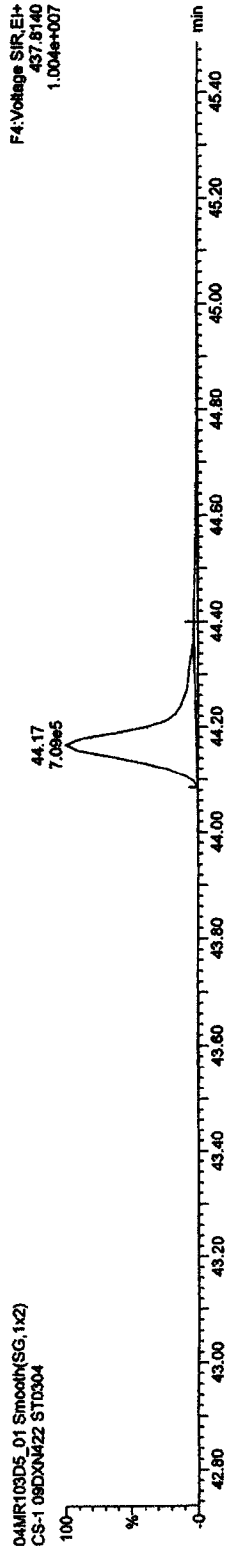
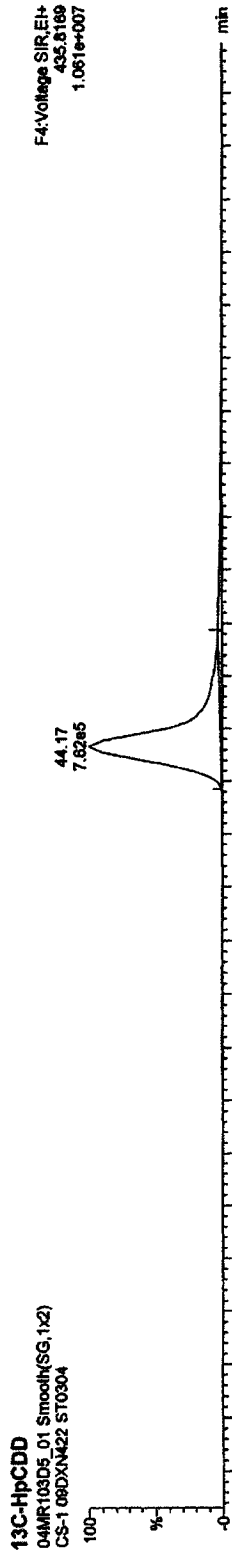
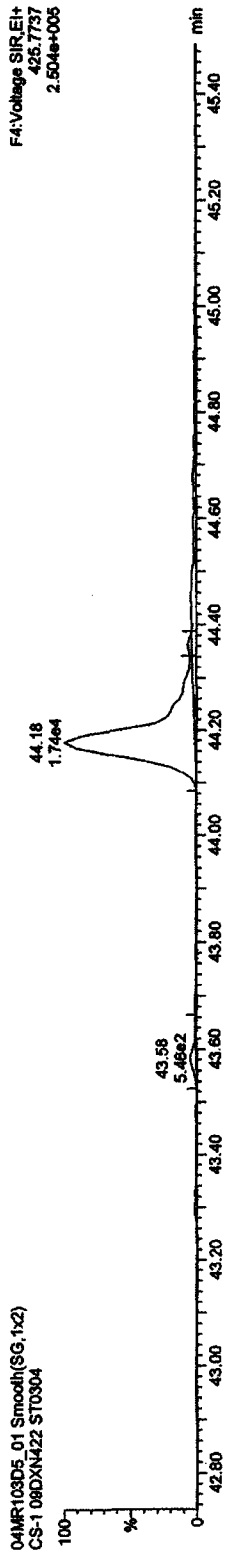
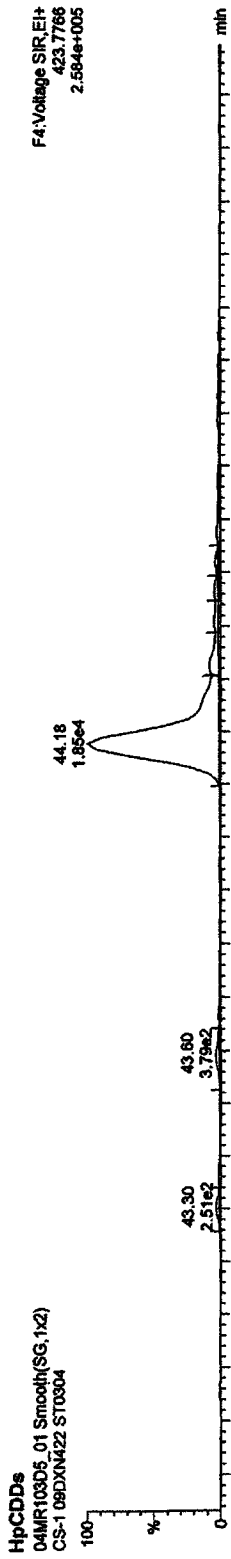
Quantify Sample Report MassLynx 4.1

Dataset: C:\MassLynx\JAN2010.PRO\ICA030420103D51613OCDF25.qld

Last Altered: Thursday, March 04, 2010 15:28:34 Pacific Standard Time

Printed: Thursday, March 04, 2010 15:30:11 Pacific Standard Time

Name: 04MR103D5_01, Date: 04-Mar-2010, Time: 11:08:50, ID: ST0304, Description: CS-1 09DXN422



Quantify Sample Report MassLynx 4.1

Dataset: C:\MassLynx\JAN2010\PRONICA030420103D51613OCDF25.qld

Last Altered: Thursday, March 04, 2010 15:28:34 Pacific Standard Time

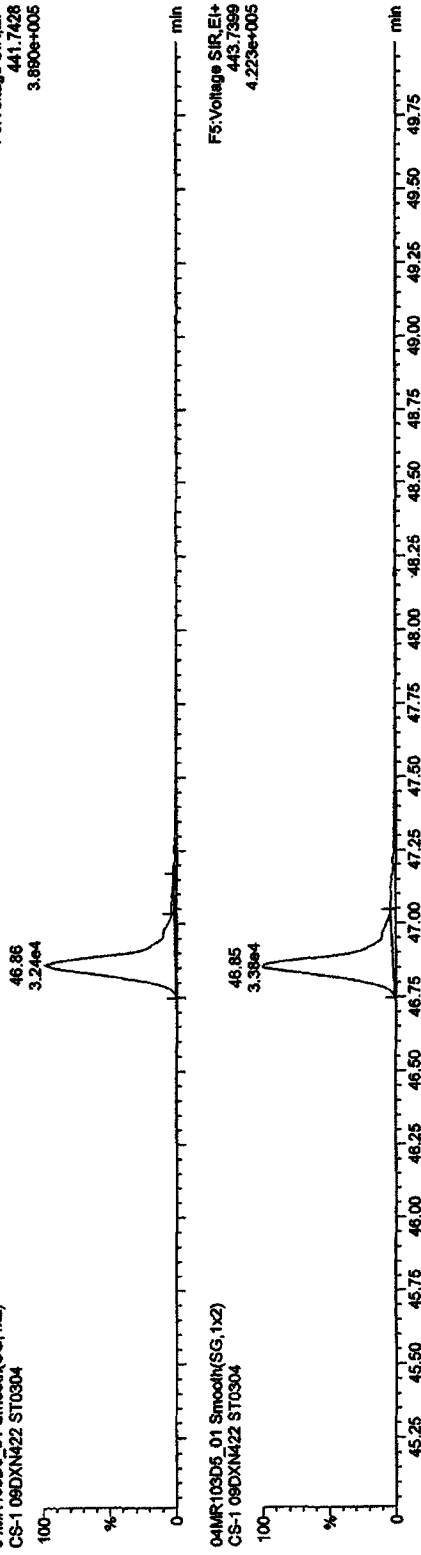
Printed: Thursday, March 04, 2010 15:30:11 Pacific Standard Time

Name: 04MR103D5_01, Date: 04-Mar-2010, Time: 11:08:50, ID: ST0304, Description: CS-1 09DXN422

OCDFs

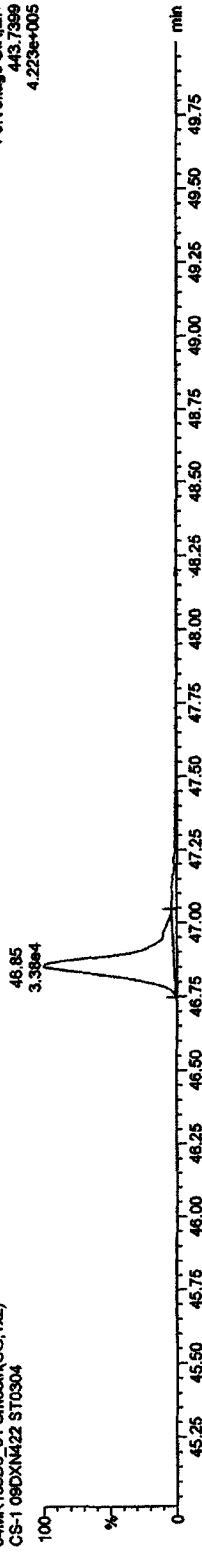
04MR103D5_01 Smooth(SG,1x2)
CS-1 09DXN422 ST0304

F5:Voltage SIR,EI+
441.7428
3.880e+005



04MR103D5_01 Smooth(SG,1x2)
CS-1 09DXN422 ST0304

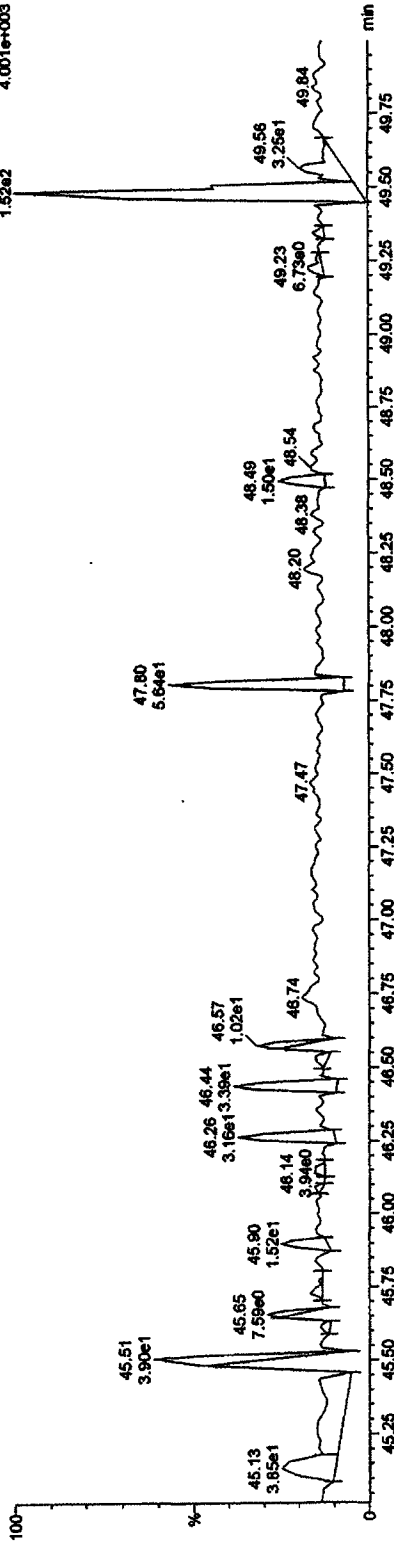
F5:Voltage SIR,EI+
443.7399
4.223e+005



OCDF PCDFE

04MR103D5_01 Smooth(SG,1x2)
CS-1 09DXN422 ST0304

F5:Voltage SIR,EI+
513.67750
4.001e+003



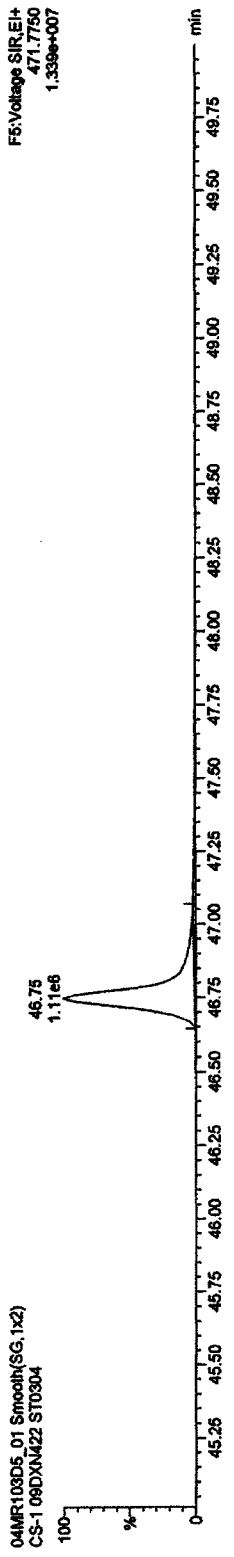



Quantify Sample Report MassLynx 4.1

Dataset: C:\MassLynx\JAN2010.PROVICA030420103D516130CDF25.qtd

Last Altered: Thursday, March 04, 2010 15:28:34 Pacific Standard Time

Printed: Thursday, March 04, 2010 15:30:11 Pacific Standard Time

Name: 04MR103D5_01, Date: 04-Mar-2010, Time: 11:08:50, ID: ST0304, Description: CS-1 09DXN422



Quantify Sample Report MassLynx 4.1

Dataset: C:\MassLynx\JAN2010\PROVICA030420103D51613OCDF25.qld


Last Altered: Thursday, March 04, 2010 15:28:34 Pacific Standard Time

Printed: Thursday, March 04, 2010 15:30:11 Pacific Standard Time


Name: 04MR103D5_01, Date: 04-Mar-2010, Time: 11:08:50, ID: ST0304, Description: CS-1 09DXN422

TCDFs

04MR103D5_01 Smooth(SG,1x2)
CS-1 09DXN422 ST0304

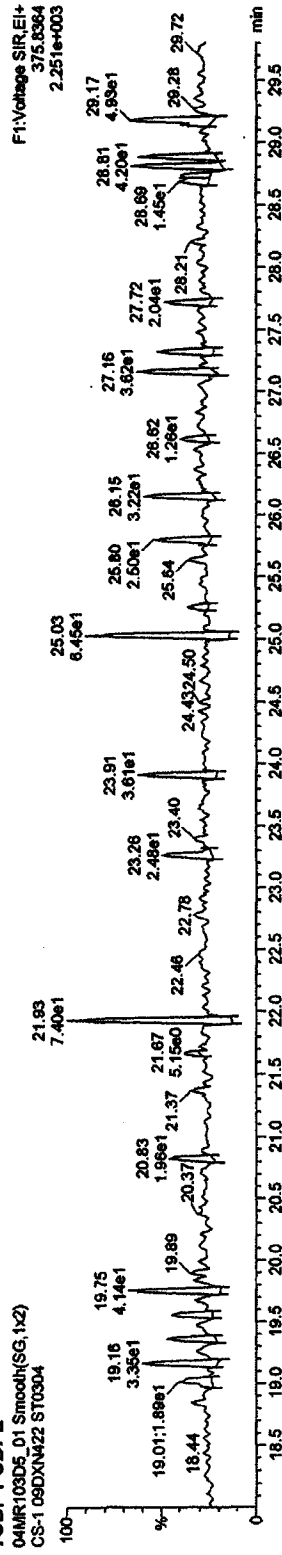


04MR103D5_01 Smooth(SG,1x2)
CS-1 09DXN422 ST0304




TCDF PCDPE

04MR103D5_01 Smooth(SG,1x2)
CS-1 09DXN422 ST0304



Function 1 PFK

04MR103D5_01 Smooth(SG,1x2)
CS-1 09DXN422 ST0304



Quantify Sample Report MassLynx 4.1

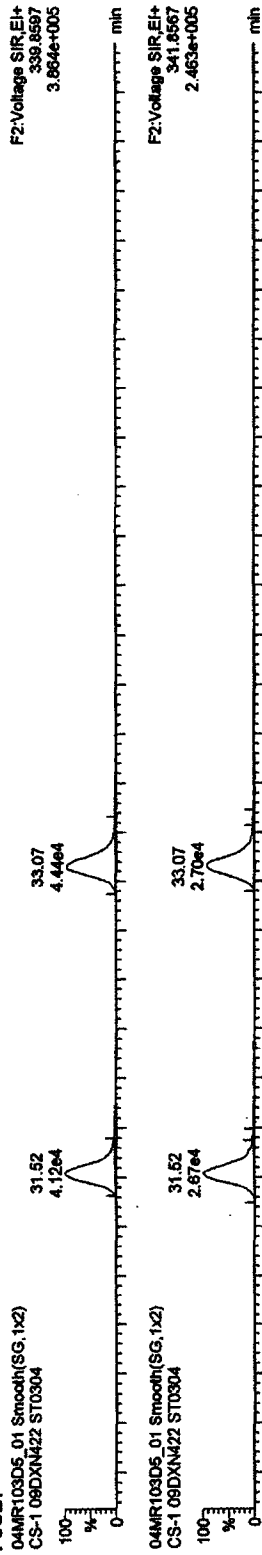
Dataset: C:\MassLynx\JAN2010.PRO\ICA030420103D51613OCDF25.qld

Last Altered: Thursday, March 04, 2010 15:28:34 Pacific Standard Time
Printed: Thursday, March 04, 2010 15:30:11 Pacific Standard Time

Name: 04MR103D5_01, Date: 04-Mar-2010, Time: 11:08:50, ID: ST0304, Description: CS-1 09DXN422

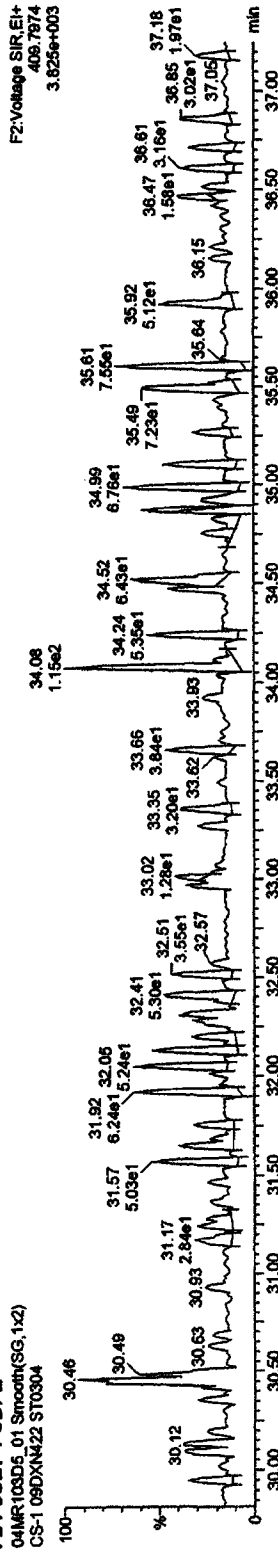
PeCDF

04MR103D5_01 Smooth(SG,1x2)
CS-1 09DXN422 ST0304



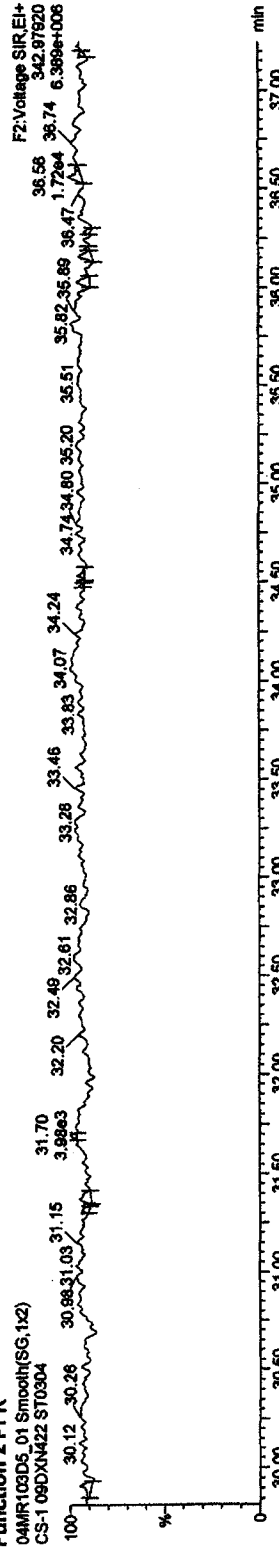
F2 PeCDF PCDPE

04MR103D5_01 Smooth(SG,1x2)
CS-1 09DXN422 ST0304



Function 2 PFK

04MR103D5_01 Smooth(SG,1x2)
CS-1 09DXN422 ST0304



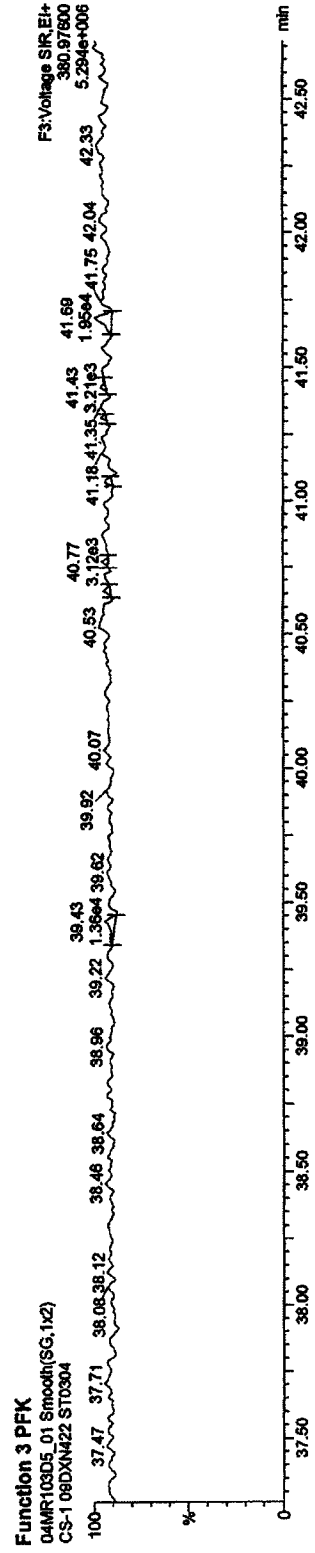
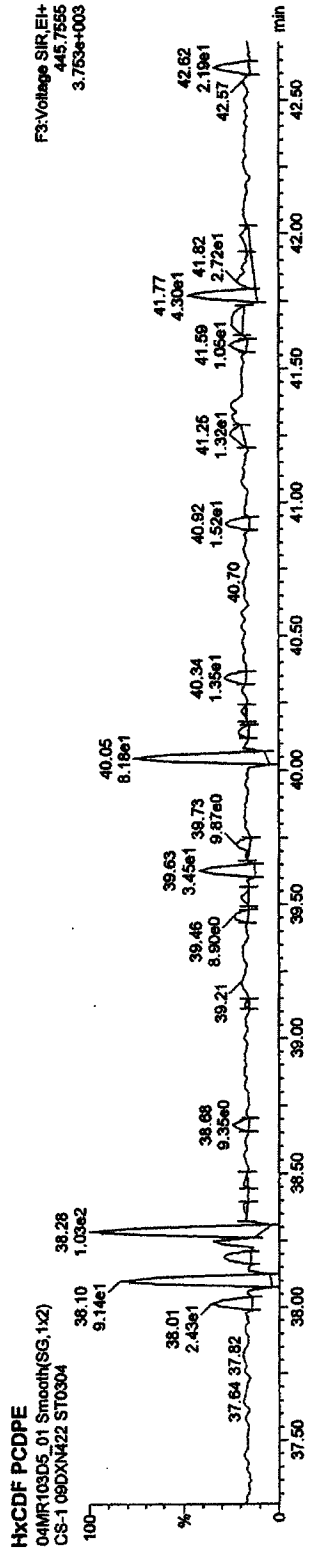
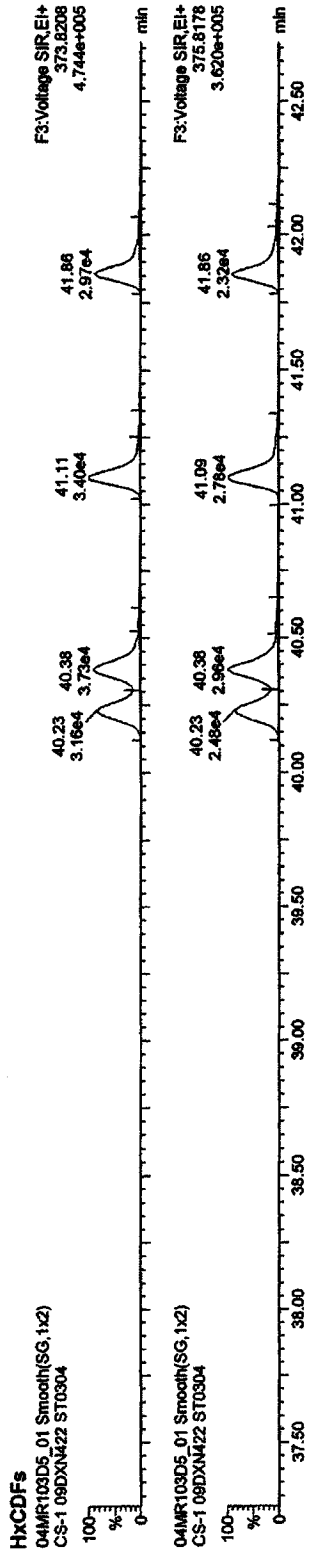
Quantify Sample Report MassLynx 4.1

Dataset: C:\MassLynx\JAN2010.PRO\ICA030420103D516130CDF25.qld

Last Altered: Thursday, March 04, 2010 15:28:34 Pacific Standard Time

Printed: Thursday, March 04, 2010 15:30:11 Pacific Standard Time

Name: 04MR103D5_01, Date: 04-Mar-2010, Time: 11:08:50, ID: ST0304, Description: CS-1 09DXN422



Quantify Sample Report MassLynx 4.1

Dataset: C:\MassLynx\JAN2010.PRONICA030420103D51613OCDF25.qld

Last Altered: Thursday, March 04, 2010 15:28:34 Pacific Standard Time

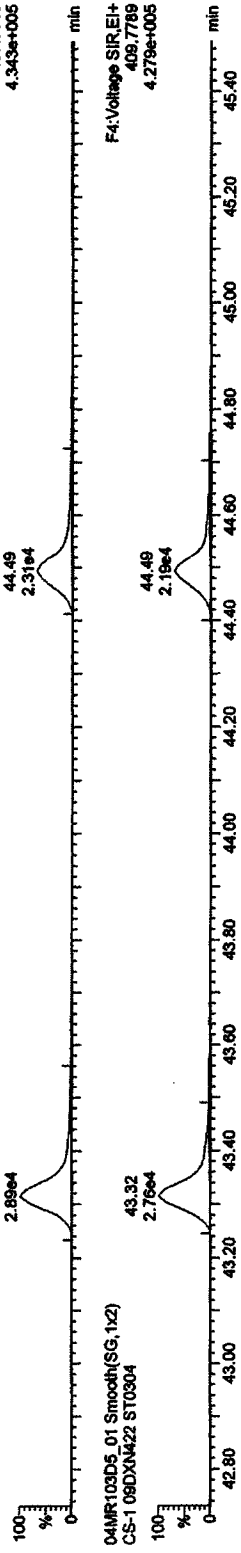
Printed: Thursday, March 04, 2010 15:30:11 Pacific Standard Time

Name: 04MR103D5_01, Date: 04-Mar-2010, Time: 11:08:50, ID: ST0304, Description: CS-1 09DXN422

HpCDFs

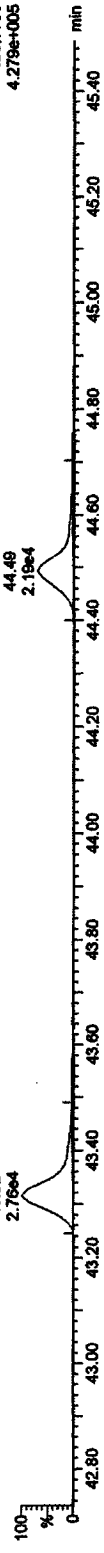
04MR103D5_01 Smooth(SG,1x2)

CS-1 09DXN422 ST0304



04MR103D5_01 Smooth(SG,1x2)

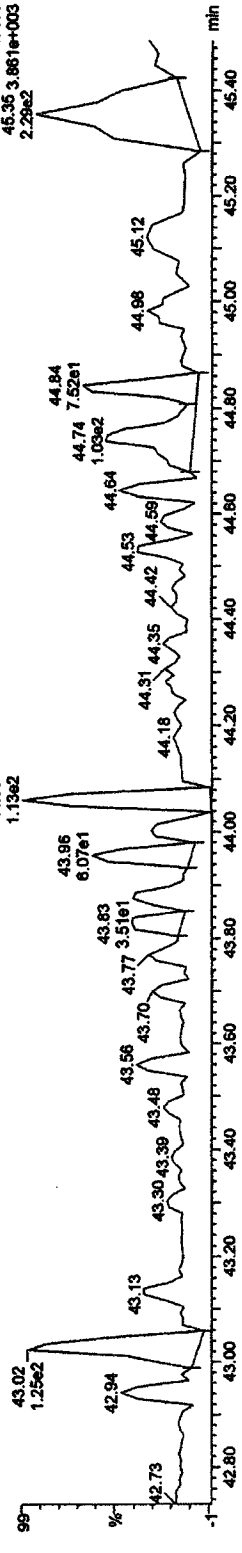
CS-1 09DXN422 ST0304



HpCDF PCDPE

04MR103D5_01 Smooth(SG,1x2)

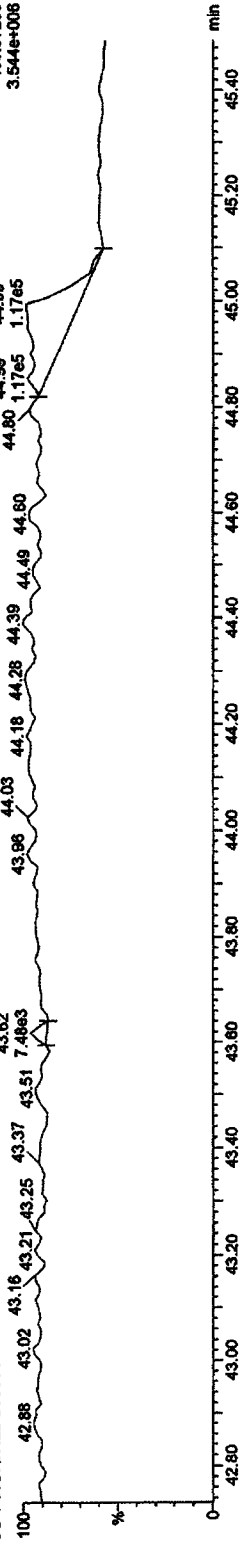
CS-1 09DXN422 ST0304



Function 4 PFK

04MR103D5_01 Smooth(SG,1x2)

CS-1 09DXN422 ST0304



Quantify Sample Report MassLynx 4.1

Dataset: C:\MassLynx\JAN2010\PROVICA030420103D51613OCDF25.qld

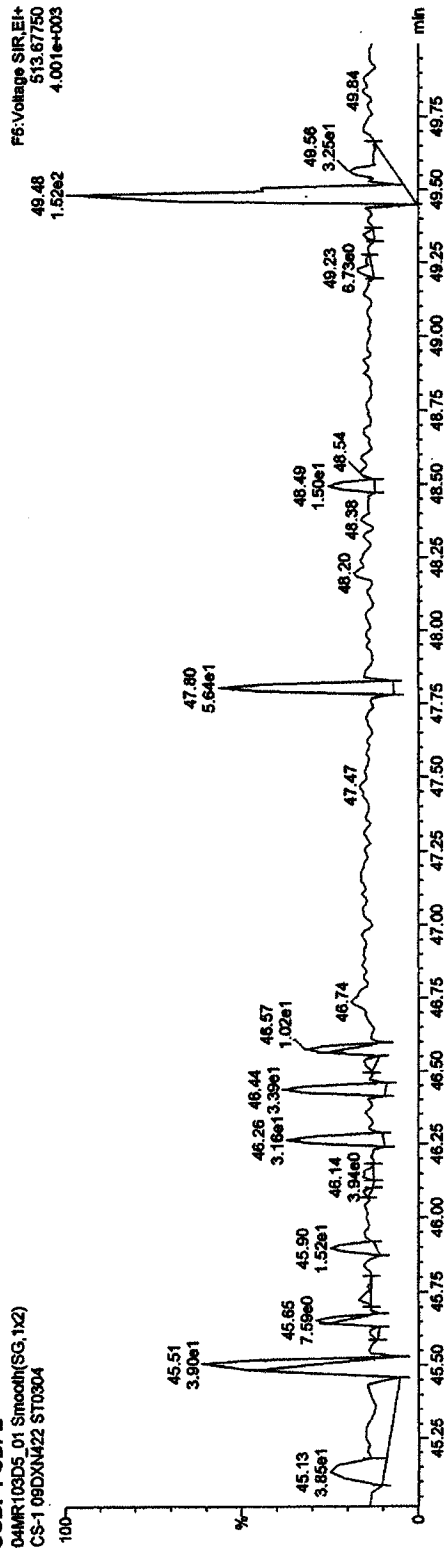
Last Altered: Thursday, March 04, 2010 15:28:34 Pacific Standard Time

Printed: Thursday, March 04, 2010 15:30:11 Pacific Standard Time

Name: 04MR103D5_01, Date: 04-Mar-2010, Time: 11:06:50, ID: ST0304, Description: CS-1 09DXN422


OCDP PCDPE

04MR103D5_01 Smooth(SG,1x2)
CS-1 09DXN422 ST0304



Function 5 PFK

04MR103D5_01 Smooth(SG,1x2)
CS-1 09DXN422 ST0304





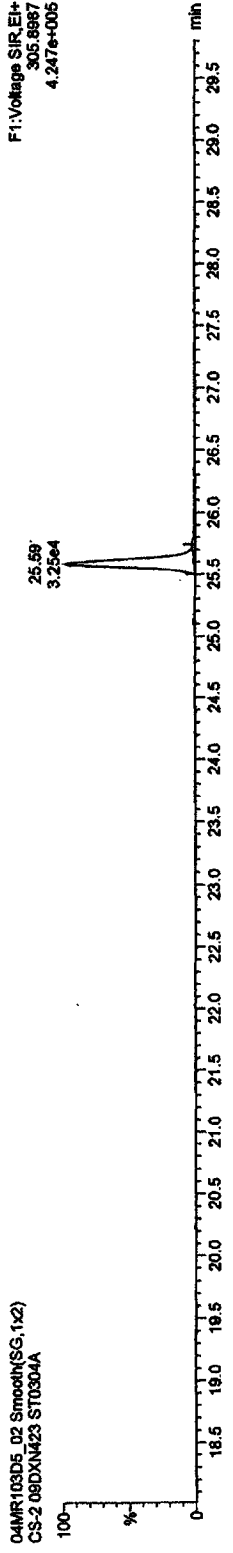

Quantify Sample Report MassLynx 4.1

Dataset: C:\MassLynx\JAN2010\PRONICA030420103D51613OCDF25.qld

Last Altered: Thursday, March 04, 2010 15:28:34 Pacific Standard Time

Printed: Thursday, March 04, 2010 15:30:11 Pacific Standard Time

Name: 04MR103D5_02, Date: 04-Mar-2010, Time: 12:01:58, ID: ST0304A, Description: CS-2 09DXN423





Quantify Sample Report MassLynx 4.1

Dataset: C:\MassLynx\JAN2010.PRO\ICA030420103D516130CDF25.qtd

Last Altered: Thursday, March 04, 2010 15:28:34 Pacific Standard Time

Printed: Thursday, March 04, 2010 15:30:11 Pacific Standard Time

Name: 04MR103D5_02, Date: 04-Mar-2010, Time: 12:01:56, ID: ST0304A, Description: CS-2 09DXN423



Quantify Sample Report MassLynx 4.1

Dataset: C:\MassLynx\JAN2010\PROVICA030420103D51613OCDF25.qld


Last Altered: Thursday, March 04, 2010 15:28:34 Pacific Standard Time

Printed: Thursday, March 04, 2010 15:30:11 Pacific Standard Time

Name: 04MR103D5_02, Date: 04-Mar-2010, Time: 12:01:58, ID: ST0304A, Description: CS-2 09DXN423


37CL-2,3,7,8-TCDD

04MR103D5_02 Smooth(SG,1x2)
CS-2 09DXN423 ST0304A




13C-TCDDs

04MR103D5_02 Smooth(SG,1x2)
CS-2 09DXN423 ST0304A



04MR103D5_02 Smooth(SG,1x2)
CS-2 09DXN423 ST0304A



Quantify Sample Report MassLynx 4.1

Dataset: C:\MassLynx\JAN2010\PROVICA030420103D516130CDF25.qld

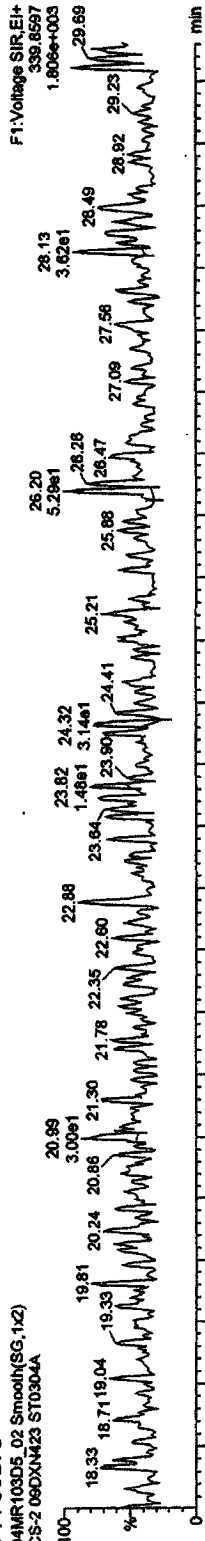
Last Altered: Thursday, March 04, 2010 15:28:34 Pacific Standard Time

Printed: Thursday, March 04, 2010 15:30:11 Pacific Standard Time

Name: 04MR103D5_02, Date: 04-Mar-2010, Time: 12:01:56, ID: ST0304A, Description: CS-2 09DXN423

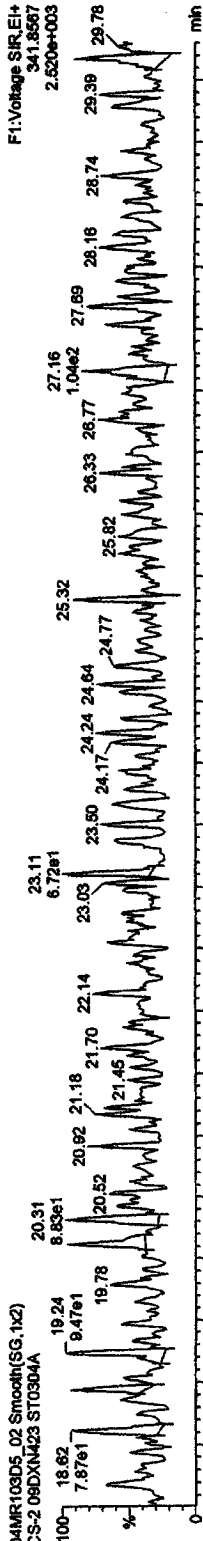
F1 PeCDFs

04MR103D5_02 Smooth(SG,1x2)
CS-2 09DXN423 ST0304A



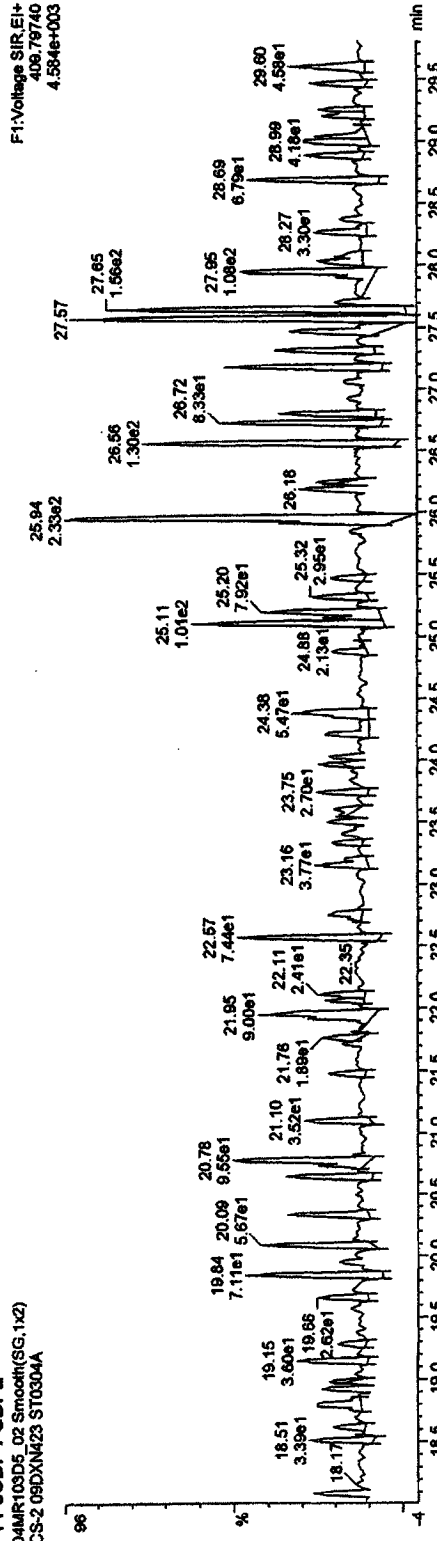
F1 PeCDF PCDFE

04MR103D5_02 Smooth(SG,1x2)
CS-2 09DXN423 ST0304A



F1 PeCDF PCDFE

04MR103D5_02 Smooth(SG,1x2)
CS-2 09DXN423 ST0304A

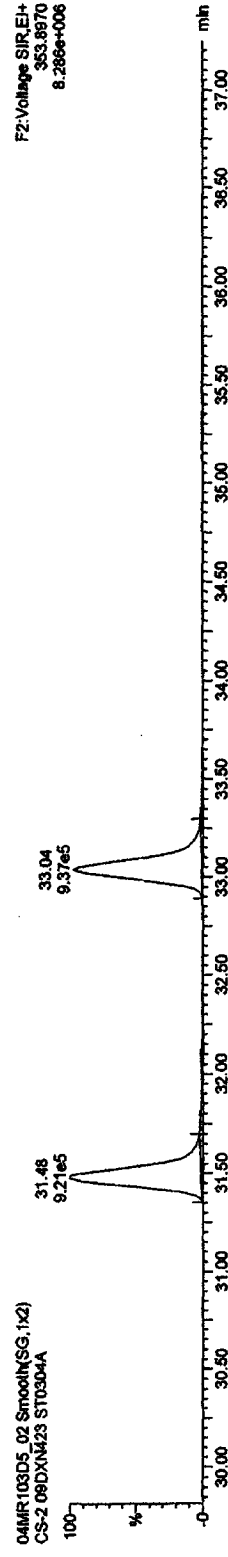
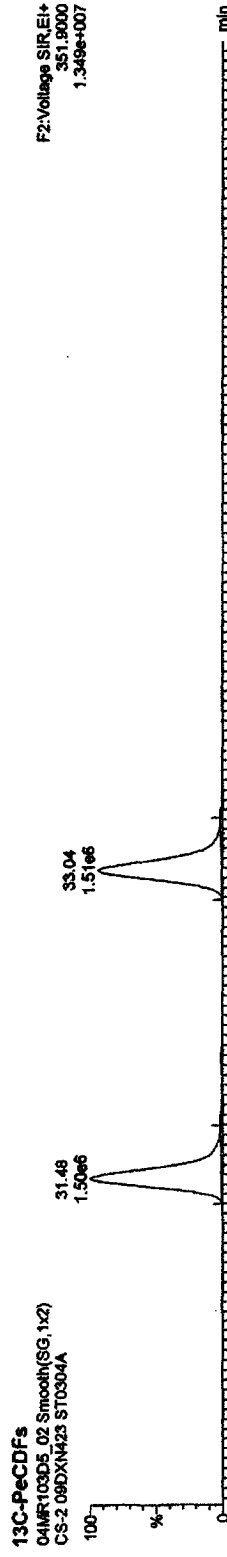
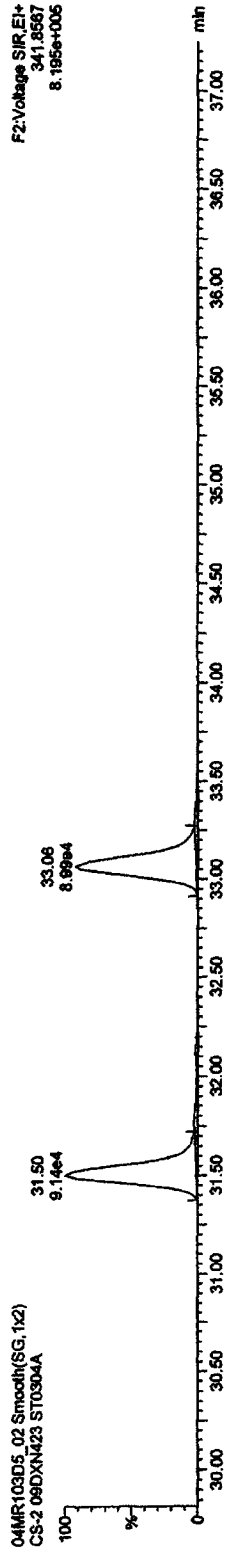
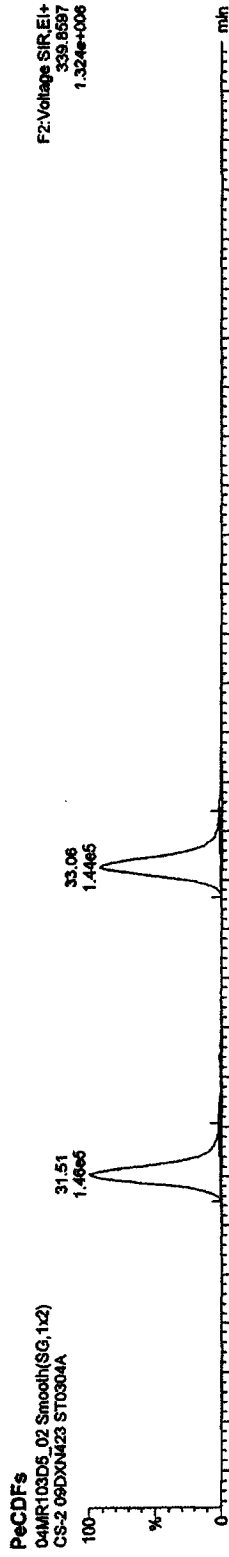


Quantify Sample Report MassLynx 4.1

Dataset: C:\MassLynx\JAN2010.PRO\ICA030420103D516130CDF25.qld

Last Altered: Thursday, March 04, 2010 15:28:34 Pacific Standard Time
Printed: Thursday, March 04, 2010 15:30:11 Pacific Standard Time

Name: 04MR103D5_02, Date: 04-Mar-2010, Time: 12:01:58, ID: ST0304A, Description: CS-2 09DXN423

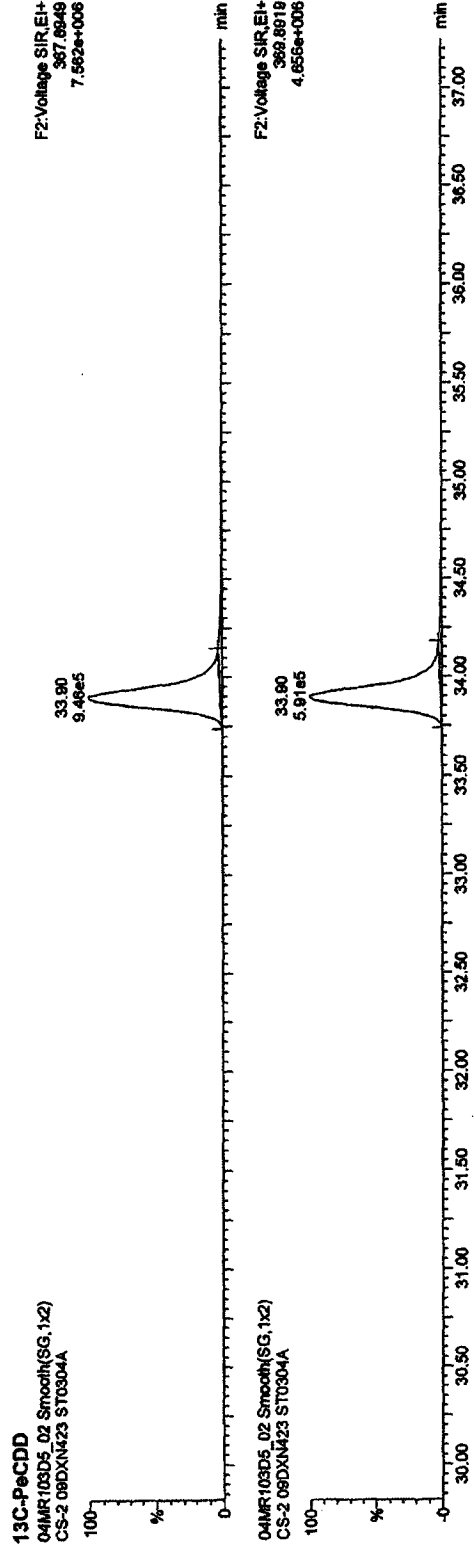
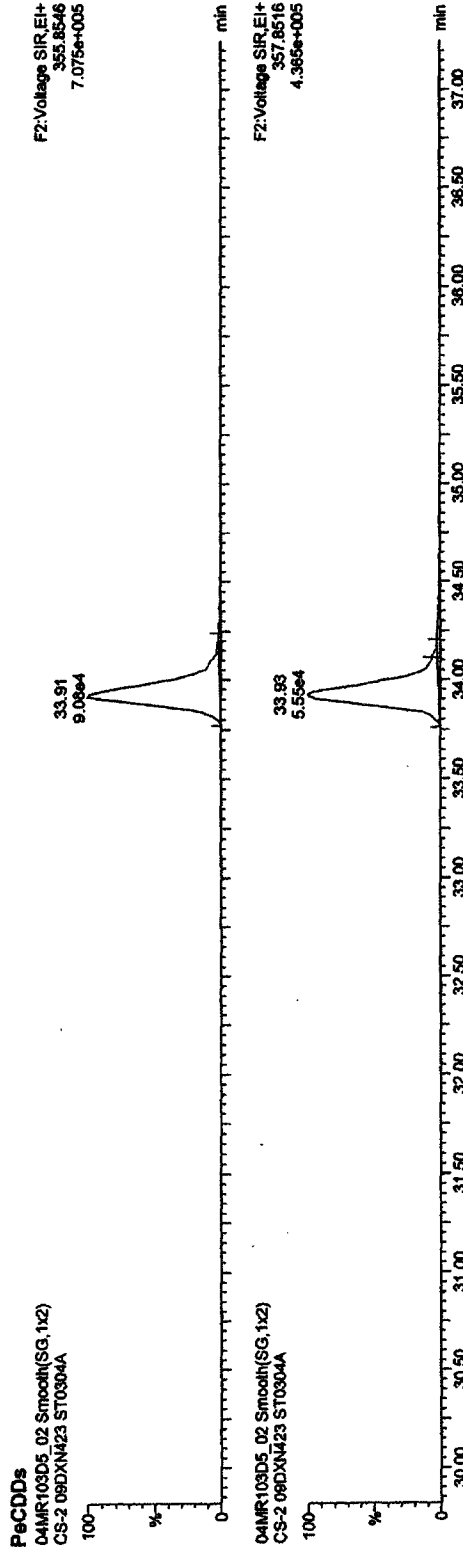


Quantify Sample Report MassLynx 4.1

Dataset: C:\MassLynx\JAN2010\PRONCA030420103D51613OCDF25.qld

Last Altered: Thursday, March 04, 2010 15:28:34 Pacific Standard Time
Printed: Thursday, March 04, 2010 15:30:11 Pacific Standard Time

Name: 04MR103D5_02, Date: 04-Mar-2010, Time: 12:01:58, ID: ST0304A, Description: CS-2 09DXN423



Quantify Sample Report MassLynx 4.1

Dataset: C:\MassLynx\JAN2010\PROUCA030420103D51613OCDF25.qld

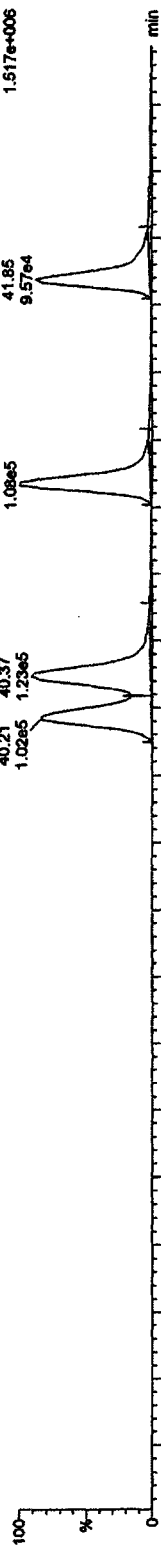
Last Altered: Thursday, March 04, 2010 15:28:34 Pacific Standard Time

Printed: Thursday, March 04, 2010 15:30:11 Pacific Standard Time

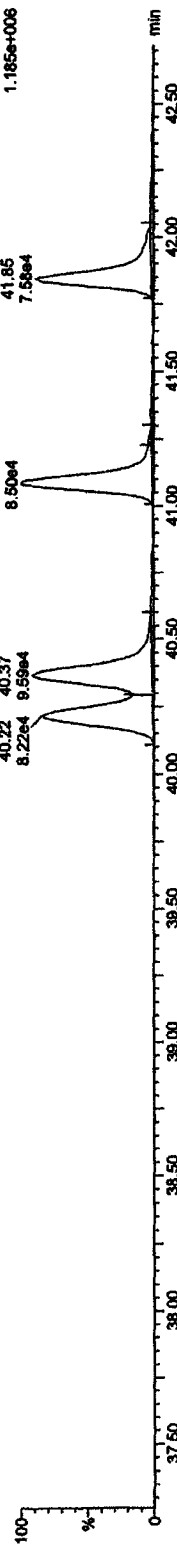
Name: 04MR103D5_02, Date: 04-Mar-2010, Time: 12:01:58, ID: ST0304A, Description: CS-2 09DXN423

HxCDFs

04MR103D5_02 Smooth(SG,1x2)
CS-2 09DXN423 ST0304A

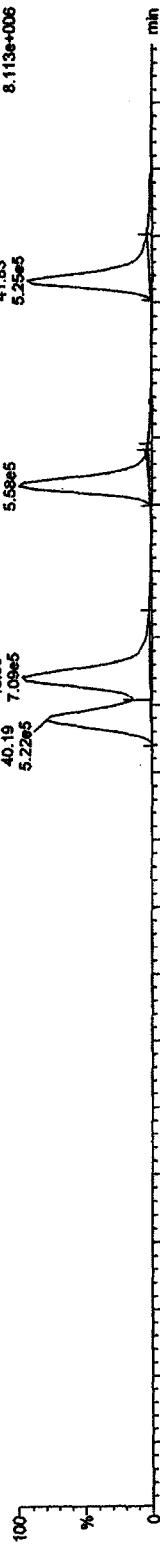


04MR103D5_02 Smooth(SG,1x2)
CS-2 09DXN423 ST0304A

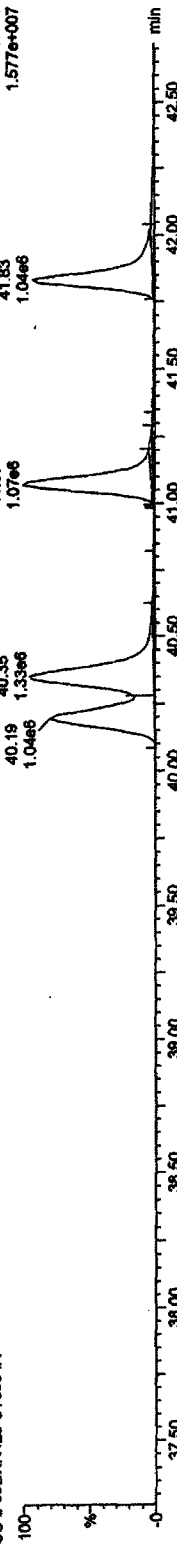


13C-HxCDFs

04MR103D5_02 Smooth(SG,1x2)
CS-2 09DXN423 ST0304A



04MR103D5_02 Smooth(SG,1x2)
CS-2 09DXN423 ST0304A



Quantify Sample Report MassLynx 4.1

Dataset: C:\MassLynx\JAN2010.PRO\ICAD030420103D5\6130C\DF25.qld


Last Altered: Thursday, March 04, 2010 15:28:34 Pacific Standard Time

Printed: Thursday, March 04, 2010 15:30:11 Pacific Standard Time


Name: 04MR103D5_02, Date: 04-Mar-2010, Time: 12:01:58, ID: ST0304A, Description: CS-2 09DXN423

HxCDDs

04MR103D5_02 Smooth(SG,1x2)
CS-2 09DXN423 ST0304A




04MR103D5_02 Smooth(SG,1x2)
CS-2 09DXN423 ST0304A




13C-HxCDDs

04MR103D5_02 Smooth(SG,1x2)
CS-2 09DXN423 ST0304A



04MR103D5_02 Smooth(SG,1x2)
CS-2 09DXN423 ST0304A



Quantify Compound Report MassLynx 4.1

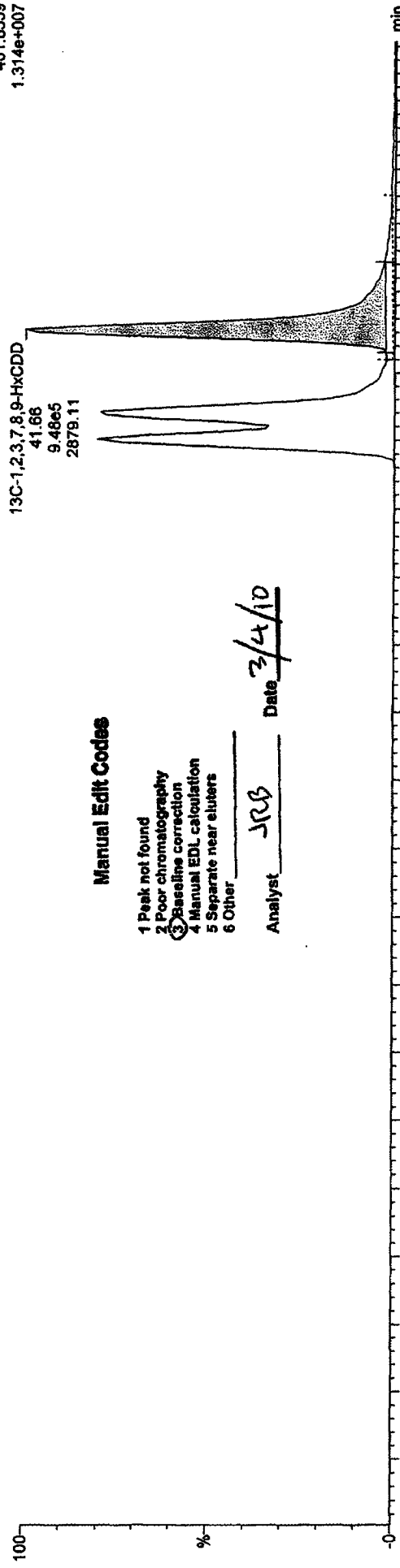
Dataset: C:\MassLynx\JAN2010.PRO\ICA030420103D516130CDDF25.qld

Last Altered: Thursday, March 04, 2010 15:31:45 Pacific Standard Time
Printed: Thursday, March 04, 2010 15:32:13 Pacific Standard Time

Method: C:\MassLynx\JAN2010.PRO\MethDB\16133D50CDD25.mdb 04 Mar 2010 12:40:27
Calibration: 04 Mar 2010 15:31:45

Sample Name: 04MR103D5_02
04MR103D5_02 Smooth(SG,1x2)
CS-2 09DXN423 ST0304A

F3:Voltage SIR,EI+
401.8559
1.314e+007

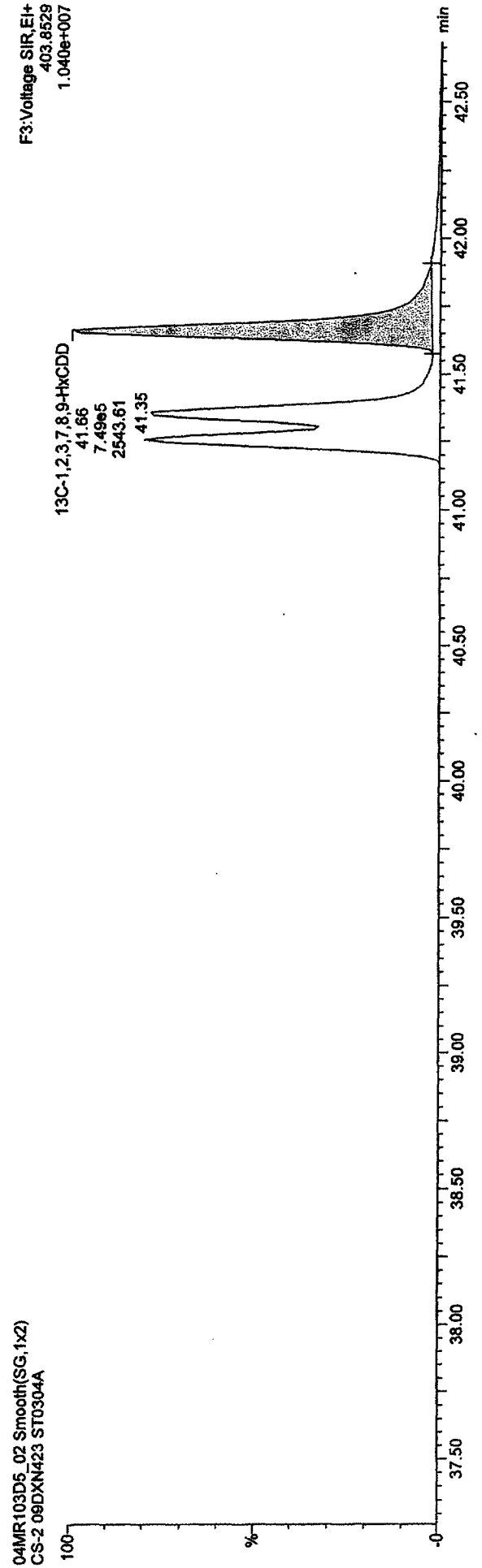


Manual Edit Codes

- 1 Peak not found
- 2 Poor chromatography
- 3 Baseline correction
- 4 Manual EDL calculation
- 5 Separate near eluters
- 6 Other

Analyst: JRB Date: 3/4/10

F3:Voltage SIR,EI+
403.8529
1.040e+007






Quantify Sample Report MassLynx 4.1

Dataset: C:\MassLynx\JAN2010.PRO\ICA030420103D51613OCDF25.qld

Last Altered: Thursday, March 04, 2010 15:28:34 Pacific Standard Time

Printed: Thursday, March 04, 2010 15:30:11 Pacific Standard Time

Name: 04MR103D5_02, Date: 04-Mar-2010, Time: 12:01:58, ID: ST0304A, Description: CS-2 09DXN423



Quantify Sample Report MassLynx 4.1

Dataset: C:\MassLynx\JAN2010\PROVIC\A030420103D51613OCDF25.qld

Last Altered: Thursday, March 04, 2010 15:28:34 Pacific Standard Time

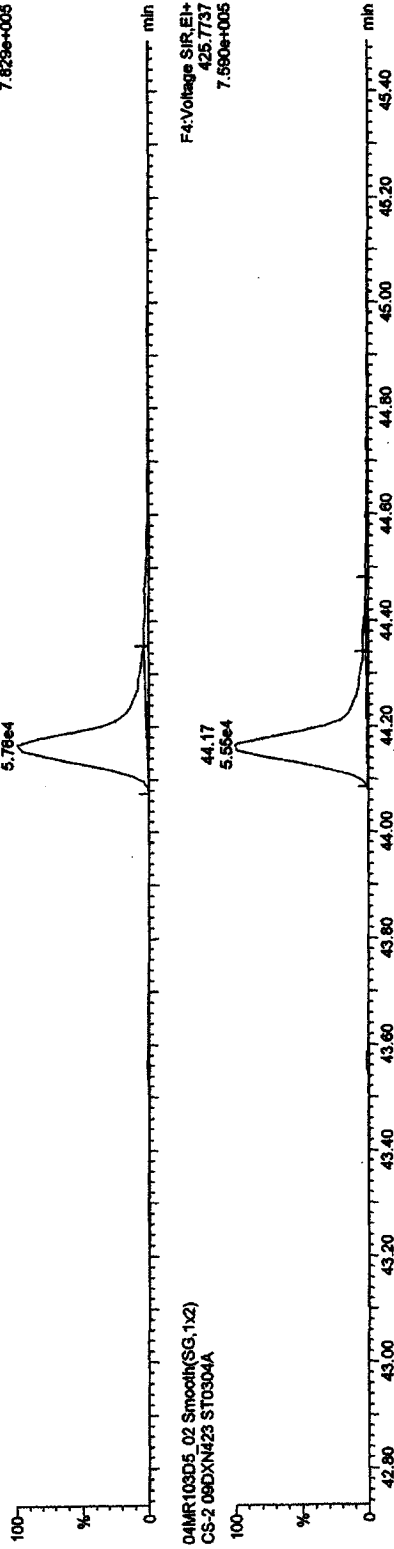
Printed: Thursday, March 04, 2010 15:30:11 Pacific Standard Time

Name: 04MR103D5_02, Date: 04-Mar-2010, Time: 12:01:58, ID: ST0304A, Description: CS-2 09DXN423

HpCDDs

04MR103D5_02 Smooth(SG,1x2)
CS-2 09DXN423 ST0304A

F4:Voltage SIR,EI+
423.7768
7.829e+005



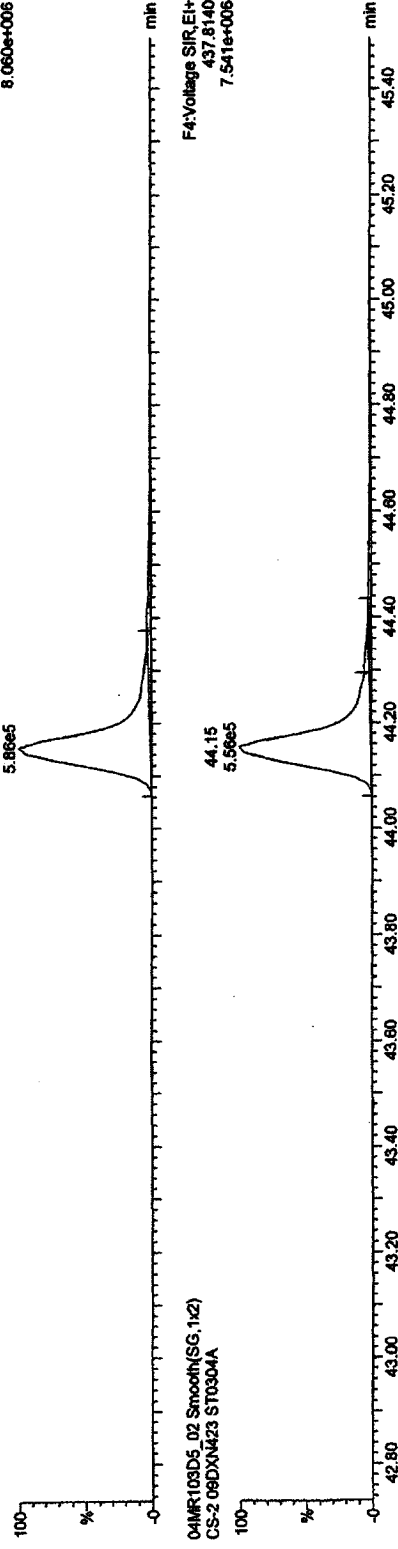
04MR103D5_02 Smooth(SG,1x2)
CS-2 09DXN423 ST0304A

F4:Voltage SIR,EI+
425.7737
7.590e+005

13C-HpCDD

04MR103D5_02 Smooth(SG,1x2)
CS-2 09DXN423 ST0304A

F4:Voltage SIR,EI+
435.8169
8.060e+006



04MR103D5_02 Smooth(SG,1x2)
CS-2 09DXN423 ST0304A

F4:Voltage SIR,EI+
437.8140
7.541e+006





Quantify Sample Report MassLynx 4.1

Dataset: C:\MassLynx\JAN2010.PROVICA030420103D51613OCDF25.qld

Last Altered: Thursday, March 04, 2010 15:28:34 Pacific Standard Time

Printed: Thursday, March 04, 2010 15:30:11 Pacific Standard Time

Name: 04MR103D5_02, Date: 04-Mar-2010, Time: 12:01:56, ID: ST0304A, Description: CS-2 09DXN423



Quantify Sample Report **MassLynx 4.1**

Dataset: C:\MassLynx\JAN2010\PROVICA030420103D516130CDDF25.qld


Last Altered: Thursday, March 04, 2010 15:28:34 Pacific Standard Time

Printed: Thursday, March 04, 2010 15:30:11 Pacific Standard Time

Name: 04MR103D5_02, Date: 04-Mar-2010, Time: 12:01:56, ID: ST0304A, Description: CS-2 09DXN423

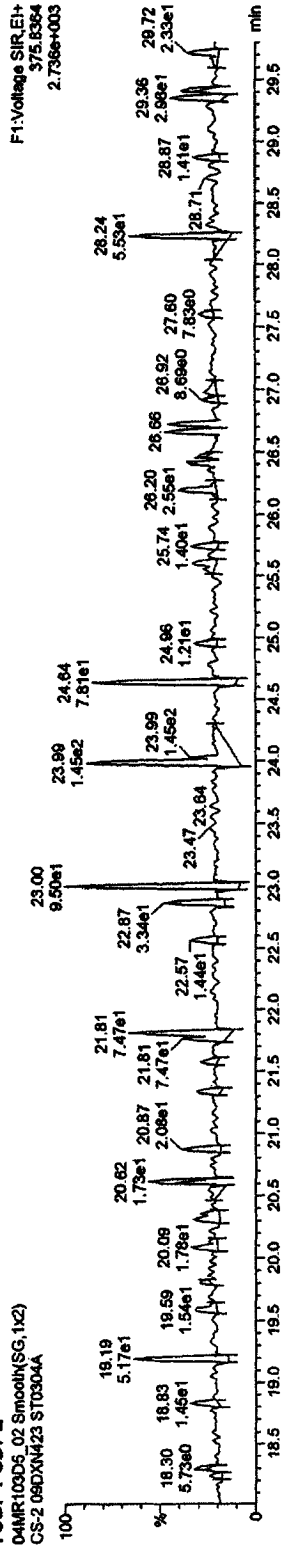
TCDFs

04MR103D5_02 Smooth(SG,1x2)
CS-2 09DXN423 ST0304A




TCDF PCDPE

04MR103D5_02 Smooth(SG,1x2)
CS-2 09DXN423 ST0304A



Function 1 PFK

04MR103D5_02 Smooth(SG,1x2)
CS-2 09DXN423 ST0304A



Quantify Sample Report MassLynx 4.1

Dataset: C:\MassLynx\JAN2010\PROVICA030420103D51613OCDF25.qld

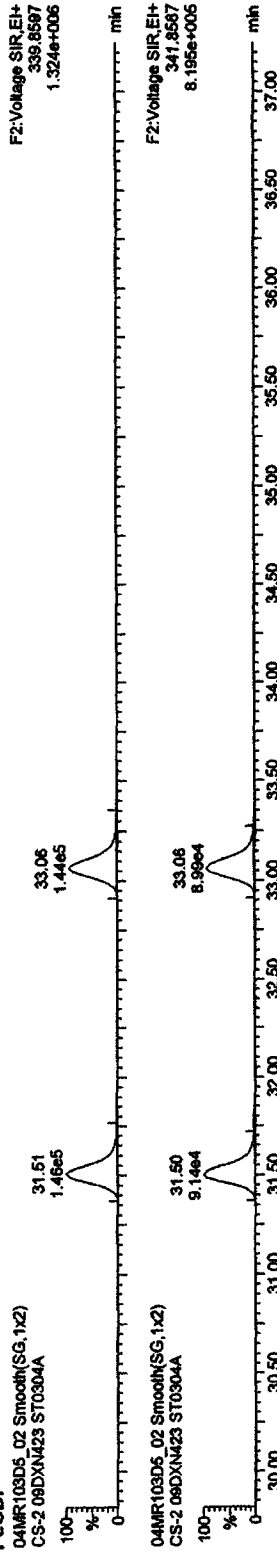
Last Altered: Thursday, March 04, 2010 15:28:34 Pacific Standard Time

Printed: Thursday, March 04, 2010 15:30:11 Pacific Standard Time

Name: 04MR103D5_02, Date: 04-Mar-2010, Time: 12:01:56, ID: ST0304A, Description: CS-2 09DXN423

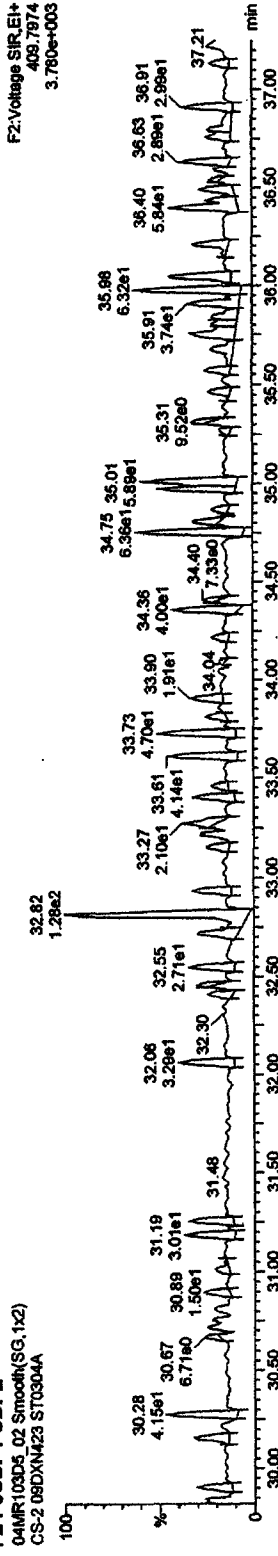
PeCDF

04MR103D5_02 Smooth(SG,1x2)
CS-2 09DXN423 ST0304A




F2 PeCDF PCDFE

04MR103D5_02 Smooth(SG,1x2)
CS-2 09DXN423 ST0304A



Function 2 PFK

04MR103D5_02 Smooth(SG,1x2)
CS-2 09DXN423 ST0304A



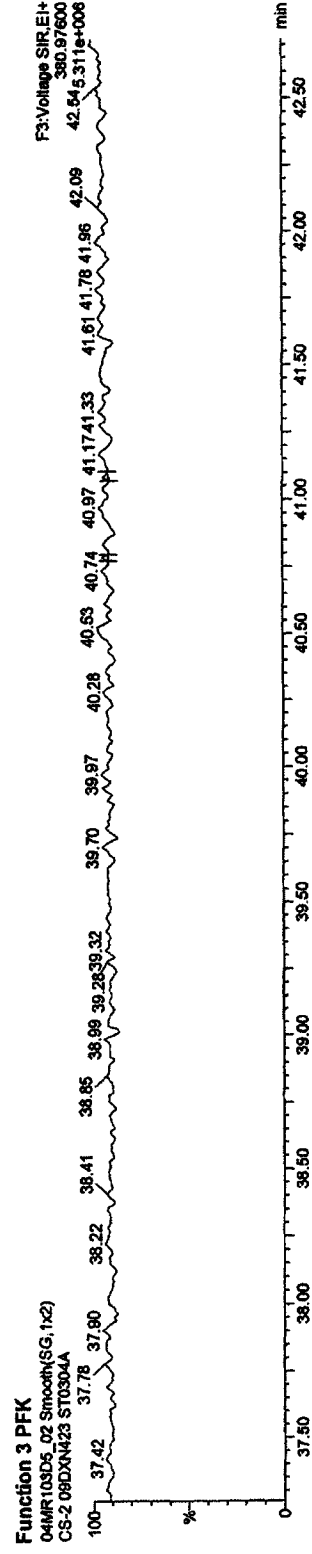
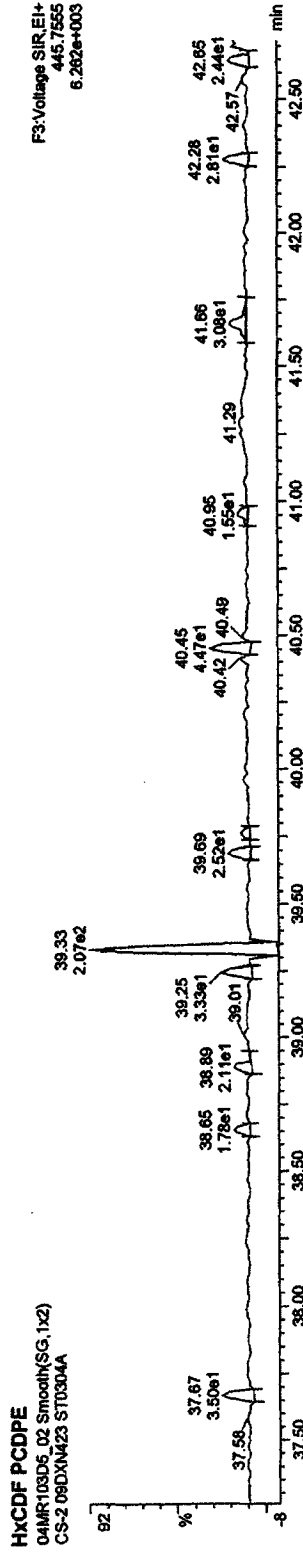
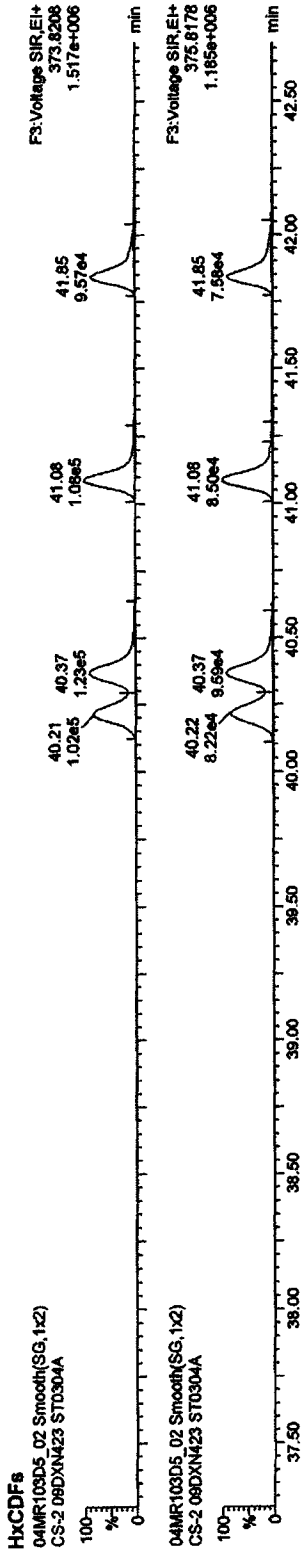
Quantify Sample Report MassLynx 4.1

Dataset: C:\MassLynx\JAN2010.PROVICA030420103D516130CDF25.qld

Last Altered: Thursday, March 04, 2010 15:28:34 Pacific Standard Time

Printed: Thursday, March 04, 2010 15:30:11 Pacific Standard Time

Name: 04MR103D5_02, Date: 04-Mar-2010, Time: 12:01:56, ID: ST0304A, Description: CS-2 09DXN423




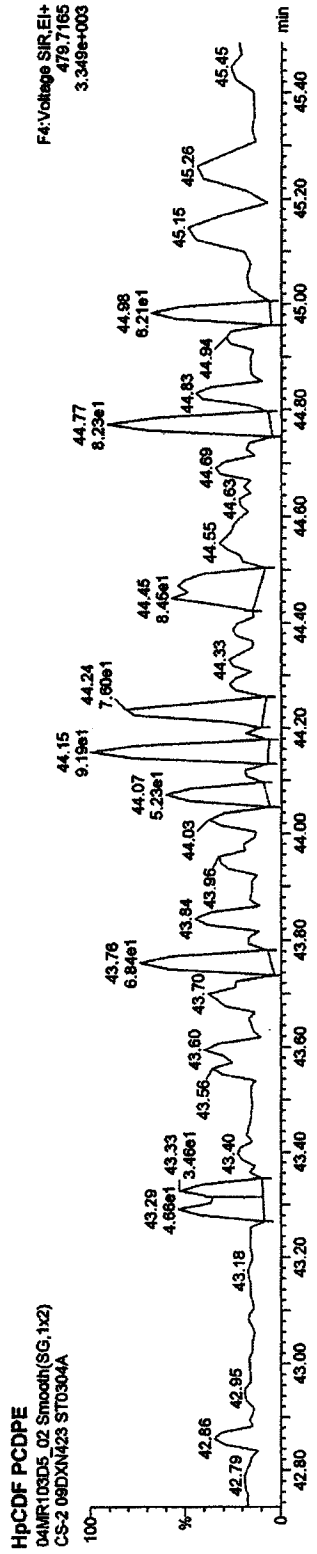


Quantify Sample Report MassLynx 4.1

Dataset: C:\MassLynx\JAN2010.PRO\ICA030420103D51613CCDF25.qld

Last Altered: Thursday, March 04, 2010 15:28:34 Pacific Standard Time

Printed: Thursday, March 04, 2010 15:30:11 Pacific Standard Time

Name: 04MR103D5_02, Date: 04-Mar-2010, Time: 12:01:58, ID: ST0304A, Description: CS-2 09DXN423







Quantify Sample Report MassLynx 4.1

Dataset: C:\MassLynx\JAN2010\PRONICA030420103D516130CDF25.qld

Last Altered: Thursday, March 04, 2010 15:28:34 Pacific Standard Time

Printed: Thursday, March 04, 2010 15:30:11 Pacific Standard Time

Name: 04MR103D5_03, Date: 04-Mar-2010, Time: 12:53:09, ID: ST0304B, Description: CS-3 10DXND49



Quantify Sample Report MassLynx 4.1

Dataset: C:\MassLynx\JAN2010.PRO\CA030420103D516130CDF25.qld


Last Altered: Thursday, March 04, 2010 15:28:34 Pacific Standard Time

Printed: Thursday, March 04, 2010 15:30:11 Pacific Standard Time


Name: 04MR103D5_03, Date: 04-Mar-2010, Time: 12:53:09, ID: ST0304B, Description: CS-3 10DXN049

TCDDs

04MR103D5_03 Smooth(SG,1x2)
CS-3 10DXN049 ST0304B




04MR103D5_03 Smooth(SG,1x2)
CS-3 10DXN049 ST0304B



13C-TCDDs

04MR103D5_03 Smooth(SG,1x2)
CS-3 10DXN049 ST0304B



04MR103D5_03 Smooth(SG,1x2)
CS-3 10DXN049 ST0304B



Quantify Sample Report MassLynx 4.1


Dataset: C:\MassLynx\JAN2010\PROICA030420103D51613OCDF25.qld

Last Altered: Thursday, March 04, 2010 15:28:34 Pacific Standard Time


Printed: Thursday, March 04, 2010 15:30:11 Pacific Standard Time

Name: 04MR103D5_03, Date: 04-Mar-2010, Time: 12:53:09, ID: ST0304B, Description: CS-3 10DXN049


37CL-2,3,7,8-TCDD
04MR103D5_03 Smooth(SG,1x2)
CS-3 10DXN049 ST0304B



13C-TCDDs
04MR103D5_03 Smooth(SG,1x2)
CS-3 10DXN049 ST0304B



04MR103D5_03 Smooth(SG,1x2)
CS-3 10DXN049 ST0304B



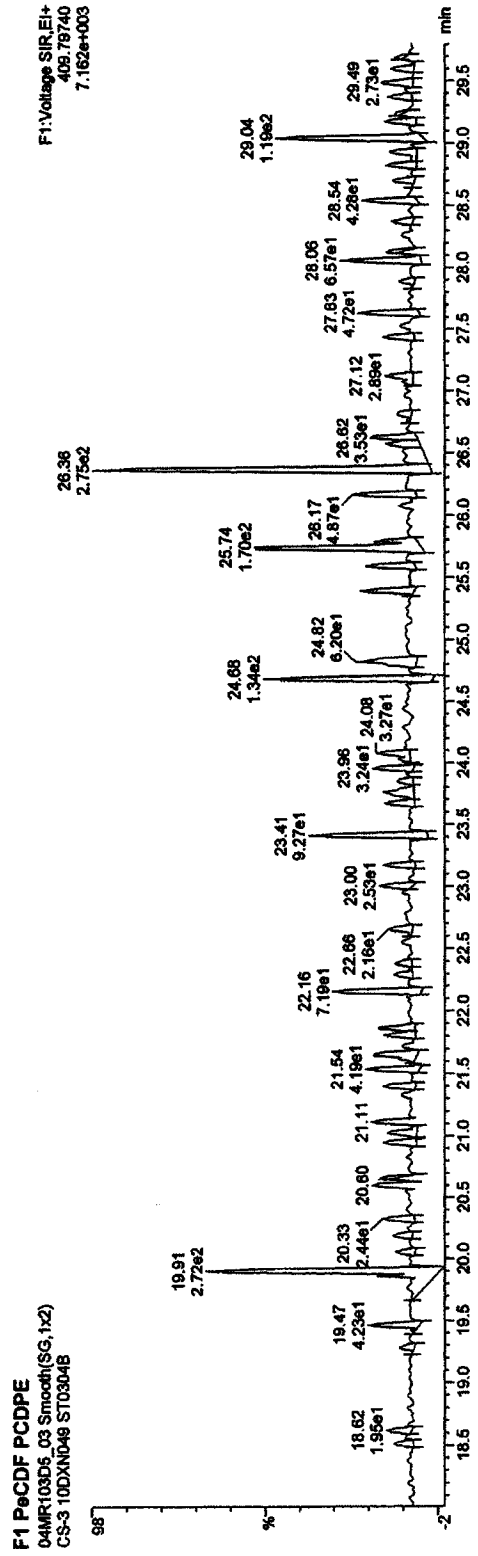
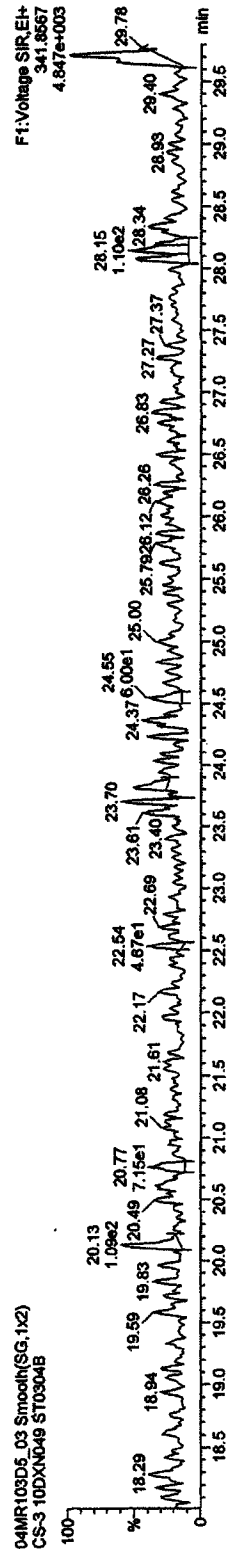
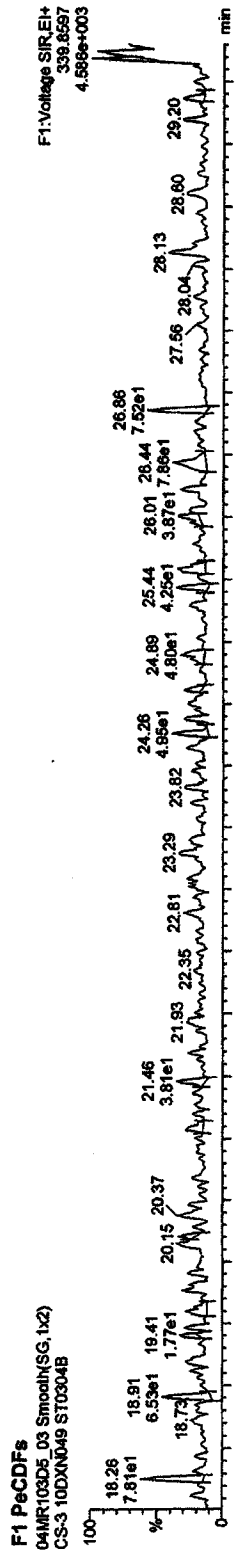
Quantify Sample Report MassLynx 4.1

Dataset: C:\MassLynx\JAN2010.PROVICA030420103D516130CDF25.qtd

Last Altered: Thursday, March 04, 2010 15:28:34 Pacific Standard Time

Printed: Thursday, March 04, 2010 15:30:11 Pacific Standard Time

Name: 04MR103D5_03, Date: 04-Mar-2010, Time: 12:53:09, ID: ST0304B, Description: CS-3 10DXN049



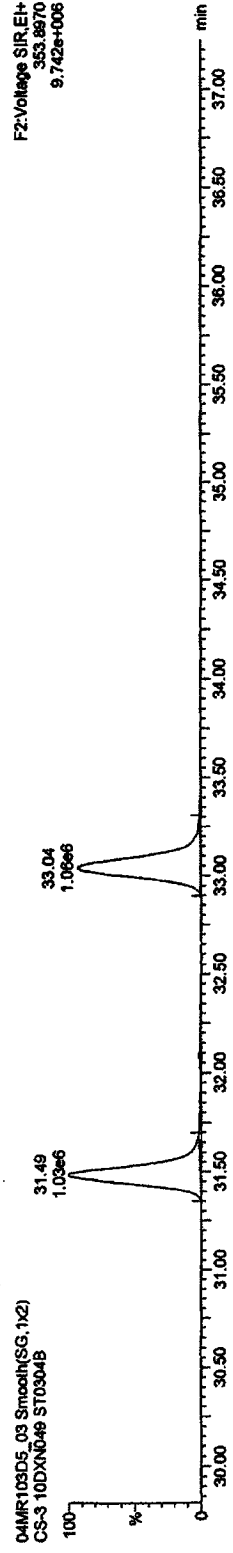
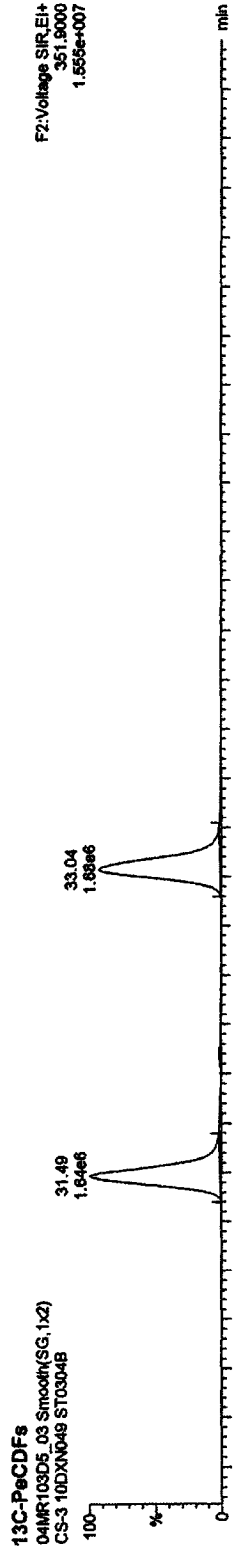
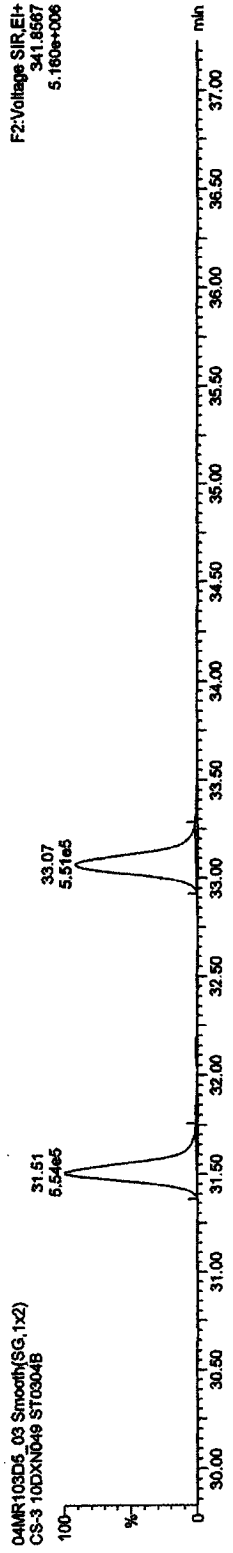
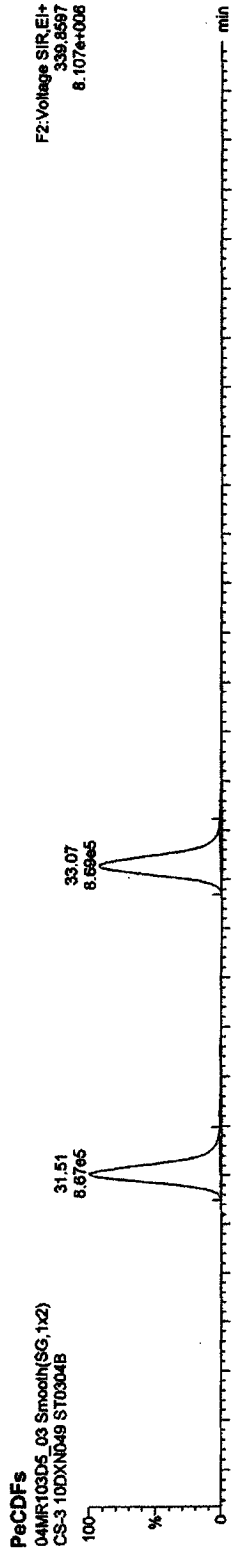
Quantify Sample Report MassLynx 4.1

Dataset: C:\MassLynx\JAN2010\PROVICA030420103D51613OCDF25.qld

Last Altered: Thursday, March 04, 2010 15:28:34 Pacific Standard Time

Printed: Thursday, March 04, 2010 15:30:11 Pacific Standard Time

Name: 04MR103D5_03, Date: 04-Mar-2010, Time: 12:53:08, ID: ST0304B, Description: CS-3 10DXN049



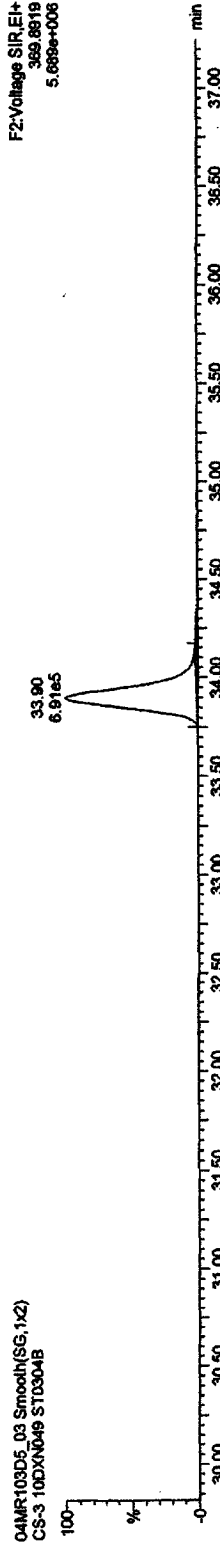
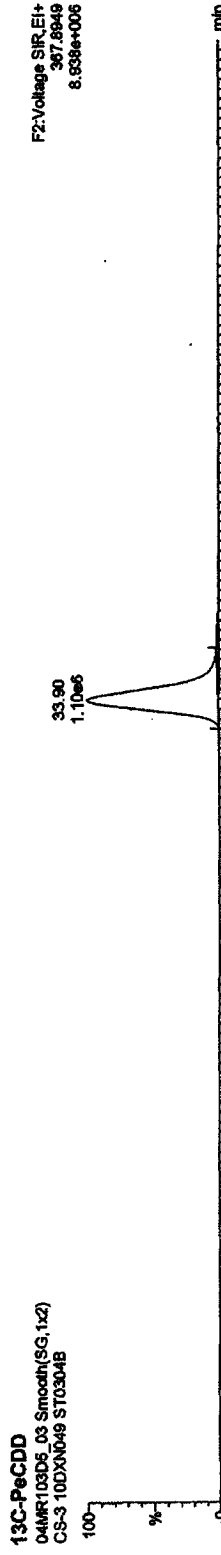
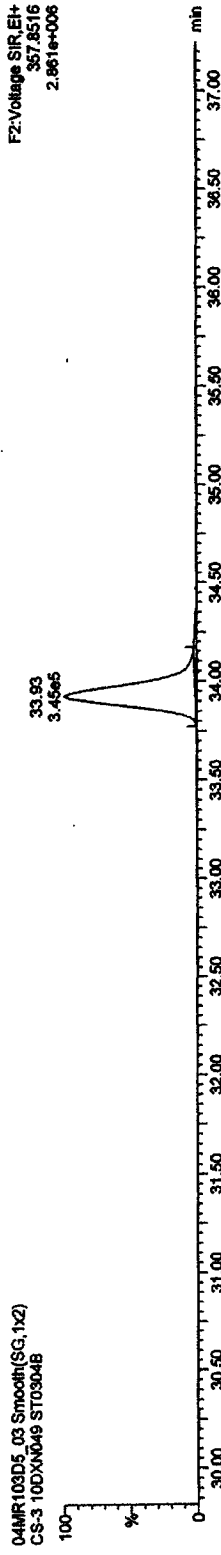
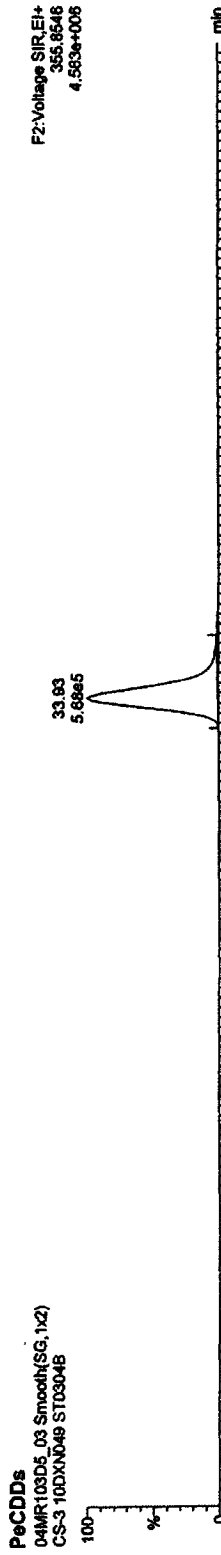
Quantify Sample Report MassLynx 4.1

Dataset: C:\MassLynx\JAN2010\PROVIA030420103D51613OCDF25.qld

Last Altered: Thursday, March 04, 2010 15:28:34 Pacific Standard Time

Printed: Thursday, March 04, 2010 15:30:11 Pacific Standard Time

Name: 04MR103D5_03, Date: 04-Mar-2010, Time: 12:53:09, ID: ST0304B, Description: CS-3 10DXN049



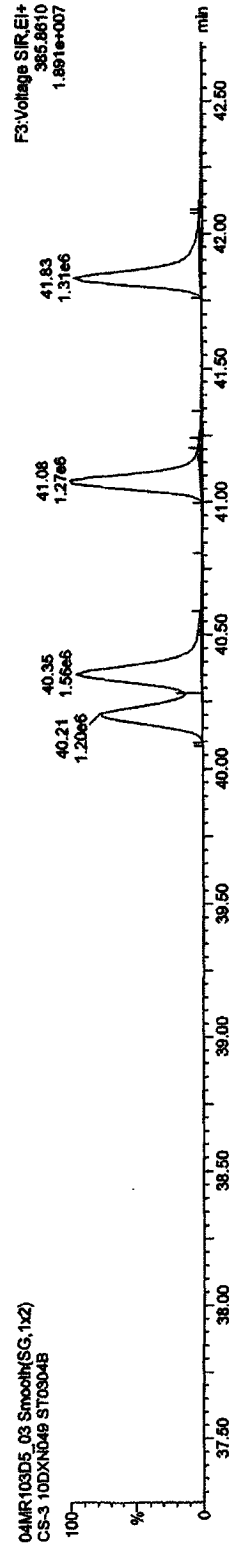
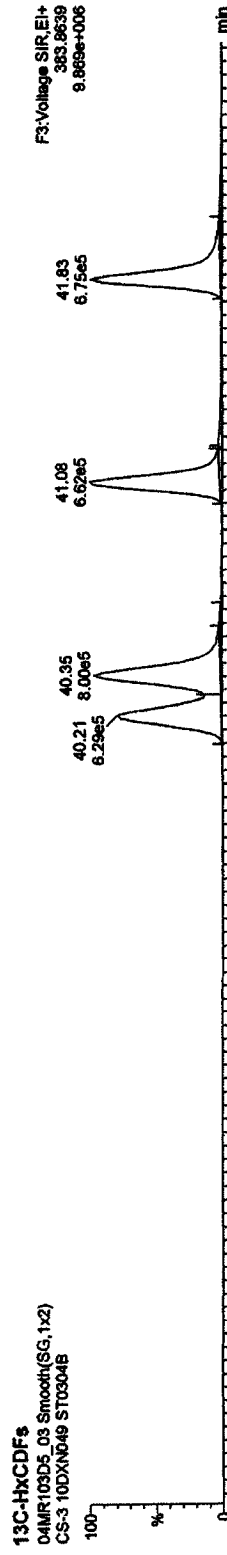
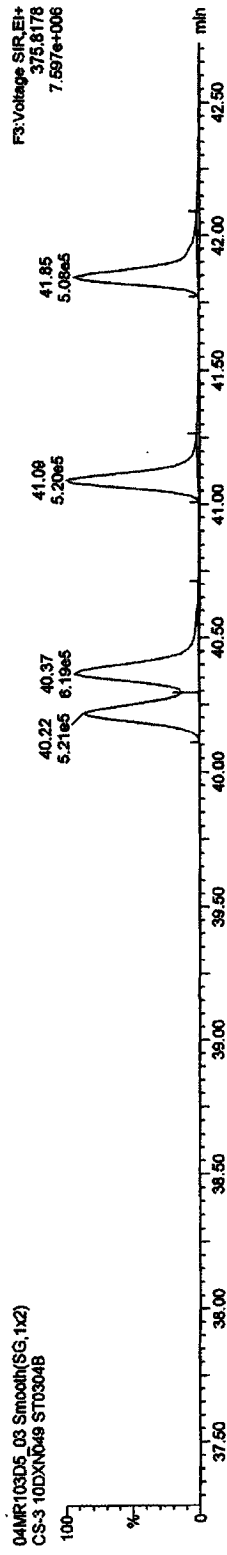
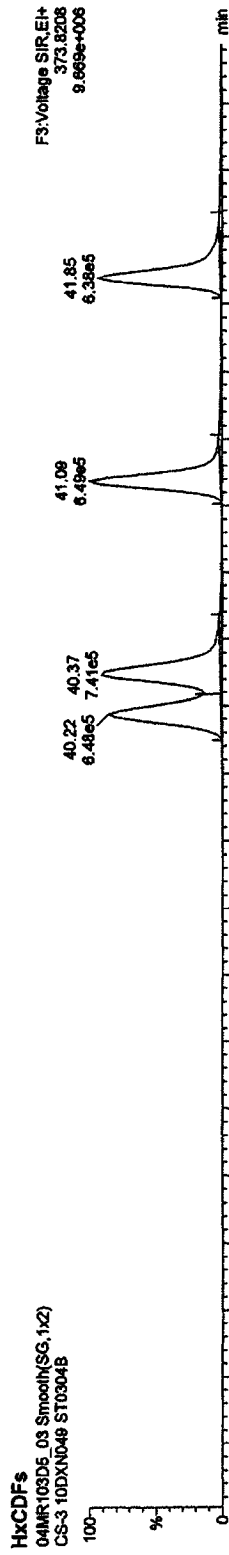
Quantify Sample Report MassLynx 4.1

Dataset: C:\MassLynx\JAN2010\PROVICA030420103D516130CDF25.qld

Last Altered: Thursday, March 04, 2010 15:28:34 Pacific Standard Time

Printed: Thursday, March 04, 2010 15:30:11 Pacific Standard Time

Name: 04MR103D5_03, Date: 04-Mar-2010, Time: 12:53:09, ID: ST0304B, Description: CS-3 10DXN049



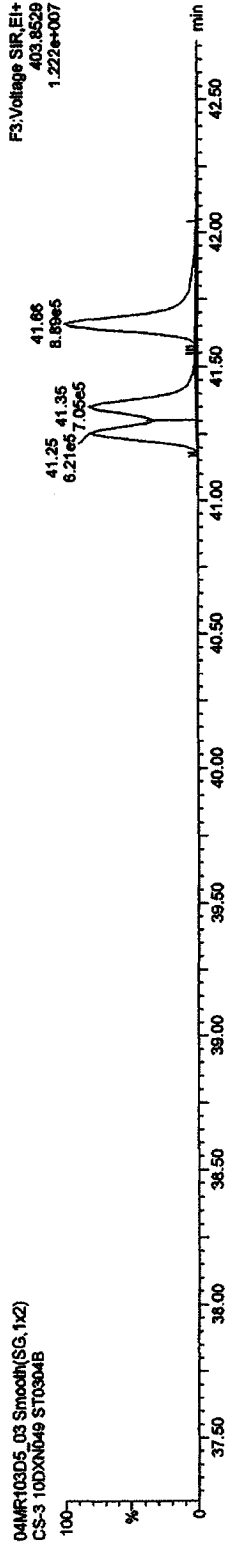

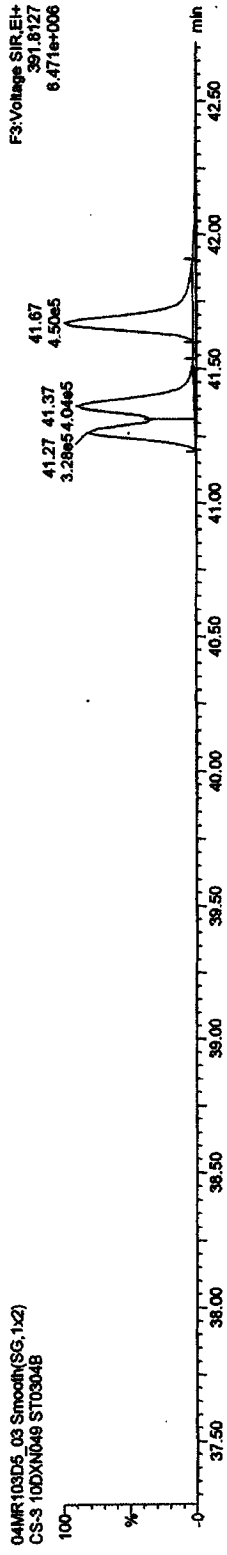

Quantify Sample Report MassLynx 4.1

Dataset: C:\MassLynx\JAN2010.PRO\IC-A0304\20103D51613OCDF25.qld

Last Altered: Thursday, March 04, 2010 15:28:34 Pacific Standard Time

Printed: Thursday, March 04, 2010 15:30:11 Pacific Standard Time

Name: 04MR103D5_03, Date: 04-Mar-2010, Time: 12:53:09, ID: ST0304B, Description: CS-3 10DXN049







Quantify Sample Report MassLynx 4.1

Dataset: C:\MassLynx\JAN2010\PROVICA030420103D51613OCDF25.qld

Last Altered: Thursday, March 04, 2010 15:28:34 Pacific Standard Time
Printed: Thursday, March 04, 2010 15:30:11 Pacific Standard Time

Name: 04MR103D5_03, Date: 04-Mar-2010, Time: 12:53:09, ID: ST0304B, Description: CS-3 10DXN049



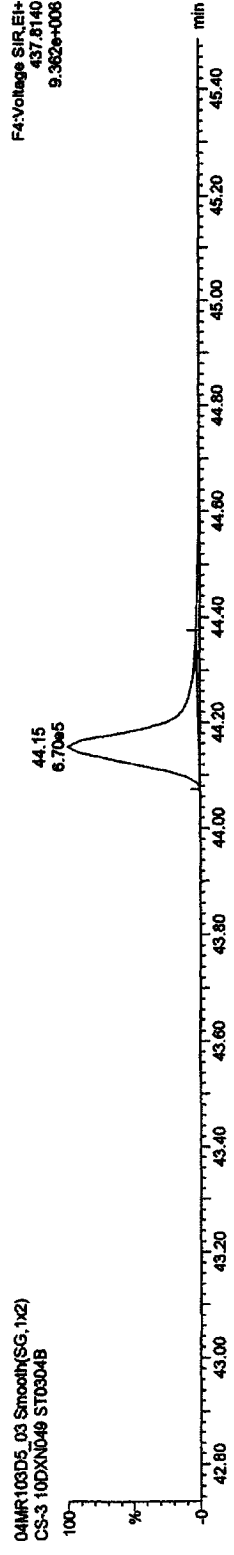
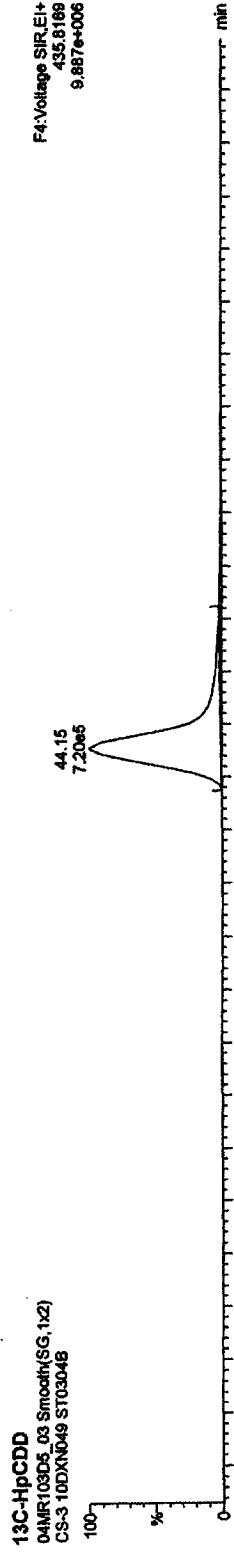
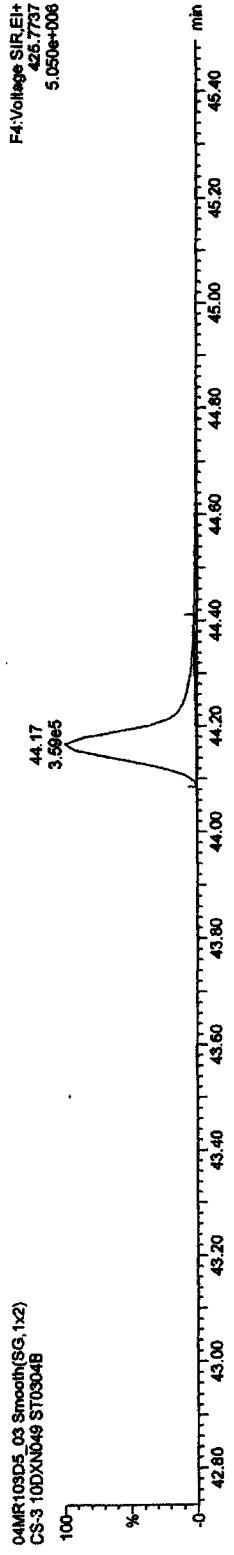
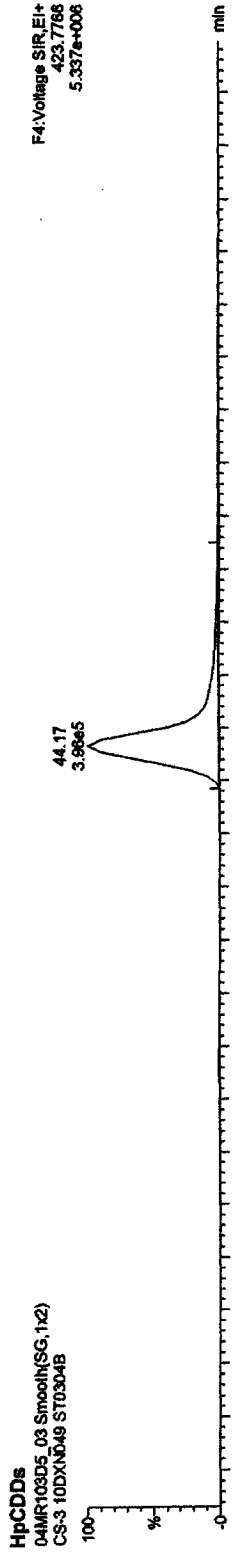
Quantify Sample Report MassLynx 4.1

Dataset: C:\MassLynx\JAN2010.PRO\ICA030420103D516130CDF25.qld

Last Altered: Thursday, March 04, 2010 15:28:34 Pacific Standard Time

Printed: Thursday, March 04, 2010 15:30:11 Pacific Standard Time

Name: 04MR103D5_03, Date: 04-Mar-2010, Time: 12:53:09, ID: ST0304B, Description: CS-3 10DXN049



Quantify Sample Report MassLynx 4.1

Dataset: C:\MassLynx\JAN2010\PRONICA030420103D516130CDF25.qld

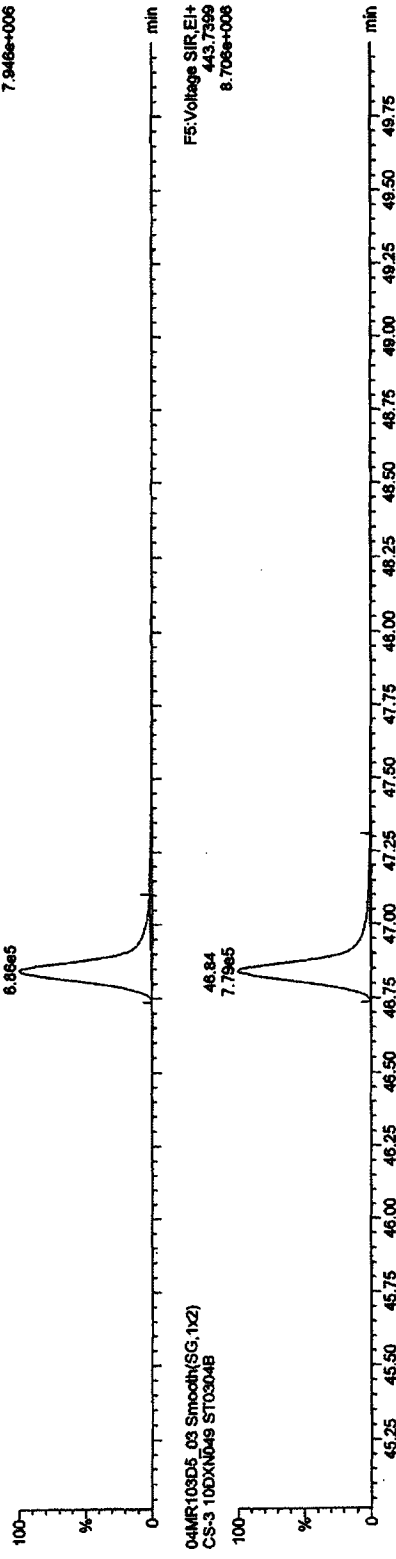
Last Altered: Thursday, March 04, 2010 15:28:34 Pacific Standard Time
Printed: Thursday, March 04, 2010 15:30:11 Pacific Standard Time

Name: 04MR103D5_03, Date: 04-Mar-2010, Time: 12:53:09, ID: ST0304B, Description: CS-3 10DXN049

OCDFs

04MR103D5_03 Smooth(SG,1x2)
CS-3 10DXN049 ST0304B

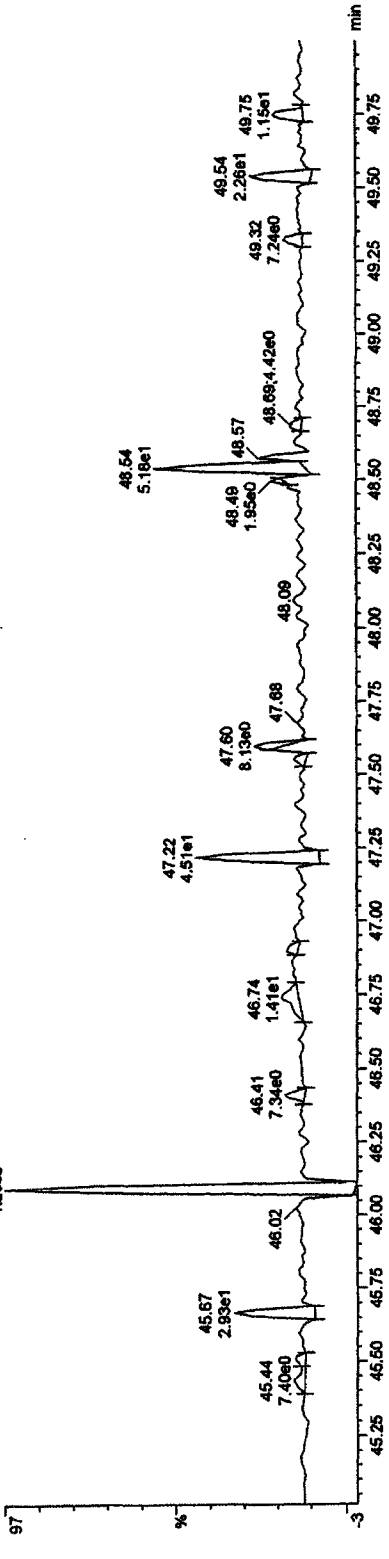
F5:Voltage SIR,EI+
441.7428
7.946e+006



OCDF PCDFE

04MR103D5_03 Smooth(SG,1x2)
CS-3 10DXN049 ST0304B

F5:Voltage SIR,EI+
513.67780
4.238e+003





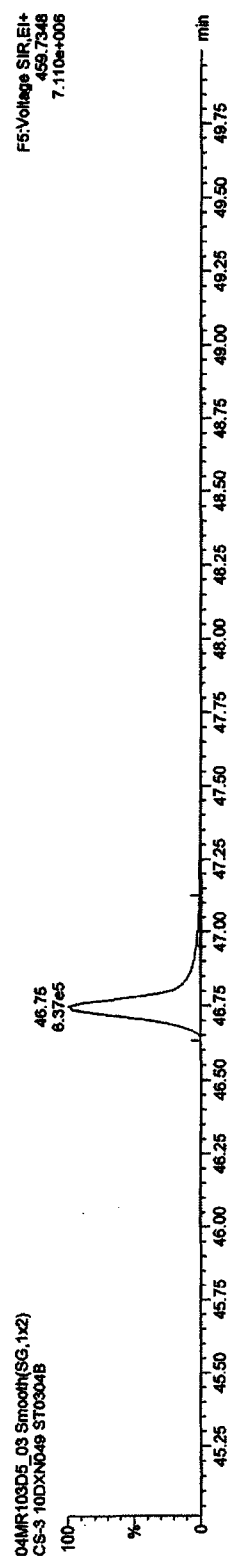

Quantify Sample Report MassLynx 4.1

Dataset: C:\MassLynx\JAN2010.PRO\ICA030420103D51613OCDF25.qld

Last Altered: Thursday, March 04, 2010 15:28:34 Pacific Standard Time

Printed: Thursday, March 04, 2010 15:30:11 Pacific Standard Time

Name: 04MR103D5_03, Date: 04-Mar-2010, Time: 12:53:09, ID: ST0304B, Description: CS-3 10DXN049


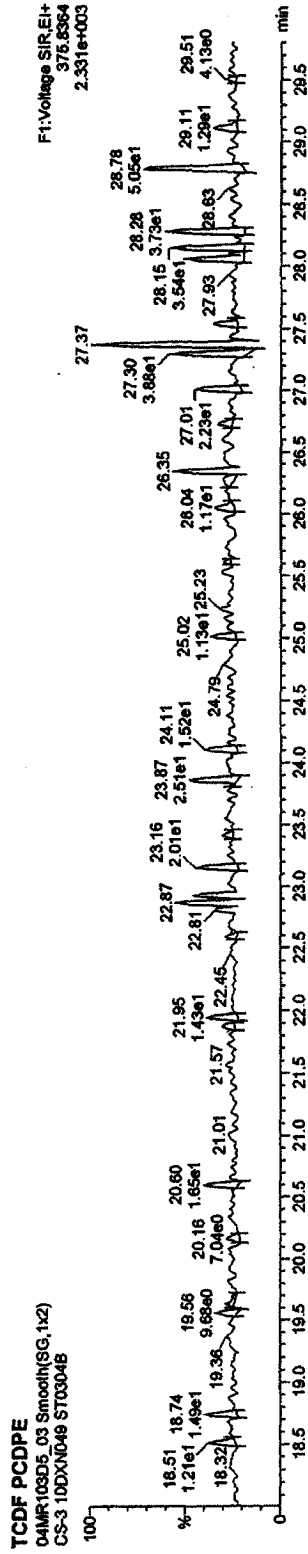



Quantify Sample Report MassLynx 4.1

Dataset: C:\MassLynx\JAN2010.PRO\ICA0304\20103D51613OCDF25.qld

Last Altered: Thursday, March 04, 2010 15:28:34 Pacific Standard Time
Printed: Thursday, March 04, 2010 15:30:11 Pacific Standard Time

Name: 04MR103D5_03, Date: 04-Mar-2010, Time: 12:53:09, ID: ST0304B, Description: CS-3 10DXN049



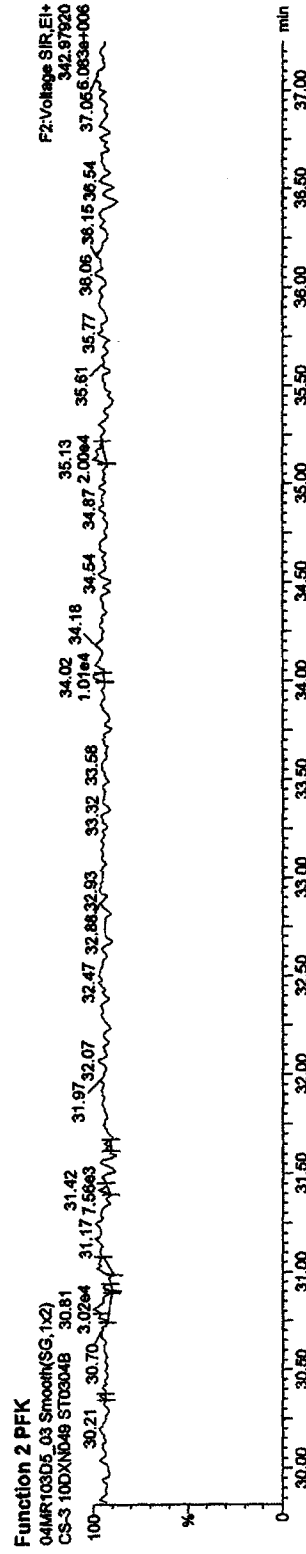
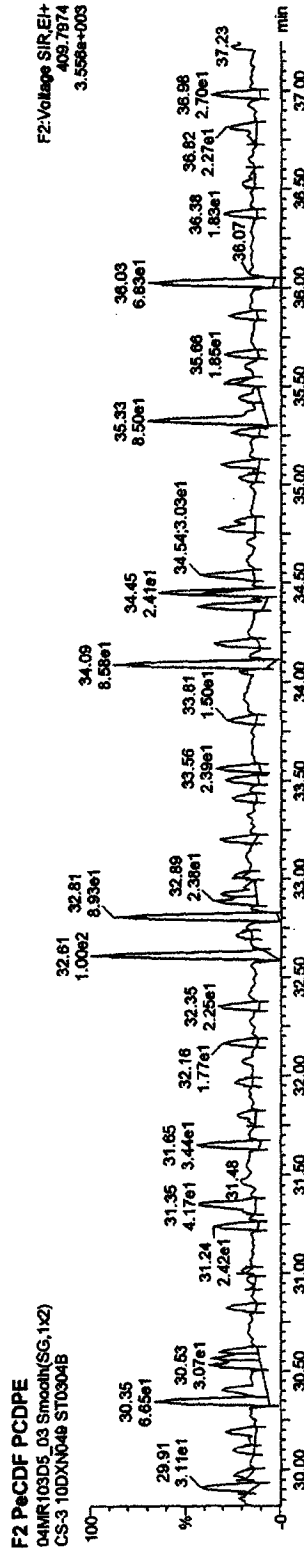
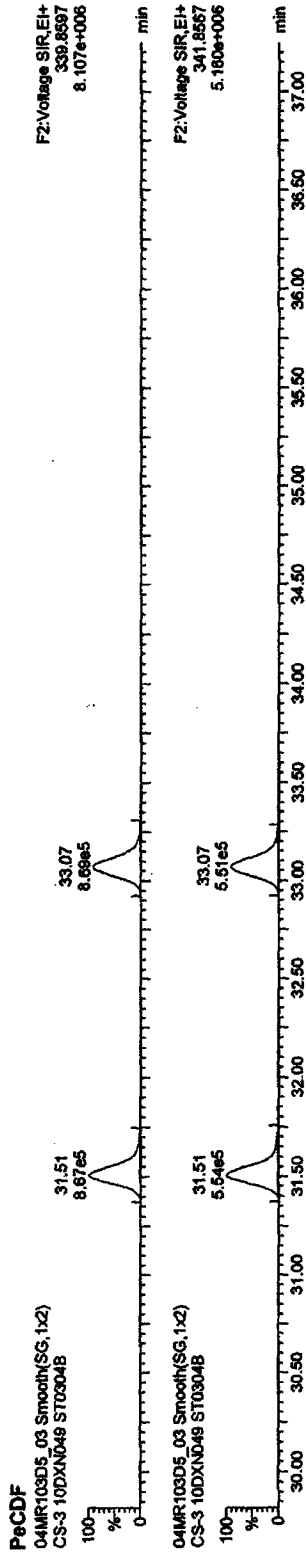
Quantify Sample Report MassLynx 4.1

Dataset: C:\MassLynx\JAN2010\PROVICA030420103D51613OCDF25.qld

Last Altered: Thursday, March 04, 2010 15:28:34 Pacific Standard Time

Printed: Thursday, March 04, 2010 15:30:11 Pacific Standard Time

Name: 04MR103D5_03, Date: 04-Mar-2010, Time: 12:53:09, ID: ST0304B, Description: CS-3 10DXN049



Quantify Sample Report MassLynx 4.1

Dataset: C:\MassLynx\UAN2010\PRO\ICA030420103D51613OCDF25.qld

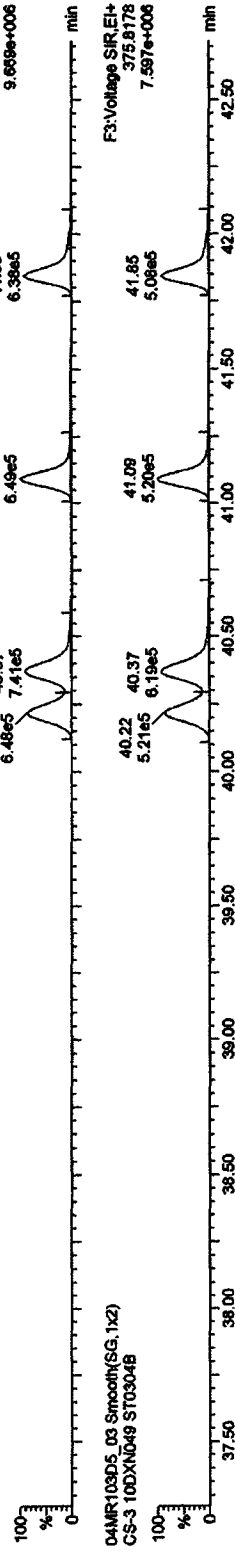
Last Altered: Thursday, March 04, 2010 15:28:34 Pacific Standard Time

Printed: Thursday, March 04, 2010 15:30:11 Pacific Standard Time

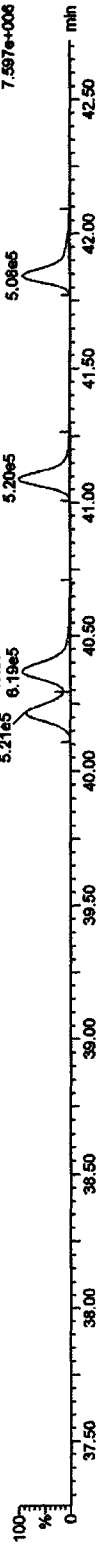
Name: 04MR103D5_03, Date: 04-Mar-2010, Time: 12:53:09, ID: ST0304B, Description: CS-3 10DXN049

HxCDFs

04MR103D5_03 Smooth(SG,1x2)
CS-3 10DXN049 ST0304B

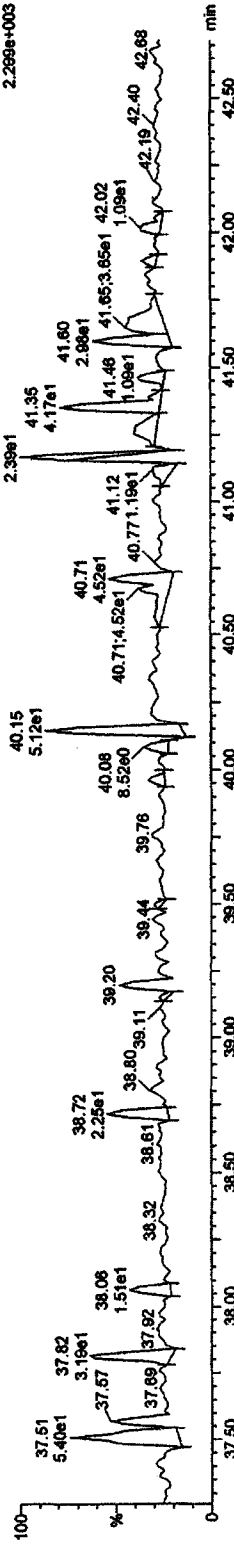


04MR103D5_03 Smooth(SG,1x2)
CS-3 10DXN049 ST0304B



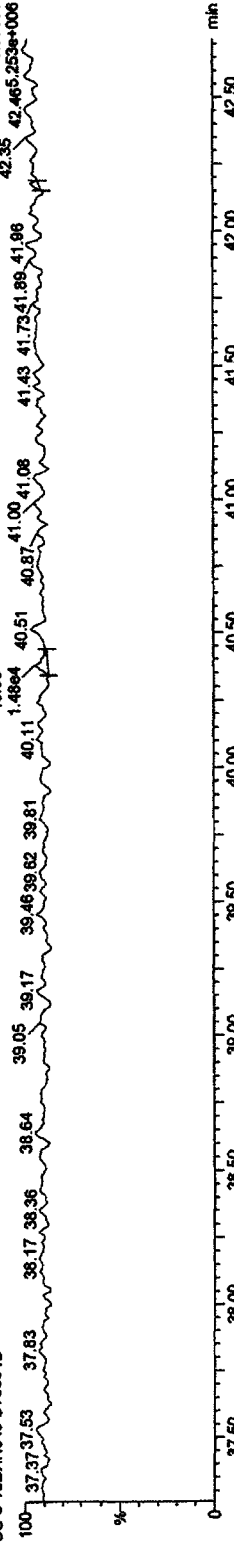
HxCDF PCDFE

04MR103D5_03 Smooth(SG,1x2)
CS-3 10DXN049 ST0304B



Function 3 PFK

04MR103D5_03 Smooth(SG,1x2)
CS-3 10DXN049 ST0304B



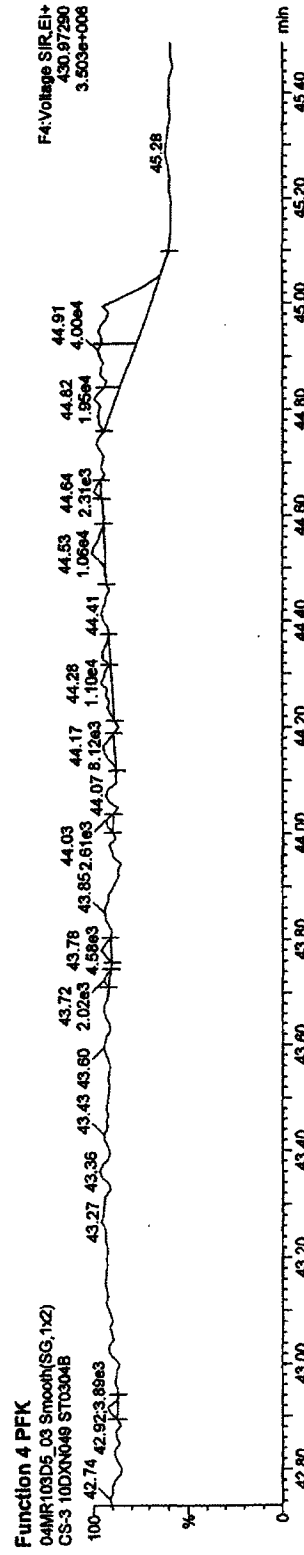
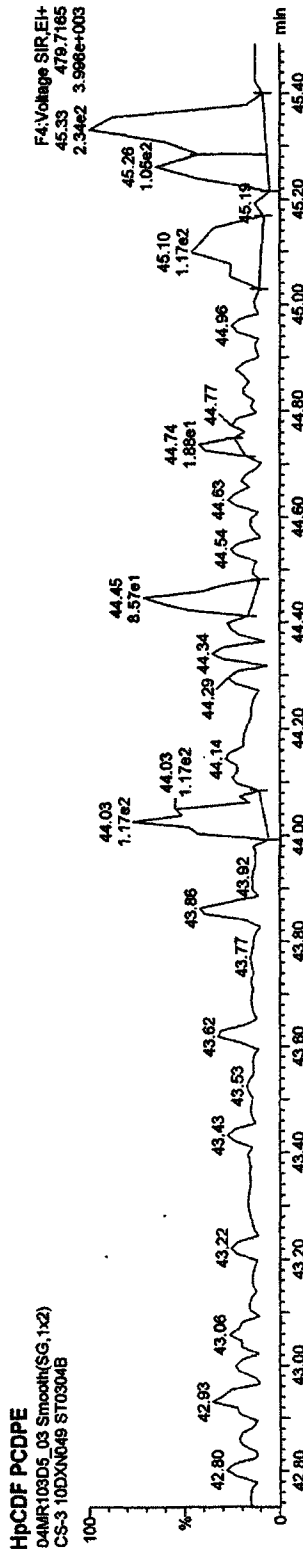
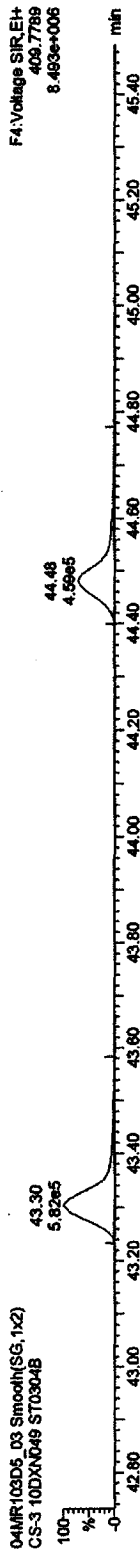
Quantify Sample Report MassLynx 4.1

Dataset: C:\MassLynx\LAN2010\PRONICA030420103D51813OCDF25.qld

Last Altered: Thursday, March 04, 2010 15:28:34 Pacific Standard Time

Printed: Thursday, March 04, 2010 15:30:11 Pacific Standard Time

Name: 04MR103D5_03, Date: 04-Mar-2010, Time: 12:53:09, ID: ST0304B, Description: CS-3 10DXN049



Quantify Sample Report MassLynx 4.1

Dataset: C:\MassLynx\JAN2010\PRO\ICAD030420103D516130CDF25.qld

Last Altered: Thursday, March 04, 2010 15:28:34 Pacific Standard Time

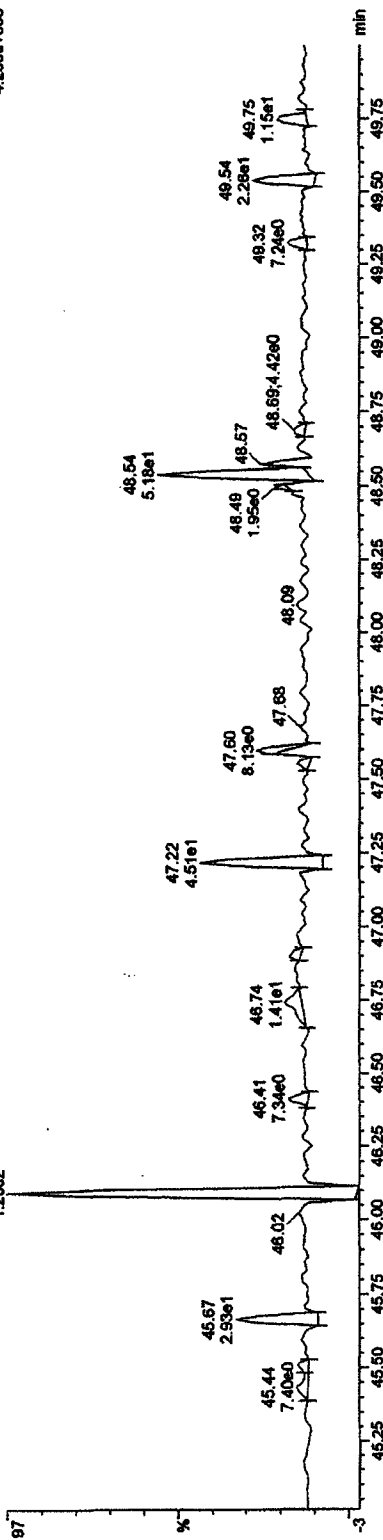
Printed: Thursday, March 04, 2010 15:30:11 Pacific Standard Time

Name: 04MR103D5_03, Date: 04-Mar-2010, Time: 12:53:09, ID: ST0304B, Description: CS-3 10DXN049

OCDF PCDPE

04MR103D5_03 Smooth(SG,1x2)
CS-3 10DXN049 ST0304B

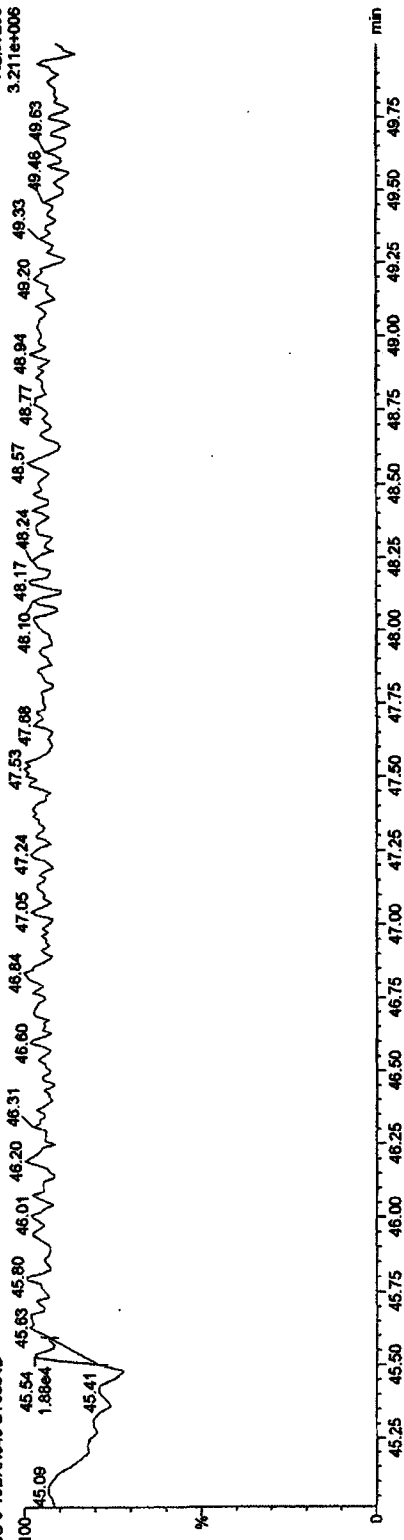
FS:Voltage SIR_EI+
513.87750
4.298e+003



Function 5 PFK

04MR103D5_03 Smooth(SG,1x2)
CS-3 10DXN049 ST0304B

FS:Voltage SIR_EI+
442.917280
3.211e+006



Quantify Sample Report MassLynx 4.1

Dataset: C:\MassLynx\JAN2010\PRONICA030420103D51613OCDF25.qld

Last Altered: Thursday, March 04, 2010 15:28:34 Pacific Standard Time


Printed: Thursday, March 04, 2010 15:30:11 Pacific Standard Time

Name: 04MR103D5_04, Date: 04-Mar-2010, Time: 13:44:27, ID: ST0304C, Description: CS-4 09DXN426

TCDFs

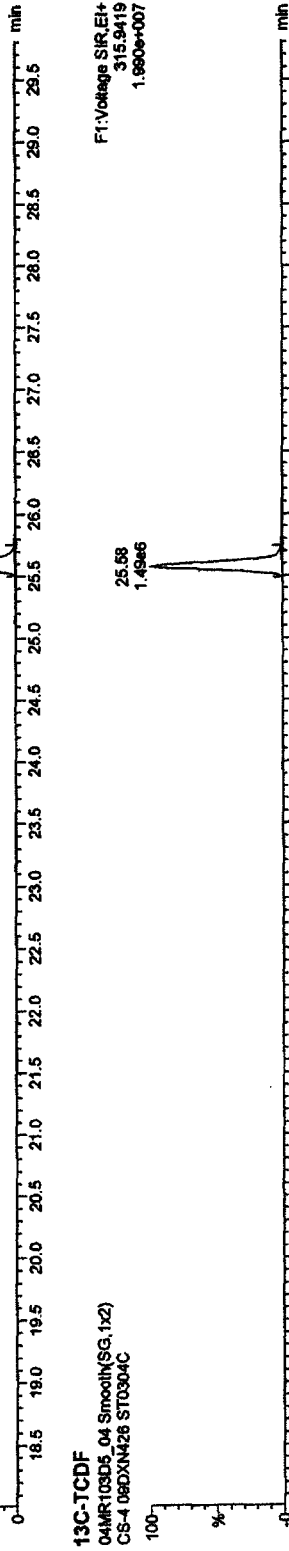
04MR103D5_04 Smooth(SG,1x2)
CS-4 09DXN426 ST0304C

F1:Voltage SIR,EI+
303.9016
7.731e+006



04MR103D5_04 Smooth(SG,1x2)
CS-4 09DXN426 ST0304C

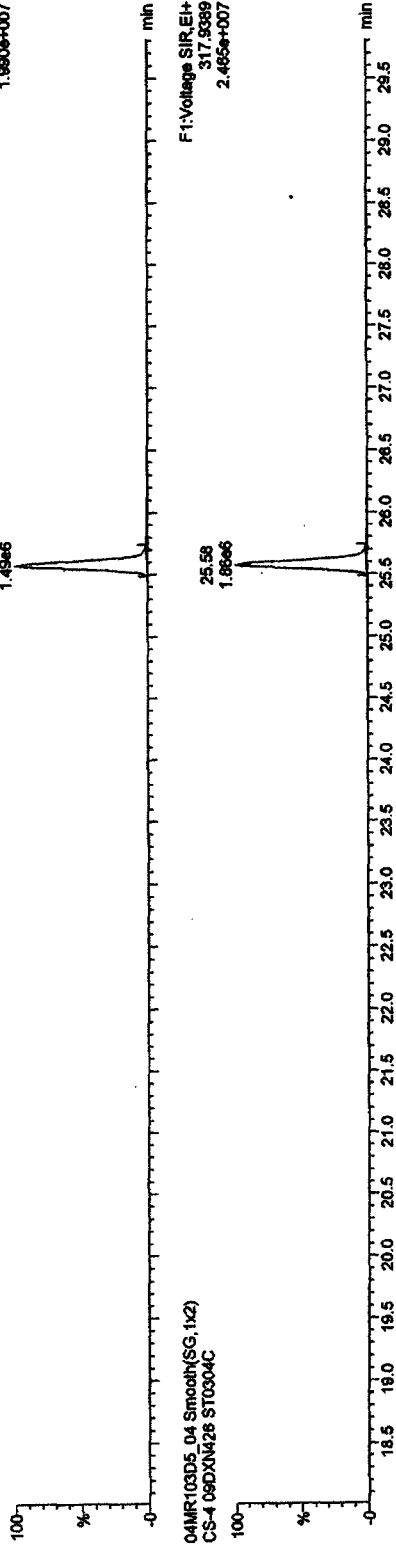
F1:Voltage SIR,EI+
305.8887
9.885e+006



13C-TCDF

04MR103D5_04 Smooth(SG,1x2)
CS-4 09DXN426 ST0304C

F1:Voltage SIR,EI+
315.9419
1.990e+007



04MR103D5_04 Smooth(SG,1x2)
CS-4 09DXN426 ST0304C

F1:Voltage SIR,EI+
317.9389
2.466e+007

Quantify Sample Report MassLynx 4.1

Dataset: C:\MassLynx\JAN2010\PRONICA030420103D51613OCDF25.qld


Last Altered: Thursday, March 04, 2010 15:28:34 Pacific Standard Time

Printed: Thursday, March 04, 2010 15:30:11 Pacific Standard Time

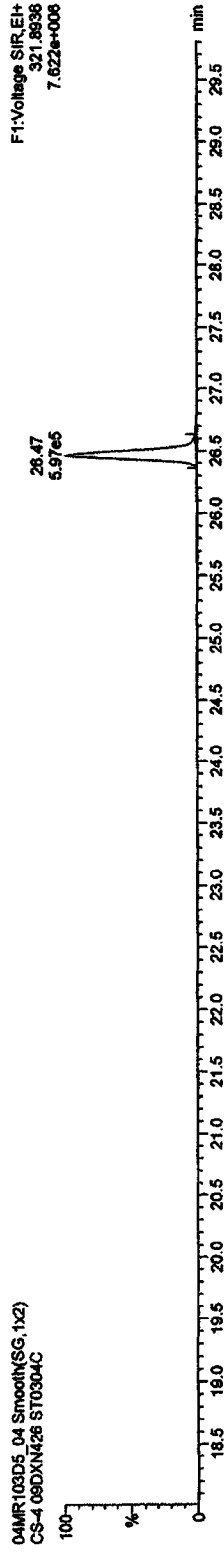
Name: 04MR103D5_04, Date: 04-Mar-2010, Time: 13:44:27, ID: ST0304C, Description: CS-4 09DXN426

TCDDs

04MR103D5_04 Smooth(SG,1x2)
CS-4 09DXN426 ST0304C




04MR103D5_04 Smooth(SG,1x2)
CS-4 09DXN426 ST0304C




13C-TCDDs

04MR103D5_04 Smooth(SG,1x2)
CS-4 09DXN426 ST0304C



04MR103D5_04 Smooth(SG,1x2)
CS-4 09DXN426 ST0304C




Quantify Sample Report MassLynx 4.1

Dataset: C:\MassLynx\JAN2010\PRONICA030420103D51613OCDF25.qld

Last Altered: Thursday, March 04, 2010 15:28:34 Pacific Standard Time
Printed: Thursday, March 04, 2010 15:30:11 Pacific Standard Time


Name: 04MR103D5_04, Date: 04-Mar-2010, Time: 13:44:27, ID: ST0304C, Description: CS-4 09DXN426

37CL-2,3,7,8-TCDD
04MR103D5_04 Smooth(SG,1x2)
CS-4 09DXN426 ST0304C




F1:Voltage SIR,EI+
327.8647
1.490e+007

13C-TCDDs
04MR103D5_04 Smooth(SG,1x2)
CS-4 09DXN426 ST0304C



F1:Voltage SIR,EI+
331.8388
1.883e+007

04MR103D5_04 Smooth(SG,1x2)
CS-4 09DXN426 ST0304C



F1:Voltage SIR,EI+
333.8339
2.180e+007

Quantify Sample Report MassLynx 4.1

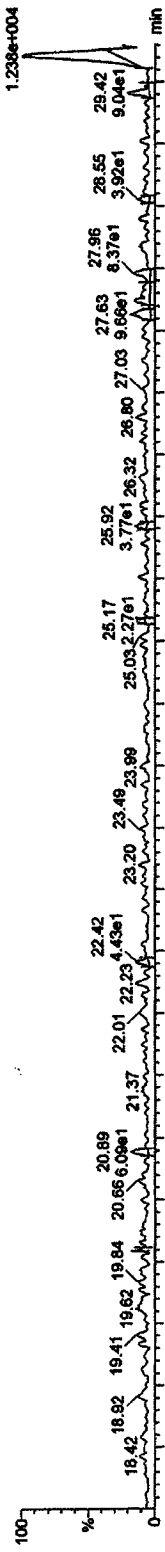
Dataset: C:\MassLynx\UN2010.PRO\CA030420103D516130CDF25.qld

Last Altered: Thursday, March 04, 2010 15:28:34 Pacific Standard Time
 Printed: Thursday, March 04, 2010 15:30:11 Pacific Standard Time

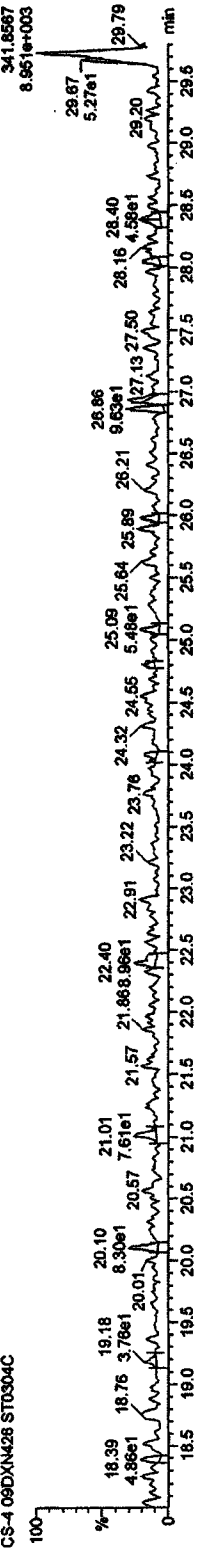
Name: 04MR103D5_04, Date: 04-Mar-2010, Time: 13:44:27, ID: ST0304C, Description: CS-4 09DXN426

F1 PeCDFs

04MR103D5_04 Smooth(SG,1x2)
 CS-4 09DXN426 ST0304C

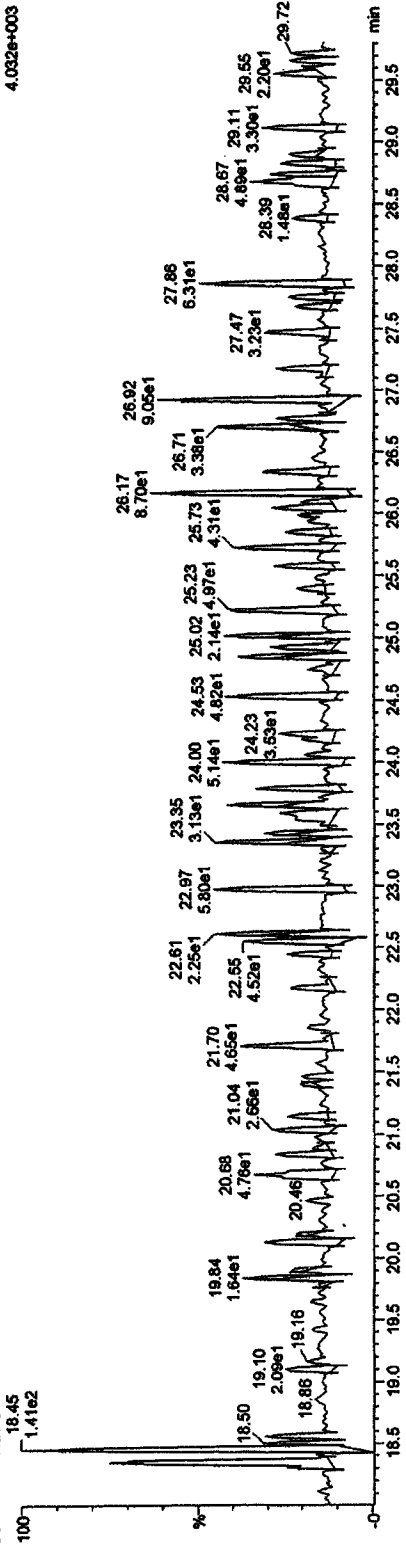


04MR103D5_04 Smooth(SG,1x2)
 CS-4 09DXN426 ST0304C



F1 PeCDF PCDPE

04MR103D5_04 Smooth(SG,1x2)
 CS-4 09DXN426 ST0304C



Quantify Sample Report MassLynx 4.1

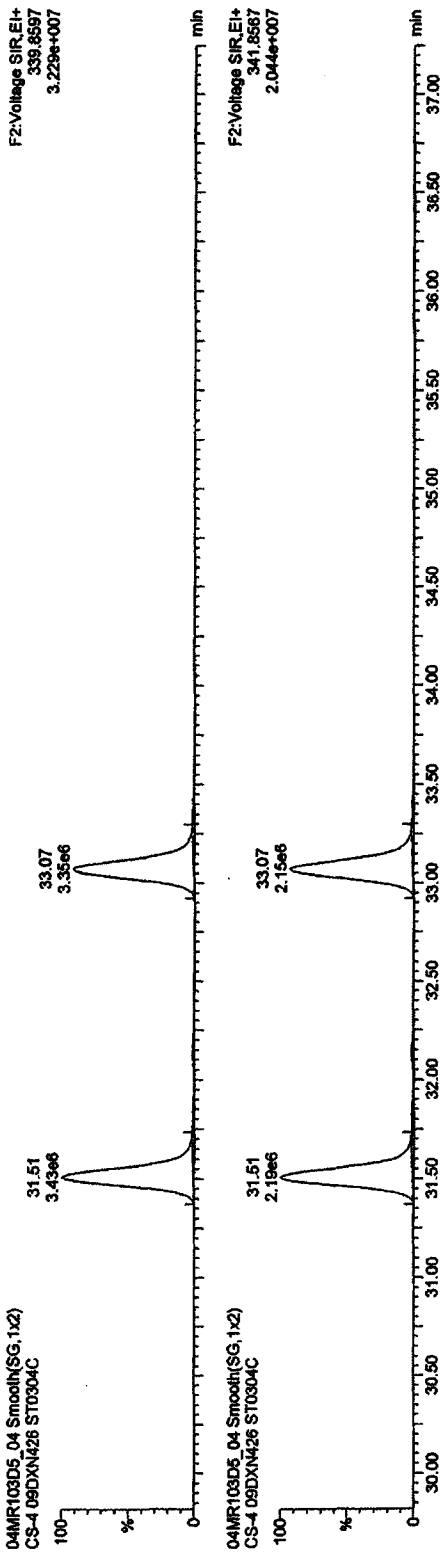
Dataset: C:\MassLynx\JAN2010\PRONICA030420103D51613OCDF25.qld

Last Altered: Thursday, March 04, 2010 15:28:34 Pacific Standard Time
Printed: Thursday, March 04, 2010 15:30:11 Pacific Standard Time

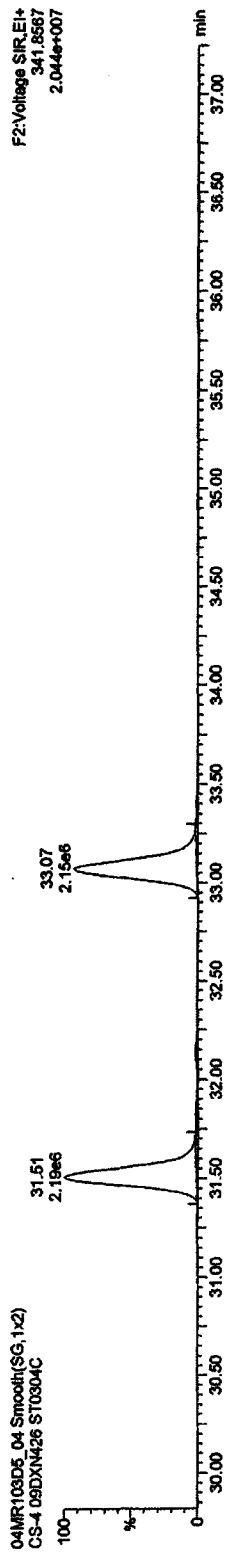
Name: 04MR103D5_04, Date: 04-Mar-2010, Time: 13:44:27, ID: ST0304C, Description: CS-4 09DXN426

PeCDFs

04MR103D5_04 Smooth(SG,1x2)
CS-4 09DXN426 ST0304C

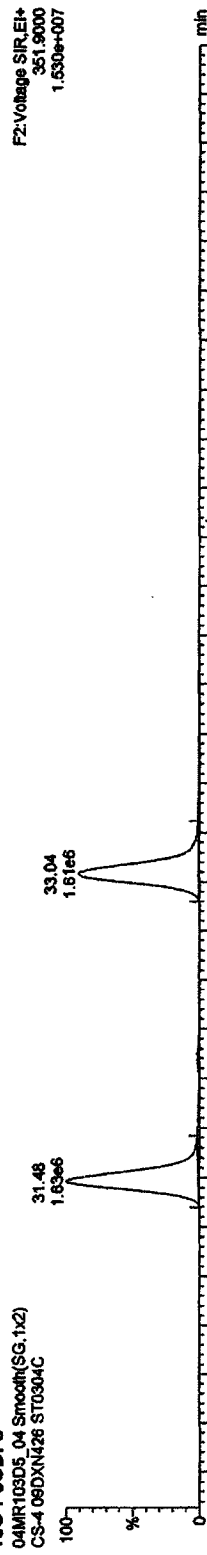


04MR103D5_04 Smooth(SG,1x2)
CS-4 09DXN426 ST0304C

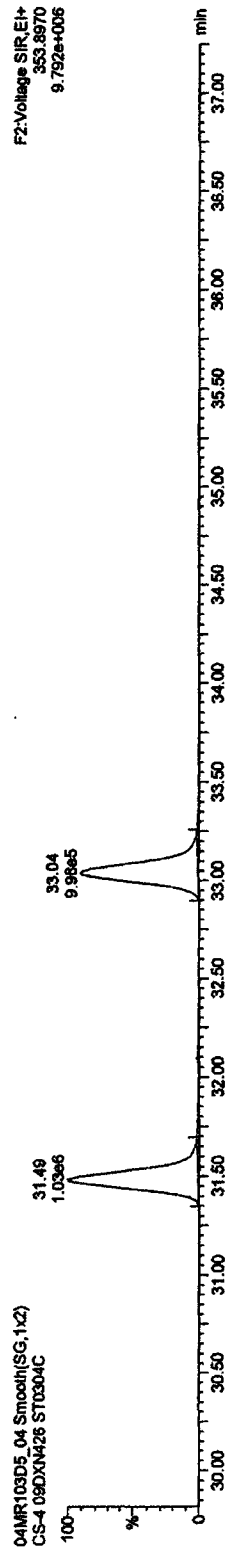


¹³C-PeCDFs

04MR103D5_04 Smooth(SG,1x2)
CS-4 09DXN426 ST0304C



04MR103D5_04 Smooth(SG,1x2)
CS-4 09DXN426 ST0304C



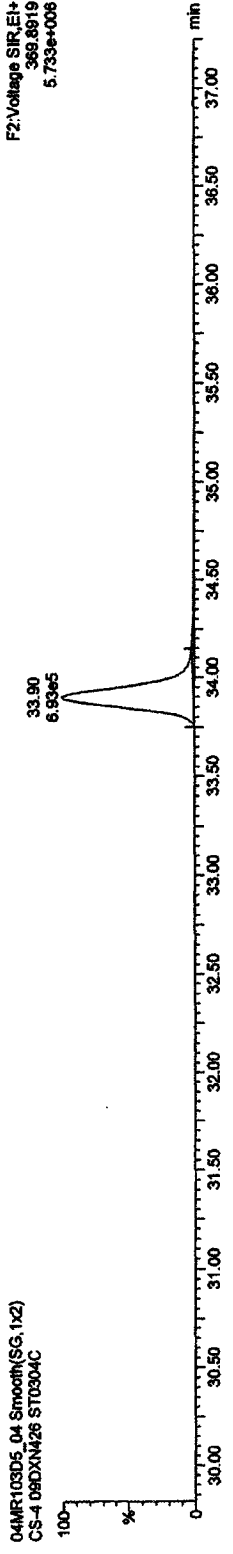
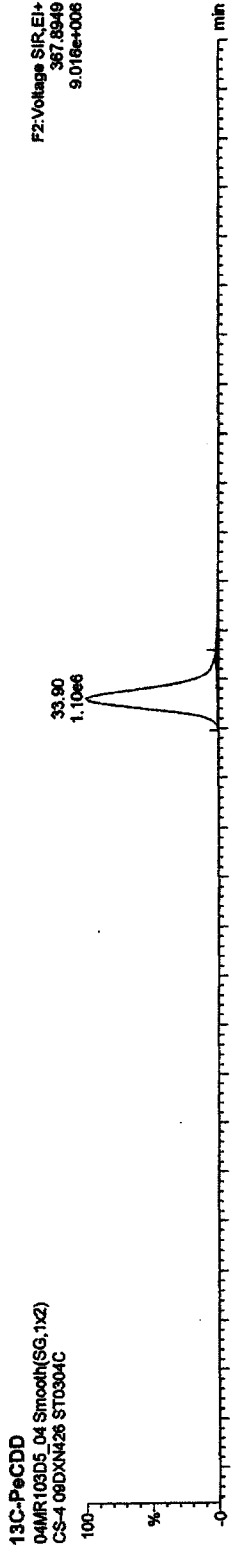
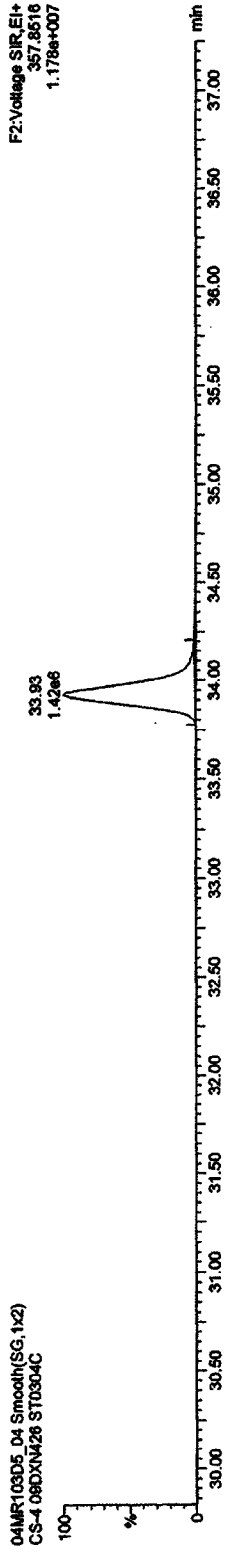
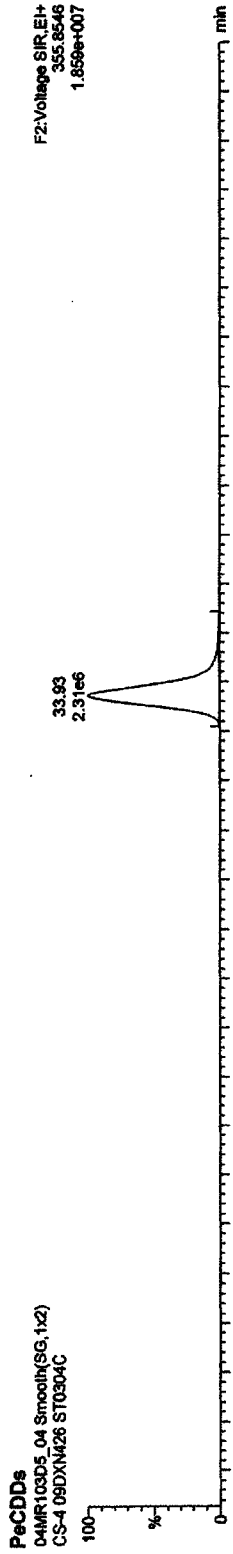
Quantify Sample Report MassLynx 4.1

Dataset: C:\MassLynx\JAN2010.PRO\CA030420103D51613OCDF25.qld

Last Altered: Thursday, March 04, 2010 15:28:34 Pacific Standard Time

Printed: Thursday, March 04, 2010 15:30:11 Pacific Standard Time

Name: 04MR103D5_04, Date: 04-Mar-2010, Time: 13:44:27, ID: ST0304C, Description: CS-4 09DXN426

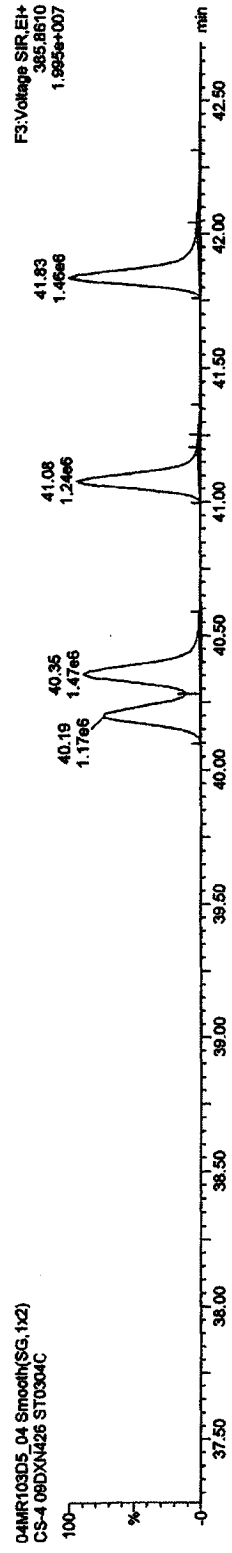
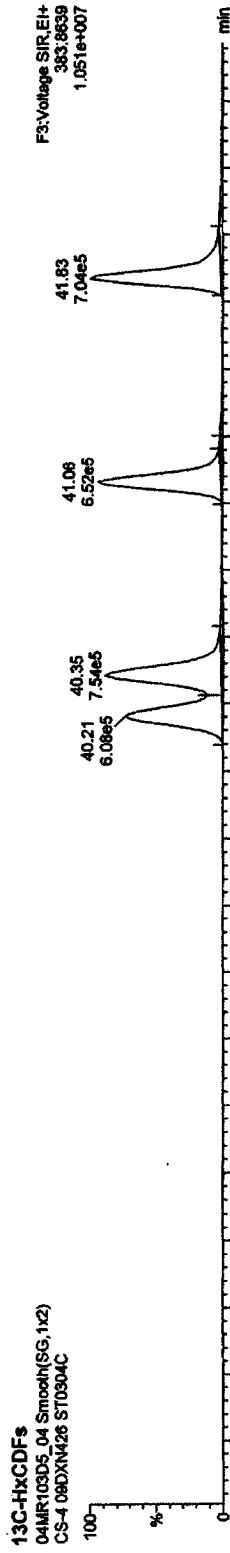
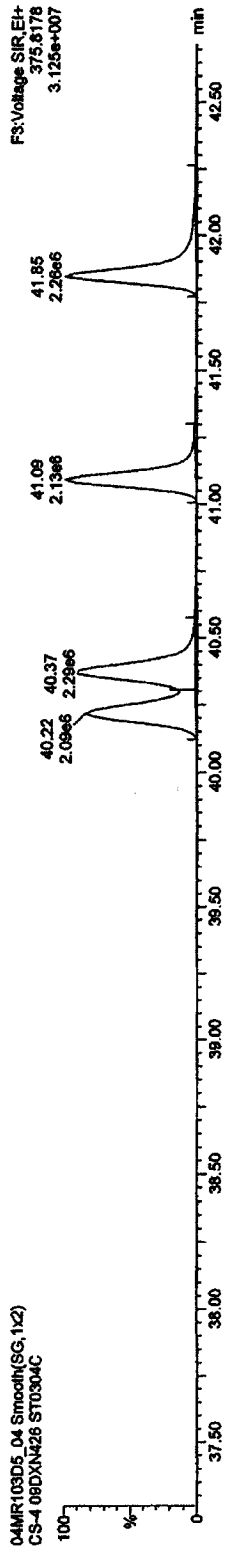
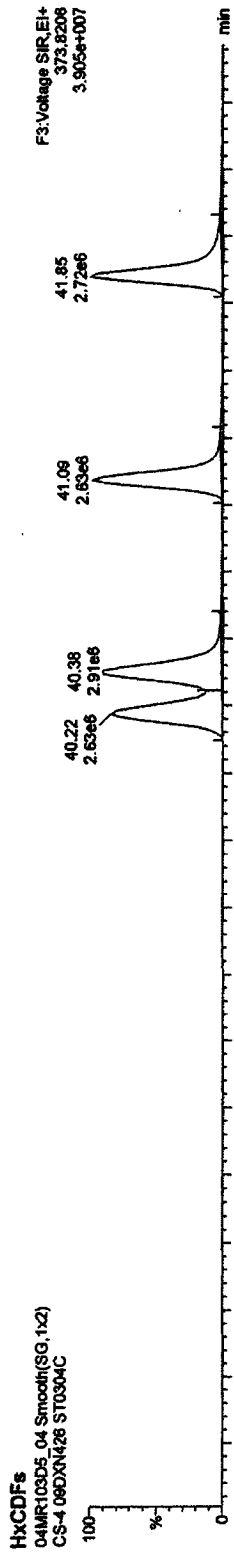


Quantify Sample Report MassLynx 4.1

Dataset C:\MassLynx\JAN2010.PRO\CA030420103D516130CDF25.qld

Last Altered: Thursday, March 04, 2010 15:28:34 Pacific Standard Time
Printed: Thursday, March 04, 2010 15:30:11 Pacific Standard Time

Name: 04MR103D5_04, Date: 04-Mar-2010, Time: 13:44:27, ID: ST0304C, Description: CS-4 09DXN426



Quantify Sample Report MassLynx 4.1

Dataset: C:\MassLynx\JAN2010.PRO\ICA030420103D516130CDF25.qld


Last Altered: Thursday, March 04, 2010 15:28:34 Pacific Standard Time

Printed: Thursday, March 04, 2010 15:30:11 Pacific Standard Time

Name: 04MR103D5_04, Date: 04-Mar-2010, Time: 13:44:27, ID: ST0304C, Description: CS-4 09DXN426


HxCDDs

04MR103D5_04 Smooth(SG,1x2)
CS-4 09DXN426 ST0304C



13C-HxCDDs

04MR103D5_04 Smooth(SG,1x2)
CS-4 09DXN426 ST0304C



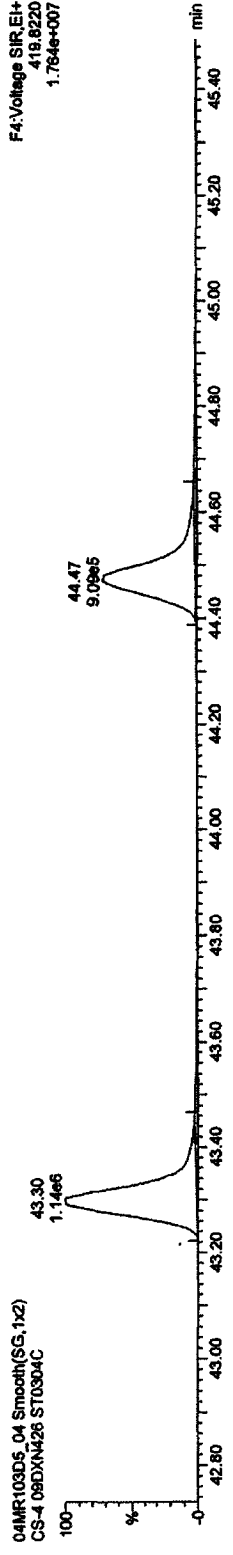



Quantify Sample Report MassLynx 4.1

Dataset: C:\MassLynx\JAN2010.PRO\ICA030420103D51613OCDF25.qld

Last Altered: Thursday, March 04, 2010 15:28:34 Pacific Standard Time

Printed: Thursday, March 04, 2010 15:30:11 Pacific Standard Time

Name: 04MR103D5_04, Date: 04-Mar-2010, Time: 13:44:27, ID: ST0304C, Description: CS-4 09DXN426



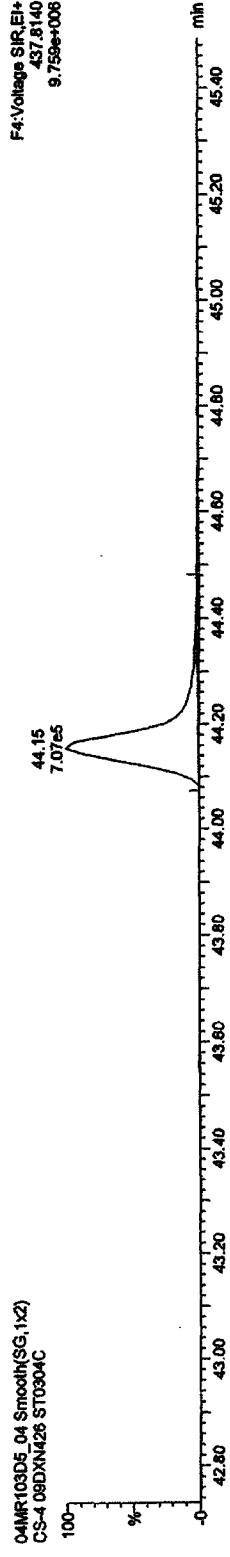
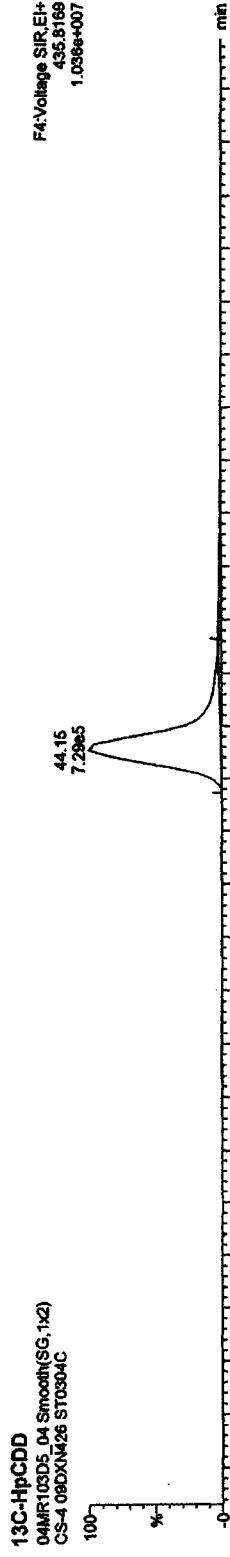
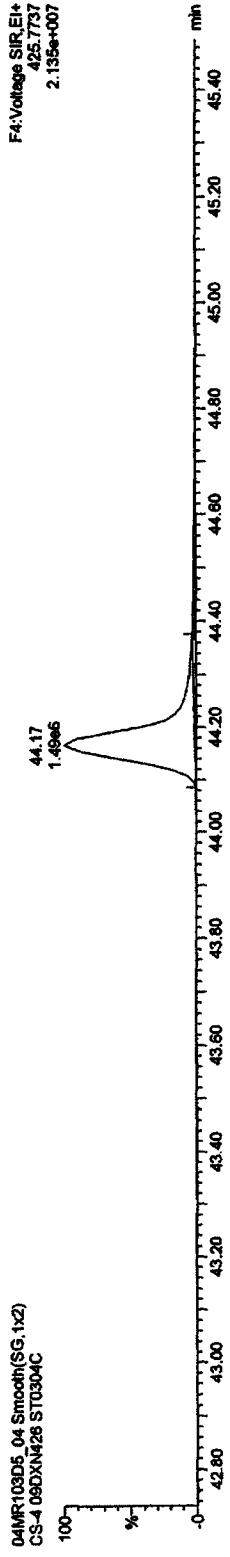
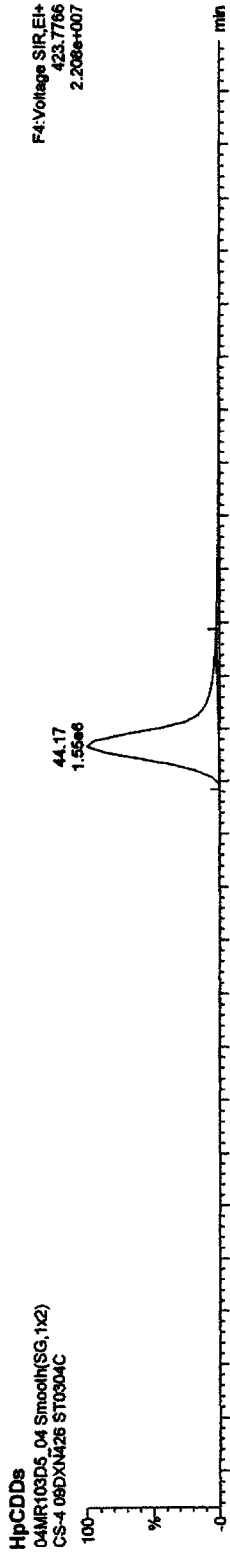
Quantify Sample Report MassLynx 4.1

Dataset: C:\MassLynx\JAN2010\PROJCA030420103D516130C\DF25.qld

Last Altered: Thursday, March 04, 2010 15:28:34 Pacific Standard Time

Printed: Thursday, March 04, 2010 15:30:11 Pacific Standard Time

Name: 04MR103D5_04, Date: 04-Mar-2010, Time: 13:44:27, ID: ST0304C, Description: CS-4 09DXN426



Quantify Sample Report MassLynx 4.1

Dataset: C:\MassLynx\JAN2010\PRONICA030420103D51613OCDF25.qld

Last Altered: Thursday, March 04, 2010 15:28:34 Pacific Standard Time

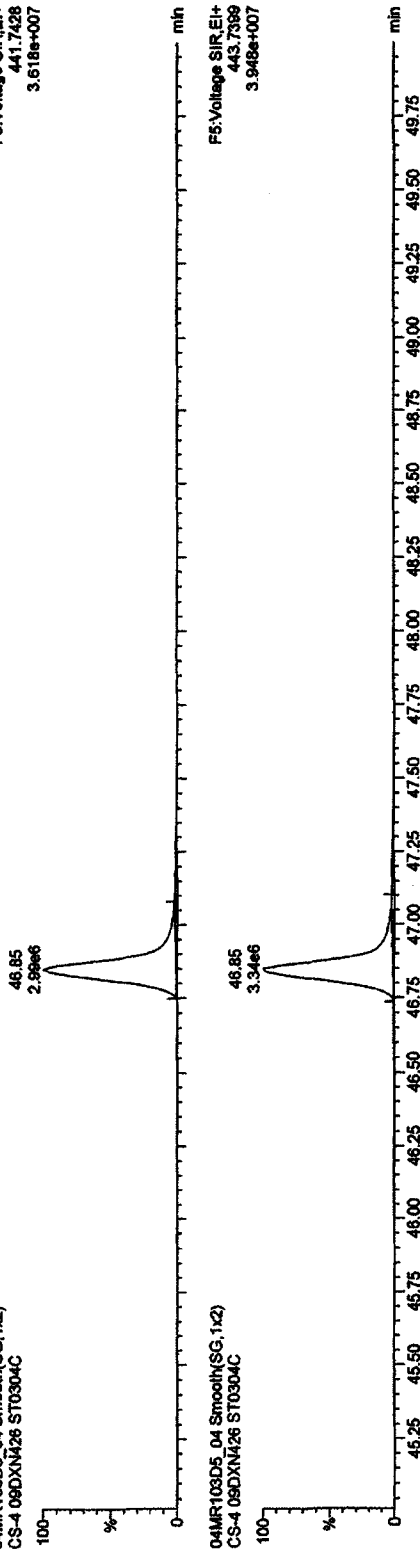
Printed: Thursday, March 04, 2010 15:30:11 Pacific Standard Time

Name: 04MR103D5_04, Date: 04-Mar-2010, Time: 13:44:27, ID: ST0304C, Description: CS-4 09DXN426

OCDFs

04MR103D5_04 Smooth(SG,1x2)
CS-4 09DXN426 ST0304C

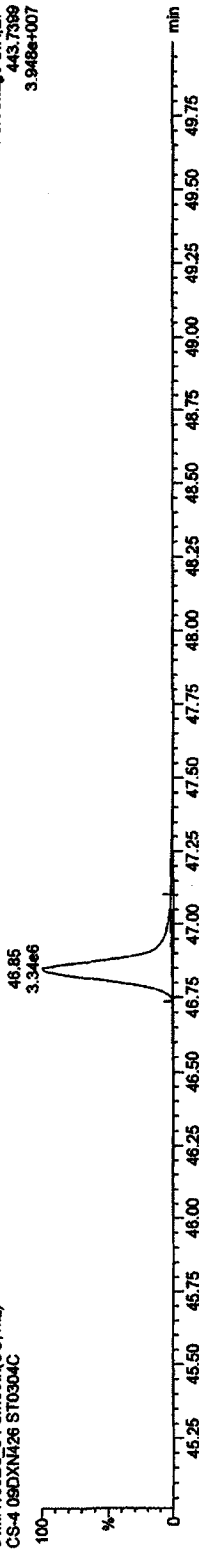
F5:Voltage SIR,EI+
441.7428
3.618e+007



OCDF PCDPPE

04MR103D5_04 Smooth(SG,1x2)
CS-4 09DXN426 ST0304C

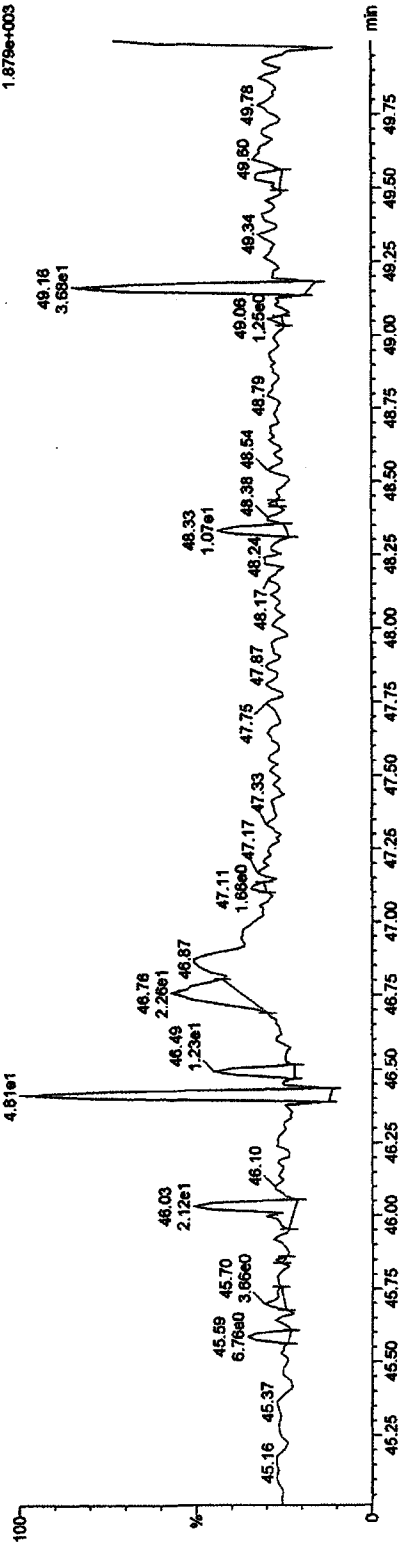
F5:Voltage SIR,EI+
443.7369
3.948e+007



OCDF PCDPE

04MR103D5_04 Smooth(SG,1x2)
CS-4 09DXN426 ST0304C

F5:Voltage SIR,EI+
513.67750
1.875e+003

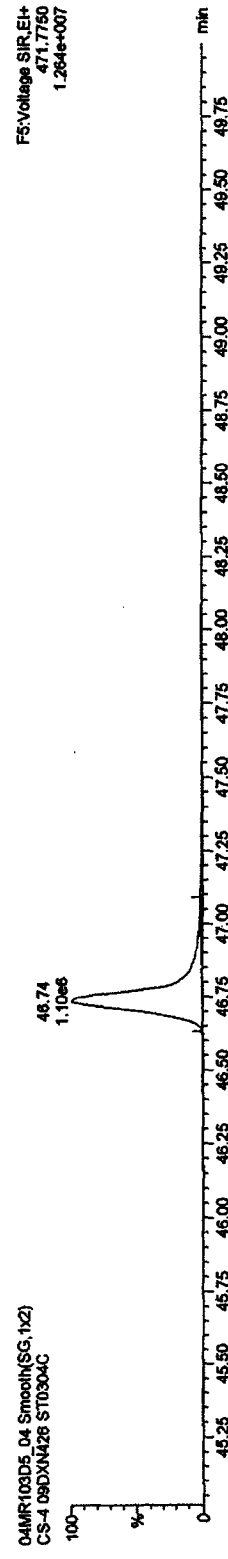

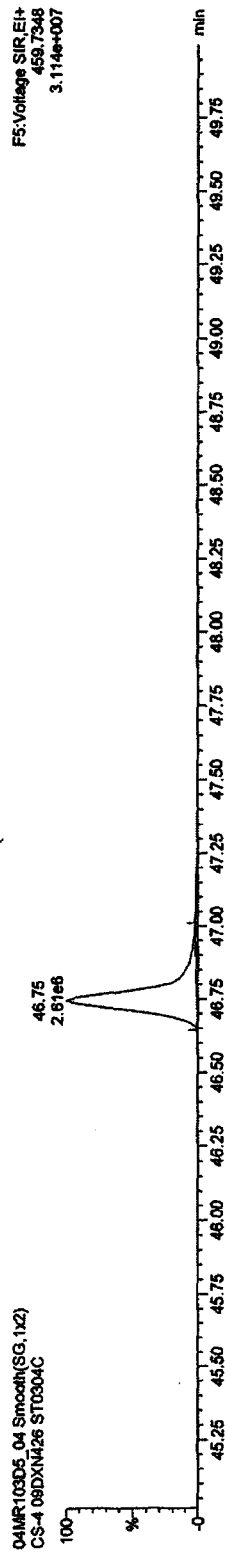



Quantify Sample Report MassLynx 4.1

Dataset: C:\MassLynx\JAN2010.PRO\IC-A030420103D51613OCDF25.qld

Last Altered: Thursday, March 04, 2010 15:28:34 Pacific Standard Time
Printed: Thursday, March 04, 2010 15:30:11 Pacific Standard Time

Name: 04MR103D5_04, Date: 04-Mar-2010, Time: 13:44:27, ID: ST0304C, Description: CS-4 09DXN426


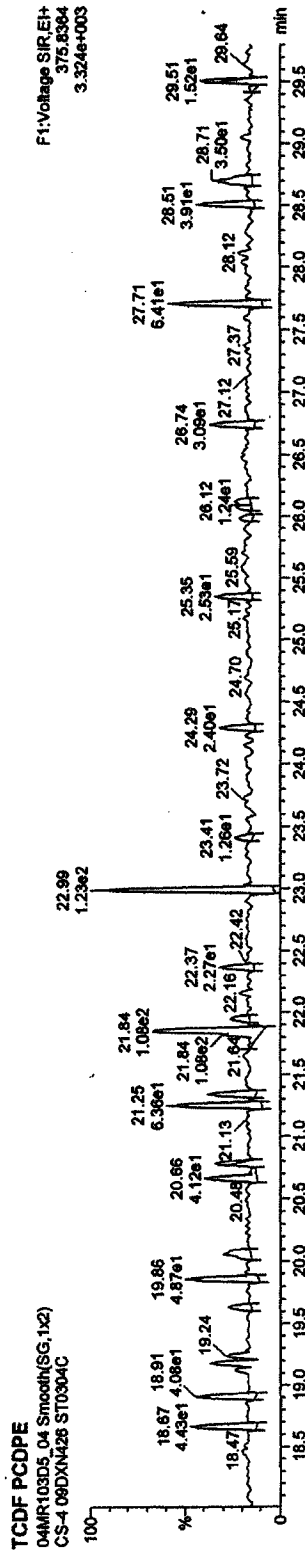



Quantify Sample Report MassLynx 4.1

Dataset: C:\MassLynx\JAN2010.PRO\ICA030420103D516130CDF25.qld

Last Altered: Thursday, March 04, 2010 15:28:34 Pacific Standard Time
 Printed: Thursday, March 04, 2010 15:30:11 Pacific Standard Time

Name: 04MR103D5_04, Date: 04-Mar-2010, Time: 13:44:27, ID: ST0304C, Description: CS-4 09DXN426

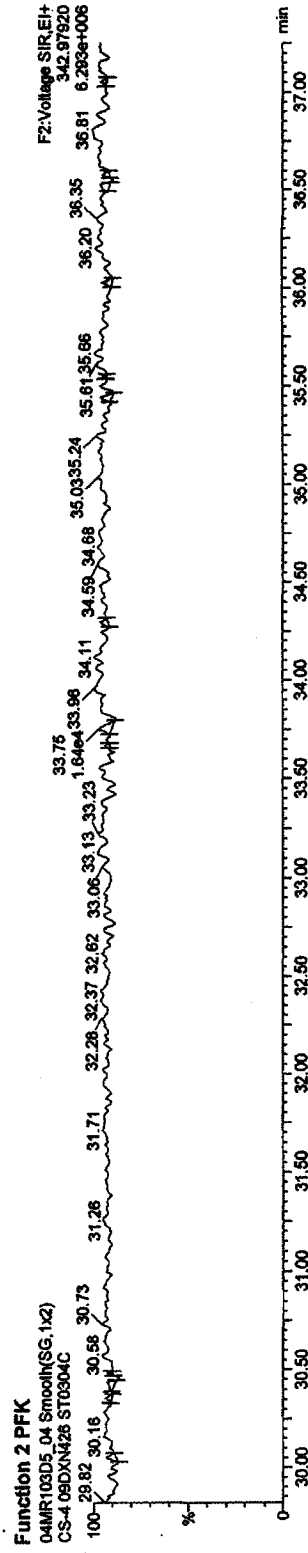
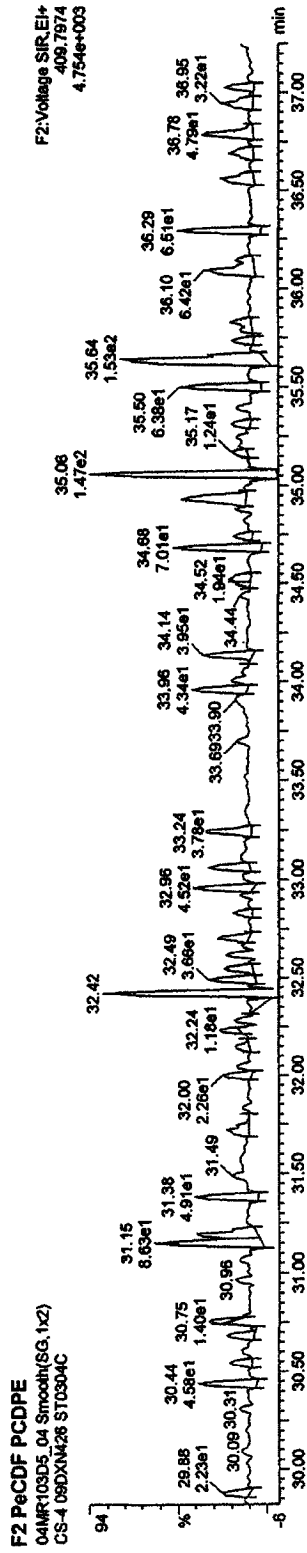
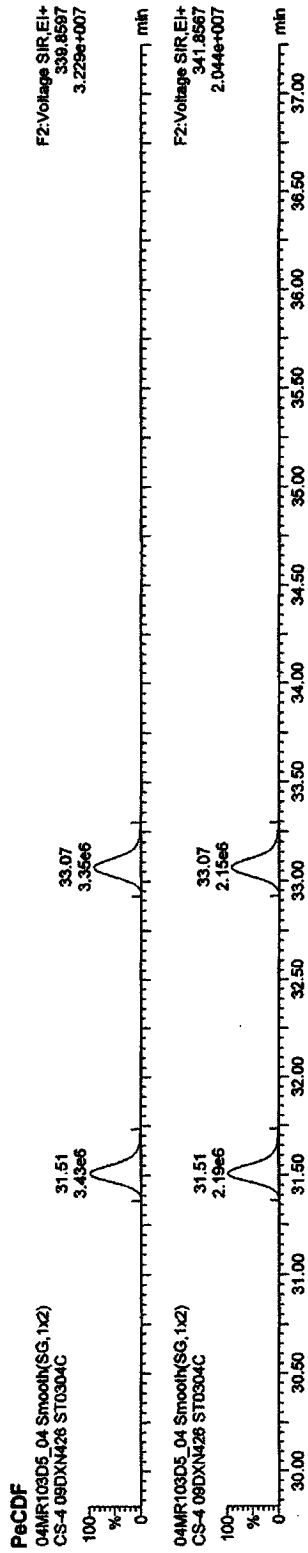


Quantify Sample Report MassLynx 4.1

Dataset: C:\MassLynx\JAN2010.PRO\CA030420103D516130CDF25.qld

Last Altered: Thursday, March 04, 2010 15:28:34 Pacific Standard Time
 Printed: Thursday, March 04, 2010 15:30:11 Pacific Standard Time

Name: 04MR103D5_04, Date: 04-Mar-2010, Time: 13:44:27, ID: ST0304C, Description: CS-4 09DXN426



Quantify Sample Report MassLynx 4.1

Dataset: C:\MassLynx\JAN2010\PROVICA030420103D516130CDF25.qld

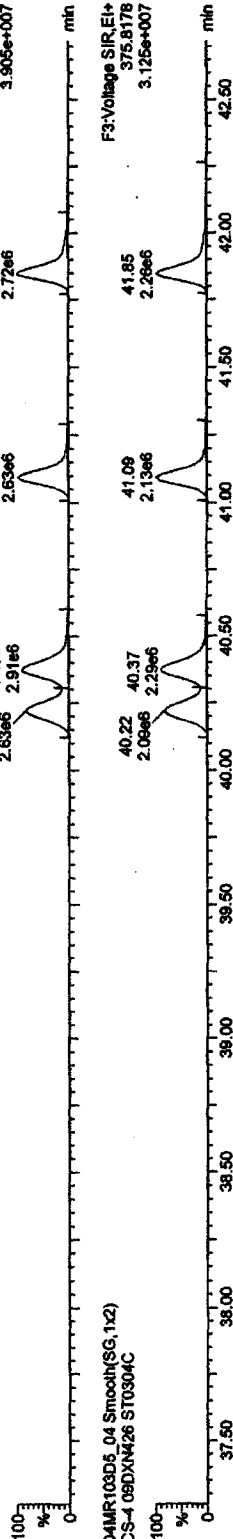
Last Altered: Thursday, March 04, 2010 15:28:34 Pacific Standard Time

Printed: Thursday, March 04, 2010 15:30:11 Pacific Standard Time

Name: 04MR103D5_04, Date: 04-Mar-2010, Time: 13:44:27, ID: ST0304C, Description: CS-4 09DXN426

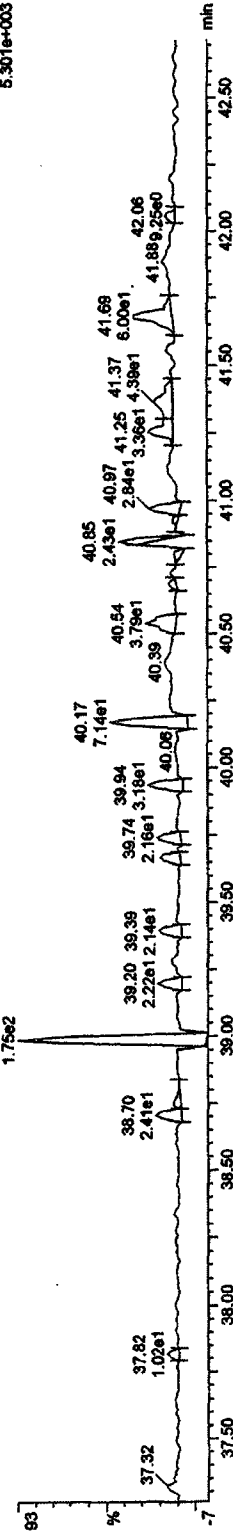
HxCDFs

04MR103D5_04 Smooth(SG,1x2)
CS-4 09DXN426 ST0304C



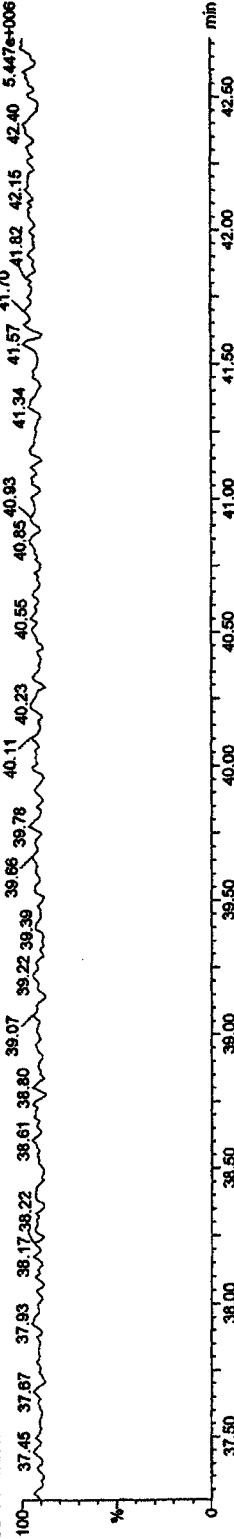
HxCDF PCDFE

04MR103D5_04 Smooth(SG,1x2)
CS-4 09DXN426 ST0304C



Function 3 PFK

04MR103D5_04 Smooth(SG,1x2)
CS-4 09DXN426 ST0304C



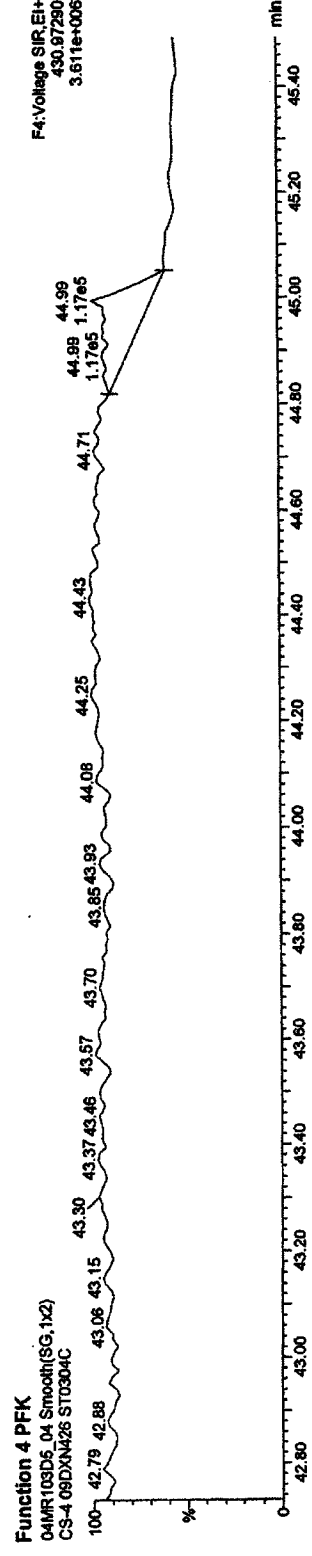
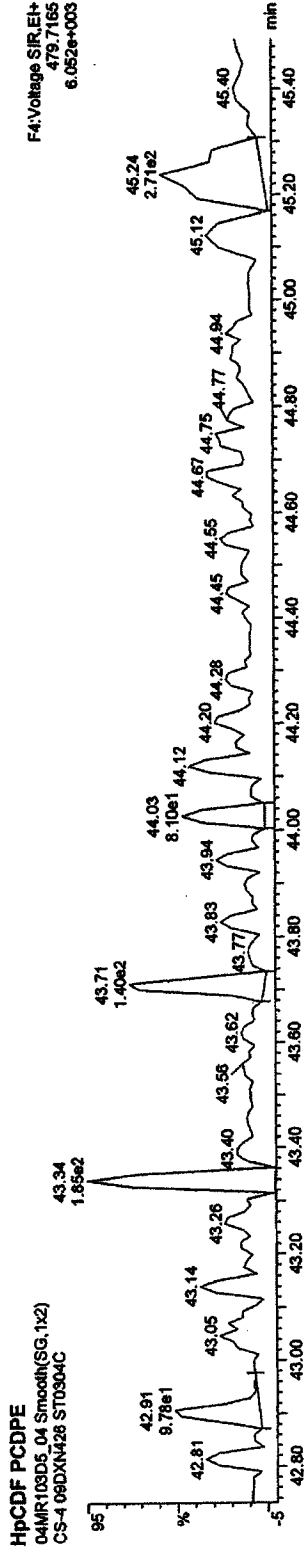
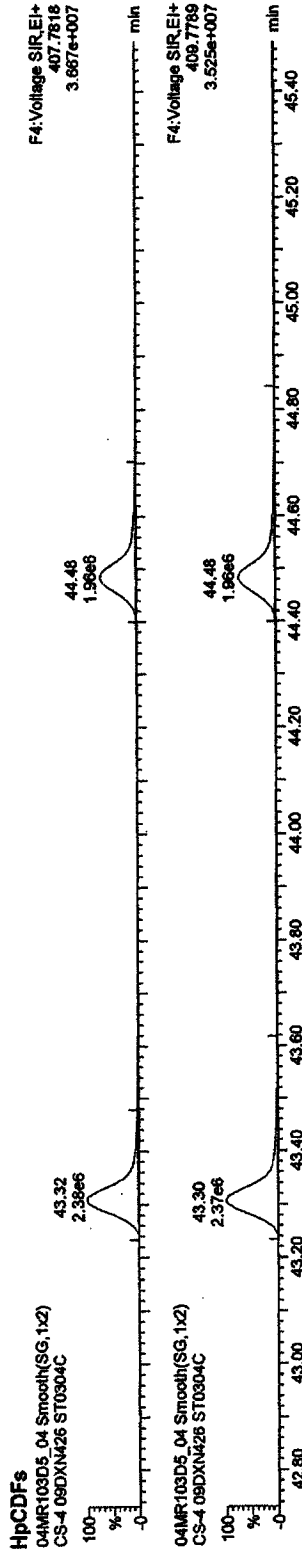
Quantify Sample Report MassLynx 4.1

Dataset: C:\MassLynx\JAN2010.PRO\ICAO30420103D51613OCDF25.qld

Last Altered: Thursday, March 04, 2010 15:28:34 Pacific Standard Time

Printed: Thursday, March 04, 2010 15:30:11 Pacific Standard Time

Name: 04MR103D5_04, Date: 04-Mar-2010, Time: 13:44:27, ID: ST0304C, Description: CS-4 09DXN426



Quantify Sample Report MassLynx 4.1

Dataset: C:\MassLynx\JAN2010.PRO\NCA030420103D51613OCDF25.qld

Last Altered: Thursday, March 04, 2010 15:28:34 Pacific Standard Time

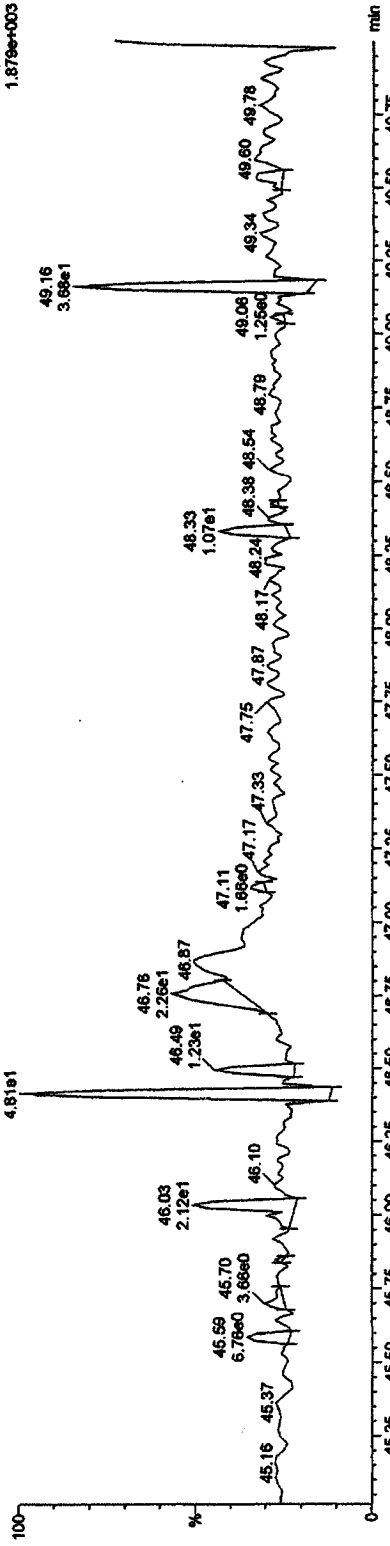
Printed: Thursday, March 04, 2010 15:30:11 Pacific Standard Time

Name: 04MR103D5_04, Date: 04-Mar-2010, Time: 13:44:27, ID: ST0304C, Description: CS-4 09DXN426

OCDF PCDPE

04MR103D5_04 Smooth(SG,1x2)
CS-4 09DXN426 ST0304C


F5:Voltage SIR.EI+
513.87750
1.879e+003



Function 5 PFK

04MR103D5_04 Smooth(SG,1x2)
CS-4 09DXN426 ST0304C

F5:Voltage SIR.EI+
442.87280
3.340e+006







Quantify Sample Report MassLynx 4.1

Dataset: C:\MassLynx\JAN2010\PRO\ICA030420103D51613OCDF25.qld

Last Altered: Thursday, March 04, 2010 15:28:34 Pacific Standard Time
Printed: Thursday, March 04, 2010 15:30:11 Pacific Standard Time

Name: 04MR103D5_05, Date: 04-Mar-2010, Time: 14:35:43, ID: ST0304D, Description: CS-5 09DXN456







Quantify Sample Report MassLynx 4.1

Dataset: C:\MassLynx\JAN2010.PRO\ICA030420103D51613OCDF25.qld

Last Altered: Thursday, March 04, 2010 15:28:34 Pacific Standard Time

Printed: Thursday, March 04, 2010 15:30:11 Pacific Standard Time

Name: 04MR103D5_05, Date: 04-Mar-2010, Time: 14:35:43, ID: ST0304D, Description: CS-5 09DXN456



Quantify Sample Report MassLynx 4.1


Dataset: C:\MassLynx\JAN2010.PRO\ICA030420103D51613OCDF25.qld

Last Altered: Thursday, March 04, 2010 15:28:34 Pacific Standard Time


Printed: Thursday, March 04, 2010 15:30:11 Pacific Standard Time

Name: 04MR103D5_05, Date: 04-Mar-2010, Time: 14:35:43, ID: ST0304D, Description: CS-5 09DXM456

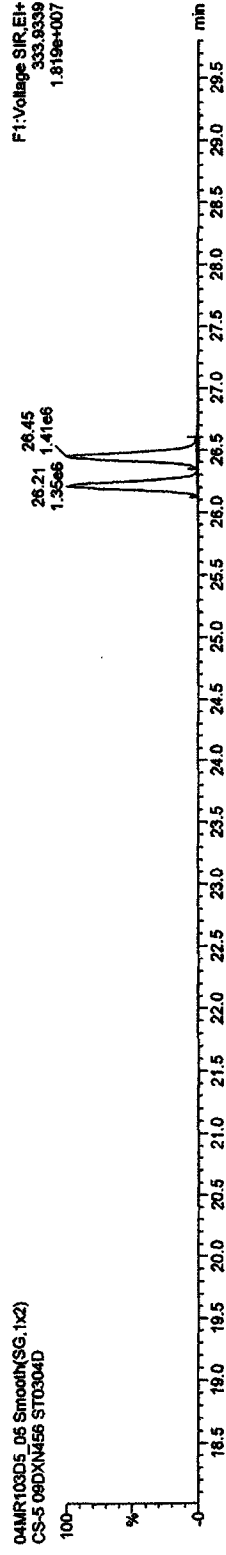
37CL-2,3,7,8-TCDD
04MR103D5_05 Smooth(SG.1x2)
CS-5 09DXM456 ST0304D



13C-TCDDs
04MR103D5_05 Smooth(SG.1x2)
CS-5 09DXM456 ST0304D



04MR103D5_05 Smooth(SG.1x2)
CS-5 09DXM456 ST0304D



Quantify Sample Report MassLynx 4.1

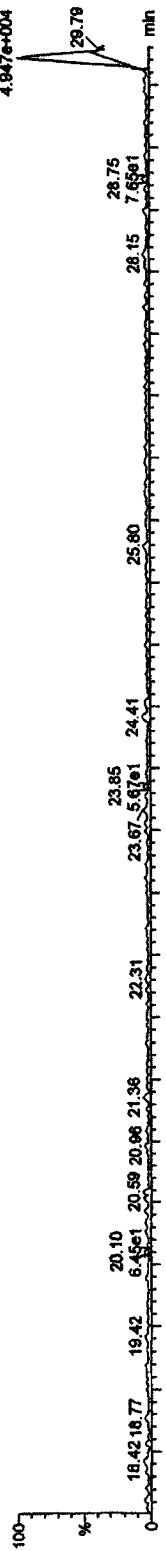
Dataset: C:\MassLynx\JAN2010\PROUCA030420103D516130CDF25.qld

Last Altered: Thursday, March 04, 2010 15:28:34 Pacific Standard Time
 Printed: Thursday, March 04, 2010 15:30:11 Pacific Standard Time

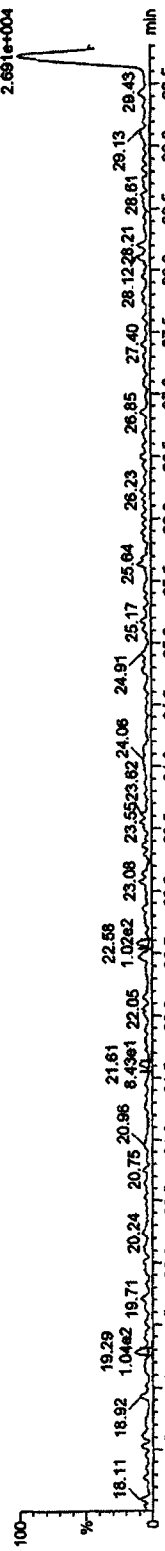
Name: 04MR103D5_05, Date: 04-Mar-2010, Time: 14:35:43, ID: ST0304D, Description: CS-5 09DXN456

F1 PeCDFs

04MR103D5_05 Smooth(SG,1x2)
 CS-5 09DXN456 ST0304D

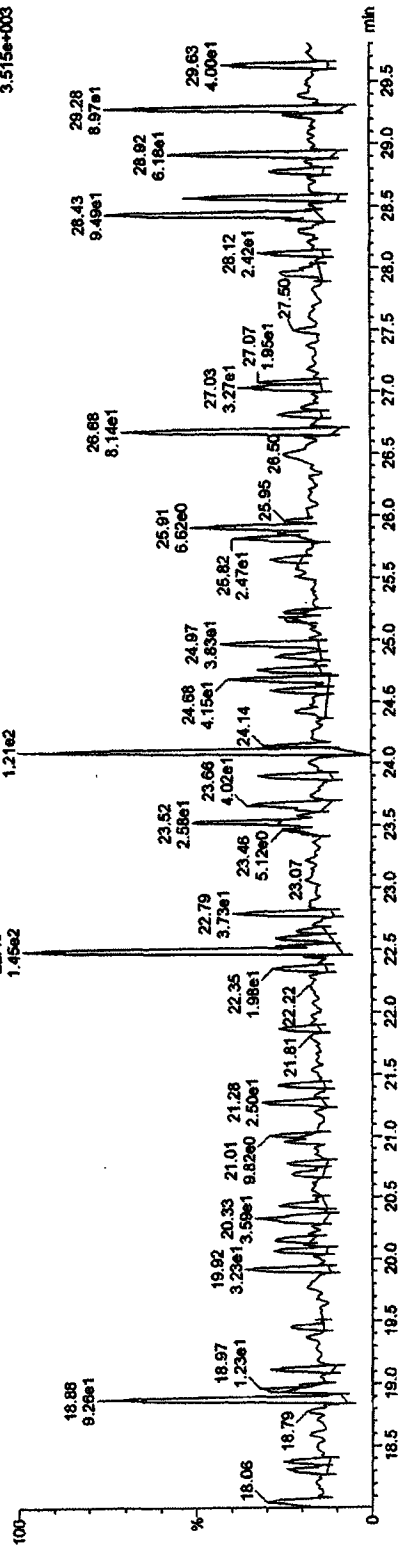


04MR103D5_05 Smooth(SG,1x2)
 CS-5 09DXN456 ST0304D



F1 PeCDF PCDFE

04MR103D5_05 Smooth(SG,1x2)
 CS-5 09DXN456 ST0304D



Quantify Sample Report MassLynx 4.1

Dataset: C:\MassLynx\JAN2010\PRONICA030420103D51613OCDF25.qld

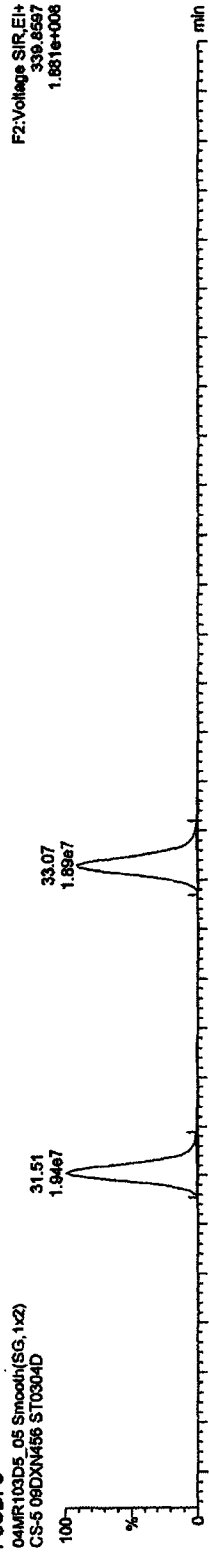
Last Altered: Thursday, March 04, 2010 15:28:34 Pacific Standard Time

Printed: Thursday, March 04, 2010 15:30:11 Pacific Standard Time

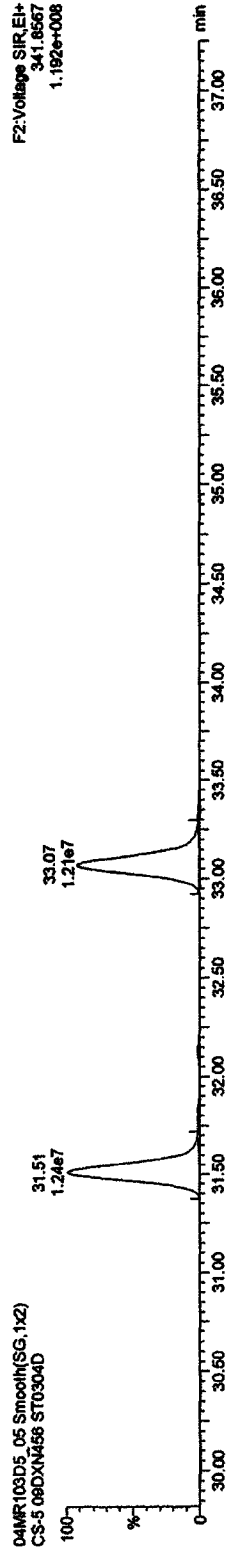
Name: 04MR103D5_05, Date: 04-Mar-2010, Time: 14:35:43, ID: ST0304D, Description: CS-5 09DXN456

PeCDFs

04MR103D5_05 Smooth(SG,1x2)
CS-5 09DXN456 ST0304D

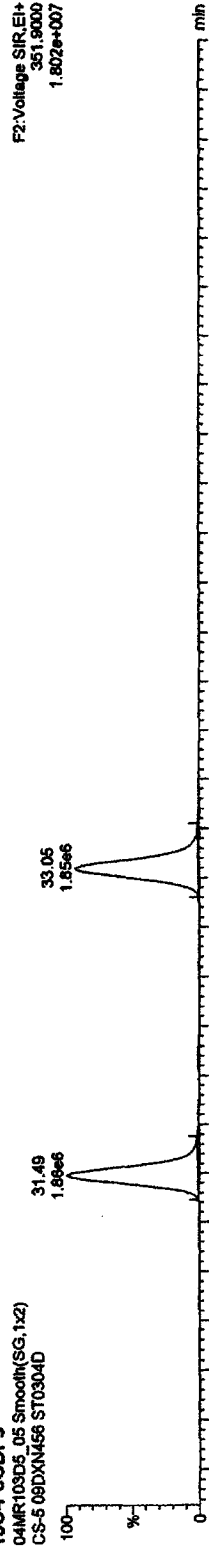


04MR103D5_05 Smooth(SG,1x2)
CS-5 09DXN456 ST0304D

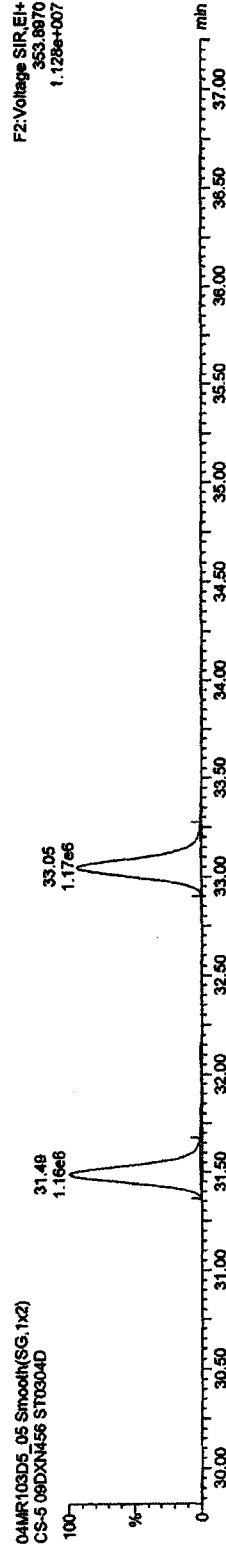


13C-PeCDFs

04MR103D5_05 Smooth(SG,1x2)
CS-5 09DXN456 ST0304D



04MR103D5_05 Smooth(SG,1x2)
CS-5 09DXN456 ST0304D



Quantify Sample Report MassLynx 4.1

Dataset: C:\MassLynx\JAN2010\PROVICA030420103D516130CDF25.qld

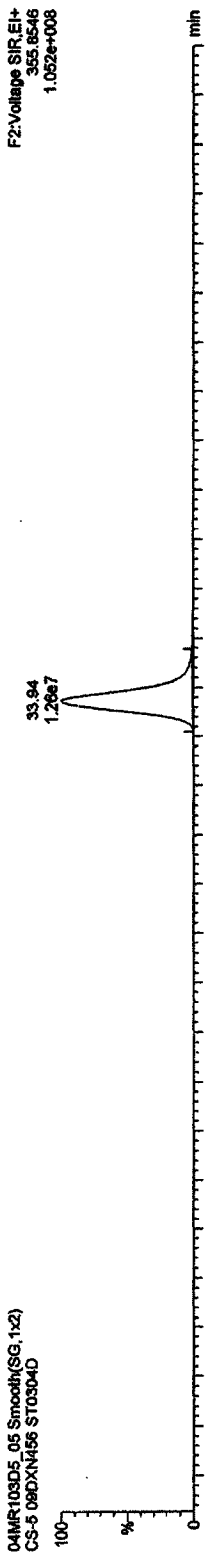
Last Altered: Thursday, March 04, 2010 15:28:34 Pacific Standard Time

Printed: Thursday, March 04, 2010 15:30:11 Pacific Standard Time

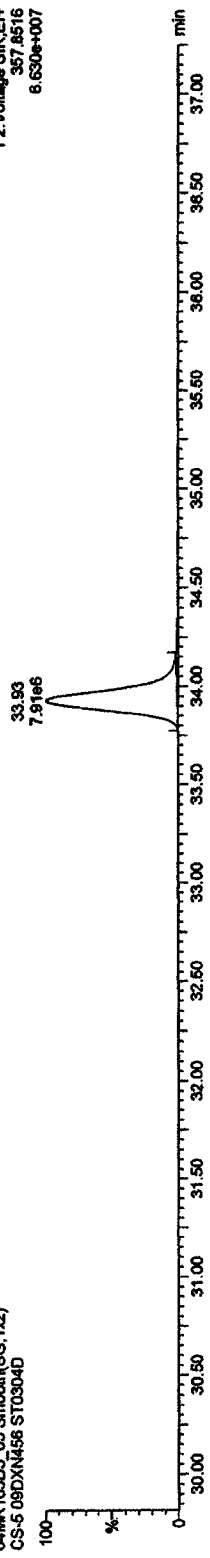
Name: 04MR103D5_05, Date: 04-Mar-2010, Time: 14:36:43, ID: ST0304D, Description: CS-5 09DXN456

PeCDDs

04MR103D5_05 Smooth(SG,1x2)
CS-5 09DXN456 ST0304D

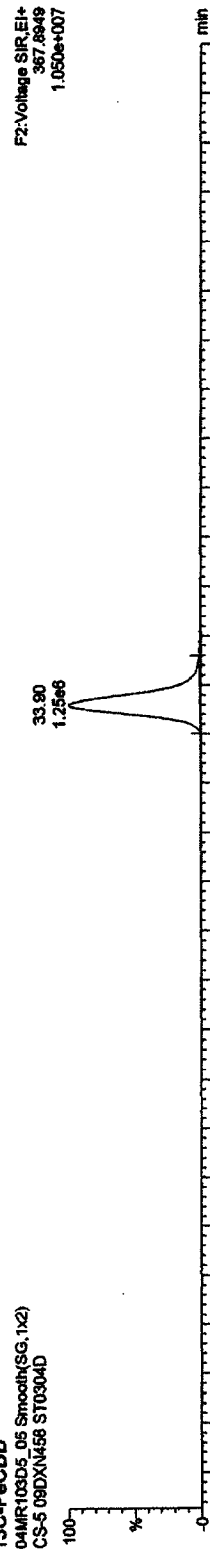


04MR103D5_05 Smooth(SG,1x2)
CS-5 09DXN456 ST0304D

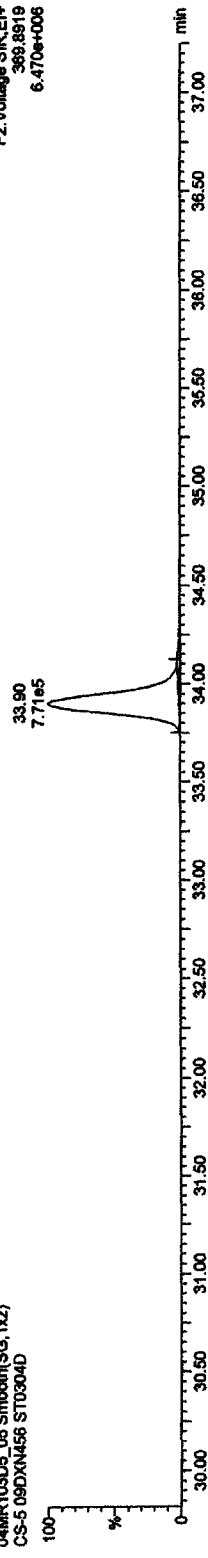


13C-PeCDD

04MR103D5_05 Smooth(SG,1x2)
CS-5 09DXN456 ST0304D



04MR103D5_05 Smooth(SG,1x2)
CS-5 09DXN456 ST0304D



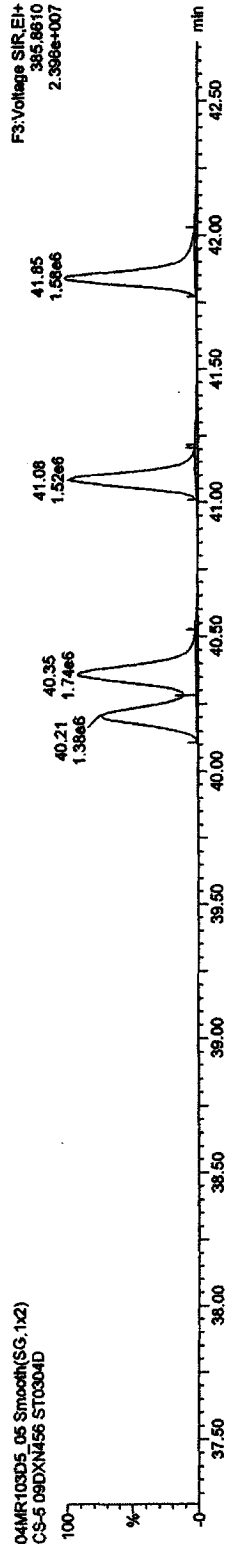
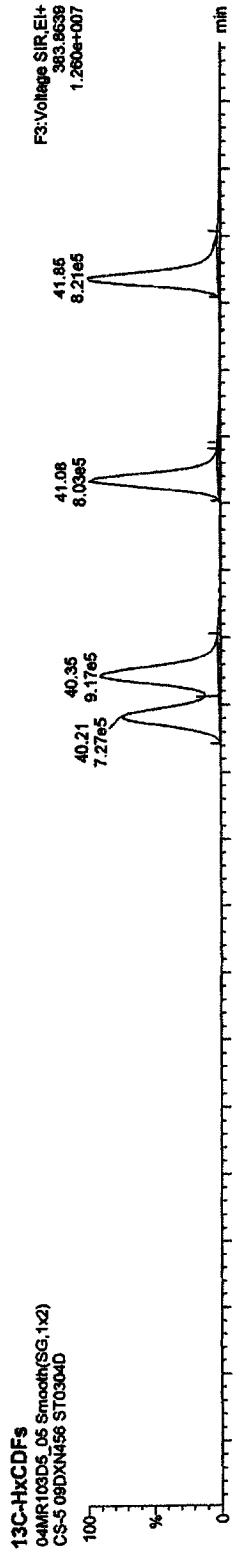
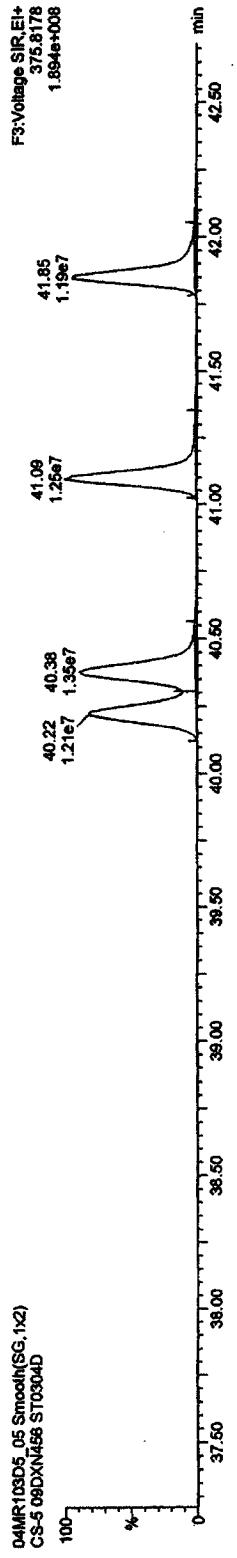
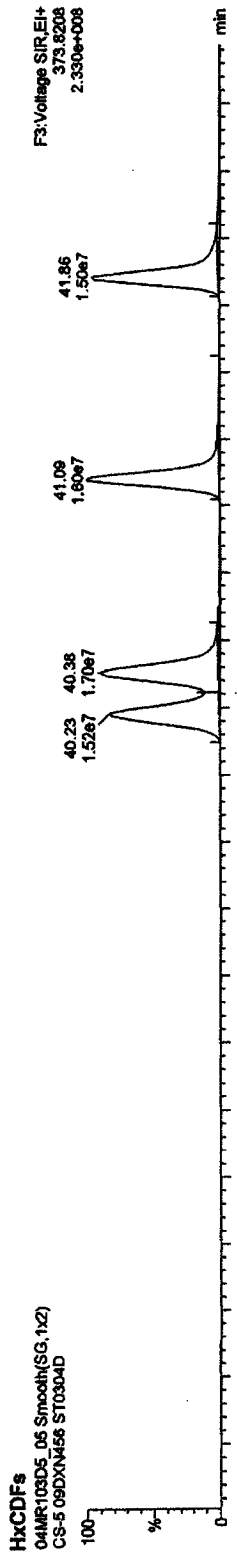
Quantify Sample Report MassLynx 4.1

Dataset: C:\MassLynx\JAN2010\PRO\ICA030420103D516130CDF25.qld

Last Altered: Thursday, March 04, 2010 15:28:34 Pacific Standard Time

Printed: Thursday, March 04, 2010 15:30:11 Pacific Standard Time

Name: 04MR103D5_05, Date: 04-Mar-2010, Time: 14:35:43, ID: ST0304D, Description: CS-5 09DXN456



Quantify Sample Report MassLynx 4.1

Dataset: C:\MassLynx\JAN2010.PRO\ICA030420103D51613OCDF25.qld

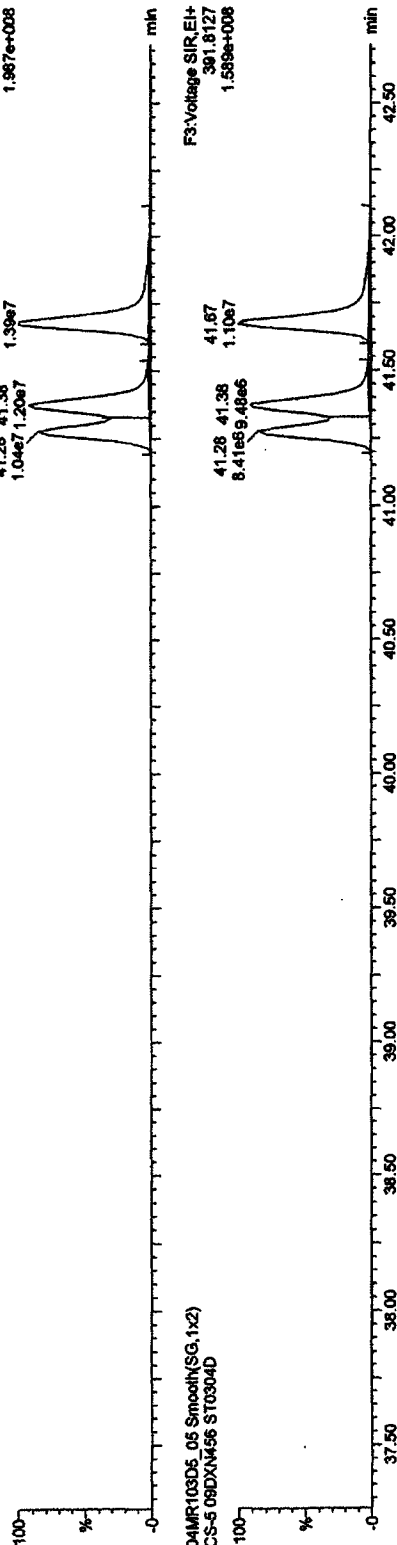
Last Altered: Thursday, March 04, 2010 15:28:34 Pacific Standard Time

Printed: Thursday, March 04, 2010 15:30:11 Pacific Standard Time

Name: 04MR103D5_05, Date: 04-Mar-2010, Time: 14:35:43, ID: ST0304D, Description: CS-5 09DXN456


HxCDDs

04MR103D5_05 Smooth(SG,1x2)
CS-5 09DXN456 ST0304D



13C-HxCDDs

04MR103D5_05 Smooth(SG,1x2)
CS-5 09DXN456 ST0304D







Quantify Sample Report MassLynx 4.1

Dataset: C:\MassLynx\JAN2010.PRO\IC-A030420103D51613OCDF25.qld

Last Altered: Thursday, March 04, 2010 15:28:34 Pacific Standard Time

Printed: Thursday, March 04, 2010 15:30:11 Pacific Standard Time

Name: 04MR103D5_05, Date: 04-Mar-2010, Time: 14:35:43, ID: ST0304D, Description: CS-5 09DXN456



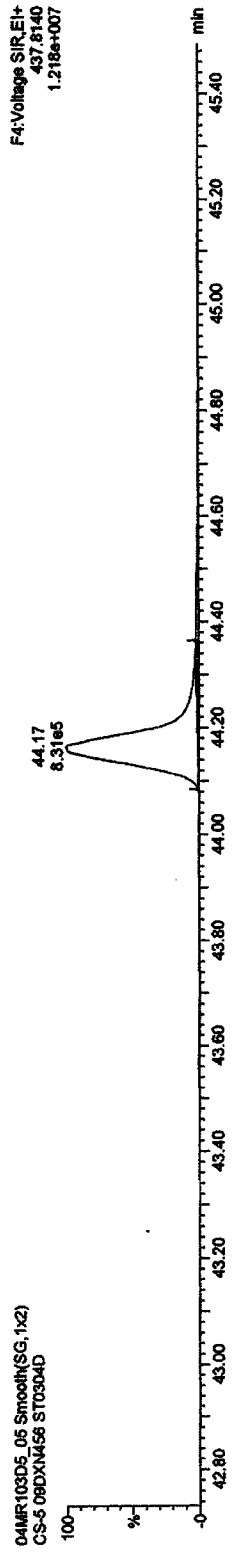
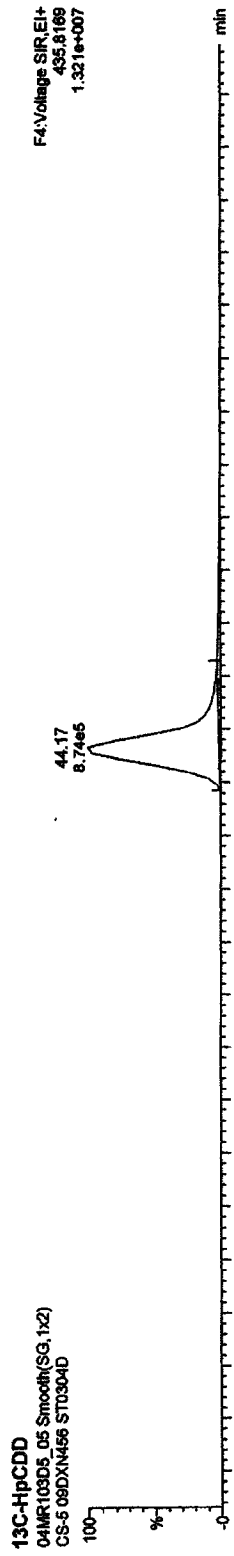
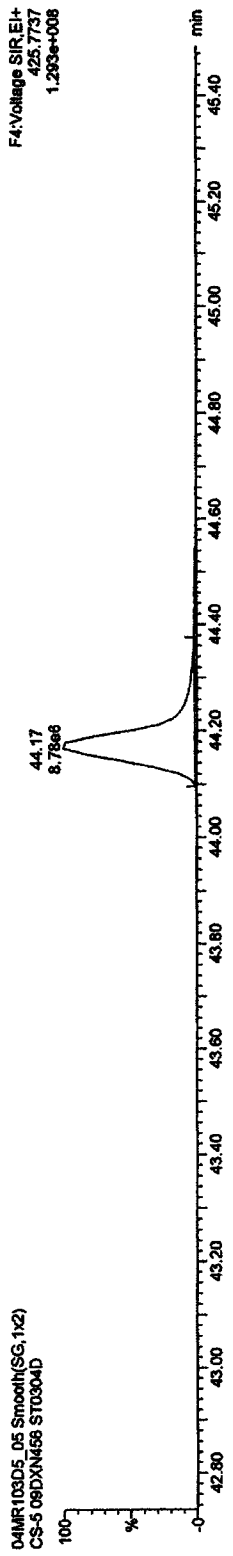
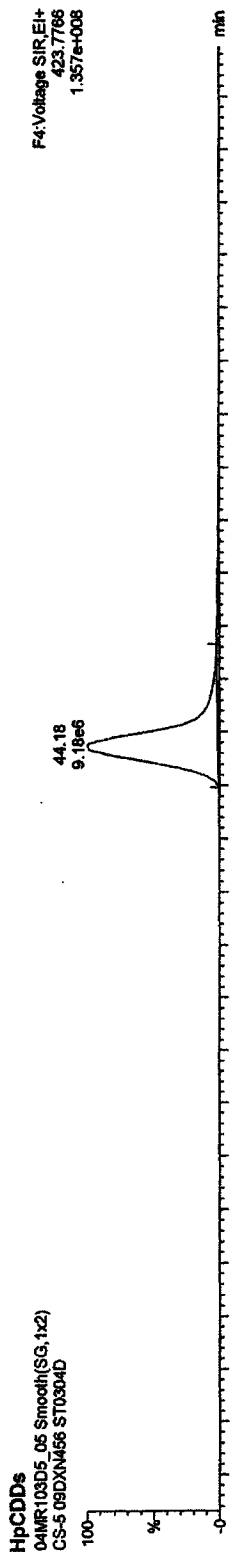
Quantify Sample Report MassLynx 4.1

Dataset: C:\MassLynx\UAN2010.PRO\CA030420103D516130CDF25.qld

Last Altered: Thursday, March 04, 2010 15:28:34 Pacific Standard Time

Printed: Thursday, March 04, 2010 15:30:11 Pacific Standard Time

Name: 04MR103D5_05, Date: 04-Mar-2010, Time: 14:35:43, ID: ST0304D, Description: CS-5 09DXN456



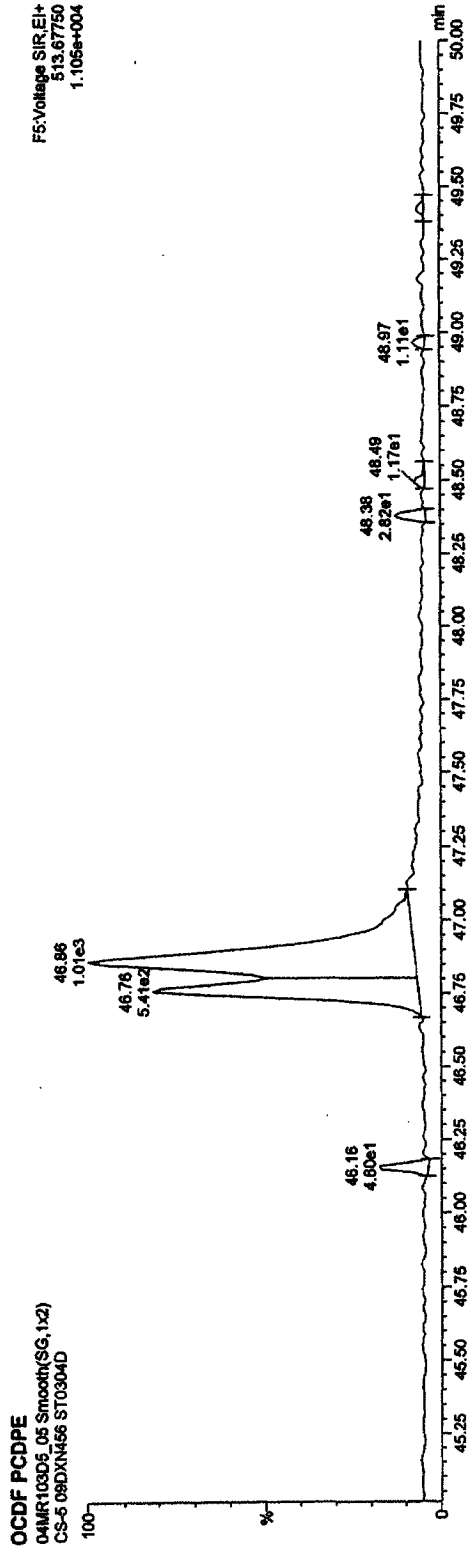


Quantify Sample Report MassLynx 4.1

Dataset: C:\MassLynx\JAN2010\PROVICA030420103D516130CDDF25.qld

Last Altered: Thursday, March 04, 2010 15:28:34 Pacific Standard Time

Printed: Thursday, March 04, 2010 15:30:11 Pacific Standard Time

Name: 04MR103D5_05, Date: 04-Mar-2010, Time: 14:35:43, ID: ST0304D, Description: CS-5 09DXN456







Quantify Sample Report MassLynx 4.1

Dataset: C:\MassLynx\JAN2010.PRO\ICA030420103D51613OCDF25.qld

Last Altered: Thursday, March 04, 2010 15:28:34 Pacific Standard Time

Printed: Thursday, March 04, 2010 15:30:11 Pacific Standard Time

Name: 04MR103D5_05, Date: 04-Mar-2010, Time: 14:35:43, ID: ST0304D, Description: CS-5 09DXN456



Quantify Sample Report MassLynx 4.1

Dataset: C:\MassLynx\JAN2010.PRO\CA030420103D516130CDF25.qld


Last Altered: Thursday, March 04, 2010 15:28:34 Pacific Standard Time

Printed: Thursday, March 04, 2010 15:30:11 Pacific Standard Time

Name: 04MR103D5_05, Date: 04-Mar-2010, Time: 14:35:43, ID: ST0304D, Description: CS-5 09DXN456

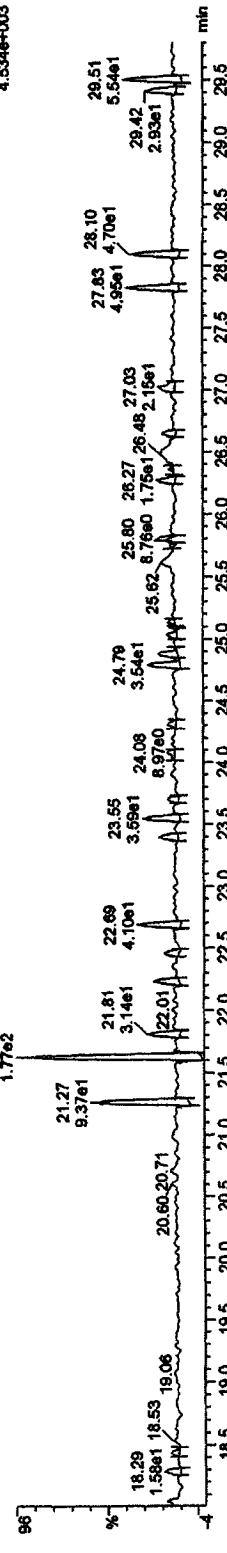
TCDFs

04MR103D5_05 Smooth(SG,1x2)
CS-5 09DXN456 ST0304D




TCDF PCDPE

04MR103D5_05 Smooth(SG,1x2)
CS-5 09DXN456 ST0304D



Function 1 PFK

04MR103D5_05 Smooth(SG,1x2)
CS-5 09DXN456 ST0304D


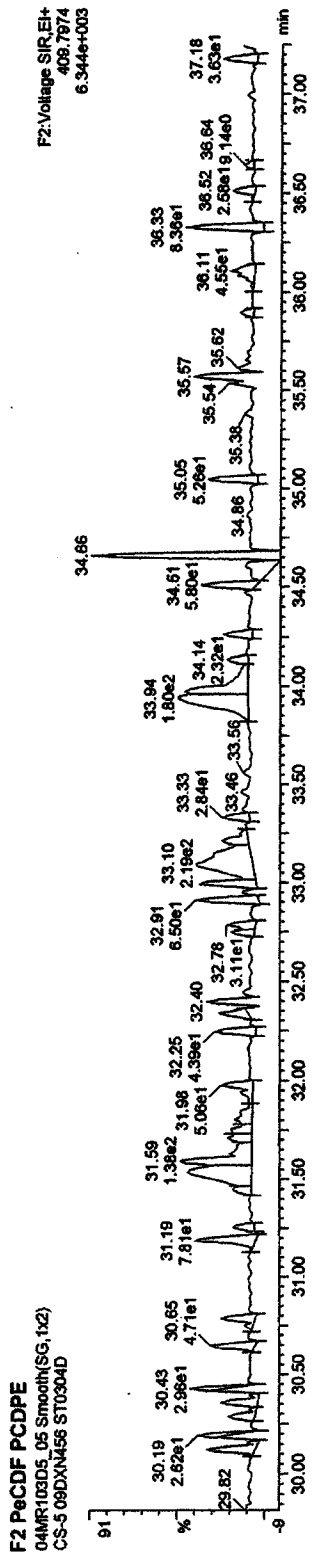
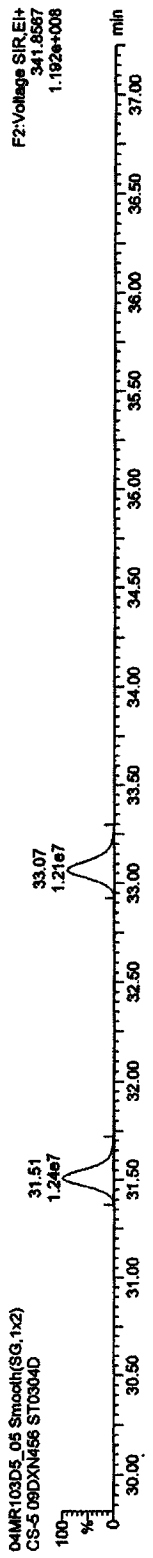
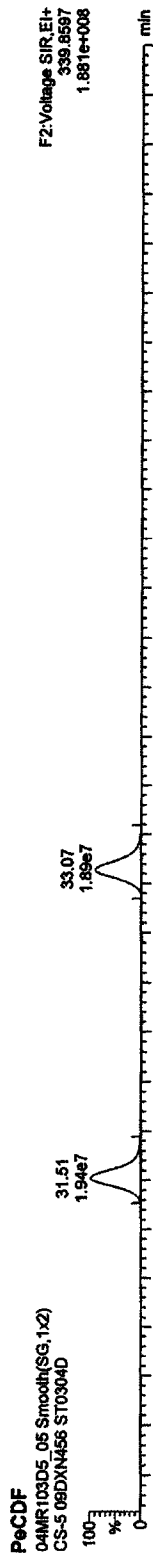


Quantify Sample Report MassLynx 4.1

Dataset: C:\MassLynx\JAN2010\PROVICA030420103D516130CDF25.qld

Last Altered: Thursday, March 04, 2010 15:28:34 Pacific Standard Time
Printed: Thursday, March 04, 2010 15:30:11 Pacific Standard Time

Name: 04MR103D5_05, Date: 04-Mar-2010, Time: 14:35:43, ID: ST0304D, Description: CS-5 09DXN456




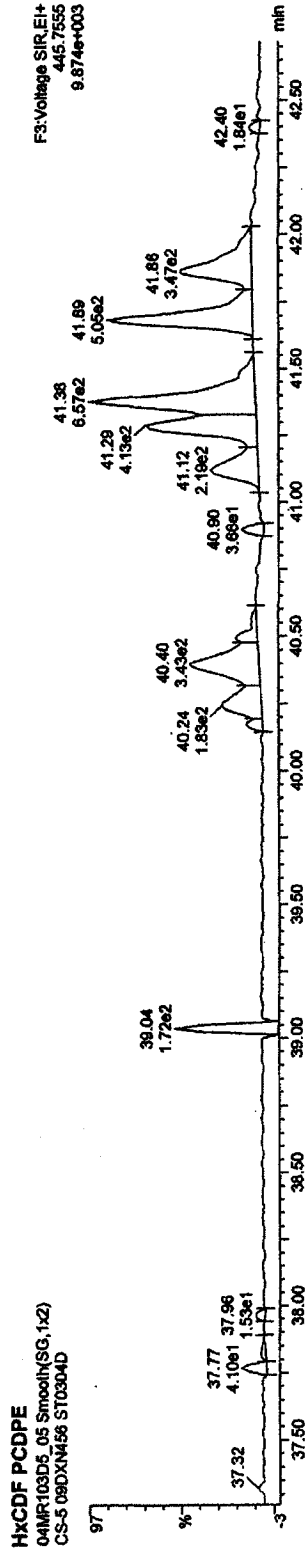
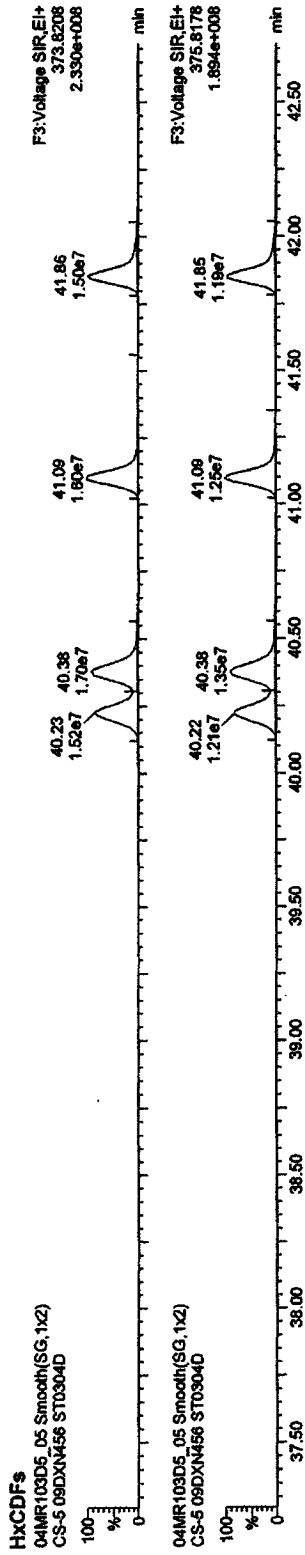
Quantify Sample Report MassLynx 4.1

Dataset: C:\MassLynx\JAN2010\PRONICA030420103D51613OCDF25.qld

Last Altered: Thursday, March 04, 2010 15:28:34 Pacific Standard Time

Printed: Thursday, March 04, 2010 15:30:11 Pacific Standard Time

Name: 04MR103D5_05, Date: 04-Mar-2010, Time: 14:35:43, ID: ST0304D, Description: CS-5 09DXN456

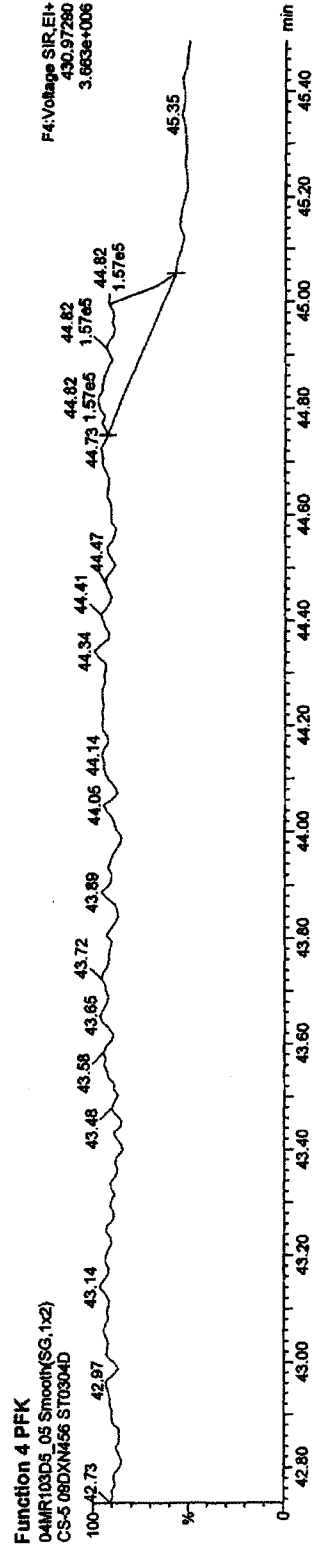
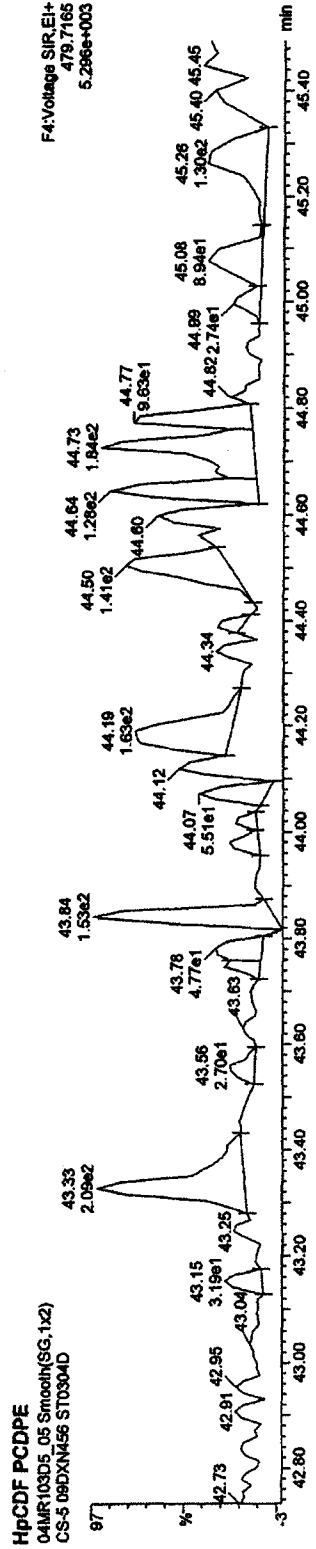
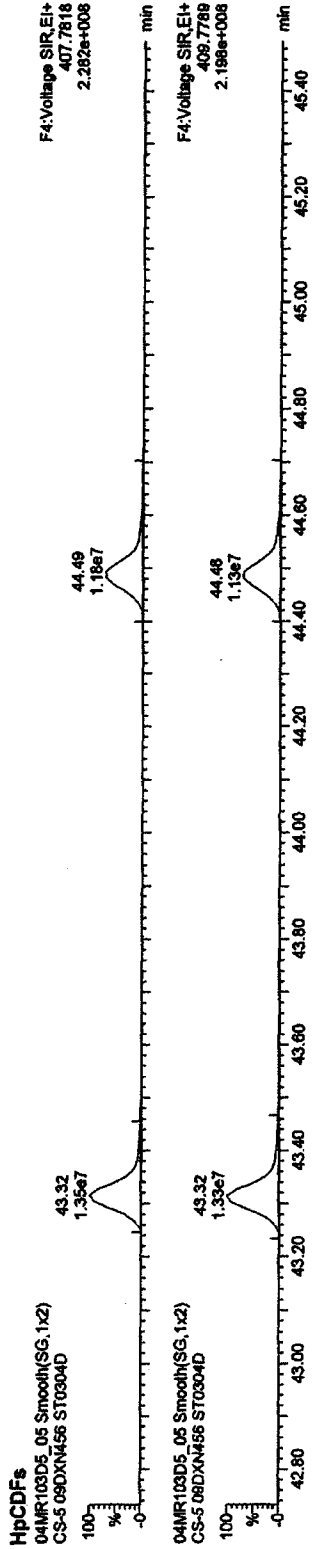


Quantify Sample Report MassLynx 4.1

Dataset: C:\MassLynx\JAN2010\PRO\ICA030420103D516130CDF25.qld

Last Altered: Thursday, March 04, 2010 15:28:34 Pacific Standard Time
Printed: Thursday, March 04, 2010 15:30:11 Pacific Standard Time

Name: 04MR103D5_05, Date: 04-Mar-2010, Time: 14:35:43, ID: ST0304D, Description: CS-5 09DXN456







Quantify Sample Report MassLynx 4.1

Dataset: C:\MassLynx\JAN2010.PRO\04MR103D516132hdSource.qld

Last Altered: Thursday, March 04, 2010 16:33:07 Pacific Standard Time
Printed: Thursday, March 04, 2010 16:33:42 Pacific Standard Time

Method: C:\MassLynx\JAN2010.PRO\MethDB\16133D5OCDD25.mdb 04 Mar 2010 12:40:27
Calibration: C:\MassLynx\JAN2010.PRO\CurveDB\ICAO30420103D51613OCDD25.cdb 04 Mar 2010 15:31:45
Name: 04MR103D5_06, Date: 04-Mar-2010, Time: 15:27:01, ID: ST0304E, Description: 2nd Source 09DXN449



Quantify Sample Report MassLynx 4.1

Dataset: C:\MassLynx\JAN2010\PRO\ICA030420103D51613OCDF25.qld

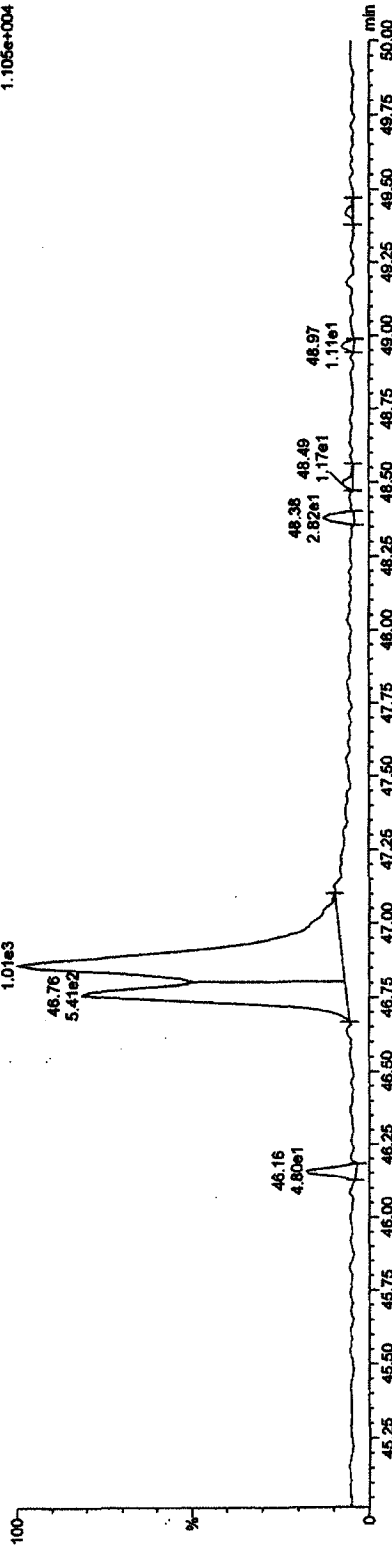
Last Altered: Thursday, March 04, 2010 15:28:34 Pacific Standard Time
Printed: Thursday, March 04, 2010 15:30:11 Pacific Standard Time

Name: 04MR103D5_05, Date: 04-Mar-2010, Time: 14:35:43, ID: ST0304D, Description: CS-5 09DXN456

OCDF PCDPE

04MR103D5_05 Smooth(SG,1x2)
CS-5 09DXN456 ST0304D

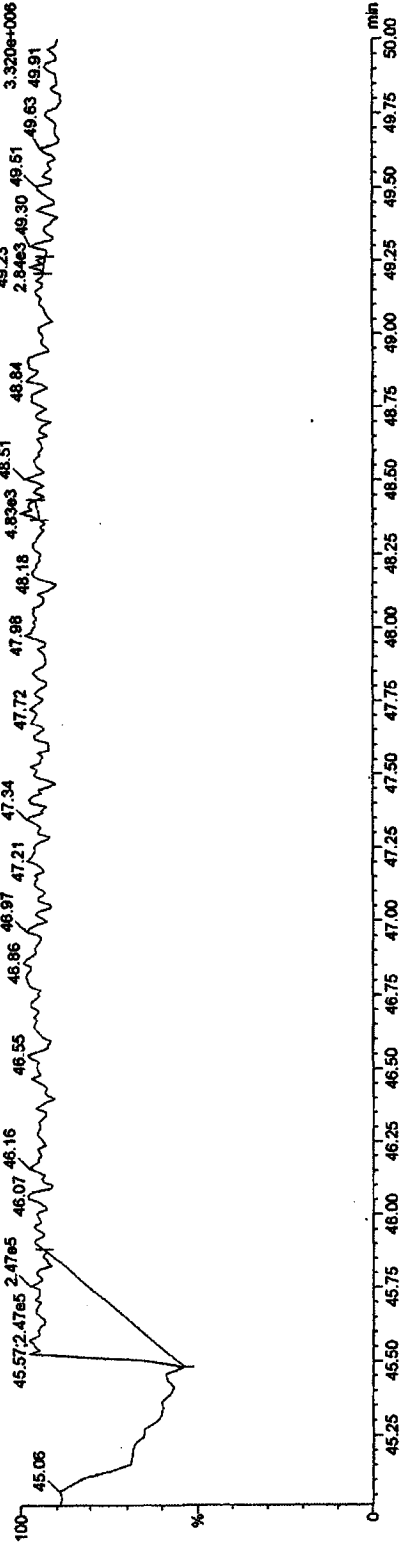
FS:Voltage SIR,EI+
513.67750
1.105e+004



Function 5 PFK

04MR103D5_05 Smooth(SG,1x2)
CS-5 09DXN456 ST0304D

FS:Voltage SIR,EI+
442.97280
3.320e+006



Quantify Sample Report MassLynx 4.1

Dataset: C:\MassLynx\JAN2010.PRO\04MR103D516132ndSource.qld





Last Altered: Thursday, March 04, 2010 16:33:07 Pacific Standard Time

Printed: Thursday, March 04, 2010 16:33:42 Pacific Standard Time

Method: C:\MassLynx\JAN2010.PRO\MethDB\16133D6CDD25.mdb 04 Mar 2010 12:40:27

Calibration: C:\MassLynx\JAN2010.PRO\CurveDB\ICA030420103D51613OCDD25.cdb 04 Mar 2010 15:31:45

Name: 04MR103D5_06, Date: 04-Mar-2010, Time: 15:27:01, ID: ST0304E, Description: 2nd Source 09DXN449







Quantify Sample Report MassLynx 4.1

Dataset: C:\MassLynx\JAN2010.PRO\04MR103D516132ndSource.qld

Last Altered: Thursday, March 04, 2010 16:33:07 Pacific Standard Time

Printed: Thursday, March 04, 2010 16:33:42 Pacific Standard Time

Name: 04MR103D5_06, Date: 04-Mar-2010, Time: 15:27:01, ID: ST0304E, Description: 2nd Source 09DXN449



Quantify Sample Report MassLynx 4.1

Dataset: C:\MassLynx\JAN2010.PRO\04MR103D516132ndSource.qld

Last Altered: Thursday, March 04, 2010 16:33:07 Pacific Standard Time

Printed: Thursday, March 04, 2010 16:33:42 Pacific Standard Time

Name: 04MR103D5_06, Date: 04-Mar-2010, Time: 15:27:01, ID: ST0304E, Description: 2nd Source 09DXN449

37CL-2,3,7,8-TCDD


04MR103D5_06 Smooth(SG,1x2)
2nd Source 09DXN449 ST0304E



F1: Voltage SIR.EI+
327.8847
3.046e+006

13C-TCDDs

04MR103D5_06 Smooth(SG,1x2)
2nd Source 09DXN449 ST0304E



F1: Voltage SIR.EI+
331.9368
1.176e+007

04MR103D5_06 Smooth(SG,1x2)
2nd Source 09DXN449 ST0304E

F1: Voltage SIR.EI+
333.9339
1.528e+007

Quantify Sample Report MassLynx 4.1

Dataset: C:\MassLynx\JAN2010.PRO\04MR103D516132ndSource.qld

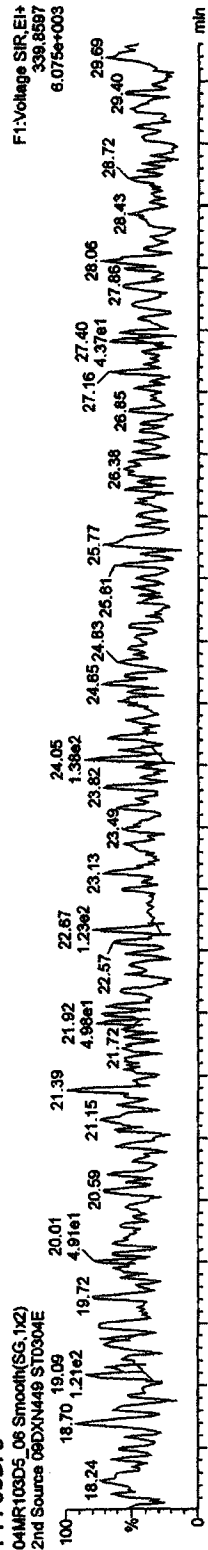
Last Altered: Thursday, March 04, 2010 16:33:07 Pacific Standard Time

Printed: Thursday, March 04, 2010 16:33:42 Pacific Standard Time

Name: 04MR103D5_06, Date: 04-Mar-2010, Time: 15:27:01, ID: ST0304E, Description: 2nd Source 09DXN449

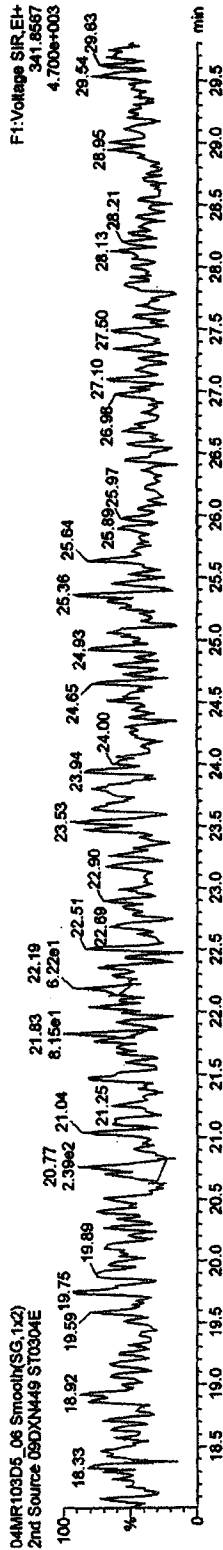
F1 PeCDFs

04MR103D5_06 Smooth(SG,1x2)
2nd Source 09DXN449 ST0304E



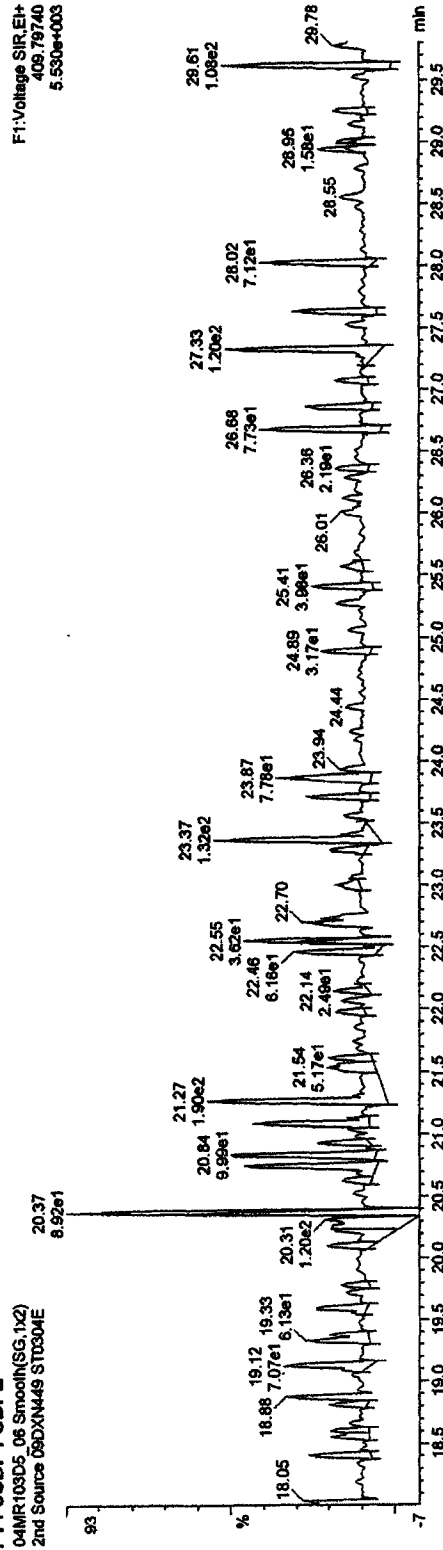
04MR103D5_06 Smooth(SG,1x2)

2nd Source 09DXN449 ST0304E



F1 PeCDF PCDFE

04MR103D5_06 Smooth(SG,1x2)
2nd Source 09DXN449 ST0304E



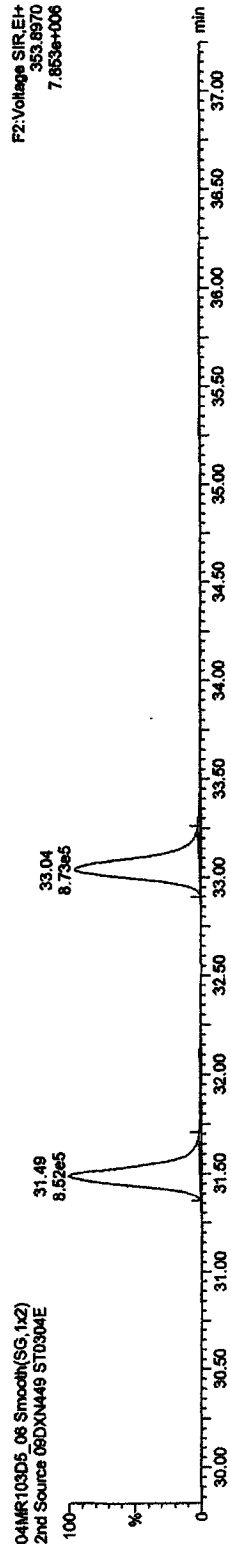
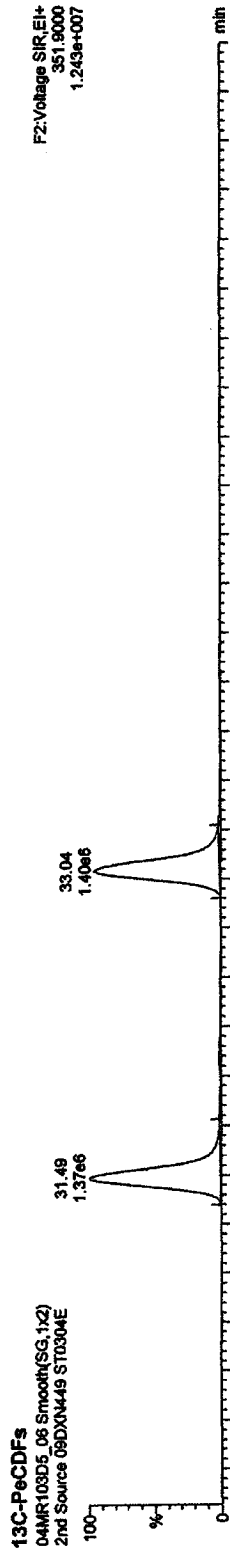
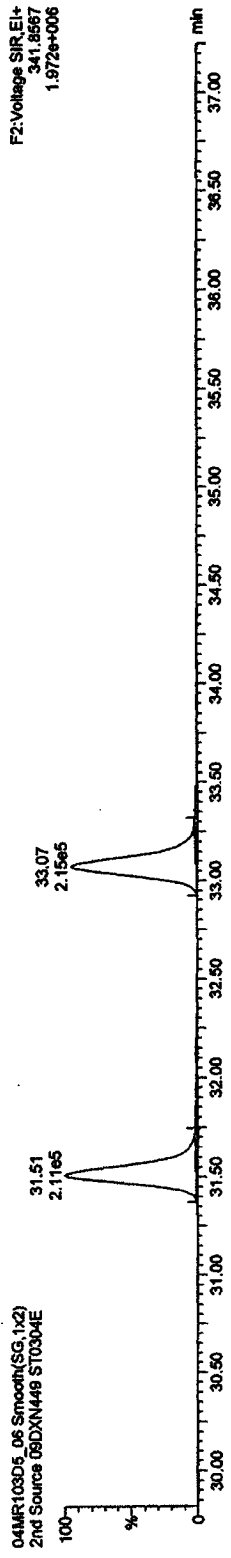
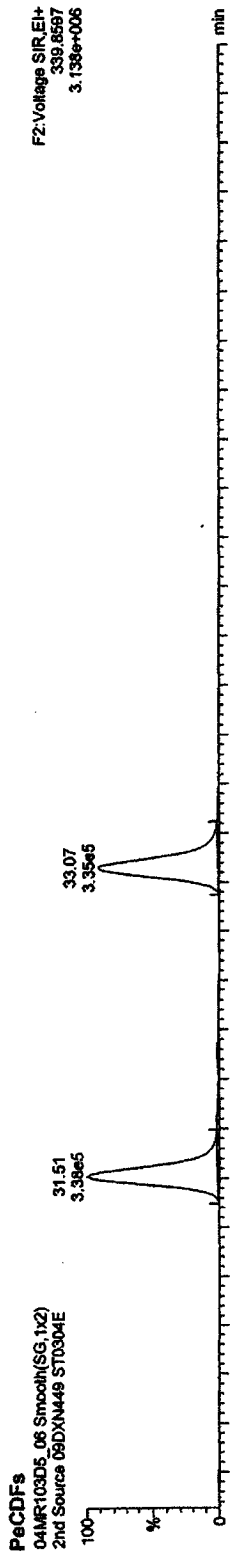
Quantify Sample Report MassLynx 4.1

Dataset: C:\MassLynx\JAN2010.PRO\04MR103D516132ndSource.qld

Last Altered: Thursday, March 04, 2010 16:33:07 Pacific Standard Time

Printed: Thursday, March 04, 2010 16:33:42 Pacific Standard Time

Name: 04MR103D5_06, Date: 04-Mar-2010, Time: 15:27:01, ID: ST0304E, Description: 2nd Source 09DXN449



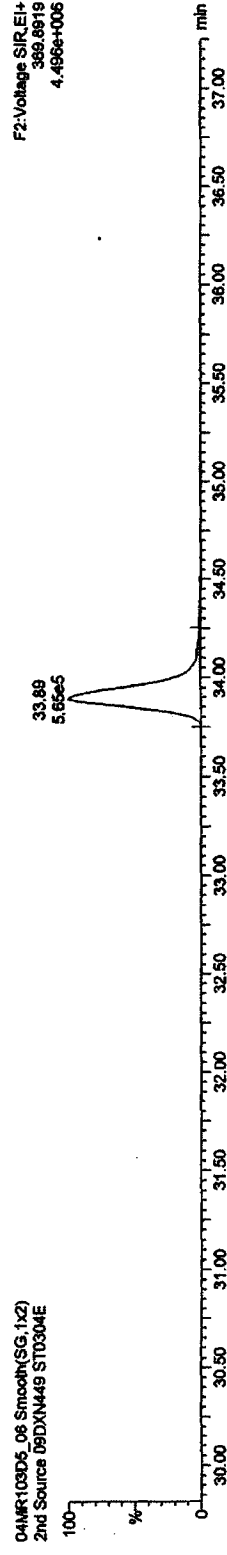
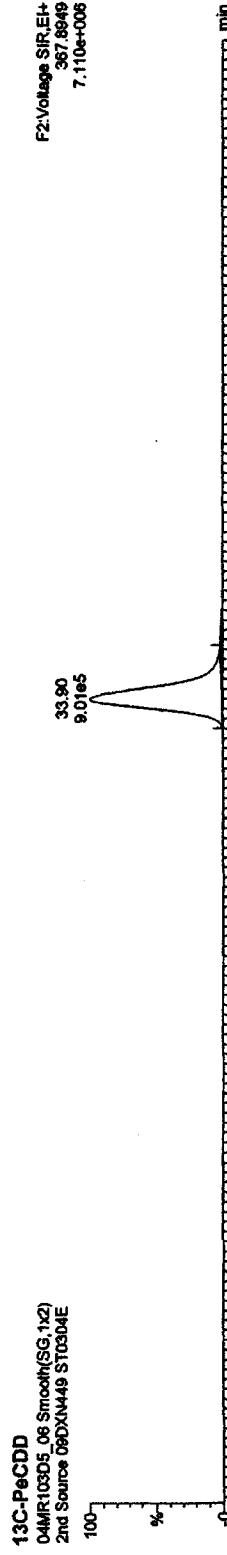
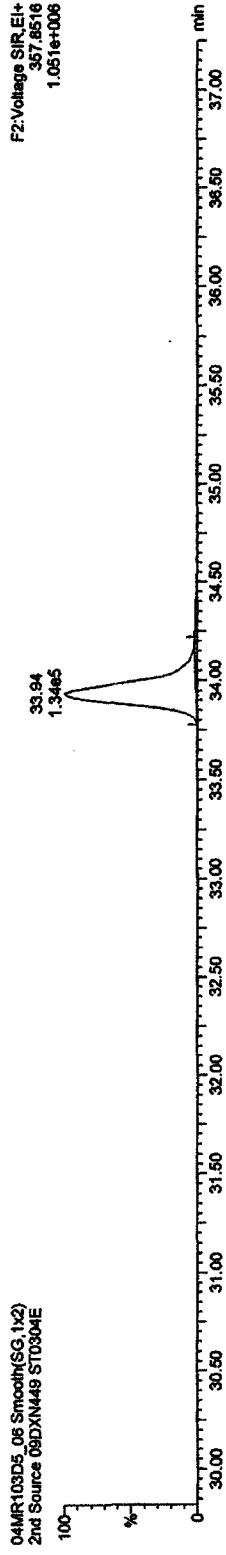
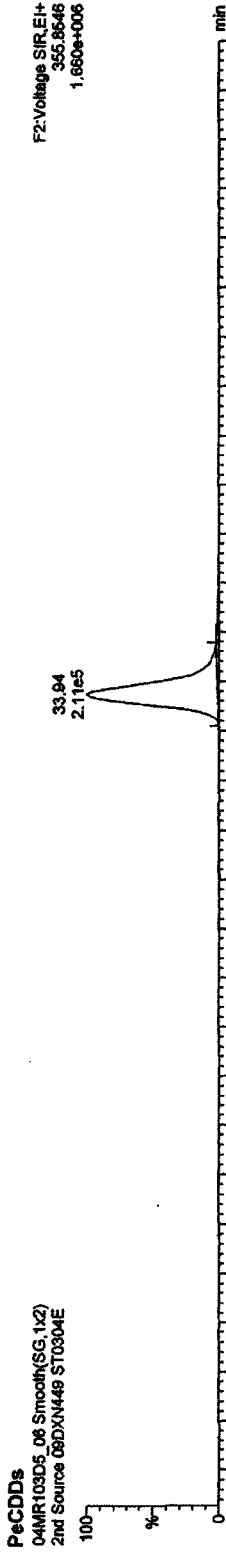
Quantify Sample Report MassLynx 4.1

Dataset: C:\MassLynx\JAN2010.PRO\04MR103D516132ndSource.qld

Last Altered: Thursday, March 04, 2010 16:33:07 Pacific Standard Time

Printed: Thursday, March 04, 2010 16:33:42 Pacific Standard Time

Name: 04MR103D5_06, Date: 04-Mar-2010, Time: 15:27:01, ID: ST0304E, Description: 2nd Source 09DXN449

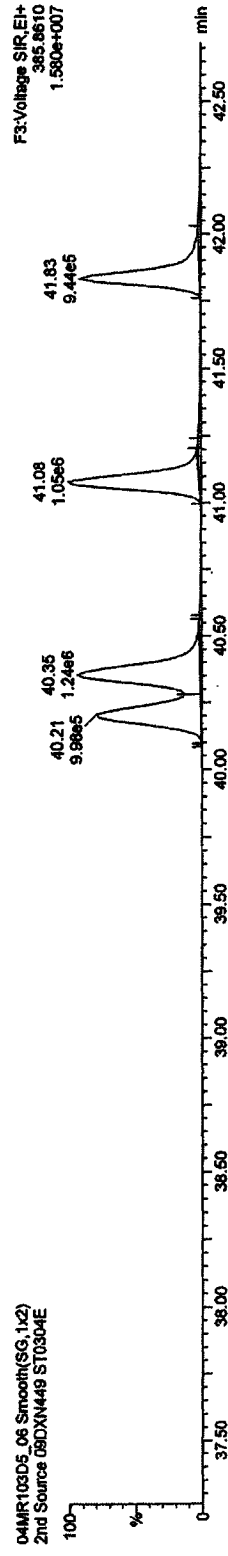
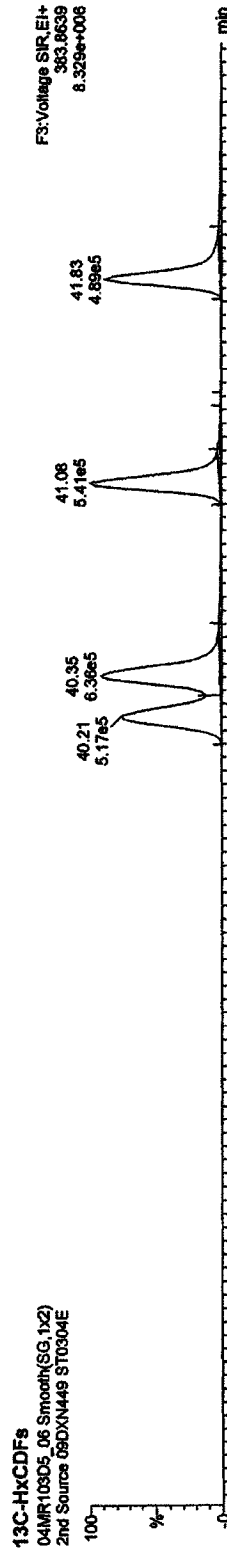
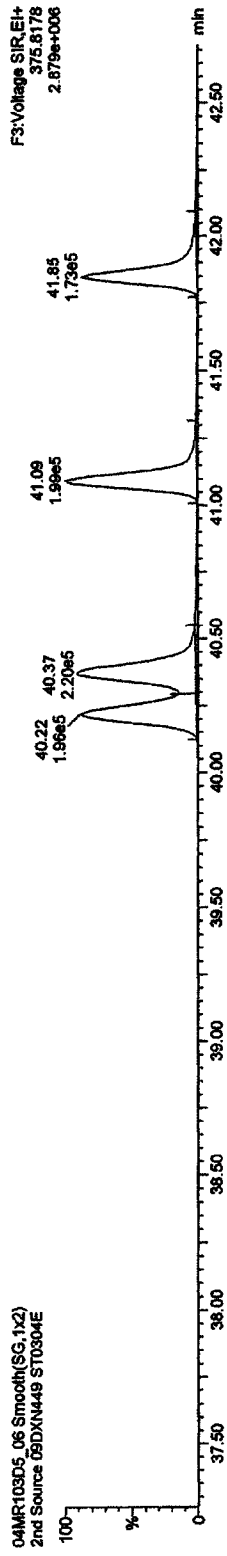
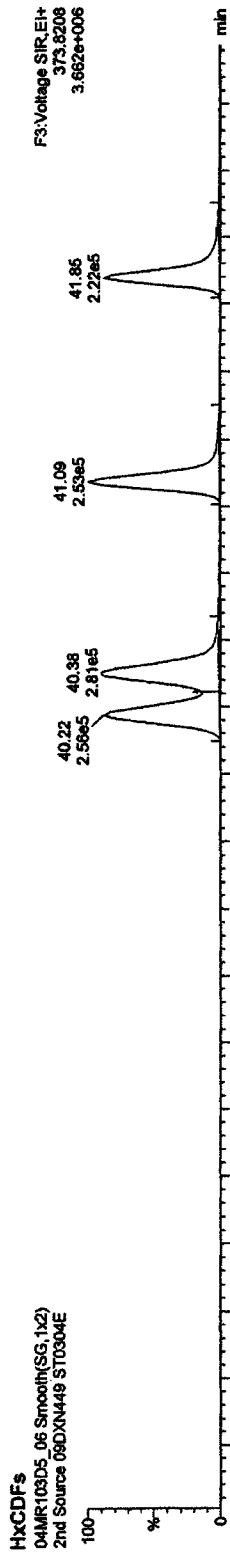


Quantify Sample Report MassLynx 4.1

Dataset: C:\MassLynx\JAN2010.PRO\04MR103D516132ndSource.qld

Last Altered: Thursday, March 04, 2010 16:33:07 Pacific Standard Time
Printed: Thursday, March 04, 2010 16:33:42 Pacific Standard Time

Name: 04MR103D5_06, Date: 04-Mar-2010, Time: 15:27:01, ID: ST0304E, Description: 2nd Source 09DXN449







Quantify Sample Report MassLynx 4.1

Dataset: C:\MassLynx\JAN2010.PRO\04MR103D516132ndSource.qld

Last Altered: Thursday, March 04, 2010 16:33:07 Pacific Standard Time

Printed: Thursday, March 04, 2010 16:33:42 Pacific Standard Time

Name: 04MR103D5_06, Date: 04-Mar-2010, Time: 16:27:01, ID: ST0304E, Description: 2nd Source 09DXN449



Quantify Sample Report MassLynx 4.1

Dataset: C:\MessLynx\JAN2010.PRO\04MR103D516132ndSource.qld


Last Altered: Thursday, March 04, 2010 16:33:07 Pacific Standard Time

Printed: Thursday, March 04, 2010 16:33:42 Pacific Standard Time


Name: 04MR103D5_06, Date: 04-Mar-2010, Time: 15:27:01, ID: ST0304E, Description: 2nd Source 09DXN449

HpCDFs

04MR103D5_06 Smooth(SG,1x2)
2nd Source 09DXN449 ST0304E




04MR103D5_06 Smooth(SG,1x2)
2nd Source 09DXN449 ST0304E




13C-HpCDFs

04MR103D5_06 Smooth(SG,1x2)
2nd Source 09DXN449 ST0304E



04MR103D5_06 Smooth(SG,1x2)
2nd Source 09DXN449 ST0304E



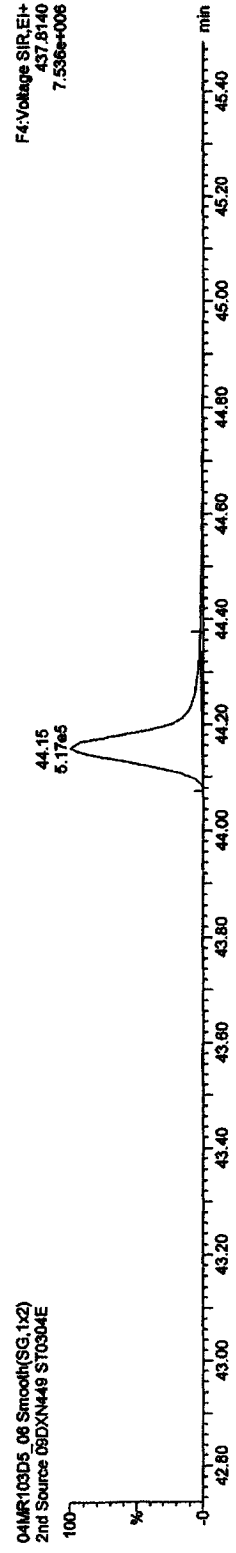
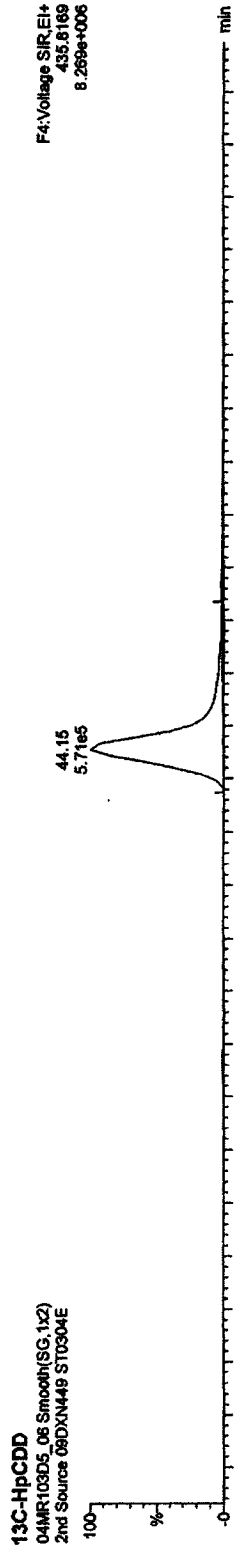
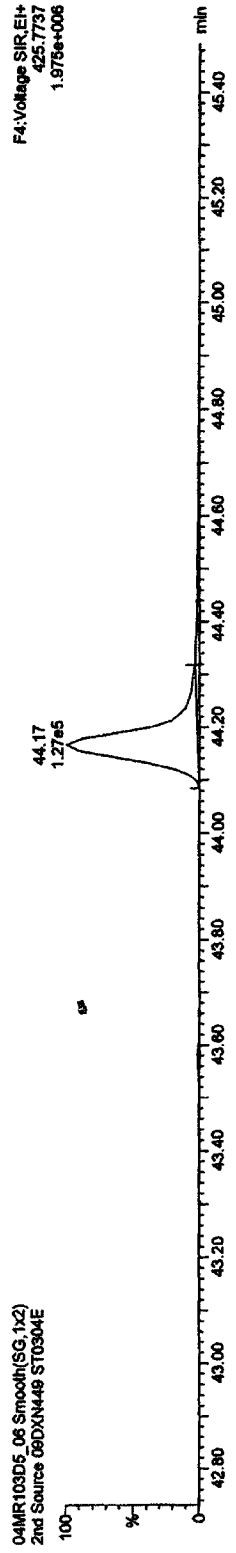
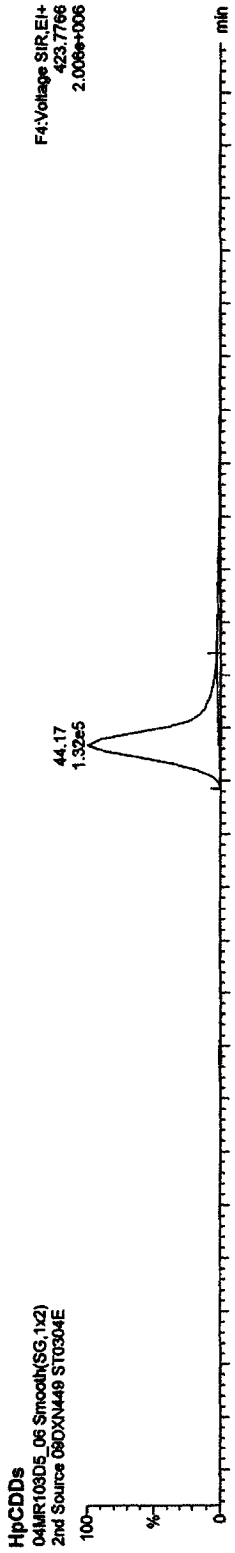
Quantify Sample Report MassLynx 4.1

Dataset: C:\MassLynx\JAN2010.PRO\04MR103D516132ndSource.qld

Last Altered: Thursday, March 04, 2010 16:33:07 Pacific Standard Time

Printed: Thursday, March 04, 2010 16:33:42 Pacific Standard Time

Name: 04MR103D5_06, Date: 04-Mar-2010, Time: 15:27:01, ID: ST0304E, Description: 2nd Source 09DXN449



Quantify Sample Report MassLynx 4.1

Dataset: C:\MassLynx\UAN2010.PRO\04MR103D516132ndSource.qld

Last Altered: Thursday, March 04, 2010 16:33:07 Pacific Standard Time

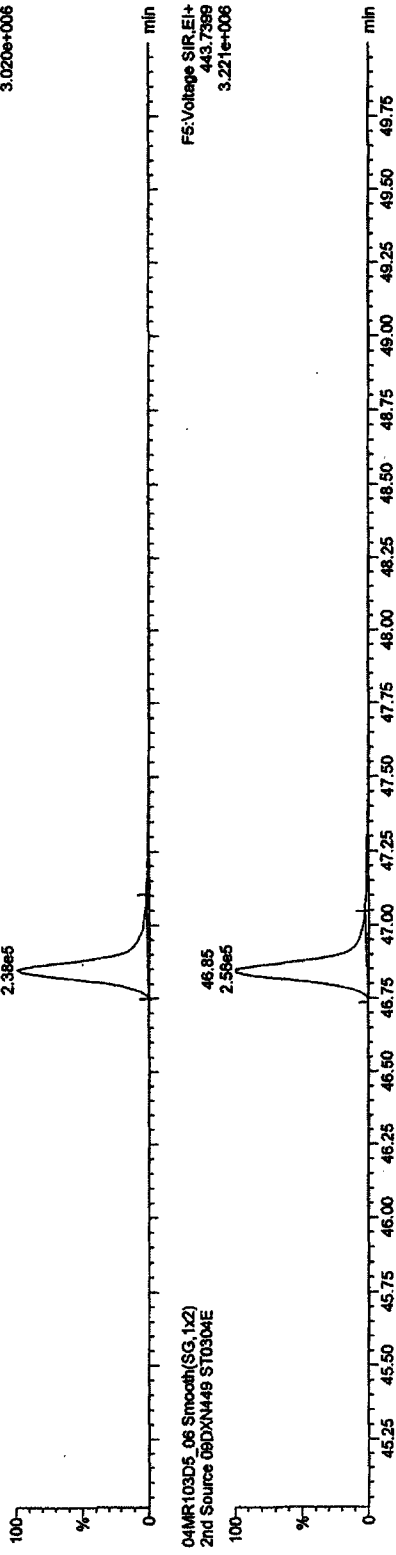
Printed: Thursday, March 04, 2010 16:33:42 Pacific Standard Time

Name: 04MR103D5_06, Date: 04-Mar-2010, Time: 15:27:01, ID: ST0304E, Description: 2nd Source 09DXN449

OCDFs

04MR103D5_06 Smooth(SG,1x2)
2nd Source 09DXN449 ST0304E

F5:Voltage SIR.EI+
441.7428
3.020e+006



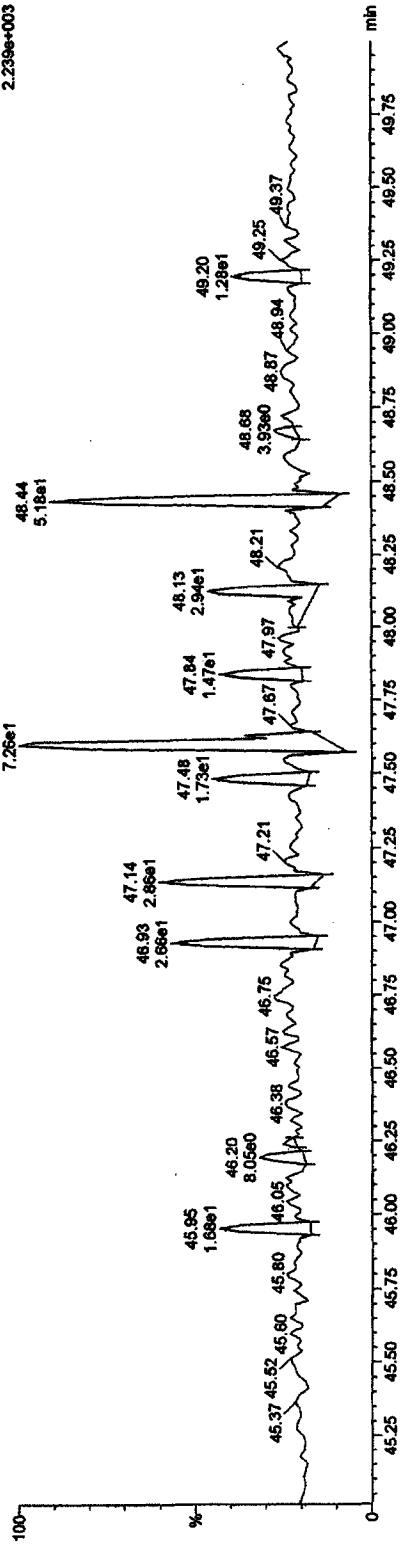
04MR103D5_06 Smooth(SG,1x2)
2nd Source 09DXN449 ST0304E

F5:Voltage SIR.EI+
443.7359
3.221e+006

OCDF PCDFE

04MR103D5_06 Smooth(SG,1x2)
2nd Source 09DXN449 ST0304E

F5:Voltage SIR.EI+
513.87750
2.239e+003







Quantify Sample Report MassLynx 4.1

Dataset: C:\MassLynx\JAN2010.PRO\04MR103D516132ndSource.qld

Last Altered: Thursday, March 04, 2010 16:33:07 Pacific Standard Time

Printed: Thursday, March 04, 2010 16:33:42 Pacific Standard Time

Name: 04MR103D5_06, Date: 04-Mar-2010, Time: 15:27:01, ID: ST0304E, Description: 2nd Source 09DXN449



Quantify Sample Report MassLynx 4.1


Dataset: C:\MassLynx\JAN2010.PRO\04MR103D516132ndSource.qld

Last Altered: Thursday, March 04, 2010 16:33:07 Pacific Standard Time
 Printed: Thursday, March 04, 2010 16:33:42 Pacific Standard Time

Name: 04MR103D5_06, Date: 04-Mar-2010, Time: 16:27:01, ID: ST0304E, Description: 2nd Source 09DXN449


TCDFs

04MR103D5_06 Smooth(SG,1X2)
 2nd Source 09DXN449 ST0304E



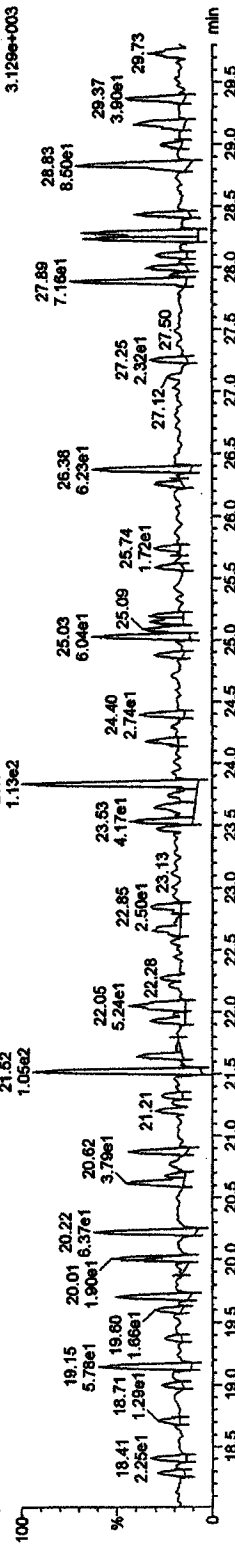
TCDF PCDPE

04MR103D5_06 Smooth(SG,1X2)
 2nd Source 09DXN449 ST0304E



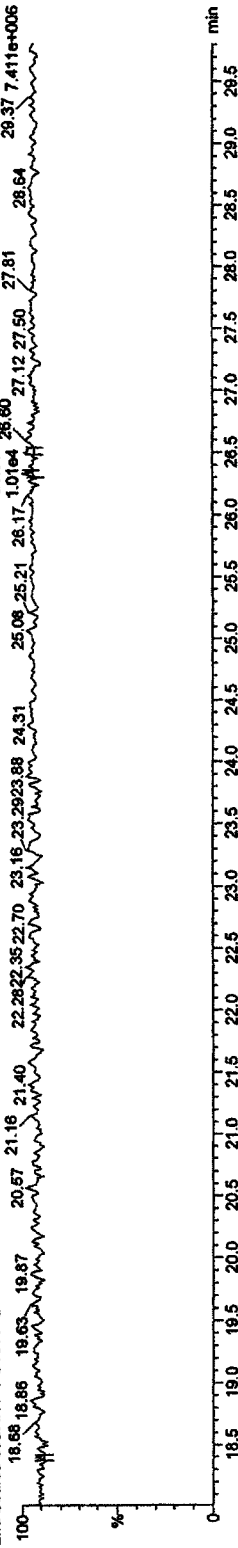
TCDF PCDPE

04MR103D5_06 Smooth(SG,1X2)
 2nd Source 09DXN449 ST0304E



Function 1 PFK

04MR103D5_06 Smooth(SG,1X2)
 2nd Source 09DXN449 ST0304E

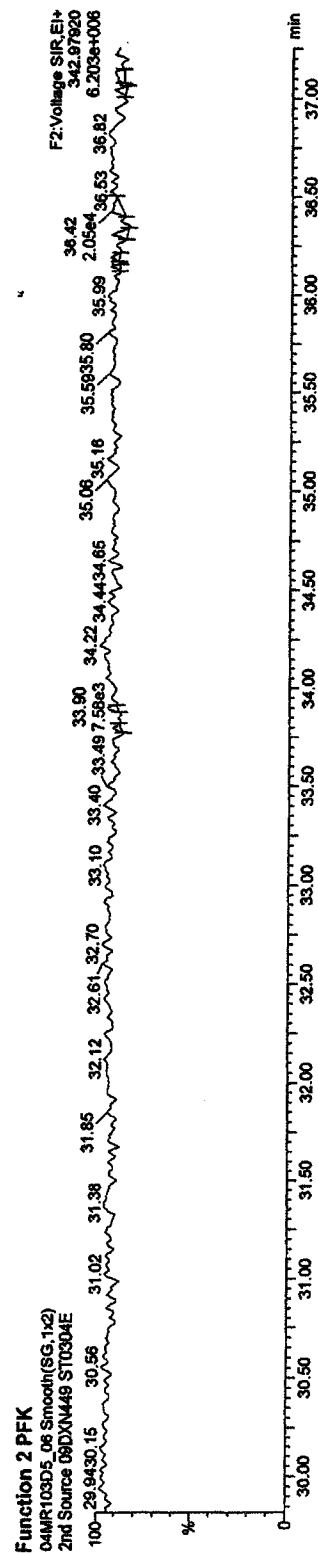
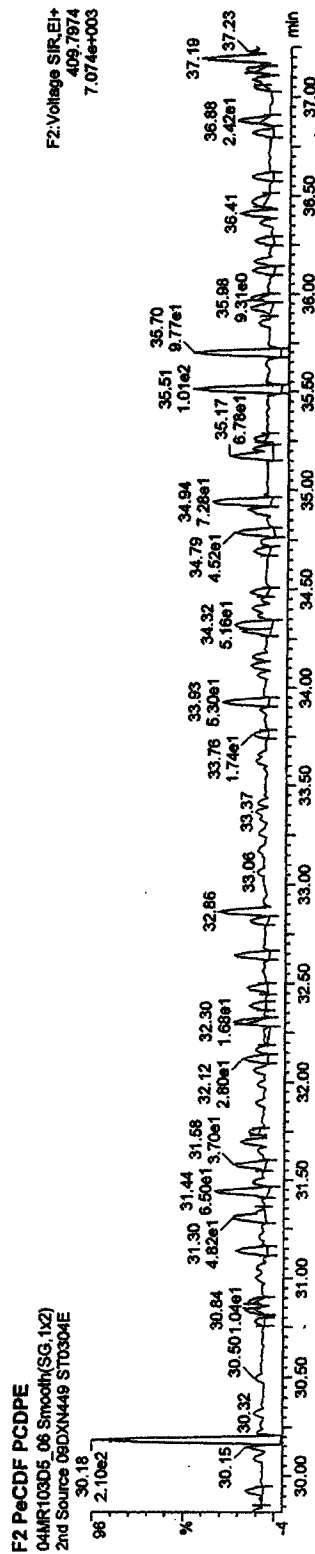
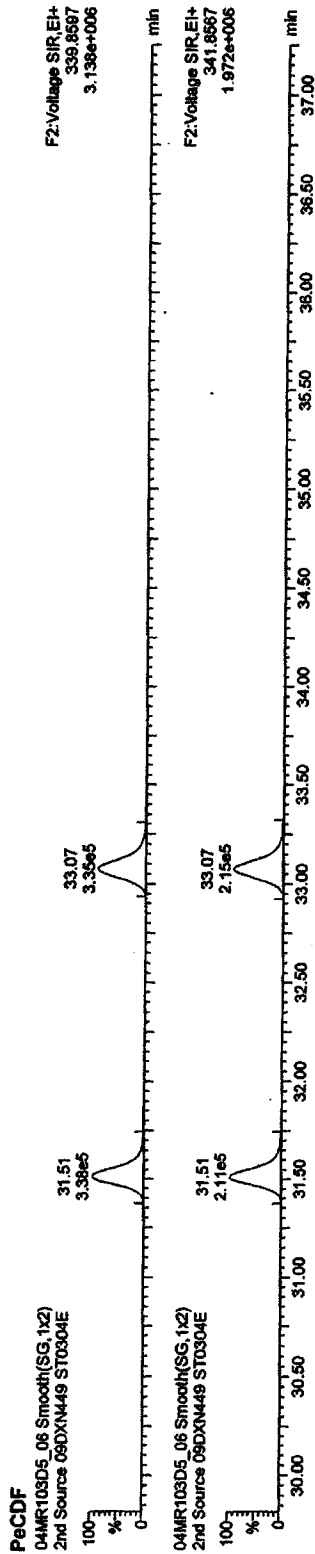


Quantify Sample Report MassLynx 4.1

Dataset: C:\MassLynx\JAN2010.PRO\04MR103D516132ndSource.qld

Last Altered: Thursday, March 04, 2010 16:33:07 Pacific Standard Time
Printed: Thursday, March 04, 2010 16:33:42 Pacific Standard Time

Name: 04MR103D5_06, Date: 04-Mar-2010, Time: 15:27:01, ID: ST0304E, Description: 2nd Source 09DXN449



Quantify Sample Report MassLynx 4.1

Dataset: C:\MassLynx\JAN2010.PRO\04MR103D516132ndSource.qld

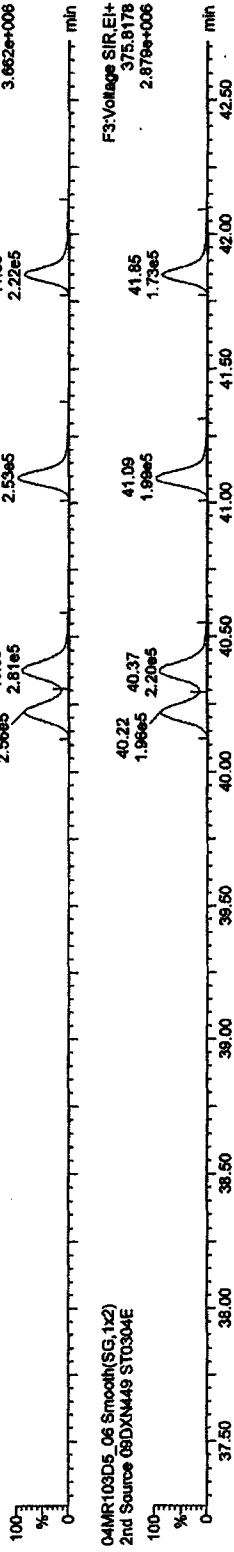
Last Altered: Thursday, March 04, 2010 16:33:07 Pacific Standard Time

Printed: Thursday, March 04, 2010 16:33:42 Pacific Standard Time

Name: 04MR103D5_06, Date: 04-Mar-2010, Time: 16:27:01, ID: ST0304E, Description: 2nd Source 09DXN449

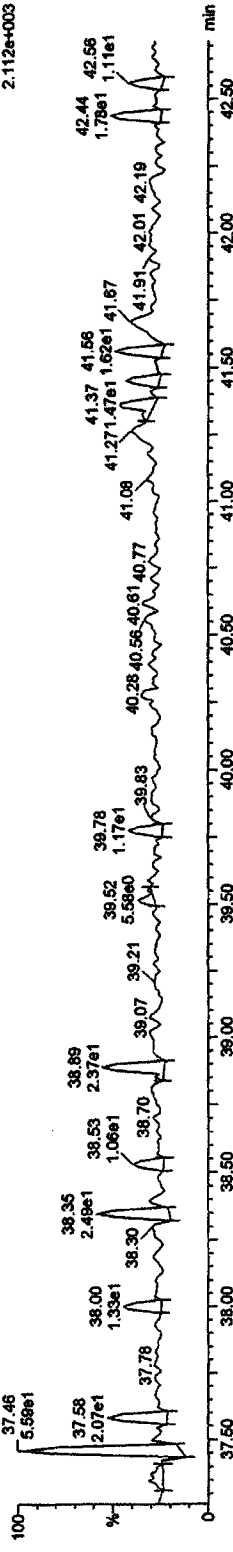
HxCDFs

04MR103D5_06 Smooth(SG,1x2)
2nd Source 09DXN449 ST0304E



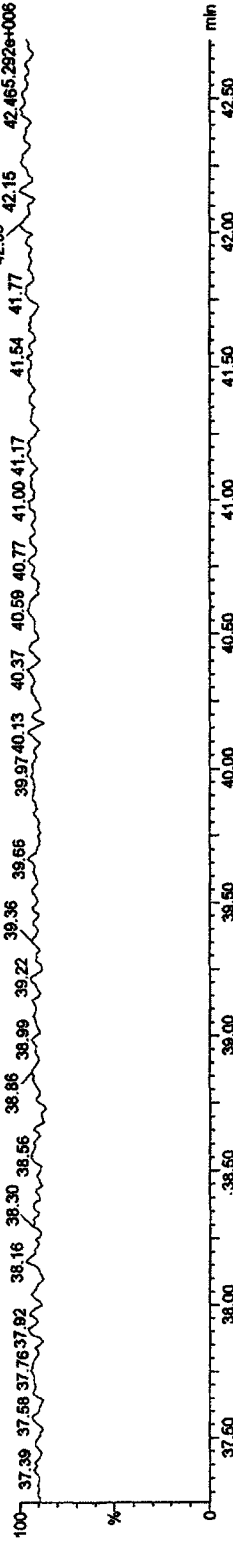
HxCDF PCDFE

04MR103D5_06 Smooth(SG,1x2)
2nd Source 09DXN449 ST0304E



Function 3 PFK

04MR103D5_06 Smooth(SG,1x2)
2nd Source 09DXN449 ST0304E



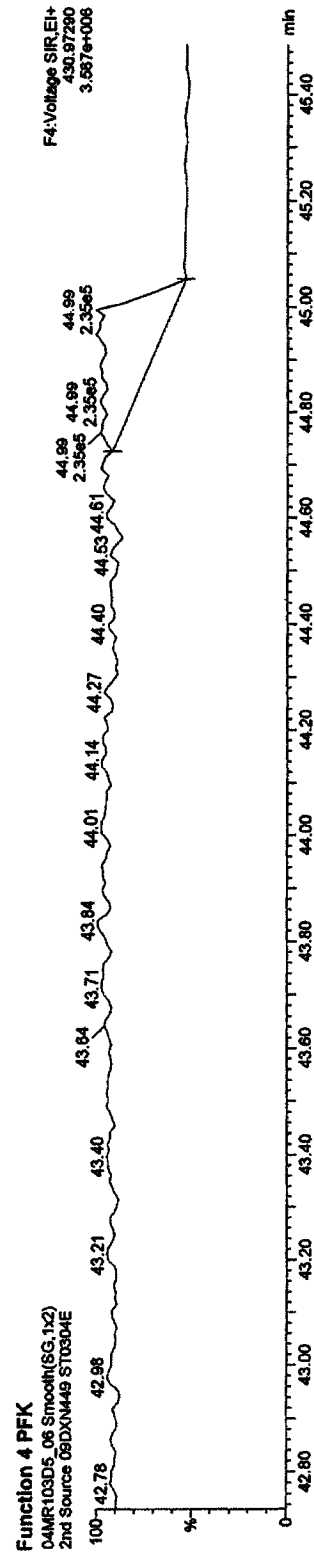
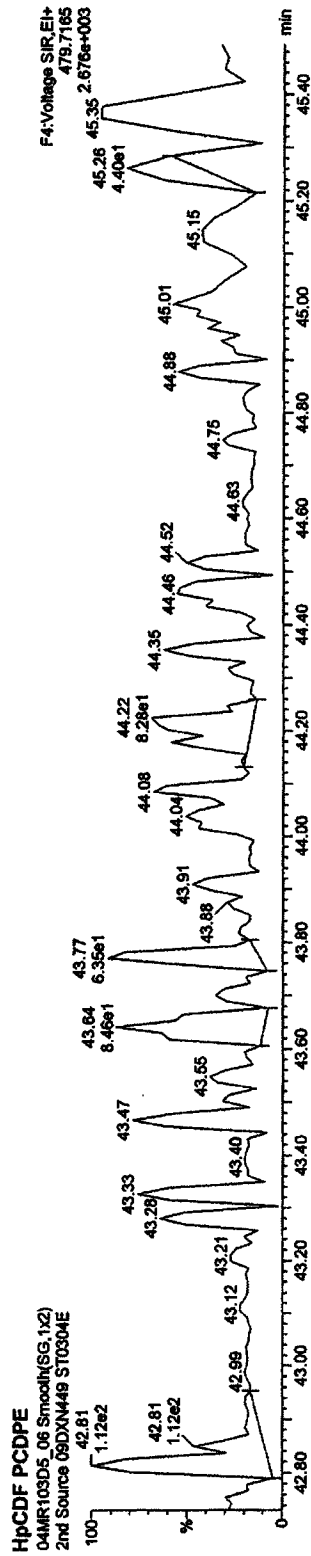
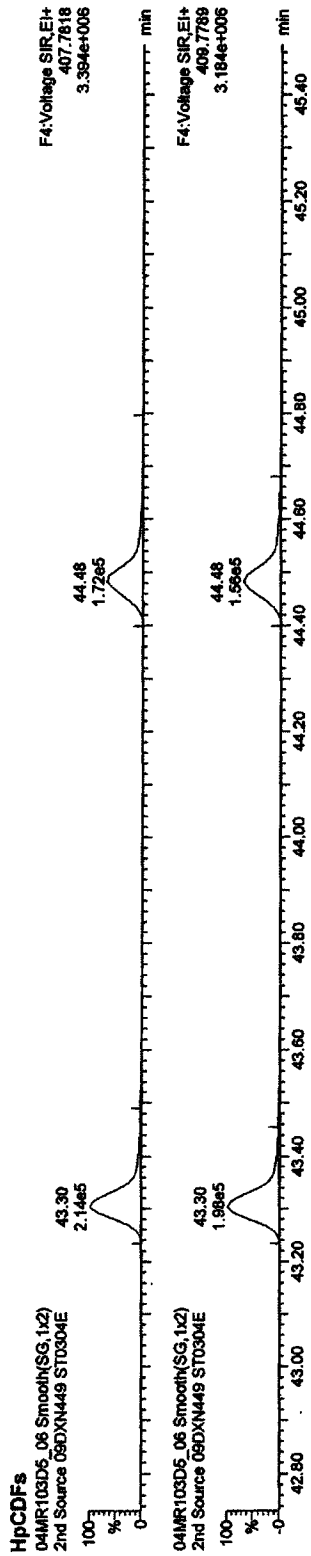
Quantify Sample Report MassLynx 4.1

Dataset: C:\MassLynx\JAN2010.PRO\04MR103D516132ndSource.qld

Last Altered: Thursday, March 04, 2010 16:33:07 Pacific Standard Time

Printed: Thursday, March 04, 2010 16:33:42 Pacific Standard Time

Name: 04MR103D5_06, Date: 04-Mar-2010, Time: 15:27:01, ID: ST0304E, Description: 2nd Source 09DXN449



Quantify Sample Report MassLynx 4.1

Dataset: C:\MassLynx\JAN2010.PRO\04MR103D516132ndSource.qld

Last Altered: Thursday, March 04, 2010 16:33:07 Pacific Standard Time

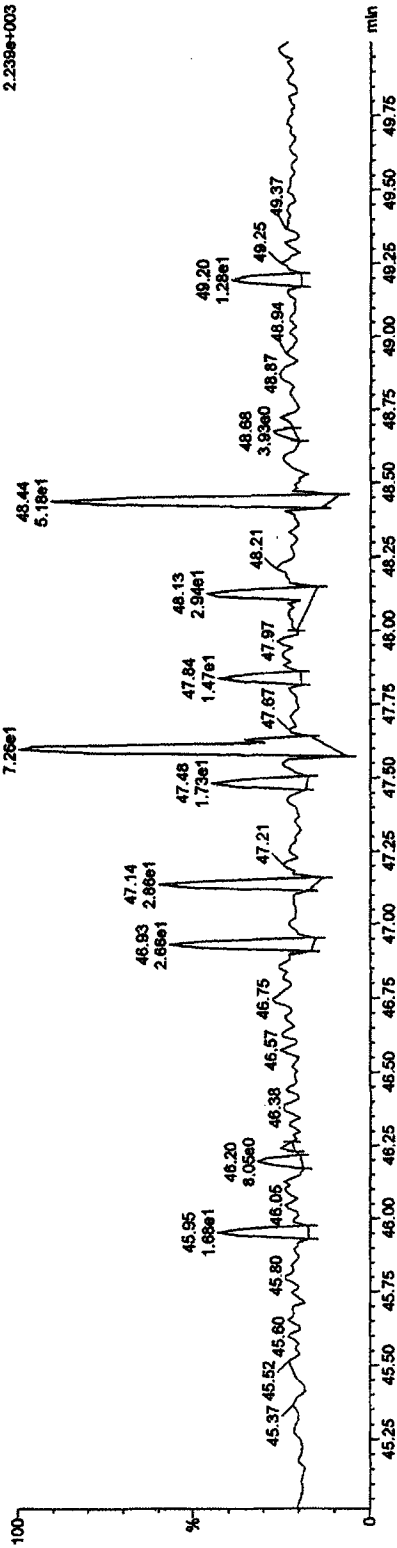
Printed: Thursday, March 04, 2010 16:33:42 Pacific Standard Time

Name: 04MR103D5_06, Date: 04-Mar-2010, Time: 15:27:01, ID: ST0304E, Description: 2nd Source 09DXN449

OCDF PCDPE

04MR103D5_06 Smooth(SG,1x2)
2nd Source 09DXN449 ST0304E


FS:Voltage SIR.EI+
513.67760
2.239e+003



Function 5 PFK

04MR103D5_06 Smooth(SG,1x2)
2nd Source 09DXN449 ST0304E

FS:Voltage SIR.EI+
442.97280
3.255e+006



Quantify Sample Report MassLynx 4.1

Dataset: C:\MassLynx\JAN2010.PRO\04MR103D516132ndSource.qld

Last Altered: Thursday, March 04, 2010 17:10:05 Pacific Standard Time


Printed: Thursday, March 04, 2010 17:10:38 Pacific Standard Time

Method: C:\MassLynx\JAN2010.PRO\Meth\DB\16133D6CDD25.mdb 04 Mar 2010 12:40:27
 Calibration: C:\MassLynx\JAN2010.PRO\Curve\DB\16133D51613OCDD26.cdb 04 Mar 2010 15:31:45

Name: 04MR103D5_07, Date: 04-Mar-2010, Time: 16:18:22, ID: CP0304, Description: DB5 CPSM 3732-05

TCDFs

04MR103D5_07 Smooth(SG,1x2)
 DB5 CPSM 3732-05 CP0304

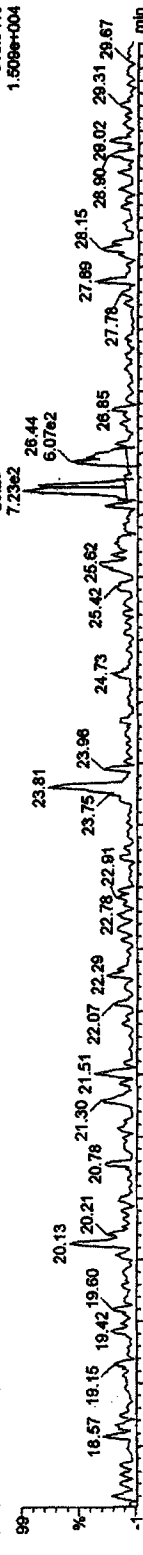


04MR103D5_07 Smooth(SG,1x2)
 DB5 CPSM 3732-05 CP0304

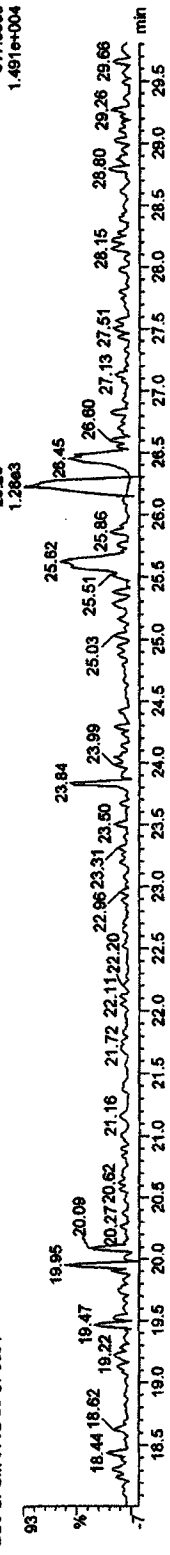


13C-TCDF

04MR103D5_07 Smooth(SG,1x2)
 DB5 CPSM 3732-05 CP0304



04MR103D5_07 Smooth(SG,1x2)
 DB5 CPSM 3732-05 CP0304

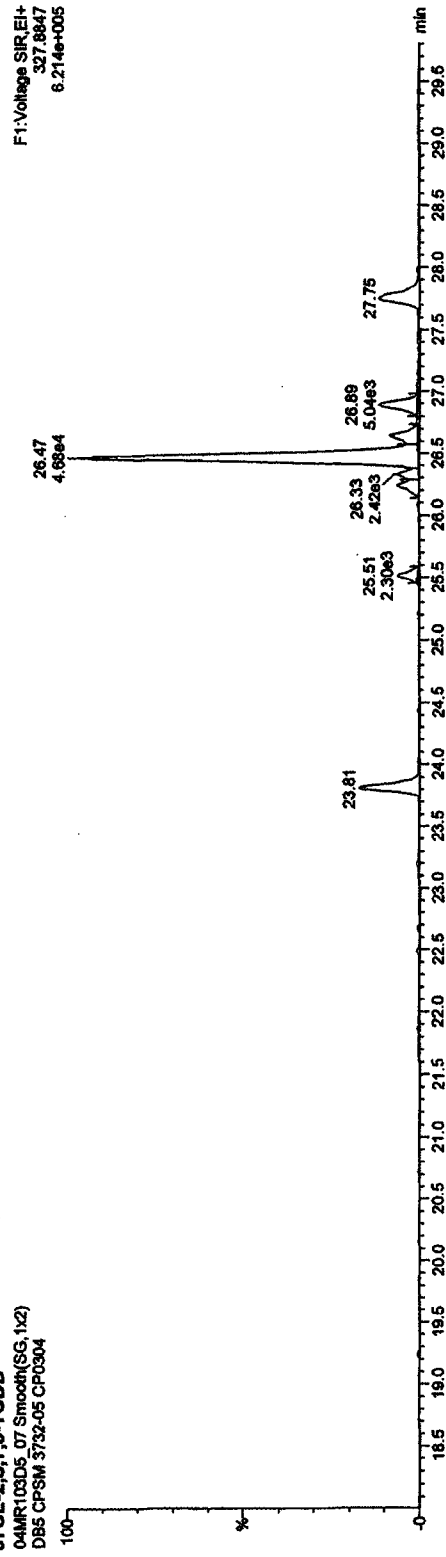


Quantify Sample Report MassLynx 4.1


Dataset: C:\MassLynx\JAN2010\PRO\04MR103D516132ndSource.qld
Last Altered: Thursday, March 04, 2010 17:10:05 Pacific Standard Time
Printed: Thursday, March 04, 2010 17:10:38 Pacific Standard Time

Name: 04MR103D5_07, Date: 04-Mar-2010, Time: 16:18:22, ID: CP0304, Description: DB5 CPSM 3732-05

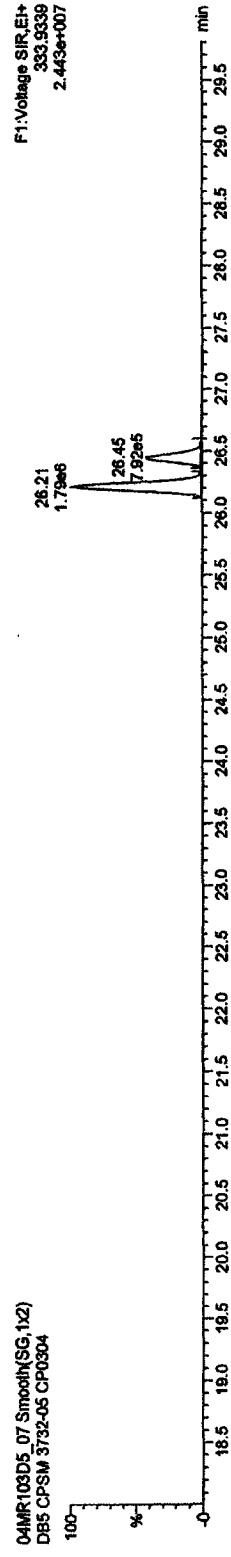
37CL-2,3,7,8-TCDD
04MR103D5_07 Smooth(SG,1x2)
DB5 CPSM 3732-05 CP0304



13C-TCDDs
04MR103D5_07 Smooth(SG,1x2)
DB5 CPSM 3732-05 CP0304



04MR103D5_07 Smooth(SG,1x2)
DB5 CPSM 3732-05 CP0304



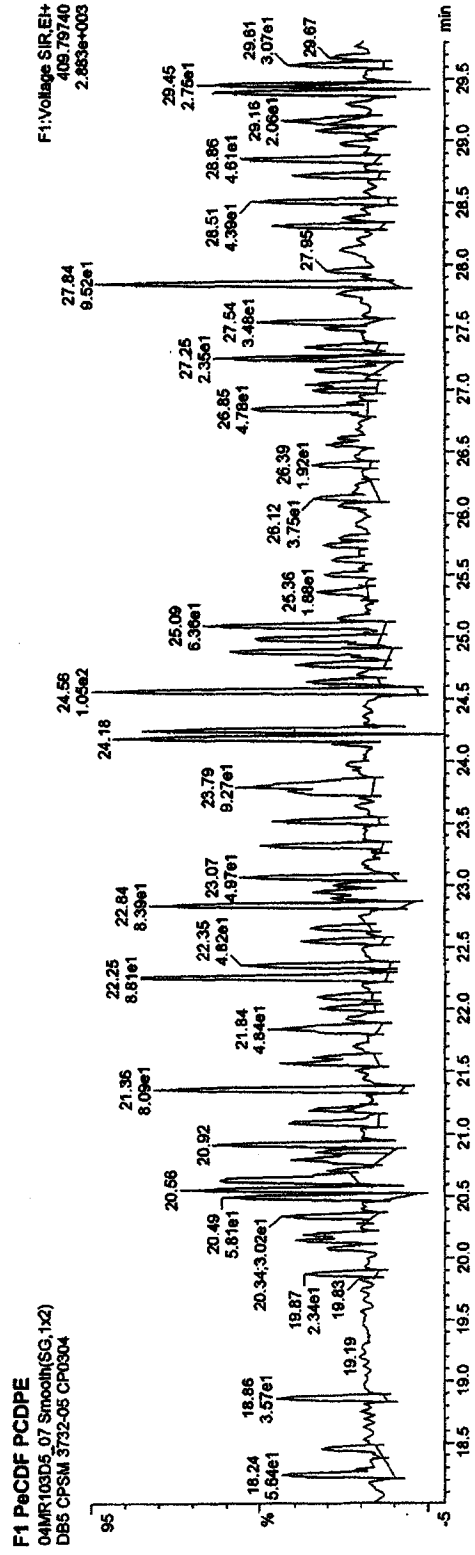

Quantify Sample Report MassLynx 4.1

Dataset: C:\MassLynx\UAN2010.PRO\04MR103D516132ndSource.qld

Last Altered: Thursday, March 04, 2010 17:10:05 Pacific Standard Time

Printed: Thursday, March 04, 2010 17:10:38 Pacific Standard Time

Name: 04MR103D5_07, Date: 04-Mar-2010, Time: 16:18:22, ID: CP0304, Description: DB5 CPSM 3732-05



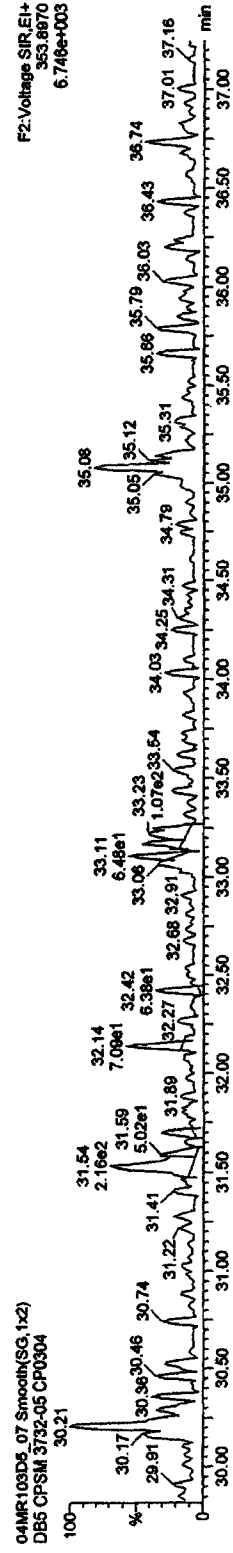
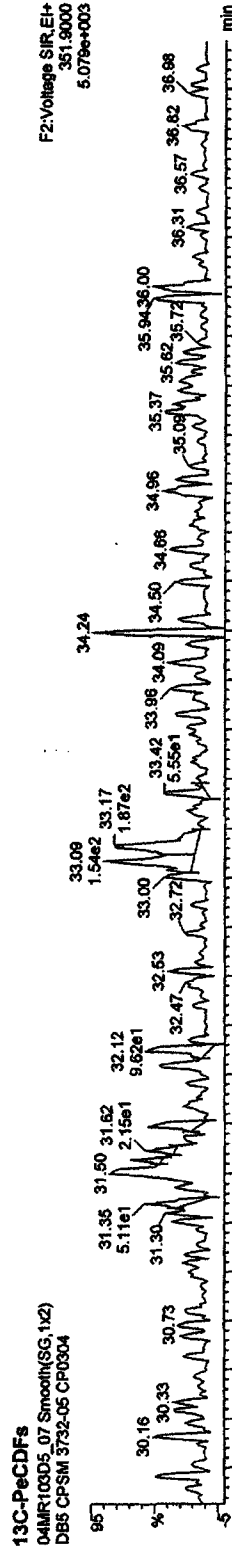


Quantify Sample Report MassLynx 4.1

Dataset: C:\MassLynx\JAN2010.PRO\04MR103D516132ndSource.qld

Last Altered: Thursday, March 04, 2010 17:10:05 Pacific Standard Time

Printed: Thursday, March 04, 2010 17:10:38 Pacific Standard Time

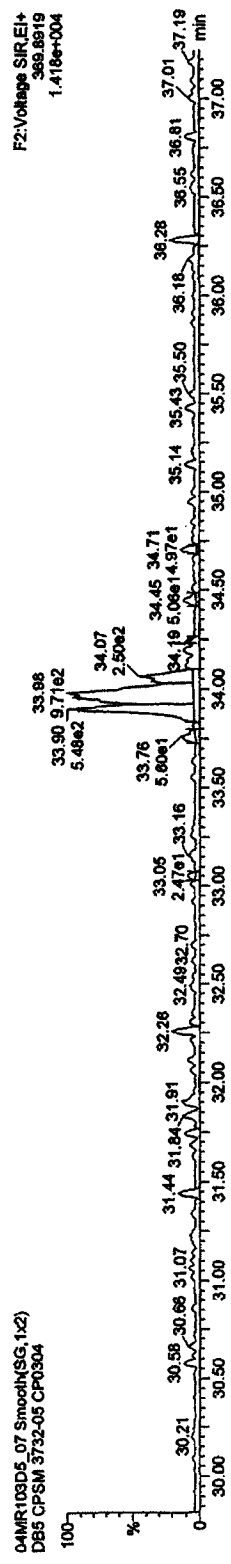
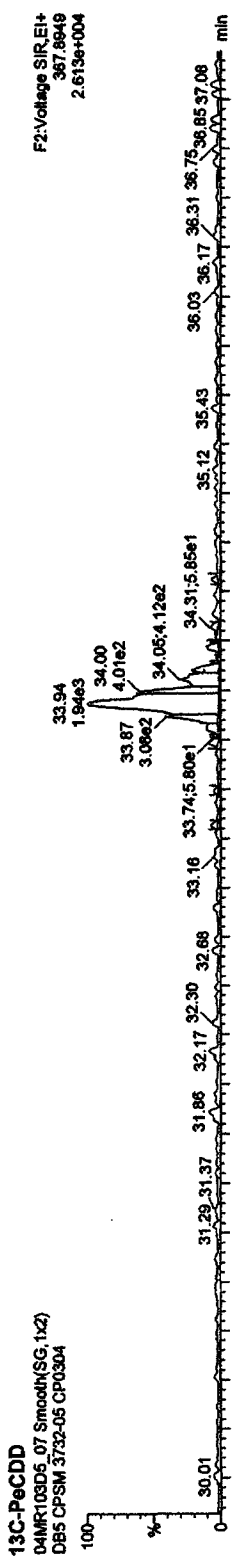


Name: 04MR103D5_07, Date: 04-Mar-2010, Time: 16:16:22, ID: CP0304, Description: DB5 CPSM 3732-05



Quantify Sample Report MassLynx 4.1

Dataset: C:\MassLynx\JAN2010.PRO\04MR103D516132ndSource.qld
Last Altered: Thursday, March 04, 2010 17:10:05 Pacific Standard Time
Printed: Thursday, March 04, 2010 17:10:38 Pacific Standard Time

Name: 04MR103D5_07, Date: 04-Mar-2010, Time: 16:18:22, ID: CP0304, Description: DB5 CPSM 3732-05



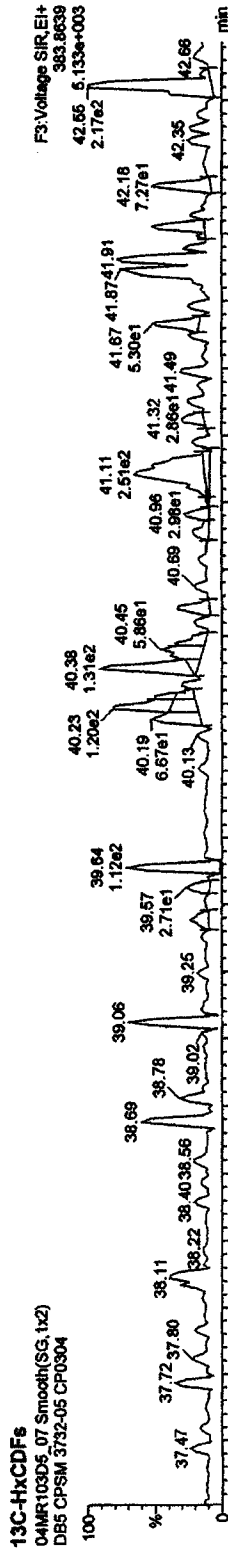
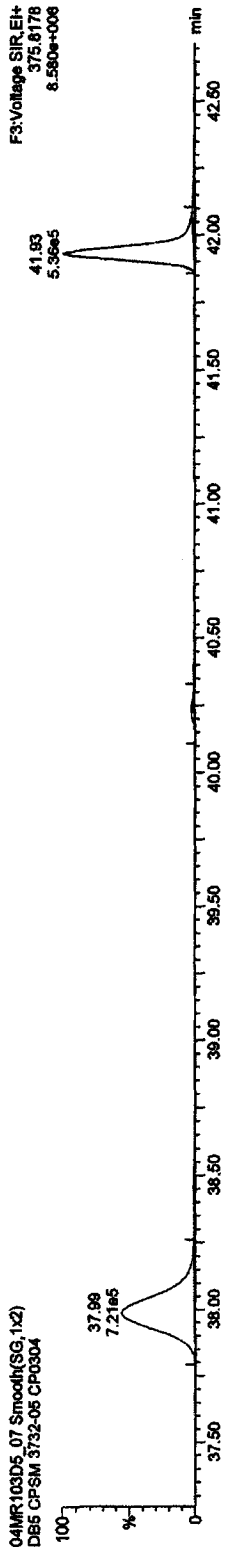

Quantify Sample Report MassLynx 4.1

Dataset: C:\MassLynx\JAN2010\PRO\04MR103D516132ndSource.qld

Last Altered: Thursday, March 04, 2010 17:10:05 Pacific Standard Time

Printed: Thursday, March 04, 2010 17:10:38 Pacific Standard Time

Name: 04MR103D5_07, Date: 04-Mar-2010, Time: 16:18:22, ID: CP0304, Description: DB5 CPSM 3732-05



Quantify Sample Report MassLynx 4.1

Dataset: C:\MassLynx\JAN2010.PRO\04MR103D516132ndSource.qld


Last Altered: Thursday, March 04, 2010 17:10:05 Pacific Standard Time

Printed: Thursday, March 04, 2010 17:10:38 Pacific Standard Time

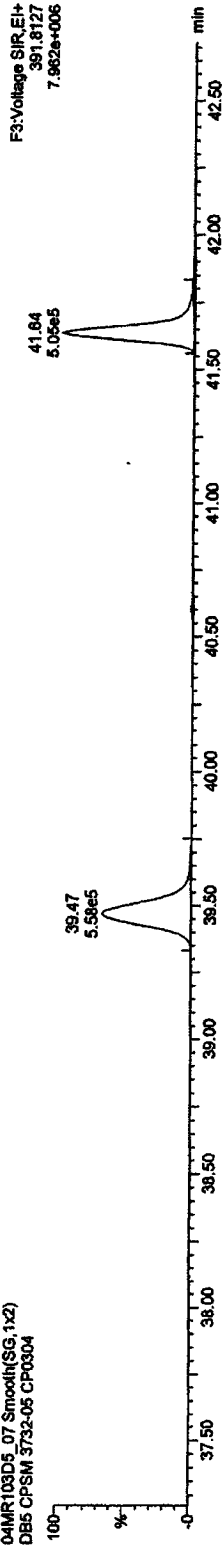
Name: 04MR103D5_07, Date: 04-Mar-2010, Time: 16:18:22, ID: CP0304, Description: DB5 CPSM 3732-05

HxCDDs

04MR103D5_07 Smooth(SG,1x2)
DB5 CPSM 3732-05 CP0304

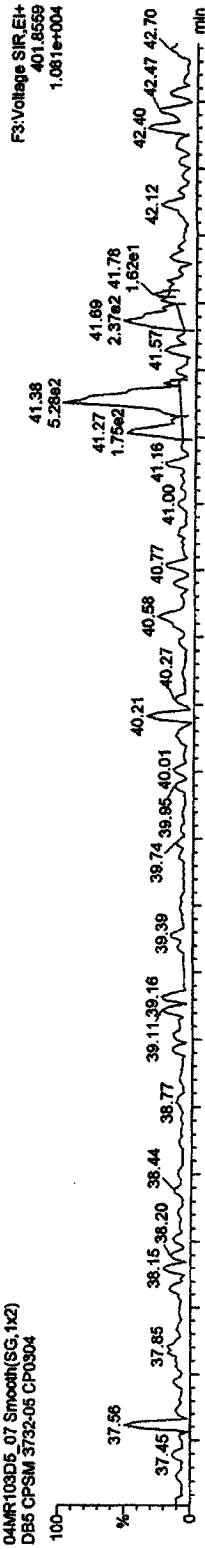


04MR103D5_07 Smooth(SG,1x2)
DB5 CPSM 3732-05 CP0304

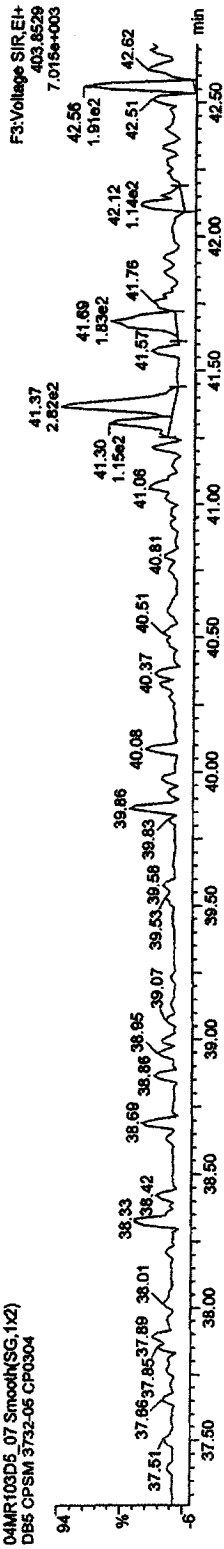


13C-HxCDDs

04MR103D5_07 Smooth(SG,1x2)
DB5 CPSM 3732-05 CP0304



04MR103D5_07 Smooth(SG,1x2)
DB5 CPSM 3732-05 CP0304



Quantify Sample Report MassLynx 4.1

Dataset: C:\MassLynx\JAN2010.PRO\04MR103D516132ndSource.qld


Last Altered: Thursday, March 04, 2010 17:10:05 Pacific Standard Time

Printed: Thursday, March 04, 2010 17:10:38 Pacific Standard Time


Name: 04MR103D5_07, Date: 04-Mar-2010, Time: 16:18:22, ID: CP0304, Description: DB5 CP5M 3732-05

HpCDFs

04MR103D5_07 Smooth(SG,1x2)
DB5 CP5M 3732-05 CP0304




04MR103D5_07 Smooth(SG,1x2)
DB5 CP5M 3732-05 CP0304

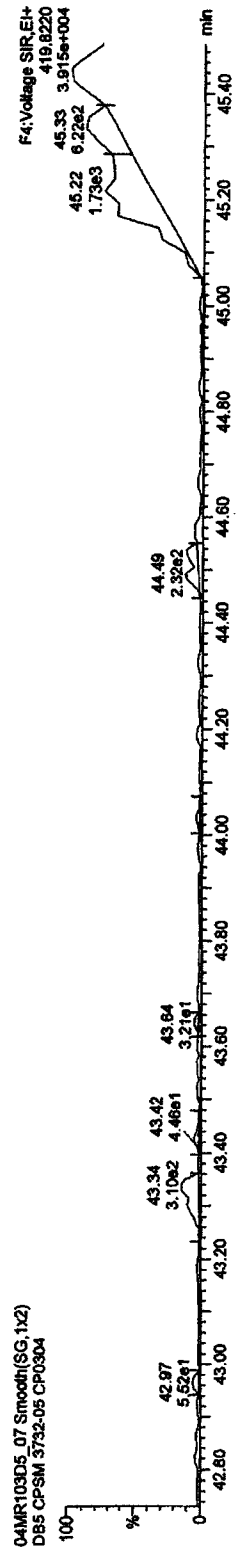


13C-HpCDFs

04MR103D5_07 Smooth(SG,1x2)
DB5 CP5M 3732-05 CP0304



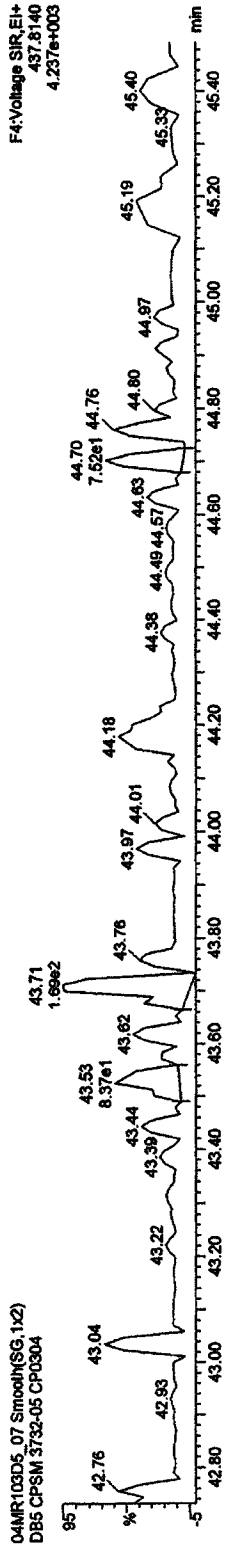
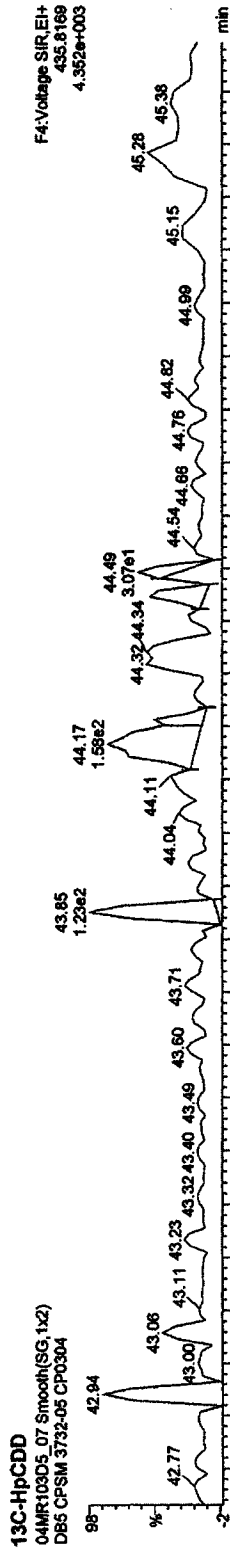
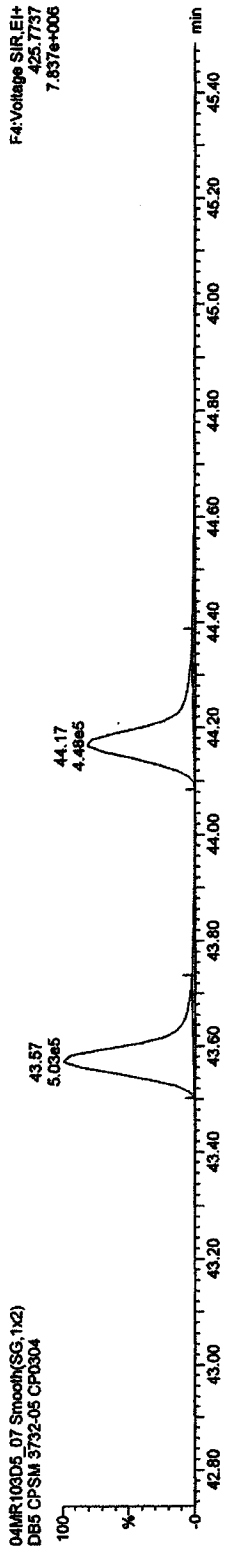
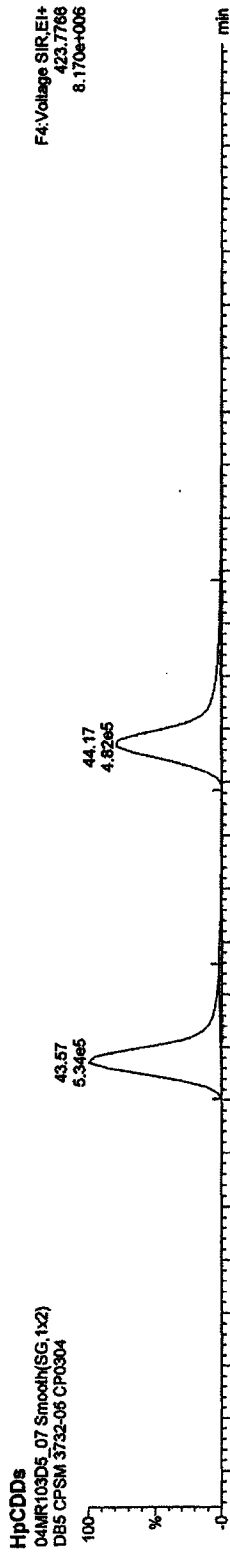
04MR103D5_07 Smooth(SG,1x2)
DB5 CP5M 3732-05 CP0304



Quantify Sample Report MassLynx 4.1

Dataset: C:\MassLynx\UAN2010.PRO\04MR103D516132hdSource.d\id
Last Altered: Thursday, March 04, 2010 17:10:05 Pacific Standard Time
Printed: Thursday, March 04, 2010 17:10:38 Pacific Standard Time

Name: 04MR103D5_07, Date: 04-Mar-2010, Time: 16:18:22, ID: CP0304, Description: DB5 CPSM 3732-05



Quantify Sample Report MassLynx 4.1

Dataset: C:\MassLynx\JAN2010\PRO\04MR103D516132ndSource.qld
Last Altered: Thursday, March 04, 2010 17:10:05 Pacific Standard Time
Printed: Thursday, March 04, 2010 17:10:38 Pacific Standard Time

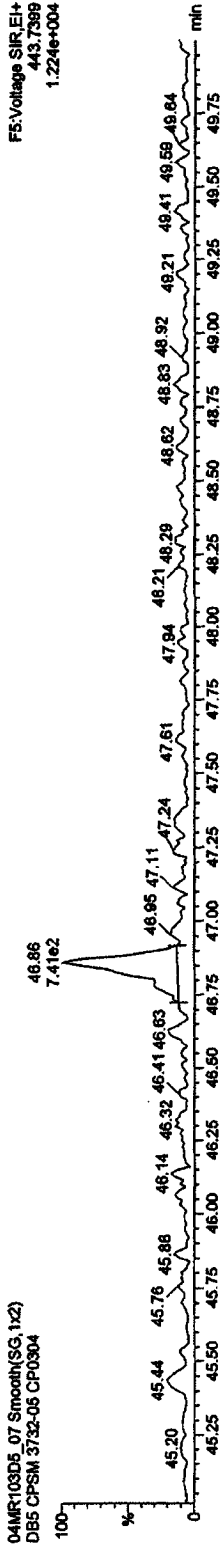
Name: 04MR103D5_07, Date: 04-Mar-2010, Time: 16:18:22, ID: CP0304, Description: DB5 CPSM 3732-05

OCDFs

04MR103D5_07 Smooth(SG,1x2)
DB5 CPSM 3732-05 CP0304

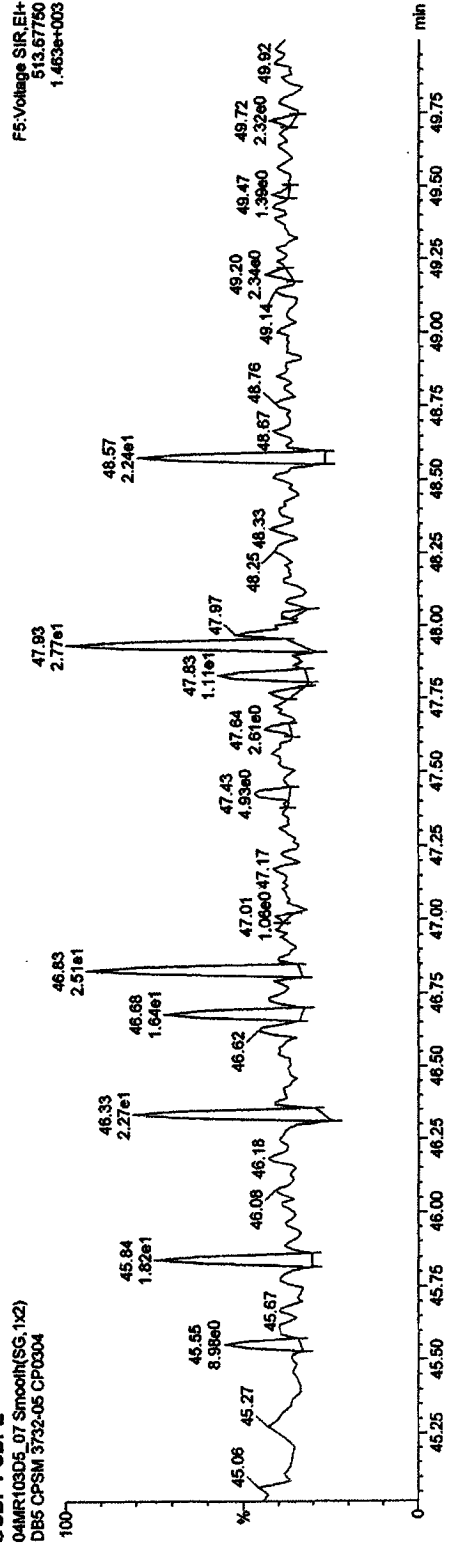


04MR103D5_07 Smooth(SG,1x2)
DB5 CPSM 3732-05 CP0304



OCDF PCDPE

04MR103D5_07 Smooth(SG,1x2)
DB5 CPSM 3732-05 CP0304



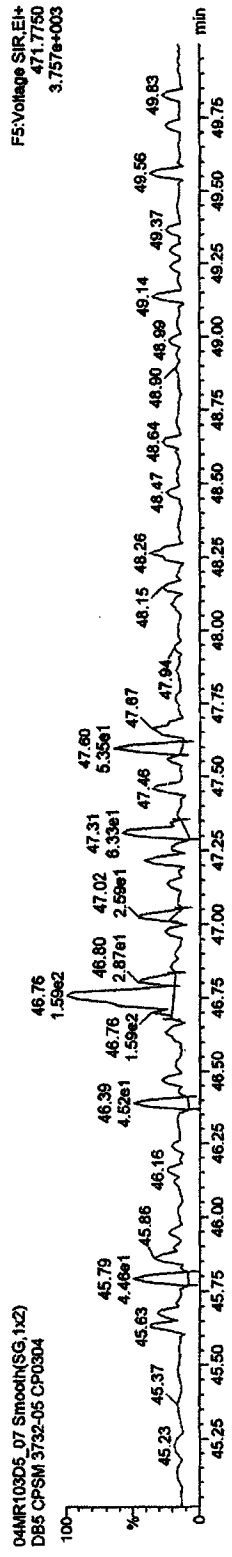
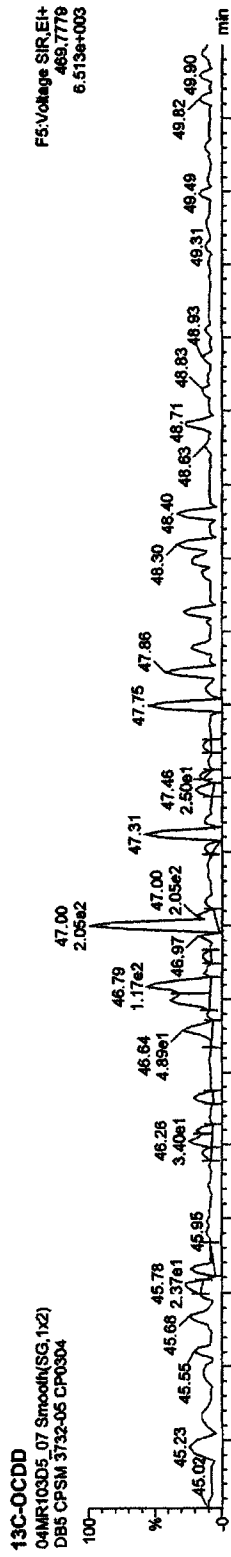


Quantify Sample Report MassLynx 4.1

Dataset: C:\MassLynx\JAN2010.PRO\04MR103D516132ndSource.qld

Last Altered: Thursday, March 04, 2010 17:10:05 Pacific Standard Time

Printed: Thursday, March 04, 2010 17:10:38 Pacific Standard Time

Name: 04MR103D5_07, Date: 04-Mar-2010, Time: 16:18:22, ID: CP0304, Description: DB5 CPSM 3732-05

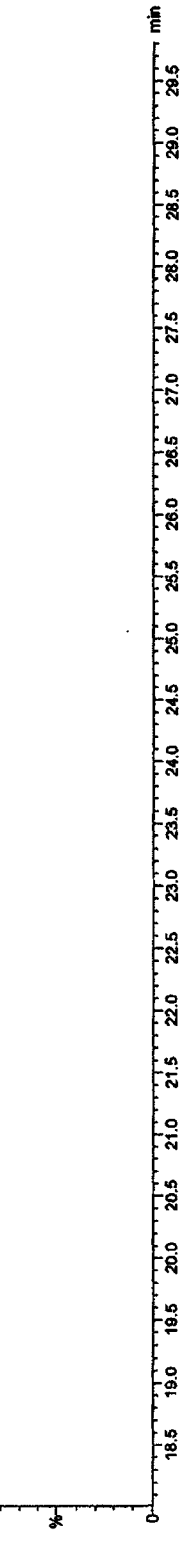

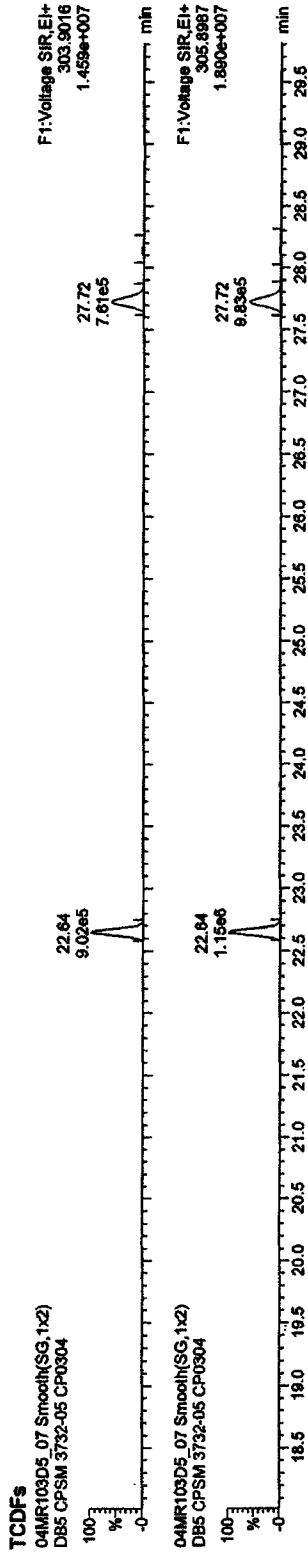


Quantify Sample Report MassLynx 4.1

Dataset: C:\MassLynx\JAN2010.PRO\04MIR103D516132ndSource.qld

Last Altered: Thursday, March 04, 2010 17:10:05 Pacific Standard Time
 Printed: Thursday, March 04, 2010 17:10:38 Pacific Standard Time

Name: 04MIR103D5_07, Date: 04-Mar-2010, Time: 16:18:22, ID: CP0304, Description: DB5 CPSM 3732-05



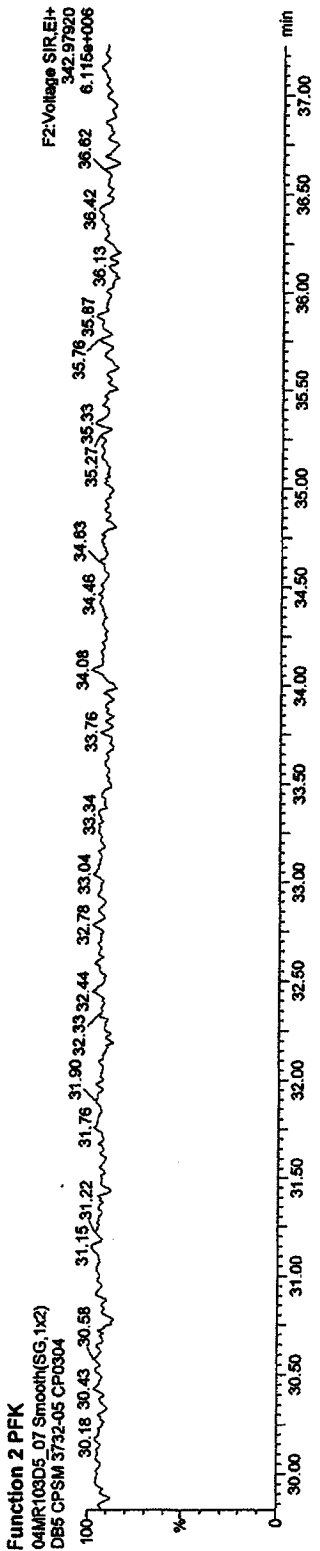
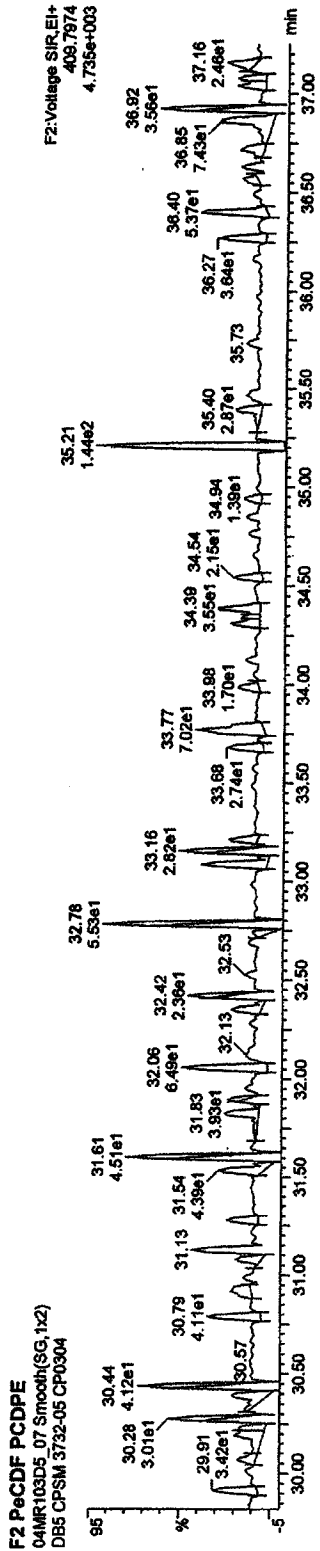
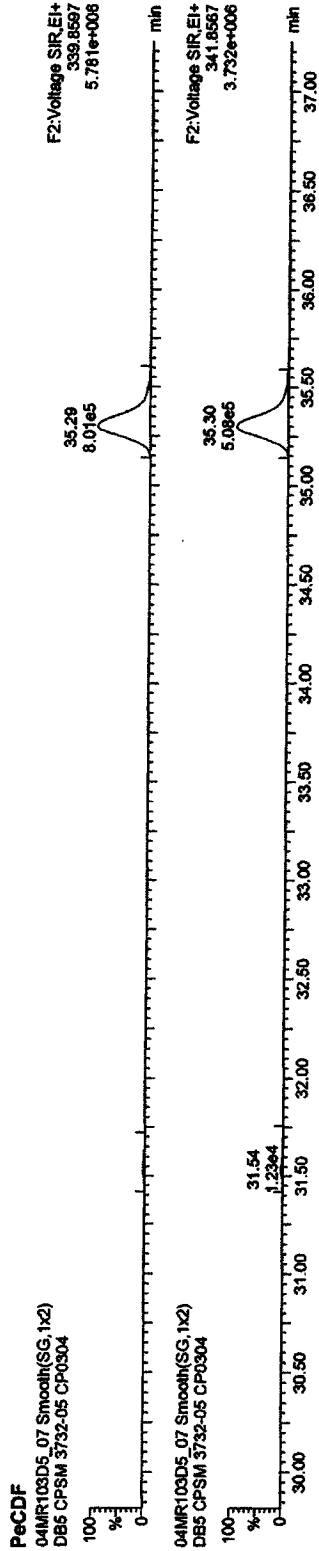
Quantify Sample Report MassLynx 4.1

Dataset: C:\MassLynx\JAN2010.PRO\04MR103D516132ndSource.qld

Last Altered: Thursday, March 04, 2010 17:10:05 Pacific Standard Time

Printed: Thursday, March 04, 2010 17:10:38 Pacific Standard Time

Name: 04MR103D5_07, Date: 04-Mar-2010, Time: 16:18:22, ID: CP0304, Description: DB5 CPSM 3732-05



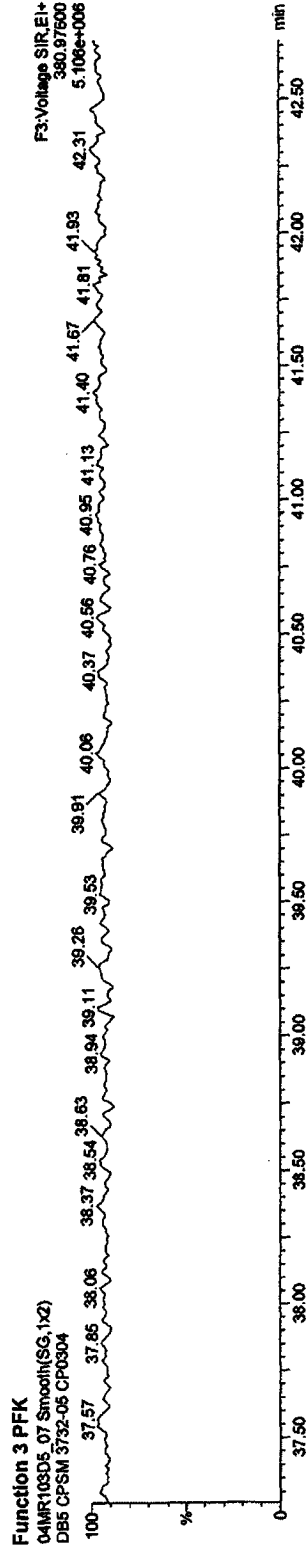
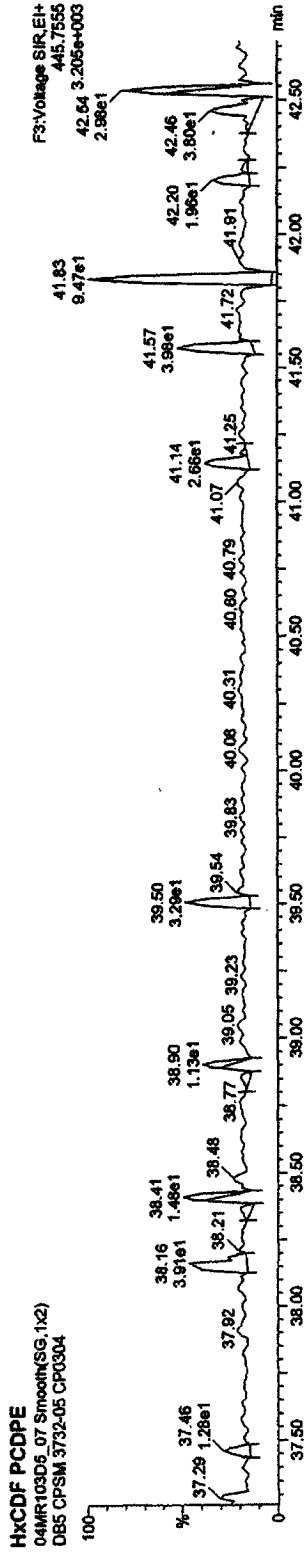
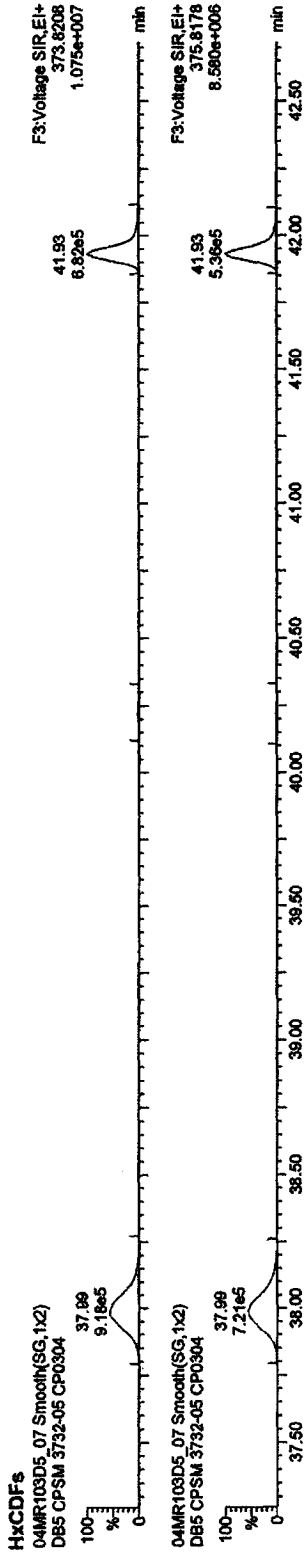
Quantify Sample Report MassLynx 4.1

Dataset: C:\MassLynx\JAN2010.PRO\04MR103D516132ndSource.qld

Last Altered: Thursday, March 04, 2010 17:10:05 Pacific Standard Time

Printed: Thursday, March 04, 2010 17:10:38 Pacific Standard Time

Name: 04MR103D5_07, Date: 04-Mar-2010, Time: 16:18:22, ID: CP0304, Description: DB5 CPSM 3732-05



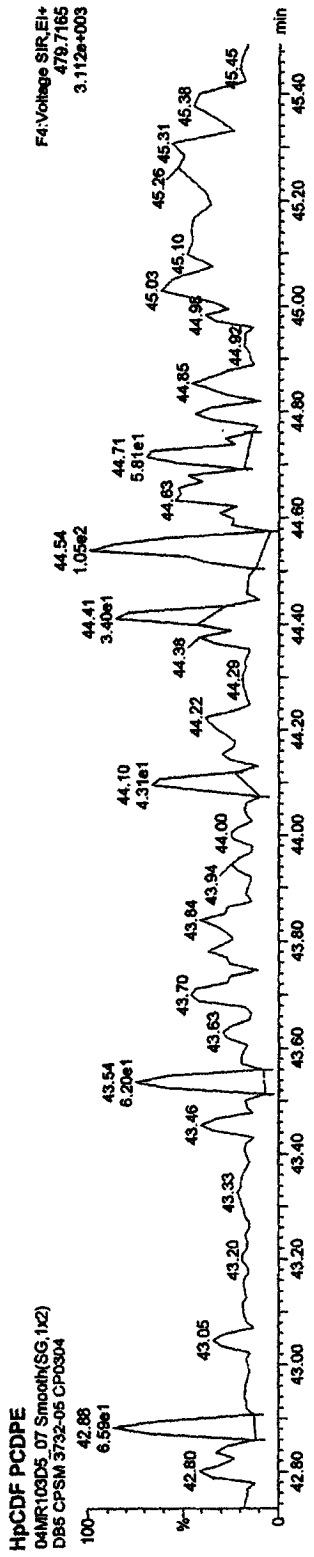


Quantify Sample Report MassLynx 4.1

Dataset: C:\MassLynx\LAN2010.PRO\04MR103D516132ndSource.qld

Last Altered: Thursday, March 04, 2010 17:10:05 Pacific Standard Time

Printed: Thursday, March 04, 2010 17:10:38 Pacific Standard Time

Name: 04MR103D5_07, Date: 04-Mar-2010, Time: 16:18:22, ID: CP0304, Description: DB5 CPSM 3732-05



Quantify Sample Report MassLynx 4.1

Dataset: C:\MassLynx\JAN2010.PRO\04MR103D516132ndSource.qld

Last Altered: Thursday, March 04, 2010 17:10:05 Pacific Standard Time

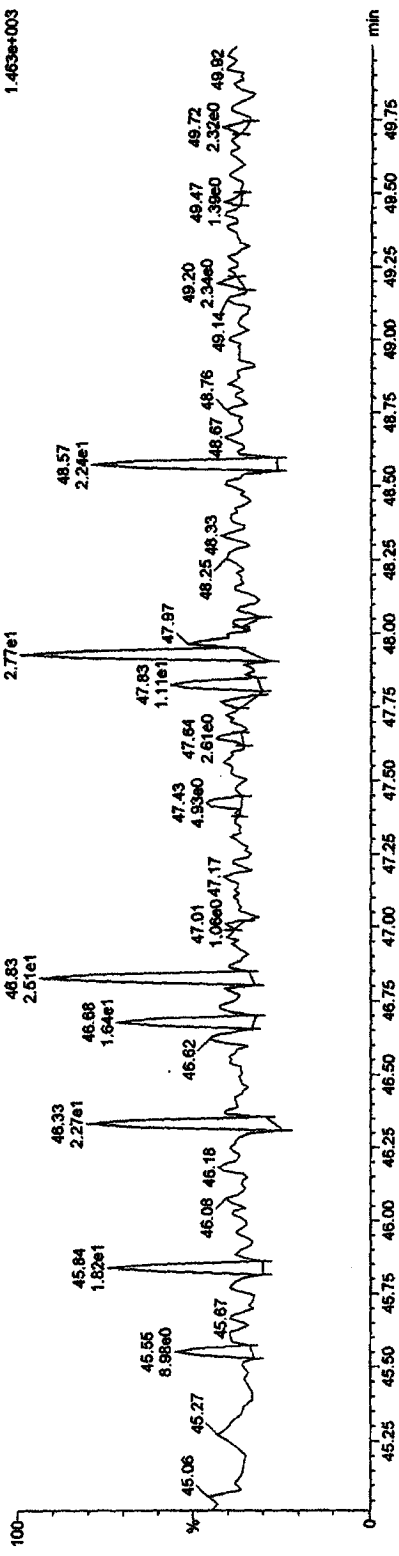
Printed: Thursday, March 04, 2010 17:10:38 Pacific Standard Time

Name: 04MR103D5_07, Date: 04-Mar-2010, Time: 16:18:23, ID: CP0304, Description: DB5 CPSM 3732-05

OCDF PCDPE

04MR103D5_07 Smoothing(1x2)
DB5 CPSM 3732-05 CP0304


F5:Voltage SIR,EI+
513.6750
1.463e+003



Function 5 PFK

04MR103D5_07 Smoothing(1x2)
DB5 CPSM 3732-05 CP0304

F5:Voltage SIR,EI+
442.97260
3.184e+006



Quantify Sample Report MassLynx 4.1

Dataset: C:\MassLynx\JAN2010.PRO\04MR103D516132ndSource.qld

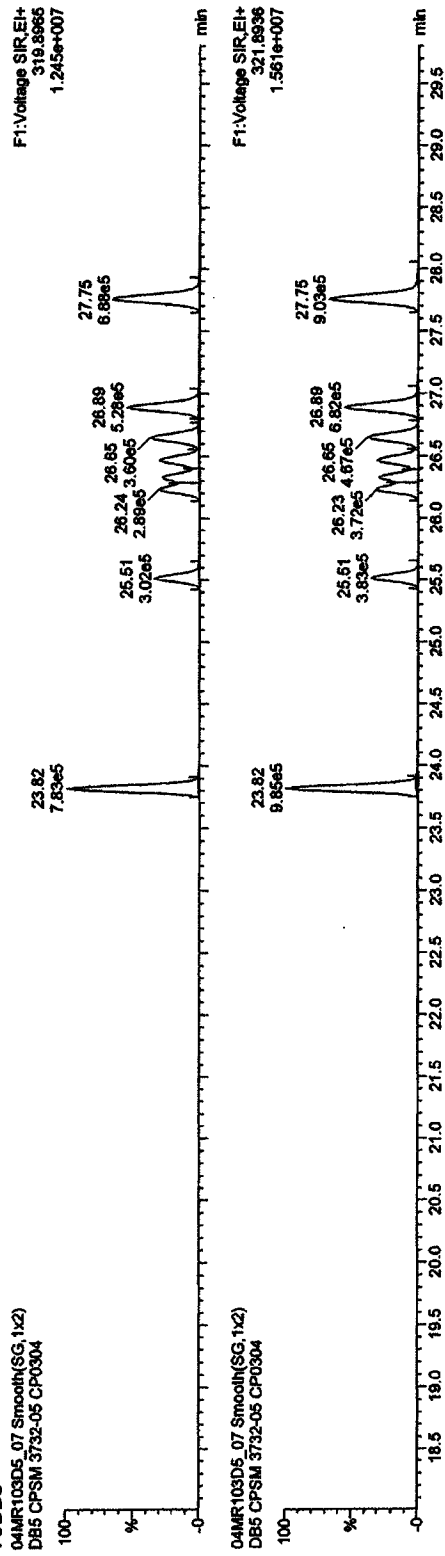
Last Altered: Thursday, March 04, 2010 17:10:05 Pacific Standard Time

Printed: Thursday, March 04, 2010 17:10:38 Pacific Standard Time

Name: 04MR103D5_07, Date: 04-Mar-2010, Time: 16:18:22, ID: CP0304, Description: DB5 CPSM 3732-05

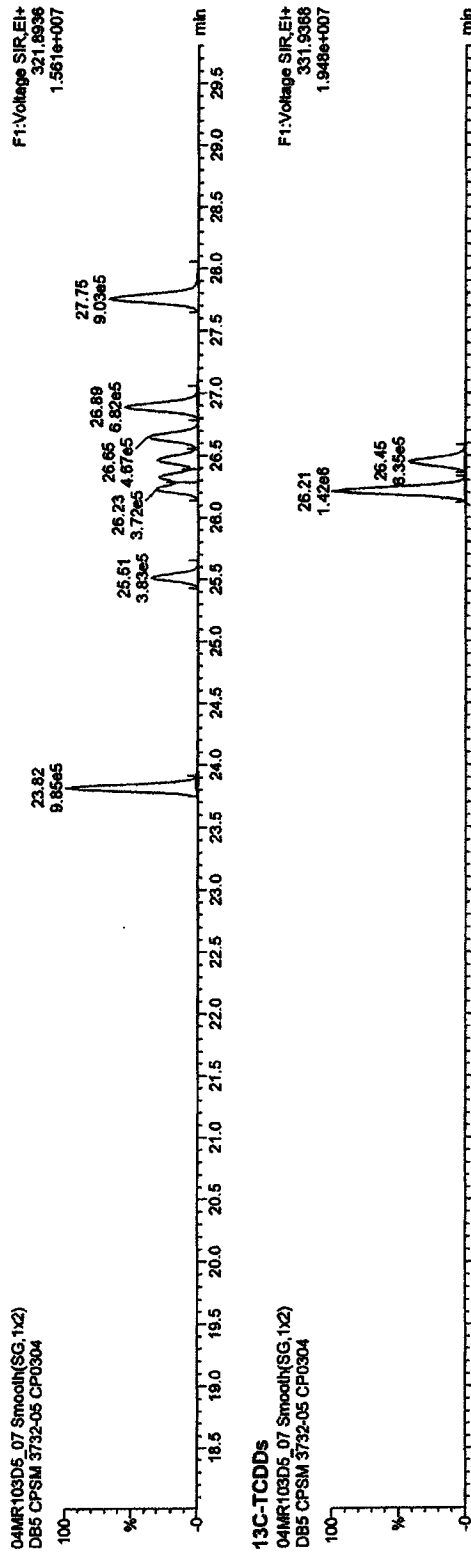
TCDDs

04MR103D5_07 Smooth(SG,1x2)
DB5 CPSM 3732-05 CP0304




13C-TCDDs

04MR103D5_07 Smooth(SG,1x2)
DB5 CPSM 3732-05 CP0304



13C-TCDDs

04MR103D5_07 Smooth(SG,1x2)
DB5 CPSM 3732-05 CP0304



Initial Calibration Checklist
Dioxin Methods

ICAL ID 8290A041210405

Method ID 8290A Date Scanned _____

Column ID DB5 Instrument ID 405

STD ID's ST0412(B,A, -, D,C) STD Solution 09DXN422, 09DXN422, 10DXN111, 09DXN424, 09DXN456

GC Program OCDD Multiplier Setting 410

Analyzed By M.G. Date Analyzed 4/12/10

Prepared By M.G. Date Prepared 4/17/10

Reviewed By MAT Date Reviewed 4/14/10

Curve summary present?	✓	✓
Hardcopies of chromatograms for CS1-CS5 present?	✓	✓
Copy of log-file present?	✓	✓
Static resolution check present?	✓	✓
Target file RT's correct?	✓	✓
%RSD within method-specified limits?*	✓	✓
Signal-to-noise criteria met?	✓	✓
Isotopic ratios within limits?	✓	✓
High point free of saturation?	✓	✓
Are chromatographic windows correct?	✓	✓
Manual reintegration's checked and hardcopies included?	NA	NA

COMMENTS:

*Method 8290/TO9/M0023A: %RSD ≤20% for natives, ≤30% for labeled compounds; S/N ≥10
 Method 1613B: %RSD ≤ 20% natives, ≤30% labeled compounds; S/N ≥10
 Method 23: %RSD ≤ values specified in Table 5, Method 23; S/N ≥ 2.5

Run: 12AP104D5 Analyte: 8290A Cal: 8290A0412104D5

Name	Mean	S. D.	%RSD	S4	RRF1	S3	RRF2	S2	RRF3	S6	RRF4	S5	RRF5
13C-1,2,3,4-TCDD	-	-	-	-	-	-	-	-	-	-	-	-	-
13C-2,3,7,8-TCDF	1.521	0.098	6.47	1.54	1.47	1.60	1.38	1.62	1.08	1.05	1.05	1.01	1.01
2,3,7,8-TCDF	0.945	0.042	4.44	0.88	0.94	0.98	0.95	0.98	0.91	1.04	1.04	1.05	1.05
Total TCDF	0.945	0.042	4.44	0.88	0.94	0.98	0.95	0.98	0.91	1.04	1.04	1.05	1.05
13C-2,3,7,8-TCDD	0.950	0.080	8.47	0.94	0.87	0.95	0.91	1.08	1.05	1.05	1.05	1.01	1.01
2,3,7,8-TCDD	1.021	0.031	3.03	1.00	0.98	1.04	1.04	1.05	1.05	1.05	1.05	1.01	1.01
Total TCDD	1.021	0.031	3.03	1.00	0.98	1.04	1.04	1.05	1.05	1.05	1.05	1.01	1.01
37Cl-2,3,7,8-TCDD	2.261	0.218	9.64	2.41	2.04	2.16	2.14	2.56	2.56	2.56	2.56	2.56	2.56
13C-1,2,3,7,8-PeCDF	1.050	0.149	14.1	0.97	0.97	1.01	0.98	1.31	1.31	1.31	1.31	1.31	1.31
1,2,3,7,8-PeCDF	1.045	0.049	4.68	0.97	1.02	1.09	1.09	1.06	1.06	1.06	1.06	1.06	1.06
2,3,4,7,8-PeCDF	0.982	0.045	4.55	0.93	0.97	1.03	1.02	0.96	0.96	0.96	0.96	0.96	0.96
Total F2 PeCDF	1.013	0.046	4.50	0.95	0.99	1.06	1.05	1.01	1.01	1.01	1.01	1.01	1.01
Total F1 PeCDF	1.013	0.046	4.50	0.95	0.99	1.06	1.05	1.01	1.01	1.01	1.01	1.01	1.01
13C-1,2,3,7,8-PeCDD	0.670	0.094	14.0	0.61	0.65	0.62	0.64	0.84	0.84	0.84	0.84	0.84	0.84
1,2,3,7,8-PeCDD	0.982	0.047	4.75	0.94	0.93	1.04	1.01	0.99	0.99	0.99	0.99	0.99	0.99
Total PeCDD	0.982	0.047	4.75	0.94	0.93	1.04	1.01	0.99	0.99	0.99	0.99	0.99	0.99
13C-1,2,3,7,8,9-HxCDD	-	-	-	-	-	-	-	-	-	-	-	-	-
13C-1,2,3,4,7,8-HxCDF	1.025	0.075	7.29	1.08	0.98	1.08	0.92	1.06	1.06	1.06	1.06	1.06	1.06
1,2,3,4,7,8-HxCDF	1.213	0.061	5.00	1.12	1.18	1.25	1.28	1.23	1.23	1.23	1.23	1.23	1.23
1,2,3,6,7,8-HxCDF	1.343	0.096	7.13	1.20	1.34	1.46	1.38	1.33	1.33	1.33	1.33	1.33	1.33
2,3,4,6,7,8-HxCDF	1.222	0.064	5.27	1.13	1.19	1.29	1.26	1.23	1.23	1.23	1.23	1.23	1.23
1,2,3,7,8,9-HxCDF	1.092	0.072	6.60	1.02	1.02	1.15	1.17	1.10	1.10	1.10	1.10	1.10	1.10
Total HxCDF	1.218	0.070	5.72	1.12	1.18	1.29	1.27	1.22	1.22	1.22	1.22	1.22	1.22
13C-1,2,3,6,7,8-HxCDD	0.807	0.060	7.46	0.81	0.77	0.86	0.72	0.87	0.87	0.87	0.87	0.87	0.87
1,2,3,4,7,8-HxCDD	1.007	0.056	5.54	0.93	1.02	1.04	1.07	0.98	0.98	0.98	0.98	0.98	0.98

1,2,3,6,7,8-HxCDD	1.114	0.059	5.33 ‡	1.06	1.06	1.19	1.16	1.11
1,2,3,7,8,9-HxCDD	1.209	0.083	6.88 ‡	1.12	1.17	1.22	1.34	1.19
Total HxCDD	1.110	0.061	5.46 ‡	1.04	1.08	1.15	1.19	1.09
13C-1,2,3,4,6,7,8-HpCDF	0.863	0.061	7.10 ‡	0.87	0.82	0.95	0.79	0.88
1,2,3,4,6,7,8-HpCDF	1.310	0.072	5.52 ‡	1.20	1.28	1.39	1.36	1.32
1,2,3,4,7,8,9-HpCDF	1.026	0.053	5.19 ‡	0.95	1.00	1.09	1.06	1.03
Total HpCDF	1.168	0.063	5.36 ‡	1.08	1.14	1.24	1.21	1.18
13C-1,2,3,4,6,7,8-HpCDD	0.697	0.052	7.39 ‡	0.71	0.67	0.77	0.64	0.71
1,2,3,4,6,7,8-HpCDD	1.072	0.039	3.60 ‡	1.03	1.03	1.11	1.11	1.08
Total HpCDD	1.072	0.039	3.60 ‡	1.03	1.03	1.11	1.11	1.08
13C-OCDD	0.531	0.041	7.69 ‡	0.53	0.49	0.58	0.49	0.57
OCDF	1.445	0.085	5.85 ‡	1.32	1.39	1.51	1.50	1.50
OCDD	1.166	0.060	5.16 ‡	1.08	1.14	1.23	1.21	1.17

Run #1 Filename 12AP104D5 S: 4 I: 1
 Acquired: 12-APR-10 10:48:47 Processed: 12-APR-10 13:15:04
 Run: 12AP104D5 Analyte: 8290A Cal: 8290A0412104D5

Comments:

Sample text: ST0412B :CS-1 09DXN422

Name	Resp	RA	RT	RRF		Mod?
13C-1,2,3,4-TCDD	150889300	0.82 y	19:40	-	100.00	n
13C-2,3,7,8-TCDF	232739000	0.78 y	19:04	1.5424	100.00	n
2,3,7,8-TCDF	1023349	0.88 y	19:05	0.8794	0.50	n
Total TCDF	-	- n	-	0.8794	0.50	n
13C-2,3,7,8-TCDD	141161700	0.80 y	19:53	0.9355	100.00	n
2,3,7,8-TCDD	703881	0.67 y	19:54	0.9973	0.50	n
Total TCDD	-	- n	-	0.9973	0.50	n
37Cl-2,3,7,8-TCDD	1819544	1.00 y	19:54	2.4118	0.50	n
13C-1,2,3,7,8-PeCDF	146106800	1.52 y	24:49	0.9683	100.00	n
1,2,3,7,8-PeCDF	3546420	1.50 y	24:50	0.9709	2.50	n
2,3,4,7,8-PeCDF	3384670	1.43 y	26:21	0.9266	2.50	n
Total F2 PeCDF	-	- n	-	0.9488	5.00	n
Total F1 PeCDF	-	- n	-	0.9488	5.00	n
13C-1,2,3,7,8-PeCDD	92385600	1.55 y	27:09	0.6123	100.00	n
1,2,3,7,8-PeCDD	2166233	1.61 y	27:12	0.9379	2.50	n
Total PeCDD	-	- n	-	0.9379	2.50	n
13C-1,2,3,7,8,9-HxCDD	103077500	1.29 y	33:11	-	100.00	n
13C-1,2,3,4,7,8-HxCDF	111667600	0.52 y	32:02	1.0833	100.00	n
1,2,3,4,7,8-HxCDF	3133010	1.21 y	32:04	1.1223	2.50	n
1,2,3,6,7,8-HxCDF	3346790	1.13 y	32:10	1.1988	2.50	n
2,3,4,6,7,8-HxCDF	3162220	1.22 y	32:43	1.1327	2.50	n
1,2,3,7,8,9-HxCDF	2848310	1.21 y	33:21	1.0203	2.50	n
Total HxCDF	-	- n	-	1.1185	10.00	n
13C-1,2,3,6,7,8-HxCDD	83861100	1.28 y	32:55	0.8136	100.00	n
1,2,3,4,7,8-HxCDD	1947993	1.33 y	32:51	0.9292	2.50	n
1,2,3,6,7,8-HxCDD	2219360	1.18 y	32:56	1.0586	2.50	n
1,2,3,7,8,9-HxCDD	2352910	1.23 y	33:12	1.1223	2.50	n
Total HxCDD	-	- n	-	1.0367	7.50	n
13C-1,2,3,4,6,7,8-HpCDF	89290500	0.42 y	34:41	0.8662	100.00	n
1,2,3,4,6,7,8-HpCDF	2683070	0.92 y	34:42	1.2020	2.50	n
1,2,3,4,7,8,9-HpCDF	2130830	0.96 y	35:50	0.9546	2.50	n
Total HpCDF	-	- n	-	1.0783	5.00	n
13C-1,2,3,4,6,7,8-HpCDD	72671900	1.06 y	35:30	0.7050	100.00	n
1,2,3,4,6,7,8-HpCDD	1867690	1.03 y	35:31	1.0280	2.50	n
Total HpCDD	-	- n	-	1.0280	2.50	n
13C-OCDD	109193900	0.90 y	38:02	0.5297	200.00	n
OCDF	3611560	0.91 y	38:09	1.3230	5.00	n

OCDD 2945690 0.92 y 38:02 1.0791 5.00 n

Run #2 Filename 12AP104D5 S: 3 I: 1
 Acquired: 12-APR-10 10:04:44 Processed: 12-APR-10 13:15:05
 Run: 12AP104D5 Analyte: 8290A Cal: 8290A0412104D5

Comments:

Sample text: ST0412A :CS-2 09DXN423

Name	Resp	RA	RT	RRF		Mod?
13C-1,2,3,4-TCDD	161658700	0.83 y	19:41	-	100.00	n
13C-2,3,7,8-TCDF	237756000	0.78 y	19:06	1.4707	100.00	n
2,3,7,8-TCDF	4448700	0.78 y	19:07	0.9356	2.00	n
Total TCDF	-	- n	-	0.9356	2.00	n
13C-2,3,7,8-TCDD	141013400	0.83 y	19:54	0.8723	100.00	n
2,3,7,8-TCDD	2761520	0.74 y	19:55	0.9792	2.00	n
Total TCDD	-	- n	-	0.9792	2.00	n
37Cl-2,3,7,8-TCDD	6579920	1.00 y	19:55	2.0351	2.00	n
13C-1,2,3,7,8-PeCDF	157487700	1.55 y	24:50	0.9742	100.00	n
1,2,3,7,8-PeCDF	16085800	1.52 y	24:52	1.0214	10.00	n
2,3,4,7,8-PeCDF	15225000	1.52 y	26:23	0.9667	10.00	n
Total F2 PeCDF	-	- n	-	0.9941	20.00	n
Total F1 PeCDF	-	- n	-	0.9941	20.00	n
13C-1,2,3,7,8-PeCDD	104378100	1.53 y	27:11	0.6457	100.00	n
1,2,3,7,8-PeCDD	9696460	1.56 y	27:13	0.9290	10.00	n
Total PeCDD	-	- n	-	0.9290	10.00	n
13C-1,2,3,7,8,9-HxCDD	119338900	1.29 y	33:12	-	100.00	n
13C-1,2,3,4,7,8-HxCDF	116840100	0.51 y	32:03	0.9791	100.00	n
1,2,3,4,7,8-HxCDF	13837370	1.16 y	32:04	1.1843	10.00	n
1,2,3,6,7,8-HxCDF	15711510	1.20 y	32:11	1.3447	10.00	n
2,3,4,6,7,8-HxCDF	13850440	1.17 y	32:44	1.1854	10.00	n
1,2,3,7,8,9-HxCDF	11885350	1.19 y	33:23	1.0172	10.00	n
Total HxCDF	-	- n	-	1.1829	40.00	n
13C-1,2,3,6,7,8-HxCDD	92237400	1.32 y	32:57	0.7729	100.00	n
1,2,3,4,7,8-HxCDD	9381490	1.25 y	32:53	1.0171	10.00	n
1,2,3,6,7,8-HxCDD	9738380	1.25 y	32:57	1.0558	10.00	n
1,2,3,7,8,9-HxCDD	10785510	1.28 y	33:12	1.1693	10.00	n
Total HxCDD	-	- n	-	1.0807	30.00	n
13C-1,2,3,4,6,7,8-HpCDF	97759400	0.43 y	34:42	0.8192	100.00	n
1,2,3,4,6,7,8-HpCDF	12506030	0.97 y	34:43	1.2793	10.00	n
1,2,3,4,7,8,9-HpCDF	9737130	0.96 y	35:52	0.9960	10.00	n
Total HpCDF	-	- n	-	1.1376	20.00	n
13C-1,2,3,4,6,7,8-HpCDD	79460100	1.04 y	35:31	0.6658	100.00	n
1,2,3,4,6,7,8-HpCDD	8216600	1.02 y	35:32	1.0341	10.00	n
Total HpCDD	-	- n	-	1.0341	10.00	n
13C-OCDD	117016000	0.90 y	38:02	0.4903	200.00	n
OCDF	16264550	0.91 y	38:09	1.3899	20.00	n
OCDD	13337580	0.89 y	38:03	1.1398	20.00	n

Run #3 Filename 12AP104D5 S: 2 I: 1
 Acquired: 12-APR-10 09:14:17 Processed: 12-APR-10 13:15:06
 Run: 12AP104D5 Analyte: 8290A Cal: 8290A0412104D5

Comments:

Sample text: ST0412 :CS-3 10DXN111

Name	Resp	RA	RT	RRF	Mod?
13C-1,2,3,4-TCDD	64371200	0.84 y	19:40	-	100.00 n
13C-2,3,7,8-TCDF	102873500	0.76 y	19:05	1.5981	100.00 n
2,3,7,8-TCDF	10115650	0.82 y	19:06	0.9833	10.00 n
Total TCDF	-	- n	-	0.9833	10.00 n
13C-2,3,7,8-TCDD	61271500	0.83 y	19:53	0.9518	100.00 n
2,3,7,8-TCDD	6357860	0.79 y	19:54	1.0377	10.00 n
Total TCDD	-	- n	-	1.0377	10.00 n
37Cl-2,3,7,8-TCDD	13876260	1.00 y	19:54	2.1557	10.00 n
13C-1,2,3,7,8-PeCDF	65259400	1.55 y	24:49	1.0138	100.00 n
1,2,3,7,8-PeCDF	35414800	1.47 y	24:50	1.0854	50.00 n
2,3,4,7,8-PeCDF	33672100	1.50 y	26:22	1.0319	50.00 n
Total F2 PeCDF	-	- n	-	1.0587	100.00 n
Total F1 PeCDF	-	- n	-	1.0587	100.00 n
13C-1,2,3,7,8-PeCDD	39998300	1.51 y	27:10	0.6214	100.00 n
1,2,3,7,8-PeCDD	20706690	1.56 y	27:12	1.0354	50.00 n
Total PeCDD	-	- n	-	1.0354	50.00 n
13C-1,2,3,7,8,9-HxCDD	43950100	1.30 y	33:11	-	100.00 n
13C-1,2,3,4,7,8-HxCDF	47581500	0.51 y	32:03	1.0826	100.00 n
1,2,3,4,7,8-HxCDF	29775400	1.17 y	32:04	1.2516	50.00 n
1,2,3,6,7,8-HxCDF	34813100	1.18 y	32:11	1.4633	50.00 n
2,3,4,6,7,8-HxCDF	30804200	1.18 y	32:43	1.2948	50.00 n
1,2,3,7,8,9-HxCDF	27436400	1.20 y	33:22	1.1532	50.00 n
Total HxCDF	-	- n	-	1.2907	200.00 n
13C-1,2,3,6,7,8-HxCDD	37776400	1.31 y	32:56	0.8595	100.00 n
1,2,3,4,7,8-HxCDD	19591860	1.40 y	32:52	1.0373	50.00 n
1,2,3,6,7,8-HxCDD	22495200	1.13 y	32:57	1.1910	50.00 n
1,2,3,7,8,9-HxCDD	23103700	1.25 y	33:12	1.2232	50.00 n
Total HxCDD	-	- n	-	1.1505	150.00 n
13C-1,2,3,4,6,7,8-HpCDF	41837400	0.43 y	34:42	0.9519	100.00 n
1,2,3,4,6,7,8-HpCDF	29031500	0.97 y	34:42	1.3878	50.00 n
1,2,3,4,7,8,9-HpCDF	22825800	0.97 y	35:50	1.0912	50.00 n
Total HpCDF	-	- n	-	1.2395	100.00 n
13C-1,2,3,4,6,7,8-HpCDD	33979600	1.08 y	35:31	0.7731	100.00 n
1,2,3,4,6,7,8-HpCDD	18775170	1.01 y	35:31	1.1051	50.00 n
Total HpCDD	-	- n	-	1.1051	50.00 n
13C-OCDD	50907600	0.91 y	38:02	0.5792	200.00 n
OCDF	38455800	0.91 y	38:09	1.5108	100.00 n
OCDD	31406500	0.90 y	38:02	1.2339	100.00 n

Run #4 Filename 12AP104D5 S: 6 I: 1
Acquired: 12-APR-10 12:16:51 Processed: 12-APR-10 13:15:06
Run: 12AP104D5 Analyte: 8290A Cal: 8290A0412104D5

Comments:

Sample text: ST0412D :CS-4 09DXN426

Name	Resp	RA	RT	RRF		Mod?
13C-1,2,3,4-TCDD	155249200	0.82 y	19:40	-	100.00	n
13C-2,3,7,8-TCDF	213728200	0.78 y	19:04	1.3767	100.00	n
2,3,7,8-TCDF	81152300	0.80 y	19:05	0.9492	40.00	n
Total TCDF	-	- n	-	0.9492	40.00	n
13C-2,3,7,8-TCDD	140634600	0.81 y	19:53	0.9059	100.00	n
2,3,7,8-TCDD	58567300	0.76 y	19:54	1.0411	40.00	n
Total TCDD	-	- n	-	1.0411	40.00	n
37Cl-2,3,7,8-TCDD	132968000	1.00 y	19:54	2.1412	40.00	n
13C-1,2,3,7,8-PeCDF	152320900	1.55 y	24:49	0.9811	100.00	n
1,2,3,7,8-PeCDF	330717000	1.52 y	24:50	1.0856	200.00	n
2,3,4,7,8-PeCDF	311957000	1.53 y	26:21	1.0240	200.00	n
Total F2 PeCDF	-	- n	-	1.0548	400.00	n
Total F1 PeCDF	-	- n	-	1.0548	400.00	n
13C-1,2,3,7,8-PeCDD	98815100	1.51 y	27:10	0.6365	100.00	n
1,2,3,7,8-PeCDD	200073100	1.56 y	27:12	1.0124	200.00	n
Total PeCDD	-	- n	-	1.0124	200.00	n
13C-1,2,3,7,8,9-HxCDD	122882600	1.29 y	33:11	-	100.00	n
13C-1,2,3,4,7,8-HxCDF	112493800	0.51 y	32:02	0.9155	100.00	n
1,2,3,4,7,8-HxCDF	286893000	1.17 y	32:03	1.2752	200.00	n
1,2,3,6,7,8-HxCDF	309941000	1.20 y	32:10	1.3776	200.00	n
2,3,4,6,7,8-HxCDF	284576000	1.18 y	32:44	1.2649	200.00	n
1,2,3,7,8,9-HxCDF	263425000	1.19 y	33:22	1.1708	200.00	n
Total HxCDF	-	- n	-	1.2721	800.00	n
13C-1,2,3,6,7,8-HxCDD	88870500	1.27 y	32:55	0.7232	100.00	n
1,2,3,4,7,8-HxCDD	190818600	1.23 y	32:51	1.0736	200.00	n
1,2,3,6,7,8-HxCDD	205324800	1.26 y	32:56	1.1552	200.00	n
1,2,3,7,8,9-HxCDD	238684000	1.24 y	33:12	1.3429	200.00	n
Total HxCDD	-	- n	-	1.1905	600.00	n
13C-1,2,3,4,6,7,8-HpCDF	97521600	0.43 y	34:41	0.7936	100.00	n
1,2,3,4,6,7,8-HpCDF	264362000	0.96 y	34:42	1.3554	200.00	n
1,2,3,4,7,8,9-HpCDF	206496000	0.97 y	35:50	1.0587	200.00	n
Total HpCDF	-	- n	-	1.2071	400.00	n
13C-1,2,3,4,6,7,8-HpCDD	78184500	1.04 y	35:30	0.6363	100.00	n
1,2,3,4,6,7,8-HpCDD	173361700	1.02 y	35:31	1.1087	200.00	n
Total HpCDD	-	- n	-	1.1087	200.00	n
13C-OCDD	120964400	0.91 y	38:01	0.4922	200.00	n
OCDF	363722000	0.91 y	38:08	1.5034	400.00	n
OCDD	291736000	0.90 y	38:02	1.2059	400.00	n

Run #5 Filename 12AP104D5 S: 5 I: 1
 Acquired: 12-APR-10 11:32:49 Processed: 12-APR-10 13:15:07
 Run: 12AP104D5 Analyte: 8290A Cal: 8290A0412104D5

Comments:

Sample text: ST0412C :CS-5 09DXN456

Name	Resp	RA	RT	RRF	Mod?
13C-1,2,3,4-TCDD	133027400	0.81 y	19:40	-	100.00 n
13C-2,3,7,8-TCDF	214932900	0.77 y	19:04	1.6157	100.00 n
2,3,7,8-TCDF	420869000	0.81 y	19:05	0.9791	200.00 n
Total TCDF	-	- n	-	0.9791	200.00 n
13C-2,3,7,8-TCDD	144056100	0.81 y	19:52	1.0829	100.00 n
2,3,7,8-TCDD	302482000	0.77 y	19:54	1.0499	200.00 n
Total TCDD	-	- n	-	1.0499	200.00 n
37Cl-2,3,7,8-TCDD	681830000	1.00 y	19:54	2.5627	200.00 n
13C-1,2,3,7,8-PeCDF	174822600	1.57 y	24:49	1.3142	100.00 n
1,2,3,7,8-PeCDF	1854040000	1.52 y	24:50	1.0605	1000.00 n
2,3,4,7,8-PeCDF	1680778000	1.50 y	26:21	0.9614	1000.00 n
Total F2 PeCDF	-	- n	-	1.0110	2000.00 n
Total F1 PeCDF	-	- n	-	1.0110	2000.00 n
13C-1,2,3,7,8-PeCDD	111282000	1.52 y	27:09	0.8365	100.00 n
1,2,3,7,8-PeCDD	1107251000	1.56 y	27:12	0.9950	1000.00 n
Total PeCDD	-	- n	-	0.9950	1000.00 n
13C-1,2,3,7,8,9-HxCDD	124536600	1.30 y	33:11	-	100.00 n
13C-1,2,3,4,7,8-HxCDF	132485800	0.52 y	32:03	1.0638	100.00 n
1,2,3,4,7,8-HxCDF	1629345000	1.17 y	32:04	1.2298	1000.00 n
1,2,3,6,7,8-HxCDF	1761404000	1.19 y	32:10	1.3295	1000.00 n
2,3,4,6,7,8-HxCDF	1634313000	1.18 y	32:43	1.2336	1000.00 n
1,2,3,7,8,9-HxCDF	1458311000	1.19 y	33:21	1.1007	1000.00 n
Total HxCDF	-	- n	-	1.2234	4000.00 n
13C-1,2,3,6,7,8-HxCDD	107863400	1.32 y	32:55	0.8661	100.00 n
1,2,3,4,7,8-HxCDD	1053487000	1.22 y	32:51	0.9767	1000.00 n
1,2,3,6,7,8-HxCDD	1196229000	1.25 y	32:56	1.1090	1000.00 n
1,2,3,7,8,9-HxCDD	1280853000	1.24 y	33:12	1.1875	1000.00 n
Total HxCDD	-	- n	-	1.0911	3000.00 n
13C-1,2,3,4,6,7,8-HpCDF	109839300	0.44 y	34:41	0.8820	100.00 n
1,2,3,4,6,7,8-HpCDF	1454217000	0.96 y	34:42	1.3239	1000.00 n
1,2,3,4,7,8,9-HpCDF	1128812000	0.96 y	35:50	1.0277	1000.00 n
Total HpCDF	-	- n	-	1.1758	2000.00 n
13C-1,2,3,4,6,7,8-HpCDD	88075100	1.03 y	35:30	0.7072	100.00 n
1,2,3,4,6,7,8-HpCDD	954247000	1.02 y	35:31	1.0834	1000.00 n
Total HpCDD	-	- n	-	1.0834	1000.00 n
13C-OCDD	140888400	0.91 y	38:02	0.5657	200.00 n
OCDF	2112770000	0.91 y	38:09	1.4996	2000.00 n
OCDD	1652111000	0.90 y	38:03	1.1726	2000.00 n

Data file	Smp	Work Order	Sample ID	FV-uL	Method/Matrix	Box	Size	U
12AP104D5	1	CP0412	DB-5 CPSM 3732-04				1.00000	
12AP104D5	2	ST0412	CS-3 10DXN111				1.00000	
12AP104D5	3	ST0412A	CS-2 09DXN423				1.00000	
12AP104D5	4	ST0412B	CS-1 09DXN422				1.00000	
12AP104D5	5	ST0412C	CS-5 09DXN456				1.00000	
12AP104D5	6	ST0412D	CS-4 09DXN426				1.00000	
12AP104D5	7	ST0412E	2nd Source 09DXN449				1.00000	
12AP104D5	8	ST0412F	CS-3 10DXN111				1.00000	
12AP104D5	9	CP0412A	DB-5 CPSM 3732-04				1.00000	
12AP104D5	10	SB0412	Solvent Blank C-14				1.00000	
12AP104D5	11	LXH9E-1-AA	G0D050000-198B	20	8290A/WATER	V-1	1.00000	L
12AP104D5	12	LXH9E-1-AC	G0D050000-198C	20	8290A/WATER		1.00000	L
12AP104D5	13	LXFLQ-1-AA	C0D010564-13	20	8290A/WATER		1.04090	L
12AP104D5	14	LXMQP-1-AC	G0D070000-424C	20	8290A/SOLID		10.00000	g
12AP104D5	15	LXMQP-1-AA	G0D070000-424B	20	8290A/SOLID		10.00000	g
12AP104D5	16	LXFKR-1-AA	C0D010564-1	20	8290A/SOLID		10.96000	g
12AP104D5	17	LXFKX-1-AA	C0D010564-2	20	8290A/SOLID		10.00000	g
12AP104D5	18	LXFK2-1-AA	C0D010564-3	20	8290A/SOLID		10.45000	g
12AP104D5	19	LXFK7-1-AA	C0D010564-4	20	8290A/SOLID		10.83000	g
12AP104D5	20	LXFLA-1-AA	C0D010564-5	20	8290A/SOLID		10.37000	g
12AP104D5	21	LXFLC-1-AA	C0D010564-6	20	8290A/SOLID		10.75000	g
12AP104D5	22	LXFLD-1-AA	C0D010564-7	20	8290A/SOLID		10.36000	g
12AP104D5	23	LXFLD-1-AD	C0D010564-7S	20	8290A/SOLID		10.12000	g
12AP104D5	24	LXFLD-1-AE	C0D010564-7D	20	8290A/SOLID		10.69000	g
12AP104D5	25	SB0412A	Solvent Blank C-14				1.00000	
12AP104D5	26	ST0412G	CS-3 10DXN111				1.00000	
12AP104D5	27	CP0412B	DB-5 CPSM 3732-04				1.00000	
12AP104D5	28	SB0412B	Solvent Blank C-14				1.00000	
12AP104D5	29	LXFLE-1-AA	C0D010564-8	20	8290A/SOLID	V-1	10.54000	g
12AP104D5	30	LXFLF-1-AA	C0D010564-9	20	8290A/SOLID		10.12000	g
12AP104D5	31	LXFLG-1-AA	C0D010564-10	20	8290A/SOLID		10.98000	g
12AP104D5	32	LXFLK-1-AA	C0D010564-11	20	8290A/SOLID		10.17000	g
12AP104D5	33	LXFLM-1-AA	C0D010564-12	20	8290A/SOLID		10.94000	g
12AP104D5	34	LXFK2-1-AA	C0D010564-3 (20x)	20	8290A/SOLID		10.45000	g
12AP104D5	35	LXFLF-1-AA	C0D010564-9 RI	20	8290A/SOLID		10.12000	g
12AP104D5	36	LXFLG-1-AA	C0D010564-10 (20x)	20	8290A/SOLID		10.98000	g
12AP104D5	37	LXFLC-1-AA	C0D010564-6 (50x)	20	8290A/SOLID		10.75000	g
12AP104D5	38	LXFLK-1-AA	C0D010564-11 (50x)	20	8290A/SOLID		10.17000	g
12AP104D5	39	LXFLE-1-AA	C0D010564-8 (100x)	20	8290A/SOLID		10.54000	g
12AP104D5	40	LXFLD-1-AA	C0D010564-7 (100x)	20	8290A/SOLID		10.36000	g
12AP104D5	41	LXFLM-1-AA	C0D010564-12 (100x)	20	8290A/SOLID		10.94000	g
12AP104D5	42	LXFLE-1-AA	C0D010564-8 (100x) RI	20	8290A/SOLID		10.54000	g
12AP104D5	43	SB0412C	Solvent Blank C-14				1.00000	
12AP104D5	44	SB0412D	Solvent Blank C-14				1.00000	
12AP104D5	45	ST0412H	CS-3 10DXN111				1.00000	
12AP104D5	46	CP0412C	DB-5 CPSM 3732-04				1.00000	
12AP104D5	47	SB0412E	Solvent Blank C-14				1.00000	
12AP104D5	48	LXFK2-1-AA	C0D010564-3 (20x) RI	20	8290A/SOLID	V-1	10.45000	g
12AP104D5	49	LXFLG-1-AA	C0D010564-10 (20x) RI	20	8290A/SOLID		10.98000	g
12AP104D5	50	LXFLC-1-AA	C0D010564-6 (50x) RI	20	8290A/SOLID		10.75000	g
12AP104D5	51	LXFLK-1-AA	C0D010564-11 (50x) RI	20	8290A/SOLID		10.17000	g
12AP104D5	52	SB0412F	Solvent Blank C-14				1.00000	
12AP104D5	53	ST0412I	CS-3 10DXN111				1.00000	

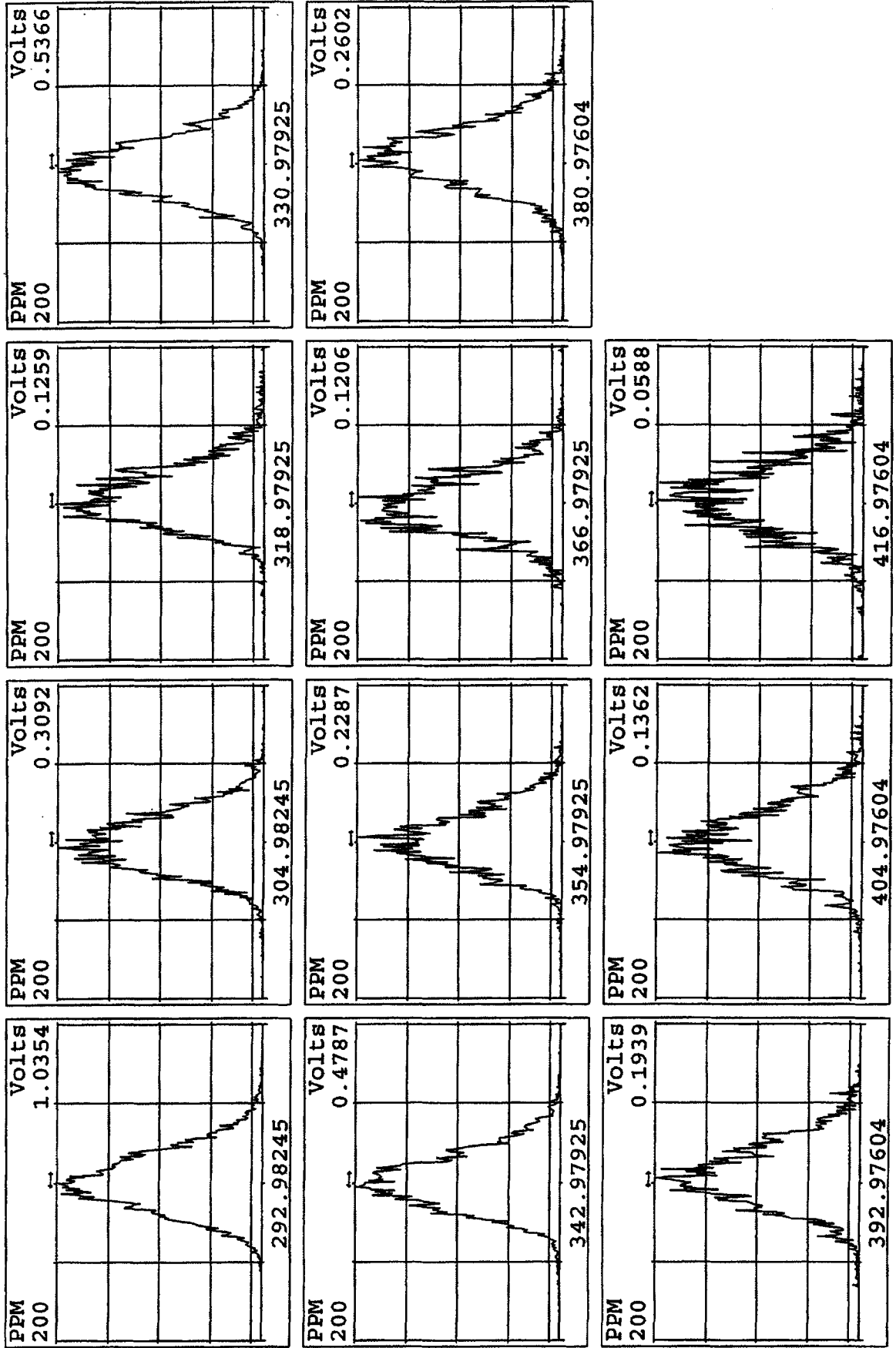
12AP104D5 54
12AP104D5 55
12AP104D5 56
12AP104D5 57

1.00000
1.00000
1.00000
1.00000

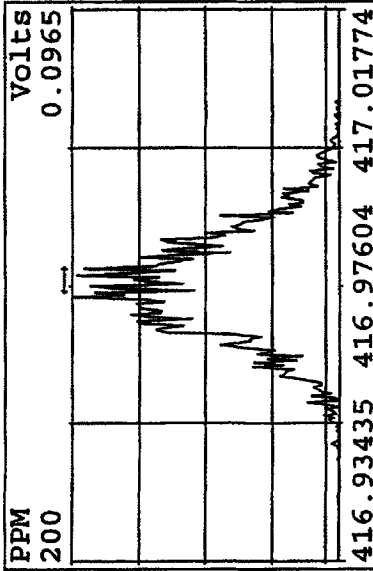
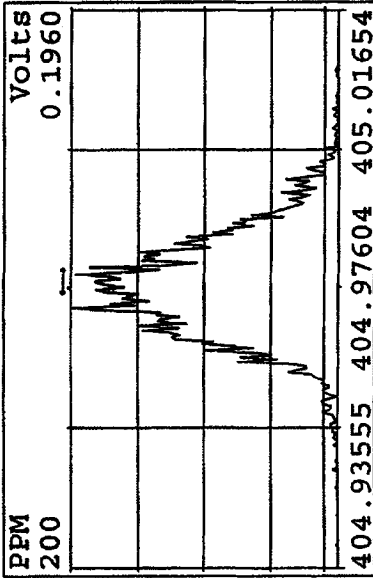
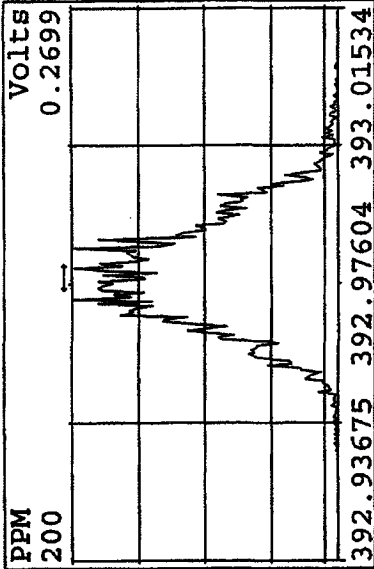
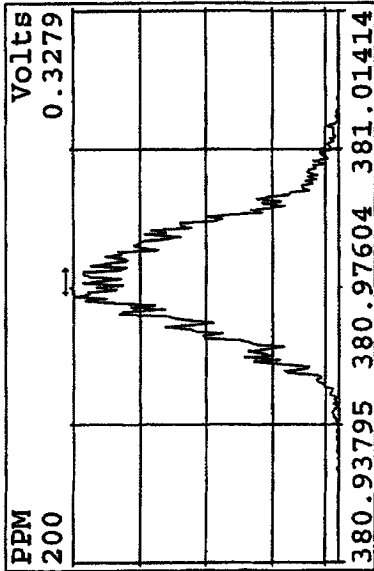
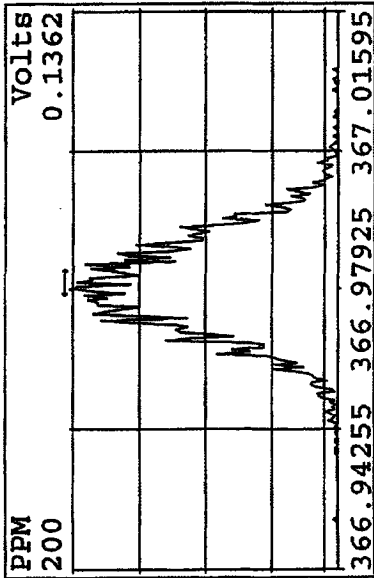
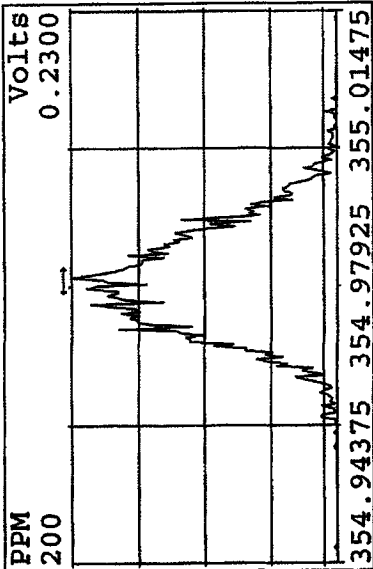
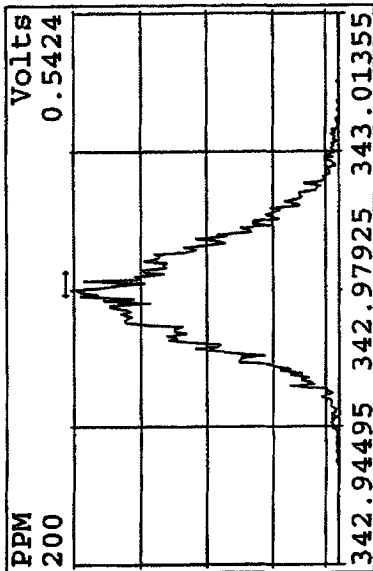
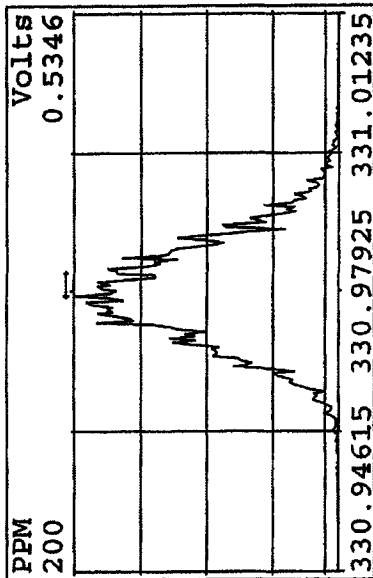
MG 04/12/10

✓ Ak 4/14/10

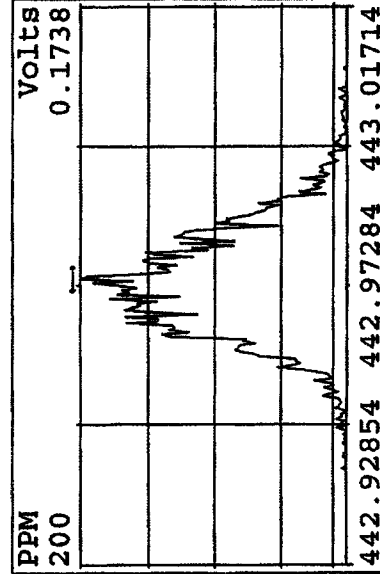
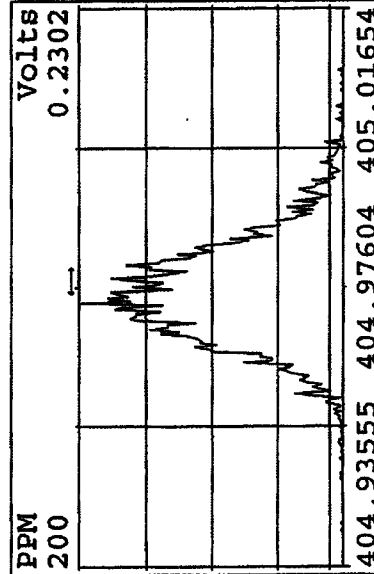
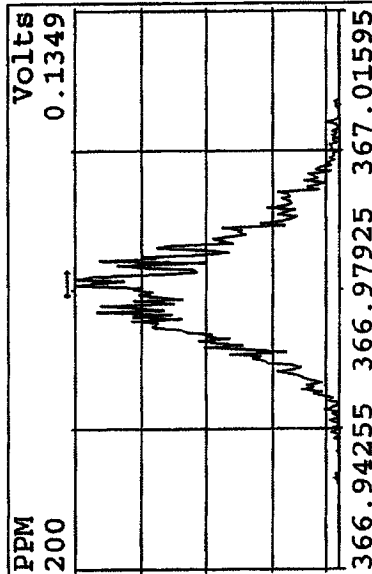
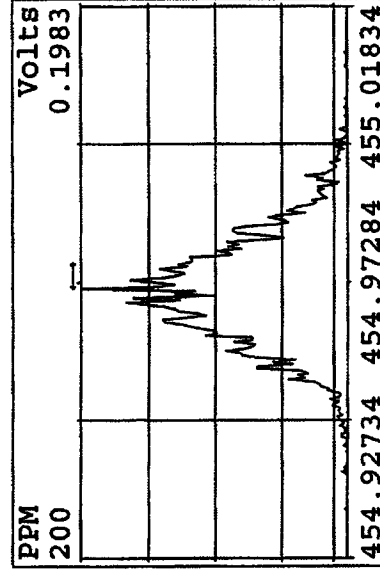
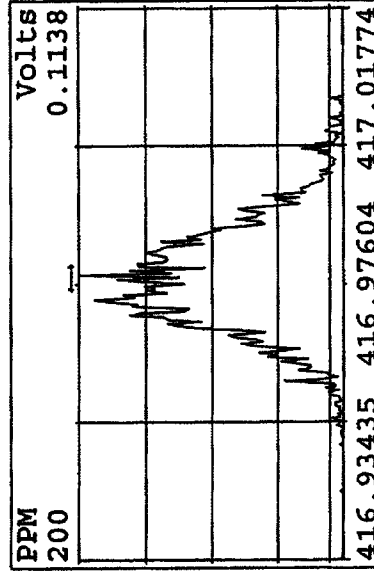
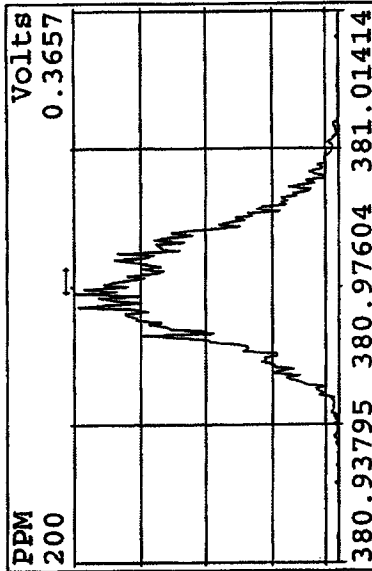
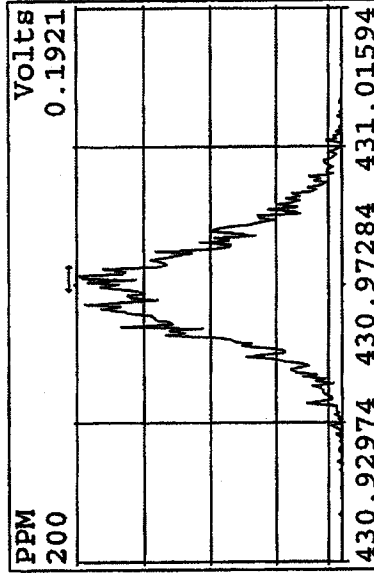
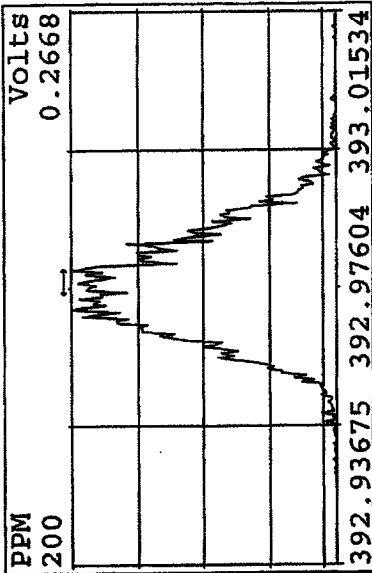
Peak Locate Examination:12-APR-2010:08:26 File:12AP104D5
 Experiment:DIOXINRES8290A Function:1 Reference:PFK



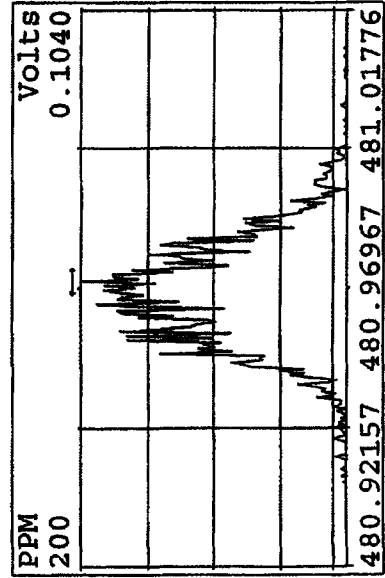
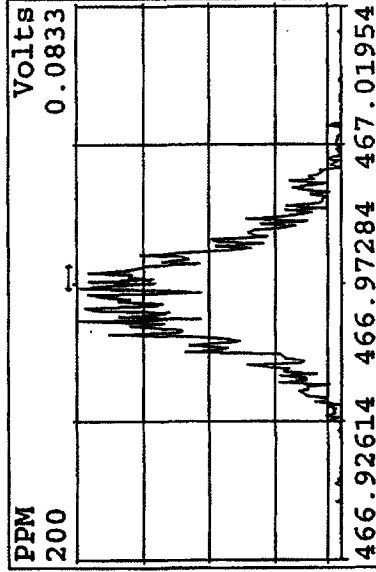
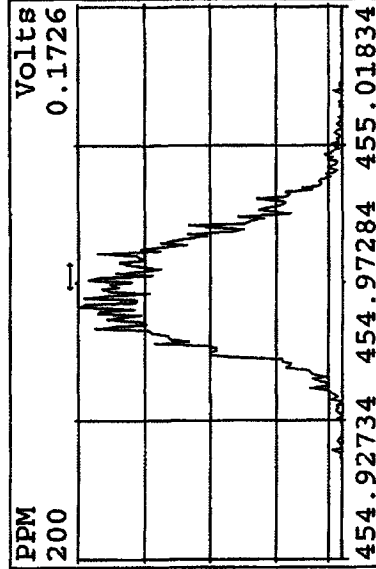
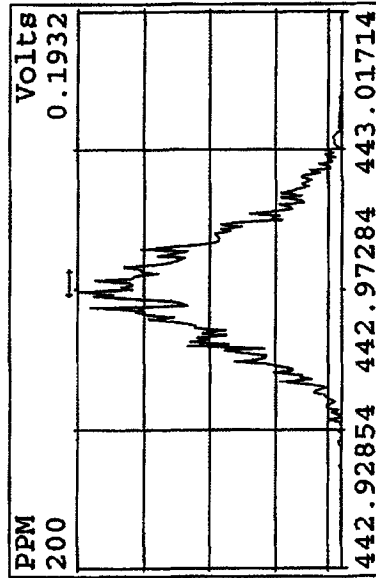
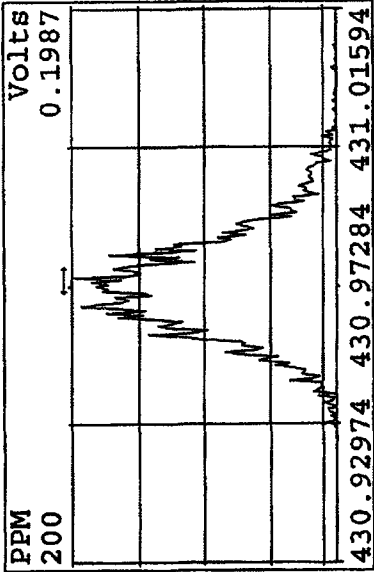
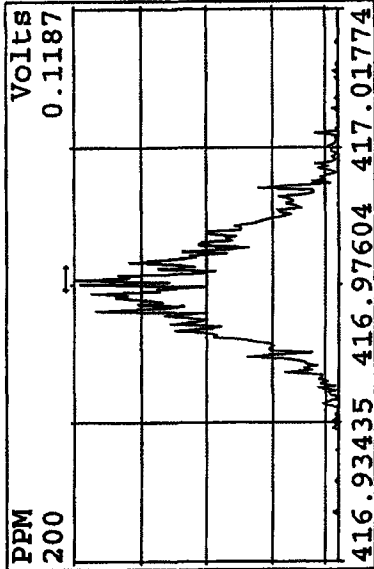
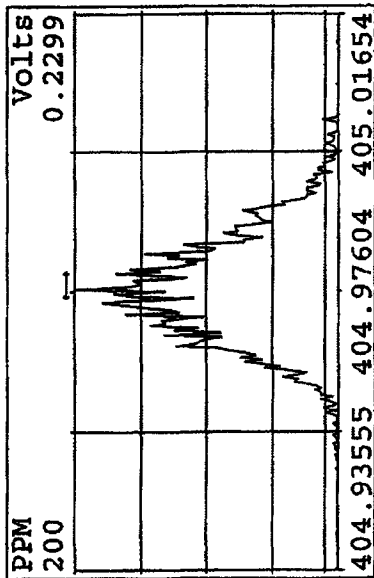
Peak Locate Examination: 12-APR-2010:08:26 File: 12AP104D5
 Experiment: DIOXINRES8290A Function: 2 Reference: PFK



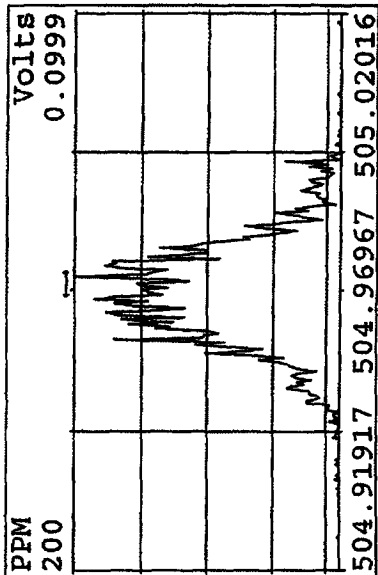
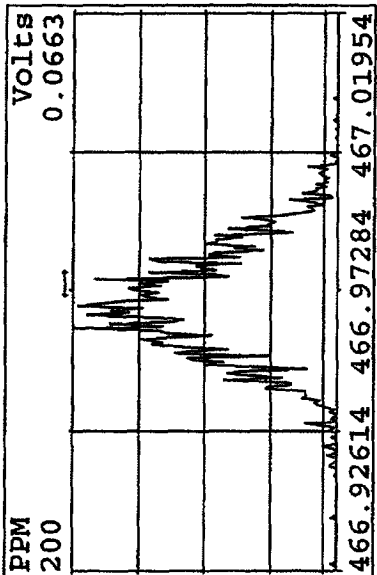
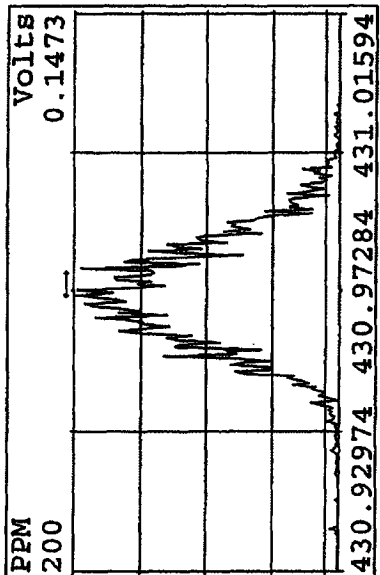
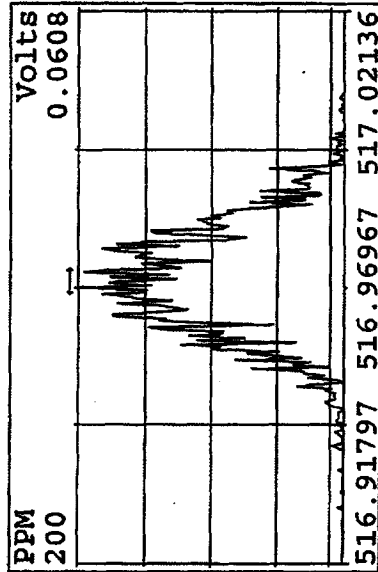
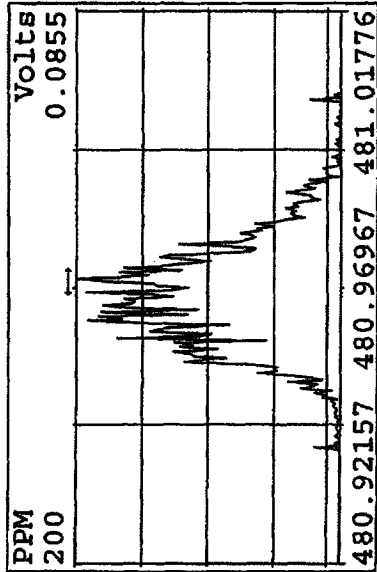
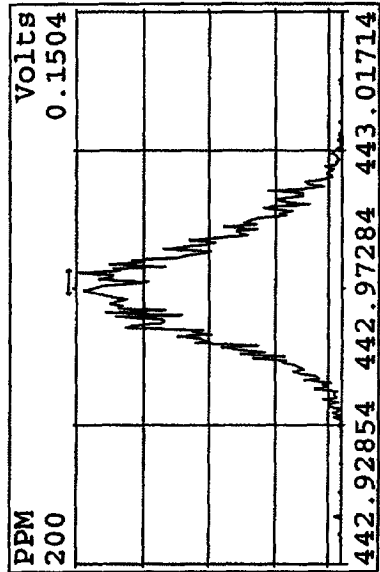
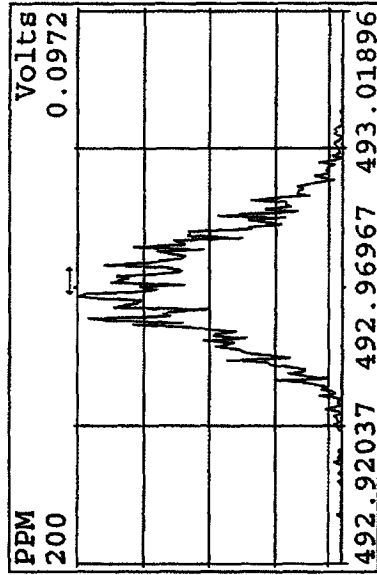
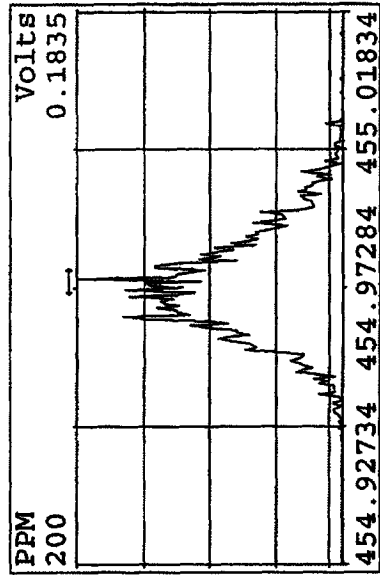
Peak Locate Examination: 12-APR-2010:08:27 File: 12AP104D5
 Experiment: DIOXINRES8290A Function: 3 Reference: PFK



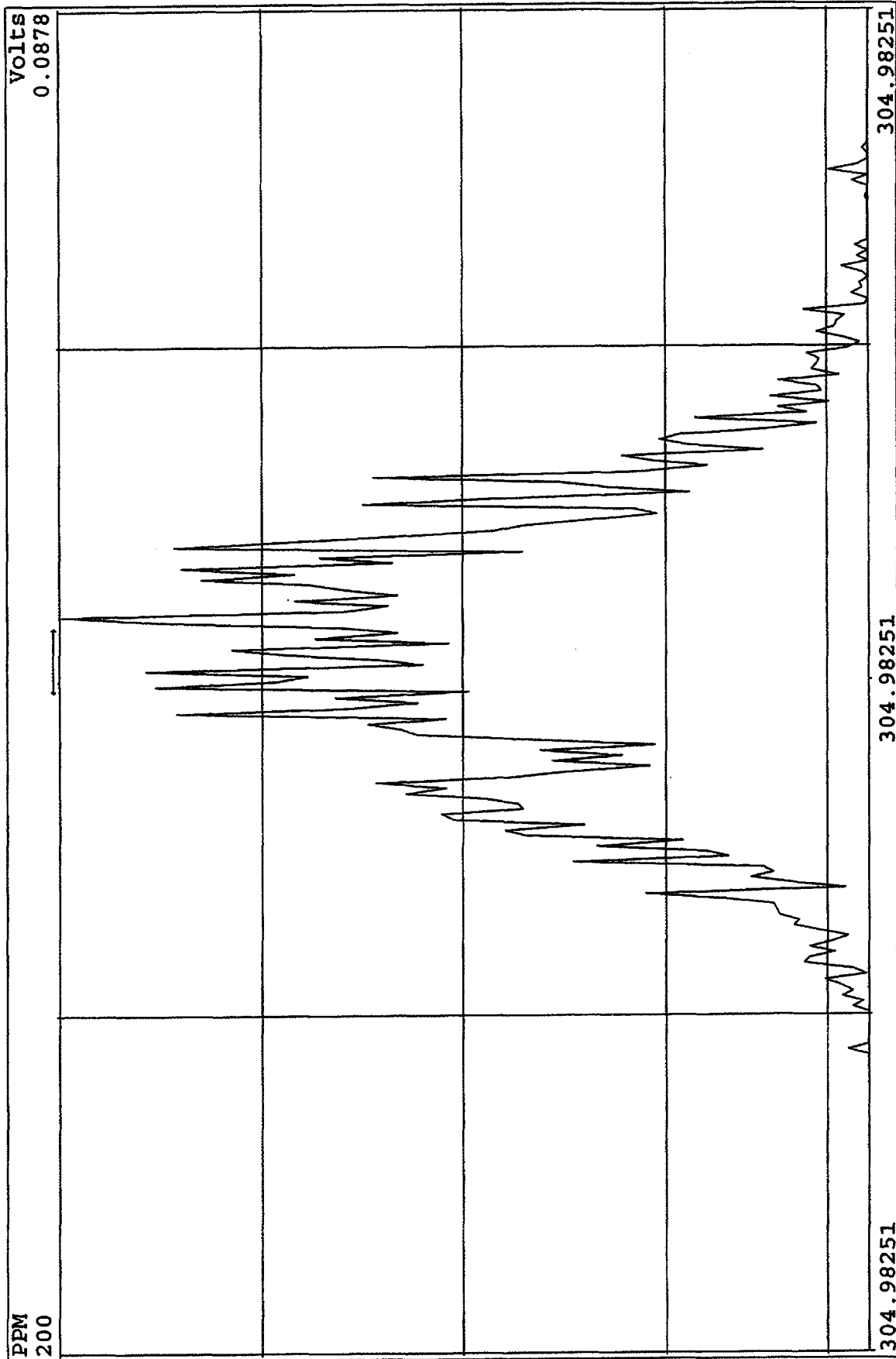
Peak Locate Examination: 12-APR-2010:08:27 File: 12AP104D5
 Experiment: DIOXINRES8290A Function: 4 Reference: PFK



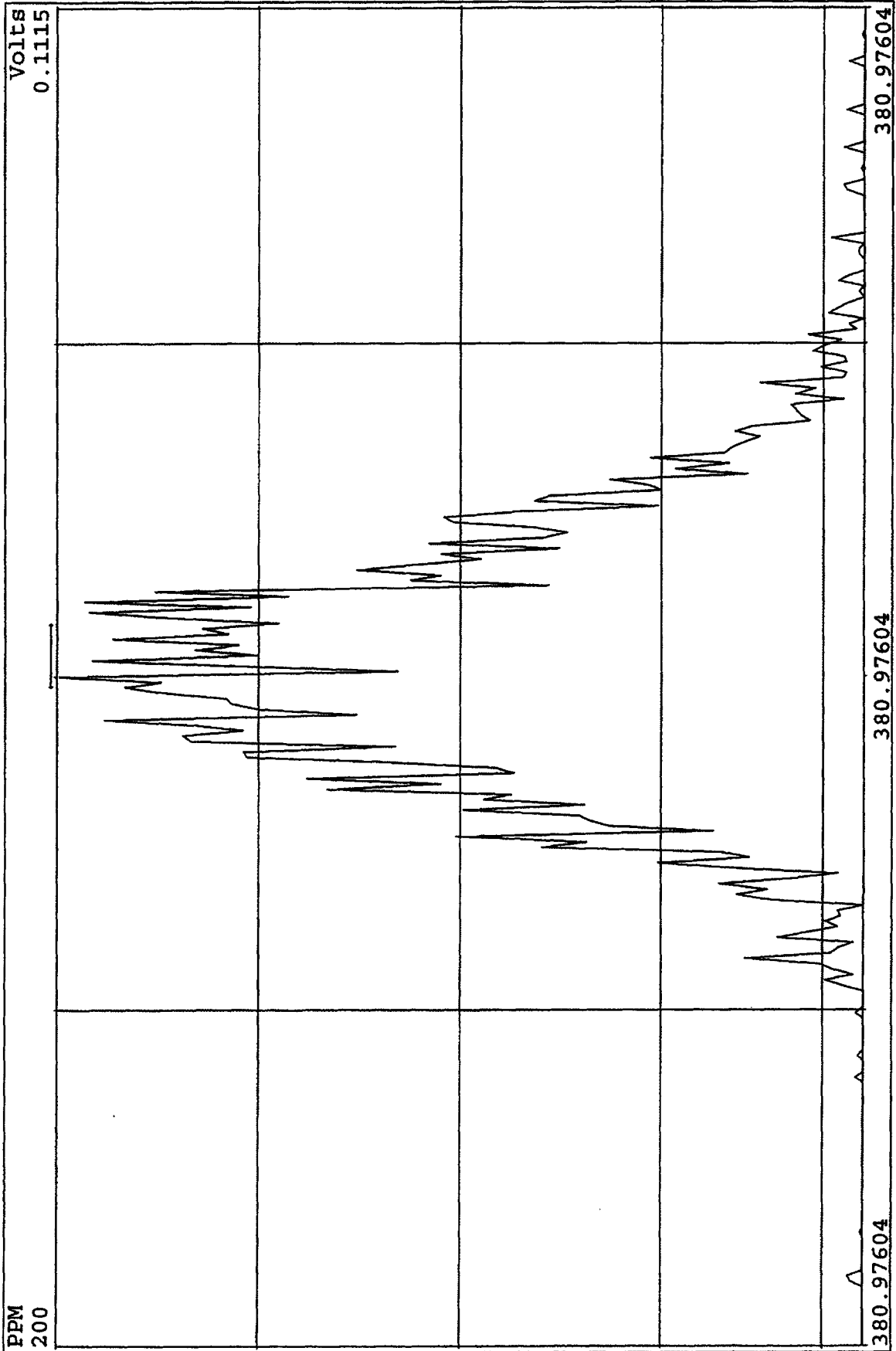
Peak Locate Examination:12-APR-2010:08:28 File:12AP104D5
 Experiment:DIOXINRES8290A Function:5 Reference:PFK



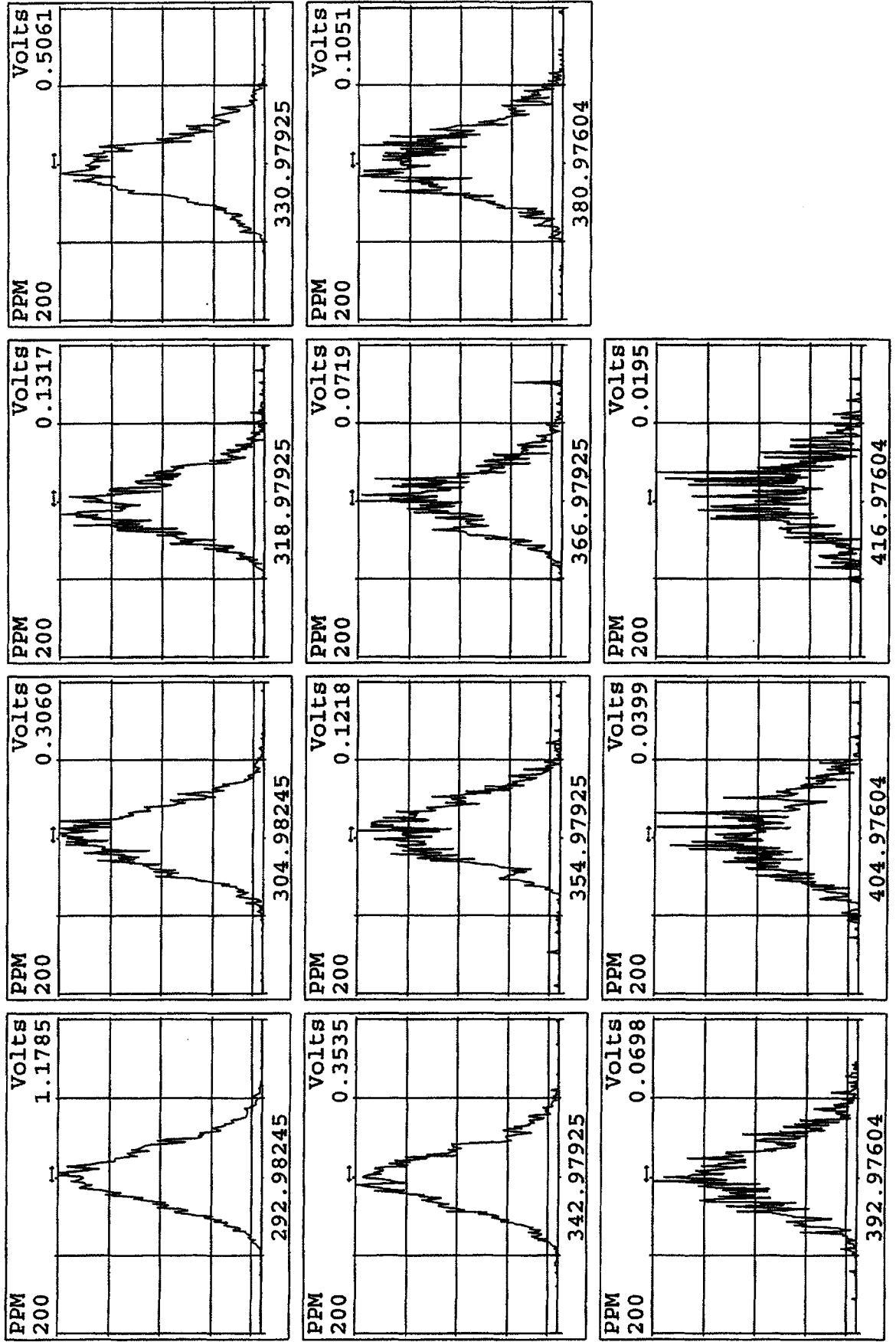
SIRLM Examination: 12-APR-2010:14:26 File: 12AP104D5
Experiment: DIOXINRES8290A Function: 7



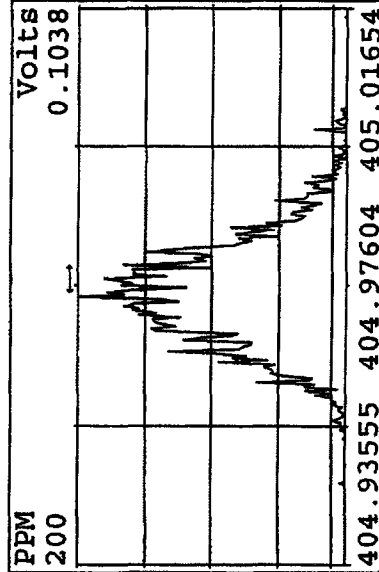
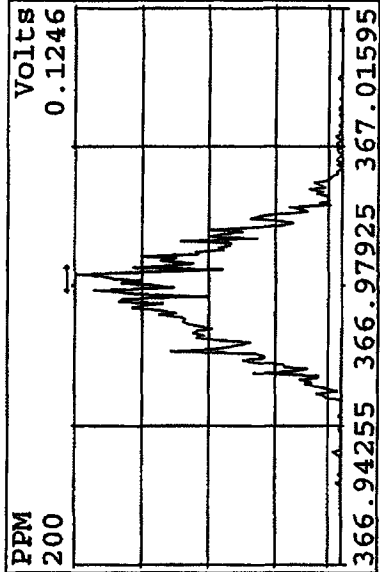
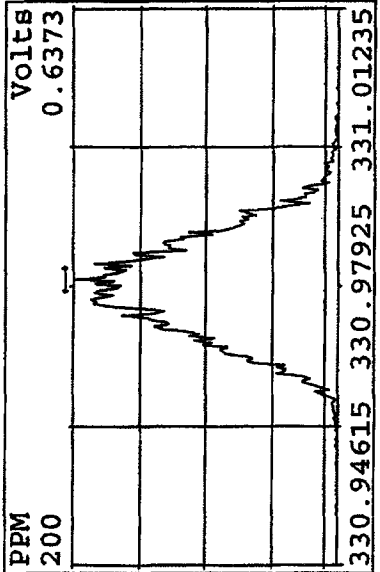
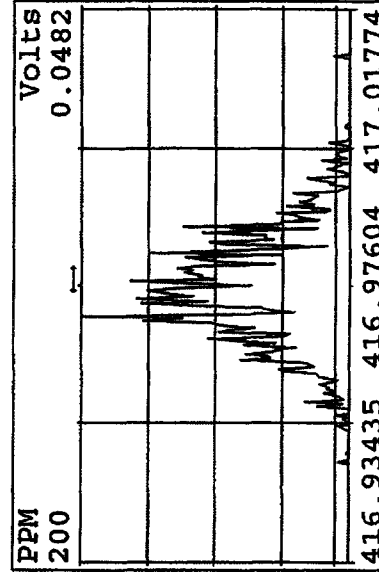
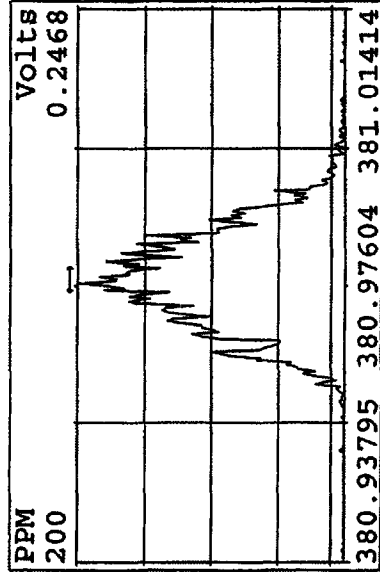
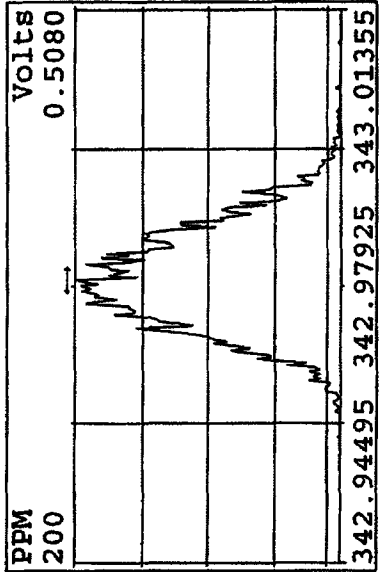
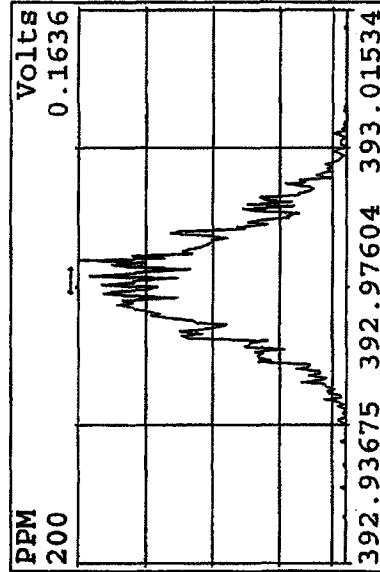
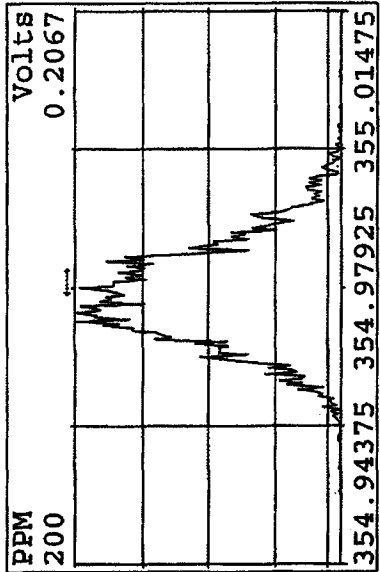
SIRLM Examination: 12-APR-2010:14:25 File: 12API04D5
Experiment: DIOXINRES8290A Function: 6



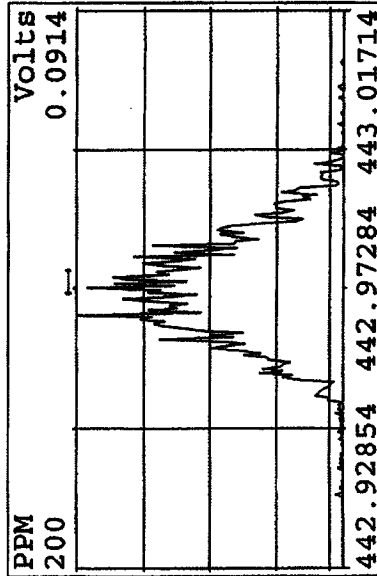
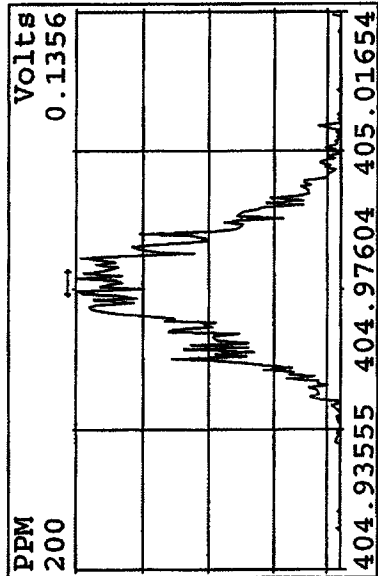
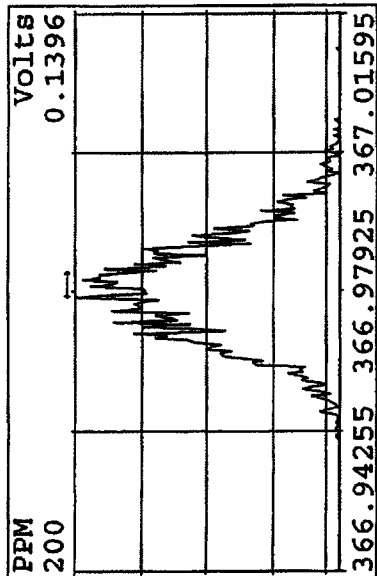
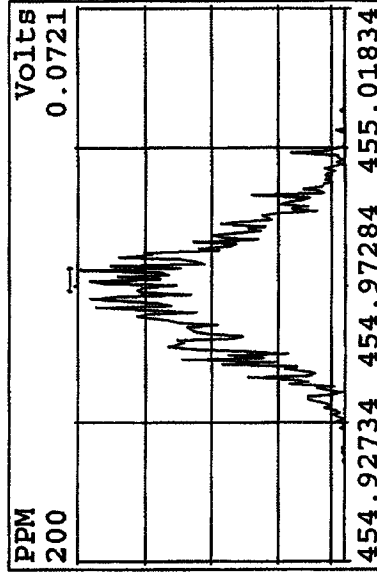
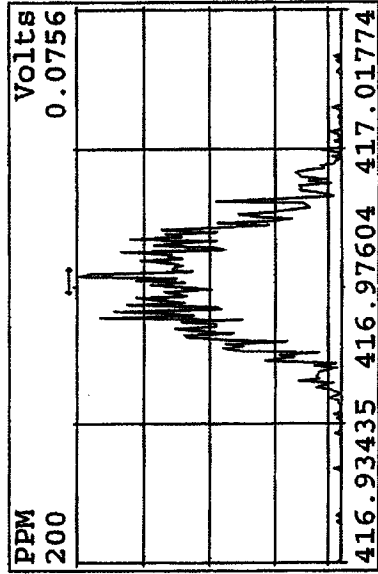
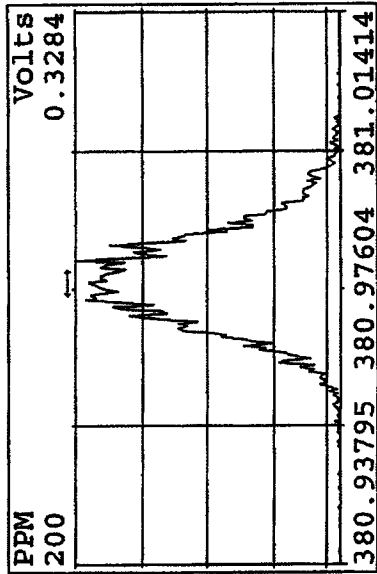
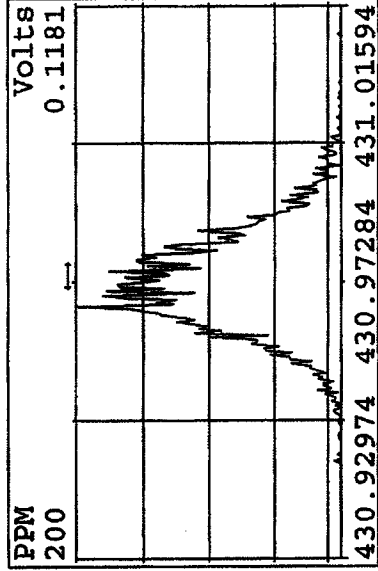
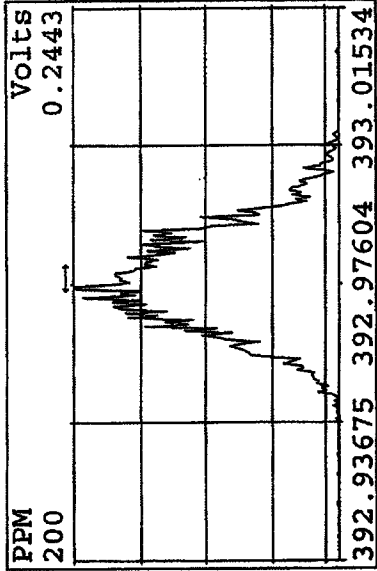
Peak Locate Examination: 14-APR-2010:00:00 File: RESCHK12AP104D5
Experiment: DIOXINRES8290A Function: 1 Reference: PFK



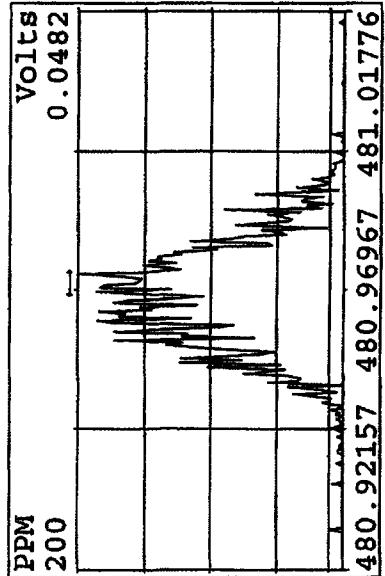
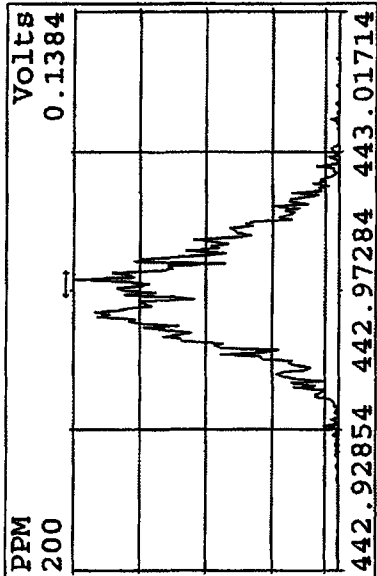
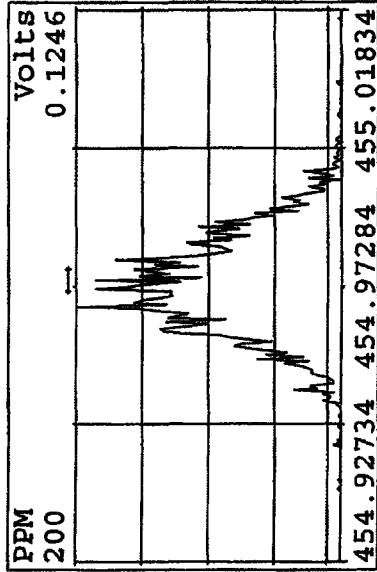
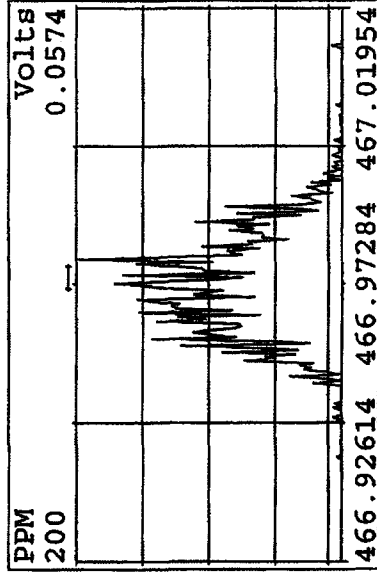
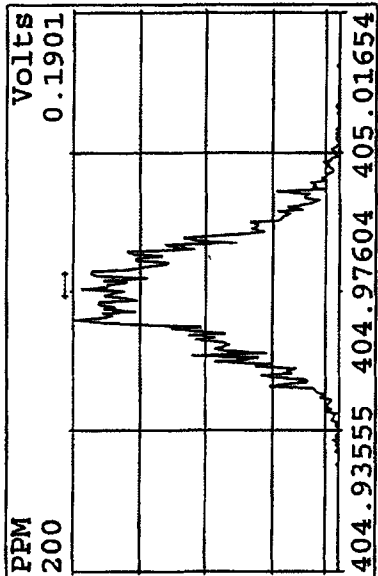
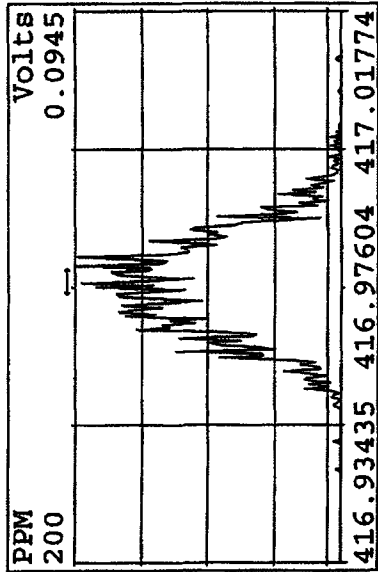
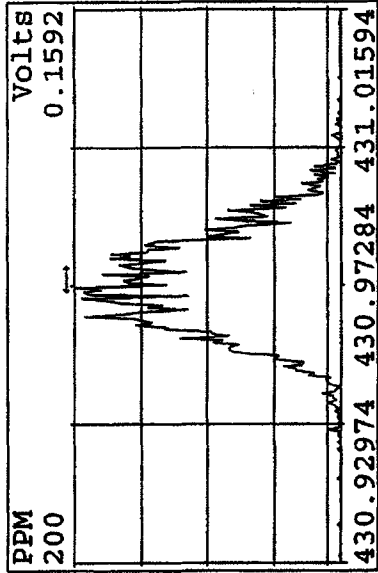
Peak Locate Examination: 14-APR-2010:00:01 File: RESCHK12AP104D5
 Experiment: DIOXINRES8290A Function: 2 Reference: PFK



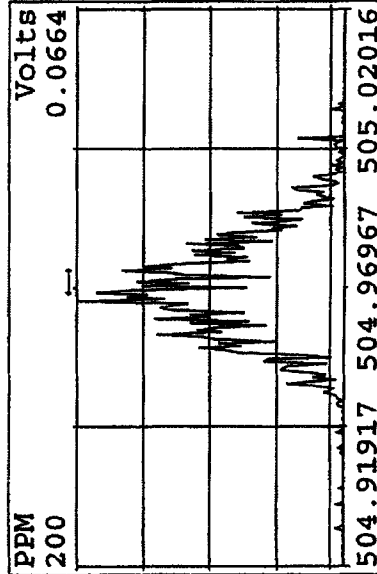
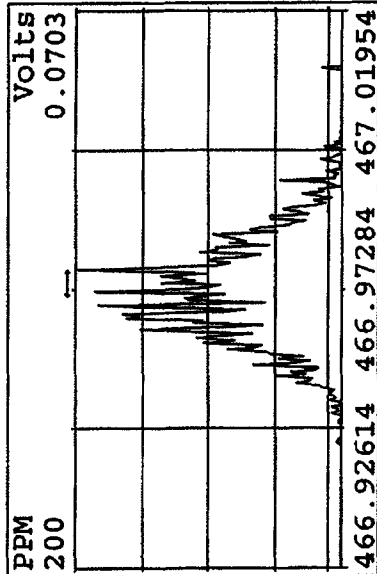
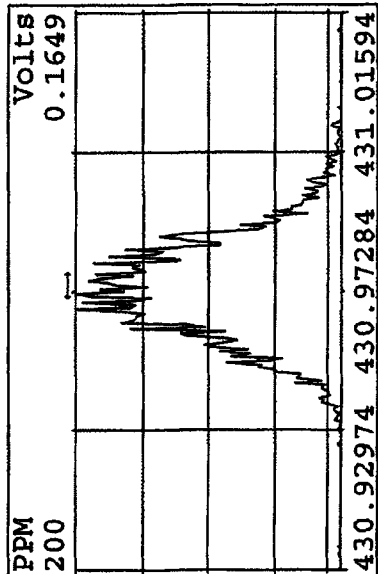
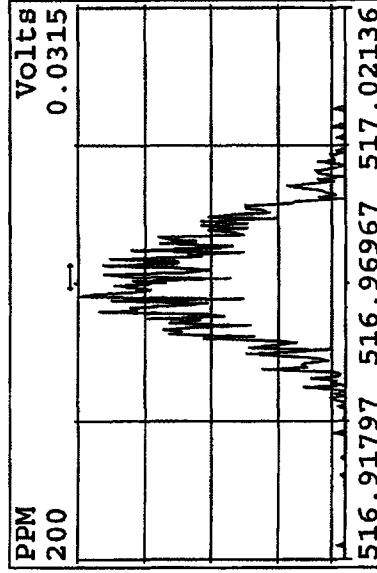
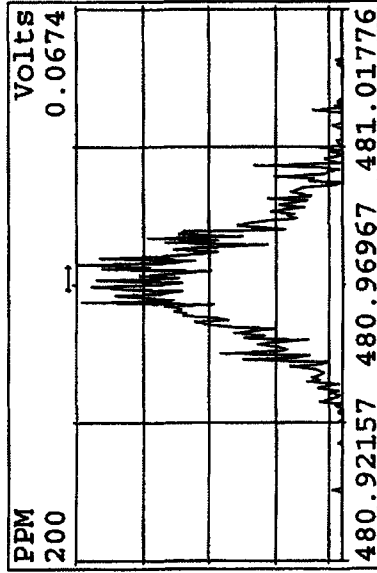
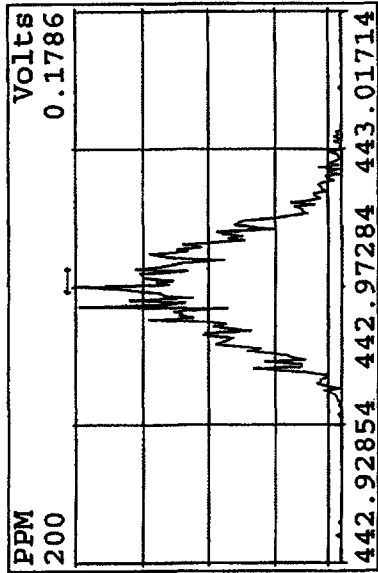
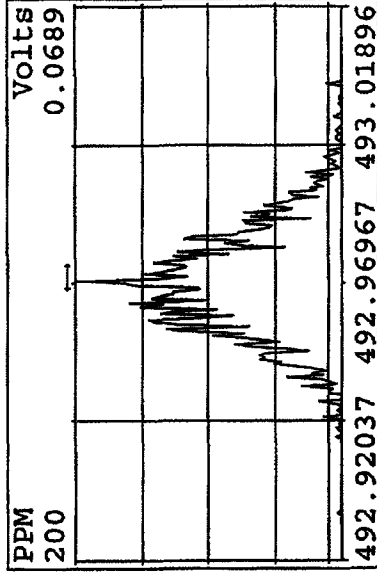
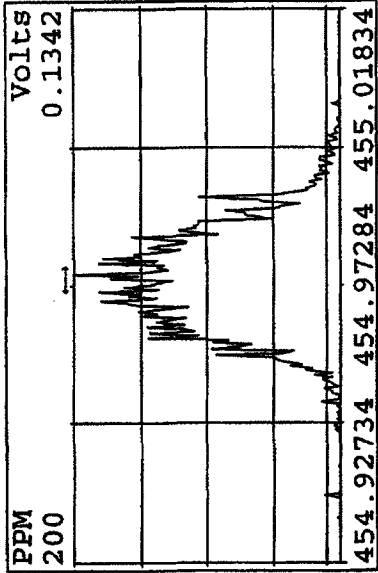
Peak Locate Examination:14-APR-2010:00:01 File:RESCHK12AP104D5
Experiment:DIOXINRES8290A Function:3 Reference:PFK



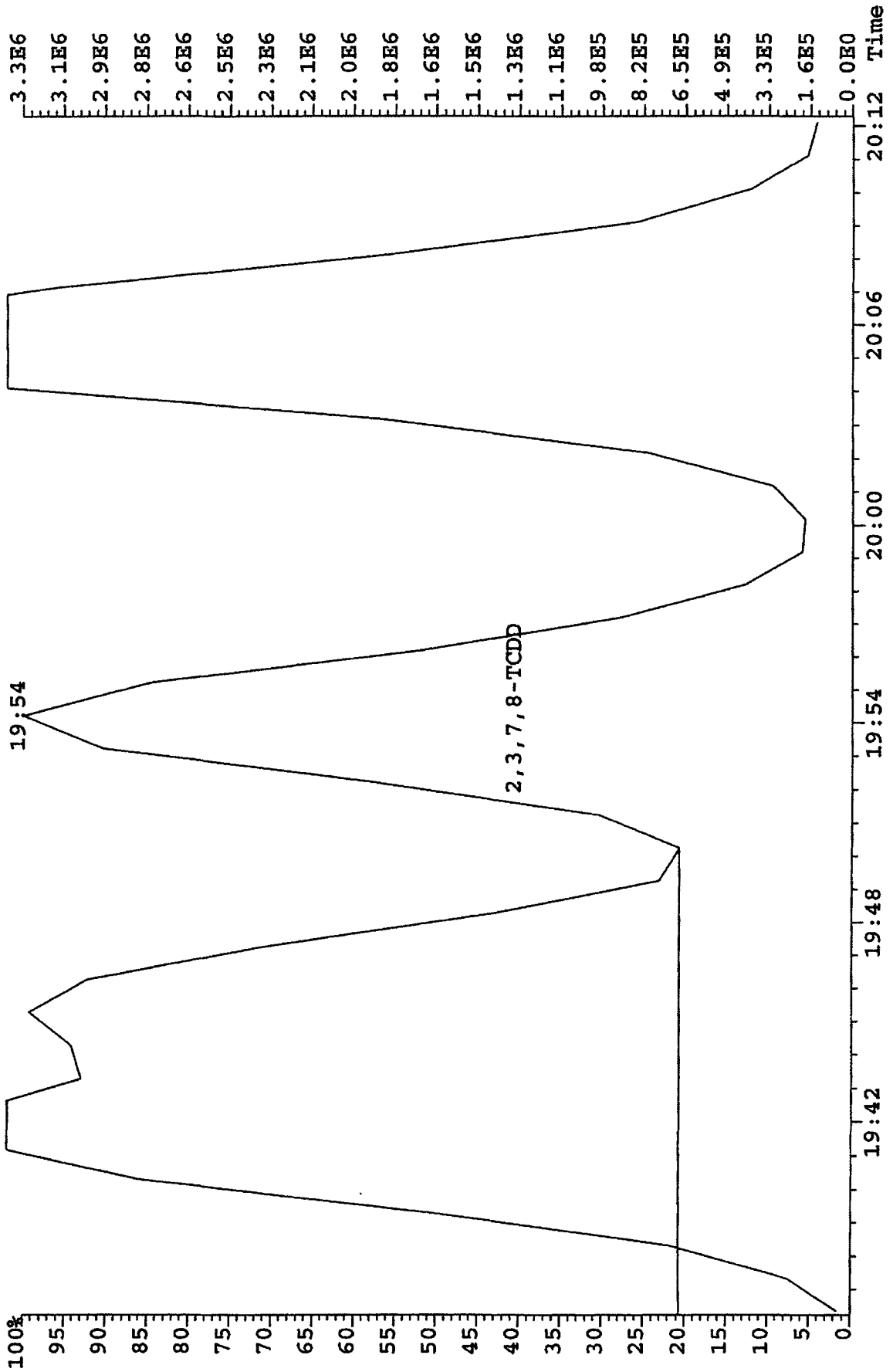
Peak Locate Examination:14-APR-2010:00:02 File:RESCHK12AP104D5
Experiment:DIOXINRES8290A Function:4 Reference:PFK



Peak Locate Examination: 14-APR-2010:00:03 File: RESCHK12AP104D5
 Experiment: DIOXINRES8290A Function: 5 Reference: PFK



File:12AP104D5 #1-435 Acq:12-APR-2010 08:30:15 GC EI+ Voltage SIR Autospec-UltimaE
321.8936 BSUB(128,15,-3.0) Exp:DIOXINRES8290A Noise:14



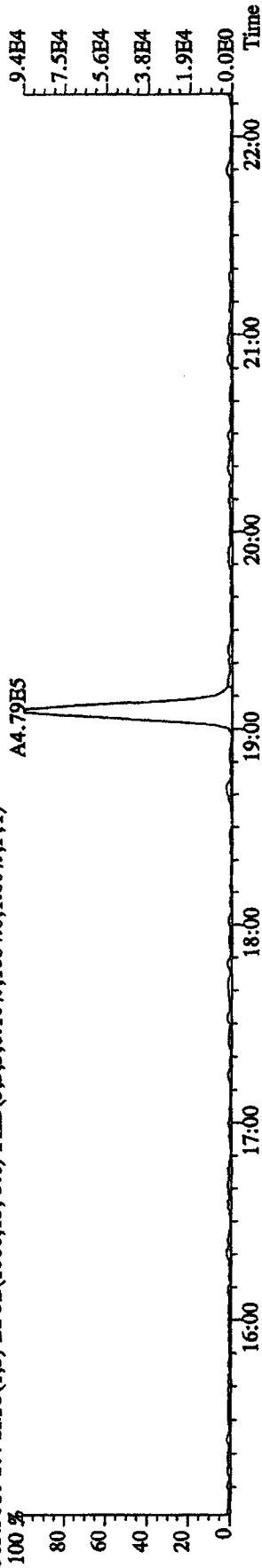
Run text: ST0412E Sample text: ST0412E :2nd Source 09DXN449
 Run #6 Filename: 12AP104D5 S: 7 I: 1 Results: 12AP104D58290A
 Acquired: 12-APR-10 13:00:53 Processed: 12-APR-10 13:48:00
 Run: 12AP104D5 Analyte: 8290A Cal: 8290A0412104D5
 Factor 1: 400.000 Factor 2: 20.000 Sample size: 1.000000

Name	Resp	RA	RT	RRF	Conc	EDL	Rec	M
13C-1,2,3,4-TCDD	151409600	0.82 y	19:40	-	113.81	-	-	n
13C-2,3,7,8-TCDF	230171000	0.79 y	19:04	1.52	1999.28	0.93	100.0	n
2,3,7,8-TCDF	21242270	0.79 y	19:05	0.95	195.26	0.34	-	n
Total TCDF	21588235	1.02 n	18:04	0.95	198.44	0.34	-	n
13C-2,3,7,8-TCDD	152072000	0.79 y	19:52	0.95	2115.17	1.71	105.8	n
2,3,7,8-TCDD	15275820	0.77 y	19:53	1.02	196.77	0.50	-	n
Total TCDD	15275820	0.77 y	19:53	1.02	196.77	0.50	-	n
37C1-2,3,7,8-TCDD	37521800	1.00 y	19:53	2.26	219.18	0.48	109.6	n
13C-1,2,3,7,8-PeCDF	168794500	1.54 y	24:49	1.05	2122.81	0.96	106.1	n
1,2,3,7,8-PeCDF	42754900	1.53 y	24:50	1.04	484.89	0.77	-	n
2,3,4,7,8-PeCDF	39304600	1.50 y	26:21	0.98	474.17	0.82	-	n
Total F2 PeCDF	83226107	0.21 n	23:12	1.01	972.70	0.79	-	n
Total F1 PeCDF	10469	0.45 n	16:46	1.01	0.12	0.61	-	n
13C-1,2,3,7,8-PeCDD	109679100	1.54 y	27:09	0.67	2160.84	0.25	108.0	n
1,2,3,7,8-PeCDD	25416700	1.60 y	27:11	0.98	472.01	0.97	-	n
Total PeCDD	25446396	1.18 n	24:49	0.98	472.56	0.97	-	n
13C-1,2,3,7,8,9-HxCDD	113147700	1.27 y	33:11	-	110.11	-	-	n
13C-1,2,3,4,7,8-HxCDF	123877600	0.52 y	32:02	1.02	2136.54	0.23	106.8	n
1,2,3,4,7,8-HxCDF	37911400	1.23 y	32:03	1.21	504.76	0.33	-	n
1,2,3,6,7,8-HxCDF	40651300	1.15 y	32:10	1.34	488.77	0.30	-	n
2,3,4,6,7,8-HxCDF	35521200	1.16 y	32:43	1.22	469.20	0.32	-	n
1,2,3,7,8,9-HxCDF	31499000	1.17 y	33:21	1.09	465.51	0.36	-	n
Total HxCDF	145654993	1.64 n	30:59	1.22	1929.19	0.33	-	n
13C-1,2,3,6,7,8-HxCDD	96396500	1.28 y	32:55	0.81	2111.23	0.43	105.6	n
1,2,3,4,7,8-HxCDD	26232400	1.22 y	32:51	1.01	540.61	0.40	-	n
1,2,3,6,7,8-HxCDD	26144300	1.25 y	32:56	1.11	486.96	0.36	-	n
1,2,3,7,8,9-HxCDD	28011100	1.25 y	33:11	1.21	480.69	0.33	-	n
Total HxCDD	80387800	1.22 y	32:51	1.11	1508.26	0.36	-	n
13C-1,2,3,4,6,7,8-HpCDF	106632500	0.43 y	34:41	0.86	2185.09	4.33	109.3	n
1,2,3,4,6,7,8-HpCDF	33859900	0.94 y	34:42	1.31	484.91	1.62	-	n
1,2,3,4,7,8,9-HpCDF	26897700	0.96 y	35:50	1.03	491.88	2.07	-	n
Total HpCDF	61065054	0.94 y	34:42	1.17	981.73	1.82	-	n
13C-1,2,3,4,6,7,8-HpCDD	86175900	1.05 y	35:30	0.70	2183.88	1.23	109.2	n
1,2,3,4,6,7,8-HpCDD	22374800	1.02 y	35:31	1.07	484.47	1.05	-	n
Total HpCDD	22766213	0.81 n	34:57	1.07	492.95	1.05	-	n
13C-OCDD	132677900	0.90 y	38:01	0.53	4413.39	0.40	110.3	n

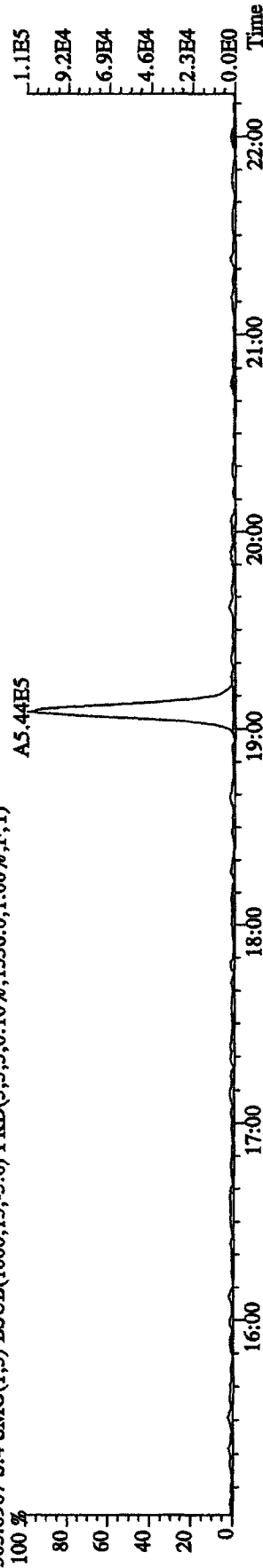
OCDF	45645500	0.90	y	38:08	1.45	952.11	0.72	-	n
OCDD	37812000	0.89	y	38:02	1.17	977.46	1.35	-	n

File: 12AP104D5 #1-435 Acq: 12-APR-2010 10:48:47 GC EI+ Voltage: SIR Autospec-UltimaE

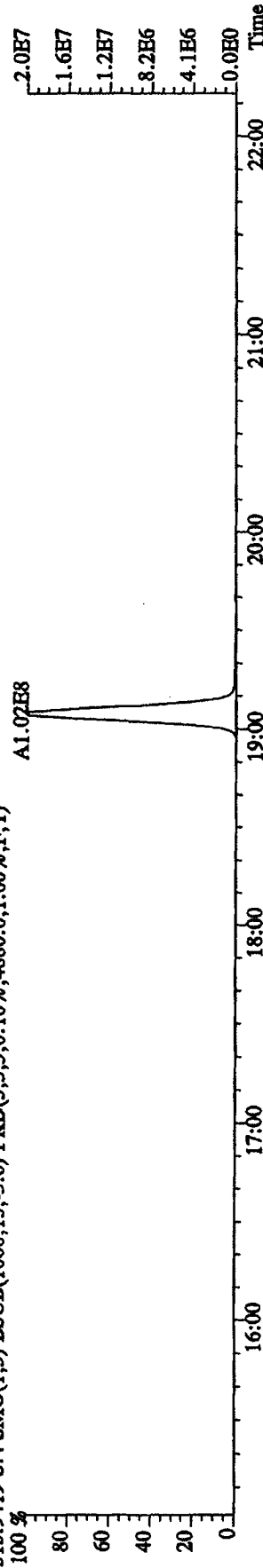
Sample#4 Text: ST0412B : CS-1 09DXN422 Exp: DIOXINRES8290A
303.9016 S:4 SMO(1,3) BSUB(1000,15,-3.0) PKD(5,3,3,0.10%,1084.0,1.00%,F,T)



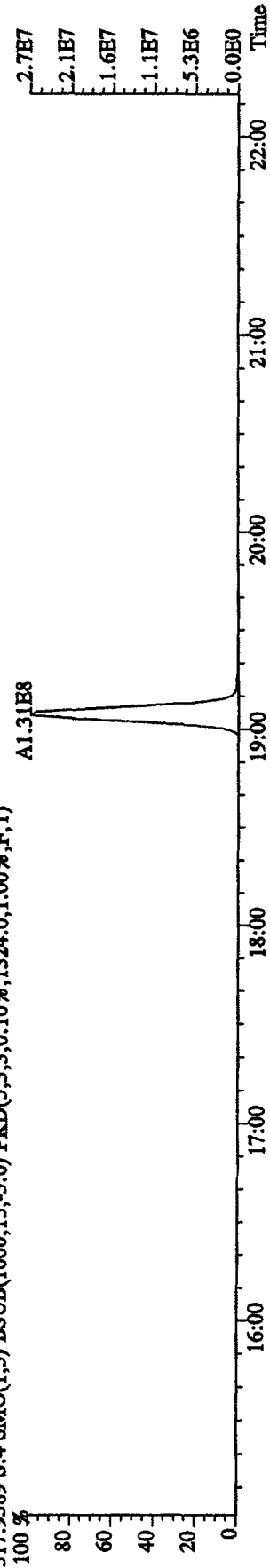
305.8987 S:4 SMO(1,3) BSUB(1000,15,-3.0) PKD(5,3,3,0.10%,1536.0,1.00%,F,T)



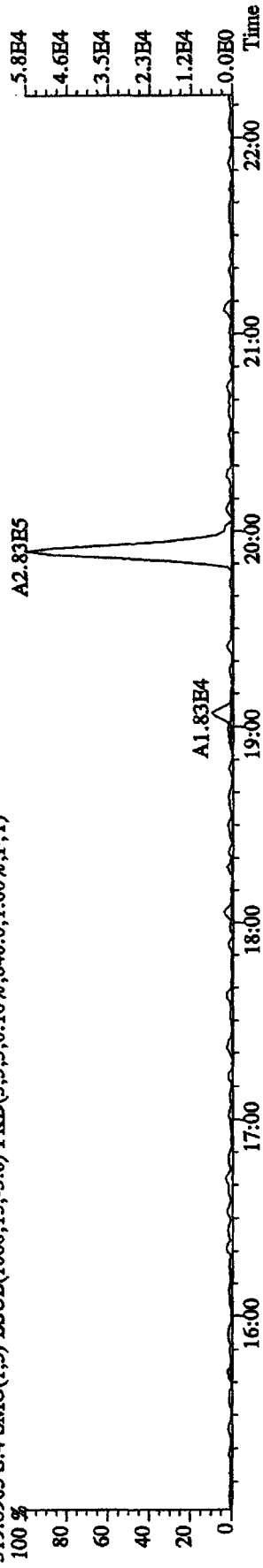
315.9419 S:4 SMO(1,3) BSUB(1000,15,-3.0) PKD(5,3,3,0.10%,4880.0,1.00%,F,T)



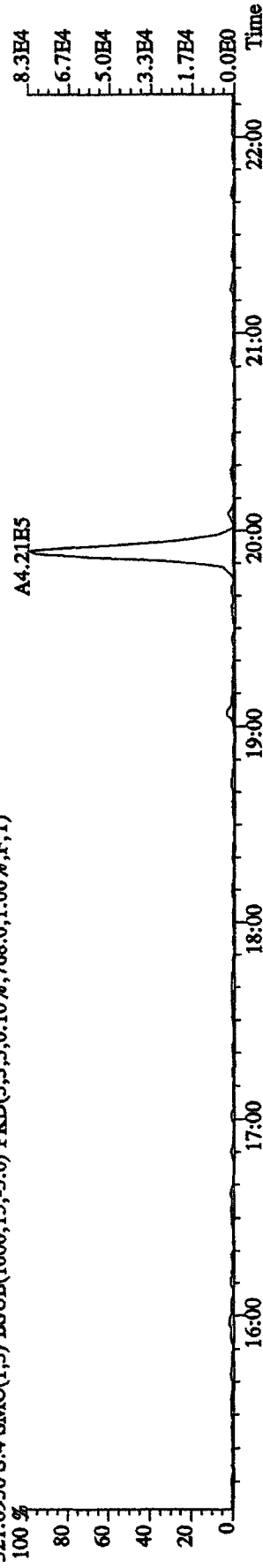
317.9389 S:4 SMO(1,3) BSUB(1000,15,-3.0) PKD(5,3,3,0.10%,1324.0,1.00%,F,T)



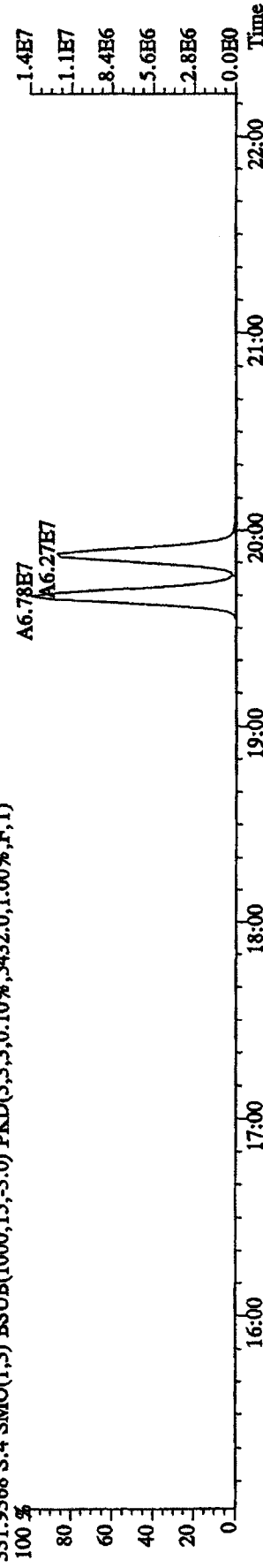
File: 12AP104D5 #1-435 Acq: 12-APR-2010 10:48:47 GC HI+ Voltage SIR Autospec-UltimaE
 Sample#4 Text: ST0412B :CS-1 09DXN422 Exp: DIOXINRES8290A
 319.8965 S:4 SMO(1,3) BSUB(1000,15,-3.0) PKD(5,3,3,0.10%,840.0,1.00%,F,T)



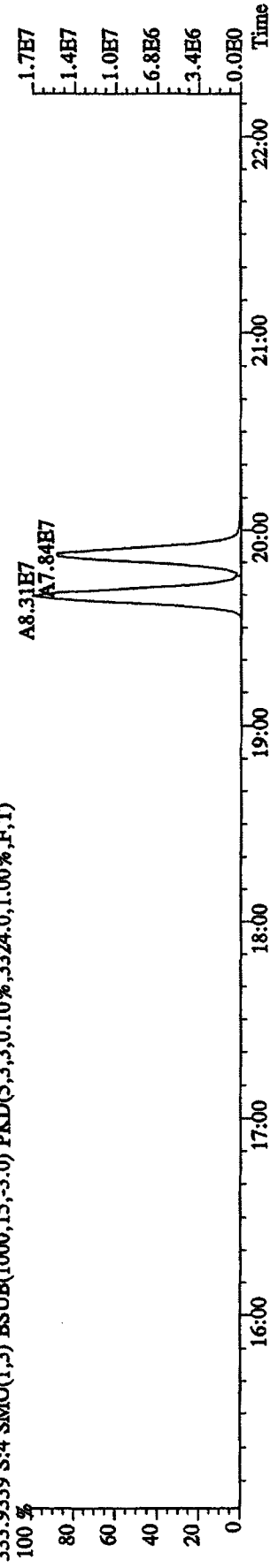
321.8936 S:4 SMO(1,3) BSUB(1000,15,-3.0) PKD(5,3,3,0.10%,768.0,1.00%,F,T)



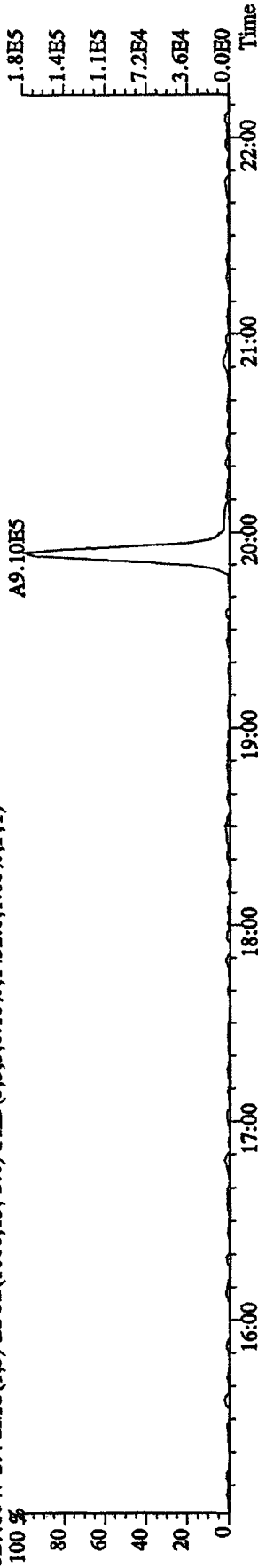
331.9368 S:4 SMO(1,3) BSUB(1000,15,-3.0) PKD(5,3,3,0.10%,5432.0,1.00%,F,T)



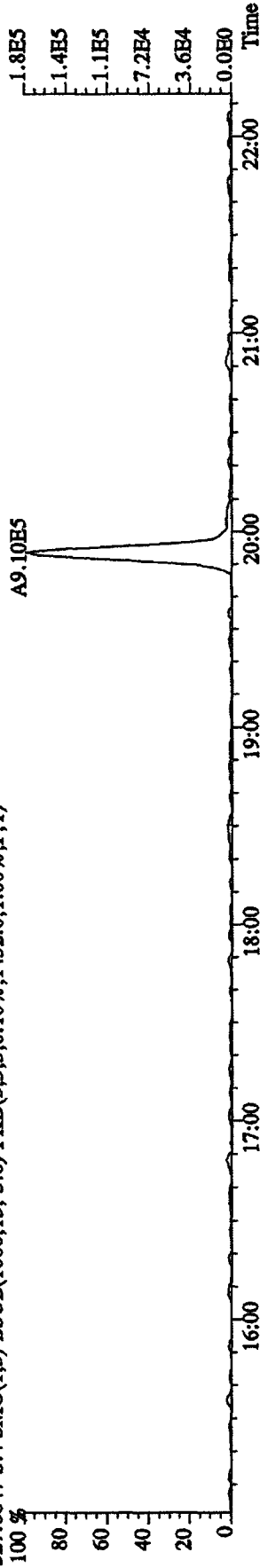
333.9339 S:4 SMO(1,3) BSUB(1000,15,-3.0) PKD(5,3,3,0.10%,3324.0,1.00%,F,T)




File: 12AP104D5 #1-435 Acq: 12-APR-2010 10:48:47 GC EI+ Voltage SIR Autospec-UltimaE
 Sample #4 Text: ST0412B : CS-1 09DXN422 Exp: DIOXINRES8290A
 327.8847 S:4 SMO(1,3) BSUB(1000,15,-3.0) PKD(5,3,3,0.10%,1432.0,1.00%,F,T)



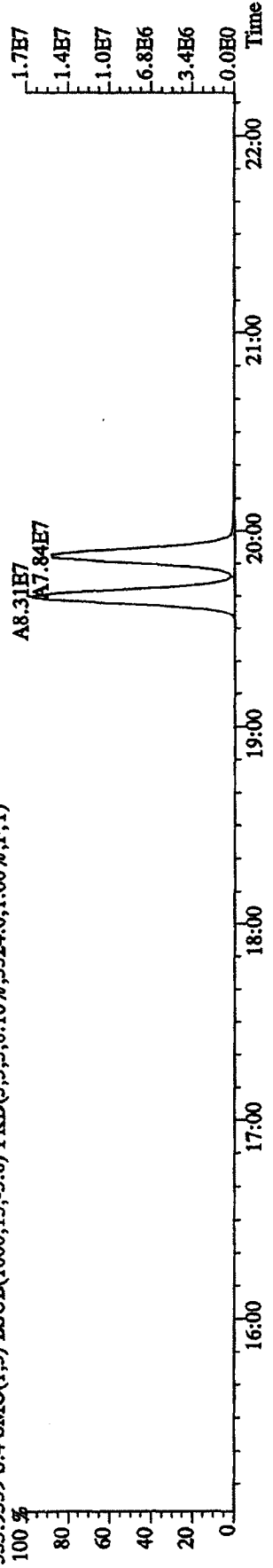
327.8847 S:4 SMO(1,3) BSUB(1000,15,-3.0) PKD(5,3,3,0.10%,1432.0,1.00%,F,T)



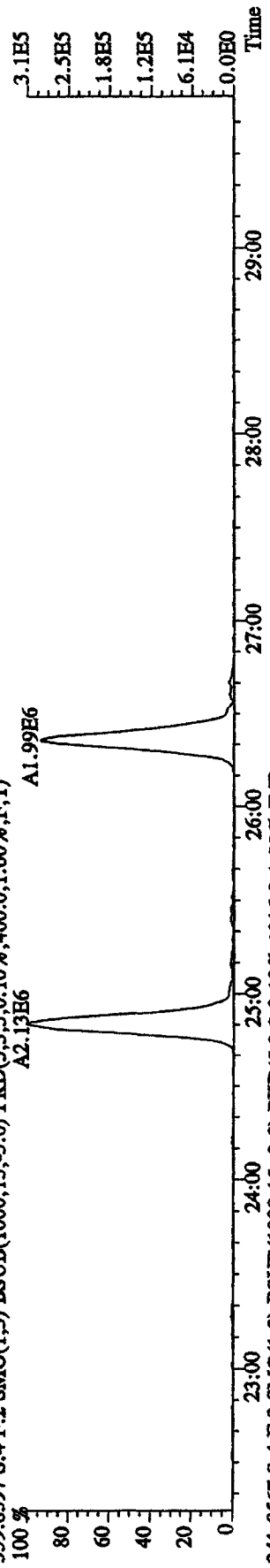
331.9368 S:4 SMO(1,3) BSUB(1000,15,-3.0) PKD(5,3,3,0.10%,5432.0,1.00%,F,T)



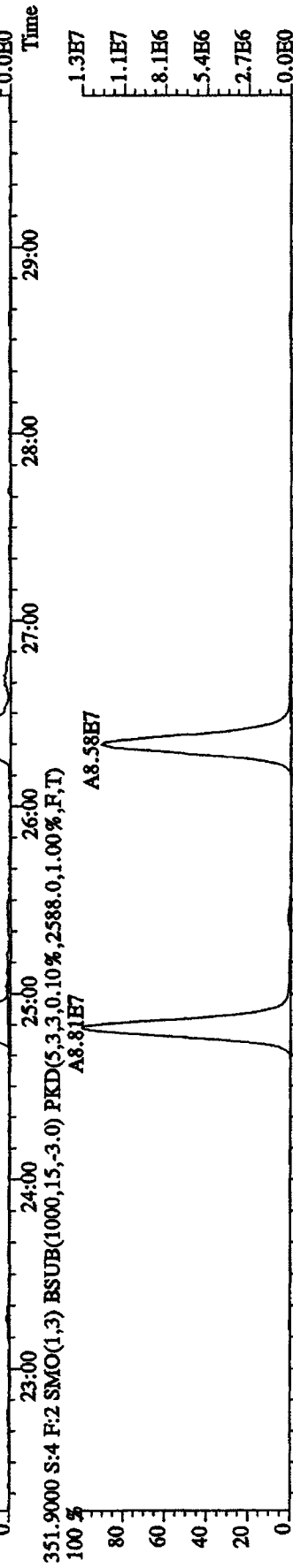
333.9339 S:4 SMO(1,3) BSUB(1000,15,-3.0) PKD(5,3,3,0.10%,3324.0,1.00%,F,T)



File:12AP104D5 #1-604 Acq:12-APR-2010 10:48:47 GC EI+ Voltage SIR Autospec-UltimaE
 Sample#4 Text:ST0412B :CS-1 09DXN422 Exp:DIOXINRES8290A
 339.8597 S:4 F:2 SMO(1,3) BSUB(1000,15,-3,0) PKD(5,3,3,0.10%,400.0,1.00%,F,T)
 100 % A2.13E6 A1.99E6

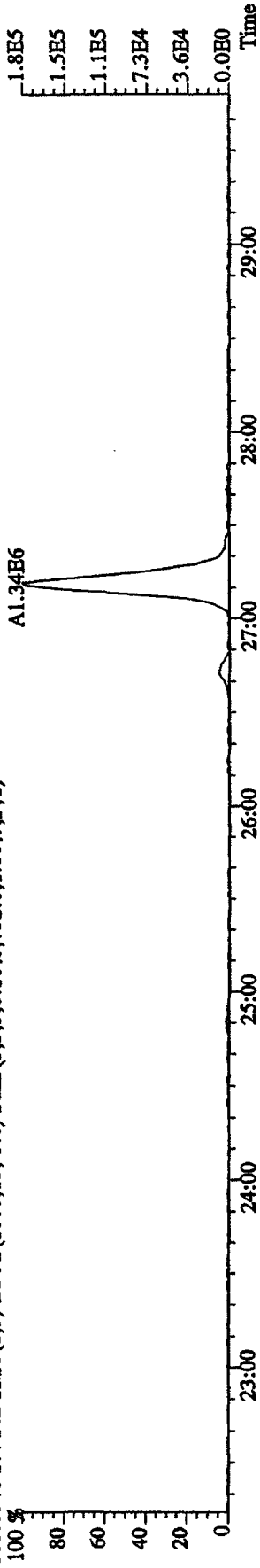


351.9000 S:4 F:2 SMO(1,3) BSUB(1000,15,-3,0) PKD(5,3,3,0.10%,2588.0,1.00%,F,T)
 100 % A8.81E7 A8.58E7

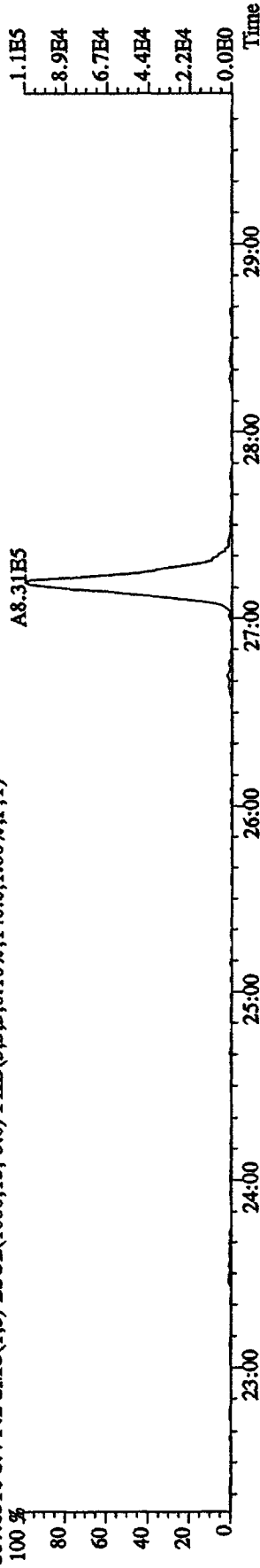


353.8970 S:4 F:2 SMO(1,3) BSUB(1000,15,-3,0) PKD(5,3,3,0.10%,3416.0,1.00%,F,T)
 100 % A5.80E7 A5.51E7

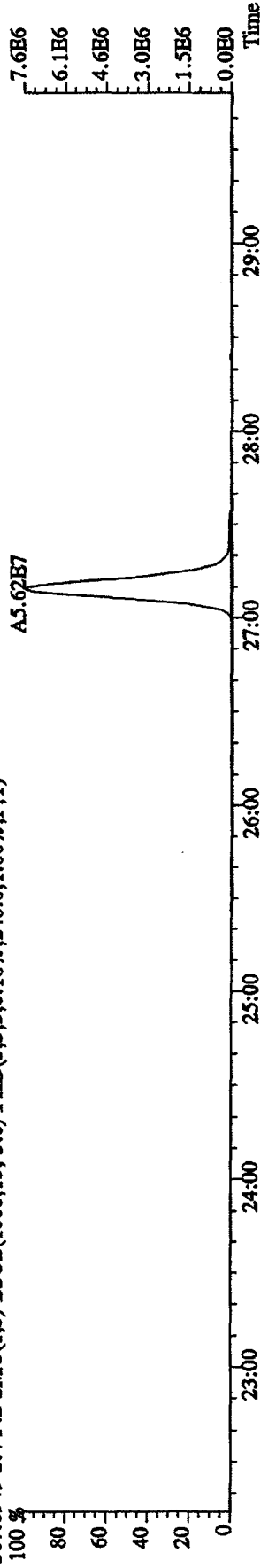
File:12AP104D5 #1-604 Acq:12-APR-2010 10:48:47 GC EI+ Voltage SIR Autospec-UltimaB
 Sample#4 Text:ST0412B :CS-1 09DXN422 Exp:DIOXINRES8290A
 355.8546 S:4 F:2 SMO(1.3) BSUB(1000,15,-3.0) PKD(5,3,3,0,10%,732.0,1.00%,F,T)



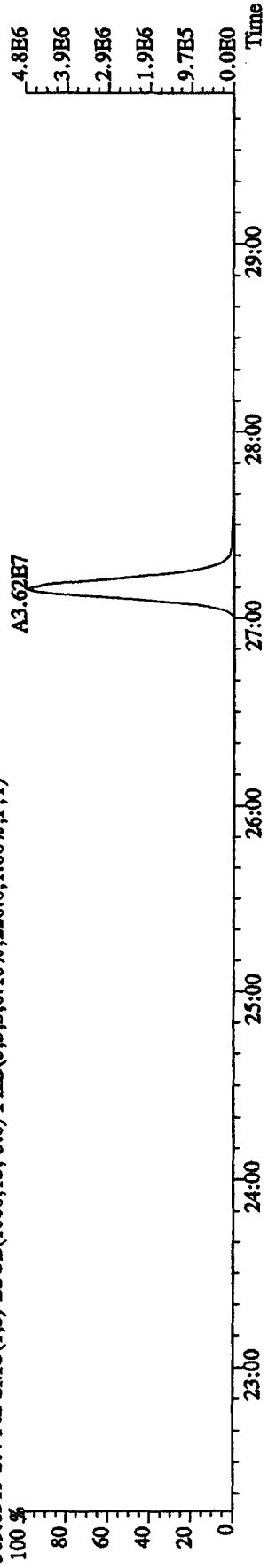
357.8516 S:4 F:2 SMO(1.3) BSUB(1000,15,-3.0) PKD(5,3,3,0,10%,140.0,1.00%,F,T)



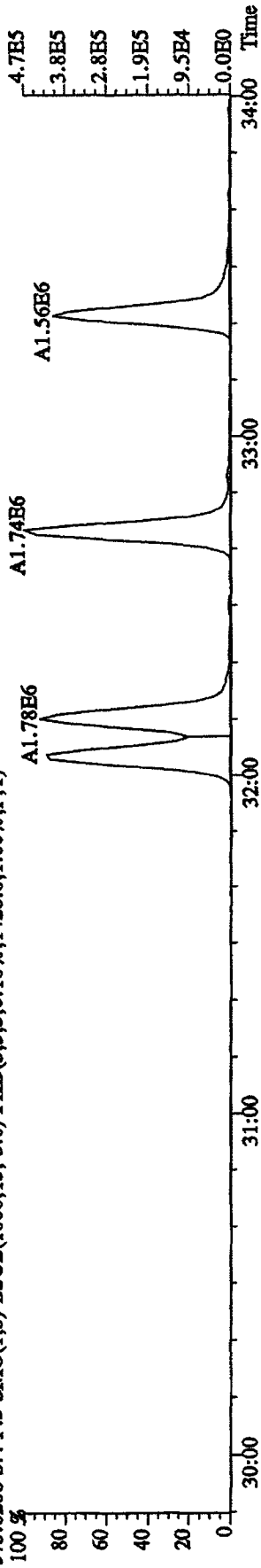
367.8949 S:4 F:2 SMO(1.3) BSUB(1000,15,-3.0) PKD(5,3,3,0,10%,240.0,1.00%,F,T)



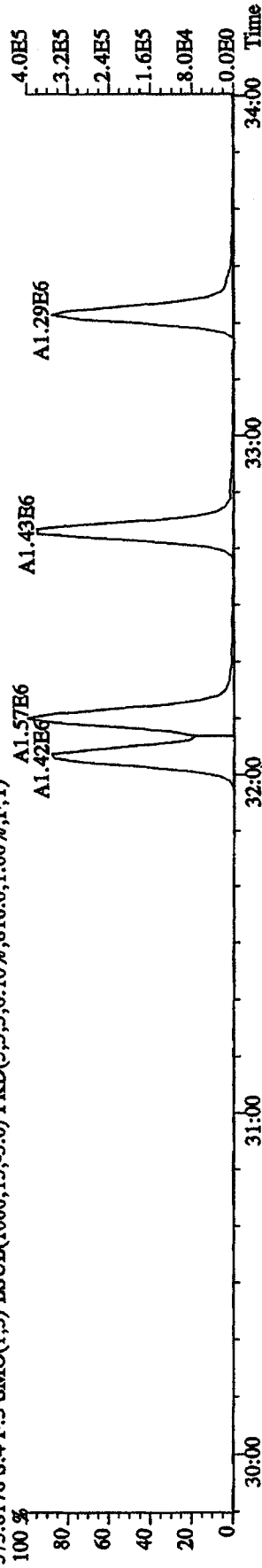
369.8919 S:4 F:2 SMO(1.3) BSUB(1000,15,-3.0) PKD(5,3,3,0,10%,220.0,1.00%,F,T)



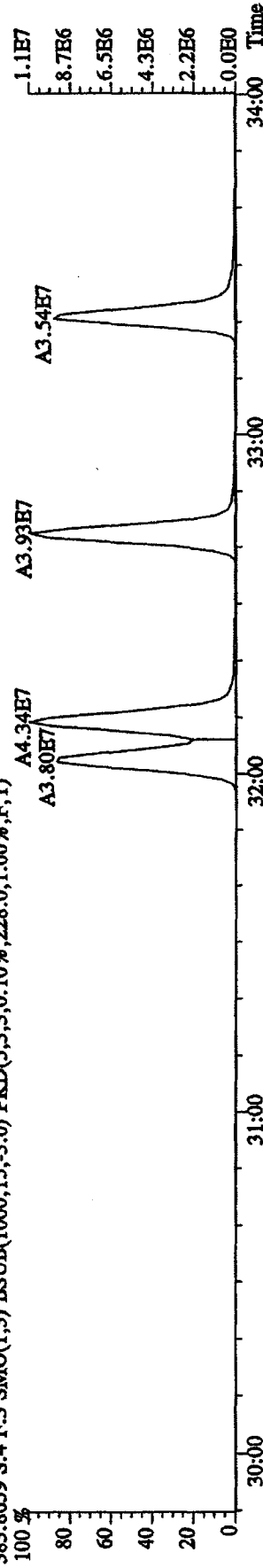
File:12AP104D5 #1-317 Acq:12-APR-2010 10:48:47 GC HI+ Voltage SIR Autospec-UltimaE
 Sample#4 Text:ST0412B :CS-1 09DXN422 Exp:DIOXINRES8290A
 373.8208 S:4 F:3 SMO(1,3) BSUB(1000,15,-3.0) PKD(5,3,3,0.10%,1420.0,1.00%,F,T)



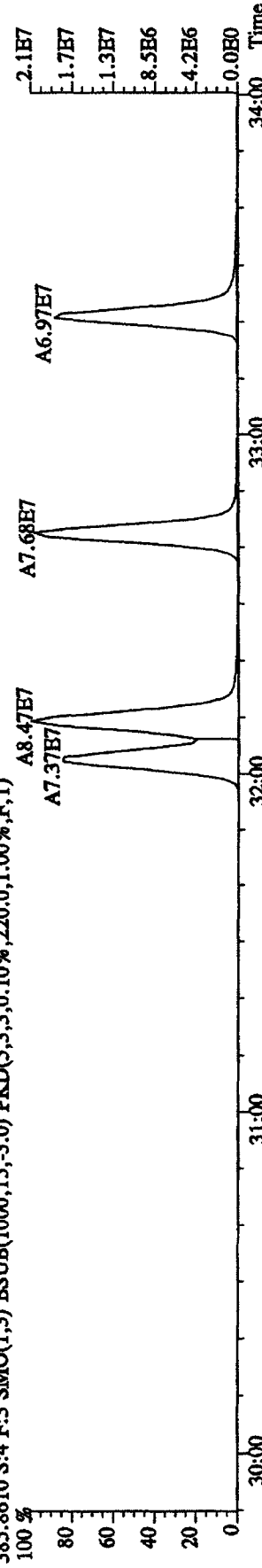
375.8178 S:4 F:3 SMO(1,3) BSUB(1000,15,-3.0) PKD(5,3,3,0.10%,816.0,1.00%,F,T)



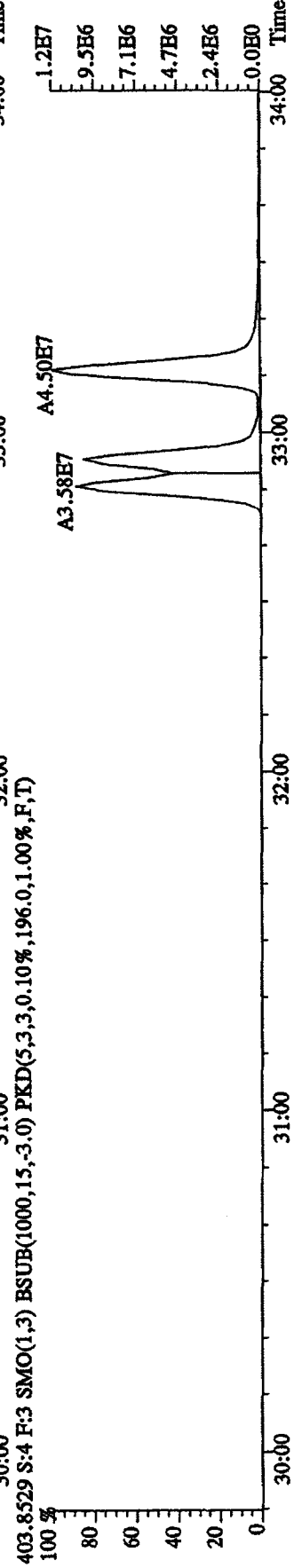
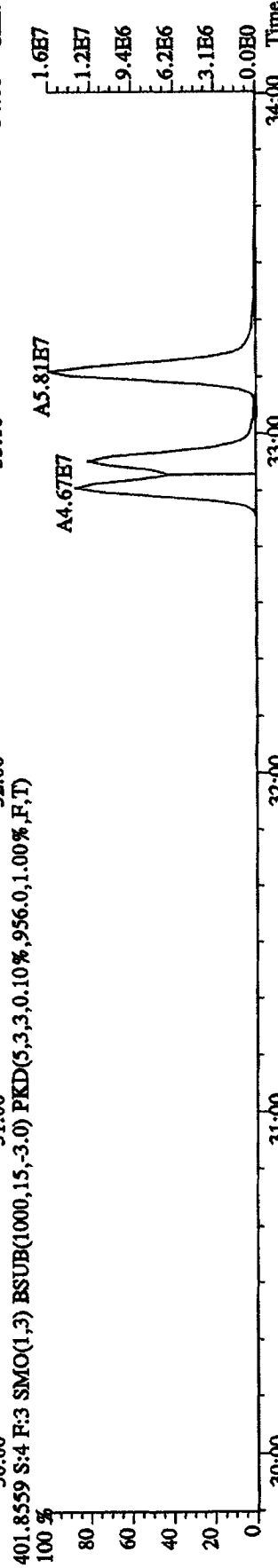


383.8639 S:4 F:3 SMO(1,3) BSUB(1000,15,-3.0) PKD(5,3,3,0.10%,228.0,1.00%,F,T)




385.8610 S:4 F:3 SMO(1,3) BSUB(1000,15,-3.0) PKD(5,3,3,0.10%,220.0,1.00%,F,T)




File: 12AP104D5 #1-317 Acq: 12-APR-2010 10:48:47 GC HI+ Voltage SIR Autospec-UltimaE
 Sample#4 Text: ST0412B : CS-1 09DXN422 Exp: DIOXINRES8290A
 389.8157 S:4 F:3 SMO(1,3) BSUB(1000,15,-3.0) PKD(5,3,3,0.10%,680.0,1.00%,F,T)



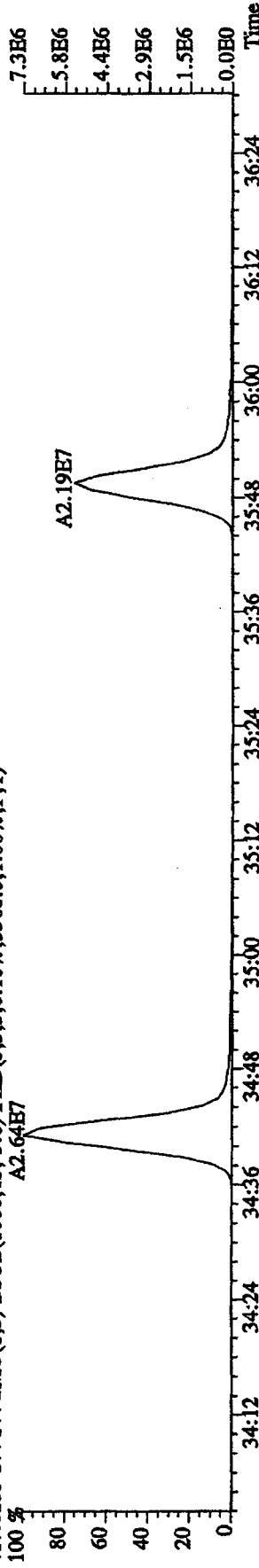
File: 12AP104D5 #1-198 Acq: 12-APR-2010 10:48:47 GC BI+ Voltage SIR Autospec-UltimaE
 Sample#4 Text: ST0412B : CS-1 09DXN422 Exp: DIOXINRES8290A
 407.7818 S:4 F:4 SMO(1.3) BSUB(1000,15,-3.0) PKD(5.3,3.0,10%,4044.0,1.00%,F,T)
 A1.29E6



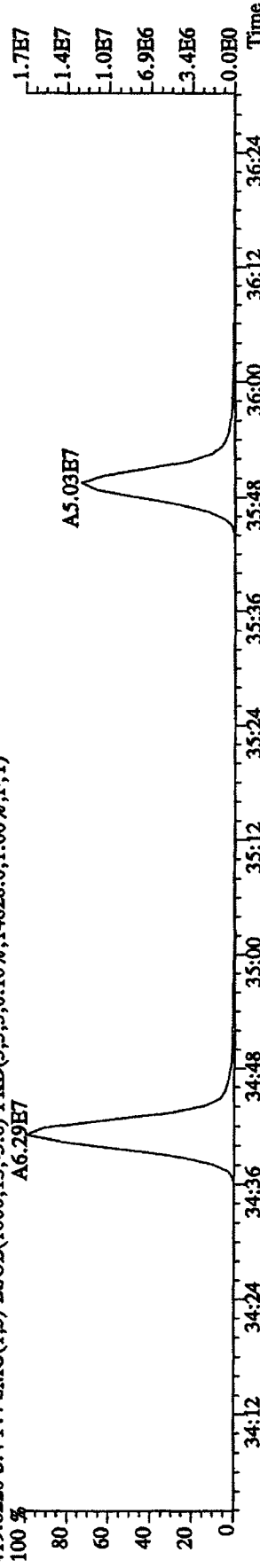
409.7789 S:4 F:4 SMO(1.3) BSUB(1000,15,-3.0) PKD(5.3,3.0,10%,2496.0,1.00%,F,T)
 A1.40E6



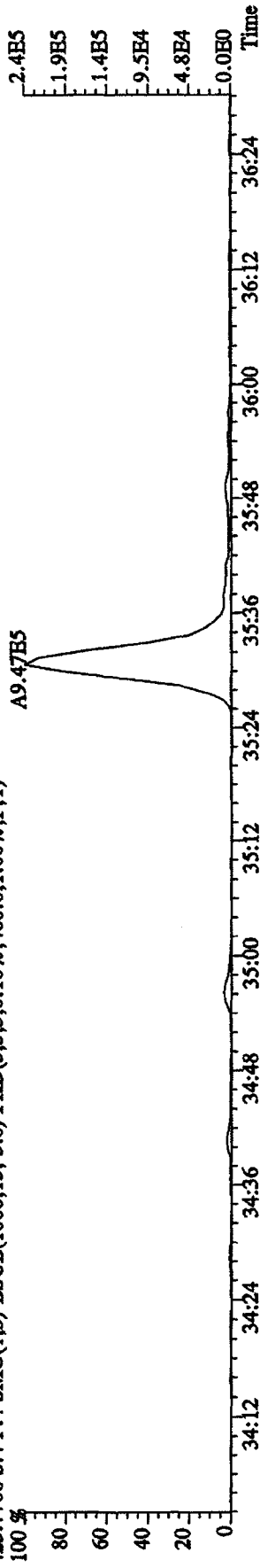
417.8253 S:4 F:4 SMO(1.3) BSUB(1000,15,-3.0) PKD(5.3,3.0,10%,5368.0,1.00%,F,T)
 A2.64E7



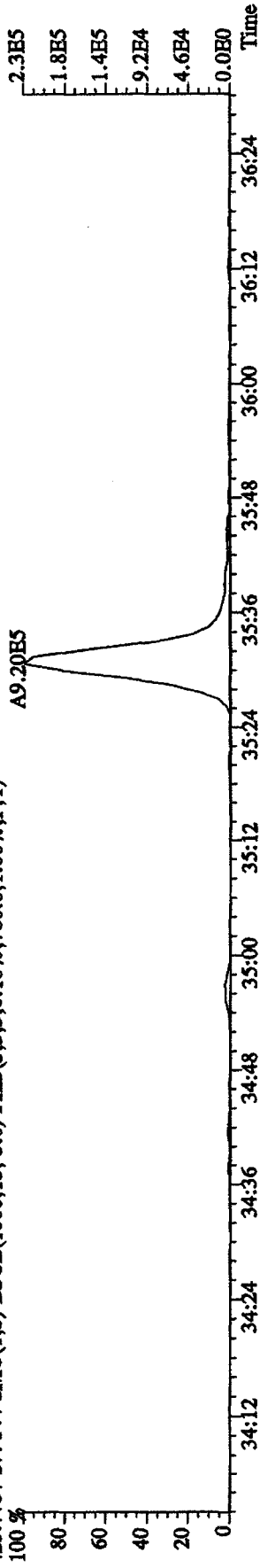
419.8220 S:4 F:4 SMO(1.3) BSUB(1000,15,-3.0) PKD(5.3,3.0,10%,14828.0,1.00%,F,T)
 A6.29E7



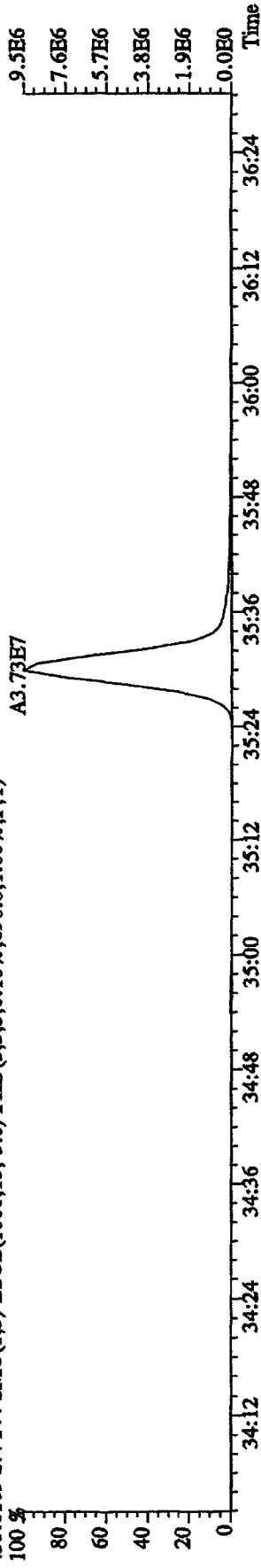
File: 12AP104D5 #1-198 Acq: 12-APR-2010 10:48:47 GC EI+ Voltage SIR Autospec-UltimaE
 Sample#4 Text: ST0412B :CS-1 09DXN422 Exp: DIOXINRES8290A
 423.7766 S:4 F:4 SMO(1,3) BSUB(1000,15,-3.0) PKD(5,3,3,0.10%,460.0,1.00%,F,T)



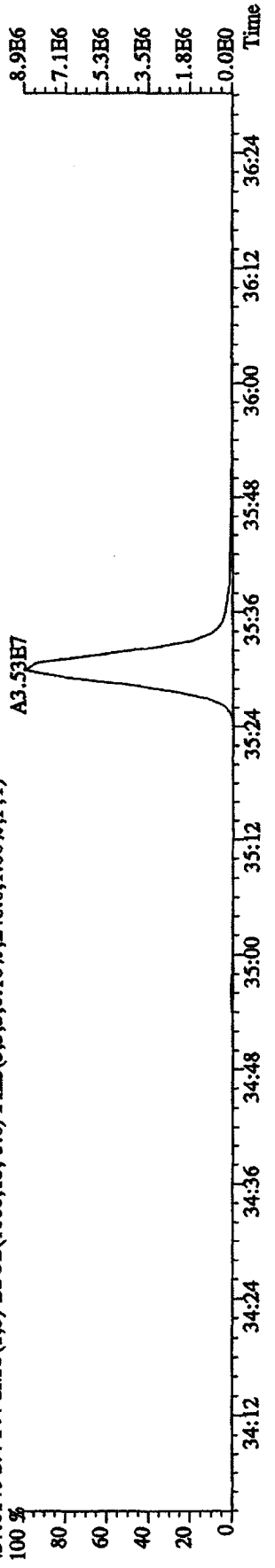
425.7737 S:4 F:4 SMO(1,3) BSUB(1000,15,-3.0) PKD(5,3,3,0.10%,780.0,1.00%,F,T)



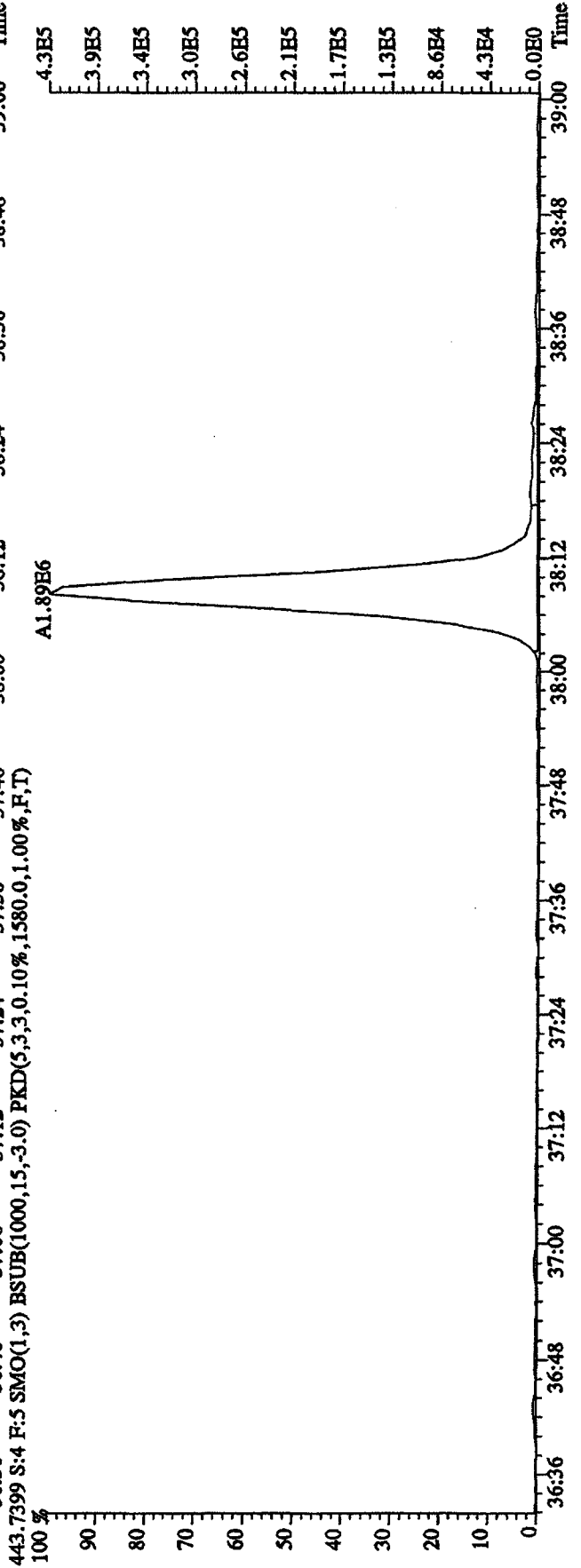
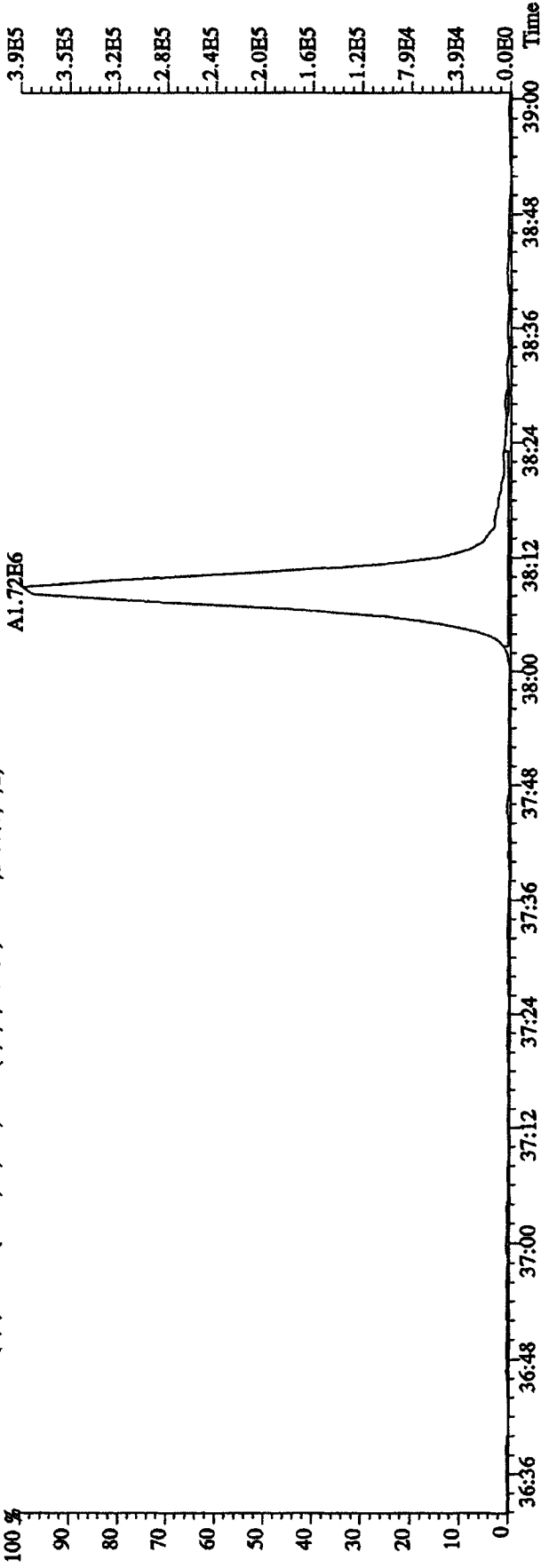
435.8169 S:4 F:4 SMO(1,3) BSUB(1000,15,-3.0) PKD(5,3,3,0.10%,696.0,1.00%,F,T)



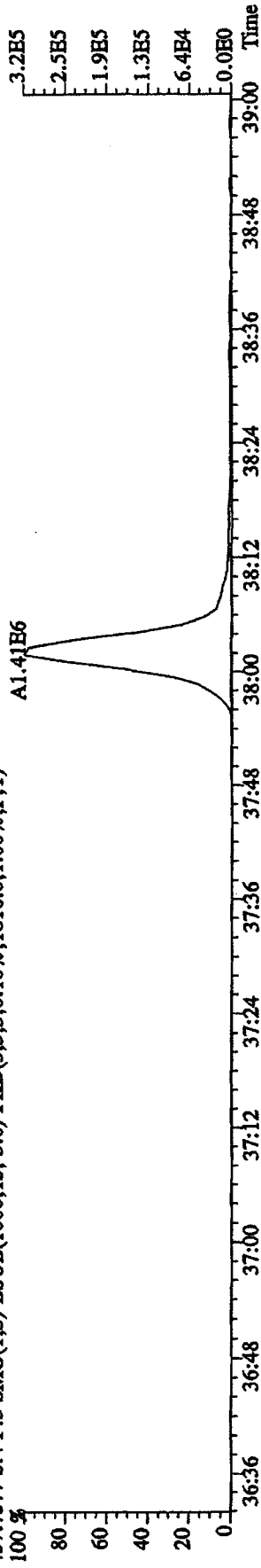
437.8140 S:4 F:4 SMO(1,3) BSUB(1000,15,-3.0) PKD(5,3,3,0.10%,248.0,1.00%,F,T)



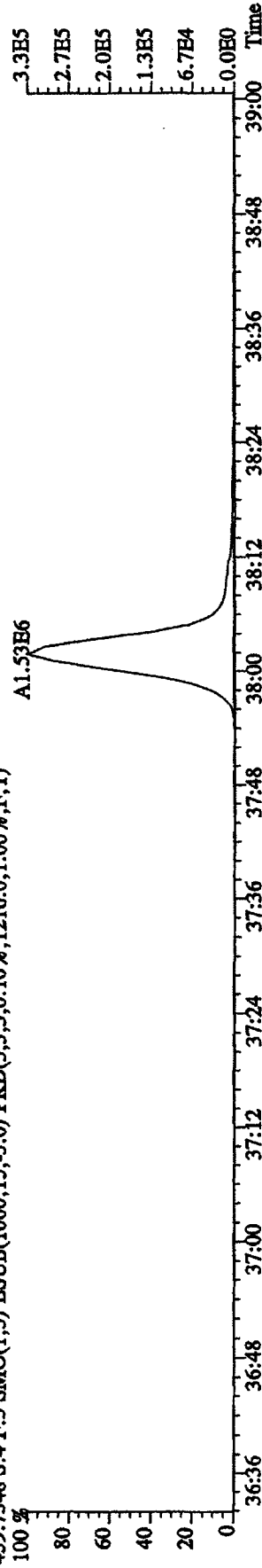
File: 12AP104D5 #1-191 Acq: 12-APR-2010 10:48:47 GC HI+ Voltage SIR Autospec-UltimaB
 Sample#4 Text: ST0412B :CS-1 09DXN422 Exp: DIOXINRES8290A
 441.7428 S:4 F:5 SMO(1.3) BSUB(1000,15,-3.0) PKD(5.3,3.0,10%,1720.0,1.00%,F,T)



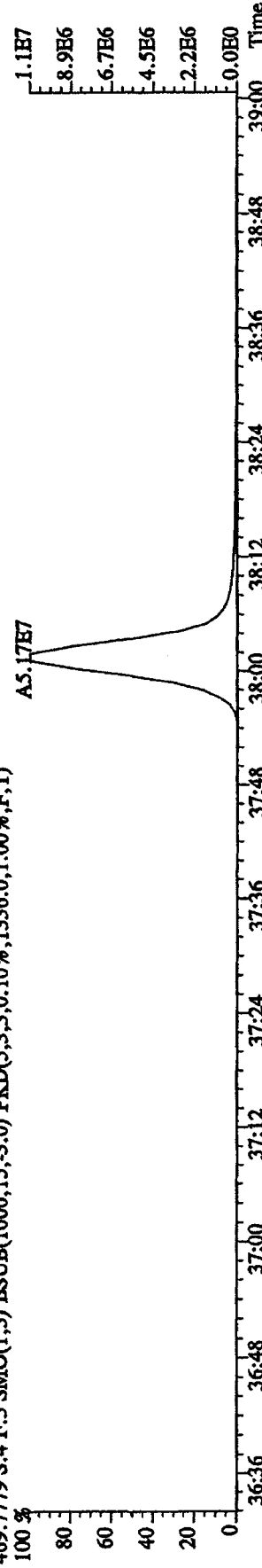
File: 12AP104D5 #1-191 Acq: 12-APR-2010 10:48:47 GC HI+ Voltage SIR Autospec-UltimaB
 Sample#4 Text: ST0412B :CS-1 09DXN422 Exp: DIOXINRES8290A
 457.7377 S:4 F:5 SMO(1,3) BSUB(1000,15,-3.0) PKD(5,3,3,0.10%,1816.0,1.00%,F,T)



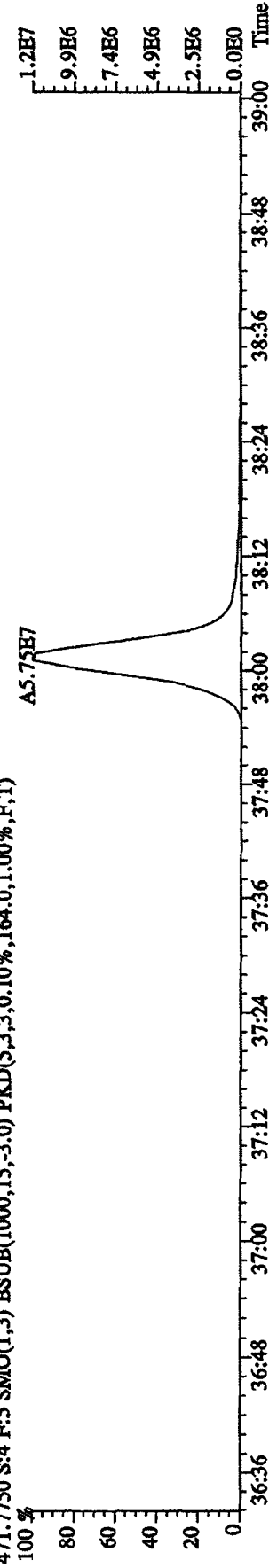
459.7348 S:4 F:5 SMO(1,3) BSUB(1000,15,-3.0) PKD(5,3,3,0.10%,1216.0,1.00%,F,T)



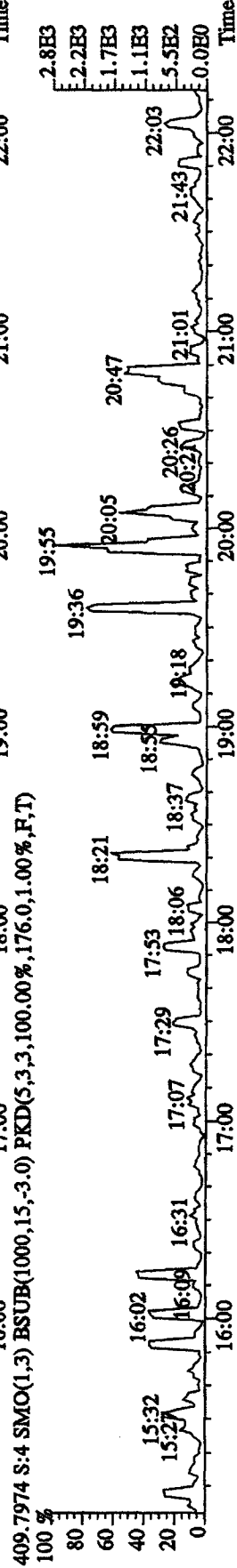
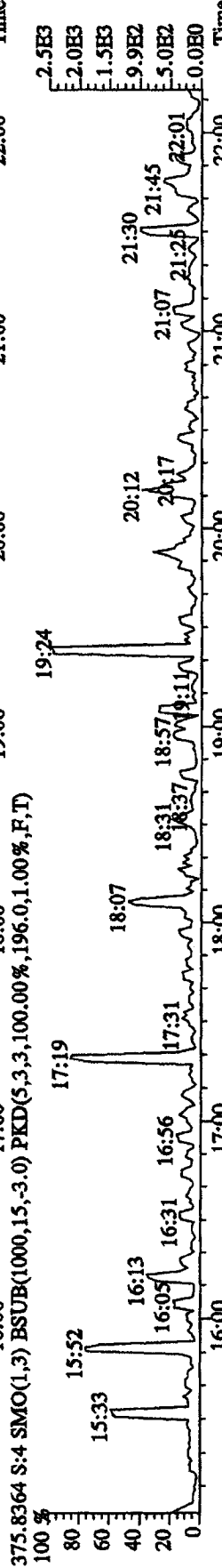
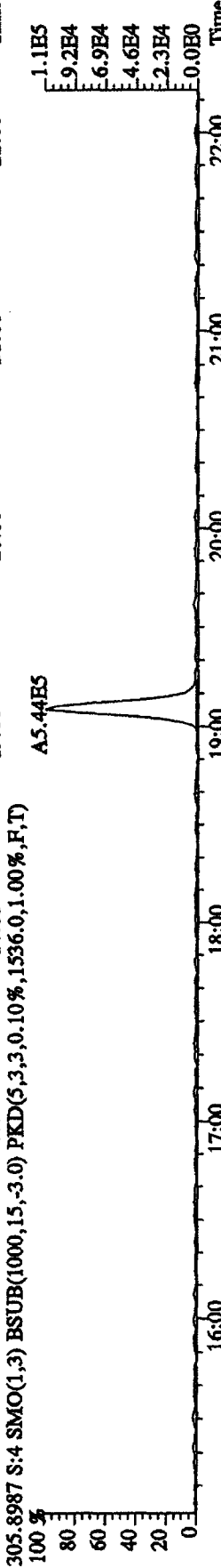
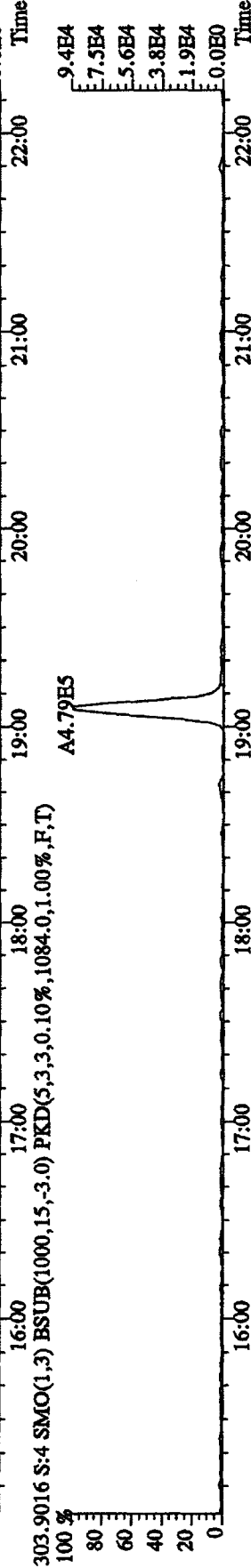

469.7779 S:4 F:5 SMO(1,3) BSUB(1000,15,-3.0) PKD(5,3,3,0.10%,1336.0,1.00%,F,T)



471.7750 S:4 F:5 SMO(1,3) BSUB(1000,15,-3.0) PKD(5,3,3,0.10%,164.0,1.00%,F,T)

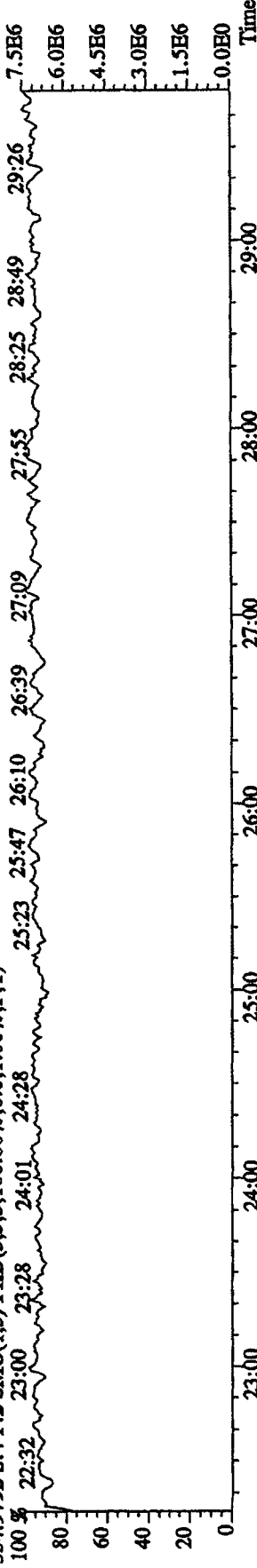


File: 12AP104D5 #1-435 Acq: 12-APR-2010 10:48:47 GC EI+ Voltage SIR Autospec-UltimaE
 Sample#4 Text: ST0412B :CS-1 09DXN422 Exp: DIOXINRES8290A

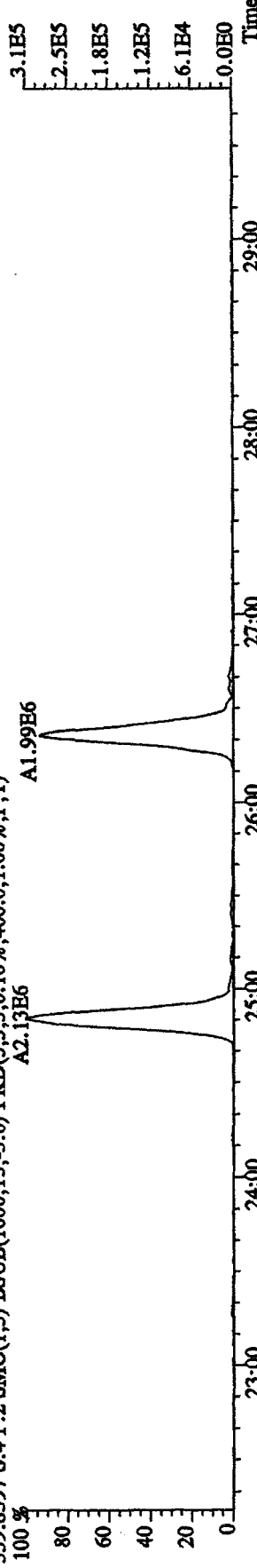


File:12AP104D5 #1-604 Acq:12-APR-2010 10:48:47 GC EI+ Voltage SIR Autospec-UltimaE
 Sample#4 Text:ST0412B :CS-1 09DXN422 Exp:DIOXINRES8290A

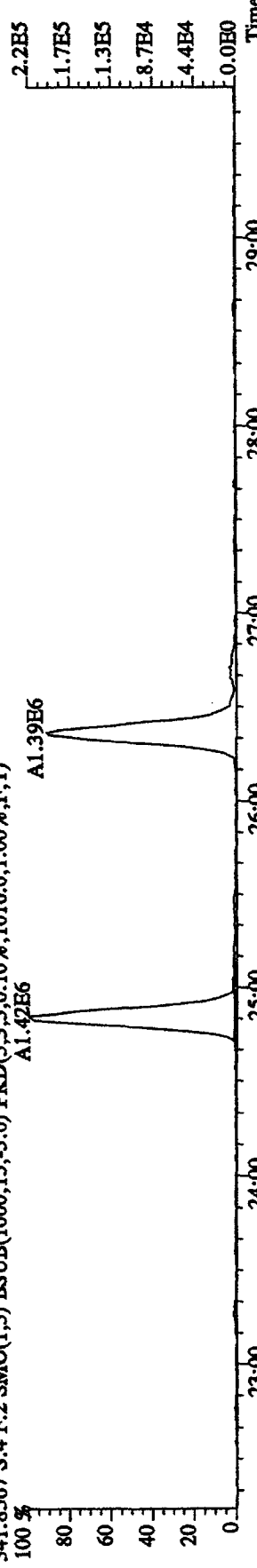
354.9792 S:4 F:2 SMO(1,3) PKD(5,3,3,100.00%,0.0,1.00%,F,T)



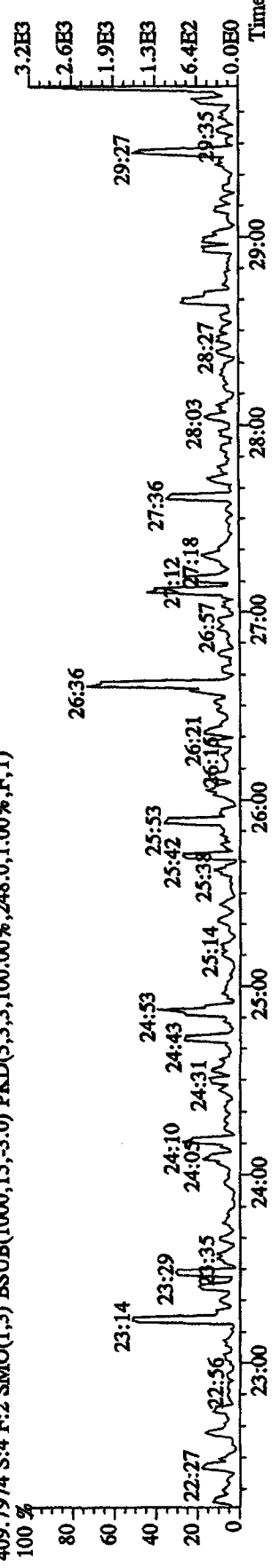
339.8597 S:4 F:2 SMO(1,3) BSUB(1000,15,-3.0) PKD(5,3,3,0.10%,400.0,1.00%,F,T)



341.8567 S:4 F:2 SMO(1,3) BSUB(1000,15,-3.0) PKD(5,3,3,0.10%,1016.0,1.00%,F,T)



409.7974 S:4 F:2 SMO(1,3) BSUB(1000,15,-3.0) PKD(5,3,3,100.00%,248.0,1.00%,F,T)

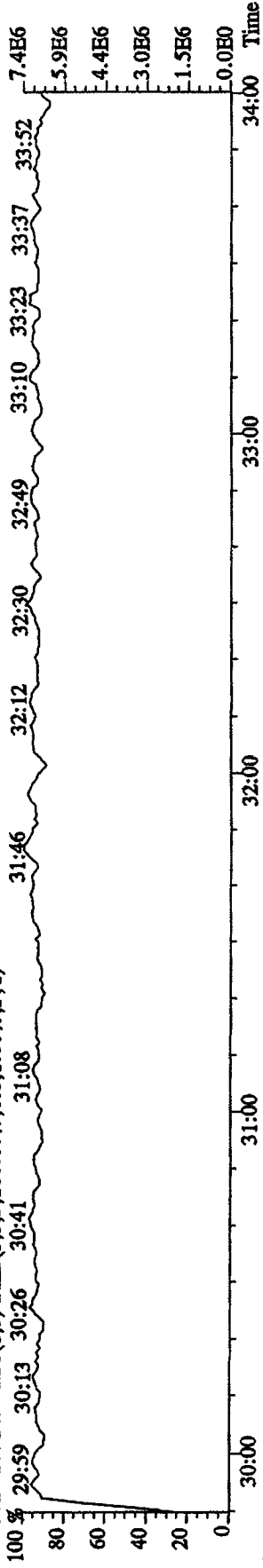


File:12API04D5 #1-317 Acq:12-APR-2010 10:48:47 GC EI+ Voltage SIR Autospec-UltimaB

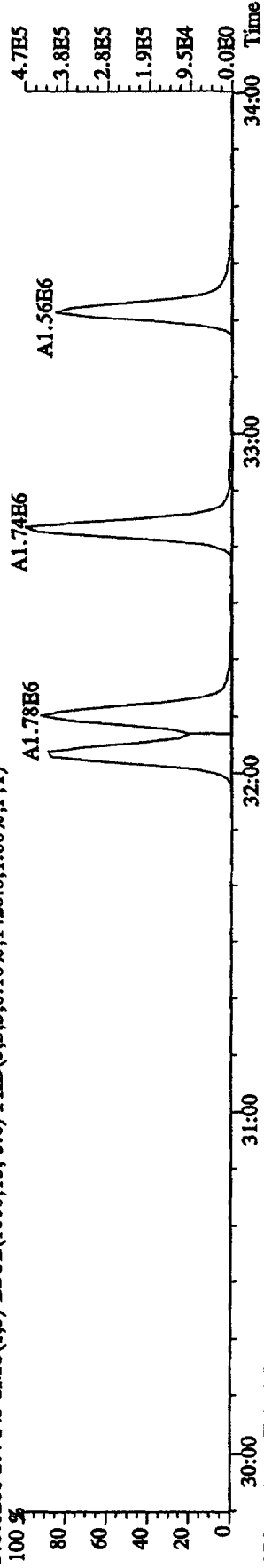
Sample#4 Text:ST0412B :CS-1 09DXN422 Exp:DIOXINRES8290A

430.9728 S:4 F:3 SMO(1,3) PKD(5,3,3,100.00%,0.0,1.00%,F,T)

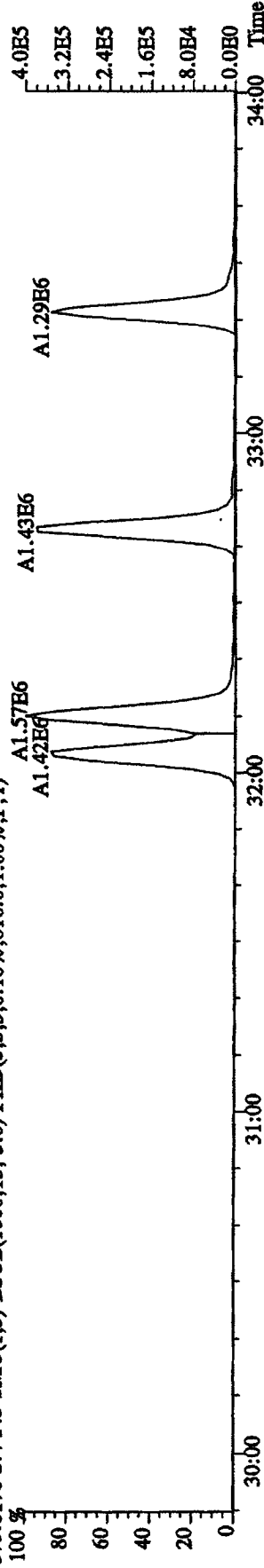
100 % 29:59 30:13 30:26 30:41 31:08 31:46 32:12 32:30 32:49 33:10 33:23 33:37 33:52



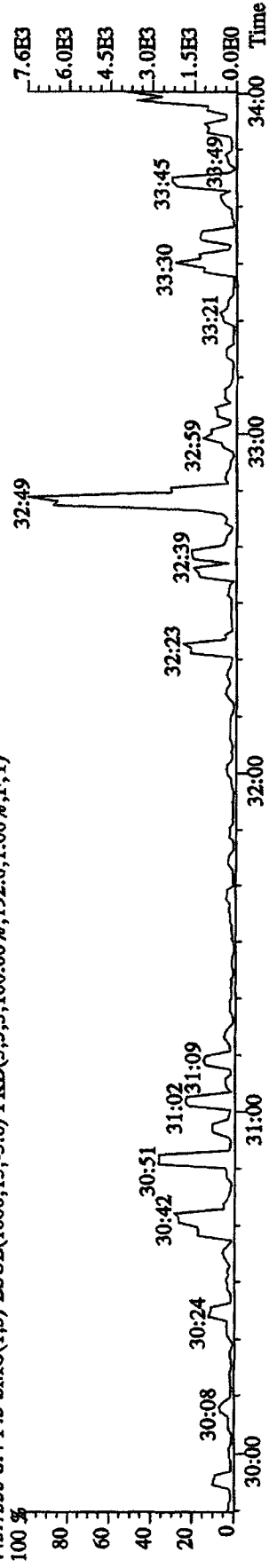
373.8208 S:4 F:3 SMO(1,3) BSUB(1000,15,-3,0) PKD(5,3,3,0.10%,1420.0,1.00%,F,T)



375.8178 S:4 F:3 SMO(1,3) BSUB(1000,15,-3,0) PKD(5,3,3,0.10%,816.0,1.00%,F,T)



445.7555 S:4 F:3 SMO(1,3) BSUB(1000,15,-3,0) PKD(5,3,3,100.00%,192.0,1.00%,F,T)

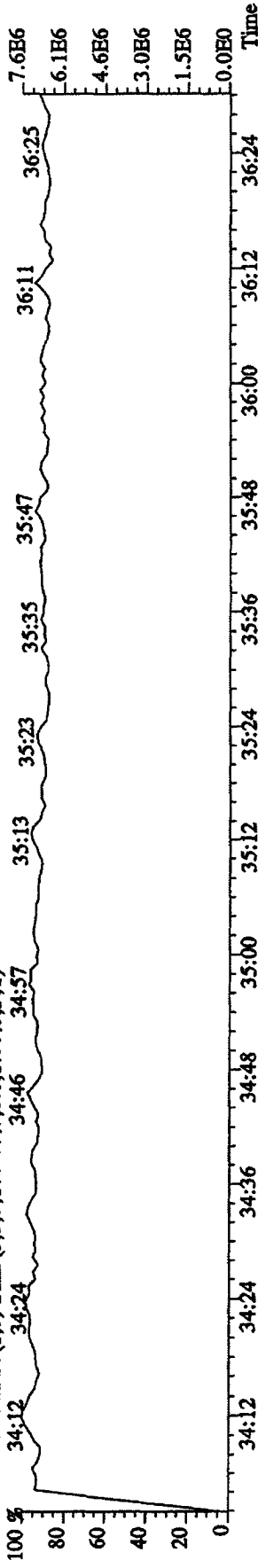


File:12AP104D5 #1-198 Acq:12-APR-2010 10:48:47 GC EI+ Voltage SIR Autospec-UltimaE

Sample#4 Text:ST0412B ;CS-1 09DXN422 Exp:DIOXINRES8290A

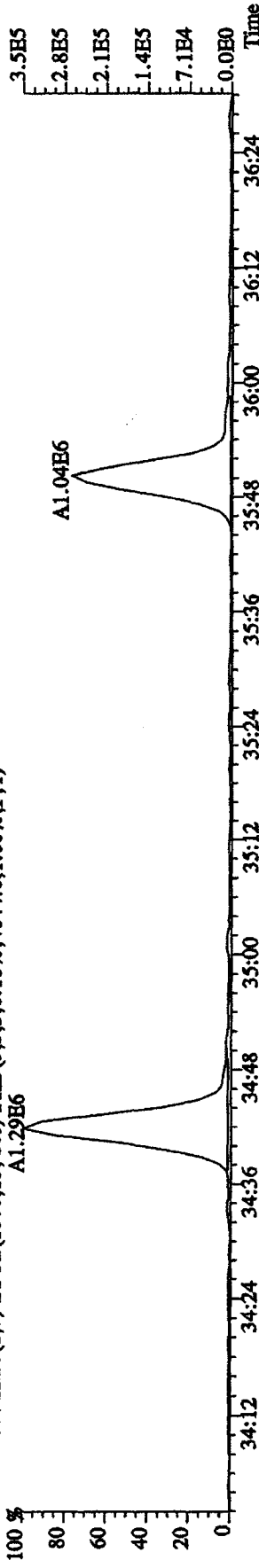
430.9728 S:4 F:4 SMO(1,3) PKD(5,3,3,100.00%,0.0,1.00%,F,T)

100 % 34:12 34:24 34:36 34:48 34:57 35:13 35:23 35:35 35:47 36:11 36:25




407.7818 S:4 F:4 SMO(1,3) BSUB(1000,15,-3,0) PKD(5,3,3,0.10%,4044,0,1.00%,F,T)

100 % 34:12 34:24 34:36 34:48 35:00 35:12 35:24 35:36 35:48 36:12 36:24



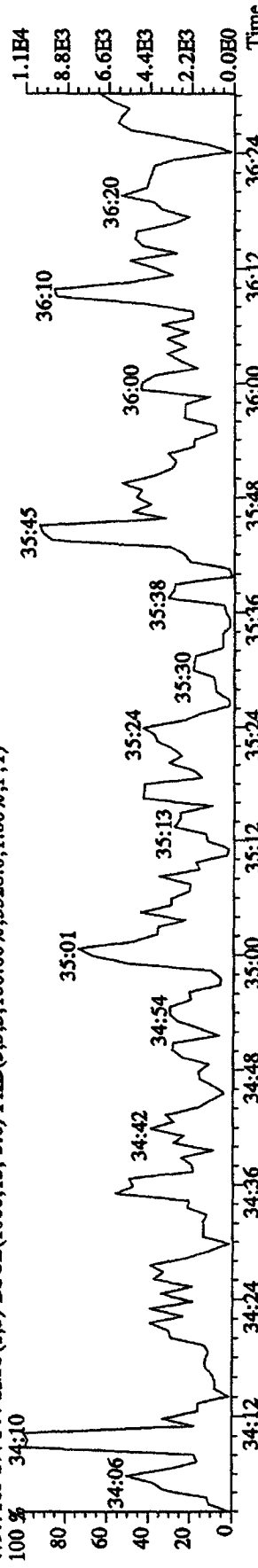
409.7789 S:4 F:4 SMO(1,3) BSUB(1000,15,-3,0) PKD(5,3,3,0.10%,2496,0,1.00%,F,T)

100 % 34:12 34:24 34:36 34:48 35:00 35:12 35:24 35:36 35:48 36:12 36:24




479.7165 S:4 F:4 SMO(1,3) BSUB(1000,15,-3,0) PKD(5,3,3,100.00%,5528,0,1.00%,F,T)

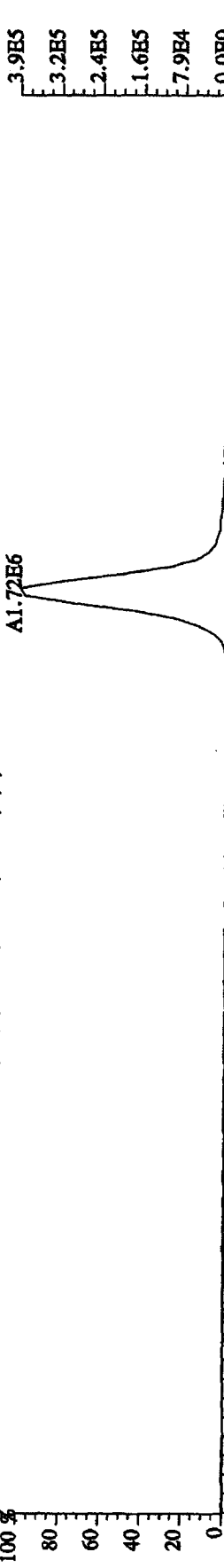
100 % 34:10 34:24 34:36 34:48 35:00 35:12 35:24 35:36 35:48 36:12 36:24



File:12AP104D5 #1-191 Acq:12-APR-2010 10:48:47 GC HI+ Voltage SIR Autospec-UltimaE
 Sample#4 Text:ST0412B :CS-1 09DXN422 Exp:DIOXINRES8290A
 442.9728 S:4 F:5 SMO(1,3) PKD(5,3,3,0.10%,1720.0,1.00%,F,T)
 100 % 36:39 36:51 37:09 37:29 37:38 37:51 38:03 38:18 38:27 38:43 38:54



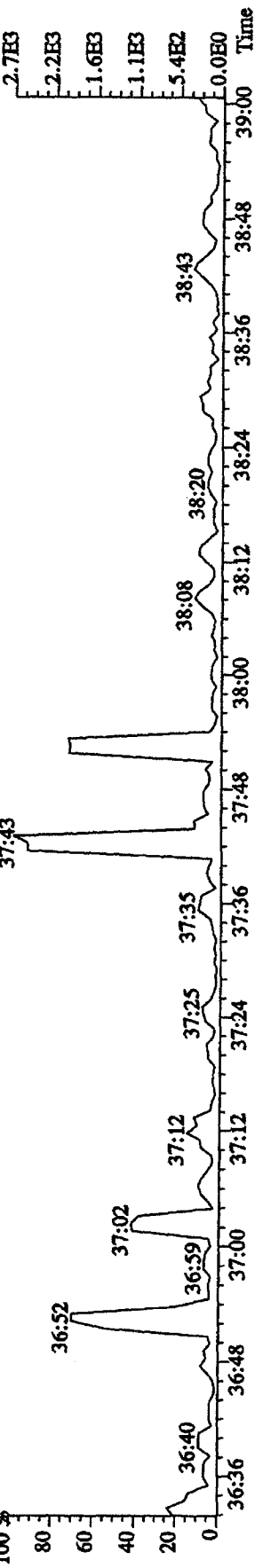
441.7428 S:4 F:5 SMO(1,3) BSUB(1000,15,-3.0) PKD(5,3,3,0.10%,1720.0,1.00%,F,T)
 100 % 36:36 36:48 37:00 37:12 37:24 37:36 37:48 37:51 38:03 38:18 38:27 38:43 38:54



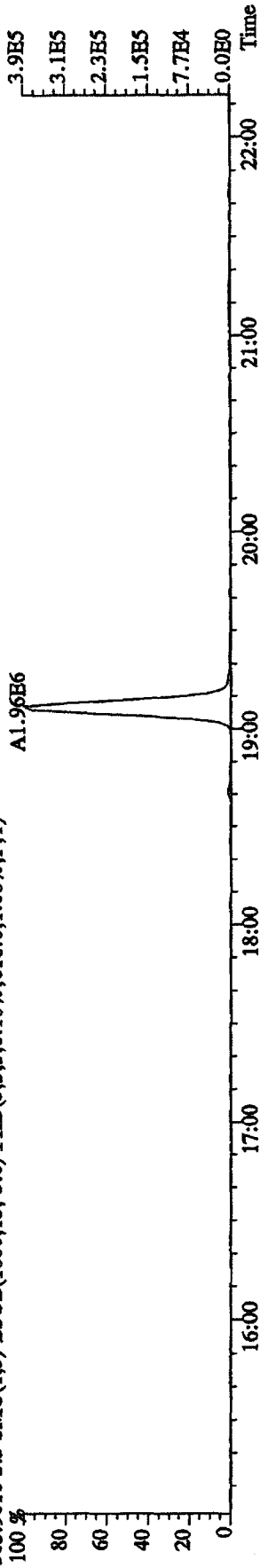
443.7399 S:4 F:5 SMO(1,3) BSUB(1000,15,-3.0) PKD(5,3,3,0.10%,1580.0,1.00%,F,T)
 100 % 36:36 36:48 37:00 37:12 37:24 37:36 37:48 37:51 38:03 38:18 38:27 38:43 38:54



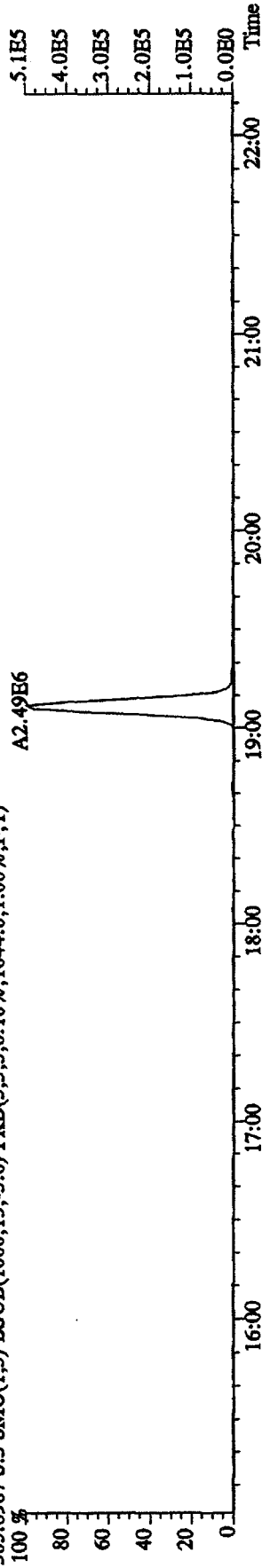
513.6775 S:4 F:5 SMO(1,3) BSUB(1000,15,-3.0) PKD(5,3,5,100.00%,152.0,1.00%,F,T)
 100 % 36:36 36:48 37:00 37:12 37:24 37:36 37:48 37:51 38:03 38:18 38:27 38:43 38:54



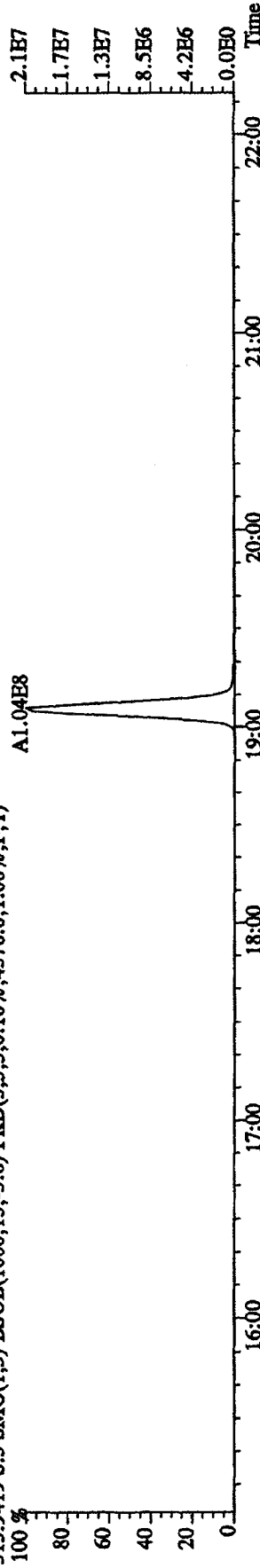
File: 12AP104D5 #1-435 Acq: 12-APR-2010 10:04:44 GC BI+ Voltage SIR Autospec-UltimaE
 Sample#3 Text: ST0412A :CS-2 09DXN423 Exp: DIOXINRES8290A
 303.9016 S:3 SMO(1,3) BSUB(1000,15,-3,0) PKD(5,3,3,0,10%,616.0,1.00%,F,T)



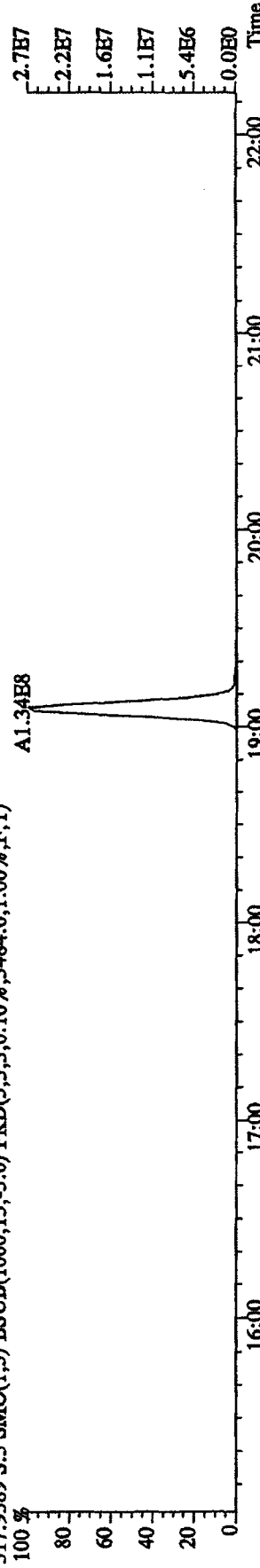
305.8987 S:3 SMO(1,3) BSUB(1000,15,-3,0) PKD(5,3,3,0,10%,1644.0,1.00%,F,T)



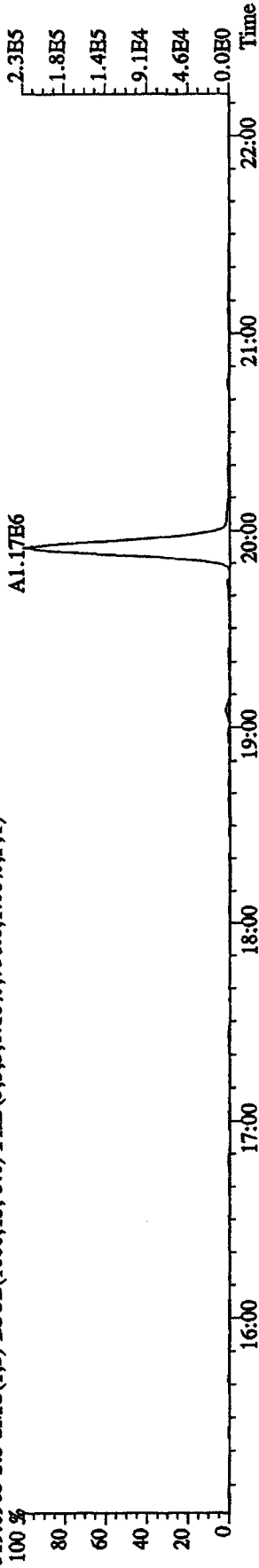
315.9419 S:3 SMO(1,3) BSUB(1000,15,-3,0) PKD(5,3,3,0,10%,4576.0,1.00%,F,T)



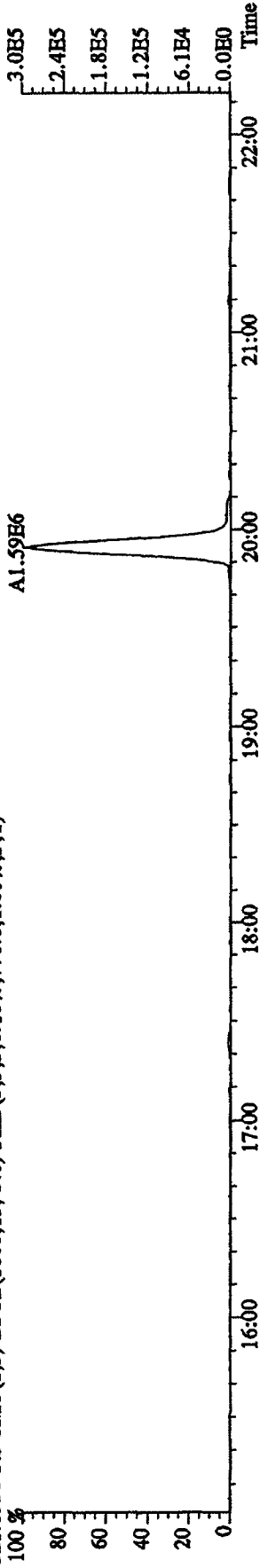
317.9389 S:3 SMO(1,3) BSUB(1000,15,-3,0) PKD(5,3,3,0,10%,3484.0,1.00%,F,T)



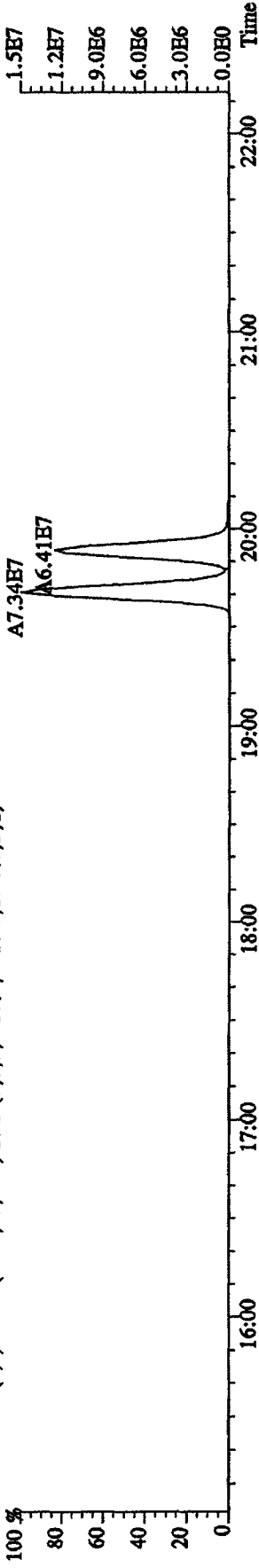
File:12AP104DS #1-435 Acq:12-APR-2010 10:04:44 GC HI+ Voltage SIR Autospec-UltimaE
 Sample#3 Text:ST0412A :CS-2 09DXN423 Exp:DIOXINRES8290A
 319.8965 S:3 SMO(1,3) ESUB(1000,15,-3.0) PKD(5,3,3,0.10%,756.0,1.00%,F,T)



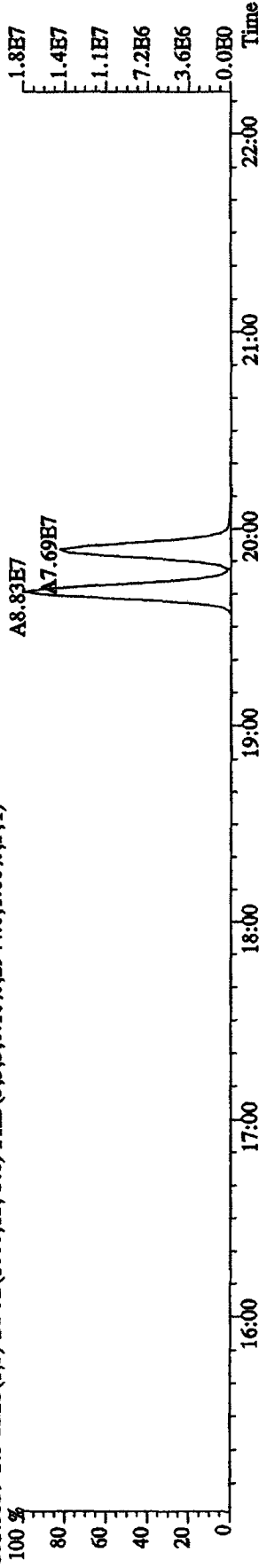
321.8936 S:3 SMO(1,3) ESUB(1000,15,-3.0) PKD(5,3,3,0.10%,776.0,1.00%,F,T)



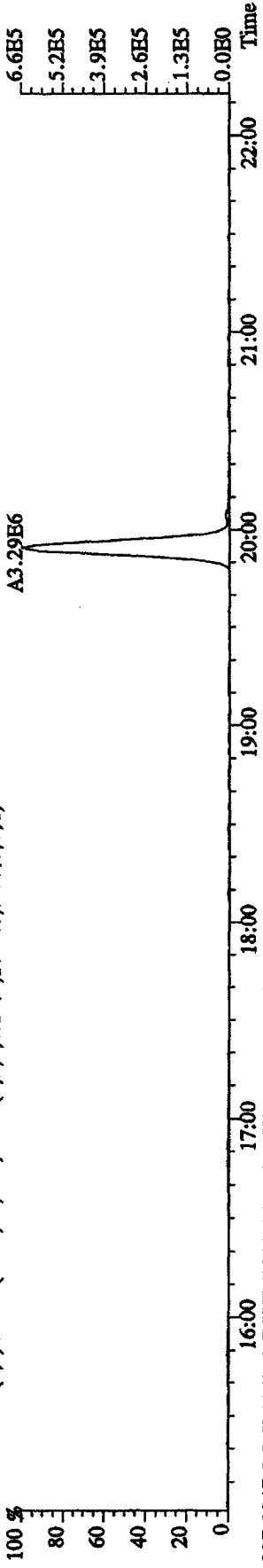
331.9368 S:3 SMO(1,3) ESUB(1000,15,-3.0) PKD(5,3,3,0.10%,4516.0,1.00%,F,T)



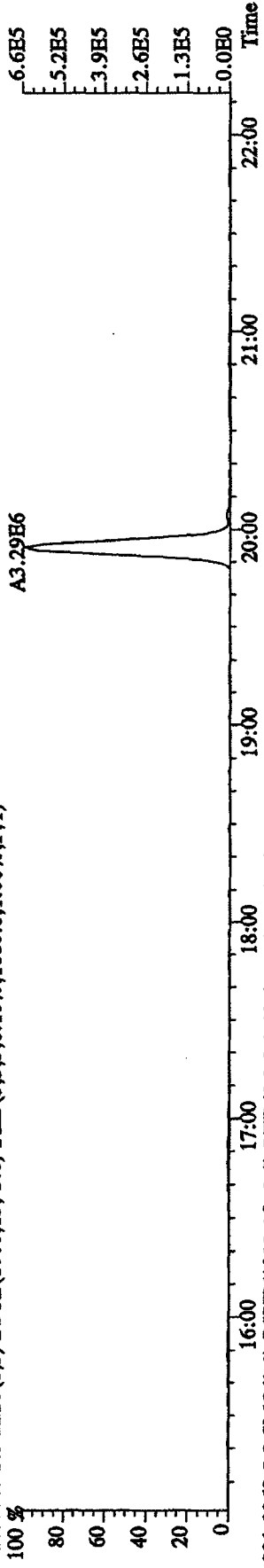
333.9339 S:3 SMO(1,3) ESUB(1000,15,-3.0) PKD(5,3,3,0.10%,2944.0,1.00%,F,T)



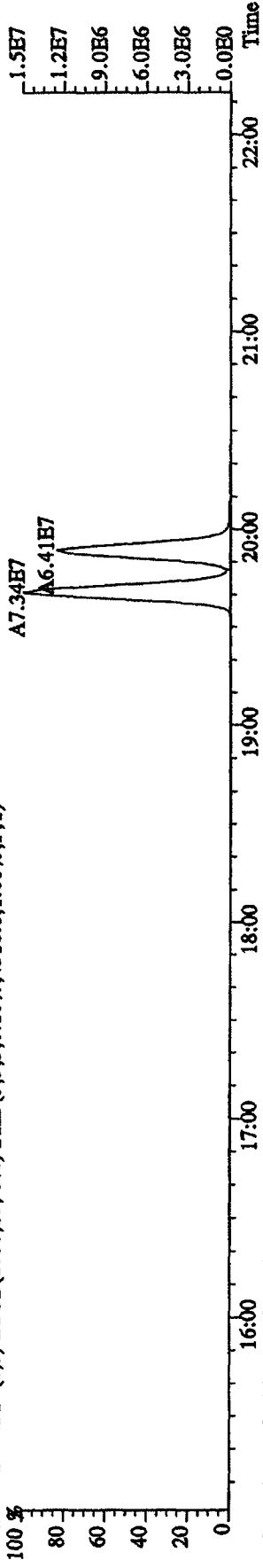
File: 12API04D5 #1-435 Acq: 12-APR-2010 10:04:44 GC EI+ Voltage SIR Autospec-UltimaE
Sample#3 Text: ST0412A : CS-2 09DXN423 Exp: DIOXINRES8290A
327.8847 S:3 SMO(1,3) BSUB(1000,15,-3.0) PKD(5,3,3,0.10%,1680.0,1.00%,F,T)



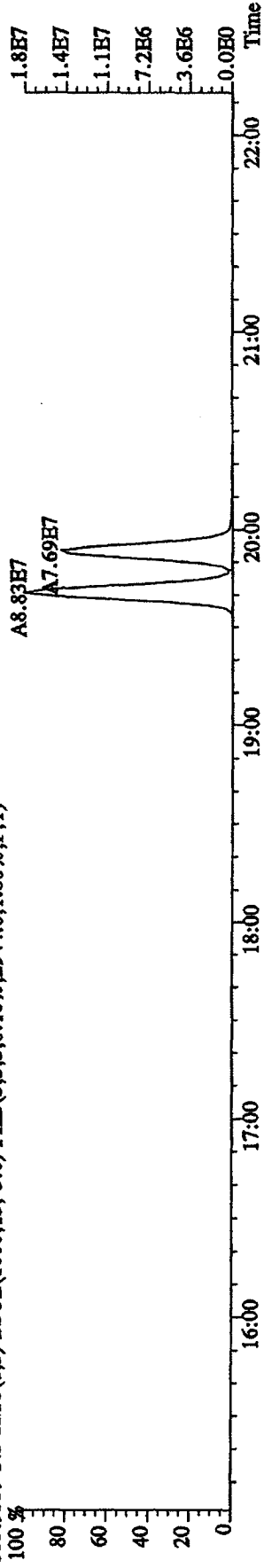
327.8847 S:3 SMO(1,3) BSUB(1000,15,-3.0) PKD(5,3,3,0.10%,1680.0,1.00%,F,T)



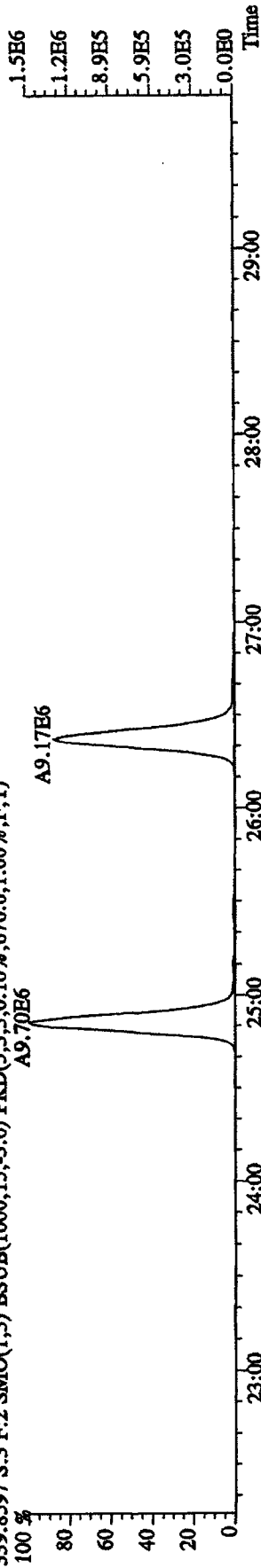
331.9368 S:3 SMO(1,3) BSUB(1000,15,-3.0) PKD(5,3,3,0.10%,4516.0,1.00%,F,T)



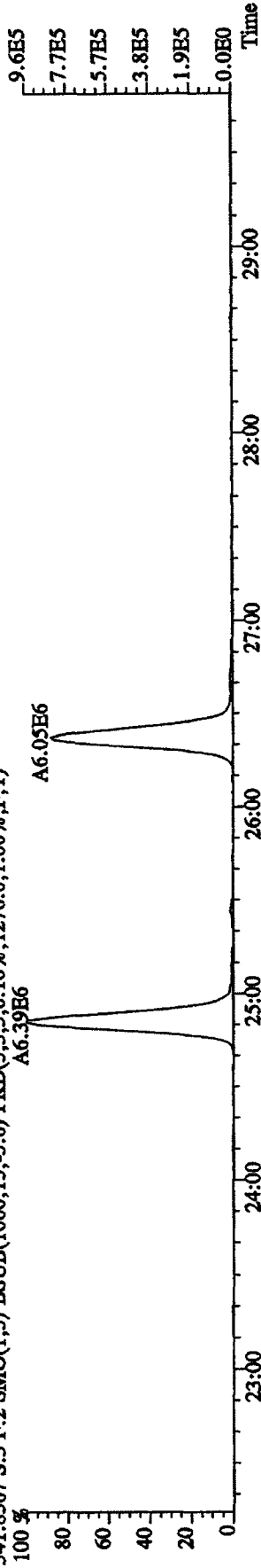
333.9339 S:3 SMO(1,3) BSUB(1000,15,-3.0) PKD(5,3,3,0.10%,2944.0,1.00%,F,T)



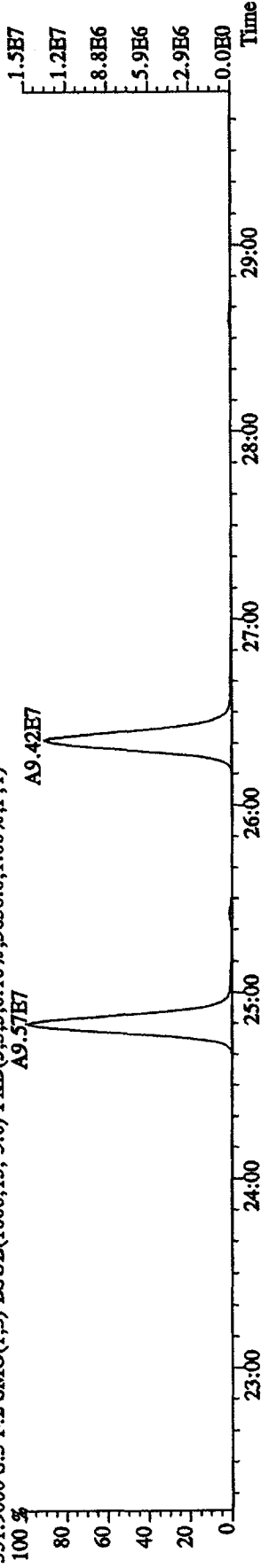
File:12AP104D5 #1-605 Acq:12-APR-2010 10:04:44 GC HI+ Voltage SIR Autospec-UltimaE
 Sample#3 Text:ST0412A :CS-2 09DXN423 Exp:DIOXINRES8290A
 339.8597 S:3 F:2 SMO(1,3) BSUB(1000,15,-3.0) PKD(5,3,3,0.10%,676.0,1.00%,F,T)
 A9.70E6
 A9.17E6



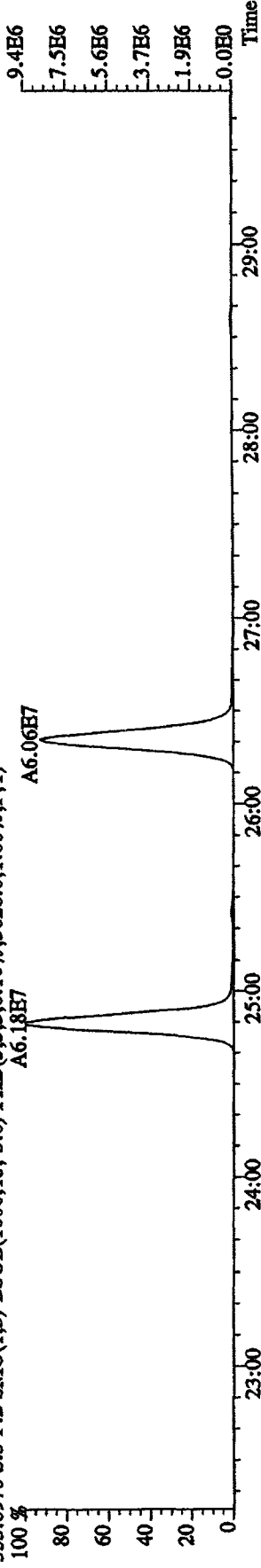
341.8567 S:3 F:2 SMO(1,3) BSUB(1000,15,-3.0) PKD(5,3,3,0.10%,1276.0,1.00%,F,T)
 A6.39E6
 A6.03E6




351.9000 S:3 F:2 SMO(1,3) BSUB(1000,15,-3.0) PKD(5,3,3,0.10%,3636.0,1.00%,F,T)
 A9.57E7
 A9.42E7



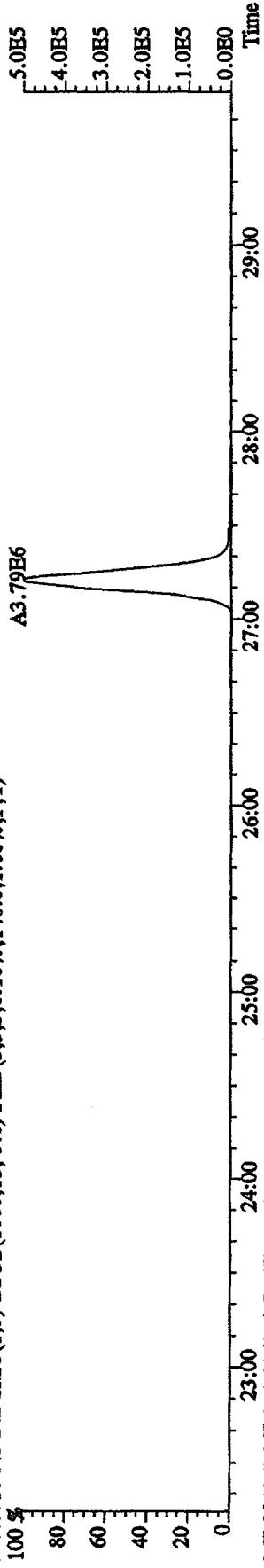
353.8970 S:3 F:2 SMO(1,3) BSUB(1000,15,-3.0) PKD(5,3,3,0.10%,3028.0,1.00%,F,T)
 A6.18E7
 A6.06E7



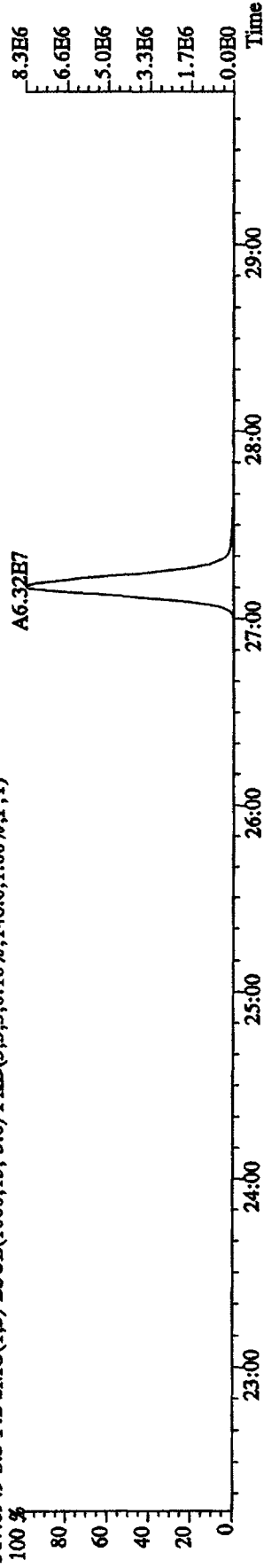
File:12AP104D5 #1-605 Acq:12-APR-2010 10:04:44 GC EI+ Voltage SIR Autospec-UltimaE
 Sample#3 Text:ST0412A :CS-2 09DXN423 Exp:DIOXINRES8290A
 355.8546 S:3 F:2 SMO(1,3) BSUB(1000,15,-3,0) PKD(5,3,3,0,10%,832.0,1.00%,F,T)



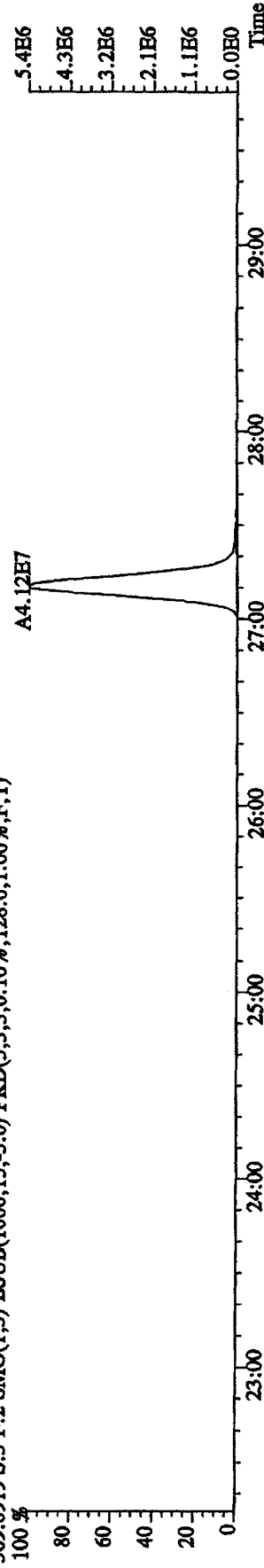
357.8516 S:3 F:2 SMO(1,3) BSUB(1000,15,-3,0) PKD(5,3,3,0,10%,140.0,1.00%,F,T)



367.8949 S:3 F:2 SMO(1,3) BSUB(1000,15,-3,0) PKD(5,3,3,0,10%,148.0,1.00%,F,T)



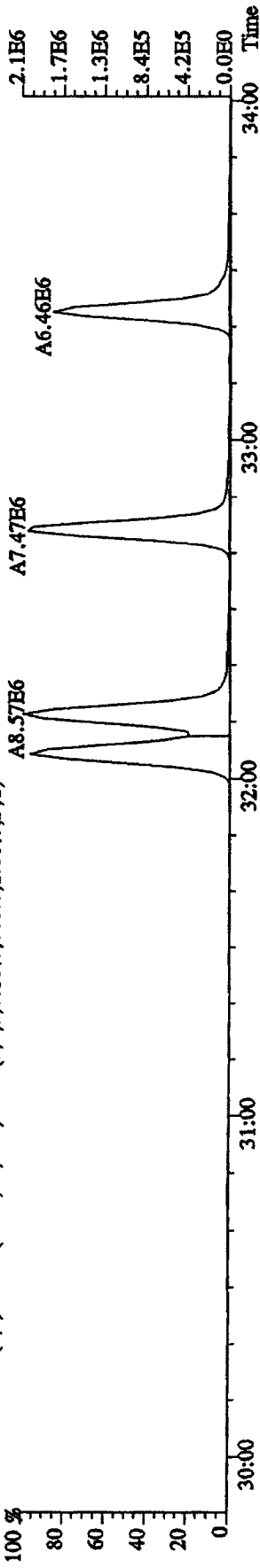
369.8919 S:3 F:2 SMO(1,3) BSUB(1000,15,-3,0) PKD(5,3,3,0,10%,128.0,1.00%,F,T)



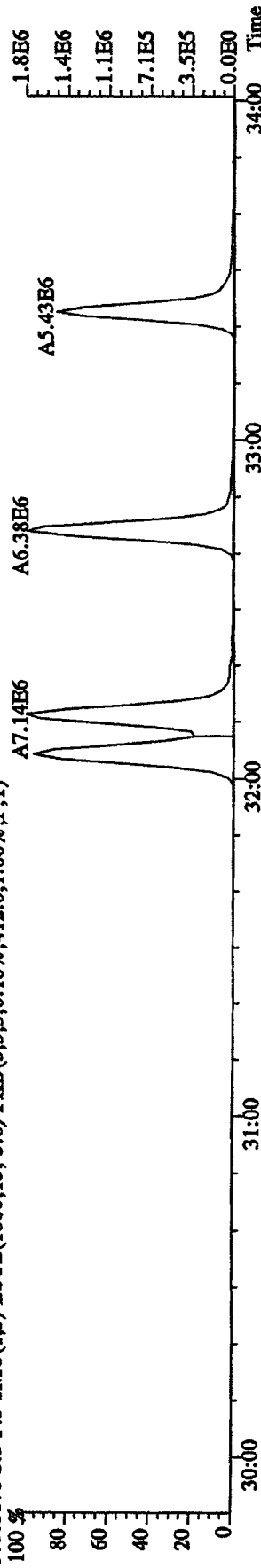
File: 12AP104D5 #1-317 Acq: 12-APR-2010 10:04:44 GC EI+ Voltage SIR Autospec-UltimaB

Sample#3 Text: ST0412A :CS-2 09DXN423 Exp: DIOXINRES8290A

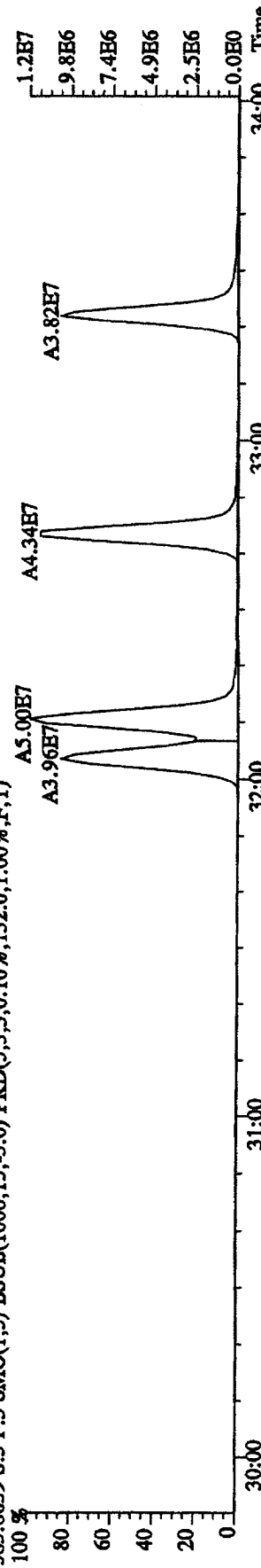
373.8208 S:3 F:3 SMO(1.3) BSUB(1000,15,-3.0) PKD(5,3,3,0,10% ,808.0,1.00% ,F,T)



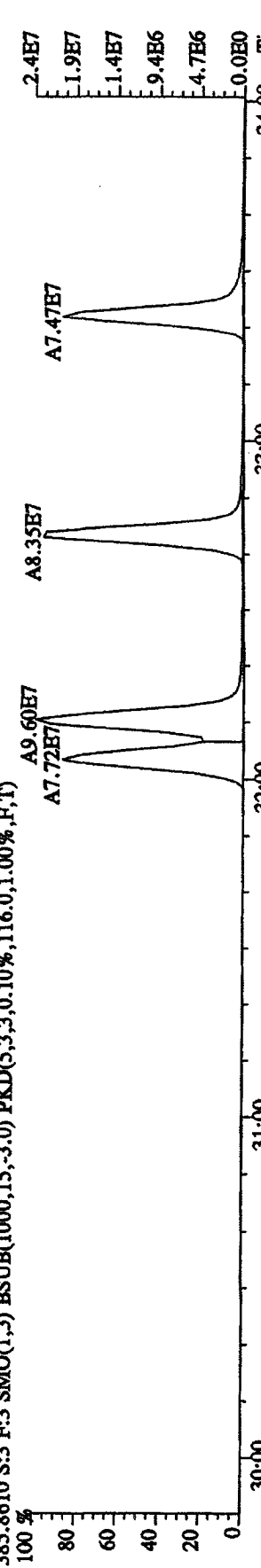
375.8178 S:3 F:3 SMO(1.3) BSUB(1000,15,-3.0) PKD(5,3,3,0,10% ,412.0,1.00% ,F,T)



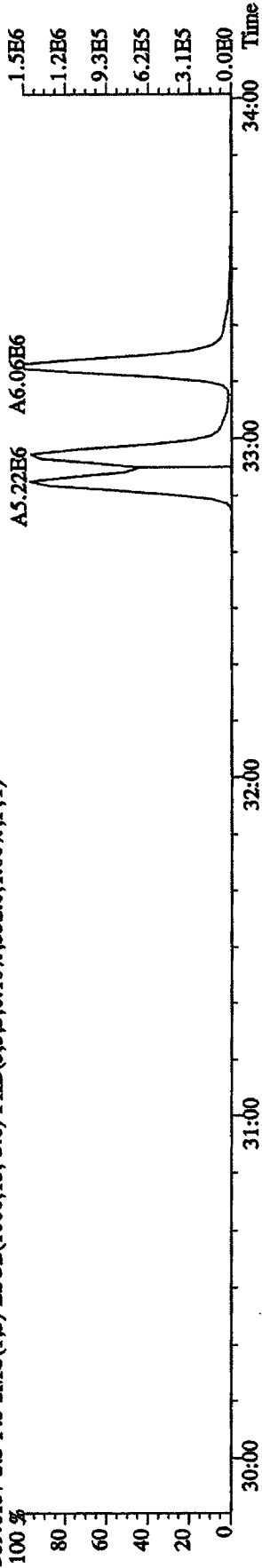
383.8639 S:3 F:3 SMO(1.3) BSUB(1000,15,-3.0) PKD(5,3,3,0,10% ,132.0,1.00% ,F,T)



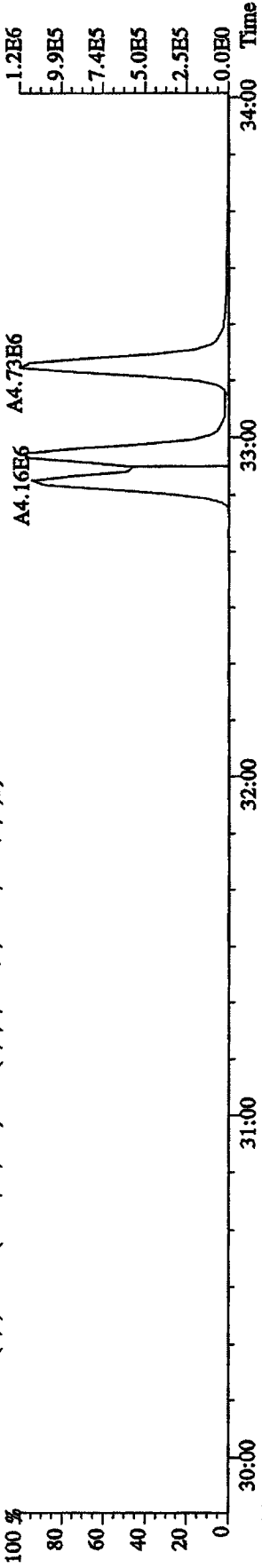
385.8610 S:3 F:3 SMO(1.3) BSUB(1000,15,-3.0) PKD(5,3,3,0,10% ,116.0,1.00% ,F,T)



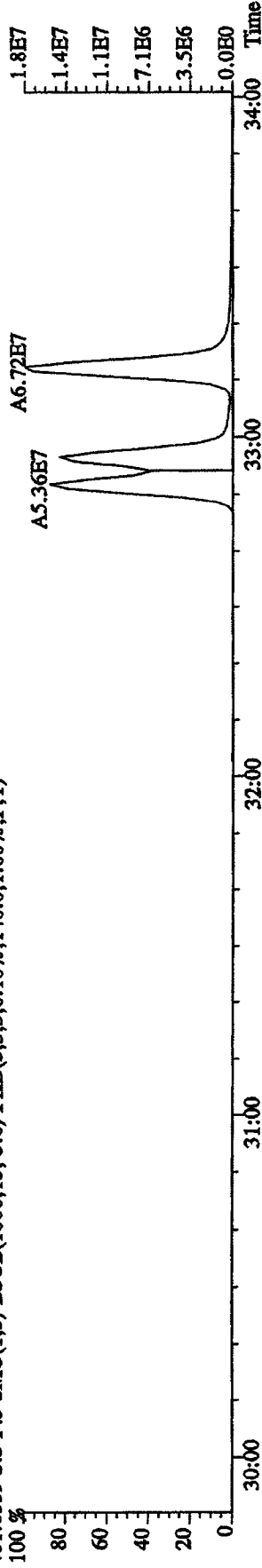
File: 12AP104D5 #1-317 Acq: 12-APR-2010 10:04:44 GC EI+ Voltage SIR Autospec-UltimaE
 Sample#3 Text: ST0412A :CS-2 09DXN423 Exp: DIOXINRES8290A
 389.8157 S:3 F:3 SMO(1,3) BSUB(1000,15,-3.0) PKD(5,3,3,0.10%,532.0,1.00%,F,T)



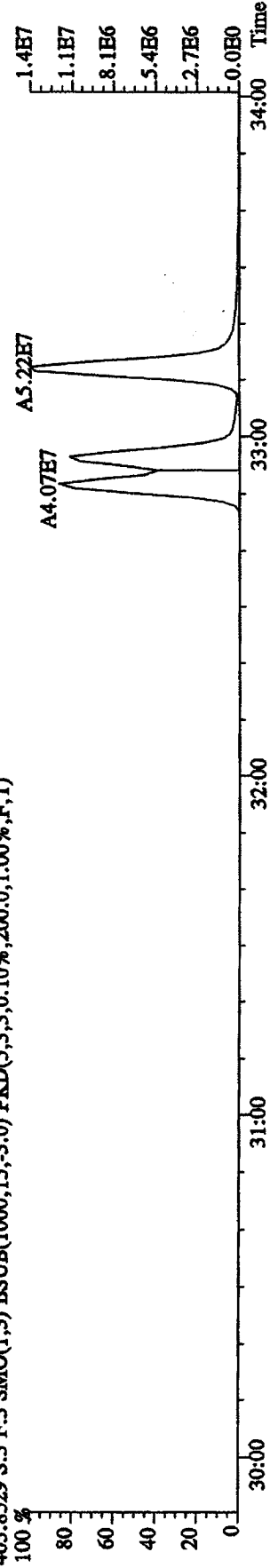
391.8127 S:3 F:3 SMO(1,3) BSUB(1000,15,-3.0) PKD(5,3,3,0.10%,772.0,1.00%,F,T)



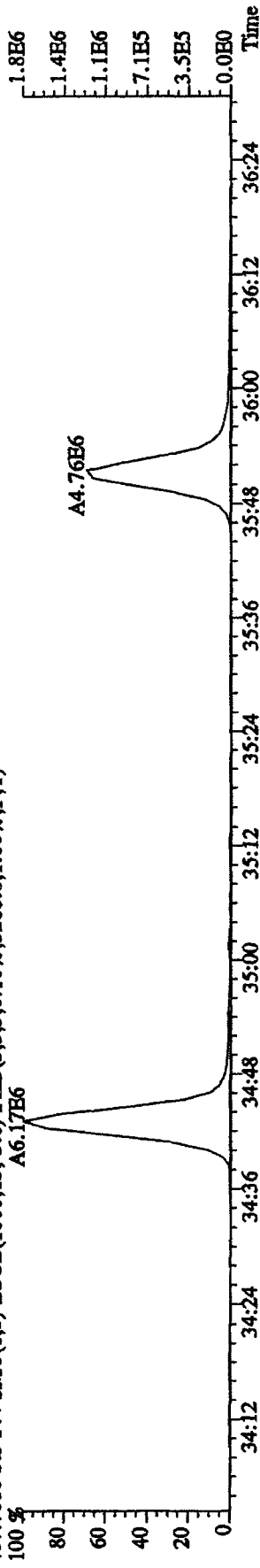
401.8559 S:3 F:3 SMO(1,3) BSUB(1000,15,-3.0) PKD(5,3,3,0.10%,140.0,1.00%,F,T)



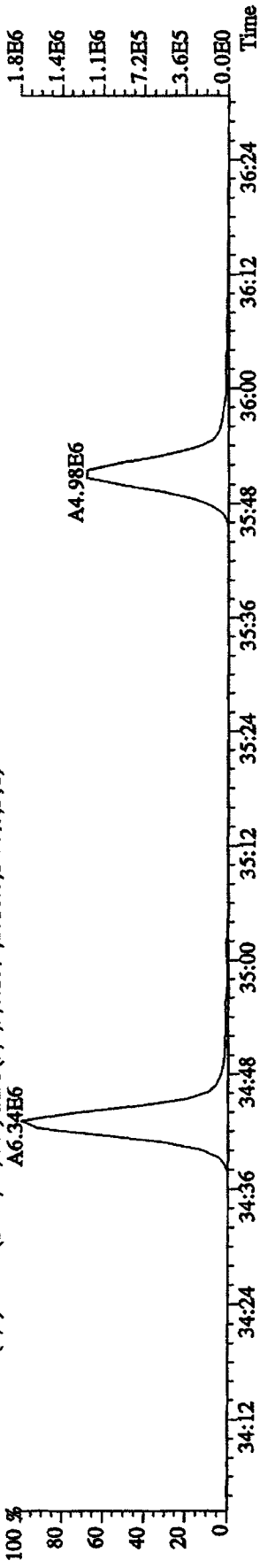
403.8529 S:3 F:3 SMO(1,3) BSUB(1000,15,-3.0) PKD(5,3,3,0.10%,200.0,1.00%,F,T)




File:12AP104D5 #1-198 Acq:12-APR-2010 10:04:44 GC EI+ Voltage SIR Autospec-UltimaE
 Sample#3 Text:ST0412A :CS-2 09DXN423 Exp:DIOXINRES8290A
 407.7818 S:3 F:4 SMO(1.3) BSUB(1000,15,-3.0) PKD(5.3,3.0,10%,5260.0,1.00%,F,T)



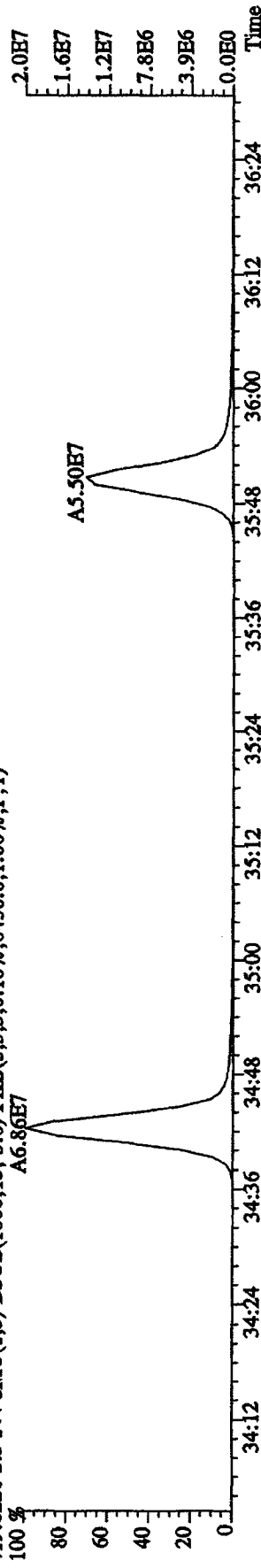
409.7789 S:3 F:4 SMO(1.3) BSUB(1000,15,-3.0) PKD(5.3,3.0,10%,1816.0,1.00%,F,T)



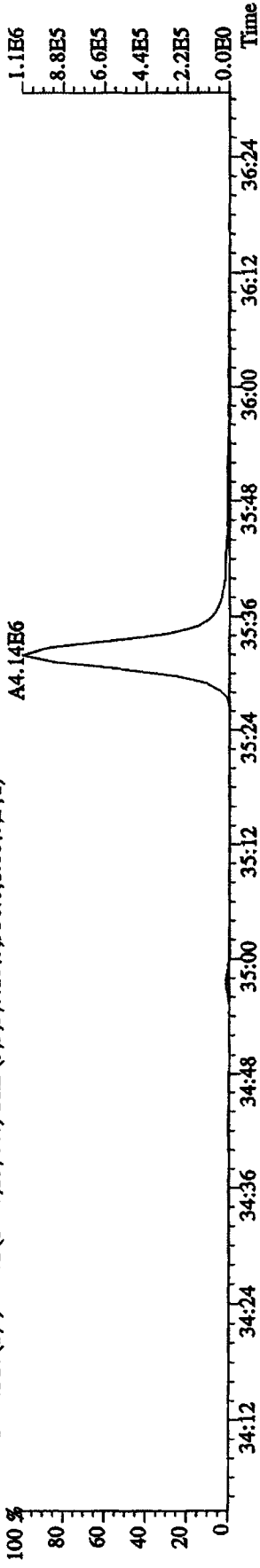
417.8253 S:3 F:4 SMO(1.3) BSUB(1000,15,-3.0) PKD(5.3,3.0,10%,13900.0,1.00%,F,T)



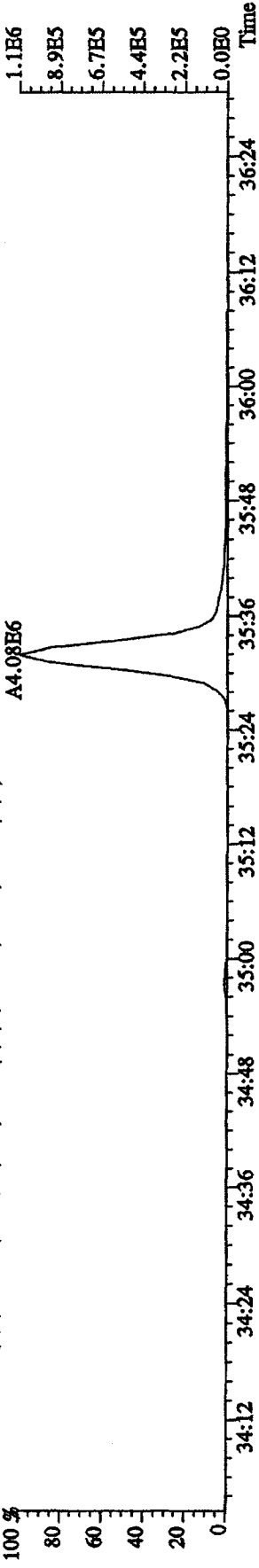
419.8220 S:3 F:4 SMO(1.3) BSUB(1000,15,-3.0) PKD(5.3,3.0,10%,8456.0,1.00%,F,T)



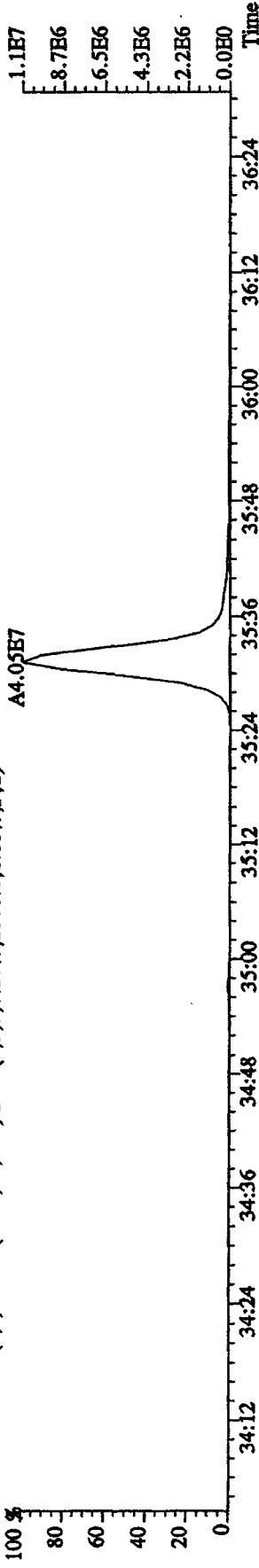
File:12AP104D5 #1-198 Acq:12-APR-2010 10:04:44 GC EI+ Voltage SIR Autospec-UltimaE
 Sample#3 Text:ST0412A :CS-2 09DXN423 Exp:DIOXINRES8290A
 423.7766 S:3 F:4 SMO(1,3) BSUB(1000,15,-3,0) PKD(5,3,3,0,10% ,956.0,1.00% ,F,T)



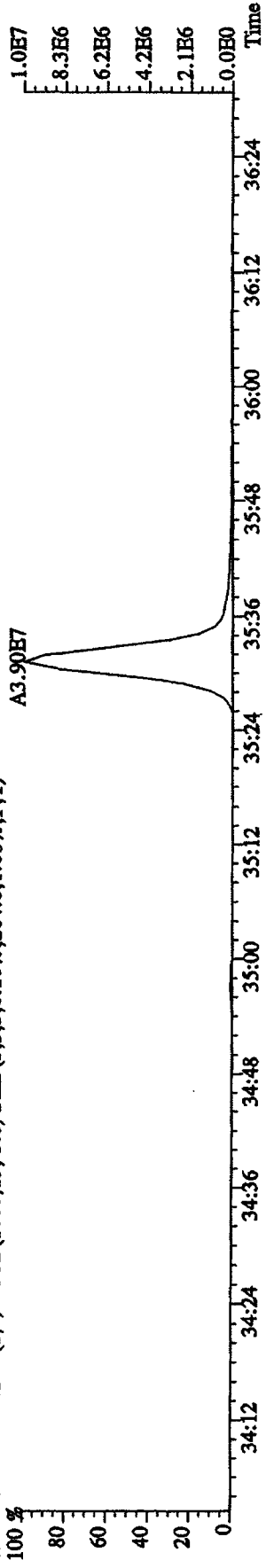
425.7737 S:3 F:4 SMO(1,3) BSUB(1000,15,-3,0) PKD(5,3,3,0,10% ,540.0,1.00% ,F,T)



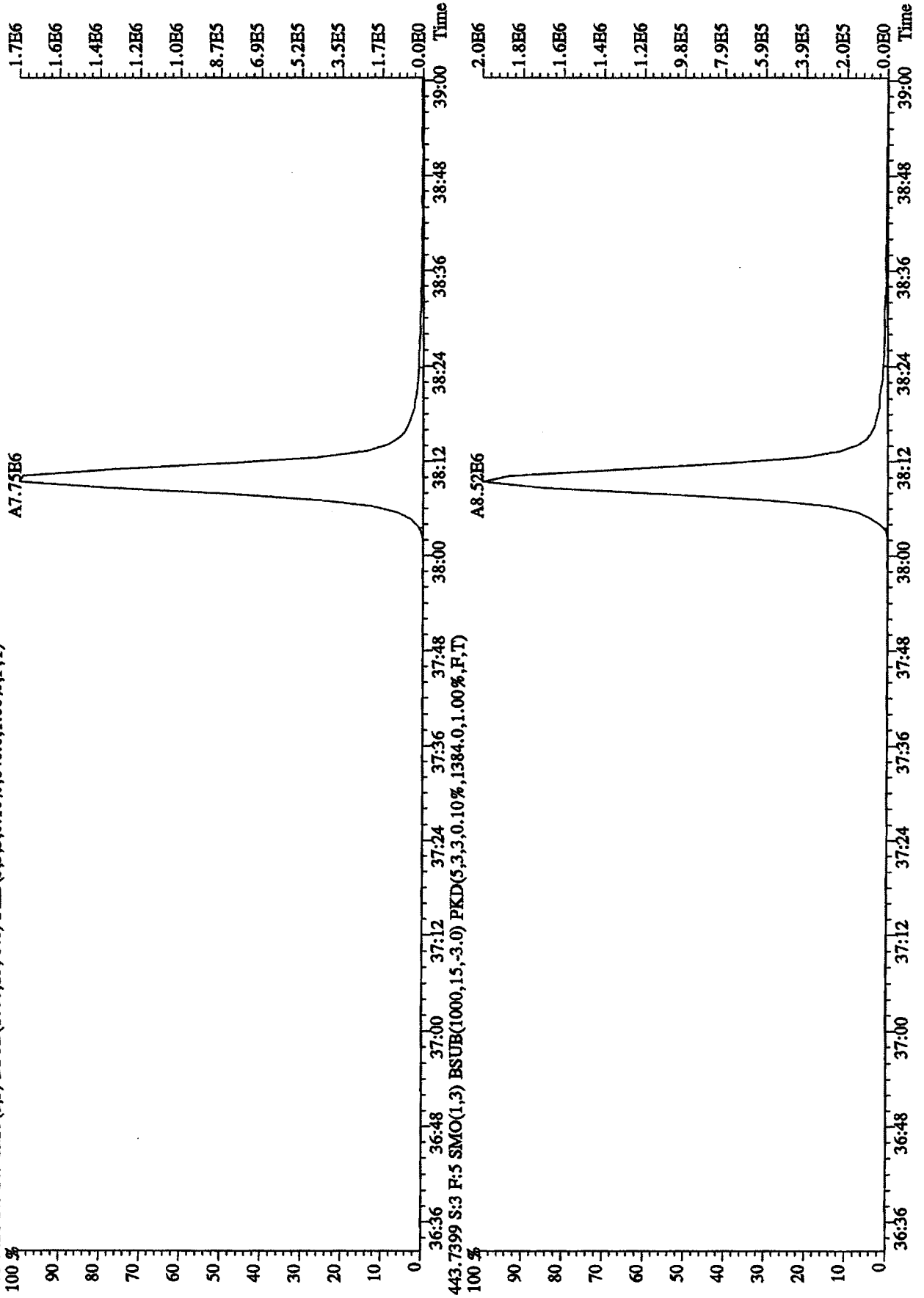
435.8169 S:3 F:4 SMO(1,3) BSUB(1000,15,-3,0) PKD(5,3,3,0,10% ,1508.0,1.00% ,F,T)



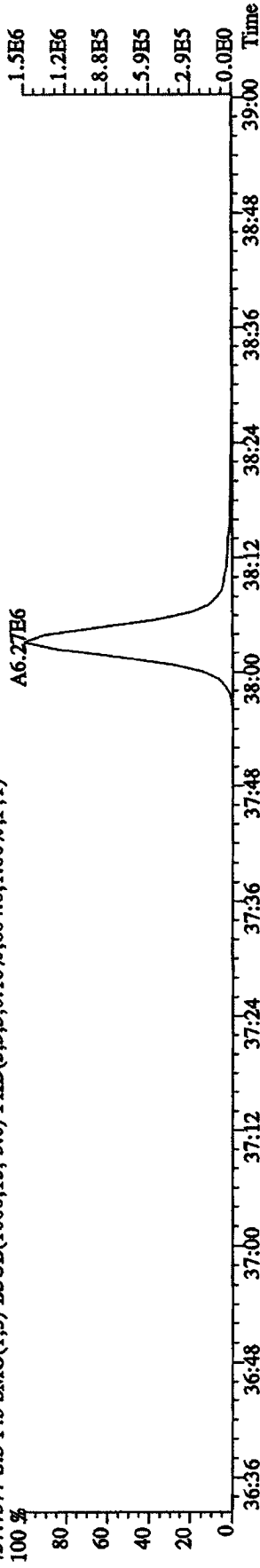
437.8140 S:3 F:4 SMO(1,3) BSUB(1000,15,-3,0) PKD(5,3,3,0,10% ,264.0,1.00% ,F,T)



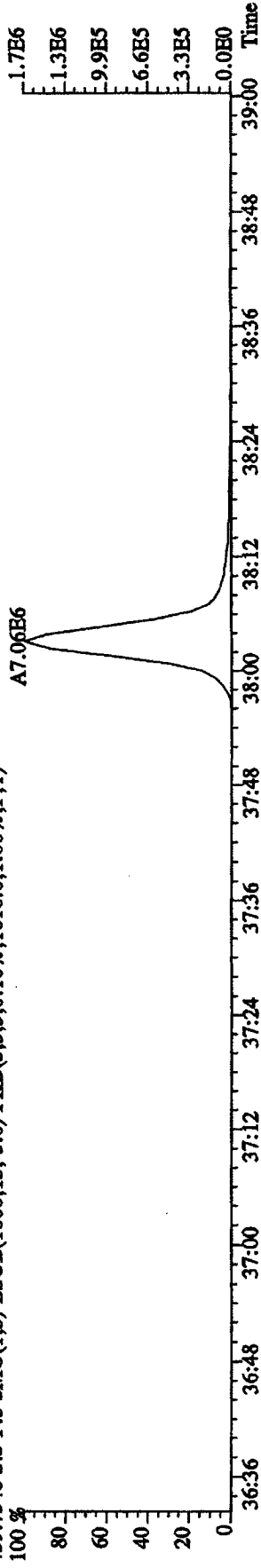
File: I2AP104D5 #1-190 Acq: 12-APR-2010 10:04:44 GC EI+ Voltage SIR Autospec-UltimaE
 Sample#3 Text: ST0412A :CS-2 09DXN423 Exp: DIOXINRES8290A
 441.7428 S:3 F:5 SMO(1,3) BSUB(1000,15,-3.0) PKD(5,3,3,0.10%,840.0,1.00%,F,T)



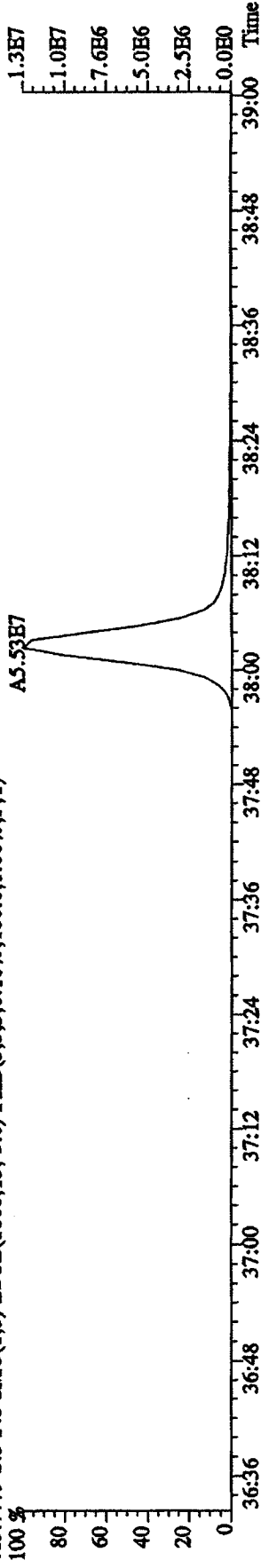
File:12AP104D5 #1-190 Acq:12-APR-2010 10:04:44 GC EI+ Voltage SIR Autospec-UltimaE
 Sample#3 Text:ST0412A :CS-2 09DXN423 Exp:DIOXINRES8290A
 457.7377 S:3 F:5 SMO(1,3) BSUB(1000,15,-3,0) PKD(5,3,3,0.10%,604.0,1.00%,F,T)



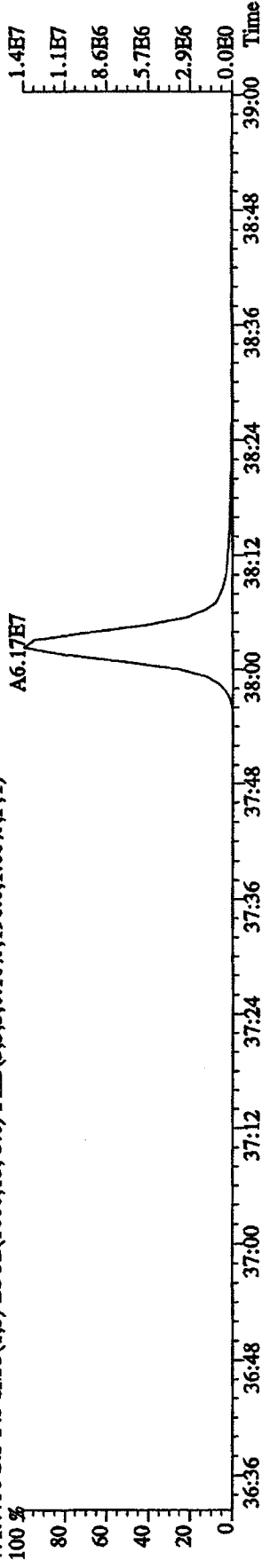
459.7348 S:3 F:5 SMO(1,3) BSUB(1000,15,-3,0) PKD(5,3,3,0.10%,1616.0,1.00%,F,T)



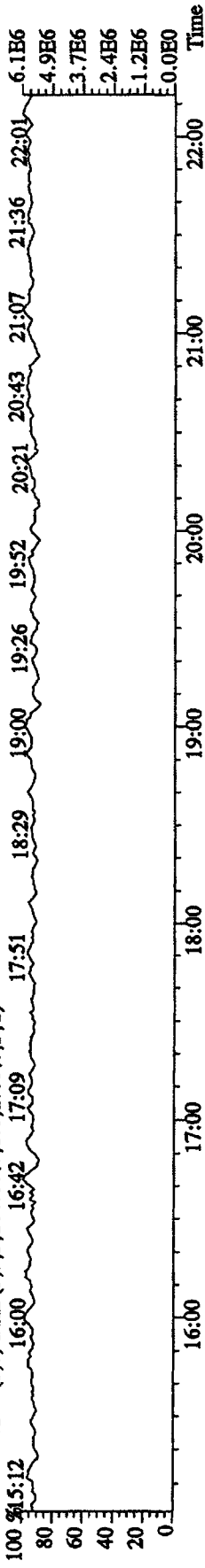
469.7779 S:3 F:5 SMO(1,3) BSUB(1000,15,-3,0) PKD(5,3,3,0.10%,100.0,1.00%,F,T)



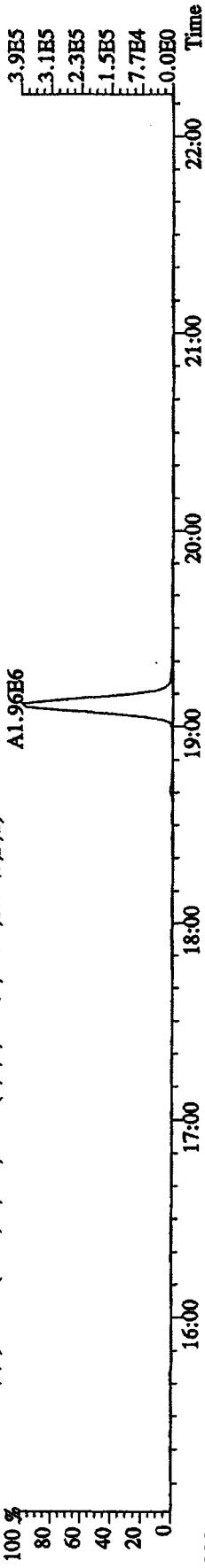
471.7750 S:3 F:5 SMO(1,3) BSUB(1000,15,-3,0) PKD(5,3,3,0.10%,196.0,1.00%,F,T)



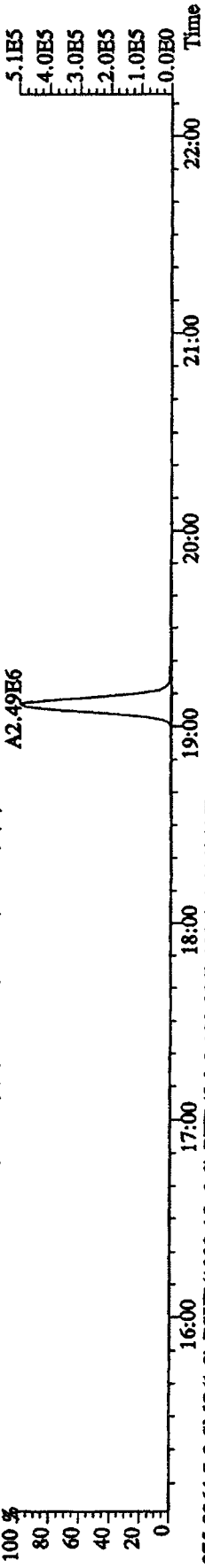
File: 12AP104D5 #1-435 Acq: 12-APR-2010 10:04:44 GC EI+ Voltage SIR Autospec-UltimaE
 Sample#3 Text: ST0412A : CS-2 09DXN423 Exp: DIOXINRES8290A
 354.9792 S:3 SMO(1,3) PKD(5,3,3,100.00%,0.0,1.00%,F,T)
 100% 15:12 16:00 16:42 17:09 17:51 18:29 19:00 19:26 19:52 20:21 20:43 21:07 21:36 22:01



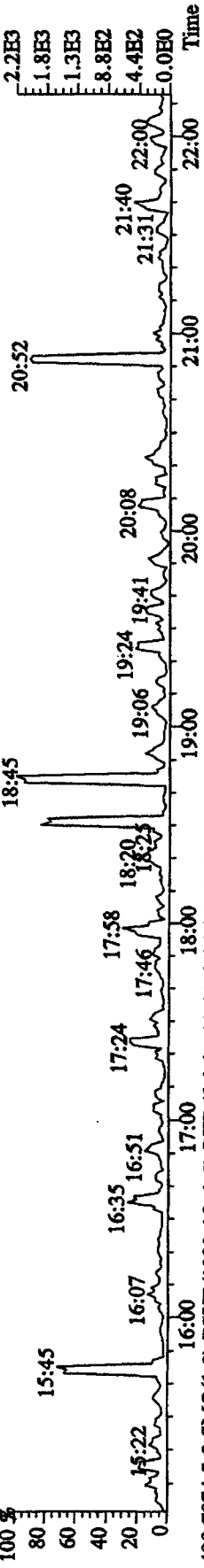
303.9016 S:3 SMO(1,3) ESUB(1000,15,-3,0) PKD(5,3,3,0.10%,616.0,1.00%,F,T)



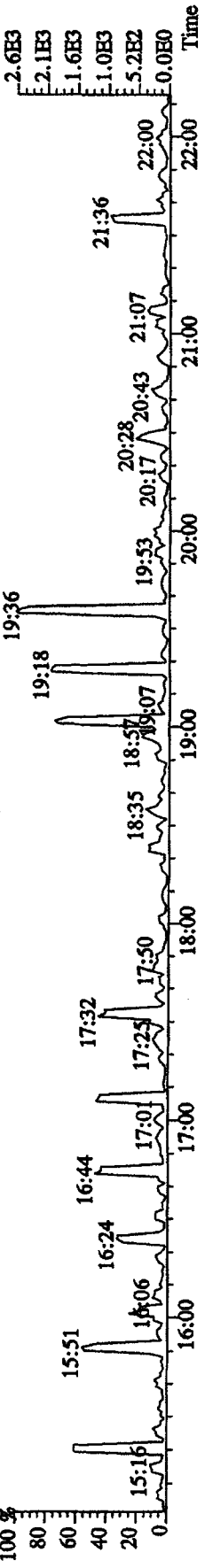
305.8987 S:3 SMO(1,3) ESUB(1000,15,-3,0) PKD(5,3,3,0.10%,1644.0,1.00%,F,T)



375.8364 S:3 SMO(1,3) ESUB(1000,15,-3,0) PKD(5,3,3,100.00%,132.0,1.00%,F,T)



409.7974 S:3 SMO(1,3) ESUB(1000,15,-3,0) PKD(5,3,3,100.00%,96.0,1.00%,F,T)

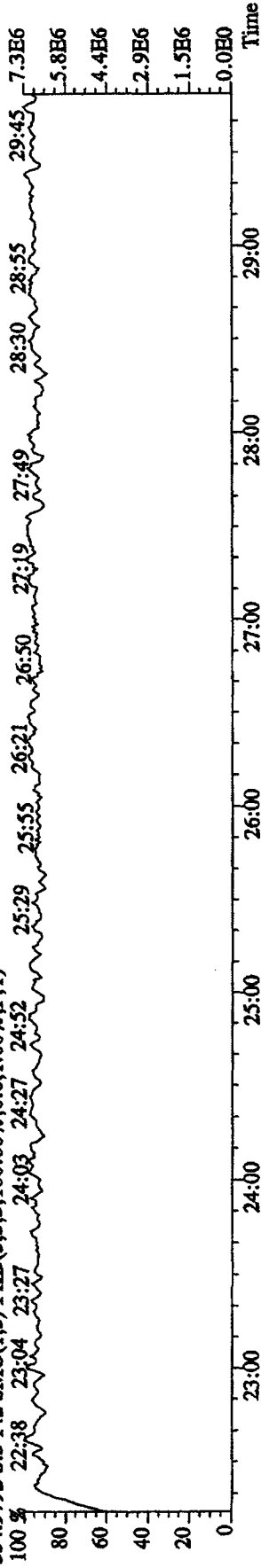


File: 12AP104D5 #1-605 Acq: 12-APR-2010 10:04:44 GC EI+ Voltage SIR Autospec-UltimaE

Sample#3 Text: ST0412A :CS-2 09DXN423 Exp: DIOXINRES8290A

354.9792 S:3 F:2 SMO(1,3) PKD(5,3,3,0.100,0.0,1.00%,F,T)

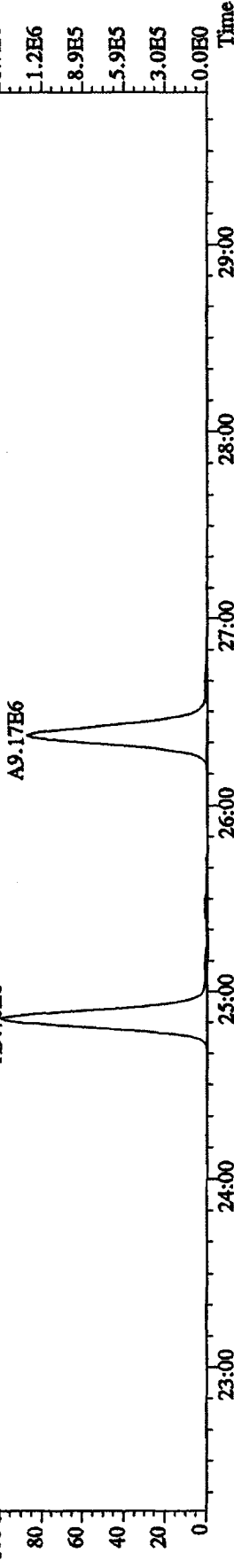
100% 22:38 23:04 23:27 24:03 24:27 24:52 25:29 25:55 26:21 26:50 27:19 27:49 28:30 28:55 29:45



339.8597 S:3 F:2 SMO(1,3) BSUB(1000,15,-3.0) PKD(5,3,3,0.10%,676.0,1.00%,F,T)

100% 23:00 24:00 25:00 26:00

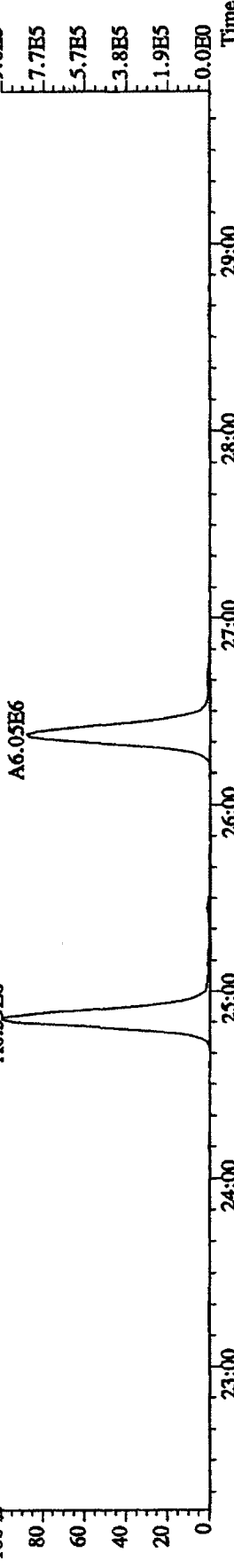
A9.70E6 A9.17E6



341.8567 S:3 F:2 SMO(1,3) BSUB(1000,15,-3.0) PKD(5,3,3,0.10%,1276.0,1.00%,F,T)

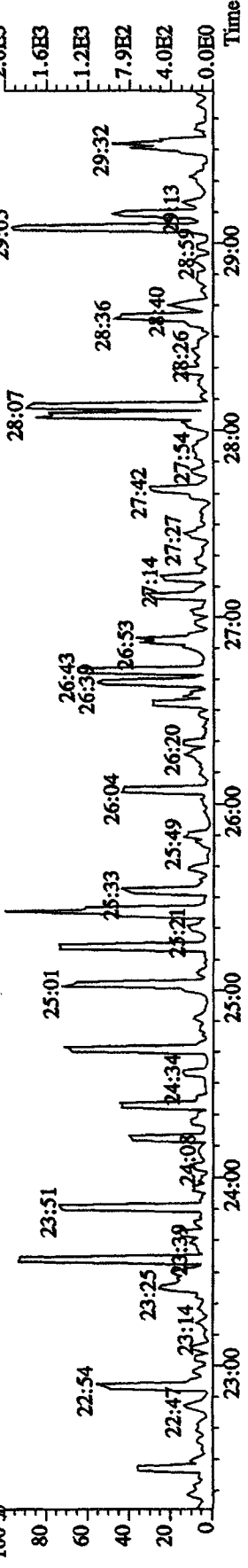
100% 23:00 24:00 25:00 26:00

A6.39E6 A6.05E6



409.7974 S:3 F:2 SMO(1,3) BSUB(1000,15,-3.0) PKD(5,3,3,100.00%,136.0,1.00%,F,T)

100% 23:00 24:00 25:00 26:00

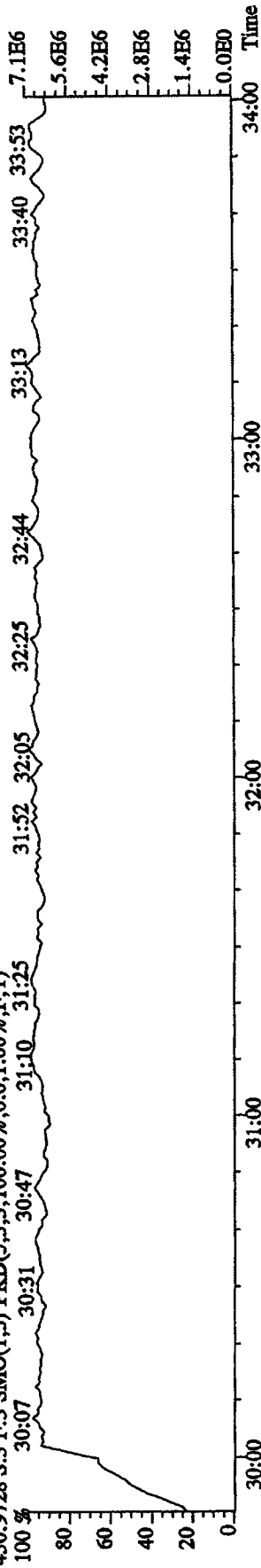


File: 12AP104D5 #1-317 Acq: 12-APR-2010 10:04:44 GC HI+ Voltage SIR Autospec-UltimaE

Sample#3 Text: ST0412A : CS-2 09DXN423 Exp: DJOXINRES8290A

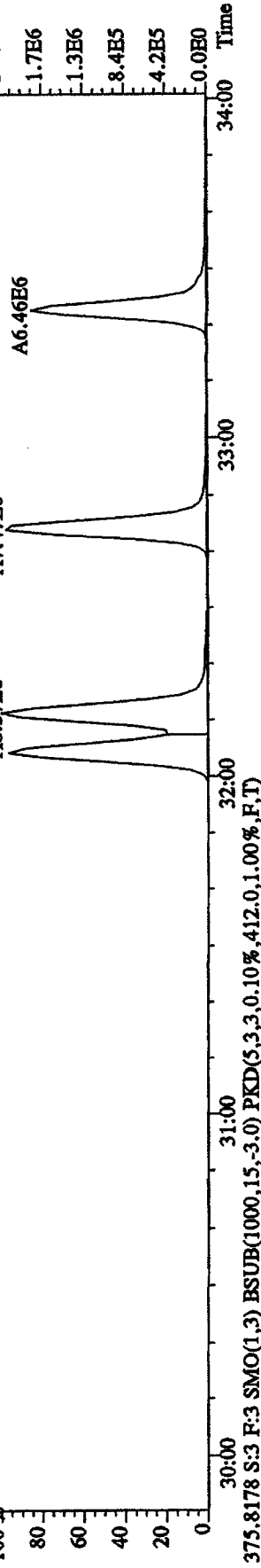
430.9728 S:3 F:3 SMO(1,3) PKD(5,3,3,100.00%,0.0,1.00%,F,T)

100 % 30:07 30:31 30:47 31:10 31:25 31:52 32:05 32:25 32:44 33:13 33:40 33:53



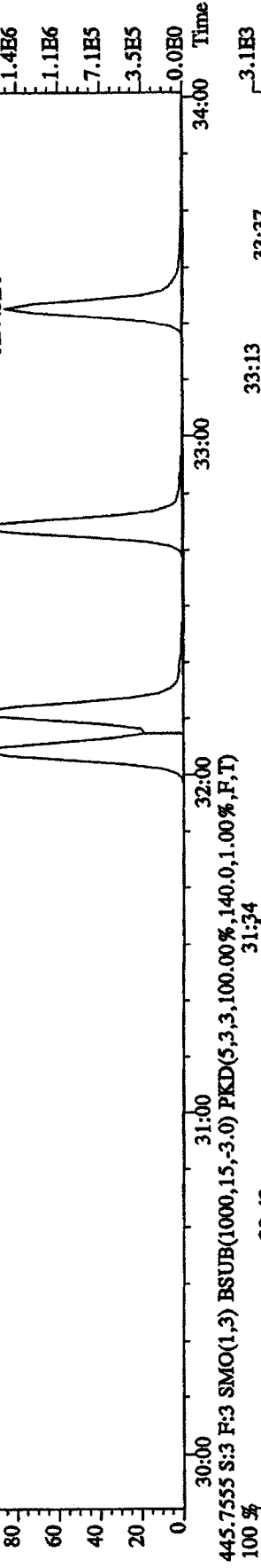
373.8208 S:3 F:3 SMO(1,3) BSUB(1000,15,-3.0) PKD(5,3,3,0.10%,808.0,1.00%,F,T)

100 % 30:00 31:00 32:00 33:00 34:00



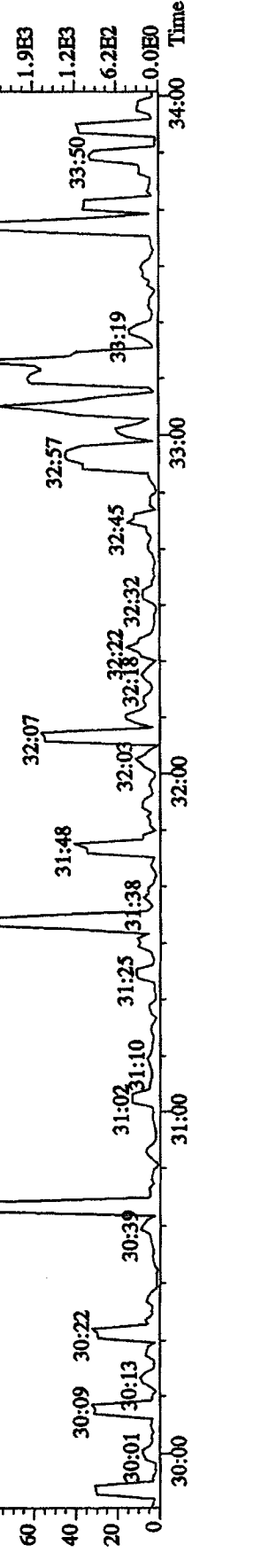
375.8178 S:3 F:3 SMO(1,3) BSUB(1000,15,-3.0) PKD(5,3,3,0.10%,412.0,1.00%,F,T)

100 % 30:00 31:00 32:00 33:00 34:00

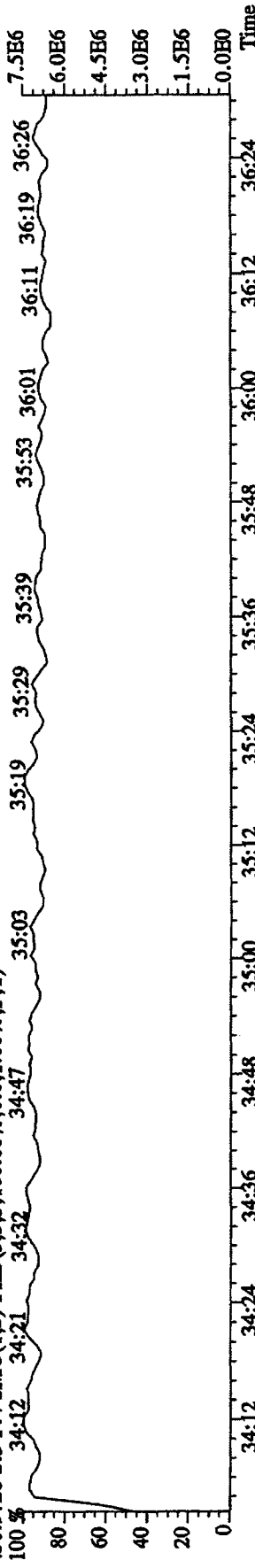


445.7555 S:3 F:3 SMO(1,3) BSUB(1000,15,-3.0) PKD(5,3,3,100.00%,140.0,1.00%,F,T)

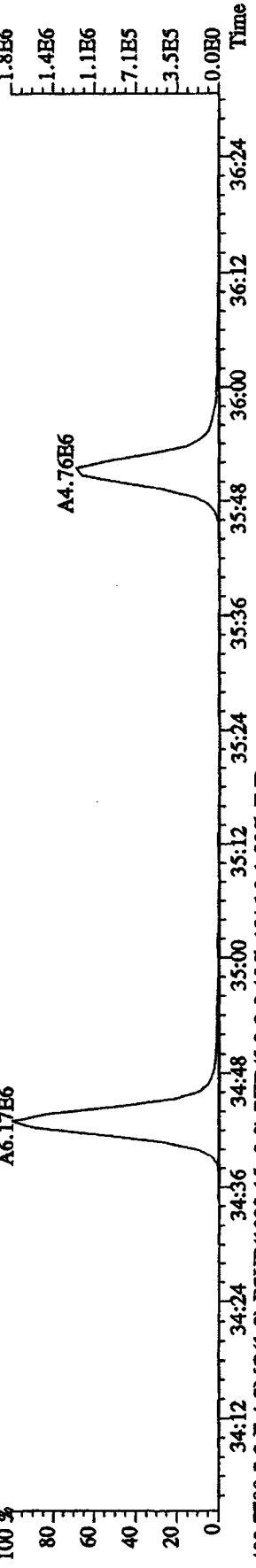
100 % 30:00 31:00 32:00 33:00 34:00




File:12AP104D5 #1-198 Acq:12-APR-2010 10:04:44 GC EI+ Voltage SIR Autospec-UltimaE
 Sample#3 Text:ST0412A :CS-2 09DXN423 Exp:DIOXINRES290A
 430.9728 S:3 F:4 SMO(1.3) PKD(5.3,3,0.100.00% 0.0,1.00% F,T)



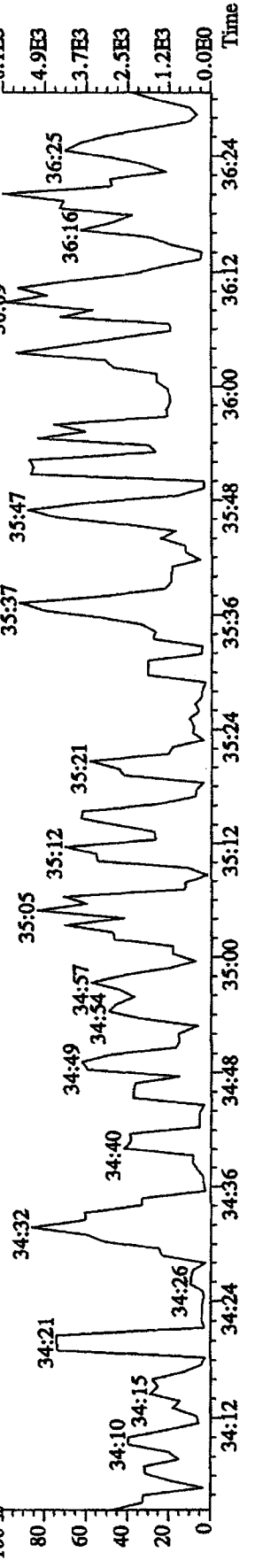
407.7818 S:3 F:4 SMO(1.3) BSUB(1000,15,-3.0) PKD(5.3,3,0.10%,5260.0,1.00%,F,T)



409.7789 S:3 F:4 SMO(1.3) BSUB(1000,15,-3.0) PKD(5.3,3,0.10%,1816.0,1.00%,F,T)



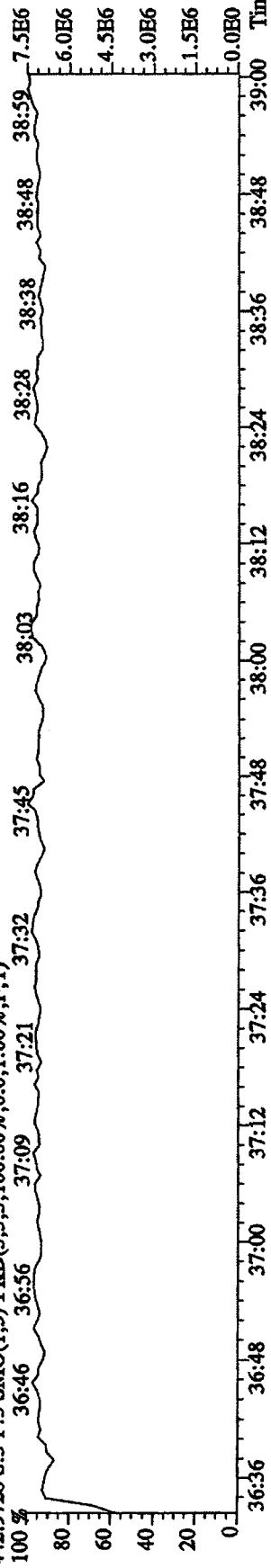
479.7165 S:3 F:4 SMO(1.3) BSUB(1000,15,-3.0) PKD(5.3,3,100.00%,1852.0,1.00%,F,T)



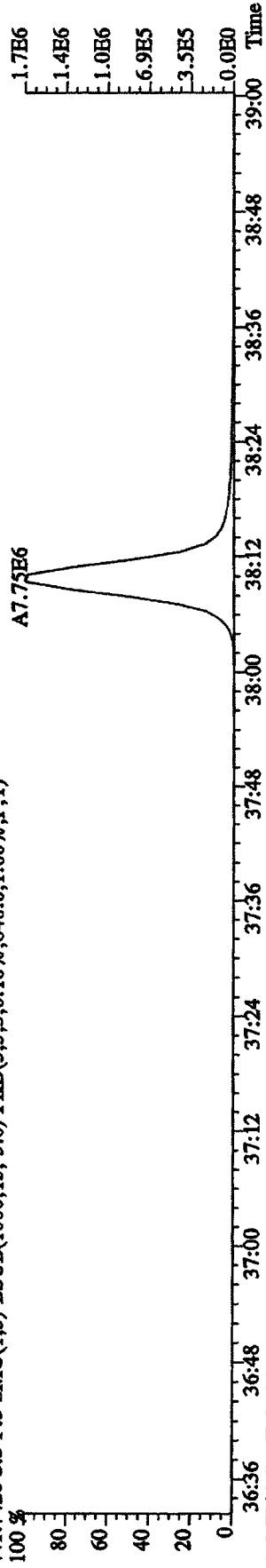
File:12AP104D5 #1-190 Acq:12-APR-2010 10:04:44 GC EI+ Voltage SIR Autospec-UltimaB

Sample#3 Text:ST0412A :CS-2 09DXN423 Exp:DIOXINRES8290A

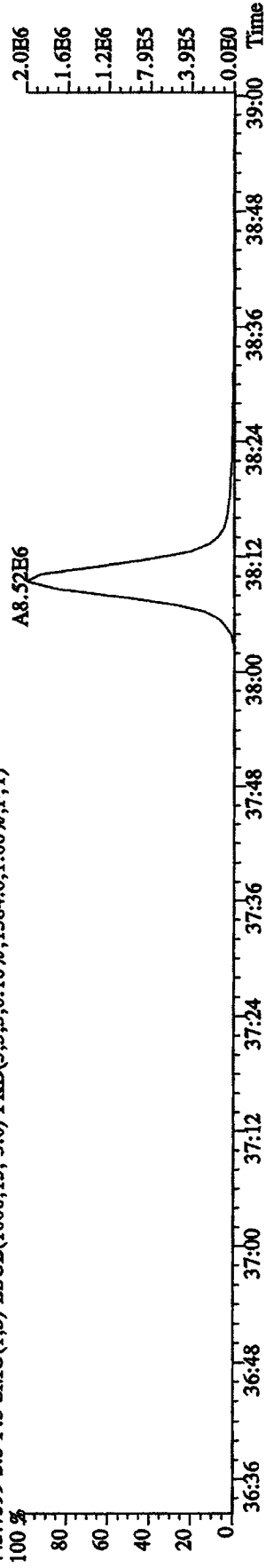
442.9728 S:3 F:5 SMO(1.3) PKD(5.3,3,100.00%,0.0,1.00%,F,T)



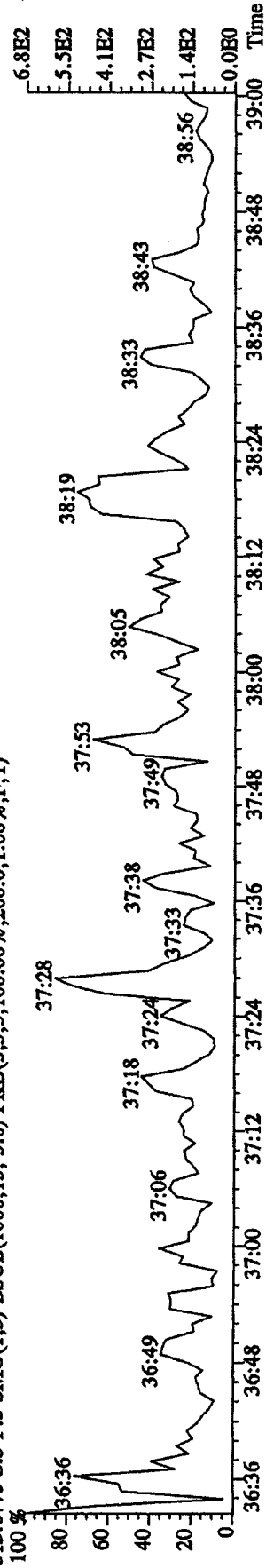
441.7428 S:3 F:5 SMO(1.3) BSUB(1000,15,-3.0) PKD(5.3,3,0.10%,840.0,1.00%,F,T)



443.7399 S:3 F:5 SMO(1.3) BSUB(1000,15,-3.0) PKD(5.3,3,0.10%,1384.0,1.00%,F,T)

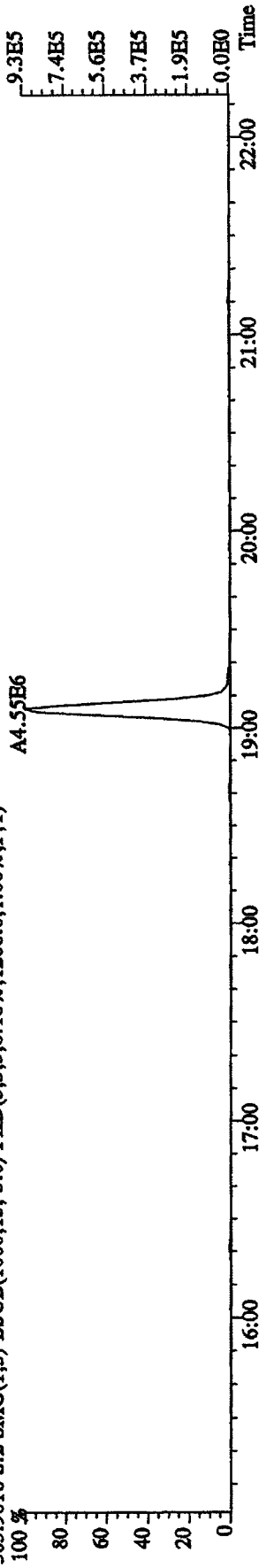


513.6775 S:3 F:5 SMO(1.3) BSUB(1000,15,-3.0) PKD(5.3,5,100.00%,200.0,1.00%,F,T)

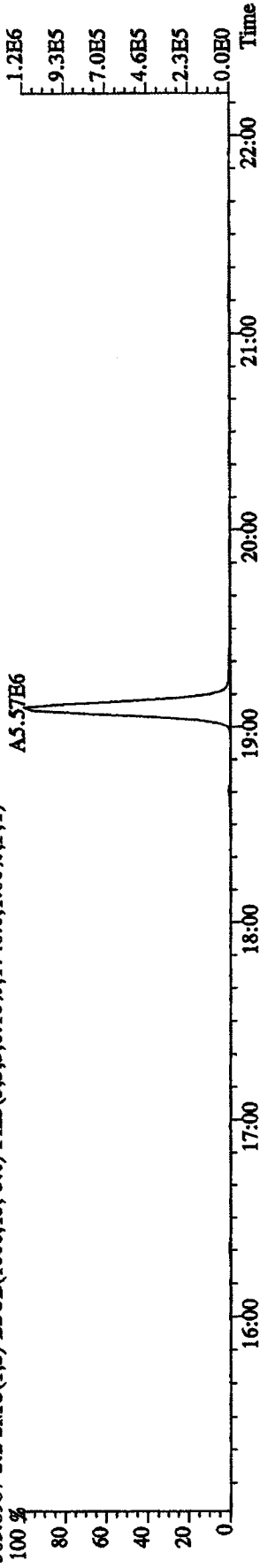


File:12API04D5 #1-435 Acq:12-APR-2010 09:14:17 GC EI+ Voltage SIR Autospec-UltimaE

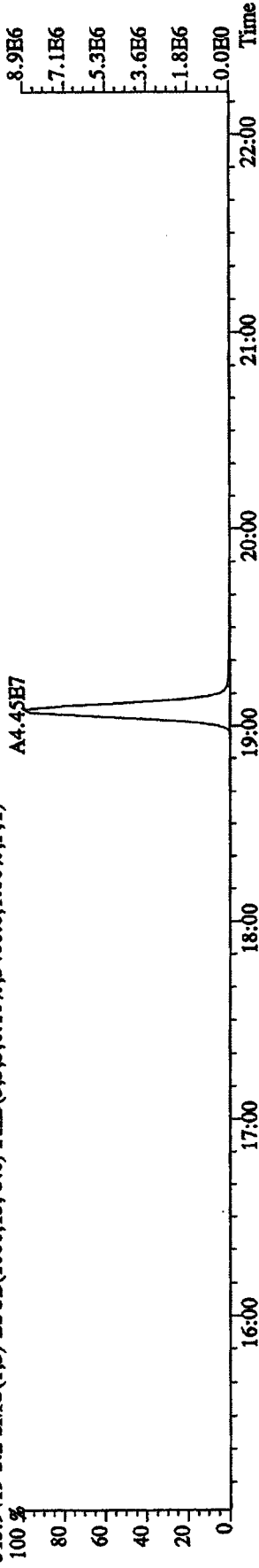
Sample#2 Text:ST0412 :CS-3 10DXN111 Exp:DIOXINRES8290A
303.9016 S:2 SMO(1,3) BSUB(1000,15,-3.0) PKD(5,3,3,0.10%,1208.0,1.00%,F,T)



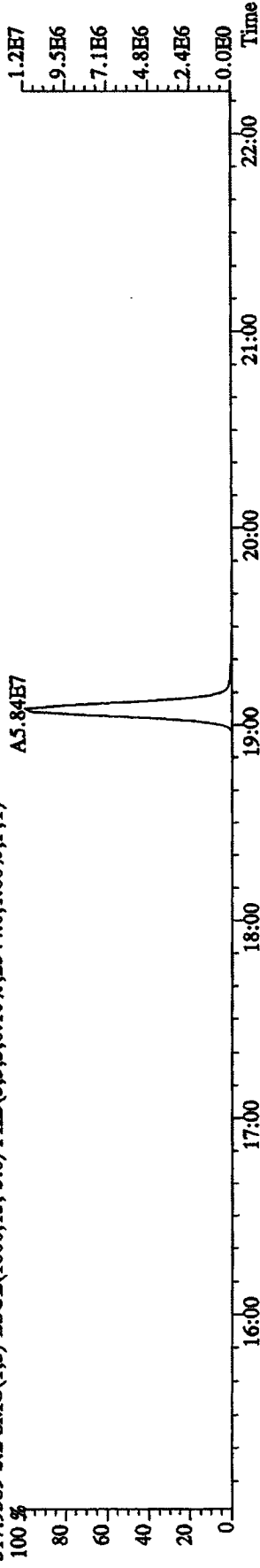
305.8987 S:2 SMO(1,3) BSUB(1000,15,-3.0) PKD(5,3,3,0.10%,1740.0,1.00%,F,T)



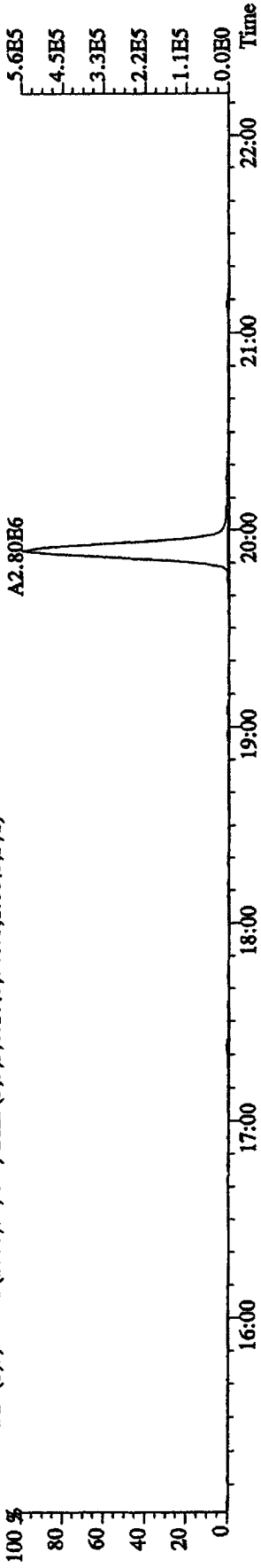
315.9419 S:2 SMO(1,3) BSUB(1000,15,-3.0) PKD(5,3,3,0.10%,3408.0,1.00%,F,T)



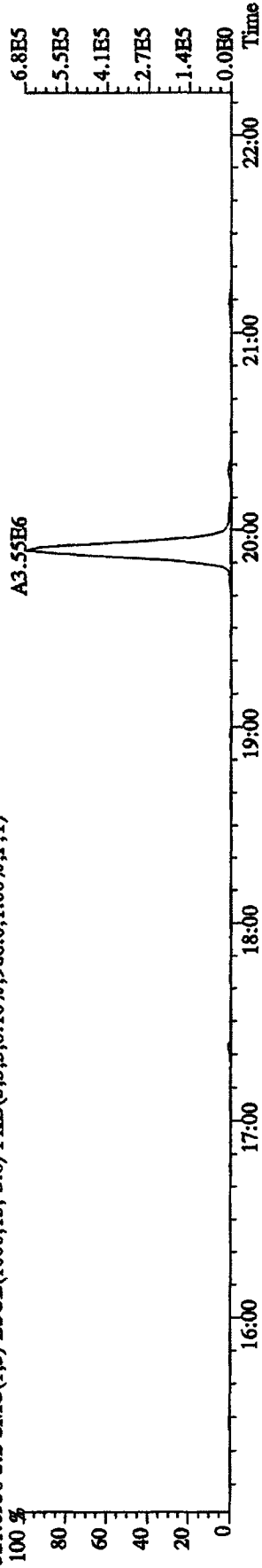
317.9389 S:2 SMO(1,3) BSUB(1000,15,-3.0) PKD(5,3,3,0.10%,2544.0,1.00%,F,T)



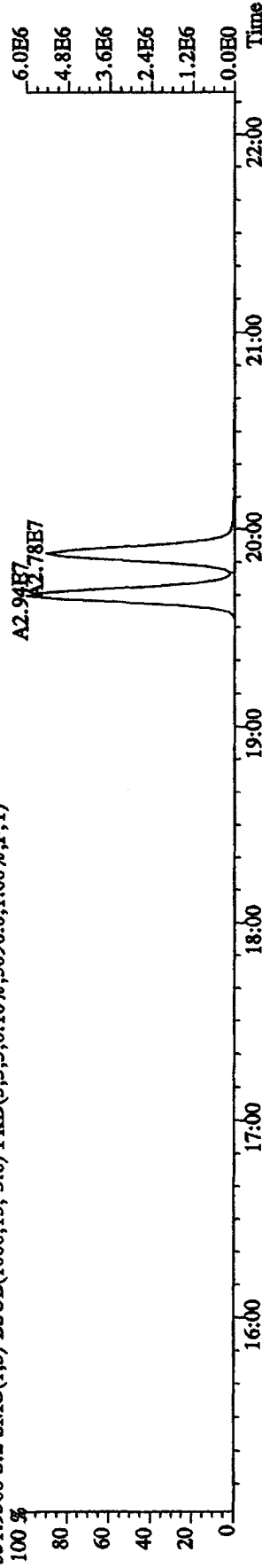
File: I2AP104D5 #1-435 Acq: 12-APR-2010 09:14:17 GC EI+ Voltage SIR Autospec-UltimaE
 Sample#2 Text: ST0412 : CS-3 10DXN111 Exp: DIOXINRES8290A
 319.8965 S:2 SMO(1,3) BSUB(1000,15,-3.0) PKD(5,3,3,0.10%,748.0,1.00%,F,T)



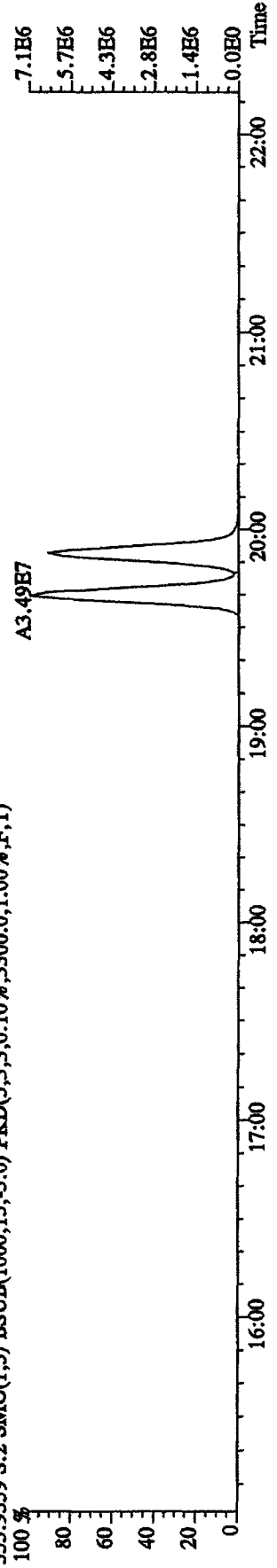
321.8936 S:2 SMO(1,3) BSUB(1000,15,-3.0) PKD(5,3,3,0.10%,968.0,1.00%,F,T)



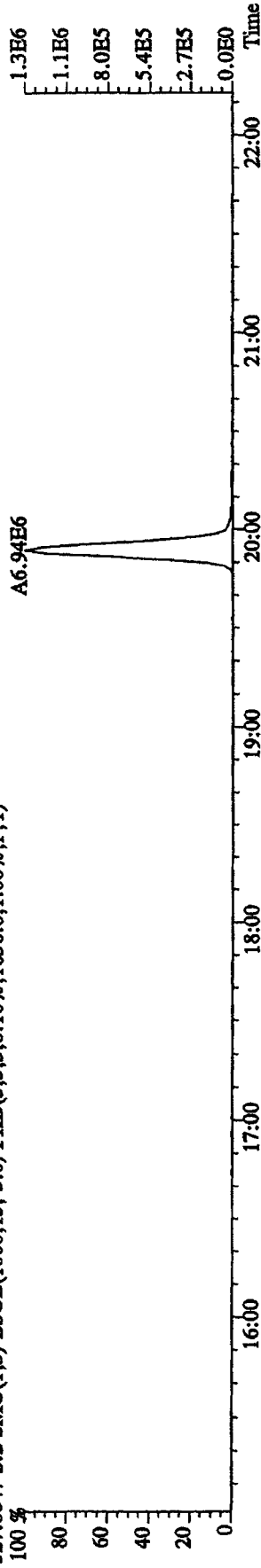
331.9368 S:2 SMO(1,3) BSUB(1000,15,-3.0) PKD(5,3,3,0.10%,5096.0,1.00%,F,T)



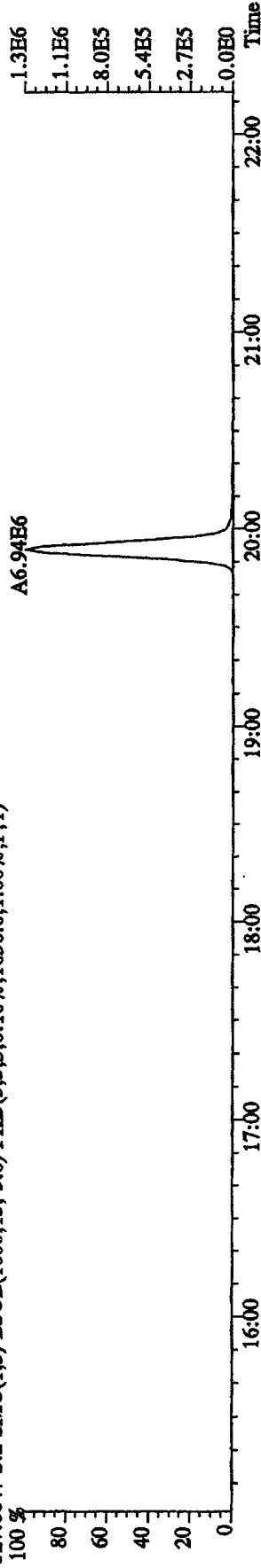
333.9339 S:2 SMO(1,3) BSUB(1000,15,-3.0) PKD(5,3,3,0.10%,3300.0,1.00%,F,T)



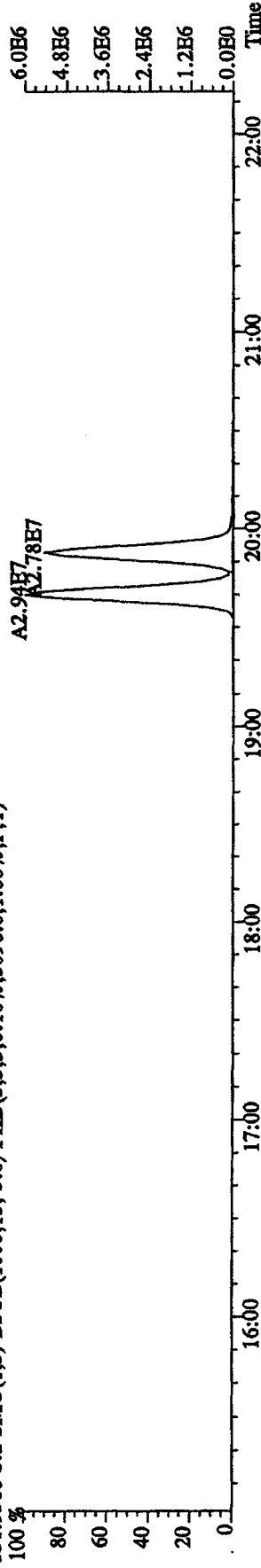
File: 12AP104D5 #1-435 Acq: 12-APR-2010 09:14:17 GC EI+ Voltage SIR Autospec-UltimaE
 Sample #2 Text: ST0412 :CS-3 10DXN111 Exp: DJOXINRES8290A
 327.8847 S:2 SMO(1,3) BSUB(1000,15,-3.0) PKD(5,3,3,0.10%,1636.0,1.00%,F,T)



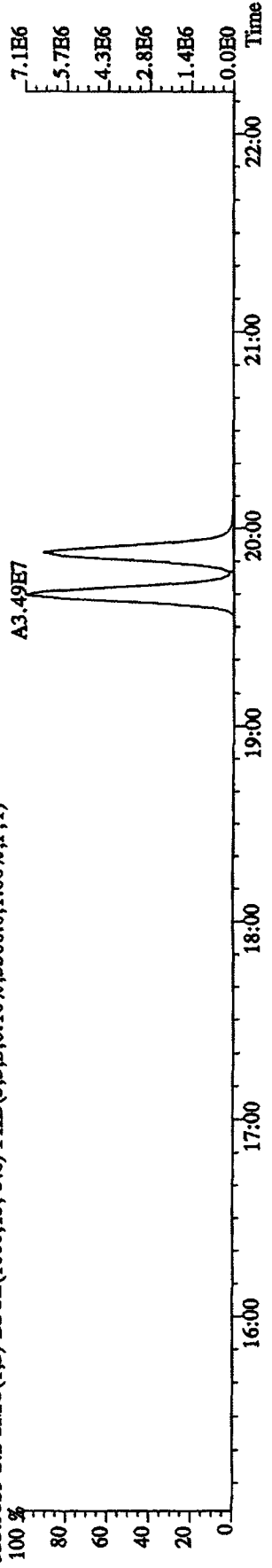
327.8847 S:2 SMO(1,3) BSUB(1000,15,-3.0) PKD(5,3,3,0.10%,1636.0,1.00%,F,T)



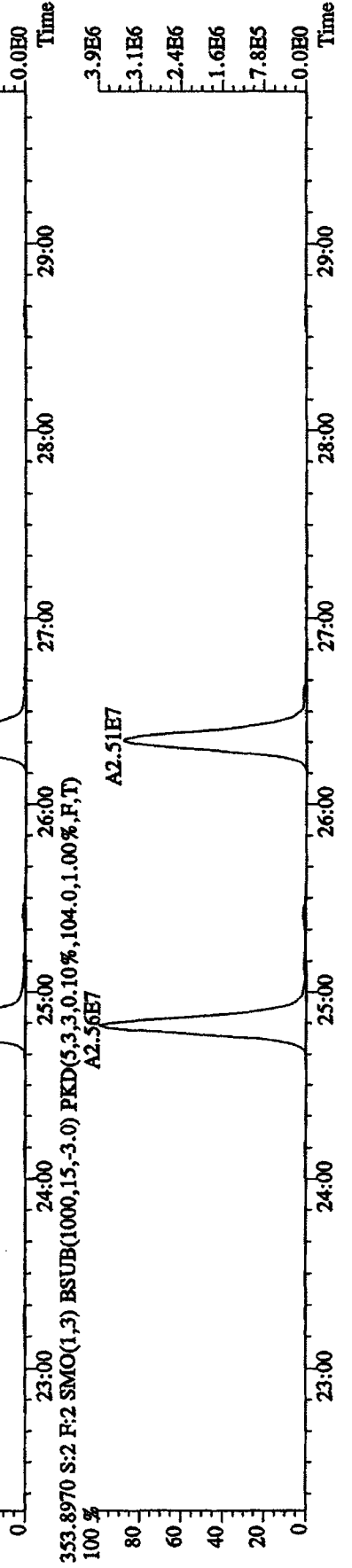
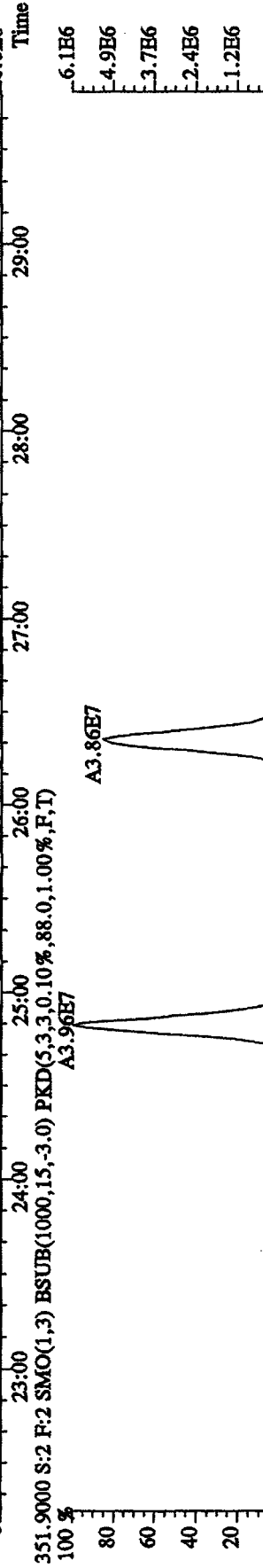
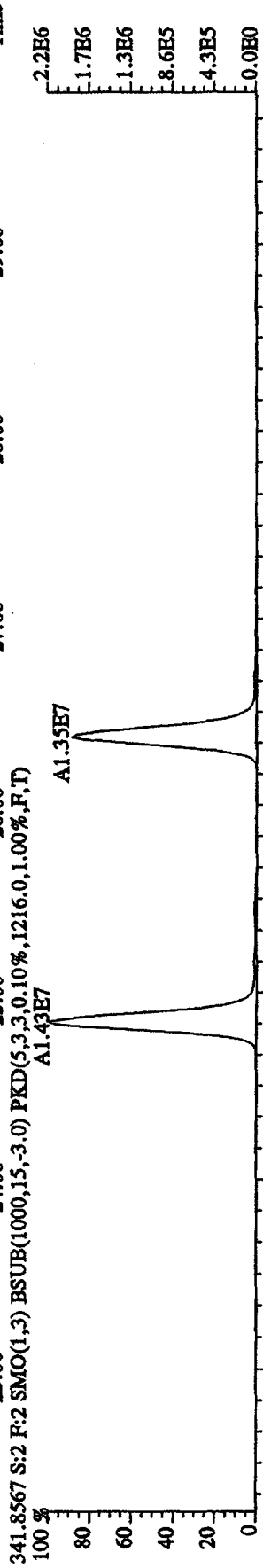
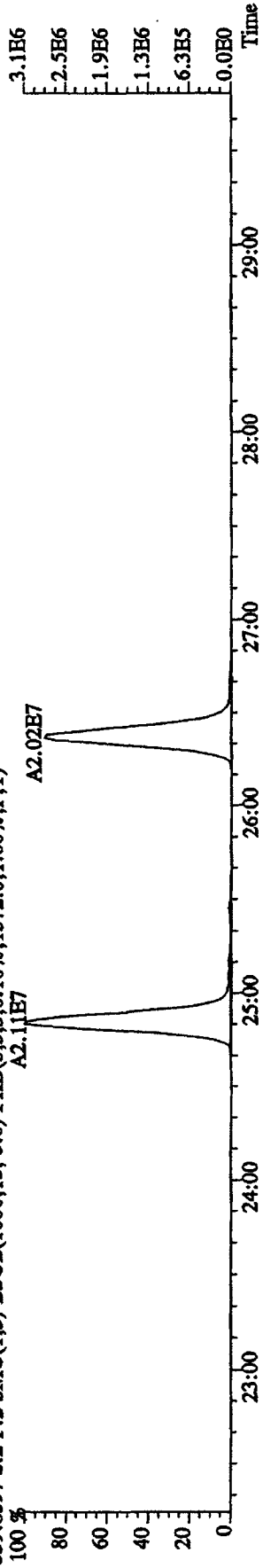
331.9368 S:2 SMO(1,3) BSUB(1000,15,-3.0) PKD(5,3,3,0.10%,5096.0,1.00%,F,T)



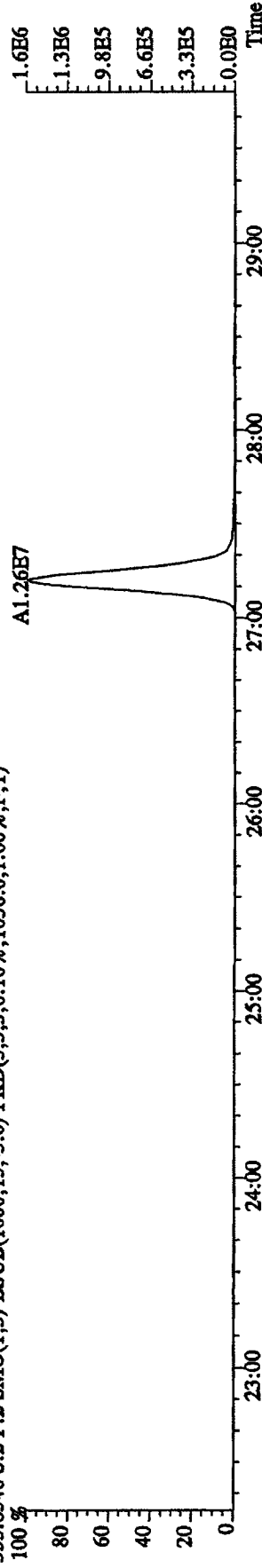
333.9339 S:2 SMO(1,3) BSUB(1000,15,-3.0) PKD(5,3,3,0.10%,3300.0,1.00%,F,T)



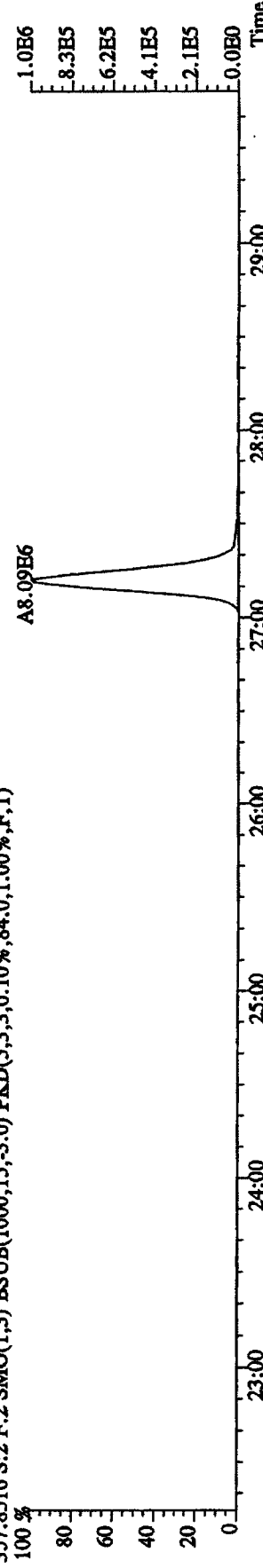
File: 12AP104D5 #1-604 Acq: 12-APR-2010 09:14:17 GC EI+ Voltage SIR Autospec-UltimaB
 Sample#2 Text: ST0412 :CS-3 10DXN111 Exp: DIOXINRES8290A
 339.8597 S:2 F:2 SMO(1.3) BSUB(1000,15,-3.0) PKD(5,3,3,0.10%,1572.0,1.00%,F,T)
 A2.11E7



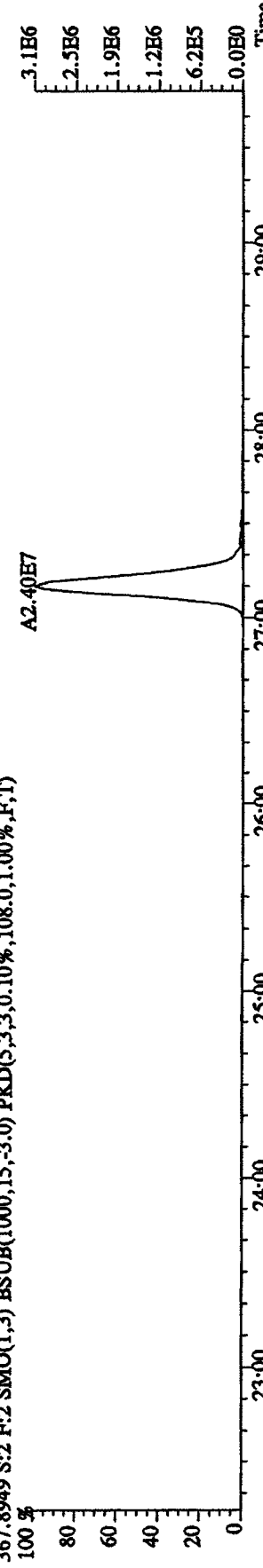
File: L2AP104D5 #1-604 Acq: 12-APR-2010 09:14:17 GC HI+ Voltage SIR Autospec-UltimaE
 Sample#2 Text: ST0412 :CS-3 10DXN111 Exp: DIOXINRES8290A
 355.8546 S:2 F:2 SMO(1,3) BSUB(1000,15,-3,0) PKD(5,3,3,0,10%,1036.0,1.00%,F,T)



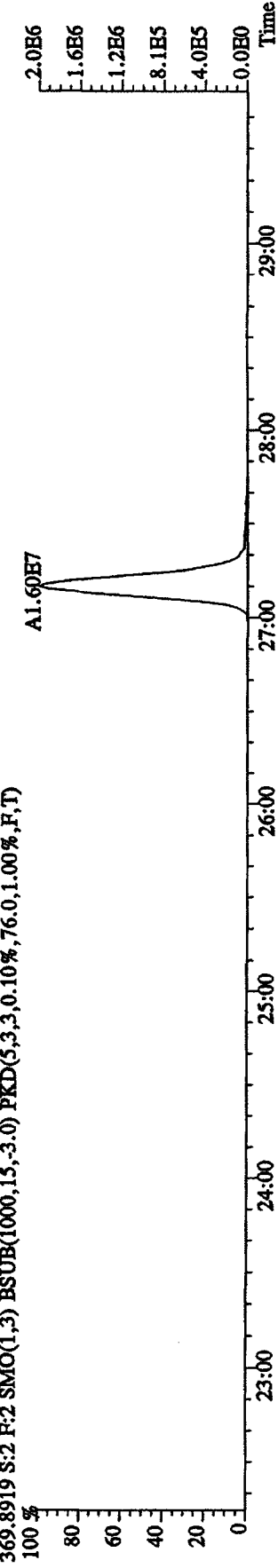
357.8516 S:2 F:2 SMO(1,3) BSUB(1000,15,-3,0) PKD(5,3,3,0,10%,84.0,1.00%,F,T)



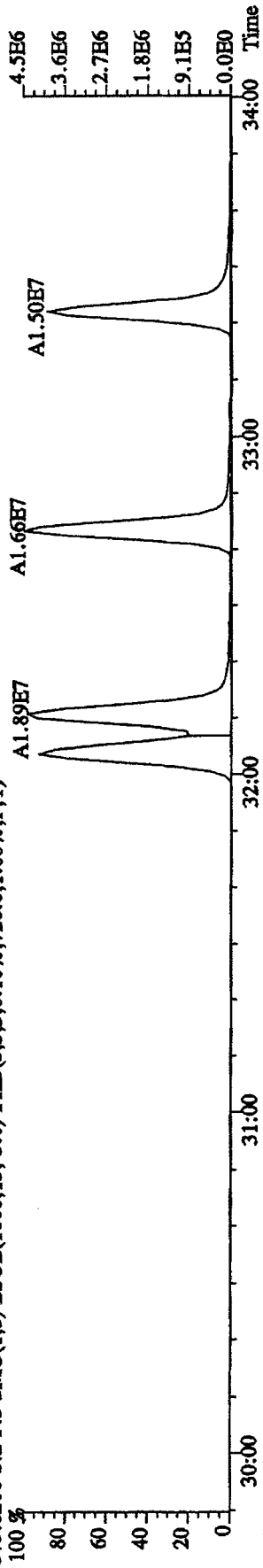
367.8949 S:2 F:2 SMO(1,3) BSUB(1000,15,-3,0) PKD(5,3,3,0,10%,108.0,1.00%,F,T)



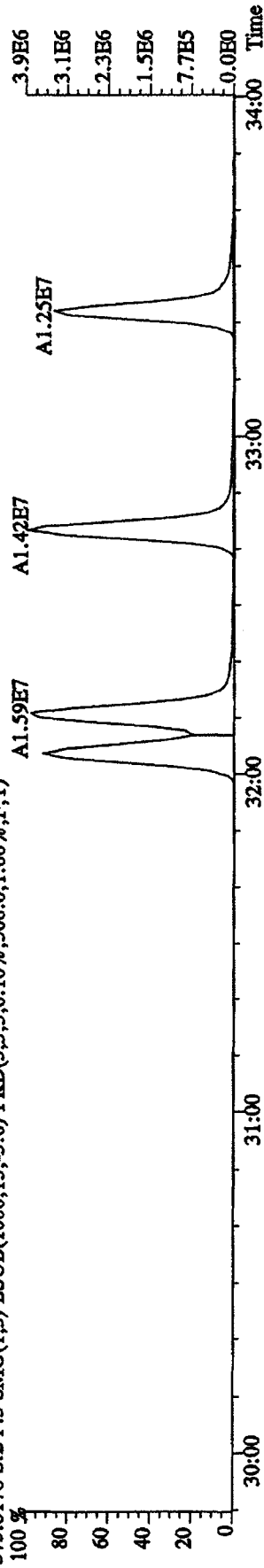
369.8919 S:2 F:2 SMO(1,3) BSUB(1000,15,-3,0) PKD(5,3,3,0,10%,76.0,1.00%,F,T)



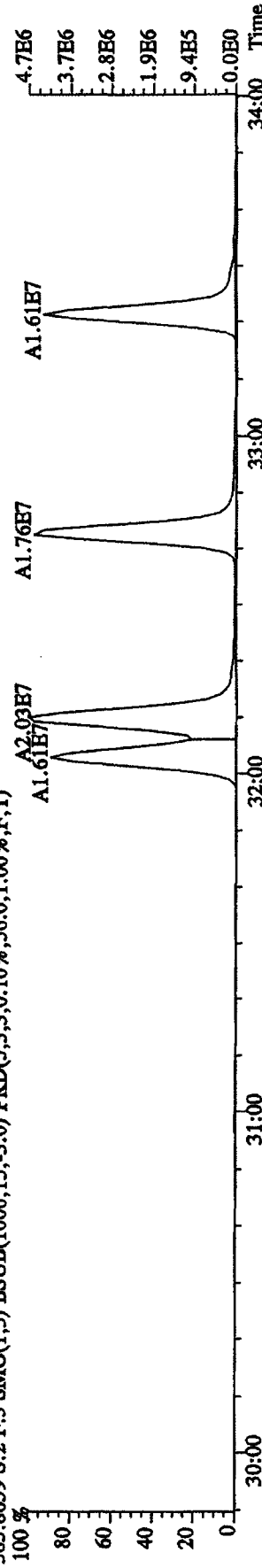
File:12AP104D5 #1-317 Acq:12-APR-2010 09:14:17 GC HI+ Voltage SIR Autospec-UltimaE
 Sample#2 Text:ST0412 :CS-3 10DXN111 Exp:DIOXINRES8290A
 373.8208 S:2 F:3 SMO(1,3) BSUB(1000,15,-3.0) PKD(5,3,3,0.10%,720.0,1.00%,F,T)



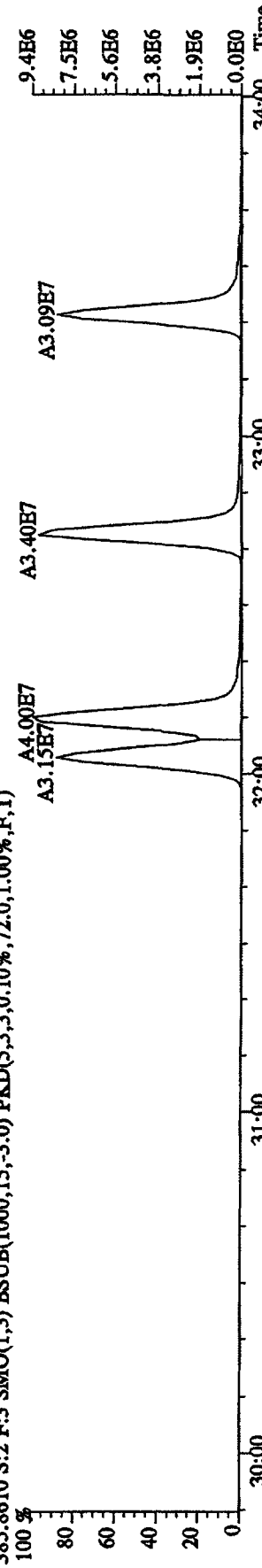
375.8178 S:2 F:3 SMO(1,3) BSUB(1000,15,-3.0) PKD(5,3,3,0.10%,508.0,1.00%,F,T)



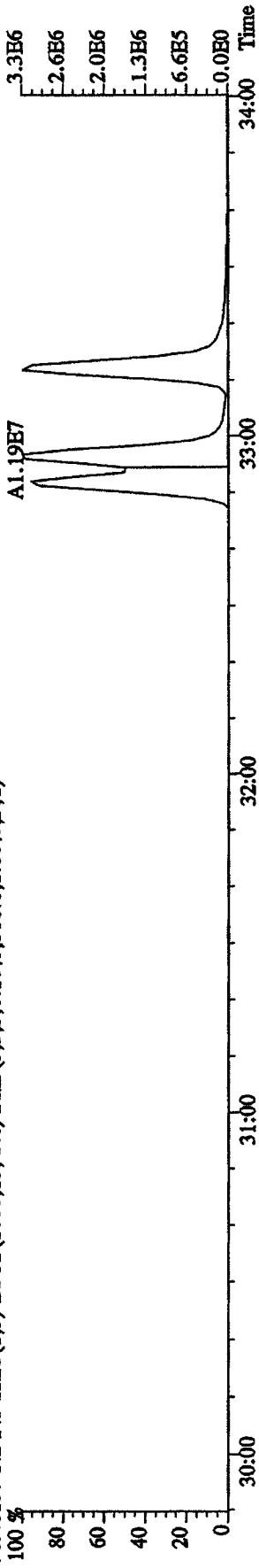
383.8639 S:2 F:3 SMO(1,3) BSUB(1000,15,-3.0) PKD(5,3,3,0.10%,56.0,1.00%,F,T)



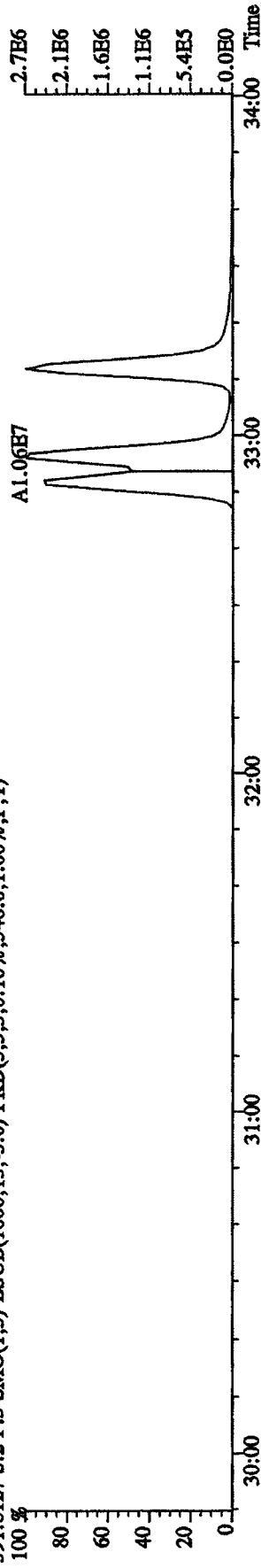
385.8610 S:2 F:3 SMO(1,3) BSUB(1000,15,-3.0) PKD(5,3,3,0.10%,72.0,1.00%,F,T)



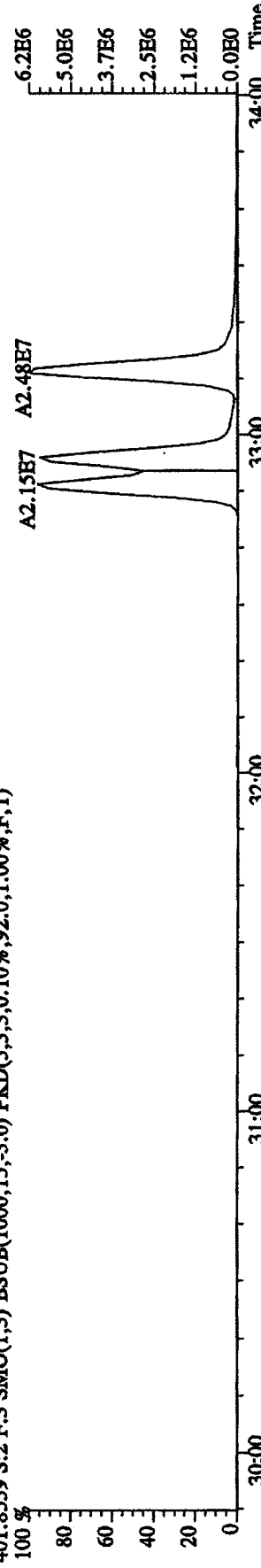
File:12AP104D5 #1-317 Acq:12-APR-2010 09:14:17 GC EI+ Voltage SIR Autospec-UltimaB
 Sample#2 Text:ST0412 :CS-3 10DXN111 Exp:DIOXINRES8290A
 389.8157 S:2 F:3 SMO(1,3) BSUB(1000,15,-3.0) PKD(5,3,3,0.10%,588.0,1.00%,F,T)



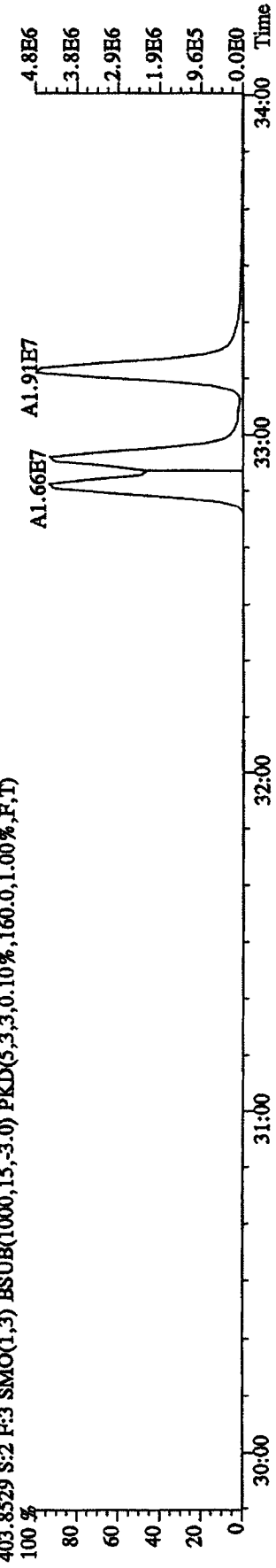
391.8127 S:2 F:3 SMO(1,3) BSUB(1000,15,-3.0) PKD(5,3,3,0.10%,348.0,1.00%,F,T)



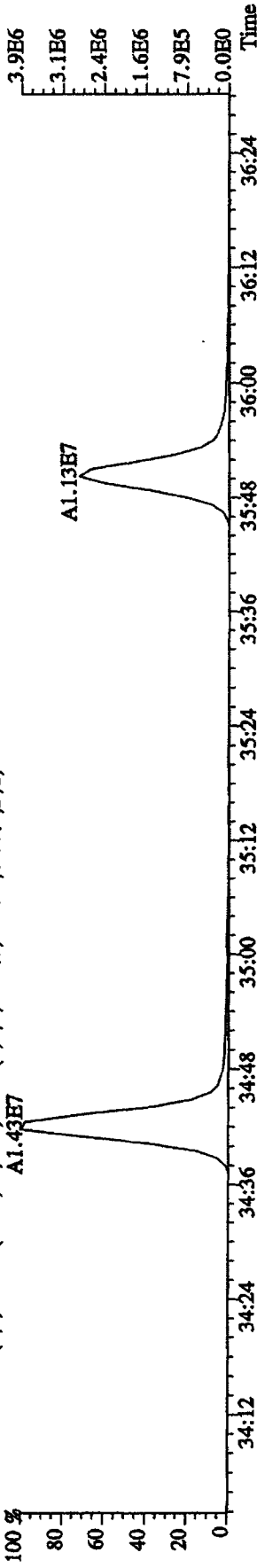
401.8529 S:2 F:3 SMO(1,3) BSUB(1000,15,-3.0) PKD(5,3,3,0.10%,92.0,1.00%,F,T)




403.8529 S:2 F:3 SMO(1,3) BSUB(1000,15,-3.0) PKD(5,3,3,0.10%,160.0,1.00%,F,T)




File:12AP104D5 #1-198 Acq:12-APR-2010 09:14:17 GC EI+ Voltage SIR Autospec-UltimaE
 Sample#2 Text:ST0412 :CS-3 10DXN111 Exp:DJOXINRES8290A
 407.7818 S:2 F:4 SMO(1,3) BSUB(1000,15,-3.0) PKD(5,3,3,0.10%,6488.0,1.00%,F,T)
 A1.43E7




409.7789 S:2 F:4 SMO(1,3) BSUB(1000,15,-3.0) PKD(5,3,3,0.10%,6956.0,1.00%,F,T)
 A1.47E7



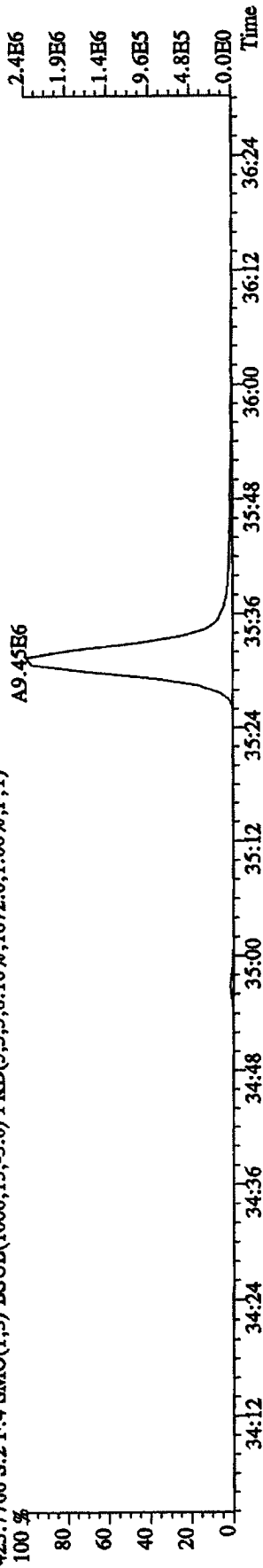
417.8253 S:2 F:4 SMO(1,3) BSUB(1000,15,-3.0) PKD(5,3,3,0.10%,5740.0,1.00%,F,T)
 A1.25E7



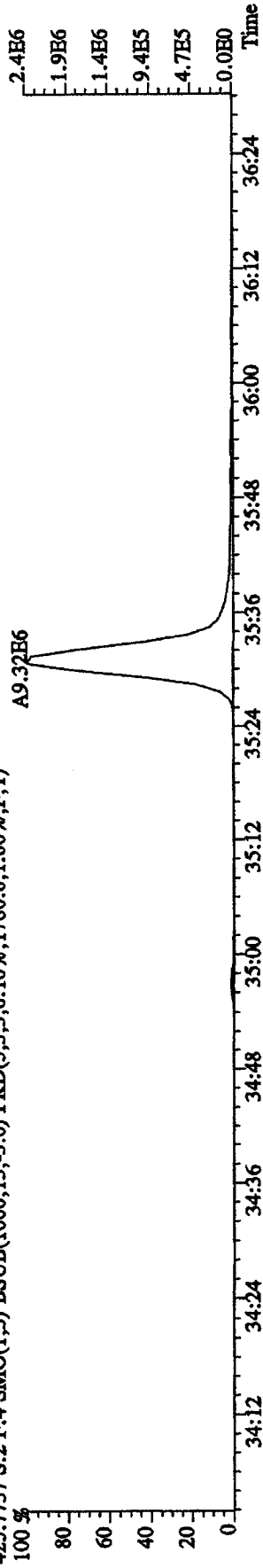
419.8220 S:2 F:4 SMO(1,3) BSUB(1000,15,-3.0) PKD(5,3,3,0.10%,15892.0,1.00%,F,T)
 A2.93E7



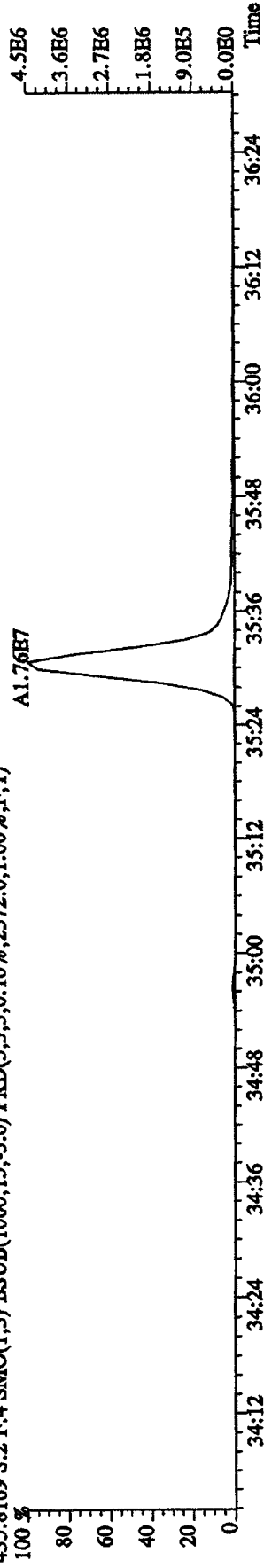
File: I2AP104D5 #1-198 Acq: 12-APR-2010 09:14:17 GC EI+ Voltage SIR Autospec-UltimaE
 Sample#2 Text: ST0412 :CS-3 10DXN111 Exp: DIOXINRES8290A
 423.7766 S:2 F:4 SMO(1,3) BSUB(1000,15,-3,0) PKD(5,3,3,0,10%,1780.0,1.00%,F,T)



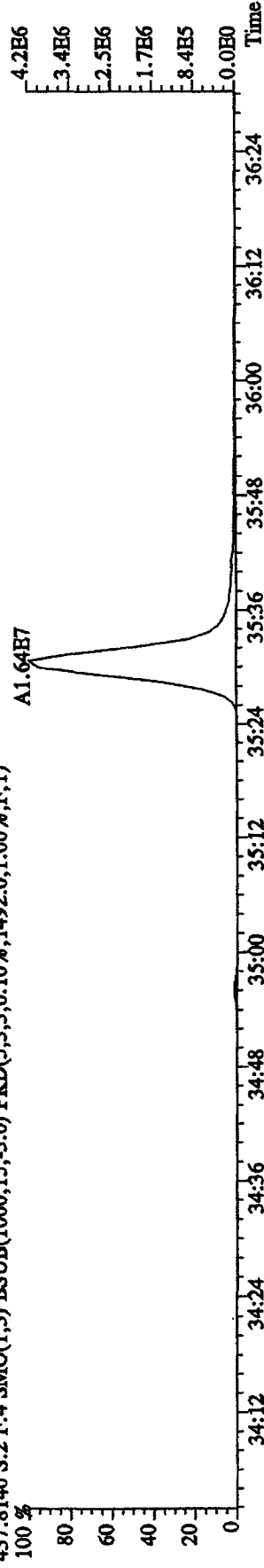
425.7737 S:2 F:4 SMO(1,3) BSUB(1000,15,-3,0) PKD(5,3,3,0,10%,1780.0,1.00%,F,T)



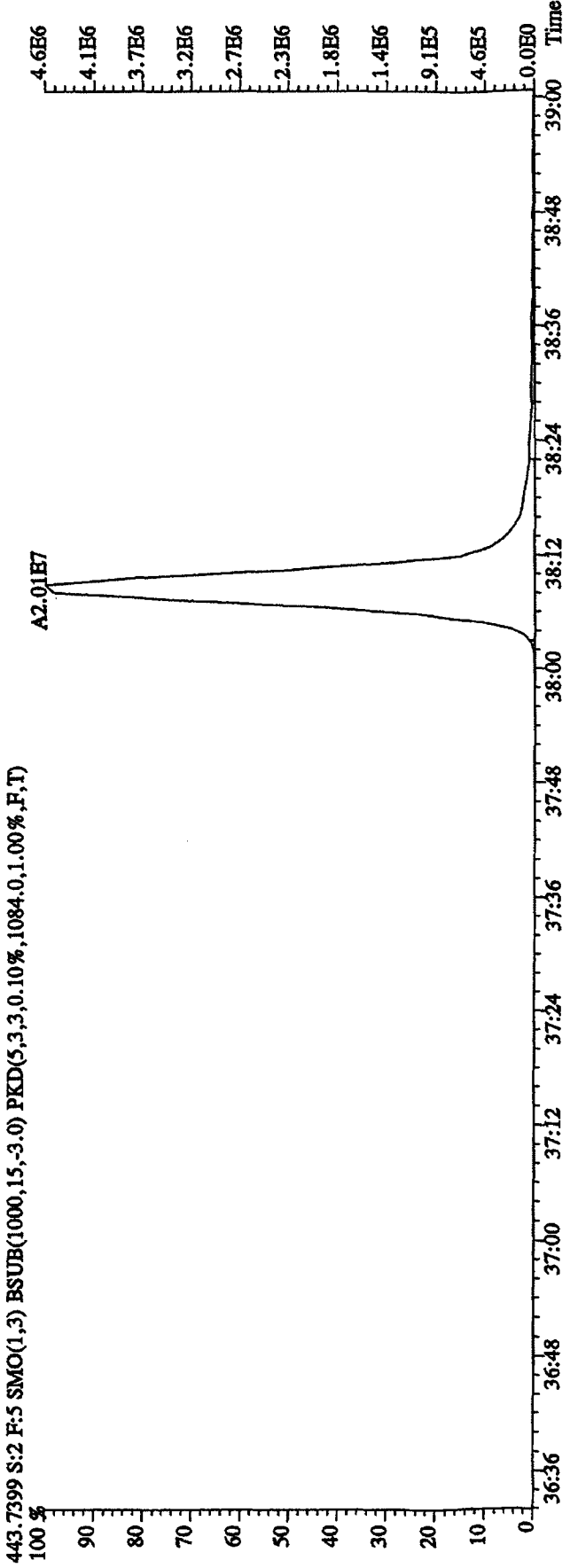
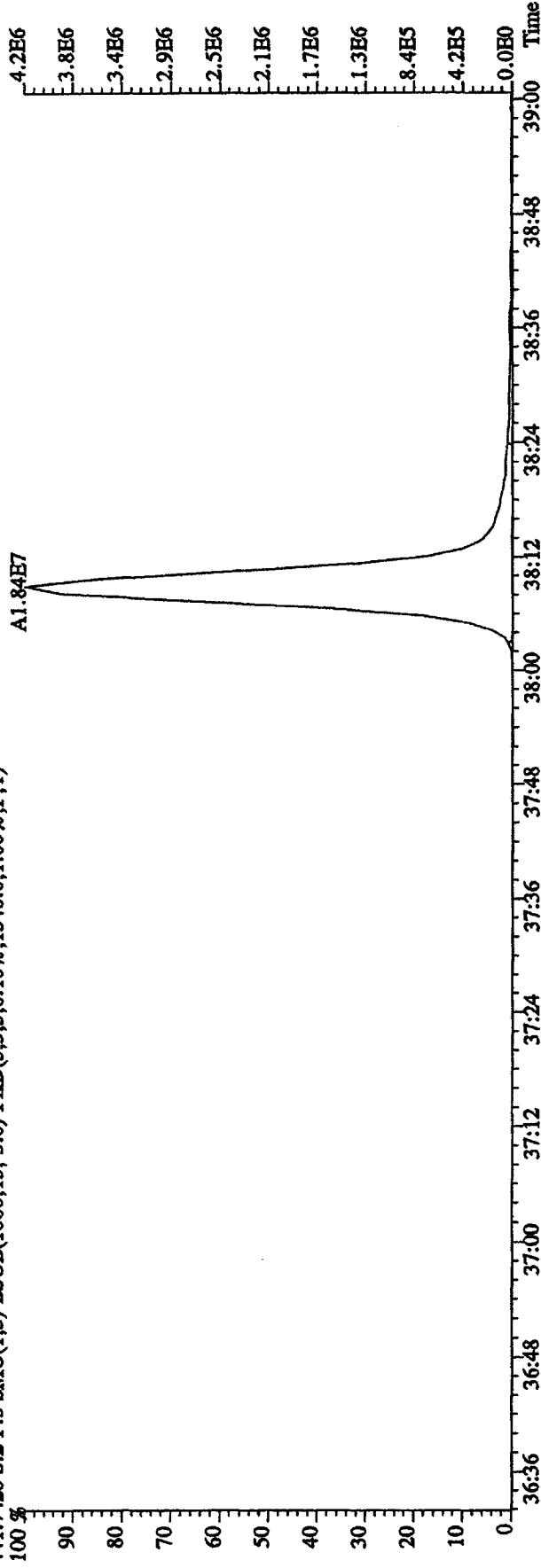
435.8169 S:2 F:4 SMO(1,3) BSUB(1000,15,-3,0) PKD(5,3,3,0,10%,2572.0,1.00%,F,T)



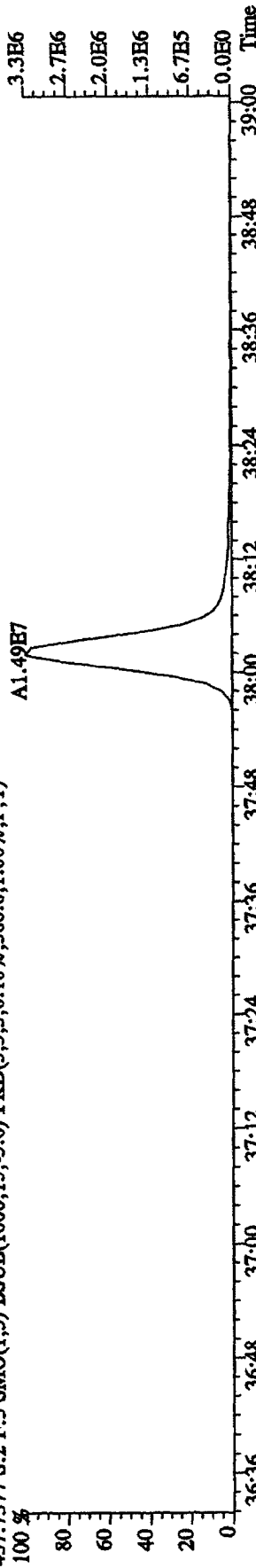
437.8140 S:2 F:4 SMO(1,3) BSUB(1000,15,-3,0) PKD(5,3,3,0,10%,1492.0,1.00%,F,T)



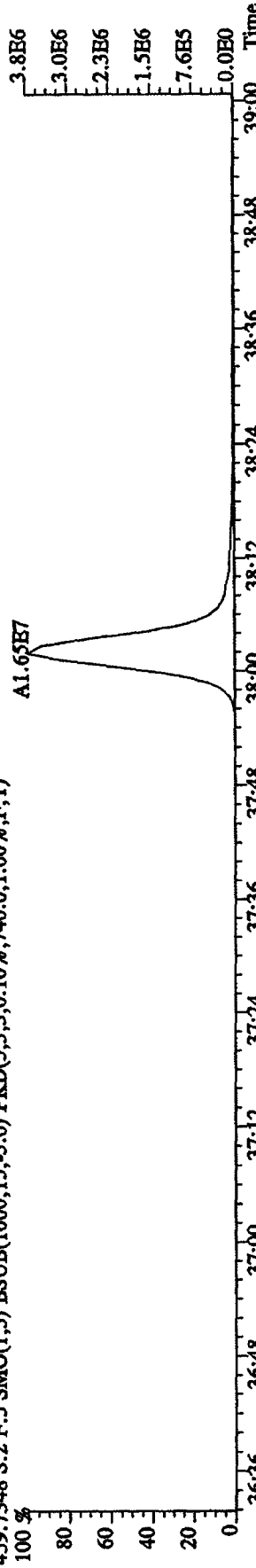
File:12AP104D5 #1-191 Acq:12-APR-2010 09:14:17 GC EI+ Voltage SIR Autospec-UltimaE
 Sample#2 Text:ST0412 :CS-3 10DXN111 Exp:DIOXINRES8290A
 441.7428 S:2 F:5 SMO(1,3) BSUB(1000,15,-3.0) PKD(5,3,3,0.10%,1340.0,1.00%,F,T)



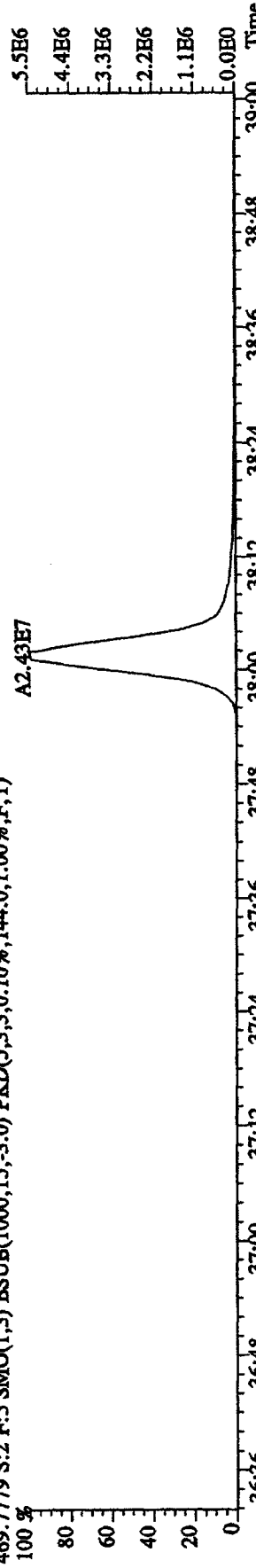
File: 12AP104D5 #1-191 Acq: 12-APR-2010 09:14:17 GC EI+ Voltage SIR Autospec-UltimaE
 Sample#2 Text: ST0412 :CS-3 10DXN111 Exp: DIOXINRES8290A
 457.7377 S:2 F:5 SMO(1,3) BSUB(1000,15,-3.0) PKD(5,3,3,0.10%,568.0,1.00%,F,T)



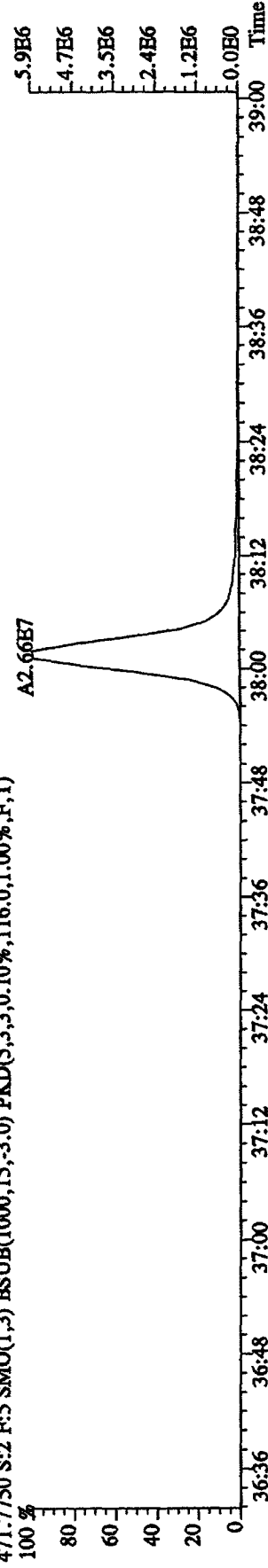
459.7348 S:2 F:5 SMO(1,3) BSUB(1000,15,-3.0) PKD(5,3,3,0.10%,740.0,1.00%,F,T)



469.7779 S:2 F:5 SMO(1,3) BSUB(1000,15,-3.0) PKD(5,3,3,0.10%,144.0,1.00%,F,T)



471.7750 S:2 F:5 SMO(1,3) BSUB(1000,15,-3.0) PKD(5,3,3,0.10%,116.0,1.00%,F,T)

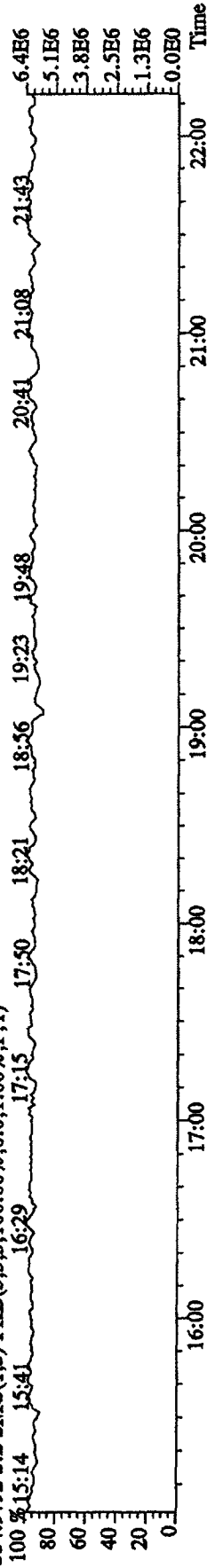


File: 12API04D5 #1-435 Acq: 12-APR-2010 09:14:17 GC EL+ Voltage SIR Autospec-UltimaE

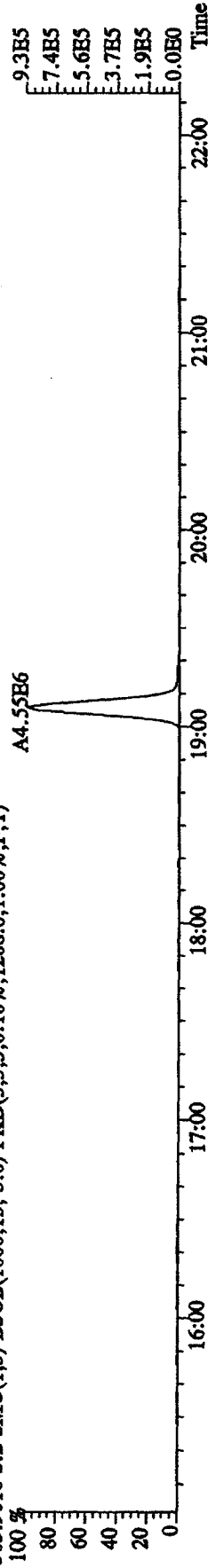
Sample#2 Text: ST0412 :CS-3 10DXN111 Exp: DIOXINRES8290A

354.9792 S:2 SMO(1.3) PKD(5.3,3,100.00%,0.0,1.00%,F,T)

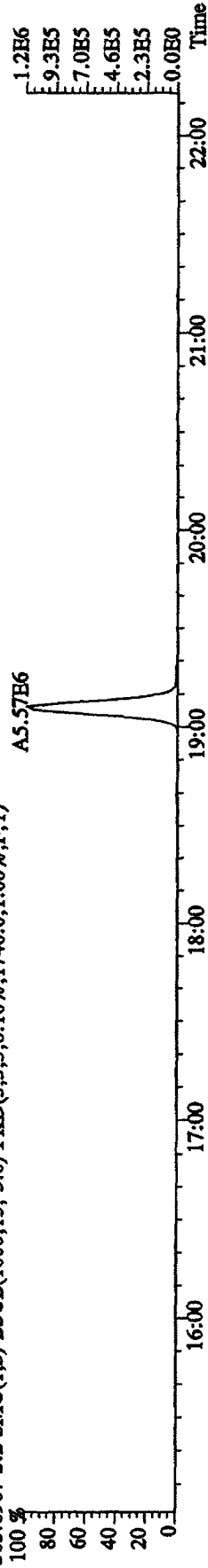
100% 15:14 15:41 16:29 17:15 17:50 18:21 18:56 19:23 19:48 20:41 21:08 21:43



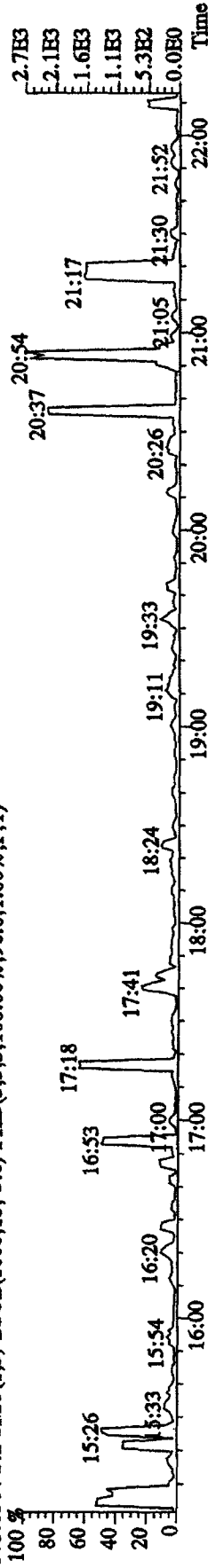
303.9016 S:2 SMO(1.3) BSUB(1000,15,-3.0) PKD(5.3,3,0.10%,1208.0,1.00%,F,T)



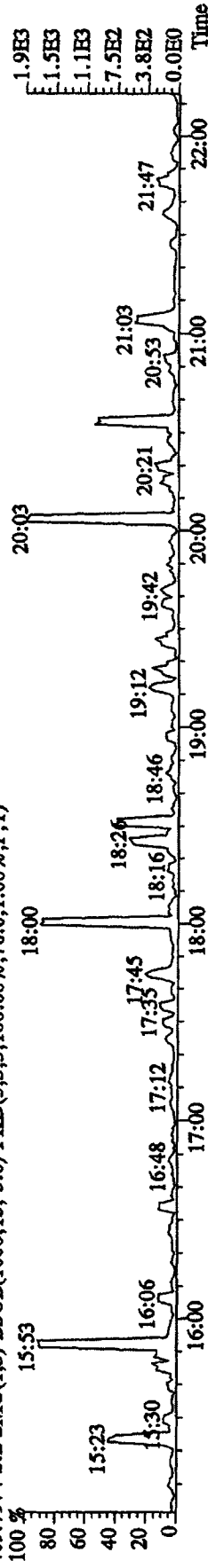
305.8987 S:2 SMO(1.3) BSUB(1000,15,-3.0) PKD(5.3,3,0.10%,1740.0,1.00%,F,T)



375.8364 S:2 SMO(1.3) BSUB(1000,15,-3.0) PKD(5.3,3,100.00%,96.0,1.00%,F,T)



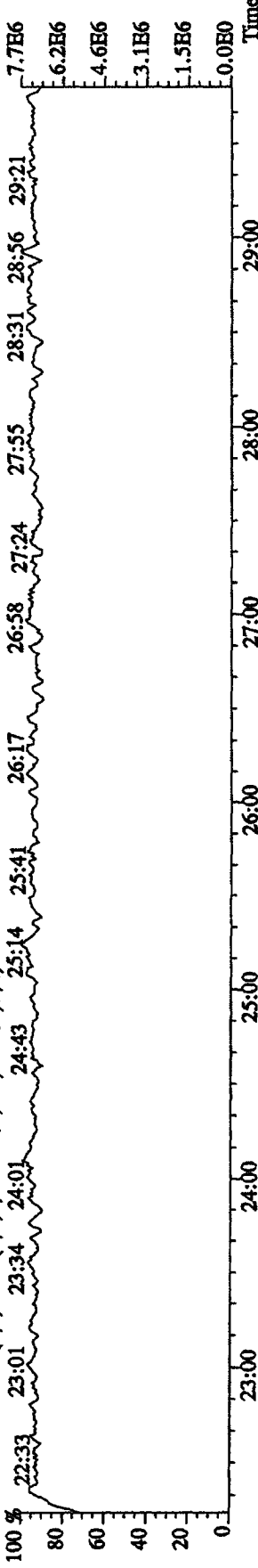
409.7974 S:2 SMO(1.3) BSUB(1000,15,-3.0) PKD(5.3,3,100.00%,76.0,1.00%,F,T)



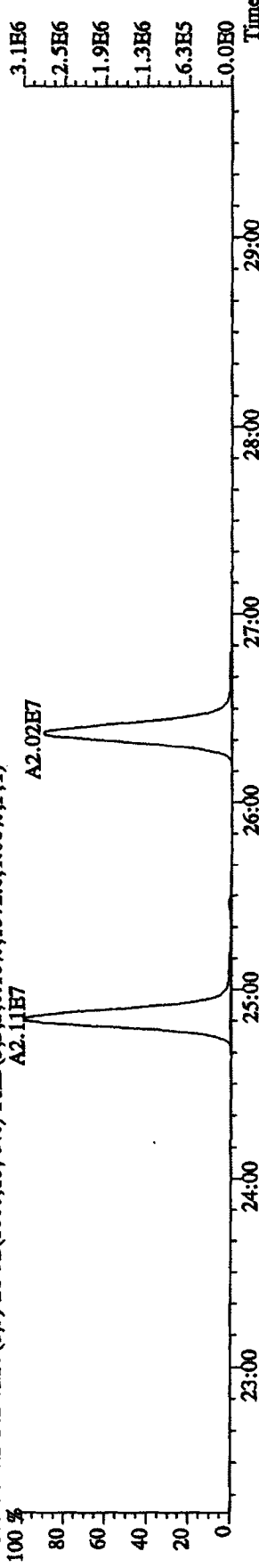
File:12AP104D5 #1-604 Acq:12-APR-2010 09:14:17 GC EI+ Voltage SIR Autospec-UltimaE

Sample#2 Text:ST0412 :CS-3 10DXN111 Exp:DIOXINRES8290A

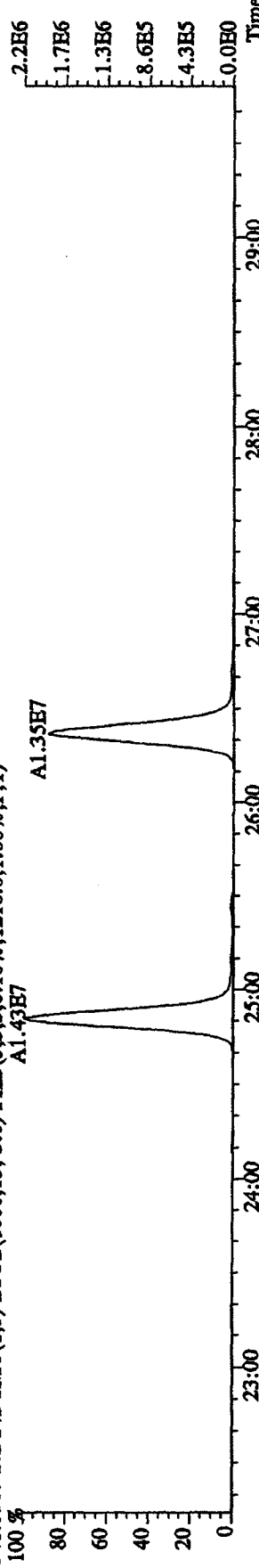
354.9792 S:2 F:2 SMO(1,3) PKD(5,3,3,100.00%,0.0,1.00%,F,T)



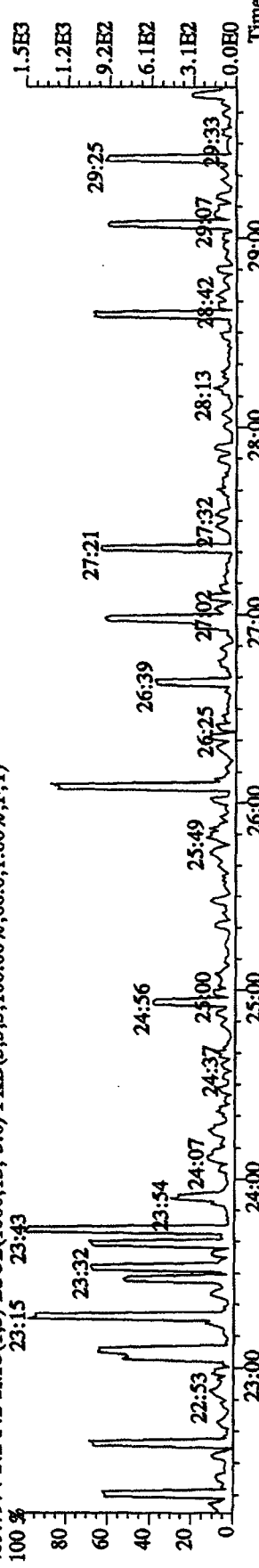
339.8597 S:2 F:2 SMO(1,3) BSUB(1000,15,-3,0) PKD(5,3,3,0.10%,1572.0,1.00%,F,T)



341.8567 S:2 F:2 SMO(1,3) BSUB(1000,15,-3,0) PKD(5,3,3,0.10%,1216.0,1.00%,F,T)



409.7974 S:2 F:2 SMO(1,3) BSUB(1000,15,-3,0) PKD(5,3,3,100.00%,88.0,1.00%,F,T)

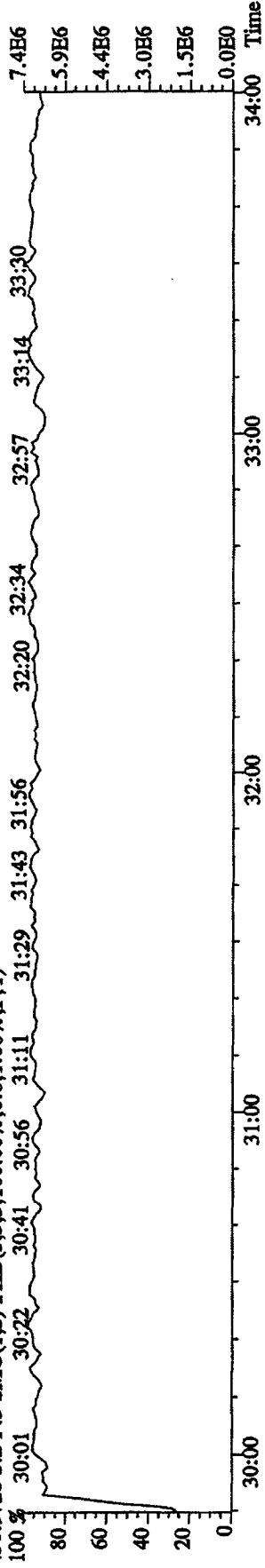


File:12AP104D5 #1-317 Acq:12-APR-2010 09:14:17 GC HI+ Voltage SIR Autospec-UltimaB

Sample#2 Text:ST0412 :CS-3 10DXN111 Exp:DIOXINRES8290A

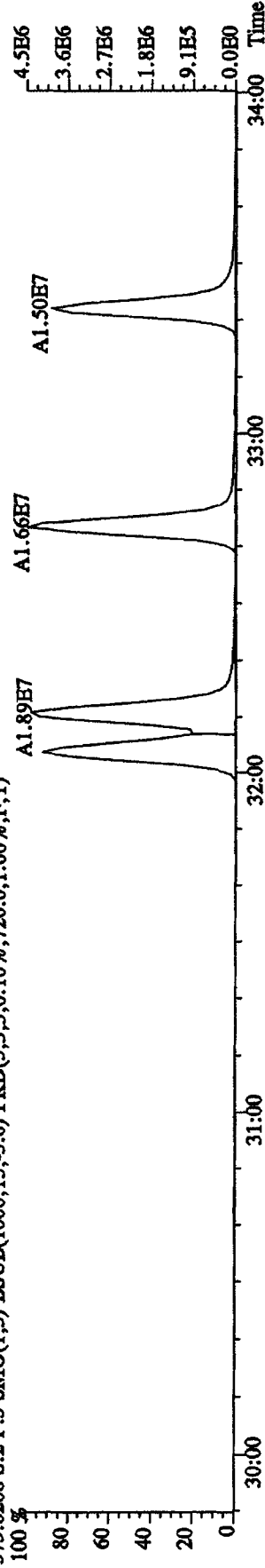
430.9728 S:2 F:3 SMO(1.3) PKD(5,3,3,100.00%,0.0,1.00%,F,T)

100 % 30:01 30:22 30:41 30:56 31:11 31:29 31:43 31:56 32:20 32:34 32:57 33:14 33:30 33:50



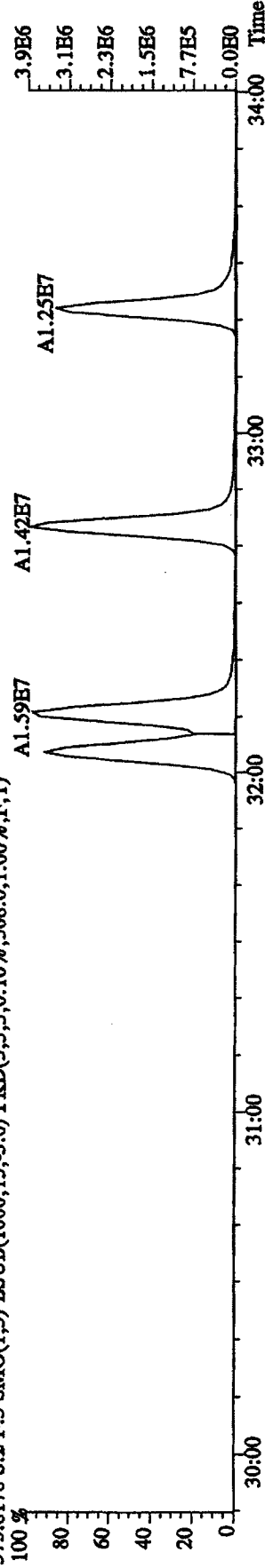
373.8208 S:2 F:3 SMO(1.3) BSUB(1000,15,-3.0) PKD(5,3,3,0.10%,720.0,1.00%,F,T)

100 % 30:00 31:00 32:00 33:00 34:00



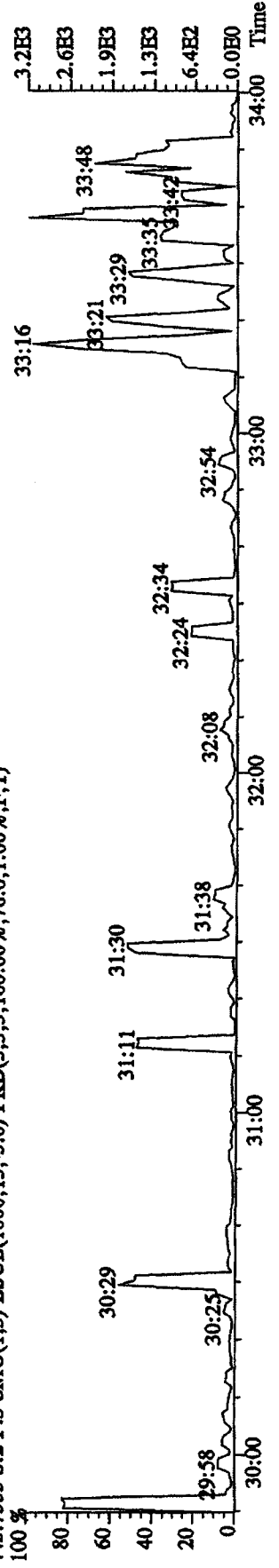
375.8178 S:2 F:3 SMO(1.3) BSUB(1000,15,-3.0) PKD(5,3,3,0.10%,508.0,1.00%,F,T)

100 % 30:00 31:00 32:00 33:00 34:00

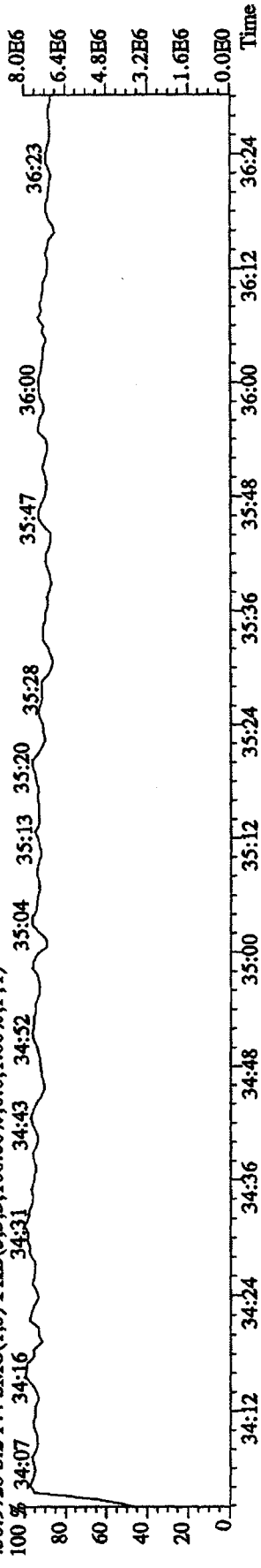


445.7555 S:2 F:3 SMO(1.3) BSUB(1000,15,-3.0) PKD(5,3,3,100.00%,76.0,1.00%,F,T)


100 % 30:00 31:00 32:00 33:00 34:00




File: 12AP104D5 #1-198 Acq: 12-APR-2010 09:14:17 GC HI+ Voltage SIR Autospec-UltimaE
 Sample#2 Text: ST0412 :CS-3 10DXN111 Exp: DIOXINRES8290A
 430.9728 S:2 F:4 SMO(1.3) PKD(5,3,3,100.00%,0.0,1.00%,F,T)
 100 % 34:07 34:16 34:31 34:43 34:52 35:04 35:13 35:20 35:28 35:47 36:00 36:23



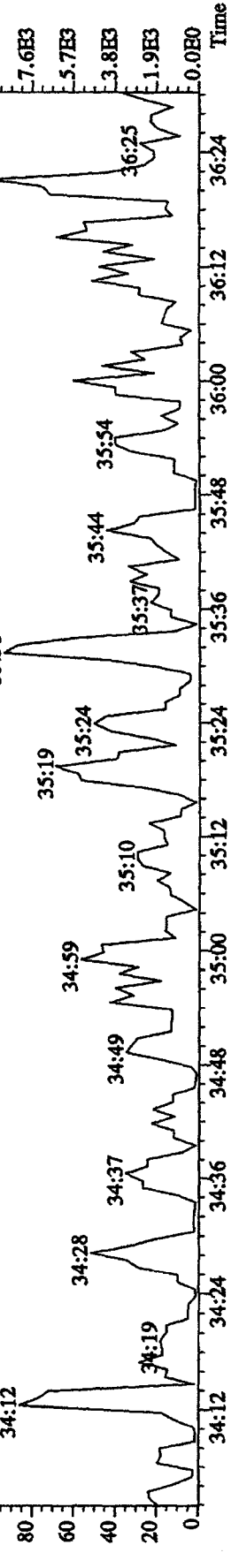
407.7818 S:2 F:4 SMO(1.3) BSUB(1000,15,-3.0) PKD(5,3,3,0.10%,6488.0,1.00%,F,T)
 100 % A1.43E7



409.7789 S:2 F:4 SMO(1.3) BSUB(1000,15,-3.0) PKD(5,3,3,0.10%,6956.0,1.00%,F,T)
 100 % A1.47E7




479.7165 S:2 F:4 SMO(1.3) BSUB(1000,15,-3.0) PKD(5,3,3,100.00%,2236.0,1.00%,F,T)
 100 %




File: 12AP104D5 #1-191 Acq: 12-APR-2010 09:14:17 GC EI+ Voltage SIR Autospec-UltimaE
 Sample#2 Text: ST0412 :CS-3 IODXN111 Exp: DIOXINRES8290A

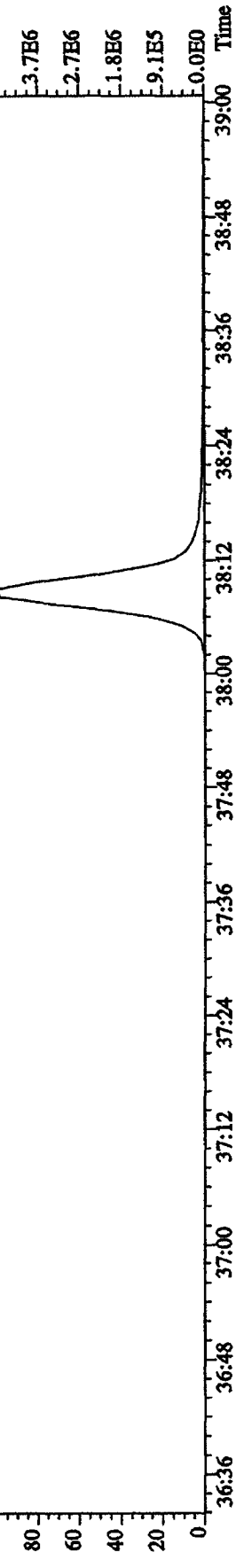
442.9728 S:2 F:5 SMO(1,3) PKD(5,3,3,100.00%,0.0,1.00%,F,T)
 100% 36:47 37:00 37:16 37:29 37:37 37:48 37:56 38:06 38:14 38:30 38:43 38:58 7.7E6



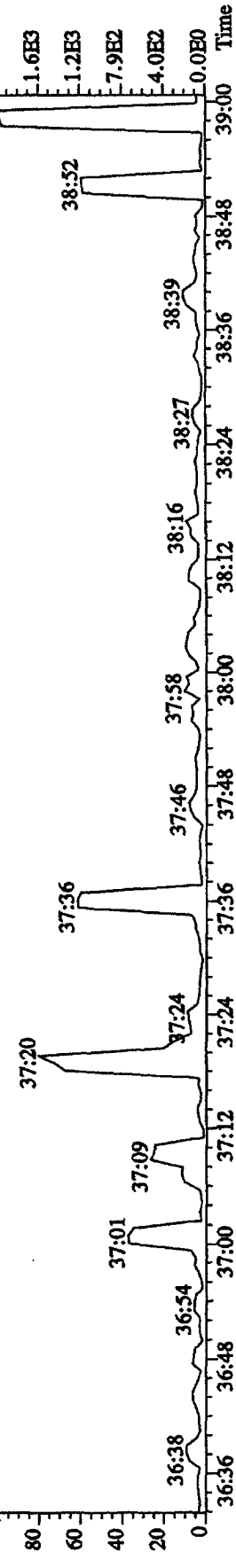
441.7428 S:2 F:5 SMO(1,3) BSUB(1000,15,-3.0) PKD(5,3,3,0.10%,1340.0,1.00%,F,T)
 100% 36:36 36:48 37:00 37:12 37:24 37:36 37:48 38:00 38:12 38:24 38:36 38:48 39:00 Time



443.7399 S:2 F:5 SMO(1,3) BSUB(1000,15,-3.0) PKD(5,3,3,0.10%,1084.0,1.00%,F,T)
 100% 36:36 36:48 37:00 37:12 37:24 37:36 37:48 38:00 38:12 38:24 38:36 38:48 39:00 Time

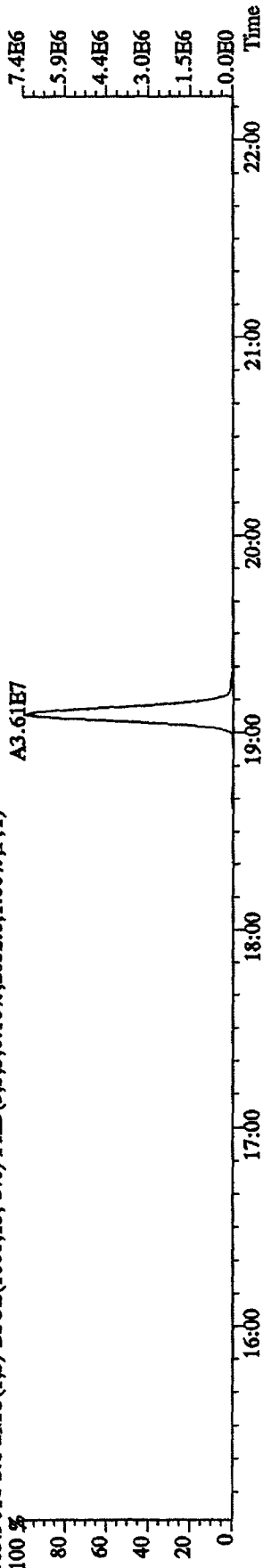


513.6775 S:2 F:5 SMO(1,3) BSUB(1000,15,-3.0) PKD(5,3,5,100.00%,92.0,1.00%,F,T)
 100% 36:36 36:48 37:00 37:12 37:24 37:36 37:48 38:00 38:12 38:24 38:36 38:48 39:00 Time

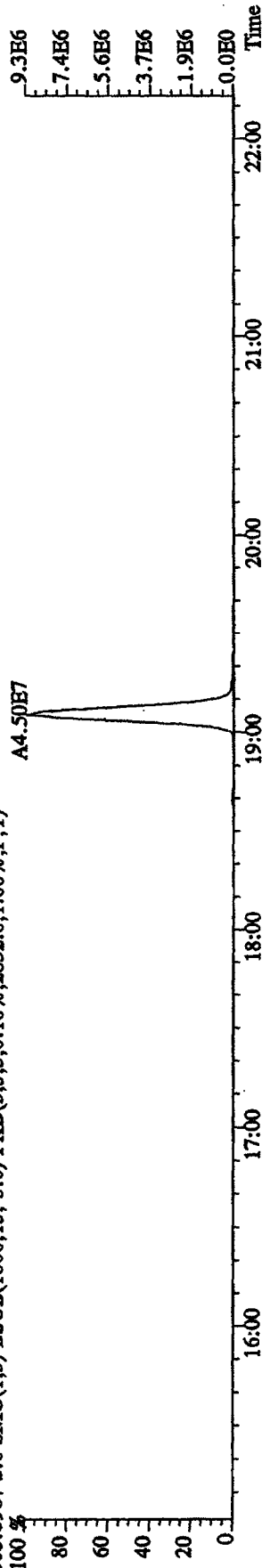


File: 12AP104D5 #1-435 Acq: 12-APR-2010 12:16:51 GC EI+ Voltage SIR, Autospec-UltimaE

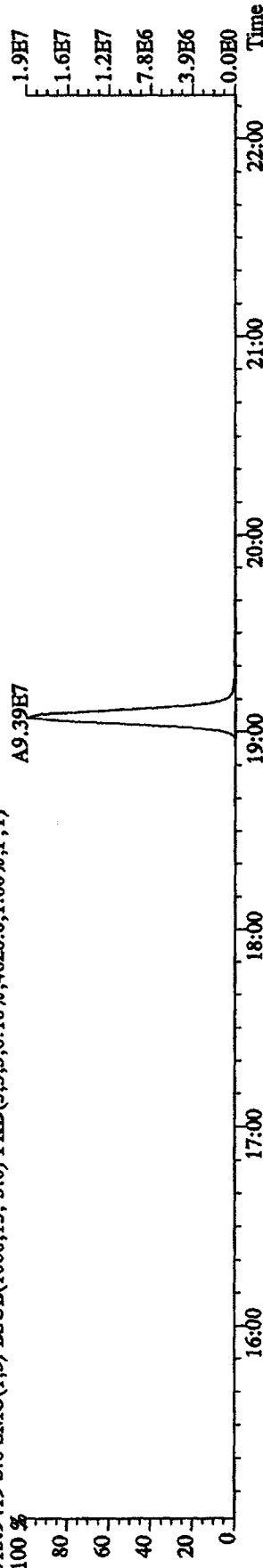
Sample#6 Text: ST0412D ;CS-4 09DXN426 Exp: DIOXINRES8290A
303.9016 S:6 SMO(1,3) BSUB(1000,15,-3.0) PKD(5,3,3,0.10%,2052.0,1.00%,F,T)



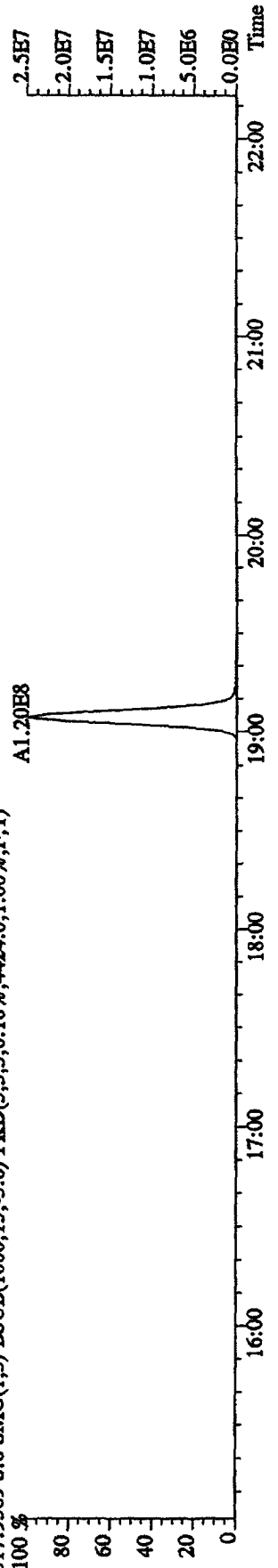
305.8987 S:6 SMO(1,3) BSUB(1000,15,-3.0) PKD(5,3,3,0.10%,2832.0,1.00%,F,T)



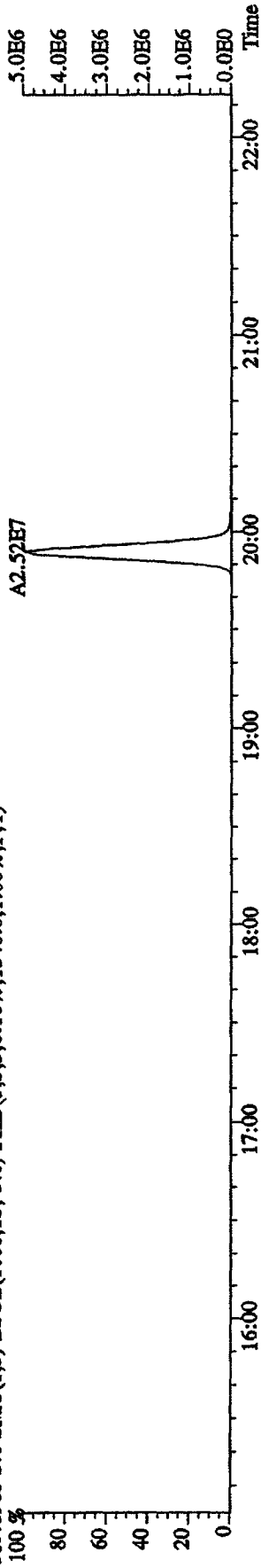
315.9419 S:6 SMO(1,3) BSUB(1000,15,-3.0) PKD(5,3,3,0.10%,4620.0,1.00%,F,T)



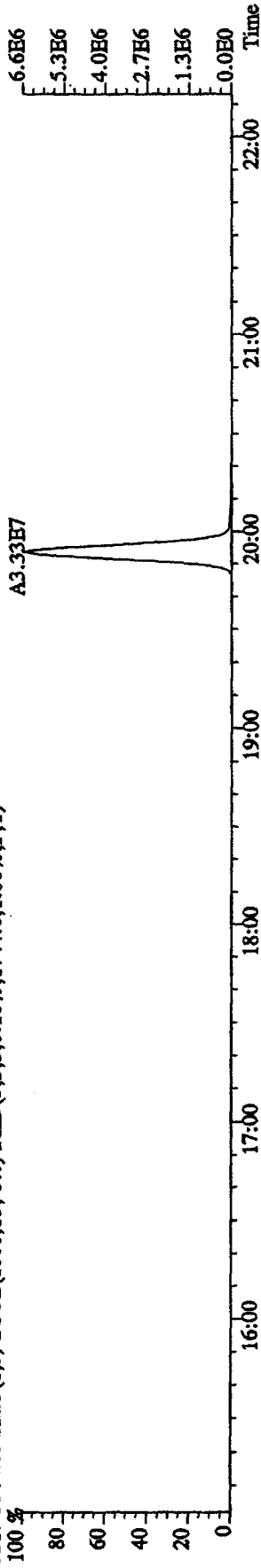
317.9389 S:6 SMO(1,3) BSUB(1000,15,-3.0) PKD(5,3,3,0.10%,4424.0,1.00%,F,T)



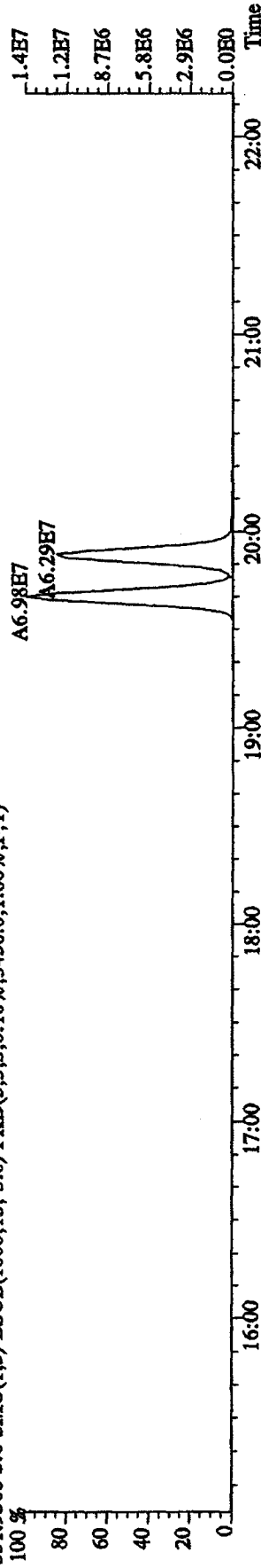
File: 12AP104D5 #1-435 Acq: 12-APR-2010 12:16:51 GC EI+ Voltage SIR Autospec-UltimaB
 Sample#6 Text: ST0412D : CS-4 09DXN426 Exp: DIOXINRES8290A
 319.8965 S:6 SMO(1,3) BSUB(1000,15,-3.0) PKD(5,3,3,0.10%,1540.0,1.00%,F,T)



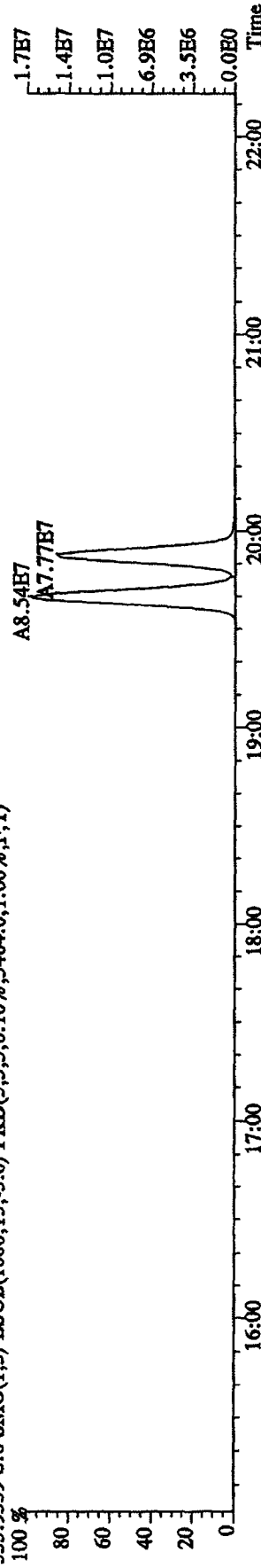
321.8936 S:6 SMO(1,3) BSUB(1000,15,-3.0) PKD(5,3,3,0.10%,1744.0,1.00%,F,T)



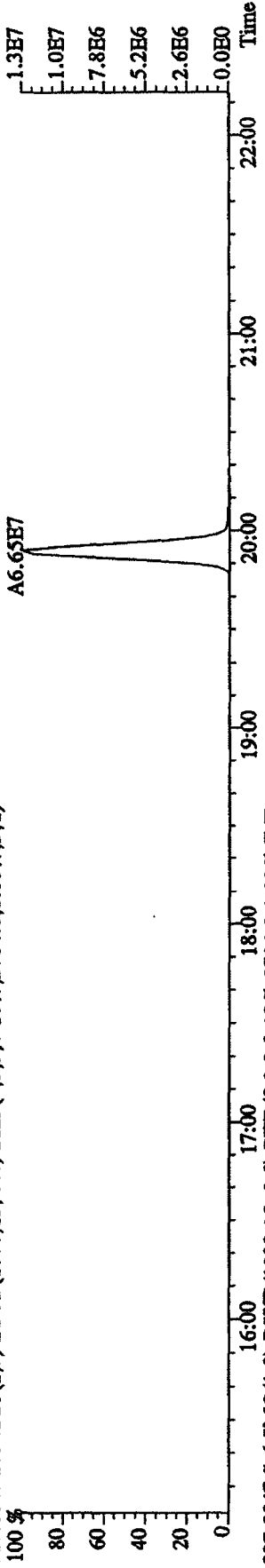
331.9368 S:6 SMO(1,3) BSUB(1000,15,-3.0) PKD(5,3,3,0.10%,5456.0,1.00%,F,T)



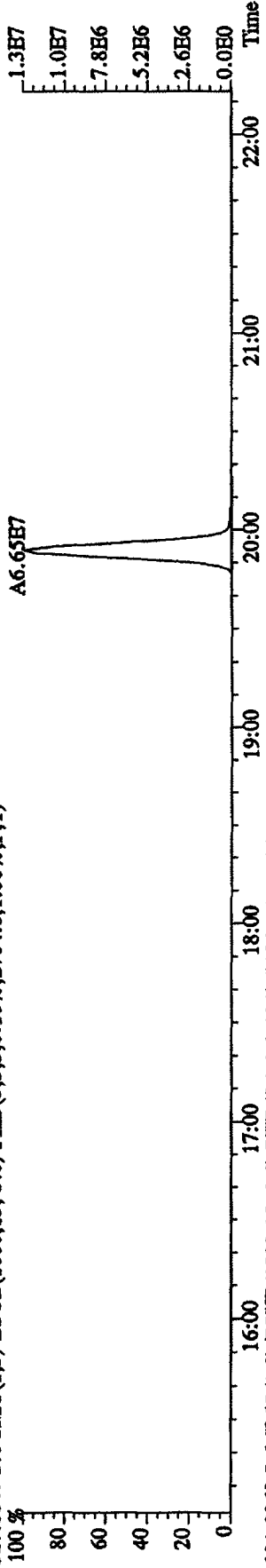
333.9339 S:6 SMO(1,3) BSUB(1000,15,-3.0) PKD(5,3,3,0.10%,3464.0,1.00%,F,T)



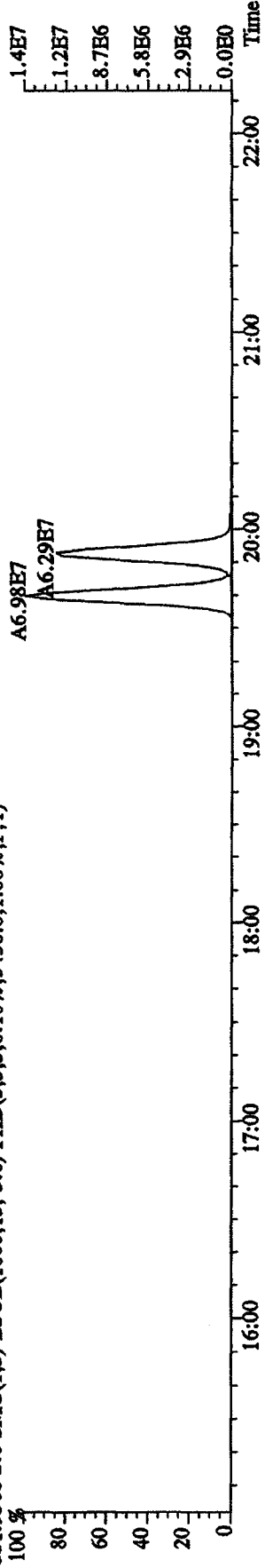
File:12AP104D5 #1-435 Acq:12-APR-2010 12:16:51 GC EI+ Voltage SIR Autospec-UltimaB
 Sample#6 Text:ST0412D :CS-4 09DXN426 Exp:DIOXINRES8290A
 327.8847 S:6 SMO(1,3) BSUB(1000,15,-3.0) PKD(5,3,3,0.10%,2704.0,1.00%,F,T)



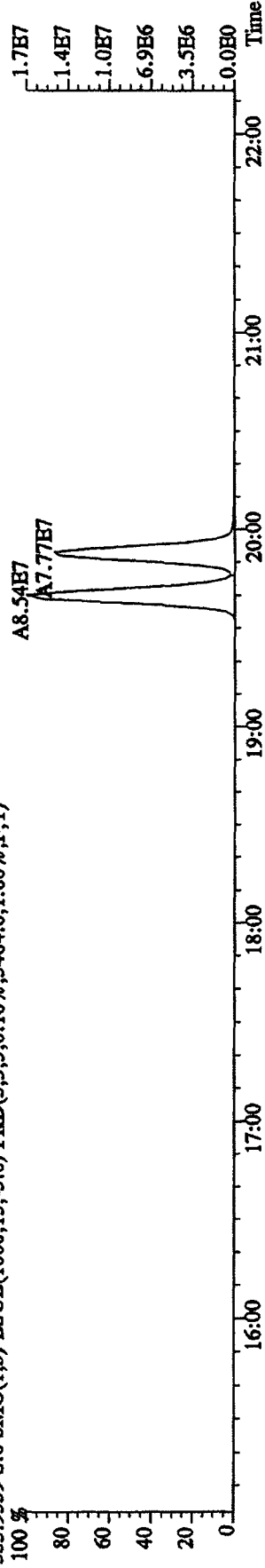
327.8847 S:6 SMO(1,3) BSUB(1000,15,-3.0) PKD(5,3,3,0.10%,2704.0,1.00%,F,T)



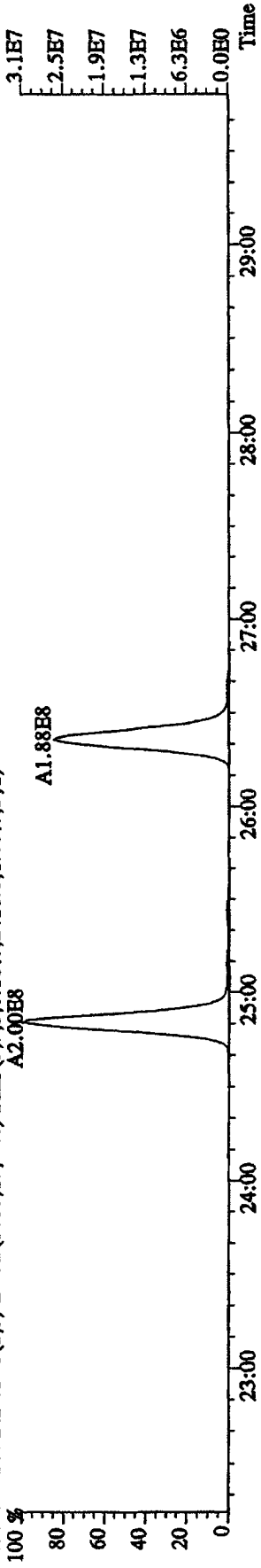
331.9368 S:6 SMO(1,3) BSUB(1000,15,-3.0) PKD(5,3,3,0.10%,5456.0,1.00%,F,T)



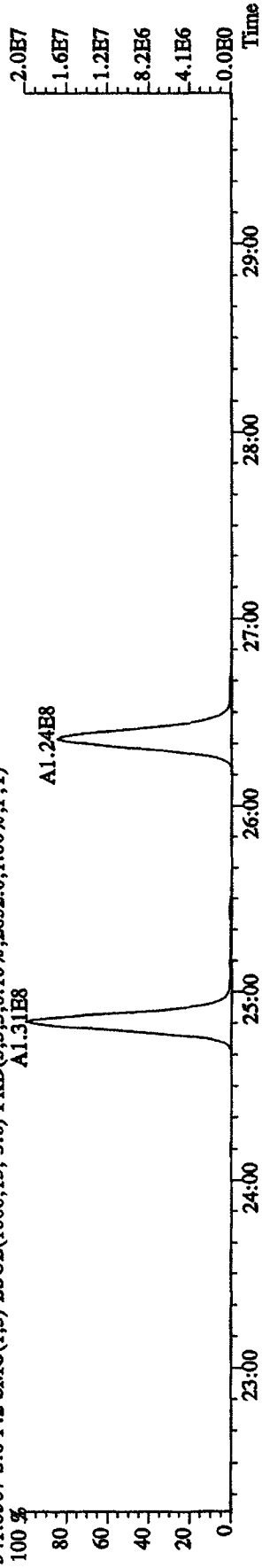
333.9339 S:6 SMO(1,3) BSUB(1000,15,-3.0) PKD(5,3,3,0.10%,3464.0,1.00%,F,T)



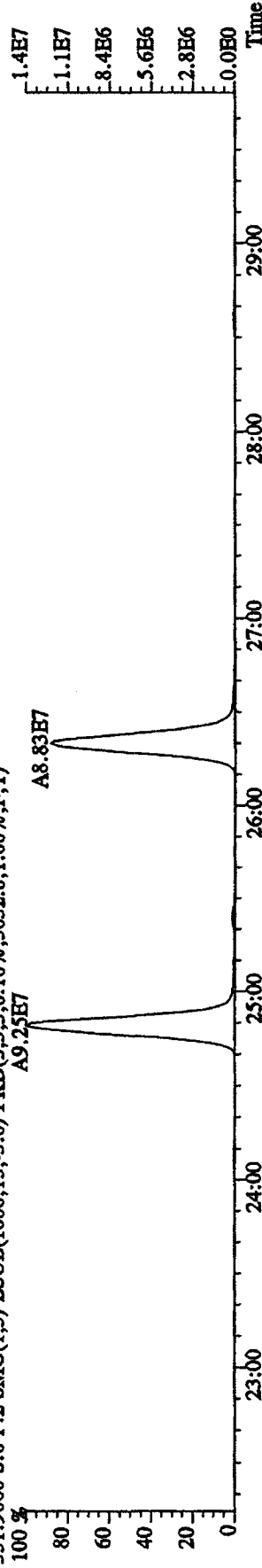
File: 12API04D5 #1-604 Acq: 12-APR-2010 12:16:51 GC EI+ Voltage SIR Autospec-UltimaB
 Sample#6 Text: ST0412D : CS-4 09DXN426 Exp: DIOXINRES8290A
 339.8597 S:6 F:2 SMO(1,3) BSUB(1000,15,-3,0) PKD(5,3,3,0,10%,2416.0,1.00%,F,T)



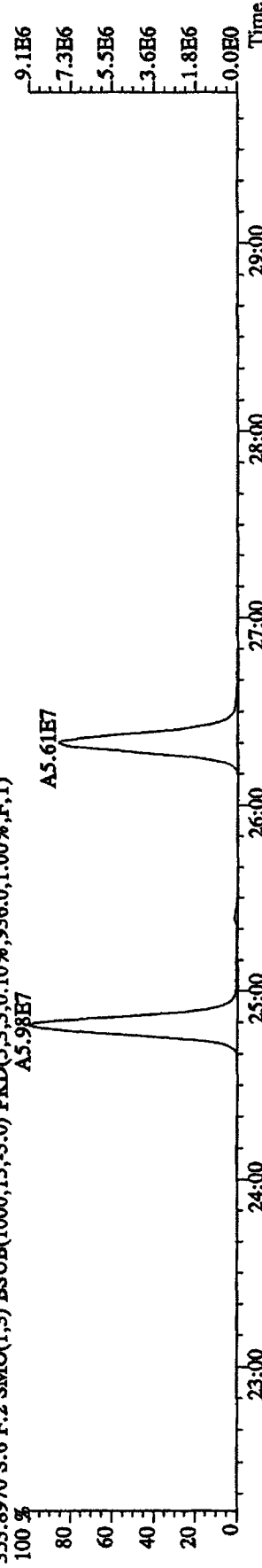
341.8567 S:6 F:2 SMO(1,3) BSUB(1000,15,-3,0) PKD(5,3,3,0,10%,2652.0,1.00%,F,T)



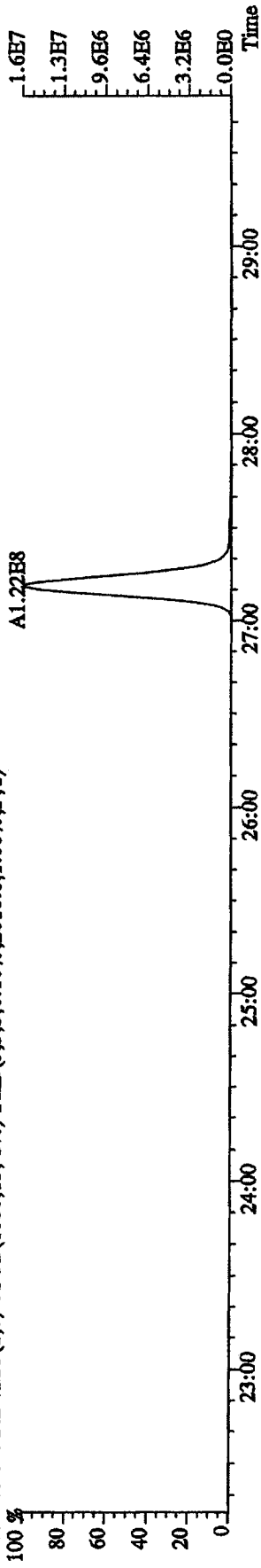
351.9000 S:6 F:2 SMO(1,3) BSUB(1000,15,-3,0) PKD(5,3,3,0,10%,3032.0,1.00%,F,T)



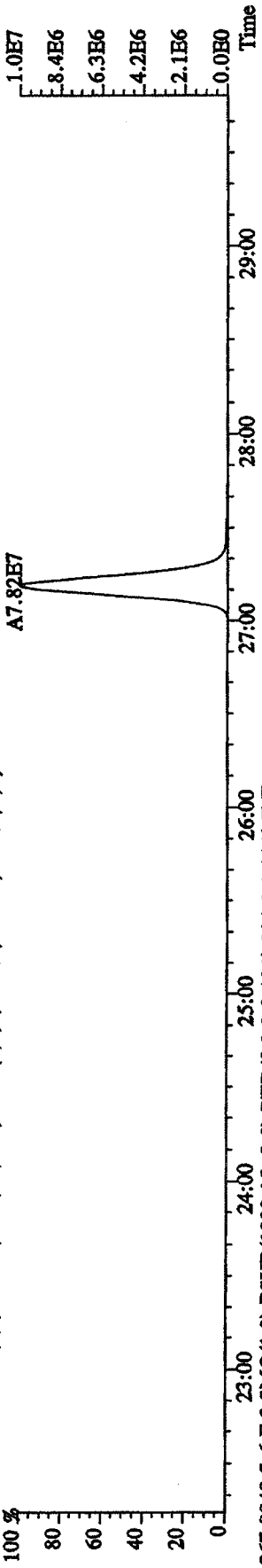
353.8970 S:6 F:2 SMO(1,3) BSUB(1000,15,-3,0) PKD(5,3,3,0,10%,936.0,1.00%,F,T)



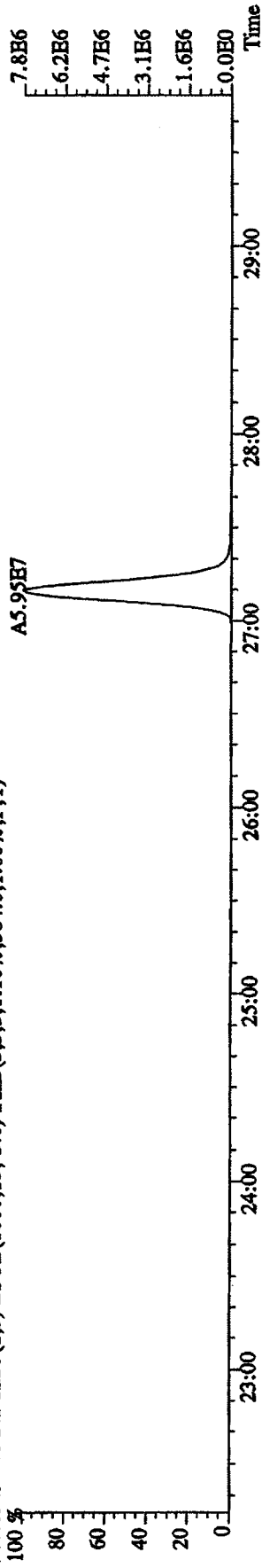
File: 12AP104D5 #1-604 Acq: 12-APR-2010 12:16:51 GC HI+ Voltage SIR Autospec-UltimaE
 Sample#6 Text: ST0412D :CS-4 09DXN426 Exp: DIOXINRBS8290A
 355.8546 S:6 F:2 SMO(1,3) BSUB(1000,15,-3.0) PKD(5,3,3,0.10%,2816.0,1.00%,F,T)



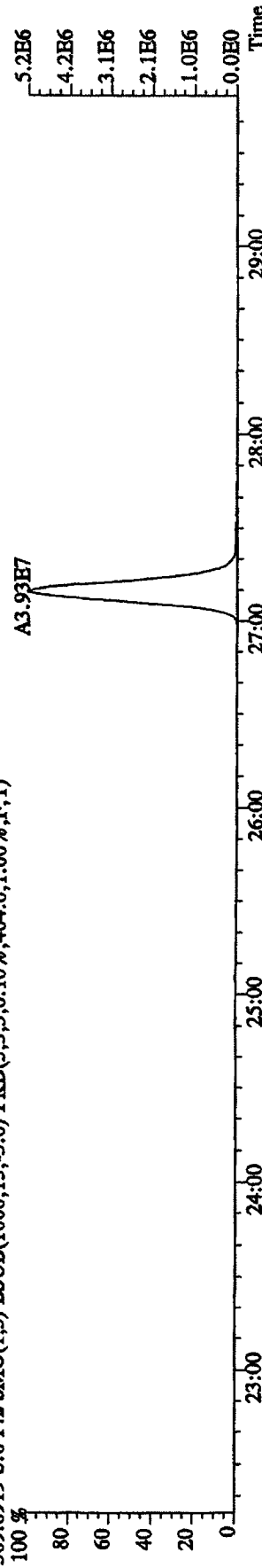
357.8516 S:6 F:2 SMO(1,3) BSUB(1000,15,-3.0) PKD(5,3,3,0.10%,1636.0,1.00%,F,T)



367.8949 S:6 F:2 SMO(1,3) BSUB(1000,15,-3.0) PKD(5,3,3,0.10%,384.0,1.00%,F,T)



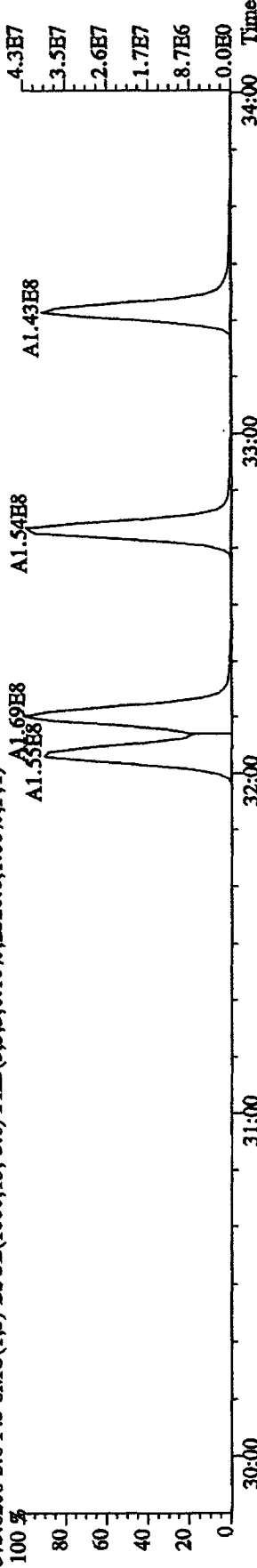
369.8919 S:6 F:2 SMO(1,3) BSUB(1000,15,-3.0) PKD(5,3,3,0.10%,464.0,1.00%,F,T)



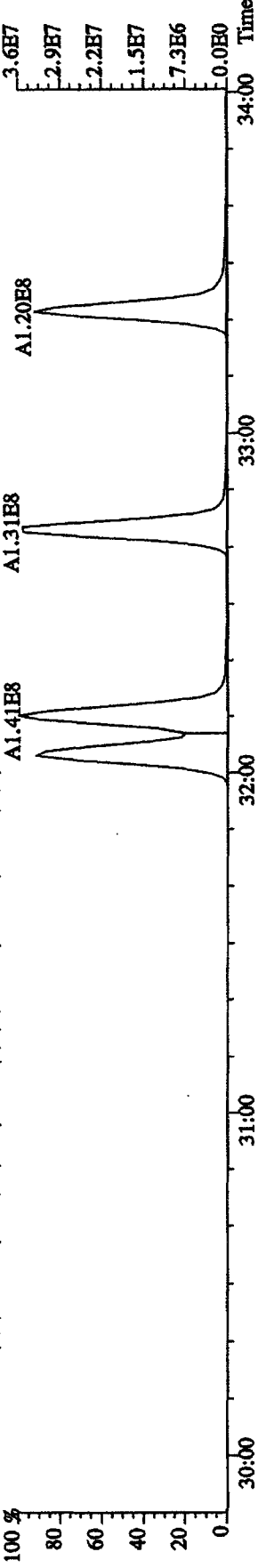
File:12AP104D5 #1-317 Acq:12-APR-2010 12:16:51 GC EI+ Voltage SIR Autospec-UltimaE

Sample#6 Text:ST0412D ;CS-4 09DXN426 Exp:DIOXINRES8290A

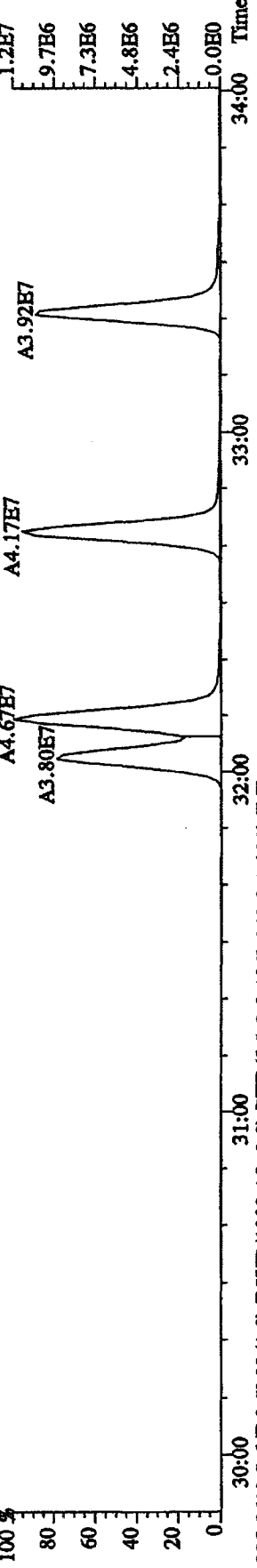
375.8208 S:6 F:3 SMO(1,3) BSUB(1000,15,-3.0) PKD(5,3,3,0.10%,1632.0,1.00%,F,T)



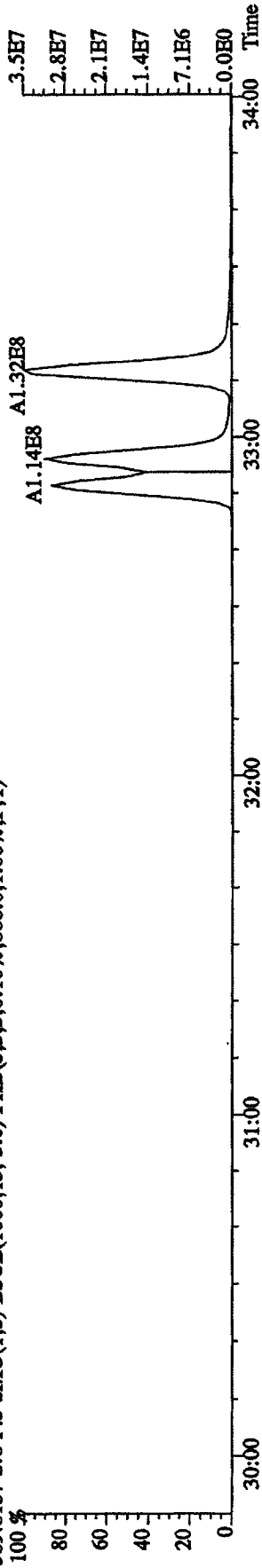
383.8639 S:6 F:3 SMO(1,3) BSUB(1000,15,-3.0) PKD(5,3,3,0.10%,280.0,1.00%,F,T)



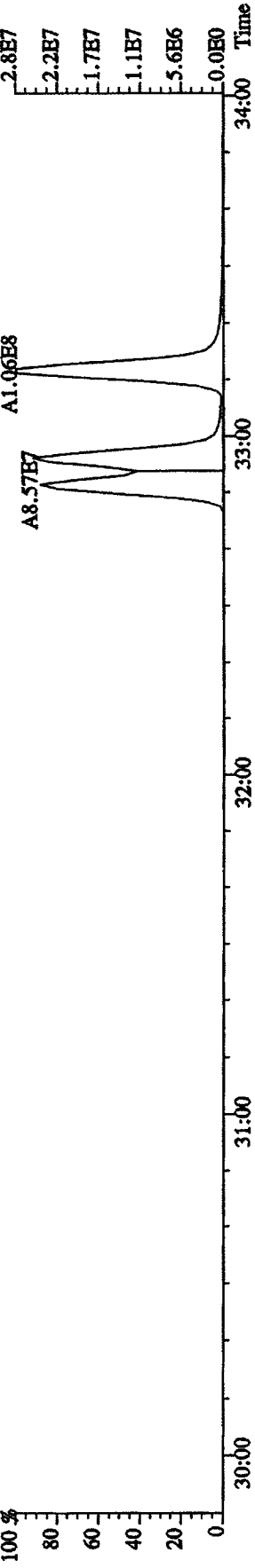
385.8610 S:6 F:3 SMO(1,3) BSUB(1000,15,-3.0) PKD(5,3,3,0.10%,248.0,1.00%,F,T)



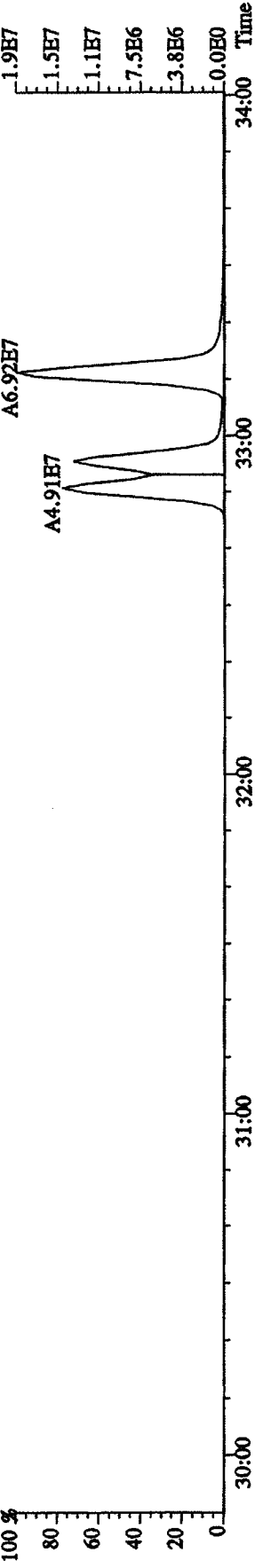
File:12AP104D5 #1-317 Acq:12-APR-2010 12:16:51 GC EI+ Voltage SIR Autospec-UltimaE
 Sample#6 Text:ST0412D :CS-4 09DXN426 Exp:DIOXINRES8290A
 389.8157 S:6 F:3 SMO(1,3) BSUB(1000,15,-3.0) PKD(5,3,3,0.10%,868.0,1.00%,F,T)



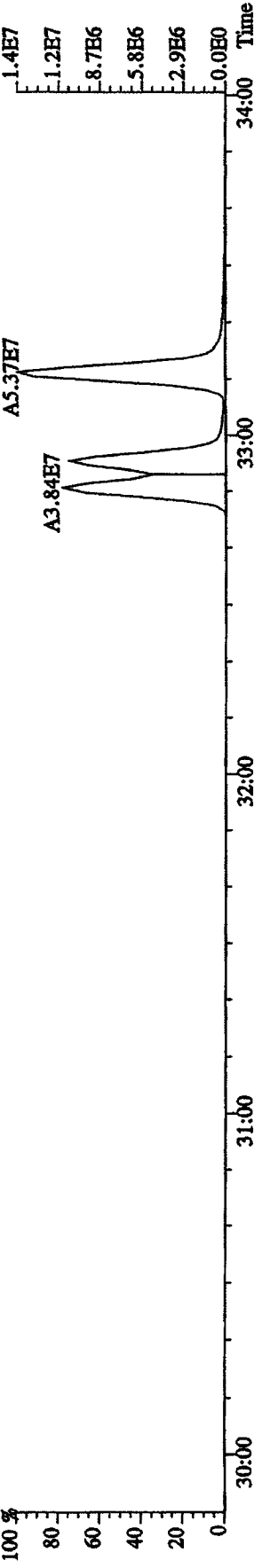
391.8127 S:6 F:3 SMO(1,3) BSUB(1000,15,-3.0) PKD(5,3,3,0.10%,1364.0,1.00%,F,T)



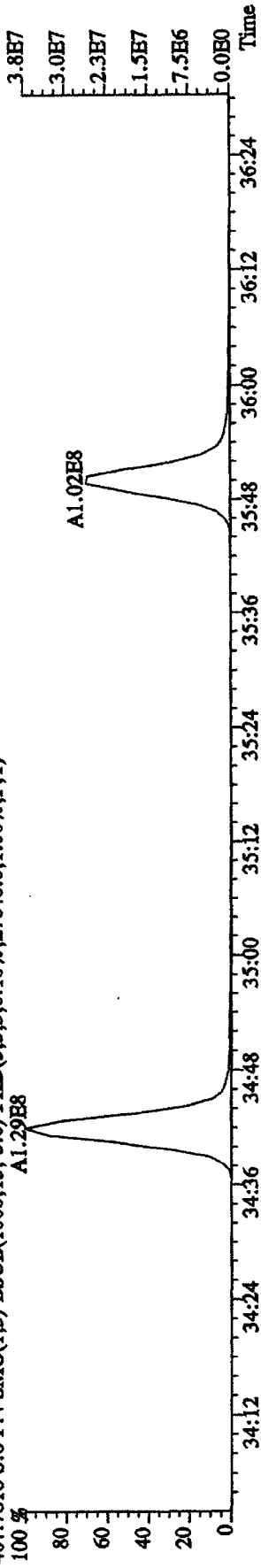
401.8559 S:6 F:3 SMO(1,3) BSUB(1000,15,-3.0) PKD(5,3,3,0.10%,280.0,1.00%,F,T)



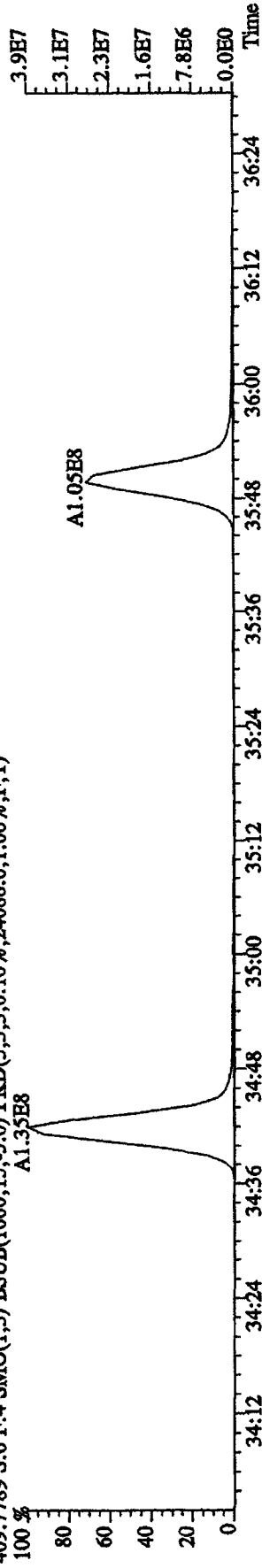
403.8529 S:6 F:3 SMO(1,3) BSUB(1000,15,-3.0) PKD(5,3,3,0.10%,292.0,1.00%,F,T)




File:12AP104D5 #1-198 Acq:12-APR-2010 12:16:51 GC EI+ Voltage SIR Autospec-UltimaE
 Sample#6 Text:ST0412D :CS-4 09DXN426 Exp:DIOXINRES8290A
 407.7818 S:6 F:4 SMO(1,3) BSUB(1000,15,-3.0) PKD(5,3,3,0.10%,27648.0,1.00%,F,T)




409.7789 S:6 F:4 SMO(1,3) BSUB(1000,15,-3.0) PKD(5,3,3,0.10%,24088.0,1.00%,F,T)



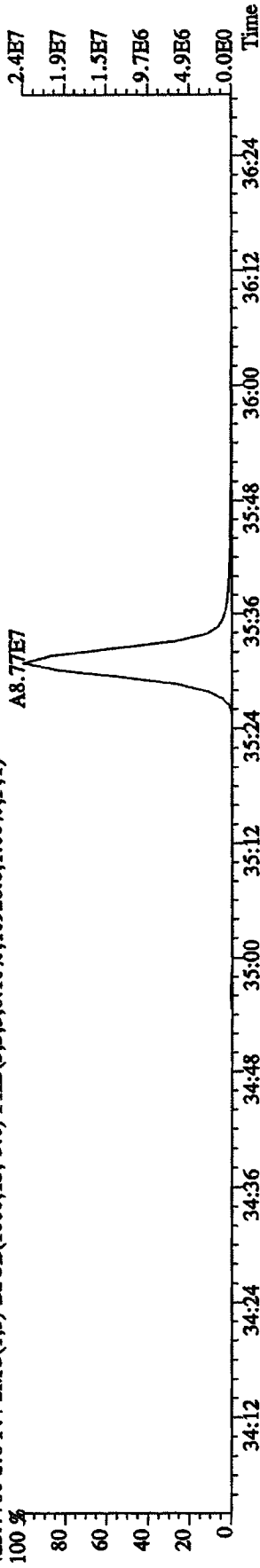
417.8253 S:6 F:4 SMO(1,3) BSUB(1000,15,-3.0) PKD(5,3,3,0.10%,11132.0,1.00%,F,T)



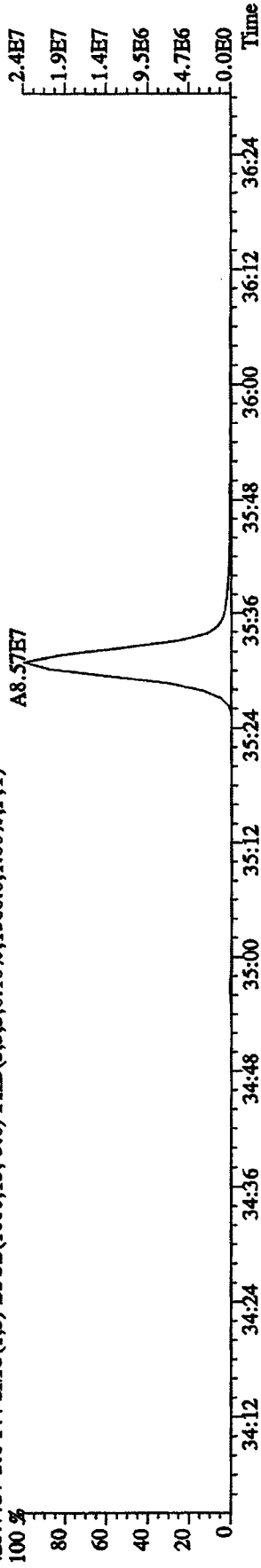
419.8220 S:6 F:4 SMO(1,3) BSUB(1000,15,-3.0) PKD(5,3,3,0.10%,23976.0,1.00%,F,T)



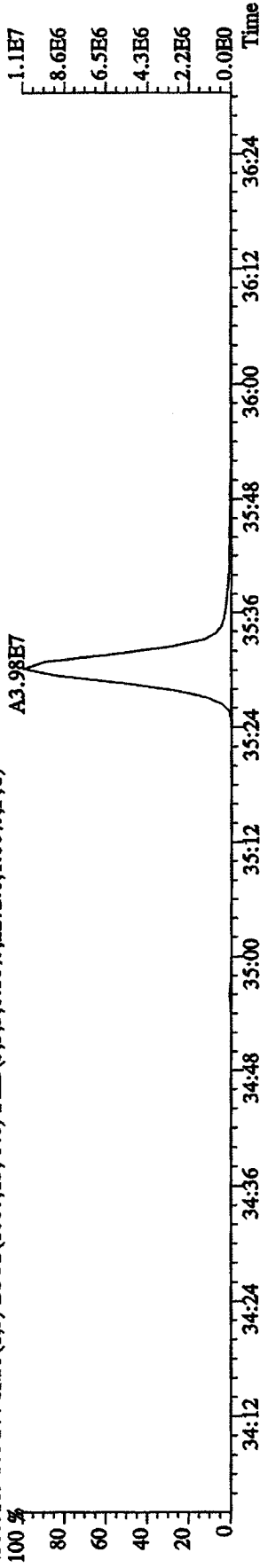
File: 12AP104D5 #1-198 Acq: 12-APR-2010 12:16:51 GC EI+ Voltage SIR Autospec-UltimaB
 Sample#6 Text: ST0412D :CS-4 09DXN426 Exp: DIOXINRES8290A
 423.7766 S:6 F:4 SMO(1.3) BSUB(1000,15,-3.0) PKD(5,3,3,0.10%,10928,0,1.00%,F,T)



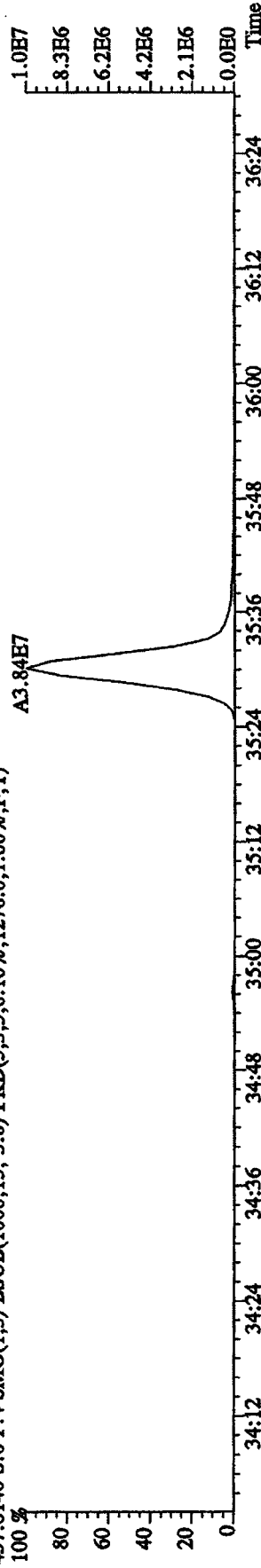
425.7737 S:6 F:4 SMO(1.3) BSUB(1000,15,-3.0) PKD(5,3,3,0.10%,1560,0,1.00%,F,T)



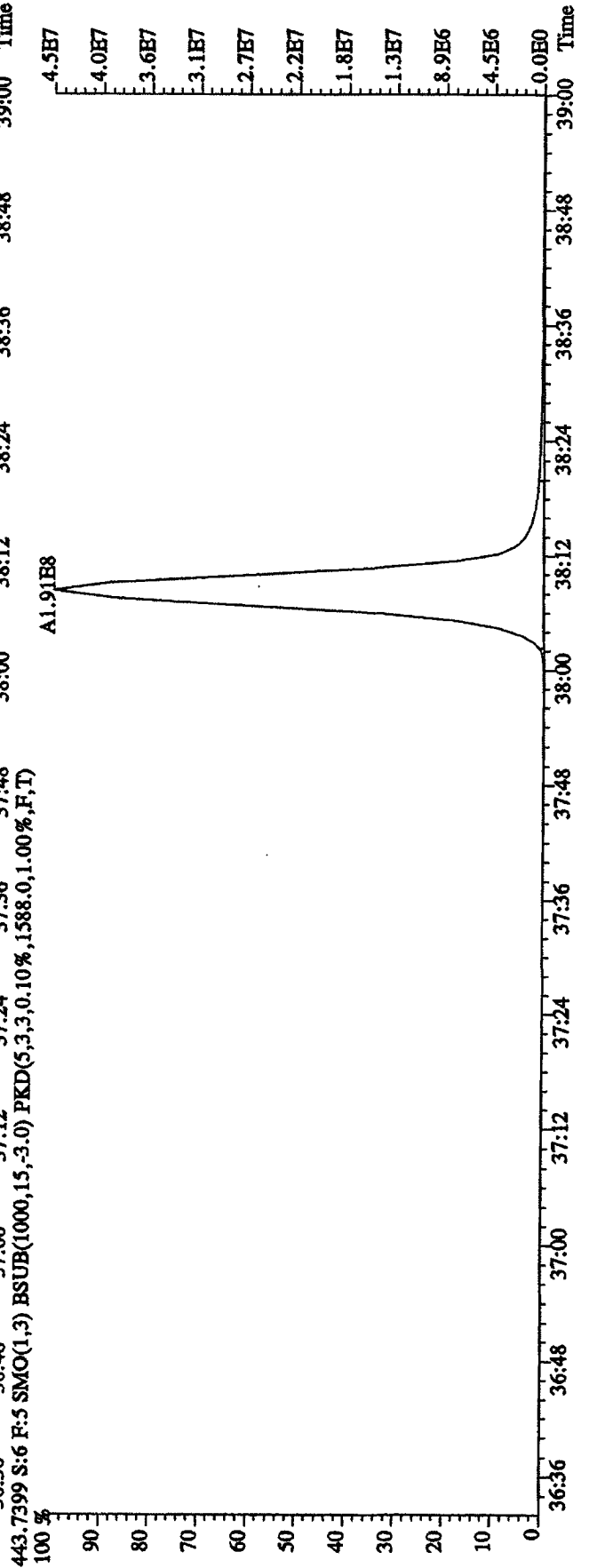
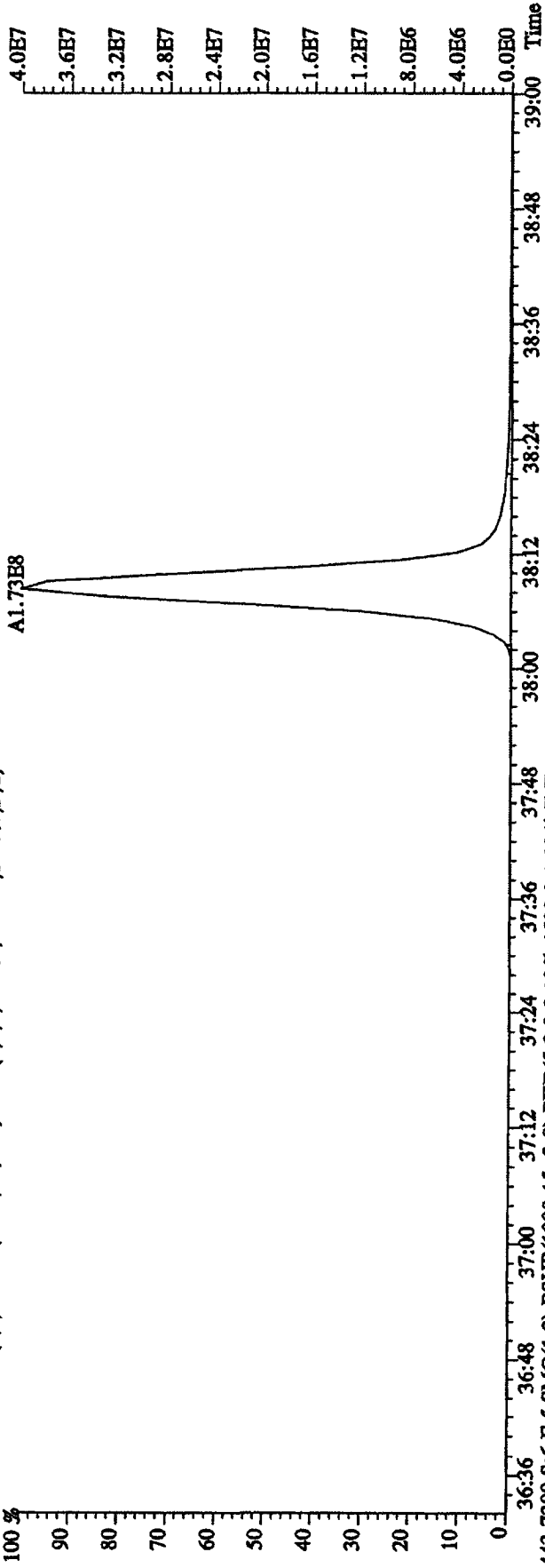
435.8169 S:6 F:4 SMO(1.3) BSUB(1000,15,-3.0) PKD(5,3,3,0.10%,2272,0,1.00%,F,T)



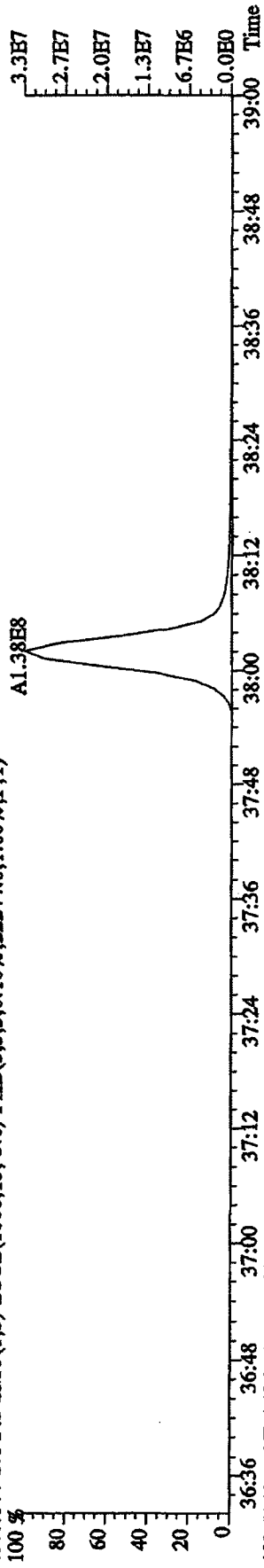
437.8140 S:6 F:4 SMO(1.3) BSUB(1000,15,-3.0) PKD(5,3,3,0.10%,1276,0,1.00%,F,T)



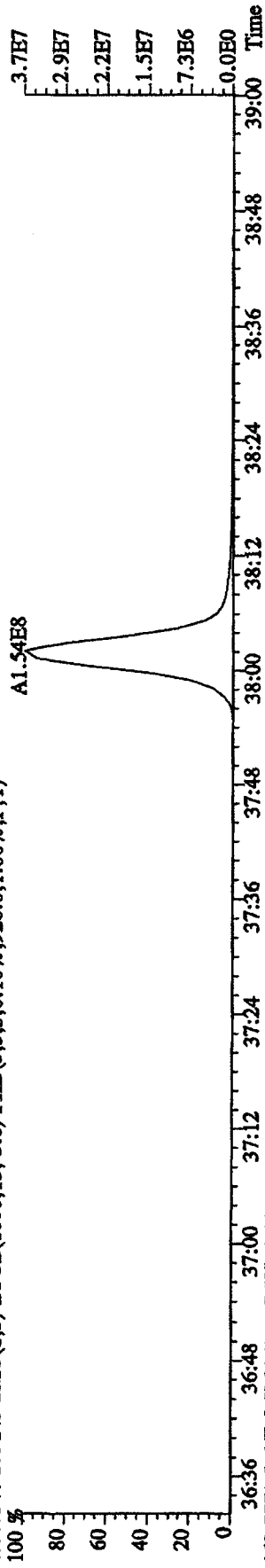
File: 12AP104D5 #1-190 Acq: 12-APR-2010 12:16:51 GC EI+ Voltage SIR Autospec-UltimaE
 Sample#6 Text: ST0412D :CS-4 09DXN426 Exp: DIOXINRES8290A
 441.7428 S:6 F:5 SMO(1,3) BSUB(1000,15,-3,0) PKD(5,3,3,0.10%,1272.0,1.00%,F,T)



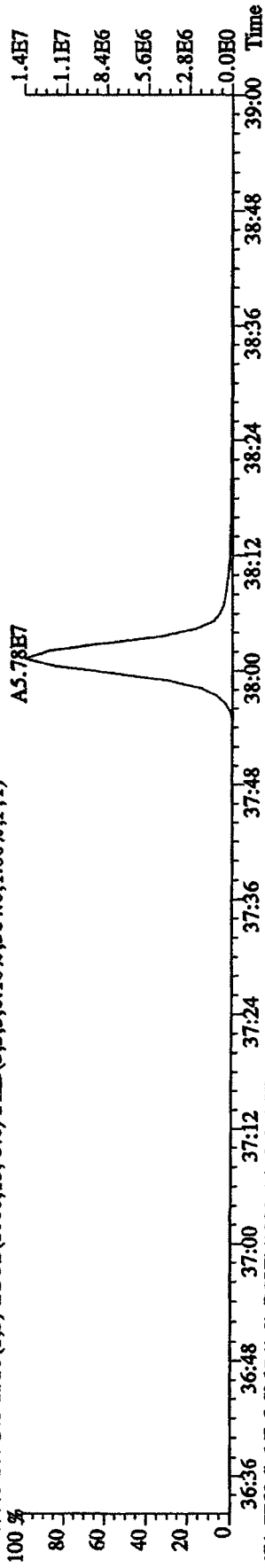
File:12AP104D5 #1-190 Acq:12-APR-2010 12:16:51 GC EI+ Voltage SIR Autospec-UltimaE
 Sample#6 Text:ST0412D :CS-4 09DXN426 Exp:DIOXINRES8290A
 457.7377 S:6 F:5 SMO(1,3) BSUB(1000,15,-3.0) PKD(5,3,3,0,10%,22244,0,1.00%,F,T)



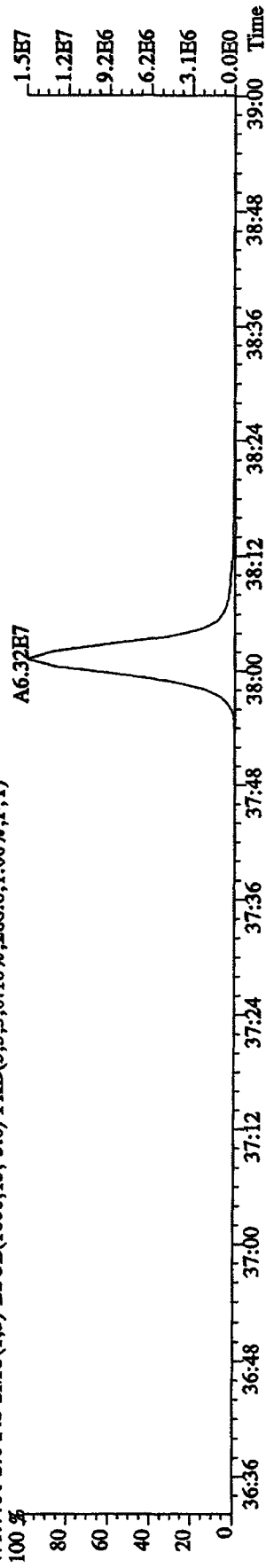
459.7348 S:6 F:5 SMO(1,3) BSUB(1000,15,-3.0) PKD(5,3,3,0,10%,928,0,1.00%,F,T)



469.7779 S:6 F:5 SMO(1,3) BSUB(1000,15,-3.0) PKD(5,3,3,0,10%,364,0,1.00%,F,T)



471.7750 S:6 F:5 SMO(1,3) BSUB(1000,15,-3.0) PKD(5,3,3,0,10%,268,0,1.00%,F,T)

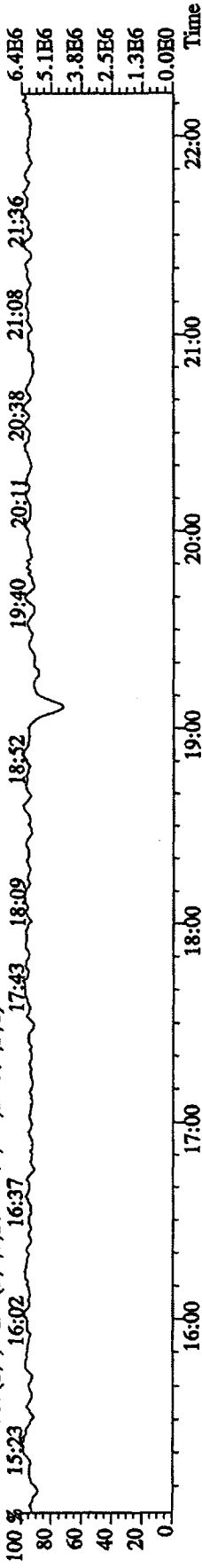


File:12API04D5 #1-435 Acq:12-APR-2010 12:16:51 GC EI+ Voltage SIR Autospec-UltimateE

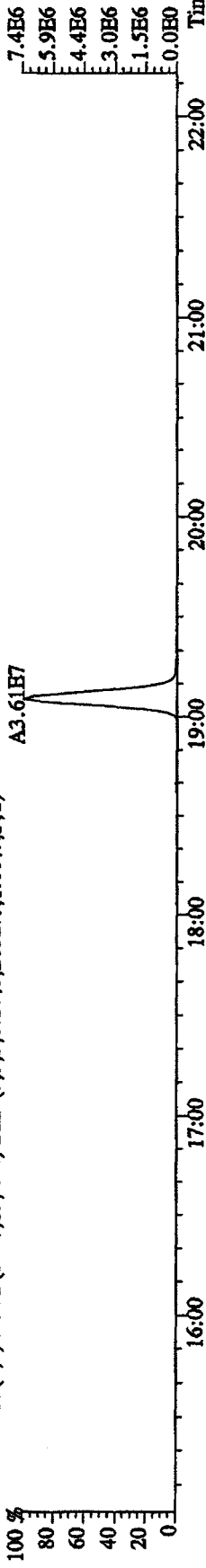
Sample#6 Text:ST0412D :CS-4 09DXN426 Exp:DIOXINRES8290A

354.9792 S:6 SMO(1,3) PKD(5,3,3,100.00%,0.0,1.00%,F,T)

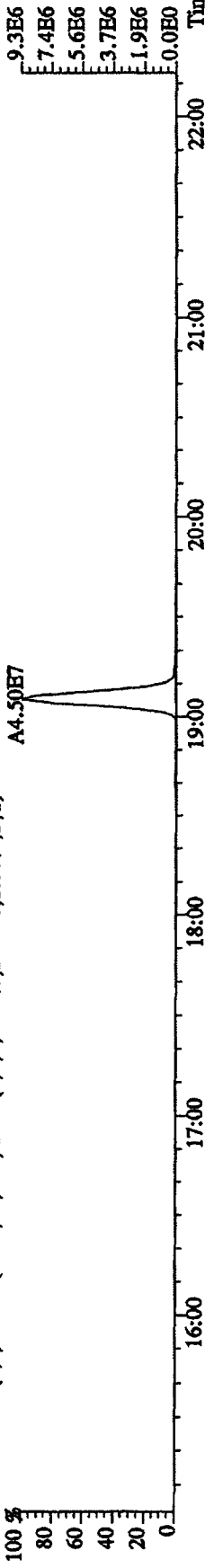
100% 15:23 16:02 16:37 17:43 18:09 18:52 19:40 20:11 20:38 21:08 21:36



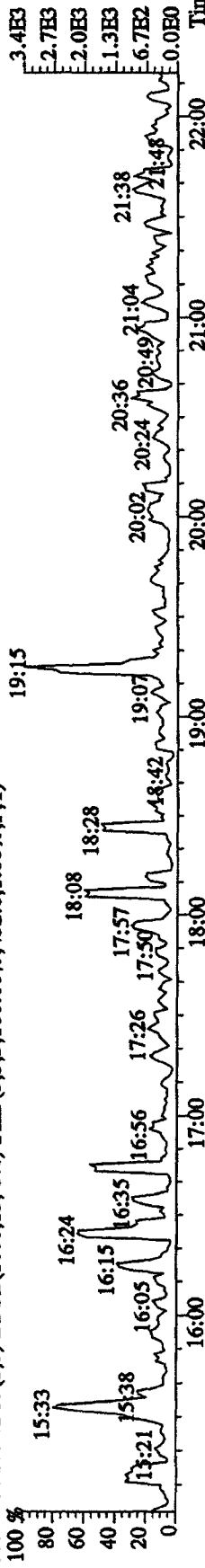
303.9016 S:6 SMO(1,3) BSUB(1000,15,-3.0) PKD(5,3,3,0.10%,2052.0,1.00%,F,T)



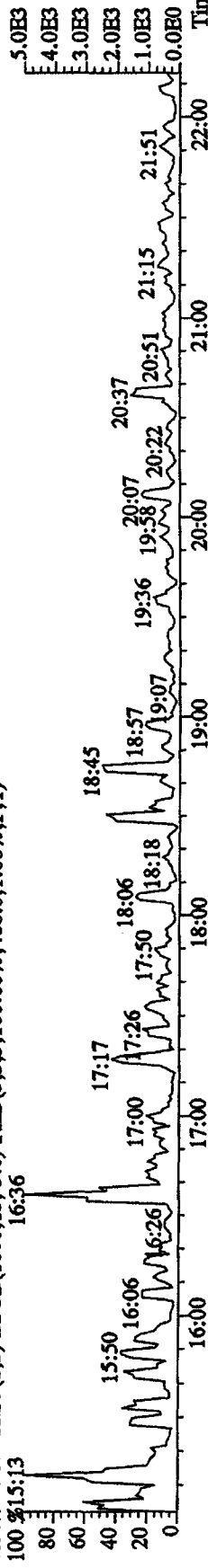
305.8987 S:6 SMO(1,3) BSUB(1000,15,-3.0) PKD(5,3,3,0.10%,2832.0,1.00%,F,T)



375.8364 S:6 SMO(1,3) BSUB(1000,15,-3.0) PKD(5,3,3,100.00%,452.0,1.00%,F,T)



409.7974 S:6 SMO(1,3) BSUB(1000,15,-3.0) PKD(5,3,3,100.00%,408.0,1.00%,F,T)

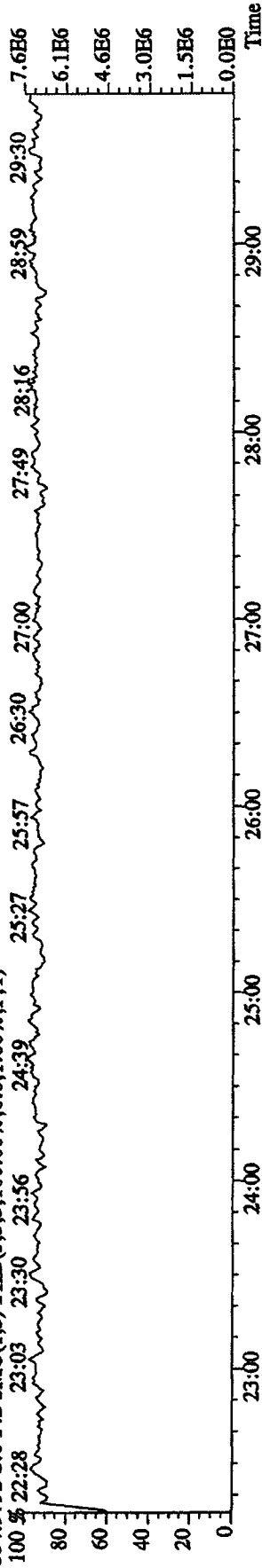


File: 12API04D5 #1-604 Acq: 12-APR-2010 12:16:51 GC FI+ Voltage SIR Autospec-UltimaE

Sample#6 Text: ST0412D : CS-4 09DXN426 Exp: DIOXINRES8290A

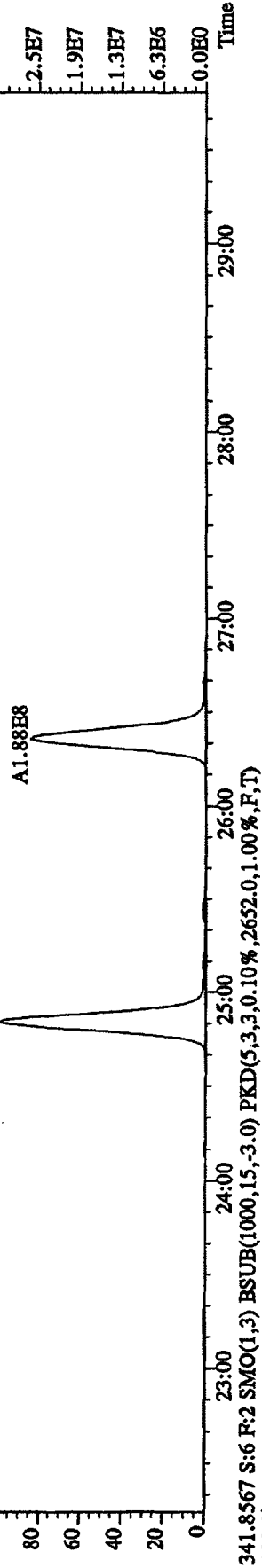
354.9792 S: 6 F: 2 SMO(1,3) PKD(5,3,3,100.00%,0.0,1.00%,F,T)

100 % 22:28 23:03 23:30 23:56 24:39 25:27 25:57 26:30 27:00 27:49 28:16 28:59 29:30



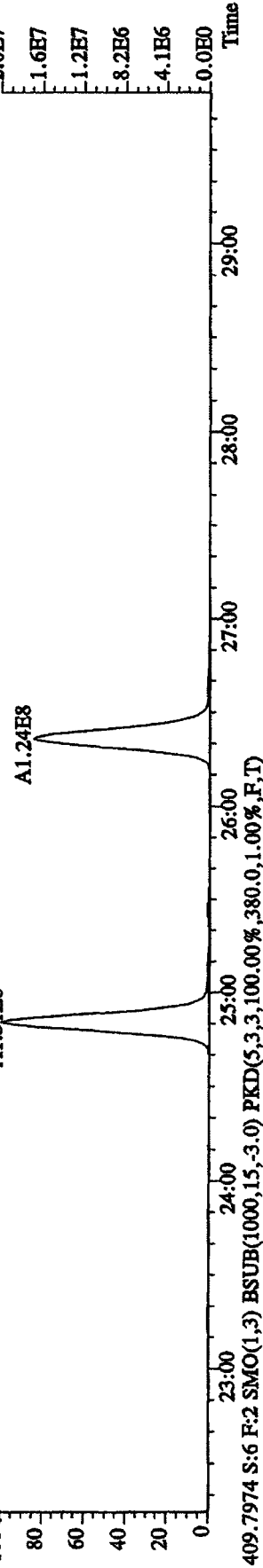
339.8597 S: 6 F: 2 SMO(1,3) BSUB(1000,15,-3,0) PKD(5,3,3,0.10%,2416.0,1.00%,F,T)

100 % 23:00 24:00 25:00 26:00



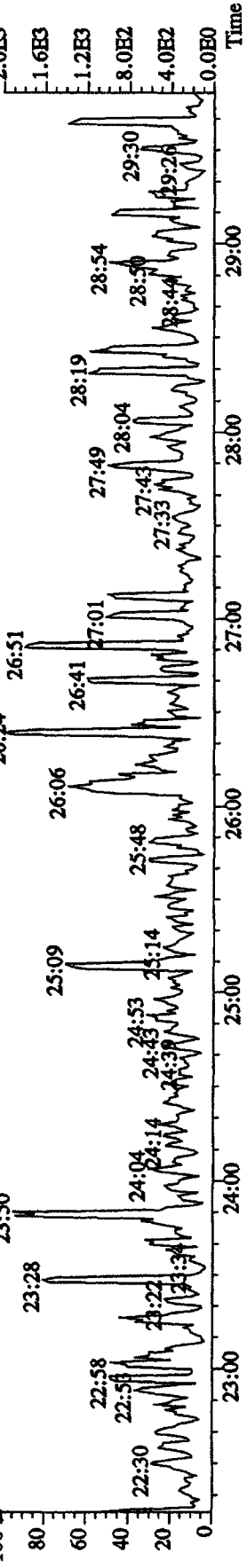
341.8567 S: 6 F: 2 SMO(1,3) BSUB(1000,15,-3,0) PKD(5,3,3,0.10%,2652.0,1.00%,F,T)

100 % 23:00 24:00 25:00 26:00



409.7974 S: 6 F: 2 SMO(1,3) BSUB(1000,15,-3,0) PKD(5,3,3,100.00%,380.0,1.00%,F,T)

100 % 23:00 24:00 25:00 26:00




File: 12AP104D5 #1-317 Acq: 12-APR-2010 12:16:51 GC EI+ Voltage SIR Autospec-UltimaE

Sample#6 Text: ST0412D :CS-4 09DXN426 Exp: DIOXINRES290A

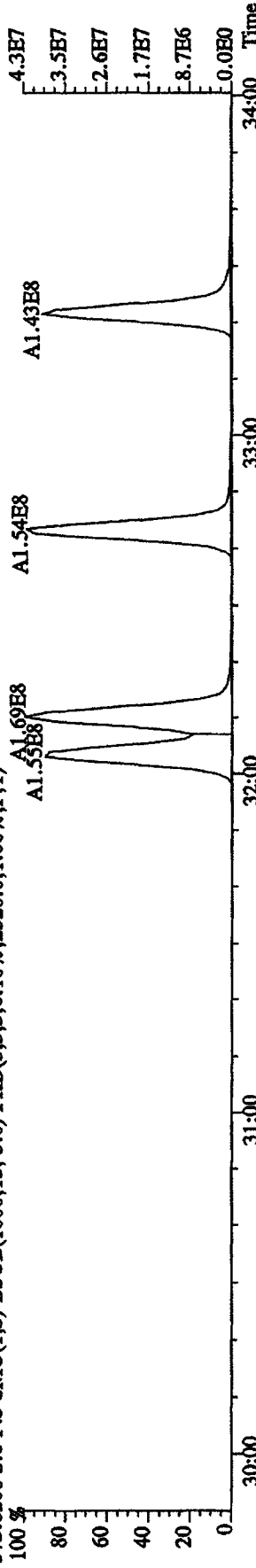
430.9728 S:6 F:3 SMO(1,3) PKD(5,3,3,100.00%,0.0,1.00%,F,T)

100 % 30:07 30:24 30:49 31:02 31:16 31:34 31:47 32:18 32:35 32:50 33:12 33:36 33:52 7.3E6



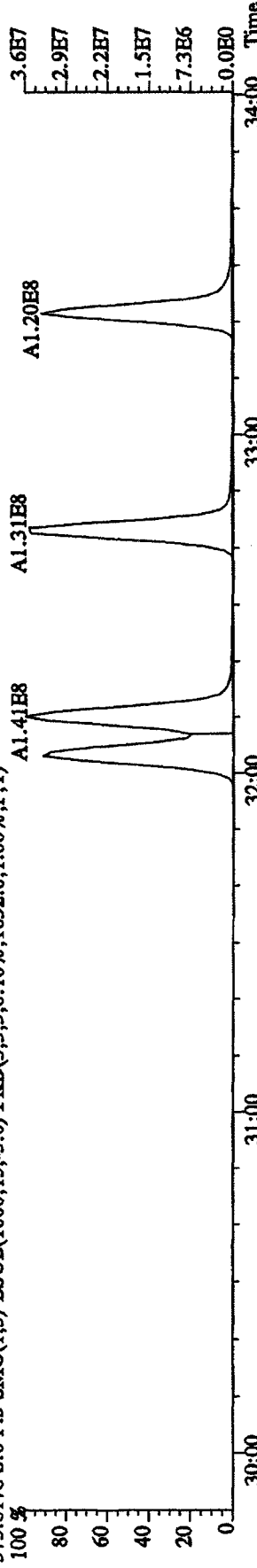
373.8208 S:6 F:3 SMO(1,3) BSUB(1000,15,-3.0) PKD(5,3,3,0.10%,2520.0,1.00%,F,T)

100 % 30:00 31:00 32:00 33:00 34:00 Time



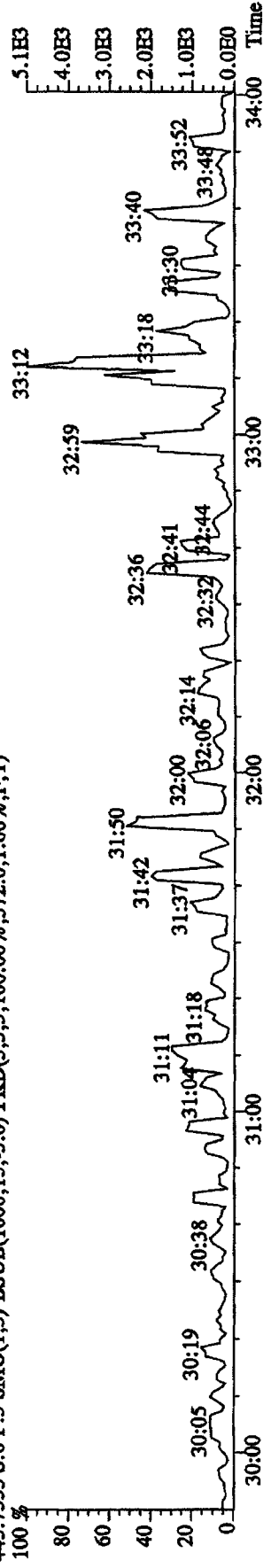
375.8178 S:6 F:3 SMO(1,3) BSUB(1000,15,-3.0) PKD(5,3,3,0.10%,1632.0,1.00%,F,T)

100 % 30:00 31:00 32:00 33:00 34:00 Time



445.7555 S:6 F:3 SMO(1,3) BSUB(1000,15,-3.0) PKD(5,3,3,100.00%,372.0,1.00%,F,T)

100 % 30:00 31:00 32:00 33:00 34:00 Time

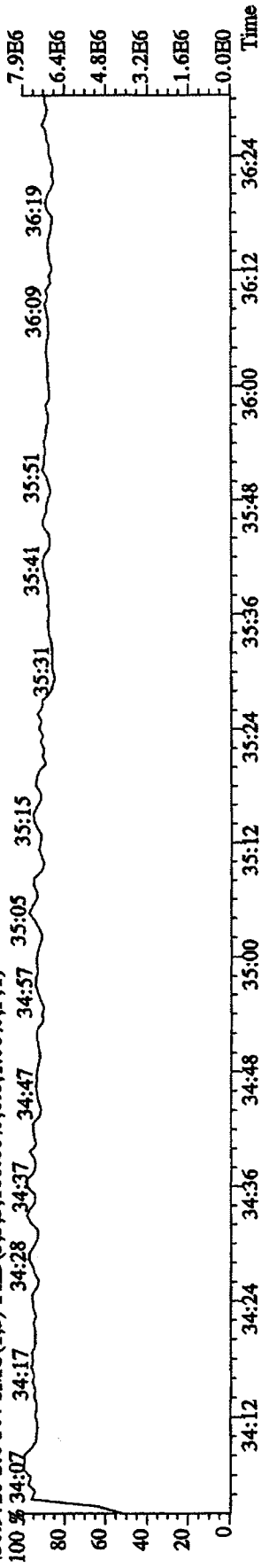


File:12AP104D5 #1-198 Acq:12-APR-2010 12:16:51 GC EI+ Voltage SIR Autospec-UltimaE

Sample#6 Text:ST0412D :CS-4 09DXN426 Exp:DIOXINRES8290A

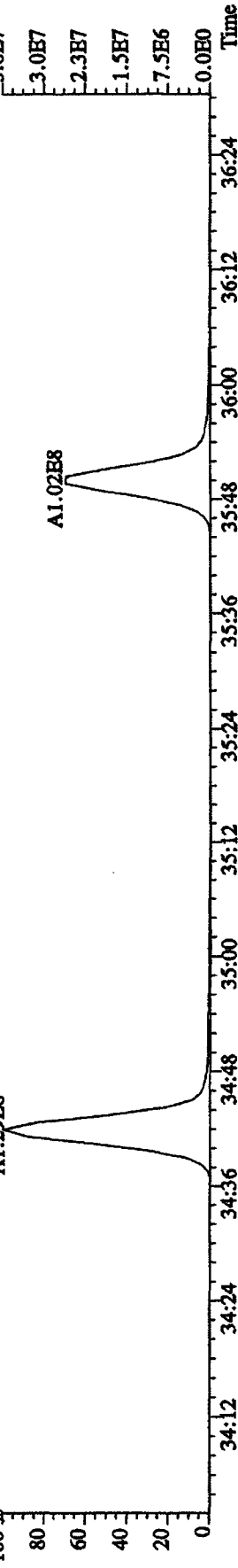
430.9728 S:6 F:4 SMO(1,3) PKD(5,3,3,100.00%,0,0,1.00%,F,T)

100 % 34:07 34:17 34:28 34:37 34:47 34:57 35:05 35:15



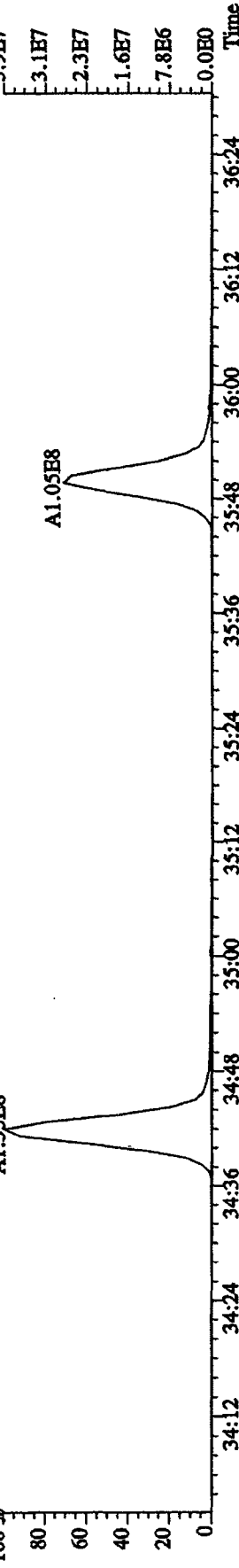
407.7818 S:6 F:4 SMO(1,3) BSUB(1000,15,-3,0) PKD(5,3,3,0.10%,27648,0,1.00%,F,T)

100 % A1.29E8



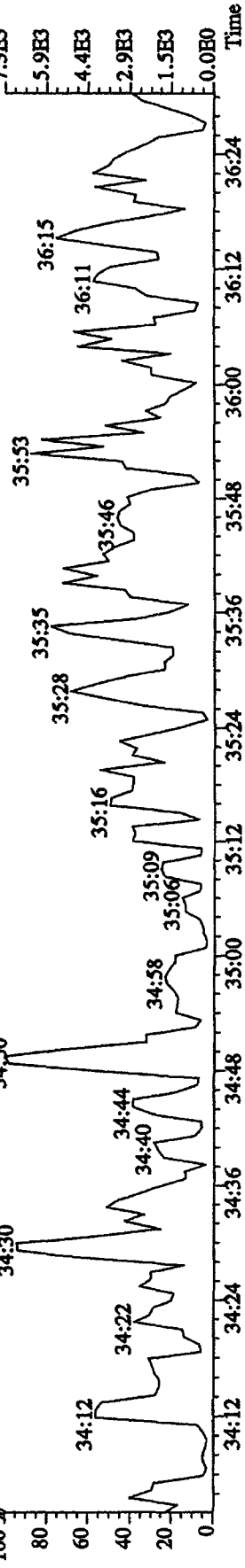
409.7789 S:6 F:4 SMO(1,3) BSUB(1000,15,-3,0) PKD(5,3,3,0.10%,24088,0,1.00%,F,T)

100 % A1.35E8



479.7165 S:6 F:4 SMO(1,3) BSUB(1000,15,-3,0) PKD(5,3,3,100.00%,4092,0,1.00%,F,T)

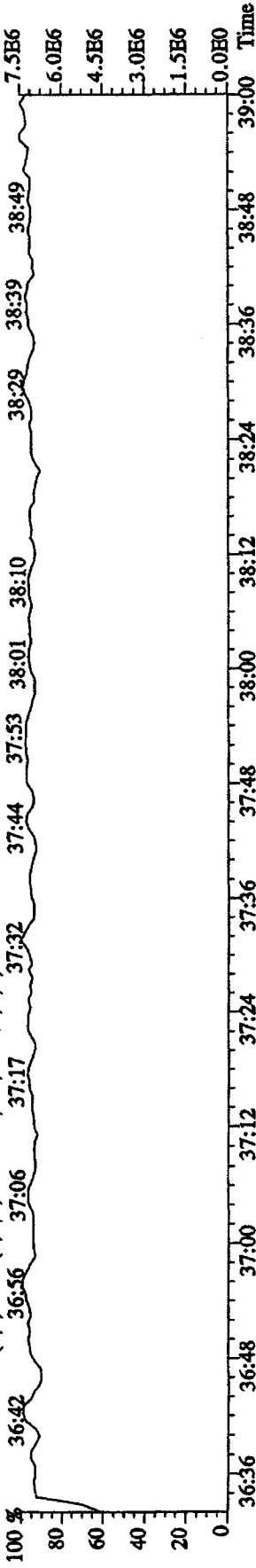
100 %




File:12AP104D5 #1-190 Acq:12-APR-2010 12:16:51 GC EI+ Voltage SIR Autospec-UltimaE

Sample#6 Text:ST0412D :CS-4 09DXN426 Exp:DIOXINRES8290A


442.9728 S:6 F:5 SMO(1,3) PKD(5,3,3,100.00%,0.0,1.00%,F,T)



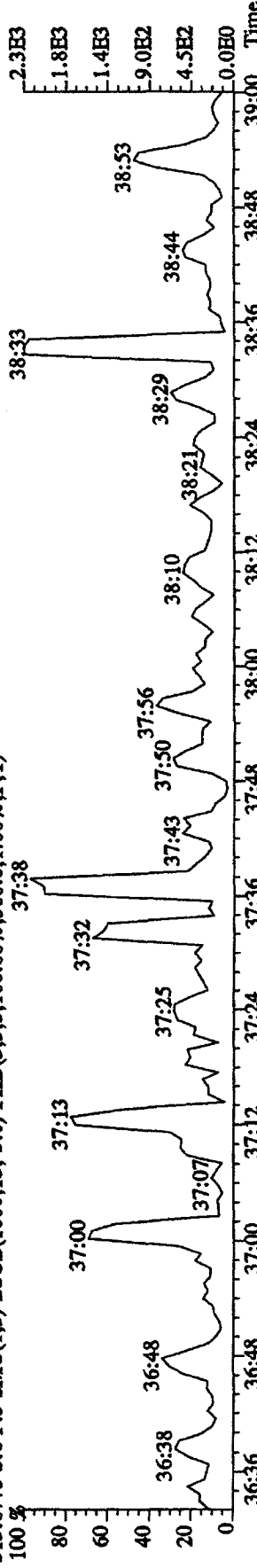
441.7428 S:6 F:5 SMO(1,3) BSUB(1000,15,-3.0) PKD(5,3,3,0.10%,1272.0,1.00%,F,T)



443.7399 S:6 F:5 SMO(1,3) BSUB(1000,15,-3.0) PKD(5,3,3,0.10%,1588.0,1.00%,F,T)

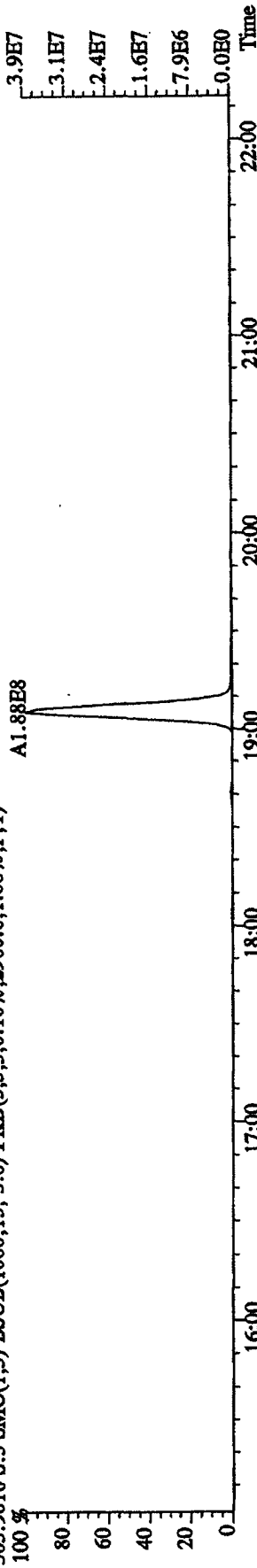


513.6775 S:6 F:5 SMO(1,3) BSUB(1000,15,-3.0) PKD(5,3,5,100.00%,360.0,1.00%,F,T)

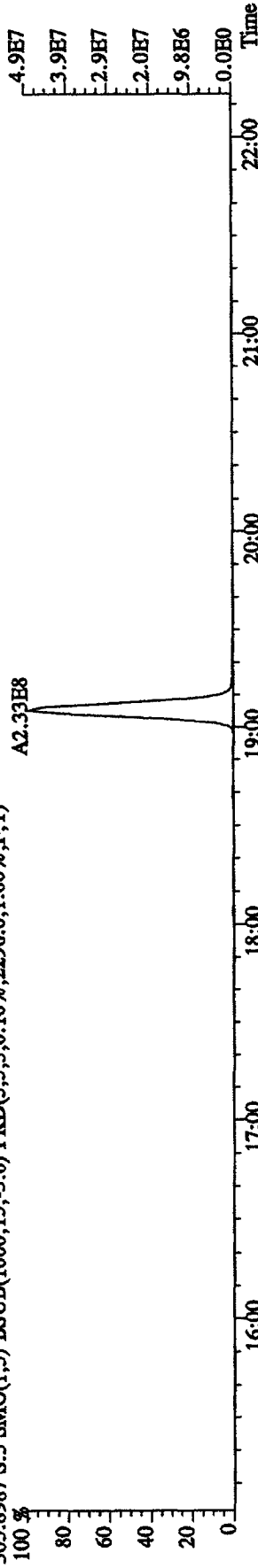


File: 12AP104D5 #1-435 Acq: 12-APR-2010 11:32:49 GC EI+ Voltage SIR_Autospec-UltimaE

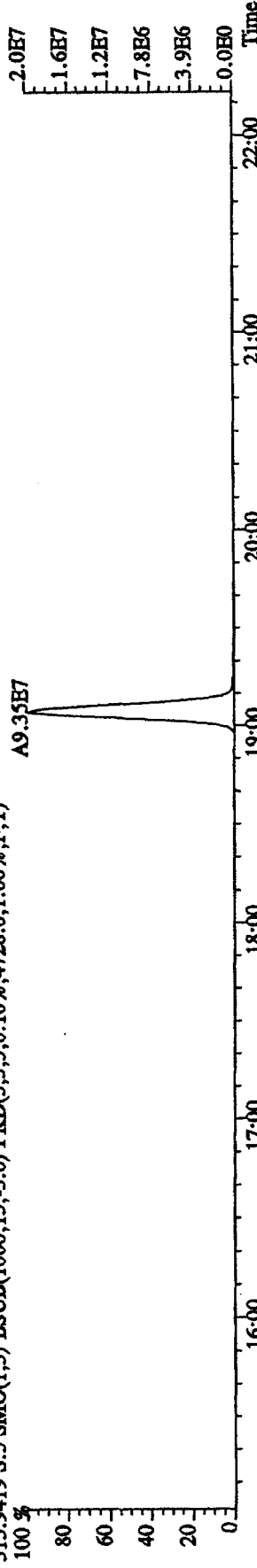
Sample#5 Text: ST0412C :CS-5 09DXN456 Exp: DIOXINRES8290A
303.9016 S:5 SMO(1,3) BSUB(1000,15,-3.0) PKD(5,3,3,0.10%,2960.0,1.00%,F,T)



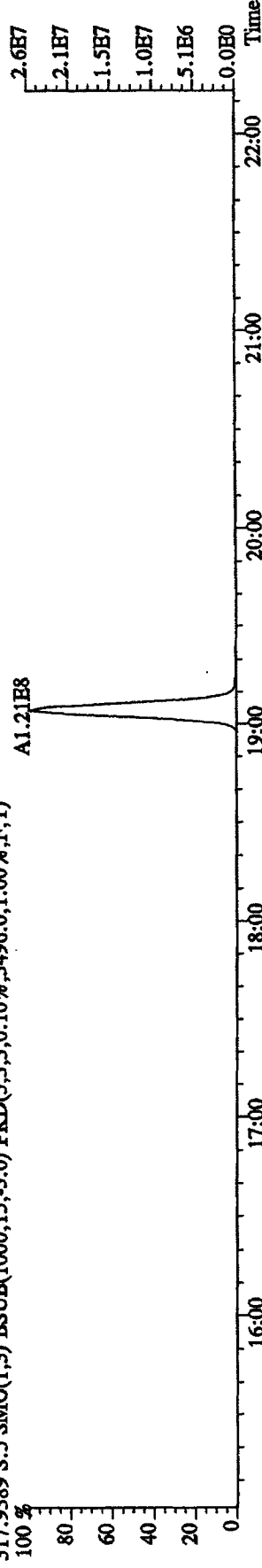
305.8987 S:5 SMO(1,3) BSUB(1000,15,-3.0) PKD(5,3,3,0.10%,2296.0,1.00%,F,T)




315.9419 S:5 SMO(1,3) BSUB(1000,15,-3.0) PKD(5,3,3,0.10%,4728.0,1.00%,F,T)




317.9389 S:5 SMO(1,3) BSUB(1000,15,-3.0) PKD(5,3,3,0.10%,3496.0,1.00%,F,T)



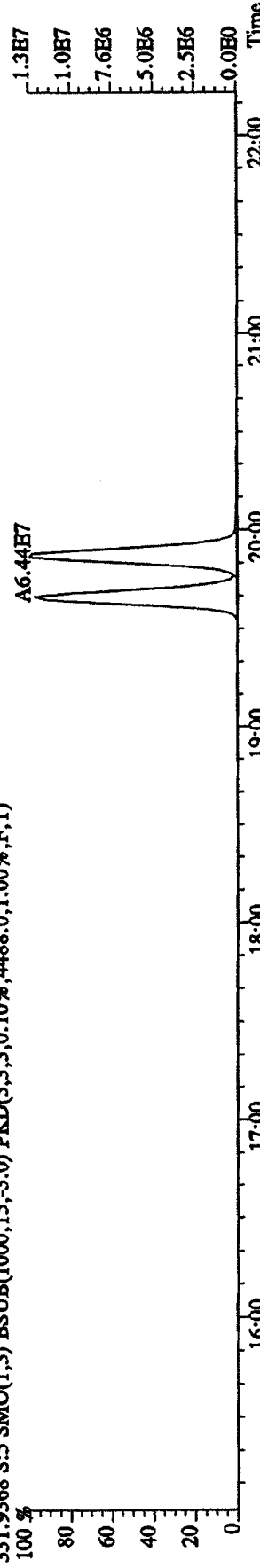
File: I2AP104D5 #1-435 Acq: 12-APR-2010 11:32:49 GC EI+ Voltage SIR Autospec-UltimaE
 Sample#5 Text: ST0412C : CS-5 09DXN456 Exp: DIOXINRES8290A
 319.8965 S:5 SMO(1,3) BSUB(1000,15,-3.0) PKD(5,3,3,0.10%,1000.0,1.00%,F,T)



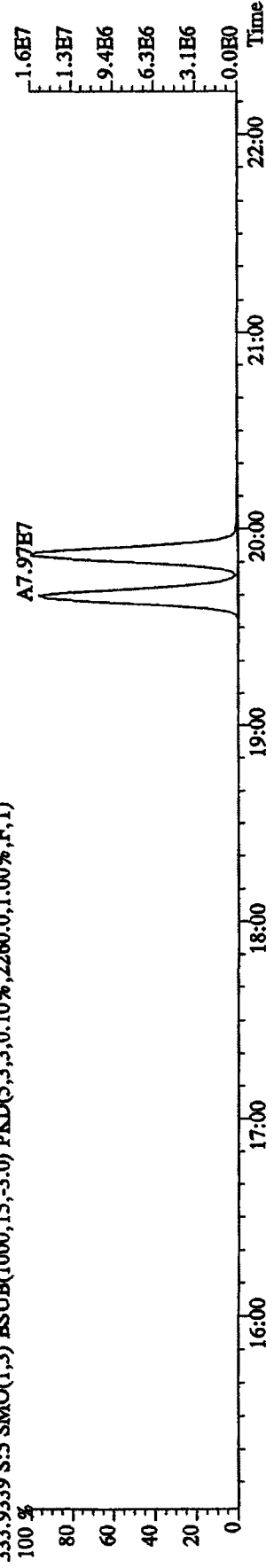
321.8936 S:5 SMO(1,3) BSUB(1000,15,-3.0) PKD(5,3,3,0.10%,824.0,1.00%,F,T)



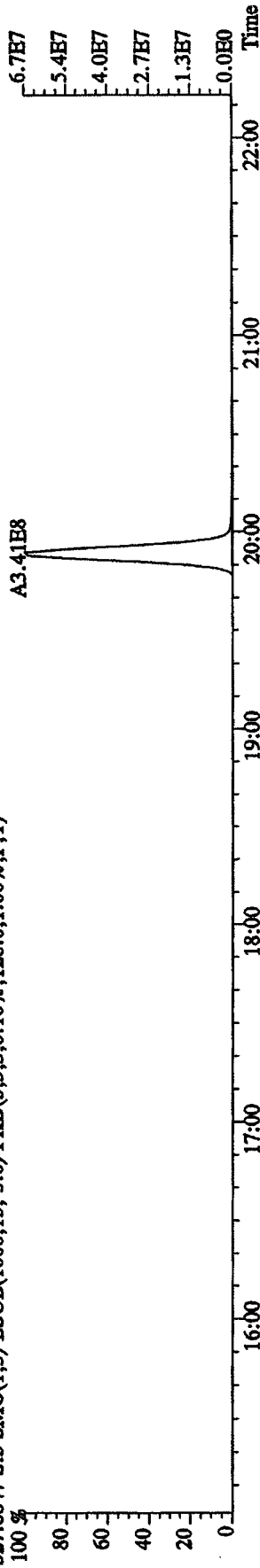
331.9368 S:5 SMO(1,3) BSUB(1000,15,-3.0) PKD(5,3,3,0.10%,4488.0,1.00%,F,T)




333.9239 S:5 SMO(1,3) BSUB(1000,15,-3.0) PKD(5,3,3,0.10%,2260.0,1.00%,F,T)



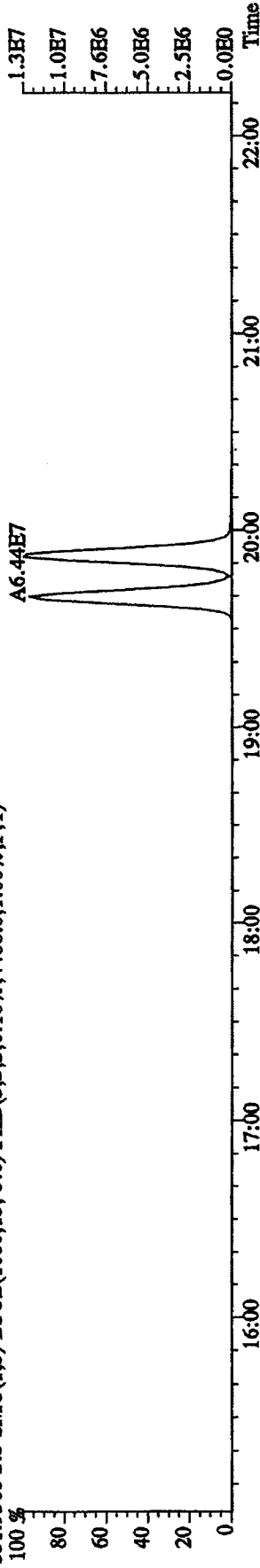
File: 12AP104D5 #1-435 Acq: 12-APR-2010 11:32:49 GC EI+ Voltage SIR Autospec-UltimaE
 Sample#5 Text: ST0412C : CS-5 09DXN456 Exp: DIOXINRES8290A
 327.8847 S:5 SMO(1,3) BSUB(1000,15,-3.0) PKD(5,3,3,0.10%,128.0,1.00%,F,T)



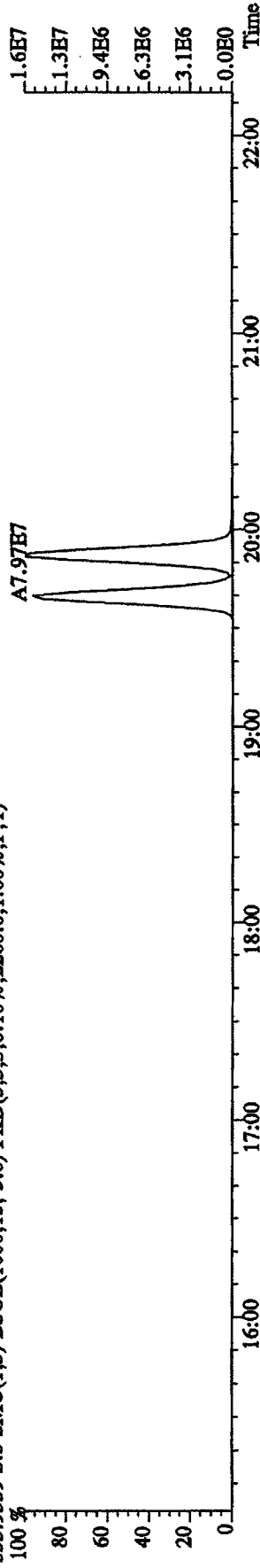
327.8847 S:5 SMO(1,3) BSUB(1000,15,-3.0) PKD(5,3,3,0.10%,128.0,1.00%,F,T)



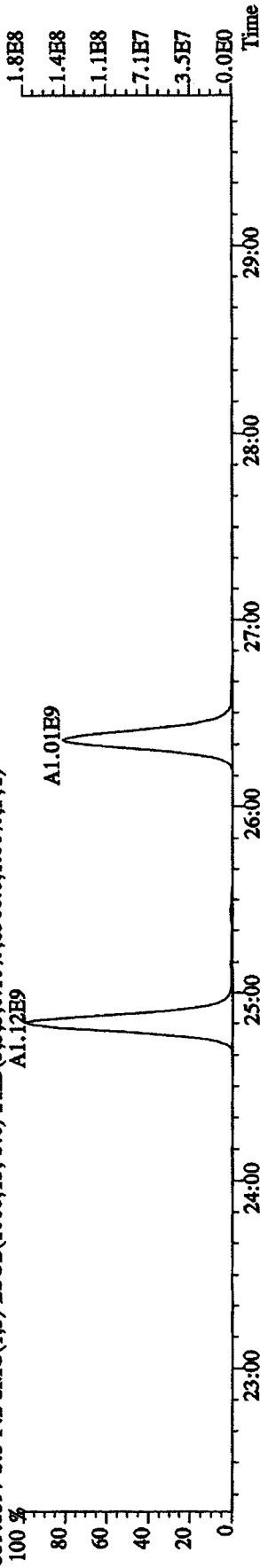
331.9368 S:5 SMO(1,3) BSUB(1000,15,-3.0) PKD(5,3,3,0.10%,4488.0,1.00%,F,T)



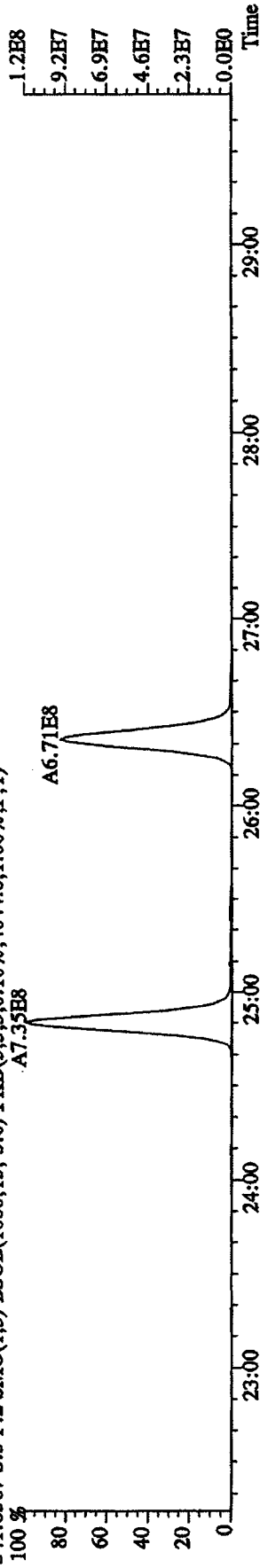
333.9339 S:5 SMO(1,3) BSUB(1000,15,-3.0) PKD(5,3,3,0.10%,2260.0,1.00%,F,T)



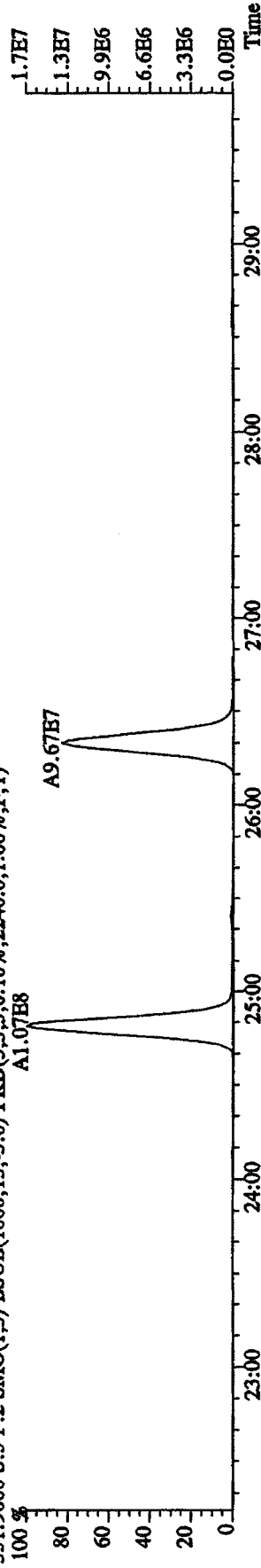
File:12AP104D5 #1-604 Acq:12-APR-2010 11:32:49 GC EI+ Voltage SIR Autospec-UltimaE
 Sample#5 Text:ST0412C :CS-5 09DXN456 Exp:DIOXINRES8290A
 339.8597 S:5 F:2 SMO(1,3) BSUB(1000,15,-3,0) PKD(5,3,3,0,10%,8368.0,1.00%,F,T)
 A1.12E9



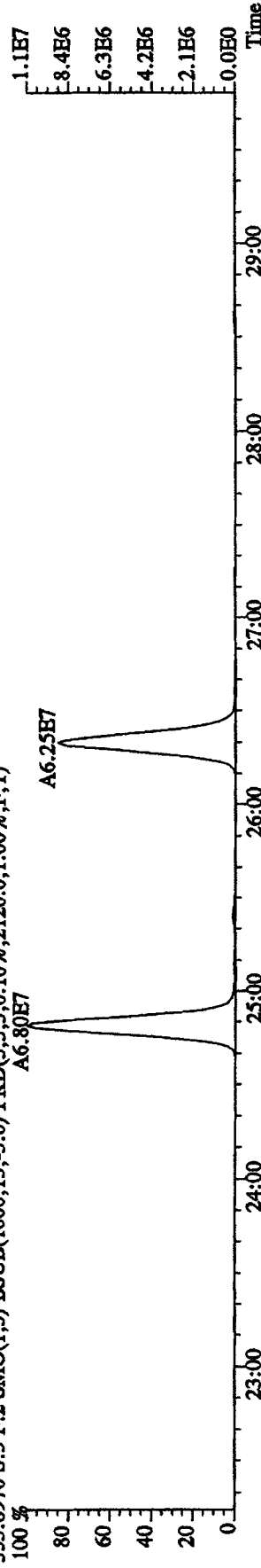
341.8567 S:5 F:2 SMO(1,3) BSUB(1000,15,-3,0) PKD(5,3,3,0,10%,4044.0,1.00%,F,T)
 A7.35E8



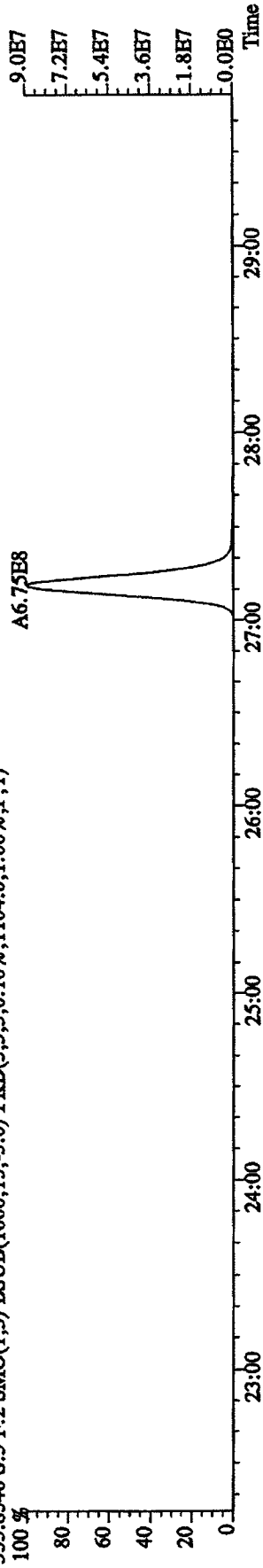
351.9000 S:5 F:2 SMO(1,3) BSUB(1000,15,-3,0) PKD(5,3,3,0,10%,2240.0,1.00%,F,T)
 A1.07E8



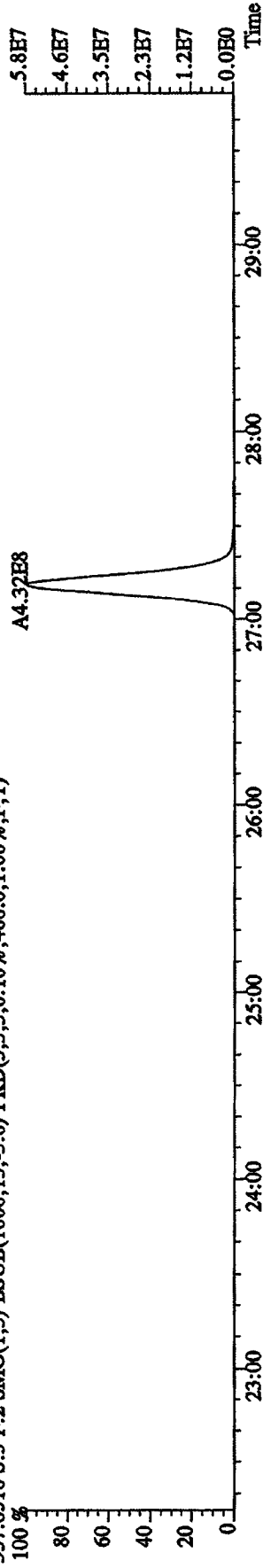
353.8970 S:5 F:2 SMO(1,3) BSUB(1000,15,-3,0) PKD(5,3,3,0,10%,2120.0,1.00%,F,T)
 A6.80E7



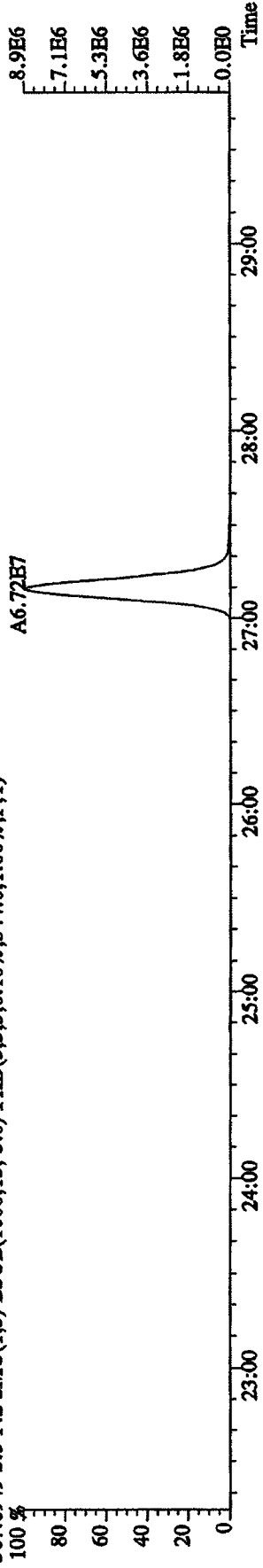
File:12AP104D5 #1-604 Acq:12-APR-2010 11:32:49 GC EI+ Voltage SIR Autospec-UltimaE
 Sample#5 Text:ST0412C :CS-5 09DXN456 Exp:DIOXINRBS8290A
 355.8546 S:5 F:2 SMO(1,3) BSUB(1000,15,-3.0) PKD(5,3,3,0.10%,1104.0,1.00%,F,T)



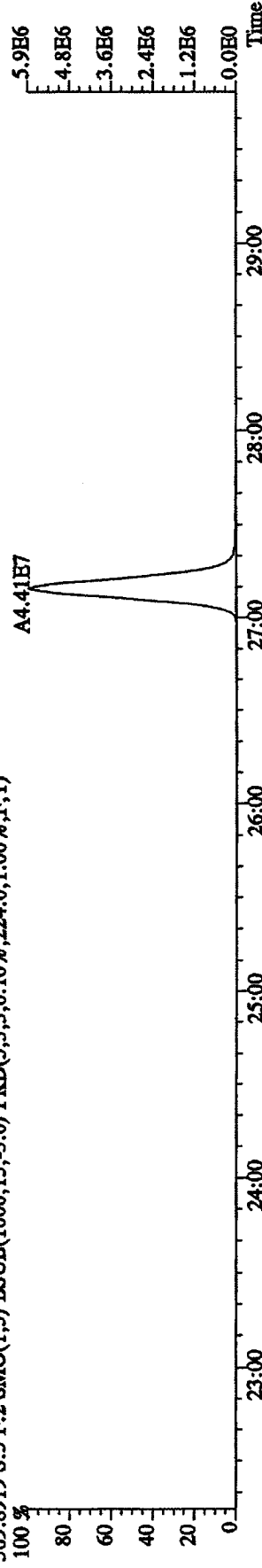
357.8516 S:5 F:2 SMO(1,3) BSUB(1000,15,-3.0) PKD(5,3,3,0.10%,460.0,1.00%,F,T)



367.8949 S:5 F:2 SMO(1,3) BSUB(1000,15,-3.0) PKD(5,3,3,0.10%,344.0,1.00%,F,T)

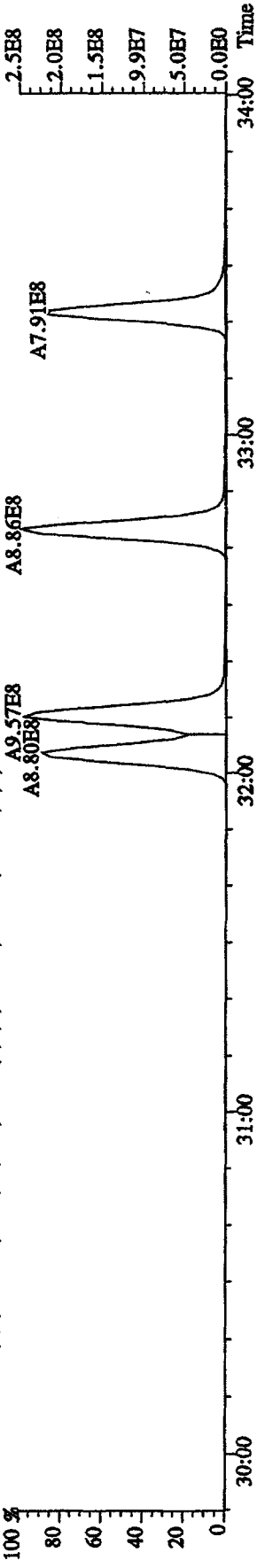


369.8919 S:5 F:2 SMO(1,3) BSUB(1000,15,-3.0) PKD(5,3,3,0.10%,224.0,1.00%,F,T)

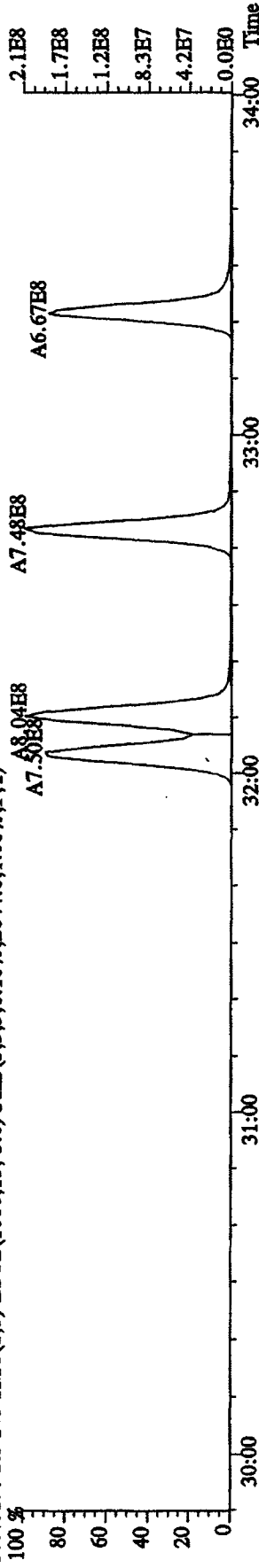


File: 12AP104D5 #1-317 Acq: 12-APR-2010 11:32:49 GC EI+ Voltage SIR Autospec-UltimaE
Sample#5 Text: ST0412C :CS-5 09DXN456 Exp: DIOXINRES8290A

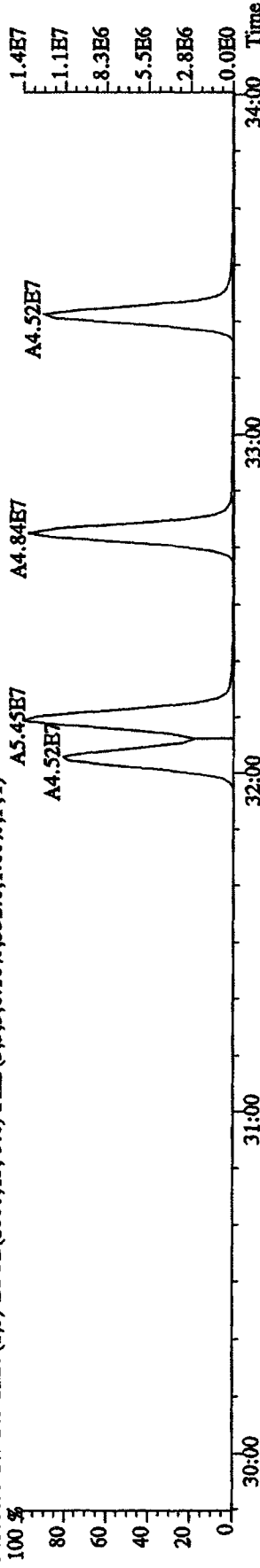
373.8208 S:5 F:3 SMO(1,3) BSUB(1000,15,-3,0) PKD(5,3,3,0,10%,3020.0,1.00%,F,T)



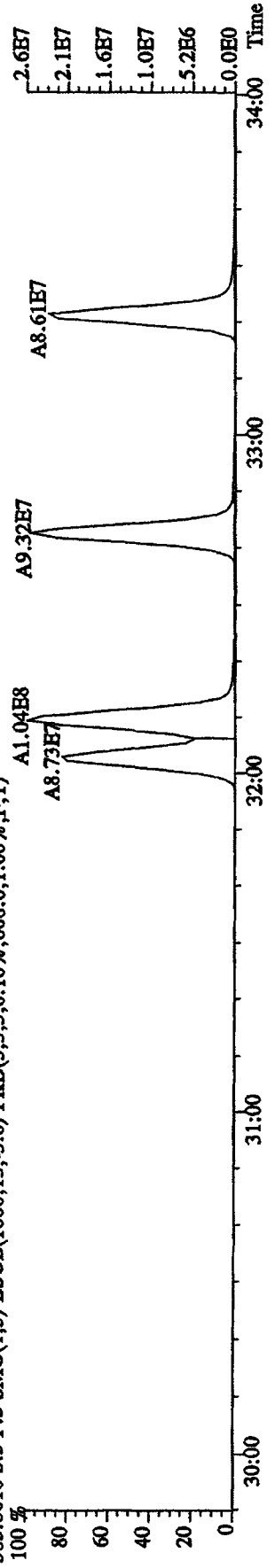
375.8178 S:5 F:3 SMO(1,3) BSUB(1000,15,-3,0) PKD(5,3,3,0,10%,2044.0,1.00%,F,T)



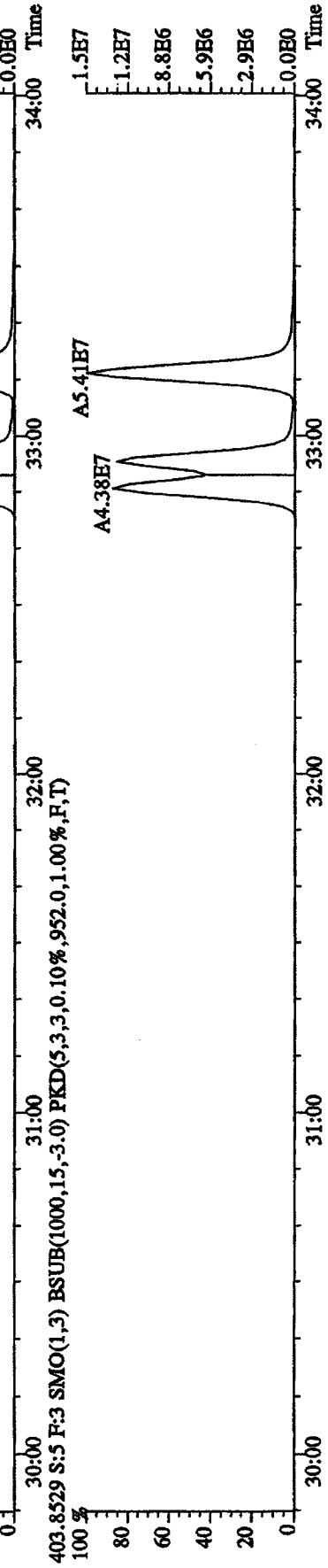



383.8639 S:5 F:3 SMO(1,3) BSUB(1000,15,-3,0) PKD(5,3,3,0,10%,332.0,1.00%,F,T)



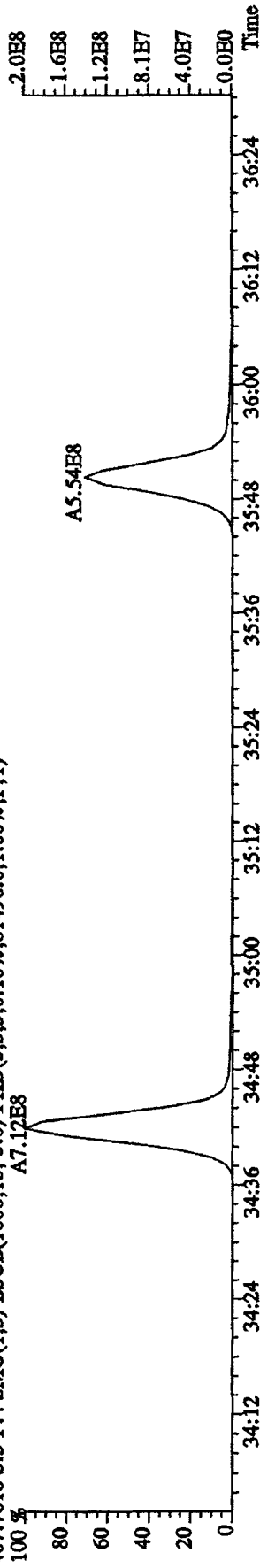
385.8610 S:5 F:3 SMO(1,3) BSUB(1000,15,-3,0) PKD(5,3,3,0,10%,608.0,1.00%,F,T)




File:12AP104D5 #1-317 Acq:12-APR-2010 11:32:49 GC EI+ Voltage SIR Autospec-UltimaE
 Sample#5 Text:ST0412C :CS-5 09DXN456 Exp:DIOXINRES8290A
 389.8157 S:5 F:3 SMO(1,3) BSUB(1000,15,-3,0) PKD(5,3,3,0,10%,208.0,1.00%,F,T)




File:12AP104D5 #1-198 Acq:12-APR-2010 11:32:49 GC EI+ Voltage SIR Autospec-UltimaE
 Sample#5 Text:ST0412C :CS-5 09DXN456 Exp:DIOXINRES8290A
 407.7818 S:5 F:4 SMO(1,3) BSUB(1000,15,-3.0) PKD(5,3,3,0.10%,81496.0,1.00%,F,T)
 A7.12E8



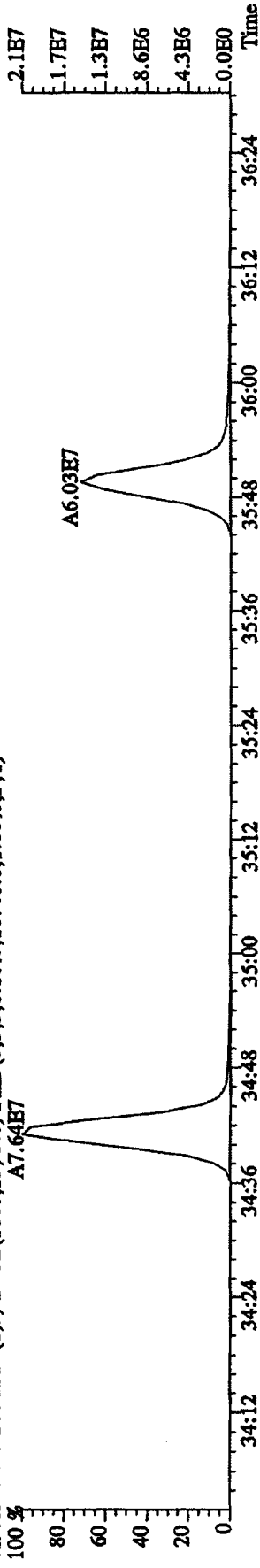
409.7789 S:5 F:4 SMO(1,3) BSUB(1000,15,-3.0) PKD(5,3,3,0.10%,148832.0,1.00%,F,T)
 A7.42E8



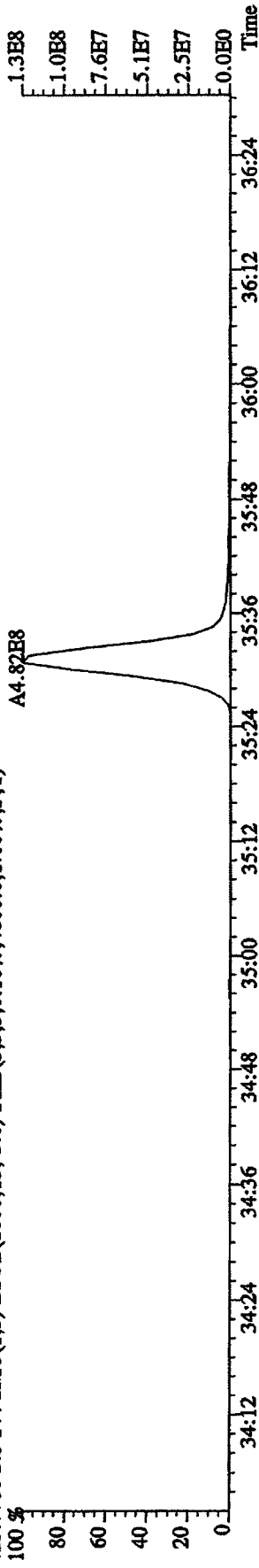
417.8253 S:5 F:4 SMO(1,3) BSUB(1000,15,-3.0) PKD(5,3,3,0.10%,11656.0,1.00%,F,T)
 A3.35E7



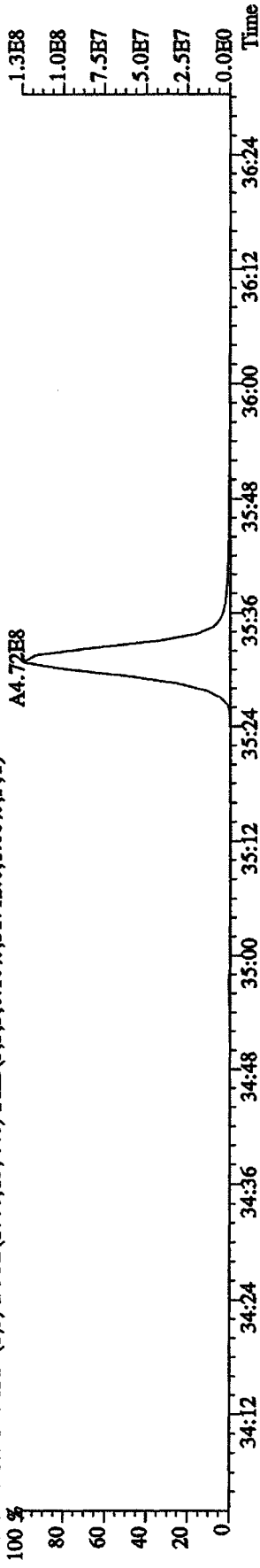
419.8220 S:5 F:4 SMO(1,3) BSUB(1000,15,-3.0) PKD(5,3,3,0.10%,18740.0,1.00%,F,T)
 A7.64E7



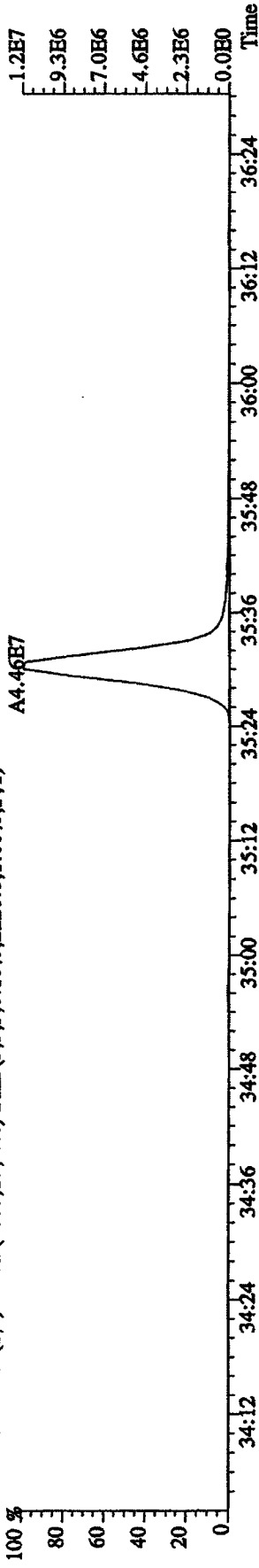
File: 12AP104D5 #1-198 Acq: 12-APR-2010 11:32:49 GC EI+ Voltage SIR Autospec-UltimaE
 Sample#5 Text: ST0412C :CS-5 09DXN456 Exp: DIOXINRES8290A
 423.7766 S:5 F:4 SMO(1,3) BSUB(1000,15,-3,0) PKD(5,3,3,0.10%,4800.0,1.00%,F,T)



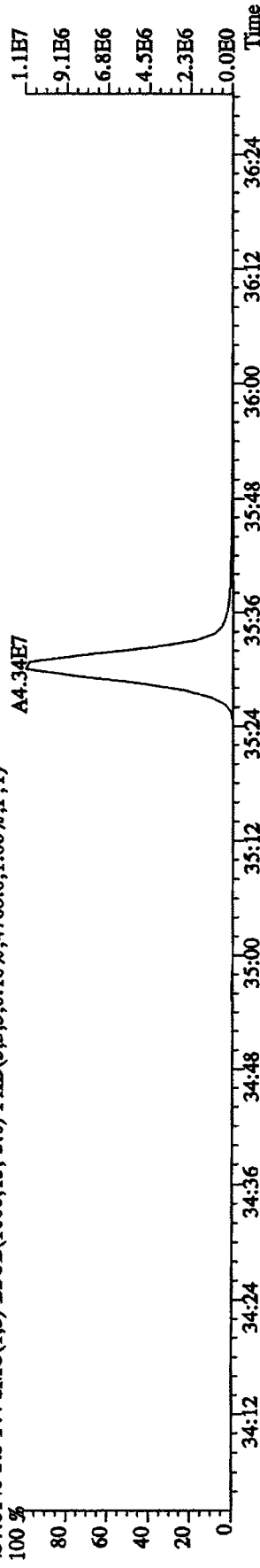
425.7737 S:5 F:4 SMO(1,3) BSUB(1000,15,-3,0) PKD(5,3,3,0.10%,51712.0,1.00%,F,T)



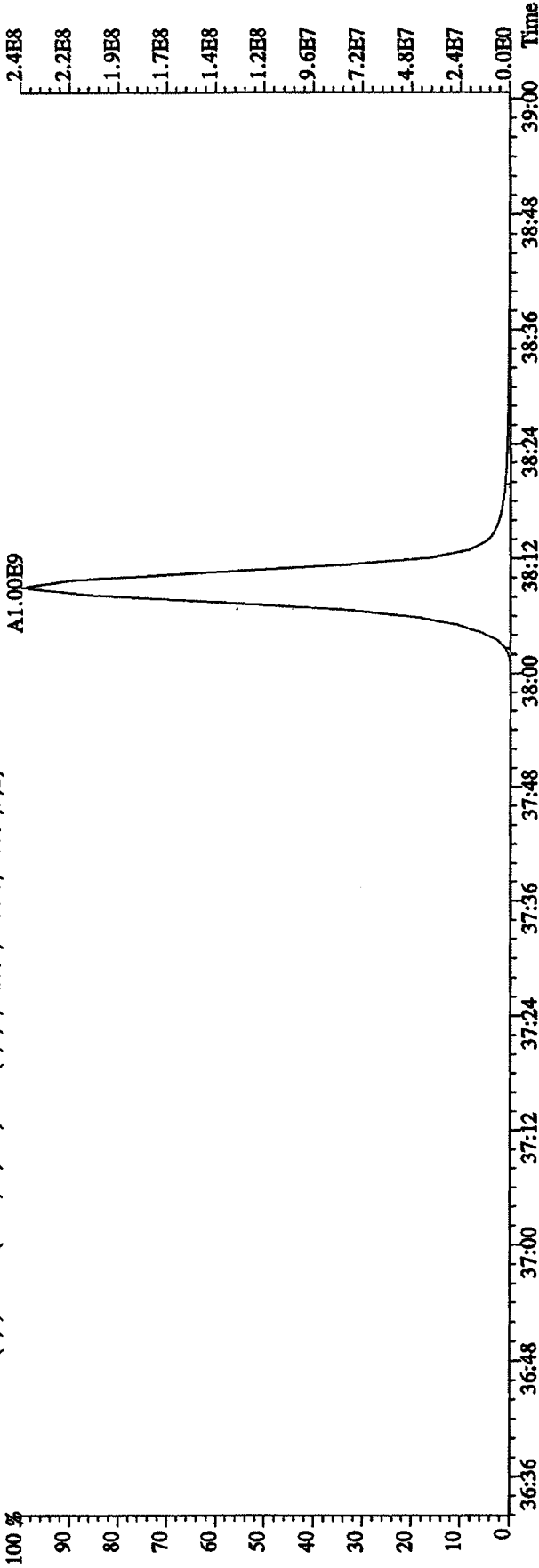
435.8169 S:5 F:4 SMO(1,3) BSUB(1000,15,-3,0) PKD(5,3,3,0.10%,2220.0,1.00%,F,T)



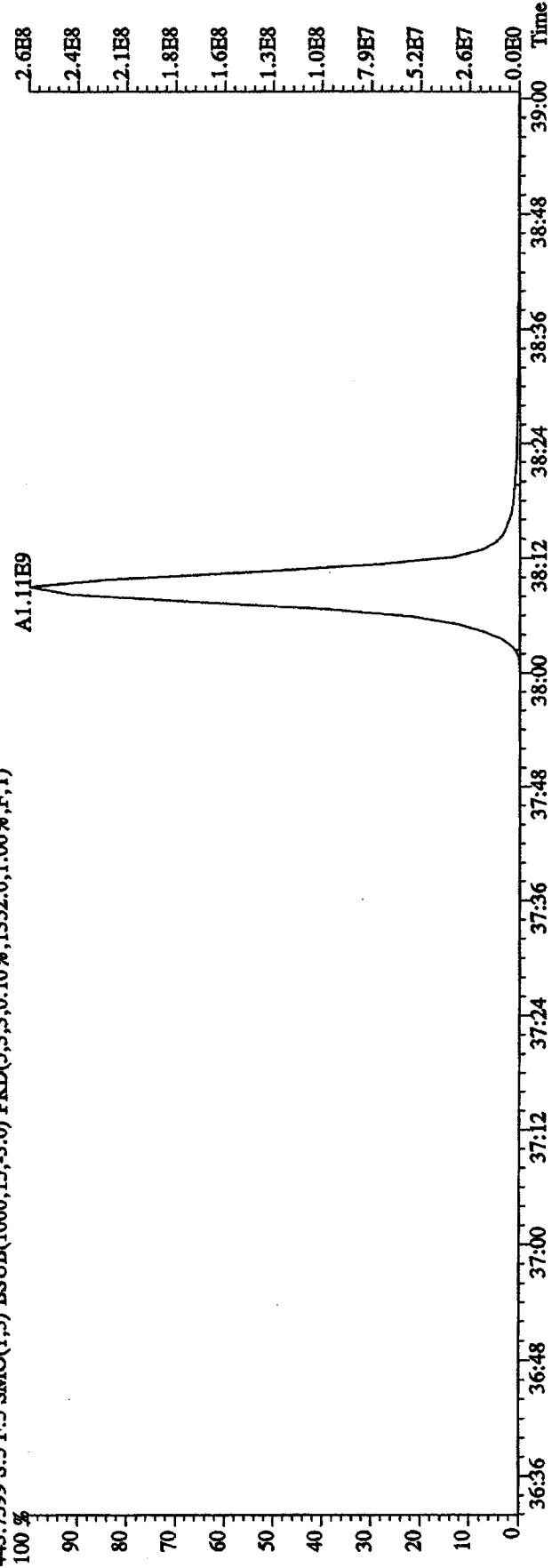
437.8140 S:5 F:4 SMO(1,3) BSUB(1000,15,-3,0) PKD(5,3,3,0.10%,4768.0,1.00%,F,T)



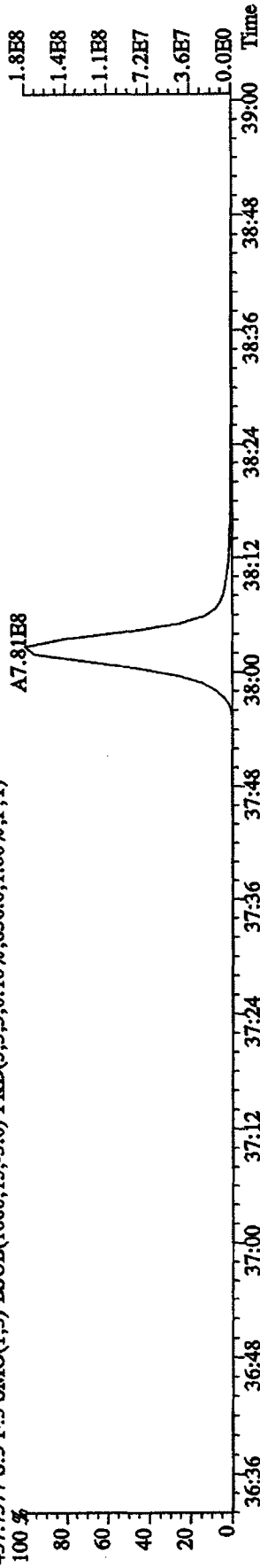
File:12AP104D5 #1-191 Acq:12-APR-2010 11:32:49 GC EI+ Voltage SIR Autospec-UltimaE
 Sample#5 Text:ST0412C :CS-5 09DXN456 Exp:DIOXINRES8290A
 441.7428 S:5 F:5 SMO(1,3) BSUB(1000,15,-3.0) PKD(5,3,3.0,10%,1064.0,1.00%,F,T)



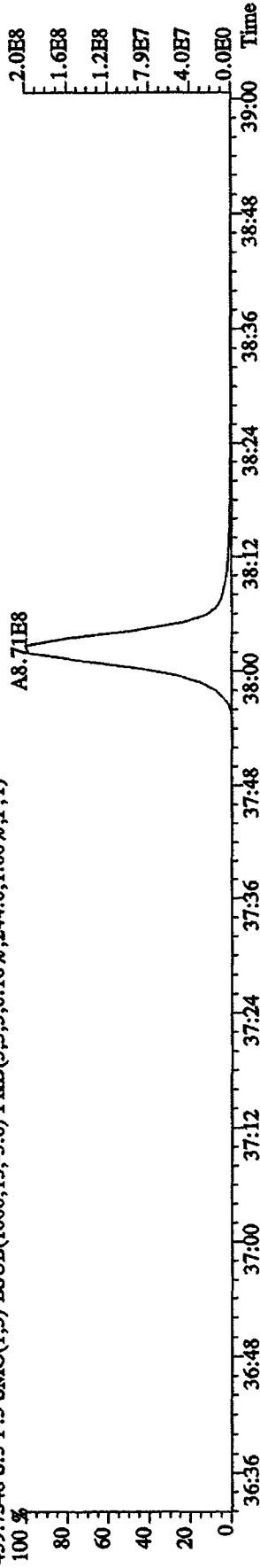
443.7399 S:5 F:5 SMO(1,3) BSUB(1000,15,-3.0) PKD(5,3,3.0,10%,1352.0,1.00%,F,T)



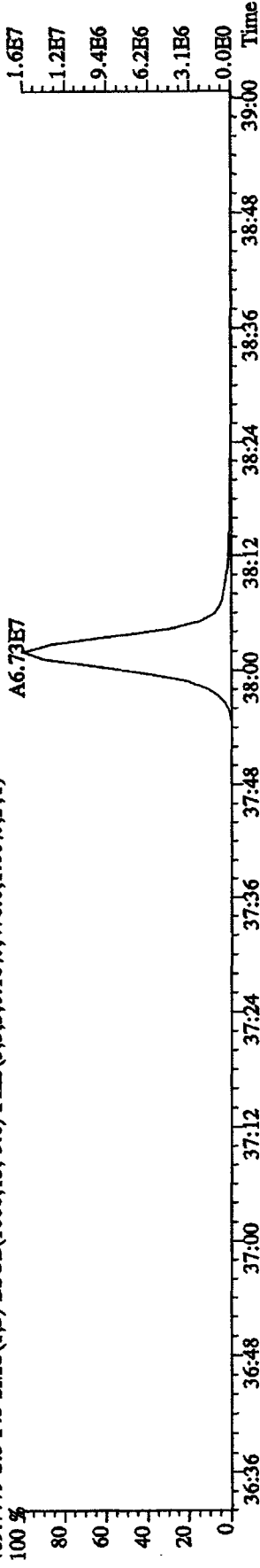
File:12AP104D5 #1-191 Acq:12-APR-2010 11:32:49 GC EI+ Voltage SIR Autospec-UltimaE
 Sample#5 Text:ST0412C :CS-5 09DXN456 Exp:DIOXINKES8290A
 457.7377 S:5 F:5 SMO(1,3) BSUB(1000,15,-3.0) PKD(5,3,3,0.10%,836.0,1.00%,F,T)



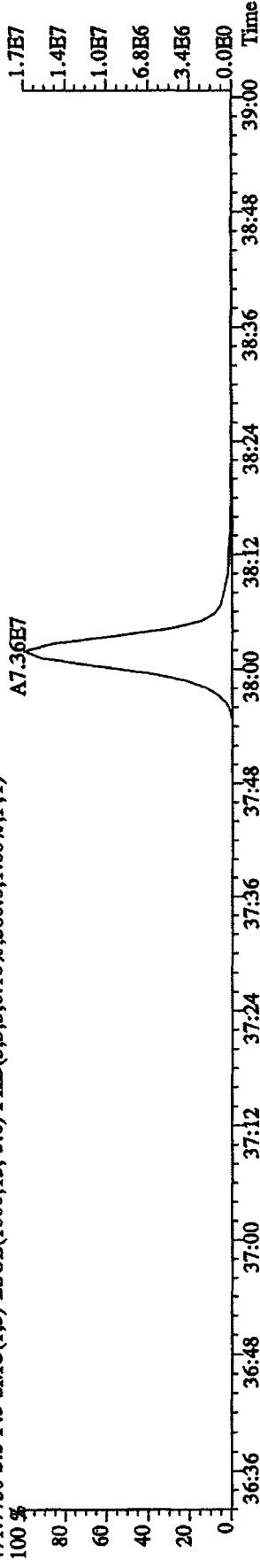
459.7348 S:5 F:5 SMO(1,3) BSUB(1000,15,-3.0) PKD(5,3,3,0.10%,244.0,1.00%,F,T)



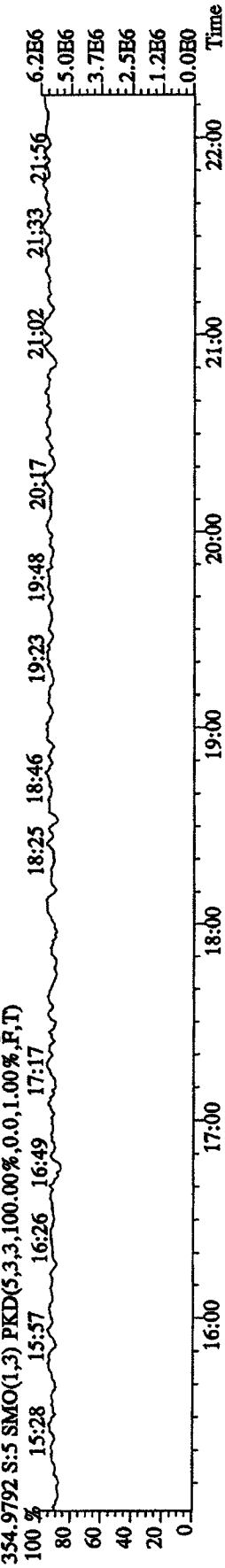
469.7779 S:5 F:5 SMO(1,3) BSUB(1000,15,-3.0) PKD(5,3,3,0.10%,476.0,1.00%,F,T)



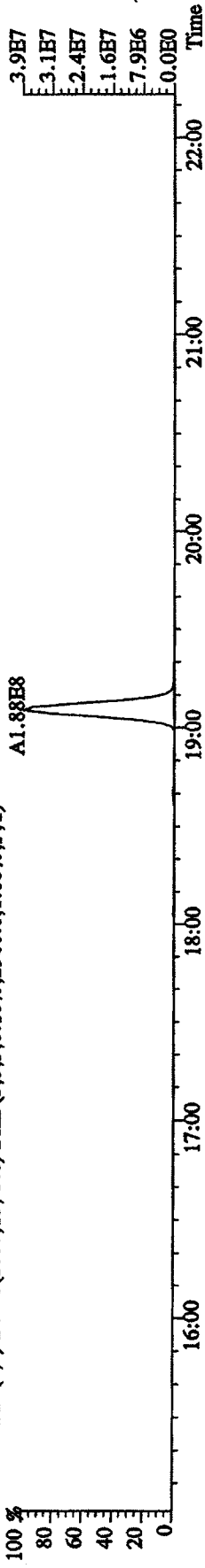
471.7750 S:5 F:5 SMO(1,3) BSUB(1000,15,-3.0) PKD(5,3,3,0.10%,380.0,1.00%,F,T)



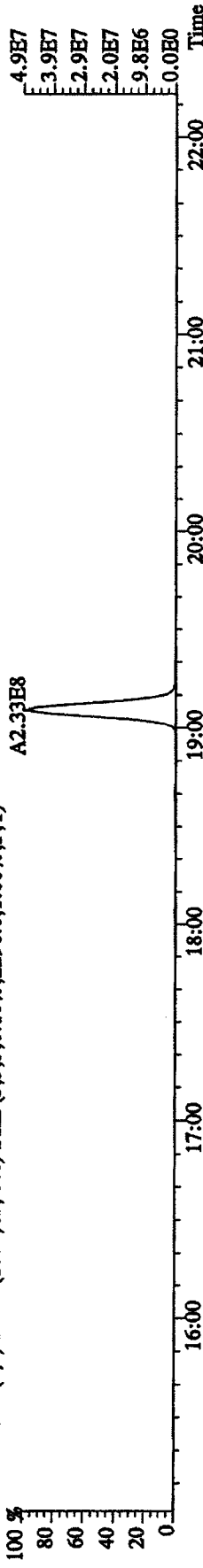
File:12AP104D5 #1-435 Acq:12-APR-2010 11:32:49 GC EI+ Voltage SIR Autospec-UltimaE
 Sample#5 Text:ST0412C :CS-5 09DXN456 Exp:DIOXINRES8290A
 354.9792 S:5 SMO(1.3) PKD(5,3,3,100.00%,0.0,1.00%,F,T)



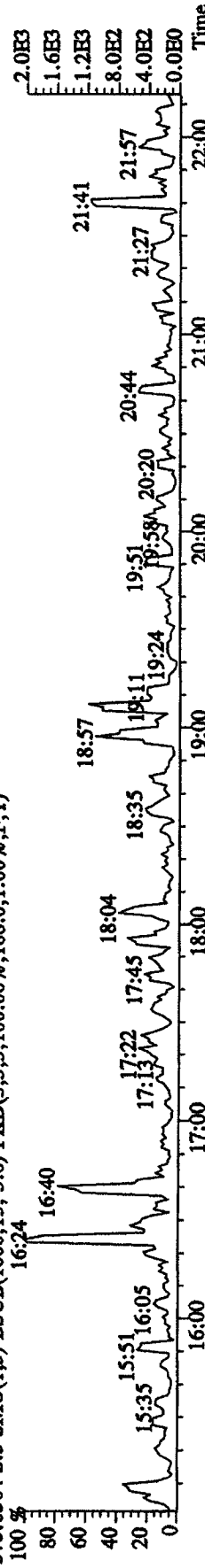
303.9016 S:5 SMO(1.3) BSUB(1000,15,-3.0) PKD(5,3,3,0.10%,2960.0,1.00%,F,T)



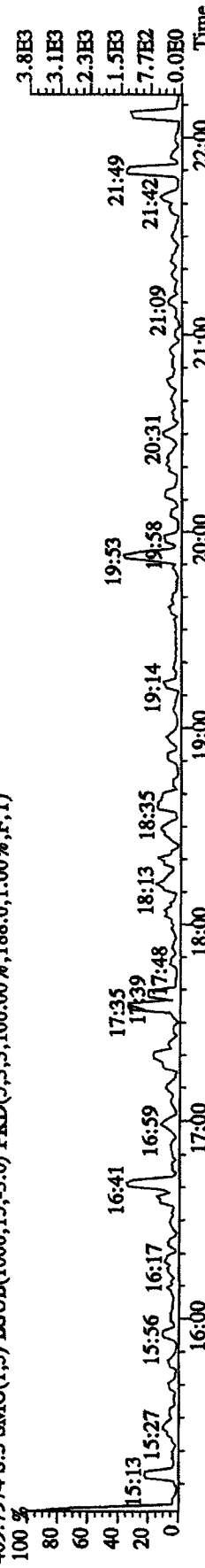
305.8987 S:5 SMO(1.3) BSUB(1000,15,-3.0) PKD(5,3,3,0.10%,2296.0,1.00%,F,T)



375.8364 S:5 SMO(1.3) BSUB(1000,15,-3.0) PKD(5,3,3,100.00%,188.0,1.00%,F,T)



409.7974 S:5 SMO(1.3) BSUB(1000,15,-3.0) PKD(5,3,3,100.00%,188.0,1.00%,F,T)

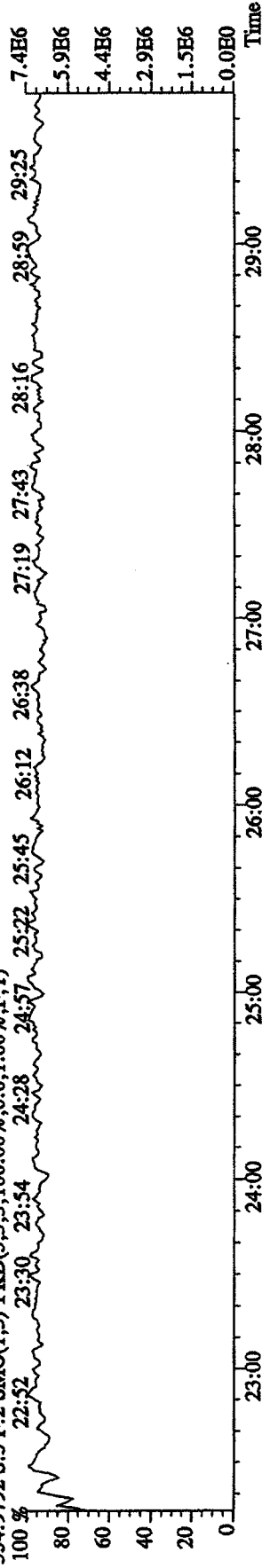


File: 12AP104D5 #1-604 Acq: 12-APR-2010 11:32:49 GC EI+ Voltage SIR Autospec-UltimaE

Sample#5 Text: ST0412C :CS-5 09DXN456 Exp: DIOXINRES8290A

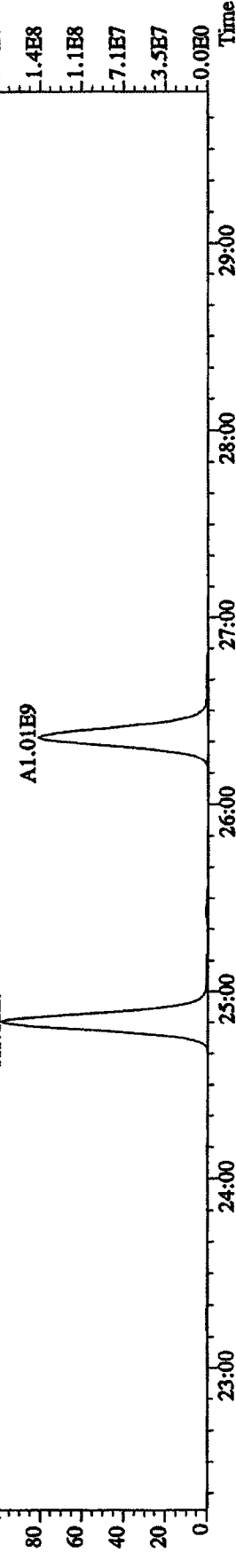
354.9792 S:5 F:2 SMO(1,3) PKD(5,3,3,100.00%,0,0,1.00%,F,T)

100% 22:52 23:30 23:54 24:28 24:57 25:22 25:45 26:12 26:38 27:19 27:43 28:16 28:59 29:25



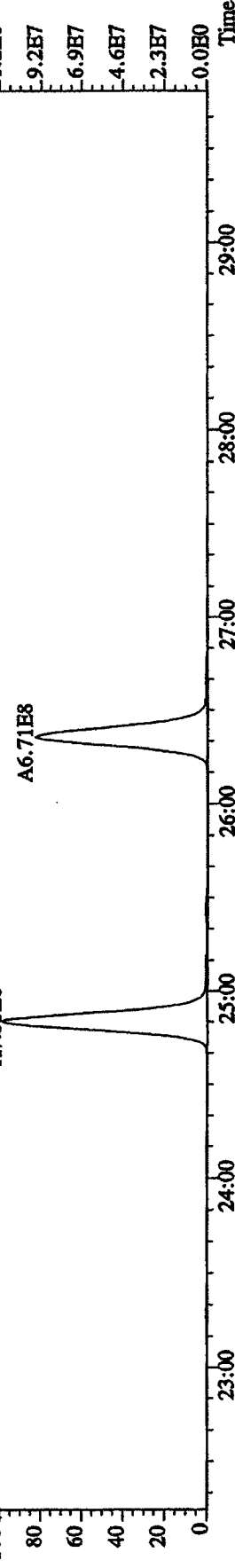
339.8597 S:5 F:2 SMO(1,3) BSUB(1000,15,-3,0) PKD(5,3,3,0.10%,83368.0,1.00%,F,T)

100% 23:00 24:00 25:00 26:00



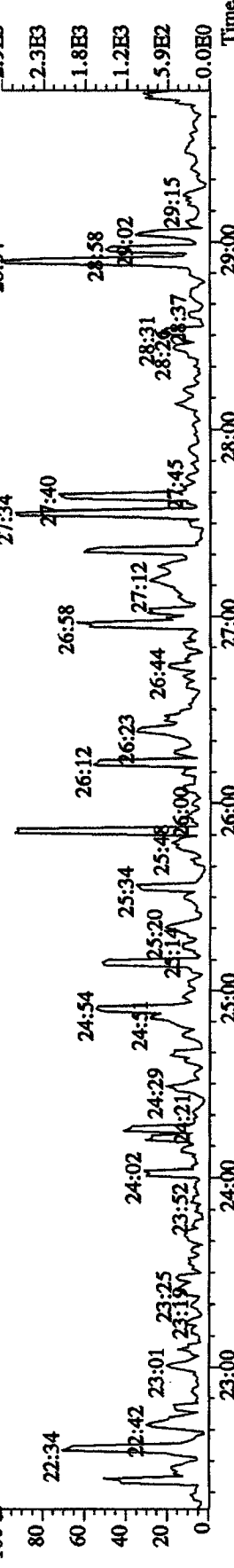
341.8567 S:5 F:2 SMO(1,3) BSUB(1000,15,-3,0) PKD(5,3,3,0.10%,40444.0,1.00%,F,T)

100% 23:00 24:00 25:00 26:00



409.7974 S:5 F:2 SMO(1,3) BSUB(1000,15,-3,0) PKD(5,3,3,100.00%,312.0,1.00%,F,T)

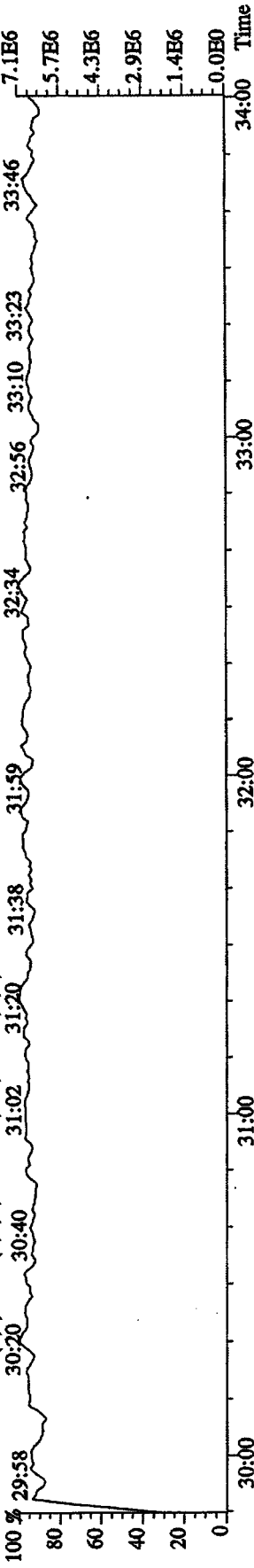
100% 23:00 24:00 25:00 26:00



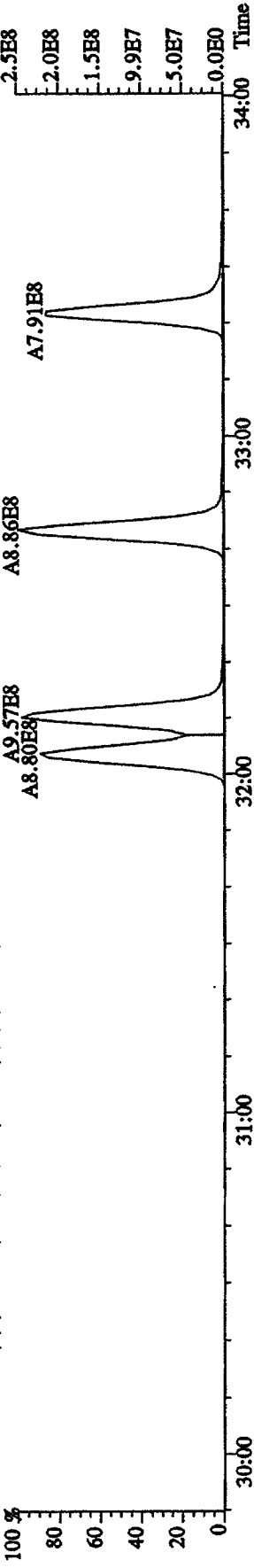
File:12AP104D5 #1-317 Acq:12-APR-2010 11:32:49 GC EI+ Voltage SIR Autospec-UltimaE

Sample#5 Text:ST0412C :CS-5 09DXN456 Exp:DIOXINRES8290A

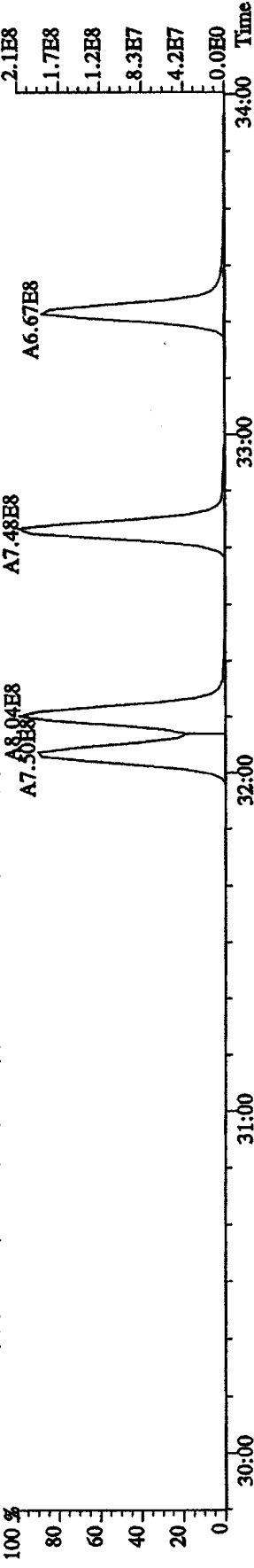
430.9728 S:5 F:3 SMO(1,3) PKD(5,3,3,100.00%,0.0,1.00%,F,T)



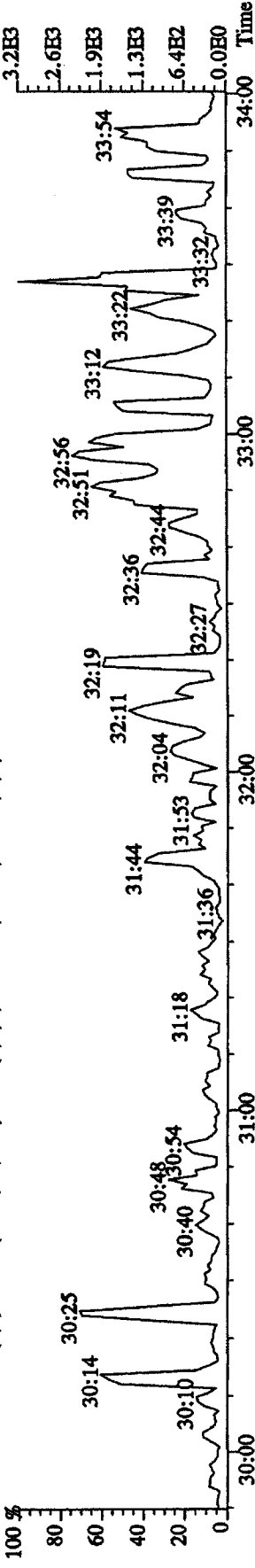
373.8208 S:5 F:3 SMO(1,3) BSUB(1000,15,-3.0) PKD(5,3,3,0.10%,3020.0,1.00%,F,T)



375.8178 S:5 F:3 SMO(1,3) BSUB(1000,15,-3.0) PKD(5,3,3,0.10%,2044.0,1.00%,F,T)



445.7555 S:5 F:3 SMO(1,3) BSUB(1000,15,-3.0) PKD(5,3,3,100.00%,296.0,1.00%,F,T)

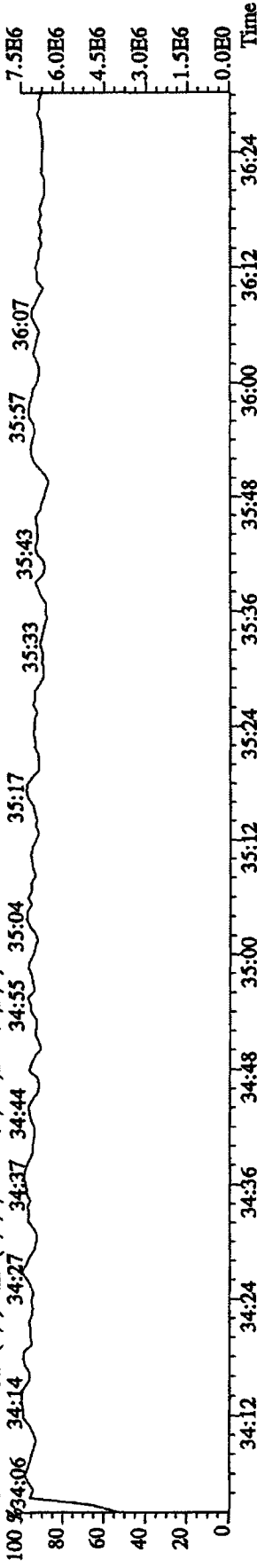


File:12API04D5 #1-198 Acq:12-APR-2010 11:32:49 GC EI+ Voltage SIR Autospec-UltimaE

Sample#5 Text:ST0412C :CS-5 09DXN456 Exp:DIOXINRES8290A

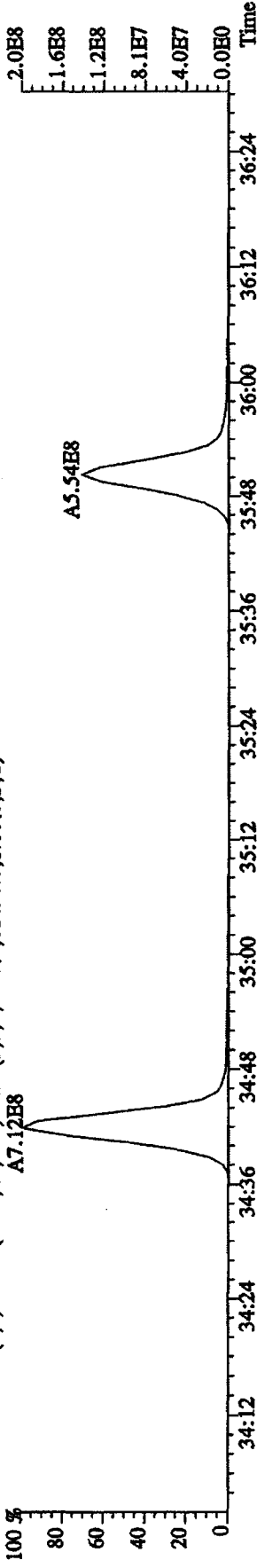
430.9728 S:5 F:4 SMO(1,3) PKD(5,3,3,100.00%,0.0,1.00%,F,T)

100 % 34:06 34:14 34:27 34:37 34:44 34:55 35:04 35:17



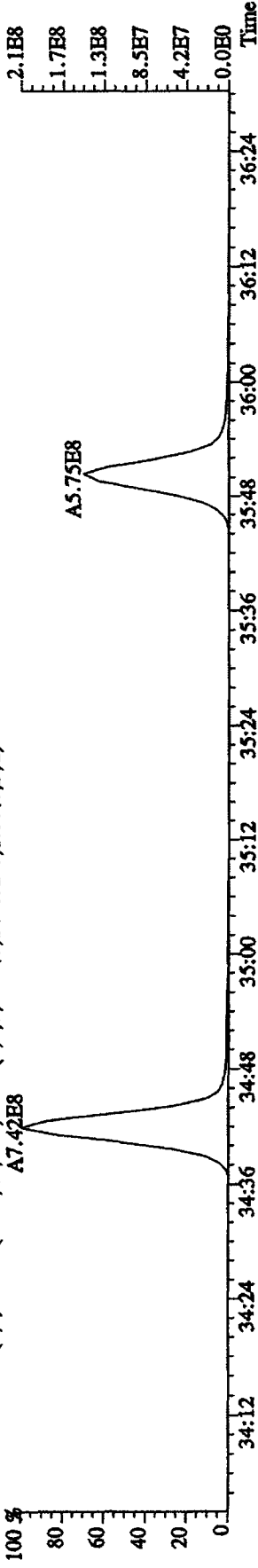
407.7818 S:5 F:4 SMO(1,3) BSUB(1000,15,-3.0) PKD(5,3,3,0.10%,81496.0,1.00%,F,T)

100 % 34:12 34:24 34:36 34:48 35:00 35:12 35:24 35:36 35:48 36:00 36:24



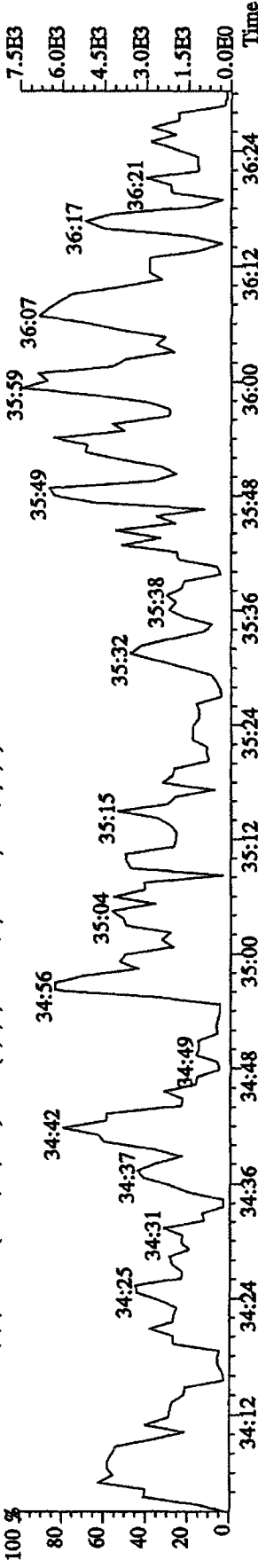
409.7789 S:5 F:4 SMO(1,3) BSUB(1000,15,-3.0) PKD(5,3,3,0.10%,148832.0,1.00%,F,T)

100 % 34:12 34:24 34:36 34:48 35:00 35:12 35:24 35:36 35:48 36:00 36:24



479.7165 S:5 F:4 SMO(1,3) BSUB(1000,15,-3.0) PKD(5,3,3,100.00%,3248.0,1.00%,F,T)

100 % 34:12 34:24 34:36 34:48 35:00 35:12 35:24 35:36 35:48 36:00 36:24




File: 12AP104D5 #1-191 Acq: 12-APR-2010 11:32:49 GC EI+ Voltage SIR Autospec-UltimaE


Sample#5 Text: ST0412C :CS-5 09DXN456 Exp: DIOXINRES8290A

442.9728 S:5 F:5 SMO(1,3) PKD(5,3,3,100.00%,0.0,1.00%,F,T)


100% 36:37 36:50 37:03 37:19 37:35 37:46 37:57 38:14 38:23 38:33 38:42 38:50 7.3E6



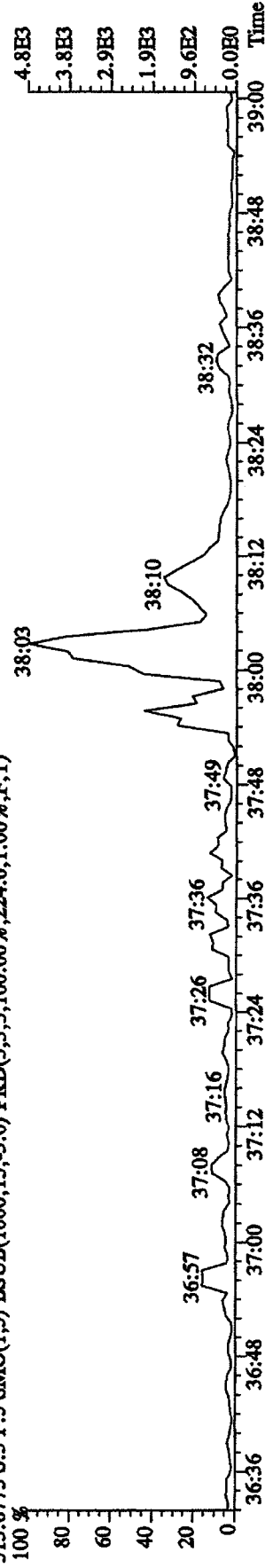
441.7428 S:5 F:5 SMO(1,3) BSUB(1000,15,-3.0) PKD(5,3,3,0.10%,1064.0,1.00%,F,T)



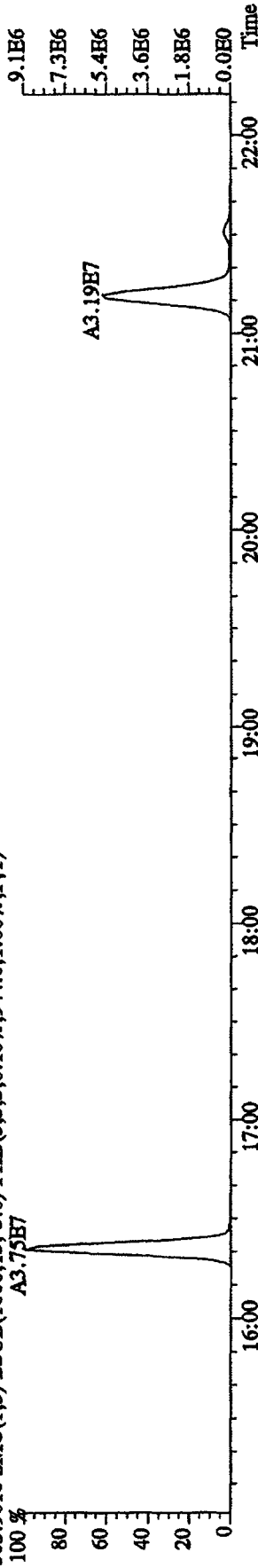
443.7399 S:5 F:5 SMO(1,3) BSUB(1000,15,-3.0) PKD(5,3,3,0.10%,1352.0,1.00%,F,T)



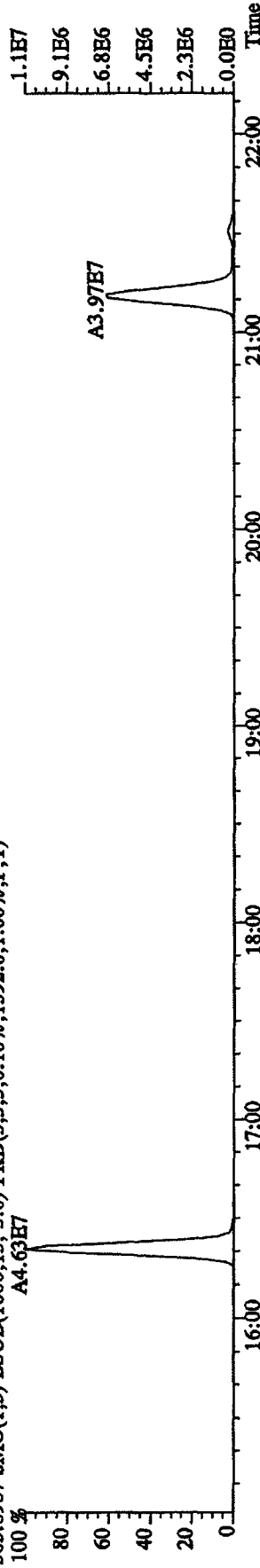
513.6775 S:5 F:5 SMO(1,3) BSUB(1000,15,-3.0) PKD(5,3,5,100.00%,224.0,1.00%,F,T)



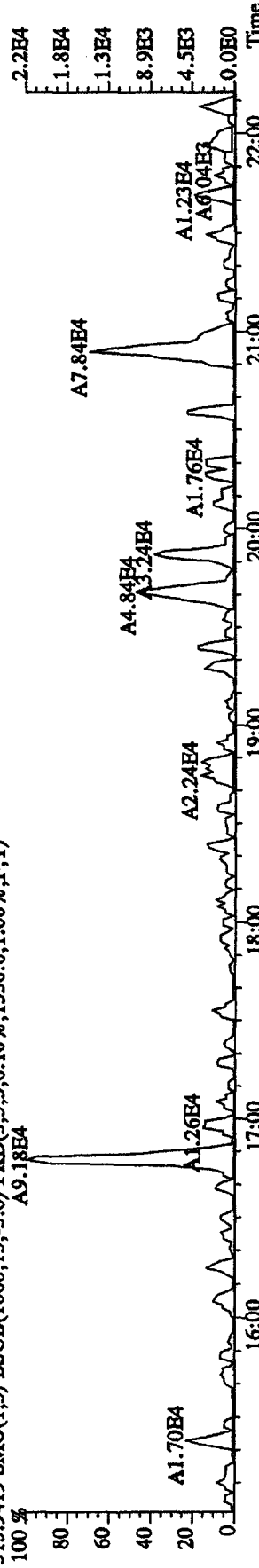
File:12API04D5 #1-435 Acq:12-APR-2010 08:30:15 GC EI+ Voltage SIR Autospec-UltimaE
 Sample#1 Text:CP0412 :DB-5 CPSM 3732-04 Exp:DIOXINRES8290A
 303.9016 SMO(1,3) BSUB(1000,15,-3.0) PKD(5,3,3,0.10%,944.0,1.00%,F,T)



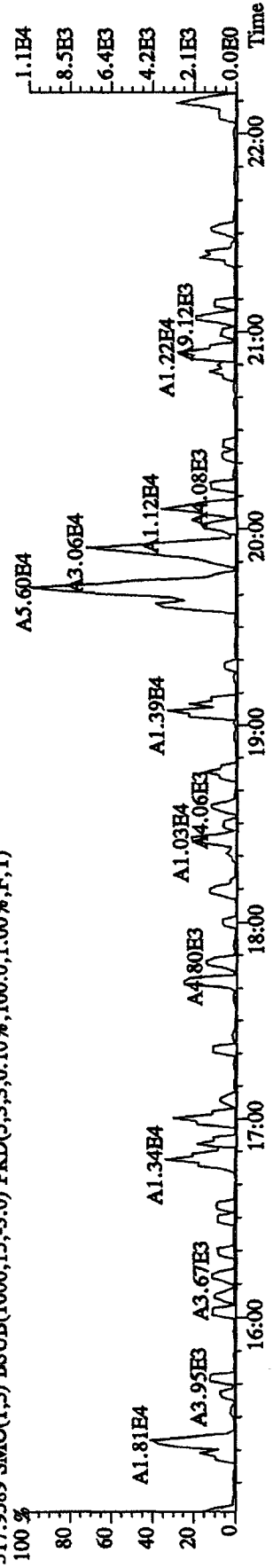
305.8987 SMO(1,3) BSUB(1000,15,-3.0) PKD(5,3,3,0.10%,1592.0,1.00%,F,T)



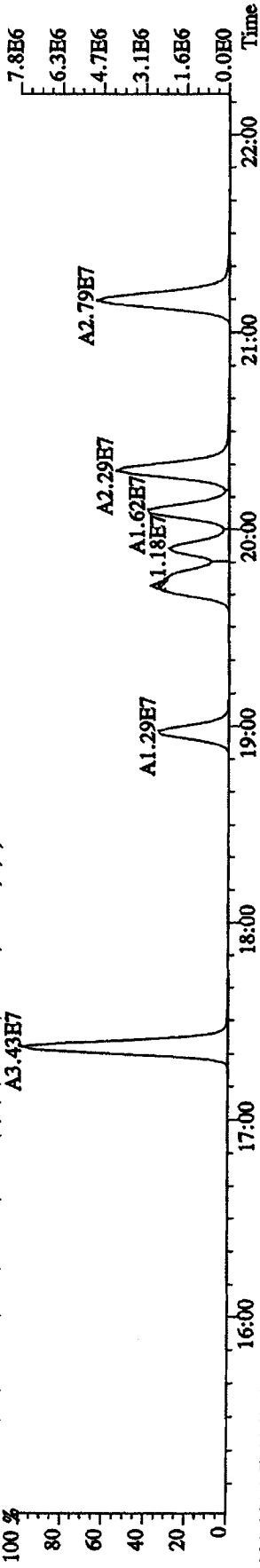
315.9419 SMO(1,3) BSUB(1000,15,-3.0) PKD(5,3,3,0.10%,1556.0,1.00%,F,T)



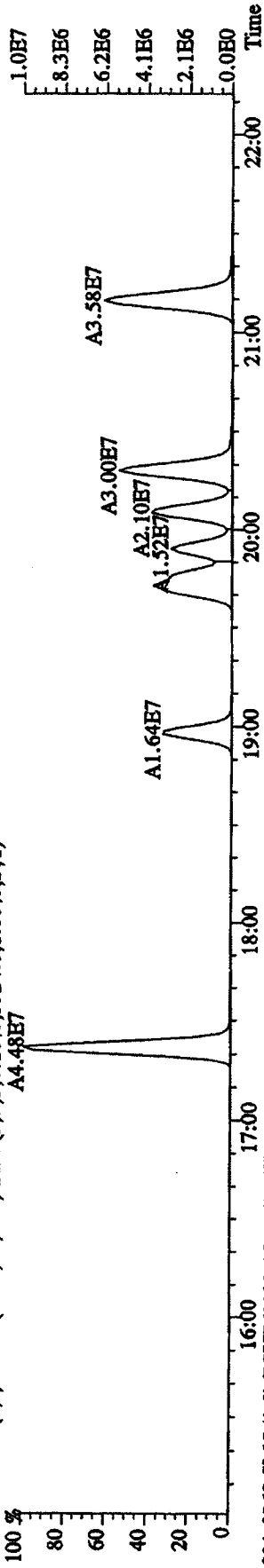
317.9389 SMO(1,3) BSUB(1000,15,-3.0) PKD(5,3,3,0.10%,100.0,1.00%,F,T)



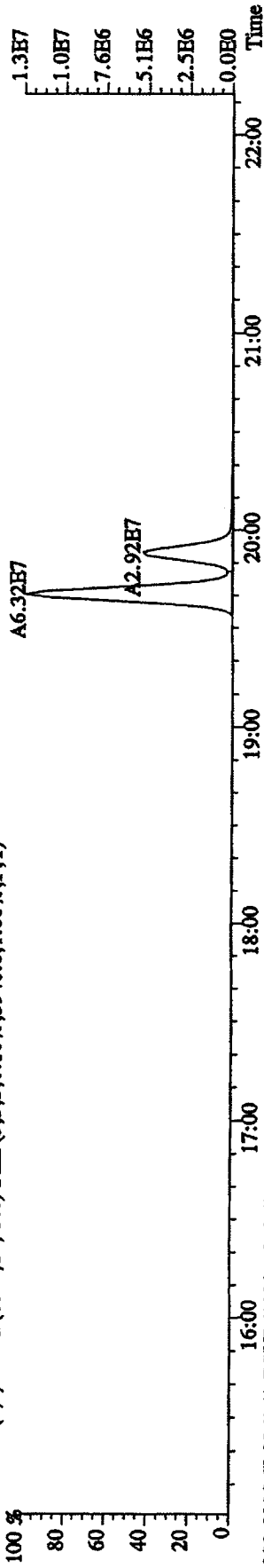
File:12AP104D5 #1-435 Acq:12-APR-2010 08:30:15 GC EI+ Voltage SIR Autospec-UltimaE
 Sample#1 Text:CP0412 :DB-5 CPSM 3732-04 Exp:DIOXINRES8290A
 319.8965 SMO(1,3) BSUB(1000,15,-3.0) PKD(5,3,3,0.10%,1208.0,1.00%,F,T)
 A3.43E7



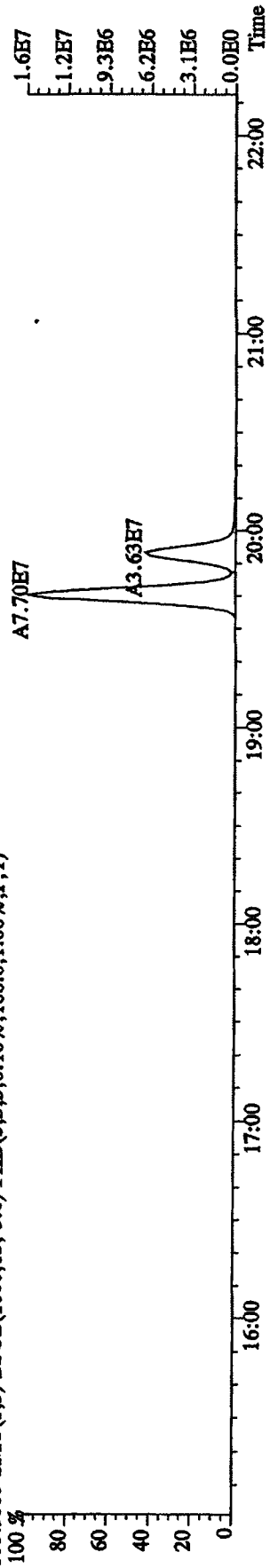
321.8936 SMO(1,3) BSUB(1000,15,-3.0) PKD(5,3,3,0.10%,3924.0,1.00%,F,T)
 A4.48E7



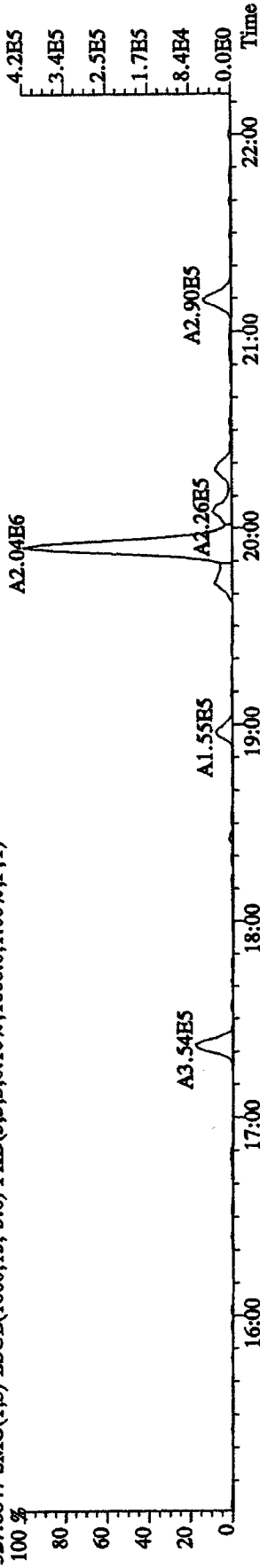
331.9368 SMO(1,3) BSUB(1000,15,-3.0) PKD(5,3,3,0.10%,3940.0,1.00%,F,T)



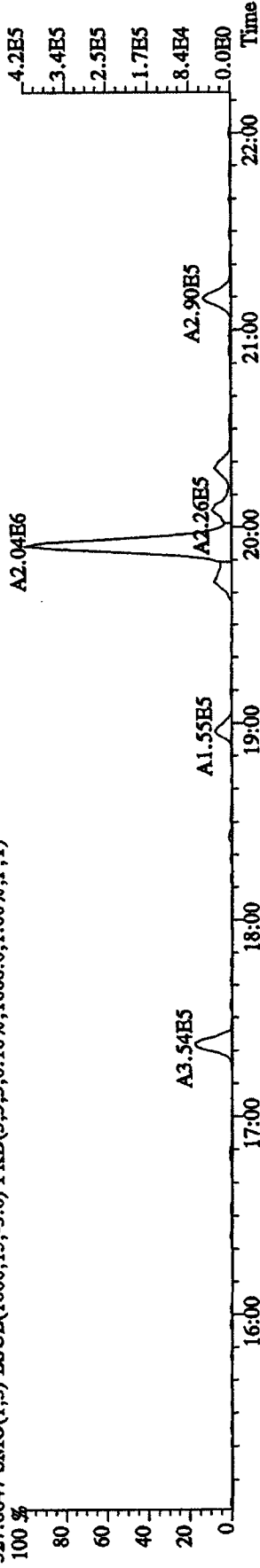
333.9339 SMO(1,3) BSUB(1000,15,-3.0) PKD(5,3,3,0.10%,188.0,1.00%,F,T)



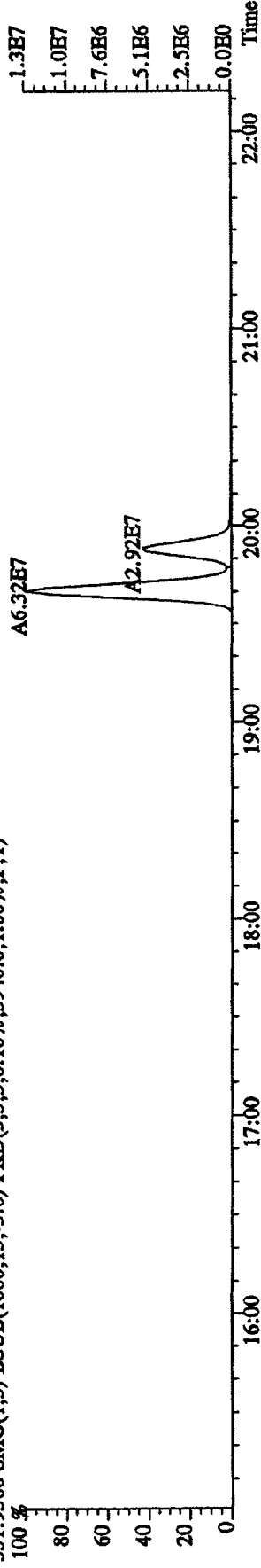
File: 12AP104D5 #1-435 Acq: 12-APR-2010 08:30:15 GC EI+ Voltage SIR Autospec-UltimaB
 Sample#1 Text: CP0412 :DB-5 CPSM 3732-04 Exp: DIOXINRES8290A
 327.8847 SMO(1,3) BSUB(1000,15,-3.0) PKD(5,3,3,0.10%,1.668,0.1,0.00%,F,T)



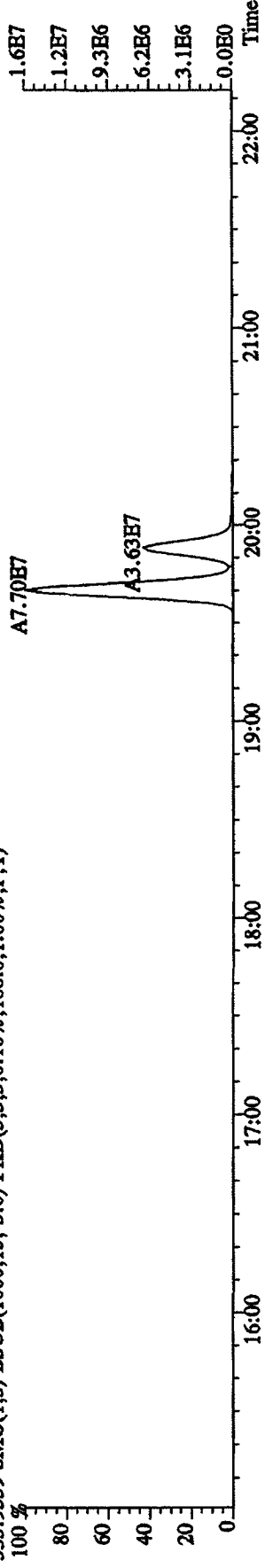
327.8847 SMO(1,3) BSUB(1000,15,-3.0) PKD(5,3,3,0.10%,1.668,0.1,0.00%,F,T)



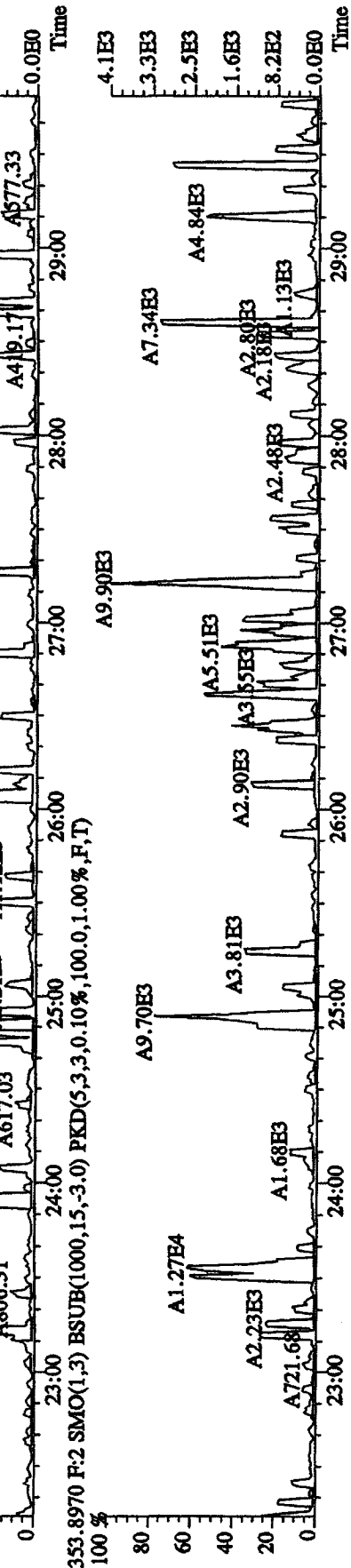
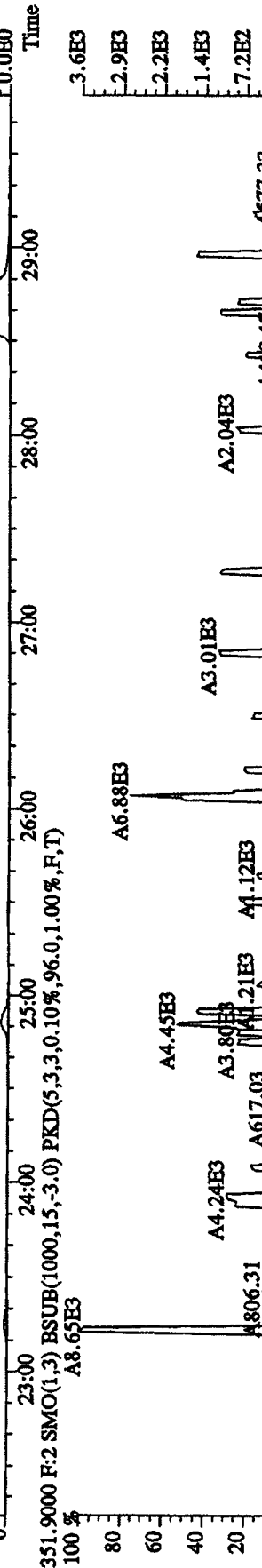

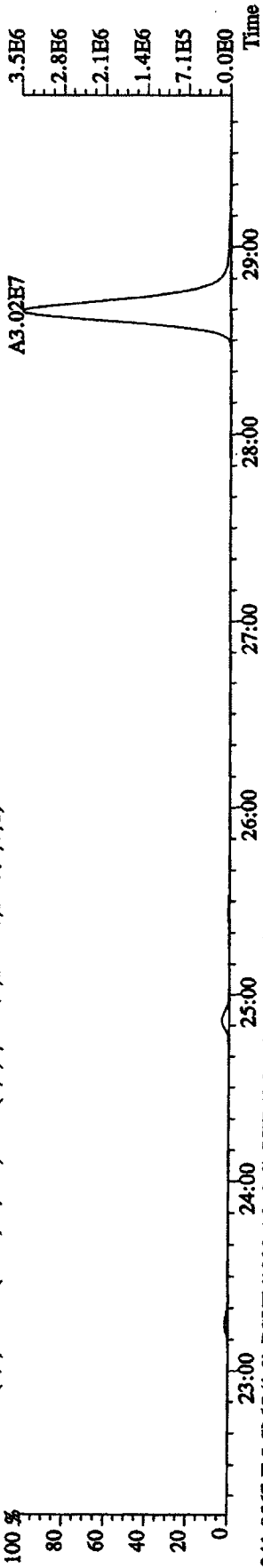
331.9368 SMO(1,3) BSUB(1000,15,-3.0) PKD(5,3,3,0.10%,3.940,0.1,0.00%,F,T)



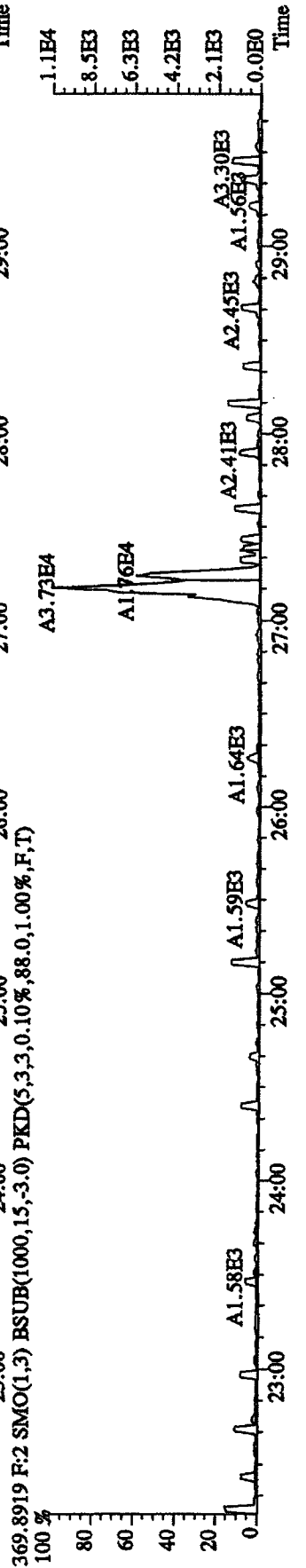
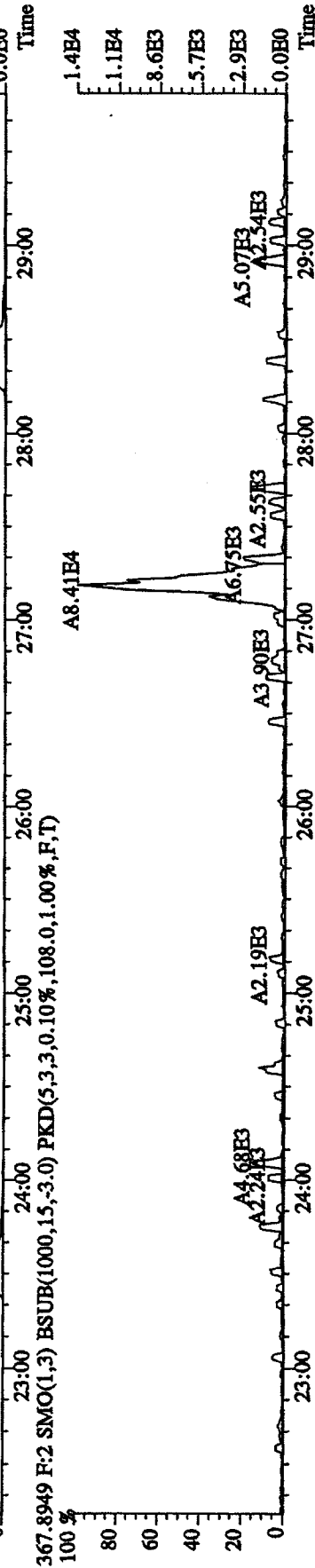
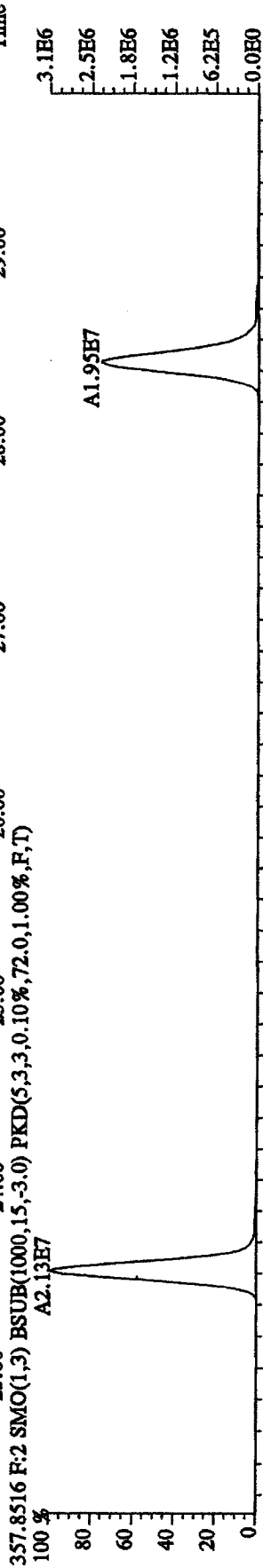
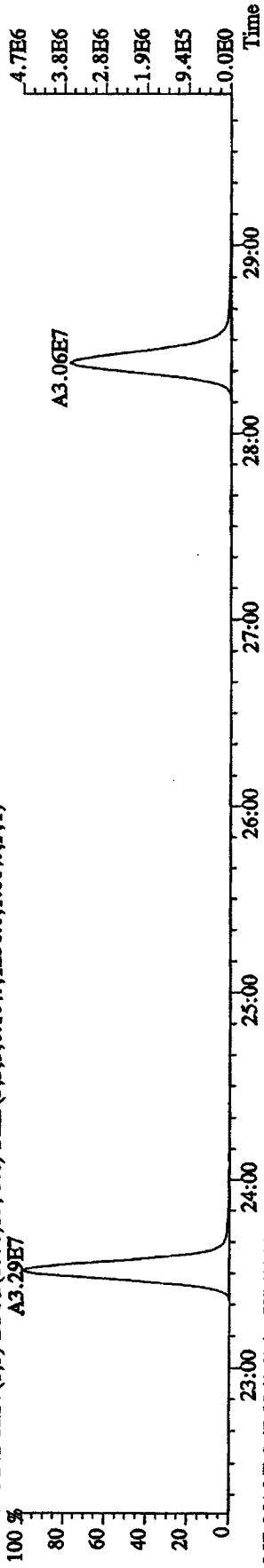
333.9339 SMO(1,3) BSUB(1000,15,-3.0) PKD(5,3,3,0.10%,1.88,0.1,0.00%,F,T)



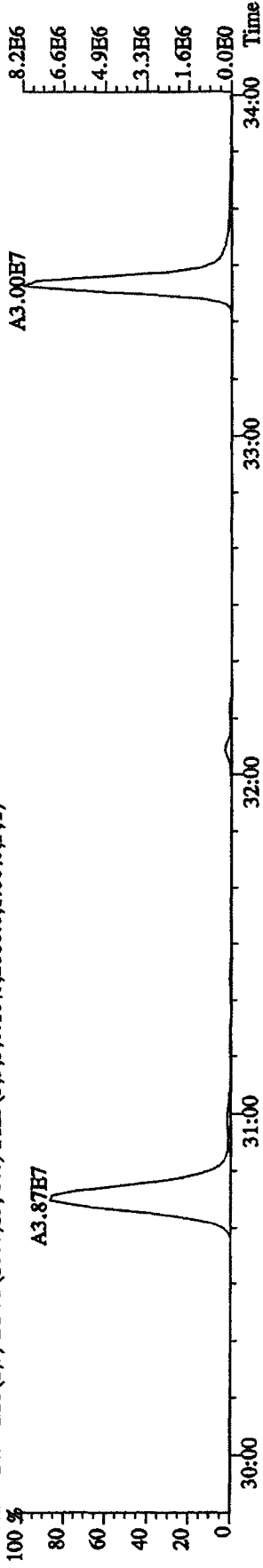
File:12AP104D5 #1-605 Acq:12-APR-2010 08:30:15 GC HI+ Voltage SIR Autospec-UltimaE
 Sample#1 Text:CP0412 :DB-5 CPSM 3732-04 Exp:DIOXINRES8290A
 339.8597 F:2 SMO(1,3) BSUB(1000,15,-3.0) PKD(5,3,3,0.10%,1652.0,1.00%,F,T)



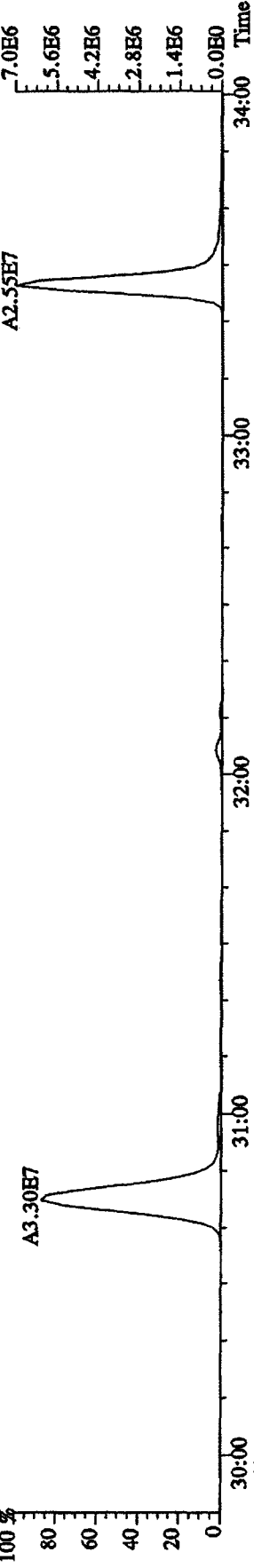
File: 12AP104D5 #1-605 Acq: 12-APR-2010 08:30:15 GC EI+ Voltage SIR Autospec-UltimaB
 Sample#1 Text: CP0412 :DB-5 CP5M 3732-04 Exp: DIOXINRES8290A
 355.8546 F:2 SMO(1,3) BSUB(1000,15,-3.0) PKD(5,3,3,0.10%,1256.0,1.00%,F,T)



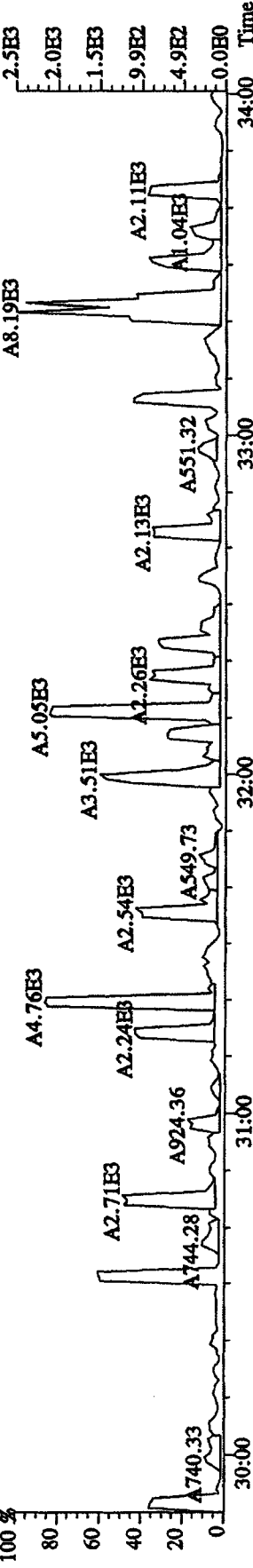
File: 12AP104D5 #1-317 Acq: 12-APR-2010 08:30:15 GC EI+ Voltage SIR Autospec-UltimaE
 Sample#1 Text: CP0412 :DB-5 CPSM 3732-04 Exp: DIOXINRES8290A
 373.8208 F:3 SMO(1,3) BSUB(1000,15,-3.0) PKD(5,3,3,0.10%,2080.0,1.00%,F,T)



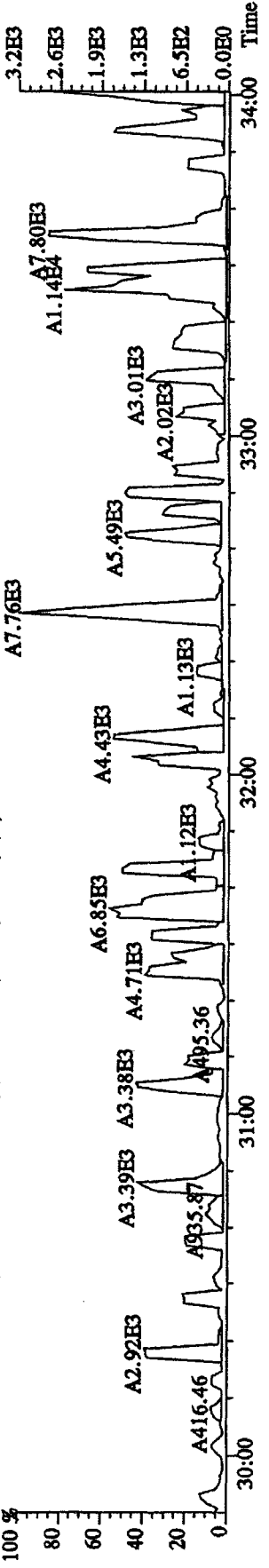
375.8178 F:3 SMO(1,3) BSUB(1000,15,-3.0) PKD(5,3,3,0.10%,3356.0,1.00%,F,T)



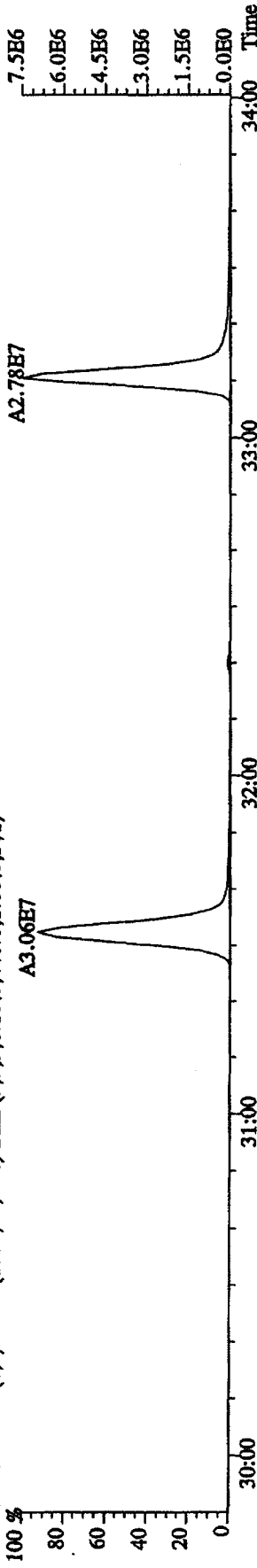
383.8639 F:3 SMO(1,3) BSUB(1000,15,-3.0) PKD(5,3,3,0.10%,148.0,1.00%,F,T)



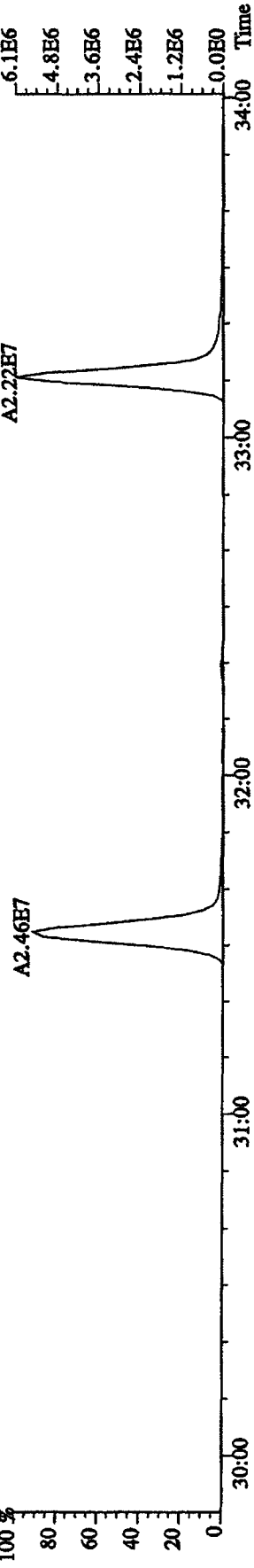
385.8610 F:3 SMO(1,3) BSUB(1000,15,-3.0) PKD(5,3,3,0.10%,152.0,1.00%,F,T)



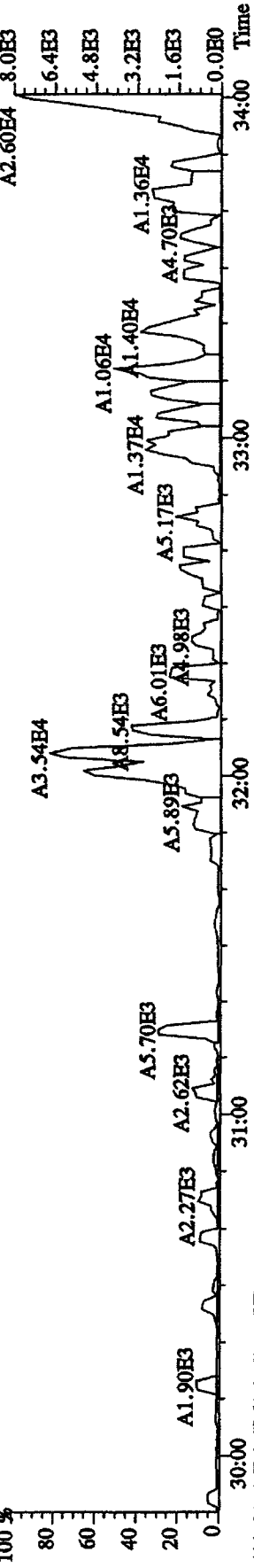
File: 12API04D5 #1-317 Acq: 12-APR-2010 08:30:15 GC EI+ Voltage SIR Autospec-UltimaE
 Sample#1 Text: CP0412 :DB-5 CPSM 3732-04 Exp: DIOXINRES8290A
 389.8157 F:3 SMO(1,3) BSUB(1000,15,-3.0) PKD(5,3,3,0.10%,448.0,1.00%,F,T)



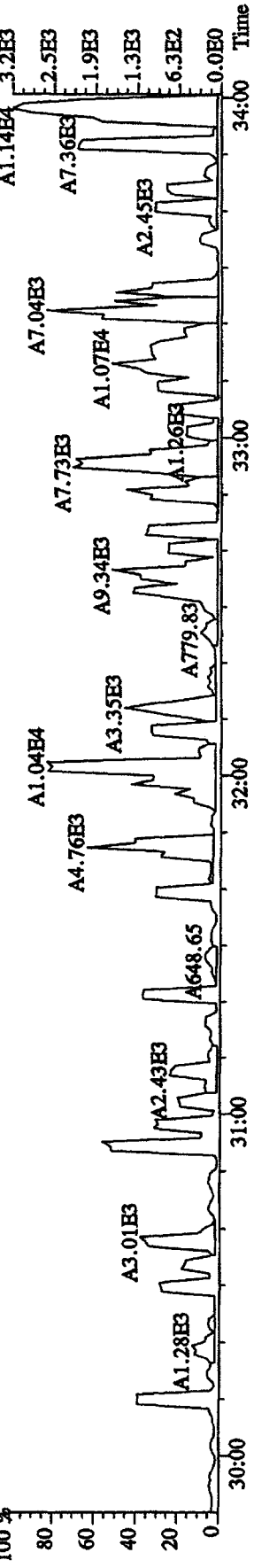
391.8127 F:3 SMO(1,3) BSUB(1000,15,-3.0) PKD(5,3,3,0.10%,248.0,1.00%,F,T)



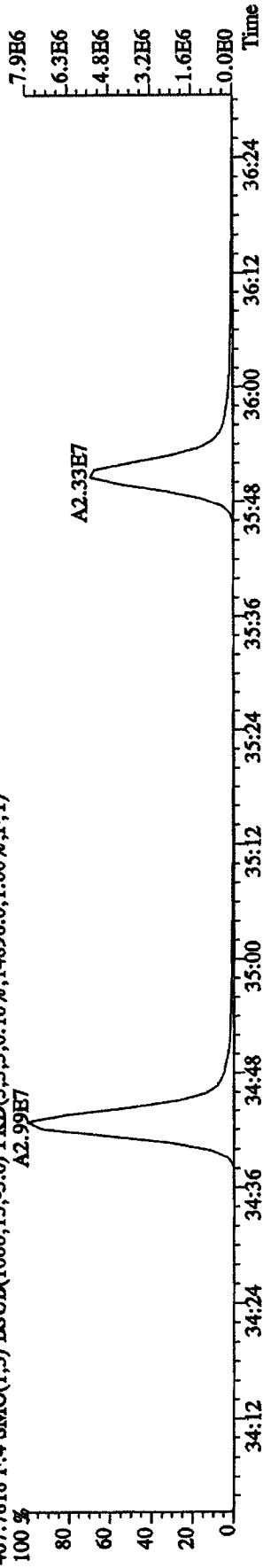
401.8559 F:3 SMO(1,3) BSUB(1000,15,-3.0) PKD(5,3,3,0.10%,124.0,1.00%,F,T)



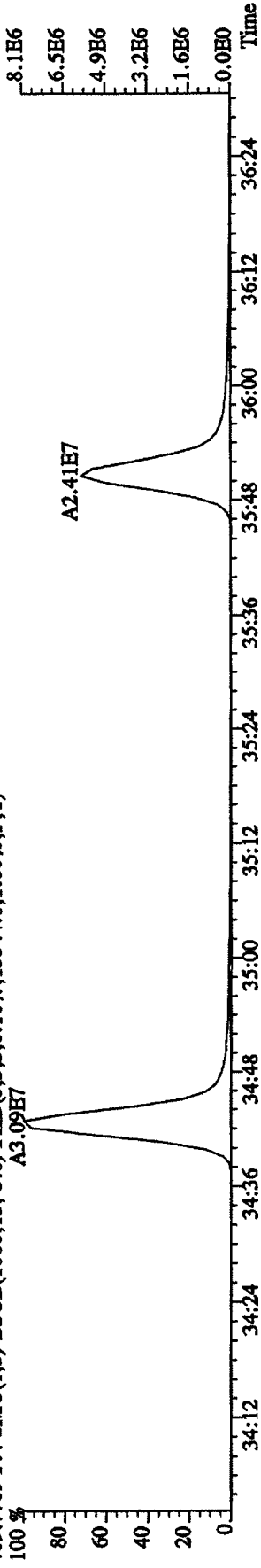
403.8529 F:3 SMO(1,3) BSUB(1000,15,-3.0) PKD(5,3,3,0.10%,132.0,1.00%,F,T)



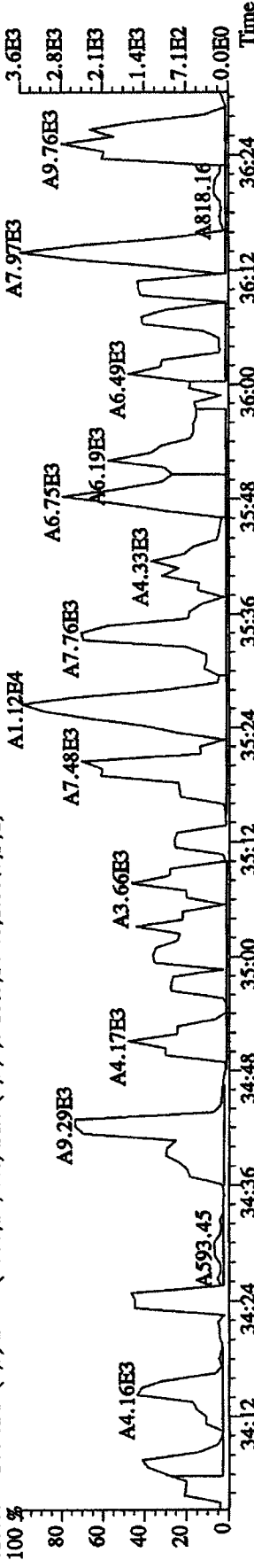
File:12AP104D5 #1-198 Acq:12-APR-2010 08:30:15 GC EI+ Voltage SIR Autospec-UltimaB
 Sample#1 Text:CP0412 :DB-5 CPSM 3732-04 Exp:DIOXINRES8290A
 407.7818 F:4 SMO(1,3) BSUB(1000,15,-3.0) PKD(5,3,3,0.10%,1.4896,0.1,0.00%,F,T)
 100 %



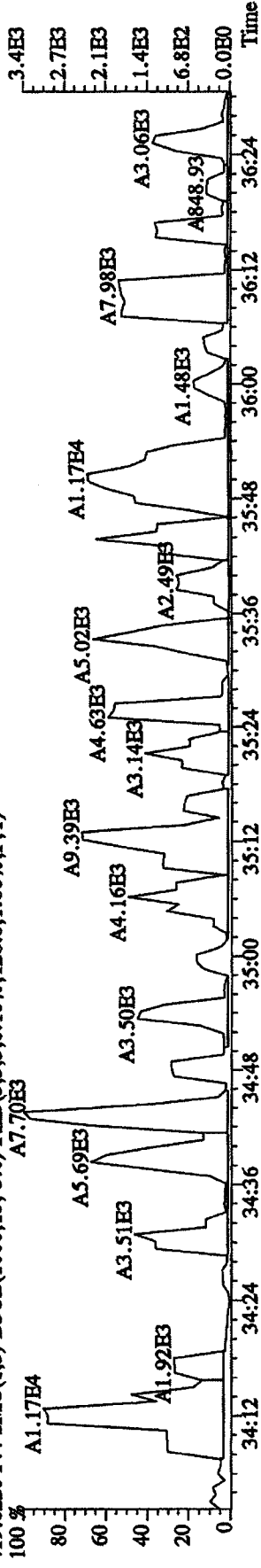
409.7789 F:4 SMO(1,3) BSUB(1000,15,-3.0) PKD(5,3,3,0.10%,1.3544,0.1,0.00%,F,T)
 100 %



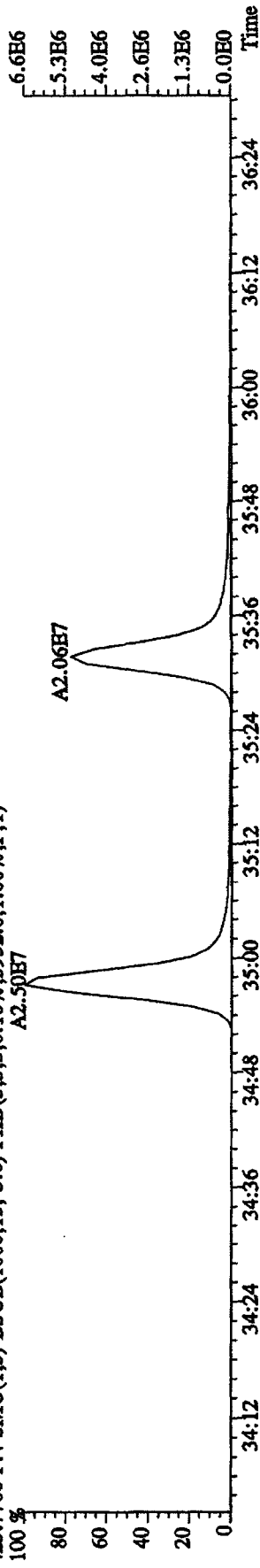
417.8253 F:4 SMO(1,3) BSUB(1000,15,-3.0) PKD(5,3,3,0.10%,1.40,0.1,0.00%,F,T)
 100 %



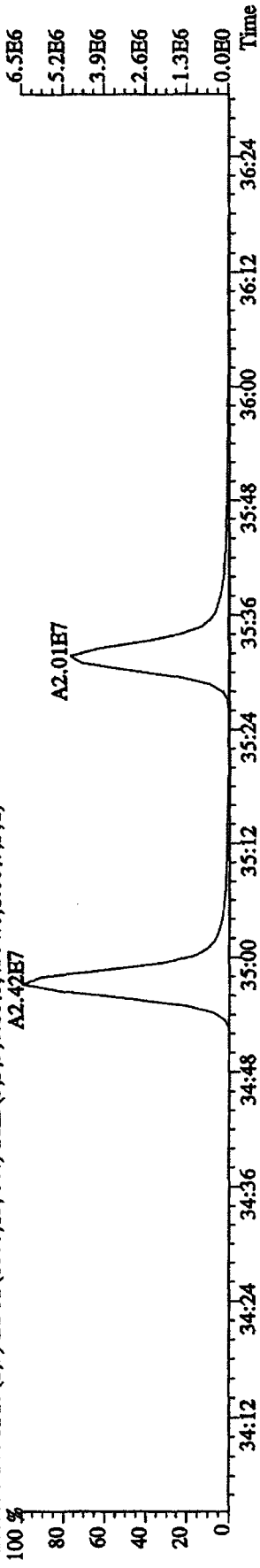
419.8220 F:4 SMO(1,3) BSUB(1000,15,-3.0) PKD(5,3,3,0.10%,1.28,0.1,0.00%,F,T)
 100 %



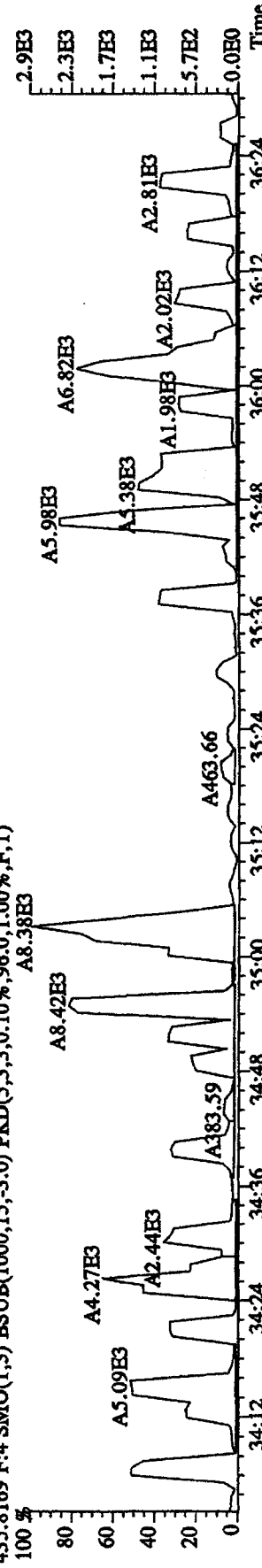
File:12AP104D5 #1-198 Acq:12-APR-2010 08:30:15 GC EI+ Voltage SIR Autospec-UltimaE
 Sample#1 Text:CP0412 :DB-5 CPSM 3732-04 Exp:DIOXINRES8290A
 423.7766 F:4 SMO(1,3) BSUB(1000,15,-3,0) PKD(5,3,3,0,10%,4504,0,1,00%,F,T)
 100 % A2.50E7



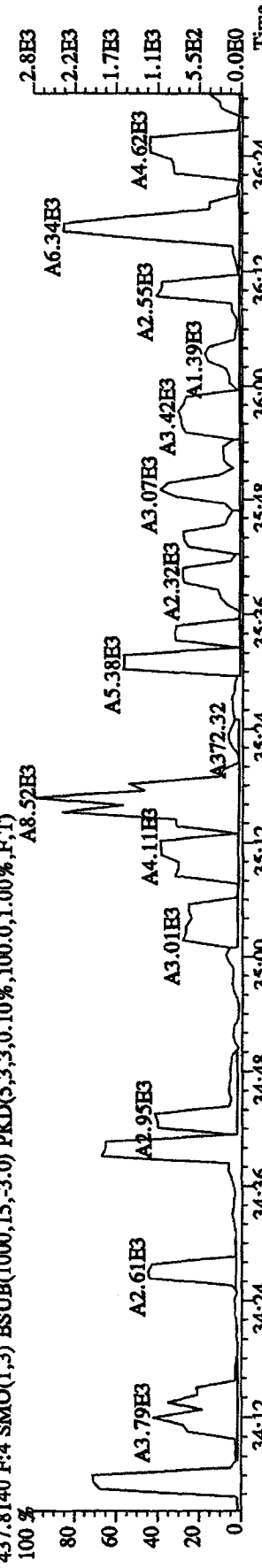
425.7737 F:4 SMO(1,3) BSUB(1000,15,-3,0) PKD(5,3,3,0,10%,4504,0,1,00%,F,T)
 100 % A2.42E7



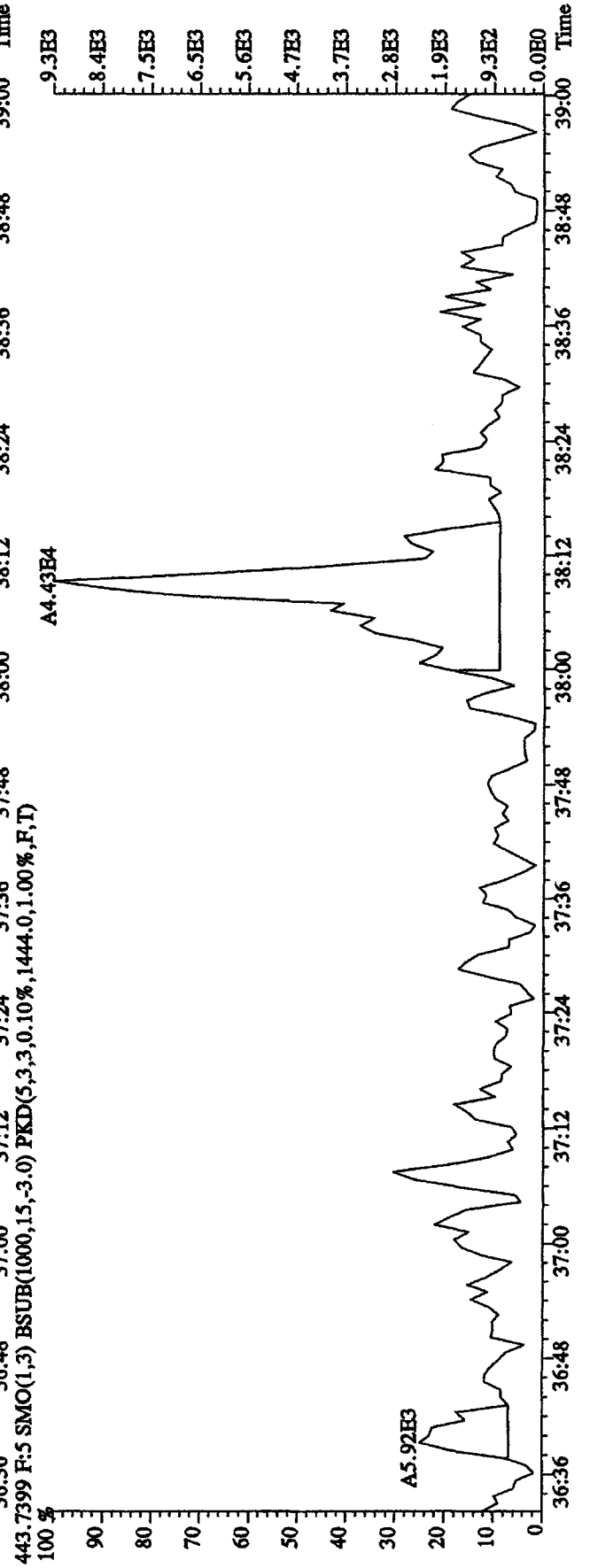
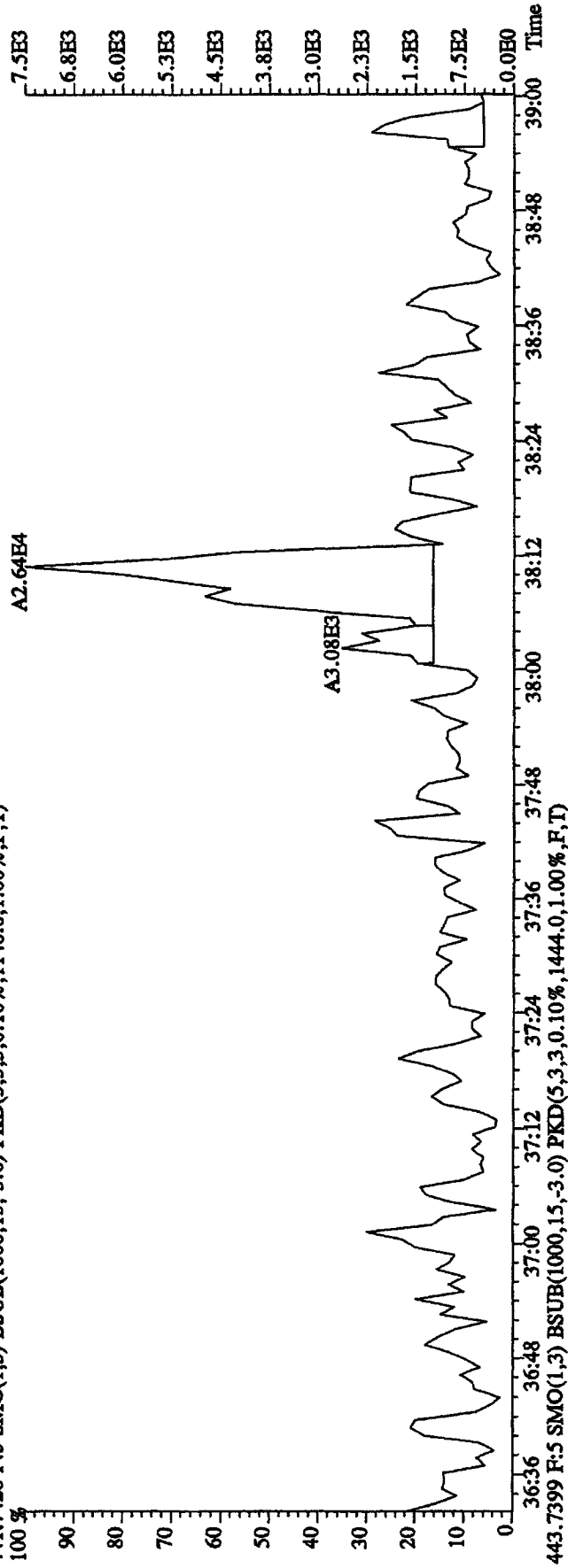
435.8169 F:4 SMO(1,3) BSUB(1000,15,-3,0) PKD(5,3,3,0,10%,96,0,1,00%,F,T)
 100 % A8.38E3



437.8140 F:4 SMO(1,3) BSUB(1000,15,-3,0) PKD(5,3,3,0,10%,100,0,1,00%,F,T)
 100 % A8.52E3



File:12AP104D5 #1-190 Acq:12-APR-2010 08:30:15 GC EI+ Voltage SIR Autospec-UltimaE
 Sample#1 Text:CP0412 :DB-5 CPSM 3732-04 Exp:DIOXINRES8290A
 441.7428 F:5 SMO(1,3) BSUB(1000,15,-3.0) PKD(5,3,3,0.10%,1148.0,1.00%,F,I)



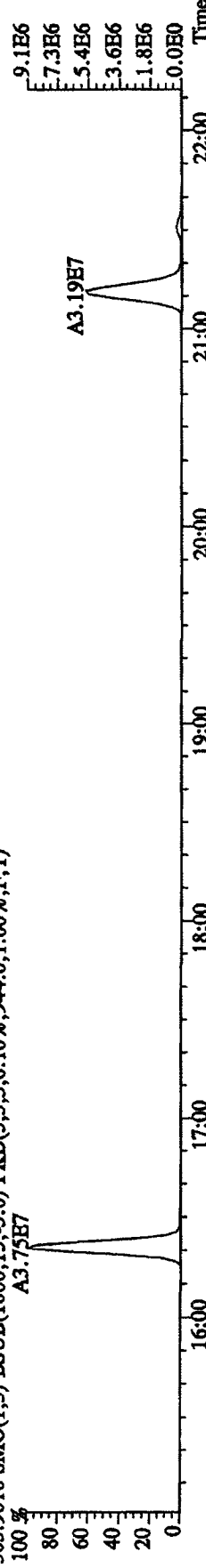
File: 12AP104D5 #1-435 Acq: 12-APR-2010 08:30:15 GC EI+ Voltage SIR Autospec-UltimaE

Sample#1 Text: CP0412 :DB-5 CP5M 3732-04 Exp: DIOXINRES8290A

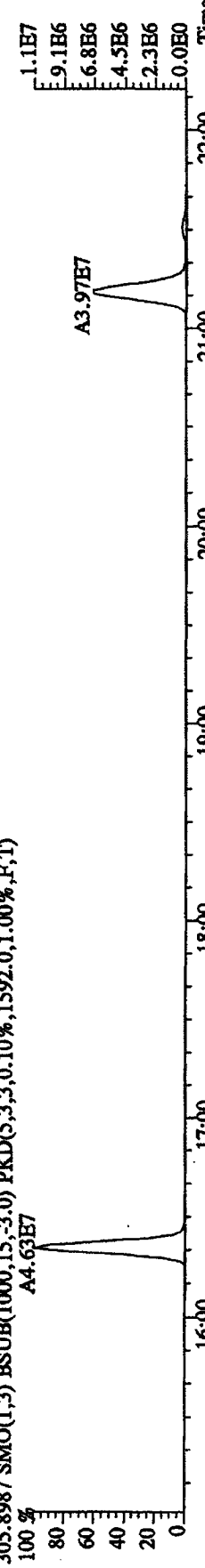
354.9792 SMO(1,3) PKD(5,3,3,100.00%,0.0,1.00%,F,T)



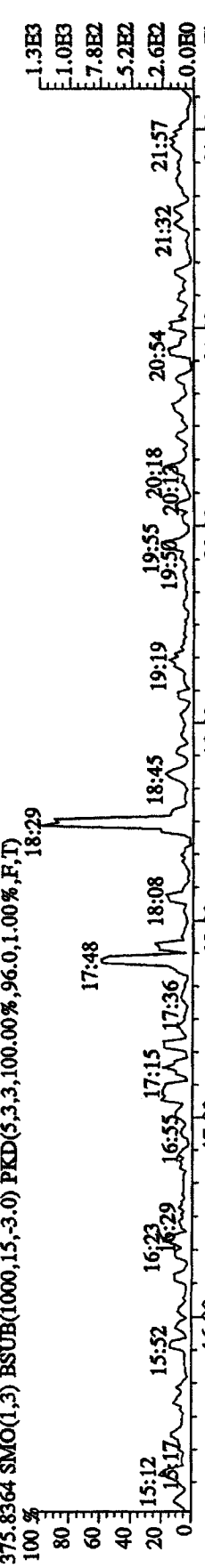
303.9016 SMO(1,3) BSUB(1000,15,-3,0) PKD(5,3,3,0.10%,944.0,1.00%,F,T)



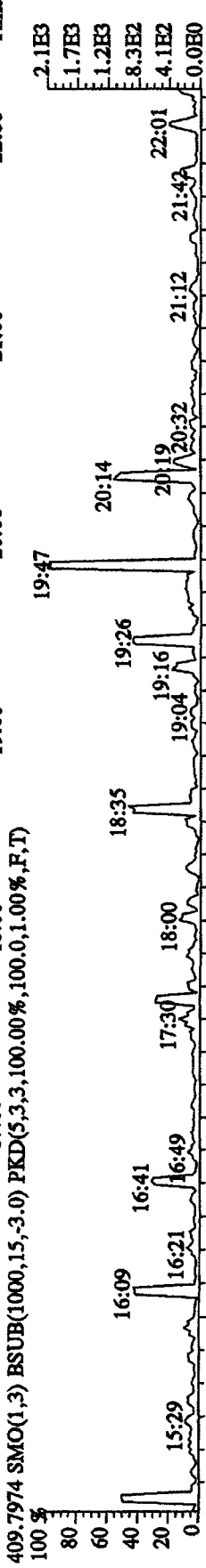
305.8987 SMO(1,3) BSUB(1000,15,-3,0) PKD(5,3,3,0.10%,1592.0,1.00%,F,T)



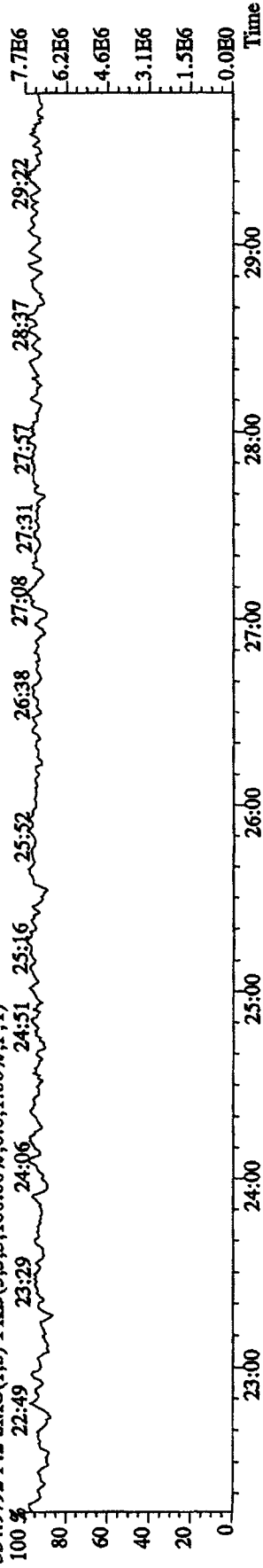
375.8364 SMO(1,3) BSUB(1000,15,-3,0) PKD(5,3,3,100.00%,96.0,1.00%,F,T)




409.7974 SMO(1,3) BSUB(1000,15,-3,0) PKD(5,3,3,100.00%,100.0,1.00%,F,T)



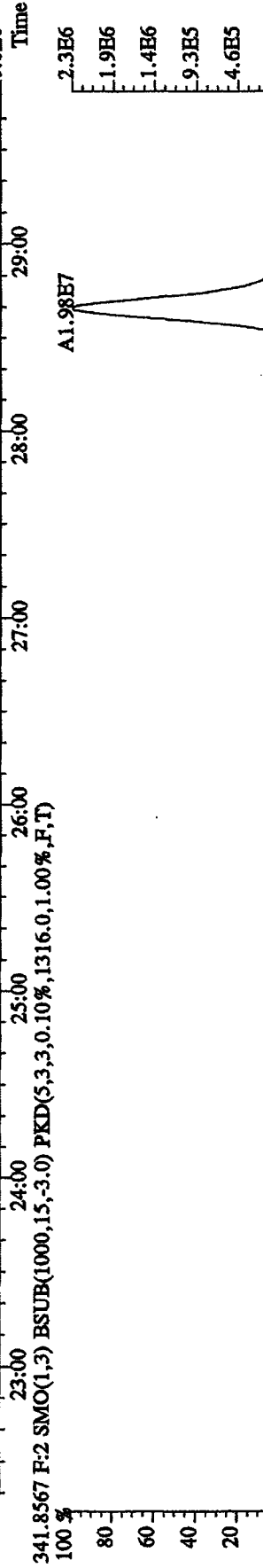
File:12AP104D5 #1-605 Acq:12-APR-2010 08:30:15 GC EI+ Voltage SIR Autospec-UltimaE
 Sample#1 Text:CP0412 :DB-5 CP5M 3732-04 Exp:DIOXINRES8290A
 354.9792 F:2 SMO(1,3) PKD(5,3,3,100.00%,0.0,1.00%,F,T)



339.8597 F:2 SMO(1,3) ESUB(1000,15,-3.0) PKD(5,3,3,0.10%,1652.0,1.00%,F,T)



341.8567 F:2 SMO(1,3) ESUB(1000,15,-3.0) PKD(5,3,3,0.10%,1316.0,1.00%,F,T)



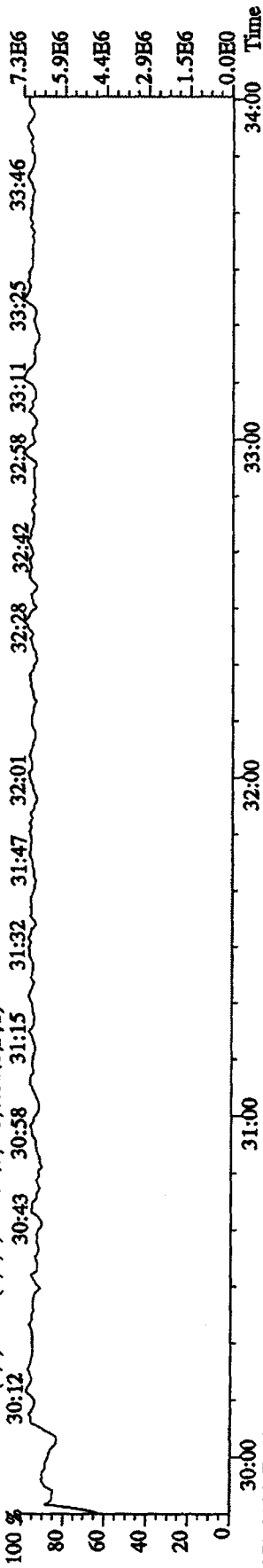
409.7974 F:2 SMO(1,3) ESUB(1000,15,-3.0) PKD(5,3,3,100.00%,92.0,1.00%,F,T)

File: I2AP104D5 #1-317 Acq: 12-APR-2010 08:30:15 GC EI+ Voltage SIR Autospec-UltimaE

Sample#1 Text: CP0412 : DB-5 CPSM 3732-04 Exp: DIOXINRES8290A

430.9728 F:3 SMO(1,3) PKD(5,3,3,100.00%,0.0,1.00%,F,T)

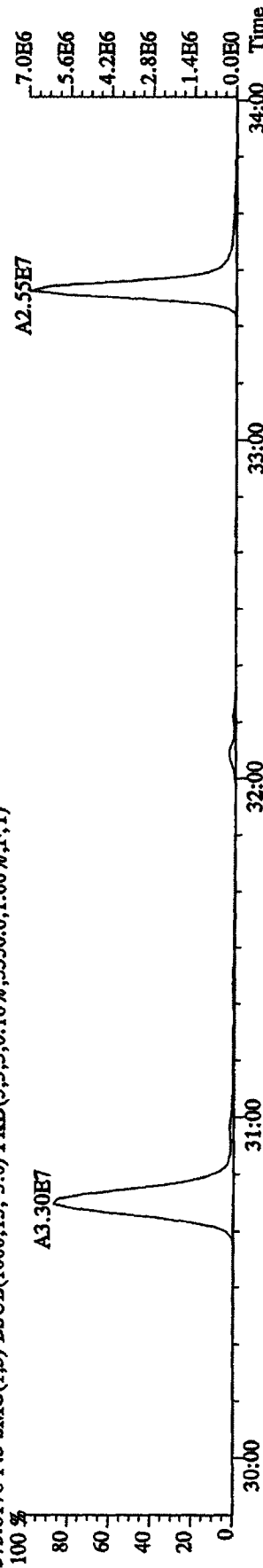
100% 30:12 30:43 30:58 31:15 31:32 31:47 32:01 32:28 32:42 32:58 33:11 33:25 33:46



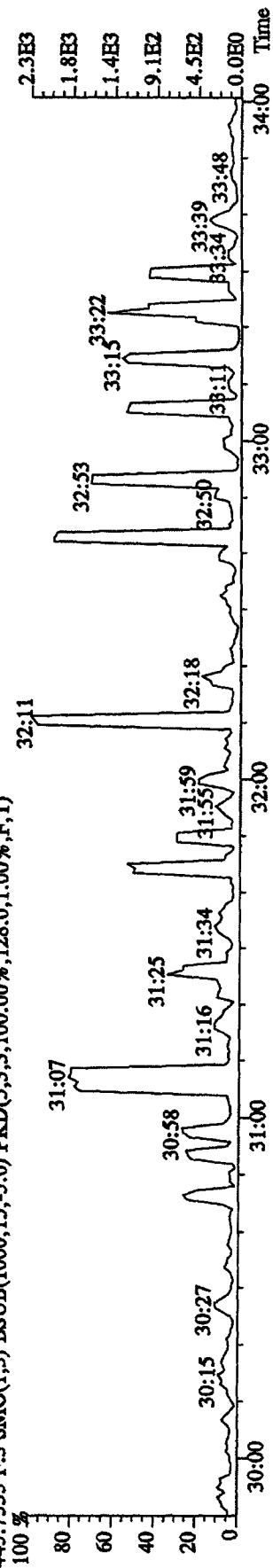
373.8208 F:3 SMO(1,3) BSUB(1000,15,-3.0) PKD(5,3,3,0.10%,2080.0,1.00%,F,T)



375.8178 F:3 SMO(1,3) BSUB(1000,15,-3.0) PKD(5,3,3,0.10%,3356.0,1.00%,F,T)



445.7555 F:3 SMO(1,3) BSUB(1000,15,-3.0) PKD(5,3,3,100.00%,128.0,1.00%,F,T)

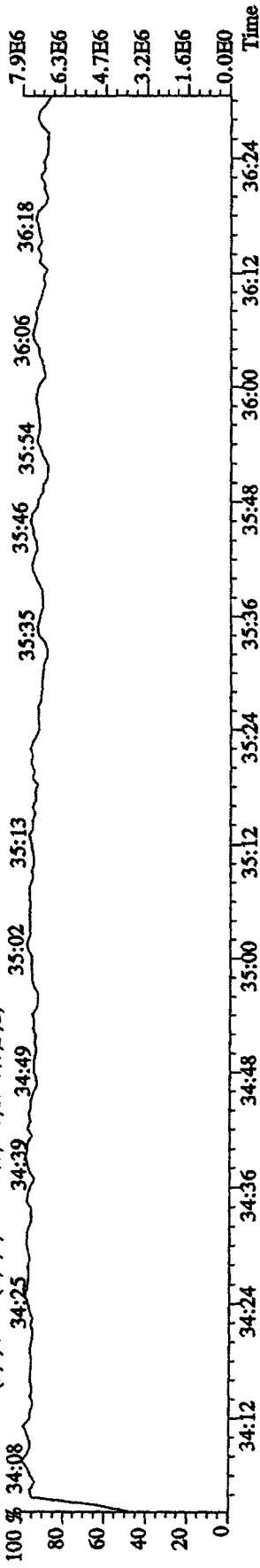


File: I2AP104D5 #1-198 Acq: 12-APR-2010 08:30:15 GC EI+ Voltage SIR Autospec-UltimaB

Sample#1 Text: CP0412 :DB-5 CP5M 3732-04 Exp: DIOXINRES8290A

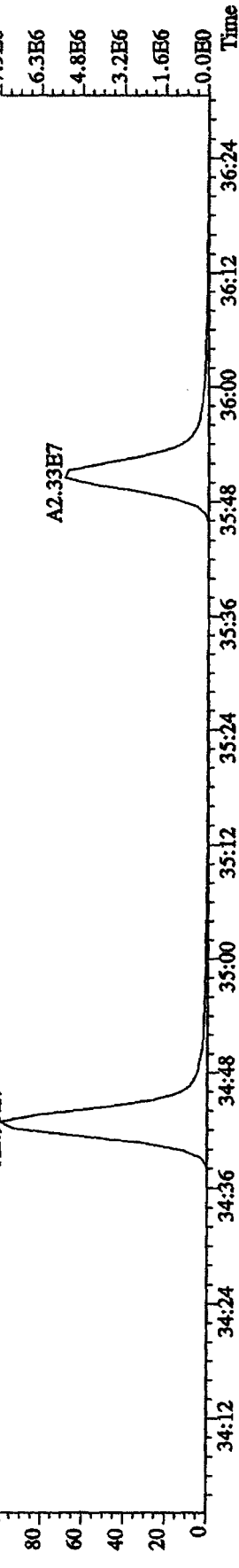
430.9728 F:4 SMO(1,3) PKD(5,3,3,100.00%,0.0,1.00%,F,T)

100 % 34:08 34:25 34:39 34:49 35:02 35:13



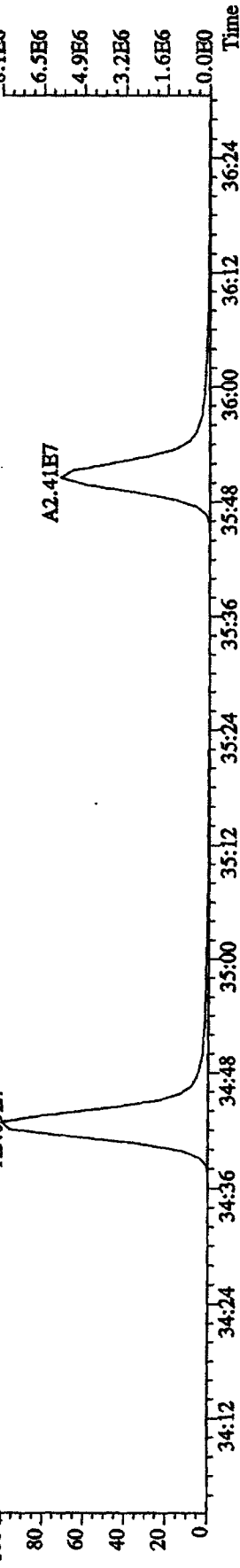
407.7818 F:4 SMO(1,3) BSUB(1000,15,-3.0) PKD(5,3,3,0.10%,14896.0,1.00%,F,T)

100 % A2.99E7

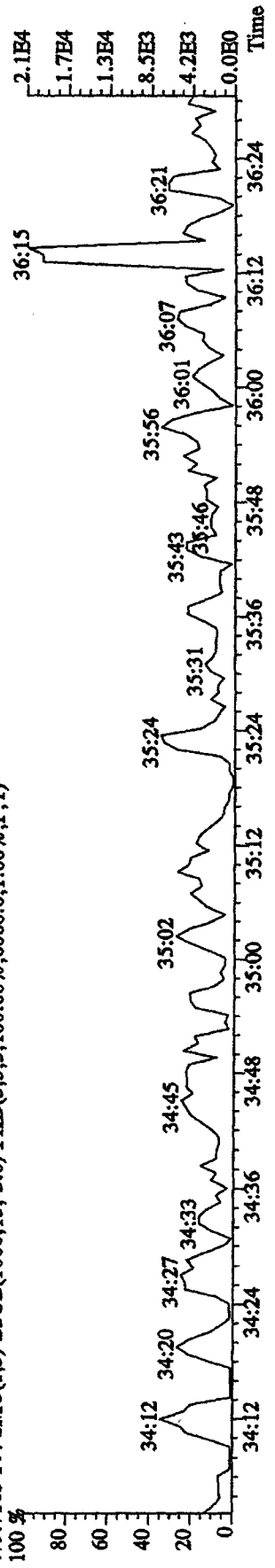


409.7789 F:4 SMO(1,3) BSUB(1000,15,-3.0) PKD(5,3,3,0.10%,13544.0,1.00%,F,T)

100 % A3.09E7



479.7165 F:4 SMO(1,3) BSUB(1000,15,-3.0) PKD(5,3,3,100.00%,6088.0,1.00%,F,T)




File:12AP104D5 #1-190 Acq:12-APR-2010 08:30:15 GC EI + Voltage SIR Autospec-UltimaE

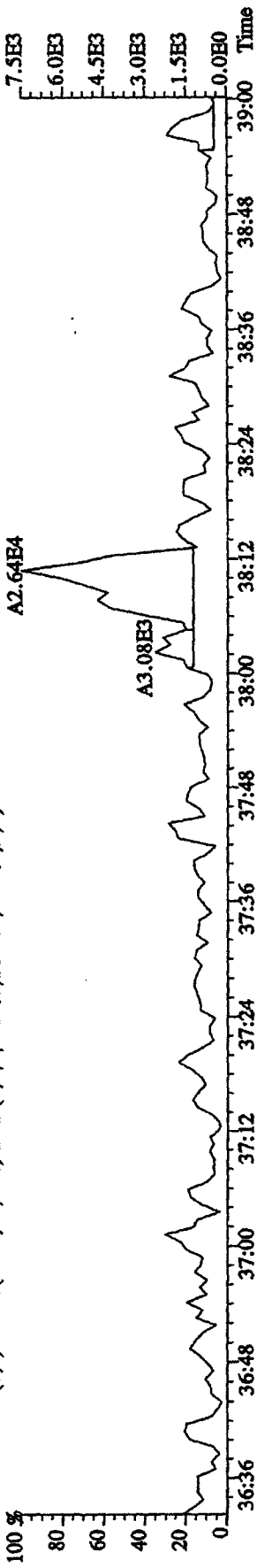
Sample#1 Text:CP0412 :DB-5 CPSM 3732-04 Exp:DIOXINRES8290A

442.9728 F:5 SMO(1,3) PKD(5,3,3,0.100%,0.0,1.00%,F,T)

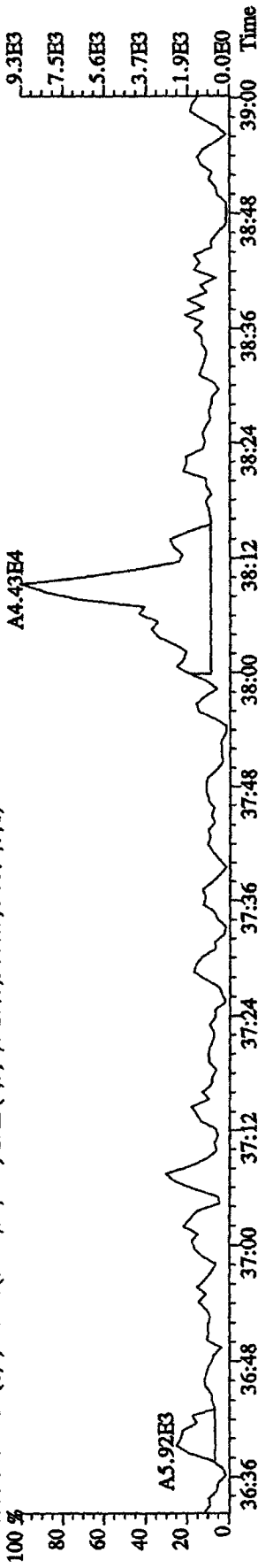
100 % 36:36 36:48 36:56 37:13 37:22 37:33 37:40 37:52 38:05 38:16 38:39 38:53 7.7E6



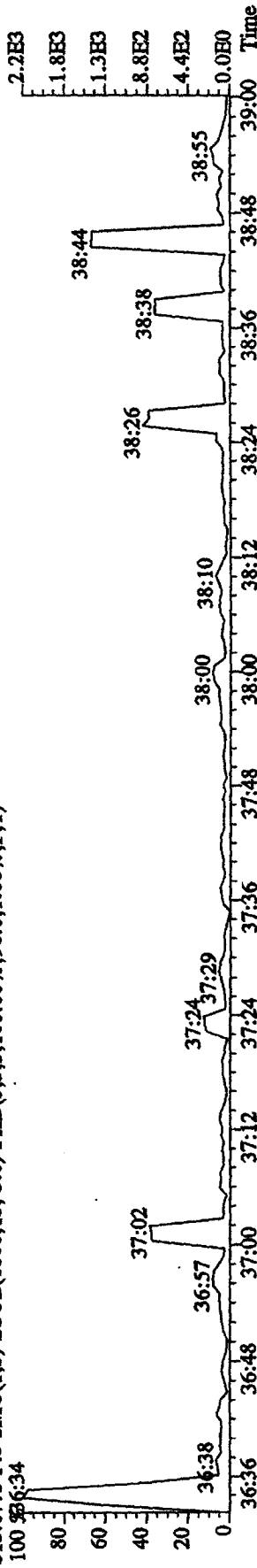
441.7428 F:5 SMO(1,3) BSUB(1000,15,-3.0) PKD(5,3,3,0.10%,1148.0,1.00%,F,T)



443.7399 F:5 SMO(1,3) BSUB(1000,15,-3.0) PKD(5,3,3,0.10%,1444.0,1.00%,F,T)



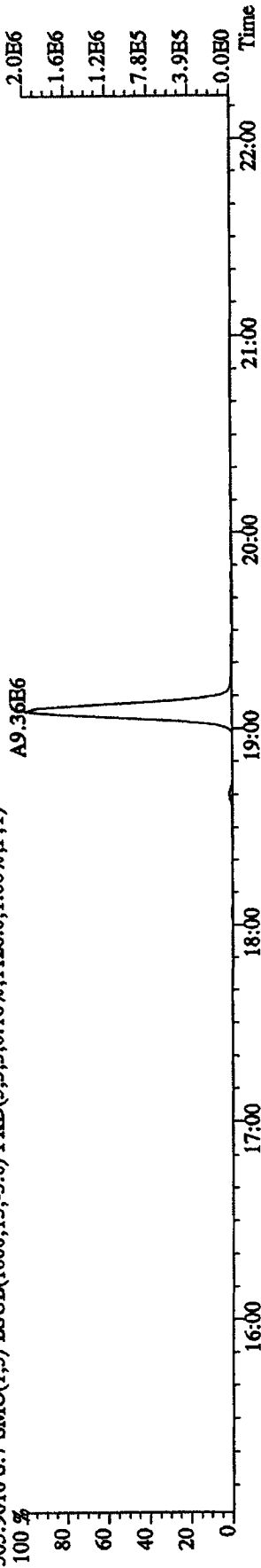
513.6775 F:5 SMO(1,3) BSUB(1000,15,-3.0) PKD(5,3,5,100.00%,96.0,1.00%,F,T)



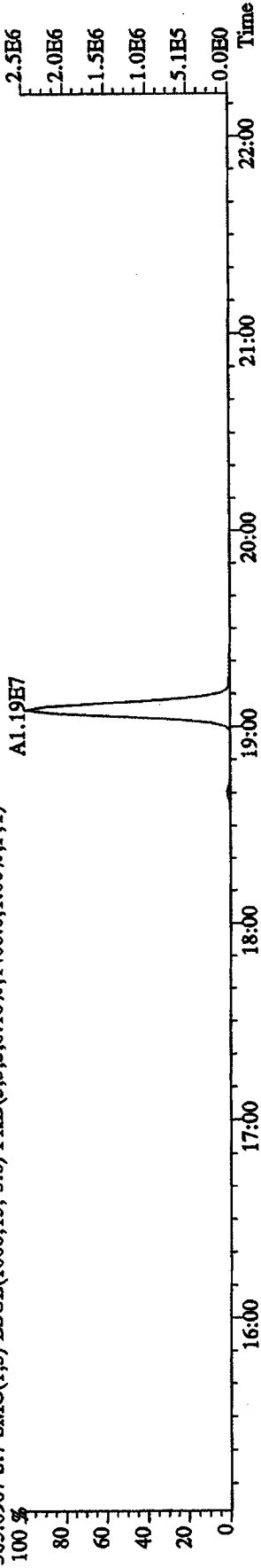
File:12AP104D5 #1-435 Acq:12-APR-2010 13:00:53 GC EI+ Voltage SIR Autospec-UltimaB

Sample#7 Text:ST0412E :2nd Source 09DXN449 Exp:DIOXINRES8290A

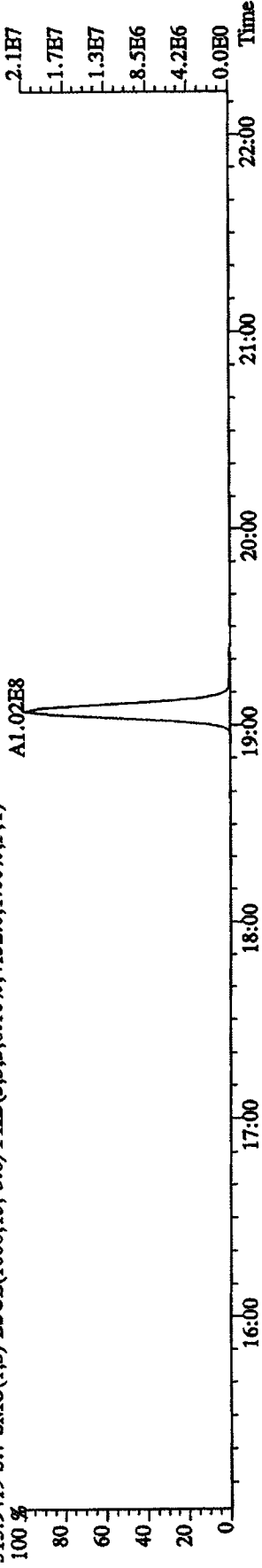
303.9016 S:7 SMO(1,3) BSUB(1000,15,-3.0) PKD(5,3,3,0.10%,1128.0,1.00%,F,T)



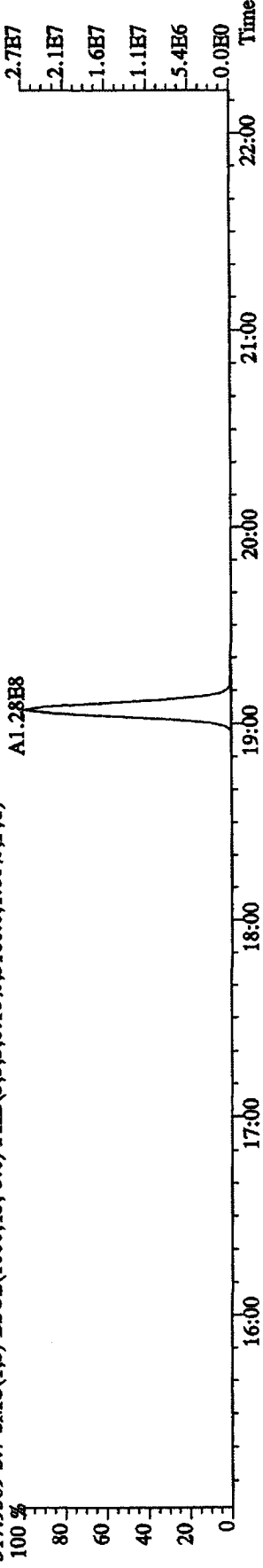
305.8987 S:7 SMO(1,3) BSUB(1000,15,-3.0) PKD(5,3,3,0.10%,1408.0,1.00%,F,T)



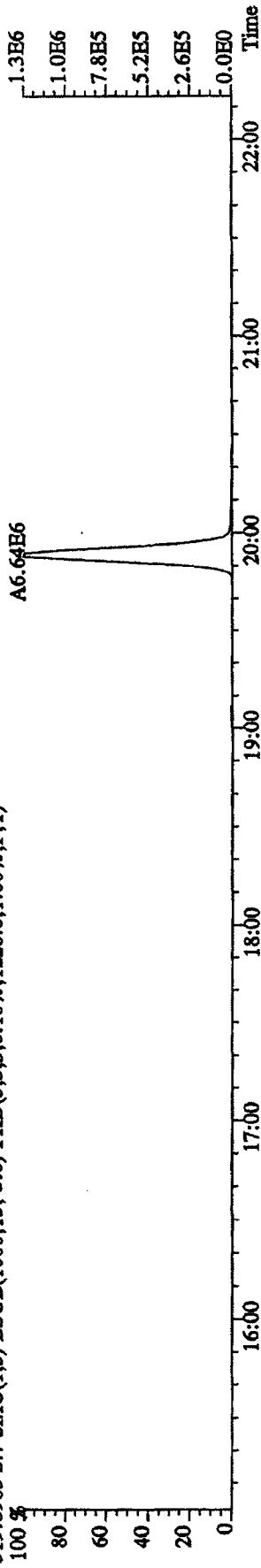
315.9419 S:7 SMO(1,3) BSUB(1000,15,-3.0) PKD(5,3,3,0.10%,4132.0,1.00%,F,T)



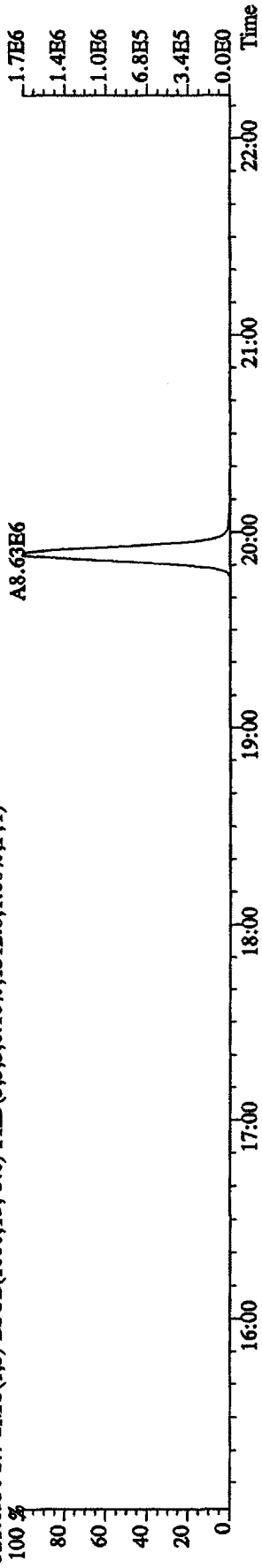
317.9389 S:7 SMO(1,3) BSUB(1000,15,-3.0) PKD(5,3,3,0.10%,3160.0,1.00%,F,T)



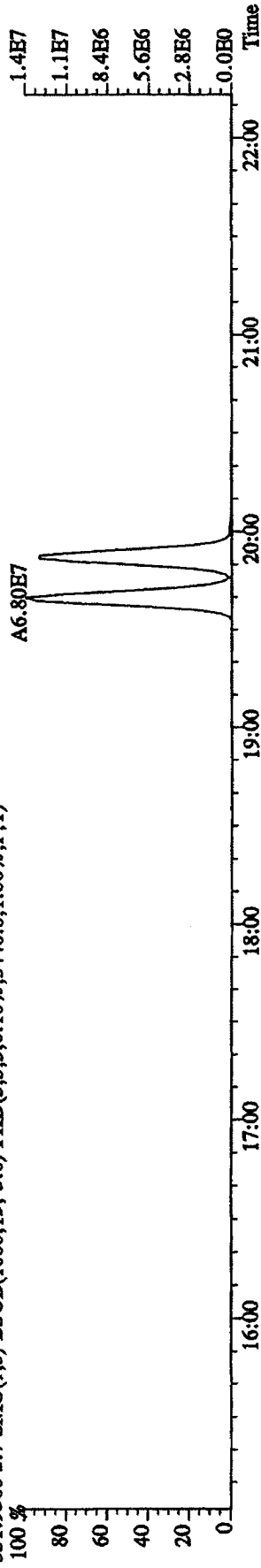
File:12AP104D5 #1-435 Acq:12-APR-2010 13:00:53 GC EI+ Voltage SIR Autospec-UltimaE
 Sample#7 Text:ST0412B :2nd Source 09DXN449 Exp:DIOXINRES8290A
 319.8965 S:7 SMO(1.3) BSUB(1000,15,-3.0) PKD(5,3,3,0,10%,1228.0,1.00%,F,T)



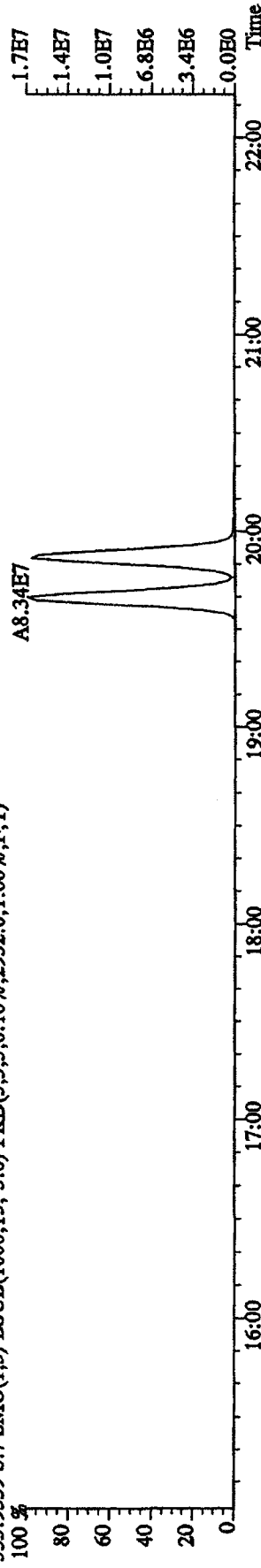
321.8936 S:7 SMO(1.3) BSUB(1000,15,-3.0) PKD(5,3,3,0,10%,1312.0,1.00%,F,T)



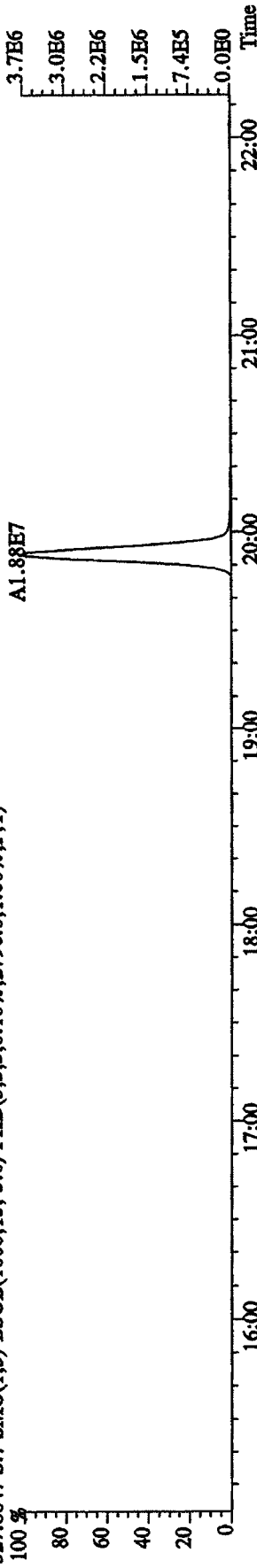
331.9368 S:7 SMO(1.3) BSUB(1000,15,-3.0) PKD(5,3,3,0,10%,5440.0,1.00%,F,T)




333.9339 S:7 SMO(1.3) BSUB(1000,15,-3.0) PKD(5,3,3,0,10%,2932.0,1.00%,F,T)




File: 12AP104D5 #1-435 Acq: 12-APR-2010 13:00:53 GC EI+ Voltage SIR Autospec-UltimaB
 Sample#7 Text: ST0412E :2nd Source 09DXN449 Exp: DIOXINRES8290A
 327.8847 S:7 SMO(1,3) BSUB(1000,15,-3.0) PKD(5,3,3,0.10%,2796.0,1.00%,F,T)



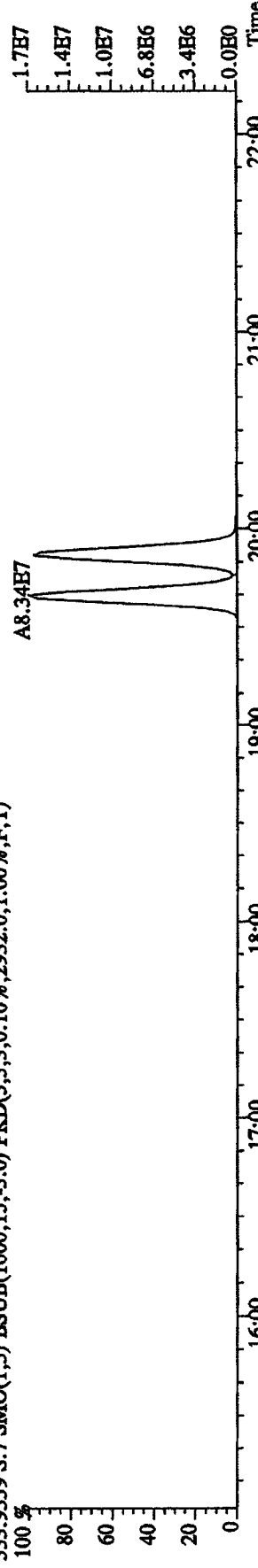
327.8847 S:7 SMO(1,3) BSUB(1000,15,-3.0) PKD(5,3,3,0.10%,2796.0,1.00%,F,T)



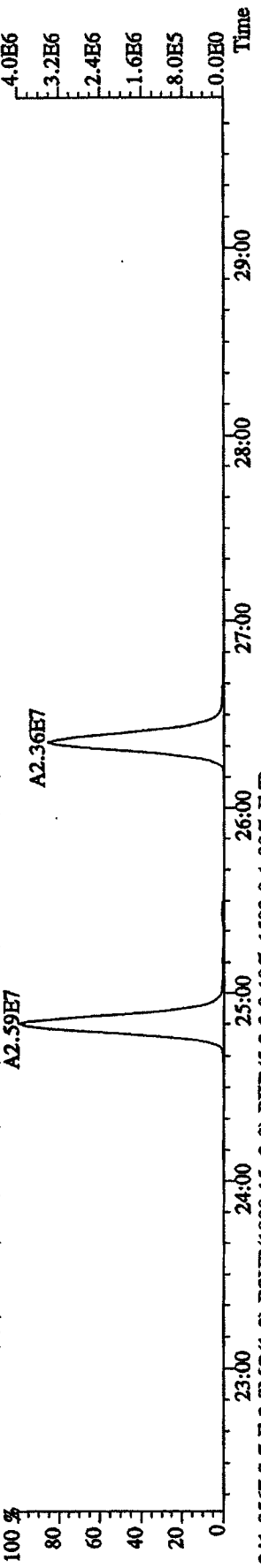
331.9368 S:7 SMO(1,3) BSUB(1000,15,-3.0) PKD(5,3,3,0.10%,5440.0,1.00%,F,T)



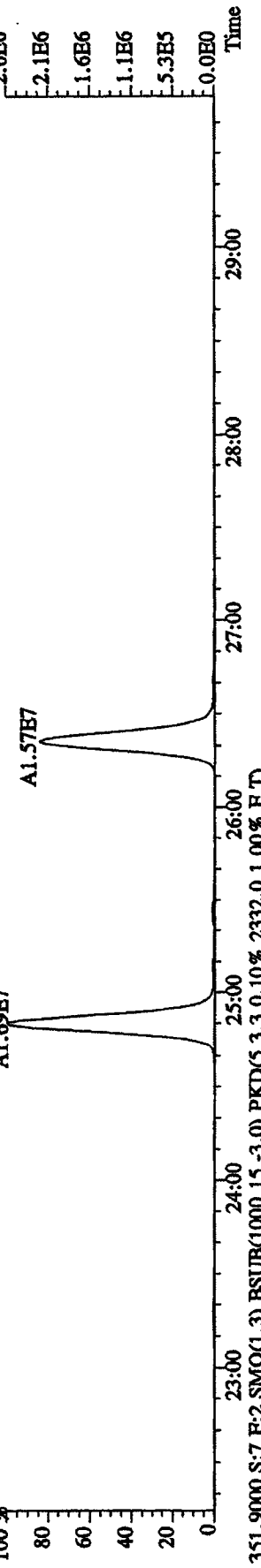
333.9339 S:7 SMO(1,3) BSUB(1000,15,-3.0) PKD(5,3,3,0.10%,2932.0,1.00%,F,T)



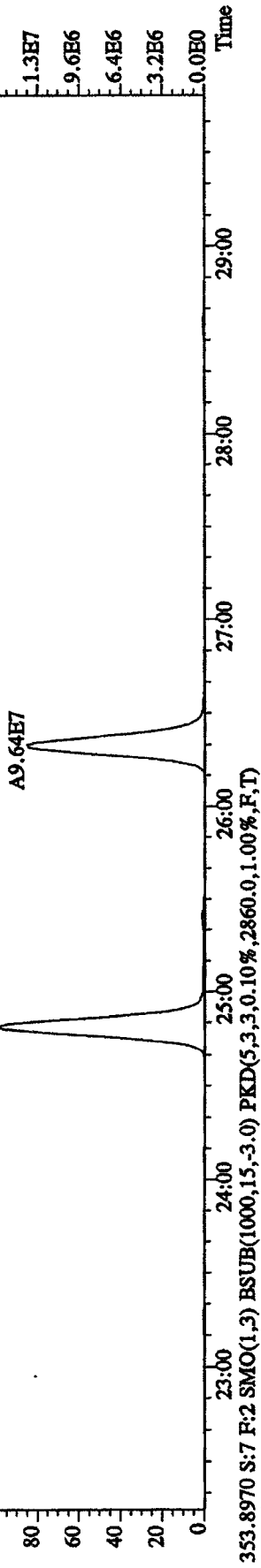
File:12API04D5 #1-604 Acq:12-APR-2010 13:00:53 GC HI+ Voltage SIR Autospec-UltimaE
 Sample#7 Text:ST0412B :2nd Source 09DXN449 Exp:DIOXINRES8290A
 339.8597 S:7 F:2 SMO(1,3) BSUB(1000,15,-3.0) PKD(5,3,3,0.10%,2008.0,1.00%,F,T)
 A2.59E7



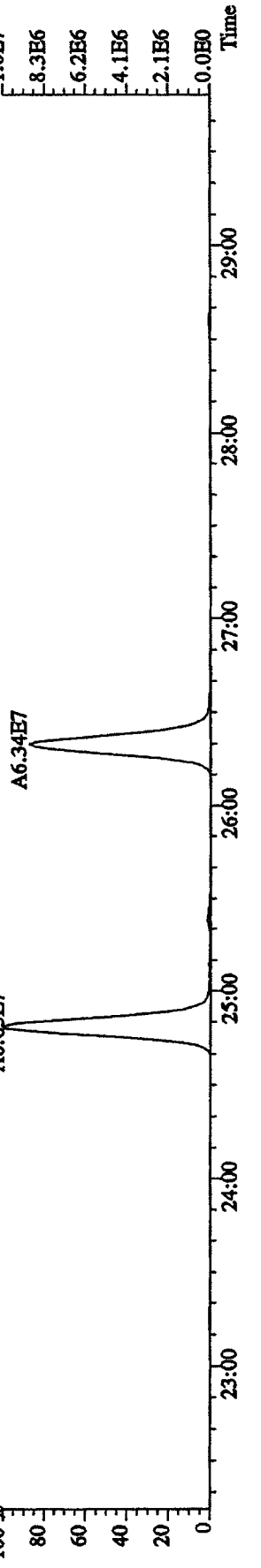
341.8567 S:7 F:2 SMO(1,3) BSUB(1000,15,-3.0) PKD(5,3,3,0.10%,1500.0,1.00%,F,T)
 A1.69E7



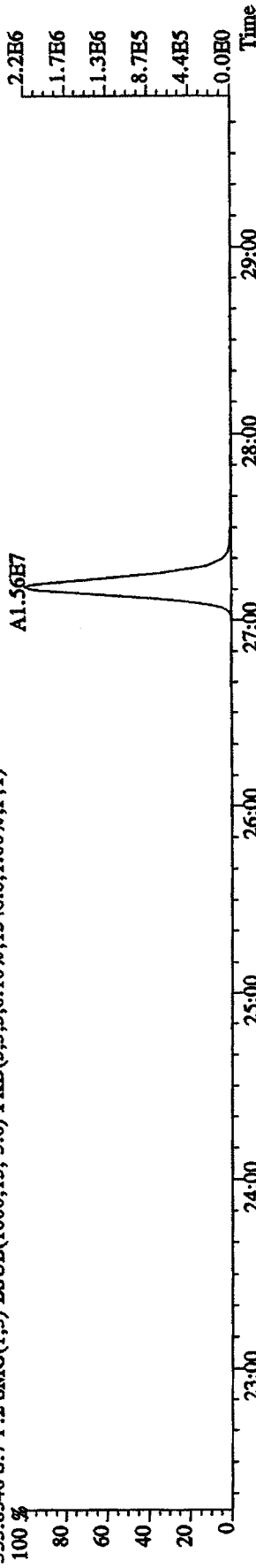
351.9000 S:7 F:2 SMO(1,3) BSUB(1000,15,-3.0) PKD(5,3,3,0.10%,2332.0,1.00%,F,T)
 A1.02E8




353.8970 S:7 F:2 SMO(1,3) BSUB(1000,15,-3.0) PKD(5,3,3,0.10%,2860.0,1.00%,F,T)
 A6.65E7




File:12API04D5 #1-604 Acq:12-APR-2010 13:00:53 GC EI+ Voltage SIR Autospec-UltimaE
 Sample#7 Text:ST0412E :2nd Source 09DXN449 Exp:DIOXINRES8290A
 355.8546 S:7 F:2 SMO(1,3) BSUB(1000,15,-3.0) PKD(5,3,3,0.10%,1548.0,1.00%,F,T)




357.8516 S:7 F:2 SMO(1,3) BSUB(1000,15,-3.0) PKD(5,3,3,0.10%,844.0,1.00%,F,T)



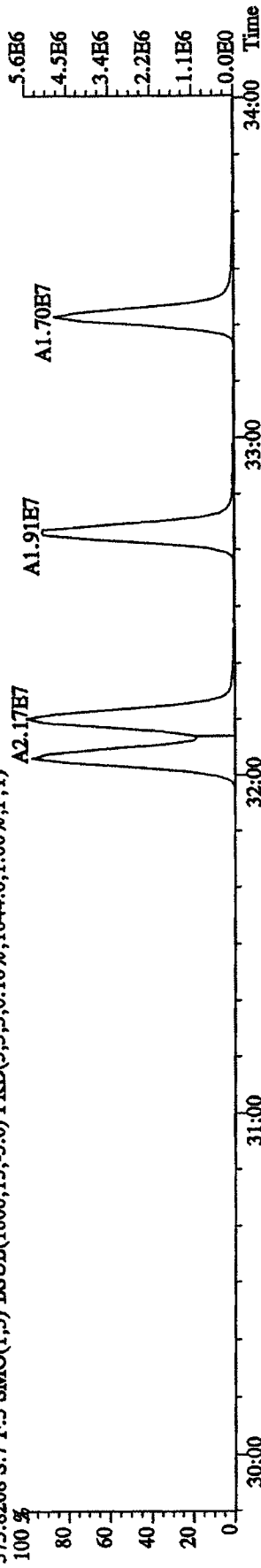
367.8949 S:7 F:2 SMO(1,3) BSUB(1000,15,-3.0) PKD(5,3,3,0.10%,512.0,1.00%,F,T)



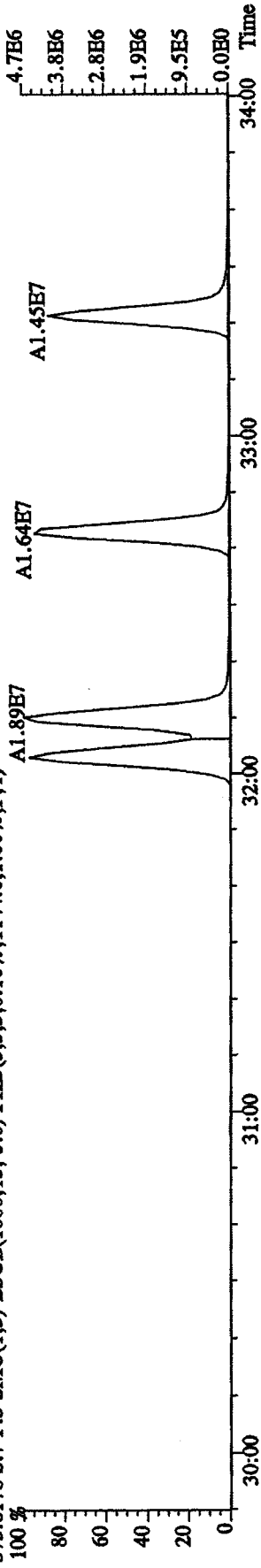
369.8919 S:7 F:2 SMO(1,3) BSUB(1000,15,-3.0) PKD(5,3,3,0.10%,360.0,1.00%,F,T)



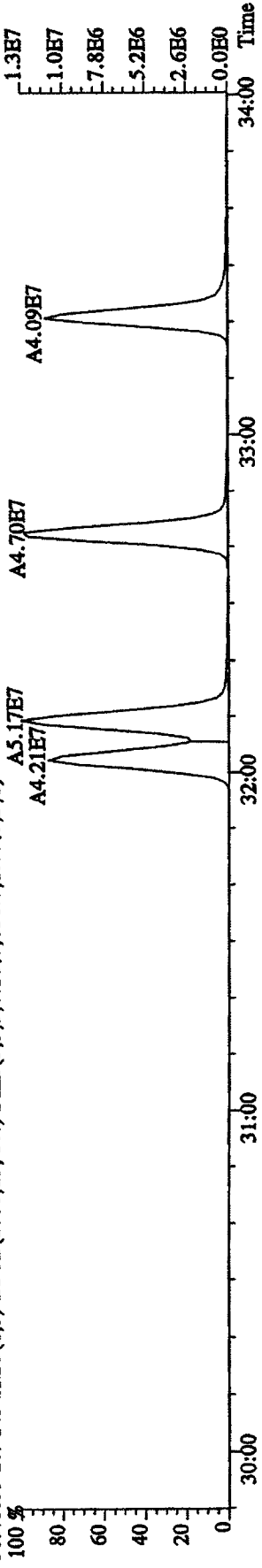
File:12AP104D5 #1-317 Acq:12-APR-2010 13:00:53 GC EI+ Voltage SIR Autospec-UltimaE
 Sample#7 Text:ST0412E :2nd Source 09DXN449 Exp:DIOXINRES8290A
 373.8208 S:7 F:3 SMO(1,3) BSUB(1000,15,-3.0) PKD(5,3,3,0.10%,1044.0,1.00%,F,T)



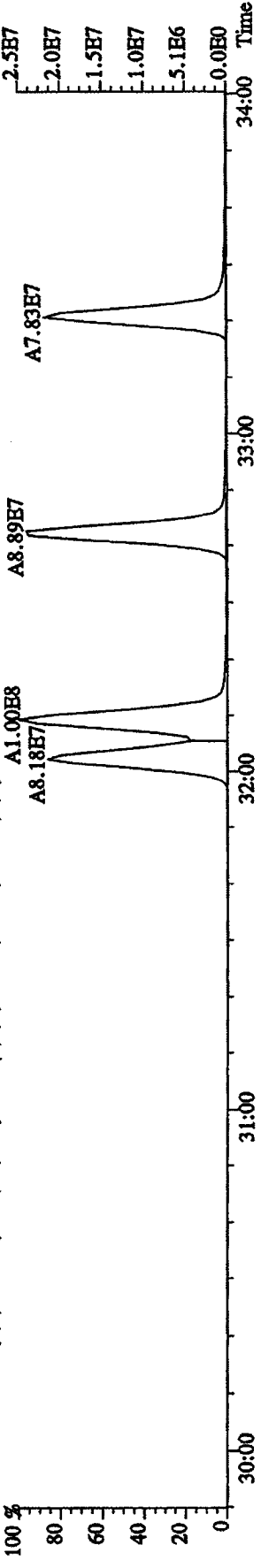
375.8178 S:7 F:3 SMO(1,3) BSUB(1000,15,-3.0) PKD(5,3,3,0.10%,1144.0,1.00%,F,T)



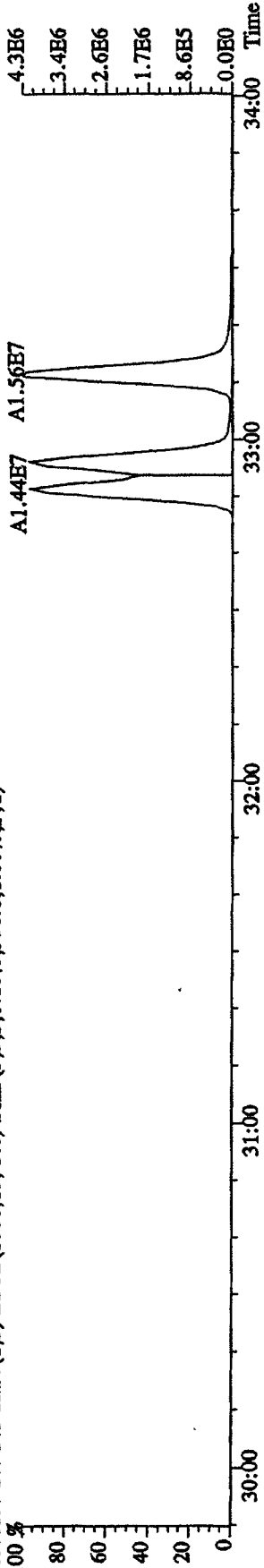
383.8639 S:7 F:3 SMO(1,3) BSUB(1000,15,-3.0) PKD(5,3,3,0.10%,856.0,1.00%,F,T)



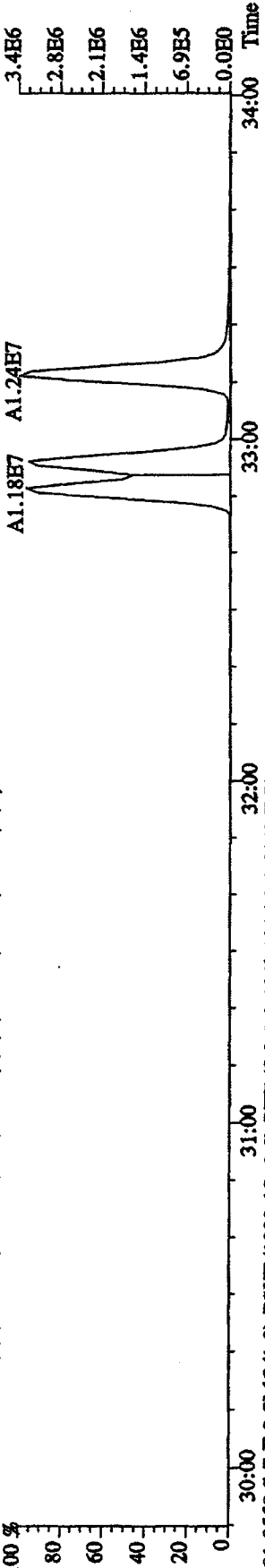
385.8610 S:7 F:3 SMO(1,3) BSUB(1000,15,-3.0) PKD(5,3,3,0.10%,364.0,1.00%,F,T)



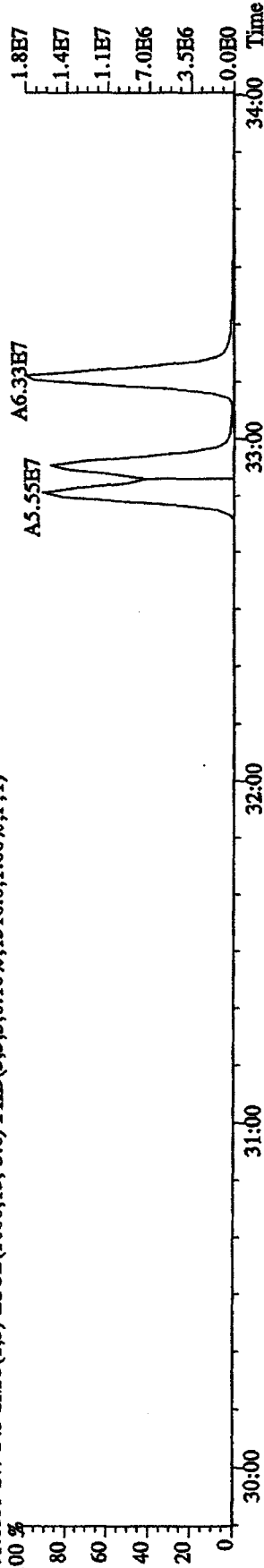
File:12AP104D5 #1-317 Acq:12-APR-2010 13:00:53 GC HI+ Voltage SIR Autospec-UltimaE
 Sample#7 Text:ST0412E :2nd Source 09DXN449 Exp:DIOXINRES8290A
 389.8157 S:7 F:3 SMO(1,3) BSUB(1000,15,-3.0) PKD(5,3,3,0.10%,856.0,1.00%,F,T)



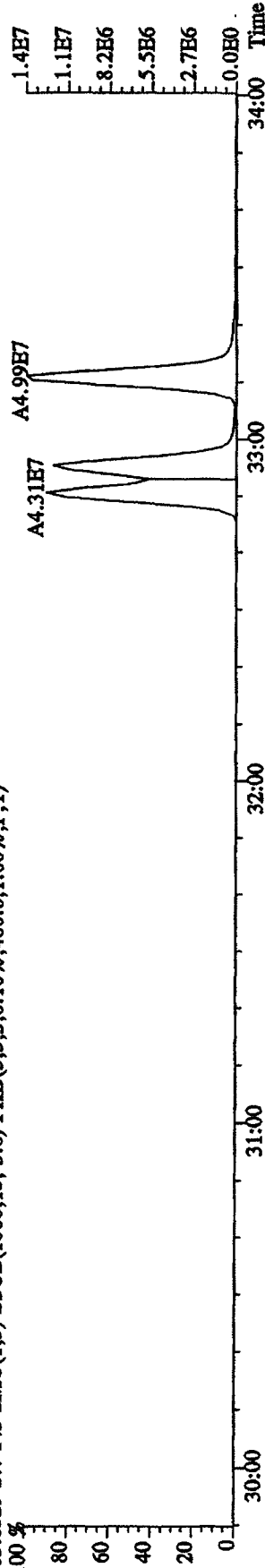
391.8127 S:7 F:3 SMO(1,3) BSUB(1000,15,-3.0) PKD(5,3,3,0.10%,856.0,1.00%,F,T)



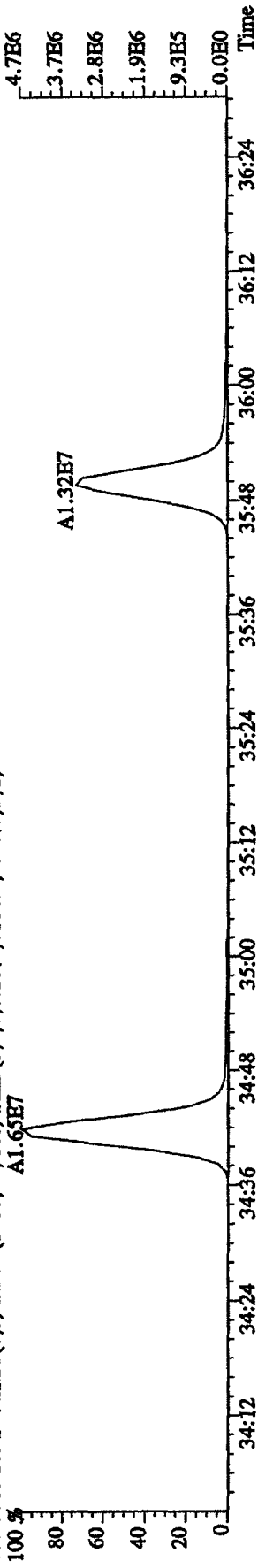
401.8559 S:7 F:3 SMO(1,3) BSUB(1000,15,-3.0) PKD(5,3,3,0.10%,1316.0,1.00%,F,T)



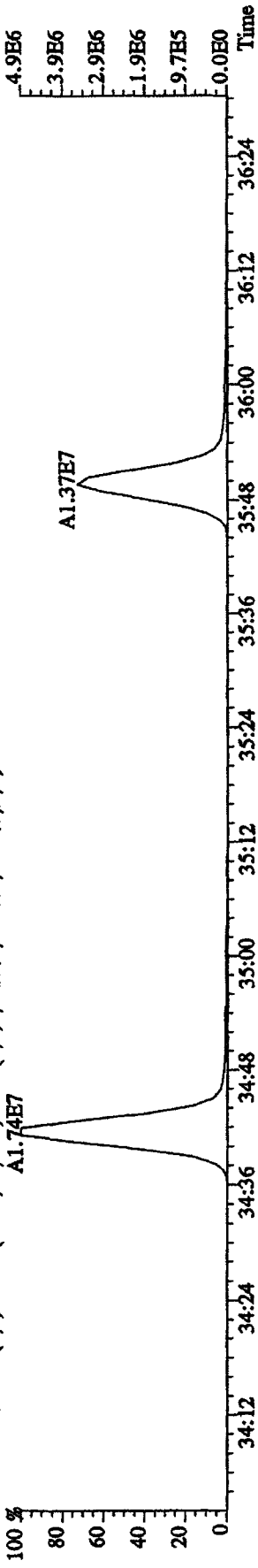
403.8529 S:7 F:3 SMO(1,3) BSUB(1000,15,-3.0) PKD(5,3,3,0.10%,480.0,1.00%,F,T)




File:12AP104D5 #1-198 Acq:12-APR-2010 13:00:53 GC EI+ Voltage SIR Autospec-UltimaE
 Sample#7 Text:ST0412E :2nd Source 09DXN449 Exp:DIOXINRES8290A
 407.7818 S:7 F:4 SMO(1,3) BSUB(1000,15,-3,0) PKD(5,3,3,0,10%,6164,0,1.00%,F,T)



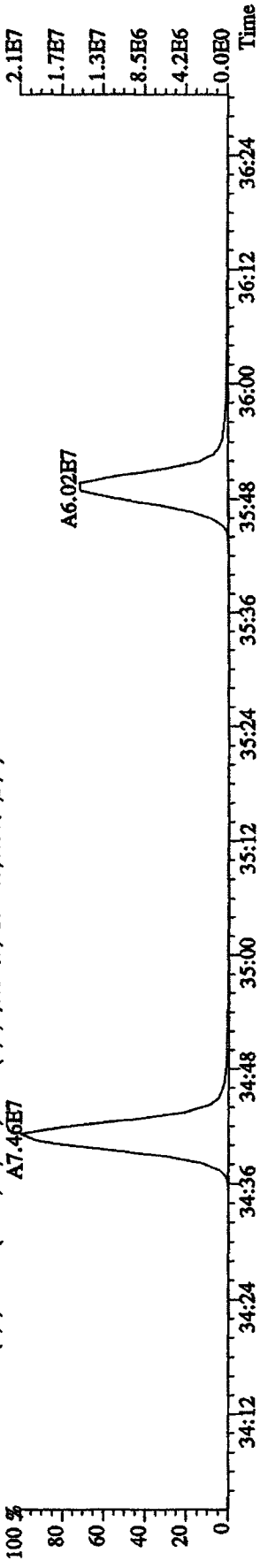
409.7789 S:7 F:4 SMO(1,3) BSUB(1000,15,-3,0) PKD(5,3,3,0,10%,4588,0,1.00%,F,T)



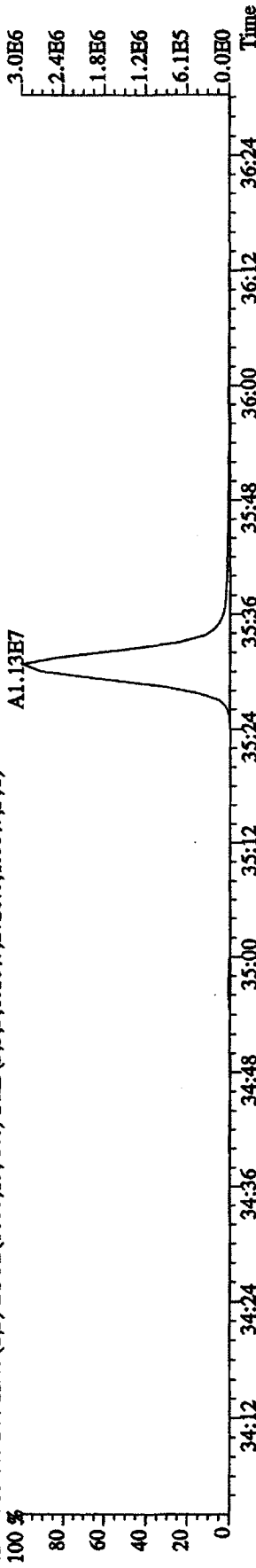
417.8253 S:7 F:4 SMO(1,3) BSUB(1000,15,-3,0) PKD(5,3,3,0,10%,6664,0,1.00%,F,T)



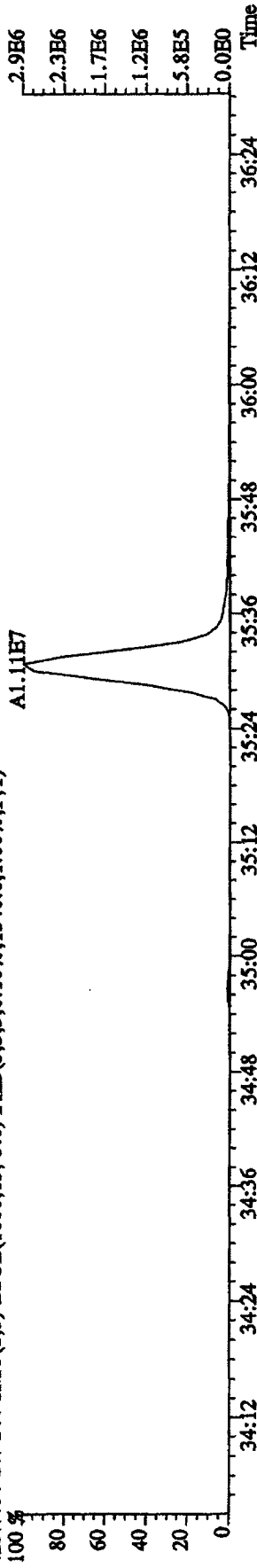
419.8220 S:7 F:4 SMO(1,3) BSUB(1000,15,-3,0) PKD(5,3,3,0,10%,12752,0,1.00%,F,T)



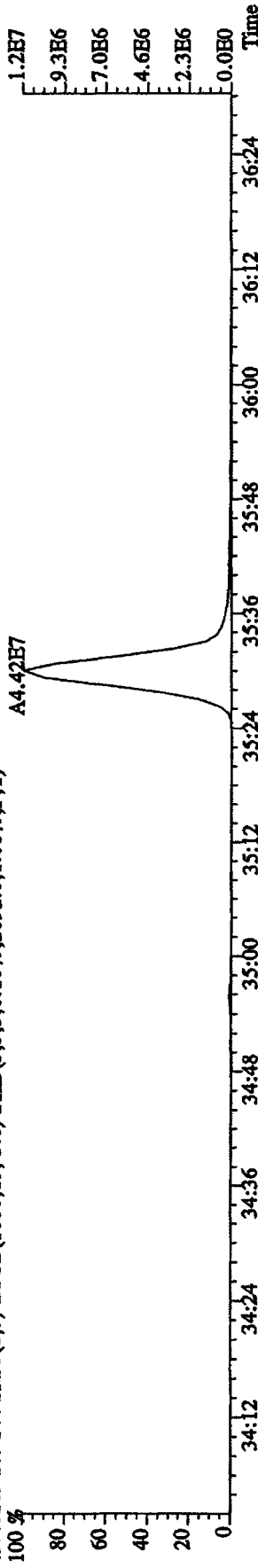
File:12AP104D5 #1-198 Acq:12-APR-2010 13:00:53 GC HI+ Voltage SIR Autospec-UltimaE
 Sample#7 Text:ST0412E :2nd Source 09DXN449 Exp:DIOXINRES8290A
 423.7766 S:7 F:4 SMO(1,3) BSUB(1000,15,-3.0) PKD(5,3,3,0.10%,2720.0,1.00%,F,T)



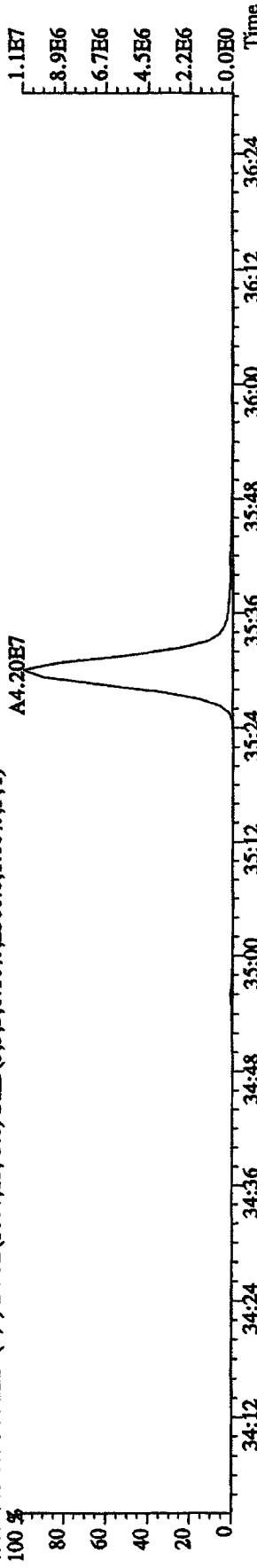
425.7737 S:7 F:4 SMO(1,3) BSUB(1000,15,-3.0) PKD(5,3,3,0.10%,1540.0,1.00%,F,T)



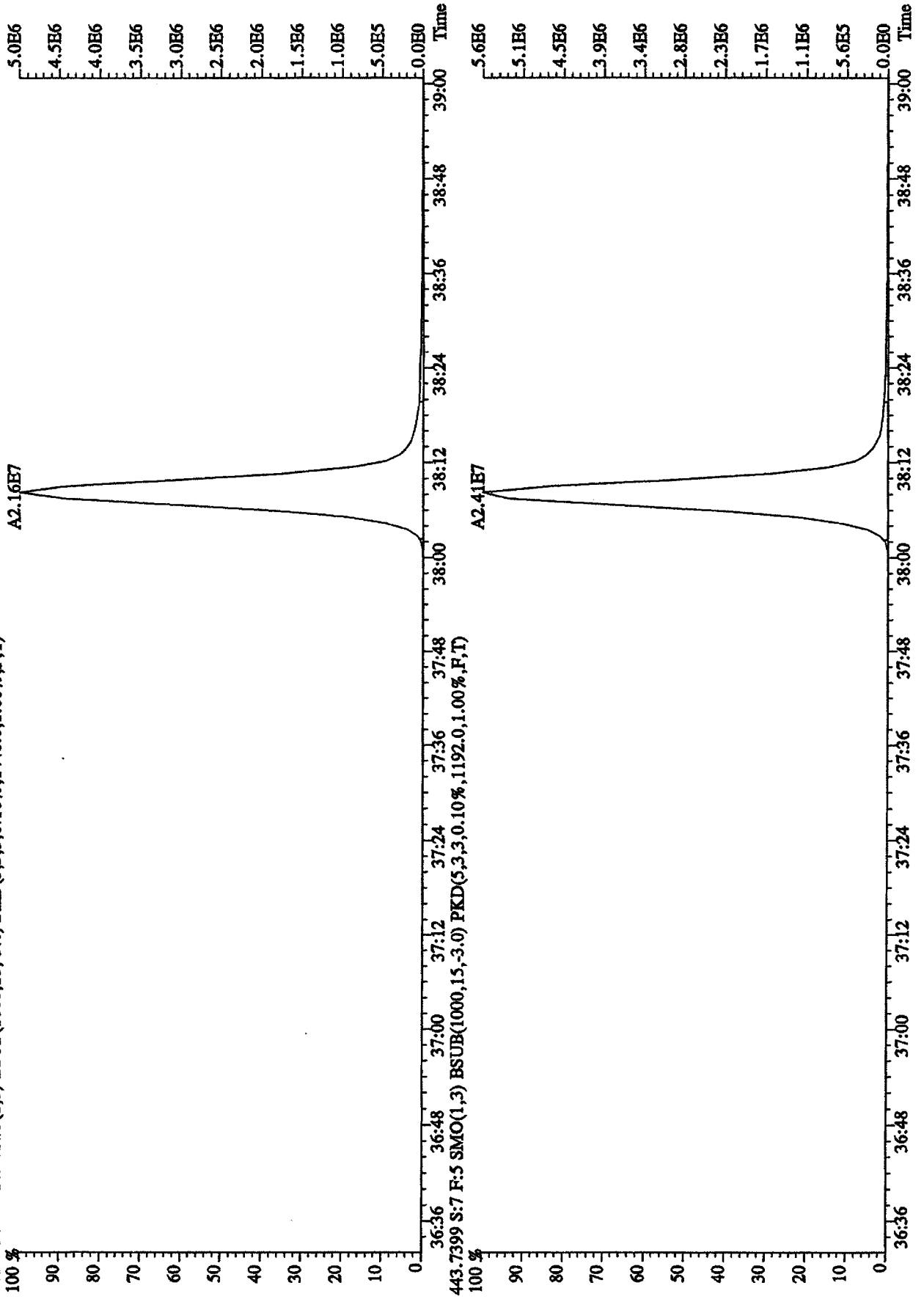
435.8169 S:7 F:4 SMO(1,3) BSUB(1000,15,-3.0) PKD(5,3,3,0.10%,2092.0,1.00%,F,T)



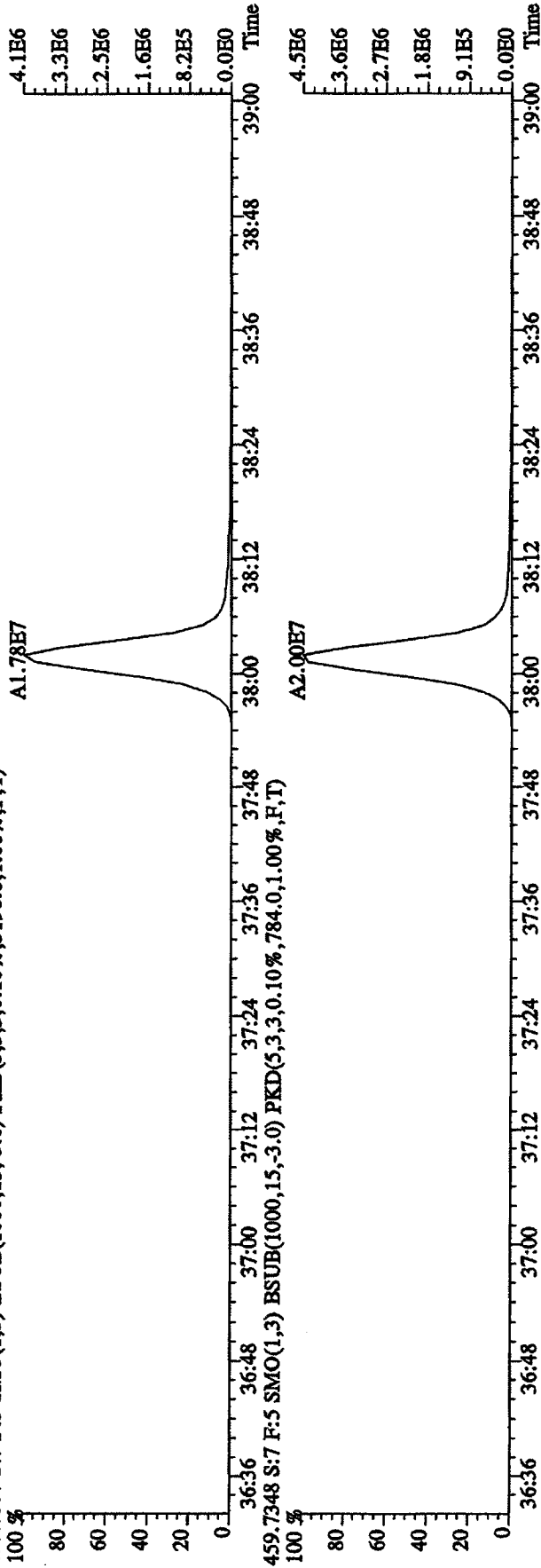
437.8140 S:7 F:4 SMO(1,3) BSUB(1000,15,-3.0) PKD(5,3,3,0.10%,2360.0,1.00%,F,T)



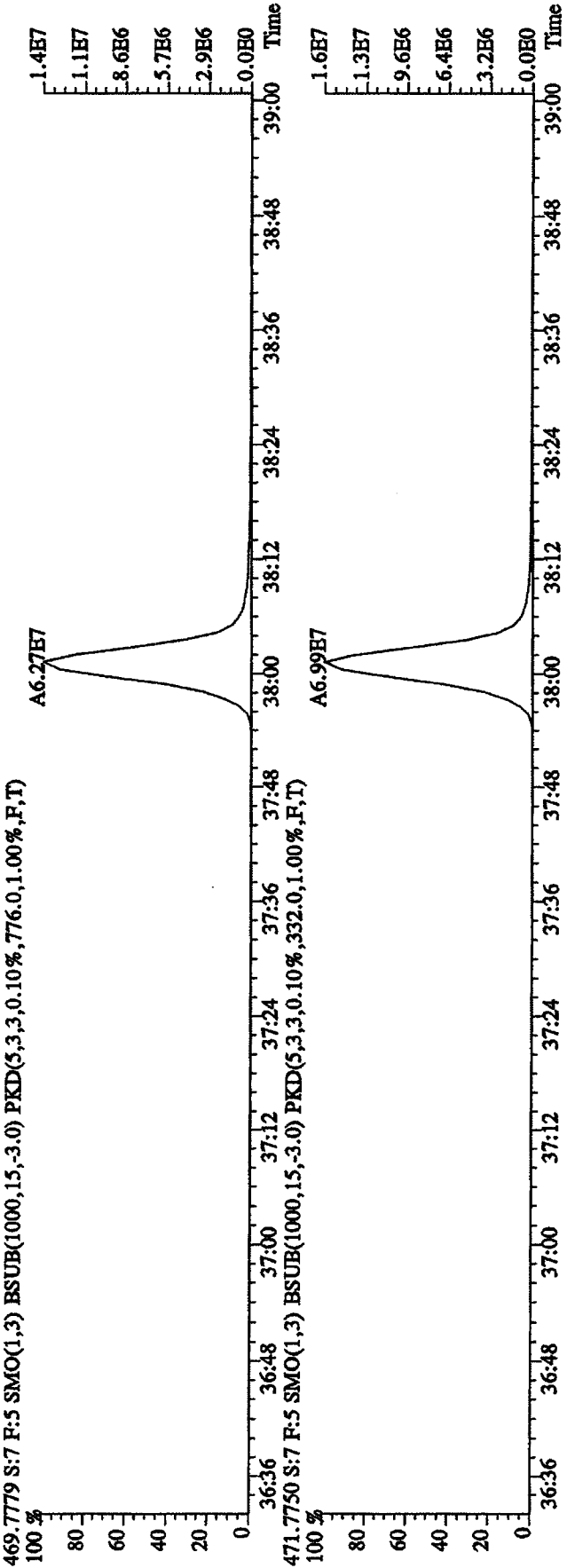
File: 12AP104D5 #1-191 Acq: 12-APR-2010 13:00:53 GC EI+ Voltage SIR Autospec-UltimaE
 Sample#7 Text: ST0412B ; 2nd Source 09DXN449 Exp: DIOXINRES8290A
 441.7428 S: 7 F: 5 SMO(1,3) BSUB(1000,15,-3.0) PKD(5,3,3,0.10%,1448.0,1.00%,F,T)



File:12AP104D5 #1-191 Acq:12-APR-2010 13:00:53 GC EI+ Voltage SIR Autospec-UltimaE
 Sample#7 Text:ST0412B :2nd Source 09DXN449 Exp:DIOXINRES8290A
 457.7377 S:7 F:5 SMO(1,3) BSUB(1000,15,-3.0) PKD(5,3,3,0.10%,784.0,1.00%,F,T)




File:12AP104D5 #1-191 Acq:12-APR-2010 13:00:53 GC EI+ Voltage SIR Autospec-UltimaE
 Sample#7 Text:ST0412B :2nd Source 09DXN449 Exp:DIOXINRES8290A
 469.7779 S:7 F:5 SMO(1,3) BSUB(1000,15,-3.0) PKD(5,3,3,0.10%,776.0,1.00%,F,T)



File:12AP104D5 #1-191 Acq:12-APR-2010 13:00:53 GC EI+ Voltage SIR Autospec-UltimaE
 Sample#7 Text:ST0412B :2nd Source 09DXN449 Exp:DIOXINRES8290A
 471.7750 S:7 F:5 SMO(1,3) BSUB(1000,15,-3.0) PKD(5,3,3,0.10%,332.0,1.00%,F,T)




File:12AP104D5 #1-435 Acq:12-APR-2010 13:00:53 GC EI+ Voltage SIR Autospec-UltimaE
 Sample#7 Text:ST0412E :2nd Source 09DXN449 Exp:DIOXINRES8290A



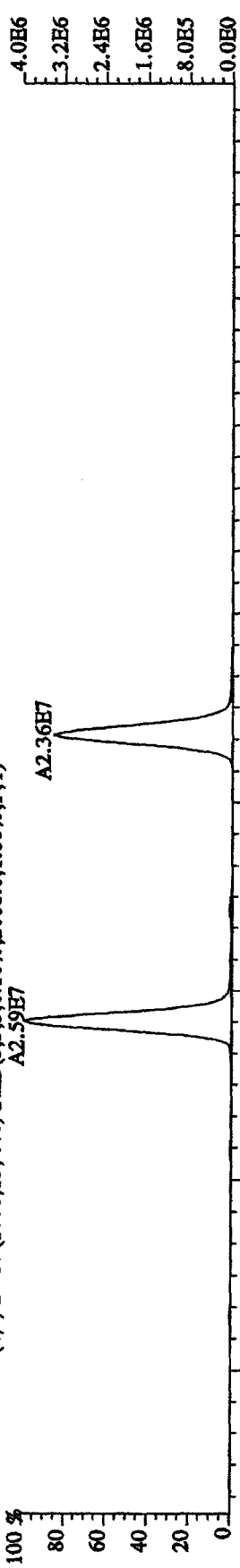
File: 12AP104D5 #1-604 Acq: 12-APR-2010 13:00:53 GC EI+ Voltage SIR Autospec-UltimaE

Sample#7 Text: S10412E : 2nd Source 09DXN449 Exp: DIOXINRES8290A

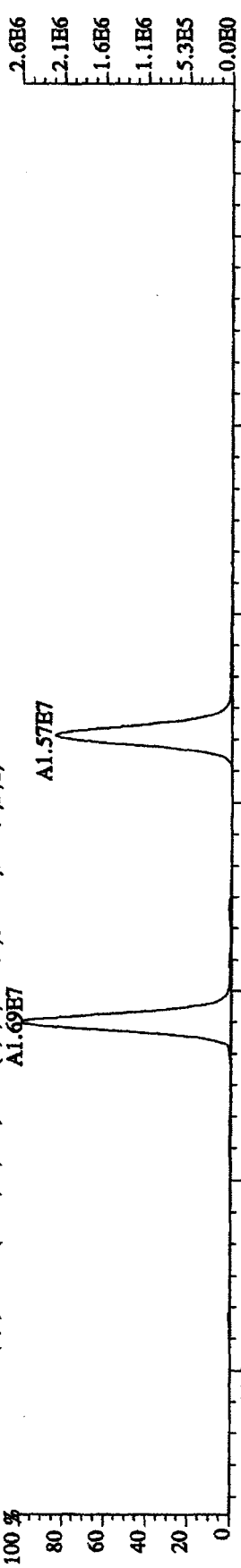
354.9792 S: 7 F: 2 SMO(1,3) PKD(5,3,3,100.00%,0.0,1.00%,F,T)



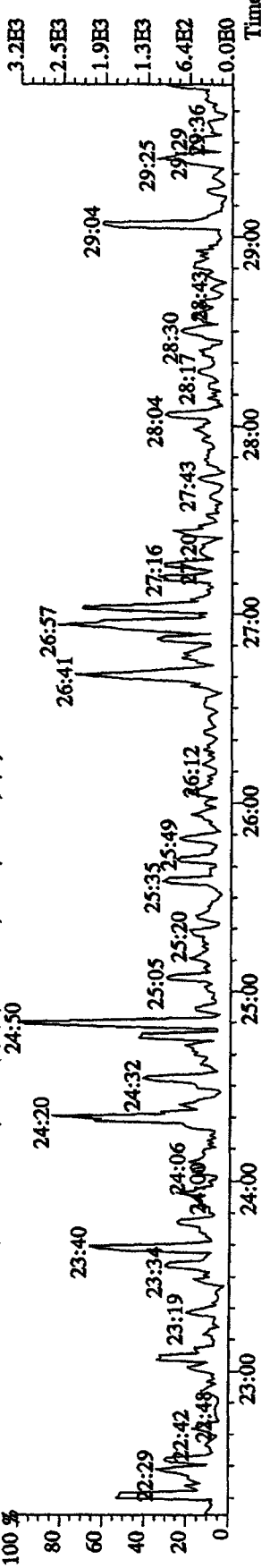
339.8597 S: 7 F: 2 SMO(1,3) BSUB(1000,15,-3.0) PKD(5,3,3,0.10%,2008.0,1.00%,F,T)



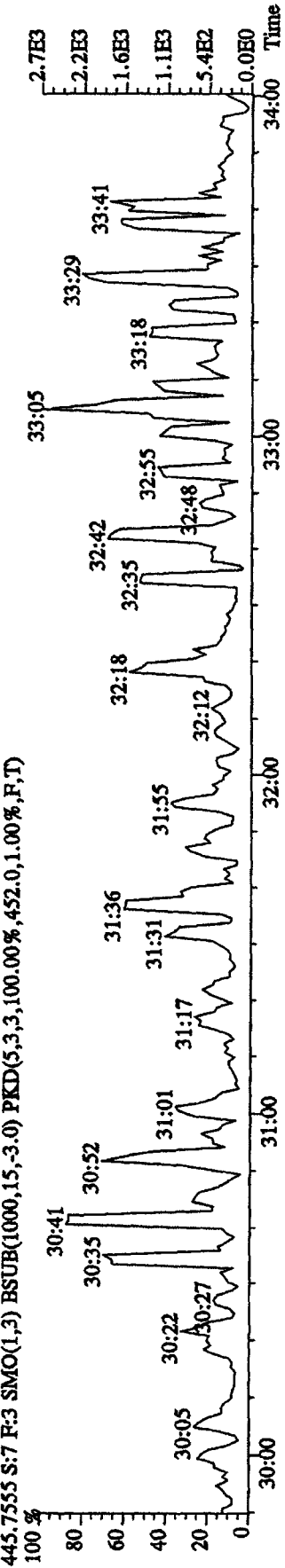
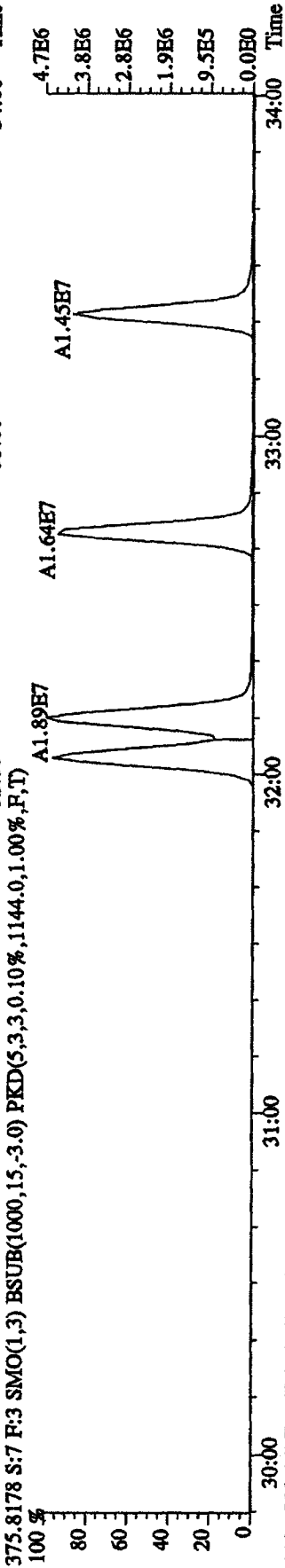
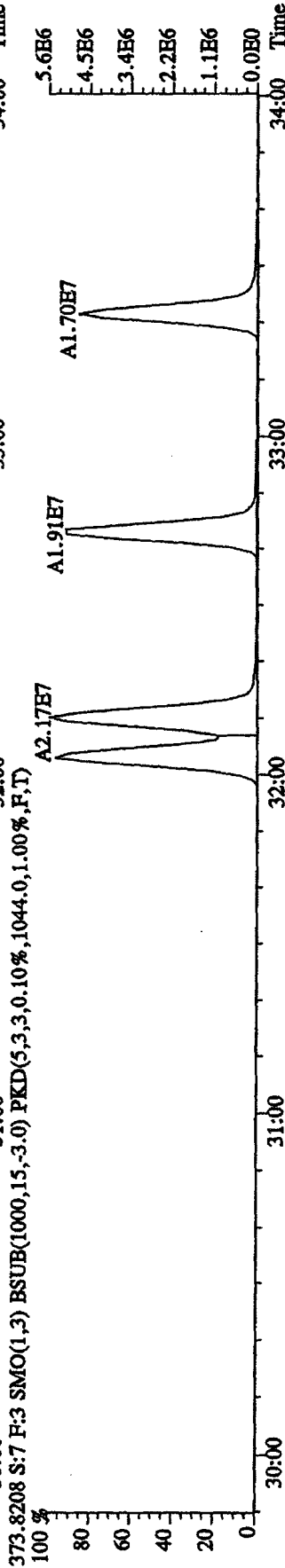
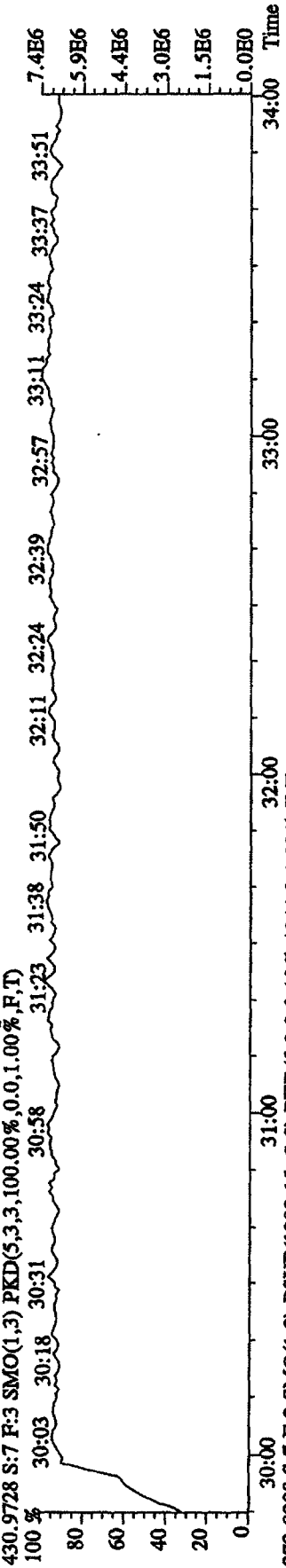
341.8567 S: 7 F: 2 SMO(1,3) BSUB(1000,15,-3.0) PKD(5,3,3,0.10%,1500.0,1.00%,F,T)



409.7974 S: 7 F: 2 SMO(1,3) BSUB(1000,15,-3.0) PKD(5,3,3,100.00%,416.0,1.00%,F,T)



File:12AP104D5 #1-317 Acq:12-APR-2010 13:00:53 GC EI+ Voltage SIR Autospec-UltimaE
 Sample#7 Text:ST0412B :2nd Source 09DXN449 Exp:D\OXINRES8290A

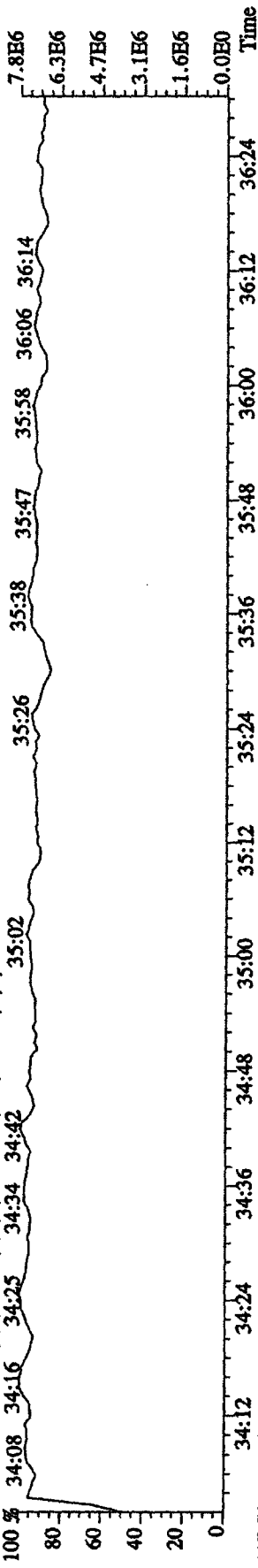


File:12AP104D5 #1-198 Acq:12-APR-2010 13:00:53 GC EI+ Voltage SIR Autospec-UltimaE


Sample#7 Text:ST0412E :2nd Source 09DXN449 Exp:DIOXINRES8290A

430.9728 S:7 F:4 SMO(1.3) PKD(5,3,3,100.00%,0.0,1.00%,F,T)


100 % 34:08 34:16 34:25 34:34 34:42 35:02



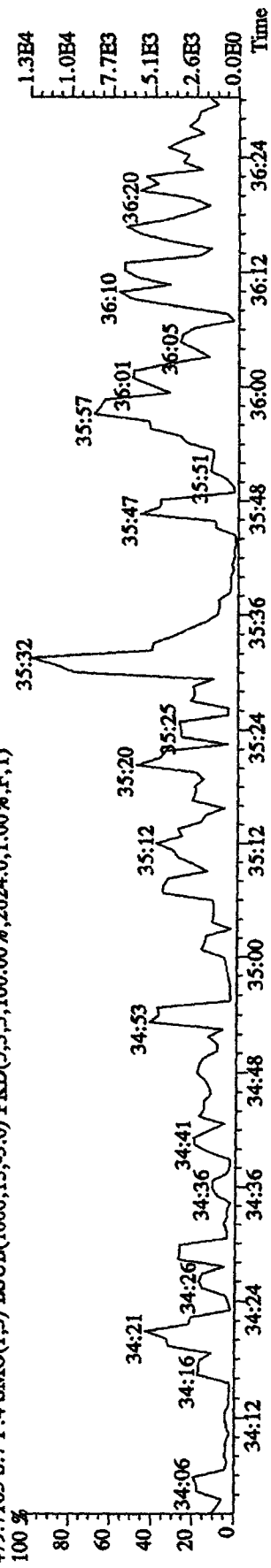
407.7818 S:7 F:4 SMO(1.3) BSUB(1000,15,-3.0) PKD(5,3,3,0.10%,6164.0,1.00%,F,T)



409.7789 S:7 F:4 SMO(1.3) BSUB(1000,15,-3.0) PKD(5,3,3,0.10%,4588.0,1.00%,F,T)



479.7165 S:7 F:4 SMO(1.3) BSUB(1000,15,-3.0) PKD(5,3,3,100.00%,2624.0,1.00%,F,T)




File: 12AP104D5 #1-191 Acq: 12-APR-2010 13:00:53 GC EI+ Voltage SIR Autospec-UltimaE

Sample#7 Text: ST0412E : 2nd Source 09DXN449 Exp: DIOXINRES8290A

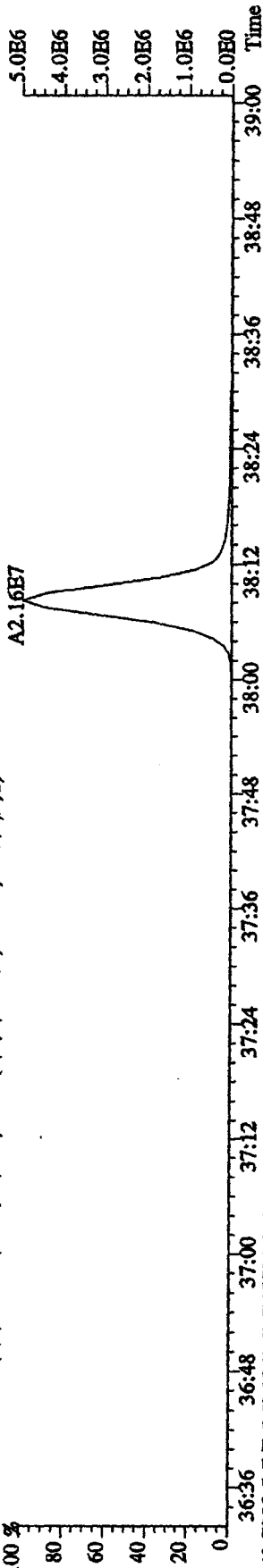
442.9728 S: 7 F: 5 SMO(1,3) PKD(5,3,3,100.00%,0.0,1.00%,F,T)

100% 36:36 36:52 37:05 37:17 37:33 37:45 37:56 38:05 38:15 38:25 38:33 38:46 38:54



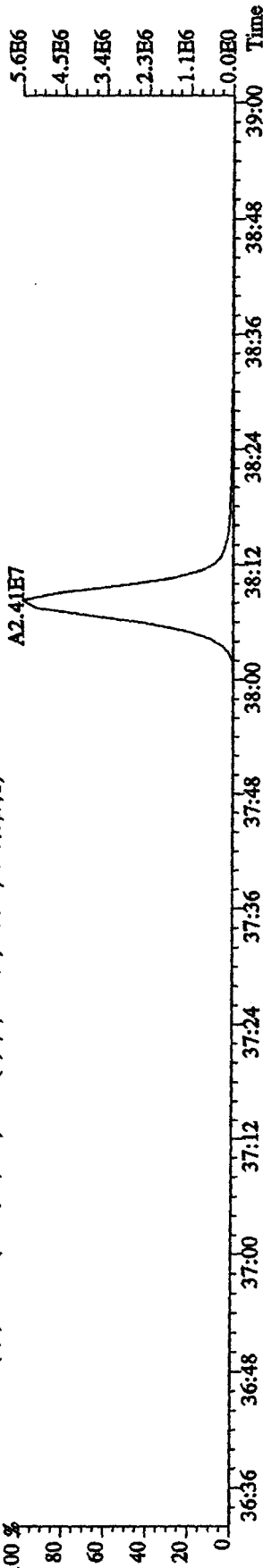
441.7428 S: 7 F: 5 SMO(1,3) BSUB(1000,15,-3.0) PKD(5,3,3,0.10%,1448.0,1.00%,F,T)

100% 36:36 36:48 37:00 37:12 37:24 37:36 37:48 37:56 38:05 38:12 38:24 38:36 38:48 38:54



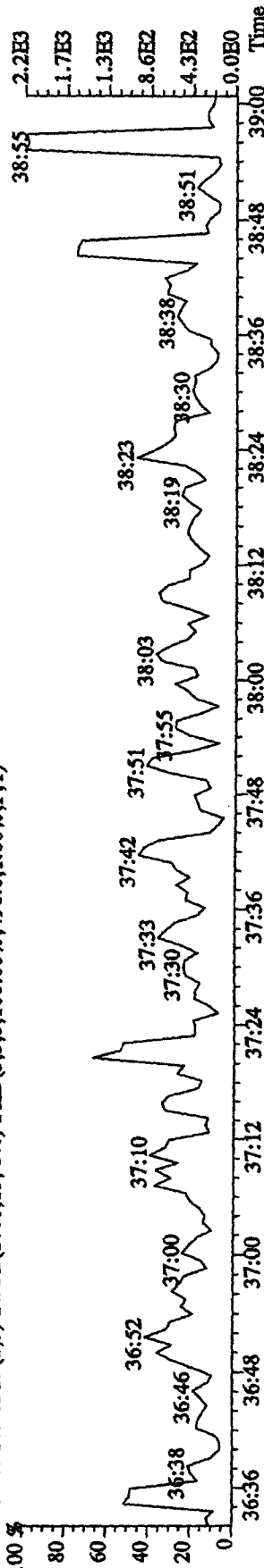
443.7399 S: 7 F: 5 SMO(1,3) BSUB(1000,15,-3.0) PKD(5,3,3,0.10%,1192.0,1.00%,F,T)

100% 36:36 36:48 37:00 37:12 37:24 37:36 37:48 37:56 38:05 38:12 38:24 38:36 38:48 38:54



513.6775 S: 7 F: 5 SMO(1,3) BSUB(1000,15,-3.0) PKD(5,3,5,100.00%,496.0,1.00%,F,T)

100% 36:36 36:48 37:00 37:12 37:24 37:36 37:48 37:56 38:05 38:12 38:24 38:36 38:48 38:54



Sample Extraction/Preparation Log
Copies and Checklists

Data Checklist
HRGCMS/LRGCMS Analyses

Batch #: 0100187 Method ID: 9290

DB-5
Data Analyst: Ak
Date initiated: 4/25/10
Reviewer: [Signature]
Date reviewed: 4/26/10

DB-225

QA/QC verification:

	Initiated DB-5	Reviewed DB-5	Initiated DB-225 (High Res Only)	Reviewed DB-225 (High Res Only)
-Daily standard package(s) present?	/	✓		
-Method Blank present?	/	✓		
-LCS/DCS copy present and meets native recovery criteria?	/	✓		
-Internal standard recoveries within limits?*	/	✓		
-Ion ratios within + 15% of theoretical values?	0	✓		
-Other QC (Dup,MS,SD) within specs?*	0	✓		

Sample Analysis:

	Initiated DB-5	Reviewed DB-5	Initiated DB-225 (High Res Only)	Reviewed DB-225 (High Res Only)
-Correct sample aliquot used?	/	✓		
-All raw data present?	/	✓		
-Standard target DL's used? If RL's are used specify: _____	/	✓		
-DL's below TDL/LCL (please circle)?	/	✓		
-All positives reported at levels greater than method blank DL's?	/	✓		
-Correct RRF's used for method?	/	✓		
-Internal standard amounts correct for method?	/	✓		
-Target analytes are not saturated?	/	✓		
-Dilution/splitting of extract taken into account?	N/A	N/A		
-Have dilution calculations been verified?	N/A	N/A		
-Has a manual calculation for the sequence(s) been verified?	/	✓		
-Are retention times (RT) correct?	/	✓		
-Manual integrations checked?	/	✓		

Comments: (Use other side if necessary)

*** Recovery limits:**

NCASI 551:	40-120%***
Method 8290:	40-135%***
Method 1613:	25-150%***
Method 23:	40-130%*** (Cl4-Cl6), 25-130% (Cl7-8), 70-130% (surr.)
PCBs:	25-150%***
Method 8280:	40-120%***
DFLM01.0:	25-150%***
Method 1614:	25-150%***

****RPD limits:**

50%
20%
50%
50%
50%

*** Lower recoveries are acceptable if I.S. S/N ≥ 10:1 and DL's are <LCL for target analytes.

**TestAmerica West Sacramento
High Resolution Prep Log
Dioxin/Furan Solid Extraction**

Batch: 0106187
MS Run #:
Prep Date: 4/16/2010

Internal COC:	
Delivered to Inst.:	24/20/10
Inst Receipt:	

Method: IN 8290
Matrix: A SOLID
Extraction: 4W SOXHLET (NOMINAL)
QC: 01 STANDARD TEST SET
SAC: IN - A - 4W - 01

Soxhlet time on: 10:00 Soxhlet time off: 6:00

Shared QC Batch: 2/18
Shares: MA
QC With: MA

Box # 14

Prep Reagents		
Reagent	Supplier	Lot #
Toluene	Baker	241051
Hexane	Baker	R37E4L
H2SO4	Baker	NA
20% DCM:Hexane	NA	3630-53F
65% DCM:Hexane	NA	3630-53G
1:1 DCM:Cyclohexane	NA	NA
75:20:5	NA	NA
DCM:Hexane:Benzene	NA	NA
Silica Gel	Wako	22-24
Acid Alumina	MP-BID	19
5% Carbon:Silica Gel	NA	NA

Sample ID	Suff	Work Order	Extraction Hold Time Expires	Sample size	Final Volume		Analysis Hold Time Expires	Extraction ID	Round Bottom ID	Rotovap ID
					20uL	Other				
G0D080425 - 18		LXM7K1AD	5/6/2010	10.00	✓		5/31/2010	17-17	R-72C	Q
G0D080425 - 22		LXMTT1AC	5/6/2010	10.00	✓		5/31/2010	13-17	R-82C	4
G0D080425 - 22	S	LXMTT1AD	5/6/2010	10.00	✓		5/31/2010	14-16	R-80C	Q
G0D080425 - 22	D	LXMTT1AE	5/6/2010	10.00	✓		5/31/2010	15-19	R-79C	4
G0D080425 - 28		LXM731AD	5/6/2010	10.00	✓		5/31/2010	16-16	R-88C	Q
G0D080425 - 35		LXM8R1AD	5/6/2010	10.00	✓		5/31/2010	17-16	R-38C	4
G0D080425 - 47		LX1XL1AC	5/6/2010	10.00	✓		5/31/2010	18-14	NA	Q
G0D080425 - 48		LX1X41AC	5/6/2010	10.00	✓		5/31/2010	14-14	R-46C	4
G0D140560 - 1		LX0W31AC	5/13/2010	10.00	✓	H2O/D	5/31/2010	15-56	R-58C	4
G0D140560 - 1	S	LX0W31AD	5/13/2010	10.00	✓		5/31/2010	11-14	R-64C	Q
G0D140560 - 1	D	LX0W31AE	5/13/2010	10.00	✓		5/31/2010	12-17	R-97C	4
G0D140560 - 2		LX0W41AC	5/13/2010	10.00	✓		5/31/2010	13-16	R-63C	Q
G0D160000 - 187	B	LX3CP1AA	5/6/2010	10.00	✓		5/31/2010	10-10	R-56C	Q
G0D160000 - 187	C	LX3CP1AC	5/6/2010	10.00	✓		5/31/2010	11-16	R-57C	4

* See attached sheet for sample volumes recorded from scale

Comments/NCMs:

ID	Spike Exp Date:	Spiked By:	Witnessed By:	Date:
Internal Standard All Samples	10/31/10	UC	AS	4.16.10
Spike Mix LCS/LCSD/MS/MS	3.9.11	UC	AS	4.16.10
Cleanup Standard All Samples	4/12/11	MC	T.K	4/20/10
Recovery Standard All Samples	11/19/10	J	T.K	4/20/10
Soxhlet Extraction Analyst/Date	UC/4.16.10			

Split/Archive Analyst/Date	Option C Analyst/Date	IFB Analyst/Date	D2 Analyst/Date
—	—	MC/4/20/10	—

RQC058

TestAmerica Laboratories, Inc.
EXTRACTION BENCH WORKSHEET

Run Date: 4/20/10
Time: 12:27:35

* QC BATCH: 0106187 *
* PREP DATE: 4/16/10 16:00
* COMP DATE: 4/20/10 8:00

EXTR EXPR	ANL DUE	LOT#,MSRUN#/ WORK ORDER	TEST FLGS	EXT MTH	MATRIX	INIT/FIN WT/VOL	PH'S ADJ1	ADJ2	EXTRACTION VOL	EXCHANGE VOL	SOLVENTS SURROGATE ID
5/13/10	4/22/10	G0D140560-001 LX0W3-1-ADS	R	4W	SOLID	10.33g 10.00uL	NA	NA	TOL	300.0 C14	20.0 50.0UL NS 10DXN103 1.0ML IS 10DXN110
COMMENTS:											
5/13/10	4/22/10	G0D140560-001 LX0W3-1-AED	R	4W	SOLID	10.00g 10.00uL	NA	NA	TOL	300.0 C14	20.0 50.0UL NS 10DXN103 1.0ML IS 10DXN110
COMMENTS:											
5/13/10	4/22/10	G0D140560-002 LX0W4-1-AC	R	4W	SOLID	10.31g 10.00uL	NA	NA	TOL	300.0 C14	20.0 1.0ML IS 10DXN110
COMMENTS:											
5/06/10	4/22/10	G0D080425-047 LX1XL-1-AC	R	4W	SOLID	10.14g 10.00uL	NA	NA	TOL	300.0 C14	20.0 1.0ML IS 10DXN110
COMMENTS:											
5/06/10	4/22/10	G0D080425-048 LX1XA-1-AC	R	4W	SOLID	10.34g 10.00uL	NA	NA	TOL	300.0 C14	20.0 1.0ML IS 10DXN110
COMMENTS:											
5/06/10	0/00/00	G0D160000-187 LX3CP-1-AAB	R	4W	SOLID	10.00g 10.00uL	NA	NA	TOL	300.0 C14	20.0 1.0ML IS 10DXN110
COMMENTS:											
5/06/10	0/00/00	G0D160000-187 LX3CP-1-ACC	R	4W	SOLID	10.00g 10.00uL	NA	NA	TOL	300.0 C14	20.0 50.0UL NS 10DXN103 1.0ML IS 10DXN110
COMMENTS:											

R = RUSH
E = EPA 600
M = CLIENT REQ MS/MSD

C = CLP
D = EXP.DEL)
NUMBER OF WORK ORDERS IN BATCH: 14

Preparation Data Review Checklist

Prep Batch(es) D106184

Test: 02905

Prep Date: 4-16-10

Holding Times: 3.10.10 ✓
3.15.10

NCM: Y (D)

A. Spike Witness/Batch setup	Spike Witness	Reviewer
1. Holding times checked? NCMs filed as appropriate	/	/
2. QAS checked for QC instructions (LCS, LCSD, MS,MSD, etc)	/	/
3. Amount of samples in hood match amount of samples on bench sheet. Sample IDS match.	✓	NA
4. Worksheets have been checked for required spiking compounds	/	/
5. Spiking volumes are correctly documented	/	/
6. Std ID numbers on spike labels match numbers on bench sheet	/	NA
7. Expiration dates have been checked	/	/
8. Calibration expiration dates on pipettors have been checked	/	NA
9. Spiker and spike witness have signed and dated bench sheet	/	/
B. Weights and Volumes		
1. Recorded weights are in anticipated range	NA	/
2. Balance upload or raw data for weights is included	NA	/
3. Weights and volumes have been transcribed correctly to LIMS.	NA	/
4. Weights are not targeted to meet exact weights.	NA	/
5. Each weight or volume measurement is a unique record (no dittos or line downs)	NA	/
C. Standards and Reagents		
1. Lot numbers for all reagents, including clean up stages, are recorded.	NA	/
2. Are dates and analysts for cleanups recorded?	NA	/
3. Are correct IDs used for standards? Are expiration dates to day/month/year, when listed?	NA	/
D. Documentation		
1. Are all nonconformances documented appropriately?	NA	/
2. QuantIMs entry correct, including dates and times.	NA	/
3. Are all fields completed?	NA	/

Spike witness: *Walt M. M...*

Date: 4/16/10

2nd Level Reviewer: *SLG*

Date: 4/20/10

Comments:

SOLID, D 2216-90, Percent Moisture

% Moisture/Solid Worksheet

QCBATCH: 0105165

Analyzed by: FRANCISF

Report created: 4/16/10 9:42:33 AM

Lot ID	WorkOrder	Pan Tare	Sample Wet Wt	Sample Dry Wt	Wt Diff (Water)	Percent Water	Percent Solid	Reporting Limit	Foot Note	Date Time
G0D140526-1	LX0LQ1AA	1.32	6.43	6.05	0.38	7.44	92.56	0.1		4/16/10 7:06:38 AM
G0D140533-4	LX0NA1AC	1.32	9.38	8.87	0.51	6.33	93.67	0.1		4/16/10 7:06:48 AM
G0D140533-4	LX0NA1AD	1.32	8.09	7.63	0.46	6.79	93.21	0.1		4/16/10 7:06:53 AM
G0D140533-5	LX0NF1AC	1.32	11.81	10.15	1.66	15.82	84.18	0.1		4/16/10 7:07:00 AM
G0D140533-6	LX0NG1AC	1.32	9.31	8.87	0.44	5.51	94.49	0.1		4/16/10 7:07:06 AM
G0D140533-7	LX0NH1AC	1.32	10.25	9.16	1.09	12.21	87.79	0.1		4/16/10 7:07:12 AM
G0D140533-8	LX0NJ1AC	1.32	11.15	10.67	0.48	4.88	95.12	0.1		4/16/10 7:07:18 AM
G0D140533-9	LX0NK1AC	1.32	6.15	5.75	0.40	8.28	91.72	0.1		4/16/10 7:07:24 AM
G0D140533-10	LX0NL1AC	1.32	11.01	10.38	0.63	6.50	93.50	0.1		4/16/10 7:07:29 AM
G0D140533-11	LX0NM1AC	1.32	8.67	8.02	0.65	8.84	91.16	0.1		4/16/10 7:07:35 AM
G0D140533-12	LX0NP1AC	1.32	11.26	10.72	0.54	5.43	94.57	0.1		4/16/10 7:07:41 AM
G0D140533-13	LX0NQ1AC	1.32	7.03	6.27	0.76	13.31	86.69	0.1		4/16/10 7:07:46 AM
G0D140533-14	LX0NR1AC	1.32	9.46	8.93	0.53	6.51	93.49	0.1		4/16/10 7:07:51 AM
G0D140533-15	LX0NT1AC	1.32	11.58	10.96	0.62	6.04	93.96	0.1		4/16/10 7:07:57 AM
G0D140533-16	LX0NW1AC	1.32	12.24	11.19	1.05	9.62	90.38	0.1		4/16/10 7:08:02 AM
G0D140533-17	LX0NX1AC	1.32	9.50	9.17	0.33	4.03	95.97	0.1		4/16/10 7:08:08 AM
G0D140533-18	LX0N11AC	1.32	9.07	8.50	0.57	7.35	92.65	0.1		4/16/10 7:08:14 AM
G0D140533-19	LX0N21AC	1.32	5.12	4.61	0.51	13.42	86.58	0.1		4/16/10 7:08:18 AM
G0D140542-1	LX0PE1AC	1.32	8.72	7.55	1.17	15.81	84.19	0.1		4/16/10 7:08:25 AM
G0D140560-1	LX0W31AA	1.32	8.39	7.86	0.53	7.50	92.50	0.1		4/16/10 7:08:30 AM
G0D140560-2	LX0W41AA	1.32	6.10	5.76	0.34	7.11	92.89	0.1		4/16/10 7:08:35 AM

All weights are in grams.
 Sample weights (wet & dry) include the weight (tare) of the sample pan.
 Wt. Diff. = sample wet weight (+ tare) - sample dry weight (+ tare).
 % Water = (Wt. Diff/(sample wet weight - pan tare))*100
 % Solid = 100 - percent Water