

# TRONOX

Susan Crowley  
CEM - 1428

Office 702-651-2234  
Cell 702-592-7727  
susan.crowley@tronox.com

April 26, 2010

NPDES Compliance Coordinator  
State of Nevada Division of Environmental Protection  
Bureau of Water Permits & Compliance  
901 South Stewart Street, Suite 4001  
Carson City, Nevada 89701-5249

Dear Ms. Silsby:

SUBJECT: Discharge Monitoring Reports (DMRs) – First Quarter 2010 – NPDES Permit NV0023060

Tronox LLC maintains an NPDES Permit #0023060 for discharge of treated water, as part of their on-going effort to remediate perchlorate in the Henderson area. The attached DMRs (Attachment 1) reflect information associated with the remediation efforts, i.e. surface discharge of treated groundwater near the Las Vegas Wash. Supporting analytical summaries for the quarter are included in Attachment 2, with the quarter's supporting analytical reports supplied in electronic format on a CD included in Attachment 3.

During the first quarter of 2010 the biological perchlorate remediation process continued to demonstrate compliance with the 18 ug/l (ppb) permit limit for a monthly average concentration of total perchlorate concentration. Please note that analyses of "Attachment A" analytes, for the treated discharge, continue to indicate that there is no significant increase in "other constituents".

Listed separately are analytical results for four Las Vegas Wash locations, which require analyses to evaluate the mixing zone and impact on constituent load as well as the upgradient on-site groundwater well. Analytical summaries are included in Attachment 2 (for your convenience in reviewing the information) with supporting analytical reports provided in electronic format on a CD included in Attachment 3.

Note a report regarding the biological process generated solid waste in Attachment 4.

I hereby certify that I am responsible for the services described in this document and for the preparation of this document. The services described in this document have been provided in a manner consistent with the current standards of the profession and, to the best of my knowledge, comply with all applicable federal, state and local statutes, regulations and ordinances.

**Tronox. Adding value beyond the product.**

560 West Lake Mead Parkway, Henderson, Nevada 89015 • P.O. Box 55, Henderson, Nevada 89009

NPDES Compliance Coordinator  
April 26, 2010  
Page 2

Should you have any questions concerning this report, please contact me at (702) 592-7727 cell or e-mail [susan.crowley@tronox.com](mailto:susan.crowley@tronox.com). Thank you.

Sincerely,



Susan Crowley  
Certified Environmental Manager, CEM 1428 expires 3-8-11

Overnight Mail

cc: Please see attached distribution sheet



C:\smc\My  
Documents\Document

Attachments

smc/2010 1st Q NPDES NV 0023060 - Cvr Ltr.doc

Tronox Document Distribution List

Updated: 22-Apr-10

Document Name: Perchlorate Project NPDES DMR (Discharge Monitoring Report)

Name (Last, First)		Firm	Distribution		
			Hard	e-Copy	Cvr Only
Croft	Todd	NDEP			
King	Val	NDEP			
Najima	Jim	NDEP			
Levato	Greg	NDEP			
Sous	Nadir	NDEP		X	
Tinney	Al	NDEP			
Palm	Jon	NDEP			
Harbour	Shannon	NDEP		X	
Black	Paul	Neptune			
Hackenberry	Paul	Hackenberry			
Copeland	Teri				
Gratson	Dave	Neptune			
Otani-Fehling	Joanna	Neptune			
Pohlmann	Brenda	COH			
Conaty	Barry	COH Counsel			
Mulroy	Pat	SNWA			
Goff	Mike	SNWA			
Liesing	Joe	SNWA			
Kaplan	Mitch	EPA, Reg 9			
Compliance Coordinator		NDEP	X	X	
Compliance Coordinator		DAQEM			
Juma	Ebrahim	CCDAQEM			
Public Repository		Library			

Name (Last, First)		Firm	Distribution		
			Hard	e-Copy	Cvr Only
Widman	Roy	Tronox		X	
Paque	Matt	Tronox Counsel		X	
Stater	Rick	Tronox		X	
Crowley	Susan	Crowley Environmental	X	X	
Skromyda	Mike	Tronox		X	
Bailey	Keith	Environ Answers		X	
Krish	Ed	Hydrogeologist		X	
Chambers	Deni	Northgate		X	
Leavitt	Alan	Northgate		X	
Donnelly	Dara	Northgate		X	
Willis	Derrick	Northgate		X	
Arnold	Cindy	Northgate		X	
Otis	Josh	Northgate		X	
Lambeth	Jeff	Veolia		X	
Baker	Ken	AIU		X	
Diebenow	Julie	AIU		X	
Giroux	Barry	GEI		X	
Gibson	Jeff	AmPac			
Stowers	Kirk	Broadbent			
Sahu	Rahnijit	BMI			
Crouse	George	Syngenta			
Erickson	Lee	Stauffer			
Kelly	Joe	Montrose			
Sundberg	Paul	Montrose			
Gibson	Jeff	AmPac			
Richards	Curt	Olin			
Bellotti	Michael	Olin			
Wilkinson	Craig	Timet			
Mack	Joel	Montrose Counsel			

**ATTACHMENT 1**

**Discharge Monitoring  
Reports (DMR)**

**January 2010**

**February 2010**

**March 2010**



NATIONAL POLLUTANT DISCHARGE ELIMINATION SYSTEM (NPDES)

DISCHARGE MONITORING REPORT (DMR)

PERMITTEE NAME/ADDRESS

Name: Tronox LLC  
 Address: PO BOX 55  
 Henderson, NV 89009-7000

NV 0023060	001
PERMIT NUMBER	DISCHARGE NUMBER

NO DISCHARGE

NOTE: Read instructions before completing this form

Facility: Tronox LLC  
 Location: Henderson, NV  
 Attn: Susan M. Crowley

MONITORING PERIOD						
YEAR	MO	DAY	TO	YEAR	MO	DAY
10	01	01		10	01	31

PARAMETER		QUANTITY OR LOADING			QUALITY OR CONCENTRATION				NO. EX	FREQUENCY OF ANALYSIS	SAMPLE TYPE	
		30 Day Ave	7 Day Average	UNITS	30 Day Ave (mg/l)	7 Day Ave (mg/l)	30 Day Ave(lbs/day)	UNITS				
Flow Effluent	SAMPLE MEASUREMENT	1.33	1.36	MGD	*****	*****	*****		0	Cont	Flow Meter	
	PERMIT REQUIREMENT	1.45 MGD Maximum	1.75 MGD Maximum		*****	*****	*****					
BOD5 (Inhibited) Influent	SAMPLE MEASUREMENT	*****	*****	****	1.5	1.5	16.78	MG/L	0	Weekly	Discrete	
	PERMIT REQUIREMENT	*****	*****	****	Monitor & Report	Monitor & Report	Monitor & Report					
BOD5 (Inhibited) Effluent	SAMPLE MEASUREMENT	*****	*****	****	17.6	40.0	199.79	MG/L	0	Weekly	Discrete	
	PERMIT REQUIREMENT	*****	*****	****	25 mg/L	40 mg/L	254 lbs/day					
Perchlorate FBR Influent	SAMPLE MEASUREMENT	*****	*****	****	328	350	328	MG/L	0	Weekly	Comp	
	PERMIT REQUIREMENT	*****	*****	****	Monitor & Report	Monitor & Report	Monitor & Report					
Perchlorate FBR Effluent	SAMPLE MEASUREMENT	*****	*****	****	12.40	58.00	0.14	UG/L	0	Weekly	Comp	
	PERMIT REQUIREMENT	*****	*****	****	18 ug/l	Monitor & Report	0.22 lbs/day					
pH Effluent	SAMPLE MEASUREMENT	*****	*****	****	7.1	7.30	*****	SU	0	Weekly	Discrete	
	PERMIT REQUIREMENT	*****	*****	****	6.5 Minimum	9.0 Maximum	*****					
Hexavalent Chormium Influent	SAMPLE MEASUREMENT	*****	*****	****	0.064	0.069	0.724	MG/L	0	Weekly	Discrete	
	PERMIT REQUIREMENT	*****	*****	****	Monitor & Report	Monitor & Report	Monitor & Report					
NAME/TITLE PRINCIPAL EXECUTIVE OFFICER <b>Susan Crowley</b> Staff Environmental Specialist TYPED OR PRINTED		I CERTIFY UNDER PENALTY OF LAW THAT THIS DOCUMENT AND ALL ATTACHMENTS WERE PREPARED UNDER MY DIRECTION OR SUPERVISION IN ACCORDANCE WITH A SYSTEM DESIGNED TO ASSURE THAT QUALIFIED PERSONNEL PROPERLY GATHER AND EVALUATE THE INFORMATION SUBMITTED. BASED ON MY INQUIRY OF THE PERSON OR PERSONS WHO MANAGE THE SYSTEM, OR THOSE PERSONS DIRECTLY RESPONSIBLE FOR GATHERING THE INFORMATION, THE INFORMATION SUBMITTED IS, TO THE BEST OF MY KNOWLEDGE AND BELIEF, TRUE, ACCURATE, AND COMPLETE. I AM AWARE THAT THERE ARE SIGNIFICANT PENALTIES FOR SUBMITTING FALSE INFORMATION, INCLUDING THE POSSIBILITY OF FINE AND IMPRISONMENT FOR KNOWING VIOLATIONS.						TELEPHONE		DATE		
		SIGNATURE OF PRICIPAL EXECUTIVE OFFICER OR AUTHORIZED AGENT <i>S. Crowley</i>						702 AREA CODE	651-2200 NUMBER	10 YEAR	04 MONTH	27 DAY

COMMENT AND EXPANATION OF ANY VIOLATIONS (Reference all attachments here)

NATIONAL POLLUTANT DISCHARGE ELIMINATION SYSTEM (NPDES)

DISCHARGE MONITORING REPORT (DMR)

PERMITTEE NAME/ADDRESS

Name: Tronox LLC  
 Address: PO BOX 55  
 Henderson, NV 89009-7000

NV 0023060
<b>PERMIT NUMBER</b>

001
<b>DISCHARGE NUMBER</b>

NO DISCHARGE

NOTE: Read instructions before completing this form

MONITORING PERIOD						
YEAR	MO	DAY	TO	YEAR	MO	DAY
10	01	01	TO	10	01	31

Facility: Tronox LLC  
 Location: Henderson, NV  
 Attn: Susan M. Crowley

PARAMETER		QUANTITY OR LOADING			QUALITY OR CONCENTRATION				NO. EX	FREQUENCY OF ANALYSIS	SAMPLE TYPE
		30 Day Ave	7 Day Average	UNITS	30 Day Ave (mg/l)	7 Day Ave (mg/l)	30 Day Ave(lbs/day)	UNITS			
Hexavalent Chromium Effluent	SAMPLE MEASUREMENT	*****	*****	****	0.000	0.000	0.001	MG/L	0	Weekly	Discrete
	PERMIT REQUIREMENT	*****	*****	****	Monitor & Report	0.01 mg/l	Monitor & Report				
Total Chromium Influent	SAMPLE MEASUREMENT	*****	*****	****	0.079	0.084	0.891	MG/L	0	Weekly	Discrete
	PERMIT REQUIREMENT	*****	*****	****	Monitor & Report	Monitor & Report	Monitor & Report				
Total Chromium Effluent	SAMPLE MEASUREMENT	*****	*****	****	0.026	0.034	0.289	MG/L	0	Weekly	Discrete
	PERMIT REQUIREMENT	*****	*****	****	Monitor & Report	0.1 mg/l	Monitor & Report				
Total Suspended Solids Effluent	SAMPLE MEASUREMENT	*****	*****	****	22.75	31.00	258.13	MG/L	0	Weekly	Discrete
	PERMIT REQUIREMENT	*****	*****	****	135 mg/l	Monitor & Report	1,634 lbs/day				
Iron, Total Effluent	SAMPLE MEASUREMENT	*****	*****	****	2.13	4.70	24.26	MG/L	0	Weekly	Discrete
	PERMIT REQUIREMENT	*****	*****	****	10 mg/l	Monitor & Report	121.03 lbs/day				
Manganese Effluent	SAMPLE MEASUREMENT	*****	*****	****	1.10	*****	12.46	MG/L	0	Quarterly	Discrete
	PERMIT REQUIREMENT	*****	*****	****	5 mg/l	NA	60.52 lbs/day				
Total Phosphorus, as P Influent	SAMPLE MEASUREMENT	*****	*****	****	0.200	0.230	2.264	MG/L	0	Weekly	Discrete
	PERMIT REQUIREMENT	*****	*****	****	Monitor & Report	Monitor & Report	Monitor & Report				
NAME/TITLE PRINCIPAL EXECUTIVE OFFICER <b>Susan Crowley</b> Staff Environmental Specialist TYPED OR PRINTED		I CERTIFY UNDER PENALTY OF LAW THAT THIS DOCUMENT AND ALL ATTACHMENTS WERE PREPARED UNDER MY DIRECTION OR SUPERVISION IN ACCORDANCE WITH A SYSTEM DESIGNED TO ASSURE THAT QUALIFIED PERSONNEL PROPERLY GATHER AND EVALUATE THE INFORMATION SUBMITTED. BASED ON MY INQUIRY OF THE PERSON OR PERSONS WHO MANAGE THE SYSTEM, OR THOSE PERSONS DIRECTLY RESPONSIBLE FOR GATHERING THE INFORMATION, THE INFORMATION SUBMITTED IS, TO THE BEST OF MY KNOWLEDGE AND BELIEF, TRUE, ACCURATE, AND COMPLETE. I AM AWARE THAT THERE ARE SIGNIFICANT PENALTIES FOR SUBMITTING FALSE INFORMATION, INCLUDING THE POSSIBILITY OF FINE AND IMPRISONMENT FOR KNOWING VIOLATIONS.					TELEPHONE		DATE		
							702	651-2200	10	04	27
		SIGNATURE OF PRICIPAL EXECUTIVE OFFICER OR AUTHORIZED AGENT <i>S.M. Crowley</i>					AREA CODE	NUMBER	YEAR	MONTH	DAY

COMMENT AND EXPANATION OF ANY VIOLATIONS (Reference all attachments here)

NATIONAL POLLUTANT DISCHARGE ELIMINATION SYSTEM (NPDES)

PERMITTEE NAME/ADDRESS

Name: Tronox LLC  
 Address: PO BOX 55  
 Henderson, NV 89009-7000

DISCHARGE MONITORING REPORT (DMR)

NV 0023060
<b>PERMIT NUMBER</b>

001
DISCHARGE NUMBER

NO DISCHARGE

NOTE: Read instructions before completing this form

MONITORING PERIOD						
YEAR	MO	DAY	TO	YEAR	MO	DAY
10	01	01		10	01	31

Facility: Tronox LLC  
 Location: Henderson, NV  
 Attn: Susan M. Crowley

PARAMETER		QUANTITY OR LOADING			QUALITY OR CONCENTRATION				NO. EX	FREQUENCY OF ANALYSIS	SAMPLE TYPE
		30 Day Ave	7 Day Average	UNITS	30 Day Ave (mg/l)	7 Day Ave (mg/l)	30 Day Ave(lbs/day)	UNITS			
Total Phosphorus, as P Effluent	SAMPLE MEASUREMENT	*****	*****	****	0.860	1.300	9.770	MG/L	0	Weekly	Discrete
	PERMIT REQUIREMENT	*****	*****	****	Monitor & Report	Monitor & Report	20 lbs/day				
Total Ammonia, as N Effluent	SAMPLE MEASUREMENT	*****	*****	****	2.41	3.30	27.24	MG/L	0	Weekly	Discrete
	PERMIT REQUIREMENT	*****	*****	****	Monitor & Report	Monitor & Report	40 lbs/day				
Attachment A Effluent	SAMPLE MEASUREMENT	*****	*****	****	Please see attached results				0	Quarterly	Discrete
	PERMIT REQUIREMENT	*****	*****	****	Monitor & Report	Monitor & Report	Monitor & Report				
Color Influent	SAMPLE MEASUREMENT	*****	*****	****	58	100	*****	ACU	0	Weekly	Discrete
	PERMIT REQUIREMENT	*****	*****	****	Monitor & Report	Monitor & Report	*****				
Color Effluent	SAMPLE MEASUREMENT	*****	*****	****	28.75	50.00	*****	ACU	0	Weekly	Discrete
	PERMIT REQUIREMENT	*****	*****	****	Monitor & Report	Monitor & Report	*****				
Total Inorganic Nitrogen, as N Influent	SAMPLE MEASUREMENT	*****	*****	****	20.80	30.00	233.68	MG/L	0	Weekly	Discrete
	PERMIT REQUIREMENT	*****	*****	****	Monitor & Report	Monitor & Report	Monitor & Report				
Total Inorganic Nitrogen, as N Effluent	SAMPLE MEASUREMENT	*****	*****	****	1.71	3.30	19.18	MG/L	0	Weekly	Discrete
	PERMIT REQUIREMENT	*****	*****	****	Monitor & Report	Monitor & Report	Monitor & Report				
NAME/TITLE PRINCIPAL EXECUTIVE OFFICER <b>Susan Crowley</b>  Staff Environmental Specialist TYPED OR PRINTED		I CERTIFY UNDER PENALTY OF LAW THAT THIS DOCUMENT AND ALL ATTACHMENTS WERE PREPARED UNDER MY DIRECTION OR SUPERVISION IN ACCORDANCE WITH A SYSTEM DESIGNED TO ASSURE THAT QUALIFIED PERSONNEL PROPERLY GATHER AND EVALUATE THE INFORMATION SUBMITTED. BASED ON MY INQUIRY OF THE PERSON OR PERSONS WHO MANAGE THE SYSTEM, OR THOSE PERSONS DIRECTLY RESPONSIBLE FOR GATHERING THE INFORMATION, THE INFORMATION SUBMITTED IS, TO THE BEST OF MY KNOWLEDGE AND BELIEF, TRUE, ACCURATE, AND COMPLETE. I AM AWARE THAT THERE ARE SIGNIFICANT PENALTIES FOR SUBMITTING FALSE INFORMATION, INCLUDING THE POSSIBILITY OF FINE AND IMPRISONMENT FOR KNOWING VIOLATIONS.					TELEPHONE		DATE		
							702 AREA CODE	651-2200 NUMBER	10 YEAR	04 MONTH	27 DAY
		SIGNATURE OF PRICIPAL EXECUTIVE OFFICER OR AUTHORIZED AGENT <i>S.M. Crowley</i>									

COMMENT AND EXPANATION OF ANY VIOLATIONS (Reference all attachments here)

NATIONAL POLLUTANT DISCHARGE ELIMINATION SYSTEM (NPDES)

DISCHARGE MONITORING REPORT (DMR)

PERMITTEE NAME/ADDRESS

Name: Tronox LLC  
 Address: PO BOX 55  
 Henderson, NV 89009-7000

NV 0023060
<b>PERMIT NUMBER</b>

001
DISCHARGE NUMBER

MONITORING PERIOD						
YEAR	MO	DAY	TO	YEAR	MO	DAY
FROM 10	01	01	TO	10	01	31

NO DISCHARGE   
 NOTE: Read instructions before completing this form

Facility: Tronox LLC  
 Location: Henderson, NV  
 Attn: Susan M. Crowley

PARAMETER		QUANTITY OR LOADING			QUALITY OR CONCENTRATION				NO. EX	FREQUENCY OF ANALYSIS	SAMPLE TYPE
		30 Day Ave	7 Day Average	UNITS	30 Day Ave (mg/l)	7 Day Ave (mg/l)	30 Day Ave(lbs/day)	UNITS			
Sulfate Influent	SAMPLE MEASUREMENT	*****	*****	****	1,800	*****	20,554	MG/L	0	Monthly	Discrete
	PERMIT REQUIREMENT	*****	*****	****	Monitor & Report	*****	Monitor & Report				
Sulfate Effluent	SAMPLE MEASUREMENT	*****	*****	****	1,600	*****	18,270	MG/L	0	Monthly	Discrete
	PERMIT REQUIREMENT	*****	*****	****	Monitor & Report	*****	Monitor & Report				
Total Dissolved Solids Influent	SAMPLE MEASUREMENT	*****	*****	****	6,700	*****	75,875	MG/L	0	Quarterly	Discrete
	PERMIT REQUIREMENT	*****	*****	****	Monitor & Report	*****	Monitor & Report				
Total Dissolved Solids Effluent	SAMPLE MEASUREMENT	*****	*****	****	6,400	*****	72,478	MG/L	0	Quarterly	Discrete
	PERMIT REQUIREMENT	*****	*****	****	Monitor & Report	*****	Monitor & Report				
Sulfide Influent	SAMPLE MEASUREMENT	*****	*****	****	0.03	*****	0.29	MG/L	0	Monthly	Discrete
	PERMIT REQUIREMENT	*****	*****	****	Monitor & Report	*****	Monitor & Report				
Sulfide Effluent	SAMPLE MEASUREMENT	*****	*****	****	0.03	*****	0.29	MG/L	0	Monthly	Discrete
	PERMIT REQUIREMENT	*****	*****	****	Monitor & Report	*****	Monitor & Report				
Oil & Grease Influent	SAMPLE MEASUREMENT	*****	*****	****	2.45	*****	27.75	MG/L	0	Quarterly	Discrete
	PERMIT REQUIREMENT	*****	*****	****	Monitor & Report	*****	Monitor & Report				

I CERTIFY UNDER PENALTY OF LAW THAT THIS DOCUMENT AND ALL ATTACHMENTS WERE PREPARED UNDER MY DIRECTION OR SUPERVISION IN ACCORDANCE WITH A SYSTEM DESIGNED TO ASSURE THAT QUALIFIED PERSONNEL PROPERLY GATHER AND EVALUATE THE INFORMATION SUBMITTED. BASED ON MY INQUIRY OF THE PERSON OR PERSONS WHO MANAGE THE SYSTEM, OR THOSE PERSONS DIRECTLY RESPONSIBLE FOR GATHERING THE INFORMATION, THE INFORMATION SUBMITTED IS, TO THE BEST OF MY KNOWLEDGE AND BELIEF, TRUE, ACCURATE, AND COMPLETE. I AM AWARE THAT THERE ARE SIGNIFICANT PENALTIES FOR SUBMITTING FALSE INFORMATION, INCLUDING THE POSSIBILITY OF FINE AND IMPRISONMENT FOR KNOWING VIOLATIONS.

*Susan Crowley*  
 SIGNATURE OF PRICIPAL EXECUTIVE OFFICER OR AUTHORIZED AGENT

TELEPHONE		DATE		
702	651-2200	10	04	27
AREA CODE	NUMBER	YEAR	MONTH	DAY

COMMENT AND EXPANATION OF ANY VIOLATIONS (Reference all attachments here)

NATIONAL POLLUTANT DISCHARGE ELIMINATION SYSTEM (NPDES)

DISCHARGE MONITORING REPORT (DMR)

PERMITTEE NAME/ADDRESS

Name: Tronox LLC

Address: PO BOX 55

Henderson, NV 89009-7000

NV 0023060
<b>PERMIT NUMBER</b>

001
DISCHARGE NUMBER

NO DISCHARGE

NOTE: Read instructions before completing this form

MONITORING PERIOD						
YEAR	MO	DAY	TO	YEAR	MO	DAY
10	01	01		10	01	31

Facility: Tronox LLC

Location: Henderson, NV

Attn: Susan M. Crowley

PARAMETER		QUANTITY OR LOADING			QUALITY OR CONCENTRATION				NO. EX	FREQUENCY OF ANALYSIS	SAMPLE TYPE
		30 Day Ave	7 Day Average	UNITS	30 Day Ave (mg/l)	7 Day Ave (mg/l)	30 Day Ave(lbs/day)	UNITS			
Oil & Grease Effluent	SAMPLE MEASUREMENT	*****	*****	****	4.40	*****	49.83	MG/L	0	Quarterly	Discrete
	PERMIT REQUIREMENT	*****	*****	****	Monitor & Report	*****	Monitor & Report				
Boron Effluent	SAMPLE MEASUREMENT	*****	*****	****	3.40	*****	38.50	MG/L	0	Quarterly	Discrete
	PERMIT REQUIREMENT	*****	*****	****	Monitor & Report	*****	Monitor & Report				
Dissolved Oxygen Effluent	SAMPLE MEASUREMENT	*****	*****	****	6.41	7.13	71.67	MG/L	0	Weekly	Discrete
	PERMIT REQUIREMENT	*****	*****	****	Monitor & Report	Monitor & Report	Monitor & Report				
Nitrate as N Effluent	SAMPLE MEASUREMENT	*****	*****	****	0.02	*****	0.25	MG/L	0	Monthly	Discrete
	PERMIT REQUIREMENT	*****	*****	****	Monitor & Report	*****	Monitor & Report				
Kjeldahl Nitrogen as N Influent	SAMPLE MEASUREMENT	*****	*****	****	11.60	13.00	131.10	MG/L	0	Weekly	Discrete
	PERMIT REQUIREMENT	*****	*****	****	Monitor & Report	Monitor & Report	Monitor & Report				
Kjeldahl Nitrogen as N Effluent	SAMPLE MEASUREMENT	*****	*****	****	7.05	8.80	79.81	MG/L	0	Weekly	Discrete
	PERMIT REQUIREMENT	*****	*****	****	Monitor & Report	Monitor & Report	Monitor & Report				
Chloride Influent	SAMPLE MEASUREMENT	*****	*****	****	2,400	*****	27,179	MG/L	0	Quarterly	Discrete
	PERMIT REQUIREMENT	*****	*****	****	Monitor & Report	*****	Monitor & Report				

CERTIFY UNDER PENALTY OF LAW THAT THIS DOCUMENT AND ALL ATTACHMENTS WERE PREPARED UNDER MY DIRECTION OR SUPERVISION IN ACCORDANCE WITH A SYSTEM DESIGNED TO ASSURE THAT QUALIFIED PERSONNEL PROPERLY GATHER AND EVALUATE THE INFORMATION SUBMITTED. BASED ON MY INQUIRY OF THE PERSON OR PERSONS WHO MANAGE THE SYSTEM, OR THOSE PERSONS DIRECTLY RESPONSIBLE FOR GATHERING THE INFORMATION, THE INFORMATION SUBMITTED IS, TO THE BEST OF MY KNOWLEDGE AND BELIEF, TRUE, ACCURATE, AND COMPLETE. I AM AWARE THAT THERE ARE SIGNIFICANT PENALTIES FOR SUBMITTING FALSE INFORMATION, INCLUDING THE POSSIBILITY OF FINE AND IMPRISONMENT FOR KNOWING VIOLATIONS.

*S.M. Crowley*  
SIGNATURE OF PRICIPAL EXECUTIVE OFFICER OR AUTHORIZED AGENT

TELEPHONE		DATE		
702	651-2200	10	04	27
AREA CODE	NUMBER	YEAR	MONTH	DAY

COMMENT AND EXPANATION OF ANY VIOLATIONS (Reference all attachments here)

NATIONAL POLLUTANT DISCHARGE ELIMINATION SYSTEM (NPDES)

DISCHARGE MONITORING REPORT (DMR)

PERMITTEE NAME/ADDRESS

Name: Tronox LLC  
 Address: PO BOX 55  
 Henderson, NV 89009-7000

NV 0023060
<b>PERMIT NUMBER</b>

001
DISCHARGE NUMBER


NO DISCHARGE

NOTE: Read instructions before completing this form

Facility: Tronox LLC  
 Location: Henderson, NV  
 Attn: Susan M. Crowley

MONITORING PERIOD							
YEAR	MO	DAY		YEAR	MO	DAY	
FROM	10	01	01	TO	10	01	31

PARAMETER		QUANTITY OR LOADING			QUALITY OR CONCENTRATION			NO. EX	FREQUENCY OF ANALYSIS	SAMPLE TYPE	
		30 Day Ave	7 Day Average	UNITS	30 Day Ave (mg/l)	7 Day Ave (mg/l)	30 Day Ave(lbs/day)				UNITS
Chloride Effluent	SAMPLE MEASUREMENT	*****	*****	****	2,300	*****	26,047	MG/L	0	Quarterly	Discrete
	PERMIT REQUIREMENT	*****	*****	****	Monitor & Report	*****	Monitor & Report				
Radium 226 + 228 Effluent	SAMPLE MEASUREMENT	*****	*****	****	2.86	6.02	*****	pCi/L	0	Weekly	Discrete
	PERMIT REQUIREMENT	*****	*****	****	Monitor & Report	Monitor & Report	*****				
Gross Alpha Effluent	SAMPLE MEASUREMENT	*****	*****	****	8.63	9.00	*****	pCi/L	0	Weekly	Discrete
	PERMIT REQUIREMENT	*****	*****	****	Monitor & Report	Monitor & Report	*****				
Chlorate Influent	SAMPLE MEASUREMENT	*****	*****	****	315	*****	3,563	MG/L	0	Monthly	Discrete
	PERMIT REQUIREMENT	*****	*****	****	Monitor & Report	*****	Monitor & Report				
Chlorate Effluent	SAMPLE MEASUREMENT	*****	*****	****	0.01	*****	0.06	MG/L	0	Monthly	Discrete
	PERMIT REQUIREMENT	*****	*****	****	Monitor & Report	*****	Monitor & Report				
	SAMPLE MEASUREMENT	*****	*****	****					0		
	PERMIT REQUIREMENT	*****	*****	****							
	SAMPLE MEASUREMENT	*****	*****	****					0		
	PERMIT REQUIREMENT	*****	*****	****							

NAME/TITLE PRINCIPAL EXECUTIVE OFFICER <b>Susan Crowley</b> Staff Environmental Specialist TYPED OR PRINTED	CERTIFY UNDER PENALTY OF LAW THAT THIS DOCUMENT AND ALL ATTACHMENTS WERE PREPARED UNDER MY DIRECTION OR SUPERVISION IN ACCORDANCE WITH A SYSTEM DESIGNED TO ASSURE THAT QUALIFIED PERSONNEL PROPERLY GATHER AND EVALUATE THE INFORMATION SUBMITTED. BASED ON MY INQUIRY OF THE PERSON OR PERSONS WHO MANAGE THE SYSTEM, OR THOSE PERSONS DIRECTLY RESPONSIBLE FOR GATHERING THE INFORMATION, THE INFORMATION SUBMITTED IS, TO THE BEST OF MY KNOWLEDGE AND BELIEF, TRUE, ACCURATE, AND COMPLETE. I AM AWARE THAT THERE ARE SIGNIFICANT PENALTIES FOR SUBMITTING FALSE INFORMATION, INCLUDING THE POSSIBILITY OF FINE AND IMPRISONMENT FOR KNOWING VIOLATIONS.	SIGNATURE OF PRICIPAL EXECUTIVE OFFICER OR AUTHORIZED AGENT 	702	651-2200	10	04	27
			AREA CODE	NUMBER	YEAR	MONTH	DAY

COMMENT AND EXPANATION OF ANY VIOLATIONS (Reference all attachments here)

NATIONAL POLLUTANT DISCHARGE ELIMINATION SYSTEM (NPDES)

DISCHARGE MONITORING REPORT (DMR)

NV 0023060  
**PERMIT NUMBER**

001  
**DISCHARGE NUMBER**

PERMITTEE NAME/ADDRESS  
 Name: Tronox LLC  
 Address: PO BOX 55  
 Henderson, NV 89009-7000

NO DISCHARGE

NOTE: Read instructions before completing this form

MONITORING PERIOD						
YEAR	MO	DAY	YEAR	MO	DAY	
10	02	01	TO	10	02	28

Facility: Tronox LLC  
 Location: Henderson, NV  
 Attn: Susan M. Crowley

PARAMETER		QUANTITY OR LOADING			QUALITY OR CONCENTRATION				NO. EX	FREQUENCY OF ANALYSIS	SAMPLE TYPE
		30 Day Ave	7 Day Average	UNITS	30 Day Ave (mg/l)	7 Day Ave (mg/l)	30 Day Ave(lbs/day)	UNITS			
Flow	SAMPLE MEASUREMENT	1.37	1.42	MGD	*****	*****	*****		0	Cont	Flow Meter
Effluent	PERMIT REQUIREMENT	1.45 MGD Maximum	1.75 MGD Maximum		*****	*****	*****				
BOD5 (Inhibited)	SAMPLE MEASUREMENT	*****	*****	****	1.9	3.2	22.16	MG/L	0	Weekly	Discrete
Influent	PERMIT REQUIREMENT	*****	*****	****	Monitor & Report	Monitor & Report	Monitor & Report				
BOD5 (Inhibited)	SAMPLE MEASUREMENT	*****	*****	****	4.2	7.1	46.36	MG/L	0	Weekly	Discrete
Effluent	PERMIT REQUIREMENT	*****	*****	****	25 mg/L	40 mg/L	254 lbs/day				
Perchlorate FBR	SAMPLE MEASUREMENT	*****	*****	****	270	280	270	MG/L	0	Weekly	Comp
Influent	PERMIT REQUIREMENT	*****	*****	****	Monitor & Report	Monitor & Report	Monitor & Report				
Perchlorate FBR	SAMPLE MEASUREMENT	*****	*****	****	3.00	5.00	0.03	UG/L	0	Weekly	Comp
Effluent	PERMIT REQUIREMENT	*****	*****	****	18 ug/l	Monitor & Report	0.22 lbs/day				
pH	SAMPLE MEASUREMENT	*****	*****	****	7.3	7.70	*****	SU	0	Weekly	Discrete
Effluent	PERMIT REQUIREMENT	*****	*****	****	6.5 Minimum	9.0 Maximum	*****				
Hexavalent Chormium	SAMPLE MEASUREMENT	*****	*****	****	0.079	0.140	0.889	MG/L	0	Weekly	Discrete
Influent	PERMIT REQUIREMENT	*****	*****	****	Monitor & Report	Monitor & Report	Monitor & Report				

NAME/TITLE PRINCIPAL EXECUTIVE OFFICER  
**Susan Crowley**  
**Staff Environmental Specialist**  
 TYPED OR PRINTED

I CERTIFY UNDER PENALTY OF LAW THAT THIS DOCUMENT AND ALL ATTACHMENTS WERE PREPARED UNDER MY DIRECTION OR SUPERVISION IN ACCORDANCE WITH A SYSTEM DESIGNED TO ASSURE THAT QUALIFIED PERSONNEL PROPERLY GATHER AND EVALUATE THE INFORMATION SUBMITTED. BASED ON MY INQUIRY OF THE PERSON OR PERSONS WHO MANAGE THE SYSTEM, OR THOSE PERSONS DIRECTLY RESPONSIBLE FOR GATHERING THE INFORMATION, THE INFORMATION SUBMITTED IS, TO THE BEST OF MY KNOWLEDGE AND BELIEF, TRUE, ACCURATE, AND COMPLETE. I AM AWARE THAT THERE ARE SIGNIFICANT PENALTIES FOR SUBMITTING FALSE INFORMATION, INCLUDING THE POSSIBILITY OF FINE AND IMPRISONMENT FOR KNOWING VIOLATIONS.

*S.M. Crowley*  
 SIGNATURE OF PRICIPAL EXECUTIVE OFFICER OR AUTHORIZED AGENT

TELEPHONE		DATE		
702	651-2200	10	04	27
AREA CODE	NUMBER	YEAR	MONTH	DAY

COMMENT AND EXPANATION OF ANY VIOLATIONS (Reference all attachments here)



NATIONAL POLLUTANT DISCHARGE ELIMINATION SYSTEM (NPDES)

DISCHARGE MONITORING REPORT (DMR)

PERMITTEE NAME/ADDRESS

Name: Tronox LLC  
Address: PO BOX 55  
Henderson, NV 89009-7000

NV 0023060  
PERMIT NUMBER

001  
DISCHARGE NUMBER


NO DISCHARGE

NOTE: Read instructions before completing this form

Facility: Tronox LLC  
Location: Henderson, NV  
Attn: Susan M. Crowley

MONITORING PERIOD						
YEAR	MO	DAY	TO	YEAR	MO	DAY
10	02	01		10	02	28

PARAMETER		QUANTITY OR LOADING			QUALITY OR CONCENTRATION				NO. EX	FREQUENCY OF ANALYSIS	SAMPLE TYPE
		30 Day Ave	7 Day Average	UNITS	30 Day Ave (mg/l)	7 Day Ave (mg/l)	30 Day Ave (lbs/day)	UNITS			
Flow	SAMPLE MEASUREMENT	1.37	1.42	MGD	*****	*****	*****		0	Cont	Flow Meter
	PERMIT REQUIREMENT	1.45 MGD Maximum	1.75 MGD Maximum		*****	*****	*****				
BOD5 (Inhibited)	SAMPLE MEASUREMENT	*****	*****	****	1.9	3.2	22.16	MG/L	0	Weekly	Discrete
	PERMIT REQUIREMENT	*****	*****		Monitor & Report	Monitor & Report	Monitor & Report				
BOD5 (Inhibited)	SAMPLE MEASUREMENT	*****	*****	****	4.2	7.1	46.36	MG/L	0	Weekly	Discrete
	PERMIT REQUIREMENT	*****	*****		25 mg/L	40 mg/L	254 lbs/day				
Perchlorate FBR	SAMPLE MEASUREMENT	*****	*****	****	270	280	270	MG/L	0	Weekly	Comp
	PERMIT REQUIREMENT	*****	*****		Monitor & Report	Monitor & Report	Monitor & Report				
Perchlorate FBR	SAMPLE MEASUREMENT	*****	*****	****	1.00	1.00	0.01	UG/L	0	Weekly	Comp
	PERMIT REQUIREMENT	*****	*****		18 ug/l	Monitor & Report	0.22 lbs/day				
pH	SAMPLE MEASUREMENT	*****	*****	****	7.3	7.70	*****	SU	0	Weekly	Discrete
	PERMIT REQUIREMENT	*****	*****		6.5 Minimum	9.0 Maximum	*****				
Hexavalent Chormium	SAMPLE MEASUREMENT	*****	*****	****	0.079	0.140	0.889	MG/L	0	Weekly	Discrete
	PERMIT REQUIREMENT	*****	*****		Monitor & Report	Monitor & Report	Monitor & Report				

NAME/TITLE PRINCIPAL EXECUTIVE OFFICER <b>Susan Crowley</b> Staff Environmental Specialist TYPED OR PRINTED	<small>CERTIFY UNDER PENALTY OF LAW THAT THIS DOCUMENT AND ALL ATTACHMENTS WERE PREPARED UNDER MY DIRECTION OR SUPERVISION IN ACCORDANCE WITH A SYSTEM DESIGNED TO ASSURE THAT QUALIFIED PERSONNEL PROPERLY GATHER AND EVALUATE THE INFORMATION SUBMITTED. BASED ON MY INQUIRY OF THE PERSON OR PERSONS WHO MANAGE THE SYSTEM, OR THOSE PERSONS DIRECTLY RESPONSIBLE FOR GATHERING THE INFORMATION, THE INFORMATION SUBMITTED IS, TO THE BEST OF MY KNOWLEDGE AND BELIEF, TRUE, ACCURATE, AND COMPLETE. I AM AWARE THAT THERE ARE SIGNIFICANT PENALTIES FOR SUBMITTING FALSE INFORMATION, INCLUDING THE POSSIBILITY OF FINE AND IMPRISONMENT FOR KNOWING VIOLATIONS.</small>	 SIGNATURE OF PRINCIPAL EXECUTIVE OFFICER OR AUTHORIZED AGENT	TELEPHONE		DATE		
			702 AREA CODE	651-2200 NUMBER	10 YEAR	04 MONTH	27 DAY

COMMENT AND EXPANATION OF ANY VIOLATIONS (Reference all attachments here)



NATIONAL POLLUTANT DISCHARGE ELIMINATION SYSTEM (NPDES)

DISCHARGE MONITORING REPORT (DMR)

PERMITTEE NAME/ADDRESS

Name: Tronox LLC  
Address: PO BOX 55  
Henderson, NV 89009-7000

NV 0023060	001
PERMIT NUMBER	DISCHARGE NUMBER

NO DISCHARGE

NOTE: Read instructions before completing this form

Facility: Tronox LLC  
Location: Henderson, NV  
Attn: Susan M. Crowley

MONITORING PERIOD					
YEAR	MO	DAY	YEAR	MO	DAY
FROM 10	02	01	TO 10	02	28

PARAMETER		QUANTITY OR LOADING			QUALITY OR CONCENTRATION				NO. EX	FREQUENCY OF ANALYSIS	SAMPLE TYPE
		30 Day Ave	7 Day Average	UNITS	30 Day Ave (mg/l)	7 Day Ave (mg/l)	30 Day Ave (lbs/day)	UNITS			
Hexavalent Chromium Effluent	SAMPLE MEASUREMENT	*****	*****	****	0.000	0.000	0.001	MG/L	0	Weekly	Discrete
	PERMIT REQUIREMENT	*****	*****	****	Monitor & Report	0.01 mg/l	Monitor & Report				
Total Chromium Influent	SAMPLE MEASUREMENT	*****	*****	****	0.089	0.140	1.005	MG/L	0	Weekly	Discrete
	PERMIT REQUIREMENT	*****	*****	****	Monitor & Report	Monitor & Report	Monitor & Report				
Total Chromium Effluent	SAMPLE MEASUREMENT	*****	*****	****	0.017	0.024	0.187	MG/L	0	Weekly	Discrete
	PERMIT REQUIREMENT	*****	*****	****	Monitor & Report	0.1 mg/l	Monitor & Report				
Total Suspended Solids Effluent	SAMPLE MEASUREMENT	*****	*****	****	17.00	28.00	195.18	MG/L	0	Weekly	Discrete
	PERMIT REQUIREMENT	*****	*****	****	135 mg/l	Monitor & Report	1,634 lbs/day				
Iron, Total Effluent	SAMPLE MEASUREMENT	*****	*****	****	1.71	3.20	19.69	MG/L	0	Weekly	Discrete
	PERMIT REQUIREMENT	*****	*****	****	10 mg/l	Monitor & Report	121.03 lbs/day				
Manganese Effluent	SAMPLE MEASUREMENT	*****	*****	****	*	*****	*	MG/L	0	Quarterly	Discrete
	PERMIT REQUIREMENT	*****	*****	****	5 mg/l	NA	60.52 lbs/day				
Total Phosphorus, as P Influent	SAMPLE MEASUREMENT	*****	*****	****	0.099	0.110	1.132	MG/L	0	Weekly	Discrete
	PERMIT REQUIREMENT	*****	*****	****	Monitor & Report	Monitor & Report	Monitor & Report				

I CERTIFY UNDER PENALTY OF LAW THAT THIS DOCUMENT AND ALL ATTACHMENTS WERE PREPARED UNDER MY DIRECTION OR SUPERVISION IN ACCORDANCE WITH A SYSTEM DESIGNED TO ASSURE THAT QUALIFIED PERSONNEL PROPERLY GATHER AND EVALUATE THE INFORMATION SUBMITTED. BASED ON MY INQUIRY OF THE PERSON OR PERSONS WHO MANAGE THE SYSTEM, OR THOSE PERSONS DIRECTLY RESPONSIBLE FOR GATHERING THE INFORMATION, THE INFORMATION SUBMITTED IS, TO THE BEST OF MY KNOWLEDGE AND BELIEF, TRUE, ACCURATE, AND COMPLETE. I AM AWARE THAT THERE ARE SIGNIFICANT PENALTIES FOR SUBMITTING FALSE INFORMATION, INCLUDING THE POSSIBILITY OF FINE AND IMPRISONMENT FOR KNOWING VIOLATIONS.

NAME/TITLE PRINCIPAL EXECUTIVE OFFICER <b>Susan Crowley</b> Staff Environmental Specialist TYPED OR PRINTED	SIGNATURE OF PRICIPAL EXECUTIVE OFFICER OR AUTHORIZED AGENT <i>S.M. Crowley</i>	TELEPHONE	DATE		
	702 AREA CODE	651-2200 NUMBER	10 YEAR	04 MONTH	27 DAY

COMMENT AND EXPANATION OF ANY VIOLATIONS (Reference all attachments here)  
\* Analyzed on a quarterly frequency - Please see the January 2010 DMR for this permit.

NATIONAL POLLUTANT DISCHARGE ELIMINATION SYSTEM (NPDES)

**DISCHARGE MONITORING REPORT (DMR)**

PERMITTEE NAME/ADDRESS

Name: Tronox LLC

Address: PO BOX 55

Henderson, NV 89009-7000

NV 0023060
<b>PERMIT NUMBER</b>

001
DISCHARGE NUMBER

NO DISCHARGE

NOTE: Read instructions before completing this form

Facility: Tronox LLC

Location: Henderson, NV

Attn: Susan M. Crowley

**MONITORING PERIOD**

YEAR	MO	DAY	TO	YEAR	MO	DAY
10	02	01		10	02	28

PARAMETER		QUANTITY OR LOADING			QUALITY OR CONCENTRATION				NO. EX	FREQUENCY OF ANALYSIS	SAMPLE TYPE		
		30 Day Ave	7 Day Average	UNITS	30 Day Ave (mg/l)	7 Day Ave (mg/l)	30 Day Ave(lbs/day)	UNITS					
Total Phosphorus, as P Effluent	SAMPLE MEASUREMENT	*****	*****	****	0.353	0.680	3.998	MG/L	0	Weekly	Discrete		
	PERMIT REQUIREMENT	*****	*****	****	Monitor & Report	Monitor & Report	20 lbs/day						
Total Ammonia, as N Effluent	SAMPLE MEASUREMENT	*****	*****	****	1.36	2.90	15.39	MG/L	0	Weekly	Discrete		
	PERMIT REQUIREMENT	*****	*****	****	Monitor & Report	Monitor & Report	40 lbs/day						
Attachment A Effluent	SAMPLE MEASUREMENT	*****	*****	****	Please see attached results				0	Quarterly	Discrete		
	PERMIT REQUIREMENT	*****	*****	****	Monitor & Report	Monitor & Report	Monitor & Report						
Color Influent	SAMPLE MEASUREMENT	*****	*****	****	38	60	*****	ACU	0	Weekly	Discrete		
	PERMIT REQUIREMENT	*****	*****	****	Monitor & Report	Monitor & Report	*****						
Color Effluent	SAMPLE MEASUREMENT	*****	*****	****	23.75	40.00	*****	ACU	0	Weekly	Discrete		
	PERMIT REQUIREMENT	*****	*****	****	Monitor & Report	Monitor & Report	*****						
Total Inorganic Nitrogen, as N Influent	SAMPLE MEASUREMENT	*****	*****	****	25.25	27.00	288.55	MG/L	0	Weekly	Discrete		
	PERMIT REQUIREMENT	*****	*****	****	Monitor & Report	Monitor & Report	Monitor & Report						
Total Inorganic Nitrogen, as N Effluent	SAMPLE MEASUREMENT	*****	*****	****	1.36	2.90	15.39	MG/L	0	Weekly	Discrete		
	PERMIT REQUIREMENT	*****	*****	****	Monitor & Report	Monitor & Report	Monitor & Report						
NAME/TITLE PRINCIPAL EXECUTIVE OFFICER <b>Susan Crowley</b> <b>Staff Environmental Specialist</b> TYPED OR PRINTED		I CERTIFY UNDER PENALTY OF LAW THAT THIS DOCUMENT AND ALL ATTACHMENTS WERE PREPARED UNDER MY DIRECTION OR SUPERVISION IN ACCORDANCE WITH A SYSTEM DESIGNED TO ASSURE THAT QUALIFIED PERSONNEL PROPERLY GATHER AND EVALUATE THE INFORMATION SUBMITTED. BASED ON MY INQUIRY OF THE PERSON OR PERSONS WHO MANAGE THE SYSTEM, OR THOSE PERSONS DIRECTLY RESPONSIBLE FOR GATHERING THE INFORMATION, THE INFORMATION SUBMITTED IS, TO THE BEST OF MY KNOWLEDGE AND BELIEF, TRUE, ACCURATE, AND COMPLETE. I AM AWARE THAT THERE ARE SIGNIFICANT PENALTIES FOR SUBMITTING FALSE INFORMATION, INCLUDING THE POSSIBILITY OF FINE AND IMPRISONMENT FOR KNOWING VIOLATIONS.					SIGNATURE OF PRICIPAL EXECUTIVE OFFICER OR AUTHORIZED AGENT <i>Susan Crowley</i>		TELEPHONE		DATE		
									702 AREA CODE	651-2200 NUMBER	10 YEAR	04 MONTH	27 DAY

COMMENT AND EXPANATION OF ANY VIOLATIONS (Reference all attachments here)

NATIONAL POLLUTANT DISCHARGE ELIMINATION SYSTEM (NPDES)

DISCHARGE MONITORING REPORT (DMR)

PERMITTEE NAME/ADDRESS

Name: Tronox LLC  
Address: PO BOX 55  
Henderson, NV 89009-7000

NV 0023060  
PERMIT NUMBER

001  
DISCHARGE NUMBER

NO DISCHARGE

NOTE: Read instructions before completing this form

Facility: Tronox LLC  
Location: Henderson, NV  
Attn: Susan M. Crowley

MONITORING PERIOD						
YEAR	MO	DAY	TO	YEAR	MO	DAY
10	02	01		10	02	28

PARAMETER		QUANTITY OR LOADING			QUALITY OR CONCENTRATION				NO. EX	FREQUENCY OF ANALYSIS	SAMPLE TYPE	
		30 Day Ave	7 Day Average	UNITS	30 Day Ave (mg/l)	7 Day Ave (mg/l)	30 Day Ave(lbs/day)	UNITS				
Sulfate Influent	SAMPLE MEASUREMENT	*****	*****	****	1,600	*****	18,199	MG/L	0	Monthly	Discrete	
	PERMIT REQUIREMENT	*****	*****	****	Monitor & Report	*****	Monitor & Report					
Sulfate Effluent	SAMPLE MEASUREMENT	*****	*****	****	1,500	*****	17,061	MG/L	0	Monthly	Discrete	
	PERMIT REQUIREMENT	*****	*****	****	Monitor & Report	*****	Monitor & Report					
Total Dissolved Solids Influent	SAMPLE MEASUREMENT	*****	*****	****	*	*****	*	MG/L	0	Quarterly	Discrete	
	PERMIT REQUIREMENT	*****	*****	****	Monitor & Report	*****	Monitor & Report					
Total Dissolved Solids Effluent	SAMPLE MEASUREMENT	*****	*****	****	*	*****	*	MG/L	0	Quarterly	Discrete	
	PERMIT REQUIREMENT	*****	*****	****	Monitor & Report	*****	Monitor & Report					
Sulfide Influent	SAMPLE MEASUREMENT	*****	*****	****	ND	*****	ND	MG/L	0	Monthly	Discrete	
	PERMIT REQUIREMENT	*****	*****	****	Monitor & Report	*****	Monitor & Report					
Sulfide Effluent	SAMPLE MEASUREMENT	*****	*****	****	ND	*****	ND	MG/L	0	Monthly	Discrete	
	PERMIT REQUIREMENT	*****	*****	****	Monitor & Report	*****	Monitor & Report					
Oil & Grease Influent	SAMPLE MEASUREMENT	*****	*****	****	*	*****	*	MG/L	0	Quarterly	Discrete	
	PERMIT REQUIREMENT	*****	*****	****	Monitor & Report	*****	Monitor & Report					
NAME/TITLE PRINCIPAL EXECUTIVE OFFICER <b>Susan Crowley</b> Staff Environmental Specialist TYPED OR PRINTED		I CERTIFY UNDER PENALTY OF LAW THAT THIS DOCUMENT AND ALL ATTACHMENTS WERE PREPARED UNDER MY DIRECTION OR SUPERVISION IN ACCORDANCE WITH A SYSTEM DESIGNED TO ASSURE THAT QUALIFIED PERSONNEL PROPERLY GATHER AND EVALUATE THE INFORMATION SUBMITTED. BASED ON MY INQUIRY OF THE PERSON OR PERSONS WHO MANAGE THE SYSTEM, OR THOSE PERSONS DIRECTLY RESPONSIBLE FOR GATHERING THE INFORMATION, THE INFORMATION SUBMITTED IS, TO THE BEST OF MY KNOWLEDGE AND BELIEF, TRUE, ACCURATE, AND COMPLETE. I AM AWARE THAT THERE ARE SIGNIFICANT PENALTIES FOR SUBMITTING FALSE INFORMATION, INCLUDING THE POSSIBILITY OF FINE AND IMPRISONMENT FOR KNOWING VIOLATIONS.				SIGNATURE OF PRICIPAL EXECUTIVE OFFICER OR AUTHORIZED AGENT <i>S.M. Crowley</i>		TELEPHONE AREA CODE 702	651-2200 NUMBER	DATE 10 04 27 YEAR MONTH DAY		

COMMENT AND EXPANATION OF ANY VIOLATIONS (Reference all attachments here)  
\* Analyzed on a quarterly frequency - Please see the January 2010 DMR for this permit.

NATIONAL POLLUTANT DISCHARGE ELIMINATION SYSTEM (NPDES)

DISCHARGE MONITORING REPORT (DMR)

PERMITTEE NAME/ADDRESS

Name: Tronox LLC

Address: PO BOX 55

Henderson, NV 89009-7000

Facility: Tronox LLC

Location: Henderson, NV

Attn: Susan M. Crowley


NV 0023060
<b>PERMIT NUMBER</b>

001
<b>DISCHARGE NUMBER</b>

NO DISCHARGE

NOTE: Read instructions before completing this form

MONITORING PERIOD						
YEAR	MO	DAY	TO	YEAR	MO	DAY
10	02	01		10	02	28

PARAMETER		QUANTITY OR LOADING			QUALITY OR CONCENTRATION				NO. EX	FREQUENCY OF ANALYSIS	SAMPLE TYPE	
		30 Day Ave	7 Day Average	UNITS	30 Day Ave (mg/l)	7 Day Ave (mg/l)	30 Day Ave(lbs/day)	UNITS				
Oil & Grease Effluent	SAMPLE MEASUREMENT	*****	*****	****	*	*****	*	MG/L	0	Quarterly	Discrete	
	PERMIT REQUIREMENT	*****	*****	****	Monitor & Report	*****	Monitor & Report					
Boron Effluent	SAMPLE MEASUREMENT	*****	*****	****	*	*****	*	MG/L	0	Quarterly	Discrete	
	PERMIT REQUIREMENT	*****	*****	****	Monitor & Report	*****	Monitor & Report					
Dissolved Oxygen Effluent	SAMPLE MEASUREMENT	*****	*****	****	6.66	8.16	75.98	MG/L	0	Weekly	Discrete	
	PERMIT REQUIREMENT	*****	*****	****	Monitor & Report	Monitor & Report	Monitor & Report					
Nitrate as N Effluent	SAMPLE MEASUREMENT	*****	*****	****	0.02	*****	0.19	MG/L	0	Monthly	Discrete	
	PERMIT REQUIREMENT	*****	*****	****	Monitor & Report	*****	Monitor & Report					
Kjeldahl Nitrogen as N Influent	SAMPLE MEASUREMENT	*****	*****	****	10.93	12.00	124.82	MG/L	0	Weekly	Discrete	
	PERMIT REQUIREMENT	*****	*****	****	Monitor & Report	Monitor & Report	Monitor & Report					
Kjeldahl Nitrogen as N Effluent	SAMPLE MEASUREMENT	*****	*****	****	4.23	6.00	48.23	MG/L	0	Weekly	Discrete	
	PERMIT REQUIREMENT	*****	*****	****	Monitor & Report	Monitor & Report	Monitor & Report					
Chloride Influent	SAMPLE MEASUREMENT	*****	*****	****	*	*****	*	MG/L	0	Quarterly	Discrete	
	PERMIT REQUIREMENT	*****	*****	****	Monitor & Report	*****	Monitor & Report					
NAME/TITLE PRINCIPAL EXECUTIVE OFFICER <b>Susan Crowley</b> Staff Environmental Specialist TYPED OR PRINTED		I CERTIFY UNDER PENALTY OF LAW THAT THIS DOCUMENT AND ALL ATTACHMENTS WERE PREPARED UNDER MY DIRECTION OR SUPERVISION IN ACCORDANCE WITH A SYSTEM DESIGNED TO ASSURE THAT QUALIFIED PERSONNEL PROPERLY GATHER AND EVALUATE THE INFORMATION SUBMITTED. BASED ON MY INQUIRY OF THE PERSON OR PERSONS WHO MANAGE THE SYSTEM, OR THOSE PERSONS DIRECTLY RESPONSIBLE FOR GATHERING THE INFORMATION, THE INFORMATION SUBMITTED IS, TO THE BEST OF MY KNOWLEDGE AND BELIEF, TRUE, ACCURATE, AND COMPLETE. I AM AWARE THAT THERE ARE SIGNIFICANT PENALTIES FOR SUBMITTING FALSE INFORMATION, INCLUDING THE POSSIBILITY OF FINE AND IMPRISONMENT FOR KNOWING VIOLATIONS.			 SIGNATURE OF PRICIPAL EXECUTIVE OFFICER OR AUTHORIZED AGENT			TELEPHONE		DATE		
								702 AREA CODE	651-2200 NUMBER	10 YEAR	04 MONTH	27 DAY

COMMENT AND EXPANATION OF ANY VIOLATIONS (Reference all attachments here)  
 \* Analyzed on a quarterly frequency - Please see the January 2010 DMR for this permit.



NATIONAL POLLUTANT DISCHARGE ELIMINATION SYSTEM (NPDES)

DISCHARGE MONITORING REPORT (DMR)

PERMITTEE NAME/ADDRESS  
 Name: Tronox LLC  
 Address: PO BOX 55  
 Henderson, NV 89009-7000

NV 0023060  
**PERMIT NUMBER**

001  
 DISCHARGE NUMBER


NO DISCHARGE

NOTE: Read instructions before completing this form

Facility: Tronox LLC  
 Location: Henderson, NV  
 Attn: Susan M. Crowley

MONITORING PERIOD					
YEAR	MO	DAY	YEAR	MO	DAY
FROM 10	03	01	TO 10	03	31

PARAMETER		QUANTITY OR LOADING			QUALITY OR CONCENTRATION			NO. EX	FREQUENCY OF ANALYSIS	SAMPLE TYPE
		30 Day Ave	7 Day Average	UNITS	30 Day Ave (mg/l)	7 Day Ave (mg/l)	30 Day Ave (lbs/day)			
Flow Effluent	SAMPLE MEASUREMENT	1.38	1.42	MGD	*****	*****	*****	0	Cont	Flow Meter
	PERMIT REQUIREMENT	1.45 MGD Maximum	1.75 MGD Maximum		*****	*****	*****			
BOD5 (Inhibited) Influent	SAMPLE MEASUREMENT	*****	*****	****	2.7	4.2	31.27	0	Weekly	Discrete
	PERMIT REQUIREMENT	*****	*****	****	Monitor & Report	Monitor & Report	Monitor & Report			
BOD5 (Inhibited) Effluent	SAMPLE MEASUREMENT	*****	*****	****	2.4	3.9	28.50	0	Weekly	Discrete
	PERMIT REQUIREMENT	*****	*****	****	25 mg/L	40 mg/L	254 lbs/day			
Perchlorate FBR Influent	SAMPLE MEASUREMENT	*****	*****	****	283	300	283	0	Weekly	Comp
	PERMIT REQUIREMENT	*****	*****	****	Monitor & Report	Monitor & Report	Monitor & Report			
Perchlorate FBR Effluent	SAMPLE MEASUREMENT	*****	*****	****	1.00	1.00	0.01	0	Weekly	Comp
	PERMIT REQUIREMENT	*****	*****	****	18 ug/l	Monitor & Report	0.22 lbs/day			
pH Effluent	SAMPLE MEASUREMENT	*****	*****	****	6.8	7.20	*****	0	Weekly	Discrete
	PERMIT REQUIREMENT	*****	*****	****	6.5 Minimum	9.0 Maximum	*****			
Hexavalent Chormium Influent	SAMPLE MEASUREMENT	*****	*****	****	0.039	0.051	0.443	0	Weekly	Discrete
	PERMIT REQUIREMENT	*****	*****	****	Monitor & Report	Monitor & Report	Monitor & Report			

NAME/TITLE PRINCIPAL EXECUTIVE OFFICER <b>Susan Crowley</b> Staff Environmental Specialist TYPED OR PRINTED	I CERTIFY UNDER PENALTY OF LAW THAT THIS DOCUMENT AND ALL ATTACHMENTS WERE PREPARED UNDER MY DIRECTION OR SUPERVISION IN ACCORDANCE WITH A SYSTEM DESIGNED TO ASSURE THAT QUALIFIED PERSONNEL PROPERLY GATHER AND EVALUATE THE INFORMATION SUBMITTED. BASED ON MY INQUIRY OF THE PERSON OR PERSONS WHO MANAGE THE SYSTEM, OR THOSE PERSONS DIRECTLY RESPONSIBLE FOR GATHERING THE INFORMATION, THE INFORMATION SUBMITTED IS, TO THE BEST OF MY KNOWLEDGE AND BELIEF, TRUE, ACCURATE, AND COMPLETE. I AM AWARE THAT THERE ARE SIGNIFICANT PENALTIES FOR SUBMITTING FALSE INFORMATION, INCLUDING THE POSSIBILITY OF FINE AND IMPRISONMENT FOR KNOWING VIOLATIONS.	 SIGNATURE OF PRINCIPAL EXECUTIVE OFFICER OR AUTHORIZED AGENT	TELEPHONE		DATE		
			702 AREA CODE	651-2200 NUMBER	10 YEAR	04 MONTH	27 DAY

COMMENT AND EXPANATION OF ANY VIOLATIONS (Reference all attachments here)

NATIONAL POLLUTANT DISCHARGE ELIMINATION SYSTEM (NPDES)

PERMITTEE NAME/ADDRESS

Name: Tronox LLC  
 Address: PO BOX 55  
 Henderson, NV 89009-7000

DISCHARGE MONITORING REPORT (DMR)

NV 0023060	001
PERMIT NUMBER	DISCHARGE NUMBER

NO DISCHARGE

NOTE: Read instructions before completing this form

Facility: Tronox LLC  
 Location: Henderson, NV  
 Attn: Susan M. Crowley

MONITORING PERIOD						
YEAR	MO	DAY	TO	YEAR	MO	DAY
10	03	01	TO	10	03	31

PARAMETER		QUANTITY OR LOADING			QUALITY OR CONCENTRATION			NO. EX	FREQUENCY OF ANALYSIS	SAMPLE TYPE	
		30 Day Ave	7 Day Average	UNITS	30 Day Ave (mg/l)	7 Day Ave (mg/l)	30 Day Ave(lbs/day)				UNITS
Hexavalent Chromium Effluent	SAMPLE MEASUREMENT	*****	*****	****	0.000	0.000	0.001	MG/L	0	Weekly	Discrete
	PERMIT REQUIREMENT	*****	*****	****	Monitor & Report	0.01 mg/l	Monitor & Report				
Total Chromium Influent	SAMPLE MEASUREMENT	*****	*****	****	0.063	0.072	0.715	MG/L	0	Weekly	Discrete
	PERMIT REQUIREMENT	*****	*****	****	Monitor & Report	Monitor & Report	Monitor & Report				
Total Chromium Effluent	SAMPLE MEASUREMENT	*****	*****	****	0.012	0.020	0.132	MG/L	0	Weekly	Discrete
	PERMIT REQUIREMENT	*****	*****	****	Monitor & Report	0.1 mg/l	Monitor & Report				
Total Suspended Solids Effluent	SAMPLE MEASUREMENT	*****	*****	****	19.40	32.00	217.84	MG/L	0	Weekly	Discrete
	PERMIT REQUIREMENT	*****	*****	****	135 mg/l	Monitor & Report	1,634 lbs/day				
Iron, Total Effluent	SAMPLE MEASUREMENT	*****	*****	****	3.51	5.90	39.39	MG/L	0	Weekly	Discrete
	PERMIT REQUIREMENT	*****	*****	****	10 mg/l	Monitor & Report	121.03 lbs/day				
Manganese Effluent	SAMPLE MEASUREMENT	*****	*****	****	*	*****	*	MG/L	0	Quarterly	Discrete
	PERMIT REQUIREMENT	*****	*****	****	5 mg/l	NA	60.52 lbs/day				
Total Phosphorus, as P Influent	SAMPLE MEASUREMENT	*****	*****	****	0.091	0.120	1.022	MG/L	0	Weekly	Discrete
	PERMIT REQUIREMENT	*****	*****	****	Monitor & Report	Monitor & Report	Monitor & Report				

NAME/TITLE PRINCIPAL EXECUTIVE OFFICER  
**Susan Crowley**  
**Staff Environmental Specialist**  
 TYPED OR PRINTED

I CERTIFY UNDER PENALTY OF LAW THAT THIS DOCUMENT AND ALL ATTACHMENTS WERE PREPARED UNDER MY DIRECTOR OR SUPERVISION IN ACCORDANCE WITH A SYSTEM DESIGNED TO ASSURE THAT QUALIFIED PERSONNEL PROPERLY GATHER AND EVALUATE THE INFORMATION SUBMITTED. BASED ON MY INQUIRY OF THE PERSON OR PERSONS WHO MANAGE THE SYSTEM, OR THOSE PERSONS DIRECTLY RESPONSIBLE FOR GATHERING THE INFORMATION, THE INFORMATION SUBMITTED IS, TO THE BEST OF MY KNOWLEDGE AND BELIEF, TRUE, ACCURATE, AND COMPLETE. I AM AWARE THAT THERE ARE SIGNIFICANT PENALTIES FOR SUBMITTING FALSE INFORMATION, INCLUDING THE POSSIBILITY OF FINE AND IMPRISONMENT FOR KNOWING VIOLATIONS.

*Susan Crowley*  
 SIGNATURE OF PRICIPAL EXECUTIVE  
 OFFICER OR AUTHORIZED AGENT

TELEPHONE		DATE		
702	651-2200	10	04	27
AREA CODE	NUMBER	YEAR	MONTH	DAY

COMMENT AND EXPANATION OF ANY VIOLATIONS (Reference all attachments here)  
 \* Analyzed on a quarterly frequency - Please see the January 2010 DMR for this permit.

NATIONAL POLLUTANT DISCHARGE ELIMINATION SYSTEM (NPDES)

**DISCHARGE MONITORING REPORT (DMR)**

PERMITTEE NAME/ADDRESS  
 Name: Tronox LLC  
 Address: PO BOX 55  
 Henderson, NV 89009-7000

NV 0023060	001
<b>PERMIT NUMBER</b>	<b>DISCHARGE NUMBER</b>

NO DISCHARGE

NOTE: Read instructions before completing this form

Facility: Tronox LLC  
 Location: Henderson, NV  
 Attn: Susan M. Crowley

MONITORING PERIOD						
YEAR	MO	DAY	TO	YEAR	MO	DAY
10	03	01		10	03	31

PARAMETER		QUANTITY OR LOADING			QUALITY OR CONCENTRATION				NO. EX	FREQUENCY OF ANALYSIS	SAMPLE TYPE
		30 Day Ave	7 Day Average	UNITS	30 Day Ave (mg/l)	7 Day Ave (mg/l)	30 Day Ave(lbs/day)	UNITS			
Total Phosphorus, as P Effluent	SAMPLE MEASUREMENT	*****	*****	****	0.265	0.420	2.982	MG/L	0	Weekly	Discrete
	PERMIT REQUIREMENT	*****	*****	****	Monitor & Report	Monitor & Report	20 lbs/day				
Total Ammonia, as N Effluent	SAMPLE MEASUREMENT	*****	*****	****	1.62	3.90	18.05	MG/L	0	Weekly	Discrete
	PERMIT REQUIREMENT	*****	*****	****	Monitor & Report	Monitor & Report	40 lbs/day				
Attachment A Effluent	SAMPLE MEASUREMENT	*****	*****	****	Please see attached results				0	Quarterly	Discrete
	PERMIT REQUIREMENT	*****	*****	****	Monitor & Report	Monitor & Report	Monitor & Report				
Color Influent	SAMPLE MEASUREMENT	*****	*****	****	40	60	*****	ACU	0	Weekly	Discrete
	PERMIT REQUIREMENT	*****	*****	****	Monitor & Report	Monitor & Report	*****				
Color Effluent	SAMPLE MEASUREMENT	*****	*****	****	21.00	30.00	*****	ACU	0	Weekly	Discrete
	PERMIT REQUIREMENT	*****	*****	****	Monitor & Report	Monitor & Report	*****				
Total Inorganic Nitrogen, as N Influent	SAMPLE MEASUREMENT	*****	*****	****	23.00	24.00	260.36	MG/L	0	Weekly	Discrete
	PERMIT REQUIREMENT	*****	*****	****	Monitor & Report	Monitor & Report	Monitor & Report				
Total Inorganic Nitrogen, as N Effluent	SAMPLE MEASUREMENT	*****	*****	****	2.18	4.50	24.32	MG/L	0	Weekly	Discrete
	PERMIT REQUIREMENT	*****	*****	****	Monitor & Report	Monitor & Report	Monitor & Report				

NAME/TITLE PRINCIPAL EXECUTIVE OFFICER  
**Susan Crowley**  
**Staff Environmental Specialist**  
 TYPED OR PRINTED

CERTIFY UNDER PENALTY OF LAW THAT THIS DOCUMENT AND ALL ATTACHMENTS WERE PREPARED UNDER MY DIRECTION OR SUPERVISION IN ACCORDANCE WITH A SYSTEM DESIGNED TO ASSURE THAT QUALIFIED PERSONNEL PROPERLY GATHER AND EVALUATE THE INFORMATION SUBMITTED. BASED ON MY INQUIRY OF THE PERSON OR PERSONS WHO MANAGE THE SYSTEM, OR THOSE PERSONS DIRECTLY RESPONSIBLE FOR GATHERING THE INFORMATION, THE INFORMATION SUBMITTED IS, TO THE BEST OF MY KNOWLEDGE AND BELIEF, TRUE, ACCURATE, AND COMPLETE. I AM AWARE THAT THERE ARE SIGNIFICANT PENALTIES FOR SUBMITTING FALSE INFORMATION, INCLUDING THE POSSIBILITY OF FINE AND IMPRISONMENT FOR KNOWING VIOLATIONS.

*S.M. Crowley*  
 SIGNATURE OF PRICIPAL EXECUTIVE OFFICER OR AUTHORIZED AGENT

TELEPHONE		DATE		
702	651-2200	10	04	27
AREA CODE	NUMBER	YEAR	MONTH	DAY

COMMENT AND EXPANATION OF ANY VIOLATIONS (Reference all attachments here)



NATIONAL POLLUTANT DISCHARGE ELIMINATION SYSTEM (NPDES)

DISCHARGE MONITORING REPORT (DMR)

PERMITTEE NAME/ADDRESS

Name: Tronox LLC  
 Address: PO BOX 55  
 Henderson, NV 89009-7000

NV 0023060  
 PERMIT NUMBER

001  
 DISCHARGE NUMBER

NO DISCHARGE

NOTE: Read instructions before completing this form

Facility: Tronox LLC  
 Location: Henderson, NV  
 Attn: Susan M. Crowley

MONITORING PERIOD						
YEAR	MO	DAY	TO	YEAR	MO	DAY
10	03	01		10	03	31

PARAMETER		QUANTITY OR LOADING			QUALITY OR CONCENTRATION			NO. EX	FREQUENCY OF ANALYSIS	SAMPLE TYPE		
		30 Day Ave	7 Day Average	UNITS	30 Day Ave (mg/l)	7 Day Ave (mg/l)	30 Day Ave(lbs/day)				UNITS	
Sulfate Influent	SAMPLE MEASUREMENT	*****	*****	****	1,600	*****	18,199	MG/L	0	Monthly	Discrete	
	PERMIT REQUIREMENT	*****	*****	****	Monitor & Report	*****	Monitor & Report					
Sulfate Effluent	SAMPLE MEASUREMENT	*****	*****	****	1,500	*****	17,061	MG/L	0	Monthly	Discrete	
	PERMIT REQUIREMENT	*****	*****	****	Monitor & Report	*****	Monitor & Report					
Total Dissolved Solids Influent	SAMPLE MEASUREMENT	*****	*****	****	*	*****	*	MG/L	0	Quarterly	Discrete	
	PERMIT REQUIREMENT	*****	*****	****	Monitor & Report	*****	Monitor & Report					
Total Dissolved Solids Effluent	SAMPLE MEASUREMENT	*****	*****	****	*	*****	*	MG/L	0	Quarterly	Discrete	
	PERMIT REQUIREMENT	*****	*****	****	Monitor & Report	*****	Monitor & Report					
Sulfide Influent	SAMPLE MEASUREMENT	*****	*****	****	0.03	*****	0.28	MG/L	0	Monthly	Discrete	
	PERMIT REQUIREMENT	*****	*****	****	Monitor & Report	*****	Monitor & Report					
Sulfide Effluent	SAMPLE MEASUREMENT	*****	*****	****	0.03	*****	0.28	MG/L	0	Monthly	Discrete	
	PERMIT REQUIREMENT	*****	*****	****	Monitor & Report	*****	Monitor & Report					
Oil & Grease Influent	SAMPLE MEASUREMENT	*****	*****	****	*	*****	*	MG/L	0	Quarterly	Discrete	
	PERMIT REQUIREMENT	*****	*****	****	Monitor & Report	*****	Monitor & Report					
NAME/TITLE PRINCIPAL EXECUTIVE OFFICER <b>Susan Crowley</b> <b>Staff Environmental Specialist</b> TYPED OR PRINTED		I CERTIFY UNDER PENALTY OF LAW THAT THIS DOCUMENT AND ALL ATTACHMENTS WERE PREPARED UNDER MY DIRECTION OR SUPERVISION IN ACCORDANCE WITH A SYSTEM DESIGNED TO ASSURE THAT QUALIFIED PERSONNEL PROPERLY GATHER AND EVALUATE THE INFORMATION SUBMITTED. BASED ON MY INQUIRY OF THE PERSON OR PERSONS WHO MANAGE THE SYSTEM, OR THOSE PERSONS DIRECTLY RESPONSIBLE FOR GATHERING THE INFORMATION, THE INFORMATION SUBMITTED IS, TO THE BEST OF MY KNOWLEDGE AND BELIEF, TRUE, ACCURATE, AND COMPLETE. I AM AWARE THAT THERE ARE SIGNIFICANT PENALTIES FOR SUBMITTING FALSE INFORMATION, INCLUDING THE POSSIBILITY OF FINE AND IMPRISONMENT FOR KNOWING VIOLATIONS.					SIGNATURE OF PRICIPAL EXECUTIVE OFFICER OR AUTHORIZED AGENT <i>S. Crowley</i>		TELEPHONE 702 651-2200 AREA CODE NUMBER		DATE 10 04 27 YEAR MONTH DAY	

COMMENT AND EXPANATION OF ANY VIOLATIONS (Reference all attachments here)  
 \* Analyzed on a quarterly frequency - Please see the January 2010 DMR for this permit.

NATIONAL POLLUTANT DISCHARGE ELIMINATION SYSTEM (NPDES)

DISCHARGE MONITORING REPORT (DMR)

PERMITTEE NAME/ADDRESS

Name: Tronox LLC  
Address: PO BOX 55  
Henderson, NV 89009-7000

NV 0023060  
PERMIT NUMBER


001  
DISCHARGE NUMBER

NO DISCHARGE

NOTE: Read instructions before completing this form

Facility: Tronox LLC  
Location: Henderson, NV  
Attn: Susan M. Crowley

MONITORING PERIOD						
YEAR	MO	DAY	YEAR	MO	DAY	
10	03	01	TO	10	03	31

PARAMETER		QUANTITY OR LOADING			QUALITY OR CONCENTRATION			NO. EX	FREQUENCY OF ANALYSIS	SAMPLE TYPE		
		30 Day Ave	7 Day Average	UNITS	30 Day Ave (mg/l)	7 Day Ave (mg/l)	30 Day Ave(lbs/day)				UNITS	
Oil & Grease	SAMPLE MEASUREMENT	*****	*****	****	*	*****	*	MG/L	0	Quarterly	Discrete	
Effluent	PERMIT REQUIREMENT	*****	*****	****	Monitor & Report	*****	Monitor & Report					
Boron	SAMPLE MEASUREMENT	*****	*****	****	*	*****	*	MG/L	0	Quarterly	Discrete	
Effluent	PERMIT REQUIREMENT	*****	*****	****	Monitor & Report	*****	Monitor & Report					
Dissolved Oxygen	SAMPLE MEASUREMENT	*****	*****	****	6.49	7.15	76.07	MG/L	0	Weekly	Discrete	
Effluent	PERMIT REQUIREMENT	*****	*****	****	Monitor & Report	Monitor & Report	Monitor & Report					
Nitrate as N	SAMPLE MEASUREMENT	*****	*****	****	0.55	*****	6.24	MG/L	0	Monthly	Discrete	
Effluent	PERMIT REQUIREMENT	*****	*****	****	Monitor & Report	*****	Monitor & Report					
Kjeldahl Nitrogen as N	SAMPLE MEASUREMENT	*****	*****	****	8.66	9.00	98.01	MG/L	0	Weekly	Discrete	
Influent	PERMIT REQUIREMENT	*****	*****	****	Monitor & Report	Monitor & Report	Monitor & Report					
Kjeldahl Nitrogen as N	SAMPLE MEASUREMENT	*****	*****	****	3.94	7.50	44.11	MG/L	0	Weekly	Discrete	
Effluent	PERMIT REQUIREMENT	*****	*****	****	Monitor & Report	Monitor & Report	Monitor & Report					
Chloride	SAMPLE MEASUREMENT	*****	*****	****	*	*****	*	MG/L	0	Quarterly	Discrete	
Influent	PERMIT REQUIREMENT	*****	*****	****	Monitor & Report	*****	Monitor & Report					
NAME/TITLE PRINCIPAL EXECUTIVE OFFICER <b>Susan Crowley</b> <b>Staff Environmental Specialist</b> TYPED OR PRINTED		I CERTIFY UNDER PENALTY OF LAW THAT THIS DOCUMENT AND ALL ATTACHMENTS WERE PREPARED UNDER MY DIRECTION OR SUPERVISION IN ACCORDANCE WITH A SYSTEM DESIGNED TO ASSURE THAT QUALIFIED PERSONNEL PROPERLY GATHER AND EVALUATE THE INFORMATION SUBMITTED. BASED ON MY INQUIRY OF THE PERSON OR PERSONS WHO MANAGE THE SYSTEM, OR THOSE PERSONS DIRECTLY RESPONSIBLE FOR GATHERING THE INFORMATION, THE INFORMATION SUBMITTED IS, TO THE BEST OF MY KNOWLEDGE AND BELIEF, TRUE, ACCURATE, AND COMPLETE. I AM AWARE THAT THERE ARE SIGNIFICANT PENALTIES FOR SUBMITTING FALSE INFORMATION, INCLUDING THE POSSIBILITY OF FINE AND IMPRISONMENT FOR KNOWING VIOLATIONS.			 SIGNATURE OF PRICIPAL EXECUTIVE OFFICER OR AUTHORIZED AGENT			TELEPHONE		DATE		
								702 AREA CODE	651-2200 NUMBER	10 YEAR	04 MONTH	27 DAY

COMMENT AND EXPANATION OF ANY VIOLATIONS (Reference all attachments here)  
\* Analyzed on a quarterly frequency - Please see the January 2010 DMR for this permit.

NATIONAL POLLUTANT DISCHARGE ELIMINATION SYSTEM (NPDES)

**DISCHARGE MONITORING REPORT (DMR)**

PERMITTEE NAME/ADDRESS

Name: Tronox LLC  
Address: PO BOX 55  
Henderson, NV 89009-7000

NV 0023060	001
<b>PERMIT NUMBER</b>	<b>DISCHARGE NUMBER</b>

NO DISCHARGE

NOTE: Read instructions before completing this form

Facility: Tronox LLC  
Location: Henderson, NV  
Attn: Susan M. Crowley

MONITORING PERIOD						
YEAR	MO	DAY	TO	YEAR	MO	DAY
10	03	01	TO	10	03	31

PARAMETER		QUANTITY OR LOADING			QUALITY OR CONCENTRATION				NO. EX	FREQUENCY OF ANALYSIS	SAMPLE TYPE
		30 Day Ave	7 Day Average	UNITS	30 Day Ave (mg/l)	7 Day Ave (mg/l)	30 Day Ave(lbs/day)	UNITS			
Chloride Effluent	SAMPLE MEASUREMENT	*****	*****	****	*	*****	*	MG/L	0	Quarterly	Discrete
	PERMIT REQUIREMENT	*****	*****	****	Monitor & Report	*****	Monitor & Report				
Radium 226 + 228 Effluent	SAMPLE MEASUREMENT	*****	*****	****	1.73	2.14	*****	pCi/L	0	Weekly	Discrete
	PERMIT REQUIREMENT	*****	*****	****	Monitor & Report	Monitor & Report	*****				
Gross Alpha Effluent	SAMPLE MEASUREMENT	*****	*****	****	10.40	15.00	*****	pCi/L	0	Weekly	Discrete
	PERMIT REQUIREMENT	*****	*****	****	Monitor & Report	Monitor & Report	*****				
Chlorate Influent	SAMPLE MEASUREMENT	*****	*****	****	282	*****	3,192	MG/L	0	Monthly	Discrete
	PERMIT REQUIREMENT	*****	*****	****	Monitor & Report	*****	Monitor & Report				
Chlorate Effluent	SAMPLE MEASUREMENT	*****	*****	****	0.01	*****	0.06	MG/L	0	Monthly	Discrete
	PERMIT REQUIREMENT	*****	*****	****	Monitor & Report	*****	Monitor & Report				
	SAMPLE MEASUREMENT	*****	*****	****					0		
	PERMIT REQUIREMENT	*****	*****	****							
	SAMPLE MEASUREMENT	*****	*****	****					0		
	PERMIT REQUIREMENT	*****	*****	****							

NAME/TITLE PRINCIPAL EXECUTIVE OFFICER  
**Susan Crowley**  
**Staff Environmental Specialist**  
TYPED OR PRINTED

I CERTIFY UNDER PENALTY OF LAW THAT THIS DOCUMENT AND ALL ATTACHMENTS WERE PREPARED UNDER MY DIRECTION OR SUPERVISION IN ACCORDANCE WITH A SYSTEM DESIGNED TO ASSURE THAT QUALIFIED PERSONNEL PROPERLY GATHER AND EVALUATE THE INFORMATION SUBMITTED. BASED ON MY INQUIRY OF THE PERSON OR PERSONS WHO MANAGE THE SYSTEM, OR THOSE PERSONS DIRECTLY RESPONSIBLE FOR GATHERING THE INFORMATION, THE INFORMATION SUBMITTED IS, TO THE BEST OF MY KNOWLEDGE AND BELIEF, TRUE, ACCURATE, AND COMPLETE. I AM AWARE THAT THERE ARE SIGNIFICANT PENALTIES FOR SUBMITTING FALSE INFORMATION, INCLUDING THE POSSIBILITY OF FINE AND IMPRISONMENT FOR KNOWING VIOLATIONS.

*Susan Crowley*  
SIGNATURE OF PRICIPAL EXECUTIVE OFFICER OR AUTHORIZED AGENT

TELEPHONE		DATE		
702 AREA CODE	651-2200 NUMBER	10 YEAR	04 MONTH	27 DAY

COMMENT AND EXPANATION OF ANY VIOLATIONS (Reference all attachments here)  
\* Analyzed on a quarterly frequency - Please see the January 2010 DMR for this permit.

## ATTACHMENT 2

### Summary of Supporting Analytical

-

### Influent / Effluent Wash M-10 Upgradient Well



C:\SMC\My



C:\smc\My

Documents\Excel Spr Documents\Excel Spr

#### Influent and Effluent



C:\SMC\My



C:\smc\My

Documents\Excel Spr Documents\Excel Spr

#### Influent and Effluent Composites



C:\smc\My



C:\SMC\My



C:\SMC\My



C:\SMC\My

Documents\Excel Spr Documents\Excel Spr Documents\Excel Spr Documents\Excel Spr

#### Wash



C:\smc\My  
Documents\Excel Spr

#### M-10

## NPDES Permit NV0023060 - 1st Q 10 - Influent Analytical Summary

<u>Sample Date</u>	<u>Sample ID</u>	<u>Analyte</u>	<u>Result</u>	<u>UNITs</u>	<u>Method</u>
1/4/2010	Influent	Ammonia Nitrogen	11	mg/L	EPA 350.1
1/4/2010	Influent	Apparent Color	40	ACU	SM 2120B
1/4/2010	Influent	Chlorate by IC	310000	ug/L	EPA 300.0
1/4/2010	Influent	Chromium Total ICAP	0.084	mg/L	EPA 200.7
1/4/2010	Influent	Hexavalent chromium(Dissolved)	68	ug/L	EPA 218.6
1/4/2010	Influent	Kjeldahl Nitrogen	12	mg/L	EPA 351.2
1/4/2010	Influent	Nitrate as Nitrogen by IC	12	mg/L	EPA 300.0
1/4/2010	Influent	Nitrate as NO3 (calc)	53	mg/L	EPA 300.0
1/4/2010	Influent	Nitrite Nitrogen by IC	0.76	mg/L	EPA 300.0
1/4/2010	Influent	Perchlorate	340000	ug/L	EPA 314.0
1/4/2010	Influent	Sulfate	1800	mg/L	EPA 300.0
1/4/2010	Influent	Sulfide, Total	ND	mg/L	SM4500SD/376.2
1/4/2010	Influent	Total Inorganic Nitrogen-Calc	24	mg/L	EPA 300.0
1/4/2010	Influent	Total Nitrate, Nitrite-N, CALC	13	mg/L	EPA 300.0
1/4/2010	Influent	Total phosphorus as P	0.23	mg/L	SM4500-PE/EPA 365.1
1/6/2010	Influent	Carbonaceous BOD	ND	mg/L	SM 5210B
1/11/2010	Influent	1,2,4-Trichlorobenzene	ND	ug/L	EPA 625
1/11/2010	Influent	1,2-Diphenylhydrazine	ND	ug/L	EPA 625
1/11/2010	Influent	2,4,5-Trichlorophenol	ND	ug/L	EPA 625
1/11/2010	Influent	2,4,6-Trichlorophenol	ND	ug/L	EPA 625
1/11/2010	Influent	2,4-Dichlorophenol	ND	ug/L	EPA 625
1/11/2010	Influent	2,4-Dimethylphenol	ND	ug/L	EPA 625
1/11/2010	Influent	2,4-Dinitrophenol	ND	ug/L	EPA 625
1/11/2010	Influent	2,4-Dinitrotoluene	ND	ug/L	EPA 625
1/11/2010	Influent	2,6-Dinitrotoluene	ND	ug/L	EPA 625
1/11/2010	Influent	2-Chloronaphthalene	ND	ug/L	EPA 625
1/11/2010	Influent	2-Chlorophenol	ND	ug/L	EPA 625
1/11/2010	Influent	2-Methylnaphthalene	ND	ug/L	EPA 625
1/11/2010	Influent	2-Methylphenol	ND	ug/L	EPA 625
1/11/2010	Influent	2-Nitroaniline	ND	ug/L	EPA 625
1/11/2010	Influent	2-Nitrophenol	ND	ug/L	EPA 625
1/11/2010	Influent	3,3-Dichlorobenzidine	ND	ug/L	EPA 625
1/11/2010	Influent	3-Nitroaniline	ND	ug/L	EPA 625
1/11/2010	Influent	4,4-DDD	ND	ug/L	EPA 608
1/11/2010	Influent	4,4-DDE	ND	ug/L	EPA 608
1/11/2010	Influent	4,4-DDT	ND	ug/L	EPA 608
1/11/2010	Influent	4,6-Dinitro-o-cresol	ND	ug/L	EPA 625
1/11/2010	Influent	4-Bromophenylphenylether	ND	ug/L	EPA 625
1/11/2010	Influent	4-Chloroaniline	ND	ug/L	EPA 625
1/11/2010	Influent	4-Chlorophenylphenylether	ND	ug/L	EPA 625
1/11/2010	Influent	4-Methylphenol	ND	ug/L	EPA 625
1/11/2010	Influent	4-Nitroaniline	ND	ug/L	EPA 625
1/11/2010	Influent	4-Nitrophenol	ND	ug/L	EPA 625
1/11/2010	Influent	Acenaphthene	ND	ug/L	EPA 625
1/11/2010	Influent	Acenaphthylene	ND	ug/L	EPA 625
1/11/2010	Influent	Aldrin	ND	ug/L	EPA 608
1/11/2010	Influent	alpha-BHC	0.28	ug/L	EPA 608
1/11/2010	Influent	alpha-Chlordane	ND	ug/L	EPA 608
1/11/2010	Influent	Ammonia Nitrogen	11	mg/L	EPA 350.1
1/11/2010	Influent	Aniline	ND	ug/L	EPA 625
1/11/2010	Influent	Anthracene	ND	ug/L	EPA 625
1/11/2010	Influent	Antimony Total ICAP/MS	ND	ug/L	EPA 200.8

**NPDES Permit NV0023060 - 1st Q 10 - Influent Analytical Summary**

<u>Sample Date</u>	<u>Sample ID</u>	<u>Analyte</u>	<u>Result</u>	<u>UNITs</u>	<u>Method</u>
1/11/2010	Influent	Apparent Color	40	ACU	SM 2120B
1/11/2010	Influent	Atrazine	ND	ug/L	EPA 525.2
1/11/2010	Influent	Benzidine	ND	ug/L	EPA 625
1/11/2010	Influent	Benzo(a)anthracene	ND	ug/L	EPA 625
1/11/2010	Influent	Benzo(a)pyrene	ND	ug/L	EPA 525.2
1/11/2010	Influent	Benzo(a)pyrene	ND	ug/L	EPA 625
1/11/2010	Influent	Benzo(b)fluoranthene	ND	ug/L	EPA 625
1/11/2010	Influent	Benzo(g,h,i)perylene	ND	ug/L	EPA 625
1/11/2010	Influent	Benzo(k)fluoranthene	ND	ug/L	EPA 625
1/11/2010	Influent	Benzoic Acid	ND	ug/L	EPA 625
1/11/2010	Influent	Benzyl Alcohol	ND	ug/L	EPA 625
1/11/2010	Influent	beta-BHC	0.28	ug/L	EPA 608
1/11/2010	Influent	Biochemical Oxygen Demand,Totl	7.1	mg/L	SM5210B 405.1
1/11/2010	Influent	bis(2-Chloroethoxy)methane	ND	ug/L	EPA 625
1/11/2010	Influent	bis(2-Chloroethyl)ether	ND	ug/L	EPA 625
1/11/2010	Influent	bis(2-Chloroisopropyl)ether	ND	ug/L	EPA 625
1/11/2010	Influent	Boron Total ICAP	3.5	mg/L	EPA 200.7
1/11/2010	Influent	Butylbenzylphthalate	ND	ug/L	EPA 625
1/11/2010	Influent	Cadmium Total ICAP/MS	ND	ug/L	EPA 200.8
1/11/2010	Influent	Chloride	2400	mg/L	EPA 300.0
1/11/2010	Influent	Chromium Total ICAP	0.083	mg/L	EPA 200.7
1/11/2010	Influent	Chrysene	ND	ug/L	EPA 625
1/11/2010	Influent	delta-BHC	0.44	ug/L	EPA 608
1/11/2010	Influent	Di-(2-Ethylhexyl)adipate	ND	ug/L	EPA 525.2
1/11/2010	Influent	Di(2-Ethylhexyl)phthalate	ND	ug/L	EPA 525.2
1/11/2010	Influent	Di(2-Ethylhexyl)phthalate	ND	ug/L	EPA 625
1/11/2010	Influent	Dibenz(a,h)anthracene	ND	ug/L	EPA 625
1/11/2010	Influent	Dibenzofuran	ND	ug/L	EPA 625
1/11/2010	Influent	Dieldrin	ND	ug/L	EPA 608
1/11/2010	Influent	Diethylphthalate	ND	ug/L	EPA 625
1/11/2010	Influent	Dimethylphthalate	ND	ug/L	EPA 625
1/11/2010	Influent	Di-n-butylphthalate	ND	ug/L	EPA 625
1/11/2010	Influent	Di-n-octylphthalate	ND	ug/L	EPA 625
1/11/2010	Influent	Endosulfan I (Alpha)	ND	ug/L	EPA 608
1/11/2010	Influent	Endosulfan II (Beta)	ND	ug/L	EPA 608
1/11/2010	Influent	Endosulfan Sulfate	ND	ug/L	EPA 608
1/11/2010	Influent	Endrin	ND	ug/L	EPA 608
1/11/2010	Influent	Endrin Aldehyde	ND	ug/L	EPA 608
1/11/2010	Influent	Endrin Ketone	ND	ug/L	EPA 608
1/11/2010	Influent	Fluoranthene	ND	ug/L	EPA 625
1/11/2010	Influent	Fluorene	ND	ug/L	EPA 625
1/11/2010	Influent	Gamma-BHC	0.12	ug/L	EPA 608
1/11/2010	Influent	gamma-Chlordane		ug/L	EPA 608
1/11/2010	Influent	Heptachlor	ND	ug/L	EPA 608
1/11/2010	Influent	Heptachlor Epoxide	ND	ug/L	EPA 608
1/11/2010	Influent	Hexachlorobenzene	ND	ug/L	EPA 525.2
1/11/2010	Influent	Hexachlorobenzene	ND	ug/L	EPA 625
1/11/2010	Influent	Hexachlorobutadiene	ND	ug/L	EPA 625
1/11/2010	Influent	Hexachlorocyclopentadiene	ND	ug/L	EPA 525.2
1/11/2010	Influent	Hexachlorocyclopentadiene	ND	ug/L	EPA 625
1/11/2010	Influent	Hexachloroethane	ND	ug/L	EPA 625
1/11/2010	Influent	Hexavalent chromium(Dissolved)	67	ug/L	EPA 218.6

## NPDES Permit NV0023060 - 1st Q 10 - Influent Analytical Summary

<u>Sample Date</u>	<u>Sample ID</u>	<u>Analyte</u>	<u>Result</u>	<u>UNITs</u>	<u>Method</u>
1/11/2010	Influent	Indeno(1,2,3-c,d)pyrene	ND	ug/L	EPA 625
1/11/2010	Influent	Iron Total ICAP	0.19	mg/L	EPA 200.7
1/11/2010	Influent	Isophorone	ND	ug/L	EPA 625
1/11/2010	Influent	Kjeldahl Nitrogen	9.4	mg/L	EPA 351.2
1/11/2010	Influent	Lead Total ICAP/MS	ND	ug/L	EPA 200.8
1/11/2010	Influent	Manganese Total ICAP	0.87	mg/L	EPA 200.7
1/11/2010	Influent	m-Dichlorobenzene (1,3-DCB)	ND	ug/L	EPA 625
1/11/2010	Influent	Mercury	ND	ug/L	EPA 245.1
1/11/2010	Influent	Methoxychlor	ND	ug/L	EPA 608
1/11/2010	Influent	Molinate	ND	ug/L	EPA 525.2
1/11/2010	Influent	Naphthalene	ND	ug/L	EPA 625
1/11/2010	Influent	Nitrate as Nitrogen by IC	13	mg/L	EPA 300.0
1/11/2010	Influent	Nitrate as NO3 (calc)	56	mg/L	EPA 300.0
1/11/2010	Influent	Nitrite Nitrogen by IC	ND	mg/L	EPA 300.0
1/11/2010	Influent	Nitrobenzene	ND	ug/L	EPA 625
1/11/2010	Influent	N-Nitrosodimethylamine	ND	ug/L	EPA 625
1/11/2010	Influent	N-Nitrosodi-N-propylamine	ND	ug/L	EPA 625
1/11/2010	Influent	N-Nitrosodiphenylamine	ND	ug/L	EPA 625
1/11/2010	Influent	o-Dichlorobenzene (1,2-DCB)	ND	ug/L	EPA 625
1/11/2010	Influent	Oil and Grease by 1664(subbed)		mg/L	EPA 1664
1/11/2010	Influent	PCB 1016 Aroclor	ND	ug/L	EPA 608
1/11/2010	Influent	PCB 1221 Aroclor	ND	ug/L	EPA 608
1/11/2010	Influent	PCB 1232 Aroclor	ND	ug/L	EPA 608
1/11/2010	Influent	PCB 1242 Aroclor	ND	ug/L	EPA 608
1/11/2010	Influent	PCB 1248 Aroclor	ND	ug/L	EPA 608
1/11/2010	Influent	PCB 1254 Aroclor	ND	ug/L	EPA 608
1/11/2010	Influent	PCB 1260 Aroclor	ND	ug/L	EPA 608
1/11/2010	Influent	p-Chloro-m-cresol	ND	ug/L	EPA 625
1/11/2010	Influent	p-Dichlorobenzene (1,4-DCB)	ND	ug/L	EPA 625
1/11/2010	Influent	Pentachlorophenol	ND	ug/L	EPA 625
1/11/2010	Influent	Perchlorate	320000	ug/L	EPA 314.0
1/11/2010	Influent	Phenanthrene	ND	ug/L	EPA 625
1/11/2010	Influent	Phenol	ND	ug/L	EPA 625
1/11/2010	Influent	Potassium Total ICAP	32	mg/L	EPA 200.7
1/11/2010	Influent	Pyrene	ND	ug/L	EPA 625
1/11/2010	Influent	Radium 226	<0.64	pCi/L	EPA 903.1
1/11/2010	Influent	Radium 226 Minimal Detectable	0.64	pCi/L	EPA 903.1
1/11/2010	Influent	Radium 226 Two Sigma Error	0.35	pCi/L	EPA 903.1
1/11/2010	Influent	Radium 228	<0.75	pCi/L	EPA 904.0
1/11/2010	Influent	Radium 228 Minimum Detectable	0.75	pCi/L	EPA 904.0
1/11/2010	Influent	Radium 228 Two Sigma Error	0.4	pCi/L	EPA 904.0
1/11/2010	Influent	Simazine	ND	ug/L	EPA 525.2
1/11/2010	Influent	Strontium Total ICAP	11	mg/L	EPA 200.7
1/11/2010	Influent	Sulfate	1800	mg/L	EPA 300.0
1/11/2010	Influent	Surfactants	2.6	mg/L	SM 5540C/EPA 425.1
1/11/2010	Influent	Thallium Total ICAP/MS	ND	ug/L	EPA 200.8
1/11/2010	Influent	Thiobencarb (ELAP)	ND	ug/L	EPA 525.2
1/11/2010	Influent	Total Dissolved Solids (TDS)	6700	mg/L	E160.1/SM2540C
1/11/2010	Influent	Total Inorganic Nitrogen-Calc	4.8	mg/L	EPA 300.0
1/11/2010	Influent	Total Nitrate, Nitrite-N, CALC	13	mg/L	EPA 300.0
1/11/2010	Influent	Total Organic Carbon	3.3	mg/L	SM5310C/E415.3
1/11/2010	Influent	Total phosphorus as P	0.19	mg/L	SM4500-PE/EPA 365.1

## NPDES Permit NV0023060 - 1st Q 10 - Influent Analytical Summary

<u>Sample Date</u>	<u>Sample ID</u>	<u>Analyte</u>	<u>Result</u>	<u>UNITs</u>	<u>Method</u>
1/11/2010	Influent	Total Suspended Solids (TSS)	10	mg/L	SM 2540D
1/11/2010	Influent	Toxaphene	ND	ug/L	EPA 608
1/12/2010	Influent	Arsenic III	30	ug/L	EPA 200.8
1/12/2010	Influent	Arsenic Total ICAP/MS	98	ug/L	EPA 200.8
1/12/2010	Influent	Arsenic V	68	ug/L	EPA 200.8
1/12/2010	Influent	Barium Total ICAP/MS	26	ug/L	EPA 200.8
1/12/2010	Influent	Beryllium Total ICAP/MS	ND	ug/L	EPA 200.8
1/12/2010	Influent	Chemical Oxygen Demand (COD)	180	mg/L	EPA 410.4
1/12/2010	Influent	Chlorate by IC	340000	ug/L	EPA 300.0
1/12/2010	Influent	Copper Total ICAP/MS	ND	ug/L	EPA 200.8
1/12/2010	Influent	Magnesium Total ICAP	190	mg/L	EPA 200.7
1/12/2010	Influent	Molybdenum Total ICAP/MS	130	ug/L	EPA 200.8
1/12/2010	Influent	Nickel Total ICAP/MS	27	ug/L	EPA 200.8
1/12/2010	Influent	Selenium Total ICAP/MS	11	ug/L	EPA 200.8
1/12/2010	Influent	Sodium Total ICAP	1500	mg/L	EPA 200.7
1/12/2010	Influent	Vanadium Total ICAP/MS	62	ug/L	EPA 200.8
1/12/2010	Influent	Zinc Total ICAP/MS	ND	ug/L	EPA 200.8
1/14/2010	Influent	Carbonaceous BOD	ND	mg/L	SM 5210B
1/19/2010	Influent	Ammonia Nitrogen	15	mg/L	EPA 350.1
1/19/2010	Influent	Apparent Color	100	ACU	SM 2120B
1/19/2010	Influent	Chromium Total ICAP	0.068	mg/L	EPA 200.7
1/19/2010	Influent	Hexavalent chromium(Dissolved)	52	ug/L	EPA 218.6
1/19/2010	Influent	Kjeldahl Nitrogen	12	mg/L	EPA 351.2
1/19/2010	Influent	Nitrate as Nitrogen by IC	14	mg/L	EPA 300.0
1/19/2010	Influent	Nitrate as NO3 (calc)	62	mg/L	EPA 300.0
1/19/2010	Influent	Nitrite Nitrogen by IC	1.6	mg/L	EPA 300.0
1/19/2010	Influent	Perchlorate	310000	ug/L	EPA 314.0
1/19/2010	Influent	Total Inorganic Nitrogen-Calc	30	mg/L	EPA 300.0
1/19/2010	Influent	Total Nitrate, Nitrite-N, CALC	16	mg/L	EPA 300.0
1/19/2010	Influent	Total phosphorus as P	0.21	mg/L	SM4500-PE/EPA 365.1
1/20/2010	Influent	Carbonaceous BOD	ND	mg/L	SM 5210B
1/20/2010	Influent	Chlorate by IC	320000	ug/L	EPA 300.0
1/25/2010	Influent	Ammonia Nitrogen	14	mg/L	EPA 350.1
1/25/2010	Influent	Apparent Color	50	ACU	SM 2120B
1/25/2010	Influent	Chromium Total ICAP	0.08	mg/L	EPA 200.7
1/25/2010	Influent	Hexavalent chromium(Dissolved)	69	ug/L	EPA 218.6
1/25/2010	Influent	Kjeldahl Nitrogen	13	mg/L	EPA 351.2
1/25/2010	Influent	Nitrate as Nitrogen by IC	15	mg/L	EPA 300.0
1/25/2010	Influent	Nitrate as NO3 (calc)	65	mg/L	EPA 300.0
1/25/2010	Influent	Nitrite Nitrogen by IC	ND	mg/L	EPA 300.0
1/25/2010	Influent	Perchlorate	320000	ug/L	EPA 314.0
1/25/2010	Influent	Total Inorganic Nitrogen-Calc	29	mg/L	EPA 300.0
1/25/2010	Influent	Total Nitrate, Nitrite-N, CALC	15	mg/L	EPA 300.0
1/25/2010	Influent	Total phosphorus as P	0.17	mg/L	SM4500-PE/EPA 365.1
1/25/2010	Influent	Chlorate by IC	290000	ug/L	EPA 300.0
1/26/2010	Influent	Carbonaceous BOD	ND	mg/L	SM 5210B
1/27/2010	Influent	1,1,1-Trichloroethane	ND	ug/L	EPA 624
2/1/2010	Influent	1,1,2,2-Tetrachloroethane	ND	ug/L	EPA 624
2/1/2010	Influent	1,1,2-Trichloroethane	ND	ug/L	EPA 624
2/1/2010	Influent	1,1-Dichloroethane	1.9	ug/L	EPA 624
2/1/2010	Influent	1,1-Dichloroethylene	ND	ug/L	EPA 624
2/1/2010	Influent	1,2-Dichloroethane	ND	ug/L	EPA 624



## NPDES Permit NV0023060 - 1st Q 10 - Influent Analytical Summary

<u>Sample Date</u>	<u>Sample ID</u>	<u>Analyte</u>	<u>Result</u>	<u>UNITs</u>	<u>Method</u>
2/1/2010	Influent	1,2-Dichloropropane	ND	ug/L	EPA 624
2/1/2010	Influent	2-Butanone (MEK)	ND	ug/L	EPA 624
2/1/2010	Influent	2-Hexanone	ND	ug/L	EPA 624
2/1/2010	Influent	4-Methyl-2-Pentanone (MIBK)	ND	ug/L	EPA 624
2/1/2010	Influent	Acetone	ND	ug/L	EPA 624
2/1/2010	Influent	Acrolein (Screen)	ND	ug/L	EPA 624
2/1/2010	Influent	Acrylonitrile (Screen)	ND	ug/L	EPA 624
2/1/2010	Influent	Ammonia Nitrogen	12	mg/L	EPA 350.1
2/1/2010	Influent	Apparent Color	40	ACU	SM 2120B
2/1/2010	Influent	Benzene	ND	ug/L	EPA 624
2/1/2010	Influent	Bromodichloromethane	ND	ug/L	EPA 624
2/1/2010	Influent	Bromoform	ND	ug/L	EPA 624
2/1/2010	Influent	Bromomethane (Methyl Bromide)	ND	ug/L	EPA 624
2/1/2010	Influent	Carbon disulfide	ND	ug/L	EPA 624
2/1/2010	Influent	Carbon Tetrachloride	ND	ug/L	EPA 624
2/1/2010	Influent	Chlorate by IC	330000	ug/L	EPA 300.0
2/1/2010	Influent	Chlorobenzene	ND	ug/L	EPA 624
2/1/2010	Influent	Chlorodibromomethane	ND	ug/L	EPA 624
2/1/2010	Influent	Chloroethane	ND	ug/L	EPA 624
2/1/2010	Influent	Chloroform (Trichloromethane)	48	ug/L	EPA 624
2/1/2010	Influent	Chloromethane(Methyl Chloride)	ND	ug/L	EPA 624
2/1/2010	Influent	Chromium Total ICAP	0.1	mg/L	EPA 200.7
2/1/2010	Influent	cis-1,2-Dichloroethylene	ND	ug/L	EPA 624
2/1/2010	Influent	cis-1,3-Dichloropropene	ND	ug/L	EPA 624
2/1/2010	Influent	Dichlorodifluoromethane	ND	ug/L	EPA 624
2/1/2010	Influent	Dichloromethane	ND	ug/L	EPA 624
2/1/2010	Influent	Ethyl benzene	ND	ug/L	EPA 624
2/1/2010	Influent	Hexavalent chromium(Dissolved)	100	ug/L	EPA 218.6
2/1/2010	Influent	Kjeldahl Nitrogen	12	mg/L	EPA 351.2
2/1/2010	Influent	m,p-Xylenes	ND	ug/L	EPA 624
2/1/2010	Influent	m-Dichlorobenzene (1,3-DCB)	ND	ug/L	EPA 624
2/1/2010	Influent	Nitrate as Nitrogen by IC	11	mg/L	EPA 300.0
2/1/2010	Influent	Nitrate as NO3 (calc)	50	mg/L	EPA 300.0
2/1/2010	Influent	Nitrite Nitrogen by IC	ND	mg/L	EPA 300.0
2/1/2010	Influent	o-Dichlorobenzene (1,2-DCB)	ND	ug/L	EPA 624
2/1/2010	Influent	o-Xylene	ND	ug/L	EPA 624
2/1/2010	Influent	p-Dichlorobenzene (1,4-DCB)	ND	ug/L	EPA 624
2/1/2010	Influent	Perchlorate	300000	ug/L	EPA 314.0
2/1/2010	Influent	Styrene	ND	ug/L	EPA 624
2/1/2010	Influent	Sulfate	1700	mg/L	EPA 300.0
2/1/2010	Influent	Sulfide,Total	ND	mg/L	SM4500SD/376.2
2/1/2010	Influent	Tetrachloroethylene (PCE)	ND	ug/L	EPA 624
2/1/2010	Influent	Tetrahydrofuran	ND	ug/L	EPA 624
2/1/2010	Influent	Toluene	ND	ug/L	EPA 624
2/1/2010	Influent	Total Inorganic Nitrogen-Calc	24	mg/L	EPA 300.0
2/1/2010	Influent	Total Nitrate, Nitrite-N, CALC	11	mg/L	EPA 300.0
2/1/2010	Influent	Total phosphorus as P	0.11	mg/L	SM4500-PE/EPA 365.1
2/1/2010	Influent	trans-1,2-Dichloroethylene	ND	ug/L	EPA 624
2/1/2010	Influent	trans-1,3-Dichloropropene	ND	ug/L	EPA 624
2/1/2010	Influent	Trichloroethylene (TCE)	0.54	ug/L	EPA 624
2/1/2010	Influent	Trichlorofluoromethane	ND	ug/L	EPA 624
2/1/2010	Influent	Vinyl Acetate	ND	ug/L	EPA 624

**NPDES Permit NV0023060 - 1st Q 10 - Influent Analytical Summary**

<u>Sample Date</u>	<u>Sample ID</u>	<u>Analyte</u>	<u>Result</u>	<u>UNITs</u>	<u>Method</u>
2/1/2010	Influent	Vinyl chloride (VC)	ND	ug/L	EPA 624
2/3/2010	Influent	Carbonaceous BOD	ND	mg/L	SM 5210B
2/8/2010	Influent	Ammonia Nitrogen	13	mg/L	EPA 350.1
2/8/2010	Influent	Apparent Color	20	ACU	SM 2120B
2/8/2010	Influent	Chlorate by IC	330000	ug/L	EPA 300.0
2/8/2010	Influent	Chromium Total ICAP	0.14	mg/L	EPA 200.7
2/8/2010	Influent	Hexavalent chromium(Dissolved)	140	ug/L	EPA 218.6
2/8/2010	Influent	Kjeldahl Nitrogen	9.7	mg/L	EPA 351.2
2/8/2010	Influent	Nitrate as Nitrogen by IC	12	mg/L	EPA 300.0
2/8/2010	Influent	Nitrate as NO3 (calc)	53	mg/L	EPA 300.0
2/8/2010	Influent	Nitrite Nitrogen by IC	0.92	mg/L	EPA 300.0
2/8/2010	Influent	Perchlorate	260000	ug/L	EPA 314.0
2/8/2010	Influent	Total Inorganic Nitrogen-Calc	26	mg/L	EPA 300.0
2/8/2010	Influent	Total Nitrate, Nitrite-N, CALC	13	mg/L	EPA 300.0
2/8/2010	Influent	Total phosphorus as P	0.099	mg/L	SM4500-PE/EPA 365.1
2/10/2010	Influent	Carbonaceous BOD	ND	mg/L	SM 5210B
2/15/2010	Influent	Ammonia Nitrogen	13	mg/L	EPA 350.1
2/15/2010	Influent	Apparent Color	30	ACU	SM 2120B
2/15/2010	Influent	Chromium Total ICAP	0.075	mg/L	EPA 200.7
2/15/2010	Influent	Hexavalent chromium(Dissolved)	67	ug/L	EPA 218.6
2/15/2010	Influent	Kjeldahl Nitrogen	12	mg/L	EPA 351.2
2/15/2010	Influent	Nitrate as Nitrogen by IC	14	mg/L	EPA 300.0
2/15/2010	Influent	Nitrate as NO3 (calc)	61	mg/L	EPA 300.0
2/15/2010	Influent	Nitrite Nitrogen by IC	ND	mg/L	EPA 300.0
2/15/2010	Influent	Perchlorate	260000	ug/L	EPA 314.0
2/15/2010	Influent	Total Inorganic Nitrogen-Calc	27	mg/L	EPA 300.0
2/15/2010	Influent	Total Nitrate, Nitrite-N, CALC	14	mg/L	EPA 300.0
2/15/2010	Influent	Total phosphorus as P	0.1	mg/L	SM4500-PE/EPA 365.1
2/16/2010	Influent	Chlorate by IC	280000	ug/L	EPA 300.0
2/17/2010	Influent	Carbonaceous BOD	ND	mg/L	SM 5210B
2/22/2010	Influent	Ammonia Nitrogen	12	mg/L	EPA 350.1
2/22/2010	Influent	Apparent Color	60	ACU	SM 2120B
2/22/2010	Influent	Chlorate by IC	270000	ug/L	EPA 300.0
2/22/2010	Influent	Chromium Total ICAP	0.041	mg/L	EPA 200.7
2/22/2010	Influent	Hexavalent chromium(Dissolved)	10	ug/L	EPA 218.6
2/22/2010	Influent	Kjeldahl Nitrogen	10	mg/L	EPA 351.2
2/22/2010	Influent	Nitrate as Nitrogen by IC	11	mg/L	EPA 300.0
2/22/2010	Influent	Nitrate as NO3 (calc)	49	mg/L	EPA 300.0
2/22/2010	Influent	Nitrite Nitrogen by IC	0.78	mg/L	EPA 300.0
2/22/2010	Influent	Perchlorate	260000	ug/L	EPA 314.0
2/22/2010	Influent	Total Inorganic Nitrogen-Calc	24	mg/L	EPA 300.0
2/22/2010	Influent	Total Nitrate, Nitrite-N, CALC	12	mg/L	EPA 300.0
2/22/2010	Influent	Total phosphorus as P	0.088	mg/L	SM4500-PE/EPA 365.1
2/24/2010	Influent	Carbonaceous BOD	3.2	mg/L	SM 5210B
3/1/2010	Influent	Ammonia Nitrogen	12	mg/L	EPA 350.1
3/1/2010	Influent	Apparent Color	40	ACU	SM 2120B
3/1/2010	Influent	Chlorate by IC	270000	ug/L	EPA 300.0
3/1/2010	Influent	Chromium Total ICAP	0.058	mg/L	EPA 200.7
3/1/2010	Influent	Hexavalent chromium(Dissolved)	35	ug/L	EPA 218.6
3/1/2010	Influent	Kjeldahl Nitrogen	9	mg/L	EPA 351.2
3/1/2010	Influent	Nitrate as Nitrogen by IC	11	mg/L	EPA 300.0
3/1/2010	Influent	Nitrate as NO3 (calc)	49	mg/L	EPA 300.0

## NPDES Permit NV0023060 - 1st Q 10 - Influent Analytical Summary

<u>Sample Date</u>	<u>Sample ID</u>	<u>Analyte</u>	<u>Result</u>	<u>UNITs</u>	<u>Method</u>
3/1/2010	Influent	Nitrite Nitrogen by IC	0.74	mg/L	EPA 300.0
3/1/2010	Influent	Perchlorate	250000	ug/L	EPA 314.0
3/1/2010	Influent	Sulfate	1600	mg/L	EPA 300.0
3/1/2010	Influent	Sulfide, Total	ND	mg/L	SM4500SD/376.2
3/1/2010	Influent	Total Inorganic Nitrogen-Calc	24	mg/L	EPA 300.0
3/1/2010	Influent	Total Nitrate, Nitrite-N, CALC	12	mg/L	EPA 300.0
3/1/2010	Influent	Total phosphorus as P	0.073	mg/L	SM4500-PE/EPA 365.1
3/3/2010	Influent	Carbonaceous BOD	ND	mg/L	SM 5210B
3/8/2010	Influent	Ammonia Nitrogen	10	mg/L	EPA 350.1
3/8/2010	Influent	Apparent Color	20	ACU	SM 2120B
3/8/2010	Influent	Chlorate by IC	290000	ug/L	EPA 300.0
3/8/2010	Influent	Chromium Total ICAP	0.059	mg/L	EPA 200.7
3/8/2010	Influent	Hexavalent chromium(Dissolved)	46	ug/L	EPA 218.6
3/8/2010	Influent	Kjeldahl Nitrogen	8	mg/L	EPA 351.2
3/8/2010	Influent	Nitrate as Nitrogen by IC	12	mg/L	EPA 300.0
3/8/2010	Influent	Nitrate as NO3 (calc)	51	mg/L	EPA 300.0
3/8/2010	Influent	Nitrite Nitrogen by IC	0.63	mg/L	EPA 300.0
3/8/2010	Influent	Perchlorate	270000	ug/L	EPA 314.0
3/8/2010	Influent	Total Inorganic Nitrogen-Calc	23	mg/L	EPA 300.0
3/8/2010	Influent	Total Nitrate, Nitrite-N, CALC	12	mg/L	EPA 300.0
3/8/2010	Influent	Total phosphorus as P	0.097	mg/L	SM4500-PE/EPA 365.1
3/10/2010	Influent	Carbonaceous BOD	ND	mg/L	SM 5210B
3/15/2010	Influent	Ammonia Nitrogen	11	mg/L	EPA 350.1
3/15/2010	Influent	Apparent Color	50	ACU	SM 2120B
3/15/2010	Influent	Chlorate by IC	290000	ug/L	EPA 300.0
3/15/2010	Influent	Chromium Total ICAP	0.066	mg/L	EPA 200.7
3/15/2010	Influent	Hexavalent chromium(Dissolved)	51	ug/L	EPA 218.6
3/15/2010	Influent	Kjeldahl Nitrogen	8.7	mg/L	EPA 351.2
3/15/2010	Influent	Nitrate as Nitrogen by IC	12	mg/L	EPA 300.0
3/15/2010	Influent	Nitrate as NO3 (calc)	51	mg/L	EPA 300.0
3/15/2010	Influent	Nitrite Nitrogen by IC	0.93	mg/L	EPA 300.0
3/15/2010	Influent	Perchlorate	260000	ug/L	EPA 314.0
3/15/2010	Influent	Total Inorganic Nitrogen-Calc	23	mg/L	EPA 300.0
3/15/2010	Influent	Total Nitrate, Nitrite-N, CALC	12	mg/L	EPA 300.0
3/15/2010	Influent	Total phosphorus as P	0.12	mg/L	SM4500-PE/EPA 365.1
3/17/2010	Influent	Carbonaceous BOD	3	mg/L	SM 5210B
3/22/2010	Influent	Ammonia Nitrogen	11	mg/L	EPA 350.1
3/22/2010	Influent	Apparent Color	60	ACU	SM 2120B
3/22/2010	Influent	Chromium Total ICAP	0.061	mg/L	EPA 200.7
3/22/2010	Influent	Hexavalent chromium(Dissolved)	31	ug/L	EPA 218.6
3/22/2010	Influent	Kjeldahl Nitrogen	8.8	mg/L	EPA 351.2
3/22/2010	Influent	Nitrate as Nitrogen by IC	13	mg/L	EPA 300.0
3/22/2010	Influent	Nitrate as NO3 (calc)	55	mg/L	EPA 300.0
3/22/2010	Influent	Nitrite Nitrogen by IC	ND	mg/L	EPA 300.0
3/22/2010	Influent	Perchlorate	300000	ug/L	EPA 314.0
3/22/2010	Influent	Total Inorganic Nitrogen-Calc	24	mg/L	EPA 300.0
3/22/2010	Influent	Total Nitrate, Nitrite-N, CALC	13	mg/L	EPA 300.0
3/22/2010	Influent	Total phosphorus as P	0.063	mg/L	SM4500-PE/EPA 365.1
3/23/2010	Influent	Chlorate by IC	300000	ug/L	EPA 300.0
3/24/2010	Influent	Carbonaceous BOD	3.2	mg/L	SM 5210B
3/29/2010	Influent	Ammonia Nitrogen	11	mg/L	EPA 350.1
3/29/2010	Influent	Apparent Color	30	ACU	SM 2120B

## NPDES Permit NV0023060 - 1st Q 10 - Influent Analytical Summary

<u>Sample Date</u>	<u>Sample ID</u>	<u>Analyte</u>	<u>Result</u>	<u>UNITs</u>	<u>Method</u>
3/29/2010	Influent	Boron Total ICAP	3.4	mg/L	EPA 200.7
3/29/2010	Influent	Calcium Total ICAP	410	mg/L	EPA 200.7
3/29/2010	Influent	Chlorate by IC	260000	ug/L	EPA 300.0
3/29/2010	Influent	Chromium Total ICAP	0.072	mg/L	EPA 200.7
3/29/2010	Influent	Hexavalent chromium(Dissolved)	33	ug/L	EPA 218.6
3/29/2010	Influent	Iron Total ICAP	0.48	mg/L	EPA 200.7
3/29/2010	Influent	Kjeldahl Nitrogen	8.8	mg/L	EPA 351.2
3/29/2010	Influent	Magnesium Total ICAP	180	mg/L	EPA 200.7
3/29/2010	Influent	Manganese Total ICAP	NA	mg/L	EPA 200.7
3/29/2010	Influent	Nitrate as Nitrogen by IC	10	mg/L	EPA 300.0
3/29/2010	Influent	Nitrate as NO3 (calc)	45	mg/L	EPA 300.0
3/29/2010	Influent	Nitrite Nitrogen by IC	ND	mg/L	EPA 300.0
3/29/2010	Influent	Perchlorate	260000	ug/L	EPA 314.0
3/29/2010	Influent	Potassium, Total, ICAP	31	mg/L	EPA 200.7
3/29/2010	Influent	Sodium Total ICAP	1400	mg/L	EPA 200.7
3/29/2010	Influent	Strontium ICAP	NA	mg/L	EPA 200.7
3/29/2010	Influent	Total Inorganic Nitrogen-Calc	21	mg/L	EPA 300.0
3/29/2010	Influent	Total Nitrate, Nitrite-N, CALC	10	mg/L	EPA 300.0
3/29/2010	Influent	Total phosphorus as P	0.1	mg/L	SM4500-PE/EPA 365.1
3/31/2010	Influent	Carbonaceous BOD	4.2	mg/L	SM 5210B

**NPDES Permit NV0023060 - 1st Q 10 - Effluent Analytical Summary**

<u>Sample Date</u>	<u>Sample ID</u>	<u>Analyte</u>	<u>Result</u>	<u>UNITS</u>	<u>Method</u>
1/4/2010	Effluent	Alpha, Gross	ND	pCi/L	EPA 900.0
1/4/2010	Effluent	Alpha, Two Sigma Error	16	pCi/L	EPA 900.0
1/4/2010	Effluent	Ammonia Nitrogen	3	mg/L	EPA 350.1
1/4/2010	Effluent	Apparent Color	50	ACU	SM 2120B
1/4/2010	Effluent	Chlorate by IC	ND	ug/L	EPA 300.0
1/4/2010	Effluent	Chromium Total ICAP	0.034	mg/L	EPA 200.7
1/4/2010	Effluent	Hexavalent chromium(Dissolved)	ND	ug/L	EPA 218.6
1/4/2010	Effluent	Iron Total ICAP	4.7	mg/L	EPA 200.7
1/4/2010	Effluent	Kjeldahl Nitrogen	8.8	mg/L	EPA 351.2
1/4/2010	Effluent	Nitrate as Nitrogen by IC	ND	mg/L	EPA 300.0
1/4/2010	Effluent	Nitrite Nitrogen by IC	ND	mg/L	EPA 300.0
1/4/2010	Effluent	Perchlorate	ND	ug/L	EPA 314.0
1/4/2010	Effluent	PH (H3=past HT not compliant)	7.3	Units	SM4500-HB
1/4/2010	Effluent	Radium 226	<0.70	pCi/L	EPA 903.1
1/4/2010	Effluent	Radium 226 Minimal Detectable	0.7	pCi/L	EPA 903.1
1/4/2010	Effluent	Radium 226 Two Sigma Error	0.34	pCi/L	EPA 903.1
1/4/2010	Effluent	Radium 228	<1.4	pCi/L	EPA 904.0
1/4/2010	Effluent	Radium 228 Minimum Detectable	1.4	pCi/L	EPA 904.0
1/4/2010	Effluent	Radium 228 Two Sigma Error	0.79	pCi/L	EPA 904.0
1/4/2010	Effluent	Sulfate	1600	mg/L	EPA 300.0
1/4/2010	Effluent	Sulfide,Total	ND	mg/L	SM4500SD/376.2
1/4/2010	Effluent	Total Inorganic Nitrogen-Calc	3	mg/L	EPA 300.0
1/4/2010	Effluent	Total phosphorus as P	1.3	mg/L	SM4500-PE/EPA 365.1
1/4/2010	Effluent	Total Suspended Solids (TSS)	30	mg/L	SM 2540D
1/4/2010	Effluent	Carbonaceous BOD	40	mg/L	SM 5210B
1/6/2010	Effluent	1,2,4-Trichlorobenzene	ND	ug/L	EPA 625
1/11/2010	Effluent	1,2-Diphenylhydrazine	ND	ug/L	EPA 625
1/11/2010	Effluent	2,4,5-Trichlorophenol	ND	ug/L	EPA 625
1/11/2010	Effluent	2,4,6-Trichlorophenol	ND	ug/L	EPA 625
1/11/2010	Effluent	2,4-Dichlorophenol	ND	ug/L	EPA 625
1/11/2010	Effluent	2,4-Dimethylphenol	ND	ug/L	EPA 625
1/11/2010	Effluent	2,4-Dinitrophenol	ND	ug/L	EPA 625
1/11/2010	Effluent	2,4-Dinitrotoluene	ND	ug/L	EPA 625
1/11/2010	Effluent	2,6-Dinitrotoluene	ND	ug/L	EPA 625
1/11/2010	Effluent	2-Chloronaphthalene	ND	ug/L	EPA 625
1/11/2010	Effluent	2-Chlorophenol	ND	ug/L	EPA 625
1/11/2010	Effluent	2-Methylnaphthalene	ND	ug/L	EPA 625
1/11/2010	Effluent	2-Methylphenol	ND	ug/L	EPA 625
1/11/2010	Effluent	2-Nitroaniline	ND	ug/L	EPA 625
1/11/2010	Effluent	2-Nitrophenol	ND	ug/L	EPA 625
1/11/2010	Effluent	3,3-Dichlorobenzidine	ND	ug/L	EPA 625
1/11/2010	Effluent	3-Nitroaniline	ND	ug/L	EPA 625
1/11/2010	Effluent	4,4-DDD	ND	ug/L	EPA 608
1/11/2010	Effluent	4,4-DDE	ND	ug/L	EPA 608
1/11/2010	Effluent	4,4-DDT	ND	ug/L	EPA 608
1/11/2010	Effluent	4,6-Dinitro-o-cresol	ND	ug/L	EPA 625
1/11/2010	Effluent	4-Bromophenylphenylether	ND	ug/L	EPA 625
1/11/2010	Effluent	4-Chloroaniline	ND	ug/L	EPA 625
1/11/2010	Effluent	4-Chlorophenylphenylether	ND	ug/L	EPA 625
1/11/2010	Effluent	4-Methylphenol	ND	ug/L	EPA 625
1/11/2010	Effluent	4-Nitroaniline	ND	ug/L	EPA 625
1/11/2010	Effluent	4-Nitrophenol	ND	ug/L	EPA 625
1/11/2010	Effluent	Acenaphthene	ND	ug/L	EPA 625
1/11/2010	Effluent	Acenaphthylene	ND	ug/L	EPA 625
1/11/2010	Effluent	Aldrin	ND	ug/L	EPA 608
1/11/2010	Effluent	Alpha, Gross	ND	pCi/L	EPA 900.0

**NPDES Permit NV0023060 - 1st Q 10 - Effluent Analytical Summary**

<u>Sample Date</u>	<u>Sample ID</u>	<u>Analyte</u>	<u>Result</u>	<u>UNITS</u>	<u>Method</u>
1/11/2010	Effluent	Alpha, Two Sigma Error	14	pCi/L	EPA 900.0
1/11/2010	Effluent	alpha-BHC	0.12	ug/L	EPA 608
1/11/2010	Effluent	alpha-Chlordane	ND	ug/L	EPA 608
1/11/2010	Effluent	Ammonia Nitrogen	2.6	mg/L	EPA 350.1
1/11/2010	Effluent	Aniline	ND	ug/L	EPA 625
1/11/2010	Effluent	Anthracene	ND	ug/L	EPA 625
1/11/2010	Effluent	Apparent Color	20	ACU	SM 2120B
1/11/2010	Effluent	Atrazine	ND	ug/L	EPA 525.2
1/11/2010	Effluent	Benzidine	ND	ug/L	EPA 625
1/11/2010	Effluent	Benzo(a)anthracene	ND	ug/L	EPA 625
1/11/2010	Effluent	Benzo(a)pyrene	ND	ug/L	EPA 525.2
1/11/2010	Effluent	Benzo(a)pyrene	ND	ug/L	EPA 625
1/11/2010	Effluent	Benzo(b)fluoranthene	ND	ug/L	EPA 625
1/11/2010	Effluent	Benzo(g,h,i)perylene	ND	ug/L	EPA 625
1/11/2010	Effluent	Benzo(k)fluoranthene	ND	ug/L	EPA 625
1/11/2010	Effluent	Benzoic Acid	ND	ug/L	EPA 625
1/11/2010	Effluent	Benzyl Alcohol	ND	ug/L	EPA 625
1/11/2010	Effluent	beta-BHC	0.12	ug/L	EPA 608
1/11/2010	Effluent	Biochemical Oxygen Demand,Totl	19	mg/L	SM5210B 405.1
1/11/2010	Effluent	bis(2-Chloroethoxy)methane	ND	ug/L	EPA 625
1/11/2010	Effluent	bis(2-Chloroethyl)ether	ND	ug/L	EPA 625
1/11/2010	Effluent	bis(2-Chloroisopropyl)ether	ND	ug/L	EPA 625
1/11/2010	Effluent	Boron Total ICAP	3.4	mg/L	EPA 200.7
1/11/2010	Effluent	Butylbenzylphthalate	ND	ug/L	EPA 625
1/11/2010	Effluent	Chromium Total ICAP	0.021	mg/L	EPA 200.7
1/11/2010	Effluent	Chrysene	ND	ug/L	EPA 625
1/11/2010	Effluent	delta-BHC	0.12	ug/L	EPA 608
1/11/2010	Effluent	Di-(2-Ethylhexyl)adipate	ND	ug/L	EPA 525.2
1/11/2010	Effluent	Di(2-Ethylhexyl)phthalate	ND	ug/L	EPA 525.2
1/11/2010	Effluent	Di(2-Ethylhexyl)phthalate	ND	ug/L	EPA 625
1/11/2010	Effluent	Dibenz(a,h)anthracene	ND	ug/L	EPA 625
1/11/2010	Effluent	Dibenzofuran	ND	ug/L	EPA 625
1/11/2010	Effluent	Dieldrin	ND	ug/L	EPA 608
1/11/2010	Effluent	Diethylphthalate	ND	ug/L	EPA 625
1/11/2010	Effluent	Dimethylphthalate	ND	ug/L	EPA 625
1/11/2010	Effluent	Di-n-butylphthalate	ND	ug/L	EPA 625
1/11/2010	Effluent	Di-n-octylphthalate	ND	ug/L	EPA 625
1/11/2010	Effluent	Endosulfan I (Alpha)	ND	ug/L	EPA 608
1/11/2010	Effluent	Endosulfan II (Beta)	ND	ug/L	EPA 608
1/11/2010	Effluent	Endosulfan Sulfate	ND	ug/L	EPA 608
1/11/2010	Effluent	Endrin	ND	ug/L	EPA 608
1/11/2010	Effluent	Endrin Aldehyde	ND	ug/L	EPA 608
1/11/2010	Effluent	Endrin Ketone	ND	ug/L	EPA 608
1/11/2010	Effluent	Fluoranthene	ND	ug/L	EPA 625
1/11/2010	Effluent	Fluorene	ND	ug/L	EPA 625
1/11/2010	Effluent	Gamma-BHC	ND	ug/L	EPA 608
1/11/2010	Effluent	gamma-Chlordane	ND	ug/L	EPA 608
1/11/2010	Effluent	Heptachlor	ND	ug/L	EPA 608
1/11/2010	Effluent	Heptachlor Epoxide	ND	ug/L	EPA 608
1/11/2010	Effluent	Hexachlorobenzene	ND	ug/L	EPA 525.2
1/11/2010	Effluent	Hexachlorobenzene	ND	ug/L	EPA 625
1/11/2010	Effluent	Hexachlorobutadiene	ND	ug/L	EPA 625
1/11/2010	Effluent	Hexachlorocyclopentadiene	ND	ug/L	EPA 525.2
1/11/2010	Effluent	Hexachlorocyclopentadiene	ND	ug/L	EPA 625
1/11/2010	Effluent	Hexachloroethane	ND	ug/L	EPA 625
1/11/2010	Effluent	Hexavalent chromium(Dissolved)	ND	ug/L	EPA 218.6

**NPDES Permit NV0023060 - 1st Q 10 - Effluent Analytical Summary**

<u>Sample Date</u>	<u>Sample ID</u>	<u>Analyte</u>	<u>Result</u>	<u>UNITs</u>	<u>Method</u>
1/11/2010	Effluent	Indeno(1,2,3-c,d)pyrene	ND	ug/L	EPA 625
1/11/2010	Effluent	Iron Total ICAP	2.9	mg/L	EPA 200.7
1/11/2010	Effluent	Isophorone	ND	ug/L	EPA 625
1/11/2010	Effluent	Kjeldahl Nitrogen	7.6	mg/L	EPA 351.2
1/11/2010	Effluent	Lead Total ICAP/MS	ND	ug/L	EPA 200.8
1/11/2010	Effluent	m-Dichlorobenzene (1,3-DCB)	ND	ug/L	EPA 625
1/11/2010	Effluent	Mercury	ND	ug/L	EPA 245.1
1/11/2010	Effluent	Methoxychlor	ND	ug/L	EPA 608
1/11/2010	Effluent	Molinate	ND	ug/L	EPA 525.2
1/11/2010	Effluent	Naphthalene	ND	ug/L	EPA 625
1/11/2010	Effluent	Nitrate as Nitrogen by IC	ND	mg/L	EPA 300.0
1/11/2010	Effluent	Nitrite Nitrogen by IC	ND	mg/L	EPA 300.0
1/11/2010	Effluent	Nitrobenzene	ND	ug/L	EPA 625
1/11/2010	Effluent	N-Nitrosodimethylamine	ND	ug/L	EPA 625
1/11/2010	Effluent	N-Nitrosodi-N-propylamine	ND	ug/L	EPA 625
1/11/2010	Effluent	N-Nitrosodiphenylamine	ND	ug/L	EPA 625
1/11/2010	Effluent	o-Dichlorobenzene (1,2-DCB)	ND	ug/L	EPA 625
1/11/2010	Effluent	Oil and Grease by 1664(subbed)	4.4	mg/L	EPA 1664
1/11/2010	Effluent	PCB 1016 Aroclor	ND	ug/L	EPA 608
1/11/2010	Effluent	PCB 1221 Aroclor	ND	ug/L	EPA 608
1/11/2010	Effluent	PCB 1232 Aroclor	ND	ug/L	EPA 608
1/11/2010	Effluent	PCB 1242 Aroclor	ND	ug/L	EPA 608
1/11/2010	Effluent	PCB 1248 Aroclor	ND	ug/L	EPA 608
1/11/2010	Effluent	PCB 1254 Aroclor	ND	ug/L	EPA 608
1/11/2010	Effluent	PCB 1260 Aroclor	ND	ug/L	EPA 608
1/11/2010	Effluent	p-Chloro-m-cresol	ND	ug/L	EPA 625
1/11/2010	Effluent	p-Dichlorobenzene (1,4-DCB)	ND	ug/L	EPA 625
1/11/2010	Effluent	Pentachlorophenol	ND	ug/L	EPA 625
1/11/2010	Effluent	Perchlorate	ND	ug/L	EPA 314.0
1/11/2010	Effluent	PH (H3=past HT not compliant)	7	Units	SM4500-HB
1/11/2010	Effluent	Phenanthrene	ND	ug/L	EPA 625
1/11/2010	Effluent	Phenol	ND	ug/L	EPA 625
1/11/2010	Effluent	Potassium Total ICAP	31	mg/L	EPA 200.7
1/11/2010	Effluent	Pyrene	ND	ug/L	EPA 625
1/11/2010	Effluent	Radium 226	<0.58	pCi/L	EPA 903.1
1/11/2010	Effluent	Radium 226 Minimal Detectable	0.58	pCi/L	EPA 903.1
1/11/2010	Effluent	Radium 226 Two Sigma Error	0.4	pCi/L	EPA 903.1
1/11/2010	Effluent	Radium 228	<0.97	pCi/L	EPA 904.0
1/11/2010	Effluent	Radium 228 Minimum Detectable	0.97	pCi/L	EPA 904.0
1/11/2010	Effluent	Radium 228 Two Sigma Error	0.46	pCi/L	EPA 904.0
1/11/2010	Effluent	Simazine	ND	ug/L	EPA 525.2
1/11/2010	Effluent	Strontium Total ICAP	10	mg/L	EPA 200.7
1/11/2010	Effluent	Sulfate	1600	mg/L	EPA 300.0
1/11/2010	Effluent	Surfactants	0.25	mg/L	SM 5540C/EPA 425.1
1/11/2010	Effluent	Thallium Total ICAP/MS	ND	ug/L	EPA 200.8
1/11/2010	Effluent	Thiobencarb (ELAP)	ND	ug/L	EPA 525.2
1/11/2010	Effluent	Total Dissolved Solids (TDS)	6400	mg/L	E160.1/SM2540C
1/11/2010	Effluent	Total Inorganic Nitrogen-Calc	4.8	mg/L	EPA 300.0
1/11/2010	Effluent	Total phosphorus as P	0.91	mg/L	SM4500-PE/EPA 365.1
1/11/2010	Effluent	Total Suspended Solids (TSS)	31	mg/L	SM 2540D
1/11/2010	Effluent	Toxaphene	ND	ug/L	EPA 608
1/12/2010	Effluent	Antimony Total ICAP/MS	ND	ug/L	EPA 200.8
1/12/2010	Effluent	Arsenic III	15	ug/L	EPA 200.8
1/12/2010	Effluent	Arsenic Total ICAP/MS	25	ug/L	EPA 200.8
1/12/2010	Effluent	Arsenic V	9.7	ug/L	EPA 200.8
1/12/2010	Effluent	Barium Total ICAP/MS	23	ug/L	EPA 200.8

**NPDES Permit NV0023060 - 1st Q 10 - Effluent Analytical Summary**

<u>Sample Date</u>	<u>Sample ID</u>	<u>Analyte</u>	<u>Result</u>	<u>UNITs</u>	<u>Method</u>
1/12/2010	Effluent	Beryllium Total ICAP/MS	ND	ug/L	EPA 200.8
1/12/2010	Effluent	Cadmium Total ICAP/MS	ND	ug/L	EPA 200.8
1/12/2010	Effluent	Chemical Oxygen Demand (COD)	270	mg/L	EPA 410.4
1/12/2010	Effluent	Chlorate by IC	ND	ug/L	EPA 300.0
1/12/2010	Effluent	Chloride	2300	mg/L	EPA 300.0
1/12/2010	Effluent	Copper Total ICAP/MS	15	ug/L	EPA 200.8
1/12/2010	Effluent	Magnesium Total ICAP	190	mg/L	EPA 200.7
1/12/2010	Effluent	Manganese Total ICAP/MS	1100	ug/L	EPA 200.8
1/12/2010	Effluent	Molybdenum Total ICAP/MS	300	ug/L	EPA 200.8
1/12/2010	Effluent	Nickel Total ICAP/MS	46	ug/L	EPA 200.8
1/12/2010	Effluent	Selenium Total ICAP/MS	6	ug/L	EPA 200.8
1/12/2010	Effluent	Sodium Total ICAP	1400	mg/L	EPA 200.7
1/12/2010	Effluent	Sulfate	1500	mg/L	EPA 300.0
1/12/2010	Effluent	Total Organic Carbon	11	mg/L	SM5310C/E415.3
1/12/2010	Effluent	Vanadium Total ICAP/MS	27	ug/L	EPA 200.8
1/12/2010	Effluent	Zinc Total ICAP/MS	26	ug/L	EPA 200.8
1/12/2010	Effluent	Carbonaceous BOD	37	mg/L	SM 5210B
1/14/2010	Effluent	Alpha, Gross	ND	pCi/L	EPA 900.0
1/19/2010	Effluent	Alpha, Two Sigma Error	15	pCi/L	EPA 900.0
1/19/2010	Effluent	Ammonia Nitrogen	0.74	mg/L	EPA 350.1
1/19/2010	Effluent	Apparent Color	25	ACU	SM 2120B
1/19/2010	Effluent	Chlorate by IC	ND	ug/L	EPA 300.0
1/19/2010	Effluent	Chromium Total ICAP	0.021	mg/L	EPA 200.7
1/19/2010	Effluent	Hexavalent chromium(Dissolved)	ND	ug/L	EPA 218.6
1/19/2010	Effluent	Iron Total ICAP	0.56	mg/L	EPA 200.7
1/19/2010	Effluent	Kjeldahl Nitrogen	4.8	mg/L	EPA 351.2
1/19/2010	Effluent	Nitrate as Nitrogen by IC	ND	mg/L	EPA 300.0
1/19/2010	Effluent	Nitrite Nitrogen by IC	ND	mg/L	EPA 300.0
1/19/2010	Effluent	Perchlorate	ND	ug/L	EPA 314.0
1/19/2010	Effluent	PH (H3=past HT not compliant)	7.1	Units	SM4500-HB
1/19/2010	Effluent	Radium 226	<0.92	pCi/L	EPA 903.1
1/19/2010	Effluent	Radium 226 Minimal Detectable	0.92	pCi/L	EPA 903.1
1/19/2010	Effluent	Radium 226 Two Sigma Error	0.39	pCi/L	EPA 903.1
1/19/2010	Effluent	Radium 228	5.1	pCi/L	EPA 904.0
1/19/2010	Effluent	Radium 228 Minimum Detectable	2.57	pCi/L	EPA 904.0
1/19/2010	Effluent	Radium 228 Two Sigma Error	1.9	pCi/L	EPA 904.0
1/19/2010	Effluent	Total Inorganic Nitrogen-Calc	0.74	mg/L	EPA 300.0
1/19/2010	Effluent	Total phosphorus as P	0.8	mg/L	SM4500-PE/EPA 365.1
1/19/2010	Effluent	Total Suspended Solids (TSS)	16	mg/L	SM 2540D
1/20/2010	Effluent	Carbonaceous BOD	8.2	mg/L	SM 5210B
1/25/2010	Effluent	Alpha, Gross	ND	pCi/L	EPA 900.0
1/25/2010	Effluent	Alpha, Two Sigma Error	15	pCi/L	EPA 900.0
1/25/2010	Effluent	Ammonia Nitrogen	3.3	mg/L	EPA 350.1
1/25/2010	Effluent	Apparent Color	20	ACU	SM 2120B
1/25/2010	Effluent	Chlorate by IC	ND	ug/L	EPA 300.0
1/25/2010	Effluent	Chromium Total ICAP	0.026	mg/L	EPA 200.7
1/25/2010	Effluent	Hexavalent chromium(Dissolved)	ND	ug/L	EPA 218.6
1/25/2010	Effluent	Iron Total ICAP	0.34	mg/L	EPA 200.7
1/25/2010	Effluent	Kjeldahl Nitrogen	7	mg/L	EPA 351.2
1/25/2010	Effluent	Nitrate as Nitrogen by IC	ND	mg/L	EPA 300.0
1/25/2010	Effluent	Nitrite Nitrogen by IC	ND	mg/L	EPA 300.0
1/25/2010	Effluent	Perchlorate	ND	ug/L	EPA 314.0
1/25/2010	Effluent	PH (H3=past HT not compliant)	7	Units	SM4500-HB
1/25/2010	Effluent	Radium 226	<0.93	pCi/L	EPA 903.1
1/25/2010	Effluent	Radium 226 Minimal Detectable	0.93	pCi/L	EPA 903.1
1/25/2010	Effluent	Radium 226 Two Sigma Error	0.48	pCi/L	EPA 903.1



**NPDES Permit NV0023060 - 1st Q 10 - Effluent Analytical Summary**

<u>Sample Date</u>	<u>Sample ID</u>	<u>Analyte</u>	<u>Result</u>	<u>UNITs</u>	<u>Method</u>
1/25/2010	Effluent	Radium 228	<0.84	pCi/L	EPA 904.0
1/25/2010	Effluent	Radium 228 Minimum Detectable	0.84	pCi/L	EPA 904.0
1/25/2010	Effluent	Radium 228 Two Sigma Error	0.43	pCi/L	EPA 904.0
1/25/2010	Effluent	Total Inorganic Nitrogen-Calc	3.3	mg/L	EPA 300.0
1/25/2010	Effluent	Total phosphorus as P	0.43	mg/L	SM4500-PE/EPA 365.1
1/25/2010	Effluent	Total Suspended Solids (TSS)	14	mg/L	SM 2540D
1/27/2010	Effluent	Carbonaceous BOD	4.7	mg/L	SM 5210B
2/1/2010	Effluent	1,1,1-Trichloroethane	ND	ug/L	EPA 624
2/1/2010	Effluent	1,1,2,2-Tetrachloroethane	ND	ug/L	EPA 624
2/1/2010	Effluent	1,1,2-Trichloroethane	ND	ug/L	EPA 624
2/1/2010	Effluent	1,1-Dichloroethane	1.4	ug/L	EPA 624
2/1/2010	Effluent	1,1-Dichloroethylene	ND	ug/L	EPA 624
2/1/2010	Effluent	1,2-Dichloroethane	ND	ug/L	EPA 624
2/1/2010	Effluent	1,2-Dichloropropane	ND	ug/L	EPA 624
2/1/2010	Effluent	2-Butanone (MEK)	ND	ug/L	EPA 624
2/1/2010	Effluent	2-Hexanone	ND	ug/L	EPA 624
2/1/2010	Effluent	4-Methyl-2-Pentanone (MIBK)	ND	ug/L	EPA 624
2/1/2010	Effluent	Acetone	47	ug/L	EPA 624
2/1/2010	Effluent	Acrolein (Screen)	ND	ug/L	EPA 624
2/1/2010	Effluent	Acrylonitrile (Screen)	ND	ug/L	EPA 624
2/1/2010	Effluent	Alpha, Gross	ND	pCi/L	EPA 900.0
2/1/2010	Effluent	Alpha, Two Sigma Error	14	pCi/L	EPA 900.0
2/1/2010	Effluent	Ammonia Nitrogen	2.9	mg/L	EPA 350.1
2/1/2010	Effluent	Apparent Color	20	ACU	SM 2120B
2/1/2010	Effluent	Benzene	ND	ug/L	EPA 624
2/1/2010	Effluent	Bromodichloromethane	ND	ug/L	EPA 624
2/1/2010	Effluent	Bromoform	ND	ug/L	EPA 624
2/1/2010	Effluent	Bromomethane (Methyl Bromide)	ND	ug/L	EPA 624
2/1/2010	Effluent	Carbon disulfide	0.69	ug/L	EPA 624
2/1/2010	Effluent	Carbon Tetrachloride	ND	ug/L	EPA 624
2/1/2010	Effluent	Chlorate by IC	ND	ug/L	EPA 300.0
2/1/2010	Effluent	Chlorobenzene	ND	ug/L	EPA 624
2/1/2010	Effluent	Chlorodibromomethane	ND	ug/L	EPA 624
2/1/2010	Effluent	Chloroethane	ND	ug/L	EPA 624
2/1/2010	Effluent	Chloroform (Trichloromethane)	4.9	ug/L	EPA 624
2/1/2010	Effluent	Chloromethane(Methyl Chloride)	ND	ug/L	EPA 624
2/1/2010	Effluent	Chromium Total ICAP	0.024	mg/L	EPA 200.7
2/1/2010	Effluent	cis-1,2-Dichloroethylene	ND	ug/L	EPA 624
2/1/2010	Effluent	cis-1,3-Dichloropropene	ND	ug/L	EPA 624
2/1/2010	Effluent	Dichlorodifluoromethane	ND	ug/L	EPA 624
2/1/2010	Effluent	Dichloromethane	10	ug/L	EPA 624
2/1/2010	Effluent	Ethyl benzene	ND	ug/L	EPA 624
2/1/2010	Effluent	Hexavalent chromium(Dissolved)	ND	ug/L	EPA 218.6
2/1/2010	Effluent	Iron Total ICAP	0.42	mg/L	EPA 200.7
2/1/2010	Effluent	Kjeldahl Nitrogen	6	mg/L	EPA 351.2
2/1/2010	Effluent	m,p-Xylenes	ND	ug/L	EPA 624
2/1/2010	Effluent	m-Dichlorobenzene (1,3-DCB)	ND	ug/L	EPA 624
2/1/2010	Effluent	Nitrate as Nitrogen by IC	ND	mg/L	EPA 300.0
2/1/2010	Effluent	Nitrate as NO3 (calc)	ND	mg/L	EPA 300.0
2/1/2010	Effluent	Nitrite Nitrogen by IC	ND	mg/L	EPA 300.0
2/1/2010	Effluent	o-Dichlorobenzene (1,2-DCB)	ND	ug/L	EPA 624
2/1/2010	Effluent	o-Xylene	ND	ug/L	EPA 624
2/1/2010	Effluent	p-Dichlorobenzene (1,4-DCB)	ND	ug/L	EPA 624
2/1/2010	Effluent	Perchlorate	ND	ug/L	EPA 314.0
2/1/2010	Effluent	PH (H3=past HT not compliant)	7.1	Units	SM4500-HB
2/1/2010	Effluent	Radium 226	<0.84	pCi/L	EPA 903.1

**NPDES Permit NV0023060 - 1st Q 10 - Effluent Analytical Summary**

<u>Sample Date</u>	<u>Sample ID</u>	<u>Analyte</u>	<u>Result</u>	<u>UNITs</u>	<u>Method</u>
2/1/2010	Effluent	Radium 226 Minimal Detectable	0.84	pCi/L	EPA 903.1
2/1/2010	Effluent	Radium 226 Two Sigma Error	0.27	pCi/L	EPA 903.1
2/1/2010	Effluent	Radium 228	<0.98	pCi/L	EPA 904.0
2/1/2010	Effluent	Radium 228 Minimum Detectable	0.98	pCi/L	EPA 904.0
2/1/2010	Effluent	Radium 228 Two Sigma Error	0.45	pCi/L	EPA 904.0
2/1/2010	Effluent	Styrene	ND	ug/L	EPA 624
2/1/2010	Effluent	Sulfate	1600	mg/L	EPA 300.0
2/1/2010	Effluent	Sulfide, Total	ND	mg/L	SM4500SD/376.2
2/1/2010	Effluent	Tetrachloroethylene (PCE)	ND	ug/L	EPA 624
2/1/2010	Effluent	Tetrahydrofuran	ND	ug/L	EPA 624
2/1/2010	Effluent	Toluene	ND	ug/L	EPA 624
2/1/2010	Effluent	Total Inorganic Nitrogen-Calc	2.9	mg/L	EPA 300.0
2/1/2010	Effluent	Total Nitrate, Nitrite-N, CALC	ND	mg/L	EPA 300.0
2/1/2010	Effluent	Total phosphorus as P	0.68	mg/L	SM4500-PE/EPA 365.1
2/1/2010	Effluent	Total Suspended Solids (TSS)	12	mg/L	SM 2540D
2/1/2010	Effluent	trans-1,2-Dichloroethylene	ND	ug/L	EPA 624
2/1/2010	Effluent	trans-1,3-Dichloropropene	ND	ug/L	EPA 624
2/1/2010	Effluent	Trichloroethylene (TCE)	ND	ug/L	EPA 624
2/1/2010	Effluent	Trichlorofluoromethane	ND	ug/L	EPA 624
2/1/2010	Effluent	Vinyl Acetate	ND	ug/L	EPA 624
2/1/2010	Effluent	Vinyl chloride (VC)	ND	ug/L	EPA 624
2/3/2010	Effluent	Carbonaceous BOD	6.5	mg/L	SM 5210B
2/8/2010	Effluent	Alpha, Gross	ND	pCi/L	EPA 900.0
2/8/2010	Effluent	Alpha, Two Sigma Error	15	pCi/L	EPA 900.0
2/8/2010	Effluent	Ammonia Nitrogen	0.58	mg/L	EPA 350.1
2/8/2010	Effluent	Apparent Color	20	ACU	SM 2120B
2/8/2010	Effluent	Chlorate by IC	ND	ug/L	EPA 300.0
2/8/2010	Effluent	Chromium Total ICAP	0.017	mg/L	EPA 200.7
2/8/2010	Effluent	Hexavalent chromium(Dissolved)	ND	ug/L	EPA 218.6
2/8/2010	Effluent	Iron Total ICAP	2	mg/L	EPA 200.7
2/8/2010	Effluent	Kjeldahl Nitrogen	2.7	mg/L	EPA 351.2
2/8/2010	Effluent	Nitrate as Nitrogen by IC	ND	mg/L	EPA 300.0
2/8/2010	Effluent	Nitrite Nitrogen by IC	ND	mg/L	EPA 300.0
2/8/2010	Effluent	Perchlorate	ND	ug/L	EPA 314.0
2/8/2010	Effluent	PH (H3=past HT not compliant)	7.7	Units	SM4500-HB
2/8/2010	Effluent	Radium 226	0.23	pCi/L	EPA 903.1
2/8/2010	Effluent	Radium 226 Minimal Detectable	0.21	pCi/L	EPA 903.1
2/8/2010	Effluent	Radium 226 Two Sigma Error	0.26	pCi/L	EPA 903.1
2/8/2010	Effluent	Radium 228	<0.7	pCi/L	EPA 904.0
2/8/2010	Effluent	Radium 228 Minimum Detectable	0.7	pCi/L	EPA 904.0
2/8/2010	Effluent	Radium 228 Two Sigma Error	0.36	pCi/L	EPA 904.0
2/8/2010	Effluent	Total Inorganic Nitrogen-Calc	0.58	mg/L	EPA 300.0
2/8/2010	Effluent	Total phosphorus as P	0.19	mg/L	SM4500-PE/EPA 365.1
2/8/2010	Effluent	Total Suspended Solids (TSS)	18	mg/L	SM 2540D
2/10/2010	Effluent	Carbonaceous BOD	7.1	mg/L	SM 5210B
2/15/2010	Effluent	Alpha, Gross	ND	pCi/L	EPA 900.0
2/15/2010	Effluent	Alpha, Two Sigma Error	17	pCi/L	EPA 900.0
2/15/2010	Effluent	Ammonia Nitrogen	0.96	mg/L	EPA 350.1
2/15/2010	Effluent	Apparent Color	15	ACU	SM 2120B
2/15/2010	Effluent	Chlorate by IC	ND	ug/L	EPA 300.0
2/15/2010	Effluent	Chromium Total ICAP	0.011	mg/L	EPA 200.7
2/15/2010	Effluent	Hexavalent chromium(Dissolved)	ND	ug/L	EPA 218.6
2/15/2010	Effluent	Iron Total ICAP	1.2	mg/L	EPA 200.7
2/15/2010	Effluent	Kjeldahl Nitrogen	3.5	mg/L	EPA 351.2
2/15/2010	Effluent	Nitrate as Nitrogen by IC	ND	mg/L	EPA 300.0
2/15/2010	Effluent	Nitrite Nitrogen by IC	ND	mg/L	EPA 300.0

**NPDES Permit NV0023060 - 1st Q 10 - Effluent Analytical Summary**

<u>Sample Date</u>	<u>Sample ID</u>	<u>Analyte</u>	<u>Result</u>	<u>UNITS</u>	<u>Method</u>
2/15/2010	Effluent	Perchlorate	ND	ug/L	EPA 314.0
2/15/2010	Effluent	PH (H3=past HT not compliant)	6.8	Units	SM4500-HB
2/15/2010	Effluent	Radium 226	<0.21	pCi/L	EPA 903.1
2/15/2010	Effluent	Radium 226 Minimal Detectable	0.21	pCi/L	EPA 903.1
2/15/2010	Effluent	Radium 226 Two Sigma Error	0.22	pCi/L	EPA 903.1
2/15/2010	Effluent	Radium 228	<0.69	pCi/L	EPA 904.0
2/15/2010	Effluent	Radium 228 Minimum Detectable	0.69	pCi/L	EPA 904.0
2/15/2010	Effluent	Radium 228 Two Sigma Error	0.37	pCi/L	EPA 904.0
2/15/2010	Effluent	Total Inorganic Nitrogen-Calc	0.96	mg/L	EPA 300.0
2/15/2010	Effluent	Total phosphorus as P	0.12	mg/L	SM4500-PE/EPA 365.1
2/15/2010	Effluent	Total Suspended Solids (TSS)	10	mg/L	SM 2540D
2/17/2010	Effluent	Carbonaceous BOD	ND	mg/L	SM 5210B
2/22/2010	Effluent	Alpha, Gross	12	pCi/L	EPA 900.0
2/22/2010	Effluent	Alpha, Two Sigma Error	14	pCi/L	EPA 900.0
2/22/2010	Effluent	Ammonia Nitrogen	1	mg/L	EPA 350.1
2/22/2010	Effluent	Apparent Color	40	ACU	SM 2120B
2/22/2010	Effluent	Chlorate by IC	ND	ug/L	EPA 300.0
2/22/2010	Effluent	Chromium Total ICAP	0.014	mg/L	EPA 200.7
2/22/2010	Effluent	Hexavalent chromium(Dissolved)	ND	ug/L	EPA 218.6
2/22/2010	Effluent	Iron Total ICAP	3.2	mg/L	EPA 200.7
2/22/2010	Effluent	Kjeldahl Nitrogen	4.7	mg/L	EPA 351.2
2/22/2010	Effluent	Nitrate as Nitrogen by IC	ND	mg/L	EPA 300.0
2/22/2010	Effluent	Nitrite Nitrogen by IC	ND	mg/L	EPA 300.0
2/22/2010	Effluent	Perchlorate	ND	ug/L	EPA 314.0
2/22/2010	Effluent	PH (H3=past HT not compliant)	7.6	Units	SM4500-HB
2/22/2010	Effluent	Radium 226	<0.61	pCi/L	EPA 903.1
2/22/2010	Effluent	Radium 226 Minimal Detectable	0.61	pCi/L	EPA 903.1
2/22/2010	Effluent	Radium 226 Two Sigma Error	0.39	pCi/L	EPA 903.1
2/22/2010	Effluent	Radium 228	1.8	pCi/L	EPA 904.0
2/22/2010	Effluent	Radium 228 Minimum Detectable	0.79	pCi/L	EPA 904.0
2/22/2010	Effluent	Radium 228 Two Sigma Error	0.6	pCi/L	EPA 904.0
2/22/2010	Effluent	Total Inorganic Nitrogen-Calc	1	mg/L	EPA 300.0
2/22/2010	Effluent	Total phosphorus as P	0.42	mg/L	SM4500-PE/EPA 365.1
2/22/2010	Effluent	Total Suspended Solids (TSS)	28	mg/L	SM 2540D
2/24/2010	Effluent	Carbonaceous BOD	ND	mg/L	SM 5210B
3/1/2010	Effluent	Alpha, Gross	15	pCi/L	EPA 900.0
3/1/2010	Effluent	Alpha, Two Sigma Error	15	pCi/L	EPA 900.0
3/1/2010	Effluent	Ammonia Nitrogen	1.3	mg/L	EPA 350.1
3/1/2010	Effluent	Apparent Color	25	ACU	SM 2120B
3/1/2010	Effluent	Chlorate by IC	ND	ug/L	EPA 300.0
3/1/2010	Effluent	Chromium Total ICAP	0.011	mg/L	EPA 200.7
3/1/2010	Effluent	Hexavalent chromium(Dissolved)	ND	ug/L	EPA 218.6
3/1/2010	Effluent	Iron Total ICAP	3.2	mg/L	EPA 200.7
3/1/2010	Effluent	Kjeldahl Nitrogen	3.8	mg/L	EPA 351.2
3/1/2010	Effluent	Nitrate as Nitrogen by IC	0.37	mg/L	EPA 300.0
3/1/2010	Effluent	Nitrite Nitrogen by IC	ND	mg/L	EPA 300.0
3/1/2010	Effluent	Perchlorate	ND	ug/L	EPA 314.0
3/1/2010	Effluent	PH (H3=past HT not compliant)	6.7	Units	SM4500-HB
3/1/2010	Effluent	Radium 226	0.58	pCi/L	EPA 903.1
3/1/2010	Effluent	Radium 226 Minimal Detectable	0.2	pCi/L	EPA 903.1
3/1/2010	Effluent	Radium 226 Two Sigma Error	0.42	pCi/L	EPA 903.1
3/1/2010	Effluent	Radium 228	<0.83	pCi/L	EPA 904.0
3/1/2010	Effluent	Radium 228 Minimum Detectable	0.83	pCi/L	EPA 904.0
3/1/2010	Effluent	Radium 228 Two Sigma Error	0.38	pCi/L	EPA 904.0
3/1/2010	Effluent	Sulfate	1500	mg/L	EPA 300.0
3/1/2010	Effluent	Sulfide, Total	ND	mg/L	SM4500SD/376.2

**NPDES Permit NV0023060 - 1st Q 10 - Effluent Analytical Summary**

<u>Sample Date</u>	<u>Sample ID</u>	<u>Analyte</u>	<u>Result</u>	<u>UNITs</u>	<u>Method</u>
3/1/2010	Effluent	Total Inorganic Nitrogen-Calc	1.7	mg/L	EPA 300.0
3/1/2010	Effluent	Total phosphorus as P	0.28	mg/L	SM4500-PE/EPA 365.1
3/1/2010	Effluent	Total Suspended Solids (TSS)	19	mg/L	SM 2540D
3/3/2010	Effluent	Carbonaceous BOD	ND	mg/L	SM 5210B
3/8/2010	Effluent	Alpha, Gross	ND	pCi/L	EPA 900.0
3/8/2010	Effluent	Alpha, Two Sigma Error	14	pCi/L	EPA 900.0
3/8/2010	Effluent	Ammonia Nitrogen	0.49	mg/L	EPA 350.1
3/8/2010	Effluent	Apparent Color	20	ACU	SM 2120B
3/8/2010	Effluent	Chlorate by IC	ND	ug/L	EPA 300.0
3/8/2010	Effluent	Chromium Total ICAP	ND	mg/L	EPA 200.7
3/8/2010	Effluent	Hexavalent chromium(Dissolved)	ND	ug/L	EPA 218.6
3/8/2010	Effluent	Iron Total ICAP	3.8	mg/L	EPA 200.7
3/8/2010	Effluent	Kjeldahl Nitrogen	2.1	mg/L	EPA 351.2
3/8/2010	Effluent	Nitrate as Nitrogen by IC	ND	mg/L	EPA 300.0
3/8/2010	Effluent	Nitrite Nitrogen by IC	ND	mg/L	EPA 300.0
3/8/2010	Effluent	Perchlorate	ND	ug/L	EPA 314.0
3/8/2010	Effluent	PH (H3=past HT not compliant)	6.7	Units	SM4500-HB
3/8/2010	Effluent	Radium 226	<0.63	pCi/L	EPA 903.1
3/8/2010	Effluent	Radium 226 Minimal Detectable	0.63	pCi/L	EPA 903.1
3/8/2010	Effluent	Radium 226 Two Sigma Error	0.3	pCi/L	EPA 903.1
3/8/2010	Effluent	Radium 228	<0.66	pCi/L	EPA 904.0
3/8/2010	Effluent	Radium 228 Minimum Detectable	0.66	pCi/L	EPA 904.0
3/8/2010	Effluent	Radium 228 Two Sigma Error	0.36	pCi/L	EPA 904.0
3/8/2010	Effluent	Total Inorganic Nitrogen-Calc	0.49	mg/L	EPA 300.0
3/8/2010	Effluent	Total phosphorus as P	0.18	mg/L	SM4500-PE/EPA 365.1
3/8/2010	Effluent	Total Suspended Solids (TSS)	13	mg/L	SM 2540D
3/8/2010	Effluent	Carbonaceous BOD	ND	mg/L	SM 5210B
3/10/2010	Effluent	Alpha, Gross	ND	pCi/L	EPA 900.0
3/15/2010	Effluent	Alpha, Two Sigma Error	17	pCi/L	EPA 900.0
3/15/2010	Effluent	Ammonia Nitrogen	3.9	mg/L	EPA 350.1
3/15/2010	Effluent	Apparent Color	30	ACU	SM 2120B
3/15/2010	Effluent	Chlorate by IC	ND	ug/L	EPA 300.0
3/15/2010	Effluent	Chromium Total ICAP	0.02	mg/L	EPA 200.7
3/15/2010	Effluent	Hexavalent chromium(Dissolved)	ND	ug/L	EPA 218.6
3/15/2010	Effluent	Iron Total ICAP	5.9	mg/L	EPA 200.7
3/15/2010	Effluent	Kjeldahl Nitrogen	7.5	mg/L	EPA 351.2
3/15/2010	Effluent	Nitrate as Nitrogen by IC	0.64	mg/L	EPA 300.0
3/15/2010	Effluent	Nitrite Nitrogen by IC	ND	mg/L	EPA 300.0
3/15/2010	Effluent	PH (H3=past HT not compliant)	6.9	Units	SM4500-HB
3/15/2010	Effluent	Radium 226	<0.50	pCi/L	EPA 903.1
3/15/2010	Effluent	Radium 226 Minimal Detectable	0.5	pCi/L	EPA 903.1
3/15/2010	Effluent	Radium 226 Two Sigma Error	0.3	pCi/L	EPA 903.1
3/15/2010	Effluent	Radium 228	1.4	pCi/L	EPA 904.0
3/15/2010	Effluent	Radium 228 Minimum Detectable	1.02	pCi/L	EPA 904.0
3/15/2010	Effluent	Radium 228 Two Sigma Error	0.63	pCi/L	EPA 904.0
3/15/2010	Effluent	Total Inorganic Nitrogen-Calc	4.5	mg/L	EPA 300.0
3/15/2010	Effluent	Total phosphorus as P	0.42	mg/L	SM4500-PE/EPA 365.1
3/15/2010	Effluent	Total Suspended Solids (TSS)	32	mg/L	SM 2540D
3/15/2010	Effluent	Perchlorate	ND	ug/L	EPA 314.0
3/16/2010	Effluent	Carbonaceous BOD	ND	mg/L	SM 5210B
3/17/2010	Effluent	Alpha, Gross	ND	pCi/L	EPA 900.0
3/22/2010	Effluent	Alpha, Two Sigma Error	14	pCi/L	EPA 900.0
3/22/2010	Effluent	Ammonia Nitrogen	0.92	mg/L	EPA 350.1
3/22/2010	Effluent	Apparent Color	15	ACU	SM 2120B
3/22/2010	Effluent	Chlorate by IC	ND	ug/L	EPA 300.0
3/22/2010	Effluent	Chromium Total ICAP	ND	mg/L	EPA 200.7

**NPDES Permit NV0023060 - 1st Q 10 - Effluent Analytical Summary**

<u>Sample Date</u>	<u>Sample ID</u>	<u>Analyte</u>	<u>Result</u>	<u>UNITs</u>	<u>Method</u>
3/22/2010	Effluent	Hexavalent chromium(Dissolved)	ND	ug/L	EPA 218.6
3/22/2010	Effluent	Iron Total ICAP	0.83	mg/L	EPA 200.7
3/22/2010	Effluent	Kjeldahl Nitrogen	2.4	mg/L	EPA 351.2
3/22/2010	Effluent	Nitrate as Nitrogen by IC	0.75	mg/L	EPA 300.0
3/22/2010	Effluent	Nitrite Nitrogen by IC	ND	mg/L	EPA 300.0
3/22/2010	Effluent	Perchlorate	ND	ug/L	EPA 314.0
3/22/2010	Effluent	PH (H3=past HT not compliant)	7.2	Units	SM4500-HB
3/22/2010	Effluent	Radium 226	<0.89	pCi/L	EPA 903.1
3/22/2010	Effluent	Radium 226 Minimal Detectable	0.89	pCi/L	EPA 903.1
3/22/2010	Effluent	Radium 226 Two Sigma Error	0.33	pCi/L	EPA 903.1
3/22/2010	Effluent	Radium 228	<1.0	pCi/L	EPA 904.0
3/22/2010	Effluent	Radium 228 Minimum Detectable	1	pCi/L	EPA 904.0
3/22/2010	Effluent	Radium 228 Two Sigma Error	0.48	pCi/L	EPA 904.0
3/22/2010	Effluent	Total Inorganic Nitrogen-Calc	1.7	mg/L	EPA 300.0
3/22/2010	Effluent	Total phosphorus as P	0.067	mg/L	SM4500-PE/EPA 365.1
3/22/2010	Effluent	Total Suspended Solids (TSS)	ND	mg/L	SM 2540D
3/24/2010	Effluent	Carbonaceous BOD	3.8	mg/L	SM 5210B
3/29/2010	Effluent	Alpha, Gross	ND	pCi/L	EPA 900.0
3/29/2010	Effluent	Alpha, Two Sigma Error	19	pCi/L	EPA 900.0
3/29/2010	Effluent	Ammonia Nitrogen	1.5	mg/L	EPA 350.1
3/29/2010	Effluent	Apparent Color	15	ACU	SM 2120B
3/29/2010	Effluent	Chlorate by IC	ND	ug/L	EPA 300.0
3/29/2010	Effluent	Chromium Total ICAP	0.018	mg/L	EPA 200.7
3/29/2010	Effluent	Hexavalent chromium(Dissolved)	ND	ug/L	EPA 218.6
3/29/2010	Effluent	Iron Total ICAP	3.8	mg/L	EPA 200.7
3/29/2010	Effluent	Kjeldahl Nitrogen	3.9	mg/L	EPA 351.2
3/29/2010	Effluent	Nitrate as Nitrogen by IC	1	mg/L	EPA 300.0
3/29/2010	Effluent	Nitrite Nitrogen by IC	ND	mg/L	EPA 300.0
3/29/2010	Effluent	Perchlorate	ND	ug/L	EPA 314.0
3/29/2010	Effluent	PH (H3=past HT not compliant)	6.6	Units	SM4500-HB
3/29/2010	Effluent	Radium 226	0.34	pCi/L	EPA 903.1
3/29/2010	Effluent	Radium 226 Minimal Detectable	0.18	pCi/L	EPA 903.1
3/29/2010	Effluent	Radium 226 Two Sigma Error	0.3	pCi/L	EPA 903.1
3/29/2010	Effluent	Radium 228	1.8	pCi/L	EPA 904.0
3/29/2010	Effluent	Radium 228 Minimum Detectable	0.87	pCi/L	EPA 904.0
3/29/2010	Effluent	Radium 228 Two Sigma Error	0.63	pCi/L	EPA 904.0
3/29/2010	Effluent	Total Inorganic Nitrogen-Calc	2.5	mg/L	EPA 300.0
3/29/2010	Effluent	Total phosphorus as P	0.38	mg/L	SM4500-PE/EPA 365.1
3/29/2010	Effluent	Total Suspended Solids (TSS)	23	mg/L	SM 2540D
3/31/2010	Effluent	Carbonaceous BOD	3.9	mg/L	SM 5210B

## NPDES Permit NV0023060 - 1st Q 10 - Influent Perchlorate Analytical Summary

<u>Sample Date</u>	<u>Sample ID</u>	<u>Analyte</u>	<u>Result</u>	<u>UNITs</u>	<u>Method</u>
1/2/2010	Influent-Comp	Perchlorate	330000	ug/L	EPA 314.0
1/9/2010	Influent-Comp	Perchlorate	330000	ug/L	EPA 314.0
1/16/2010	Influent-Comp	Perchlorate	310000	ug/L	EPA 314.0
1/23/2010	Influent-Comp	Perchlorate	320000	ug/L	EPA 314.0
1/30/2010	Influent-Comp	Perchlorate	350000	ug/L	EPA 314.0
2/6/2010	Influent-Comp	Perchlorate	280000	ug/L	EPA 314.0
2/13/2010	Influent-Comp	Perchlorate	270000	ug/L	EPA 314.0
2/20/2010	Influent-Comp	Perchlorate	270000	ug/L	EPA 314.0
2/27/2010	Influent-Comp	Perchlorate	260000	ug/L	EPA 314.0
3/6/2010	Influent-Comp	Perchlorate	270000	ug/L	EPA 314.0
3/14/2010	Influent-Comp	Perchlorate	290000	ug/L	EPA 314.0
3/20/2010	Influent-Comp	Perchlorate	300000	ug/L	EPA 314.0
3/27/2010	Influent-Comp	Perchlorate	270000	ug/L	EPA 314.0

## NPDES Permit NV0023060 - 1st Q 10 - Effluent Perchlorate Analytical Summary

<u>Sample Date</u>	<u>Sample ID</u>	<u>Analyte</u>	<u>Result</u>	<u>UNITs</u>	<u>Method</u>
1/2/2010	Effluent-Comp	Perchlorate	ND	ug/L	EPA 314.0
1/9/2010	Effluent-Comp	Perchlorate	ND	ug/L	EPA 314.0
1/16/2010	Effluent-Comp	Perchlorate	ND	ug/L	EPA 314.0
1/23/2010	Effluent-Comp	Perchlorate	ND	ug/L	EPA 314.0
1/30/2010	Effluent-Comp	Perchlorate	58	ug/L	EPA 314.0
2/6/2010	Effluent-Comp	Perchlorate	ND	ug/L	EPA 314.0
2/16/2010	Effluent-Comp	Perchlorate	ND	ug/L	EPA 314.0
2/20/2010	Effluent-Comp	Perchlorate	ND	ug/L	EPA 314.0
2/27/2010	Effluent-Comp	Perchlorate	ND	ug/L	EPA 314.0
3/11/2010	Effluent-Comp	Perchlorate	ND	ug/L	EPA 314.0
3/14/2010	Effluent-Comp	Perchlorate	ND	ug/L	EPA 314.0
3/20/2010	Effluent-Comp	Perchlorate	ND	ug/L	EPA 314.0
3/27/2010	Effluent-Comp	Perchlorate	ND	ug/L	EPA 314.0

**NPDES Permit NV0023060 - 1st Q 10 - Wash Upgradient**

<u>Sample Date</u>	<u>Sample ID</u>	<u>Analyte</u>	<u>Result</u>	<u>UNITs</u>	<u>Method</u>
1/4/2010	LVW UPGRADIENT	1,1,1-Trichloroethane	ND	ug/L	EPA 624
1/4/2010	LVW UPGRADIENT	1,1,2,2-Tetrachloroethane	ND	ug/L	EPA 624
1/4/2010	LVW UPGRADIENT	1,1,2-Trichloroethane	ND	ug/L	EPA 624
1/4/2010	LVW UPGRADIENT	1,1-Dichloroethane	ND	ug/L	EPA 624
1/4/2010	LVW UPGRADIENT	1,1-Dichloroethylene	ND	ug/L	EPA 624
1/4/2010	LVW UPGRADIENT	1,2,4-Trichlorobenzene	ND	ug/L	EPA 625
1/4/2010	LVW UPGRADIENT	1,2-Dichloroethane	ND	ug/L	EPA 624
1/4/2010	LVW UPGRADIENT	1,2-Dichloropropane	ND	ug/L	EPA 624
1/4/2010	LVW UPGRADIENT	1,2-Diphenylhydrazine	ND	ug/L	EPA 625
1/4/2010	LVW UPGRADIENT	2,4,5-T	ND	ug/L	EPA 615
1/4/2010	LVW UPGRADIENT	2,4,5-TP (Silvex)	ND	ug/L	EPA 615
1/4/2010	LVW UPGRADIENT	2,4,5-Trichlorophenol	ND	ug/L	EPA 625
1/4/2010	LVW UPGRADIENT	2,4,6-Trichlorophenol	ND	ug/L	EPA 625
1/4/2010	LVW UPGRADIENT	2,4-D	ND	ug/L	EPA 615
1/4/2010	LVW UPGRADIENT	2,4-DB	ND	ug/L	EPA 615
1/4/2010	LVW UPGRADIENT	2,4-Dichlorophenol	ND	ug/L	EPA 625
1/4/2010	LVW UPGRADIENT	2,4-Dimethylphenol	ND	ug/L	EPA 625
1/4/2010	LVW UPGRADIENT	2,4-Dinitrophenol	ND	ug/L	EPA 625
1/4/2010	LVW UPGRADIENT	2,4-Dinitrotoluene	ND	ug/L	EPA 625
1/4/2010	LVW UPGRADIENT	2,6-Dinitrotoluene	ND	ug/L	EPA 625
1/4/2010	LVW UPGRADIENT	2-Butanone (MEK)	ND	ug/L	EPA 624
1/4/2010	LVW UPGRADIENT	2-Chloronaphthalene	ND	ug/L	EPA 625
1/4/2010	LVW UPGRADIENT	2-Chlorophenol	ND	ug/L	EPA 625
1/4/2010	LVW UPGRADIENT	2-Hexanone	ND	ug/L	EPA 624
1/4/2010	LVW UPGRADIENT	2-Methylnaphthalene	ND	ug/L	EPA 625
1/4/2010	LVW UPGRADIENT	2-Methylphenol	ND	ug/L	EPA 625
1/4/2010	LVW UPGRADIENT	2-Nitroaniline	ND	ug/L	EPA 625
1/4/2010	LVW UPGRADIENT	2-Nitrophenol	ND	ug/L	EPA 625
1/4/2010	LVW UPGRADIENT	3,3-Dichlorobenzidine	ND	ug/L	EPA 625
1/4/2010	LVW UPGRADIENT	3-Nitroaniline	ND	ug/L	EPA 625
1/4/2010	LVW UPGRADIENT	4,4-DDD	ND	ug/L	EPA 608
1/4/2010	LVW UPGRADIENT	4,4-DDE	ND	ug/L	EPA 608
1/4/2010	LVW UPGRADIENT	4,4-DDT	ND	ug/L	EPA 608
1/4/2010	LVW UPGRADIENT	4,6-Dinitro-o-cresol	ND	ug/L	EPA 625
1/4/2010	LVW UPGRADIENT	4-Bromophenylphenylether	ND	ug/L	EPA 625
1/4/2010	LVW UPGRADIENT	4-Chloroaniline	ND	ug/L	EPA 625
1/4/2010	LVW UPGRADIENT	4-Chlorophenylphenylether	ND	ug/L	EPA 625
1/4/2010	LVW UPGRADIENT	4-Methyl-2-Pentanone (MIBK)	ND	ug/L	EPA 624
1/4/2010	LVW UPGRADIENT	4-Methylphenol	ND	ug/L	EPA 625
1/4/2010	LVW UPGRADIENT	4-Nitroaniline	ND	ug/L	EPA 625
1/4/2010	LVW UPGRADIENT	4-Nitrophenol	ND	ug/L	EPA 625
1/4/2010	LVW UPGRADIENT	Acenaphthene	ND	ug/L	EPA 625
1/4/2010	LVW UPGRADIENT	Acenaphthylene	ND	ug/L	EPA 625
1/4/2010	LVW UPGRADIENT	Acetone	ND	ug/L	EPA 624
1/4/2010	LVW UPGRADIENT	Acrolein (Screen)	ND	ug/L	EPA 624
1/4/2010	LVW UPGRADIENT	Acrylonitrile (Screen)	ND	ug/L	EPA 624
1/4/2010	LVW UPGRADIENT	Aldrin	ND	ug/L	EPA 608
1/4/2010	LVW UPGRADIENT	Alpha, Gross	ND	pCi/L	EPA 900.0
1/4/2010	LVW UPGRADIENT	Alpha, Two Sigma Error	3.7	pCi/L	EPA 900.0
1/4/2010	LVW UPGRADIENT	alpha-BHC	ND	ug/L	EPA 608
1/4/2010	LVW UPGRADIENT	alpha-Chlordane	ND	ug/L	EPA 608
1/4/2010	LVW UPGRADIENT	Ammonia Nitrogen	0.74	mg/L	EPA 350.1
1/4/2010	LVW UPGRADIENT	Aniline	ND	ug/L	EPA 625
1/4/2010	LVW UPGRADIENT	Anthracene	ND	ug/L	EPA 625
1/4/2010	LVW UPGRADIENT	Antimony Total ICAP/MS	ND	ug/L	EPA 200.8
1/4/2010	LVW UPGRADIENT	Apparent Color	15	ACU	SM 2120B
1/4/2010	LVW UPGRADIENT	Atrazine	ND	ug/L	EPA 525.2
1/4/2010	LVW UPGRADIENT	Barium Total ICAP/MS	49	ug/L	EPA 200.8



NPDES Permit NV0023060 - 1st Q 10 - Wash Upgradient

<u>Sample Date</u>	<u>Sample ID</u>	<u>Analyte</u>	<u>Result</u>	<u>UNITS</u>	<u>Method</u>
1/4/2010	LWW UPGRADIENT	Benzene	ND	ug/L	EPA 624
1/4/2010	LWW UPGRADIENT	Benzidine	ND	ug/L	EPA 625
1/4/2010	LWW UPGRADIENT	Benzo(a)anthracene	ND	ug/L	EPA 625
1/4/2010	LWW UPGRADIENT	Benzo(a)pyrene	ND	ug/L	EPA 525.2
1/4/2010	LWW UPGRADIENT	Benzo(a)pyrene	ND	ug/L	EPA 625
1/4/2010	LWW UPGRADIENT	Benzo(b)fluoranthene	ND	ug/L	EPA 625
1/4/2010	LWW UPGRADIENT	Benzo(g,h,i)perylene	ND	ug/L	EPA 625
1/4/2010	LWW UPGRADIENT	Benzo(k)fluoranthene	ND	ug/L	EPA 625
1/4/2010	LWW UPGRADIENT	Benzoic Acid	ND	ug/L	EPA 625
1/4/2010	LWW UPGRADIENT	Benzyl Alcohol	ND	ug/L	EPA 625
1/4/2010	LWW UPGRADIENT	beta-BHC	ND	ug/L	EPA 608
1/4/2010	LWW UPGRADIENT	Biochemical Oxygen Demand,Totl	ND	mg/L	SM5210B 405.1
1/4/2010	LWW UPGRADIENT	bis(2-Chloroethoxy)methane	ND	ug/L	EPA 625
1/4/2010	LWW UPGRADIENT	bis(2-Chloroethyl)ether	ND	ug/L	EPA 625
1/4/2010	LWW UPGRADIENT	bis(2-Chloroisopropyl)ether	ND	ug/L	EPA 625
1/4/2010	LWW UPGRADIENT	Boron Total ICAP	0.61	mg/L	EPA 200.7
1/4/2010	LWW UPGRADIENT	Bromodichloromethane	ND	ug/L	EPA 624
1/4/2010	LWW UPGRADIENT	Bromoform	ND	ug/L	EPA 624
1/4/2010	LWW UPGRADIENT	Bromomethane (Methyl Bromide)	ND	ug/L	EPA 624
1/4/2010	LWW UPGRADIENT	Butylbenzylphthalate	ND	ug/L	EPA 625
1/4/2010	LWW UPGRADIENT	Cadmium Total ICAP/MS	ND	ug/L	EPA 200.8
1/4/2010	LWW UPGRADIENT	Carbon disulfide	ND	ug/L	EPA 624
1/4/2010	LWW UPGRADIENT	Carbon Tetrachloride	ND	ug/L	EPA 624
1/4/2010	LWW UPGRADIENT	Chemical Oxygen Demand (COD)	13	mg/L	EPA 410.4
1/4/2010	LWW UPGRADIENT	Chloride	290	mg/L	EPA 300.0
1/4/2010	LWW UPGRADIENT	Chlorobenzene	ND	ug/L	EPA 624
1/4/2010	LWW UPGRADIENT	Chlorodibromomethane	ND	ug/L	EPA 624
1/4/2010	LWW UPGRADIENT	Chloroethane	ND	ug/L	EPA 624
1/4/2010	LWW UPGRADIENT	Chloroform (Trichloromethane)	0.59	ug/L	EPA 624
1/4/2010	LWW UPGRADIENT	Chloromethane(Methyl Chloride)	ND	ug/L	EPA 624
1/4/2010	LWW UPGRADIENT	Chromium Total ICAP	ND	mg/L	EPA 200.7
1/4/2010	LWW UPGRADIENT	Chrysene	ND	ug/L	EPA 625
1/4/2010	LWW UPGRADIENT	cis-1,2-Dichloroethylene	ND	ug/L	EPA 624
1/4/2010	LWW UPGRADIENT	cis-1,3-Dichloropropene	ND	ug/L	EPA 624
1/4/2010	LWW UPGRADIENT	Dalapon	ND	ug/L	EPA 615
1/4/2010	LWW UPGRADIENT	delta-BHC	ND	ug/L	EPA 608
1/4/2010	LWW UPGRADIENT	Di-(2-Ethylhexyl)adipate	ND	ug/L	EPA 525.2
1/4/2010	LWW UPGRADIENT	Di(2-Ethylhexyl)phthalate	ND	ug/L	EPA 525.2
1/4/2010	LWW UPGRADIENT	Di(2-Ethylhexyl)phthalate	ND	ug/L	EPA 625
1/4/2010	LWW UPGRADIENT	Dibenz(a,h)anthracene	ND	ug/L	EPA 625
1/4/2010	LWW UPGRADIENT	Dibenzofuran	ND	ug/L	EPA 625
1/4/2010	LWW UPGRADIENT	Dicamba	ND	ug/L	EPA 615
1/4/2010	LWW UPGRADIENT	Dichlorodifluoromethane	ND	ug/L	EPA 624
1/4/2010	LWW UPGRADIENT	Dichloromethane	ND	ug/L	EPA 624
1/4/2010	LWW UPGRADIENT	Dichloroprop	ND	ug/L	EPA 615
1/4/2010	LWW UPGRADIENT	Dieldrin	ND	ug/L	EPA 608
1/4/2010	LWW UPGRADIENT	Diethylphthalate	ND	ug/L	EPA 625
1/4/2010	LWW UPGRADIENT	Dimethylphthalate	ND	ug/L	EPA 625
1/4/2010	LWW UPGRADIENT	Di-n-butylphthalate	ND	ug/L	EPA 625
1/4/2010	LWW UPGRADIENT	Di-n-octylphthalate	ND	ug/L	EPA 625
1/4/2010	LWW UPGRADIENT	Dinoseb	ND	ug/L	EPA 615
1/4/2010	LWW UPGRADIENT	Endosulfan I (Alpha)	ND	ug/L	EPA 608
1/4/2010	LWW UPGRADIENT	Endosulfan II (Beta)	ND	ug/L	EPA 608
1/4/2010	LWW UPGRADIENT	Endosulfan Sulfate	ND	ug/L	EPA 608
1/4/2010	LWW UPGRADIENT	Endrin	ND	ug/L	EPA 608
1/4/2010	LWW UPGRADIENT	Endrin Aldehyde	ND	ug/L	EPA 608
1/4/2010	LWW UPGRADIENT	Endrin Ketone	ND	ug/L	EPA 608
1/4/2010	LWW UPGRADIENT	Ethyl benzene	ND	ug/L	EPA 624

NPDES Permit NV0023060 - 1st Q 10 - Wash Upgradient

<u>Sample Date</u>	<u>Sample ID</u>	<u>Analyte</u>	<u>Result</u>	<u>UNITs</u>	<u>Method</u>
1/4/2010	LVW UPGRADIENT	Fluoranthene	ND	ug/L	EPA 625
1/4/2010	LVW UPGRADIENT	Fluorene	ND	ug/L	EPA 625
1/4/2010	LVW UPGRADIENT	Fluoride	0.85	mg/L	SM 4500F-C
1/4/2010	LVW UPGRADIENT	Gamma-BHC	ND	ug/L	EPA 608
1/4/2010	LVW UPGRADIENT	gamma-Chlordane	ND	ug/L	EPA 608
1/4/2010	LVW UPGRADIENT	Heptachlor	ND	ug/L	EPA 608
1/4/2010	LVW UPGRADIENT	Heptachlor Epoxide	ND	ug/L	EPA 608
1/4/2010	LVW UPGRADIENT	Hexachlorobenzene	ND	ug/L	EPA 525.2
1/4/2010	LVW UPGRADIENT	Hexachlorobenzene	ND	ug/L	EPA 625
1/4/2010	LVW UPGRADIENT	Hexachlorobutadiene	ND	ug/L	EPA 625
1/4/2010	LVW UPGRADIENT	Hexachlorocyclopentadiene	ND	ug/L	EPA 525.2
1/4/2010	LVW UPGRADIENT	Hexachlorocyclopentadiene	ND	ug/L	EPA 625
1/4/2010	LVW UPGRADIENT	Hexachloroethane	ND	ug/L	EPA 625
1/4/2010	LVW UPGRADIENT	Hexavalent Chromium Total	ND	mg/L	SM 3500CrB
1/4/2010	LVW UPGRADIENT	Indeno(1,2,3-c,d)pyrene	ND	ug/L	EPA 625
1/4/2010	LVW UPGRADIENT	Iron Total ICAP	0.052	mg/L	EPA 200.7
1/4/2010	LVW UPGRADIENT	Isophorone	ND	ug/L	EPA 625
1/4/2010	LVW UPGRADIENT	Lead Total ICAP/MS	ND	ug/L	EPA 200.8
1/4/2010	LVW UPGRADIENT	m,p-Xylenes	ND	ug/L	EPA 624
1/4/2010	LVW UPGRADIENT	Magnesium Total ICAP	70	mg/L	EPA 200.7
1/4/2010	LVW UPGRADIENT	Manganese Total ICAP	0.033	mg/L	EPA 200.7
1/4/2010	LVW UPGRADIENT	m-Dichlorobenzene (1,3-DCB)	ND	ug/L	EPA 624
1/4/2010	LVW UPGRADIENT	m-Dichlorobenzene (1,3-DCB)	ND	ug/L	EPA 625
1/4/2010	LVW UPGRADIENT	Mercury	ND	ug/L	EPA 245.1
1/4/2010	LVW UPGRADIENT	Methoxychlor	ND	ug/L	EPA 608
1/4/2010	LVW UPGRADIENT	Molinate	ND	ug/L	EPA 525.2
1/4/2010	LVW UPGRADIENT	Naphthalene	ND	ug/L	EPA 625
1/4/2010	LVW UPGRADIENT	Nickel Total ICAP/MS	ND	ug/L	EPA 200.8
1/4/2010	LVW UPGRADIENT	Nitrate as Nitrogen by IC	15	mg/L	EPA 300.0
1/4/2010	LVW UPGRADIENT	Nitrite Nitrogen by IC	ND	mg/L	EPA 300.0
1/4/2010	LVW UPGRADIENT	Nitrobenzene	ND	ug/L	EPA 625
1/4/2010	LVW UPGRADIENT	N-Nitrosodimethylamine	ND	ug/L	EPA 625
1/4/2010	LVW UPGRADIENT	N-Nitrosodi-N-propylamine	ND	ug/L	EPA 625
1/4/2010	LVW UPGRADIENT	N-Nitrosodiphenylamine	ND	ug/L	EPA 625
1/4/2010	LVW UPGRADIENT	o-Dichlorobenzene (1,2-DCB)	ND	ug/L	EPA 624
1/4/2010	LVW UPGRADIENT	o-Dichlorobenzene (1,2-DCB)	ND	ug/L	EPA 625
1/4/2010	LVW UPGRADIENT	Oil and Grease by 1664(subbed)	ND	mg/L	EPA 1664
1/4/2010	LVW UPGRADIENT	o-Xylene	ND	ug/L	EPA 624
1/4/2010	LVW UPGRADIENT	PCB 1016 Aroclor	ND	ug/L	EPA 608
1/4/2010	LVW UPGRADIENT	PCB 1221 Aroclor	ND	ug/L	EPA 608
1/4/2010	LVW UPGRADIENT	PCB 1232 Aroclor	ND	ug/L	EPA 608
1/4/2010	LVW UPGRADIENT	PCB 1242 Aroclor	ND	ug/L	EPA 608
1/4/2010	LVW UPGRADIENT	PCB 1248 Aroclor	ND	ug/L	EPA 608
1/4/2010	LVW UPGRADIENT	PCB 1254 Aroclor	ND	ug/L	EPA 608
1/4/2010	LVW UPGRADIENT	PCB 1260 Aroclor	ND	ug/L	EPA 608
1/4/2010	LVW UPGRADIENT	p-Chloro-m-cresol	ND	ug/L	EPA 625
1/4/2010	LVW UPGRADIENT	p-Dichlorobenzene (1,4-DCB)	ND	ug/L	EPA 624
1/4/2010	LVW UPGRADIENT	p-Dichlorobenzene (1,4-DCB)	ND	ug/L	EPA 625
1/4/2010	LVW UPGRADIENT	Pentachlorophenol	ND	ug/L	EPA 615
1/4/2010	LVW UPGRADIENT	Pentachlorophenol	ND	ug/L	EPA 625
1/4/2010	LVW UPGRADIENT	Perchlorate	24	ug/L	EPA 314.0
1/4/2010	LVW UPGRADIENT	PH (H3=past HT not compliant)	8	Units	SM4500-HB
1/4/2010	LVW UPGRADIENT	Phenanthrene	ND	ug/L	EPA 625
1/4/2010	LVW UPGRADIENT	Phenol	ND	ug/L	EPA 625
1/4/2010	LVW UPGRADIENT	Potassium Total ICAP	23	mg/L	EPA 200.7
1/4/2010	LVW UPGRADIENT	Pyrene	ND	ug/L	EPA 625
1/4/2010	LVW UPGRADIENT	Simazine	ND	ug/L	EPA 525.2
1/4/2010	LVW UPGRADIENT	Sodium Total ICAP	240	mg/L	EPA 200.7

**NPDES Permit NV0023060 - 1st Q 10 - Wash Upgradient**

<u>Sample Date</u>	<u>Sample ID</u>	<u>Analyte</u>	<u>Result</u>	<u>UNITs</u>	<u>Method</u>
1/4/2010	LVW UPGRADIENT	Strontium Total ICAP	2.5	mg/L	EPA 200.7
1/4/2010	LVW UPGRADIENT	Styrene	ND	ug/L	EPA 624
1/4/2010	LVW UPGRADIENT	Sulfate	600	mg/L	EPA 300.0
1/4/2010	LVW UPGRADIENT	Sulfide,Total	ND	mg/L	SM4500SD/376.2
1/4/2010	LVW UPGRADIENT	Surfactants	0.11	mg/L	SM 5540C/EPA 425.1
1/4/2010	LVW UPGRADIENT	Tetrachloroethylene (PCE)	ND	ug/L	EPA 624
1/4/2010	LVW UPGRADIENT	Tetrahydrofuran	ND	ug/L	EPA 624
1/4/2010	LVW UPGRADIENT	Thallium Total ICAP/MS	ND	ug/L	EPA 200.8
1/4/2010	LVW UPGRADIENT	Thiobencarb (ELAP)	ND	ug/L	EPA 525.2
1/4/2010	LVW UPGRADIENT	Toluene	ND	ug/L	EPA 624
1/4/2010	LVW UPGRADIENT	Total Dissolved Solids (TDS)	1500	mg/L	E160.1/SM2540C
1/4/2010	LVW UPGRADIENT	Total Inorganic Nitrogen-Calc	4.8	mg/L	EPA 300.0
1/4/2010	LVW UPGRADIENT	Total Organic Carbon	5.3	mg/L	SM5310C/E415.3
1/4/2010	LVW UPGRADIENT	Total phosphorus as P	0.057	mg/L	SM4500-PE/EPA 365.1
1/4/2010	LVW UPGRADIENT	Total Suspended Solids (TSS)	ND	mg/L	SM 2540D
1/4/2010	LVW UPGRADIENT	Toxaphene	ND	ug/L	EPA 608
1/4/2010	LVW UPGRADIENT	trans-1,2-Dichloroethylene	ND	ug/L	EPA 624
1/4/2010	LVW UPGRADIENT	trans-1,3-Dichloropropene	ND	ug/L	EPA 624
1/4/2010	LVW UPGRADIENT	Trichloroethylene (TCE)	ND	ug/L	EPA 624
1/4/2010	LVW UPGRADIENT	Trichlorofluoromethane	ND	ug/L	EPA 624
1/4/2010	LVW UPGRADIENT	Vanadium Total ICAP/MS	5.6	ug/L	EPA 200.8
1/4/2010	LVW UPGRADIENT	Vinyl Acetate	ND	ug/L	EPA 624
1/4/2010	LVW UPGRADIENT	Vinyl chloride (VC)	ND	ug/L	EPA 624
1/4/2010	LVW UPGRADIENT	Zinc Total ICAP/MS	28	ug/L	EPA 200.8
1/5/2010	LVW UPGRADIENT	Arsenic III	2.8	ug/L	EPA 200.8
1/5/2010	LVW UPGRADIENT	Arsenic Total ICAP/MS	7.4	ug/L	EPA 200.8
1/5/2010	LVW UPGRADIENT	Arsenic Total ICAP/MS	7	ug/L	EPA 200.8
1/5/2010	LVW UPGRADIENT	Arsenic V	4.5	ug/L	EPA 200.8
1/5/2010	LVW UPGRADIENT	Beryllium Total ICAP/MS	ND	ug/L	EPA 200.8
1/5/2010	LVW UPGRADIENT	Chlorate by IC	43	ug/L	EPA 300.0
1/5/2010	LVW UPGRADIENT	Selenium Total ICAP/MS	ND	ug/L	EPA 200.8
1/20/2010	LVW UPGRADIENT	Alpha, Gross	5.2	pCi/L	EPA 900.0
1/20/2010	LVW UPGRADIENT	Alpha, Two Sigma Error	3.3	pCi/L	EPA 900.0
1/20/2010	LVW UPGRADIENT	Ammonia Nitrogen	0.47	mg/L	EPA 350.1
1/20/2010	LVW UPGRADIENT	Nitrate as Nitrogen by IC	6.3	mg/L	EPA 300.0
1/20/2010	LVW UPGRADIENT	Nitrite Nitrogen by IC	ND	mg/L	EPA 300.0
1/20/2010	LVW UPGRADIENT	Perchlorate	19	ug/L	EPA 314.0
1/20/2010	LVW UPGRADIENT	Total Inorganic Nitrogen-Calc	6.8	mg/L	EPA 300.0
2/1/2010	LVW UPGRADIENT	Alpha, Gross	ND	pCi/L	EPA 900.0
2/1/2010	LVW UPGRADIENT	Alpha, Two Sigma Error	3.6	pCi/L	EPA 900.0
2/1/2010	LVW UPGRADIENT	Ammonia Nitrogen	0.76	mg/L	EPA 350.1
2/1/2010	LVW UPGRADIENT	Nitrate as Nitrogen by IC	14	mg/L	EPA 300.0
2/1/2010	LVW UPGRADIENT	Nitrite Nitrogen by IC	ND	mg/L	EPA 300.0
2/1/2010	LVW UPGRADIENT	Perchlorate	36	ug/L	EPA 314.0
2/1/2010	LVW UPGRADIENT	Total Inorganic Nitrogen-Calc	14	mg/L	EPA 300.0
2/15/2010	LVW UPGRADIENT	Alpha, Gross	ND	pCi/L	EPA 900.0
2/15/2010	LVW UPGRADIENT	Alpha, Two Sigma Error	3.8	pCi/L	EPA 900.0
2/15/2010	LVW UPGRADIENT	Ammonia Nitrogen	0.49	mg/L	EPA 350.1
2/15/2010	LVW UPGRADIENT	Nitrate as Nitrogen by IC	16	mg/L	EPA 300.0
2/15/2010	LVW UPGRADIENT	Nitrite Nitrogen by IC	ND	mg/L	EPA 300.0
2/15/2010	LVW UPGRADIENT	Perchlorate	28	ug/L	EPA 314.0
2/15/2010	LVW UPGRADIENT	Total Inorganic Nitrogen-Calc	17	mg/L	EPA 300.0
3/1/2010	LVW UPGRADIENT	Alpha, Gross	ND	pCi/L	EPA 900.0
3/1/2010	LVW UPGRADIENT	Alpha, Two Sigma Error	3.6	pCi/L	EPA 900.0
3/1/2010	LVW UPGRADIENT	Ammonia Nitrogen	0.11	mg/L	EPA 350.1
3/1/2010	LVW UPGRADIENT	Nitrate as Nitrogen by IC	16	mg/L	EPA 300.0
3/1/2010	LVW UPGRADIENT	Nitrite Nitrogen by IC	ND	mg/L	EPA 300.0
3/1/2010	LVW UPGRADIENT	Perchlorate	34	ug/L	EPA 314.0

**NPDES Permit NV0023060 - 1st Q 10 - Wash Upgradient**

<u>Sample Date</u>	<u>Sample ID</u>	<u>Analyte</u>	<u>Result</u>	<u>UNITs</u>	<u>Method</u>
3/1/2010	LVW UPGRADIENT	Total Inorganic Nitrogen-Calc	16	mg/L	EPA 300.0
3/15/2010	LVW UPGRADIENT	Alpha, Gross	8.9	pCi/L	EPA 900.0
3/15/2010	LVW UPGRADIENT	Alpha, Two Sigma Error	4.4	pCi/L	EPA 900.0
3/15/2010	LVW UPGRADIENT	Ammonia Nitrogen	0.33	mg/L	EPA 350.1
3/15/2010	LVW UPGRADIENT	Nitrate as Nitrogen by IC	16	mg/L	EPA 300.0
3/15/2010	LVW UPGRADIENT	Nitrite Nitrogen by IC	ND	mg/L	EPA 300.0
3/15/2010	LVW UPGRADIENT	Perchlorate	43	ug/L	EPA 314.0
3/15/2010	LVW UPGRADIENT	Total Inorganic Nitrogen-Calc	16	mg/L	EPA 300.0

NPDES Prmit NV0023060 - 1st Q 10 - Wash LVW 6.05 Analytical Summary

<u>Sample Date</u>	<u>Sample ID</u>	<u>Analyte</u>	<u>Result</u>	<u>UNITs</u>	<u>Method</u>
1/4/2010	LVW 6.05	1,1,1-Trichloroethane	ND	ug/L	EPA 624
1/4/2010	LVW 6.05	1,1,2,2-Tetrachloroethane	ND	ug/L	EPA 624
1/4/2010	LVW 6.05	1,1,2-Trichloroethane	ND	ug/L	EPA 624
1/4/2010	LVW 6.05	1,1-Dichloroethane	ND	ug/L	EPA 624
1/4/2010	LVW 6.05	1,1-Dichloroethylene	ND	ug/L	EPA 624
1/4/2010	LVW 6.05	1,2,4-Trichlorobenzene	ND	ug/L	EPA 625
1/4/2010	LVW 6.05	1,2-Dichloroethane	ND	ug/L	EPA 624
1/4/2010	LVW 6.05	1,2-Dichloropropane	ND	ug/L	EPA 624
1/4/2010	LVW 6.05	1,2-Diphenylhydrazine	ND	ug/L	EPA 625
1/4/2010	LVW 6.05	2,4,5-T	ND	ug/L	EPA 615
1/4/2010	LVW 6.05	2,4,5-TP (Silvex)	ND	ug/L	EPA 615
1/4/2010	LVW 6.05	2,4,5-Trichlorophenol	ND	ug/L	EPA 625
1/4/2010	LVW 6.05	2,4,6-Trichlorophenol	ND	ug/L	EPA 625
1/4/2010	LVW 6.05	2,4-D	ND	ug/L	EPA 615
1/4/2010	LVW 6.05	2,4-DB	ND	ug/L	EPA 615
1/4/2010	LVW 6.05	2,4-Dichlorophenol	ND	ug/L	EPA 625
1/4/2010	LVW 6.05	2,4-Dimethylphenol	ND	ug/L	EPA 625
1/4/2010	LVW 6.05	2,4-Dinitrophenol	ND	ug/L	EPA 625
1/4/2010	LVW 6.05	2,4-Dinitrotoluene	ND	ug/L	EPA 625
1/4/2010	LVW 6.05	2,6-Dinitrotoluene	ND	ug/L	EPA 625
1/4/2010	LVW 6.05	2-Butanone (MEK)	ND	ug/L	EPA 624
1/4/2010	LVW 6.05	2-Chloronaphthalene	ND	ug/L	EPA 625
1/4/2010	LVW 6.05	2-Chlorophenol	ND	ug/L	EPA 625
1/4/2010	LVW 6.05	2-Hexanone	ND	ug/L	EPA 624
1/4/2010	LVW 6.05	2-Methylnaphthalene	ND	ug/L	EPA 625
1/4/2010	LVW 6.05	2-Methylphenol	ND	ug/L	EPA 625
1/4/2010	LVW 6.05	2-Nitroaniline	ND	ug/L	EPA 625
1/4/2010	LVW 6.05	2-Nitrophenol	ND	ug/L	EPA 625
1/4/2010	LVW 6.05	3,3-Dichlorobenzidine	ND	ug/L	EPA 625
1/4/2010	LVW 6.05	3-Nitroaniline	ND	ug/L	EPA 625
1/4/2010	LVW 6.05	4,4-DDD	ND	ug/L	EPA 608
1/4/2010	LVW 6.05	4,4-DDE	ND	ug/L	EPA 608
1/4/2010	LVW 6.05	4,4-DDT	ND	ug/L	EPA 608
1/4/2010	LVW 6.05	4,6-Dinitro-o-cresol	ND	ug/L	EPA 625
1/4/2010	LVW 6.05	4-Bromophenylphenylether	ND	ug/L	EPA 625
1/4/2010	LVW 6.05	4-Chloroaniline	ND	ug/L	EPA 625
1/4/2010	LVW 6.05	4-Chlorophenylphenylether	ND	ug/L	EPA 625
1/4/2010	LVW 6.05	4-Methyl-2-Pentanone (MIBK)	ND	ug/L	EPA 624
1/4/2010	LVW 6.05	4-Methylphenol	ND	ug/L	EPA 625
1/4/2010	LVW 6.05	4-Nitroaniline	ND	ug/L	EPA 625
1/4/2010	LVW 6.05	4-Nitrophenol	ND	ug/L	EPA 625
1/4/2010	LVW 6.05	Acenaphthene	ND	ug/L	EPA 625
1/4/2010	LVW 6.05	Acenaphthylene	ND	ug/L	EPA 625
1/4/2010	LVW 6.05	Acetone	ND	ug/L	EPA 624
1/4/2010	LVW 6.05	Acrolein (Screen)	ND	ug/L	EPA 624
1/4/2010	LVW 6.05	Acrylonitrile (Screen)	ND	ug/L	EPA 624
1/4/2010	LVW 6.05	Aldrin	ND	ug/L	EPA 608
1/4/2010	LVW 6.05	Alpha, Gross	ND	pCi/L	EPA 900.0
1/4/2010	LVW 6.05	Alpha, Two Sigma Error	3.4	pCi/L	EPA 900.0
1/4/2010	LVW 6.05	alpha-BHC	ND	ug/L	EPA 608
1/4/2010	LVW 6.05	alpha-Chlordane	ND	ug/L	EPA 608
1/4/2010	LVW 6.05	Ammonia Nitrogen	0.73	mg/L	EPA 350.1
1/4/2010	LVW 6.05	Aniline	ND	ug/L	EPA 625
1/4/2010	LVW 6.05	Anthracene	ND	ug/L	EPA 625
1/4/2010	LVW 6.05	Antimony Total ICAP/MS	ND	ug/L	EPA 200.8
1/4/2010	LVW 6.05	Apparent Color	20	ACU	SM 2120B
1/4/2010	LVW 6.05	Arsenic Total ICAP/MS	7.5	ug/L	EPA 200.8
1/4/2010	LVW 6.05	Atrazine	ND	ug/L	EPA 525.2

**NPDES Prmit NV0023060 - 1st Q 10 - Wash LVW 6.05 Analytical Summary**

<u>Sample Date</u>	<u>Sample ID</u>	<u>Analyte</u>	<u>Result</u>	<u>UNITs</u>	<u>Method</u>
1/4/2010	LVW 6.05	Barium Total ICAP/MS	55	ug/L	EPA 200.8
1/4/2010	LVW 6.05	Benzene	ND	ug/L	EPA 624
1/4/2010	LVW 6.05	Benzidine	ND	ug/L	EPA 625
1/4/2010	LVW 6.05	Benzo(a)anthracene	ND	ug/L	EPA 625
1/4/2010	LVW 6.05	Benzo(a)pyrene	ND	ug/L	EPA 525.2
1/4/2010	LVW 6.05	Benzo(a)pyrene	ND	ug/L	EPA 625
1/4/2010	LVW 6.05	Benzo(b)fluoranthene	ND	ug/L	EPA 625
1/4/2010	LVW 6.05	Benzo(g,h,i)perylene	ND	ug/L	EPA 625
1/4/2010	LVW 6.05	Benzo(k)fluoranthene	ND	ug/L	EPA 625
1/4/2010	LVW 6.05	Benzoic Acid	ND	ug/L	EPA 625
1/4/2010	LVW 6.05	Benzyl Alcohol	ND	ug/L	EPA 625
1/4/2010	LVW 6.05	beta-BHC	ND	ug/L	EPA 608
1/4/2010	LVW 6.05	Biochemical Oxygen Demand,Totl	ND	mg/L	SM5210B 405.1
1/4/2010	LVW 6.05	bis(2-Chloroethoxy)methane	ND	ug/L	EPA 625
1/4/2010	LVW 6.05	bis(2-Chloroethyl)ether	ND	ug/L	EPA 625
1/4/2010	LVW 6.05	bis(2-Chloroisopropyl)ether	ND	ug/L	EPA 625
1/4/2010	LVW 6.05	Boron Total ICAP	0.61	mg/L	EPA 200.7
1/4/2010	LVW 6.05	Bromodichloromethane	0.55	ug/L	EPA 624
1/4/2010	LVW 6.05	Bromoform	ND	ug/L	EPA 624
1/4/2010	LVW 6.05	Bromomethane (Methyl Bromide)	ND	ug/L	EPA 624
1/4/2010	LVW 6.05	Butylbenzylphthalate	ND	ug/L	EPA 625
1/4/2010	LVW 6.05	Cadmium Total ICAP/MS	ND	ug/L	EPA 200.8
1/4/2010	LVW 6.05	Carbon disulfide	ND	ug/L	EPA 624
1/4/2010	LVW 6.05	Carbon Tetrachloride	ND	ug/L	EPA 624
1/4/2010	LVW 6.05	Chemical Oxygen Demand (COD)	15	mg/L	EPA 410.4
1/4/2010	LVW 6.05	Chlorate by IC	280	ug/L	EPA 300.0
1/4/2010	LVW 6.05	Chloride	330	mg/L	EPA 300.0
1/4/2010	LVW 6.05	Chlorobenzene	ND	ug/L	EPA 624
1/4/2010	LVW 6.05	Chlorodibromomethane	ND	ug/L	EPA 624
1/4/2010	LVW 6.05	Chloroethane	ND	ug/L	EPA 624
1/4/2010	LVW 6.05	Chloroform (Trichloromethane)	1.1	ug/L	EPA 624
1/4/2010	LVW 6.05	Chloromethane(Methyl Chloride)	ND	ug/L	EPA 624
1/4/2010	LVW 6.05	Chromium Total ICAP	ND	mg/L	EPA 200.7
1/4/2010	LVW 6.05	Chrysene	ND	ug/L	EPA 625
1/4/2010	LVW 6.05	cis-1,2-Dichloroethylene	ND	ug/L	EPA 624
1/4/2010	LVW 6.05	cis-1,3-Dichloropropene	ND	ug/L	EPA 624
1/4/2010	LVW 6.05	Dalapon	ND	ug/L	EPA 615
1/4/2010	LVW 6.05	delta-BHC	ND	ug/L	EPA 608
1/4/2010	LVW 6.05	Di-(2-Ethylhexyl)adipate	ND	ug/L	EPA 525.2
1/4/2010	LVW 6.05	Di(2-Ethylhexyl)phthalate	ND	ug/L	EPA 525.2
1/4/2010	LVW 6.05	Di(2-Ethylhexyl)phthalate	ND	ug/L	EPA 625
1/4/2010	LVW 6.05	Dibenz(a,h)anthracene	ND	ug/L	EPA 625
1/4/2010	LVW 6.05	Dibenzofuran	ND	ug/L	EPA 625
1/4/2010	LVW 6.05	Dicamba	ND	ug/L	EPA 615
1/4/2010	LVW 6.05	Dichlorodifluoromethane	ND	ug/L	EPA 624
1/4/2010	LVW 6.05	Dichloromethane	ND	ug/L	EPA 624
1/4/2010	LVW 6.05	Dichlorprop	ND	ug/L	EPA 615
1/4/2010	LVW 6.05	Dieldrin	ND	ug/L	EPA 608
1/4/2010	LVW 6.05	Diethylphthalate	ND	ug/L	EPA 625
1/4/2010	LVW 6.05	Dimethylphthalate	ND	ug/L	EPA 625
1/4/2010	LVW 6.05	Di-n-butylphthalate	ND	ug/L	EPA 625
1/4/2010	LVW 6.05	Di-n-octylphthalate	ND	ug/L	EPA 625
1/4/2010	LVW 6.05	Dinoseb	ND	ug/L	EPA 615
1/4/2010	LVW 6.05	Endosulfan I (Alpha)	ND	ug/L	EPA 608
1/4/2010	LVW 6.05	Endosulfan II (Beta)	ND	ug/L	EPA 608
1/4/2010	LVW 6.05	Endosulfan Sulfate	ND	ug/L	EPA 608
1/4/2010	LVW 6.05	Endrin	ND	ug/L	EPA 608
1/4/2010	LVW 6.05	Endrin Aldehyde	ND	ug/L	EPA 608

NPDES Prmit NV0023060 - 1st Q 10 - Wash LVW 6.05 Analytical Summary

<u>Sample Date</u>	<u>Sample ID</u>	<u>Analyte</u>	<u>Result</u>	<u>UNITs</u>	<u>Method</u>
1/4/2010	LVW 6.05	Endrin Ketone	ND	ug/L	EPA 608
1/4/2010	LVW 6.05	Ethyl benzene	ND	ug/L	EPA 624
1/4/2010	LVW 6.05	Fluoranthene	ND	ug/L	EPA 625
1/4/2010	LVW 6.05	Fluorene	ND	ug/L	EPA 625
1/4/2010	LVW 6.05	Fluoride	0.8	mg/L	SM 4500F-C
1/4/2010	LVW 6.05	Gamma-BHC	ND	ug/L	EPA 608
1/4/2010	LVW 6.05	gamma-Chlordane	ND	ug/L	EPA 608
1/4/2010	LVW 6.05	Heptachlor	ND	ug/L	EPA 608
1/4/2010	LVW 6.05	Heptachlor Epoxide	ND	ug/L	EPA 608
1/4/2010	LVW 6.05	Hexachlorobenzene	ND	ug/L	EPA 525.2
1/4/2010	LVW 6.05	Hexachlorobenzene	ND	ug/L	EPA 625
1/4/2010	LVW 6.05	Hexachlorobutadiene	ND	ug/L	EPA 625
1/4/2010	LVW 6.05	Hexachlorocyclopentadiene	ND	ug/L	EPA 525.2
1/4/2010	LVW 6.05	Hexachlorocyclopentadiene	ND	ug/L	EPA 625
1/4/2010	LVW 6.05	Hexachloroethane	ND	ug/L	EPA 625
1/4/2010	LVW 6.05	Hexavalent Chromium Total	ND	mg/L	SM 3500CrB
1/4/2010	LVW 6.05	Indeno(1,2,3-c,d)pyrene	ND	ug/L	EPA 625
1/4/2010	LVW 6.05	Iron Total ICAP	0.13	mg/L	EPA 200.7
1/4/2010	LVW 6.05	Isophorone	ND	ug/L	EPA 625
1/4/2010	LVW 6.05	Lead Total ICAP/MS	ND	ug/L	EPA 200.8
1/4/2010	LVW 6.05	m,p-Xylenes	ND	ug/L	EPA 624
1/4/2010	LVW 6.05	Magnesium Total ICAP	64	mg/L	EPA 200.7
1/4/2010	LVW 6.05	Manganese Total ICAP	0.046	mg/L	EPA 200.7
1/4/2010	LVW 6.05	m-Dichlorobenzene (1,3-DCB)	ND	ug/L	EPA 624
1/4/2010	LVW 6.05	m-Dichlorobenzene (1,3-DCB)	ND	ug/L	EPA 625
1/4/2010	LVW 6.05	Mercury	ND	ug/L	EPA 245.1
1/4/2010	LVW 6.05	Methoxychlor	ND	ug/L	EPA 608
1/4/2010	LVW 6.05	Molinate	ND	ug/L	EPA 525.2
1/4/2010	LVW 6.05	Naphthalene	ND	ug/L	EPA 625
1/4/2010	LVW 6.05	Nickel Total ICAP/MS	7.1	ug/L	EPA 200.8
1/4/2010	LVW 6.05	Nitrate as Nitrogen by IC	14	mg/L	EPA 300.0
1/4/2010	LVW 6.05	Nitrite Nitrogen by IC	ND	mg/L	EPA 300.0
1/4/2010	LVW 6.05	Nitrobenzene	ND	ug/L	EPA 625
1/4/2010	LVW 6.05	N-Nitrosodimethylamine	ND	ug/L	EPA 625
1/4/2010	LVW 6.05	N-Nitrosodi-N-propylamine	ND	ug/L	EPA 625
1/4/2010	LVW 6.05	N-Nitrosodiphenylamine	ND	ug/L	EPA 625
1/4/2010	LVW 6.05	o-Dichlorobenzene (1,2-DCB)	ND	ug/L	EPA 624
1/4/2010	LVW 6.05	o-Dichlorobenzene (1,2-DCB)	ND	ug/L	EPA 625
1/4/2010	LVW 6.05	Oil and Grease by 1664(subbed)	ND	mg/L	EPA 1664
1/4/2010	LVW 6.05	o-Xylene	ND	ug/L	EPA 624
1/4/2010	LVW 6.05	PCB 1016 Aroclor	ND	ug/L	EPA 608
1/4/2010	LVW 6.05	PCB 1221 Aroclor	ND	ug/L	EPA 608
1/4/2010	LVW 6.05	PCB 1232 Aroclor	ND	ug/L	EPA 608
1/4/2010	LVW 6.05	PCB 1242 Aroclor	ND	ug/L	EPA 608
1/4/2010	LVW 6.05	PCB 1248 Aroclor	ND	ug/L	EPA 608
1/4/2010	LVW 6.05	PCB 1254 Aroclor	ND	ug/L	EPA 608
1/4/2010	LVW 6.05	PCB 1260 Aroclor	ND	ug/L	EPA 608
1/4/2010	LVW 6.05	p-Chloro-m-cresol	ND	ug/L	EPA 625
1/4/2010	LVW 6.05	p-Dichlorobenzene (1,4-DCB)	ND	ug/L	EPA 624
1/4/2010	LVW 6.05	p-Dichlorobenzene (1,4-DCB)	ND	ug/L	EPA 625
1/4/2010	LVW 6.05	Pentachlorophenol	ND	ug/L	EPA 615
1/4/2010	LVW 6.05	Pentachlorophenol	ND	ug/L	EPA 625
1/4/2010	LVW 6.05	Perchlorate	31	ug/L	EPA 314.0
1/4/2010	LVW 6.05	PH (H3=past HT not compliant)	7.9	Units	SM4500-HB
1/4/2010	LVW 6.05	Phenanthrene	ND	ug/L	EPA 625
1/4/2010	LVW 6.05	Phenol	ND	ug/L	EPA 625
1/4/2010	LVW 6.05	Potassium Total ICAP	22	mg/L	EPA 200.7
1/4/2010	LVW 6.05	Pyrene	ND	ug/L	EPA 625

**NPDES Prmit NV0023060 - 1st Q 10 - Wash LVW 6.05 Analytical Summary**

<u>Sample Date</u>	<u>Sample ID</u>	<u>Analyte</u>	<u>Result</u>	<u>UNITS</u>	<u>Method</u>
1/4/2010	LVW 6.05	Selenium Total ICAP/MS	5.1	ug/L	EPA 200.8
1/4/2010	LVW 6.05	Simazine	ND	ug/L	EPA 525.2
1/4/2010	LVW 6.05	Sodium Total ICAP	250	mg/L	EPA 200.7
1/4/2010	LVW 6.05	Strontium Total ICAP	2.4	mg/L	EPA 200.7
1/4/2010	LVW 6.05	Styrene	ND	ug/L	EPA 624
1/4/2010	LVW 6.05	Sulfate	570	mg/L	EPA 300.0
1/4/2010	LVW 6.05	Sulfide, Total	ND	mg/L	SM4500SD/376.2
1/4/2010	LVW 6.05	Surfactants	0.11	mg/L	SM 5540C/EPA 425.1
1/4/2010	LVW 6.05	Tetrachloroethylene (PCE)	ND	ug/L	EPA 624
1/4/2010	LVW 6.05	Tetrahydrofuran	ND	ug/L	EPA 624
1/4/2010	LVW 6.05	Thallium Total ICAP/MS	ND	ug/L	EPA 200.8
1/4/2010	LVW 6.05	Thiobencarb (ELAP)	ND	ug/L	EPA 525.2
1/4/2010	LVW 6.05	Toluene	ND	ug/L	EPA 624
1/4/2010	LVW 6.05	Total Dissolved Solids (TDS)	1500	mg/L	E160.1/SM2540C
1/4/2010	LVW 6.05	Total Inorganic Nitrogen-Calc	15	mg/L	EPA 300.0
1/4/2010	LVW 6.05	Total Organic Carbon	5.5	mg/L	SM5310C/E415.3
1/4/2010	LVW 6.05	Total phosphorus as P	0.07	mg/L	SM4500-PE/EPA 365.1
1/4/2010	LVW 6.05	Total Suspended Solids (TSS)	ND	mg/L	SM 2540D
1/4/2010	LVW 6.05	Toxaphene	ND	ug/L	EPA 608
1/4/2010	LVW 6.05	trans-1,2-Dichloroethylene	ND	ug/L	EPA 624
1/4/2010	LVW 6.05	trans-1,3-Dichloropropene	ND	ug/L	EPA 624
1/4/2010	LVW 6.05	Trichloroethylene (TCE)	ND	ug/L	EPA 624
1/4/2010	LVW 6.05	Trichlorofluoromethane	ND	ug/L	EPA 624
1/4/2010	LVW 6.05	Vanadium Total ICAP/MS	4.3	ug/L	EPA 200.8
1/4/2010	LVW 6.05	Vinyl Acetate	ND	ug/L	EPA 624
1/4/2010	LVW 6.05	Vinyl chloride (VC)	ND	ug/L	EPA 624
1/4/2010	LVW 6.05	Zinc Total ICAP/MS	50	ug/L	EPA 200.8
1/5/2010	LVW 6.05	Arsenic III	2.8	ug/L	EPA 200.8
1/5/2010	LVW 6.05	Arsenic Total ICAP/MS	7.1	ug/L	EPA 200.8
1/5/2010	LVW 6.05	Arsenic V	4.4	ug/L	EPA 200.8
1/5/2010	LVW 6.05	Beryllium Total ICAP/MS	ND	ug/L	EPA 200.8
1/20/2010	LVW 6.05	Alpha, Gross	3.4	pCi/L	EPA 900.0
1/20/2010	LVW 6.05	Alpha, Two Sigma Error	2.6	pCi/L	EPA 900.0
1/20/2010	LVW 6.05	Ammonia Nitrogen	0.4	mg/L	EPA 350.1
1/20/2010	LVW 6.05	Nitrate as Nitrogen by IC	6.9	mg/L	EPA 300.0
1/20/2010	LVW 6.05	Nitrite Nitrogen by IC	ND	mg/L	EPA 300.0
1/20/2010	LVW 6.05	Perchlorate	17	ug/L	EPA 314.0
1/20/2010	LVW 6.05	Total Inorganic Nitrogen-Calc	7.3	mg/L	EPA 300.0
2/1/2010	LVW 6.05	Alpha, Gross	ND	pCi/L	EPA 900.0
2/1/2010	LVW 6.05	Alpha, Two Sigma Error	3.4	pCi/L	EPA 900.0
2/1/2010	LVW 6.05	Ammonia Nitrogen	0.68	mg/L	EPA 350.1
2/1/2010	LVW 6.05	Nitrate as Nitrogen by IC	13	mg/L	EPA 300.0
2/1/2010	LVW 6.05	Nitrite Nitrogen by IC	ND	mg/L	EPA 300.0
2/1/2010	LVW 6.05	Perchlorate	33	ug/L	EPA 314.0
2/1/2010	LVW 6.05	Total Inorganic Nitrogen-Calc	14	mg/L	EPA 300.0
2/17/2010	LVW 6.05	Alpha, Gross	ND	pCi/L	EPA 900.0
2/17/2010	LVW 6.05	Alpha, Two Sigma Error	4.4	pCi/L	EPA 900.0
2/17/2010	LVW 6.05	Ammonia Nitrogen	0.44	mg/L	EPA 350.1
2/17/2010	LVW 6.05	Nitrate as Nitrogen by IC	14	mg/L	EPA 300.0
2/17/2010	LVW 6.05	Nitrite Nitrogen by IC	ND	mg/L	EPA 300.0
2/17/2010	LVW 6.05	Perchlorate	35	ug/L	EPA 314.0
2/17/2010	LVW 6.05	Total Inorganic Nitrogen-Calc	15	mg/L	EPA 300.0
3/1/2010	LVW 6.05	Alpha, Gross	ND	pCi/L	EPA 900.0
3/1/2010	LVW 6.05	Alpha, Two Sigma Error	4	pCi/L	EPA 900.0
3/1/2010	LVW 6.05	Ammonia Nitrogen	0.13	mg/L	EPA 350.1
3/1/2010	LVW 6.05	Nitrate as Nitrogen by IC	16	mg/L	EPA 300.0
3/1/2010	LVW 6.05	Nitrite Nitrogen by IC	ND	mg/L	EPA 300.0
3/1/2010	LVW 6.05	Perchlorate	30	ug/L	EPA 314.0



**NPDES Prmit NV0023060 - 1st Q 10 - Wash LVW 6.05 Analytical Summary**

<u>Sample Date</u>	<u>Sample ID</u>	<u>Analyte</u>	<u>Result</u>	<u>UNITs</u>	<u>Method</u>
3/1/2010	LVW 6.05	Total Inorganic Nitrogen-Calc	16	mg/L	EPA 300.0
3/15/2010	LVW 6.05	Alpha, Gross	ND	pCi/L	EPA 900.0
3/15/2010	LVW 6.05	Alpha, Two Sigma Error	4	pCi/L	EPA 900.0
3/15/2010	LVW 6.05	Ammonia Nitrogen	0.35	mg/L	EPA 350.1
3/15/2010	LVW 6.05	Nitrate as Nitrogen by IC	15	mg/L	EPA 300.0
3/15/2010	LVW 6.05	Nitrite Nitrogen by IC	ND	mg/L	EPA 300.0
3/15/2010	LVW 6.05	Perchlorate	43	ug/L	EPA 314.0
3/15/2010	LVW 6.05	Total Inorganic Nitrogen-Calc	16	mg/L	EPA 300.0

**NPDES Permit NV0023060 - 1st Q 10 - Wash LVW 5.5 Analytical Summary**

<u>Sample Date</u>	<u>Sample ID</u>	<u>Analyte</u>	<u>Result</u>	<u>UNITs</u>	<u>Method</u>
1/4/2010	LVW 5.5	1,1,1-Trichloroethane	ND	ug/L	EPA 624
1/4/2010	LVW 5.5	1,1,2,2-Tetrachloroethane	ND	ug/L	EPA 624
1/4/2010	LVW 5.5	1,1,2-Trichloroethane	ND	ug/L	EPA 624
1/4/2010	LVW 5.5	1,1-Dichloroethane	ND	ug/L	EPA 624
1/4/2010	LVW 5.5	1,1-Dichloroethylene	ND	ug/L	EPA 624
1/4/2010	LVW 5.5	1,2,4-Trichlorobenzene	ND	ug/L	EPA 625
1/4/2010	LVW 5.5	1,2-Dichloroethane	ND	ug/L	EPA 624
1/4/2010	LVW 5.5	1,2-Dichloropropane	ND	ug/L	EPA 625
1/4/2010	LVW 5.5	1,2-Diphenylhydrazine	ND	ug/L	EPA 625
1/4/2010	LVW 5.5	2,4,5-T	ND	ug/L	EPA 615
1/4/2010	LVW 5.5	2,4,5-TP (Silvex)	ND	ug/L	EPA 615
1/4/2010	LVW 5.5	2,4,5-Trichlorophenol	ND	ug/L	EPA 625
1/4/2010	LVW 5.5	2,4,6-Trichlorophenol	ND	ug/L	EPA 625
1/4/2010	LVW 5.5	2,4-D	ND	ug/L	EPA 615
1/4/2010	LVW 5.5	2,4-DB	ND	ug/L	EPA 615
1/4/2010	LVW 5.5	2,4-Dichlorophenol	ND	ug/L	EPA 625
1/4/2010	LVW 5.5	2,4-Dimethylphenol	ND	ug/L	EPA 625
1/4/2010	LVW 5.5	2,4-Dinitrophenol	ND	ug/L	EPA 625
1/4/2010	LVW 5.5	2,4-Dinitrotoluene	ND	ug/L	EPA 625
1/4/2010	LVW 5.5	2,6-Dinitrotoluene	ND	ug/L	EPA 625
1/4/2010	LVW 5.5	2-Butanone (MEK)	ND	ug/L	EPA 624
1/4/2010	LVW 5.5	2-Chloronaphthalene	ND	ug/L	EPA 625
1/4/2010	LVW 5.5	2-Chlorophenol	ND	ug/L	EPA 625
1/4/2010	LVW 5.5	2-Hexanone	ND	ug/L	EPA 624
1/4/2010	LVW 5.5	2-Methylnaphthalene	ND	ug/L	EPA 625
1/4/2010	LVW 5.5	2-Methylphenol	ND	ug/L	EPA 625
1/4/2010	LVW 5.5	2-Nitroaniline	ND	ug/L	EPA 625
1/4/2010	LVW 5.5	2-Nitrophenol	ND	ug/L	EPA 625
1/4/2010	LVW 5.5	3,3-Dichlorobenzidine	ND	ug/L	EPA 625
1/4/2010	LVW 5.5	3-Nitroaniline	ND	ug/L	EPA 625
1/4/2010	LVW 5.5	4,4-DDD	ND	ug/L	EPA 608
1/4/2010	LVW 5.5	4,4-DDE	ND	ug/L	EPA 608
1/4/2010	LVW 5.5	4,4-DDT	ND	ug/L	EPA 608
1/4/2010	LVW 5.5	4,6-Dinitro-o-cresol	ND	ug/L	EPA 625
1/4/2010	LVW 5.5	4-Bromophenylphenylether	ND	ug/L	EPA 625
1/4/2010	LVW 5.5	4-Chloroaniline	ND	ug/L	EPA 625
1/4/2010	LVW 5.5	4-Chlorophenylphenylether	ND	ug/L	EPA 625
1/4/2010	LVW 5.5	4-Methyl-2-Pentanone (MIBK)	ND	ug/L	EPA 624
1/4/2010	LVW 5.5	4-Methylphenol	ND	ug/L	EPA 625
1/4/2010	LVW 5.5	4-Nitroaniline	ND	ug/L	EPA 625
1/4/2010	LVW 5.5	4-Nitrophenol	ND	ug/L	EPA 625
1/4/2010	LVW 5.5	Acenaphthene	ND	ug/L	EPA 625
1/4/2010	LVW 5.5	Acenaphthylene	ND	ug/L	EPA 625
1/4/2010	LVW 5.5	Acetone	ND	ug/L	EPA 624
1/4/2010	LVW 5.5	Acrolein (Screen)	ND	ug/L	EPA 624
1/4/2010	LVW 5.5	Acrylonitrile (Screen)	ND	ug/L	EPA 624
1/4/2010	LVW 5.5	Aldrin	ND	ug/L	EPA 608
1/4/2010	LVW 5.5	Alpha, Gross	6.6	pCi/L	EPA 900.0
1/4/2010	LVW 5.5	Alpha, Two Sigma Error	3.7	pCi/L	EPA 900.0
1/4/2010	LVW 5.5	alpha-BHC	ND	ug/L	EPA 608
1/4/2010	LVW 5.5	alpha-Chlordane	ND	ug/L	EPA 608
1/4/2010	LVW 5.5	Ammonia Nitrogen	0.68	mg/L	EPA 350.1
1/4/2010	LVW 5.5	Aniline	ND	ug/L	EPA 625
1/4/2010	LVW 5.5	Anthracene	ND	ug/L	EPA 625

**NPDES Permit NV0023060 - 1st Q 10 - Wash LVW 5.5 Analytical Summary**

<u>Sample Date</u>	<u>Sample ID</u>	<u>Analyte</u>	<u>Result</u>	<u>UNITs</u>	<u>Method</u>
1/4/2010	LVW 5.5	Antimony Total ICAP/MS	ND	ug/L	EPA 200.8
1/4/2010	LVW 5.5	Apparent Color	15	ACU	SM 2120B
1/4/2010	LVW 5.5	Atrazine	ND	ug/L	EPA 525.2
1/4/2010	LVW 5.5	Barium Total ICAP/MS	56	ug/L	EPA 200.8
1/4/2010	LVW 5.5	Benzene	ND	ug/L	EPA 624
1/4/2010	LVW 5.5	Benzidine	ND	ug/L	EPA 625
1/4/2010	LVW 5.5	Benzo(a)anthracene	ND	ug/L	EPA 625
1/4/2010	LVW 5.5	Benzo(a)pyrene	ND	ug/L	EPA 525.2
1/4/2010	LVW 5.5	Benzo(a)pyrene	ND	ug/L	EPA 625
1/4/2010	LVW 5.5	Benzo(b)fluoranthene	ND	ug/L	EPA 625
1/4/2010	LVW 5.5	Benzo(g,h,i)perylene	ND	ug/L	EPA 625
1/4/2010	LVW 5.5	Benzo(k)fluoranthene	ND	ug/L	EPA 625
1/4/2010	LVW 5.5	Benzoic Acid	ND	ug/L	EPA 625
1/4/2010	LVW 5.5	Benzyl Alcohol	ND	ug/L	EPA 625
1/4/2010	LVW 5.5	beta-BHC	ND	ug/L	EPA 608
1/4/2010	LVW 5.5	Biochemical Oxygen Demand,Totl	ND	mg/L	SM5210B 405.1
1/4/2010	LVW 5.5	bis(2-Chloroethoxy)methane	ND	ug/L	EPA 625
1/4/2010	LVW 5.5	bis(2-Chloroethyl)ether	ND	ug/L	EPA 625
1/4/2010	LVW 5.5	bis(2-Chloroisopropyl)ether	ND	ug/L	EPA 625
1/4/2010	LVW 5.5	Bromodichloromethane	0.5	ug/L	EPA 624
1/4/2010	LVW 5.5	Bromoform	ND	ug/L	EPA 624
1/4/2010	LVW 5.5	Bromomethane (Methyl Bromide)	ND	ug/L	EPA 624
1/4/2010	LVW 5.5	Butylbenzylphthalate	ND	ug/L	EPA 625
1/4/2010	LVW 5.5	Cadmium Total ICAP/MS	ND	ug/L	EPA 200.8
1/4/2010	LVW 5.5	Carbon disulfide	ND	ug/L	EPA 624
1/4/2010	LVW 5.5	Carbon Tetrachloride	ND	ug/L	EPA 624
1/4/2010	LVW 5.5	Chemical Oxygen Demand (COD)	14	mg/L	EPA 410.4
1/4/2010	LVW 5.5	Chlorate by IC	260	ug/L	EPA 300.0
1/4/2010	LVW 5.5	Chloride	330	mg/L	EPA 300.0
1/4/2010	LVW 5.5	Chlorobenzene	ND	ug/L	EPA 624
1/4/2010	LVW 5.5	Chlorodibromomethane	ND	ug/L	EPA 624
1/4/2010	LVW 5.5	Chloroethane	ND	ug/L	EPA 624
1/4/2010	LVW 5.5	Chloroform (Trichloromethane)	1.2	ug/L	EPA 624
1/4/2010	LVW 5.5	Chloromethane(Methyl Chloride)	ND	ug/L	EPA 624
1/4/2010	LVW 5.5	Chromium Total ICAP	ND	mg/L	EPA 200.7
1/4/2010	LVW 5.5	Chrysene	ND	ug/L	EPA 625
1/4/2010	LVW 5.5	cis-1,2-Dichloroethylene	ND	ug/L	EPA 624
1/4/2010	LVW 5.5	cis-1,3-Dichloropropene	ND	ug/L	EPA 624
1/4/2010	LVW 5.5	Dalapon	ND	ug/L	EPA 615
1/4/2010	LVW 5.5	delta-BHC	ND	ug/L	EPA 608
1/4/2010	LVW 5.5	Di-(2-Ethylhexyl)adipate	ND	ug/L	EPA 525.2
1/4/2010	LVW 5.5	Di(2-Ethylhexyl)phthalate	ND	ug/L	EPA 525.2
1/4/2010	LVW 5.5	Di(2-Ethylhexyl)phthalate	ND	ug/L	EPA 625
1/4/2010	LVW 5.5	Dibenz(a,h)anthracene	ND	ug/L	EPA 625
1/4/2010	LVW 5.5	Dibenzofuran	ND	ug/L	EPA 625
1/4/2010	LVW 5.5	Dicamba	ND	ug/L	EPA 615
1/4/2010	LVW 5.5	Dichlorodifluoromethane	ND	ug/L	EPA 624
1/4/2010	LVW 5.5	Dichloromethane	ND	ug/L	EPA 624
1/4/2010	LVW 5.5	Dichlorprop	ND	ug/L	EPA 615
1/4/2010	LVW 5.5	Dieldrin	ND	ug/L	EPA 608
1/4/2010	LVW 5.5	Diethylphthalate	ND	ug/L	EPA 625
1/4/2010	LVW 5.5	Dimethylphthalate	ND	ug/L	EPA 625
1/4/2010	LVW 5.5	Di-n-butylphthalate	ND	ug/L	EPA 625
1/4/2010	LVW 5.5	Di-n-octylphthalate	ND	ug/L	EPA 625

**NPDES Permit NV0023060 - 1st Q 10 - Wash LVW 5.5 Analytical Summary**

<u>Sample Date</u>	<u>Sample ID</u>	<u>Analyte</u>	<u>Result</u>	<u>UNITs</u>	<u>Method</u>
1/4/2010	LVW 5.5	Dinoseb	ND	ug/L	EPA 615
1/4/2010	LVW 5.5	Endosulfan I (Alpha)	ND	ug/L	EPA 608
1/4/2010	LVW 5.5	Endosulfan II (Beta)	ND	ug/L	EPA 608
1/4/2010	LVW 5.5	Endosulfan Sulfate	ND	ug/L	EPA 608
1/4/2010	LVW 5.5	Endrin	ND	ug/L	EPA 608
1/4/2010	LVW 5.5	Endrin Aldehyde	ND	ug/L	EPA 608
1/4/2010	LVW 5.5	Endrin Ketone	ND	ug/L	EPA 608
1/4/2010	LVW 5.5	Ethyl benzene	ND	ug/L	EPA 624
1/4/2010	LVW 5.5	Fluoranthene	ND	ug/L	EPA 625
1/4/2010	LVW 5.5	Fluorene	ND	ug/L	EPA 625
1/4/2010	LVW 5.5	Fluoride	0.78	mg/L	SM 4500F-C
1/4/2010	LVW 5.5	Gamma-BHC	ND	ug/L	EPA 608
1/4/2010	LVW 5.5	gamma-Chlordane	ND	ug/L	EPA 608
1/4/2010	LVW 5.5	Heptachlor	ND	ug/L	EPA 608
1/4/2010	LVW 5.5	Heptachlor Epoxide	ND	ug/L	EPA 608
1/4/2010	LVW 5.5	Hexachlorobenzene	ND	ug/L	EPA 525.2
1/4/2010	LVW 5.5	Hexachlorobenzene	ND	ug/L	EPA 625
1/4/2010	LVW 5.5	Hexachlorobutadiene	ND	ug/L	EPA 625
1/4/2010	LVW 5.5	Hexachlorocyclopentadiene	ND	ug/L	EPA 525.2
1/4/2010	LVW 5.5	Hexachlorocyclopentadiene	ND	ug/L	EPA 625
1/4/2010	LVW 5.5	Hexachloroethane	ND	ug/L	EPA 625
1/4/2010	LVW 5.5	Hexavalent Chromium Total	ND	mg/L	SM 3500CrB
1/4/2010	LVW 5.5	Indeno(1,2,3-c,d)pyrene	ND	ug/L	EPA 625
1/4/2010	LVW 5.5	Iron Total ICAP	0.12	mg/L	EPA 200.7
1/4/2010	LVW 5.5	Isophorone	ND	ug/L	EPA 625
1/4/2010	LVW 5.5	Lead Total ICAP/MS	ND	ug/L	EPA 200.8
1/4/2010	LVW 5.5	m,p-Xylenes	ND	ug/L	EPA 624
1/4/2010	LVW 5.5	Magnesium Total ICAP	64	mg/L	EPA 200.7
1/4/2010	LVW 5.5	Manganese Total ICAP	0.043	mg/L	EPA 200.7
1/4/2010	LVW 5.5	m-Dichlorobenzene (1,3-DCB)	ND	ug/L	EPA 624
1/4/2010	LVW 5.5	m-Dichlorobenzene (1,3-DCB)	ND	ug/L	EPA 625
1/4/2010	LVW 5.5	Mercury	ND	ug/L	EPA 245.1
1/4/2010	LVW 5.5	Methoxychlor	ND	ug/L	EPA 608
1/4/2010	LVW 5.5	Molinate	ND	ug/L	EPA 525.2
1/4/2010	LVW 5.5	Naphthalene	ND	ug/L	EPA 625
1/4/2010	LVW 5.5	Nickel Total ICAP/MS	ND	ug/L	EPA 200.8
1/4/2010	LVW 5.5	Nitrate as Nitrogen by IC	14	mg/L	EPA 300.0
1/4/2010	LVW 5.5	Nitrite Nitrogen by IC	ND	mg/L	EPA 300.0
1/4/2010	LVW 5.5	Nitrobenzene	ND	ug/L	EPA 625
1/4/2010	LVW 5.5	N-Nitrosodimethylamine	ND	ug/L	EPA 625
1/4/2010	LVW 5.5	N-Nitrosodi-N-propylamine	ND	ug/L	EPA 625
1/4/2010	LVW 5.5	N-Nitrosodiphenylamine	ND	ug/L	EPA 625
1/4/2010	LVW 5.5	o-Dichlorobenzene (1,2-DCB)	ND	ug/L	EPA 624
1/4/2010	LVW 5.5	o-Dichlorobenzene (1,2-DCB)	ND	ug/L	EPA 625
1/4/2010	LVW 5.5	Oil and Grease by 1664(subbed)	ND	mg/L	EPA 1664
1/4/2010	LVW 5.5	o-Xylene	ND	ug/L	EPA 624
1/4/2010	LVW 5.5	PCB 1016 Aroclor	ND	ug/L	EPA 608
1/4/2010	LVW 5.5	PCB 1221 Aroclor	ND	ug/L	EPA 608
1/4/2010	LVW 5.5	PCB 1232 Aroclor	ND	ug/L	EPA 608
1/4/2010	LVW 5.5	PCB 1242 Aroclor	ND	ug/L	EPA 608
1/4/2010	LVW 5.5	PCB 1248 Aroclor	ND	ug/L	EPA 608
1/4/2010	LVW 5.5	PCB 1254 Aroclor	ND	ug/L	EPA 608
1/4/2010	LVW 5.5	PCB 1260 Aroclor	ND	ug/L	EPA 608
1/4/2010	LVW 5.5	p-Chloro-m-cresol	ND	ug/L	EPA 625

**NPDES Permit NV0023060 - 1st Q 10 - Wash LVW 5.5 Analytical Summary**

<u>Sample Date</u>	<u>Sample ID</u>	<u>Analyte</u>	<u>Result</u>	<u>UNITs</u>	<u>Method</u>
1/4/2010	LVW 5.5	p-Dichlorobenzene (1,4-DCB)	ND	ug/L	EPA 624
1/4/2010	LVW 5.5	p-Dichlorobenzene (1,4-DCB)	ND	ug/L	EPA 625
1/4/2010	LVW 5.5	Pentachlorophenol	ND	ug/L	EPA 615
1/4/2010	LVW 5.5	Pentachlorophenol	ND	ug/L	EPA 625
1/4/2010	LVW 5.5	Perchlorate	31	ug/L	EPA 314.0
1/4/2010	LVW 5.5	PH (H3=past HT not compliant)	7.9	Units	SM4500-HB
1/4/2010	LVW 5.5	Phenanthrene	ND	ug/L	EPA 625
1/4/2010	LVW 5.5	Phenol	ND	ug/L	EPA 625
1/4/2010	LVW 5.5	Potassium Total ICAP	23	mg/L	EPA 200.7
1/4/2010	LVW 5.5	Pyrene	ND	ug/L	EPA 625
1/4/2010	LVW 5.5	Simazine	ND	ug/L	EPA 525.2
1/4/2010	LVW 5.5	Sodium Total ICAP	250	mg/L	EPA 200.7
1/4/2010	LVW 5.5	Strontium Total ICAP	2.4	mg/L	EPA 200.7
1/4/2010	LVW 5.5	Styrene	ND	ug/L	EPA 624
1/4/2010	LVW 5.5	Sulfate	570	mg/L	EPA 300.0
1/4/2010	LVW 5.5	Sulfide, Total	ND	mg/L	SM4500SD/376.2
1/4/2010	LVW 5.5	Surfactants	0.1	mg/L	SM 5540C/EPA 425.1
1/4/2010	LVW 5.5	Tetrachloroethylene (PCE)	ND	ug/L	EPA 624
1/4/2010	LVW 5.5	Tetrahydrofuran	ND	ug/L	EPA 624
1/4/2010	LVW 5.5	Thallium Total ICAP/MS	ND	ug/L	EPA 200.8
1/4/2010	LVW 5.5	Thiobencarb (ELAP)	ND	ug/L	EPA 525.2
1/4/2010	LVW 5.5	Toluene	ND	ug/L	EPA 624
1/4/2010	LVW 5.5	Total Dissolved Solids (TDS)	1500	mg/L	E160.1/SM2540C
1/4/2010	LVW 5.5	Total Inorganic Nitrogen-Calc	15	mg/L	EPA 300.0
1/4/2010	LVW 5.5	Total Organic Carbon	5.5	mg/L	SM5310C/E415.3
1/4/2010	LVW 5.5	Total phosphorus as P	0.07	mg/L	SM4500-PE/EPA 365.1
1/4/2010	LVW 5.5	Total Suspended Solids (TSS)	ND	mg/L	SM 2540D
1/4/2010	LVW 5.5	Toxaphene	ND	ug/L	EPA 608
1/4/2010	LVW 5.5	trans-1,2-Dichloroethylene	ND	ug/L	EPA 624
1/4/2010	LVW 5.5	trans-1,3-Dichloropropene	ND	ug/L	EPA 624
1/4/2010	LVW 5.5	Trichloroethylene (TCE)	ND	ug/L	EPA 624
1/4/2010	LVW 5.5	Trichlorofluoromethane	ND	ug/L	EPA 624
1/4/2010	LVW 5.5	Vanadium Total ICAP/MS	4.5	ug/L	EPA 200.8
1/4/2010	LVW 5.5	Vinyl Acetate	ND	ug/L	EPA 624
1/4/2010	LVW 5.5	Vinyl chloride (VC)	ND	ug/L	EPA 624
1/4/2010	LVW 5.5	Zinc Total ICAP/MS	32	ug/L	EPA 200.8
1/5/2010	LVW 5.5	Arsenic III	2.8	ug/L	EPA 200.8
1/5/2010	LVW 5.5	Arsenic Total ICAP/MS	7.4	ug/L	EPA 200.8
1/5/2010	LVW 5.5	Arsenic Total ICAP/MS	6.7	ug/L	EPA 200.8
1/5/2010	LVW 5.5	Arsenic V	4.6	ug/L	EPA 200.8
1/5/2010	LVW 5.5	Beryllium Total ICAP/MS	ND	ug/L	EPA 200.8
1/5/2010	LVW 5.5	Boron Total ICAP	0.58	mg/L	EPA 200.7
1/5/2010	LVW 5.5	Selenium Total ICAP/MS	ND	ug/L	EPA 200.8
1/20/2010	LVW 5.5	Alpha, Gross	5.6	pCi/L	EPA 900.0
1/20/2010	LVW 5.5	Alpha, Two Sigma Error	3.4	pCi/L	EPA 900.0
1/20/2010	LVW 5.5	Ammonia Nitrogen	0.41	mg/L	EPA 350.1
1/20/2010	LVW 5.5	Nitrate as Nitrogen by IC	6.9	mg/L	EPA 300.0
1/20/2010	LVW 5.5	Nitrite Nitrogen by IC	ND	mg/L	EPA 300.0
1/20/2010	LVW 5.5	Perchlorate	17	ug/L	EPA 314.0
1/20/2010	LVW 5.5	Total Inorganic Nitrogen-Calc	7.3	mg/L	EPA 300.0
2/1/2010	LVW 5.5	Alpha, Gross	ND	pCi/L	EPA 900.0
2/1/2010	LVW 5.5	Alpha, Two Sigma Error	3.1	pCi/L	EPA 900.0
2/1/2010	LVW 5.5	Ammonia Nitrogen	0.7	mg/L	EPA 350.1
2/1/2010	LVW 5.5	Nitrate as Nitrogen by IC	13	mg/L	EPA 300.0

**NPDES Permit NV0023060 - 1st Q 10 - Wash LVW 5.5 Analytical Summary**

<u>Sample Date</u>	<u>Sample ID</u>	<u>Analyte</u>	<u>Result</u>	<u>UNITs</u>	<u>Method</u>
2/1/2010	LVW 5.5	Nitrite Nitrogen by IC	ND	mg/L	EPA 300.0
2/1/2010	LVW 5.5	Perchlorate	34	ug/L	EPA 314.0
2/1/2010	LVW 5.5	Total Inorganic Nitrogen-Calc	14	mg/L	EPA 300.0
2/17/2010	LVW 5.5	Alpha, Gross	ND	pCi/L	EPA 900.0
2/17/2010	LVW 5.5	Alpha, Two Sigma Error	3.7	pCi/L	EPA 900.0
2/17/2010	LVW 5.5	Ammonia Nitrogen	0.44	mg/L	EPA 350.1
2/17/2010	LVW 5.5	Nitrate as Nitrogen by IC	14	mg/L	EPA 300.0
2/17/2010	LVW 5.5	Nitrite Nitrogen by IC	ND	mg/L	EPA 300.0
2/17/2010	LVW 5.5	Perchlorate	34	ug/L	EPA 314.0
2/17/2010	LVW 5.5	Total Inorganic Nitrogen-Calc	15	mg/L	EPA 300.0
3/1/2010	LVW 5.5	Alpha, Gross	ND	pCi/L	EPA 900.0
3/1/2010	LVW 5.5	Alpha, Two Sigma Error	3.5	pCi/L	EPA 900.0
3/1/2010	LVW 5.5	Ammonia Nitrogen	0.14	mg/L	EPA 350.1
3/1/2010	LVW 5.5	Nitrate as Nitrogen by IC	16	mg/L	EPA 300.0
3/1/2010	LVW 5.5	Nitrite Nitrogen by IC	ND	mg/L	EPA 300.0
3/1/2010	LVW 5.5	Perchlorate	30	ug/L	EPA 314.0
3/1/2010	LVW 5.5	Total Inorganic Nitrogen-Calc	16	mg/L	EPA 300.0
3/15/2010	LVW 5.5	Alpha, Gross	ND	pCi/L	EPA 900.0
3/15/2010	LVW 5.5	Alpha, Two Sigma Error	3.8	pCi/L	EPA 900.0
3/15/2010	LVW 5.5	Ammonia Nitrogen	0.36	mg/L	EPA 350.1
3/15/2010	LVW 5.5	Nitrate as Nitrogen by IC	15	mg/L	EPA 300.0
3/15/2010	LVW 5.5	Nitrite Nitrogen by IC	ND	mg/L	EPA 300.0
3/15/2010	LVW 5.5	Perchlorate	41	ug/L	EPA 314.0
3/15/2010	LVW 5.5	Total Inorganic Nitrogen-Calc	16	mg/L	EPA 300.0

**NPDES Permit NV0023060 - 1st Q 10 - Wash LVW 0.55 Analytical Summary**

<u>Sample Date</u>	<u>Sample ID</u>	<u>Analyte</u>	<u>Result</u>	<u>UNITs</u>	<u>Method</u>
1/4/2010	LVW 0.55	Ammonia Nitrogen	680	mg/L	EPA 350.1
1/4/2010	LVW 0.55	Perchlorate	54	ug/L	EPA 314.0
1/4/2010	LVW 0.55	Total phosphorus as P	0.06	mg/L	SM4500-PE/EPA 365.1
1/20/2010	LVW 0.55	Ammonia Nitrogen	0.43	mg/L	EPA 350.1
1/20/2010	LVW 0.55	Perchlorate	22	ug/L	EPA 314.0
1/20/2010	LVW 0.55	Total phosphorus as P	0.39	mg/L	SM4500-PE/EPA 365.1
2/1/2010	LVW 0.55	Ammonia Nitrogen	0.66	mg/L	EPA 350.1
2/1/2010	LVW 0.55	Perchlorate	61	ug/L	EPA 314.0
2/1/2010	LVW 0.55	Total phosphorus as P	0.099	mg/L	SM4500-PE/EPA 365.1
2/2/2010	LVW 0.55	Perchlorate	61	ug/L	EPA 314.0
2/15/2010	LVW 0.55	Ammonia Nitrogen	0.31	mg/L	EPA 350.1
2/15/2010	LVW 0.55	Perchlorate	62	ug/L	EPA 314.0
2/15/2010	LVW 0.55	Total phosphorus as P	0.047	mg/L	SM4500-PE/EPA 365.1
3/1/2010	LVW 0.55	Ammonia Nitrogen	0.092	mg/L	EPA 350.1
3/1/2010	LVW 0.55	Perchlorate	62	ug/L	EPA 314.0
3/1/2010	LVW 0.55	Total phosphorus as P	0.086	mg/L	SM4500-PE/EPA 365.1
3/15/2010	LVW 0.55	Ammonia Nitrogen	0.3	mg/L	EPA 350.1
3/15/2010	LVW 0.55	Perchlorate	73	ug/L	EPA 314.0
3/15/2010	LVW 0.55	Total phosphorus as P	0.054	mg/L	SM4500-PE/EPA 365.1

## NPDES Permit NV0023060 - 1st Q 10 - M-10 Monitor Well Analytical Summary


<u>Sample Date</u>	<u>Sample ID</u>	<u>Analyte</u>	<u>Result</u>	<u>UNITs</u>	<u>Method</u>
2/2/2010	M-10	Total Dissolved Solids (TDS)	3000	mg/L	E160.1/SM2540C
2/2/2010	M-10	Boron Total ICAP	3.1	mg/L	EPA 200.7
2/2/2010	M-10	Chromium Total ICAP	0.96	mg/L	EPA 200.7
2/2/2010	M-10	Iron Total ICAP	14	mg/L	EPA 200.7
2/2/2010	M-10	Manganese Total ICAP	0.16	mg/L	EPA 200.7
2/2/2010	M-10	Chloride	290	mg/L	EPA 300.0
2/2/2010	M-10	Nitrate as Nitrogen by IC	2.3	mg/L	EPA 300.0
2/2/2010	M-10	Nitrate as NO3 (calc)	9.97	mg/L	EPA 300.0
2/2/2010	M-10	Nitrite Nitrogen by IC	ND	mg/L	EPA 300.0
2/2/2010	M-10	Sulfate	1437	mg/L	EPA 300.0
2/2/2010	M-10	Total Inorganic Nitrogen-Calc	2.3	mg/L	EPA 300.0
2/2/2010	M-10	Total Nitrate, Nitrite-N, CALC	2.27	mg/L	EPA 300.0
2/2/2010	M-10	Ammonia Nitrogen	ND	mg/L	EPA 350.1
2/2/2010	M-10	Total Dissolved Solids (TDS)	3000	mg/L	E160.1/SM2540C
2/2/2010	M-10	Perchlorate	17000	ug/L	EPA 314.0
2/2/2010	M-10	Chromium Total ICAP	1.1	mg/L	EPA 6010
2/2/2010	M-10	Hexavalent chromium (Cr VI)	0.33	mg/L	EPA 7196
2/2/2010	M-10	PH (H3=past HT not compliant)	7.9	Units	EPA 9040




## ATTACHMENT 3

### Supporting Analytical Reports

I hereby certify that all laboratory analytical data was generated by a laboratory certified by the NDEP for each constituent and media presented herein, exceptions and corresponding justifications are provided below.

 4-27-10  
Susan M. Crowley, CEM 1428, exp 3-8-011



## **ATTACHMENT 4**

### **FBR Solids Report**

**Analytical included on CD in Attachment 3**



April 8, 2010

Susan Crowley  
Staff Environmental Specialist  
Consultant - Tronox LLC  
PO Box 55  
Henderson, NV 89009

RE: FBR Biological Solids 1st Quarter Reporting

Via email

Dear Susan,

The NDEP Authorization to Discharge Permit No. NV0023060 section I.A.11 requires facilities that generate and dispose of sludge to monitor certain constituents; the frequency of monitoring depends upon the amount of sludge produced.

The FBR Perchlorate Reduction Process generated 26.10 dry metric tons of biological solids in the 1st Quarter of 2010. This extrapolates to an expected production of 106.03 metric TPY of dry FBR biological solids.

Attached for your review is the 1st Quarter of 2010 sludge monitoring results reported in mg per kg of dry sludge based on MWH Laboratories analysis (MWH Service Report #324791 for Tronox LLC).

Please contact me if there are any questions. I will send hard copy by mail with the attachments.

Sincerely,

A handwritten signature in black ink that reads 'Thomas McDaniel'.

Thomas McDaniel, Operations Manager  
Veolia Water North America - West LLC

CC: Via email w/o attachments  
Thomas McDaniel  
Keith Bailey  
Mary Cheung  
Chuck Fenton  
Sachin Chawla  
Jeff Lambeth

# Sludge Data Report

Date	Thick Sl. Level Feet	DAF % TS	Unconditioned Sludge % TS	Press Cake % TS	Filtrate % TS	FP Capture %	Cond. Tank Gals	Poly #/DT Lbs	Poly Vol used Gals
1/1/2010		4.00							
1/2/2010		3.90							
1/3/2010									
1/4/2010		3.85							
1/5/2010		3.40	3.76	16.30	0.90	80.51	4,665.00	9.00	131.61
1/6/2010		4.00	4.20	17.60	0.90	82.81	3,499.00	9.00	110.27
1/7/2010		3.76	3.76	17.70	0.90	80.14	34.24	9.00	107.60
1/8/2010									
1/9/2010									
1/10/2010									
1/11/2010		3.60	5.14	17.60	0.90	86.94	4,445.00	9.00	171.43
1/12/2010		3.60	5.14	17.60	0.90	86.94	4,445.00	9.00	171.43
1/13/2010		3.60							
1/14/2010		3.60	4.10		0.80		3,950.00	9.00	121.52
1/15/2010									
1/16/2010									
1/17/2010									
1/18/2010									
1/19/2010									
1/20/2010		3.80	2.58	14.20	0.70	76.65	3,840.00	9.00	74.34
1/21/2010		3.40	2.24	13.54	0.70	72.50	4,225.00	9.00	71.01
1/22/2010		3.40	3.55	16.30	0.90	79.01	3,730.00	9.00	99.35
1/23/2010		3.50	3.32	17.20	0.80	79.61	3,807.00	9.00	94.84
1/24/2010		3.48	3.40	18.10	0.90	77.38	4,170.00	9.00	106.38
1/25/2010		3.48	3.25	16.90	0.90	76.38	3,730.00	9.00	90.96
1/26/2010									
1/27/2010									
1/28/2010									
1/29/2010		3.40	3.30		0.90		4,610.00	9.00	114.15
1/30/2010		3.60							
1/31/2010		3.40							
Minimum		3.40	2.24	13.54	0.70	72.50	34.24	9.00	71.01
Maximum		4.00	5.14	18.10	0.90	86.94	4,665.00	9.00	171.43
Total		68.77	47.74	183.04	11.10	878.84	49,150.24	117.00	1,464.89
Average		3.62	3.67	16.64	0.85	79.90	3,780.79	9.00	112.68



# Sludge Data Report

Date	Thick. Sl. Level Feet	DAF % TS	Unconditioned Sludge % TS	Press. Cake % TS	Filtrate % TS	FP Capture %	Cond. Tank Gals	Poly #/DT Lbs	Poly Vol. used Gals
3/1/2010									
3/2/2010		3.30							
3/3/2010		3.40	3.35		0.80		3,510.00	9.25	90.68
3/4/2010		3.20	3.60	18.54	1.74	57.02	3,840.00	9.25	106.61
3/5/2010		3.61	3.50	16.70	0.90	78.52	3,950.00	9.25	106.61
3/6/2010		3.35	3.80	16.20	1.00	78.53	4,060.00	9.25	118.98
3/7/2010			3.86	14.10	0.70	86.14	3,950.00	9.25	117.58
3/8/2010			3.11		0.70		3,950.00	9.25	94.73
3/9/2010		3.45	3.44	16.40	1.10	72.91	3,950.00	9.25	104.79
3/10/2010		3.55	3.57		0.90		4,170.00	9.25	114.80
3/11/2010									
3/12/2010									
3/13/2010									
3/14/2010									
3/15/2010									
3/16/2010									
3/17/2010		3.50	3.56				3,675.00	9.25	100.89
3/18/2010		3.60	3.71	12.20	1.10	77.32	3,730.00	9.25	106.72
3/19/2010		3.88	3.88		1.86		3,235.00	9.25	96.80
3/20/2010		3.20	3.54	12.00	0.90	80.62	3,510.00	9.25	95.82
3/21/2010		3.50	3.50	10.00	0.90	81.63	3,510.00	9.25	101.25
3/22/2010		3.55	2.42		0.90		4,940.00	9.25	92.19
3/23/2010		2.50	2.50		0.90		4,060.00	9.25	78.70
3/24/2010		2.40	2.78	11.28	0.90	73.49	3,400.00	9.25	72.89
3/25/2010		2.60	2.84	11.70	1.84	41.78	3,950.00	9.50	88.85
3/26/2010		2.70	3.20	14.14	1.32	64.80	3,400.00	9.50	84.17
3/27/2010		3.50	4.50	13.89	1.34	77.72	3,950.00	9.50	140.78
3/28/2010		3.90	4.66	15.66	2.50	55.16	3,840.00	9.50	141.73
3/29/2010		3.85							
3/30/2010			2.94	14.10	0.70	79.29	3,400.00	9.50	9.59
3/31/2010			3.80	14.60	0.90	81.33	3,730.00	9.50	112.26
Minimum		2.40	2.42	10.00	0.70	41.78	3,235.00	9.25	9.59
Maximum		3.90	4.66	16.54	2.50	86.14	4,940.00	9.50	141.73
Total		66.54	75.96	211.51	23.90	1,086.27	83,710.00	205.00	2,177.42
Average		3.33	3.45	14.10	1.14	72.42	3,805.00	9.32	98.97

Environmental Technologies (81)

**Customer Report**

Transactions from 01/01/2010 through 03/31/2010

Inbound and Outbound Tickets

Third Party and Intercompany Customers

Recycle and Disposal Waste

Full Details

Cst.rpt  
 mer in List: 81250  
 J: LV81

Ticket	Date	Truck	In / Out	Yards	Units	Tons	Estimated Tons	Tax	Disposal Amount	Amount
<b>VEOLIA WATER/US FILTER</b>										
2702883	01/04/10	5068	I	0.00	0.00	10.65	0.00	\$8.63	\$375.31	\$383.94
2702883	01/04/10	5068	I	0.00	0.00	0.00	0.00	\$0.00	\$180.00	\$180.00
2706984	01/06/10	5068	I	0.00	0.00	5.44	0.00	\$4.41	\$191.71	\$196.12
2706984	01/06/10	5068	I	0.00	0.00	0.00	0.00	\$0.00	\$180.00	\$180.00
2710524	01/08/10	5068	I	0.00	0.00	5.54	0.00	\$4.49	\$195.23	\$199.72
2710524	01/08/10	5068	I	0.00	0.00	0.00	0.00	\$0.00	\$180.00	\$180.00
2714994	01/11/10	5068	I	0.00	0.00	6.27	0.00	\$5.08	\$220.95	\$226.03
2714994	01/11/10	5068	I	0.00	0.00	0.00	0.00	\$0.00	\$180.00	\$180.00
2720197	01/13/10	5068	I	0.00	0.00	7.46	0.00	\$6.05	\$262.89	\$268.94
2720197	01/13/10	5068	I	0.00	0.00	0.00	0.00	\$0.00	\$180.00	\$180.00
2722978	01/15/10	5068	I	0.00	0.00	5.18	0.00	\$4.20	\$182.54	\$186.74
2722978	01/15/10	5068	I	0.00	0.00	0.00	0.00	\$0.00	\$180.00	\$180.00
2727388	01/18/10	5068	I	0.00	0.00	5.14	0.00	\$4.17	\$181.13	\$185.30
2727388	01/18/10	5068	I	0.00	0.00	0.00	0.00	\$0.00	\$180.00	\$180.00
2731884	01/20/10	5068	I	0.00	0.00	5.83	0.00	\$4.73	\$205.45	\$210.18
2731884	01/20/10	5068	I	0.00	0.00	0.00	0.00	\$0.00	\$180.00	\$180.00
2738468	01/25/10	5068	I	0.00	0.00	6.26	0.00	\$5.07	\$220.60	\$225.67
2738468	01/25/10	5068	I	0.00	0.00	0.00	0.00	\$0.00	\$180.00	\$180.00
2761756	02/06/10	5068	I	0.00	0.00	5.12	0.00	\$4.15	\$180.43	\$184.58
2761756	02/06/10	5068	I	0.00	0.00	0.00	0.00	\$0.00	\$180.00	\$180.00
2764330	02/09/10	5068	I	0.00	0.00	8.15	0.00	\$6.61	\$287.21	\$293.82
2764330	02/09/10	5068	I	0.00	0.00	0.00	0.00	\$0.00	\$180.00	\$180.00
2765840	02/10/10	5068	I	0.00	0.00	5.81	0.00	\$4.71	\$204.74	\$209.45
2765840	02/10/10	5068	I	0.00	0.00	0.00	0.00	\$0.00	\$180.00	\$180.00
2769636	02/12/10	5068	I	0.00	0.00	4.32	0.00	\$3.50	\$152.24	\$155.74
2769636	02/12/10	5068	I	0.00	0.00	0.00	0.00	\$0.00	\$180.00	\$180.00
2774664	02/15/10	6083	I	0.00	0.00	6.64	0.00	\$5.38	\$233.99	\$239.37

Environmental Technologies (81)

**Customer Report**

Transactions from 01/01/2010 through 03/31/2010  
 Inbound and Outbound Tickets  
 Third Party and Intercompany Customers  
 Recycle and Disposal Waste  
 Full Details

Cst.rpt  
 mer in List: 81250  
 2: LV81

Ticket	Date	Truck	In / Out	Yards	Units	Tons	Estimated Tons	Tax	Disposal Amount	Amount
<b>VEOLIA WATER/US FILTER</b>										
2774664	02/15/10	6083	I	0.00	0.00	0.00	0.00	\$0.00	\$180.00	\$180.00
2778666	02/17/10	5068	I	0.00	0.00	5.57	0.00	\$4.51	\$196.29	\$200.80
2778666	02/17/10	5068	I	0.00	0.00	0.00	0.00	\$0.00	\$180.00	\$180.00
2782701	02/19/10	5068	I	0.00	0.00	7.02	0.00	\$5.69	\$247.38	\$253.07
2782701	02/19/10	5068	I	0.00	0.00	0.00	0.00	\$0.00	\$180.00	\$180.00
2787304	02/22/10	5068	I	0.00	0.00	4.77	0.00	\$3.87	\$168.09	\$171.96
2787304	02/22/10	5068	I	0.00	0.00	0.00	0.00	\$0.00	\$180.00	\$180.00
2795456	02/26/10	5068	I	0.00	0.00	5.05	0.00	\$4.09	\$177.96	\$182.05
2795456	02/26/10	5068	I	0.00	0.00	0.00	0.00	\$0.00	\$180.00	\$180.00
2800962	03/01/10	5068	I	0.00	0.00	5.78	0.00	\$4.68	\$203.69	\$208.37
2800962	03/01/10	5068	I	0.00	0.00	0.00	0.00	\$0.00	\$180.00	\$180.00
2804895	03/03/10	5068	I	0.00	0.00	4.36	0.00	\$3.53	\$153.65	\$157.18
2804895	03/03/10	5068	I	0.00	0.00	0.00	0.00	\$0.00	\$180.00	\$180.00
2808449	03/05/10	5068	I	0.00	0.00	4.79	0.00	\$3.88	\$168.80	\$172.68
2808449	03/05/10	5068	I	0.00	0.00	0.00	0.00	\$0.00	\$180.00	\$180.00
2813796	03/08/10	5068	I	0.00	0.00	5.82	0.00	\$4.72	\$205.10	\$209.82
2813796	03/08/10	5068	I	0.00	0.00	0.00	0.00	\$0.00	\$180.00	\$180.00
2815114	03/09/10	6083	I	0.00	0.00	4.28	0.00	\$3.47	\$150.83	\$154.30
2815114	03/09/10	6083	I	0.00	0.00	0.00	0.00	\$0.00	\$180.00	\$180.00
2815412	03/09/10	6083	I	0.00	0.00	2.11	0.00	\$1.71	\$74.36	\$76.07
2815412	03/09/10	6083	I	0.00	0.00	0.00	0.00	\$0.00	\$180.00	\$180.00
2821192	03/12/10	5068	I	0.00	0.00	5.45	0.00	\$4.42	\$192.06	\$196.48
2821192	03/12/10	5068	I	0.00	0.00	0.00	0.00	\$0.00	\$180.00	\$180.00
2825758	03/15/10	5068	I	0.00	0.00	6.38	0.00	\$5.17	\$224.83	\$230.00
2825758	03/15/10	5068	I	0.00	0.00	0.00	0.00	\$0.00	\$180.00	\$180.00
2829888	03/17/10	5068	I	0.00	0.00	4.55	0.00	\$3.69	\$160.34	\$164.03
2829888	03/17/10	5068	I	0.00	0.00	0.00	0.00	\$0.00	\$180.00	\$180.00



**Environmental Technologies (81)**  
**Customer Report**

Transactions from 01/01/2010 through 03/31/2010  
 Inbound and Outbound Tickets  
 Third Party and Intercompany Customers  
 Recycle and Disposal Waste  
 Full Details

mer in List: 81250  
 D: LV81

Ticket	Date	Truck	In / Out	Yards	Units	Tons	Estimated Tons	Tax	Disposal Amount	Amount
<b>0 - VEOLIA WATER/US FILTER</b>										
2830518	03/17/10	5068	I	0.00	0.00	6.43	0.00	\$5.21	\$226.59	\$231.80
2830518	03/17/10	5068	I	0.00	0.00	0.00	0.00	\$0.00	\$180.00	\$180.00
2833850	03/19/10	5068	I	0.00	0.00	4.11	0.00	\$3.33	\$144.84	\$148.17
2833850	03/19/10	5068	I	0.00	0.00	0.00	0.00	\$0.00	\$180.00	\$180.00
2839031	03/22/10	5068	I	0.00	0.00	3.33	0.00	\$2.70	\$117.35	\$120.05
2839031	03/22/10	5068	I	0.00	0.00	0.00	0.00	\$0.00	\$180.00	\$180.00
2841017	03/23/10	5068	I	0.00	0.00	5.83	0.00	\$4.73	\$205.45	\$210.18
2841017	03/23/10	5068	I	0.00	0.00	0.00	0.00	\$0.00	\$180.00	\$180.00
2843471	03/24/10	5068	I	0.00	0.00	4.72	0.00	\$3.83	\$166.33	\$170.16
2843471	03/24/10	5068	I	0.00	0.00	0.00	0.00	\$0.00	\$180.00	\$180.00
2847681	03/26/10	5068	I	0.00	0.00	5.20	0.00	\$4.21	\$183.25	\$187.46
2847681	03/26/10	5068	I	0.00	0.00	0.00	0.00	\$0.00	\$180.00	\$180.00
2852588	03/29/10	5068	I	0.00	0.00	4.09	0.00	\$3.31	\$144.13	\$147.44
2852588	03/29/10	5068	I	0.00	0.00	0.00	0.00	\$0.00	\$180.00	\$180.00
2856646	03/31/10	5068	I	0.00	0.00	8.66	0.00	\$7.02	\$305.18	\$312.20
2856646	03/31/10	5068	I	0.00	0.00	0.00	0.00	\$0.00	\$180.00	\$180.00
							196.11	\$158.95	\$13,210.92	\$13,369.87

<b>Port Grand Totals</b>										
				0.00	0.00	196.11	0.00	\$158.95	\$13,210.92	\$13,369.87

ickets and 70 transactions



# LABORATORIES


A Division of MWH Americas, Inc.

750 Royal Oak Dr., Suite 100  
Monrovia, California, 91016-3629  
Tel: 626 386 1100  
Fax: 626 386 1101  
1 800 566 LABS (1 800 566 5227)

## Laboratory Report

for

Tronox LLC  
PO Box 55  
Henderson, NV 89009  
Attention: Susan Crowley  
Fax: 702-651-2310



Report#: 324791  
Project: CWA-RCRA  
Group: FBR Solids

LXG: Linda Geddes  
Project Manager

Laboratory certifies that the test results meet all **NELAC** requirements unless noted in the Comments section or the Case Narrative. Following the cover page are Hits Reports, Comments, QC Summary, QC Report and Regulatory Forms. This report shall not be reproduced except in full, without the written approval of the laboratory.





BUILDING A BETTER WORLD

March 04, 2010

Ms. Susan Crowley  
Tronox  
PO Box 55  
Henderson, NV 89009

Subject: Case Narrative report 324791

Sample receipt: The samples arrived at MWH Laboratories, Monrovia, CA on January 29, 2010 with proper chain of custody. All containers were received without any visible signs of tampering or breakage at proper temperature. Samples are identified on the acknowledgement, which is part of the report package, along with the chain of custody.

Case Narrative:  
For the MWH Laboratories data the following issues were observed:

Other Observations:

Analytical results for Method 3550B/8081A, Method 3050B/6010B and Method 7471A are submitted by Emax Laboratories, Inc. Torrance, CA  
The

Sincerely,

A handwritten signature in cursive script that reads "Linda Geddes".

Linda Geddes  
Project Manager

7/44

750 Royal Oaks Drive  
Suite 100

Monrovia, CA 91016

TEL 626-3865-1100  
FAX 626-386-1101

[www.mwhlabs.com](http://www.mwhlabs.com)



# LABORATORIES

A Division of MWH Americas, Inc.

750 Royal Oak Dr., Suite 100  
Monrovia, California, 91016-3629  
Tel: 626 386 1100  
Fax: 626 386 1101  
1 800 566 LABS (1 800 566 5227)

Laboratory Data  
Report: 324791

Tronox LLC  
Susan Crowley  
PO Box 55  
Henderson, NV 89009

Samples Received on:  
01/29/2010

Prepared	Analyzed	QC Ref #	Method	Analyte	Result	Units	MRL	Dilution
<b>FBR BIOLOGICAL SOLIDS (201001300046)</b>					<b>Sampled on 01/28/2010 1000</b>			
<b>EPA 8081A - Pesticides by 8081A</b>								
02/05/2010	23:13		(EPA 8081A)	4,4-DDD	ND	ug/kg	28	1
02/05/2010	23:13		(EPA 8081A)	4,4-DDE	ND	ug/kg	28	1
02/05/2010	23:13		(EPA 8081A)	4,4-DDT	ND	ug/kg	28	1
02/05/2010	23:13		(EPA 8081A)	Aldrin	ND	ug/kg	14	1
02/05/2010	23:13		(EPA 8081A)	Alpha-BHC	55	ug/kg	14	1
02/05/2010	23:13		(EPA 8081A)	Alpha-Chlordane	ND	ug/kg	14	1
02/05/2010	23:13		(EPA 8081A)	Beta-BHC	90	ug/kg	14	1
02/05/2010	23:13		(EPA 8081A)	Delta-BHC	170	ug/kg	14	1
02/05/2010	23:13		(EPA 8081A)	Dieldrin	ND	ug/kg	28	1
02/05/2010	23:13		(EPA 8081A)	Endosulfan I	ND	ug/kg	14	1
02/05/2010	23:13		(EPA 8081A)	Endosulfan II	ND	ug/kg	28	1
02/05/2010	23:13		(EPA 8081A)	Endosulfan sulfate	ND	ug/kg	28	1
02/05/2010	23:13		(EPA 8081A)	Endrin	ND	ug/kg	28	1
02/05/2010	23:13		(EPA 8081A)	Endrin Aldehyde	ND	ug/kg	28	1
02/05/2010	23:13		(EPA 8081A)	Endrin Ketone	ND	ug/kg	28	1
02/05/2010	23:13		(EPA 8081A)	Gamma-BHC	ND	ug/kg	14	1
02/05/2010	23:13		(EPA 8081A)	Gamma-Chlordane	ND	ug/kg	14	1
02/05/2010	23:13		(EPA 8081A)	Heptachlor	ND	ug/kg	14	1
02/05/2010	23:13		(EPA 8081A)	Heptachlor Epoxide	ND	ug/kg	14	1
02/05/2010	23:13		(EPA 8081A)	Methoxychlor	ND	ug/kg	140	1
02/05/2010	23:13		(EPA 8081A)	Toxaphene	ND	ug/kg	350	1
02/05/2010	23:13		(EPA 8081A)	Decachlorobiphenyl	93	%		1
02/05/2010	23:13		(EPA 8081A)	Tetrachloro-m-xylene	67	%		1
<b>EPA 6010 - Arsenic Subbed</b>								
02/05/2010	18:50		(EPA 6010)	Arsenic Subbed	220	mg/kg	7	1
<b>EPA 6010 - Cadmium Subbed</b>								
02/05/2010	18:50		(EPA 6010)	Cadmium Subbed	ND	mg/kg	7	1
<b>EPA 6010 - Chromium Subbed</b>								
02/05/2010	18:50		(EPA 6010)	Chromium Subbed	420	mg/kg	7	1
<b>EPA 6010 - Copper Subbed</b>								
02/05/2010	18:50		(EPA 6010)	Copper Subbed	150	mg/kg	7	1
<b>EPA 6010 - Lead Subbed</b>								
02/05/2010	18:50		(EPA 6010)	Lead Subbed	ND	mg/kg	7	1

9/44

Rounding on totals after summation.  
(c) - indicates calculated results



**MWH**

**LABORATORIES**

A Division of MWH Americas, Inc.

750 Royal Oak Dr., Suite 100  
Monrovia, California, 91016-3629  
Tel: 626 386 1100  
Fax: 626 386 1101  
1 800 566 LABS (1 800 566 5227)

Laboratory Data  
Report: 324791

Tronox LLC  
Susan Crowley  
PO Box 55  
Henderson, NV 89009

Samples Received on:  
01/29/2010

Prepared	Analyzed	QC Ref #	Method	Analyte	Result	Units	MRL	Dilution
			<b>EPA 6010 - Molybdenum Subbed</b>					
02/05/2010	18:50		(EPA 6010)	Molybdenum Subbed	1500	mg/kg	35	1
			<b>EPA 6010 - Nickel Subbed</b>					
02/05/2010	18:50		(EPA 6010)	Nickel Subbed	20	mg/kg	7	1
			<b>EPA 6010 - Selenium Subbed</b>					
02/05/2010	18:50		(EPA 6010)	Selenium Subbed	37	mg/kg	7	1
			<b>EPA 6010 - Silver Subbed</b>					
02/05/2010	18:50		(EPA 6010)	Silver Subbed	ND	mg/kg	7	1
			<b>EPA 6010 - Zinc Subbed</b>					
02/05/2010	18:50		(EPA 6010)	Zinc Subbed	300	mg/kg	7	1
			<b>EPA 7471A - Mercury Subbed</b>					
02/04/2010	18:40		(EPA 7471A)	Mercury Subbed	ND	mg/kg	0.7	1
			<b>Misc subcontracted work - Percent Moisture</b>					
02/03/2010	16:08		(Misc subcontracted work)	Percent Moisture	86	%		1

Rounding on totals after summation.  
(c) - indicates calculated results