



TestAmerica

THE LEADER IN ENVIRONMENTAL TESTING

QA/QC PACKAGE: LEVEL IV
PREPARED FOR: STL – ST. LOUIS
LABORATORY NUMBER: IQK1137
PROJECT: PHASE 2 SAMPLING TRONOX PARCELS C & D
20072263V1

SAMPLED: 11/9/07

LABORATORY REPORT

Prepared For: STL - St. Louis, MO (Sub)
13715 Rider Trail North
Earth City, MO 63045
Attention: Jerry Everett

Project: Phase 2 Sampling Tronox Parcels
C & D
20072263V1

Sampled: 11/09/07
Received: 11/10/07
Revised: 12/07/07 10:43

NELAP #01108CA California ELAP#1197 CSDLAC #10256

*The results listed within this Laboratory Report pertain only to the samples tested in the laboratory. The analyses contained in this report were performed in accordance with the applicable certifications as noted. All soil samples are reported on a wet weight basis unless otherwise noted in the report. This Laboratory Report is confidential and is intended for the sole use of TestAmerica and its client. This report shall not be reproduced, except in full, without written permission from TestAmerica. The Chain(s) of Custody, 2 pages, are included and are an integral part of this report.
This entire report was reviewed and approved for release.*


SAMPLE CROSS REFERENCE

ADDITIONAL
INFORMATION:

This is a revised report to correct units in QC for Chlorite.

| LABORATORY ID | CLIENT ID | MATRIX |
|---------------|-----------------|--------|
| IQK1137-01 | TSB-CR-07-0' | Soil |
| IQK1137-02 | TSB-CR-07-10' | Soil |
| IQK1137-03 | TSB-CR-08-0' | Soil |
| IQK1137-04 | TSB-CR-08-0'-FD | Soil |
| IQK1137-05 | TSB-CJ-08-10' | Soil |
| IQK1137-06 | TSB-CJ-04-0' | Soil |
| IQK1137-07 | TSB-CJ-04-10' | Soil |
| IQK1137-08 | TSB-CJ-07-0' | Soil |
| IQK1137-09 | TSB-CJ-07-10' | Soil |
| IQK1137-10 | TSB-CJ-03-0' | Soil |
| IQK1137-11 | TSB-CJ-03-10' | Soil |

Reviewed By:



TestAmerica - Irvine, CA

Joseph Doak
Project Manager



TestAmerica

THE LEADER IN ENVIRONMENTAL TESTING

QA/QC PACKAGE: LEVEL IV
PREPARED FOR: STL – ST. LOUIS
LABORATORY NUMBER: IQK1137
PROJECT: PHASE 2 SAMPLING TRONOX PARCELS C & D
20072263V1

CHAIN OF CUSTODY FORM

ERM CHAIN OF CUSTODY RECORD

ERM CONTACT PERSON
 Name: Maria Barajas-Albalawi
 Address: 2525 Natomas Park Drive, Suite 350
 Sacramento, CA 95833
 Phone #: (916) 924-9378

FED EX #: 8006 4461 3157

TAK1137

LABORATORY: TestAmerica-Irvine
 Contact Person: Nicholas Marz
 Address: 1014 E. Cooley Drive, Ste A
 Colton, CA 92324
 Phone: (949) 261-1022

Date: 11-9-07

| SAMPLER(S) PRINTED NAME AND SIGNATURE | | ANALYSIS REQUEST | | | | | | | | | | | | | | | | | | | |
|---|----------------------------|------------------|----------------------|----------------|-----|------|------|------|-----|--|--|--|--|--|--|--|--|--|--|--|--|
| Adrienne Watkins / Adrienne Watkins | | Hex Chrome 7196 | Dichlorobenzil 8270C | Chlorite 300.1 | | | | | | | | | | | | | | | | | |
| PROJECT NAME: PHASE 2 SAMPLING TRONOX PARCELS C AND D | PROJECT NUMBER: 20072263V1 | Container | | | | | | | | | | | | | | | | | | | |
| | | Unpres | H2SO4 | HNO3 | HCl | NaOH | ZnAc | NaOH | EDA | | | | | | | | | | | | |
| SAMPLE ID | DATE | TIME | | | | | | | | | | | | | | | | | | | |
| TSB-CR-07-01 | 11-9-07 | 0745 | X | | | | | | | | | | | | | | | | | | |
| TSB-CR-07-02 | 11-9-07 | 0745 | X | | | | | | | | | | | | | | | | | | |
| TSB-CR-07-10 | 11-9-07 | 0805 | X | | | | | | | | | | | | | | | | | | |
| TSB-CR-08-01 | 11-9-07 | 0850 | X | | | | | | | | | | | | | | | | | | |
| TSB-CR-08-02 | 11-9-07 | 0850 | X | | | | | | | | | | | | | | | | | | |
| TSB-CJ-08-10 | 11-9-07 | 0925 | X | | | | | | | | | | | | | | | | | | |
| TSB-CJ-04-01 | 11-9-07 | 0955 | X | | | | | | | | | | | | | | | | | | |
| TSB-CJ-04-10 | 11-9-07 | 1015 | X | | | | | | | | | | | | | | | | | | |
| TSB-CJ-07-01 | 11-9-07 | 1050 | X | | | | | | | | | | | | | | | | | | |
| TSB-CJ-07-10 | 11-9-07 | 1115 | X | | | | | | | | | | | | | | | | | | |

Comments/Instructions:
 * Parcel C
 * ERM Project # 0009073

Signature: _____ Print Name: _____ Date: _____ Time: _____

RELINQUISHED BY: Adrienne Watkins Company Name/Title: GES Staff Services Date: 11-9-07 Time: 3:19

RECEIVED BY: Priscilla Blodgett Signature: Priscilla Blodgett Date: 11/20/07 Time: 1:57

RELINQUISHED BY: Adrienne Watkins Signature: Adrienne Watkins Date: 11/20/07 Time: 13:12

RECEIVED BY: Test America Signature: Test America Date: 11/20/07 Time: 1:57

For Lab Use Only: Sample Condition Upon Receipt: _____

ORIGINAL: Send with sample (sign only in blue or black ink)

COPIES: Retained by Sampler, Sent to Office



TestAmerica

THE LEADER IN ENVIRONMENTAL TESTING

QA/QC PACKAGE: LEVEL IV
PREPARED FOR: STL – ST. LOUIS
LABORATORY NUMBER: IQK1137
PROJECT: PHASE 2 SAMPLING TRONOX PARCELS C & D
20072263V1

ANALYTICAL REPORT

STL - St. Louis, MO (Sub)
 13715 Rider Trail North
 Earth City, MO 63045
 Attention: Jerry Everett

Project ID: Phase 2 Sampling Tronox Parcels C & D
 20072263V1
 Report Number: IQK1137

Sampled: 11/09/07
 Received: 11/10/07

SEMI-VOLATILE ORGANICS BY GC/MS (EPA 8270C)

| Analyte | Method | Batch | MDL Limit | Reporting Limit | Sample Result | Dilution Factor | Date Extracted | Date Analyzed | Data Qualifiers |
|---|-----------|---------|-----------|-----------------|---------------|-----------------|----------------|---------------|-----------------|
| Sample ID: IQK1137-01 (TSB-CR-07-0' - Soil) | | | | | | | | | |
| Reporting Units: ug/kg | | | | | | | | | |
| 2,2'-/4,4'-Dichlorobenzil | EPA 8270C | 7K12065 | 70 | 330 | ND | 1 | 11/12/07 | 11/15/07 | |
| Surrogate: 2-Fluorophenol (25-120%) | | | | | 56 % | | | | |
| Surrogate: Phenol-d6 (35-120%) | | | | | 71 % | | | | |
| Surrogate: 2,4,6-Tribromophenol (35-125%) | | | | | 73 % | | | | |
| Surrogate: Nitrobenzene-d5 (30-120%) | | | | | 65 % | | | | |
| Surrogate: 2-Fluorobiphenyl (35-120%) | | | | | 72 % | | | | |
| Surrogate: Terphenyl-d14 (40-135%) | | | | | 89 % | | | | |
| Sample ID: IQK1137-02 (TSB-CR-07-10' - Soil) | | | | | | | | | |
| Reporting Units: ug/kg | | | | | | | | | |
| 2,2'-/4,4'-Dichlorobenzil | EPA 8270C | 7K12065 | 70 | 330 | ND | 1 | 11/12/07 | 11/16/07 | |
| Surrogate: 2-Fluorophenol (25-120%) | | | | | 58 % | | | | |
| Surrogate: Phenol-d6 (35-120%) | | | | | 71 % | | | | |
| Surrogate: 2,4,6-Tribromophenol (35-125%) | | | | | 76 % | | | | |
| Surrogate: Nitrobenzene-d5 (30-120%) | | | | | 62 % | | | | |
| Surrogate: 2-Fluorobiphenyl (35-120%) | | | | | 69 % | | | | |
| Surrogate: Terphenyl-d14 (40-135%) | | | | | 85 % | | | | |
| Sample ID: IQK1137-03 (TSB-CR-08-0' - Soil) | | | | | | | | | |
| Reporting Units: ug/kg | | | | | | | | | |
| 2,2'-/4,4'-Dichlorobenzil | EPA 8270C | 7K12065 | 70 | 330 | ND | 1 | 11/12/07 | 11/16/07 | |
| Surrogate: 2-Fluorophenol (25-120%) | | | | | 62 % | | | | |
| Surrogate: Phenol-d6 (35-120%) | | | | | 76 % | | | | |
| Surrogate: 2,4,6-Tribromophenol (35-125%) | | | | | 80 % | | | | |
| Surrogate: Nitrobenzene-d5 (30-120%) | | | | | 69 % | | | | |
| Surrogate: 2-Fluorobiphenyl (35-120%) | | | | | 75 % | | | | |
| Surrogate: Terphenyl-d14 (40-135%) | | | | | 97 % | | | | |

TestAmerica - Irvine, CA

Joseph Doak
 Project Manager

The results pertain only to the samples tested in the laboratory. This report shall not be reproduced, except in full, without written permission from TestAmerica.

IQK1137 <Page 2 of 13>

STL - St. Louis, MO (Sub)
13715 Rider Trail North
Earth City, MO 63045
Attention: Jerry Everett

Project ID: Phase 2 Sampling Tronox Parcels C & D
20072263V1
Report Number: IQK1137

Sampled: 11/09/07
Received: 11/10/07

SEMI-VOLATILE ORGANICS BY GC/MS (EPA 8270C)

| Analyte | Method | Batch | MDL Limit | Reporting Limit | Sample Result | Dilution Factor | Date Extracted | Date Analyzed | Data Qualifiers |
|---|-----------|---------|-----------|-----------------|---------------|-----------------|----------------|---------------|-----------------|
| Sample ID: IQK1137-04 (TSB-CR-08-0'-FD - Soil) | | | | | | | | | |
| Reporting Units: ug/kg | | | | | | | | | |
| 2,2'-/4,4'-Dichlorobenzil | EPA 8270C | 7K12065 | 70 | 330 | ND | 1 | 11/12/07 | 11/16/07 | |
| Surrogate: 2-Fluorophenol (25-120%) | | | | | 60 % | | | | |
| Surrogate: Phenol-d6 (35-120%) | | | | | 73 % | | | | |
| Surrogate: 2,4,6-Tribromophenol (35-125%) | | | | | 72 % | | | | |
| Surrogate: Nitrobenzene-d5 (30-120%) | | | | | 65 % | | | | |
| Surrogate: 2-Fluorobiphenyl (35-120%) | | | | | 70 % | | | | |
| Surrogate: Terphenyl-d14 (40-135%) | | | | | 80 % | | | | |
| Sample ID: IQK1137-05 (TSB-CJ-08-10' - Soil) | | | | | | | | | |
| Reporting Units: ug/kg | | | | | | | | | |
| 2,2'-/4,4'-Dichlorobenzil | EPA 8270C | 7K12065 | 70 | 330 | ND | 1 | 11/12/07 | 11/15/07 | |
| Surrogate: 2-Fluorophenol (25-120%) | | | | | 63 % | | | | |
| Surrogate: Phenol-d6 (35-120%) | | | | | 77 % | | | | |
| Surrogate: 2,4,6-Tribromophenol (35-125%) | | | | | 84 % | | | | |
| Surrogate: Nitrobenzene-d5 (30-120%) | | | | | 69 % | | | | |
| Surrogate: 2-Fluorobiphenyl (35-120%) | | | | | 75 % | | | | |
| Surrogate: Terphenyl-d14 (40-135%) | | | | | 72 % | | | | |
| Sample ID: IQK1137-06 (TSB-CJ-04-0' - Soil) | | | | | | | | | |
| Reporting Units: ug/kg | | | | | | | | | |
| 2,2'-/4,4'-Dichlorobenzil | EPA 8270C | 7K12065 | 70 | 330 | ND | 1 | 11/12/07 | 11/16/07 | |
| Surrogate: 2-Fluorophenol (25-120%) | | | | | 67 % | | | | |
| Surrogate: Phenol-d6 (35-120%) | | | | | 81 % | | | | |
| Surrogate: 2,4,6-Tribromophenol (35-125%) | | | | | 79 % | | | | |
| Surrogate: Nitrobenzene-d5 (30-120%) | | | | | 73 % | | | | |
| Surrogate: 2-Fluorobiphenyl (35-120%) | | | | | 77 % | | | | |
| Surrogate: Terphenyl-d14 (40-135%) | | | | | 83 % | | | | |

TestAmerica - Irvine, CA

Joseph Doak
Project Manager

The results pertain only to the samples tested in the laboratory. This report shall not be reproduced, except in full, without written permission from TestAmerica.

IQK1137 <Page 3 of 13>

STL - St. Louis, MO (Sub)
13715 Rider Trail North
Earth City, MO 63045
Attention: Jerry Everett

Project ID: Phase 2 Sampling Tronox Parcels C & D
20072263V1
Report Number: IQK1137

Sampled: 11/09/07
Received: 11/10/07

SEMI-VOLATILE ORGANICS BY GC/MS (EPA 8270C)

| Analyte | Method | Batch | MDL Limit | Reporting Limit | Sample Result | Dilution Factor | Date Extracted | Date Analyzed | Data Qualifiers |
|---|-----------|---------|-----------|-----------------|---------------|-----------------|----------------|---------------|-----------------|
| Sample ID: IQK1137-07 (TSB-CJ-04-10' - Soil) | | | | | | | | | |
| Reporting Units: ug/kg | | | | | | | | | |
| 2,2'-/4,4'-Dichlorobenzil | EPA 8270C | 7K12065 | 70 | 330 | ND | 1 | 11/12/07 | 11/16/07 | |
| Surrogate: 2-Fluorophenol (25-120%) | | | | | 57 % | | | | |
| Surrogate: Phenol-d6 (35-120%) | | | | | 71 % | | | | |
| Surrogate: 2,4,6-Tribromophenol (35-125%) | | | | | 68 % | | | | |
| Surrogate: Nitrobenzene-d5 (30-120%) | | | | | 62 % | | | | |
| Surrogate: 2-Fluorobiphenyl (35-120%) | | | | | 67 % | | | | |
| Surrogate: Terphenyl-d14 (40-135%) | | | | | 83 % | | | | |
| Sample ID: IQK1137-08 (TSB-CJ-07-0' - Soil) | | | | | | | | | |
| Reporting Units: ug/kg | | | | | | | | | |
| 2,2'-/4,4'-Dichlorobenzil | EPA 8270C | 7K12065 | 70 | 330 | ND | 1 | 11/12/07 | 11/19/07 | |
| Surrogate: 2-Fluorophenol (25-120%) | | | | | 69 % | | | | |
| Surrogate: Phenol-d6 (35-120%) | | | | | 87 % | | | | |
| Surrogate: 2,4,6-Tribromophenol (35-125%) | | | | | 74 % | | | | |
| Surrogate: Nitrobenzene-d5 (30-120%) | | | | | 73 % | | | | |
| Surrogate: 2-Fluorobiphenyl (35-120%) | | | | | 83 % | | | | |
| Surrogate: Terphenyl-d14 (40-135%) | | | | | 83 % | | | | |
| Sample ID: IQK1137-09 (TSB-CJ-07-10' - Soil) | | | | | | | | | |
| Reporting Units: ug/kg | | | | | | | | | |
| 2,2'-/4,4'-Dichlorobenzil | EPA 8270C | 7K12065 | 70 | 330 | ND | 1 | 11/12/07 | 11/16/07 | |
| Surrogate: 2-Fluorophenol (25-120%) | | | | | 59 % | | | | |
| Surrogate: Phenol-d6 (35-120%) | | | | | 61 % | | | | |
| Surrogate: 2,4,6-Tribromophenol (35-125%) | | | | | 79 % | | | | |
| Surrogate: Nitrobenzene-d5 (30-120%) | | | | | 63 % | | | | |
| Surrogate: 2-Fluorobiphenyl (35-120%) | | | | | 74 % | | | | |
| Surrogate: Terphenyl-d14 (40-135%) | | | | | 76 % | | | | |

TestAmerica - Irvine, CA

Joseph Doak
Project Manager

The results pertain only to the samples tested in the laboratory. This report shall not be reproduced, except in full, without written permission from TestAmerica.

IQK1137 <Page 4 of 13>

STL - St. Louis, MO (Sub)
 13715 Rider Trail North
 Earth City, MO 63045
 Attention: Jerry Everett

Project ID: Phase 2 Sampling Tronox Parcels C & D
 20072263V1
 Report Number: IQK1137

Sampled: 11/09/07
 Received: 11/10/07

SEMI-VOLATILE ORGANICS BY GC/MS (EPA 8270C)

| Analyte | Method | Batch | MDL Limit | Reporting Limit | Sample Result | Dilution Factor | Date Extracted | Date Analyzed | Data Qualifiers |
|---------|--------|-------|-----------|-----------------|---------------|-----------------|----------------|---------------|-----------------|
|---------|--------|-------|-----------|-----------------|---------------|-----------------|----------------|---------------|-----------------|

Sample ID: IQK1137-10 (TSB-CJ-03-0' - Soil)

Reporting Units: ug/kg

| | | | | | | | | | |
|---|-----------|---------|----|-----|------|---|----------|----------|--|
| 2,2'-/4,4'-Dichlorobenzil | EPA 8270C | 7K12065 | 70 | 330 | ND | 1 | 11/12/07 | 11/16/07 | |
| Surrogate: 2-Fluorophenol (25-120%) | | | | | 62 % | | | | |
| Surrogate: Phenol-d6 (35-120%) | | | | | 67 % | | | | |
| Surrogate: 2,4,6-Tribromophenol (35-125%) | | | | | 77 % | | | | |
| Surrogate: Nitrobenzene-d5 (30-120%) | | | | | 69 % | | | | |
| Surrogate: 2-Fluorobiphenyl (35-120%) | | | | | 78 % | | | | |
| Surrogate: Terphenyl-d14 (40-135%) | | | | | 76 % | | | | |

Sample ID: IQK1137-11 (TSB-CJ-03-10' - Soil)

Reporting Units: ug/kg

| | | | | | | | | | |
|---|-----------|---------|----|-----|------|---|----------|----------|--|
| 2,2'-/4,4'-Dichlorobenzil | EPA 8270C | 7K12065 | 70 | 330 | ND | 1 | 11/12/07 | 11/16/07 | |
| Surrogate: 2-Fluorophenol (25-120%) | | | | | 56 % | | | | |
| Surrogate: Phenol-d6 (35-120%) | | | | | 57 % | | | | |
| Surrogate: 2,4,6-Tribromophenol (35-125%) | | | | | 73 % | | | | |
| Surrogate: Nitrobenzene-d5 (30-120%) | | | | | 61 % | | | | |
| Surrogate: 2-Fluorobiphenyl (35-120%) | | | | | 68 % | | | | |
| Surrogate: Terphenyl-d14 (40-135%) | | | | | 75 % | | | | |

TestAmerica - Irvine, CA

Joseph Doak
 Project Manager

The results pertain only to the samples tested in the laboratory. This report shall not be reproduced, except in full, without written permission from TestAmerica.

IQK1137 <Page 5 of 13>

STL - St. Louis, MO (Sub)
 13715 Rider Trail North
 Earth City, MO 63045
 Attention: Jerry Everett

Project ID: Phase 2 Sampling Tronox Parcels C & D
 20072263V1
 Report Number: IQK1137

Sampled: 11/09/07
 Received: 11/10/07

INORGANICS

| Analyte | Method | Batch | MDL Limit | Reporting Limit | Sample Result | Dilution Factor | Date Extracted | Date Analyzed | Data Qualifiers |
|---|-------------|---------|-----------|-----------------|---------------|-----------------|----------------|---------------|-----------------|
| Sample ID: IQK1137-01 (TSB-CR-07-0' - Soil) | | | | | | | | | |
| Reporting Units: mg/kg dry | | | | | | | | | |
| Chromium VI | 3060A/7196A | 7K19120 | N/A | 1.0 | ND | 1 | 11/19/07 | 11/19/07 | |
| Sample ID: IQK1137-02 (TSB-CR-07-10' - Soil) | | | | | | | | | |
| Reporting Units: mg/kg dry | | | | | | | | | |
| Chromium VI | 3060A/7196A | 7K19120 | N/A | 1.0 | ND | 1 | 11/19/07 | 11/19/07 | |
| Sample ID: IQK1137-03 (TSB-CR-08-0' - Soil) | | | | | | | | | |
| Reporting Units: mg/kg dry | | | | | | | | | |
| Chromium VI | 3060A/7196A | 7K19120 | N/A | 1.0 | ND | 1 | 11/19/07 | 11/19/07 | |
| Sample ID: IQK1137-04 (TSB-CR-08-0'-FD - Soil) | | | | | | | | | |
| Reporting Units: mg/kg dry | | | | | | | | | |
| Chromium VI | 3060A/7196A | 7K19120 | N/A | 1.0 | ND | 1 | 11/19/07 | 11/19/07 | |
| Sample ID: IQK1137-05 (TSB-CJ-08-10' - Soil) | | | | | | | | | |
| Reporting Units: mg/kg dry | | | | | | | | | |
| Chromium VI | 3060A/7196A | 7K19120 | N/A | 1.0 | ND | 1 | 11/19/07 | 11/19/07 | |
| Sample ID: IQK1137-06 (TSB-CJ-04-0' - Soil) | | | | | | | | | |
| Reporting Units: mg/kg dry | | | | | | | | | |
| Chromium VI | 3060A/7196A | 7K19120 | N/A | 1.0 | ND | 1 | 11/19/07 | 11/19/07 | |
| Sample ID: IQK1137-07 (TSB-CJ-04-10' - Soil) | | | | | | | | | |
| Reporting Units: mg/kg dry | | | | | | | | | |
| Chromium VI | 3060A/7196A | 7K19120 | N/A | 1.0 | ND | 1 | 11/19/07 | 11/19/07 | |
| Sample ID: IQK1137-08 (TSB-CJ-07-0' - Soil) | | | | | | | | | |
| Reporting Units: mg/kg dry | | | | | | | | | |
| Chromium VI | 3060A/7196A | 7K19120 | N/A | 1.0 | ND | 1 | 11/19/07 | 11/19/07 | |
| Sample ID: IQK1137-09 (TSB-CJ-07-10' - Soil) | | | | | | | | | |
| Reporting Units: mg/kg dry | | | | | | | | | |
| Chromium VI | 3060A/7196A | 7K19120 | N/A | 1.0 | ND | 1 | 11/19/07 | 11/19/07 | |
| Sample ID: IQK1137-10 (TSB-CJ-03-0' - Soil) | | | | | | | | | |
| Reporting Units: mg/kg dry | | | | | | | | | |
| Chromium VI | 3060A/7196A | 7K19120 | N/A | 1.0 | ND | 1 | 11/19/07 | 11/19/07 | |

TestAmerica - Irvine, CA

Joseph Doak
 Project Manager

The results pertain only to the samples tested in the laboratory. This report shall not be reproduced, except in full, without written permission from TestAmerica.

IQK1137 <Page 6 of 13>

| | | |
|--|---|---|
| STL - St. Louis, MO (Sub) 13715 Rider Trail North Earth City, MO 63045 Attention: Jerry Everett | Project ID: Phase 2 Sampling Tronox Parcels C & D 20072263V1 Report Number: IQK1137 | Sampled: 11/09/07 Received: 11/10/07 |
|--|---|---|

INORGANICS

| Analyte | Method | Batch | MDL Limit | Reporting Limit | Sample Result | Dilution Factor | Date Extracted | Date Analyzed | Data Qualifiers |
|---|----------------|---------|-----------|-----------------|---------------|-----------------|----------------|---------------|-----------------|
| Sample ID: IQK1137-11 (TSB-CJ-03-10' - Soil) | | | | | | | | | |
| Reporting Units: mg/kg dry | | | | | | | | | |
| Chromium VI | 3060A/7196A | 7K19120 | N/A | 1.0 | ND | 1 | 11/19/07 | 11/19/07 | |
| Sample ID: IQK1137-01 (TSB-CR-07-0' - Soil) | | | | | | | | | |
| Reporting Units: ug/kg | | | | | | | | | |
| Chlorite | EPA 300.1 Mod. | 7K19101 | 40 | 200 | ND | 1 | 11/19/07 | 11/19/07 | |
| Sample ID: IQK1137-02 (TSB-CR-07-10' - Soil) | | | | | | | | | |
| Reporting Units: ug/kg | | | | | | | | | |
| Chlorite | EPA 300.1 Mod. | 7K19101 | 40 | 200 | ND | 1 | 11/19/07 | 11/20/07 | |
| Sample ID: IQK1137-03 (TSB-CR-08-0' - Soil) | | | | | | | | | |
| Reporting Units: ug/kg | | | | | | | | | |
| Chlorite | EPA 300.1 Mod. | 7K19101 | 400 | 2000 | ND | 10 | 11/19/07 | 11/21/07 | RL1 |
| Sample ID: IQK1137-04 (TSB-CR-08-0'-FD - Soil) | | | | | | | | | |
| Reporting Units: ug/kg | | | | | | | | | |
| Chlorite | EPA 300.1 Mod. | 7K19101 | 40 | 200 | ND | 1 | 11/19/07 | 11/20/07 | |
| Sample ID: IQK1137-05 (TSB-CJ-08-10' - Soil) | | | | | | | | | |
| Reporting Units: ug/kg | | | | | | | | | |
| Chlorite | EPA 300.1 Mod. | 7K19101 | 40 | 200 | ND | 1 | 11/19/07 | 11/20/07 | |
| Sample ID: IQK1137-06 (TSB-CJ-04-0' - Soil) | | | | | | | | | |
| Reporting Units: ug/kg | | | | | | | | | |
| Chlorite | EPA 300.1 Mod. | 7K19101 | 40 | 200 | ND | 1 | 11/19/07 | 11/20/07 | |
| Sample ID: IQK1137-07 (TSB-CJ-04-10' - Soil) | | | | | | | | | |
| Reporting Units: ug/kg | | | | | | | | | |
| Chlorite | EPA 300.1 Mod. | 7K19101 | 40 | 200 | ND | 1 | 11/19/07 | 11/20/07 | |
| Sample ID: IQK1137-08 (TSB-CJ-07-0' - Soil) | | | | | | | | | |
| Reporting Units: ug/kg | | | | | | | | | |
| Chlorite | EPA 300.1 Mod. | 7K19101 | 40 | 200 | ND | 1 | 11/19/07 | 11/20/07 | |
| Sample ID: IQK1137-09 (TSB-CJ-07-10' - Soil) | | | | | | | | | |
| Reporting Units: ug/kg | | | | | | | | | |
| Chlorite | EPA 300.1 Mod. | 7K19101 | 40 | 200 | ND | 1 | 11/19/07 | 11/20/07 | |

TestAmerica - Irvine, CA

Joseph Doak
Project Manager

The results pertain only to the samples tested in the laboratory. This report shall not be reproduced, except in full, without written permission from TestAmerica. IQK1137 <Page 7 of 13>

STL - St. Louis, MO (Sub)
13715 Rider Trail North
Earth City, MO 63045
Attention: Jerry Everett

Project ID: Phase 2 Sampling Tronox Parcels C & D
20072263V1
Report Number: IQK1137

Sampled: 11/09/07
Received: 11/10/07

INORGANICS

| Analyte | Method | Batch | MDL Limit | Reporting Limit | Sample Result | Dilution Factor | Date Extracted | Date Analyzed | Data Qualifiers |
|---|----------------|---------|-----------|-----------------|---------------|-----------------|----------------|---------------|-----------------|
| Sample ID: IQK1137-10 (TSB-CJ-03-0' - Soil) | | | | | | | | | |
| Reporting Units: ug/kg | | | | | | | | | |
| Chlorite | EPA 300.1 Mod. | 7K19101 | 40 | 200 | ND | 1 | 11/19/07 | 11/20/07 | |
| Sample ID: IQK1137-11 (TSB-CJ-03-10' - Soil) | | | | | | | | | |
| Reporting Units: ug/kg | | | | | | | | | |
| Chlorite | EPA 300.1 Mod. | 7K19101 | 800 | 4000 | ND | 20 | 11/19/07 | 11/21/07 | RL1 |

TestAmerica - Irvine, CA

Joseph Doak
Project Manager

The results pertain only to the samples tested in the laboratory. This report shall not be reproduced, except in full, without written permission from TestAmerica.

IQK1137 <Page 8 of 13>

QA/QC PACKAGE: LEVEL IV
PREPARED FOR: STL – ST. LOUIS
LABORATORY NUMBER: IQK1137
PROJECT: PHASE 2 SAMPLING TRONOX PARCELS C & D
20072263V1

QUALITY CONTROL SUMMARY

- METHOD BLANK
- MS/MSD DATA REPORT
- LCS DATA REPORT

STL - St. Louis, MO (Sub)
13715 Rider Trail North
Earth City, MO 63045
Attention: Jerry Everett

Project ID: Phase 2 Sampling Tronox Parcels C & D
20072263V1
Report Number: IQK1137

Sampled: 11/09/07
Received: 11/10/07

METHOD BLANK/QC DATA

SEMI-VOLATILE ORGANICS BY GC/MS (EPA 8270C)

| Analyte | Result | Reporting Limit | MDL | Units | Spike Level | Source Result | %REC %REC Limits | RPD RPD | RPD Limit | Data Qualifiers |
|---|--------|-----------------|-----|-------|---------------------------|---------------|------------------|---------|-----------|-----------------|
| Batch: 7K12065 Extracted: 11/12/07 | | | | | | | | | | |
| Blank Analyzed: 11/13/2007 (7K12065-BLK1) | | | | | | | | | | |
| 2,2'-/4,4'-Dichlorobenzil | ND | 330 | 70 | ug/kg | | | | | | |
| Surrogate: 2-Fluorophenol | 4440 | | | ug/kg | 6670 | | 67 25-120 | | | |
| Surrogate: Phenol-d6 | 4750 | | | ug/kg | 6670 | | 71 35-120 | | | |
| Surrogate: 2,4,6-Tribromophenol | 5390 | | | ug/kg | 6670 | | 81 35-125 | | | |
| Surrogate: Nitrobenzene-d5 | 2410 | | | ug/kg | 3330 | | 72 30-120 | | | |
| Surrogate: 2-Fluorobiphenyl | 2590 | | | ug/kg | 3330 | | 78 35-120 | | | |
| Surrogate: Terphenyl-d14 | 2870 | | | ug/kg | 3330 | | 86 40-135 | | | |
| LCS Analyzed: 11/13/2007 (7K12065-BS1) | | | | | | | | | | |
| 2,2'-/4,4'-Dichlorobenzil | 3170 | 330 | 70 | ug/kg | 3330 | | 95 50-130 | | | |
| Surrogate: 2-Fluorophenol | 4170 | | | ug/kg | 6670 | | 63 25-120 | | | |
| Surrogate: Phenol-d6 | 4360 | | | ug/kg | 6670 | | 65 35-120 | | | |
| Surrogate: 2,4,6-Tribromophenol | 5420 | | | ug/kg | 6670 | | 81 35-125 | | | |
| Surrogate: Nitrobenzene-d5 | 2260 | | | ug/kg | 3330 | | 68 30-120 | | | |
| Surrogate: 2-Fluorobiphenyl | 2340 | | | ug/kg | 3330 | | 70 35-120 | | | |
| Surrogate: Terphenyl-d14 | 2930 | | | ug/kg | 3330 | | 88 40-135 | | | |
| Matrix Spike Analyzed: 11/15/2007 (7K12065-MS1) | | | | | | | | | | |
| | | | | | Source: IQK1137-05 | | | | | |
| 2,2'-/4,4'-Dichlorobenzil | 2870 | 330 | 70 | ug/kg | 3330 | ND | 86 50-130 | | | |
| Surrogate: 2-Fluorophenol | 4660 | | | ug/kg | 6670 | | 70 25-120 | | | |
| Surrogate: Phenol-d6 | 5210 | | | ug/kg | 6670 | | 78 35-120 | | | |
| Surrogate: 2,4,6-Tribromophenol | 6740 | | | ug/kg | 6670 | | 101 35-125 | | | |
| Surrogate: Nitrobenzene-d5 | 2560 | | | ug/kg | 3330 | | 77 30-120 | | | |
| Surrogate: 2-Fluorobiphenyl | 2730 | | | ug/kg | 3330 | | 82 35-120 | | | |
| Surrogate: Terphenyl-d14 | 2630 | | | ug/kg | 3330 | | 79 40-135 | | | |
| Matrix Spike Dup Analyzed: 11/15/2007 (7K12065-MSD1) | | | | | | | | | | |
| | | | | | Source: IQK1137-05 | | | | | |
| 2,2'-/4,4'-Dichlorobenzil | 3210 | 330 | 70 | ug/kg | 3330 | ND | 96 50-130 | 11 | 30 | |
| Surrogate: 2-Fluorophenol | 4220 | | | ug/kg | 6670 | | 63 25-120 | | | |
| Surrogate: Phenol-d6 | 4910 | | | ug/kg | 6670 | | 74 35-120 | | | |
| Surrogate: 2,4,6-Tribromophenol | 6120 | | | ug/kg | 6670 | | 92 35-125 | | | |
| Surrogate: Nitrobenzene-d5 | 2230 | | | ug/kg | 3330 | | 67 30-120 | | | |
| Surrogate: 2-Fluorobiphenyl | 2550 | | | ug/kg | 3330 | | 77 35-120 | | | |
| Surrogate: Terphenyl-d14 | 2910 | | | ug/kg | 3330 | | 87 40-135 | | | |

TestAmerica - Irvine, CA

Joseph Doak
Project Manager

The results pertain only to the samples tested in the laboratory. This report shall not be reproduced, except in full, without written permission from TestAmerica.

IQK1137 <Page 9 of 13>

STL - St. Louis, MO (Sub)
 13715 Rider Trail North
 Earth City, MO 63045
 Attention: Jerry Everett

Project ID: Phase 2 Sampling Tronox Parcels C & D
 20072263V1
 Report Number: IQK1137

Sampled: 11/09/07
 Received: 11/10/07

METHOD BLANK/QC DATA

INORGANICS

| Analyte | Result | Reporting Limit | MDL | Units | Spike Level | Source Result | %REC %REC Limits | RPD | RPD Limit | Data Qualifiers |
|---|--------|-----------------|-----|-----------|-------------|---------------------------|------------------|-----|-----------|-----------------|
| Batch: 7K19101 Extracted: 11/19/07 | | | | | | | | | | |
| Blank Analyzed: 11/19/2007 (7K19101-BLK1) | | | | | | | | | | |
| Chlorite | ND | 200 | 40 | ug/kg | | | | | | |
| LCS Analyzed: 11/19/2007 (7K19101-BS1) | | | | | | | | | | |
| Chlorite | 1030 | 200 | 40 | ug/kg | 1000 | | 103 75-125 | | | |
| Matrix Spike Analyzed: 11/20/2007 (7K19101-MS1) | | | | | | | | | | |
| | | | | | | Source: IQK1137-01 | | | | |
| Chlorite | 872 | 200 | 40 | ug/kg | 1000 | ND | 87 75-125 | | | |
| Matrix Spike Analyzed: 11/22/2007 (7K19101-MS2) | | | | | | | | | | |
| | | | | | | Source: IQK1480-07 | | | | |
| Chlorite | 811 | 200 | 40 | ug/kg | 1000 | ND | 81 75-125 | | | |
| Matrix Spike Dup Analyzed: 11/20/2007 (7K19101-MSD1) | | | | | | | | | | |
| | | | | | | Source: IQK1137-01 | | | | |
| Chlorite | 852 | 200 | 40 | ug/kg | 1000 | ND | 85 75-125 | 2 | 25 | |
| Matrix Spike Dup Analyzed: 11/22/2007 (7K19101-MSD2) | | | | | | | | | | |
| | | | | | | Source: IQK1480-07 | | | | |
| Chlorite | 851 | 200 | 40 | ug/kg | 1000 | ND | 85 75-125 | 5 | 25 | |
| Batch: 7K19120 Extracted: 11/19/07 | | | | | | | | | | |
| Blank Analyzed: 11/19/2007 (7K19120-BLK1) | | | | | | | | | | |
| Chromium VI | ND | 1.0 | N/A | mg/kg wet | | | | | | |
| LCS Analyzed: 11/19/2007 (7K19120-BS1) | | | | | | | | | | |
| Chromium VI | 14.8 | 1.0 | N/A | mg/kg wet | 16.0 | | 93 80-120 | | | |
| Matrix Spike Analyzed: 11/19/2007 (7K19120-MS1) | | | | | | | | | | |
| | | | | | | Source: IQK1137-01 | | | | |
| Chromium VI | 13.9 | 1.0 | N/A | mg/kg dry | 16.1 | ND | 86 75-125 | | | |

TestAmerica - Irvine, CA

Joseph Doak
 Project Manager

The results pertain only to the samples tested in the laboratory. This report shall not be reproduced, except in full, without written permission from TestAmerica.

IQK1137 <Page 10 of 13>

STL - St. Louis, MO (Sub)
13715 Rider Trail North
Earth City, MO 63045
Attention: Jerry Everett

Project ID: Phase 2 Sampling Tronox Parcels C & D
20072263V1
Report Number: IQK1137

Sampled: 11/09/07
Received: 11/10/07

METHOD BLANK/QC DATA

INORGANICS

| Analyte | Result | Reporting Limit | MDL | Units | Spike Level | Source Result | %REC %REC Limits | RPD RPD | RPD Limit | Data Qualifiers |
|---------|--------|-----------------|-----|-------|-------------|---------------|------------------|---------|-----------|-----------------|
|---------|--------|-----------------|-----|-------|-------------|---------------|------------------|---------|-----------|-----------------|

Batch: 7K19120 Extracted: 11/19/07

Matrix Spike Dup Analyzed: 11/19/2007 (7K19120-MSD1)

Source: IQK1137-01

| | | | | | | | | | | |
|-------------|------|-----|-----|-----------|------|----|-----------|---|----|--|
| Chromium VI | 13.7 | 1.0 | N/A | mg/kg dry | 16.1 | ND | 85 75-125 | 1 | 20 | |
|-------------|------|-----|-----|-----------|------|----|-----------|---|----|--|

TestAmerica - Irvine, CA

Joseph Doak
Project Manager

The results pertain only to the samples tested in the laboratory. This report shall not be reproduced, except in full, without written permission from TestAmerica.

IQK1137 <Page 11 of 13>

STL - St. Louis, MO (Sub)
13715 Rider Trail North
Earth City, MO 63045
Attention: Jerry Everett

Project ID: Phase 2 Sampling Tronox Parcels C & D
20072263V1
Report Number: IQK1137

Sampled: 11/09/07
Received: 11/10/07

DATA QUALIFIERS AND DEFINITIONS

- RL1** Reporting limit raised due to sample matrix effects.
ND Analyte NOT DETECTED at or above the reporting limit or MDL, if MDL is specified.
RPD Relative Percent Difference

TestAmerica - Irvine, CA

Joseph Doak
Project Manager

The results pertain only to the samples tested in the laboratory. This report shall not be reproduced, except in full, without written permission from TestAmerica.

IQK1137 <Page 12 of 13>

STL - St. Louis, MO (Sub)
13715 Rider Trail North
Earth City, MO 63045
Attention: Jerry Everett

Project ID: Phase 2 Sampling Tronox Parcels C & D
20072263V1
Report Number: IQK1137

Sampled: 11/09/07
Received: 11/10/07

Certification Summary

TestAmerica - Irvine, CA

| Method | Matrix | Nelac | California |
|----------------|--------|-------|------------|
| 3060A/7196A | Soil | X | X |
| EPA 300.1 Mod. | Soil | | |
| EPA 8270C | Soil | X | X |

Nevada and NELAP provide analyte specific accreditations. Analyte specific information for TestAmerica may be obtained by contacting the laboratory or visiting our website at www.testamericainc.com.

TestAmerica - Irvine, CA

Joseph Doak
Project Manager



The results pertain only to the samples tested in the laboratory. This report shall not be reproduced, except in full, without written permission from TestAmerica.

IQK1137 <Page 13 of 13>

QA/QC PACKAGE: LEVEL IV
PREPARED FOR: STL – ST. LOUIS
LABORATORY NUMBER: IQK1137
PROJECT: PHASE 2 SAMPLING TRONOX PARCELS C & D
20072263V1

EPA 8270C LABORATORY RAW DATA

- INITIAL CALIBRATION RAW DATA
- SAMPLE RAW DATA

GC/MS DAILY LOG SUMMARY

DATE: 11-07-07 DATAFILE: C:\GCMS 8 \DATA\ 07NOV07
 ANALYST: LB GCMS: # 8 EPA METHOD: 625/8270

| # | SAMPLE NAME | Dil | FILENAME | S/W | Prep | Batch # | Posted | Rev'd | Comments |
|----|----------------------------|-----|----------|-----|------------------|---------|---------|-------|-----------|
| 1 | 50ppm DFTPP STD | *** | STUN 1 | *** | Pass @ 09:48 | | | | |
| 2 | 50ppm Midpoint STD | *** | SSTD050 | *** | 1 midpoint check | | | | failed |
| 3 | 50ppm DFTPP STD | - | STUN 2 | - | Pass @ 12:39 | | | | |
| 4 | 50ppm Midpoint STD | - | SSTD050A | - | KS ICAL | | | | # 7100431 |
| 5 | 5ppm | - | 005 | - | | | | | 428 |
| 6 | 10ppm | - | 010 | - | | | | | 429 |
| 7 | 80ppm | - | 080 | - | | | BZD/b28 | | 432 |
| 8 | 120ppm | - | 120 | - | | | ICAL | | 433 |
| 9 | 160ppm | - | 160 | - | | | H7607SV | | 434 |
| 10 | 2ppm | - | 002 | - | | | | | 427 |
| 11 | 50ppm Sec Source | - | LCS050 | - | | | | | # 7090368 |
| 12 | | | | | | | | | |
| 13 | | | | | | | | | |
| 14 | | | | | | | | | |
| 15 | | | | | | | | | |
| 16 | | | | | | | | | |
| 17 | | | | | | | | | |
| 18 | | | | | | | | | |
| 19 | | | | | | | | | |
| 20 | | | | | | | | | |
| 21 | | | | | | | | | |
| 22 | | | | | | | | | |
| 23 | | | | | | | | | |
| 24 | | | | | | | | | |
| 25 | | | | | | | | | |
| 26 | | | | | | | | | |
| 27 | | | | | | | | | |
| 28 | | | | | | | | | |
| 29 | | | | | | | | | |
| 30 | | | | | | | | | |

Tailing Factor & Degradation:

Methylene Chloride Lot# See above

Benzidine < 3 ✓ Pentachlorophenol < 5 ✓ DDT Degradation < 20 ✓

Standard Code:

DFTPP: 7100452 Internal Standard: See above Calibration: See above

GC/MS QA-QC Check Report

Tune File : C:\GCMS8\DATA\07NOV07\STUN2.D
 Tune Time : 7 Nov 2007 12:39 pm

Daily Calibration File : C:\GCMS8\DATA\07NOV07\SSTD050A.D

| File | Sample | Surrogate Recovery % | | | | | | | Internal Standard Responses | | | | | | |
|-----------|--------------|----------------------|-------|-------|-------|-------|-------|--------|-----------------------------|---------|---------|---------|--------|--|--|
| | | (2FF) | (PHL) | (NBZ) | (FBP) | (TBP) | (TEH) | (DCB) | (NPT) | (ANT) | (FEN) | (CRY) | (FRY) | | |
| LCS050.D | 50ppm Sec. S | 51 | 51 | 50 | 50 | 55 | 51 | 477085 | 1515673 | 769624 | 1105922 | 827825 | 768234 | | |
| SSTD002.D | 2ppm BNA STD | 2* | 2* | 4* | 4* | 2* | 4* | 521735 | 1737366 | 892948 | 1240394 | 966024 | 839156 | | |
| SSTD005.D | 5ppm BNA STD | 4* | 5* | 10* | 11* | 5* | 10* | 557756 | 1766256 | 905777 | 1229263 | 912756 | 781863 | | |
| SSTD010.D | 10ppm BNA ST | 9* | 9* | 20* | 21* | 11* | 20* | 602099 | 1913527 | 1010694 | 1407078 | 1093936 | 992229 | | |
| SSTD080.D | 80ppm BNA ST | 76 | 75 | 164* | 152* | 98 | 154* | 464912 | 1416871 | 701520 | 971523 | 693548 | 659661 | | |
| SSTD120.D | 120ppm BNA S | 126* | 121* | 256* | 225* | 148* | 232* | 399216 | 1249888 | 625135 | 893039 | 631958 | 634003 | | |
| SSTD160.D | 160ppm BNA S | 179* | 165* | 344* | 284* | 202* | 286* | 369942 | 1280661 | 605872 | 851636 | 617901 | 580682 | | |

- fails 12hr time check * - fails criteria

Created: Thu Nov 08 15:55:28 2007 GCMS8

Calrpt.txt

RESPONSE FACTOR REPORT

GCMS8

Method : C:\HPCHEM\1\METHODS\H7K07SV.M (RTE Integrator)
 Title : 625/8270 Calibration
 Last Update : Wed Nov 07 17:42:36 2007
 Response via : Initial Calibration

Calibration File
 5 -SSTD005.D * 10 -SSTD010.D * 50 -SSTD050A.D * 80 -SSTD080.D * 120 -SSTD120.D
 160 -SSTD160.D * 2 -SSTD002.D *

| COMPOUND | 5 | 10 | 50 | 80 | 120 | 160 | 2 | AVG | %RSD |
|-------------------------------|-------|-------|-------|-------|-------|-------|-------|--------|--------|
| -----ISTD----- | | | | | | | | | |
| I 1,4-Dichlorobenzene-d4 (IS) | 1.387 | 1.406 | 1.501 | 1.536 | 1.703 | 1.814 | 1.371 | 1.531 | 11.07 |
| S 2-Fluorophenol (SU) | 2.030 | 2.079 | 2.163 | 2.187 | 2.429 | 2.587 | 1.863 | 2.191 | 11.18 |
| T Pyridine | 1.391 | 1.441 | 1.466 | 1.502 | 1.640 | 1.756 | 1.262 | 1.494 | 10.85 |
| T n-Nitrosodimethylamine | 1.866 | 1.780 | 1.742 | 1.832 | 2.053 | 2.105 | 1.943 | 1.903 | 7.18 |
| T bis(2-Chloroethyl)ether | 2.361 | 2.502 | 2.524 | 2.403 | 2.559 | 2.659 | 2.480 | 2.498 | 3.95 |
| T Aniline | 1.935 | 1.936 | 1.953 | 1.929 | 2.073 | 2.124 | 1.942 | 1.985 | 4.00 |
| S Phenol-d6 (SU) | 2.078 | 2.080 | 2.081 | 2.044 | 2.157 | 2.158 | 2.128 | 2.104 | 2.10 |
| CM Phenol | 1.379 | 1.385 | 1.409 | 1.412 | 1.478 | 1.501 | 1.439 | 1.429 | 3.25 |
| M 2-Chlorophenol | 2.630 | 2.604 | 2.600 | 2.488 | 2.644 | 2.654 | 2.789 | 2.630 | 3.39 |
| T n-Decane | 1.349 | 1.425 | 1.364 | 1.376 | 1.352 | 1.333 | 1.431 | 1.376 | 2.77 |
| CT 1,3-Dichlorobenzene | 1.770 | 1.690 | 1.694 | 1.436 | 1.469 | 1.448 | 1.466 | 1.692 | 2.35 |
| M 1,4-Dichlorobenzene | 1.461 | 1.483 | 1.454 | 1.436 | 1.469 | 1.448 | 1.466 | 1.460 | 1.04 |
| T 1,2-Dichlorobenzene | 0.847 | 0.903 | 0.910 | 0.899 | 0.965 | 0.994 | 0.837 | 0.908 | 6.28 |
| T Benzyl alcohol | 4.028 | 4.068 | 3.921 | 3.793 | 4.106 | 4.158 | 4.297 | 4.053 | 4.02 |
| T bis(2-chloroisopropyl)ether | 1.081 | 1.105 | 1.085 | 1.072 | 1.136 | 1.144 | 1.137 | 1.109 | 2.73 |
| T 2-Methylphenol | 0.570 | 0.594 | 0.602 | 0.598 | 0.619 | 0.622 | 0.603 | 0.601 | 2.85 |
| T Hexachloroethane | 1.228 | 1.262 | 1.225 | 1.189 | 1.271 | 1.346 | 1.231 | 1.250 | 4.00 |
| PM N-Nitrosodi-n-propylamine | 1.511 | 1.543 | 1.493 | 1.437 | 1.487 | 1.514 | 1.571 | 1.508 | 2.83 |
| T 4-Methylphenol | | | | | | | | | |
| -----ISTD----- | | | | | | | | | |
| I Naphthalene-d8 (IS) | 0.468 | 0.486 | 0.486 | 0.487 | 0.507 | 0.511 | 0.462 | 0.487 | 3.70 |
| S Nitrobenzene-d5 (SU) | 0.499 | 0.535 | 0.497 | 0.499 | 0.508 | 0.507 | 0.508 | 0.505 | 1.31 |
| T Nitrobenzene | 0.904 | 0.928 | 0.925 | 0.931 | 0.999 | 1.021 | 0.937 | 0.949 | 4.53 |
| T Isophorone | 0.219 | 0.244 | 0.258 | 0.261 | 0.268 | 0.284 | 0.217 | 0.250 | 10.05 |
| CT 2-Nitrophenol | 0.350 | 0.356 | 0.356 | 0.360 | 0.370 | 0.372 | 0.338 | 0.357 | 3.28 |
| T 2,4-Dimethylphenol | 0.569 | 0.584 | 0.568 | 0.560 | 0.587 | 0.585 | 0.566 | 0.574 | 1.88 |
| CT bis(2-Chloroethyl)methane | 0.327 | 0.337 | 0.337 | 0.332 | 0.327 | 0.318 | 0.306 | 0.326 | 3.41 |
| CT 2,4-Dichlorophenol | 0.047 | 0.104 | 0.176 | 0.194 | 0.217 | 0.232 | | 0.344 | 4.02 |
| M 1,2,4-Trichlorobenzene | 0.361 | 0.362 | 0.346 | 0.344 | 0.334 | 0.323 | 0.340 | 0.162 | 44.35* |
| T Benzoic Acid | 0.041 | 0.104 | 0.176 | 0.194 | 0.217 | 0.232 | | 0.980 | 5.55 |
| T Naphthalene | 1.041 | 1.038 | 0.975 | 0.940 | 0.929 | 0.913 | 1.024 | 0.437 | 3.86 |
| T 4-Chloroaniline | 0.437 | 0.460 | 0.446 | 0.434 | 0.439 | 0.438 | 0.404 | 0.174 | 3.72 |
| CT Hexachlorobutadiene | 0.178 | 0.183 | 0.179 | 0.175 | 0.170 | 0.163 | 0.172 | 0.307 | 6.94 |
| M 4-Chloro-3-methylphenol | 0.288 | 0.307 | 0.312 | 0.308 | 0.328 | 0.333 | 0.272 | 0.576 | 4.28 |
| T 2-Methylnaphthalene | 0.591 | 0.603 | 0.567 | 0.539 | 0.573 | 0.552 | 0.602 | 0.354 | 3.51 |
| T 2,3-Dichloroaniline | 0.368 | 0.371 | 0.352 | 0.340 | 0.346 | 0.342 | 0.360 | | |
| -----ISTD----- | | | | | | | | | |
| I Acenaphthene-d10 (IS) | 0.171 | 0.210 | 0.256 | 0.262 | 0.278 | 0.266 | | 0.240 | 17.22* |
| PT Hexachlorocyclopentadiene | 0.405 | 0.435 | 0.428 | 0.425 | 0.415 | 0.399 | 0.365 | 0.410 | 5.80 |
| CT 2,4,6-Trichlorophenol | 0.429 | 0.459 | 0.469 | 0.463 | 0.448 | 0.426 | 0.389 | 0.440 | 6.34 |
| T 2,4,5-Trichlorophenol | 1.490 | 1.441 | 1.336 | 1.298 | 1.283 | 1.216 | 1.480 | 1.364 | 7.86 |
| S 2-Fluorobiphenyl (SU) | 1.228 | 1.225 | 1.153 | 1.116 | 1.096 | 1.057 | 1.220 | 1.156 | 6.01 |
| T 2-Chloronaphthalene | 0.414 | 0.443 | 0.486 | 0.492 | 0.534 | 0.537 | 0.396 | 0.472 | 11.83 |
| T 2-Nitroaniline | 0.202 | 0.228 | 0.243 | 0.243 | 0.248 | 0.248 | | 0.235 | 7.70* |
| T 1,3-Dinitrobenzene | 1.729 | 1.746 | 1.691 | 1.643 | 1.670 | 1.610 | 1.767 | 1.694 | 3.36 |
| T Acenaphthylene | 1.413 | 1.407 | 1.340 | 1.279 | 1.298 | 1.283 | 1.411 | 1.347 | 4.62 |
| T Dimethylphthalate | 0.330 | 0.366 | 0.358 | 0.348 | 0.355 | 0.347 | 0.329 | 0.348 | 4.01 |
| T 2,6-Dinitrotoluene | 1.117 | 1.123 | 1.044 | 1.017 | 1.028 | 1.003 | 1.129 | 1.066 | 5.15 |
| CM Acenaphthene | 0.322 | 0.358 | 0.349 | 0.333 | 0.351 | 0.357 | | 0.345 | 4.18 |
| T 3-Nitroaniline | 0.065 | 0.134 | 0.207 | 0.207 | 0.231 | 0.245 | | -0.182 | 37.91* |
| PT 2,4-Dinitrophenol | 1.648 | 1.685 | 1.567 | 1.491 | 1.463 | 1.438 | 1.660 | 1.564 | 6.52 |
| T Dibenzofuran | 0.411 | 0.446 | 0.449 | 0.432 | 0.450 | 0.446 | 0.347 | 0.426 | 8.81 |
| M 2,4-Dinitrotoluene | 0.077 | 0.101 | 0.117 | 0.120 | 0.135 | 0.142 | | 0.115 | 20.26* |
| PM 4-Nitrophenol | 1.309 | 1.325 | 1.264 | 1.214 | 1.209 | 1.161 | 1.350 | 1.262 | 5.53 |
| T Fluorene | 0.665 | 0.666 | 0.629 | 0.603 | 0.601 | 0.588 | 0.660 | 0.630 | 5.32 |
| T 4-Chlorophenyl-phenylether | 1.354 | 1.363 | 1.208 | 1.131 | 1.162 | 1.165 | 1.368 | 1.250 | 8.55 |
| T Diethylphthalate | 1.817 | 1.836 | 1.686 | 1.614 | 1.613 | 1.526 | 1.878 | 1.710 | 7.87 |
| T Azobenzene | 0.288 | 0.342 | 0.321 | 0.304 | 0.333 | 0.327 | 0.253 | 0.309 | 9.98 |
| T 4-Nitroaniline | 1.421 | 1.399 | 1.260 | 1.092 | 1.042 | 1.466 | | 1.280 | 14.03 |
| T n-Octadecane | | | | | | | | | |
| -----ISTD----- | | | | | | | | | |
| I Phenanthrene-d10 (IS) | 0.133 | 0.177 | 0.200 | 0.197 | 0.195 | 0.195 | | 0.183 | 14.12 |
| T 4,6-Dinitro-2-methylphenol | 0.635 | 0.636 | 0.572 | 0.548 | 0.513 | 0.521 | 0.619 | 0.578 | 9.16 |
| CT n-Nitrosodiphenylamine | 0.126 | 0.141 | 0.149 | 0.155 | 0.156 | 0.161 | 0.117 | 0.143 | 11.64 |
| S 2,4,6-Tribromophenol (SU) | 0.272 | 0.275 | 0.263 | 0.263 | 0.261 | 0.261 | 0.254 | 0.264 | 2.62 |
| T 4-Bromophenyl-phenylether | 0.307 | 0.298 | 0.293 | 0.296 | 0.298 | 0.297 | 0.316 | 0.301 | 2.68 |
| T Hexachlorobenzene | 0.100 | 0.140 | 0.180 | 0.186 | 0.200 | 0.212 | | 0.170 | 24.64 |
| CM Pentachlorophenol | 1.227 | 1.217 | 1.095 | 1.049 | 1.004 | 0.990 | 1.225 | 1.115 | 9.51 |
| T Phenanthrene | 1.231 | 1.231 | 1.075 | 1.014 | 0.996 | 0.992 | 1.251 | 1.113 | 10.81 |
| T Anthracene | 1.040 | 1.060 | 0.889 | 0.838 | 0.871 | 0.913 | 1.050 | 0.952 | 9.95 |
| T Carbazole | 1.725 | 1.733 | 1.591 | 1.492 | 1.452 | 1.440 | 1.744 | 1.597 | 8.61 |
| T Di-n-butylphthalate | 1.235 | 1.284 | 1.180 | 1.150 | 1.136 | 1.094 | 1.302 | 1.197 | 6.55 |
| CT Fluoranthene | | | | | | | | | |
| -----ISTD----- | | | | | | | | | |
| I Chrysene-d12 (IS) | 1.728 | 1.681 | 1.570 | 1.580 | 1.519 | 1.448 | 1.701 | 1.604 | 6.45 |
| M Pyrene | 1.142 | 1.182 | 1.191 | 1.201 | 1.201 | 1.124 | 1.015 | 1.151 | 5.83 |
| T 2,2'-Dichlorobenzil | 1.065 | 1.075 | 1.049 | 1.024 | 1.031 | 0.953 | 1.041 | 1.034 | 3.87 |
| S Terphenyl-d14 (SU) | 0.499 | 0.502 | 0.500 | 0.464 | 0.475 | 0.422 | 0.473 | 0.476 | 5.95 |
| T Benzidine | 0.890 | 0.881 | 0.893 | 0.892 | 0.876 | 0.837 | 0.873 | 0.877 | 2.23 |
| T Butylbenzylphthalate | 0.423 | 0.439 | 0.456 | 0.447 | 0.464 | 0.461 | 0.392 | 0.440 | 5.80 |
| T 3,3'-Dichlorobenzidine | 1.283 | 1.310 | 1.287 | 1.269 | 1.283 | 1.261 | 1.289 | 1.283 | 1.19 |
| T Benzo[a]anthracene | 1.206 | 1.221 | 1.113 | 1.082 | 1.078 | 1.049 | 1.264 | 1.145 | 7.32 |
| T Chrysene | 1.157 | 1.166 | 1.086 | 1.054 | 1.047 | 0.978 | 1.090 | 1.082 | 6.03 |
| T bis(2-Ethylhexyl)phthalate | 1.454 | 1.569 | 1.579 | 1.564 | 1.553 | 1.519 | 1.387 | 1.518 | 4.72 |
| CT Di-n-octylphthalate | | | | | | | | | |
| -----ISTD----- | | | | | | | | | |
| I Perylene-d12 (IS) | 1.282 | 1.322 | 1.335 | 1.438 | 1.701 | 1.246 | | 1.387 | 12.01 |
| T Benzo[b]fluoranthene | 1.390 | 1.376 | 1.205 | 1.108 | | 1.419 | | 1.300 | 10.45 |
| T Benzo[k]fluoranthene | 1.141 | 1.216 | 1.172 | 1.175 | 1.137 | 1.143 | 1.153 | 1.152 | 2.41 |
| CT Benzo[a]pyrene | 0.989 | 1.100 | 1.158 | 1.101 | 1.225 | 1.114 | 0.917 | 1.086 | 9.48 |
| T Indene[1,2,3-cd]pyrene | 1.047 | 1.188 | 1.224 | 1.129 | 1.161 | 1.026 | 0.970 | 1.106 | 8.45 |
| T Dibenz[a,h]anthracene | 1.115 | 1.203 | 1.215 | 1.096 | 1.130 | 0.993 | 1.047 | 1.114 | 7.15 |
| T Benzo[g,h,i]perylene | | | | | | | | | |

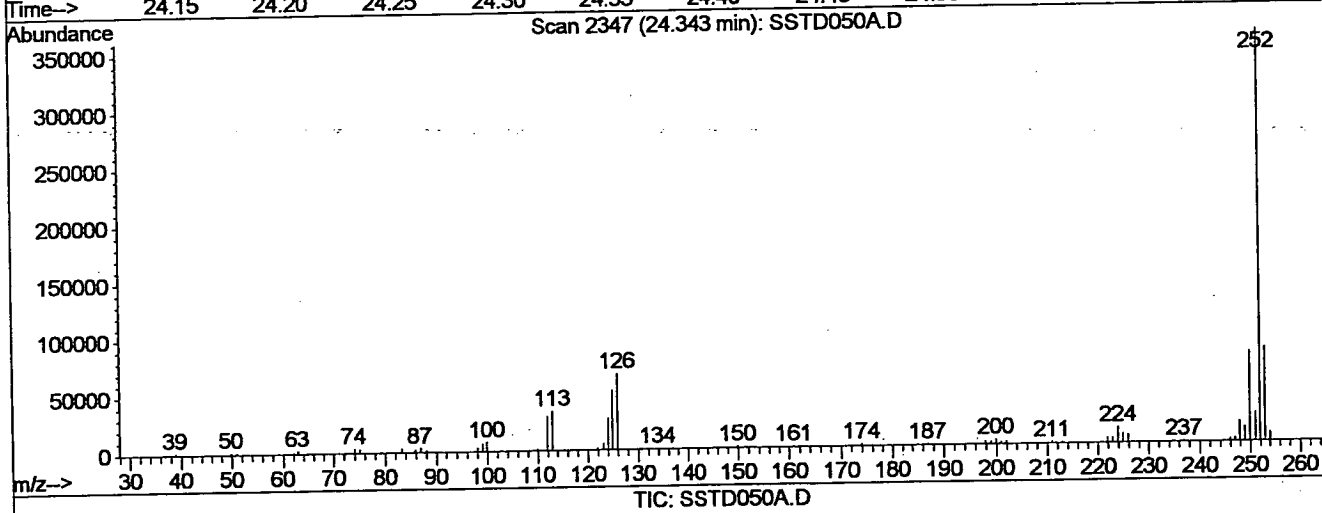
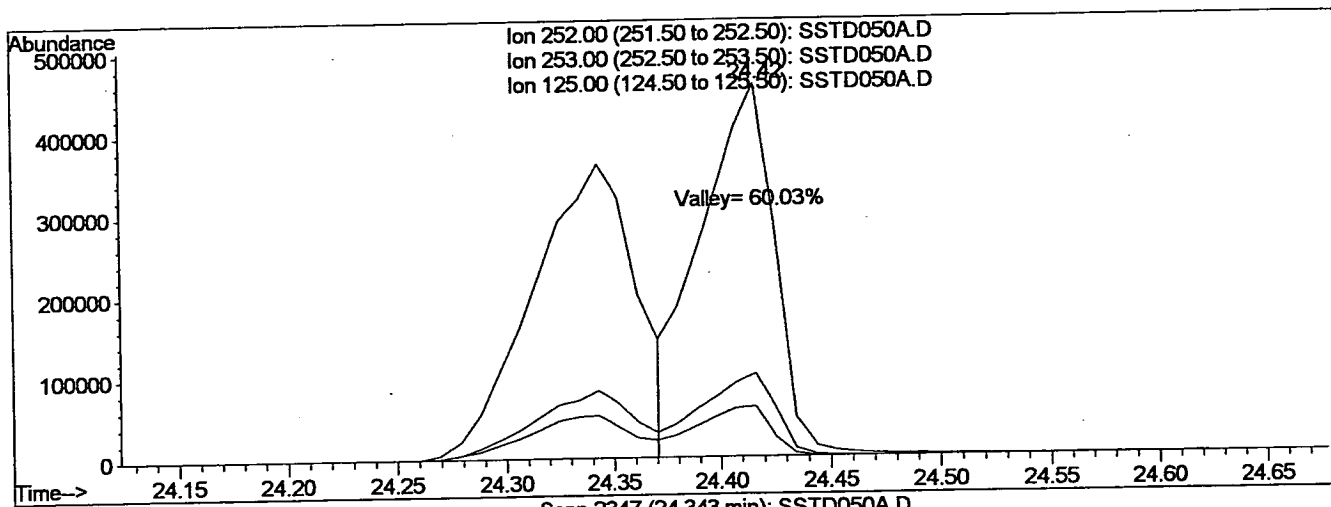
(#) = Out of Range
 (*) = Linear Regression

Quantitation Report

Data File : C:\GCMS8\DATA\07NOV07\SSTD050A.D
 Acq On : 7 Nov 2007 12:54 pm
 Sample : 50ppm MP STD# 7100431
 Misc : 8270/625 ICAL
 @Samnt@gmatinonvpa7ah5:ORTE9ND7P

Vial: 2
 Operator: AMI/DF
 Inst : GCMS8
 Multiplr: 1.00
 Quant Results File: temp.res

Method : C:\HPCHEM\1\METHODS\H7K07SV.M (RTE Integrator)
 Title : 625/8270 Calibration
 Last Update : Fri Oct 19 19:31:26 2007
 Response via : Multiple Level Calibration

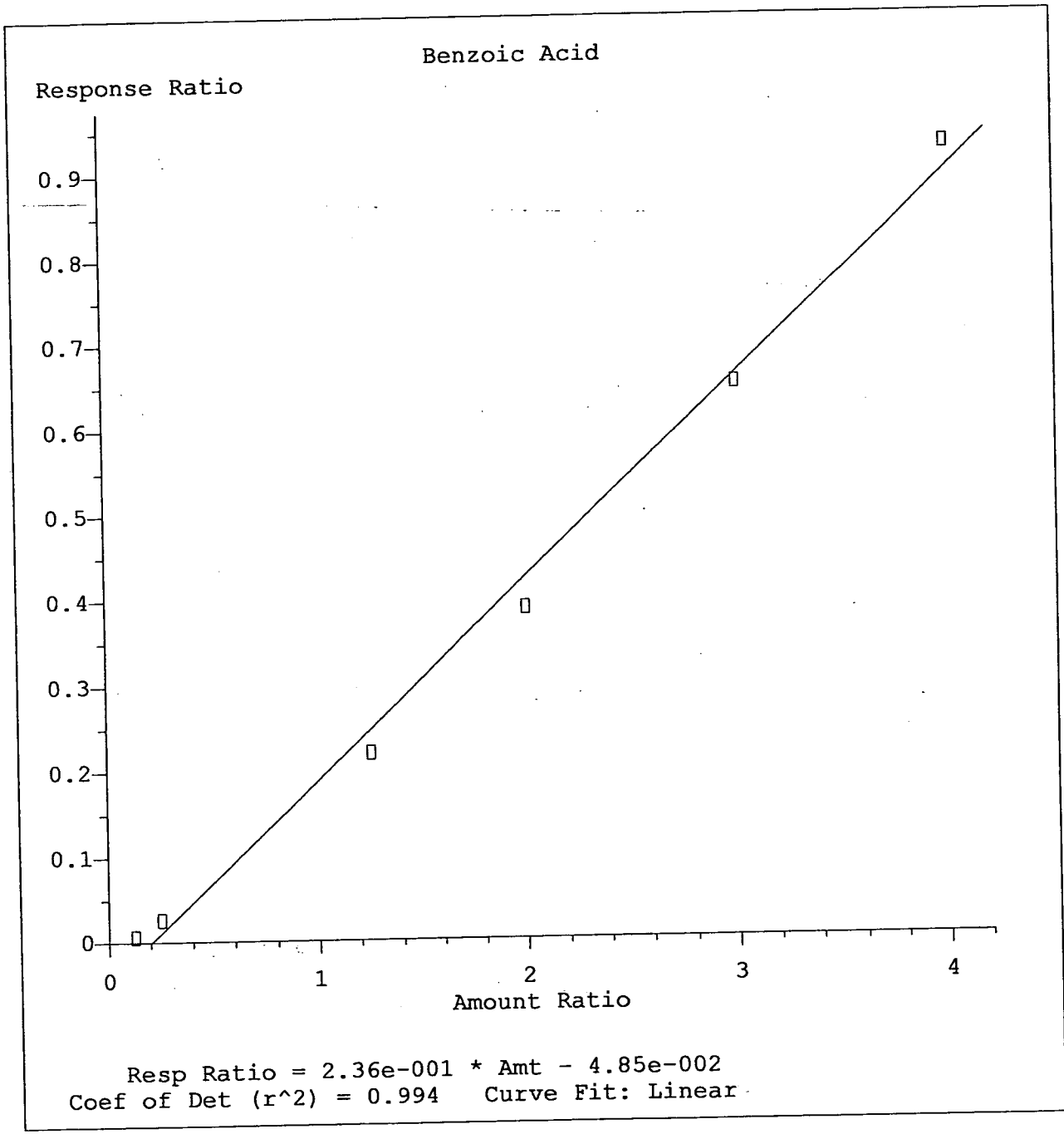


(83) Benzo[b]fluoranthene (T)

24.34min 47.47ppm

response 1217101

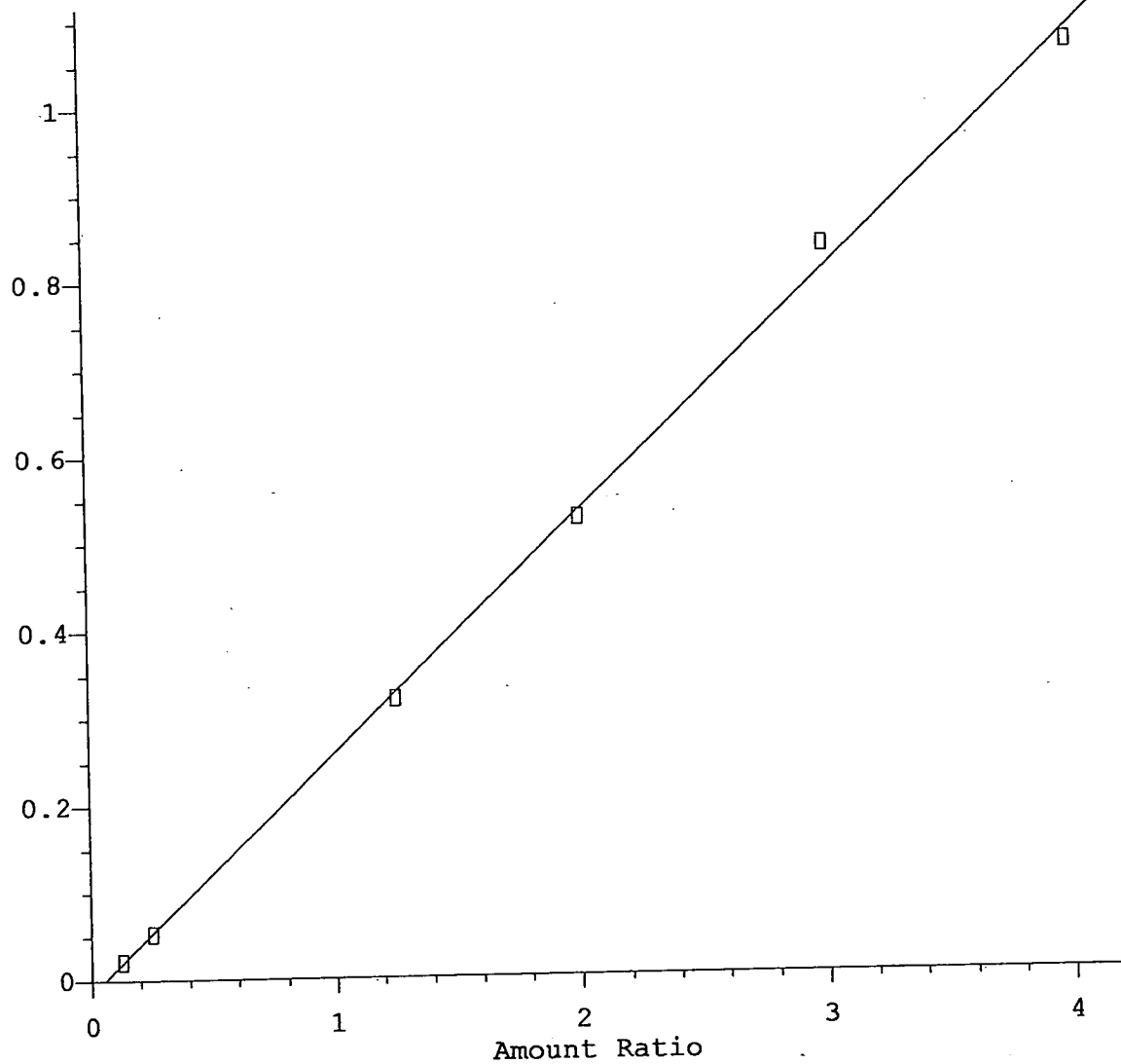
| Ion | Exp% | Act% |
|--------|-------|-------|
| 252.00 | 100 | 100 |
| 253.00 | 22.10 | 22.13 |
| 125.00 | 14.80 | 14.80 |
| 0.00 | 0.00 | 0.00 |



Method Name: C:\HPCHEM\1\METHODS\H7K07SV.M
Calibration Table Last Updated: Wed Nov 07 17:42:36 2007

Hexachlorocyclopentadiene

Response Ratio

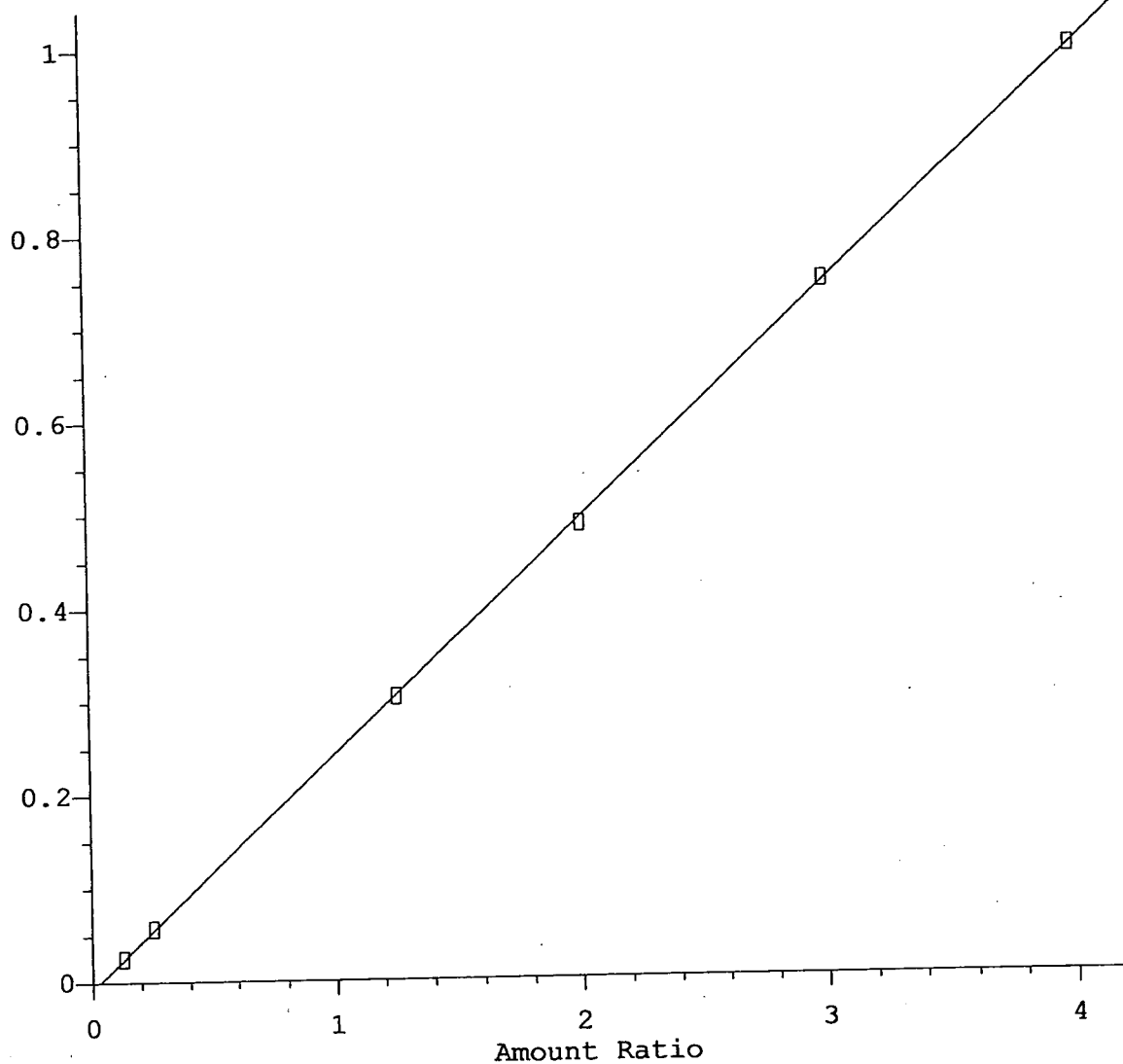


Resp Ratio = 2.73e-001 * Amt - 1.48e-002
Coef of Det (r^2) = 0.999 Curve Fit: Linear

Method Name: C:\HPCHEM\1\METHODS\H7K07SV.M
Calibration Table Last Updated: Wed Nov 07 17:42:36 2007

1,3-Dinitrobenzene

Response Ratio

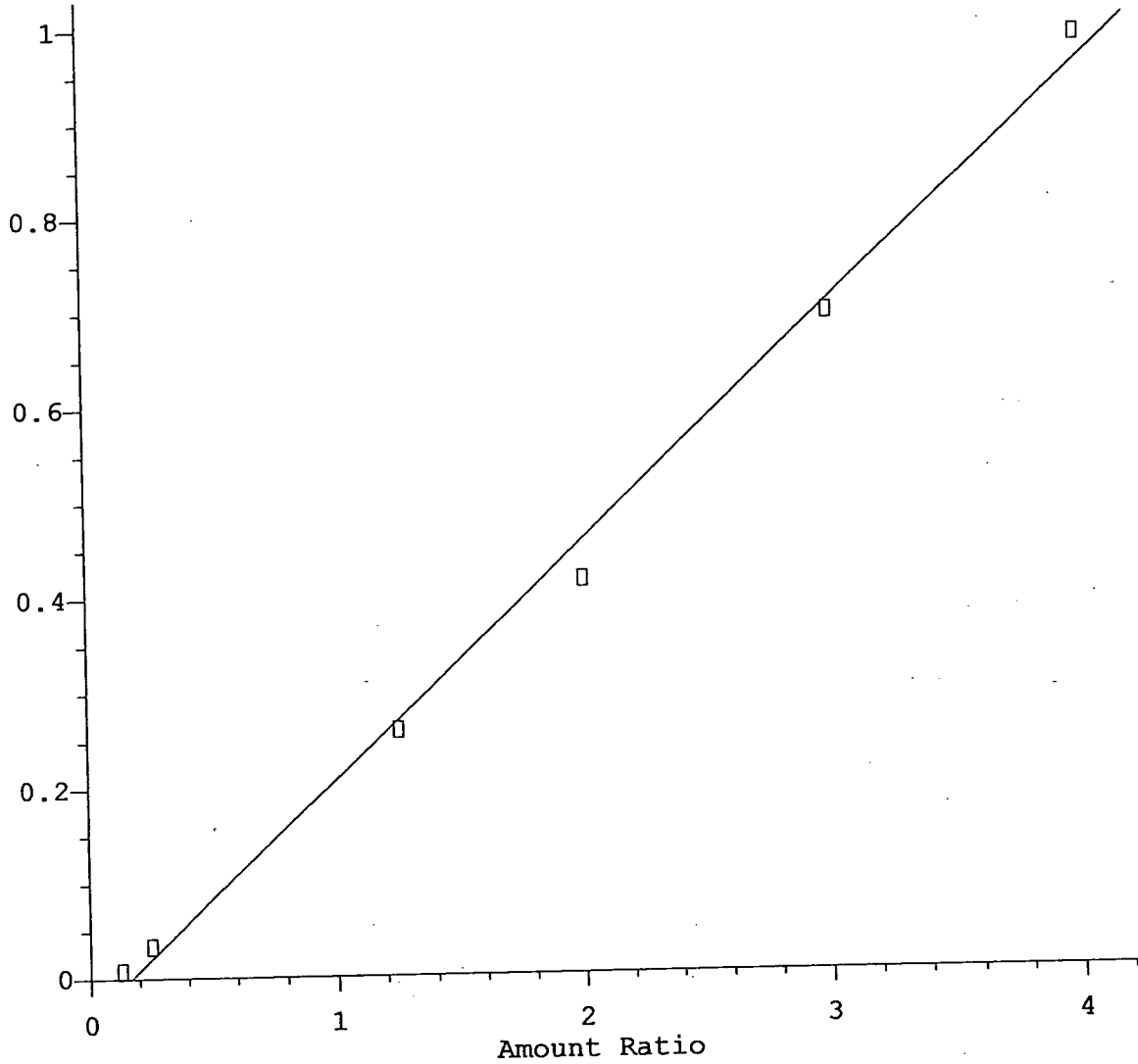


Resp Ratio = 2.50e-001 * Amt - 7.44e-003
Coef of Det (r^2) = 1.000 Curve Fit: Linear

Method Name: C:\HPCHEM\1\METHODS\H7K07SV.M
Calibration Table Last Updated: Wed Nov 07 17:42:36 2007

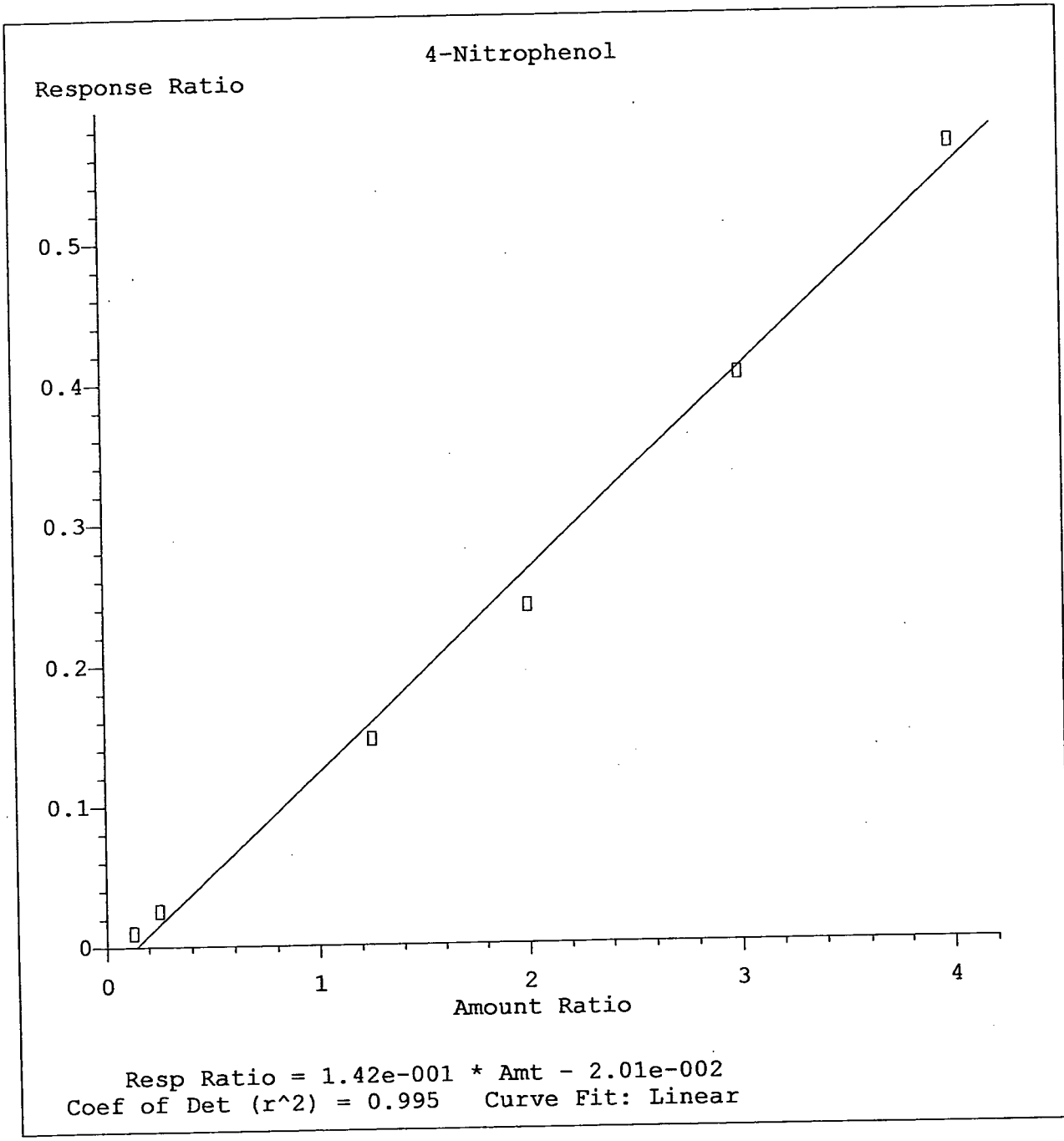
2,4-Dinitrophenol

Response Ratio



Resp Ratio = 2.48e-001 * Amt - 4.13e-002
Coef of Det (r^2) = 0.996 Curve Fit: Linear

Method Name: C:\HPCHEM\1\METHODS\H7K07SV.M
Calibration Table Last Updated: Wed Nov 07 17:42:36 2007

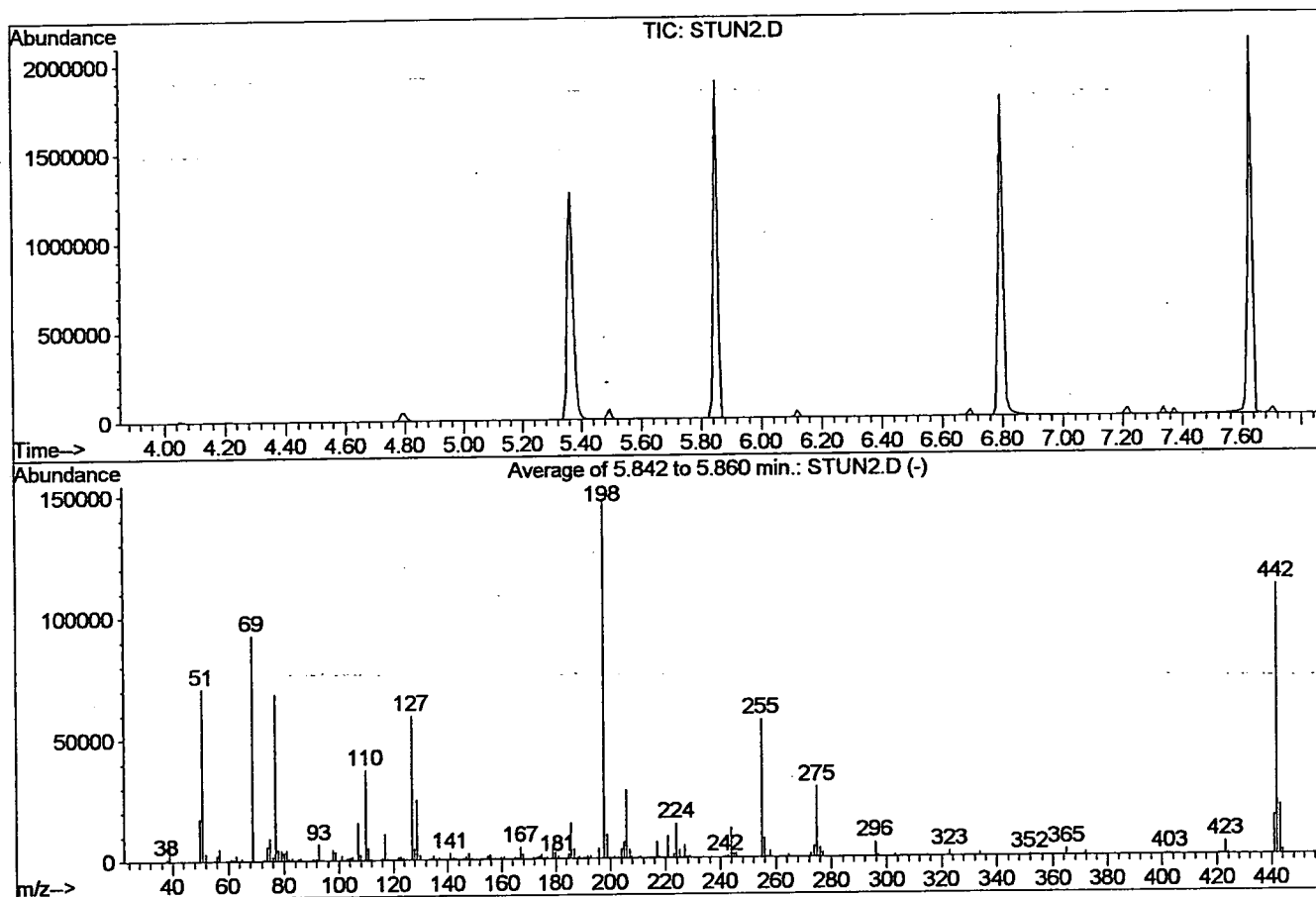


Method Name: C:\HPCHEM\1\METHODS\H7K07SV.M
Calibration Table Last Updated: Wed Nov 07 17:42:36 2007

DFTPP

Data File : C:\GCMS8\DATA\07NOV07\STUN2.D
 Acq On : 7 Nov 2007 12:39 pm
 Sample : 50NG DFTPP #7100452
 Misc : Tune Evaluation
 MS Integration Params: RTEINT.P
 Method : C:\HPCHEM\1\METHODS\DFTPP.M (RTE Integrator)
 Title : dftpp

Vial: 1
 Operator: AMI/DF
 Inst : GCMS8
 Multiplr: 1.00



AutoFind: Scans 197, 198, 199; Background Corrected with Scan 193

| Target Mass | Rel. to Mass | Lower Limit% | Upper Limit% | Rel. Abn% | Raw Abn | Result Pass/Fail |
|-------------|--------------|--------------|--------------|-----------|---------|------------------|
| 51 | 198 | 30 | 60 | 48.1 | 70845 | PASS |
| 68 | 69 | 0.00 | 2 | 0.0 | 0 | PASS |
| 69 | 198 | 0.00 | 100 | 62.8 | 92614 | PASS |
| 70 | 69 | 0.00 | 2 | 0.4 | 366 | PASS |
| 127 | 198 | 40 | 60 | 40.3 | 59436 | PASS |
| 197 | 198 | 0.00 | 1 | 0.0 | 0 | PASS |
| 198 | 198 | 100 | 100 | 100.0 | 147373 | PASS |
| 199 | 198 | 5 | 9 | 6.6 | 9761 | PASS |
| 275 | 198 | 10 | 30 | 19.7 | 29089 | PASS |
| 365 | 198 | 1 | 100 | 1.8 | 2634 | PASS |
| 441 | 443 | 0.01 | 100 | 78.4 | 16103 | PASS |
| 442 | 198 | 40 | 100 | 75.2 | 110771 | PASS |
| 443 | 442 | 17 | 23 | 18.5 | 20545 | PASS |

Average of 5.842 to 5.860 min.: STUN2.D
50NG DFTPP #7100452

Modified:subtracted

| m/z | abund. | m/z | abund. | m/z | abund. | m/z | abund. |
|-------|--------|-------|--------|-------|--------|--------|--------|
| 35.90 | 214 | 60.90 | 736 | 76.95 | 68674 | 90.85 | 899 |
| 37.90 | 937 | 61.90 | 907 | 77.90 | 4494 | 91.90 | 975 |
| 38.90 | 6631 | 62.90 | 2105 | 78.90 | 4293 | 92.85 | 6684 |
| 39.85 | 470 | 63.90 | 196 | 79.85 | 3149 | 93.85 | 247 |
| 43.90 | 177 | 64.95 | 1163 | 80.90 | 4341 | 97.95 | 4475 |
| 49.95 | 17338 | 68.85 | 92614 | 81.85 | 883 | 98.95 | 3332 |
| 50.95 | 70845 | 69.85 | 366 | 82.90 | 1020 | 99.80 | 181 |
| 51.95 | 3267 | 73.00 | 540 | 84.90 | 755 | 100.90 | 2018 |
| 54.95 | 371 | 73.95 | 5660 | 85.90 | 1112 | 102.90 | 840 |
| 55.95 | 2263 | 74.95 | 9387 | 86.80 | 231 | 103.90 | 1173 |
| 56.90 | 4995 | 76.05 | 1701 | 87.00 | 314 | 104.90 | 1253 |

Average of 5.842 to 5.860 min.: STUN2.D
50NG DFTPP #7100452

Modified:subtracted

| m/z | abund. | m/z | abund. | m/z | abund. | m/z | abund. |
|--------|--------|--------|--------|--------|--------|--------|--------|
| 106.90 | 15522 | 124.85 | 577 | 141.90 | 864 | 156.85 | 294 |
| 107.90 | 2428 | 126.90 | 59436 | 142.90 | 635 | 157.75 | 491 |
| 109.90 | 37256 | 127.90 | 4562 | 145.80 | 482 | 158.85 | 274 |
| 110.85 | 4972 | 128.90 | 24834 | 146.90 | 1123 | 159.80 | 737 |
| 111.90 | 539 | 129.90 | 1794 | 147.85 | 2626 | 160.90 | 1119 |
| 115.95 | 970 | 130.90 | 200 | 148.90 | 559 | 164.85 | 798 |
| 116.85 | 10837 | 133.85 | 514 | 151.00 | 243 | 165.85 | 645 |
| 117.85 | 701 | 134.85 | 1602 | 152.90 | 719 | 166.90 | 4997 |
| 121.90 | 1024 | 135.85 | 588 | 153.75 | 458 | 167.90 | 2147 |
| 122.80 | 1439 | 136.85 | 766 | 154.85 | 1394 | 168.80 | 223 |
| 123.80 | 800 | 140.90 | 2687 | 155.90 | 1957 | 171.80 | 478 |

Average of 5.842 to 5.860 min.: STUN2.D
50NG DFTPP #7100452

Modified:subtracted

| m/z | abund. | m/z | abund. | m/z | abund. | m/z | abund. |
|--------|--------|--------|--------|--------|--------|--------|--------|
| 172.85 | 563 | 187.90 | 262 | 203.95 | 3942 | 222.90 | 1536 |
| 173.90 | 1085 | 188.90 | 761 | 204.95 | 6624 | 223.95 | 14386 |
| 174.85 | 1785 | 190.90 | 284 | 205.95 | 28092 | 224.95 | 3437 |
| 175.85 | 593 | 191.90 | 1148 | 206.95 | 3587 | 225.95 | 229 |
| 176.85 | 918 | 192.85 | 1191 | 207.80 | 761 | 226.85 | 5125 |
| 178.85 | 3852 | 195.90 | 4195 | 210.60 | 269 | 227.85 | 633 |
| 179.85 | 2895 | 197.85 | 147373 | 210.85 | 959 | 228.80 | 982 |
| 180.95 | 1247 | 198.85 | 9761 | 215.90 | 360 | 230.90 | 261 |
| 184.95 | 1824 | 199.85 | 601 | 216.90 | 6717 | 233.90 | 275 |
| 185.90 | 14906 | 201.40 | 754 | 217.90 | 757 | 234.90 | 186 |
| 186.90 | 4009 | 202.85 | 654 | 220.85 | 9019 | 235.90 | 189 |

Average of 5.842 to 5.860 min.: STUN2.D
50NG DFTPP #7100452

Modified:subtracted

| m/z | abund. | m/z | abund. | m/z | abund. | m/z | abund. |
|--------|--------|--------|--------|--------|--------|--------|--------|
| 236.90 | 284 | 255.90 | 7959 | 284.85 | 221 | 332.95 | 189 |
| 240.85 | 187 | 256.90 | 606 | 292.85 | 285 | 333.85 | 1418 |
| 241.85 | 590 | 257.90 | 2769 | 295.80 | 6036 | 334.85 | 239 |
| 242.90 | 767 | 258.90 | 297 | 296.80 | 766 | 345.80 | 189 |
| 243.95 | 12288 | 264.80 | 1102 | 302.90 | 797 | 351.85 | 521 |
| 244.90 | 1618 | 272.85 | 1659 | 313.95 | 168 | 352.85 | 304 |
| 245.85 | 1883 | 273.90 | 4770 | 314.85 | 528 | 353.90 | 695 |
| 246.85 | 243 | 274.90 | 29089 | 315.90 | 194 | 364.85 | 2634 |
| 248.85 | 330 | 275.90 | 3835 | 322.90 | 2248 | 365.80 | 212 |
| 252.90 | 212 | 276.90 | 1919 | 323.90 | 231 | 371.85 | 1295 |
| 254.90 | 56843 | 277.90 | 176 | 326.75 | 210 | 401.80 | 521 |

Average of 5.842 to 5.860 min.: STUN2.D
50NG DFPP #7100452

Modified:subtracted

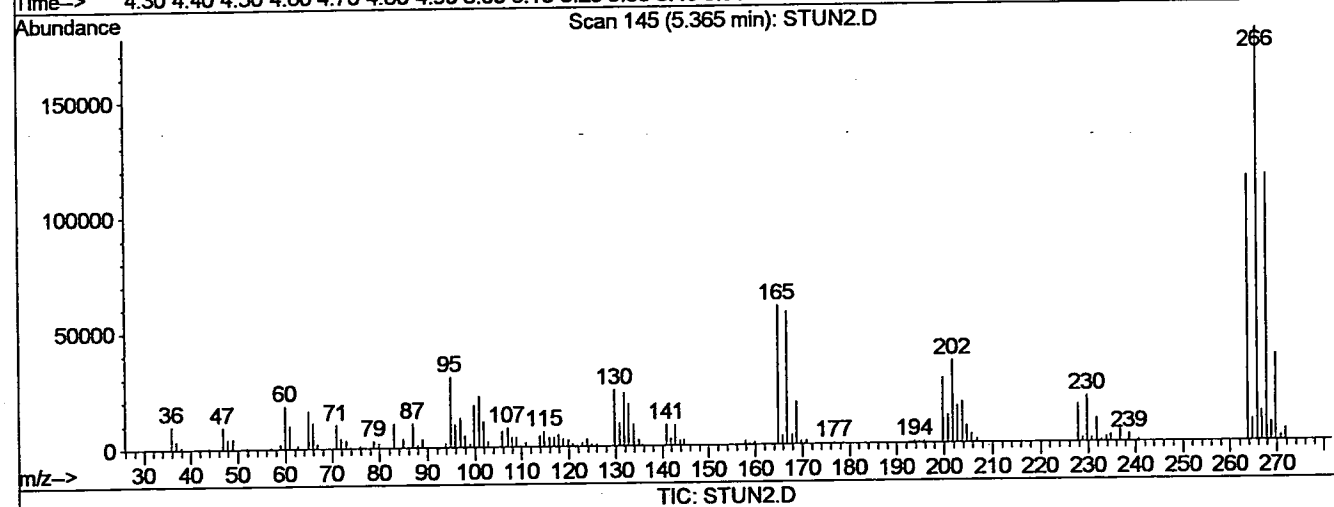
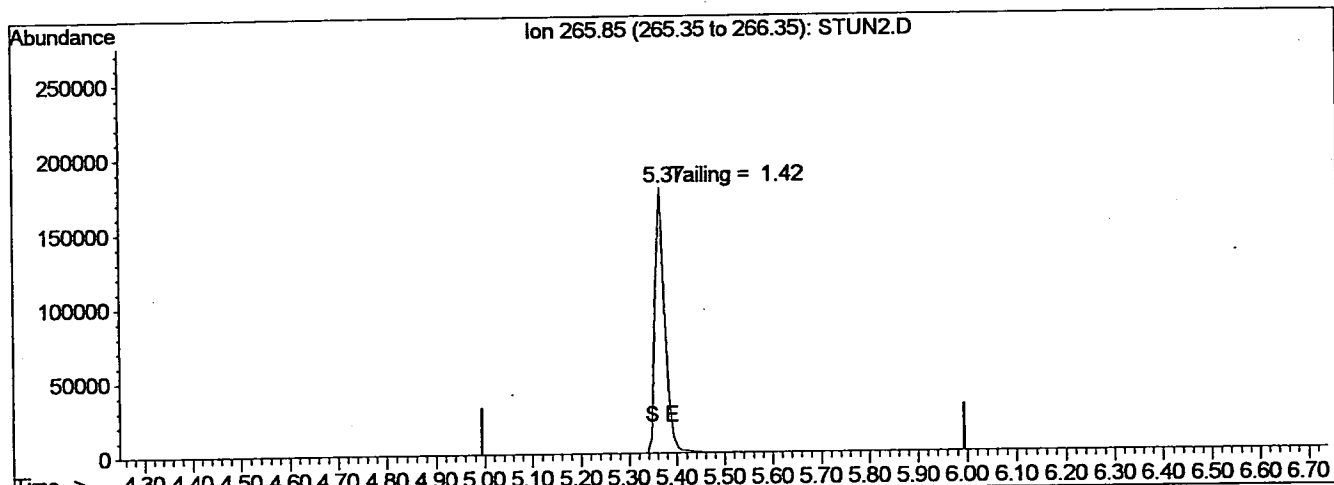
| m/z | abund. | m/z | abund. | m/z | abund. | m/z | abund. |
|--------|--------|-----|--------|-----|--------|-----|--------|
| 402.85 | 664 | | | | | | |
| 403.80 | 234 | | | | | | |
| 420.85 | 604 | | | | | | |
| 421.95 | 573 | | | | | | |
| 422.95 | 5596 | | | | | | |
| 423.90 | 986 | | | | | | |
| 440.95 | 16103 | | | | | | |
| 441.95 | 110771 | | | | | | |
| 442.95 | 20545 | | | | | | |
| 443.95 | 1956 | | | | | | |

Quantitation Report

Data File : C:\GCMS8\DATA\07NOV07\STUN2.D
 Acq On : 7 Nov 2007 12:39 pm
 Sample : 50NG DFTPP #7100452
 Misc : Tune Evaluation
 Method : RTE Integration

Vial: 1
 Operator: AMI/DF
 Inst : GCMS8
 Multiplr: 1.00
 Quant Results File: temp.res

Method : C:\HPCHEM\1\METHODS\DFTPP.M (RTE Integrator)
 Title : dftpp
 Last Update : Thu Dec 02 14:36:06 2004
 Response via : Multiple Level Calibration



(1) Pentachlorophenol
 5.37min 59.92ug/ml
 response 251646

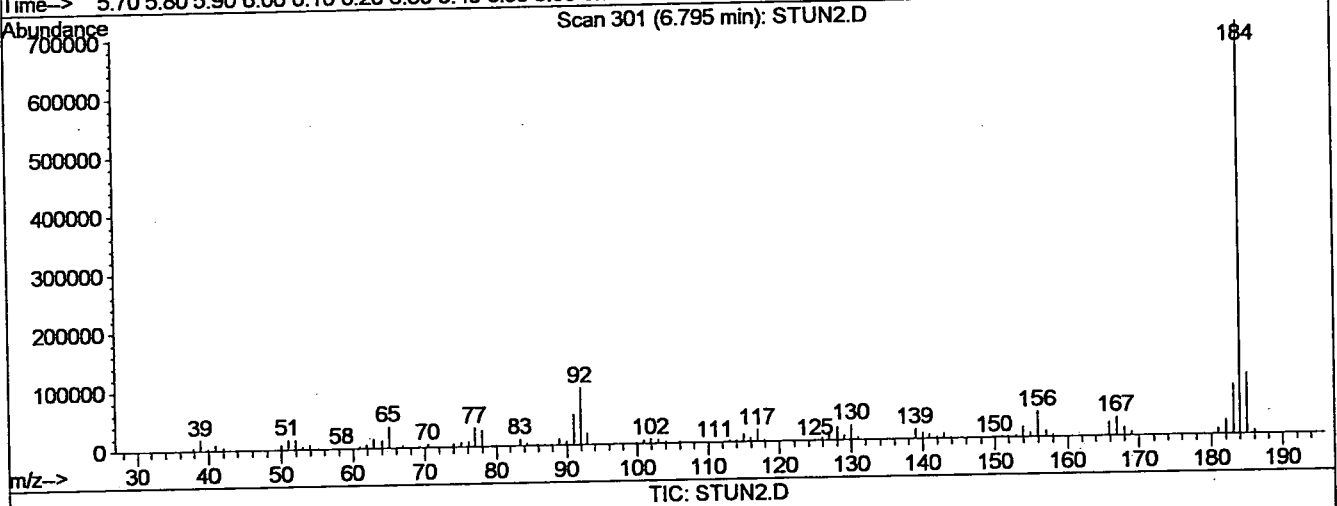
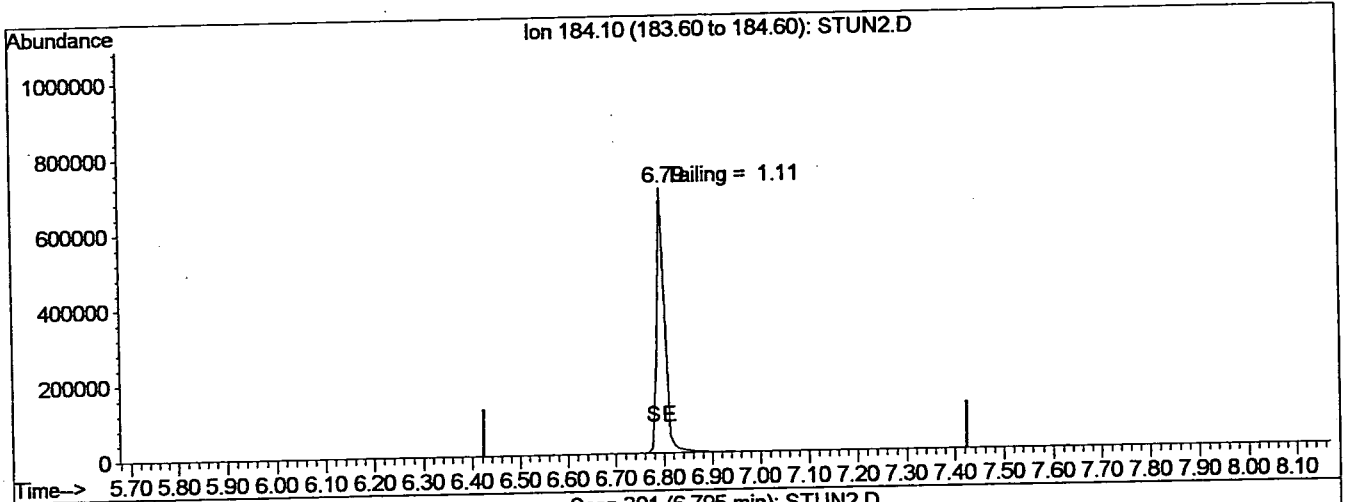
| Ion | Exp% | Act% |
|--------|------|------|
| 265.85 | 100 | 100 |
| 0.00 | 0.00 | 0.00 |
| 0.00 | 0.00 | 0.00 |
| 0.00 | 0.00 | 0.00 |

Quantitation Report

Data File : C:\GCMS8\DATA\07NOV07\STUN2.D
 Acq On : 7 Nov 2007 12:39 pm
 Sample : 50NG DFTPP #7100452
 Misc : Tune Evaluation
 08amht@gmatinNovPa7am8:5BTE9W7P

Vial: 1
 Operator: AMI/DF
 Inst : GCMS8
 Multiplr: 1.00
 Quant Results File: temp.res

Method : C:\HPCHEM\1\METHODS\DFTPP.M (RTE Integrator)
 Title : dftpp
 Last Update : Thu Dec 02 14:36:06 2004
 Response via : Multiple Level Calibration



(3) BENZIDINE

6.79min 75.78ug/ml

response 800851

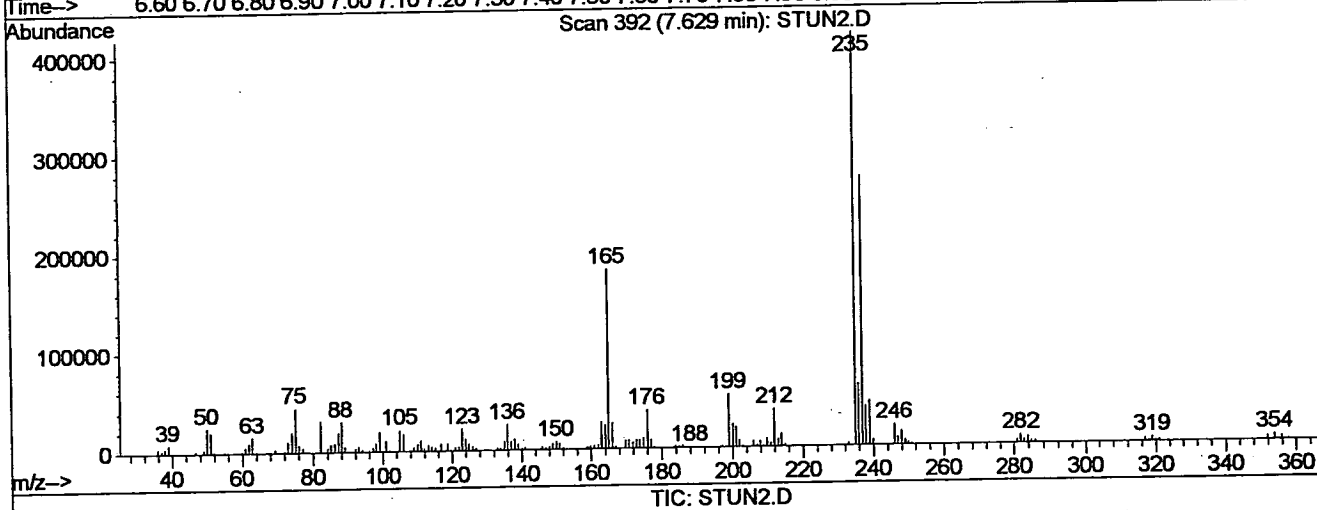
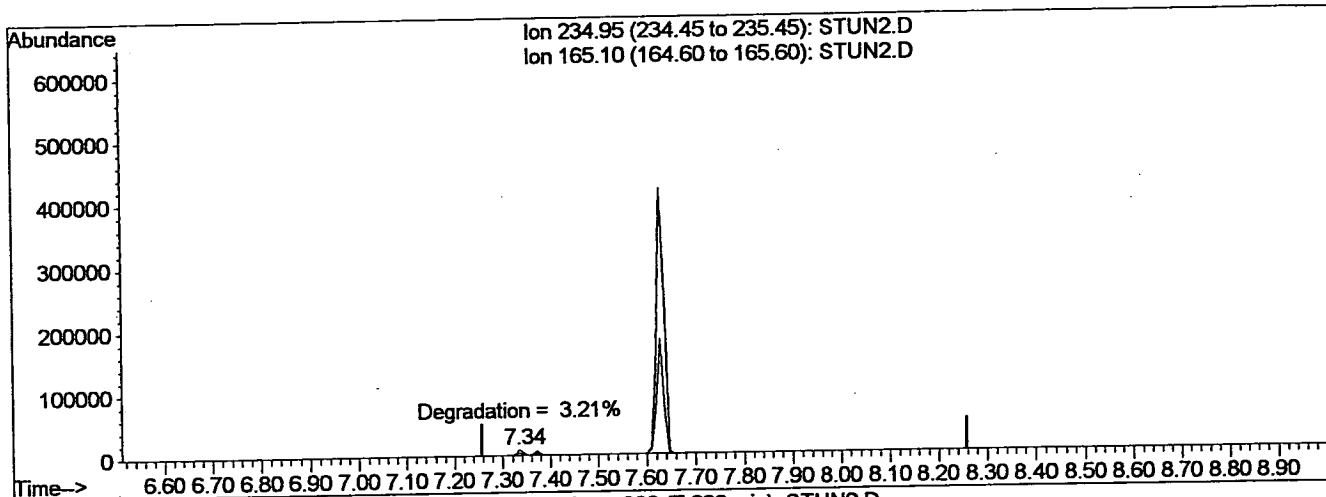
| Ion | Exp% | Act% |
|--------|------|------|
| 184.10 | 100 | 100 |
| 0.00 | 0.00 | 0.00 |
| 0.00 | 0.00 | 0.00 |
| 0.00 | 0.00 | 0.00 |

Quantitation Report

Data File : C:\GCMS8\DATA\07NOV07\STUN2.D
 Acq On : 7 Nov 2007 12:39 pm
 Sample : 50NG DFTPP #7100452
 Misc : Tune Evaluation
 08amht@gmatinonvpa7ah8:5BTE9W7P

Vial: 1
 Operator: AMI/DF
 Inst : GCMS8
 Multiplr: 1.00
 Quant Results File: temp.res

Method : C:\HPCHEM\1\METHODS\DFTPP.M (RTE Integrator)
 Title : dftpp
 Last Update : Thu Dec 02 14:36:06 2004
 Response via : Multiple Level Calibration



(4) DDT

7.63min 64.10ug/ml

response 451747

| Ion | Exp% | Act% |
|--------|-------|-------|
| 234.95 | 100 | 100 |
| 165.10 | 44.30 | 39.49 |
| 0.00 | 0.00 | 0.00 |
| 0.00 | 0.00 | 0.00 |

Data File : C:\GCMS8\DATA\07NOV07\SSTD050A.D
 Acq On : 7 Nov 2007 12:54 pm
 Sample : 50ppm MP STD# 7100431
 Misc : 8270/625 ICAL
 MS Integration Params: RTEINT.P
 Quant Time: Nov 7 15:02 19107

Vial: 2
 Operator: AMI/DF
 Inst : GCMS8
 Multiplr: 1.00

Quant Results File: H7K07SV.RES

Quant Method : C:\HPCHEM\1\METHODS\H7K07SV.M (RTE Integrator)
 Title : 625/8270 Calibration
 Last Update : Fri Oct 19 19:31:26 2007
 Response via : Initial Calibration
 DataAcq Meth : H7J19SV

| Internal Standards | R.T. | QIon | Response | Conc | Units | Dev (Min) |
|--------------------------------|-------|------|----------|-------|-------|-----------|
| 1) 1,4-Dichlorobenzene-d4 (IS) | 7.37 | 152 | 450645 | 40.00 | ppm | 0.00 |
| 20) Naphthalene-d8 (IS) | 10.22 | 136 | 1410180 | 40.00 | ppm | 0.00 |
| 36) Acenaphthene-d10 (IS) | 14.34 | 164 | 716631 | 40.00 | ppm | 0.00 |
| 59) Phenanthrene-d10 (IS) | 17.76 | 188 | 1023639 | 40.00 | ppm | 0.00 |
| 71) Chrysene-d12 (IS) | 22.30 | 240 | 762123 | 40.00 | ppm | 0.00 |
| 82) Perylene-d12 (IS) | 25.29 | 264 | 729242 | 40.00 | ppm | 0.00 |

System Monitoring Compounds

| | | | | | | |
|-------------------------------|----------------|-----|------------|---------|-----|------|
| 2) 2-Fluorophenol (SU) | 5.01 | 112 | 845505 | 46.42 | ppm | 0.00 |
| Spiked Amount 100.000 | Range 30 - 120 | | Recovery = | 46.42% | | |
| 7) Phenol-d6 (SU) | 6.93 | 99 | 1100281 | 47.45 | ppm | 0.00 |
| Spiked Amount 100.000 | Range 40 - 120 | | Recovery = | 47.45% | | |
| 21) Nitrobenzene-d5 (SU) | 8.68 | 82 | 856568 | 51.12 | ppm | 0.00 |
| Spiked Amount 50.000 | Range 40 - 120 | | Recovery = | 102.24% | | |
| 40) 2-Fluorobiphenyl (SU) | 12.86 | 172 | 1196691 | 48.76 | ppm | 0.00 |
| Spiked Amount 50.000 | Range 40 - 120 | | Recovery = | 97.52% | | |
| 62) 2,4,6-Tribromophenol (SU) | 16.23 | 330 | 190276 | 58.68 | ppm | 0.00 |
| Spiked Amount 100.000 | Range 45 - 130 | | Recovery = | 58.68% | | |
| 74) Terphenyl-d14 (SU) | 20.83 | 244 | 999791 | 49.15 | ppm | 0.00 |
| Spiked Amount 50.000 | Range 40 - 140 | | Recovery = | 98.30% | | |

Target Compounds

| Target Compounds | R.T. | QIon | Response | Conc | Units | Qvalue |
|--------------------------------|------|------|----------|-------|-------|--------|
| 3) Pyridine | 2.94 | 79 | 1218271 | 47.08 | ppm | 100 |
| 4) n-Nitrosodimethylamine | 3.02 | 74 | 826066 | 46.61 | ppm | 100 |
| 5) bis(2-Chloroethyl)ether | 7.01 | 93 | 981495 | 46.07 | ppm | 100 |
| 6) Aniline | 6.84 | 93 | 1421758 | 48.36 | ppm | 100 |
| 8) Phenol | 6.96 | 94 | 1172213 | 48.21 | ppm | 100 |
| 9) 2-Chlorophenol | 7.05 | 128 | 793762 | 47.49 | ppm | 100 |
| 10) n-Decane | 7.17 | 57 | 1464419 | 47.66 | ppm | 100 |
| 11) 1,3-Dichlorobenzene | 7.29 | 146 | 768085 | 47.42 | ppm | 100 |
| 12) 1,4-Dichlorobenzene | 7.41 | 146 | 954195 | 50.67 | ppm | 100 |
| 13) 1,2-Dichlorobenzene | 7.80 | 146 | 818810 | 49.41 | ppm | 100 |
| 14) Benzyl alcohol | 7.84 | 108 | 512613 | 49.12 | ppm | 100 |
| 15) bis(2-chloroisopropyl)ethe | 8.17 | 45 | 2208967 | 47.36 | ppm | 100 |
| 16) 2-Methylphenol | 8.20 | 107 | 611003 | 48.38 | ppm | 100 |
| 17) Hexachloroethane | 8.44 | 117 | 339305 | 49.05 | ppm | 100 |
| 18) N-Nitroso-di-n-propylamine | 8.52 | 70 | 690292 | 47.69 | ppm | 100 |
| 19) 4-Methylphenol | 8.55 | 107 | 840962 | 49.15 | ppm | 100 |
| 22) Nitrobenzene | 8.73 | 77 | 876539 | 50.92 | ppm | 100 |
| 23) Isophorone | 9.30 | 82 | 1630660 | 49.65 | ppm | 100 |
| 24) 2-Nitrophenol | 9.44 | 139 | 455010 | 52.62 | ppm | 100 |

(#) = qualifier out of range (m) = manual integration
 SSTD050A.D H7K07SV.M Wed Nov 07 15:15:42 2007

Data File : C:\GCMS8\DATA\07NOV07\SSTD050A.D
 Acq On : 7 Nov 2007 12:54 pm
 Sample : 50ppm MP STD# 7100431
 Misc : 8270/625 ICAL
 MS Integration Params: RTEINT.P
 Quant Time: Nov 7 15:02 19107

Vial: 2
 Operator: AMI/DF
 Inst : GCMS8
 Multiplr: 1.00

Quant Results File: H7K07SV.RES

Quant Method : C:\HPCHEM\1\METHODS\H7K07SV.M (RTE Integrator)
 Title : 625/8270 Calibration
 Last Update : Fri Oct 19 19:31:26 2007
 Response via : Initial Calibration
 DataAcq Meth : H7J19SV

| Compound | R.T. | QIon | Response | Conc | Unit | Qvalue |
|--------------------------------|-------|------|----------|-------|------|--------|
| 25) 2,4-Dimethylphenol | 9.71 | 122 | 627366 | 48.95 | ppm | 100 |
| 26) bis(2-Chloroethoxy)methane | 9.89 | 93 | 1000842 | 49.94 | ppm | 100 |
| 27) 2,4-Dichlorophenol | 10.04 | 162 | 593515 | 55.05 | ppm | 100 |
| 28) 1,2,4-Trichlorobenzene | 10.15 | 180 | 609644 | 52.53 | ppm | 100 |
| 29) Benzoic Acid | 10.30 | 122 | 310805 | 40.86 | ppm | 100 |
| 30) Naphthalene | 10.27 | 128 | 1717822 | 49.21 | ppm | 100 |
| 31) 4-Chloroaniline | 10.53 | 127 | 786963 | 51.89 | ppm | 100 |
| 32) Hexachlorobutadiene | 10.74 | 225 | 314714 | 61.19 | ppm | 100 |
| 33) 4-Chloro-3-methylphenol | 11.81 | 107 | 549949 | 52.52 | ppm | 100 |
| 34) 2-Methylnaphthalene | 11.87 | 141 | 1000191 | 50.84 | ppm | 100 |
| 35) 2,3-Dichloroaniline | 12.66 | 161 | 621126 | 54.60 | ppm | 100 |
| 37) Hexachlorocyclopentadiene | 12.43 | 237 | 229736 | 56.57 | ppm | 100 |
| 38) 2,4,6-Trichlorophenol | 12.68 | 196 | 383129 | 56.12 | ppm | 100 |
| 39) 2,4,5-Trichlorophenol | 12.78 | 196 | 419796 | 57.79 | ppm | 100 |
| 41) 2-Chloronaphthalene | 13.00 | 162 | 1032912 | 49.96 | ppm | 100 |
| 42) 2-Nitroaniline | 13.42 | 65 | 435248 | 48.64 | ppm | 100 |
| 43) 1,3-Dinitrobenzene | 13.98 | 168 | 217761 | 51.86 | ppm | 100 |
| 44) Acenaphthylene | 13.96 | 152 | 1514515 | 50.66 | ppm | 100 |
| 45) Dimethylphthalate | 14.02 | 163 | 1200139 | 50.46 | ppm | 100 |
| 46) 2,6-Dinitrotoluene | 14.13 | 165 | 320699 | 53.79 | ppm | 100 |
| 47) Acenaphthene | 14.42 | 154 | 935537 | 48.60 | ppm | 100 |
| 48) 3-Nitroaniline | 14.42 | 138 | 312466 | 55.09 | ppm | 100 |
| 49) 2,4-Dinitrophenol | 14.65 | 184 | 185717 | 49.71 | ppm | 100 |
| 50) Dibenzofuran | 14.79 | 168 | 1403654 | 52.11 | ppm | 100 |
| 51) 2,4-Dinitrotoluene | 15.02 | 165 | 402165 | 57.50 | ppm | 100 |
| 52) 4-Nitrophenol | 15.01 | 109 | 104899 | 55.74 | ppm | 100 |
| 53) Fluorene | 15.60 | 166 | 1132363 | 52.47 | ppm | 100 |
| 54) 4-Chlorophenyl-phenylether | 15.69 | 204 | 563311 | 54.81 | ppm | 100 |
| 55) Diethylphthalate | 15.70 | 149 | 1082181 | 49.54 | ppm | 100 |
| 56) Azobenzene | 16.05 | 77 | 1510521 | 50.85 | ppm | 100 |
| 57) 4-Nitroaniline | 15.91 | 138 | 287353 | 57.93 | ppm | 100 |
| 58) n-Octadecane | 17.85 | 57 | 1128501 | 57.29 | ppm | 100 |
| 60) 4,6-Dinitro-2-methylphenol | 15.97 | 198 | 255607 | 50.92 | ppm | 100 |
| 61) n-Nitrosodiphenylamine | 16.03 | 169 | 732532 | 47.34 | ppm | 100 |
| 63) 4-Bromophenyl-phenylether | 16.82 | 248 | 336048 | 52.61 | ppm | 100 |
| 64) Hexachlorobenzene | 17.08 | 284 | 375459 | 55.49 | ppm | 100 |
| 65) Pentachlorophenol | 17.57 | 266 | 230334 | 57.44 | ppm | 100 |
| 66) Phenanthrene | 17.83 | 178 | 1400853 | 48.32 | ppm | 100 |
| 67) Anthracene | 17.93 | 178 | 1375210 | 47.49 | ppm | 100 |
| 68) Carbazole | 18.38 | 167 | 1137835 | 50.64 | ppm | 100 |
| 69) Di-n-butylphthalate | 19.34 | 149 | 2035296 | 50.25 | ppm | 100 |

(#) = qualifier out of range (m) = manual integration
 SSTD050A.D H7K07SV.M Wed Nov 07 15:15:43 2007

Quantitation Report (QT Reviewed)

Data File : C:\GCMS8\DATA\07NOV07\SSTD050A.D
 Acq On : 7 Nov 2007 12:54 pm
 Sample : 50ppm MP STD# 7100431
 Misc : 8270/625 ICAL
 MS Integration Params: RTEINT.P
 Quant Time: Nov 7 15:02 19107

Vial: 2
 Operator: AMI/DF
 Inst : GCMS8
 Multiplr: 1.00

Quant Results File: H7K07SV.RES

Quant Method : C:\HPCHEM\1\METHODS\H7K07SV.M (RTE Integrator)
 Title : 625/8270 Calibration
 Last Update : Fri Oct 19 19:31:26 2007
 Response via : Initial Calibration
 DataAcq Meth : H7J19SV

| Compound | R.T. | QIon | Response | Conc | Unit | Qvalue |
|--------------------------------|-------|------|----------|-------|------|--------|
| 70) Fluoranthene | 20.14 | 202 | 1510503 | 56.42 | ppm | 100 |
| 72) Pyrene | 20.48 | 202 | 1495824 | 44.93 | ppm | 100 |
| 73) 2,2'-Dichlorobenzil | 20.70 | 139 | 1134151 | 46.18 | ppm | 100 |
| 75) Benzidine | 20.44 | 184 | 476115 | 49.28 | ppm | 100 |
| 76) Butylbenzylphthalate | 21.63 | 149 | 850275 | 48.54 | ppm | 100 |
| 77) 3,3'-Dichlorobenzidine | 22.31 | 252 | 434855 | 61.50 | ppm | 100 |
| 78) Benzo[a]anthracene | 22.27 | 228 | 1225739 | 51.54 | ppm | 100 |
| 79) Chrysene | 22.35 | 228 | 1060314 | 48.58 | ppm | 100 |
| 80) bis(2-Ethylhexyl)phthalate | 22.57 | 149 | 1034761 | 47.68 | ppm | 100 |
| 81) Di-n-octylphthalate | 23.72 | 149 | 1504136 | 53.25 | ppm | 100 |
| 83) Benzo[b]fluoranthene | 24.34 | 252 | 1217101 | 47.47 | ppm | 100 |
| 84) Benzo[k]fluoranthene | 24.42 | 252 | 1098498 | 46.93 | ppm | 100 |
| 85) Benzo[a]pyrene | 25.13 | 252 | 1068325 | 50.74 | ppm | 100 |
| 86) Indeno[1,2,3-cd]pyrene | 27.73 | 276 | 1055676 | 58.32 | ppm | 100 |
| 87) Dibenz[a,h]anthracene | 27.82 | 278 | 1116116 | 61.16 | ppm | 100 |
| 88) Benzo[g,h,i]perylene | 28.32 | 276 | 1107939 | 59.33 | ppm | 100 |

(#) = qualifier out of range (m) = manual integration
 SSTD050A.D H7K07SV.M Wed Nov 07 15:15:44 2007

Data File : C:\GCMS8\DATA\07NOV07\SSTD050A.D
 Acq On : 7 Nov 2007 12:54 pm
 Sample : 50ppm MP STD# 7100431
 Misc : 8270/625 ICAL
 MS Integration Params: RTEINT.P
 Quant Time: Nov 7 15:02 19107

Vial: 2
 Operator: AMI/DF
 Inst : GCMS8
 Multiplr: 1.00

Quant Results File: H7K07SV.RES

Quant Method : C:\HPCHEM\1\METHODS\H7K07SV.M (RTE Integrator)
 Title : 625/8270 Calibration
 Last Update : Fri Oct 19 19:31:26 2007
 Response via : Initial Calibration
 DataAcq Meth : H7J19SV

| Internal Standards | R.T. | QIon | Response | Conc | Units | Dev(Min) |
|--------------------------------|-------|------|----------|-------|-------|----------|
| 1) 1,4-Dichlorobenzene-d4 (IS) | 7.37 | 152 | 450645 | 40.00 | ppm | 0.00 |
| 20) Naphthalene-d8 (IS) | 10.22 | 136 | 1410180 | 40.00 | ppm | 0.00 |
| 36) Acenaphthene-d10 (IS) | 14.34 | 164 | 716631 | 40.00 | ppm | 0.00 |
| 59) Phenanthrene-d10 (IS) | 17.76 | 188 | 1023639 | 40.00 | ppm | 0.00 |
| 71) Chrysene-d12 (IS) | 22.30 | 240 | 762123 | 40.00 | ppm | 0.00 |
| 82) Perylene-d12 (IS) | 25.29 | 264 | 729242 | 40.00 | ppm | 0.00 |

System Monitoring Compounds

| | | | | | | |
|-------------------------------|----------------|-----|------------|---------|-----|------|
| 2) 2-Fluorophenol (SU) | 5.01 | 112 | 845505 | 46.42 | ppm | 0.00 |
| Spiked Amount 100.000 | Range 30 - 120 | | Recovery = | 46.42% | | |
| 7) Phenol-d6 (SU) | 6.93 | 99 | 1100281 | 47.45 | ppm | 0.00 |
| Spiked Amount 100.000 | Range 40 - 120 | | Recovery = | 47.45% | | |
| 21) Nitrobenzene-d5 (SU) | 8.68 | 82 | 856568 | 51.12 | ppm | 0.00 |
| Spiked Amount 50.000 | Range 40 - 120 | | Recovery = | 102.24% | | |
| 40) 2-Fluorobiphenyl (SU) | 12.86 | 172 | 1196691 | 48.76 | ppm | 0.00 |
| Spiked Amount 50.000 | Range 40 - 120 | | Recovery = | 97.52% | | |
| 62) 2,4,6-Tribromophenol (SU) | 16.23 | 330 | 190276 | 58.68 | ppm | 0.00 |
| Spiked Amount 100.000 | Range 45 - 130 | | Recovery = | 58.68% | | |
| 74) Terphenyl-d14 (SU) | 20.83 | 244 | 999791 | 49.15 | ppm | 0.00 |
| Spiked Amount 50.000 | Range 40 - 140 | | Recovery = | 98.30% | | |

Target Compounds

| Target Compounds | R.T. | QIon | Response | Conc | Units | Qvalue |
|--------------------------------|------|------|----------|-------|-------|--------|
| 3) Pyridine | 2.94 | 79 | 1218271 | 47.08 | ppm | 100 |
| 4) n-Nitrosodimethylamine | 3.02 | 74 | 826066 | 46.61 | ppm | 100 |
| 5) bis(2-Chloroethyl)ether | 7.01 | 93 | 981495 | 46.07 | ppm | 100 |
| 6) Aniline | 6.84 | 93 | 1421758 | 48.36 | ppm | 100 |
| 8) Phenol | 6.96 | 94 | 1172213 | 48.21 | ppm | 100 |
| 9) 2-Chlorophenol | 7.05 | 128 | 793762 | 47.49 | ppm | 100 |
| 10) n-Decane | 7.17 | 57 | 1464419 | 47.66 | ppm | 100 |
| 11) 1,3-Dichlorobenzene | 7.29 | 146 | 768085 | 47.42 | ppm | 100 |
| 12) 1,4-Dichlorobenzene | 7.41 | 146 | 954195 | 50.67 | ppm | 100 |
| 13) 1,2-Dichlorobenzene | 7.80 | 146 | 818810 | 49.41 | ppm | 100 |
| 14) Benzyl alcohol | 7.84 | 108 | 512613 | 49.12 | ppm | 100 |
| 15) bis(2-chloroisopropyl)eth | 8.17 | 45 | 2208967 | 47.36 | ppm | 100 |
| 16) 2-Methylphenol | 8.20 | 107 | 611003 | 48.38 | ppm | 100 |
| 17) Hexachloroethane | 8.44 | 117 | 339305 | 49.05 | ppm | 100 |
| 18) N-Nitroso-di-n-propylamine | 8.52 | 70 | 690292 | 47.69 | ppm | 100 |
| 19) 4-Methylphenol | 8.55 | 107 | 840962 | 49.15 | ppm | 100 |
| 22) Nitrobenzene | 8.73 | 77 | 876539 | 50.92 | ppm | 100 |
| 23) Isophorone | 9.30 | 82 | 1630660 | 49.65 | ppm | 100 |
| 24) 2-Nitrophenol | 9.44 | 139 | 455010 | 52.62 | ppm | 100 |

(#) = qualifier out of range (m) = manual integration
 SSTD050A.D H7K07SV.M Wed Nov 07 15:02:35 2007

Data File : C:\GCMS8\DATA\07NOV07\SSTD050A.D
 Acq On : 7 Nov 2007 12:54 pm
 Sample : 50ppm MP STD# 7100431
 Misc : 8270/625 ICAL
 MS Integration Params: RTEINT.P
 Quant Time: Nov 7 15:02 19107

Vial: 2
 Operator: AMI/DF
 Inst : GCMS8
 Multiplr: 1.00

Quant Results File: H7K07SV.RES

Quant Method : C:\HPCHEM\1\METHODS\H7K07SV.M (RTE Integrator)
 Title : 625/8270 Calibration
 Last Update : Fri Oct 19 19:31:26 2007
 Response via : Initial Calibration
 DataAcq Meth : H7J19SV

| Compound | R.T. | QIon | Response | Conc | Unit | Qvalue |
|--------------------------------|-------|------|----------|-------|------|--------|
| 25) 2,4-Dimethylphenol | 9.71 | 122 | 627366 | 48.95 | ppm | 100 |
| 26) bis(2-Chloroethoxy)methane | 9.89 | 93 | 1000842 | 49.94 | ppm | 100 |
| 27) 2,4-Dichlorophenol | 10.04 | 162 | 593515 | 55.05 | ppm | 100 |
| 28) 1,2,4-Trichlorobenzene | 10.15 | 180 | 609644 | 52.53 | ppm | 100 |
| 29) Benzoic Acid | 10.30 | 122 | 310805 | 40.86 | ppm | 100 |
| 30) Naphthalene | 10.27 | 128 | 1717822 | 49.21 | ppm | 100 |
| 31) 4-Chloroaniline | 10.53 | 127 | 786963 | 51.89 | ppm | 100 |
| 32) Hexachlorobutadiene | 10.74 | 225 | 314714 | 61.19 | ppm | 100 |
| 33) 4-Chloro-3-methylphenol | 11.81 | 107 | 549949 | 52.52 | ppm | 100 |
| 34) 2-Methylnaphthalene | 11.87 | 141 | 1000191 | 50.84 | ppm | 100 |
| 35) 2,3-Dichloroaniline | 12.66 | 161 | 621126 | 54.60 | ppm | 100 |
| 37) Hexachlorocyclopentadiene | 12.43 | 237 | 229736 | 56.57 | ppm | 100 |
| 38) 2,4,6-Trichlorophenol | 12.68 | 196 | 383129 | 56.12 | ppm | 100 |
| 39) 2,4,5-Trichlorophenol | 12.78 | 196 | 419796 | 57.79 | ppm | 100 |
| 41) 2-Chloronaphthalene | 13.00 | 162 | 1032912 | 49.96 | ppm | 100 |
| 42) 2-Nitroaniline | 13.42 | 65 | 435248 | 48.64 | ppm | 100 |
| 43) 1,3-Dinitrobenzene | 13.98 | 168 | 217761 | 51.86 | ppm | 100 |
| 44) Acenaphthylene | 13.96 | 152 | 1514515 | 50.66 | ppm | 100 |
| 45) Dimethylphthalate | 14.02 | 163 | 1200139 | 50.46 | ppm | 100 |
| 46) 2,6-Dinitrotoluene | 14.13 | 165 | 320699 | 53.79 | ppm | 100 |
| 47) Acenaphthene | 14.42 | 154 | 935537 | 48.60 | ppm | 100 |
| 48) 3-Nitroaniline | 14.42 | 138 | 312466 | 55.09 | ppm | 100 |
| 49) 2,4-Dinitrophenol | 14.65 | 184 | 185717 | 49.71 | ppm | 100 |
| 50) Dibenzofuran | 14.79 | 168 | 1403654 | 52.11 | ppm | 100 |
| 51) 2,4-Dinitrotoluene | 15.02 | 165 | 402165 | 57.50 | ppm | 100 |
| 52) 4-Nitrophenol | 15.01 | 109 | 104899 | 55.74 | ppm | 100 |
| 53) Fluorene | 15.60 | 166 | 1132363 | 52.47 | ppm | 100 |
| 54) 4-Chlorophenyl-phenylether | 15.69 | 204 | 563311 | 54.81 | ppm | 100 |
| 55) Diethylphthalate | 15.70 | 149 | 1082181 | 49.54 | ppm | 100 |
| 56) Azobenzene | 16.05 | 77 | 1510521 | 50.85 | ppm | 100 |
| 57) 4-Nitroaniline | 15.91 | 138 | 287353 | 57.93 | ppm | 100 |
| 58) n-Octadecane | 17.85 | 57 | 1128501 | 57.29 | ppm | 100 |
| 60) 4,6-Dinitro-2-methylphenol | 15.97 | 198 | 255607 | 50.92 | ppm | 100 |
| 61) n-Nitrosodiphenylamine | 16.03 | 169 | 732532 | 47.34 | ppm | 100 |
| 63) 4-Bromophenyl-phenylether | 16.82 | 248 | 336048 | 52.61 | ppm | 100 |
| 64) Hexachlorobenzene | 17.08 | 284 | 375459 | 55.49 | ppm | 100 |
| 65) Pentachlorophenol | 17.57 | 266 | 230334 | 57.44 | ppm | 100 |
| 66) Phenanthrene | 17.83 | 178 | 1400853 | 48.32 | ppm | 100 |
| 67) Anthracene | 17.93 | 178 | 1375210 | 47.49 | ppm | 100 |
| 68) Carbazole | 18.38 | 167 | 1137835 | 50.64 | ppm | 100 |
| 69) Di-n-butylphthalate | 19.34 | 149 | 2035296 | 50.25 | ppm | 100 |

(#) = qualifier out of range (m) = manual integration
 SSTD050A.D H7K07SV.M Wed Nov 07 15:02:36 2007

Data File : C:\GCMS8\DATA\07NOV07\SSTD050A.D
 Acq On : 7 Nov 2007 12:54 pm
 Sample : 50ppm MP STD# 7100431
 Misc : 8270/625 ICAL
 MS Integration Params: RTEINT.P
 Quant Time: Nov 7 15:02 19107

Vial: 2
 Operator: AMI/DF
 Inst : GCMS8
 Multiplr: 1.00

Quant Results File: H7K07SV.RES

Quant Method : C:\HPCHEM\1\METHODS\H7K07SV.M (RTE Integrator)
 Title : 625/8270 Calibration
 Last Update : Fri Oct 19 19:31:26 2007
 Response via : Initial Calibration
 DataAcq Meth : H7J19SV

| Compound | R.T. | QIon | Response | Conc | Unit | Qvalue |
|--------------------------------|-------|------|----------|-------|------|--------|
| 70) Fluoranthene | 20.14 | 202 | 1510503 | 56.42 | ppm | 100 |
| 72) Pyrene | 20.48 | 202 | 1495824 | 44.93 | ppm | 100 |
| 73) 2,2'-Dichlorobenzil | 20.70 | 139 | 1134151 | 46.18 | ppm | 100 |
| 75) Benzidine | 20.44 | 184 | 476115 | 49.28 | ppm | 100 |
| 76) Butylbenzylphthalate | 21.63 | 149 | 850275 | 48.54 | ppm | 100 |
| 77) 3,3'-Dichlorobenzidine | 22.31 | 252 | 434855 | 61.50 | ppm | 100 |
| 78) Benzo[a]anthracene | 22.27 | 228 | 1225739 | 51.54 | ppm | 100 |
| 79) Chrysene | 22.35 | 228 | 1060314 | 48.58 | ppm | 100 |
| 80) bis(2-Ethylhexyl)phthalate | 22.57 | 149 | 1034761 | 47.68 | ppm | 100 |
| 81) Di-n-octylphthalate | 23.72 | 149 | 1504136 | 53.25 | ppm | 100 |
| 83) Benzo[b]fluoranthene | 24.34 | 252 | 1217101 | 47.47 | ppm | 100 |
| 84) Benzo[k]fluoranthene | 24.42 | 252 | 1098498 | 46.93 | ppm | 100 |
| 85) Benzo[a]pyrene | 25.13 | 252 | 1068325 | 50.74 | ppm | 100 |
| 86) Indeno[1,2,3-cd]pyrene | 27.73 | 276 | 1055676 | 58.32 | ppm | 100 |
| 87) Dibenz[a,h]anthracene | 27.82 | 278 | 1116116 | 61.16 | ppm | 100 |
| 88) Benzo[g,h,i]perylene | 28.32 | 276 | 1107939 | 59.33 | ppm | 100 |

(#) = qualifier out of range (m) = manual integration
 SSTD050A.D H7K07SV.M Wed Nov 07 15:02:37 2007

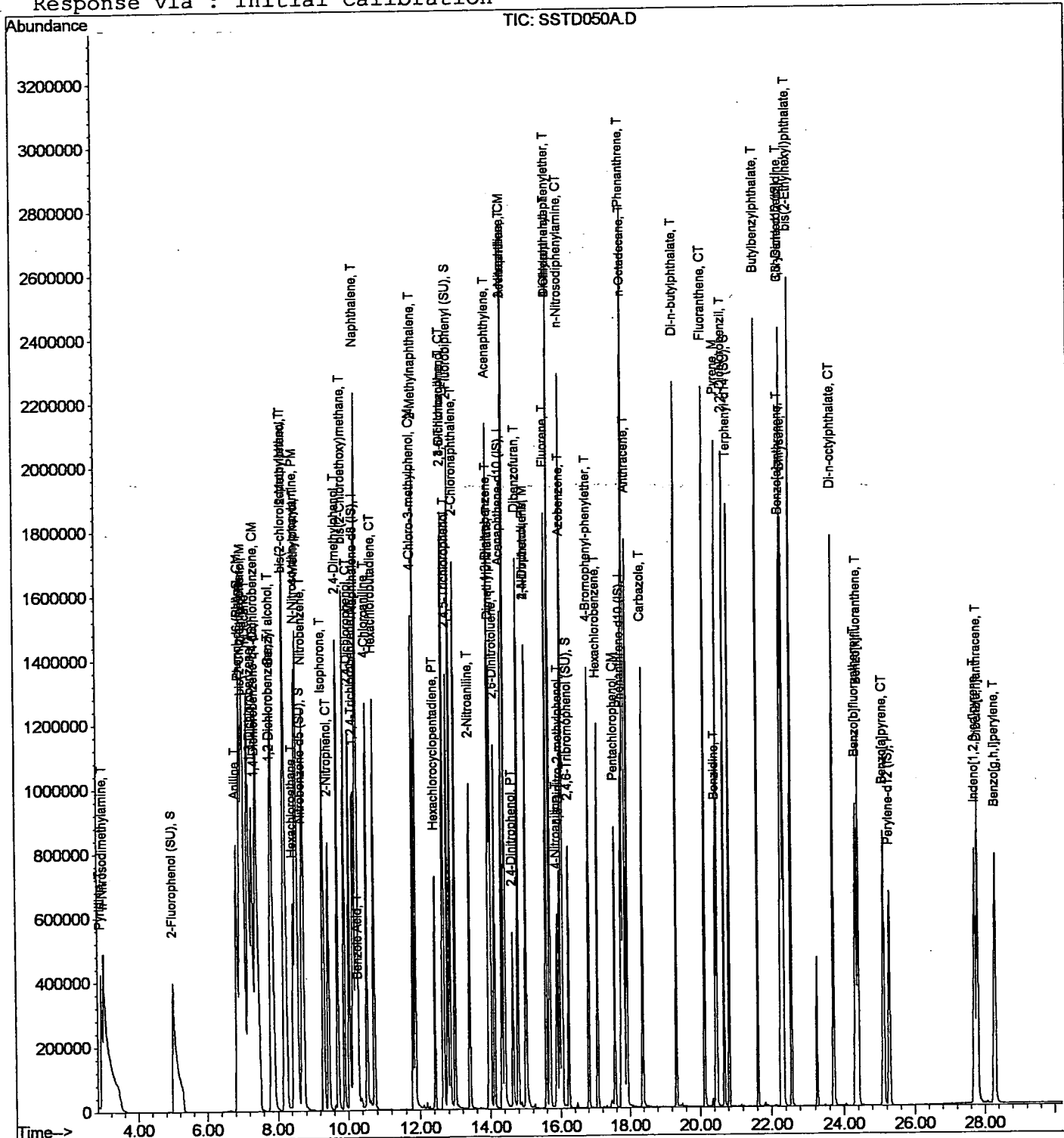
Quantitation Report

Data File : C:\GCMS8\DATA\07NOV07\SSTD050A.D
Acq On : 7 Nov 2007 12:54 pm
Sample : 50ppm MP STD# 7100431
Misc : 8270/625 ICAL
MS Integration Params: RTEINT.P
Quant Time: Nov 7 15:02 19107

Vial: 2
Operator: AMI/DF
Inst : GCMS8
Multiplr: 1.00

Quant Results File: H7K07SV.RES

Method : C:\HPCHEM\1\METHODS\H7K07SV.M (RTE Integrator)
Title : 625/8270 Calibration
Last Update : Mon Dec 20 14:57:43 2004
Response via : Initial Calibration



Data File : C:\GCMS8\DATA\07NOV07\SSTD005.D
 Acq On : 7 Nov 2007 1:31 pm
 Sample : 5ppm BNA STD# 7100428
 Misc : 8270/625 ICAL
 MS Integration Params: RTEINT.P
 Quant Time: Nov 7 15:16 19107

Vial: 3
 Operator: AMI/DF
 Inst : GCMS8
 Multiplr: 1.00

Quant Results File: H7K07SV.RES

Quant Method : C:\HPCHEM\1\METHODS\H7K07SV.M (RTE Integrator)
 Title : 625/8270 Calibration
 Last Update : Fri Oct 19 19:31:26 2007
 Response via : Initial Calibration
 DataAcq Meth : H7J19SV

| Internal Standards | R.T. | QIon | Response | Conc | Units | Dev(Min) |
|--------------------------------|-------|------|----------|-------|-------|----------|
| 1) 1,4-Dichlorobenzene-d4 (IS) | 7.37 | 152 | 557756 | 40.00 | ppm | 0.00 |
| 20) Naphthalene-d8 (IS) | 10.21 | 136 | 1766256 | 40.00 | ppm | -0.01 |
| 36) Acenaphthene-d10 (IS) | 14.33 | 164 | 905777 | 40.00 | ppm | 0.00 |
| 59) Phenanthrene-d10 (IS) | 17.75 | 188 | 1229263 | 40.00 | ppm | -0.01 |
| 71) Chrysene-d12 (IS) | 22.29 | 240 | 912756 | 40.00 | ppm | 0.00 |
| 82) Perylene-d12 (IS) | 25.26 | 264 | 781863 | 40.00 | ppm | -0.02 |

| System Monitoring Compounds | R.T. | QIon | Response | Conc | Units | Dev(Min) |
|-------------------------------|----------------|------|------------|-------|-------|----------|
| 2) 2-Fluorophenol (SU) | 5.01 | 112 | 96716 | 4.29 | ppm | 0.00 |
| Spiked Amount 100.000 | Range 30 - 120 | | Recovery = | 4.29 | %# | |
| 7) Phenol-d6 (SU) | 6.92 | 99 | 134902 | 4.70 | ppm | -0.01 |
| Spiked Amount 100.000 | Range 40 - 120 | | Recovery = | 4.70 | %# | |
| 21) Nitrobenzene-d5 (SU) | 8.67 | 82 | 103386 | 4.93 | ppm | -0.01 |
| Spiked Amount 50.000 | Range 40 - 120 | | Recovery = | 9.86 | %# | |
| 40) 2-Fluorobiphenyl (SU) | 12.83 | 172 | 168739 | 5.44 | ppm | -0.03 |
| Spiked Amount 50.000 | Range 40 - 120 | | Recovery = | 10.88 | %# | |
| 62) 2,4,6-Tribromophenol (SU) | 16.20 | 330 | 19313 | 5.22 | ppm | -0.03 |
| Spiked Amount 100.000 | Range 45 - 130 | | Recovery = | 5.22 | %# | |
| 74) Terphenyl-d14 (SU) | 20.81 | 244 | 121543 | 4.99 | ppm | -0.02 |
| Spiked Amount 50.000 | Range 40 - 140 | | Recovery = | 9.98 | %# | |

| Target Compounds | R.T. | QIon | Response | Conc | Units | Qvalue |
|--------------------------------|------|------|----------|------|-------|--------|
| 3) Pyridine | 2.97 | 79 | 141545 | 4.42 | ppm | # 83 |
| 4) n-Nitrosodimethylamine | 3.05 | 74 | 97010 | 4.42 | ppm | # 85 |
| 5) bis(2-Chloroethyl)ether | 7.00 | 93 | 130076 | 4.93 | ppm | 90 |
| 6) Aniline | 6.84 | 93 | 164635 | 4.52 | ppm | 98 |
| 8) Phenol | 6.95 | 94 | 144895 | 4.81 | ppm | 97 |
| 9) 2-Chlorophenol | 7.04 | 128 | 96129 | 4.65 | ppm | 99 |
| 10) n-Decane | 7.17 | 57 | 183340 | 4.82 | ppm | 100 |
| 11) 1,3-Dichlorobenzene | 7.28 | 146 | 94066 | 4.69 | ppm | 95 |
| 12) 1,4-Dichlorobenzene | 7.39 | 146 | 123388m | 5.29 | ppm | |
| 13) 1,2-Dichlorobenzene | 7.80 | 146 | 101882 | 4.97 | ppm | 99 |
| 14) Benzyl alcohol | 7.83 | 108 | 59067 | 4.57 | ppm | 96 |
| 15) bis(2-chloroisopropyl)ethe | 8.16 | 45 | 280846 | 4.87 | ppm | 99 |
| 16) 2-Methylphenol | 8.19 | 107 | 75379 | 4.82 | ppm | 96 |
| 17) Hexachloroethane | 8.44 | 117 | 39760 | 4.64 | ppm | 99 |
| 18) N-Nitroso-di-n-propylamine | 8.48 | 70 | 85634 | 4.78 | ppm | 98 |
| 19) 4-Methylphenol | 8.53 | 107 | 105371 | 4.98 | ppm | 97 |
| 22) Nitrobenzene | 8.70 | 77 | 109998 | 5.10 | ppm | 98 |
| 23) Isophorone | 9.26 | 82 | 199646 | 4.85 | ppm | 100 |
| 24) 2-Nitrophenol | 9.43 | 139 | 48407 | 4.47 | ppm | 98 |

(#) = qualifier out of range (m) = manual integration
 SSTD005.D H7K07SV.M Wed Nov 07 15:17:10 2007

Data File : C:\GCMS8\DATA\07NOV07\SSTD005.D
 Acq On : 7 Nov 2007 1:31 pm
 Sample : 5ppm BNA STD# 7100428
 Misc : 8270/625 ICAL
 MS Integration Params: RTEINT.P
 Quant Time: Nov 7 15:16 19107

Vial: 3
 Operator: AMI/DF
 Inst : GCMS8
 Multiplr: 1.00

Quant Results File: H7K07SV.RES

Quant Method : C:\HPCHEM\1\METHODS\H7K07SV.M (RTE Integrator)
 Title : 625/8270 Calibration
 Last Update : Fri Oct 19 19:31:26 2007
 Response via : Initial Calibration
 DataAcq Meth : H7J19SV

| Compound | R.T. | QIon | Response | Conc | Unit | Qvalue |
|--------------------------------|-------|------|----------|------|-------|--------|
| 25) 2,4-Dimethylphenol | 9.69 | 122 | 77298 | 4.82 | ppm | 99 |
| 26) bis(2-Chloroethoxy)methane | 9.87 | 93 | 125698 | 5.01 | ppm | 98 |
| 27) 2,4-Dichlorophenol | 10.02 | 162 | 72267 | 5.35 | ppm | 96 |
| 28) 1,2,4-Trichlorobenzene | 10.13 | 180 | 79685 | 5.48 | ppm | 98 |
| 29) Benzoic Acid | 10.05 | 122 | 10422 | 8.68 | ppm | 90 |
| 30) Naphthalene | 10.24 | 128 | 229841 | 5.26 | ppm | 99 |
| 31) 4-Chloroaniline | 10.52 | 127 | 96566 | 5.08 | ppm | 98 |
| 32) Hexachlorobutadiene | 10.73 | 225 | 39216 | 6.09 | ppm | 98 |
| 33) 4-Chloro-3-methylphenol | 11.79 | 107 | 63666 | 4.85 | ppm | 93 |
| 34) 2-Methylnaphthalene | 11.86 | 141 | 130590 | 5.30 | ppm | 96 |
| 35) 2,3-Dichloroaniline | 12.65 | 161 | 81203 | 5.70 | ppm | 98 |
| 37) Hexachlorocyclopentadiene | 12.42 | 237 | 19350 | 6.40 | ppm | 97 |
| 38) 2,4,6-Trichlorophenol | 12.66 | 196 | 45830 | 5.31 | ppm | 98 |
| 39) 2,4,5-Trichlorophenol | 12.76 | 196 | 48529 | 5.29 | ppm | 98 |
| 41) 2-Chloronaphthalene | 12.98 | 162 | 139059 | 5.32 | ppm | 99 |
| 42) 2-Nitroaniline | 13.38 | 65 | 46928 | 7.45 | ppm | 98 |
| 43) 1,3-Dinitrobenzene | 13.95 | 168 | 22825 | 5.76 | ppm # | 83 |
| 44) Acenaphthylene | 13.94 | 152 | 195779 | 5.18 | ppm | 99 |
| 45) Dimethylphthalate | 13.97 | 163 | 159955 | 5.32 | ppm | 99 |
| 46) 2,6-Dinitrotoluene | 14.08 | 165 | 37403 | 4.96 | ppm | 100 |
| 47) Acenaphthene | 14.39 | 154 | 126467 | 5.20 | ppm | 99 |
| 48) 3-Nitroaniline | 14.38 | 138 | 36464 | 5.09 | ppm | 96 |
| 49) 2,4-Dinitrophenol | 14.62 | 184 | 7335 | 7.67 | ppm | 88 |
| 50) Dibenzofuran | 14.76 | 168 | 186579 | 5.48 | ppm | 100 |
| 51) 2,4-Dinitrotoluene | 14.98 | 165 | 46569 | 5.27 | ppm | 95 |
| 52) 4-Nitrophenol | 14.99 | 109 | 8770 | 4.81 | ppm # | 87 |
| 53) Fluorene | 15.57 | 166 | 148190 | 5.43 | ppm | 99 |
| 54) 4-Chlorophenyl-phenylether | 15.67 | 204 | 75268 | 5.79 | ppm | 98 |
| 55) Diethylphthalate | 15.66 | 149 | 153313 | 5.55 | ppm | 100 |
| 56) Azobenzene | 16.02 | 77 | 205719 | 5.48 | ppm | 98 |
| 57) 4-Nitroaniline | 15.83 | 138 | 32562 | 4.27 | ppm | 97 |
| 58) n-Octadecane | 17.83 | 57 | 160911 | 3.65 | ppm | 99 |
| 60) 4,6-Dinitro-2-methylphenol | 15.91 | 198 | 20401 | 5.32 | ppm | 93 |
| 61) n-Nitrosodiphenylamine | 15.99 | 169 | 97611 | 5.25 | ppm | 100 |
| 63) 4-Bromophenyl-phenylether | 16.80 | 248 | 41819 | 5.45 | ppm | 97 |
| 64) Hexachlorobenzene | 17.04 | 284 | 47236 | 5.81 | ppm | 98 |
| 65) Pentachlorophenol | 17.54 | 266 | 15390 | 3.20 | ppm | 97 |
| 66) Phenanthrene | 17.80 | 178 | 188498 | 5.41 | ppm | 99 |
| 67) Anthracene | 17.90 | 178 | 189154 | 5.44 | ppm | 99 |
| 68) Carbazole | 18.35 | 167 | 159842 | 5.92 | ppm | 98 |
| 69) Di-n-butylphthalate | 19.33 | 149 | 265104 | 5.45 | ppm | 98 |

(#) = qualifier out of range (m) = manual integration
 SSTD005.D H7K07SV.M Wed Nov 07 15:17:11 2007

Data File : C:\GCMS8\DATA\07NOV07\SSTD005.D
 Acq On : 7 Nov 2007 1:31 pm
 Sample : 5ppm BNA STD# 7100428
 Misc : 8270/625 ICAL
 MS Integration Params: RTEINT.P
 Quant Time: Nov 7 15:16 19107

Vial: 3
 Operator: AMI/DF
 Inst : GCMS8
 Multiplr: 1.00

Quant Results File: H7K07SV.RES

Quant Method : C:\HPCHEM\1\METHODS\H7K07SV.M (RTE Integrator)
 Title : 625/8270 Calibration
 Last Update : Fri Oct 19 19:31:26 2007
 Response via : Initial Calibration
 DataAcq Meth : H7J19SV

| Compound | R.T. | QIon | Response | Conc | Unit | Qvalue |
|--------------------------------|-------|------|----------|------|-------|--------|
| 70) Fluoranthene | 20.11 | 202 | 189801 | 5.90 | ppm | 99 |
| 72) Pyrene | 20.45 | 202 | 197144 | 4.94 | ppm | 98 |
| 73) 2,2'-Dichlorobenzil | 20.67 | 139 | 130270 | 4.43 | ppm | 97 |
| 75) Benzidine | 20.43 | 184 | 56886 | 6.27 | ppm | 96 |
| 76) Butylbenzylphthalate | 21.62 | 149 | 101543 | 4.84 | ppm | 97 |
| 77) 3,3'-Dichlorobenzidine | 22.29 | 252 | 48261 | 5.70 | ppm | 98 |
| 78) Benzo[a]anthracene | 22.25 | 228 | 146351 | 5.14 | ppm | 99 |
| 79) Chrysene | 22.32 | 228 | 137567 | 5.26 | ppm | 99 |
| 80) bis(2-Ethylhexyl)phthalate | 22.54 | 149 | 131967 | 5.08 | ppm | 98 |
| 81) Di-n-octylphthalate | 23.70 | 149 | 165941 | 4.91 | ppm # | 99 |
| 83) Benzo[b]fluoranthene | 24.29 | 252 | 125294m | 4.56 | ppm | |
| 84) Benzo[k]fluoranthene | 24.35 | 252 | 135834 | 5.41 | ppm | 97 |
| 85) Benzo[a]pyrene | 25.07 | 252 | 111480 | 4.94 | ppm | 99 |
| 86) Indeno[1,2,3-cd]pyrene | 27.67 | 276 | 96658 | 4.98 | ppm | 97 |
| 87) Dibenz[a,h]anthracene | 27.75 | 278 | 102342 | 5.23 | ppm | 98 |
| 88) Benzo[g,h,i]perylene | 28.23 | 276 | 108982 | 5.44 | ppm | 96 |

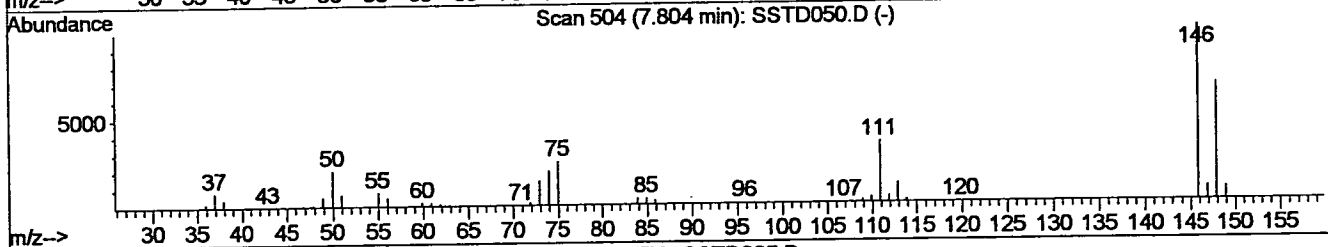
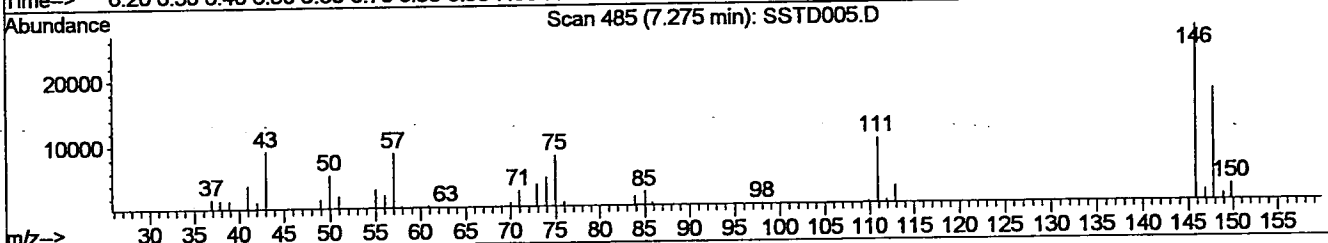
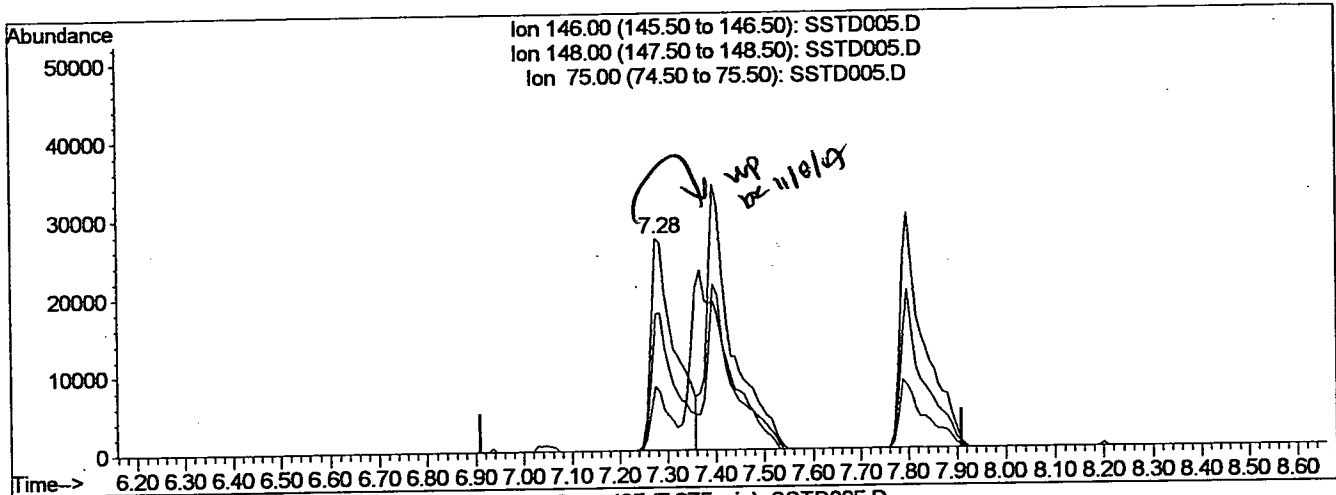
(#) = qualifier out of range (m) = manual integration
 SSTD005.D H7K07SV.M Wed Nov 07 15:17:12 2007

Quantitation Report

Data File : C:\GCMS8\DATA\07NOV07\SSTD005.D
 Acq On : 7 Nov 2007 1:31 pm
 Sample : 5ppm BNA STD# 7100428
 Misc : 8270/625 ICAL
~~Sample Name: 07NOV07P~~

Vial: 3
 Operator: AMI/DF
 Inst : GCMS8
 Multiplr: 1.00
 Quant Results File: temp.res

Method : C:\HPCHEM\1\METHODS\H7K07SV.M (RTE Integrator)
 Title : 625/8270 Calibration
 Last Update : Fri Oct 19 19:31:26 2007
 Response via : Multiple Level Calibration



(12) 1,4-Dichlorobenzene (CM)

7.28min 4.04ppm

response 94066

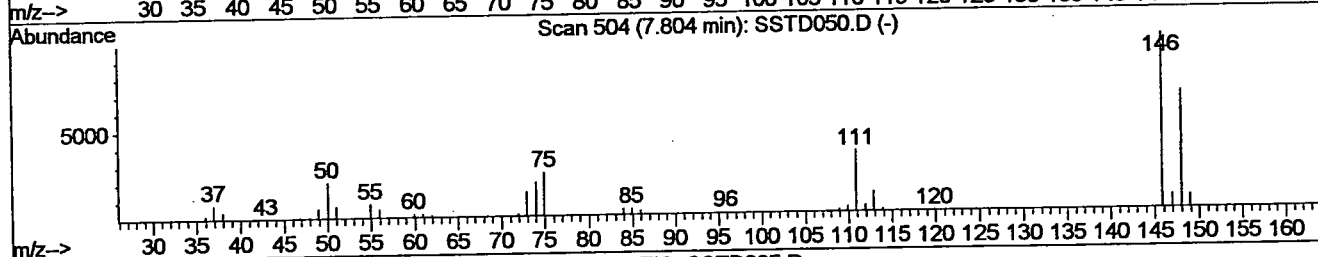
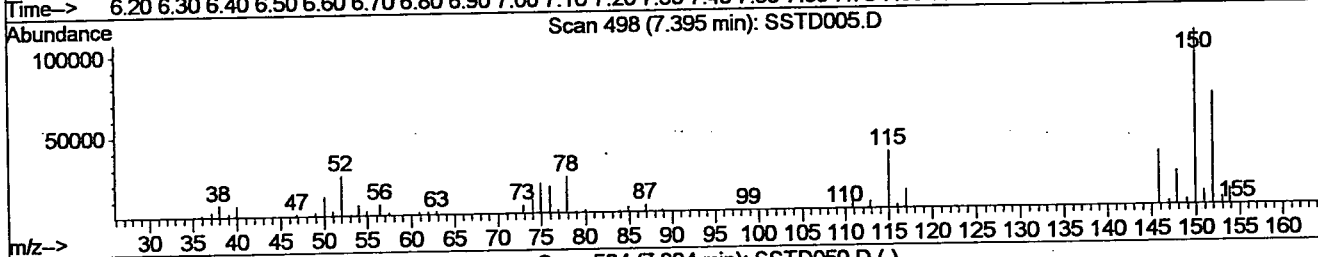
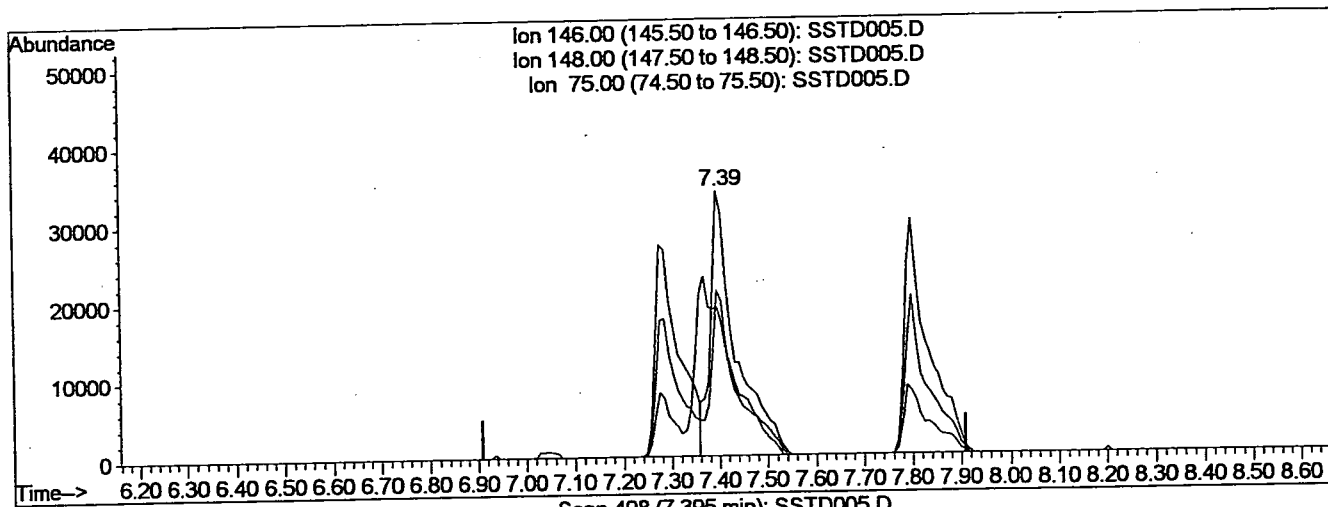
| Ion | Exp% | Act% |
|--------|-------|-------|
| 146.00 | 100 | 100 |
| 148.00 | 64.00 | 66.04 |
| 75.00 | 40.20 | 22.66 |
| 0.00 | 0.00 | 0.00 |

Quantitation Report

Data File : C:\GCMS8\DATA\07NOV07\SSTD005.D
 Acq On : 7 Nov 2007 1:31 pm
 Sample : 5ppm BNA STD# 7100428
 Misc : 8270/625 ICAL
 Sample Name: 5ppm BNA STD# 7100428

Vial: 3
 Operator: AMI/DF
 Inst : GCMS8
 Multiplr: 1.00
 Quant Results File: temp.res

Method : C:\HPCHEM\1\METHODS\H7K07SV.M (RTE Integrator)
 Title : 625/8270 Calibration
 Last Update : Fri Oct 19 19:31:26 2007
 Response via : Multiple Level Calibration



(12) 1,4-Dichlorobenzene (CM)

7.39min 5.29ppm m

response 123388

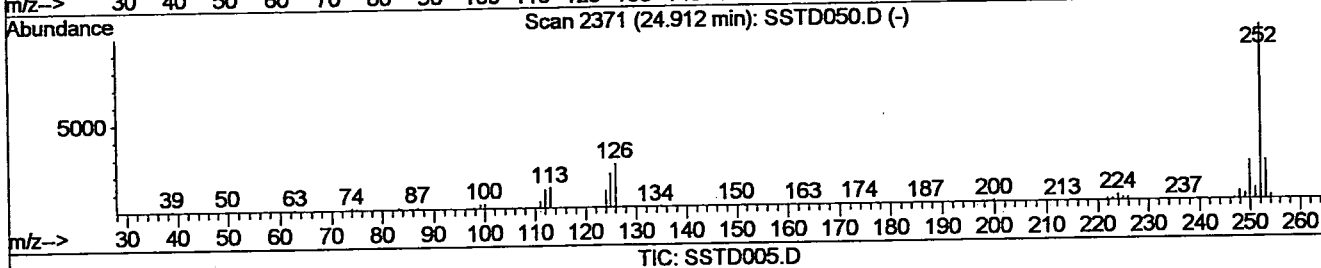
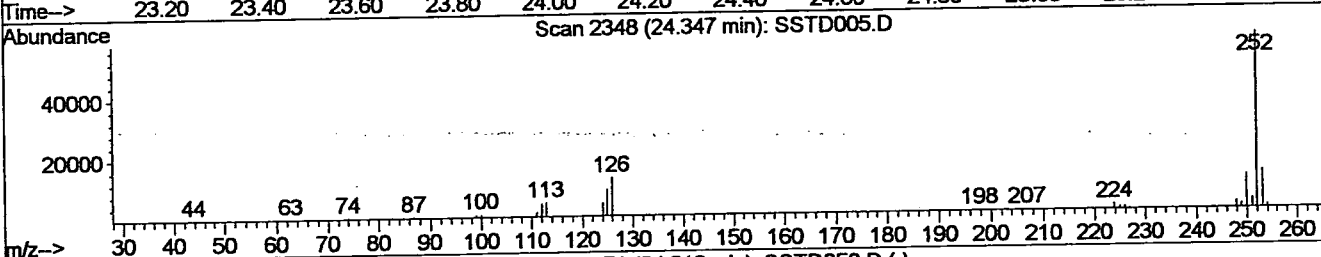
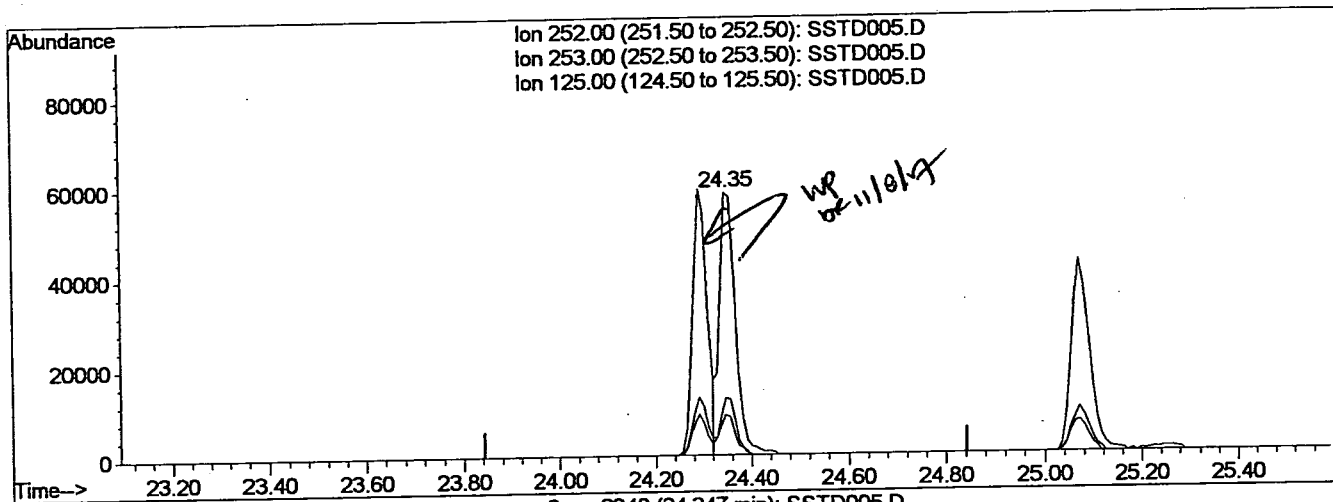
| Ion | Exp% | Act% |
|--------|-------|--------|
| 146.00 | 100 | 100 |
| 148.00 | 64.00 | 50.34 |
| 75.00 | 40.20 | 17.27# |
| 0.00 | 0.00 | 0.00 |

Quantitation Report

Data File : C:\GCMS8\DATA\07NOV07\SSTD005.D
 Acq On : 7 Nov 2007 1:31 pm
 Sample : 5ppm BNA STD# 7100428
 Misc : 8270/625 ICAL
 Quantitation Nov Parameters: RTE9N07P

Vial: 3
 Operator: AMI/DF
 Inst : GCMS8
 Multiplr: 1.00
 Quant Results File: temp.res

Method : C:\HPCHEM\1\METHODS\H7K07SV.M (RTE Integrator)
 Title : 625/8270 Calibration
 Last Update : Fri Oct 19 19:31:26 2007
 Response via : Multiple Level Calibration



(83) Benzo[b]fluoranthene (T)

24.35min 4.94ppm
 response 135834

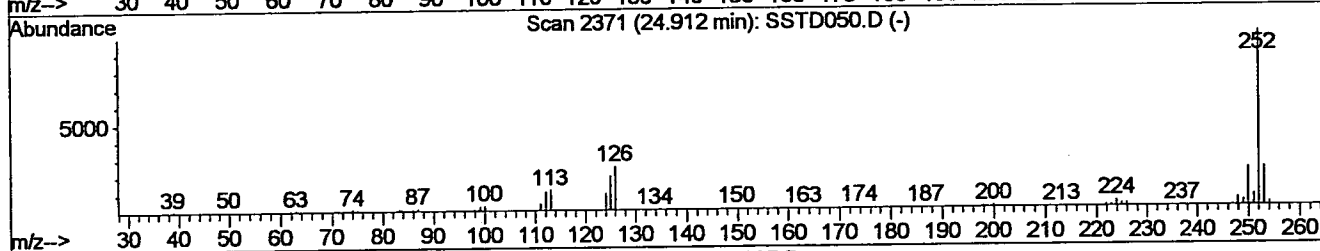
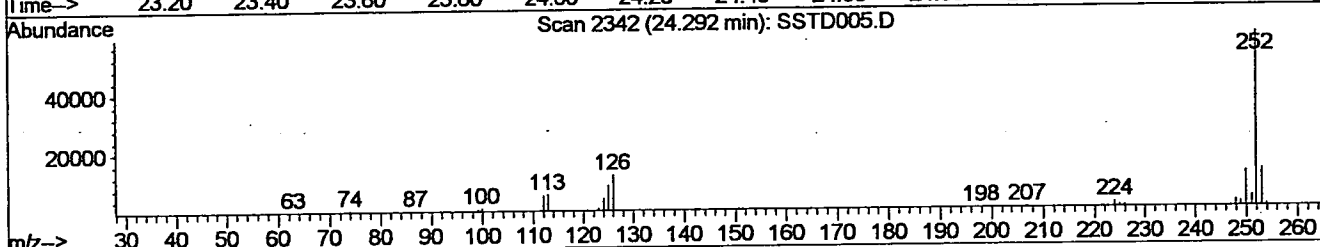
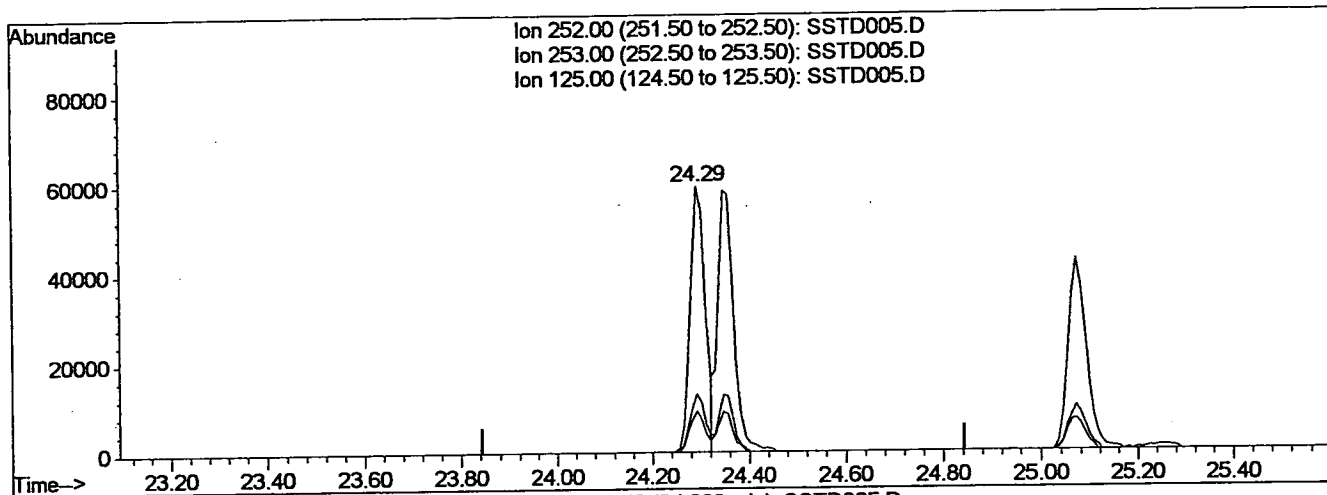
| Ion | Exp% | Act% |
|--------|-------|-------|
| 252.00 | 100 | 100 |
| 253.00 | 22.10 | 20.80 |
| 125.00 | 14.80 | 14.71 |
| 0.00 | 0.00 | 0.00 |

Quantitation Report

Data File : C:\GCMS8\DATA\07NOV07\SSTD005.D
 Acq On : 7 Nov 2007 1:31 pm
 Sample : 5ppm BNA STD# 7100428
 Misc : 8270/625 ICAL
~~Samnt@gmatin~~NovPa7am5:1RTE9ND7P

Vial: 3
 Operator: AMI/DF
 Inst : GCMS8
 Multiplr: 1.00
 Quant Results File: temp.res

Method : C:\HPCHEM\1\METHODS\H7K07SV.M (RTE Integrator)
 Title : 625/8270 Calibration
 Last Update : Fri Oct 19 19:31:26 2007
 Response via : Multiple Level Calibration



TIC: SSTD005.D

(83) Benzo[b]fluoranthene (T)

24.29min 4.56ppm m

response 125294

| Ion | Exp% | Act% |
|--------|-------|-------|
| 252.00 | 100 | 100 |
| 253.00 | 22.10 | 22.55 |
| 125.00 | 14.80 | 15.94 |
| 0.00 | 0.00 | 0.00 |

Data File : C:\GCMS8\DATA\07NOV07\SSTD005.D
 Acq On : 7 Nov 2007 1:31 pm
 Sample : 5ppm BNA STD# 7100428
 Misc : 8270/625 ICAL
 MS Integration Params: RTEINT.P
 Quant Time: Nov 7 15:01 19107

Vial: 3
 Operator: AMI/DF
 Inst : GCMS8
 Multiplr: 1.00

Quant Results File: H7K07SV.RES

Quant Method : C:\HPCHEM\1\METHODS\H7K07SV.M (RTE Integrator)
 Title : 625/8270 Calibration
 Last Update : Fri Oct 19 19:31:26 2007
 Response via : Initial Calibration
 DataAcq Meth : H7J19SV

| Internal Standards | R.T. | QIon | Response | Conc | Units | Dev(Min) |
|--------------------------------|-------|------|----------|-------|-------|----------|
| 1) 1,4-Dichlorobenzene-d4 (IS) | 7.37 | 152 | 557756 | 40.00 | ppm | 0.00 |
| 20) Naphthalene-d8 (IS) | 10.21 | 136 | 1766256 | 40.00 | ppm | -0.01 |
| 36) Acenaphthene-d10 (IS) | 14.33 | 164 | 905777 | 40.00 | ppm | 0.00 |
| 59) Phenanthrene-d10 (IS) | 17.75 | 188 | 1229263 | 40.00 | ppm | -0.01 |
| 71) Chrysene-d12 (IS) | 22.29 | 240 | 912756 | 40.00 | ppm | 0.00 |
| 82) Perylene-d12 (IS) | 25.26 | 264 | 781863 | 40.00 | ppm | -0.02 |

| System Monitoring Compounds | R.T. | QIon | Response | Conc | Units | Dev(Min) |
|-------------------------------|-------|----------|----------|------|---------|----------|
| 2) 2-Fluorophenol (SU) | 5.01 | 112 | 96716 | 4.29 | ppm | 0.00 |
| Spiked Amount 100.000 | Range | 30 - 120 | Recovery | = | 4.29%# | |
| 7) Phenol-d6 (SU) | 6.92 | 99 | 134902 | 4.70 | ppm | -0.01 |
| Spiked Amount 100.000 | Range | 40 - 120 | Recovery | = | 4.70%# | |
| 21) Nitrobenzene-d5 (SU) | 8.67 | 82 | 103386 | 4.93 | ppm | -0.01 |
| Spiked Amount 50.000 | Range | 40 - 120 | Recovery | = | 9.86%# | |
| 40) 2-Fluorobiphenyl (SU) | 12.83 | 172 | 168739 | 5.44 | ppm | -0.03 |
| Spiked Amount 50.000 | Range | 40 - 120 | Recovery | = | 10.88%# | |
| 62) 2,4,6-Tribromophenol (SU) | 16.20 | 330 | 19313 | 5.22 | ppm | -0.03 |
| Spiked Amount 100.000 | Range | 45 - 130 | Recovery | = | 5.22%# | |
| 74) Terphenyl-d14 (SU) | 20.81 | 244 | 121543 | 4.99 | ppm | -0.02 |
| Spiked Amount 50.000 | Range | 40 - 140 | Recovery | = | 9.98%# | |

| Target Compounds | R.T. | QIon | Response | Conc | Units | Qvalue |
|--------------------------------|------|------|----------|------|-------|--------|
| 3) Pyridine | 2.97 | 79 | 141545 | 4.42 | ppm | # 83 |
| 4) n-Nitrosodimethylamine | 3.05 | 74 | 97010 | 4.42 | ppm | # 85 |
| 5) bis(2-Chloroethyl)ether | 7.00 | 93 | 130076 | 4.93 | ppm | 90 |
| 6) Aniline | 6.84 | 93 | 164635 | 4.52 | ppm | 98 |
| 8) Phenol | 6.95 | 94 | 144895 | 4.81 | ppm | 97 |
| 9) 2-Chlorophenol | 7.04 | 128 | 96129 | 4.65 | ppm | 99 |
| 10) n-Decane | 7.17 | 57 | 183340 | 4.82 | ppm | 100 |
| 11) 1,3-Dichlorobenzene | 7.28 | 146 | 94066 | 4.69 | ppm | 95 |
| 12) 1,4-Dichlorobenzene | 7.28 | 146 | 94066 | 4.04 | ppm | 87 |
| 13) 1,2-Dichlorobenzene | 7.80 | 146 | 101882 | 4.97 | ppm | 99 |
| 14) Benzyl alcohol | 7.83 | 108 | 59067 | 4.57 | ppm | 96 |
| 15) bis(2-chloroisopropyl)ethe | 8.16 | 45 | 280846 | 4.87 | ppm | 99 |
| 16) 2-Methylphenol | 8.19 | 107 | 75379 | 4.82 | ppm | 96 |
| 17) Hexachloroethane | 8.44 | 117 | 39760 | 4.64 | ppm | 99 |
| 18) N-Nitroso-di-n-propylamine | 8.48 | 70 | 85634 | 4.78 | ppm | 98 |
| 19) 4-Methylphenol | 8.53 | 107 | 105371 | 4.98 | ppm | 97 |
| 22) Nitrobenzene | 8.70 | 77 | 109998 | 5.10 | ppm | 98 |
| 23) Isophorone | 9.26 | 82 | 199646 | 4.85 | ppm | 100 |
| 24) 2-Nitrophenol | 9.43 | 139 | 48407 | 4.47 | ppm | 98 |

(#) = qualifier out of range (m) = manual integration
 SSTD005.D H7K07SV.M Wed Nov 07 15:01:41 2007

Data File : C:\GCMS8\DATA\07NOV07\SSTD005.D
 Acq On : 7 Nov 2007 1:31 pm
 Sample : 5ppm BNA STD# 7100428
 Misc : 8270/625 ICAL
 MS Integration Params: RTEINT.P
 Quant Time: Nov 7 15:01 19107

Vial: 3
 Operator: AMI/DF
 Inst : GCMS8
 Multiplr: 1.00

Quant Results File: H7K07SV.RES

Quant Method : C:\HPCHEM\1\METHODS\H7K07SV.M (RTE Integrator)
 Title : 625/8270 Calibration
 Last Update : Fri Oct 19 19:31:26 2007
 Response via : Initial Calibration
 DataAcq Meth : H7J19SV

| Compound | R.T. | QIon | Response | Conc | Unit | Qvalue |
|--------------------------------|-------|------|----------|------|-------|--------|
| 25) 2,4-Dimethylphenol | 9.69 | 122 | 77298 | 4.82 | ppm | 99 |
| 26) bis(2-Chloroethoxy)methane | 9.87 | 93 | 125698 | 5.01 | ppm | 98 |
| 27) 2,4-Dichlorophenol | 10.02 | 162 | 72267 | 5.35 | ppm | 96 |
| 28) 1,2,4-Trichlorobenzene | 10.13 | 180 | 79685 | 5.48 | ppm | 98 |
| 29) Benzoic Acid | 10.05 | 122 | 10422 | 8.68 | ppm | 90 |
| 30) Naphthalene | 10.24 | 128 | 229841 | 5.26 | ppm | 99 |
| 31) 4-Chloroaniline | 10.52 | 127 | 96566 | 5.08 | ppm | 98 |
| 32) Hexachlorobutadiene | 10.73 | 225 | 39216 | 6.09 | ppm | 98 |
| 33) 4-Chloro-3-methylphenol | 11.79 | 107 | 63666 | 4.85 | ppm | 93 |
| 34) 2-Methylnaphthalene | 11.86 | 141 | 130590 | 5.30 | ppm | 96 |
| 35) 2,3-Dichloroaniline | 12.65 | 161 | 81203 | 5.70 | ppm | 98 |
| 37) Hexachlorocyclopentadiene | 12.42 | 237 | 19350 | 6.40 | ppm | 97 |
| 38) 2,4,6-Trichlorophenol | 12.66 | 196 | 45830 | 5.31 | ppm | 98 |
| 39) 2,4,5-Trichlorophenol | 12.76 | 196 | 48529 | 5.29 | ppm | 98 |
| 41) 2-Chloronaphthalene | 12.98 | 162 | 139059 | 5.32 | ppm | 99 |
| 42) 2-Nitroaniline | 13.38 | 65 | 46928 | 7.45 | ppm | 98 |
| 43) 1,3-Dinitrobenzene | 13.95 | 168 | 22825 | 5.76 | ppm # | 83 |
| 44) Acenaphthylene | 13.94 | 152 | 195779 | 5.18 | ppm | 99 |
| 45) Dimethylphthalate | 13.97 | 163 | 159955 | 5.32 | ppm | 99 |
| 46) 2,6-Dinitrotoluene | 14.08 | 165 | 37403 | 4.96 | ppm | 100 |
| 47) Acenaphthene | 14.39 | 154 | 126467 | 5.20 | ppm | 99 |
| 48) 3-Nitroaniline | 14.38 | 138 | 36464 | 5.09 | ppm | 96 |
| 49) 2,4-Dinitrophenol | 14.62 | 184 | 7335 | 7.67 | ppm | 88 |
| 50) Dibenzofuran | 14.76 | 168 | 186579 | 5.48 | ppm | 100 |
| 51) 2,4-Dinitrotoluene | 14.98 | 165 | 46569 | 5.27 | ppm | 95 |
| 52) 4-Nitrophenol | 14.99 | 109 | 8770 | 4.81 | ppm # | 87 |
| 53) Fluorene | 15.57 | 166 | 148190 | 5.43 | ppm | 99 |
| 54) 4-Chlorophenyl-phenylether | 15.67 | 204 | 75268 | 5.79 | ppm | 98 |
| 55) Diethylphthalate | 15.66 | 149 | 153313 | 5.55 | ppm | 100 |
| 56) Azobenzene | 16.02 | 77 | 205719 | 5.48 | ppm | 98 |
| 57) 4-Nitroaniline | 15.83 | 138 | 32562 | 4.27 | ppm | 97 |
| 58) n-Octadecane | 17.83 | 57 | 160911 | 3.65 | ppm | 99 |
| 60) 4,6-Dinitro-2-methylphenol | 15.91 | 198 | 20401 | 5.32 | ppm | 93 |
| 61) n-Nitrosodiphenylamine | 15.99 | 169 | 97611 | 5.25 | ppm | 100 |
| 63) 4-Bromophenyl-phenylether | 16.80 | 248 | 41819 | 5.45 | ppm | 97 |
| 64) Hexachlorobenzene | 17.04 | 284 | 47236 | 5.81 | ppm | 98 |
| 65) Pentachlorophenol | 17.54 | 266 | 15390 | 3.20 | ppm | 97 |
| 66) Phenanthrene | 17.80 | 178 | 188498 | 5.41 | ppm | 99 |
| 67) Anthracene | 17.90 | 178 | 189154 | 5.44 | ppm | 99 |
| 68) Carbazole | 18.35 | 167 | 159842 | 5.92 | ppm | 98 |
| 69) Di-n-butylphthalate | 19.33 | 149 | 265104 | 5.45 | ppm | 98 |

(#) = qualifier out of range (m) = manual integration
 SSTD005.D H7K07SV.M Wed Nov 07 15:01:42 2007

Quantitation Report (Not Reviewed)

Data File : C:\GCMS8\DATA\07NOV07\SSTD005.D
 Acq On : 7 Nov 2007 1:31 pm
 Sample : 5ppm BNA STD# 7100428
 Misc : 8270/625 ICAL
 MS Integration Params: RTEINT.P
 Quant Time: Nov 7 15:01 19107

Vial: 3
 Operator: AMI/DF
 Inst : GCMS8
 Multiplr: 1.00

Quant Results File: H7K07SV.RES

Quant Method : C:\HPCHEM\1\METHODS\H7K07SV.M (RTE Integrator)
 Title : 625/8270 Calibration
 Last Update : Fri Oct 19 19:31:26 2007
 Response via : Initial Calibration
 DataAcq Meth : H7J19SV

| Compound | R.T. | QIon | Response | Conc | Unit | Qvalue |
|--------------------------------|-------|------|----------|------|-------|--------|
| 70) Fluoranthene | 20.11 | 202 | 189801 | 5.90 | ppm | 99 |
| 72) Pyrene | 20.45 | 202 | 197144 | 4.94 | ppm | 98 |
| 73) 2,2'-Dichlorobenzil | 20.67 | 139 | 130270 | 4.43 | ppm | 97 |
| 75) Benzidine | 20.43 | 184 | 56886 | 6.27 | ppm | 96 |
| 76) Butylbenzylphthalate | 21.62 | 149 | 101543 | 4.84 | ppm | 97 |
| 77) 3,3'-Dichlorobenzidine | 22.29 | 252 | 48261 | 5.70 | ppm | 98 |
| 78) Benzo[a]anthracene | 22.25 | 228 | 146351 | 5.14 | ppm | 99 |
| 79) Chrysene | 22.32 | 228 | 137567 | 5.26 | ppm | 99 |
| 80) bis(2-Ethylhexyl)phthalate | 22.54 | 149 | 131967 | 5.08 | ppm | 98 |
| 81) Di-n-octylphthalate | 23.70 | 149 | 165941 | 4.91 | ppm # | 99 |
| 83) Benzo[b]fluoranthene | 24.35 | 252 | 135834 | 4.94 | ppm | 98 |
| 84) Benzo[k]fluoranthene | 24.35 | 252 | 135834 | 5.41 | ppm | 97 |
| 85) Benzo[a]pyrene | 25.07 | 252 | 111480 | 4.94 | ppm | 99 |
| 86) Indeno[1,2,3-cd]pyrene | 27.67 | 276 | 96658 | 4.98 | ppm | 97 |
| 87) Dibenz[a,h]anthracene | 27.75 | 278 | 102342 | 5.23 | ppm | 98 |
| 88) Benzo[g,h,i]perylene | 28.23 | 276 | 108982 | 5.44 | ppm | 96 |

(#) = qualifier out of range (m) = manual integration
 SSTD005.D H7K07SV.M Wed Nov 07 15:01:43 2007

Data File : C:\GCMS8\DATA\07NOV07\SSTD010.D
 Acq On : 7 Nov 2007 2:07 pm
 Sample : 10ppm BNA STD# 7100429
 Misc : 8270/625 ICAL
 MS Integration Params: RTEINT.P
 Quant Time: Nov 7 15:19 19107

Vial: 4
 Operator: AMI/DF
 Inst : GCMS8
 Multiplr: 1.00

Quant Results File: H7K07SV.RES

Quant Method : C:\HPCHEM\1\METHODS\H7K07SV.M (RTE Integrator)
 Title : 625/8270 Calibration
 Last Update : Fri Oct 19 19:31:26 2007
 Response via : Initial Calibration
 DataAcq Meth : H7J19SV

| Internal Standards | R.T. | QIon | Response | Conc | Units | Dev(Min) |
|--------------------------------|-------|------|----------|-------|-------|----------|
| 1) 1,4-Dichlorobenzene-d4 (IS) | 7.37 | 152 | 602099 | 40.00 | ppm | 0.00 |
| 20) Naphthalene-d8 (IS) | 10.22 | 136 | 1913527 | 40.00 | ppm | 0.00 |
| 36) Acenaphthene-d10 (IS) | 14.33 | 164 | 1010694 | 40.00 | ppm | 0.00 |
| 59) Phenanthrene-d10 (IS) | 17.76 | 188 | 1407078 | 40.00 | ppm | 0.00 |
| 71) Chrysene-d12 (IS) | 22.29 | 240 | 1093936 | 40.00 | ppm | 0.00 |
| 82) Perylene-d12 (IS) | 25.28 | 264 | 992229 | 40.00 | ppm | 0.00 |

System Monitoring Compounds

| | | | | | | |
|-------------------------------|----------------|-----|------------|-------|-----|---------|
| 2) 2-Fluorophenol (SU) | 5.01 | 112 | 211648 | 8.70 | ppm | 0.00 |
| Spiked Amount 100.000 | Range 30 - 120 | | Recovery = | | | 8.70%# |
| 7) Phenol-d6 (SU) | 6.92 | 99 | 291475 | 9.41 | ppm | -0.01 |
| Spiked Amount 100.000 | Range 40 - 120 | | Recovery = | | | 9.41%# |
| 21) Nitrobenzene-d5 (SU) | 8.67 | 82 | 232673 | 10.23 | ppm | -0.01 |
| Spiked Amount 50.000 | Range 40 - 120 | | Recovery = | | | 20.46%# |
| 40) 2-Fluorobiphenyl (SU) | 12.84 | 172 | 364080 | 10.52 | ppm | -0.02 |
| Spiked Amount 50.000 | Range 40 - 120 | | Recovery = | | | 21.04%# |
| 62) 2,4,6-Tribromophenol (SU) | 16.21 | 330 | 49454 | 11.32 | ppm | -0.02 |
| Spiked Amount 100.000 | Range 45 - 130 | | Recovery = | | | 11.32%# |
| 74) Terphenyl-d14 (SU) | 20.81 | 244 | 293988 | 10.07 | ppm | -0.02 |
| Spiked Amount 50.000 | Range 40 - 140 | | Recovery = | | | 20.14%# |

Target Compounds

| Target Compounds | R.T. | QIon | Response | Conc | Units | Qvalue |
|---------------------------------|------|------|----------|-------|-------|--------|
| 3) Pyridine | 2.97 | 79 | 312874 | 9.05 | ppm | # 68 |
| 4) n-Nitrosodimethylamine | 3.05 | 74 | 216898 | 9.16 | ppm | # 88 |
| 5) bis(2-Chloroethyl) ether | 7.00 | 93 | 267898 | 9.41 | ppm | 94 |
| 6) Aniline | 6.84 | 93 | 376549 | 9.59 | ppm | 100 |
| 8) Phenol | 6.95 | 94 | 313114 | 9.64 | ppm | 97 |
| 9) 2-Chlorophenol | 7.04 | 128 | 208439 | 9.33 | ppm | 98 |
| 10) n-Decane | 7.17 | 57 | 391906 | 9.55 | ppm | 100 |
| 11) 1,3-Dichlorobenzene | 7.28 | 146 | 214458 | 9.91 | ppm | 97 |
| 12) 1,4-Dichlorobenzene | 7.40 | 146 | 254332m | 10.11 | ppm | |
| 13) 1,2-Dichlorobenzene | 7.80 | 146 | 223283 | 10.08 | ppm | 99 |
| 14) Benzyl alcohol | 7.83 | 108 | 135903 | 9.75 | ppm | 98 |
| 15) bis(2-chloroisopropyl) ethe | 8.16 | 45 | 612369 | 9.83 | ppm | 100 |
| 16) 2-Methylphenol | 8.18 | 107 | 166389 | 9.86 | ppm | 99 |
| 17) Hexachloroethane | 8.44 | 117 | 89360 | 9.67 | ppm | 99 |
| 18) N-Nitroso-di-n-propylamine | 8.49 | 70 | 189892 | 9.82 | ppm | 99 |
| 19) 4-Methylphenol | 8.53 | 107 | 232277 | 10.16 | ppm | 100 |
| 22) Nitrobenzene | 8.71 | 77 | 246420 | 10.55 | ppm | 98 |
| 23) Isophorone | 9.26 | 82 | 443975 | 9.96 | ppm | 99 |
| 24) 2-Nitrophenol | 9.43 | 139 | 116754 | 9.95 | ppm | 100 |

(#) = qualifier out of range (m) = manual integration
 SSTD010.D H7K07SV.M Wed Nov 07 15:19:28 2007

Data File : C:\GCMS8\DATA\07NOV07\SSTD010.D
 Acq On : 7 Nov 2007 2:07 pm
 Sample : 10ppm BNA STD# 7100429
 Misc : 8270/625 ICAL
 MS Integration Params: RTEINT.P
 Quant Time: Nov 7 15:19 19107

Vial: 4
 Operator: AMI/DF
 Inst : GCMS8
 Multiplr: 1.00

Quant Results File: H7K07SV.RES

Quant Method : C:\HPCHEM\1\METHODS\H7K07SV.M (RTE Integrator)
 Title : 625/8270 Calibration
 Last Update : Fri Oct 19 19:31:26 2007
 Response via : Initial Calibration
 DataAcq Meth : H7J19SV

| Compound | R.T. | QIon | Response | Conc | Unit | Qvalue |
|--------------------------------|-------|------|----------|-------|------|--------|
| 25) 2,4-Dimethylphenol | 9.69 | 122 | 170231 | 9.79 | ppm | 98 |
| 26) bis(2-Chloroethoxy)methane | 9.87 | 93 | 279260 | 10.27 | ppm | 98 |
| 27) 2,4-Dichlorophenol | 10.02 | 162 | 161357 | 11.03 | ppm | 100 |
| 28) 1,2,4-Trichlorobenzene | 10.13 | 180 | 173001 | 10.99 | ppm | 100 |
| 29) Benzoic Acid | 10.13 | 122 | 49557m | 11.68 | ppm | |
| 30) Naphthalene | 10.25 | 128 | 496753 | 10.49 | ppm | 99 |
| 31) 4-Chloroaniline | 10.52 | 127 | 220195 | 10.70 | ppm | 100 |
| 32) Hexachlorobutadiene | 10.73 | 225 | 87770 | 12.58 | ppm | 98 |
| 33) 4-Chloro-3-methylphenol | 11.79 | 107 | 146770 | 10.33 | ppm | 97 |
| 34) 2-Methylnaphthalene | 11.86 | 141 | 288627 | 10.81 | ppm | 96 |
| 35) 2,3-Dichloroaniline | 12.65 | 161 | 177616 | 11.51 | ppm | 99 |
| 37) Hexachlorocyclopentadiene | 12.43 | 237 | 52945 | 11.60 | ppm | 98 |
| 38) 2,4,6-Trichlorophenol | 12.66 | 196 | 109959 | 11.42 | ppm | 97 |
| 39) 2,4,5-Trichlorophenol | 12.76 | 196 | 116028 | 11.33 | ppm | 99 |
| 41) 2-Chloronaphthalene | 12.98 | 162 | 309433 | 10.61 | ppm | 99 |
| 42) 2-Nitroaniline | 13.39 | 65 | 112036 | 11.83 | ppm | 98 |
| 43) 1,3-Dinitrobenzene | 13.95 | 168 | 57641 | 11.03 | ppm | 94 |
| 44) Acenaphthylene | 13.94 | 152 | 441234 | 10.47 | ppm | 99 |
| 45) Dimethylphthalate | 13.98 | 163 | 355570 | 10.60 | ppm | 100 |
| 46) 2,6-Dinitrotoluene | 14.09 | 165 | 92558 | 11.01 | ppm | 96 |
| 47) Acenaphthene | 14.40 | 154 | 283719 | 10.45 | ppm | 100 |
| 48) 3-Nitroaniline | 14.39 | 138 | 90505 | 11.31 | ppm | 98 |
| 49) 2,4-Dinitrophenol | 14.62 | 184 | 33937 | 11.94 | ppm | 99 |
| 50) Dibenzofuran | 14.77 | 168 | 425773 | 11.21 | ppm | 98 |
| 51) 2,4-Dinitrotoluene | 14.98 | 165 | 112816 | 11.44 | ppm | 99 |
| 52) 4-Nitrophenol | 14.99 | 109 | 25477 | 10.60 | ppm | 92 |
| 53) Fluorene | 15.58 | 166 | 334879 | 11.00 | ppm | 99 |
| 54) 4-Chlorophenyl-phenylether | 15.67 | 204 | 168155 | 11.60 | ppm | 100 |
| 55) Diethylphthalate | 15.67 | 149 | 344310 | 11.18 | ppm | 99 |
| 56) Azobenzene | 16.03 | 77 | 463845 | 11.07 | ppm | 99 |
| 57) 4-Nitroaniline | 15.83 | 138 | 86421 | 11.56 | ppm | 96 |
| 58) n-Octadecane | 17.83 | 57 | 353433 | 10.26 | ppm | 100 |
| 60) 4,6-Dinitro-2-methylphenol | 15.92 | 198 | 62188 | 10.72 | ppm | 97 |
| 61) n-Nitrosodiphenylamine | 15.99 | 169 | 223779 | 10.52 | ppm | 99 |
| 63) 4-Bromophenyl-phenylether | 16.80 | 248 | 96579 | 11.00 | ppm | 99 |
| 64) Hexachlorobenzene | 17.05 | 284 | 104997 | 11.29 | ppm | 98 |
| 65) Pentachlorophenol | 17.55 | 266 | 49386 | 8.96 | ppm | 98 |
| 66) Phenanthrene | 17.80 | 178 | 428196 | 10.74 | ppm | 99 |
| 67) Anthracene | 17.90 | 178 | 433110 | 10.88 | ppm | 99 |
| 68) Carbazole | 18.35 | 167 | 372735 | 12.07 | ppm | 99 |
| 69) Di-n-butylphthalate | 19.33 | 149 | 609513 | 10.95 | ppm | 99 |

(#) = qualifier out of range (m) = manual integration
 SSTD010.D H7K07SV.M Wed Nov 07 15:19:29 2007

Data File : C:\GCMS8\DATA\07NOV07\SSTD010.D
 Acq On : 7 Nov 2007 2:07 pm
 Sample : 10ppm BNA STD# 7100429
 Misc : 8270/625 ICAL
 MS Integration Params: RTEINT.P
 Quant Time: Nov 7 15:19 19107

Vial: 4
 Operator: AMI/DF
 Inst : GCMS8
 Multiplr: 1.00

Quant Results File: H7K07SV.RES

Quant Method : C:\HPCHEM\1\METHODS\H7K07SV.M (RTE Integrator)
 Title : 625/8270 Calibration
 Last Update : Fri Oct 19 19:31:26 2007
 Response via : Initial Calibration
 DataAcq Meth : H7J19SV

| Compound | R.T. | QIon | Response | Conc | Unit | Qvalue |
|--------------------------------|-------|------|----------|-------|------|--------|
| 70) Fluoranthene | 20.11 | 202 | 451768 | 12.28 | ppm | 99 |
| 72) Pyrene | 20.46 | 202 | 459855 | 9.62 | ppm | 99 |
| 73) 2,2'-Dichlorobenzil | 20.68 | 139 | 323324 | 9.17 | ppm | 98 |
| 75) Benzidine | 20.43 | 184 | 137220 | 11.09 | ppm | 100 |
| 76) Butylbenzylphthalate | 21.62 | 149 | 240889 | 9.58 | ppm | 99 |
| 77) 3,3'-Dichlorobenzidine | 22.29 | 252 | 120064 | 11.83 | ppm | 98 |
| 78) Benzo[a]anthracene | 22.25 | 228 | 358141 | 10.49 | ppm | 100 |
| 79) Chrysene | 22.33 | 228 | 333837 | 10.66 | ppm | 98 |
| 80) bis(2-Ethylhexyl)phthalate | 22.55 | 149 | 318839 | 10.24 | ppm | 99 |
| 81) Di-n-octylphthalate | 23.70 | 149 | 429062 | 10.58 | ppm | 100 |
| 83) Benzo[b]fluoranthene | 24.30 | 252 | 327908m | 9.40 | ppm | |
| 84) Benzo[k]fluoranthene | 24.37 | 252 | 341226 | 10.71 | ppm | 99 |
| 85) Benzo[a]pyrene | 25.08 | 252 | 301582 | 10.53 | ppm | 99 |
| 86) Indeno[1,2,3-cd]pyrene | 27.68 | 276 | 272939 | 11.08 | ppm | 99 |
| 87) Dibenz[a,h]anthracene | 27.76 | 278 | 294679 | 11.87 | ppm | 97 |
| 88) Benzo[g,h,i]perylene | 28.25 | 276 | 298469 | 11.75 | ppm | 98 |

(#) = qualifier out of range (m) = manual integration
 SSTD010.D H7K07SV.M Wed Nov 07 15:19:30 2007


Quantitation Report

Data File : C:\GCMS8\DATA\07NOV07\SSTD010.D
Acq On : 7 Nov 2007 2:07 pm
Sample : 10ppm BNA STD# 7100429
Misc : 8270/625 ICAL
MS Integration Params: RTEINT.P
Quant Time: Nov 7 15:19 19107

Vial: 4
Operator: AMI/DF
Inst : GCMS8
Multiplr: 1.00

Quant Results File: H7K07SV.RES

Method : C:\HPCHEM\1\METHODS\H7K07SV.M (RTE Integrator)
Title : 625/8270 Calibration
Last Update : Fri Oct 19 19:31:26 2007
Response via : Initial Calibration

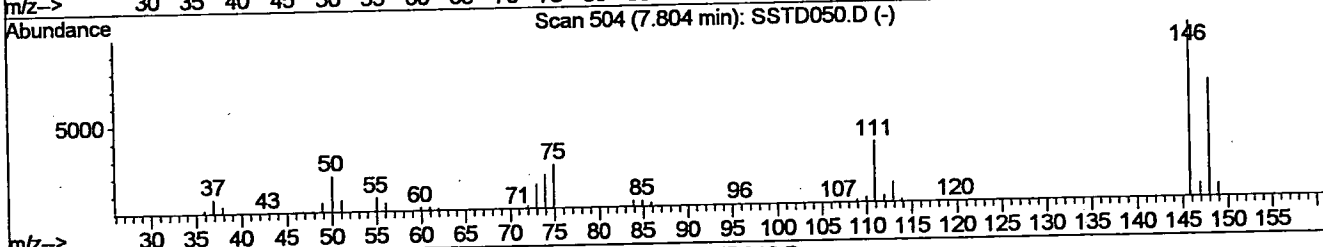
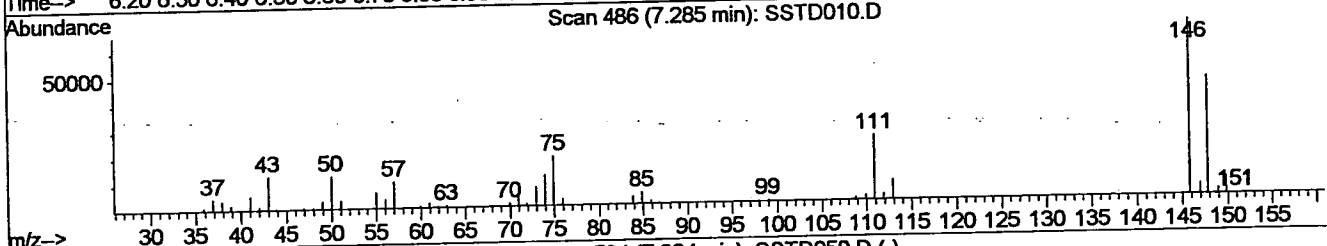
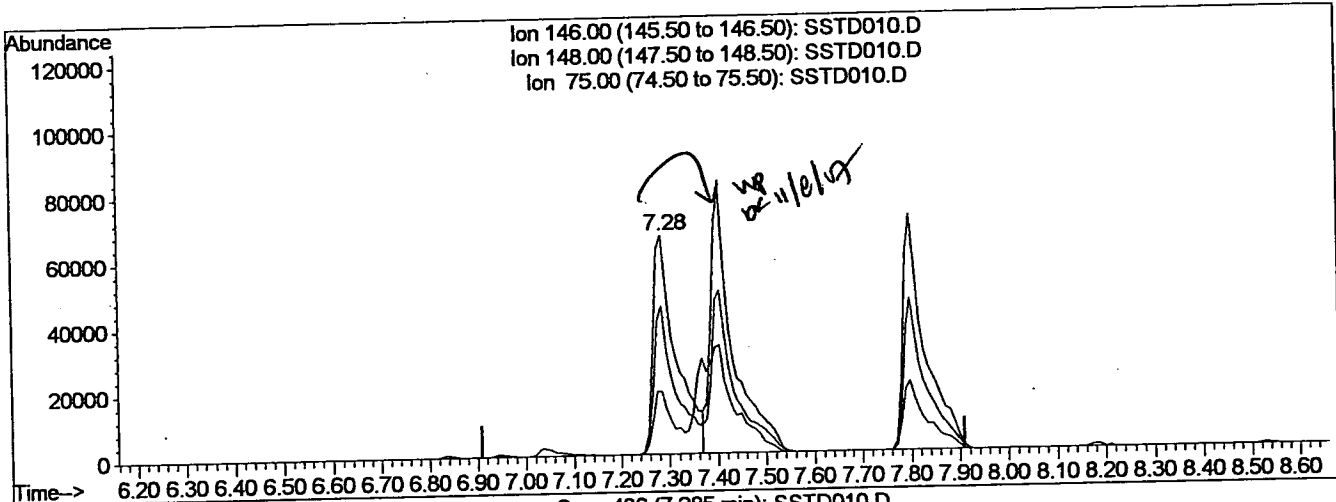


Quantitation Report

Data File : C:\GCMS8\DATA\07NOV07\SSTD010.D
 Acq On : 7 Nov 2007 2:07 pm
 Sample : 10ppm BNA STD# 7100429
 Misc : 8270/625 ICAL
~~Quantitative~~ NovParan5:ORTE9N07P

Vial: 4
 Operator: AMI/DF
 Inst : GCMS8
 Multiplr: 1.00
 Quant Results File: temp.res

Method : C:\HPCHEM\1\METHODS\H7K07SV.M (RTE Integrator)
 Title : 625/8270 Calibration
 Last Update : Fri Oct 19 19:31:26 2007
 Response via : Multiple Level Calibration



(12) 1,4-Dichlorobenzene (CM)

7.28min 8.52ppm

response 214458

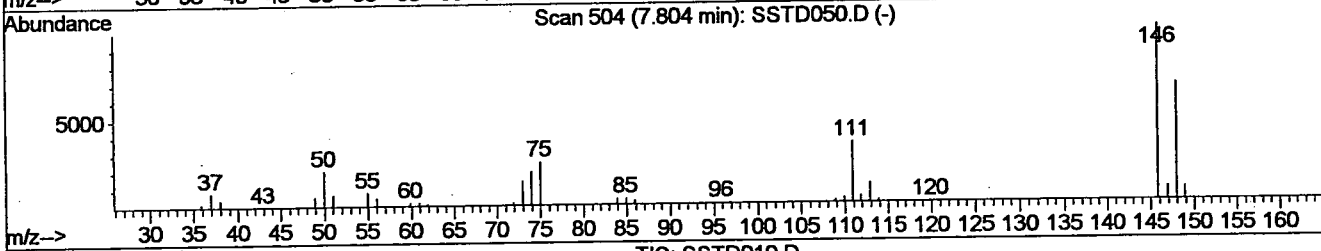
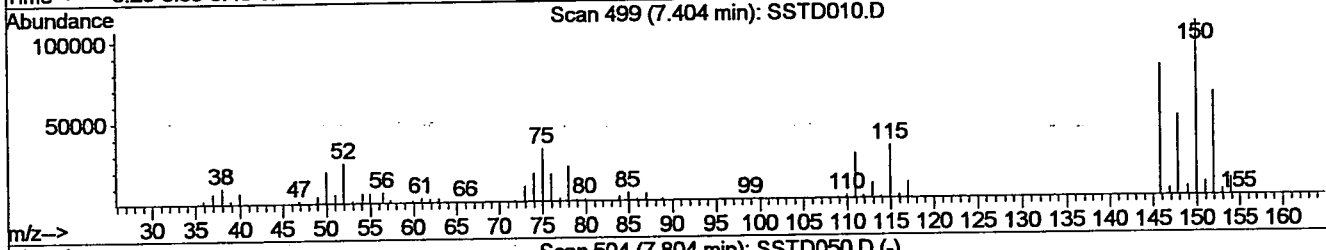
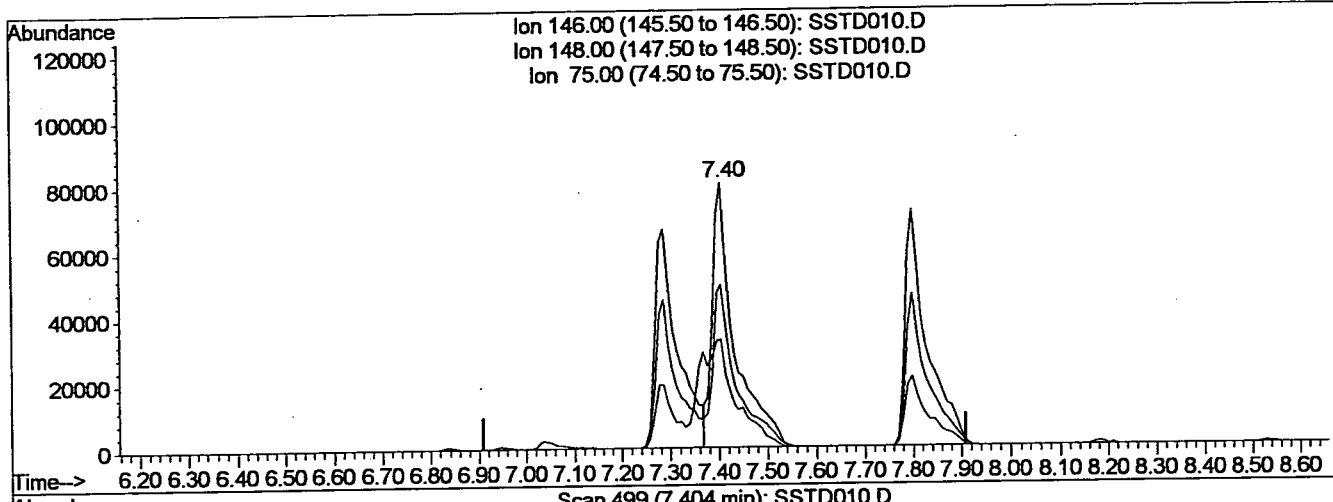
| Ion | Exp% | Act% |
|--------|-------|-------|
| 146.00 | 100 | 100 |
| 148.00 | 64.00 | 64.46 |
| 75.00 | 40.20 | 24.84 |
| 0.00 | 0.00 | 0.00 |

Quantitation Report

Data File : C:\GCMS8\DATA\07NOV07\SSTD010.D
 Acq On : 7 Nov 2007 2:07 pm
 Sample : 10ppm BNA STD# 7100429
 Misc : 8270/625 ICAL
 Quantitation: NovPaFa5:1BTE9907P

Vial: 4
 Operator: AMI/DF
 Inst : GCMS8
 Multiplr: 1.00
 Quant Results File: temp.res

Method : C:\HPCHEM\1\METHODS\H7K07SV.M (RTE Integrator)
 Title : 625/8270 Calibration
 Last Update : Fri Oct 19 19:31:26 2007
 Response via : Multiple Level Calibration



TIC: SSTD010.D

(12) 1,4-Dichlorobenzene (CM)
 7.40min 10.11ppm m
 response 254332

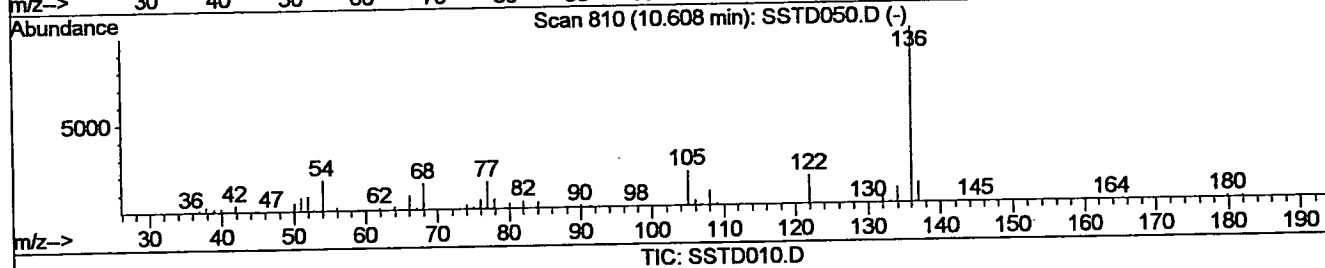
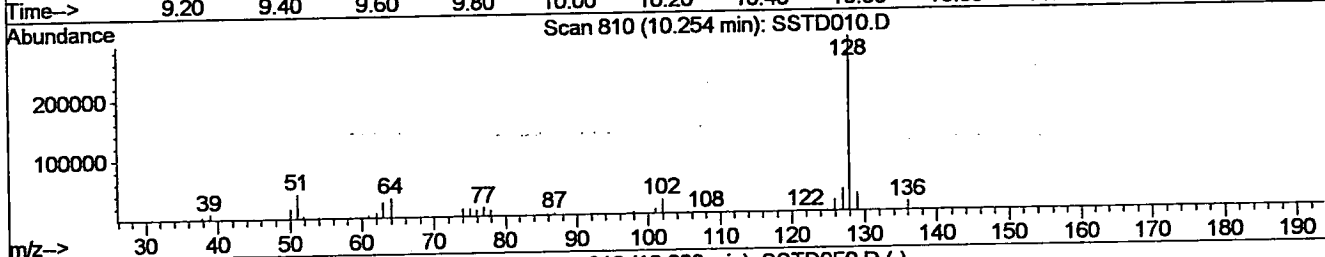
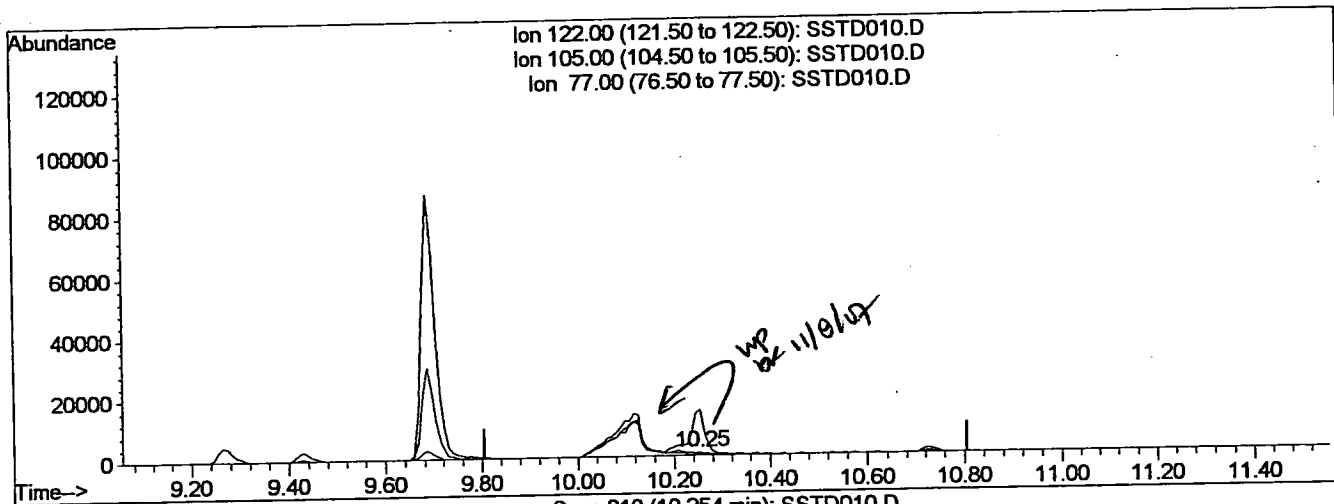
| Ion | Exp% | Act% |
|--------|-------|-------|
| 146.00 | 100 | 100 |
| 148.00 | 64.00 | 54.35 |
| 75.00 | 40.20 | 20.95 |
| 0.00 | 0.00 | 0.00 |

Quantitation Report

Data File : C:\GCMS8\DATA\07NOV07\SSTD010.D
 Acq On : 7 Nov 2007 2:07 pm
 Sample : 10ppm BNA STD# 7100429
 Misc : 8270/625 ICAL
 MSaint@gmatinonvPa7a5:1RTE9W7P

Vial: 4
 Operator: AMI/DF
 Inst : GCMS8
 Multiplr: 1.00
 Quant Results File: temp.res

Method : C:\HPCHEM\1\METHODS\H7K07SV.M (RTE Integrator)
 Title : 625/8270 Calibration
 Last Update : Fri Oct 19 19:31:26 2007
 Response via : Multiple Level Calibration



(29) Benzoic Acid (T)

10.25min 7.91ppm

response 1483

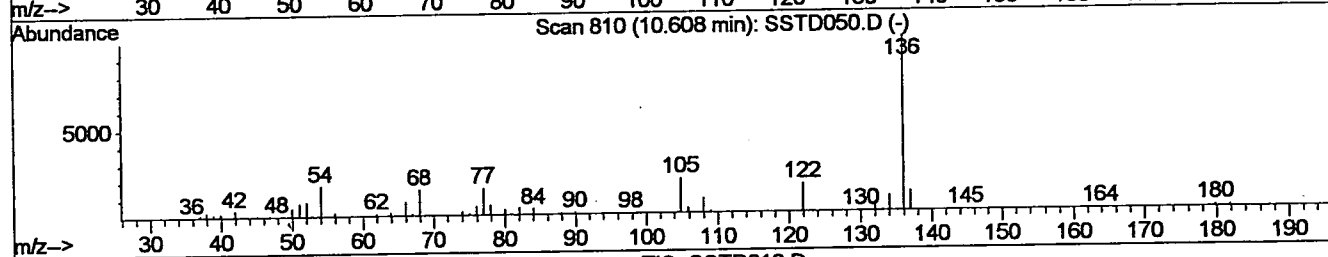
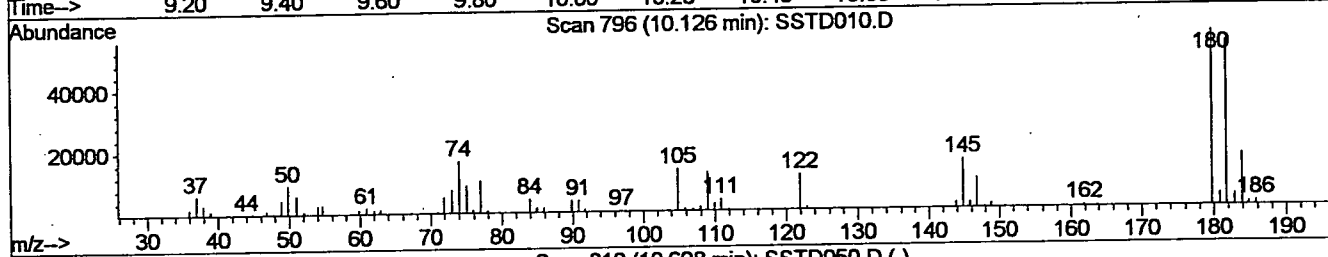
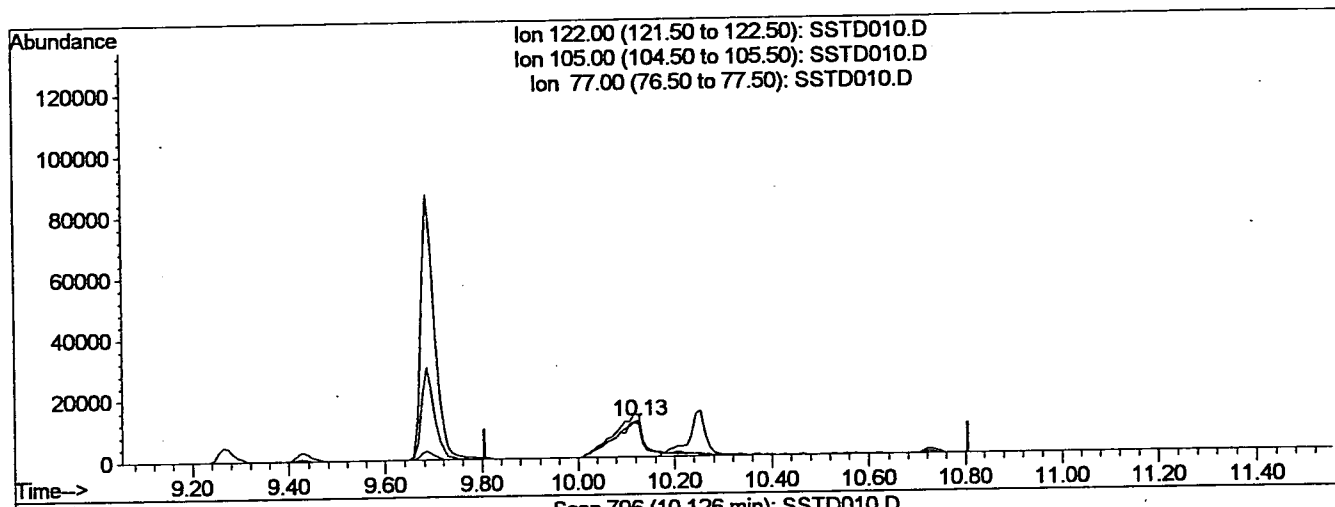
| Ion | Exp% | Act% |
|--------|--------|----------|
| 122.00 | 100 | 100 |
| 105.00 | 119.20 | 382.40# |
| 77.00 | 125.10 | 2186.51# |
| 0.00 | 0.00 | 0.00 |

Quantitation Report

Data File : C:\GCMS8\DATA\07NOV07\SSTD010.D
 Acq On : 7 Nov 2007 2:07 pm
 Sample : 10ppm BNA STD# 7100429
 Misc : 8270/625 ICAL
 Name: 625/8270 Calibration

Vial: 4
 Operator: AMI/DF
 Inst : GCMS8
 Multiplr: 1.00
 Quant Results File: temp.res

Method : C:\HPCHEM\1\METHODS\H7K07SV.M (RTE Integrator)
 Title : 625/8270 Calibration
 Last Update : Fri Oct 19 19:31:26 2007
 Response via : Multiple Level Calibration



TIC: SSTD010.D

(29) Benzoic Acid (T)

10.13min 11.68ppm m

response 49557

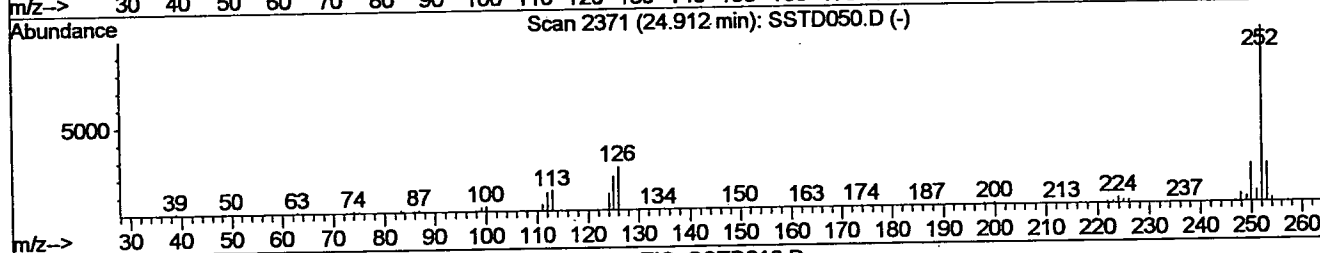
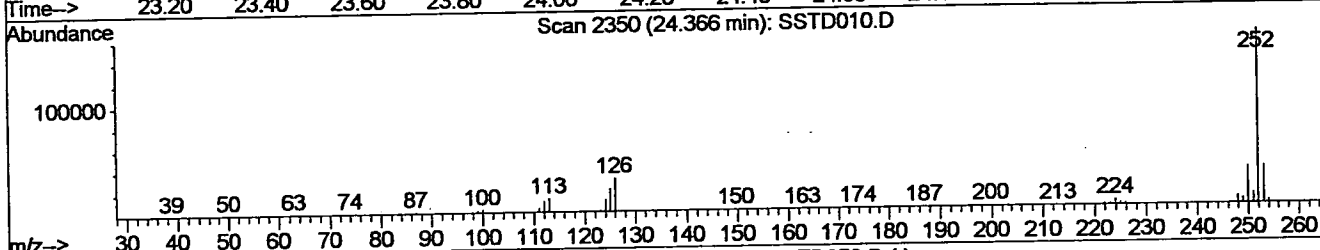
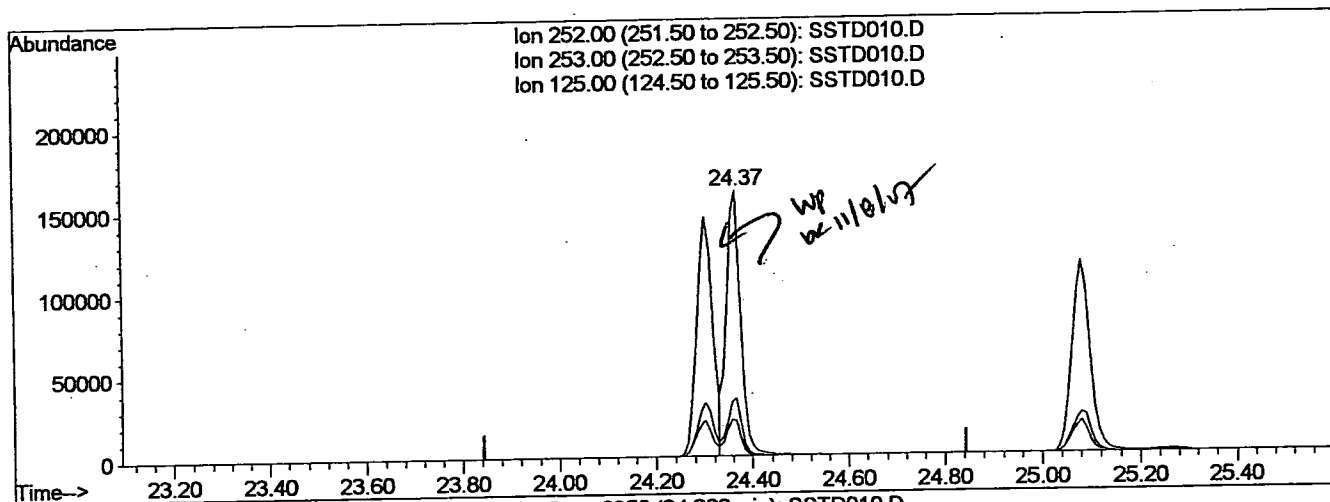
| Ion | Exp% | Act% |
|--------|--------|--------|
| 122.00 | 100 | 100 |
| 105.00 | 119.20 | 11.44# |
| 77.00 | 125.10 | 65.43# |
| 0.00 | 0.00 | 0.00 |

Quantitation Report

Data File : C:\GCMS8\DATA\07NOV07\SSTD010.D
 Acq On : 7 Nov 2007 2:07 pm
 Sample : 10ppm BNA STD# 7100429
 Misc : 8270/625 ICAL
 M8aant@gmetiNovPa7am5:1RTE9N07P

Vial: 4
 Operator: AMI/DF
 Inst : GCMS8
 Multiplr: 1.00
 Quant Results File: temp.res

Method : C:\HPCHEM\1\METHODS\H7K07SV.M (RTE Integrator)
 Title : 625/8270 Calibration
 Last Update : Fri Oct 19 19:31:26 2007
 Response via : Multiple Level Calibration



TIC: SSTD010.D

(83) Benzo[b]fluoranthene (T)

24.37min 9.78ppm

response 341226

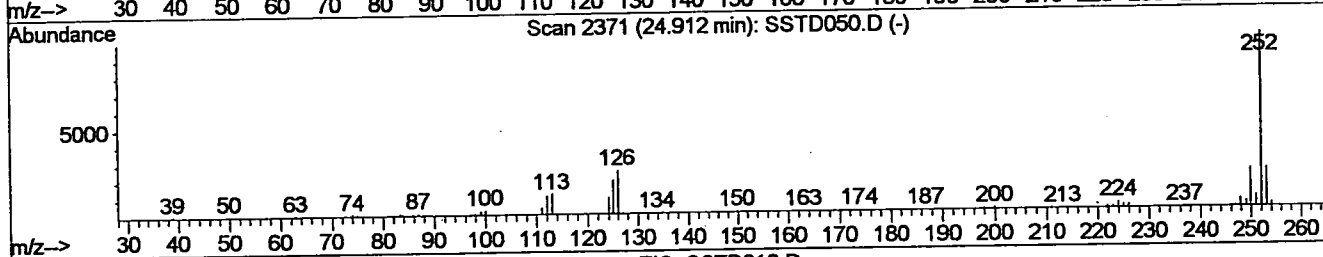

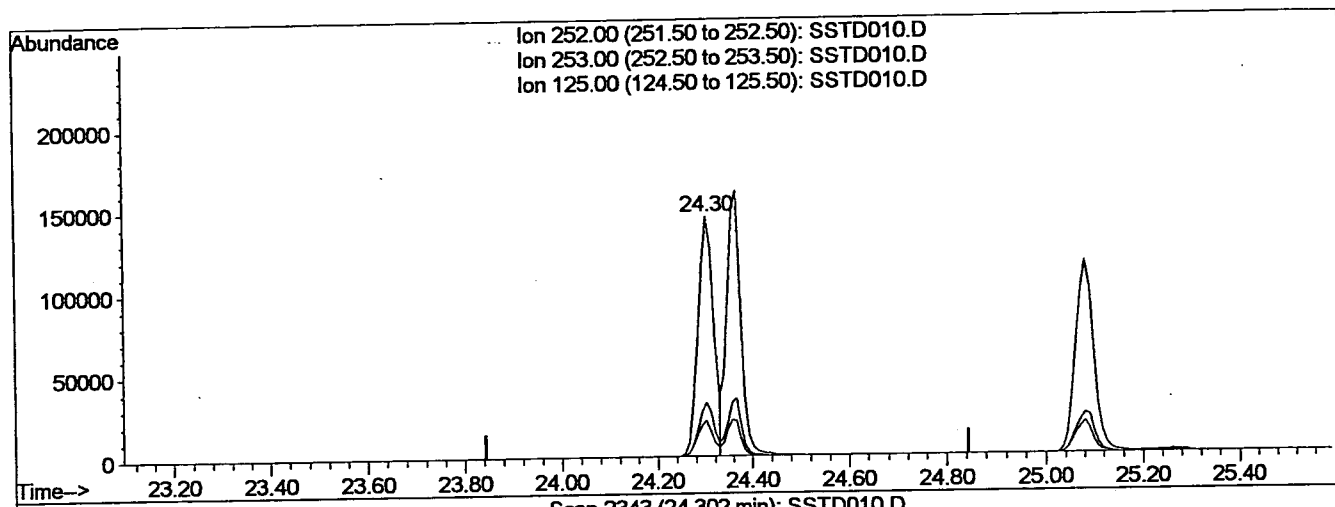
| Ion | Exp% | Act% |
|--------|-------|-------|
| 252.00 | 100 | 100 |
| 253.00 | 22.10 | 21.43 |
| 125.00 | 14.80 | 13.92 |
| 0.00 | 0.00 | 0.00 |

Quantitation Report

Data File : C:\GCMS8\DATA\07NOV07\SSTD010.D
 Acq On : 7 Nov 2007 2:07 pm
 Sample : 10ppm BNA STD# 7100429
 Misc : 8270/625 ICAL
~~Method~~ : 8270/625 ICAL

Vial: 4
 Operator: AMI/DF
 Inst : GCMS8
 Multiplr: 1.00
 Quant Results File: temp.res

Method : C:\HPCHEM\1\METHODS\H7K07SV.M (RTE Integrator)
 Title : 625/8270 Calibration
 Last Update : Fri Oct 19 19:31:26 2007
 Response via : Multiple Level Calibration



(83) Benzo[b]fluoranthene (T)

24.30min 9.40ppm m

response 327908

| Ion | Exp% | Act% |
|--------|-------|-------|
| 252.00 | 100 | 100 |
| 253.00 | 22.10 | 22.30 |
| 125.00 | 14.80 | 14.48 |
| 0.00 | 0.00 | 0.00 |

Data File : C:\GCMS8\DATA\07NOV07\SSTD010.D
 Acq On : 7 Nov 2007 2:07 pm
 Sample : 10ppm BNA STD# 7100429
 Misc : 8270/625 ICAL
 MS Integration Params: RTEINT.P
 Quant Time: Nov 7 15:02 19107

Vial: 4
 Operator: AMI/DF
 Inst : GCMS8
 Multiplr: 1.00

Quant Results File: H7K07SV.RES

Quant Method : C:\HPCHEM\1\METHODS\H7K07SV.M (RTE Integrator)
 Title : 625/8270 Calibration
 Last Update : Fri Oct 19 19:31:26 2007
 Response via : Initial Calibration
 DataAcq Meth : H7J19SV

| Internal Standards | R.T. | QIon | Response | Conc | Units | Dev(Min) |
|--------------------------------|-------|------|----------|-------|-------|----------|
| 1) 1,4-Dichlorobenzene-d4 (IS) | 7.37 | 152 | 602099 | 40.00 | ppm | 0.00 |
| 20) Naphthalene-d8 (IS) | 10.22 | 136 | 1913527 | 40.00 | ppm | 0.00 |
| 36) Acenaphthene-d10 (IS) | 14.33 | 164 | 1010694 | 40.00 | ppm | 0.00 |
| 59) Phenanthrene-d10 (IS) | 17.76 | 188 | 1407078 | 40.00 | ppm | 0.00 |
| 71) Chrysene-d12 (IS) | 22.29 | 240 | 1093936 | 40.00 | ppm | 0.00 |
| 82) Perylene-d12 (IS) | 25.28 | 264 | 992229 | 40.00 | ppm | 0.00 |

| System Monitoring Compounds | R.T. | QIon | Response | Conc | Units | Dev(Min) |
|-------------------------------|----------------|------|------------|--------|-------|----------|
| 2) 2-Fluorophenol (SU) | 5.01 | 112 | 211648 | 8.70 | ppm | 0.00 |
| Spiked Amount 100.000 | Range 30 - 120 | | Recovery = | 8.70% | # | |
| 7) Phenol-d6 (SU) | 6.92 | 99 | 291475 | 9.41 | ppm | -0.01 |
| Spiked Amount 100.000 | Range 40 - 120 | | Recovery = | 9.41% | # | |
| 21) Nitrobenzene-d5 (SU) | 8.67 | 82 | 232673 | 10.23 | ppm | -0.01 |
| Spiked Amount 50.000 | Range 40 - 120 | | Recovery = | 20.46% | # | |
| 40) 2-Fluorobiphenyl (SU) | 12.84 | 172 | 364080 | 10.52 | ppm | -0.02 |
| Spiked Amount 50.000 | Range 40 - 120 | | Recovery = | 21.04% | # | |
| 62) 2,4,6-Tribromophenol (SU) | 16.21 | 330 | 49454 | 11.32 | ppm | -0.02 |
| Spiked Amount 100.000 | Range 45 - 130 | | Recovery = | 11.32% | # | |
| 74) Terphenyl-d14 (SU) | 20.81 | 244 | 293988 | 10.07 | ppm | -0.02 |
| Spiked Amount 50.000 | Range 40 - 140 | | Recovery = | 20.14% | # | |

| Target Compounds | R.T. | QIon | Response | Conc | Units | Qvalue |
|--------------------------------|------|------|----------|-------|-------|--------|
| 3) Pyridine | 2.97 | 79 | 312874 | 9.05 | ppm | # 68 |
| 4) n-Nitrosodimethylamine | 3.05 | 74 | 216898 | 9.16 | ppm | # 88 |
| 5) bis(2-Chloroethyl)ether | 7.00 | 93 | 267898 | 9.41 | ppm | 94 |
| 6) Aniline | 6.84 | 93 | 376549 | 9.59 | ppm | 100 |
| 8) Phenol | 6.95 | 94 | 313114 | 9.64 | ppm | 97 |
| 9) 2-Chlorophenol | 7.04 | 128 | 208439 | 9.33 | ppm | 98 |
| 10) n-Decane | 7.17 | 57 | 391906 | 9.55 | ppm | 100 |
| 11) 1,3-Dichlorobenzene | 7.28 | 146 | 214458 | 9.91 | ppm | 97 |
| 12) 1,4-Dichlorobenzene | 7.28 | 146 | 214458 | 8.52 | ppm | 90 |
| 13) 1,2-Dichlorobenzene | 7.80 | 146 | 223283 | 10.08 | ppm | 99 |
| 14) Benzyl alcohol | 7.83 | 108 | 135903 | 9.75 | ppm | 98 |
| 15) bis(2-chloroisopropyl)ethe | 8.16 | 45 | 612369 | 9.83 | ppm | 100 |
| 16) 2-Methylphenol | 8.18 | 107 | 166389 | 9.86 | ppm | 99 |
| 17) Hexachloroethane | 8.44 | 117 | 89360 | 9.67 | ppm | 99 |
| 18) N-Nitroso-di-n-propylamine | 8.49 | 70 | 189892 | 9.82 | ppm | 99 |
| 19) 4-Methylphenol | 8.53 | 107 | 232277 | 10.16 | ppm | 100 |
| 22) Nitrobenzene | 8.71 | 77 | 246420 | 10.55 | ppm | 98 |
| 23) Isophorone | 9.26 | 82 | 443975 | 9.96 | ppm | 99 |
| 24) 2-Nitrophenol | 9.43 | 139 | 116754 | 9.95 | ppm | 100 |

(#) = qualifier out of range (m) = manual integration
 SSTD010.D H7K07SV.M Wed Nov 07 15:02:05 2007

Data File : C:\GCMS8\DATA\07NOV07\SSTD010.D
 Acq On : 7 Nov 2007 2:07 pm
 Sample : 10ppm BNA STD# 7100429
 Misc : 8270/625 ICAL
 MS Integration Params: RTEINT.P
 Quant Time: Nov 7 15:02 19107

Vial: 4
 Operator: AMI/DF
 Inst : GCMS8
 Multiplr: 1.00

Quant Results File: H7K07SV.RES

Quant Method : C:\HPCHEM\1\METHODS\H7K07SV.M (RTE Integrator)
 Title : 625/8270 Calibration
 Last Update : Fri Oct 19 19:31:26 2007
 Response via : Initial Calibration
 DataAcq Meth : H7J19SV

| Compound | R.T. | QIon | Response | Conc | Unit | Qvalue |
|--------------------------------|-------|------|----------|-------|------|--------|
| 25) 2,4-Dimethylphenol | 9.69 | 122 | 170231 | 9.79 | ppm | 98 |
| 26) bis(2-Chloroethoxy)methane | 9.87 | 93 | 279260 | 10.27 | ppm | 98 |
| 27) 2,4-Dichlorophenol | 10.02 | 162 | 161357 | 11.03 | ppm | 100 |
| 28) 1,2,4-Trichlorobenzene | 10.13 | 180 | 173001 | 10.99 | ppm | 100 |
| 29) Benzoic Acid | 10.25 | 122 | 1483 | 7.91 | ppm | # 1 |
| 30) Naphthalene | 10.25 | 128 | 496753 | 10.49 | ppm | 99 |
| 31) 4-Chloroaniline | 10.52 | 127 | 220195 | 10.70 | ppm | 100 |
| 32) Hexachlorobutadiene | 10.73 | 225 | 87770 | 12.58 | ppm | 98 |
| 33) 4-Chloro-3-methylphenol | 11.79 | 107 | 146770 | 10.33 | ppm | 97 |
| 34) 2-Methylnaphthalene | 11.86 | 141 | 288627 | 10.81 | ppm | 96 |
| 35) 2,3-Dichloroaniline | 12.65 | 161 | 177616 | 11.51 | ppm | 99 |
| 37) Hexachlorocyclopentadiene | 12.43 | 237 | 52945 | 11.60 | ppm | 98 |
| 38) 2,4,6-Trichlorophenol | 12.66 | 196 | 109959 | 11.42 | ppm | 97 |
| 39) 2,4,5-Trichlorophenol | 12.76 | 196 | 116028 | 11.33 | ppm | 99 |
| 41) 2-Chloronaphthalene | 12.98 | 162 | 309433 | 10.61 | ppm | 99 |
| 42) 2-Nitroaniline | 13.39 | 65 | 112036 | 11.83 | ppm | 98 |
| 43) 1,3-Dinitrobenzene | 13.95 | 168 | 57641 | 11.03 | ppm | 94 |
| 44) Acenaphthylene | 13.94 | 152 | 441234 | 10.47 | ppm | 99 |
| 45) Dimethylphthalate | 13.98 | 163 | 355570 | 10.60 | ppm | 100 |
| 46) 2,6-Dinitrotoluene | 14.09 | 165 | 92558 | 11.01 | ppm | 96 |
| 47) Acenaphthene | 14.40 | 154 | 283719 | 10.45 | ppm | 100 |
| 48) 3-Nitroaniline | 14.39 | 138 | 90505 | 11.31 | ppm | 98 |
| 49) 2,4-Dinitrophenol | 14.62 | 184 | 33937 | 11.94 | ppm | 99 |
| 50) Dibenzofuran | 14.77 | 168 | 425773 | 11.21 | ppm | 98 |
| 51) 2,4-Dinitrotoluene | 14.98 | 165 | 112816 | 11.44 | ppm | 99 |
| 52) 4-Nitrophenol | 14.99 | 109 | 25477 | 10.60 | ppm | 92 |
| 53) Fluorene | 15.58 | 166 | 334879 | 11.00 | ppm | 99 |
| 54) 4-Chlorophenyl-phenylether | 15.67 | 204 | 168155 | 11.60 | ppm | 100 |
| 55) Diethylphthalate | 15.67 | 149 | 344310 | 11.18 | ppm | 99 |
| 56) Azobenzene | 16.03 | 77 | 463845 | 11.07 | ppm | 99 |
| 57) 4-Nitroaniline | 15.83 | 138 | 86421 | 11.56 | ppm | 96 |
| 58) n-Octadecane | 17.83 | 57 | 353433 | 10.26 | ppm | 100 |
| 60) 4,6-Dinitro-2-methylphenol | 15.92 | 198 | 62188 | 10.72 | ppm | 97 |
| 61) n-Nitrosodiphenylamine | 15.99 | 169 | 223779 | 10.52 | ppm | 99 |
| 63) 4-Bromophenyl-phenylether | 16.80 | 248 | 96579 | 11.00 | ppm | 99 |
| 64) Hexachlorobenzene | 17.05 | 284 | 104997 | 11.29 | ppm | 98 |
| 65) Pentachlorophenol | 17.55 | 266 | 49386 | 8.96 | ppm | 98 |
| 66) Phenanthrene | 17.80 | 178 | 428196 | 10.74 | ppm | 99 |
| 67) Anthracene | 17.90 | 178 | 433110 | 10.88 | ppm | 99 |
| 68) Carbazole | 18.35 | 167 | 372735 | 12.07 | ppm | 99 |
| 69) Di-n-butylphthalate | 19.33 | 149 | 609513 | 10.95 | ppm | 99 |

(#) = qualifier out of range (m) = manual integration
 SSTD010.D H7K07SV.M Wed Nov 07 15:02:06 2007

Data File : C:\GCMS8\DATA\07NOV07\SSTD010.D
 Acq On : 7 Nov 2007 2:07 pm
 Sample : 10ppm BNA STD# 7100429
 Misc : 8270/625 ICAL
 MS Integration Params: RTEINT.P
 Quant Time: Nov 7 15:02 19107

Vial: 4
 Operator: AMI/DF
 Inst : GCMS8
 Multiplr: 1.00

Quant Results File: H7K07SV.RES

Quant Method : C:\HPCHEM\1\METHODS\H7K07SV.M (RTE Integrator)
 Title : 625/8270 Calibration
 Last Update : Fri Oct 19 19:31:26 2007
 Response via : Initial Calibration
 DataAcq Meth : H7J19SV

| Compound | R.T. | QIon | Response | Conc | Unit | Qvalue |
|--------------------------------|-------|------|----------|-------|------|--------|
| 70) Fluoranthene | 20.11 | 202 | 451768 | 12.28 | ppm | 99 |
| 72) Pyrene | 20.46 | 202 | 459855 | 9.62 | ppm | 99 |
| 73) 2,2'-Dichlorobenzil | 20.68 | 139 | 323324 | 9.17 | ppm | 98 |
| 75) Benzidine | 20.43 | 184 | 137220 | 11.09 | ppm | 100 |
| 76) Butylbenzylphthalate | 21.62 | 149 | 240889 | 9.58 | ppm | 99 |
| 77) 3,3'-Dichlorobenzidine | 22.29 | 252 | 120064 | 11.83 | ppm | 98 |
| 78) Benzo[a]anthracene | 22.25 | 228 | 358141 | 10.49 | ppm | 100 |
| 79) Chrysene | 22.33 | 228 | 333837 | 10.66 | ppm | 98 |
| 80) bis(2-Ethylhexyl)phthalate | 22.55 | 149 | 318839 | 10.24 | ppm | 99 |
| 81) Di-n-octylphthalate | 23.70 | 149 | 429062 | 10.58 | ppm | 100 |
| 83) Benzo[b]fluoranthene | 24.37 | 252 | 341226 | 9.78 | ppm | 98 |
| 84) Benzo[k]fluoranthene | 24.37 | 252 | 341226 | 10.71 | ppm | 99 |
| 85) Benzo[a]pyrene | 25.08 | 252 | 301582 | 10.53 | ppm | 99 |
| 86) Indeno[1,2,3-cd]pyrene | 27.68 | 276 | 272939 | 11.08 | ppm | 99 |
| 87) Dibenz[a,h]anthracene | 27.76 | 278 | 294679 | 11.87 | ppm | 97 |
| 88) Benzo[g,h,i]perylene | 28.25 | 276 | 298469 | 11.75 | ppm | 98 |


Quantitation Report

Data File : C:\GCMS8\DATA\07NOV07\SSTD010.D
Acq On : 7 Nov 2007 2:07 pm
Sample : 10ppm BNA STD# 7100429
Misc : 8270/625 ICAL
MS Integration Params: RTEINT.P
Quant Time: Nov 7 15:02 19107

Vial: 4
Operator: AMI/DF
Inst : GCMS8
Multiplr: 1.00

Quant Results File: H7K07SV.RES

Method : C:\HPCHEM\1\METHODS\H7K07SV.M (RTE Integrator)
Title : 625/8270 Calibration
Last Update : Mon Dec 20 14:57:43 2004
Response via : Initial Calibration



Data File : C:\GCMS8\DATA\07NOV07\SSTD080.D
 Acq On : 7 Nov 2007 2:42 pm
 Sample : 80ppm BNA STD# 7100432
 Misc : 8270/625 ICAL
 MS Integration Params: RTEINT.P
 Quant Time: Nov 7 15:21 19107

Vial: 5
 Operator: AMI/DF
 Inst : GCMS8
 Multiplr: 1.00

Quant Results File: H7K07SV.RES

Quant Method : C:\HPCHEM\1\METHODS\H7K07SV.M (RTE Integrator)
 Title : 625/8270 Calibration
 Last Update : Fri Oct 19 19:31:26 2007
 Response via : Initial Calibration
 DataAcq Meth : H7J19SV

| Internal Standards | R.T. | QIon | Response | Conc | Units | Dev (Min) |
|--------------------------------|-------|------|----------|-------|-------|-----------|
| 1) 1,4-Dichlorobenzene-d4 (IS) | 7.38 | 152 | 464912 | 40.00 | ppm | 0.01 |
| 20) Naphthalene-d8 (IS) | 10.23 | 136 | 1416871 | 40.00 | ppm | 0.00 |
| 36) Acenaphthene-d10 (IS) | 14.34 | 164 | 701520 | 40.00 | ppm | 0.00 |
| 59) Phenanthrene-d10 (IS) | 17.78 | 188 | 971523 | 40.00 | ppm | 0.01 |
| 71) Chrysene-d12 (IS) | 22.31 | 240 | 693548 | 40.00 | ppm | 0.01 |
| 82) Perylene-d12 (IS) | 25.30 | 264 | 659661 | 40.00 | ppm | 0.01 |

System Monitoring Compounds

| | | | | | | |
|-------------------------------|----------------|-----|------------|----------|-----|------|
| 2) 2-Fluorophenol (SU) | 5.01 | 112 | 1428173 | 76.00 | ppm | 0.00 |
| Spiked Amount 100.000 | Range 30 - 120 | | Recovery = | 76.00% | | |
| 7) Phenol-d6 (SU) | 6.97 | 99 | 1793757 | 74.98 | ppm | 0.04 |
| Spiked Amount 100.000 | Range 40 - 120 | | Recovery = | 74.98% | | |
| 21) Nitrobenzene-d5 (SU) | 8.70 | 82 | 1380850 | 82.03 | ppm | 0.02 |
| Spiked Amount 50.000 | Range 40 - 120 | | Recovery = | 164.06%# | | |
| 40) 2-Fluorobiphenyl (SU) | 12.87 | 172 | 1821795 | 75.83 | ppm | 0.01 |
| Spiked Amount 50.000 | Range 40 - 120 | | Recovery = | 151.66%# | | |
| 62) 2,4,6-Tribromophenol (SU) | 16.25 | 330 | 301136 | 97.66 | ppm | 0.01 |
| Spiked Amount 100.000 | Range 45 - 130 | | Recovery = | 97.66% | | |
| 74) Terphenyl-d14 (SU) | 20.84 | 244 | 1420991 | 76.77 | ppm | 0.00 |
| Spiked Amount 50.000 | Range 40 - 140 | | Recovery = | 153.54%# | | |

Target Compounds

| Target Compounds | R.T. | QIon | Response | Conc | Units | Qvalue |
|--------------------------------|------|------|----------|-------|-------|--------|
| 3) Pyridine | 2.95 | 79 | 2033214 | 76.16 | ppm | # 69 |
| 4) n-Nitrosodimethylamine | 3.04 | 74 | 1396334 | 76.36 | ppm | 96 |
| 5) bis(2-Chloroethyl)ether | 7.03 | 93 | 1703497 | 77.51 | ppm | 92 |
| 6) Aniline | 6.85 | 93 | 2234023 | 73.66 | ppm | 92 |
| 8) Phenol | 6.99 | 94 | 1900520 | 75.76 | ppm | 90 |
| 9) 2-Chlorophenol | 7.05 | 128 | 1312885 | 76.13 | ppm | 97 |
| 10) n-Decane | 7.18 | 57 | 2313845 | 73.00 | ppm | 99 |
| 11) 1,3-Dichlorobenzene | 7.29 | 146 | 1279890 | 76.59 | ppm | 99 |
| 12) 1,4-Dichlorobenzene | 7.41 | 146 | 1527497 | 78.63 | ppm | 98 |
| 13) 1,2-Dichlorobenzene | 7.81 | 146 | 1335555 | 78.11 | ppm | 99 |
| 14) Benzyl alcohol | 7.87 | 108 | 836295 | 77.68 | ppm | 99 |
| 15) bis(2-chloroisopropyl)eth | 8.18 | 45 | 3526555 | 73.29 | ppm | 99 |
| 16) 2-Methylphenol | 8.21 | 107 | 996990 | 76.52 | ppm | 98 |
| 17) Hexachloroethane | 8.45 | 117 | 555849 | 77.89 | ppm | 99 |
| 18) N-Nitroso-di-n-propylamine | 8.55 | 70 | 1105432m | 74.02 | ppm | |
| 19) 4-Methylphenol | 8.59 | 107 | 1336578 | 75.72 | ppm | 99 |
| 22) Nitrobenzene | 8.76 | 77 | 1414915 | 81.81 | ppm | 99 |
| 23) Isophorone | 9.32 | 82 | 2638960 | 79.98 | ppm | 99 |
| 24) 2-Nitrophenol | 9.46 | 139 | 741005 | 85.28 | ppm | 99 |

(#) = qualifier out of range (m) = manual integration
 SSTD080.D H7K07SV.M Wed Nov 07 15:22:02 2007

Data File : C:\GCMS8\DATA\07NOV07\SSTD080.D
 Acq On : 7 Nov 2007 2:42 pm
 Sample : 80ppm BNA STD# 7100432
 Misc : 8270/625 ICAL
 MS Integration Params: RTEINT.P
 Quant Time: Nov 7 15:21 19107

Vial: 5
 Operator: AMI/DF
 Inst : GCMS8
 Multiplr: 1.00

Quant Results File: H7K07SV.RES

Quant Method : C:\HPCHEM\1\METHODS\H7K07SV.M (RTE Integrator)
 Title : 625/8270 Calibration
 Last Update : Fri Oct 19 19:31:26 2007
 Response via : Initial Calibration
 DataAcq Meth : H7J19SV

| Compound | R.T. | QIon | Response | Conc | Unit | Qvalue |
|--------------------------------|-------|------|----------|-------|-------|--------|
| 25) 2,4-Dimethylphenol | 9.74 | 122 | 1020578 | 79.26 | ppm | 100 |
| 26) bis(2-Chloroethoxy)methane | 9.91 | 93 | 1587328 | 78.84 | ppm | 99 |
| 27) 2,4-Dichlorophenol | 10.06 | 162 | 940229 | 86.79 | ppm | 99 |
| 28) 1,2,4-Trichlorobenzene | 10.15 | 180 | 975462 | 83.66 | ppm | 100 |
| 29) Benzoic Acid | 10.40 | 122 | 549982 | 66.03 | ppm # | 64 |
| 30) Naphthalene | 10.28 | 128 | 2664706 | 75.97 | ppm | 100 |
| 31) 4-Chloroaniline | 10.56 | 127 | 1230829 | 80.77 | ppm | 99 |
| 32) Hexachlorobutadiene | 10.75 | 225 | 496798 | 96.14 | ppm | 98 |
| 33) 4-Chloro-3-methylphenol | 11.82 | 107 | 871432 | 82.83 | ppm | 100 |
| 34) 2-Methylnaphthalene | 11.88 | 141 | 1528505 | 77.32 | ppm | 99 |
| 35) 2,3-Dichloroaniline | 12.67 | 161 | 962574 | 84.21 | ppm | 99 |
| 37) Hexachlorocyclopentadiene | 12.43 | 237 | 368110 | 90.81 | ppm | 99 |
| 38) 2,4,6-Trichlorophenol | 12.70 | 196 | 596307 | 89.22 | ppm | 99 |
| 39) 2,4,5-Trichlorophenol | 12.79 | 196 | 649318 | 91.32 | ppm | 99 |
| 41) 2-Chloronaphthalene | 13.01 | 162 | 1565823 | 77.36 | ppm | 98 |
| 42) 2-Nitroaniline | 13.44 | 65 | 690522 | 76.59 | ppm | 98 |
| 43) 1,3-Dinitrobenzene | 14.00 | 168 | 340683 | 81.93 | ppm # | 38 |
| 44) Acenaphthylene | 13.97 | 152 | 2304848 | 78.76 | ppm | 100 |
| 45) Dimethylphthalate | 14.05 | 163 | 1794587 | 77.08 | ppm | 100 |
| 46) 2,6-Dinitrotoluene | 14.16 | 165 | 487881 | 83.59 | ppm | 99 |
| 47) Acenaphthene | 14.43 | 154 | 1427488 | 75.75 | ppm | 100 |
| 48) 3-Nitroaniline | 14.45 | 138 | 466977 | 84.10 | ppm | 100 |
| 49) 2,4-Dinitrophenol | 14.68 | 184 | 290952 | 75.76 | ppm | 99 |
| 50) Dibenzofuran | 14.82 | 168 | 2091496 | 79.32 | ppm | 98 |
| 51) 2,4-Dinitrotoluene | 15.05 | 165 | 606011 | 88.51 | ppm | 97 |
| 52) 4-Nitrophenol | 15.05 | 109 | 168475 | 90.67 | ppm | 92 |
| 53) Fluorene | 15.61 | 166 | 1703904 | 80.66 | ppm | 98 |
| 54) 4-Chlorophenyl-phenylether | 15.71 | 204 | 845867 | 84.08 | ppm | 100 |
| 55) Diethylphthalate | 15.73 | 149 | 1587079 | 74.21 | ppm | 99 |
| 56) Azobenzene | 16.07 | 77 | 2263965 | 77.85 | ppm # | 91 |
| 57) 4-Nitroaniline | 15.95 | 138 | 426056 | 88.27 | ppm | 97 |
| 58) n-Octadecane | 17.86 | 57 | 1532524 | 80.70 | ppm | 99 |
| 60) 4,6-Dinitro-2-methylphenol | 16.02 | 198 | 381981 | 78.99 | ppm | 83 |
| 61) n-Nitrosodiphenylamine | 16.05 | 169 | 1064376 | 72.47 | ppm | 96 |
| 63) 4-Bromophenyl-phenylether | 16.83 | 248 | 511162 | 84.31 | ppm | 99 |
| 64) Hexachlorobenzene | 17.09 | 284 | 575523 | 89.63 | ppm | 99 |
| 65) Pentachlorophenol | 17.58 | 266 | 360989 | 94.84 | ppm | 97 |
| 66) Phenanthrene | 17.84 | 178 | 2037650 | 74.05 | ppm | 100 |
| 67) Anthracene | 17.95 | 178 | 1969792 | 71.68 | ppm | 99 |
| 68) Carbazole | 18.39 | 167 | 1629037 | 76.39 | ppm | 99 |
| 69) Di-n-butylphthalate | 19.35 | 149 | 2898080 | 75.40 | ppm | 100 |

(#) = qualifier out of range (m) = manual integration
 SSTD080.D H7K07SV.M Wed Nov 07 15:22:03 2007

Data File : C:\GCMS8\DATA\07NOV07\SSTD080.D
 Acq On : 7 Nov 2007 2:42 pm
 Sample : 80ppm BNA STD# 7100432
 Misc : 8270/625 ICAL
 MS Integration Params: RTEINT.P
 Quant Time: Nov 7 15:21 19107

Vial: 5
 Operator: AMI/DF
 Inst : GCMS8
 Multiplr: 1.00

Quant Results File: H7K07SV.RES

Quant Method : C:\HPCHEM\1\METHODS\H7K07SV.M (RTE Integrator)
 Title : 625/8270 Calibration
 Last Update : Fri Oct 19 19:31:26 2007
 Response via : Initial Calibration
 DataAcq Meth : H7J19SV

| Compound | R.T. | QIon | Response | Conc | Unit | Qvalue |
|--------------------------------|-------|------|----------|-------|------|--------|
| 70) Fluoranthene | 20.15 | 202 | 2234815 | 87.95 | ppm | 100 |
| 72) Pyrene | 20.49 | 202 | 2191232 | 72.32 | ppm | 100 |
| 73) 2,2'-Dichlorobenzil | 20.70 | 139 | 1666552 | 74.56 | ppm | 99 |
| 75) Benzidine | 20.44 | 184 | 644109 | 72.53 | ppm | 100 |
| 76) Butylbenzylphthalate | 21.64 | 149 | 1237950 | 77.65 | ppm | 100 |
| 77) 3,3'-Dichlorobenzidine | 22.32 | 252 | 619898 | 96.34 | ppm | 100 |
| 78) Benzo[a]anthracene | 22.28 | 228 | 1760764 | 81.36 | ppm | 99 |
| 79) Chrysene | 22.36 | 228 | 1500969 | 75.57 | ppm | 100 |
| 80) bis(2-Ethylhexyl)phthalate | 22.57 | 149 | 1462218 | 74.04 | ppm | 99 |
| 81) Di-n-octylphthalate | 23.72 | 149 | 2169534 | 84.40 | ppm | 100 |
| 83) Benzo[b]fluoranthene | 24.37 | 252 | 1897104 | 81.80 | ppm | 99 |
| 84) Benzo[k]fluoranthene | 24.44 | 252 | 1462132 | 69.05 | ppm | 100 |
| 85) Benzo[a]pyrene | 25.16 | 252 | 1550026 | 81.38 | ppm | 100 |
| 86) Indeno[1,2,3-cd]pyrene | 27.76 | 276 | 1452114 | 88.68 | ppm | 99 |
| 87) Dibenz[a,h]anthracene | 27.84 | 278 | 1489327 | 90.22 | ppm | 98 |
| 88) Benzo[g,h,i]perylene | 28.34 | 276 | 1446515 | 85.63 | ppm | 99 |

(#) = qualifier out of range (m) = manual integration
 SSTD080.D H7K07SV.M Wed Nov 07 15:22:04 2007


Quantitation Report

Data File : C:\GCMS8\DATA\07NOV07\SSTD080.D
Acq On : 7 Nov 2007 2:42 pm
Sample : 80ppm BNA STD# 7100432
Misc : 8270/625 ICAL
MS Integration Params: RTEINT.P
Quant Time: Nov 7 15:21 19107

Vial: 5
Operator: AMI/DF
Inst : GCMS8
Multiplr: 1.00

Quant Results File: H7K07SV.RES

Method : C:\HPCHEM\1\METHODS\H7K07SV.M (RTE Integrator)
Title : 625/8270 Calibration
Last Update : Fri Oct 19 19:31:26 2007
Response via : Initial Calibration

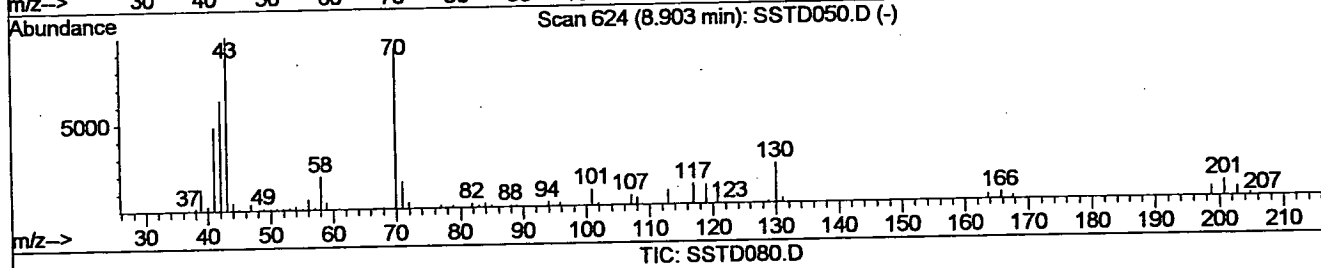

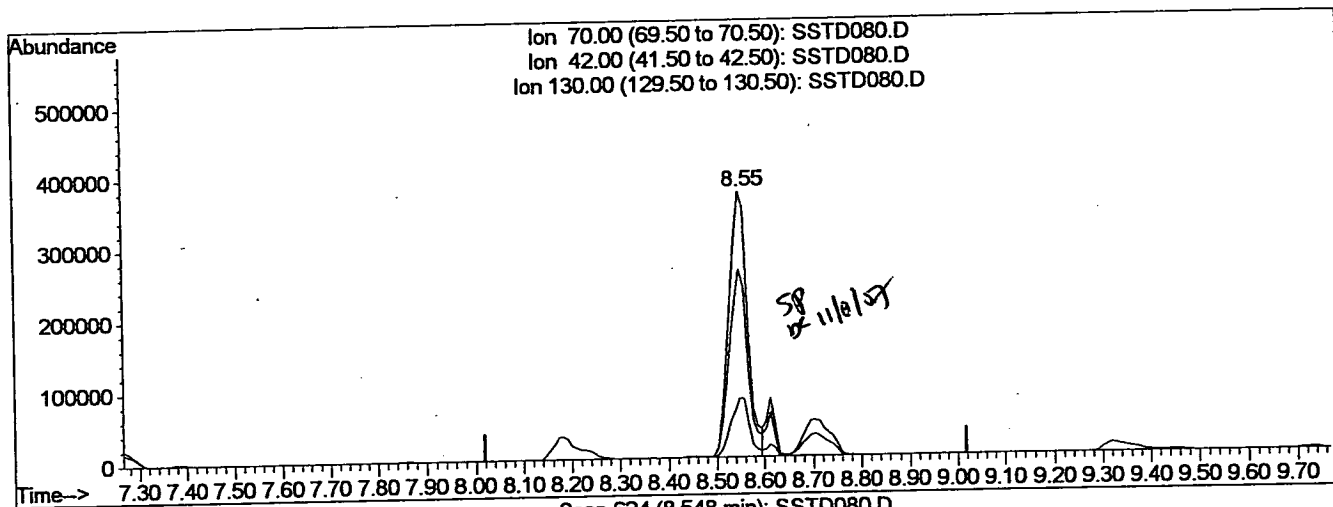


Quantitation Report

Data File : C:\GCMS8\DATA\07NOV07\SSTD080.D
 Acq On : 7 Nov 2007 2:42 pm
 Sample : 80ppm BNA STD# 7100432
 Misc : 8270/625 ICAL
~~Samt@matinonpa7ah5:2RTE9W7P~~

Vial: 5
 Operator: AMI/DF
 Inst : GCMS8
 Multiplr: 1.00
 Quant Results File: temp.res

Method : C:\HPCHEM\1\METHODS\H7K07SV.M (RTE Integrator)
 Title : 625/8270 Calibration
 Last Update : Mon Dec 20 14:57:43 2004
 Response via : Multiple Level Calibration



(18) N-Nitroso-di-n-propylamine (PM)

8.55min 67.13ppm

response 1002499

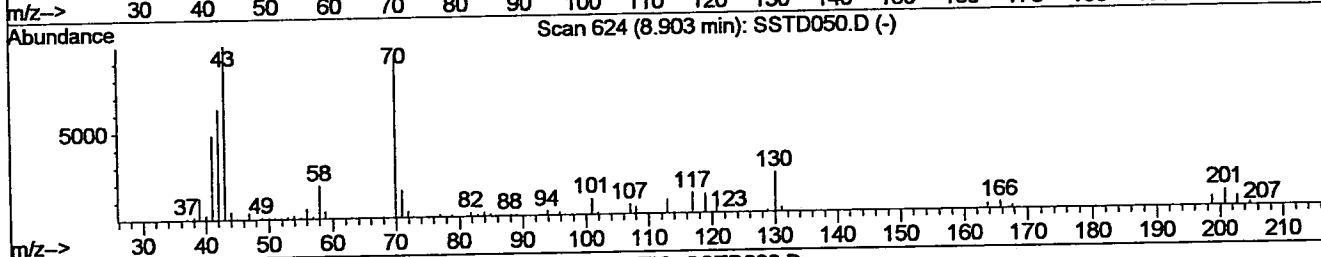
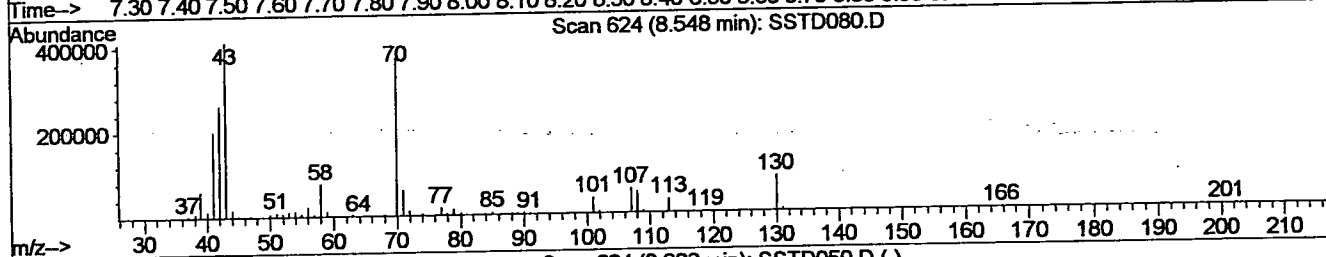
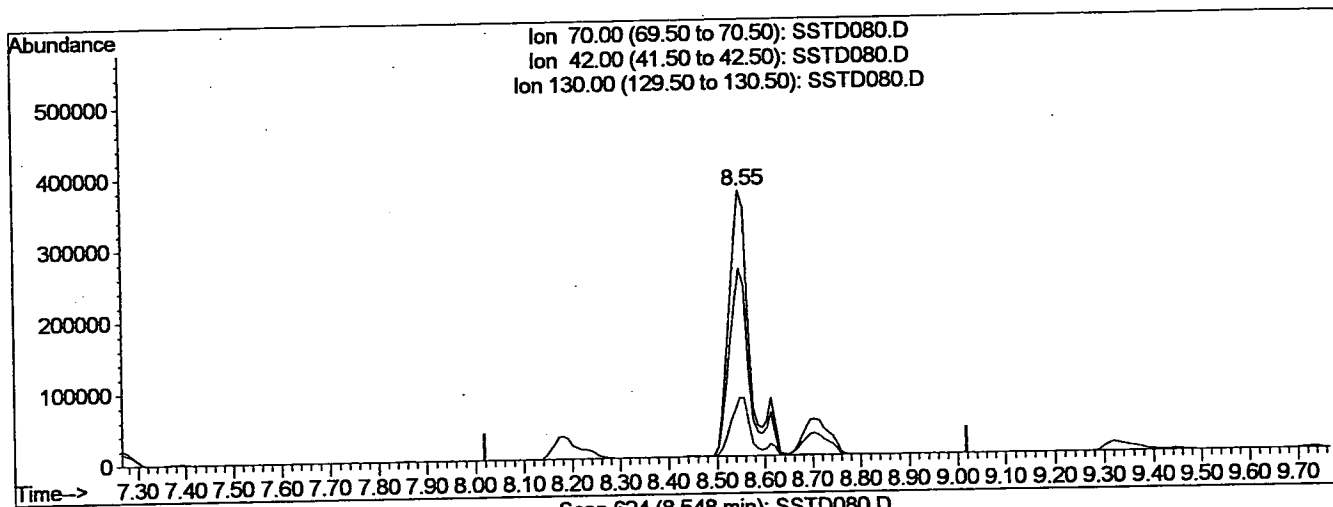
| Ion | Exp% | Act% |
|--------|-------|-------|
| 70.00 | 100 | 100 |
| 42.00 | 71.20 | 71.25 |
| 130.00 | 22.40 | 22.49 |
| 0.00 | 0.00 | 0.00 |

Quantitation Report

Data File : C:\GCMS8\DATA\07NOV07\SSTD080.D
 Acq On : 7 Nov 2007 2:42 pm
 Sample : 80ppm BNA STD# 7100432
 Misc : 8270/625 ICAL
 @Samt@gmatinonvPa7am5:2RTE9N7P

Vial: 5
 Operator: AMI/DF
 Inst : GCMS8
 Multiplr: 1.00
 Quant Results File: temp.res

Method : C:\HPCHEM\1\METHODS\H7K07SV.M (RTE Integrator)
 Title : 625/8270 Calibration
 Last Update : Mon Dec 20 14:57:43 2004
 Response via : Multiple Level Calibration



(18) N-Nitroso-di-n-propylamine (PM)

8.55min 74.02ppm m

response 1105432

| Ion | Exp% | Act% |
|--------|-------|-------|
| 70.00 | 100 | 100 |
| 42.00 | 71.20 | 64.61 |
| 130.00 | 22.40 | 20.39 |
| 0.00 | 0.00 | 0.00 |

Data File : C:\GCMS8\DATA\07NOV07\SSTD080.D
 Acq On : 7 Nov 2007 2:42 pm
 Sample : 80ppm BNA STD# 7100432
 Misc : 8270/625 ICAL
 MS Integration Params: RTEINT.P
 Quant Time: Nov 7 15:20 19107

Vial: 5
 Operator: AMI/DF
 Inst : GCMS8
 Multiplr: 1.00

Quant Results File: H7K07SV.RES

Quant Method : C:\HPCHEM\1\METHODS\H7K07SV.M (RTE Integrator)
 Title : 625/8270 Calibration
 Last Update : Fri Oct 19 19:31:26 2007
 Response via : Initial Calibration
 DataAcq Meth : H7J19SV

| Internal Standards | R.T. | QIon | Response | Conc | Units | Dev(Min) |
|--------------------------------|-------|------|----------|-------|-------|----------|
| 1) 1,4-Dichlorobenzene-d4 (IS) | 7.38 | 152 | 464912 | 40.00 | ppm | 0.01 |
| 20) Naphthalene-d8 (IS) | 10.23 | 136 | 1416871 | 40.00 | ppm | 0.00 |
| 36) Acenaphthene-d10 (IS) | 14.34 | 164 | 701520 | 40.00 | ppm | 0.00 |
| 59) Phenanthrene-d10 (IS) | 17.78 | 188 | 971523 | 40.00 | ppm | 0.01 |
| 71) Chrysene-d12 (IS) | 22.31 | 240 | 693548 | 40.00 | ppm | 0.01 |
| 82) Perylene-d12 (IS) | 25.30 | 264 | 659661 | 40.00 | ppm | 0.01 |

| System Monitoring Compounds | R.T. | QIon | Response | Conc | Units | Dev(Min) |
|-------------------------------|----------------|------|------------|----------|-------|----------|
| 2) 2-Fluorophenol (SU) | 5.01 | 112 | 1428173 | 76.00 | ppm | 0.00 |
| Spiked Amount 100.000 | Range 30 - 120 | | Recovery = | 76.00% | | |
| 7) Phenol-d6 (SU) | 6.97 | 99 | 1793757 | 74.98 | ppm | 0.04 |
| Spiked Amount 100.000 | Range 40 - 120 | | Recovery = | 74.98% | | |
| 21) Nitrobenzene-d5 (SU) | 8.70 | 82 | 1380850 | 82.03 | ppm | 0.02 |
| Spiked Amount 50.000 | Range 40 - 120 | | Recovery = | 164.06%# | | |
| 40) 2-Fluorobiphenyl (SU) | 12.87 | 172 | 1821795 | 75.83 | ppm | 0.01 |
| Spiked Amount 50.000 | Range 40 - 120 | | Recovery = | 151.66%# | | |
| 62) 2,4,6-Tribromophenol (SU) | 16.25 | 330 | 301136 | 97.66 | ppm | 0.01 |
| Spiked Amount 100.000 | Range 45 - 130 | | Recovery = | 97.66% | | |
| 74) Terphenyl-d14 (SU) | 20.84 | 244 | 1420991 | 76.77 | ppm | 0.00 |
| Spiked Amount 50.000 | Range 40 - 140 | | Recovery = | 153.54%# | | |

| Target Compounds | R.T. | QIon | Response | Conc | Units | Qvalue |
|--------------------------------|------|------|----------|-------|-------|--------|
| 3) Pyridine | 2.95 | 79 | 2033214 | 76.16 | ppm | # 69 |
| 4) n-Nitrosodimethylamine | 3.04 | 74 | 1396334 | 76.36 | ppm | 96 |
| 5) bis(2-Chloroethyl)ether | 7.03 | 93 | 1703497 | 77.51 | ppm | 92 |
| 6) Aniline | 6.85 | 93 | 2234023 | 73.66 | ppm | 92 |
| 8) Phenol | 6.99 | 94 | 1900520 | 75.76 | ppm | 90 |
| 9) 2-Chlorophenol | 7.05 | 128 | 1312885 | 76.13 | ppm | 97 |
| 10) n-Decane | 7.18 | 57 | 2313845 | 73.00 | ppm | 99 |
| 11) 1,3-Dichlorobenzene | 7.29 | 146 | 1279890 | 76.59 | ppm | 99 |
| 12) 1,4-Dichlorobenzene | 7.41 | 146 | 1527497 | 78.63 | ppm | 98 |
| 13) 1,2-Dichlorobenzene | 7.81 | 146 | 1335555 | 78.11 | ppm | 99 |
| 14) Benzyl alcohol | 7.87 | 108 | 836295 | 77.68 | ppm | 99 |
| 15) bis(2-chloroisopropyl)ethe | 8.18 | 45 | 3526555 | 73.29 | ppm | 99 |
| 16) 2-Methylphenol | 8.21 | 107 | 996990 | 76.52 | ppm | 98 |
| 17) Hexachloroethane | 8.45 | 117 | 555849 | 77.89 | ppm | 99 |
| 18) N-Nitroso-di-n-propylamine | 8.55 | 70 | 1002499 | 67.13 | ppm | 100 |
| 19) 4-Methylphenol | 8.59 | 107 | 1336578 | 75.72 | ppm | 99 |
| 22) Nitrobenzene | 8.76 | 77 | 1414915 | 81.81 | ppm | 99 |
| 23) Isophorone | 9.32 | 82 | 2638960 | 79.98 | ppm | 99 |
| 24) 2-Nitrophenol | 9.46 | 139 | 741005 | 85.28 | ppm | 99 |

(#) = qualifier out of range (m) = manual integration
 SSTD080.D H7K07SV.M Wed Nov 07 15:20:51 2007

Data File : C:\GCMS8\DATA\07NOV07\SSTD080.D
 Acq On : 7 Nov 2007 2:42 pm
 Sample : 80ppm BNA STD# 7100432
 Misc : 8270/625 ICAL
 MS Integration Params: RTEINT.P
 Quant Time: Nov 7 15:20 19107

Vial: 5
 Operator: AMI/DF
 Inst : GCMS8
 Multiplr: 1.00

Quant Results File: H7K07SV.RES

Quant Method : C:\HPCHEM\1\METHODS\H7K07SV.M (RTE Integrator)
 Title : 625/8270 Calibration
 Last Update : Fri Oct 19 19:31:26 2007
 Response via : Initial Calibration
 DataAcq Meth : H7J19SV

| Compound | R.T. | QIon | Response | Conc | Unit | Qvalue |
|--------------------------------|-------|------|----------|-------|------|--------|
| 25) 2,4-Dimethylphenol | 9.74 | 122 | 1020578 | 79.26 | ppm | 100 |
| 26) bis(2-Chloroethoxy)methane | 9.91 | 93 | 1587328 | 78.84 | ppm | 99 |
| 27) 2,4-Dichlorophenol | 10.06 | 162 | 940229 | 86.79 | ppm | 99 |
| 28) 1,2,4-Trichlorobenzene | 10.15 | 180 | 975462 | 83.66 | ppm | 100 |
| 29) Benzoic Acid | 10.40 | 122 | 549982 | 66.03 | ppm | # 64 |
| 30) Naphthalene | 10.28 | 128 | 2664706 | 75.97 | ppm | 100 |
| 31) 4-Chloroaniline | 10.56 | 127 | 1230829 | 80.77 | ppm | 99 |
| 32) Hexachlorobutadiene | 10.75 | 225 | 496798 | 96.14 | ppm | 98 |
| 33) 4-Chloro-3-methylphenol | 11.82 | 107 | 871432 | 82.83 | ppm | 100 |
| 34) 2-Methylnaphthalene | 11.88 | 141 | 1528505 | 77.32 | ppm | 99 |
| 35) 2,3-Dichloroaniline | 12.67 | 161 | 962574 | 84.21 | ppm | 99 |
| 37) Hexachlorocyclopentadiene | 12.43 | 237 | 368110 | 90.81 | ppm | 99 |
| 38) 2,4,6-Trichlorophenol | 12.70 | 196 | 596307 | 89.22 | ppm | 99 |
| 39) 2,4,5-Trichlorophenol | 12.79 | 196 | 649318 | 91.32 | ppm | 99 |
| 41) 2-Chloronaphthalene | 13.01 | 162 | 1565823 | 77.36 | ppm | 98 |
| 42) 2-Nitroaniline | 13.44 | 65 | 690522 | 76.59 | ppm | 98 |
| 43) 1,3-Dinitrobenzene | 14.00 | 168 | 340683 | 81.93 | ppm | # 38 |
| 44) Acenaphthylene | 13.97 | 152 | 2304848 | 78.76 | ppm | 100 |
| 45) Dimethylphthalate | 14.05 | 163 | 1794587 | 77.08 | ppm | 100 |
| 46) 2,6-Dinitrotoluene | 14.16 | 165 | 487881 | 83.59 | ppm | 99 |
| 47) Acenaphthene | 14.43 | 154 | 1427488 | 75.75 | ppm | 100 |
| 48) 3-Nitroaniline | 14.45 | 138 | 466977 | 84.10 | ppm | 100 |
| 49) 2,4-Dinitrophenol | 14.68 | 184 | 290952 | 75.76 | ppm | 99 |
| 50) Dibenzofuran | 14.82 | 168 | 2091496 | 79.32 | ppm | 98 |
| 51) 2,4-Dinitrotoluene | 15.05 | 165 | 606011 | 88.51 | ppm | 97 |
| 52) 4-Nitrophenol | 15.05 | 109 | 168475 | 90.67 | ppm | 92 |
| 53) Fluorene | 15.61 | 166 | 1703904 | 80.66 | ppm | 98 |
| 54) 4-Chlorophenyl-phenylether | 15.71 | 204 | 845867 | 84.08 | ppm | 100 |
| 55) Diethylphthalate | 15.73 | 149 | 1587079 | 74.21 | ppm | 99 |
| 56) Azobenzene | 16.07 | 77 | 2263965 | 77.85 | ppm | # 91 |
| 57) 4-Nitroaniline | 15.95 | 138 | 426056 | 88.27 | ppm | 97 |
| 58) n-Octadecane | 17.86 | 57 | 1532524 | 80.70 | ppm | 99 |
| 60) 4,6-Dinitro-2-methylphenol | 16.02 | 198 | 381981 | 78.99 | ppm | 83 |
| 61) n-Nitrosodiphenylamine | 16.05 | 169 | 1064376 | 72.47 | ppm | 96 |
| 63) 4-Bromophenyl-phenylether | 16.83 | 248 | 511162 | 84.31 | ppm | 99 |
| 64) Hexachlorobenzene | 17.09 | 284 | 575523 | 89.63 | ppm | 99 |
| 65) Pentachlorophenol | 17.58 | 266 | 360989 | 94.84 | ppm | 97 |
| 66) Phenanthrene | 17.84 | 178 | 2037650 | 74.05 | ppm | 100 |
| 67) Anthracene | 17.95 | 178 | 1969792 | 71.68 | ppm | 99 |
| 68) Carbazole | 18.39 | 167 | 1629037 | 76.39 | ppm | 99 |
| 69) Di-n-butylphthalate | 19.35 | 149 | 2898080 | 75.40 | ppm | 100 |

(#) = qualifier out of range (m) = manual integration
 SSTD080.D H7K07SV.M Wed Nov 07 15:20:53 2007

Data File : C:\GCMS8\DATA\07NOV07\SSTD080.D
 Acq On : 7 Nov 2007 2:42 pm
 Sample : 80ppm BNA STD# 7100432
 Misc : 8270/625 ICAL
 MS Integration Params: RTEINT.P
 Quant Time: Nov 7 15:20 19107

Vial: 5
 Operator: AMI/DF
 Inst : GCMS8
 Multiplr: 1.00

Quant Results File: H7K07SV.RES

Quant Method : C:\HPCHEM\1\METHODS\H7K07SV.M (RTE Integrator)
 Title : 625/8270 Calibration
 Last Update : Fri Oct 19 19:31:26 2007
 Response via : Initial Calibration
 DataAcq Meth : H7J19SV

| Compound | R.T. | QIon | Response | Conc | Unit | Qvalue |
|--------------------------------|-------|------|----------|-------|------|--------|
| 70) Fluoranthene | 20.15 | 202 | 2234815 | 87.95 | ppm | 100 |
| 72) Pyrene | 20.49 | 202 | 2191232 | 72.32 | ppm | 100 |
| 73) 2,2'-Dichlorobenzil | 20.70 | 139 | 1666552 | 74.56 | ppm | 99 |
| 75) Benzidine | 20.44 | 184 | 644109 | 72.53 | ppm | 100 |
| 76) Butylbenzylphthalate | 21.64 | 149 | 1237950 | 77.65 | ppm | 100 |
| 77) 3,3'-Dichlorobenzidine | 22.32 | 252 | 619898 | 96.34 | ppm | 100 |
| 78) Benzo[a]anthracene | 22.28 | 228 | 1760764 | 81.36 | ppm | 99 |
| 79) Chrysene | 22.36 | 228 | 1500969 | 75.57 | ppm | 100 |
| 80) bis(2-Ethylhexyl)phthalate | 22.57 | 149 | 1462218 | 74.04 | ppm | 99 |
| 81) Di-n-octylphthalate | 23.72 | 149 | 2169534 | 84.40 | ppm | 100 |
| 83) Benzo[b]fluoranthene | 24.37 | 252 | 1897104 | 81.80 | ppm | 99 |
| 84) Benzo[k]fluoranthene | 24.44 | 252 | 1462132 | 69.05 | ppm | 100 |
| 85) Benzo[a]pyrene | 25.16 | 252 | 1550026 | 81.38 | ppm | 100 |
| 86) Indeno[1,2,3-cd]pyrene | 27.76 | 276 | 1452114 | 88.68 | ppm | 99 |
| 87) Dibenz[a,h]anthracene | 27.84 | 278 | 1489327 | 90.22 | ppm | 98 |
| 88) Benzo[g,h,i]perylene | 28.34 | 276 | 1446515 | 85.63 | ppm | 99 |


Quantitation Report

Data File : C:\GCMS8\DATA\07NOV07\SSTD080.D
Acq On : 7 Nov 2007 2:42 pm
Sample : 80ppm BNA STD# 7100432
Misc : 8270/625 ICAL
MS Integration Params: RTEINT.P
Quant Time: Nov 7 15:20 19107

Vial: 5
Operator: AMI/DF
Inst : GCMS8
Multiplr: 1.00

Quant Results File: H7K07SV.RES

Method : C:\HPCHEM\1\METHODS\H7K07SV.M (RTE Integrator)
Title : 625/8270 Calibration
Last Update : Mon Dec 20 14:57:43 2004
Response via : Initial Calibration



Data File : C:\GCMS8\DATA\07NOV07\SSTD120.D
 Acq On : 7 Nov 2007 3:19 pm
 Sample : 120ppm BNA STD# 7100433
 Misc : 8270/625 ICAL
 MS Integration Params: RTEINT.P
 Quant Time: Nov 7 17:10 19107

Vial: 6
 Operator: AMI/DF
 Inst : GCMS8
 Multiplr: 1.00

Quant Results File: H7K07SV.RES

Quant Method : C:\HPCHEM\1\METHODS\H7K07SV.M (RTE Integrator)
 Title : 625/8270 Calibration
 Last Update : Fri Oct 19 19:31:26 2007
 Response via : Initial Calibration
 DataAcq Meth : H7J19SV

| Internal Standards | R.T. | QIon | Response | Conc | Units | Dev(Min) |
|--------------------------------|-------|------|----------|-------|-------|----------|
| 1) 1,4-Dichlorobenzene-d4 (IS) | 7.39 | 152 | 399216 | 40.00 | ppm | 0.02 |
| 20) Naphthalene-d8 (IS) | 10.26 | 136 | 1249888 | 40.00 | ppm | 0.03 |
| 36) Acenaphthene-d10 (IS) | 14.35 | 164 | 625135 | 40.00 | ppm | 0.02 |
| 59) Phenanthrene-d10 (IS) | 17.81 | 188 | 893039 | 40.00 | ppm | 0.04 |
| 71) Chrysene-d12 (IS) | 22.32 | 240 | 631958 | 40.00 | ppm | 0.02 |
| 82) Perylene-d12 (IS) | 25.32 | 264 | 634003 | 40.00 | ppm | 0.03 |

System Monitoring Compounds

| | | | | | | |
|-------------------------------|-------|----------|----------|--------|----------|------|
| 2) 2-Fluorophenol (SU) | 5.02 | 112 | 2039357 | 126.39 | ppm | 0.02 |
| Spiked Amount 100.000 | Range | 30 - 120 | Recovery | = | 126.39%# | |
| 7) Phenol-d6 (SU) | 6.99 | 99 | 2482389 | 120.84 | ppm | 0.06 |
| Spiked Amount 100.000 | Range | 40 - 120 | Recovery | = | 120.84%# | |
| 21) Nitrobenzene-d5 (SU) | 8.73 | 82 | 1900240 | 127.96 | ppm | 0.04 |
| Spiked Amount 50.000 | Range | 40 - 120 | Recovery | = | 255.92%# | |
| 40) 2-Fluorobiphenyl (SU) | 12.89 | 172 | 2405392 | 112.36 | ppm | 0.03 |
| Spiked Amount 50.000 | Range | 40 - 120 | Recovery | = | 224.72%# | |
| 62) 2,4,6-Tribromophenol (SU) | 16.28 | 330 | 418840 | 147.63 | ppm | 0.04 |
| Spiked Amount 100.000 | Range | 45 - 130 | Recovery | = | 147.63%# | |
| 74) Terphenyl-d14 (SU) | 20.85 | 244 | 1953779 | 115.84 | ppm | 0.02 |
| Spiked Amount 50.000 | Range | 40 - 140 | Recovery | = | 231.68%# | |

Target Compounds

| Target Compounds | R.T. | QIon | Response | Conc | Units | Qvalue |
|--------------------------------|------|------|----------|--------|-------|--------|
| 3) Pyridine | 2.95 | 79 | 2908945 | 126.89 | ppm | # 6 |
| 4) n-Nitrosodimethylamine | 3.04 | 74 | 1963926 | 125.08 | ppm | 98 |
| 5) bis(2-Chloroethyl)ether | 7.03 | 93 | 2458257m | 130.26 | ppm | |
| 6) Aniline | 6.86 | 93 | 3064662 | 117.67 | ppm | 91 |
| 8) Phenol | 7.02 | 94 | 2583152 | 119.92 | ppm | # 68 |
| 9) 2-Chlorophenol | 7.06 | 128 | 1770076 | 119.53 | ppm | 98 |
| 10) n-Decane | 7.19 | 57 | 3166185 | 116.33 | ppm | 100 |
| 11) 1,3-Dichlorobenzene | 7.31 | 146 | 1619813 | 112.88 | ppm | 96 |
| 12) 1,4-Dichlorobenzene | 7.42 | 146 | 2002388 | 120.04 | ppm | 96 |
| 13) 1,2-Dichlorobenzene | 7.82 | 146 | 1759259 | 119.83 | ppm | 99 |
| 14) Benzyl alcohol | 7.89 | 108 | 1155363 | 124.97 | ppm | 99 |
| 15) bis(2-chloroisopropyl)ethe | 8.18 | 45 | 4917300 | 119.02 | ppm | 100 |
| 16) 2-Methylphenol | 8.22 | 107 | 1360035 | 121.57 | ppm | 97 |
| 17) Hexachloroethane | 8.45 | 117 | 740972 | 120.92 | ppm | 99 |
| 18) N-Nitroso-di-n-propylamine | 8.58 | 70 | 1522616m | 118.74 | ppm | |
| 19) 4-Methylphenol | 8.62 | 107 | 1781063 | 117.51 | ppm | 100 |
| 22) Nitrobenzene | 8.78 | 77 | 1903510 | 124.77 | ppm | 99 |
| 23) Isophorone | 9.36 | 82 | 3746278m | 128.70 | ppm | |
| 24) 2-Nitrophenol | 9.48 | 139 | 1005541 | 131.19 | ppm | 97 |

(#) = qualifier out of range (m) = manual integration
 SSTD120.D H7K07SV.M Wed Nov 07 17:10:37 2007

Data File : C:\GCMS8\DATA\07NOV07\SSTD120.D
 Acq On : 7 Nov 2007 3:19 pm
 Sample : 120ppm BNA STD# 7100433
 Misc : 8270/625 ICAL
 MS Integration Params: RTEINT.P
 Quant Time: Nov 7 17:10 19107

Vial: 6
 Operator: AMI/DF
 Inst : GCMS8
 Multiplr: 1.00

Quant Results File: H7K07SV.RES

Quant Method : C:\HPCHEM\1\METHODS\H7K07SV.M (RTE Integrator)
 Title : 625/8270 Calibration
 Last Update : Fri Oct 19 19:31:26 2007
 Response via : Initial Calibration
 DataAcq Meth : H7J19SV

| Compound | R.T. | QIon | Response | Conc | Unit | Qvalue |
|--------------------------------|-------|------|----------|--------|-------|--------|
| 25) 2,4-Dimethylphenol | 9.77 | 122 | 1385913 | 122.01 | ppm | 98 |
| 26) bis(2-Chloroethoxy)methane | 9.94 | 93 | 2200711 | 123.90 | ppm | 99 |
| 27) 2,4-Dichlorophenol | 10.09 | 162 | 1224389 | 128.12 | ppm | 98 |
| 28) 1,2,4-Trichlorobenzene | 10.15 | 180 | 1252694 | 121.79 | ppm | 99 |
| 29) Benzoic Acid | 10.49 | 122 | 811825 | 105.24 | ppm # | 73 |
| 30) Naphthalene | 10.30 | 128 | 3484128 | 112.60 | ppm | 99 |
| 31) 4-Chloroaniline | 10.58 | 127 | 1647371 | 122.54 | ppm | 97 |
| 32) Hexachlorobutadiene | 10.76 | 225 | 638290 | 140.03 | ppm | 99 |
| 33) 4-Chloro-3-methylphenol | 11.84 | 107 | 1228220 | 132.34 | ppm | 91 |
| 34) 2-Methylnaphthalene | 11.91 | 141 | 2149107 | 123.25 | ppm | 90 |
| 35) 2,3-Dichloroaniline | 12.68 | 161 | 1298622 | 128.79 | ppm | 99 |
| 37) Hexachlorocyclopentadiene | 12.44 | 237 | 521171 | 142.62 | ppm | 99 |
| 38) 2,4,6-Trichlorophenol | 12.72 | 196 | 777744 | 130.59 | ppm | 99 |
| 39) 2,4,5-Trichlorophenol | 12.81 | 196 | 840414 | 132.63 | ppm | 98 |
| 41) 2-Chloronaphthalene | 13.03 | 162 | 2055763 | 113.98 | ppm | 97 |
| 42) 2-Nitroaniline | 13.46 | 65 | 1002355 | 122.50 | ppm | 96 |
| 43) 1,3-Dinitrobenzene | 14.04 | 168 | 465629 | 124.81 | ppm # | 46 |
| 44) Acenaphthylene | 13.99 | 152 | 3132161 | 120.11 | ppm | 99 |
| 45) Dimethylphthalate | 14.09 | 163 | 2434339 | 117.33 | ppm | 100 |
| 46) 2,6-Dinitrotoluene | 14.19 | 165 | 665434 | 127.94 | ppm | 95 |
| 47) Acenaphthene | 14.45 | 154 | 1927076 | 114.75 | ppm | 100 |
| 48) 3-Nitroaniline | 14.49 | 138 | 657439 | 132.88 | ppm | 98 |
| 49) 2,4-Dinitrophenol | 14.71 | 184 | 433086 | 122.31 | ppm | 93 |
| 50) Dibenzofuran | 14.84 | 168 | 2743164 | 116.74 | ppm | 95 |
| 51) 2,4-Dinitrotoluene | 15.08 | 165 | 843724 | 138.28 | ppm | 94 |
| 52) 4-Nitrophenol | 15.08 | 109 | 252302 | 151.56 | ppm # | 87 |
| 53) Fluorene | 15.63 | 166 | 2266843 | 120.41 | ppm | 99 |
| 54) 4-Chlorophenyl-phenylether | 15.72 | 204 | 1126246 | 125.62 | ppm | 98 |
| 55) Diethylphthalate | 15.76 | 149 | 2178683 | 114.32 | ppm | 100 |
| 56) Azobenzene | 16.10 | 77 | 3025860 | 116.76 | ppm # | 90 |
| 57) 4-Nitroaniline | 16.02 | 138 | 623618m | 145.64 | ppm | |
| 58) n-Octadecane | 17.88 | 57 | 1953763 | 116.82 | ppm | 99 |
| 60) 4,6-Dinitro-2-methylphenol | 16.07 | 198 | 522376 | 116.51 | ppm | 81 |
| 61) n-Nitrosodiphenylamine | 16.08 | 169 | 1374156 | 101.78 | ppm | 96 |
| 63) 4-Bromophenyl-phenylether | 16.84 | 248 | 699828 | 125.58 | ppm | 99 |
| 64) Hexachlorobenzene | 17.11 | 284 | 798073 | 135.21 | ppm | 98 |
| 65) Pentachlorophenol | 17.60 | 266 | 535534 | 153.07 | ppm | 98 |
| 66) Phenanthrene | 17.87 | 178 | 2690350 | 106.37 | ppm | 99 |
| 67) Anthracene | 17.98 | 178 | 2667397 | 105.59 | ppm | 99 |
| 68) Carbazole | 18.42 | 167 | 2332256 | 118.98 | ppm | 98 |
| 69) Di-n-butylphthalate | 19.36 | 149 | 3890496 | 110.11 | ppm | 99 |

(#) = qualifier out of range (m) = manual integration
 SSTD120.D H7K07SV.M Wed Nov 07 17:10:39 2007

Data File : C:\GCMS8\DATA\07NOV07\SSTD120.D
 Acq On : 7 Nov 2007 3:19 pm
 Sample : 120ppm BNA STD# 7100433
 Misc : 8270/625 ICAL
 MS Integration Params: RTEINT.P
 Quant Time: Nov 7 17:10 19107

Vial: 6
 Operator: AMI/DF
 Inst : GCMS8
 Multiplr: 1.00

Quant Results File: H7K07SV.RES

Quant Method : C:\HPCHEM\1\METHODS\H7K07SV.M (RTE Integrator)
 Title : 625/8270 Calibration
 Last Update : Fri Oct 19 19:31:26 2007
 Response via : Initial Calibration
 DataAcq Meth : H7J19SV

| Compound | R.T. | QIon | Response | Conc | Unit | Qvalue |
|--------------------------------|-------|------|----------|--------|------|--------|
| 70) Fluoranthene | 20.16 | 202 | 3044243 | 130.33 | ppm | 99 |
| 72) Pyrene | 20.51 | 202 | 2879035 | 104.28 | ppm | 100 |
| 73) 2,2'-Dichlorobenzil | 20.71 | 139 | 2276987 | 111.80 | ppm | 98 |
| 75) Benzidine | 20.45 | 184 | 900099 | 110.43 | ppm | 98 |
| 76) Butylbenzylphthalate | 21.65 | 149 | 1660017 | 114.28 | ppm | 99 |
| 77) 3,3'-Dichlorobenzidine | 22.33 | 252 | 879278 | 149.97 | ppm | 99 |
| 78) Benzo[a]anthracene | 22.30 | 228 | 2432543 | 123.36 | ppm | 100 |
| 79) Chrysene | 22.38 | 228 | 2044621 | 112.97 | ppm | 100 |
| 80) bis(2-Ethylhexyl)phthalate | 22.58 | 149 | 1984661 | 110.28 | ppm | 99 |
| 81) Di-n-octylphthalate | 23.74 | 149 | 2944354 | 125.70 | ppm | 100 |
| 83) Benzo[b]fluoranthene | 24.41 | 252 | 3234456 | 145.11 | ppm | 98 |
| 84) Benzo[k]fluoranthene | 24.48 | 252 | 1386885 | 68.14 | ppm | 98 |
| 85) Benzo[a]pyrene | 25.20 | 252 | 2162232 | 118.12 | ppm | 99 |
| 86) Indeno[1,2,3-cd]pyrene | 27.80 | 276 | 2330079 | 148.05 | ppm | 99 |
| 87) Dibenz[a,h]anthracene | 27.88 | 278 | 2207475 | 139.13 | ppm | 96 |
| 88) Benzo[g,h,i]perylene | 28.39 | 276 | 2148431 | 132.33 | ppm | 98 |

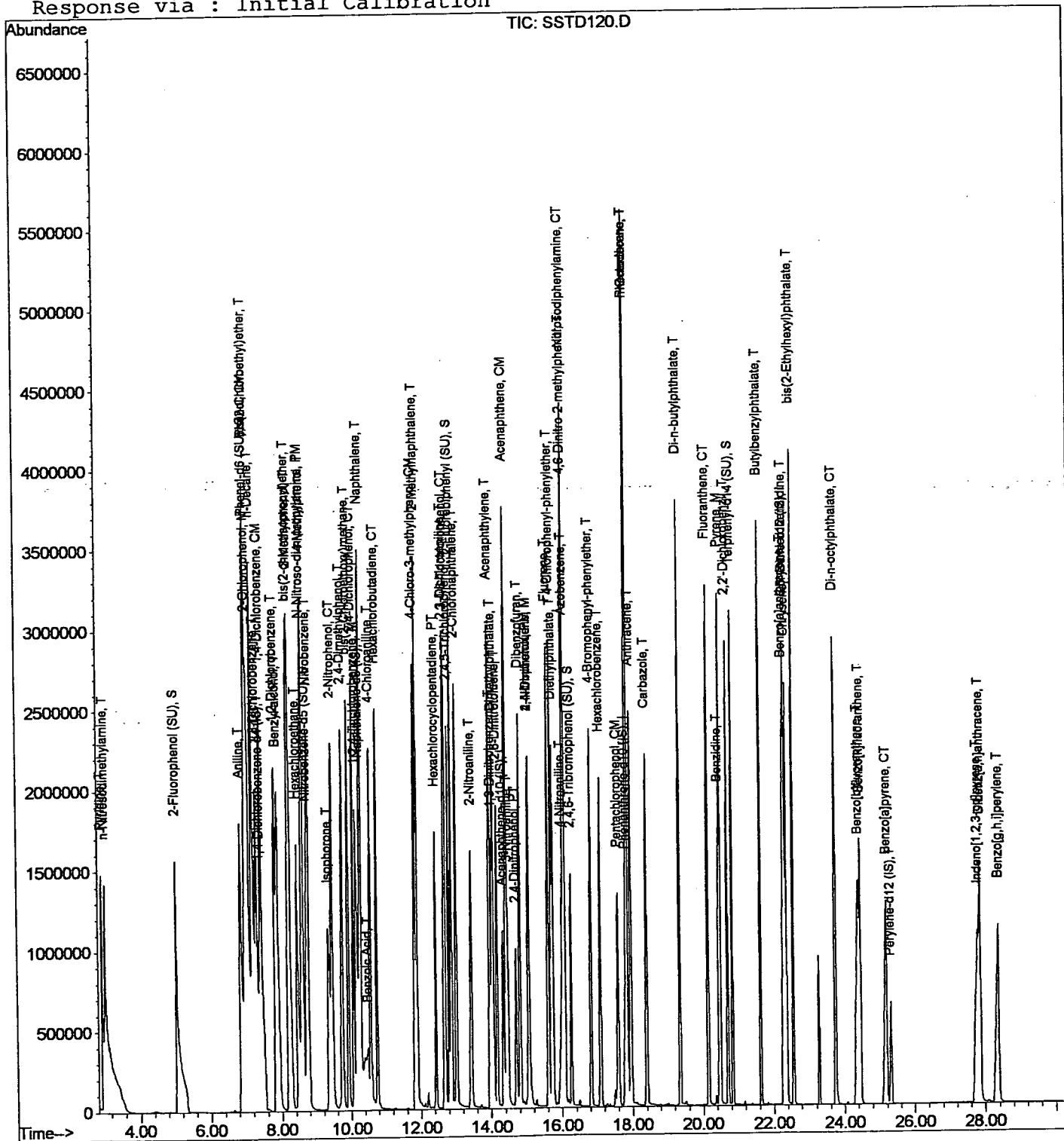
Quantitation Report

Data File : C:\GCMS8\DATA\07NOV07\SSTD120.D
Acq On : 7 Nov 2007 3:19 pm
Sample : 120ppm BNA STD# 7100433
Misc : 8270/625 ICAL
MS Integration Params: RTEINT.P
Quant Time: Nov 7 17:10 19107

Vial: 6
Operator: AMI/DF
Inst : GCMS8
Multiplr: 1.00

Quant Results File: H7K07SV.RES

Method : C:\HPCHEM\1\METHODS\H7K07SV.M (RTE Integrator)
Title : 625/8270 Calibration
Last Update : Fri Oct 19 19:31:26 2007
Response via : Initial Calibration

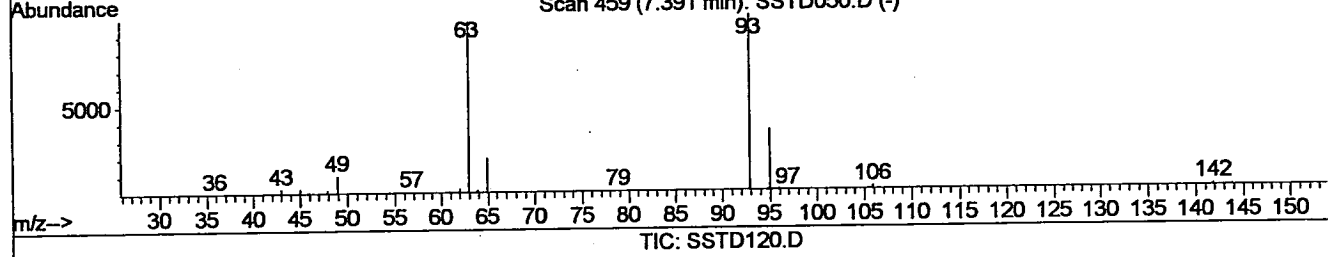
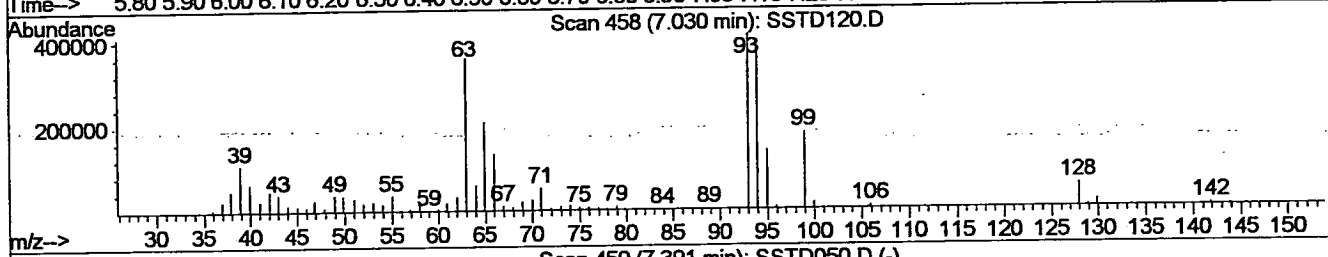
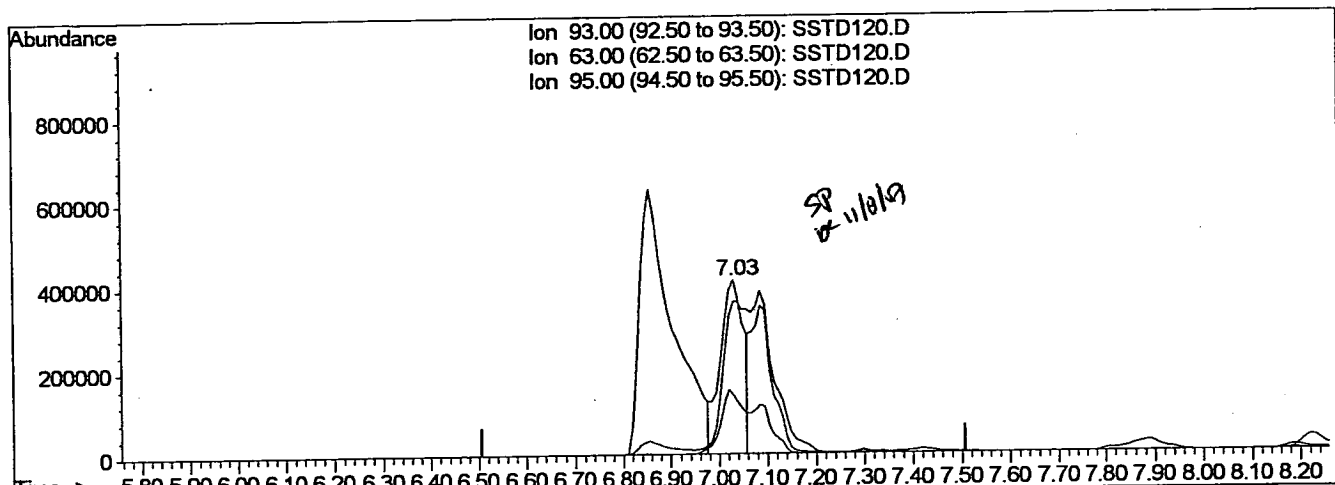


Quantitation Report

Data File : C:\GCMS8\DATA\07NOV07\SSTD120.D
 Acq On : 7 Nov 2007 3:19 pm
 Sample : 120ppm BNA STD# 7100433
 Misc : 8270/625 ICAL
 Quant Results File: temp.res

Vial: 6
 Operator: AMI/DF
 Inst : GCMS8
 Multiplr: 1.00

Method : C:\HPCHEM\1\METHODS\H7K07SV.M (RTE Integrator)
 Title : 625/8270 Calibration
 Last Update : Mon Dec 20 14:57:43 2004
 Response via : Multiple Level Calibration



(5) bis(2-Chloroethyl)ether (T)
 7.03min 74.53ppm
 response 1406537

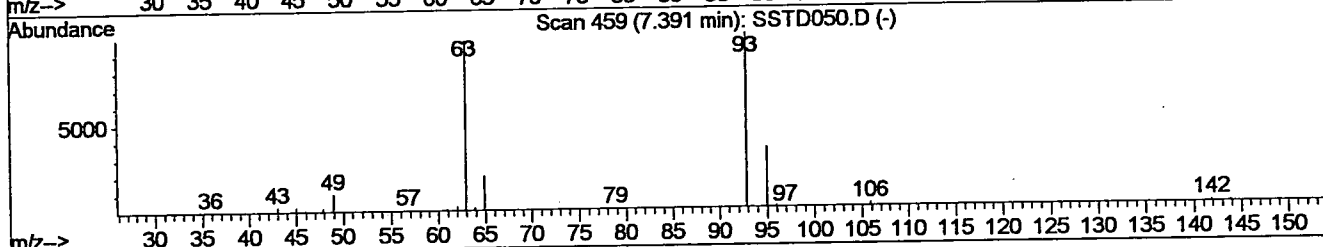
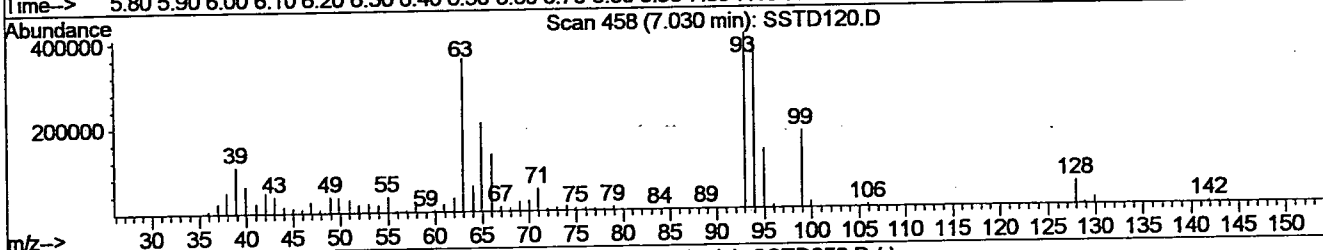
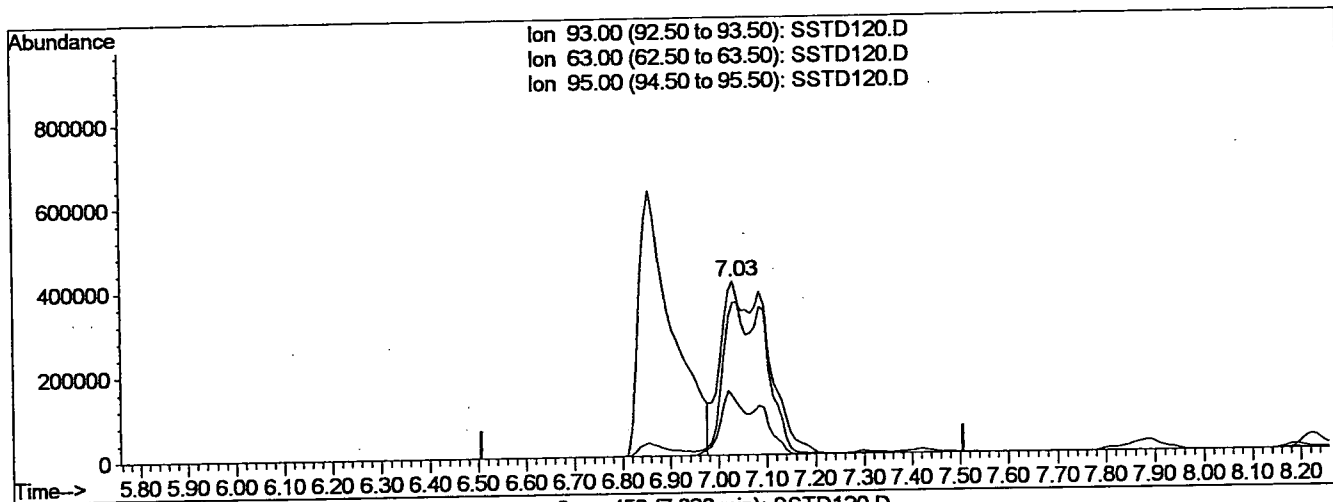
| Ion | Exp% | Act% |
|-------|--------|--------|
| 93.00 | 100 | 100 |
| 63.00 | 119.60 | 100.71 |
| 95.00 | 38.10 | 38.85 |
| 0.00 | 0.00 | 0.00 |

Quantitation Report

Data File : C:\GCMS8\DATA\07NOV07\SSTD120.D
 Acq On : 7 Nov 2007 3:19 pm
 Sample : 120ppm BNA STD# 7100433
 Misc : 8270/625 ICAL
 Sample Name: 8270/625 ICAL

Vial: 6
 Operator: AMI/DF
 Inst : GCMS8
 Multiplr: 1.00
 Quant Results File: temp.res

Method : C:\HPCHEM\1\METHODS\H7K07SV.M (RTE Integrator)
 Title : 625/8270 Calibration
 Last Update : Mon Dec 20 14:57:43 2004
 Response via : Multiple Level Calibration



(5) bis(2-Chloroethyl)ether (T)

7.03min 130.26ppm m

response 2458257

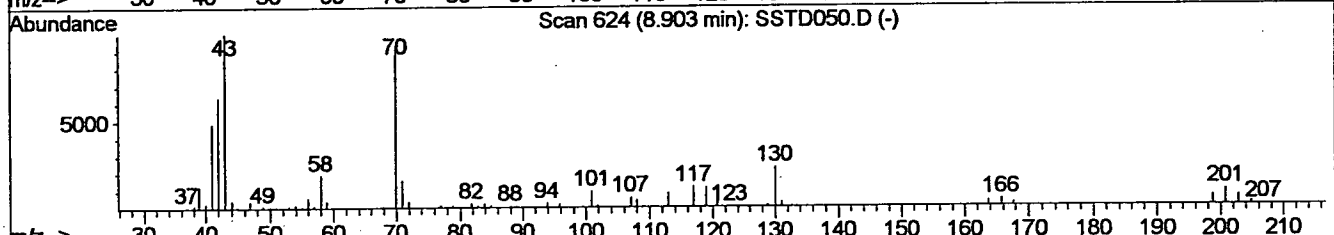
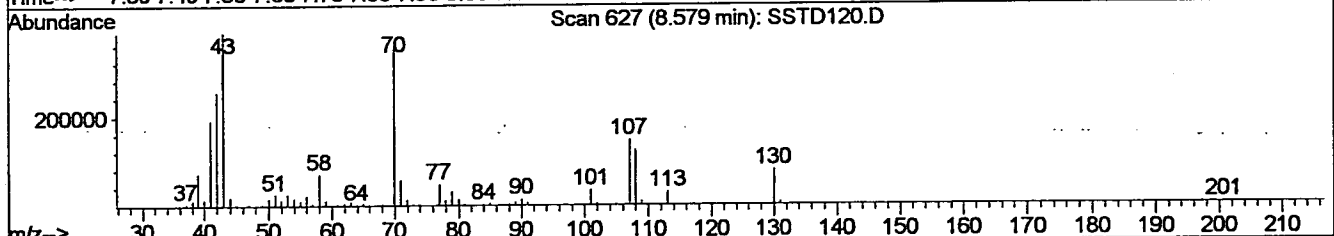
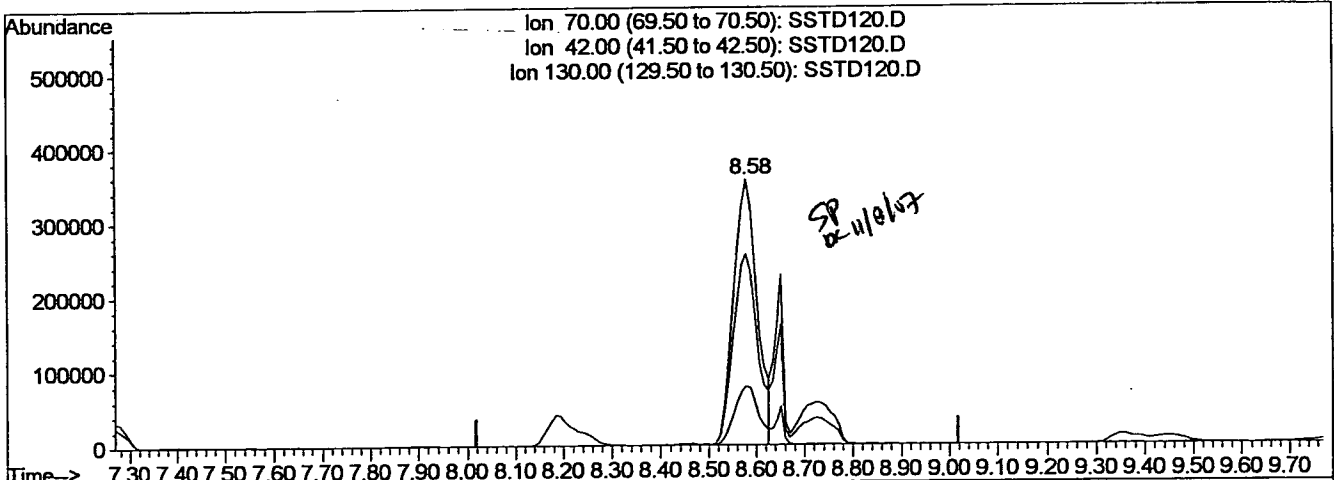
| Ion | Exp% | Act% |
|-------|--------|--------|
| 93.00 | 100 | 100 |
| 63.00 | 119.60 | 57.62# |
| 95.00 | 38.10 | 22.23 |
| 0.00 | 0.00 | 0.00 |

Quantitation Report

Data File : C:\GCMS8\DATA\07NOV07\SSTD120.D
 Acq On : 7 Nov 2007 3:19 pm
 Sample : 120ppm BNA STD# 7100433
 Misc : 8270/625 ICAL
 08amht@gmetiNovPaFaah3:0RTE9007P

Vial: 6
 Operator: AMI/DF
 Inst : GCMS8
 Multiplr: 1.00
 Quant Results File: temp.res

Method : C:\HPCHEM\1\METHODS\H7K07SV.M (RTE Integrator)
 Title : 625/8270 Calibration
 Last Update : Mon Dec 20 14:57:43 2004
 Response via : Multiple Level Calibration



TIC: SSTD120.D

(18) N-Nitroso-di-n-propylamine (PM)

8.58min 94.96ppm
 response 1217625

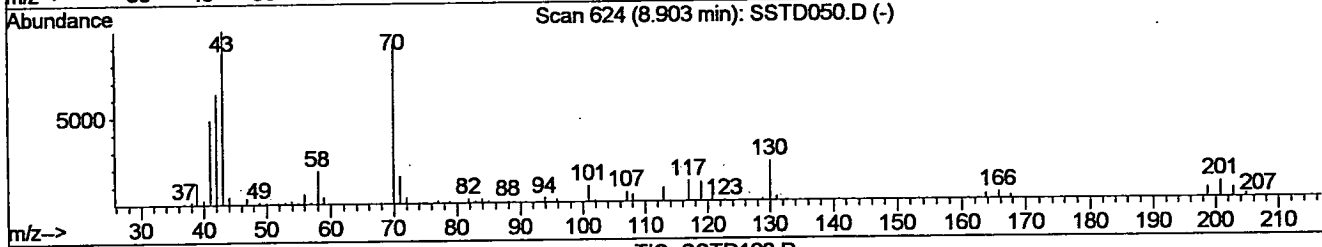
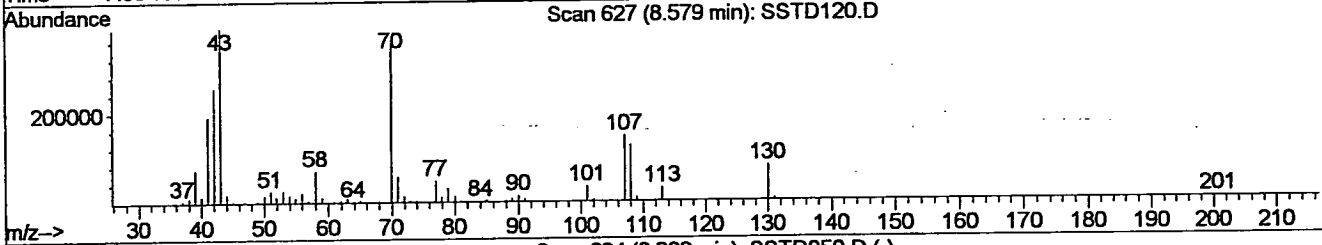
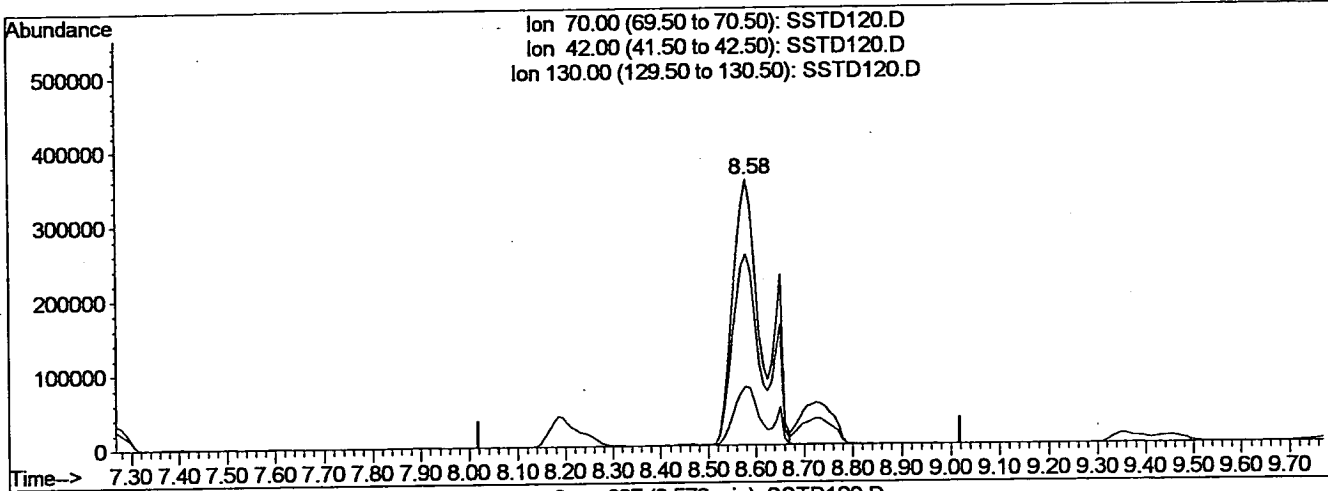
| Ion | Exp% | Act% |
|--------|-------|-------|
| 70.00 | 100 | 100 |
| 42.00 | 71.20 | 75.03 |
| 130.00 | 22.40 | 22.51 |
| 0.00 | 0.00 | 0.00 |

Quantitation Report

Data File : C:\GCMS8\DATA\07NOV07\SSTD120.D
 Acq On : 7 Nov 2007 3:19 pm
 Sample : 120ppm BNA STD# 7100433
 Misc : 8270/625 ICAL
 Method : 625/8270 Calibration

Vial: 6
 Operator: AMI/DF
 Inst : GCMS8
 Multiplr: 1.00
 Quant Results File: temp.res

Method : C:\HPCHEM\1\METHODS\H7K07SV.M (RTE Integrator)
 Title : 625/8270 Calibration
 Last Update : Mon Dec 20 14:57:43 2004
 Response via : Multiple Level Calibration



TIC: SSTD120.D

(18) N-Nitroso-di-n-propylamine (PM)

8.58min 118.74ppm m

response 1522616

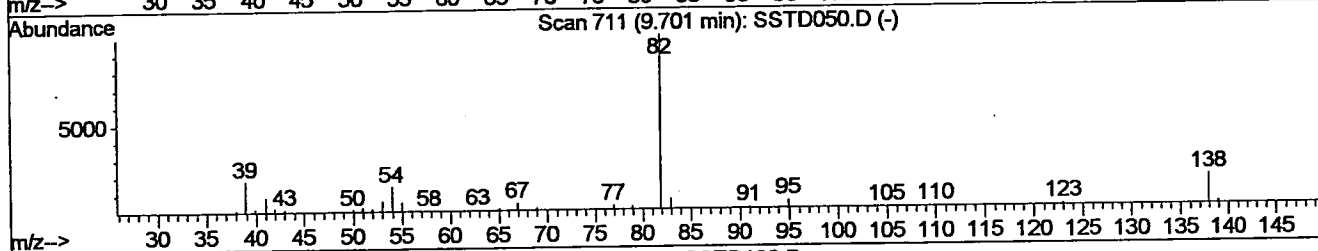
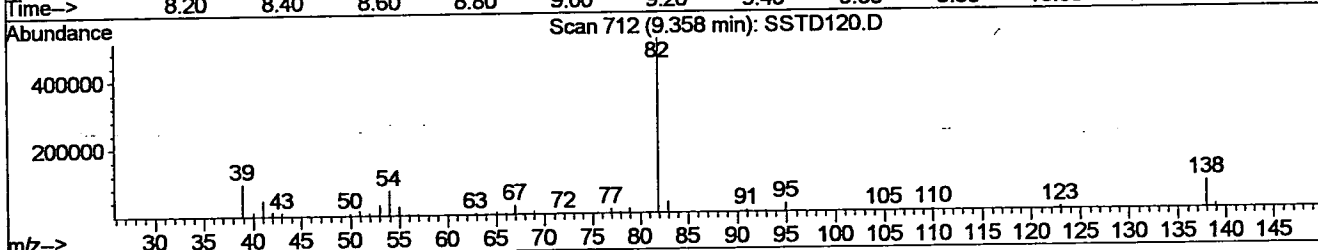
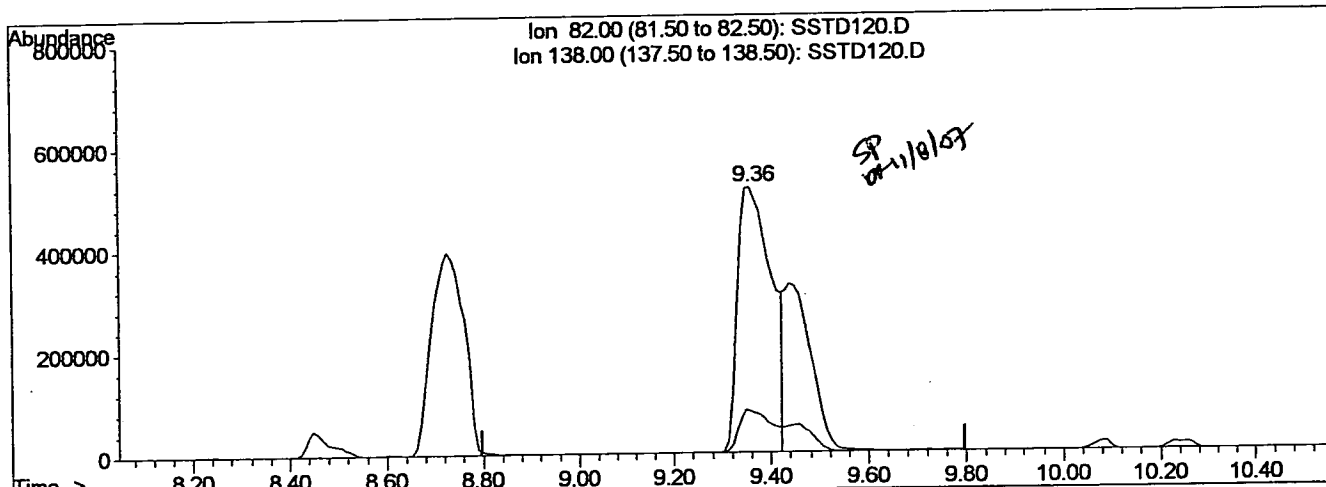
| Ion | Exp% | Act% |
|--------|-------|-------|
| 70.00 | 100 | 100 |
| 42.00 | 71.20 | 60.00 |
| 130.00 | 22.40 | 18.00 |
| 0.00 | 0.00 | 0.00 |

Quantitation Report

Data File : C:\GCMS8\DATA\07NOV07\SSTD120.D
 Acq On : 7 Nov 2007 3:19 pm
 Sample : 120ppm BNA STD# 7100433
 Misc : 8270/625 ICAL
~~Sample~~ @ ~~meti~~ Nov Pa ~~7~~ ~~h~~ ~~3~~ : ORTE ~~9~~ ~~7~~ ~~P~~

Vial: 6
 Operator: AMI/DF
 Inst : GCMS8
 Multiplr: 1.00
 Quant Results File: temp.res

Method : C:\HPCHEM\1\METHODS\H7K07SV.M (RTE Integrator)
 Title : 625/8270 Calibration
 Last Update : Mon Dec 20 14:57:43 2004
 Response via : Multiple Level Calibration



(23) Isophorone (T)

9.36min 87.07ppm

response 2534528

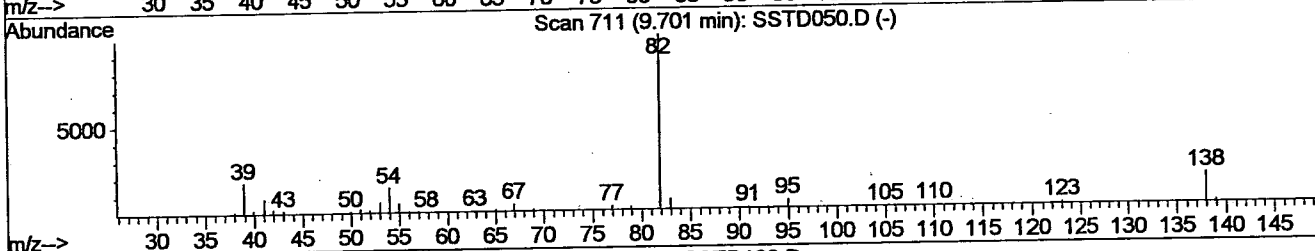
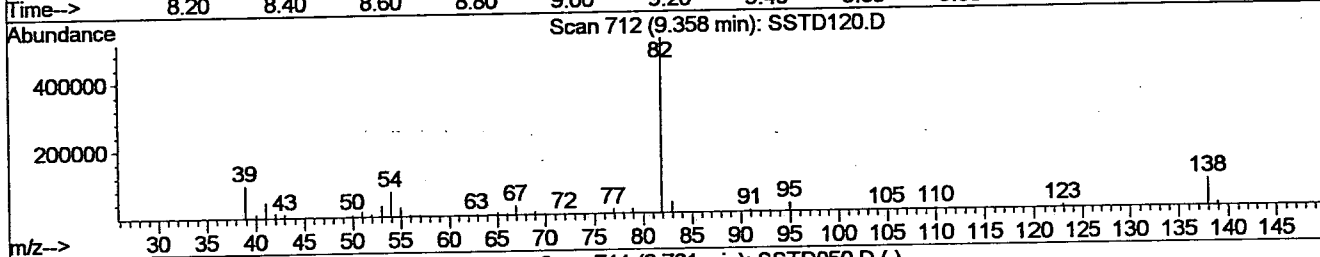
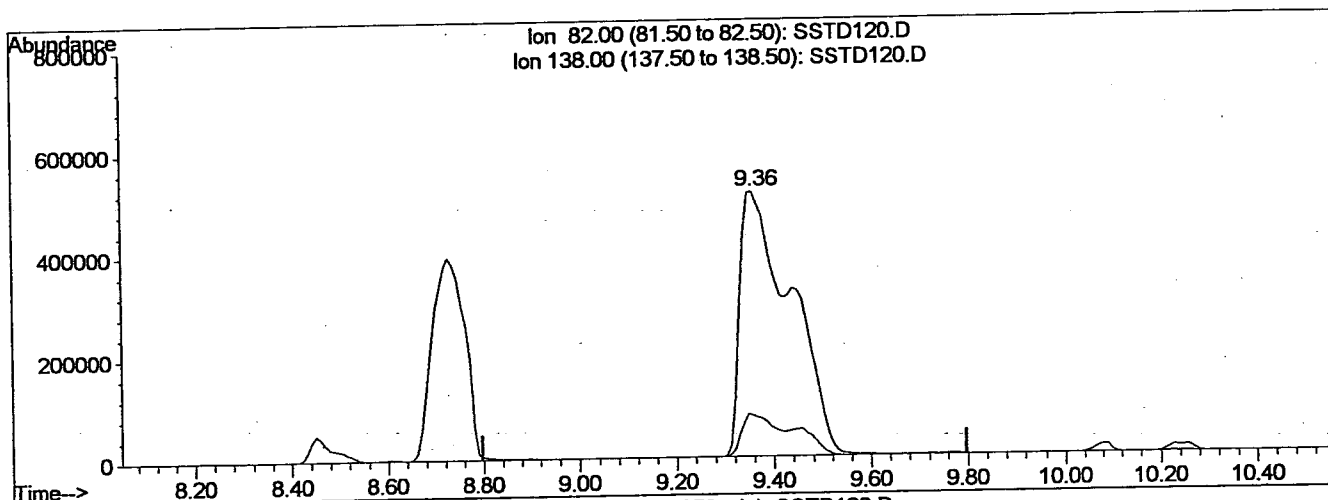
| Ion | Exp% | Act% |
|--------|-------|-------|
| 82.00 | 100 | 100 |
| 138.00 | 16.00 | 15.61 |
| 0.00 | 0.00 | 0.00 |
| 0.00 | 0.00 | 0.00 |

Quantitation Report

Data File : C:\GCMS8\DATA\07NOV07\SSTD120.D
 Acq On : 7 Nov 2007 3:19 pm
 Sample : 120ppm BNA STD# 7100433
 Misc : 8270/625 ICAL
 Sample Name: 07NOV07P

Vial: 6
 Operator: AMI/DF
 Inst : GCMS8
 Multiplr: 1.00
 Quant Results File: temp.res

Method : C:\HPCHEM\1\METHODS\H7K07SV.M (RTE Integrator)
 Title : 625/8270 Calibration
 Last Update : Mon Dec 20 14:57:43 2004
 Response via : Multiple Level Calibration



(23) Isophorone (T)

9.36min 128.70ppm m

response 3746278

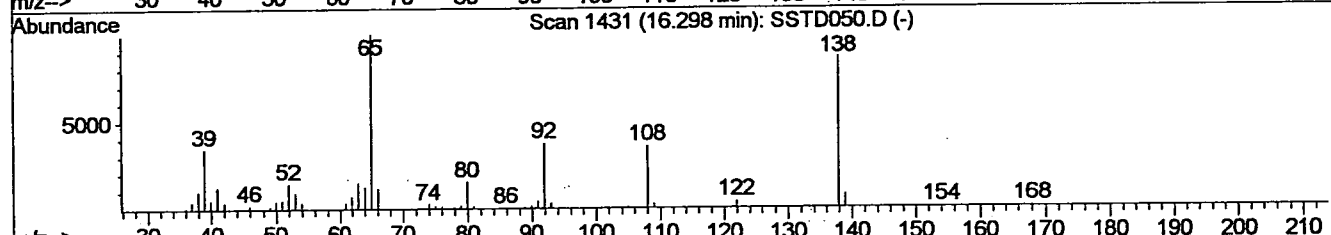
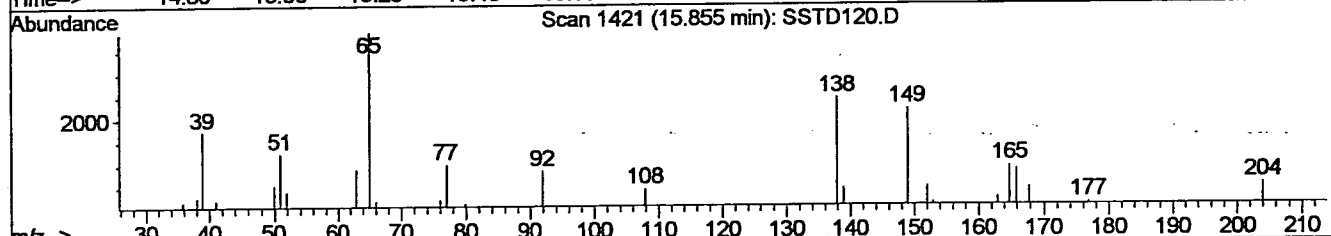
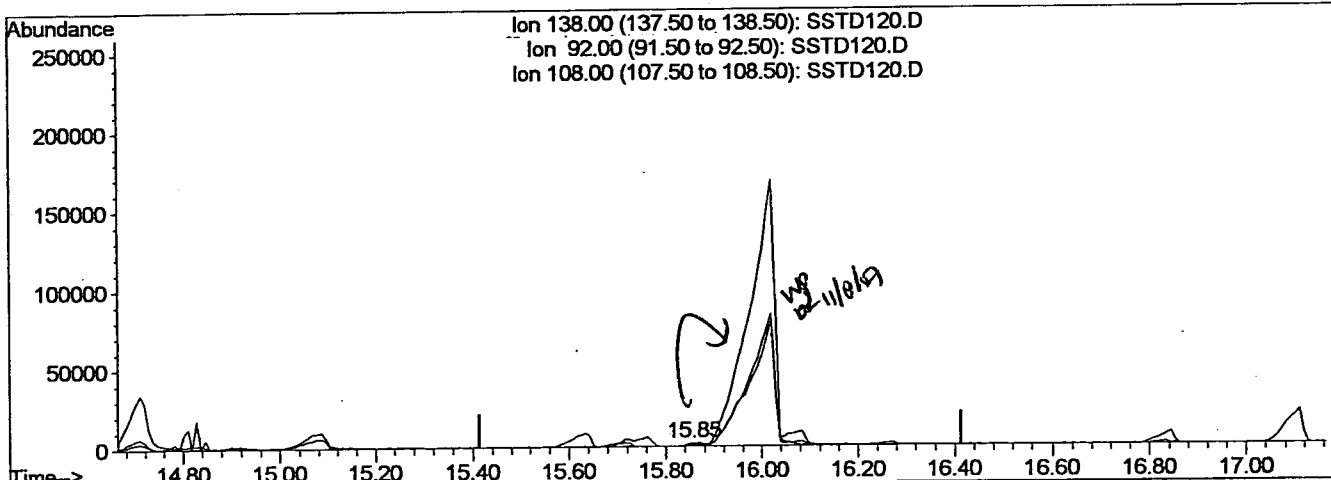
| Ion | Exp% | Act% |
|--------|-------|-------|
| 82.00 | 100 | 100 |
| 138.00 | 16.00 | 10.56 |
| 0.00 | 0.00 | 0.00 |
| 0.00 | 0.00 | 0.00 |

Quantitation Report

Data File : C:\GCMS8\DATA\07NOV07\SSTD120.D
 Acq On : 7 Nov 2007 3:19 pm
 Sample : 120ppm BNA STD# 7100433
 Misc : 8270/625 ICAL
 NovPar# : 0RTE9N07P

Vial: 6
 Operator: AMI/DF
 Inst : GCMS8
 Multiplr: 1.00
 Quant Results File: temp.res

Method : C:\HPCHEM\1\METHODS\H7K07SV.M (RTE Integrator)
 Title : 625/8270 Calibration
 Last Update : Mon Dec 20 14:57:43 2004
 Response via : Multiple Level Calibration



TIC: SSTD120.D

(57) 4-Nitroaniline (T)
 15.85min 0.17ppm
 response 5030

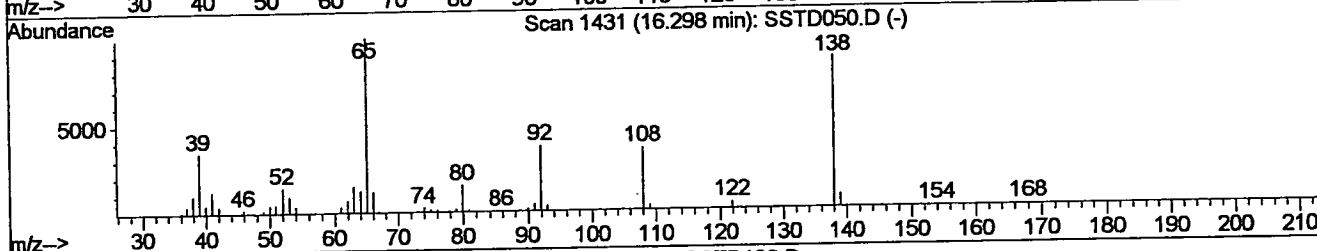
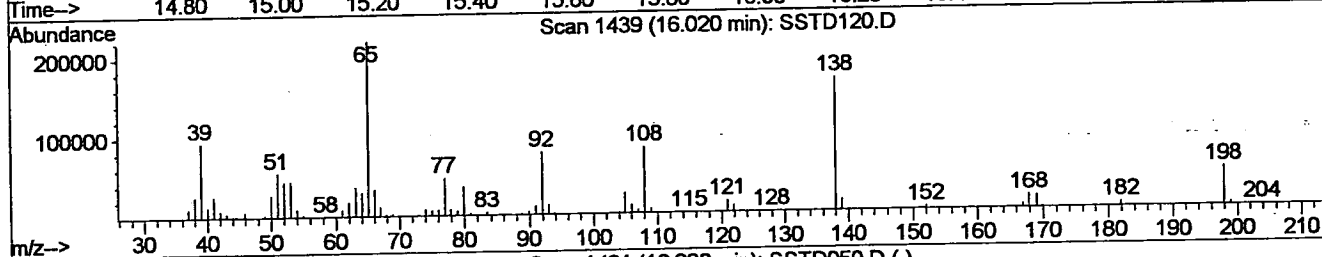
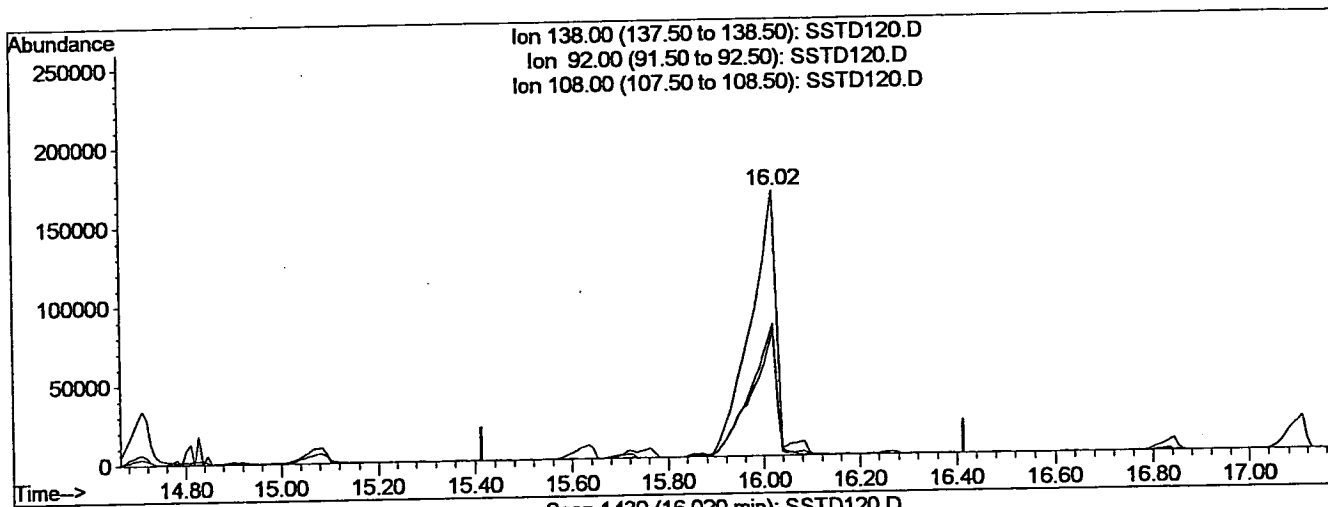
| Ion | Exp% | Act% |
|--------|-------|-------|
| 138.00 | 100 | 100 |
| 92.00 | 43.80 | 55.03 |
| 108.00 | 45.00 | 45.47 |
| 0.00 | 0.00 | 0.00 |

Quantitation Report

Data File : C:\GCMS8\DATA\07NOV07\SSTD120.D
 Acq On : 7 Nov 2007 3:19 pm
 Sample : 120ppm BNA STD# 7100433
 Misc : 8270/625 ICAL
 08amnt@gmatinonvpa7am3:1BTE9N07P

Vial: 6
 Operator: AMI/DF
 Inst : GCMS8
 Multiplr: 1.00
 Quant Results File: temp.res

Method : C:\HPCHEM\1\METHODS\H7K07SV.M (RTE Integrator)
 Title : 625/8270 Calibration
 Last Update : Mon Dec 20 14:57:43 2004
 Response via : Multiple Level Calibration



(57) 4-Nitroaniline (T)
 16.02min 145.64ppm m
 response 623618

| Ion | Exp% | Act% |
|--------|-------|-------|
| 138.00 | 100 | 100 |
| 92.00 | 43.80 | 0.44# |
| 108.00 | 45.00 | 0.37# |
| 0.00 | 0.00 | 0.00 |

Data File : C:\GCMS8\DATA\07NOV07\SSTD120.D
 Acq On : 7 Nov 2007 3:19 pm
 Sample : 120ppm BNA STD# 7100433
 Misc : 8270/625 ICAL
 MS Integration Params: RTEINT.P
 Quant Time: Nov 7 15:50 19107

Vial: 6
 Operator: AMI/DF
 Inst : GCMS8
 Multiplr: 1.00

Quant Results File: H7K07SV.RES

Quant Method : C:\HPCHEM\1\METHODS\H7K07SV.M (RTE Integrator)
 Title : 625/8270 Calibration
 Last Update : Fri Oct 19 19:31:26 2007
 Response via : Initial Calibration
 DataAcq Meth : H7J19SV

| Internal Standards | R.T. | QIon | Response | Conc | Units | Dev (Min) |
|--------------------------------|-------|------|----------|-------|-------|-----------|
| 1) 1,4-Dichlorobenzene-d4 (IS) | 7.39 | 152 | 399216 | 40.00 | ppm | 0.02 |
| 20) Naphthalene-d8 (IS) | 10.26 | 136 | 1249888 | 40.00 | ppm | 0.03 |
| 36) Acenaphthene-d10 (IS) | 14.35 | 164 | 625135 | 40.00 | ppm | 0.02 |
| 59) Phenanthrene-d10 (IS) | 17.81 | 188 | 893039 | 40.00 | ppm | 0.04 |
| 71) Chrysene-d12 (IS) | 22.32 | 240 | 631958 | 40.00 | ppm | 0.02 |
| 82) Perylene-d12 (IS) | 25.32 | 264 | 634003 | 40.00 | ppm | 0.03 |

| System Monitoring Compounds | R.T. | QIon | Response | Conc | Units | Dev (Min) |
|-------------------------------|----------------|------|------------|---------|-------|-----------|
| 2) 2-Fluorophenol (SU) | 5.02 | 112 | 2039357 | 126.39 | ppm | 0.02 |
| Spiked Amount 100.000 | Range 30 - 120 | | Recovery = | 126.39% | # | |
| 7) Phenol-d6 (SU) | 6.99 | 99 | 2482389 | 120.84 | ppm | 0.06 |
| Spiked Amount 100.000 | Range 40 - 120 | | Recovery = | 120.84% | # | |
| 21) Nitrobenzene-d5 (SU) | 8.73 | 82 | 1900240 | 127.96 | ppm | 0.04 |
| Spiked Amount 50.000 | Range 40 - 120 | | Recovery = | 255.92% | # | |
| 40) 2-Fluorobiphenyl (SU) | 12.89 | 172 | 2405392 | 112.36 | ppm | 0.03 |
| Spiked Amount 50.000 | Range 40 - 120 | | Recovery = | 224.72% | # | |
| 62) 2,4,6-Tribromophenol (SU) | 16.28 | 330 | 418840 | 147.63 | ppm | 0.04 |
| Spiked Amount 100.000 | Range 45 - 130 | | Recovery = | 147.63% | # | |
| 74) Terphenyl-d14 (SU) | 20.85 | 244 | 1953779 | 115.84 | ppm | 0.02 |
| Spiked Amount 50.000 | Range 40 - 140 | | Recovery = | 231.68% | # | |

| Target Compounds | R.T. | QIon | Response | Conc | Units | Qvalue |
|---------------------------------|------|------|----------|--------|-------|--------|
| 3) Pyridine | 2.95 | 79 | 2908945 | 126.89 | ppm | # 6 |
| 4) n-Nitrosodimethylamine | 3.04 | 74 | 1963926 | 125.08 | ppm | 98 |
| 5) bis(2-Chloroethyl) ether | 7.03 | 93 | 1406537 | 74.53 | ppm | 87 |
| 6) Aniline | 6.86 | 93 | 3064662 | 117.67 | ppm | 91 |
| 8) Phenol | 7.02 | 94 | 2583152 | 119.92 | ppm | # 68 |
| 9) 2-Chlorophenol | 7.06 | 128 | 1770076 | 119.53 | ppm | 98 |
| 10) n-Decane | 7.19 | 57 | 3166185 | 116.33 | ppm | 100 |
| 11) 1,3-Dichlorobenzene | 7.31 | 146 | 1619813 | 112.88 | ppm | 96 |
| 12) 1,4-Dichlorobenzene | 7.42 | 146 | 2002388 | 120.04 | ppm | 96 |
| 13) 1,2-Dichlorobenzene | 7.82 | 146 | 1759259 | 119.83 | ppm | 99 |
| 14) Benzyl alcohol | 7.89 | 108 | 1155363 | 124.97 | ppm | 99 |
| 15) bis(2-chloroisopropyl) ethe | 8.18 | 45 | 4917300 | 119.02 | ppm | 100 |
| 16) 2-Methylphenol | 8.22 | 107 | 1360035 | 121.57 | ppm | 97 |
| 17) Hexachloroethane | 8.45 | 117 | 740972 | 120.92 | ppm | 99 |
| 18) N-Nitroso-di-n-propylamine | 8.58 | 70 | 1217625 | 94.96 | ppm | 96 |
| 19) 4-Methylphenol | 8.62 | 107 | 1781063 | 117.51 | ppm | 100 |
| 22) Nitrobenzene | 8.78 | 77 | 1903510 | 124.77 | ppm | 99 |
| 23) Isophorone | 9.36 | 82 | 2534528 | 87.07 | ppm | 99 |
| 24) 2-Nitrophenol | 9.48 | 139 | 1005541 | 131.19 | ppm | 97 |

(#) = qualifier out of range (m) = manual integration
 SSTD120.D H7K07SV.M Wed Nov 07 15:50:04 2007

Data File : C:\GCMS8\DATA\07NOV07\SSTD120.D
 Acq On : 7 Nov 2007 3:19 pm
 Sample : 120ppm BNA STD# 7100433
 Misc : 8270/625 ICAL
 MS Integration Params: RTEINT.P
 Quant Time: Nov 7 15:50 19107

Vial: 6
 Operator: AMI/DF
 Inst : GCMS8
 Multiplr: 1.00

Quant Results File: H7K07SV.RES

Quant Method : C:\HPCHEM\1\METHODS\H7K07SV.M (RTE Integrator)
 Title : 625/8270 Calibration
 Last Update : Fri Oct 19 19:31:26 2007
 Response via : Initial Calibration
 DataAcq Meth : H7J19SV

| Compound | R.T. | QIon | Response | Conc | Unit | Qvalue |
|--------------------------------|-------|------|----------|--------|------|--------|
| 25) 2,4-Dimethylphenol | 9.77 | 122 | 1385913 | 122.01 | ppm | 98 |
| 26) bis(2-Chloroethoxy)methane | 9.94 | 93 | 2200711 | 123.90 | ppm | 99 |
| 27) 2,4-Dichlorophenol | 10.09 | 162 | 1224389 | 128.12 | ppm | 98 |
| 28) 1,2,4-Trichlorobenzene | 10.15 | 180 | 1252694 | 121.79 | ppm | 99 |
| 29) Benzoic Acid | 10.49 | 122 | 811825 | 105.24 | ppm | # 73 |
| 30) Naphthalene | 10.30 | 128 | 3484128 | 112.60 | ppm | 99 |
| 31) 4-Chloroaniline | 10.58 | 127 | 1647371 | 122.54 | ppm | 97 |
| 32) Hexachlorobutadiene | 10.76 | 225 | 638290 | 140.03 | ppm | 99 |
| 33) 4-Chloro-3-methylphenol | 11.84 | 107 | 1228220 | 132.34 | ppm | 91 |
| 34) 2-Methylnaphthalene | 11.91 | 141 | 2149107 | 123.25 | ppm | 90 |
| 35) 2,3-Dichloroaniline | 12.68 | 161 | 1298622 | 128.79 | ppm | 99 |
| 37) Hexachlorocyclopentadiene | 12.44 | 237 | 521171 | 142.62 | ppm | 99 |
| 38) 2,4,6-Trichlorophenol | 12.72 | 196 | 777744 | 130.59 | ppm | 99 |
| 39) 2,4,5-Trichlorophenol | 12.81 | 196 | 840414 | 132.63 | ppm | 98 |
| 41) 2-Chloronaphthalene | 13.03 | 162 | 2055763 | 113.98 | ppm | 97 |
| 42) 2-Nitroaniline | 13.46 | 65 | 1002355 | 122.50 | ppm | 96 |
| 43) 1,3-Dinitrobenzene | 14.04 | 168 | 465629 | 124.81 | ppm | # 46 |
| 44) Acenaphthylene | 13.99 | 152 | 3132161 | 120.11 | ppm | 99 |
| 45) Dimethylphthalate | 14.09 | 163 | 2434339 | 117.33 | ppm | 100 |
| 46) 2,6-Dinitrotoluene | 14.19 | 165 | 665434 | 127.94 | ppm | 95 |
| 47) Acenaphthene | 14.45 | 154 | 1927076 | 114.75 | ppm | 100 |
| 48) 3-Nitroaniline | 14.49 | 138 | 657439 | 132.88 | ppm | 98 |
| 49) 2,4-Dinitrophenol | 14.71 | 184 | 433086 | 122.31 | ppm | 93 |
| 50) Dibenzofuran | 14.84 | 168 | 2743164 | 116.74 | ppm | 95 |
| 51) 2,4-Dinitrotoluene | 15.08 | 165 | 843724 | 138.28 | ppm | 94 |
| 52) 4-Nitrophenol | 15.08 | 109 | 252302 | 151.56 | ppm | # 87 |
| 53) Fluorene | 15.63 | 166 | 2266843 | 120.41 | ppm | 99 |
| 54) 4-Chlorophenyl-phenylether | 15.72 | 204 | 1126246 | 125.62 | ppm | 98 |
| 55) Diethylphthalate | 15.76 | 149 | 2178683 | 114.32 | ppm | 100 |
| 56) Azobenzene | 16.10 | 77 | 3025860 | 116.76 | ppm | # 90 |
| 58) n-Octadecane | 17.88 | 57 | 1953763 | 116.82 | ppm | 99 |
| 60) 4,6-Dinitro-2-methylphenol | 16.07 | 198 | 522376 | 116.51 | ppm | 81 |
| 61) n-Nitrosodiphenylamine | 16.08 | 169 | 1374156 | 101.78 | ppm | 96 |
| 63) 4-Bromophenyl-phenylether | 16.84 | 248 | 699828 | 125.58 | ppm | 99 |
| 64) Hexachlorobenzene | 17.11 | 284 | 798073 | 135.21 | ppm | 98 |
| 65) Pentachlorophenol | 17.60 | 266 | 535534 | 153.07 | ppm | 98 |
| 66) Phenanthrene | 17.87 | 178 | 2690350 | 106.37 | ppm | 99 |
| 67) Anthracene | 17.98 | 178 | 2667397 | 105.59 | ppm | 99 |
| 68) Carbazole | 18.42 | 167 | 2332256 | 118.98 | ppm | 98 |
| 69) Di-n-butylphthalate | 19.36 | 149 | 3890496 | 110.11 | ppm | 99 |
| 70) Fluoranthene | 20.16 | 202 | 3044243 | 130.33 | ppm | 99 |

(#) = qualifier out of range (m) = manual integration
 SSTD120.D H7K07SV.M Wed Nov 07 15:50:06 2007

Data File : C:\GCMS8\DATA\07NOV07\SSTD120.D
 Acq On : 7 Nov 2007 3:19 pm
 Sample : 120ppm BNA STD# 7100433
 Misc : 8270/625 ICAL
 MS Integration Params: RTEINT.P
 Quant Time: Nov 7 15:50 19107

Vial: 6
 Operator: AMI/DF
 Inst : GCMS8
 Multiplr: 1.00

Quant Results File: H7K07SV.RES

Quant Method : C:\HPCHEM\1\METHODS\H7K07SV.M (RTE Integrator)
 Title : 625/8270 Calibration
 Last Update : Fri Oct 19 19:31:26 2007
 Response via : Initial Calibration
 DataAcq Meth : H7J19SV

| Compound | R.T. | QIon | Response | Conc | Unit | Qvalue |
|--------------------------------|-------|------|----------|--------|------|--------|
| 72) Pyrene | 20.51 | 202 | 2879035 | 104.28 | ppm | 100 |
| 73) 2,2'-Dichlorobenzil | 20.71 | 139 | 2276987 | 111.80 | ppm | 98 |
| 75) Benzidine | 20.45 | 184 | 900099 | 110.43 | ppm | 98 |
| 76) Butylbenzylphthalate | 21.65 | 149 | 1660017 | 114.28 | ppm | 99 |
| 77) 3,3'-Dichlorobenzidine | 22.33 | 252 | 879278 | 149.97 | ppm | 99 |
| 78) Benzo[a]anthracene | 22.30 | 228 | 2432543 | 123.36 | ppm | 100 |
| 79) Chrysene | 22.38 | 228 | 2044621 | 112.97 | ppm | 100 |
| 80) bis(2-Ethylhexyl)phthalate | 22.58 | 149 | 1984661 | 110.28 | ppm | 99 |
| 81) Di-n-octylphthalate | 23.74 | 149 | 2944354 | 125.70 | ppm | 100 |
| 83) Benzo[b]fluoranthene | 24.41 | 252 | 3234456 | 145.11 | ppm | 98 |
| 84) Benzo[k]fluoranthene | 24.48 | 252 | 1386885 | 68.14 | ppm | 98 |
| 85) Benzo[a]pyrene | 25.20 | 252 | 2162232 | 118.12 | ppm | 99 |
| 86) Indeno[1,2,3-cd]pyrene | 27.80 | 276 | 2330079 | 148.05 | ppm | 99 |
| 87) Dibenz[a,h]anthracene | 27.88 | 278 | 2207475 | 139.13 | ppm | 96 |
| 88) Benzo[g,h,i]perylene | 28.39 | 276 | 2148431 | 132.33 | ppm | 98 |

(#) = qualifier out of range (m) = manual integration
 SSTD120.D H7K07SV.M Wed Nov 07 15:50:06 2007

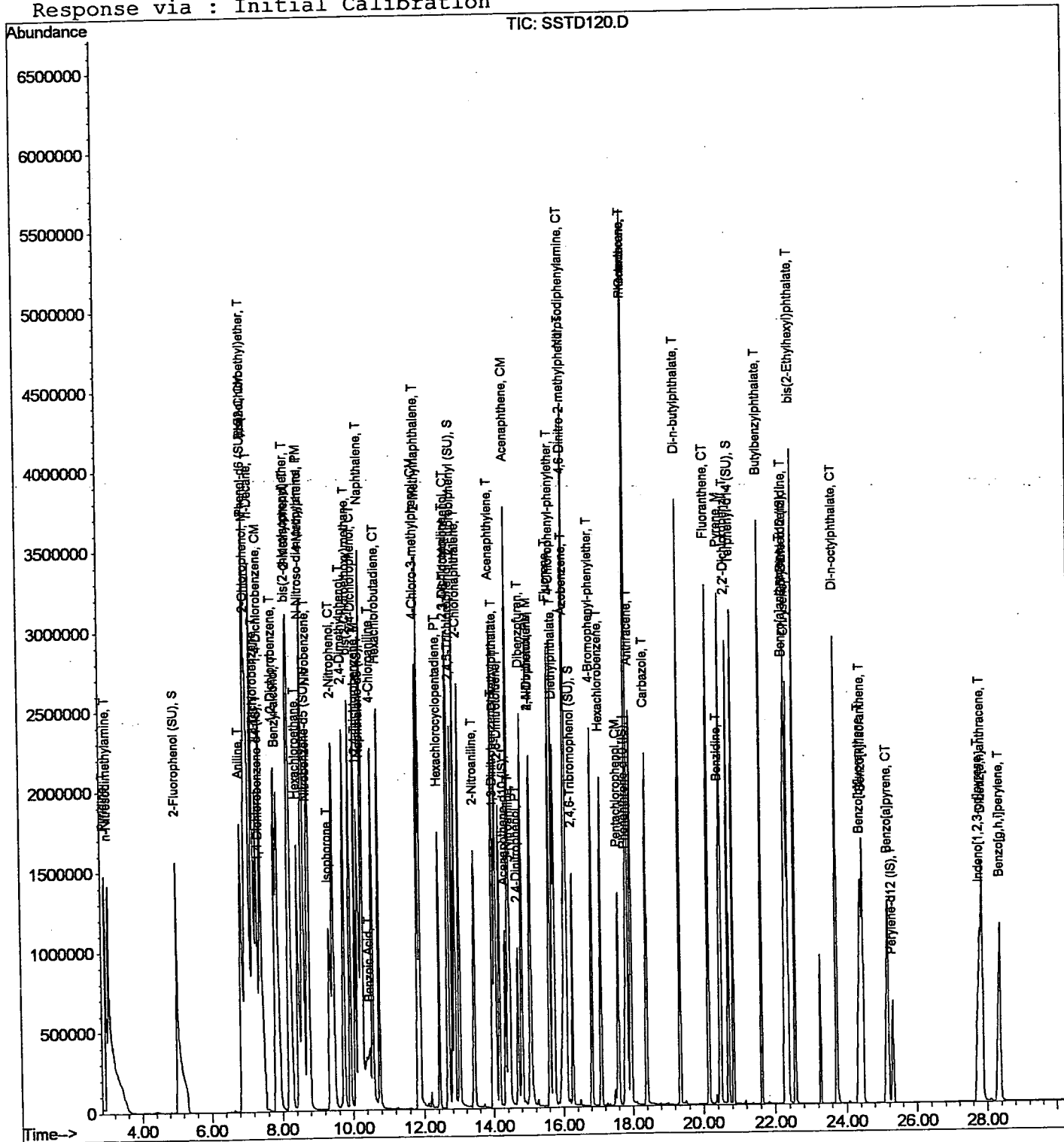
Quantitation Report

Data File : C:\GCMS8\DATA\07NOV07\SSTD120.D
 Acq On : 7 Nov 2007 3:19 pm
 Sample : 120ppm BNA STD# 7100433
 Misc : 8270/625 ICAL
 MS Integration Params: RTEINT.P
 Quant Time: Nov 7 15:50 19107

Vial: 6
 Operator: AMI/DF
 Inst : GCMS8
 Multiplr: 1.00

Quant Results File: H7K07SV.RES

Method : C:\HPCHEM\1\METHODS\H7K07SV.M (RTE Integrator)
 Title : 625/8270 Calibration
 Last Update : Mon Dec 20 14:57:43 2004
 Response via : Initial Calibration



Data File : C:\GCMS8\DATA\07NOV07\SSTD160.D
 Acq On : 7 Nov 2007 3:56 pm
 Sample : 160ppm BNA STD# 7100434
 Misc : 8270/625 ICAL
 MS Integration Params: RTEINT.P
 Quant Time: Nov 7 17:12 19107

Vial: 7
 Operator: AMI/DF
 Inst : GCMS8
 Multiplr: 1.00

Quant Results File: H7K07SV.RES

Quant Method : C:\HPCHEM\1\METHODS\H7K07SV.M (RTE Integrator)
 Title : 625/8270 Calibration
 Last Update : Fri Oct 19 19:31:26 2007
 Response via : Initial Calibration
 DataAcq Meth : H7J19SV

| Internal Standards | R.T. | QIon | Response | Conc | Units | Dev(Min) |
|--------------------------------|-------|------|----------|-------|-------|----------|
| 1) 1,4-Dichlorobenzene-d4 (IS) | 7.39 | 152 | 369942 | 40.00 | ppm | 0.02 |
| 20) Naphthalene-d8 (IS) | 10.24 | 136 | 1180661 | 40.00 | ppm | 0.02 |
| 36) Acenaphthene-d10 (IS) | 14.36 | 164 | 605872 | 40.00 | ppm | 0.02 |
| 59) Phenanthrene-d10 (IS) | 17.83 | 188 | 851636 | 40.00 | ppm | 0.07 |
| 71) Chrysene-d12 (IS) | 22.34 | 240 | 617901 | 40.00 | ppm | 0.04 |
| 82) Perylene-d12 (IS) | 25.34 | 264 | 580682 | 40.00 | ppm | 0.05 |

System Monitoring Compounds

| | | | | | | |
|-------------------------------|----------------|-----|------------|----------|-----|------|
| 2) 2-Fluorophenol (SU) | 5.04 | 112 | 2683774 | 179.49 | ppm | 0.03 |
| Spiked Amount 100.000 | Range 30 - 120 | | Recovery = | 179.49%# | | |
| 7) Phenol-d6 (SU) | 7.02 | 99 | 3142498 | 165.08 | ppm | 0.09 |
| Spiked Amount 100.000 | Range 40 - 120 | | Recovery = | 165.08%# | | |
| 21) Nitrobenzene-d5 (SU) | 8.75 | 82 | 2412335 | 171.97 | ppm | 0.07 |
| Spiked Amount 50.000 | Range 40 - 120 | | Recovery = | 343.94%# | | |
| 40) 2-Fluorobiphenyl (SU) | 12.91 | 172 | 2947802 | 142.08 | ppm | 0.05 |
| Spiked Amount 50.000 | Range 40 - 120 | | Recovery = | 284.16%# | | |
| 62) 2,4,6-Tribromophenol (SU) | 16.30 | 330 | 547530 | 202.27 | ppm | 0.07 |
| Spiked Amount 100.000 | Range 45 - 130 | | Recovery = | 202.27%# | | |
| 74) Terphenyl-d14 (SU) | 20.86 | 244 | 2355617 | 142.84 | ppm | 0.03 |
| Spiked Amount 50.000 | Range 40 - 140 | | Recovery = | 285.68%# | | |

Target Compounds

| Target Compounds | R.T. | QIon | Response | Conc | Units | Qvalue |
|--------------------------------|------|------|----------|--------|-------|--------|
| 3) Pyridine | 2.96 | 79 | 3828542 | 180.22 | ppm | # 13 |
| 4) n-Nitrosodimethylamine | 3.06 | 74 | 2597956 | 178.55 | ppm | 97 |
| 5) bis(2-Chloroethyl)ether | 7.05 | 93 | 3114646m | 178.10 | ppm | |
| 6) Aniline | 6.87 | 93 | 3935019 | 163.05 | ppm | 89 |
| 8) Phenol | 7.05 | 94 | 3193397 | 159.98 | ppm | # 68 |
| 9) 2-Chlorophenol | 7.07 | 128 | 2221788m | 161.91 | ppm | |
| 10) n-Decane | 7.20 | 57 | 3927073 | 155.70 | ppm | 100 |
| 11) 1,3-Dichlorobenzene | 7.32 | 146 | 1972423 | 148.33 | ppm | 88 |
| 12) 1,4-Dichlorobenzene | 7.44 | 146 | 2474077 | 160.05 | ppm | 96 |
| 13) 1,2-Dichlorobenzene | 7.82 | 146 | 2143374 | 157.54 | ppm | 97 |
| 14) Benzyl alcohol | 7.92 | 108 | 1470945 | 171.70 | ppm | 98 |
| 15) bis(2-chloroisopropyl)ethe | 8.20 | 45 | 6152855 | 160.71 | ppm | 99 |
| 16) 2-Methylphenol | 8.25 | 107 | 1693098 | 163.31 | ppm | 99 |
| 17) Hexachloroethane | 8.46 | 117 | 920323 | 162.07 | ppm | 98 |
| 18) N-Nitroso-di-n-propylamine | 8.69 | 70 | 1991939m | 167.63 | ppm | |
| 19) 4-Methylphenol | 8.67 | 107 | 2240267 | 159.50 | ppm | 100 |
| 22) Nitrobenzene | 8.80 | 77 | 2392286 | 166.00 | ppm | 98 |
| 23) Isophorone | 9.40 | 82 | 4820029m | 175.30 | ppm | |
| 24) 2-Nitrophenol | 9.49 | 139 | 1343128 | 185.51 | ppm | 95 |

(#) = qualifier out of range (m) = manual integration
 SSTD160.D H7K07SV.M Wed Nov 07 17:13:02 2007

Data File : C:\GCMS8\DATA\07NOV07\SSTD160.D
 Acq On : 7 Nov 2007 3:56 pm
 Sample : 160ppm BNA STD# 7100434
 Misc : 8270/625 ICAL
 MS Integration Params: RTEINT.P
 Quant Time: Nov 7 17:12 19107

Vial: 7
 Operator: AMI/DF
 Inst : GCMS8
 Multiplr: 1.00

Quant Results File: H7K07SV.RES

Quant Method : C:\HPCHEM\1\METHODS\H7K07SV.M (RTE Integrator)
 Title : 625/8270 Calibration
 Last Update : Fri Oct 19 19:31:26 2007
 Response via : Initial Calibration
 DataAcq Meth : H7J19SV

| Compound | R.T. | QIon | Response | Conc | Unit | Qvalue |
|--------------------------------|-------|------|----------|--------|------|--------|
| 25) 2,4-Dimethylphenol | 9.80 | 122 | 1757751 | 163.82 | ppm | 97 |
| 26) bis(2-Chloroethoxy)methane | 9.96 | 93 | 2762504 | 164.65 | ppm | 99 |
| 27) 2,4-Dichlorophenol | 10.12 | 162 | 1503686 | 166.57 | ppm | 97 |
| 28) 1,2,4-Trichlorobenzene | 10.17 | 180 | 1526692 | 157.13 | ppm | 99 |
| 29) Benzoic Acid | 10.61 | 122 | 1095643m | 147.03 | ppm | |
| 30) Naphthalene | 10.32 | 128 | 4311413 | 147.51 | ppm | 99 |
| 31) 4-Chloroaniline | 10.59 | 127 | 2070833 | 163.07 | ppm | 97 |
| 32) Hexachlorobutadiene | 10.77 | 225 | 771868 | 179.26 | ppm | 98 |
| 33) 4-Chloro-3-methylphenol | 11.86 | 107 | 1571855 | 179.30 | ppm | # 81 |
| 34) 2-Methylnaphthalene | 11.92 | 141 | 2607882 | 158.32 | ppm | # 84 |
| 35) 2,3-Dichloroaniline | 12.71 | 161 | 1616395 | 169.70 | ppm | 99 |
| 37) Hexachlorocyclopentadiene | 12.44 | 237 | 644159 | 181.10 | ppm | 99 |
| 38) 2,4,6-Trichlorophenol | 12.74 | 196 | 965806 | 167.32 | ppm | 99 |
| 39) 2,4,5-Trichlorophenol | 12.84 | 196 | 1032839 | 168.18 | ppm | 96 |
| 41) 2-Chloronaphthalene | 13.06 | 162 | 2561536 | 146.53 | ppm | 97 |
| 42) 2-Nitroaniline | 13.50 | 65 | 1301440 | 162.88 | ppm | 96 |
| 43) 1,3-Dinitrobenzene | 14.08 | 168 | 601755 | 165.90 | ppm | # 50 |
| 44) Acenaphthylene | 14.00 | 152 | 3902448 | 154.41 | ppm | 99 |
| 45) Dimethylphthalate | 14.12 | 163 | 3109106 | 154.62 | ppm | 99 |
| 46) 2,6-Dinitrotoluene | 14.23 | 165 | 839963 | 166.63 | ppm | 92 |
| 47) Acenaphthene | 14.47 | 154 | 2429617 | 149.28 | ppm | 99 |
| 48) 3-Nitroaniline | 14.53 | 138 | 865173 | 180.42 | ppm | 97 |
| 49) 2,4-Dinitrophenol | 14.75 | 184 | 594930 | 170.72 | ppm | 95 |
| 50) Dibenzofuran | 14.85 | 168 | 3483902 | 152.98 | ppm | 94 |
| 51) 2,4-Dinitrotoluene | 15.13 | 165 | 1080686 | 182.75 | ppm | 94 |
| 52) 4-Nitrophenol | 15.12 | 109 | 343007 | 212.11 | ppm | # 83 |
| 53) Fluorene | 15.66 | 166 | 2814318 | 154.25 | ppm | 99 |
| 54) 4-Chlorophenyl-phenylether | 15.74 | 204 | 1424349 | 163.93 | ppm | 97 |
| 55) Diethylphthalate | 15.81 | 149 | 2824415 | 152.92 | ppm | 100 |
| 56) Azobenzene | 16.13 | 77 | 3697882 | 147.23 | ppm | # 90 |
| 57) 4-Nitroaniline | 16.08 | 138 | 792212 | 191.21 | ppm | 92 |
| 58) n-Octadecane | 17.89 | 57 | 2354367 | 146.02 | ppm | 99 |
| 60) 4,6-Dinitro-2-methylphenol | 16.10 | 198 | 666421 | 155.16 | ppm | 86 |
| 61) n-Nitrosodiphenylamine | 16.12 | 169 | 1773215 | 137.73 | ppm | 95 |
| 63) 4-Bromophenyl-phenylether | 16.86 | 248 | 890594 | 167.58 | ppm | 99 |
| 64) Hexachlorobenzene | 17.13 | 284 | 1012344 | 179.85 | ppm | 99 |
| 65) Pentachlorophenol | 17.63 | 266 | 721132 | 216.14 | ppm | 98 |
| 66) Phenanthrene | 17.89 | 178 | 3374154 | 139.89 | ppm | 99 |
| 67) Anthracene | 18.00 | 178 | 3378839 | 140.26 | ppm | 99 |
| 68) Carbazole | 18.44 | 167 | 3116213 | 166.70 | ppm | 98 |
| 69) Di-n-butylphthalate | 19.38 | 149 | 4903837 | 145.54 | ppm | 99 |

(#) = qualifier out of range (m) = manual integration
 SSTD160.D H7K07SV.M Wed Nov 07 17:13:03 2007

Data File : C:\GCMS8\DATA\07NOV07\SSTD160.D
 Acq On : 7 Nov 2007 3:56 pm
 Sample : 160ppm BNA STD# 7100434
 Misc : 8270/625 ICAL
 MS Integration Params: RTEINT.P
 Quant Time: Nov 7 17:12 19107

Vial: 7
 Operator: AMI/DF
 Inst : GCMS8
 Multiplr: 1.00

Quant Results File: H7K07SV.RES

Quant Method : C:\HPCHEM\1\METHODS\H7K07SV.M (RTE Integrator)
 Title : 625/8270 Calibration
 Last Update : Fri Oct 19 19:31:26 2007
 Response via : Initial Calibration
 DataAcq Meth : H7J19SV

| Compound | R.T. | QIon | Response | Conc | Unit | Qvalue |
|--------------------------------|-------|------|----------|--------|------|--------|
| 70) Fluoranthene | 20.18 | 202 | 3726588 | 167.30 | ppm | 100 |
| 72) Pyrene | 20.52 | 202 | 3579246 | 132.59 | ppm | 100 |
| 73) 2,2'-Dichlorobenzil | 20.73 | 139 | 2776881 | 139.45 | ppm | 97 |
| 75) Benzidine | 20.47 | 184 | 1042671 | 130.56 | ppm | 99 |
| 76) Butylbenzylphthalate | 21.66 | 149 | 2068050 | 145.61 | ppm | 98 |
| 77) 3,3'-Dichlorobenzidine | 22.36 | 252 | 1139013 | 198.68 | ppm | 99 |
| 78) Benzo[a]anthracene | 22.31 | 228 | 3117772 | 161.70 | ppm | 99 |
| 79) Chrysene | 22.40 | 228 | 2593101 | 146.53 | ppm | 99 |
| 80) bis(2-Ethylhexyl)phthalate | 22.59 | 149 | 2416454 | 137.33 | ppm | 98 |
| 81) Di-n-octylphthalate | 23.77 | 149 | 3753739 | 163.91 | ppm | 100 |
| 83) Benzo[b]fluoranthene | 24.46 | 252 | 4393103 | 215.18 | ppm | 98 |
| 84) Benzo[k]fluoranthene | 24.50 | 252 | 1414426m | 75.88 | ppm | |
| 85) Benzo[a]pyrene | 25.23 | 252 | 2654320 | 158.32 | ppm | 99 |
| 86) Indeno[1,2,3-cd]pyrene | 27.83 | 276 | 2587113 | 179.48 | ppm | 99 |
| 87) Dibenz[a,h]anthracene | 27.90 | 278 | 2383465 | 164.01 | ppm | 96 |
| 88) Benzo[g,h,i]perylene | 28.41 | 276 | 2305985 | 155.07 | ppm | 97 |

(#) = qualifier out of range (m) = manual integration
 SSTD160.D H7K07SV.M Wed Nov 07 17:13:04 2007

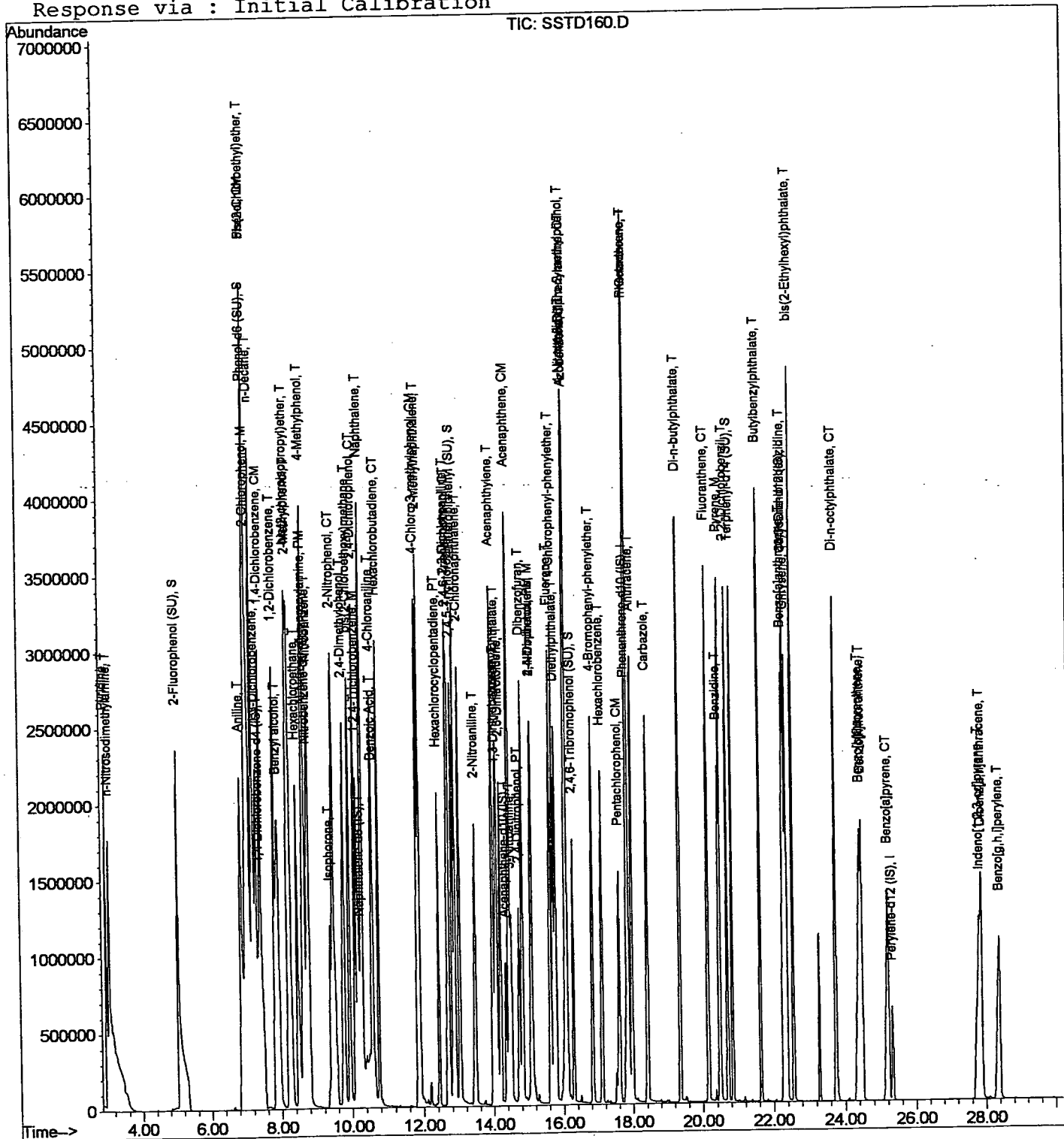
Quantitation Report

Data File : C:\GCMS8\DATA\07NOV07\SSTD160.D
Acq On : 7 Nov 2007 3:56 pm
Sample : 160ppm BNA STD# 7100434
Misc : 8270/625 ICAL
MS Integration Params: RTEINT.P
Quant Time: Nov 7 17:12 19107

Vial: 7
Operator: AMI/DF
Inst : GCMS8
Multiplr: 1.00

Quant Results File: H7K07SV.RES

Method : C:\HPCHEM\1\METHODS\H7K07SV.M (RTE Integrator)
Title : 625/8270 Calibration
Last Update : Fri Oct 19 19:31:26 2007
Response via : Initial Calibration

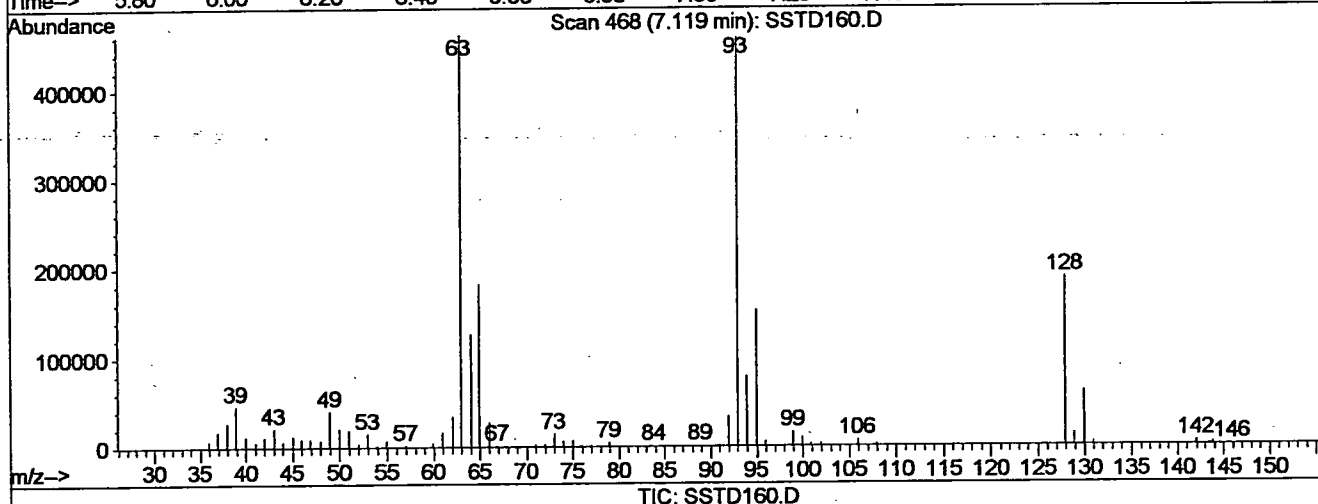
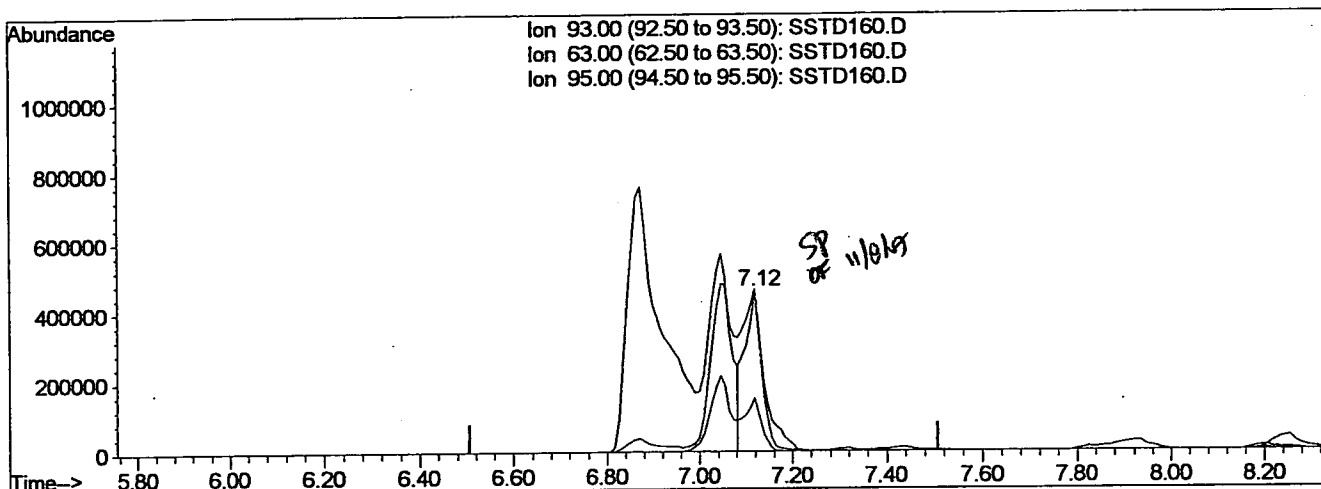


Quantitation Report

Data File : C:\GCMS8\DATA\07NOV07\SSTD160.D
 Acq On : 7 Nov 2007 3:56 pm
 Sample : 160ppm BNA STD# 7100434
 Misc : 8270/625 ICAL
~~Quant Results File: temp.res~~

Vial: 7
 Operator: AMI/DF
 Inst : GCMS8
 Multiplr: 1.00
 Quant Results File: temp.res

Method : C:\HPCHEM\1\METHODS\H7K07SV.M (RTE Integrator)
 Title : 625/8270 Calibration
 Last Update : Mon Dec 20 14:57:43 2004
 Response via : Multiple Level Calibration



(5) bis(2-Chloroethyl)ether (T)

7.12min 65.40ppm

response 1143794

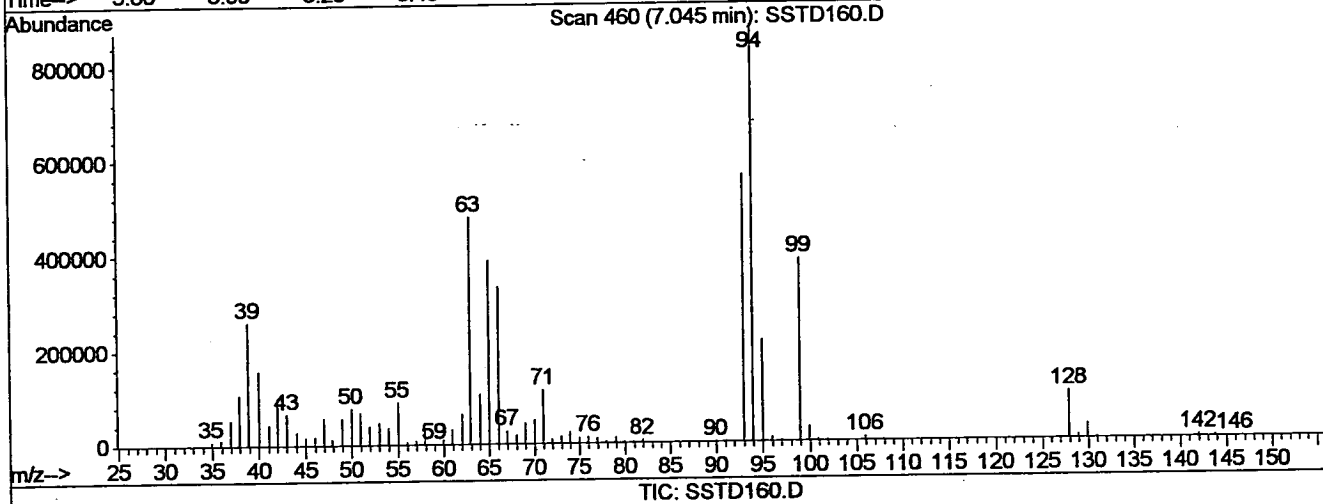
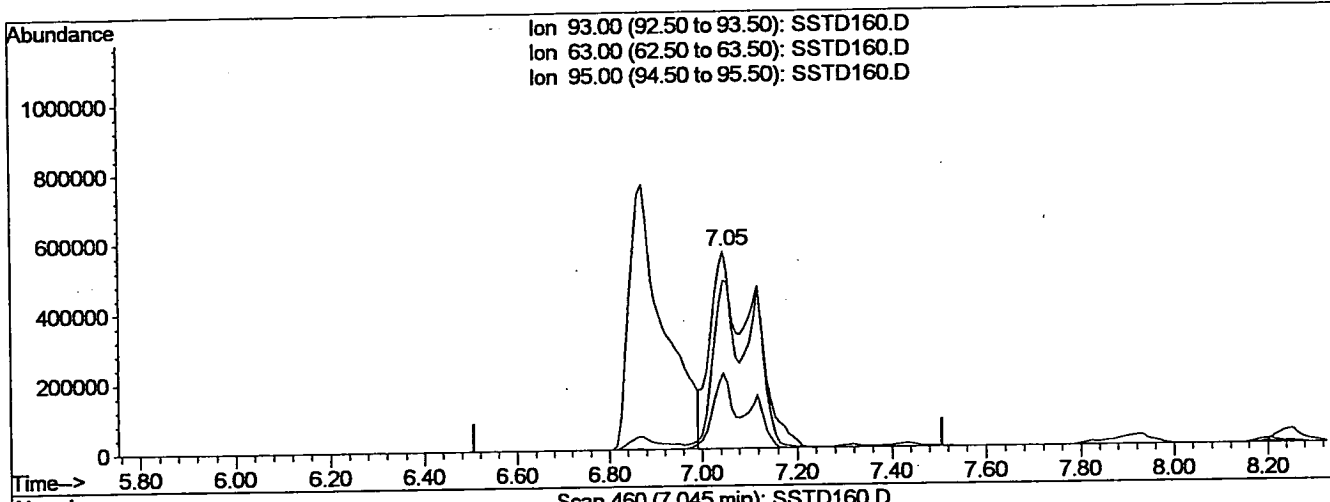
| Ion | Exp% | Act% |
|-------|--------|--------|
| 93.00 | 100 | 100 |
| 63.00 | 119.60 | 123.48 |
| 95.00 | 38.10 | 32.61 |
| 0.00 | 0.00 | 0.00 |

Quantitation Report

Data File : C:\GCMS8\DATA\07NOV07\SSTD160.D
 Acq On : 7 Nov 2007 3:56 pm
 Sample : 160ppm BNA STD# 7100434
 Misc : 8270/625 ICAL
 Quant Results File: temp.res

Vial: 7
 Operator: AMI/DF
 Inst : GCMS8
 Multiplr: 1.00

Method : C:\HPCHEM\1\METHODS\H7K07SV.M (RTE Integrator)
 Title : 625/8270 Calibration
 Last Update : Mon Dec 20 14:57:43 2004
 Response via : Multiple Level Calibration



(5) bis(2-Chloroethyl)ether (T)

7.05min 178.10ppm m

response 3114646

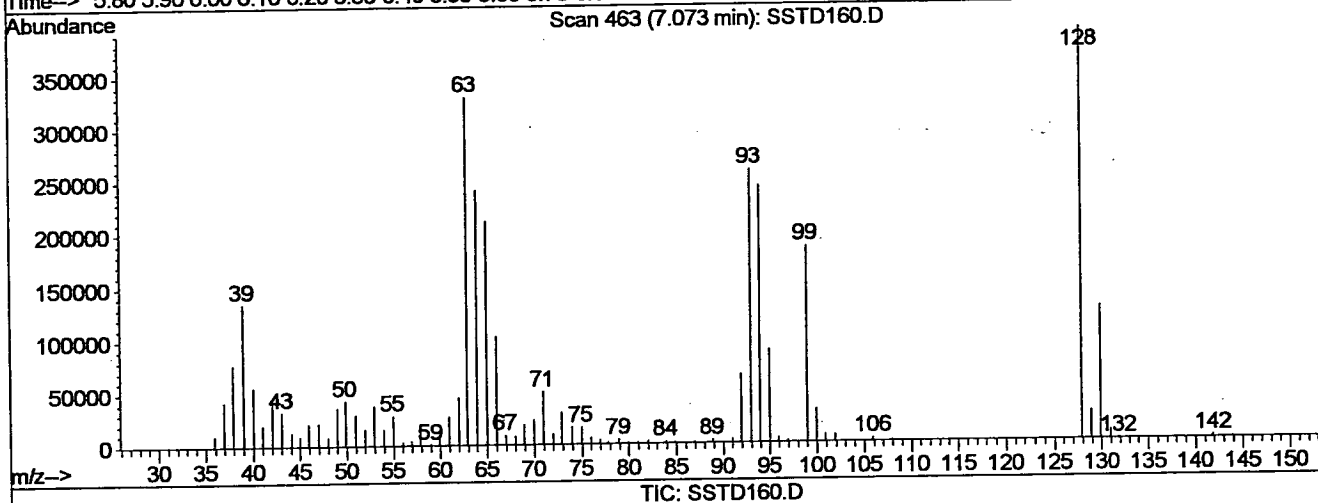
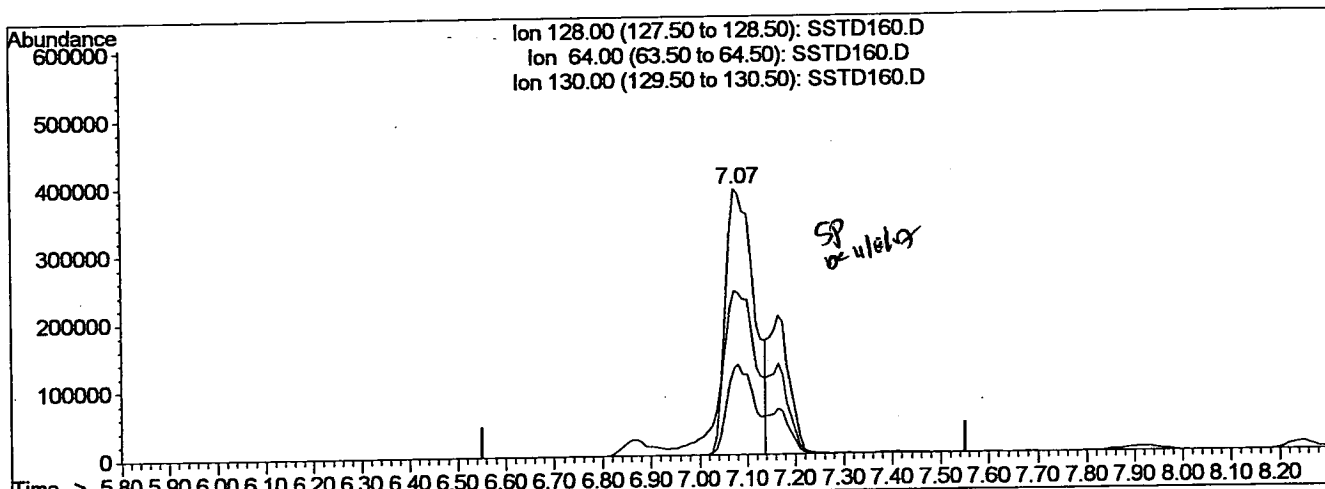
| Ion | Exp% | Act% |
|-------|--------|--------|
| 93.00 | 100 | 100 |
| 63.00 | 119.60 | 45.34# |
| 95.00 | 38.10 | 11.98# |
| 0.00 | 0.00 | 0.00 |

Quantitation Report

Data File : C:\GCMS8\DATA\07NOV07\SSTD160.D
 Acq On : 7 Nov 2007 3:56 pm
 Sample : 160ppm BNA STD# 7100434
 Misc : 8270/625 ICAL
 Quant Results File: temp.res

Vial: 7
 Operator: AMI/DF
 Inst : GCMS8
 Multiplr: 1.00

Method : C:\HPCHEM\1\METHODS\H7K07SV.M (RTE Integrator)
 Title : 625/8270 Calibration
 Last Update : Mon Dec 20 14:57:43 2004
 Response via : Multiple Level Calibration



(9) 2-Chlorophenol (M)

7.07min 118.17ppm

response 1621526

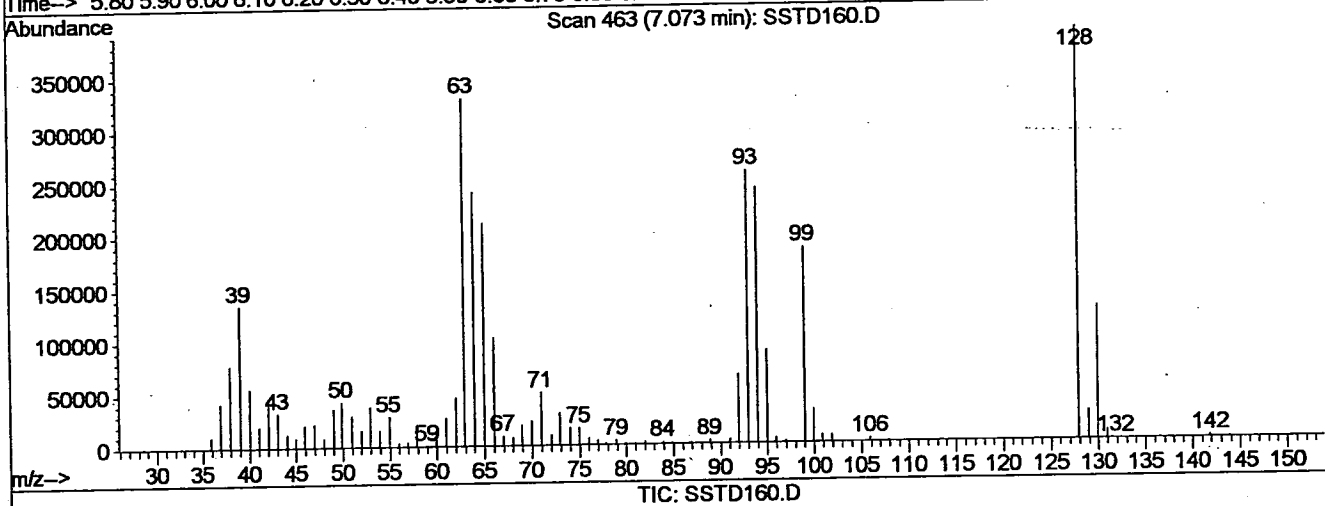
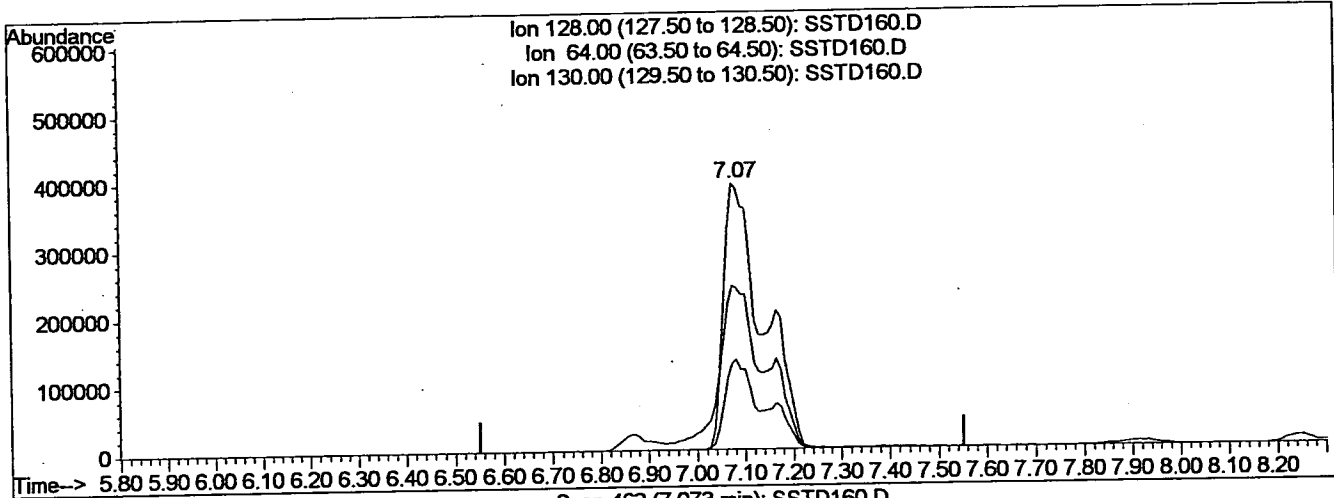
| Ion | Exp% | Act% |
|--------|-------|-------|
| 128.00 | 100 | 100 |
| 64.00 | 67.50 | 74.45 |
| 130.00 | 32.20 | 32.75 |
| 0.00 | 0.00 | 0.00 |

Quantitation Report

Data File : C:\GCMS8\DATA\07NOV07\SSTD160.D
 Acq On : 7 Nov 2007 3:56 pm
 Sample : 160ppm BNA STD# 7100434
 Misc : 8270/625 ICAL
 Quant Results File: temp.res

Vial: 7
 Operator: AMI/DF
 Inst : GCMS8
 Multiplr: 1.00

Method : C:\HPCHEM\1\METHODS\H7K07SV.M (RTE Integrator)
 Title : 625/8270 Calibration
 Last Update : Mon Dec 20 14:57:43 2004
 Response via : Multiple Level Calibration



(9) 2-Chlorophenol (M)
 7.07min 161.91ppm m
 response 2221788

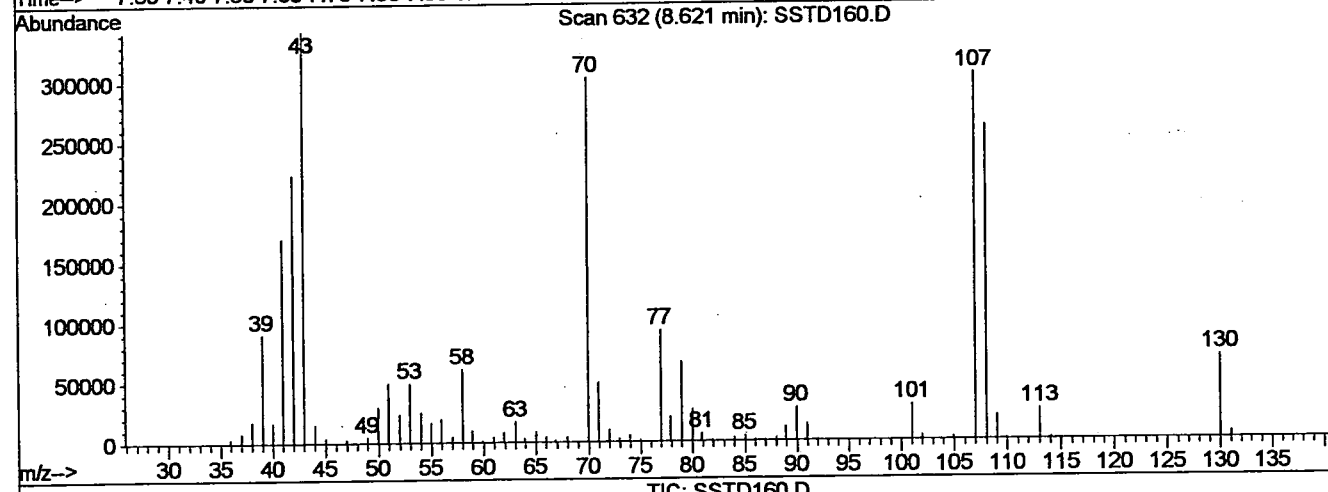
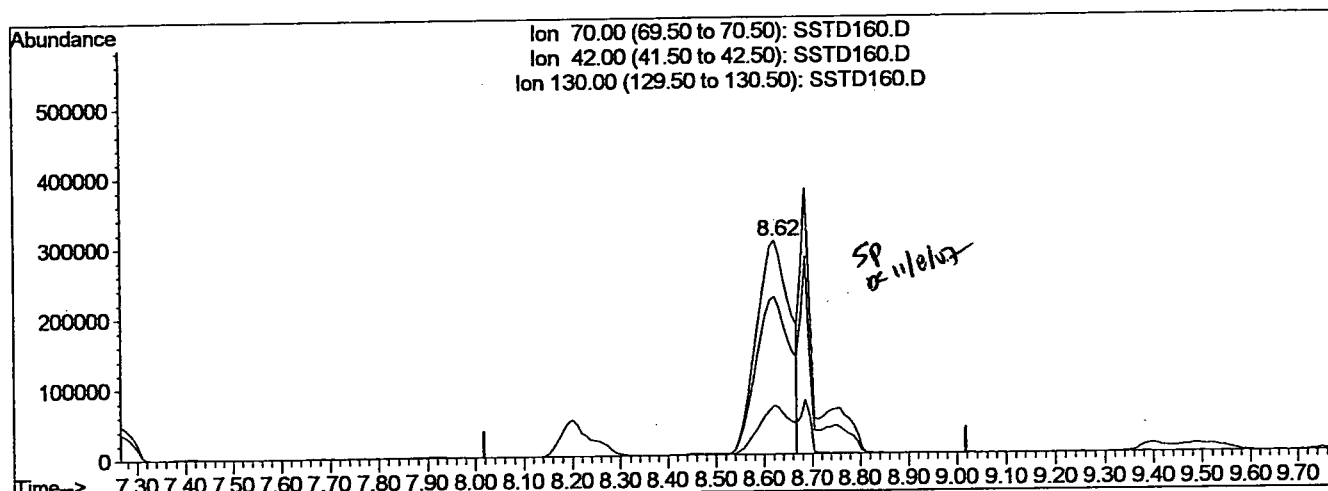
| Ion | Exp% | Act% |
|--------|-------|-------|
| 128.00 | 100 | 100 |
| 64.00 | 67.50 | 54.33 |
| 130.00 | 32.20 | 23.90 |
| 0.00 | 0.00 | 0.00 |

Quantitation Report

Data File : C:\GCMS8\DATA\07NOV07\SSTD160.D
 Acq On : 7 Nov 2007 3:56 pm
 Sample : 160ppm BNA STD# 7100434
 Misc : 8270/625 ICAL
 Msamt@metiNovPa7am3:1RTE9ND7P

Vial: 7
 Operator: AMI/DF
 Inst : GCMS8
 Multiplr: 1.00
 Quant Results File: temp.res

Method : C:\HPCHEM\1\METHODS\H7K07SV.M (RTE Integrator)
 Title : 625/8270 Calibration
 Last Update : Mon Dec 20 14:57:43 2004
 Response via : Multiple Level Calibration



(18) N-Nitroso-di-n-propylamine (PM)

8.62min 123.69ppm

response 1469729

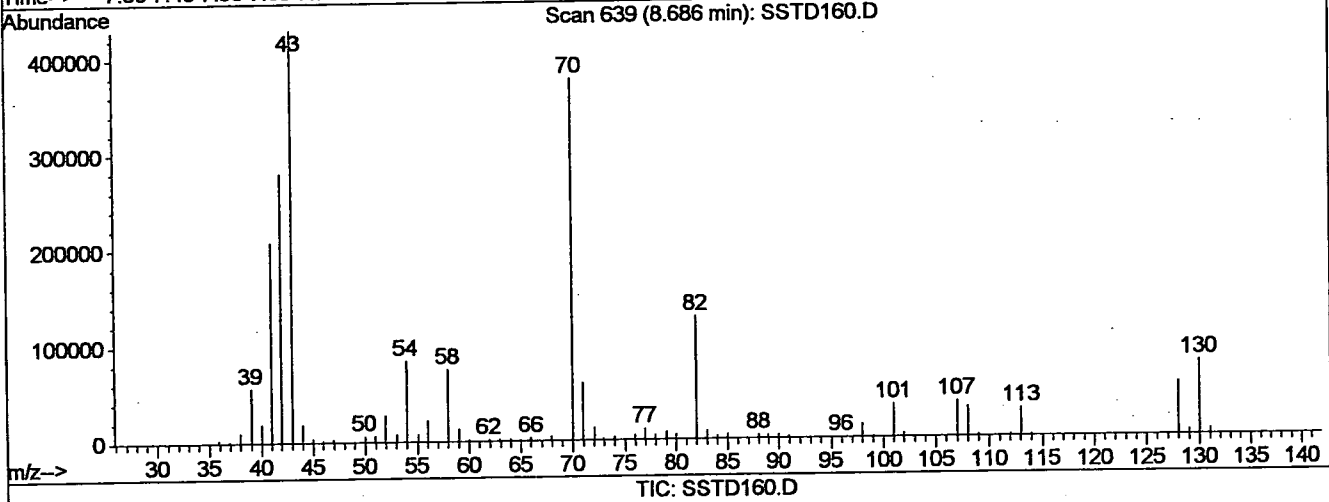
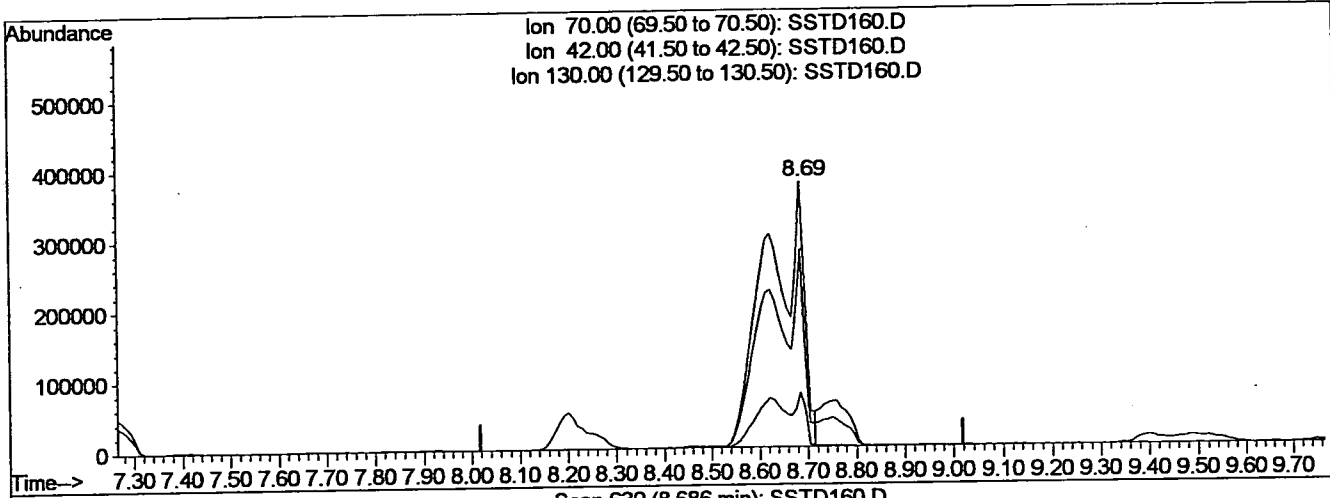
| Ion | Exp% | Act% |
|--------|-------|-------|
| 70.00 | 100 | 100 |
| 42.00 | 71.20 | 75.14 |
| 130.00 | 22.40 | 21.98 |
| 0.00 | 0.00 | 0.00 |

Quantitation Report

Data File : C:\GCMS8\DATA\07NOV07\SSTD160.D
 Acq On : 7 Nov 2007 3:56 pm
 Sample : 160ppm BNA STD# 7100434
 Misc : 8270/625 ICAL
 Name: 8270/625 ICAL

Vial: 7
 Operator: AMI/DF
 Inst : GCMS8
 Multiplr: 1.00
 Quant Results File: temp.res

Method : C:\HPCHEM\1\METHODS\H7K07SV.M (RTE Integrator)
 Title : 625/8270 Calibration
 Last Update : Mon Dec 20 14:57:43 2004
 Response via : Multiple Level Calibration



(18) N-Nitroso-di-n-propylamine (PM)

8.69min 167.63ppm m

response 1991939

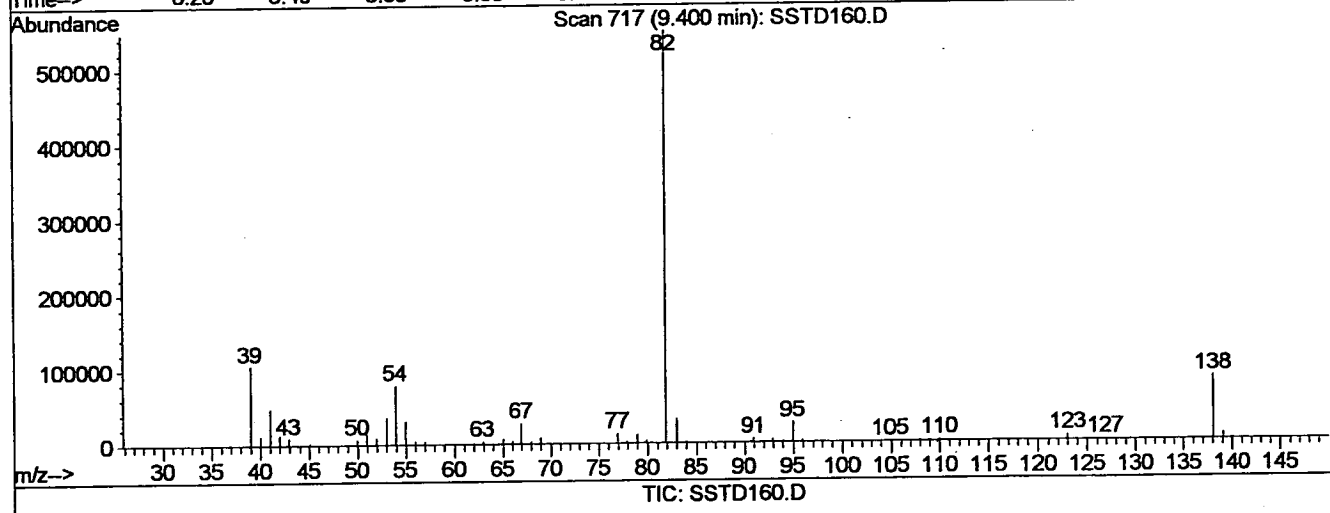
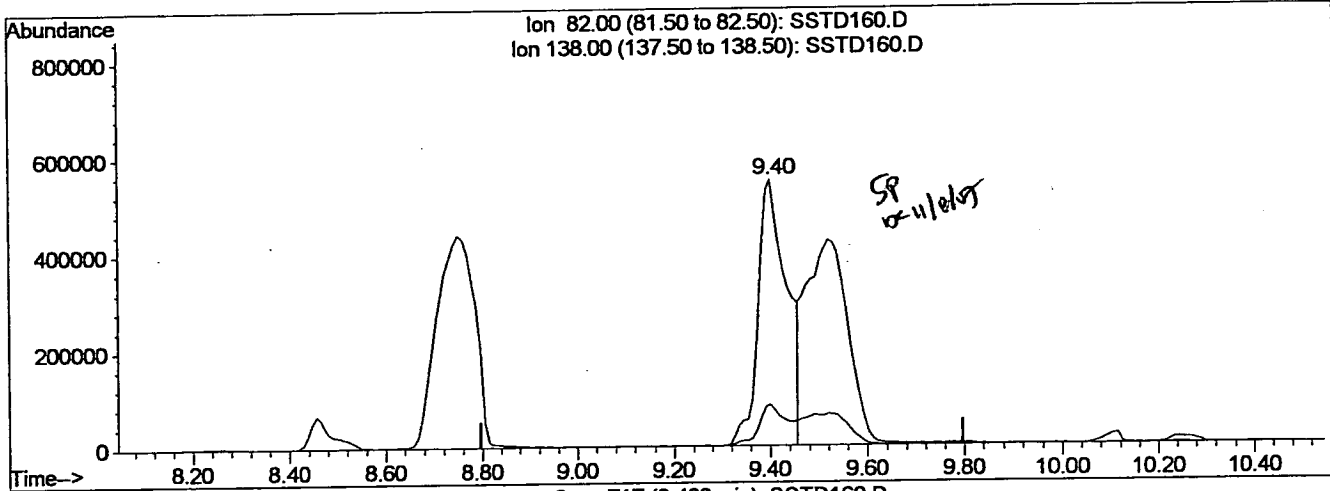
| Ion | Exp% | Act% |
|--------|-------|-------|
| 70.00 | 100 | 100 |
| 42.00 | 71.20 | 55.44 |
| 130.00 | 22.40 | 16.22 |
| 0.00 | 0.00 | 0.00 |

Quantitation Report

Data File : C:\GCMS8\DATA\07NOV07\SSTD160.D
 Acq On : 7 Nov 2007 3:56 pm
 Sample : 160ppm BNA STD# 7100434
 Misc : 8270/625 ICAL
 Method : RTE9907P

Vial: 7
 Operator: AMI/DF
 Inst : GCMS8
 Multiplr: 1.00
 Quant Results File: temp.res

Method : C:\HPCHEM\1\METHODS\H7K07SV.M (RTE Integrator)
 Title : 625/8270 Calibration
 Last Update : Mon Dec 20 14:57:43 2004
 Response via : Multiple Level Calibration



(23) Isophorone (T)
 9.40min 82.72ppm
 response 2274404

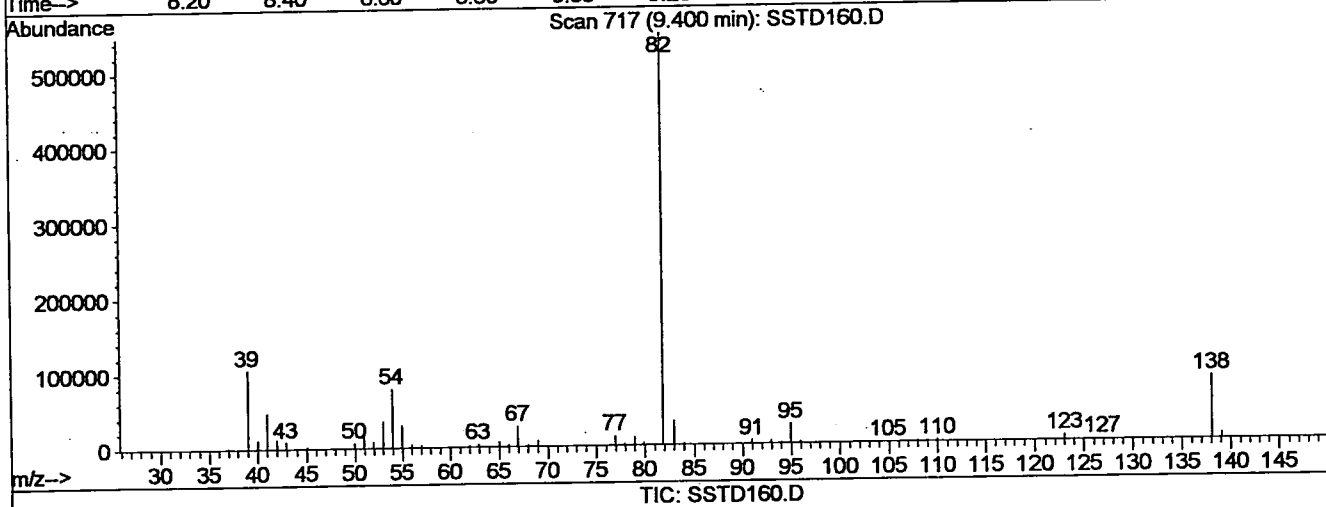
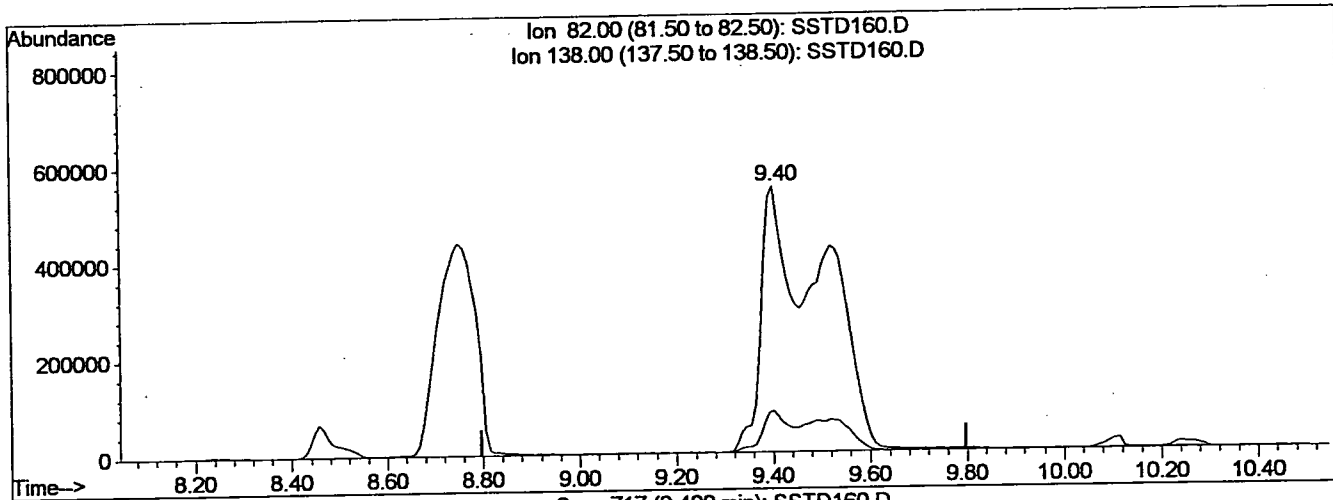
| Ion | Exp% | Act% |
|--------|-------|-------|
| 82.00 | 100 | 100 |
| 138.00 | 16.00 | 14.19 |
| 0.00 | 0.00 | 0.00 |
| 0.00 | 0.00 | 0.00 |

Quantitation Report

Data File : C:\GCMS8\DATA\07NOV07\SSTD160.D
 Acq On : 7 Nov 2007 3:56 pm
 Sample : 160ppm BNA STD# 7100434
 Misc : 8270/625 ICAL
 Quantitation: Nov 7 17:12:00 2007

Vial: 7
 Operator: AMI/DF
 Inst : GCMS8
 Multiplr: 1.00
 Quant Results File: temp.res

Method : C:\HPCHEM\1\METHODS\H7K07SV.M (RTE Integrator)
 Title : 625/8270 Calibration
 Last Update : Mon Dec 20 14:57:43 2004
 Response via : Multiple Level Calibration



(23) Isophorone (T)
 9.40min 175.30ppm m
 response 4820029

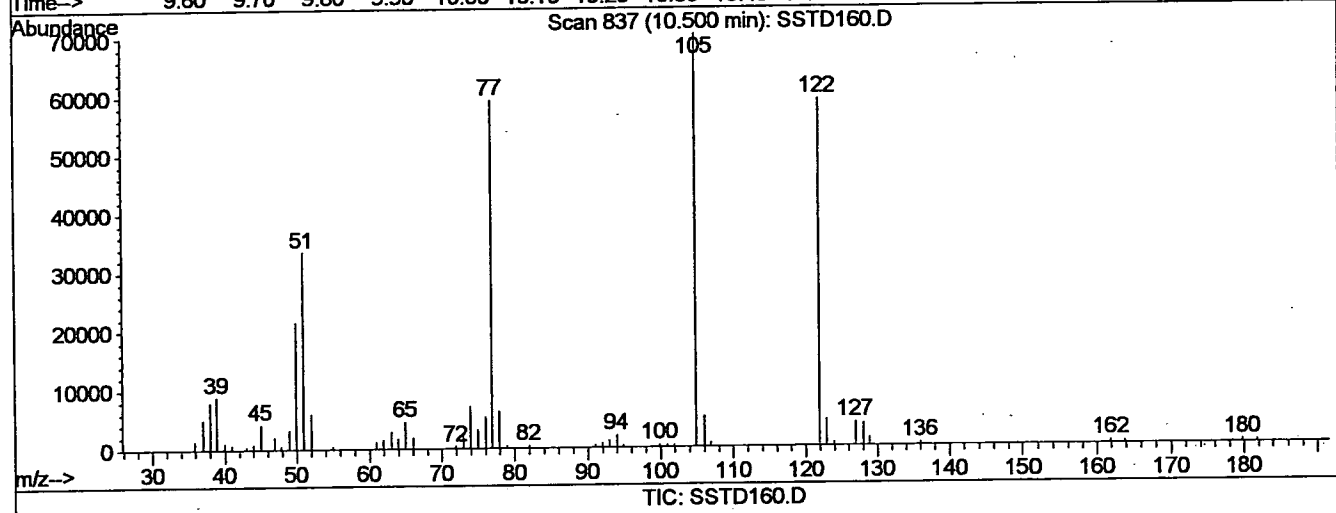
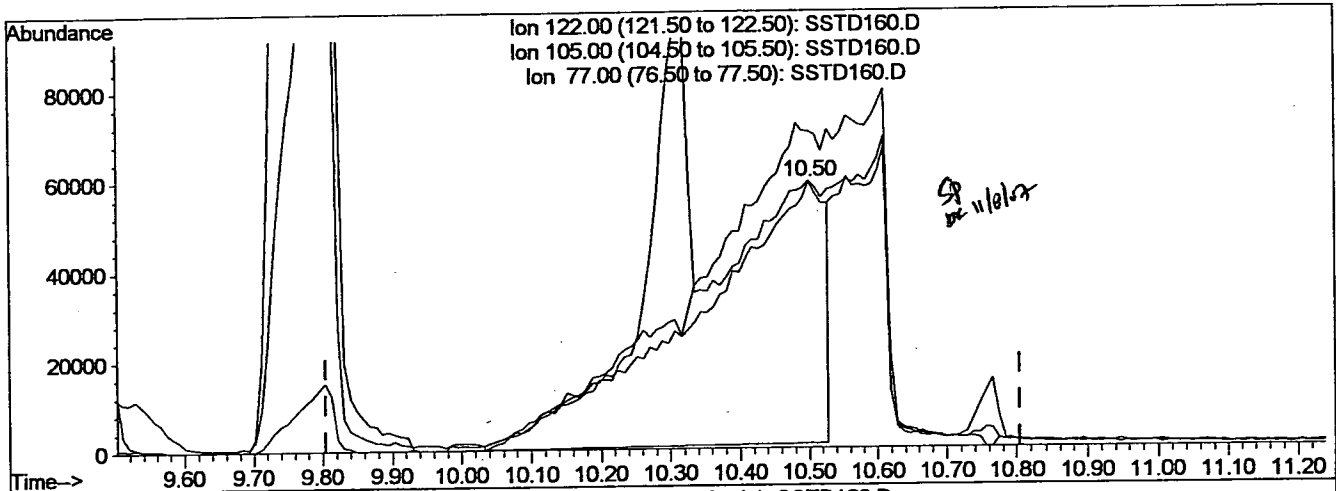
| Ion | Exp% | Act% |
|--------|-------|------|
| 82.00 | 100 | 100 |
| 138.00 | 16.00 | 6.70 |
| 0.00 | 0.00 | 0.00 |
| 0.00 | 0.00 | 0.00 |

Quantitation Report

Data File : C:\GCMS8\DATA\07NOV07\SSTD160.D
 Acq On : 7 Nov 2007 3:56 pm
 Sample : 160ppm BNA STD# 7100434
 Misc : 8270/625 ICAL
 Method : RTE9N07P

Vial: 7
 Operator: AMI/DF
 Inst : GCMS8
 Multiplr: 1.00
 Quant Results File: temp.res

Method : C:\HPCHEM\1\METHODS\H7K07SV.M (RTE Integrator)
 Title : 625/8270 Calibration
 Last Update : Mon Dec 20 14:57:43 2004
 Response via : Multiple Level Calibration



(29) Benzoic Acid (T)
 10.50min 104.45ppm
 response 760578

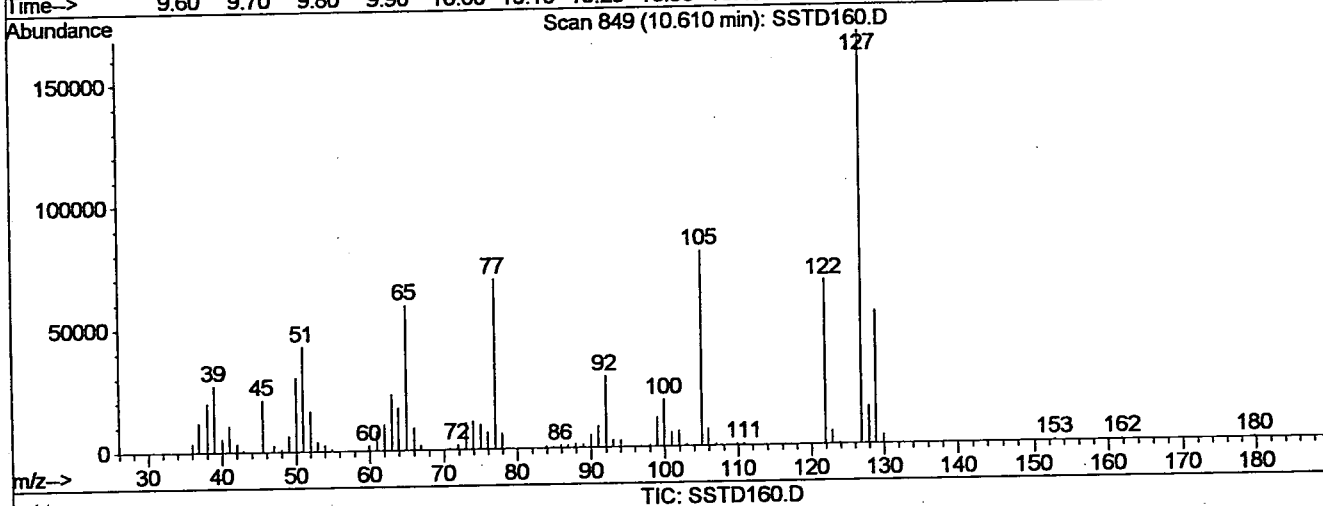
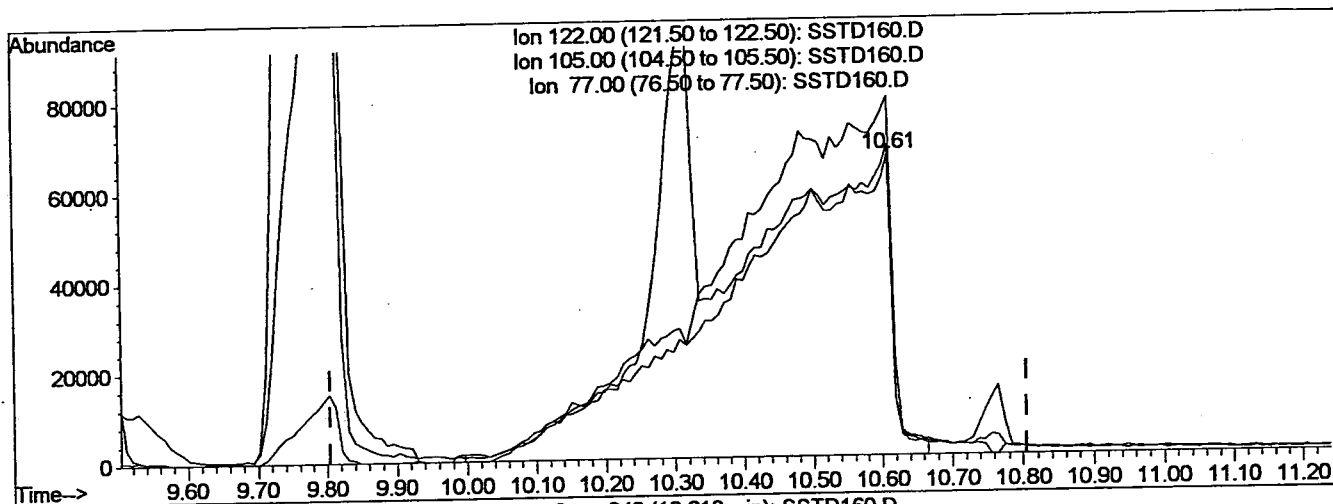
| Ion | Exp% | Act% |
|--------|--------|--------|
| 122.00 | 100 | 100 |
| 105.00 | 119.20 | 119.02 |
| 77.00 | 125.10 | 62.13# |
| 0.00 | 0.00 | 0.00 |

Quantitation Report

Data File : C:\GCMS8\DATA\07NOV07\SSTD160.D
 Acq On : 7 Nov 2007 3:56 pm
 Sample : 160ppm BNA STD# 7100434
 Misc : 8270/625 ICAL
 Sample Name: 160ppm BNA STD# 7100434

Vial: 7
 Operator: AMI/DF
 Inst : GCMS8
 Multiplr: 1.00
 Quant Results File: temp.res

Method : C:\HPCHEM\1\METHODS\H7K07SV.M (RTE Integrator)
 Title : 625/8270 Calibration
 Last Update : Mon Dec 20 14:57:43 2004
 Response via : Multiple Level Calibration



(29) Benzoic Acid (T)

10.61min 147.03ppm m

response 1095643

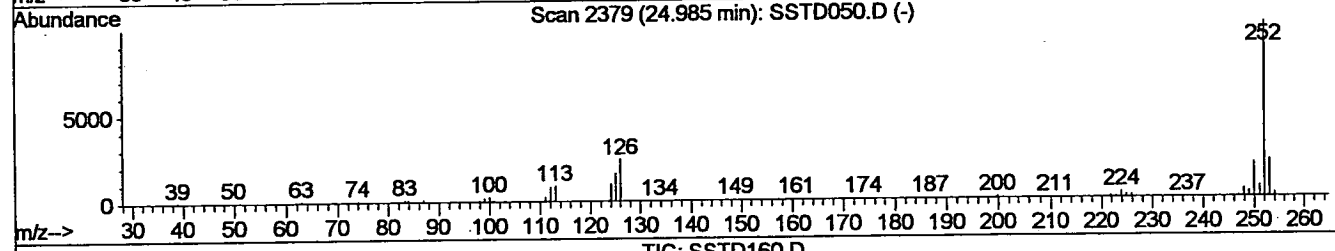
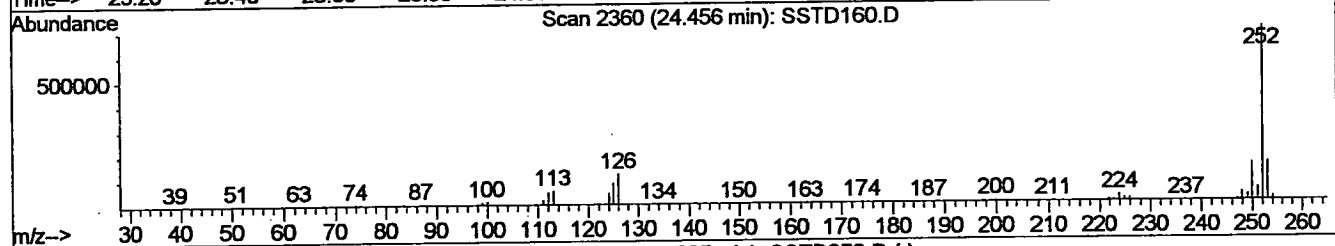
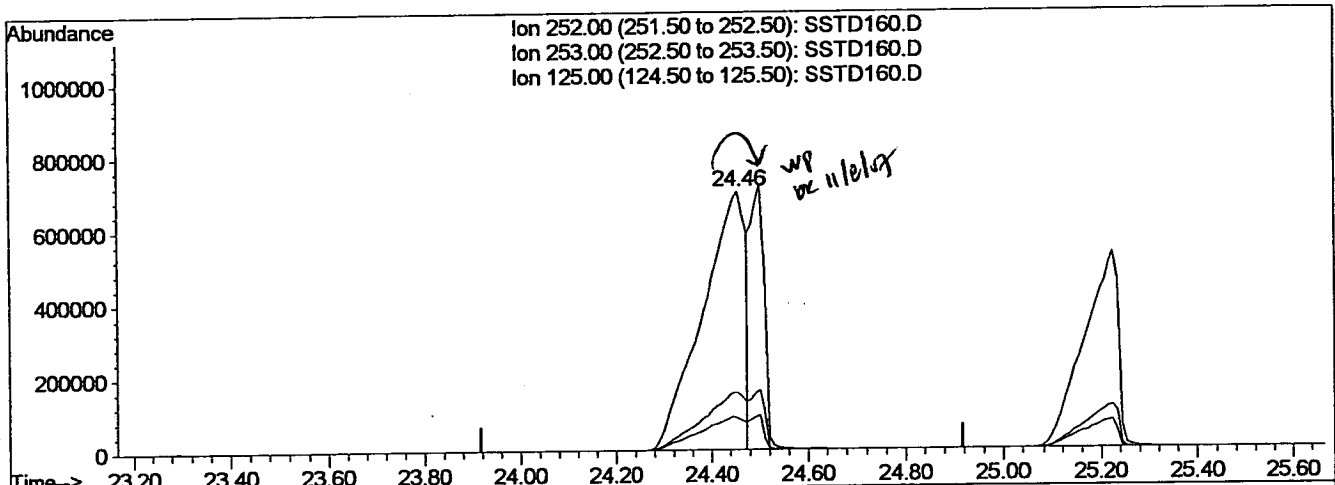
| Ion | Exp% | Act% |
|--------|--------|--------|
| 122.00 | 100 | 100 |
| 105.00 | 119.20 | 82.62# |
| 77.00 | 125.10 | 43.13# |
| 0.00 | 0.00 | 0.00 |

Quantitation Report

Data File : C:\GCMS8\DATA\07NOV07\SSTD160.D
 Acq On : 7 Nov 2007 3:56 pm
 Sample : 160ppm BNA STD# 7100434
 Misc : 8270/625 ICAL
~~Method~~ : RTE91107P

Vial: 7
 Operator: AMI/DF
 Inst : GCMS8
 Multiplr: 1.00
 Quant Results File: temp.res

Method : C:\HPCHEM\1\METHODS\H7K07SV.M (RTE Integrator)
 Title : 625/8270 Calibration
 Last Update : Mon Dec 20 14:57:43 2004
 Response via : Multiple Level Calibration



(84) Benzo[k]fluoranthene (T)

24.46min 235.68ppm

response 4393103

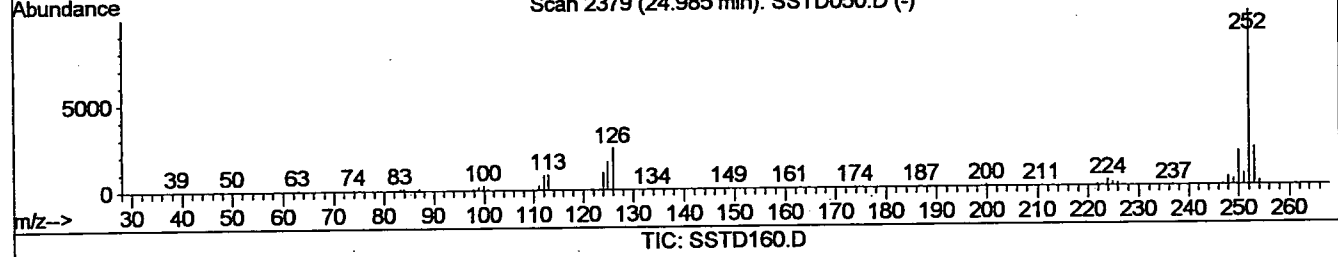
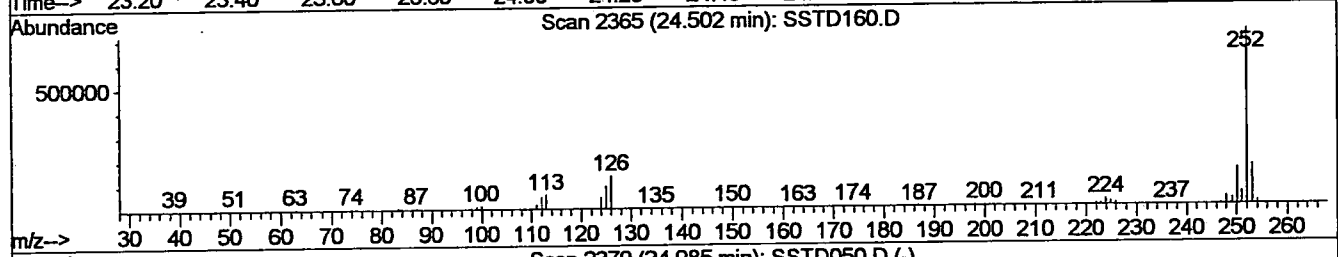
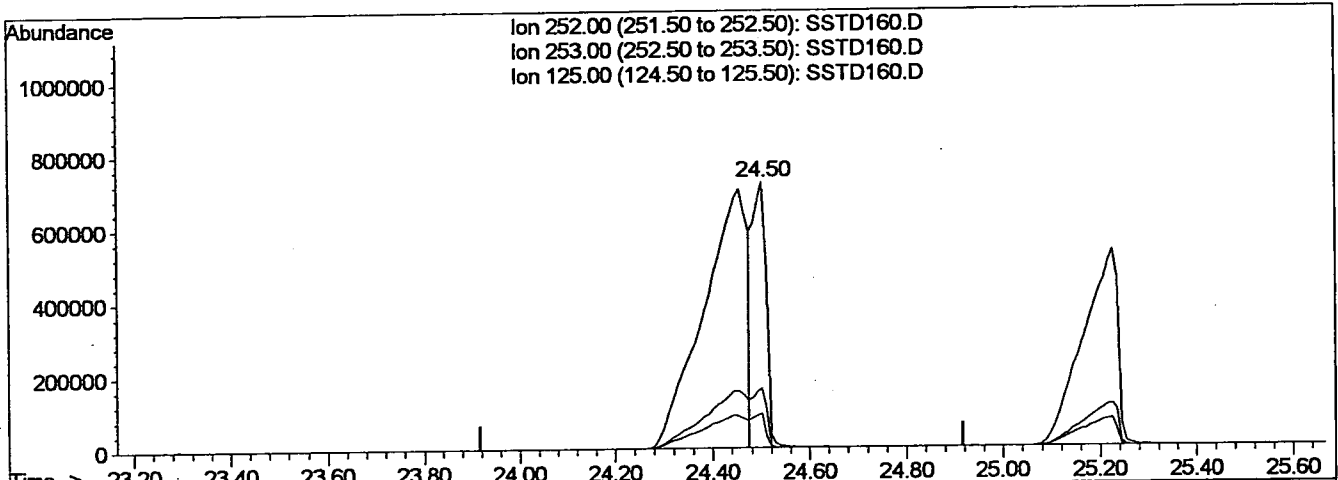
| Ion | Exp% | Act% |
|--------|-------|-------|
| 252.00 | 100 | 100 |
| 253.00 | 22.10 | 22.38 |
| 125.00 | 13.40 | 13.54 |
| 0.00 | 0.00 | 0.00 |

Quantitation Report

Data File : C:\GCMS8\DATA\07NOV07\SSTD160.D
 Acq On : 7 Nov 2007 3:56 pm
 Sample : 160ppm BNA STD# 7100434
 Misc : 8270/625 ICAL
 Quant Results File: temp.res

Vial: 7
 Operator: AMI/DF
 Inst : GCMS8
 Multiplr: 1.00

Method : C:\HPCHEM\1\METHODS\H7K07SV.M (RTE Integrator)
 Title : 625/8270 Calibration
 Last Update : Mon Dec 20 14:57:43 2004
 Response via : Multiple Level Calibration



(84) Benzo[k]fluoranthene (T)

24.50min 75.88ppm m
 response 1414426

| Ion | Exp% | Act% |
|--------|-------|--------|
| 252.00 | 100 | 100 |
| 253.00 | 22.10 | 69.52# |
| 125.00 | 13.40 | 42.07# |
| 0.00 | 0.00 | 0.00 |

Data File : C:\GCMS8\DATA\07NOV07\SSTD160.D
 Acq On : 7 Nov 2007 3:56 pm
 Sample : 160ppm BNA STD# 7100434
 Misc : 8270/625 ICAL
 MS Integration Params: RTEINT.P
 Quant Time: Nov 7 17:10 19107

Vial: 7
 Operator: AMI/DF
 Inst : GCMS8
 Multiplr: 1.00

Quant Results File: H7K07SV.RES

Quant Method : C:\HPCHEM\1\METHODS\H7K07SV.M (RTE Integrator)
 Title : 625/8270 Calibration
 Last Update : Fri Oct 19 19:31:26 2007
 Response via : Initial Calibration
 DataAcq Meth : H7J19SV

| Internal Standards | R.T. | QIon | Response | Conc | Units | Dev(Min) |
|--------------------------------|-------|------|----------|-------|-------|----------|
| 1) 1,4-Dichlorobenzene-d4 (IS) | 7.39 | 152 | 369942 | 40.00 | ppm | 0.02 |
| 20) Naphthalene-d8 (IS) | 10.24 | 136 | 1180661 | 40.00 | ppm | 0.02 |
| 36) Acenaphthene-d10 (IS) | 14.36 | 164 | 605872 | 40.00 | ppm | 0.02 |
| 59) Phenanthrene-d10 (IS) | 17.83 | 188 | 851636 | 40.00 | ppm | 0.07 |
| 71) Chrysene-d12 (IS) | 22.34 | 240 | 617901 | 40.00 | ppm | 0.04 |
| 82) Perylene-d12 (IS) | 25.34 | 264 | 580682 | 40.00 | ppm | 0.05 |

System Monitoring Compounds

| | | | | | | |
|-------------------------------|----------------|-----|------------|---------|-----|------|
| 2) 2-Fluorophenol (SU) | 5.04 | 112 | 2683774 | 179.49 | ppm | 0.03 |
| Spiked Amount 100.000 | Range 30 - 120 | | Recovery = | 179.49% | # | |
| 7) Phenol-d6 (SU) | 7.02 | 99 | 3142498 | 165.08 | ppm | 0.09 |
| Spiked Amount 100.000 | Range 40 - 120 | | Recovery = | 165.08% | # | |
| 21) Nitrobenzene-d5 (SU) | 8.75 | 82 | 2412335 | 171.97 | ppm | 0.07 |
| Spiked Amount 50.000 | Range 40 - 120 | | Recovery = | 343.94% | # | |
| 40) 2-Fluorobiphenyl (SU) | 12.91 | 172 | 2947802 | 142.08 | ppm | 0.05 |
| Spiked Amount 50.000 | Range 40 - 120 | | Recovery = | 284.16% | # | |
| 62) 2,4,6-Tribromophenol (SU) | 16.30 | 330 | 547530 | 202.27 | ppm | 0.07 |
| Spiked Amount 100.000 | Range 45 - 130 | | Recovery = | 202.27% | # | |
| 74) Terphenyl-d14 (SU) | 20.86 | 244 | 2355617 | 142.84 | ppm | 0.03 |
| Spiked Amount 50.000 | Range 40 - 140 | | Recovery = | 285.68% | # | |

Target Compounds

| | | | | | | Qvalue |
|---------------------------------|------|-----|---------|--------|-----|--------|
| 3) Pyridine | 2.96 | 79 | 3828542 | 180.22 | ppm | # 13 |
| 4) n-Nitrosodimethylamine | 3.06 | 74 | 2597956 | 178.55 | ppm | 97 |
| 5) bis(2-Chloroethyl) ether | 7.12 | 93 | 1143794 | 65.40 | ppm | 95 |
| 6) Aniline | 6.87 | 93 | 3935019 | 163.05 | ppm | 89 |
| 8) Phenol | 7.05 | 94 | 3193397 | 159.98 | ppm | # 68 |
| 9) 2-Chlorophenol | 7.07 | 128 | 1621526 | 118.17 | ppm | 94 |
| 10) n-Decane | 7.20 | 57 | 3927073 | 155.70 | ppm | 100 |
| 11) 1,3-Dichlorobenzene | 7.32 | 146 | 1972423 | 148.33 | ppm | 88 |
| 12) 1,4-Dichlorobenzene | 7.44 | 146 | 2474077 | 160.05 | ppm | 96 |
| 13) 1,2-Dichlorobenzene | 7.82 | 146 | 2143374 | 157.54 | ppm | 97 |
| 14) Benzyl alcohol | 7.92 | 108 | 1470945 | 171.70 | ppm | 98 |
| 15) bis(2-chloroisopropyl) ethe | 8.20 | 45 | 6152855 | 160.71 | ppm | 99 |
| 16) 2-Methylphenol | 8.25 | 107 | 1693098 | 163.31 | ppm | 99 |
| 17) Hexachloroethane | 8.46 | 117 | 920323 | 162.07 | ppm | 98 |
| 18) N-Nitroso-di-n-propylamine | 8.62 | 70 | 1469729 | 123.69 | ppm | 96 |
| 19) 4-Methylphenol | 8.67 | 107 | 2240267 | 159.50 | ppm | 100 |
| 22) Nitrobenzene | 8.80 | 77 | 2392286 | 166.00 | ppm | 98 |
| 23) Isophorone | 9.40 | 82 | 2274404 | 82.72 | ppm | 96 |
| 24) 2-Nitrophenol | 9.49 | 139 | 1343128 | 185.51 | ppm | 95 |

(#) = qualifier out of range (m) = manual integration
 SSTD160.D H7K07SV.M Wed Nov 07 17:11:02 2007

Data File : C:\GCMS8\DATA\07NOV07\SSTD160.D
 Acq On : 7 Nov 2007 3:56 pm
 Sample : 160ppm BNA STD# 7100434
 Misc : 8270/625 ICAL
 MS Integration Params: RTEINT.P
 Quant Time: Nov 7 17:10 19107

Vial: 7
 Operator: AMI/DF
 Inst : GCMS8
 Multiplr: 1.00

Quant Results File: H7K07SV.RES

Quant Method : C:\HPCHEM\1\METHODS\H7K07SV.M (RTE Integrator)
 Title : 625/8270 Calibration
 Last Update : Fri Oct 19 19:31:26 2007
 Response via : Initial Calibration
 DataAcq Meth : H7J19SV

| Compound | R.T. | QIon | Response | Conc | Unit | Qvalue |
|--------------------------------|-------|------|----------|--------|------|--------|
| 25) 2,4-Dimethylphenol | 9.80 | 122 | 1757751 | 163.82 | ppm | 97 |
| 26) bis(2-Chloroethoxy)methane | 9.96 | 93 | 2762504 | 164.65 | ppm | 99 |
| 27) 2,4-Dichlorophenol | 10.12 | 162 | 1503686 | 166.57 | ppm | 97 |
| 28) 1,2,4-Trichlorobenzene | 10.17 | 180 | 1526692 | 157.13 | ppm | 99 |
| 29) Benzoic Acid | 10.50 | 122 | 760578 | 104.45 | ppm | # 72 |
| 30) Naphthalene | 10.32 | 128 | 4311413 | 147.51 | ppm | 99 |
| 31) 4-Chloroaniline | 10.59 | 127 | 2070833 | 163.07 | ppm | 97 |
| 32) Hexachlorobutadiene | 10.77 | 225 | 771868 | 179.26 | ppm | 98 |
| 33) 4-Chloro-3-methylphenol | 11.86 | 107 | 1571855 | 179.30 | ppm | # 81 |
| 34) 2-Methylnaphthalene | 11.92 | 141 | 2607882 | 158.32 | ppm | # 84 |
| 35) 2,3-Dichloroaniline | 12.71 | 161 | 1616395 | 169.70 | ppm | 99 |
| 37) Hexachlorocyclopentadiene | 12.44 | 237 | 644159 | 181.10 | ppm | 99 |
| 38) 2,4,6-Trichlorophenol | 12.74 | 196 | 965806 | 167.32 | ppm | 99 |
| 39) 2,4,5-Trichlorophenol | 12.84 | 196 | 1032839 | 168.18 | ppm | 96 |
| 41) 2-Chloronaphthalene | 13.06 | 162 | 2561536 | 146.53 | ppm | 97 |
| 42) 2-Nitroaniline | 13.50 | 65 | 1301440 | 162.88 | ppm | 96 |
| 43) 1,3-Dinitrobenzene | 14.08 | 168 | 601755 | 165.90 | ppm | # 50 |
| 44) Acenaphthylene | 14.00 | 152 | 3902448 | 154.41 | ppm | 99 |
| 45) Dimethylphthalate | 14.12 | 163 | 3109106 | 154.62 | ppm | 99 |
| 46) 2,6-Dinitrotoluene | 14.23 | 165 | 839963 | 166.63 | ppm | 92 |
| 47) Acenaphthene | 14.47 | 154 | 2429617 | 149.28 | ppm | 99 |
| 48) 3-Nitroaniline | 14.53 | 138 | 865173 | 180.42 | ppm | 97 |
| 49) 2,4-Dinitrophenol | 14.75 | 184 | 594930 | 170.72 | ppm | 95 |
| 50) Dibenzofuran | 14.85 | 168 | 3483902 | 152.98 | ppm | 94 |
| 51) 2,4-Dinitrotoluene | 15.13 | 165 | 1080686 | 182.75 | ppm | 94 |
| 52) 4-Nitrophenol | 15.12 | 109 | 343007 | 212.11 | ppm | # 83 |
| 53) Fluorene | 15.66 | 166 | 2814318 | 154.25 | ppm | 99 |
| 54) 4-Chlorophenyl-phenylether | 15.74 | 204 | 1424349 | 163.93 | ppm | 97 |
| 55) Diethylphthalate | 15.81 | 149 | 2824415 | 152.92 | ppm | 100 |
| 56) Azobenzene | 16.13 | 77 | 3697882 | 147.23 | ppm | # 90 |
| 57) 4-Nitroaniline | 16.08 | 138 | 792212 | 191.21 | ppm | 92 |
| 58) n-Octadecane | 17.89 | 57 | 2354367 | 146.02 | ppm | 99 |
| 60) 4,6-Dinitro-2-methylphenol | 16.10 | 198 | 666421 | 155.16 | ppm | 86 |
| 61) n-Nitrosodiphenylamine | 16.12 | 169 | 1773215 | 137.73 | ppm | 95 |
| 63) 4-Bromophenyl-phenylether | 16.86 | 248 | 890594 | 167.58 | ppm | 99 |
| 64) Hexachlorobenzene | 17.13 | 284 | 1012344 | 179.85 | ppm | 99 |
| 65) Pentachlorophenol | 17.63 | 266 | 721132 | 216.14 | ppm | 98 |
| 66) Phenanthrene | 17.89 | 178 | 3374154 | 139.89 | ppm | 99 |
| 67) Anthracene | 18.00 | 178 | 3378839 | 140.26 | ppm | 99 |
| 68) Carbazole | 18.44 | 167 | 3116213 | 166.70 | ppm | 98 |
| 69) Di-n-butylphthalate | 19.38 | 149 | 4903837 | 145.54 | ppm | 99 |

(#) = qualifier out of range (m) = manual integration
 SSTD160.D H7K07SV.M Wed Nov 07 17:11:03 2007

Data File : C:\GCMS8\DATA\07NOV07\SSTD160.D
 Acq On : 7 Nov 2007 3:56 pm
 Sample : 160ppm BNA STD# 7100434
 Misc : 8270/625 ICAL
 MS Integration Params: RTEINT.P
 Quant Time: Nov 7 17:10 19107

Vial: 7
 Operator: AMI/DF
 Inst : GCMS8
 Multiplr: 1.00

Quant Results File: H7K07SV.RES

Quant Method : C:\HPCHEM\1\METHODS\H7K07SV.M (RTE Integrator)
 Title : 625/8270 Calibration
 Last Update : Fri Oct 19 19:31:26 2007
 Response via : Initial Calibration
 DataAcq Meth : H7J19SV

| Compound | R.T. | QIon | Response | Conc | Unit | Qvalue |
|--------------------------------|-------|------|----------|--------|------|--------|
| 70) Fluoranthene | 20.18 | 202 | 3726588 | 167.30 | ppm | 100 |
| 72) Pyrene | 20.52 | 202 | 3579246 | 132.59 | ppm | 100 |
| 73) 2,2'-Dichlorobenzil | 20.73 | 139 | 2776881 | 139.45 | ppm | 97 |
| 75) Benzidine | 20.47 | 184 | 1042671 | 130.56 | ppm | 99 |
| 76) Butylbenzylphthalate | 21.66 | 149 | 2068050 | 145.61 | ppm | 98 |
| 77) 3,3'-Dichlorobenzidine | 22.36 | 252 | 1139013 | 198.68 | ppm | 99 |
| 78) Benzo[a]anthracene | 22.31 | 228 | 3117772 | 161.70 | ppm | 99 |
| 79) Chrysene | 22.40 | 228 | 2593101 | 146.53 | ppm | 99 |
| 80) bis(2-Ethylhexyl)phthalate | 22.59 | 149 | 2416454 | 137.33 | ppm | 98 |
| 81) Di-n-octylphthalate | 23.77 | 149 | 3753739 | 163.91 | ppm | 100 |
| 83) Benzo[b]fluoranthene | 24.46 | 252 | 4393103 | 215.18 | ppm | 98 |
| 84) Benzo[k]fluoranthene | 24.46 | 252 | 4393103 | 235.68 | ppm | 99 |
| 85) Benzo[a]pyrene | 25.23 | 252 | 2654320 | 158.32 | ppm | 99 |
| 86) Indeno[1,2,3-cd]pyrene | 27.83 | 276 | 2587113 | 179.48 | ppm | 99 |
| 87) Dibenz[a,h]anthracene | 27.90 | 278 | 2383465 | 164.01 | ppm | 96 |
| 88) Benzo[g,h,i]perylene | 28.41 | 276 | 2305985 | 155.07 | ppm | 97 |

(#) = qualifier out of range (m) = manual integration
 SSTD160.D H7K07SV.M Wed Nov 07 17:11:04 2007

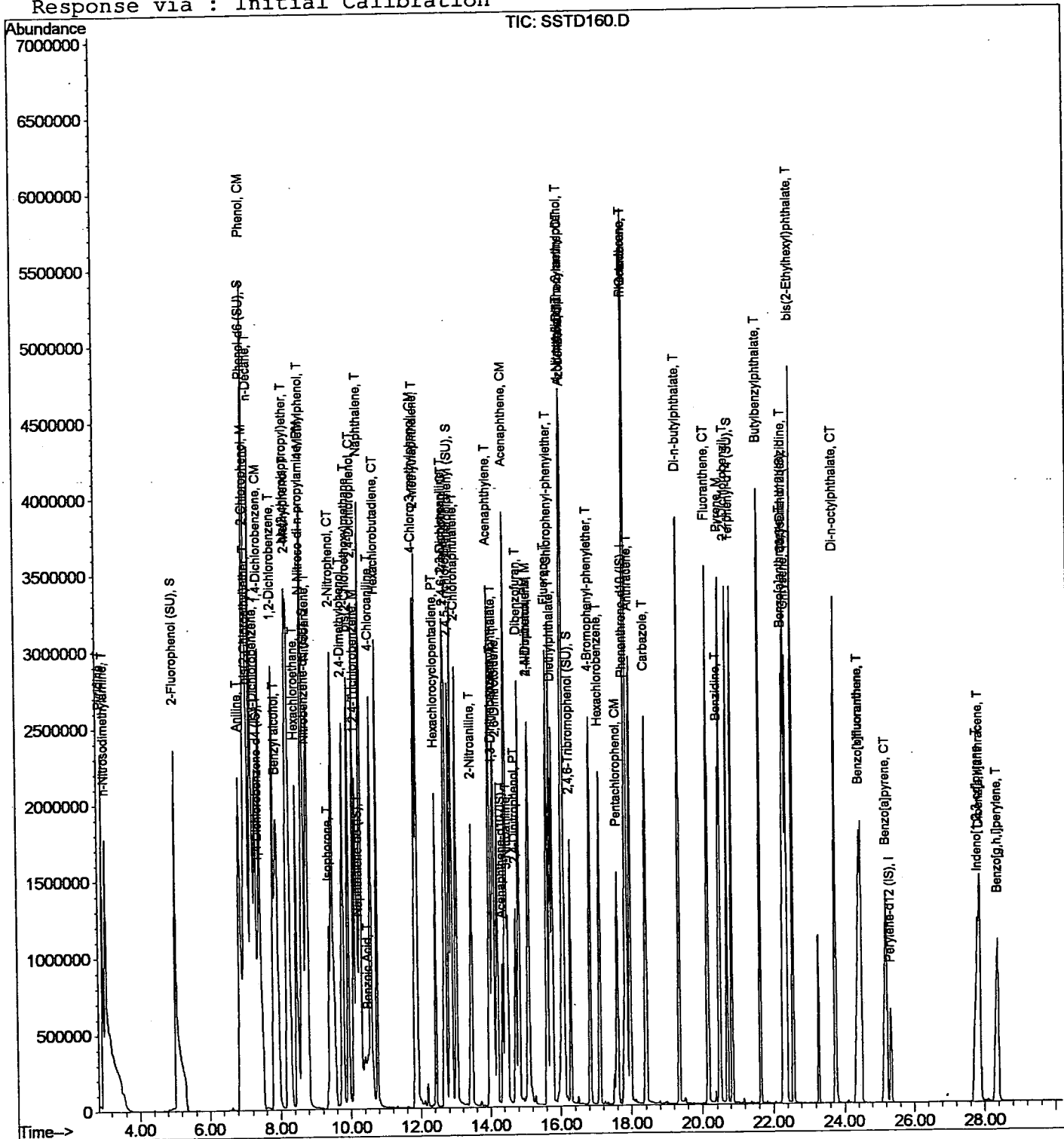
Quantitation Report

Data File : C:\GCMS8\DATA\07NOV07\SSTD160.D
Acq On : 7 Nov 2007 3:56 pm
Sample : 160ppm BNA STD# 7100434
Misc : 8270/625 ICAL
MS Integration Params: RTEINT.P
Quant Time: Nov 7 17:10 19107

Vial: 7
Operator: AMI/DF
Inst : GCMS8
Multiplr: 1.00

Quant Results File: H7K07SV.RES

Method : C:\HPCHEM\1\METHODS\H7K07SV.M (RTE Integrator)
Title : 625/8270 Calibration
Last Update : Mon Dec 20 14:57:43 2004
Response via : Initial Calibration



Data File : C:\GCMS8\DATA\07NOV07\SSTD002.D
 Acq On : 7 Nov 2007 4:32 pm
 Sample : 2ppm BNA STD# 7100427
 Misc : 8270/625 ICAL
 MS Integration Params: RTEINT.P
 Quant Time: Nov 7 17:14 19107

Vial: 8
 Operator: AMI/DF
 Inst : GCMS8
 Multiplr: 1.00

Quant Results File: H7K07SV.RES

Quant Method : C:\HPCHEM\1\METHODS\H7K07SV.M (RTE Integrator)
 Title : 625/8270 Calibration
 Last Update : Fri Oct 19 19:31:26 2007
 Response via : Initial Calibration
 DataAcq Meth : H7J19SV

| Internal Standards | R.T. | QIon | Response | Conc | Units | Dev(Min) |
|--------------------------------|-------|------|----------|-------|-------|----------|
| 1) 1,4-Dichlorobenzene-d4 (IS) | 7.36 | 152 | 521735 | 40.00 | ppm | 0.00 |
| 20) Naphthalene-d8 (IS) | 10.20 | 136 | 1737366 | 40.00 | ppm | -0.02 |
| 36) Acenaphthene-d10 (IS) | 14.33 | 164 | 892948 | 40.00 | ppm | 0.00 |
| 59) Phenanthrene-d10 (IS) | 17.75 | 188 | 1240394 | 40.00 | ppm | 0.00 |
| 71) Chrysene-d12 (IS) | 22.29 | 240 | 966024 | 40.00 | ppm | 0.00 |
| 82) Perylene-d12 (IS) | 25.27 | 264 | 839156 | 40.00 | ppm | -0.02 |

System Monitoring Compounds

| | | | | | | |
|-------------------------------|----------------|-----|------------|------|-----|-------|
| 2) 2-Fluorophenol (SU) | 5.02 | 112 | 35755 | 1.70 | ppm | 0.00 |
| Spiked Amount 100.000 | Range 30 - 120 | | Recovery = | 1.70 | %# | |
| 7) Phenol-d6 (SU) | 6.92 | 99 | 50648 | 1.89 | ppm | 0.00 |
| Spiked Amount 100.000 | Range 40 - 120 | | Recovery = | 1.89 | %# | |
| 21) Nitrobenzene-d5 (SU) | 8.67 | 82 | 40112 | 1.94 | ppm | 0.00 |
| Spiked Amount 50.000 | Range 40 - 120 | | Recovery = | 3.88 | %# | |
| 40) 2-Fluorobiphenyl (SU) | 12.83 | 172 | 66077 | 2.16 | ppm | -0.03 |
| Spiked Amount 50.000 | Range 40 - 120 | | Recovery = | 4.32 | %# | |
| 62) 2,4,6-Tribromophenol (SU) | 16.21 | 330 | 7229 | 2.11 | ppm | -0.03 |
| Spiked Amount 100.000 | Range 45 - 130 | | Recovery = | 2.11 | %# | |
| 74) Terphenyl-d14 (SU) | 20.81 | 244 | 50265 | 1.95 | ppm | -0.03 |
| Spiked Amount 50.000 | Range 40 - 140 | | Recovery = | 3.90 | %# | |

Target Compounds

| Target Compounds | R.T. | QIon | Response | Conc | Units | Qvalue |
|--------------------------------|------|------|----------|------|-------|--------|
| 3) Pyridine | 2.98 | 79 | 48612 | 1.62 | ppm | # 74 |
| 4) n-Nitrosodimethylamine | 3.06 | 74 | 32922 | 1.60 | ppm | # 74 |
| 5) bis(2-Chloroethyl)ether | 7.00 | 93 | 50674 | 2.05 | ppm | 92 |
| 6) Aniline | 6.84 | 93 | 64683 | 1.90 | ppm | 100 |
| 8) Phenol | 6.95 | 94 | 55516 | 1.97 | ppm | 96 |
| 9) 2-Chlorophenol | 7.04 | 128 | 37550 | 1.94 | ppm | 97 |
| 10) n-Decane | 7.16 | 57 | 72751 | 2.05 | ppm | 100 |
| 11) 1,3-Dichlorobenzene | 7.28 | 146 | 37342 | 1.99 | ppm | 94 |
| 12) 1,4-Dichlorobenzene | 7.40 | 146 | 44514m | 2.04 | ppm | |
| 13) 1,2-Dichlorobenzene | 7.79 | 146 | 38239 | 1.99 | ppm | 98 |
| 14) Benzyl alcohol | 7.82 | 108 | 21829 | 1.81 | ppm | 98 |
| 15) bis(2-chloroisopropyl)ethe | 8.17 | 45 | 112089 | 2.08 | ppm | 98 |
| 16) 2-Methylphenol | 8.19 | 107 | 29670 | 2.03 | ppm | 98 |
| 17) Hexachloroethane | 8.44 | 117 | 15724 | 1.96 | ppm | 93 |
| 18) N-Nitroso-di-n-propylamine | 8.48 | 70 | 32101 | 1.92 | ppm | 95 |
| 19) 4-Methylphenol | 8.53 | 107 | 40989 | 2.07 | ppm | 99 |
| 22) Nitrobenzene | 8.71 | 77 | 44162 | 2.08 | ppm | 94 |
| 23) Isophorone | 9.26 | 82 | 81432 | 2.01 | ppm | 98 |
| 24) 2-Nitrophenol | 9.43 | 139 | 18828 | 1.77 | ppm | 92 |

(#) = qualifier out of range (m) = manual integration
 SSTD002.D H7K07SV.M Wed Nov 07 17:14:54 2007

Data File : C:\GCMS8\DATA\07NOV07\SSTD002.D
 Acq On : 7 Nov 2007 4:32 pm
 Sample : 2ppm BNA STD# 7100427
 Misc : 8270/625 ICAL
 MS Integration Params: RTEINT.P
 Quant Time: Nov 7 17:14 19107

Vial: 8
 Operator: AMI/DF
 Inst : GCMS8
 Multiplr: 1.00

Quant Results File: H7K07SV.RES

Quant Method : C:\HPCHEM\1\METHODS\H7K07SV.M (RTE Integrator)
 Title : 625/8270 Calibration
 Last Update : Fri Oct 19 19:31:26 2007
 Response via : Initial Calibration
 DataAcq Meth : H7J19SV

| Compound | R.T. | QIon | Response | Conc | Unit | Qvalue |
|--------------------------------|-------|------|----------|------|-------|--------|
| 25) 2,4-Dimethylphenol | 9.68 | 122 | 29327 | 1.86 | ppm | 97 |
| 26) bis(2-Chloroethoxy)methane | 9.86 | 93 | 49143 | 1.99 | ppm | 99 |
| 27) 2,4-Dichlorophenol | 10.01 | 162 | 26567 | 2.00 | ppm | 95 |
| 28) 1,2,4-Trichlorobenzene | 10.13 | 180 | 29499 | 2.06 | ppm | 97 |
| 30) Naphthalene | 10.24 | 128 | 88949 | 2.07 | ppm | 100 |
| 31) 4-Chloroaniline | 10.52 | 127 | 35132 | 1.88 | ppm | 98 |
| 32) Hexachlorobutadiene | 10.73 | 225 | 14972 | 2.36 | ppm | 99 |
| 33) 4-Chloro-3-methylphenol | 11.79 | 107 | 23586 | 1.83 | ppm | 95 |
| 34) 2-Methylnaphthalene | 11.85 | 141 | 52267 | 2.16 | ppm | 96 |
| 35) 2,3-Dichloroaniline | 12.64 | 161 | 31249 | 2.23 | ppm | 95 |
| 37) Hexachlorocyclopentadiene | 12.42 | 237 | 6164 | 3.98 | ppm # | 89 |
| 38) 2,4,6-Trichlorophenol | 12.66 | 196 | 16286 | 1.91 | ppm | 99 |
| 39) 2,4,5-Trichlorophenol | 12.77 | 196 | 17373 | 1.92 | ppm | 96 |
| 41) 2-Chloronaphthalene | 12.97 | 162 | 54459 | 2.11 | ppm | 98 |
| 42) 2-Nitroaniline | 13.38 | 65 | 17665 | 5.07 | ppm | 95 |
| 43) 1,3-Dinitrobenzene | 13.94 | 168 | 6467 | 2.79 | ppm # | 28 |
| 44) Acenaphthylene | 13.93 | 152 | 78877 | 2.12 | ppm | 98 |
| 45) Dimethylphthalate | 13.97 | 163 | 63011 | 2.13 | ppm | 99 |
| 46) 2,6-Dinitrotoluene | 14.08 | 165 | 14679 | 1.98 | ppm | 97 |
| 47) Acenaphthene | 14.38 | 154 | 50396 | 2.10 | ppm | 98 |
| 48) 3-Nitroaniline | 14.38 | 138 | 12014 | 1.70 | ppm | 97 |
| 50) Dibenzofuran | 14.77 | 168 | 74098 | 2.21 | ppm | 98 |
| 51) 2,4-Dinitrotoluene | 14.98 | 165 | 15480 | 1.78 | ppm | 97 |
| 52) 4-Nitrophenol | 15.03 | 109 | 1336 | 1.76 | ppm # | 1 |
| 53) Fluorene | 15.56 | 166 | 60282 | 2.24 | ppm | 97 |
| 54) 4-Chlorophenyl-phenylether | 15.67 | 204 | 29450 | 2.30 | ppm | 99 |
| 55) Diethylphthalate | 15.66 | 149 | 61068 | 2.24 | ppm | 98 |
| 56) Azobenzene | 16.01 | 77 | 83846 | 2.27 | ppm | 99 |
| 57) 4-Nitroaniline | 15.82 | 138 | 11295 | 0.85 | ppm | 99 |
| 60) 4,6-Dinitro-2-methylphenol | 15.90 | 198 | 5235 | 2.90 | ppm # | 79 |
| 61) n-Nitrosodiphenylamine | 15.99 | 169 | 38379 | 2.05 | ppm | 98 |
| 63) 4-Bromophenyl-phenylether | 16.79 | 248 | 15775 | 2.04 | ppm | 95 |
| 64) Hexachlorobenzene | 17.04 | 284 | 19623 | 2.39 | ppm | 97 |
| 65) Pentachlorophenol | 17.54 | 266 | 4233 | 0.87 | ppm | 93 |
| 66) Phenanthrene | 17.79 | 178 | 75947 | 2.16 | ppm | 99 |
| 67) Anthracene | 17.89 | 178 | 77605 | 2.21 | ppm | 99 |
| 68) Carbazole | 18.35 | 167 | 65121 | 2.39 | ppm | 97 |
| 69) Di-n-butylphthalate | 19.32 | 149 | 108162 | 2.20 | ppm | 99 |
| 70) Fluoranthene | 20.11 | 202 | 80750 | 2.49 | ppm | 99 |
| 72) Pyrene | 20.46 | 202 | 82184 | 1.95 | ppm | 99 |
| 73) 2,2'-Dichlorobenzil | 20.68 | 139 | 49008 | 1.57 | ppm | 99 |

(#) = qualifier out of range (m) = manual integration
 SSTD002.D H7K07SV.M Wed Nov 07 17:14:55 2007

Data File : C:\GCMS8\DATA\07NOV07\SSTD002.D
 Acq On : 7 Nov 2007 4:32 pm
 Sample : 2ppm BNA STD# 7100427
 Misc : 8270/625 ICAL
 MS Integration Params: RTEINT.P
 Quant Time: Nov 7 17:14 19107

Vial: 8
 Operator: AMI/DF
 Inst : GCMS8
 Multiplr: 1.00

Quant Results File: H7K07SV.RES

Quant Method : C:\HPCHEM\1\METHODS\H7K07SV.M (RTE Integrator)
 Title : 625/8270 Calibration
 Last Update : Fri Oct 19 19:31:26 2007
 Response via : Initial Calibration
 DataAcq Meth : H7J19SV

| Compound | R.T. | QIon | Response | Conc | Unit | Qvalue |
|--------------------------------|-------|------|----------|------|-------|--------|
| 75) Benzidine | 20.43 | 184 | 22837 | 3.31 | ppm | 97 |
| 76) Butylbenzylphthalate | 21.61 | 149 | 42173 | 1.90 | ppm | 97 |
| 77) 3,3'-Dichlorobenzidine | 22.29 | 252 | 18936 | 2.11 | ppm | 97 |
| 78) Benzo[a]anthracene | 22.24 | 228 | 62284 | 2.07 | ppm | 99 |
| 79) Chrysene | 22.32 | 228 | 61049 | 2.21 | ppm | 98 |
| 80) bis(2-Ethylhexyl)phthalate | 22.55 | 149 | 52639 | 1.91 | ppm | 98 |
| 81) Di-n-octylphthalate | 23.69 | 149 | 67012 | 1.87 | ppm # | 96 |
| 83) Benzo[b]fluoranthene | 24.29 | 252 | 52260m | 1.77 | ppm | 96 |
| 84) Benzo[k]fluoranthene | 24.34 | 252 | 59540 | 2.21 | ppm | 98 |
| 85) Benzo[a]pyrene | 25.07 | 252 | 48397 | 2.00 | ppm | 98 |
| 86) Indeno[1,2,3-cd]pyrene | 27.67 | 276 | 38484 | 1.85 | ppm | 96 |
| 87) Dibenz[a,h]anthracene | 27.74 | 278 | 40714 | 1.94 | ppm | 95 |
| 88) Benzo[g,h,i]perylene | 28.23 | 276 | 43913 | 2.04 | ppm | 96 |

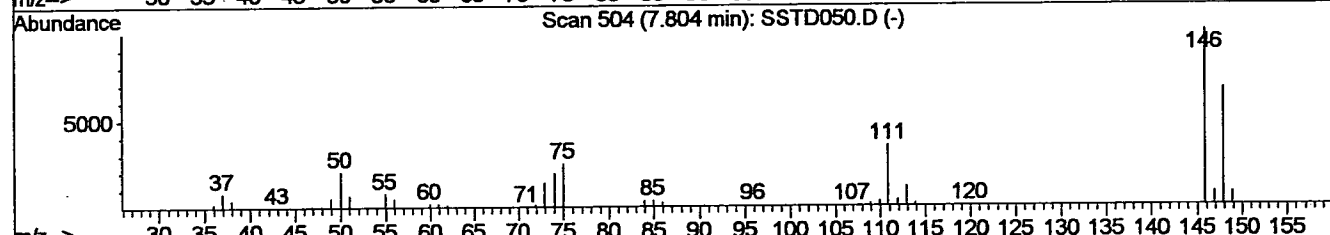
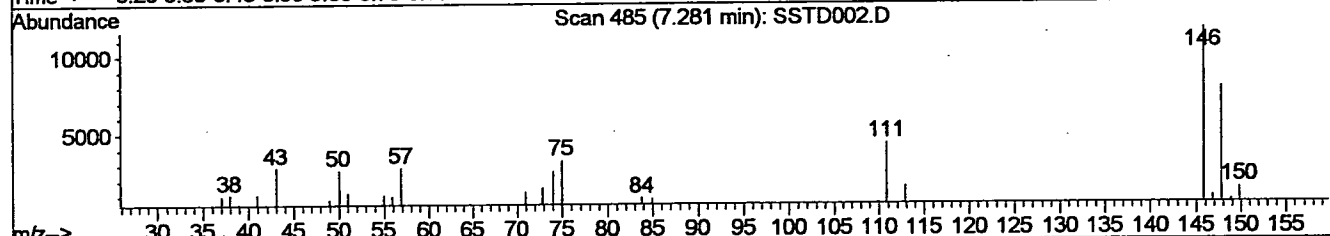
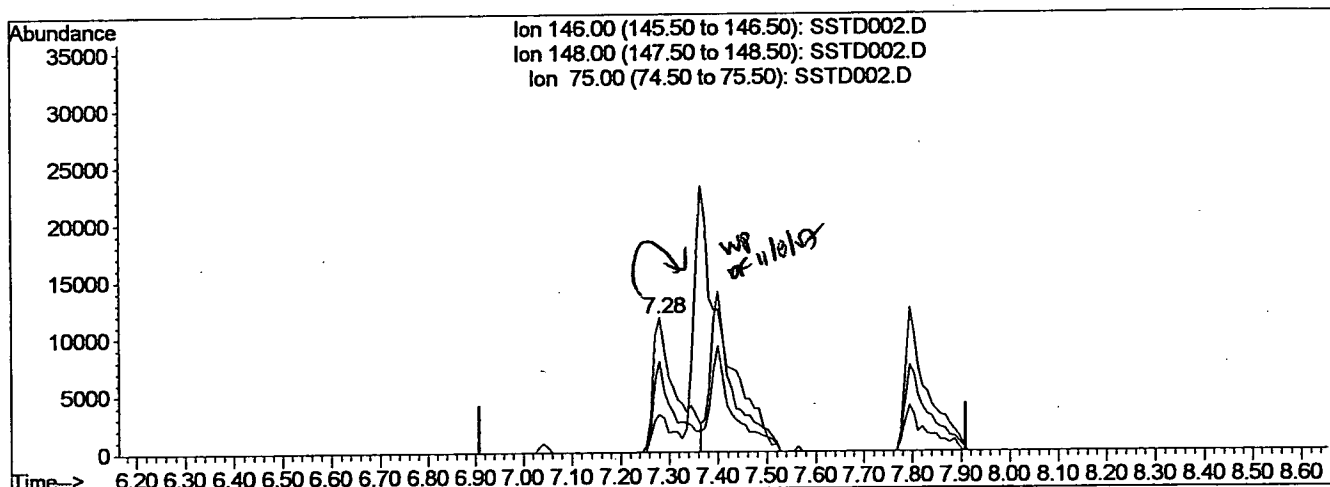
(#) = qualifier out of range (m) = manual integration
 SSTD002.D H7K07SV.M Wed Nov 07 17:14:56 2007

Quantitation Report

Data File : C:\GCMS8\DATA\07NOV07\SSTD002.D
 Acq On : 7 Nov 2007 4:32 pm
 Sample : 2ppm BNA STD# 7100427
 Misc : 8270/625 ICAL
~~Method~~ : RTE9907P

Vial: 8
 Operator: AMI/DF
 Inst : GCMS8
 Multiplr: 1.00
 Quant Results File: temp.res

Method : C:\HPCHEM\1\METHODS\H7K07SV.M (RTE Integrator)
 Title : 625/8270 Calibration
 Last Update : Mon Dec 20 14:57:43 2004
 Response via : Multiple Level Calibration



TIC: SSTD002.D

(12) 1,4-Dichlorobenzene (CM)

7.28min 1.71ppm

response 37342

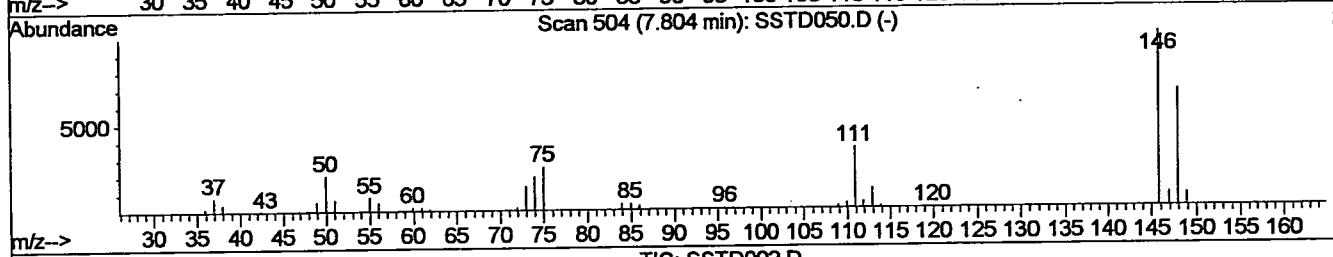
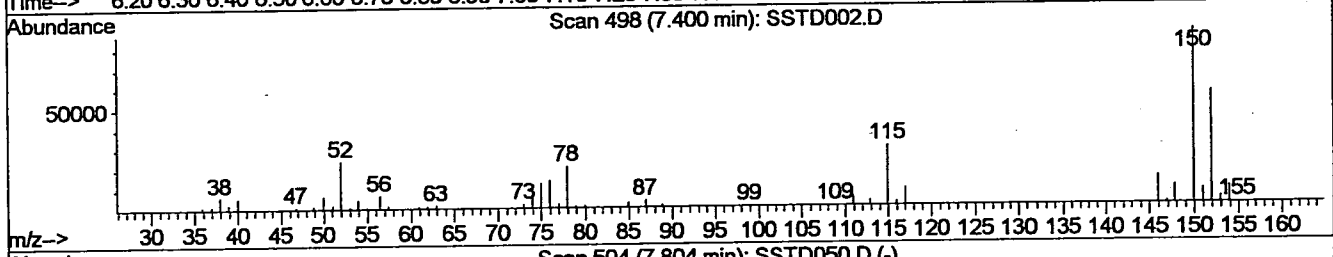
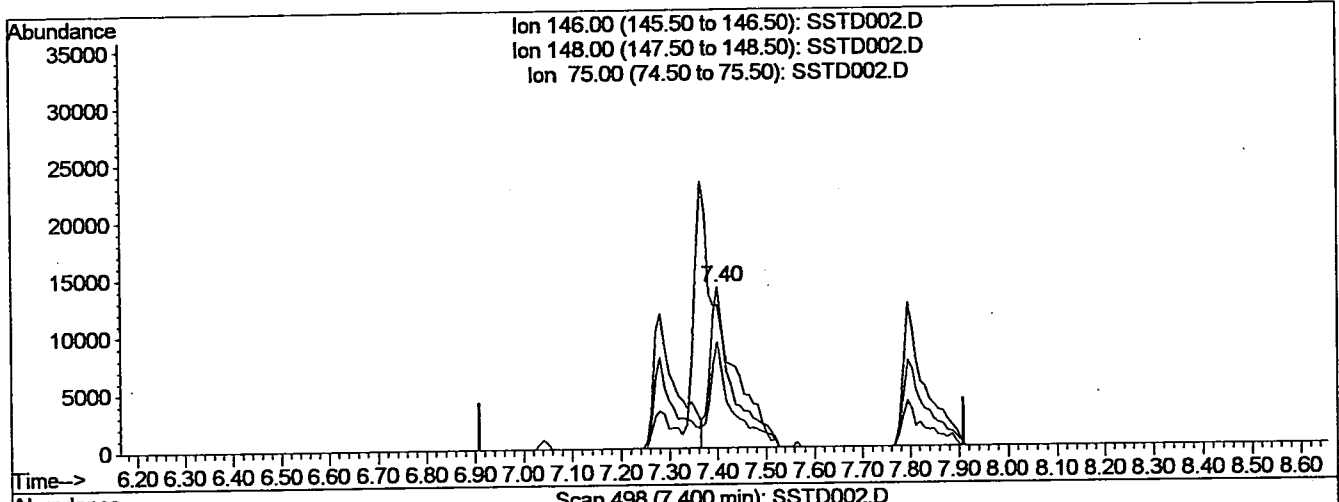
| Ion | Exp% | Act% |
|--------|-------|-------|
| 146.00 | 100 | 100 |
| 148.00 | 64.00 | 62.06 |
| 75.00 | 40.20 | 24.28 |
| 0.00 | 0.00 | 0.00 |

Quantitation Report

Data File : C:\GCMS8\DATA\07NOV07\SSTD002.D
 Acq On : 7 Nov 2007 4:32 pm
 Sample : 2ppm BNA STD# 7100427
 Misc : 8270/625 ICAL
 Method : RTE9107P

Vial: 8
 Operator: AMI/DF
 Inst : GCMS8
 Multiplr: 1.00
 Quant Results File: temp.res

Method : C:\HPCHEM\1\METHODS\H7K07SV.M (RTE Integrator)
 Title : 625/8270 Calibration
 Last Update : Mon Dec 20 14:57:43 2004
 Response via : Multiple Level Calibration



TIC: SSTD002.D

(12) 1,4-Dichlorobenzene (CM)
 7.40min 2.04ppm m
 response 44514

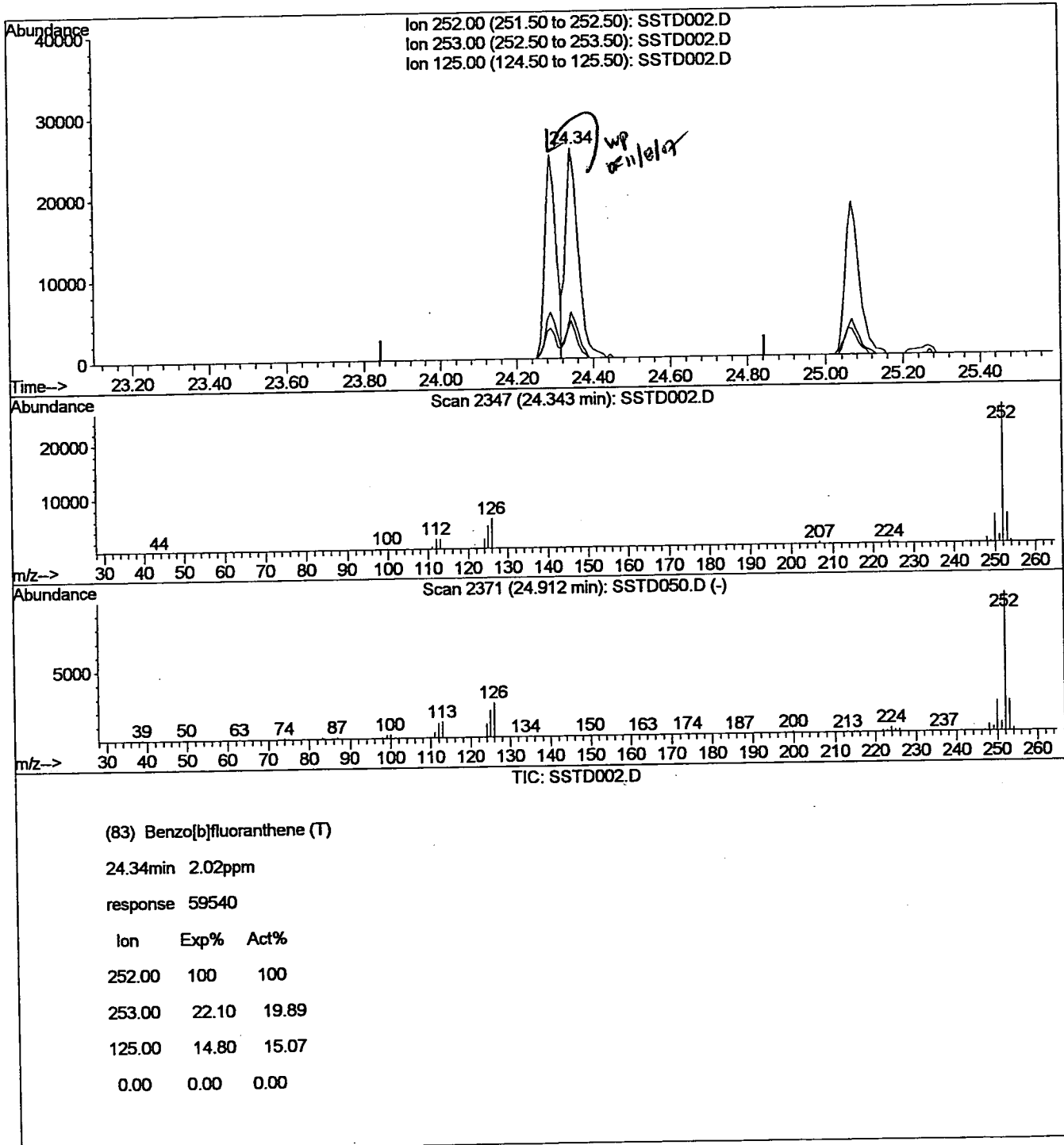
| Ion | Exp% | Act% |
|--------|-------|-------|
| 146.00 | 100 | 100 |
| 148.00 | 64.00 | 52.06 |
| 75.00 | 40.20 | 20.37 |
| 0.00 | 0.00 | 0.00 |

Quantitation Report

Data File : C:\GCMS8\DATA\07NOV07\SSTD002.D
 Acq On : 7 Nov 2007 4:32 pm
 Sample : 2ppm BNA STD# 7100427
 Misc : 8270/625 ICAL
 Method : RTE9907P

Vial: 8
 Operator: AMI/DF
 Inst : GCMS8
 Multiplr: 1.00
 Quant Results File: temp.res

Method : C:\HPCHEM\1\METHODS\H7K07SV.M (RTE Integrator)
 Title : 625/8270 Calibration
 Last Update : Mon Dec 20 14:57:43 2004
 Response via : Multiple Level Calibration

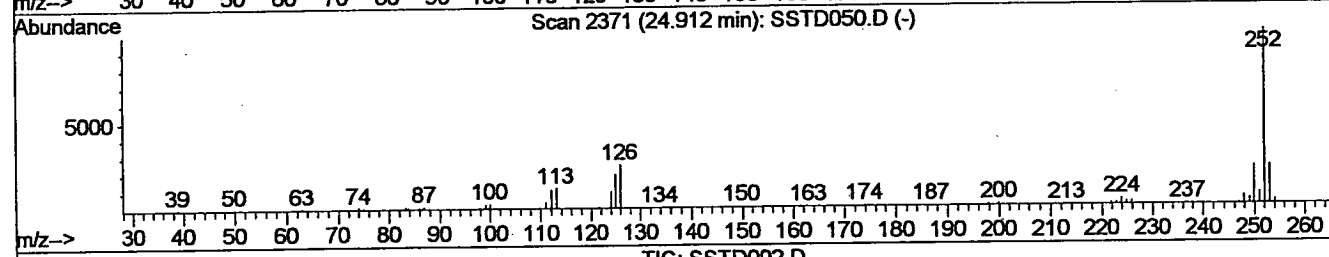
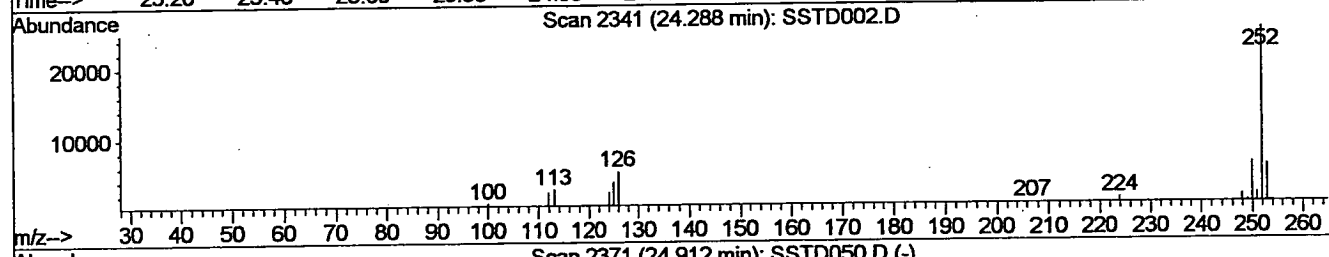
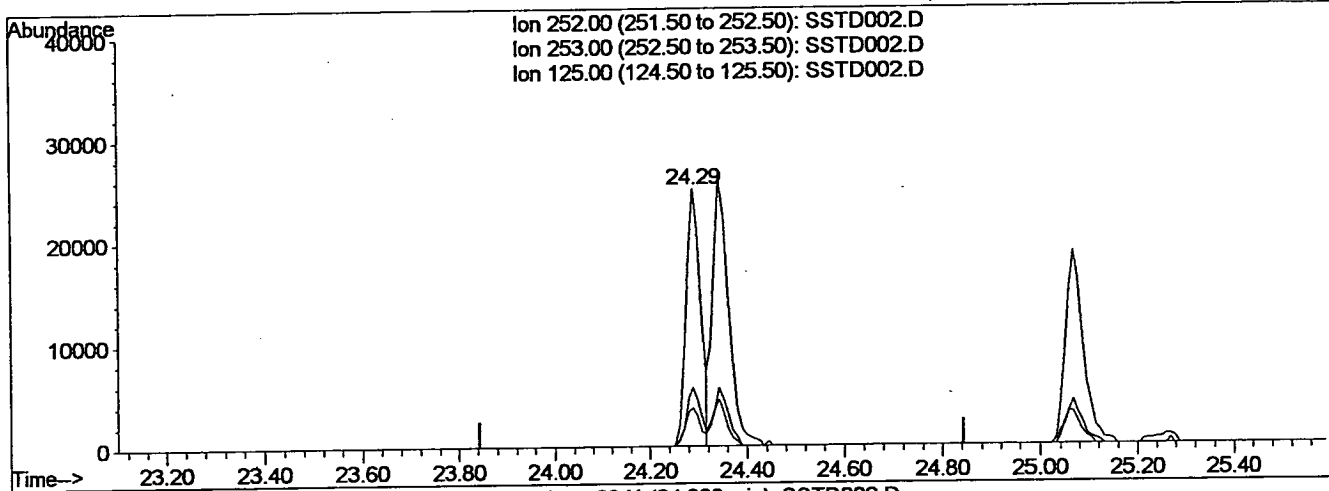


Quantitation Report

Data File : C:\GCMS8\DATA\07NOV07\SSTD002.D
 Acq On : 7 Nov 2007 4:32 pm
 Sample : 2ppm BNA STD# 7100427
 Misc : 8270/625 ICAL
 Method : RTE91107P

Vial: 8
 Operator: AMI/DF
 Inst : GCMS8
 Multiplr: 1.00
 Quant Results File: temp.res

Method : C:\HPCHEM\1\METHODS\H7K07SV.M (RTE Integrator)
 Title : 625/8270 Calibration
 Last Update : Mon Dec 20 14:57:43 2004
 Response via : Multiple Level Calibration



TIC: SSTD002.D

(83) Benzo[b]fluoranthene (T)

24.29min 1.77ppm m

response 52260

| Ion | Exp% | Act% |
|--------|-------|-------|
| 252.00 | 100 | 100 |
| 253.00 | 22.10 | 22.67 |
| 125.00 | 14.80 | 17.17 |
| 0.00 | 0.00 | 0.00 |

Data File : C:\GCMS8\DATA\07NOV07\SSTD002.D
 Acq On : 7 Nov 2007 4:32 pm
 Sample : 2ppm BNA STD# 7100427
 Misc : 8270/625 ICAL
 MS Integration Params: RTEINT.P
 Quant Time: Nov 7 17:13 19107

Vial: 8
 Operator: AMI/DF
 Inst : GCMS8
 Multiplr: 1.00

Quant Results File: H7K07SV.RES

Quant Method : C:\HPCHEM\1\METHODS\H7K07SV.M (RTE Integrator)
 Title : 625/8270 Calibration
 Last Update : Fri Oct 19 19:31:26 2007
 Response via : Initial Calibration
 DataAcq Meth : H7J19SV

| Internal Standards | R.T. | QIon | Response | Conc | Units | Dev(Min) |
|--------------------------------|-------|------|----------|-------|-------|----------|
| 1) 1,4-Dichlorobenzene-d4 (IS) | 7.36 | 152 | 521735 | 40.00 | ppm | 0.00 |
| 20) Naphthalene-d8 (IS) | 10.20 | 136 | 1737366 | 40.00 | ppm | -0.02 |
| 36) Acenaphthene-d10 (IS) | 14.33 | 164 | 892948 | 40.00 | ppm | 0.00 |
| 59) Phenanthrene-d10 (IS) | 17.75 | 188 | 1240394 | 40.00 | ppm | 0.00 |
| 71) Chrysene-d12 (IS) | 22.29 | 240 | 966024 | 40.00 | ppm | 0.00 |
| 82) Perylene-d12 (IS) | 25.27 | 264 | 839156 | 40.00 | ppm | -0.02 |

System Monitoring Compounds

| | | | | | | |
|-------------------------------|----------------|-----|------------|------|-----|-------|
| 2) 2-Fluorophenol (SU) | 5.02 | 112 | 35755 | 1.70 | ppm | 0.00 |
| Spiked Amount 100.000 | Range 30 - 120 | | Recovery = | 1.70 | %# | |
| 7) Phenol-d6 (SU) | 6.92 | 99 | 50648 | 1.89 | ppm | 0.00 |
| Spiked Amount 100.000 | Range 40 - 120 | | Recovery = | 1.89 | %# | |
| 21) Nitrobenzene-d5 (SU) | 8.67 | 82 | 40112 | 1.94 | ppm | 0.00 |
| Spiked Amount 50.000 | Range 40 - 120 | | Recovery = | 3.88 | %# | |
| 40) 2-Fluorobiphenyl (SU) | 12.83 | 172 | 66077 | 2.16 | ppm | -0.03 |
| Spiked Amount 50.000 | Range 40 - 120 | | Recovery = | 4.32 | %# | |
| 62) 2,4,6-Tribromophenol (SU) | 16.21 | 330 | 7229 | 2.11 | ppm | -0.03 |
| Spiked Amount 100.000 | Range 45 - 130 | | Recovery = | 2.11 | %# | |
| 74) Terphenyl-d14 (SU) | 20.81 | 244 | 50265 | 1.95 | ppm | -0.03 |
| Spiked Amount 50.000 | Range 40 - 140 | | Recovery = | 3.90 | %# | |

Target Compounds

| | | | | | Qvalue |
|--------------------------------|------|-----|--------|----------|--------|
| 3) Pyridine | 2.98 | 79 | 48612 | 1.62 ppm | # 74 |
| 4) n-Nitrosodimethylamine | 3.06 | 74 | 32922 | 1.60 ppm | # 74 |
| 5) bis(2-Chloroethyl)ether | 7.00 | 93 | 50674 | 2.05 ppm | 92 |
| 6) Aniline | 6.84 | 93 | 64683 | 1.90 ppm | 100 |
| 8) Phenol | 6.95 | 94 | 55516 | 1.97 ppm | 96 |
| 9) 2-Chlorophenol | 7.04 | 128 | 37550 | 1.94 ppm | 97 |
| 10) n-Decane | 7.16 | 57 | 72751 | 2.05 ppm | 100 |
| 11) 1,3-Dichlorobenzene | 7.28 | 146 | 37342 | 1.99 ppm | 94 |
| 12) 1,4-Dichlorobenzene | 7.28 | 146 | 37342 | 1.71 ppm | 89 |
| 13) 1,2-Dichlorobenzene | 7.79 | 146 | 38239 | 1.99 ppm | 98 |
| 14) Benzyl alcohol | 7.82 | 108 | 21829 | 1.81 ppm | 98 |
| 15) bis(2-chloroisopropyl)eth | 8.17 | 45 | 112089 | 2.08 ppm | 98 |
| 16) 2-Methylphenol | 8.19 | 107 | 29670 | 2.03 ppm | 98 |
| 17) Hexachloroethane | 8.44 | 117 | 15724 | 1.96 ppm | 93 |
| 18) N-Nitroso-di-n-propylamine | 8.48 | 70 | 32101 | 1.92 ppm | 95 |
| 19) 4-Methylphenol | 8.53 | 107 | 40989 | 2.07 ppm | 99 |
| 22) Nitrobenzene | 8.71 | 77 | 44162 | 2.08 ppm | 94 |
| 23) Isophorone | 9.26 | 82 | 81432 | 2.01 ppm | 98 |
| 24) 2-Nitrophenol | 9.43 | 139 | 18828 | 1.77 ppm | 92 |

(#) = qualifier out of range (m) = manual integration
 SSTD002.D H7K07SV.M Wed Nov 07 17:13:25 2007

Data File : C:\GCMS8\DATA\07NOV07\SSTD002.D
 Acq On : 7 Nov 2007 4:32 pm
 Sample : 2ppm BNA STD# 7100427
 Misc : 8270/625 ICAL
 MS Integration Params: RTEINT.P
 Quant Time: Nov 7 17:13 19107

Vial: 8
 Operator: AMI/DF
 Inst : GCMS8
 Multiplr: 1.00

Quant Results File: H7K07SV.RES

Quant Method : C:\HPCHEM\1\METHODS\H7K07SV.M (RTE Integrator)
 Title : 625/8270 Calibration
 Last Update : Fri Oct 19 19:31:26 2007
 Response via : Initial Calibration
 DataAcq Meth : H7J19SV

| Compound | R.T. | QIon | Response | Conc | Unit | Qvalue |
|--------------------------------|-------|------|----------|------|-------|--------|
| 25) 2,4-Dimethylphenol | 9.68 | 122 | 29327 | 1.86 | ppm | 97 |
| 26) bis(2-Chloroethoxy)methane | 9.86 | 93 | 49143 | 1.99 | ppm | 99 |
| 27) 2,4-Dichlorophenol | 10.01 | 162 | 26567 | 2.00 | ppm | 95 |
| 28) 1,2,4-Trichlorobenzene | 10.13 | 180 | 29499 | 2.06 | ppm | 97 |
| 30) Naphthalene | 10.24 | 128 | 88949 | 2.07 | ppm | 100 |
| 31) 4-Chloroaniline | 10.52 | 127 | 35132 | 1.88 | ppm | 98 |
| 32) Hexachlorobutadiene | 10.73 | 225 | 14972 | 2.36 | ppm | 99 |
| 33) 4-Chloro-3-methylphenol | 11.79 | 107 | 23586 | 1.83 | ppm | 95 |
| 34) 2-Methylnaphthalene | 11.85 | 141 | 52267 | 2.16 | ppm | 96 |
| 35) 2,3-Dichloroaniline | 12.64 | 161 | 31249 | 2.23 | ppm | 95 |
| 37) Hexachlorocyclopentadiene | 12.42 | 237 | 6164 | 3.98 | ppm # | 89 |
| 38) 2,4,6-Trichlorophenol | 12.66 | 196 | 16286 | 1.91 | ppm | 99 |
| 39) 2,4,5-Trichlorophenol | 12.77 | 196 | 17373 | 1.92 | ppm | 96 |
| 41) 2-Chloronaphthalene | 12.97 | 162 | 54459 | 2.11 | ppm | 98 |
| 42) 2-Nitroaniline | 13.38 | 65 | 17665 | 5.07 | ppm | 95 |
| 43) 1,3-Dinitrobenzene | 13.94 | 168 | 6467 | 2.79 | ppm # | 28 |
| 44) Acenaphthylene | 13.93 | 152 | 78877 | 2.12 | ppm | 98 |
| 45) Dimethylphthalate | 13.97 | 163 | 63011 | 2.13 | ppm | 99 |
| 46) 2,6-Dinitrotoluene | 14.08 | 165 | 14679 | 1.98 | ppm | 97 |
| 47) Acenaphthene | 14.38 | 154 | 50396 | 2.10 | ppm | 98 |
| 48) 3-Nitroaniline | 14.38 | 138 | 12014 | 1.70 | ppm | 97 |
| 50) Dibenzofuran | 14.77 | 168 | 74098 | 2.21 | ppm | 98 |
| 51) 2,4-Dinitrotoluene | 14.98 | 165 | 15480 | 1.78 | ppm | 97 |
| 52) 4-Nitrophenol | 15.03 | 109 | 1336 | 1.76 | ppm # | 1 |
| 53) Fluorene | 15.56 | 166 | 60282 | 2.24 | ppm | 97 |
| 54) 4-Chlorophenyl-phenylether | 15.67 | 204 | 29450 | 2.30 | ppm | 99 |
| 55) Diethylphthalate | 15.66 | 149 | 61068 | 2.24 | ppm | 98 |
| 56) Azobenzene | 16.01 | 77 | 83846 | 2.27 | ppm | 99 |
| 57) 4-Nitroaniline | 15.82 | 138 | 11295 | 0.85 | ppm | 99 |
| 60) 4,6-Dinitro-2-methylphenol | 15.90 | 198 | 5235 | 2.90 | ppm # | 79 |
| 61) n-Nitrosodiphenylamine | 15.99 | 169 | 38379 | 2.05 | ppm | 98 |
| 63) 4-Bromophenyl-phenylether | 16.79 | 248 | 15775 | 2.04 | ppm | 95 |
| 64) Hexachlorobenzene | 17.04 | 284 | 19623 | 2.39 | ppm | 97 |
| 65) Pentachlorophenol | 17.54 | 266 | 4233 | 0.87 | ppm | 93 |
| 66) Phenanthrene | 17.79 | 178 | 75947 | 2.16 | ppm | 99 |
| 67) Anthracene | 17.89 | 178 | 77605 | 2.21 | ppm | 99 |
| 68) Carbazole | 18.35 | 167 | 65121 | 2.39 | ppm | 97 |
| 69) Di-n-butylphthalate | 19.32 | 149 | 108162 | 2.20 | ppm | 99 |
| 70) Fluoranthene | 20.11 | 202 | 80750 | 2.49 | ppm | 99 |
| 72) Pyrene | 20.46 | 202 | 82184 | 1.95 | ppm | 99 |
| 73) 2,2'-Dichlorobenzil | 20.68 | 139 | 49008 | 1.57 | ppm | 99 |

(#) = qualifier out of range (m) = manual integration
 SSTD002.D H7K07SV.M Wed Nov 07 17:13:26 2007

Data File : C:\GCMS8\DATA\07NOV07\SSTD002.D
 Acq On : 7 Nov 2007 4:32 pm
 Sample : 2ppm BNA STD# 7100427
 Misc : 8270/625 ICAL

Vial: 8
 Operator: AMI/DF
 Inst : GCMS8
 Multiplr: 1.00

MS Integration Params: RTEINT.P
 Quant Time: Nov 7 17:13 19107

Quant Results File: H7K07SV.RES

Quant Method : C:\HPCHEM\1\METHODS\H7K07SV.M (RTE Integrator)
 Title : 625/8270 Calibration
 Last Update : Fri Oct 19 19:31:26 2007
 Response via : Initial Calibration
 DataAcq Meth : H7J19SV

| Compound | R.T. | QIon | Response | Conc | Unit | Qvalue |
|--------------------------------|-------|------|----------|------|-------|--------|
| 75) Benzidine | 20.43 | 184 | 22837 | 3.31 | ppm | 97 |
| 76) Butylbenzylphthalate | 21.61 | 149 | 42173 | 1.90 | ppm | 97 |
| 77) 3,3'-Dichlorobenzidine | 22.29 | 252 | 18936 | 2.11 | ppm | 97 |
| 78) Benzo[a]anthracene | 22.24 | 228 | 62284 | 2.07 | ppm | 99 |
| 79) Chrysene | 22.32 | 228 | 61049 | 2.21 | ppm | 98 |
| 80) bis(2-Ethylhexyl)phthalate | 22.55 | 149 | 52639 | 1.91 | ppm | 98 |
| 81) Di-n-octylphthalate | 23.69 | 149 | 67012 | 1.87 | ppm # | 96 |
| 83) Benzo[b]fluoranthene | 24.34 | 252 | 59540 | 2.02 | ppm | 97 |
| 84) Benzo[k]fluoranthene | 24.34 | 252 | 59540 | 2.21 | ppm | 96 |
| 85) Benzo[a]pyrene | 25.07 | 252 | 48397 | 2.00 | ppm | 98 |
| 86) Indeno[1,2,3-cd]pyrene | 27.67 | 276 | 38484 | 1.85 | ppm | 96 |
| 87) Dibenz[a,h]anthracene | 27.74 | 278 | 40714 | 1.94 | ppm | 95 |
| 88) Benzo[g,h,i]perylene | 28.23 | 276 | 43913 | 2.04 | ppm | 96 |

(#) = qualifier out of range (m) = manual integration
 SSTD002.D H7K07SV.M Wed Nov 07 17:13:27 2007


Quantitation Report

Data File : C:\GCMS8\DATA\07NOV07\SSTD002.D
Acq On : 7 Nov 2007 4:32 pm
Sample : 2ppm BNA STD# 7100427
Misc : 8270/625 ICAL
MS Integration Params: RTEINT.P
Quant Time: Nov 7 17:13 19107

Vial: 8
Operator: AMI/DF
Inst : GCMS8
Multiplr: 1.00

Quant Results File: H7K07SV.RES

Method : C:\HPCHEM\1\METHODS\H7K07SV.M (RTE Integrator)
Title : 625/8270 Calibration
Last Update : Mon Dec 20 14:57:43 2004
Response via : Initial Calibration



Daily Midpoint Continuing Check

EPA 8270C

File: LCS050.D
 Date: 11/ 7/20 -1:5:
 Matrix: 8270/625 ICAL

Source: Crescent Chemical
 Instrument: GCMS8

8270

| Name | Conc (ppm) | Response | %Rec | QC Limits |
|-----------------------------|------------|----------|------|-----------|
| Pyridine | 50 | 52.23 | 104 | (70-130) |
| n-Nitrosodimethylamine | 50 | 50.23 | 100 | (80-120) |
| bis(2-Chloroethyl)ether | 50 | 47.50 | 95 | (80-120) |
| Aniline | 50 | 51.48 | 103 | (80-120) |
| 2-Chlorophenol | 50 | 51.28 | 103 | (80-120) |
| n-Decane | 50 | 49.94 | 100 | (80-120) |
| 1,3-Dichlorobenzene | 50 | 51.93 | 104 | (80-120) |
| 1,2-Dichlorobenzene | 50 | 50.81 | 102 | (80-120) |
| Benzyl alcohol | 50 | 52.09 | 104 | (70-130) |
| bis(2-chloroisopropyl)ether | 50 | 51.35 | 103 | (80-120) |
| 2-Methylphenol | 50 | 51.22 | 102 | (80-120) |
| Hexachloroethane | 50 | 50.55 | 101 | (80-120) |
| N-Nitroso-di-n-propylamine | 50 | 50.41 | 101 | (80-120) |
| 4-Methylphenol | 50 | 51.71 | 103 | (80-120) |
| Nitrobenzene | 50 | 51.70 | 103 | (80-120) |
| Isophorone | 50 | 52.77 | 106 | (80-120) |
| 2,4-Dimethylphenol | 50 | 49.89 | 100 | (80-120) |
| bis(2-Chloroethoxy)methane | 50 | 49.80 | 100 | (80-120) |
| 1,2,4-Trichlorobenzene | 50 | 51.09 | 102 | (80-120) |
| Benzoic Acid | 50 | 48.67 | 97 | (75-125) |
| Naphthalene | 50 | 50.40 | 101 | (80-120) |
| 4-Chloroaniline | 50 | 51.24 | 102 | (80-120) |
| 2-Methylnaphthalene | 50 | 51.11 | 102 | (80-120) |
| 2,3-Dichloroaniline | 50 | 52.41 | 105 | (80-120) |
| Hexachlorocyclopentadiene | 50 | 61.74 | 123 | (70-130) |
| 2,4,5-Trichlorophenol | 50 | 54.26 | 109 | (80-120) |
| 2-Chloronaphthalene | 50 | 51.48 | 103 | (80-120) |
| 2-Nitroaniline | 50 | 54.61 | 109 | (80-130) |
| 1,3-Dinitrobenzene | 50 | 58.57 | 117 | (80-120) |
| Acenaphthylene | 50 | 56.80 | 114 | (80-120) |
| Dimethylphthalate | 50 | 50.56 | 101 | (80-120) |
| 2,6-Dinitrotoluene | 50 | 52.50 | 105 | (80-120) |
| 3-Nitroaniline | 50 | 53.26 | 107 | (70-140) |
| 2,4-Dinitrophenol | 50 | 51.90 | 104 | (60-140) |
| Dibenzofuran | 50 | 51.18 | 102 | (80-120) |
| 2,4-Dinitrotoluene | 50 | 53.73 | 107 | (70-140) |

| | | | | |
|----------------------------|----|-------|-----|----------|
| 4-Nitrophenol | 50 | 51.14 | 102 | (60-135) |
| Fluorene | 50 | 51.00 | 102 | (80-120) |
| 4-Chlorophenyl-phenylether | 50 | 49.52 | 99 | (80-120) |
| Diethylphthalate | 50 | 49.35 | 99 | (65-120) |
| Azobenzene | 50 | 49.88 | 100 | (80-120) |
| 4-Nitroaniline | 50 | 55.39 | 111 | (60-160) |
| n-Octadecane | 50 | 49.24 | 98 | (80-120) |
| 4,6-Dinitro-2-methylphenol | 50 | 57.73 | 115 | (80-120) |
| 4-Bromophenyl-phenylether | 50 | 50.62 | 101 | (75-125) |
| Hexachlorobenzene | 50 | 50.61 | 101 | (70-120) |
| Phenanthrene | 50 | 49.54 | 99 | (80-120) |
| Anthracene | 50 | 49.12 | 98 | (80-120) |
| Carbazole | 50 | 48.96 | 98 | (70-120) |
| Di-n-butylphthalate | 50 | 50.02 | 100 | (80-120) |
| Pyrene | 50 | 49.68 | 99 | (60-120) |
| 2,2'-Dichlorobenzil | 50 | 51.92 | 104 | (80-120) |
| Benzidine | 50 | 43.21 | 86 | (30-180) |
| Butylbenzylphthalate | 50 | 49.74 | 99 | (80-120) |
| 3,3'-Dichlorobenzidine | 50 | 54.02 | 108 | (50-170) |
| Benzo[a]anthracene | 50 | 51.27 | 103 | (80-120) |
| Chrysene | 50 | 49.73 | 99 | (80-120) |
| bis(2-Ethylhexyl)phthalate | 50 | 49.50 | 99 | (75-125) |
| Benzo[b]fluoranthene | 50 | 49.05 | 98 | (80-120) |
| Benzo[k]fluoranthene | 50 | 49.28 | 99 | (80-120) |
| Indeno[1,2,3-cd]pyrene | 50 | 49.81 | 100 | (50-150) |
| Dibenz[a,h]anthracene | 50 | 52.06 | 104 | (60-160) |
| Benzo[g,h,i]perylene | 50 | 48.93 | 98 | (50-160) |

Surrogates

| | | | | |
|---------------------------|----|-------|-----|----------|
| 2-Fluorophenol (SU) | 50 | 50.81 | 102 | (80-120) |
| Phenol-d6 (SU) | 50 | 50.75 | 101 | (80-120) |
| Nitrobenzene-d5 (SU) | 25 | 24.80 | 99 | (80-120) |
| 2-Fluorobiphenyl (SU) | 25 | 25.07 | 100 | (80-120) |
| 2,4,6-Tribromophenol (SU) | 50 | 54.66 | 109 | (80-120) |
| Terphenyl-d14 (SU) | 25 | 25.28 | 101 | (70-130) |

*Denotes values out of expected range.

Data File : C:\GCMS8\DATA\07NOV07\LCS050.D
 Acq On : 7 Nov 2007 5:09 pm
 Sample : 50ppm Sec. Source# 7090368
 Misc : 8270/625 ICAL
 MS Integration Params: RTEINT.P
 Quant Time: Nov 8 15:52 19107

Vial: 9
 Operator: AMI/DF
 Inst : GCMS8
 Multiplr: 1.00

Quant Results File: H7K07SV.RES

Quant Method : C:\HPCHEM\1\METHODS\H7K07SV.M (RTE Integrator)
 Title : 625/8270 Calibration
 Last Update : Wed Nov 07 17:42:36 2007
 Response via : Initial Calibration
 DataAcq Meth : H7J19SV

| Internal Standards | R.T. | QIon | Response | Conc | Units | Dev(Min) |
|--------------------------------|-------|------|----------|-------|-------|----------|
| 1) 1,4-Dichlorobenzene-d4 (IS) | 7.38 | 152 | 477085 | 40.00 | ppm | 0.00 |
| 20) Naphthalene-d8 (IS) | 10.23 | 136 | 1515673 | 40.00 | ppm | 0.00 |
| 36) Acenaphthene-d10 (IS) | 14.34 | 164 | 769624 | 40.00 | ppm | 0.00 |
| 59) Phenanthrene-d10 (IS) | 17.77 | 188 | 1105922 | 40.00 | ppm | 0.00 |
| 71) Chrysene-d12 (IS) | 22.30 | 240 | 827825 | 40.00 | ppm | 0.00 |
| 82) Perylene-d12 (IS) | 25.29 | 264 | 768234 | 40.00 | ppm | 0.00 |

System Monitoring Compounds

| | | | | | | |
|-------------------------------|---------|----------------|------------|--------|-----|-------|
| 2) 2-Fluorophenol (SU) | 5.01 | 112 | 927763 | 50.81 | ppm | 0.00 |
| Spiked Amount | 100.000 | Range 30 - 120 | Recovery = | 50.81% | | |
| 7) Phenol-d6 (SU) | 6.95 | 99 | 1201169 | 50.75 | ppm | 0.01 |
| Spiked Amount | 100.000 | Range 40 - 120 | Recovery = | 50.75% | | |
| 21) Nitrobenzene-d5 (SU) | 8.69 | 82 | 457453 | 24.80 | ppm | 0.00 |
| Spiked Amount | 50.000 | Range 40 - 120 | Recovery = | 49.60% | | |
| 40) 2-Fluorobiphenyl (SU) | 12.86 | 172 | 657639 | 25.07 | ppm | 0.00 |
| Spiked Amount | 50.000 | Range 40 - 120 | Recovery = | 50.14% | | |
| 62) 2,4,6-Tribromophenol (SU) | 16.24 | 330 | 216669 | 54.66 | ppm | 0.00 |
| Spiked Amount | 100.000 | Range 45 - 130 | Recovery = | 54.66% | | |
| 74) Terphenyl-d14 (SU) | 20.82 | 244 | 540936 | 25.28 | ppm | -0.01 |
| Spiked Amount | 50.000 | Range 40 - 140 | Recovery = | 50.56% | | |

Target Compounds

| | | | | | | Qvalue |
|--------------------------------|------|-----|---------|-------|-----|--------|
| 3) Pyridine | 2.95 | 79 | 1365010 | 52.23 | ppm | # 69 |
| 4) n-Nitrosodimethylamine | 3.04 | 74 | 895096 | 50.23 | ppm | 95 |
| 5) bis(2-Chloroethyl)ether | 7.02 | 93 | 1077997 | 47.50 | ppm | 96 |
| 6) Aniline | 6.84 | 93 | 1533991 | 51.48 | ppm | 98 |
| 8) Phenol | 6.97 | 94 | 1285822 | 51.24 | ppm | 96 |
| 9) 2-Chlorophenol | 7.05 | 128 | 874060 | 51.28 | ppm | 98 |
| 10) n-Decane | 7.17 | 57 | 1566386 | 49.94 | ppm | 100 |
| 11) 1,3-Dichlorobenzene | 7.28 | 146 | 852202 | 51.93 | ppm | 98 |
| 12) 1,4-Dichlorobenzene | 7.41 | 146 | 1003939 | 49.74 | ppm | 98 |
| 13) 1,2-Dichlorobenzene | 7.80 | 146 | 884590 | 50.81 | ppm | 99 |
| 14) Benzyl alcohol | 7.84 | 108 | 564082 | 52.09 | ppm | 99 |
| 15) bis(2-chloroisopropyl)ethe | 8.17 | 45 | 2482178 | 51.35 | ppm | 100 |
| 16) 2-Methylphenol | 8.20 | 107 | 677308 | 51.22 | ppm | 98 |
| 17) Hexachloroethane | 8.44 | 117 | 362362 | 50.55 | ppm | 99 |
| 18) N-Nitroso-di-n-propylamine | 8.52 | 70 | 751735 | 50.41 | ppm | 100 |
| 19) 4-Methylphenol | 8.56 | 107 | 930166 | 51.71 | ppm | 99 |
| 22) Nitrobenzene | 8.73 | 77 | 988549 | 51.70 | ppm | 100 |
| 23) Isophorone | 9.30 | 82 | 1779876 | 49.48 | ppm | 100 |
| 24) 2-Nitrophenol | 9.44 | 139 | 500559 | 52.77 | ppm | 100 |

(#) = qualifier out of range (m) = manual integration
 LCS050.D H7K07SV.M Thu Nov 08 15:53:37 2007

Data File : C:\GCMS8\DATA\07NOV07\LCS050.D
 Acq On : 7 Nov 2007 5:09 pm
 Sample : 50ppm Sec. Source# 7090368
 Misc : 8270/625 ICAL
 MS Integration Params: RTEINT.P
 Quant Time: Nov 8 15:52 19107

Vial: 9
 Operator: AMI/DF
 Inst : GCMS8
 Multiplr: 1.00

Quant Results File: H7K07SV.RES

Quant Method : C:\HPCHEM\1\METHODS\H7K07SV.M (RTE Integrator)
 Title : 625/8270 Calibration
 Last Update : Wed Nov 07 17:42:36 2007
 Response via : Initial Calibration
 DataAcq Meth : H7J19SV

| Compound | R.T. | QIon | Response | Conc | Unit | Qvalue |
|--------------------------------|-------|------|----------|-------|-------|--------|
| 25) 2,4-Dimethylphenol | 9.72 | 122 | 675499 | 49.89 | ppm | 100 |
| 26) bis(2-Chloroethoxy)methane | 9.90 | 93 | 1083284 | 49.80 | ppm | 100 |
| 27) 2,4-Dichlorophenol | 10.04 | 162 | 646086 | 52.26 | ppm | 99 |
| 28) 1,2,4-Trichlorobenzene | 10.14 | 180 | 666373 | 51.09 | ppm | 99 |
| 29) Benzoic Acid | 10.33 | 122 | 361949 | 48.67 | ppm # | 53 |
| 30) Naphthalene | 10.27 | 128 | 1871619 | 50.40 | ppm | 100 |
| 31) 4-Chloroaniline | 10.54 | 127 | 848904 | 51.24 | ppm | 99 |
| 32) Hexachlorobutadiene | 10.74 | 225 | 337265 | 51.03 | ppm | 99 |
| 33) 4-Chloro-3-methylphenol | 11.81 | 107 | 609272 | 52.43 | ppm | 98 |
| 34) 2-Methylnaphthalene | 11.88 | 141 | 1114609 | 51.11 | ppm | 99 |
| 35) 2,3-Dichloroaniline | 12.65 | 161 | 703360 | 52.41 | ppm | 100 |
| 37) Hexachlorocyclopentadiene | 12.43 | 237 | 313390 | 61.74 | ppm | 100 |
| 38) 2,4,6-Trichlorophenol | 12.68 | 196 | 421613 | 53.43 | ppm | 99 |
| 39) 2,4,5-Trichlorophenol | 12.77 | 196 | 459772 | 54.26 | ppm | 99 |
| 41) 2-Chloronaphthalene | 13.00 | 162 | 1145399 | 51.48 | ppm | 99 |
| 42) 2-Nitroaniline | 13.42 | 65 | 495825 | 54.61 | ppm | 99 |
| 43) 1,3-Dinitrobenzene | 13.98 | 168 | 275822 | 58.57 | ppm | 93 |
| 44) Acenaphthylene | 13.97 | 152 | 1851095 | 56.80 | ppm | 100 |
| 45) Dimethylphthalate | 14.02 | 163 | 1310708 | 50.56 | ppm | 100 |
| 46) 2,6-Dinitrotoluene | 14.14 | 165 | 351059 | 52.50 | ppm | 99 |
| 47) Acenaphthene | 14.42 | 154 | 1033673 | 50.41 | ppm | 99 |
| 48) 3-Nitroaniline | 14.42 | 138 | 353419 | 53.26 | ppm | 99 |
| 49) 2,4-Dinitrophenol | 14.65 | 184 | 216140 | 51.90 | ppm | 98 |
| 50) Dibenzofuran | 14.80 | 168 | 1540569 | 51.18 | ppm | 99 |
| 51) 2,4-Dinitrotoluene | 15.03 | 165 | 440246 | 53.73 | ppm | 99 |
| 52) 4-Nitrophenol | 15.02 | 109 | 124542 | 51.14 | ppm | 94 |
| 53) Fluorene | 15.61 | 166 | 1238295 | 51.00 | ppm | 99 |
| 54) 4-Chlorophenyl-phenylether | 15.70 | 204 | 600298 | 49.52 | ppm | 99 |
| 55) Diethylphthalate | 15.71 | 149 | 1187053 | 49.35 | ppm | 100 |
| 56) Azobenzene | 16.05 | 77 | 1641029 | 49.88 | ppm | 100 |
| 57) 4-Nitroaniline | 15.93 | 138 | 329835 | 55.39 | ppm | 99 |
| 58) n-Octadecane | 17.85 | 57 | 1212754 | 49.24 | ppm | 100 |
| 60) 4,6-Dinitro-2-methylphenol | 15.98 | 198 | 291686 | 57.73 | ppm | 98 |
| 61) n-Nitrosodiphenylamine | 16.04 | 169 | 803743 | 50.32 | ppm | 96 |
| 63) 4-Bromophenyl-phenylether | 16.81 | 248 | 369779 | 50.62 | ppm | 100 |
| 64) Hexachlorobenzene | 17.08 | 284 | 421163 | 50.61 | ppm | 99 |
| 65) Pentachlorophenol | 17.57 | 266 | 259385 | 55.30 | ppm | 98 |
| 66) Phenanthrene | 17.83 | 178 | 1527537 | 49.54 | ppm | 100 |
| 67) Anthracene | 17.93 | 178 | 1511301 | 49.12 | ppm | 99 |
| 68) Carbazole | 18.38 | 167 | 1288408 | 48.96 | ppm | 99 |
| 69) Di-n-butylphthalate | 19.34 | 149 | 2208119 | 50.02 | ppm | 100 |

(#) = qualifier out of range (m) = manual integration
 LCS050.D H7K07SV.M Thu Nov 08 15:53:39 2007

Data File : C:\GCMS8\DATA\07NOV07\LCS050.D
 Acq On : 7 Nov 2007 5:09 pm
 Sample : 50ppm Sec. Source# 7090368
 Misc : 8270/625 ICAL
 MS Integration Params: RTEINT.P
 Quant Time: Nov 8 15:52 19107

Vial: 9
 Operator: AMI/DF
 Inst : GCMS8
 Multiplr: 1.00

Quant Results File: H7K07SV.RES

Quant Method : C:\HPCHEM\1\METHODS\H7K07SV.M (RTE Integrator)
 Title : 625/8270 Calibration
 Last Update : Wed Nov 07 17:42:36 2007
 Response via : Initial Calibration
 DataAcq Meth : H7J19SV

| Compound | R.T. | QIon | Response | Conc | Unit | Qvalue |
|--------------------------------|-------|------|----------|-------|------|--------|
| 70) Fluoranthene | 20.14 | 202 | 1685200 | 50.90 | ppm | 100 |
| 72) Pyrene | 20.48 | 202 | 1649008 | 49.68 | ppm | 100 |
| 73) 2,2'-Dichlorobenzil | 20.69 | 139 | 1236573 | 51.92 | ppm | 100 |
| 75) Benzidine | 20.43 | 184 | 425881 | 43.21 | ppm | 100 |
| 76) Butylbenzylphthalate | 21.63 | 149 | 903101 | 49.74 | ppm | 99 |
| 77) 3,3'-Dichlorobenzidine | 22.31 | 252 | 492253 | 54.02 | ppm | 100 |
| 78) Benzo[a]anthracene | 22.27 | 228 | 1361552 | 51.27 | ppm | 100 |
| 79) Chrysene | 22.35 | 228 | 1178149 | 49.73 | ppm | 99 |
| 80) bis(2-Ethylhexyl)phthalate | 22.56 | 149 | 1108854 | 49.50 | ppm | 99 |
| 81) Di-n-octylphthalate | 23.72 | 149 | 1655997 | 52.71 | ppm | 100 |
| 83) Benzo[b]fluoranthene | 24.34 | 252 | 1306841 | 49.05 | ppm | 100 |
| 84) Benzo[k]fluoranthene | 24.41 | 252 | 1229902 | 49.28 | ppm | 100 |
| 85) Benzo[a]pyrene | 25.14 | 252 | 1220802 | 54.69 | ppm | 99 |
| 86) Indeno[1,2,3-cd]pyrene | 27.73 | 276 | 1039214 | 49.81 | ppm | 99 |
| 87) Dibenz[a,h]anthracene | 27.81 | 278 | 1106338 | 52.06 | ppm | 99 |
| 88) Benzo[g,h,i]perylene | 28.32 | 276 | 1046952 | 48.93 | ppm | 100 |

(#) = qualifier out of range (m) = manual integration
 LCS050.D H7K07SV.M Thu Nov 08 15:53:40 2007


Quantitation Report

Data File : C:\GCMS8\DATA\07NOV07\LCS050.D
Acq On : 7 Nov 2007 5:09 pm
Sample : 50ppm Sec. Source# 7090368
Misc : 8270/625 ICAL
MS Integration Params: RTEINT.P
Quant Time: Nov 8 15:52 19107

Vial: 9
Operator: AMI/DF
Inst : GCMS8
Multiplr: 1.00

Quant Results File: H7K07SV.RES

Method : C:\HPCHEM\1\METHODS\H7K07SV.M (RTE Integrator)
Title : 625/8270 Calibration
Last Update : Wed Nov 07 17:42:36 2007
Response via : Initial Calibration



Evaluate Continuing Calibration Report

Data File : C:\GCMS8\DATA\07NOV07\LCS050.D
 Acq On : 7 Nov 2007 5:09 pm
 Sample : 50ppm Sec. Source# 7090368
 Misc : 8270/625 ICAL
 MS Integration Params: RTEINT.P

Vial: 9
 Operator: AMI/DF
 Inst : GCMS8
 Multiplr: 1.00

Method : C:\HPCHEM\1\METHODS\H7K07SV.M (RTE Integrator)
 Title : 625/8270 Calibration
 Last Update : Wed Nov 07 17:42:36 2007
 Response via : Multiple Level Calibration

Min. RRF : 0.000 Min. Rel. Area : 50% Max. R.T. Dev 0.50min
 Max. RRF Dev : 30% Max. Rel. Area : 200%

| | Compound | AvgRF | CCRF | %Dev | Area% | Dev(min) |
|-------|-----------------------------|-------|-------|--------|-------|----------|
| 1 I | 1,4-Dichlorobenzene-d4 (IS) | 1.000 | 1.000 | 0.0 | 106 | 0.00 |
| 2 S | 2-Fluorophenol (SU) | 1.531 | 1.556 | -1.6 | 110 | 0.00 |
| 3 T | Pyridine | 2.191 | 2.289 | -4.5 | 112 | 0.01 |
| 4 T | n-Nitrosodimethylamine | 1.494 | 1.501 | -0.5 | 108 | 0.02 |
| 5 T | bis(2-Chloroethyl)ether | 1.903 | 1.808 | 5.0 | 110 | 0.01 |
| 6 T | Aniline | 2.498 | 2.572 | -3.0 | 108 | 0.00 |
| 7 S | Phenol-d6 (SU) | 1.985 | 2.014 | -1.5 | 109 | 0.01 |
| 8 CM | Phenol | 2.104 | 2.156 | -2.5 | 110 | 0.01 |
| 9 M | 2-Chlorophenol | 1.429 | 1.466 | -2.6 | 110 | 0.00 |
| 10 T | n-Decane | 2.630 | 2.627 | 0.1 | 107 | 0.00 |
| 11 T | 1,3-Dichlorobenzene | 1.376 | 1.429 | -3.9 | 111 | 0.00 |
| 12 CM | 1,4-Dichlorobenzene | 1.692 | 1.683 | 0.5 | 105 | 0.00 |
| 13 T | 1,2-Dichlorobenzene | 1.460 | 1.483 | -1.6 | 108 | 0.00 |
| 14 T | Benzyl alcohol | 0.908 | 0.946 | -4.2 | 110 | 0.00 |
| 15 T | bis(2-chloroisopropyl)ether | 4.053 | 4.162 | -2.7 | 112 | 0.00 |
| 16 T | 2-Methylphenol | 1.109 | 1.136 | -2.4 | 111 | 0.00 |
| 17 T | Hexachloroethane | 0.601 | 0.608 | -1.2 | 107 | 0.00 |
| 18 PM | N-Nitroso-di-n-propylamine | 1.250 | 1.261 | -0.9 | 109 | 0.00 |
| 19 T | 4-Methylphenol | 1.508 | 1.560 | -3.4 | 111 | 0.00 |
| 20 I | Naphthalene-d8 (IS) | 1.000 | 1.000 | 0.0 | 107 | 0.00 |
| 21 S | Nitrobenzene-d5 (SU) | 0.487 | 0.241 | 50.5# | 53 | 0.00 |
| 22 T | Nitrobenzene | 0.505 | 0.522 | -3.4 | 113 | 0.00 |
| 23 T | Isophorone | 0.949 | 0.939 | 1.1 | 109 | 0.00 |
| 24 CT | 2-Nitrophenol | 0.250 | 0.264 | -5.6 | 110 | 0.00 |
| 25 T | 2,4-Dimethylphenol | 0.357 | 0.357 | 0.0 | 108 | 0.01 |
| 26 T | bis(2-Chloroethoxy)methane | 0.574 | 0.572 | 0.3 | 108 | 0.00 |
| 27 CT | 2,4-Dichlorophenol | 0.326 | 0.341 | -4.6 | 109 | 0.00 |
| 28 M | 1,2,4-Trichlorobenzene | 0.344 | 0.352 | -2.3 | 109 | 0.00 |
| 29 T | Benzoic Acid | 0.162 | 0.191 | -17.9 | 116 | 0.02 |
| 30 T | Naphthalene | 0.980 | 0.988 | -0.8 | 109 | 0.00 |
| 31 T | 4-Chloroaniline | 0.437 | 0.448 | -2.5 | 108 | 0.00 |
| 32 CT | Hexachlorobutadiene | 0.174 | 0.178 | -2.3 | 107 | 0.00 |
| 33 CM | 4-Chloro-3-methylphenol | 0.307 | 0.322 | -4.9 | 111 | 0.00 |
| 34 T | 2-Methylnaphthalene | 0.576 | 0.588 | -2.1 | 111 | 0.00 |
| 35 T | 2,3-Dichloroaniline | 0.354 | 0.371 | -4.8 | 113 | 0.00 |
| 36 I | Acenaphthene-d10 (IS) | 1.000 | 1.000 | 0.0 | 107 | 0.00 |
| 37 PT | Hexachlorocyclopentadiene | 0.240 | 0.326 | -35.8# | 136 | 0.00 |
| 38 CT | 2,4,6-Trichlorophenol | 0.410 | 0.438 | -6.8 | 110 | 0.00 |
| 39 T | 2,4,5-Trichlorophenol | 0.440 | 0.478 | -8.6 | 110 | 0.00 |

(#) = Out of Range
 LCS050.D H7K07SV.M

Thu Nov 08 15:53:52 2007

Evaluate Continuing Calibration Report

Data File : C:\GCMS8\DATA\07NOV07\LCS050.D
 Acq On : 7 Nov 2007 5:09 pm
 Sample : 50ppm Sec. Source# 7090368
 Misc : 8270/625 ICAL
 MS Integration Params: RTEINT.P

Vial: 9
 Operator: AMI/DF
 Inst : GCMS8
 Multiplr: 1.00

Method : C:\HPCHEM\1\METHODS\H7K07SV.M (RTE Integrator)
 Title : 625/8270 Calibration
 Last Update : Wed Nov 07 17:42:36 2007
 Response via : Multiple Level Calibration

Min. RRF : 0.000 Min. Rel. Area : 50% Max. R.T. Dev 0.50min
 Max. RRF Dev : 30% Max. Rel. Area : 200%

| Compound | AvgRF | CCRF | %Dev | Area% | Dev(min) |
|---------------------------------|-------|-------|-------|-------|----------|
| 40 S 2-Fluorobiphenyl (SU) | 1.364 | 0.684 | 49.9# | 55 | 0.00 |
| 41 T 2-Chloronaphthalene | 1.156 | 1.191 | -3.0 | 111 | 0.00 |
| 42 T 2-Nitroaniline | 0.472 | 0.515 | -9.1 | 114 | 0.00 |
| 43 T 1,3-Dinitrobenzene | 0.235 | 0.287 | -22.1 | 127 | 0.00 |
| 44 T Acenaphthylene | 1.694 | 1.924 | -13.6 | 122 | 0.00 |
| 45 T Dimethylphthalate | 1.347 | 1.362 | -1.1 | 109 | 0.00 |
| 46 T 2,6-Dinitrotoluene | 0.348 | 0.365 | -4.9 | 109 | 0.00 |
| 47 CM Acenaphthene | 1.066 | 1.074 | -0.8 | 110 | 0.00 |
| 48 T 3-Nitroaniline | 0.345 | 0.367 | -6.4 | 113 | 0.00 |
| 49 PT 2,4-Dinitrophenol | 0.182 | 0.225 | -23.6 | 116 | 0.00 |
| 50 T Dibenzofuran | 1.564 | 1.601 | -2.4 | 110 | 0.00 |
| 51 M 2,4-Dinitrotoluene | 0.426 | 0.458 | -7.5 | 109 | 0.00 |
| 52 PM 4-Nitrophenol | 0.115 | 0.129 | -12.2 | 119 | 0.00 |
| 53 T Fluorene | 1.262 | 1.287 | -2.0 | 109 | 0.00 |
| 54 T 4-Chlorophenyl-phenylether | 0.630 | 0.624 | 1.0 | 107 | 0.00 |
| 55 T Diethylphthalate | 1.250 | 1.234 | 1.3 | 110 | 0.00 |
| 56 T Azobenzene | 1.710 | 1.706 | 0.2 | 109 | 0.00 |
| 57 T 4-Nitroaniline | 0.309 | 0.343 | -11.0 | 115 | 0.01 |
| 58 T n-Octadecane | 1.280 | 1.261 | 1.5 | 107 | 0.00 |
| 59 I Phenanthrene-d10 (IS) | 1.000 | 1.000 | 0.0 | 108 | 0.00 |
| 60 T 4,6-Dinitro-2-methylphenol | 0.183 | 0.211 | -15.3 | 114 | 0.01 |
| 61 CT n-Nitrosodiphenylamine | 0.578 | 0.581 | -0.5 | 110 | 0.00 |
| 62 S 2,4,6-Tribromophenol (SU) | 0.143 | 0.157 | -9.8 | 114 | 0.00 |
| 63 T 4-Bromophenyl-phenylether | 0.264 | 0.267 | -1.1 | 110 | 0.00 |
| 64 T Hexachlorobenzene | 0.301 | 0.305 | -1.3 | 112 | 0.00 |
| 65 CM Pentachlorophenol | 0.170 | 0.188 | -10.6 | 113 | 0.00 |
| 66 T Phenanthrene | 1.115 | 1.105 | 0.9 | 109 | 0.00 |
| 67 T Anthracene | 1.113 | 1.093 | 1.8 | 110 | 0.00 |
| 68 T Carbazole | 0.952 | 0.932 | 2.1 | 113 | 0.00 |
| 69 T Di-n-butylphthalate | 1.597 | 1.597 | 0.0 | 108 | 0.00 |
| 70 CT Fluoranthene | 1.197 | 1.219 | -1.8 | 112 | 0.00 |
| 71 I Chrysene-d12 (IS) | 1.000 | 1.000 | 0.0 | 109 | 0.00 |
| 72 M Pyrene | 1.604 | 1.594 | 0.6 | 110 | 0.00 |
| 73 T 2,2'-Dichlorobenzil | 1.151 | 1.195 | -3.8 | 109 | 0.00 |
| 74 S Terphenyl-d14 (SU) | 1.034 | 0.523 | 49.4# | 54 | -0.01 |
| 75 T Benzidine | 0.476 | 0.412 | 13.4 | 89 | 0.00 |
| 76 T Butylbenzylphthalate | 0.877 | 0.873 | 0.5 | 106 | 0.00 |
| 77 T 3,3'-Dichlorobenzidine | 0.440 | 0.476 | -8.2 | 113 | 0.00 |
| 78 T Benzo[a]anthracene | 1.283 | 1.316 | -2.6 | 111 | 0.00 |

(#) = Out of Range
 LCS050.D H7K07SV.M

Thu Nov 08 15:53:57 2007

Evaluate Continuing Calibration Report

Data File : C:\GCMS8\DATA\07NOV07\LCS050.D
 Acq On : 7 Nov 2007 5:09 pm
 Sample : 50ppm Sec. Source# 7090368
 Misc : 8270/625 ICAL
 MS Integration Params: RTEINT.P

Vial: 9
 Operator: AMI/DF
 Inst : GCMS8
 Multiplr: 1.00

Method : C:\HPCHEM\1\METHODS\H7K07SV.M (RTE Integrator)
 Title : 625/8270 Calibration
 Last Update : Wed Nov 07 17:42:36 2007
 Response via : Multiple Level Calibration

Min. RRF : 0.000 Min. Rel. Area : 50% Max. R.T. Dev 0.50min
 Max. RRF Dev : 30% Max. Rel. Area : 200%

| Compound | AvgRF | CCRF | %Dev | Area% | Dev(min) |
|---------------------------------|-------|-------|-------|-------|----------|
| 79 T Chrysene | 1.145 | 1.139 | 0.5 | 111 | 0.00 |
| 80 T bis(2-Ethylhexyl)phthalate | 1.082 | 1.072 | 0.9 | 107 | 0.00 |
| 81 CT Di-n-octylphthalate | 1.518 | 1.600 | -5.4# | 110 | 0.00 |
| 82 I Perylene-d12 (IS) | 1.000 | 1.000 | 0.0 | 105 | 0.00 |
| 83 T Benzo[b]fluoranthene | 1.387 | 1.361 | 1.9 | 107 | 0.00 |
| 84 T Benzo[k]fluoranthene | 1.300 | 1.281 | 1.5 | 112 | 0.00 |
| 85 CT Benzo[a]pyrene | 1.162 | 1.271 | -9.4 | 114 | 0.00 |
| 86 T Indeno[1,2,3-cd]pyrene | 1.086 | 1.082 | 0.4 | 98 | 0.00 |
| 87 T Dibenz[a,h]anthracene | 1.106 | 1.152 | -4.2 | 99 | 0.00 |
| 88 T Benzo[g,h,i]perylene | 1.114 | 1.090 | 2.2 | 94 | 0.00 |

Data File : C:\GCMS8\DATA\07NOV07\LCS050.D
 Acq On : 7 Nov 2007 5:09 pm
 Sample : 50ppm Sec. Source# 7090368
 Misc : 8270/625 ICAL
 MS Integration Params: RTEINT.P
 Quant Time: Nov 8 15:52 19107

Vial: 9
 Operator: AMI/DF
 Inst : GCMS8
 Multiplr: 1.00

Quant Results File: H7K07SV.RES

Quant Method : C:\HPCHEM\1\METHODS\H7K07SV.M (RTE Integrator)
 Title : 625/8270 Calibration
 Last Update : Wed Nov 07 17:42:36 2007
 Response via : Initial Calibration
 DataAcq Meth : H7J19SV

| Internal Standards | R.T. | QIon | Response | Conc | Units | Dev(Min) |
|--------------------------------|-------|------|----------|-------|-------|----------|
| 1) 1,4-Dichlorobenzene-d4 (IS) | 7.38 | 152 | 477085 | 40.00 | ppm | 0.00 |
| 20) Naphthalene-d8 (IS) | 10.23 | 136 | 1515673 | 40.00 | ppm | 0.00 |
| 36) Acenaphthene-d10 (IS) | 14.34 | 164 | 769624 | 40.00 | ppm | 0.00 |
| 59) Phenanthrene-d10 (IS) | 17.77 | 188 | 1105922 | 40.00 | ppm | 0.00 |
| 71) Chrysene-d12 (IS) | 22.30 | 240 | 827825 | 40.00 | ppm | 0.00 |
| 82) Perylene-d12 (IS) | 25.29 | 264 | 768234 | 40.00 | ppm | 0.00 |

System Monitoring Compounds

| | | | | | | |
|-------------------------------|----------------|-----|------------|--------|-----|-------|
| 2) 2-Fluorophenol (SU) | 5.01 | 112 | 927763 | 50.81 | ppm | 0.00 |
| Spiked Amount 100.000 | Range 30 - 120 | | Recovery = | 50.81% | | |
| 7) Phenol-d6 (SU) | 6.95 | 99 | 1201169 | 50.75 | ppm | 0.01 |
| Spiked Amount 100.000 | Range 40 - 120 | | Recovery = | 50.75% | | |
| 21) Nitrobenzene-d5 (SU) | 8.69 | 82 | 457453 | 24.80 | ppm | 0.00 |
| Spiked Amount 50.000 | Range 40 - 120 | | Recovery = | 49.60% | | |
| 40) 2-Fluorobiphenyl (SU) | 12.86 | 172 | 657639 | 25.07 | ppm | 0.00 |
| Spiked Amount 50.000 | Range 40 - 120 | | Recovery = | 50.14% | | |
| 62) 2,4,6-Tribromophenol (SU) | 16.24 | 330 | 216669 | 54.66 | ppm | 0.00 |
| Spiked Amount 100.000 | Range 45 - 130 | | Recovery = | 54.66% | | |
| 74) Terphenyl-d14 (SU) | 20.82 | 244 | 540936 | 25.28 | ppm | -0.01 |
| Spiked Amount 50.000 | Range 40 - 140 | | Recovery = | 50.56% | | |

Target Compounds

| | | | | | Qvalue |
|--------------------------------|------|-----|---------|-------|----------|
| 3) Pyridine | 2.95 | 79 | 1365010 | 52.23 | ppm # 69 |
| 4) n-Nitrosodimethylamine | 3.04 | 74 | 895096 | 50.23 | ppm 95 |
| 5) bis(2-Chloroethyl)ether | 7.02 | 93 | 1077997 | 47.50 | ppm 96 |
| 6) Aniline | 6.84 | 93 | 1533991 | 51.48 | ppm 98 |
| 8) Phenol | 6.97 | 94 | 1285822 | 51.24 | ppm 96 |
| 9) 2-Chlorophenol | 7.05 | 128 | 874060 | 51.28 | ppm 98 |
| 10) n-Decane | 7.17 | 57 | 1566386 | 49.94 | ppm 100 |
| 11) 1,3-Dichlorobenzene | 7.28 | 146 | 852202 | 51.93 | ppm 98 |
| 12) 1,4-Dichlorobenzene | 7.41 | 146 | 1003939 | 49.74 | ppm 98 |
| 13) 1,2-Dichlorobenzene | 7.80 | 146 | 884590 | 50.81 | ppm 99 |
| 14) Benzyl alcohol | 7.84 | 108 | 564082 | 52.09 | ppm 99 |
| 15) bis(2-chloroisopropyl)ethe | 8.17 | 45 | 2482178 | 51.35 | ppm 100 |
| 16) 2-Methylphenol | 8.20 | 107 | 677308 | 51.22 | ppm 98 |
| 17) Hexachloroethane | 8.44 | 117 | 362362 | 50.55 | ppm 99 |
| 18) N-Nitroso-di-n-propylamine | 8.52 | 70 | 751735 | 50.41 | ppm 100 |
| 19) 4-Methylphenol | 8.56 | 107 | 930166 | 51.71 | ppm 99 |
| 22) Nitrobenzene | 8.73 | 77 | 988549 | 51.70 | ppm 100 |
| 23) Isophorone | 9.30 | 82 | 1779876 | 49.48 | ppm 100 |
| 24) 2-Nitrophenol | 9.44 | 139 | 500559 | 52.77 | ppm 100 |

(#) = qualifier out of range (m) = manual integration
 LCS050.D H7K07SV.M Thu Nov 08 15:52:40 2007

Data File : C:\GCMS8\DATA\07NOV07\LCS050.D
 Acq On : 7 Nov 2007 5:09 pm
 Sample : 50ppm Sec. Source# 7090368
 Misc : 8270/625 ICAL
 MS Integration Params: RTEINT.P
 Quant Time: Nov 8 15:52 19107

Vial: 9
 Operator: AMI/DF
 Inst : GCMS8
 Multiplr: 1.00

Quant Results File: H7K07SV.RES

Quant Method : C:\HPCHEM\1\METHODS\H7K07SV.M (RTE Integrator)
 Title : 625/8270 Calibration
 Last Update : Wed Nov 07 17:42:36 2007
 Response via : Initial Calibration
 DataAcq Meth : H7J19SV

| Compound | R.T. | QIon | Response | Conc | Unit | Qvalue |
|--------------------------------|-------|------|----------|-------|------|--------|
| 25) 2,4-Dimethylphenol | 9.72 | 122 | 675499 | 49.89 | ppm | 100 |
| 26) bis(2-Chloroethoxy)methane | 9.90 | 93 | 1083284 | 49.80 | ppm | 100 |
| 27) 2,4-Dichlorophenol | 10.04 | 162 | 646086 | 52.26 | ppm | 99 |
| 28) 1,2,4-Trichlorobenzene | 10.14 | 180 | 666373 | 51.09 | ppm | 99 |
| 29) Benzoic Acid | 10.33 | 122 | 361949 | 48.67 | ppm | # 53 |
| 30) Naphthalene | 10.27 | 128 | 1871619 | 50.40 | ppm | 100 |
| 31) 4-Chloroaniline | 10.54 | 127 | 848904 | 51.24 | ppm | 99 |
| 32) Hexachlorobutadiene | 10.74 | 225 | 337265 | 51.03 | ppm | 99 |
| 33) 4-Chloro-3-methylphenol | 11.81 | 107 | 609272 | 52.43 | ppm | 98 |
| 34) 2-Methylnaphthalene | 11.88 | 141 | 1114609 | 51.11 | ppm | 99 |
| 35) 2,3-Dichloroaniline | 12.65 | 161 | 703360 | 52.41 | ppm | 100 |
| 37) Hexachlorocyclopentadiene | 12.43 | 237 | 313390 | 61.74 | ppm | 100 |
| 38) 2,4,6-Trichlorophenol | 12.68 | 196 | 421613 | 53.43 | ppm | 99 |
| 39) 2,4,5-Trichlorophenol | 12.77 | 196 | 459772 | 54.26 | ppm | 99 |
| 41) 2-Chloronaphthalene | 13.00 | 162 | 1145399 | 51.48 | ppm | 99 |
| 42) 2-Nitroaniline | 13.42 | 65 | 495825 | 54.61 | ppm | 99 |
| 43) 1,3-Dinitrobenzene | 13.98 | 168 | 275822 | 58.57 | ppm | 93 |
| 44) Acenaphthylene | 13.97 | 152 | 1851095 | 56.80 | ppm | 100 |
| 45) Dimethylphthalate | 14.02 | 163 | 1310708 | 50.56 | ppm | 100 |
| 46) 2,6-Dinitrotoluene | 14.14 | 165 | 351059 | 52.50 | ppm | 99 |
| 47) Acenaphthene | 14.42 | 154 | 1033673 | 50.41 | ppm | 99 |
| 48) 3-Nitroaniline | 14.42 | 138 | 353419 | 53.26 | ppm | 99 |
| 49) 2,4-Dinitrophenol | 14.65 | 184 | 216140 | 51.90 | ppm | 98 |
| 50) Dibenzofuran | 14.80 | 168 | 1540569 | 51.18 | ppm | 99 |
| 51) 2,4-Dinitrotoluene | 15.03 | 165 | 440246 | 53.73 | ppm | 99 |
| 52) 4-Nitrophenol | 15.02 | 109 | 124542 | 51.14 | ppm | 94 |
| 53) Fluorene | 15.61 | 166 | 1238295 | 51.00 | ppm | 99 |
| 54) 4-Chlorophenyl-phenylether | 15.70 | 204 | 600298 | 49.52 | ppm | 99 |
| 55) Diethylphthalate | 15.71 | 149 | 1187053 | 49.35 | ppm | 100 |
| 56) Azobenzene | 16.05 | 77 | 1641029 | 49.88 | ppm | 100 |
| 57) 4-Nitroaniline | 15.93 | 138 | 329835 | 55.39 | ppm | 99 |
| 58) n-Octadecane | 17.85 | 57 | 1212754 | 49.24 | ppm | 100 |
| 60) 4,6-Dinitro-2-methylphenol | 15.98 | 198 | 291686 | 57.73 | ppm | 98 |
| 61) n-Nitrosodiphenylamine | 16.04 | 169 | 803743 | 50.32 | ppm | 96 |
| 63) 4-Bromophenyl-phenylether | 16.81 | 248 | 369779 | 50.62 | ppm | 100 |
| 64) Hexachlorobenzene | 17.08 | 284 | 421163 | 50.61 | ppm | 99 |
| 65) Pentachlorophenol | 17.57 | 266 | 259385 | 55.30 | ppm | 98 |
| 66) Phenanthrene | 17.83 | 178 | 1527537 | 49.54 | ppm | 100 |
| 67) Anthracene | 17.93 | 178 | 1511301 | 49.12 | ppm | 99 |
| 68) Carbazole | 18.38 | 167 | 1288408 | 48.96 | ppm | 99 |
| 69) Di-n-butylphthalate | 19.34 | 149 | 2208119 | 50.02 | ppm | 100 |

(#) = qualifier out of range (m) = manual integration
 LCS050.D H7K07SV.M Thu Nov 08 15:52:42 2007

Data File : C:\GCMS8\DATA\07NOV07\LCS050.D
 Acq On : 7 Nov 2007 5:09 pm
 Sample : 50ppm Sec. Source# 7090368
 Misc : 8270/625 ICAL
 MS Integration Params: RTEINT.P
 Quant Time: Nov 8 15:52 19107

Vial: 9
 Operator: AMI/DF
 Inst : GCMS8
 Multiplr: 1.00

Quant Results File: H7K07SV.RES

Quant Method : C:\HPCHEM\1\METHODS\H7K07SV.M (RTE Integrator)
 Title : 625/8270 Calibration
 Last Update : Wed Nov 07 17:42:36 2007
 Response via : Initial Calibration
 DataAcq Meth : H7J19SV

| Compound | R.T. | QIon | Response | Conc | Unit | Qvalue |
|--------------------------------|-------|------|----------|-------|------|--------|
| 70) Fluoranthene | 20.14 | 202 | 1685200 | 50.90 | ppm | 100 |
| 72) Pyrene | 20.48 | 202 | 1649008 | 49.68 | ppm | 100 |
| 73) 2,2'-Dichlorobenzil | 20.69 | 139 | 1236573 | 51.92 | ppm | 100 |
| 75) Benzidine | 20.43 | 184 | 425881 | 43.21 | ppm | 100 |
| 76) Butylbenzylphthalate | 21.63 | 149 | 903101 | 49.74 | ppm | 99 |
| 77) 3,3'-Dichlorobenzidine | 22.31 | 252 | 492253 | 54.02 | ppm | 100 |
| 78) Benzo[a]anthracene | 22.27 | 228 | 1361552 | 51.27 | ppm | 100 |
| 79) Chrysene | 22.35 | 228 | 1178149 | 49.73 | ppm | 99 |
| 80) bis(2-Ethylhexyl)phthalate | 22.56 | 149 | 1108854 | 49.50 | ppm | 99 |
| 81) Di-n-octylphthalate | 23.72 | 149 | 1655997 | 52.71 | ppm | 100 |
| 83) Benzo[b]fluoranthene | 24.34 | 252 | 1306841 | 49.05 | ppm | 100 |
| 84) Benzo[k]fluoranthene | 24.41 | 252 | 1229902 | 49.28 | ppm | 100 |
| 85) Benzo[a]pyrene | 25.14 | 252 | 1220802 | 54.69 | ppm | 99 |
| 86) Indeno[1,2,3-cd]pyrene | 27.73 | 276 | 1039214 | 49.81 | ppm | 99 |
| 87) Dibenz[a,h]anthracene | 27.81 | 278 | 1106338 | 52.06 | ppm | 99 |
| 88) Benzo[g,h,i]perylene | 28.32 | 276 | 1046952 | 48.93 | ppm | 100 |

(#) = qualifier out of range (m) = manual integration
 LCS050.D H7K07SV.M Thu Nov 08 15:52:42 2007

GC/MS DAILY LOG SUMMARY

DATE: 11-12-07 DATAFILE: \\GCMS8\DATA\ 07NOV12
 ANALYST: LB/AF GCMS: # 8 EPA METHOD: 625/8270

| # | SAMPLE NAME | Dil | FILENAME | S/W | Prep | Batch # | Posted | Rev'd | Comments |
|----|--------------------|-----|----------|------|------|--------------|-------------|----------|--------------------------|
| 1 | 50ppm DFTPP STD | *** | STUN 2 | *** | | Pass @ 18:13 | | | Performed at workstation |
| 2 | 50ppm Midpoint STD | *** | SSTD050 | *** | | | | | |
| 3 | 7K10043-BLK1 | - | H112001 | TCLP | LB | 10043 | SH 11-13-07 | 11/13/07 | |
| 4 | ↓ -BS1 | - | 02 | ↓ | ↓ | ↓ | ↓ | ↓ | |
| 5 | 7K10044-BLK1 | - | 03 | ↓ | ↓ | 10044 | SH 11-13-07 | | |
| 6 | ↓ -BS1 | - | 04 | ↓ | ↓ | ↓ | ↓ | ↓ | |
| 7 | 7K11036-BLK1 | - | 05 | W | ↓ | 11036 | SH 11-13-07 | | |
| 8 | ↓ -BS1 | - | 06 | ↓ | ↓ | ↓ | ↓ | ↓ | |
| 9 | 7K09071-BLK1 | - | 07 | ↓ | ↓ | 09071 | SH 11-13-07 | 11/14/07 | RR for 626s |
| 10 | ↓ -BS1 | - | 08 | ↓ | ↓ | ↓ | ↓ | ↓ | ↓ |
| 11 | ↓ -BS1 | - | 09 | ↓ | ↓ | ↓ | ↓ | ↓ | ↓ |
| 12 | 7K08111-BLK1 | - | 10 | S | ↓ | 08111 | SH 11-13-07 | 11/13/07 | |
| 13 | ↓ -BS1 | - | 11 | ↓ | ↓ | ↓ | ↓ | ↓ | |
| 14 | ↓ -BS1 | - | 12 | ↓ | ↓ | ↓ | ↓ | ↓ | |
| 15 | 7K12065-BLK1 | - | 13 | ↓ | LB | 12065 | SH 11-13-07 | | |
| 16 | ↓ -BS1 | - | 14 | ↓ | ↓ | ↓ | ↓ | ↓ | |
| 17 | ----- | | | | | | | | |
| 18 | ----- | | | | | | | | |
| 19 | ----- | | | | | | | | |
| 20 | ----- | | | | | | | | |
| 21 | ----- | | | | | | | | |
| 22 | ----- | | | | | | | | |
| 23 | ----- | | | | | | | | |
| 24 | ----- | | | | | | | | |
| 25 | ----- | | | | | | | | |
| 26 | ----- | | | | | | | | |
| 27 | ----- | | | | | | | | |
| 28 | ----- | | | | | | | | |
| 29 | ----- | | | | | | | | |
| 30 | ----- | | | | | | | | |

Tailing Factor & Degradation:

Methylene Chloride Lot# E36E29

Benzidine < 3 ✓ Pentachlorophenol < 5 ✓ DDT Degradation < 20 ✓

Standard Code:

DFTPP: 7100452 Internal Standard: 7110160 Calibration: 7100431

GC/MS QA-QC Check Report

Tune File : C:\GCMS8\DATA\07NOV12\STUN2.D
 Tune Time : 12 Nov 2007 6:13 pm

Daily Calibration File : C:\GCMS8\DATA\07NOV12\SSTD050.D

| File | Sample | Surrogate Recovery % | | | | | | Internal Standard Responses | | | | | | |
|------------|--------------|----------------------|-------|-------|-------|-------|-------|-----------------------------|---------|---------|---------|---------|--------|--|
| | | (2FP) | (PHL) | (NBZ) | (FBP) | (TBF) | (TFH) | (DCB) | (NPT) | (ANT) | (FHN) | (CRY) | (FRY) | |
| H1112001.D | 7K10043-BLK1 | 58 | 64 | 71 | 77 | 85 | 85 | 825996 | 2598028 | 1346414 | 1729907 | 1153558 | 778408 | |
| H1112002.D | 7K10043-BS1 | 62 | 67 | 75 | 78 | 95 | 92 | 767467 | 2385067 | 1212355 | 1660433 | 1135212 | 845047 | |
| H1112003.D | 7K10044-BLK1 | 65 | 71 | 73 | 80 | 82 | 83 | 617526 | 1979815 | 1018139 | 1327309 | 967644 | 660805 | |
| H1112004.D | 7K10044-BS1 | 62 | 66 | 74 | 76 | 86 | 82 | 618706 | 1930258 | 1018130 | 1382532 | 950758 | 655238 | |
| H1112005.D | 7K11036-BLK1 | 64 | 70 | 74 | 80 | 87 | 81 | 749725 | 2367802 | 1243918 | 1613526 | 1168656 | 836696 | |
| H1112006.D | 7K11036-BS1 | 61 | 63 | 79 | 80 | 93 | 97 | 729524 | 2271417 | 1176315 | 1568649 | 943548 | 587676 | |
| H1112007.D | 7K09071-BLK1 | 62 | 66 | 72 | 76 | 84 | 90 | 754496 | 2397308 | 1268582 | 1636790 | 1057674 | 683041 | |
| H1112008.D | 7K09071-BS1 | 66 | 70 | 76 | 78 | 91 | 92 | 659473 | 2062625 | 1074452 | 1445032 | 919048 | 627805 | |
| H1112009.D | 7K09071-BS1 | 70 | 75 | 82 | 81 | 96 | 94 | 660087 | 2070530 | 1082935 | 1456066 | 913417 | 659849 | |
| H1112010.D | 7K08111-BLK1 | 60 | 65 | 65 | 73 | 79 | 82 | 630292 | 2057049 | 1081847 | 1391529 | 926051 | 567345 | |
| H1112011.D | 7K08111-BS1 | 64 | 67 | 67 | 70 | 83 | 82 | 559450 | 1767534 | 932567 | 1235732 | 825805 | 523798 | |
| H1112012.D | 7K08111-BS1 | 66 | 70 | 71 | 74 | 87 | 91 | 535341 | 1698212 | 900432 | 1217247 | 778772 | 478221 | |
| H1112013.D | 7K12065-BLK1 | 67 | 71 | 72 | 78 | 81 | 86 | 570222 | 1841073 | 983653 | 1255439 | 888894 | 607138 | |
| H1112014.D | 7K12065-BS1 | 63 | 65 | 68 | 70 | 81 | 88 | 598055 | 1874860 | 1003189 | 1330392 | 852326 | 571647 | |

- fails 12hr time check * - fails criteria

Created: Tue Nov 13 08:02:41 2007 GCMS8

CONTINUING CALIBRATION CHECK

EPA METHOD 8270

File: SSTD050.D Instrum GCMS8
Operator: AMI/DF ial Calibrat 8270/625 Midpoint
Date Acquired: 11/12/20 -1:6: Method H7K07SV

CCC Compounds, max %D=20

| <u>COMPOUND</u> | <u>Spike Conc. (ppm)</u> | <u>Result</u> | <u>%D</u> |
|-------------------------|--------------------------|---------------|-----------|
| Phenol | 50 | 49.06 | 1.87 |
| 1,4-Dichlorobenzene | 50 | 49.44 | 1.12 |
| 2-Nitrophenol | 50 | 52.55 | -5.10 |
| 2,4-Dichlorophenol | 50 | 52.34 | -4.68 |
| Hexachlorobutadiene | 50 | 51.01 | -2.02 |
| 4-Chloro-3-methylphenol | 50 | 52.13 | -4.25 |
| 2,4,6-Trichlorophenol | 50 | 53.09 | -6.18 |
| Acenaphthene | 50 | 48.55 | 2.91 |
| n-Nitrosodiphenylamine | 50 | 50.41 | -0.82 |
| Pentachlorophenol | 50 | 50.58 | -1.15 |
| Fluoranthene | 50 | 46.68 | 6.64 |
| Di-n-octylphthalate | 50 | 52.99 | -5.98 |
| Benzo[a]pyrene | 50 | 51.53 | -3.07 |

SPCC Compounds

| <u>COMPOUND</u> | <u>Min RRF</u> | <u>CC RRF</u> |
|----------------------------|----------------|---------------|
| N-Nitroso-di-n-propylamine | 0.05 | 1.283 |
| Hexachlorocyclopentadiene | 0.05 | 0.197 |
| 2,4-Dinitrophenol | 0.05 | 0.149 |
| 4-Nitrophenol | 0.05 | 0.107 |

* Denotes values out of expected range.

Daily Midpoint Continuing Check

EPA 8270C

File: SSTD050.D
Date: 11/12/20 -1:6:
Matrix: 8270/625 Midpoint

Source: Crescent Chemical
Instrument: GCMS8

| | | | | 8270 |
|-----------------------------|------------|----------|------|-----------|
| Name | Conc (ppm) | Response | %Rec | QC Limits |
| Pyridine | 50 | 49.66 | 99 | (70-130) |
| n-Nitrosodimethylamine | 50 | 49.75 | 99 | (80-120) |
| bis(2-Chloroethyl)ether | 50 | 48.10 | 96 | (80-120) |
| Aniline | 50 | 49.35 | 99 | (80-120) |
| 2-Chlorophenol | 50 | 49.68 | 99 | (80-120) |
| n-Decane | 50 | 49.54 | 99 | (80-120) |
| 1,3-Dichlorobenzene | 50 | 49.20 | 98 | (80-120) |
| 1,2-Dichlorobenzene | 50 | 49.49 | 99 | (80-120) |
| Benzyl alcohol | 50 | 50.79 | 102 | (70-130) |
| bis(2-chloroisopropyl)ether | 50 | 49.44 | 99 | (80-120) |
| 2-Methylphenol | 50 | 49.79 | 100 | (80-120) |
| Hexachloroethane | 50 | 49.84 | 100 | (80-120) |
| N-Nitroso-di-n-propylamine | 50 | 51.32 | 103 | (80-120) |
| 4-Methylphenol | 50 | 49.69 | 99 | (80-120) |
| Nitrobenzene | 50 | 50.46 | 101 | (80-120) |
| Isophorone | 50 | 52.55 | 105 | (80-120) |
| 2,4-Dimethylphenol | 50 | 51.30 | 103 | (80-120) |
| bis(2-Chloroethoxy)methane | 50 | 51.06 | 102 | (80-120) |
| 1,2,4-Trichlorobenzene | 50 | 52.00 | 104 | (80-120) |
| Benzoic Acid | 50 | 43.72 | 87 | (75-125) |
| Naphthalene | 50 | 49.68 | 99 | (80-120) |
| 4-Chloroaniline | 50 | 51.90 | 104 | (80-120) |
| 2-Methylnaphthalene | 50 | 51.04 | 102 | (80-120) |
| 2,3-Dichloroaniline | 50 | 50.95 | 102 | (80-120) |
| Hexachlorocyclopentadiene | 50 | 38.12 | 76 | (70-130) |
| 2,4,5-Trichlorophenol | 50 | 52.63 | 105 | (80-120) |
| 2-Chloronaphthalene | 50 | 48.90 | 98 | (80-120) |
| 2-Nitroaniline | 50 | 49.99 | 100 | (80-130) |
| 1,3-Dinitrobenzene | 50 | 48.46 | 97 | (80-120) |
| Acenaphthylene | 50 | 48.77 | 98 | (80-120) |
| Dimethylphthalate | 50 | 49.11 | 98 | (80-120) |
| 2,6-Dinitrotoluene | 50 | 52.06 | 104 | (80-120) |
| 3-Nitroaniline | 50 | 46.16 | 92 | (70-140) |
| 2,4-Dinitrophenol | 50 | 36.65 | 73 | (60-140) |
| Dibenzofuran | 50 | 48.01 | 96 | (80-120) |
| 2,4-Dinitrotoluene | 50 | 50.73 | 101 | (70-140) |

| | | | | |
|----------------------------|----|-------|-----|----------|
| 4-Nitrophenol | 50 | 43.23 | 86 | (60-135) |
| Fluorene | 50 | 48.75 | 98 | (80-120) |
| 4-Chlorophenyl-phenylether | 50 | 50.00 | 100 | (80-120) |
| Diethylphthalate | 50 | 47.58 | 95 | (65-120) |
| Azobenzene | 50 | 47.13 | 94 | (80-120) |
| 4-Nitroaniline | 50 | 45.19 | 90 | (60-160) |
| n-Octadecane | 50 | 48.85 | 98 | (80-120) |
| 4,6-Dinitro-2-methylphenol | 50 | 45.43 | 91 | (80-120) |
| 4-Bromophenyl-phenylether | 50 | 51.02 | 102 | (75-125) |
| Hexachlorobenzene | 50 | 50.92 | 102 | (70-120) |
| Phenanthrene | 50 | 48.95 | 98 | (80-120) |
| Anthracene | 50 | 45.96 | 92 | (80-120) |
| Carbazole | 50 | 41.93 | 84 | (70-120) |
| Di-n-butylphthalate | 50 | 50.66 | 101 | (80-120) |
| Pyrene | 50 | 55.19 | 110 | (60-120) |
| 2,2'-Dichlorobenzil | 50 | 59.45 | 119 | (80-120) |
| Benzidine | 50 | 34.78 | 70 | (30-180) |
| Butylbenzylphthalate | 50 | 56.59 | 113 | (80-120) |
| 3,3'-Dichlorobenzidine | 50 | 46.00 | 92 | (50-170) |
| Benzo[a]anthracene | 50 | 49.58 | 99 | (80-120) |
| Chrysene | 50 | 48.77 | 98 | (80-120) |
| bis(2-Ethylhexyl)phthalate | 50 | 57.59 | 115 | (75-125) |
| Benzo[b]fluoranthene | 50 | 52.90 | 106 | (80-120) |
| Benzo[k]fluoranthene | 50 | 47.02 | 94 | (80-120) |
| Indeno[1,2,3-cd]pyrene | 50 | 43.55 | 87 | (50-150) |
| Dibenz[a,h]anthracene | 50 | 46.16 | 92 | (60-160) |
| Benzo[g,h,i]perylene | 50 | 44.23 | 88 | (50-160) |

Surrogates

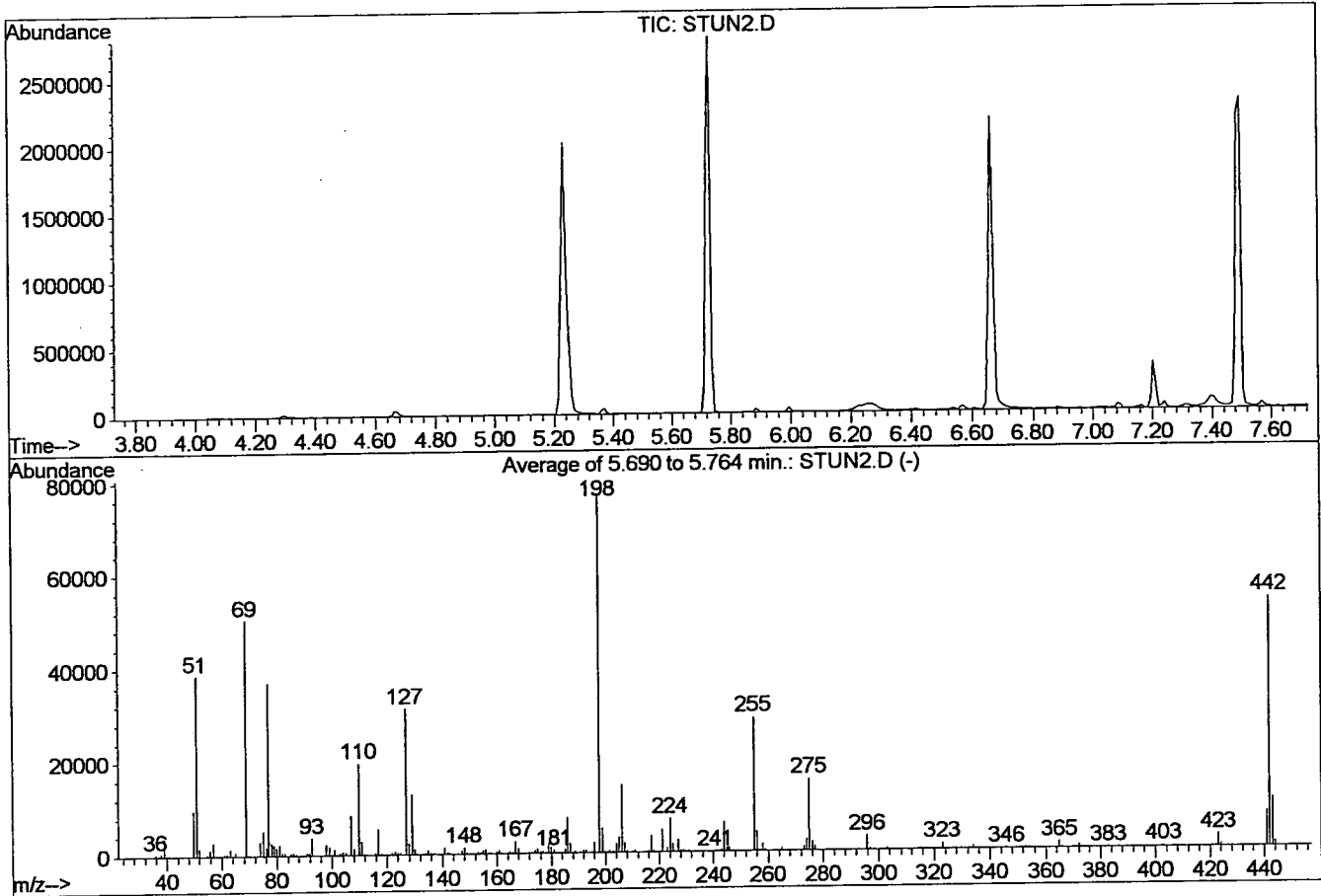
| | | | | |
|---------------------------|----|-------|-----|----------|
| 2-Fluorophenol (SU) | 50 | 50.71 | 101 | (80-120) |
| Phenol-d6 (SU) | 50 | 50.08 | 100 | (80-120) |
| Nitrobenzene-d5 (SU) | 50 | 51.05 | 102 | (80-120) |
| 2-Fluorobiphenyl (SU) | 50 | 49.23 | 98 | (80-120) |
| 2,4,6-Tribromophenol (SU) | 50 | 52.87 | 106 | (80-120) |
| Terphenyl-d14 (SU) | 50 | 54.59 | 109 | (70-130) |

*Denotes values out of expected range.

DFTPP

Data File : C:\GCMS8\DATA\07NOV12\STUN2.D
 Acq On : 12 Nov 2007 6:13 pm
 Sample : 50NG DFTPP #7100452
 Misc : Tune Evaluation
 MS Integration Params: RTEINT.P
 Method : C:\HPCHEM\1\METHODS\DFTPP.M (RTE Integrator)
 Title : dftpp

Vial: 1
 Operator: AMI/DF
 Inst : GCMS8
 Multiplr: 1.00



Spectrum Information: Average of 5.690 to 5.764 min.

| Target Mass | Rel. to Mass | Lower Limit% | Upper Limit% | Rel. Abn% | Raw Abn | Result Pass/Fail |
|-------------|--------------|--------------|--------------|-----------|---------|------------------|
| 51 | 198 | 30 | 60 | 50.1 | 38561 | PASS |
| 68 | 69 | 0.00 | 2 | 0.0 | 0 | PASS |
| 69 | 198 | 0.00 | 100 | 65.6 | 50463 | PASS |
| 70 | 69 | 0.00 | 2 | 0.4 | 193 | PASS |
| 127 | 198 | 40 | 60 | 40.7 | 31332 | PASS |
| 197 | 198 | 0.00 | 1 | 0.0 | 0 | PASS |
| 198 | 198 | 100 | 100 | 100.0 | 76901 | PASS |
| 199 | 198 | 5 | 9 | 6.9 | 5275 | PASS |
| 275 | 198 | 10 | 30 | 20.0 | 15362 | PASS |
| 365 | 198 | 1 | 100 | 1.7 | 1341 | PASS |
| 441 | 443 | 0.01 | 100 | 71.6 | 7491 | PASS |
| 442 | 198 | 40 | 100 | 69.5 | 53447 | PASS |
| 443 | 442 | 17 | 23 | 19.6 | 10469 | PASS |

Average of 5.690 to 5.764 min.: STUN2.D
50NG DFTPP #7100452

Modified:subtracted

| m/z | abund. | m/z | abund. | m/z | abund. | m/z | abund. |
|-------|--------|-------|--------|-------|--------|-------|--------|
| 35.80 | 425 | 50.95 | 38561 | 68.85 | 50463 | 81.90 | 536 |
| 36.95 | 207 | 51.95 | 1671 | 69.90 | 193 | 82.90 | 609 |
| 37.80 | 80 | 54.80 | 276 | 72.95 | 96 | 84.90 | 358 |
| 37.95 | 528 | 55.90 | 1152 | 73.95 | 3006 | 85.90 | 586 |
| 38.90 | 3903 | 56.90 | 2832 | 74.95 | 5248 | 86.95 | 211 |
| 39.90 | 176 | 57.90 | 73 | 76.05 | 1740 | 90.85 | 485 |
| 40.90 | 326 | 60.90 | 358 | 76.95 | 37047 | 91.85 | 489 |
| 42.90 | 76 | 61.90 | 455 | 77.90 | 2565 | 92.85 | 3709 |
| 44.90 | 57 | 62.90 | 1389 | 78.90 | 2161 | 93.90 | 198 |
| 48.85 | 207 | 63.85 | 180 | 79.90 | 1645 | 95.95 | 141 |
| 49.95 | 9657 | 64.90 | 718 | 80.90 | 2249 | 97.95 | 2236 |

Average of 5.690 to 5.764 min.: STUN2.D
50NG DFTPP #7100452

Modified:subtracted

| m/z | abund. | m/z | abund. | m/z | abund. | m/z | abund. |
|--------|--------|--------|--------|--------|--------|--------|--------|
| 98.90 | 1793 | 111.85 | 270 | 128.90 | 12912 | 144.90 | 65 |
| 99.85 | 151 | 112.85 | 121 | 129.90 | 1075 | 145.85 | 189 |
| 100.90 | 1153 | 115.95 | 464 | 130.90 | 165 | 146.90 | 680 |
| 101.80 | 56 | 116.85 | 5536 | 133.85 | 302 | 147.90 | 1390 |
| 102.85 | 405 | 117.85 | 326 | 134.85 | 810 | 148.90 | 293 |
| 103.90 | 625 | 121.90 | 416 | 135.95 | 340 | 151.00 | 197 |
| 104.90 | 590 | 122.90 | 733 | 136.95 | 342 | 151.90 | 82 |
| 106.90 | 8519 | 123.90 | 376 | 139.95 | 77 | 152.90 | 412 |
| 107.90 | 1343 | 124.90 | 355 | 140.85 | 1379 | 153.85 | 274 |
| 109.90 | 19667 | 126.90 | 31332 | 141.90 | 443 | 154.85 | 695 |
| 110.85 | 2765 | 127.90 | 2345 | 142.80 | 305 | 155.85 | 901 |

Average of 5.690 to 5.764 min.: STUN2.D
50NG DFTPP #7100452

Modified:subtracted

| m/z | abund. | m/z | abund. | m/z | abund. | m/z | abund. |
|--------|--------|--------|--------|--------|--------|--------|--------|
| 156.85 | 267 | 170.85 | 122 | 181.85 | 65 | 195.00 | 79 |
| 157.85 | 223 | 171.90 | 214 | 183.85 | 89 | 195.90 | 2203 |
| 158.85 | 188 | 172.90 | 248 | 184.95 | 837 | 197.85 | 76901 |
| 159.85 | 461 | 173.95 | 485 | 185.90 | 7639 | 198.85 | 5275 |
| 160.85 | 612 | 174.90 | 930 | 186.90 | 2017 | 199.85 | 306 |
| 161.85 | 161 | 175.95 | 284 | 187.90 | 175 | 201.40 | 364 |
| 164.85 | 443 | 176.85 | 471 | 188.80 | 346 | 202.90 | 322 |
| 165.90 | 342 | 177.85 | 105 | 190.90 | 220 | 203.95 | 1831 |
| 166.90 | 2585 | 178.85 | 1984 | 191.90 | 599 | 204.95 | 3185 |
| 167.90 | 1105 | 179.85 | 1242 | 192.90 | 537 | 205.95 | 14533 |
| 168.95 | 184 | 180.95 | 675 | 193.90 | 66 | 206.95 | 1998 |

Average of 5.690 to 5.764 min.: STUN2.D
50NG DFTPP #7100452

Modified:subtracted

| m/z | abund. | m/z | abund. | m/z | abund. | m/z | abund. |
|--------|--------|--------|--------|--------|--------|--------|--------|
| 207.90 | 384 | 224.95 | 1803 | 241.85 | 327 | 257.90 | 1448 |
| 208.90 | 63 | 225.95 | 177 | 242.90 | 362 | 258.90 | 215 |
| 209.90 | 141 | 226.95 | 2594 | 243.95 | 6279 | 264.85 | 528 |
| 210.85 | 515 | 227.95 | 369 | 244.95 | 865 | 272.90 | 806 |
| 214.90 | 70 | 228.90 | 466 | 245.85 | 842 | 273.90 | 2423 |
| 215.95 | 277 | 230.95 | 249 | 246.85 | 91 | 274.90 | 15362 |
| 216.90 | 3487 | 233.90 | 84 | 248.85 | 107 | 275.90 | 1906 |
| 217.85 | 415 | 234.80 | 109 | 252.80 | 62 | 276.90 | 926 |
| 220.95 | 4884 | 235.90 | 70 | 254.90 | 28707 | 277.90 | 72 |
| 222.95 | 762 | 236.95 | 204 | 255.90 | 4114 | 282.75 | 66 |
| 223.95 | 7219 | 240.85 | 91 | 256.85 | 292 | 283.85 | 66 |

Average of 5.690 to 5.764 min.: STUN2.D
50NG DFTPP #7100452

Modified:subtracted

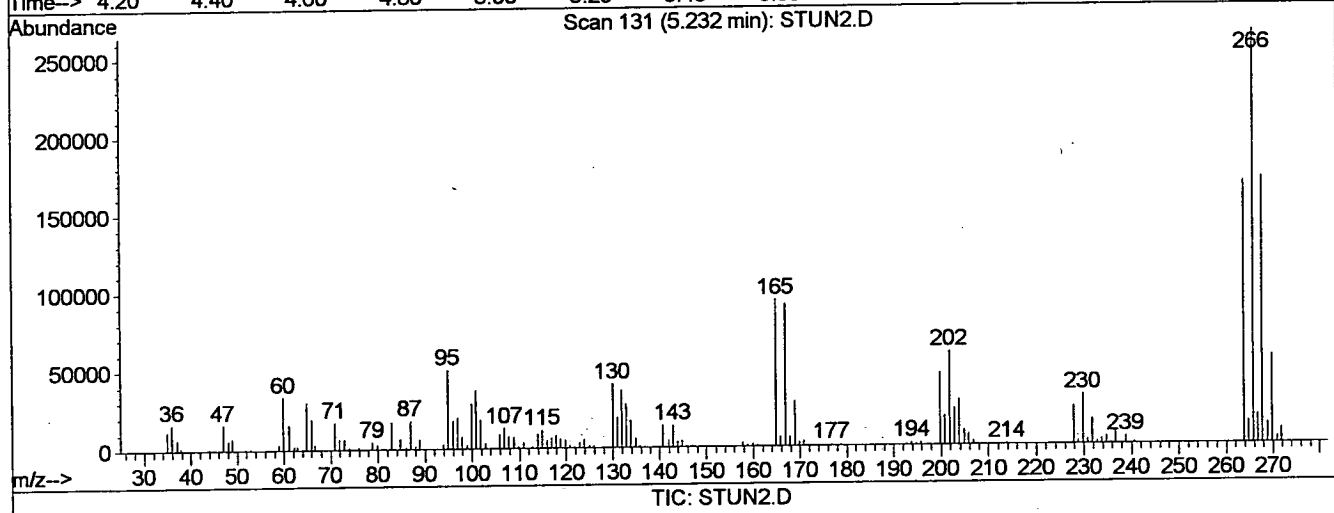
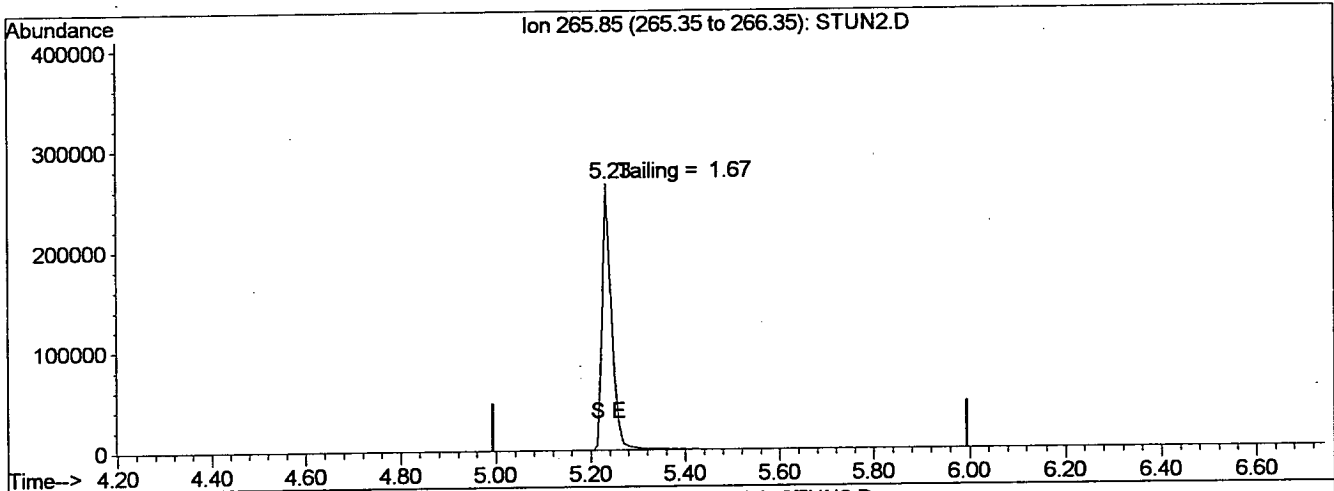
| m/z | abund. | m/z | abund. | m/z | abund. | m/z | abund. |
|--------|--------|--------|--------|--------|--------|--------|--------|
| 284.85 | 90 | 323.90 | 135 | 364.90 | 1341 | 422.95 | 2655 |
| 292.90 | 204 | 326.85 | 93 | 365.90 | 95 | 423.90 | 560 |
| 295.90 | 3085 | 327.85 | 73 | 370.85 | 59 | 440.95 | 7491 |
| 296.90 | 355 | 332.85 | 61 | 371.95 | 645 | 441.95 | 53447 |
| 302.90 | 384 | 333.95 | 729 | 372.85 | 63 | 442.95 | 10469 |
| 304.00 | 62 | 334.95 | 104 | 382.80 | 108 | 443.95 | 921 |
| 313.95 | 142 | 340.90 | 63 | 401.90 | 160 | | |
| 314.95 | 335 | 345.90 | 114 | 402.90 | 312 | | |
| 315.90 | 147 | 351.95 | 164 | 403.80 | 70 | | |
| 320.90 | 61 | 352.90 | 227 | 420.95 | 270 | | |
| 323.00 | 1220 | 353.90 | 336 | 421.95 | 264 | | |

Quantitation Report

Data File : C:\GCMS8\DATA\07NOV12\STUN2.D
 Acq On : 12 Nov 2007 6:13 pm
 Sample : 50NG DFTPP #7100452
 Misc : Tune Evaluation
~~Sample Name~~ : ~~Nov 12 2007~~ : ~~2BTE9N07P~~

Vial: 1
 Operator: AMI/DF
 Inst : GCMS8
 Multiplr: 1.00
 Quant Results File: temp.res

Method : C:\HPCHEM\1\METHODS\DFTPP.M (RTE Integrator)
 Title : dftpp
 Last Update : Thu Dec 02 14:36:06 2004
 Response via : Multiple Level Calibration



(1) Pentachlorophenol
 5.23min 87.54ug/ml
 response 367631

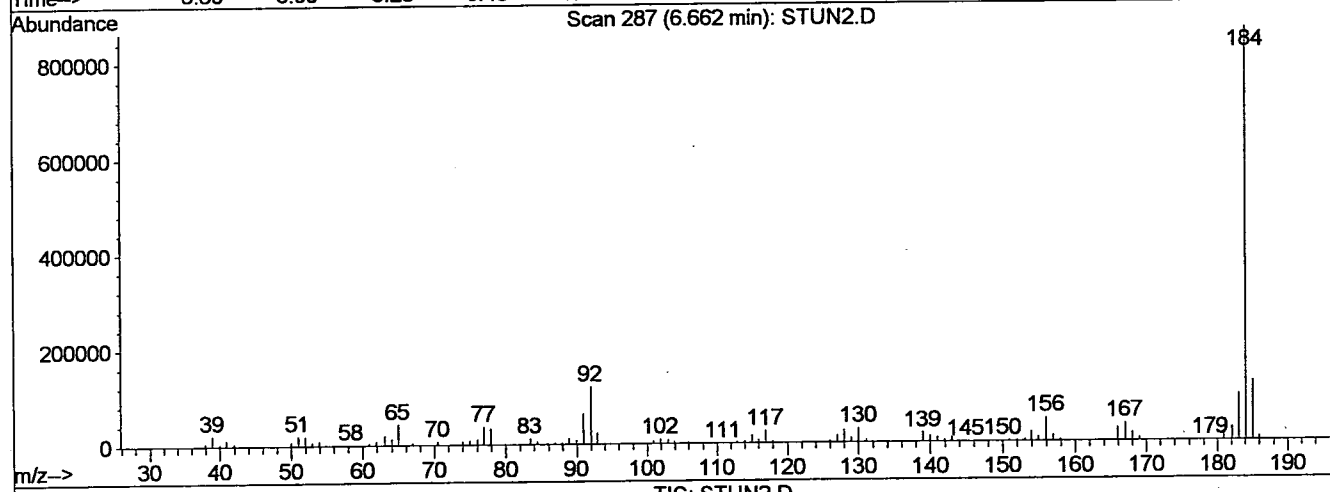
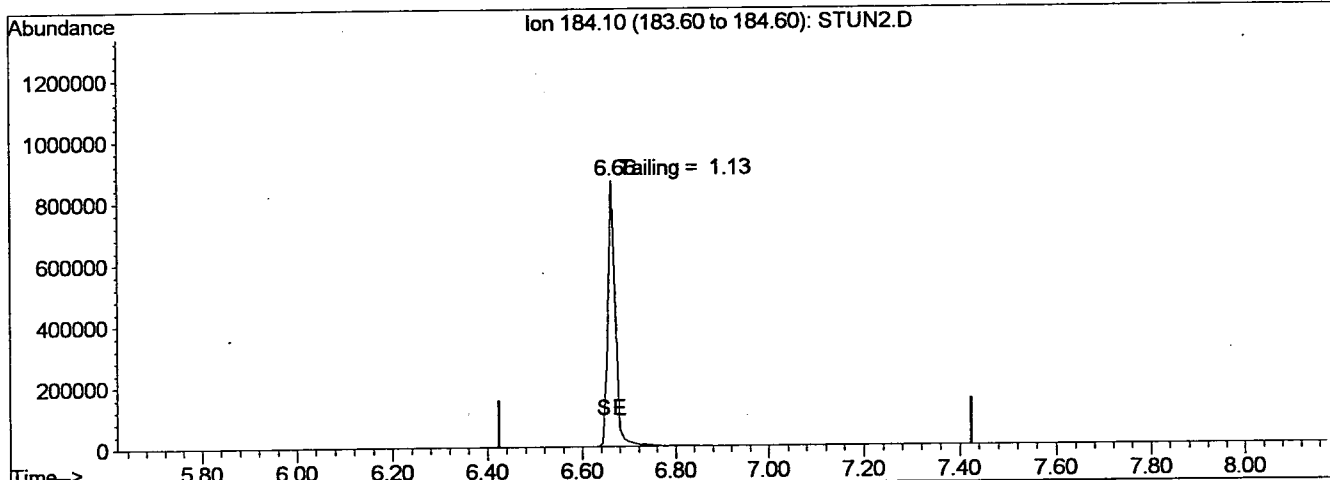
| Ion | Exp% | Act% |
|--------|------|------|
| 265.85 | 100 | 100 |
| 0.00 | 0.00 | 0.00 |
| 0.00 | 0.00 | 0.00 |
| 0.00 | 0.00 | 0.00 |

Quantitation Report

Data File : C:\GCMS8\DATA\07NOV12\STUN2.D
 Acq On : 12 Nov 2007 6:13 pm
 Sample : 50NG DFTPP #7100452
 Misc : Tune Evaluation
 Method : RTE91107P

Vial: 1
 Operator: AMI/DF
 Inst : GCMS8
 Multiplr: 1.00
 Quant Results File: temp.res

Method : C:\HPCHEM\1\METHODS\DFTPP.M (RTE Integrator)
 Title : dftpp
 Last Update : Thu Dec 02 14:36:06 2004
 Response via : Multiple Level Calibration



(3) BENZIDINE

6.66min 91.36ug/ml

response 965531

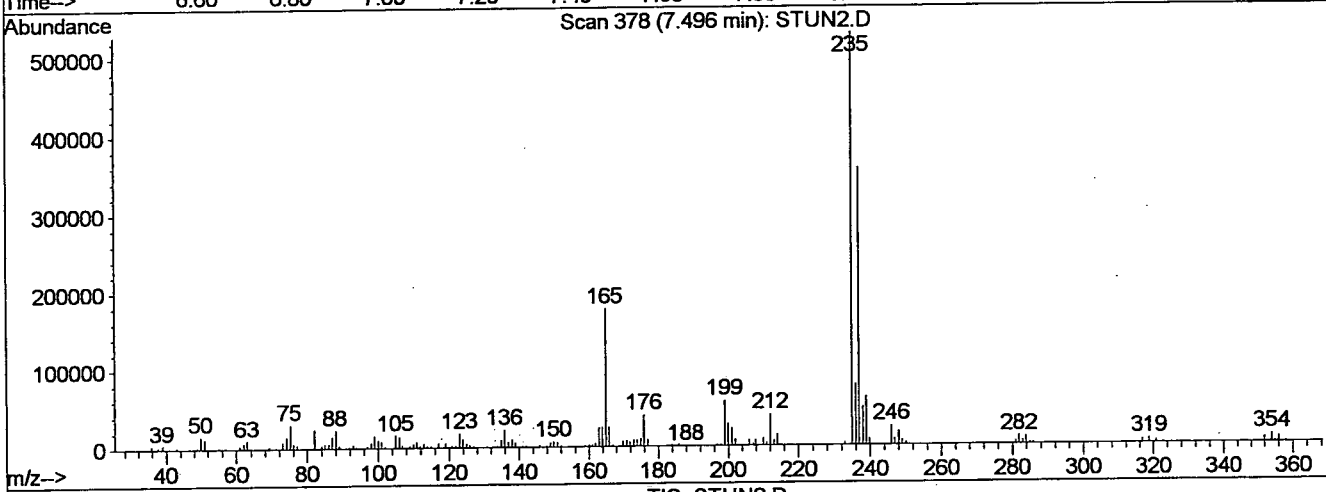
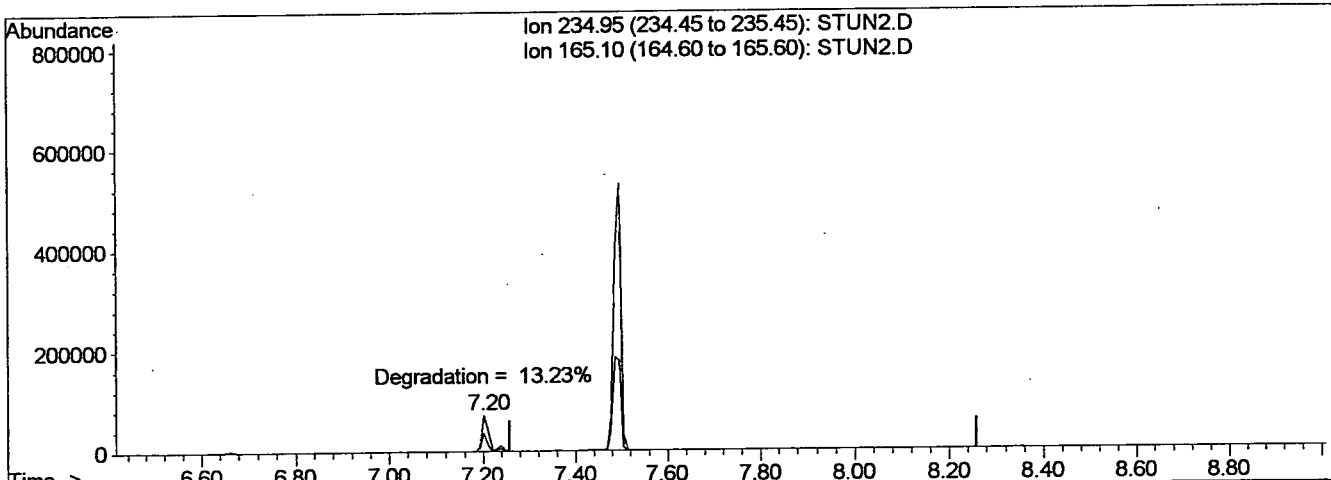
| Ion | Exp% | Act% |
|--------|------|------|
| 184.10 | 100 | 100 |
| 0.00 | 0.00 | 0.00 |
| 0.00 | 0.00 | 0.00 |
| 0.00 | 0.00 | 0.00 |

Quantitation Report

Data File : C:\GCMS8\DATA\07NOV12\STUN2.D
 Acq On : 12 Nov 2007 6:13 pm
 Sample : 50NG DFTPP #7100452
 Misc : Tune Evaluation
~~Sample Name~~ : NovParab:2RTE9N07P

Vial: 1
 Operator: AMI/DF
 Inst : GCMS8
 Multiplr: 1.00
 Quant Results File: temp.res

Method : C:\HPCHEM\1\METHODS\DFTPP.M (RTE Integrator)
 Title : dftpp
 Last Update : Thu Dec 02 14:36:06 2004
 Response via : Multiple Level Calibration



(4) DDT

7.50min 80.83ug/ml

response 569642

| Ion | Exp% | Act% |
|--------|-------|-------|
| 234.95 | 100 | 100 |
| 165.10 | 44.30 | 39.79 |
| 0.00 | 0.00 | 0.00 |
| 0.00 | 0.00 | 0.00 |

Data File : C:\GCMS8\DATA\07NOV12\SSTD050.D
 Acq On : 12 Nov 2007 6:27 pm
 Sample : 50ppm MP STD# 7100431
 Misc : 8270/625 Midpoint
 MS Integration Params: RTEINT.P
 Quant Time: Nov 12 19:13 19107

Vial: 2
 Operator: AMI/DF
 Inst : GCMS8
 Multiplr: 1.00

Quant Results File: H7K07SV.RES

Quant Method : C:\HPCHEM\1\METHODS\H7K07SV.M (RTE Integrator)
 Title : 625/8270 Calibration
 Last Update : Wed Nov 07 17:42:36 2007
 Response via : Initial Calibration
 DataAcq Meth : H7K07SV

| Internal Standards | R.T. | QIon | Response | Conc | Units | Dev(Min) |
|--------------------------------|---------|-------|----------|----------|-------|----------|
| 1) 1,4-Dichlorobenzene-d4 (IS) | 7.16 | 152 | 663123 | 40.00 | ppm | -0.06 |
| 20) Naphthalene-d8 (IS) | 10.00 | 136 | 2033455 | 40.00 | ppm | -0.07 |
| 36) Acenaphthene-d10 (IS) | 14.12 | 164 | 1057726 | 40.00 | ppm | -0.07 |
| 59) Phenanthrene-d10 (IS) | 17.53 | 188 | 1438915 | 40.00 | ppm | -0.07 |
| 71) Chrysene-d12 (IS) | 22.12 | 240 | 888395 | 40.00 | ppm | -0.04 |
| 82) Perylene-d12 (IS) | 24.92 | 264 | 728419 | 40.00 | ppm | -0.07 |
| System Monitoring Compounds | | | | | | |
| 2) 2-Fluorophenol (SU) | 4.80 | 112 | 1287122 | 50.71 | ppm | -0.05 |
| Spiked Amount | 100.000 | Range | 30 - 120 | Recovery | = | 50.71% |
| 7) Phenol-d6 (SU) | 6.76 | 99 | 1647591 | 50.08 | ppm | -0.06 |
| Spiked Amount | 100.000 | Range | 40 - 120 | Recovery | = | 50.08% |
| 21) Nitrobenzene-d5 (SU) | 8.47 | 82 | 1263305 | 51.05 | ppm | -0.07 |
| Spiked Amount | 50.000 | Range | 40 - 120 | Recovery | = | 102.10% |
| 40) 2-Fluorobiphenyl (SU) | 12.65 | 172 | 1775147 | 49.23 | ppm | -0.07 |
| Spiked Amount | 50.000 | Range | 40 - 120 | Recovery | = | 98.46% |
| 62) 2,4,6-Tribromophenol (SU) | 16.01 | 330 | 272654 | 52.87 | ppm | -0.07 |
| Spiked Amount | 100.000 | Range | 45 - 130 | Recovery | = | 52.87% |
| 74) Terphenyl-d14 (SU) | 20.67 | 244 | 1253679 | 54.59 | ppm | -0.04 |
| Spiked Amount | 50.000 | Range | 40 - 140 | Recovery | = | 109.18% |
| Target Compounds | | | | | | Qvalue |
| 3) Pyridine | 2.74 | 79 | 1803817 | 49.66 | ppm | # 38 |
| 4) n-Nitrosodimethylamine | 2.83 | 74 | 1232076 | 49.75 | ppm | 94 |
| 5) bis(2-Chloroethyl)ether | 6.80 | 93 | 1517441 | 48.10 | ppm | 94 |
| 6) Aniline | 6.63 | 93 | 2043745 | 49.35 | ppm | 91 |
| 8) Phenol | 6.78 | 94 | 1711188 | 49.06 | ppm | # 64 |
| 9) 2-Chlorophenol | 6.83 | 128 | 1177048 | 49.68 | ppm | 97 |
| 10) n-Decane | 6.97 | 57 | 2159506 | 49.54 | ppm | 98 |
| 11) 1,3-Dichlorobenzene | 7.07 | 146 | 1122148 | 49.20 | ppm | 98 |
| 12) 1,4-Dichlorobenzene | 7.19 | 146 | 1387117 | 49.44 | ppm | 100 |
| 13) 1,2-Dichlorobenzene | 7.58 | 146 | 1197508 | 49.49 | ppm | 99 |
| 14) Benzyl alcohol | 7.64 | 108 | 764394 | 50.79 | ppm | 99 |
| 15) bis(2-chloroisopropyl)ethe | 7.97 | 45 | 3322014 | 49.44 | ppm | 100 |
| 16) 2-Methylphenol | 8.00 | 107 | 915128m | 49.79 | ppm | |
| 17) Hexachloroethane | 8.22 | 117 | 496621 | 49.84 | ppm | 100 |
| 18) N-Nitroso-di-n-propylamine | 8.32 | 70 | 1063821 | 51.32 | ppm | 98 |
| 19) 4-Methylphenol | 8.37 | 107 | 1242466 | 49.69 | ppm | 100 |
| 22) Nitrobenzene | 8.52 | 77 | 1294451 | 50.46 | ppm | 100 |
| 23) Isophorone | 9.09 | 82 | 2439405 | 50.54 | ppm | 100 |
| 24) 2-Nitrophenol | 9.23 | 139 | 668730 | 52.55 | ppm | 100 |

(#) = qualifier out of range (m) = manual integration

SSTD050.D H7K07SV.M

Mon Nov 12 19:14:58 2007

Page 1

Data File : C:\GCMS8\DATA\07NOV12\SSTD050.D
 Acq On : 12 Nov 2007 6:27 pm
 Sample : 50ppm MP STD# 7100431
 Misc : 8270/625 Midpoint
 MS Integration Params: RTEINT.P
 Quant Time: Nov 12 19:13 19107

Vial: 2
 Operator: AMI/DF
 Inst : GCMS8
 Multiplr: 1.00

Quant Results File: H7K07SV.RES

Quant Method : C:\HPCHEM\1\METHODS\H7K07SV.M (RTE Integrator)
 Title : 625/8270 Calibration
 Last Update : Wed Nov 07 17:42:36 2007
 Response via : Initial Calibration
 DataAcq Meth : H7K07SV

| Compound | R.T. | QIon | Response | Conc | Unit | Qvalue |
|--------------------------------|-------|------|----------|-------|-------|--------|
| 25) 2,4-Dimethylphenol | 9.53 | 122 | 931861 | 51.30 | ppm | 100 |
| 26) bis(2-Chloroethoxy)methane | 9.69 | 93 | 1490016 | 51.06 | ppm | 100 |
| 27) 2,4-Dichlorophenol | 9.84 | 162 | 868112 | 52.34 | ppm | 99 |
| 28) 1,2,4-Trichlorobenzene | 9.93 | 180 | 909884 | 52.00 | ppm | 100 |
| 29) Benzoic Acid | 10.10 | 122 | 426188 | 43.72 | ppm # | 42 |
| 30) Naphthalene | 10.05 | 128 | 2475121 | 49.68 | ppm | 100 |
| 31) 4-Chloroaniline | 10.33 | 127 | 1153690 | 51.90 | ppm | 99 |
| 32) Hexachlorobutadiene | 10.52 | 225 | 452322 | 51.01 | ppm | 98 |
| 33) 4-Chloro-3-methylphenol | 11.62 | 107 | 812606 | 52.13 | ppm # | 1 |
| 34) 2-Methylnaphthalene | 11.66 | 141 | 1493325 | 51.04 | ppm # | 67 |
| 35) 2,3-Dichloroaniline | 12.45 | 161 | 917391 | 50.95 | ppm | 99 |
| 37) Hexachlorocyclopentadiene | 12.21 | 237 | 259912 | 38.12 | ppm | 99 |
| 38) 2,4,6-Trichlorophenol | 12.48 | 196 | 575719 | 53.09 | ppm | 99 |
| 39) 2,4,5-Trichlorophenol | 12.58 | 196 | 612911 | 52.63 | ppm | 99 |
| 41) 2-Chloronaphthalene | 12.78 | 162 | 1495362 | 48.90 | ppm | 99 |
| 42) 2-Nitroaniline | 13.21 | 65 | 623712 | 49.99 | ppm | 99 |
| 43) 1,3-Dinitrobenzene | 13.77 | 168 | 312269 | 48.46 | ppm | 97 |
| 44) Acenaphthylene | 13.74 | 152 | 2184353 | 48.77 | ppm | 100 |
| 45) Dimethylphthalate | 13.81 | 163 | 1749535 | 49.11 | ppm | 100 |
| 46) 2,6-Dinitrotoluene | 13.92 | 165 | 478438 | 52.06 | ppm | 98 |
| 47) Acenaphthene | 14.20 | 154 | 1368140 | 48.55 | ppm | 99 |
| 48) 3-Nitroaniline | 14.22 | 138 | 420957 | 46.16 | ppm | 98 |
| 49) 2,4-Dinitrophenol | 14.44 | 184 | 196971 | 36.65 | ppm | 99 |
| 50) Dibenzofuran | 14.58 | 168 | 1985904 | 48.01 | ppm | 99 |
| 51) 2,4-Dinitrotoluene | 14.81 | 165 | 571337 | 50.73 | ppm | 99 |
| 52) 4-Nitrophenol | 14.84 | 109 | 141401 | 43.23 | ppm | 97 |
| 53) Fluorene | 15.37 | 166 | 1626669 | 48.75 | ppm | 99 |
| 54) 4-Chlorophenyl-phenylether | 15.47 | 204 | 832978 | 50.00 | ppm | 99 |
| 55) Diethylphthalate | 15.49 | 149 | 1573026 | 47.58 | ppm | 99 |
| 56) Azobenzene | 15.84 | 77 | 2131159 | 47.13 | ppm | 99 |
| 57) 4-Nitroaniline | 15.69 | 138 | 369866 | 45.19 | ppm | 98 |
| 58) n-Octadecane | 17.64 | 57 | 1653652 | 48.85 | ppm | 99 |
| 60) 4,6-Dinitro-2-methylphenol | 15.76 | 198 | 298665 | 45.43 | ppm | 98 |
| 61) n-Nitrosodiphenylamine | 15.81 | 169 | 1047575 | 50.41 | ppm | 97 |
| 63) 4-Bromophenyl-phenylether | 16.59 | 248 | 484912 | 51.02 | ppm | 99 |
| 64) Hexachlorobenzene | 16.85 | 284 | 551376 | 50.92 | ppm | 99 |
| 65) Pentachlorophenol | 17.34 | 266 | 308665 | 50.58 | ppm | 99 |
| 66) Phenanthrene | 17.60 | 178 | 1963749 | 48.95 | ppm | 100 |
| 67) Anthracene | 17.70 | 178 | 1839804 | 45.96 | ppm | 99 |
| 68) Carbazole | 18.17 | 167 | 1435698 | 41.93 | ppm | 99 |
| 69) Di-n-butylphthalate | 19.18 | 149 | 2909412 | 50.66 | ppm | 100 |

(#) = qualifier out of range (m) = manual integration
 SSTD050.D H7K07SV.M Mon Nov 12 19:15:00 2007

Data File : C:\GCMS8\DATA\07NOV12\SSTD050.D
 Acq On : 12 Nov 2007 6:27 pm
 Sample : 50ppm MP STD# 7100431
 Misc : 8270/625 Midpoint
 MS Integration Params: RTEINT.P
 Quant Time: Nov 12 19:13 19107

Vial: 2
 Operator: AMI/DF
 Inst : GCMS8
 Multiplr: 1.00

Quant Results File: H7K07SV.RES

Quant Method : C:\HPCHEM\1\METHODS\H7K07SV.M (RTE Integrator)
 Title : 625/8270 Calibration
 Last Update : Wed Nov 07 17:42:36 2007
 Response via : Initial Calibration
 DataAcq Meth : H7K07SV

| Compound | R.T. | QIon | Response | Conc | Unit | Qvalue |
|--------------------------------|-------|------|----------|-------|------|--------|
| 70) Fluoranthene | 19.96 | 202 | 2010885 | 46.68 | ppm | 99 |
| 72) Pyrene | 20.31 | 202 | 1965974 | 55.19 | ppm | 99 |
| 73) 2,2'-Dichlorobenzil | 20.53 | 139 | 1519448 | 59.45 | ppm | 100 |
| 75) Benzidine | 20.27 | 184 | 367915 | 34.78 | ppm | 99 |
| 76) Butylbenzylphthalate | 21.48 | 149 | 1102744 | 56.59 | ppm | 99 |
| 77) 3,3'-Dichlorobenzidine | 22.13 | 252 | 449803 | 46.00 | ppm | 99 |
| 78) Benzo[a]anthracene | 22.09 | 228 | 1412961 | 49.58 | ppm | 100 |
| 79) Chrysene | 22.15 | 228 | 1239946 | 48.77 | ppm | 99 |
| 80) bis(2-Ethylhexyl)phthalate | 22.38 | 149 | 1384412 | 57.59 | ppm | 99 |
| 81) Di-n-octylphthalate | 23.47 | 149 | 1786500 | 52.99 | ppm | 100 |
| 83) Benzo[b]fluoranthene | 24.04 | 252 | 1336293 | 52.90 | ppm | 99 |
| 84) Benzo[k]fluoranthene | 24.11 | 252 | 1112790 | 47.02 | ppm | 99 |
| 85) Benzo[a]pyrene | 24.77 | 252 | 1090821 | 51.53 | ppm | 100 |
| 86) Indeno[1,2,3-cd]pyrene | 27.39 | 276 | 861511 | 43.55 | ppm | 99 |
| 87) Dibenz[a,h]anthracene | 27.47 | 278 | 930029 | 46.16 | ppm | 100 |
| 88) Benzo[g,h,i]perylene | 27.94 | 276 | 897451 | 44.23 | ppm | 99 |

(#) = qualifier out of range (m) = manual integration
 SSTD050.D H7K07SV.M Mon Nov 12 19:15:00 2007

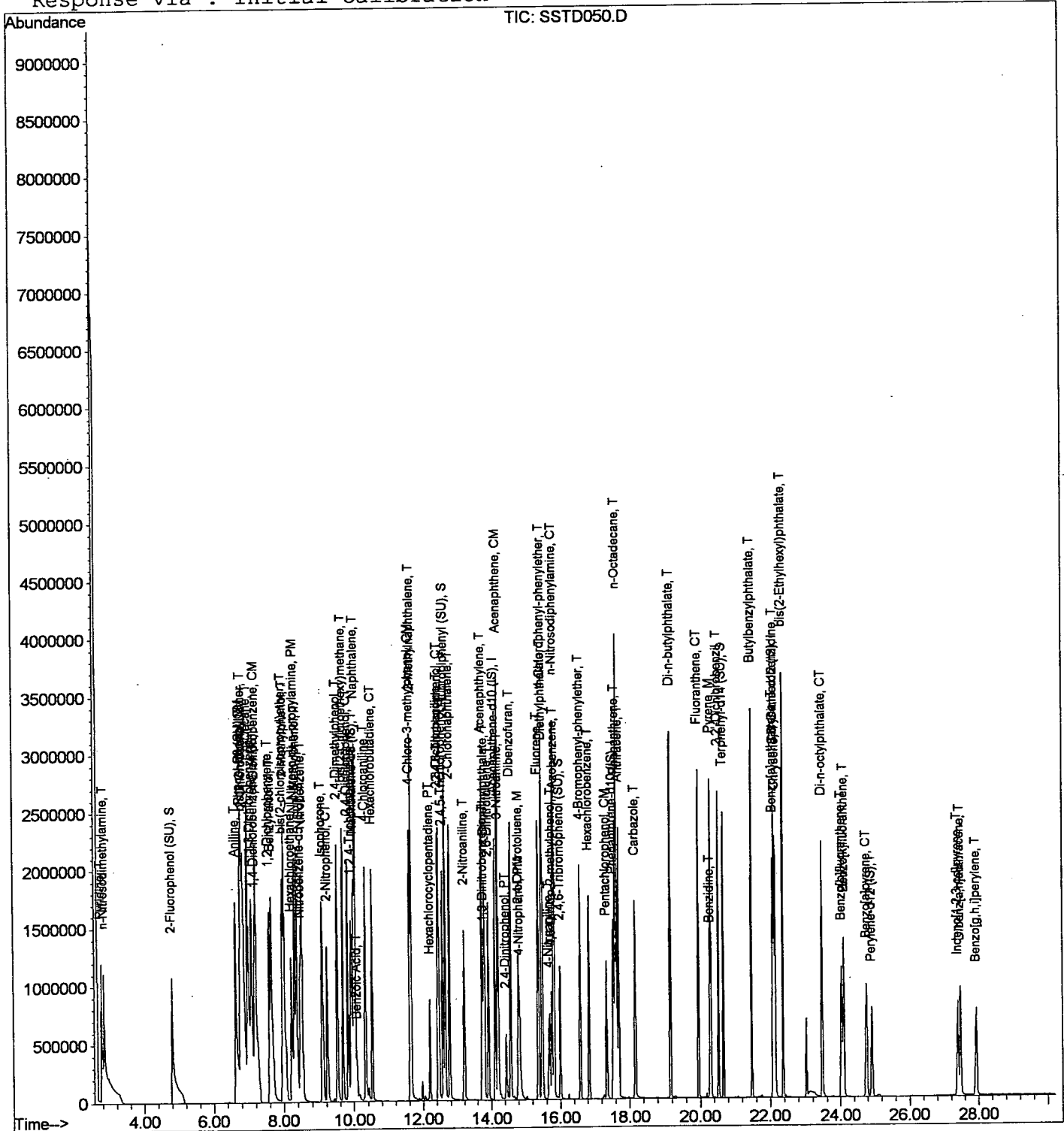
Quantitation Report

Data File : C:\GCMS8\DATA\07NOV12\SSTD050.D
Acq On : 12 Nov 2007 6:27 pm
Sample : 50ppm MP STD# 7100431
Misc : 8270/625 Midpoint
MS Integration Params: RTEINT.P
Quant Time: Nov 12 19:13 19107

Vial: 2
Operator: AMI/DF
Inst : GCMS8
Multiplr: 1.00

Quant Results File: H7K07SV.RES

Method : C:\HPCHEM\1\METHODS\H7K07SV.M (RTE Integrator)
Title : 625/8270 Calibration
Last Update : Wed Nov 07 17:42:36 2007
Response via : Initial Calibration

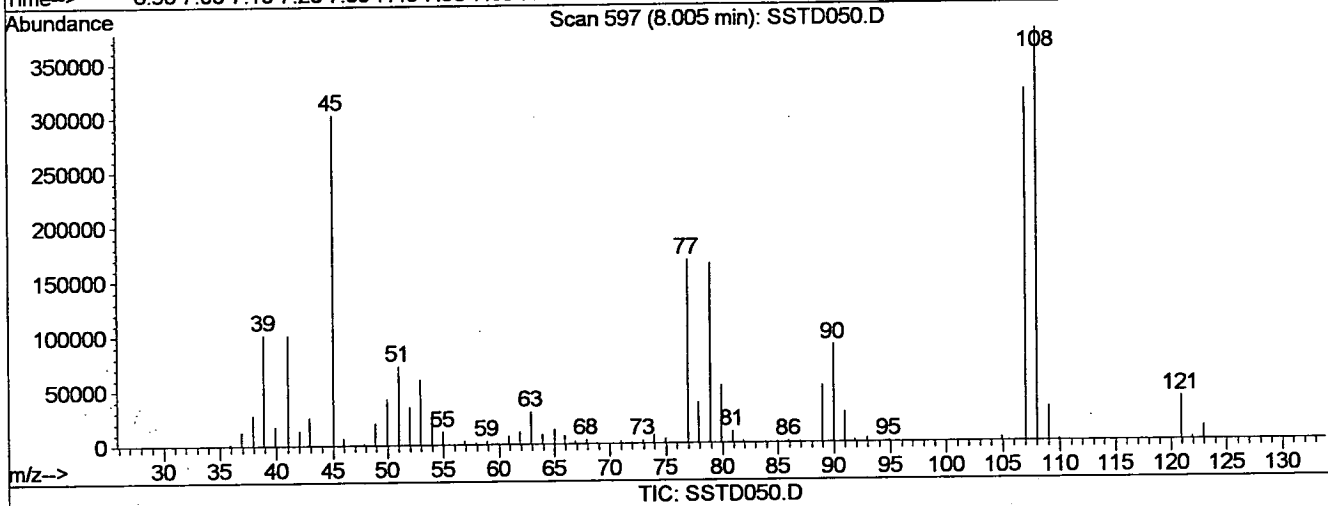
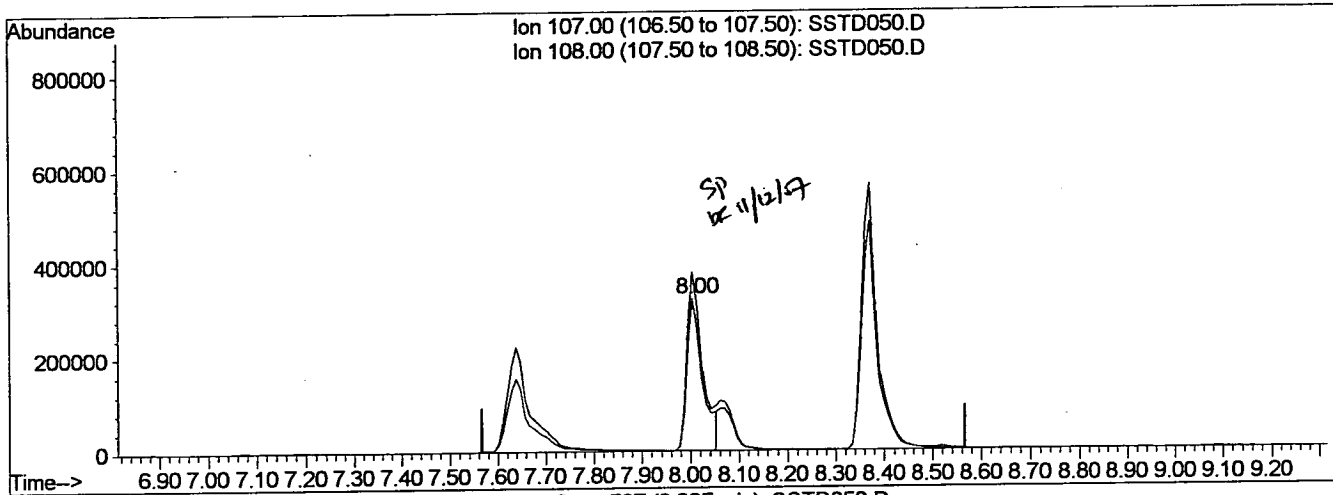


Quantitation Report

Data File : C:\GCMS8\DATA\07NOV12\SSTD050.D
 Acq On : 12 Nov 2007 6:27 pm
 Sample : 50ppm MP STD# 7100431
 Misc : 8270/625 Midpoint
~~Sample Name~~ : ~~Nov 12 2007 19:13:57~~

Vial: 2
 Operator: AMI/DF
 Inst : GCMS8
 Multiplr: 1.00
 Quant Results File: temp.res

Method : C:\HPCHEM\1\METHODS\H7K07SV.M (RTE Integrator)
 Title : 625/8270 Calibration
 Last Update : Mon Dec 20 14:57:43 2004
 Response via : Multiple Level Calibration



(16) 2-Methylphenol (T)
 8.00min 38.34ppm
 response 704723

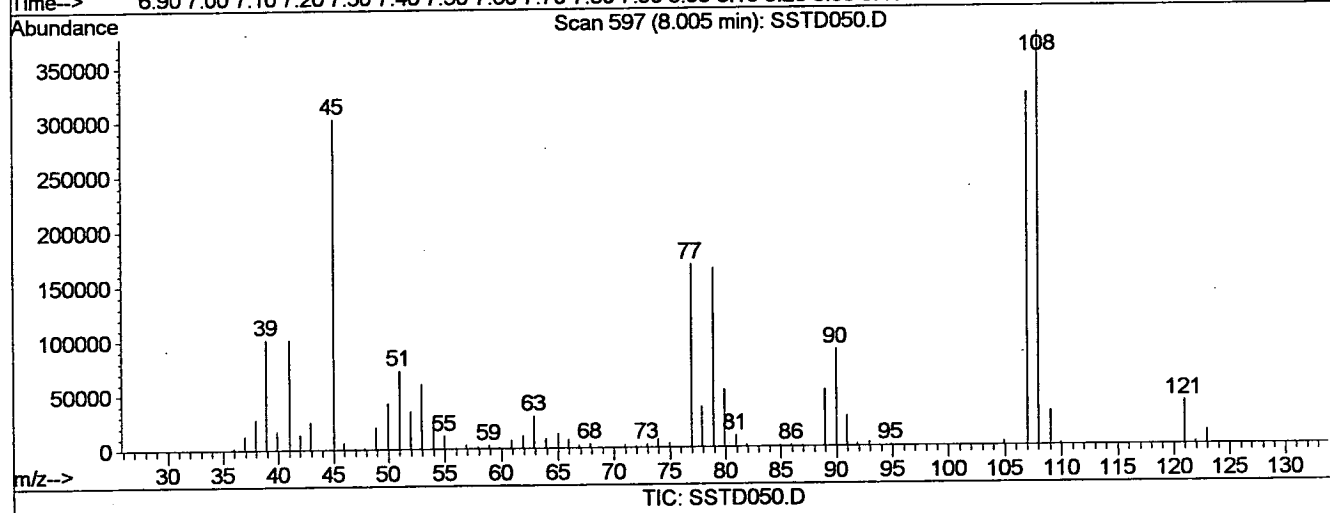
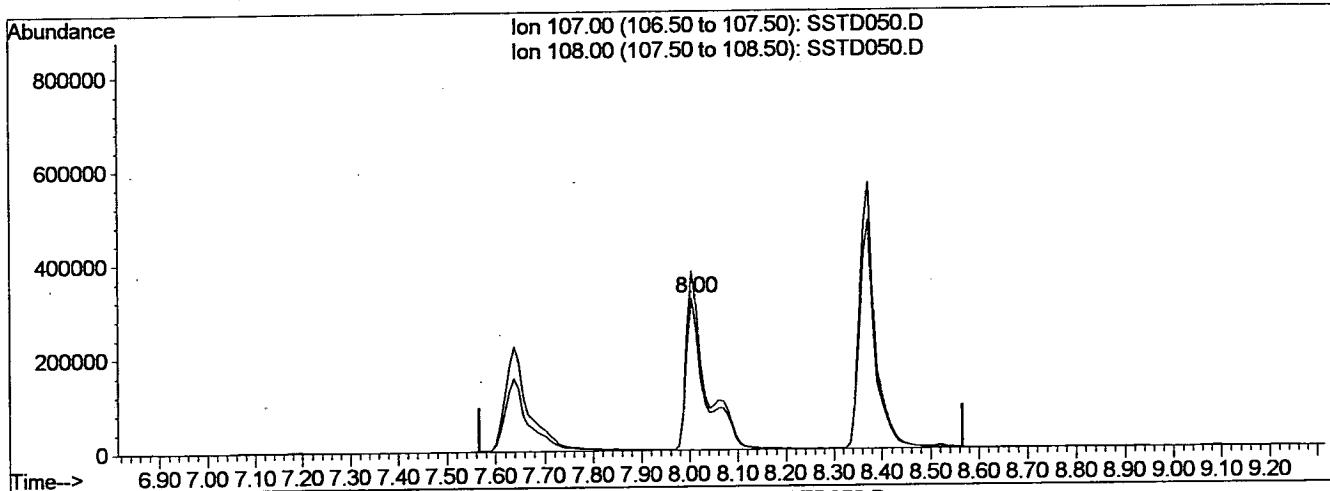
| Ion | Exp% | Act% |
|--------|--------|--------|
| 107.00 | 100 | 100 |
| 108.00 | 117.20 | 109.48 |
| 0.00 | 0.00 | 0.00 |
| 0.00 | 0.00 | 0.00 |

Quantitation Report

Data File : C:\GCMS8\DATA\07NOV12\SSTD050.D
 Acq On : 12 Nov 2007 6:27 pm
 Sample : 50ppm MP STD# 7100431
 Misc : 8270/625 Midpoint
 Msamnt@jmetiNovPa2am9:1RTE9W07P

Vial: 2
 Operator: AMI/DF
 Inst : GCMS8
 Multiplr: 1.00
 Quant Results File: temp.res

Method : C:\HPCHEM\1\METHODS\H7K07SV.M (RTE Integrator)
 Title : 625/8270 Calibration
 Last Update : Mon Dec 20 14:57:43 2004
 Response via : Multiple Level Calibration



(16) 2-Methylphenol (T)
 8.00min 49.79ppm m
 response 915128

| Ion | Exp% | Act% |
|--------|--------|--------|
| 107.00 | 100 | 100 |
| 108.00 | 117.20 | 84.31# |
| 0.00 | 0.00 | 0.00 |
| 0.00 | 0.00 | 0.00 |

Evaluate Continuing Calibration Report

Data File : C:\GCMS8\DATA\07NOV12\SSTD050.D
 Acq On : 12 Nov 2007 6:27 pm
 Sample : 50ppm MP STD# 7100431
 Misc : 8270/625 Midpoint
 MS Integration Params: RTEINT.P

Vial: 2
 Operator: AMI/DF
 Inst : GCMS8
 Multiplr: 1.00

Method : C:\HPCHEM\1\METHODS\H7K07SV.M (RTE Integrator)
 Title : 625/8270 Calibration
 Last Update : Wed Nov 07 17:42:36 2007
 Response via : Multiple Level Calibration

Min. RRF : 0.000 Min. Rel. Area : 50% Max. R.T. Dev 0.50min
 Max. RRF Dev : 30% Max. Rel. Area : 200%

| | Compound | AvgRF | CCRF | %Dev | Area% | Dev(min) |
|-------|-----------------------------|-------|-------|------|-------|----------|
| 1 I | 1,4-Dichlorobenzene-d4 (IS) | 1.000 | 1.000 | 0.0 | 147 | -0.06 |
| 2 S | 2-Fluorophenol (SU) | 1.531 | 1.553 | -1.4 | 152 | -0.05 |
| 3 T | Pyridine | 2.191 | 2.176 | 0.7 | 148 | -0.19 |
| 4 T | n-Nitrosodimethylamine | 1.494 | 1.486 | 0.5 | 149 | -0.04 |
| 5 T | bis(2-Chloroethyl)ether | 1.903 | 1.831 | 3.8 | 155 | -0.07 |
| 6 T | Aniline | 2.498 | 2.466 | 1.3 | 144 | -0.07 |
| 7 S | Phenol-d6 (SU) | 1.985 | 1.988 | -0.2 | 150 | -0.06 |
| 8 CM | Phenol | 2.104 | 2.064 | 1.9 | 146 | -0.07 |
| 9 M | 2-Chlorophenol | 1.429 | 1.420 | 0.6 | 148 | -0.06 |
| 10 T | n-Decane | 2.630 | 2.605 | 1.0 | 147 | -0.06 |
| 11 T | 1,3-Dichlorobenzene | 1.376 | 1.354 | 1.6 | 146 | -0.06 |
| 12 CM | 1,4-Dichlorobenzene | 1.692 | 1.673 | 1.1 | 145 | -0.07 |
| 13 T | 1,2-Dichlorobenzene | 1.460 | 1.445 | 1.0 | 146 | -0.06 |
| 14 T | Benzyl alcohol | 0.908 | 0.922 | -1.5 | 149 | -0.07 |
| 15 T | bis(2-chloroisopropyl)ether | 4.053 | 4.008 | 1.1 | 150 | -0.06 |
| 16 T | 2-Methylphenol | 1.109 | 1.104 | 0.5 | 150 | -0.06 |
| 17 T | Hexachloroethane | 0.601 | 0.599 | 0.3 | 146 | -0.07 |
| 18 PM | N-Nitroso-di-n-propylamine | 1.250 | 1.283 | -2.6 | 154 | -0.08 |
| 19 T | 4-Methylphenol | 1.508 | 1.499 | 0.6 | 148 | -0.06 |
| 20 I | Naphthalene-d8 (IS) | 1.000 | 1.000 | 0.0 | 144 | -0.07 |
| 21 S | Nitrobenzene-d5 (SU) | 0.487 | 0.497 | -2.1 | 147 | -0.07 |
| 22 T | Nitrobenzene | 0.505 | 0.509 | -0.8 | 148 | -0.08 |
| 23 T | Isophorone | 0.949 | 0.960 | -1.2 | 150 | -0.09 |
| 24 CT | 2-Nitrophenol | 0.250 | 0.263 | -5.2 | 147 | -0.07 |
| 25 T | 2,4-Dimethylphenol | 0.357 | 0.367 | -2.8 | 149 | -0.06 |
| 26 T | bis(2-Chloroethoxy)methane | 0.574 | 0.586 | -2.1 | 149 | -0.07 |
| 27 CT | 2,4-Dichlorophenol | 0.326 | 0.342 | -4.9 | 146 | -0.06 |
| 28 M | 1,2,4-Trichlorobenzene | 0.344 | 0.358 | -4.1 | 149 | -0.06 |
| 29 T | Benzoic Acid | 0.162 | 0.168 | -3.7 | 137 | -0.09 |
| 30 T | Naphthalene | 0.980 | 0.974 | 0.6 | 144 | -0.08 |
| 31 T | 4-Chloroaniline | 0.437 | 0.454 | -3.9 | 147 | -0.07 |
| 32 CT | Hexachlorobutadiene | 0.174 | 0.178 | -2.3 | 144 | -0.07 |
| 33 CM | 4-Chloro-3-methylphenol | 0.307 | 0.320 | -4.2 | 148 | -0.07 |
| 34 T | 2-Methylnaphthalene | 0.576 | 0.588 | -2.1 | 149 | -0.07 |
| 35 T | 2,3-Dichloroaniline | 0.354 | 0.361 | -2.0 | 148 | -0.07 |
| 36 I | Acenaphthene-d10 (IS) | 1.000 | 1.000 | 0.0 | 148 | -0.07 |
| 37 PT | Hexachlorocyclopentadiene | 0.240 | 0.197 | 17.9 | 113 | -0.07 |
| 38 CT | 2,4,6-Trichlorophenol | 0.410 | 0.435 | -6.1 | 150 | -0.06 |
| 39 T | 2,4,5-Trichlorophenol | 0.440 | 0.464 | -5.5 | 146 | -0.07 |

(#) = Out of Range
 SSTD050.D H7K07SV.M

Mon Nov 12 19:15:12 2007

Evaluate Continuing Calibration Report

Data File : C:\GCMS8\DATA\07NOV12\SSTD050.D
 Acq On : 12 Nov 2007 6:27 pm
 Sample : 50ppm MP STD# 7100431
 Misc : 8270/625 Midpoint
 MS Integration Params: RTEINT.P

Vial: 2
 Operator: AMI/DF
 Inst : GCMS8
 Multiplr: 1.00

Method : C:\HPCHEM\1\METHODS\H7K07SV.M (RTE Integrator)
 Title : 625/8270 Calibration
 Last Update : Wed Nov 07 17:42:36 2007
 Response via : Multiple Level Calibration

Min. RRF : 0.000 Min. Rel. Area : 50% Max. R.T. Dev 0.50min
 Max. RRF Dev : 30% Max. Rel. Area : 200%

| | Compound | AvgRF | CCRF | %Dev | Area% | Dev (min) |
|-------|----------------------------|-------|-------|-------|-------|-----------|
| 40 S | 2-Fluorobiphenyl (SU) | 1.364 | 1.343 | 1.5 | 148 | -0.07 |
| 41 T | 2-Chloronaphthalene | 1.156 | 1.131 | 2.2 | 145 | -0.07 |
| 42 T | 2-Nitroaniline | 0.472 | 0.472 | 0.0 | 143 | -0.07 |
| 43 T | 1,3-Dinitrobenzene | 0.235 | 0.236 | -0.4 | 143 | -0.07 |
| 44 T | Acenaphthylene | 1.694 | 1.652 | 2.5 | 144 | -0.07 |
| 45 T | Dimethylphthalate | 1.347 | 1.323 | 1.8 | 146 | -0.07 |
| 46 T | 2,6-Dinitrotoluene | 0.348 | 0.362 | -4.0 | 149 | -0.07 |
| 47 CM | Acenaphthene | 1.066 | 1.035 | 2.9 | 146 | -0.07 |
| 48 T | 3-Nitroaniline | 0.345 | 0.318 | 7.8 | 135 | -0.06 |
| 49 PT | 2,4-Dinitrophenol | 0.182 | 0.149 | 18.1 | 106 | -0.07 |
| 50 T | Dibenzofuran | 1.564 | 1.502 | 4.0 | 141 | -0.07 |
| 51 M | 2,4-Dinitrotoluene | 0.426 | 0.432 | -1.4 | 142 | -0.07 |
| 52 PM | 4-Nitrophenol | 0.115 | 0.107 | 7.0 | 135 | -0.06 |
| 53 T | Fluorene | 1.262 | 1.230 | 2.5 | 144 | -0.08 |
| 54 T | 4-Chlorophenyl-phenylether | 0.630 | 0.630 | 0.0 | 148 | -0.07 |
| 55 T | Diethylphthalate | 1.250 | 1.190 | 4.8 | 145 | -0.07 |
| 56 T | Azobenzene | 1.710 | 1.612 | 5.7 | 141 | -0.07 |
| 57 T | 4-Nitroaniline | 0.309 | 0.280 | 9.4 | 129 | -0.07 |
| 58 T | n-Octadecane | 1.280 | 1.251 | 2.3 | 147 | -0.06 |
| 59 I | Phenanthrene-d10 (IS) | 1.000 | 1.000 | 0.0 | 141 | -0.07 |
| 60 T | 4,6-Dinitro-2-methylphenol | 0.183 | 0.166 | 9.3 | 117 | -0.07 |
| 61 CT | n-Nitrosodiphenylamine | 0.578 | 0.582 | -0.7 | 143 | -0.07 |
| 62 S | 2,4,6-Tribromophenol (SU) | 0.143 | 0.152 | -6.3 | 143 | -0.07 |
| 63 T | 4-Bromophenyl-phenylether | 0.264 | 0.270 | -2.3 | 144 | -0.07 |
| 64 T | Hexachlorobenzene | 0.301 | 0.307 | -2.0 | 147 | -0.07 |
| 65 CM | Pentachlorophenol | 0.170 | 0.172 | -1.2 | 134 | -0.07 |
| 66 T | Phenanthrene | 1.115 | 1.092 | 2.1 | 140 | -0.07 |
| 67 T | Anthracene | 1.113 | 1.023 | 8.1 | 134 | -0.07 |
| 68 T | Carbazole | 0.952 | 0.798 | 16.2 | 126 | -0.06 |
| 69 T | Di-n-butylphthalate | 1.597 | 1.618 | -1.3 | 143 | -0.05 |
| 70 CT | Fluoranthene | 1.197 | 1.118 | 6.6 | 133 | -0.04 |
| 71 I | Chrysene-d12 (IS) | 1.000 | 1.000 | 0.0 | 117 | -0.04 |
| 72 M | Pyrene | 1.604 | 1.770 | -10.3 | 131 | -0.04 |
| 73 T | 2,2'-Dichlorobenzil | 1.151 | 1.368 | -18.9 | 134 | -0.04 |
| 74 S | Terphenyl-d14 (SU) | 1.034 | 1.129 | -9.2 | 125 | -0.04 |
| 75 T | Benzidine | 0.476 | 0.331 | 30.5# | 77 | -0.04 |
| 76 T | Butylbenzylphthalate | 0.877 | 0.993 | -13.2 | 130 | -0.03 |
| 77 T | 3,3'-Dichlorobenzidine | 0.440 | 0.405 | 8.0 | 103 | -0.04 |
| 78 T | Benzo[a]anthracene | 1.283 | 1.272 | 0.9 | 115 | -0.03 |

(#) = Out of Range
 SSTD050.D H7K07SV.M

Mon Nov 12 19:15:17 2007

Evaluate Continuing Calibration Report

Data File : C:\GCMS8\DATA\07NOV12\SSTD050.D Vial: 2
 Acq On : 12 Nov 2007 6:27 pm Operator: AMI/DF
 Sample : 50ppm MP STD# 7100431 Inst : GCMS8
 Misc : 8270/625 Midpoint Multiplr: 1.00
 MS Integration Params: RTEINT.P

Method : C:\HPCHEM\1\METHODS\H7K07SV.M (RTE Integrator)
 Title : 625/8270 Calibration
 Last Update : Wed Nov 07 17:42:36 2007
 Response via : Multiple Level Calibration

Min. RRF : 0.000 Min. Rel. Area : 50% Max. R.T. Dev 0.50min
 Max. RRF Dev : 30% Max. Rel. Area : 200%

| Compound | | AvgRF | CCRF | %Dev | Area% | Dev(min) |
|----------|----------------------------|-------|-------|-------|-------|----------|
| 79 T | Chrysene | 1.145 | 1.117 | 2.4 | 117 | -0.04 |
| 80 T | bis(2-Ethylhexyl)phthalate | 1.082 | 1.247 | -15.2 | 134 | -0.04 |
| 81 CT | Di-n-octylphthalate | 1.518 | 1.609 | -6.0# | 119 | -0.05 |
| 82 I | Perylene-d12 (IS) | 1.000 | 1.000 | 0.0 | 100 | -0.07 |
| 83 T | Benzo[b]fluoranthene | 1.387 | 1.468 | -5.8 | 110 | -0.06 |
| 84 T | Benzo[k]fluoranthene | 1.300 | 1.222 | 6.0 | 101 | -0.05 |
| 85 CT | Benzo[a]pyrene | 1.162 | 1.198 | -3.1 | 102 | -0.07 |
| 86 T | Indeno[1,2,3-cd]pyrene | 1.086 | 0.946 | 12.9 | 82 | -0.07 |
| 87 T | Dibenz[a,h]anthracene | 1.106 | 1.021 | 7.7 | 83 | -0.07 |
| 88 T | Benzo[g,h,i]perylene | 1.114 | 0.986 | 11.5 | 81 | -0.07 |

Data File : C:\GCMS8\DATA\07NOV12\SSTD050.D
 Acq On : 12 Nov 2007 6:27 pm
 Sample : 50ppm MP STD# 7100431
 Misc : 8270/625 Midpoint
 MS Integration Params: RTEINT.P
 Quant Time: Nov 12 19:11 19107

Vial: 2
 Operator: AMI/DF
 Inst : GCMS8
 Multiplr: 1.00

Quant Results File: H7K07SV.RES

Quant Method : C:\HPCHEM\1\METHODS\H7K07SV.M (RTE Integrator)
 Title : 625/8270 Calibration
 Last Update : Wed Nov 07 17:42:36 2007
 Response via : Initial Calibration
 DataAcq Meth : H7K07SV

| Internal Standards | R.T. | QIon | Response | Conc | Units | Dev(Min) |
|--------------------------------|-------|------|----------|-------|-------|----------|
| 1) 1,4-Dichlorobenzene-d4 (IS) | 7.16 | 152 | 663123 | 40.00 | ppm | -0.06 |
| 20) Naphthalene-d8 (IS) | 10.00 | 136 | 2033455 | 40.00 | ppm | -0.07 |
| 36) Acenaphthene-d10 (IS) | 14.12 | 164 | 1057726 | 40.00 | ppm | -0.07 |
| 59) Phenanthrene-d10 (IS) | 17.53 | 188 | 1438915 | 40.00 | ppm | -0.07 |
| 71) Chrysene-d12 (IS) | 22.12 | 240 | 888395 | 40.00 | ppm | -0.04 |
| 82) Perylene-d12 (IS) | 24.92 | 264 | 728419 | 40.00 | ppm | -0.07 |

| System Monitoring Compounds | R.T. | QIon | Response | Conc | Units | Dev(Min) |
|-------------------------------|----------------|------|------------|---------|-------|----------|
| 2) 2-Fluorophenol (SU) | 4.80 | 112 | 1287122 | 50.71 | ppm | -0.05 |
| Spiked Amount 100.000 | Range 30 - 120 | | Recovery = | 50.71% | | |
| 7) Phenol-d6 (SU) | 6.76 | 99 | 1647591 | 50.08 | ppm | -0.06 |
| Spiked Amount 100.000 | Range 40 - 120 | | Recovery = | 50.08% | | |
| 21) Nitrobenzene-d5 (SU) | 8.47 | 82 | 1263305 | 51.05 | ppm | -0.07 |
| Spiked Amount 50.000 | Range 40 - 120 | | Recovery = | 102.10% | | |
| 40) 2-Fluorobiphenyl (SU) | 12.65 | 172 | 1775147 | 49.23 | ppm | -0.07 |
| Spiked Amount 50.000 | Range 40 - 120 | | Recovery = | 98.46% | | |
| 62) 2,4,6-Tribromophenol (SU) | 16.01 | 330 | 272654 | 52.87 | ppm | -0.07 |
| Spiked Amount 100.000 | Range 45 - 130 | | Recovery = | 52.87% | | |
| 74) Terphenyl-d14 (SU) | 20.67 | 244 | 1253679 | 54.59 | ppm | -0.04 |
| Spiked Amount 50.000 | Range 40 - 140 | | Recovery = | 109.18% | | |

| Target Compounds | R.T. | QIon | Response | Conc | Units | Qvalue |
|--------------------------------|------|------|----------|-------|-------|--------|
| 3) Pyridine | 2.74 | 79 | 1803817 | 49.66 | ppm | # 38 |
| 4) n-Nitrosodimethylamine | 2.83 | 74 | 1232076 | 49.75 | ppm | 94 |
| 5) bis(2-Chloroethyl)ether | 6.80 | 93 | 1517441 | 48.10 | ppm | 94 |
| 6) Aniline | 6.63 | 93 | 2043745 | 49.35 | ppm | 91 |
| 8) Phenol | 6.78 | 94 | 1711188 | 49.06 | ppm | # 64 |
| 9) 2-Chlorophenol | 6.83 | 128 | 1177048 | 49.68 | ppm | 97 |
| 10) n-Decane | 6.97 | 57 | 2159506 | 49.54 | ppm | 98 |
| 11) 1,3-Dichlorobenzene | 7.07 | 146 | 1122148 | 49.20 | ppm | 98 |
| 12) 1,4-Dichlorobenzene | 7.19 | 146 | 1387117 | 49.44 | ppm | 100 |
| 13) 1,2-Dichlorobenzene | 7.58 | 146 | 1197508 | 49.49 | ppm | 99 |
| 14) Benzyl alcohol | 7.64 | 108 | 764394 | 50.79 | ppm | 99 |
| 15) bis(2-chloroisopropyl)ethe | 7.97 | 45 | 3322014 | 49.44 | ppm | 100 |
| 16) 2-Methylphenol | 8.00 | 107 | 704723 | 38.34 | ppm | 93 |
| 17) Hexachloroethane | 8.22 | 117 | 496621 | 49.84 | ppm | 100 |
| 18) N-Nitroso-di-n-propylamine | 8.32 | 70 | 1063821 | 51.32 | ppm | 98 |
| 19) 4-Methylphenol | 8.37 | 107 | 1242466 | 49.69 | ppm | 100 |
| 22) Nitrobenzene | 8.52 | 77 | 1294451 | 50.46 | ppm | 100 |
| 23) Isophorone | 9.09 | 82 | 2439405 | 50.54 | ppm | 100 |
| 24) 2-Nitrophenol | 9.23 | 139 | 668730 | 52.55 | ppm | 100 |

(#) = qualifier out of range (m) = manual integration
 SSTD050.D H7K07SV.M Mon Nov 12 19:11:33 2007

Data File : C:\GCMS8\DATA\07NOV12\SSTD050.D
 Acq On : 12 Nov 2007 6:27 pm
 Sample : 50ppm MP STD# 7100431
 Misc : 8270/625 Midpoint
 MS Integration Params: RTEINT.P
 Quant Time: Nov 12 19:11 19107

Vial: 2
 Operator: AMI/DF
 Inst : GCMS8
 Multiplr: 1.00

Quant Results File: H7K07SV.RES

Quant Method : C:\HPCHEM\1\METHODS\H7K07SV.M (RTE Integrator)
 Title : 625/8270 Calibration
 Last Update : Wed Nov 07 17:42:36 2007
 Response via : Initial Calibration
 DataAcq Meth : H7K07SV

| Compound | R.T. | QIon | Response | Conc | Unit | Qvalue |
|--------------------------------|-------|------|----------|-------|-------|--------|
| 25) 2,4-Dimethylphenol | 9.53 | 122 | 931861 | 51.30 | ppm | 100 |
| 26) bis(2-Chloroethoxy)methane | 9.69 | 93 | 1490016 | 51.06 | ppm | 100 |
| 27) 2,4-Dichlorophenol | 9.84 | 162 | 868112 | 52.34 | ppm | 99 |
| 28) 1,2,4-Trichlorobenzene | 9.93 | 180 | 909884 | 52.00 | ppm | 100 |
| 29) Benzoic Acid | 10.10 | 122 | 426188 | 43.72 | ppm # | 42 |
| 30) Naphthalene | 10.05 | 128 | 2475121 | 49.68 | ppm | 100 |
| 31) 4-Chloroaniline | 10.33 | 127 | 1153690 | 51.90 | ppm | 99 |
| 32) Hexachlorobutadiene | 10.52 | 225 | 452322 | 51.01 | ppm | 98 |
| 33) 4-Chloro-3-methylphenol | 11.62 | 107 | 812606 | 52.13 | ppm # | 1 |
| 34) 2-Methylnaphthalene | 11.66 | 141 | 1493325 | 51.04 | ppm # | 67 |
| 35) 2,3-Dichloroaniline | 12.45 | 161 | 917391 | 50.95 | ppm | 99 |
| 37) Hexachlorocyclopentadiene | 12.21 | 237 | 259912 | 38.12 | ppm | 99 |
| 38) 2,4,6-Trichlorophenol | 12.48 | 196 | 575719 | 53.09 | ppm | 99 |
| 39) 2,4,5-Trichlorophenol | 12.58 | 196 | 612911 | 52.63 | ppm | 99 |
| 41) 2-Chloronaphthalene | 12.78 | 162 | 1495362 | 48.90 | ppm | 99 |
| 42) 2-Nitroaniline | 13.21 | 65 | 623712 | 49.99 | ppm | 99 |
| 43) 1,3-Dinitrobenzene | 13.77 | 168 | 312269 | 48.46 | ppm | 97 |
| 44) Acenaphthylene | 13.74 | 152 | 2184353 | 48.77 | ppm | 100 |
| 45) Dimethylphthalate | 13.81 | 163 | 1749535 | 49.11 | ppm | 100 |
| 46) 2,6-Dinitrotoluene | 13.92 | 165 | 478438 | 52.06 | ppm | 98 |
| 47) Acenaphthene | 14.20 | 154 | 1368140 | 48.55 | ppm | 99 |
| 48) 3-Nitroaniline | 14.22 | 138 | 420957 | 46.16 | ppm | 98 |
| 49) 2,4-Dinitrophenol | 14.44 | 184 | 196971 | 36.65 | ppm | 99 |
| 50) Dibenzofuran | 14.58 | 168 | 1985904 | 48.01 | ppm | 99 |
| 51) 2,4-Dinitrotoluene | 14.81 | 165 | 571337 | 50.73 | ppm | 99 |
| 52) 4-Nitrophenol | 14.84 | 109 | 141401 | 43.23 | ppm | 97 |
| 53) Fluorene | 15.37 | 166 | 1626669 | 48.75 | ppm | 99 |
| 54) 4-Chlorophenyl-phenylether | 15.47 | 204 | 832978 | 50.00 | ppm | 99 |
| 55) Diethylphthalate | 15.49 | 149 | 1573026 | 47.58 | ppm | 99 |
| 56) Azobenzene | 15.84 | 77 | 2131159 | 47.13 | ppm | 99 |
| 57) 4-Nitroaniline | 15.69 | 138 | 369866 | 45.19 | ppm | 98 |
| 58) n-Octadecane | 17.64 | 57 | 1653652 | 48.85 | ppm | 99 |
| 60) 4,6-Dinitro-2-methylphenol | 15.76 | 198 | 298665 | 45.43 | ppm | 98 |
| 61) n-Nitrosodiphenylamine | 15.81 | 169 | 1047575 | 50.41 | ppm | 97 |
| 63) 4-Bromophenyl-phenylether | 16.59 | 248 | 484912 | 51.02 | ppm | 99 |
| 64) Hexachlorobenzene | 16.85 | 284 | 551376 | 50.92 | ppm | 99 |
| 65) Pentachlorophenol | 17.34 | 266 | 308665 | 50.58 | ppm | 99 |
| 66) Phenanthrene | 17.60 | 178 | 1963749 | 48.95 | ppm | 100 |
| 67) Anthracene | 17.70 | 178 | 1839804 | 45.96 | ppm | 99 |
| 68) Carbazole | 18.17 | 167 | 1435698 | 41.93 | ppm | 99 |
| 69) Di-n-butylphthalate | 19.18 | 149 | 2909412 | 50.66 | ppm | 100 |

(#) = qualifier out of range (m) = manual integration
 SSTD050.D H7K07SV.M Mon Nov 12 19:11:34 2007

Data File : C:\GCMS8\DATA\07NOV12\SSTD050.D
 Acq On : 12 Nov 2007 6:27 pm
 Sample : 50ppm MP STD# 7100431
 Misc : 8270/625 Midpoint
 MS Integration Params: RTEINT.P
 Quant Time: Nov 12 19:11 19107

Vial: 2
 Operator: AMI/DF
 Inst : GCMS8
 Multiplr: 1.00

Quant Results File: H7K07SV.RES

Quant Method : C:\HPCHEM\1\METHODS\H7K07SV.M (RTE Integrator)
 Title : 625/8270 Calibration
 Last Update : Wed Nov 07 17:42:36 2007
 Response via : Initial Calibration
 DataAcq Meth : H7K07SV

| Compound | R.T. | QIon | Response | Conc | Unit | Qvalue |
|--------------------------------|-------|------|----------|-------|------|--------|
| 70) Fluoranthene | 19.96 | 202 | 2010885 | 46.68 | ppm | 99 |
| 72) Pyrene | 20.31 | 202 | 1965974 | 55.19 | ppm | 99 |
| 73) 2,2'-Dichlorobenzil | 20.53 | 139 | 1519448 | 59.45 | ppm | 100 |
| 75) Benzidine | 20.27 | 184 | 367915 | 34.78 | ppm | 99 |
| 76) Butylbenzylphthalate | 21.48 | 149 | 1102744 | 56.59 | ppm | 99 |
| 77) 3,3'-Dichlorobenzidine | 22.13 | 252 | 449803 | 46.00 | ppm | 99 |
| 78) Benzo[a]anthracene | 22.09 | 228 | 1412961 | 49.58 | ppm | 100 |
| 79) Chrysene | 22.15 | 228 | 1239946 | 48.77 | ppm | 99 |
| 80) bis(2-Ethylhexyl)phthalate | 22.38 | 149 | 1384412 | 57.59 | ppm | 99 |
| 81) Di-n-octylphthalate | 23.47 | 149 | 1786500 | 52.99 | ppm | 100 |
| 83) Benzo[b]fluoranthene | 24.04 | 252 | 1336293 | 52.90 | ppm | 99 |
| 84) Benzo[k]fluoranthene | 24.11 | 252 | 1112790 | 47.02 | ppm | 99 |
| 85) Benzo[a]pyrene | 24.77 | 252 | 1090821 | 51.53 | ppm | 100 |
| 86) Indeno[1,2,3-cd]pyrene | 27.39 | 276 | 861511 | 43.55 | ppm | 99 |
| 87) Dibenz[a,h]anthracene | 27.47 | 278 | 930029 | 46.16 | ppm | 100 |
| 88) Benzo[g,h,i]perylene | 27.94 | 276 | 897451 | 44.23 | ppm | 99 |

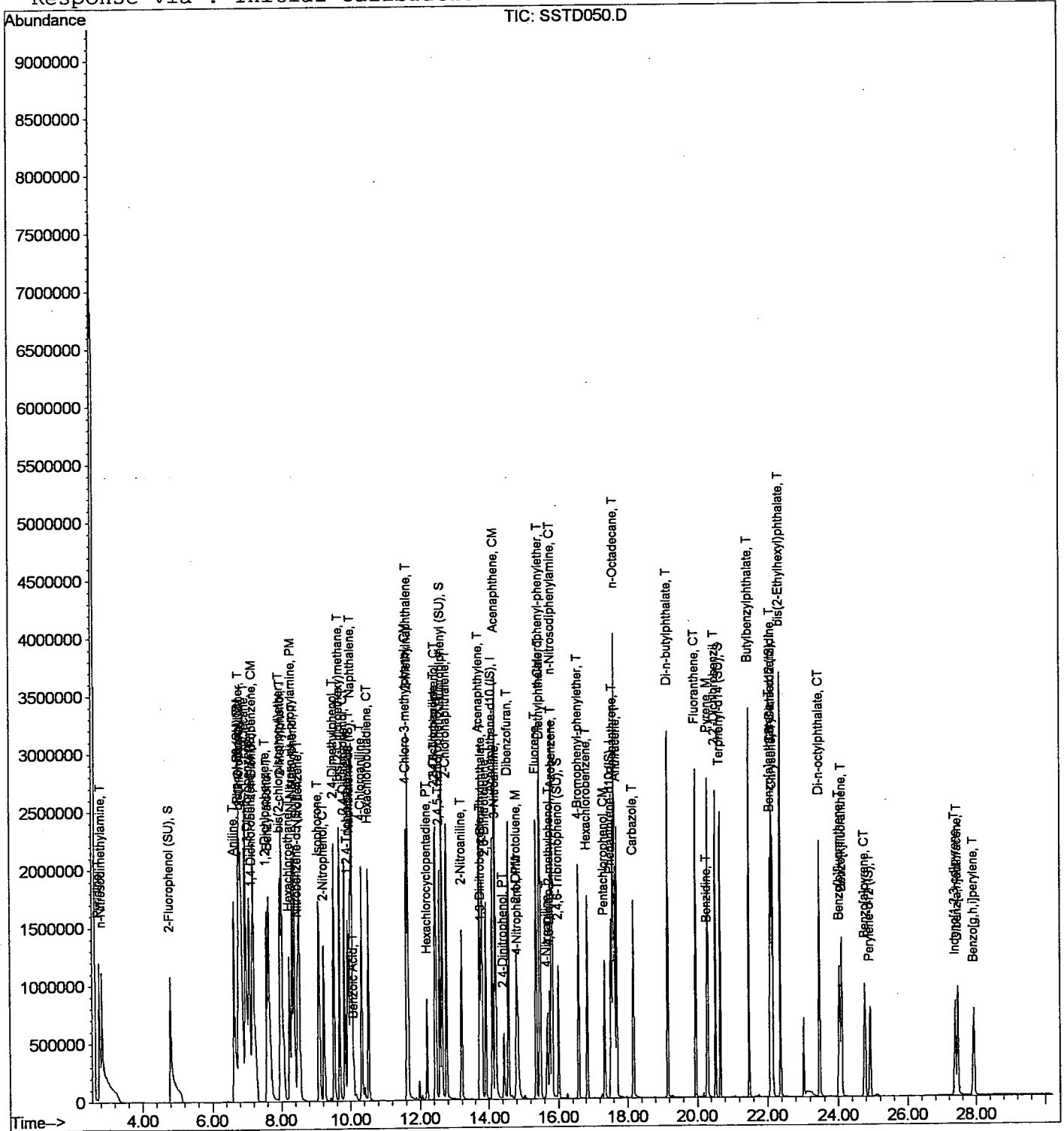
Quantitation Report

Data File : C:\GCMS8\DATA\07NOV12\SSTD050.D
Acq On : 12 Nov 2007 6:27 pm
Sample : 50ppm MP STD# 7100431
Misc : 8270/625 Midpoint
MS Integration Params: RTEINT.P
Quant Time: Nov 12 19:11 19107

Vial: 2
Operator: AMI/DF
Inst : GCMS8
Multiplr: 1.00

Quant Results File: H7K07SV.RES

Method : C:\HPCHEM\1\METHODS\H7K07SV.M (RTE Integrator)
Title : 625/8270 Calibration
Last Update : Mon Dec 20 14:57:43 2004
Response via : Initial Calibration



Data File : C:\GCMS8\DATA\07NOV12\H1112013.D
 Acq On : 13 Nov 2007 2:24 am
 Sample : 7K12065-BLK1
 Misc : SOIL 15G/1ml ---- BATCH 7K12065
 MS Integration Params: RTEINT.P
 Quant Time: Nov 13 7:23 19107

Vial: 15
 Operator: AMI/DF
 Inst : GCMS8
 Multiplr: 1.00

Quant Results File: H7K07SV.RES

Quant Method : C:\HPCHEM\1\METHODS\H7K07SV.M (RTE Integrator)
 Title : 625/8270 Calibration
 Last Update : Mon Dec 20 14:57:43 2004
 Response via : Initial Calibration
 DataAcq Meth : H7K07SV

| Internal Standards | R.T. | QIon | Response | Conc | Units | Dev(Min) |
|--------------------------------|----------|-------|------------|------------------|-------|----------------|
| 1) 1,4-Dichlorobenzene-d4 (IS) | 7.18 | 152 | 570222 | 40.00 | ppm | -0.05 |
| 20) Naphthalene-d8 (IS) | 9.99 | 136 | 1841073 | 40.00 | ppm | -0.08 |
| 36) Acenaphthene-d10 (IS) | 14.10 | 164 | 983653 | 40.00 | ppm | -0.09 |
| 59) Phenanthrene-d10 (IS) | 17.51 | 188 | 1255439 | 40.00 | ppm | -0.09 |
| 71) Chrysene-d12 (IS) | 22.10 | 240 | 888894 | 40.00 | ppm | -0.06 |
| 82) Perylene-d12 (IS) | 24.88 | 264 | 607138 | 40.00 | ppm | -0.11 |
| System Monitoring Compounds | | | | | | |
| 2) 2-Fluorophenol (SU) | 4.96 | 112 | 1452523 | 66.55 | ppm | 0.11 |
| Spiked Amount 100.000 | Range 25 | - 120 | Recovery = | 66.55% | | |
| 7) Phenol-d6 (SU) | 6.81 | 99 | 2017348 | 71.31 | ppm | 0.00 |
| Spiked Amount 100.000 | Range 30 | - 120 | Recovery = | 71.31% | | |
| 21) Nitrobenzene-d5 (SU) | 8.47 | 82 | 808816 | 36.10 | ppm | -0.07 |
| Spiked Amount 50.000 | Range 30 | - 120 | Recovery = | 72.20% | | |
| 40) 2-Fluorobiphenyl (SU) | 12.62 | 172 | 1300729 | 38.79 | ppm | -0.10 |
| Spiked Amount 50.000 | Range 35 | - 120 | Recovery = | 77.58% | | |
| 62) 2,4,6-Tribromophenol (SU) | 15.99 | 330 | 363903 | 80.87 | ppm | -0.09 |
| Spiked Amount 100.000 | Range 35 | - 120 | Recovery = | 80.87% | | |
| 74) Terphenyl-d14 (SU) | 20.66 | 244 | 989923 | 43.08 | ppm | -0.05 |
| Spiked Amount 50.000 | Range 35 | - 155 | Recovery = | 86.16% | | |
| Target Compounds | | | | | | |
| 18) N-Nitroso-di-n-propylamine | 8.47 | 70 | 116132 | 6.52 | ppm | Qvalue #NSM 79 |
| 45) Dimethylphthalate | 14.10 | 163 | 204398 | 6.17 | ppm | # ↓ 1 |
| 46) 2,6-Dinitrotoluene | 14.10 | 165 | 127327 | 14.90 | ppm | # ↓ 29 |
| 75) Benzidine | 20.66 | 184 | 10526 | 0.99 | ppm | # ↓ 1 |

(#) = qualifier out of range (m) = manual integration
 H1112013.D H7K07SV.M Tue Nov 13 07:23:38 2007


Quantitation Report

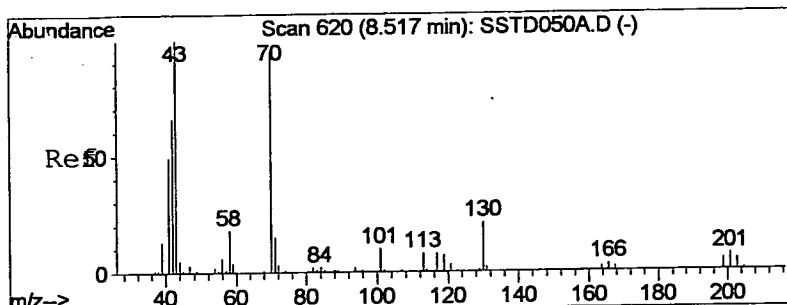
Data File : C:\GCMS8\DATA\07NOV12\H1112013.D
Acq On : 13 Nov 2007 2:24 am
Sample : 7K12065-BLK1
Misc : SOIL 15G/1ml ---- BATCH 7K12065
MS Integration Params: RTEINT.P
Quant Time: Nov 13 7:23 19107

Vial: 15
Operator: AMI/DF
Inst : GCMS8
Multiplr: 1.00

Quant Results File: H7K07SV.RES

Method : C:\HPCHEM\1\METHODS\H7K07SV.M (RTE Integrator)
Title : 625/8270 Calibration
Last Update : Mon Dec 20 14:57:43 2004
Response via : Initial Calibration

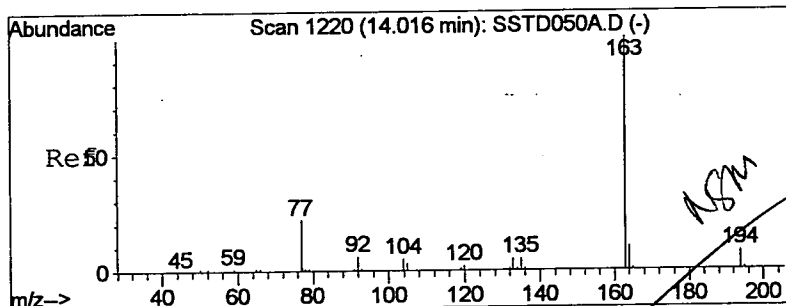
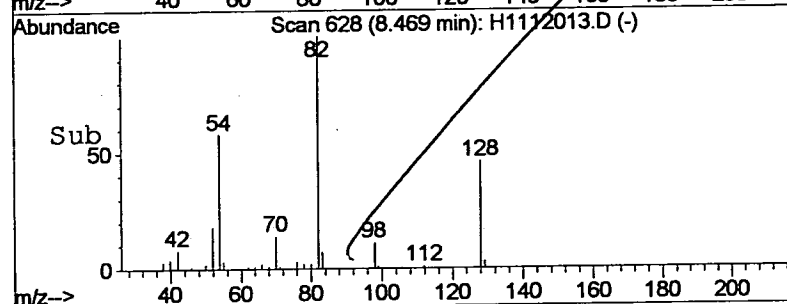
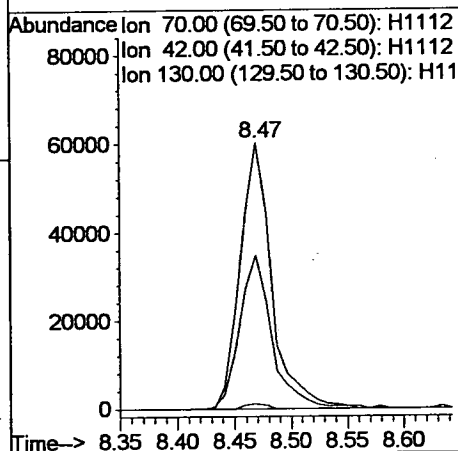
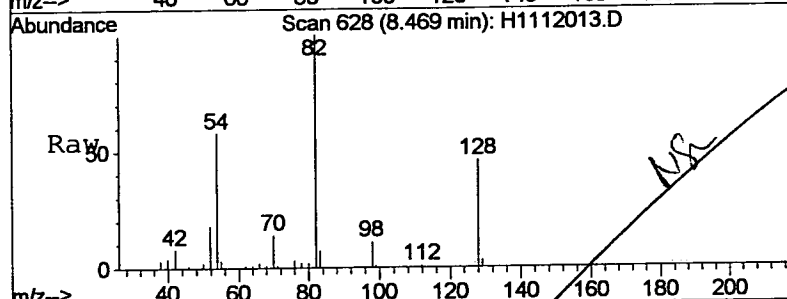




#18
 N-Nitroso-di-n-propylamine
 Concen: 6.52 ppm
 RT: 8.47 min Scan# 628
 Delta R.T. 0.07 min
 Lab File: H1112013.D
 Acq: 13 Nov 2007 2:24 am

Tgt Ion: 70 Resp: 116132

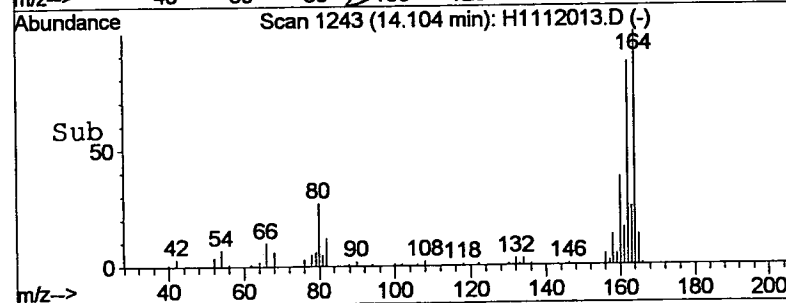
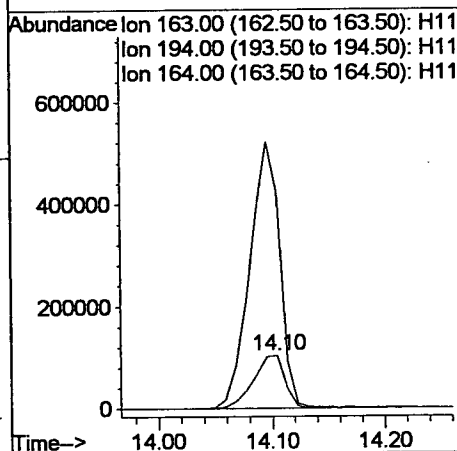
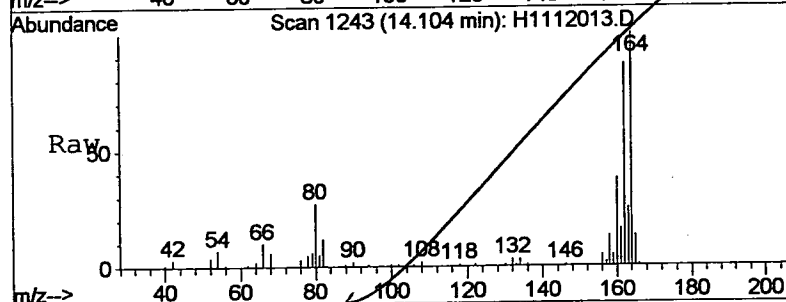
| Ion | Ratio | Lower | Upper |
|-----|-------|-------|-------|
| 70 | 100 | | |
| 42 | 59.3 | 51.2 | 91.2 |
| 130 | 1.3 | 2.4 | 42.4# |

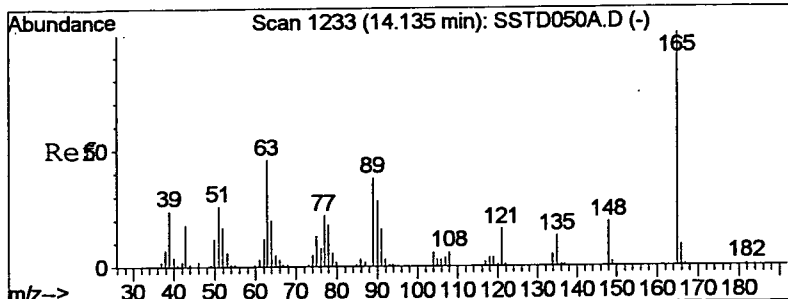


#45
 Dimethylphthalate
 Concen: 6.17 ppm
 RT: 14.10 min Scan# 1243
 Delta R.T. 0.22 min
 Lab File: H1112013.D
 Acq: 13 Nov 2007 2:24 am

Tgt Ion: 163 Resp: 204398

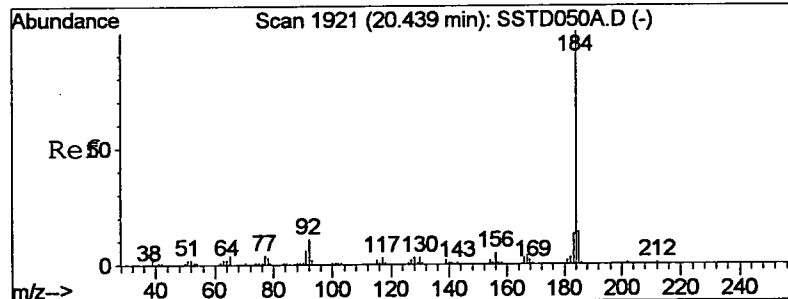
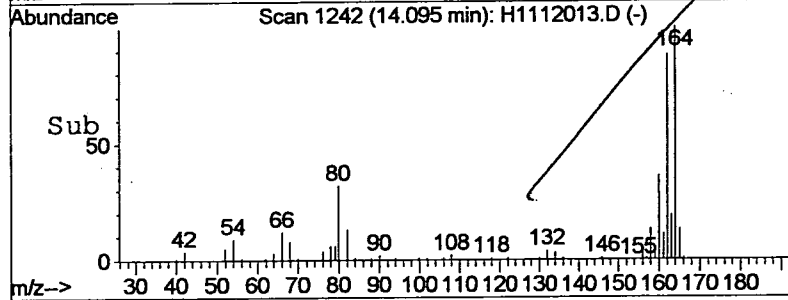
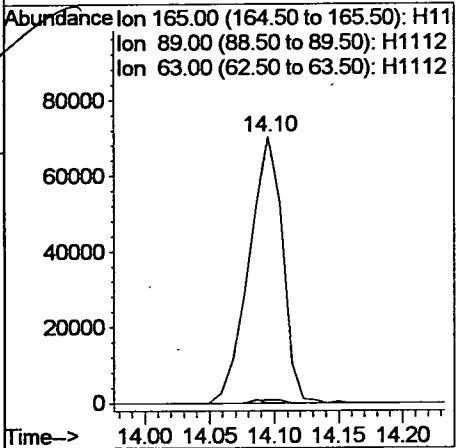
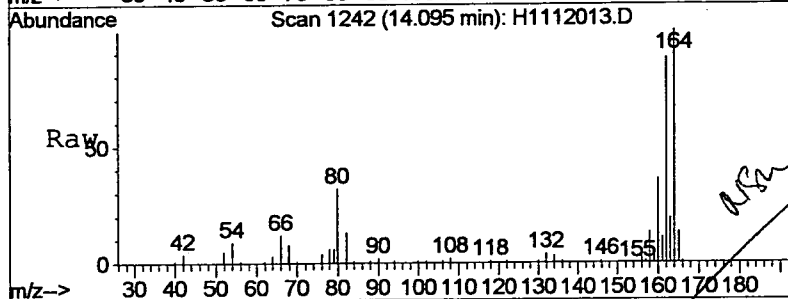
| Ion | Ratio | Lower | Upper |
|-----|-------|-------|-------|
| 163 | 100 | | |
| 194 | 0.0 | 0.0 | 27.9 |
| 164 | 479.4 | 0.0 | 30.2# |





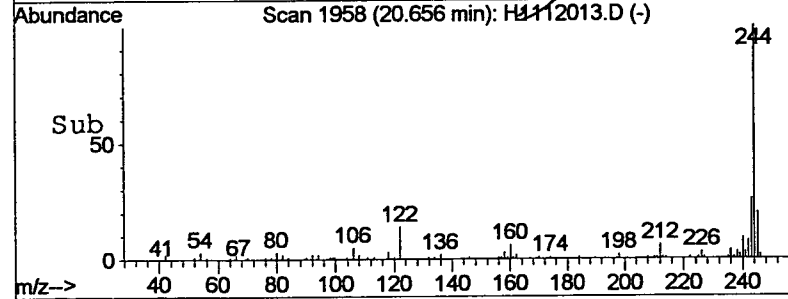
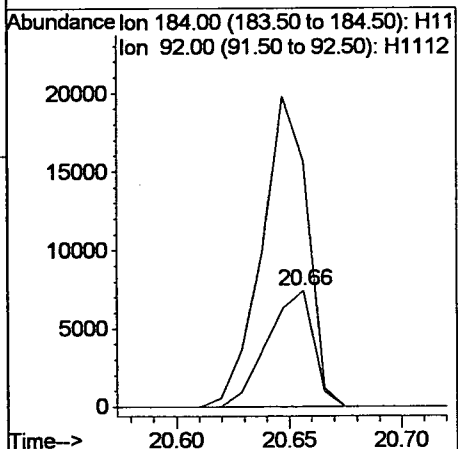
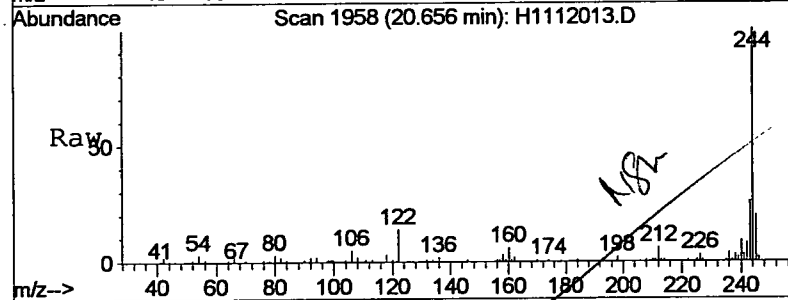
#46
 2,6-Dinitrotoluene
 Concen: 14.90 ppm
 RT: 14.10 min Scan# 1242
 Delta R.T. 0.10 min
 Lab File: H1112013.D
 Acq: 13 Nov 2007 2:24 am

| Tgt Ion | Resp | Lower | Upper |
|---------|------|-------|-------|
| 165 | 100 | | |
| 89 | 1.0 | 22.1 | 62.1# |
| 63 | 0.0 | 34.6 | 74.6# |



#75
 Benzidine
 Concen: 0.99 ppm
 RT: 20.66 min Scan# 1958
 Delta R.T. 0.34 min
 Lab File: H1112013.D
 Acq: 13 Nov 2007 2:24 am

| Tgt Ion | Resp | Lower | Upper |
|---------|-------|-------|-------|
| 184 | 100 | | |
| 92 | 264.7 | 0.0 | 32.6# |



Data File : C:\GCMS8\DATA\07NOV12\H112014.D
 Acq On : 13 Nov 2007 3:01 am
 Sample : 7K12065-BS1
 Misc : SOIL 15G/1ml ---- BATCH 7K12065
 MS Integration Params: RTEINT.P
 Quant Time: Nov 13 7:14 19107

Vial: 16
 Operator: AMI/DF
 Inst : GCMS8
 Multiplr: 1.00

Quant Results File: H7K07SV.RES

Quant Method : C:\HPCHEM\1\METHODS\H7K07SV.M (RTE Integrator)
 Title : 625/8270 Calibration
 Last Update : Mon Dec 20 14:57:43 2004
 Response via : Initial Calibration
 DataAcq Meth : H7K07SV

| Internal Standards | R.T. | QIon | Response | Conc | Units | Dev (Min) |
|--------------------------------|-------|------|----------|-------|-------|-----------|
| 1) 1,4-Dichlorobenzene-d4 (IS) | 7.18 | 152 | 598055 | 40.00 | ppm | -0.04 |
| 20) Naphthalene-d8 (IS) | 10.01 | 136 | 1874860 | 40.00 | ppm | -0.07 |
| 36) Acenaphthene-d10 (IS) | 14.11 | 164 | 1003189 | 40.00 | ppm | -0.08 |
| 59) Phenanthrene-d10 (IS) | 17.53 | 188 | 1330392 | 40.00 | ppm | -0.08 |
| 71) Chrysene-d12 (IS) | 22.11 | 240 | 852326 | 40.00 | ppm | -0.05 |
| 82) Perylene-d12 (IS) | 24.90 | 264 | 571647 | 40.00 | ppm | -0.09 |

| System Monitoring Compounds | R.T. | QIon | Response | Conc | Units | Dev (Min) |
|-------------------------------|----------------|------|------------|--------|-------|-----------|
| 2) 2-Fluorophenol (SU) | 4.96 | 112 | 1432983 | 62.60 | ppm | 0.11 |
| Spiked Amount 100.000 | Range 25 - 120 | | Recovery = | 62.60% | | |
| 7) Phenol-d6 (SU) | 6.83 | 99 | 1941296 | 65.43 | ppm | 0.00 |
| Spiked Amount 100.000 | Range 30 - 120 | | Recovery = | 65.43% | | |
| 21) Nitrobenzene-d5 (SU) | 8.48 | 82 | 774682 | 33.96 | ppm | -0.06 |
| Spiked Amount 50.000 | Range 30 - 120 | | Recovery = | 67.92% | | |
| 40) 2-Fluorobiphenyl (SU) | 12.64 | 172 | 1202005 | 35.15 | ppm | -0.09 |
| Spiked Amount 50.000 | Range 35 - 120 | | Recovery = | 70.30% | | |
| 62) 2,4,6-Tribromophenol (SU) | 16.01 | 330 | 387888 | 81.34 | ppm | -0.08 |
| Spiked Amount 100.000 | Range 35 - 120 | | Recovery = | 81.34% | | |
| 74) Terphenyl-d14 (SU) | 20.65 | 244 | 969123 | 43.98 | ppm | -0.06 |
| Spiked Amount 50.000 | Range 35 - 155 | | Recovery = | 87.96% | | |

| Target Compounds | R.T. | QIon | Response | Conc | Units | Qvalue |
|--------------------------------|------|------|----------|-------|-------|--------|
| 3) Pyridine | 2.79 | 79 | 763900 | 23.32 | ppm | # 20 |
| 4) n-Nitrosodimethylamine | 2.87 | 74 | 673914 | 30.17 | ppm | 94 |
| 5) bis(2-Chloroethyl)ether | 6.82 | 93 | 790959 | 27.80 | ppm | # 78 |
| 6) Aniline | 6.66 | 93 | 1179648 | 31.58 | ppm | 85 |
| 8) Phenol | 6.84 | 94 | 1069588 | 34.00 | ppm | # 79 |
| 9) 2-Chlorophenol | 6.88 | 128 | 719344 | 33.67 | ppm | 97 |
| 10) n-Decane | 6.98 | 57 | 1049686 | 26.70 | ppm | 100 |
| 11) 1,3-Dichlorobenzene | 7.09 | 146 | 687713 | 33.43 | ppm | 97 |
| 12) 1,4-Dichlorobenzene | 7.21 | 146 | 730578 | 28.87 | ppm | 98 |
| 13) 1,2-Dichlorobenzene | 7.60 | 146 | 691976 | 31.71 | ppm | 100 |
| 14) Benzyl alcohol | 7.67 | 108 | 482538 | 35.55 | ppm | 97 |
| 15) bis(2-chloroisopropyl)ethe | 7.97 | 45 | 2168905 | 35.79 | ppm | 82 |
| 16) 2-Methylphenol | 8.04 | 107 | 592516 | 35.75 | ppm | 99 |
| 17) Hexachloroethane | 8.24 | 117 | 277172 | 30.84 | ppm | 98 |
| 18) N-Nitroso-di-n-propylamine | 8.32 | 70 | 706130 | 37.77 | ppm | 98 |
| 19) 4-Methylphenol | 8.38 | 107 | 837671 | 37.15 | ppm | 99 |
| 22) Nitrobenzene | 8.52 | 77 | 828526 | 35.03 | ppm | 99 |
| 23) Isophorone | 9.08 | 82 | 1585938 | 35.64 | ppm | 99 |
| 24) 2-Nitrophenol | 9.24 | 139 | 427780 | 36.46 | ppm | 99 |

(#) = qualifier out of range (m) = manual integration
 H112014.D H7K07SV.M Tue Nov 13 09:28:24 2007

Data File : C:\GCMS8\DATA\07NOV12\H112014.D
 Acq On : 13 Nov 2007 3:01 am
 Sample : 7K12065-BS1
 Misc : SOIL 15G/1ml ---- BATCH 7K12065
 MS Integration Params: RTEINT.P
 Quant Time: Nov 13 7:14 19107

Vial: 16
 Operator: AMI/DF
 Inst : GCMS8
 Multiplr: 1.00

Quant Results File: H7K07SV.RES

Quant Method : C:\HPCHEM\1\METHODS\H7K07SV.M (RTE Integrator)
 Title : 625/8270 Calibration
 Last Update : Mon Dec 20 14:57:43 2004
 Response via : Initial Calibration
 DataAcq Meth : H7K07SV

| Compound | R.T. | QIon | Response | Conc | Unit | Qvalue |
|--------------------------------|-------|------|----------|-------|-------|--------|
| 25) 2,4-Dimethylphenol | 9.52 | 122 | 578909 | 34.56 | ppm | 99 |
| 26) bis(2-Chloroethoxy)methane | 9.68 | 93 | 958074 | 35.61 | ppm | 100 |
| 27) 2,4-Dichlorophenol | 9.83 | 162 | 597540 | 39.07 | ppm | 100 |
| 28) 1,2,4-Trichlorobenzene | 9.93 | 180 | 568368 | 35.23 | ppm | 100 |
| 29) Benzoic Acid | 10.08 | 122 | 345251 | 39.41 | ppm | 98 |
| 30) Naphthalene | 10.05 | 128 | 1592024 | 34.66 | ppm | 100 |
| 31) 4-Chloroaniline | 10.33 | 127 | 578241 | 28.21 | ppm | 98 |
| 32) Hexachlorobutadiene | 10.52 | 225 | 288469 | 35.28 | ppm | 99 |
| 33) 4-Chloro-3-methylphenol | 11.62 | 107 | 575775 | 40.06 | ppm # | 1 |
| 34) 2-Methylnaphthalene | 11.65 | 141 | 1031705 | 38.25 | ppm # | 67 |
| 35) 2,3-Dichloroaniline | 12.44 | 161 | 610214 | 36.75 | ppm | 100 |
| 37) Hexachlorocyclopentadiene | 12.20 | 237 | 205248 | 32.10 | ppm | 98 |
| 38) 2,4,6-Trichlorophenol | 12.47 | 196 | 407785 | 39.65 | ppm | 99 |
| 39) 2,4,5-Trichlorophenol | 12.57 | 196 | 444275 | 40.23 | ppm | 97 |
| 41) 2-Chloronaphthalene | 12.77 | 162 | 1045575 | 36.05 | ppm | 99 |
| 42) 2-Nitroaniline | 13.20 | 65 | 469201 | 39.65 | ppm | 99 |
| 43) 1,3-Dinitrobenzene | 13.76 | 168 | 260325 | 42.74 | ppm | 97 |
| 44) Acenaphthylene | 13.73 | 152 | 1750923 | 41.22 | ppm | 100 |
| 45) Dimethylphthalate | 13.80 | 163 | 1301747 | 38.52 | ppm | 99 |
| 46) 2,6-Dinitrotoluene | 13.91 | 165 | 355485 | 40.79 | ppm | 99 |
| 47) Acenaphthene | 14.18 | 154 | 1001681 | 37.47 | ppm | 99 |
| 48) 3-Nitroaniline | 14.20 | 138 | 282544 | 32.66 | ppm | 99 |
| 49) 2,4-Dinitrophenol | 14.43 | 184 | 155065 | 31.55 | ppm | 99 |
| 50) Dibenzofuran | 14.57 | 168 | 1480108 | 37.73 | ppm | 100 |
| 51) 2,4-Dinitrotoluene | 14.80 | 165 | 432451 | 40.49 | ppm | 97 |
| 52) 4-Nitrophenol | 14.83 | 109 | 109255 | 36.27 | ppm | 97 |
| 53) Fluorene | 15.37 | 166 | 1200520 | 37.94 | ppm | 99 |
| 54) 4-Chlorophenyl-phenylether | 15.47 | 204 | 607886 | 38.47 | ppm | 100 |
| 55) Diethylphthalate | 15.49 | 149 | 1194689 | 38.10 | ppm | 99 |
| 56) Azobenzene | 15.82 | 77 | 1628356 | 37.97 | ppm | 99 |
| 57) 4-Nitroaniline | 15.68 | 138 | 284753 | 36.69 | ppm | 98 |
| 58) n-Octadecane | 17.63 | 57 | 1276678 | 39.77 | ppm | 99 |
| 60) 4,6-Dinitro-2-methylphenol | 15.74 | 198 | 243235 | 40.02 | ppm | 97 |
| 61) n-Nitrosodiphenylamine | 15.81 | 169 | 810091 | 42.16 | ppm | 100 |
| 63) 4-Bromophenyl-phenylether | 16.58 | 248 | 353627 | 40.24 | ppm | 99 |
| 64) Hexachlorobenzene | 16.83 | 284 | 404011 | 40.36 | ppm | 100 |
| 65) Pentachlorophenol | 17.34 | 266 | 219802 | 38.95 | ppm | 98 |
| 66) Phenanthrene | 17.58 | 178 | 1503226 | 40.53 | ppm | 100 |
| 67) Anthracene | 17.68 | 178 | 1452553 | 39.25 | ppm | 99 |
| 68) Carbazole | 18.16 | 167 | 1264152 | 39.93 | ppm | 99 |
| 69) Di-n-butylphthalate | 19.16 | 149 | 2228360 | 41.96 | ppm | 100 |

(#) = qualifier out of range (m) = manual integration
 H112014.D H7K07SV.M Tue Nov 13 09:28:25 2007

Data File : C:\GCMS8\DATA\07NOV12\H1112014.D
 Acq On : 13 Nov 2007 3:01 am
 Sample : 7K12065-BS1
 Misc : SOIL 15G/1ml ---- BATCH 7K12065
 MS Integration Params: RTEINT.P
 Quant Time: Nov 13 7:14 19107

Vial: 16
 Operator: AMI/DF
 Inst : GCMS8
 Multiplr: 1.00

Quant Results File: H7K07SV.RES

Quant Method : C:\HPCHEM\1\METHODS\H7K07SV.M (RTE Integrator)
 Title : 625/8270 Calibration
 Last Update : Mon Dec 20 14:57:43 2004
 Response via : Initial Calibration
 DataAcq Meth : H7K07SV

| Compound | R.T. | QIon | Response | Conc | Unit | Qvalue |
|--------------------------------|-------|------|----------|-------|------|--------|
| 70) Fluoranthene | 19.95 | 202 | 1590990 | 39.95 | ppm | 100 |
| 72) Pyrene | 20.30 | 202 | 1545471 | 45.22 | ppm | 99 |
| 73) 2,2'-Dichlorobenzil | 20.53 | 139 | 1166751 | 47.58 | ppm | 99 |
| 75) Benzidine | 20.26 | 184 | 214080 | 21.09 | ppm | 99 |
| 76) Butylbenzylphthalate | 21.47 | 149 | 879047 | 47.02 | ppm | 100 |
| 77) 3,3'-Dichlorobenzidine | 22.11 | 252 | 316367 | 33.72 | ppm | 99 |
| 78) Benzo[a]anthracene | 22.07 | 228 | 1170787 | 42.82 | ppm | 99 |
| 79) Chrysene | 22.15 | 228 | 1021673 | 41.89 | ppm | 99 |
| 80) bis(2-Ethylhexyl)phthalate | 22.37 | 149 | 1047847 | 45.43 | ppm | 99 |
| 81) Di-n-octylphthalate | 23.46 | 149 | 1377097 | 42.58 | ppm | 100 |
| 83) Benzo[b]fluoranthene | 24.02 | 252 | 1021756 | 51.54 | ppm | 100 |
| 84) Benzo[k]fluoranthene | 24.08 | 252 | 957472 | 51.55 | ppm | 99 |
| 85) Benzo[a]pyrene | 24.76 | 252 | 911844 | 54.89 | ppm | 99 |
| 86) Indeno[1,2,3-cd]pyrene | 27.38 | 276 | 724921 | 46.69 | ppm | 99 |
| 87) Dibenz[a,h]anthracene | 27.45 | 278 | 757083 | 47.88 | ppm | 99 |
| 88) Benzo[g,h,i]perylene | 27.92 | 276 | 740146 | 46.48 | ppm | 99 |

(#) = qualifier out of range (m) = manual integration
 H1112014.D H7K07SV.M Tue Nov 13 09:28:26 2007

Data File : C:\GCMS8\DATA\07NOV12\H112014.D
 Acq On : 13 Nov 2007 3:01 am
 Sample : 7K12065-BS1
 Misc : SOIL 15G/1ml ---- BATCH 7K12065
 MS Integration Params: RTEINT.P
 Quant Time: Nov 13 7:14 19107

Vial: 16
 Operator: AMI/DF
 Inst : GCMS8
 Multiplr: 1.00

Quant Results File: H7K07SV.RES

Quant Method : C:\HPCHEM\1\METHODS\H7K07SV.M (RTE Integrator)
 Title : 625/8270 Calibration
 Last Update : Mon Dec 20 14:57:43 2004
 Response via : Initial Calibration
 DataAcq Meth : H7K07SV

| Internal Standards | R.T. | QIon | Response | Conc | Units | Dev (Min) |
|--------------------------------|-------|------|----------|-------|-------|-----------|
| 1) 1,4-Dichlorobenzene-d4 (IS) | 7.18 | 152 | 598055 | 40.00 | ppm | -0.04 |
| 20) Naphthalene-d8 (IS) | 10.01 | 136 | 1874860 | 40.00 | ppm | -0.07 |
| 36) Acenaphthene-d10 (IS) | 14.11 | 164 | 1003189 | 40.00 | ppm | -0.08 |
| 59) Phenanthrene-d10 (IS) | 17.53 | 188 | 1330392 | 40.00 | ppm | -0.08 |
| 71) Chrysene-d12 (IS) | 22.11 | 240 | 852326 | 40.00 | ppm | -0.05 |
| 82) Perylene-d12 (IS) | 24.90 | 264 | 571647 | 40.00 | ppm | -0.09 |

System Monitoring Compounds

| | | | | | | |
|-------------------------------|---------|-------|----------|----------|-----|--------|
| 2) 2-Fluorophenol (SU) | 4.96 | 112 | 1432983 | 62.60 | ppm | 0.11 |
| Spiked Amount | 100.000 | Range | 25 - 120 | Recovery | = | 62.60% |
| 7) Phenol-d6 (SU) | 6.83 | 99 | 1941296 | 65.43 | ppm | 0.00 |
| Spiked Amount | 100.000 | Range | 30 - 120 | Recovery | = | 65.43% |
| 21) Nitrobenzene-d5 (SU) | 8.48 | 82 | 774682 | 33.96 | ppm | -0.06 |
| Spiked Amount | 50.000 | Range | 30 - 120 | Recovery | = | 67.92% |
| 40) 2-Fluorobiphenyl (SU) | 12.64 | 172 | 1202005 | 35.15 | ppm | -0.09 |
| Spiked Amount | 50.000 | Range | 35 - 120 | Recovery | = | 70.30% |
| 62) 2,4,6-Tribromophenol (SU) | 16.01 | 330 | 387888 | 81.34 | ppm | -0.08 |
| Spiked Amount | 100.000 | Range | 35 - 120 | Recovery | = | 81.34% |
| 74) Terphenyl-d14 (SU) | 20.65 | 244 | 969123 | 43.98 | ppm | -0.06 |
| Spiked Amount | 50.000 | Range | 35 - 155 | Recovery | = | 87.96% |

Target Compounds

| | R.T. | QIon | Response | Conc | Units | Qvalue |
|--------------------------------|------|------|----------|-------|-------|--------|
| 3) Pyridine | 2.79 | 79 | 763900 | 23.32 | ppm | # 20 |
| 4) n-Nitrosodimethylamine | 2.87 | 74 | 673914 | 30.17 | ppm | 94 |
| 5) bis(2-Chloroethyl)ether | 6.82 | 93 | 790959 | 27.80 | ppm | # 78 |
| 6) Aniline | 6.66 | 93 | 1179648 | 31.58 | ppm | 85 |
| 8) Phenol | 6.84 | 94 | 1069588 | 34.00 | ppm | # 79 |
| 9) 2-Chlorophenol | 6.88 | 128 | 719344 | 33.67 | ppm | 97 |
| 10) n-Decane | 6.98 | 57 | 1049686 | 26.70 | ppm | 100 |
| 11) 1,3-Dichlorobenzene | 7.09 | 146 | 687713 | 33.43 | ppm | 97 |
| 12) 1,4-Dichlorobenzene | 7.21 | 146 | 730578 | 28.87 | ppm | 98 |
| 13) 1,2-Dichlorobenzene | 7.60 | 146 | 691976 | 31.71 | ppm | 100 |
| 14) Benzyl alcohol | 7.67 | 108 | 482538 | 35.55 | ppm | 97 |
| 15) bis(2-chloroisopropyl)ethe | 7.97 | 45 | 2168905 | 35.79 | ppm | 82 |
| 16) 2-Methylphenol | 8.04 | 107 | 592516 | 35.75 | ppm | 99 |
| 17) Hexachloroethane | 8.24 | 117 | 277172 | 30.84 | ppm | 98 |
| 18) N-Nitroso-di-n-propylamine | 8.32 | 70 | 706130 | 37.77 | ppm | 98 |
| 19) 4-Methylphenol | 8.38 | 107 | 837671 | 37.15 | ppm | 99 |
| 22) Nitrobenzene | 8.52 | 77 | 828526 | 35.03 | ppm | 99 |
| 23) Isophorone | 9.08 | 82 | 1585938 | 35.64 | ppm | 99 |
| 24) 2-Nitrophenol | 9.24 | 139 | 427780 | 36.46 | ppm | 99 |

(#) = qualifier out of range (m) = manual integration
 H1112014.D H7K07SV.M Tue Nov 13 09:26:46 2007

Data File : C:\GCMS8\DATA\07NOV12\H112014.D
 Acq On : 13 Nov 2007 3:01 am
 Sample : 7K12065-BS1
 Misc : SOIL 15G/1ml ---- BATCH 7K12065
 MS Integration Params: RTEINT.P
 Quant Time: Nov 13 7:14 19107

Vial: 16
 Operator: AMI/DF
 Inst : GCMS8
 Multiplr: 1.00

Quant Results File: H7K07SV.RES

Quant Method : C:\HPCHEM\1\METHODS\H7K07SV.M (RTE Integrator)
 Title : 625/8270 Calibration
 Last Update : Mon Dec 20 14:57:43 2004
 Response via : Initial Calibration
 DataAcq Meth : H7K07SV

| Compound | R.T. | QIon | Response | Conc | Unit | Qvalue |
|--------------------------------|-------|------|----------|-------|-------|--------|
| 25) 2,4-Dimethylphenol | 9.52 | 122 | 578909 | 34.56 | ppm | 99 |
| 26) bis(2-Chloroethoxy)methane | 9.68 | 93 | 958074 | 35.61 | ppm | 100 |
| 27) 2,4-Dichlorophenol | 9.83 | 162 | 597540 | 39.07 | ppm | 100 |
| 28) 1,2,4-Trichlorobenzene | 9.93 | 180 | 568368 | 35.23 | ppm | 100 |
| 29) Benzoic Acid | 10.08 | 122 | 345251 | 39.41 | ppm | 98 |
| 30) Naphthalene | 10.05 | 128 | 1592024 | 34.66 | ppm | 100 |
| 31) 4-Chloroaniline | 10.33 | 127 | 578241 | 28.21 | ppm | 98 |
| 32) Hexachlorobutadiene | 10.52 | 225 | 288469 | 35.28 | ppm | 99 |
| 33) 4-Chloro-3-methylphenol | 11.62 | 107 | 575775 | 40.06 | ppm # | 1 |
| 34) 2-Methylnaphthalene | 11.65 | 141 | 1031705 | 38.25 | ppm # | 67 |
| 35) 2,3-Dichloroaniline | 12.44 | 161 | 610214 | 36.75 | ppm | 100 |
| 37) Hexachlorocyclopentadiene | 12.20 | 237 | 205248 | 32.10 | ppm | 98 |
| 38) 2,4,6-Trichlorophenol | 12.47 | 196 | 407785 | 39.65 | ppm | 99 |
| 39) 2,4,5-Trichlorophenol | 12.57 | 196 | 444275 | 40.23 | ppm | 97 |
| 41) 2-Chloronaphthalene | 12.77 | 162 | 1045575 | 36.05 | ppm | 99 |
| 42) 2-Nitroaniline | 13.20 | 65 | 469201 | 39.65 | ppm | 99 |
| 43) 1,3-Dinitrobenzene | 13.76 | 168 | 260325 | 42.74 | ppm | 97 |
| 44) Acenaphthylene | 13.73 | 152 | 1750923 | 41.22 | ppm | 100 |
| 45) Dimethylphthalate | 13.80 | 163 | 1301747 | 38.52 | ppm | 99 |
| 46) 2,6-Dinitrotoluene | 13.91 | 165 | 355485 | 40.79 | ppm | 99 |
| 47) Acenaphthene | 14.18 | 154 | 1001681 | 37.47 | ppm | 99 |
| 48) 3-Nitroaniline | 14.20 | 138 | 282544 | 32.66 | ppm | 99 |
| 49) 2,4-Dinitrophenol | 14.43 | 184 | 155065 | 31.55 | ppm | 99 |
| 50) Dibenzofuran | 14.57 | 168 | 1480108 | 37.73 | ppm | 100 |
| 51) 2,4-Dinitrotoluene | 14.80 | 165 | 432451 | 40.49 | ppm | 97 |
| 52) 4-Nitrophenol | 14.83 | 109 | 109255 | 36.27 | ppm | 97 |
| 53) Fluorene | 15.37 | 166 | 1200520 | 37.94 | ppm | 99 |
| 54) 4-Chlorophenyl-phenylether | 15.47 | 204 | 607886 | 38.47 | ppm | 100 |
| 55) Diethylphthalate | 15.49 | 149 | 1194689 | 38.10 | ppm | 99 |
| 56) Azobenzene | 15.82 | 77 | 1628356 | 37.97 | ppm | 99 |
| 57) 4-Nitroaniline | 15.68 | 138 | 284753 | 36.69 | ppm | 98 |
| 58) n-Octadecane | 17.63 | 57 | 1276678 | 39.77 | ppm | 99 |
| 60) 4,6-Dinitro-2-methylphenol | 15.74 | 198 | 243235 | 40.02 | ppm | 97 |
| 61) n-Nitrosodiphenylamine | 15.81 | 169 | 810091 | 42.16 | ppm | 100 |
| 63) 4-Bromophenyl-phenylether | 16.58 | 248 | 353627 | 40.24 | ppm | 99 |
| 64) Hexachlorobenzene | 16.83 | 284 | 404011 | 40.36 | ppm | 100 |
| 65) Pentachlorophenol | 17.34 | 266 | 219802 | 38.95 | ppm | 98 |
| 66) Phenanthrene | 17.58 | 178 | 1503226 | 40.53 | ppm | 100 |
| 67) Anthracene | 17.68 | 178 | 1452553 | 39.25 | ppm | 99 |
| 68) Carbazole | 18.16 | 167 | 1264152 | 39.93 | ppm | 99 |
| 69) Di-n-butylphthalate | 19.16 | 149 | 2228360 | 41.96 | ppm | 100 |

(#) = qualifier out of range (m) = manual integration
 H112014.D H7K07SV.M Tue Nov 13 09:26:47 2007

Data File : C:\GCMS8\DATA\07NOV12\H1112014.D
 Acq On : 13 Nov 2007 3:01 am
 Sample : 7K12065-BS1
 Misc : SOIL 15G/1ml ---- BATCH 7K12065
 MS Integration Params: RTEINT.P
 Quant Time: Nov 13 7:14 19107

Vial: 16
 Operator: AMI/DF
 Inst : GCMS8
 Multiplr: 1.00

Quant Results File: H7K07SV.RES

Quant Method : C:\HPCHEM\1\METHODS\H7K07SV.M (RTE Integrator)
 Title : 625/8270 Calibration
 Last Update : Mon Dec 20 14:57:43 2004
 Response via : Initial Calibration
 DataAcq Meth : H7K07SV

| Compound | R.T. | QIon | Response | Conc | Unit | Qvalue |
|--------------------------------|-------|------|----------|-------|------|--------|
| 70) Fluoranthene | 19.95 | 202 | 1590990 | 39.95 | ppm | 100 |
| 72) Pyrene | 20.30 | 202 | 1545471 | 45.22 | ppm | 99 |
| 73) 2,2'-Dichlorobenzil | 20.53 | 139 | 1166751 | 47.58 | ppm | 99 |
| 75) Benzidine | 20.26 | 184 | 214080 | 21.09 | ppm | 99 |
| 76) Butylbenzylphthalate | 21.47 | 149 | 879047 | 47.02 | ppm | 100 |
| 77) 3,3'-Dichlorobenzidine | 22.11 | 252 | 316367 | 33.72 | ppm | 99 |
| 78) Benzo[a]anthracene | 22.07 | 228 | 1170787 | 42.82 | ppm | 99 |
| 79) Chrysene | 22.15 | 228 | 1021673 | 41.89 | ppm | 99 |
| 80) bis(2-Ethylhexyl)phthalate | 22.37 | 149 | 1047847 | 45.43 | ppm | 99 |
| 81) Di-n-octylphthalate | 23.46 | 149 | 1377097 | 42.58 | ppm | 100 |
| 83) Benzo[b]fluoranthene | 24.02 | 252 | 1021756 | 51.54 | ppm | 100 |
| 84) Benzo[k]fluoranthene | 24.08 | 252 | 957472 | 51.55 | ppm | 99 |
| 85) Benzo[a]pyrene | 24.76 | 252 | 911844 | 54.89 | ppm | 99 |
| 86) Indeno[1,2,3-cd]pyrene | 27.38 | 276 | 724921 | 46.69 | ppm | 99 |
| 87) Dibenz[a,h]anthracene | 27.45 | 278 | 757083 | 47.88 | ppm | 99 |
| 88) Benzo[g,h,i]perylene | 27.92 | 276 | 740146 | 46.48 | ppm | 99 |

(#) = qualifier out of range (m) = manual integration
 H1112014.D H7K07SV.M Tue Nov 13 09:26:48 2007


Quantitation Report

Data File : C:\GCMS8\DATA\07NOV12\H112014.D
Acq On : 13 Nov 2007 3:01 am
Sample : 7K12065-BS1
Misc : SOIL 15G/1ml ---- BATCH 7K12065
MS Integration Params: RTEINT.P
Quant Time: Nov 13 7:14 19107

Vial: 16
Operator: AMI/DF
Inst : GCMS8
Multiplr: 1.00

Quant Results File: H7K07SV.RES

Method : C:\HPCHEM\1\METHODS\H7K07SV.M (RTE Integrator)
Title : 625/8270 Calibration
Last Update : Wed Nov 07 17:42:36 2007
Response via : Initial Calibration



GC/MS DAILY LOG SUMMARY

DATE: 11-16-07 DATAFILE: \\GCMS8\DATA\07NOV16
 ANALYST: LB GCMS: # 8 EPA METHOD: 625/8270

| # | SAMPLE NAME | Dil | FILENAME | S/W | Prep | Batch # | Posted | Rev'd | Comments |
|----|--------------------|-----|----------|-----|--------------|---------|----------------|----------|-----------|
| 1 | 50ppm DFTPP STD | *** | STUN 1 | *** | Pass @ 13:23 | | | | |
| 2 | 50ppm Midpoint STD | *** | SSTD050 | *** | | | | | |
| 3 | 1QK1212-05 | - | H1116001 | S | KS | 13073 | LB 11-17-07 | 11/14/07 | |
| 4 | 1QK 1137-09 | - | 02 | ↓ | | 12065 | ↓ | | |
| 5 | ↓ -10 | - | 03 | ↓ | | ↓ | ↓ | | |
| 6 | ↓ -11 | - | 04 | ↓ | | ↓ | ↓ | | |
| 7 | 1QK1211-01 | - | 05 | W | | 13105 | LB 11-17-07 | | |
| 8 | ↓ -02 | - | 06 | ↓ | | ↓ | ↓ | | |
| 9 | ↓ -03 | - | 07 | ↓ | | ↓ | ↓ | | |
| 10 | ↓ -04 | - | 08 | ↓ | | ↓ | ↓ | | |
| 11 | 1QK1099-02 | - | 09 | S | | 13073 | LB 11-17-07 | | |
| 12 | ↓ -03 | - | 10 | ↓ | | ↓ | ↓ | | |
| 13 | 1QK1212-01 | 2X | 11 | W | | 13105 | ↓ | | |
| 14 | 1QK1050-01 | - | 12 | S | | 12065 | ↓ | | |
| 15 | 1QK0928-01 | 5X | 13 | ↓ | | ↓ | ↓ | | |
| 16 | ↓ -02 | - | 14 | ↓ | | ↓ | ↓ | | |
| 17 | ↓ -03 | - | 15 | ↓ | | ↓ | ↓ | | |
| 18 | ↓ -04 | - | 16 | ↓ | | ↓ | ↓ | | |
| 19 | 1QK0784-01 | 5X | 17 | ↓ | | 08111 | LB 11-17-07 | 11/14/07 | Dark ext. |
| 20 | 1QK1050-02 | 2X | 18 | ↓ | | 12065 | ↓ | | ↓ |
| 21 | 1QK1034-01 | 2X | 19 | ↓ | | 13073 | LB 11-17-07 | | ↓ |
| 22 | 1QK1051-02 | 2X | 20 | W | LB | 13105 | ↓ | | BeS-625 |
| 23 | 1QK1109-01 | 5X | 21 | ↓ | | ↓ | ↓ | | ↓ |
| 24 | 1QK1113-01 | 5X | 22 | ↓ | | ↓ | ↓ | | ↓ |
| 25 | / | | | | | | | | |
| 26 | / | | | | | | | | |
| 27 | / | | | | | | | | |
| 28 | / | | | | | | | | |
| 29 | / | | | | | | | | |
| 30 | / | | | | | | | | |

Tailing Factor & Degradation:

Methylene Chloride Lot# E36E29

Benzidine < 3 Pentachlorophenol < 5 DDT Degradation < 20

Standard Code:

DFTPP: 7100452

Internal Standard: 7110273

Calibration: 7110295

PREPARATION BENCH SHEET

7K12065

TestAmerica - Irvine, CA

Printed: 11/12/2007 4:44:46PM

Surrogate used: 7100729

Prepared using: Extractions - EPA 3545

Matrix: Soil

| Lab Number | C | Analysis | Prepared | Initial (g) | Final (ml) | Source ID | Spike 1 | ul Spike | ul Surrogate | Initials | Extraction Comments |
|--------------|---|----------------------|----------------|-------------|------------|------------|---------|----------|--------------|----------|-------------------------------|
| 7K12065-BLK1 | | QC | 11/12/07 08:57 | 15 | 1 | | | 0 | 500 | Ab | |
| 7K12065-BS1 | | QC | 11/12/07 08:57 | 15 | 1 | | 7100743 | 250 | 500 | | |
| 7K12065-MS1 | | QC | 11/12/07 08:57 | 15 | 1 | IQK1137-05 | 7100743 | 250 | 500 | | |
| 7K12065-MSD1 | | QC | 11/12/07 08:57 | 15 | 1 | IQK1137-05 | 7100743 | 250 | 500 | | |
| IQK0928-01 | C | 8270C-Default | 11/12/07 08:57 | 15 | 1 | | | | 500 | | |
| IQK0928-02 | C | 8270C-Default | 11/12/07 08:57 | 15 | 1 | | | | 500 | | |
| IQK0928-03 | C | 8270C-Default | 11/12/07 08:57 | 15 | 1 | | | | 500 | | |
| IQK0928-04 | C | 8270C-Default | 11/12/07 08:57 | 15 | 1 | | | | 500 | | |
| IQK1050-01 | A | 8270C/3545 (Default) | 11/12/07 08:57 | 15 | 1 | | | | 500 | | |
| IQK1050-02 | A | 8270C/3545 (Default) | 11/12/07 08:57 | 15 | 2 | | | | 500 | | Dark. |
| IQK1137-01 | A | 8270C-Dichlorobenzil | 11/12/07 08:57 | 15 | 1 | | | | 500 | | J flags |
| IQK1137-02 | A | 8270C-Dichlorobenzil | 11/12/07 08:57 | 15 | 1 | | | | 500 | | J flags |
| IQK1137-03 | A | 8270C-Dichlorobenzil | 11/12/07 08:57 | 15 | 1 | | | | 500 | | J flags |
| IQK1137-04 | A | 8270C-Dichlorobenzil | 11/12/07 08:57 | 15 | 1 | | | | 500 | | J flags |
| IQK1137-05 | A | 8270C-Default | 11/12/07 08:57 | 15 | 1 | | | | 500 | | Added for BatchQC in: 7K12065 |
| IQK1137-05 | A | 8270C-Dichlorobenzil | 11/12/07 08:57 | 15 | 1 | | | | 500 | | J flags |
| IQK1137-05 | A | 8270C/3545 (Default) | 11/12/07 08:57 | 15 | 1 | | | | 500 | | Added for BatchQC in: 7K12065 |
| IQK1137-06 | A | 8270C-Dichlorobenzil | 11/12/07 08:57 | 15 | 1 | | | | 500 | | J flags |
| IQK1137-07 | A | 8270C-Dichlorobenzil | 11/12/07 08:57 | 15 | 1 | | | | 500 | | J flags |
| IQK1137-08 | A | 8270C-Dichlorobenzil | 11/12/07 08:57 | 15 | 1 | | | | 500 | | J flags |

A.G. 11/12/07

LB 11-12-07

Spiking Witnessed By _____ Date _____
 Preparation Reviewed By _____ Date _____
 Extracts Received By _____ Date _____

PREPARATION BENCH SHEET

7K12065

TestAmerica - Irvine, CA

Printed: 11/12/2007 4:44:46PM

Surrogate used: 7100729

Prepared using: Extractions - EPA 3545

| Lab Number | C | Analysis | Prepared | Initial (g) | Final (ml) | Source ID | Spike 1 | ul Spike | ul Surrogate | Initials | Extraction Comments |
|------------|---|----------------------|----------------|-------------|------------|-----------|---------|----------|--------------|----------|---------------------|
| IQK1137-09 | A | 8270C-Dichlorobenzil | 11/12/07 08:57 | 15 | 1 | | | | 500 | | J flags |
| IQK1137-10 | A | 8270C-Dichlorobenzil | 11/12/07 08:57 | 15 | 1 | | | | 500 | | J flags |
| IQK1137-11 | A | 8270C-Dichlorobenzil | 11/12/07 08:57 | 15 | 1 | | | | 500 | | J flags |

Reagents used in Batch

Reagent Description Solvent

Me Cl2 J.T.B. E41E60

Acetone J.T.B. E08E12

Na2 So4 EMD 47193734

PREPARATION BENCH SHEET

7K12065

TestAmerica - Irvine, CA

Printed: 11/12/2007 4:33:11PM

7100729 (No. Surrogate)

Prepared using: Extractions - EPA 3545

Matrix: Soil

| Lab Number | Analysis | Prepared | Initial (g) | Final (ml) | Source ID | Spike 1 | ul Spike | ul Surrogate | Initials | Extraction Comments |
|--------------|------------------------|----------------|-------------|------------|-----------|---------|----------|--------------|----------|---------------------|
| 7K12065-BLK1 | QC | 11/12/07 08:57 | 15 | 1 | | | 0 | 500 | A.G. | |
| 7K12065-BS1 | QC | 11/12/07 08:57 | 15 | 1 | | 7100743 | 100 N | | | |
| 7K12065-MS1 | QC | 11/12/07 08:57 | 15 | 1 | 1137.5 | | 100 S | | | |
| 7K12065-MSD1 | QC | 11/12/07 08:57 | 15 | 1 | | | 100 O | | | |
| IQK0928-01 | C 8270C-Default | 11/12/07 08:57 | 15 | 1 | | | | | | |
| IQK0928-02 | C 8270C-Default | 11/12/07 08:57 | 15 | 1 | | | | | | |
| IQK0928-03 | C 8270C-Default | 11/12/07 08:57 | 15 | 1 | | | | | | |
| IQK0928-04 | C 8270C-Default | 11/12/07 08:57 | 15 | 1 | | | | | | |
| IQK1050-01 | A 8270C/3545 (Default) | 11/12/07 08:57 | 15 | 1 | | | | | | |
| IQK1050-02 | A 8270C/3545 (Default) | 11/12/07 08:57 | 15 | 1 | | | | | | Dark. |
| IQK1137-01 | A 8270C-Dichlorobenzil | 11/12/07 08:57 | 15 | 1 | | | | | | J flags |
| IQK1137-02 | A 8270C-Dichlorobenzil | 11/12/07 08:57 | 15 | 1 | | | | | | J flags |
| IQK1137-03 | A 8270C-Dichlorobenzil | 11/12/07 08:57 | 15 | 1 | | | | | | J flags |
| IQK1137-04 | A 8270C-Dichlorobenzil | 11/12/07 08:57 | 15 | 1 | | | | | | J flags |
| IQK1137-05 | A 8270C-Dichlorobenzil | 11/12/07 08:57 | 15 | 1 | | | | | | J flags |
| IQK1137-06 | A 8270C-Dichlorobenzil | 11/12/07 08:57 | 15 | 1 | | | | | | J flags |
| IQK1137-07 | A 8270C-Dichlorobenzil | 11/12/07 08:57 | 15 | 1 | | | | | | J flags |
| IQK1137-08 | A 8270C-Dichlorobenzil | 11/12/07 08:57 | 15 | 1 | | | | | | J flags |
| IQK1137-09 | A 8270C-Dichlorobenzil | 11/12/07 08:57 | 15 | 1 | | | | | | J flags |
| IQK1137-10 | A 8270C-Dichlorobenzil | 11/12/07 08:57 | 15 | 1 | | | | | | J flags |

Spiking Witnessed By
A.G.

11/12/07
Date

Preparation Reviewed By

Date

Extracts Received By

Date

PREPARATION BENCH SHEET

7K12065

Printed: 11/12/2007 4:33:11PM

TestAmerica - Irvine, CA

(No Surrogate)

Prepared using: Extractions - EPA 3545

| Lab Number | C | Analysis | Prepared | Initial (g) | Final (ml) | Source ID | Spike 1 | ul Spike | ul Surrogate | Initials | Extraction Comments |
|------------|---|----------------------|----------------|-------------|------------|-----------|---------|----------|--------------|----------|---------------------|
| IQK1137-11 | A | 8270C-Dichlorobenzil | 11/12/07 08:57 | 15 | 1 | | | | | J | J flags |

Med12 J.T.B. E41E60
 Acetone J.T.B. E08E12
 Na2S04 EMD. 47193734

Spiking Witnessed By _____ Date _____
 Preparation Reviewed By _____ Date _____
 Extracts Received By _____ Date _____

GC/MS QA-QC Check Report

Tune File : C:\GCMS8\DATA\07NOV16\STUN1.D
 Tune Time : 16 Nov 2007 1:23 pm

Daily Calibration File : C:\GCMS8\DATA\07NOV16\SSTD050.D

| File | Sample | Surrogate Recovery % | | | | | | Internal Standard Responses | | | | | |
|------------|------------|----------------------|-------|-------|-------|-------|-------|-----------------------------|---------|--------|---------|--------|---------|
| | | (2FP) | (PHL) | (NBZ) | (FBP) | (TBP) | (TPH) | (DCB) | (NPT) | (ANT) | (FBN) | (CRY) | (PRY) |
| H1116001.D | IQK1212-05 | 57 | 60 | 61 | 71 | 77 | 78 | 537772 | 1707076 | 836891 | 1046590 | 753398 | 550191 |
| H1116002.D | IQK1137-09 | 59 | 61 | 63 | 74 | 79 | 76 | 550700 | 1731562 | 863859 | 1068198 | 777808 | 527796 |
| H1116003.D | IQK1137-10 | 62 | 67 | 69 | 78 | 77 | 76 | 522675 | 1668253 | 834023 | 1120442 | 942994 | 686559 |
| H1116004.D | IQK1137-11 | 56 | 57 | 61 | 68 | 73 | 75 | 586406 | 1801283 | 890595 | 1094775 | 750442 | 528091 |
| H1116005.D | IQK1211-01 | 66 | 68 | 74 | 81 | 92 | 85 | 521308 | 1597221 | 769908 | 937765 | 659374 | 427939 |
| H1116006.D | IQK1211-02 | 68 | 72 | 78 | 86 | 99 | 94 | 534891 | 1659907 | 798954 | 955259 | 652588 | 432834 |
| H1116007.D | IQK1211-03 | 59 | 62 | 69 | 79 | 91 | 84 | 528492 | 1676284 | 805470 | 998126 | 703824 | 464309 |
| H1116008.D | IQK1211-04 | 63 | 68 | 74 | 84 | 93 | 88 | 513247 | 1585459 | 769907 | 950236 | 678152 | 456023 |
| H1116009.D | IQK1099-02 | 71 | 73 | 75 | 85 | 92 | 84 | 559961 | 1772014 | 896023 | 1207249 | 937859 | 716412 |
| H1116010.D | IQK1099-03 | 71 | 73 | 74 | 84 | 96 | 85 | 557590 | 1754395 | 887726 | 1124524 | 851178 | 599219 |
| H1116011.D | IQK1212-01 | 27* | 7* | 29* | 33* | 43* | 44 | 501859 | 1594833 | 769462 | 1012960 | 645165 | 441296 |
| H1116012.D | IQK1050-01 | 56 | 59 | 59 | 68 | 78 | 72 | 576296 | 1850077 | 951865 | 1235282 | 889589 | 653979 |
| H1116013.D | IQK0928-01 | 12* | 12* | 12* | 16* | 19* | 18* | 516543 | 1612231 | 751921 | 929427 | 725833 | 532028 |
| H1116014.D | IQK0928-02 | 56 | 61 | 61 | 73 | 95 | 88 | 528377 | 1694189 | 843682 | 945702 | 567991 | 370461 |
| H1116015.D | IQK0928-03 | 55 | 65 | 69 | 78 | 77 | 83 | 542003 | 1794848 | 907210 | 1177742 | 840724 | 566899 |
| H1116016.D | IQK0928-04 | 47 | 54 | 57 | 66 | 65 | 70 | 547946 | 1773936 | 897177 | 1162234 | 900624 | 604808 |
| H1116017.D | IQK0784-01 | 6* | 6* | 6* | 7* | 7* | 9* | 533719 | 1695487 | 833404 | 1110719 | 775909 | 443245 |
| H1116018.D | IQK1050-02 | 17* | 17* | 16* | 21* | 22* | 25* | 583819 | 1884659 | 936969 | 1177606 | 757935 | 413329 |
| H1116019.D | IQK1034-01 | 7* | 7* | 7* | 8* | 9* | 12* | 507136 | 1601515 | 779067 | 953440 | 465740 | 259542* |
| H1116020.D | IQK1051-02 | 32 | 34* | 36* | 40* | 45* | 48 | 430677 | 1445434 | 714748 | 984356 | 572278 | 303145* |
| H1116021.D | IQK1109-01 | 12* | 14* | 15* | 14* | 17* | 18* | 472975 | 1562229 | 781705 | 1033621 | 542456 | 326453 |
| H1116022.D | IQK1113-01 | 3* | 2* | 3* | 4* | 4* | 4* | 571352 | 1822023 | 885329 | 1198686 | 687718 | 424709 |

f - fails 12hr time check * - fails criteria

Created: Sat Nov 17 06:18:45 2007 GCMS8

CONTINUING CALIBRATION CHECK

EPA METHOD 8270

File: SSTD050.D Instrum GCMS8
Operator: AMI/DF ial Calibrat 8270/625 Midpoint
Date Acquired: 11/16/20 -1:1: Method H7K07SV

CCC Compounds, max %D=20

| <u>COMPOUND</u> | <u>Spike Conc. (ppm)</u> | <u>Result</u> | <u>%D</u> |
|-------------------------|--------------------------|---------------|-----------|
| Phenol | 50 | 47.90 | 4.20 |
| 1,4-Dichlorobenzene | 50 | 50.04 | -0.08 |
| 2-Nitrophenol | 50 | 50.85 | -1.70 |
| 2,4-Dichlorophenol | 50 | 50.48 | -0.95 |
| Hexachlorobutadiene | 50 | 48.85 | 2.30 |
| 4-Chloro-3-methylphenol | 50 | 48.26 | 3.48 |
| 2,4,6-Trichlorophenol | 50 | 52.16 | -4.32 |
| Acenaphthene | 50 | 48.84 | 2.32 |
| n-Nitrosodiphenylamine | 50 | 50.57 | -1.14 |
| Pentachlorophenol | 50 | 49.46 | 1.09 |
| Fluoranthene | 50 | 46.63 | 6.74 |
| Di-n-octylphthalate | 50 | 51.31 | -2.63 |
| Benzo[a]pyrene | 50 | 59.37 | -18.73 |

SPCC Compounds

| <u>COMPOUND</u> | <u>Min RRF</u> | <u>CC RRF</u> |
|----------------------------|----------------|---------------|
| N-Nitroso-di-n-propylamine | 0.05 | 1.237 |
| Hexachlorocyclopentadiene | 0.05 | 0.242 |
| 2,4-Dinitrophenol | 0.05 | 0.187 |
| 4-Nitrophenol | 0.05 | 0.110 |

* Denotes values out of expected range.

Daily Midpoint Continuing Check

EPA 8270C

File: SSTD050.D
 Date: 11/16/20 -1:1:
 Matrix: 8270/625 Midpoint

Source: Crescent Chemical
 Instrument: GCMS8

8270

| Name | Conc (ppm) | Response | %Rec | QC Limits |
|-----------------------------|------------|----------|------|-----------|
| Pyridine | 50 | 48.55 | 97 | (70-130) |
| n-Nitrosodimethylamine | 50 | 51.01 | 102 | (80-120) |
| bis(2-Chloroethyl)ether | 50 | 46.45 | 93 | (80-120) |
| Aniline | 50 | 46.92 | 94 | (80-120) |
| 2-Chlorophenol | 50 | 49.64 | 99 | (80-120) |
| n-Decane | 50 | 49.06 | 98 | (80-120) |
| 1,3-Dichlorobenzene | 50 | 47.32 | 95 | (80-120) |
| 1,2-Dichlorobenzene | 50 | 49.11 | 98 | (80-120) |
| Benzyl alcohol | 50 | 49.92 | 100 | (70-130) |
| bis(2-chloroisopropyl)ether | 50 | 49.74 | 99 | (80-120) |
| 2-Methylphenol | 50 | 49.28 | 99 | (80-120) |
| Hexachloroethane | 50 | 49.55 | 99 | (80-120) |
| N-Nitroso-di-n-propylamine | 50 | 49.47 | 99 | (80-120) |
| 4-Methylphenol | 50 | 49.48 | 99 | (80-120) |
| Nitrobenzene | 50 | 49.21 | 98 | (80-120) |
| Isophorone | 50 | 50.85 | 102 | (80-120) |
| 2,4-Dimethylphenol | 50 | 50.50 | 101 | (80-120) |
| bis(2-Chloroethoxy)methane | 50 | 49.02 | 98 | (80-120) |
| 1,2,4-Trichlorobenzene | 50 | 50.41 | 101 | (80-120) |
| Benzoic Acid | 50 | 49.18 | 98 | (75-125) |
| Naphthalene | 50 | 49.10 | 98 | (80-120) |
| 4-Chloroaniline | 50 | 48.89 | 98 | (80-120) |
| 2-Methylnaphthalene | 50 | 49.41 | 99 | (80-120) |
| 2,3-Dichloroaniline | 50 | 48.27 | 97 | (80-120) |
| Hexachlorocyclopentadiene | 50 | 46.51 | 93 | (70-130) |
| 2,4,5-Trichlorophenol | 50 | 52.54 | 105 | (80-120) |
| 2-Chloronaphthalene | 50 | 49.50 | 99 | (80-120) |
| 2-Nitroaniline | 50 | 49.95 | 100 | (80-130) |
| 1,3-Dinitrobenzene | 50 | 49.80 | 100 | (80-120) |
| Acenaphthylene | 50 | 48.94 | 98 | (80-120) |
| Dimethylphthalate | 50 | 48.12 | 96 | (80-120) |
| 2,6-Dinitrotoluene | 50 | 50.34 | 101 | (80-120) |
| 3-Nitroaniline | 50 | 47.20 | 94 | (70-140) |
| 2,4-Dinitrophenol | 50 | 44.37 | 89 | (60-140) |
| Dibenzofuran | 50 | 47.88 | 96 | (80-120) |
| 2,4-Dinitrotoluene | 50 | 50.38 | 101 | (70-140) |

| | | | | |
|----------------------------|----|-------|-----|----------|
| 4-Nitrophenol | 50 | 44.43 | 89 | (60-135) |
| Fluorene | 50 | 47.48 | 95 | (80-120) |
| 4-Chlorophenyl-phenylether | 50 | 48.48 | 97 | (80-120) |
| Diethylphthalate | 50 | 46.55 | 93 | (65-120) |
| Azobenzene | 50 | 45.47 | 91 | (80-120) |
| 4-Nitroaniline | 50 | 47.96 | 96 | (60-160) |
| n-Octadecane | 50 | 48.12 | 96 | (80-120) |
| 4,6-Dinitro-2-methylphenol | 50 | 51.82 | 104 | (80-120) |
| 4-Bromophenyl-phenylether | 50 | 49.73 | 99 | (75-125) |
| Hexachlorobenzene | 50 | 49.12 | 98 | (70-120) |
| Phenanthrene | 50 | 48.57 | 97 | (80-120) |
| Anthracene | 50 | 46.61 | 93 | (80-120) |
| Carbazole | 50 | 46.31 | 93 | (70-120) |
| Di-n-butylphthalate | 50 | 48.42 | 97 | (80-120) |
| Pyrene | 50 | 49.11 | 98 | (60-120) |
| 2,2'-Dichlorobenzil | 50 | 51.50 | 103 | (80-120) |
| Benzidine | 50 | 27.90 | 56 | (30-180) |
| Butylbenzylphthalate | 50 | 50.24 | 100 | (80-120) |
| 3,3'-Dichlorobenzidine | 50 | 49.28 | 99 | (50-170) |
| Benzo[a]anthracene | 50 | 48.26 | 97 | (80-120) |
| Chrysene | 50 | 46.56 | 93 | (80-120) |
| bis(2-Ethylhexyl)phthalate | 50 | 50.53 | 101 | (75-125) |
| Benzo[b]fluoranthene | 50 | 58.94 | 118 | (80-120) |
| Benzo[k]fluoranthene | 50 | 53.18 | 106 | (80-120) |
| Indeno[1,2,3-cd]pyrene | 50 | 60.45 | 121 | (50-150) |
| Dibenz[a,h]anthracene | 50 | 62.52 | 125 | (60-160) |
| Benzo[g,h,i]perylene | 50 | 61.03 | 122 | (50-160) |

Surrogates

| | | | | |
|---------------------------|----|-------|-----|----------|
| 2-Fluorophenol (SU) | 50 | 50.39 | 101 | (80-120) |
| Phenol-d6 (SU) | 50 | 48.00 | 96 | (80-120) |
| Nitrobenzene-d5 (SU) | 50 | 49.20 | 98 | (80-120) |
| 2-Fluorobiphenyl (SU) | 50 | 48.77 | 98 | (80-120) |
| 2,4,6-Tribromophenol (SU) | 50 | 51.17 | 102 | (80-120) |
| Terphenyl-d14 (SU) | 50 | 48.79 | 98 | (70-130) |

*Denotes values out of expected range.

GCMS DATA CHECK LIST
EPA 8270C/625 – Semivolatile Organic Analysis

| | |
|---|------------------------------------|
| 2 nd Level Review: <u> OK </u> | Analyst: <u> LB </u> |
| Date: <u> 11/19/07 </u> | Analysis Date: <u> 11-16-07 </u> |
| QC Batches: <u> AN </u> | GCMS #: <u> 8 </u> |
| | |

2nd Level Rev Analyst Rev

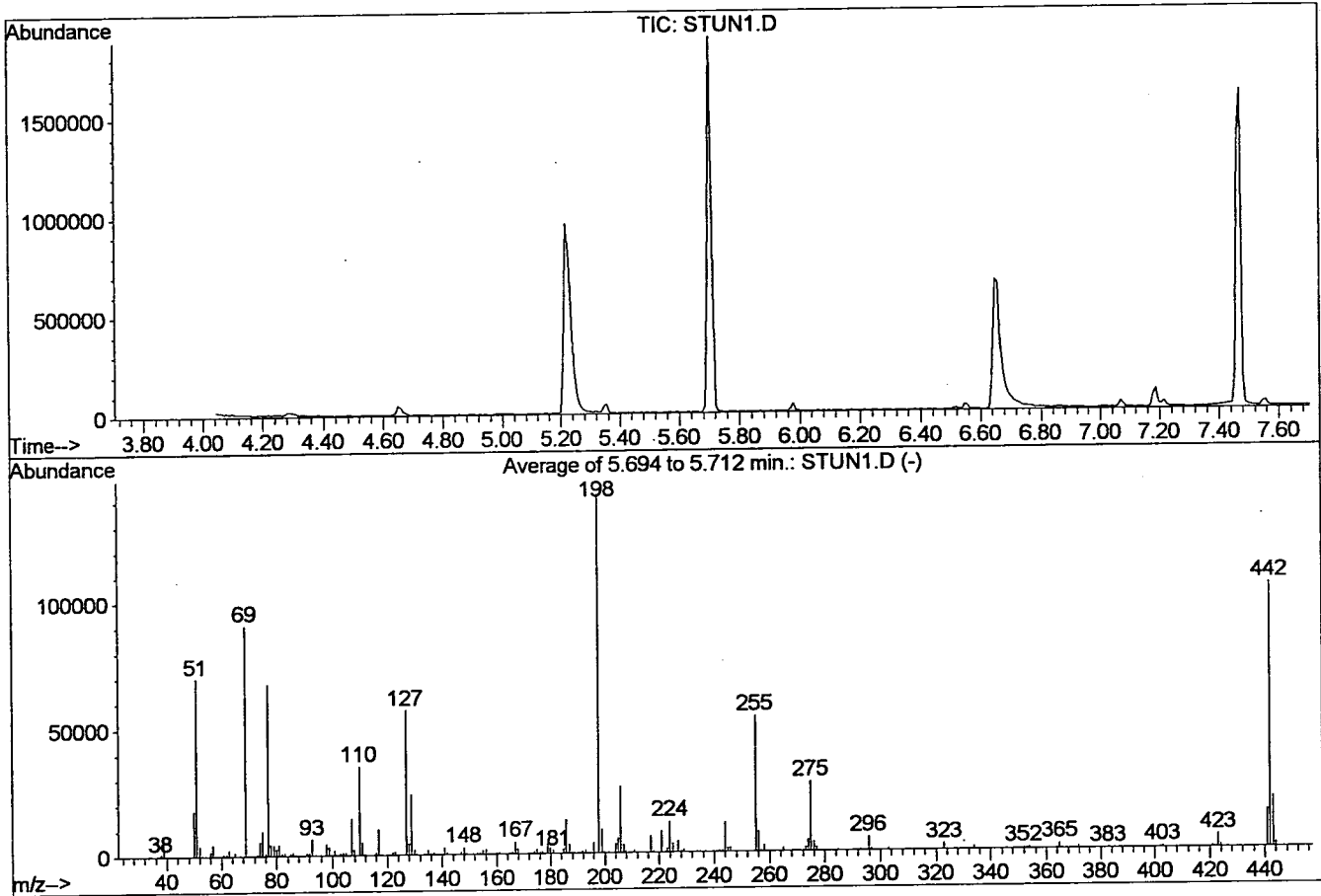
| | | |
|--------------|--------------|--|
| <u> ✓ </u> | <u> ✓ </u> | DFTPP Tuning : Benzidine tailing <=3; Pentachloropehnol tailing <=5; DDT degradation <=20% |
| | | Calibration : <ul style="list-style-type: none"> • Minimum 5-point calibration – lowest standard at RL (>= 6-point for quadratic regression). • Minimum Response Factors (RF) for SPCCs: >=0.050 • RSD of RF: <= +30 % for CCCs; <= +15 % for non-CCCs. • If RSD >+ 15 % and r² >= 0.99: use linear or quadratic regression. For negative or “below-cal” results by regression: reprocess using RFs. |
| <u> ✓ </u> | <u> ✓ </u> | Mid-point check (ICV/CCV) : <ul style="list-style-type: none"> • After initial calibration and every 12-hour shift • SPCC: Minimum RF and % recovery met (refer to in-house limits) • CCC: % difference from initial calibration <= 20% • Other compounds: % recovery met (refer to in-house limits) |
| <u> ✓ </u> | <u> ✓ </u> | Method blank : every extraction batch of 20 samples (< RL or flag accordingly) |
| <u> ✓ </u> | <u> ✓ </u> | LCS : every extraction batch of 20 samples or less (checked against in-house limits) |
| <u> ✓ </u> | <u> ✓ </u> | MS/MSD : every extraction batch of 20 samples or less (checked against in-house limits) |
| <u> ✓ </u> | <u> ✓ </u> | All samples check for : <ul style="list-style-type: none"> • Unit, Dilution Factor, • Manual Integration, Transcription Errors, • Spectra Match • IS areas (-50% to + 100 % first four IS; -20% to +100% last two IS) • Surrogates within limits (refer to in-house limits) • All samples analyzed within tuning period (EPA 8270C: 12hr, EPA 625: 24hr) |
| <u> ✓ </u> | <u> ✓ </u> | GCMS Initial Calibration Criteria Form attached (if averaged calibration RFs used) |
| <u> ✓ </u> | <u> ✓ </u> | GCMS Calibration Check Criteria Form attached (if averaged %REC of ICV/CCV used) |
| <u> ✓ </u> | <u> ✓ </u> | Mint Miner Check |
| <u> ✓ </u> | <u> ✓ </u> | Corrective Action Report attached (if applicable) |

Comments:

DFTPP

Data File : C:\GCMS8\DATA\07NOV16\STUN1.D
 Acq On : 16 Nov 2007 1:23 pm
 Sample : 50NG DFTPP #7100452
 Misc : Tune Evaluation
 MS Integration Params: RTEINT.P
 Method : C:\HPCHEM\1\METHODS\DFTPP.M (RTE Integrator)
 Title : dftpp

Vial: 1
 Operator: AMI/DF
 Inst : GCMS8
 Multiplr: 1.00



AutoFind: Scans 181, 182, 183; Background Corrected with Scan 177

| Target Mass | Rel. to Mass | Lower Limit% | Upper Limit% | Rel. Abn% | Raw Abn | Result Pass/Fail |
|-------------|--------------|--------------|--------------|-----------|---------|------------------|
| 51 | 198 | 30 | 60 | 49.3 | 69900 | PASS |
| 68 | 69 | 0.00 | 2 | 0.0 | 0 | PASS |
| 69 | 198 | 0.00 | 100 | 64.1 | 90952 | PASS |
| 70 | 69 | 0.00 | 2 | 0.3 | 262 | PASS |
| 127 | 198 | 40 | 60 | 40.3 | 57101 | PASS |
| 197 | 198 | 0.00 | 1 | 0.0 | 0 | PASS |
| 198 | 198 | 100 | 100 | 100.0 | 141859 | PASS |
| 199 | 198 | 5 | 9 | 6.7 | 9493 | PASS |
| 275 | 198 | 10 | 30 | 19.4 | 27532 | PASS |
| 365 | 198 | 1 | 100 | 1.5 | 2079 | PASS |
| 441 | 443 | 0.01 | 100 | 73.8 | 14918 | PASS |
| 442 | 198 | 40 | 100 | 73.8 | 104667 | PASS |
| 443 | 442 | 17 | 23 | 19.3 | 20214 | PASS |

Average of 5.694 to 5.712 min.: STUN1.D
50NG DFTPP #7100452

Modified:subtracted

| m/z | abund. | m/z | abund. | m/z | abund. | m/z | abund. |
|-------|--------|-------|--------|-------|--------|-------|--------|
| 35.90 | 93 | 55.95 | 1635 | 73.95 | 5490 | 85.90 | 1237 |
| 37.00 | 186 | 56.90 | 4472 | 74.95 | 9588 | 86.90 | 466 |
| 37.80 | 417 | 60.85 | 714 | 76.05 | 1066 | 90.90 | 1020 |
| 37.95 | 1013 | 61.90 | 678 | 76.95 | 67699 | 91.95 | 1031 |
| 38.90 | 6873 | 62.90 | 2180 | 77.90 | 4521 | 92.90 | 6346 |
| 39.90 | 125 | 63.90 | 182 | 78.90 | 4214 | 93.85 | 240 |
| 41.00 | 148 | 64.95 | 1299 | 79.90 | 2864 | 94.85 | 200 |
| 49.95 | 18009 | 66.95 | 195 | 80.90 | 4491 | 95.85 | 222 |
| 50.95 | 69900 | 68.85 | 90952 | 81.90 | 1003 | 97.90 | 4456 |
| 51.95 | 3975 | 69.95 | 262 | 82.90 | 983 | 98.95 | 3213 |
| 52.95 | 176 | 72.95 | 508 | 84.90 | 702 | 99.90 | 188 |

Average of 5.694 to 5.712 min.: STUN1.D
50NG DFTPP #7100452

Modified:subtracted

| m/z | abund. | m/z | abund. | m/z | abund. | m/z | abund. |
|--------|--------|--------|--------|--------|--------|--------|--------|
| 100.90 | 2094 | 116.85 | 10112 | 133.95 | 600 | 148.85 | 513 |
| 102.90 | 732 | 117.90 | 474 | 134.85 | 1842 | 151.10 | 275 |
| 103.90 | 1028 | 121.85 | 935 | 135.85 | 562 | 152.90 | 554 |
| 104.90 | 1006 | 122.85 | 1296 | 136.90 | 661 | 153.80 | 507 |
| 105.90 | 358 | 123.80 | 380 | 137.85 | 194 | 154.85 | 1444 |
| 106.90 | 14542 | 124.90 | 293 | 140.85 | 2657 | 155.95 | 1980 |
| 107.90 | 2328 | 126.90 | 57101 | 141.85 | 802 | 156.85 | 310 |
| 109.90 | 35109 | 127.90 | 4592 | 142.90 | 323 | 157.75 | 238 |
| 110.85 | 5079 | 128.90 | 23899 | 145.90 | 281 | 158.95 | 178 |
| 111.90 | 522 | 129.90 | 1989 | 146.90 | 954 | 159.95 | 530 |
| 115.95 | 1028 | 130.80 | 220 | 147.90 | 2764 | 160.95 | 868 |

Average of 5.694 to 5.712 min.: STUN1.D
50NG DFTPP #7100452

Modified:subtracted

| m/z | abund. | m/z | abund. | m/z | abund. | m/z | abund. |
|--------|--------|--------|--------|--------|--------|--------|--------|
| 161.85 | 225 | 176.85 | 834 | 191.00 | 212 | 204.95 | 5759 |
| 164.90 | 508 | 177.95 | 227 | 191.70 | 194 | 205.95 | 26376 |
| 165.85 | 689 | 178.85 | 3736 | 191.90 | 870 | 206.95 | 3303 |
| 166.90 | 4768 | 179.85 | 2288 | 192.90 | 1268 | 207.80 | 682 |
| 167.80 | 1908 | 180.95 | 1211 | 195.90 | 4286 | 210.70 | 167 |
| 168.90 | 240 | 183.85 | 181 | 197.85 | 141859 | 210.90 | 897 |
| 171.90 | 274 | 184.95 | 1858 | 198.85 | 9493 | 216.90 | 6390 |
| 172.90 | 314 | 185.90 | 13439 | 199.85 | 491 | 217.90 | 386 |
| 173.90 | 751 | 186.90 | 3538 | 201.50 | 603 | 220.95 | 8541 |
| 174.85 | 1813 | 187.90 | 265 | 202.95 | 308 | 222.85 | 1513 |
| 175.95 | 436 | 188.80 | 587 | 203.95 | 3436 | 223.95 | 12303 |

Average of 5.694 to 5.712 min.: STUN1.D
50NG DFTPP #7100452

Modified:subtracted

| m/z | abund. | m/z | abund. | m/z | abund. | m/z | abund. |
|--------|--------|--------|--------|--------|--------|--------|--------|
| 224.95 | 3549 | 243.95 | 11579 | 272.90 | 1544 | 313.95 | 183 |
| 225.95 | 194 | 244.95 | 1404 | 273.90 | 4583 | 314.85 | 356 |
| 226.85 | 4421 | 245.85 | 1592 | 274.90 | 27532 | 315.90 | 179 |
| 227.95 | 473 | 246.85 | 183 | 275.90 | 3807 | 322.90 | 2450 |
| 228.90 | 892 | 248.85 | 268 | 276.90 | 1575 | 323.90 | 243 |
| 230.90 | 272 | 254.90 | 53619 | 277.90 | 191 | 326.85 | 244 |
| 233.90 | 170 | 255.90 | 8043 | 284.85 | 195 | 333.85 | 1236 |
| 234.90 | 205 | 256.90 | 445 | 292.85 | 440 | 345.90 | 207 |
| 236.90 | 178 | 257.90 | 2412 | 295.80 | 5383 | 351.85 | 554 |
| 241.95 | 473 | 258.90 | 203 | 296.80 | 664 | 352.90 | 504 |
| 242.95 | 631 | 264.85 | 1172 | 302.90 | 775 | 353.85 | 653 |

Average of 5.694 to 5.712 min.: STUN1.D
50NG DFTPP #7100452

Modified:subtracted

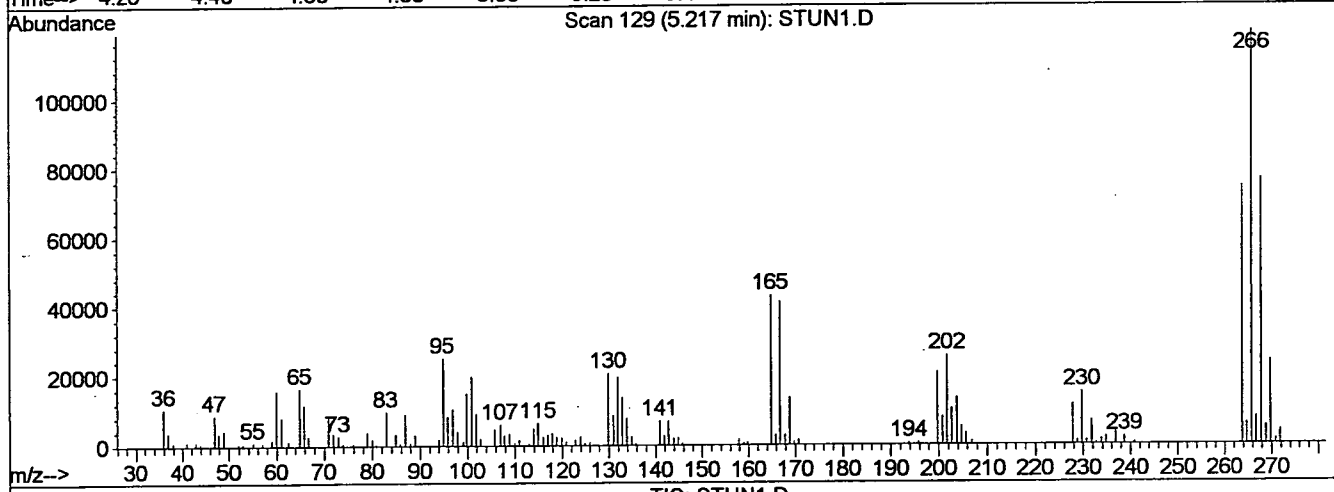
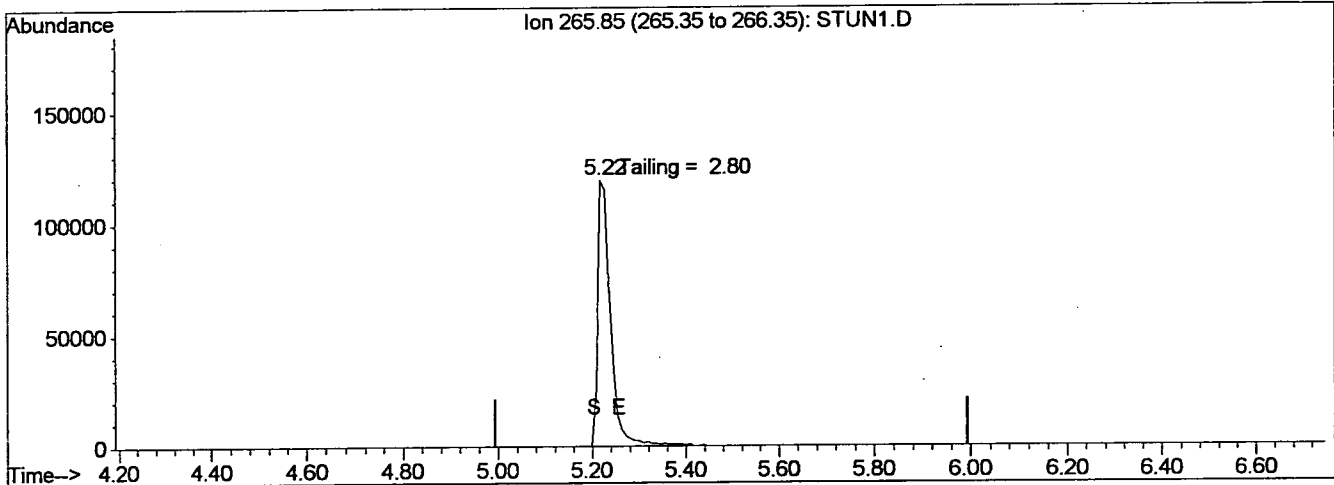
| m/z | abund. | m/z | abund. | m/z | abund. | m/z | abund. |
|--------|--------|--------|--------|-----|--------|-----|--------|
| 364.85 | 2079 | 423.85 | 1076 | | | | |
| 365.80 | 188 | 440.95 | 14918 | | | | |
| 371.85 | 1126 | 441.95 | 104667 | | | | |
| 372.85 | 172 | 442.95 | 20214 | | | | |
| 382.80 | 172 | 443.95 | 1700 | | | | |
| 401.70 | 214 | | | | | | |
| 402.00 | 195 | | | | | | |
| 402.80 | 734 | | | | | | |
| 420.85 | 670 | | | | | | |
| 421.90 | 499 | | | | | | |
| 422.95 | 5211 | | | | | | |

Quantitation Report

Data File : C:\GCMS8\DATA\07NOV16\STUN1.D
 Acq On : 16 Nov 2007 1:23 pm
 Sample : 50NG DFTPP #7100452
 Misc : Tune Evaluation
 08amht@gmatinonvpa6am3:3RTE9ND7P

Vial: 1
 Operator: AMI/DF
 Inst : GCMS8
 Multiplr: 1.00
 Quant Results File: temp.res

Method : C:\HPCHEM\1\METHODS\DFTPP.M (RTE Integrator)
 Title : dftpp
 Last Update : Thu Dec 02 14:36:06 2004
 Response via : Multiple Level Calibration



TIC: STUN1.D

(1) Pentachlorophenol

5.22min 53.17ug/ml

response 223271

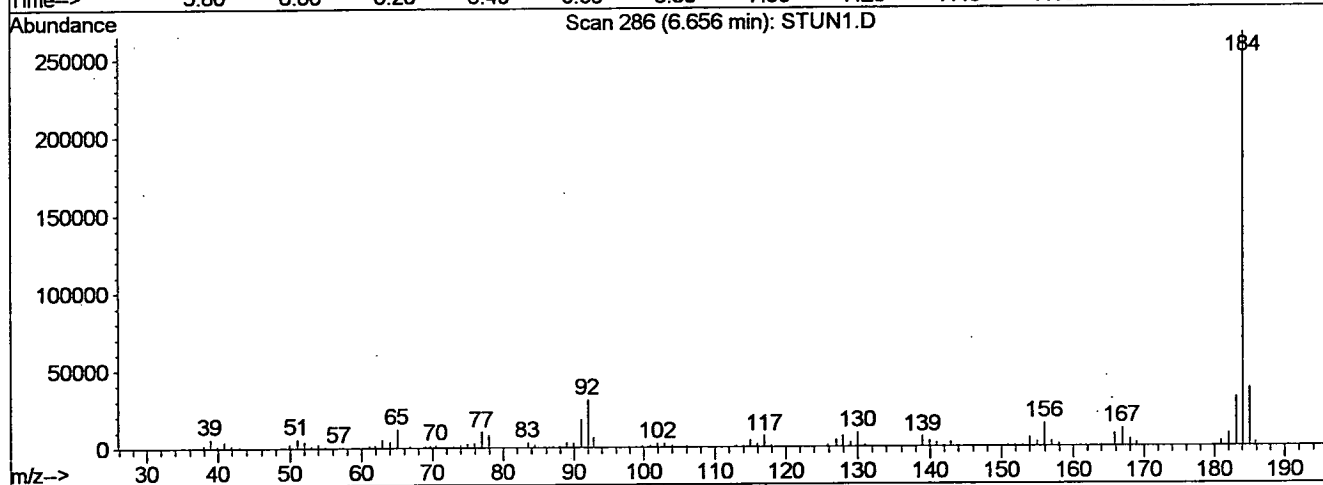
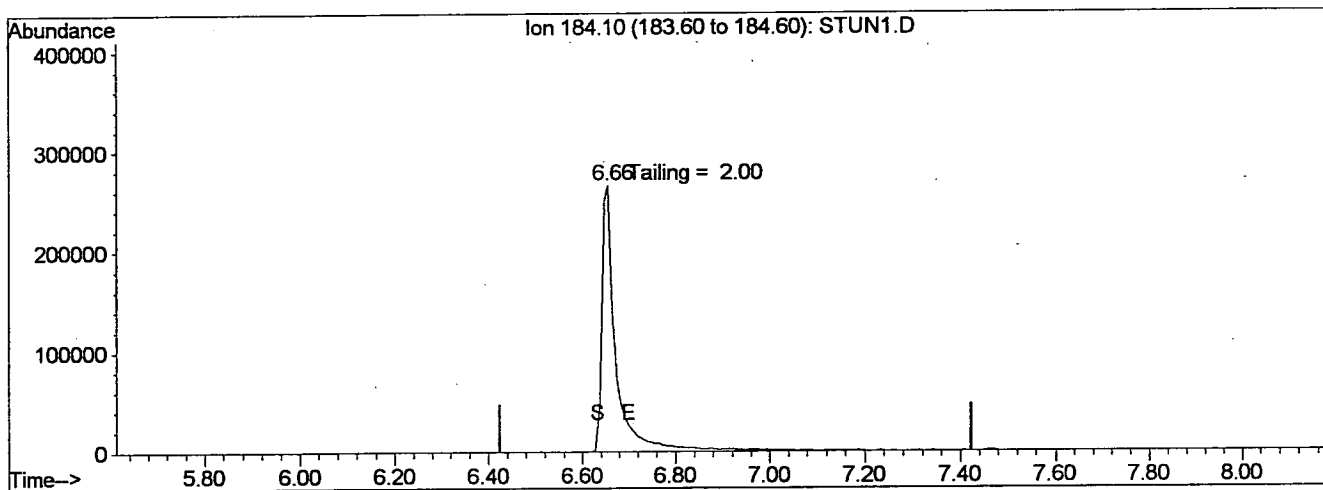
| Ion | Exp% | Act% |
|--------|------|------|
| 265.85 | 100 | 100 |
| 0.00 | 0.00 | 0.00 |
| 0.00 | 0.00 | 0.00 |
| 0.00 | 0.00 | 0.00 |

Quantitation Report

Data File : C:\GCMS8\DATA\07NOV16\STUN1.D
 Acq On : 16 Nov 2007 1:23 pm
 Sample : 5ONG DFTPP #7100452
 Misc : Tune Evaluation
 08amnt@gmetiNovPa6am3:3RTEPN07P

Vial: 1
 Operator: AMI/DF
 Inst : GCMS8
 Multiplr: 1.00
 Quant Results File: temp.res

Method : C:\HPCHEM\1\METHODS\DFTPP.M (RTE Integrator)
 Title : dftpp
 Last Update : Thu Dec 02 14:36:06 2004
 Response via : Multiple Level Calibration



TIC: STUN1.D

(3) BENZIDINE

6.66min 53.09ug/ml

response 561007

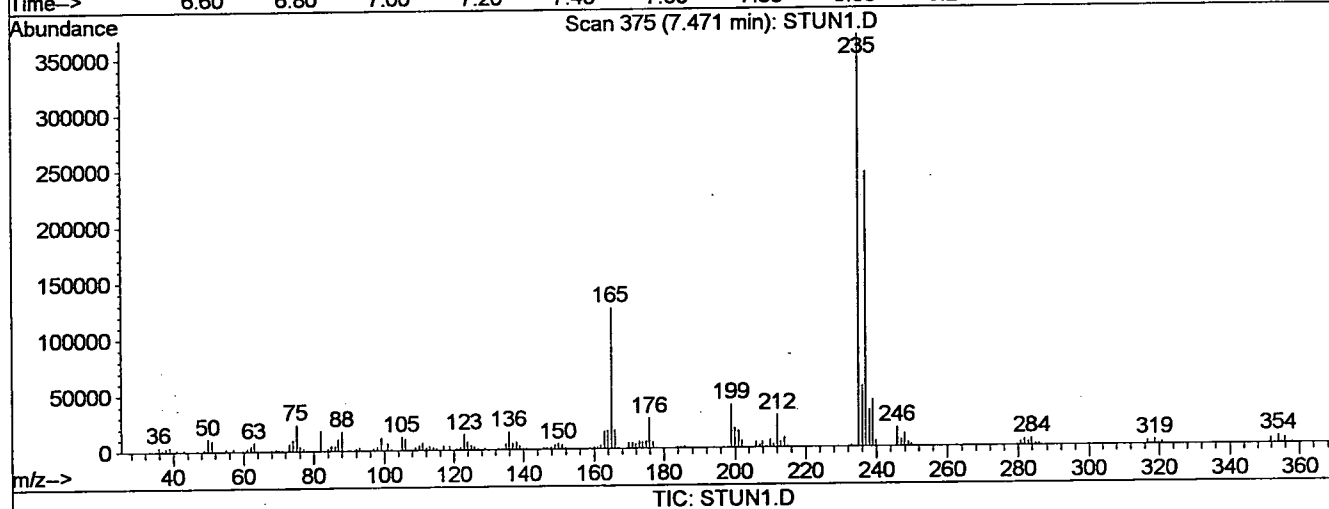
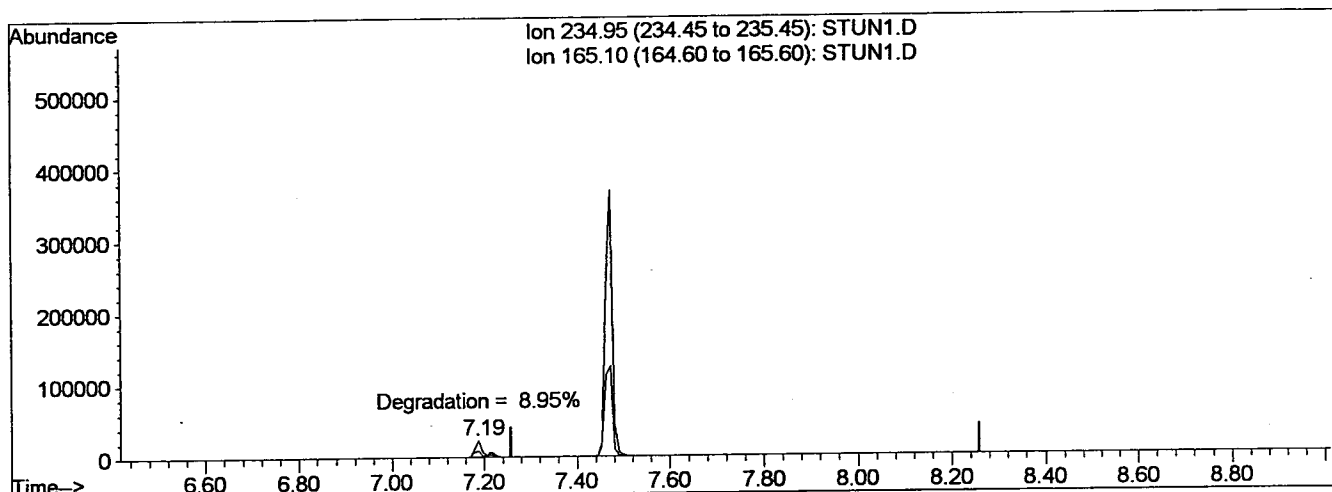
| Ion | Exp% | Act% |
|--------|------|------|
| 184.10 | 100 | 100 |
| 0.00 | 0.00 | 0.00 |
| 0.00 | 0.00 | 0.00 |
| 0.00 | 0.00 | 0.00 |

Quantitation Report

Data File : C:\GCMS8\DATA\07NOV16\STUN1.D
 Acq On : 16 Nov 2007 1:23 pm
 Sample : 50NG DFTPP #7100452
 Misc : Tune Evaluation
 Usant@metiNovPa6am3:3RTE2NW7P

Vial: 1
 Operator: AMI/DF
 Inst : GCMS8
 Multiplr: 1.00
 Quant Results File: temp.res

Method : C:\HPCHEM\1\METHODS\DFTPP.M (RTE Integrator)
 Title : dftpp
 Last Update : Thu Dec 02 14:36:06 2004
 Response via : Multiple Level Calibration



(4) DDT

7.47min 52.75ug/ml

response 371781

| Ion | Exp% | Act% |
|--------|-------|-------|
| 234.95 | 100 | 100 |
| 165.10 | 44.30 | 39.16 |
| 0.00 | 0.00 | 0.00 |
| 0.00 | 0.00 | 0.00 |

Data File : C:\GCMS8\DATA\07NOV16\SSTD050.D
 Acq On : 16 Nov 2007 1:38 pm
 Sample : 50ppm MP STD# 7110295
 Misc : 8270/625 Midpoint
 MS Integration Params: RTEINT.P
 Quant Time: Nov 16 14:15 19107

Vial: 2
 Operator: AMI/DF
 Inst : GCMS8
 Multiplr: 1.00

Quant Results File: H7K07SV.RES

Quant Method : C:\HPCHEM\1\METHODS\H7K07SV.M (RTE Integrator)
 Title : 625/8270 Calibration
 Last Update : Wed Nov 07 17:42:36 2007
 Response via : Initial Calibration
 DataAcq Meth : H7K07SV

| Internal Standards | R.T. | QIon | Response | Conc | Units | Dev(Min) |
|--------------------------------|-------|------|----------|-------|-------|----------|
| 1) 1,4-Dichlorobenzene-d4 (IS) | 7.11 | 152 | 607599 | 40.00 | ppm | -0.11 |
| 20) Naphthalene-d8 (IS) | 9.96 | 136 | 1872494 | 40.00 | ppm | -0.11 |
| 36) Acenaphthene-d10 (IS) | 14.08 | 164 | 922846 | 40.00 | ppm | -0.11 |
| 59) Phenanthrene-d10 (IS) | 17.49 | 188 | 1222917 | 40.00 | ppm | -0.11 |
| 71) Chrysene-d12 (IS) | 22.10 | 240 | 856104 | 40.00 | ppm | -0.06 |
| 82) Perylene-d12 (IS) | 24.88 | 264 | 641031 | 40.00 | ppm | -0.11 |

System Monitoring Compounds

| | | | | | | |
|-------------------------------|----------------|-----|------------|--------|-----|-------|
| 2) 2-Fluorophenol (SU) | 4.75 | 112 | 1171992 | 50.39 | ppm | -0.10 |
| Spiked Amount 100.000 | Range 30 - 120 | | Recovery = | 50.39% | | |
| 7) Phenol-d6 (SU) | 6.72 | 99 | 1446961 | 48.00 | ppm | -0.10 |
| Spiked Amount 100.000 | Range 40 - 120 | | Recovery = | 48.00% | | |
| 21) Nitrobenzene-d5 (SU) | 8.43 | 82 | 1121153 | 49.20 | ppm | -0.11 |
| Spiked Amount 50.000 | Range 40 - 120 | | Recovery = | 98.40% | | |
| 40) 2-Fluorobiphenyl (SU) | 12.61 | 172 | 1534055 | 48.77 | ppm | -0.11 |
| Spiked Amount 50.000 | Range 40 - 120 | | Recovery = | 97.54% | | |
| 62) 2,4,6-Tribromophenol (SU) | 15.98 | 330 | 224280 | 51.17 | ppm | -0.10 |
| Spiked Amount 100.000 | Range 45 - 130 | | Recovery = | 51.17% | | |
| 74) Terphenyl-d14 (SU) | 20.64 | 244 | 1079890 | 48.79 | ppm | -0.07 |
| Spiked Amount 50.000 | Range 40 - 140 | | Recovery = | 97.58% | | |

Target Compounds

| | | | | | Qvalue |
|--------------------------------|------|-----|----------|-----------|--------|
| 3) Pyridine | 2.68 | 79 | 1615938 | 48.55 ppm | # 45 |
| 4) n-Nitrosodimethylamine | 2.77 | 74 | 1157615 | 51.01 ppm | 91 |
| 5) bis(2-Chloroethyl)ether | 6.76 | 93 | 1342481m | 46.45 ppm | |
| 6) Aniline | 6.58 | 93 | 1780413 | 46.92 ppm | 90 |
| 8) Phenol | 6.75 | 94 | 1530688 | 47.90 ppm | 85 |
| 9) 2-Chlorophenol | 6.79 | 128 | 1077610 | 49.64 ppm | 99 |
| 10) n-Decane | 6.92 | 57 | 1959797 | 49.06 ppm | 100 |
| 11) 1,3-Dichlorobenzene | 7.02 | 146 | 988874 | 47.32 ppm | 99 |
| 12) 1,4-Dichlorobenzene | 7.14 | 146 | 1286311 | 50.04 ppm | 99 |
| 13) 1,2-Dichlorobenzene | 7.53 | 146 | 1088954 | 49.11 ppm | 99 |
| 14) Benzyl alcohol | 7.61 | 108 | 688425 | 49.92 ppm | 97 |
| 15) bis(2-chloroisopropyl)ethe | 7.92 | 45 | 3062419 | 49.74 ppm | 80 |
| 16) 2-Methylphenol | 7.97 | 107 | 829900m | 49.28 ppm | |
| 17) Hexachloroethane | 8.18 | 117 | 452422 | 49.55 ppm | 99 |
| 18) N-Nitroso-di-n-propylamine | 8.28 | 70 | 939624 | 49.47 ppm | 99 |
| 19) 4-Methylphenol | 8.34 | 107 | 1133483 | 49.48 ppm | 100 |
| 22) Nitrobenzene | 8.48 | 77 | 1162549 | 49.21 ppm | 99 |
| 23) Isophorone | 9.06 | 82 | 2079162 | 46.78 ppm | 99 |
| 24) 2-Nitrophenol | 9.19 | 139 | 595853 | 50.85 ppm | 100 |

(#) = qualifier out of range (m) = manual integration
 SSTD050.D H7K07SV.M Fri Nov 16 14:15:59 2007

Data File : C:\GCMS8\DATA\07NOV16\SSTD050.D
 Acq On : 16 Nov 2007 1:38 pm
 Sample : 50ppm MP STD# 7110295
 Misc : 8270/625 Midpoint
 MS Integration Params: RTEINT.P
 Quant Time: Nov 16 14:15 19107

Vial: 2
 Operator: AMI/DF
 Inst : GCMS8
 Multiplr: 1.00

Quant Results File: H7K07SV.RES

Quant Method : C:\HPCHEM\1\METHODS\H7K07SV.M (RTE Integrator)
 Title : 625/8270 Calibration
 Last Update : Wed Nov 07 17:42:36 2007
 Response via : Initial Calibration
 DataAcq Meth : H7K07SV

| Compound | R.T. | QIon | Response | Conc | Unit | Qvalue |
|--------------------------------|-------|------|----------|-------|-------|--------|
| 25) 2,4-Dimethylphenol | 9.50 | 122 | 844768 | 50.50 | ppm | 98 |
| 26) bis(2-Chloroethoxy)methane | 9.65 | 93 | 1317425 | 49.02 | ppm | 100 |
| 27) 2,4-Dichlorophenol | 9.80 | 162 | 770933 | 50.48 | ppm | 99 |
| 28) 1,2,4-Trichlorobenzene | 9.89 | 180 | 812321 | 50.41 | ppm | 100 |
| 29) Benzoic Acid | 10.10 | 122 | 452796 | 49.18 | ppm # | 58 |
| 30) Naphthalene | 10.01 | 128 | 2252464 | 49.10 | ppm | 100 |
| 31) 4-Chloroaniline | 10.30 | 127 | 1000743 | 48.89 | ppm | 99 |
| 32) Hexachlorobutadiene | 10.48 | 225 | 398884 | 48.85 | ppm | 98 |
| 33) 4-Chloro-3-methylphenol | 11.60 | 107 | 692787 | 48.26 | ppm # | 1 |
| 34) 2-Methylnaphthalene | 11.62 | 141 | 1331261 | 49.41 | ppm # | 69 |
| 35) 2,3-Dichloroaniline | 12.42 | 161 | 800366 | 48.27 | ppm | 99 |
| 37) Hexachlorocyclopentadiene | 12.17 | 237 | 279686 | 46.51 | ppm | 98 |
| 38) 2,4,6-Trichlorophenol | 12.45 | 196 | 493491 | 52.16 | ppm | 100 |
| 39) 2,4,5-Trichlorophenol | 12.56 | 196 | 533821 | 52.54 | ppm | 100 |
| 41) 2-Chloronaphthalene | 12.74 | 162 | 1320747 | 49.50 | ppm | 99 |
| 42) 2-Nitroaniline | 13.18 | 65 | 543767 | 49.95 | ppm | 99 |
| 43) 1,3-Dinitrobenzene | 13.75 | 168 | 280196 | 49.80 | ppm # | 51 |
| 44) Acenaphthylene | 13.70 | 152 | 1912278 | 48.94 | ppm | 100 |
| 45) Dimethylphthalate | 13.77 | 163 | 1495812 | 48.12 | ppm | 99 |
| 46) 2,6-Dinitrotoluene | 13.88 | 165 | 403634 | 50.34 | ppm | 98 |
| 47) Acenaphthene | 14.16 | 154 | 1200933 | 48.84 | ppm | 99 |
| 48) 3-Nitroaniline | 14.20 | 138 | 375587 | 47.20 | ppm | 100 |
| 49) 2,4-Dinitrophenol | 14.42 | 184 | 216059 | 44.37 | ppm | 96 |
| 50) Dibenzofuran | 14.54 | 168 | 1728003 | 47.88 | ppm | 99 |
| 51) 2,4-Dinitrotoluene | 14.78 | 165 | 495028 | 50.38 | ppm | 89 |
| 52) 4-Nitrophenol | 14.85 | 109 | 127299 | 44.43 | ppm | 95 |
| 53) Fluorene | 15.34 | 166 | 1382378 | 47.48 | ppm | 98 |
| 54) 4-Chlorophenyl-phenylether | 15.43 | 204 | 704573 | 48.48 | ppm | 100 |
| 55) Diethylphthalate | 15.46 | 149 | 1342659 | 46.55 | ppm | 99 |
| 56) Azobenzene | 15.80 | 77 | 1793923 | 45.47 | ppm | 98 |
| 57) 4-Nitroaniline | 15.67 | 138 | 342472 | 47.96 | ppm | 99 |
| 58) n-Octadecane | 17.60 | 57 | 1421164 | 48.12 | ppm | 99 |
| 60) 4,6-Dinitro-2-methylphenol | 15.73 | 198 | 289545 | 51.82 | ppm | 84 |
| 61) n-Nitrosodiphenylamine | 15.78 | 169 | 893166 | 50.57 | ppm | 96 |
| 63) 4-Bromophenyl-phenylether | 16.56 | 248 | 401671 | 49.73 | ppm | 100 |
| 64) Hexachlorobenzene | 16.81 | 284 | 452062 | 49.12 | ppm | 100 |
| 65) Pentachlorophenol | 17.31 | 266 | 256521 | 49.46 | ppm | 98 |
| 66) Phenanthrene | 17.56 | 178 | 1656172 | 48.57 | ppm | 100 |
| 67) Anthracene | 17.66 | 178 | 1585623 | 46.61 | ppm | 100 |
| 68) Carbazole | 18.15 | 167 | 1347570 | 46.31 | ppm | 100 |
| 69) Di-n-butylphthalate | 19.14 | 149 | 2363348 | 48.42 | ppm | 100 |

(#) = qualifier out of range (m) = manual integration
 SSTD050.D H7K07SV.M Fri Nov 16 14:16:01 2007

Data File : C:\GCMS8\DATA\07NOV16\SSTD050.D
 Acq On : 16 Nov 2007 1:38 pm
 Sample : 50ppm MP STD# 7110295
 Misc : 8270/625 Midpoint
 MS Integration Params: RTEINT.P
 Quant Time: Nov 16 14:15 19107

Vial: 2
 Operator: AMI/DF
 Inst : GCMS8
 Multiplr: 1.00

Quant Results File: H7K07SV.RES

Quant Method : C:\HPCHEM\1\METHODS\H7K07SV.M (RTE Integrator)
 Title : 625/8270 Calibration
 Last Update : Wed Nov 07 17:42:36 2007
 Response via : Initial Calibration
 DataAcq Meth : H7K07SV

| Compound | R.T. | QIon | Response | Conc | Unit | Qvalue |
|--------------------------------|-------|------|----------|-------|------|--------|
| 70) Fluoranthene | 19.93 | 202 | 1707138 | 46.63 | ppm | 99 |
| 72) Pyrene | 20.28 | 202 | 1685700 | 49.11 | ppm | 100 |
| 73) 2,2'-Dichlorobenzil | 20.51 | 139 | 1268323 | 51.50 | ppm | 99 |
| 75) Benzidine | 20.26 | 184 | 284368 | 27.90 | ppm | 99 |
| 76) Butylbenzylphthalate | 21.45 | 149 | 943287 | 50.24 | ppm | 98 |
| 77) 3,3'-Dichlorobenzidine | 22.10 | 252 | 464425 | 49.28 | ppm | 99 |
| 78) Benzo[a]anthracene | 22.07 | 228 | 1325285 | 48.26 | ppm | 99 |
| 79) Chrysene | 22.13 | 228 | 1140688 | 46.56 | ppm | 99 |
| 80) bis(2-Ethylhexyl)phthalate | 22.35 | 149 | 1170611 | 50.53 | ppm | 99 |
| 81) Di-n-octylphthalate | 23.43 | 149 | 1667069 | 51.31 | ppm | 100 |
| 83) Benzo[b]fluoranthene | 24.01 | 252 | 1310205 | 58.94 | ppm | 100 |
| 84) Benzo[k]fluoranthene | 24.07 | 252 | 1107495 | 53.18 | ppm | 98 |
| 85) Benzo[a]pyrene | 24.74 | 252 | 1105838 | 59.37 | ppm | 99 |
| 86) Indeno[1,2,3-cd]pyrene | 27.37 | 276 | 1052289 | 60.45 | ppm | 99 |
| 87) Dibenz[a,h]anthracene | 27.46 | 278 | 1108571 | 62.52 | ppm | 98 |
| 88) Benzo[g,h,i]perylene | 27.91 | 276 | 1089783 | 61.03 | ppm | 99 |

(#) = qualifier out of range (m) = manual integration
 SSTD050.D H7K07SV.M Fri Nov 16 14:16:01 2007


Quantitation Report

Data File : C:\GCMS8\DATA\07NOV16\SSTD050.D
 Acq On : 16 Nov 2007 1:38 pm
 Sample : 50ppm MP STD# 7110295
 Misc : 8270/625 Midpoint
 MS Integration Params: RTEINT.P
 Quant Time: Nov 16 14:15 19107

Vial: 2
 Operator: AMI/DF
 Inst : GCMS8
 Multiplr: 1.00

Quant Results File: H7K07SV.RES

Method : C:\HPCHEM\1\METHODS\H7K07SV.M (RTE Integrator)
 Title : 625/8270 Calibration
 Last Update : Wed Nov 07 17:42:36 2007
 Response via : Initial Calibration

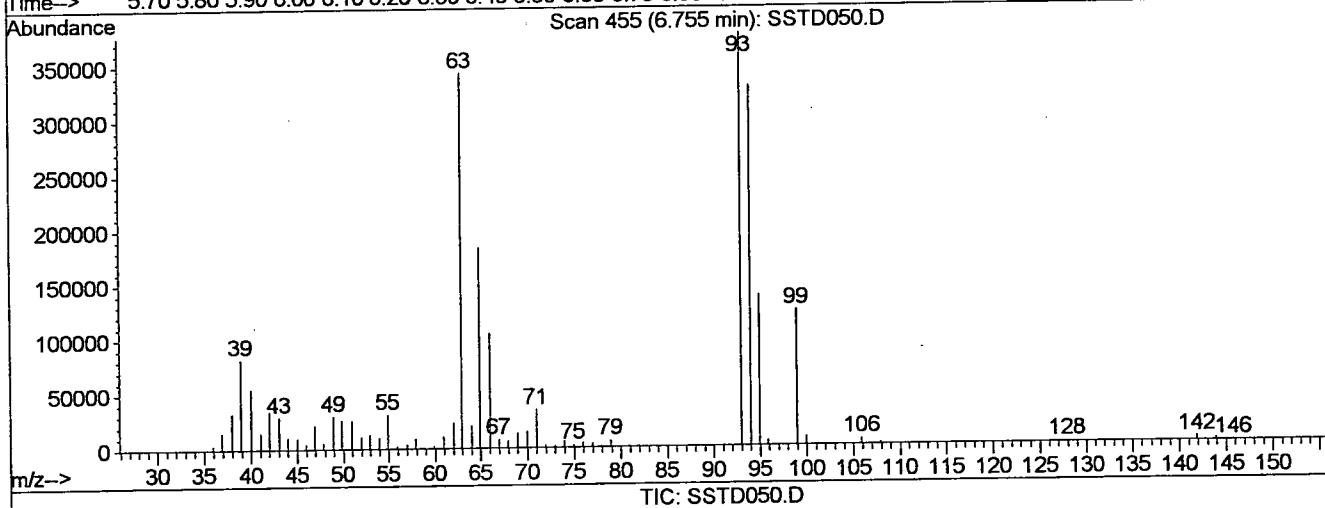
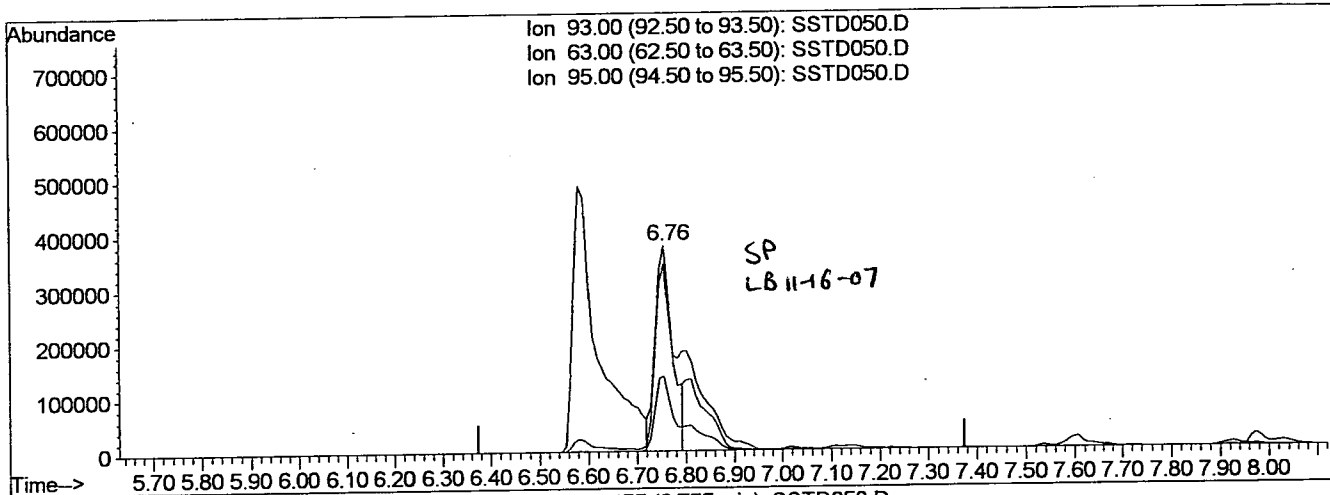


Quantitation Report

Data File : C:\GCMS8\DATA\07NOV16\SSTD050.D
 Acq On : 16 Nov 2007 1:38 pm
 Sample : 50ppm MP STD# 7110295
 Misc : 8270/625 Midpoint
~~Sample~~ @ ~~meti~~ Nov ~~P~~ ~~6~~ ~~am~~ ~~4~~ : ~~1~~ ~~R~~ ~~T~~ ~~E~~ ~~9~~ ~~0~~ ~~7~~ ~~P~~

Vial: 2
 Operator: AMI/DF
 Inst : GCMS8
 Multiplr: 1.00
 Quant Results File: temp.res

Method : C:\HPCHEM\1\METHODS\H7K07SV.M (RTE Integrator)
 Title : 625/8270 Calibration
 Last Update : Mon Dec 20 14:57:43 2004
 Response via : Multiple Level Calibration



(5) bis(2-Chloroethyl)ether (T)

6.76min 31.89ppm

response 921792

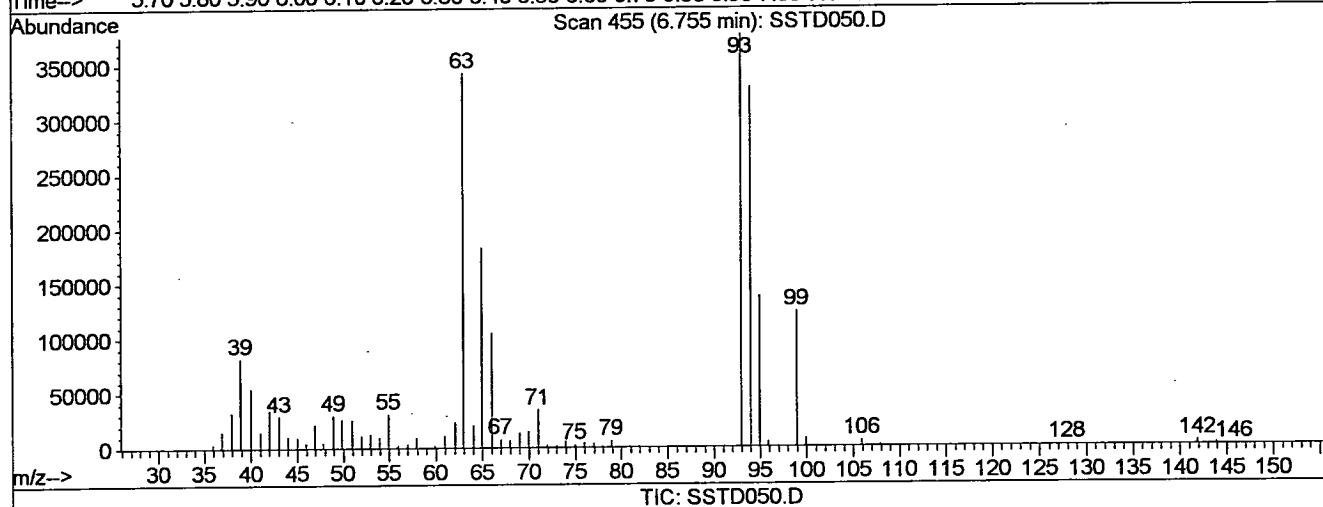
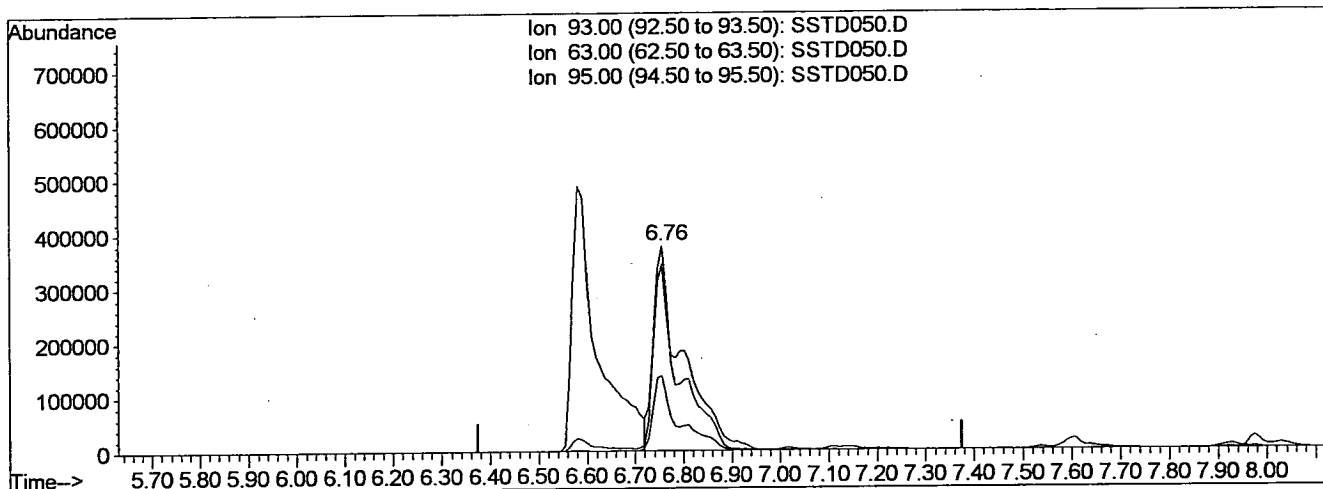
| Ion | Exp% | Act% |
|-------|--------|--------|
| 93.00 | 100 | 100 |
| 63.00 | 119.60 | 89.14# |
| 95.00 | 38.10 | 37.22 |
| 0.00 | 0.00 | 0.00 |

Quantitation Report

Data File : C:\GCMS8\DATA\07NOV16\SSTD050.D
 Acq On : 16 Nov 2007 1:38 pm
 Sample : 50ppm MP STD# 7110295
 Misc : 8270/625 Midpoint
~~Sample Name~~ : ~~625/8270~~ : ~~16 Nov 2007~~ : ~~1:38 PM~~ : ~~7110295~~

Vial: 2
 Operator: AMI/DF
 Inst : GCMS8
 Multiplr: 1.00
 Quant Results File: temp.res

Method : C:\HPCHEM\1\METHODS\H7K07SV.M (RTE Integrator)
 Title : 625/8270 Calibration
 Last Update : Mon Dec 20 14:57:43 2004
 Response via : Multiple Level Calibration



(5) bis(2-Chloroethyl)ether (T)

6.76min 46.45ppm m

response 1342481

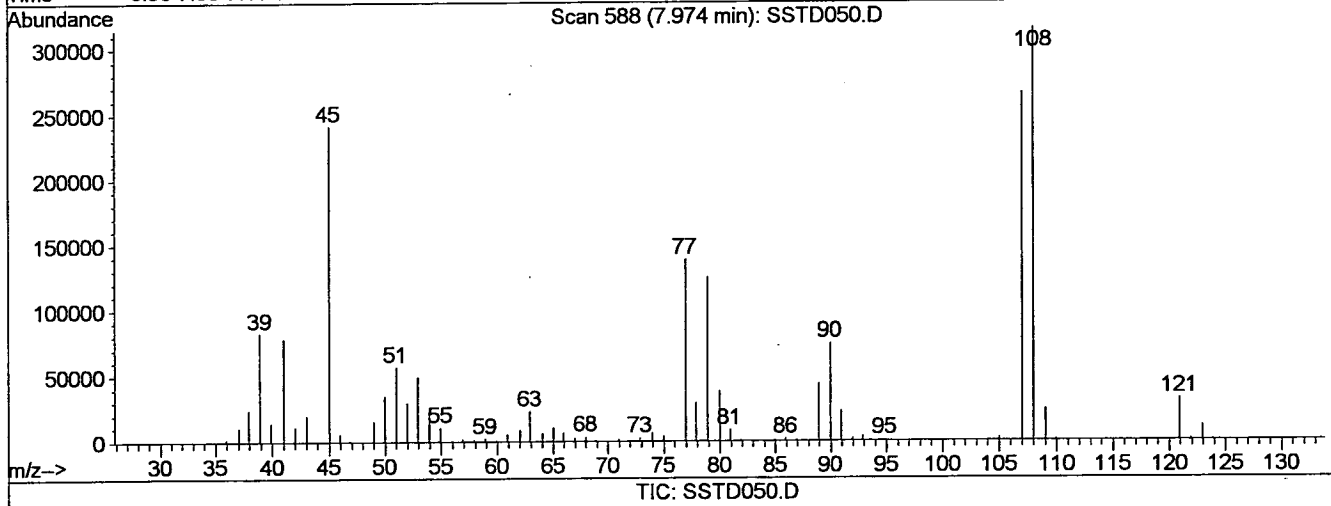
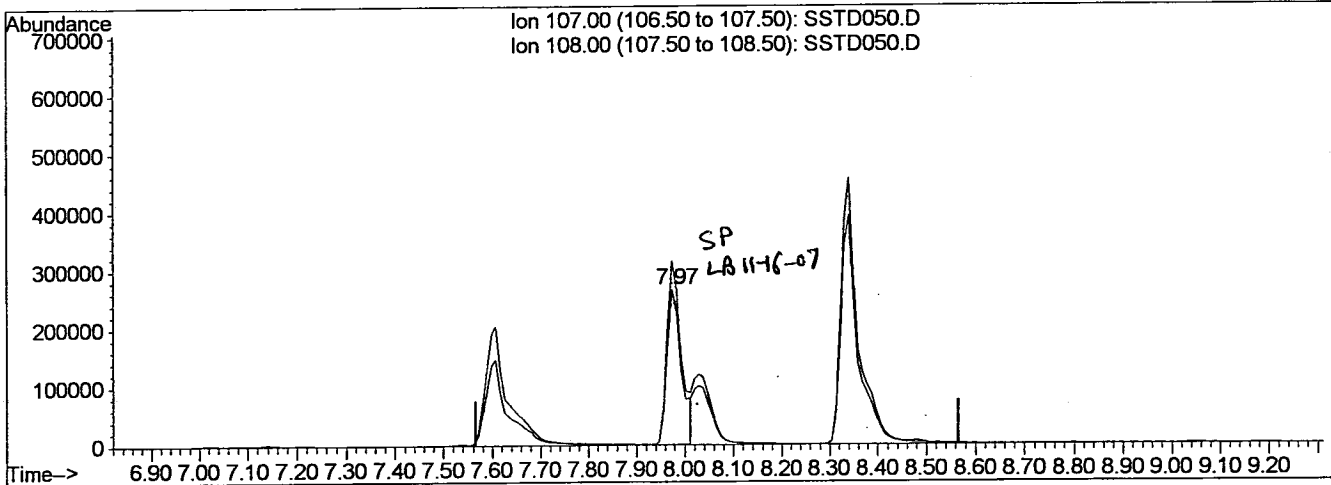
| Ion | Exp% | Act% |
|-------|--------|--------|
| 93.00 | 100 | 100 |
| 63.00 | 119.60 | 61.21# |
| 95.00 | 38.10 | 25.56 |
| 0.00 | 0.00 | 0.00 |

Quantitation Report

Data File : C:\GCMS8\DATA\07NOV16\SSTD050.D
 Acq On : 16 Nov 2007 1:38 pm
 Sample : 50ppm MP STD# 7110295
 Misc : 8270/625 Midpoint
 Method Name: RTE91107P

Vial: 2
 Operator: AMI/DF
 Inst : GCMS8
 Multiplr: 1.00
 Quant Results File: temp.res

Method : C:\HPCHEM\1\METHODS\H7K07SV.M (RTE Integrator)
 Title : 625/8270 Calibration
 Last Update : Mon Dec 20 14:57:43 2004
 Response via : Multiple Level Calibration



(16) 2-Methylphenol (T)
 7.97min 32.95ppm
 response 554854

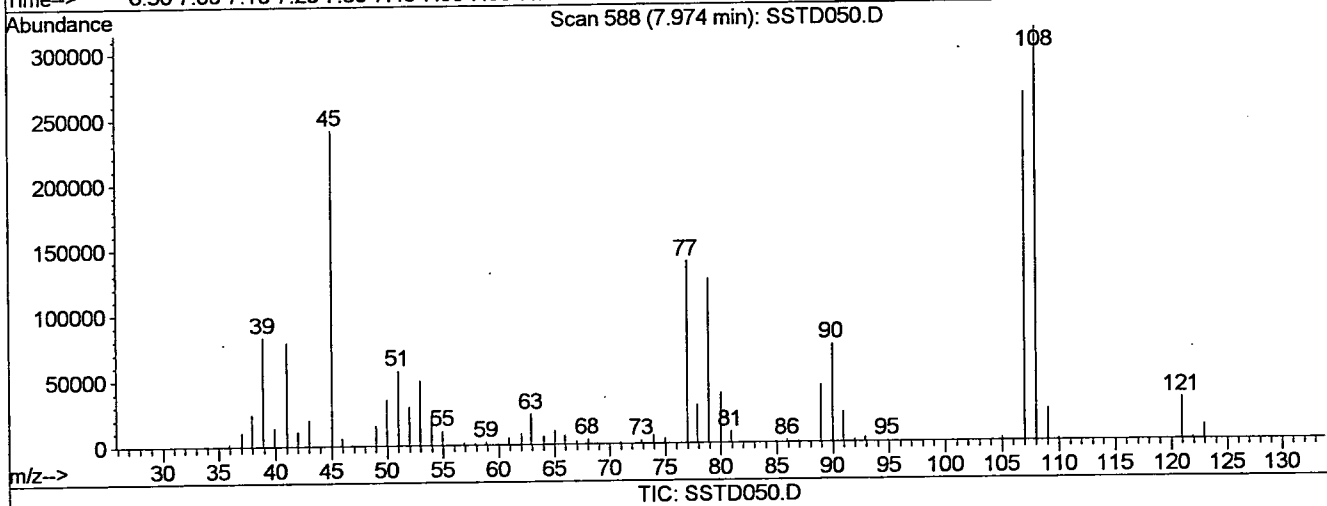
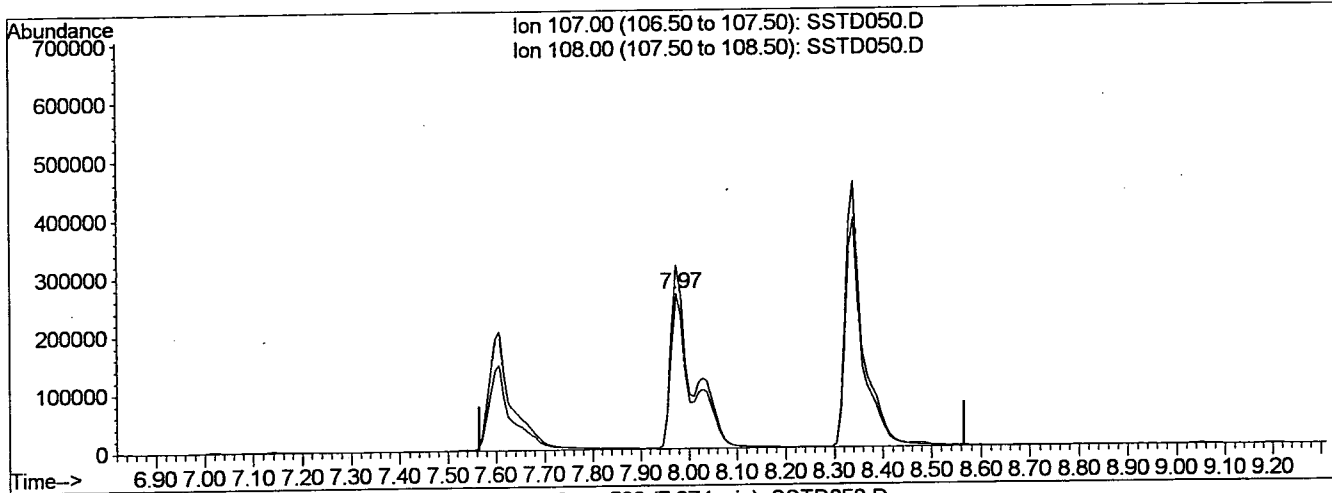
| Ion | Exp% | Act% |
|--------|--------|--------|
| 107.00 | 100 | 100 |
| 108.00 | 117.20 | 116.62 |
| 0.00 | 0.00 | 0.00 |
| 0.00 | 0.00 | 0.00 |

Quantitation Report

Data File : C:\GCMS8\DATA\07NOV16\SSTD050.D
 Acq On : 16 Nov 2007 1:38 pm
 Sample : 50ppm MP STD# 7110295
 Misc : 8270/625 Midpoint
 Method : RTE9N07P

Vial: 2
 Operator: AMI/DF
 Inst : GCMS8
 Multiplr: 1.00
 Quant Results File: temp.res

Method : C:\HPCHEM\1\METHODS\H7K07SV.M (RTE Integrator)
 Title : 625/8270 Calibration
 Last Update : Mon Dec 20 14:57:43 2004
 Response via : Multiple Level Calibration



(16) 2-Methylphenol (T)

7.97min 49.28ppm m

response 829900

| Ion | Exp% | Act% |
|--------|--------|--------|
| 107.00 | 100 | 100 |
| 108.00 | 117.20 | 77.97# |
| 0.00 | 0.00 | 0.00 |
| 0.00 | 0.00 | 0.00 |

Evaluate Continuing Calibration Report

Data File : C:\GCMS8\DATA\07NOV16\SSTD050.D
 Acq On : 16 Nov 2007 1:38 pm
 Sample : 50ppm MP STD# 7110295
 Misc : 8270/625 Midpoint
 MS Integration Params: RTEINT.P

Vial: 2
 Operator: AMI/DF
 Inst : GCMS8
 Multiplr: 1.00

Method : C:\HPCHEM\1\METHODS\H7K07SV.M (RTE Integrator)
 Title : 625/8270 Calibration
 Last Update : Mon Dec 20 14:57:43 2004
 Response via : Multiple Level Calibration

Min. RRF : 0.000 Min. Rel. Area : 50% Max. R.T. Dev 0.50min
 Max. RRF Dev : 30% Max. Rel. Area : 200%

| | Compound | AvgRF | CCRF | %Dev | Area% | Dev(min) |
|-------|-----------------------------|-------|-------|-------|-------|----------|
| 1 I | 1,4-Dichlorobenzene-d4 (IS) | 1.000 | 1.000 | 0.0 | 135 | -0.11 |
| 2 S | 2-Fluorophenol (SU) | 1.531 | 1.543 | -0.8 | 139 | -0.10 |
| 3 T | Pyridine | 2.191 | 2.128 | 2.9 | 133 | -0.26 |
| 4 T | n-Nitrosodimethylamine | 1.494 | 1.524 | -2.0 | 140 | -0.10 |
| 5 T | bis(2-Chloroethyl)ether | 1.903 | 1.214 | 36.2# | 94 | -0.12 |
| 6 T | Aniline | 2.498 | 2.344 | 6.2 | 125 | -0.12 |
| 7 S | Phenol-d6 (SU) | 1.985 | 1.905 | 4.0 | 132 | -0.10 |
| 8 CM | Phenol | 2.104 | 2.015 | 4.2 | 131 | -0.10 |
| 9 M | 2-Chlorophenol | 1.429 | 1.419 | 0.7 | 136 | -0.10 |
| 10 T | n-Decane | 2.630 | 2.580 | 1.9 | 134 | -0.11 |
| 11 T | 1,3-Dichlorobenzene | 1.376 | 1.302 | 5.4 | 129 | -0.11 |
| 12 CM | 1,4-Dichlorobenzene | 1.692 | 1.694 | -0.1 | 135 | -0.12 |
| 13 T | 1,2-Dichlorobenzene | 1.460 | 1.434 | 1.8 | 133 | -0.11 |
| 14 T | Benzyl alcohol | 0.908 | 0.906 | 0.2 | 134 | -0.10 |
| 15 T | bis(2-chloroisopropyl)ether | 4.053 | 4.032 | 0.5 | 139 | -0.11 |
| 16 T | 2-Methylphenol | 1.109 | 0.731 | 34.1# | 91 | -0.09 |
| 17 T | Hexachloroethane | 0.601 | 0.596 | 0.8 | 133 | -0.12 |
| 18 PM | N-Nitroso-di-n-propylamine | 1.250 | 1.237 | 1.0 | 136 | -0.12 |
| 19 T | 4-Methylphenol | 1.508 | 1.492 | 1.1 | 135 | -0.09 |
| 20 I | Naphthalene-d8 (IS) | 1.000 | 1.000 | 0.0 | 133 | -0.11 |
| 21 S | Nitrobenzene-d5 (SU) | 0.487 | 0.479 | 1.6 | 131 | -0.11 |
| 22 T | Nitrobenzene | 0.505 | 0.497 | 1.6 | 133 | -0.12 |
| 23 T | Isophorone | 0.949 | 0.888 | 6.4 | 128 | -0.12 |
| 24 CT | 2-Nitrophenol | 0.250 | 0.255 | -2.0 | 131 | -0.11 |
| 25 T | 2,4-Dimethylphenol | 0.357 | 0.361 | -1.1 | 135 | -0.09 |
| 26 T | bis(2-Chloroethoxy)methane | 0.574 | 0.563 | 1.9 | 132 | -0.11 |
| 27 CT | 2,4-Dichlorophenol | 0.326 | 0.329 | -0.9 | 130 | -0.10 |
| 28 M | 1,2,4-Trichlorobenzene | 0.344 | 0.347 | -0.9 | 133 | -0.10 |
| 29 T | Benzoic Acid | 0.162 | 0.193 | -19.1 | 146 | -0.09 |
| 30 T | Naphthalene | 0.980 | 0.962 | 1.8 | 131 | -0.12 |
| 31 T | 4-Chloroaniline | 0.437 | 0.428 | 2.1 | 127 | -0.10 |
| 32 CT | Hexachlorobutadiene | 0.174 | 0.170 | 2.3 | 127 | -0.11 |
| 33 CM | 4-Chloro-3-methylphenol | 0.307 | 0.296 | 3.6 | 126 | -0.08 |
| 34 T | 2-Methylnaphthalene | 0.576 | 0.569 | 1.2 | 133 | -0.11 |
| 35 T | 2,3-Dichloroaniline | 0.354 | 0.342 | 3.4 | 129 | -0.10 |
| 36 I | Acenaphthene-d10 (IS) | 1.000 | 1.000 | 0.0 | 129 | -0.11 |
| 37 PT | Hexachlorocyclopentadiene | 0.240 | 0.242 | -0.8 | 122 | -0.11 |
| 38 CT | 2,4,6-Trichlorophenol | 0.410 | 0.428 | -4.4 | 129 | -0.09 |
| 39 T | 2,4,5-Trichlorophenol | 0.440 | 0.463 | -5.2 | 127 | -0.09 |

(#) = Out of Range

SSTD050.D H7K07SV.M

Fri Nov 16 14:14:04 2007

Page 1

Evaluate Continuing Calibration Report

Data File : C:\GCMS8\DATA\07NOV16\SSTD050.D
 Acq On : 16 Nov 2007 1:38 pm
 Sample : 50ppm MP STD# 7110295
 Misc : 8270/625 Midpoint
 MS Integration Params: RTEINT.P

Vial: 2
 Operator: AMI/DF
 Inst : GCMS8
 Multiplr: 1.00

Method : C:\HPCHEM\1\METHODS\H7K07SV.M (RTE Integrator)
 Title : 625/8270 Calibration
 Last Update : Mon Dec 20 14:57:43 2004
 Response via : Multiple Level Calibration

Min. RRF : 0.000 Min. Rel. Area : 50% Max. R.T. Dev 0.50min
 Max. RRF Dev : 30% Max. Rel. Area : 200%

| | Compound | AvgRF | CCRF | %Dev | Area% | Dev(min) |
|-------|----------------------------|-------|-------|-------|-------|----------|
| 40 S | 2-Fluorobiphenyl (SU) | 1.364 | 1.330 | 2.5 | 128 | -0.11 |
| 41 T | 2-Chloronaphthalene | 1.156 | 1.145 | 1.0 | 128 | -0.11 |
| 42 T | 2-Nitroaniline | 0.472 | 0.471 | 0.2 | 125 | -0.10 |
| 43 T | 1,3-Dinitrobenzene | 0.235 | 0.243 | -3.4 | 129 | -0.09 |
| 44 T | Acenaphthylene | 1.694 | 1.658 | 2.1 | 126 | -0.11 |
| 45 T | Dimethylphthalate | 1.347 | 1.297 | 3.7 | 125 | -0.11 |
| 46 T | 2,6-Dinitrotoluene | 0.348 | 0.350 | -0.6 | 126 | -0.11 |
| 47 CM | Acenaphthene | 1.066 | 1.041 | 2.3 | 128 | -0.11 |
| 48 T | 3-Nitroaniline | 0.345 | 0.326 | 5.5 | 120 | -0.08 |
| 49 PT | 2,4-Dinitrophenol | 0.182 | 0.187 | -2.7 | 116 | -0.09 |
| 50 T | Dibenzofuran | 1.564 | 1.498 | 4.2 | 123 | -0.11 |
| 51 M | 2,4-Dinitrotoluene | 0.426 | 0.429 | -0.7 | 123 | -0.10 |
| 52 PM | 4-Nitrophenol | 0.115 | 0.110 | 4.3 | 121 | -0.05 |
| 53 T | Fluorene | 1.262 | 1.198 | 5.1 | 122 | -0.11 |
| 54 T | 4-Chlorophenyl-phenylether | 0.630 | 0.611 | 3.0 | 125 | -0.11 |
| 55 T | Diethylphthalate | 1.250 | 1.164 | 6.9 | 124 | -0.10 |
| 56 T | Azobenzene | 1.710 | 1.555 | 9.1 | 119 | -0.11 |
| 57 T | 4-Nitroaniline | 0.309 | 0.297 | 3.9 | 119 | -0.09 |
| 58 T | n-Octadecane | 1.280 | 1.232 | 3.8 | 126 | -0.10 |
| 59 I | Phenanthrene-d10 (IS) | 1.000 | 1.000 | 0.0 | 119 | -0.11 |
| 60 T | 4,6-Dinitro-2-methylphenol | 0.183 | 0.189 | -3.3 | 113 | -0.10 |
| 61 CT | n-Nitrosodiphenylamine | 0.578 | 0.584 | -1.0 | 122 | -0.10 |
| 62 S | 2,4,6-Tribromophenol (SU) | 0.143 | 0.147 | -2.8 | 118 | -0.10 |
| 63 T | 4-Bromophenyl-phenylether | 0.264 | 0.263 | 0.4 | 120 | -0.10 |
| 64 T | Hexachlorobenzene | 0.301 | 0.296 | 1.7 | 120 | -0.11 |
| 65 CM | Pentachlorophenol | 0.170 | 0.168 | 1.2 | 111 | -0.10 |
| 66 T | Phenanthrene | 1.115 | 1.083 | 2.9 | 118 | -0.11 |
| 67 T | Anthracene | 1.113 | 1.037 | 6.8 | 115 | -0.11 |
| 68 T | Carbazole | 0.952 | 0.882 | 7.4 | 118 | -0.08 |
| 69 T | Di-n-butylphthalate | 1.597 | 1.546 | 3.2 | 116 | -0.09 |
| 70 CT | Fluoranthene | 1.197 | 1.117 | 6.7 | 113 | -0.07 |
| 71 I | Chrysene-d12 (IS) | 1.000 | 1.000 | 0.0 | 112 | -0.06 |
| 72 M | Pyrene | 1.604 | 1.575 | 1.8 | 113 | -0.07 |
| 73 T | 2,2'-Dichlorobenzil | 1.151 | 1.185 | -3.0 | 112 | -0.06 |
| 74 S | Terphenyl-d14 (SU) | 1.034 | 1.009 | 2.4 | 108 | -0.07 |
| 75 T | Benzidine | 0.476 | 0.266 | 44.1# | 60 | -0.05 |
| 76 T | Butylbenzylphthalate | 0.877 | 0.881 | -0.5 | 111 | -0.06 |
| 77 T | 3,3'-Dichlorobenzidine | 0.440 | 0.434 | 1.4 | 107 | -0.06 |
| 78 T | Benzo[a]anthracene | 1.283 | 1.238 | 3.5 | 108 | -0.05 |

(#) = Out of Range

SSTD050.D H7K07SV.M

Fri Nov 16 14:14:08 2007

Page 2

Evaluate Continuing Calibration Report

Data File : C:\GCMS8\DATA\07NOV16\SSTD050.D
 Acq On : 16 Nov 2007 1:38 pm
 Sample : 50ppm MP STD# 7110295
 Misc : 8270/625 Midpoint
 MS Integration Params: RTEINT.P

Vial: 2
 Operator: AMI/DF
 Inst : GCMS8
 Multiplr: 1.00

Method : C:\HPCHEM\1\METHODS\H7K07SV.M (RTE Integrator)
 Title : 625/8270 Calibration
 Last Update : Mon Dec 20 14:57:43 2004
 Response via : Multiple Level Calibration

Min. RRF : 0.000 Min. Rel. Area : 50% Max. R.T. Dev 0.50min
 Max. RRF Dev : 30% Max. Rel. Area : 200%

| Compound | | AvgRF | CCRF | %Dev | Area% | Dev(min) |
|----------|----------------------------|-------|-------|-------|-------|----------|
| 79 T | Chrysene | 1.145 | 1.066 | 6.9 | 108 | -0.06 |
| 80 T | bis(2-Ethylhexyl)phthalate | 1.082 | 1.094 | -1.1 | 113 | -0.07 |
| 81 CT | Di-n-octylphthalate | 1.518 | 1.558 | -2.6# | 111 | -0.09 |
| 82 I | Perylene-d12 (IS) | 1.000 | 1.000 | 0.0 | 88 | -0.11 |
| 83 T | Benzo[b]fluoranthene | 1.387 | 1.635 | -17.9 | 108 | -0.09 |
| 84 T | Benzo[k]fluoranthene | 1.300 | 1.382 | -6.3 | 101 | -0.08 |
| 85 CT | Benzo[a]pyrene | 1.162 | 1.380 | -18.8 | 104 | -0.10 |
| 86 T | Indeno[1,2,3-cd]pyrene | 1.086 | 1.313 | -20.9 | 100 | -0.09 |
| 87 T | Dibenz[a,h]anthracene | 1.106 | 1.383 | -25.0 | 99 | -0.08 |
| 88 T | Benzo[g,h,i]perylene | 1.114 | 1.360 | -22.1 | 98 | -0.09 |

Data File : C:\GCMS8\DATA\07NOV16\SSTD050.D
 Acq On : 16 Nov 2007 1:38 pm
 Sample : 50ppm MP STD# 7110295
 Misc : 8270/625 Midpoint
 MS Integration Params: RTEINT.P
 Quant Time: Nov 16 14:13 19107

Vial: 2
 Operator: AMI/DF
 Inst : GCMS8
 Multiplr: 1.00

Quant Results File: H7K07SV.RES

Quant Method : C:\HPCHEM\1\METHODS\H7K07SV.M (RTE Integrator)
 Title : 625/8270 Calibration
 Last Update : Wed Nov 07 17:42:36 2007
 Response via : Initial Calibration
 DataAcq Meth : H7K07SV

| Internal Standards | R.T. | QIon | Response | Conc | Units | Dev(Min) |
|--------------------------------|-------|------|----------|-------|-------|----------|
| 1) 1,4-Dichlorobenzene-d4 (IS) | 7.11 | 152 | 607599 | 40.00 | ppm | -0.11 |
| 20) Naphthalene-d8 (IS) | 9.96 | 136 | 1872494 | 40.00 | ppm | -0.11 |
| 36) Acenaphthene-d10 (IS) | 14.08 | 164 | 922846 | 40.00 | ppm | -0.11 |
| 59) Phenanthrene-d10 (IS) | 17.49 | 188 | 1222917 | 40.00 | ppm | -0.11 |
| 71) Chrysene-d12 (IS) | 22.10 | 240 | 856104 | 40.00 | ppm | -0.06 |
| 82) Perylene-d12 (IS) | 24.88 | 264 | 641031 | 40.00 | ppm | -0.11 |

System Monitoring Compounds

| | | | | | | |
|-------------------------------|----------------|-----|------------|--------|-----|-------|
| 2) 2-Fluorophenol (SU) | 4.75 | 112 | 1171992 | 50.39 | ppm | -0.10 |
| Spiked Amount 100.000 | Range 30 - 120 | | Recovery = | 50.39% | | |
| 7) Phenol-d6 (SU) | 6.72 | 99 | 1446961 | 48.00 | ppm | -0.10 |
| Spiked Amount 100.000 | Range 40 - 120 | | Recovery = | 48.00% | | |
| 21) Nitrobenzene-d5 (SU) | 8.43 | 82 | 1121153 | 49.20 | ppm | -0.11 |
| Spiked Amount 50.000 | Range 40 - 120 | | Recovery = | 98.40% | | |
| 40) 2-Fluorobiphenyl (SU) | 12.61 | 172 | 1534055 | 48.77 | ppm | -0.11 |
| Spiked Amount 50.000 | Range 40 - 120 | | Recovery = | 97.54% | | |
| 62) 2,4,6-Tribromophenol (SU) | 15.98 | 330 | 224280 | 51.17 | ppm | -0.10 |
| Spiked Amount 100.000 | Range 45 - 130 | | Recovery = | 51.17% | | |
| 74) Terphenyl-d14 (SU) | 20.64 | 244 | 1079890 | 48.79 | ppm | -0.07 |
| Spiked Amount 50.000 | Range 40 - 140 | | Recovery = | 97.58% | | |

Target Compounds

| Target Compounds | R.T. | QIon | Response | Conc | Units | Qvalue |
|--------------------------------|------|------|----------|-------|-------|--------|
| 3) Pyridine | 2.68 | 79 | 1615938 | 48.55 | ppm | # 45 |
| 4) n-Nitrosodimethylamine | 2.77 | 74 | 1157615 | 51.01 | ppm | 91 |
| 5) bis(2-Chloroethyl)ether | 6.76 | 93 | 921792 | 31.89 | ppm | # 79 |
| 6) Aniline | 6.58 | 93 | 1780413 | 46.92 | ppm | 90 |
| 8) Phenol | 6.75 | 94 | 1530688 | 47.90 | ppm | 85 |
| 9) 2-Chlorophenol | 6.79 | 128 | 1077610 | 49.64 | ppm | 99 |
| 10) n-Decane | 6.92 | 57 | 1959797 | 49.06 | ppm | 100 |
| 11) 1,3-Dichlorobenzene | 7.02 | 146 | 988874 | 47.32 | ppm | 99 |
| 12) 1,4-Dichlorobenzene | 7.14 | 146 | 1286311 | 50.04 | ppm | 99 |
| 13) 1,2-Dichlorobenzene | 7.53 | 146 | 1088954 | 49.11 | ppm | 99 |
| 14) Benzyl alcohol | 7.61 | 108 | 688425 | 49.92 | ppm | 97 |
| 15) bis(2-chloroisopropyl)eth | 7.92 | 45 | 3062419 | 49.74 | ppm | 80 |
| 16) 2-Methylphenol | 7.97 | 107 | 554854 | 32.95 | ppm | 99 |
| 17) Hexachloroethane | 8.18 | 117 | 452422 | 49.55 | ppm | 99 |
| 18) N-Nitroso-di-n-propylamine | 8.28 | 70 | 939624 | 49.47 | ppm | 99 |
| 19) 4-Methylphenol | 8.34 | 107 | 1133483 | 49.48 | ppm | 100 |
| 22) Nitrobenzene | 8.48 | 77 | 1162549 | 49.21 | ppm | 99 |
| 23) Isophorone | 9.06 | 82 | 2079162 | 46.78 | ppm | 99 |
| 24) 2-Nitrophenol | 9.19 | 139 | 595853 | 50.85 | ppm | 100 |

(#) = qualifier out of range (m) = manual integration
 SSTD050.D H7K07SV.M Fri Nov 16 14:13:42 2007

Data File : C:\GCMS8\DATA\07NOV16\SSTD050.D
 Acq On : 16 Nov 2007 1:38 pm
 Sample : 50ppm MP STD# 7110295
 Misc : 8270/625 Midpoint
 MS Integration Params: RTEINT.P
 Quant Time: Nov 16 14:13 19107

Vial: 2
 Operator: AMI/DF
 Inst : GCMS8
 Multiplr: 1.00

Quant Results File: H7K07SV.RES

Quant Method : C:\HPCHEM\1\METHODS\H7K07SV.M (RTE Integrator)
 Title : 625/8270 Calibration
 Last Update : Wed Nov 07 17:42:36 2007
 Response via : Initial Calibration
 DataAcq Meth : H7K07SV

| Compound | R.T. | QIon | Response | Conc | Unit | Qvalue |
|--------------------------------|-------|------|----------|-------|-------|--------|
| 25) 2,4-Dimethylphenol | 9.50 | 122 | 844768 | 50.50 | ppm | 98 |
| 26) bis(2-Chloroethoxy)methane | 9.65 | 93 | 1317425 | 49.02 | ppm | 100 |
| 27) 2,4-Dichlorophenol | 9.80 | 162 | 770933 | 50.48 | ppm | 99 |
| 28) 1,2,4-Trichlorobenzene | 9.89 | 180 | 812321 | 50.41 | ppm | 100 |
| 29) Benzoic Acid | 10.10 | 122 | 452796 | 49.18 | ppm # | 58 |
| 30) Naphthalene | 10.01 | 128 | 2252464 | 49.10 | ppm | 100 |
| 31) 4-Chloroaniline | 10.30 | 127 | 1000743 | 48.89 | ppm | 99 |
| 32) Hexachlorobutadiene | 10.48 | 225 | 398884 | 48.85 | ppm | 98 |
| 33) 4-Chloro-3-methylphenol | 11.60 | 107 | 692787 | 48.26 | ppm # | 1 |
| 34) 2-Methylnaphthalene | 11.62 | 141 | 1331261 | 49.41 | ppm # | 69 |
| 35) 2,3-Dichloroaniline | 12.42 | 161 | 800366 | 48.27 | ppm | 99 |
| 37) Hexachlorocyclopentadiene | 12.17 | 237 | 279686 | 46.51 | ppm | 98 |
| 38) 2,4,6-Trichlorophenol | 12.45 | 196 | 493491 | 52.16 | ppm | 100 |
| 39) 2,4,5-Trichlorophenol | 12.56 | 196 | 533821 | 52.54 | ppm | 100 |
| 41) 2-Chloronaphthalene | 12.74 | 162 | 1320747 | 49.50 | ppm | 99 |
| 42) 2-Nitroaniline | 13.18 | 65 | 543767 | 49.95 | ppm | 99 |
| 43) 1,3-Dinitrobenzene | 13.75 | 168 | 280196 | 49.80 | ppm # | 51 |
| 44) Acenaphthylene | 13.70 | 152 | 1912278 | 48.94 | ppm | 100 |
| 45) Dimethylphthalate | 13.77 | 163 | 1495812 | 48.12 | ppm | 99 |
| 46) 2,6-Dinitrotoluene | 13.88 | 165 | 403634 | 50.34 | ppm | 98 |
| 47) Acenaphthene | 14.16 | 154 | 1200933 | 48.84 | ppm | 99 |
| 48) 3-Nitroaniline | 14.20 | 138 | 375587 | 47.20 | ppm | 100 |
| 49) 2,4-Dinitrophenol | 14.42 | 184 | 216059 | 44.37 | ppm | 96 |
| 50) Dibenzofuran | 14.54 | 168 | 1728003 | 47.88 | ppm | 99 |
| 51) 2,4-Dinitrotoluene | 14.78 | 165 | 495028 | 50.38 | ppm | 89 |
| 52) 4-Nitrophenol | 14.85 | 109 | 127299 | 44.43 | ppm | 95 |
| 53) Fluorene | 15.34 | 166 | 1382378 | 47.48 | ppm | 98 |
| 54) 4-Chlorophenyl-phenylether | 15.43 | 204 | 704573 | 48.48 | ppm | 100 |
| 55) Diethylphthalate | 15.46 | 149 | 1342659 | 46.55 | ppm | 99 |
| 56) Azobenzene | 15.80 | 77 | 1793923 | 45.47 | ppm | 98 |
| 57) 4-Nitroaniline | 15.67 | 138 | 342472 | 47.96 | ppm | 99 |
| 58) n-Octadecane | 17.60 | 57 | 1421164 | 48.12 | ppm | 99 |
| 60) 4,6-Dinitro-2-methylphenol | 15.73 | 198 | 289545 | 51.82 | ppm | 84 |
| 61) n-Nitrosodiphenylamine | 15.78 | 169 | 893166 | 50.57 | ppm | 96 |
| 63) 4-Bromophenyl-phenylether | 16.56 | 248 | 401671 | 49.73 | ppm | 100 |
| 64) Hexachlorobenzene | 16.81 | 284 | 452062 | 49.12 | ppm | 100 |
| 65) Pentachlorophenol | 17.31 | 266 | 256521 | 49.46 | ppm | 98 |
| 66) Phenanthrene | 17.56 | 178 | 1656172 | 48.57 | ppm | 100 |
| 67) Anthracene | 17.66 | 178 | 1585623 | 46.61 | ppm | 100 |
| 68) Carbazole | 18.15 | 167 | 1347570 | 46.31 | ppm | 100 |
| 69) Di-n-butylphthalate | 19.14 | 149 | 2363348 | 48.42 | ppm | 100 |

(#) = qualifier out of range (m) = manual integration
 SSTD050.D H7K07SV.M Fri Nov 16 14:13:44 2007

Data File : C:\GCMS8\DATA\07NOV16\SSTD050.D
 Acq On : 16 Nov 2007 1:38 pm
 Sample : 50ppm MP STD# 7110295
 Misc : 8270/625 Midpoint
 MS Integration Params: RTEINT.P
 Quant Time: Nov 16 14:13 19107

Vial: 2
 Operator: AMI/DF
 Inst : GCMS8
 Multiplr: 1.00

Quant Results File: H7K07SV.RES

Quant Method : C:\HPCHEM\1\METHODS\H7K07SV.M (RTE Integrator)
 Title : 625/8270 Calibration
 Last Update : Wed Nov 07 17:42:36 2007
 Response via : Initial Calibration
 DataAcq Meth : H7K07SV

| Compound | R.T. | QIon | Response | Conc | Unit | Qvalue |
|--------------------------------|-------|------|----------|-------|------|--------|
| 70) Fluoranthene | 19.93 | 202 | 1707138 | 46.63 | ppm | 99 |
| 72) Pyrene | 20.28 | 202 | 1685700 | 49.11 | ppm | 100 |
| 73) 2,2'-Dichlorobenzil | 20.51 | 139 | 1268323 | 51.50 | ppm | 99 |
| 75) Benzidine | 20.26 | 184 | 284368 | 27.90 | ppm | 99 |
| 76) Butylbenzylphthalate | 21.45 | 149 | 943287 | 50.24 | ppm | 98 |
| 77) 3,3'-Dichlorobenzidine | 22.10 | 252 | 464425 | 49.28 | ppm | 99 |
| 78) Benzo[a]anthracene | 22.07 | 228 | 1325285 | 48.26 | ppm | 99 |
| 79) Chrysene | 22.13 | 228 | 1140688 | 46.56 | ppm | 99 |
| 80) bis(2-Ethylhexyl)phthalate | 22.35 | 149 | 1170611 | 50.53 | ppm | 99 |
| 81) Di-n-octylphthalate | 23.43 | 149 | 1667069 | 51.31 | ppm | 100 |
| 83) Benzo[b]fluoranthene | 24.01 | 252 | 1310205 | 58.94 | ppm | 100 |
| 84) Benzo[k]fluoranthene | 24.07 | 252 | 1107495 | 53.18 | ppm | 98 |
| 85) Benzo[a]pyrene | 24.74 | 252 | 1105838 | 59.37 | ppm | 99 |
| 86) Indeno[1,2,3-cd]pyrene | 27.37 | 276 | 1052289 | 60.45 | ppm | 99 |
| 87) Dibenz[a,h]anthracene | 27.46 | 278 | 1108571 | 62.52 | ppm | 98 |
| 88) Benzo[g,h,i]perylene | 27.91 | 276 | 1089783 | 61.03 | ppm | 99 |

(#) = qualifier out of range (m) = manual integration
 SSTD050.D H7K07SV.M Fri Nov 16 14:13:48 2007


Quantitation Report

Data File : C:\GCMS8\DATA\07NOV16\SSTD050.D
Acq On : 16 Nov 2007 1:38 pm
Sample : 50ppm MP STD# 7110295
Misc : 8270/625 Midpoint
MS Integration Params: RTEINT.P
Quant Time: Nov 16 14:13 19107

Vial: 2
Operator: AMI/DF
Inst : GCMS8
Multiplr: 1.00

Quant Results File: H7K07SV.RES

Method : C:\HPCHEM\1\METHODS\H7K07SV.M (RTE Integrator)
Title : 625/8270 Calibration
Last Update : Mon Dec 20 14:57:43 2004
Response via : Initial Calibration



Data File : C:\GCMS8\DATA\07NOV16\H1116002.D
 Acq On : 16 Nov 2007 2:52 pm
 Sample : IQK1137-09
 Misc : Soil 15G/1ml ---- BATCH 7K12065
 MS Integration Params: RTEINT.P
 Quant Time: Nov 16 15:22 19107

Vial: 4
 Operator: AMI/DF
 Inst : GCMS8
 Multiplr: 1.00

Quant Results File: H7K07SV.RES

Quant Method : C:\HPCHEM\1\METHODS\H7K07SV.M (RTE Integrator)
 Title : 625/8270 Calibration
 Last Update : Wed Nov 07 17:42:36 2007
 Response via : Initial Calibration
 DataAcq Meth : H7K07SV

LB

| Internal Standards | R.T. | QIon | Response | Conc | Units | Dev (Min) |
|--------------------------------|----------------|------|------------|------------------|-------|-----------|
| 1) 1,4-Dichlorobenzene-d4 (IS) | 7.12 | 152 | 550700 | 40.00 | ppm | -0.10 |
| 20) Naphthalene-d8 (IS) | 9.95 | 136 | 1731562 | 40.00 | ppm | -0.12 |
| 36) Acenaphthene-d10 (IS) | 14.06 | 164 | 863859 | 40.00 | ppm | -0.13 |
| 59) Phenanthrene-d10 (IS) | 17.48 | 188 | 1068198 | 40.00 | ppm | -0.12 |
| 71) Chrysene-d12 (IS) | 22.08 | 240 | 777808 | 40.00 | ppm | -0.08 |
| 82) Perylene-d12 (IS) | 24.86 | 264 | 527796 | 40.00 | ppm | -0.13 |
| System Monitoring Compounds | | | | | | |
| 2) 2-Fluorophenol (SU) | 4.90 | 112 | 1250160 | 59.31 | ppm | 0.05 |
| Spiked Amount 100.000 | Range 25 - 120 | | Recovery = | 59.31% | | |
| 7) Phenol-d6 (SU) | 6.77 | 99 | 1667390 | 61.03 | ppm | -0.05 |
| Spiked Amount 100.000 | Range 30 - 120 | | Recovery = | 61.03% | | |
| 21) Nitrobenzene-d5 (SU) | 8.42 | 82 | 660941 | 31.37 | ppm | -0.12 |
| Spiked Amount 50.000 | Range 30 - 120 | | Recovery = | 62.74% | | |
| 40) 2-Fluorobiphenyl (SU) | 12.59 | 172 | 1095243 | 37.19 | ppm | -0.13 |
| Spiked Amount 50.000 | Range 35 - 120 | | Recovery = | 74.38% | | |
| 62) 2,4,6-Tribromophenol (SU) | 15.96 | 330 | 302747 | 79.07 | ppm | -0.12 |
| Spiked Amount 100.000 | Range 35 - 120 | | Recovery = | 79.07% | | |
| 74) Terphenyl-d14 (SU) | 20.64 | 244 | 765935 | 38.09 | ppm | -0.07 |
| Spiked Amount 50.000 | Range 35 - 155 | | Recovery = | 76.18% | | |
| Target Compounds | | | | | | |
| 18) N-Nitroso-di-n-propylamine | 8.42 | 70 | 92356 | 5.37 | ppm | #MSW 81 |
| 45) Dimethylphthalate | 14.07 | 163 | 179932 | 6.18 | ppm | # 1 |
| 46) 2,6-Dinitrotoluene | 14.06 | 165 | 111513 | 14.86 | ppm | # 28 |
| 75) Benzidine | 20.64 | 184 | 7293 | 0.79 | ppm | # 1 |

(#) = qualifier out of range (m) = manual integration
 H1116002.D H7K07SV.M Fri Nov 16 15:22:37 2007


Quantitation Report

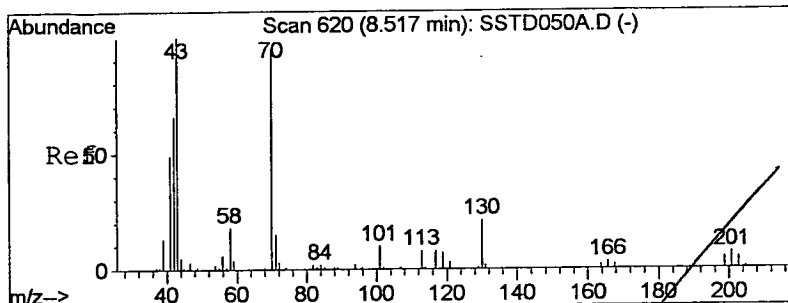
Data File : C:\GCMS8\DATA\07NOV16\H1116002.D
Acq On : 16 Nov 2007 2:52 pm
Sample : IQK1137-09
Misc : Soil 15G/1ml ---- BATCH 7K12065
MS Integration Params: RTEINT.P
Quant Time: Nov 16 15:22 19107

Vial: 4
Operator: AMI/DF
Inst : GCMS8
Multiplr: 1.00

Quant Results File: H7K07SV.RES

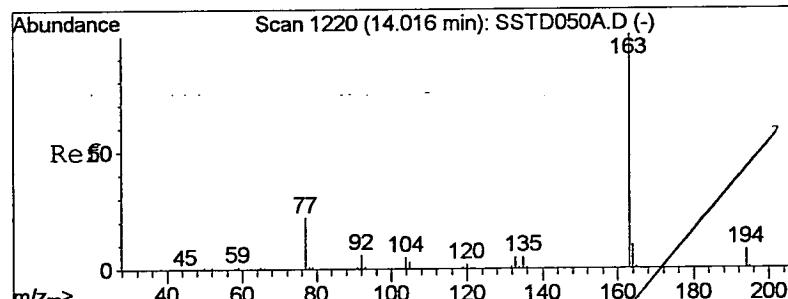
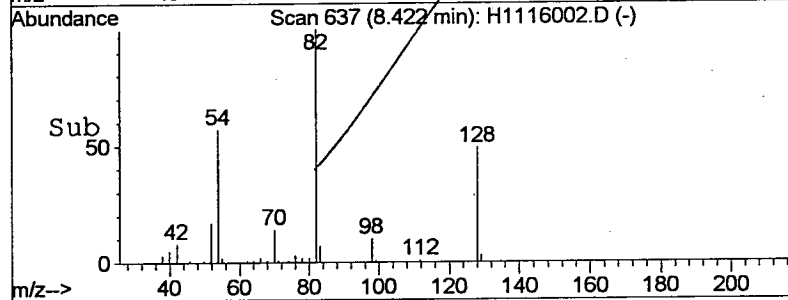
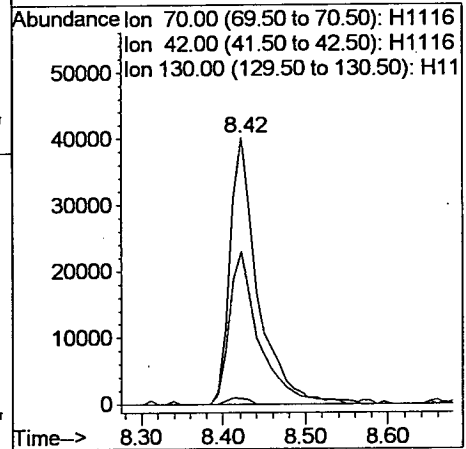
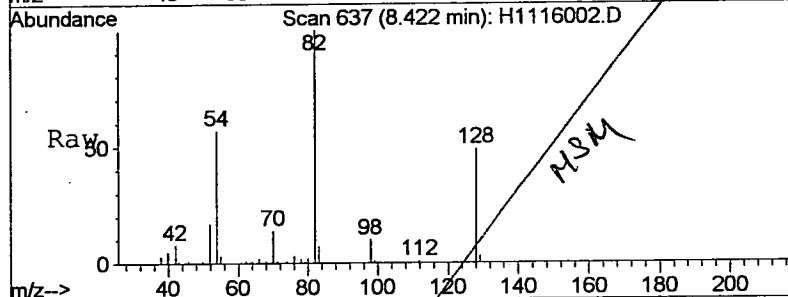
Method : C:\HPCHEM\1\METHODS\H7K07SV.M (RTE Integrator)
Title : 625/8270 Calibration
Last Update : Mon Dec 20 14:57:43 2004
Response via : Initial Calibration





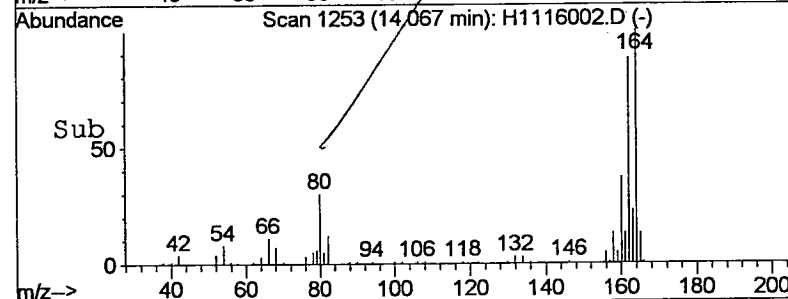
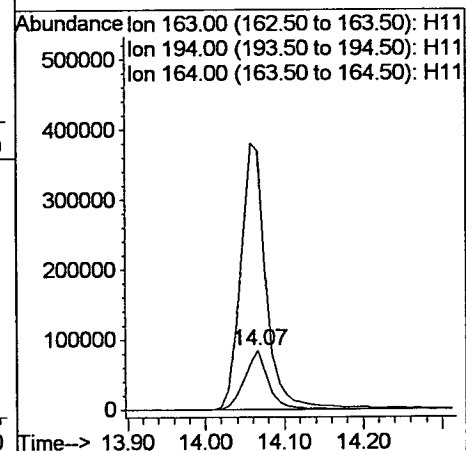
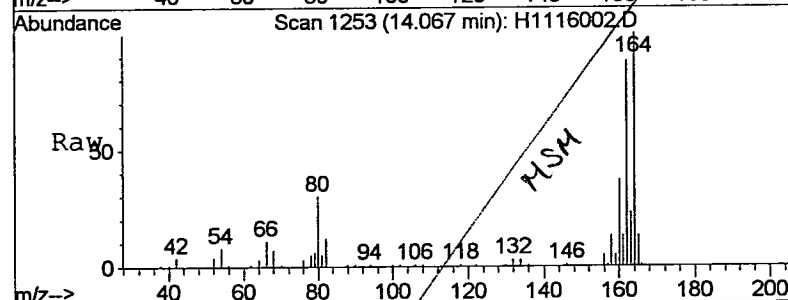
#18
 N-Nitroso-di-n-propylamine
 Concen: 5.37 ppm
 RT: 8.42 min Scan# 637
 Delta R.T. 0.03 min
 Lab File: H1116002.D
 Acq: 16 Nov 2007 2:52 pm

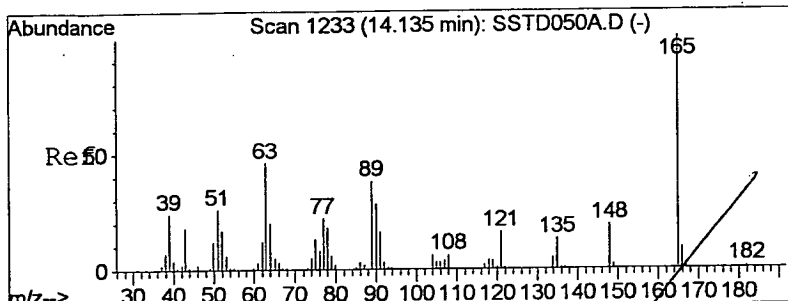
| Tgt Ion | Resp | Lower | Upper |
|---------|------|-------|-------|
| 70 | 100 | | |
| 42 | 61.8 | 51.2 | 91.2 |
| 130 | 1.8 | 2.4 | 42.4# |



#45
 Dimethylphthalate
 Concen: 6.18 ppm
 RT: 14.07 min Scan# 1253
 Delta R.T. 0.18 min
 Lab File: H1116002.D
 Acq: 16 Nov 2007 2:52 pm

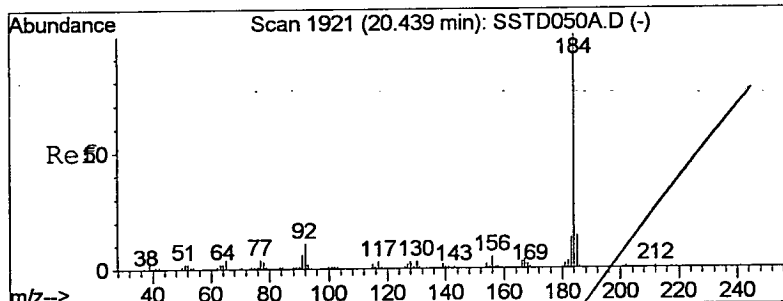
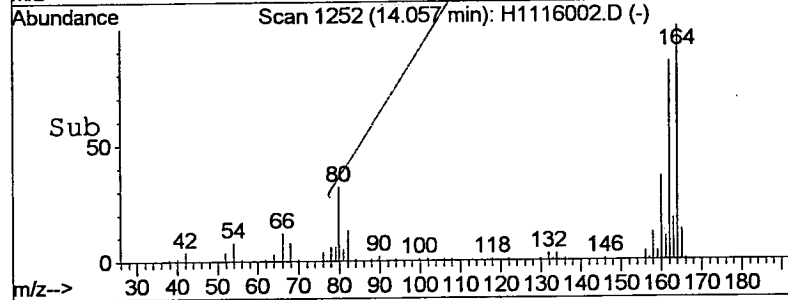
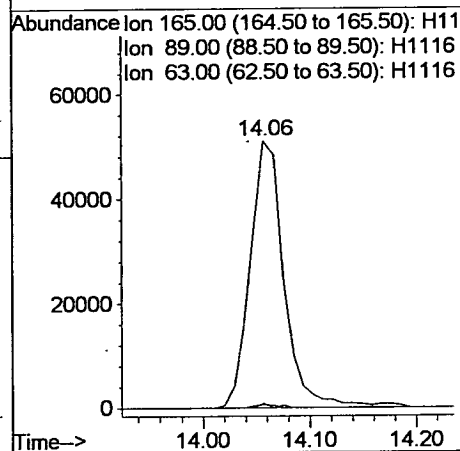
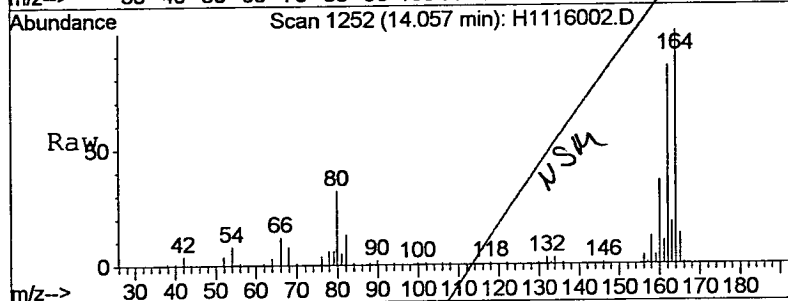
| Tgt Ion | Resp | Lower | Upper |
|---------|-------|-------|-------|
| 163 | 100 | | |
| 194 | 0.0 | 0.0 | 27.9 |
| 164 | 475.0 | 0.0 | 30.2# |





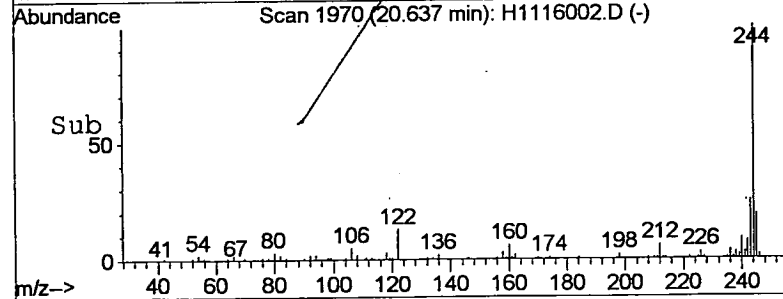
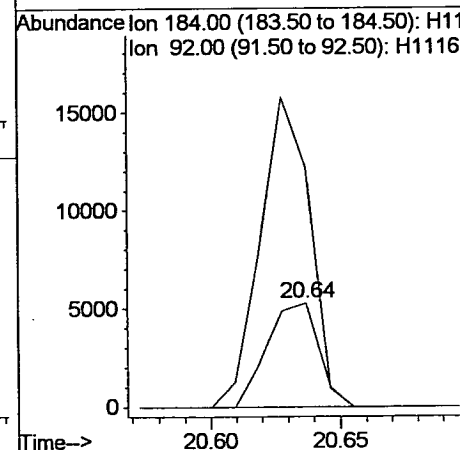
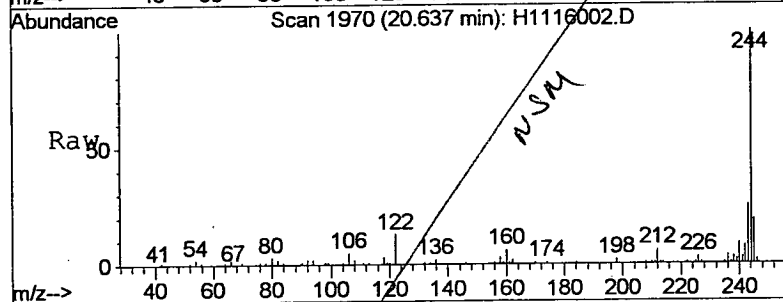
#46
 2,6-Dinitrotoluene
 Concen: 14.86 ppm
 RT: 14.06 min Scan# 1252
 Delta R.T. 0.06 min
 Lab File: H1116002.D
 Acq: 16 Nov 2007 2:52 pm

| Tgt Ion | Resp | Lower | Upper |
|---------|--------|-------|-------|
| 165 | 111513 | | |
| 165 | 100 | | |
| 89 | 0.0 | 22.1 | 62.1# |
| 63 | 0.0 | 34.6 | 74.6# |



#75
 Benzidine
 Concen: 0.79 ppm
 RT: 20.64 min Scan# 1970
 Delta R.T. 0.32 min
 Lab File: H1116002.D
 Acq: 16 Nov 2007 2:52 pm

| Tgt Ion | Resp | Lower | Upper |
|---------|-------|-------|-------|
| 184 | 7293 | | |
| 184 | 100 | | |
| 92 | 284.8 | 0.0 | 32.6# |



Data File : C:\GCMS8\DATA\07NOV16\H1116003.D
 Acq On : 16 Nov 2007 3:29 pm
 Sample : IQK1137-10
 Misc : Soil 15G/1ml ---- BATCH 7K12065
 MS Integration Params: RTEINT.P
 Quant Time: Nov 16 15:59 19107

Vial: 5
 Operator: AMI/DF
 Inst : GCMS8
 Multiplr: 1.00

Quant Results File: H7K07SV.RES

Quant Method : C:\HPCHEM\1\METHODS\H7K07SV.M (RTE Integrator)
 Title : 625/8270 Calibration
 Last Update : Wed Nov 07 17:42:36 2007
 Response via : Initial Calibration
 DataAcq Meth : H7K07SV

LB

| Internal Standards | R.T. | QIon | Response | Conc | Units | Dev(Min) |
|--------------------------------|-------|------|----------|-------|-------|----------|
| 1) 1,4-Dichlorobenzene-d4 (IS) | 7.11 | 152 | 522675 | 40.00 | ppm | -0.12 |
| 20) Naphthalene-d8 (IS) | 9.95 | 136 | 1668253 | 40.00 | ppm | -0.12 |
| 36) Acenaphthene-d10 (IS) | 14.06 | 164 | 834023 | 40.00 | ppm | -0.12 |
| 59) Phenanthrene-d10 (IS) | 17.48 | 188 | 1120442 | 40.00 | ppm | -0.12 |
| 71) Chrysene-d12 (IS) | 22.08 | 240 | 942994 | 40.00 | ppm | -0.08 |
| 82) Perylene-d12 (IS) | 24.87 | 264 | 686559 | 40.00 | ppm | -0.12 |

System Monitoring Compounds

| | | | | | | |
|-------------------------------|----------------|-----|------------|--------|-----|-------|
| 2) 2-Fluorophenol (SU) | 4.89 | 112 | 1241072 | 62.04 | ppm | 0.04 |
| Spiked Amount 100.000 | Range 25 - 120 | | Recovery = | 62.04% | | |
| 7) Phenol-d6 (SU) | 6.77 | 99 | 1742993 | 67.22 | ppm | -0.05 |
| Spiked Amount 100.000 | Range 30 - 120 | | Recovery = | 67.22% | | |
| 21) Nitrobenzene-d5 (SU) | 8.42 | 82 | 699803 | 34.47 | ppm | -0.12 |
| Spiked Amount 50.000 | Range 30 - 120 | | Recovery = | 68.94% | | |
| 40) 2-Fluorobiphenyl (SU) | 12.59 | 172 | 1114212 | 39.19 | ppm | -0.13 |
| Spiked Amount 50.000 | Range 35 - 120 | | Recovery = | 78.38% | | |
| 62) 2,4,6-Tribromophenol (SU) | 15.96 | 330 | 310802 | 77.39 | ppm | -0.12 |
| Spiked Amount 100.000 | Range 35 - 120 | | Recovery = | 77.39% | | |
| 74) Terphenyl-d14 (SU) | 20.63 | 244 | 930530 | 38.17 | ppm | -0.08 |
| Spiked Amount 50.000 | Range 35 - 155 | | Recovery = | 76.34% | | |

Target Compounds

| | R.T. | QIon | Response | Conc | Units | Qvalue |
|--------------------------------|-------|------|----------|-------|-------|--------|
| 18) N-Nitroso-di-n-propylamine | 8.42 | 70 | 100191 | 6.13 | ppm | # 77 |
| 45) Dimethylphthalate | 14.06 | 163 | 174236 | 6.20 | ppm | # 1 |
| 46) 2,6-Dinitrotoluene | 14.06 | 165 | 108030 | 14.91 | ppm | # 29 |
| 75) Benzidine | 20.63 | 184 | 9072 | 0.81 | ppm | # 1 |

(#) = qualifier out of range (m) = manual integration
 H1116003.D H7K07SV.M Fri Nov 16 16:06:44 2007


Quantitation Report

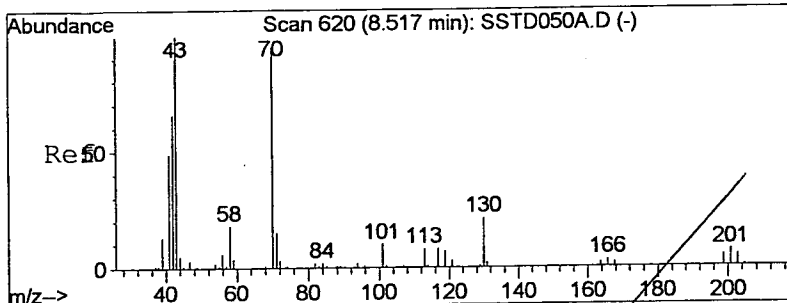
Data File : C:\GCMS8\DATA\07NOV16\H1116003.D
Acq On : 16 Nov 2007 3:29 pm
Sample : IQK1137-10
Misc : Soil 15G/1ml ---- BATCH 7K12065
MS Integration Params: RTEINT.P
Quant Time: Nov 16 15:59 19107

Vial: 5
Operator: AMI/DF
Inst : GCMS8
Multiplr: 1.00

Quant Results File: H7K07SV.RES

Method : C:\HPCHEM\1\METHODS\H7K07SV.M (RTE Integrator)
Title : 625/8270 Calibration
Last Update : Wed Nov 07 17:42:36 2007
Response via : Initial Calibration

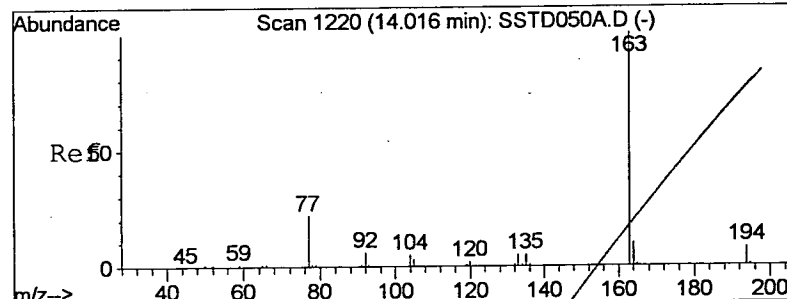
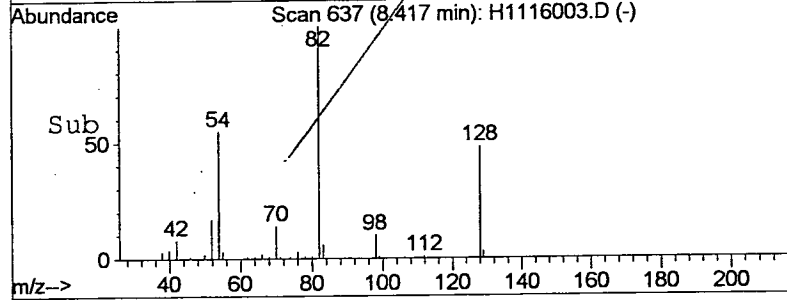
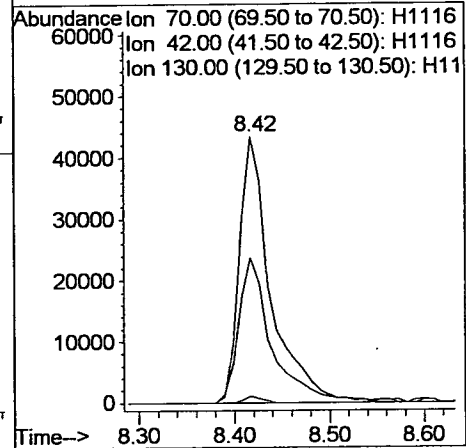
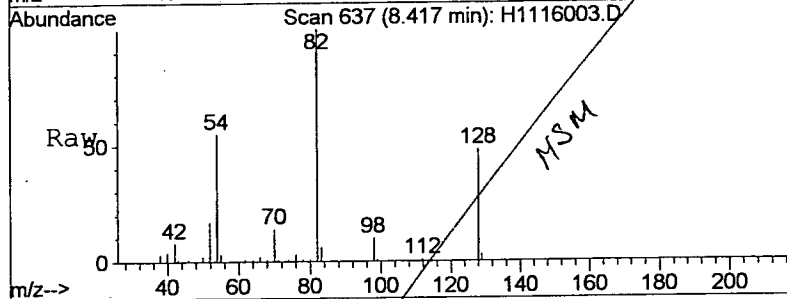




#18
 N-Nitroso-di-n-propylamine
 Concen: 6.13 ppm
 RT: 8.42 min Scan# 637
 Delta R.T. 0.02 min
 Lab File: H1116003.D
 Acq: 16 Nov 2007 3:29 pm

Tgt Ion: 70 Resp: 100191

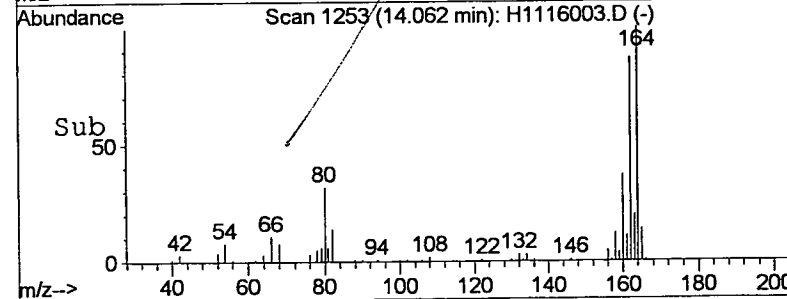
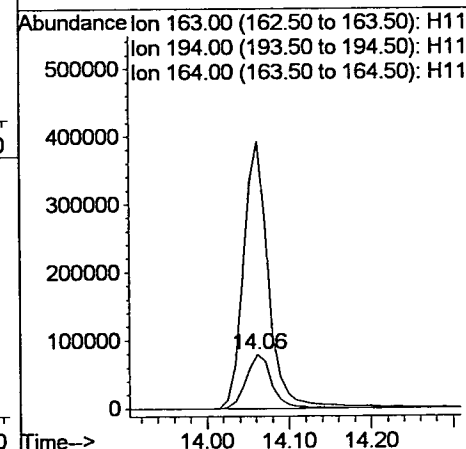
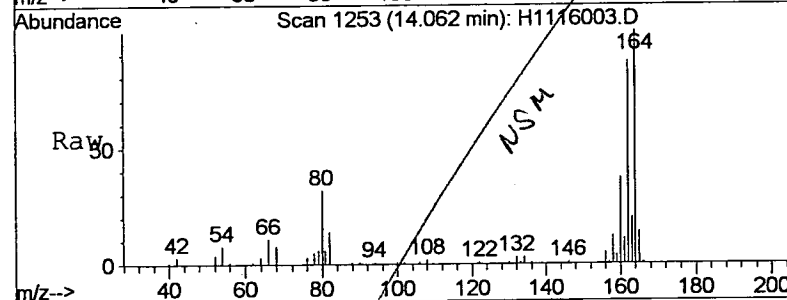
| Ion | Ratio | Lower | Upper |
|-----|-------|-------|-------|
| 70 | 100 | | |
| 42 | 57.1 | 51.2 | 91.2 |
| 130 | 1.5 | 2.4 | 42.4# |

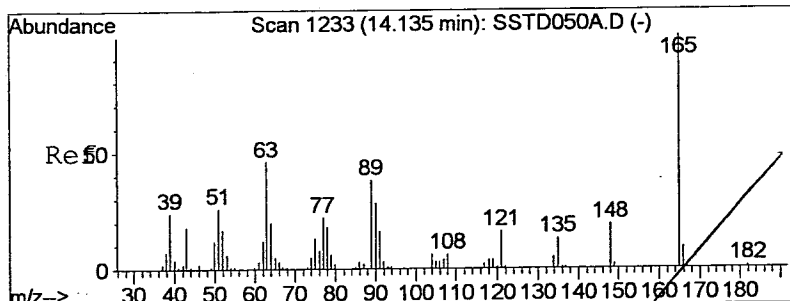


#45
 Dimethylphthalate
 Concen: 6.20 ppm
 RT: 14.06 min Scan# 1253
 Delta R.T. 0.18 min
 Lab File: H1116003.D
 Acq: 16 Nov 2007 3:29 pm

Tgt Ion: 163 Resp: 174236

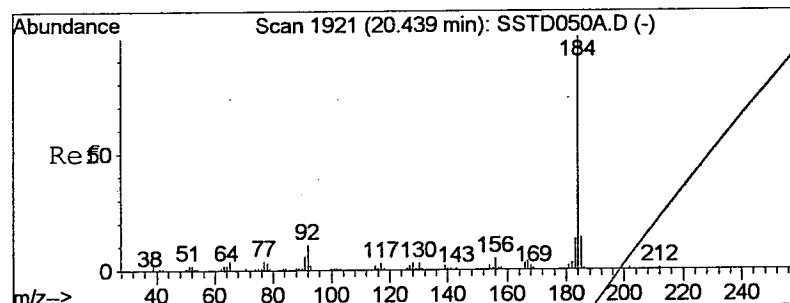
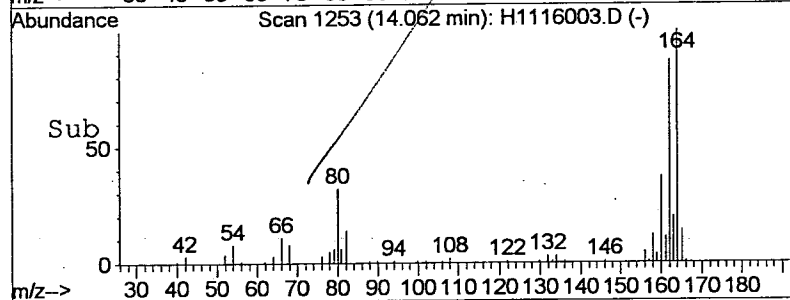
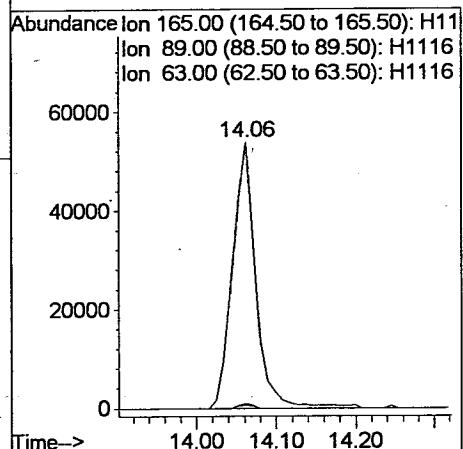
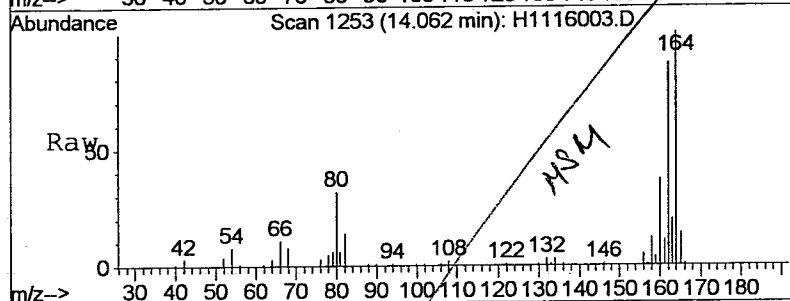
| Ion | Ratio | Lower | Upper |
|-----|-------|-------|-------|
| 163 | 100 | | |
| 194 | 0.0 | 0.0 | 27.9 |
| 164 | 475.1 | 0.0 | 30.2# |





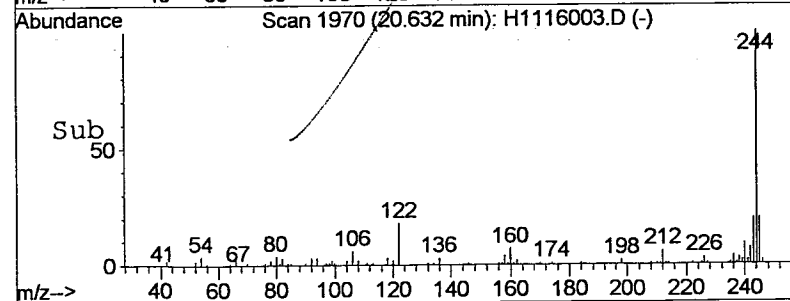
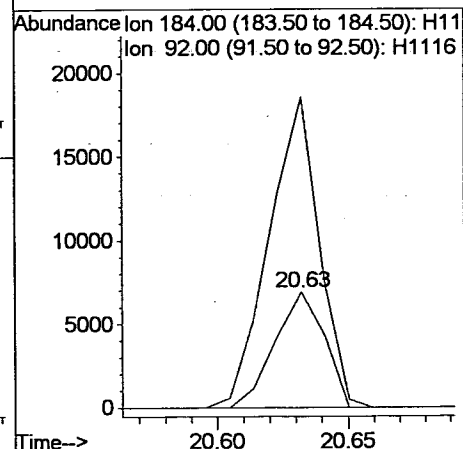
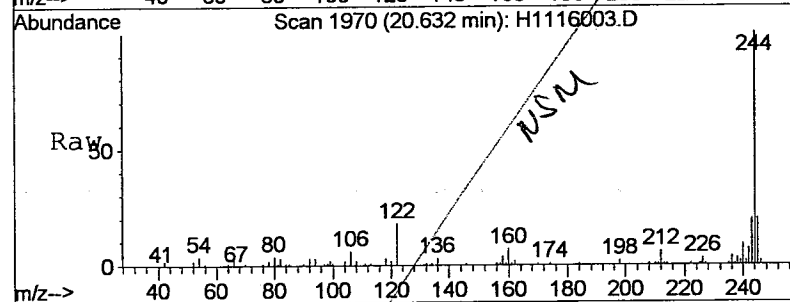
#46
 2,6-Dinitrotoluene
 Concen: 14.91 ppm
 RT: 14.06 min Scan# 1253
 Delta R.T. 0.07 min
 Lab File: H1116003.D
 Acq: 16 Nov 2007 3:29 pm

| Tgt Ion | Resp | Lower | Upper |
|---------|--------|-------|-------|
| 165 | 108030 | | |
| 165 | 100 | | |
| 89 | 0.0 | 22.1 | 62.1# |
| 63 | 1.1 | 34.6 | 74.6# |



#75
 Benzidine
 Concen: 0.81 ppm
 RT: 20.63 min Scan# 1970
 Delta R.T. 0.32 min
 Lab File: H1116003.D
 Acq: 16 Nov 2007 3:29 pm

| Tgt Ion | Resp | Lower | Upper |
|---------|-------|-------|-------|
| 184 | 9072 | | |
| 184 | 100 | | |
| 92 | 272.0 | 0.0 | 32.6# |



me

Data File : C:\GCMS8\DATA\07NOV16\H1116004.D
 Acq On : 16 Nov 2007 4:04 pm
 Sample : IQK1137-11
 Misc : Soil 15G/1ml ---- BATCH 7K12065
 MS Integration Params: RTEINT.P
 Quant Time: Nov 16 16:34 19107

Vial: 6
 Operator: AMI/DF
 Inst : GCMS8
 Multiplr: 1.00

Quant Results File: H7K07SV.RES

Quant Method : C:\HPCHEM\1\METHODS\H7K07SV.M (RTE Integrator)
 Title : 625/8270 Calibration
 Last Update : Wed Nov 07 17:42:36 2007
 Response via : Initial Calibration
 DataAcq Meth : H7K07SV

LB

| Internal Standards | R.T. | QIon | Response | Conc | Units | Dev(Min) |
|--------------------------------|-------|------|----------|-------|-------|----------|
| 1) 1,4-Dichlorobenzene-d4 (IS) | 7.12 | 152 | 586406 | 40.00 | ppm | -0.10 |
| 20) Naphthalene-d8 (IS) | 9.95 | 136 | 1801283 | 40.00 | ppm | -0.12 |
| 36) Acenaphthene-d10 (IS) | 14.07 | 164 | 890595 | 40.00 | ppm | -0.12 |
| 59) Phenanthrene-d10 (IS) | 17.48 | 188 | 1094775 | 40.00 | ppm | -0.12 |
| 71) Chrysene-d12 (IS) | 22.08 | 240 | 750442 | 40.00 | ppm | -0.08 |
| 82) Perylene-d12 (IS) | 24.86 | 264 | 528091 | 40.00 | ppm | -0.13 |

System Monitoring Compounds

| | | | | | | |
|-------------------------------|-------|----------|----------|-------|--------|-------|
| 2) 2-Fluorophenol (SU) | 4.90 | 112 | 1265002 | 56.36 | ppm | 0.05 |
| Spiked Amount 100.000 | Range | 25 - 120 | Recovery | = | 56.36% | |
| 7) Phenol-d6 (SU) | 6.77 | 99 | 1666476 | 57.28 | ppm | -0.05 |
| Spiked Amount 100.000 | Range | 30 - 120 | Recovery | = | 57.28% | |
| 21) Nitrobenzene-d5 (SU) | 8.42 | 82 | 669114 | 30.53 | ppm | -0.12 |
| Spiked Amount 50.000 | Range | 30 - 120 | Recovery | = | 61.06% | |
| 40) 2-Fluorobiphenyl (SU) | 12.58 | 172 | 1039704 | 34.25 | ppm | -0.14 |
| Spiked Amount 50.000 | Range | 35 - 120 | Recovery | = | 68.50% | |
| 62) 2,4,6-Tribromophenol (SU) | 15.96 | 330 | 285855 | 72.85 | ppm | -0.12 |
| Spiked Amount 100.000 | Range | 35 - 120 | Recovery | = | 72.85% | |
| 74) Terphenyl-d14 (SU) | 20.64 | 244 | 727106 | 37.48 | ppm | -0.07 |
| Spiked Amount 50.000 | Range | 35 - 155 | Recovery | = | 74.96% | |

Target Compounds

| | R.T. | QIon | Response | Conc | Units | Qvalue |
|--------------------------------|-------|------|----------|-------|-------|--------|
| 18) N-Nitroso-di-n-propylamine | 8.42 | 70 | 93063 | 5.08 | ppm | # 79 |
| 45) Dimethylphthalate | 14.07 | 163 | 185146 | 6.17 | ppm | # 1 |
| 46) 2,6-Dinitrotoluene | 14.06 | 165 | 115089 | 14.87 | ppm | # 29 |
| 75) Benzidine | 20.63 | 184 | 7528 | 0.84 | ppm | # 1 |

(#) = qualifier out of range (m) = manual integration
 H1116004.D H7K07SV.M Fri Nov 16 16:35:01 2007


Quantitation Report

Data File : C:\GCMS8\DATA\07NOV16\H1116004.D
Acq On : 16 Nov 2007 4:04 pm
Sample : IQK1137-11
Misc : Soil 15G/1ml ---- BATCH 7K12065
MS Integration Params: RTEINT.P
Quant Time: Nov 16 16:34 19107

Vial: 6
Operator: AMI/DF
Inst : GCMS8
Multiplr: 1.00

Quant Results File: H7K07SV.RES

Method : C:\HPCHEM\1\METHODS\H7K07SV.M (RTE Integrator)
Title : 625/8270 Calibration
Last Update : Mon Dec 20 14:57:43 2004
Response via : Initial Calibration



GC/MS DAILY LOG SUMMARY

DATE: 11/15/07

DATAFILE: \\GCMS62\DATA\07NOV15

ANALYST: mm

GCMS: #62

EPA METHOD:

625/8270

| # | SAMPLE NAME | Dil | FILENAME | S/W | Prep | Batch # | Posted | Rev'd | Comments |
|----|--------------------|-----|-----------------------------|-----|---------------|---------|------------------|----------|--------------------------|
| 1 | 50ppm DFIPP STD | *** | STUN1 | *** | Pass @ 8:39am | | | | High response - PP |
| 2 | 50ppm Midpoint STD | *** | SST0050 STUN2 | *** | pass @ 9:06a | | | | High response - Lower EM |
| 3 | | | STUN3 | - | pass @ 9:19am | | | | OK |
| 4 | 50ppm MP Std | - | SST0050 | - | KS | ICAL | Updated 11/15/07 | 11/20/07 | #7110295 |
| 5 | 5ppm ICAL Std | - | SST005 | - | | | | | 7100428 |
| 6 | 10ppm | - | 010 | - | | | | | 429 |
| 7 | 50ppm | - | 080 | - | | | | | 432 |
| 8 | 120ppm | - | 120 | - | | | | | 433 |
| 9 | 160ppm | - | 160 | - | | | | | 434 |
| 10 | 2ppm | - | 002 | - | | | | | 427 |
| 11 | 50ppm LCS Std | - | LCS050 | - | | | | | #7090368 |
| 12 | | | | | | | | | Method saved: |
| 13 | | | | | | | | | G7K15SV.M |
| 14 | | | | | | | | | |
| 15 | | | | | | | | | |
| 16 | | | | | | | | | |
| 17 | | | | | | | | | |
| 18 | | | | | | | | | |
| 19 | | | | | | | | | |
| 20 | | | | | | | | | |
| 21 | | | | | | | | | |
| 22 | | | | | | | | | |
| 23 | | | | | | | | | |
| 24 | | | | | | | | | |
| 25 | | | | | | | | | |
| 26 | | | | | | | | | |
| 27 | | | | | | | | | |
| 28 | | | | | | | | | |
| 29 | | | | | | | | | |
| 30 | | | | | | | | | |

Tailing Factor & Degradation:

Benzidine < 3 ✓

Pentachlorophenol < 5 ✓

DDT Degradation < 20 ✓

Methylene Chloride Lot# E36E29

Standard Code:

DFIPP: 7100452

Internal Standard: See Above

Calibration: See Above

Istdrpt

GC/MS QA-QC Check Report

Tune File : C:\GMS62\DATA\07NOV15\STUN3.D
 Tune Time : 15 Nov 2007 9:19 am

Daily calibration File : C:\GMS62\DATA\07NOV15\SSTD050.D

| File | Sample | Surrogate Recovery % | | | | | | Internal Standard Responses | | | | | |
|-----------|--------------|----------------------|-------|-------|-------|-------|-------|-----------------------------|------------------|-----------------|------------------|-----------------|-----------------|
| | | (2FP) | (PHL) | (NBZ) | (FBP) | (TBP) | (TPH) | (DCB) 550778 | (NPT) 2083970 | (ANT) 976698 | (PHN) 1212240 | (CRV) 912561 | (PRY) 511510 |
| LCS050.D | 50ppm Second | 51 | 51 | 51 | 54 | 60 | 53 | 649751 | 2337603 | 1079069 | 1308554 | 914267 | 740140 |
| SSTD002.D | 2ppm STD #7 | 2* | 2* | 3* | 4* | 2* | 4* | 606374 | 2209327 | 1072178 | 1388662 | 947624 | 680634 |
| SSTD005.D | 5ppm STD #7 | 6* | 5* | 9* | 12* | 4* | 10* | 607375 | 2134737 | 950883 | 1212133 | 938664 | 704829 |
| SSTD010.D | 10ppm STD # | 11* | 10* | 17* | 21* | 9* | 20* | 420231 | 1426725 | 758898 | 1178624 | 966610 | 671414 |
| SSTD050.D | 50ppm MP STD | 52 | 48 | 86 | 109 | 55 | 100 | 550778 | 2083968 | 976698 | 1212235 | 912561 | 511510 |
| SSTD080.D | 80ppm STD # | 85 | 70 | 134* | 161* | 87 | 165* | 426944 | 1421884 | 702912 | 1001987 | 730353 | 535378 |
| SSTD120.D | 120ppm STD | 121* | 96 | 198* | 251* | 138* | 222* | 532474 | 1779269 | 723511 | 868979 | 736434 | 593285 |
| SSTD160.D | 160ppm STD | 159* | 121* | 259* | 285* | 210* | 275* | 596251 | 2081350 | 944368 | 1009407 | 829489 | 770474 |

- fails 12hr time check * - fails criteria

Created: Thu Nov 15 16:02:06 2007 GMS62

Calrpt

RESPONSE FACTOR REPORT

Operator _____
 Standard Lot _____
 Reviewed by _____
 GCM52

Method : C:\HPCHEM\1\METHODS\G7K15SV.M (RTE Integrator)
 Title : 625/8270 Calibration
 Last Update : Thu Nov 15 16:11:56 2007
 Response via : Initial Calibration

Calibration file
 5 =SSTD005.D * 10 =SSTD010.D * 50 =SSTD050.D * 80 =SSTD080.D * 120 =SSTD120.D
 160 =SSTD160.D * 2 =SSTD002.D *

| COMPOUND | | 5 | 10 | 50 | 80 | 120 | 160 | 2 | AVG | XRSD |
|----------|-----------------------------|-------|-------|-------|-------|-------|-------|-------|-------|---------|
| ----- | | | | | | | | | | |
| I | 1,4-Dichlorobenzene-d4 (IS) | | | | | | | | | |
| S | 2-Fluorophenol (SU) | 1.712 | 1.720 | 1.606 | 1.640 | 1.549 | 1.526 | 1.551 | 1.615 | 4.89 |
| T | Pyridine | 1.849 | 1.884 | 1.766 | 1.791 | 1.667 | 1.672 | 1.580 | 1.744 | 6.25 |
| T | n-Nitrosodimethylamine | 1.175 | 1.122 | 1.078 | 1.056 | 0.996 | 0.993 | 1.064 | 1.069 | 6.10 |
| T | bis(2-chloroethyl)ether | 2.577 | 2.335 | 2.229 | 2.009 | 1.854 | 1.817 | 2.484 | 1.556 | 10.17 |
| T | Aniline | 2.321 | 2.151 | 2.012 | 1.850 | 1.740 | 1.636 | 2.254 | 2.186 | 13.78 |
| S | Phenol-d6 (SU) | 2.038 | 1.861 | 1.811 | 1.650 | 1.499 | 1.419 | 1.938 | 1.745 | 13.17 |
| CM | Phenol | 1.549 | 1.435 | 1.489 | 1.398 | 1.331 | 1.274 | 1.487 | 1.995 | 13.15 |
| M | 2-Chlorophenol | 1.385 | 1.326 | 1.225 | 1.227 | 0.993 | | 1.381 | 1.423 | 6.79 |
| T | n-Decane | 1.761 | 1.721 | 1.607 | 1.582 | 1.470 | 1.413 | 1.696 | 1.290 | 14.27 |
| T | 1,3-Dichlorobenzene | 1.637 | 1.562 | 1.525 | 1.437 | 1.254 | 1.049 | 1.553 | 1.607 | 8.10 |
| CM | 1,4-Dichlorobenzene | 1.752 | 1.741 | 1.597 | 1.564 | 1.420 | 1.304 | 1.725 | 1.586 | 10.86 |
| T | 2-Dichlorobenzene | 1.351 | 1.326 | 1.225 | 1.227 | 0.993 | | 1.381 | 1.431 | 14.55 |
| T | Benzyl alcohol | 0.925 | 0.819 | 0.964 | 0.841 | 0.774 | 0.716 | 0.853 | 0.842 | 10.04 |
| T | bis(2-chloroisopropyl)ether | 1.364 | 1.278 | 1.414 | 1.239 | 1.145 | 1.052 | 1.419 | 1.273 | 10.91 |
| T | 2-Methylphenol | 1.150 | 1.034 | 1.113 | 0.999 | 0.951 | 0.893 | 1.128 | 1.038 | 9.34 |
| T | Hexachloroethane | 0.622 | 0.608 | 0.558 | 0.545 | 0.463 | 0.433 | 0.601 | 0.547 | 13.43 |
| PM | N-Nitroso-n-propylamine | 0.898 | 0.821 | 0.883 | 0.730 | 0.740 | 0.778 | 0.944 | 0.828 | 10.04 |
| T | 4-Methylphenol | 1.653 | 1.473 | 1.620 | 1.429 | 1.172 | 1.099 | 1.561 | 1.430 | 15.12 |
| ----- | | | | | | | | | | |
| I | Naphthalene-d8 (IS) | | | | | | | | | |
| S | Nitrobenzene-d5 (SU) | 0.367 | 0.352 | 0.362 | 0.355 | 0.349 | 0.342 | 0.356 | 0.355 | 2.33 |
| T | Nitrobenzene | 0.381 | 0.351 | 0.358 | 0.338 | 0.333 | 0.319 | 0.357 | 0.348 | 5.82 |
| T | Isophorone | 0.635 | 0.631 | 0.658 | 0.614 | 0.588 | 0.615 | 0.664 | 0.629 | 4.20 |
| CT | 2-Nitrophenol | 0.194 | 0.192 | 0.216 | 0.210 | 0.210 | 0.207 | 0.185 | 0.202 | 5.71 |
| T | 2,4-Dimethylphenol | 0.340 | 0.318 | 0.330 | 0.320 | 0.304 | 0.297 | 0.317 | 0.318 | 4.55 |
| T | bis(2-chloroethoxy)methane | 0.460 | 0.469 | 0.473 | 0.454 | 0.426 | 0.417 | 0.491 | 0.456 | 5.71 |
| CT | 2,4-Dichlorophenol | 0.290 | 0.289 | 0.295 | 0.285 | 0.274 | 0.268 | 0.273 | 0.282 | 3.54 |
| M | 1,2,4-Trichlorobenzene | 0.317 | 0.321 | 0.286 | 0.300 | 0.279 | 0.255 | 0.300 | 0.294 | 7.73 |
| T | Benzoic Acid | 0.042 | 0.089 | 0.179 | 0.176 | 0.198 | 0.210 | | 0.149 | 45.41* |
| T | Naphthalene | 1.060 | 1.041 | 0.956 | 0.958 | 0.870 | 0.792 | 1.049 | 0.961 | 10.49 |
| T | 4-Chloroaniline | 0.414 | 0.432 | 0.438 | 0.422 | 0.390 | 0.379 | 0.413 | 0.413 | 5.19 |
| CT | Hexachlorobutadiene | 0.172 | 0.174 | 0.157 | 0.168 | 0.136 | 0.148 | 0.170 | 0.164 | 6.12 |
| CM | 4-Chloro-3-methylphenol | 0.270 | 0.275 | 0.288 | 0.274 | 0.244 | 0.251 | 0.260 | 0.266 | 5.76 |
| T | 2-Methylnaphthalene | 0.528 | 0.559 | 0.522 | 0.506 | 0.435 | 0.408 | 0.541 | 0.500 | 11.32 |
| T | 2,3-Dichloroaniline | 0.323 | 0.354 | 0.309 | 0.304 | 0.238 | 0.354 | | 0.314 | 13.59 |
| ----- | | | | | | | | | | |
| I | Acenaphthene-d10 (IS) | | | | | | | | | |
| PT | Hexachlorocyclopentadiene | 0.229 | 0.202 | 0.280 | 0.263 | 0.314 | 0.286 | | 0.262 | 15.62* |
| CT | 2,4,6-Trichlorophenol | 0.526 | 0.368 | 0.381 | 0.354 | 0.338 | 0.294 | 0.344 | 0.353 | 9.44 |
| T | 2,4,5-Trichlorophenol | 0.400 | 0.378 | 0.444 | 0.421 | 0.431 | 0.390 | | 0.411 | 6.15 |
| S | 2-Fluorobiphenyl (SU) | 1.560 | 1.423 | 1.454 | 1.346 | 1.397 | 1.191 | 1.500 | 1.410 | 8.43 |
| S | 2-Chloronaphthalene | 1.301 | 1.217 | 1.250 | 1.172 | 1.205 | 1.058 | 1.231 | 1.205 | 6.32 |
| T | 2-Nitroaniline | 0.282 | 0.296 | 0.322 | 0.323 | 0.299 | 0.304 | 0.280 | 0.301 | 5.70 |
| T | 1,3-Dinitrobenzene | 0.173 | 0.192 | 0.227 | 0.240 | 0.209 | 0.175 | | 0.203 | 13.71** |
| T | Acenaphthylene | 1.851 | 1.799 | 1.667 | 1.606 | 1.463 | 1.179 | | 1.694 | 8.54 |
| T | Dimethylphthalate | 1.331 | 1.385 | 1.274 | 1.265 | 1.067 | 0.956 | 1.402 | 1.240 | 13.48 |
| T | 2,6-Dinitrotoluene | 0.303 | 0.327 | 0.343 | 0.354 | 0.325 | 0.328 | 0.288 | 0.324 | 6.94 |
| CM | Acenaphthene | 1.165 | 1.119 | 1.085 | 1.054 | 0.991 | 0.875 | 1.129 | 1.060 | 9.37 |
| T | 3-Nitroaniline | 0.305 | 0.362 | 0.376 | 0.403 | 0.361 | 0.353 | 0.274 | 0.348 | 12.62 |
| PT | 2,4-Dinitrophenol | 0.031 | 0.035 | 0.140 | 0.182 | 0.164 | 0.196 | | 0.125 | 53.05* |
| T | Dibenzofuran | 1.659 | 1.683 | 1.616 | 1.615 | 1.500 | 1.395 | 1.706 | 1.596 | 6.95 |
| M | 2,4-Dinitrotoluene | 0.340 | 0.409 | 0.435 | 0.484 | 0.425 | 0.438 | | 0.422 | 11.22 |
| PM | 4-Nitrophenol | 0.059 | 0.075 | 0.112 | 0.125 | 0.117 | 0.124 | | 0.102 | 27.26* |
| T | Fluorene | 1.272 | 1.385 | 1.252 | 1.291 | 1.125 | 1.047 | 1.258 | 1.233 | 9.19 |
| T | 4-Chlorophenyl-phenylether | 0.594 | 0.635 | 0.576 | 0.582 | 0.520 | 0.444 | 0.588 | 0.623 | 11.07 |
| T | Diethylphthalate | 1.211 | 1.415 | 1.286 | 1.340 | 1.141 | 1.010 | 1.264 | 1.238 | 10.77 |
| T | Azobenzene | 1.254 | 1.406 | 1.420 | 1.438 | 1.271 | 1.225 | 1.273 | 1.327 | 6.80 |
| T | 4-Nitroaniline | 0.275 | 0.350 | 0.358 | 0.407 | 0.360 | 0.367 | | 0.353 | 12.18 |
| T | n-Octadecane | 0.536 | 0.662 | 0.512 | 0.534 | 0.482 | 0.404 | 0.558 | 0.527 | 14.80 |
| ----- | | | | | | | | | | |
| I | Phenanthrene-d10 (IS) | | | | | | | | | |
| PT | 4,6-Dinitro-2-methylphenol | 0.051 | 0.067 | 0.160 | 0.165 | 0.188 | 0.225 | | 0.143 | 48.12* |
| CT | n-Nitrosodiphenylamine | 0.684 | 0.652 | 0.759 | 0.683 | 0.704 | 0.720 | 0.706 | 0.701 | 4.81 |
| S | 2,4,5-Tribromophenol (SU) | 0.182 | 0.186 | 0.230 | 0.225 | 0.239 | 0.161 | | 0.204 | 15.43 |
| S | 4-Bromophenyl-phenylether | 0.310 | 0.308 | 0.341 | 0.320 | 0.333 | 0.358 | 0.330 | 0.329 | 5.34 |
| T | Hexachlorobenzene | 0.420 | 0.424 | 0.436 | 0.414 | 0.427 | 0.450 | 0.432 | 0.429 | 5.70 |
| CM | Pentachlorophenol | 0.154 | 0.257 | 0.256 | 0.277 | 0.307 | | 0.250 | 0.250 | 22.95# |
| T | Phenanthrene | 1.275 | 1.291 | 1.313 | 1.275 | 1.288 | 1.314 | 1.272 | 1.290 | 1.38 |
| T | Anthracene | 1.272 | 1.275 | 1.325 | 1.287 | 1.293 | 1.335 | 1.272 | 1.294 | 1.99 |
| T | Carbazole | 1.012 | 1.054 | 1.113 | 1.154 | 1.198 | 1.210 | 0.972 | 1.102 | 8.36 |
| T | Di-n-butylphthalate | 1.412 | 1.600 | 1.594 | 1.563 | 1.610 | 1.516 | 1.436 | 1.533 | 5.28 |
| CT | Fluoranthene | 1.115 | 1.206 | 1.147 | 1.144 | 1.193 | 1.081 | 1.045 | 1.133 | 5.10 |
| ----- | | | | | | | | | | |
| I | Chrysene-d12 (IS) | | | | | | | | | |
| M | Pyrene | 1.422 | 1.474 | 1.489 | 1.544 | 1.395 | 1.298 | 1.506 | 1.447 | 5.72 |
| T | 2,2'-Dichlorobenzil | 0.944 | 1.035 | 1.122 | 1.149 | 1.081 | 1.003 | 0.997 | 1.047 | 7.01 |
| S | Terphenyl-d14 (SU) | 1.117 | 1.123 | 1.134 | 1.167 | 1.050 | 0.973 | 1.178 | 1.106 | 6.49 |
| T | Benzidine | 0.444 | 0.441 | 0.479 | 0.418 | 0.414 | 0.362 | 0.354 | 0.416 | 10.81 |
| T | Butylbenzylphthalate | 0.619 | 0.654 | 0.711 | 0.712 | 0.682 | 0.637 | 0.626 | 0.663 | 5.86 |
| T | 3,3'-Dichlorobenzidine | 0.380 | 0.408 | 0.434 | 0.430 | 0.420 | 0.404 | 0.355 | 0.405 | 7.06 |
| T | Benzo[a]anthracene | 1.039 | 1.093 | 1.020 | 1.037 | 0.996 | 0.945 | 1.065 | 1.028 | 4.66 |
| T | Chrysene | 1.032 | 1.051 | 0.979 | 0.997 | 0.992 | 0.964 | 1.029 | 1.006 | 3.16 |
| T | bis(2-Ethylhexyl)phthalate | 0.706 | 0.770 | 0.861 | 0.868 | 0.848 | 0.832 | 0.755 | 0.806 | 7.71 |
| CT | Di-n-octylphthalate | 0.761 | 0.855 | 1.019 | 1.060 | 1.057 | 1.146 | | 0.983 | 14.74# |
| ----- | | | | | | | | | | |
| I | Perylene-d12 (IS) | | | | | | | | | |
| T | Benzo[b]fluoranthene | 1.327 | 1.390 | 1.664 | 1.339 | 1.364 | 1.286 | 1.316 | 1.384 | 9.25 |
| T | Benzo[k]fluoranthene | 1.294 | 1.345 | 1.610 | 1.346 | 1.205 | 1.175 | 1.268 | 1.321 | 10.85 |
| CT | Benzo[a]pyrene | 1.103 | 1.143 | 1.380 | 1.167 | 1.141 | 1.103 | 1.063 | 1.157 | 8.99 |
| T | Indeno[1,2,3-cd]pyrene | 0.961 | 0.974 | 1.221 | 1.176 | 1.210 | 1.153 | 1.033 | 1.104 | 10.14 |
| T | Dibenzo[a,h]anthracene | 0.984 | 1.024 | 1.281 | 1.236 | 1.252 | 1.162 | 0.958 | 1.128 | 12.13 |
| T | Benzo[g,h,i]perylene | 1.042 | 1.054 | 1.258 | 1.247 | 1.246 | 1.138 | 1.138 | 1.160 | 7.92 |

(#) = out of range (*) = Linear Regression (**) = Quadratic

G7K15SV.M Thu Nov 15 16:18:06 2007

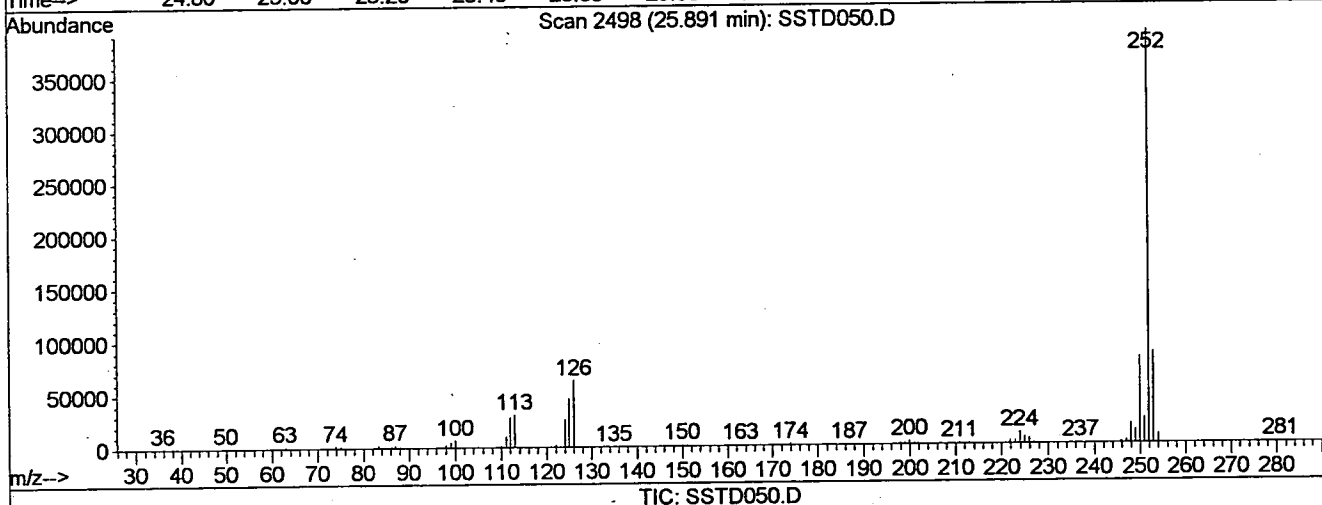
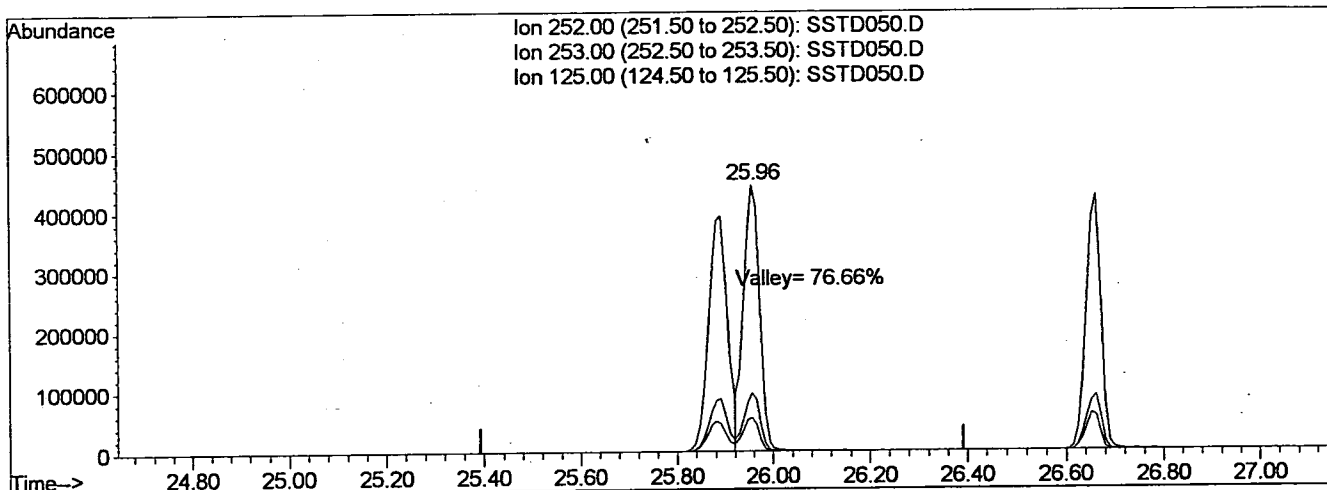
Quantitation Report

Data File : C:\GCMS62\DATA\07NOV15\SSTD050.D
 Acq On : 15 Nov 2007 9:34 am
 Sample : 50ppm MP STD #7110295
 Misc : ICAL -- 8270/625
 07Nov15 09:34:33:3RTE9907P

Vial: 2
 Operator: DF/AI
 Inst : GCMS62
 Multiplr: 1.00

Quant Results File: temp.res

Method : C:\HPCHEM\1\METHODS\G7K15SV.M (RTE Integrator)
 Title : 625/8270 Calibration
 Last Update : Thu Nov 15 16:11:56 2007
 Response via : Multiple Level Calibration



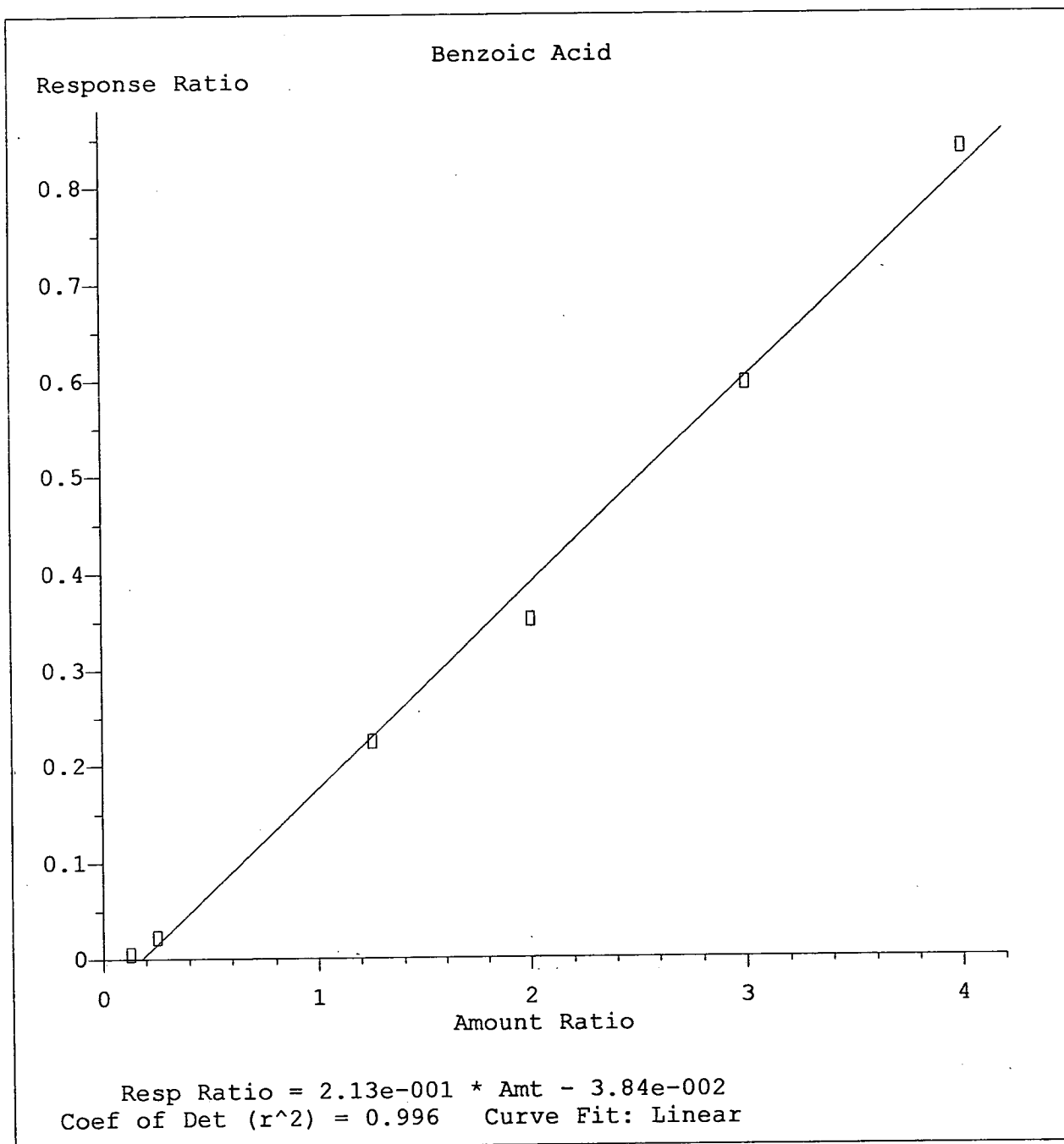
TIC: SSTD050.D

(83) Benzo[b]fluoranthene (T)

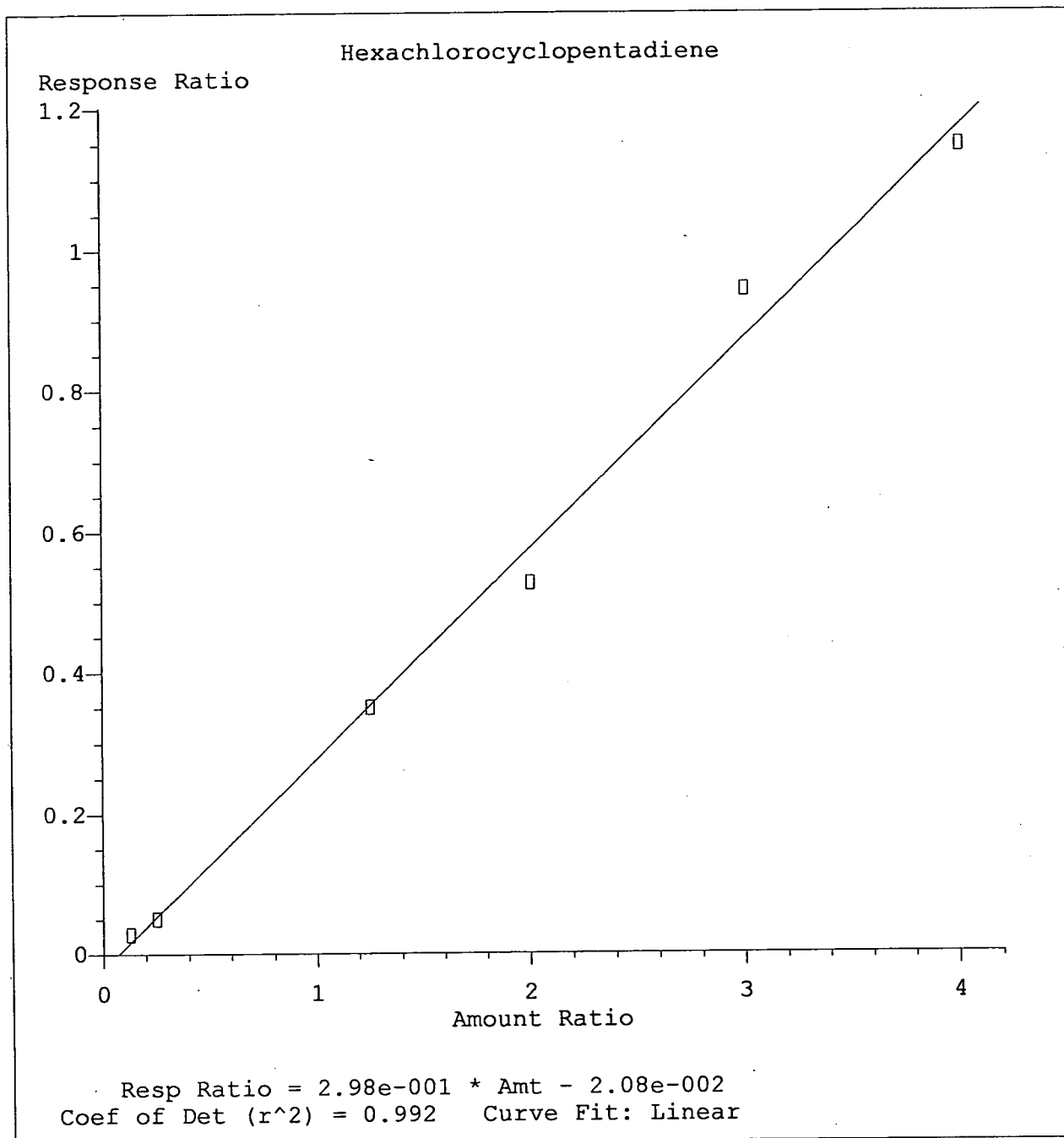
25.89min 58.12ppm

response 1063842

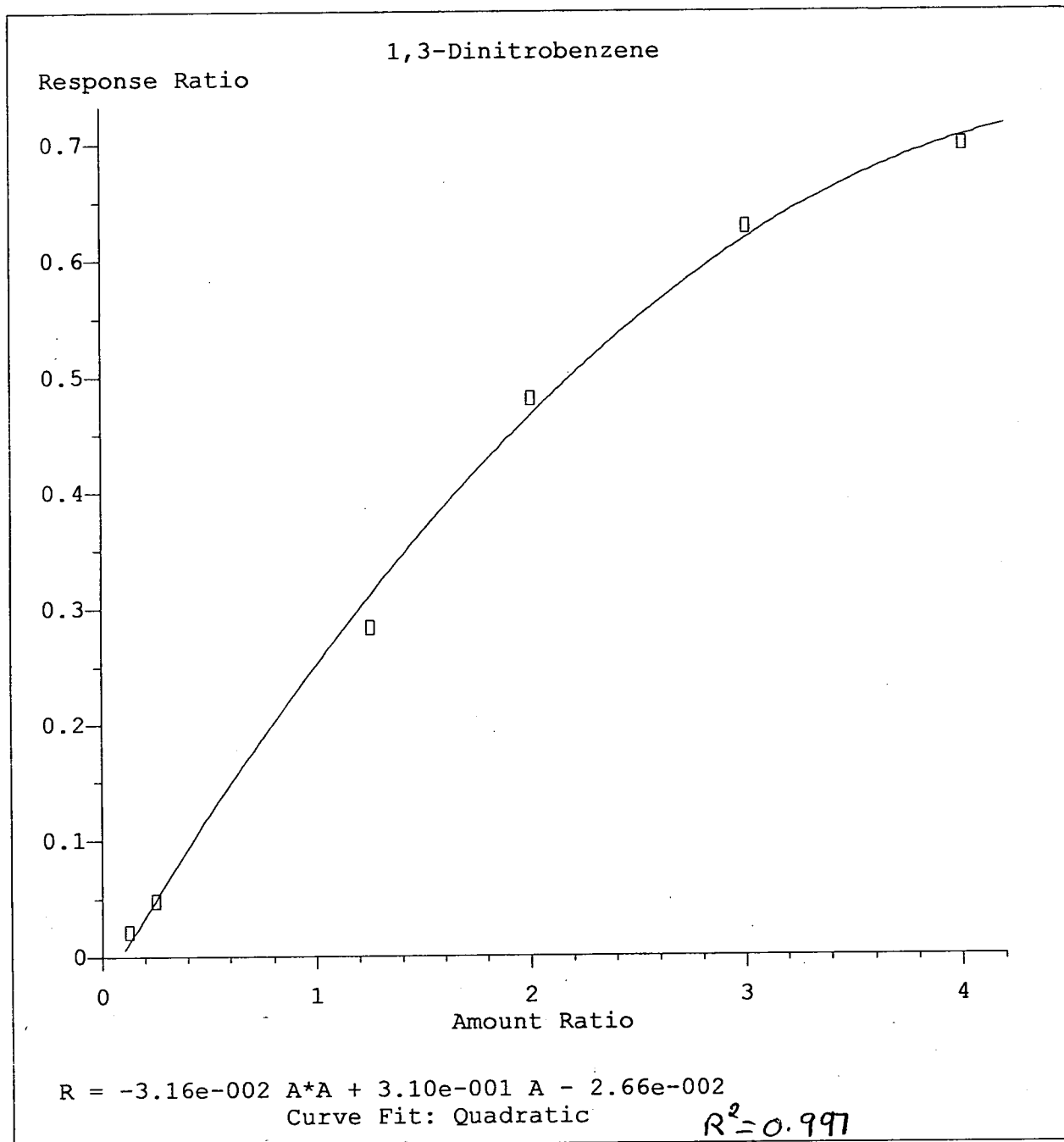
| Ion | Exp% | Act% |
|--------|-------|-------|
| 252.00 | 100 | 100 |
| 253.00 | 21.00 | 21.71 |
| 125.00 | 12.00 | 12.97 |
| 0.00 | 0.00 | 0.00 |



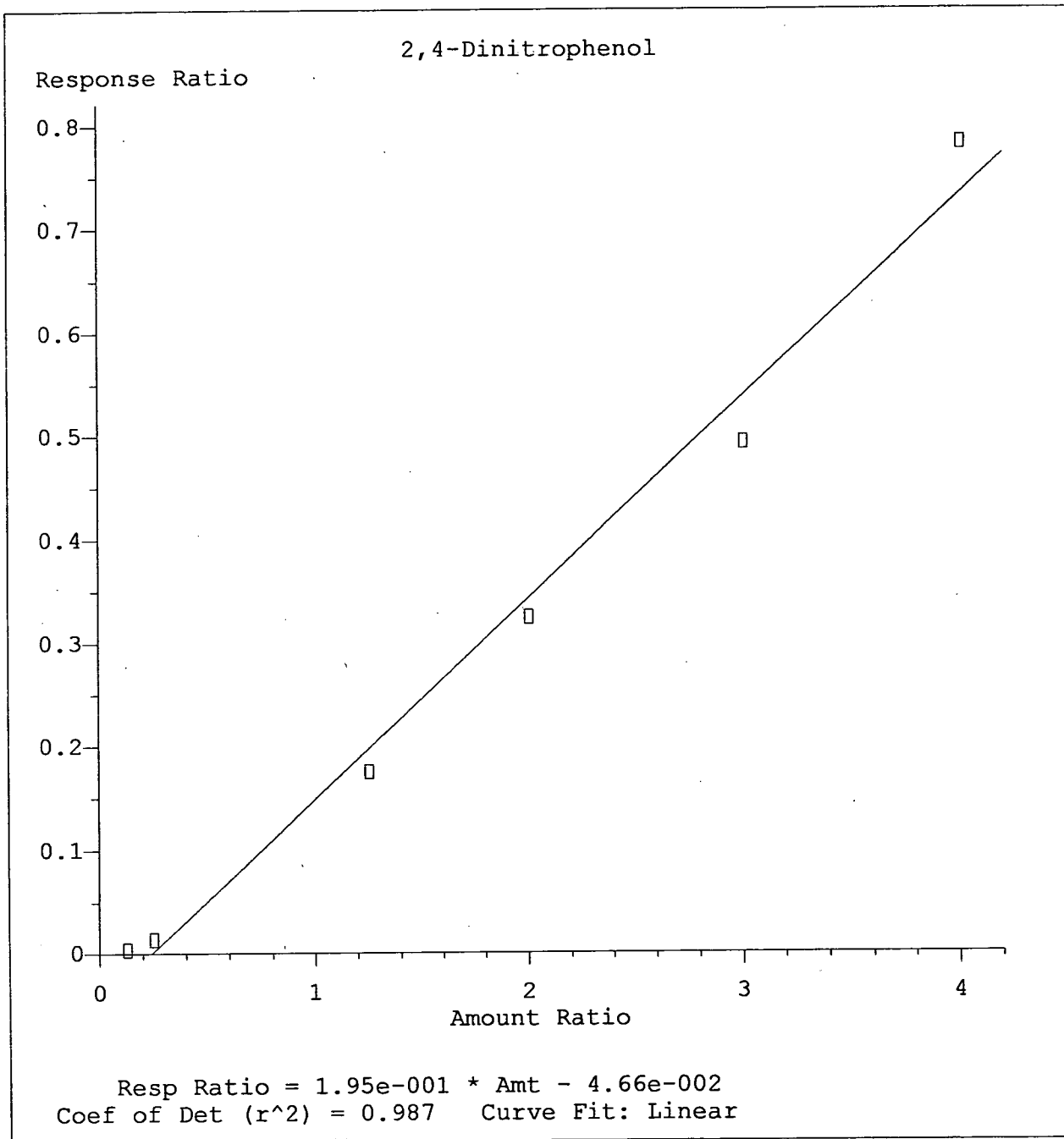
Method Name: C:\HPCHEM\1\METHODS\G7K15SV.M
Calibration Table Last Updated: Thu Nov 15 15:58:53 2007



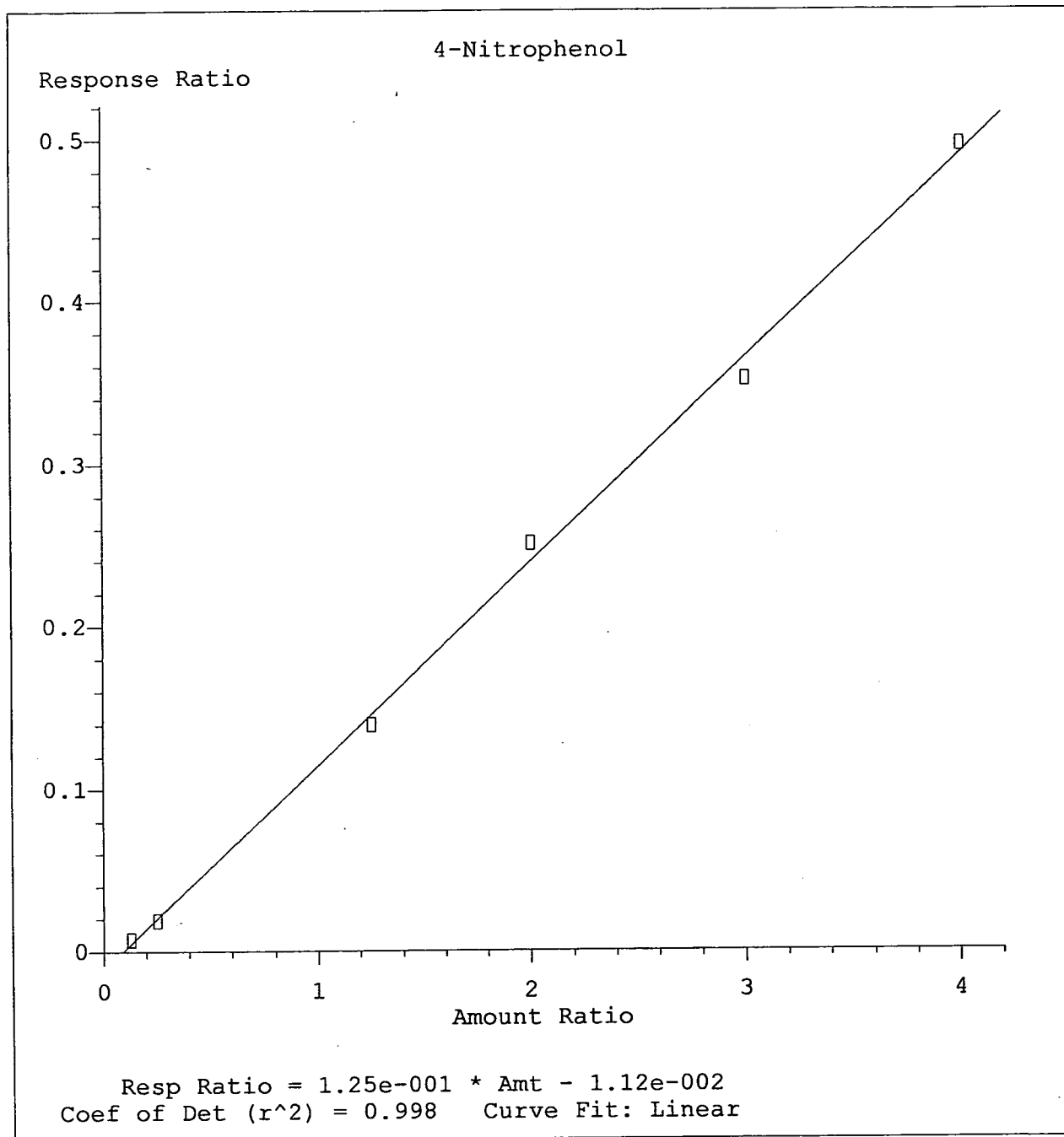
Method Name: C:\HPCHEM\1\METHODS\G7K15SV.M
Calibration Table Last Updated: Thu Nov 15 15:58:53 2007



Method Name: C:\HPCHEM\1\METHODS\G7K15SV.M
Calibration Table Last Updated: Thu Nov 15 15:58:53 2007



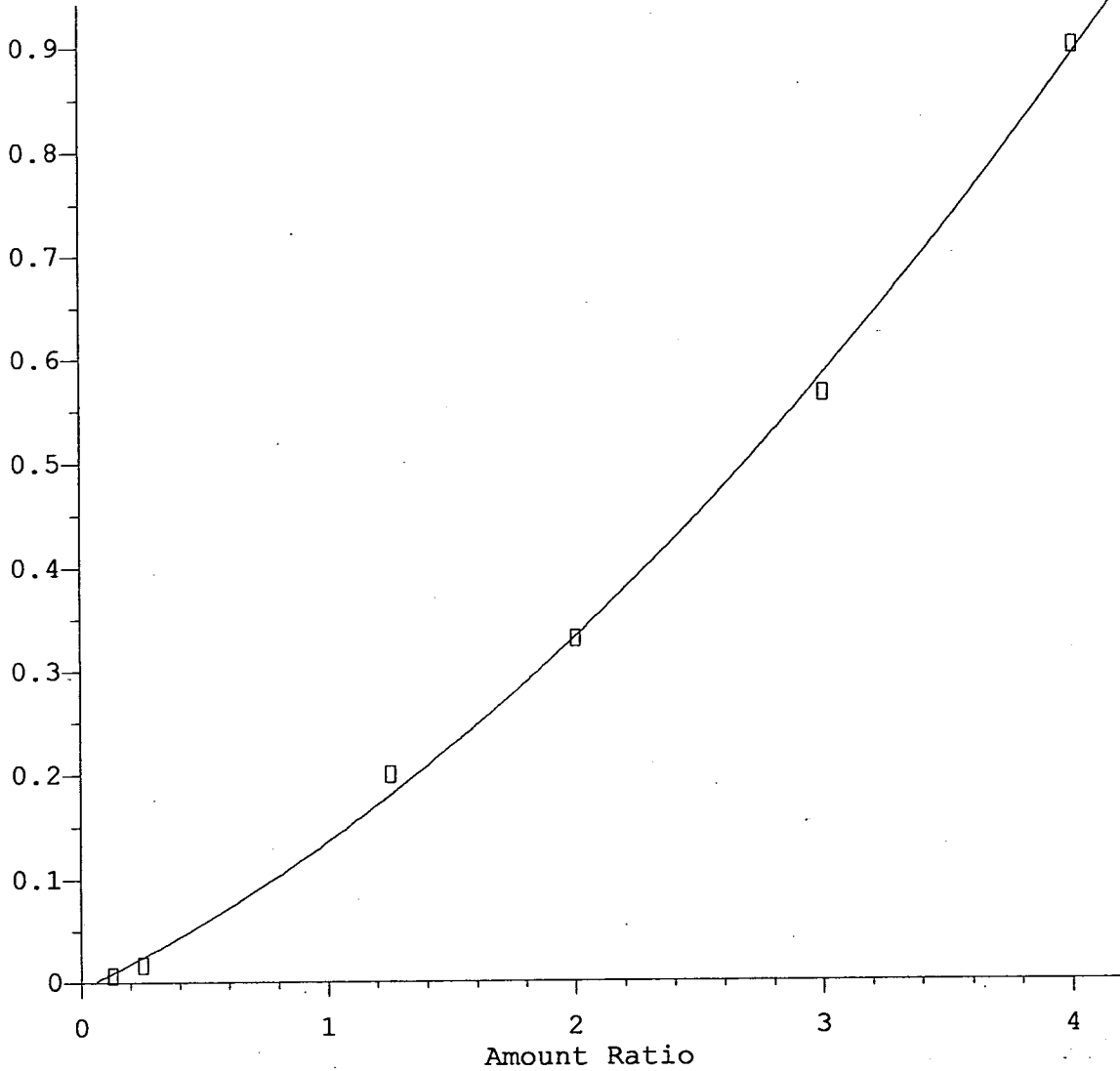
Method Name: C:\HPCHEM\1\METHODS\G7K15SV.M
Calibration Table Last Updated: Thu Nov 15 15:58:53 2007



Method Name: C:\HPCHEM\1\METHODS\G7K15SV.M
Calibration Table Last Updated: Thu Nov 15 15:58:53 2007

4,6-Dinitro-2-methylphenol

Response Ratio



$R = 2.76e-002 A^2 + 1.14e-001 A - 6.25e-003$
Curve Fit: Quadratic

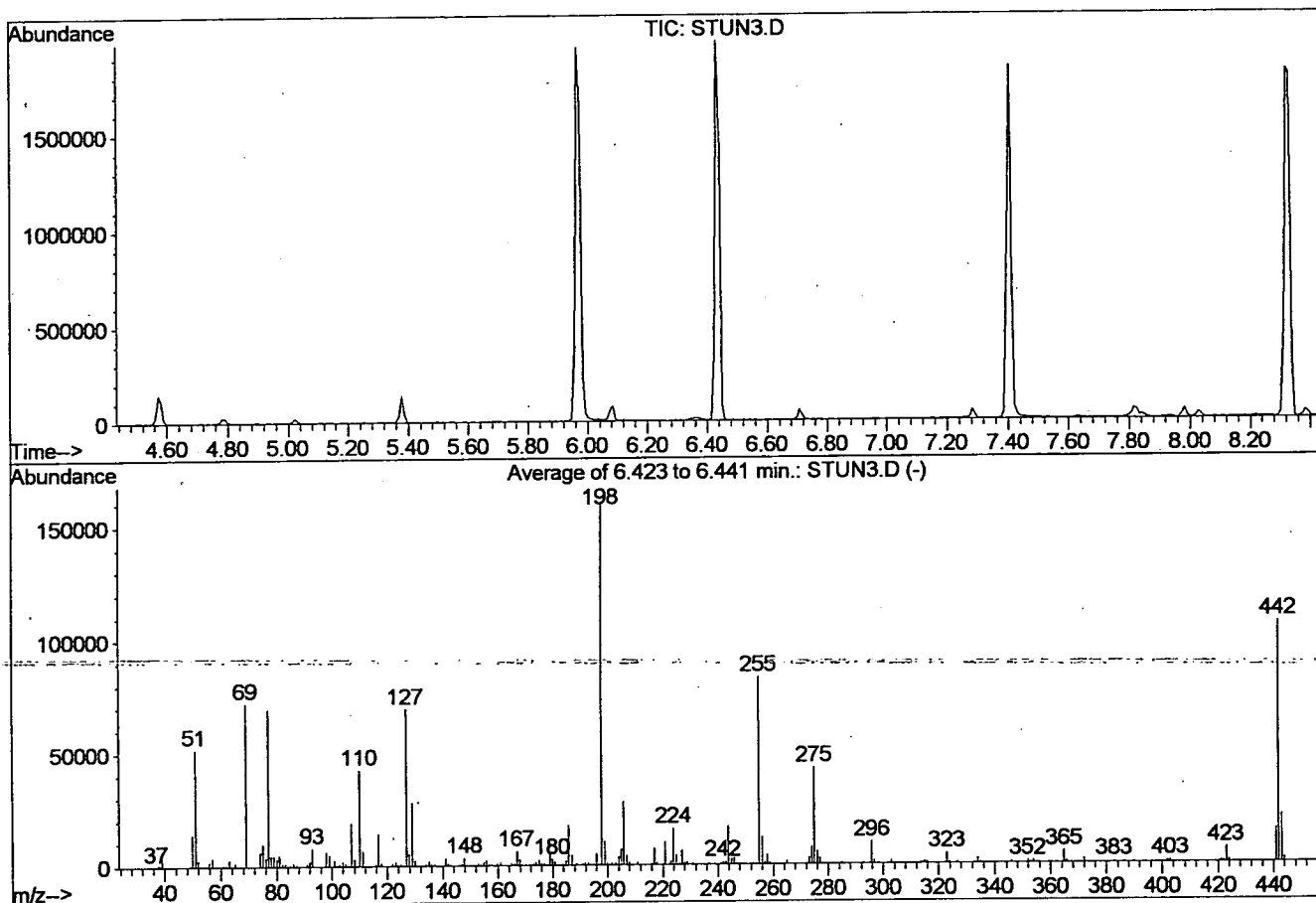
$R^2 = 0.998$

Method Name: C:\HPCHEM\1\METHODS\G7K15SV.M
Calibration Table Last Updated: Thu Nov 15 15:58:53 2007

DFTPP

Data File : C:\GCMS62\DATA\07NOV15\STUN3.D
 Acq On : 15 Nov 2007 9:19 am
 Sample : DFTPP #7100452
 Misc : 50ppm DFTPP Tune Evaluation
 MS Integration Params: RTEINT.P
 Method : C:\HPCHEM\1\METHODS\DFTPP.M (RTE Integrator)
 Title : dftpp

Vial: 1
 Operator: DF/AI
 Inst : GCMS62
 Multiplr: 1.00



AutoFind: Scans 260, 261, 262; Background Corrected with Scan 257

| Target Mass | Rel. to Mass | Lower Limit% | Upper Limit% | Rel. Abn% | Raw Abn | Result Pass/Fail |
|-------------|--------------|--------------|--------------|-----------|---------|------------------|
| 51 | 198 | 30 | 60 | 32.4 | 51928 | PASS |
| 68 | 69 | 0.00 | 2 | 0.0 | 0 | PASS |
| 69 | 198 | 0.00 | 100 | 45.2 | 72352 | PASS |
| 70 | 69 | 0.00 | 2 | 0.4 | 265 | PASS |
| 127 | 198 | 40 | 60 | 43.5 | 69779 | PASS |
| 197 | 198 | 0.00 | 1 | 0.0 | 0 | PASS |
| 198 | 198 | 100 | 100 | 100.0 | 160229 | PASS |
| 199 | 198 | 5 | 9 | 6.6 | 10528 | PASS |
| 275 | 198 | 10 | 30 | 26.7 | 42785 | PASS |
| 365 | 198 | 1 | 100 | 3.3 | 5325 | PASS |
| 441 | 443 | 0.01 | 100 | 70.5 | 14933 | PASS |
| 442 | 198 | 40 | 100 | 66.6 | 106747 | PASS |
| 443 | 442 | 17 | 23 | 19.8 | 21183 | PASS |

Average of 6.423 to 6.441 min.: STUN3.D

DFTPP #7100452

Modified:subtracted

| m/z | abund. | m/z | abund. | m/z | abund. | m/z | abund. |
|-------|--------|-------|--------|-------|--------|--------|--------|
| 37.00 | 260 | 61.90 | 619 | 78.90 | 4549 | 93.85 | 345 |
| 37.90 | 776 | 62.95 | 2688 | 79.90 | 3071 | 98.00 | 6237 |
| 39.00 | 3820 | 63.95 | 311 | 80.95 | 4723 | 99.00 | 4721 |
| 48.95 | 483 | 65.00 | 1324 | 81.95 | 1124 | 99.90 | 284 |
| 49.95 | 13984 | 68.95 | 72352 | 82.95 | 1110 | 100.90 | 2456 |
| 50.95 | 51928 | 69.95 | 265 | 84.80 | 484 | 102.85 | 1004 |
| 51.95 | 2417 | 73.95 | 6201 | 86.00 | 1428 | 103.85 | 1855 |
| 54.95 | 406 | 75.00 | 9784 | 87.05 | 778 | 104.90 | 1218 |
| 55.90 | 1890 | 76.00 | 3704 | 90.95 | 1262 | 106.95 | 19112 |
| 56.90 | 3716 | 77.00 | 69835 | 91.90 | 1853 | 107.95 | 3215 |
| 61.00 | 482 | 78.00 | 4630 | 92.95 | 7923 | 109.95 | 42715 |

Average of 6.423 to 6.441 min.: STUN3.D

DFTPP #7100452

Modified:subtracted

| m/z | abund. | m/z | abund. | m/z | abund. | m/z | abund. |
|--------|--------|--------|--------|--------|--------|--------|--------|
| 110.95 | 6815 | 126.90 | 69779 | 141.90 | 1047 | 155.95 | 2225 |
| 111.85 | 446 | 127.90 | 5465 | 142.80 | 544 | 156.90 | 493 |
| 112.85 | 201 | 128.95 | 28178 | 145.90 | 191 | 157.85 | 703 |
| 115.95 | 864 | 129.95 | 2236 | 146.90 | 838 | 158.85 | 182 |
| 116.85 | 14228 | 130.95 | 322 | 147.90 | 3416 | 159.90 | 776 |
| 118.00 | 1349 | 133.90 | 799 | 148.80 | 704 | 160.90 | 1346 |
| 121.90 | 1084 | 134.95 | 2080 | 150.95 | 283 | 161.80 | 302 |
| 123.00 | 1811 | 135.85 | 829 | 151.85 | 209 | 164.85 | 1158 |
| 123.80 | 666 | 137.00 | 974 | 152.90 | 834 | 166.05 | 757 |
| 124.00 | 288 | 140.00 | 241 | 153.90 | 699 | 166.90 | 6275 |
| 124.95 | 916 | 140.90 | 3224 | 154.95 | 1382 | 167.85 | 2594 |

Average of 6.423 to 6.441 min.: STUN3.D

DFTPP #7100452

Modified:subtracted

| m/z | abund. | m/z | abund. | m/z | abund. | m/z | abund. |
|--------|--------|--------|--------|--------|--------|--------|--------|
| 168.90 | 196 | 180.85 | 1433 | 194.85 | 283 | 207.90 | 1020 |
| 171.95 | 526 | 183.85 | 448 | 195.95 | 4966 | 210.95 | 1127 |
| 172.90 | 607 | 184.90 | 2046 | 197.85 | 160229 | 215.90 | 488 |
| 173.95 | 1382 | 185.90 | 17556 | 198.85 | 10528 | 216.85 | 7334 |
| 174.95 | 2219 | 186.90 | 4477 | 199.80 | 762 | 217.85 | 945 |
| 175.90 | 845 | 188.00 | 315 | 201.40 | 836 | 220.85 | 10220 |
| 176.85 | 964 | 188.85 | 897 | 202.85 | 737 | 222.85 | 1535 |
| 177.75 | 296 | 190.85 | 482 | 203.90 | 3786 | 223.85 | 16068 |
| 177.95 | 198 | 191.80 | 1252 | 204.95 | 6855 | 224.85 | 4149 |
| 178.85 | 4860 | 193.00 | 1163 | 205.90 | 28083 | 226.05 | 537 |
| 179.85 | 2736 | 193.95 | 187 | 206.90 | 4266 | 226.90 | 6313 |

Average of 6.423 to 6.441 min.: STUN3.D

DFTPP #7100452

Modified:subtracted

| m/z | abund. | m/z | abund. | m/z | abund. | m/z | abund. |
|--------|--------|--------|--------|--------|--------|--------|--------|
| 227.90 | 805 | 244.90 | 2343 | 272.90 | 2762 | 296.80 | 1348 |
| 228.85 | 1177 | 245.85 | 2708 | 273.90 | 7470 | 302.85 | 1352 |
| 230.90 | 676 | 246.85 | 563 | 274.90 | 42785 | 303.95 | 430 |
| 233.80 | 202 | 248.90 | 673 | 275.90 | 5669 | 313.80 | 579 |
| 234.85 | 418 | 252.80 | 472 | 276.80 | 2661 | 314.85 | 1186 |
| 236.85 | 539 | 254.90 | 83026 | 277.75 | 432 | 315.85 | 856 |
| 238.85 | 172 | 255.90 | 12080 | 282.85 | 391 | 320.80 | 416 |
| 240.95 | 195 | 256.90 | 834 | 283.95 | 172 | 322.90 | 4510 |
| 241.90 | 1195 | 257.85 | 4157 | 284.90 | 487 | 323.90 | 977 |
| 242.85 | 1014 | 258.80 | 737 | 292.85 | 671 | 326.85 | 677 |
| 243.85 | 16723 | 264.85 | 1514 | 295.85 | 9751 | 327.85 | 347 |

Average of 6.423 to 6.441 min.: STUN3.D

DFTPP #7100452

Modified:subtracted

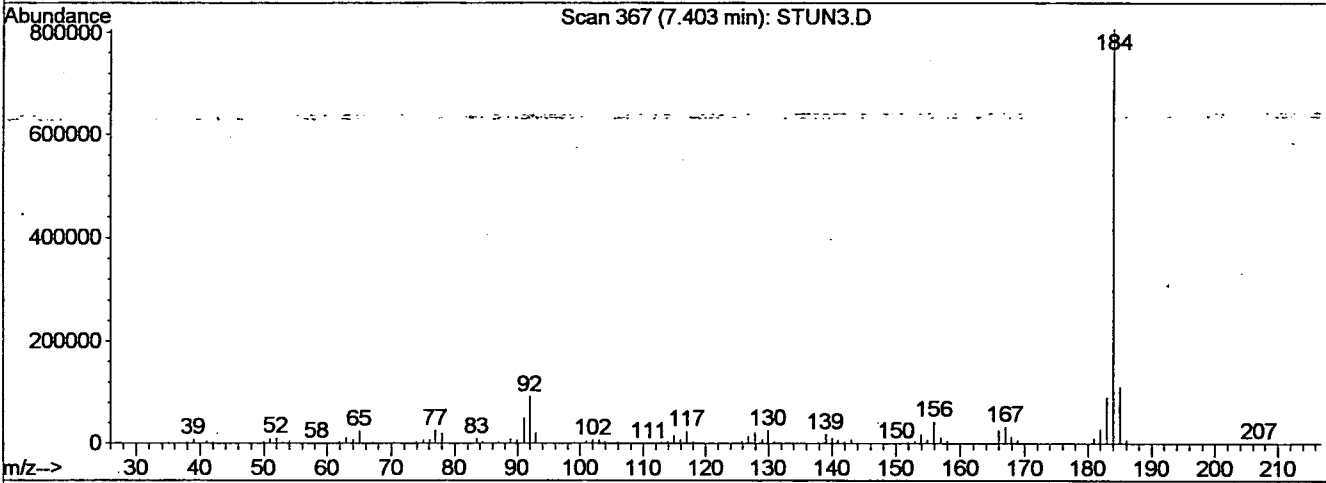
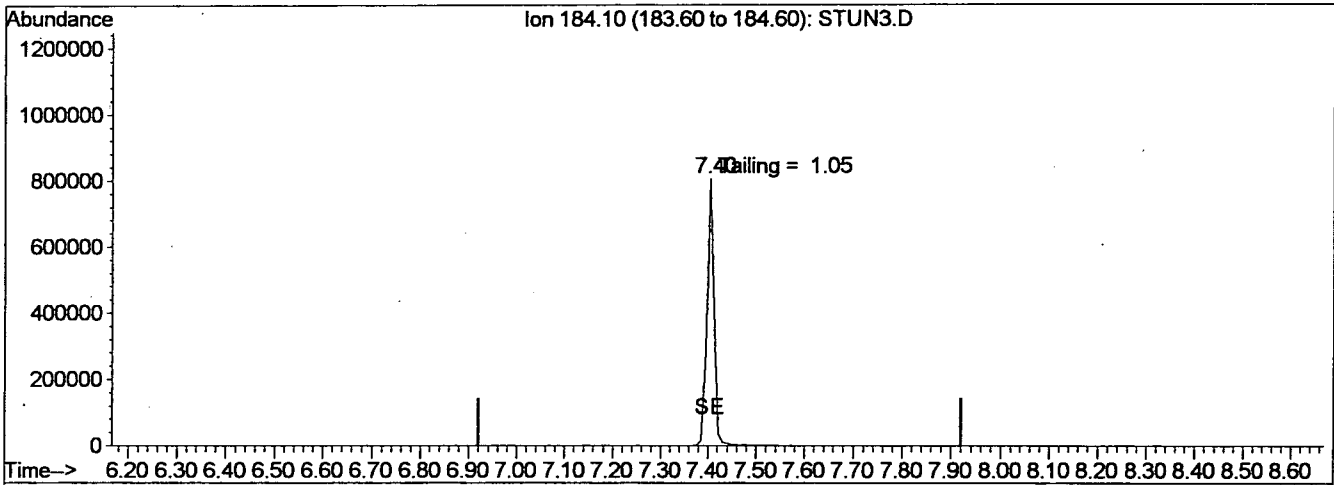
| m/z | abund. | m/z | abund. | m/z | abund. | m/z | abund. |
|--------|--------|--------|--------|--------|--------|-----|--------|
| 332.90 | 389 | 365.80 | 745 | 423.90 | 1175 | | |
| 333.90 | 2366 | 371.85 | 2111 | 440.90 | 14933 | | |
| 334.90 | 584 | 372.85 | 338 | 441.90 | 106747 | | |
| 340.80 | 217 | 382.85 | 611 | 442.90 | 21183 | | |
| 345.85 | 747 | 389.75 | 207 | 443.90 | 1916 | | |
| 346.85 | 180 | 401.90 | 760 | | | | |
| 351.80 | 1085 | 402.85 | 1078 | | | | |
| 352.85 | 719 | 403.90 | 213 | | | | |
| 353.85 | 1088 | 420.85 | 740 | | | | |
| 354.80 | 195 | 421.85 | 757 | | | | |
| 364.85 | 5325 | 422.90 | 6686 | | | | |

Quantitation Report

Data File : C:\GCMS62\DATA\07NOV15\STUN3.D
 Acq On : 15 Nov 2007 9:19 am
 Sample : DFTPP #7100452
 Misc : 50ppm DFTPP Tune Evaluation
 MSaint@metiNovPa5am9:4RTE9N07P

Vial: 1
 Operator: DF/AI
 Inst : GCMS62
 Multiplr: 1.00
 Quant Results File: temp.res

Method : C:\HPCHEM\1\METHODS\DFTPP.M (RTE Integrator)
 Title : dftpp
 Last Update : Wed Apr 18 11:56:48 2007
 Response via : Multiple Level Calibration



TIC: STUN3.D

(3) BENZIDINE

7.40min 52.76ug/ml

response 844447

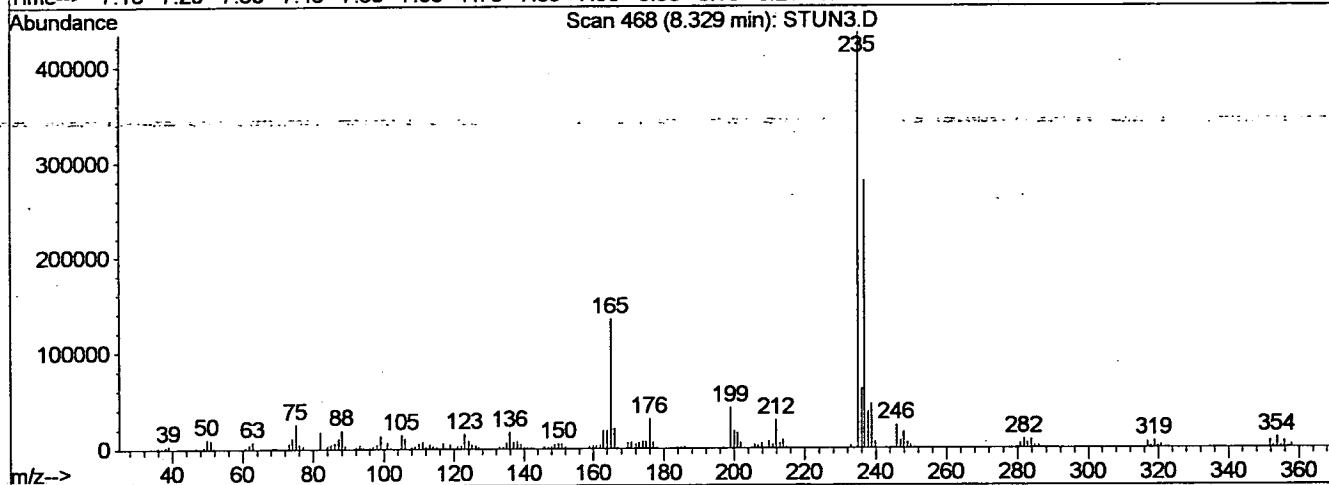
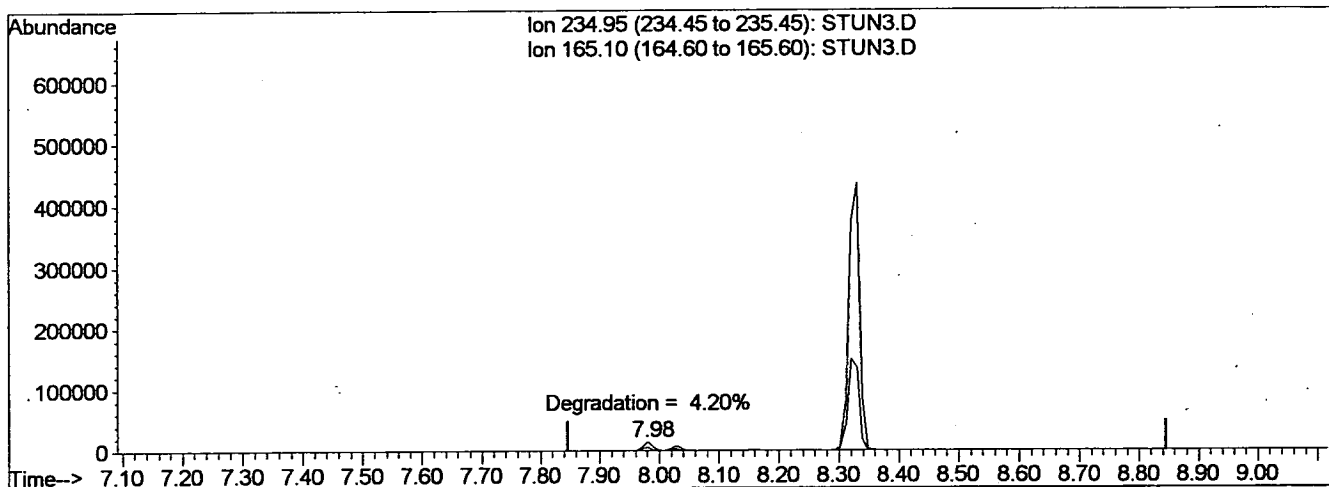
| Ion | Exp% | Act% |
|--------|------|------|
| 184.10 | 100 | 100 |
| 0.00 | 0.00 | 0.00 |
| 0.00 | 0.00 | 0.00 |
| 0.00 | 0.00 | 0.00 |

Quantitation Report

Data File : C:\GCMS62\DATA\07NOV15\STUN3.D
 Acq On : 15 Nov 2007 9:19 am
 Sample : DFTPP #7100452
 Misc : 50ppm DFTPP Tune Evaluation
 MSaunt@igmetiNovPa5am9:4RTE9ND7P

Vial: 1
 Operator: DF/AI
 Inst : GCMS62
 Multiplr: 1.00
 Quant Results File: temp.res

Method : C:\HPCHEM\1\METHODS\DFTPP.M (RTE Integrator)
 Title : dftpp
 Last Update : Wed Apr 18 11:56:48 2007
 Response via : Multiple Level Calibration



TIC: STUN3.D

(4) DDT

8.33min 52.87ug/ml

response 543623

| Ion | Exp% | Act% |
|--------|------|--------|
| 234.95 | 100 | 100 |
| 165.10 | 0.30 | 35.37# |
| 0.00 | 0.00 | 0.00 |
| 0.00 | 0.00 | 0.00 |

Data File : C:\GCMS62\DATA\07NOV15\SSTD050.D
 Acq On : 15 Nov 2007 9:34 am
 Sample : 50ppm MP STD #7110295
 Misc : ICAL -- 8270/625
 MS Integration Params: RTEINT.P
 Quant Time: Nov 15 11:33 19107

Vial: 2
 Operator: DF/AI
 Inst : GCMS62
 Multiplr: 1.00

Quant Results File: G7K15SV.RES

Quant Method : C:\HPCHEM\1\METHODS\G7K15SV.M (RTE Integrator)
 Title : 625/8270 Calibration
 Last Update : Tue Nov 13 22:05:35 2007
 Response via : Initial Calibration
 DataAcq Meth : G7K13SV

| Internal Standards | R.T. | QIon | Response | Conc | Units | Dev (Min) |
|--------------------------------|-------|------|----------|-------|-------|-----------|
| 1) 1,4-Dichlorobenzene-d4 (IS) | 8.39 | 152 | 550778 | 40.00 | ppm | 0.00 |
| 20) Naphthalene-d8 (IS) | 11.26 | 136 | 2083968 | 40.00 | ppm | 0.00 |
| 36) Acenaphthene-d10 (IS) | 15.41 | 164 | 976698 | 40.00 | ppm | 0.00 |
| 59) Phenanthrene-d10 (IS) | 18.82 | 188 | 1212235 | 40.00 | ppm | 0.00 |
| 71) Chrysene-d12 (IS) | 23.30 | 240 | 912561 | 40.00 | ppm | 0.00 |
| 82) Perylene-d12 (IS) | 26.78 | 264 | 511510 | 40.00 | ppm | 0.00 |

System Monitoring Compounds

| | | | | | | |
|-------------------------------|---------|-------|----------|----------|-----|---------|
| 2) 2-Fluorophenol (SU) | 5.88 | 112 | 1105401 | 52.29 | ppm | 0.00 |
| Spiked Amount | 100.000 | Range | 30 - 120 | Recovery | = | 52.29% |
| 7) Phenol-d6 (SU) | 7.80 | 99 | 1246707 | 48.23 | ppm | 0.00 |
| Spiked Amount | 100.000 | Range | 40 - 120 | Recovery | = | 48.23% |
| 21) Nitrobenzene-d5 (SU) | 9.70 | 82 | 942729 | 42.80 | ppm | 0.00 |
| Spiked Amount | 50.000 | Range | 40 - 120 | Recovery | = | 85.60% |
| 40) 2-Fluorobiphenyl (SU) | 13.89 | 172 | 1775346 | 54.38 | ppm | 0.00 |
| Spiked Amount | 50.000 | Range | 40 - 120 | Recovery | = | 108.76% |
| 62) 2,4,6-Tribromophenol (SU) | 17.31 | 330 | 347900 | 55.45 | ppm | 0.00 |
| Spiked Amount | 100.000 | Range | 45 - 130 | Recovery | = | 55.45% |
| 74) Terphenyl-d14 (SU) | 21.61 | 244 | 1293714 | 50.03 | ppm | 0.00 |
| Spiked Amount | 50.000 | Range | 40 - 140 | Recovery | = | 100.06% |

Target Compounds

| | R.T. | QIon | Response | Conc | Units | Qvalue |
|--------------------------------|-------|------|----------|-------|-------|--------|
| 3) Pyridine | 3.70 | 79 | 1215678 | 51.73 | ppm | 100 |
| 4) n-Nitrosodimethylamine | 3.71 | 74 | 742458 | 51.53 | ppm | 100 |
| 5) bis(2-Chloroethyl)ether | 7.97 | 93 | 1145573 | 50.95 | ppm | 100 |
| 6) Aniline | 7.81 | 93 | 1534785 | 48.37 | ppm | 100 |
| 8) Phenol | 7.83 | 94 | 1385425 | 49.19 | ppm | 100 |
| 9) 2-Chlorophenol | 8.02 | 128 | 1025380 | 51.48 | ppm | 100 |
| 10) n-Decane | 8.16 | 57 | 843229 | 48.75 | ppm | 100 |
| 11) 1,3-Dichlorobenzene | 8.31 | 146 | 1106045 | 50.84 | ppm | 100 |
| 12) 1,4-Dichlorobenzene | 8.43 | 146 | 1099639 | 51.08 | ppm | 100 |
| 13) 1,2-Dichlorobenzene | 8.82 | 146 | 1050084 | 51.23 | ppm | 100 |
| 14) Benzyl alcohol | 8.79 | 108 | 663730 | 49.65 | ppm | 100 |
| 15) bis(2-chloroisopropyl)eth | 9.15 | 45 | 973156 | 53.14 | ppm | 100 |
| 16) 2-Methylphenol | 9.11 | 107 | 765959 | 48.49 | ppm | 100 |
| 17) Hexachloroethane | 9.49 | 117 | 384458 | 49.69 | ppm | 100 |
| 18) N-Nitroso-di-n-propylamine | 9.49 | 70 | 607776 | 44.52 | ppm | 100 |
| 19) 4-Methylphenol | 9.45 | 107 | 1115065 | 50.71 | ppm | 100 |
| 22) Nitrobenzene | 9.74 | 77 | 932794 | 44.75 | ppm | 100 |
| 23) Isophorone | 10.30 | 82 | 1713385 | 42.37 | ppm | 100 |
| 24) 2-Nitrophenol | 10.46 | 139 | 562045 | 53.66 | ppm | 100 |
| 25) 2,4-Dimethylphenol | 10.64 | 122 | 860348 | 50.07 | ppm | 100 |

(#) = qualifier out of range (m) = manual integration
 SSTD050.D G7K15SV.M Thu Nov 15 11:36:12 2007

Data File : C:\GCMS62\DATA\07NOV15\SSTD050.D
 Acq On : 15 Nov 2007 9:34 am
 Sample : 50ppm MP STD #7110295
 Misc : ICAL -- 8270/625
 MS Integration Params: RTEINT.P
 Quant Time: Nov 15 11:33 19107

Vial: 2
 Operator: DF/AI
 Inst : GCMS62
 Multiplr: 1.00

Quant Results File: G7K15SV.RES

Quant Method : C:\HPCHEM\1\METHODS\G7K15SV.M (RTE Integrator)
 Title : 625/8270 Calibration
 Last Update : Tue Nov 13 22:05:35 2007
 Response via : Initial Calibration
 DataAcq Meth : G7K13SV

| Compound | R.T. | QIon | Response | Conc | Unit | Qvalue |
|--------------------------------|-------|------|----------|-------|------|--------|
| 26) bis(2-Chloroethoxy)methane | 10.87 | 93 | 1230902 | 47.52 | ppm | 100 |
| 27) 2,4-Dichlorophenol | 11.01 | 162 | 768221 | 48.15 | ppm | 100 |
| 28) 1,2,4-Trichlorobenzene | 11.18 | 180 | 744934 | 41.39 | ppm | 100 |
| 29) Benzoic Acid | 11.02 | 122 | 467351 | 45.26 | ppm | 99 |
| 30) Naphthalene | 11.31 | 128 | 2491370 | 47.18 | ppm | 100 |
| 31) 4-Chloroaniline | 11.54 | 127 | 1141800 | 48.89 | ppm | 100 |
| 32) Hexachlorobutadiene | 11.78 | 225 | 408634 | 37.52 | ppm | 100 |
| 33) 4-Chloro-3-methylphenol | 12.73 | 107 | 750813 | 45.14 | ppm | 100 |
| 34) 2-Methylnaphthalene | 12.93 | 141 | 1359797 | 48.74 | ppm | 100 |
| 35) 2,3-Dichloroaniline | 13.70 | 161 | 804709 | 46.20 | ppm | 100 |
| 37) Hexachlorocyclopentadiene | 13.49 | 237 | 341717 | 48.88 | ppm | 100 |
| 38) 2,4,6-Trichlorophenol | 13.70 | 196 | 464898 | 54.79 | ppm | 100 |
| 39) 2,4,5-Trichlorophenol | 13.77 | 196 | 541564 | 53.33 | ppm | 100 |
| 41) 2-Chloronaphthalene | 14.06 | 162 | 1526315 | 55.86 | ppm | 100 |
| 42) 2-Nitroaniline | 14.44 | 65 | 392836 | 53.87 | ppm | 100 |
| 43) 1,3-Dinitrobenzene | 15.00 | 168 | 276868 | 57.22 | ppm | 100 |
| 44) Acenaphthylene | 15.05 | 152 | 2035628 | 51.12 | ppm | 100 |
| 45) Dimethylphthalate | 15.03 | 163 | 1555517 | 52.06 | ppm | 100 |
| 46) 2,6-Dinitrotoluene | 15.15 | 165 | 419200 | 54.65 | ppm | 100 |
| 47) Acenaphthene | 15.50 | 154 | 1324421 | 51.13 | ppm | 100 |
| 48) 3-Nitroaniline | 15.44 | 138 | 458698 | 63.31 | ppm | 100 |
| 49) 2,4-Dinitrophenol | 15.67 | 184 | 170516 | 54.53 | ppm | 100 |
| 50) Dibenzofuran | 15.87 | 168 | 1973455 | 49.45 | ppm | 100 |
| 51) 2,4-Dinitrotoluene | 16.06 | 165 | 531209 | 51.92 | ppm | 100 |
| 52) 4-Nitrophenol | 15.91 | 109 | 136313 | 38.46 | ppm | 100 |
| 53) Fluorene | 16.69 | 166 | 1529122 | 49.25 | ppm | 100 |
| 54) 4-Chlorophenyl-phenylether | 16.76 | 204 | 703713 | 46.93 | ppm | 100 |
| 55) Diethylphthalate | 16.73 | 149 | 1570079 | 51.41 | ppm | 100 |
| 56) Azobenzene | 17.12 | 77 | 1733429 | 48.96 | ppm | 100 |
| 57) 4-Nitroaniline | 16.91 | 138 | 436884 | 54.39 | ppm | 100 |
| 58) n-Octadecane | 18.81 | 57 | 625344 | 43.73 | ppm | 100 |
| 60) 4,6-Dinitro-2-methylphenol | 17.00 | 198 | 242040 | 50.32 | ppm | 100 |
| 61) n-Nitrosodiphenylamine | 17.07 | 169 | 1150513 | 58.50 | ppm | 100 |
| 63) 4-Bromophenyl-phenylether | 17.90 | 248 | 516066 | 50.11 | ppm | 100 |
| 64) Hexachlorobenzene | 18.17 | 284 | 660675 | 49.09 | ppm | 100 |
| 65) Pentachlorophenol | 18.60 | 266 | 389906 | 50.57 | ppm | 100 |
| 66) Phenanthrene | 18.86 | 178 | 1989060 | 51.18 | ppm | 100 |
| 67) Anthracene | 18.95 | 178 | 2007468 | 51.14 | ppm | 100 |
| 68) Carbazole | 19.32 | 167 | 1686695 | 50.23 | ppm | 100 |
| 69) Di-n-butylphthalate | 20.16 | 149 | 2414697 | 53.08 | ppm | 100 |
| 70) Fluoranthene | 20.98 | 202 | 1738378 | 47.88 | ppm | 100 |

(#) = qualifier out of range (m) = manual integration
 SSTD050.D G7K15SV.M Thu Nov 15 11:36:13 2007

Data File : C:\GCMS62\DATA\07NOV15\SSTD050.D
 Acq On : 15 Nov 2007 9:34 am
 Sample : 50ppm MP STD #7110295
 Misc : ICAL -- 8270/625
 MS Integration Params: RTEINT.P
 Quant Time: Nov 15 11:33 19107

Vial: 2
 Operator: DF/AI
 Inst : GCMS62
 Multiplr: 1.00

Quant Results File: G7K15SV.RES

Quant Method : C:\HPCHEM\1\METHODS\G7K15SV.M (RTE Integrator)
 Title : 625/8270 Calibration
 Last Update : Tue Nov 13 22:05:35 2007
 Response via : Initial Calibration
 DataAcq Meth : G7K13SV

| Compound | R.T. | QIon | Response | Conc | Unit | Qvalue |
|--------------------------------|-------|------|----------|-------|------|--------|
| 72) Pyrene | 21.31 | 202 | 1698600 | 51.27 | ppm | 100 |
| 73) 2,2'-Dichlorobenzil | 21.47 | 139 | 1279710 | 59.67 | ppm | 100 |
| 75) Benzidine | 21.23 | 184 | 546791 | 43.85 | ppm | 100 |
| 76) Butylbenzylphthalate | 22.43 | 149 | 810616 | 55.37 | ppm | 100 |
| 77) 3,3'-Dichlorobenzidine | 23.27 | 252 | 495382 | 49.27 | ppm | 100 |
| 78) Benzo[a]anthracene | 23.26 | 228 | 1162957 | 48.35 | ppm | 100 |
| 79) Chrysene | 23.34 | 228 | 1116669 | 47.68 | ppm | 100 |
| 80) bis(2-Ethylhexyl)phthalate | 23.54 | 149 | 982652 | 60.31 | ppm | 100 |
| 81) Di-n-octylphthalate | 25.04 | 149 | 1162742 | 65.22 | ppm | 100 |
| 83) Benzo[b]fluoranthene | 25.89 | 252 | 1063842 | 58.12 | ppm | 98 |
| 84) Benzo[k]fluoranthene | 25.96 | 252 | 1029615 | 56.45 | ppm | 100 |
| 85) Benzo[a]pyrene | 26.66 | 252 | 882149 | 58.60 | ppm | 100 |
| 86) Indeno[1,2,3-cd]pyrene | 29.40 | 276 | 780844 | 70.15 | ppm | 100 |
| 87) Dibenz[a,h]anthracene | 29.48 | 278 | 818914 | 70.29 | ppm | 100 |
| 88) Benzo[g,h,i]perylene | 30.14 | 276 | 804493 | 69.54 | ppm | 100 |

(#) = qualifier out of range (m) = manual integration
 SSTD050.D G7K15SV.M Thu Nov 15 11:36:13 2007


Quantitation Report

Data File : C:\GCMS62\DATA\07NOV15\SSTD050.D
Acq On : 15 Nov 2007 9:34 am
Sample : 50ppm MP STD #7110295
Misc : ICAL -- 8270/625
MS Integration Params: RTEINT.P
Quant Time: Nov 15 11:33 19107

Vial: 2
Operator: DF/AI
Inst : GCMS62
Multiplr: 1.00

Quant Results File: G7K15SV.RES

Method : C:\HPCHEM\1\METHODS\G7K15SV.M (RTE Integrator)
Title : 625/8270 Calibration
Last Update : Tue Nov 13 22:05:35 2007
Response via : Initial Calibration



Data File : C:\GCMS62\DATA\07NOV15\SSTD050.D
 Acq On : 15 Nov 2007 9:34 am
 Sample : 50ppm MP STD #7110295
 Misc : ICAL -- 8270/625
 MS Integration Params: RTEINT.P
 Quant Time: Nov 15 11:33 19107

Vial: 2
 Operator: DF/AI
 Inst : GCMS62
 Multiplr: 1.00

Quant Results File: G7K15SV.RES

Quant Method : C:\HPCHEM\1\METHODS\G7K15SV.M (RTE Integrator)
 Title : 625/8270 Calibration
 Last Update : Tue Nov 13 22:05:35 2007
 Response via : Initial Calibration
 DataAcq Meth : G7K13SV

| Internal Standards | R.T. | QIon | Response | Conc | Units | Dev (Min) |
|--------------------------------|-------|------|----------|-------|-------|-----------|
| 1) 1,4-Dichlorobenzene-d4 (IS) | 8.39 | 152 | 550778 | 40.00 | ppm | 0.00 |
| 20) Naphthalene-d8 (IS) | 11.26 | 136 | 2083968 | 40.00 | ppm | 0.00 |
| 36) Acenaphthene-d10 (IS) | 15.41 | 164 | 976698 | 40.00 | ppm | 0.00 |
| 59) Phenanthrene-d10 (IS) | 18.82 | 188 | 1212235 | 40.00 | ppm | 0.00 |
| 71) Chrysene-d12 (IS) | 23.30 | 240 | 912561 | 40.00 | ppm | 0.00 |
| 82) Perylene-d12 (IS) | 26.78 | 264 | 511510 | 40.00 | ppm | 0.00 |

| System Monitoring Compounds | R.T. | QIon | Response | Conc | Units | Dev (Min) |
|-------------------------------|----------------|------|------------|---------|-------|-----------|
| 2) 2-Fluorophenol (SU) | 5.88 | 112 | 1105401 | 52.29 | ppm | 0.00 |
| Spiked Amount 100.000 | Range 30 - 120 | | Recovery = | 52.29% | | |
| 7) Phenol-d6 (SU) | 7.80 | 99 | 1246707 | 48.23 | ppm | 0.00 |
| Spiked Amount 100.000 | Range 40 - 120 | | Recovery = | 48.23% | | |
| 21) Nitrobenzene-d5 (SU) | 9.70 | 82 | 942729 | 42.80 | ppm | 0.00 |
| Spiked Amount 50.000 | Range 40 - 120 | | Recovery = | 85.60% | | |
| 40) 2-Fluorobiphenyl (SU) | 13.89 | 172 | 1775346 | 54.38 | ppm | 0.00 |
| Spiked Amount 50.000 | Range 40 - 120 | | Recovery = | 108.76% | | |
| 62) 2,4,6-Tribromophenol (SU) | 17.31 | 330 | 347900 | 55.45 | ppm | 0.00 |
| Spiked Amount 100.000 | Range 45 - 130 | | Recovery = | 55.45% | | |
| 74) Terphenyl-d14 (SU) | 21.61 | 244 | 1293714 | 50.03 | ppm | 0.00 |
| Spiked Amount 50.000 | Range 40 - 140 | | Recovery = | 100.06% | | |

| Target Compounds | R.T. | QIon | Response | Conc | Units | Qvalue |
|--------------------------------|-------|------|----------|-------|-------|--------|
| 3) Pyridine | 3.70 | 79 | 1215678 | 51.73 | ppm | 100 |
| 4) n-Nitrosodimethylamine | 3.71 | 74 | 742458 | 51.53 | ppm | 100 |
| 5) bis(2-Chloroethyl)ether | 7.97 | 93 | 1145573 | 50.95 | ppm | 100 |
| 6) Aniline | 7.81 | 93 | 1534785 | 48.37 | ppm | 100 |
| 8) Phenol | 7.83 | 94 | 1385425 | 49.19 | ppm | 100 |
| 9) 2-Chlorophenol | 8.02 | 128 | 1025380 | 51.48 | ppm | 100 |
| 10) n-Decane | 8.16 | 57 | 843229 | 48.75 | ppm | 100 |
| 11) 1,3-Dichlorobenzene | 8.31 | 146 | 1106045 | 50.84 | ppm | 100 |
| 12) 1,4-Dichlorobenzene | 8.43 | 146 | 1099639 | 51.08 | ppm | 100 |
| 13) 1,2-Dichlorobenzene | 8.82 | 146 | 1050084 | 51.23 | ppm | 100 |
| 14) Benzyl alcohol | 8.79 | 108 | 663730 | 49.65 | ppm | 100 |
| 15) bis(2-chloroisopropyl)eth | 9.15 | 45 | 973156 | 53.14 | ppm | 100 |
| 16) 2-Methylphenol | 9.11 | 107 | 765959 | 48.49 | ppm | 100 |
| 17) Hexachloroethane | 9.49 | 117 | 384458 | 49.69 | ppm | 100 |
| 18) N-Nitroso-di-n-propylamine | 9.49 | 70 | 607776 | 44.52 | ppm | 100 |
| 19) 4-Methylphenol | 9.45 | 107 | 1115065 | 50.71 | ppm | 100 |
| 22) Nitrobenzene | 9.74 | 77 | 932794 | 44.75 | ppm | 100 |
| 23) Isophorone | 10.30 | 82 | 1713385 | 42.37 | ppm | 100 |
| 24) 2-Nitrophenol | 10.46 | 139 | 562045 | 53.66 | ppm | 100 |
| 25) 2,4-Dimethylphenol | 10.64 | 122 | 860348 | 50.07 | ppm | 100 |

(#) = qualifier out of range (m) = manual integration
 SSTD050.D G7K15SV.M Thu Nov 15 11:33:41 2007

Data File : C:\GCMS62\DATA\07NOV15\SSTD050.D
 Acq On : 15 Nov 2007 9:34 am
 Sample : 50ppm MP STD #7110295
 Misc : ICAL -- 8270/625
 MS Integration Params: RTEINT.P
 Quant Time: Nov 15 11:33 19107

Vial: 2
 Operator: DF/AI
 Inst : GCMS62
 Multiplr: 1.00

Quant Results File: G7K15SV.RES

Quant Method : C:\HPCHEM\1\METHODS\G7K15SV.M (RTE Integrator)
 Title : 625/8270 Calibration
 Last Update : Tue Nov 13 22:05:35 2007
 Response via : Initial Calibration
 DataAcq Meth : G7K13SV

| Compound | R.T. | QIon | Response | Conc | Unit | Qvalue |
|--------------------------------|-------|------|----------|-------|------|--------|
| 26) bis(2-Chloroethoxy)methane | 10.87 | 93 | 1230902 | 47.52 | ppm | 100 |
| 27) 2,4-Dichlorophenol | 11.01 | 162 | 768221 | 48.15 | ppm | 100 |
| 28) 1,2,4-Trichlorobenzene | 11.18 | 180 | 744934 | 41.39 | ppm | 100 |
| 29) Benzoic Acid | 11.02 | 122 | 467351 | 45.26 | ppm | 99 |
| 30) Naphthalene | 11.31 | 128 | 2491370 | 47.18 | ppm | 100 |
| 31) 4-Chloroaniline | 11.54 | 127 | 1141800 | 48.89 | ppm | 100 |
| 32) Hexachlorobutadiene | 11.78 | 225 | 408634 | 37.52 | ppm | 100 |
| 33) 4-Chloro-3-methylphenol | 12.73 | 107 | 750813 | 45.14 | ppm | 100 |
| 34) 2-Methylnaphthalene | 12.93 | 141 | 1359797 | 48.74 | ppm | 100 |
| 35) 2,3-Dichloroaniline | 13.70 | 161 | 804709 | 46.20 | ppm | 100 |
| 37) Hexachlorocyclopentadiene | 13.49 | 237 | 341717 | 48.88 | ppm | 100 |
| 38) 2,4,6-Trichlorophenol | 13.70 | 196 | 464898 | 54.79 | ppm | 100 |
| 39) 2,4,5-Trichlorophenol | 13.77 | 196 | 541564 | 53.33 | ppm | 100 |
| 41) 2-Chloronaphthalene | 14.06 | 162 | 1526315 | 55.86 | ppm | 100 |
| 42) 2-Nitroaniline | 14.44 | 65 | 392836 | 53.87 | ppm | 100 |
| 43) 1,3-Dinitrobenzene | 15.00 | 168 | 276868 | 57.22 | ppm | 100 |
| 44) Acenaphthylene | 15.05 | 152 | 2035628 | 51.12 | ppm | 100 |
| 45) Dimethylphthalate | 15.03 | 163 | 1555517 | 52.06 | ppm | 100 |
| 46) 2,6-Dinitrotoluene | 15.15 | 165 | 419200 | 54.65 | ppm | 100 |
| 47) Acenaphthene | 15.50 | 154 | 1324421 | 51.13 | ppm | 100 |
| 48) 3-Nitroaniline | 15.44 | 138 | 458698 | 63.31 | ppm | 100 |
| 49) 2,4-Dinitrophenol | 15.67 | 184 | 170516 | 54.53 | ppm | 100 |
| 50) Dibenzofuran | 15.87 | 168 | 1973455 | 49.45 | ppm | 100 |
| 51) 2,4-Dinitrotoluene | 16.06 | 165 | 531209 | 51.92 | ppm | 100 |
| 52) 4-Nitrophenol | 15.91 | 109 | 136313 | 38.46 | ppm | 100 |
| 53) Fluorene | 16.69 | 166 | 1529122 | 49.25 | ppm | 100 |
| 54) 4-Chlorophenyl-phenylether | 16.76 | 204 | 703713 | 46.93 | ppm | 100 |
| 55) Diethylphthalate | 16.73 | 149 | 1570079 | 51.41 | ppm | 100 |
| 56) Azobenzene | 17.12 | 77 | 1733429 | 48.96 | ppm | 100 |
| 57) 4-Nitroaniline | 16.91 | 138 | 436884 | 54.39 | ppm | 100 |
| 58) n-Octadecane | 18.81 | 57 | 625344 | 43.73 | ppm | 100 |
| 60) 4,6-Dinitro-2-methylphenol | 17.00 | 198 | 242040 | 50.32 | ppm | 100 |
| 61) n-Nitrosodiphenylamine | 17.07 | 169 | 1150513 | 58.50 | ppm | 100 |
| 63) 4-Bromophenyl-phenylether | 17.90 | 248 | 516066 | 50.11 | ppm | 100 |
| 64) Hexachlorobenzene | 18.17 | 284 | 660675 | 49.09 | ppm | 100 |
| 65) Pentachlorophenol | 18.60 | 266 | 389906 | 50.57 | ppm | 100 |
| 66) Phenanthrene | 18.86 | 178 | 1989060 | 51.18 | ppm | 100 |
| 67) Anthracene | 18.95 | 178 | 2007468 | 51.14 | ppm | 100 |
| 68) Carbazole | 19.32 | 167 | 1686695 | 50.23 | ppm | 100 |
| 69) Di-n-butylphthalate | 20.16 | 149 | 2414697 | 53.08 | ppm | 100 |
| 70) Fluoranthene | 20.98 | 202 | 1738378 | 47.88 | ppm | 100 |

(#) = qualifier out of range (m) = manual integration
 SSTD050.D G7K15SV.M Thu Nov 15 11:33:42 2007

Data File : C:\GCMS62\DATA\07NOV15\SSTD050.D
 Acq On : 15 Nov 2007 9:34 am
 Sample : 50ppm MP STD #7110295
 Misc : ICAL -- 8270/625
 MS Integration Params: RTEINT.P
 Quant Time: Nov 15 11:33 19107

Vial: 2
 Operator: DF/AI
 Inst : GCMS62
 Multiplr: 1.00

Quant Results File: G7K15SV.RES

Quant Method : C:\HPCHEM\1\METHODS\G7K15SV.M (RTE Integrator)
 Title : 625/8270 Calibration
 Last Update : Tue Nov 13 22:05:35 2007
 Response via : Initial Calibration
 DataAcq Meth : G7K13SV

| Compound | R.T. | QIon | Response | Conc | Unit | Qvalue |
|--------------------------------|-------|------|----------|-------|------|--------|
| 72) Pyrene | 21.31 | 202 | 1698600 | 51.27 | ppm | 100 |
| 73) 2,2'-Dichlorobenzil | 21.47 | 139 | 1279710 | 59.67 | ppm | 100 |
| 75) Benzidine | 21.23 | 184 | 546791 | 43.85 | ppm | 100 |
| 76) Butylbenzylphthalate | 22.43 | 149 | 810616 | 55.37 | ppm | 100 |
| 77) 3,3'-Dichlorobenzidine | 23.27 | 252 | 495382 | 49.27 | ppm | 100 |
| 78) Benzo[a]anthracene | 23.26 | 228 | 1162957 | 48.35 | ppm | 100 |
| 79) Chrysene | 23.34 | 228 | 1116669 | 47.68 | ppm | 100 |
| 80) bis(2-Ethylhexyl)phthalate | 23.54 | 149 | 982652 | 60.31 | ppm | 100 |
| 81) Di-n-octylphthalate | 25.04 | 149 | 1162742 | 65.22 | ppm | 100 |
| 83) Benzo[b]fluoranthene | 25.89 | 252 | 1063842 | 58.12 | ppm | 98 |
| 84) Benzo[k]fluoranthene | 25.96 | 252 | 1029615 | 56.45 | ppm | 100 |
| 85) Benzo[a]pyrene | 26.66 | 252 | 882149 | 58.60 | ppm | 100 |
| 86) Indeno[1,2,3-cd]pyrene | 29.40 | 276 | 780844 | 70.15 | ppm | 100 |
| 87) Dibenz[a,h]anthracene | 29.48 | 278 | 818914 | 70.29 | ppm | 100 |
| 88) Benzo[g,h,i]perylene | 30.14 | 276 | 804493 | 69.54 | ppm | 100 |

(#) = qualifier out of range (m) = manual integration
 SSTD050.D G7K15SV.M Thu Nov 15 11:33:42 2007


Quantitation Report

Data File : C:\GCMS62\DATA\07NOV15\SSTD050.D
Acq On : 15 Nov 2007 9:34 am
Sample : 50ppm MP STD #7110295
Misc : ICAL -- 8270/625
MS Integration Params: RTEINT.P
Quant Time: Nov 15 11:33 19107

Vial: 2
Operator: DF/AI
Inst : GCMS62
Multiplr: 1.00

Quant Results File: G7K15SV.RES

Method : C:\HPCHEM\1\METHODS\G7K15SV.M (RTE Integrator)
Title : 625/8270 Calibration
Last Update : Tue Nov 13 22:05:35 2007
Response via : Initial Calibration



Data File : C:\GCMS62\DATA\07NOV15\SSTD005.D
 Acq On : 15 Nov 2007 10:13 am
 Sample : 5ppm STD #7100428
 Misc : ICAL -- 8270/625
 MS Integration Params: RTEINT.P
 Quant Time: Nov 15 12:06 19107

Vial: 3
 Operator: DF/AI
 Inst : GCMS62
 Multiplr: 1.00

Quant Results File: G7K15SV.RES

Quant Method : C:\HPCHEM\1\METHODS\G7K15SV.M (RTE Integrator)
 Title : 625/8270 Calibration
 Last Update : Tue Nov 13 22:05:35 2007
 Response via : Initial Calibration
 DataAcq Meth : G7K13SV

| Internal Standards | R.T. | QIon | Response | Conc | Units | Dev(Min) |
|--------------------------------|-------|------|----------|-------|-------|----------|
| 1) 1,4-Dichlorobenzene-d4 (IS) | 8.39 | 152 | 607375 | 40.00 | ppm | 0.00 |
| 20) Naphthalene-d8 (IS) | 11.26 | 136 | 2134737 | 40.00 | ppm | 0.00 |
| 36) Acenaphthene-d10 (IS) | 15.41 | 164 | 950883 | 40.00 | ppm | 0.00 |
| 59) Phenanthrene-d10 (IS) | 18.81 | 188 | 1212133 | 40.00 | ppm | 0.00 |
| 71) Chrysene-d12 (IS) | 23.28 | 240 | 938664 | 40.00 | ppm | -0.02 |
| 82) Perylene-d12 (IS) | 26.78 | 264 | 704829 | 40.00 | ppm | 0.00 |

| System Monitoring Compounds | R.T. | QIon | Response | Conc | Units | Dev(Min) |
|-------------------------------|----------------|------|------------|-------|-------|----------|
| 2) 2-Fluorophenol (SU) | 5.88 | 112 | 130010 | 5.58 | ppm | 0.00 |
| Spiked Amount 100.000 | Range 30 - 120 | | Recovery = | 5.58 | %# | |
| 7) Phenol-d6 (SU) | 7.77 | 99 | 154733 | 5.43 | ppm | -0.02 |
| Spiked Amount 100.000 | Range 40 - 120 | | Recovery = | 5.43 | %# | |
| 21) Nitrobenzene-d5 (SU) | 9.68 | 82 | 97967 | 4.34 | ppm | -0.02 |
| Spiked Amount 50.000 | Range 40 - 120 | | Recovery = | 8.68 | %# | |
| 40) 2-Fluorobiphenyl (SU) | 13.89 | 172 | 185377 | 5.83 | ppm | 0.00 |
| Spiked Amount 50.000 | Range 40 - 120 | | Recovery = | 11.66 | %# | |
| 62) 2,4,6-Tribromophenol (SU) | 17.30 | 330 | 27567 | 4.39 | ppm | -0.02 |
| Spiked Amount 100.000 | Range 45 - 130 | | Recovery = | 4.39 | %# | |
| 74) Terphenyl-d14 (SU) | 21.60 | 244 | 131041 | 4.93 | ppm | 0.00 |
| Spiked Amount 50.000 | Range 40 - 140 | | Recovery = | 9.86 | %# | |

| Target Compounds | R.T. | QIon | Response | Conc | Units | Qvalue |
|--------------------------------|-------|------|----------|------|-------|--------|
| 3) Pyridine | 3.72 | 79 | 140358 | 5.42 | ppm | 99 |
| 4) n-Nitrosodimethylamine | 3.70 | 74 | 89238 | 5.62 | ppm | 97 |
| 5) bis(2-Chloroethyl)ether | 7.97 | 93 | 131323 | 5.30 | ppm | 98 |
| 6) Aniline | 7.79 | 93 | 195670 | 5.59 | ppm | 97 |
| 8) Phenol | 7.80 | 94 | 176210 | 5.67 | ppm | 98 |
| 9) 2-Chlorophenol | 8.00 | 128 | 117637 | 5.36 | ppm | 99 |
| 10) n-Decane | 8.16 | 57 | 105156 | 5.51 | ppm | 95 |
| 11) 1,3-Dichlorobenzene | 8.30 | 146 | 133725 | 5.57 | ppm | 99 |
| 12) 1,4-Dichlorobenzene | 8.42 | 146 | 133012m | 5.60 | ppm | |
| 13) 1,2-Dichlorobenzene | 8.83 | 146 | 124258 | 5.50 | ppm | 98 |
| 14) Benzyl alcohol | 8.77 | 108 | 70230 | 4.76 | ppm | 97 |
| 15) bis(2-chloroisopropyl)etho | 9.15 | 45 | 103543 | 5.13 | ppm | 98 |
| 16) 2-Methylphenol | 9.09 | 107 | 87330 | 5.01 | ppm | 99 |
| 17) Hexachloroethane | 9.49 | 117 | 47198 | 5.53 | ppm | 98 |
| 18) N-Nitroso-di-n-propylamine | 9.46 | 70 | 68214 | 4.53 | ppm | 97 |
| 19) 4-Methylphenol | 9.42 | 107 | 125524 | 5.18 | ppm | 100 |
| 22) Nitrobenzene | 9.72 | 77 | 101795 | 4.77 | ppm | 98 |
| 23) Isophorone | 10.28 | 82 | 169457 | 4.09 | ppm | 100 |
| 24) 2-Nitrophenol | 10.45 | 139 | 51847 | 4.83 | ppm | 100 |
| 25) 2,4-Dimethylphenol | 10.62 | 122 | 90610 | 5.15 | ppm | 99 |

(#) = qualifier out of range (m) = manual integration
 SSTD005.D G7K15SV.M Thu Nov 15 12:07:26 2007

Data File : C:\GCMS62\DATA\07NOV15\SSTD005.D
 Acq On : 15 Nov 2007 10:13 am
 Sample : 5ppm STD #7100428
 Misc : ICAL -- 8270/625
 MS Integration Params: RTEINT.P
 Quant Time: Nov 15 12:06 19107

Vial: 3
 Operator: DF/AI
 Inst : GCMS62
 Multiplr: 1.00

Quant Results File: G7K15SV.RES

Quant Method : C:\HPCHEM\1\METHODS\G7K15SV.M (RTE Integrator)
 Title : 625/8270 Calibration
 Last Update : Tue Nov 13 22:05:35 2007
 Response via : Initial Calibration
 DataAcq Meth : G7K13SV

| Compound | R.T. | QIon | Response | Conc | Unit | Qvalue |
|--------------------------------|-------|------|----------|------|-------|--------|
| 26) bis(2-Chloroethoxy)methane | 10.85 | 93 | 122847 | 4.63 | ppm | 97 |
| 27) 2,4-Dichlorophenol | 10.98 | 162 | 77448 | 4.74 | ppm | 98 |
| 28) 1,2,4-Trichlorobenzene | 11.17 | 180 | 84470 | 4.58 | ppm | 99 |
| 29) Benzoic Acid | 10.79 | 122 | 11185 | 6.16 | ppm | 98 |
| 30) Naphthalene | 11.29 | 128 | 282911 | 5.23 | ppm | 100 |
| 31) 4-Chloroaniline | 11.52 | 127 | 110554 | 4.62 | ppm | 100 |
| 32) Hexachlorobutadiene | 11.77 | 225 | 45981 | 4.12 | ppm | 98 |
| 33) 4-Chloro-3-methylphenol | 12.72 | 107 | 72098 | 4.23 | ppm | 98 |
| 34) 2-Methylnaphthalene | 12.92 | 141 | 140772 | 4.93 | ppm | 97 |
| 35) 2,3-Dichloroaniline | 13.69 | 161 | 86126 | 4.83 | ppm | 98 |
| 37) Hexachlorocyclopentadiene | 13.48 | 237 | 27173 | 3.99 | ppm | 98 |
| 38) 2,4,6-Trichlorophenol | 13.69 | 196 | 47091 | 5.70 | ppm | 99 |
| 39) 2,4,5-Trichlorophenol | 13.77 | 196 | 47493 | 4.80 | ppm | 97 |
| 41) 2-Chloronaphthalene | 14.05 | 162 | 154696 | 5.82 | ppm | 98 |
| 42) 2-Nitroaniline | 14.42 | 65 | 33552 | 4.73 | ppm | 93 |
| 43) 1,3-Dinitrobenzene | 14.98 | 168 | 20513 | 3.62 | ppm # | 72 |
| 44) Acenaphthylene | 15.03 | 152 | 220015 | 5.67 | ppm | 99 |
| 45) Dimethylphthalate | 15.01 | 163 | 158253 | 5.44 | ppm | 98 |
| 46) 2,6-Dinitrotoluene | 15.12 | 165 | 36004 | 4.82 | ppm | 95 |
| 47) Acenaphthene | 15.48 | 154 | 138442 | 5.49 | ppm | 99 |
| 48) 3-Nitroaniline | 15.41 | 138 | 36251 | 5.14 | ppm # | 78 |
| 49) 2,4-Dinitrophenol | 15.66 | 184 | 3690 | 4.92 | ppm | 93 |
| 50) Dibenzofuran | 15.86 | 168 | 197184 | 5.08 | ppm | 87 |
| 51) 2,4-Dinitrotoluene | 16.03 | 165 | 40428 | 4.06 | ppm | 98 |
| 52) 4-Nitrophenol | 15.89 | 109 | 7058 | 7.02 | ppm # | 1 |
| 53) Fluorene | 16.67 | 166 | 151225 | 5.00 | ppm | 99 |
| 54) 4-Chlorophenyl-phenylether | 16.75 | 204 | 70648 | 4.84 | ppm | 96 |
| 55) Diethylphthalate | 16.70 | 149 | 143908 | 4.84 | ppm | 99 |
| 56) Azobenzene | 17.10 | 77 | 149065 | 4.32 | ppm | 98 |
| 57) 4-Nitroaniline | 16.87 | 138 | 32740 | 4.19 | ppm | 99 |
| 58) n-Octadecane | 18.80 | 57 | 63694 | 4.57 | ppm | 95 |
| 60) 4,6-Dinitro-2-methylphenol | 16.97 | 198 | 7796 | 6.38 | ppm | 96 |
| 61) n-Nitrosodiphenylamine | 17.05 | 169 | 103571 | 5.27 | ppm | 99 |
| 63) 4-Bromophenyl-phenylether | 17.88 | 248 | 46974 | 4.56 | ppm | 97 |
| 64) Hexachlorobenzene | 18.17 | 284 | 63600 | 4.73 | ppm | 98 |
| 65) Pentachlorophenol | 18.59 | 266 | 17641 | 2.29 | ppm | 96 |
| 66) Phenanthrene | 18.85 | 178 | 193137 | 4.97 | ppm | 98 |
| 67) Anthracene | 18.94 | 178 | 192718 | 4.91 | ppm | 99 |
| 68) Carbazole | 19.30 | 167 | 153285 | 4.57 | ppm | 99 |
| 69) Di-n-butylphthalate | 20.16 | 149 | 213984 | 4.70 | ppm | 100 |
| 70) Fluoranthene | 20.96 | 202 | 168978 | 4.65 | ppm | 97 |

(#) = qualifier out of range (m) = manual integration

Data File : C:\GCMS62\DATA\07NOV15\SSTD005.D
 Acq On : 15 Nov 2007 10:13 am
 Sample : 5ppm STD #7100428
 Misc : ICAL -- 8270/625
 MS Integration Params: RTEINT.P
 Quant Time: Nov 15 12:06 19107

Vial: 3
 Operator: DF/AI
 Inst : GCMS62
 Multiplr: 1.00

Quant Results File: G7K15SV.RES

Quant Method : C:\HPCHEM\1\METHODS\G7K15SV.M (RTE Integrator)
 Title : 625/8270 Calibration
 Last Update : Tue Nov 13 22:05:35 2007
 Response via : Initial Calibration
 DataAcq Meth : G7K13SV

| Compound | R.T. | QIon | Response | Conc | Unit | Qvalue |
|--------------------------------|-------|------|----------|-------|------|--------|
| 72) Pyrene | 21.29 | 202 | 166893 | 4.90 | ppm | 96 |
| 73) 2,2'-Dichlorobenzil | 21.47 | 139 | 110728 | 5.02 | ppm | 97 |
| 75) Benzidine | 21.22 | 184 | 52055 | 4.06 | ppm | 96 |
| 76) Butylbenzylphthalate | 22.42 | 149 | 72674 | 4.83 | ppm | 97 |
| 77) 3,3'-Dichlorobenzidine | 23.26 | 252 | 44631 | 4.32 | ppm | 93 |
| 78) Benzo[a]anthracene | 23.25 | 228 | 121898 | 4.93 | ppm | 99 |
| 79) Chrysene | 23.33 | 228 | 121144 | 5.03 | ppm | 98 |
| 80) bis(2-Ethylhexyl)phthalate | 23.55 | 149 | 82875 | 4.95 | ppm | 99 |
| 81) Di-n-octylphthalate | 25.03 | 149 | 89293 | 4.87 | ppm | 100 |
| 83) Benzo[b]fluoranthene | 25.87 | 252 | 116907 | 4.63 | ppm | 99 |
| 84) Benzo[k]fluoranthene | 25.94 | 252 | 113974 | 4.54 | ppm | 99 |
| 85) Benzo[a]pyrene | 26.65 | 252 | 97146 | 4.68 | ppm | 98 |
| 86) Indeno[1,2,3-cd]pyrene | 29.38 | 276 | 84631 | 5.52 | ppm | 99 |
| 87) Dibenz[a,h]anthracene | 29.47 | 278 | 86696 | Below | Cal | 98 |
| 88) Benzo[g,h,i]perylene | 30.11 | 276 | 91830 | 5.76 | ppm | 99 |

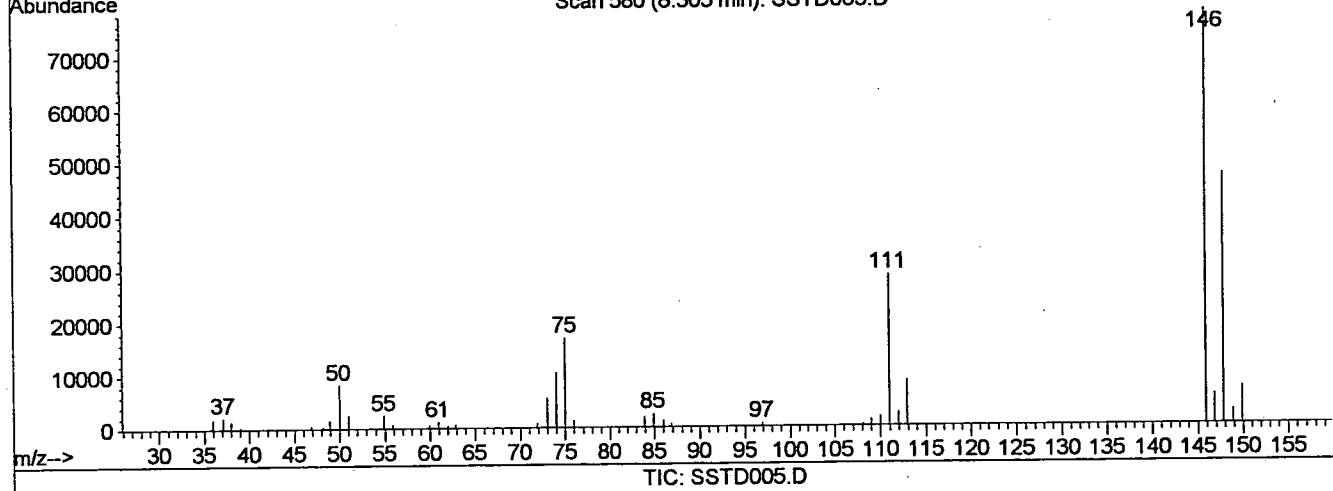
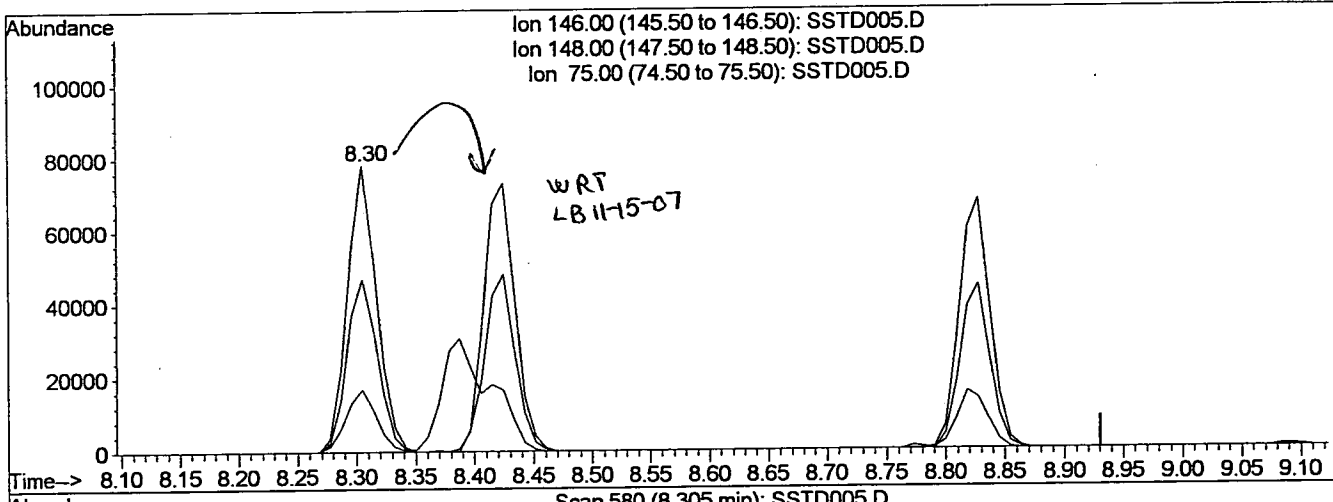
(#) = qualifier out of range (m) = manual integration
 SSTD005.D G7K15SV.M Thu Nov 15 12:07:28 2007

Quantitation Report

Data File : C:\GCMS62\DATA\07NOV15\SSTD005.D
 Acq On : 15 Nov 2007 10:13 am
 Sample : 5ppm STD #7100428
 Misc : ICAL -- 8270/625
 WRT: 8.30min

Vial: 3
 Operator: DF/AI
 Inst : GCMS62
 Multiplr: 1.00
 Quant Results File: temp.res

Method : C:\HPCHEM\1\METHODS\G7K15SV.M (RTE Integrator)
 Title : 625/8270 Calibration
 Last Update : Tue Nov 13 22:05:35 2007
 Response via : Multiple Level Calibration



(12) 1,4-Dichlorobenzene (CM)

8.30min 5.63ppm

response 133725

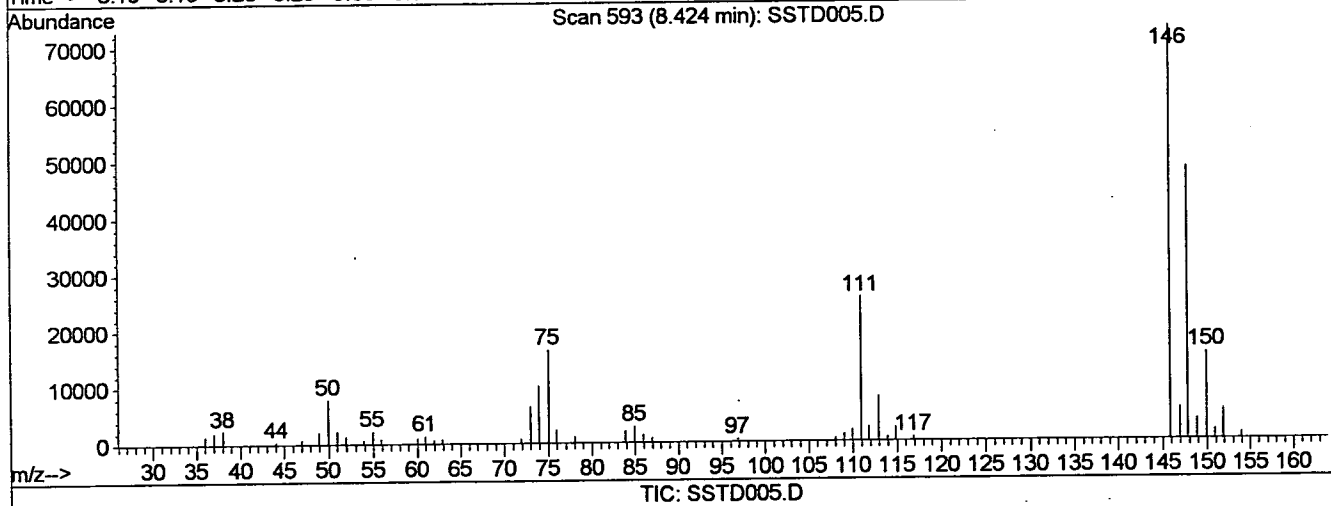
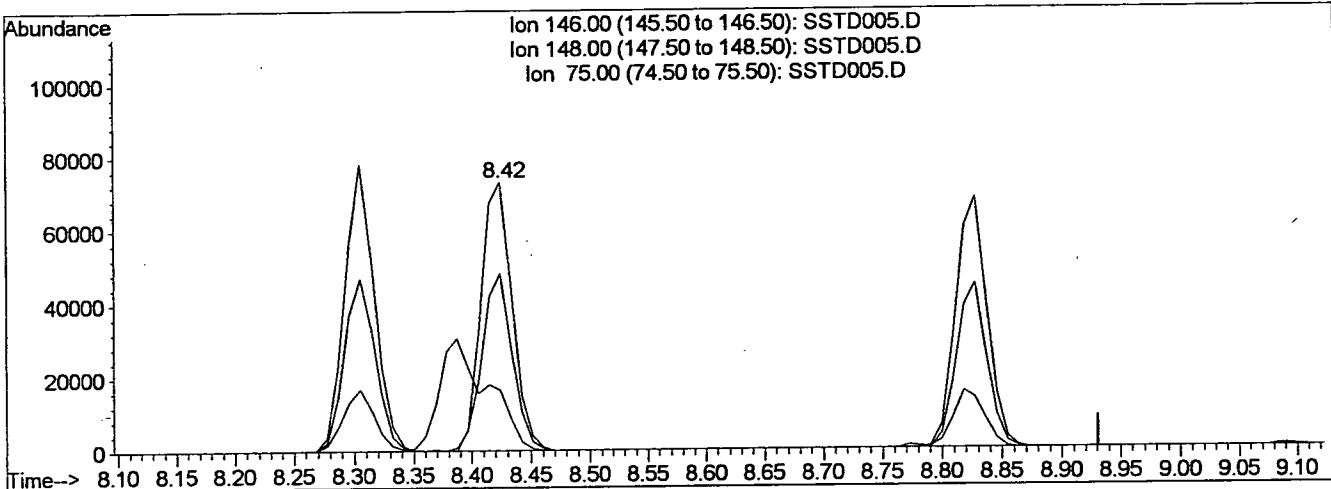
| Ion | Exp% | Act% |
|--------|-------|-------|
| 146.00 | 100 | 100 |
| 148.00 | 62.90 | 63.34 |
| 75.00 | 29.20 | 23.12 |
| 0.00 | 0.00 | 0.00 |

Quantitation Report

Data File : C:\GCMS62\DATA\07NOV15\SSTD005.D
 Acq On : 15 Nov 2007 10:13 am
 Sample : 5ppm STD #7100428
 Misc : ICAL -- 8270/625
 Method : 625/8270 Calibration

Vial: 3
 Operator: DF/AI
 Inst : GCMS62
 Multiplr: 1.00
 Quant Results File: temp.res

Method : C:\HPCHEM\1\METHODS\G7K15SV.M (RTE Integrator)
 Title : 625/8270 Calibration
 Last Update : Tue Nov 13 22:05:35 2007
 Response via : Multiple Level Calibration



(12) 1,4-Dichlorobenzene (CM)

8.42min 5.60ppm m

response 133012

| Ion | Exp% | Act% |
|--------|-------|-------|
| 146.00 | 100 | 100 |
| 148.00 | 62.90 | 63.68 |
| 75.00 | 29.20 | 23.24 |
| 0.00 | 0.00 | 0.00 |

Data File : C:\GCMS62\DATA\07NOV15\SSTD005.D
 Acq On : 15 Nov 2007 10:13 am
 Sample : 5ppm STD #7100428
 Misc : ICAL -- 8270/625
 MS Integration Params: RTEINT.P
 Quant Time: Nov 15 11:37 19107

Vial: 3
 Operator: DF/AI
 Inst : GCMS62
 Multiplr: 1.00

Quant Results File: G7K15SV.RES

Quant Method : C:\HPCHEM\1\METHODS\G7K15SV.M (RTE Integrator)
 Title : 625/8270 Calibration
 Last Update : Tue Nov 13 22:05:35 2007
 Response via : Initial Calibration
 DataAcq Meth : G7K13SV

| Internal Standards | R.T. | QIon | Response | Conc | Units | Dev (Min) |
|--------------------------------|-------|------|----------|-------|-------|-----------|
| 1) 1,4-Dichlorobenzene-d4 (IS) | 8.39 | 152 | 607375 | 40.00 | ppm | 0.00 |
| 20) Naphthalene-d8 (IS) | 11.26 | 136 | 2134737 | 40.00 | ppm | 0.00 |
| 36) Acenaphthene-d10 (IS) | 15.41 | 164 | 950883 | 40.00 | ppm | 0.00 |
| 59) Phenanthrene-d10 (IS) | 18.81 | 188 | 1212133 | 40.00 | ppm | 0.00 |
| 71) Chrysenè-d12 (IS) | 23.28 | 240 | 938664 | 40.00 | ppm | -0.02 |
| 82) Perylene-d12 (IS) | 26.78 | 264 | 704829 | 40.00 | ppm | 0.00 |

| System Monitoring Compounds | R.T. | QIon | Response | Conc | Units | Dev (Min) |
|-------------------------------|----------------|------|------------|---------|-------|-----------|
| 2) 2-Fluorophenol (SU) | 5.88 | 112 | 130010 | 5.58 | ppm | 0.00 |
| Spiked Amount 100.000 | Range 30 - 120 | | Recovery = | 5.58%# | | |
| 7) Phenol-d6 (SU) | 7.77 | 99 | 154733 | 5.43 | ppm | -0.02 |
| Spiked Amount 100.000 | Range 40 - 120 | | Recovery = | 5.43%# | | |
| 21) Nitrobenzene-d5 (SU) | 9.68 | 82 | 97967 | 4.34 | ppm | -0.02 |
| Spiked Amount 50.000 | Range 40 - 120 | | Recovery = | 8.68%# | | |
| 40) 2-Fluorobiphenyl (SU) | 13.89 | 172 | 185377 | 5.83 | ppm | 0.00 |
| Spiked Amount 50.000 | Range 40 - 120 | | Recovery = | 11.66%# | | |
| 62) 2,4,6-Tribromophenol (SU) | 17.30 | 330 | 27567 | 4.39 | ppm | -0.02 |
| Spiked Amount 100.000 | Range 45 - 130 | | Recovery = | 4.39%# | | |
| 74) Terphenyl-d14 (SU) | 21.60 | 244 | 131041 | 4.93 | ppm | 0.00 |
| Spiked Amount 50.000 | Range 40 - 140 | | Recovery = | 9.86%# | | |

| Target Compounds | R.T. | QIon | Response | Conc | Units | Qvalue |
|--------------------------------|-------|------|----------|------|-------|--------|
| 3) Pyridine | 3.72 | 79 | 140358 | 5.42 | ppm | 99 |
| 4) n-Nitrosodimethylamine | 3.70 | 74 | 89238 | 5.62 | ppm | 97 |
| 5) bis(2-Chloroethyl)ether | 7.97 | 93 | 131323 | 5.30 | ppm | 98 |
| 6) Aniline | 7.79 | 93 | 195670 | 5.59 | ppm | 97 |
| 8) Phenol | 7.80 | 94 | 176210 | 5.67 | ppm | 98 |
| 9) 2-Chlorophenol | 8.00 | 128 | 117637 | 5.36 | ppm | 99 |
| 10) n-Decane | 8.16 | 57 | 105156 | 5.51 | ppm | 95 |
| 11) 1,3-Dichlorobenzene | 8.30 | 146 | 133725 | 5.57 | ppm | 99 |
| 12) 1,4-Dichlorobenzene | 8.30 | 146 | 133725 | 5.63 | ppm | 96 |
| 13) 1,2-Dichlorobenzene | 8.83 | 146 | 124258 | 5.50 | ppm | 98 |
| 14) Benzyl alcohol | 8.77 | 108 | 70230 | 4.76 | ppm | 97 |
| 15) bis(2-chloroisopropyl)ethe | 9.15 | 45 | 103543 | 5.13 | ppm | 98 |
| 16) 2-Methylphenol | 9.09 | 107 | 87330 | 5.01 | ppm | 99 |
| 17) Hexachloroethane | 9.49 | 117 | 47198 | 5.53 | ppm | 98 |
| 18) N-Nitroso-di-n-propylamine | 9.46 | 70 | 68214 | 4.53 | ppm | 97 |
| 19) 4-Methylphenol | 9.42 | 107 | 125524 | 5.18 | ppm | 100 |
| 22) Nitrobenzene | 9.72 | 77 | 101795 | 4.77 | ppm | 98 |
| 23) Isophorone | 10.28 | 82 | 169457 | 4.09 | ppm | 100 |
| 24) 2-Nitrophenol | 10.45 | 139 | 51847 | 4.83 | ppm | 100 |
| 25) 2,4-Dimethylphenol | 10.62 | 122 | 90610 | 5.15 | ppm | 99 |

(#) = qualifier out of range (m) = manual integration
 SSTD005.D G7K15SV.M Thu Nov 15 11:37:50 2007

Data File : C:\GCMS62\DATA\07NOV15\SSTD005.D
 Acq On : 15 Nov 2007 10:13 am
 Sample : 5ppm STD #7100428
 Misc : ICAL -- 8270/625
 MS Integration Params: RTEINT.P
 Quant Time: Nov 15 11:37 19107

Vial: 3
 Operator: DF/AI
 Inst : GCMS62
 Multiplr: 1.00

Quant Results File: G7K15SV.RES

Quant Method : C:\HPCHEM\1\METHODS\G7K15SV.M (RTE Integrator)
 Title : 625/8270 Calibration
 Last Update : Tue Nov 13 22:05:35 2007
 Response via : Initial Calibration
 DataAcq Meth : G7K13SV

| Compound | R.T. | QIon | Response | Conc | Unit | Qvalue |
|--------------------------------|-------|------|----------|------|-------|--------|
| 26) bis(2-Chloroethoxy)methane | 10.85 | 93 | 122847 | 4.63 | ppm | 97 |
| 27) 2,4-Dichlorophenol | 10.98 | 162 | 77448 | 4.74 | ppm | 98 |
| 28) 1,2,4-Trichlorobenzene | 11.17 | 180 | 84470 | 4.58 | ppm | 99 |
| 29) Benzoic Acid | 10.79 | 122 | 11185 | 6.16 | ppm | 98 |
| 30) Naphthalene | 11.29 | 128 | 282911 | 5.23 | ppm | 100 |
| 31) 4-Chloroaniline | 11.52 | 127 | 110554 | 4.62 | ppm | 100 |
| 32) Hexachlorobutadiene | 11.77 | 225 | 45981 | 4.12 | ppm | 98 |
| 33) 4-Chloro-3-methylphenol | 12.72 | 107 | 72098 | 4.23 | ppm | 98 |
| 34) 2-Methylnaphthalene | 12.92 | 141 | 140772 | 4.93 | ppm | 97 |
| 35) 2,3-Dichloroaniline | 13.69 | 161 | 86126 | 4.83 | ppm | 98 |
| 37) Hexachlorocyclopentadiene | 13.48 | 237 | 27173 | 3.99 | ppm | 98 |
| 38) 2,4,6-Trichlorophenol | 13.69 | 196 | 47091 | 5.70 | ppm | 99 |
| 39) 2,4,5-Trichlorophenol | 13.77 | 196 | 47493 | 4.80 | ppm | 97 |
| 41) 2-Chloronaphthalene | 14.05 | 162 | 154696 | 5.82 | ppm | 98 |
| 42) 2-Nitroaniline | 14.42 | 65 | 33552 | 4.73 | ppm | 93 |
| 43) 1,3-Dinitrobenzene | 14.98 | 168 | 20513 | 3.62 | ppm # | 72 |
| 44) Acenaphthylene | 15.03 | 152 | 220015 | 5.67 | ppm | 99 |
| 45) Dimethylphthalate | 15.01 | 163 | 158253 | 5.44 | ppm | 98 |
| 46) 2,6-Dinitrotoluene | 15.12 | 165 | 36004 | 4.82 | ppm | 95 |
| 47) Acenaphthene | 15.48 | 154 | 138442 | 5.49 | ppm | 99 |
| 48) 3-Nitroaniline | 15.41 | 138 | 36251 | 5.14 | ppm # | 78 |
| 49) 2,4-Dinitrophenol | 15.66 | 184 | 3690 | 4.92 | ppm | 93 |
| 50) Dibenzofuran | 15.86 | 168 | 197184 | 5.08 | ppm | 87 |
| 51) 2,4-Dinitrotoluene | 16.03 | 165 | 40428 | 4.06 | ppm | 98 |
| 52) 4-Nitrophenol | 15.89 | 109 | 7058 | 7.02 | ppm # | 1 |
| 53) Fluorene | 16.67 | 166 | 151225 | 5.00 | ppm | 99 |
| 54) 4-Chlorophenyl-phenylether | 16.75 | 204 | 70648 | 4.84 | ppm | 96 |
| 55) Diethylphthalate | 16.70 | 149 | 143908 | 4.84 | ppm | 99 |
| 56) Azobenzene | 17.10 | 77 | 149065 | 4.32 | ppm | 98 |
| 57) 4-Nitroaniline | 16.87 | 138 | 32740 | 4.19 | ppm | 99 |
| 58) n-Octadecane | 18.80 | 57 | 63694 | 4.57 | ppm | 95 |
| 60) 4,6-Dinitro-2-methylphenol | 16.97 | 198 | 7796 | 6.38 | ppm | 96 |
| 61) n-Nitrosodiphenylamine | 17.05 | 169 | 103571 | 5.27 | ppm | 99 |
| 63) 4-Bromophenyl-phenylether | 17.88 | 248 | 46974 | 4.56 | ppm | 97 |
| 64) Hexachlorobenzene | 18.17 | 284 | 63600 | 4.73 | ppm | 98 |
| 65) Pentachlorophenol | 18.59 | 266 | 17641 | 2.29 | ppm | 96 |
| 66) Phenanthrene | 18.85 | 178 | 193137 | 4.97 | ppm | 98 |
| 67) Anthracene | 18.94 | 178 | 192718 | 4.91 | ppm | 99 |
| 68) Carbazole | 19.30 | 167 | 153285 | 4.57 | ppm | 99 |
| 69) Di-n-butylphthalate | 20.16 | 149 | 213984 | 4.70 | ppm | 100 |
| 70) Fluoranthene | 20.96 | 202 | 168978 | 4.65 | ppm | 97 |

(#) = qualifier out of range (m) = manual integration
 SSTD005.D G7K15SV.M Thu Nov 15 11:37:51 2007

Data File : C:\GCMS62\DATA\07NOV15\SSTD005.D
 Acq On : 15 Nov 2007 10:13 am
 Sample : 5ppm STD #7100428
 Misc : ICAL -- 8270/625
 MS Integration Params: RTEINT.P
 Quant Time: Nov 15 11:37 19107

Vial: 3
 Operator: DF/AI
 Inst : GCMS62
 Multiplr: 1.00

Quant Results File: G7K15SV.RES

Quant Method : C:\HPCHEM\1\METHODS\G7K15SV.M (RTE Integrator)
 Title : 625/8270 Calibration
 Last Update : Tue Nov 13 22:05:35 2007
 Response via : Initial Calibration
 DataAcq Meth : G7K13SV

| Compound | R.T. | QIon | Response | Conc | Unit | Qvalue |
|--------------------------------|-------|------|----------|-------|------|--------|
| 72) Pyrene | 21.29 | 202 | 166893 | 4.90 | ppm | 96 |
| 73) 2,2'-Dichlorobenzil | 21.47 | 139 | 110728 | 5.02 | ppm | 97 |
| 75) Benzidine | 21.22 | 184 | 52055 | 4.06 | ppm | 96 |
| 76) Butylbenzylphthalate | 22.42 | 149 | 72674 | 4.83 | ppm | 97 |
| 77) 3,3'-Dichlorobenzidine | 23.26 | 252 | 44631 | 4.32 | ppm | 93 |
| 78) Benzo[a]anthracene | 23.25 | 228 | 121898 | 4.93 | ppm | 99 |
| 79) Chrysene | 23.33 | 228 | 121144 | 5.03 | ppm | 98 |
| 80) bis(2-Ethylhexyl)phthalate | 23.55 | 149 | 82875 | 4.95 | ppm | 99 |
| 81) Di-n-octylphthalate | 25.03 | 149 | 89293 | 4.87 | ppm | 100 |
| 83) Benzo[b]fluoranthene | 25.87 | 252 | 116907 | 4.63 | ppm | 99 |
| 84) Benzo[k]fluoranthene | 25.94 | 252 | 113974 | 4.54 | ppm | 99 |
| 85) Benzo[a]pyrene | 26.65 | 252 | 97146 | 4.68 | ppm | 98 |
| 86) Indeno[1,2,3-cd]pyrene | 29.38 | 276 | 84631 | 5.52 | ppm | 99 |
| 87) Dibenz[a,h]anthracene | 29.47 | 278 | 86696 | Below | Cal | 98 |
| 88) Benzo[g,h,i]perylene | 30.11 | 276 | 91830 | 5.76 | ppm | 99 |

(#) = qualifier out of range (m) = manual integration
 SSTD005.D G7K15SV.M Thu Nov 15 11:37:52 2007


Quantitation Report

Data File : C:\GCMS62\DATA\07NOV15\SSTD005.D
 Acq On : 15 Nov 2007 10:13 am
 Sample : 5ppm STD #7100428
 Misc : ICAL -- 8270/625
 MS Integration Params: RTEINT.P
 Quant Time: Nov 15 11:37 19107

Vial: 3
 Operator: DF/AI
 Inst : GCMS62
 Multiplr: 1.00

Quant Results File: G7K15SV.RES

Method : C:\HPCHEM\1\METHODS\G7K15SV.M (RTE Integrator)
 Title : 625/8270 Calibration
 Last Update : Tue Nov 13 22:05:35 2007
 Response via : Initial Calibration



Data File : C:\GCMS62\DATA\07NOV15\SSTD010.D
 Acq On : 15 Nov 2007 10:51 am
 Sample : 10ppm STD #7100429
 Misc : ICAL -- 8270/625
 MS Integration Params: RTEINT.P
 Quant Time: Nov 15 12:34 19107

Vial: 4
 Operator: DF/AI
 Inst : GCMS62
 Multiplr: 1.00

Quant Results File: G7K15SV.RES

Quant Method : C:\HPCHEM\1\METHODS\G7K15SV.M (RTE Integrator)
 Title : 625/8270 Calibration
 Last Update : Tue Nov 13 22:05:35 2007
 Response via : Initial Calibration
 DataAcq Meth : G7K13SV

| Internal Standards | R.T. | QIon | Response | Conc | Units | Dev(Min) |
|--------------------------------|-------|------|----------|-------|-------|----------|
| 1) 1,4-Dichlorobenzene-d4 (IS) | 8.38 | 152 | 420231 | 40.00 | ppm | 0.00 |
| 20) Naphthalene-d8 (IS) | 11.25 | 136 | 1426725 | 40.00 | ppm | 0.00 |
| 36) Acenaphthene-d10 (IS) | 15.41 | 164 | 758898 | 40.00 | ppm | 0.00 |
| 59) Phenanthrene-d10 (IS) | 18.81 | 188 | 1178624 | 40.00 | ppm | 0.00 |
| 71) Chrysene-d12 (IS) | 23.29 | 240 | 966610 | 40.00 | ppm | 0.00 |
| 82) Perylene-d12 (IS) | 26.78 | 264 | 671414 | 40.00 | ppm | 0.00 |

System Monitoring Compounds

| | | | | | | |
|-------------------------------|-------|----------|----------|-------|---------|-------|
| 2) 2-Fluorophenol (SU) | 5.87 | 112 | 180662 | 11.20 | ppm | 0.00 |
| Spiked Amount 100.000 | Range | 30 - 120 | Recovery | = | 11.20%# | |
| 7) Phenol-d6 (SU) | 7.78 | 99 | 195461 | 9.91 | ppm | -0.02 |
| Spiked Amount 100.000 | Range | 40 - 120 | Recovery | = | 9.91%# | |
| 21) Nitrobenzene-d5 (SU) | 9.68 | 82 | 125453 | 8.32 | ppm | -0.02 |
| Spiked Amount 50.000 | Range | 40 - 120 | Recovery | = | 16.64%# | |
| 40) 2-Fluorobiphenyl (SU) | 13.88 | 172 | 269951 | 10.64 | ppm | 0.00 |
| Spiked Amount 50.000 | Range | 40 - 120 | Recovery | = | 21.28%# | |
| 62) 2,4,6-Tribromophenol (SU) | 17.30 | 330 | 54676 | 8.96 | ppm | 0.00 |
| Spiked Amount 100.000 | Range | 45 - 130 | Recovery | = | 8.96%# | |
| 74) Terphenyl-d14 (SU) | 21.60 | 244 | 271310 | 9.91 | ppm | 0.00 |
| Spiked Amount 50.000 | Range | 40 - 140 | Recovery | = | 19.82%# | |

Target Compounds

| | R.T. | QIon | Response | Conc | Units | Qvalue |
|--------------------------------|-------|------|----------|-------|-------|--------|
| 3) Pyridine | 3.72 | 79 | 197893 | 11.04 | ppm | 99 |
| 4) n-Nitrosodimethylamine | 3.71 | 74 | 117917 | 10.73 | ppm | 96 |
| 5) bis(2-Chloroethyl)ether | 7.96 | 93 | 168435 | 9.82 | ppm | 88 |
| 6) Aniline | 7.80 | 93 | 245357 | 10.13 | ppm | 97 |
| 8) Phenol | 7.80 | 94 | 225942 | 10.51 | ppm | 96 |
| 9) 2-Chlorophenol | 8.01 | 128 | 150764 | 9.92 | ppm | 98 |
| 10) n-Decane | 8.16 | 57 | 160301 | 12.15 | ppm | 98 |
| 11) 1,3-Dichlorobenzene | 8.30 | 146 | 180786 | 10.89 | ppm | 99 |
| 12) 1,4-Dichlorobenzene | 8.42 | 146 | 182867 | 11.13 | ppm | 94 |
| 13) 1,2-Dichlorobenzene | 8.82 | 146 | 164133 | 10.50 | ppm | 97 |
| 14) Benzyl alcohol | 8.77 | 108 | 86006 | 8.43 | ppm | 99 |
| 15) bis(2-chloroisopropyl)ethe | 9.15 | 45 | 134288 | 9.61 | ppm | 99 |
| 16) 2-Methylphenol | 9.09 | 107 | 108637 | 9.01 | ppm | 98 |
| 17) Hexachloroethane | 9.49 | 117 | 63835 | 10.81 | ppm | 98 |
| 18) N-Nitroso-di-n-propylamine | 9.47 | 70 | 86229 | 8.28 | ppm | 97 |
| 19) 4-Methylphenol | 9.42 | 107 | 154789 | 9.23 | ppm | 97 |
| 22) Nitrobenzene | 9.72 | 77 | 125042 | 8.76 | ppm | 100 |
| 23) Isophorone | 10.28 | 82 | 225050 | 8.13 | ppm | 98 |
| 24) 2-Nitrophenol | 10.46 | 139 | 68622 | 9.57 | ppm | 95 |
| 25) 2,4-Dimethylphenol | 10.62 | 122 | 113498 | 9.65 | ppm | 94 |

(#) = qualifier out of range (m) = manual integration
 SSTD010.D G7K15SV.M Thu Nov 15 12:36:18 2007

Data File : C:\GCMS62\DATA\07NOV15\SSTD010.D
 Acq On : 15 Nov 2007 10:51 am
 Sample : 10ppm STD #7100429
 Misc : ICAL -- 8270/625
 MS Integration Params: RTEINT.P
 Quant Time: Nov 15 12:34 19107

Vial: 4
 Operator: DF/AI
 Inst : GCMS62
 Multiplr: 1.00

Quant Results File: G7K15SV.RES

Quant Method : C:\HPCHEM\1\METHODS\G7K15SV.M (RTE Integrator)
 Title : 625/8270 Calibration
 Last Update : Tue Nov 13 22:05:35 2007
 Response via : Initial Calibration
 DataAcq Meth : G7K13SV

| Compound | R.T. | QIon | Response | Conc | Unit | Qvalue |
|--------------------------------|-------|------|----------|-------|-------|--------|
| 26) bis(2-Chloroethoxy)methane | 10.85 | 93 | 167410 | 9.44 | ppm | 99 |
| 27) 2,4-Dichlorophenol | 10.99 | 162 | 102909 | 9.42 | ppm | 97 |
| 28) 1,2,4-Trichlorobenzene | 11.17 | 180 | 114386 | 9.28 | ppm | 98 |
| 29) Benzoic Acid | 10.82 | 122 | 31635 | 9.18 | ppm | 100 |
| 30) Naphthalene | 11.29 | 128 | 371261 | 10.27 | ppm | 100 |
| 31) 4-Chloroaniline | 11.53 | 127 | 154075 | 9.64 | ppm | 98 |
| 32) Hexachlorobutadiene | 11.77 | 225 | 61992 | 8.31 | ppm | 98 |
| 33) 4-Chloro-3-methylphenol | 12.72 | 107 | 98199 | 8.62 | ppm | 96 |
| 34) 2-Methylnaphthalene | 12.92 | 141 | 199500 | 10.44 | ppm | 99 |
| 35) 2,3-Dichloroaniline | 13.69 | 161 | 126346 | 10.59 | ppm | 99 |
| 37) Hexachlorocyclopentadiene | 13.48 | 237 | 38253 | 7.04 | ppm | 97 |
| 38) 2,4,6-Trichlorophenol | 13.68 | 196 | 69765 | 10.58 | ppm | 96 |
| 39) 2,4,5-Trichlorophenol | 13.76 | 196 | 71801 | 9.10 | ppm | 96 |
| 41) 2-Chloronaphthalene | 14.05 | 162 | 230856 | 10.87 | ppm | 99 |
| 42) 2-Nitroaniline | 14.42 | 65 | 56236 | 9.92 | ppm | 96 |
| 43) 1,3-Dinitrobenzene | 14.98 | 168 | 36381 | 9.02 | ppm # | 70 |
| 44) Acenaphthylene | 15.03 | 152 | 341293 | 11.03 | ppm | 99 |
| 45) Dimethylphthalate | 15.00 | 163 | 262731 | 11.32 | ppm | 99 |
| 46) 2,6-Dinitrotoluene | 15.13 | 165 | 62102 | 10.42 | ppm | 98 |
| 47) Acenaphthene | 15.48 | 154 | 212382 | 10.55 | ppm | 98 |
| 48) 3-Nitroaniline | 15.41 | 138 | 68595 | 12.18 | ppm | 94 |
| 49) 2,4-Dinitrophenol | 15.65 | 184 | 10432 | 8.12 | ppm | 96 |
| 50) Dibenzofuran | 15.86 | 168 | 319227 | 10.30 | ppm | 92 |
| 51) 2,4-Dinitrotoluene | 16.04 | 165 | 77521 | 9.75 | ppm | 98 |
| 52) 4-Nitrophenol | 15.89 | 109 | 14321 | 9.75 | ppm # | 36 |
| 53) Fluorene | 16.67 | 166 | 262738 | 10.89 | ppm | 99 |
| 54) 4-Chlorophenyl-phenylether | 16.74 | 204 | 120432 | 10.34 | ppm | 95 |
| 55) Diethylphthalate | 16.71 | 149 | 268416 | 11.31 | ppm | 99 |
| 56) Azobenzene | 17.11 | 77 | 266741 | 9.70 | ppm | 97 |
| 57) 4-Nitroaniline | 16.87 | 138 | 66498 | 10.65 | ppm | 99 |
| 58) n-Octadecane | 18.81 | 57 | 125530 | 11.30 | ppm | 96 |
| 60) 4,6-Dinitro-2-methylphenol | 16.97 | 198 | 19857 | 8.81 | ppm | 96 |
| 61) n-Nitrosodiphenylamine | 17.06 | 169 | 192186 | 10.05 | ppm | 100 |
| 63) 4-Bromophenyl-phenylether | 17.89 | 248 | 90786 | 9.07 | ppm | 96 |
| 64) Hexachlorobenzene | 18.16 | 284 | 124974 | 9.55 | ppm | 98 |
| 65) Pentachlorophenol | 18.59 | 266 | 45476 | 6.07 | ppm | 97 |
| 66) Phenanthrene | 18.85 | 178 | 380361 | 10.07 | ppm | 99 |
| 67) Anthracene | 18.94 | 178 | 375727 | 9.84 | ppm | 99 |
| 68) Carbazole | 19.31 | 167 | 310642 | 9.52 | ppm | 98 |
| 69) Di-n-butylphthalate | 20.15 | 149 | 471502 | 10.66 | ppm | 99 |
| 70) Fluoranthene | 20.97 | 202 | 355236 | 10.06 | ppm | 98 |

(#) = qualifier out of range (m) = manual integration

SSTD010.D G7K15SV.M Thu Nov 15 12:36:20 2007

Data File : C:\GCMS62\DATA\07NOV15\SSTD010.D
 Acq On : 15 Nov 2007 10:51 am
 Sample : 10ppm STD #7100429
 Misc : ICAL -- 8270/625
 MS Integration Params: RTEINT.P
 Quant Time: Nov 15 12:34 19107

Vial: 4
 Operator: DF/AI
 Inst : GCMS62
 Multiplr: 1.00

Quant Results File: G7K15SV.RES

Quant Method : C:\HPCHEM\1\METHODS\G7K15SV.M (RTE Integrator)
 Title : 625/8270 Calibration
 Last Update : Tue Nov 13 22:05:35 2007
 Response via : Initial Calibration
 DataAcq Meth : G7K13SV

| Compound | R.T. | QIon | Response | Conc | Unit | Qvalue |
|--------------------------------|-------|------|----------|-------|------|--------|
| 72) Pyrene | 21.30 | 202 | 356145 | 10.15 | ppm | 98 |
| 73) 2,2'-Dichlorobenzil | 21.47 | 139 | 250183 | 11.01 | ppm | 98 |
| 75) Benzidine | 21.23 | 184 | 106587 | 8.07 | ppm | 99 |
| 76) Butylbenzylphthalate | 22.42 | 149 | 158108 | 10.20 | ppm | 98 |
| 77) 3,3'-Dichlorobenzidine | 23.26 | 252 | 98643 | 9.26 | ppm | 94 |
| 78) Benzo[a]anthracene | 23.25 | 228 | 264142 | 10.37 | ppm | 99 |
| 79) Chrysene | 23.33 | 228 | 254041 | 10.24 | ppm | 99 |
| 80) bis(2-Ethylhexyl)phthalate | 23.54 | 149 | 185974 | 10.78 | ppm | 100 |
| 81) Di-n-octylphthalate | 25.03 | 149 | 206622 | 10.94 | ppm | 100 |
| 83) Benzo[b]fluoranthene | 25.87 | 252 | 233363 | 9.71 | ppm | 98 |
| 84) Benzo[k]fluoranthene | 25.94 | 252 | 225799 | 9.43 | ppm | 99 |
| 85) Benzo[a]pyrene | 26.64 | 252 | 191836 | 9.71 | ppm | 99 |
| 86) Indeno[1,2,3-cd]pyrene | 29.38 | 276 | 163408 | 11.18 | ppm | 98 |
| 87) Dibenz[a,h]anthracene | 29.47 | 278 | 171827 | 6.19 | ppm | 99 |
| 88) Benzo[g,h,i]perylene | 30.12 | 276 | 176926 | 11.65 | ppm | 99 |

(#) = qualifier out of range (m) = manual integration
 SSTD010.D G7K15SV.M Thu Nov 15 12:36:20 2007


Quantitation Report

Data File : C:\GCMS62\DATA\07NOV15\SSTD010.D
 Acq On : 15 Nov 2007 10:51 am
 Sample : 10ppm STD #7100429
 Misc : ICAL -- 8270/625
 MS Integration Params: RTEINT.P
 Quant Time: Nov 15 12:34 19107

Vial: 4
 Operator: DF/AI
 Inst : GCMS62
 Multiplr: 1.00

Quant Results File: G7K15SV.RES

Method : C:\HPCHEM\1\METHODS\G7K15SV.M (RTE Integrator)
 Title : 625/8270 Calibration
 Last Update : Tue Nov 13 22:05:35 2007
 Response via : Initial Calibration



Data File : C:\GCMS62\DATA\07NOV15\SSTD010.D
 Acq On : 15 Nov 2007 10:51 am
 Sample : 10ppm STD #7100429
 Misc : ICAL -- 8270/625
 MS Integration Params: RTEINT.P
 Quant Time: Nov 15 12:34 19107

Vial: 4
 Operator: DF/AI
 Inst : GCMS62
 Multiplr: 1.00

Quant Results File: G7K15SV.RES

Quant Method : C:\HPCHEM\1\METHODS\G7K15SV.M (RTE Integrator)
 Title : 625/8270 Calibration
 Last Update : Tue Nov 13 22:05:35 2007
 Response via : Initial Calibration
 DataAcq Meth : G7K13SV

| Internal Standards | R.T. | QIon | Response | Conc | Units | Dev (Min) |
|--------------------------------|-------|------|----------|-------|-------|-----------|
| 1) 1,4-Dichlorobenzene-d4 (IS) | 8.38 | 152 | 420231 | 40.00 | ppm | 0.00 |
| 20) Naphthalene-d8 (IS) | 11.25 | 136 | 1426725 | 40.00 | ppm | 0.00 |
| 36) Acenaphthene-d10 (IS) | 15.41 | 164 | 758898 | 40.00 | ppm | 0.00 |
| 59) Phenanthrene-d10 (IS) | 18.81 | 188 | 1178624 | 40.00 | ppm | 0.00 |
| 71) Chrysene-d12 (IS) | 23.29 | 240 | 966610 | 40.00 | ppm | 0.00 |
| 82) Perylene-d12 (IS) | 26.78 | 264 | 671414 | 40.00 | ppm | 0.00 |

| System Monitoring Compounds | R.T. | QIon | Response | Conc | Units | Dev (Min) |
|-------------------------------|----------------|------|------------|--------|-------|-----------|
| 2) 2-Fluorophenol (SU) | 5.87 | 112 | 180662 | 11.20 | ppm | 0.00 |
| Spiked Amount 100.000 | Range 30 - 120 | | Recovery = | 11.20% | # | |
| 7) Phenol-d6 (SU) | 7.78 | 99 | 195461 | 9.91 | ppm | -0.02 |
| Spiked Amount 100.000 | Range 40 - 120 | | Recovery = | 9.91% | # | |
| 21) Nitrobenzene-d5 (SU) | 9.68 | 82 | 125453 | 8.32 | ppm | -0.02 |
| Spiked Amount 50.000 | Range 40 - 120 | | Recovery = | 16.64% | # | |
| 40) 2-Fluorobiphenyl (SU) | 13.88 | 172 | 269951 | 10.64 | ppm | 0.00 |
| Spiked Amount 50.000 | Range 40 - 120 | | Recovery = | 21.28% | # | |
| 62) 2,4,6-Tribromophenol (SU) | 17.30 | 330 | 54676 | 8.96 | ppm | 0.00 |
| Spiked Amount 100.000 | Range 45 - 130 | | Recovery = | 8.96% | # | |
| 74) Terphenyl-d14 (SU) | 21.60 | 244 | 271310 | 9.91 | ppm | 0.00 |
| Spiked Amount 50.000 | Range 40 - 140 | | Recovery = | 19.82% | # | |

| Target Compounds | R.T. | QIon | Response | Conc | Units | Qvalue |
|---------------------------------|-------|------|----------|-------|-------|--------|
| 3) Pyridine | 3.72 | 79 | 197893 | 11.04 | ppm | 99 |
| 4) n-Nitrosodimethylamine | 3.71 | 74 | 117917 | 10.73 | ppm | 96 |
| 5) bis(2-Chloroethyl) ether | 7.96 | 93 | 168435 | 9.82 | ppm | 88 |
| 6) Aniline | 7.80 | 93 | 245357 | 10.13 | ppm | 97 |
| 8) Phenol | 7.80 | 94 | 225942 | 10.51 | ppm | 96 |
| 9) 2-Chlorophenol | 8.01 | 128 | 150764 | 9.92 | ppm | 98 |
| 10) n-Decane | 8.16 | 57 | 160301 | 12.15 | ppm | 98 |
| 11) 1,3-Dichlorobenzene | 8.30 | 146 | 180786 | 10.89 | ppm | 99 |
| 12) 1,4-Dichlorobenzene | 8.42 | 146 | 182867 | 11.13 | ppm | 94 |
| 13) 1,2-Dichlorobenzene | 8.82 | 146 | 164133 | 10.50 | ppm | 97 |
| 14) Benzyl alcohol | 8.77 | 108 | 86006 | 8.43 | ppm | 99 |
| 15) bis(2-chloroisopropyl) ethe | 9.15 | 45 | 134288 | 9.61 | ppm | 99 |
| 16) 2-Methylphenol | 9.09 | 107 | 108637 | 9.01 | ppm | 98 |
| 17) Hexachloroethane | 9.49 | 117 | 63835 | 10.81 | ppm | 98 |
| 18) N-Nitroso-di-n-propylamine | 9.47 | 70 | 86229 | 8.28 | ppm | 97 |
| 19) 4-Methylphenol | 9.42 | 107 | 154789 | 9.23 | ppm | 97 |
| 22) Nitrobenzene | 9.72 | 77 | 125042 | 8.76 | ppm | 100 |
| 23) Isophorone | 10.28 | 82 | 225050 | 8.13 | ppm | 98 |
| 24) 2-Nitrophenol | 10.46 | 139 | 68622 | 9.57 | ppm | 95 |
| 25) 2,4-Dimethylphenol | 10.62 | 122 | 113498 | 9.65 | ppm | 94 |

(#) = qualifier out of range (m) = manual integration
 SSTD010.D G7K15SV.M Thu Nov 15 12:34:17 2007

Data File : C:\GCMS62\DATA\07NOV15\SSTD010.D
 Acq On : 15 Nov 2007 10:51 am
 Sample : 10ppm STD #7100429
 Misc : ICAL -- 8270/625
 MS Integration Params: RTEINT.P
 Quant Time: Nov 15 12:34 19107

Vial: 4
 Operator: DF/AI
 Inst : GCMS62
 Multiplr: 1.00

Quant Results File: G7K15SV.RES

Quant Method : C:\HPCHEM\1\METHODS\G7K15SV.M (RTE Integrator)
 Title : 625/8270 Calibration
 Last Update : Tue Nov 13 22:05:35 2007
 Response via : Initial Calibration
 DataAcq Meth : G7K13SV

| Compound | R.T. | QIon | Response | Conc | Unit | Qvalue |
|--------------------------------|-------|------|----------|-------|-------|--------|
| 26) bis(2-Chloroethoxy)methane | 10.85 | 93 | 167410 | 9.44 | ppm | 99 |
| 27) 2,4-Dichlorophenol | 10.99 | 162 | 102909 | 9.42 | ppm | 97 |
| 28) 1,2,4-Trichlorobenzene | 11.17 | 180 | 114386 | 9.28 | ppm | 98 |
| 29) Benzoic Acid | 10.82 | 122 | 31635 | 9.18 | ppm | 100 |
| 30) Naphthalene | 11.29 | 128 | 371261 | 10.27 | ppm | 100 |
| 31) 4-Chloroaniline | 11.53 | 127 | 154075 | 9.64 | ppm | 98 |
| 32) Hexachlorobutadiene | 11.77 | 225 | 61992 | 8.31 | ppm | 98 |
| 33) 4-Chloro-3-methylphenol | 12.72 | 107 | 98199 | 8.62 | ppm | 96 |
| 34) 2-Methylnaphthalene | 12.92 | 141 | 199500 | 10.44 | ppm | 99 |
| 35) 2,3-Dichloroaniline | 13.69 | 161 | 126346 | 10.59 | ppm | 99 |
| 37) Hexachlorocyclopentadiene | 13.48 | 237 | 38253 | 7.04 | ppm | 97 |
| 38) 2,4,6-Trichlorophenol | 13.68 | 196 | 69765 | 10.58 | ppm | 96 |
| 39) 2,4,5-Trichlorophenol | 13.76 | 196 | 71801 | 9.10 | ppm | 96 |
| 41) 2-Chloronaphthalene | 14.05 | 162 | 230856 | 10.87 | ppm | 99 |
| 42) 2-Nitroaniline | 14.42 | 65 | 56236 | 9.92 | ppm | 96 |
| 43) 1,3-Dinitrobenzene | 14.98 | 168 | 36381 | 9.02 | ppm # | 70 |
| 44) Acenaphthylene | 15.03 | 152 | 341293 | 11.03 | ppm | 99 |
| 45) Dimethylphthalate | 15.00 | 163 | 262731 | 11.32 | ppm | 99 |
| 46) 2,6-Dinitrotoluene | 15.13 | 165 | 62102 | 10.42 | ppm | 98 |
| 47) Acenaphthene | 15.48 | 154 | 212382 | 10.55 | ppm | 98 |
| 48) 3-Nitroaniline | 15.41 | 138 | 68595 | 12.18 | ppm | 94 |
| 49) 2,4-Dinitrophenol | 15.65 | 184 | 10432 | 8.12 | ppm | 96 |
| 50) Dibenzofuran | 15.86 | 168 | 319227 | 10.30 | ppm | 92 |
| 51) 2,4-Dinitrotoluene | 16.04 | 165 | 77521 | 9.75 | ppm | 98 |
| 52) 4-Nitrophenol | 15.89 | 109 | 14321 | 9.75 | ppm # | 36 |
| 53) Fluorene | 16.67 | 166 | 262738 | 10.89 | ppm | 99 |
| 54) 4-Chlorophenyl-phenylether | 16.74 | 204 | 120432 | 10.34 | ppm | 95 |
| 55) Diethylphthalate | 16.71 | 149 | 268416 | 11.31 | ppm | 99 |
| 56) Azobenzene | 17.11 | 77 | 266741 | 9.70 | ppm | 97 |
| 57) 4-Nitroaniline | 16.87 | 138 | 66498 | 10.65 | ppm | 99 |
| 58) n-Octadecane | 18.81 | 57 | 125530 | 11.30 | ppm | 96 |
| 60) 4,6-Dinitro-2-methylphenol | 16.97 | 198 | 19857 | 8.81 | ppm | 96 |
| 61) n-Nitrosodiphenylamine | 17.06 | 169 | 192186 | 10.05 | ppm | 100 |
| 63) 4-Bromophenyl-phenylether | 17.89 | 248 | 90786 | 9.07 | ppm | 96 |
| 64) Hexachlorobenzene | 18.16 | 284 | 124974 | 9.55 | ppm | 98 |
| 65) Pentachlorophenol | 18.59 | 266 | 45476 | 6.07 | ppm | 97 |
| 66) Phenanthrene | 18.85 | 178 | 380361 | 10.07 | ppm | 99 |
| 67) Anthracene | 18.94 | 178 | 375727 | 9.84 | ppm | 99 |
| 68) Carbazole | 19.31 | 167 | 310642 | 9.52 | ppm | 98 |
| 69) Di-n-butylphthalate | 20.15 | 149 | 471502 | 10.66 | ppm | 99 |
| 70) Fluoranthene | 20.97 | 202 | 355236 | 10.06 | ppm | 98 |

(#) = qualifier out of range (m) = manual integration

SSTD010.D G7K15SV.M Thu Nov 15 12:34:18 2007

Data File : C:\GCMS62\DATA\07NOV15\SSTD010.D
 Acq On : 15 Nov 2007 10:51 am
 Sample : 10ppm STD #7100429
 Misc : ICAL -- 8270/625
 MS Integration Params: RTEINT.P
 Quant Time: Nov 15 12:34 19107

Vial: 4
 Operator: DF/AI
 Inst : GCMS62
 Multiplr: 1.00

Quant Results File: G7K15SV.RES

Quant Method : C:\HPCHEM\1\METHODS\G7K15SV.M (RTE Integrator)
 Title : 625/8270 Calibration
 Last Update : Tue Nov 13 22:05:35 2007
 Response via : Initial Calibration
 DataAcq Meth : G7K13SV

| Compound | R.T. | QIon | Response | Conc | Unit | Qvalue |
|--------------------------------|-------|------|----------|-------|------|--------|
| 72) Pyrene | 21.30 | 202 | 356145 | 10.15 | ppm | 98 |
| 73) 2,2'-Dichlorobenzil | 21.47 | 139 | 250183 | 11.01 | ppm | 98 |
| 75) Benzidine | 21.23 | 184 | 106587 | 8.07 | ppm | 99 |
| 76) Butylbenzylphthalate | 22.42 | 149 | 158108 | 10.20 | ppm | 98 |
| 77) 3,3'-Dichlorobenzidine | 23.26 | 252 | 98643 | 9.26 | ppm | 94 |
| 78) Benzo[a]anthracene | 23.25 | 228 | 264142 | 10.37 | ppm | 99 |
| 79) Chrysene | 23.33 | 228 | 254041 | 10.24 | ppm | 99 |
| 80) bis(2-Ethylhexyl)phthalate | 23.54 | 149 | 185974 | 10.78 | ppm | 100 |
| 81) Di-n-octylphthalate | 25.03 | 149 | 206622 | 10.94 | ppm | 100 |
| 83) Benzo[b]fluoranthene | 25.87 | 252 | 233363 | 9.71 | ppm | 98 |
| 84) Benzo[k]fluoranthene | 25.94 | 252 | 225799 | 9.43 | ppm | 99 |
| 85) Benzo[a]pyrene | 26.64 | 252 | 191836 | 9.71 | ppm | 99 |
| 86) Indeno[1,2,3-cd]pyrene | 29.38 | 276 | 163408 | 11.18 | ppm | 98 |
| 87) Dibenz[a,h]anthracene | 29.47 | 278 | 171827 | 6.19 | ppm | 99 |
| 88) Benzo[g,h,i]perylene | 30.12 | 276 | 176926 | 11.65 | ppm | 99 |

(#) = qualifier out of range (m) = manual integration
 SSTD010.D G7K15SV.M Thu Nov 15 12:34:19 2007


Quantitation Report

Data File : C:\GCMS62\DATA\07NOV15\SSTD010.D
Acq On : 15 Nov 2007 10:51 am
Sample : 10ppm STD #7100429
Misc : ICAL -- 8270/625
MS Integration Params: RTEINT.P
Quant Time: Nov 15 12:34 19107

Vial: 4
Operator: DF/AI
Inst : GCMS62
Multiplr: 1.00

Quant Results File: G7K15SV.RES

Method : C:\HPCHEM\1\METHODS\G7K15SV.M (RTE Integrator)
Title : 625/8270 Calibration
Last Update : Tue Nov 13 22:05:35 2007
Response via : Initial Calibration



Data File : C:\GCMS62\DATA\07NOV15\SSTD080.D
 Acq On : 15 Nov 2007 11:30 am
 Sample : 80ppm STD #7100432
 Misc : ICAL -- 8270/625
 MS Integration Params: RTEINT.P
 Quant Time: Nov 15 12:37 19107

Vial: 5
 Operator: DF/AI
 Inst : GCMS62
 Multiplr: 1.00

Quant Results File: G7K15SV.RES

Quant Method : C:\HPCHEM\1\METHODS\G7K15SV.M (RTE Integrator)
 Title : 625/8270 Calibration
 Last Update : Tue Nov 13 22:05:35 2007
 Response via : Initial Calibration
 DataAcq Meth : G7K13SV

| Internal Standards | R.T. | QIon | Response | Conc | Units | Dev(Min) |
|--------------------------------|-------|------|----------|-------|-------|----------|
| 1) 1,4-Dichlorobenzene-d4 (IS) | 8.39 | 152 | 426944 | 40.00 | ppm | 0.00 |
| 20) Naphthalene-d8 (IS) | 11.26 | 136 | 1421884 | 40.00 | ppm | 0.00 |
| 36) Acenaphthene-d10 (IS) | 15.42 | 164 | 702912 | 40.00 | ppm | 0.00 |
| 59) Phenanthrene-d10 (IS) | 18.82 | 188 | 1001987 | 40.00 | ppm | 0.00 |
| 71) Chrysene-d12 (IS) | 23.29 | 240 | 730353 | 40.00 | ppm | 0.00 |
| 82) Perylene-d12 (IS) | 26.79 | 264 | 535378 | 40.00 | ppm | 0.00 |

System Monitoring Compounds

| | | | | | | |
|-------------------------------|----------------|-----|------------|----------|-----|------|
| 2) 2-Fluorophenol (SU) | 5.88 | 112 | 1400138 | 85.44 | ppm | 0.00 |
| Spiked Amount 100.000 | Range 30 - 120 | | Recovery = | 85.44% | | |
| 7) Phenol-d6 (SU) | 7.80 | 99 | 1409161 | 70.33 | ppm | 0.00 |
| Spiked Amount 100.000 | Range 40 - 120 | | Recovery = | 70.33% | | |
| 21) Nitrobenzene-d5 (SU) | 9.70 | 82 | 1008870 | 67.13 | ppm | 0.00 |
| Spiked Amount 50.000 | Range 40 - 120 | | Recovery = | 134.26%# | | |
| 40) 2-Fluorobiphenyl (SU) | 13.90 | 172 | 1891782 | 80.51 | ppm | 0.00 |
| Spiked Amount 50.000 | Range 40 - 120 | | Recovery = | 161.02%# | | |
| 62) 2,4,6-Tribromophenol (SU) | 17.32 | 330 | 450335 | 86.83 | ppm | 0.00 |
| Spiked Amount 100.000 | Range 45 - 130 | | Recovery = | 86.83% | | |
| 74) Terphenyl-d14 (SU) | 21.61 | 244 | 1704998 | 82.39 | ppm | 0.00 |
| Spiked Amount 50.000 | Range 40 - 140 | | Recovery = | 164.78%# | | |

Target Compounds

| Target Compounds | R.T. | QIon | Response | Conc | Units | Qvalue |
|---------------------------------|-------|------|----------|-------|-------|--------|
| 3) Pyridine | 3.70 | 79 | 1529491 | 83.96 | ppm | 100 |
| 4) n-Nitrosodimethylamine | 3.71 | 74 | 901989 | 80.76 | ppm | 99 |
| 5) bis(2-Chloroethyl) ether | 7.98 | 93 | 1288859 | 73.94 | ppm | 100 |
| 6) Aniline | 7.80 | 93 | 1715154 | 69.73 | ppm | 100 |
| 8) Phenol | 7.83 | 94 | 1579903 | 72.37 | ppm | 99 |
| 9) 2-Chlorophenol | 8.01 | 128 | 1193691 | 77.31 | ppm | 99 |
| 10) n-Decane | 8.17 | 57 | 1047921 | 78.16 | ppm | 99 |
| 11) 1,3-Dichlorobenzene | 8.32 | 146 | 1350708 | 80.09 | ppm | 99 |
| 12) 1,4-Dichlorobenzene | 8.43 | 146 | 1335362 | 80.01 | ppm | 98 |
| 13) 1,2-Dichlorobenzene | 8.83 | 146 | 1227264 | 77.25 | ppm | 99 |
| 14) Benzyl alcohol | 8.79 | 108 | 718154 | 69.30 | ppm | 97 |
| 15) bis(2-chloroisopropyl) ethe | 9.16 | 45 | 1057669 | 74.51 | ppm | 98 |
| 16) 2-Methylphenol | 9.11 | 107 | 853212 | 69.68 | ppm | 99 |
| 17) Hexachloroethane | 9.49 | 117 | 465311 | 77.59 | ppm | 99 |
| 18) N-Nitroso-di-n-propylamine | 9.50 | 70 | 623444 | 58.91 | ppm | 99 |
| 19) 4-Methylphenol | 9.45 | 107 | 1220418 | 71.60 | ppm | 100 |
| 22) Nitrobenzene | 9.74 | 77 | 961857 | 67.63 | ppm | 97 |
| 23) Isophorone | 10.31 | 82 | 1745763 | 63.27 | ppm | 99 |
| 24) 2-Nitrophenol | 10.46 | 139 | 597527 | 83.62 | ppm | 98 |
| 25) 2,4-Dimethylphenol | 10.65 | 122 | 911333 | 77.74 | ppm | 98 |

(#) = qualifier out of range (m) = manual integration
 SSTD080.D G7K15SV.M Thu Nov 15 12:38:42 2007

Data File : C:\GCMS62\DATA\07NOV15\SSTD080.D
 Acq On : 15 Nov 2007 11:30 am
 Sample : 80ppm STD #7100432
 Misc : ICAL -- 8270/625
 MS Integration Params: RTEINT.P
 Quant Time: Nov 15 12:37 19107

Vial: 5
 Operator: DF/AI
 Inst : GCMS62
 Multiplr: 1.00

Quant Results File: G7K15SV.RES

Quant Method : C:\HPCHEM\1\METHODS\G7K15SV.M (RTE Integrator)
 Title : 625/8270 Calibration
 Last Update : Tue Nov 13 22:05:35 2007
 Response via : Initial Calibration
 DataAcq Meth : G7K13SV

| Compound | R.T. | QIon | Response | Conc | Unit | Qvalue |
|--------------------------------|-------|------|----------|--------|------|--------|
| 26) bis(2-Chloroethoxy)methane | 10.87 | 93 | 1290658 | 73.03 | ppm | 99 |
| 27) 2,4-Dichlorophenol | 11.00 | 162 | 809686 | 74.38 | ppm | 99 |
| 28) 1,2,4-Trichlorobenzene | 11.19 | 180 | 853901 | 69.54 | ppm | 99 |
| 29) Benzoic Acid | 11.03 | 122 | 499196 | 67.90 | ppm | 95 |
| 30) Naphthalene | 11.31 | 128 | 2725323 | 75.64 | ppm | 100 |
| 31) 4-Chloroaniline | 11.54 | 127 | 1201418 | 75.39 | ppm | 99 |
| 32) Hexachlorobutadiene | 11.78 | 225 | 477137 | 64.21 | ppm | 99 |
| 33) 4-Chloro-3-methylphenol | 12.73 | 107 | 780101 | 68.74 | ppm | 98 |
| 34) 2-Methylnaphthalene | 12.94 | 141 | 1440310 | 75.66 | ppm | 99 |
| 35) 2,3-Dichloroaniline | 13.71 | 161 | 864619 | 72.75 | ppm | 100 |
| 37) Hexachlorocyclopentadiene | 13.49 | 237 | 370042 | 73.55 | ppm | 98 |
| 38) 2,4,6-Trichlorophenol | 13.70 | 196 | 497477 | 81.46 | ppm | 98 |
| 39) 2,4,5-Trichlorophenol | 13.77 | 196 | 592069 | 81.02 | ppm | 99 |
| 41) 2-Chloronaphthalene | 14.06 | 162 | 1647734 | 83.79 | ppm | 99 |
| 42) 2-Nitroaniline | 14.44 | 65 | 454675 | 86.63 | ppm | 98 |
| 43) 1,3-Dinitrobenzene | 15.01 | 168 | 337922 | 97.60 | ppm | 95 |
| 44) Acenaphthylene | 15.04 | 152 | 2257556 | 78.77 | ppm | 99 |
| 45) Dimethylphthalate | 15.04 | 163 | 1777717 | 82.68 | ppm | 99 |
| 46) 2,6-Dinitrotoluene | 15.15 | 165 | 498052 | 90.22 | ppm | 96 |
| 47) Acenaphthene | 15.50 | 154 | 1481107 | 79.44 | ppm | 99 |
| 48) 3-Nitroaniline | 15.45 | 138 | 566144 | 108.58 | ppm | 99 |
| 49) 2,4-Dinitrophenol | 15.68 | 184 | 228338 | 91.12 | ppm | 98 |
| 50) Dibenzofuran | 15.88 | 168 | 2271017 | 79.08 | ppm | 84 |
| 51) 2,4-Dinitrotoluene | 16.06 | 165 | 680963 | 92.47 | ppm | 99 |
| 52) 4-Nitrophenol | 15.92 | 109 | 176347 | 64.94 | ppm | # 1 |
| 53) Fluorene | 16.69 | 166 | 1814948 | 81.23 | ppm | 99 |
| 54) 4-Chlorophenyl-phenylether | 16.76 | 204 | 818567 | 75.85 | ppm | 100 |
| 55) Diethylphthalate | 16.73 | 149 | 1884014 | 85.72 | ppm | 99 |
| 56) Azobenzene | 17.13 | 77 | 2021074 | 79.33 | ppm | 100 |
| 57) 4-Nitroaniline | 16.92 | 138 | 572738 | 99.07 | ppm | 100 |
| 58) n-Octadecane | 18.81 | 57 | 750419 | 72.91 | ppm | 98 |
| 60) 4,6-Dinitro-2-methylphenol | 17.02 | 198 | 330475 | 78.66 | ppm | 99 |
| 61) n-Nitrosodiphenylamine | 17.08 | 169 | 1368095 | 84.16 | ppm | 99 |
| 63) 4-Bromophenyl-phenylether | 17.90 | 248 | 641823 | 75.39 | ppm | 99 |
| 64) Hexachlorobenzene | 18.18 | 284 | 830490 | 74.66 | ppm | 100 |
| 65) Pentachlorophenol | 18.60 | 266 | 512871 | 80.47 | ppm | 100 |
| 66) Phenanthrene | 18.87 | 178 | 2554853 | 79.53 | ppm | 99 |
| 67) Anthracene | 18.96 | 178 | 2580034 | 79.51 | ppm | 99 |
| 68) Carbazole | 19.33 | 167 | 2313182 | 83.34 | ppm | 99 |
| 69) Di-n-butylphthalate | 20.17 | 149 | 3131988 | 83.29 | ppm | 100 |
| 70) Fluoranthene | 20.97 | 202 | 2292739 | 76.40 | ppm | 99 |

(#) = qualifier out of range (m) = manual integration
 SSTD080.D G7K15SV.M Thu Nov 15 12:38:43 2007

Data File : C:\GCMS62\DATA\07NOV15\SSTD080.D
 Acq On : 15 Nov 2007 11:30 am
 Sample : 80ppm STD #7100432
 Misc : ICAL -- 8270/625
 MS Integration Params: RTEINT.P
 Quant Time: Nov 15 12:37 19107

Vial: 5
 Operator: DF/AI
 Inst : GCMS62
 Multiplr: 1.00

Quant Results File: G7K15SV.RES

Quant Method : C:\HPCHEM\1\METHODS\G7K15SV.M (RTE Integrator)
 Title : 625/8270 Calibration
 Last Update : Tue Nov 13 22:05:35 2007
 Response via : Initial Calibration
 DataAcq Meth : G7K13SV

| Compound | R.T. | QIon | Response | Conc | Unit | Qvalue |
|--------------------------------|-------|------|----------|--------|------|--------|
| 72) Pyrene | 21.31 | 202 | 2256016 | 85.08 | ppm | 99 |
| 73) 2,2'-Dichlorobenzil | 21.48 | 139 | 1677696 | 97.74 | ppm | 100 |
| 75) Benzidine | 21.22 | 184 | 610387 | 61.16 | ppm | 100 |
| 76) Butylbenzylphthalate | 22.43 | 149 | 1039503 | 88.72 | ppm | 100 |
| 77) 3,3'-Dichlorobenzidine | 23.28 | 252 | 628430 | 78.09 | ppm | 97 |
| 78) Benzo[a]anthracene | 23.26 | 228 | 1515201 | 78.70 | ppm | 100 |
| 79) Chrysene | 23.35 | 228 | 1455630 | 77.65 | ppm | 100 |
| 80) bis(2-Ethylhexyl)phthalate | 23.55 | 149 | 1267438 | 97.20 | ppm | 100 |
| 81) Di-n-octylphthalate | 25.04 | 149 | 1548878 | 108.55 | ppm | 99 |
| 83) Benzo[b]fluoranthene | 25.90 | 252 | 1434189 | 74.86 | ppm | 99 |
| 84) Benzo[k]fluoranthene | 25.97 | 252 | 1440923 | 75.48 | ppm | 100 |
| 85) Benzo[a]pyrene | 26.67 | 252 | 1249514 | 79.30 | ppm | 99 |
| 86) Indeno[1,2,3-cd]pyrene | 29.42 | 276 | 1259195 | 108.08 | ppm | 99 |
| 87) Dibenz[a,h]anthracene | 29.50 | 278 | 1323939 | 111.84 | ppm | 100 |
| 88) Benzo[g,h,i]perylene | 30.15 | 276 | 1335190 | 110.27 | ppm | 99 |

(#) = qualifier out of range (m) = manual integration
 SSTD080.D G7K15SV.M Thu Nov 15 12:38:44 2007


Quantitation Report

Data File : C:\GCMS62\DATA\07NOV15\SSTD080.D
Acq On : 15 Nov 2007 11:30 am
Sample : 80ppm STD #7100432
Misc : ICAL -- 8270/625
MS Integration Params: RTEINT.P
Quant Time: Nov 15 12:37 19107

Vial: 5
Operator: DF/AI
Inst : GCMS62
Multiplr: 1.00

Quant Results File: G7K15SV.RES

Method : C:\HPCHEM\1\METHODS\G7K15SV.M (RTE Integrator)
Title : 625/8270 Calibration
Last Update : Tue Nov 13 22:05:35 2007
Response via : Initial Calibration



Data File : C:\GCMS62\DATA\07NOV15\SSTD080.D
 Acq On : 15 Nov 2007 11:30 am
 Sample : 80ppm STD #7100432
 Misc : ICAL -- 8270/625
 MS Integration Params: RTEINT.P
 Quant Time: Nov 15 12:37 19107

Vial: 5
 Operator: DF/AI
 Inst : GCMS62
 Multiplr: 1.00

Quant Results File: G7K15SV.RES

Quant Method : C:\HPCHEM\1\METHODS\G7K15SV.M (RTE Integrator)
 Title : 625/8270 Calibration
 Last Update : Tue Nov 13 22:05:35 2007
 Response via : Initial Calibration
 DataAcq Meth : G7K13SV

| Internal Standards | R.T. | QI on | Response | Conc | Units | Dev (Min) |
|--------------------------------|-------|-------|----------|-------|-------|-----------|
| 1) 1,4-Dichlorobenzene-d4 (IS) | 8.39 | 152 | 426944 | 40.00 | ppm | 0.00 |
| 20) Naphthalene-d8 (IS) | 11.26 | 136 | 1421884 | 40.00 | ppm | 0.00 |
| 36) Acenaphthene-d10 (IS) | 15.42 | 164 | 702912 | 40.00 | ppm | 0.00 |
| 59) Phenanthrene-d10 (IS) | 18.82 | 188 | 1001987 | 40.00 | ppm | 0.00 |
| 71) Chrysene-d12 (IS) | 23.29 | 240 | 730353 | 40.00 | ppm | 0.00 |
| 82) Perylene-d12 (IS) | 26.79 | 264 | 535378 | 40.00 | ppm | 0.00 |

| System Monitoring Compounds | R.T. | QI on | Response | Conc | Units | Dev (Min) |
|-------------------------------|----------------|-------|------------|----------|-------|-----------|
| 2) 2-Fluorophenol (SU) | 5.88 | 112 | 1400138 | 85.44 | ppm | 0.00 |
| Spiked Amount 100.000 | Range 30 - 120 | | Recovery = | 85.44% | | |
| 7) Phenol-d6 (SU) | 7.80 | 99 | 1409161 | 70.33 | ppm | 0.00 |
| Spiked Amount 100.000 | Range 40 - 120 | | Recovery = | 70.33% | | |
| 21) Nitrobenzene-d5 (SU) | 9.70 | 82 | 1008870 | 67.13 | ppm | 0.00 |
| Spiked Amount 50.000 | Range 40 - 120 | | Recovery = | 134.26%# | | |
| 40) 2-Fluorobiphenyl (SU) | 13.90 | 172 | 1891782 | 80.51 | ppm | 0.00 |
| Spiked Amount 50.000 | Range 40 - 120 | | Recovery = | 161.02%# | | |
| 62) 2,4,6-Tribromophenol (SU) | 17.32 | 330 | 450335 | 86.83 | ppm | 0.00 |
| Spiked Amount 100.000 | Range 45 - 130 | | Recovery = | 86.83% | | |
| 74) Terphenyl-d14 (SU) | 21.61 | 244 | 1704998 | 82.39 | ppm | 0.00 |
| Spiked Amount 50.000 | Range 40 - 140 | | Recovery = | 164.78%# | | |

| Target Compounds | R.T. | QI on | Response | Conc | Units | Qvalue |
|--------------------------------|-------|-------|----------|-------|-------|--------|
| 3) Pyridine | 3.70 | 79 | 1529491 | 83.96 | ppm | 100 |
| 4) n-Nitrosodimethylamine | 3.71 | 74 | 901989 | 80.76 | ppm | 99 |
| 5) bis(2-Chloroethyl)ether | 7.98 | 93 | 1288859 | 73.94 | ppm | 100 |
| 6) Aniline | 7.80 | 93 | 1715154 | 69.73 | ppm | 100 |
| 8) Phenol | 7.83 | 94 | 1579903 | 72.37 | ppm | 99 |
| 9) 2-Chlorophenol | 8.01 | 128 | 1193691 | 77.31 | ppm | 99 |
| 10) n-Decane | 8.17 | 57 | 1047921 | 78.16 | ppm | 99 |
| 11) 1,3-Dichlorobenzene | 8.32 | 146 | 1350708 | 80.09 | ppm | 99 |
| 12) 1,4-Dichlorobenzene | 8.43 | 146 | 1335362 | 80.01 | ppm | 98 |
| 13) 1,2-Dichlorobenzene | 8.83 | 146 | 1227264 | 77.25 | ppm | 99 |
| 14) Benzyl alcohol | 8.79 | 108 | 718154 | 69.30 | ppm | 97 |
| 15) bis(2-chloroisopropyl)eth | 9.16 | 45 | 1057669 | 74.51 | ppm | 98 |
| 16) 2-Methylphenol | 9.11 | 107 | 853212 | 69.68 | ppm | 99 |
| 17) Hexachloroethane | 9.49 | 117 | 465311 | 77.59 | ppm | 99 |
| 18) N-Nitroso-di-n-propylamine | 9.50 | 70 | 623444 | 58.91 | ppm | 99 |
| 19) 4-Methylphenol | 9.45 | 107 | 1220418 | 71.60 | ppm | 100 |
| 22) Nitrobenzene | 9.74 | 77 | 961857 | 67.63 | ppm | 97 |
| 23) Isophorone | 10.31 | 82 | 1745763 | 63.27 | ppm | 99 |
| 24) 2-Nitrophenol | 10.46 | 139 | 597527 | 83.62 | ppm | 98 |
| 25) 2,4-Dimethylphenol | 10.65 | 122 | 911333 | 77.74 | ppm | 98 |

(#) = qualifier out of range (m) = manual integration
 SSTD080.D G7K15SV.M Thu Nov 15 12:37:22 2007

Data File : C:\GCMS62\DATA\07NOV15\SSTD080.D
 Acq On : 15 Nov 2007 11:30 am
 Sample : 80ppm STD #7100432
 Misc : ICAL -- 8270/625
 MS Integration Params: RTEINT.P
 Quant Time: Nov 15 12:37 19107

Vial: 5
 Operator: DF/AI
 Inst : GCMS62
 Multiplr: 1.00

Quant Results File: G7K15SV.RES

Quant Method : C:\HPCHEM\1\METHODS\G7K15SV.M (RTE Integrator)
 Title : 625/8270 Calibration
 Last Update : Tue Nov 13 22:05:35 2007
 Response via : Initial Calibration
 DataAcq Meth : G7K13SV

| Compound | R.T. | QIon | Response | Conc | Unit | Qvalue |
|--------------------------------|-------|------|----------|--------|-------|--------|
| 26) bis(2-Chloroethoxy)methane | 10.87 | 93 | 1290658 | 73.03 | ppm | 99 |
| 27) 2,4-Dichlorophenol | 11.00 | 162 | 809686 | 74.38 | ppm | 99 |
| 28) 1,2,4-Trichlorobenzene | 11.19 | 180 | 853901 | 69.54 | ppm | 99 |
| 29) Benzoic Acid | 11.03 | 122 | 499196 | 67.90 | ppm | 95 |
| 30) Naphthalene | 11.31 | 128 | 2725323 | 75.64 | ppm | 100 |
| 31) 4-Chloroaniline | 11.54 | 127 | 1201418 | 75.39 | ppm | 99 |
| 32) Hexachlorobutadiene | 11.78 | 225 | 477137 | 64.21 | ppm | 99 |
| 33) 4-Chloro-3-methylphenol | 12.73 | 107 | 780101 | 68.74 | ppm | 98 |
| 34) 2-Methylnaphthalene | 12.94 | 141 | 1440310 | 75.66 | ppm | 99 |
| 35) 2,3-Dichloroaniline | 13.71 | 161 | 864619 | 72.75 | ppm | 100 |
| 37) Hexachlorocyclopentadiene | 13.49 | 237 | 370042 | 73.55 | ppm | 98 |
| 38) 2,4,6-Trichlorophenol | 13.70 | 196 | 497477 | 81.46 | ppm | 98 |
| 39) 2,4,5-Trichlorophenol | 13.77 | 196 | 592069 | 81.02 | ppm | 99 |
| 41) 2-Chloronaphthalene | 14.06 | 162 | 1647734 | 83.79 | ppm | 99 |
| 42) 2-Nitroaniline | 14.44 | 65 | 454675 | 86.63 | ppm | 98 |
| 43) 1,3-Dinitrobenzene | 15.01 | 168 | 337922 | 97.60 | ppm | 95 |
| 44) Acenaphthylene | 15.04 | 152 | 2257556 | 78.77 | ppm | 99 |
| 45) Dimethylphthalate | 15.04 | 163 | 1777717 | 82.68 | ppm | 99 |
| 46) 2,6-Dinitrotoluene | 15.15 | 165 | 498052 | 90.22 | ppm | 96 |
| 47) Acenaphthene | 15.50 | 154 | 1481107 | 79.44 | ppm | 99 |
| 48) 3-Nitroaniline | 15.45 | 138 | 566144 | 108.58 | ppm | 99 |
| 49) 2,4-Dinitrophenol | 15.68 | 184 | 228338 | 91.12 | ppm | 98 |
| 50) Dibenzofuran | 15.88 | 168 | 2271017 | 79.08 | ppm | 84 |
| 51) 2,4-Dinitrotoluene | 16.06 | 165 | 680963 | 92.47 | ppm | 99 |
| 52) 4-Nitrophenol | 15.92 | 109 | 176347 | 64.94 | ppm # | 1 |
| 53) Fluorene | 16.69 | 166 | 1814948 | 81.23 | ppm | 99 |
| 54) 4-Chlorophenyl-phenylether | 16.76 | 204 | 818567 | 75.85 | ppm | 100 |
| 55) Diethylphthalate | 16.73 | 149 | 1884014 | 85.72 | ppm | 99 |
| 56) Azobenzene | 17.13 | 77 | 2021074 | 79.33 | ppm | 100 |
| 57) 4-Nitroaniline | 16.92 | 138 | 572738 | 99.07 | ppm | 100 |
| 58) n-Octadecane | 18.81 | 57 | 750419 | 72.91 | ppm | 98 |
| 60) 4,6-Dinitro-2-methylphenol | 17.02 | 198 | 330475 | 78.66 | ppm | 99 |
| 61) n-Nitrosodiphenylamine | 17.08 | 169 | 1368095 | 84.16 | ppm | 99 |
| 63) 4-Bromophenyl-phenylether | 17.90 | 248 | 641823 | 75.39 | ppm | 99 |
| 64) Hexachlorobenzene | 18.18 | 284 | 830490 | 74.66 | ppm | 100 |
| 65) Pentachlorophenol | 18.60 | 266 | 512871 | 80.47 | ppm | 100 |
| 66) Phenanthrene | 18.87 | 178 | 2554853 | 79.53 | ppm | 99 |
| 67) Anthracene | 18.96 | 178 | 2580034 | 79.51 | ppm | 99 |
| 68) Carbazole | 19.33 | 167 | 2313182 | 83.34 | ppm | 99 |
| 69) Di-n-butylphthalate | 20.17 | 149 | 3131988 | 83.29 | ppm | 100 |
| 70) Fluoranthene | 20.97 | 202 | 2292739 | 76.40 | ppm | 99 |

(#) = qualifier out of range (m) = manual integration
 SSTD080.D G7K15SV.M Thu Nov 15 12:37:23 2007

Data File : C:\GCMS62\DATA\07NOV15\SSTD080.D
 Acq On : 15 Nov 2007 11:30 am
 Sample : 80ppm STD #7100432
 Misc : ICAL -- 8270/625
 MS Integration Params: RTEINT.P
 Quant Time: Nov 15 12:37 19107

Vial: 5
 Operator: DF/AI
 Inst : GCMS62
 Multiplr: 1.00

Quant Results File: G7K15SV.RES

Quant Method : C:\HPCHEM\1\METHODS\G7K15SV.M (RTE Integrator)
 Title : 625/8270 Calibration
 Last Update : Tue Nov 13 22:05:35 2007
 Response via : Initial Calibration
 DataAcq Meth : G7K13SV

| Compound | R.T. | QIon | Response | Conc | Unit | Qvalue |
|--------------------------------|-------|------|----------|--------|------|--------|
| 72) Pyrene | 21.31 | 202 | 2256016 | 85.08 | ppm | 99 |
| 73) 2,2'-Dichlorobenzil | 21.48 | 139 | 1677696 | 97.74 | ppm | 100 |
| 75) Benzidine | 21.22 | 184 | 610387 | 61.16 | ppm | 100 |
| 76) Butylbenzylphthalate | 22.43 | 149 | 1039503 | 88.72 | ppm | 100 |
| 77) 3,3'-Dichlorobenzidine | 23.28 | 252 | 628430 | 78.09 | ppm | 97 |
| 78) Benzo[a]anthracene | 23.26 | 228 | 1515201 | 78.70 | ppm | 100 |
| 79) Chrysene | 23.35 | 228 | 1455630 | 77.65 | ppm | 100 |
| 80) bis(2-Ethylhexyl)phthalate | 23.55 | 149 | 1267438 | 97.20 | ppm | 100 |
| 81) Di-n-octylphthalate | 25.04 | 149 | 1548878 | 108.55 | ppm | 99 |
| 83) Benzo[b]fluoranthene | 25.90 | 252 | 1434189 | 74.86 | ppm | 99 |
| 84) Benzo[k]fluoranthene | 25.97 | 252 | 1440923 | 75.48 | ppm | 100 |
| 85) Benzo[a]pyrene | 26.67 | 252 | 1249514 | 79.30 | ppm | 99 |
| 86) Indeno[1,2,3-cd]pyrene | 29.42 | 276 | 1259195 | 108.08 | ppm | 99 |
| 87) Dibenz[a,h]anthracene | 29.50 | 278 | 1323939 | 111.84 | ppm | 100 |
| 88) Benzo[g,h,i]perylene | 30.15 | 276 | 1335190 | 110.27 | ppm | 99 |

(#) = qualifier out of range (m) = manual integration
 SSTD080.D G7K15SV.M Thu Nov 15 12:37:24 2007


Quantitation Report

Data File : C:\GCMS62\DATA\07NOV15\SSTD080.D
Acq On : 15 Nov 2007 11:30 am
Sample : 80ppm STD #7100432
Misc : ICAL -- 8270/625
MS Integration Params: RTEINT.P
Quant Time: Nov 15 12:37 19107

Vial: 5
Operator: DF/AI
Inst : GCMS62
Multiplr: 1.00

Quant Results File: G7K15SV.RES

Method : C:\HPCHEM\1\METHODS\G7K15SV.M (RTE Integrator)
Title : 625/8270 Calibration
Last Update : Tue Nov 13 22:05:35 2007
Response via : Initial Calibration



Data File : C:\GCMS62\DATA\07NOV15\SSTD120.D
 Acq On : 15 Nov 2007 12:08 pm
 Sample : 120ppm STD #7100433
 Misc : ICAL -- 8270/625
 MS Integration Params: RTEINT.P
 Quant Time: Nov 15 12:54 19107

Vial: 6
 Operator: DF/AI
 Inst : GCMS62
 Multiplr: 1.00

Quant Results File: G7K15SV.RES

Quant Method : C:\HPCHEM\1\METHODS\G7K15SV.M (RTE Integrator)
 Title : 625/8270 Calibration
 Last Update : Tue Nov 13 22:05:35 2007
 Response via : Initial Calibration
 DataAcq Meth : G7K13SV

| Internal Standards | R.T. | QIon | Response | Conc | Units | Dev(Min) |
|--------------------------------|-------|------|----------|-------|-------|----------|
| 1) 1,4-Dichlorobenzene-d4 (IS) | 8.40 | 152 | 532474 | 40.00 | ppm | 0.00 |
| 20) Naphthalene-d8 (IS) | 11.27 | 136 | 1779269 | 40.00 | ppm | 0.00 |
| 36) Acenaphthene-d10 (IS) | 15.42 | 164 | 723511 | 40.00 | ppm | 0.00 |
| 59) Phenanthrene-d10 (IS) | 18.82 | 188 | 868979 | 40.00 | ppm | 0.00 |
| 71) Chrysene-d12 (IS) | 23.31 | 240 | 736434 | 40.00 | ppm | 0.00 |
| 82) Perylene-d12 (IS) | 26.79 | 264 | 593285 | 40.00 | ppm | 0.00 |

System Monitoring Compounds

| | | | | | | |
|-------------------------------|----------------|-----|------------|----------|-----|------|
| 2) 2-Fluorophenol (SU) | 5.89 | 112 | 2475104 | 121.11 | ppm | 0.00 |
| Spiked Amount 100.000 | Range 30 - 120 | | Recovery = | 121.11%# | | |
| 7) Phenol-d6 (SU) | 7.84 | 99 | 2394796 | 95.83 | ppm | 0.04 |
| Spiked Amount 100.000 | Range 40 - 120 | | Recovery = | 95.83% | | |
| 21) Nitrobenzene-d5 (SU) | 9.71 | 82 | 1864546 | 99.15 | ppm | 0.02 |
| Spiked Amount 50.000 | Range 40 - 120 | | Recovery = | 198.30%# | | |
| 40) 2-Fluorobiphenyl (SU) | 13.91 | 172 | 3031401 | 125.34 | ppm | 0.02 |
| Spiked Amount 50.000 | Range 40 - 120 | | Recovery = | 250.68%# | | |
| 62) 2,4,6-Tribromophenol (SU) | 17.32 | 330 | 622033 | 138.30 | ppm | 0.00 |
| Spiked Amount 100.000 | Range 45 - 130 | | Recovery = | 138.30%# | | |
| 74) Terphenyl-d14 (SU) | 21.62 | 244 | 2319406 | 111.15 | ppm | 0.00 |
| Spiked Amount 50.000 | Range 40 - 140 | | Recovery = | 222.30%# | | |

Target Compounds

| | R.T. | QIon | Response | Conc | Units | Qvalue |
|--------------------------------|-------|------|----------|--------|-------|--------|
| 3) Pyridine | 3.69 | 79 | 2662750 | 117.20 | ppm | 98 |
| 4) n-Nitrosodimethylamine | 3.72 | 74 | 1591208 | 114.23 | ppm | 99 |
| 5) bis(2-Chloroethyl)ether | 8.00 | 93 | 2236127 | 102.86 | ppm | 100 |
| 6) Aniline | 7.82 | 93 | 2960977 | 96.53 | ppm # | 70 |
| 8) Phenol | 7.86 | 94 | 2779216 | 102.07 | ppm # | 78 |
| 9) 2-Chlorophenol | 8.03 | 128 | 2125727 | 110.40 | ppm | 98 |
| 10) n-Decane | 8.18 | 57 | 1586489 | 94.88 | ppm | 99 |
| 11) 1,3-Dichlorobenzene | 8.33 | 146 | 2348081 | 111.64 | ppm | 99 |
| 12) 1,4-Dichlorobenzene | 8.44 | 146 | 2268941 | 109.01 | ppm | 98 |
| 13) 1,2-Dichlorobenzene | 8.84 | 146 | 2003488 | 101.11 | ppm | 98 |
| 14) Benzyl alcohol | 8.82 | 108 | 1236381 | 95.67 | ppm | 98 |
| 15) bis(2-chloroisopropyl)eth | 9.17 | 45 | 1829258 | 103.32 | ppm | 93 |
| 16) 2-Methylphenol | 9.13 | 107 | 1519096 | 99.47 | ppm | 98 |
| 17) Hexachloroethane | 9.50 | 117 | 739472 | 98.87 | ppm | 96 |
| 18) N-Nitroso-di-n-propylamine | 9.52 | 70 | 1181479 | 89.52 | ppm | 100 |
| 19) 4-Methylphenol | 9.49 | 107 | 1872674 | 88.09 | ppm | 99 |
| 22) Nitrobenzene | 9.76 | 77 | 1778191 | 99.91 | ppm | 98 |
| 23) Isophorone | 10.34 | 82 | 3136900 | 90.85 | ppm | 99 |
| 24) 2-Nitrophenol | 10.48 | 139 | 1119997 | 125.25 | ppm | 97 |
| 25) 2,4-Dimethylphenol | 10.67 | 122 | 1622454 | 110.60 | ppm | 96 |

(#) = qualifier out of range (m) = manual integration

Data File : C:\GCMS62\DATA\07NOV15\SSTD120.D
 Acq On : 15 Nov 2007 12:08 pm
 Sample : 120ppm STD #7100433
 Misc : ICAL -- 8270/625
 MS Integration Params: RTEINT.P
 Quant Time: Nov 15 12:54 19107

Vial: 6
 Operator: DF/AI
 Inst : GCMS62
 Multiplr: 1.00

Quant Results File: G7K15SV.RES

Quant Method : C:\HPCHEM\1\METHODS\G7K15SV.M (RTE Integrator)
 Title : 625/8270 Calibration
 Last Update : Tue Nov 13 22:05:35 2007
 Response via : Initial Calibration
 DataAcq Meth : G7K13SV

| Compound | R.T. | QIon | Response | Conc | Unit | Qvalue |
|--------------------------------|-------|------|----------|--------|------|--------|
| 26) bis(2-Chloroethoxy)methane | 10.90 | 93 | 2275062 | 102.87 | ppm | 99 |
| 27) 2,4-Dichlorophenol | 11.03 | 162 | 1468556 | 107.81 | ppm | 99 |
| 28) 1,2,4-Trichlorobenzene | 11.20 | 180 | 1488747 | 96.89 | ppm | 100 |
| 29) Benzoic Acid | 11.13 | 122 | 1059250 | 111.51 | ppm | 99 |
| 30) Naphthalene | 11.32 | 128 | 4641658 | 102.95 | ppm | 100 |
| 31) 4-Chloroaniline | 11.56 | 127 | 2082145 | 104.41 | ppm | 99 |
| 32) Hexachlorobutadiene | 11.79 | 225 | 833017 | 89.58 | ppm | 98 |
| 33) 4-Chloro-3-methylphenol | 12.75 | 107 | 1303969 | 91.82 | ppm | 100 |
| 34) 2-Methylnaphthalene | 12.94 | 141 | 2319510 | 97.37 | ppm | 98 |
| 35) 2,3-Dichloroaniline | 13.72 | 161 | 1272820 | 85.59 | ppm | 99 |
| 37) Hexachlorocyclopentadiene | 13.49 | 237 | 682017 | 131.70 | ppm | 98 |
| 38) 2,4,6-Trichlorophenol | 13.71 | 196 | 734246 | 116.81 | ppm | 99 |
| 39) 2,4,5-Trichlorophenol | 13.78 | 196 | 934905 | 124.29 | ppm | 99 |
| 41) 2-Chloronaphthalene | 14.08 | 162 | 2614527 | 129.17 | ppm | 99 |
| 42) 2-Nitroaniline | 14.45 | 65 | 649694 | 120.26 | ppm | 99 |
| 43) 1,3-Dinitrobenzene | 15.02 | 168 | 454343 | 127.73 | ppm | # 50 |
| 44) Acenaphthylene | 15.06 | 152 | 3175905 | 107.66 | ppm | 99 |
| 45) Dimethylphthalate | 15.05 | 163 | 2316837 | 104.68 | ppm | 99 |
| 46) 2,6-Dinitrotoluene | 15.17 | 165 | 706085 | 124.26 | ppm | 96 |
| 47) Acenaphthene | 15.51 | 154 | 2150814 | 112.08 | ppm | 99 |
| 48) 3-Nitroaniline | 15.46 | 138 | 784092 | 146.09 | ppm | 99 |
| 49) 2,4-Dinitrophenol | 15.69 | 184 | 356496 | 127.10 | ppm | 99 |
| 50) Dibenzofuran | 15.89 | 168 | 3255768 | 110.14 | ppm | 80 |
| 51) 2,4-Dinitrotoluene | 16.08 | 165 | 922474 | 121.70 | ppm | 98 |
| 52) 4-Nitrophenol | 15.94 | 109 | 254434 | 88.92 | ppm | # 1 |
| 53) Fluorene | 16.70 | 166 | 2441909 | 106.18 | ppm | 100 |
| 54) 4-Chlorophenyl-phenylether | 16.77 | 204 | 1129709 | 101.71 | ppm | 99 |
| 55) Diethylphthalate | 16.74 | 149 | 2476263 | 109.46 | ppm | 98 |
| 56) Azobenzene | 17.14 | 77 | 2759582 | 105.23 | ppm | # 93 |
| 57) 4-Nitroaniline | 16.95 | 138 | 782163 | 131.44 | ppm | 99 |
| 58) n-Octadecane | 18.83 | 57 | 1046534 | 98.79 | ppm | 98 |
| 60) 4,6-Dinitro-2-methylphenol | 17.03 | 198 | 490798 | 127.62 | ppm | 98 |
| 61) n-Nitrosodiphenylamine | 17.09 | 169 | 1834261 | 130.11 | ppm | 100 |
| 63) 4-Bromophenyl-phenylether | 17.91 | 248 | 869041 | 117.71 | ppm | 99 |
| 64) Hexachlorobenzene | 18.19 | 284 | 1114352 | 115.51 | ppm | 99 |
| 65) Pentachlorophenol | 18.61 | 266 | 723383 | 130.88 | ppm | 99 |
| 66) Phenanthrene | 18.88 | 178 | 3358131 | 120.54 | ppm | 100 |
| 67) Anthracene | 18.97 | 178 | 3372057 | 119.82 | ppm | 99 |
| 68) Carbazole | 19.34 | 167 | 3122081 | 129.71 | ppm | 99 |
| 69) Di-n-butylphthalate | 20.17 | 149 | 4195972 | 128.67 | ppm | 100 |
| 70) Fluoranthene | 20.99 | 202 | 3110080 | 119.49 | ppm | 95 |

(#) = qualifier out of range (m) = manual integration
 SSTD120.D G7K15SV.M Thu Nov 15 12:56:12 2007

Data File : C:\GCMS62\DATA\07NOV15\SSTD120.D
 Acq On : 15 Nov 2007 12:08 pm
 Sample : 120ppm STD #7100433
 Misc : ICAL -- 8270/625
 MS Integration Params: RTEINT.P
 Quant Time: Nov 15 12:54 19107

Vial: 6
 Operator: DF/AI
 Inst : GCMS62
 Multiplr: 1.00

Quant Results File: G7K15SV.RES

Quant Method : C:\HPCHEM\1\METHODS\G7K15SV.M (RTE Integrator)
 Title : 625/8270 Calibration
 Last Update : Tue Nov 13 22:05:35 2007
 Response via : Initial Calibration
 DataAcq Meth : G7K13SV

| Compound | R.T. | QIon | Response | Conc | Unit | Qvalue |
|--------------------------------|-------|------|----------|--------|------|--------|
| 72) Pyrene | 21.32 | 202 | 3082143 | 115.27 | ppm | 97 |
| 73) 2,2'-Dichlorobenzil | 21.48 | 139 | 2388118 | 137.97 | ppm | 99 |
| 75) Benzidine | 21.24 | 184 | 914314 | 90.85 | ppm | 99 |
| 76) Butylbenzylphthalate | 22.44 | 149 | 1507692 | 127.62 | ppm | 99 |
| 77) 3,3'-Dichlorobenzidine | 23.28 | 252 | 928798 | 114.46 | ppm | 96 |
| 78) Benzo[a]anthracene | 23.27 | 228 | 2200170 | 113.34 | ppm | 99 |
| 79) Chrysene | 23.36 | 228 | 2192038 | 115.97 | ppm | 100 |
| 80) bis(2-Ethylhexyl)phthalate | 23.55 | 149 | 1873260 | 142.48 | ppm | 100 |
| 81) Di-n-octylphthalate | 25.05 | 149 | 2335428 | 162.33 | ppm | 100 |
| 83) Benzo[b]fluoranthene | 25.91 | 252 | 2427876 | 114.35 | ppm | 99 |
| 84) Benzo[k]fluoranthene | 25.98 | 252 | 2144824 | 101.39 | ppm | 98 |
| 85) Benzo[a]pyrene | 26.68 | 252 | 2030212 | 116.28 | ppm | 98 |
| 86) Indeno[1,2,3-cd]pyrene | 29.44 | 276 | 2152809 | 166.75 | ppm | 99 |
| 87) Dibenz[a,h]anthracene | 29.52 | 278 | 2228584 | 173.00 | ppm | 99 |
| 88) Benzo[g,h,i]perylene | 30.18 | 276 | 2217171 | 165.24 | ppm | 99 |

(#) = qualifier out of range (m) = manual integration
 SSTD120.D G7K15SV.M Thu Nov 15 12:56:13 2007

Data File : C:\GCMS62\DATA\07NOV15\SSTD120.D
 Acq On : 15 Nov 2007 12:08 pm
 Sample : 120ppm STD #7100433
 Misc : ICAL -- 8270/625
 MS Integration Params: RTEINT.P
 Quant Time: Nov 15 12:54 19107

Vial: 6
 Operator: DF/AI
 Inst : GCMS62
 Multiplr: 1.00

Quant Results File: G7K15SV.RES

Quant Method : C:\HPCHEM\1\METHODS\G7K15SV.M (RTE Integrator)
 Title : 625/8270 Calibration
 Last Update : Tue Nov 13 22:05:35 2007
 Response via : Initial Calibration
 DataAcq Meth : G7K13SV

| Internal Standards | R.T. | QIon | Response | Conc | Units | Dev(Min) |
|--------------------------------|-------|------|----------|-------|-------|----------|
| 1) 1,4-Dichlorobenzene-d4 (IS) | 8.40 | 152 | 532474 | 40.00 | ppm | 0.00 |
| 20) Naphthalene-d8 (IS) | 11.27 | 136 | 1779269 | 40.00 | ppm | 0.00 |
| 36) Acenaphthene-d10 (IS) | 15.42 | 164 | 723511 | 40.00 | ppm | 0.00 |
| 59) Phenanthrene-d10 (IS) | 18.82 | 188 | 868979 | 40.00 | ppm | 0.00 |
| 71) Chrysene-d12 (IS) | 23.31 | 240 | 736434 | 40.00 | ppm | 0.00 |
| 82) Perylene-d12 (IS) | 26.79 | 264 | 593285 | 40.00 | ppm | 0.00 |

System Monitoring Compounds

| | | | | | | |
|-------------------------------|----------------|-----|------------|----------|-----|------|
| 2) 2-Fluorophenol (SU) | 5.89 | 112 | 2475104 | 121.11 | ppm | 0.00 |
| Spiked Amount 100.000 | Range 30 - 120 | | Recovery = | 121.11%# | | |
| 7) Phenol-d6 (SU) | 7.84 | 99 | 2394796 | 95.83 | ppm | 0.04 |
| Spiked Amount 100.000 | Range 40 - 120 | | Recovery = | 95.83% | | |
| 21) Nitrobenzene-d5 (SU) | 9.71 | 82 | 1864546 | 99.15 | ppm | 0.02 |
| Spiked Amount 50.000 | Range 40 - 120 | | Recovery = | 198.30%# | | |
| 40) 2-Fluorobiphenyl (SU) | 13.91 | 172 | 3031401 | 125.34 | ppm | 0.02 |
| Spiked Amount 50.000 | Range 40 - 120 | | Recovery = | 250.68%# | | |
| 62) 2,4,6-Tribromophenol (SU) | 17.32 | 330 | 622033 | 138.30 | ppm | 0.00 |
| Spiked Amount 100.000 | Range 45 - 130 | | Recovery = | 138.30%# | | |
| 74) Terphenyl-d14 (SU) | 21.62 | 244 | 2319406 | 111.15 | ppm | 0.00 |
| Spiked Amount 50.000 | Range 40 - 140 | | Recovery = | 222.30%# | | |

Target Compounds

| Target Compounds | R.T. | QIon | Response | Conc | Units | Qvalue |
|--------------------------------|-------|------|----------|--------|-------|--------|
| 3) Pyridine | 3.69 | 79 | 2662750 | 117.20 | ppm | 98 |
| 4) n-Nitrosodimethylamine | 3.72 | 74 | 1591208 | 114.23 | ppm | 99 |
| 5) bis(2-Chloroethyl)ether | 8.00 | 93 | 2236127 | 102.86 | ppm | 100 |
| 6) Aniline | 7.82 | 93 | 2960977 | 96.53 | ppm | # 70 |
| 8) Phenol | 7.86 | 94 | 2779216 | 102.07 | ppm | # 78 |
| 9) 2-Chlorophenol | 8.03 | 128 | 2125727 | 110.40 | ppm | 98 |
| 10) n-Decane | 8.18 | 57 | 1586489 | 94.88 | ppm | 99 |
| 11) 1,3-Dichlorobenzene | 8.33 | 146 | 2348081 | 111.64 | ppm | 99 |
| 12) 1,4-Dichlorobenzene | 8.44 | 146 | 2268941 | 109.01 | ppm | 98 |
| 13) 1,2-Dichlorobenzene | 8.84 | 146 | 2003488 | 101.11 | ppm | 98 |
| 14) Benzyl alcohol | 8.82 | 108 | 1236381 | 95.67 | ppm | 98 |
| 15) bis(2-chloroisopropyl)ethe | 9.17 | 45 | 1829258 | 103.32 | ppm | 93 |
| 16) 2-Methylphenol | 9.13 | 107 | 1519096 | 99.47 | ppm | 98 |
| 17) Hexachloroethane | 9.50 | 117 | 739472 | 98.87 | ppm | 96 |
| 18) N-Nitroso-di-n-propylamine | 9.52 | 70 | 1181479 | 89.52 | ppm | 100 |
| 19) 4-Methylphenol | 9.49 | 107 | 1872674 | 88.09 | ppm | 99 |
| 22) Nitrobenzene | 9.76 | 77 | 1778191 | 99.91 | ppm | 98 |
| 23) Isophorone | 10.34 | 82 | 3136900 | 90.85 | ppm | 99 |
| 24) 2-Nitrophenol | 10.48 | 139 | 1119997 | 125.25 | ppm | 97 |
| 25) 2,4-Dimethylphenol | 10.67 | 122 | 1622454 | 110.60 | ppm | 96 |

(#) = qualifier out of range (m) = manual integration

SSTD120.D G7K15SV.M Thu Nov 15 12:54:30 2007

Data File : C:\GCMS62\DATA\07NOV15\SSTD120.D
 Acq On : 15 Nov 2007 12:08 pm
 Sample : 120ppm STD #7100433
 Misc : ICAL -- 8270/625
 MS Integration Params: RTEINT.P
 Quant Time: Nov 15 12:54 19107

Vial: 6
 Operator: DF/AI
 Inst : GCMS62
 Multiplr: 1.00

Quant Results File: G7K15SV.RES

Quant Method : C:\HPCHEM\1\METHODS\G7K15SV.M (RTE Integrator)
 Title : 625/8270 Calibration
 Last Update : Tue Nov 13 22:05:35 2007
 Response via : Initial Calibration
 DataAcq Meth : G7K13SV

| Compound | R.T. | QIon | Response | Conc | Unit | Qvalue |
|--------------------------------|-------|------|----------|--------|-------|--------|
| 26) bis(2-Chloroethoxy)methane | 10.90 | 93 | 2275062 | 102.87 | ppm | 99 |
| 27) 2,4-Dichlorophenol | 11.03 | 162 | 1468556 | 107.81 | ppm | 99 |
| 28) 1,2,4-Trichlorobenzene | 11.20 | 180 | 1488747 | 96.89 | ppm | 100 |
| 29) Benzoic Acid | 11.13 | 122 | 1059250 | 111.51 | ppm | 99 |
| 30) Naphthalene | 11.32 | 128 | 4641658 | 102.95 | ppm | 100 |
| 31) 4-Chloroaniline | 11.56 | 127 | 2082145 | 104.41 | ppm | 99 |
| 32) Hexachlorobutadiene | 11.79 | 225 | 833017 | 89.58 | ppm | 98 |
| 33) 4-Chloro-3-methylphenol | 12.75 | 107 | 1303969 | 91.82 | ppm | 100 |
| 34) 2-Methylnaphthalene | 12.94 | 141 | 2319510 | 97.37 | ppm | 98 |
| 35) 2,3-Dichloroaniline | 13.72 | 161 | 1272820 | 85.59 | ppm | 99 |
| 37) Hexachlorocyclopentadiene | 13.49 | 237 | 682017 | 131.70 | ppm | 98 |
| 38) 2,4,6-Trichlorophenol | 13.71 | 196 | 734246 | 116.81 | ppm | 99 |
| 39) 2,4,5-Trichlorophenol | 13.78 | 196 | 934905 | 124.29 | ppm | 99 |
| 41) 2-Chloronaphthalene | 14.08 | 162 | 2614527 | 129.17 | ppm | 99 |
| 42) 2-Nitroaniline | 14.45 | 65 | 649694 | 120.26 | ppm | 99 |
| 43) 1,3-Dinitrobenzene | 15.02 | 168 | 454343 | 127.73 | ppm # | 50 |
| 44) Acenaphthylene | 15.06 | 152 | 3175905 | 107.66 | ppm | 99 |
| 45) Dimethylphthalate | 15.05 | 163 | 2316837 | 104.68 | ppm | 99 |
| 46) 2,6-Dinitrotoluene | 15.17 | 165 | 706085 | 124.26 | ppm | 96 |
| 47) Acenaphthene | 15.51 | 154 | 2150814 | 112.08 | ppm | 99 |
| 48) 3-Nitroaniline | 15.46 | 138 | 784092 | 146.09 | ppm | 99 |
| 49) 2,4-Dinitrophenol | 15.69 | 184 | 356496 | 127.10 | ppm | 99 |
| 50) Dibenzofuran | 15.89 | 168 | 3255768 | 110.14 | ppm | 80 |
| 51) 2,4-Dinitrotoluene | 16.08 | 165 | 922474 | 121.70 | ppm | 98 |
| 52) 4-Nitrophenol | 15.94 | 109 | 254434 | 88.92 | ppm # | 1 |
| 53) Fluorene | 16.70 | 166 | 2441909 | 106.18 | ppm | 100 |
| 54) 4-Chlorophenyl-phenylether | 16.77 | 204 | 1129709 | 101.71 | ppm | 99 |
| 55) Diethylphthalate | 16.74 | 149 | 2476263 | 109.46 | ppm | 98 |
| 56) Azobenzene | 17.14 | 77 | 2759582 | 105.23 | ppm # | 93 |
| 57) 4-Nitroaniline | 16.95 | 138 | 782163 | 131.44 | ppm | 99 |
| 58) n-Octadecane | 18.83 | 57 | 1046534 | 98.79 | ppm | 98 |
| 60) 4,6-Dinitro-2-methylphenol | 17.03 | 198 | 490798 | 127.62 | ppm | 98 |
| 61) n-Nitrosodiphenylamine | 17.09 | 169 | 1834261 | 130.11 | ppm | 100 |
| 63) 4-Bromophenyl-phenylether | 17.91 | 248 | 869041 | 117.71 | ppm | 99 |
| 64) Hexachlorobenzene | 18.19 | 284 | 1114352 | 115.51 | ppm | 99 |
| 65) Pentachlorophenol | 18.61 | 266 | 723383 | 130.88 | ppm | 99 |
| 66) Phenanthrene | 18.88 | 178 | 3358131 | 120.54 | ppm | 100 |
| 67) Anthracene | 18.97 | 178 | 3372057 | 119.82 | ppm | 99 |
| 68) Carbazole | 19.34 | 167 | 3122081 | 129.71 | ppm | 99 |
| 69) Di-n-butylphthalate | 20.17 | 149 | 4195972 | 128.67 | ppm | 100 |
| 70) Fluoranthene | 20.99 | 202 | 3110080 | 119.49 | ppm | 95 |

(#) = qualifier out of range (m) = manual integration

SSTD120.D G7K15SV.M Thu Nov 15 12:54:31 2007

Data File : C:\GCMS62\DATA\07NOV15\SSTD120.D
 Acq On : 15 Nov 2007 12:08 pm
 Sample : 120ppm STD #7100433
 Misc : ICAL -- 8270/625
 MS Integration Params: RTEINT.P
 Quant Time: Nov 15 12:54 19107

Vial: 6
 Operator: DF/AI
 Inst : GCMS62
 Multiplr: 1.00

Quant Results File: G7K15SV.RES

Quant Method : C:\HPCHEM\1\METHODS\G7K15SV.M (RTE Integrator)
 Title : 625/8270 Calibration
 Last Update : Tue Nov 13 22:05:35 2007
 Response via : Initial Calibration
 DataAcq Meth : G7K13SV

| Compound | R.T. | QIon | Response | Conc | Unit | Qvalue |
|--------------------------------|-------|------|----------|--------|------|--------|
| 72) Pyrene | 21.32 | 202 | 3082143 | 115.27 | ppm | 97 |
| 73) 2,2'-Dichlorobenzil | 21.48 | 139 | 2388118 | 137.97 | ppm | 99 |
| 75) Benzidine | 21.24 | 184 | 914314 | 90.85 | ppm | 99 |
| 76) Butylbenzylphthalate | 22.44 | 149 | 1507692 | 127.62 | ppm | 99 |
| 77) 3,3'-Dichlorobenzidine | 23.28 | 252 | 928798 | 114.46 | ppm | 96 |
| 78) Benzo[a]anthracene | 23.27 | 228 | 2200170 | 113.34 | ppm | 99 |
| 79) Chrysene | 23.36 | 228 | 2192038 | 115.97 | ppm | 100 |
| 80) bis(2-Ethylhexyl)phthalate | 23.55 | 149 | 1873260 | 142.48 | ppm | 100 |
| 81) Di-n-octylphthalate | 25.05 | 149 | 2335428 | 162.33 | ppm | 100 |
| 83) Benzo[b]fluoranthene | 25.91 | 252 | 2427876 | 114.35 | ppm | 99 |
| 84) Benzo[k]fluoranthene | 25.98 | 252 | 2144824 | 101.39 | ppm | 98 |
| 85) Benzo[a]pyrene | 26.68 | 252 | 2030212 | 116.28 | ppm | 98 |
| 86) Indeno[1,2,3-cd]pyrene | 29.44 | 276 | 2152809 | 166.75 | ppm | 99 |
| 87) Dibenz[a,h]anthracene | 29.52 | 278 | 2228584 | 173.00 | ppm | 99 |
| 88) Benzo[g,h,i]perylene | 30.18 | 276 | 2217171 | 165.24 | ppm | 99 |

(#) = qualifier out of range (m) = manual integration
 SSTD120.D G7K15SV.M Thu Nov 15 12:54:32 2007


Quantitation Report

Data File : C:\GCMS62\DATA\07NOV15\SSTD120.D
Acq On : 15 Nov 2007 12:08 pm
Sample : 120ppm STD #7100433
Misc : ICAL -- 8270/625
MS Integration Params: RTEINT.P
Quant Time: Nov 15 12:54 19107

Vial: 6
Operator: DF/AI
Inst : GCMS62
Multiplr: 1.00

Quant Results File: G7K15SV.RES

Method : C:\HPCHEM\1\METHODS\G7K15SV.M (RTE Integrator)
Title : 625/8270 Calibration
Last Update : Tue Nov 13 22:05:35 2007
Response via : Initial Calibration



Data File : C:\GCMS62\DATA\07NOV15\SSTD160.D
 Acq On : 15 Nov 2007 12:47 pm
 Sample : 160ppm STD #7100434
 Misc : ICAL -- 8270/625
 MS Integration Params: RTEINT.P
 Quant Time: Nov 15 14:57 19107

Vial: 7
 Operator: DF/AI
 Inst : GCMS62
 Multiplr: 1.00

Quant Results File: G7K15SV.RES

Quant Method : C:\HPCHEM\1\METHODS\G7K15SV.M (RTE Integrator)
 Title : 625/8270 Calibration
 Last Update : Tue Nov 13 22:05:35 2007
 Response via : Initial Calibration
 DataAcq Meth : G7K13SV

| Internal Standards | R.T. | QIon | Response | Conc | Units | Dev(Min) |
|--------------------------------|-------|------|----------|-------|-------|----------|
| 1) 1,4-Dichlorobenzene-d4 (IS) | 8.41 | 152 | 596251 | 40.00 | ppm | 0.02 |
| 20) Naphthalene-d8 (IS) | 11.28 | 136 | 2081350 | 40.00 | ppm | 0.02 |
| 36) Acenaphthene-d10 (IS) | 15.44 | 164 | 944368 | 40.00 | ppm | 0.02 |
| 59) Phenanthrene-d10 (IS) | 18.85 | 188 | 1009407 | 40.00 | ppm | 0.03 |
| 71) Chrysene-d12 (IS) | 23.31 | 240 | 829489 | 40.00 | ppm | 0.01 |
| 82) Perylene-d12 (IS) | 26.79 | 264 | 770474 | 40.00 | ppm | 0.01 |

System Monitoring Compounds

| | | | | | | |
|-------------------------------|-------|----------|----------|--------|----------|------|
| 2) 2-Fluorophenol (SU) | 5.90 | 112 | 3640699 | 159.09 | ppm | 0.02 |
| Spiked Amount 100.000 | Range | 30 - 120 | Recovery | = | 159.09%# | |
| 7) Phenol-d6 (SU) | 7.86 | 99 | 3383837 | 120.93 | ppm | 0.06 |
| Spiked Amount 100.000 | Range | 40 - 120 | Recovery | = | 120.93%# | |
| 21) Nitrobenzene-d5 (SU) | 9.73 | 82 | 2846163 | 129.39 | ppm | 0.04 |
| Spiked Amount 50.000 | Range | 40 - 120 | Recovery | = | 258.78%# | |
| 40) 2-Fluorobiphenyl (SU) | 13.92 | 172 | 4499674 | 142.54 | ppm | 0.03 |
| Spiked Amount 50.000 | Range | 40 - 120 | Recovery | = | 285.08%# | |
| 62) 2,4,6-Tribromophenol (SU) | 17.34 | 330 | 1097194 | 210.00 | ppm | 0.03 |
| Spiked Amount 100.000 | Range | 45 - 130 | Recovery | = | 210.00%# | |
| 74) Terphenyl-d14 (SU) | 21.62 | 244 | 3228995 | 137.38 | ppm | 0.01 |
| Spiked Amount 50.000 | Range | 40 - 140 | Recovery | = | 274.76%# | |

Target Compounds

| Target Compounds | R.T. | QIon | Response | Conc | Units | Qvalue |
|--------------------------------|-------|------|----------|--------|-------|--------|
| 3) Pyridine | 3.69 | 79 | 3986886 | 156.72 | ppm | 98 |
| 4) n-Nitrosodimethylamine | 3.73 | 74 | 2368307 | 151.83 | ppm | 99 |
| 5) bis(2-Chloroethyl)ether | 8.02 | 93 | 3111386 | 127.81 | ppm | 98 |
| 6) Aniline | 7.82 | 93 | 4333592 | 126.16 | ppm | # 24 |
| 8) Phenol | 7.89 | 94 | 3902658 | 128.00 | ppm | 96 |
| 9) 2-Chlorophenol | 8.05 | 128 | 3038007 | 140.90 | ppm | 99 |
| 10) n-Decane | 8.19 | 57 | 2171559 | 115.98 | ppm | 98 |
| 11) 1,3-Dichlorobenzene | 8.34 | 146 | 3370705 | 143.12 | ppm | 99 |
| 12) 1,4-Dichlorobenzene | 8.45 | 146 | 3111120 | 133.48 | ppm | 99 |
| 13) 1,2-Dichlorobenzene | 8.85 | 146 | 2502591 | 112.79 | ppm | 97 |
| 14) Benzyl alcohol | 8.86 | 108 | 1708591m | 118.06 | ppm | |
| 15) bis(2-chloroisopropyl)ethe | 9.18 | 45 | 2508501 | 126.53 | ppm | 88 |
| 16) 2-Methylphenol | 9.14 | 107 | 2128783 | 124.48 | ppm | 98 |
| 17) Hexachloroethane | 9.51 | 117 | 1032592 | 123.29 | ppm | 97 |
| 18) N-Nitroso-di-n-propylamine | 9.58 | 70 | 1855672 | 125.57 | ppm | 100 |
| 19) 4-Methylphenol | 9.52 | 107 | 2622183 | 110.15 | ppm | 100 |
| 22) Nitrobenzene | 9.78 | 77 | 2655034 | 127.53 | ppm | 98 |
| 23) Isophorone | 10.35 | 82 | 5120380m | 126.77 | ppm | |
| 24) 2-Nitrophenol | 10.49 | 139 | 1724617 | 164.87 | ppm | 98 |
| 25) 2,4-Dimethylphenol | 10.69 | 122 | 2473805 | 144.15 | ppm | 97 |

(#) = qualifier out of range (m) = manual integration
 SSTD160.D G7K15SV.M Thu Nov 15 14:58:29 2007

Data File : C:\GCMS62\DATA\07NOV15\SSTD160.D
 Acq On : 15 Nov 2007 12:47 pm
 Sample : 160ppm STD #7100434
 Misc : ICAL -- 8270/625
 MS Integration Params: RTEINT.P
 Quant Time: Nov 15 14:57 19107

Vial: 7
 Operator: DF/AI
 Inst : GCMS62
 Multiplr: 1.00

Quant Results File: G7K15SV.RES

Quant Method : C:\HPCHEM\1\METHODS\G7K15SV.M (RTE Integrator)
 Title : 625/8270 Calibration
 Last Update : Tue Nov 13 22:05:35 2007
 Response via : Initial Calibration
 DataAcq Meth : G7K13SV

| Compound | R.T. | QIon | Response | Conc | Unit | Qvalue |
|--------------------------------|-------|------|----------|--------|-------|--------|
| 26) bis(2-Chloroethoxy)methane | 10.92 | 93 | 3474626 | 134.31 | ppm | 100 |
| 27) 2,4-Dichlorophenol | 11.05 | 162 | 2235311 | 140.29 | ppm | 98 |
| 28) 1,2,4-Trichlorobenzene | 11.21 | 180 | 2124545 | 118.20 | ppm | 100 |
| 29) Benzoic Acid | 11.23 | 122 | 1746824m | 155.07 | ppm | |
| 30) Naphthalene | 11.34 | 128 | 6590555 | 124.96 | ppm | 100 |
| 31) 4-Chloroaniline | 11.57 | 127 | 3157987 | 135.38 | ppm | 100 |
| 32) Hexachlorobutadiene | 11.80 | 225 | 1228345 | 112.92 | ppm | 99 |
| 33) 4-Chloro-3-methylphenol | 12.77 | 107 | 2087462 | 125.65 | ppm | 99 |
| 34) 2-Methylnaphthalene | 12.95 | 141 | 3397194 | 121.91 | ppm | 97 |
| 35) 2,3-Dichloroaniline | 13.74 | 161 | 1961853 | 112.77 | ppm | 98 |
| 37) Hexachlorocyclopentadiene | 13.50 | 237 | 1081439 | 160.00 | ppm | 99 |
| 38) 2,4,6-Trichlorophenol | 13.73 | 196 | 1109143 | 135.19 | ppm | 99 |
| 39) 2,4,5-Trichlorophenol | 13.80 | 196 | 1473153 | 150.04 | ppm | 99 |
| 41) 2-Chloronaphthalene | 14.09 | 162 | 3997578 | 151.32 | ppm | 98 |
| 42) 2-Nitroaniline | 14.48 | 65 | 1147523 | 162.74 | ppm | 100 |
| 43) 1,3-Dinitrobenzene | 15.05 | 168 | 659758 | 142.19 | ppm # | 40 |
| 44) Acenaphthylene | 15.07 | 152 | 4245126 | 110.25 | ppm | 98 |
| 45) Dimethylphthalate | 15.08 | 163 | 3612667 | 125.06 | ppm | 99 |
| 46) 2,6-Dinitrotoluene | 15.20 | 165 | 1240514 | 167.25 | ppm | 98 |
| 47) Acenaphthene | 15.53 | 154 | 3303744 | 131.90 | ppm | 98 |
| 48) 3-Nitroaniline | 15.49 | 138 | 1334607 | 190.51 | ppm | 99 |
| 49) 2,4-Dinitrophenol | 15.73 | 184 | 738740 | 181.10 | ppm | 99 |
| 50) Dibenzofuran | 15.90 | 168 | 5268886 | 136.55 | ppm | 82 |
| 51) 2,4-Dinitrotoluene | 16.10 | 165 | 1653299 | 167.11 | ppm | 98 |
| 52) 4-Nitrophenol | 15.97 | 109 | 468629 | 123.31 | ppm # | 1 |
| 53) Fluorene | 16.72 | 166 | 3955693 | 131.78 | ppm | 99 |
| 54) 4-Chlorophenyl-phenylether | 16.78 | 204 | 1677130 | 115.68 | ppm | 93 |
| 55) Diethylphthalate | 16.76 | 149 | 3816366 | 129.24 | ppm | 98 |
| 56) Azobenzene | 17.16 | 77 | 4628419 | 135.22 | ppm # | 93 |
| 57) 4-Nitroaniline | 16.98 | 138 | 1386515 | 178.51 | ppm | 98 |
| 58) n-Octadecane | 18.83 | 57 | 1527434 | 110.47 | ppm | 94 |
| 60) 4,6-Dinitro-2-methylphenol | 17.07 | 198 | 907447 | 193.05 | ppm | 98 |
| 61) n-Nitrosodiphenylamine | 17.12 | 169 | 2907450 | 177.55 | ppm | 96 |
| 63) 4-Bromophenyl-phenylether | 17.92 | 248 | 1444343 | 168.41 | ppm | 98 |
| 64) Hexachlorobenzene | 18.20 | 284 | 1815472 | 162.00 | ppm | 99 |
| 65) Pentachlorophenol | 18.63 | 266 | 1238217 | 192.86 | ppm | 99 |
| 66) Phenanthrene | 18.89 | 178 | 5306590 | 163.98 | ppm | 100 |
| 67) Anthracene | 18.98 | 178 | 5388453 | 164.84 | ppm | 100 |
| 68) Carbazole | 19.35 | 167 | 4885054 | 174.71 | ppm | 99 |
| 69) Di-n-butylphthalate | 20.18 | 149 | 6119734 | 161.55 | ppm | 100 |
| 70) Fluoranthene | 20.99 | 202 | 4363213 | 144.32 | ppm | 93 |

(#) = qualifier out of range (m) = manual integration

SSTD160.D G7K15SV.M Thu Nov 15 14:58:31 2007

Data File : C:\GCMS62\DATA\07NOV15\SSTD160.D
 Acq On : 15 Nov 2007 12:47 pm
 Sample : 160ppm STD #7100434
 Misc : ICAL -- 8270/625
 MS Integration Params: RTEINT.P
 Quant Time: Nov 15 14:57.19107

Vial: 7
 Operator: DF/AI
 Inst : GCMS62
 Multiplr: 1.00

Quant Results File: G7K15SV.RES

Quant Method : C:\HPCHEM\1\METHODS\G7K15SV.M (RTE Integrator)
 Title : 625/8270 Calibration
 Last Update : Tue Nov 13 22:05:35 2007
 Response via : Initial Calibration
 DataAcq Meth : G7K13SV

| Compound | R.T. | QIon | Response | Conc | Unit | Qvalue |
|--------------------------------|-------|------|----------|--------|------|--------|
| 72) Pyrene | 21.33 | 202 | 4305223 | 142.95 | ppm | 95 |
| 73) 2,2'-Dichlorobenzil | 21.49 | 139 | 3326385 | 170.62 | ppm | 98 |
| 75) Benzidine | 21.24 | 184 | 1201987 | 106.04 | ppm | 99 |
| 76) Butylbenzylphthalate | 22.44 | 149 | 2114699 | 158.91 | ppm | 99 |
| 77) 3,3'-Dichlorobenzidine | 23.29 | 252 | 1341676 | 146.80 | ppm | 96 |
| 78) Benzo[a]anthracene | 23.27 | 228 | 3136574 | 143.45 | ppm | 100 |
| 79) Chrysene | 23.37 | 228 | 3198631 | 150.25 | ppm | 99 |
| 80) bis(2-Ethylhexyl)phthalate | 23.57 | 149 | 2761203 | 186.46 | ppm | 100 |
| 81) Di-n-octylphthalate | 25.06 | 149 | 3802577 | 234.65 | ppm | 100 |
| 83) Benzo[b]fluoranthene | 25.93 | 252 | 3962095 | 143.70 | ppm | 99 |
| 84) Benzo[k]fluoranthene | 26.00 | 252 | 3621618m | 131.83 | ppm | |
| 85) Benzo[a]pyrene | 26.69 | 252 | 3398002 | 149.86 | ppm | 98 |
| 86) Indeno[1,2,3-cd]pyrene | 29.46 | 276 | 3554230 | 211.99 | ppm | 100 |
| 87) Dibenz[a,h]anthracene | 29.55 | 278 | 3580203 | 215.44 | ppm | 99 |
| 88) Benzo[g,h,i]perylene | 30.21 | 276 | 3506628 | 201.24 | ppm | 99 |

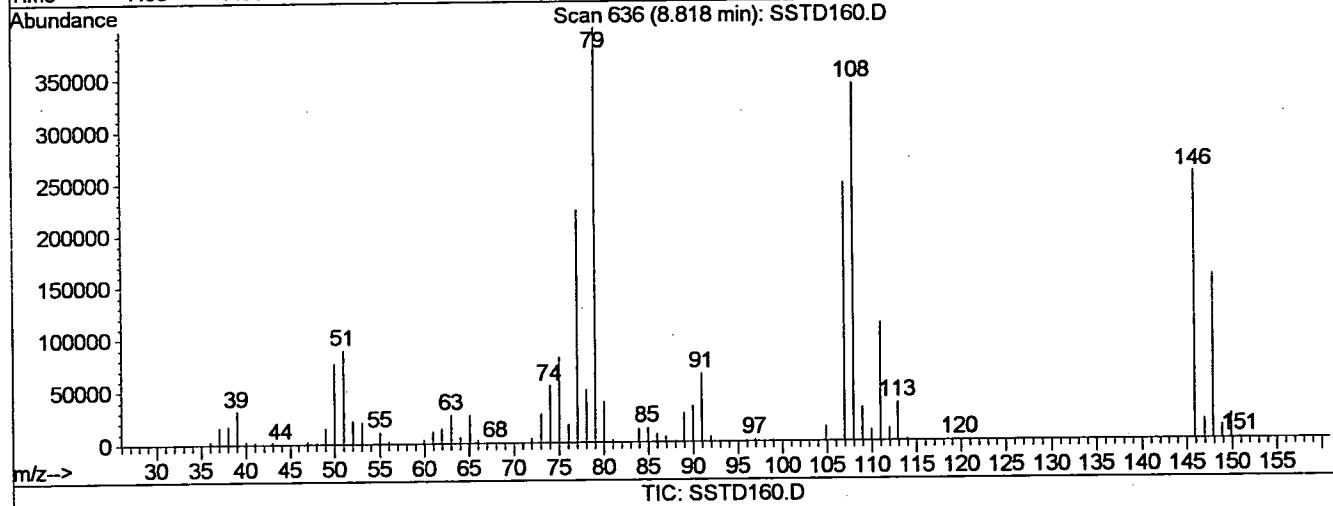
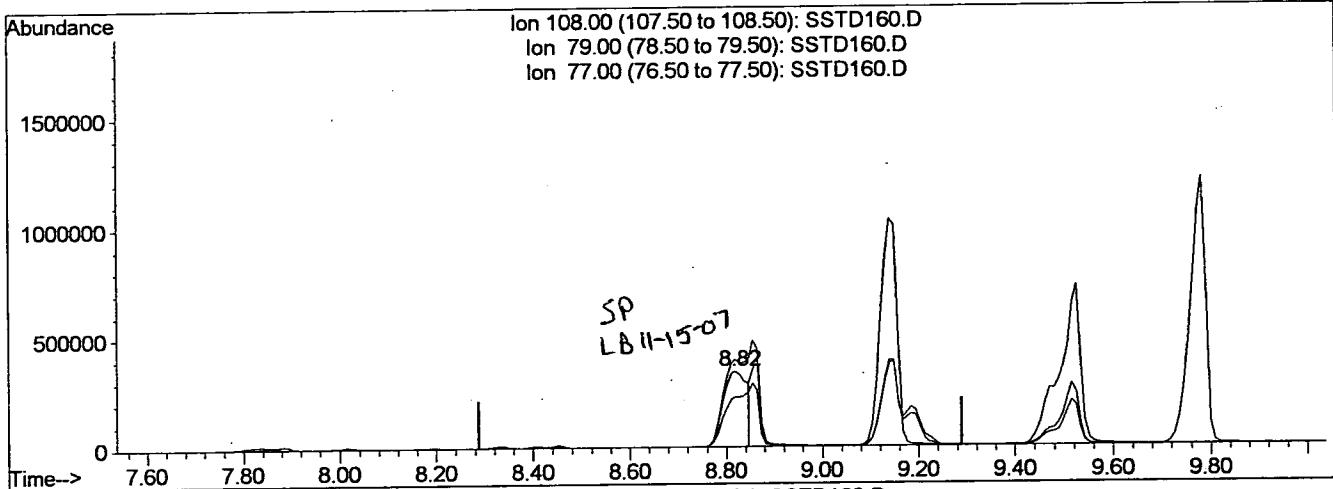
(#) = qualifier out of range (m) = manual integration
 SSTD160.D G7K15SV.M Thu Nov 15 14:58:31 2007

Quantitation Report

Data File : C:\GCMS62\DATA\07NOV15\SSTD160.D
 Acq On : 15 Nov 2007 12:47 pm
 Sample : 160ppm STD #7100434
 Misc : ICAL -- 8270/625
~~Sample Name~~ : ~~Nov 15 14:54:08~~ : ~~58TE9N07P~~

Vial: 7
 Operator: DF/AI
 Inst : GCMS62
 Multiplr: 1.00
 Quant Results File: temp.res

Method : C:\HPCHEM\1\METHODS\G7K15SV.M (RTE Integrator)
 Title : 625/8270 Calibration
 Last Update : Tue Nov 13 22:05:35 2007
 Response via : Multiple Level Calibration



(14) Benzyl alcohol (T)

8.82min 82.48ppm
 response 1193611

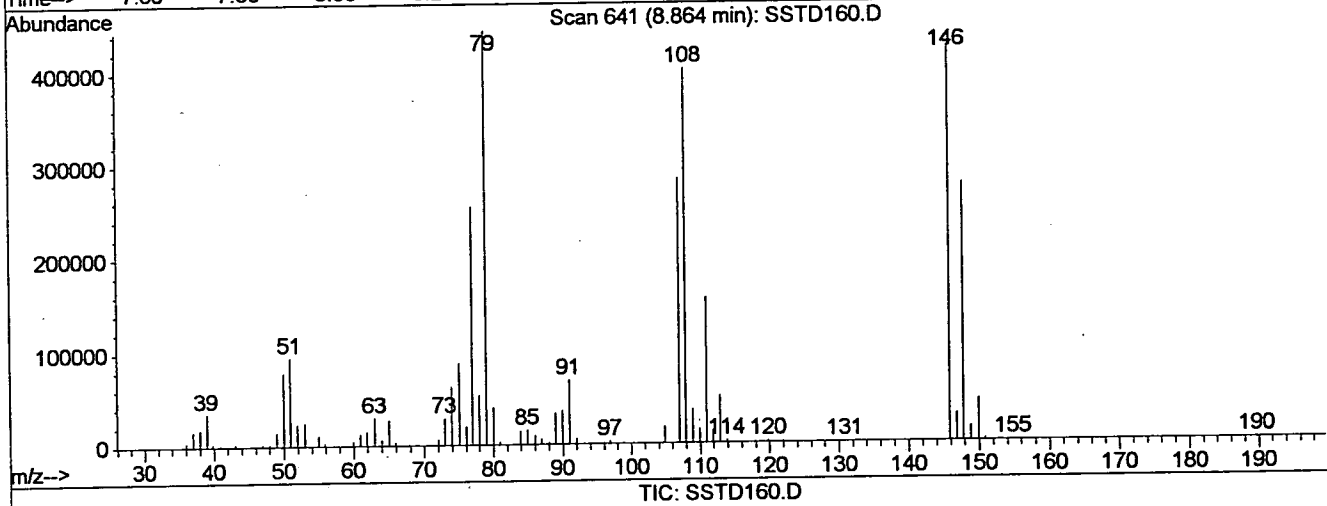
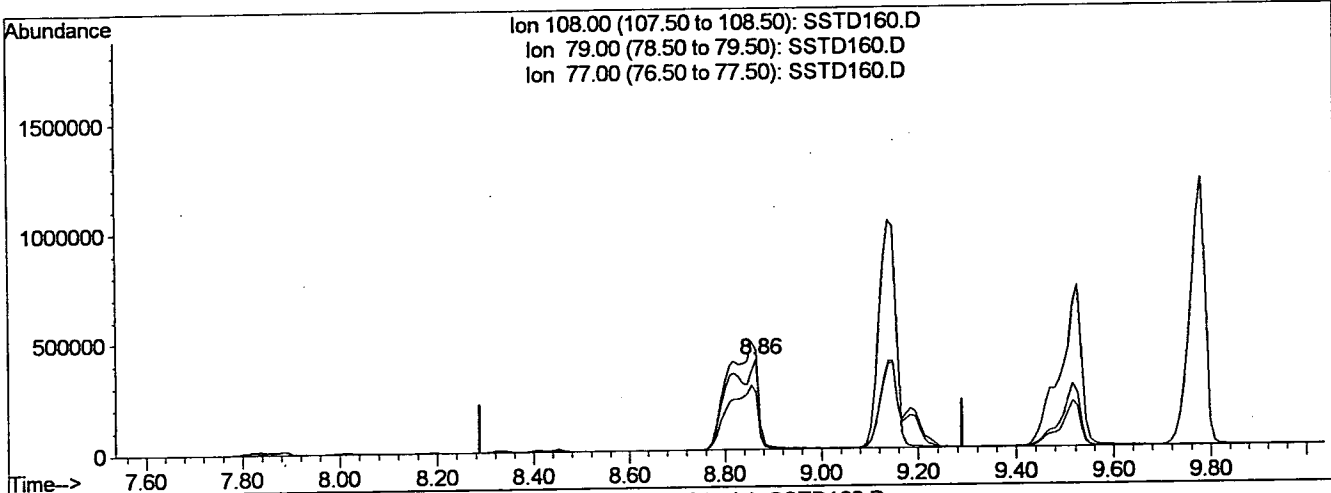
| Ion | Exp% | Act% |
|--------|--------|--------|
| 108.00 | 100 | 100 |
| 79.00 | 113.10 | 83.65# |
| 77.00 | 63.60 | 0.00# |
| 0.00 | 0.00 | 0.00 |

Quantitation Report

Data File : C:\GCMS62\DATA\07NOV15\SSTD160.D
 Acq On : 15 Nov 2007 12:47 pm
 Sample : 160ppm STD #7100434
 Misc : ICAL -- 8270/625
 Nov 15 10:54:52 AM '07

Vial: 7
 Operator: DF/AI
 Inst : GCMS62
 Multiplr: 1.00
 Quant Results File: temp.res

Method : C:\HPCHEM\1\METHODS\G7K15SV.M (RTE Integrator)
 Title : 625/8270 Calibration
 Last Update : Tue Nov 13 22:05:35 2007
 Response via : Multiple Level Calibration



(14) Benzyl alcohol (T)
 8.86min 118.06ppm m
 response 1708591

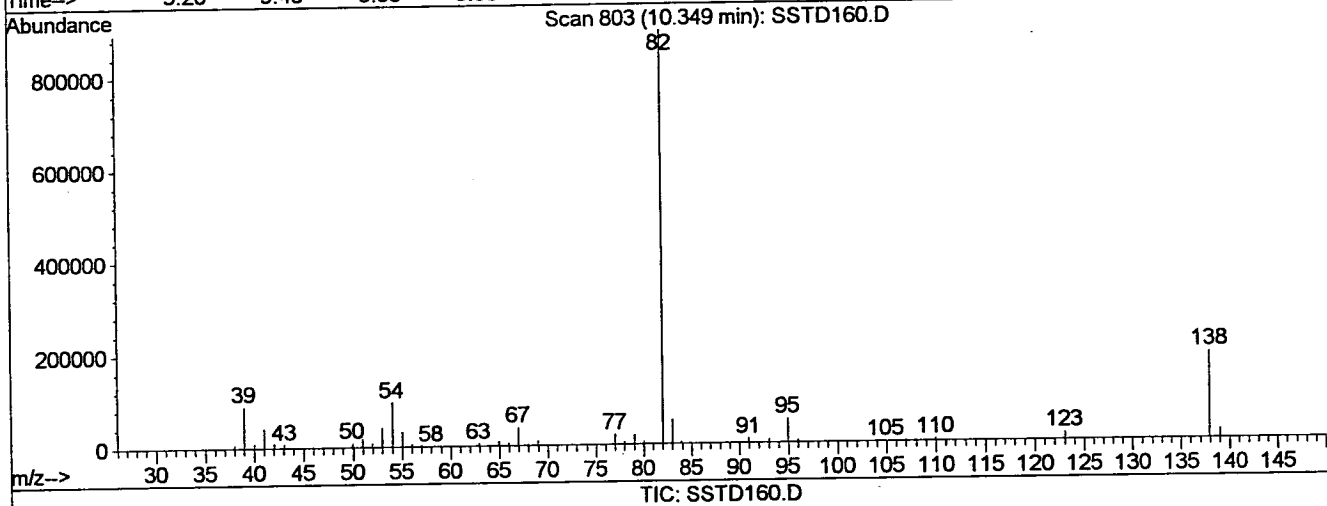
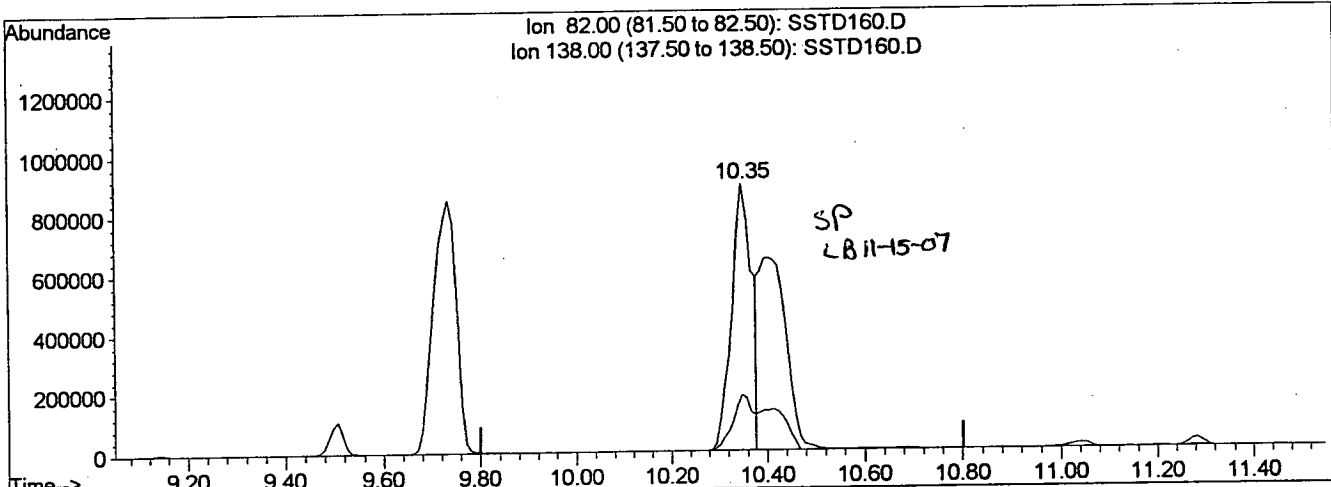
| Ion | Exp% | Act% |
|--------|--------|--------|
| 108.00 | 100 | 100 |
| 79.00 | 113.10 | 58.44# |
| 77.00 | 63.60 | 0.00# |
| 0.00 | 0.00 | 0.00 |

Quantitation Report

Data File : C:\GCMS62\DATA\07NOV15\SSTD160.D
 Acq On : 15 Nov 2007 12:47 pm
 Sample : 160ppm STD #7100434
 Misc : ICAL -- 8270/625
 08amht@gmetiNovPa5am4:5RTE9N07P

Vial: 7
 Operator: DF/AI
 Inst : GCMS62
 Multiplr: 1.00
 Quant Results File: temp.res

Method : C:\HPCHEM\1\METHODS\G7K15SV.M (RTE Integrator)
 Title : 625/8270 Calibration
 Last Update : Tue Nov 13 22:05:35 2007
 Response via : Multiple Level Calibration



(23) Isophorone (T)

10.35min 64.47ppm

response 2604195

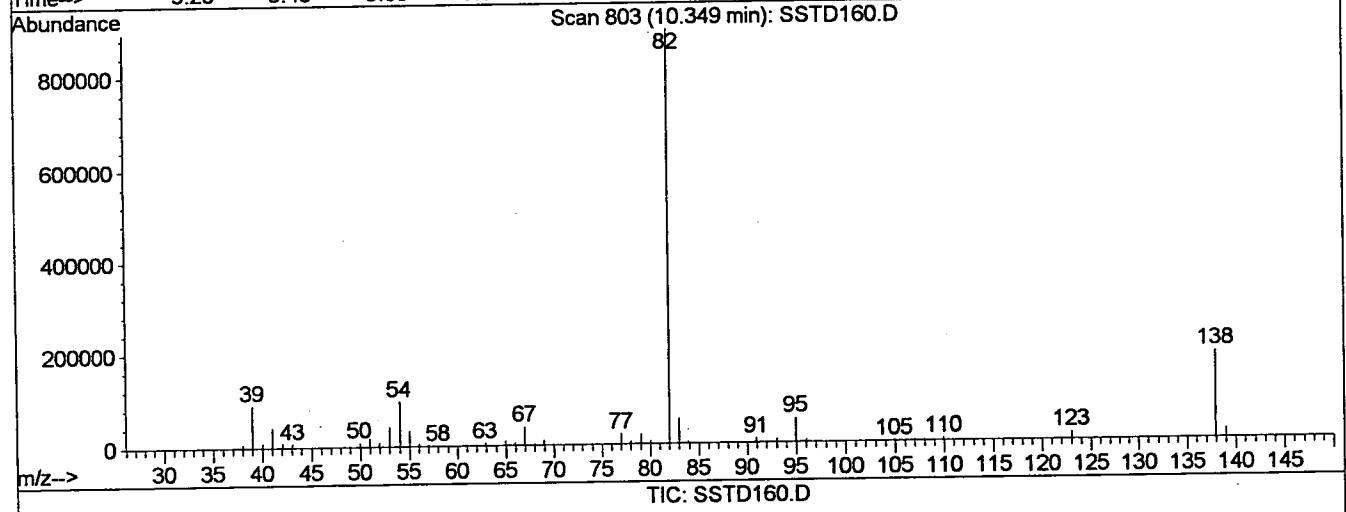
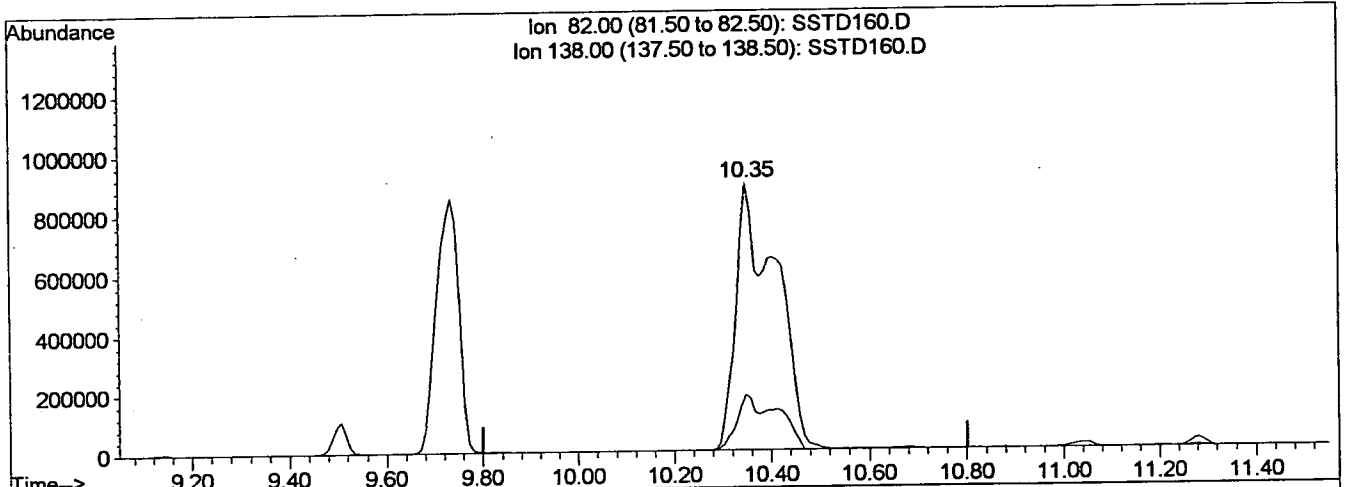
| Ion | Exp% | Act% |
|--------|-------|-------|
| 82.00 | 100 | 100 |
| 138.00 | 20.50 | 20.97 |
| 0.00 | 0.00 | 0.00 |
| 0.00 | 0.00 | 0.00 |

Quantitation Report

Data File : C:\GCMS62\DATA\07NOV15\SSTD160.D
 Acq On : 15 Nov 2007 12:47 pm
 Sample : 160ppm STD #7100434
 Misc : ICAL -- 8270/625
 Sample Name: 8270/625

Vial: 7
 Operator: DF/AI
 Inst : GCMS62
 Multiplr: 1.00
 Quant Results File: temp.res

Method : C:\HPCHEM\1\METHODS\G7K15SV.M (RTE Integrator)
 Title : 625/8270 Calibration
 Last Update : Tue Nov 13 22:05:35 2007
 Response via : Multiple Level Calibration



(23) Isophorone (T)

10.35min 126.77ppm m

response 5120380

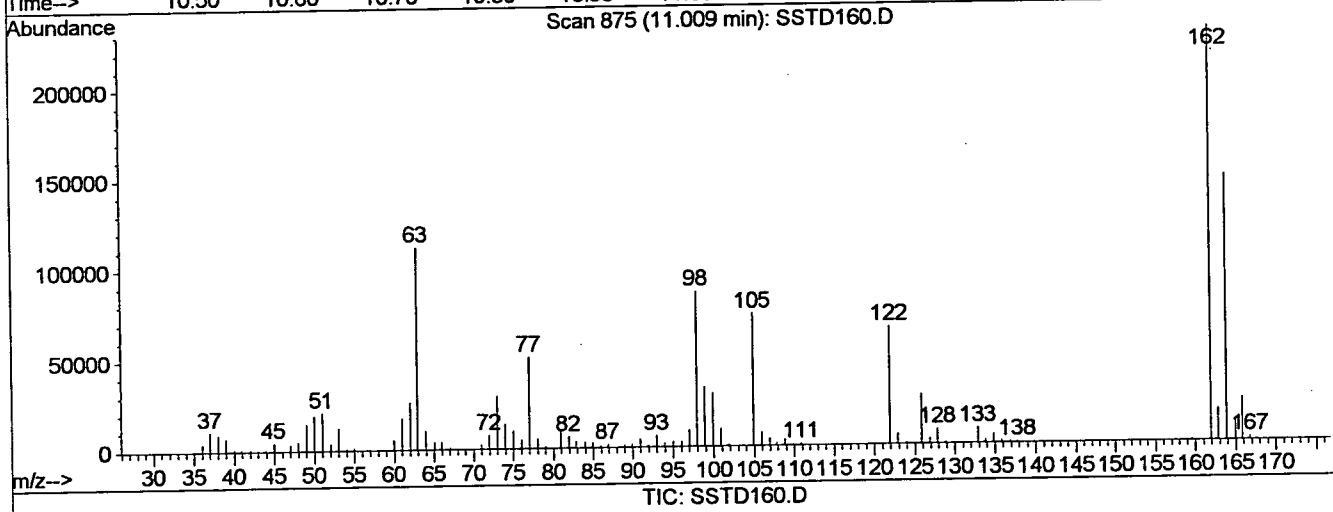
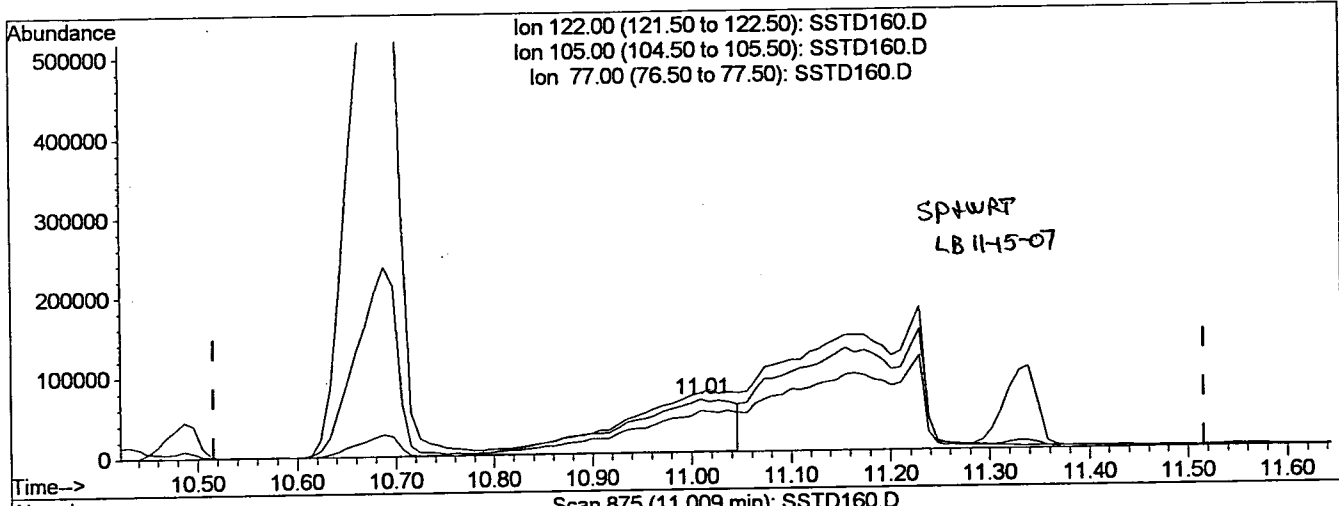
| Ion | Exp% | Act% |
|--------|-------|-------|
| 82.00 | 100 | 100 |
| 138.00 | 20.50 | 10.66 |
| 0.00 | 0.00 | 0.00 |
| 0.00 | 0.00 | 0.00 |

Quantitation Report

Data File : C:\GCMS62\DATA\07NOV15\SSTD160.D
 Acq On : 15 Nov 2007 12:47 pm
 Sample : 160ppm STD #7100434
 Misc : ICAL -- 8270/625
 08amnt@gmetiNovPa5am4:5RTE9N07P

Vial: 7
 Operator: DF/AI
 Inst : GCMS62
 Multiplr: 1.00
 Quant Results File: temp.res

Method : C:\HPCHEM\1\METHODS\G7K15SV.M (RTE Integrator)
 Title : 625/8270 Calibration
 Last Update : Tue Nov 13 22:05:35 2007
 Response via : Multiple Level Calibration



(29) Benzoic Acid (T)

11.01min 49.56ppm

response 516927

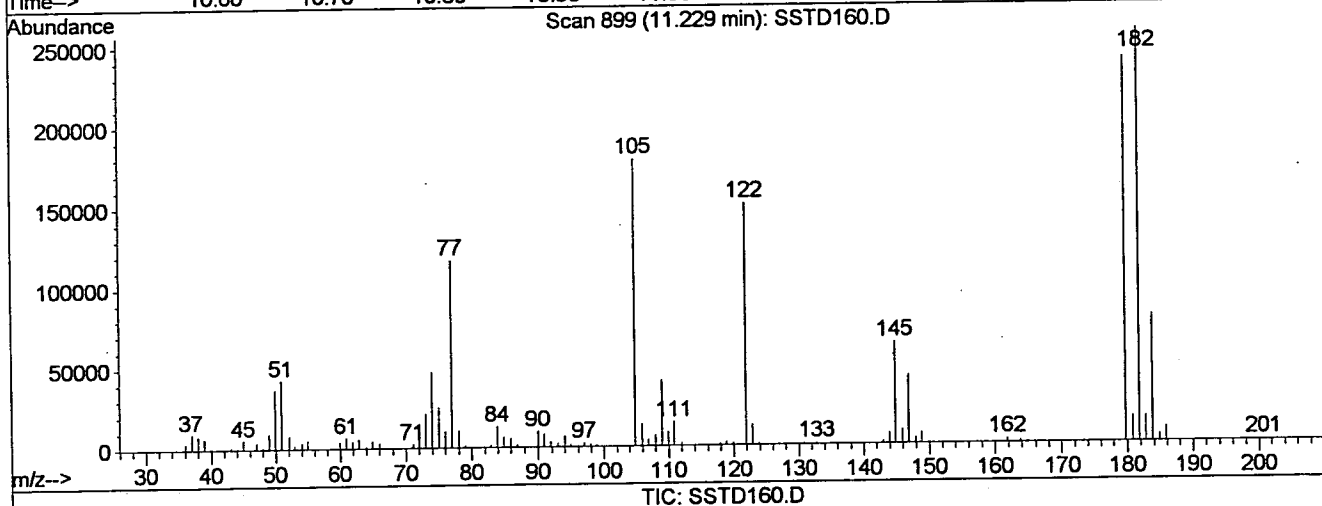
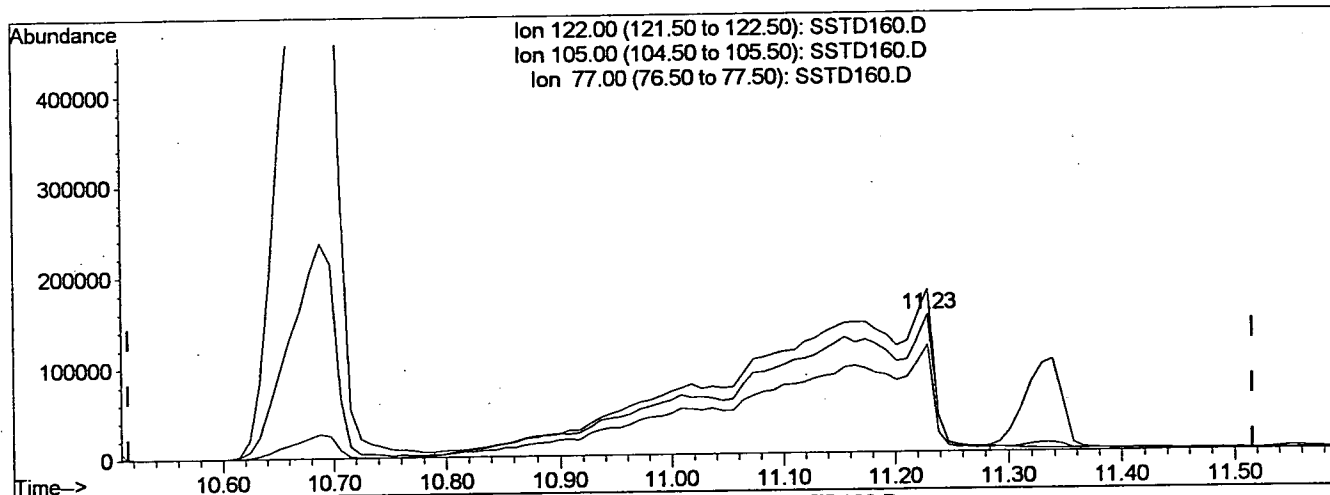
| Ion | Exp% | Act% |
|--------|--------|--------|
| 122.00 | 100 | 100 |
| 105.00 | 114.60 | 114.82 |
| 77.00 | 75.30 | 73.97 |
| 0.00 | 0.00 | 0.00 |

Quantitation Report

Data File : C:\GCMS62\DATA\07NOV15\SSTD160.D
 Acq On : 15 Nov 2007 12:47 pm
 Sample : 160ppm STD #7100434
 Misc : ICAL -- 8270/625
 MSant@metiNovPa5am4:5BTE9N07P

Vial: 7
 Operator: DF/AI
 Inst : GCMS62
 Multiplr: 1.00
 Quant Results File: temp.res

Method : C:\HPCHEM\1\METHODS\G7K15SV.M (RTE Integrator)
 Title : 625/8270 Calibration
 Last Update : Tue Nov 13 22:05:35 2007
 Response via : Multiple Level Calibration



(29) Benzoic Acid (T)

11.23min 155.07ppm m

response 1746824

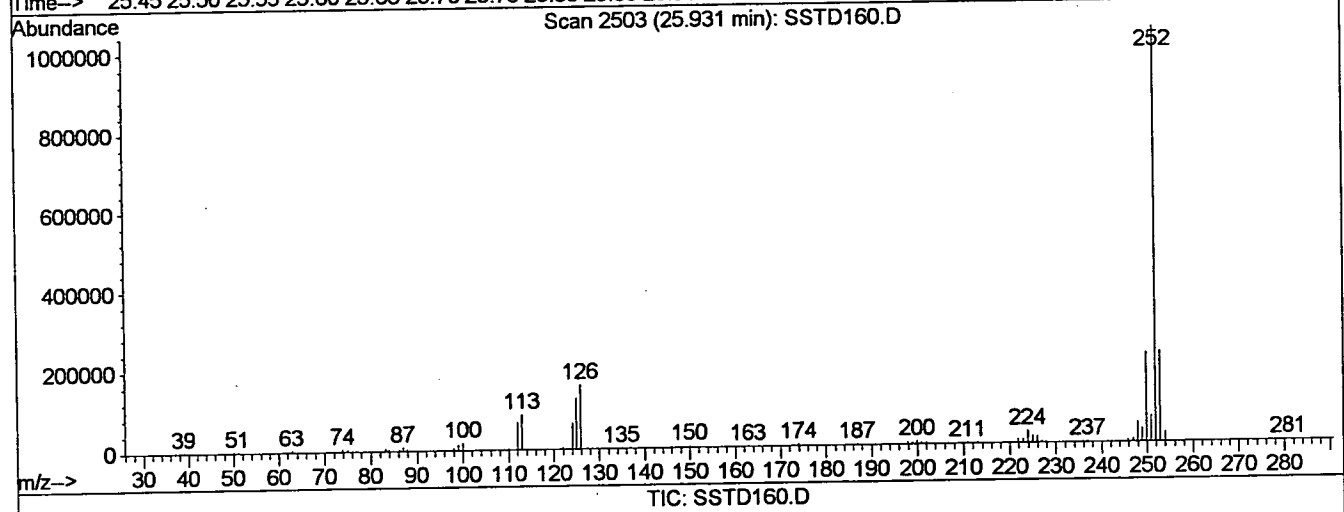
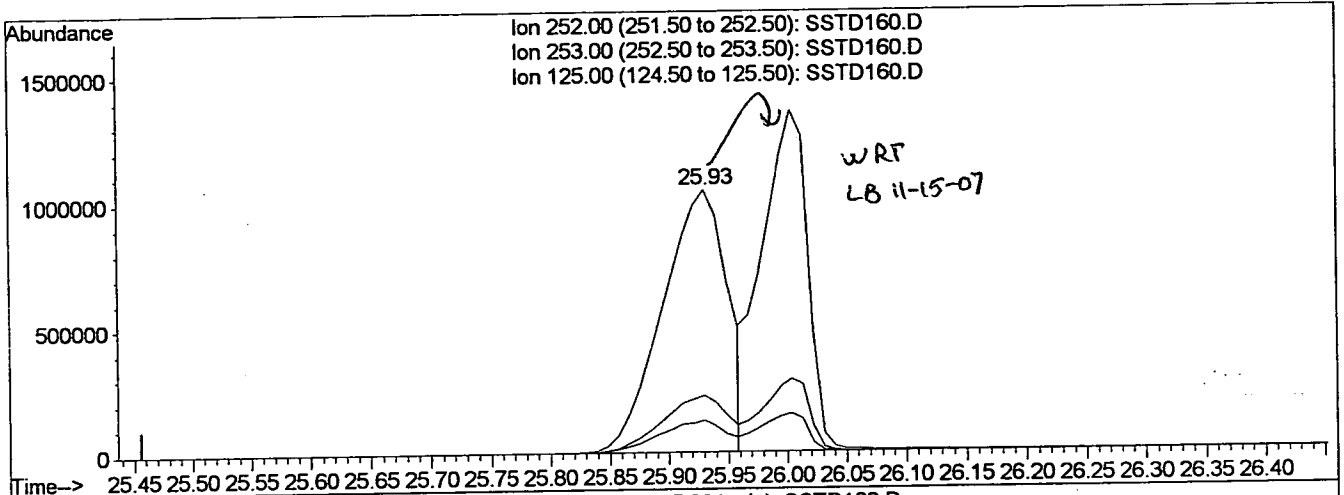
| Ion | Exp% | Act% |
|--------|--------|--------|
| 122.00 | 100 | 100 |
| 105.00 | 114.60 | 33.98# |
| 77.00 | 75.30 | 21.89# |
| 0.00 | 0.00 | 0.00 |

Quantitation Report

Data File : C:\GCMS62\DATA\07NOV15\SSTD160.D
 Acq On : 15 Nov 2007 12:47 pm
 Sample : 160ppm STD #7100434
 Misc : ICAL -- 8270/625
 Nov 15 11:58:54:5 RTE9ND7P

Vial: 7
 Operator: DF/AI
 Inst : GCMS62
 Multiplr: 1.00
 Quant Results File: temp.res

Method : C:\HPCHEM\1\METHODS\G7K15SV.M (RTE Integrator)
 Title : 625/8270 Calibration
 Last Update : Tue Nov 13 22:05:35 2007
 Response via : Multiple Level Calibration



(84) Benzo[k]fluoranthene (T)

25.93min 144.22ppm

response 3962095

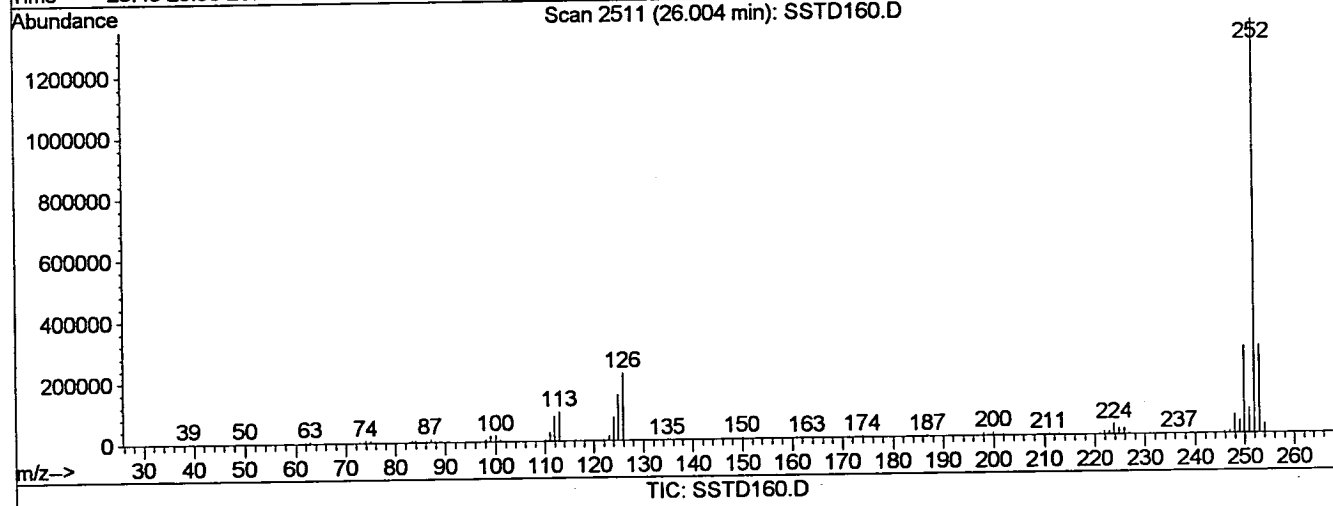
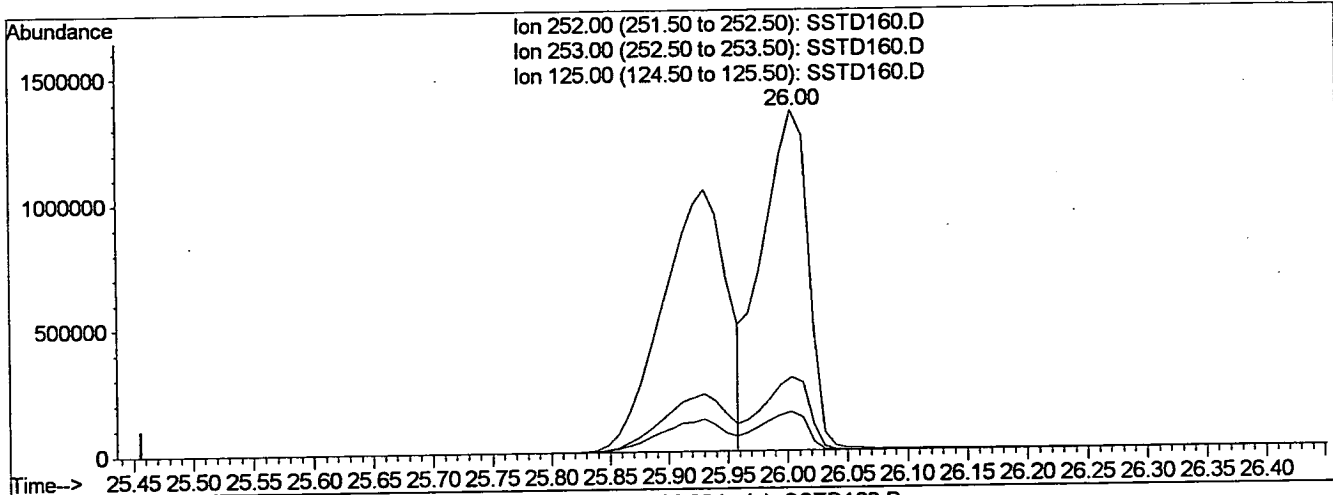
| Ion | Exp% | Act% |
|--------|-------|-------|
| 252.00 | 100 | 100 |
| 253.00 | 21.70 | 21.60 |
| 125.00 | 12.40 | 12.13 |
| 0.00 | 0.00 | 0.00 |

Quantitation Report

Data File : C:\GCMS62\DATA\07NOV15\SSTD160.D
 Acq On : 15 Nov 2007 12:47 pm
 Sample : 160ppm STD #7100434
 Misc : ICAL -- 8270/625
 Nov 15 14:54:55 RTE9107P

Vial: 7
 Operator: DF/AI
 Inst : GCMS62
 Multiplr: 1.00
 Quant Results File: temp.res

Method : C:\HPCHEM\1\METHODS\G7K15SV.M (RTE Integrator)
 Title : 625/8270 Calibration
 Last Update : Tue Nov 13 22:05:35 2007
 Response via : Multiple Level Calibration



(84) Benzo[k]fluoranthene (T)

26.00min 131.83ppm m

response 3621618

| Ion | Exp% | Act% |
|--------|-------|-------|
| 252.00 | 100 | 100 |
| 253.00 | 21.70 | 23.63 |
| 125.00 | 12.40 | 13.27 |
| 0.00 | 0.00 | 0.00 |

Data File : C:\GCMS62\DATA\07NOV15\SSTD160.D
 Acq On : 15 Nov 2007 12:47 pm
 Sample : 160ppm STD #7100434
 Misc : ICAL -- 8270/625
 MS Integration Params: RTEINT.P
 Quant Time: Nov 15 14:53 19107

Vial: 7
 Operator: DF/AI
 Inst : GCMS62
 Multiplr: 1.00

Quant Results File: G7K15SV.RES

Quant Method : C:\HPCHEM\1\METHODS\G7K15SV.M (RTE Integrator)
 Title : 625/8270 Calibration
 Last Update : Tue Nov 13 22:05:35 2007
 Response via : Initial Calibration
 DataAcq Meth : G7K13SV

| Internal Standards | R.T. | QIon | Response | Conc | Units | Dev(Min) |
|--------------------------------|-------|------|----------|-------|-------|----------|
| 1) 1,4-Dichlorobenzene-d4 (IS) | 8.41 | 152 | 596251 | 40.00 | ppm | 0.02 |
| 20) Naphthalene-d8 (IS) | 11.28 | 136 | 2081350 | 40.00 | ppm | 0.02 |
| 36) Acenaphthene-d10 (IS) | 15.44 | 164 | 944368 | 40.00 | ppm | 0.02 |
| 59) Phenanthrene-d10 (IS) | 18.85 | 188 | 1009407 | 40.00 | ppm | 0.03 |
| 71) Chrysene-d12 (IS) | 23.31 | 240 | 829489 | 40.00 | ppm | 0.01 |
| 82) Perylene-d12 (IS) | 26.79 | 264 | 770474 | 40.00 | ppm | 0.01 |

System Monitoring Compounds

| | | | | | | |
|-------------------------------|----------------|-----|------------|----------|-----|------|
| 2) 2-Fluorophenol (SU) | 5.90 | 112 | 3640699 | 159.09 | ppm | 0.02 |
| Spiked Amount 100.000 | Range 30 - 120 | | Recovery = | 159.09%# | | |
| 7) Phenol-d6 (SU) | 7.86 | 99 | 3383837 | 120.93 | ppm | 0.06 |
| Spiked Amount 100.000 | Range 40 - 120 | | Recovery = | 120.93%# | | |
| 21) Nitrobenzene-d5 (SU) | 9.73 | 82 | 2846163 | 129.39 | ppm | 0.04 |
| Spiked Amount 50.000 | Range 40 - 120 | | Recovery = | 258.78%# | | |
| 40) 2-Fluorobiphenyl (SU) | 13.92 | 172 | 4499674 | 142.54 | ppm | 0.03 |
| Spiked Amount 50.000 | Range 40 - 120 | | Recovery = | 285.08%# | | |
| 62) 2,4,6-Tribromophenol (SU) | 17.34 | 330 | 1097194 | 210.00 | ppm | 0.03 |
| Spiked Amount 100.000 | Range 45 - 130 | | Recovery = | 210.00%# | | |
| 74) Terphenyl-d14 (SU) | 21.62 | 244 | 3228995 | 137.38 | ppm | 0.01 |
| Spiked Amount 50.000 | Range 40 - 140 | | Recovery = | 274.76%# | | |

Target Compounds

| Target Compounds | R.T. | QIon | Response | Conc | Units | Qvalue |
|--------------------------------|-------|------|----------|--------|-------|--------|
| 3) Pyridine | 3.69 | 79 | 3986886 | 156.72 | ppm | 98 |
| 4) n-Nitrosodimethylamine | 3.73 | 74 | 2368307 | 151.83 | ppm | 99 |
| 5) bis(2-Chloroethyl)ether | 8.02 | 93 | 3111386 | 127.81 | ppm | 98 |
| 6) Aniline | 7.82 | 93 | 4333592 | 126.16 | ppm | # 24 |
| 8) Phenol | 7.89 | 94 | 3902658 | 128.00 | ppm | 96 |
| 9) 2-Chlorophenol | 8.05 | 128 | 3038007 | 140.90 | ppm | 99 |
| 10) n-Decane | 8.19 | 57 | 2171559 | 115.98 | ppm | 98 |
| 11) 1,3-Dichlorobenzene | 8.34 | 146 | 3370705 | 143.12 | ppm | 99 |
| 12) 1,4-Dichlorobenzene | 8.45 | 146 | 3111120 | 133.48 | ppm | 99 |
| 13) 1,2-Dichlorobenzene | 8.85 | 146 | 2502591 | 112.79 | ppm | 97 |
| 14) Benzyl alcohol | 8.82 | 108 | 1193611 | 82.48 | ppm | # 53 |
| 15) bis(2-chloroisopropyl)eth | 9.18 | 45 | 2508501 | 126.53 | ppm | 88 |
| 16) 2-Methylphenol | 9.14 | 107 | 2128783 | 124.48 | ppm | 98 |
| 17) Hexachloroethane | 9.51 | 117 | 1032592 | 123.29 | ppm | 97 |
| 18) N-Nitroso-di-n-propylamine | 9.58 | 70 | 1855672 | 125.57 | ppm | 100 |
| 19) 4-Methylphenol | 9.52 | 107 | 2622183 | 110.15 | ppm | 100 |
| 22) Nitrobenzene | 9.78 | 77 | 2655034 | 127.53 | ppm | 98 |
| 23) Isophorone | 10.35 | 82 | 2604195 | 64.47 | ppm | 99 |
| 24) 2-Nitrophenol | 10.49 | 139 | 1724617 | 164.87 | ppm | 98 |
| 25) 2,4-Dimethylphenol | 10.69 | 122 | 2473805 | 144.15 | ppm | 97 |

(#) = qualifier out of range (m) = manual integration

SSTD160.D G7K15SV.M Thu Nov 15 14:53:14 2007

Data File : C:\GCMS62\DATA\07NOV15\SSTD160.D
 Acq On : 15 Nov 2007 12:47 pm
 Sample : 160ppm STD #7100434
 Misc : ICAL -- 8270/625
 MS Integration Params: RTEINT.P
 Quant Time: Nov 15 14:53 19107

Vial: 7
 Operator: DF/AI
 Inst : GCMS62
 Multiplr: 1.00

Quant Results File: G7K15SV.RES

Quant Method : C:\HPCHEM\1\METHODS\G7K15SV.M (RTE Integrator)
 Title : 625/8270 Calibration
 Last Update : Tue Nov 13 22:05:35 2007
 Response via : Initial Calibration
 DataAcq Meth : G7K13SV

| Compound | R.T. | QIon | Response | Conc | Unit | Qvalue |
|--------------------------------|-------|------|----------|--------|------|--------|
| 26) bis(2-Chloroethoxy)methane | 10.92 | 93 | 3474626 | 134.31 | ppm | 100 |
| 27) 2,4-Dichlorophenol | 11.05 | 162 | 2235311 | 140.29 | ppm | 98 |
| 28) 1,2,4-Trichlorobenzene | 11.21 | 180 | 2124545 | 118.20 | ppm | 100 |
| 29) Benzoic Acid | 11.01 | 122 | 516927 | 49.56 | ppm | 99 |
| 30) Naphthalene | 11.34 | 128 | 6590555 | 124.96 | ppm | 100 |
| 31) 4-Chloroaniline | 11.57 | 127 | 3157987 | 135.38 | ppm | 100 |
| 32) Hexachlorobutadiene | 11.80 | 225 | 1228345 | 112.92 | ppm | 99 |
| 33) 4-Chloro-3-methylphenol | 12.77 | 107 | 2087462 | 125.65 | ppm | 99 |
| 34) 2-Methylnaphthalene | 12.95 | 141 | 3397194 | 121.91 | ppm | 97 |
| 35) 2,3-Dichloroaniline | 13.74 | 161 | 1961853 | 112.77 | ppm | 98 |
| 37) Hexachlorocyclopentadiene | 13.50 | 237 | 1081439 | 160.00 | ppm | 99 |
| 38) 2,4,6-Trichlorophenol | 13.73 | 196 | 1109143 | 135.19 | ppm | 99 |
| 39) 2,4,5-Trichlorophenol | 13.80 | 196 | 1473153 | 150.04 | ppm | 99 |
| 41) 2-Chloronaphthalene | 14.09 | 162 | 3997578 | 151.32 | ppm | 98 |
| 42) 2-Nitroaniline | 14.48 | 65 | 1147523 | 162.74 | ppm | 100 |
| 43) 1,3-Dinitrobenzene | 15.05 | 168 | 659758 | 142.19 | ppm | # 40 |
| 44) Acenaphthylene | 15.07 | 152 | 4245126 | 110.25 | ppm | 98 |
| 45) Dimethylphthalate | 15.08 | 163 | 3612667 | 125.06 | ppm | 99 |
| 46) 2,6-Dinitrotoluene | 15.20 | 165 | 1240514 | 167.25 | ppm | 98 |
| 47) Acenaphthene | 15.53 | 154 | 3303744 | 131.90 | ppm | 98 |
| 48) 3-Nitroaniline | 15.49 | 138 | 1334607 | 190.51 | ppm | 99 |
| 49) 2,4-Dinitrophenol | 15.73 | 184 | 738740 | 181.10 | ppm | 99 |
| 50) Dibenzofuran | 15.90 | 168 | 5268886 | 136.55 | ppm | 82 |
| 51) 2,4-Dinitrotoluene | 16.10 | 165 | 1653299 | 167.11 | ppm | 98 |
| 52) 4-Nitrophenol | 15.97 | 109 | 468629 | 123.31 | ppm | # 1 |
| 53) Fluorene | 16.72 | 166 | 3955693 | 131.78 | ppm | 99 |
| 54) 4-Chlorophenyl-phenylether | 16.78 | 204 | 1677130 | 115.68 | ppm | 93 |
| 55) Diethylphthalate | 16.76 | 149 | 3816366 | 129.24 | ppm | 98 |
| 56) Azobenzene | 17.16 | 77 | 4628419 | 135.22 | ppm | # 93 |
| 57) 4-Nitroaniline | 16.98 | 138 | 1386515 | 178.51 | ppm | 98 |
| 58) n-Octadecane | 18.83 | 57 | 1527434 | 110.47 | ppm | 94 |
| 60) 4,6-Dinitro-2-methylphenol | 17.07 | 198 | 907447 | 193.05 | ppm | 98 |
| 61) n-Nitrosodiphenylamine | 17.12 | 169 | 2907450 | 177.55 | ppm | 96 |
| 63) 4-Bromophenyl-phenylether | 17.92 | 248 | 1444343 | 168.41 | ppm | 98 |
| 64) Hexachlorobenzene | 18.20 | 284 | 1815472 | 162.00 | ppm | 99 |
| 65) Pentachlorophenol | 18.63 | 266 | 1238217 | 192.86 | ppm | 99 |
| 66) Phenanthrene | 18.89 | 178 | 5306590 | 163.98 | ppm | 100 |
| 67) Anthracene | 18.98 | 178 | 5388453 | 164.84 | ppm | 100 |
| 68) Carbazole | 19.35 | 167 | 4885054 | 174.71 | ppm | 99 |
| 69) Di-n-butylphthalate | 20.18 | 149 | 6119734 | 161.55 | ppm | 100 |
| 70) Fluoranthene | 20.99 | 202 | 4363213 | 144.32 | ppm | 93 |

(#) = qualifier out of range (m) = manual integration

SSTD160.D G7K15SV.M

Thu Nov 15 14:53:15 2007

Page 2

Data File : C:\GCMS62\DATA\07NOV15\SSTD160.D
 Acq On : 15 Nov 2007 12:47 pm
 Sample : 160ppm STD #7100434
 Misc : ICAL -- 8270/625
 MS Integration Params: RTEINT.P
 Quant Time: Nov 15 14:53 19107

Vial: 7
 Operator: DF/AI
 Inst : GCMS62
 Multiplr: 1.00

Quant Results File: G7K15SV.RES

Quant Method : C:\HPCHEM\1\METHODS\G7K15SV.M (RTE Integrator)
 Title : 625/8270 Calibration
 Last Update : Tue Nov 13 22:05:35 2007
 Response via : Initial Calibration
 DataAcq Meth : G7K13SV

| Compound | R.T. | QIon | Response | Conc | Unit | Qvalue |
|--------------------------------|-------|------|----------|--------|------|--------|
| 72) Pyrene | 21.33 | 202 | 4305223 | 142.95 | ppm | 95 |
| 73) 2,2'-Dichlorobenzil | 21.49 | 139 | 3326385 | 170.62 | ppm | 98 |
| 75) Benzidine | 21.24 | 184 | 1201987 | 106.04 | ppm | 99 |
| 76) Butylbenzylphthalate | 22.44 | 149 | 2114699 | 158.91 | ppm | 99 |
| 77) 3,3'-Dichlorobenzidine | 23.29 | 252 | 1341676 | 146.80 | ppm | 96 |
| 78) Benzo[a]anthracene | 23.27 | 228 | 3136574 | 143.45 | ppm | 100 |
| 79) Chrysene | 23.37 | 228 | 3198631 | 150.25 | ppm | 99 |
| 80) bis(2-Ethylhexyl)phthalate | 23.57 | 149 | 2761203 | 186.46 | ppm | 100 |
| 81) Di-n-octylphthalate | 25.06 | 149 | 3802577 | 234.65 | ppm | 100 |
| 83) Benzo[b]fluoranthene | 25.93 | 252 | 3962095 | 143.70 | ppm | 99 |
| 84) Benzo[k]fluoranthene | 25.93 | 252 | 3962095 | 144.22 | ppm | 100 |
| 85) Benzo[a]pyrene | 26.69 | 252 | 3398002 | 149.86 | ppm | 98 |
| 86) Indeno[1,2,3-cd]pyrene | 29.46 | 276 | 3554230 | 211.99 | ppm | 100 |
| 87) Dibenz[a,h]anthracene | 29.55 | 278 | 3580203 | 215.44 | ppm | 99 |
| 88) Benzo[g,h,i]perylene | 30.21 | 276 | 3506628 | 201.24 | ppm | 99 |

(#) = qualifier out of range (m) = manual integration
 SSTD160.D G7K15SV.M Thu Nov 15 14:53:16 2007


Quantitation Report

Data File : C:\GCMS62\DATA\07NOV15\SSTD160.D
Acq On : 15 Nov 2007 12:47 pm
Sample : 160ppm STD #7100434
Misc : ICAL -- 8270/625
MS Integration Params: RTEINT.P
Quant Time: Nov 15 14:53 19107

Vial: 7
Operator: DF/AI
Inst : GCMS62
Multiplr: 1.00

Quant Results File: G7K15SV.RES

Method : C:\HPCHEM\1\METHODS\G7K15SV.M (RTE Integrator)
Title : 625/8270 Calibration
Last Update : Tue Nov 13 22:05:35 2007
Response via : Initial Calibration



Data File : C:\GCMS62\DATA\07NOV15\SSTD002.D
 Acq On : 15 Nov 2007 1:25 pm
 Sample : 2ppm STD #7100427
 Misc : ICAL -- 8270/625
 MS Integration Params: RTEINT.P
 Quant Time: Nov 15 15:00 19107

Vial: 8
 Operator: DF/AI
 Inst : GCMS62
 Multiplr: 1.00

Quant Results File: G7K15SV.RES

Quant Method : C:\HPCHEM\1\METHODS\G7K15SV.M (RTE Integrator)
 Title : 625/8270 Calibration
 Last Update : Tue Nov 13 22:05:35 2007
 Response via : Initial Calibration
 DataAcq Meth : G7K13SV

| Internal Standards | R.T. | QIon | Response | Conc | Units | Dev (Min) |
|--------------------------------|-------|------|----------|-------|-------|-----------|
| 1) 1,4-Dichlorobenzene-d4 (IS) | 8.39 | 152 | 606374 | 40.00 | ppm | 0.00 |
| 20) Naphthalene-d8 (IS) | 11.25 | 136 | 2209327 | 40.00 | ppm | 0.00 |
| 36) Acenaphthene-d10 (IS) | 15.42 | 164 | 1072178 | 40.00 | ppm | 0.00 |
| 59) Phenanthrene-d10 (IS) | 18.82 | 188 | 1388662 | 40.00 | ppm | 0.00 |
| 71) Chrysene-d12 (IS) | 23.29 | 240 | 947624 | 40.00 | ppm | 0.00 |
| 82) Perylene-d12 (IS) | 26.78 | 264 | 680634 | 40.00 | ppm | 0.00 |

| System Monitoring Compounds | R.T. | QIon | Response | Conc | Units | Dev (Min) |
|-------------------------------|-------|----------|----------|------|--------|-----------|
| 2) 2-Fluorophenol (SU) | 5.88 | 112 | 47029 | 2.02 | ppm | 0.00 |
| Spiked Amount 100.000 | Range | 30 - 120 | Recovery | = | 2.02%# | |
| 7) Phenol-d6 (SU) | 7.78 | 99 | 58771 | 2.07 | ppm | -0.02 |
| Spiked Amount 100.000 | Range | 40 - 120 | Recovery | = | 2.07%# | |
| 21) Nitrobenzene-d5 (SU) | 9.69 | 82 | 39289 | 1.68 | ppm | 0.00 |
| Spiked Amount 50.000 | Range | 40 - 120 | Recovery | = | 3.36%# | |
| 40) 2-Fluorobiphenyl (SU) | 13.88 | 172 | 80402 | 2.24 | ppm | 0.00 |
| Spiked Amount 50.000 | Range | 40 - 120 | Recovery | = | 4.48%# | |
| 62) 2,4,6-Tribromophenol (SU) | 17.30 | 330 | 11198 | 1.56 | ppm | 0.00 |
| Spiked Amount 100.000 | Range | 45 - 130 | Recovery | = | 1.56%# | |
| 74) Terphenyl-d14 (SU) | 21.60 | 244 | 55812 | 2.08 | ppm | 0.00 |
| Spiked Amount 50.000 | Range | 40 - 140 | Recovery | = | 4.16%# | |

| Target Compounds | R.T. | QIon | Response | Conc | Units | Qvalue |
|--------------------------------|-------|------|----------|------|-------|--------|
| 3) Pyridine | 3.75 | 79 | 47901 | 1.85 | ppm | 93 |
| 4) n-Nitrosodimethylamine | 3.72 | 74 | 32258 | 2.03 | ppm | 95 |
| 5) bis(2-Chloroethyl)ether | 7.96 | 93 | 51067 | 2.06 | ppm | 99 |
| 6) Aniline | 7.80 | 93 | 75317 | 2.16 | ppm | 94 |
| 8) Phenol | 7.80 | 94 | 68350 | 2.20 | ppm | 94 |
| 9) 2-Chlorophenol | 8.01 | 128 | 45071 | 2.06 | ppm | 96 |
| 10) n-Decane | 8.17 | 57 | 41875 | 2.20 | ppm | 100 |
| 11) 1,3-Dichlorobenzene | 8.31 | 146 | 51408 | 2.15 | ppm | 98 |
| 12) 1,4-Dichlorobenzene | 8.42 | 146 | 52285m - | 2.21 | ppm | |
| 13) 1,2-Dichlorobenzene | 8.83 | 146 | 47075 | 2.09 | ppm | 96 |
| 14) Benzyl alcohol | 8.78 | 108 | 25857 | 1.76 | ppm | 99 |
| 15) bis(2-chloroisopropyl)ethe | 9.15 | 45 | 43021 | 2.13 | ppm | 99 |
| 16) 2-Methylphenol | 9.10 | 107 | 34194 | 1.97 | ppm | 97 |
| 17) Hexachloroethane | 9.49 | 117 | 18223 | 2.14 | ppm | 99 |
| 18) N-Nitroso-di-n-propylamine | 9.47 | 70 | 28635 | 1.91 | ppm | 98 |
| 19) 4-Methylphenol | 9.42 | 107 | 47331 | 1.96 | ppm | 99 |
| 22) Nitrobenzene | 9.72 | 77 | 39399 | 1.78 | ppm | 99 |
| 23) Isophorone | 10.29 | 82 | 73310 | 1.71 | ppm | 97 |
| 24) 2-Nitrophenol | 10.46 | 139 | 20389 | 1.84 | ppm | 96 |
| 25) 2,4-Dimethylphenol | 10.63 | 122 | 35003 | 1.92 | ppm | 97 |

(#) = qualifier out of range (m) = manual integration
 SSTD002.D G7K15SV.M Thu Nov 15 15:01:35 2007

Data File : C:\GCMS62\DATA\07NOV15\SSTD002.D
 Acq On : 15 Nov 2007 1:25 pm
 Sample : 2ppm STD #7100427
 Misc : ICAL -- 8270/625
 MS Integration Params: RTEINT.P
 Quant Time: Nov 15 15:00 19107

Vial: 8
 Operator: DF/AI
 Inst : GCMS62
 Multiplr: 1.00

Quant Results File: G7K15SV.RES

Quant Method : C:\HPCHEM\1\METHODS\G7K15SV.M (RTE Integrator)
 Title : 625/8270 Calibration
 Last Update : Tue Nov 13 22:05:35 2007
 Response via : Initial Calibration
 DataAcq Meth : G7K13SV

| Compound | R.T. | QIon | Response | Conc | Unit | Qvalue |
|--------------------------------|-------|------|----------|------|-------|--------|
| 26) bis(2-Chloroethoxy)methane | 10.86 | 93 | 54206 | 1.97 | ppm | 98 |
| 27) 2,4-Dichlorophenol | 10.99 | 162 | 30130 | 1.78 | ppm | 97 |
| 28) 1,2,4-Trichlorobenzene | 11.18 | 180 | 33145 | 1.74 | ppm | 94 |
| 29) Benzoic Acid | 10.63 | 122 | 35003 | 8.05 | ppm # | 16 |
| 30) Naphthalene | 11.30 | 128 | 115853 | 2.07 | ppm | 99 |
| 31) 4-Chloroaniline | 11.53 | 127 | 45665 | 1.84 | ppm | 97 |
| 32) Hexachlorobutadiene | 11.78 | 225 | 18798 | 1.63 | ppm | 95 |
| 33) 4-Chloro-3-methylphenol | 12.73 | 107 | 28689 | 1.63 | ppm | 98 |
| 34) 2-Methylnaphthalene | 12.92 | 141 | 59751 | 2.02 | ppm | 98 |
| 35) 2,3-Dichloroaniline | 13.69 | 161 | 39056 | 2.11 | ppm | 97 |
| 37) Hexachlorocyclopentadiene | 13.49 | 237 | 9358 | 1.22 | ppm | 98 |
| 38) 2,4,6-Trichlorophenol | 13.69 | 196 | 18421 | 1.98 | ppm | 95 |
| 39) 2,4,5-Trichlorophenol | 13.77 | 196 | 19181 | 1.72 | ppm | 99 |
| 41) 2-Chloronaphthalene | 14.05 | 162 | 65981 | 2.20 | ppm | 98 |
| 42) 2-Nitroaniline | 14.43 | 65 | 15003 | 1.87 | ppm | 94 |
| 43) 1,3-Dinitrobenzene | 14.98 | 168 | 7691 | 0.68 | ppm # | 1 |
| 44) Acenaphthylene | 15.03 | 152 | 95350 | 2.18 | ppm | 98 |
| 45) Dimethylphthalate | 15.00 | 163 | 75165 | 2.29 | ppm | 98 |
| 46) 2,6-Dinitrotoluene | 15.13 | 165 | 15458 | 1.84 | ppm | 99 |
| 47) Acenaphthene | 15.48 | 154 | 60537 | 2.13 | ppm | 97 |
| 48) 3-Nitroaniline | 15.42 | 138 | 14664 | 1.84 | ppm # | 44 |
| 50) Dibenzofuran | 15.86 | 168 | 91430 | 2.09 | ppm | 73 |
| 51) 2,4-Dinitrotoluene | 16.04 | 165 | 15310 | 1.36 | ppm | 97 |
| 52) 4-Nitrophenol | 15.91 | 109 | 1953 | 5.69 | ppm # | 1 |
| 53) Fluorene | 16.68 | 166 | 67450 | 1.98 | ppm | 100 |
| 54) 4-Chlorophenyl-phenylether | 16.75 | 204 | 31546 | 1.92 | ppm | 94 |
| 55) Diethylphthalate | 16.71 | 149 | 67782 | 2.02 | ppm | 99 |
| 56) Azobenzene | 17.11 | 77 | 68231 | 1.76 | ppm | 96 |
| 57) 4-Nitroaniline | 16.87 | 138 | 12127 | 1.38 | ppm | 94 |
| 58) n-Octadecane | 18.81 | 57 | 29904 | 1.90 | ppm | 96 |
| 60) 4,6-Dinitro-2-methylphenol | 16.98 | 198 | 1544 | 5.13 | ppm # | 50 |
| 61) n-Nitrosodiphenylamine | 17.06 | 169 | 49037 | 2.18 | ppm | 99 |
| 63) 4-Bromophenyl-phenylether | 17.89 | 248 | 22895 | 1.94 | ppm | 95 |
| 64) Hexachlorobenzene | 18.16 | 284 | 29968 | 1.94 | ppm | 99 |
| 66) Phenanthrene | 18.85 | 178 | 88293 | 1.98 | ppm | 98 |
| 67) Anthracene | 18.94 | 178 | 88321 | 1.96 | ppm | 98 |
| 68) Carbazole | 19.31 | 167 | 67516 | 1.76 | ppm | 97 |
| 69) Di-n-butylphthalate | 20.16 | 149 | 99694 | 1.91 | ppm | 100 |
| 70) Fluoranthene | 20.97 | 202 | 72530 | 1.74 | ppm | 100 |
| 72) Pyrene | 21.30 | 202 | 71364 | 2.07 | ppm | 97 |
| 73) 2,2'-Dichlorobenzil | 21.47 | 139 | 47236 | 2.12 | ppm | 96 |

(#) = qualifier out of range (m) = manual integration

SSTD002.D G7K15SV.M

Thu Nov 15 15:01:36 2007

Page 2

Data File : C:\GCMS62\DATA\07NOV15\SSTD002.D
 Acq On : 15 Nov 2007 1:25 pm
 Sample : 2ppm STD #7100427
 Misc : ICAL -- 8270/625
 MS Integration Params: RTEINT.P
 Quant Time: Nov 15 15:00 19107

Vial: 8
 Operator: DF/AI
 Inst : GCMS62
 Multiplr: 1.00

Quant Results File: G7K15SV.RES

Quant Method : C:\HPCHEM\1\METHODS\G7K15SV.M (RTE Integrator)
 Title : 625/8270 Calibration
 Last Update : Tue Nov 13 22:05:35 2007
 Response via : Initial Calibration
 DataAcq Meth : G7K13SV

| Compound | R.T. | QIon | Response | Conc | Unit | Qvalue |
|--------------------------------|-------|------|----------|-------|------|--------|
| 75) Benzidine | 21.23 | 184 | 16774 | 1.30 | ppm | 93 |
| 76) Butylbenzylphthalate | 22.43 | 149 | 29638 | 1.95 | ppm | 99 |
| 77) 3,3'-Dichlorobenzidine | 23.27 | 252 | 16799 | 1.61 | ppm | 94 |
| 78) Benzo[a]anthracene | 23.25 | 228 | 50483 | 2.02 | ppm | 97 |
| 79) Chrysene | 23.33 | 228 | 48751 | 2.00 | ppm | 98 |
| 80) bis(2-Ethylhexyl)phthalate | 23.55 | 149 | 35786 | 2.12 | ppm | 97 |
| 81) Di-n-octylphthalate | 25.04 | 149 | 34764 | 1.88 | ppm | 96 |
| 83) Benzo[b]fluoranthene | 25.87 | 252 | 44774 | 1.84 | ppm | 99 |
| 84) Benzo[k]fluoranthene | 25.94 | 252 | 43168 | 1.78 | ppm | 99 |
| 85) Benzo[a]pyrene | 26.65 | 252 | 36188 | 1.81 | ppm | 94 |
| 86) Indeno[1,2,3-cd]pyrene | 29.38 | 276 | 35139 | 2.37 | ppm | 99 |
| 87) Dibenz[a,h]anthracene | 29.48 | 278 | 32587 | Below | Cal | 95 |
| 88) Benzo[g,h,i]perylene | 30.11 | 276 | 38718 | 2.52 | ppm | 100 |

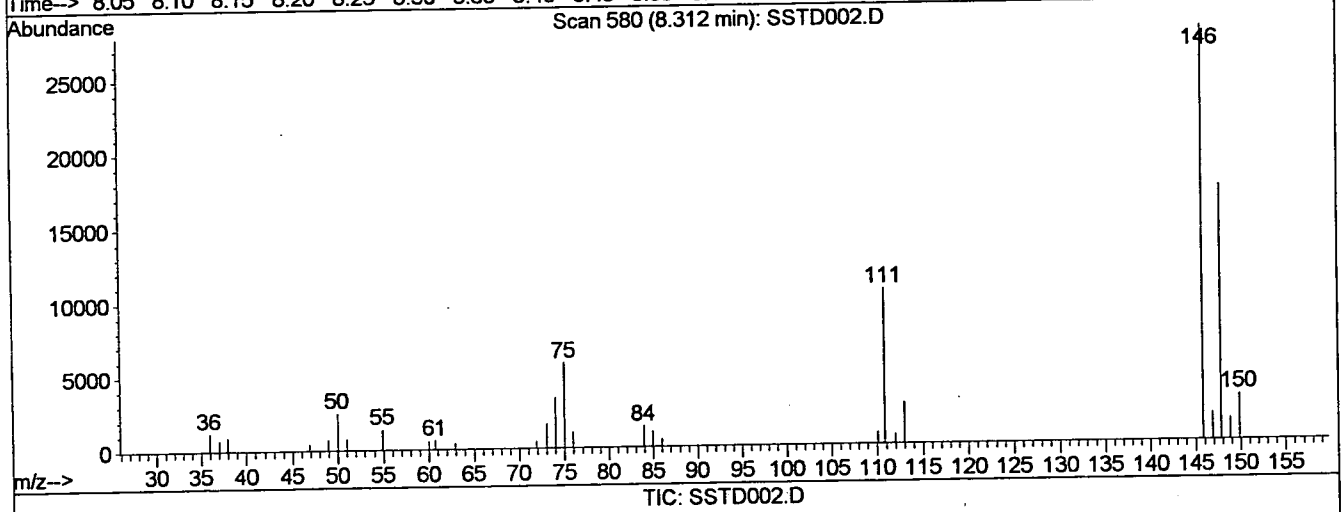
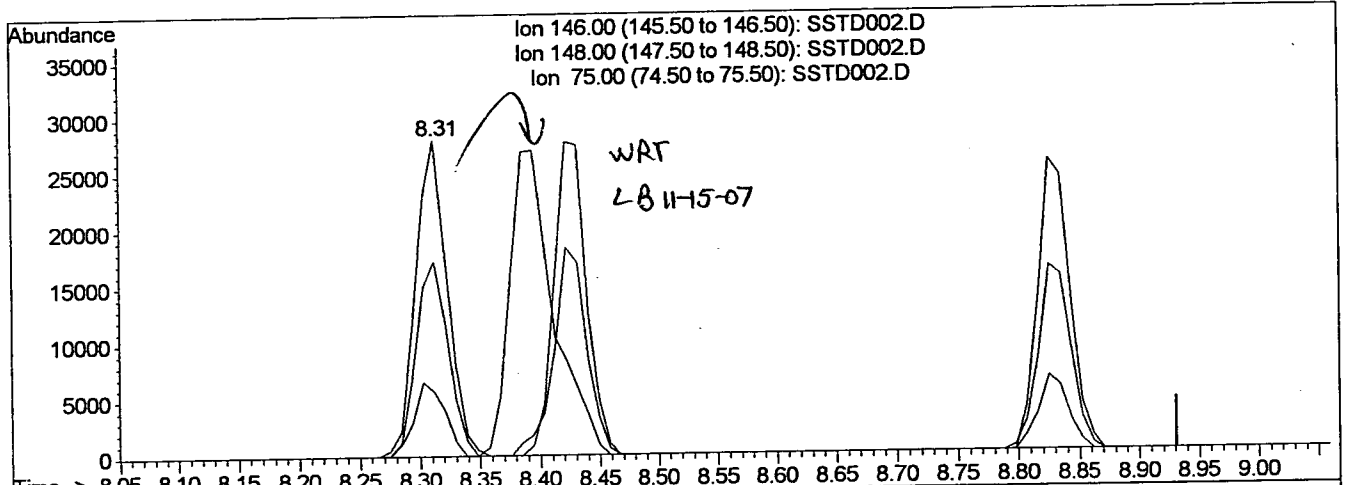
(#) = qualifier out of range (m) = manual integration
 SSTD002.D G7K15SV.M Thu Nov 15 15:01:36 2007

Quantitation Report

Data File : C:\GCMS62\DATA\07NOV15\SSTD002.D
 Acq On : 15 Nov 2007 1:25 pm
 Sample : 2ppm STD #7100427
 Misc : ICAL -- 8270/625
 MSaint@metiNovPa5am4:5RTE9N07P

Vial: 8
 Operator: DF/AI
 Inst : GCMS62
 Multiplr: 1.00
 Quant Results File: temp.res

Method : C:\HPCHEM\1\METHODS\G7K15SV.M (RTE Integrator)
 Title : 625/8270 Calibration
 Last Update : Tue Nov 13 22:05:35 2007
 Response via : Multiple Level Calibration



(12) 1,4-Dichlorobenzene (CM)

8.31min 2.17ppm

response 51408

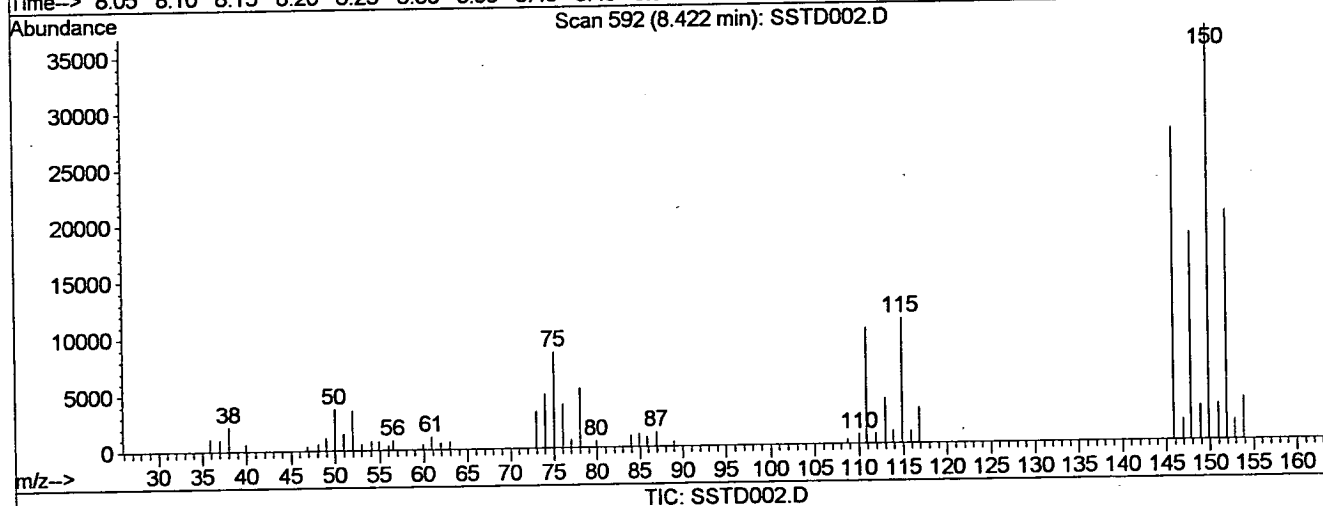
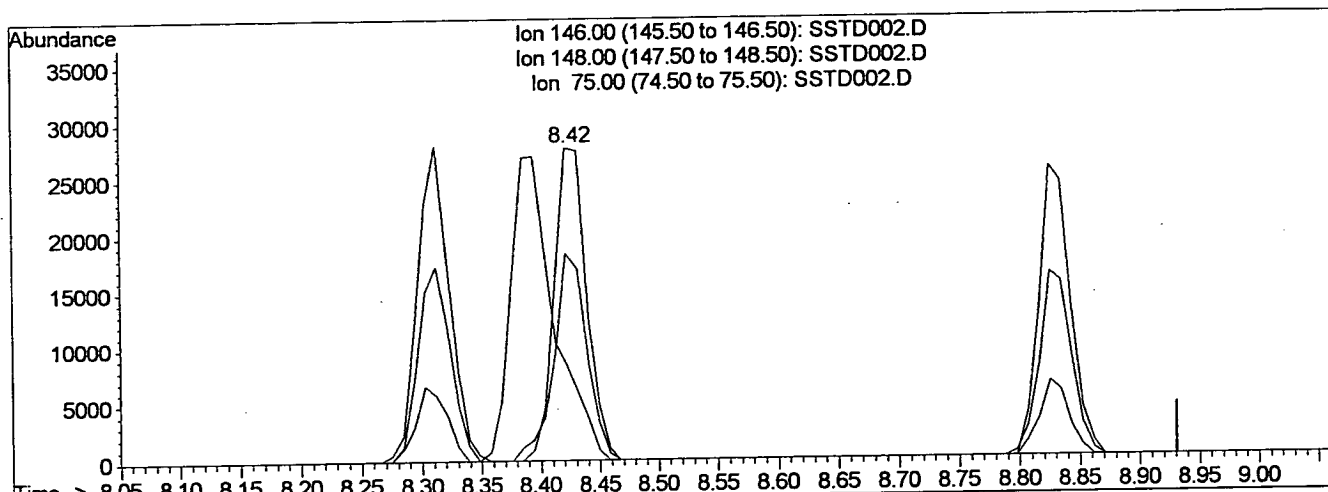
| Ion | Exp% | Act% |
|--------|-------|-------|
| 146.00 | 100 | 100 |
| 148.00 | 62.90 | 62.86 |
| 75.00 | 29.20 | 22.97 |
| 0.00 | 0.00 | 0.00 |

Quantitation Report

Data File : C:\GCMS62\DATA\07NOV15\SSTD002.D
 Acq On : 15 Nov 2007 1:25 pm
 Sample : 2ppm STD #7100427
 Misc : ICAL -- 8270/625
 8270/625:ORTE9107P

Vial: 8
 Operator: DF/AI
 Inst : GCMS62
 Multiplr: 1.00
 Quant Results File: temp.res

Method : C:\HPCHEM\1\METHODS\G7K15SV.M (RTE Integrator)
 Title : 625/8270 Calibration
 Last Update : Tue Nov 13 22:05:35 2007
 Response via : Multiple Level Calibration



(12) 1,4-Dichlorobenzene (CM)

8.42min 2.21ppm m

response 52285

| Ion | Exp% | Act% |
|--------|-------|-------|
| 146.00 | 100 | 100 |
| 148.00 | 62.90 | 61.81 |
| 75.00 | 29.20 | 22.59 |
| 0.00 | 0.00 | 0.00 |

Data File : C:\GCMS62\DATA\07NOV15\SSTD002.D
 Acq On : 15 Nov 2007 1:25 pm
 Sample : 2ppm STD #7100427
 Misc : ICAL -- 8270/625
 MS Integration Params: RTEINT.P
 Quant Time: Nov 15 14:59 19107

Vial: 8
 Operator: DF/AI
 Inst : GCMS62
 Multiplr: 1.00

Quant Results File: G7K15SV.RES

Quant Method : C:\HPCHEM\1\METHODS\G7K15SV.M (RTE Integrator)
 Title : 625/8270 Calibration
 Last Update : Tue Nov 13 22:05:35 2007
 Response via : Initial Calibration
 DataAcq Meth : G7K13SV

| Internal Standards | R.T. | QIon | Response | Conc | Units | Dev(Min) |
|--------------------------------|-------|------|----------|-------|-------|----------|
| 1) 1,4-Dichlorobenzene-d4 (IS) | 8.39 | 152 | 606374 | 40.00 | ppm | 0.00 |
| 20) Naphthalene-d8 (IS) | 11.25 | 136 | 2209327 | 40.00 | ppm | 0.00 |
| 36) Acenaphthene-d10 (IS) | 15.42 | 164 | 1072178 | 40.00 | ppm | 0.00 |
| 59) Phenanthrene-d10 (IS) | 18.82 | 188 | 1388662 | 40.00 | ppm | 0.00 |
| 71) Chrysene-d12 (IS) | 23.29 | 240 | 947624 | 40.00 | ppm | 0.00 |
| 82) Perylene-d12 (IS) | 26.78 | 264 | 680634 | 40.00 | ppm | 0.00 |

System Monitoring Compounds

| | | | | | | |
|-------------------------------|---------|----------------|----------|------|--------|-------|
| 2) 2-Fluorophenol (SU) | 5.88 | 112 | 47029 | 2.02 | ppm | 0.00 |
| Spiked Amount | 100.000 | Range 30 - 120 | Recovery | = | 2.02%# | |
| 7) Phenol-d6 (SU) | 7.78 | 99 | 58771 | 2.07 | ppm | -0.02 |
| Spiked Amount | 100.000 | Range 40 - 120 | Recovery | = | 2.07%# | |
| 21) Nitrobenzene-d5 (SU) | 9.69 | 82 | 39289 | 1.68 | ppm | 0.00 |
| Spiked Amount | 50.000 | Range 40 - 120 | Recovery | = | 3.36%# | |
| 40) 2-Fluorobiphenyl (SU) | 13.88 | 172 | 80402 | 2.24 | ppm | 0.00 |
| Spiked Amount | 50.000 | Range 40 - 120 | Recovery | = | 4.48%# | |
| 62) 2,4,6-Tribromophenol (SU) | 17.30 | 330 | 11198 | 1.56 | ppm | 0.00 |
| Spiked Amount | 100.000 | Range 45 - 130 | Recovery | = | 1.56%# | |
| 74) Terphenyl-d14 (SU) | 21.60 | 244 | 55812 | 2.08 | ppm | 0.00 |
| Spiked Amount | 50.000 | Range 40 - 140 | Recovery | = | 4.16%# | |

Target Compounds

Qvalue

| | | | | | | |
|--------------------------------|-------|-----|-------|------|-----|-----|
| 3) Pyridine | 3.75 | 79 | 47901 | 1.85 | ppm | 93 |
| 4) n-Nitrosodimethylamine | 3.72 | 74 | 32258 | 2.03 | ppm | 95 |
| 5) bis(2-Chloroethyl)ether | 7.96 | 93 | 51067 | 2.06 | ppm | 99 |
| 6) Aniline | 7.80 | 93 | 75317 | 2.16 | ppm | 94 |
| 8) Phenol | 7.80 | 94 | 68350 | 2.20 | ppm | 94 |
| 9) 2-Chlorophenol | 8.01 | 128 | 45071 | 2.06 | ppm | 96 |
| 10) n-Decane | 8.17 | 57 | 41875 | 2.20 | ppm | 100 |
| 11) 1,3-Dichlorobenzene | 8.31 | 146 | 51408 | 2.15 | ppm | 98 |
| 12) 1,4-Dichlorobenzene | 8.31 | 146 | 51408 | 2.17 | ppm | 96 |
| 13) 1,2-Dichlorobenzene | 8.83 | 146 | 47075 | 2.09 | ppm | 96 |
| 14) Benzyl alcohol | 8.78 | 108 | 25857 | 1.76 | ppm | 99 |
| 15) bis(2-chloroisopropyl)ethe | 9.15 | 45 | 43021 | 2.13 | ppm | 99 |
| 16) 2-Methylphenol | 9.10 | 107 | 34194 | 1.97 | ppm | 97 |
| 17) Hexachloroethane | 9.49 | 117 | 18223 | 2.14 | ppm | 99 |
| 18) N-Nitroso-di-n-propylamine | 9.47 | 70 | 28635 | 1.91 | ppm | 98 |
| 19) 4-Methylphenol | 9.42 | 107 | 47331 | 1.96 | ppm | 99 |
| 22) Nitrobenzene | 9.72 | 77 | 39399 | 1.78 | ppm | 99 |
| 23) Isophorone | 10.29 | 82 | 73310 | 1.71 | ppm | 97 |
| 24) 2-Nitrophenol | 10.46 | 139 | 20389 | 1.84 | ppm | 96 |
| 25) 2,4-Dimethylphenol | 10.63 | 122 | 35003 | 1.92 | ppm | 97 |

(#) = qualifier out of range (m) = manual integration
 SSTD002.D G7K15SV.M Thu Nov 15 14:59:10 2007

Data File : C:\GCMS62\DATA\07NOV15\SSTD002.D
 Acq On : 15 Nov 2007 1:25 pm
 Sample : 2ppm STD #7100427
 Misc : ICAL -- 8270/625
 MS Integration Params: RTEINT.P
 Quant Time: Nov 15 14:59 19107

Vial: 8
 Operator: DF/AI
 Inst : GCMS62
 Multiplr: 1.00

Quant Results File: G7K15SV.RES

Quant Method : C:\HPCHEM\1\METHODS\G7K15SV.M (RTE Integrator)
 Title : 625/8270 Calibration
 Last Update : Tue Nov 13 22:05:35 2007
 Response via : Initial Calibration
 DataAcq Meth : G7K13SV

| Compound | R.T. | QIon | Response | Conc | Unit | Qvalue |
|--------------------------------|-------|------|----------|------|-------|--------|
| 26) bis(2-Chloroethoxy)methane | 10.86 | 93 | 54206 | 1.97 | ppm | 98 |
| 27) 2,4-Dichlorophenol | 10.99 | 162 | 30130 | 1.78 | ppm | 97 |
| 28) 1,2,4-Trichlorobenzene | 11.18 | 180 | 33145 | 1.74 | ppm | 94 |
| 29) Benzoic Acid | 10.63 | 122 | 35003 | 8.05 | ppm # | 16 |
| 30) Naphthalene | 11.30 | 128 | 115853 | 2.07 | ppm | 99 |
| 31) 4-Chloroaniline | 11.53 | 127 | 45665 | 1.84 | ppm | 97 |
| 32) Hexachlorobutadiene | 11.78 | 225 | 18798 | 1.63 | ppm | 95 |
| 33) 4-Chloro-3-methylphenol | 12.73 | 107 | 28689 | 1.63 | ppm | 98 |
| 34) 2-Methylnaphthalene | 12.92 | 141 | 59751 | 2.02 | ppm | 98 |
| 35) 2,3-Dichloroaniline | 13.69 | 161 | 39056 | 2.11 | ppm | 97 |
| 37) Hexachlorocyclopentadiene | 13.49 | 237 | 9358 | 1.22 | ppm | 98 |
| 38) 2,4,6-Trichlorophenol | 13.69 | 196 | 18421 | 1.98 | ppm | 95 |
| 39) 2,4,5-Trichlorophenol | 13.77 | 196 | 19181 | 1.72 | ppm | 99 |
| 41) 2-Chloronaphthalene | 14.05 | 162 | 65981 | 2.20 | ppm | 98 |
| 42) 2-Nitroaniline | 14.43 | 65 | 15003 | 1.87 | ppm | 94 |
| 43) 1,3-Dinitrobenzene | 14.98 | 168 | 7691 | 0.68 | ppm # | 1 |
| 44) Acenaphthylene | 15.03 | 152 | 95350 | 2.18 | ppm | 98 |
| 45) Dimethylphthalate | 15.00 | 163 | 75165 | 2.29 | ppm | 98 |
| 46) 2,6-Dinitrotoluene | 15.13 | 165 | 15458 | 1.84 | ppm | 99 |
| 47) Acenaphthene | 15.48 | 154 | 60537 | 2.13 | ppm | 97 |
| 48) 3-Nitroaniline | 15.42 | 138 | 14664 | 1.84 | ppm # | 44 |
| 50) Dibenzofuran | 15.86 | 168 | 91430 | 2.09 | ppm | 73 |
| 51) 2,4-Dinitrotoluene | 16.04 | 165 | 15310 | 1.36 | ppm | 97 |
| 52) 4-Nitrophenol | 15.91 | 109 | 1953 | 5.69 | ppm # | 1 |
| 53) Fluorene | 16.68 | 166 | 67450 | 1.98 | ppm | 100 |
| 54) 4-Chlorophenyl-phenylether | 16.75 | 204 | 31546 | 1.92 | ppm | 94 |
| 55) Diethylphthalate | 16.71 | 149 | 67782 | 2.02 | ppm | 99 |
| 56) Azobenzene | 17.11 | 77 | 68231 | 1.76 | ppm | 96 |
| 57) 4-Nitroaniline | 16.87 | 138 | 12127 | 1.38 | ppm | 94 |
| 58) n-Octadecane | 18.81 | 57 | 29904 | 1.90 | ppm | 96 |
| 60) 4,6-Dinitro-2-methylphenol | 16.98 | 198 | 1544 | 5.13 | ppm # | 50 |
| 61) n-Nitrosodiphenylamine | 17.06 | 169 | 49037 | 2.18 | ppm | 99 |
| 63) 4-Bromophenyl-phenylether | 17.89 | 248 | 22895 | 1.94 | ppm | 95 |
| 64) Hexachlorobenzene | 18.16 | 284 | 29968 | 1.94 | ppm | 99 |
| 66) Phenanthrene | 18.85 | 178 | 88293 | 1.98 | ppm | 98 |
| 67) Anthracene | 18.94 | 178 | 88321 | 1.96 | ppm | 98 |
| 68) Carbazole | 19.31 | 167 | 67516 | 1.76 | ppm | 97 |
| 69) Di-n-butylphthalate | 20.16 | 149 | 99694 | 1.91 | ppm | 100 |
| 70) Fluoranthene | 20.97 | 202 | 72530 | 1.74 | ppm | 100 |
| 72) Pyrene | 21.30 | 202 | 71364 | 2.07 | ppm | 97 |
| 73) 2,2'-Dichlorobenzil | 21.47 | 139 | 47236 | 2.12 | ppm | 96 |

(#) = qualifier out of range (m) = manual integration
 SSTD002.D G7K15SV.M Thu Nov 15 14:59:11 2007

Data File : C:\GCMS62\DATA\07NOV15\SSTD002.D
 Acq On : 15 Nov 2007 1:25 pm
 Sample : 2ppm STD #7100427
 Misc : ICAL -- 8270/625
 MS Integration Params: RTEINT.P
 Quant Time: Nov 15 14:59 19107

Vial: 8
 Operator: DF/AI
 Inst : GCMS62
 Multiplr: 1.00

Quant Results File: G7K15SV.RES

Quant Method : C:\HPCHEM\1\METHODS\G7K15SV.M (RTE Integrator)
 Title : 625/8270 Calibration
 Last Update : Tue Nov 13 22:05:35 2007
 Response via : Initial Calibration
 DataAcq Meth : G7K13SV

| Compound | R.T. | QIon | Response | Conc | Unit | Qvalue |
|--------------------------------|-------|------|----------|-------|------|--------|
| 75) Benzidine | 21.23 | 184 | 16774 | 1.30 | ppm | 93 |
| 76) Butylbenzylphthalate | 22.43 | 149 | 29638 | 1.95 | ppm | 99 |
| 77) 3,3'-Dichlorobenzidine | 23.27 | 252 | 16799 | 1.61 | ppm | 94 |
| 78) Benzo[a]anthracene | 23.25 | 228 | 50483 | 2.02 | ppm | 97 |
| 79) Chrysene | 23.33 | 228 | 48751 | 2.00 | ppm | 98 |
| 80) bis(2-Ethylhexyl)phthalate | 23.55 | 149 | 35786 | 2.12 | ppm | 97 |
| 81) Di-n-octylphthalate | 25.04 | 149 | 34764 | 1.88 | ppm | 96 |
| 83) Benzo[b]fluoranthene | 25.87 | 252 | 44774 | 1.84 | ppm | 99 |
| 84) Benzo[k]fluoranthene | 25.94 | 252 | 43168 | 1.78 | ppm | 99 |
| 85) Benzo[a]pyrene | 26.65 | 252 | 36188 | 1.81 | ppm | 94 |
| 86) Indeno[1,2,3-cd]pyrene | 29.38 | 276 | 35139 | 2.37 | ppm | 99 |
| 87) Dibenz[a,h]anthracene | 29.48 | 278 | 32587 | Below | Cal | 95 |
| 88) Benzo[g,h,i]perylene | 30.11 | 276 | 38718 | 2.52 | ppm | 100 |

(#) = qualifier out of range (m) = manual integration
 SSTD002.D G7K15SV.M Thu Nov 15 14:59:11 2007

CONTINUING CALIBRATION CHECK

EPA METHOD 8270

File: **LCS050.D** Instrum **GCMS62**
 Operator: **DF/AI** ial Calibrat **Midpoint -- 8270/625**
 Date Acquired: **11/15/20 -1:2:** Method ~~**G7K16SV**~~ **H7K07SV**
~~IS OK~~
PA 12/7/07

CCC Compounds, max %D=20

| <u>COMPOUND</u> | <u>Spike Conc. (ppm)</u> | <u>Result</u> | <u>%D</u> |
|-------------------------|--------------------------|---------------|-----------|
| Phenol | 50 | 50.45 | -0.90 |
| 1,4-Dichlorobenzene | 50 | 51.41 | -2.82 |
| 2-Nitrophenol | 50 | 55.20 | -10.39 |
| 2,4-Dichlorophenol | 50 | 53.63 | -7.27 |
| Hexachlorobutadiene | 50 | 50.50 | -0.99 |
| 4-Chloro-3-methylphenol | 50 | 55.46 | -10.93 |
| 2,4,6-Trichlorophenol | 50 | 54.82 | -9.64 |
| Acenaphthene | 50 | 52.62 | -5.25 |
| n-Nitrosodiphenylamine | 50 | 55.28 | -10.55 |
| Pentachlorophenol | 50 | 52.40 | -4.79 |
| Fluoranthene | 50 | 49.29 | 1.42 |
| Di-n-octylphthalate | 50 | 50.83 | -1.67 |
| Benzo[a]pyrene | 50 | 52.95 | -5.89 |

SPCC Compounds

| <u>COMPOUND</u> | <u>Min RRF</u> | <u>CC RRF</u> |
|----------------------------|----------------|---------------|
| N-Nitroso-di-n-propylamine | 0.05 | 0.823 |
| Hexachlorocyclopentadiene | 0.05 | 0.336 |
| 2,4-Dinitrophenol | 0.05 | 0.147 |
| 4-Nitrophenol | 0.05 | 0.117 |

* Denotes values out of expected range.

Daily Midpoint Continuing Check

EPA 8270C

File: LCS050.D
 Date: 11/15/20 -1:2:
 Matrix: Midpoint -- 8270/625

Source: Crescent Chemical
 Instrument: GCMS62

| | | | | 8270 |
|-----------------------------|------------|----------|------|-----------|
| Name | Conc (ppm) | Response | %Rec | QC Limits |
| Pyridine | 50 | 52.07 | 104 | (70-130) |
| n-Nitrosodimethylamine | 50 | 50.95 | 102 | (80-120) |
| bis(2-Chloroethyl)ether | 50 | 51.76 | 104 | (80-120) |
| Aniline | 50 | 49.34 | 99 | (80-120) |
| 2-Chlorophenol | 50 | 51.94 | 104 | (80-120) |
| n-Decane | 50 | 46.99 | 94 | (80-120) |
| 1,3-Dichlorobenzene | 50 | 50.51 | 101 | (80-120) |
| 1,2-Dichlorobenzene | 50 | 52.79 | 106 | (80-120) |
| Benzyl alcohol | 50 | 56.91 | 114 | (70-130) |
| bis(2-chloroisopropyl)ether | 50 | 52.85 | 106 | (80-120) |
| 2-Methylphenol | 50 | 53.21 | 106 | (80-120) |
| Hexachloroethane | 50 | 50.21 | 100 | (80-120) |
| N-Nitroso-di-n-propylamine | 50 | 49.71 | 99 | (80-120) |
| 4-Methylphenol | 50 | 55.93 | 112 | (80-120) |
| Nitrobenzene | 50 | 51.42 | 103 | (80-120) |
| Isophorone | 50 | 55.20 | 110 | (80-120) |
| 2,4-Dimethylphenol | 50 | 50.96 | 102 | (80-120) |
| bis(2-Chloroethoxy)methane | 50 | 50.57 | 101 | (80-120) |
| 1,2,4-Trichlorobenzene | 50 | 51.93 | 104 | (80-120) |
| Benzoic Acid | 50 | 54.99 | 110 | (75-125) |
| Naphthalene | 50 | 51.56 | 103 | (80-120) |
| 4-Chloroaniline | 50 | 52.83 | 106 | (80-120) |
| 2-Methylnaphthalene | 50 | 53.02 | 106 | (80-120) |
| 2,3-Dichloroaniline | 50 | 49.81 | 100 | (80-120) |
| Hexachlorocyclopentadiene | 50 | 59.07 | 118 | (70-130) |
| 2,4,5-Trichlorophenol | 50 | 56.56 | 113 | (80-120) |
| 2-Chloronaphthalene | 50 | 53.15 | 106 | (80-120) |
| 2-Nitroaniline | 50 | 54.20 | 108 | (80-130) |
| 1,3-Dinitrobenzene | 50 | 51.00 | 102 | (80-120) |
| Acenaphthylene | 50 | 56.17 | 112 | (80-120) |
| Dimethylphthalate | 50 | 51.11 | 102 | (80-120) |
| 2,6-Dinitrotoluene | 50 | 54.26 | 109 | (80-120) |
| 3-Nitroaniline | 50 | 54.44 | 109 | (70-140) |
| 2,4-Dinitrophenol | 50 | 47.15 | 94 | (60-140) |
| Dibenzofuran | 50 | 52.52 | 105 | (80-120) |
| 2,4-Dinitrotoluene | 50 | 50.97 | 102 | (70-140) |

| | | | | |
|----------------------------|----|-------|-----|----------|
| 4-Nitrophenol | 50 | 50.18 | 100 | (60-135) |
| Fluorene | 50 | 51.49 | 103 | (80-120) |
| 4-Chlorophenyl-phenylether | 50 | 52.07 | 104 | (80-120) |
| Diethylphthalate | 50 | 50.07 | 100 | (65-120) |
| Azobenzene | 50 | 52.07 | 104 | (80-120) |
| 4-Nitroaniline | 50 | 50.53 | 101 | (60-160) |
| n-Octadecane | 50 | 47.15 | 94 | (80-120) |
| 4,6-Dinitro-2-methylphenol | 50 | 58.07 | 116 | (80-120) |
| 4-Bromophenyl-phenylether | 50 | 53.65 | 107 | (75-125) |
| Hexachlorobenzene | 50 | 52.26 | 105 | (70-120) |
| Phenanthrene | 50 | 50.53 | 101 | (80-120) |
| Anthracene | 50 | 51.62 | 103 | (80-120) |
| Carbazole | 50 | 52.23 | 104 | (70-120) |
| Di-n-butylphthalate | 50 | 50.04 | 100 | (80-120) |
| Pyrene | 50 | 53.58 | 107 | (60-120) |
| 2,2'-Dichlorobenzil | 50 | 53.52 | 107 | (80-120) |
| Benzidine | 50 | 45.23 | 90 | (30-180) |
| Butylbenzylphthalate | 50 | 52.37 | 105 | (80-120) |
| 3,3'-Dichlorobenzidine | 50 | 56.97 | 114 | (50-170) |
| Benzo[a]anthracene | 50 | 53.23 | 106 | (80-120) |
| Chrysene | 50 | 51.18 | 102 | (80-120) |
| bis(2-Ethylhexyl)phthalate | 50 | 51.09 | 102 | (75-125) |
| Benzo[b]fluoranthene | 50 | 50.37 | 101 | (80-120) |
| Benzo[k]fluoranthene | 50 | 48.34 | 97 | (80-120) |
| Indeno[1,2,3-cd]pyrene | 50 | 53.97 | 108 | (50-150) |
| Dibenz[a,h]anthracene | 50 | 53.84 | 108 | (60-160) |
| Benzo[g,h,i]perylene | 50 | 52.14 | 104 | (50-160) |

Surrogates

| | | | | |
|---------------------------|----|-------|-----|----------|
| 2-Fluorophenol (SU) | 50 | 51.10 | 102 | (80-120) |
| Phenol-d6 (SU) | 50 | 51.07 | 102 | (80-120) |
| Nitrobenzene-d5 (SU) | 25 | 25.39 | 102 | (80-120) |
| 2-Fluorobiphenyl (SU) | 25 | 26.86 | 107 | (80-120) |
| 2,4,6-Tribromophenol (SU) | 50 | 59.73 | 119 | (80-120) |
| Terphenyl-d14 (SU) | 25 | 26.36 | 105 | (70-130) |

*Denotes values out of expected range.

Data File : C:\GCMS62\DATA\07NOV15\LCS050.D
 Acq On : 15 Nov 2007 2:04 pm
 Sample : 50ppm Second Source STD #7090368
 Misc : Midpoint -- 8270/625
 MS Integration Params: RTEINT.P
 Quant Time: Nov 15 16:15 19107

Vial: 9
 Operator: DF/AI
 Inst : GCMS62
 Multiplr: 1.00

Quant Results File: G7K15SV.RES

Quant Method : C:\HPCHEM\1\METHODS\G7K15SV.M (RTE Integrator)
 Title : 625/8270 Calibration
 Last Update : Thu Nov 15 16:11:56 2007
 Response via : Initial Calibration
 DataAcq Meth : G7K13SV

| Internal Standards | R.T. | QIon | Response | Conc | Units | Dev(Min) |
|--------------------------------|-------|------|----------|-------|-------|----------|
| 1) 1,4-Dichlorobenzene-d4 (IS) | 8.40 | 152 | 649751 | 40.00 | ppm | 0.00 |
| 20) Naphthalene-d8 (IS) | 11.27 | 136 | 2337603 | 40.00 | ppm | 0.00 |
| 36) Acenaphthene-d10 (IS) | 15.43 | 164 | 1079069 | 40.00 | ppm | 0.01 |
| 59) Phenanthrene-d10 (IS) | 18.82 | 188 | 1308554 | 40.00 | ppm | 0.00 |
| 71) Chrysene-d12 (IS) | 23.30 | 240 | 914267 | 40.00 | ppm | 0.00 |
| 82) Perylene-d12 (IS) | 26.78 | 264 | 740140 | 40.00 | ppm | 0.00 |

System Monitoring Compounds

| | | | | | | |
|-------------------------------|----------------|-----|------------|--------|-----|------|
| 2) 2-Fluorophenol (SU) | 5.89 | 112 | 1340547 | 51.10 | ppm | 0.00 |
| Spiked Amount 100.000 | Range 30 - 120 | | Recovery = | 51.10% | | |
| 7) Phenol-d6 (SU) | 7.80 | 99 | 1447869 | 51.07 | ppm | 0.00 |
| Spiked Amount 100.000 | Range 40 - 120 | | Recovery = | 51.07% | | |
| 21) Nitrobenzene-d5 (SU) | 9.70 | 82 | 526202 | 25.39 | ppm | 0.00 |
| Spiked Amount 50.000 | Range 40 - 120 | | Recovery = | 50.78% | | |
| 40) 2-Fluorobiphenyl (SU) | 13.90 | 172 | 1021855 | 26.86 | ppm | 0.00 |
| Spiked Amount 50.000 | Range 40 - 120 | | Recovery = | 53.72% | | |
| 62) 2,4,6-Tribromophenol (SU) | 17.32 | 330 | 397836 | 59.73 | ppm | 0.00 |
| Spiked Amount 100.000 | Range 45 - 130 | | Recovery = | 59.73% | | |
| 74) Terphenyl-d14 (SU) | 21.61 | 244 | 666462 | 26.36 | ppm | 0.00 |
| Spiked Amount 50.000 | Range 40 - 140 | | Recovery = | 52.72% | | |

Target Compounds

| | | | | | | Qvalue |
|---------------------------------|-------|-----|---------|-------|-----|--------|
| 3) Pyridine | 3.71 | 79 | 1475064 | 52.07 | ppm | 99 |
| 4) n-Nitrosodimethylamine | 3.71 | 74 | 885061 | 50.95 | ppm | 98 |
| 5) bis(2-Chloroethyl) ether | 7.99 | 93 | 1308538 | 51.76 | ppm | 99 |
| 6) Aniline | 7.81 | 93 | 1752562 | 49.34 | ppm | 100 |
| 8) Phenol | 7.83 | 94 | 1634902 | 50.45 | ppm | 98 |
| 9) 2-Chlorophenol | 8.02 | 128 | 1200752 | 51.94 | ppm | 100 |
| 10) n-Decane | 8.18 | 57 | 984324 | 46.99 | ppm | 99 |
| 11) 1,3-Dichlorobenzene | 8.32 | 146 | 1318561 | 50.51 | ppm | 99 |
| 12) 1,4-Dichlorobenzene | 8.44 | 146 | 1324541 | 51.41 | ppm | 98 |
| 13) 1,2-Dichlorobenzene | 8.84 | 146 | 1227097 | 52.79 | ppm | 98 |
| 14) Benzyl alcohol | 8.80 | 108 | 778093 | 56.91 | ppm | 98 |
| 15) bis(2-chloroisopropyl) ethe | 9.17 | 45 | 1092632 | 52.85 | ppm | 96 |
| 16) 2-Methylphenol | 9.11 | 107 | 897428 | 53.21 | ppm | 100 |
| 17) Hexachloroethane | 9.50 | 117 | 446191 | 50.21 | ppm | 95 |
| 18) N-Nitroso-di-n-propylamine | 9.50 | 70 | 668406 | 49.71 | ppm | 99 |
| 19) 4-Methylphenol | 9.46 | 107 | 1299049 | 55.93 | ppm | 99 |
| 22) Nitrobenzene | 9.75 | 77 | 1046287 | 51.42 | ppm | 99 |
| 23) Isophorone | 10.30 | 82 | 1878603 | 51.09 | ppm | 99 |
| 24) 2-Nitrophenol | 10.47 | 139 | 651631 | 55.20 | ppm | 98 |
| 25) 2,4-Dimethylphenol | 10.65 | 122 | 947329 | 50.96 | ppm | 98 |

(#) = qualifier out of range (m) = manual integration
 LCS050.D G7K15SV.M Thu Nov 15 16:15:11 2007

Data File : C:\GCMS62\DATA\07NOV15\LCS050.D
 Acq On : 15 Nov 2007 2:04 pm
 Sample : 50ppm Second Source STD #7090368
 Misc : Midpoint -- 8270/625
 MS Integration Params: RTEINT.P
 Quant Time: Nov 15 16:15 19107

Vial: 9
 Operator: DF/AI
 Inst : GCMS62
 Multiplr: 1.00

Quant Results File: G7K15SV.RES

Quant Method : C:\HPCHEM\1\METHODS\G7K15SV.M (RTE Integrator)
 Title : 625/8270 Calibration
 Last Update : Thu Nov 15 16:11:56 2007
 Response via : Initial Calibration
 DataAcq Meth : G7K13SV

| Compound | R.T. | QIon | Response | Conc | Unit | Qvalue |
|--------------------------------|-------|------|----------|-------|-------|--------|
| 26) bis(2-Chloroethoxy)methane | 10.88 | 93 | 1346863 | 50.57 | ppm | 100 |
| 27) 2,4-Dichlorophenol | 11.01 | 162 | 884224 | 53.63 | ppm | 99 |
| 28) 1,2,4-Trichlorobenzene | 11.19 | 180 | 892011 | 51.93 | ppm | 99 |
| 29) Benzoic Acid | 11.05 | 122 | 596119 | 54.99 | ppm | 98 |
| 30) Naphthalene | 11.31 | 128 | 2895406 | 51.56 | ppm | 100 |
| 31) 4-Chloroaniline | 11.54 | 127 | 1274561 | 52.83 | ppm | 99 |
| 32) Hexachlorobutadiene | 11.78 | 225 | 482506 | 50.50 | ppm | 98 |
| 33) 4-Chloro-3-methylphenol | 12.74 | 107 | 862542 | 55.46 | ppm | 99 |
| 34) 2-Methylnaphthalene | 12.94 | 141 | 1548757 | 53.02 | ppm | 99 |
| 35) 2,3-Dichloroaniline | 13.71 | 161 | 913088 | 49.81 | ppm | 99 |
| 37) Hexachlorocyclopentadiene | 13.49 | 237 | 452676 | 59.07 | ppm | 99 |
| 38) 2,4,6-Trichlorophenol | 13.71 | 196 | 522714 | 54.82 | ppm | 99 |
| 39) 2,4,5-Trichlorophenol | 13.77 | 196 | 626460 | 56.56 | ppm | 99 |
| 41) 2-Chloronaphthalene | 14.07 | 162 | 1727420 | 53.15 | ppm | 99 |
| 42) 2-Nitroaniline | 14.45 | 65 | 440065 | 54.20 | ppm | 97 |
| 43) 1,3-Dinitrobenzene | 15.01 | 168 | 341757 | 51.00 | ppm # | 45 |
| 44) Acenaphthylene | 15.05 | 152 | 2567159 | 56.17 | ppm | 99 |
| 45) Dimethylphthalate | 15.03 | 163 | 1709679 | 51.11 | ppm | 99 |
| 46) 2,6-Dinitrotoluene | 15.15 | 165 | 474676 | 54.26 | ppm | 94 |
| 47) Acenaphthene | 15.50 | 154 | 1504250 | 52.62 | ppm | 99 |
| 48) 3-Nitroaniline | 15.45 | 138 | 510448 | 54.44 | ppm | 98 |
| 49) 2,4-Dinitrophenol | 15.68 | 184 | 197747 | 47.15 | ppm | 99 |
| 50) Dibenzofuran | 15.88 | 168 | 2261508 | 52.52 | ppm | 98 |
| 51) 2,4-Dinitrotoluene | 16.06 | 165 | 580043 | 50.97 | ppm | 98 |
| 52) 4-Nitrophenol | 15.91 | 109 | 157585 | 50.18 | ppm # | 94 |
| 53) Fluorene | 16.69 | 166 | 1712588 | 51.49 | ppm | 99 |
| 54) 4-Chlorophenyl-phenylether | 16.77 | 204 | 790794 | 52.07 | ppm | 97 |
| 55) Diethylphthalate | 16.73 | 149 | 1672454 | 50.07 | ppm | 99 |
| 56) Azobenzene | 17.12 | 77 | 1863515 | 52.07 | ppm | 100 |
| 57) 4-Nitroaniline | 16.91 | 138 | 481300 | 50.53 | ppm | 100 |
| 58) n-Octadecane | 18.82 | 57 | 670135 | 47.15 | ppm | 98 |
| 60) 4,6-Dinitro-2-methylphenol | 17.01 | 198 | 284133 | 58.07 | ppm | 98 |
| 61) n-Nitrosodiphenylamine | 17.08 | 169 | 1267796 | 55.28 | ppm | 100 |
| 63) 4-Bromophenyl-phenylether | 17.90 | 248 | 576625 | 53.65 | ppm | 98 |
| 64) Hexachlorobenzene | 18.19 | 284 | 733408 | 52.26 | ppm | 99 |
| 65) Pentachlorophenol | 18.60 | 266 | 429109 | 52.40 | ppm | 99 |
| 66) Phenanthrene | 18.87 | 178 | 2131668 | 50.53 | ppm | 100 |
| 67) Anthracene | 18.96 | 178 | 2185528 | 51.62 | ppm | 100 |
| 68) Carbazole | 19.32 | 167 | 1882627 | 52.23 | ppm | 99 |
| 69) Di-n-butylphthalate | 20.17 | 149 | 2509036 | 50.04 | ppm | 100 |
| 70) Fluoranthene | 20.97 | 202 | 1826810 | 49.29 | ppm | 98 |

(#) = qualifier out of range (m) = manual integration
 LCS050.D G7K15SV.M Thu Nov 15 16:15:13 2007

Data File : C:\GCMS62\DATA\07NOV15\LCS050.D
 Acq On : 15 Nov 2007 2:04 pm
 Sample : 50ppm Second Source STD #7090368
 Misc : Midpoint -- 8270/625
 MS Integration Params: RTEINT.P
 Quant Time: Nov 15 16:15 19107

Vial: 9
 Operator: DF/AI
 Inst : GCMS62
 Multiplr: 1.00

Quant Results File: G7K15SV.RES

Quant Method : C:\HPCHEM\1\METHODS\G7K15SV.M (RTE Integrator)
 Title : 625/8270 Calibration
 Last Update : Thu Nov 15 16:11:56 2007
 Response via : Initial Calibration
 DataAcq Meth : G7K13SV

| Compound | R.T. | QIon | Response | Conc | Unit | Qvalue |
|--------------------------------|-------|------|----------|-------|------|--------|
| 72) Pyrene | 21.31 | 202 | 1772100 | 53.58 | ppm | 100 |
| 73) 2,2'-Dichlorobenzil | 21.48 | 139 | 1280989 | 53.52 | ppm | 98 |
| 75) Benzidine | 21.23 | 184 | 430102 | 45.23 | ppm | 99 |
| 76) Butylbenzylphthalate | 22.43 | 149 | 793643 | 52.37 | ppm | 100 |
| 77) 3,3'-Dichlorobenzidine | 23.27 | 252 | 526888 | 56.97 | ppm | 96 |
| 78) Benzo[a]anthracene | 23.27 | 228 | 1250555 | 53.23 | ppm | 99 |
| 79) Chrysene | 23.35 | 228 | 1177218 | 51.18 | ppm | 99 |
| 80) bis(2-Ethylhexyl)phthalate | 23.55 | 149 | 940929 | 51.09 | ppm | 100 |
| 81) Di-n-octylphthalate | 25.04 | 149 | 1142290 | 50.83 | ppm | 99 |
| 83) Benzo[b]fluoranthene | 25.90 | 252 | 1289583 | 50.37 | ppm | 99 |
| 84) Benzo[k]fluoranthene | 25.97 | 252 | 1181244 | 48.34 | ppm | 98 |
| 85) Benzo[a]pyrene | 26.67 | 252 | 1133485 | 52.95 | ppm | 98 |
| 86) Indeno[1,2,3-cd]pyrene | 29.42 | 276 | 1102344 | 53.97 | ppm | 99 |
| 87) Dibenz[a,h]anthracene | 29.50 | 278 | 1123697 | 53.84 | ppm | 99 |
| 88) Benzo[g,h,i]perylene | 30.15 | 276 | 1119489 | 52.14 | ppm | 100 |

(#) = qualifier out of range (m) = manual integration
 LCS050.D G7K15SV.M Thu Nov 15 16:15:13 2007

Data File : C:\GCMS62\DATA\07NOV15\LCS050.D
 Acq On : 15 Nov 2007 2:04 pm
 Sample : 50ppm Second Source STD #7090368
 Misc : Midpoint -- 8270/625
 MS Integration Params: RTEINT.P
 Quant Time: Nov 15 16:15 19107

Vial: 9
 Operator: DF/AI
 Inst : GCMS62
 Multiplr: 1.00

Quant Results File: G7K15SV.RES

Quant Method : C:\HPCHEM\1\METHODS\G7K15SV.M (RTE Integrator)
 Title : 625/8270 Calibration
 Last Update : Thu Nov 15 16:11:56 2007
 Response via : Initial Calibration
 DataAcq Meth : G7K13SV

| Internal Standards | R.T. | QIon | Response | Conc | Units | Dev(Min) |
|--------------------------------|-------|------|----------|-------|-------|----------|
| 1) 1,4-Dichlorobenzene-d4 (IS) | 8.40 | 152 | 649751 | 40.00 | ppm | 0.00 |
| 20) Naphthalene-d8 (IS) | 11.27 | 136 | 2337603 | 40.00 | ppm | 0.00 |
| 36) Acenaphthene-d10 (IS) | 15.43 | 164 | 1079069 | 40.00 | ppm | 0.01 |
| 59) Phenanthrene-d10 (IS) | 18.82 | 188 | 1308554 | 40.00 | ppm | 0.00 |
| 71) Chrysene-d12 (IS) | 23.30 | 240 | 914267 | 40.00 | ppm | 0.00 |
| 82) Perylene-d12 (IS) | 26.78 | 264 | 740140 | 40.00 | ppm | 0.00 |

System Monitoring Compounds

| | | | | | | |
|-------------------------------|----------------|-----|------------|--------|-----|------|
| 2) 2-Fluorophenol (SU) | 5.89 | 112 | 1340547 | 51.10 | ppm | 0.00 |
| Spiked Amount 100.000 | Range 30 - 120 | | Recovery = | 51.10% | | |
| 7) Phenol-d6 (SU) | 7.80 | 99 | 1447869 | 51.07 | ppm | 0.00 |
| Spiked Amount 100.000 | Range 40 - 120 | | Recovery = | 51.07% | | |
| 21) Nitrobenzene-d5 (SU) | 9.70 | 82 | 526202 | 25.39 | ppm | 0.00 |
| Spiked Amount 50.000 | Range 40 - 120 | | Recovery = | 50.78% | | |
| 40) 2-Fluorobiphenyl (SU) | 13.90 | 172 | 1021855 | 26.86 | ppm | 0.00 |
| Spiked Amount 50.000 | Range 40 - 120 | | Recovery = | 53.72% | | |
| 62) 2,4,6-Tribromophenol (SU) | 17.32 | 330 | 397836 | 59.73 | ppm | 0.00 |
| Spiked Amount 100.000 | Range 45 - 130 | | Recovery = | 59.73% | | |
| 74) Terphenyl-d14 (SU) | 21.61 | 244 | 666462 | 26.36 | ppm | 0.00 |
| Spiked Amount 50.000 | Range 40 - 140 | | Recovery = | 52.72% | | |

Target Compounds

| | R.T. | QIon | Response | Conc | Units | Qvalue |
|--------------------------------|-------|------|----------|-------|-------|--------|
| 3) Pyridine | 3.71 | 79 | 1475064 | 52.07 | ppm | 99 |
| 4) n-Nitrosodimethylamine | 3.71 | 74 | 885061 | 50.95 | ppm | 98 |
| 5) bis(2-Chloroethyl)ether | 7.99 | 93 | 1308538 | 51.76 | ppm | 99 |
| 6) Aniline | 7.81 | 93 | 1752562 | 49.34 | ppm | 100 |
| 8) Phenol | 7.83 | 94 | 1634902 | 50.45 | ppm | 98 |
| 9) 2-Chlorophenol | 8.02 | 128 | 1200752 | 51.94 | ppm | 100 |
| 10) n-Decane | 8.18 | 57 | 984324 | 46.99 | ppm | 99 |
| 11) 1,3-Dichlorobenzene | 8.32 | 146 | 1318561 | 50.51 | ppm | 99 |
| 12) 1,4-Dichlorobenzene | 8.44 | 146 | 1324541 | 51.41 | ppm | 98 |
| 13) 1,2-Dichlorobenzene | 8.84 | 146 | 1227097 | 52.79 | ppm | 98 |
| 14) Benzyl alcohol | 8.80 | 108 | 778093 | 56.91 | ppm | 98 |
| 15) bis(2-chloroisopropyl)eth | 9.17 | 45 | 1092632 | 52.85 | ppm | 96 |
| 16) 2-Methylphenol | 9.11 | 107 | 897428 | 53.21 | ppm | 100 |
| 17) Hexachloroethane | 9.50 | 117 | 446191 | 50.21 | ppm | 95 |
| 18) N-Nitroso-di-n-propylamine | 9.50 | 70 | 668406 | 49.71 | ppm | 99 |
| 19) 4-Methylphenol | 9.46 | 107 | 1299049 | 55.93 | ppm | 99 |
| 22) Nitrobenzene | 9.75 | 77 | 1046287 | 51.42 | ppm | 99 |
| 23) Isophorone | 10.30 | 82 | 1878603 | 51.09 | ppm | 99 |
| 24) 2-Nitrophenol | 10.47 | 139 | 651631 | 55.20 | ppm | 98 |
| 25) 2,4-Dimethylphenol | 10.65 | 122 | 947329 | 50.96 | ppm | 98 |

(#) = qualifier out of range (m) = manual integration
 LCS050.D G7K15SV.M Thu Nov 15 16:15:38 2007

Data File : C:\GCMS62\DATA\07NOV15\LCS050.D
 Acq On : 15 Nov 2007 2:04 pm
 Sample : 50ppm Second Source STD #7090368
 Misc : Midpoint -- 8270/625
 MS Integration Params: RTEINT.P
 Quant Time: Nov 15 16:15 19107

Vial: 9
 Operator: DF/AI
 Inst : GCMS62
 Multiplr: 1.00

Quant Results File: G7K15SV.RES

Quant Method : C:\HPCHEM\1\METHODS\G7K15SV.M (RTE Integrator)
 Title : 625/8270 Calibration
 Last Update : Thu Nov 15 16:11:56 2007
 Response via : Initial Calibration
 DataAcq Meth : G7K13SV

| Compound | R.T. | QIon | Response | Conc | Unit | Qvalue |
|--------------------------------|-------|------|----------|-------|-------|--------|
| 26) bis(2-Chloroethoxy)methane | 10.88 | 93 | 1346863 | 50.57 | ppm | 100 |
| 27) 2,4-Dichlorophenol | 11.01 | 162 | 884224 | 53.63 | ppm | 99 |
| 28) 1,2,4-Trichlorobenzene | 11.19 | 180 | 892011 | 51.93 | ppm | 99 |
| 29) Benzoic Acid | 11.05 | 122 | 596119 | 54.99 | ppm | 98 |
| 30) Naphthalene | 11.31 | 128 | 2895406 | 51.56 | ppm | 100 |
| 31) 4-Chloroaniline | 11.54 | 127 | 1274561 | 52.83 | ppm | 99 |
| 32) Hexachlorobutadiene | 11.78 | 225 | 482506 | 50.50 | ppm | 98 |
| 33) 4-Chloro-3-methylphenol | 12.74 | 107 | 862542 | 55.46 | ppm | 99 |
| 34) 2-Methylnaphthalene | 12.94 | 141 | 1548757 | 53.02 | ppm | 99 |
| 35) 2,3-Dichloroaniline | 13.71 | 161 | 913088 | 49.81 | ppm | 99 |
| 37) Hexachlorocyclopentadiene | 13.49 | 237 | 452676 | 59.07 | ppm | 99 |
| 38) 2,4,6-Trichlorophenol | 13.71 | 196 | 522714 | 54.82 | ppm | 99 |
| 39) 2,4,5-Trichlorophenol | 13.77 | 196 | 626460 | 56.56 | ppm | 99 |
| 41) 2-Chloronaphthalene | 14.07 | 162 | 1727420 | 53.15 | ppm | 99 |
| 42) 2-Nitroaniline | 14.45 | 65 | 440065 | 54.20 | ppm | 97 |
| 43) 1,3-Dinitrobenzene | 15.01 | 168 | 341757 | 51.00 | ppm # | 45 |
| 44) Acenaphthylene | 15.05 | 152 | 2567159 | 56.17 | ppm | 99 |
| 45) Dimethylphthalate | 15.03 | 163 | 1709679 | 51.11 | ppm | 99 |
| 46) 2,6-Dinitrotoluene | 15.15 | 165 | 474676 | 54.26 | ppm | 94 |
| 47) Acenaphthene | 15.50 | 154 | 1504250 | 52.62 | ppm | 99 |
| 48) 3-Nitroaniline | 15.45 | 138 | 510448 | 54.44 | ppm | 98 |
| 49) 2,4-Dinitrophenol | 15.68 | 184 | 197747 | 47.15 | ppm | 99 |
| 50) Dibenzofuran | 15.88 | 168 | 2261508 | 52.52 | ppm | 98 |
| 51) 2,4-Dinitrotoluene | 16.06 | 165 | 580043 | 50.97 | ppm | 98 |
| 52) 4-Nitrophenol | 15.91 | 109 | 157585 | 50.18 | ppm # | 94 |
| 53) Fluorene | 16.69 | 166 | 1712588 | 51.49 | ppm | 99 |
| 54) 4-Chlorophenyl-phenylether | 16.77 | 204 | 790794 | 52.07 | ppm | 97 |
| 55) Diethylphthalate | 16.73 | 149 | 1672454 | 50.07 | ppm | 99 |
| 56) Azobenzene | 17.12 | 77 | 1863515 | 52.07 | ppm | 100 |
| 57) 4-Nitroaniline | 16.91 | 138 | 481300 | 50.53 | ppm | 100 |
| 58) n-Octadecane | 18.82 | 57 | 670135 | 47.15 | ppm | 98 |
| 60) 4,6-Dinitro-2-methylphenol | 17.01 | 198 | 284133 | 58.07 | ppm | 98 |
| 61) n-Nitrosodiphenylamine | 17.08 | 169 | 1267796 | 55.28 | ppm | 100 |
| 63) 4-Bromophenyl-phenylether | 17.90 | 248 | 576625 | 53.65 | ppm | 98 |
| 64) Hexachlorobenzene | 18.19 | 284 | 733408 | 52.26 | ppm | 99 |
| 65) Pentachlorophenol | 18.60 | 266 | 429109 | 52.40 | ppm | 99 |
| 66) Phenanthrene | 18.87 | 178 | 2131668 | 50.53 | ppm | 100 |
| 67) Anthracene | 18.96 | 178 | 2185528 | 51.62 | ppm | 100 |
| 68) Carbazole | 19.32 | 167 | 1882627 | 52.23 | ppm | 99 |
| 69) Di-n-butylphthalate | 20.17 | 149 | 2509036 | 50.04 | ppm | 100 |
| 70) Fluoranthene | 20.97 | 202 | 1826810 | 49.29 | ppm | 98 |

(#) = qualifier out of range (m) = manual integration
 LCS050.D G7K15SV.M Thu Nov 15 16:15:39 2007

Data File : C:\GCMS62\DATA\07NOV15\LCS050.D
 Acq On : 15 Nov 2007 2:04 pm
 Sample : 50ppm Second Source STD #7090368
 Misc : Midpoint -- 8270/625
 MS Integration Params: RTEINT.P
 Quant Time: Nov 15 16:15 19107

Vial: 9
 Operator: DF/AI
 Inst : GCMS62
 Multiplr: 1.00

Quant Results File: G7K15SV.RES

Quant Method : C:\HPCHEM\1\METHODS\G7K15SV.M (RTE Integrator)
 Title : 625/8270 Calibration
 Last Update : Thu Nov 15 16:11:56 2007
 Response via : Initial Calibration
 DataAcq Meth : G7K13SV

| Compound | R.T. | QIon | Response | Conc | Unit | Qvalue |
|--------------------------------|-------|------|----------|-------|------|--------|
| 72) Pyrene | 21.31 | 202 | 1772100 | 53.58 | ppm | 100 |
| 73) 2,2'-Dichlorobenzil | 21.48 | 139 | 1280989 | 53.52 | ppm | 98 |
| 75) Benzidine | 21.23 | 184 | 430102 | 45.23 | ppm | 99 |
| 76) Butylbenzylphthalate | 22.43 | 149 | 793643 | 52.37 | ppm | 100 |
| 77) 3,3'-Dichlorobenzidine | 23.27 | 252 | 526888 | 56.97 | ppm | 96 |
| 78) Benzo[a]anthracene | 23.27 | 228 | 1250555 | 53.23 | ppm | 99 |
| 79) Chrysene | 23.35 | 228 | 1177218 | 51.18 | ppm | 99 |
| 80) bis(2-Ethylhexyl)phthalate | 23.55 | 149 | 940929 | 51.09 | ppm | 100 |
| 81) Di-n-octylphthalate | 25.04 | 149 | 1142290 | 50.83 | ppm | 99 |
| 83) Benzo[b]fluoranthene | 25.90 | 252 | 1289583 | 50.37 | ppm | 99 |
| 84) Benzo[k]fluoranthene | 25.97 | 252 | 1181244 | 48.34 | ppm | 98 |
| 85) Benzo[a]pyrene | 26.67 | 252 | 1133485 | 52.95 | ppm | 98 |
| 86) Indeno[1,2,3-cd]pyrene | 29.42 | 276 | 1102344 | 53.97 | ppm | 99 |
| 87) Dibenz[a,h]anthracene | 29.50 | 278 | 1123697 | 53.84 | ppm | 99 |
| 88) Benzo[g,h,i]perylene | 30.15 | 276 | 1119489 | 52.14 | ppm | 100 |

(#) = qualifier out of range (m) = manual integration
 LCS050.D G7K15SV.M Thu Nov 15 16:15:40 2007

Evaluate Continuing Calibration Report

Data File : C:\GCMS62\DATA\07NOV15\LCS050.D
 Acq On : 15 Nov 2007 2:04 pm
 Sample : 50ppm Second Source STD #7090368
 Misc : Midpoint -- 8270/625
 MS Integration Params: RTEINT.P

Vial: 9
 Operator: DF/AI
 Inst : GCMS62
 Multiplr: 1.00

Method : C:\HPCHEM\1\METHODS\G7K15SV.M (RTE Integrator)
 Title : 625/8270 Calibration
 Last Update : Thu Nov 15 16:11:56 2007
 Response via : Multiple Level Calibration

Min. RRF : 0.000 Min. Rel. Area : 50% Max. R.T. Dev 0.50min
 Max. RRF Dev : 30% Max. Rel. Area : 200%

| | Compound | AvgRF | CCRF | %Dev | Area% | Dev (min) |
|-------|-----------------------------|-------|-------|--------|-------|-----------|
| 1 I | 1,4-Dichlorobenzene-d4 (IS) | 1.000 | 1.000 | 0.0 | 118 | 0.00 |
| 2 S | 2-Fluorophenol (SU) | 1.615 | 1.651 | -2.2 | 121 | 0.00 |
| 3 T | Pyridine | 1.744 | 1.816 | -4.1 | 121 | 0.00 |
| 4 T | n-Nitrosodimethylamine | 1.069 | 1.090 | -2.0 | 119 | 0.00 |
| 5 T | bis(2-Chloroethyl)ether | 1.556 | 1.611 | -3.5 | 114 | 0.01 |
| 6 T | Aniline | 2.186 | 2.158 | 1.3 | 114 | 0.00 |
| 7 S | Phenol-d6 (SU) | 1.745 | 1.783 | -2.2 | 116 | 0.00 |
| 8 CM | Phenol | 1.995 | 2.013 | -0.9 | 118 | 0.00 |
| 9 M | 2-Chlorophenol | 1.423 | 1.478 | -3.9 | 117 | 0.00 |
| 10 T | n-Decane | 1.290 | 1.212 | 6.0 | 117 | 0.01 |
| 11 T | 1,3-Dichlorobenzene | 1.607 | 1.623 | -1.0 | 119 | 0.00 |
| 12 CM | 1,4-Dichlorobenzene | 1.586 | 1.631 | -2.8 | 120 | 0.00 |
| 13 T | 1,2-Dichlorobenzene | 1.431 | 1.511 | -5.6 | 117 | 0.01 |
| 14 T | Benzyl alcohol | 0.842 | 0.958 | -13.8 | 117 | 0.01 |
| 15 T | bis(2-chloroisopropyl)ether | 1.273 | 1.345 | -5.7 | 112 | 0.01 |
| 16 T | 2-Methylphenol | 1.038 | 1.105 | -6.5 | 117 | 0.00 |
| 17 T | Hexachloroethane | 0.547 | 0.549 | -0.4 | 116 | 0.00 |
| 18 PM | N-Nitroso-di-n-propylamine | 0.828 | 0.823 | 0.6 | 110 | 0.00 |
| 19 T | 4-Methylphenol | 1.430 | 1.599 | -11.8 | 116 | 0.01 |
| 20 I | Naphthalene-d8 (IS) | 1.000 | 1.000 | 0.0 | 112 | 0.00 |
| 21 S | Nitrobenzene-d5 (SU) | 0.355 | 0.180 | 49.3# | 56 | 0.00 |
| 22 T | Nitrobenzene | 0.348 | 0.358 | -2.9 | 112 | 0.00 |
| 23 T | Isophorone | 0.629 | 0.643 | -2.2 | 110 | 0.00 |
| 24 CT | 2-Nitrophenol | 0.202 | 0.223 | -10.4 | 116 | 0.01 |
| 25 T | 2,4-Dimethylphenol | 0.318 | 0.324 | -1.9 | 110 | 0.01 |
| 26 T | bis(2-Chloroethoxy)methane | 0.456 | 0.461 | -1.1 | 109 | 0.01 |
| 27 CT | 2,4-Dichlorophenol | 0.282 | 0.303 | -7.4 | 115 | 0.00 |
| 28 M | 1,2,4-Trichlorobenzene | 0.294 | 0.305 | -3.7 | 120 | 0.01 |
| 29 T | Benzoic Acid | 0.149 | 0.204 | -36.9# | 128 | 0.03 |
| 30 T | Naphthalene | 0.961 | 0.991 | -3.1 | 116 | 0.00 |
| 31 T | 4-Chloroaniline | 0.413 | 0.436 | -5.6 | 112 | 0.00 |
| 32 CT | Hexachlorobutadiene | 0.164 | 0.165 | -0.6 | 118 | 0.00 |
| 33 CM | 4-Chloro-3-methylphenol | 0.266 | 0.295 | -10.9 | 115 | 0.01 |
| 34 T | 2-Methylnaphthalene | 0.500 | 0.530 | -6.0 | 114 | 0.00 |
| 35 T | 2,3-Dichloroaniline | 0.314 | 0.312 | 0.6 | 113 | 0.00 |
| 36 I | Acenaphthene-d10 (IS) | 1.000 | 1.000 | 0.0 | 110 | 0.01 |
| 37 PT | Hexachlorocyclopentadiene | 0.262 | 0.336 | -28.2 | 132 | 0.00 |
| 38 CT | 2,4,6-Trichlorophenol | 0.353 | 0.388 | -9.9 | 112 | 0.00 |
| 39 T | 2,4,5-Trichlorophenol | 0.411 | 0.464 | -12.9 | 116 | 0.00 |

(#) = Out of Range

Evaluate Continuing Calibration Report

Data File : C:\GCMS62\DATA\07NOV15\LCS050.D
 Acq On : 15 Nov 2007 2:04 pm
 Sample : 50ppm Second Source STD #7090368
 Misc : Midpoint -- 8270/625
 MS Integration Params: RTEINT.P

Vial: 9
 Operator: DF/AI
 Inst : GCMS62
 Multiplr: 1.00

Method : C:\HPCHEM\1\METHODS\G7K15SV.M (RTE Integrator)
 Title : 625/8270 Calibration
 Last Update : Thu Nov 15 16:11:56 2007
 Response via : Multiple Level Calibration

Min. RRF : 0.000 Min. Rel. Area : 50% Max. R.T. Dev 0.50min
 Max. RRF Dev : 30% Max. Rel. Area : 200%

| | Compound | AvgRF | CCRF | %Dev | Area% | Dev(min) |
|-------|----------------------------|-------|-------|-------|-------|----------|
| 40 S | 2-Fluorobiphenyl (SU) | 1.410 | 0.758 | 46.2# | 58 | 0.00 |
| 41 T | 2-Chloronaphthalene | 1.205 | 1.281 | -6.3 | 113 | 0.01 |
| 42 T | 2-Nitroaniline | 0.301 | 0.326 | -8.3 | 112 | 0.00 |
| 43 T | 1,3-Dinitrobenzene | 0.203 | 0.253 | -24.6 | 123 | 0.00 |
| 44 T | Acenaphthylene | 1.694 | 1.903 | -12.3 | 126 | 0.00 |
| 45 T | Dimethylphthalate | 1.240 | 1.268 | -2.3 | 110 | 0.00 |
| 46 T | 2,6-Dinitrotoluene | 0.324 | 0.352 | -8.6 | 113 | 0.00 |
| 47 CM | Acenaphthene | 1.060 | 1.115 | -5.2 | 114 | 0.00 |
| 48 T | 3-Nitroaniline | 0.348 | 0.378 | -8.6 | 111 | 0.00 |
| 49 PT | 2,4-Dinitrophenol | 0.125 | 0.147 | -17.6 | 116 | 0.00 |
| 50 T | Dibenzofuran | 1.596 | 1.677 | -5.1 | 115 | 0.00 |
| 51 M | 2,4-Dinitrotoluene | 0.422 | 0.430 | -1.9 | 109 | 0.00 |
| 52 PM | 4-Nitrophenol | 0.102 | 0.117 | -14.7 | 116 | 0.00 |
| 53 T | Fluorene | 1.233 | 1.270 | -3.0 | 112 | 0.00 |
| 54 T | 4-Chlorophenyl-phenylether | 0.563 | 0.586 | -4.1 | 112 | 0.00 |
| 55 T | Diethylphthalate | 1.238 | 1.240 | -0.2 | 107 | 0.00 |
| 56 T | Azobenzene | 1.327 | 1.382 | -4.1 | 108 | 0.00 |
| 57 T | 4-Nitroaniline | 0.353 | 0.357 | -1.1 | 110 | 0.00 |
| 58 T | n-Octadecane | 0.527 | 0.497 | 5.7 | 107 | 0.01 |
| 59 I | Phenanthrene-d10 (IS) | 1.000 | 1.000 | 0.0 | 108 | 0.00 |
| 60 T | 4,6-Dinitro-2-methylphenol | 0.143 | 0.174 | -21.7 | 117 | 0.01 |
| 61 CT | n-Nitrosodiphenylamine | 0.701 | 0.775 | -10.6 | 110 | 0.00 |
| 62 S | 2,4,6-Tribromophenol (SU) | 0.204 | 0.243 | -19.1 | 114 | 0.00 |
| 63 T | 4-Bromophenyl-phenylether | 0.329 | 0.353 | -7.3 | 112 | 0.00 |
| 64 T | Hexachlorobenzene | 0.429 | 0.448 | -4.4 | 111 | 0.01 |
| 65 CM | Pentachlorophenol | 0.250 | 0.262 | -4.8 | 110 | 0.00 |
| 66 T | Phenanthrene | 1.290 | 1.303 | -1.0 | 107 | 0.01 |
| 67 T | Anthracene | 1.294 | 1.336 | -3.2 | 109 | 0.00 |
| 68 T | Carbazole | 1.102 | 1.151 | -4.4 | 112 | 0.00 |
| 69 T | Di-n-butylphthalate | 1.533 | 1.534 | -0.1 | 104 | 0.00 |
| 70 CT | Fluoranthene | 1.133 | 1.117 | 1.4 | 105 | 0.00 |
| 71 I | Chrysene-d12 (IS) | 1.000 | 1.000 | 0.0 | 100 | 0.00 |
| 72 M | Pyrene | 1.447 | 1.551 | -7.2 | 104 | 0.00 |
| 73 T | 2,2'-Dichlorobenzil | 1.047 | 1.121 | -7.1 | 100 | 0.00 |
| 74 S | Terphenyl-d14 (SU) | 1.106 | 0.583 | 47.3# | 52 | 0.00 |
| 75 T | Benzidine | 0.416 | 0.376 | 9.6 | 79 | 0.00 |
| 76 T | Butylbenzylphthalate | 0.663 | 0.694 | -4.7 | 98 | 0.00 |
| 77 T | 3,3'-Dichlorobenzidine | 0.405 | 0.461 | -13.8 | 106 | 0.00 |
| 78 T | Benzo[a]anthracene | 1.028 | 1.094 | -6.4 | 108 | 0.00 |

(#) = Out of Range

Evaluate Continuing Calibration Report

Data File : C:\GCMS62\DATA\07NOV15\LCS050.D
 Acq On : 15 Nov 2007 2:04 pm
 Sample : 50ppm Second Source STD #7090368
 Misc : Midpoint -- 8270/625
 MS Integration Params: RTEINT.P

Vial: 9
 Operator: DF/AI
 Inst : GCMS62
 Multiplr: 1.00

Method : C:\HPCHEM\1\METHODS\G7K15SV.M (RTE Integrator)
 Title : 625/8270 Calibration
 Last Update : Thu Nov 15 16:11:56 2007
 Response via : Multiple Level Calibration

Min. RRF : 0.000 Min. Rel. Area : 50% Max. R.T. Dev 0.50min
 Max. RRF Dev : 30% Max. Rel. Area : 200%

| | Compound | AvgRF | CCRF | %Dev | Area% | Dev (min) |
|-------|----------------------------|-------|-------|-------|-------|-----------|
| 79 T | Chrysene | 1.006 | 1.030 | -2.4 | 105 | 0.00 |
| 80 T | bis(2-Ethylhexyl)phthalate | 0.806 | 0.823 | -2.1 | 96 | 0.00 |
| 81 CT | Di-n-octylphthalate | 0.983 | 1.000 | -1.7# | 98 | 0.00 |
| 82 I | Perylene-d12 (IS) | 1.000 | 1.000 | 0.0 | 145 | 0.00 |
| 83 T | Benzo[b]fluoranthene | 1.384 | 1.394 | -0.7 | 121 | 0.00 |
| 84 T | Benzo[k]fluoranthene | 1.321 | 1.277 | 3.3 | 115 | 0.01 |
| 85 CT | Benzo[a]pyrene | 1.157 | 1.225 | -5.9 | 128 | 0.00 |
| 86 T | Indeno[1,2,3-cd]pyrene | 1.104 | 1.191 | -7.9 | 141 | 0.01 |
| 87 T | Dibenz[a,h]anthracene | 1.128 | 1.215 | -7.7 | 137 | 0.01 |
| 88 T | Benzo[g,h,i]perylene | 1.160 | 1.210 | -4.3 | 139 | 0.01 |

GC/MS DAILY LOG SUMMARY

DATE: 11-15-07 DATAFILE: \\GCMS62\DATA\ 07NOV15
 ANALYST: LB GCMS: # 62 EPA METHOD: 625/8270

| # | SAMPLE NAME | Dil | FILENAME | S/W | Prep | Batch # | Posted | Rev'd | Comments |
|----|---|-----|-----------|-----|--------------|---------|----------------|----------------|----------------|
| 1 | 50ppm DF1PP STD | *** | STUN 4 | *** | Pass @ 16:44 | | | | |
| 2 | 50ppm Midpoint STD | *** | SSTD050 A | *** | | | | | |
| 3 | 7K13105-BLKI | - | G1115001 | w | KS | 13105 | LB 11-16-07 | OK 11/16/07 | |
| 4 | ↓ -BS1 | - | 02 | ↓ | | | | | |
| 5 | ↓ -BS1 | - | 03 | ↓ | | | | | |
| 6 | 1QK0839-01 | - | 04 | | | | LB 11-16-07 | OK 11/16/07 | |
| 7 | ↓ -03 | - | 05 | ↓ | | | | | |
| 8 | ↓ -04 | - | 06 | ↓ | | | | | |
| 9 | 1QK1137-05 | - | 07 | S | | 12065 | LB 11-16-07 | | |
| 10 | 7K12065-MS1 | - | 08 | ↓ | | | | | |
| 11 | ↓ -MS1 | - | 09 | ↓ | | | | | |
| 12 | 1QK1137-01 | - | 10 | ↓ | | | | | |
| 13 | ↓ -02 | - | 11 | ↓ | | | | | |
| 14 | ↓ -03 | - | 12 | ↓ | | | | | |
| 15 | ↓ -04 | - | 13 | ↓ | | | | | |
| 16 | ↓ -06 | - | 14 | ↓ | | | | | |
| 17 | ↓ -07 | - | 15 | ↓ | | | | | |
| 18 | ↓ -08 | - | 16 | ↓ | | | | | PP IS high |
| 19 | 1QK0839-01 ⁰⁴³⁴⁻⁰¹ LB 11-15-07 | 10x | 17 | w | | 13105 | LB 11-16-07 | OK 11/16/07 | OK in 11/16/07 |
| 20 | 1QK0839-02 | 10x | 18 | ↓ | | | | | PP IS high |
| 21 | 1RK1112-01 | 2x | 19 | ↓ | | | LB 11-16-07 | OK 11/16/07 | 625 |
| 22 | / | | | | | | | | |
| 23 | / | | | | | | | | |
| 24 | / | | | | | | | | |
| 25 | / | | | | | | | | |
| 26 | / | | | | | | | | |
| 27 | / | | | | | | | | |
| 28 | / | | | | | | | | |
| 29 | / | | | | | | | | |
| 30 | / | | | | | | | | |

Tailing Factor & Degradation: Methylene Chloride Lot# E36E29

Benzidine < 3 Pentachlorophenol < 5 DDT Degradation < 20

Standard Code: DF1PP: 7100452 Internal Standard: 7110338 Calibration: 7110295

Istdrpt

GC/MS QA-QC Check Report

Tune File : C:\GCMS62\DATA\07NOV15\STUN4.D
 Tune Time : 15 Nov 2007 4:44 pm

Daily Calibration File : C:\GCMS62\DATA\07NOV15\SSTD050A.D

| File | Sample | Surrogate Recovery % | | | | | | Internal Standard Responses | | | | | |
|------------|--------------|----------------------|-------|-------|-------|-------|-------|-----------------------------|---------|---------|---------|---------|----------|
| | | (ZFP) | (PHL) | (NBZ) | (FBP) | (TBP) | (TPH) | (DCB) | (NPT) | (ANT) | (PHN) | (CRY) | (PRY) |
| G1115001.D | 7K13105-BLK1 | 72 | 82 | 80 | 82 | 82 | 95 | 619107 | 2172751 | 1004730 | 1344720 | 943837 | 558258 |
| G1115002.D | 7K13105-B51 | 71 | 79 | 84 | 86 | 97 | 88 | 605718 | 2206655 | 1037433 | 1306057 | 1012369 | 605172 |
| G1115003.D | 7K13105-B5D1 | 73 | 84 | 83 | 88 | 96 | 87 | 572931 | 2185298 | 1005570 | 1315517 | 1107703 | 709978 |
| G1115004.D | IQK0839-01 | 65 | 76 | 75 | 78 | 84 | 87 | 654670 | 2292183 | 1024418 | 1262437 | 769950 | 470382 |
| G1115005.D | IQK0839-03 | 69 | 79 | 78 | 84 | 97 | 103 | 595543 | 2117755 | 967153 | 1280223 | 760912 | 420025 |
| G1115006.D | IQK0839-04 | 37 | 45 | 68 | 75 | 86 | 95 | 720959 | 2656549 | 1286214 | 1605366 | 954668 | 527602 |
| G1115007.D | IQK1137-05 | 63 | 77 | 69 | 75 | 84 | 72 | 835661 | 3119764 | 1512542 | 2050200 | 1657953 | 1107365 |
| G1115008.D | 7K12065-MS1 | 70 | 78 | 77 | 82 | 101 | 79 | 783600 | 2871749 | 1367335 | 1662260 | 1464355 | 1065213 |
| G1115009.D | 7K12065-MSD1 | 63 | 74 | 67 | 77 | 92 | 87 | 804588 | 3053972 | 1382637 | 1590415 | 1111948 | 729584 |
| G1115010.D | IQK1137-01 | 56 | 71 | 65 | 72 | 73 | 89 | 727480 | 2729615 | 1308043 | 1749369 | 1183038 | 713280 |
| G1115011.D | IQK1137-02 | 58 | 71 | 62 | 69 | 76 | 85 | 820050 | 3078124 | 1430502 | 1858423 | 1236100 | 714646 |
| G1115012.D | IQK1137-03 | 62 | 76 | 69 | 75 | 80 | 97 | 809491 | 2999223 | 1410170 | 1815962 | 1123918 | 635816 |
| G1115013.D | IQK1137-04 | 60 | 73 | 65 | 70 | 72 | 80 | 717318 | 2712014 | 1299421 | 1753876 | 1270161 | 825100 |
| G1115014.D | IQK1137-06 | 67 | 81 | 73 | 77 | 79 | 83 | 828766 | 3112582 | 1484807 | 1972117 | 1479170 | 936976 |
| G1115015.D | IQK1137-07 | 57 | 71 | 62 | 67 | 68 | 83 | 718627 | 2747839 | 1368445 | 1886047 | 1287697 | 812250 |
| G1115016.D | IQK1137-08 | 71 | 91 | 78 | 83 | 78 | 79 | 853146 | 3323439 | 1621647 | 2278800 | 1904747 | 1276375* |
| G1115017.D | IQK0434-04 | 0* | 0* | 0* | 0* | 0* | 0* | 631960 | 2098016 | 991310 | 1212028 | 770021 | 452523 |
| G1115018.D | IQK0839-02 | 1* | 1* | 1* | 1* | 1* | 1* | 722073 | 2713631 | 1303720 | 1765939 | 1511431 | 1320306* |
| G1115019.D | IQK1112-01 | 25* | 1* | 28* | 30* | 27* | 32* | 567422 | 2064299 | 887857 | 1119565 | 791968 | 497575 |

- fails 12hr time check * - fails criteria

Created: Fri Nov 16 10:56:12 2007 GCMS62

CONTINUING CALIBRATION CHECK

EPA METHOD 8270

File: SSTD050A.D Instrum GCMS62
Operator: DF/AI ial Calibrat ICAL - 8270/625
Date Acquired: 11/15/20 -1:4: Method G7K15SV

CCC Compounds, max %D=20

| <u>COMPOUND</u> | <u>Spike Conc. (ppm)</u> | <u>Result</u> | <u>%D</u> |
|-------------------------|--------------------------|---------------|-----------|
| Phenol | 50 | 50.18 | -0.36 |
| 1,4-Dichlorobenzene | 50 | 51.50 | -3.00 |
| 2-Nitrophenol | 50 | 53.34 | -6.68 |
| 2,4-Dichlorophenol | 50 | 51.63 | -3.27 |
| Hexachlorobutadiene | 50 | 46.50 | 6.99 |
| 4-Chloro-3-methylphenol | 50 | 53.65 | -7.31 |
| 2,4,6-Trichlorophenol | 50 | 53.40 | -6.79 |
| Acenaphthene | 50 | 51.09 | -2.18 |
| n-Nitrosodiphenylamine | 50 | 56.63 | -13.26 |
| Pentachlorophenol | 50 | 49.63 | 0.74 |
| Fluoranthene | 50 | 51.34 | -2.68 |
| Di-n-octylphthalate | 50 | 51.91 | -3.81 |
| Benzo[a]pyrene | 50 | 58.82 | -17.64 |

SPCC Compounds

| <u>COMPOUND</u> | <u>Min RRF</u> | <u>CC RRF</u> |
|----------------------------|----------------|---------------|
| N-Nitroso-di-n-propylamine | 0.05 | 0.910 |
| Hexachlorocyclopentadiene | 0.05 | 0.272 |
| 2,4-Dinitrophenol | 0.05 | 0.144 |
| 4-Nitrophenol | 0.05 | 0.111 |

* Denotes values out of expected range.

Daily Midpoint Continuing Check

EPA 8270C

File: SSTD050A.D
 Date: 11/15/20 -1:4:
 Matrix: ICAL -- 8270/625

Source: Crescent Chemical
 Instrument: GCMS62

| | | | | 8270 |
|-----------------------------|------------|----------|------|-----------|
| Name | Conc (ppm) | Response | %Rec | QC Limits |
| Pyridine | 50 | 51.40 | 103 | (70-130) |
| n-Nitrosodimethylamine | 50 | 50.53 | 101 | (80-120) |
| bis(2-Chloroethyl)ether | 50 | 53.78 | 108 | (80-120) |
| Aniline | 50 | 51.35 | 103 | (80-120) |
| 2-Chlorophenol | 50 | 52.53 | 105 | (80-120) |
| n-Decane | 50 | 48.58 | 97 | (80-120) |
| 1,3-Dichlorobenzene | 50 | 50.64 | 101 | (80-120) |
| 1,2-Dichlorobenzene | 50 | 53.76 | 108 | (80-120) |
| Benzyl alcohol | 50 | 56.82 | 114 | (70-130) |
| bis(2-chloroisopropyl)ether | 50 | 55.27 | 111 | (80-120) |
| 2-Methylphenol | 50 | 53.89 | 108 | (80-120) |
| Hexachloroethane | 50 | 51.87 | 104 | (80-120) |
| N-Nitroso-di-n-propylamine | 50 | 54.95 | 110 | (80-120) |
| 4-Methylphenol | 50 | 56.38 | 113 | (80-120) |
| Nitrobenzene | 50 | 50.43 | 101 | (80-120) |
| Isophorone | 50 | 53.34 | 107 | (80-120) |
| 2,4-Dimethylphenol | 50 | 51.54 | 103 | (80-120) |
| bis(2-Chloroethoxy)methane | 50 | 52.39 | 105 | (80-120) |
| 1,2,4-Trichlorobenzene | 50 | 48.88 | 98 | (80-120) |
| Benzoic Acid | 50 | 52.08 | 104 | (75-125) |
| Naphthalene | 50 | 50.01 | 100 | (80-120) |
| 4-Chloroaniline | 50 | 52.47 | 105 | (80-120) |
| 2-Methylnaphthalene | 50 | 51.44 | 103 | (80-120) |
| 2,3-Dichloroaniline | 50 | 49.16 | 98 | (80-120) |
| Hexachlorocyclopentadiene | 50 | 48.40 | 97 | (70-130) |
| 2,4,5-Trichlorophenol | 50 | 53.03 | 106 | (80-120) |
| 2-Chloronaphthalene | 50 | 51.74 | 103 | (80-120) |
| 2-Nitroaniline | 50 | 54.44 | 109 | (80-130) |
| 1,3-Dinitrobenzene | 50 | 45.41 | 91 | (80-120) |
| Acenaphthylene | 50 | 48.93 | 98 | (80-120) |
| Dimethylphthalate | 50 | 50.21 | 100 | (80-120) |
| 2,6-Dinitrotoluene | 50 | 52.31 | 105 | (80-120) |
| 3-Nitroaniline | 50 | 54.80 | 110 | (70-140) |
| 2,4-Dinitrophenol | 50 | 46.42 | 93 | (60-140) |
| Dibenzofuran | 50 | 50.00 | 100 | (80-120) |
| 2,4-Dinitrotoluene | 50 | 50.05 | 100 | (70-140) |

| | | | | |
|----------------------------|----|-------|-----|----------|
| 4-Nitrophenol | 50 | 47.92 | 96 | (60-135) |
| Fluorene | 50 | 51.60 | 103 | (80-120) |
| 4-Chlorophenyl-phenylether | 50 | 50.29 | 101 | (80-120) |
| Diethylphthalate | 50 | 51.56 | 103 | (65-120) |
| Azobenzene | 50 | 53.49 | 107 | (80-120) |
| 4-Nitroaniline | 50 | 50.71 | 101 | (60-160) |
| n-Octadecane | 50 | 50.25 | 101 | (80-120) |
| 4,6-Dinitro-2-methylphenol | 50 | 57.16 | 114 | (80-120) |
| 4-Bromophenyl-phenylether | 50 | 51.88 | 104 | (75-125) |
| Hexachlorobenzene | 50 | 50.13 | 100 | (70-120) |
| Phenanthrene | 50 | 52.12 | 104 | (80-120) |
| Anthracene | 50 | 52.37 | 105 | (80-120) |
| Carbazole | 50 | 52.57 | 105 | (70-120) |
| Di-n-butylphthalate | 50 | 53.18 | 106 | (80-120) |
| Pyrene | 50 | 51.44 | 103 | (60-120) |
| 2,2'-Dichlorobenzil | 50 | 53.34 | 107 | (80-120) |
| Benzidine | 50 | 59.21 | 118 | (30-180) |
| Butylbenzylphthalate | 50 | 53.76 | 108 | (80-120) |
| 3,3'-Dichlorobenzidine | 50 | 53.10 | 106 | (50-170) |
| Benzo[a]anthracene | 50 | 50.93 | 102 | (80-120) |
| Chrysene | 50 | 49.77 | 100 | (80-120) |
| bis(2-Ethylhexyl)phthalate | 50 | 52.43 | 105 | (75-125) |
| Benzo[b]fluoranthene | 50 | 59.20 | 118 | (80-120) |
| Benzo[k]fluoranthene | 50 | 58.39 | 117 | (80-120) |
| Indeno[1,2,3-cd]pyrene | 50 | 54.98 | 110 | (50-150) |
| Dibenz[a,h]anthracene | 50 | 52.81 | 106 | (60-160) |
| Benzo[g,h,i]perylene | 50 | 53.31 | 107 | (50-160) |

Surrogates

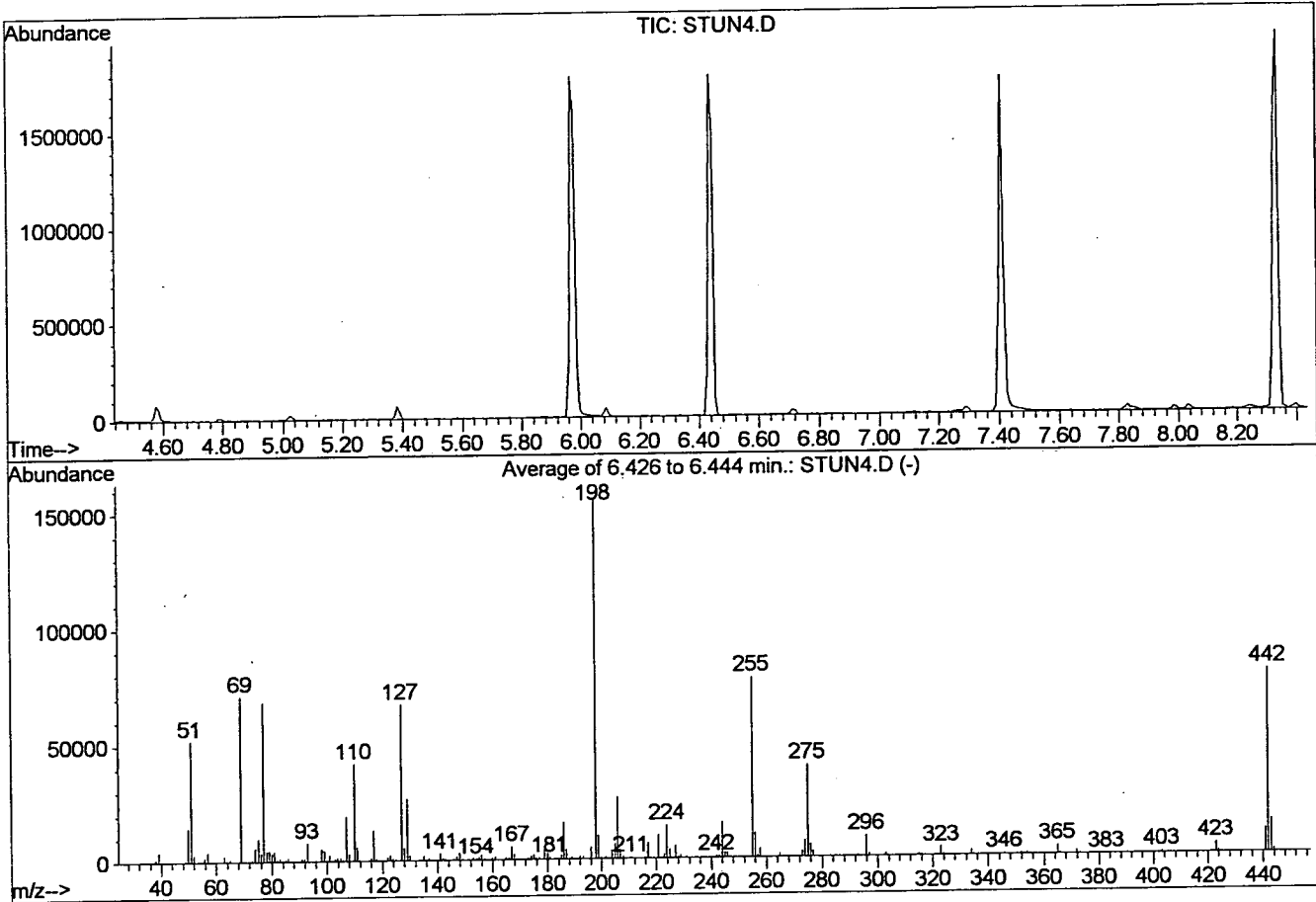
| | | | | |
|---------------------------|----|-------|-----|----------|
| 2-Fluorophenol (SU) | 50 | 50.68 | 101 | (80-120) |
| Phenol-d6 (SU) | 50 | 51.32 | 103 | (80-120) |
| Nitrobenzene-d5 (SU) | 50 | 50.40 | 101 | (80-120) |
| 2-Fluorobiphenyl (SU) | 50 | 50.96 | 102 | (80-120) |
| 2,4,6-Tribromophenol (SU) | 50 | 55.51 | 111 | (80-120) |
| Terphenyl-d14 (SU) | 50 | 50.03 | 100 | (70-130) |

*Denotes values out of expected range.

DFTPP

Data File : C:\GCMS62\DATA\07NOV15\STUN4.D
 Acq On : 15 Nov 2007 4:44 pm
 Sample : DFTPP #7100452
 Misc : 50ppm DFTPP Tune Evaluation
 MS Integration Params: RTEINT.P
 Method : C:\HPCHEM\1\METHODS\DFTPP.M (RTE Integrator)
 Title : dftpp

Vial: 1
 Operator: DF/AI
 Inst : GCMS62
 Multiplr: 1.00



AutoFind: Scans 260, 261, 262; Background Corrected with Scan 257

| Target Mass | Rel. to Mass | Lower Limit% | Upper Limit% | Rel. Abn% | Raw Abn | Result Pass/Fail |
|-------------|--------------|--------------|--------------|-----------|---------|------------------|
| 51 | 198 | 30 | 60 | 33.6 | 52245 | PASS |
| 68 | 69 | 0.00 | 2 | 0.0 | 0 | PASS |
| 69 | 198 | 0.00 | 100 | 45.7 | 71096 | PASS |
| 70 | 69 | 0.00 | 2 | 0.6 | 396 | PASS |
| 127 | 198 | 40 | 60 | 43.3 | 67371 | PASS |
| 197 | 198 | 0.00 | 1 | 0.0 | 0 | PASS |
| 198 | 198 | 100 | 100 | 100.0 | 155488 | PASS |
| 199 | 198 | 5 | 9 | 6.6 | 10285 | PASS |
| 275 | 198 | 10 | 30 | 25.6 | 39876 | PASS |
| 365 | 198 | 1 | 100 | 2.6 | 3968 | PASS |
| 441 | 443 | 0.01 | 100 | 73.0 | 10572 | PASS |
| 442 | 198 | 40 | 100 | 50.8 | 78994 | PASS |
| 443 | 442 | 17 | 23 | 18.3 | 14479 | PASS |

Average of 6.426 to 6.444 min.: STUN4.D
DFTPP #7100452

Modified:subtracted

| m/z | abund. | m/z | abund. | m/z | abund. | m/z | abund. |
|-------|--------|-------|--------|-------|--------|--------|--------|
| 37.95 | 1287 | 61.90 | 365 | 78.00 | 4366 | 87.85 | 183 |
| 39.00 | 4290 | 62.95 | 2244 | 78.90 | 4599 | 90.75 | 170 |
| 40.90 | 197 | 64.05 | 244 | 79.90 | 3409 | 90.95 | 1254 |
| 48.95 | 579 | 64.95 | 1046 | 80.90 | 4073 | 91.90 | 1202 |
| 49.95 | 14757 | 68.95 | 71096 | 81.80 | 167 | 92.95 | 8022 |
| 50.95 | 52245 | 70.00 | 396 | 82.00 | 1032 | 93.85 | 229 |
| 51.90 | 2758 | 72.90 | 646 | 82.90 | 1203 | 96.00 | 467 |
| 54.95 | 361 | 73.95 | 5762 | 83.95 | 424 | 98.00 | 5486 |
| 55.90 | 1701 | 75.00 | 9776 | 84.95 | 1033 | 98.95 | 4652 |
| 56.90 | 4105 | 76.05 | 3662 | 85.95 | 1487 | 99.90 | 261 |
| 60.90 | 419 | 77.00 | 68749 | 86.95 | 402 | 100.90 | 2585 |

Average of 6.426 to 6.444 min.: STUN4.D
DFTPP #7100452

Modified:subtracted

| m/z | abund. | m/z | abund. | m/z | abund. | m/z | abund. |
|--------|--------|--------|--------|--------|--------|--------|--------|
| 102.90 | 918 | 117.85 | 958 | 133.95 | 708 | 150.95 | 314 |
| 103.90 | 1488 | 119.90 | 180 | 134.95 | 2030 | 151.95 | 186 |
| 104.90 | 1478 | 121.95 | 1354 | 135.95 | 700 | 152.95 | 926 |
| 105.90 | 628 | 122.85 | 2253 | 136.95 | 913 | 153.95 | 660 |
| 106.95 | 19338 | 123.85 | 796 | 140.95 | 3172 | 154.90 | 1208 |
| 107.95 | 3041 | 124.90 | 761 | 141.95 | 1013 | 155.95 | 2225 |
| 109.95 | 41934 | 126.90 | 67371 | 142.85 | 548 | 157.00 | 513 |
| 110.95 | 6115 | 127.95 | 5476 | 145.85 | 746 | 157.85 | 317 |
| 111.85 | 689 | 128.95 | 26699 | 146.95 | 1388 | 158.85 | 200 |
| 115.95 | 1099 | 129.90 | 2113 | 147.90 | 3147 | 159.85 | 912 |
| 116.85 | 13409 | 130.95 | 232 | 148.90 | 694 | 160.90 | 1281 |

Average of 6.426 to 6.444 min.: STUN4.D
DFTPP #7100452

Modified:subtracted

| m/z | abund. | m/z | abund. | m/z | abund. | m/z | abund. |
|--------|--------|--------|--------|--------|--------|--------|--------|
| 161.95 | 492 | 175.95 | 666 | 188.85 | 815 | 202.95 | 363 |
| 163.80 | 171 | 176.90 | 996 | 190.80 | 289 | 203.95 | 3651 |
| 164.90 | 884 | 177.75 | 256 | 191.90 | 1280 | 204.95 | 6478 |
| 165.90 | 804 | 178.85 | 4141 | 192.95 | 1234 | 205.90 | 26863 |
| 166.90 | 5910 | 179.95 | 2451 | 193.85 | 170 | 206.90 | 4216 |
| 167.90 | 2373 | 180.85 | 1028 | 194.95 | 224 | 207.90 | 859 |
| 168.85 | 389 | 183.85 | 394 | 195.95 | 5169 | 210.80 | 591 |
| 171.95 | 500 | 185.00 | 1789 | 197.85 | 155488 | 211.00 | 552 |
| 172.90 | 687 | 185.90 | 16258 | 198.85 | 10285 | 214.85 | 180 |
| 173.95 | 1435 | 186.90 | 4195 | 199.85 | 534 | 215.90 | 589 |
| 174.90 | 1949 | 187.90 | 173 | 201.50 | 963 | 216.85 | 6975 |

Average of 6.426 to 6.444 min.: STUN4.D
DFTPP #7100452

Modified:subtracted

| m/z | abund. | m/z | abund. | m/z | abund. | m/z | abund. |
|--------|--------|--------|--------|--------|--------|--------|--------|
| 217.90 | 633 | 233.80 | 175 | 248.85 | 597 | 275.90 | 5417 |
| 220.90 | 10209 | 234.80 | 397 | 252.90 | 485 | 276.85 | 2577 |
| 222.85 | 1660 | 235.85 | 201 | 254.90 | 77724 | 277.85 | 510 |
| 223.90 | 14619 | 236.85 | 508 | 255.90 | 10678 | 282.85 | 204 |
| 224.85 | 3980 | 240.75 | 174 | 256.90 | 851 | 284.85 | 276 |
| 225.90 | 312 | 241.90 | 1015 | 257.85 | 3799 | 292.90 | 726 |
| 226.10 | 294 | 242.85 | 861 | 258.90 | 464 | 295.90 | 8989 |
| 226.90 | 5656 | 243.90 | 15482 | 264.90 | 1457 | 296.90 | 1207 |
| 227.90 | 757 | 244.85 | 2191 | 272.85 | 2426 | 302.90 | 1109 |
| 228.90 | 1281 | 245.85 | 2251 | 273.90 | 7100 | 303.85 | 169 |
| 230.90 | 586 | 246.90 | 535 | 274.90 | 39876 | 313.90 | 290 |

Average of 6.426 to 6.444 min.: STUN4.D

DFTPP #7100452

Modified:subtracted

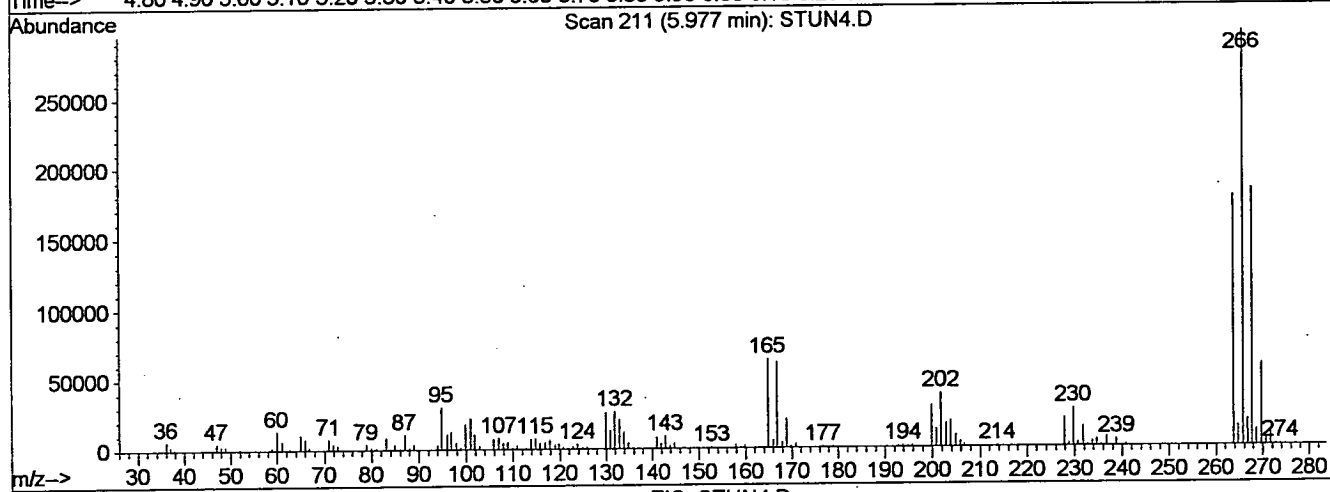
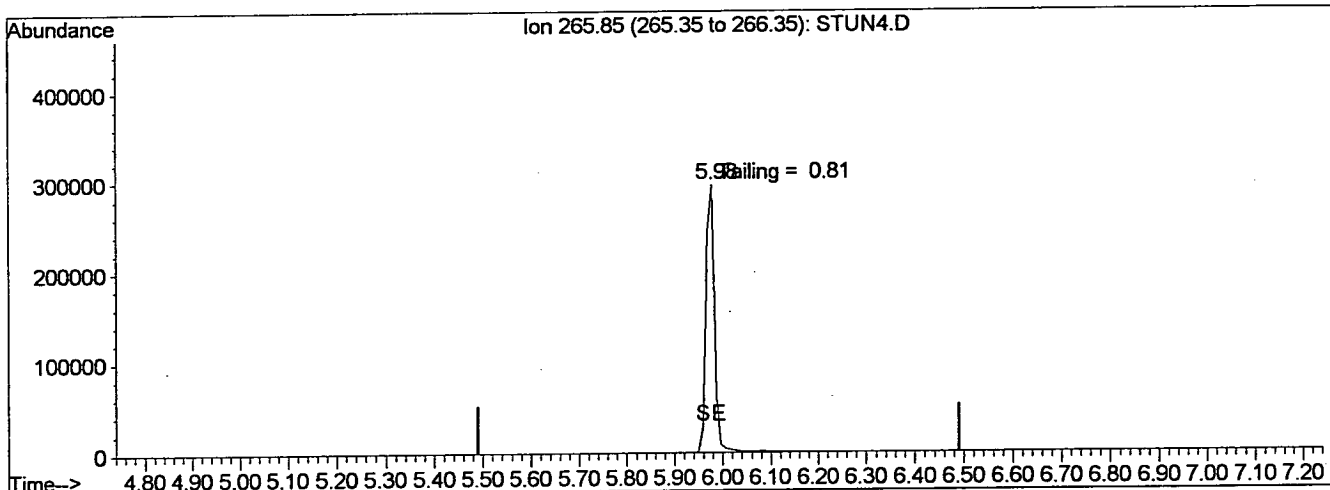
| m/z | abund. | m/z | abund. | m/z | abund. | m/z | abund. |
|--------|--------|--------|--------|--------|--------|--------|--------|
| 314.90 | 926 | 334.90 | 277 | 372.85 | 278 | 441.90 | 78994 |
| 315.90 | 694 | 340.80 | 226 | 382.80 | 256 | 442.90 | 14479 |
| 320.90 | 180 | 345.85 | 555 | 389.95 | 237 | 443.90 | 1565 |
| 321.95 | 174 | 351.85 | 927 | 401.90 | 351 | | |
| 322.95 | 3783 | 352.80 | 654 | 402.90 | 863 | | |
| 323.90 | 743 | 353.90 | 968 | 403.90 | 214 | | |
| 326.65 | 229 | 354.90 | 172 | 420.80 | 459 | | |
| 326.85 | 421 | 364.85 | 3968 | 421.90 | 498 | | |
| 327.85 | 277 | 365.85 | 532 | 422.90 | 4551 | | |
| 332.90 | 239 | 370.75 | 179 | 423.90 | 1079 | | |
| 333.90 | 2190 | 371.85 | 1632 | 440.90 | 10572 | | |

Quantitation Report

Data File : C:\GCMS62\DATA\07NOV15\STUN4.D
 Acq On : 15 Nov 2007 4:44 pm
 Sample : DFTPP #7100452
 Misc : 50ppm DFTPP Tune Evaluation
 Sample Name: 5RTEPND7P

Vial: 1
 Operator: DF/AI
 Inst : GCMS62
 Multiplr: 1.00
 Quant Results File: temp.res

Method : C:\HPCHEM\1\METHODS\DFTPP.M (RTE Integrator)
 Title : dftpp
 Last Update : Wed Apr 18 11:56:48 2007
 Response via : Multiple Level Calibration



(1) Pentachlorophenol

5.98min 47.67ug/ml

response 367380

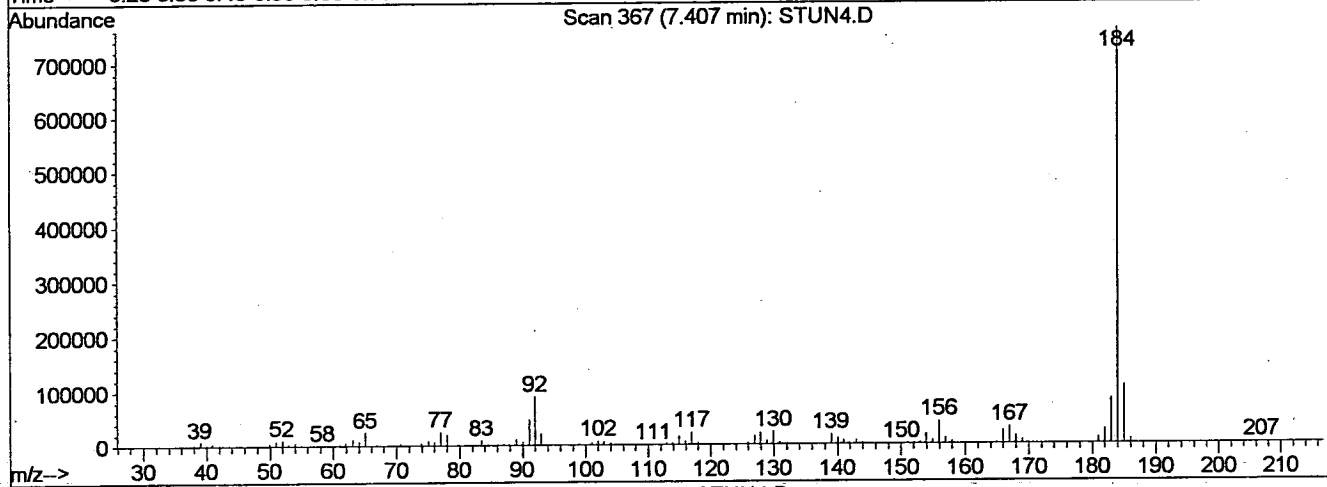
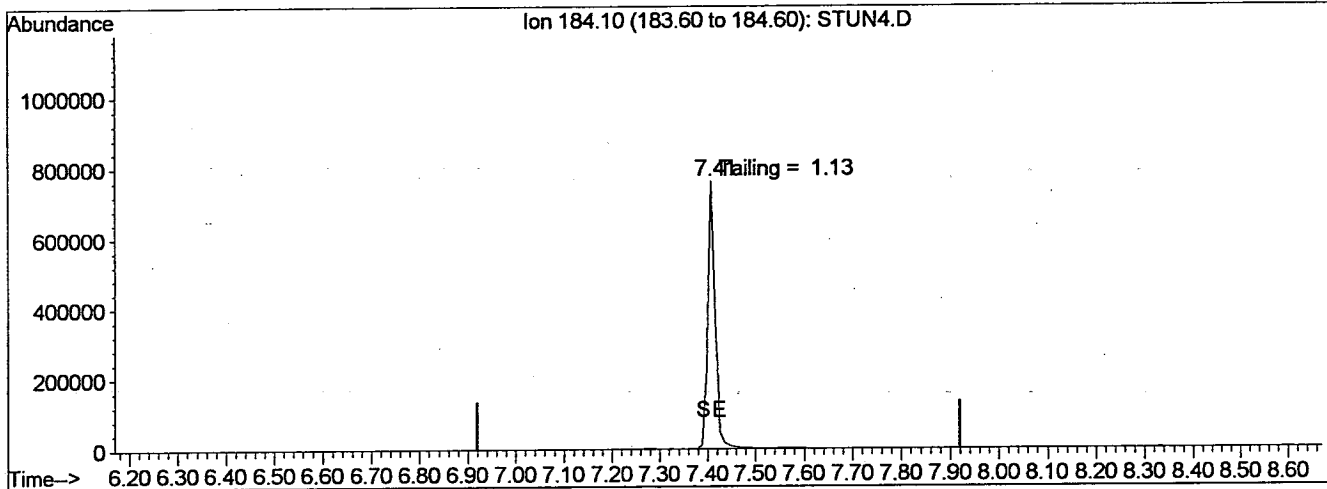
| Ion | Exp% | Act% |
|--------|------|------|
| 265.85 | 100 | 100 |
| 0.00 | 0.00 | 0.00 |
| 0.00 | 0.00 | 0.00 |
| 0.00 | 0.00 | 0.00 |

Quantitation Report

Data File : C:\GCMS62\DATA\07NOV15\STUN4.D
 Acq On : 15 Nov 2007 4:44 pm
 Sample : DFTPP #7100452
 Misc : 50ppm DFTPP Tune Evaluation
 MS Amt @ gmat in Nov Pa 5 am 5:5 RTE 2ND 7P

Vial: 1
 Operator: DF/AI
 Inst : GCMS62
 Multiplr: 1.00
 Quant Results File: temp.res

Method : C:\HPCHEM\1\METHODS\DFTPP.M (RTE Integrator)
 Title : dftpp
 Last Update : Wed Apr 18 11:56:48 2007
 Response via : Multiple Level Calibration



TIC: STUN4.D

(3) BENZIDINE

7.41min 51.30ug/ml

response 821202

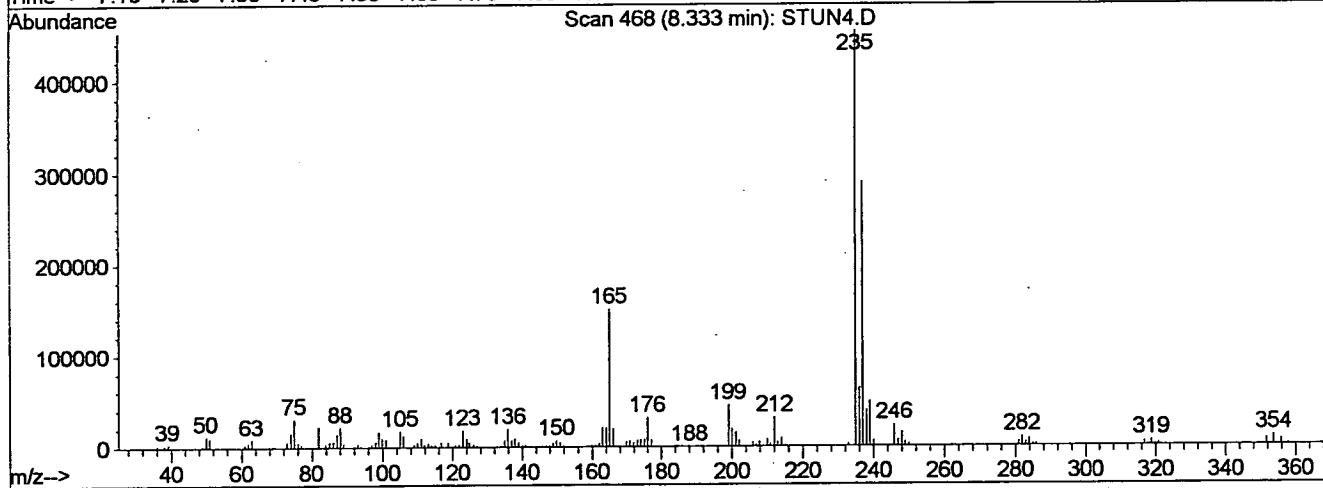
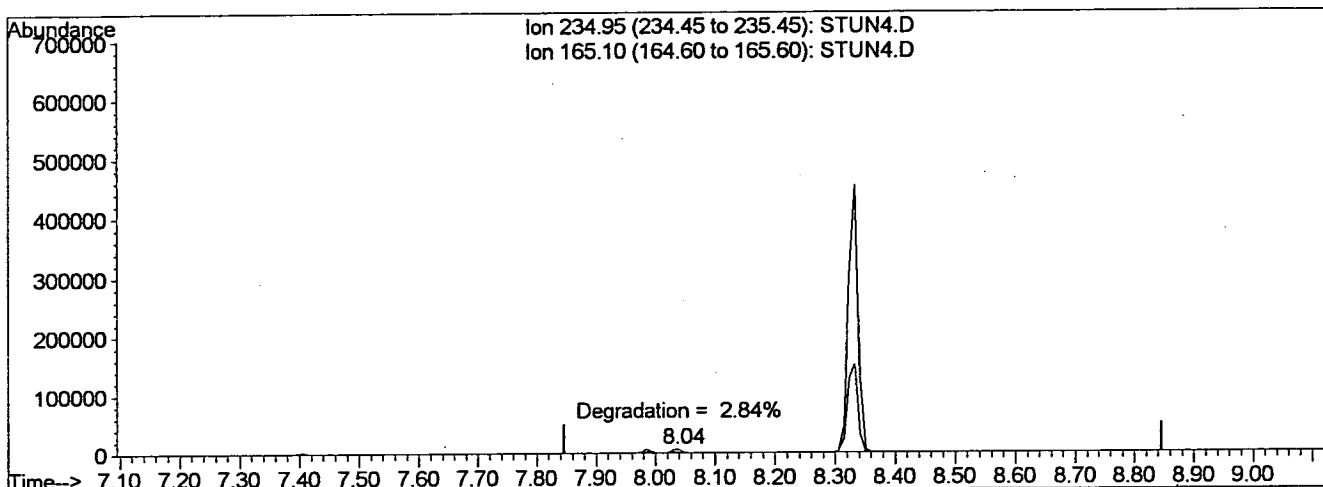
| Ion | Exp% | Act% |
|--------|------|------|
| 184.10 | 100 | 100 |
| 0.00 | 0.00 | 0.00 |
| 0.00 | 0.00 | 0.00 |
| 0.00 | 0.00 | 0.00 |

Quantitation Report

Data File : C:\GCMS62\DATA\07NOV15\STUN4.D
 Acq On : 15 Nov 2007 4:44 pm
 Sample : DFTPP #7100452
 Misc : 50ppm DFTPP Tune Evaluation
 MSaint@gmatinonvpa5ah6:5RTE9907P

Vial: 1
 Operator: DF/AI
 Inst : GCMS62
 Multiplr: 1.00
 Quant Results File: temp.res

Method : C:\HPCHEM\1\METHODS\DFTPP.M (RTE Integrator)
 Title : dftpp
 Last Update : Wed Apr 18 11:56:48 2007
 Response via : Multiple Level Calibration



TIC: STUN4.D

(4) DDT

8.33min 50.22ug/ml

response 516400

| Ion | Exp% | Act% |
|--------|------|--------|
| 234.95 | 100 | 100 |
| 165.10 | 0.30 | 35.77# |
| 0.00 | 0.00 | 0.00 |
| 0.00 | 0.00 | 0.00 |

Data File : C:\GCMS62\DATA\07NOV15\SSTD050A.D
 Acq On : 15 Nov 2007 4:59 pm
 Sample : 50ppm MP STD #7100431 7110295
 Misc : ICAL -- 8270/625 64-15-107
 MS Integration Params: RTEINT.P
 Quant Time: Nov 15 17:32 19107

Vial: 2
 Operator: DF/AI
 Inst : GCMS62
 Multiplr: 1.00

Quant Results File: G7K15SV.RES

Quant Method : C:\HPCHEM\1\METHODS\G7K15SV.M (RTE Integrator)
 Title : 625/8270 Calibration
 Last Update : Thu Nov 15 16:11:56 2007
 Response via : Initial Calibration
 DataAcq Meth : G7K15SV

| Internal Standards | R.T. | QIon | Response | Conc | Units | Dev(Min) |
|--------------------------------|-------|------|----------|-------|-------|----------|
| 1) 1,4-Dichlorobenzene-d4 (IS) | 8.39 | 152 | 589204 | 40.00 | ppm | 0.00 |
| 20) Naphthalene-d8 (IS) | 11.26 | 136 | 2269592 | 40.00 | ppm | 0.00 |
| 36) Acenaphthene-d10 (IS) | 15.42 | 164 | 1056927 | 40.00 | ppm | 0.00 |
| 59) Phenanthrene-d10 (IS) | 18.82 | 188 | 1247819 | 40.00 | ppm | 0.00 |
| 71) Chrysene-d12 (IS) | 23.30 | 240 | 973219 | 40.00 | ppm | 0.00 |
| 82) Perylene-d12 (IS) | 26.78 | 264 | 564689 | 40.00 | ppm | 0.00 |

System Monitoring Compounds

| | | | | | | |
|-------------------------------|-------|----------|----------|-------|---------|------|
| 2) 2-Fluorophenol (SU) | 5.88 | 112 | 1205515 | 50.68 | ppm | 0.00 |
| Spiked Amount 100.000 | Range | 30 - 120 | Recovery | = | 50.68% | |
| 7) Phenol-d6 (SU) | 7.80 | 99 | 1319202 | 51.32 | ppm | 0.00 |
| Spiked Amount 100.000 | Range | 40 - 120 | Recovery | = | 51.32% | |
| 21) Nitrobenzene-d5 (SU) | 9.69 | 82 | 1014110 | 50.40 | ppm | 0.00 |
| Spiked Amount 50.000 | Range | 40 - 120 | Recovery | = | 100.80% | |
| 40) 2-Fluorobiphenyl (SU) | 13.90 | 172 | 1898469 | 50.96 | ppm | 0.00 |
| Spiked Amount 50.000 | Range | 40 - 120 | Recovery | = | 101.92% | |
| 62) 2,4,6-Tribromophenol (SU) | 17.31 | 330 | 352591 | 55.51 | ppm | 0.00 |
| Spiked Amount 100.000 | Range | 45 - 130 | Recovery | = | 55.51% | |
| 74) Terphenyl-d14 (SU) | 21.61 | 244 | 1346211 | 50.03 | ppm | 0.00 |
| Spiked Amount 50.000 | Range | 40 - 140 | Recovery | = | 100.06% | |

Target Compounds

| Target Compounds | R.T. | QIon | Response | Conc | Units | Qvalue |
|--------------------------------|-------|------|----------|-------|-------|--------|
| 3) Pyridine | 3.70 | 79 | 1320395 | 51.40 | ppm | 99 |
| 4) n-Nitrosodimethylamine | 3.71 | 74 | 795998 | 50.53 | ppm | 98 |
| 5) bis(2-Chloroethyl)ether | 7.98 | 93 | 1233074 | 53.78 | ppm | 100 |
| 6) Aniline | 7.81 | 93 | 1653738 | 51.35 | ppm | 100 |
| 8) Phenol | 7.82 | 94 | 1474594 | 50.18 | ppm | 99 |
| 9) 2-Chlorophenol | 8.02 | 128 | 1101336 | 52.53 | ppm | 99 |
| 10) n-Decane | 8.17 | 57 | 922693 | 48.58 | ppm | 99 |
| 11) 1,3-Dichlorobenzene | 8.31 | 146 | 1198750 | 50.64 | ppm | 100 |
| 12) 1,4-Dichlorobenzene | 8.43 | 146 | 1203303 | 51.50 | ppm | 99 |
| 13) 1,2-Dichlorobenzene | 8.83 | 146 | 1133266 | 53.76 | ppm | 99 |
| 14) Benzyl alcohol | 8.80 | 108 | 704488 | 56.82 | ppm | 100 |
| 15) bis(2-chloroisopropyl)ethe | 9.16 | 45 | 1036309 | 55.27 | ppm | 98 |
| 16) 2-Methylphenol | 9.11 | 107 | 824067 | 53.89 | ppm | 99 |
| 17) Hexachloroethane | 9.49 | 117 | 417979 | 51.87 | ppm | 100 |
| 18) N-Nitroso-di-n-propylamine | 9.49 | 70 | 670050 | 54.95 | ppm | 99 |
| 19) 4-Methylphenol | 9.46 | 107 | 1187336 | 56.38 | ppm | 99 |
| 22) Nitrobenzene | 9.74 | 77 | 996122 | 50.43 | ppm | 99 |
| 23) Isophorone | 10.30 | 82 | 1871585 | 52.43 | ppm | 100 |
| 24) 2-Nitrophenol | 10.46 | 139 | 611410 | 53.34 | ppm | 99 |
| 25) 2,4-Dimethylphenol | 10.65 | 122 | 930109 | 51.54 | ppm | 99 |

(#) = qualifier out of range (m) = manual integration
 SSTD050A.D G7K15SV.M Thu Nov 15 17:33:34 2007

Data File : C:\GCMS62\DATA\07NOV15\SSTD050A.D
 Acq On : 15 Nov 2007 4:59 pm
 Sample : 50ppm MP STD #7100431
 Misc : ICAL -- 8270/625
 MS Integration Params: RTEINT.P
 Quant Time: Nov 15 17:32 19107

Vial: 2
 Operator: DF/AI
 Inst : GCMS62
 Multiplr: 1.00

Quant Results File: G7K15SV.RES

Quant Method : C:\HPCHEM\1\METHODS\G7K15SV.M (RTE Integrator)
 Title : 625/8270 Calibration
 Last Update : Thu Nov 15 16:11:56 2007
 Response via : Initial Calibration
 DataAcq Meth : G7K15SV

| Compound | R.T. | QIon | Response | Conc | Unit | Qvalue |
|--------------------------------|-------|------|----------|-------|-------|--------|
| 26) bis(2-Chloroethoxy)methane | 10.88 | 93 | 1354931 | 52.39 | ppm | 100 |
| 27) 2,4-Dichlorophenol | 11.01 | 162 | 826478 | 51.63 | ppm | 100 |
| 28) 1,2,4-Trichlorobenzene | 11.19 | 180 | 815173 | 48.88 | ppm | 98 |
| 29) Benzoic Acid | 11.03 | 122 | 543504 | 52.08 | ppm | 99 |
| 30) Naphthalene | 11.31 | 128 | 2726142 | 50.01 | ppm | 100 |
| 31) 4-Chloroaniline | 11.54 | 127 | 1229001 | 52.47 | ppm | 99 |
| 32) Hexachlorobutadiene | 11.78 | 225 | 431418 | 46.50 | ppm | 98 |
| 33) 4-Chloro-3-methylphenol | 12.74 | 107 | 810108 | 53.65 | ppm | 99 |
| 34) 2-Methylnaphthalene | 12.94 | 141 | 1458731 | 51.44 | ppm | 97 |
| 35) 2,3-Dichloroaniline | 13.71 | 161 | 874881 | 49.16 | ppm | 99 |
| 37) Hexachlorocyclopentadiene | 13.49 | 237 | 359304 | 48.40 | ppm | 99 |
| 38) 2,4,6-Trichlorophenol | 13.70 | 196 | 498678 | 53.40 | ppm | 98 |
| 39) 2,4,5-Trichlorophenol | 13.77 | 196 | 575270 | 53.03 | ppm | 99 |
| 41) 2-Chloronaphthalene | 14.07 | 162 | 1647384 | 51.74 | ppm | 100 |
| 42) 2-Nitroaniline | 14.44 | 65 | 432955 | 54.44 | ppm | 99 |
| 43) 1,3-Dinitrobenzene | 15.00 | 168 | 300225 | 45.41 | ppm # | 41 |
| 44) Acenaphthylene | 15.05 | 152 | 2190357 | 48.93 | ppm | 99 |
| 45) Dimethylphthalate | 15.03 | 163 | 1645414 | 50.21 | ppm | 99 |
| 46) 2,6-Dinitrotoluene | 15.16 | 165 | 448232 | 52.31 | ppm | 99 |
| 47) Acenaphthene | 15.50 | 154 | 1430427 | 51.09 | ppm | 99 |
| 48) 3-Nitroaniline | 15.44 | 138 | 503263 | 54.80 | ppm | 99 |
| 49) 2,4-Dinitrophenol | 15.68 | 184 | 189888 | 46.42 | ppm | 100 |
| 50) Dibenzofuran | 15.88 | 168 | 2108847 | 50.00 | ppm | 98 |
| 51) 2,4-Dinitrotoluene | 16.06 | 165 | 557889 | 50.05 | ppm | 99 |
| 52) 4-Nitrophenol | 15.91 | 109 | 146866 | 47.92 | ppm | 97 |
| 53) Fluorene | 16.69 | 166 | 1680976 | 51.60 | ppm | 99 |
| 54) 4-Chlorophenyl-phenylether | 16.76 | 204 | 748014 | 50.29 | ppm | 99 |
| 55) Diethylphthalate | 16.73 | 149 | 1686822 | 51.56 | ppm | 100 |
| 56) Azobenzene | 17.13 | 77 | 1875000 | 53.49 | ppm | 100 |
| 57) 4-Nitroaniline | 16.92 | 138 | 473168 | 50.71 | ppm | 99 |
| 58) n-Octadecane | 18.81 | 57 | 699568 | 50.25 | ppm | 98 |
| 60) 4,6-Dinitro-2-methylphenol | 17.01 | 198 | 265448 | 57.16 | ppm | 100 |
| 61) n-Nitrosodiphenylamine | 17.08 | 169 | 1238577 | 56.63 | ppm | 100 |
| 63) 4-Bromophenyl-phenylether | 17.90 | 248 | 531700 | 51.88 | ppm | 98 |
| 64) Hexachlorobenzene | 18.18 | 284 | 670904 | 50.13 | ppm | 100 |
| 65) Pentachlorophenol | 18.59 | 266 | 387575 | 49.63 | ppm | 99 |
| 66) Phenanthrene | 18.87 | 178 | 2096851 | 52.12 | ppm | 100 |
| 67) Anthracene | 18.96 | 178 | 2114369 | 52.37 | ppm | 99 |
| 68) Carbazole | 19.33 | 167 | 1807095 | 52.57 | ppm | 100 |
| 69) Di-n-butylphthalate | 20.16 | 149 | 2542747 | 53.18 | ppm | 100 |
| 70) Fluoranthene | 20.98 | 202 | 1814480 | 51.34 | ppm | 99 |

(#) = qualifier out of range (m) = manual integration
 SSTD050A.D G7K15SV.M Thu Nov 15 17:33:35 2007

Data File : C:\GCMS62\DATA\07NOV15\SSTD050A.D
 Acq On : 15 Nov 2007 4:59 pm
 Sample : 50ppm MP STD #7100431
 Misc : ICAL -- 8270/625

Vial: 2
 Operator: DF/AI
 Inst : GCMS62
 Multiplr: 1.00

MS Integration Params: RTEINT.P
 Quant Time: Nov 15 17:32 19107

Quant Results File: G7K15SV.RES

Quant Method : C:\HPCHEM\1\METHODS\G7K15SV.M (RTE Integrator)
 Title : 625/8270 Calibration
 Last Update : Thu Nov 15 16:11:56 2007
 Response via : Initial Calibration
 DataAcq Meth : G7K15SV

| Compound | R.T. | QIon | Response | Conc | Unit | Qvalue |
|--------------------------------|-------|------|----------|-------|------|--------|
| 72) Pyrene | 21.31 | 202 | 1810779 | 51.44 | ppm | 99 |
| 73) 2,2'-Dichlorobenzil | 21.47 | 139 | 1358831 | 53.34 | ppm | 100 |
| 75) Benzidine | 21.22 | 184 | 599287 | 59.21 | ppm | 99 |
| 76) Butylbenzylphthalate | 22.43 | 149 | 867189 | 53.76 | ppm | 99 |
| 77) 3,3'-Dichlorobenzidine | 23.27 | 252 | 522743 | 53.10 | ppm | 98 |
| 78) Benzo[a]anthracene | 23.26 | 228 | 1273868 | 50.93 | ppm | 100 |
| 79) Chrysene | 23.34 | 228 | 1218511 | 49.77 | ppm | 100 |
| 80) bis(2-Ethylhexyl)phthalate | 23.55 | 149 | 1027897 | 52.43 | ppm | 99 |
| 81) Di-n-octylphthalate | 25.04 | 149 | 1241639 | 51.91 | ppm | 99 |
| 83) Benzo[b]fluoranthene | 25.89 | 252 | 1156434 | 59.20 | ppm | 99 |
| 84) Benzo[k]fluoranthene | 25.96 | 252 | 1088468 | 58.39 | ppm | 98 |
| 85) Benzo[a]pyrene | 26.66 | 252 | 960726 | 58.82 | ppm | 99 |
| 86) Indeno[1,2,3-cd]pyrene | 29.41 | 276 | 856816 | 54.98 | ppm | 96 |
| 87) Dibenz[a,h]anthracene | 29.49 | 278 | 841063 | 52.81 | ppm | 96 |
| 88) Benzo[g,h,i]perylene | 30.14 | 276 | 873352 | 53.31 | ppm | 98 |

(#) = qualifier out of range (m) = manual integration
 SSTD050A.D G7K15SV.M Thu Nov 15 17:33:35 2007


Quantitation Report

Data File : C:\GCMS62\DATA\07NOV15\SSTD050A.D
Acq On : 15 Nov 2007 4:59 pm
Sample : 50ppm MP STD #7100431
Misc : ICAL -- 8270/625
MS Integration Params: RTEINT.P
Quant Time: Nov 15 17:32 19107

Vial: 2
Operator: DF/AI
Inst : GCMS62
Multiplr: 1.00

Quant Results File: G7K15SV.RES

Method : C:\HPCHEM\1\METHODS\G7K15SV.M (RTE Integrator)
Title : 625/8270 Calibration
Last Update : Thu Nov 15 16:11:56 2007
Response via : Initial Calibration



Evaluate Continuing Calibration Report

Data File : C:\GCMS62\DATA\07NOV15\SSTD050A.D
 Acq On : 15 Nov 2007 4:59 pm
 Sample : 50ppm MP STD #7100431
 Misc : ICAL -- 8270/625
 MS Integration Params: RTEINT.P

Vial: 2
 Operator: DF/AI
 Inst : GCMS62
 Multiplr: 1.00

Method : C:\HPCHEM\1\METHODS\G7K15SV.M (RTE Integrator)
 Title : 625/8270 Calibration
 Last Update : Thu Nov 15 16:11:56 2007
 Response via : Multiple Level Calibration

Min. RRF : 0.000 Min. Rel. Area : 50% Max. R.T. Dev 0.50min
 Max. RRF Dev : 30% Max. Rel. Area : 200%

| Compound | AvgRF | CCRF | %Dev | Area% | Dev(min) |
|----------------------------------|-------|-------|-------|-------|----------|
| 1 I 1,4-Dichlorobenzene-d4 (IS) | 1.000 | 1.000 | 0.0 | 107 | 0.00 |
| 2 S 2-Fluorophenol (SU) | 1.615 | 1.637 | -1.4 | 109 | 0.00 |
| 3 T Pyridine | 1.744 | 1.793 | -2.8 | 109 | 0.00 |
| 4 T n-Nitrosodimethylamine | 1.069 | 1.081 | -1.1 | 107 | 0.00 |
| 5 T bis(2-Chloroethyl)ether | 1.556 | 1.674 | -7.6 | 108 | 0.00 |
| 6 T Aniline | 2.186 | 2.245 | -2.7 | 108 | 0.00 |
| 7 S Phenol-d6 (SU) | 1.745 | 1.791 | -2.6 | 106 | 0.00 |
| 8 CM Phenol | 1.995 | 2.002 | -0.4 | 106 | 0.00 |
| 9 M 2-Chlorophenol | 1.423 | 1.495 | -5.1 | 107 | 0.00 |
| 10 T n-Decane | 1.290 | 1.253 | 2.9 | 109 | 0.00 |
| 11 T 1,3-Dichlorobenzene | 1.607 | 1.628 | -1.3 | 108 | 0.00 |
| 12 CM 1,4-Dichlorobenzene | 1.586 | 1.634 | -3.0 | 109 | 0.00 |
| 13 T 1,2-Dichlorobenzene | 1.431 | 1.539 | -7.5 | 108 | 0.00 |
| 14 T Benzyl alcohol | 0.842 | 0.957 | -13.7 | 106 | 0.00 |
| 15 T bis(2-chloroisopropyl)ether | 1.273 | 1.407 | -10.5 | 106 | 0.00 |
| 16 T 2-Methylphenol | 1.038 | 1.119 | -7.8 | 108 | 0.00 |
| 17 T Hexachloroethane | 0.547 | 0.568 | -3.8 | 109 | 0.00 |
| 18 PM N-Nitroso-di-n-propylamine | 0.828 | 0.910 | -9.9 | 110 | 0.00 |
| 19 T 4-Methylphenol | 1.430 | 1.612 | -12.7 | 106 | 0.00 |
| 20 I Naphthalene-d8 (IS) | 1.000 | 1.000 | 0.0 | 109 | 0.00 |
| 21 S Nitrobenzene-d5 (SU) | 0.355 | 0.357 | -0.6 | 108 | 0.00 |
| 22 T Nitrobenzene | 0.348 | 0.351 | -0.9 | 107 | 0.00 |
| 23 T Isophorone | 0.629 | 0.660 | -4.9 | 109 | 0.00 |
| 24 CT 2-Nitrophenol | 0.202 | 0.216 | -6.9 | 109 | 0.00 |
| 25 T 2,4-Dimethylphenol | 0.318 | 0.328 | -3.1 | 108 | 0.00 |
| 26 T bis(2-Chloroethoxy)methane | 0.456 | 0.478 | -4.8 | 110 | 0.00 |
| 27 CT 2,4-Dichlorophenol | 0.282 | 0.291 | -3.2 | 108 | 0.00 |
| 28 M 1,2,4-Trichlorobenzene | 0.294 | 0.287 | 2.4 | 109 | 0.00 |
| 29 T Benzoic Acid | 0.149 | 0.192 | -28.9 | 116 | 0.02 |
| 30 T Naphthalene | 0.961 | 0.961 | 0.0 | 109 | 0.00 |
| 31 T 4-Chloroaniline | 0.413 | 0.433 | -4.8 | 108 | 0.00 |
| 32 CT Hexachlorobutadiene | 0.164 | 0.152 | 7.3 | 106 | 0.00 |
| 33 CM 4-Chloro-3-methylphenol | 0.266 | 0.286 | -7.5 | 108 | 0.00 |
| 34 T 2-Methylnaphthalene | 0.500 | 0.514 | -2.8 | 107 | 0.00 |
| 35 T 2,3-Dichloroaniline | 0.314 | 0.308 | 1.9 | 109 | 0.00 |
| 36 I Acenaphthene-d10 (IS) | 1.000 | 1.000 | 0.0 | 108 | 0.00 |
| 37 PT Hexachlorocyclopentadiene | 0.262 | 0.272 | -3.8 | 105 | 0.00 |
| 38 CT 2,4,6-Trichlorophenol | 0.353 | 0.377 | -6.8 | 107 | 0.00 |
| 39 T 2,4,5-Trichlorophenol | 0.411 | 0.435 | -5.8 | 106 | 0.00 |

(#) = Out of Range

Evaluate Continuing Calibration Report

Data File : C:\GCMS62\DATA\07NOV15\SSTD050A.D
 Acq On : 15 Nov 2007 4:59 pm
 Sample : 50ppm MP STD #7100431
 Misc : ICAL -- 8270/625
 MS Integration Params: RTEINT.P

Vial: 2
 Operator: DF/AI
 Inst : GCMS62
 Multiplr: 1.00

Method : C:\HPCHEM\1\METHODS\G7K15SV.M (RTE Integrator)
 Title : 625/8270 Calibration
 Last Update : Thu Nov 15 16:11:56 2007
 Response via : Multiple Level Calibration

Min. RRF : 0.000 Min. Rel. Area : 50% Max. R.T. Dev 0.50min
 Max. RRF Dev : 30% Max. Rel. Area : 200%

| Compound | AvgRF | CCRF | %Dev | Area% | Dev(min) |
|---------------------------------|-------|-------|-------|-------|----------|
| 40 S 2-Fluorobiphenyl (SU) | 1.410 | 1.437 | -1.9 | 107 | 0.00 |
| 41 T 2-Chloronaphthalene | 1.205 | 1.247 | -3.5 | 108 | 0.00 |
| 42 T 2-Nitroaniline | 0.301 | 0.328 | -9.0 | 110 | 0.00 |
| 43 T 1,3-Dinitrobenzene | 0.203 | 0.227 | -11.8 | 108 | 0.00 |
| 44 T Acenaphthylene | 1.694 | 1.658 | 2.1 | 108 | 0.00 |
| 45 T Dimethylphthalate | 1.240 | 1.245 | -0.4 | 106 | 0.00 |
| 46 T 2,6-Dinitrotoluene | 0.324 | 0.339 | -4.6 | 107 | 0.00 |
| 47 CM Acenaphthene | 1.060 | 1.083 | -2.2 | 108 | 0.00 |
| 48 T 3-Nitroaniline | 0.348 | 0.381 | -9.5 | 110 | 0.00 |
| 49 PT 2,4-Dinitrophenol | 0.125 | 0.144 | -15.2 | 111 | 0.00 |
| 50 T Dibenzofuran | 1.596 | 1.596 | 0.0 | 107 | 0.00 |
| 51 M 2,4-Dinitrotoluene | 0.422 | 0.422 | 0.0 | 105 | 0.00 |
| 52 PM 4-Nitrophenol | 0.102 | 0.111 | -8.8 | 108 | 0.00 |
| 53 T Fluorene | 1.233 | 1.272 | -3.2 | 110 | 0.00 |
| 54 T 4-Chlorophenyl-phenylether | 0.563 | 0.566 | -0.5 | 106 | 0.00 |
| 55 T Diethylphthalate | 1.238 | 1.277 | -3.2 | 107 | 0.00 |
| 56 T Azobenzene | 1.327 | 1.419 | -6.9 | 108 | 0.00 |
| 57 T 4-Nitroaniline | 0.353 | 0.358 | -1.4 | 108 | 0.00 |
| 58 T n-Octadecane | 0.527 | 0.530 | -0.6 | 112 | 0.00 |
| 59 I Phenanthrene-d10 (IS) | 1.000 | 1.000 | 0.0 | 103 | 0.00 |
| 60 T 4,6-Dinitro-2-methylphenol | 0.143 | 0.170 | -18.9 | 110 | 0.00 |
| 61 CT n-Nitrosodiphenylamine | 0.701 | 0.794 | -13.3 | 108 | 0.00 |
| 62 S 2,4,6-Tribromophenol (SU) | 0.204 | 0.226 | -10.8 | 101 | 0.00 |
| 63 T 4-Bromophenyl-phenylether | 0.329 | 0.341 | -3.6 | 103 | 0.00 |
| 64 T Hexachlorobenzene | 0.429 | 0.430 | -0.2 | 102 | 0.00 |
| 65 CM Pentachlorophenol | 0.250 | 0.248 | 0.8 | 99 | 0.00 |
| 66 T Phenanthrene | 1.290 | 1.344 | -4.2 | 105 | 0.00 |
| 67 T Anthracene | 1.294 | 1.356 | -4.8 | 105 | 0.00 |
| 68 T Carbazole | 1.102 | 1.159 | -5.2 | 107 | 0.00 |
| 69 T Di-n-butylphthalate | 1.533 | 1.630 | -6.3 | 105 | 0.00 |
| 70 CT Fluoranthene | 1.133 | 1.163 | -2.6 | 104 | 0.00 |
| 71 I Chrysene-d12 (IS) | 1.000 | 1.000 | 0.0 | 107 | 0.00 |
| 72 M Pyrene | 1.447 | 1.488 | -2.8 | 107 | 0.00 |
| 73 T 2,2'-Dichlorobenzil | 1.047 | 1.117 | -6.7 | 106 | 0.00 |
| 74 S Terphenyl-d14 (SU) | 1.106 | 1.107 | -0.1 | 104 | 0.00 |
| 75 T Benzidine | 0.416 | 0.493 | -18.5 | 110 | 0.00 |
| 76 T Butylbenzylphthalate | 0.663 | 0.713 | -7.5 | 107 | 0.00 |
| 77 T 3,3'-Dichlorobenzidine | 0.405 | 0.430 | -6.2 | 106 | 0.00 |
| 78 T Benzo[a]anthracene | 1.028 | 1.047 | -1.8 | 110 | 0.00 |

(#) = Out of Range

Evaluate Continuing Calibration Report

Data File : C:\GCMS62\DATA\07NOV15\SSTD050A.D
 Acq On : 15 Nov 2007 4:59 pm
 Sample : 50ppm MP STD #7100431
 Misc : ICAL -- 8270/625
 MS Integration Params: RTEINT.P

Vial: 2
 Operator: DF/AI
 Inst : GCMS62
 Multiplr: 1.00

Method : C:\HPCHEM\1\METHODS\G7K15SV.M (RTE Integrator)
 Title : 625/8270 Calibration
 Last Update : Thu Nov 15 16:11:56 2007
 Response via : Multiple Level Calibration

Min. RRF : 0.000 Min. Rel. Area : 50% Max. R.T. Dev 0.50min
 Max. RRF Dev : 30% Max. Rel. Area : 200%

| | Compound | AvgRF | CCRF | %Dev | Area% | Dev(min) |
|-------|----------------------------|-------|-------|-------|-------|----------|
| 79 T | Chrysene | 1.006 | 1.002 | 0.4 | 109 | 0.00 |
| 80 T | bis(2-Ethylhexyl)phthalate | 0.806 | 0.845 | -4.8 | 105 | 0.00 |
| 81 CT | Di-n-octylphthalate | 0.983 | 1.021 | -3.9# | 107 | 0.00 |
| 82 I | Perylene-d12 (IS) | 1.000 | 1.000 | 0.0 | 110 | 0.00 |
| 83 T | Benzo[b]fluoranthene | 1.384 | 1.638 | -18.4 | 109 | 0.00 |
| 84 T | Benzo[k]fluoranthene | 1.321 | 1.542 | -16.7 | 106 | 0.00 |
| 85 CT | Benzo[a]pyrene | 1.157 | 1.361 | -17.6 | 109 | 0.00 |
| 86 T | Indeno[1,2,3-cd]pyrene | 1.104 | 1.214 | -10.0 | 110 | 0.00 |
| 87 T | Dibenz[a,h]anthracene | 1.128 | 1.192 | -5.7 | 103 | 0.00 |
| 88 T | Benzo[g,h,i]perylene | 1.160 | 1.237 | -6.6 | 109 | 0.00 |

Data File : C:\GCMS62\DATA\07NOV15\SSTD050A.D
 Acq On : 15 Nov 2007 4:59 pm
 Sample : 50ppm MP STD #7100431
 Misc : ICAL -- 8270/625
 MS Integration Params: RTEINT.P
 Quant Time: Nov 15 17:32 19107

Vial: 2
 Operator: DF/AI
 Inst : GCMS62
 Multiplr: 1.00

Quant Results File: G7K15SV.RES

Quant Method : C:\HPCHEM\1\METHODS\G7K15SV.M (RTE Integrator)
 Title : 625/8270 Calibration
 Last Update : Thu Nov 15 16:11:56 2007
 Response via : Initial Calibration
 DataAcq Meth : G7K15SV

| Internal Standards | R.T. | QIon | Response | Conc | Units | Dev(Min) |
|--------------------------------|-------|------|----------|-------|-------|----------|
| 1) 1,4-Dichlorobenzene-d4 (IS) | 8.39 | 152 | 589204 | 40.00 | ppm | 0.00 |
| 20) Naphthalene-d8 (IS) | 11.26 | 136 | 2269592 | 40.00 | ppm | 0.00 |
| 36) Acenaphthene-d10 (IS) | 15.42 | 164 | 1056927 | 40.00 | ppm | 0.00 |
| 59) Phenanthrene-d10 (IS) | 18.82 | 188 | 1247819 | 40.00 | ppm | 0.00 |
| 71) Chrysene-d12 (IS) | 23.30 | 240 | 973219 | 40.00 | ppm | 0.00 |
| 82) Perylene-d12 (IS) | 26.78 | 264 | 564689 | 40.00 | ppm | 0.00 |

System Monitoring Compounds

| | | | | | | |
|-------------------------------|----------------|-----|------------|---------|-----|------|
| 2) 2-Fluorophenol (SU) | 5.88 | 112 | 1205515 | 50.68 | ppm | 0.00 |
| Spiked Amount 100.000 | Range 30 - 120 | | Recovery = | 50.68% | | |
| 7) Phenol-d6 (SU) | 7.80 | 99 | 1319202 | 51.32 | ppm | 0.00 |
| Spiked Amount 100.000 | Range 40 - 120 | | Recovery = | 51.32% | | |
| 21) Nitrobenzene-d5 (SU) | 9.69 | 82 | 1014110 | 50.40 | ppm | 0.00 |
| Spiked Amount 50.000 | Range 40 - 120 | | Recovery = | 100.80% | | |
| 40) 2-Fluorobiphenyl (SU) | 13.90 | 172 | 1898469 | 50.96 | ppm | 0.00 |
| Spiked Amount 50.000 | Range 40 - 120 | | Recovery = | 101.92% | | |
| 62) 2,4,6-Tribromophenol (SU) | 17.31 | 330 | 352591 | 55.51 | ppm | 0.00 |
| Spiked Amount 100.000 | Range 45 - 130 | | Recovery = | 55.51% | | |
| 74) Terphenyl-d14 (SU) | 21.61 | 244 | 1346211 | 50.03 | ppm | 0.00 |
| Spiked Amount 50.000 | Range 40 - 140 | | Recovery = | 100.06% | | |

Target Compounds

| | R.T. | QIon | Response | Conc | Units | Qvalue |
|--------------------------------|-------|------|----------|-------|-------|--------|
| 3) Pyridine | 3.70 | 79 | 1320395 | 51.40 | ppm | 99 |
| 4) n-Nitrosodimethylamine | 3.71 | 74 | 795998 | 50.53 | ppm | 98 |
| 5) bis(2-Chloroethyl)ether | 7.98 | 93 | 1233074 | 53.78 | ppm | 100 |
| 6) Aniline | 7.81 | 93 | 1653738 | 51.35 | ppm | 100 |
| 8) Phenol | 7.82 | 94 | 1474594 | 50.18 | ppm | 99 |
| 9) 2-Chlorophenol | 8.02 | 128 | 1101336 | 52.53 | ppm | 99 |
| 10) n-Decane | 8.17 | 57 | 922693 | 48.58 | ppm | 99 |
| 11) 1,3-Dichlorobenzene | 8.31 | 146 | 1198750 | 50.64 | ppm | 100 |
| 12) 1,4-Dichlorobenzene | 8.43 | 146 | 1203303 | 51.50 | ppm | 99 |
| 13) 1,2-Dichlorobenzene | 8.83 | 146 | 1133266 | 53.76 | ppm | 99 |
| 14) Benzyl alcohol | 8.80 | 108 | 704488 | 56.82 | ppm | 100 |
| 15) bis(2-chloroisopropyl)eth | 9.16 | 45 | 1036309 | 55.27 | ppm | 98 |
| 16) 2-Methylphenol | 9.11 | 107 | 824067 | 53.89 | ppm | 99 |
| 17) Hexachloroethane | 9.49 | 117 | 417979 | 51.87 | ppm | 100 |
| 18) N-Nitroso-di-n-propylamine | 9.49 | 70 | 670050 | 54.95 | ppm | 99 |
| 19) 4-Methylphenol | 9.46 | 107 | 1187336 | 56.38 | ppm | 99 |
| 22) Nitrobenzene | 9.74 | 77 | 996122 | 50.43 | ppm | 99 |
| 23) Isophorone | 10.30 | 82 | 1871585 | 52.43 | ppm | 100 |
| 24) 2-Nitrophenol | 10.46 | 139 | 611410 | 53.34 | ppm | 99 |
| 25) 2,4-Dimethylphenol | 10.65 | 122 | 930109 | 51.54 | ppm | 99 |

(#) = qualifier out of range (m) = manual integration
 SSTD050A.D G7K15SV.M Thu Nov 15 17:32:19 2007

Data File : C:\GCMS62\DATA\07NOV15\SSTD050A.D
 Acq On : 15 Nov 2007 4:59 pm
 Sample : 50ppm MP STD #7100431
 Misc : ICAL -- 8270/625
 MS Integration Params: RTEINT.P
 Quant Time: Nov 15 17:32 19107

Vial: 2
 Operator: DF/AI
 Inst : GCMS62
 Multiplr: 1.00

Quant Results File: G7K15SV.RES

Quant Method : C:\HPCHEM\1\METHODS\G7K15SV.M (RTE Integrator)
 Title : 625/8270 Calibration
 Last Update : Thu Nov 15 16:11:56 2007
 Response via : Initial Calibration
 DataAcq Meth : G7K15SV

| Compound | R.T. | QIon | Response | Conc | Unit | Qvalue |
|--------------------------------|-------|------|----------|-------|-------|--------|
| 26) bis(2-Chloroethoxy)methane | 10.88 | 93 | 1354931 | 52.39 | ppm | 100 |
| 27) 2,4-Dichlorophenol | 11.01 | 162 | 826478 | 51.63 | ppm | 100 |
| 28) 1,2,4-Trichlorobenzene | 11.19 | 180 | 815173 | 48.88 | ppm | 98 |
| 29) Benzoic Acid | 11.03 | 122 | 543504 | 52.08 | ppm | 99 |
| 30) Naphthalene | 11.31 | 128 | 2726142 | 50.01 | ppm | 100 |
| 31) 4-Chloroaniline | 11.54 | 127 | 1229001 | 52.47 | ppm | 99 |
| 32) Hexachlorobutadiene | 11.78 | 225 | 431418 | 46.50 | ppm | 98 |
| 33) 4-Chloro-3-methylphenol | 12.74 | 107 | 810108 | 53.65 | ppm | 99 |
| 34) 2-Methylnaphthalene | 12.94 | 141 | 1458731 | 51.44 | ppm | 97 |
| 35) 2,3-Dichloroaniline | 13.71 | 161 | 874881 | 49.16 | ppm | 99 |
| 37) Hexachlorocyclopentadiene | 13.49 | 237 | 359304 | 48.40 | ppm | 99 |
| 38) 2,4,6-Trichlorophenol | 13.70 | 196 | 498678 | 53.40 | ppm | 98 |
| 39) 2,4,5-Trichlorophenol | 13.77 | 196 | 575270 | 53.03 | ppm | 99 |
| 41) 2-Chloronaphthalene | 14.07 | 162 | 1647384 | 51.74 | ppm | 100 |
| 42) 2-Nitroaniline | 14.44 | 65 | 432955 | 54.44 | ppm | 99 |
| 43) 1,3-Dinitrobenzene | 15.00 | 168 | 300225 | 45.41 | ppm # | 41 |
| 44) Acenaphthylene | 15.05 | 152 | 2190357 | 48.93 | ppm | 99 |
| 45) Dimethylphthalate | 15.03 | 163 | 1645414 | 50.21 | ppm | 99 |
| 46) 2,6-Dinitrotoluene | 15.16 | 165 | 448232 | 52.31 | ppm | 99 |
| 47) Acenaphthene | 15.50 | 154 | 1430427 | 51.09 | ppm | 99 |
| 48) 3-Nitroaniline | 15.44 | 138 | 503263 | 54.80 | ppm | 99 |
| 49) 2,4-Dinitrophenol | 15.68 | 184 | 189888 | 46.42 | ppm | 100 |
| 50) Dibenzofuran | 15.88 | 168 | 2108847 | 50.00 | ppm | 98 |
| 51) 2,4-Dinitrotoluene | 16.06 | 165 | 557889 | 50.05 | ppm | 99 |
| 52) 4-Nitrophenol | 15.91 | 109 | 146866 | 47.92 | ppm | 97 |
| 53) Fluorene | 16.69 | 166 | 1680976 | 51.60 | ppm | 99 |
| 54) 4-Chlorophenyl-phenylether | 16.76 | 204 | 748014 | 50.29 | ppm | 99 |
| 55) Diethylphthalate | 16.73 | 149 | 1686822 | 51.56 | ppm | 100 |
| 56) Azobenzene | 17.13 | 77 | 1875000 | 53.49 | ppm | 100 |
| 57) 4-Nitroaniline | 16.92 | 138 | 473168 | 50.71 | ppm | 99 |
| 58) n-Octadecane | 18.81 | 57 | 699568 | 50.25 | ppm | 98 |
| 60) 4,6-Dinitro-2-methylphenol | 17.01 | 198 | 265448 | 57.16 | ppm | 100 |
| 61) n-Nitrosodiphenylamine | 17.08 | 169 | 1238577 | 56.63 | ppm | 100 |
| 63) 4-Bromophenyl-phenylether | 17.90 | 248 | 531700 | 51.88 | ppm | 98 |
| 64) Hexachlorobenzene | 18.18 | 284 | 670904 | 50.13 | ppm | 100 |
| 65) Pentachlorophenol | 18.59 | 266 | 387575 | 49.63 | ppm | 99 |
| 66) Phenanthrene | 18.87 | 178 | 2096851 | 52.12 | ppm | 100 |
| 67) Anthracene | 18.96 | 178 | 2114369 | 52.37 | ppm | 99 |
| 68) Carbazole | 19.33 | 167 | 1807095 | 52.57 | ppm | 100 |
| 69) Di-n-butylphthalate | 20.16 | 149 | 2542747 | 53.18 | ppm | 100 |
| 70) Fluoranthene | 20.98 | 202 | 1814480 | 51.34 | ppm | 99 |

(#) = qualifier out of range (m) = manual integration

SSTD050A.D G7K15SV.M Thu Nov 15 17:32:20 2007

Data File : C:\GCMS62\DATA\07NOV15\SSTD050A.D
 Acq On : 15 Nov 2007 4:59 pm
 Sample : 50ppm MP STD #7100431
 Misc : ICAL -- 8270/625
 MS Integration Params: RTEINT.P
 Quant Time: Nov 15 17:32 19107

Vial: 2
 Operator: DF/AI
 Inst : GCMS62
 Multiplr: 1.00

Quant Results File: G7K15SV.RES

Quant Method : C:\HPCHEM\1\METHODS\G7K15SV.M (RTE Integrator)
 Title : 625/8270 Calibration
 Last Update : Thu Nov 15 16:11:56 2007
 Response via : Initial Calibration
 DataAcq Meth : G7K15SV

| Compound | R.T. | QIon | Response | Conc | Unit | Qvalue |
|--------------------------------|-------|------|----------|-------|------|--------|
| 72) Pyrene | 21.31 | 202 | 1810779 | 51.44 | ppm | 99 |
| 73) 2,2'-Dichlorobenzil | 21.47 | 139 | 1358831 | 53.34 | ppm | 100 |
| 75) Benzidine | 21.22 | 184 | 599287 | 59.21 | ppm | 99 |
| 76) Butylbenzylphthalate | 22.43 | 149 | 867189 | 53.76 | ppm | 99 |
| 77) 3,3'-Dichlorobenzidine | 23.27 | 252 | 522743 | 53.10 | ppm | 98 |
| 78) Benzo[a]anthracene | 23.26 | 228 | 1273868 | 50.93 | ppm | 100 |
| 79) Chrysene | 23.34 | 228 | 1218511 | 49.77 | ppm | 100 |
| 80) bis(2-Ethylhexyl)phthalate | 23.55 | 149 | 1027897 | 52.43 | ppm | 99 |
| 81) Di-n-octylphthalate | 25.04 | 149 | 1241639 | 51.91 | ppm | 99 |
| 83) Benzo[b]fluoranthene | 25.89 | 252 | 1156434 | 59.20 | ppm | 99 |
| 84) Benzo[k]fluoranthene | 25.96 | 252 | 1088468 | 58.39 | ppm | 98 |
| 85) Benzo[a]pyrene | 26.66 | 252 | 960726 | 58.82 | ppm | 99 |
| 86) Indeno[1,2,3-cd]pyrene | 29.41 | 276 | 856816 | 54.98 | ppm | 96 |
| 87) Dibenz[a,h]anthracene | 29.49 | 278 | 841063 | 52.81 | ppm | 96 |
| 88) Benzo[g,h,i]perylene | 30.14 | 276 | 873352 | 53.31 | ppm | 98 |

(#) = qualifier out of range (m) = manual integration
 SSTD050A.D G7K15SV.M Thu Nov 15 17:32:21 2007

Data File : C:\GCMS62\DATA\07NOV15\G1115007.D
 Acq On : 15 Nov 2007 9:29 pm
 Sample : IQK1137-05
 Misc : SOIL 15G/1ml --- Batch 7K12065
 MS Integration Params: RTEINT.P
 Quant Time: Nov 15 22:00 19107

Vial: 9
 Operator: DF/AI
 Inst : GCMS62
 Multiplr: 1.00

Quant Results File: G7K15SV.RES

Quant Method : C:\HPCHEM\1\METHODS\G7K15SV.M (RTE Integrator)
 Title : 625/8270 Calibration
 Last Update : Thu Nov 15 16:11:56 2007
 Response via : Initial Calibration
 DataAcq Meth : G7K15SV

LB

| Internal Standards | R.T. | QIon | Response | Conc | Units | Dev(Min) |
|--------------------------------|-------|------|----------|-------|-------|----------|
| 1) 1,4-Dichlorobenzene-d4 (IS) | 8.41 | 152 | 835661 | 40.00 | ppm | 0.02 |
| 20) Naphthalene-d8 (IS) | 11.26 | 136 | 3119764 | 40.00 | ppm | 0.00 |
| 36) Acenaphthene-d10 (IS) | 15.41 | 164 | 1512542 | 40.00 | ppm | 0.00 |
| 59) Phenanthrene-d10 (IS) | 18.82 | 188 | 2050200 | 40.00 | ppm | 0.00 |
| 71) Chrysene-d12 (IS) | 23.29 | 240 | 1657953 | 40.00 | ppm | 0.00 |
| 82) Perylene-d12 (IS) | 26.78 | 264 | 1107365 | 40.00 | ppm | 0.00 |

System Monitoring Compounds

| | | | | | | |
|-------------------------------|-------|----------|------------|--------|-----|------|
| 2) 2-Fluorophenol (SU) | 5.96 | 112 | 2128390 | 63.09 | ppm | 0.07 |
| Spiked Amount 100.000 | Range | 25 - 120 | Recovery = | 63.09% | | |
| 7) Phenol-d6 (SU) | 7.83 | 99 | 2809182 | 77.05 | ppm | 0.03 |
| Spiked Amount 100.000 | Range | 30 - 120 | Recovery = | 77.05% | | |
| 21) Nitrobenzene-d5 (SU) | 9.70 | 82 | 959973 | 34.71 | ppm | 0.00 |
| Spiked Amount 50.000 | Range | 30 - 120 | Recovery = | 69.42% | | |
| 40) 2-Fluorobiphenyl (SU) | 13.89 | 172 | 1995882 | 37.43 | ppm | 0.00 |
| Spiked Amount 50.000 | Range | 35 - 120 | Recovery = | 74.86% | | |
| 62) 2,4,6-Tribromophenol (SU) | 17.31 | 330 | 873047 | 83.65 | ppm | 0.00 |
| Spiked Amount 100.000 | Range | 35 - 120 | Recovery = | 83.65% | | |
| 74) Terphenyl-d14 (SU) | 21.61 | 244 | 1660861 | 36.23 | ppm | 0.00 |
| Spiked Amount 50.000 | Range | 35 - 155 | Recovery = | 72.46% | | |

Target Compounds

| | R.T. | QIon | Response | Conc | Units | Qvalue |
|--------------------------------|-------|------|----------|------------------|-------|---------|
| 18) N-Nitroso-di-n-propylamine | 9.70 | 70 | 117849 | 6.81 | ppm | #NSW 73 |
| 29) Benzoic Acid | 10.79 | 122 | 3073 | 7.38 | ppm | # 86 |
| 45) Dimethylphthalate | 15.41 | 163 | 324241 | 6.91 | ppm | #NSW 1 |
| 46) 2,6-Dinitrotoluene | 15.41 | 165 | 191334 | 15.60 | ppm | # ↓ 37 |
| 60) 4,6-Dinitro-2-methylphenol | 17.30 | 198 | 1025 | 2.34 | ppm | # ↓ 1 |
| 75) Benzidine | 21.61 | 184 | 14210 | 0.82 | ppm | # ↓ 1 |

(#) = qualifier out of range (m) = manual integration
 G1115007.D G7K15SV.M Thu Nov 15 22:01:03 2007


Quantitation Report

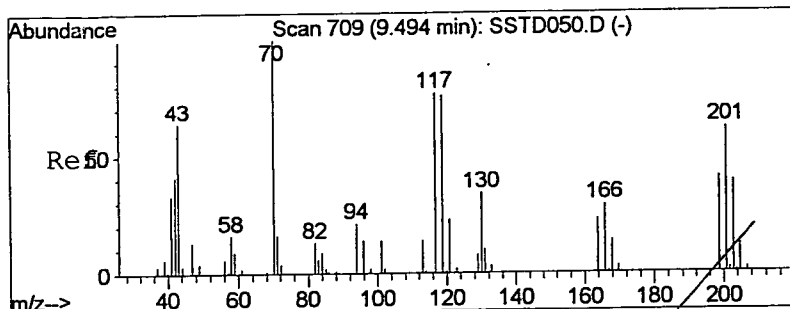
Data File : C:\GCMS62\DATA\07NOV15\G1115007.D
Acq On : 15 Nov 2007 9:29 pm
Sample : IQK1137-05
Misc : SOIL 15G/1ml --- Batch 7K12065
MS Integration Params: RTEINT.P
Quant Time: Nov 15 22:00 19107

Vial: 9
Operator: DF/AI
Inst : GCMS62
Multiplr: 1.00

Quant Results File: G7K15SV.RES

Method : C:\HPCHEM\1\METHODS\G7K15SV.M (RTE Integrator)
Title : 625/8270 Calibration
Last Update : Thu Nov 15 16:11:56 2007
Response via : Initial Calibration

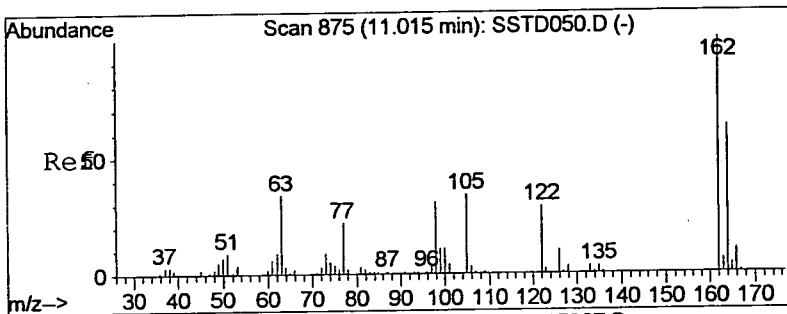
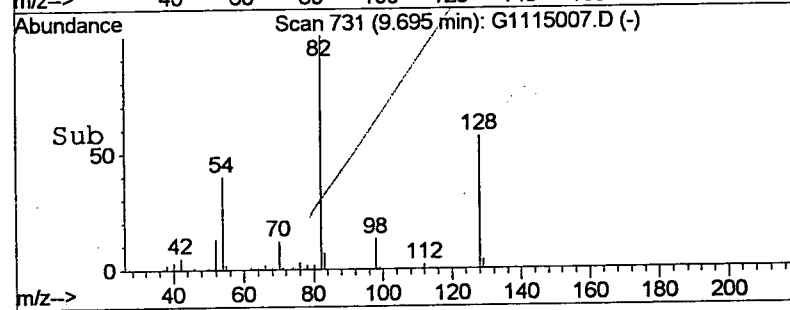
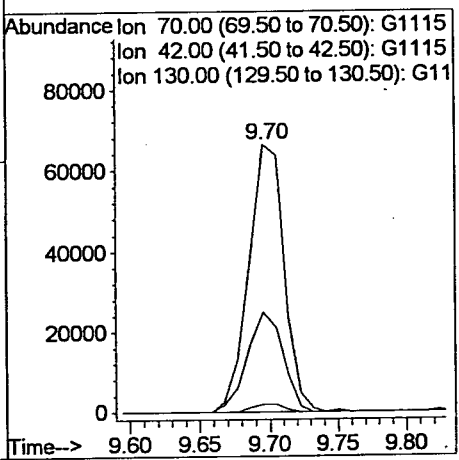
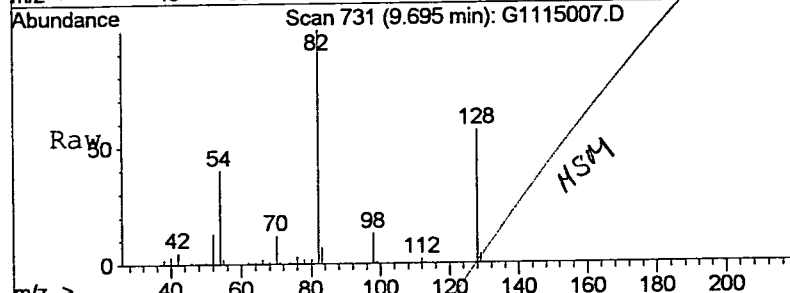




#18
 N-Nitroso-di-n-propylamine
 Concen: 6.81 ppm
 RT: 9.70 min Scan# 731
 Delta R.T. 0.20 min
 Lab File: G1115007.D
 Acq: 15 Nov 2007 9:29 pm

Tgt Ion: 70 Resp: 117849

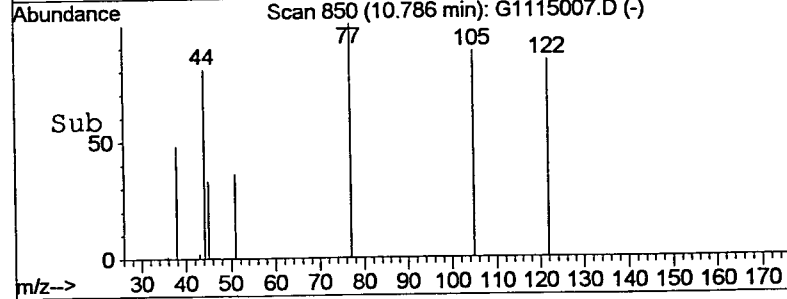
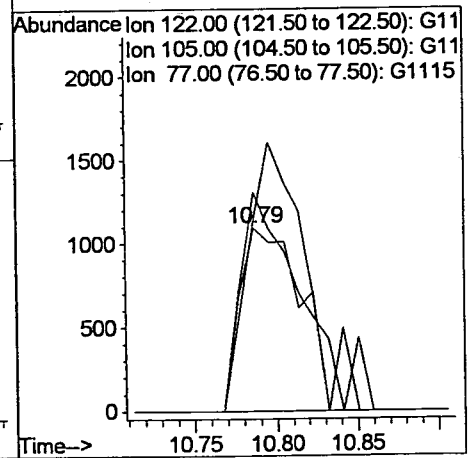
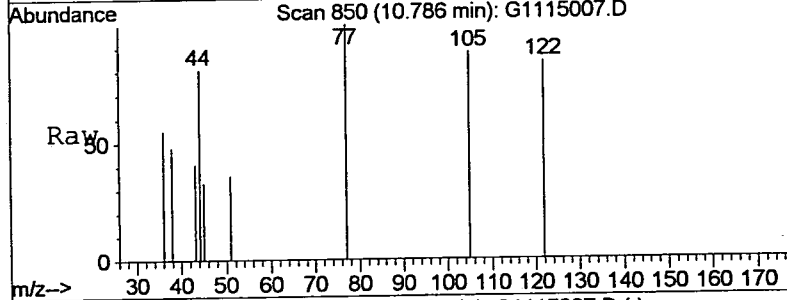
| Ion | Ratio | Lower | Upper |
|-----|-------|-------|-------|
| 70 | 100 | | |
| 42 | 38.0 | 22.2 | 62.2 |
| 130 | 2.6 | 12.8 | 52.8# |

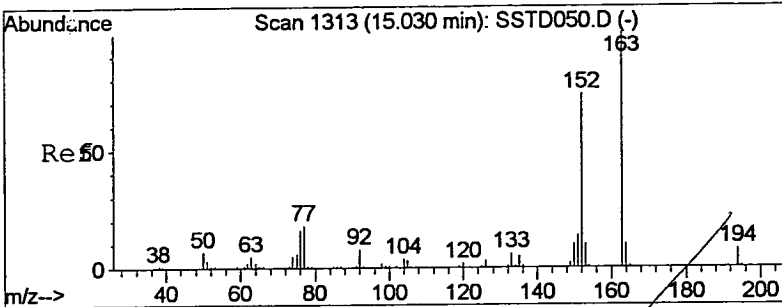


#29
 Benzoic Acid
 Concen: 7.38 ppm
 RT: 10.79 min Scan# 850
 Delta R.T. -0.23 min
 Lab File: G1115007.D
 Acq: 15 Nov 2007 9:29 pm

Tgt Ion: 122 Resp: 3073

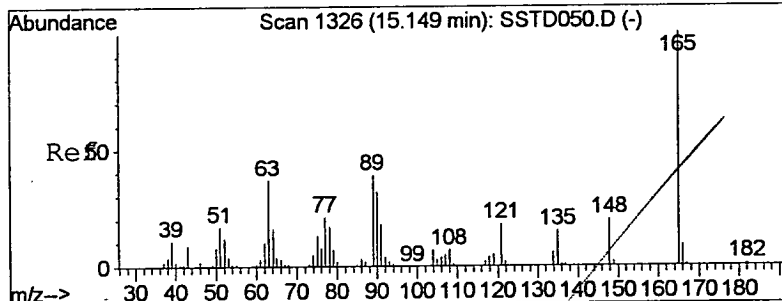
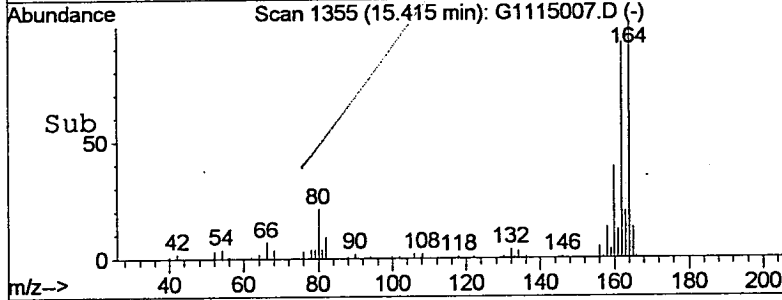
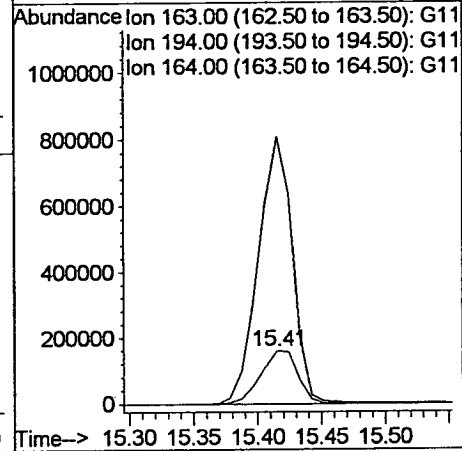
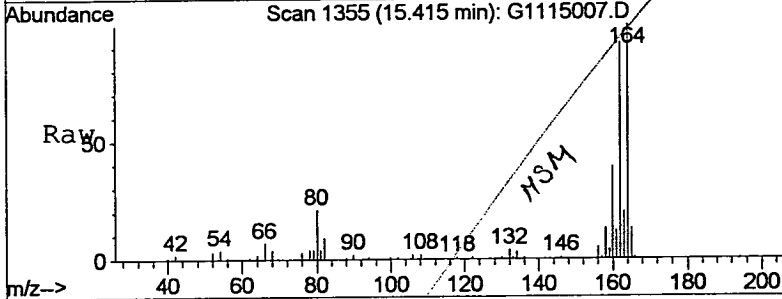
| Ion | Ratio | Lower | Upper |
|-----|-------|-------|-------|
| 122 | 100 | | |
| 105 | 117.1 | 94.6 | 134.6 |
| 77 | 102.4 | 55.3 | 95.3# |





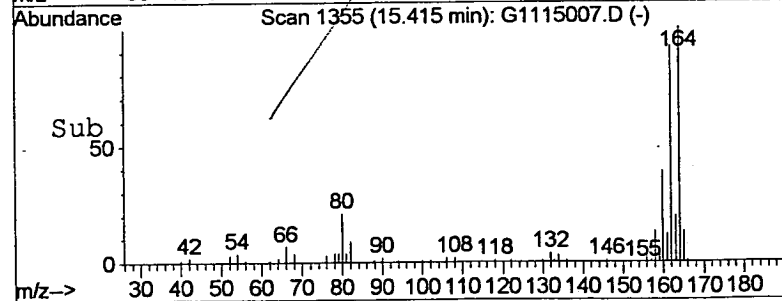
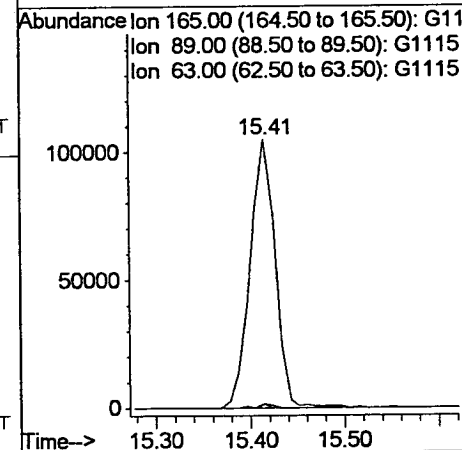
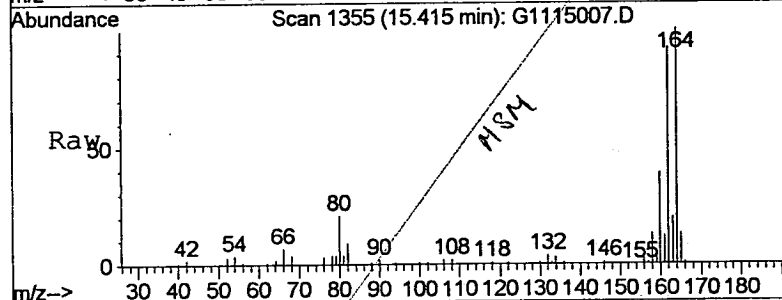
#45
 Dimethylphthalate
 Concen: 6.91 ppm
 RT: 15.41 min Scan# 1355
 Delta R.T. 0.38 min
 Lab File: G1115007.D ✓
 Acq: 15 Nov 2007 9:29 pm

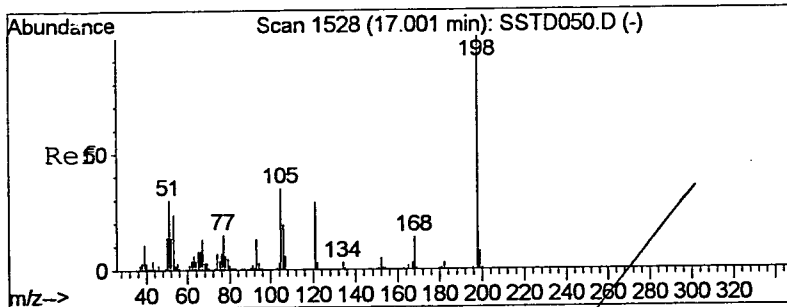
| Tgt Ion | Resp | Lower | Upper |
|---------|-------|-------|-------|
| 163 | 100 | | |
| 194 | 0.0 | 0.0 | 27.8 |
| 164 | 462.4 | 0.0 | 29.8# |



#46
 2,6-Dinitrotoluene
 Concen: 15.60 ppm
 RT: 15.41 min Scan# 1355
 Delta R.T. 0.27 min
 Lab File: G1115007.D
 Acq: 15 Nov 2007 9:29 pm

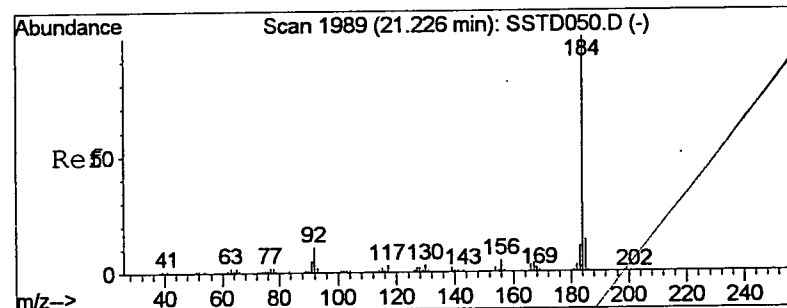
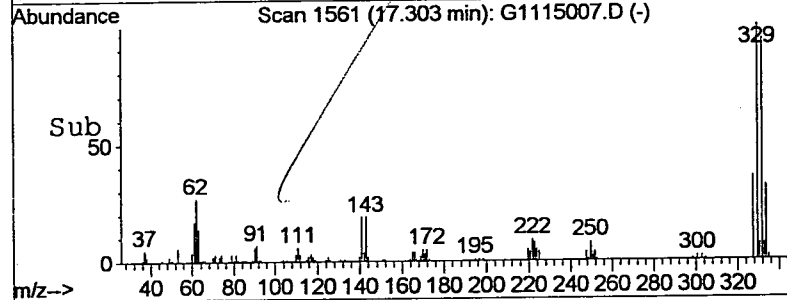
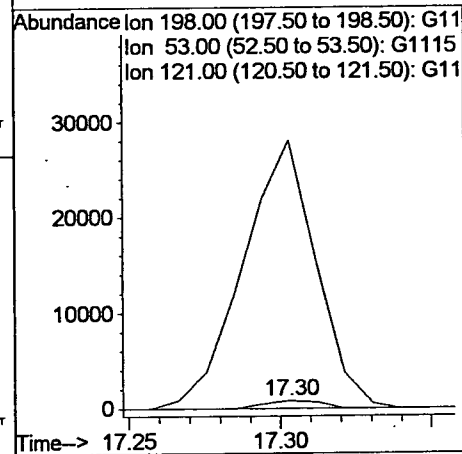
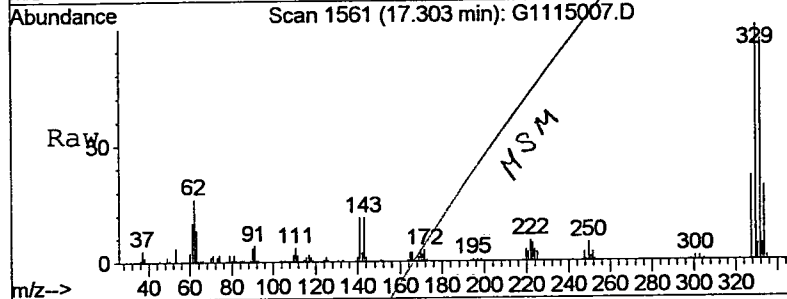
| Tgt Ion | Resp | Lower | Upper |
|---------|------|-------|-------|
| 165 | 100 | | |
| 89 | 0.9 | 18.7 | 58.7# |
| 63 | 0.6 | 20.3 | 60.3# |





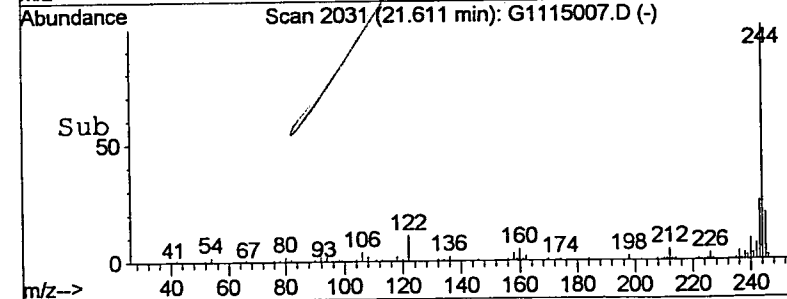
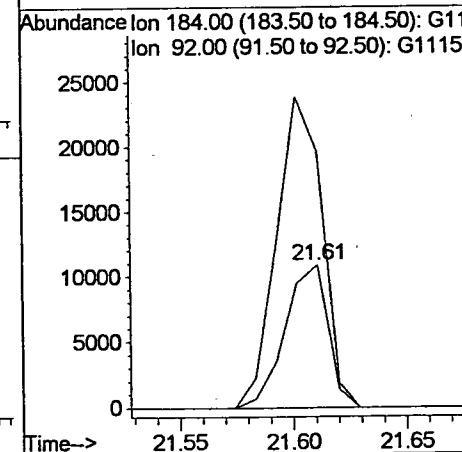
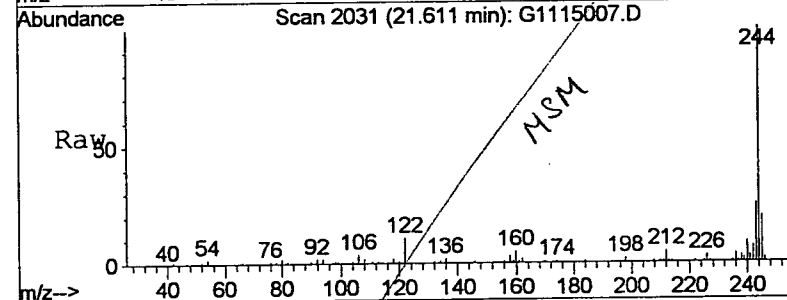
#60
 4,6-Dinitro-2-methylphenol
 Concen: 2.34 ppm
 RT: 17.30 min Scan# 1561
 Delta R.T. 0.30 min
 Lab File: G1115007.D
 Acq: 15 Nov 2007 9:29 pm

| Tgt Ion | Resp | Lower | Upper |
|---------|--------|-------|-------|
| 198 | 1025 | | |
| 53 | 4601.0 | 3.7 | 43.7# |
| 121 | 0.0 | 6.9 | 46.9# |



#75
 Benzidine
 Concen: 0.82 ppm
 RT: 21.61 min Scan# 2031
 Delta R.T. 0.38 min
 Lab File: G1115007.D
 Acq: 15 Nov 2007 9:29 pm

| Tgt Ion | Resp | Lower | Upper |
|---------|-------|-------|-------|
| 184 | 14210 | | |
| 92 | 231.9 | 0.0 | 31.6# |



Data File : C:\GCMS62\DATA\07NOV15\G1115008.D
 Acq On : 15 Nov 2007 10:07 pm
 Sample : 7K12065-MS1
 Misc : SOIL 15G/1ml --- IQK1137-05
 MS Integration Params: RTEINT.P
 Quant Time: Nov 15 22:39 19107

Vial: 10
 Operator: DF/AI
 Inst : GCMS62
 Multiplr: 1.00

Quant Results File: G7K15SV.RES

Quant Method : C:\HPCHEM\1\METHODS\G7K15SV.M (RTE Integrator)
 Title : 625/8270 Calibration
 Last Update : Thu Nov 15 16:11:56 2007
 Response via : Initial Calibration
 DataAcq Meth : G7K15SV

| Internal Standards | R.T. | QIon | Response | Conc | Units | Dev(Min) |
|--------------------------------|-------|------|----------|-------|-------|----------|
| 1) 1,4-Dichlorobenzene-d4 (IS) | 8.42 | 152 | 783600 | 40.00 | ppm | 0.02 |
| 20) Naphthalene-d8 (IS) | 11.27 | 136 | 2871749 | 40.00 | ppm | 0.00 |
| 36) Acenaphthene-d10 (IS) | 15.42 | 164 | 1367335 | 40.00 | ppm | 0.00 |
| 59) Phenanthrene-d10 (IS) | 18.82 | 188 | 1662260 | 40.00 | ppm | 0.00 |
| 71) Chrysene-d12 (IS) | 23.30 | 240 | 1464355 | 40.00 | ppm | 0.00 |
| 82) Perylene-d12 (IS) | 26.78 | 264 | 1065213 | 40.00 | ppm | 0.00 |

System Monitoring Compounds

| | | | | | | |
|-------------------------------|----------------|-----|------------|---------|-----|------|
| 2) 2-Fluorophenol (SU) | 5.96 | 112 | 2212867 | 69.95 | ppm | 0.08 |
| Spiked Amount 100.000 | Range 25 - 120 | | Recovery = | 69.95% | | |
| 7) Phenol-d6 (SU) | 7.84 | 99 | 2671399 | 78.14 | ppm | 0.04 |
| Spiked Amount 100.000 | Range 30 - 120 | | Recovery = | 78.14% | | |
| 21) Nitrobenzene-d5 (SU) | 9.71 | 82 | 978752 | 38.44 | ppm | 0.01 |
| Spiked Amount 50.000 | Range 30 - 120 | | Recovery = | 76.88% | | |
| 40) 2-Fluorobiphenyl (SU) | 13.90 | 172 | 1976509 | 41.01 | ppm | 0.00 |
| Spiked Amount 50.000 | Range 35 - 120 | | Recovery = | 82.02% | | |
| 62) 2,4,6-Tribromophenol (SU) | 17.32 | 330 | 855317 | 101.08 | ppm | 0.00 |
| Spiked Amount 100.000 | Range 35 - 120 | | Recovery = | 101.08% | | |
| 74) Terphenyl-d14 (SU) | 21.61 | 244 | 1599238 | 39.50 | ppm | 0.00 |
| Spiked Amount 50.000 | Range 35 - 155 | | Recovery = | 79.00% | | |

Target Compounds

| Target Compounds | R.T. | QIon | Response | Conc | Units | Qvalue |
|--------------------------------|-------|------|----------|-------|-------|--------|
| 3) Pyridine | 3.78 | 79 | 875937 | 25.64 | ppm | 99 |
| 4) n-Nitrosodimethylamine | 3.77 | 74 | 681215 | 32.52 | ppm | 98 |
| 5) bis(2-Chloroethyl)ether | 8.00 | 93 | 1259133 | 41.30 | ppm | # 87 |
| 6) Aniline | 7.83 | 93 | 1424442 | 33.26 | ppm | 90 |
| 8) Phenol | 7.87 | 94 | 1572285 | 40.23 | ppm | 95 |
| 9) 2-Chlorophenol | 8.05 | 128 | 1130172 | 40.53 | ppm | 99 |
| 10) n-Decane | 8.19 | 57 | 796120 | 31.51 | ppm | 99 |
| 11) 1,3-Dichlorobenzene | 8.33 | 146 | 1137465 | 36.13 | ppm | 98 |
| 12) 1,4-Dichlorobenzene | 8.45 | 146 | 1170202 | 37.66 | ppm | 99 |
| 13) 1,2-Dichlorobenzene | 8.85 | 146 | 1101542 | 39.29 | ppm | 99 |
| 14) Benzyl alcohol | 8.82 | 108 | 760871 | 46.14 | ppm | 98 |
| 15) bis(2-chloroisopropyl)ethe | 9.17 | 45 | 1057587 | 42.41 | ppm | 97 |
| 16) 2-Methylphenol | 9.12 | 107 | 857979 | 42.19 | ppm | 99 |
| 17) Hexachloroethane | 9.51 | 117 | 399780 | 37.30 | ppm | 98 |
| 18) N-Nitroso-di-n-propylamine | 9.50 | 70 | 660034 | 40.70 | ppm | 100 |
| 19) 4-Methylphenol | 9.46 | 107 | 1300185 | 46.42 | ppm | 100 |
| 22) Nitrobenzene | 9.75 | 77 | 990160 | 39.61 | ppm | 97 |
| 23) Isophorone | 10.30 | 82 | 1866370 | 41.32 | ppm | 98 |
| 24) 2-Nitrophenol | 10.47 | 139 | 633675 | 43.69 | ppm | 98 |
| 25) 2,4-Dimethylphenol | 10.65 | 122 | 924779 | 40.50 | ppm | 99 |

(#) = qualifier out of range (m) = manual integration
 G1115008.D G7K15SV.M Fri Nov 16 10:17:09 2007

Data File : C:\GCMS62\DATA\07NOV15\G1115008.D
 Acq On : 15 Nov 2007 10:07 pm
 Sample : 7K12065-MS1
 Misc : SOIL 15G/1ml --- IQK1137-05
 MS Integration Params: RTEINT.P
 Quant Time: Nov 15 22:39 19107

Vial: 10
 Operator: DF/AI
 Inst : GCMS62
 Multiplr: 1.00

Quant Results File: G7K15SV.RES

Quant Method : C:\HPCHEM\1\METHODS\G7K15SV.M (RTE Integrator)
 Title : 625/8270 Calibration
 Last Update : Thu Nov 15 16:11:56 2007
 Response via : Initial Calibration
 DataAcq Meth : G7K15SV

| Compound | R.T. | QIon | Response | Conc | Unit | Qvalue |
|--------------------------------|-------|------|----------|-------|-------|--------|
| 26) bis(2-Chloroethoxy)methane | 10.88 | 93 | 1327745 | 40.58 | ppm | 99 |
| 27) 2,4-Dichlorophenol | 11.01 | 162 | 896187 | 44.25 | ppm | 99 |
| 28) 1,2,4-Trichlorobenzene | 11.19 | 180 | 859491 | 40.73 | ppm | 99 |
| 29) Benzoic Acid | 10.96 | 122 | 304299 | 27.05 | ppm | 98 |
| 30) Naphthalene | 11.31 | 128 | 2820381 | 40.89 | ppm | 100 |
| 31) 4-Chloroaniline | 11.54 | 127 | 885026 | 29.86 | ppm | 98 |
| 32) Hexachlorobutadiene | 11.78 | 225 | 466204 | 39.72 | ppm | 98 |
| 33) 4-Chloro-3-methylphenol | 12.74 | 107 | 877968 | 45.95 | ppm | 98 |
| 34) 2-Methylnaphthalene | 12.94 | 141 | 1551707 | 43.24 | ppm | 99 |
| 35) 2,3-Dichloroaniline | 13.71 | 161 | 781968 | 34.73 | ppm | 100 |
| 37) Hexachlorocyclopentadiene | 13.49 | 237 | 458088 | 47.74 | ppm | 99 |
| 38) 2,4,6-Trichlorophenol | 13.70 | 196 | 553242 | 45.79 | ppm | 97 |
| 39) 2,4,5-Trichlorophenol | 13.77 | 196 | 664284 | 47.33 | ppm | 99 |
| 41) 2-Chloronaphthalene | 14.06 | 162 | 1777201 | 43.15 | ppm | 100 |
| 42) 2-Nitroaniline | 14.44 | 65 | 466275 | 45.32 | ppm | 98 |
| 43) 1,3-Dinitrobenzene | 15.01 | 168 | 363630 | 42.39 | ppm # | 43 |
| 44) Acenaphthylene | 15.04 | 152 | 2737683 | 47.27 | ppm | 100 |
| 45) Dimethylphthalate | 15.02 | 163 | 1871806 | 44.16 | ppm | 100 |
| 46) 2,6-Dinitrotoluene | 15.15 | 165 | 496680 | 44.81 | ppm | 98 |
| 47) Acenaphthene | 15.50 | 154 | 1585668 | 43.78 | ppm ✓ | 99 |
| 48) 3-Nitroaniline | 15.44 | 138 | 333695 | 28.09 | ppm | 97 |
| 49) 2,4-Dinitrophenol | 15.68 | 184 | 138513 | 30.34 | ppm | 98 |
| 50) Dibenzofuran | 15.88 | 168 | 2423966 | 44.42 | ppm | 79 |
| 51) 2,4-Dinitrotoluene | 16.06 | 165 | 639928 | 44.38 | ppm | 99 |
| 52) 4-Nitrophenol | 15.92 | 109 | 177905 | 45.09 | ppm # | 1 |
| 53) Fluorene | 16.69 | 166 | 1850691 | 43.91 | ppm | 99 |
| 54) 4-Chlorophenyl-phenylether | 16.76 | 204 | 858740 | 44.62 | ppm | 97 |
| 55) Diethylphthalate | 16.73 | 149 | 1862909 | 44.01 | ppm | 99 |
| 56) Azobenzene | 17.12 | 77 | 2004870 | 44.21 | ppm | 98 |
| 57) 4-Nitroaniline | 16.91 | 138 | 469731 | 38.92 | ppm | 100 |
| 58) n-Octadecane | 18.81 | 57 | 766080 | 42.54 | ppm | 99 |
| 60) 4,6-Dinitro-2-methylphenol | 17.00 | 198 | 278379 | 47.42 | ppm | 99 |
| 61) n-Nitrosodiphenylamine | 17.08 | 169 | 1375567 | 47.21 | ppm | 99 |
| 63) 4-Bromophenyl-phenylether | 17.89 | 248 | 647681 | 47.44 | ppm | 99 |
| 64) Hexachlorobenzene | 18.18 | 284 | 809465 | 45.40 | ppm | 99 |
| 65) Pentachlorophenol | 18.60 | 266 | 510425 | 49.06 | ppm | 100 |
| 66) Phenanthrene | 18.87 | 178 | 2465976 | 46.01 | ppm | 100 |
| 67) Anthracene | 18.96 | 178 | 2518341 | 46.82 | ppm | 99 |
| 68) Carbazole | 19.32 | 167 | 2212464 | 48.32 | ppm | 99 |
| 69) Di-n-butylphthalate | 20.17 | 149 | 3030302 | 47.57 | ppm | 100 |
| 70) Fluoranthene | 20.97 | 202 | 2246336 | 47.71 | ppm | 99 |

(#) = qualifier out of range (m) = manual integration
 G1115008.D G7K15SV.M Fri Nov 16 10:17:11 2007

Data File : C:\GCMS62\DATA\07NOV15\G1115008.D
 Acq On : 15 Nov 2007 10:07 pm
 Sample : 7K12065-MS1
 Misc : SOIL 15G/1ml --- IQK1137-05
 MS Integration Params: RTEINT.P
 Quant Time: Nov 15 22:39 19107

Vial: 10
 Operator: DF/AI
 Inst : GCMS62
 Multiplr: 1.00

Quant Results File: G7K15SV.RES

Quant Method : C:\HPCHEM\1\METHODS\G7K15SV.M (RTE Integrator)
 Title : 625/8270 Calibration
 Last Update : Thu Nov 15 16:11:56 2007
 Response via : Initial Calibration
 DataAcq Meth : G7K15SV

| Compound | R.T. | QIon | Response | Conc | Unit | Qvalue |
|--------------------------------|-------|------|----------|-------|------|--------|
| 72) Pyrene | 21.31 | 202 | 2233085 | 42.16 | ppm | 99 |
| 73) 2,2'-Dichlorobenzil | 21.48 | 139 | 1652090 | 43.10 | ppm | 99 |
| 75) Benzidine | 21.23 | 184 | 22806 | 1.50 | ppm | 100 |
| 76) Butylbenzylphthalate | 22.43 | 149 | 1122200 | 46.23 | ppm | 99 |
| 77) 3,3'-Dichlorobenzidine | 23.27 | 252 | 481664 | 32.52 | ppm | 95 |
| 78) Benzo[a]anthracene | 23.26 | 228 | 1779872 | 47.30 | ppm | 99 |
| 79) Chrysene | 23.35 | 228 | 1708620 | 46.38 | ppm | 100 |
| 80) bis(2-Ethylhexyl)phthalate | 23.55 | 149 | 1414940 | 47.97 | ppm | 99 |
| 81) Di-n-octylphthalate | 25.03 | 149 | 1830639 | 50.86 | ppm | 99 |
| 83) Benzo[b]fluoranthene | 25.90 | 252 | 1887817 | 51.23 | ppm | 97 |
| 84) Benzo[k]fluoranthene | 25.97 | 252 | 1879676 | 53.45 | ppm | 98 |
| 85) Benzo[a]pyrene | 26.67 | 252 | 1730174 | 56.16 | ppm | 100 |
| 86) Indeno[1,2,3-cd]pyrene | 29.42 | 276 | 1581810 | 53.81 | ppm | 99 |
| 87) Dibenz[a,h]anthracene | 29.50 | 278 | 1632500 | 54.34 | ppm | 99 |
| 88) Benzo[g,h,i]perylene | 30.15 | 276 | 1595509 | 51.63 | ppm | 100 |

(#) = qualifier out of range (m) = manual integration
 G1115008.D G7K15SV.M Fri Nov 16 10:17:11 2007


Quantitation Report

Data File : C:\GCMS62\DATA\07NOV15\G1115008.D
 Acq On : 15 Nov 2007 10:07 pm
 Sample : 7K12065-MS1
 Misc : SOIL 15G/1ml --- IQK1137-05
 MS Integration Params: RTEINT.P
 Quant Time: Nov 15 22:39 19107

Vial: 10
 Operator: DF/AI
 Inst : GCMS62
 Multiplr: 1.00

Quant Results File: G7K15SV.RES

Method : C:\HPCHEM\1\METHODS\G7K15SV.M (RTE Integrator)
 Title : 625/8270 Calibration
 Last Update : Thu Nov 15 16:11:56 2007
 Response via : Initial Calibration



Data File : C:\GCMS62\DATA\07NOV15\G1115008.D
 Acq On : 15 Nov 2007 10:07 pm
 Sample : 7K12065-MS1
 Misc : SOIL 15G/1ml --- IQK1137-05
 MS Integration Params: RTEINT.P
 Quant Time: Nov 15 22:39 19107

Vial: 10
 Operator: DF/AI
 Inst : GCMS62
 Multiplr: 1.00

Quant Results File: G7K15SV.RES

Quant Method : C:\HPCHEM\1\METHODS\G7K15SV.M (RTE Integrator)
 Title : 625/8270 Calibration
 Last Update : Thu Nov 15 16:11:56 2007
 Response via : Initial Calibration
 DataAcq Meth : G7K15SV

| Internal Standards | R.T. | QIon | Response | Conc | Units | Dev(Min) |
|--------------------------------|-------|------|----------|-------|-------|----------|
| 1) 1,4-Dichlorobenzene-d4 (IS) | 8.42 | 152 | 783600 | 40.00 | ppm | 0.02 |
| 20) Naphthalene-d8 (IS) | 11.27 | 136 | 2871749 | 40.00 | ppm | 0.00 |
| 36) Acenaphthene-d10 (IS) | 15.42 | 164 | 1367335 | 40.00 | ppm | 0.00 |
| 59) Phenanthrene-d10 (IS) | 18.82 | 188 | 1662260 | 40.00 | ppm | 0.00 |
| 71) Chrysene-d12 (IS) | 23.30 | 240 | 1464355 | 40.00 | ppm | 0.00 |
| 82) Perylene-d12 (IS) | 26.78 | 264 | 1065213 | 40.00 | ppm | 0.00 |

| System Monitoring Compounds | R.T. | QIon | Response | Conc | Units | Dev(Min) |
|-------------------------------|----------------|------|------------|---------|-------|----------|
| 2) 2-Fluorophenol (SU) | 5.96 | 112 | 2212867 | 69.95 | ppm | 0.08 |
| Spiked Amount 100.000 | Range 25 - 120 | | Recovery = | 69.95% | | |
| 7) Phenol-d6 (SU) | 7.84 | 99 | 2671399 | 78.14 | ppm | 0.04 |
| Spiked Amount 100.000 | Range 30 - 120 | | Recovery = | 78.14% | | |
| 21) Nitrobenzene-d5 (SU) | 9.71 | 82 | 978752 | 38.44 | ppm | 0.01 |
| Spiked Amount 50.000 | Range 30 - 120 | | Recovery = | 76.88% | | |
| 40) 2-Fluorobiphenyl (SU) | 13.90 | 172 | 1976509 | 41.01 | ppm | 0.00 |
| Spiked Amount 50.000 | Range 35 - 120 | | Recovery = | 82.02% | | |
| 62) 2,4,6-Tribromophenol (SU) | 17.32 | 330 | 855317 | 101.08 | ppm | 0.00 |
| Spiked Amount 100.000 | Range 35 - 120 | | Recovery = | 101.08% | | |
| 74) Terphenyl-d14 (SU) | 21.61 | 244 | 1599238 | 39.50 | ppm | 0.00 |
| Spiked Amount 50.000 | Range 35 - 155 | | Recovery = | 79.00% | | |

| Target Compounds | R.T. | QIon | Response | Conc | Units | Qvalue |
|----------------------------------|-------|------|----------|-------|-------|--------|
| 3) Pyridine | 3.78 | 79 | 875937 | 25.64 | ppm | 99 |
| 4) n-Nitrosodimethylamine | 3.77 | 74 | 681215 | 32.52 | ppm | 98 |
| 5) bis(2-Chloroethyl) ether | 8.00 | 93 | 1259133 | 41.30 | ppm | # 87 |
| 6) Aniline | 7.83 | 93 | 1424442 | 33.26 | ppm | 90 |
| 8) Phenol | 7.87 | 94 | 1572285 | 40.23 | ppm | 95 |
| 9) 2-Chlorophenol | 8.05 | 128 | 1130172 | 40.53 | ppm | 99 |
| 10) n-Decane | 8.19 | 57 | 796120 | 31.51 | ppm | 99 |
| 11) 1,3-Dichlorobenzene | 8.33 | 146 | 1137465 | 36.13 | ppm | 98 |
| 12) 1,4-Dichlorobenzene | 8.45 | 146 | 1170202 | 37.66 | ppm | 99 |
| 13) 1,2-Dichlorobenzene | 8.85 | 146 | 1101542 | 39.29 | ppm | 99 |
| 14) Benzyl alcohol | 8.82 | 108 | 760871 | 46.14 | ppm | 98 |
| 15) bis(2-chloroisopropyl) ether | 9.17 | 45 | 1057587 | 42.41 | ppm | 97 |
| 16) 2-Methylphenol | 9.12 | 107 | 857979 | 42.19 | ppm | 99 |
| 17) Hexachloroethane | 9.51 | 117 | 399780 | 37.30 | ppm | 98 |
| 18) N-Nitroso-di-n-propylamine | 9.50 | 70 | 660034 | 40.70 | ppm | 100 |
| 19) 4-Methylphenol | 9.46 | 107 | 1300185 | 46.42 | ppm | 100 |
| 22) Nitrobenzene | 9.75 | 77 | 990160 | 39.61 | ppm | 97 |
| 23) Isophorone | 10.30 | 82 | 1866370 | 41.32 | ppm | 98 |
| 24) 2-Nitrophenol | 10.47 | 139 | 633675 | 43.69 | ppm | 98 |
| 25) 2,4-Dimethylphenol | 10.65 | 122 | 924779 | 40.50 | ppm | 99 |

(#) = qualifier out of range (m) = manual integration
 G1115008.D G7K15SV.M Thu Nov 15 22:39:28 2007

Data File : C:\GCMS62\DATA\07NOV15\G1115008.D
 Acq On : 15 Nov 2007 10:07 pm
 Sample : 7K12065-MS1
 Misc : SOIL 15G/1ml --- IQK1137-05
 MS Integration Params: RTEINT.P
 Quant Time: Nov 15 22:39 19107

Vial: 10
 Operator: DF/AI
 Inst : GCMS62
 Multiplr: 1.00

Quant Results File: G7K15SV.RES

Quant Method : C:\HPCHEM\1\METHODS\G7K15SV.M (RTE Integrator)
 Title : 625/8270 Calibration
 Last Update : Thu Nov 15 16:11:56 2007
 Response via : Initial Calibration
 DataAcq Meth : G7K15SV

| Compound | R.T. | QIon | Response | Conc | Unit | Qvalue |
|--------------------------------|-------|------|----------|-------|-------|--------|
| 26) bis(2-Chloroethoxy)methane | 10.88 | 93 | 1327745 | 40.58 | ppm | 99 |
| 27) 2,4-Dichlorophenol | 11.01 | 162 | 896187 | 44.25 | ppm | 99 |
| 28) 1,2,4-Trichlorobenzene | 11.19 | 180 | 859491 | 40.73 | ppm | 99 |
| 29) Benzoic Acid | 10.96 | 122 | 304299 | 27.05 | ppm | 98 |
| 30) Naphthalene | 11.31 | 128 | 2820381 | 40.89 | ppm | 100 |
| 31) 4-Chloroaniline | 11.54 | 127 | 885026 | 29.86 | ppm | 98 |
| 32) Hexachlorobutadiene | 11.78 | 225 | 466204 | 39.72 | ppm | 98 |
| 33) 4-Chloro-3-methylphenol | 12.74 | 107 | 877968 | 45.95 | ppm | 98 |
| 34) 2-Methylnaphthalene | 12.94 | 141 | 1551707 | 43.24 | ppm | 99 |
| 35) 2,3-Dichloroaniline | 13.71 | 161 | 781968 | 34.73 | ppm | 100 |
| 37) Hexachlorocyclopentadiene | 13.49 | 237 | 458088 | 47.74 | ppm | 99 |
| 38) 2,4,6-Trichlorophenol | 13.70 | 196 | 553242 | 45.79 | ppm | 97 |
| 39) 2,4,5-Trichlorophenol | 13.77 | 196 | 664284 | 47.33 | ppm | 99 |
| 41) 2-Chloronaphthalene | 14.06 | 162 | 1777201 | 43.15 | ppm | 100 |
| 42) 2-Nitroaniline | 14.44 | 65 | 466275 | 45.32 | ppm | 98 |
| 43) 1,3-Dinitrobenzene | 15.01 | 168 | 363630 | 42.39 | ppm # | 43 |
| 44) Acenaphthylene | 15.04 | 152 | 2737683 | 47.27 | ppm | 100 |
| 45) Dimethylphthalate | 15.02 | 163 | 1871806 | 44.16 | ppm | 100 |
| 46) 2,6-Dinitrotoluene | 15.15 | 165 | 496680 | 44.81 | ppm | 98 |
| 47) Acenaphthene | 15.50 | 154 | 1585668 | 43.78 | ppm | 99 |
| 48) 3-Nitroaniline | 15.44 | 138 | 333695 | 28.09 | ppm | 97 |
| 49) 2,4-Dinitrophenol | 15.68 | 184 | 138513 | 30.34 | ppm | 98 |
| 50) Dibenzofuran | 15.88 | 168 | 2423966 | 44.42 | ppm | 79 |
| 51) 2,4-Dinitrotoluene | 16.06 | 165 | 639928 | 44.38 | ppm | 99 |
| 52) 4-Nitrophenol | 15.92 | 109 | 177905 | 45.09 | ppm # | 1 |
| 53) Fluorene | 16.69 | 166 | 1850691 | 43.91 | ppm | 99 |
| 54) 4-Chlorophenyl-phenylether | 16.76 | 204 | 858740 | 44.62 | ppm | 97 |
| 55) Diethylphthalate | 16.73 | 149 | 1862909 | 44.01 | ppm | 99 |
| 56) Azobenzene | 17.12 | 77 | 2004870 | 44.21 | ppm | 98 |
| 57) 4-Nitroaniline | 16.91 | 138 | 469731 | 38.92 | ppm | 100 |
| 58) n-Octadecane | 18.81 | 57 | 766080 | 42.54 | ppm | 99 |
| 60) 4,6-Dinitro-2-methylphenol | 17.00 | 198 | 278379 | 47.42 | ppm | 99 |
| 61) n-Nitrosodiphenylamine | 17.08 | 169 | 1375567 | 47.21 | ppm | 99 |
| 63) 4-Bromophenyl-phenylether | 17.89 | 248 | 647681 | 47.44 | ppm | 99 |
| 64) Hexachlorobenzene | 18.18 | 284 | 809465 | 45.40 | ppm | 99 |
| 65) Pentachlorophenol | 18.60 | 266 | 510425 | 49.06 | ppm | 100 |
| 66) Phenanthrene | 18.87 | 178 | 2465976 | 46.01 | ppm | 100 |
| 67) Anthracene | 18.96 | 178 | 2518341 | 46.82 | ppm | 99 |
| 68) Carbazole | 19.32 | 167 | 2212464 | 48.32 | ppm | 99 |
| 69) Di-n-butylphthalate | 20.17 | 149 | 3030302 | 47.57 | ppm | 100 |
| 70) Fluoranthene | 20.97 | 202 | 2246336 | 47.71 | ppm | 99 |

(#) = qualifier out of range (m) = manual integration

G1115008.D G7K15SV.M Thu Nov 15 22:39:29 2007

Data File : C:\GCMS62\DATA\07NOV15\G1115008.D
 Acq On : 15 Nov 2007 10:07 pm
 Sample : 7K12065-MS1
 Misc : SOIL 15G/1ml --- IQK1137-05
 MS Integration Params: RTEINT.P
 Quant Time: Nov 15 22:39 19107

Vial: 10
 Operator: DF/AI
 Inst : GCMS62
 Multiplr: 1.00

Quant Results File: G7K15SV.RES

Quant Method : C:\HPCHEM\1\METHODS\G7K15SV.M (RTE Integrator)
 Title : 625/8270 Calibration
 Last Update : Thu Nov 15 16:11:56 2007
 Response via : Initial Calibration
 DataAcq Meth : G7K15SV

| Compound | R.T. | QIon | Response | Conc | Unit | Qvalue |
|--------------------------------|-------|------|----------|-------|------|--------|
| 72) Pyrene | 21.31 | 202 | 2233085 | 42.16 | ppm | 99 |
| 73) 2,2'-Dichlorobenzil | 21.48 | 139 | 1652090 | 43.10 | ppm | 99 |
| 75) Benzidine | 21.23 | 184 | 22806 | 1.50 | ppm | 100 |
| 76) Butylbenzylphthalate | 22.43 | 149 | 1122200 | 46.23 | ppm | 99 |
| 77) 3,3'-Dichlorobenzidine | 23.27 | 252 | 481664 | 32.52 | ppm | 95 |
| 78) Benzo[a]anthracene | 23.26 | 228 | 1779872 | 47.30 | ppm | 99 |
| 79) Chrysene | 23.35 | 228 | 1708620 | 46.38 | ppm | 100 |
| 80) bis(2-Ethylhexyl)phthalate | 23.55 | 149 | 1414940 | 47.97 | ppm | 99 |
| 81) Di-n-octylphthalate | 25.03 | 149 | 1830639 | 50.86 | ppm | 99 |
| 83) Benzo[b]fluoranthene | 25.90 | 252 | 1887817 | 51.23 | ppm | 97 |
| 84) Benzo[k]fluoranthene | 25.97 | 252 | 1879676 | 53.45 | ppm | 98 |
| 85) Benzo[a]pyrene | 26.67 | 252 | 1730174 | 56.16 | ppm | 100 |
| 86) Indeno[1,2,3-cd]pyrene | 29.42 | 276 | 1581810 | 53.81 | ppm | 99 |
| 87) Dibenz[a,h]anthracene | 29.50 | 278 | 1632500 | 54.34 | ppm | 99 |
| 88) Benzo[g,h,i]perylene | 30.15 | 276 | 1595509 | 51.63 | ppm | 100 |

 (#) = qualifier out of range (m) = manual integration
 G1115008.D G7K15SV.M Thu Nov 15 22:39:30 2007


Quantitation Report

Data File : C:\GCMS62\DATA\07NOV15\G1115008.D
Acq On : 15 Nov 2007 10:07 pm
Sample : 7K12065-MS1
Misc : SOIL 15G/1ml --- IQK1137-05
MS Integration Params: RTEINT.P
Quant Time: Nov 15 22:39 19107

Vial: 10
Operator: DF/AI
Inst : GCMS62
Multiplr: 1.00

Quant Results File: G7K15SV.RES

Method : C:\HPCHEM\1\METHODS\G7K15SV.M (RTE Integrator)
Title : 625/8270 Calibration
Last Update : Thu Nov 15 16:11:56 2007
Response via : Initial Calibration



Data File : C:\GCMS62\DATA\07NOV15\G1115009.D
 Acq On : 15 Nov 2007 10:45 pm
 Sample : 7K12065-MSD1
 Misc : SOIL 15G/1ml. --- IQK1137-05
 MS Integration Params: RTEINT.P
 Quant Time: Nov 15 23:17 19107

Vial: 11
 Operator: DF/AI
 Inst : GCMS62
 Multiplr: 1.00

Quant Results File: G7K15SV.RES

Quant Method : C:\HPCHEM\1\METHODS\G7K15SV.M (RTE Integrator)
 Title : 625/8270 Calibration
 Last Update : Thu Nov 15 16:11:56 2007
 Response via : Initial Calibration
 DataAcq Meth : G7K15SV

LB

| Internal Standards | R.T. | QIon | Response | Conc | Units | Dev(Min) |
|--------------------------------|-------|------|----------|-------|-------|----------|
| 1) 1,4-Dichlorobenzene-d4 (IS) | 8.40 | 152 | 804588 | 40.00 | ppm | 0.00 |
| 20) Naphthalene-d8 (IS) | 11.26 | 136 | 3053972 | 40.00 | ppm | 0.00 |
| 36) Acenaphthene-d10 (IS) | 15.42 | 164 | 1382637 | 40.00 | ppm | 0.00 |
| 59) Phenanthrene-d10 (IS) | 18.82 | 188 | 1590415 | 40.00 | ppm | 0.00 |
| 71) Chrysene-d12 (IS) | 23.29 | 240 | 1111948 | 40.00 | ppm | 0.00 |
| 82) Perylene-d12 (IS) | 26.78 | 264 | 729584 | 40.00 | ppm | 0.00 |

| System Monitoring Compounds | R.T. | QIon | Response | Conc | Units | Dev(Min) |
|-------------------------------|----------------|------|------------|--------|-------|----------|
| 2) 2-Fluorophenol (SU) | 5.94 | 112 | 2057087 | 63.33 | ppm | 0.06 |
| Spiked Amount 100.000 | Range 25 - 120 | | Recovery = | 63.33% | | |
| 7) Phenol-d6 (SU) | 7.83 | 99 | 2585626 | 73.66 | ppm | 0.03 |
| Spiked Amount 100.000 | Range 30 - 120 | | Recovery = | 73.66% | | |
| 21) Nitrobenzene-d5 (SU) | 9.70 | 82 | 906118 | 33.47 | ppm | 0.00 |
| Spiked Amount 50.000 | Range 30 - 120 | | Recovery = | 66.94% | | |
| 40) 2-Fluorobiphenyl (SU) | 13.89 | 172 | 1865125 | 38.27 | ppm | 0.00 |
| Spiked Amount 50.000 | Range 35 - 120 | | Recovery = | 76.54% | | |
| 62) 2,4,6-Tribromophenol (SU) | 17.31 | 330 | 742920 | 91.77 | ppm | 0.00 |
| Spiked Amount 100.000 | Range 35 - 120 | | Recovery = | 91.77% | | |
| 74) Terphenyl-d14 (SU) | 21.60 | 244 | 1341340 | 43.63 | ppm | 0.00 |
| Spiked Amount 50.000 | Range 35 - 155 | | Recovery = | 87.26% | | |

| Target Compounds | R.T. | QIon | Response | Conc | Units | Qvalue |
|--------------------------------|-------|------|----------|-------|-------|--------|
| 3) Pyridine | 3.73 | 79 | 728226 | 20.76 | ppm | 99 |
| 4) n-Nitrosodimethylamine | 3.73 | 74 | 550908 | 25.61 | ppm | 98 |
| 5) bis(2-Chloroethyl)ether | 7.98 | 93 | 1126355 | 35.98 | ppm | # 86 |
| 6) Aniline | 7.82 | 93 | 1387502 | 31.55 | ppm | 76 |
| 8) Phenol | 7.85 | 94 | 1541627 | 38.42 | ppm | # 66 |
| 9) 2-Chlorophenol | 8.04 | 128 | 1086842 | 37.96 | ppm | 100 |
| 10) n-Decane | 8.17 | 57 | 613463 | 23.65 | ppm | 100 |
| 11) 1,3-Dichlorobenzene | 8.32 | 146 | 965061 | 29.85 | ppm | 99 |
| 12) 1,4-Dichlorobenzene | 8.44 | 146 | 990505 | 31.05 | ppm | 98 |
| 13) 1,2-Dichlorobenzene | 8.83 | 146 | 964284 | 33.50 | ppm | 98 |
| 14) Benzyl alcohol | 8.81 | 108 | 730229 | 43.13 | ppm | 99 |
| 15) bis(2-chloroisopropyl)ethe | 9.16 | 45 | 971563 | 37.95 | ppm | 98 |
| 16) 2-Methylphenol | 9.12 | 107 | 842413 | 40.34 | ppm | 100 |
| 17) Hexachloroethane | 9.49 | 117 | 339246 | 30.83 | ppm | 99 |
| 18) N-Nitroso-di-n-propylamine | 9.49 | 70 | 643907 | 38.67 | ppm | 99 |
| 19) 4-Methylphenol | 9.46 | 107 | 1274754 | 44.32 | ppm | 99 |
| 22) Nitrobenzene | 9.74 | 77 | 942852 | 35.47 | ppm | 99 |
| 23) Isophorone | 10.29 | 82 | 1802365 | 37.52 | ppm | 99 |
| 24) 2-Nitrophenol | 10.47 | 139 | 598354 | 38.79 | ppm | 99 |
| 25) 2,4-Dimethylphenol | 10.65 | 122 | 908415 | 37.41 | ppm | 98 |

(#) = qualifier out of range (m) = manual integration
 G1115009.D G7K15SV.M Fri Nov 16 10:18:19 2007

Data File : C:\GCMS62\DATA\07NOV15\G1115009.D
 Acq On : 15 Nov 2007 10:45 pm
 Sample : 7K12065-MSD1
 Misc : SOIL 15G/1ml --- IQK1137-05
 MS Integration Params: RTEINT.P
 Quant Time: Nov 15 23:17 19107

Vial: 11
 Operator: DF/AI
 Inst : GCMS62
 Multiplr: 1.00

Quant Results File: G7K15SV.RES

Quant Method : C:\HPCHEM\1\METHODS\G7K15SV.M (RTE Integrator)
 Title : 625/8270 Calibration
 Last Update : Thu Nov 15 16:11:56 2007
 Response via : Initial Calibration
 DataAcq Meth : G7K15SV

| Compound | R.T. | QIon | Response | Conc | Unit | Qvalue |
|--------------------------------|-------|------|----------|-------|-------|--------|
| 26) bis(2-Chloroethoxy)methane | 10.88 | 93 | 1301409 | 37.40 | ppm | 100 |
| 27) 2,4-Dichlorophenol | 11.01 | 162 | 868124 | 40.31 | ppm | 99 |
| 28) 1,2,4-Trichlorobenzene | 11.19 | 180 | 783157 | 34.90 | ppm | 99 |
| 29) Benzoic Acid | 10.94 | 122 | 269748 | 23.75 | ppm | 96 |
| 30) Naphthalene | 11.31 | 128 | 2644126 | 36.04 | ppm | 100 |
| 31) 4-Chloroaniline | 11.54 | 127 | 1021688 | 32.41 | ppm | 100 |
| 32) Hexachlorobutadiene | 11.78 | 225 | 408011 | 32.68 | ppm | 99 |
| 33) 4-Chloro-3-methylphenol | 12.74 | 107 | 853535 | 42.01 | ppm | 99 |
| 34) 2-Methylnaphthalene | 12.93 | 141 | 1498835 | 39.28 | ppm | 99 |
| 35) 2,3-Dichloroaniline | 13.70 | 161 | 861986 | 35.99 | ppm | 99 |
| 37) Hexachlorocyclopentadiene | 13.49 | 237 | 388296 | 40.47 | ppm | 99 |
| 38) 2,4,6-Trichlorophenol | 13.69 | 196 | 532643 | 43.60 | ppm | 99 |
| 39) 2,4,5-Trichlorophenol | 13.77 | 196 | 633317 | 44.62 | ppm | 100 |
| 41) 2-Chloronaphthalene | 14.06 | 162 | 1694471 | 40.69 | ppm | 100 |
| 42) 2-Nitroaniline | 14.43 | 65 | 446471 | 42.92 | ppm | 99 |
| 43) 1,3-Dinitrobenzene | 15.00 | 168 | 342599 | 39.42 | ppm # | 85 |
| 44) Acenaphthylene | 15.04 | 152 | 2570162 | 43.89 | ppm | 100 |
| 45) Dimethylphthalate | 15.02 | 163 | 1792032 | 41.81 | ppm | 99 |
| 46) 2,6-Dinitrotoluene | 15.15 | 165 | 476929 | 42.55 | ppm | 96 |
| 47) Acenaphthene | 15.50 | 154 | 1467027 | 40.05 | ppm | 98 |
| 48) 3-Nitroaniline | 15.43 | 138 | 378442 | 31.50 | ppm | 97 |
| 49) 2,4-Dinitrophenol | 15.67 | 184 | 102378 | 24.75 | ppm | 100 |
| 50) Dibenzofuran | 15.87 | 168 | 2289023 | 41.49 | ppm | 78 |
| 51) 2,4-Dinitrotoluene | 16.06 | 165 | 584381 | 40.08 | ppm | 99 |
| 52) 4-Nitrophenol | 15.92 | 109 | 151379 | 38.51 | ppm # | 1 |
| 53) Fluorene | 16.69 | 166 | 1707163 | 40.06 | ppm | 100 |
| 54) 4-Chlorophenyl-phenylether | 16.75 | 204 | 794265 | 40.82 | ppm | 98 |
| 55) Diethylphthalate | 16.73 | 149 | 1744964 | 40.77 | ppm | 99 |
| 56) Azobenzene | 17.12 | 77 | 1895319 | 41.33 | ppm | 99 |
| 57) 4-Nitroaniline | 16.91 | 138 | 434068 | 35.56 | ppm | 99 |
| 58) n-Octadecane | 18.81 | 57 | 701122 | 38.50 | ppm | 100 |
| 60) 4,6-Dinitro-2-methylphenol | 17.00 | 198 | 194563 | 36.93 | ppm | 98 |
| 61) n-Nitrosodiphenylamine | 17.07 | 169 | 1282707 | 46.01 | ppm | 100 |
| 63) 4-Bromophenyl-phenylether | 17.89 | 248 | 590124 | 45.18 | ppm | 98 |
| 64) Hexachlorobenzene | 18.17 | 284 | 729598 | 42.77 | ppm | 99 |
| 65) Pentachlorophenol | 18.60 | 266 | 438491 | 44.05 | ppm | 99 |
| 66) Phenanthrene | 18.86 | 178 | 2175498 | 42.43 | ppm | 100 |
| 67) Anthracene | 18.95 | 178 | 2256017 | 43.84 | ppm | 100 |
| 68) Carbazole | 19.32 | 167 | 1932417 | 44.11 | ppm | 99 |
| 69) Di-n-butylphthalate | 20.16 | 149 | 2689274 | 44.13 | ppm | 100 |
| 70) Fluoranthene | 20.97 | 202 | 1872439 | 41.57 | ppm | 99 |

(#) = qualifier out of range (m) = manual integration
 G1115009.D G7K15SV.M Fri Nov 16 10:18:20 2007

Data File : C:\GCMS62\DATA\07NOV15\G1115009.D
 Acq On : 15 Nov 2007 10:45 pm
 Sample : 7K12065-MSD1
 Misc : SOIL 15G/1ml --- IQK1137-05
 MS Integration Params: RTEINT.P
 Quant Time: Nov 15 23:17 19107

Vial: 11
 Operator: DF/AI
 Inst : GCMS62
 Multiplr: 1.00

Quant Results File: G7K15SV.RES

Quant Method : C:\HPCHEM\1\METHODS\G7K15SV.M (RTE Integrator)
 Title : 625/8270 Calibration
 Last Update : Thu Nov 15 16:11:56 2007
 Response via : Initial Calibration
 DataAcq Meth : G7K15SV

| Compound | R.T. | QIon | Response | Conc | Unit | Qvalue |
|--------------------------------|-------|------|----------|-------|-------|--------|
| 72) Pyrene | 21.31 | 202 | 1833338 | 45.58 | ppm | 99 |
| 73) 2,2'-Dichlorobenzil | 21.47 | 139 | 1400646 | 48.12 | ppm | 98 |
| 75) Benzidine | 21.24 | 184 | 9961 | 0.86 | ppm # | 70 |
| 76) Butylbenzylphthalate | 22.43 | 149 | 895180 | 48.57 | ppm | 98 |
| 77) 3,3'-Dichlorobenzidine | 23.27 | 252 | 373845 | 33.24 | ppm | 97 |
| 78) Benzo[a]anthracene | 23.25 | 228 | 1374644 | 48.11 | ppm | 99 |
| 79) Chrysene | 23.34 | 228 | 1292023 | 46.19 | ppm | 99 |
| 80) bis(2-Ethylhexyl)phthalate | 23.55 | 149 | 1114033 | 49.73 | ppm | 100 |
| 81) Di-n-octylphthalate | 25.03 | 149 | 1342303 | 49.11 | ppm | 100 |
| 83) Benzo[b]fluoranthene | 25.88 | 252 | 1346002 | 53.33 | ppm | 98 |
| 84) Benzo[k]fluoranthene | 25.96 | 252 | 1315805 | 54.63 | ppm | 99 |
| 85) Benzo[a]pyrene | 26.66 | 252 | 1212622 | 57.46 | ppm | 99 |
| 86) Indeno[1,2,3-cd]pyrene | 29.40 | 276 | 1096764 | 54.48 | ppm | 99 |
| 87) Dibenz[a,h]anthracene | 29.48 | 278 | 1123825 | 54.62 | ppm | 100 |
| 88) Benzo[g,h,i]perylene | 30.14 | 276 | 1109660 | 52.43 | ppm | 100 |

(#) = qualifier out of range (m) = manual integration
 G1115009.D G7K15SV.M Fri Nov 16 10:18:21 2007

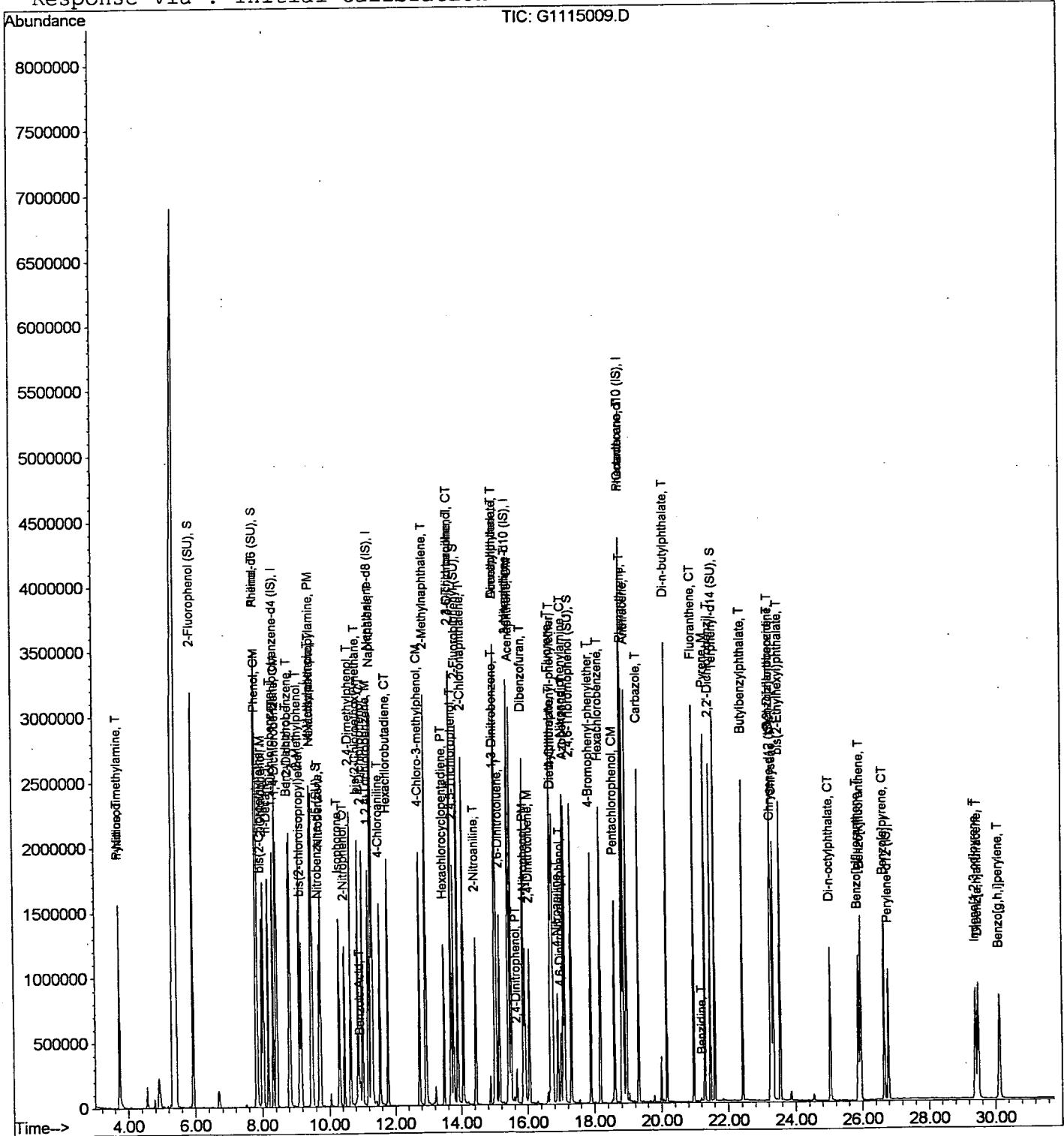
Quantitation Report

Data File : C:\GCMS62\DATA\07NOV15\G1115009.D
Acq On : 15 Nov 2007 10:45 pm
Sample : 7K12065-MSD1
Misc : SOIL 15G/1ml --- IQK1137-05
MS Integration Params: RTEINT.P
Quant Time: Nov 15 23:17 19107

Vial: 11
Operator: DF/AI
Inst : GCMS62
Multiplr: 1.00

Quant Results File: G7K15SV.RES

Method : C:\HPCHEM\1\METHODS\G7K15SV.M (RTE Integrator)
Title : 625/8270 Calibration
Last Update : Thu Nov 15 16:11:56 2007
Response via : Initial Calibration



Data File : C:\GCMS62\DATA\07NOV15\G1115009.D
 Acq On : 15 Nov 2007 10:45 pm
 Sample : 7K12065-MSD1
 Misc : SOIL 15G/1ml --- IQK1137-05
 MS Integration Params: RTEINT.P
 Quant Time: Nov 15 23:17 19107

Vial: 11
 Operator: DF/AI
 Inst : GCMS62
 Multiplr: 1.00

Quant Results File: G7K15SV.RES

Quant Method : C:\HPCHEM\1\METHODS\G7K15SV.M (RTE Integrator)
 Title : 625/8270 Calibration
 Last Update : Thu Nov 15 16:11:56 2007
 Response via : Initial Calibration
 DataAcq Meth : G7K15SV

| Internal Standards | R.T. | QIon | Response | Conc | Units | Dev(Min) |
|--------------------------------|-------|------|----------|-------|-------|----------|
| 1) 1,4-Dichlorobenzene-d4 (IS) | 8.40 | 152 | 804588 | 40.00 | ppm | 0.00 |
| 20) Naphthalene-d8 (IS) | 11.26 | 136 | 3053972 | 40.00 | ppm | 0.00 |
| 36) Acenaphthene-d10 (IS) | 15.42 | 164 | 1382637 | 40.00 | ppm | 0.00 |
| 59) Phenanthrene-d10 (IS) | 18.82 | 188 | 1590415 | 40.00 | ppm | 0.00 |
| 71) Chrysene-d12 (IS) | 23.29 | 240 | 1111948 | 40.00 | ppm | 0.00 |
| 82) Perylene-d12 (IS) | 26.78 | 264 | 729584 | 40.00 | ppm | 0.00 |

System Monitoring Compounds

| | | | | | | |
|-------------------------------|----------------|-----|------------|--------|-----|------|
| 2) 2-Fluorophenol (SU) | 5.94 | 112 | 2057087 | 63.33 | ppm | 0.06 |
| Spiked Amount 100.000 | Range 25 - 120 | | Recovery = | 63.33% | | |
| 7) Phenol-d6 (SU) | 7.83 | 99 | 2585626 | 73.66 | ppm | 0.03 |
| Spiked Amount 100.000 | Range 30 - 120 | | Recovery = | 73.66% | | |
| 21) Nitrobenzene-d5 (SU) | 9.70 | 82 | 906118 | 33.47 | ppm | 0.00 |
| Spiked Amount 50.000 | Range 30 - 120 | | Recovery = | 66.94% | | |
| 40) 2-Fluorobiphenyl (SU) | 13.89 | 172 | 1865125 | 38.27 | ppm | 0.00 |
| Spiked Amount 50.000 | Range 35 - 120 | | Recovery = | 76.54% | | |
| 62) 2,4,6-Tribromophenol (SU) | 17.31 | 330 | 742920 | 91.77 | ppm | 0.00 |
| Spiked Amount 100.000 | Range 35 - 120 | | Recovery = | 91.77% | | |
| 74) Terphenyl-d14 (SU) | 21.60 | 244 | 1341340 | 43.63 | ppm | 0.00 |
| Spiked Amount 50.000 | Range 35 - 155 | | Recovery = | 87.26% | | |

Target Compounds

| | | | | | | Qvalue |
|--------------------------------|-------|-----|---------|-------|-------|--------|
| 3) Pyridine | 3.73 | 79 | 728226 | 20.76 | ppm | 99 |
| 4) n-Nitrosodimethylamine | 3.73 | 74 | 550908 | 25.61 | ppm | 98 |
| 5) bis(2-Chloroethyl)ether | 7.98 | 93 | 1126355 | 35.98 | ppm # | 86 |
| 6) Aniline | 7.82 | 93 | 1387502 | 31.55 | ppm | 76 |
| 8) Phenol | 7.85 | 94 | 1541627 | 38.42 | ppm # | 66 |
| 9) 2-Chlorophenol | 8.04 | 128 | 1086842 | 37.96 | ppm | 100 |
| 10) n-Decane | 8.17 | 57 | 613463 | 23.65 | ppm | 100 |
| 11) 1,3-Dichlorobenzene | 8.32 | 146 | 965061 | 29.85 | ppm | 99 |
| 12) 1,4-Dichlorobenzene | 8.44 | 146 | 990505 | 31.05 | ppm | 98 |
| 13) 1,2-Dichlorobenzene | 8.83 | 146 | 964284 | 33.50 | ppm | 98 |
| 14) Benzyl alcohol | 8.81 | 108 | 730229 | 43.13 | ppm | 99 |
| 15) bis(2-chloroisopropyl)eth | 9.16 | 45 | 971563 | 37.95 | ppm | 98 |
| 16) 2-Methylphenol | 9.12 | 107 | 842413 | 40.34 | ppm | 100 |
| 17) Hexachloroethane | 9.49 | 117 | 339246 | 30.83 | ppm | 99 |
| 18) N-Nitroso-di-n-propylamine | 9.49 | 70 | 643907 | 38.67 | ppm | 99 |
| 19) 4-Methylphenol | 9.46 | 107 | 1274754 | 44.32 | ppm | 99 |
| 22) Nitrobenzene | 9.74 | 77 | 942852 | 35.47 | ppm | 99 |
| 23) Isophorone | 10.29 | 82 | 1802365 | 37.52 | ppm | 99 |
| 24) 2-Nitrophenol | 10.47 | 139 | 598354 | 38.79 | ppm | 99 |
| 25) 2,4-Dimethylphenol | 10.65 | 122 | 908415 | 37.41 | ppm | 98 |

(#) = qualifier out of range (m) = manual integration

G1115009.D G7K15SV.M Thu Nov 15 23:17:50 2007

Data File : C:\GCMS62\DATA\07NOV15\G1115009.D
 Acq On : 15 Nov 2007 10:45 pm
 Sample : 7K12065-MSD1
 Misc : SOIL 15G/1ml --- IQK1137-05
 MS Integration Params: RTEINT.P
 Quant Time: Nov 15 23:17 19107

Vial: 11
 Operator: DF/AI
 Inst : GCMS62
 Multiplr: 1.00

Quant Results File: G7K15SV.RES

Quant Method : C:\HPCHEM\1\METHODS\G7K15SV.M (RTE Integrator)
 Title : 625/8270 Calibration
 Last Update : Thu Nov 15 16:11:56 2007
 Response via : Initial Calibration
 DataAcq Meth : G7K15SV

| Compound | R.T. | QIon | Response | Conc | Unit | Qvalue |
|--------------------------------|-------|------|----------|-------|-------|--------|
| 26) bis(2-Chloroethoxy)methane | 10.88 | 93 | 1301409 | 37.40 | ppm | 100 |
| 27) 2,4-Dichlorophenol | 11.01 | 162 | 868124 | 40.31 | ppm | 99 |
| 28) 1,2,4-Trichlorobenzene | 11.19 | 180 | 783157 | 34.90 | ppm | 99 |
| 29) Benzoic Acid | 10.94 | 122 | 269748 | 23.75 | ppm | 96 |
| 30) Naphthalene | 11.31 | 128 | 2644126 | 36.04 | ppm | 100 |
| 31) 4-Chloroaniline | 11.54 | 127 | 1021688 | 32.41 | ppm | 100 |
| 32) Hexachlorobutadiene | 11.78 | 225 | 408011 | 32.68 | ppm | 99 |
| 33) 4-Chloro-3-methylphenol | 12.74 | 107 | 853535 | 42.01 | ppm | 99 |
| 34) 2-Methylnaphthalene | 12.93 | 141 | 1498835 | 39.28 | ppm | 99 |
| 35) 2,3-Dichloroaniline | 13.70 | 161 | 861986 | 35.99 | ppm | 99 |
| 37) Hexachlorocyclopentadiene | 13.49 | 237 | 388296 | 40.47 | ppm | 99 |
| 38) 2,4,6-Trichlorophenol | 13.69 | 196 | 532643 | 43.60 | ppm | 99 |
| 39) 2,4,5-Trichlorophenol | 13.77 | 196 | 633317 | 44.62 | ppm | 100 |
| 41) 2-Chloronaphthalene | 14.06 | 162 | 1694471 | 40.69 | ppm | 100 |
| 42) 2-Nitroaniline | 14.43 | 65 | 446471 | 42.92 | ppm | 99 |
| 43) 1,3-Dinitrobenzene | 15.00 | 168 | 342599 | 39.42 | ppm # | 85 |
| 44) Acenaphthylene | 15.04 | 152 | 2570162 | 43.89 | ppm | 100 |
| 45) Dimethylphthalate | 15.02 | 163 | 1792032 | 41.81 | ppm | 99 |
| 46) 2,6-Dinitrotoluene | 15.15 | 165 | 476929 | 42.55 | ppm | 96 |
| 47) Acenaphthene | 15.50 | 154 | 1467027 | 40.05 | ppm | 98 |
| 48) 3-Nitroaniline | 15.43 | 138 | 378442 | 31.50 | ppm | 97 |
| 49) 2,4-Dinitrophenol | 15.67 | 184 | 102378 | 24.75 | ppm | 100 |
| 50) Dibenzofuran | 15.87 | 168 | 2289023 | 41.49 | ppm | 78 |
| 51) 2,4-Dinitrotoluene | 16.06 | 165 | 584381 | 40.08 | ppm | 99 |
| 52) 4-Nitrophenol | 15.92 | 109 | 151379 | 38.51 | ppm # | 1 |
| 53) Fluorene | 16.69 | 166 | 1707163 | 40.06 | ppm | 100 |
| 54) 4-Chlorophenyl-phenylether | 16.75 | 204 | 794265 | 40.82 | ppm | 98 |
| 55) Diethylphthalate | 16.73 | 149 | 1744964 | 40.77 | ppm | 99 |
| 56) Azobenzene | 17.12 | 77 | 1895319 | 41.33 | ppm | 99 |
| 57) 4-Nitroaniline | 16.91 | 138 | 434068 | 35.56 | ppm | 99 |
| 58) n-Octadecane | 18.81 | 57 | 701122 | 38.50 | ppm | 100 |
| 60) 4,6-Dinitro-2-methylphenol | 17.00 | 198 | 194563 | 36.93 | ppm | 98 |
| 61) n-Nitrosodiphenylamine | 17.07 | 169 | 1282707 | 46.01 | ppm | 100 |
| 63) 4-Bromophenyl-phenylether | 17.89 | 248 | 590124 | 45.18 | ppm | 98 |
| 64) Hexachlorobenzene | 18.17 | 284 | 729598 | 42.77 | ppm | 99 |
| 65) Pentachlorophenol | 18.60 | 266 | 438491 | 44.05 | ppm | 99 |
| 66) Phenanthrene | 18.86 | 178 | 2175498 | 42.43 | ppm | 100 |
| 67) Anthracene | 18.95 | 178 | 2256017 | 43.84 | ppm | 100 |
| 68) Carbazole | 19.32 | 167 | 1932417 | 44.11 | ppm | 99 |
| 69) Di-n-butylphthalate | 20.16 | 149 | 2689274 | 44.13 | ppm | 100 |
| 70) Fluoranthene | 20.97 | 202 | 1872439 | 41.57 | ppm | 99 |

(#) = qualifier out of range (m) = manual integration

G1115009.D G7K15SV.M Thu Nov 15 23:17:51 2007

Data File : C:\GCMS62\DATA\07NOV15\G1115009.D
 Acq On : 15 Nov 2007 10:45 pm
 Sample : 7K12065-MSD1
 Misc : SOIL 15G/1ml --- IQK1137-05
 MS Integration Params: RTEINT.P
 Quant Time: Nov 15 23:17 19107

Vial: 11
 Operator: DF/AI
 Inst : GCMS62
 Multiplr: 1.00

Quant Results File: G7K15SV.RES

Quant Method : C:\HPCHEM\1\METHODS\G7K15SV.M (RTE Integrator)
 Title : 625/8270 Calibration
 Last Update : Thu Nov 15 16:11:56 2007
 Response via : Initial Calibration
 DataAcq Meth : G7K15SV

| Compound | R.T. | QIon | Response | Conc | Unit | Qvalue |
|--------------------------------|-------|------|----------|-------|-------|--------|
| 72) Pyrene | 21.31 | 202 | 1833338 | 45.58 | ppm | 99 |
| 73) 2,2'-Dichlorobenzil | 21.47 | 139 | 1400646 | 48.12 | ppm | 98 |
| 75) Benzidine | 21.24 | 184 | 9961 | 0.86 | ppm # | 70 |
| 76) Butylbenzylphthalate | 22.43 | 149 | 895180 | 48.57 | ppm | 98 |
| 77) 3,3'-Dichlorobenzidine | 23.27 | 252 | 373845 | 33.24 | ppm | 97 |
| 78) Benzo[a]anthracene | 23.25 | 228 | 1374644 | 48.11 | ppm | 99 |
| 79) Chrysene | 23.34 | 228 | 1292023 | 46.19 | ppm | 99 |
| 80) bis(2-Ethylhexyl)phthalate | 23.55 | 149 | 1114033 | 49.73 | ppm | 100 |
| 81) Di-n-octylphthalate | 25.03 | 149 | 1342303 | 49.11 | ppm | 100 |
| 83) Benzo[b]fluoranthene | 25.88 | 252 | 1346002 | 53.33 | ppm | 98 |
| 84) Benzo[k]fluoranthene | 25.96 | 252 | 1315805 | 54.63 | ppm | 99 |
| 85) Benzo[a]pyrene | 26.66 | 252 | 1212622 | 57.46 | ppm | 99 |
| 86) Indeno[1,2,3-cd]pyrene | 29.40 | 276 | 1096764 | 54.48 | ppm | 99 |
| 87) Dibenz[a,h]anthracene | 29.48 | 278 | 1123825 | 54.62 | ppm | 100 |
| 88) Benzo[g,h,i]perylene | 30.14 | 276 | 1109660 | 52.43 | ppm | 100 |

(#) = qualifier out of range (m) = manual integration
 G1115009.D G7K15SV.M Thu Nov 15 23:17:52 2007

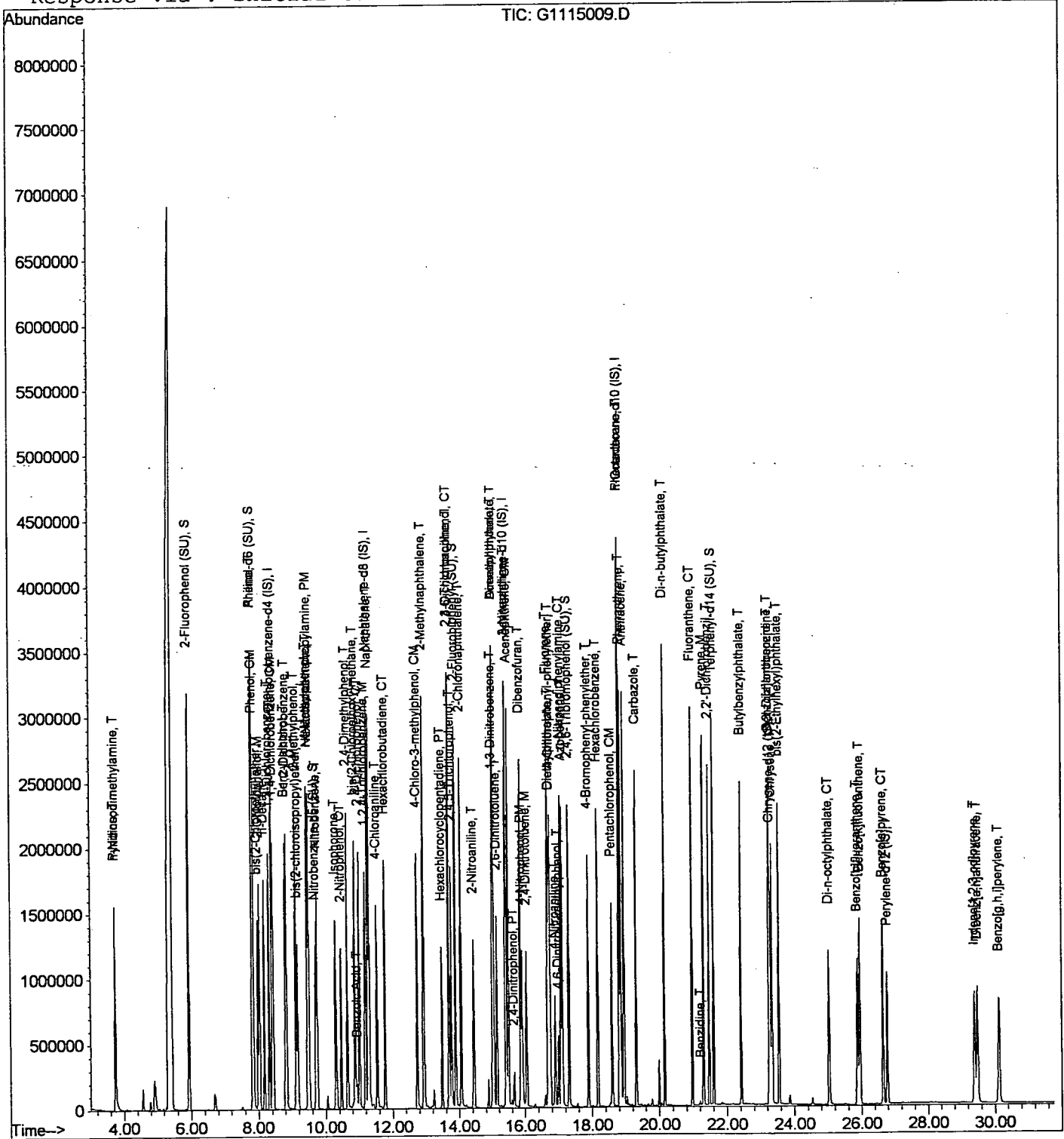
Quantitation Report

Data File : C:\GCMS62\DATA\07NOV15\G1115009.D
Acq On : 15 Nov 2007 10:45 pm
Sample : 7K12065-MSD1
Misc : SOIL 15G/1ml --- IQK1137-05
MS Integration Params: RTEINT.P
Quant Time: Nov 15 23:17 19107

Vial: 11
Operator: DF/AI
Inst : GCMS62
Multiplr: 1.00

Quant Results File: G7K15SV.RES

Method : C:\HPCHEM\1\METHODS\G7K15SV.M (RTE Integrator)
Title : 625/8270 Calibration
Last Update : Thu Nov 15 16:11:56 2007
Response via : Initial Calibration



Data File : C:\GCMS62\DATA\07NOV15\G1115010.D
 Acq On : 15 Nov 2007 11:24 pm
 Sample : IQK1137-01
 Misc : SOIL 15G/1ml --- Batch 7K12065
 MS Integration Params: RTEINT.P
 Quant Time: Nov 15 23:56 19107

Vial: 12
 Operator: DF/AI
 Inst : GCMS62
 Multiplr: 1.00

Quant Results File: G7K15SV.RES

Quant Method : C:\HPCHEM\1\METHODS\G7K15SV.M (RTE Integrator)
 Title : 625/8270 Calibration
 Last Update : Thu Nov 15 16:11:56 2007
 Response via : Initial Calibration
 DataAcq Meth : G7K15SV

| Internal Standards | R.T. | QIon | Response | Conc | Units | Dev(Min) |
|--------------------------------|----------------|------|------------|--------|-------|----------|
| 1) 1,4-Dichlorobenzene-d4 (IS) | 8.41 | 152 | 727480 | 40.00 | ppm | 0.01 |
| 20) Naphthalene-d8 (IS) | 11.26 | 136 | 2729615 | 40.00 | ppm | 0.00 |
| 36) Acenaphthene-d10 (IS) | 15.41 | 164 | 1308043 | 40.00 | ppm | 0.00 |
| 59) Phenanthrene-d10 (IS) | 18.81 | 188 | 1749369 | 40.00 | ppm | 0.00 |
| 71) Chrysene-d12 (IS) | 23.28 | 240 | 1183038 | 40.00 | ppm | -0.01 |
| 82) Perylene-d12 (IS) | 26.78 | 264 | 713280 | 40.00 | ppm | 0.00 |
| System Monitoring Compounds | | | | | | |
| 2) 2-Fluorophenol (SU) | 5.95 | 112 | 1636705 | 55.73 | ppm | 0.07 |
| Spiked Amount 100.000 | Range 25 - 120 | | Recovery = | 55.73% | | |
| 7) Phenol-d6 (SU) | 7.82 | 99 | 2239996 | 70.58 | ppm | 0.02 |
| Spiked Amount 100.000 | Range 30 - 120 | | Recovery = | 70.58% | | |
| 21) Nitrobenzene-d5 (SU) | 9.69 | 82 | 792303 | 32.74 | ppm | 0.00 |
| Spiked Amount 50.000 | Range 30 - 120 | | Recovery = | 65.48% | | |
| 40) 2-Fluorobiphenyl (SU) | 13.89 | 172 | 1666708 | 36.15 | ppm | 0.00 |
| Spiked Amount 50.000 | Range 35 - 120 | | Recovery = | 72.30% | | |
| 62) 2,4,6-Tribromophenol (SU) | 17.31 | 330 | 649833 | 72.97 | ppm | 0.00 |
| Spiked Amount 100.000 | Range 35 - 120 | | Recovery = | 72.97% | | |
| 74) Terphenyl-d14 (SU) | 21.61 | 244 | 1453267 | 44.43 | ppm | 0.00 |
| Spiked Amount 50.000 | Range 35 - 155 | | Recovery = | 88.86% | | |
| Target Compounds | | | | | | Qvalue |
| 18) N-Nitroso-di-n-propylamine | 9.69 | 70 | 96412 | 6.40 | ppm | # 72 |
| 45) Dimethylphthalate | 15.42 | 163 | 274744 | 6.77 | ppm | # 1 |
| 46) 2,6-Dinitrotoluene | 15.41 | 165 | 163402 | 15.41 | ppm | # 37 |
| 75) Benzidine | 21.61 | 184 | 12636 | 1.03 | ppm | # 1 |

(#) = qualifier out of range (m) = manual integration
 G1115010.D G7K15SV.M Thu Nov 15 23:56:07 2007


Quantitation Report

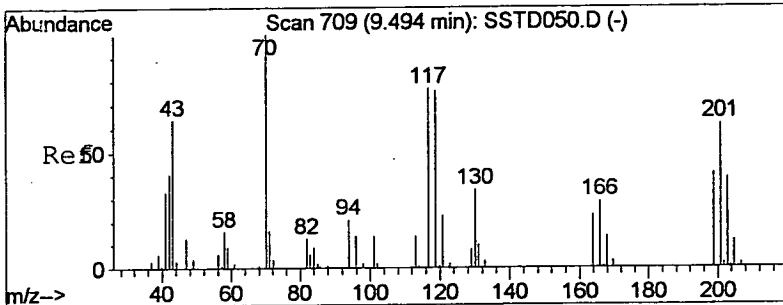
Data File : C:\GCMS62\DATA\07NOV15\G1115010.D
Acq On : 15 Nov 2007 11:24 pm
Sample : IQK1137-01
Misc : SOIL 15G/1ml --- Batch 7K12065
MS Integration Params: RTEINT.P
Quant Time: Nov 15 23:56 19107

Vial: 12
Operator: DF/AI
Inst : GCMS62
Multiplr: 1.00

Quant Results File: G7K15SV.RES

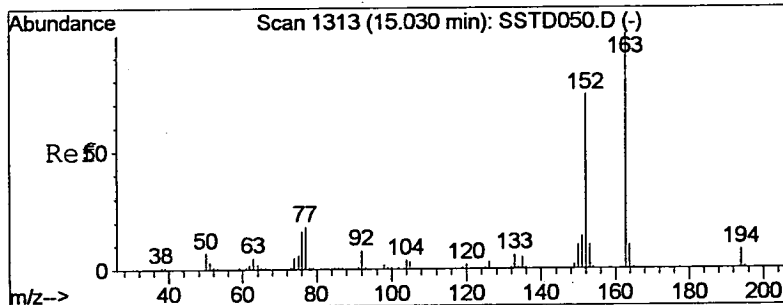
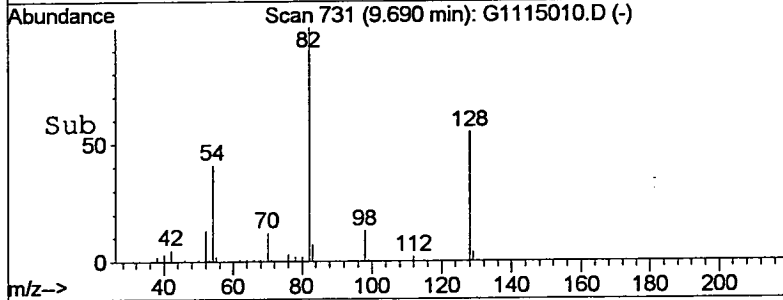
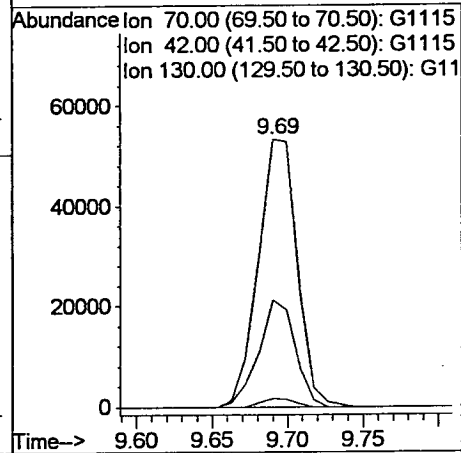
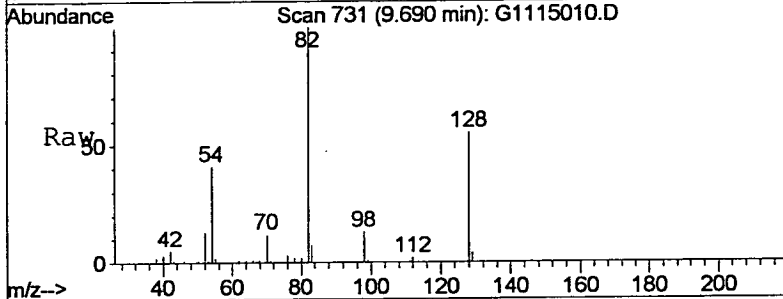
Method : C:\HPCHEM\1\METHODS\G7K15SV.M (RTE Integrator)
Title : 625/8270 Calibration
Last Update : Thu Nov 15 16:11:56 2007
Response via : Initial Calibration





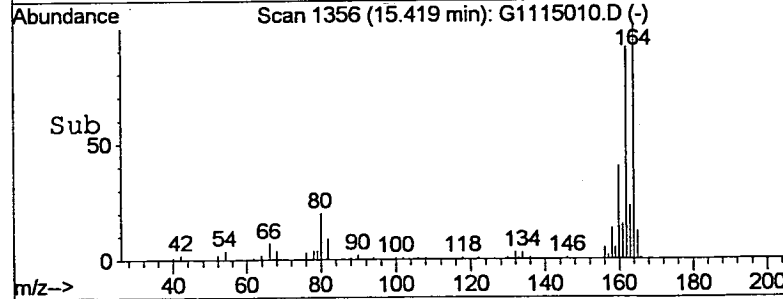
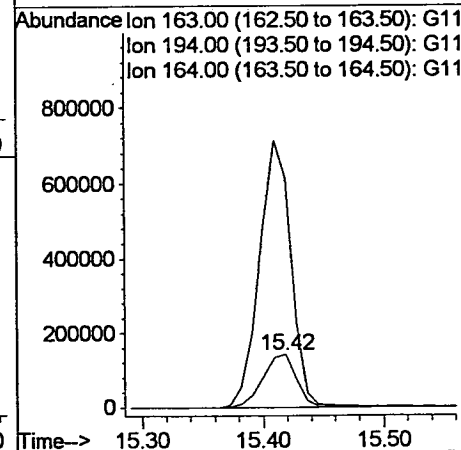
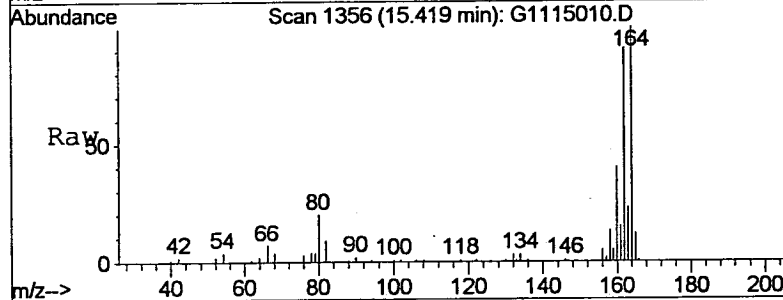
#18
 N-Nitroso-di-n-propylamine
 Concen: 6.40 ppm
 RT: 9.69 min Scan# 731
 Delta R.T. 0.20 min
 Lab File: G1115010.D
 Acq: 15 Nov 2007 11:24 pm

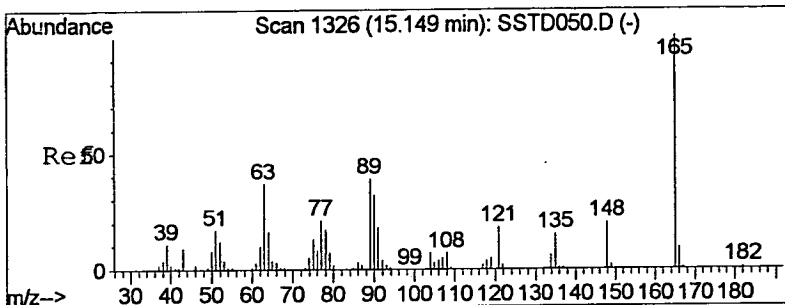
| Tgt Ion | Resp | Lower | Upper |
|---------|------|-------|-------|
| 70 | 100 | | |
| 42 | 37.4 | 22.2 | 62.2 |
| 130 | 2.6 | 12.8 | 52.8# |



#45
 Dimethylphthalate
 Concen: 6.77 ppm
 RT: 15.42 min Scan# 1356
 Delta R.T. 0.39 min
 Lab File: G1115010.D
 Acq: 15 Nov 2007 11:24 pm

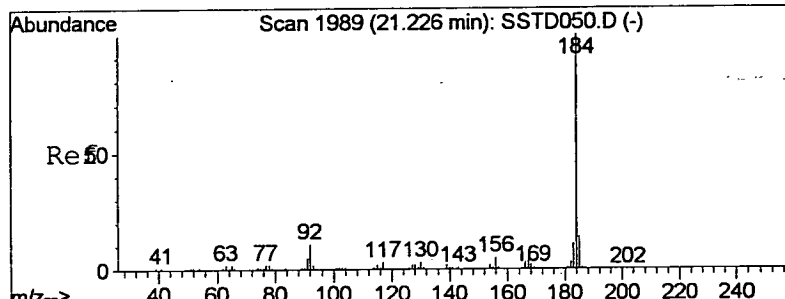
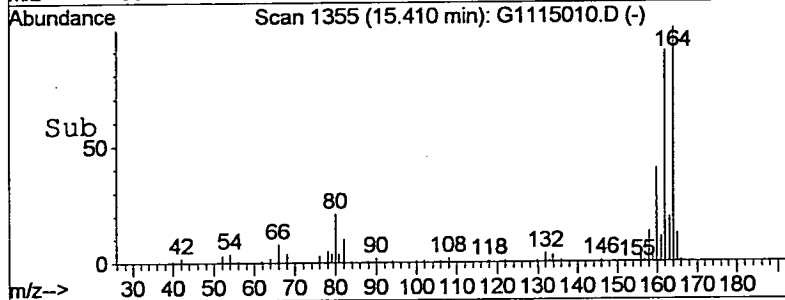
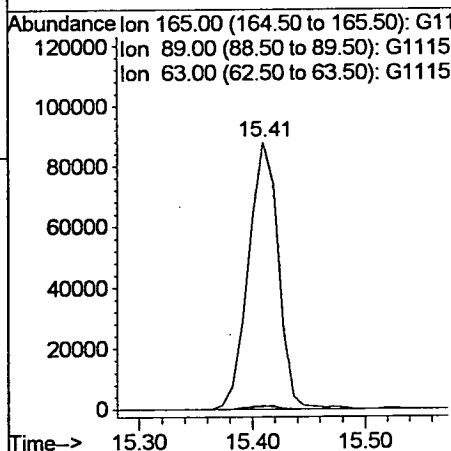
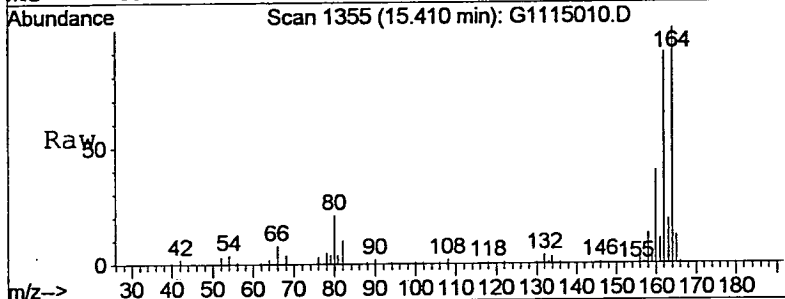
| Tgt Ion | Resp | Lower | Upper |
|---------|-------|-------|-------|
| 163 | 100 | | |
| 194 | 0.0 | 0.0 | 27.8 |
| 164 | 475.6 | 0.0 | 29.8# |





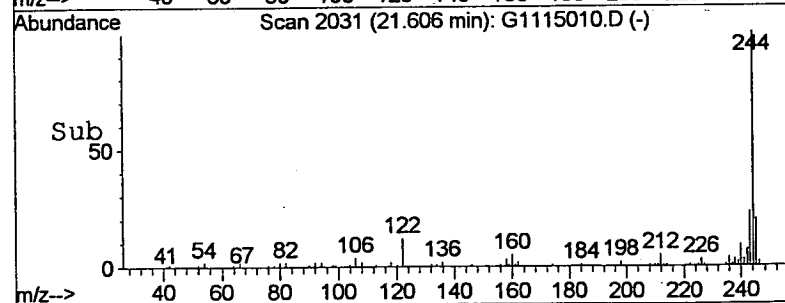
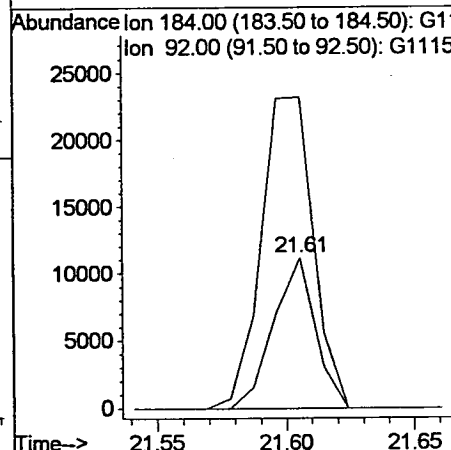
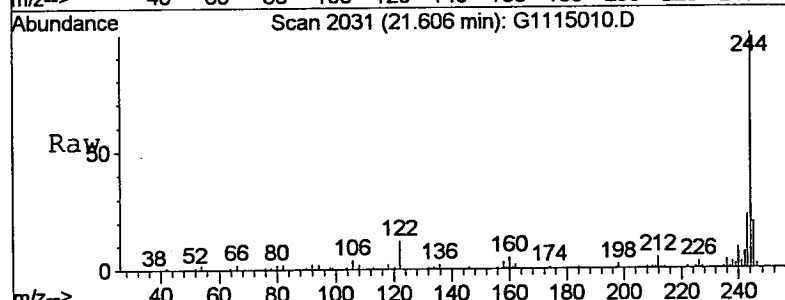
#46
 2,6-Dinitrotoluene
 Concen: 15.41 ppm
 RT: 15.41 min Scan# 1355
 Delta R.T. 0.26 min
 Lab File: G1115010.D
 Acq: 15 Nov 2007 11:24 pm

| Tgt Ion | Ratio | Lower | Upper |
|---------|-------|-------|-------|
| 165 | 100 | | |
| 89 | 1.2 | 18.7 | 58.7# |
| 63 | 1.0 | 20.3 | 60.3# |



#75
 Benzidine
 Concen: 1.03 ppm
 RT: 21.61 min Scan# 2031
 Delta R.T. 0.38 min
 Lab File: G1115010.D
 Acq: 15 Nov 2007 11:24 pm

| Tgt Ion | Ratio | Lower | Upper |
|---------|-------|-------|-------|
| 184 | 100 | | |
| 92 | 258.2 | 0.0 | 31.6# |



Data File : C:\GCMS62\DATA\07NOV15\G1115011.D
 Acq On : 16 Nov 2007 12:02 am
 Sample : IQK1137-02
 Misc : SOIL 15G/1ml --- Batch 7K12065
 MS Integration Params: RTEINT.P
 Quant Time: Nov 16 0:34 19107

Vial: 13
 Operator: DF/AI
 Inst : GCMS62
 Multiplr: 1.00

Quant Results File: G7K15SV.RES

Quant Method : C:\HPCHEM\1\METHODS\G7K15SV.M (RTE Integrator)
 Title : 625/8270 Calibration
 Last Update : Thu Nov 15 16:11:56 2007
 Response via : Initial Calibration
 DataAcq Meth : G7K15SV

LB

| Internal Standards | R.T. | QIon | Response | Conc | Units | Dev(Min) |
|--------------------------------|-------|------|----------|-------|-------|----------|
| 1) 1,4-Dichlorobenzene-d4 (IS) | 8.41 | 152 | 820050 | 40.00 | ppm | 0.02 |
| 20) Naphthalene-d8 (IS) | 11.25 | 136 | 3078124 | 40.00 | ppm | 0.00 |
| 36) Acenaphthene-d10 (IS) | 15.41 | 164 | 1430502 | 40.00 | ppm | 0.00 |
| 59) Phenanthrene-d10 (IS) | 18.81 | 188 | 1858423 | 40.00 | ppm | 0.00 |
| 71) Chrysene-d12 (IS) | 23.29 | 240 | 1236100 | 40.00 | ppm | 0.00 |
| 82) Perylene-d12 (IS) | 26.78 | 264 | 714646 | 40.00 | ppm | 0.00 |

System Monitoring Compounds

| | | | | | | |
|-------------------------------|----------------|-----|------------|--------|-----|------|
| 2) 2-Fluorophenol (SU) | 5.95 | 112 | 1936246 | 58.48 | ppm | 0.06 |
| Spiked Amount 100.000 | Range 25 - 120 | | Recovery = | 58.48% | | |
| 7) Phenol-d6 (SU) | 7.82 | 99 | 2542215 | 71.06 | ppm | 0.02 |
| Spiked Amount 100.000 | Range 30 - 120 | | Recovery = | 71.06% | | |
| 21) Nitrobenzene-d5 (SU) | 9.70 | 82 | 848410 | 31.09 | ppm | 0.00 |
| Spiked Amount 50.000 | Range 30 - 120 | | Recovery = | 62.18% | | |
| 40) 2-Fluorobiphenyl (SU) | 13.88 | 172 | 1734192 | 34.39 | ppm | 0.00 |
| Spiked Amount 50.000 | Range 35 - 120 | | Recovery = | 68.78% | | |
| 62) 2,4,6-Tribromophenol (SU) | 17.30 | 330 | 716888 | 75.78 | ppm | 0.00 |
| Spiked Amount 100.000 | Range 35 - 120 | | Recovery = | 75.78% | | |
| 74) Terphenyl-d14 (SU) | 21.60 | 244 | 1449911 | 42.42 | ppm | 0.00 |
| Spiked Amount 50.000 | Range 35 - 155 | | Recovery = | 84.84% | | |

Target Compounds

| | R.T. | QIon | Response | Conc | Units | Qvalue |
|--------------------------------|-------|------|----------|-------|-------|--------|
| 18) N-Nitroso-di-n-propylamine | 9.70 | 70 | 103454 | 6.10 | ppm | # 72 |
| 45) Dimethylphthalate | 15.41 | 163 | 300115 | 6.77 | ppm | # 1 |
| 46) 2,6-Dinitrotoluene | 15.41 | 165 | 180452 | 15.56 | ppm | # 37 |
| 75) Benzidine | 21.60 | 184 | 12196 | 0.95 | ppm | # 1 |

(#) = qualifier out of range (m) = manual integration
 G1115011.D G7K15SV.M Fri Nov 16 00:34:26 2007


Quantitation Report

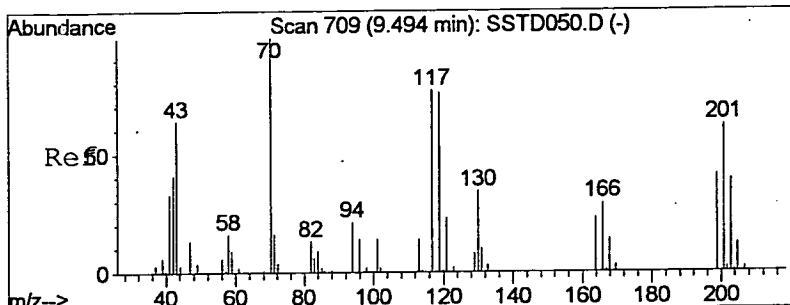
Data File : C:\GCMS62\DATA\07NOV15\G1115011.D
Acq On : 16 Nov 2007 12:02 am
Sample : IQK1137-02
Misc : SOIL 15G/1ml --- Batch 7K12065
MS Integration Params: RTEINT.P
Quant Time: Nov 16 0:34 19107

Vial: 13
Operator: DF/AI
Inst : GCMS62
Multiplr: 1.00

Quant Results File: G7K15SV.RES

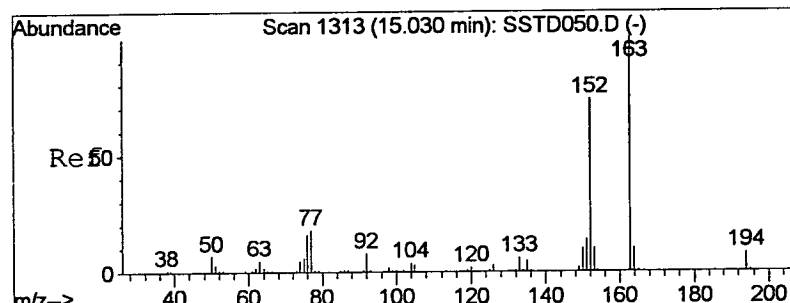
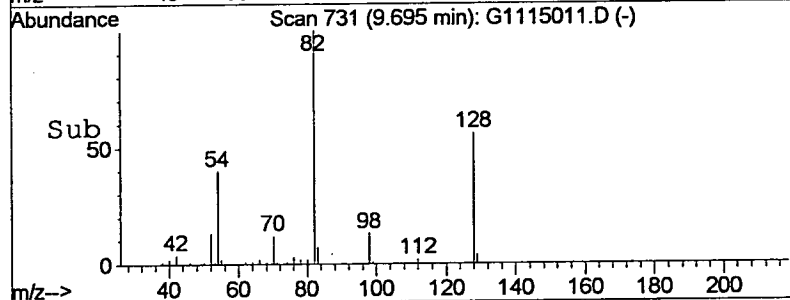
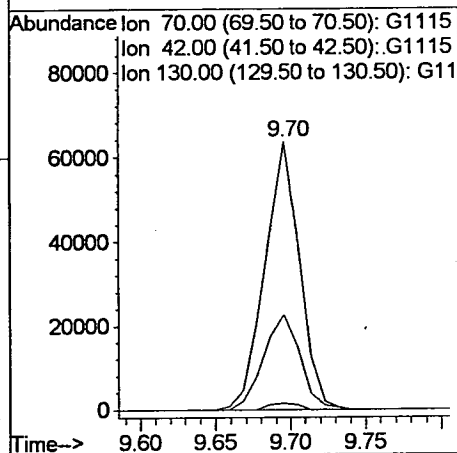
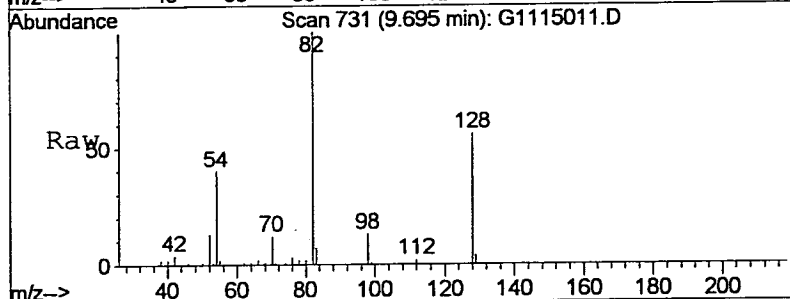
Method : C:\HPCHEM\1\METHODS\G7K15SV.M (RTE Integrator)
Title : 625/8270 Calibration
Last Update : Thu Nov 15 16:11:56 2007
Response via : Initial Calibration





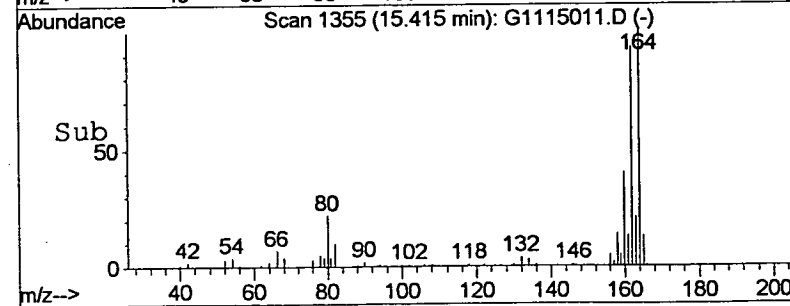
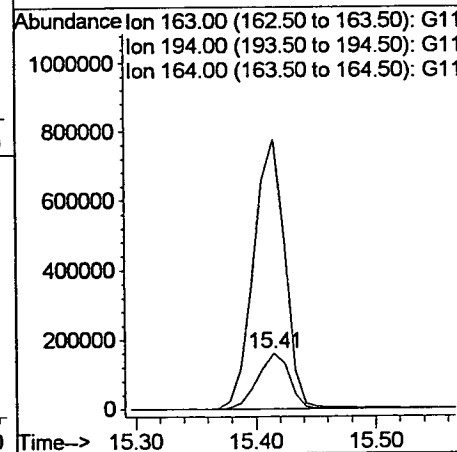
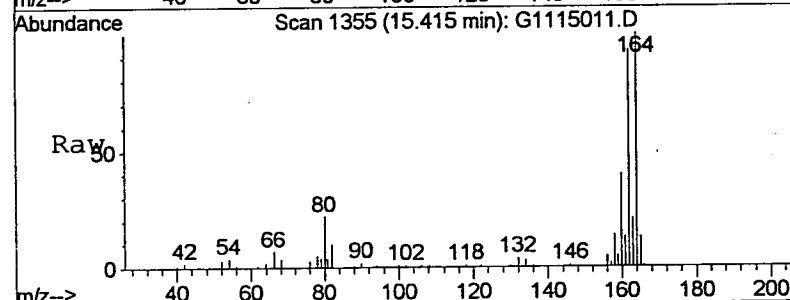
#18
 N-Nitroso-di-n-propylamine
 Concen: 6.10 ppm
 RT: 9.70 min Scan# 731
 Delta R.T. 0.20 min
 Lab File: G1115011.D
 Acq: 16 Nov 2007 12:02 am

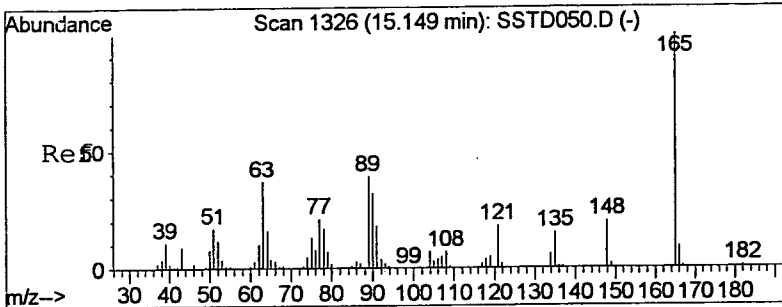
| Tgt Ion | Resp | Lower | Upper |
|---------|--------|-------|-------|
| 70 | 103454 | | |
| 70 | 100 | | |
| 42 | 37.4 | 22.2 | 62.2 |
| 130 | 2.1 | 12.8 | 52.8# |



#45
 Dimethylphthalate
 Concen: 6.77 ppm
 RT: 15.41 min Scan# 1355
 Delta R.T. 0.38 min
 Lab File: G1115011.D
 Acq: 16 Nov 2007 12:02 am

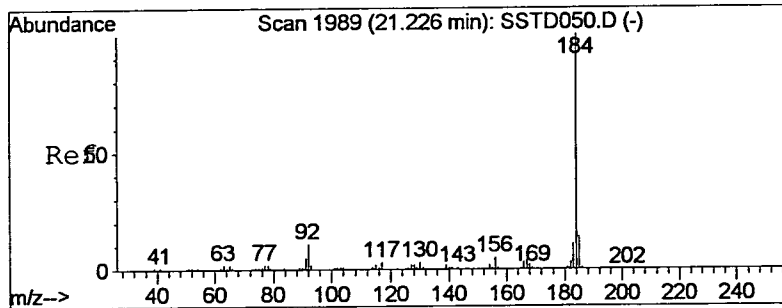
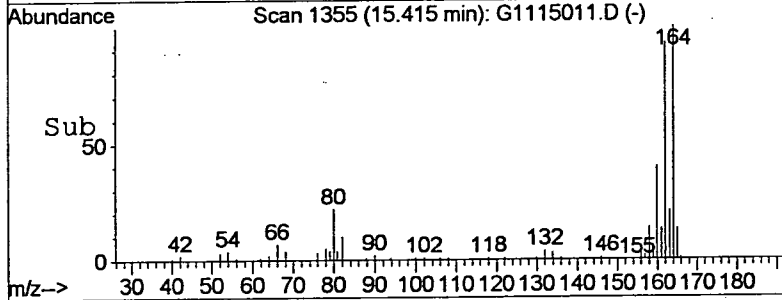
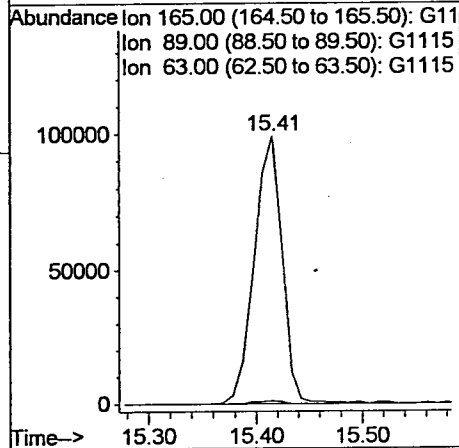
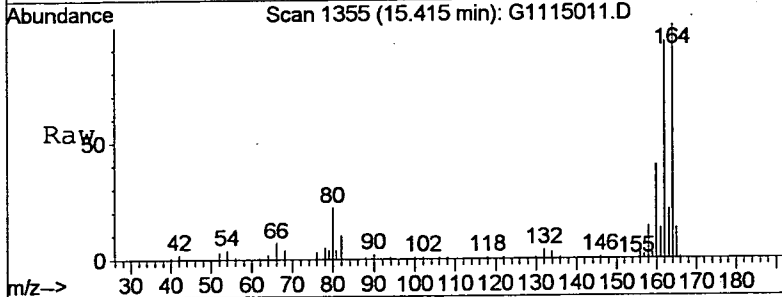
| Tgt Ion | Resp | Lower | Upper |
|---------|--------|-------|-------|
| 163 | 300115 | | |
| 163 | 100 | | |
| 194 | 0.0 | 0.0 | 27.8 |
| 164 | 472.0 | 0.0 | 29.8# |





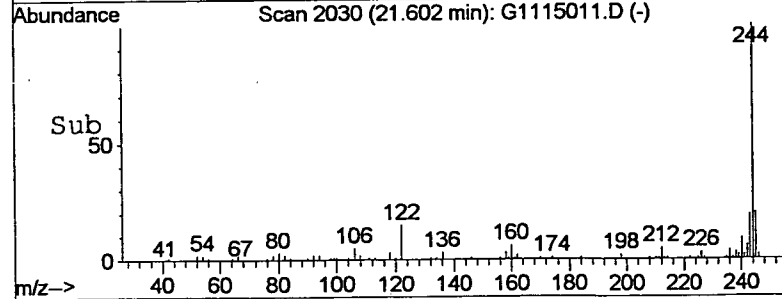
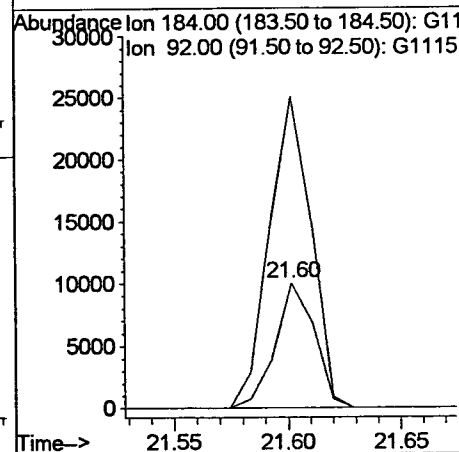
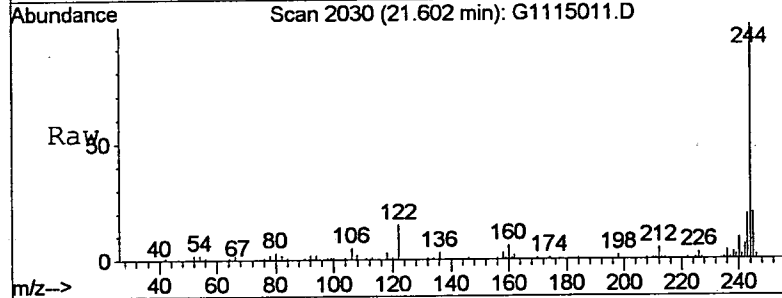
#46
 2,6-Dinitrotoluene
 Concen: 15.56 ppm
 RT: 15.41 min Scan# 1355
 Delta R.T. 0.27 min
 Lab File: G1115011.D
 Acq: 16 Nov 2007 12:02 am

| Tgt Ion | Resp | Lower | Upper |
|---------|------|-------|-------|
| 165 | 100 | | |
| 89 | 1.1 | 18.7 | 58.7# |
| 63 | 1.0 | 20.3 | 60.3# |



#75
 Benzidine
 Concen: 0.95 ppm
 RT: 21.60 min Scan# 2030
 Delta R.T. 0.38 min
 Lab File: G1115011.D
 Acq: 16 Nov 2007 12:02 am

| Tgt Ion | Resp | Lower | Upper |
|---------|-------|-------|-------|
| 184 | 100 | | |
| 92 | 263.7 | 0.0 | 31.6# |



Data File : C:\GCMS62\DATA\07NOV15\G1115012.D
 Acq On : 16 Nov 2007 12:40 am
 Sample : IQK1137-03
 Misc : SOIL 15G/1ml --- Batch 7K12065
 MS Integration Params: RTEINT.P
 Quant Time: Nov 16 1:12 19107

Vial: 14
 Operator: DF/AI
 Inst : GCMS62
 Multiplr: 1.00

Quant Results File: G7K15SV.RES

Quant Method : C:\HPCHEM\1\METHODS\G7K15SV.M (RTE Integrator)
 Title : 625/8270 Calibration
 Last Update : Thu Nov 15 16:11:56 2007
 Response via : Initial Calibration
 DataAcq Meth : G7K15SV

LB

| Internal Standards | R.T. | QIon | Response | Conc | Units | Dev(Min) |
|--------------------------------|-------|------|----------|-------|-------|----------|
| 1) 1,4-Dichlorobenzene-d4 (IS) | 8.41 | 152 | 809491 | 40.00 | ppm | 0.01 |
| 20) Naphthalene-d8 (IS) | 11.26 | 136 | 2999223 | 40.00 | ppm | 0.00 |
| 36) Acenaphthene-d10 (IS) | 15.41 | 164 | 1410170 | 40.00 | ppm | 0.00 |
| 59) Phenanthrene-d10 (IS) | 18.81 | 188 | 1815962 | 40.00 | ppm | 0.00 |
| 71) Chrysene-d12 (IS) | 23.28 | 240 | 1123918 | 40.00 | ppm | -0.01 |
| 82) Perylene-d12 (IS) | 26.78 | 264 | 635816 | 40.00 | ppm | 0.00 |

System Monitoring Compounds

| | | | | | | |
|-------------------------------|----------------|-----|------------|--------|-----|------|
| 2) 2-Fluorophenol (SU) | 5.95 | 112 | 2016773 | 61.71 | ppm | 0.07 |
| Spiked Amount 100.000 | Range 25 - 120 | | Recovery = | 61.71% | | |
| 7) Phenol-d6 (SU) | 7.82 | 99 | 2670604 | 75.62 | ppm | 0.02 |
| Spiked Amount 100.000 | Range 30 - 120 | | Recovery = | 75.62% | | |
| 21) Nitrobenzene-d5 (SU) | 9.70 | 82 | 914519 | 34.39 | ppm | 0.00 |
| Spiked Amount 50.000 | Range 30 - 120 | | Recovery = | 68.78% | | |
| 40) 2-Fluorobiphenyl (SU) | 13.89 | 172 | 1857435 | 37.37 | ppm | 0.00 |
| Spiked Amount 50.000 | Range 35 - 120 | | Recovery = | 74.74% | | |
| 62) 2,4,6-Tribromophenol (SU) | 17.31 | 330 | 740966 | 80.16 | ppm | 0.00 |
| Spiked Amount 100.000 | Range 35 - 120 | | Recovery = | 80.16% | | |
| 74) Terphenyl-d14 (SU) | 21.61 | 244 | 1501144 | 48.31 | ppm | 0.00 |
| Spiked Amount 50.000 | Range 35 - 155 | | Recovery = | 96.62% | | |

Target Compounds

| | R.T. | QIon | Response | Conc | Units | Qvalue |
|--------------------------------|-------|------|----------|-------|-------|--------|
| 18) N-Nitroso-di-n-propylamine | 9.70 | 70 | 111614 | 6.66 | ppm | # 74 |
| 45) Dimethylphthalate | 15.42 | 163 | 299371 | 6.85 | ppm | # 1 |
| 46) 2,6-Dinitrotoluene | 15.41 | 165 | 178697 | 15.63 | ppm | # 37 |
| 64) Hexachlorobenzene | 18.16 | 284 | 227595 | 11.69 | ppm | # 99 |
| 75) Benzidine | 21.61 | 184 | 12013 | 1.03 | ppm | # 1 |

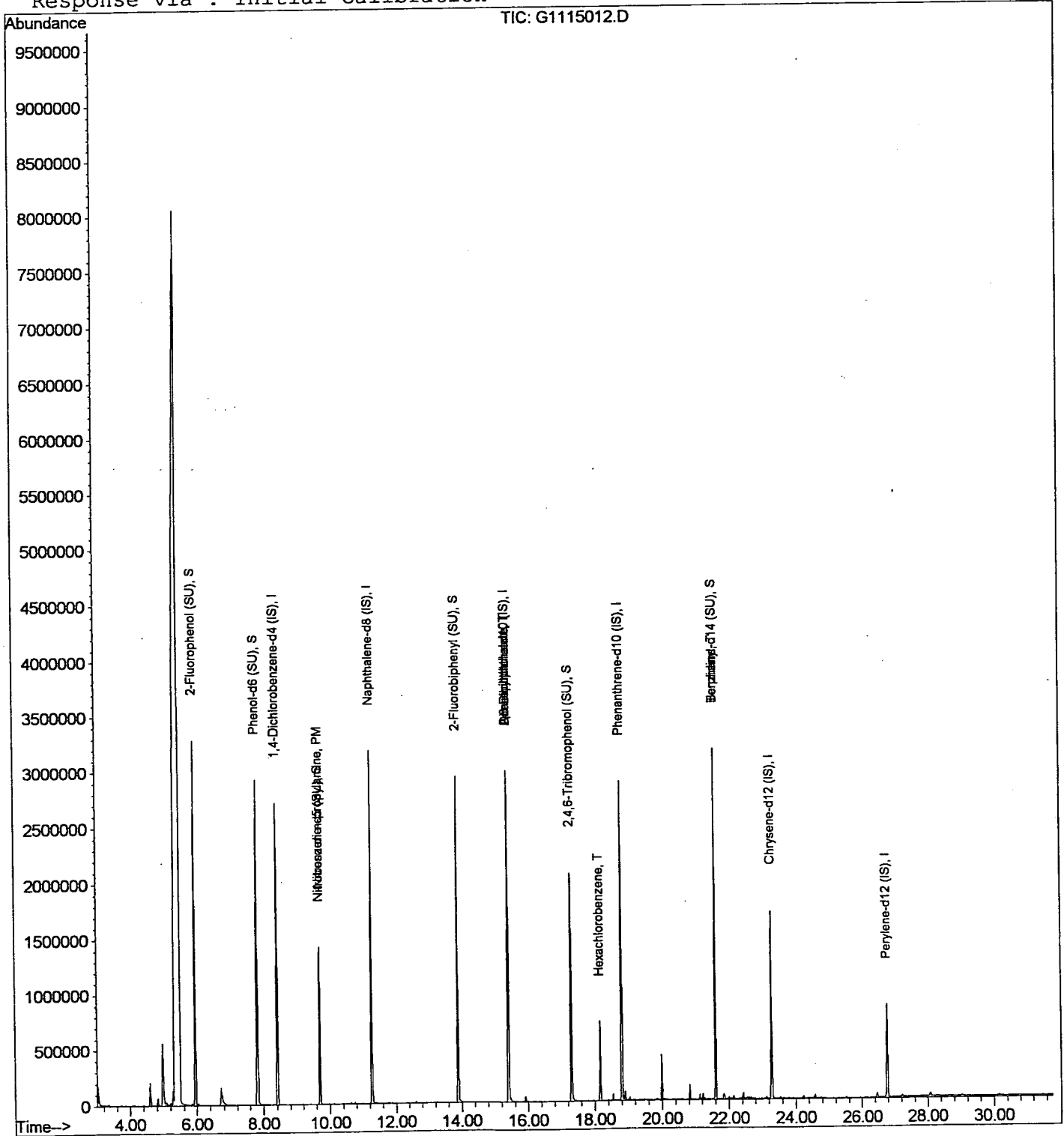
Quantitation Report

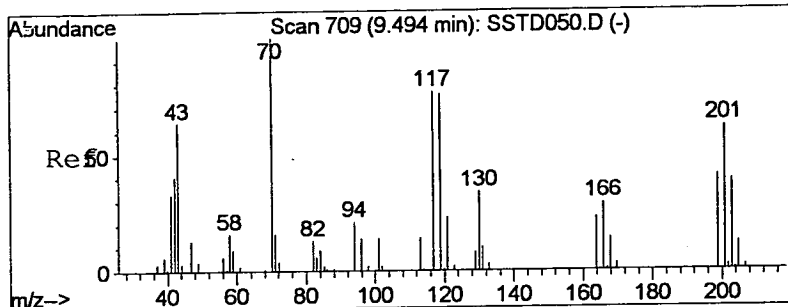
Data File : C:\GCMS62\DATA\07NOV15\G1115012.D
Acq On : 16 Nov 2007 12:40 am
Sample : IQK1137-03
Misc : SOIL 15G/1ml --- Batch 7K12065
MS Integration Params: RTEINT.P
Quant Time: Nov 16 1:12 19107

Vial: 14
Operator: DF/AI
Inst : GCMS62
Multiplr: 1.00

Quant Results File: G7K15SV.RES

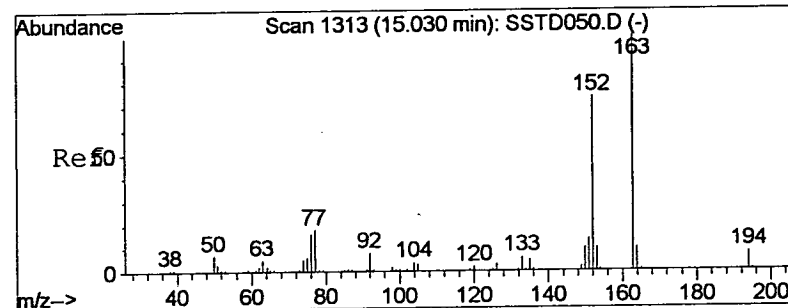
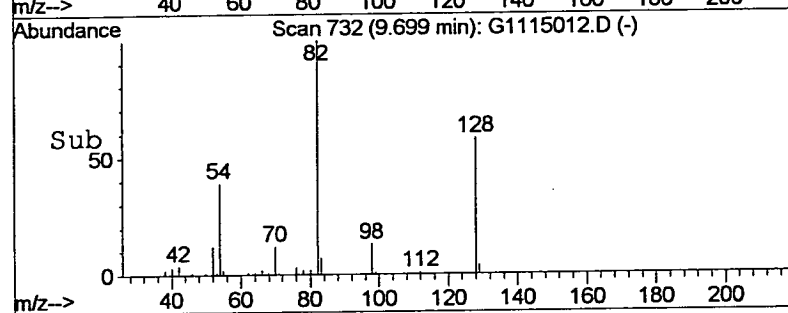
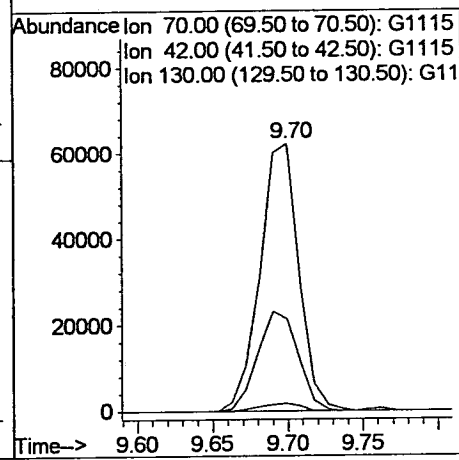
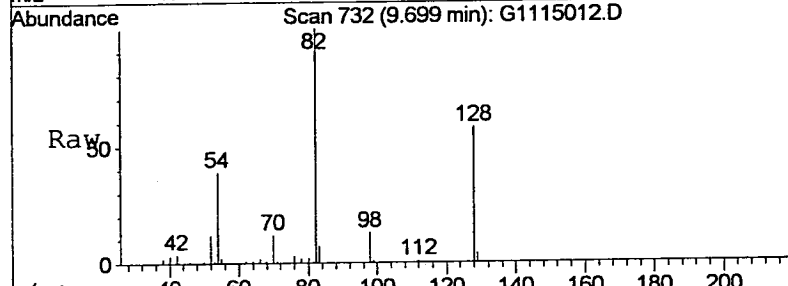
Method : C:\HPCHEM\1\METHODS\G7K15SV.M (RTE Integrator)
Title : 625/8270 Calibration
Last Update : Thu Nov 15 16:11:56 2007
Response via : Initial Calibration





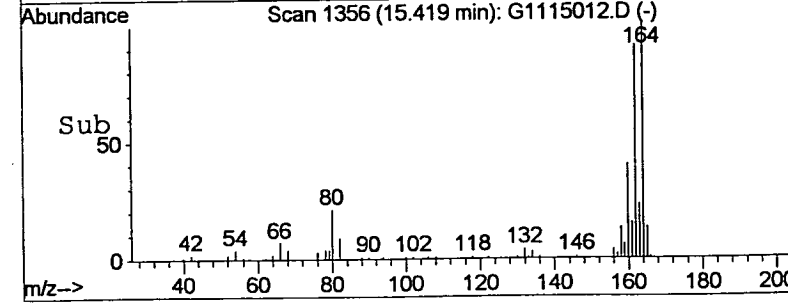
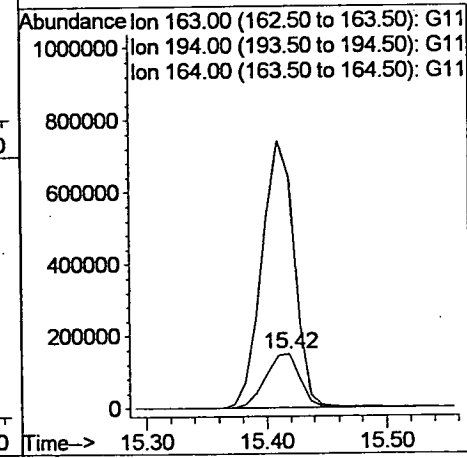
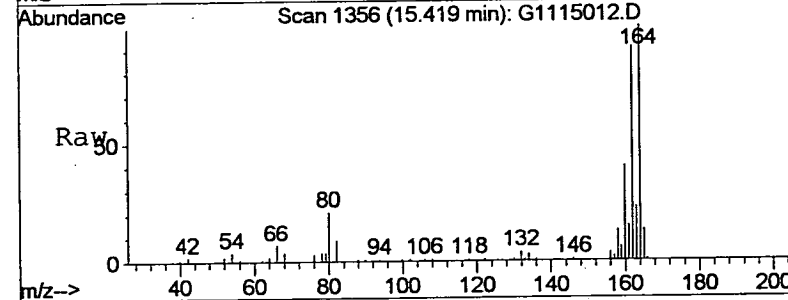
#18
 N-Nitroso-di-n-propylamine
 Concen: 6.66 ppm
 RT: 9.70 min Scan# 732
 Delta R.T. 0.21 min
 Lab File: G1115012.D
 Acq: 16 Nov 2007 12:40 am

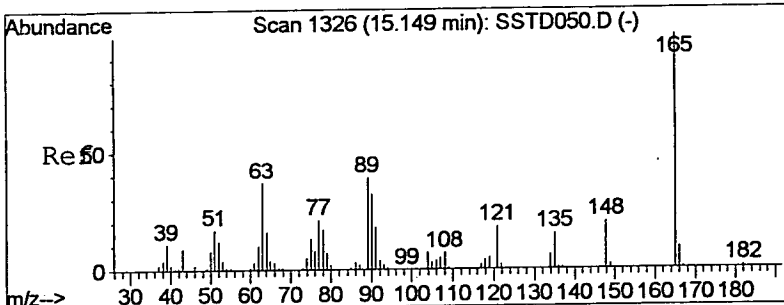
| Tgt Ion | Resp | Lower | Upper |
|---------|--------|-------|-------|
| 70 | 111614 | | |
| 70 | 100 | | |
| 42 | 38.9 | 22.2 | 62.2 |
| 130 | 2.9 | 12.8 | 52.8# |



#45
 Dimethylphthalate
 Concen: 6.85 ppm
 RT: 15.42 min Scan# 1356
 Delta R.T. 0.39 min
 Lab File: G1115012.D
 Acq: 16 Nov 2007 12:40 am

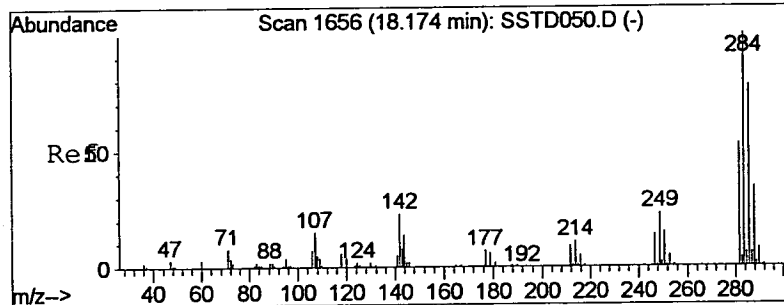
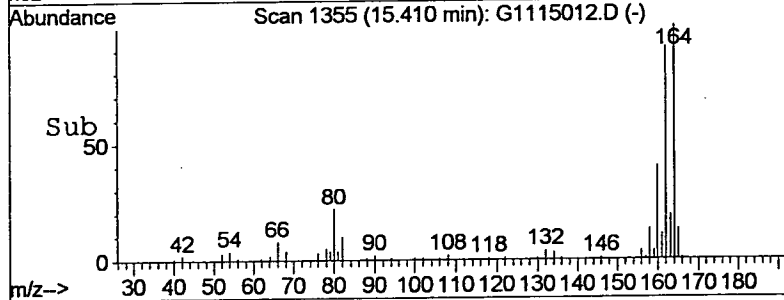
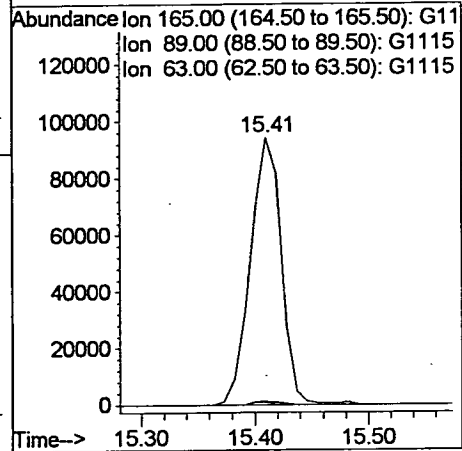
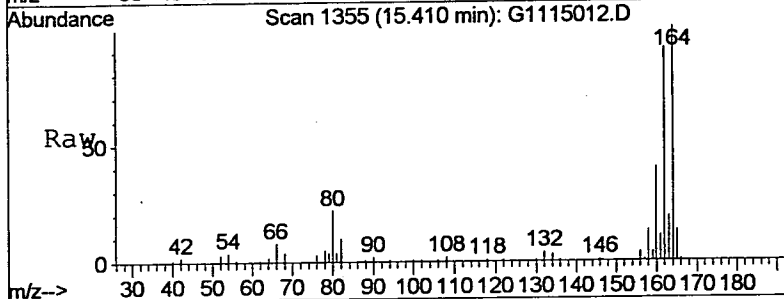
| Tgt Ion | Resp | Lower | Upper |
|---------|--------|-------|-------|
| 163 | 299371 | | |
| 163 | 100 | | |
| 194 | 0.0 | 0.0 | 27.8 |
| 164 | 465.8 | 0.0 | 29.8# |





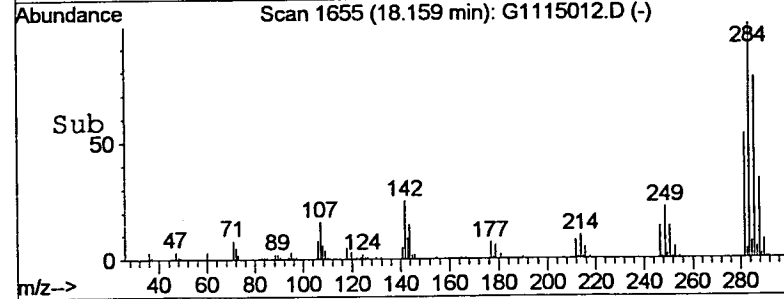
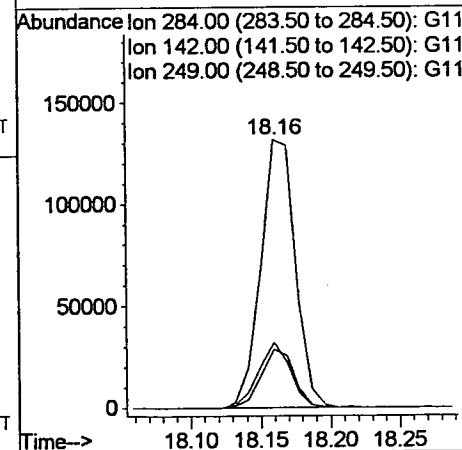
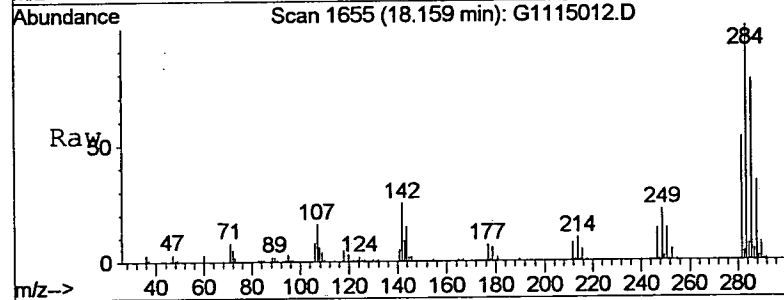
#46
 2,6-Dinitrotoluene
 Concen: 15.63 ppm
 RT: 15.41 min Scan# 1355
 Delta R.T. 0.26 min
 Lab File: G1115012.D
 Acq: 16 Nov 2007 12:40 am

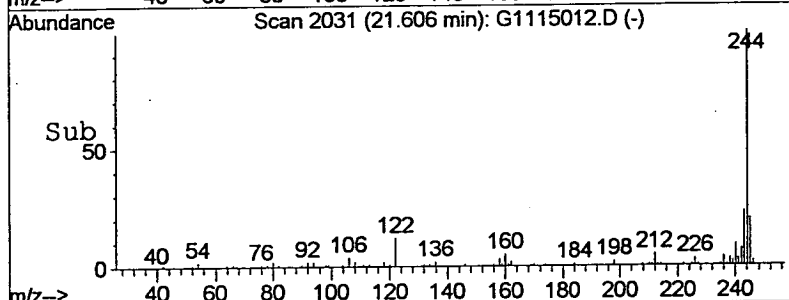
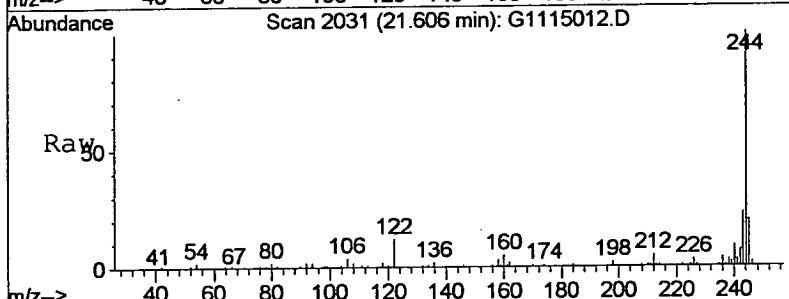
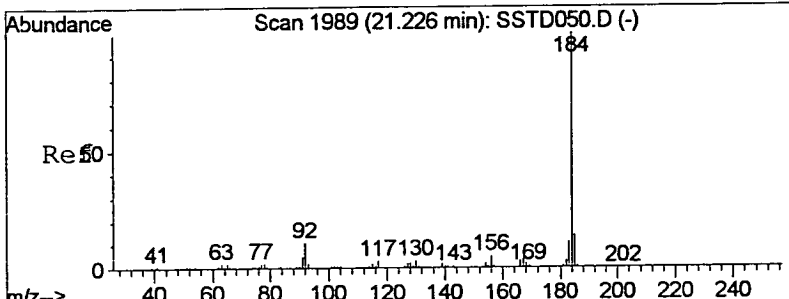
| Tgt Ion | Resp | Lower | Upper |
|---------|--------|-------|-------|
| 165 | 178697 | | |
| 89 | 0.7 | 18.7 | 58.7# |
| 63 | 0.8 | 20.3 | 60.3# |



#64
 Hexachlorobenzene
 Concen: 11.69 ppm
 RT: 18.16 min Scan# 1655
 Delta R.T. -0.01 min
 Lab File: G1115012.D
 Acq: 16 Nov 2007 12:40 am

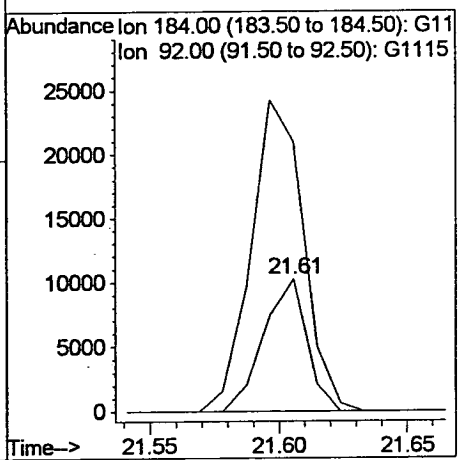
| Tgt Ion | Resp | Lower | Upper |
|---------|--------|-------|-------|
| 284 | 227595 | | |
| 142 | 22.5 | 2.4 | 42.4 |
| 249 | 20.9 | 1.6 | 41.6 |





#75
 Benzidine
 Concen: 1.03 ppm
 RT: 21.61 min Scan# 2031
 Delta R.T. 0.38 min
 Lab File: G1115012.D
 Acq: 16 Nov 2007 12:40 am

| | | |
|-------------|-------|-----------|
| Tgt Ion:184 | Resp: | 12013 |
| Ion Ratio | Lower | Upper |
| 184 | 100 | |
| 92 | 284.0 | 0.0 31.6# |



Data File : C:\GCMS62\DATA\07NOV15\G1115013.D
 Acq On : 16 Nov 2007 1:19 am
 Sample : IQK1137-04
 Misc : SOIL 15G/1ml --- Batch 7K12065
 MS Integration Params: RTEINT.P
 Quant Time: Nov 16 1:50 19107

Vial: 15
 Operator: DF/AI
 Inst : GCMS62
 Multiplr: 1.00

Quant Results File: G7K15SV.RES

Quant Method : C:\HPCHEM\1\METHODS\G7K15SV.M (RTE Integrator)
 Title : 625/8270 Calibration
 Last Update : Thu Nov 15 16:11:56 2007
 Response via : Initial Calibration
 DataAcq Meth : G7K15SV

| Internal Standards | R.T. | QIon | Response | Conc | Units | Dev(Min) |
|--------------------------------|-------|------|----------|-------|-------|----------|
| 1) 1,4-Dichlorobenzene-d4 (IS) | 8.41 | 152 | 717318 | 40.00 | ppm | 0.01 |
| 20) Naphthalene-d8 (IS) | 11.26 | 136 | 2712014 | 40.00 | ppm | 0.00 |
| 36) Acenaphthene-d10 (IS) | 15.41 | 164 | 1299421 | 40.00 | ppm | 0.00 |
| 59) Phenanthrene-d10 (IS) | 18.81 | 188 | 1753876 | 40.00 | ppm | 0.00 |
| 71) Chrysene-d12 (IS) | 23.28 | 240 | 1270161 | 40.00 | ppm | -0.01 |
| 82) Perylene-d12 (IS) | 26.78 | 264 | 825100 | 40.00 | ppm | 0.00 |

System Monitoring Compounds

| | | | | | | |
|-------------------------------|----------------|-----|------------|--------|-----|-------|
| 2) 2-Fluorophenol (SU) | 5.94 | 112 | 1726443 | 59.61 | ppm | 0.06 |
| Spiked Amount 100.000 | Range 25 - 120 | | Recovery = | 59.61% | | |
| 7) Phenol-d6 (SU) | 7.81 | 99 | 2283210 | 72.96 | ppm | 0.01 |
| Spiked Amount 100.000 | Range 30 - 120 | | Recovery = | 72.96% | | |
| 21) Nitrobenzene-d5 (SU) | 9.69 | 82 | 779602 | 32.42 | ppm | 0.00 |
| Spiked Amount 50.000 | Range 30 - 120 | | Recovery = | 64.84% | | |
| 40) 2-Fluorobiphenyl (SU) | 13.89 | 172 | 1611481 | 35.18 | ppm | 0.00 |
| Spiked Amount 50.000 | Range 35 - 120 | | Recovery = | 70.36% | | |
| 62) 2,4,6-Tribromophenol (SU) | 17.30 | 330 | 639993 | 71.68 | ppm | -0.01 |
| Spiked Amount 100.000 | Range 35 - 120 | | Recovery = | 71.68% | | |
| 74) Terphenyl-d14 (SU) | 21.61 | 244 | 1409403 | 40.13 | ppm | 0.00 |
| Spiked Amount 50.000 | Range 35 - 155 | | Recovery = | 80.26% | | |

Target Compounds

| | R.T. | QIon | Response | Conc | Units | Qvalue |
|--------------------------------|-------|------|----------|-------|-------|--------|
| 18) N-Nitroso-di-n-propylamine | 9.69 | 70 | 97454 | 6.57 | ppm | # 71 |
| 45) Dimethylphthalate | 15.42 | 163 | 274107 | 6.80 | ppm | # 1 |
| 46) 2,6-Dinitrotoluene | 15.41 | 165 | 164147 | 15.58 | ppm | # 37 |
| 75) Benzidine | 21.61 | 184 | 11780 | 0.89 | ppm | # 1 |

(#) = qualifier out of range (m) = manual integration
 G1115013.D G7K15SV.M Fri Nov 16 01:51:05 2007


Quantitation Report

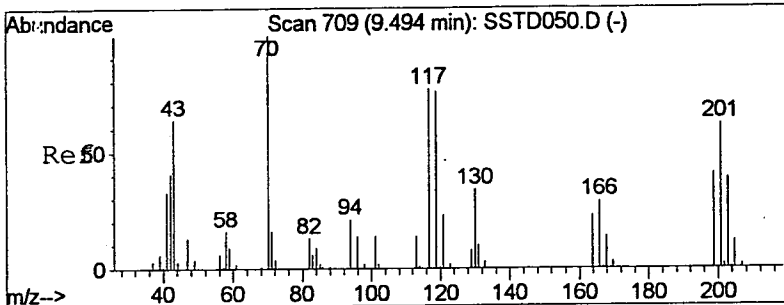
Data File : C:\GCMS62\DATA\07NOV15\G1115013.D
Acq On : 16 Nov 2007 1:19 am
Sample : IQK1137-04
Misc : SOIL 15G/1ml --- Batch 7K12065
MS Integration Params: RTEINT.P
Quant Time: Nov 16 1:50 19107

Vial: 15
Operator: DF/AI
Inst : GCMS62
Multiplr: 1.00

Quant Results File: G7K15SV.RES

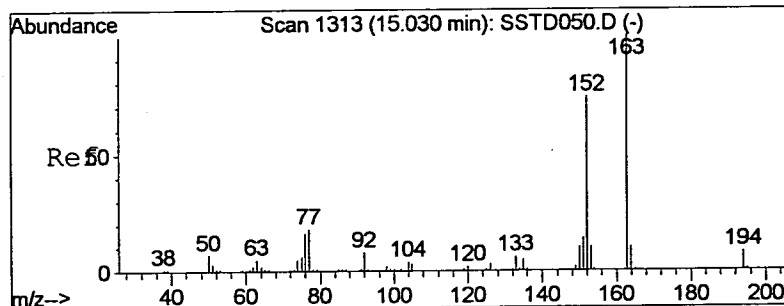
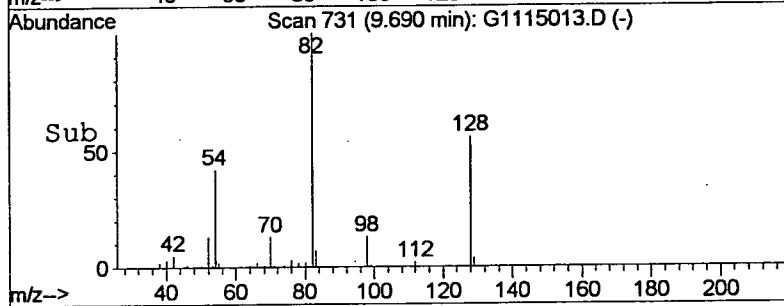
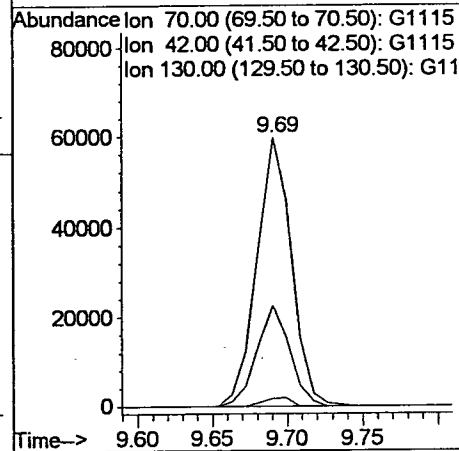
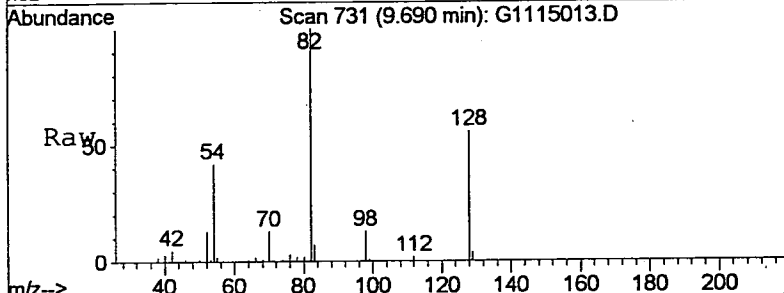
Method : C:\HPCHEM\1\METHODS\G7K15SV.M (RTE Integrator)
Title : 625/8270 Calibration
Last Update : Thu Nov 15 16:11:56 2007
Response via : Initial Calibration





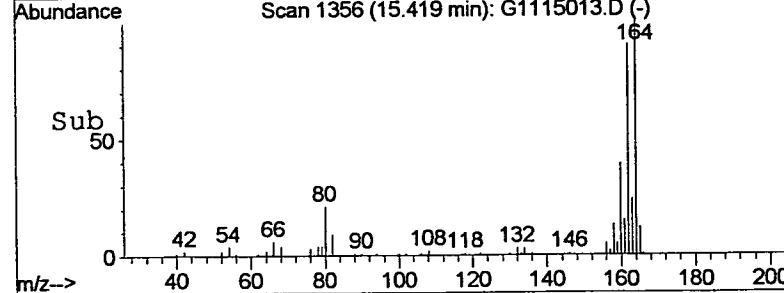
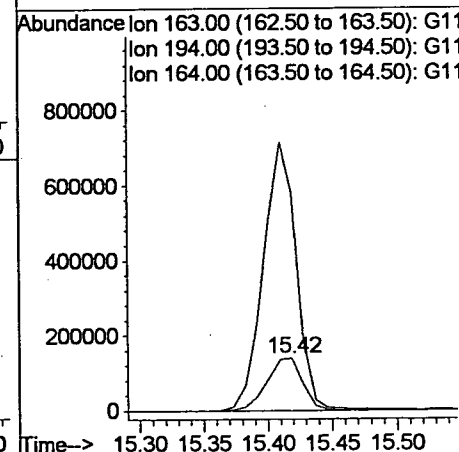
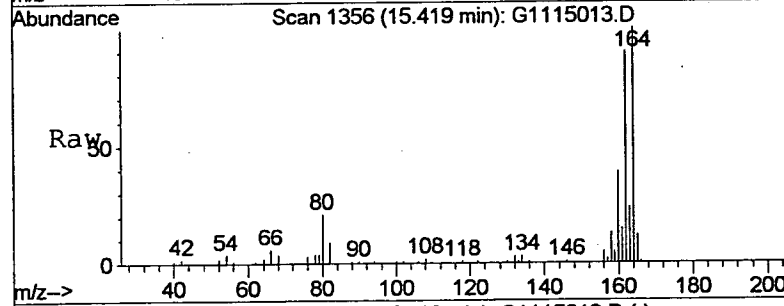
#18
 N-Nitroso-di-n-propylamine
 Concen: 6.57 ppm
 RT: 9.69 min Scan# 731
 Delta R.T. 0.20 min
 Lab File: G1115013.D
 Acq: 16 Nov 2007 1:19 am

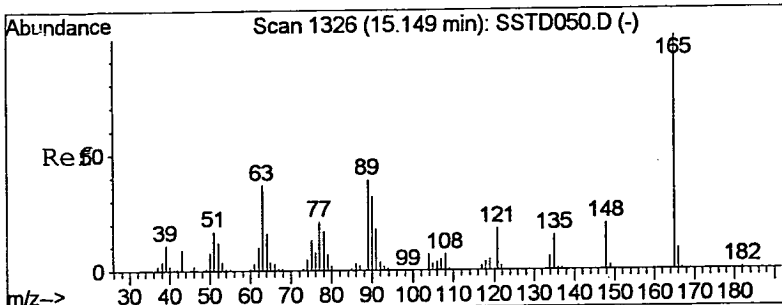
| Tgt Ion | Resp | Lower | Upper |
|---------|------|-------|-------|
| 70 | 100 | | |
| 42 | 35.9 | 22.2 | 62.2 |
| 130 | 2.5 | 12.8 | 52.8# |



#45
 Dimethylphthalate
 Concen: 6.80 ppm
 RT: 15.42 min Scan# 1356
 Delta R.T. 0.39 min
 Lab File: G1115013.D
 Acq: 16 Nov 2007 1:19 am

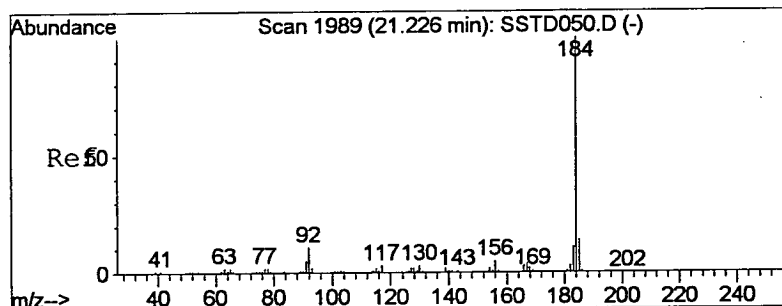
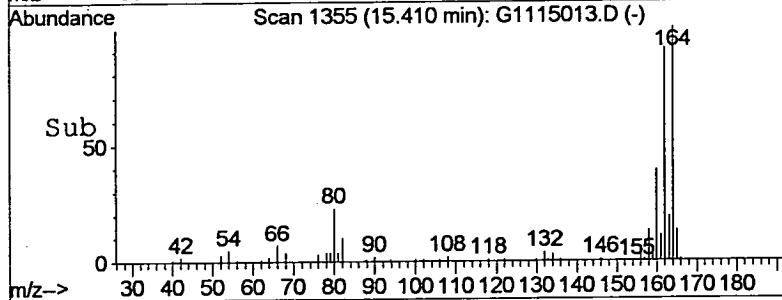
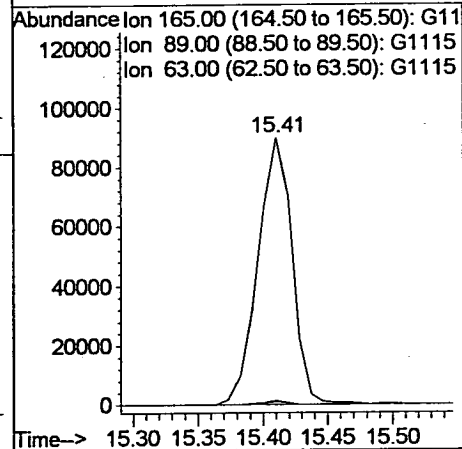
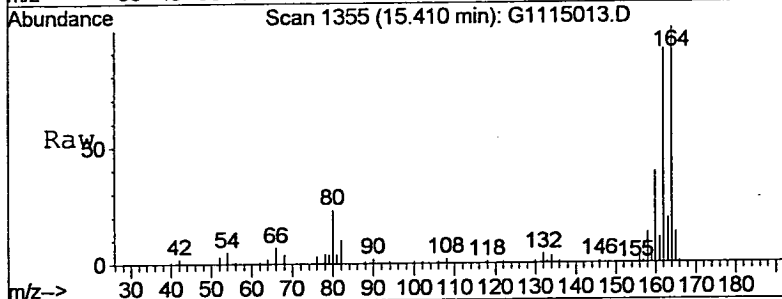
| Tgt Ion | Resp | Lower | Upper |
|---------|-------|-------|-------|
| 163 | 100 | | |
| 194 | 0.0 | 0.0 | 27.8 |
| 164 | 472.0 | 0.0 | 29.8# |





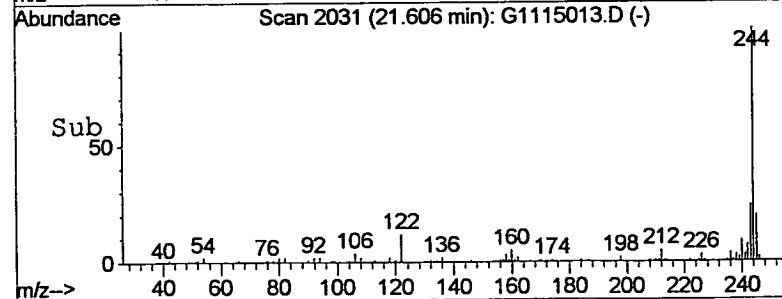
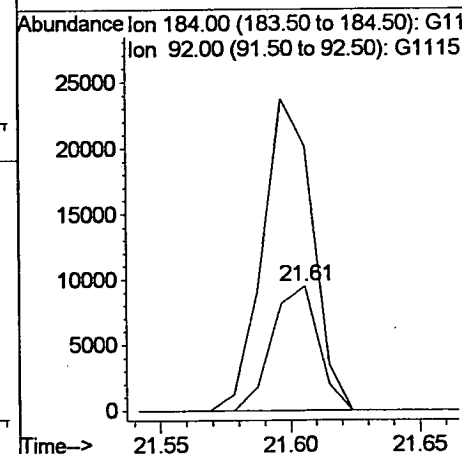
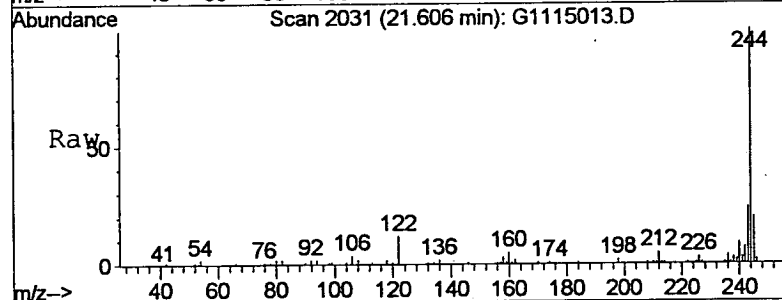
#46
 2,6-Dinitrotoluene
 Concen: 15.58 ppm
 RT: 15.41 min Scan# 1355
 Delta R.T. 0.26 min
 Lab File: G1115013.D
 Acq: 16 Nov 2007 1:19 am

| Tgt Ion | Resp | Lower | Upper |
|---------|--------|-------|-------|
| 165 | 164147 | | |
| 89 | 0.7 | 18.7 | 58.7# |
| 63 | 1.1 | 20.3 | 60.3# |



#75
 Benzidine
 Concen: 0.89 ppm
 RT: 21.61 min Scan# 2031
 Delta R.T. 0.38 min
 Lab File: G1115013.D
 Acq: 16 Nov 2007 1:19 am

| Tgt Ion | Resp | Lower | Upper |
|---------|-------|-------|-------|
| 184 | 11780 | | |
| 92 | 269.4 | 0.0 | 31.6# |



Data File : C:\GCMS62\DATA\07NOV15\G1115014.D
 Acq On : 16 Nov 2007 1:57 am
 Sample : IQK1137-06
 Misc : SOIL 15G/1ml --- Batch 7K12065
 MS Integration Params: RTEINT.P
 Quant Time: Nov 16 2:29 19107

Vial: 16
 Operator: DF/AI
 Inst : GCMS62
 Multiplr: 1.00

Quant Results File: G7K15SV.RES

Quant Method : C:\HPCHEM\1\METHODS\G7K15SV.M (RTE Integrator)
 Title : 625/8270 Calibration
 Last Update : Thu Nov 15 16:11:56 2007
 Response via : Initial Calibration
 DataAcq Meth : G7K15SV

CB

| Internal Standards | R.T. | QIon | Response | Conc | Units | Dev(Min) |
|--------------------------------|-------|------|----------|-------|-------|----------|
| 1) 1,4-Dichlorobenzene-d4 (IS) | 8.41 | 152 | 828766 | 40.00 | ppm | 0.02 |
| 20) Naphthalene-d8 (IS) | 11.26 | 136 | 3112582 | 40.00 | ppm | 0.00 |
| 36) Acenaphthene-d10 (IS) | 15.41 | 164 | 1484807 | 40.00 | ppm | 0.00 |
| 59) Phenanthrene-d10 (IS) | 18.82 | 188 | 1972117 | 40.00 | ppm | 0.00 |
| 71) Chrysene-d12 (IS) | 23.29 | 240 | 1479170 | 40.00 | ppm | 0.00 |
| 82) Perylene-d12 (IS) | 26.78 | 264 | 936976 | 40.00 | ppm | 0.00 |

System Monitoring Compounds

| | | | | | | |
|-------------------------------|----------------|-----|------------|--------|-----|------|
| 2) 2-Fluorophenol (SU) | 5.96 | 112 | 2239963 | 66.94 | ppm | 0.08 |
| Spiked Amount 100.000 | Range 25 - 120 | | Recovery = | 66.94% | | |
| 7) Phenol-d6 (SU) | 7.83 | 99 | 2920644 | 80.77 | ppm | 0.03 |
| Spiked Amount 100.000 | Range 30 - 120 | | Recovery = | 80.77% | | |
| 21) Nitrobenzene-d5 (SU) | 9.70 | 82 | 1005498 | 36.44 | ppm | 0.00 |
| Spiked Amount 50.000 | Range 30 - 120 | | Recovery = | 72.88% | | |
| 40) 2-Fluorobiphenyl (SU) | 13.88 | 172 | 2027235 | 38.73 | ppm | 0.00 |
| Spiked Amount 50.000 | Range 35 - 120 | | Recovery = | 77.46% | | |
| 62) 2,4,6-Tribromophenol (SU) | 17.30 | 330 | 790116 | 78.71 | ppm | 0.00 |
| Spiked Amount 100.000 | Range 35 - 120 | | Recovery = | 78.71% | | |
| 74) Terphenyl-d14 (SU) | 21.60 | 244 | 1705931 | 41.71 | ppm | 0.00 |
| Spiked Amount 50.000 | Range 35 - 155 | | Recovery = | 83.42% | | |

Target Compounds

| | R.T. | QIon | Response | Conc | Units | Qvalue |
|--------------------------------|-------|------|----------|-------|-------|--------|
| 18) N-Nitroso-di-n-propylamine | 9.70 | 70 | 122270 | 7.13 | ppm | # 73 |
| 45) Dimethylphthalate | 15.41 | 163 | 318453 | 6.92 | ppm | # 1 |
| 46) 2,6-Dinitrotoluene | 15.41 | 165 | 185715 | 15.43 | ppm | # 37 |
| 75) Benzidine | 21.60 | 184 | 15096 | 0.98 | ppm | # 1 |


Quantitation Report

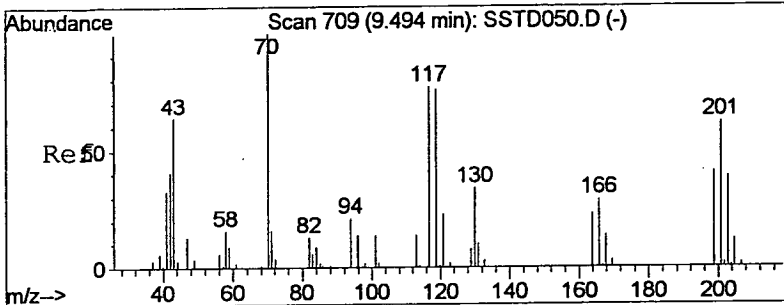
Data File : C:\GCMS62\DATA\07NOV15\G1115014.D
 Acq On : 16 Nov 2007 1:57 am
 Sample : IQK1137-06
 Misc : SOIL 15G/1ml --- Batch 7K12065
 MS Integration Params: RTEINT.P
 Quant Time: Nov 16 2:29 19107

Vial: 16
 Operator: DF/AI
 Inst : GCMS62
 Multiplr: 1.00

Quant Results File: G7K15SV.RES

Method : C:\HPCHEM\1\METHODS\G7K15SV.M (RTE Integrator)
 Title : 625/8270 Calibration
 Last Update : Thu Nov 15 16:11:56 2007
 Response via : Initial Calibration

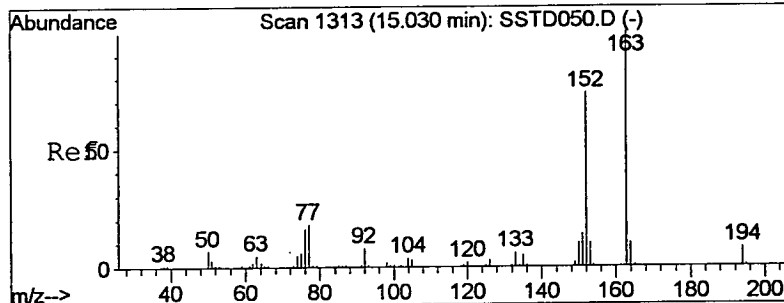
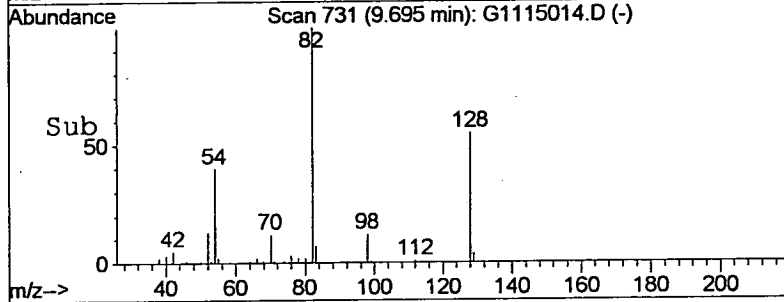
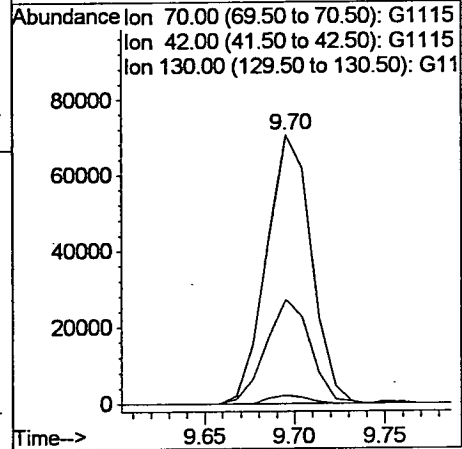
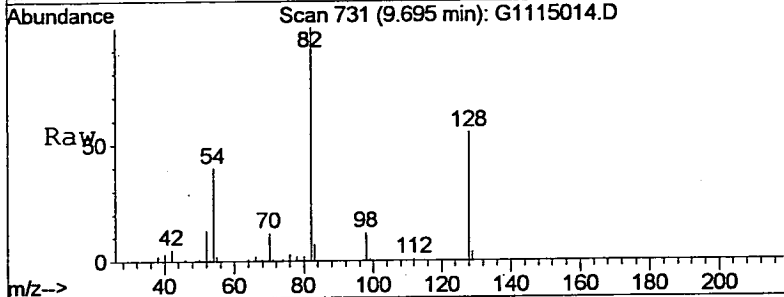




#18
 N-Nitroso-di-n-propylamine
 Concen: 7.13 ppm
 RT: 9.70 min Scan# 731
 Delta R.T. 0.20 min
 Lab File: G1115014.D
 Acq: 16 Nov 2007 1:57 am

Tgt Ion: 70 Resp: 122270

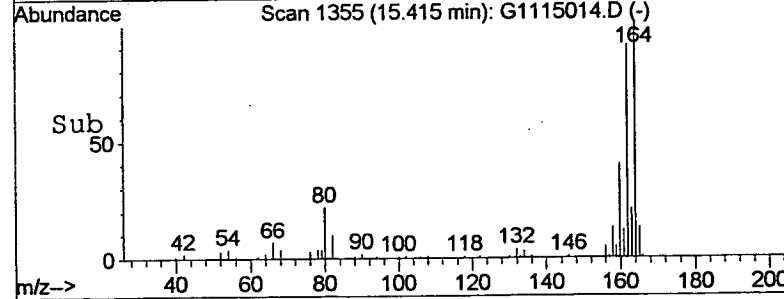
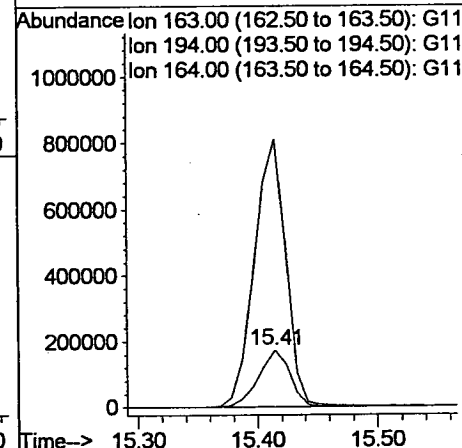
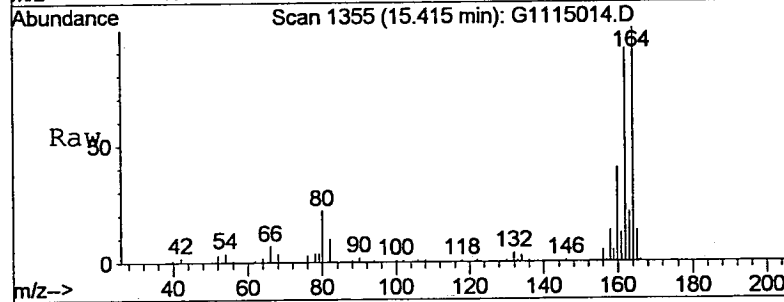
| Ion | Ratio | Lower | Upper |
|-----|-------|-------|-------|
| 70 | 100 | | |
| 42 | 38.4 | 22.2 | 62.2 |
| 130 | 2.5 | 12.8 | 52.8# |

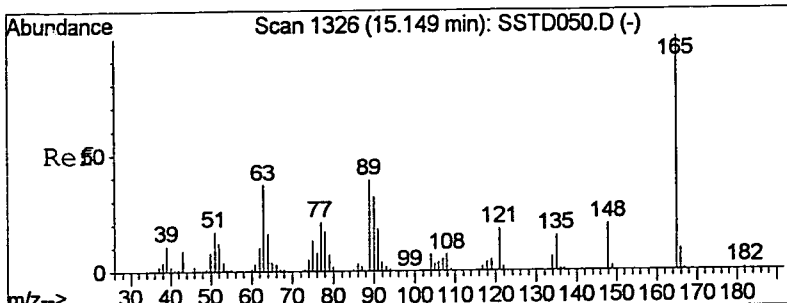


#45
 Dimethylphthalate
 Concen: 6.92 ppm
 RT: 15.41 min Scan# 1355
 Delta R.T. 0.38 min
 Lab File: G1115014.D
 Acq: 16 Nov 2007 1:57 am

Tgt Ion: 163 Resp: 318453

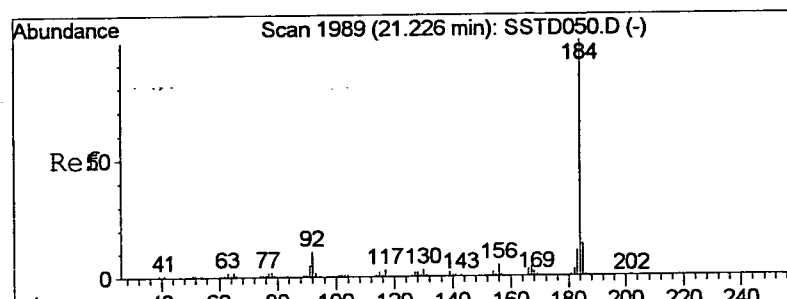
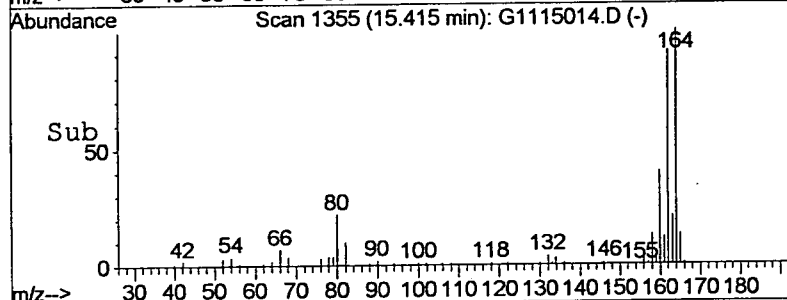
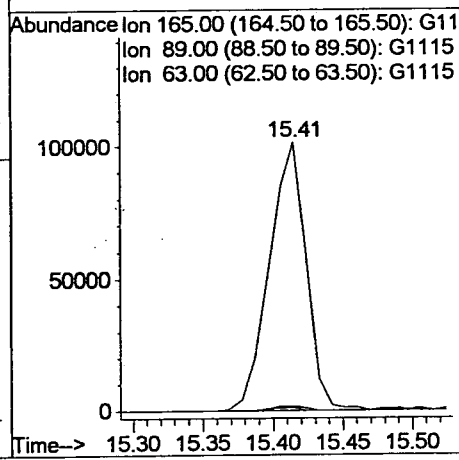
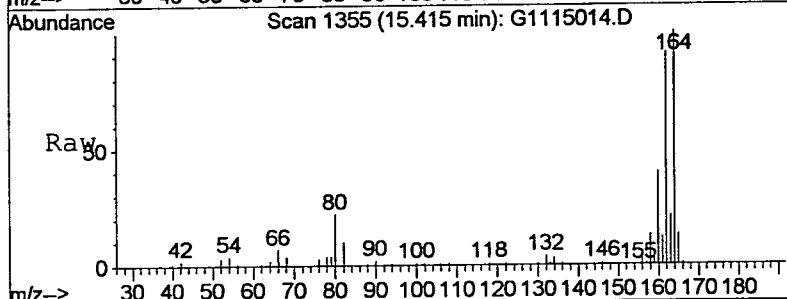
| Ion | Ratio | Lower | Upper |
|-----|-------|-------|-------|
| 163 | 100 | | |
| 194 | 0.0 | 0.0 | 27.8 |
| 164 | 463.5 | 0.0 | 29.8# |





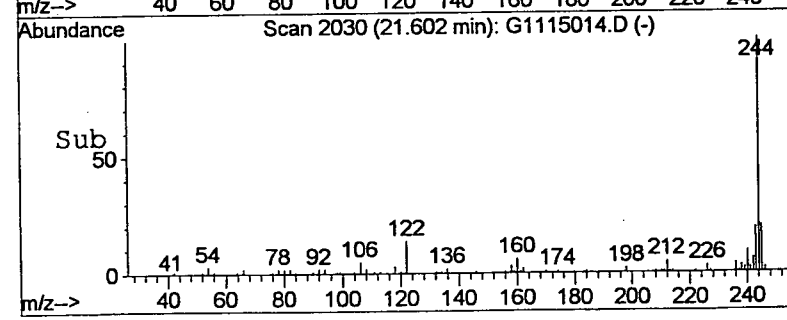
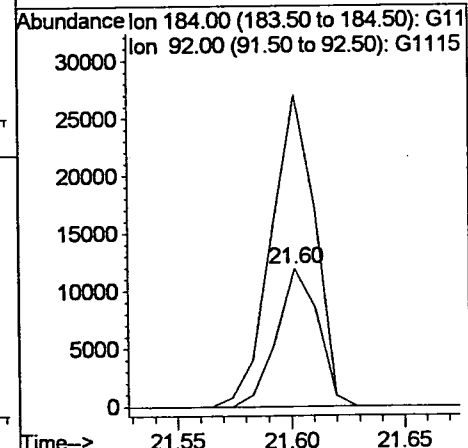
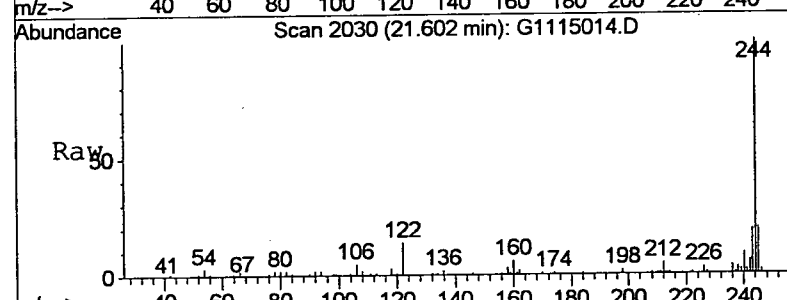
#46
 2,6-Dinitrotoluene
 Concen: 15.43 ppm
 RT: 15.41 min Scan# 1355
 Delta R.T. 0.27 min
 Lab File: G1115014.D
 Acq: 16 Nov 2007 1:57 am

| Tgt Ion | Resp | Lower | Upper |
|---------|------|-------|-------|
| 165 | 100 | | |
| 89 | 1.3 | 18.7 | 58.7# |
| 63 | 0.8 | 20.3 | 60.3# |



#75
 Benzidine
 Concen: 0.98 ppm
 RT: 21.60 min Scan# 2030
 Delta R.T. 0.38 min
 Lab File: G1115014.D
 Acq: 16 Nov 2007 1:57 am

| Tgt Ion | Resp | Lower | Upper |
|---------|-------|-------|-------|
| 184 | 100 | | |
| 92 | 237.4 | 0.0 | 31.6# |



Data File : C:\GCMS62\DATA\07NOV15\G1115015.D
 Acq On : 16 Nov 2007 2:35 am
 Sample : IQK1137-07
 Misc : SOIL 15G/1ml --- Batch 7K12065
 MS Integration Params: RTEINT.P
 Quant Time: Nov 16 3:07 19107

Vial: 17
 Operator: DF/AI
 Inst : GCMS62
 Multiplr: 1.00

Quant Results File: G7K15SV.RES

Quant Method : C:\HPCHEM\1\METHODS\G7K15SV.M (RTE Integrator)
 Title : 625/8270 Calibration
 Last Update : Thu Nov 15 16:11:56 2007
 Response via : Initial Calibration
 DataAcq Meth : G7K15SV

LB

| Internal Standards | R.T. | QIon | Response | Conc | Units | Dev(Min) |
|--------------------------------|-------|------|----------|-------|-------|----------|
| 1) 1,4-Dichlorobenzene-d4 (IS) | 8.40 | 152 | 718627 | 40.00 | ppm | 0.00 |
| 20) Naphthalene-d8 (IS) | 11.25 | 136 | 2747839 | 40.00 | ppm | -0.01 |
| 36) Acenaphthene-d10 (IS) | 15.41 | 164 | 1368445 | 40.00 | ppm | 0.00 |
| 59) Phenanthrene-d10 (IS) | 18.81 | 188 | 1886047 | 40.00 | ppm | 0.00 |
| 71) Chrysene-d12 (IS) | 23.29 | 240 | 1287697 | 40.00 | ppm | -0.01 |
| 82) Perylene-d12 (IS) | 26.78 | 264 | 812250 | 40.00 | ppm | 0.00 |

| System Monitoring Compounds | R.T. | QIon | Response | Conc | Units | Dev(Min) |
|-------------------------------|----------------|------|------------|--------|-------|----------|
| 2) 2-Fluorophenol (SU) | 5.94 | 112 | 1653012 | 56.97 | ppm | 0.06 |
| Spiked Amount 100.000 | Range 25 - 120 | | Recovery = | 56.97% | | |
| 7) Phenol-d6 (SU) | 7.81 | 99 | 2218549 | 70.76 | ppm | 0.02 |
| Spiked Amount 100.000 | Range 30 - 120 | | Recovery = | 70.76% | | |
| 21) Nitrobenzene-d5 (SU) | 9.69 | 82 | 752545 | 30.89 | ppm | 0.00 |
| Spiked Amount 50.000 | Range 30 - 120 | | Recovery = | 61.78% | | |
| 40) 2-Fluorobiphenyl (SU) | 13.88 | 172 | 1611634 | 33.41 | ppm | -0.01 |
| Spiked Amount 50.000 | Range 35 - 120 | | Recovery = | 66.82% | | |
| 62) 2,4,6-Tribromophenol (SU) | 17.30 | 330 | 648728 | 67.57 | ppm | -0.01 |
| Spiked Amount 100.000 | Range 35 - 120 | | Recovery = | 67.57% | | |
| 74) Terphenyl-d14 (SU) | 21.60 | 244 | 1473101 | 41.37 | ppm | -0.01 |
| Spiked Amount 50.000 | Range 35 - 155 | | Recovery = | 82.74% | | |

| Target Compounds | R.T. | QIon | Response | Conc | Units | Qvalue |
|--------------------------------|-------|------|----------|-------|-------|--------|
| 18) N-Nitroso-di-n-propylamine | 9.69 | 70 | 93337 | 6.28 | ppm | # 73 |
| 45) Dimethylphthalate | 15.41 | 163 | 289367 | 6.82 | ppm | # 1 |
| 46) 2,6-Dinitrotoluene | 15.41 | 165 | 175567 | 15.83 | ppm | # 37 |
| 75) Benzidine | 21.60 | 184 | 12618 | 0.94 | ppm | # 1 |

(#) = qualifier out of range (m) = manual integration
 G1115015.D G7K15SV.M Fri Nov 16 03:07:36 2007


Quantitation Report

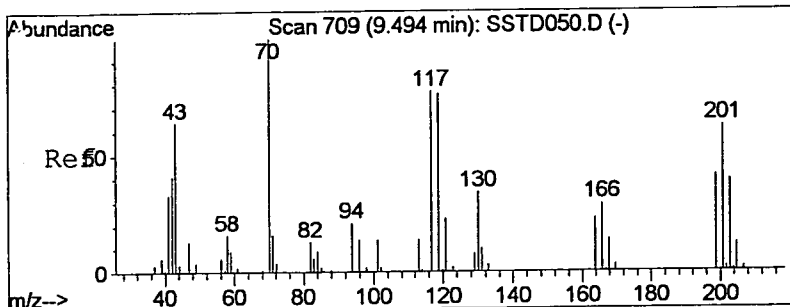
Data File : C:\GCMS62\DATA\07NOV15\G1115015.D
Acq On : 16 Nov 2007 2:35 am
Sample : IQK1137-07
Misc : SOIL 15G/1ml --- Batch 7K12065
MS Integration Params: RTEINT.P
Quant Time: Nov 16 3:07 19107

Vial: 17
Operator: DF/AI
Inst : GCMS62
Multiplr: 1.00

Quant Results File: G7K15SV.RES

Method : C:\HPCHEM\1\METHODS\G7K15SV.M (RTE Integrator)
Title : 625/8270 Calibration
Last Update : Thu Nov 15 16:11:56 2007
Response via : Initial Calibration

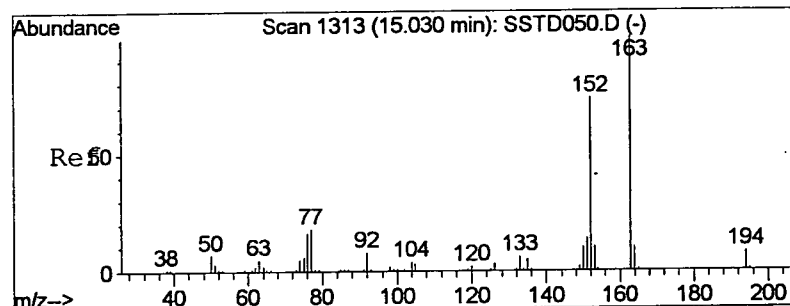
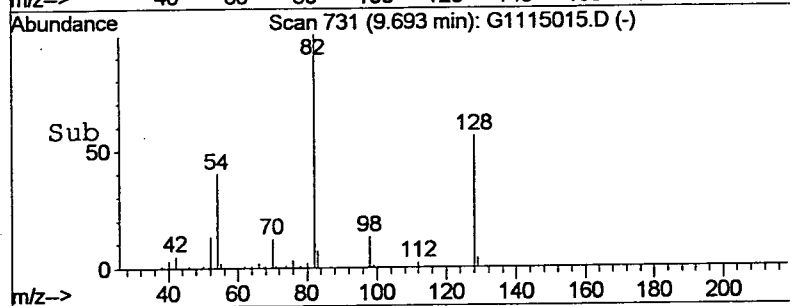
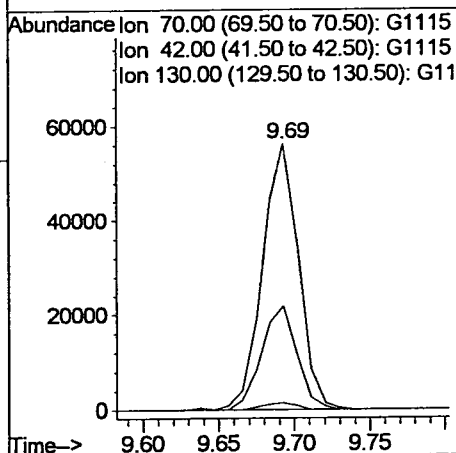
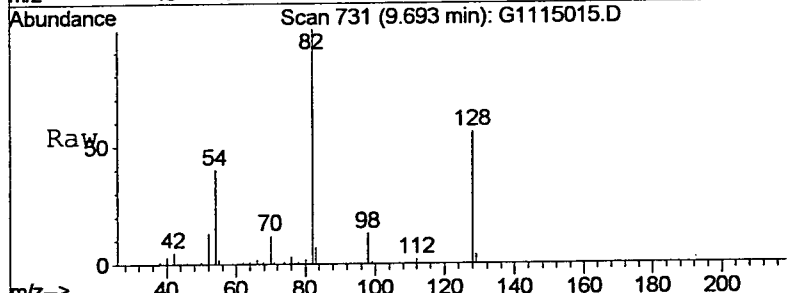




#18
 N-Nitroso-di-n-propylamine
 Concen: 6.28 ppm
 RT: 9.69 min Scan# 731
 Delta R.T. 0.20 min
 Lab File: G1115015.D
 Acq: 16 Nov 2007 2:35 am

Tgt Ion: 70 Resp: 93337

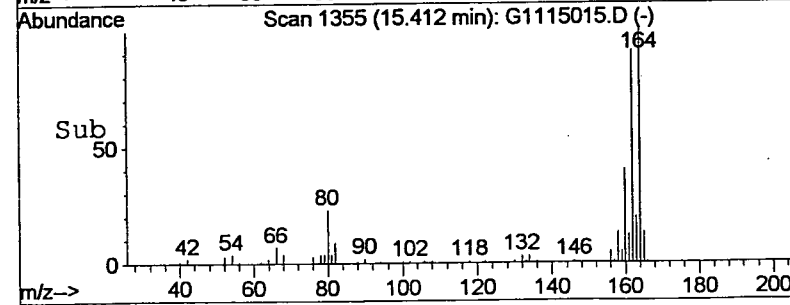
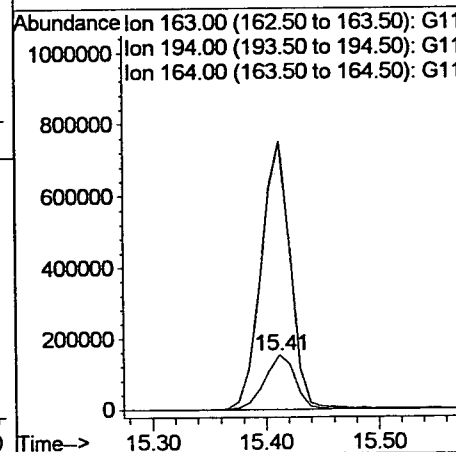
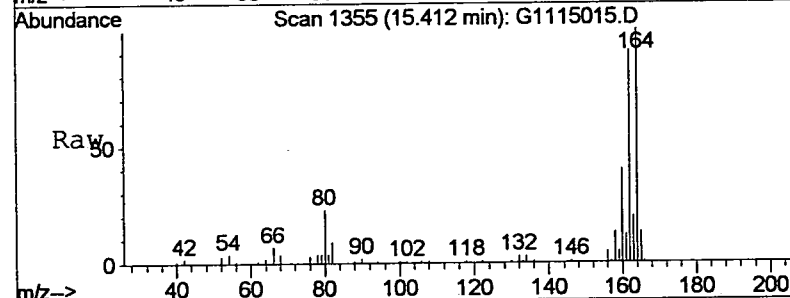
| Ion | Ratio | Lower | Upper |
|-----|-------|-------|-------|
| 70 | 100 | | |
| 42 | 38.6 | 22.2 | 62.2 |
| 130 | 2.3 | 12.8 | 52.8# |

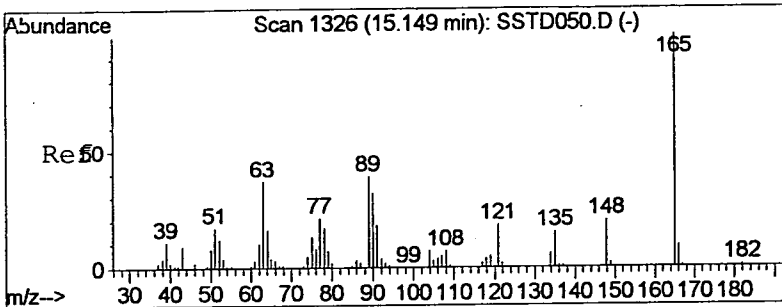


#45
 Dimethylphthalate
 Concen: 6.82 ppm
 RT: 15.41 min Scan# 1355
 Delta R.T. 0.38 min
 Lab File: G1115015.D
 Acq: 16 Nov 2007 2:35 am

Tgt Ion: 163 Resp: 289367

| Ion | Ratio | Lower | Upper |
|-----|-------|-------|-------|
| 163 | 100 | | |
| 194 | 0.0 | 0.0 | 27.8 |
| 164 | 468.9 | 0.0 | 29.8# |

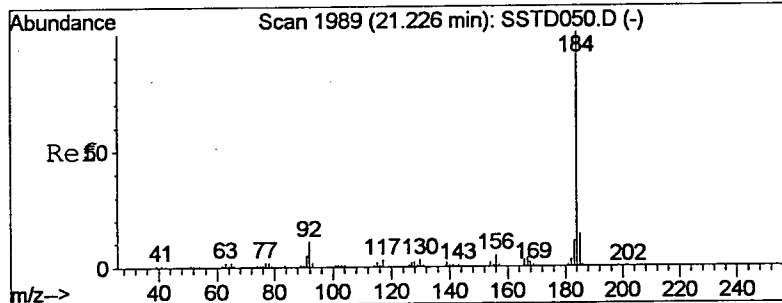
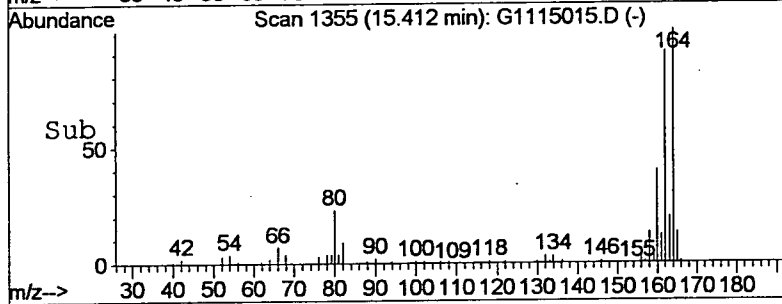
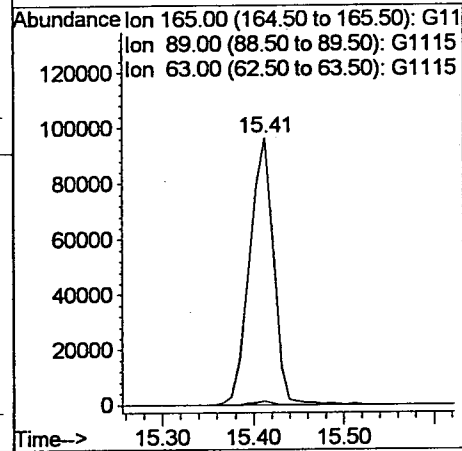
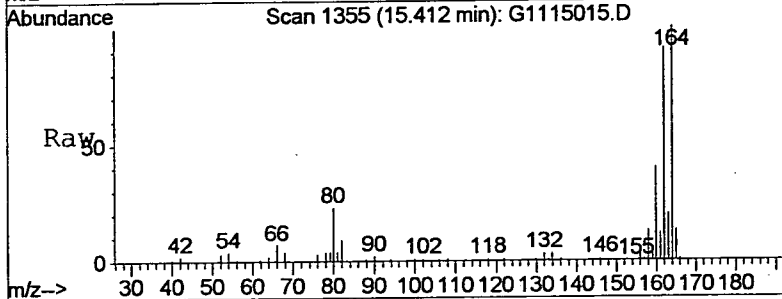




#46
 2,6-Dinitrotoluene
 Concen: 15.83 ppm
 RT: 15.41 min Scan# 1355
 Delta R.T. 0.26 min
 Lab File: G1115015.D
 Acq: 16 Nov 2007 2:35 am

Tgt Ion:165 Resp: 175567

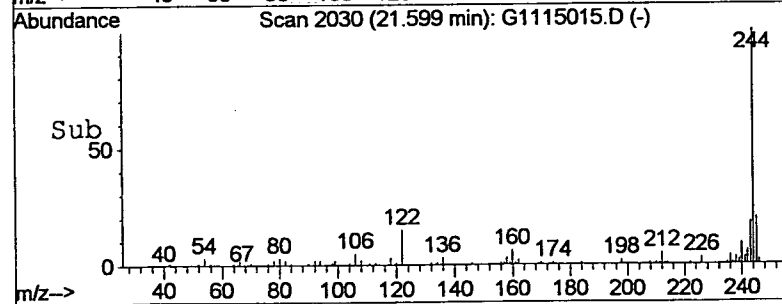
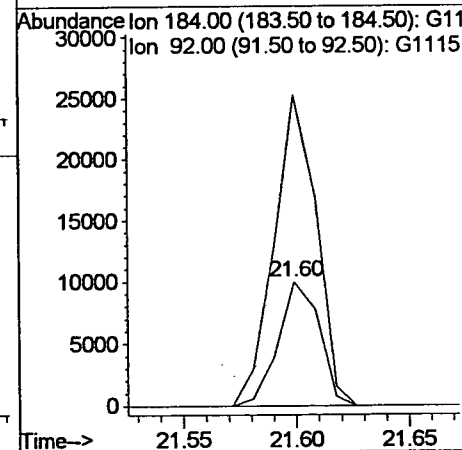
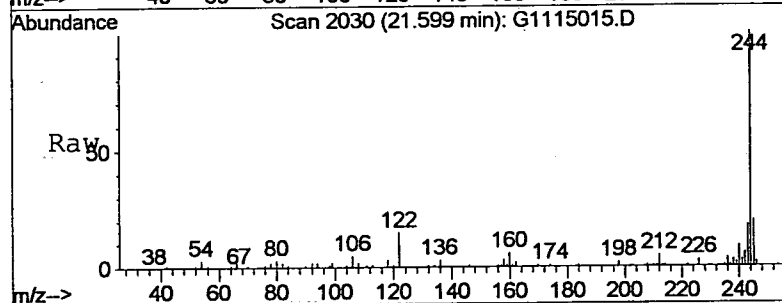
| Ion | Ratio | Lower | Upper |
|-----|-------|-------|-------|
| 165 | 100 | | |
| 89 | 1.0 | 18.7 | 58.7# |
| 63 | 1.0 | 20.3 | 60.3# |



#75
 Benzidine
 Concen: 0.94 ppm
 RT: 21.60 min Scan# 2030
 Delta R.T. 0.37 min
 Lab File: G1115015.D
 Acq: 16 Nov 2007 2:35 am

Tgt Ion:184 Resp: 12618

| Ion | Ratio | Lower | Upper |
|-----|-------|-------|-------|
| 184 | 100 | | |
| 92 | 259.0 | 0.0 | 31.6# |



GC/MS DAILY LOG SUMMARY

DATE: 11-19-07 DATAFILE: C:\GCMS62\DATA\ 07NOV19
 ANALYST: LB GCMS: # 62 EPA METHOD: 625/8270 C

| # | SAMPLE NAME | Dil | FILENAME | S/W | Prep | Batch# | Posted | Rev'd | Comments |
|----|--------------------|-----|----------|------|----------------|--------|----------------|----------------|-----------|
| 1 | 50ppm DFTPP STD | *** | STUN\ | *** | Pass @ 13:13 ✓ | | | | |
| 2 | 50ppm Midpoint STD | *** | SSTD050 | *** | | | | | |
| 3 | 5 PPM | | 005 | | | | | | # 7100428 |
| 4 | 10 PPM | | 010 | | | | | | 429 |
| 5 | 80 PPM | | 080 | | | | | | 432 |
| 6 | 7K17046-BLK | - | 6119001 | S | SH/LB | 17046 | SN 11-20-07 | LB 11-20-07 | |
| 7 | ↓ -BSI | - | 02 | ↓ | | ↓ | ↓ | ↓ | |
| 8 | 7K15059-BLK | - | 03 | ↓ | | 15059 | SN 11-20-07 | | |
| 9 | ↓ -BSI | - | 04 | ↓ | | ↓ | ↓ | ↓ | |
| 10 | ↓ -BSI | - | 05 | ↓ | | ↓ | ↓ | ↓ | |
| 11 | 7K16100-BLK | - | 06 | TCLP | | 16100 | SN 11-20-07 | LB 11-20-07 | |
| 12 | ↓ -BSI | - | 07 | ↓ | | ↓ | ↓ | ↓ | |
| 13 | 1QK1137-08 | - | 08 | S | | 12065 | SN 11-20-07 | ↓ | |
| 14 | 1QK1480-01 | - | 09 | ↓ | | 17046 | SN 11-20-09 | LB 11-20-07 | |
| 15 | ↓ -02 | - | 10 | ↓ | | ↓ | ↓ | ↓ | |
| 16 | ↓ -03 | - | 11 | ↓ | | ↓ | ↓ | ↓ | |
| 17 | ↓ -04 | - | 12 | ↓ | | ↓ | ↓ | ↓ | |
| 18 | ↓ -05 | - | 13 | ↓ | | ↓ | ↓ | ↓ | |
| 19 | ↓ -06 | - | 14 | ↓ | | ↓ | ↓ | ↓ | |
| 20 | ↓ -07 | - | 15 | ↓ | | ↓ | ↓ | ↓ | |
| 21 | 1QK1332-01 | - | 16 | W | | 15059 | SN 11-20-07 | LB 11-20-07 | |
| 22 | 1QK1515-01 | - | 17 | ↓ | | ↓ | ↓ | ↓ | |
| 23 | 1QK1517-01 | - | 18 | ↓ | | ↓ | ↓ | ↓ | |
| 24 | 1QK1519-01 | - | 19 | ↓ | | ↓ | ↓ | ↓ | |
| 25 | 1QK1520-01 | - | 20 | ↓ | | ↓ | ↓ | ↓ | |
| 26 | 1QK1521-01 | - | 21 | ↓ | | ↓ | ↓ | ↓ | |
| 27 | 1QK1521-02 | - | 22 | ↓ | | ↓ | ↓ | ↓ | |
| 28 | 1QK1328-01 | - | ↓ 23 | ↓ | | ↓ | ↓ | ↓ | |
| 29 | | | | | | | | | |
| 30 | | | | | | | | | |

Tailing Factor & Degradation:

Benzidine < 3 ✓ Pentachlorophenol < 5 ✓ DDT Degradation < 20 ✓

Methylene Chloride Lot# E36E29

Standard Code:

DFTPP: 7100452

Internal Standard: 7110338

Calibration: 7110295

Istdrpt

GC/MS QA-QC Check Report

Tune File : C:\GCMS62\DATA\07NOV19\STUN1.D
 Tune time : 19 Nov 2007 1:13 pm

Daily Calibration File : C:\GCMS62\DATA\07NOV19\SSTD050.D

| File | Sample | Surrogate Recovery % | | | | | | Internal Standard Responses | | | | | |
|------------|--------------|----------------------|-------|-------|-------|-------|-------|-----------------------------|---------|--------|--------|--------|--------|
| | | (2FP) | (PHL) | (NB2) | (FBP) | (TBP) | (TPH) | (OCs) | (NPT) | (ANT) | (PHN) | (CRY) | (PRY) |
| G1119001.D | 7K17046-BLK1 | 68 | 82 | 71 | 78 | 82 | 85 | 408190 | 1515116 | 731511 | 988381 | 804442 | 611435 |
| G1119002.D | 7K17046-BS1 | 77 | 90 | 77 | 89 | 96 | 99 | 343975 | 1311106 | 622890 | 822885 | 670913 | 475736 |
| G1119003.D | 7K15059-BLK1 | 71 | 86 | 73 | 82 | 76 | 82 | 265165 | 990775 | 464451 | 627973 | 518031 | 404273 |
| G1119004.D | 7K15059-BS1 | 66 | 76 | 76 | 87 | 91 | 90 | 289236 | 1071108 | 510053 | 662009 | 522727 | 409367 |
| G1119005.D | 7K15059-BS01 | 69 | 81 | 75 | 84 | 89 | 90 | 283961 | 1074535 | 529897 | 708805 | 567885 | 384603 |
| G1119006.D | 7K16100-BLK1 | 70 | 83 | 75 | 83 | 81 | 94 | 345166 | 1278391 | 615494 | 845522 | 567169 | 421446 |
| G1119007.D | 7K16100-BS1 | 67 | 76 | 75 | 82 | 86 | 82 | 341305 | 1262215 | 613630 | 803724 | 614745 | 453059 |
| G1119008.D | IQK1137-08 | 69 | 87 | 73 | 83 | 74 | 83 | 377605 | 1424932 | 676071 | 909299 | 699686 | 437380 |
| G1119009.D | IQK1480-01 | 75 | 92 | 76 | 87 | 82 | 84 | 393928 | 1504186 | 715803 | 956020 | 790721 | 669574 |
| G1119010.D | IQK1480-02 | 71 | 86 | 68 | 78 | 78 | 93 | 300742 | 1134232 | 544846 | 722673 | 463124 | 323345 |
| G1119011.D | IQK1480-03 | 60 | 75 | 63 | 73 | 68 | 77 | 359840 | 1371533 | 658586 | 895323 | 707638 | 534243 |
| G1119012.D | IQK1480-04 | 67 | 86 | 70 | 82 | 76 | 101 | 337696 | 1279410 | 603003 | 779098 | 505524 | 344433 |
| G1119013.D | IQK1480-05 | 68 | 83 | 69 | 79 | 75 | 90 | 387106 | 1447652 | 669191 | 873650 | 637316 | 471273 |
| G1119014.D | IQK1480-06 | 71 | 85 | 69 | 80 | 77 | 91 | 326580 | 1224769 | 580007 | 768020 | 558820 | 424437 |
| G1119015.D | IQK1480-07 | 57 | 72 | 61 | 71 | 65 | 92 | 359467 | 1331029 | 639974 | 868523 | 585033 | 419887 |
| G1119016.D | IQK1332-01 | 68 | 80 | 72 | 79 | 77 | 89 | 350682 | 1295355 | 600754 | 759618 | 518250 | 294948 |
| G1119017.D | IQK1515-01 | 49 | 61 | 63 | 72 | 64 | 90 | 305596 | 1109589 | 518205 | 690645 | 423397 | 267283 |
| G1119018.D | IQK1517-01 | 67 | 81 | 76 | 89 | 84 | 103 | 335196 | 1234377 | 572527 | 749806 | 474379 | 348947 |
| G1119019.D | IQK1519-01 | 69 | 85 | 72 | 82 | 83 | 93 | 301661 | 1094545 | 513358 | 692772 | 495766 | 329132 |
| G1119020.D | IQK1520-01 | 62 | 78 | 71 | 85 | 83 | 100 | 345863 | 1292916 | 594219 | 752813 | 448341 | 331382 |
| G1119021.D | IQK1521-01 | 64 | 82 | 70 | 79 | 80 | 91 | 351985 | 1339266 | 653140 | 916262 | 634458 | 440866 |
| G1119022.D | IQK1271-02 | 76 | 87 | 77 | 91 | 81 | 103 | 381240 | 1419149 | 638624 | 823236 | 470767 | 304726 |
| G1119023.D | IQK1328-01 | 69 | 82 | 71 | 79 | 80 | 97 | 314825 | 1202620 | 580399 | 788369 | 482946 | 322932 |

- fails 12hr time check * - fails criteria

Created: Tue Nov 20 09:27:07 2007 GCMS62

CONTINUING CALIBRATION CHECK

EPA METHOD 8270

File: SSTD050.D Instrum GCMS62
Operator: DF/AI ial Calibrat ICAL – 8270/625
Date Acquired: 11/19/20 -1:1: Method G7K15SV

CCC Compounds, max %D=20

| <u>COMPOUND</u> | <u>Spike Conc. (ppm)</u> | <u>Result</u> | <u>%D</u> |
|-------------------------|--------------------------|---------------|-----------|
| Phenol | 50 | 54.80 | -9.59 |
| 1,4-Dichlorobenzene | 50 | 52.31 | -4.62 |
| 2-Nitrophenol | 50 | 51.52 | -3.03 |
| 2,4-Dichlorophenol | 50 | 51.37 | -2.74 |
| Hexachlorobutadiene | 50 | 47.09 | 5.81 |
| 4-Chloro-3-methylphenol | 50 | 53.78 | -7.56 |
| 2,4,6-Trichlorophenol | 50 | 53.18 | -6.35 |
| Acenaphthene | 50 | 50.27 | -0.54 |
| n-Nitrosodiphenylamine | 50 | 49.36 | 1.28 |
| Pentachlorophenol | 50 | 48.87 | 2.26 |
| Fluoranthene | 50 | 51.19 | -2.38 |
| Di-n-octylphthalate | 50 | 56.11 | -12.22 |
| Benzo[a]pyrene | 50 | 60.19 | -20.39 |

SPCC Compounds

| <u>COMPOUND</u> | <u>Min RRF</u> | <u>CC RRF</u> |
|----------------------------|----------------|---------------|
| N-Nitroso-di-n-propylamine | 0.05 | 0.871 |
| Hexachlorocyclopentadiene | 0.05 | 0.262 |
| 2,4-Dinitrophenol | 0.05 | 0.133 |
| 4-Nitrophenol | 0.05 | 0.104 |

* Denotes values out of expected range.

Daily Midpoint Continuing Check

EPA 8270C

File: SSTD050.D
 Date: 11/19/20 -1:1:
 Matrix: ICAL -- 8270/625

Source: Crescent Chemical
 Instrument: GCMS62

8270

| Name | Conc (ppm) | Response | %Rec | QC Limits |
|-----------------------------|------------|----------|------|-----------|
| Pyridine | 50 | 54.08 | 108 | (70-130) |
| n-Nitrosodimethylamine | 50 | 54.22 | 108 | (80-120) |
| bis(2-Chloroethyl)ether | 50 | 54.34 | 109 | (80-120) |
| Aniline | 50 | 55.87 | 112 | (80-120) |
| 2-Chlorophenol | 50 | 51.63 | 103 | (80-120) |
| n-Decane | 50 | 52.91 | 106 | (80-120) |
| 1,3-Dichlorobenzene | 50 | 50.82 | 102 | (80-120) |
| 1,2-Dichlorobenzene | 50 | 53.66 | 107 | (80-120) |
| Benzyl alcohol | 50 | 56.64 | 113 | (70-130) |
| bis(2-chloroisopropyl)ether | 50 | 55.16 | 110 | (80-120) |
| 2-Methylphenol | 50 | 54.97 | 110 | (80-120) |
| Hexachloroethane | 50 | 52.24 | 104 | (80-120) |
| N-Nitroso-di-n-propylamine | 50 | 52.60 | 105 | (80-120) |
| 4-Methylphenol | 50 | 56.21 | 112 | (80-120) |
| Nitrobenzene | 50 | 50.05 | 100 | (80-120) |
| Isophorone | 50 | 51.52 | 103 | (80-120) |
| 2,4-Dimethylphenol | 50 | 52.60 | 105 | (80-120) |
| bis(2-Chloroethoxy)methane | 50 | 51.77 | 104 | (80-120) |
| 1,2,4-Trichlorobenzene | 50 | 48.58 | 97 | (80-120) |
| Benzoic Acid | 50 | 53.59 | 107 | (75-125) |
| Naphthalene | 50 | 51.44 | 103 | (80-120) |
| 4-Chloroaniline | 50 | 53.30 | 107 | (80-120) |
| 2-Methylnaphthalene | 50 | 53.24 | 106 | (80-120) |
| 2,3-Dichloroaniline | 50 | 51.29 | 103 | (80-120) |
| Hexachlorocyclopentadiene | 50 | 46.81 | 94 | (70-130) |
| 2,4,5-Trichlorophenol | 50 | 51.44 | 103 | (80-120) |
| 2-Chloronaphthalene | 50 | 50.30 | 101 | (80-120) |
| 2-Nitroaniline | 50 | 50.80 | 102 | (80-130) |
| 1,3-Dinitrobenzene | 50 | 40.95 | 82 | (80-120) |
| Acenaphthylene | 50 | 49.84 | 100 | (80-120) |
| Dimethylphthalate | 50 | 50.89 | 102 | (80-120) |
| 2,6-Dinitrotoluene | 50 | 49.97 | 100 | (80-120) |
| 3-Nitroaniline | 50 | 53.05 | 106 | (70-140) |
| 2,4-Dinitrophenol | 50 | 43.78 | 88 | (60-140) |
| Dibenzofuran | 50 | 49.86 | 100 | (80-120) |
| 2,4-Dinitrotoluene | 50 | 49.26 | 99 | (70-140) |

| | | | | |
|----------------------------|----|-------|---------|----------|
| 4-Nitrophenol | 50 | 44.97 | 90 | (60-135) |
| Fluorene | 50 | 50.25 | 101 | (80-120) |
| 4-Chlorophenyl-phenylether | 50 | 49.71 | 99 | (80-120) |
| Diethylphthalate | 50 | 49.83 | 100 | (65-120) |
| Azobenzene | 50 | 52.12 | 104 | (80-120) |
| 4-Nitroaniline | 50 | 50.35 | 101 | (60-160) |
| n-Octadecane | 50 | 55.05 | 110 | (80-120) |
| 4,6-Dinitro-2-methylphenol | 50 | 49.86 | 100 | (80-120) |
| 4-Bromophenyl-phenylether | 50 | 46.75 | 94 | (75-125) |
| Hexachlorobenzene | 50 | 46.21 | 92 | (70-120) |
| Phenanthrene | 50 | 49.37 | 99 | (80-120) |
| Anthracene | 50 | 48.71 | 97 | (80-120) |
| Carbazole | 50 | 49.90 | 100 | (70-120) |
| Di-n-butylphthalate | 50 | 51.42 | 103 | (80-120) |
| Pyrene | 50 | 48.23 | 96 | (60-120) |
| 2,2'-Dichlorobenzil | 50 | 50.02 | 100 | (80-120) |
| Benzidine | 50 | 46.45 | 93 | (30-180) |
| Butylbenzylphthalate | 50 | 52.09 | 104 | (80-120) |
| 3,3'-Dichlorobenzidine | 50 | 52.61 | 105 | (50-170) |
| Benzo[a]anthracene | 50 | 50.74 | 101 | (80-120) |
| Chrysene | 50 | 49.56 | 99 | (80-120) |
| bis(2-Ethylhexyl)phthalate | 50 | 54.57 | 109 | (75-125) |
| Benzo[b]fluoranthene | 50 | 58.43 | 117 | (80-120) |
| Benzo[k]fluoranthene | 50 | 61.24 | 122 / * | (80-120) |
| Indeno[1,2,3-cd]pyrene | 50 | 57.58 | 115 | (50-150) |
| Dibenz[a,h]anthracene | 50 | 58.05 | 116 | (60-160) |
| Benzo[g,h,i]perylene | 50 | 57.04 | 114 | (50-160) |

Surrogates

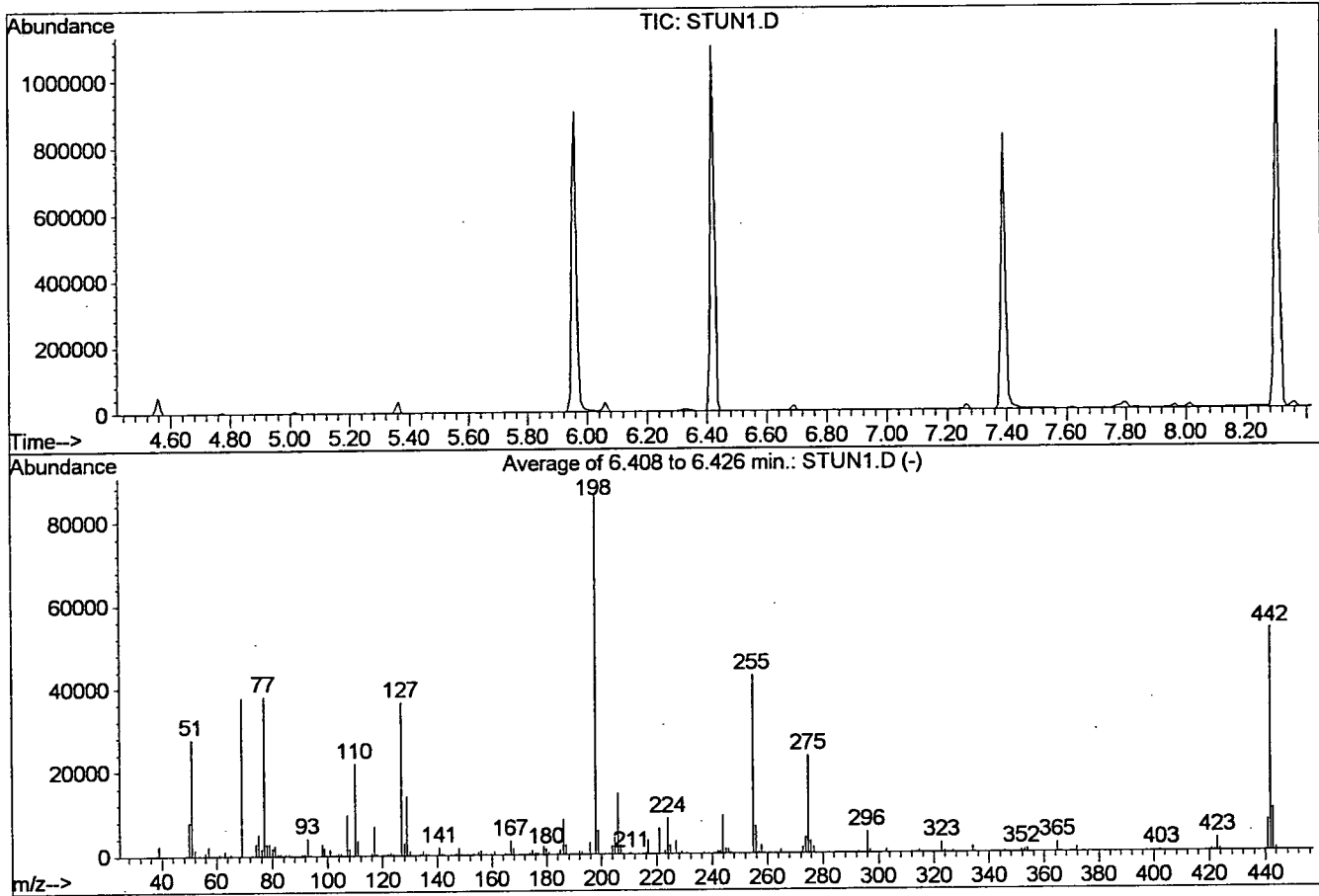
| | | | | |
|---------------------------|----|-------|-----|----------|
| 2-Fluorophenol (SU) | 50 | 51.59 | 103 | (80-120) |
| Phenol-d6 (SU) | 50 | 54.22 | 108 | (80-120) |
| Nitrobenzene-d5 (SU) | 50 | 49.19 | 98 | (80-120) |
| 2-Fluorobiphenyl (SU) | 50 | 49.62 | 99 | (80-120) |
| 2,4,6-Tribromophenol (SU) | 50 | 49.12 | 98 | (80-120) |
| Terphenyl-d14 (SU) | 50 | 46.88 | 94 | (70-130) |

*Denotes values out of expected range.

DFTPP

Data File : C:\GCMS62\DATA\07NOV19\STUN1.D
 Acq On : 19 Nov 2007 1:13 pm
 Sample : DFTPP #7100452
 Misc : 50ppm DFTPP Tune Evaluation
 MS Integration Params: RTEINT.P
 Method : C:\HPCHEM\1\METHODS\DFTPP.M (RTE Integrator)
 Title : dftpp

Vial: 1
 Operator: DF/AI
 Inst : GCMS62
 Multiplr: 1.00



AutoFind: Scans 258, 259, 260; Background Corrected with Scan 255

| Target Mass | Rel. to Mass | Lower Limit% | Upper Limit% | Rel. Abn% | Raw Abn | Result |
|-------------|--------------|--------------|--------------|-----------|---------|--------|
| 51 | 198 | 30 | 60 | 32.1 | 27753 | PASS |
| 68 | 69 | 0.00 | 2 | 0.0 | 0 | PASS |
| 69 | 198 | 0.00 | 100 | 43.7 | 37796 | PASS |
| 70 | 69 | 0.00 | 2 | 0.0 | 0 | PASS |
| 127 | 198 | 40 | 60 | 42.3 | 36560 | PASS |
| 197 | 198 | 0.00 | 1 | 0.0 | 0 | PASS |
| 198 | 198 | 100 | 100 | 100.0 | 86475 | PASS |
| 199 | 198 | 5 | 9 | 6.4 | 5542 | PASS |
| 275 | 198 | 10 | 30 | 26.8 | 23210 | PASS |
| 365 | 198 | 1 | 100 | 2.5 | 2191 | PASS |
| 441 | 443 | 0.01 | 100 | 72.2 | 7292 | PASS |
| 442 | 198 | 40 | 100 | 61.6 | 53238 | PASS |
| 443 | 442 | 17 | 23 | 19.0 | 10093 | PASS |

Average of 6.408 to 6.426 min.: STUN1.D
DFTPP #7100452

Modified:subtracted

| m/z | abund. | m/z | abund. | m/z | abund. | m/z | abund. |
|-------|--------|-------|--------|-------|--------|--------|--------|
| 38.00 | 287 | 64.95 | 347 | 82.00 | 377 | 100.90 | 1416 |
| 39.00 | 2341 | 68.95 | 37796 | 82.90 | 372 | 102.90 | 288 |
| 49.05 | 212 | 72.95 | 230 | 84.90 | 361 | 103.80 | 546 |
| 49.95 | 7942 | 73.95 | 2842 | 85.95 | 320 | 104.80 | 534 |
| 50.95 | 27753 | 75.00 | 5107 | 86.95 | 175 | 106.95 | 9609 |
| 51.95 | 1482 | 76.00 | 1545 | 90.95 | 464 | 107.95 | 1595 |
| 55.90 | 670 | 77.00 | 38005 | 91.95 | 434 | 109.95 | 21875 |
| 56.95 | 2197 | 78.00 | 2797 | 92.85 | 4057 | 110.95 | 3365 |
| 60.95 | 406 | 78.90 | 2622 | 93.95 | 184 | 111.95 | 253 |
| 61.90 | 295 | 79.90 | 1709 | 98.00 | 2693 | 116.05 | 562 |
| 62.90 | 1219 | 80.90 | 2312 | 98.90 | 1978 | 116.85 | 6971 |

Average of 6.408 to 6.426 min.: STUN1.D
DFTPP #7100452

Modified:subtracted

| m/z | abund. | m/z | abund. | m/z | abund. | m/z | abund. |
|--------|--------|--------|--------|--------|--------|--------|--------|
| 117.80 | 380 | 135.95 | 362 | 154.90 | 643 | 172.95 | 208 |
| 121.90 | 390 | 136.95 | 285 | 155.85 | 1073 | 173.75 | 352 |
| 122.90 | 767 | 140.90 | 1745 | 156.85 | 206 | 174.80 | 1054 |
| 123.90 | 342 | 141.90 | 392 | 157.85 | 170 | 175.95 | 334 |
| 124.90 | 289 | 142.70 | 244 | 159.85 | 258 | 176.85 | 400 |
| 126.90 | 36560 | 146.90 | 431 | 160.90 | 711 | 178.85 | 1924 |
| 127.90 | 2880 | 147.80 | 1554 | 164.80 | 417 | 179.90 | 1295 |
| 128.95 | 14064 | 148.90 | 207 | 166.00 | 307 | 180.80 | 592 |
| 129.90 | 899 | 151.05 | 202 | 166.90 | 3253 | 183.90 | 196 |
| 133.85 | 297 | 152.85 | 237 | 167.85 | 1500 | 184.85 | 928 |
| 134.85 | 996 | 153.75 | 217 | 171.85 | 174 | 185.90 | 8313 |

Average of 6.408 to 6.426 min.: STUN1.D
DFTPP #7100452

Modified:subtracted

| m/z | abund. | m/z | abund. | m/z | abund. | m/z | abund. |
|--------|--------|--------|--------|--------|--------|--------|--------|
| 186.70 | 204 | 202.85 | 237 | 217.85 | 267 | 242.85 | 562 |
| 186.90 | 2267 | 203.90 | 1942 | 220.85 | 6036 | 243.85 | 9057 |
| 188.80 | 308 | 204.90 | 3816 | 222.85 | 761 | 244.85 | 1166 |
| 190.90 | 235 | 205.90 | 14430 | 223.85 | 8338 | 245.85 | 970 |
| 191.90 | 637 | 206.90 | 2190 | 224.85 | 2107 | 246.80 | 186 |
| 192.85 | 571 | 207.90 | 314 | 226.90 | 2946 | 254.80 | 42526 |
| 195.90 | 2822 | 210.00 | 212 | 227.80 | 300 | 255.80 | 6397 |
| 197.85 | 86475 | 210.40 | 288 | 228.80 | 606 | 256.85 | 375 |
| 198.85 | 5542 | 210.80 | 220 | 230.80 | 201 | 257.85 | 1886 |
| 199.85 | 220 | 215.95 | 171 | 236.85 | 176 | 258.85 | 199 |
| 201.45 | 313 | 216.85 | 3199 | 241.90 | 487 | 264.85 | 783 |

Average of 6.408 to 6.426 min.: STUN1.D
DFTPP #7100452

Modified:subtracted

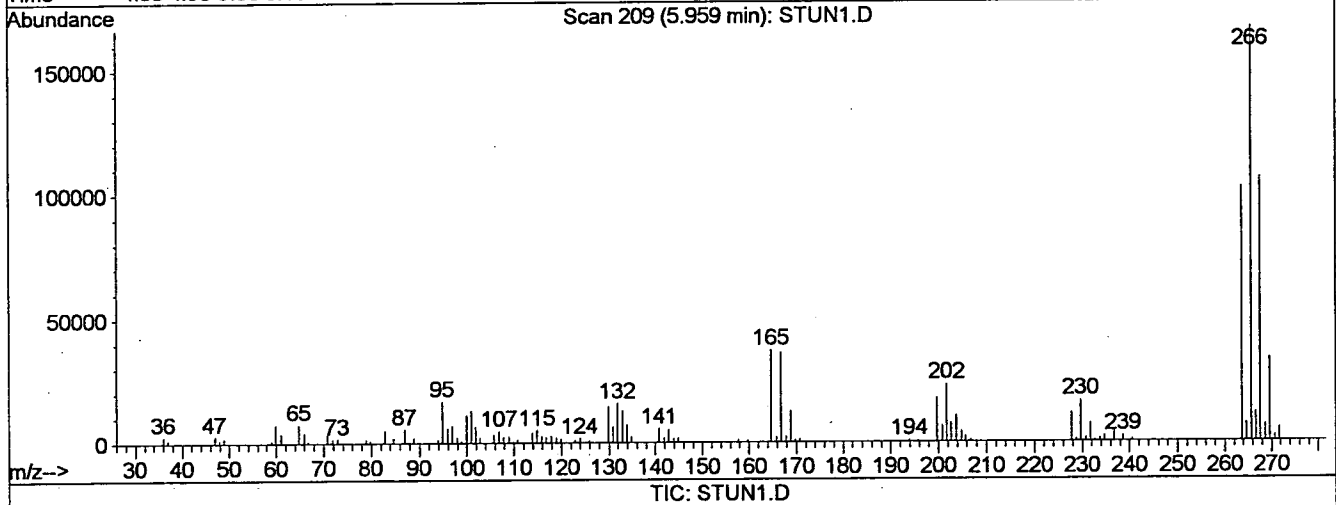
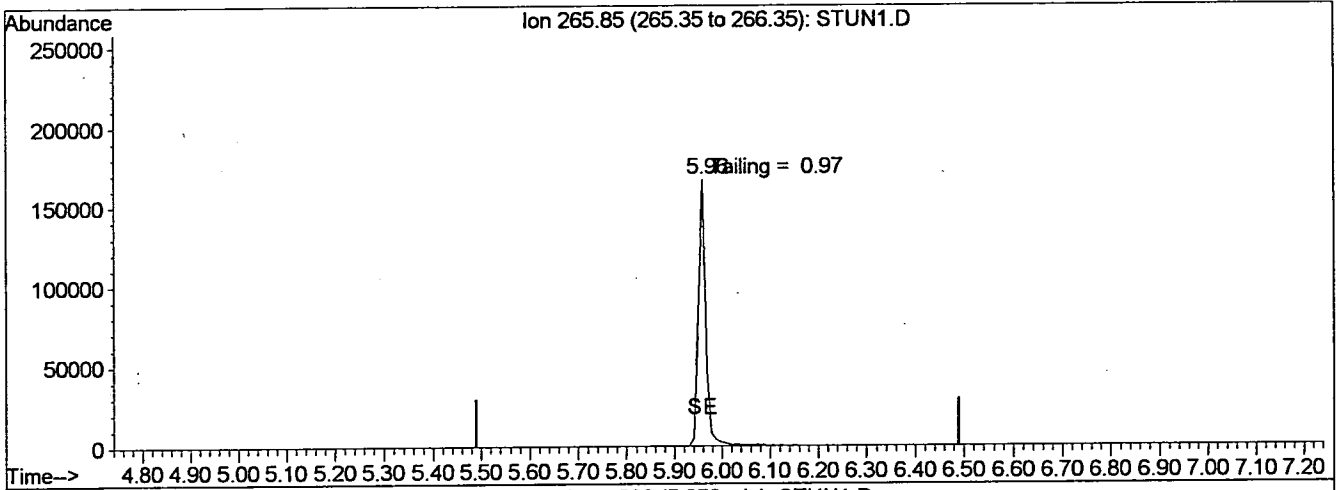
| m/z | abund. | m/z | abund. | m/z | abund. | m/z | abund. |
|--------|--------|--------|--------|--------|--------|-----|--------|
| 272.80 | 1447 | 323.85 | 417 | 371.85 | 959 | | |
| 273.85 | 3769 | 326.80 | 407 | 401.80 | 197 | | |
| 274.80 | 23210 | 333.90 | 1345 | 402.70 | 273 | | |
| 275.80 | 2888 | 334.80 | 207 | 420.80 | 330 | | |
| 276.80 | 1433 | 340.80 | 167 | 421.80 | 201 | | |
| 292.80 | 203 | 345.75 | 405 | 422.80 | 3041 | | |
| 295.80 | 4988 | 351.75 | 622 | 423.75 | 570 | | |
| 296.80 | 729 | 352.80 | 484 | 440.90 | 7292 | | |
| 302.85 | 638 | 353.75 | 660 | 441.85 | 53238 | | |
| 314.80 | 573 | 364.75 | 2191 | 442.85 | 10093 | | |
| 322.85 | 2309 | 365.85 | 221 | 443.90 | 754 | | |

Quantitation Report

Data File : C:\GCMS62\DATA\07NOV19\STUN1.D
 Acq On : 19 Nov 2007 1:13 pm
 Sample : DFTPP #7100452
 Misc : 50ppm DFTPP Tune Evaluation
 Sample Name: 2BTE9N07P

Vial: 1
 Operator: DF/AI
 Inst : GCMS62
 Multiplr: 1.00
 Quant Results File: temp.res

Method : C:\HPCHEM\1\METHODS\DFTPP.M (RTE Integrator)
 Title : dftpp
 Last Update : Wed Apr 18 11:56:48 2007
 Response via : Multiple Level Calibration



(1) Pentachlorophenol

5.96min 23.24ug/ml

response 179106

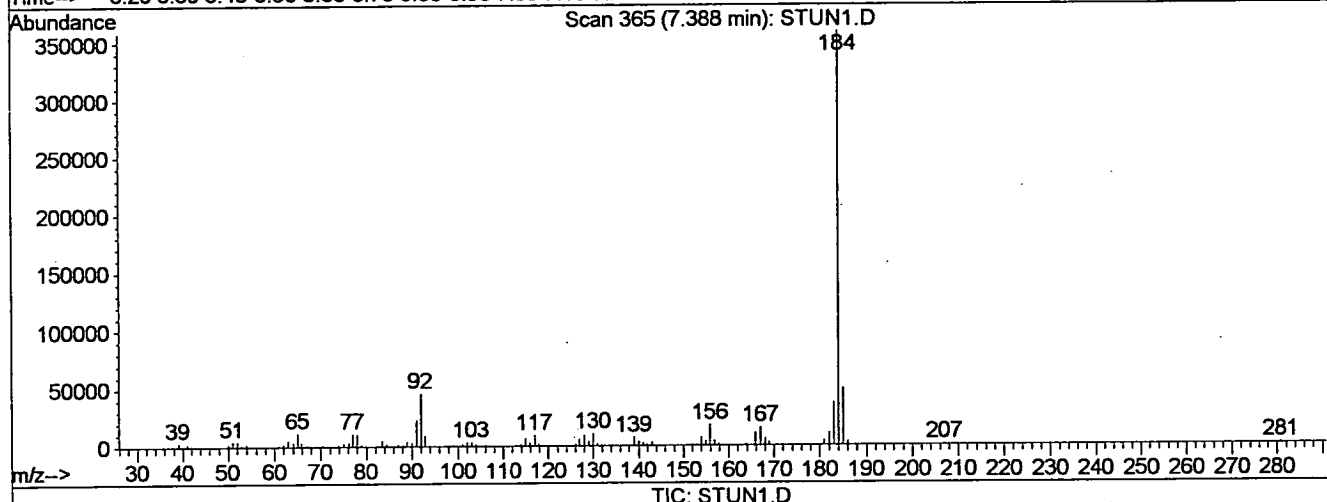
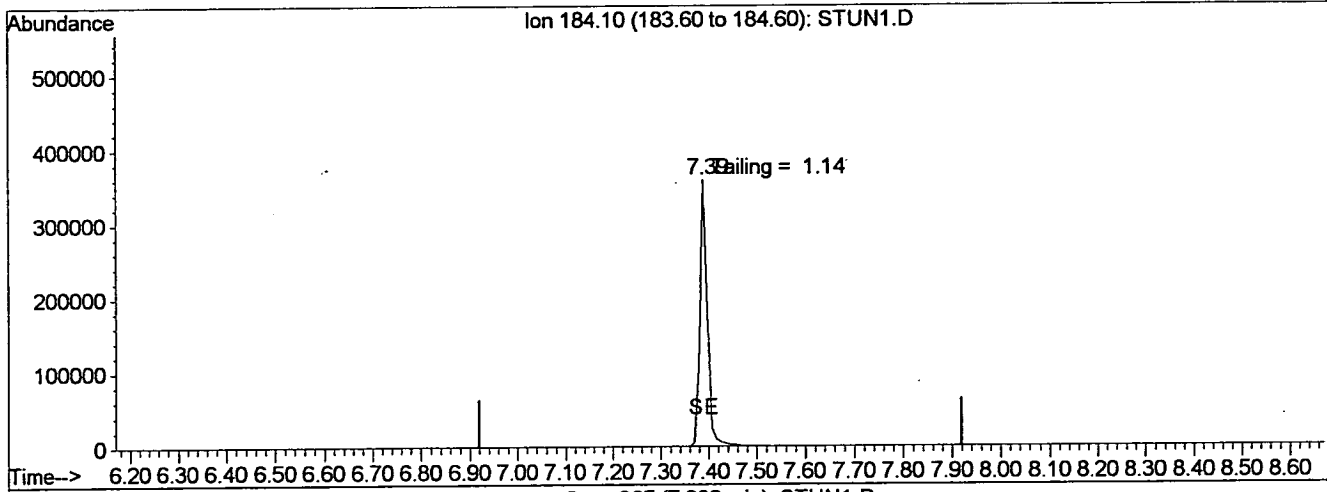
| Ion | Exp% | Act% |
|--------|------|------|
| 265.85 | 100 | 100 |
| 0.00 | 0.00 | 0.00 |
| 0.00 | 0.00 | 0.00 |
| 0.00 | 0.00 | 0.00 |

Quantitation Report

Data File : C:\GCMS62\DATA\07NOV19\STUN1.D
 Acq On : 19 Nov 2007 1:13 pm
 Sample : DFTPP #7100452
 Misc : 50ppm DFTPP Tune Evaluation
 MetaInfo: Nov Parameters: 2 RTE 07P

Vial: 1
 Operator: DF/AI
 Inst : GCMS62
 Multiplr: 1.00
 Quant Results File: temp.res

Method : C:\HPCHEM\1\METHODS\DFTPP.M (RTE Integrator)
 Title : dftpp
 Last Update : Wed Apr 18 11:56:48 2007
 Response via : Multiple Level Calibration



(3) BENZIDINE

7.39min 24.65ug/ml

response 394650

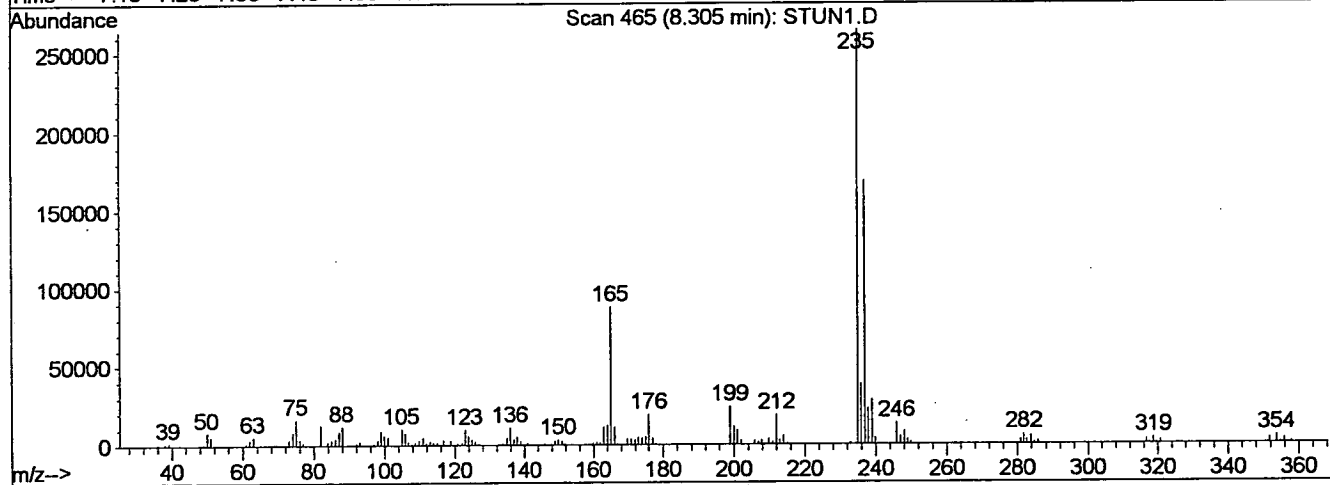
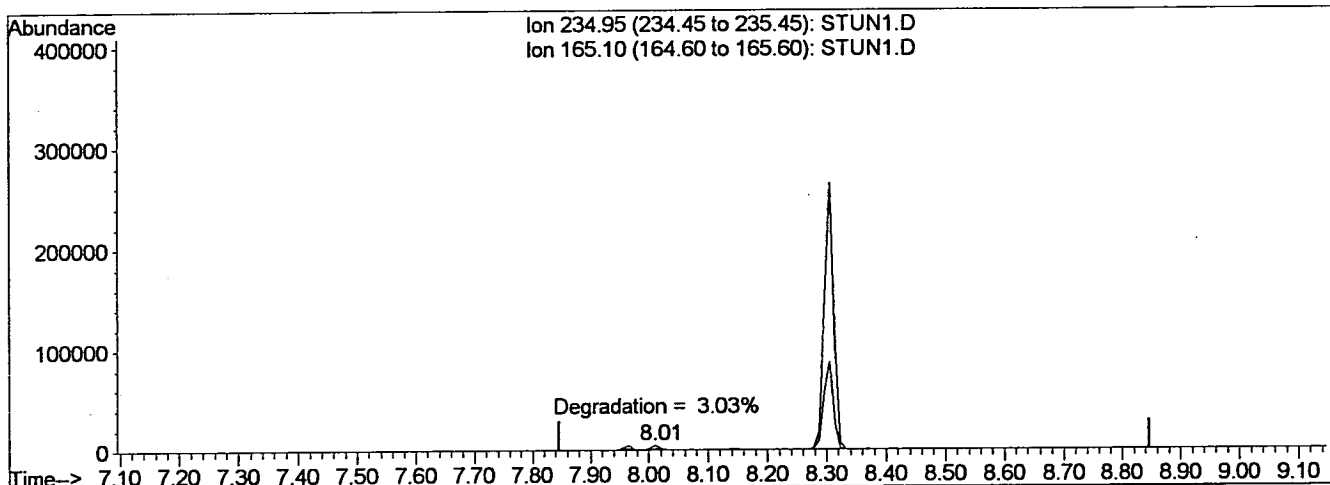
| Ion | Exp% | Act% |
|--------|------|------|
| 184.10 | 100 | 100 |
| 0.00 | 0.00 | 0.00 |
| 0.00 | 0.00 | 0.00 |
| 0.00 | 0.00 | 0.00 |

Quantitation Report

Data File : C:\GCMS62\DATA\07NOV19\STUN1.D
 Acq On : 19 Nov 2007 1:13 pm
 Sample : DFTPP #7100452
 Misc : 50ppm DFTPP Tune Evaluation
 Sample Name: 2BTE9N07P

Vial: 1
 Operator: DF/AI
 Inst : GCMS62
 Multiplr: 1.00
 Quant Results File: temp.res

Method : C:\HPCHEM\1\METHODS\DFTPP.M (RTE Integrator)
 Title : dftpp
 Last Update : Wed Apr 18 11:56:48 2007
 Response via : Multiple Level Calibration



TIC: STUN1.D

(4) DDT

8.30min 28.36ug/ml

response 291582

| Ion | Exp% | Act% |
|--------|------|--------|
| 234.95 | 100 | 100 |
| 165.10 | 0.30 | 34.02# |
| 0.00 | 0.00 | 0.00 |
| 0.00 | 0.00 | 0.00 |

Data File : C:\GCMS62\DATA\07NOV19\SSTD050.D
 Acq On : 19 Nov 2007 1:28 pm
 Sample : 50ppm MP STD #7110295
 Misc : ICAL -- 8270/625
 MS Integration Params: RTEINT.P
 Quant Time: Nov 19 15:46 19107

Vial: 2
 Operator: DF/AI
 Inst : GCMS62
 Multiplr: 1.00

Quant Results File: G7K15SV.RES

Quant Method : C:\HPCHEM\1\METHODS\G7K15SV.M (RTE Integrator)
 Title : 625/8270 Calibration
 Last Update : Thu Nov 15 16:11:56 2007
 Response via : Initial Calibration
 DataAcq Meth : G7K15SV

| Internal Standards | R.T. | QIon | Response | Conc | Units | Dev (Min) |
|--------------------------------|-------|------|----------|-------|-------|-----------|
| 1) 1,4-Dichlorobenzene-d4 (IS) | 8.36 | 152 | 327124 | 40.00 | ppm | -0.03 |
| 20) Naphthalene-d8 (IS) | 11.24 | 136 | 1222236 | 40.00 | ppm | -0.03 |
| 36) Acenaphthene-d10 (IS) | 15.39 | 164 | 597069 | 40.00 | ppm | -0.03 |
| 59) Phenanthrene-d10 (IS) | 18.80 | 188 | 786504 | 40.00 | ppm | -0.02 |
| 71) Chrysene-d12 (IS) | 23.27 | 240 | 671182 | 40.00 | ppm | -0.03 |
| 82) Perylene-d12 (IS) | 26.75 | 264 | 420413 | 40.00 | ppm | -0.03 |

System Monitoring Compounds

| | | | | | | |
|-------------------------------|----------------|-----|------------|--------|-----|-------|
| 2) 2-Fluorophenol (SU) | 5.85 | 112 | 681362 | 51.59 | ppm | -0.03 |
| Spiked Amount 100.000 | Range 30 - 120 | | Recovery = | 51.59% | | |
| 7) Phenol-d6 (SU) | 7.78 | 99 | 773789 | 54.22 | ppm | -0.02 |
| Spiked Amount 100.000 | Range 40 - 120 | | Recovery = | 54.22% | | |
| 21) Nitrobenzene-d5 (SU) | 9.67 | 82 | 533007 | 49.19 | ppm | -0.03 |
| Spiked Amount 50.000 | Range 40 - 120 | | Recovery = | 98.38% | | |
| 40) 2-Fluorobiphenyl (SU) | 13.87 | 172 | 1044226 | 49.62 | ppm | -0.03 |
| Spiked Amount 50.000 | Range 40 - 120 | | Recovery = | 99.24% | | |
| 62) 2,4,6-Tribromophenol (SU) | 17.30 | 330 | 196646 | 49.12 | ppm | -0.02 |
| Spiked Amount 100.000 | Range 45 - 130 | | Recovery = | 49.12% | | |
| 74) Terphenyl-d14 (SU) | 21.59 | 244 | 870088 | 46.88 | ppm | -0.03 |
| Spiked Amount 50.000 | Range 40 - 140 | | Recovery = | 93.76% | | |

Target Compounds

| Target Compounds | R.T. | QIon | Response | Conc | Units | Qvalue |
|--------------------------------|-------|------|----------|-------|-------|--------|
| 3) Pyridine | 3.65 | 79 | 771333 | 54.08 | ppm | 99 |
| 4) n-Nitrosodimethylamine | 3.65 | 74 | 474144 | 54.22 | ppm | 95 |
| 5) bis(2-Chloroethyl)ether | 7.95 | 93 | 691713 | 54.34 | ppm | 89 |
| 6) Aniline | 7.77 | 93 | 999009 | 55.87 | ppm | 95 |
| 8) Phenol | 7.81 | 94 | 894005 | 54.80 | ppm | 97 |
| 9) 2-Chlorophenol | 7.98 | 128 | 600937 | 51.63 | ppm | 99 |
| 10) n-Decane | 8.13 | 57 | 557965 | 52.91 | ppm | 99 |
| 11) 1,3-Dichlorobenzene | 8.28 | 146 | 667867 | 50.82 | ppm | 99 |
| 12) 1,4-Dichlorobenzene | 8.40 | 146 | 678526 | 52.31 | ppm | 99 |
| 13) 1,2-Dichlorobenzene | 8.80 | 146 | 628054 | 53.66 | ppm | 100 |
| 14) Benzyl alcohol | 8.77 | 108 | 389914 | 56.64 | ppm | 98 |
| 15) bis(2-chloroisopropyl)ethe | 9.13 | 45 | 574154 | 55.16 | ppm # | 78 |
| 16) 2-Methylphenol | 9.09 | 107 | 466687 | 54.97 | ppm | 98 |
| 17) Hexachloroethane | 9.46 | 117 | 233721 | 52.24 | ppm | 99 |
| 18) N-Nitroso-di-n-propylamine | 9.45 | 70 | 356072 | 52.60 | ppm | 99 |
| 19) 4-Methylphenol | 9.43 | 107 | 657283 | 56.21 | ppm | 99 |
| 22) Nitrobenzene | 9.71 | 77 | 532481 | 50.05 | ppm | 99 |
| 23) Isophorone | 10.27 | 82 | 974962 | 50.72 | ppm | 100 |
| 24) 2-Nitrophenol | 10.43 | 139 | 317997 | 51.52 | ppm | 97 |
| 25) 2,4-Dimethylphenol | 10.63 | 122 | 511236 | 52.60 | ppm | 98 |

(#) = qualifier out of range (m) = manual integration
 SSTD050.D G7K15SV.M Mon Nov 19 15:46:48 2007

Data File : C:\GCMS62\DATA\07NOV19\SSTD050.D
 Acq On : 19 Nov 2007 1:28 pm
 Sample : 50ppm MP STD #7110295
 Misc : ICAL -- 8270/625
 MS Integration Params: RTEINT.P
 Quant Time: Nov 19 15:46 19107

Vial: 2
 Operator: DF/AI
 Inst : GCMS62
 Multiplr: 1.00

Quant Results File: G7K15SV.RES

Quant Method : C:\HPCHEM\1\METHODS\G7K15SV.M (RTE Integrator)
 Title : 625/8270 Calibration
 Last Update : Thu Nov 15 16:11:56 2007
 Response via : Initial Calibration
 DataAcq Meth : G7K15SV

| Compound | R.T. | QIon | Response | Conc | Unit | Qvalue |
|--------------------------------|-------|------|----------|-------|-------|--------|
| 26) bis(2-Chloroethoxy)methane | 10.84 | 93 | 721017 | 51.77 | ppm | 100 |
| 27) 2,4-Dichlorophenol | 10.99 | 162 | 442817 | 51.37 | ppm | 99 |
| 28) 1,2,4-Trichlorobenzene | 11.15 | 180 | 436364 | 48.58 | ppm | 100 |
| 29) Benzoic Acid | 11.00 | 122 | 302593 | 53.59 | ppm | 96 |
| 30) Naphthalene | 11.28 | 128 | 1510103 | 51.44 | ppm | 100 |
| 31) 4-Chloroaniline | 11.52 | 127 | 672314 | 53.30 | ppm | 100 |
| 32) Hexachlorobutadiene | 11.75 | 225 | 235285 | 47.09 | ppm | 98 |
| 33) 4-Chloro-3-methylphenol | 12.73 | 107 | 437314 | 53.78 | ppm | 98 |
| 34) 2-Methylnaphthalene | 12.91 | 141 | 813193 | 53.24 | ppm | 98 |
| 35) 2,3-Dichloroaniline | 13.68 | 161 | 491530 | 51.29 | ppm | 99 |
| 37) Hexachlorocyclopentadiene | 13.46 | 237 | 195895 | 46.81 | ppm | 99 |
| 38) 2,4,6-Trichlorophenol | 13.68 | 196 | 280537 | 53.18 | ppm | 99 |
| 39) 2,4,5-Trichlorophenol | 13.76 | 196 | 315264 | 51.44 | ppm | 99 |
| 41) 2-Chloronaphthalene | 14.03 | 162 | 904627 | 50.30 | ppm | 100 |
| 42) 2-Nitroaniline | 14.42 | 65 | 228243 | 50.80 | ppm | 99 |
| 43) 1,3-Dinitrobenzene | 14.98 | 168 | 153542 | 40.95 | ppm # | 32 |
| 44) Acenaphthylene | 15.02 | 152 | 1260373 | 49.84 | ppm | 100 |
| 45) Dimethylphthalate | 15.00 | 163 | 942082 | 50.89 | ppm | 100 |
| 46) 2,6-Dinitrotoluene | 15.12 | 165 | 241891 | 49.97 | ppm | 95 |
| 47) Acenaphthene | 15.47 | 154 | 795064 | 50.27 | ppm | 98 |
| 48) 3-Nitroaniline | 15.43 | 138 | 275217 | 53.05 | ppm | 98 |
| 49) 2,4-Dinitrophenol | 15.66 | 184 | 99591 | 43.78 | ppm | 95 |
| 50) Dibenzofuran | 15.85 | 168 | 1187951 | 49.86 | ppm | 72 |
| 51) 2,4-Dinitrotoluene | 16.03 | 165 | 310183 | 49.26 | ppm | 98 |
| 52) 4-Nitrophenol | 15.93 | 109 | 77461m | 44.97 | ppm | |
| 53) Fluorene | 16.66 | 166 | 924867 | 50.25 | ppm | 99 |
| 54) 4-Chlorophenyl-phenylether | 16.74 | 204 | 417695 | 49.71 | ppm | 97 |
| 55) Diethylphthalate | 16.70 | 149 | 920996 | 49.83 | ppm | 99 |
| 56) Azobenzene | 17.09 | 77 | 1032221 | 52.12 | ppm | 99 |
| 57) 4-Nitroaniline | 16.89 | 138 | 265355 | 50.35 | ppm | 97 |
| 58) n-Octadecane | 18.79 | 57 | 432883 | 55.05 | ppm | 95 |
| 60) 4,6-Dinitro-2-methylphenol | 16.97 | 198 | 140359 | 49.86 | ppm | 99 |
| 61) n-Nitrosodiphenylamine | 17.05 | 169 | 680419 | 49.36 | ppm | 99 |
| 63) 4-Bromophenyl-phenylether | 17.87 | 248 | 302012 | 46.75 | ppm | 99 |
| 64) Hexachlorobenzene | 18.15 | 284 | 389826 | 46.21 | ppm | 99 |
| 65) Pentachlorophenol | 18.58 | 266 | 240567 | 48.87 | ppm | 99 |
| 66) Phenanthrene | 18.84 | 178 | 1251839 | 49.37 | ppm | 100 |
| 67) Anthracene | 18.94 | 178 | 1239446 | 48.71 | ppm | 99 |
| 68) Carbazole | 19.30 | 167 | 1081200 | 49.90 | ppm | 99 |
| 69) Di-n-butylphthalate | 20.15 | 149 | 1549685 | 51.42 | ppm | 100 |
| 70) Fluoranthene | 20.95 | 202 | 1140339 | 51.19 | ppm | 97 |

(#) = qualifier out of range (m) = manual integration
 SSTD050.D G7K15SV.M Mon Nov 19 15:46:49 2007

Data File : C:\GCMS62\DATA\07NOV19\SSTD050.D
Acq On : 19 Nov 2007 1:28 pm
Sample : 50ppm MP STD #7110295
Misc : ICAL -- 8270/625
MS Integration Params: RTEINT.P
Quant Time: Nov 19 15:46 19107

Vial: 2
Operator: DF/AI
Inst : GCMS62
Multiplr: 1.00

Quant Results File: G7K15SV.RES

Quant Method : C:\HPCHEM\1\METHODS\G7K15SV.M (RTE Integrator)
Title : 625/8270 Calibration
Last Update : Thu Nov 15 16:11:56 2007
Response via : Initial Calibration
DataAcq Meth : G7K15SV

| Compound | R.T. | QIon | Response | Conc | Unit | Qvalue |
|--------------------------------|-------|------|----------|-------|------|--------|
| 72) Pyrene | 21.29 | 202 | 1170920 | 48.23 | ppm | 98 |
| 73) 2,2'-Dichlorobenzil | 21.46 | 139 | 878798 | 50.02 | ppm | 98 |
| 75) Benzidine | 21.21 | 184 | 324229 | 46.45 | ppm | 98 |
| 76) Butylbenzylphthalate | 22.41 | 149 | 579537 | 52.09 | ppm | 100 |
| 77) 3,3'-Dichlorobenzidine | 23.24 | 252 | 357180 | 52.61 | ppm | 98 |
| 78) Benzo[a]anthracene | 23.24 | 228 | 875159 | 50.74 | ppm | 99 |
| 79) Chrysene | 23.32 | 228 | 836930 | 49.56 | ppm | 100 |
| 80) bis(2-Ethylhexyl)phthalate | 23.52 | 149 | 737754 | 54.57 | ppm | 99 |
| 81) Di-n-octylphthalate | 25.00 | 149 | 925655 | 56.11 | ppm | 99 |
| 83) Benzo[b]fluoranthene | 25.86 | 252 | 849712 | 58.43 | ppm | 97 |
| 84) Benzo[k]fluoranthene | 25.93 | 252 | 849885 | 61.24 | ppm | 99 |
| 85) Benzo[a]pyrene | 26.63 | 252 | 731965 | 60.19 | ppm | 99 |
| 86) Indeno[1,2,3-cd]pyrene | 29.36 | 276 | 668054 | 57.58 | ppm | 96 |
| 87) Dibenz[a,h]anthracene | 29.45 | 278 | 688218 | 58.05 | ppm | 98 |
| 88) Benzo[g,h,i]perylene | 30.09 | 276 | 695625 | 57.04 | ppm | 98 |

(#) = qualifier out of range (m) = manual integration
SSTD050.D G7K15SV.M Mon Nov 19 15:46:50 2007

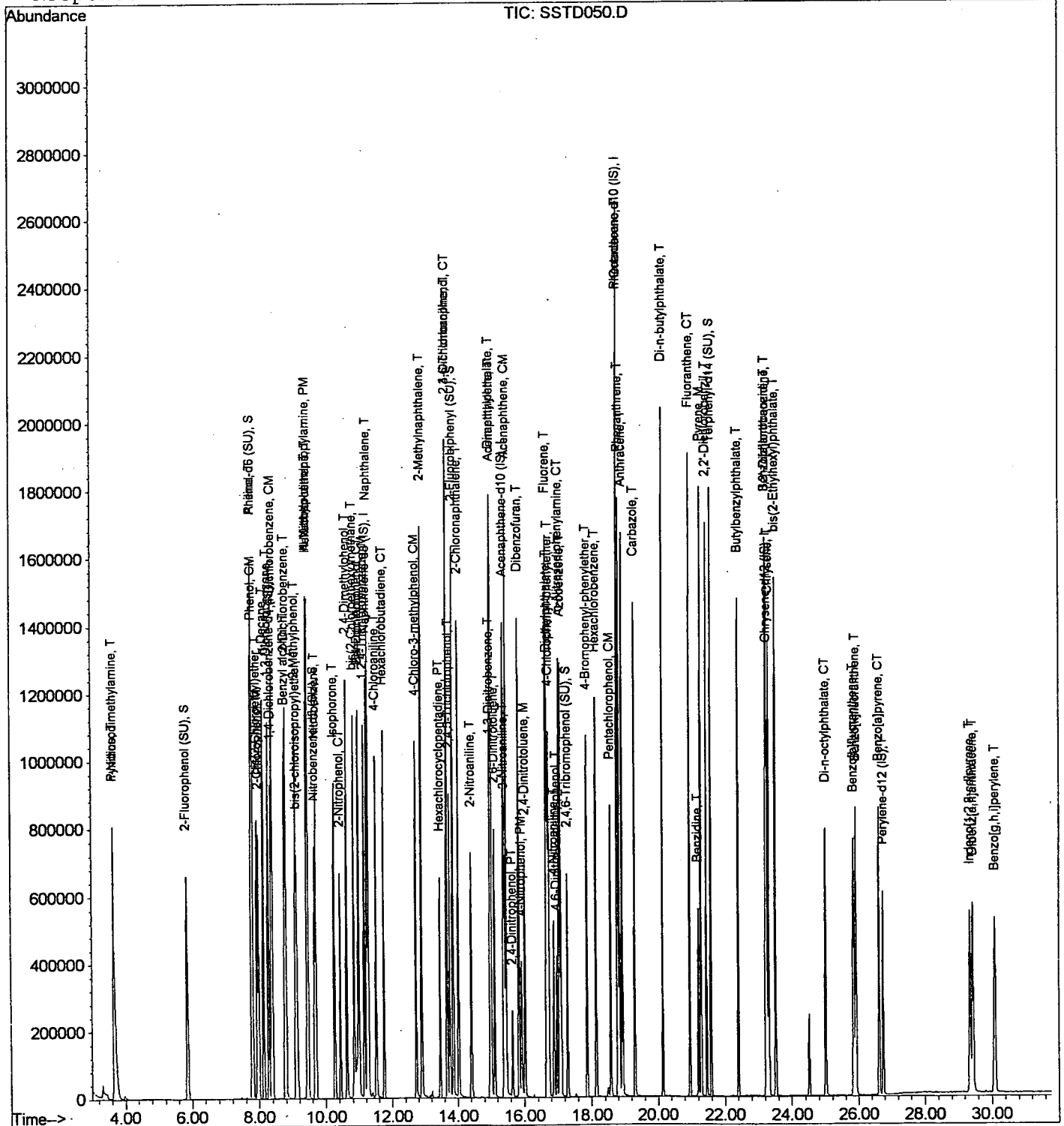
Quantitation Report

Data File : C:\GCMS62\DATA\07NOV19\SSTD050.D
Acq On : 19 Nov 2007 1:28 pm
Sample : 50ppm MP STD #7110295
Misc : ICAL -- 8270/625
MS Integration Params: RTEINT.P
Quant Time: Nov 19 15:46 19107

Vial: 2
Operator: DF/AI
Inst : GCMS62
Multiplr: 1.00

Quant Results File: G7K15SV.RES

Method : C:\HPCHEM\1\METHODS\G7K15SV.M (RTE Integrator)
Title : 625/8270 Calibration
Last Update : Thu Nov 15 16:11:56 2007
Response via : Initial Calibration



Evaluate Continuing Calibration Report

Data File : C:\GCMS62\DATA\07NOV19\SSTD050.D
 Acq On : 19 Nov 2007 1:28 pm
 Sample : 50ppm MP STD #7110295
 Misc : ICAL -- 8270/625
 MS Integration Params: RTEINT.P

Vial: 2
 Operator: DF/AI
 Inst : GCMS62
 Multiplr: 1.00

Method : C:\HPCHEM\1\METHODS\G7K15SV.M (RTE Integrator)
 Title : 625/8270 Calibration
 Last Update : Thu Nov 15 16:11:56 2007
 Response via : Multiple Level Calibration

Min. RRF : 0.000 Min. Rel. Area : 50% Max. R.T. Dev 0.50min
 Max. RRF Dev : 30% Max. Rel. Area : 200%

| | Compound | AvgRF | CCRF | %Dev | Area% | Dev(min) |
|-------|-----------------------------|-------|-------|--------|-------|----------|
| 1 I | 1,4-Dichlorobenzene-d4 (IS) | 1.000 | 1.000 | 0.0 | 59 | -0.03 |
| 2 S | 2-Fluorophenol (SU) | 1.615 | 1.666 | -3.2 | 62 | -0.03 |
| 3 T | Pyridine | 1.744 | 1.886 | -8.1 | 63 | -0.05 |
| 4 T | n-Nitrosodimethylamine | 1.069 | 1.160 | -8.5 | 64 | -0.06 |
| 5 T | bis(2-Chloroethyl)ether | 1.556 | 1.692 | -8.7 | 60 | -0.03 |
| 6 T | Aniline | 2.186 | 2.443 | -11.8 | 65 | -0.03 |
| 7 S | Phenol-d6 (SU) | 1.745 | 1.892 | -8.4 | 62 | -0.02 |
| 8 CM | Phenol | 1.995 | 2.186 | -9.6 | 65 | -0.02 |
| 9 M | 2-Chlorophenol | 1.423 | 1.470 | -3.3 | 59 | -0.03 |
| 10 T | n-Decane | 1.290 | 1.365 | -5.8 | 66 | -0.03 |
| 11 T | 1,3-Dichlorobenzene | 1.607 | 1.633 | -1.6 | 60 | -0.03 |
| 12 CM | 1,4-Dichlorobenzene | 1.586 | 1.659 | -4.6 | 62 | -0.03 |
| 13 T | 1,2-Dichlorobenzene | 1.431 | 1.536 | -7.3 | 60 | -0.03 |
| 14 T | Benzyl alcohol | 0.842 | 0.954 | -13.3 | 59 | -0.02 |
| 15 T | bis(2-chloroisopropyl)ether | 1.273 | 1.404 | -10.3 | 59 | -0.03 |
| 16 T | 2-Methylphenol | 1.038 | 1.141 | -9.9 | 61 | -0.02 |
| 17 T | Hexachloroethane | 0.547 | 0.572 | -4.6 | 61 | -0.03 |
| 18 PM | N-Nitroso-di-n-propylamine | 0.828 | 0.871 | -5.2 | 59 | -0.04 |
| 19 T | 4-Methylphenol | 1.430 | 1.607 | -12.4 | 59 | -0.02 |
| 20 I | Naphthalene-d8 (IS) | 1.000 | 1.000 | 0.0 | 59 | -0.03 |
| 21 S | Nitrobenzene-d5 (SU) | 0.355 | 0.349 | 1.7 | 57 | -0.03 |
| 22 T | Nitrobenzene | 0.348 | 0.349 | -0.3 | 57 | -0.03 |
| 23 T | Isophorone | 0.629 | 0.638 | -1.4 | 57 | -0.03 |
| 24 CT | 2-Nitrophenol | 0.202 | 0.208 | -3.0 | 57 | -0.03 |
| 25 T | 2,4-Dimethylphenol | 0.318 | 0.335 | -5.3 | 59 | 0.00 |
| 26 T | bis(2-Chloroethoxy)methane | 0.456 | 0.472 | -3.5 | 59 | -0.03 |
| 27 CT | 2,4-Dichlorophenol | 0.282 | 0.290 | -2.8 | 58 | -0.02 |
| 28 M | 1,2,4-Trichlorobenzene | 0.294 | 0.286 | 2.7 | 59 | -0.03 |
| 29 T | Benzoic Acid | 0.149 | 0.198 | -32.9# | 65 | -0.02 |
| 30 T | Naphthalene | 0.961 | 0.988 | -2.8 | 61 | -0.03 |
| 31 T | 4-Chloroaniline | 0.413 | 0.440 | -6.5 | 59 | -0.02 |
| 32 CT | Hexachlorobutadiene | 0.164 | 0.154 | 6.1 | 58 | -0.03 |
| 33 CM | 4-Chloro-3-methylphenol | 0.266 | 0.286 | -7.5 | 58 | 0.00 |
| 34 T | 2-Methylnaphthalene | 0.500 | 0.532 | -6.4 | 60 | -0.03 |
| 35 T | 2,3-Dichloroaniline | 0.314 | 0.322 | -2.5 | 61 | -0.02 |
| 36 I | Acenaphthene-d10 (IS) | 1.000 | 1.000 | 0.0 | 61 | -0.03 |
| 37 PT | Hexachlorocyclopentadiene | 0.262 | 0.262 | 0.0 | 57 | -0.03 |
| 38 CT | 2,4,6-Trichlorophenol | 0.353 | 0.376 | -6.5 | 60 | -0.03 |
| 39 T | 2,4,5-Trichlorophenol | 0.411 | 0.422 | -2.7 | 58 | 0.00 |

(#) = Out of Range

Evaluate Continuing Calibration Report

Data File : C:\GCMS62\DATA\07NOV19\SSTD050.D
 Acq On : 19 Nov 2007 1:28 pm
 Sample : 50ppm MP STD #7110295
 Misc : ICAL -- 8270/625
 MS Integration Params: RTEINT.P

Vial: 2
 Operator: DF/AI
 Inst : GCMS62
 Multiplr: 1.00

Method : C:\HPCHEM\1\METHODS\G7K15SV.M (RTE Integrator)
 Title : 625/8270 Calibration
 Last Update : Thu Nov 15 16:11:56 2007
 Response via : Multiple Level Calibration

Min. RRF : 0.000 Min. Rel. Area : 50% Max. R.T. Dev 0.50min
 Max. RRF Dev : 30% Max. Rel. Area : 200%

| | Compound | AvgRF | CCRF | %Dev | Area% | Dev(min) |
|-------|----------------------------|-------|-------|-------|-------|----------|
| 40 S | 2-Fluorobiphenyl (SU) | 1.410 | 1.399 | 0.8 | 59 | -0.03 |
| 41 T | 2-Chloronaphthalene | 1.205 | 1.212 | -0.6 | 59 | -0.03 |
| 42 T | 2-Nitroaniline | 0.301 | 0.306 | -1.7 | 58 | -0.03 |
| 43 T | 1,3-Dinitrobenzene | 0.203 | 0.206 | -1.5 | 55 | -0.03 |
| 44 T | Acenaphthylene | 1.694 | 1.689 | 0.3 | 62 | -0.03 |
| 45 T | Dimethylphthalate | 1.240 | 1.262 | -1.8 | 61 | -0.03 |
| 46 T | 2,6-Dinitrotoluene | 0.324 | 0.324 | 0.0 | 58 | -0.03 |
| 47 CM | Acenaphthene | 1.060 | 1.065 | -0.5 | 60 | -0.03 |
| 48 T | 3-Nitroaniline | 0.348 | 0.369 | -6.0 | 60 | -0.02 |
| 49 PT | 2,4-Dinitrophenol | 0.125 | 0.133 | -6.4 | 58 | -0.02 |
| 50 T | Dibenzofuran | 1.596 | 1.592 | 0.3 | 60 | -0.03 |
| 51 M | 2,4-Dinitrotoluene | 0.422 | 0.416 | 1.4 | 58 | -0.03 |
| 52 PM | 4-Nitrophenol | 0.102 | 0.104 | -2.0 | 57 | 0.02 |
| 53 T | Fluorene | 1.233 | 1.239 | -0.5 | 60 | -0.03 |
| 54 T | 4-Chlorophenyl-phenylether | 0.563 | 0.560 | 0.5 | 59 | -0.03 |
| 55 T | Diethylphthalate | 1.238 | 1.234 | 0.3 | 59 | -0.03 |
| 56 T | Azobenzene | 1.327 | 1.383 | -4.2 | 60 | -0.03 |
| 57 T | 4-Nitroaniline | 0.353 | 0.356 | -0.8 | 61 | -0.02 |
| 58 T | n-Octadecane | 0.527 | 0.580 | -10.1 | 69 | -0.02 |
| 59 I | Phenanthrene-d10 (IS) | 1.000 | 1.000 | 0.0 | 65 | -0.02 |
| 60 T | 4,6-Dinitro-2-methylphenol | 0.143 | 0.143 | 0.0 | 58 | -0.03 |
| 61 CT | n-Nitrosodiphenylamine | 0.701 | 0.692 | 1.3 | 59 | -0.03 |
| 62 S | 2,4,6-Tribromophenol (SU) | 0.204 | 0.200 | 2.0 | 57 | -0.02 |
| 63 T | 4-Bromophenyl-phenylether | 0.329 | 0.307 | 6.7 | 59 | -0.03 |
| 64 T | Hexachlorobenzene | 0.429 | 0.397 | 7.5 | 59 | -0.03 |
| 65 CM | Pentachlorophenol | 0.250 | 0.245 | 2.0 | 62 | -0.02 |
| 66 T | Phenanthrene | 1.290 | 1.273 | 1.3 | 63 | -0.02 |
| 67 T | Anthracene | 1.294 | 1.261 | 2.6 | 62 | -0.02 |
| 68 T | Carbazole | 1.102 | 1.100 | 0.2 | 64 | -0.02 |
| 69 T | Di-n-butylphthalate | 1.533 | 1.576 | -2.8 | 64 | -0.02 |
| 70 CT | Fluoranthene | 1.133 | 1.160 | -2.4 | 66 | -0.03 |
| 71 I | Chrysene-d12 (IS) | 1.000 | 1.000 | 0.0 | 74 | -0.03 |
| 72 M | Pyrene | 1.447 | 1.396 | 3.5 | 69 | -0.02 |
| 73 T | 2,2'-Dichlorobenzil | 1.047 | 1.047 | 0.0 | 69 | -0.02 |
| 74 S | Terphenyl-d14 (SU) | 1.106 | 1.037 | 6.2 | 67 | -0.03 |
| 75 T | Benzidine | 0.416 | 0.386 | 7.2 | 59 | -0.02 |
| 76 T | Butylbenzylphthalate | 0.663 | 0.691 | -4.2 | 71 | -0.02 |
| 77 T | 3,3'-Dichlorobenzidine | 0.405 | 0.426 | -5.2 | 72 | -0.03 |
| 78 T | Benzo[a]anthracene | 1.028 | 1.043 | -1.5 | 75 | -0.03 |

(#) = Out of Range
 SSTD050.D G7K15SV.M

Mon Nov 19 15:47:14 2007

Evaluate Continuing Calibration Report

Data File : C:\GCMS62\DATA\07NOV19\SSTD050.D
 Acq On : 19 Nov 2007 1:28 pm
 Sample : 50ppm MP STD #7110295
 Misc : ICAL -- 8270/625
 MS Integration Params: RTEINT.P

Vial: 2
 Operator: DF/AI
 Inst : GCMS62
 Multiplr: 1.00

Method : C:\HPCHEM\1\METHODS\G7K15SV.M (RTE Integrator)
 Title : 625/8270 Calibration
 Last Update : Thu Nov 15 16:11:56 2007
 Response via : Multiple Level Calibration

Min. RRF : 0.000 Min. Rel. Area : 50% Max. R.T. Dev 0.50min
 Max. RRF Dev : 30% Max. Rel. Area : 200%

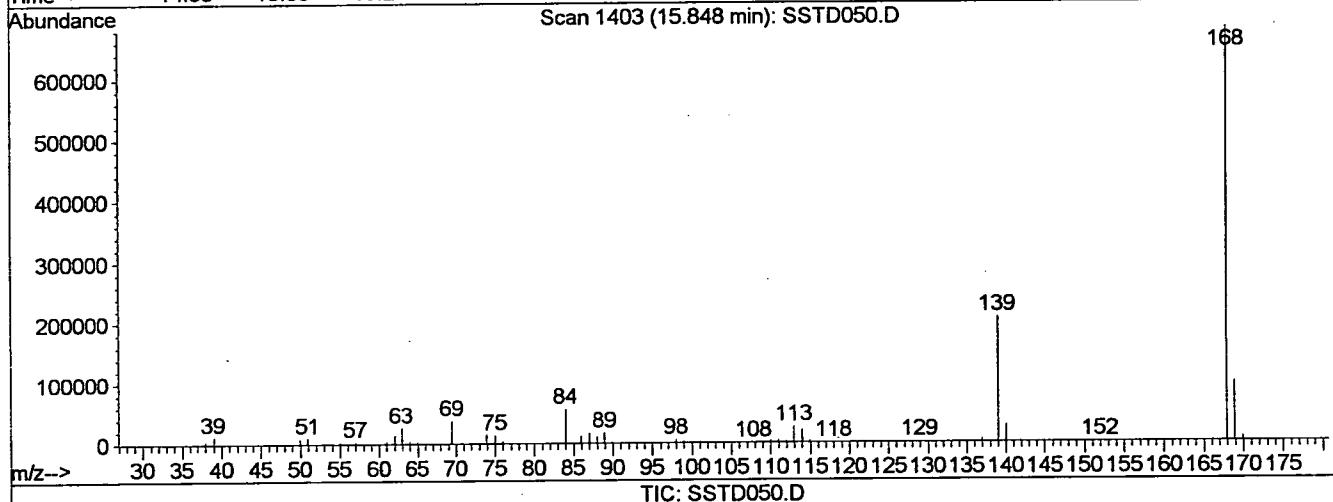
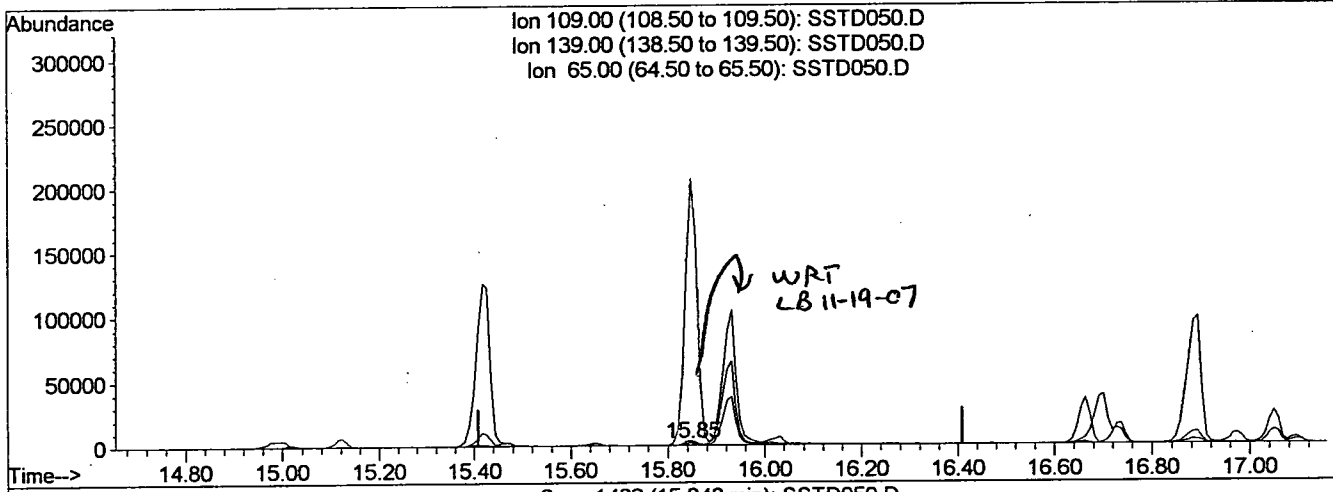
| | Compound | AvgRF | CCRF | %Dev | Area% | Dev (min) |
|-------|----------------------------|-------|-------|--------|-------|-----------|
| 79 T | Chrysene | 1.006 | 0.998 | 0.8 | 75 | -0.03 |
| 80 T | bis(2-Ethylhexyl)phthalate | 0.806 | 0.879 | -9.1 | 75 | -0.03 |
| 81 CT | Di-n-octylphthalate | 0.983 | 1.103 | -12.2# | 80 | -0.03 |
| 82 I | Perylene-d12 (IS) | 1.000 | 1.000 | 0.0 | 82 | -0.03 |
| 83 T | Benzo[b]fluoranthene | 1.384 | 1.617 | -16.8 | 80 | -0.03 |
| 84 T | Benzo[k]fluoranthene | 1.321 | 1.617 | -22.4 | 83 | -0.03 |
| 85 CT | Benzo[a]pyrene | 1.157 | 1.393 | -20.4 | 83 | -0.03 |
| 86 T | Indeno[1,2,3-cd]pyrene | 1.104 | 1.271 | -15.1 | 86 | -0.04 |
| 87 T | Dibenz[a,h]anthracene | 1.128 | 1.310 | -16.1 | 84 | -0.03 |
| 88 T | Benzo[g,h,i]perylene | 1.160 | 1.324 | -14.1 | 86 | -0.04 |

Quantitation Report

Data File : C:\GCMS62\DATA\07NOV19\SSTD050.D
 Acq On : 19 Nov 2007 1:28 pm
 Sample : 50ppm MP STD #7110295
 Misc : ICAL -- 8270/625
 Nov 19 15:46:18 2007

Vial: 2
 Operator: DF/AI
 Inst : GCMS62
 Multiplr: 1.00
 Quant Results File: temp.res

Method : C:\HPCHEM\1\METHODS\G7K15SV.M (RTE Integrator)
 Title : 625/8270 Calibration
 Last Update : Thu Nov 15 16:11:56 2007
 Response via : Multiple Level Calibration



(52) 4-Nitrophenol (PM)

15.85min 5.02ppm

response 2696

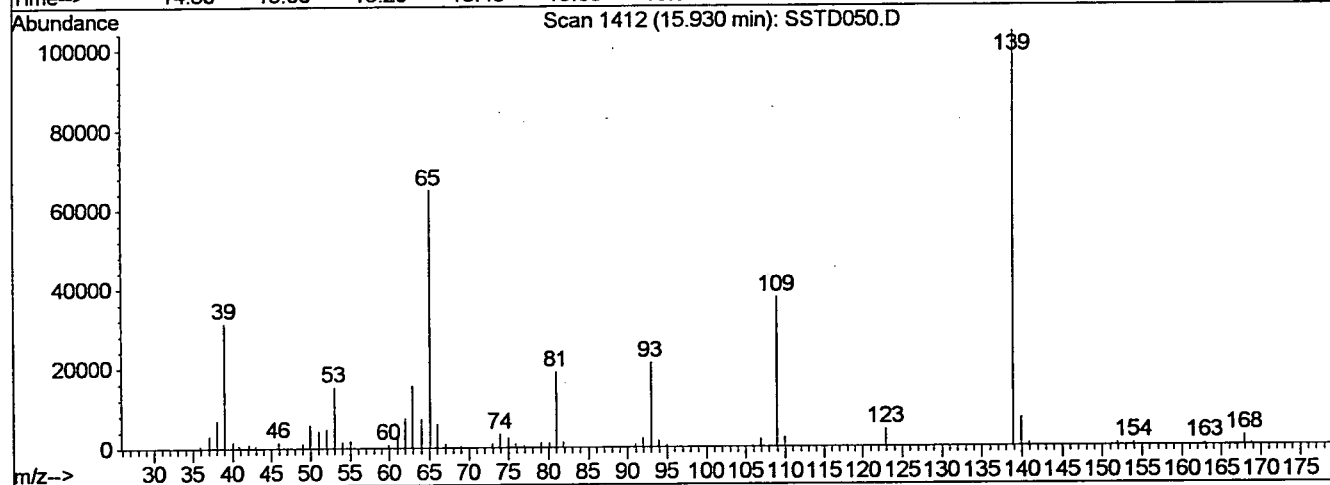
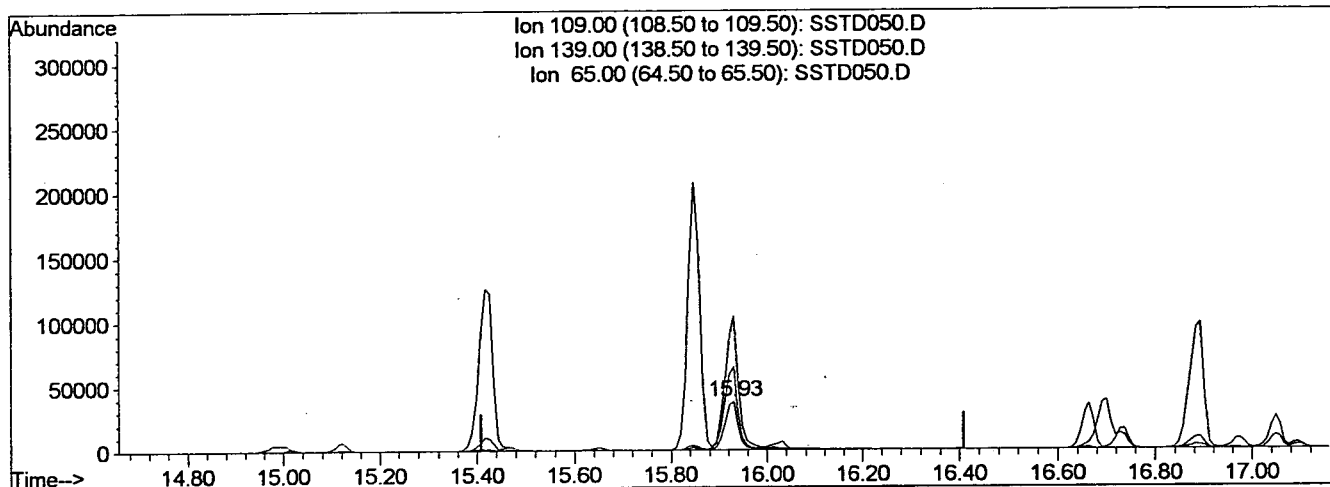
| Ion | Exp% | Act% |
|--------|--------|-----------|
| 109.00 | 100 | 100 |
| 139.00 | 698.70 | 12987.65# |
| 65.00 | 162.70 | 216.69# |
| 0.00 | 0.00 | 0.00 |

Quantitation Report

Data File : C:\GCMS62\DATA\07NOV19\SSTD050.D
 Acq On : 19 Nov 2007 1:28 pm
 Sample : 50ppm MP STD #7110295
 Misc : ICAL -- 8270/625
 MS Amt @meti Nov Pa 9a 5:48 TE 9N 07P

Vial: 2
 Operator: DF/AI
 Inst : GCMS62
 Multiplr: 1.00
 Quant Results File: temp.res

Method : C:\HPCHEM\1\METHODS\G7K15SV.M (RTE Integrator)
 Title : 625/8270 Calibration
 Last Update : Thu Nov 15 16:11:56 2007
 Response via : Multiple Level Calibration



(52) 4-Nitrophenol (PM)

15.93min 44.97ppm m

response 77461

| Ion | Exp% | Act% |
|--------|--------|---------|
| 109.00 | 100 | 100 |
| 139.00 | 698.70 | 452.03# |
| 65.00 | 162.70 | 7.54# |
| 0.00 | 0.00 | 0.00 |

Data File : C:\GCMS62\DATA\07NOV19\SSTD050.D
 Acq On : 19 Nov 2007 1:28 pm
 Sample : 50ppm MP STD #7110295
 Misc : ICAL -- 8270/625
 MS Integration Params: RTEINT.P
 Quant Time: Nov 19 15:45 19107

Vial: 2
 Operator: DF/AI
 Inst : GCMS62
 Multiplr: 1.00

Quant Results File: G7K15SV.RES

Quant Method : C:\HPCHEM\1\METHODS\G7K15SV.M (RTE Integrator)
 Title : 625/8270 Calibration
 Last Update : Thu Nov 15 16:11:56 2007
 Response via : Initial Calibration
 DataAcq Meth : G7K15SV

| Internal Standards | R.T. | QIon | Response | Conc | Units | Dev(Min) |
|--------------------------------|-------|------|----------|-------|-------|----------|
| 1) 1,4-Dichlorobenzene-d4 (IS) | 8.36 | 152 | 327124 | 40.00 | ppm | -0.03 |
| 20) Naphthalene-d8 (IS) | 11.24 | 136 | 1222236 | 40.00 | ppm | -0.03 |
| 36) Acenaphthene-d10 (IS) | 15.39 | 164 | 597069 | 40.00 | ppm | -0.03 |
| 59) Phenanthrene-d10 (IS) | 18.80 | 188 | 786504 | 40.00 | ppm | -0.02 |
| 71) Chrysene-d12 (IS) | 23.27 | 240 | 671182 | 40.00 | ppm | -0.03 |
| 82) Perylene-d12 (IS) | 26.75 | 264 | 420413 | 40.00 | ppm | -0.03 |

System Monitoring Compounds

| | | | | | | |
|-------------------------------|----------------|-----|------------|--------|-----|-------|
| 2) 2-Fluorophenol (SU) | 5.85 | 112 | 681362 | 51.59 | ppm | -0.03 |
| Spiked Amount 100.000 | Range 30 - 120 | | Recovery = | 51.59% | | |
| 7) Phenol-d6 (SU) | 7.78 | 99 | 773789 | 54.22 | ppm | -0.02 |
| Spiked Amount 100.000 | Range 40 - 120 | | Recovery = | 54.22% | | |
| 21) Nitrobenzene-d5 (SU) | 9.67 | 82 | 533007 | 49.19 | ppm | -0.03 |
| Spiked Amount 50.000 | Range 40 - 120 | | Recovery = | 98.38% | | |
| 40) 2-Fluorobiphenyl (SU) | 13.87 | 172 | 1044226 | 49.62 | ppm | -0.03 |
| Spiked Amount 50.000 | Range 40 - 120 | | Recovery = | 99.24% | | |
| 62) 2,4,6-Tribromophenol (SU) | 17.30 | 330 | 196646 | 49.12 | ppm | -0.02 |
| Spiked Amount 100.000 | Range 45 - 130 | | Recovery = | 49.12% | | |
| 74) Terphenyl-d14 (SU) | 21.59 | 244 | 870088 | 46.88 | ppm | -0.03 |
| Spiked Amount 50.000 | Range 40 - 140 | | Recovery = | 93.76% | | |

Target Compounds

| Target Compounds | R.T. | QIon | Response | Conc | Units | Qvalue |
|---------------------------------|-------|------|----------|-------|-------|--------|
| 3) Pyridine | 3.65 | 79 | 771333 | 54.08 | ppm | 99 |
| 4) n-Nitrosodimethylamine | 3.65 | 74 | 474144 | 54.22 | ppm | 95 |
| 5) bis(2-Chloroethyl) ether | 7.95 | 93 | 691713 | 54.34 | ppm | 89 |
| 6) Aniline | 7.77 | 93 | 999009 | 55.87 | ppm | 95 |
| 8) Phenol | 7.81 | 94 | 894005 | 54.80 | ppm | 97 |
| 9) 2-Chlorophenol | 7.98 | 128 | 600937 | 51.63 | ppm | 99 |
| 10) n-Decane | 8.13 | 57 | 557965 | 52.91 | ppm | 99 |
| 11) 1,3-Dichlorobenzene | 8.28 | 146 | 667867 | 50.82 | ppm | 99 |
| 12) 1,4-Dichlorobenzene | 8.40 | 146 | 678526 | 52.31 | ppm | 99 |
| 13) 1,2-Dichlorobenzene | 8.80 | 146 | 628054 | 53.66 | ppm | 100 |
| 14) Benzyl alcohol | 8.77 | 108 | 389914 | 56.64 | ppm | 98 |
| 15) bis(2-chloroisopropyl) ethe | 9.13 | 45 | 574154 | 55.16 | ppm | # 78 |
| 16) 2-Methylphenol | 9.09 | 107 | 466687 | 54.97 | ppm | 98 |
| 17) Hexachloroethane | 9.46 | 117 | 233721 | 52.24 | ppm | 99 |
| 18) N-Nitroso-di-n-propylamine | 9.45 | 70 | 356072 | 52.60 | ppm | 99 |
| 19) 4-Methylphenol | 9.43 | 107 | 657283 | 56.21 | ppm | 99 |
| 22) Nitrobenzene | 9.71 | 77 | 532481 | 50.05 | ppm | 99 |
| 23) Isophorone | 10.27 | 82 | 974962 | 50.72 | ppm | 100 |
| 24) 2-Nitrophenol | 10.43 | 139 | 317997 | 51.52 | ppm | 97 |
| 25) 2,4-Dimethylphenol | 10.63 | 122 | 511236 | 52.60 | ppm | 98 |

(#) = qualifier out of range (m) = manual integration

SSTD050.D G7K15SV.M Mon Nov 19 15:45:36 2007

Data File : C:\GCMS62\DATA\07NOV19\SSTD050.D
 Acq On : 19 Nov 2007 1:28 pm
 Sample : 50ppm MP STD #7110295
 Misc : ICAL -- 8270/625
 MS Integration Params: RTEINT.P
 Quant Time: Nov 19 15:45 19107

Vial: 2
 Operator: DF/AI
 Inst : GCMS62
 Multiplr: 1.00

Quant Results File: G7K15SV.RES

Quant Method : C:\HPCHEM\1\METHODS\G7K15SV.M (RTE Integrator)
 Title : 625/8270 Calibration
 Last Update : Thu Nov 15 16:11:56 2007
 Response via : Initial Calibration
 DataAcq Meth : G7K15SV

| Compound | R.T. | QIon | Response | Conc | Unit | Qvalue |
|--------------------------------|-------|------|----------|-------|-------|--------|
| 26) bis(2-Chloroethoxy)methane | 10.84 | 93 | 721017 | 51.77 | ppm | 100 |
| 27) 2,4-Dichlorophenol | 10.99 | 162 | 442817 | 51.37 | ppm | 99 |
| 28) 1,2,4-Trichlorobenzene | 11.15 | 180 | 436364 | 48.58 | ppm | 100 |
| 29) Benzoic Acid | 11.00 | 122 | 302593 | 53.59 | ppm | 96 |
| 30) Naphthalene | 11.28 | 128 | 1510103 | 51.44 | ppm | 100 |
| 31) 4-Chloroaniline | 11.52 | 127 | 672314 | 53.30 | ppm | 100 |
| 32) Hexachlorobutadiene | 11.75 | 225 | 235285 | 47.09 | ppm | 98 |
| 33) 4-Chloro-3-methylphenol | 12.73 | 107 | 437314 | 53.78 | ppm | 98 |
| 34) 2-Methylnaphthalene | 12.91 | 141 | 813193 | 53.24 | ppm | 98 |
| 35) 2,3-Dichloroaniline | 13.68 | 161 | 491530 | 51.29 | ppm | 99 |
| 37) Hexachlorocyclopentadiene | 13.46 | 237 | 195895 | 46.81 | ppm | 99 |
| 38) 2,4,6-Trichlorophenol | 13.68 | 196 | 280537 | 53.18 | ppm | 99 |
| 39) 2,4,5-Trichlorophenol | 13.76 | 196 | 315264 | 51.44 | ppm | 99 |
| 41) 2-Chloronaphthalene | 14.03 | 162 | 904627 | 50.30 | ppm | 100 |
| 42) 2-Nitroaniline | 14.42 | 65 | 228243 | 50.80 | ppm | 99 |
| 43) 1,3-Dinitrobenzene | 14.98 | 168 | 153542 | 40.95 | ppm # | 32 |
| 44) Acenaphthylene | 15.02 | 152 | 1260373 | 49.84 | ppm | 100 |
| 45) Dimethylphthalate | 15.00 | 163 | 942082 | 50.89 | ppm | 100 |
| 46) 2,6-Dinitrotoluene | 15.12 | 165 | 241891 | 49.97 | ppm | 95 |
| 47) Acenaphthene | 15.47 | 154 | 795064 | 50.27 | ppm | 98 |
| 48) 3-Nitroaniline | 15.43 | 138 | 275217 | 53.05 | ppm | 98 |
| 49) 2,4-Dinitrophenol | 15.66 | 184 | 99591 | 43.78 | ppm | 95 |
| 50) Dibenzofuran | 15.85 | 168 | 1187951 | 49.86 | ppm | 72 |
| 51) 2,4-Dinitrotoluene | 16.03 | 165 | 310183 | 49.26 | ppm | 98 |
| 52) 4-Nitrophenol | 15.85 | 109 | 2696 | 5.02 | ppm # | 1 |
| 53) Fluorene | 16.66 | 166 | 924867 | 50.25 | ppm | 99 |
| 54) 4-Chlorophenyl-phenylether | 16.74 | 204 | 417695 | 49.71 | ppm | 97 |
| 55) Diethylphthalate | 16.70 | 149 | 920996 | 49.83 | ppm | 99 |
| 56) Azobenzene | 17.09 | 77 | 1032221 | 52.12 | ppm | 99 |
| 57) 4-Nitroaniline | 16.89 | 138 | 265355 | 50.35 | ppm | 97 |
| 58) n-Octadecane | 18.79 | 57 | 432883 | 55.05 | ppm | 95 |
| 60) 4,6-Dinitro-2-methylphenol | 16.97 | 198 | 140359 | 49.86 | ppm | 99 |
| 61) n-Nitrosodiphenylamine | 17.05 | 169 | 680419 | 49.36 | ppm | 99 |
| 63) 4-Bromophenyl-phenylether | 17.87 | 248 | 302012 | 46.75 | ppm | 99 |
| 64) Hexachlorobenzene | 18.15 | 284 | 389826 | 46.21 | ppm | 99 |
| 65) Pentachlorophenol | 18.58 | 266 | 240567 | 48.87 | ppm | 99 |
| 66) Phenanthrene | 18.84 | 178 | 1251839 | 49.37 | ppm | 100 |
| 67) Anthracene | 18.94 | 178 | 1239446 | 48.71 | ppm | 99 |
| 68) Carbazole | 19.30 | 167 | 1081200 | 49.90 | ppm | 99 |
| 69) Di-n-butylphthalate | 20.15 | 149 | 1549685 | 51.42 | ppm | 100 |
| 70) Fluoranthene | 20.95 | 202 | 1140339 | 51.19 | ppm | 97 |

(#) = qualifier out of range (m) = manual integration

SSTD050.D G7K15SV.M Mon Nov 19 15:45:38 2007

Data File : C:\GCMS62\DATA\07NOV19\SSTD050.D

Vial: 2

Acq On : 19 Nov 2007 1:28 pm

Operator: DF/AI

Sample : 50ppm MP STD #7110295

Inst : GCMS62

Misc : ICAL -- 8270/625

Multiplr: 1.00

MS Integration Params: RTEINT.P

Quant Time: Nov 19 15:45 19107

Quant Results File: G7K15SV.RES

Quant Method : C:\HPCHEM\1\METHODS\G7K15SV.M (RTE Integrator)

Title : 625/8270 Calibration

Last Update : Thu Nov 15 16:11:56 2007

Response via : Initial Calibration

DataAcq Meth : G7K15SV

| Compound | R.T. | QIon | Response | Conc | Unit | Qvalue |
|--------------------------------|-------|------|----------|-------|------|--------|
| 72) Pyrene | 21.29 | 202 | 1170920 | 48.23 | ppm | 98 |
| 73) 2,2'-Dichlorobenzil | 21.46 | 139 | 878798 | 50.02 | ppm | 98 |
| 75) Benzidine | 21.21 | 184 | 324229 | 46.45 | ppm | 98 |
| 76) Butylbenzylphthalate | 22.41 | 149 | 579537 | 52.09 | ppm | 100 |
| 77) 3,3'-Dichlorobenzidine | 23.24 | 252 | 357180 | 52.61 | ppm | 98 |
| 78) Benzo[a]anthracene | 23.24 | 228 | 875159 | 50.74 | ppm | 99 |
| 79) Chrysene | 23.32 | 228 | 836930 | 49.56 | ppm | 100 |
| 80) bis(2-Ethylhexyl)phthalate | 23.52 | 149 | 737754 | 54.57 | ppm | 99 |
| 81) Di-n-octylphthalate | 25.00 | 149 | 925655 | 56.11 | ppm | 99 |
| 83) Benzo[b]fluoranthene | 25.86 | 252 | 849712 | 58.43 | ppm | 97 |
| 84) Benzo[k]fluoranthene | 25.93 | 252 | 849885 | 61.24 | ppm | 99 |
| 85) Benzo[a]pyrene | 26.63 | 252 | 731965 | 60.19 | ppm | 99 |
| 86) Indeno[1,2,3-cd]pyrene | 29.36 | 276 | 668054 | 57.58 | ppm | 96 |
| 87) Dibenz[a,h]anthracene | 29.45 | 278 | 688218 | 58.05 | ppm | 98 |
| 88) Benzo[g,h,i]perylene | 30.09 | 276 | 695625 | 57.04 | ppm | 98 |

(#) = qualifier out of range (m) = manual integration
 SSTD050.D G7K15SV.M Mon Nov 19 15:45:38 2007

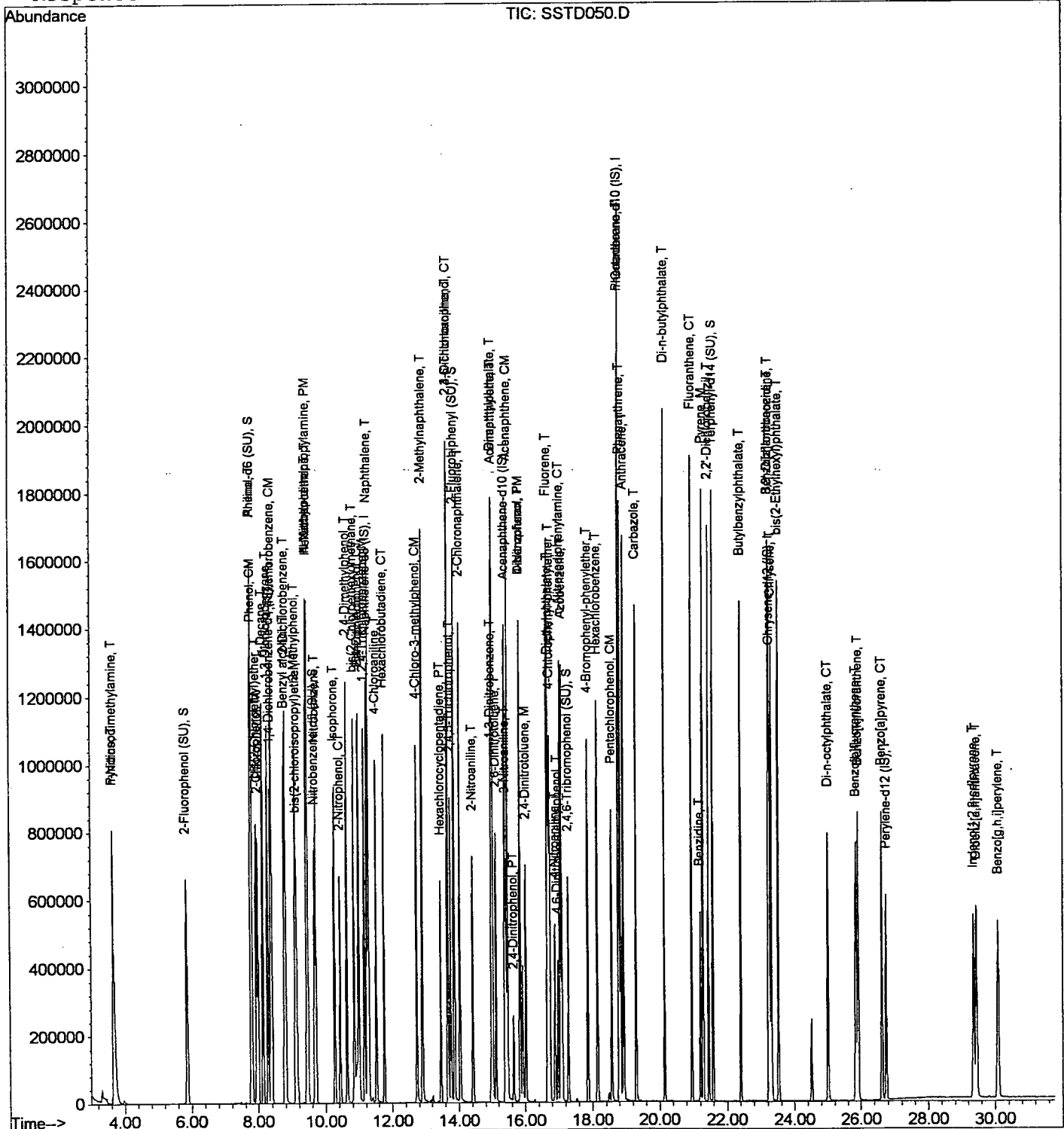
Quantitation Report

Data File : C:\GCMS62\DATA\07NOV19\SSTD050.D
 Acq On : 19 Nov 2007 1:28 pm
 Sample : 50ppm MP STD #7110295
 Misc : ICAL -- 8270/625
 MS Integration Params: RTEINT.P
 Quant Time: Nov 19 15:45 19107

Vial: 2
 Operator: DF/AI
 Inst : GCMS62
 Multiplr: 1.00

Quant Results File: G7K15SV.RES

Method : C:\HPCHEM\1\METHODS\G7K15SV.M (RTE Integrator)
 Title : 625/8270 Calibration
 Last Update : Thu Nov 15 16:11:56 2007
 Response via : Initial Calibration



Data File : C:\GCMS62\DATA\07NOV19\G1119008.D
 Acq On : 19 Nov 2007 8:29 pm
 Sample : IQK1137-08
 Misc : SOIL 15G/1ml --- Batch 7K12065
 MS Integration Params: RTEINT.P
 Quant Time: Nov 19 21:01 19107

Vial: 13
 Operator: DF/AI
 Inst : GCMS62
 Multiplr: 1.00

Quant Results File: G7K15SV.RES

Quant Method : C:\HPCHEM\1\METHODS\G7K15SV.M (RTE Integrator)
 Title : 625/8270 Calibration
 Last Update : Thu Nov 15 16:11:56 2007
 Response via : Initial Calibration
 DataAcq Meth : G7K15SV

CA

LB

| Internal Standards | R.T. | QIon | Response | Conc | Units | Dev(Min) |
|--------------------------------|-------|------|----------|-------|-------|----------|
| 1) 1,4-Dichlorobenzene-d4 (IS) | 8.37 | 152 | 377605 | 40.00 | ppm | -0.03 |
| 20) Naphthalene-d8 (IS) | 11.23 | 136 | 1424932 | 40.00 | ppm | -0.04 |
| 36) Acenaphthene-d10 (IS) | 15.39 | 164 | 676071 | 40.00 | ppm | -0.03 |
| 59) Phenanthrene-d10 (IS) | 18.79 | 188 | 909299 | 40.00 | ppm | -0.03 |
| 71) Chrysene-d12 (IS) | 23.25 | 240 | 699686 | 40.00 | ppm | -0.05 |
| 82) Perylene-d12 (IS) | 26.74 | 264 | 437380 | 40.00 | ppm | -0.04 |

System Monitoring Compounds

| | | | | | | |
|-------------------------------|----------------|-----|------------|--------|-----|-------|
| 2) 2-Fluorophenol (SU) | 5.90 | 112 | 1056310 | 69.29 | ppm | 0.02 |
| Spiked Amount 100.000 | Range 25 - 120 | | Recovery = | 69.29% | | |
| 7) Phenol-d6 (SU) | 7.80 | 99 | 1437207 | 87.24 | ppm | 0.00 |
| Spiked Amount 100.000 | Range 30 - 120 | | Recovery = | 87.24% | | |
| 21) Nitrobenzene-d5 (SU) | 9.67 | 82 | 460074 | 36.42 | ppm | -0.03 |
| Spiked Amount 50.000 | Range 30 - 120 | | Recovery = | 72.84% | | |
| 40) 2-Fluorobiphenyl (SU) | 13.87 | 172 | 991288 | 41.60 | ppm | -0.03 |
| Spiked Amount 50.000 | Range 35 - 120 | | Recovery = | 83.20% | | |
| 62) 2,4,6-Tribromophenol (SU) | 17.29 | 330 | 342140 | 73.92 | ppm | -0.03 |
| Spiked Amount 100.000 | Range 35 - 120 | | Recovery = | 73.92% | | |
| 74) Terphenyl-d14 (SU) | 21.58 | 244 | 799211 | 41.31 | ppm | -0.03 |
| Spiked Amount 50.000 | Range 35 - 155 | | Recovery = | 82.62% | | |

Target Compounds

| Target Compounds | R.T. | QIon | Response | Conc | Units | Qvalue |
|--------------------------------|-------|------|----------|-------|-------|--------|
| 18) N-Nitroso-di-n-propylamine | 9.67 | 70 | 55618 | 7.12 | ppm | # 71 |
| 45) Dimethylphthalate | 15.39 | 163 | 141041 | 6.73 | ppm | # 1 |
| 46) 2,6-Dinitrotoluene | 15.39 | 165 | 85389 | 15.58 | ppm | # 36 |
| 75) Benzidine | 21.58 | 184 | 6629 | 0.91 | ppm | # 1 |

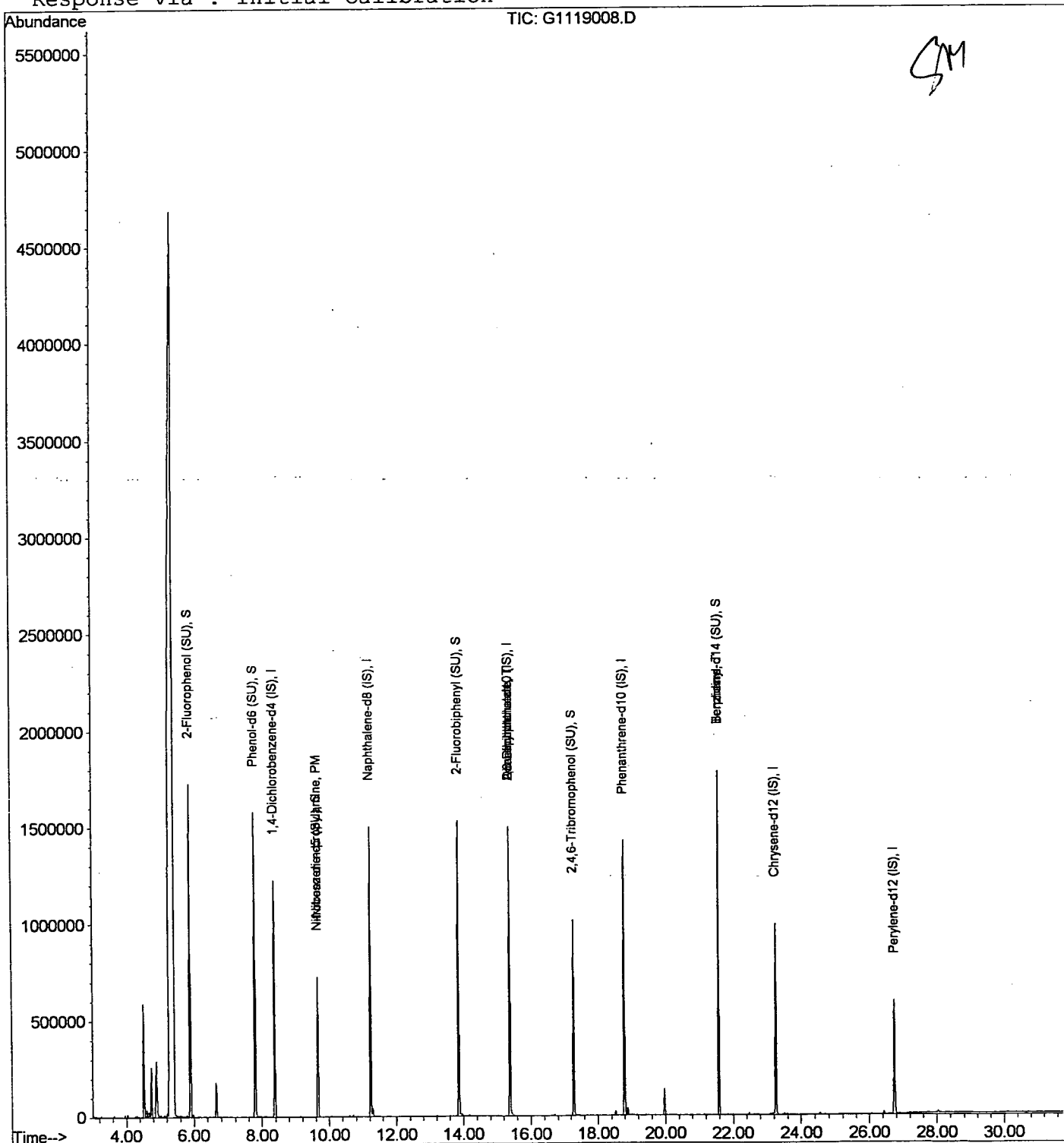
Quantitation Report

Data File : C:\GCMS62\DATA\07NOV19\G1119008.D
Acq On : 19 Nov 2007 8:29 pm
Sample : IQK1137-08
Misc : SOIL 15G/1ml --- Batch 7K12065
MS Integration Params: RTEINT.P
Quant Time: Nov 19 21:01 19107

Vial: 13
Operator: DF/AI
Inst : GCMS62
Multiplr: 1.00

Quant Results File: G7K15SV.RES

Method : C:\HPCHEM\1\METHODS\G7K15SV.M (RTE Integrator)
Title : 625/8270 Calibration
Last Update : Thu Nov 15 16:11:56 2007
Response via : Initial Calibration



QA/QC PACKAGE: LEVEL IV
PREPARED FOR: STL – ST. LOUIS
LABORATORY NUMBER: IQK1137
PROJECT: PHASE 2 SAMPLING TRONOX PARCELS C & D
20072263V1

EPA 300.1 LABORATORY RAW DATA

- INITIAL CALIBRATION RAW DATA
 - SAMPLE RAW DATA

TotalChrom Method File H:\DATA\IC7\IC7QK06.mth
 Printed by : inorg on: 11/7/2007 2:51:51 PM
 Created by : inorg on: 11/7/2007 2:51:47 PM
 Edited by : inorg on: 11/7/2007 2:51:47 PM
 Number of Times Edited : 0
 Number of Times Calibrated : 22
 Description:

Instrument Conditions

Instrument Control Method

Instrument Name : ICDNX7
 Instrument Type : 900 Series Intelligent Interface

Interface Parameters

Delay Time : 0.00 min
 Run Time : 20.00 min
 Sampling Rate : 5.0000 pts/s
 Interface Type : 900 Series Intelligent Interface
 Analog Voltage Input : 1000 mV
 Data will be collected from channel A

Timed Events

There are no timed events in the method

Real Time Plot Parameters

| | Pages | Offset (mV) | Scale (mV) |
|-----------|-------|-------------|------------|
| Channel A | 1 | 50.000 | 800.000 |

Processing Parameters

Bunch Factor : 4 points
 Noise Threshold : 20 µV
 Area Threshold : 500.00 µV

Peak Separation Criteria

Width Ratio : 0.200
 Valley-to-Peak Ratio : 0.010

Exponential Skim Criteria

Peak Height Ratio : 5.000
 Adjusted Height Ratio : 4.000
 Valley Height Ratio : 3.000

Baseline Timed Events

- Event #1 - Disable Peak Detection at 0.212
- Event #2 - Valley Baselines On at 6.250
- Event #3 - Enable Peak Detection at 6.350
- Event #4 - Disable Peak Detection at 8.261
- Event #5 - Valley Baselines On at 11.975
- Event #6 - Enable Peak Detection at 12.009

Optional Reports

No report format files given

Optional Report Plot Parameters

| Plot Number | 1 | 2 | 3 | 4 | 5 |
|---------------------------------|------------------|------------------|------------------|------------------|------------------|
| Generate this plot | No | No | No | No | No |
| Start plot at end of delay time | Yes | Yes | Yes | Yes | Yes |
| Start Time | | | | | |
| End Time | | | | | |
| Scale Type | Vertical Scaling | Vertical Scaling | Vertical Scaling | Vertical Scaling | Vertical Scaling |
| Scale Factor | 1.000 | 1.000 | 1.000 | 1.000 | 1.000 |
| Full Scale | | | | | |
| Offset | | | | | |

Annotated Replot Parameters

Offset & Scale set to absolute values

11/7/2007 2:51:51 PM Method: H:\DATA\IC7\IC7QK06.mth

Draw baselines
 Include timed event annotations
 Automatically set plot start and end times to data limits

Plot Offset : 50.000 μ V
 Plot Scale : 200.000 μ V
 Number of Pages : 1
 Plot Title : Chromatogram
 X-Axis Label : Time [min]
 Y-Axis Label : Response [mV]
 Orientation : Landscape
 Retention Labels : Top of Plot
 Component Labels : Actual Time

User Programs

No user programs will be executed

Global Sample Information

Default Sample Volume : 1.000 μ L
 Quantitation Units : PPM
 Void Time : 0.000 min
 Correct amounts during calibration : Yes
 Convert unknowns to concentration units : Yes
 Reject outliers during calibration : No

An External Standard calibration will be used
 Unknown peaks will be quantitated using a response factor of 1.000000e+06
 First peak will be relative retention reference

Component Information**CHLORITE**

Component Type : Single Peak Component
 Retention Time : 6.734 min
 Search Window : 15.00 s, 0.00 %
 Reference Component :
 Find peak closest to expected RT in window
 Calibrating Area versus Amount using a 1st Order Fit
 Curve will ignore the origin
 Amounts will not be scaled prior to the regression
 Weighting factor for the regression: 1
 Component standard purity percentage : 100.0000%

User Values

Label :
 Value 1 : 0.000000
 Value 2 : 0.000000
 Value 3 : 0.000000
 Value 4 : 0.000000
 Value 5 : 0.000000

Calibration Level

| Level Name | Amount | Area | Height | ISTD Amt. | ISTD Resp. | # Replicates |
|------------|----------|-------------|-----------|-----------|------------|--------------|
| 1 | 0.0000 | 0.00 | 0.00 | _____ | _____ | 0 |
| 2 | 20.0000 | 485148.30 | 31031.74 | _____ | _____ | 1 |
| 3 | 100.0000 | 2580797.40 | 162500.09 | _____ | _____ | 1 |
| 4 | 200.0000 | 5228081.60 | 334373.97 | _____ | _____ | 1 |
| 5 | 400.0000 | 10646272.00 | 693908.82 | _____ | _____ | 1 |

Calibration Curve : $y = (-50102.450607) + (26653.904898)x + (0.000000)x^2 + (0.000000)x^3$
 R-squared : 0.999899

BROMATE

Component Type : Single Peak Component
 Retention Time : 7.560 min
 Search Window : 20.00 s, 0.00 %
 Reference Component :
 Find peak closest to expected RT in window
 Calibrating Area versus Amount using a 1st Order Fit
 Curve will ignore the origin

11/7/2007 2:51:51 PM Method: H:\DATA\IC7\IC7QK06.mth

Amounts will not be scaled prior to the regression
 Weighting factor for the regression: 1
 Component standard purity percentage : 100.0000%

User Values

Label :
 Value 1 : 0.000000
 Value 2 : 0.000000
 Value 3 : 0.000000
 Value 4 : 0.000000
 Value 5 : 0.000000

Calibration Level

| Level Name | Amount | Area | Height | ISTD Amt. | ISTD Resp. | # Replicates |
|------------|----------|------------|----------|-----------|------------|--------------|
| 1 | 0.0000 | 0.00 | 0.00 | ----- | ----- | 0 |
| 2 | 5.0000 | 62676.20 | 3880.47 | ----- | ----- | 1 |
| 3 | 25.0000 | 321673.20 | 20412.11 | ----- | ----- | 1 |
| 4 | 50.0000 | 634717.00 | 40862.92 | ----- | ----- | 1 |
| 5 | 100.0000 | 1245328.60 | 80056.57 | ----- | ----- | 1 |

Calibration Curve : $y = (4332.482967) + (12459.625404)x + (0.000000)x^2 + (0.000000)x^3$
 R-squared : 0.999857

DCA

Component Type : Single Peak Component
 Retention Time : 12.405 min
 Search Window : 25.00 s, 0.00 %
 This component is a reference
 Find peak closest to expected RT in window
 Use Average Calibration Factor (Area / Amount)
 Component standard purity percentage : 100.0000%

User Values

Label :
 Value 1 : 0.000000
 Value 2 : 0.000000
 Value 3 : 0.000000
 Value 4 : 0.000000
 Value 5 : 0.000000

Calibration Level

| Level Name | Amount | Area | Height | ISTD Amt. | ISTD Resp. | # Replicates |
|------------|--------|-------------|-----------|-----------|------------|--------------|
| 1 | 1.0000 | 12419223.22 | 495087.16 | ----- | ----- | 1 |
| 2 | 1.0000 | 12100000.00 | 0.00 | ----- | ----- | 0 |
| 3 | 1.0000 | 12327800.20 | 494360.87 | ----- | ----- | 1 |
| 4 | 1.0000 | 12459241.70 | 502061.25 | ----- | ----- | 1 |
| 5 | 1.0000 | 11783210.86 | 481554.78 | ----- | ----- | 1 |

Average Calibration Factor = 1.221790e+07 (%RSD = 2.29)

BROMIDE

Component Type : Single Peak Component
 Retention Time : 13.545 min
 Search Window : 28.10 s, 0.00 %
 Reference Component :
 Find peak closest to expected RT in window
 Calibrating Area versus Amount using a 1st Order Fit
 Curve will ignore the origin
 Amounts will not be scaled prior to the regression
 Weighting factor for the regression: 1
 Component standard purity percentage : 100.0000%

User Values

Label :
 Value 1 : 0.000000
 Value 2 : 0.000000
 Value 3 : 0.000000
 Value 4 : 0.000000
 Value 5 : 0.000000

11/7/2007 2:51:51 PM Method: H:\DATA\IC7\IC7QK06.mth

Calibration Level

| Level Name | Amount | Area | Height | ISTD Amt. | ISTD Resp. | # Replicates |
|------------|----------|-------------|-----------|-----------|------------|--------------|
| 1 | 0.0000 | 0.00 | 0.00 | ----- | ----- | 0 |
| 2 | 50.0000 | 1094829.00 | 50625.92 | ----- | ----- | 1 |
| 3 | 250.0000 | 6178169.60 | 276720.64 | ----- | ----- | 1 |
| 4 | 500.0000 | 12834862.10 | 577679.36 | ----- | ----- | 1 |

Calibration Curve : $y = (-128057.754390) + (25775.114615)x + (0.000000)x^2 + (0.000000)x^3$
 R-squared : 0.999560

CHLORATE

Component Type : Single Peak Component
 Retention Time : 14.920 min
 Search Window : 30.00 s, 0.00 %
 Reference Component :
 Find peak closest to expected RT in window
 Calibrating Area versus Amount using a 1st Order Fit
 Curve will ignore the origin
 Amounts will not be scaled prior to the regression
 Weighting factor for the regression: 1
 Component standard purity percentage : 100.0000%

User Values

Label :
 Value 1 : 0.000000
 Value 2 : 0.000000
 Value 3 : 0.000000
 Value 4 : 0.000000
 Value 5 : 0.000000

Calibration Level

| Level Name | Amount | Area | Height | ISTD Amt. | ISTD Resp. | # Replicates |
|------------|----------|------------|-----------|-----------|------------|--------------|
| 1 | 0.0000 | 0.00 | 0.00 | ----- | ----- | 0 |
| 2 | 20.0000 | 448590.30 | 17626.52 | ----- | ----- | 1 |
| 3 | 100.0000 | 2211279.60 | 88642.08 | ----- | ----- | 1 |
| 4 | 200.0000 | 4511548.20 | 181006.38 | ----- | ----- | 1 |
| 5 | 400.0000 | 9229454.80 | 372851.28 | ----- | ----- | 1 |

Calibration Curve : $y = (-42492.693863) + (23074.078259)x + (0.000000)x^2 + (0.000000)x^3$
 R-squared : 0.999806

Calibration Replicate Lists

Component : CHLORITE
 Level : 1

This level has no replicate injections

Level : 2

| Area | Height | Vol Adj Amt | ISTD Response | ISTD Amount | Date | Time | File |
|-----------|----------|-------------|---------------|-------------|-----------|------------|---------------------------------------|
| 485148.30 | 31031.74 | 20.0000 | ----- | ----- | 11/7/2007 | 2:49:01 PM | H:\DATA\IC7\20071106\200711060003.rst |

Level : 3

| Area | Height | Vol Adj Amt | ISTD Response | ISTD Amount | Date | Time | File |
|------------|-----------|-------------|---------------|-------------|-----------|------------|---------------------------------------|
| 2580797.40 | 162500.09 | 100.0000 | ----- | ----- | 11/7/2007 | 2:49:01 PM | H:\DATA\IC7\20071106\200711060004.rst |

Level : 4

| Area | Height | Vol Adj Amt | ISTD Response | ISTD Amount | Date | Time | File |
|------------|-----------|-------------|---------------|-------------|-----------|------------|---------------------------------------|
| 5228081.60 | 334373.97 | 200.0000 | ----- | ----- | 11/7/2007 | 2:49:02 PM | H:\DATA\IC7\20071106\200711060005.rst |

Level : 5

| Area | Height | Vol Adj Amt | ISTD Response | ISTD Amount | Date | Time | File |
|-------------|-----------|-------------|---------------|-------------|-----------|------------|--|
| 10646272.00 | 693908.82 | 400.0000 | ----- | ----- | 11/7/2007 | 2:49:02 PM | H:\DATA\IC7\20071106\200711060006a.rst |

11/7/2007 2:51:51 PM Method: H:\DATA\IC7\IC7QK06.mth

Component : BROMATE

Level : 1

This level has no replicate injections

Level : 2

| Area | Height | Vol Adj Amt | ISTD Response | ISTD Amount | Date | Time | File |
|----------|---------|-------------|---------------|-------------|-----------|------------|---------------------------------------|
| 62676.20 | 3880.47 | 5.0000 | ———— | ———— | 11/7/2007 | 2:49:01 PM | H:\DATA\IC7\20071106\200711060003.rst |

Level : 3

| Area | Height | Vol Adj Amt | ISTD Response | ISTD Amount | Date | Time | File |
|-----------|----------|-------------|---------------|-------------|-----------|------------|---------------------------------------|
| 321673.20 | 20412.11 | 25.0000 | ———— | ———— | 11/7/2007 | 2:49:01 PM | H:\DATA\IC7\20071106\200711060004.rst |

Level : 4

| Area | Height | Vol Adj Amt | ISTD Response | ISTD Amount | Date | Time | File |
|-----------|----------|-------------|---------------|-------------|-----------|------------|---------------------------------------|
| 634717.00 | 40862.92 | 50.0000 | ———— | ———— | 11/7/2007 | 2:49:02 PM | H:\DATA\IC7\20071106\200711060005.rst |

Level : 5

| Area | Height | Vol Adj Amt | ISTD Response | ISTD Amount | Date | Time | File |
|------------|----------|-------------|---------------|-------------|-----------|------------|--|
| 1245328.60 | 80056.57 | 100.0000 | ———— | ———— | 11/7/2007 | 2:49:02 PM | H:\DATA\IC7\20071106\200711060006a.rst |

Component : DCA

Level : 1

| Area | Height | Vol Adj Amt | ISTD Response | ISTD Amount | Date | Time | File |
|-------------|-----------|-------------|---------------|-------------|-----------|------------|--|
| 12419223.22 | 495087.16 | 1.0000 | ———— | ———— | 11/7/2007 | 2:49:01 PM | H:\DATA\IC7\20071106\200711060002a.rst |

Level : 2

This level has no replicate injections

Level : 3

| Area | Height | Vol Adj Amt | ISTD Response | ISTD Amount | Date | Time | File |
|-------------|-----------|-------------|---------------|-------------|-----------|------------|---------------------------------------|
| 12327800.20 | 494360.87 | 1.0000 | ———— | ———— | 11/7/2007 | 2:49:01 PM | H:\DATA\IC7\20071106\200711060004.rst |

Level : 4

| Area | Height | Vol Adj Amt | ISTD Response | ISTD Amount | Date | Time | File |
|-------------|-----------|-------------|---------------|-------------|-----------|------------|---------------------------------------|
| 12459241.70 | 502061.25 | 1.0000 | ———— | ———— | 11/7/2007 | 2:49:02 PM | H:\DATA\IC7\20071106\200711060005.rst |

Level : 5

| Area | Height | Vol Adj Amt | ISTD Response | ISTD Amount | Date | Time | File |
|-------------|-----------|-------------|---------------|-------------|-----------|------------|--|
| 11783210.86 | 481554.78 | 1.0000 | ———— | ———— | 11/7/2007 | 2:49:02 PM | H:\DATA\IC7\20071106\200711060006a.rst |

Component : BROMIDE

Level : 1

This level has no replicate injections

Level : 2

| Area | Height | Vol Adj Amt | ISTD Response | ISTD Amount | Date | Time | File |
|------------|----------|-------------|---------------|-------------|-----------|------------|---------------------------------------|
| 1094829.00 | 50625.92 | 50.0000 | ———— | ———— | 11/7/2007 | 2:49:01 PM | H:\DATA\IC7\20071106\200711060003.rst |

Level : 3

| Area | Height | Vol Adj Amt | ISTD Response | ISTD Amount | Date | Time | File |
|------------|-----------|-------------|---------------|-------------|-----------|------------|---------------------------------------|
| 6178169.60 | 276720.64 | 250.0000 | ———— | ———— | 11/7/2007 | 2:49:01 PM | H:\DATA\IC7\20071106\200711060004.rst |

Level : 4

11/7/2007 2:51:51 PM Method: H:\DATA\IC7\IC7QK06.mth

| Area | Height | Vol Adj Amt | ISTD Response | ISTD Amount | Date | Time | File |
|-------------|-----------|-------------|---------------|-------------|-----------|------------|---------------------------------------|
| 12834862.10 | 577679.36 | 500.0000 | ----- | ----- | 11/7/2007 | 2:49:02 PM | H:\DATA\IC7\20071106\200711060005.rst |

Component : CHLORATE

Level : 1

This level has no replicate injections

Level : 2

| Area | Height | Vol Adj Amt | ISTD Response | ISTD Amount | Date | Time | File |
|-----------|----------|-------------|---------------|-------------|-----------|------------|---------------------------------------|
| 448590.30 | 17626.52 | 20.0000 | ----- | ----- | 11/7/2007 | 2:49:01 PM | H:\DATA\IC7\20071106\200711060003.rst |

Level : 3

| Area | Height | Vol Adj Amt | ISTD Response | ISTD Amount | Date | Time | File |
|------------|----------|-------------|---------------|-------------|-----------|------------|---------------------------------------|
| 2211279.60 | 88642.08 | 100.0000 | ----- | ----- | 11/7/2007 | 2:49:01 PM | H:\DATA\IC7\20071106\200711060004.rst |

Level : 4

| Area | Height | Vol Adj Amt | ISTD Response | ISTD Amount | Date | Time | File |
|------------|-----------|-------------|---------------|-------------|-----------|------------|---------------------------------------|
| 4511548.20 | 181006.38 | 200.0000 | ----- | ----- | 11/7/2007 | 2:49:02 PM | H:\DATA\IC7\20071106\200711060005.rst |

Level : 5

| Area | Height | Vol Adj Amt | ISTD Response | ISTD Amount | Date | Time | File |
|------------|-----------|-------------|---------------|-------------|-----------|------------|--|
| 9229454.80 | 372851.28 | 400.0000 | ----- | ----- | 11/7/2007 | 2:49:02 PM | H:\DATA\IC7\20071106\200711060006a.rst |

TotalChrom Method File H:\DATA\IC7\IC7QK06a.mth
 Printed by : inorg on: 12/3/2007 10:00:09 AM
 Created by : inorg on: 11/16/2007 2:31:19 PM
 Edited by : inorg on: 11/29/2007 7:15:37 PM
 Number of Times Edited : 4
 Number of Times Calibrated : 22
 Description:

Instrument Conditions

Instrument Control Method

Instrument Name : ICDNX7
 Instrument Type : 900 Series Intelligent Interface

Interface Parameters

Delay Time : 0.00 min
 Run Time : 20.00 min
 Sampling Rate : 5.0000 pts/s
 Interface Type : 900 Series Intelligent Interface
 Analog Voltage Input : 1000 mV
 Data will be collected from channel A

Timed Events

There are no timed events in the method

Real Time Plot Parameters

| | Pages | Offset (mV) | Scale (mV) |
|-----------|-------|-------------|------------|
| Channel A | 1 | 50.000 | 800.000 |

Processing Parameters

Bunch Factor : 4 points
 Noise Threshold : 20 µV
 Area Threshold : 500.00 µV

Peak Separation Criteria

Width Ratio : 0.200
 Valley-to-Peak Ratio : 0.010

Exponential Skim Criteria

Peak Height Ratio : 5.000
 Adjusted Height Ratio : 4.000
 Valley Height Ratio : 3.000

Baseline Timed Events

- Event #1 - Valley Baselines On at 6.250
- Event #2 - Enable Peak Detection at 6.350
- Event #3 - Disable Peak Detection at 8.261
- Event #4 - Valley Baselines On at 11.200
- Event #5 - Enable Peak Detection at 11.300
- Event #6 - Disable Peak Detection at 15.200

Optional Reports

No report format files given

Optional Report Plot Parameters

| Plot Number | 1 | 2 | 3 | 4 | 5 |
|---------------------------------|------------------|------------------|------------------|------------------|------------------|
| Generate this plot | No | No | No | No | No |
| Start plot at end of delay time | Yes | Yes | Yes | Yes | Yes |
| Start Time | | | | | |
| End Time | | | | | |
| Scale Type | Vertical Scaling | Vertical Scaling | Vertical Scaling | Vertical Scaling | Vertical Scaling |
| Scale Factor | 1.000 | 1.000 | 1.000 | 1.000 | 1.000 |
| Full Scale | | | | | |
| Offset | | | | | |

Annotated Replot Parameters

Offset & Scale set to absolute values

12/3/2007 10:00:09 AM Method: H:\DATA\IC7\IC7QK06a.mth

Draw baselines
 Include timed event annotations
 Automatically set plot start and end times to data limits

Plot Offset : 50.000 µV
 Plot Scale : 200.000 µV
 Number of Pages : 1
 Plot Title : Chromatogram
 X-Axis Label : Time [min]
 Y-Axis Label : Response [mV]
 Orientation : Landscape
 Retention Labels : Top of Plot
 Component Labels : Actual Time

User Programs

No user programs will be executed

Global Sample Information

Default Sample Volume : 1.000 uL
 Quantitation Units : PPM
 Void Time : 0.000 min
 Correct amounts during calibration : Yes
 Convert unknowns to concentration units : Yes
 Reject outliers during calibration : No

An External Standard calibration will be used
 Unknown peaks will be quantitated using a response factor of 1.000000e+06
 First peak will be relative retention reference

Component Information

CHLORITE

Component Type : Single Peak Component
 Retention Time : 6.600 min
 Search Window : 15.00 s, 0.00 %
 Reference Component :
 Find peak closest to expected RT in window
 Calibrating Area versus Amount using a 1st Order Fit
 Curve will ignore the origin
 Amounts will not be scaled prior to the regression
 Weighting factor for the regression: 1
 Component standard purity percentage : 100.0000%

User Values

Label :
 Value 1 : 0.000000
 Value 2 : 0.000000
 Value 3 : 0.000000
 Value 4 : 0.000000
 Value 5 : 0.000000

Calibration Level

| Level Name | Amount | Area | Height | ISTD Amt. | ISTD Resp. | # Replicates |
|------------|----------|-------------|-----------|-----------|------------|--------------|
| 1 | 0.0000 | 0.00 | 0.00 | _____ | _____ | 0 |
| 2 | 20.0000 | 485148.30 | 31031.74 | _____ | _____ | 1 |
| 3 | 100.0000 | 2580797.40 | 162500.09 | _____ | _____ | 1 |
| 4 | 200.0000 | 5228081.60 | 334373.97 | _____ | _____ | 1 |
| 5 | 400.0000 | 10646272.00 | 693908.82 | _____ | _____ | 1 |

Calibration Curve : $y = (-50102.450607) + (26653.904898)x + (0.000000)x^2 + (0.000000)x^3$
 R-squared : 0.999899

BROMATE

Component Type : Single Peak Component
 Retention Time : 7.400 min
 Search Window : 20.00 s, 0.00 %
 Reference Component :
 Find peak closest to expected RT in window
 Calibrating Area versus Amount using a 1st Order Fit
 Curve will ignore the origin

12/3/2007 10:00:09 AM Method: H:\DATA\IC7\IC7QK06a.mth

Amounts will not be scaled prior to the regression
 Weighting factor for the regression: 1
 Component standard purity percentage : 100.0000%

User Values

Label :
 Value 1 : 0.000000
 Value 2 : 0.000000
 Value 3 : 0.000000
 Value 4 : 0.000000
 Value 5 : 0.000000

Calibration Level

| Level Name | Amount | Area | Height | ISTD Amt. | ISTD Resp. | # Replicates |
|------------|----------|------------|----------|-----------|------------|--------------|
| 1 | 0.0000 | 0.00 | 0.00 | _____ | _____ | 0 |
| 2 | 5.0000 | 62676.20 | 3880.47 | _____ | _____ | 1 |
| 3 | 25.0000 | 321673.20 | 20412.11 | _____ | _____ | 1 |
| 4 | 50.0000 | 634717.00 | 40862.92 | _____ | _____ | 1 |
| 5 | 100.0000 | 1245328.60 | 80056.57 | _____ | _____ | 1 |

Calibration Curve : $y = (4332.482967) + (12459.625404)x + (0.000000)x^2 + (0.000000)x^3$
 R-squared : 0.999857

DCA

Component Type : Single Peak Component
 Retention Time : 11.900 min
 Search Window : 25.00 s, 0.00 %
 This component is a reference
 Find peak closest to expected RT in window
 Use Average Calibration Factor (Area / Amount)
 Component standard purity percentage : 100.0000%

User Values

Label :
 Value 1 : 0.000000
 Value 2 : 0.000000
 Value 3 : 0.000000
 Value 4 : 0.000000
 Value 5 : 0.000000

Calibration Level

| Level Name | Amount | Area | Height | ISTD Amt. | ISTD Resp. | # Replicates |
|------------|--------|-------------|-----------|-----------|------------|--------------|
| 1 | 1.0000 | 12419223.22 | 495087.16 | _____ | _____ | 1 |
| 2 | 1.0000 | 12100000.00 | 0.00 | _____ | _____ | 0 |
| 3 | 1.0000 | 12327800.20 | 494360.87 | _____ | _____ | 1 |
| 4 | 1.0000 | 12459241.70 | 502061.25 | _____ | _____ | 1 |
| 5 | 1.0000 | 11783210.86 | 481554.78 | _____ | _____ | 1 |

Average Calibration Factor = 1.221790e+07 (%RSD = 2.29)

BROMIDE

Component Type : Single Peak Component
 Retention Time : 13.000 min
 Search Window : 28.10 s, 0.00 %
 Reference Component :
 Find peak closest to expected RT in window
 Calibrating Area versus Amount using a 1st Order Fit
 Curve will ignore the origin
 Amounts will not be scaled prior to the regression
 Weighting factor for the regression: 1
 Component standard purity percentage : 100.0000%

User Values

Label :
 Value 1 : 0.000000
 Value 2 : 0.000000
 Value 3 : 0.000000
 Value 4 : 0.000000
 Value 5 : 0.000000

12/3/2007 10:00:09 AM Method: H:\DATA\IC7\IC7QK06a.mth

Calibration Level

| Level Name | Amount | Area | Height | ISTD Amt. | ISTD Resp. | # Replicates |
|------------|----------|-------------|-----------|-----------|------------|--------------|
| 1 | 0.0000 | 0.00 | 0.00 | ----- | ----- | 0 |
| 2 | 50.0000 | 1094829.00 | 50625.92 | ----- | ----- | 1 |
| 3 | 250.0000 | 6178169.60 | 276720.64 | ----- | ----- | 1 |
| 4 | 500.0000 | 12834862.10 | 577679.36 | ----- | ----- | 1 |

Calibration Curve : $y = (-128057.754390) + (25775.114615)x + (0.000000)x^2 + (0.000000)x^3$
 R-squared : 0.999560

CHLORATE

Component Type : Single Peak Component
 Retention Time : 14.200 min
 Search Window : 30.00 s, 0.00 %
 Reference Component :
 Find peak closest to expected RT in window
 Calibrating Area versus Amount using a 1st Order Fit
 Curve will ignore the origin
 Amounts will not be scaled prior to the regression
 Weighting factor for the regression: 1
 Component standard purity percentage : 100.0000%

User Values

Label :
 Value 1 : 0.000000
 Value 2 : 0.000000
 Value 3 : 0.000000
 Value 4 : 0.000000
 Value 5 : 0.000000

Calibration Level

| Level Name | Amount | Area | Height | ISTD Amt. | ISTD Resp. | # Replicates |
|------------|----------|------------|-----------|-----------|------------|--------------|
| 1 | 0.0000 | 0.00 | 0.00 | ----- | ----- | 0 |
| 2 | 20.0000 | 448590.30 | 17626.52 | ----- | ----- | 1 |
| 3 | 100.0000 | 2211279.60 | 88642.08 | ----- | ----- | 1 |
| 4 | 200.0000 | 4511548.20 | 181006.38 | ----- | ----- | 1 |
| 5 | 400.0000 | 9229454.80 | 372851.28 | ----- | ----- | 1 |

Calibration Curve : $y = (-42492.693863) + (23074.078259)x + (0.000000)x^2 + (0.000000)x^3$
 R-squared : 0.999806

Calibration Replicate Lists

Component : CHLORITE
 Level : 1

This level has no replicate injections

Level : 2

| Area | Height | Vol Adj Amt | ISTD Response | ISTD Amount | Date | Time | File |
|-----------|----------|-------------|---------------|-------------|-----------|------------|---------------------------------------|
| 485148.30 | 31031.74 | 20.0000 | ----- | ----- | 11/7/2007 | 2:49:01 PM | H:\DATA\IC7\20071106\200711060003.rst |

Level : 3

| Area | Height | Vol Adj Amt | ISTD Response | ISTD Amount | Date | Time | File |
|------------|-----------|-------------|---------------|-------------|-----------|------------|---------------------------------------|
| 2580797.40 | 162500.09 | 100.0000 | ----- | ----- | 11/7/2007 | 2:49:01 PM | H:\DATA\IC7\20071106\200711060004.rst |

Level : 4

| Area | Height | Vol Adj Amt | ISTD Response | ISTD Amount | Date | Time | File |
|------------|-----------|-------------|---------------|-------------|-----------|------------|---------------------------------------|
| 5228081.60 | 334373.97 | 200.0000 | ----- | ----- | 11/7/2007 | 2:49:02 PM | H:\DATA\IC7\20071106\200711060005.rst |

Level : 5

| Area | Height | Vol Adj Amt | ISTD Response | ISTD Amount | Date | Time | File |
|-------------|-----------|-------------|---------------|-------------|-----------|------------|--|
| 10646272.00 | 693908.82 | 400.0000 | ----- | ----- | 11/7/2007 | 2:49:02 PM | H:\DATA\IC7\20071106\200711060006a.rst |

12/3/2007 10:00:09 AM Method: H:\DATA\IC7\IC7QK06a.mth

Component : BROMATE
 Level : 1
 This level has no replicate injections

Level : 2

| Area | Height | Vol Adj Amt | ISTD Response | ISTD Amount | Date | Time | File |
|----------|---------|-------------|---------------|-------------|-----------|------------|---------------------------------------|
| 62676.20 | 3880.47 | 5.0000 | ----- | ----- | 11/7/2007 | 2:49:01 PM | H:\DATA\IC7\20071106\200711060003.rst |

Level : 3

| Area | Height | Vol Adj Amt | ISTD Response | ISTD Amount | Date | Time | File |
|-----------|----------|-------------|---------------|-------------|-----------|------------|---------------------------------------|
| 321673.20 | 20412.11 | 25.0000 | ----- | ----- | 11/7/2007 | 2:49:01 PM | H:\DATA\IC7\20071106\200711060004.rst |

Level : 4

| Area | Height | Vol Adj Amt | ISTD Response | ISTD Amount | Date | Time | File |
|-----------|----------|-------------|---------------|-------------|-----------|------------|---------------------------------------|
| 634717.00 | 40862.92 | 50.0000 | ----- | ----- | 11/7/2007 | 2:49:02 PM | H:\DATA\IC7\20071106\200711060005.rst |

Level : 5

| Area | Height | Vol Adj Amt | ISTD Response | ISTD Amount | Date | Time | File |
|------------|----------|-------------|---------------|-------------|-----------|------------|--|
| 1245328.60 | 80056.57 | 100.0000 | ----- | ----- | 11/7/2007 | 2:49:02 PM | H:\DATA\IC7\20071106\200711060006a.rst |

Component : DCA
 Level : 1

| Area | Height | Vol Adj Amt | ISTD Response | ISTD Amount | Date | Time | File |
|-------------|-----------|-------------|---------------|-------------|-----------|------------|--|
| 12419223.22 | 495087.16 | 1.0000 | ----- | ----- | 11/7/2007 | 2:49:01 PM | H:\DATA\IC7\20071106\200711060002a.rst |

Level : 2
 This level has no replicate injections

Level : 3

| Area | Height | Vol Adj Amt | ISTD Response | ISTD Amount | Date | Time | File |
|-------------|-----------|-------------|---------------|-------------|-----------|------------|---------------------------------------|
| 12327800.20 | 494360.87 | 1.0000 | ----- | ----- | 11/7/2007 | 2:49:01 PM | H:\DATA\IC7\20071106\200711060004.rst |

Level : 4

| Area | Height | Vol Adj Amt | ISTD Response | ISTD Amount | Date | Time | File |
|-------------|-----------|-------------|---------------|-------------|-----------|------------|---------------------------------------|
| 12459241.70 | 502061.25 | 1.0000 | ----- | ----- | 11/7/2007 | 2:49:02 PM | H:\DATA\IC7\20071106\200711060005.rst |

Level : 5

| Area | Height | Vol Adj Amt | ISTD Response | ISTD Amount | Date | Time | File |
|-------------|-----------|-------------|---------------|-------------|-----------|------------|--|
| 11783210.86 | 481554.78 | 1.0000 | ----- | ----- | 11/7/2007 | 2:49:02 PM | H:\DATA\IC7\20071106\200711060006a.rst |

Component : BROMIDE
 Level : 1
 This level has no replicate injections

Level : 2

| Area | Height | Vol Adj Amt | ISTD Response | ISTD Amount | Date | Time | File |
|------------|----------|-------------|---------------|-------------|-----------|------------|---------------------------------------|
| 1094829.00 | 50625.92 | 50.0000 | ----- | ----- | 11/7/2007 | 2:49:01 PM | H:\DATA\IC7\20071106\200711060003.rst |

Level : 3

| Area | Height | Vol Adj Amt | ISTD Response | ISTD Amount | Date | Time | File |
|------------|-----------|-------------|---------------|-------------|-----------|------------|---------------------------------------|
| 6178169.60 | 276720.64 | 250.0000 | ----- | ----- | 11/7/2007 | 2:49:01 PM | H:\DATA\IC7\20071106\200711060004.rst |

Level : 4

12/3/2007 10:00:09 AM Method: H:\DATA\IC7\IC7QK06a.mth

| Area | Height | Vol Adj Amt | ISTD Response | ISTD Amount | Date | Time | File |
|-------------|-----------|-------------|---------------|-------------|-----------|------------|---------------------------------------|
| 12834862.10 | 577679.36 | 500.0000 | ----- | ----- | 11/7/2007 | 2:49:02 PM | H:\DATA\IC7\20071106\200711060005.rst |

Component : CHLORATE

Level : 1

This level has no replicate injections

Level : 2

| Area | Height | Vol Adj Amt | ISTD Response | ISTD Amount | Date | Time | File |
|-----------|----------|-------------|---------------|-------------|-----------|------------|---------------------------------------|
| 448590.30 | 17626.52 | 20.0000 | ----- | ----- | 11/7/2007 | 2:49:01 PM | H:\DATA\IC7\20071106\200711060003.rst |

Level : 3

| Area | Height | Vol Adj Amt | ISTD Response | ISTD Amount | Date | Time | File |
|------------|----------|-------------|---------------|-------------|-----------|------------|---------------------------------------|
| 2211279.60 | 88642.08 | 100.0000 | ----- | ----- | 11/7/2007 | 2:49:01 PM | H:\DATA\IC7\20071106\200711060004.rst |

Level : 4

| Area | Height | Vol Adj Amt | ISTD Response | ISTD Amount | Date | Time | File |
|------------|-----------|-------------|---------------|-------------|-----------|------------|---------------------------------------|
| 4511548.20 | 181006.38 | 200.0000 | ----- | ----- | 11/7/2007 | 2:49:02 PM | H:\DATA\IC7\20071106\200711060005.rst |

Level : 5

| Area | Height | Vol Adj Amt | ISTD Response | ISTD Amount | Date | Time | File |
|------------|-----------|-------------|---------------|-------------|-----------|------------|--|
| 9229454.80 | 372851.28 | 400.0000 | ----- | ----- | 11/7/2007 | 2:49:02 PM | H:\DATA\IC7\20071106\200711060006a.rst |

TotalChrom Sequence File H:\DATA\IC7\20071106\20071106.seq

Printed by : inorg on: 11/7/2007 4:41:22 PM

Created by : inorg on: 11/6/2007 2:26:41 PM

Edited by : inorg on: 11/7/2007 4:41:14 PM

Number of Times Edited : 7

Description:

Sequence File Header Information:

Number of Rows : 75
 Instrument Type : 900 Series Intelligent Interface
 Injection Type : SINGLE
 Raw tokens channel A :
 Result tokens channel A :
 Modified tokens channel A :
 Raw tokens channel B :
 Result tokens channel B :
 Modified tokens channel B :

Sequence Sample Descriptions - Channel A

| Row | Type | Name | Number | Study name | Sample Amt | Int Std Amt | Sample Vol | Dil Factor | Multiplier | Divisor | Addend | Norm Factor |
|-----|--------|-----------------------|---------|------------|------------|-------------|------------|------------|------------|----------|----------|-------------|
| 1 | Sample | IB | 7K06097 | | 1.000000 | 1.000000 | 1.000 | 1.000000 | 1.000000 | 1.000000 | 0.000000 | 100.000 |
| 2 | Sample | LEVEL 1 | 7K06097 | 7110129 | 1.000000 | 1.000000 | 1.000 | 1.000000 | 1.000000 | 1.000000 | 0.000000 | 100.000 |
| 3 | Sample | LEVEL 2 | 7K06097 | 7110129 | 1.000000 | 1.000000 | 1.000 | 1.000000 | 1.000000 | 1.000000 | 0.000000 | 100.000 |
| 4 | Sample | LEVEL 3 | 7K06097 | 7110129 | 1.000000 | 1.000000 | 1.000 | 1.000000 | 1.000000 | 1.000000 | 0.000000 | 100.000 |
| 5 | Sample | LEVEL 4 | 7K06097 | 7110129 | 1.000000 | 1.000000 | 1.000 | 1.000000 | 1.000000 | 1.000000 | 0.000000 | 100.000 |
| 6 | Sample | LEVEL 5 | 7K06097 | 7110129 | 1.000000 | 1.000000 | 1.000 | 1.000000 | 1.000000 | 1.000000 | 0.000000 | 100.000 |
| 7 | Sample | ICV | 7K06097 | 7110130 | 1.000000 | 1.000000 | 1.000 | 1.000000 | 1.000000 | 1.000000 | 0.000000 | 100.000 |
| 8 | Sample | LOW LEVEL | 7K06097 | 7110129 | 1.000000 | 1.000000 | 1.000 | 1.000000 | 1.000000 | 1.000000 | 0.000000 | 100.000 |
| 9 | Sample | 7K06097-BS1 | 7K06097 | 7110129 | 1.000000 | 1.000000 | 1.000 | 1.000000 | 1.000000 | 1.000000 | 0.000000 | 100.000 |
| 10 | Sample | 7K06097-BLK1 | 7K06097 | | 1.000000 | 1.000000 | 1.000 | 1.000000 | 1.000000 | 1.000000 | 0.000000 | 100.000 |
| 11 | Sample | IQK0145-01 | 7K06097 | | 1.000000 | 1.000000 | 1.000 | 1.000000 | 1.000000 | 1.000000 | 0.000000 | 100.000 |
| 12 | Sample | IQK0145-01 | 7K06097 | | 1.000000 | 1.000000 | 1.000 | 5.000000 | 1.000000 | 1.000000 | 0.000000 | 100.000 |
| 13 | Sample | IQK0145-02 | 7K06097 | | 1.000000 | 1.000000 | 1.000 | 1.000000 | 1.000000 | 1.000000 | 0.000000 | 100.000 |
| 14 | Sample | IQK0145-02 | 7K06097 | | 1.000000 | 1.000000 | 1.000 | 5.000000 | 1.000000 | 1.000000 | 0.000000 | 100.000 |
| 15 | Sample | IQK0145-03 | 7K06097 | | 1.000000 | 1.000000 | 1.000 | 1.000000 | 1.000000 | 1.000000 | 0.000000 | 100.000 |
| 16 | Sample | IQK0145-03 | 7K06097 | | 1.000000 | 1.000000 | 1.000 | 5.000000 | 1.000000 | 1.000000 | 0.000000 | 100.000 |
| 17 | Sample | IQK0016-01 | 7K06097 | | 1.000000 | 1.000000 | 1.000 | 1.000000 | 1.000000 | 1.000000 | 0.000000 | 100.000 |
| 18 | Sample | IQK0016-01 | 7K06097 | | 1.000000 | 1.000000 | 1.000 | 10.000000 | 1.000000 | 1.000000 | 0.000000 | 100.000 |
| 19 | Sample | IQK0138-01 | 7K06097 | | 1.000000 | 1.000000 | 1.000 | 5.000000 | 1.000000 | 1.000000 | 0.000000 | 100.000 |
| 20 | Sample | CCV | 7K06097 | | 1.000000 | 1.000000 | 1.000 | 1.000000 | 1.000000 | 1.000000 | 0.000000 | 100.000 |
| 21 | Sample | CCB | 7K06097 | | 1.000000 | 1.000000 | 1.000 | 1.000000 | 1.000000 | 1.000000 | 0.000000 | 100.000 |
| 22 | Sample | IQK0138-01 | 7K06097 | | 1.000000 | 1.000000 | 1.000 | 50.000000 | 1.000000 | 1.000000 | 0.000000 | 100.000 |
| 23 | Sample | IQK0139-01 | 7K06097 | | 1.000000 | 1.000000 | 1.000 | 1.000000 | 1.000000 | 1.000000 | 0.000000 | 100.000 |
| 24 | Sample | IQK0139-02 | 7K06097 | | 1.000000 | 1.000000 | 1.000 | 1.000000 | 1.000000 | 1.000000 | 0.000000 | 100.000 |
| 25 | Sample | IQK0139-03 | 7K06097 | | 1.000000 | 1.000000 | 1.000 | 1.000000 | 1.000000 | 1.000000 | 0.000000 | 100.000 |
| 26 | Sample | IQK0139-04 | 7K06097 | | 1.000000 | 1.000000 | 1.000 | 1.000000 | 1.000000 | 1.000000 | 0.000000 | 100.000 |
| 27 | Sample | IQK0139-05 | 7K06097 | | 1.000000 | 1.000000 | 1.000 | 1.000000 | 1.000000 | 1.000000 | 0.000000 | 100.000 |
| 28 | Sample | IQK0139-06 | 7K06097 | | 1.000000 | 1.000000 | 1.000 | 1.000000 | 1.000000 | 1.000000 | 0.000000 | 100.000 |
| 29 | Sample | IQK0139-07 | 7K06097 | | 1.000000 | 1.000000 | 1.000 | 1.000000 | 1.000000 | 1.000000 | 0.000000 | 100.000 |
| 30 | Sample | IQK0139-08 | 7K06097 | | 1.000000 | 1.000000 | 1.000 | 1.000000 | 1.000000 | 1.000000 | 0.000000 | 100.000 |
| 31 | Sample | 7K06097-MS1 | 7K06097 | IQK0139-08 | 1.000000 | 1.000000 | 1.000 | 1.000000 | 1.000000 | 1.000000 | 0.000000 | 100.000 |
| 32 | Sample | CCV | 7K06097 | | 1.000000 | 1.000000 | 1.000 | 1.000000 | 1.000000 | 1.000000 | 0.000000 | 100.000 |
| 33 | Sample | CCB | 7K06097 | | 1.000000 | 1.000000 | 1.000 | 1.000000 | 1.000000 | 1.000000 | 0.000000 | 100.000 |
| 34 | Sample | 7K06097-MSD1 | 7K06097 | IQK0139-08 | 1.000000 | 1.000000 | 1.000 | 1.000000 | 1.000000 | 1.000000 | 0.000000 | 100.000 |
| 35 | Sample | IQK0140-01 | 7K06097 | | 1.000000 | 1.000000 | 1.000 | 1.000000 | 1.000000 | 1.000000 | 0.000000 | 100.000 |
| 36 | Sample | IQK0342-01 | 7K06097 | | 1.000000 | 1.000000 | 1.000 | 1.000000 | 1.000000 | 1.000000 | 0.000000 | 100.000 |
| 37 | Sample | IQK0342-01 | 7K06097 | | 1.000000 | 1.000000 | 1.000 | 5.000000 | 1.000000 | 1.000000 | 0.000000 | 100.000 |
| 38 | Sample | IQJ3019-02 | 7K06097 | | 1.000000 | 1.000000 | 1.000 | 200.000000 | 1.000000 | 1.000000 | 0.000000 | 100.000 |
| 39 | Sample | 7K06097-MS2 | 7K06097 | IQK0145-01 | 1.000000 | 1.000000 | 1.000 | 1.000000 | 1.000000 | 1.000000 | 0.000000 | 100.000 |
| 40 | Sample | 7K06097-MSD2 | 7K06097 | IQK0145-01 | 1.000000 | 1.000000 | 1.000 | 1.000000 | 1.000000 | 1.000000 | 0.000000 | 100.000 |
| 41 | Sample | IQK0139-01 | 7K06097 | SPIKE | 1.000000 | 1.000000 | 1.000 | 50.000000 | 1.000000 | 1.000000 | 0.000000 | 100.000 |
| 42 | Sample | IQK0138-01 | 7K06097 | | 1.000000 | 1.000000 | 1.000 | 100.000000 | 1.000000 | 1.000000 | 0.000000 | 100.000 |
| 43 | Sample | IQK0016-01 | 7K06097 | | 1.000000 | 1.000000 | 1.000 | 20.000000 | 1.000000 | 1.000000 | 0.000000 | 100.000 |
| 44 | Sample | CCV | 7K06097 | | 1.000000 | 1.000000 | 1.000 | 1.000000 | 1.000000 | 1.000000 | 0.000000 | 100.000 |
| 45 | Sample | CCB | 7K06097 | | 1.000000 | 1.000000 | 1.000 | 1.000000 | 1.000000 | 1.000000 | 0.000000 | 100.000 |
| 46 | Sample | | 7K06097 | | 1.000000 | 1.000000 | 1.000 | 1.000000 | 1.000000 | 1.000000 | 0.000000 | 100.000 |
| 47 | Sample | | 7K06097 | | 1.000000 | 1.000000 | 1.000 | 1.000000 | 1.000000 | 1.000000 | 0.000000 | 100.000 |
| 48 | Sample | | 7K06097 | | 1.000000 | 1.000000 | 1.000 | 1.000000 | 1.000000 | 1.000000 | 0.000000 | 100.000 |
| 49 | Sample | | 7K06097 | | 1.000000 | 1.000000 | 1.000 | 1.000000 | 1.000000 | 1.000000 | 0.000000 | 100.000 |
| 50 | Sample | | 7K06097 | | 1.000000 | 1.000000 | 1.000 | 1.000000 | 1.000000 | 1.000000 | 0.000000 | 100.000 |
| 51 | Sample | | 7K06097 | | 1.000000 | 1.000000 | 1.000 | 1.000000 | 1.000000 | 1.000000 | 0.000000 | 100.000 |
| 52 | Sample | | 7K06097 | | 1.000000 | 1.000000 | 1.000 | 1.000000 | 1.000000 | 1.000000 | 0.000000 | 100.000 |
| 53 | Sample | | 7K06097 | | 1.000000 | 1.000000 | 1.000 | 1.000000 | 1.000000 | 1.000000 | 0.000000 | 100.000 |
| 54 | Sample | | 7K06097 | | 1.000000 | 1.000000 | 1.000 | 1.000000 | 1.000000 | 1.000000 | 0.000000 | 100.000 |
| 55 | Sample | | 7K06097 | | 1.000000 | 1.000000 | 1.000 | 1.000000 | 1.000000 | 1.000000 | 0.000000 | 100.000 |
| 56 | Sample | | 7K06097 | | 1.000000 | 1.000000 | 1.000 | 1.000000 | 1.000000 | 1.000000 | 0.000000 | 100.000 |
| 57 | Sample | | 7K06097 | | 1.000000 | 1.000000 | 1.000 | 1.000000 | 1.000000 | 1.000000 | 0.000000 | 100.000 |
| 58 | Sample | | 7K06097 | | 1.000000 | 1.000000 | 1.000 | 1.000000 | 1.000000 | 1.000000 | 0.000000 | 100.000 |

CALIBRATION CHECKLIST

EPA 300.1- Inorganic Anions (Part B) IC

| | |
|-------------------------------|--|
| Analyst: <u>KS</u> | 2 nd Level Review: <u>V</u> |
| Analysis Date: <u>11/6/07</u> | Date: <u>11/13/07</u> |
| IC #: <u>7</u> | Original Calibration date: <u>10/12/07</u> |
| Method used: <u>300.1</u> | Original Calibration file #: <u>1C70J12a</u> |

Analyst Rev 2nd Level Rev

| | |
|---|---|
| ✓ | / |
| ✓ | / |
| ✓ | / |
| ✓ | / |
| ✓ | / |
| ✓ | / |
| ✓ | / |
| ✓ | / |
| ✓ | / |
| ✓ | / |
| ✓ | / |
| ✓ | / |
| ✓ | / |
| ✓ | / |
| ✓ | / |
| ✓ | / |

Minimum 3-point calibration, lowest point at or below RL (for single order of magnitude), or Minimum 5-point calibration, lowest point at or below RL (for 2 orders of magnitude)
 Linearity check : $r \geq 0.995$

2nd source ICV : %REC = 85-115

All standard solutions contain 50 ppm preservative (EDA) and 1000 ppb surrogate (DCA)

Calibration date and file checked for completeness and accuracy :

- Correct date, analyst's name and calibration file
- Correct instrument parameters, retention time and window
- Chromatography peak shape and baseline acceptable
- Calibration summary and raw data match for calibration levels and area counts

Instrument update for new calibration information:

- Calibration: 7110129
- Standard preparation: 7100397, 7100398, 7100399, 7110122
- Supplier: Ultra Scientific
- Standard Lot # : _____
- Calibration Chart: _____

Comments: _____

| | | | |
|-----------------------|------------------------|-----------------|------------------------|
| Software Version | : 6.2.1.0.106:0106 | Date | : 11/7/2007 2:22:44 PM |
| Reprocess Number | : irv-wetchem6: 1831 | Sample Name | : IB |
| Operator | : inorg | Study | : |
| Sample Number | : 7K06097 | Rack/Vial | : 0/0 |
| AutoSampler | : NONE | Channel | : A |
| Instrument Name | : ICDNX7 | A/D mV Range | : 1000 |
| Interface Serial # | : 7230273507 | End Time | : 20.00 min |
| Delay Time | : 0.00 min | Area Reject | : 0.000000 |
| Sampling Rate | : 5.0000 pts/s | Dilution Factor | : 1.00 |
| Sample Volume | : 1.000000 uL | Cycle | : 1 |
| Sample Amount | : 1.0000 | | |
| Data Acquisition Time | : 11/6/2007 3:34:01 PM | | |

Raw Data File : H:\DATA\IC7\20071106\200711060001.raw <Modified>
Result File : H:\DATA\IC7\20071106\200711060001.rst
Inst Method : h:\data\ic7\ic7qJ12 from H:\DATA\IC7\20071106\200711060001.raw
Proc Method : h:\data\ic7\ic7qJ12a.mth from H:\DATA\IC7\20071106\200711060001.rst
Calib Method : h:\data\ic7\ic7qJ12a.mth from H:\DATA\IC7\20071106\200711060001.rst
Report Format File: h:\data\ic7\test.rpt
Sequence File : H:\DATA\IC7\20071106\20071106.seq

300.1

| Component Name | Time [min] | Area [μ V-s] | Raw Amount | Adjusted Amount | Cal. Range |
|----------------|------------|-------------------|------------|-----------------|------------|
| CHLORITE | 6.80 | 0.00 | 0.0000 | 0.0000 | |
| BROMATE | 7.63 | 0.00 | 0.0000 | 0.0000 | |
| DCA | 12.38 | 1.25e+07 | 1.2058 | 1.2058 | |
| BROMIDE | 13.90 | 0.00 | 0.0000 | 0.0000 | |
| CHLORATE | 15.42 | 0.00 | 0.0000 | 0.0000 | |
| | | 1.25e+07 | 1.2058 | 1.2058 | |


Missing Component Report

| Component | Expected Retention (Calibration File) |
|-----------|---------------------------------------|
| CHLORITE | 6.798 |
| BROMATE | 7.633 |
| BROMIDE | 13.900 |
| CHLORATE | 15.420 |

Report stored in ASCII file: H:\DATA\IC7\20071106\200711060001.TX0

Chromatogram

Sample Name : IB Sample #: 7K06097 Page 1 of 1
FileName : H:\DATA\IC7\20071106\200711060001.raw
Date : 11/7/2007 2:22:45 PM
Method : ic7qJ12 Time of Injection: 11/6/2007 3:34:01 PM
Start Time : 0.00 min End Time : 20.00 min Low Point : 50.00 mV High Point : 250.00 mV
Plot Offset: 50.00 mV Plot Scale: 200.0 mV



| | | | |
|-----------------------|------------------------|-----------------|------------------------|
| Software Version | : 6.2.1.0.106:0106 | Date | : 11/7/2007 2:33:06 PM |
| Operator | : inorg | Sample Name | : LEVEL 1 |
| Sample Number | : 7K06097 | Study | : 7110129 |
| AutoSampler | : NONE | Rack/Vial | : 0/0 |
| Instrument Name | : ICDNX7 | Channel | : A |
| Interface Serial # | : 7230273507 | A/D mV Range | : 1000 |
| Delay Time | : 0.00 min | End Time | : 19.94 min |
| Sampling Rate | : 5.0000 pts/s | Area Reject | : 0.000000 |
| Sample Volume | : 1.000000 uL | Dilution Factor | : 1.00 |
| Sample Amount | : 1.0000 | Cycle | : 2 |
| Data Acquisition Time | : 11/6/2007 4:25:02 PM | | |

Raw Data File : H:\DATA\IC7\20071106\200711060002.raw <Modified>
Result File : H:\DATA\IC7\20071106\200711060002.rst [Editing in Progress]
Inst Method : h:\data\ic7\ic7qJ12 from H:\DATA\IC7\20071106\200711060002.raw
Proc Method : h:\data\ic7\ic7qJ12a.mth from H:\DATA\IC7\20071106\200711060002.rst [Editing in Progress]
Calib Method : h:\data\ic7\ic7qJ12a.mth from H:\DATA\IC7\20071106\200711060002.rst [Editing in Progress]
Report Format File: h:\data\ic7\test.rpt
Sequence File : H:\DATA\IC7\20071106\20071106.seq

300.1

| Component Name | Time [min] | Area [μV·s] | Raw Amount | Adjusted Amount | Cal. Range |
|----------------|------------|-------------|------------|-----------------|------------|
| CHLORITE | 6.80 | 0.00 | 0.0000 | 0.0000 | |
| BROMATE | 7.63 | 0.00 | 0.0000 | 0.0000 | |
| DCA | 12.35 | 1.24e+07 | 1.2003 | 1.2003 | |
| BROMIDE | 13.90 | 0.00 | 0.0000 | 0.0000 | |
| CHLORATE | 15.42 | 0.00 | 0.0000 | 0.0000 | |
| | | 1.24e+07 | 1.2003 | 1.2003 | |

Missing Component Report

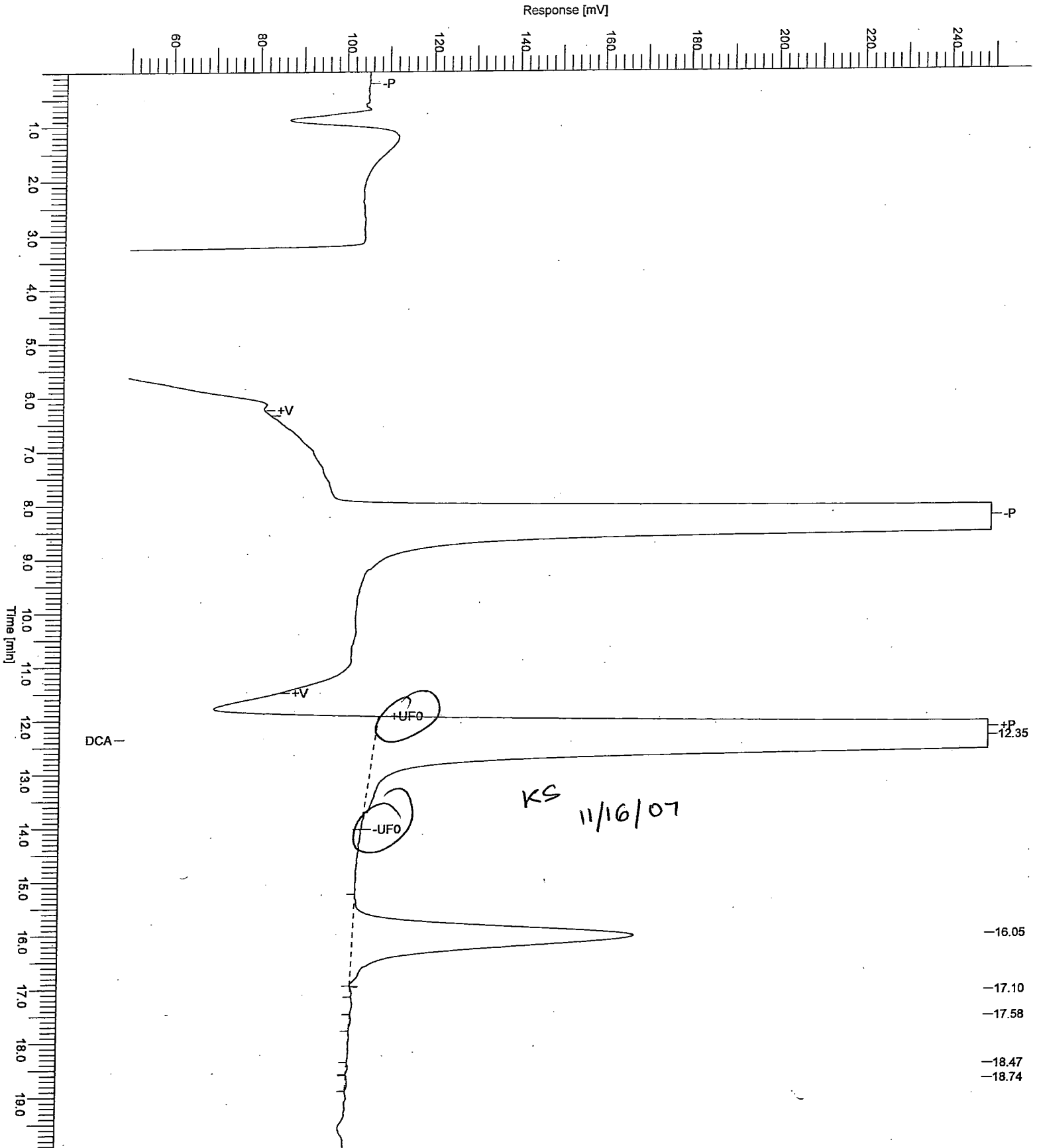
Component Expected Retention (Calibration File)

| | |
|----------|--------|
| CHLORITE | 6.798 |
| BROMATE | 7.633 |
| BROMIDE | 13.900 |
| CHLORATE | 15.420 |

Report stored in ASCII file: H:\DATA\IC7\20071106\200711060002.TX0

Chromatogram

Sample Name : LEVEL 1 Sample #: 7K06097 Page 1 of 1
FileName : H:\DATA\IC7\20071106\200711060002.raw
Date : 11/7/2007 2:33:07 PM Time of Injection: 11/6/2007 4:25:02 PM
Method : Start Time : 0.00 min End Time : 19.94 min Low Point : 50.00 mV High Point : 250.00 mV
Plot Offset: 50.00 mV Plot Scale: 200.0 mV



| | | | |
|-----------------------|------------------------|-----------------|------------------------|
| Software Version | : 6.2.1.0.106:0106 | Date | : 11/7/2007 2:23:45 PM |
| Reprocess Number | : irv-wetchem6: 1832 | Sample Name | : LEVEL 1 |
| Operator | : inorg | Study | : 7110129 |
| Sample Number | : 7K06097 | Rack/Vial | : 0/0 |
| AutoSampler | : NONE | Channel | : A |
| Instrument Name | : ICDNX7 | A/D mV Range | : 1000 |
| Interface Serial # | : 7230273507 | End Time | : 19.94 min |
| Delay Time | : 0.00 min | Area Reject | : 0.000000 |
| Sampling Rate | : 5.0000 pts/s | Dilution Factor | : 1.00 |
| Sample Volume | : 1.000000 uL | Cycle | : 1 |
| Sample Amount | : 1.0000 | | |
| Data Acquisition Time | : 11/6/2007 4:25:02 PM | | |

Raw Data File : H:\DATA\IC7\20071106\200711060002.raw <Modified>
 Result File : H:\DATA\IC7\20071106\200711060002.rst
 Inst Method : h:\data\ic7\ic7qj12 from H:\DATA\IC7\20071106\200711060002.raw
 Proc Method : h:\data\ic7\ic7qj12a.mth from H:\DATA\IC7\20071106\200711060002.rst
 Calib Method : h:\data\ic7\ic7qj12a.mth from H:\DATA\IC7\20071106\200711060002.rst
 Report Format File: h:\data\ic7\test.rpt
 Sequence File : H:\DATA\IC7\20071106\20071106.seq

300.1

| Component Name | Time [min] | Area [μ V·s] | Raw Amount | Adjusted Amount | Cal. Range |
|----------------|------------|-------------------|------------|-----------------|------------|
| CHLORITE | 6.80 | 0.00 | 0.0000 | 0.0000 | |
| BROMATE | 7.63 | 0.00 | 0.0000 | 0.0000 | |
| DCA | 12.35 | 1.10e+07 | 1.0664 | 1.0664 | |
| BROMIDE | 13.90 | 0.00 | 0.0000 | 0.0000 | |
| CHLORATE | 15.42 | 0.00 | 0.0000 | 0.0000 | |
| | | 1.10e+07 | 1.0664 | 1.0664 | |

Missing Component Report

Component Expected Retention (Calibration File)

| | |
|----------|--------|
| CHLORITE | 6.798 |
| BROMATE | 7.633 |
| BROMIDE | 13.900 |
| CHLORATE | 15.420 |

Report stored in ASCII file: H:\DATA\IC7\20071106\200711060002.TX0

Chromatogram

Sample Name : LEVEL 1

Sample # : 7K06097

Page 1 of 1

FileName : H:\DATA\IC7\20071106\200711060002.raw

Date : 11/7/2007 2:23:46 PM

Time of Injection: 11/6/2007 4:25:02 PM

Method : ic7qJ12

Start Time : 0.00 min

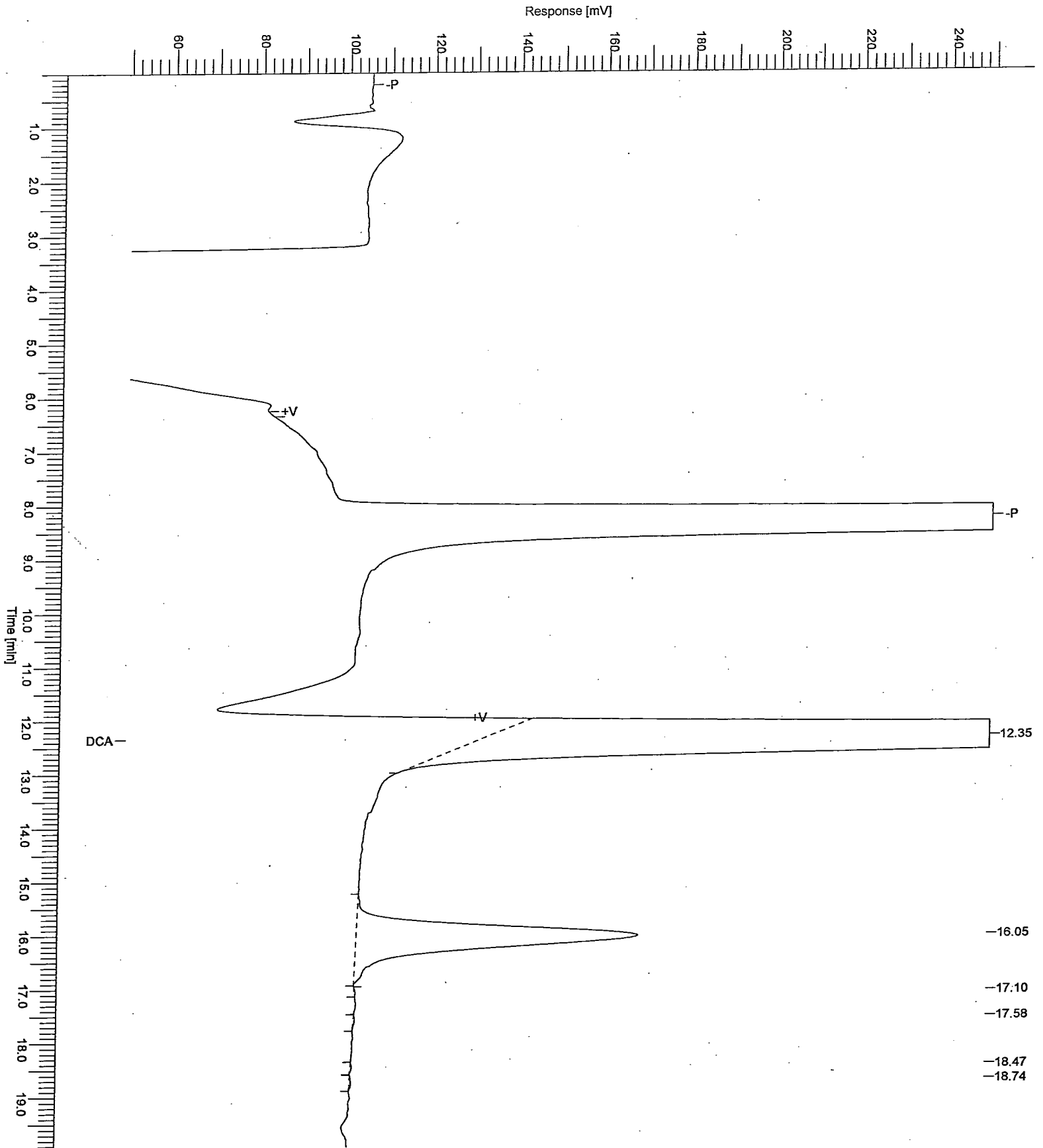
End Time : 19.94 min

Low Point : 50.00 mV

High Point : 250.00 mV

Plot Offset: 50.00 mV

Plot Scale: 200.0 mV




```

Software Version   : 6.2.1.0.106:0106
Reprocess Number  : irv-wetchem6: 1844
Operator          : inorg
Sample Number     : 7K06097
AutoSampler      : NONE
Instrument Name   : ICDNX7
Interface Serial # : 7230273507
Delay Time       : 0.00 min
Sampling Rate    : 5.0000 pts/s
Sample Volume    : 1.000000 uL
Sample Amount    : 1.0000
Data Acquisition Time : 11/6/2007 5:15:58 PM

Date              : 11/7/2007 2:41:53 PM
Sample Name      : LEVEL 2
Study            : 7110129
Rack/Vial       : 0/0
Channel         : A
A/D mV Range    : 1000
End Time        : 20.00 min
Area Reject     : 0.000000
Dilution Factor : 1.00
Cycle           : 1
    
```

```

Raw Data File : H:\DATA\IC7\20071106\200711060003.raw <Modified>
Result File : H:\DATA\IC7\20071106\200711060003.rst
Inst Method : h:\data\ic7\ic7qJ12 from H:\DATA\IC7\20071106\200711060003.raw
Proc Method : h:\data\ic7\ic7qJ12a.mth from H:\DATA\IC7\20071106\200711060003.rst
Calib Method : h:\data\ic7\ic7qJ12a.mth from H:\DATA\IC7\20071106\200711060003.rst
Report Format File: h:\data\ic7\test.rpt
Sequence File : H:\DATA\IC7\20071106\20071106.seq
    
```

300.1

| Component Name | Time [min] | Area [µV·s] | Raw Amount | Adjusted Amount | Cal. Range |
|----------------|------------|-------------|------------|-----------------|------------|
| CHLORITE | 6.74 | 485148.30 | 19.9570 | 19.9570 | |
| BROMATE | 7.56 | 62676.20 | 4.3447 | 4.3447 | * |
| DCA | 12.41 | 1.21e+07 | 1.1715 | 1.1715 | |
| BROMIDE | 13.54 | 1094829.00 | 41.4273 | 41.4273 | * |
| CHLORATE | 14.89 | 448590.30 | 20.5219 | 20.5219 | * |
| | | 1.42e+07 | 87.4224 | 87.4224 | |

* Warning -- uncalibrated levels encountered

Missing Component Report
 Component Expected Retention (Calibration File)

All components were found

Report stored in ASCII file: H:\DATA\IC7\20071106\200711060003.TX0

Chromatogram

Sample Name : LEVEL 2

Sample # : 7K06097

Page 1 of 1

FileName : H:\DATA\IC7\20071106\200711060003.raw

Date : 11/7/2007 2:41:53 PM

Method : ic7qj12

Time of Injection: 11/6/2007 5:15:58 PM

Start Time : 0.00 min

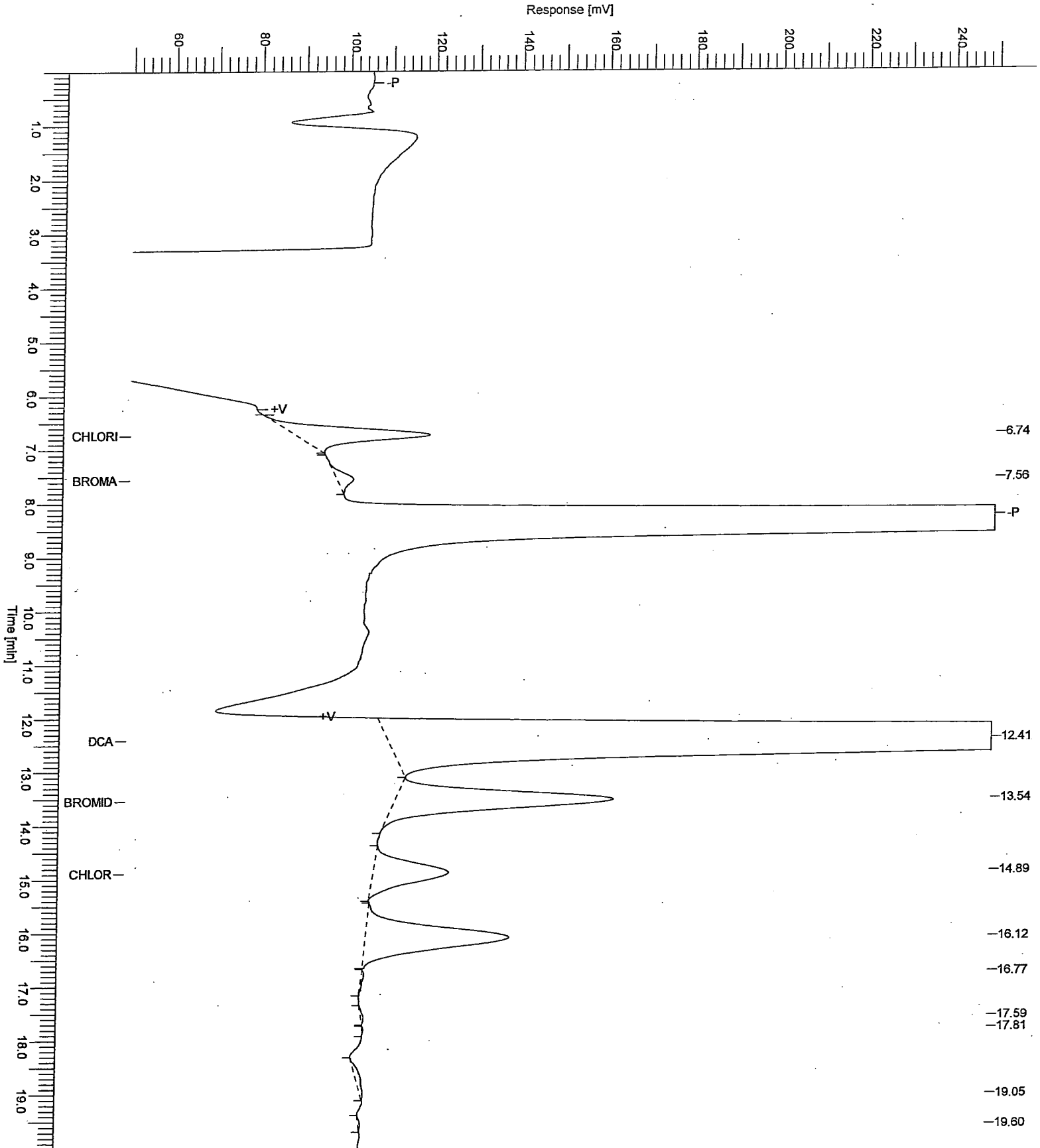
End Time : 20.00 min

Low Point : 50.00 mV

High Point : 250.00 mV

Plot Offset: 50.00 mV

Plot Scale: 200.0 mV



```

Software Version   : 6.2.1.0.106:0106
Reprocess Number  : irv-wetchem6: 1845
Operator          : inorg
Sample Number     : 7K06097
AutoSampler       : NONE
Instrument Name    : ICDNX7
Interface Serial # : 7230273507
Delay Time        : 0.00 min
Sampling Rate     : 5.0000 pts/s
Sample Volume     : 1.000000 uL
Sample Amount     : 1.0000
Data Acquisition Time : 11/6/2007 6:06:58 PM

Date              : 11/7/2007 2:41:55 PM
Sample Name      : LEVEL 3
Study           : 7110129
Rack/Vial       : 0/0
Channel         : A
A/D mV Range    : 1000
End Time        : 20.00 min
Area Reject     : 0.000000
Dilution Factor : 1.00
Cycle           : 2
    
```

```

Raw Data File : H:\DATA\IC7\20071106\200711060004.raw <Modified>
Result File : H:\DATA\IC7\20071106\200711060004.rst
Inst Method : h:\data\ic7\ic7qj12 from H:\DATA\IC7\20071106\200711060004.raw
Proc Method : h:\data\ic7\ic7qj12a.mth from H:\DATA\IC7\20071106\200711060004.rst
Calib Method : h:\data\ic7\ic7qj12a.mth from H:\DATA\IC7\20071106\200711060004.rst
Report Format File: h:\data\ic7\test.rpt
Sequence File : H:\DATA\IC7\20071106\20071106.seq
    
```

300.1

| Component Name | Time [min] | Area [$\mu\text{V}\cdot\text{s}$] | Raw Amount | Adjusted Amount | Cal. Range |
|----------------|------------|-------------------------------------|------------|-----------------|------------|
| CHLORITE | 6.73 | 2580797.40 | 99.0901 | 99.0901 | |
| BROMATE | 7.56 | 321673.20 | 23.2194 | 23.2194 | * |
| DCA | 12.43 | 1.23e+07 | 1.1864 | 1.1864 | |
| BROMIDE | 13.57 | 6178169.60 | 217.9650 | 217.9650 | * |
| CHLORATE | 14.92 | 2215269.80 | 94.3438 | 94.3438 | * |
| 2.36e+07 | | | 435.8047 | 435.8047 | |

* Warning -- uncalibrated levels encountered

Missing Component Report
 Component Expected Retention (Calibration File)

All components were found

Report stored in ASCII file: H:\DATA\IC7\20071106\200711060004.TX0

Chromatogram

Sample Name : LEVEL 3

Sample # : 7K06097

Page 1 of 1

FileName : H:\DATA\IC7\20071106\200711060004.raw

Date : 11/7/2007 2:41:55 PM

Time of Injection: 11/6/2007 6:06:58 PM

Method : ic7qJ12

Start Time : 0.00 min


End Time : 20.00 min

Low Point : 50.00 mV

High Point : 250.00 mV

Plot Offset: 50.00 mV

Plot Scale: 200.0 mV



```

Software Version : 6.2.1.0.106:0106
Reprocess Number : irv-wetchem6: 1846
Operator : inorg
Sample Number : 7K06097
AutoSampler : NONE
Instrument Name : ICDNX7
Interface Serial # : 7230273507
Delay Time : 0.00 min
Sampling Rate : 5.0000 pts/s
Sample Volume : 1.000000 uL
Sample Amount : 1.0000
Data Acquisition Time : 11/6/2007 6:57:58 PM

Date : 11/7/2007 2:41:57 PM
Sample Name : LEVEL 4
Study : 7110129
Rack/Vial : 0/0
Channel : A
A/D mV Range : 1000
End Time : 20.00 min
Area Reject : 0.000000
Dilution Factor : 1.00
Cycle : 3
    
```

```

Raw Data File : H:\DATA\IC7\20071106\200711060005.raw <Modified>
Result File : H:\DATA\IC7\20071106\200711060005.rst
Inst Method : h:\data\ic7\ic7qj12 from H:\DATA\IC7\20071106\200711060005.raw
Proc Method : h:\data\ic7\ic7qj12a.mth from H:\DATA\IC7\20071106\200711060005.rst
Calib Method : h:\data\ic7\ic7qj12a.mth from H:\DATA\IC7\20071106\200711060005.rst
Report Format File: h:\data\ic7\test.rpt
Sequence File : H:\DATA\IC7\20071106\20071106.seq
    
```

300.1

| Component Name | Time [min] | Area [µV·s] | Raw Amount | Adjusted Amount | Cal. Range |
|----------------|------------|-------------|------------|-----------------|------------|
| CHLORITE | 6.73 | 5228081.60 | 199.0534 | 199.0534 | |
| BROMATE | 7.56 | 634717.00 | 46.0328 | 46.0328 | * |
| DCA | 12.42 | 1.24e+07 | 1.1987 | 1.1987 | |
| BROMIDE | 13.58 | 1.28e+07 | 449.2479 | 449.2479 | * |
| CHLORATE | 14.93 | 4510104.60 | 190.2351 | 190.2351 | * |
| 3.56e+07 | | | 885.7678 | 885.7678 | |

* Warning – uncalibrated levels encountered

Missing Component Report
 Component Expected Retention (Calibration File)

All components were found

Report stored in ASCII file: H:\DATA\IC7\20071106\200711060005.TX0

Chromatogram

Sample Name : LEVEL 4

Sample #: 7K06097

Page 1 of 1

FileName : H:\DATA\IC7\20071106\200711060005.raw

Date : 11/7/2007 2:41:57 PM

Time of Injection: 11/6/2007 6:57:58 PM

Method : ic7qJ12

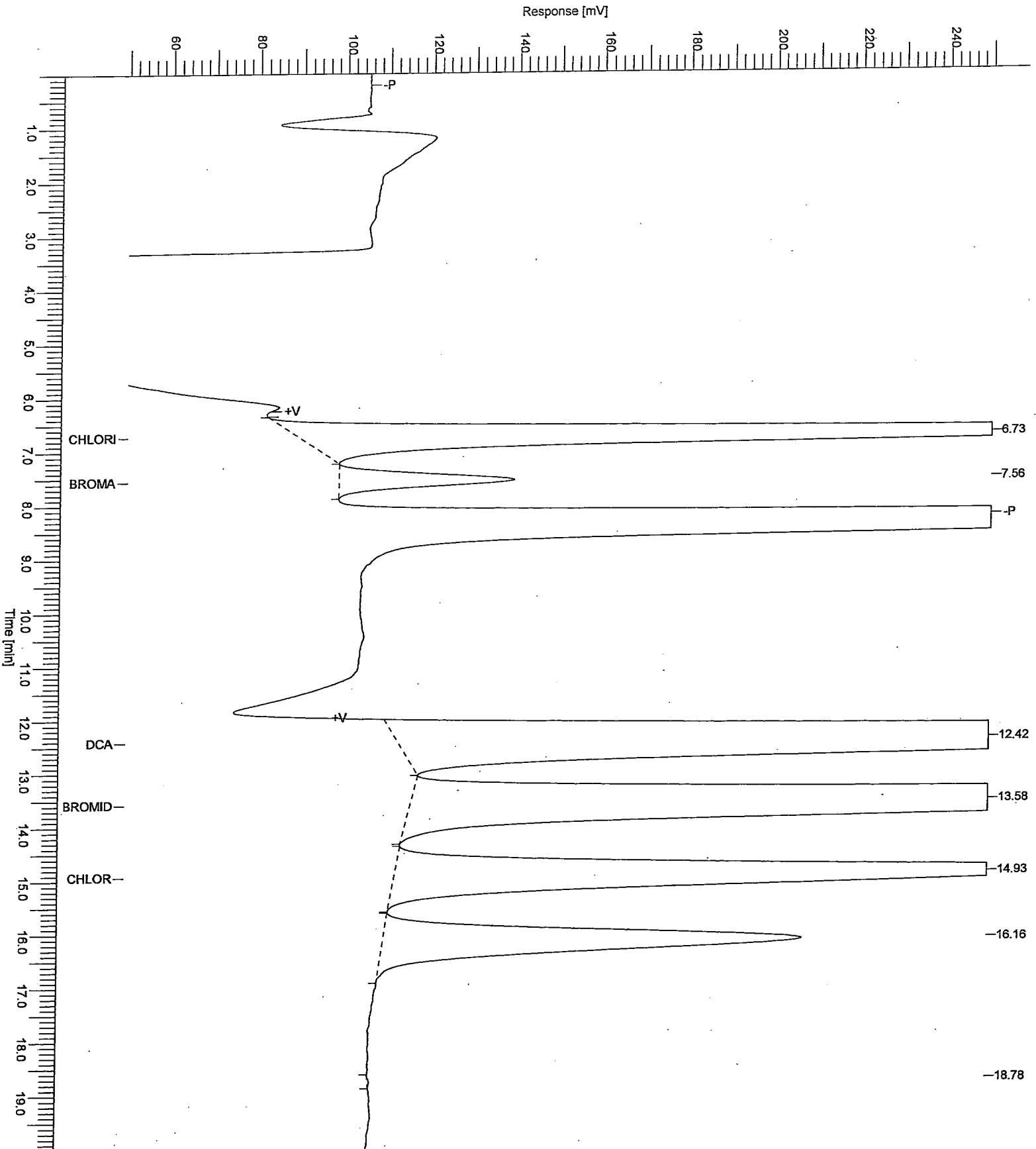
End Time : 20.00 min

Low Point : 50.00 mV

High Point : 250.00 mV

Plot Offset: 50.00 mV

Plot Scale: 200.0 mV



| | | | |
|-----------------------|------------------------|-----------------|------------------------|
| Software Version | : 6.2.1.0.106:0106 | Date | : 11/7/2007 2:44:02 PM |
| Operator | : inorg | Sample Name | : LEVEL 5 |
| Sample Number | : 7K06097 | Study | : 7110129 |
| AutoSampler | : NONE | Rack/Vial | : 0/0 |
| Instrument Name | : ICDNX7 | Channel | : A |
| Interface Serial # | : 7230273507 | A/D mV Range | : 1000 |
| Delay Time | : 0.00 min | End Time | : 20.00 min |
| Sampling Rate | : 5.0000 pts/s | Area Reject | : 0.000000 |
| Sample Volume | : 1.000000 uL | Dilution Factor | : 1.00 |
| Sample Amount | : 1.0000 | Cycle | : 5 |
| Data Acquisition Time | : 11/6/2007 7:48:58 PM | | |

Raw Data File : H:\DATA\IC7\20071106\200711060006.raw <Modified>
Result File : H:\DATA\IC7\20071106\200711060006a.rst [Editing in Progress]
Inst Method : h:\data\ic7\ic7qj12a.mth from H:\DATA\IC7\20071106\200711060006.raw
Proc Method : h:\data\ic7\ic7qj12a.mth from H:\DATA\IC7\20071106\200711060006a.rst [Editing in Progress]
Calib Method : h:\data\ic7\ic7qj12a.mth from H:\DATA\IC7\20071106\200711060006a.rst [Editing in Progress]
Report Format File: h:\data\ic7\test.rpt
Sequence File : H:\DATA\IC7\20071106\20071106.seq

300.1

| Component Name | Time [min] | Area [μ V-s] | Raw Amount | Adjusted Amount | Cal. Range |
|----------------|------------|-------------------|------------|-----------------|------------|
| CHLORITE | 6.74 | 1.06e+07 | 403.6479 | 403.6479 | + |
| BROMATE | 7.56 | 1245328.60 | 90.5319 | 90.5319 | * |
| DCA | 12.41 | 1.18e+07 | 1.1388 | 1.1388 | * |
| BROMIDE | 13.48 | 2.39e+07 | 832.2690 | 832.2690 | * |
| CHLORATE | 14.94 | 9229454.80 | 387.4365 | 387.4365 | * |
| | | 5.68e+07 | 1715.0240 | 1715.0240 | |

* Warning – uncalibrated levels encountered

Missing Component Report
Component Expected Retention (Calibration File)

All components were found

Report stored in ASCII file: H:\DATA\IC7\20071106\200711060006a.TX0

Chromatogram

Sample Name : LEVEL 5

Sample # : 7K06097

Page 1 of 1

FileName : H:\DATA\IC7120071106\200711060006.raw

Date : 11/7/2007 2:44:08 PM

Time of Injection : 11/6/2007 7:48:58 PM

Method :

Start Time : 0.00 min

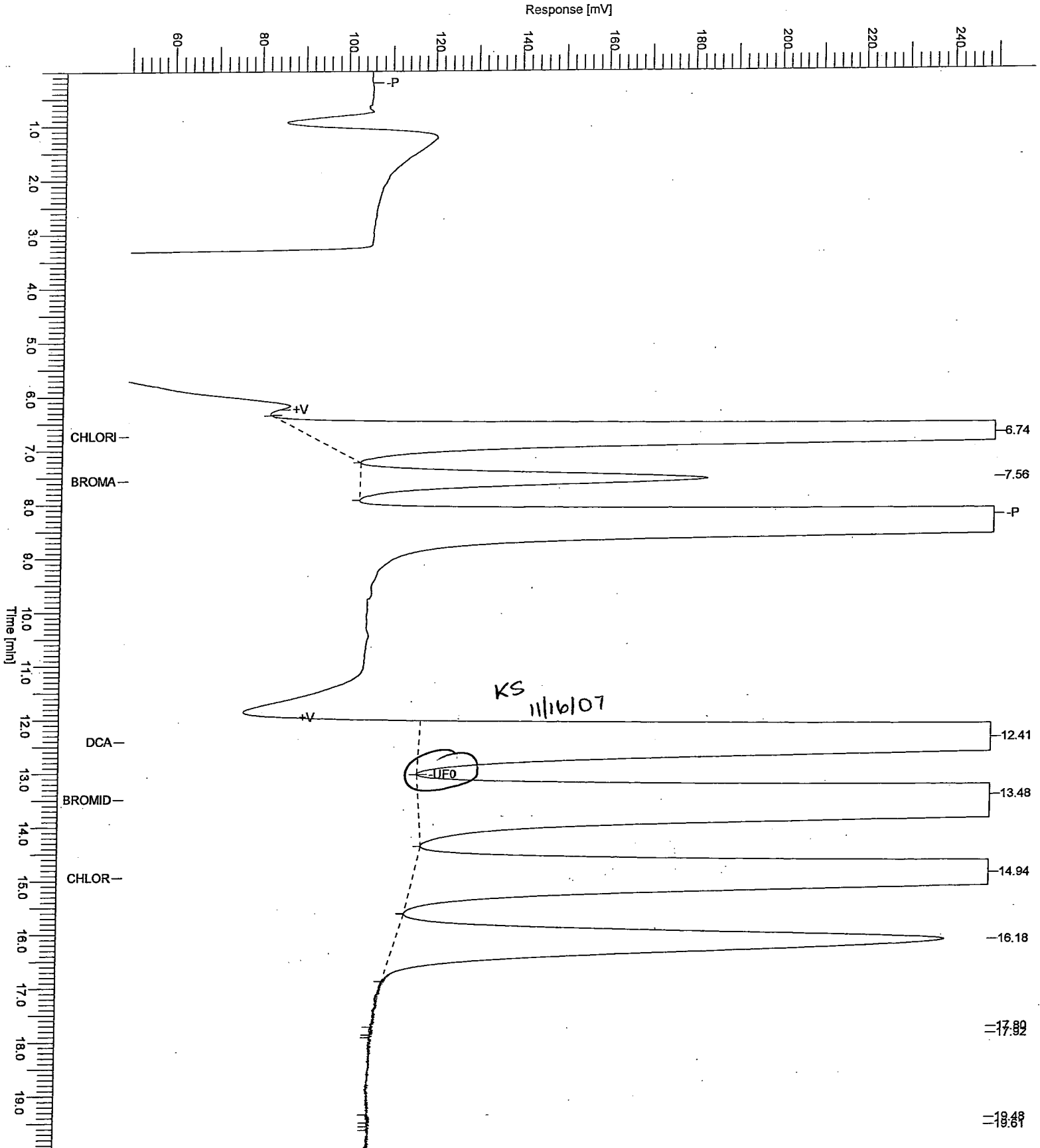
End Time : 20.00 min

Low Point : 50.00 mV

High Point : 250.00 mV

Plot Offset : 50.00 mV

Plot Scale : 200.0 mV



| | | | |
|-----------------------|------------------------|-----------------|------------------------|
| Software Version | : 6.2.1.0.106:0106 | Date | : 11/7/2007 2:41:59 PM |
| Reprocess Number | : irv-wetchem6: 1847 | Sample Name | : LEVEL 5 |
| Operator | : inorg | Study | : 7110129 |
| Sample Number | : 7K06097 | Rack/Vial | : 0/0 |
| AutoSampler | : NONE | Channel | : A |
| Instrument Name | : ICDNX7 | A/D mV Range | : 1000 |
| Interface Serial # | : 7230273507 | End Time | : 20.00 min |
| Delay Time | : 0.00 min | Area Reject | : 0.000000 |
| Sampling Rate | : 5.0000 pts/s | Dilution Factor | : 1.00 |
| Sample Volume | : 1.000000 uL | Cycle | : 4 |
| Sample Amount | : 1.0000 | | |
| Data Acquisition Time | : 11/6/2007 7:48:58 PM | | |

Raw Data File : H:\DATA\IC7\20071106\200711060006.raw <Modified>
 Result File : H:\DATA\IC7\20071106\200711060006.rst
 Inst Method : h:\data\ic7\ic7qJ12 from H:\DATA\IC7\20071106\200711060006.raw
 Proc Method : h:\data\ic7\ic7qJ12a.mth from H:\DATA\IC7\20071106\200711060006.rst
 Calib Method : h:\data\ic7\ic7qJ12a.mth from H:\DATA\IC7\20071106\200711060006.rst
 Report Format File: h:\data\ic7\test.rpt
 Sequence File : H:\DATA\IC7\20071106\20071106.seq

300.1

| Component Name | Time [min] | Area [$\mu\text{V}\cdot\text{s}$] | Raw Amount | Adjusted Amount | Cal. Range |
|----------------|------------|-------------------------------------|------------|-----------------|------------|
| CHLORITE | 6.74 | 1.06e+07 | 403.6479 | 403.6479 | + |
| BROMATE | 7.56 | 1245328.60 | 90.5319 | 90.5319 | * |
| DCA | 12.41 | 1.24e+07 | 1.1973 | 1.1973 | * |
| BROMIDE | 13.48 | 2.39e+07 | 832.2914 | 832.2914 | * |
| CHLORATE | 14.94 | 9227034.20 | 387.3354 | 387.3354 | * |
| | | 5.74e+07 | 1715.0037 | 1715.0037 | |

* Warning -- uncalibrated levels encountered

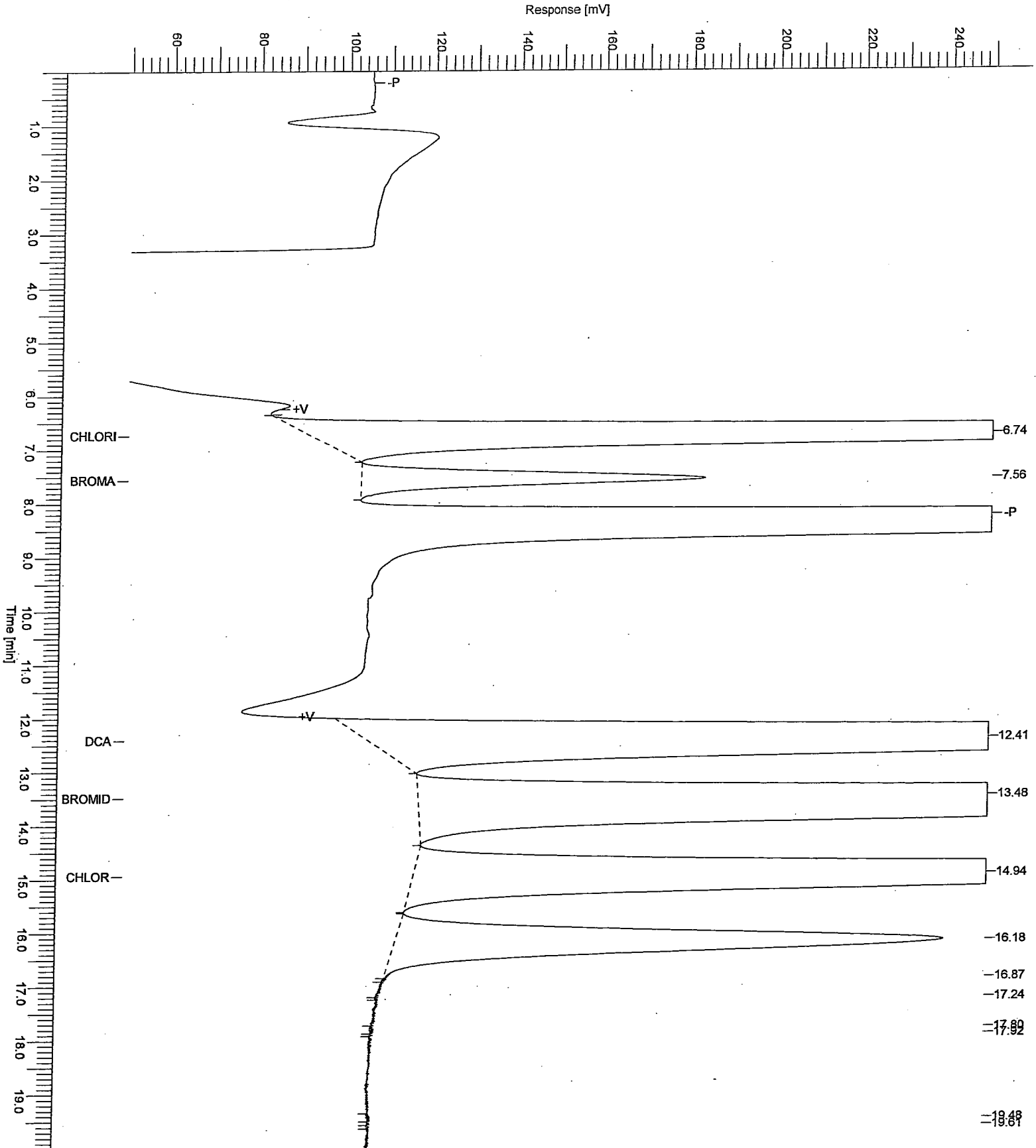
Missing Component Report
 Component Expected Retention (Calibration File)

All components were found

Report stored in ASCII file: H:\DATA\IC7\20071106\200711060006.TX0

Chromatogram

Sample Name : LEVEL 5 Sample #: 7K06097 Page 1 of 1
FileName : H:\DATA\IC7120071106\200711060006.raw
Date : 11/7/2007 2:41:59 PM Time of Injection: 11/6/2007 7:48:58 PM
Method : ic7qj12 Start Time : 0.00 min End Time : 20.00 min Low Point : 50.00 mV High Point : 250.00 mV
Plot Offset: 50.00 mV Plot Scale: 200.0 mV



| | | | |
|-----------------------|------------------------|-----------------|------------------------|
| Software Version | : 6.2.1.0.106:0106 | Date | : 11/7/2007 2:53:15 PM |
| Reprocess Number | : irv-wetchem6: 1848 | Sample Name | : ICV |
| Operator | : inorg | Study | : 7110130 |
| Sample Number | : 7K06097 | Rack/Vial | : 0/0 |
| AutoSampler | : NONE | Channel | : A |
| Instrument Name | : ICDNX7 | A/D mV Range | : 1000 |
| Interface Serial # | : 7230273507 | End Time | : 20.00 min |
| Delay Time | : 0.00 min | Area Reject | : 0.000000 |
| Sampling Rate | : 5.0000 pts/s | Dilution Factor | : 1.00 |
| Sample Volume | : 1.000000 uL | Cycle | : 1 |
| Sample Amount | : 1.0000 | | |
| Data Acquisition Time | : 11/6/2007 8:39:57 PM | | |

Raw Data File : H:\DATA\IC7\20071106\200711060007.raw <Modified>
Result File : H:\DATA\IC7\20071106\200711060007.rst
Inst Method : h:\data\ic7\ic7qj12 from H:\DATA\IC7\20071106\200711060007.raw
Proc Method : h:\data\ic7\ic7qk06.mth from H:\DATA\IC7\20071106\200711060007.rst
Calib Method : h:\data\ic7\ic7qk06.mth from H:\DATA\IC7\20071106\200711060007.rst
Report Format File: h:\data\ic7\test.rpt
Sequence File : H:\DATA\IC7\20071106\20071106.seq

300.1

| Component Name | Time [min] | Area [$\mu\text{V}\cdot\text{s}$] | Raw Amount | Adjusted Amount | Cal. Range |
|----------------|------------|-------------------------------------|------------|-----------------|------------|
| CHLORITE | 6.74 | 3224993.30 | 122.8749 | 122.8749 | * |
| BROMATE | 7.57 | 368846.50 | 29.2556 | 29.2556 | * |
| DCA | 12.41 | 1.25e+07 | 1.0193 | 1.0193 | * |
| BROMIDE | 13.63 | 7345712.70 | 289.9607 | 289.9607 | * |
| CHLORATE | 14.97 | 2670612.80 | 117.5824 | 117.5824 | * |
| | | 2.61e+07 | 560.6929 | 560.6929 | |

* Warning -- uncalibrated levels encountered

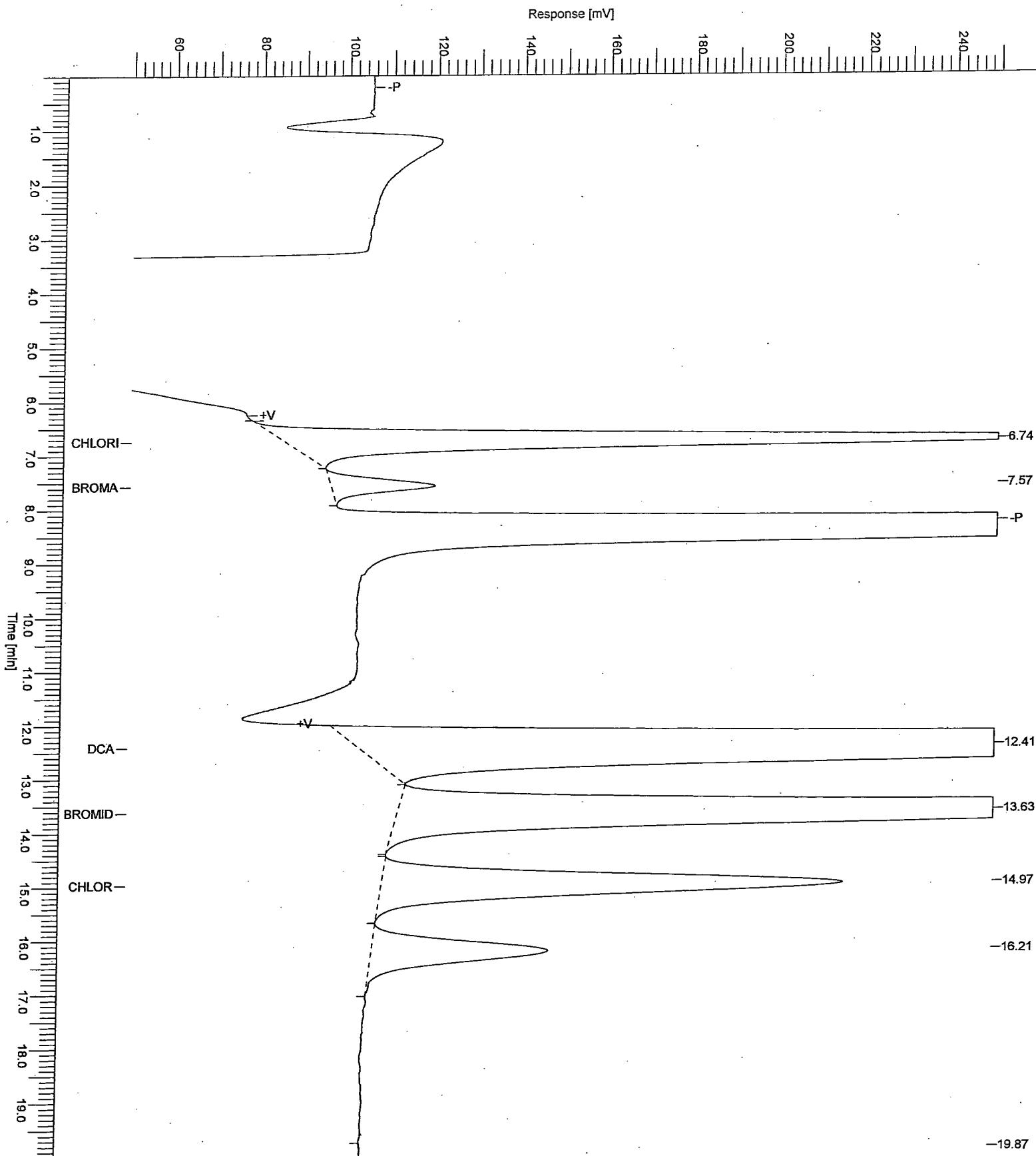
Missing Component Report
Component Expected Retention (Calibration File)

All components were found

Report stored in ASCII file: H:\DATA\IC7\20071106\200711060007.TX0

Chromatogram

Sample Name : ICV Sample #. 7K06097 Page 1 of 1
FileName : H:\DATA\ICV\20071106\200711060007.raw
Date : 11/7/2007 2:53:16 PM
Method : ic7qj12 Time of Injection: 11/6/2007 8:39:57-PM
Start Time : 0.00 min End Time : 20.00 min Low Point : 50.00 mV High Point : 250.00 mV
Plot Offset: 50.00 mV Plot Scale: 200.0 mV



TotalChrom Sequence File H:\DATA\IC7\20071119\20071119.seq
 Printed by : inorg on: 11/21/2007 6:34:48 PM
 Created by : inorg on: 11/19/2007 2:12:31 PM
 Edited by : inorg on: 11/21/2007 6:34:45 PM
 Number of Times Edited : 8
 Description:

Sequence File Header Information:

Number of Rows : 73
 Instrument Type : 900 Series Intelligent Interface
 Injection Type : SINGLE
 Raw tokens channel A :
 Result tokens channel A :
 Modified tokens channel A :
 Raw tokens channel B :
 Result tokens channel B :
 Modified tokens channel B :

Sequence Sample Descriptions - Channel A

| Row | Type | Name | Number | Study name | Sample Amt | Int Std Amt | Sample Vol | Dil Factor | Multiplier | Divisor | Addend | Norm Factor |
|-----|--------|--------------|---------|------------|------------|-------------|------------|------------|------------|----------|----------|-------------|
| 1 | Sample | IB | 7K19101 | | 1.000000 | 1.000000 | 1.000 | 1.000000 | 1.000000 | 1.000000 | 0.000000 | 100.000 |
| 2 | Sample | LOW LEVEL | 7K19101 | 7110129 | 1.000000 | 1.000000 | 1.000 | 1.000000 | 1.000000 | 1.000000 | 0.000000 | 100.000 |
| 3 | Sample | 7K19101-BS1 | 7K19101 | 7110129 | 1.000000 | 1.000000 | 1.000 | 1.000000 | 1.000000 | 1.000000 | 0.000000 | 100.000 |
| 4 | Sample | 7K19101-BLK1 | 7K19101 | | 1.000000 | 1.000000 | 1.000 | 1.000000 | 1.000000 | 1.000000 | 0.000000 | 100.000 |
| 5 | Sample | IQK1137-01 | 7K19101 | | 1.000000 | 1.000000 | 1.000 | 1.000000 | 1.000000 | 1.000000 | 0.000000 | 100.000 |
| 6 | Sample | 7K19102-BS1 | 7K19102 | | 1.000000 | 1.000000 | 1.000 | 1.000000 | 1.000000 | 1.000000 | 0.000000 | 100.000 |
| 7 | Sample | 7K19102-BLK1 | 7K19102 | | 1.000000 | 1.000000 | 1.000 | 1.000000 | 1.000000 | 1.000000 | 0.000000 | 100.000 |
| 8 | Sample | IQK1075-08 | 7K19102 | | 1.000000 | 1.000000 | 1.000 | 1.000000 | 1.000000 | 1.000000 | 0.000000 | 100.000 |
| 9 | Sample | IQK1075-08 | 7K19102 | | 1.000000 | 1.000000 | 1.000 | 1.000000 | 1.000000 | 1.000000 | 0.000000 | 100.000 |
| 10 | Sample | IQK1075-09 | 7K19102 | | 1.000000 | 1.000000 | 1.000 | 50.000000 | 1.000000 | 1.000000 | 0.000000 | 100.000 |
| 11 | Sample | IQK1075-10 | 7K19102 | | 1.000000 | 1.000000 | 1.000 | 1.000000 | 1.000000 | 1.000000 | 0.000000 | 100.000 |
| 12 | Sample | IQK1075-11 | 7K19102 | | 1.000000 | 1.000000 | 1.000 | 5.000000 | 1.000000 | 1.000000 | 0.000000 | 100.000 |
| 13 | Sample | IQK1075-12 | 7K19102 | | 1.000000 | 1.000000 | 1.000 | 10.000000 | 1.000000 | 1.000000 | 0.000000 | 100.000 |
| 14 | Sample | IQK1075-13 | 7K19102 | | 1.000000 | 1.000000 | 1.000 | 10.000000 | 1.000000 | 1.000000 | 0.000000 | 100.000 |
| 15 | Sample | CCV | 7K19102 | | 1.000000 | 1.000000 | 1.000 | 1.000000 | 1.000000 | 1.000000 | 0.000000 | 100.000 |
| 16 | Sample | CCB | 7K19102 | | 1.000000 | 1.000000 | 1.000 | 1.000000 | 1.000000 | 1.000000 | 0.000000 | 100.000 |
| 17 | Sample | IQK1075-14 | 7K19102 | | 1.000000 | 1.000000 | 1.000 | 1.000000 | 1.000000 | 1.000000 | 0.000000 | 100.000 |
| 18 | Sample | IQK1075-15 | 7K19102 | | 1.000000 | 1.000000 | 1.000 | 1.000000 | 1.000000 | 1.000000 | 0.000000 | 100.000 |
| 19 | Sample | 7K19102-MS1 | 7K19102 | IQK1075-15 | 1.000000 | 1.000000 | 1.000 | 1.000000 | 1.000000 | 1.000000 | 0.000000 | 100.000 |
| 20 | Sample | 7K1902-MSD1 | 7K19102 | IQK1075-15 | 1.000000 | 1.000000 | 1.000 | 1.000000 | 1.000000 | 1.000000 | 0.000000 | 100.000 |
| 21 | Sample | IQK1075-16 | 7K19102 | | 1.000000 | 1.000000 | 1.000 | 10.000000 | 1.000000 | 1.000000 | 0.000000 | 100.000 |
| 22 | Sample | IQK1075-17 | 7K19102 | | 1.000000 | 1.000000 | 1.000 | 10.000000 | 1.000000 | 1.000000 | 0.000000 | 100.000 |
| 23 | Sample | IQK1075-21 | 7K19102 | | 1.000000 | 1.000000 | 1.000 | 20.000000 | 1.000000 | 1.000000 | 0.000000 | 100.000 |
| 24 | Sample | 7K19101-MS1 | 7K19101 | IQK1137-01 | 1.000000 | 1.000000 | 1.000 | 1.000000 | 10.000000 | 1.000000 | 0.000000 | 100.000 |
| 25 | Sample | 7K19101-MSD1 | 7K19101 | IQK1137-01 | 1.000000 | 1.000000 | 1.000 | 1.000000 | 10.000000 | 1.000000 | 0.000000 | 100.000 |
| 26 | Sample | IQK1137-02 | 7K19101 | | 1.000000 | 1.000000 | 1.000 | 1.000000 | 10.000000 | 1.000000 | 0.000000 | 100.000 |
| 27 | Sample | CCV | 7K19101 | | 1.000000 | 1.000000 | 1.000 | 1.000000 | 1.000000 | 1.000000 | 0.000000 | 100.000 |
| 28 | Sample | CCB | 7K19101 | | 1.000000 | 1.000000 | 1.000 | 1.000000 | 1.000000 | 1.000000 | 0.000000 | 100.000 |
| 29 | Sample | IQK1137-03 | 7K19101 | | 1.000000 | 1.000000 | 1.000 | 1.000000 | 1.000000 | 1.000000 | 0.000000 | 100.000 |
| 30 | Sample | IQK1137-04 | 7K19101 | | 1.000000 | 1.000000 | 1.000 | 1.000000 | 10.000000 | 1.000000 | 0.000000 | 100.000 |
| 31 | Sample | IQK1137-05 | 7K19101 | | 1.000000 | 1.000000 | 1.000 | 1.000000 | 10.000000 | 1.000000 | 0.000000 | 100.000 |
| 32 | Sample | IQK1137-06 | 7K19101 | | 1.000000 | 1.000000 | 1.000 | 1.000000 | 10.000000 | 1.000000 | 0.000000 | 100.000 |
| 33 | Sample | IQK1137-07 | 7K19101 | | 1.000000 | 1.000000 | 1.000 | 1.000000 | 10.000000 | 1.000000 | 0.000000 | 100.000 |
| 34 | Sample | IQK1137-08 | 7K19101 | | 1.000000 | 1.000000 | 1.000 | 1.000000 | 10.000000 | 1.000000 | 0.000000 | 100.000 |
| 35 | Sample | IQK1137-09 | 7K19101 | | 1.000000 | 1.000000 | 1.000 | 1.000000 | 10.000000 | 1.000000 | 0.000000 | 100.000 |
| 36 | Sample | IQK1137-10 | 7K19101 | | 1.000000 | 1.000000 | 1.000 | 1.000000 | 10.000000 | 1.000000 | 0.000000 | 100.000 |
| 37 | Sample | IQK1137-11 | 7K19101 | | 1.000000 | 1.000000 | 1.000 | 1.000000 | 10.000000 | 1.000000 | 0.000000 | 100.000 |
| 38 | Sample | IQK1246-01 | 7K19102 | | 1.000000 | 1.000000 | 1.000 | 1.000000 | 1.000000 | 1.000000 | 0.000000 | 100.000 |
| 39 | Sample | CCV | 7K19102 | | 1.000000 | 1.000000 | 1.000 | 1.000000 | 1.000000 | 1.000000 | 0.000000 | 100.000 |
| 40 | Sample | CCB | 7K19102 | | 1.000000 | 1.000000 | 1.000 | 1.000000 | 1.000000 | 1.000000 | 0.000000 | 100.000 |
| 41 | Sample | IQK1247-01 | 7K19102 | | 1.000000 | 1.000000 | 1.000 | 1.000000 | 1.000000 | 1.000000 | 0.000000 | 100.000 |
| 42 | Sample | IQK1248-01 | 7K19102 | | 1.000000 | 1.000000 | 1.000 | 1.000000 | 1.000000 | 1.000000 | 0.000000 | 100.000 |
| 43 | Sample | IQK1249-01 | 7K19102 | | 1.000000 | 1.000000 | 1.000 | 1.000000 | 1.000000 | 1.000000 | 0.000000 | 100.000 |
| 44 | Sample | IQK1321-01 | 7K19102 | | 1.000000 | 1.000000 | 1.000 | 1.000000 | 1.000000 | 1.000000 | 0.000000 | 100.000 |
| 45 | Sample | IQK1321-01 | 7K19102 | | 1.000000 | 1.000000 | 1.000 | 5.000000 | 1.000000 | 1.000000 | 0.000000 | 100.000 |
| 46 | Sample | IQK1345-05 | 7K19102 | | 1.000000 | 1.000000 | 1.000 | 10.000000 | 1.000000 | 1.000000 | 0.000000 | 100.000 |
| 47 | Sample | IQK1345-06 | 7K19102 | | 1.000000 | 1.000000 | 1.000 | 10.000000 | 1.000000 | 1.000000 | 0.000000 | 100.000 |
| 48 | Sample | IQK1433-01 | 7K19102 | | 1.000000 | 1.000000 | 1.000 | 1.000000 | 1.000000 | 1.000000 | 0.000000 | 100.000 |
| 49 | Sample | IQK1433-01 | 7K19102 | | 1.000000 | 1.000000 | 1.000 | 5.000000 | 1.000000 | 1.000000 | 0.000000 | 100.000 |
| 50 | Sample | IQK1541-03 | 7K19102 | | 1.000000 | 1.000000 | 1.000 | 10.000000 | 1.000000 | 1.000000 | 0.000000 | 100.000 |
| 51 | Sample | CCV | 7K19102 | | 1.000000 | 1.000000 | 1.000 | 1.000000 | 1.000000 | 1.000000 | 0.000000 | 100.000 |
| 52 | Sample | CCB | 7K19102 | | 1.000000 | 1.000000 | 1.000 | 1.000000 | 1.000000 | 1.000000 | 0.000000 | 100.000 |
| 53 | Sample | LOW LEVEL | 7K19102 | | 1.000000 | 1.000000 | 1.000 | 1.000000 | 1.000000 | 1.000000 | 0.000000 | 100.000 |
| 54 | Sample | IQK1137-03 | 7K19101 | | 1.000000 | 1.000000 | 1.000 | 10.000000 | 1.000000 | 1.000000 | 0.000000 | 100.000 |
| 55 | Sample | IQK1137-11 | 7K19101 | | 1.000000 | 1.000000 | 1.000 | 20.000000 | 1.000000 | 1.000000 | 0.000000 | 100.000 |
| 56 | Sample | 7K19102-MS2 | 7K19102 | IQK1433-01 | 1.000000 | 1.000000 | 1.000 | 1.000000 | 1.000000 | 1.000000 | 0.000000 | 100.000 |
| 57 | Sample | 7K19102-MSD2 | 7K19102 | IQK1433-01 | 1.000000 | 1.000000 | 1.000 | 1.000000 | 1.000000 | 1.000000 | 0.000000 | 100.000 |
| 58 | Sample | IQK1541-03 | 7K19101 | | 1.000000 | 1.000000 | 1.000 | 1.000000 | 10.000000 | 1.000000 | 0.000000 | 100.000 |
| 59 | Sample | IQK1408-02 | 7K19101 | | 1.000000 | 1.000000 | 1.000 | 1.000000 | 10.000000 | 1.000000 | 0.000000 | 100.000 |
| 60 | Sample | IQK1408-03 | 7K19101 | | 1.000000 | 1.000000 | 1.000 | 1.000000 | 10.000000 | 1.000000 | 0.000000 | 100.000 |
| 61 | Sample | IQK1408-04 | 7K19101 | | 1.000000 | 1.000000 | 1.000 | 1.000000 | 10.000000 | 1.000000 | 0.000000 | 100.000 |
| 62 | Sample | IQK1408-05 | 7K19101 | | 1.000000 | 1.000000 | 1.000 | 1.000000 | 10.000000 | 1.000000 | 0.000000 | 100.000 |

PREPARATION BENCH SHEET

7K19101


TestAmerica - Irvine, CA

Printed: 12/4/2007 3:32:34PM

Prepared using: Wet Chemistry - General Prep

(No Surrogate)

| Lab Number | C | Analysis | Prepared | Initial (g) | Final (ml) | Source ID | Spike 1 | ul Spike | Spike 2 | ul Spike | Surrogate | Initials | Extraction Comments |
|--------------|---|----------------|----------------|-------------|------------|------------|---------|----------|---------|----------|-----------|----------|---------------------|
| 7K19101-BLK1 | | QC | 11/19/07 13:30 | 4 | 40 | | | 0 | | 0 | | | |
| 7K19101-BS1 | | QC | 11/19/07 13:30 | 4 | 40 | | 7110129 | 1000 | | 100 | | | |
| 7K19101-MS1 | | QC | 11/19/07 13:30 | 4 | 40 | IQK1137-01 | 7110129 | 1000 | | 100 | | | |
| 7K19101-MS2 | | QC | 11/19/07 13:30 | 4 | 40 | IQK1480-07 | 7110129 | 1000 | | 100 | | | |
| 7K19101-MSD1 | | QC | 11/19/07 13:30 | 4 | 40 | IQK1137-01 | 7110129 | 1000 | | 100 | | | |
| 7K19101-MSD2 | | QC | 11/19/07 13:30 | 4 | 40 | IQK1480-07 | 7110129 | 1000 | | 100 | | | |
| IQK1137-01 | A | Chlorite-300.1 | 11/19/07 13:30 | 4 | 40 | | | | | | | | J flags |
| IQK1137-02 | A | Chlorite-300.1 | 11/19/07 13:30 | 4 | 40 | | | | | | | | J flags |
| IQK1137-03 | A | Chlorite-300.1 | 11/19/07 13:30 | 4 | 40 | | | | | | | | J flags |
| IQK1137-04 | A | Chlorite-300.1 | 11/19/07 13:30 | 4 | 40 | | | | | | | | J flags |
| IQK1137-05 | A | Chlorite-300.1 | 11/19/07 13:30 | 4 | 40 | | | | | | | | J flags |
| IQK1137-06 | A | Chlorite-300.1 | 11/19/07 13:30 | 4 | 40 | | | | | | | | J flags |
| IQK1137-07 | A | Chlorite-300.1 | 11/19/07 13:30 | 4 | 40 | | | | | | | | J flags |
| IQK1137-08 | A | Chlorite-300.1 | 11/19/07 13:30 | 4 | 40 | | | | | | | | J flags |
| IQK1137-09 | A | Chlorite-300.1 | 11/19/07 13:30 | 4 | 40 | | | | | | | | J flags |
| IQK1137-10 | A | Chlorite-300.1 | 11/19/07 13:30 | 4 | 40 | | | | | | | | J flags |
| IQK1137-11 | A | Chlorite-300.1 | 11/19/07 13:30 | 4 | 40 | | | | | | | | J flags |
| IQK1480-01 | A | Chlorite-300.1 | 11/19/07 13:30 | 4 | 40 | | | | | | | | J flags |
| IQK1480-02 | A | Chlorite-300.1 | 11/19/07 13:30 | 4 | 40 | | | | | | | | J flags |
| IQK1480-03 | A | Chlorite-300.1 | 11/19/07 13:30 | 4 | 40 | | | | | | | | J flags |

Preparation Reviewed By:  Date: 11/21/07

Spiking Witnessed By: _____ Date: _____
 Preparation Reviewed By: _____ Date: _____
 Extracts Received By: _____ Date: _____

PREPARATION BENCH SHEET

7K19101

TestAmerica - Irvine, CA

Printed: 12/4/2007 3:32:34PM

Prepared using: Wet Chemistry - General Prep

(No Surrogate)

| Lab Number | C | Analysis | Prepared | Initial (g) | Final (ml) | Source ID | Spike 1 | Spike 2 | Spike | ul | Surrogate | Initials | Extraction Comments |
|------------|---|----------------|----------------|-------------|------------|-----------|---------|---------|-------|----|-----------|----------|---------------------|
| IQK1480-04 | A | Chlorite-300.1 | 11/19/07 13:30 | 4 | 40 | | | | | | | | J flags |
| IQK1480-05 | A | Chlorite-300.1 | 11/19/07 13:30 | 4 | 40 | | | | | | | | J flags |
| IQK1480-06 | A | Chlorite-300.1 | 11/19/07 13:30 | 4 | 40 | | | | | | | | J flags |
| IQK1480-07 | A | Chlorite-300.1 | 11/19/07 13:30 | 4 | 40 | | | | | | | | J flags |
| IQK1480-08 | A | Chlorite-300.1 | 11/19/07 13:30 | 4 | 40 | | | | | | | | J flags |
| IQK1480-09 | A | Chlorite-300.1 | 11/19/07 13:30 | 4 | 40 | | | | | | | | J flags |

Reagents used in Batch

| Reagent | Description | Solvent |
|---------|-------------|---------|
| | | |

Spiking Witnessed By _____ Date _____ Preparation Reviewed By _____ Date _____ Extracts Received By _____ Date _____

DAILY DATA CHECKLIST

EPA 300.1 - Inorganic Anions (Part B) by IC

| | | | |
|----------------|------------------|-------------------------------|----------|
| Analyst: | KS | 2 nd Level Review: | ✓ |
| Analysis Date: | 11/19/07 | Date: | 11/21/07 |
| IC #: | 7 | Original Calibration date: | 11/16/07 |
| Method used: | 300.1 | Original Calibration file #: | IC70K660 |
| QC Batches: | 7K19101, 7K19102 | | |

Analyst Rev 2nd Level Rev

- | | | |
|---|---|---|
| ✓ | / | New sequence file created for each day of analysis |
| ✓ | / | <u>Daily IPC:</u> %REC of target analytes : 85 - 115 |
| ✓ | / | Peak Gaussian Factor of Surrogate : 0.8 to 1.15 |
| ✓ | / | Surrogate Ret. Time : +/- 2% (of expected value from calibration) |
| ✓ | / | <u>RL (Low Cal Std) Check:</u> : 75 - 125 % recovery |
| ✓ | / | <u>ICB/CCB:</u> After ICV/CCB and Not Detected |
| ✓ | / | <u>CCV:</u> Every 10 samples and at end of run. |
| ✓ | / | %R = 85 - 115 |
| ✓ | / | Ret. Time of ALL peaks : < +/- 5% (of expected value from IPC) |
| ✓ | / | <u>MB:</u> Every batch of 20 samples or less and Not Detected |
| ✓ | / | < MDL unless sample conc. > 1.5 x RL and j-flagging not required |
| ✓ | / | <u>LCS:</u> Every batch of 20 samples or less. %REC = 75 - 125 (or in-house limits) |
| ✓ | / | <u>MS/MSD:</u> every batch of 20 samples or less. %REC = 75 - 125 (or in-house limits) |
| ✓ | / | RPD: < 20% (or in-house limits) |
| ✓ | / | <u>Surrogate:</u> 1 ppm (1000 ppb) DCA in ALL samples |
| ✓ | / | %REC = 90 - 115 (or properly qualified) |
| ✓ | / | All samples checked for dilution factor, retention time drift, peak shape, integration, linear range, proper bracketing between compliant CCV/CCB and transcription errors. |

Comments:

| | | | |
|-----------------------|-------------------------|-----------------|-------------------------|
| Software Version | : 6.2.1.0.106:0106 | Date | : 11/19/2007 3:33:14 PM |
| Reprocess Number | : ic: 153810 | | |
| Operator | : inorg | Sample Name | : IB |
| Sample Number | : 7K19101 | Study | : |
| AutoSampler | : NONE | Rack/Vial | : 0/0 |
| Instrument Name | : ICDNX7 | Channel | : A |
| Interface Serial # | : 7230273507 | A/D mV Range | : 1000 |
| Delay Time | : 0.00 min | End Time | : 20.00 min |
| Sampling Rate | : 5.0000 pts/s | | |
| Sample Volume | : 1.000000 uL | Area Reject | : 0.000000 |
| Sample Amount | : 1.0000 | Dilution Factor | : 1.00 |
| Data Acquisition Time | : 11/19/2007 3:13:00 PM | Cycle | : 1 |

Raw Data File : H:\DATA\IC7\20071119\200711190001.raw
Result File : H:\DATA\IC7\20071119\200711190001.rst
Inst Method : h:\data\ic7\ic7qk06a from H:\DATA\IC7\20071119\200711190001.raw
Proc Method : h:\data\ic7\ic7qk06a from H:\DATA\IC7\20071119\200711190001.rst
Calib Method : h:\data\ic7\ic7qk06a from H:\DATA\IC7\20071119\200711190001.rst
Report Format File: h:\data\ic7\test.rpt
Sequence File : H:\DATA\IC7\20071119\20071119.seq

300.1

| Component Name | Time [min] | Area [μ V·s] | Raw Amount | Adjusted Amount | Cal. Range |
|----------------|------------|-------------------|------------|-----------------|------------|
| CHLORITE | 6.73 | 0.00 | 0.0000 | 0.0000 | |
| BROMATE | 7.48 | 2517.60 | -0.1457 | -0.1457 | * |
| DCA | 12.40 | 0.00 | 0.0000 | 0.0000 | |
| BROMIDE | 13.55 | 0.00 | 0.0000 | 0.0000 | |
| CHLORATE | 14.50 | 0.00 | 0.0000 | 0.0000 | |
| | | 2517.60 | -0.1457 | -0.1457 | |

* Warning -- uncalibrated levels encountered

Missing Component Report


Component Expected Retention (Calibration File)

| | |
|----------|--------|
| CHLORITE | 6.734 |
| DCA | 12.405 |
| BROMIDE | 13.545 |
| CHLORATE | 14.500 |

Report stored in ASCII file: H:\DATA\IC7\20071119\200711190001.TX0

Chromatogram

Sample Name : IB Sample #: 7K19101 Page 1 of 1
FileName : H:\DATA\IC7120071119\200711190001.raw
Date : 11/19/2007 3:33:15 PM Time of Injection: 11/19/2007 3:13:00 PM
Method : ic7qk06a.mth Start Time : 0.00 min End Time : 20.00 min Low Point : 50.00 mV High Point : 250.00 mV
Plot Offset: 50.00 mV Plot Scale: 200.0 mV



| | | | |
|-----------------------|-------------------------|-----------------|-------------------------|
| Software Version | : 6.2.1.0.106:0106 | Date | : 11/19/2007 4:24:10 PM |
| Reprocess Number | : ic: 153819 | | |
| Operator | : inorg | Sample Name | : LOW LEVEL |
| Sample Number | : 7K19101 | Study | : 7110129 |
| AutoSampler | : NONE | Rack/Vial | : 0/0 |
| Instrument Name | : ICDNX7 | Channel | : A |
| Interface Serial # | : 7230273507 | A/D mV Range | : 1000 |
| Delay Time | : 0.00 min | End Time | : 20.00 min |
| Sampling Rate | : 5.0000 pts/s | | |
| Sample Volume | : 1.000000 uL | Area Reject | : 0.000000 |
| Sample Amount | : 1.0000 | Dilution Factor | : 1.00 |
| Data Acquisition Time | : 11/19/2007 4:03:56 PM | Cycle | : 2 |

Raw Data File : H:\DATA\IC7\20071119\200711190002.raw
Result File : H:\DATA\IC7\20071119\200711190002.rst
Inst Method : h:\data\ic7\ic7qk06a from H:\DATA\IC7\20071119\200711190002.raw
Proc Method : h:\data\ic7\ic7qk06a from H:\DATA\IC7\20071119\200711190002.rst
Calib Method : h:\data\ic7\ic7qk06a from H:\DATA\IC7\20071119\200711190002.rst
Report Format File: h:\data\ic7\test.rpt
Sequence File : H:\DATA\IC7\20071119\20071119.seq

300.1

| Component Name | Time [min] | Area [$\mu\text{V}\cdot\text{s}$] | Raw Amount | Adjusted Amount | Cal. Range |
|----------------|------------|-------------------------------------|------------|-----------------|------------|
| CHLORITE | 6.69 | 475019.90 | 19.7015 | 19.7015 | * |
| BROMATE | 7.50 | 65153.00 | 4.8814 | 4.8814 | * |
| DCA | 12.26 | 1.26e+07 | 1.0300 | 1.0300 | |
| BROMIDE | 13.38 | 1109422.50 | 48.0107 | 48.0107 | * |
| CHLORATE | 14.68 | 391166.80 | 18.7942 | 18.7942 | * |
| | | 1.46e+07 | 92.4178 | 92.4178 | |

* Warning -- uncalibrated levels encountered

Missing Component Report

Component Expected Retention (Calibration File)

All components were found

Report stored in ASCII file: H:\DATA\IC7\20071119\200711190002.TX0

Chromatogram

Sample Name : LOW LEVEL

Sample #: 7K19101

Page 1 of 1

FileName : H:\DATA\IC7\20071119\200711190002.raw

Date : 11/19/2007 4:24:11 PM

Time of Injection: 11/19/2007 4:03:56 PM

Method : ic7qk06a.mth

Start Time : 0.00 min

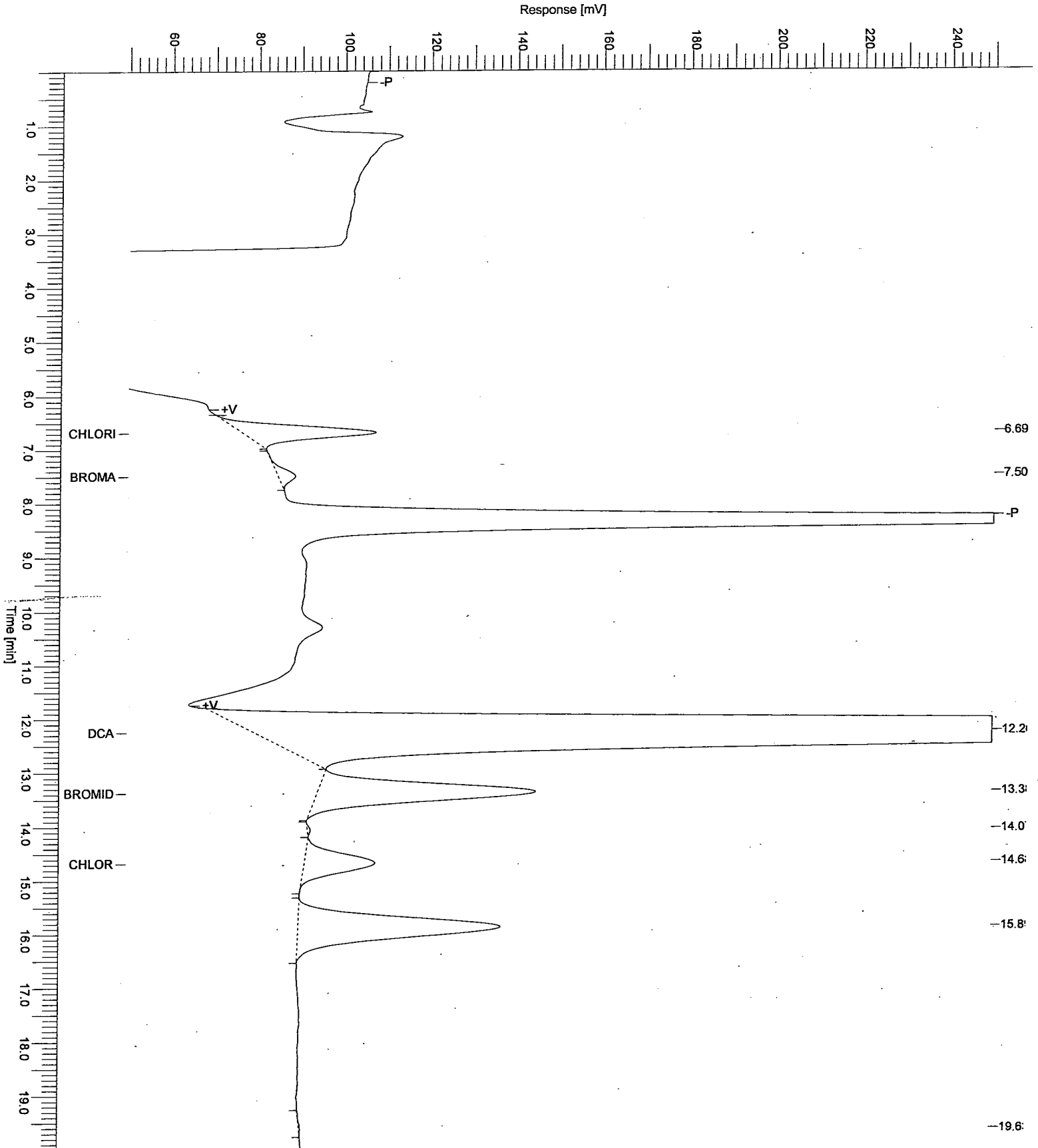
End Time : 20.00 min

Low Point : 50.00 mV

High Point : 250.00 mV

Plot Offset: 50.00 mV

Plot Scale: 200.0 mV



| | | | |
|-----------------------|-------------------------|-----------------|-------------------------|
| Software Version | : 6.2.1.0.106:0106 | Date | : 11/19/2007 5:15:08 PM |
| Reprocess Number | : ic: 153830 | | |
| Operator | : inorg | Sample Name | : 7K19101-BS1 |
| Sample Number | : 7K19101 | Study | : 7110129 |
| AutoSampler | : NONE | Rack/Vial | : 0/0 |
| Instrument Name | : ICDNX7 | Channel | : A |
| Interface Serial # | : 7230273507 | A/D mV Range | : 1000 |
| Delay Time | : 0.00 min | End Time | : 20.00 min |
| Sampling Rate | : 5.0000 pts/s | | |
| Sample Volume | : 1.000000 uL | Area Reject | : 0.000000 |
| Sample Amount | : 1.0000 | Dilution Factor | : 1.00 |
| Data Acquisition Time | : 11/19/2007 4:54:55 PM | Cycle | : 3 |

Raw Data File : H:\DATA\IC7\20071119\200711190003.raw
Result File : H:\DATA\IC7\20071119\200711190003.rst
Inst Method : h:\data\ic7\ic7qk06a from H:\DATA\IC7\20071119\200711190003.raw
Proc Method : h:\data\ic7\ic7qk06a from H:\DATA\IC7\20071119\200711190003.rst
Calib Method : h:\data\ic7\ic7qk06a from H:\DATA\IC7\20071119\200711190003.rst
Report Format File: h:\data\ic7\test.rpt
Sequence File : H:\DATA\IC7\20071119\20071119.seq

300.1

| Component Name | Time [min] | Area [μ V·s] | Raw Amount | Adjusted Amount | Cal. Range |
|----------------|------------|-------------------|------------|-----------------|------------|
| CHLORITE | 6.68 | 2695133.50 | 102.9956 | 102.9956 | * |
| BROMATE | 7.49 | 339735.80 | 26.9192 | 26.9192 | * |
| DCA | 12.27 | 1.30e+07 | 1.0650 | 1.0650 | * |
| BROMIDE | 13.36 | 6524350.60 | 258.0942 | 258.0942 | * |
| CHLORATE | 14.67 | 2360425.60 | 104.1393 | 104.1393 | * |
| | | 2.49e+07 | 493.2134 | 493.2134 | |

* Warning – uncalibrated levels encountered

Missing Component Report

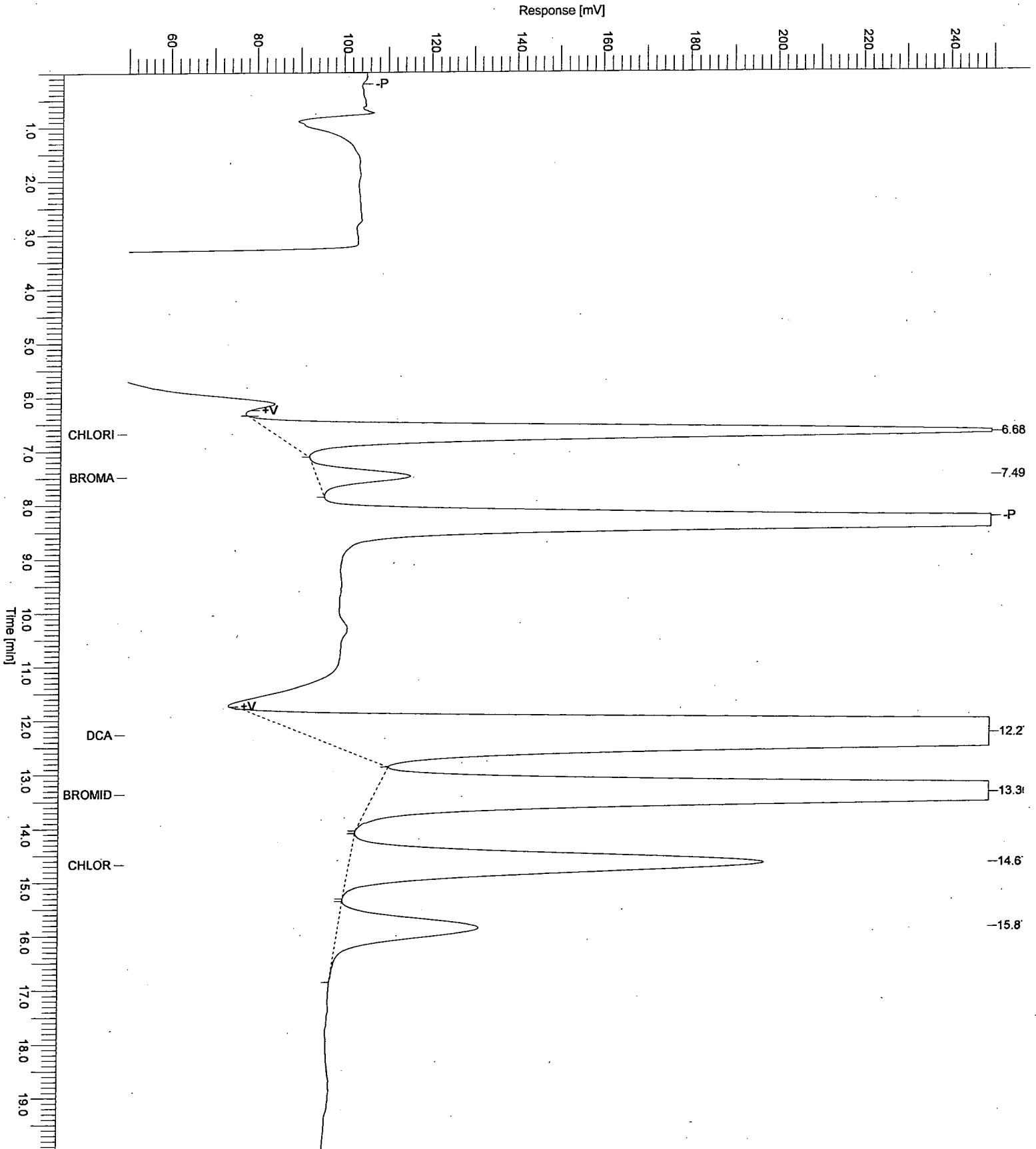
Component Expected Retention (Calibration File)

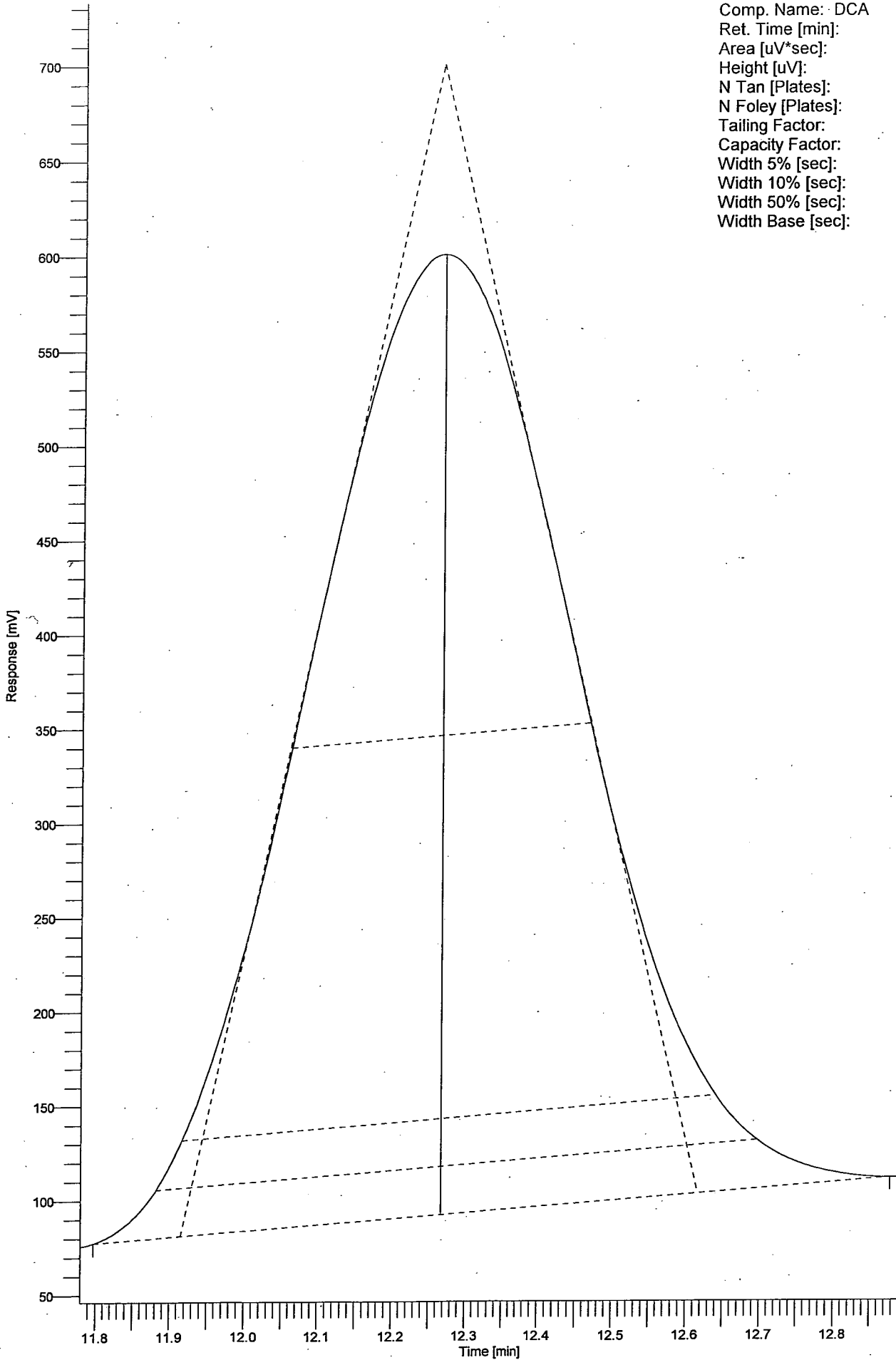
All components were found

Report stored in ASCII file: H:\DATA\IC7\20071119\200711190003.TX0

Chromatogram

Sample Name : 7K19101-BS1 Sample #: 7K19101 Page 1 of 1
FileName : H:\DATA\IC7\20071119\2007111900003.raw
Date : 11/19/2007 5:15:09 PM Time of Injection: 11/19/2007 4:54:55 PM
Method : ic7qk06a.mth
Start Time : 0.00 min End Time : 20.00 min Low Point : 50.00 mV High Point : 250.00 mV
Plot Offset: 50.00 mV Plot Scale: 200.0 mV





| | |
|--|-------------|
| Comp. Name: | DCA |
| Ret. Time [min]: | 12.27 |
| Area [$\mu\text{V}\cdot\text{sec}$]: | 13012226.40 |
| Height [μV]: | 508494.09 |
| N Tan [Plates]: | 4891.75 |
| N Foley [Plates]: | 5157.57 |
| Tailing Factor: | 1.03 |
| Capacity Factor: | N/A |
| Width 5% [sec]: | 48.99 |
| Width 10% [sec]: | 43.45 |
| Width 50% [sec]: | 24.33 |
| Width Base [sec]: | 42.09 |

***** PGF Report *****

| File Name | Sample Name | Time [min.] | Delta RT % | PGF 0.80-1.15 | DCA Area [μ V·s] | Height [μ V] | Area/Height [s] |
|------------------|-------------|-------------|------------|---------------|-----------------------|-------------------|-----------------|
| 200711190003.rst | 7K19101-BS1 | 12.27 | -1.1126 | 1.0246 | 13012226.40 | 508494.09 | 25.5897 |

| | | | |
|-----------------------|-------------------------|-----------------|-------------------------|
| Software Version | : 6.2.1.0.106:0106 | Date | : 11/19/2007 6:06:10 PM |
| Reprocess Number | : ic: 153841 | | |
| Operator | : inorg | Sample Name | : 7K19101-BLK1 |
| Sample Number | : 7K19101 | Study | : |
| AutoSampler | : NONE | Rack/Vial | : 0/0 |
| Instrument Name | : ICDNX7 | Channel | : A |
| Interface Serial # | : 7230273507 | A/D mV Range | : 1000 |
| Delay Time | : 0.00 min | End Time | : 20.00 min |
| Sampling Rate | : 5.0000 pts/s | | |
| Sample Volume | : 1.000000 uL | Area Reject | : 0.000000 |
| Sample Amount | : 1.0000 | Dilution Factor | : 1.00 |
| Data Acquisition Time | : 11/19/2007 5:45:53 PM | Cycle | : 4 |

Raw Data File : H:\DATA\IC7\20071119\200711190004.raw
 Result File : H:\DATA\IC7\20071119\200711190004.rst
 Inst Method : h:\data\ic7\ic7qk06a from H:\DATA\IC7\20071119\200711190004.raw
 Proc Method : h:\data\ic7\ic7qk06a from H:\DATA\IC7\20071119\200711190004.rst
 Calib Method : h:\data\ic7\ic7qk06a from H:\DATA\IC7\20071119\200711190004.rst
 Report Format File: h:\data\ic7\test.rpt
 Sequence File : H:\DATA\IC7\20071119\20071119.seq

300.1

| Component Name | Time [min] | Area [μ V·s] | Raw Amount | Adjusted Amount | Cal. Range |
|----------------|------------|-------------------|------------|-----------------|------------|
| CHLORITE | 6.73 | 0.00 | 0.0000 | 0.0000 | |
| BROMATE | 7.56 | 0.00 | 0.0000 | 0.0000 | |
| DCA | 12.26 | 1.29e+07 | 1.0519 | 1.0519 | |
| BROMIDE | 13.55 | 0.00 | 0.0000 | 0.0000 | |
| CHLORATE | 14.50 | 0.00 | 0.0000 | 0.0000 | |
| | | 1.29e+07 | 1.0519 | 1.0519 | |

Missing Component Report

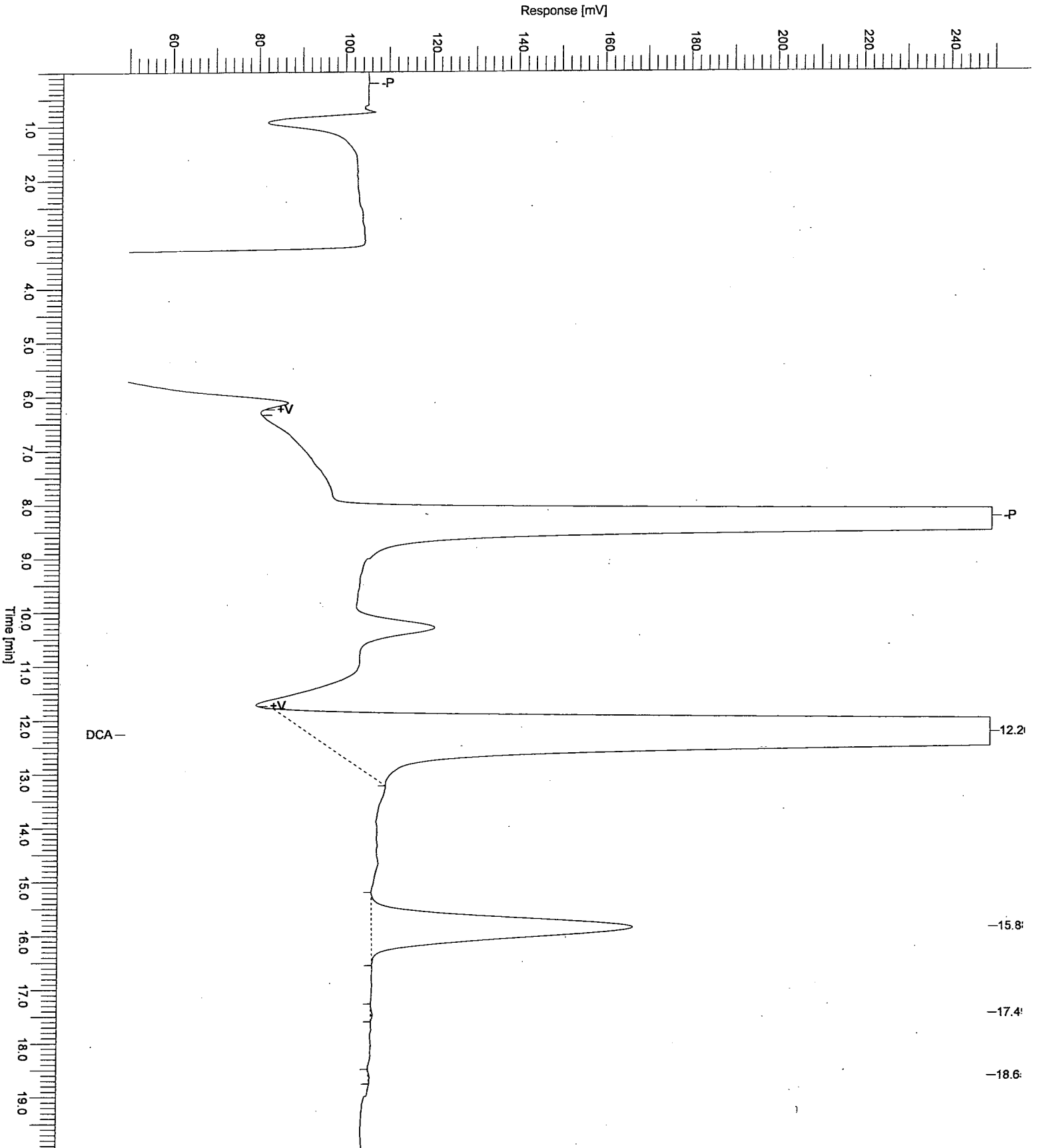
Component Expected Retention (Calibration File)

| | |
|----------|--------|
| CHLORITE | 6.734 |
| BROMATE | 7.560 |
| BROMIDE | 13.545 |
| CHLORATE | 14.500 |

Report stored in ASCII file: H:\DATA\IC7\20071119\200711190004.TX0

Chromatogram

Sample Name : 7K19101-BLK1 Sample #: 7K19101 Page 1 of 1
FileName : H:\DATA\IC7\20071119\200711190004.raw
Date : 11/19/2007 6:06:11 PM
Method : ic7qk06a.mth Time of Injection: 11/19/2007 5:45:53 PM
Start Time : 0.00 min End Time : 20.00 min Low Point : 50.00 mV High Point : 250.00 mV
Plot Offset: 50.00 mV Plot Scale: 200.0 mV



| | | | |
|-----------------------|-------------------------|-----------------|-------------------------|
| Software Version | : 6.2.1.0.106:0106 | Date | : 11/19/2007 6:57:05 PM |
| Reprocess Number | : ic: 153849 | | |
| Operator | : inorg | Sample Name | : IQK1137-01 |
| Sample Number | : 7K19101 | Study | : |
| AutoSampler | : NONE | Rack/Vial | : 0/0 |
| Instrument Name | : ICDNX7 | Channel | : A |
| Interface Serial # | : 7230273507 | A/D mV Range | : 1000 |
| Delay Time | : 0.00 min | End Time | : 20.00 min |
| Sampling Rate | : 5.0000 pts/s | | |
| Sample Volume | : 1.000000 uL | Area Reject | : 0.000000 |
| Sample Amount | : 1.0000 | Dilution Factor | : 1.00 |
| Data Acquisition Time | : 11/19/2007 6:36:53 PM | Cycle | : 5 |

Raw Data File : H:\DATA\IC7\20071119\200711190005.raw
 Result File : H:\DATA\IC7\20071119\200711190005.rst
 Inst Method : h:\data\ic7\ic7qk06a from H:\DATA\IC7\20071119\200711190005.raw
 Proc Method : h:\data\ic7\ic7qk06a from H:\DATA\IC7\20071119\200711190005.rst
 Calib Method : h:\data\ic7\ic7qk06a from H:\DATA\IC7\20071119\200711190005.rst
 Report Format File: h:\data\ic7\test.rpt
 Sequence File : H:\DATA\IC7\20071119\20071119.seq

300.1

| Component Name | Time [min] | Area [$\mu\text{V}\cdot\text{s}$] | Raw Amount | Adjusted Amount | Cal. Range |
|----------------|------------|-------------------------------------|------------|-----------------|------------|
| CHLORITE | 6.73 | 0.00 | 0.0000 | 0.0000 | |
| BROMATE | 7.56 | 0.00 | 0.0000 | 0.0000 | |
| DCA | 12.25 | 1.25e+07 | 1.0194 | 10.1938 | |
| BROMIDE | 13.55 | 0.00 | 0.0000 | 0.0000 | |
| CHLORATE | 14.68 | 37297.60 | 3.4580 | 34.5801 | * |
| | | 1.25e+07 | 4.4774 | 44.7739 | |

* Warning -- uncalibrated levels encountered

Missing Component Report

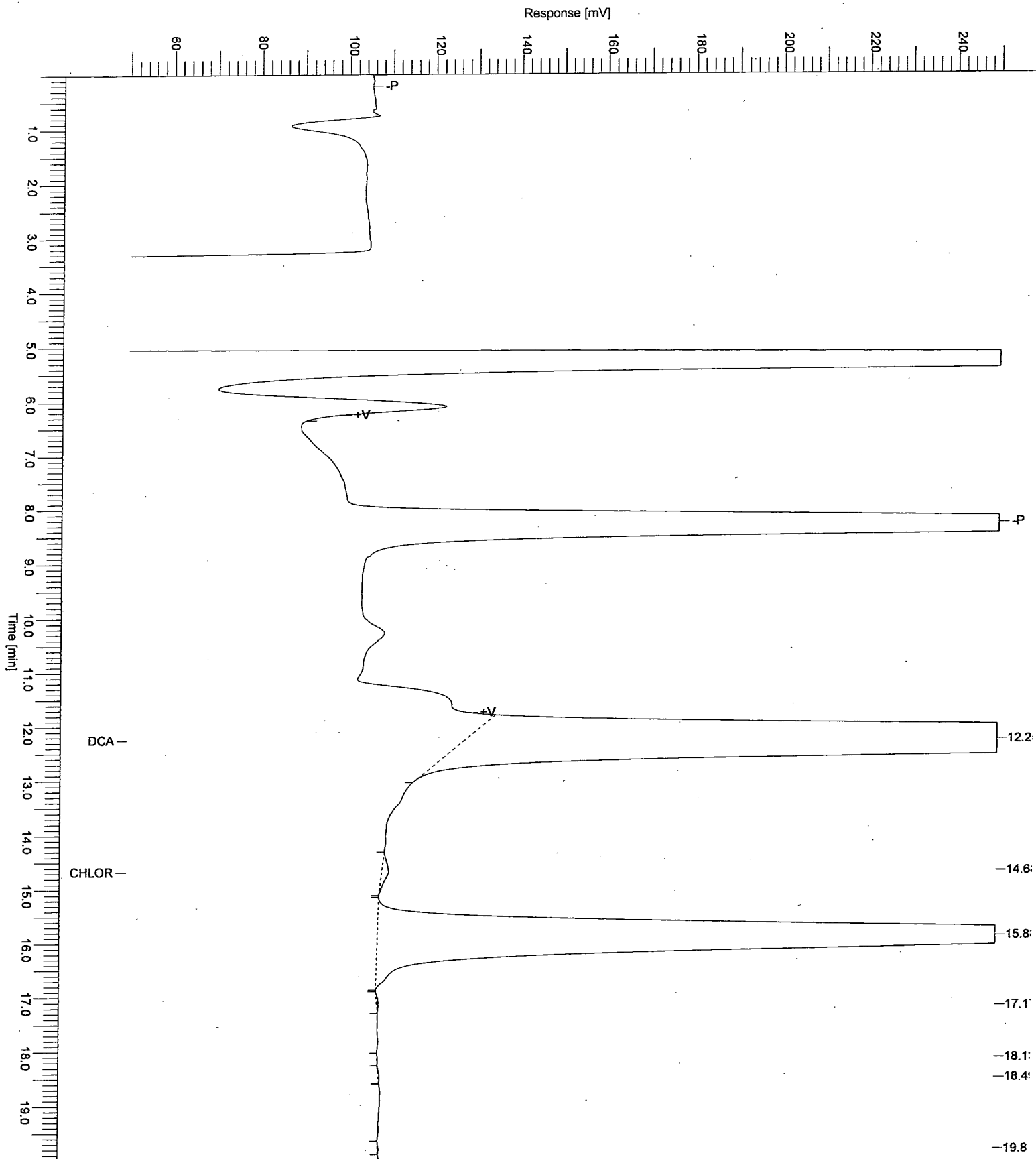
Component Expected Retention (Calibration File)

| | |
|----------|--------|
| CHLORITE | 6.734 |
| BROMATE | 7.560 |
| BROMIDE | 13.545 |

Report stored in ASCII file: H:\DATA\IC7\20071119\200711190005.TX0

Chromatogram

Sample Name : IQK1137-01 Sample #: 7K19101 Page 1 of 1
FileName : H:\DATA\IC7\20071119\200711190005.raw
Date : 11/19/2007 6:57:06 PM Time of Injection: 11/19/2007 6:36:53 PM
Method : ic7qk06a.mth Start Time : 0.00 min End Time : 20.00 min Low Point : 50.00 mV High Point : 250.00 mV
Plot Offset: 50.00 mV Plot Scale: 200.0 mV



| | | | |
|-----------------------|-------------------------|-----------------|-------------------------|
| Software Version | : 6.2.1.0.106:0106 | Date | : 11/20/2007 3:58:47 AM |
| Reprocess Number | : ic: 153918 | | |
| Operator | : inorg | Sample Name | : CCV |
| Sample Number | : 7K19102 | Study | : |
| AutoSampler | : NONE | Rack/Vial | : 0/0 |
| Instrument Name | : ICDNX7 | Channel | : A |
| Interface Serial # | : 7230273507 | A/D mV Range | : 1000 |
| Delay Time | : 0.00 min | End Time | : 20.00 min |
| Sampling Rate | : 5.0000 pts/s | | |
| Sample Volume | : 1.000000 uL | Area Reject | : 0.000000 |
| Sample Amount | : 1.0000 | Dilution Factor | : 1.00 |
| Data Acquisition Time | : 11/20/2007 3:38:32 AM | Cycle | : 15 |

Raw Data File : H:\DATA\IC7\20071119\200711190015.raw
Result File : H:\DATA\IC7\20071119\200711190015.rst
Inst Method : h:\data\ic7\ic7qk06a from H:\DATA\IC7\20071119\200711190015.raw
Proc Method : h:\data\ic7\ic7qk06a from H:\DATA\IC7\20071119\200711190015.rst
Calib Method : h:\data\ic7\ic7qk06a from H:\DATA\IC7\20071119\200711190015.rst
Report Format File: h:\data\ic7\test.rpt
Sequence File : H:\DATA\IC7\20071119\20071119.seq

300.1

| Component Name | Time [min] | Area [$\mu\text{V}\cdot\text{s}$] | Raw Amount | Adjusted Amount | Cal. Range |
|----------------|------------|-------------------------------------|------------|-----------------|------------|
| CHLORITE | 6.70 | 2597386.90 | 99.3284 | 99.3284 | * |
| BROMATE | 7.51 | 321459.40 | 25.4524 | 25.4524 | * |
| DCA | 12.25 | 1.26e+07 | 1.0306 | 1.0306 | * |
| BROMIDE | 13.54 | 6482044.80 | 256.4529 | 256.4529 | * |
| CHLORATE | 14.83 | 2262569.20 | 99.8983 | 99.8983 | * |
| | | 2.43e+07 | 482.1626 | 482.1626 | |

* Warning -- uncalibrated levels encountered

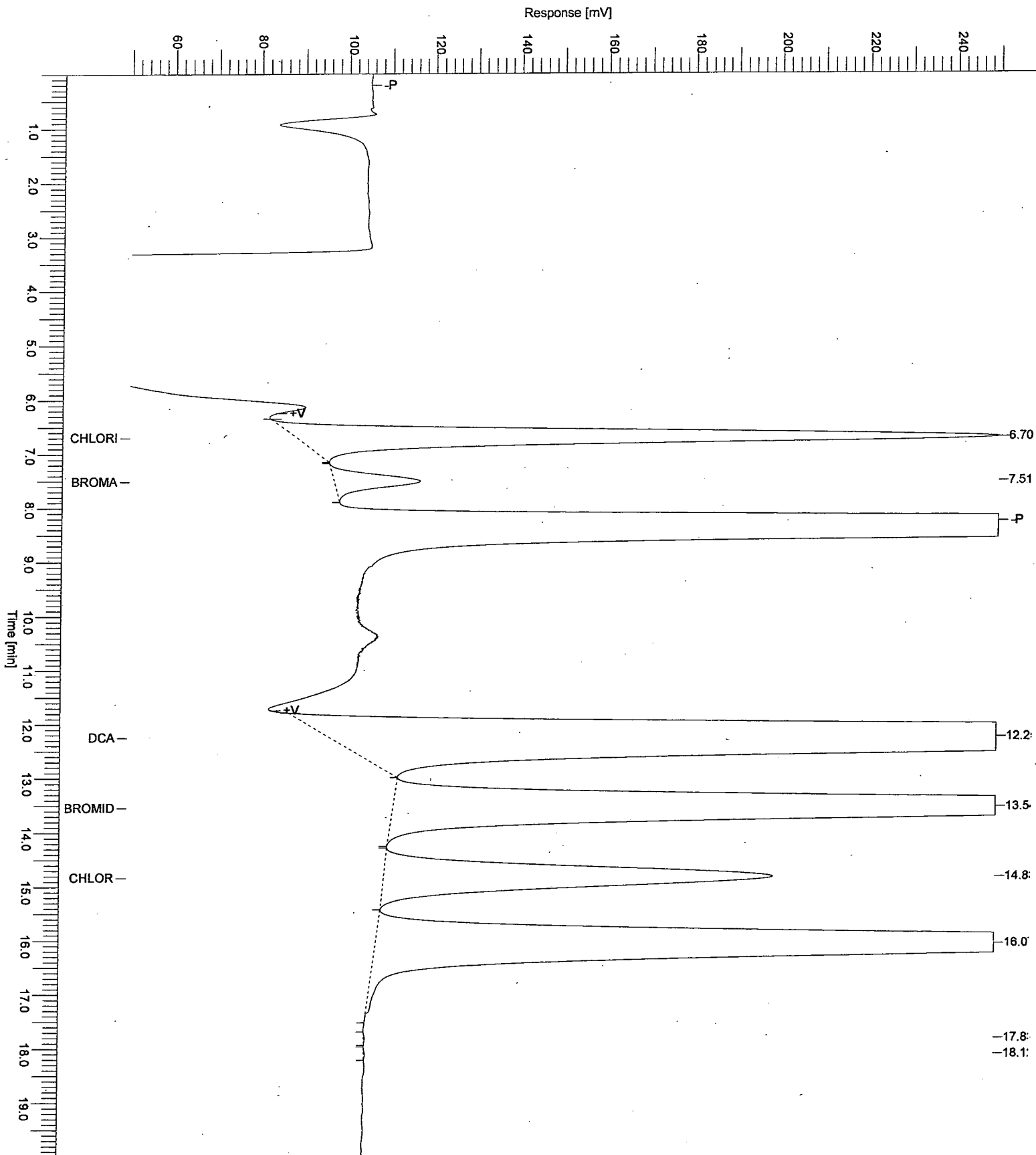
Missing Component Report
Component Expected Retention (Calibration File)

All components were found

Report stored in ASCII file: H:\DATA\IC7\20071119\200711190015.TX0

Chromatogram

Sample Name : CCV Sample #: 7K19102 Page 1 of 1
FileName : H:\DATA\IC7\20071119\200711190015.raw
Date : 11/20/2007 3:58:48 AM
Method : ic7qk06a.mth Time of Injection: 11/20/2007 3:38:32 AM
Start Time : 0.00 min End Time : 20.00 min Low Point : 50.00 mV High Point : 250.00 mV
Plot Offset: 50.00 mV Plot Scale: 200.0 mV



| | | | |
|-----------------------|-------------------------|-----------------|-------------------------|
| Software Version | : 6.2.1.0.106:0106 | Date | : 11/20/2007 4:49:49 AM |
| Reprocess Number | : ic: 153923 | | |
| Operator | : inorg | Sample Name | : CCB |
| Sample Number | : 7K19102 | Study | : |
| AutoSampler | : NONE | Rack/Vial | : 0/0 |
| Instrument Name | : ICDNX7 | Channel | : A |
| Interface Serial # | : 7230273507 | A/D mV Range | : 1000 |
| Delay Time | : 0.00 min | End Time | : 20.00 min |
| Sampling Rate | : 5.0000 pts/s | | |
| Sample Volume | : 1.000000 uL | Area Reject | : 0.000000 |
| Sample Amount | : 1.0000 | Dilution Factor | : 1.00 |
| Data Acquisition Time | : 11/20/2007 4:29:34 AM | Cycle | : 16 |

Raw Data File : H:\DATA\IC7\20071119\200711190016.raw
Result File : H:\DATA\IC7\20071119\200711190016.rst
Inst Method : h:\data\ic7\ic7qk06a from H:\DATA\IC7\20071119\200711190016.raw
Proc Method : h:\data\ic7\ic7qk06a from H:\DATA\IC7\20071119\200711190016.rst
Calib Method : h:\data\ic7\ic7qk06a from H:\DATA\IC7\20071119\200711190016.rst
Report Format File: h:\data\ic7\test.rpt
Sequence File : H:\DATA\IC7\20071119\20071119.seq

300.1

| Component Name | Time [min] | Area [$\mu\text{V}\cdot\text{s}$] | Raw Amount | Adjusted Amount | Cal. Range |
|----------------|------------|-------------------------------------|------------|-----------------|------------|
| CHLORITE | 6.73 | 0.00 | 0.0000 | 0.0000 | |
| BROMATE | 7.56 | 0.00 | 0.0000 | 0.0000 | |
| DCA | 12.25 | 1.31e+07 | 1.0686 | 1.0686 | |
| BROMIDE | 13.47 | 23839.20 | 5.8932 | 5.8932 | * |
| CHLORATE | 14.50 | 0.00 | 0.0000 | 0.0000 | |
| | | 1.31e+07 | 6.9618 | 6.9618 | |

* Warning – uncalibrated levels encountered

Missing Component Report

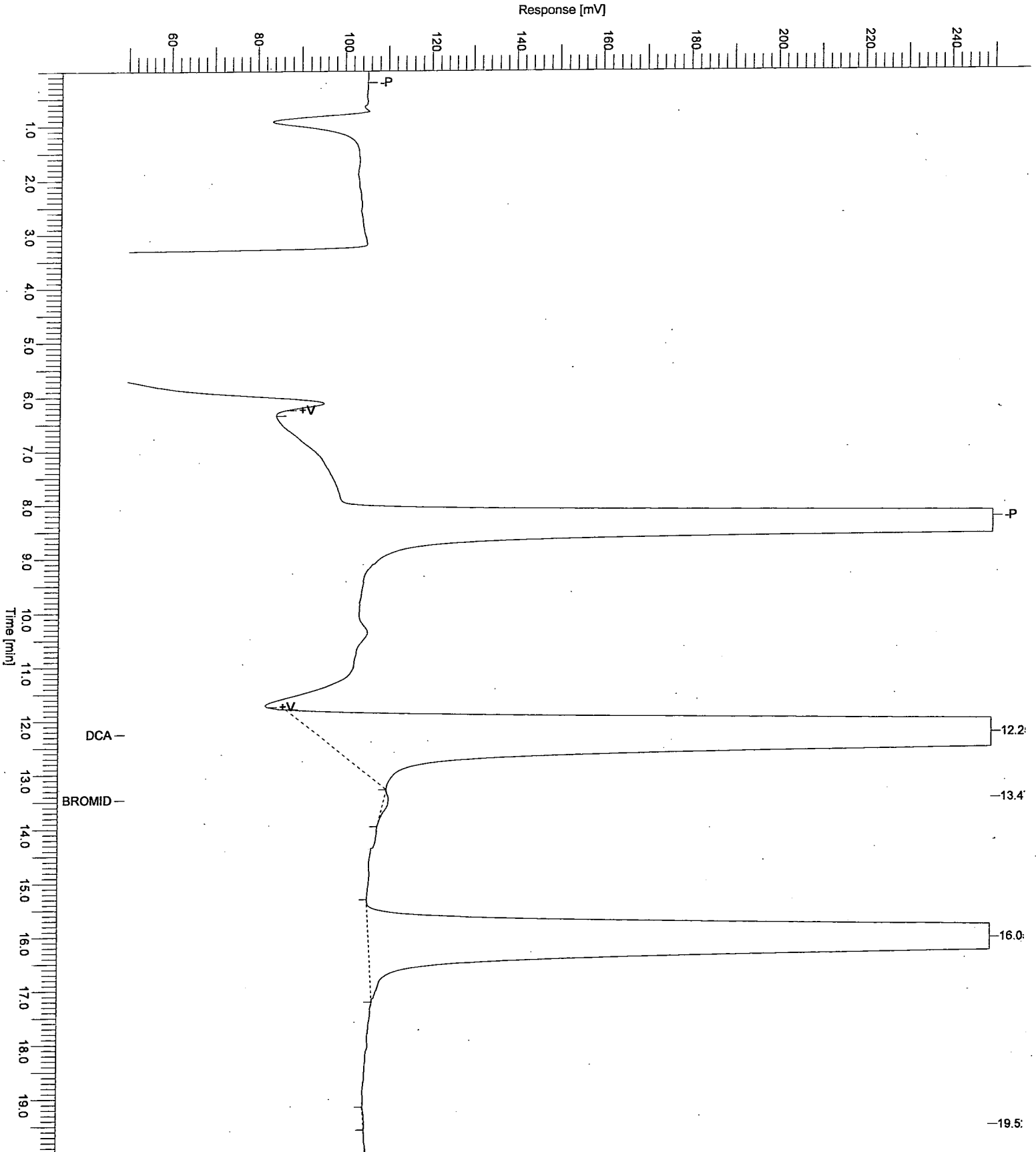
Component Expected Retention (Calibration File)

| | |
|----------|--------|
| CHLORITE | 6.734 |
| BROMATE | 7.560 |
| CHLORATE | 14.500 |

Report stored in ASCII file: H:\DATA\IC7\20071119\200711190016.TX0

Chromatogram

Sample Name : CCB Sample #: 7K19102 Page 1 of 1
FileName : H:\DATA\IC7\20071119\200711190016.raw
Date : 11/20/2007 4:49:50 AM
Method : ic7qk06a.mth Time of Injection: 11/20/2007 4:29:34 AM
Start Time : 0.00 min End Time : 20.00 min Low Point : 50.00 mV High Point : 250.00 mV
Plot Offset: 50.00 mV Plot Scale: 200.0 mV



| | | | |
|-----------------------|--------------------------|-----------------|--------------------------|
| Software Version | : 6.2.1.0.106:0106 | Date | : 11/20/2007 11:37:40 AM |
| Reprocess Number | : ic: 153989 | | |
| Operator | : inorg | Sample Name | : 7K19101-MS1 |
| Sample Number | : 7K19101 | Study | : IQK1137-01 |
| AutoSampler | : NONE | Rack/Vial | : 0/0 |
| Instrument Name | : ICDNX7 | Channel | : A |
| Interface Serial # | : 7230273507 | A/D mV Range | : 1000 |
| Delay Time | : 0.00 min | End Time | : 20.00 min |
| Sampling Rate | : 5.0000 pts/s | | |
| Sample Volume | : 1.000000 uL | Area Reject | : 0.000000 |
| Sample Amount | : 1.0000 | Dilution Factor | : 1.00 |
| Data Acquisition Time | : 11/20/2007 11:17:26 AM | Cycle | : 24 |

Raw Data File : H:\DATA\IC7\20071119\200711190024.raw
Result File : H:\DATA\IC7\20071119\200711190024.rst
Inst Method : h:\data\ic7\ic7qk06a from H:\DATA\IC7\20071119\200711190024.raw
Proc Method : h:\data\ic7\ic7qk06a from H:\DATA\IC7\20071119\200711190024.rst
Calib Method : h:\data\ic7\ic7qk06a from H:\DATA\IC7\20071119\200711190024.rst
Report Format File: h:\data\ic7\test.rpt
Sequence File : H:\DATA\IC7\20071119\20071119.seq

300.1

| Component Name | Time [min] | Area [$\mu\text{V}\cdot\text{s}$] | Raw Amount | Adjusted Amount | Cal. Range |
|----------------|------------|-------------------------------------|------------|-----------------|------------|
| CHLORITE | 6.65 | 2275215.20 | 87.2412 | 872.4116 | * |
| BROMATE | 7.46 | 314982.80 | 24.9326 | 249.3256 | * |
| DCA | 12.24 | 1.07e+07 | 0.8772 | 8.7723 | * |
| BROMIDE | 13.42 | 6395909.60 | 253.1111 | 2531.1109 | * |
| CHLORATE | 14.70 | 2256569.00 | 99.6383 | 996.3829 | * |
| | | 2.20e+07 | 465.8003 | 4658.0033 | |

* Warning – uncalibrated levels encountered

Missing Component Report


Component Expected Retention (Calibration File)

All components were found

Report stored in ASCII file: H:\DATA\IC7\20071119\200711190024.TX0

Chromatogram

Sample Name : 7K19101-MS1 Sample # : 7K19101 Page 1 of 1
File Name : H:\DATA\IC7\20071119\200711190024.raw
Date : 11/20/2007 11:37:41 AM
Method : ic7qk06a.mth Time of Injection : 11/20/2007 11:17:26 AM
Start Time : 0.00 min End Time : 20.00 min Low Point : 50.00 mV High Point : 250.00 mV
Plot Offset : 50.00 mV Plot Scale : 200.0 mV



| | | | |
|-----------------------|--------------------------|-----------------|--------------------------|
| Software Version | : 6.2.1.0.106:0106 | Date | : 11/20/2007 12:28:44 PM |
| Reprocess Number | : ic: 154001 | | |
| Operator | : inorg | Sample Name | : 7K19101-MSD1 |
| Sample Number | : 7K19101 | Study | : IQK1137-01 |
| AutoSampler | : NONE | Rack/Vial | : 0/0 |
| Instrument Name | : ICDNX7 | Channel | : A |
| Interface Serial # | : 7230273507 | A/D mV Range | : 1000 |
| Delay Time | : 0.00 min | End Time | : 20.00 min |
| Sampling Rate | : 5.0000 pts/s | | |
| Sample Volume | : 1.000000 uL | Area Reject | : 0.000000 |
| Sample Amount | : 1.0000 | Dilution Factor | : 1.00 |
| Data Acquisition Time | : 11/20/2007 12:08:26 PM | Cycle | : 25 |

Raw Data File : H:\DATA\IC7\20071119\200711190025.raw
Result File : H:\DATA\IC7\20071119\200711190025.rst
Inst Method : h:\data\ic7\ic7qk06a from H:\DATA\IC7\20071119\200711190025.raw
Proc Method : h:\data\ic7\ic7qk06a from H:\DATA\IC7\20071119\200711190025.rst
Calib Method : h:\data\ic7\ic7qk06a from H:\DATA\IC7\20071119\200711190025.rst
Report Format File: h:\data\ic7\test.rpt
Sequence File : H:\DATA\IC7\20071119\20071119.seq

300.1

| Component Name | Time [min] | Area [μ V·s] | Raw Amount | Adjusted Amount | Cal. Range |
|----------------|------------|-------------------|------------|-----------------|------------|
| CHLORITE | 6.64 | 2221835.70 | 85.2385 | 852.3847 | * |
| BROMATE | 7.45 | 316460.60 | 25.0512 | 250.5116 | * |
| DCA | 12.23 | 1.06e+07 | 0.8672 | 8.6719 | |
| BROMIDE | 13.36 | 6328072.50 | 250.4792 | 2504.7921 | * |
| CHLORATE | 14.65 | 2263958.40 | 99.9585 | 999.5854 | * |
| | | 2.17e+07 | 461.5946 | 4615.9457 | |

* Warning -- uncalibrated levels encountered

Missing Component Report

Component Expected Retention (Calibration File)

All components were found

Report stored in ASCII file: H:\DATA\IC7\20071119\200711190025.TX0

Chromatogram

Sample Name : 7K19101-MSD1

Sample # : 7K19101

Page 1 of 1

FileName : H:\DATA\IC7A20071119\200711190025.raw

Date : 11/20/2007 12:28:45 PM

Time of Injection : 11/20/2007 12:08:26 PM

Method : ic7qk06a.mth

Start Time : 0.00 min

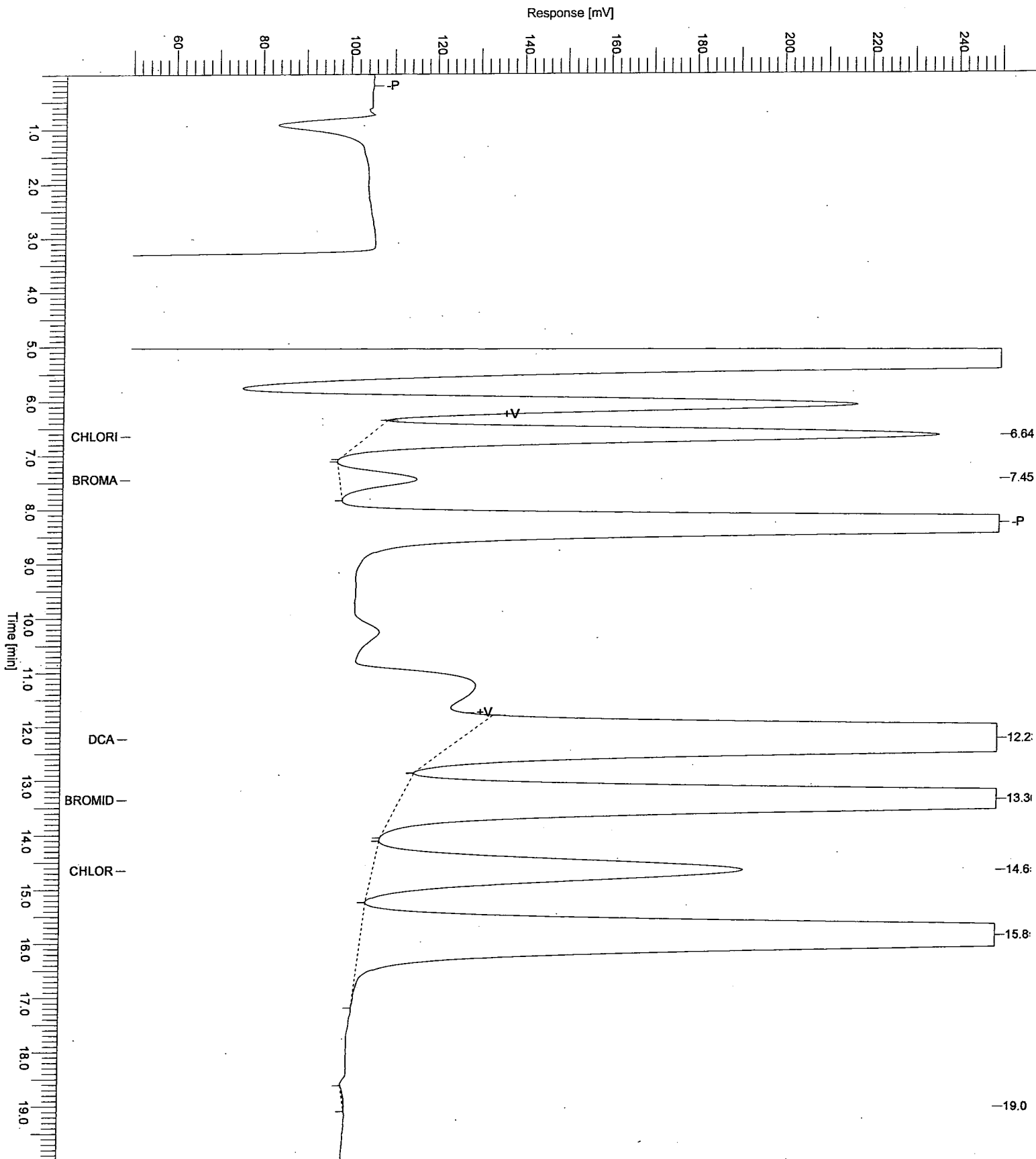
End Time : 20.00 min

Low Point : 50.00 mV

High Point : 250.00 mV

Plot Offset : 50.00 mV

Plot Scale : 200.0 mV



| | | | |
|-----------------------|--------------------------|-----------------|-------------------------|
| Software Version | : 6.2.1.0.106:0106 | Date | : 11/20/2007 1:19:46 PM |
| Reprocess Number | : ic: 154012 | | |
| Operator | : inorg | Sample Name | : IQK1137-02 |
| Sample Number | : 7K19101 | Study | : |
| AutoSampler | : NONE | Rack/Vial | : 0/0 |
| Instrument Name | : ICDNX7 | Channel | : A |
| Interface Serial # | : 7230273507 | A/D mV Range | : 1000 |
| Delay Time | : 0.00 min | End Time | : 20.00 min |
| Sampling Rate | : 5.0000 pts/s | | |
| Sample Volume | : 1.000000 uL | Area Reject | : 0.000000 |
| Sample Amount | : 1.0000 | Dilution Factor | : 1.00 |
| Data Acquisition Time | : 11/20/2007 12:59:24 PM | Cycle | : 26 |

Raw Data File : H:\DATA\IC7\20071119\200711190026.raw
Result File : H:\DATA\IC7\20071119\200711190026.rst
Inst Method : h:\data\ic7\ic7qk06a from H:\DATA\IC7\20071119\200711190026.raw
Proc Method : h:\data\ic7\ic7qk06a from H:\DATA\IC7\20071119\200711190026.rst
Calib Method : h:\data\ic7\ic7qk06a from H:\DATA\IC7\20071119\200711190026.rst
Report Format File: h:\data\ic7\test.rpt
Sequence File : H:\DATA\IC7\20071119\20071119.seq

300.1

| Component Name | Time [min] | Area [$\mu\text{V}\cdot\text{s}$] | Raw Amount | Adjusted Amount | Cal. Range |
|----------------|------------|-------------------------------------|------------|-----------------|------------|
| CHLORITE | 6.73 | 0.00 | 0.0000 | 0.0000 | |
| BROMATE | 7.56 | 0.00 | 0.0000 | 0.0000 | |
| DCA | 12.22 | 1.07e+07 | 0.8744 | 8.7437 | |
| BROMIDE | 13.25 | 368285.40 | 19.2567 | 192.5668 | * |
| CHLORATE | 14.55 | 1.21e+07 | 525.2935 | 5252.9349 | * |
| | | 2.31e+07 | 545.4245 | 5454.2453 | |

* Warning -- uncalibrated levels encountered

Missing Component Report

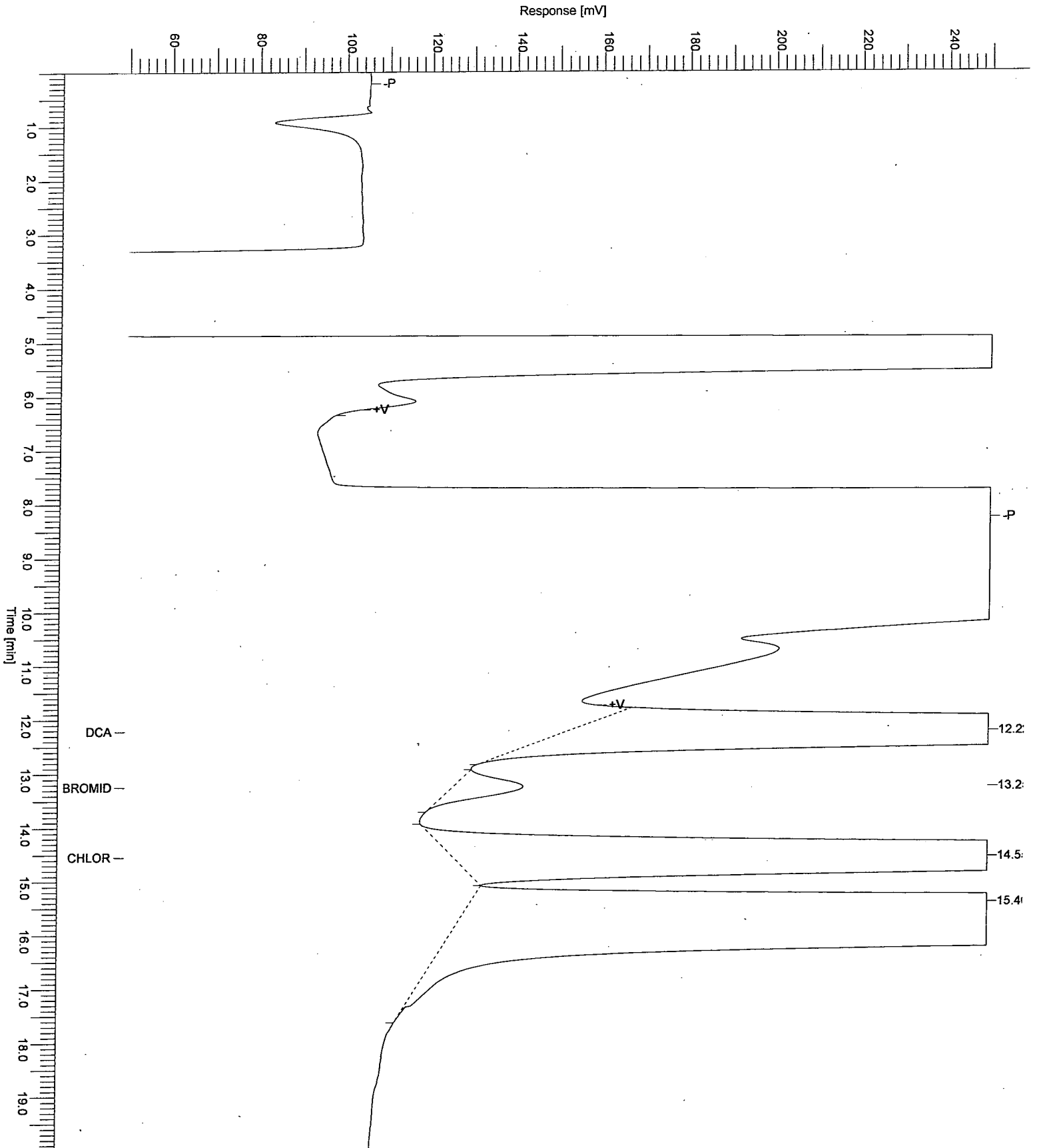
Component Expected Retention (Calibration File)

| | |
|----------|-------|
| CHLORITE | 6.734 |
| BROMATE | 7.560 |

Report stored in ASCII file: H:\DATA\IC7\20071119\200711190026.TX0

Chromatogram

Sample Name : IQK1137-02 Sample #: 7K19101 Page 1 of 1
FileName : H:\DATA\IC7120071119\200711190026.raw
Date : 11/20/2007 1:19:47 PM Time of Injection: 11/20/2007-12:59:24 PM
Method : ic7qk06a.mth Start Time : 0.00 min End Time : 20.00 min Low Point : 50.00 mV High Point : 250.00 mV
Plot Offset: 50.00 mV Plot Scale: 200.0 mV



| | | | |
|-----------------------|-------------------------|-----------------|-------------------------|
| Software Version | : 6.2.1.0.106:0106 | Date | : 11/20/2007 2:10:40 PM |
| Reprocess Number | : ic: 154022 | | |
| Operator | : inorg | Sample Name | : CCV |
| Sample Number | : 7K19101 | Study | : |
| AutoSampler | : NONE | Rack/Vial | : 0/0 |
| Instrument Name | : ICDNX7 | Channel | : A |
| Interface Serial # | : 7230273507 | A/D mV Range | : 1000 |
| Delay Time | : 0.00 min | End Time | : 20.00 min |
| Sampling Rate | : 5.0000 pts/s | | |
| Sample Volume | : 1.000000 uL | Area Reject | : 0.000000 |
| Sample Amount | : 1.0000 | Dilution Factor | : 1.00 |
| Data Acquisition Time | : 11/20/2007 1:50:22 PM | Cycle | : 27 |

Raw Data File : H:\DATA\IC7\20071119\200711190027.raw
Result File : H:\DATA\IC7\20071119\200711190027.rst
Inst Method : h:\data\ic7\ic7qk06a from H:\DATA\IC7\20071119\200711190027.raw
Proc Method : h:\data\ic7\ic7qk06a from H:\DATA\IC7\20071119\200711190027.rst
Calib Method : h:\data\ic7\ic7qk06a from H:\DATA\IC7\20071119\200711190027.rst
Report Format File : h:\data\ic7\test.rpt
Sequence File : H:\DATA\IC7\20071119\20071119.seq

300.1

| Component Name | Time [min] | Area [$\mu\text{V}\cdot\text{s}$] | Raw Amount | Adjusted Amount | Cal. Range |
|----------------|------------|-------------------------------------|------------|-----------------|------------|
| CHLORITE | 6.68 | 2585932.20 | 98.8986 | 98.8986 | * |
| BROMATE | 7.48 | 321978.20 | 25.4940 | 25.4940 | * |
| DCA | 12.26 | 1.24e+07 | 1.0184 | 1.0184 | |
| BROMIDE | 13.33 | 6234898.00 | 246.8643 | 246.8643 | * |
| CHLORATE | 14.64 | 2231728.40 | 98.5617 | 98.5617 | * |
| | | 2.38e+07 | 470.8371 | 470.8371 | |

* Warning – uncalibrated levels encountered

Missing Component Report

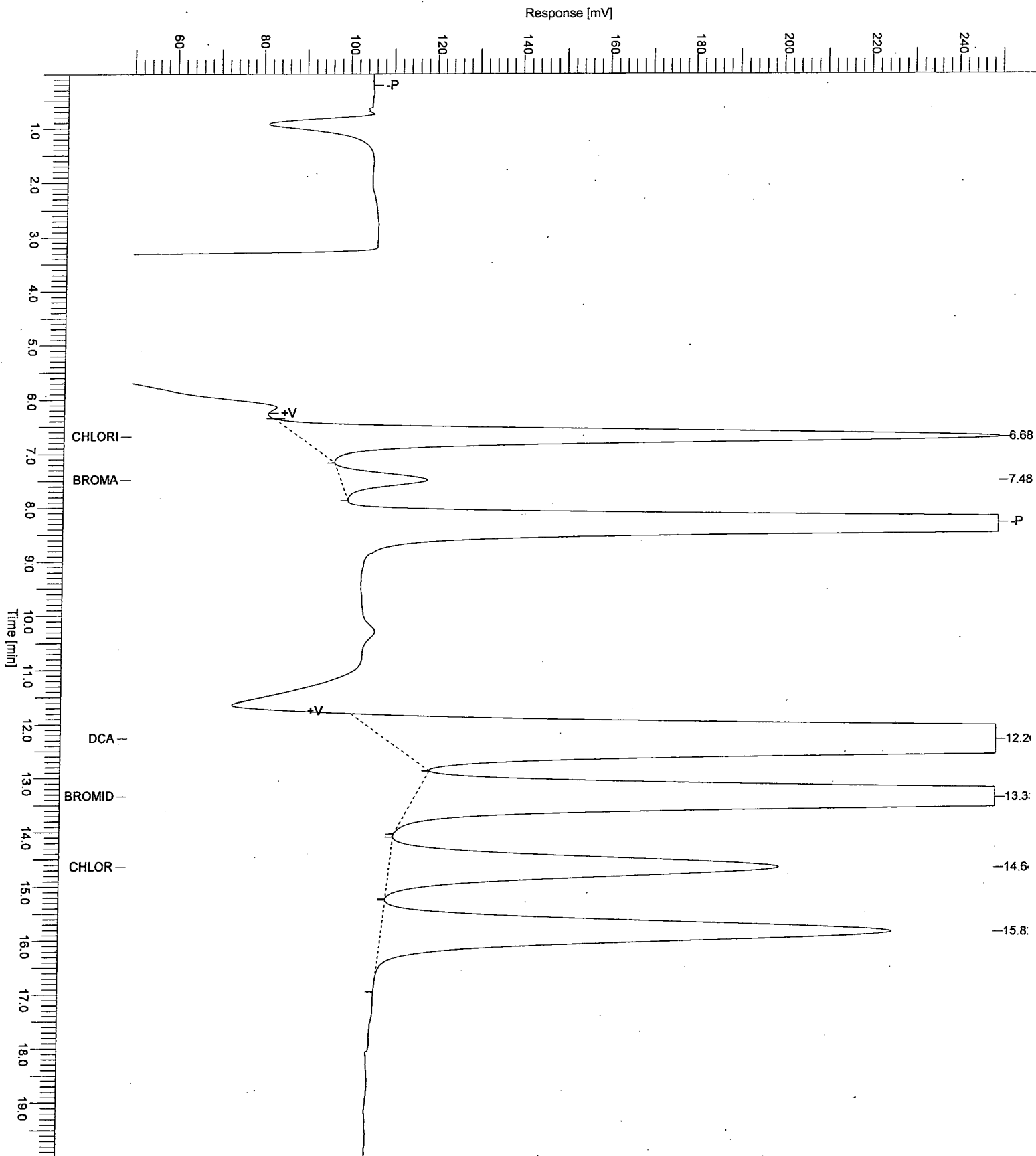
Component Expected Retention (Calibration File)

All components were found

Report stored in ASCII file: H:\DATA\IC7\20071119\200711190027.TX0

Chromatogram

Sample Name : CCV Sample #: 7K19101 Page 1 of 1
FileName : H:\DATA\IC7\20071119\200711190027.raw
Date : 11/20/2007 2:10:41 PM
Method : ic7qk06a.mth Time of Injection: 11/20/2007 1:50:22 PM
Start Time : 0.00 min End Time : 20.00 min Low Point : 50.00 mV High Point : 250.00 mV
Plot Offset: 50.00 mV Plot Scale: 200.0 mV



| | | | |
|-----------------------|-------------------------|-----------------|-------------------------|
| Software Version | : 6.2.1.0.106:0106 | Date | : 11/20/2007 3:01:34 PM |
| Reprocess Number | : ic: 154029 | Sample Name | : CCB |
| Operator | : inorg | Study | : |
| Sample Number | : 7K19101 | Rack/Vial | : 0/0 |
| AutoSampler | : NONE | Channel | : A |
| Instrument Name | : ICDNX7 | A/D mV Range | : 1000 |
| Interface Serial # | : 7230273507 | End Time | : 20.00 min |
| Delay Time | : 0.00 min | Area Reject | : 0.000000 |
| Sampling Rate | : 5.0000 pts/s | Dilution Factor | : 1.00 |
| Sample Volume | : 1.000000 uL | Cycle | : 28 |
| Sample Amount | : 1.0000 | | |
| Data Acquisition Time | : 11/20/2007 2:41:21 PM | | |

Raw Data File : H:\DATA\IC7\20071119\200711190028.raw
Result File : H:\DATA\IC7\20071119\200711190028.rst
Inst Method : h:\data\ic7\ic7qk06a from H:\DATA\IC7\20071119\200711190028.raw
Proc Method : h:\data\ic7\ic7qk06a from H:\DATA\IC7\20071119\200711190028.rst
Calib Method : h:\data\ic7\ic7qk06a from H:\DATA\IC7\20071119\200711190028.rst
Report Format File: h:\data\ic7\test.rpt
Sequence File : H:\DATA\IC7\20071119\20071119.seq

300.1

| Component Name | Time [min] | Area [μ V·s] | Raw Amount | Adjusted Amount | Cal. Range |
|----------------|------------|-------------------|------------|-----------------|------------|
| CHLORITE | 6.73 | 0.00 | 0.0000 | 0.0000 | |
| BROMATE | 7.56 | 0.00 | 0.0000 | 0.0000 | |
| DCA | 12.26 | 1.29e+07 | 1.0564 | 1.0564 | |
| BROMIDE | 13.55 | 0.00 | 0.0000 | 0.0000 | |
| CHLORATE | 14.50 | 0.00 | 0.0000 | 0.0000 | |
| | | 1.29e+07 | 1.0564 | 1.0564 | |

Missing Component Report

Component Expected Retention (Calibration File)

| | |
|----------|--------|
| CHLORITE | 6.734 |
| BROMATE | 7.560 |
| BROMIDE | 13.545 |
| CHLORATE | 14.500 |

Report stored in ASCII file: H:\DATA\IC7\20071119\200711190028.TX0

Chromatogram

Sample Name : CCB

Sample #: 7K19101

Page 1 of 1

FileName : H:\DATA\IC7\20071119\200711190028.raw

Date : 11/20/2007 3:01:35 PM

Time of Injection: 11/20/2007 2:41:21 PM

Method : ic7qk06a.mth

Start Time : 0.00 min

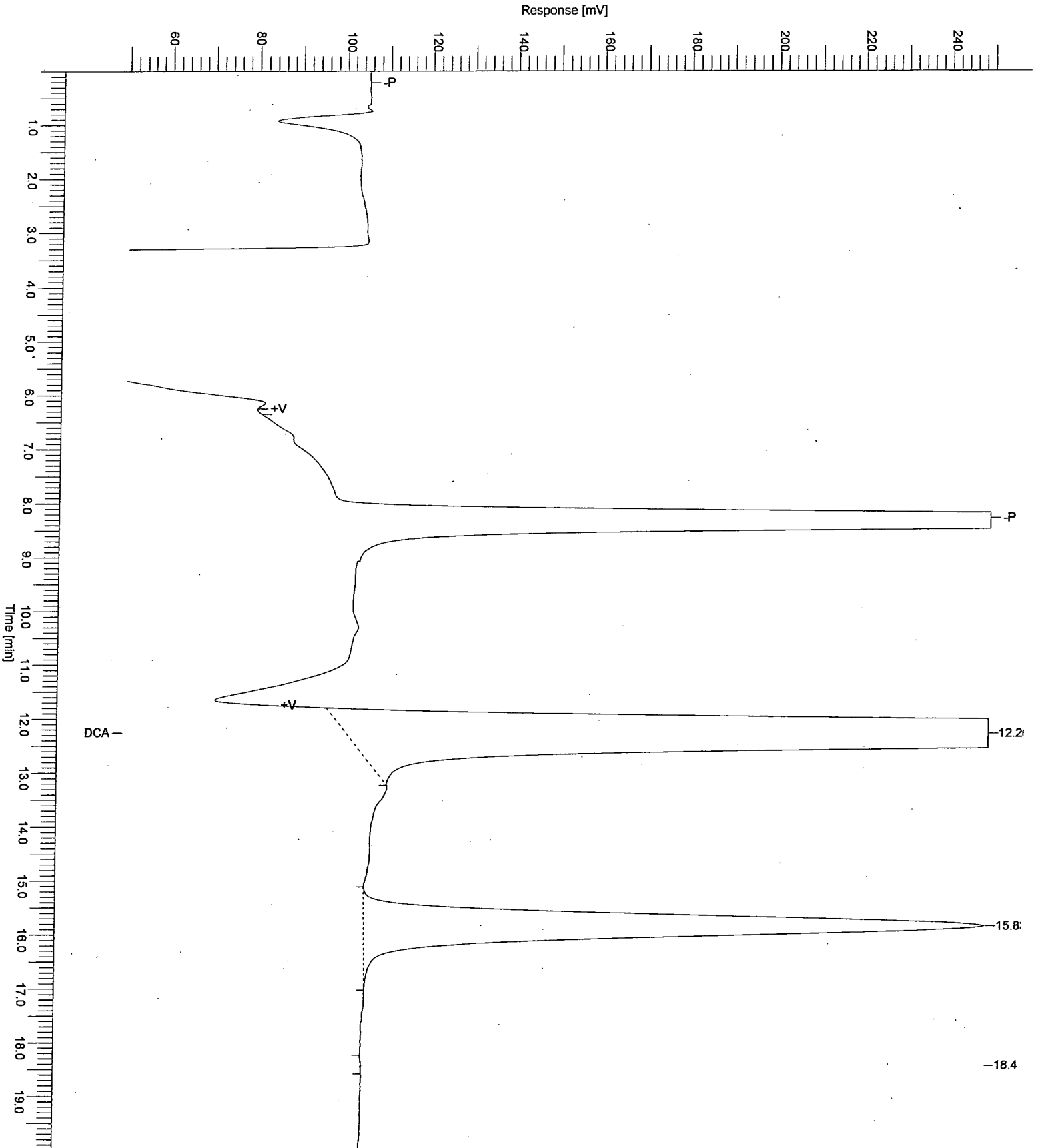
End Time : 20.00 min

Low Point : 50.00 mV

High Point : 250.00 mV

Plot Offset: 50.00 mV

Plot Scale: 200.0 mV



| | | | |
|-----------------------|-------------------------|-----------------|-------------------------|
| Software Version | : 6.2.1.0.106:0106 | Date | : 11/20/2007 4:43:34 PM |
| Reprocess Number | : ic: 154047 | | |
| Operator | : inorg | Sample Name | : IQK1137-04 |
| Sample Number | : 7K19101 | Study | : |
| AutoSampler | : NONE | Rack/Vial | : 0/0 |
| Instrument Name | : ICDNX7 | Channel | : A |
| Interface Serial # | : 7230273507 | A/D mV Range | : 1000 |
| Delay Time | : 0.00 min | End Time | : 20.00 min |
| Sampling Rate | : 5.0000 pts/s | | |
| Sample Volume | : 1.000000 uL | Area Reject | : 0.000000 |
| Sample Amount | : 1.0000 | Dilution Factor | : 1.00 |
| Data Acquisition Time | : 11/20/2007 4:23:17 PM | Cycle | : 30 |

Raw Data File : H:\DATA\IC7\20071119\200711190030.raw
Result File : H:\DATA\IC7\20071119\200711190030.rst
Inst Method : h:\data\ic7\ic7qk06a from H:\DATA\IC7\20071119\200711190030.raw
Proc Method : h:\data\ic7\ic7qk06a from H:\DATA\IC7\20071119\200711190030.rst
Calib Method : h:\data\ic7\ic7qk06a from H:\DATA\IC7\20071119\200711190030.rst
Report Format File: h:\data\ic7\test.rpt.
Sequence File : H:\DATA\IC7\20071119\20071119.seq

300.1

| Component Name | Time [min] | Area [$\mu\text{V}\cdot\text{s}$] | Raw Amount | Adjusted Amount | Cal. Range |
|----------------|------------|-------------------------------------|------------|-----------------|------------|
| CHLORITE | 6.73 | 0.00 | 0.0000 | 0.0000 | |
| BROMATE | 7.56 | 0.00 | 0.0000 | 0.0000 | |
| DCA | 12.16 | 1.02e+07 | 0.8375 | 8.3753 | |
| BROMIDE | 13.23 | 4918338.50 | 195.7856 | 1957.8560 | * |
| CHLORATE | 14.50 | 3454040.10 | 151.5351 | 1515.3510 | * |
| | | 1.86e+07 | 348.1582 | 3481.5824 | |

* Warning -- uncalibrated levels encountered

Missing Component Report

Component Expected Retention (Calibration File)

| | |
|----------|-------|
| CHLORITE | 6.734 |
| BROMATE | 7.560 |

Report stored in ASCII file: H:\DATA\IC7\20071119\200711190030.TX0

Chromatogram

Sample Name : IQK1137-04

Sample #: 7K19101

Page 1 of 1

FileName : H:\DATA\IC7\20071119\200711190030.raw

Date : 11/20/2007 4:43:35 PM

Time of Injection: 11/20/2007 4:23:17 PM

Method : ic7qk06a.mth

Start Time : 0.00 min

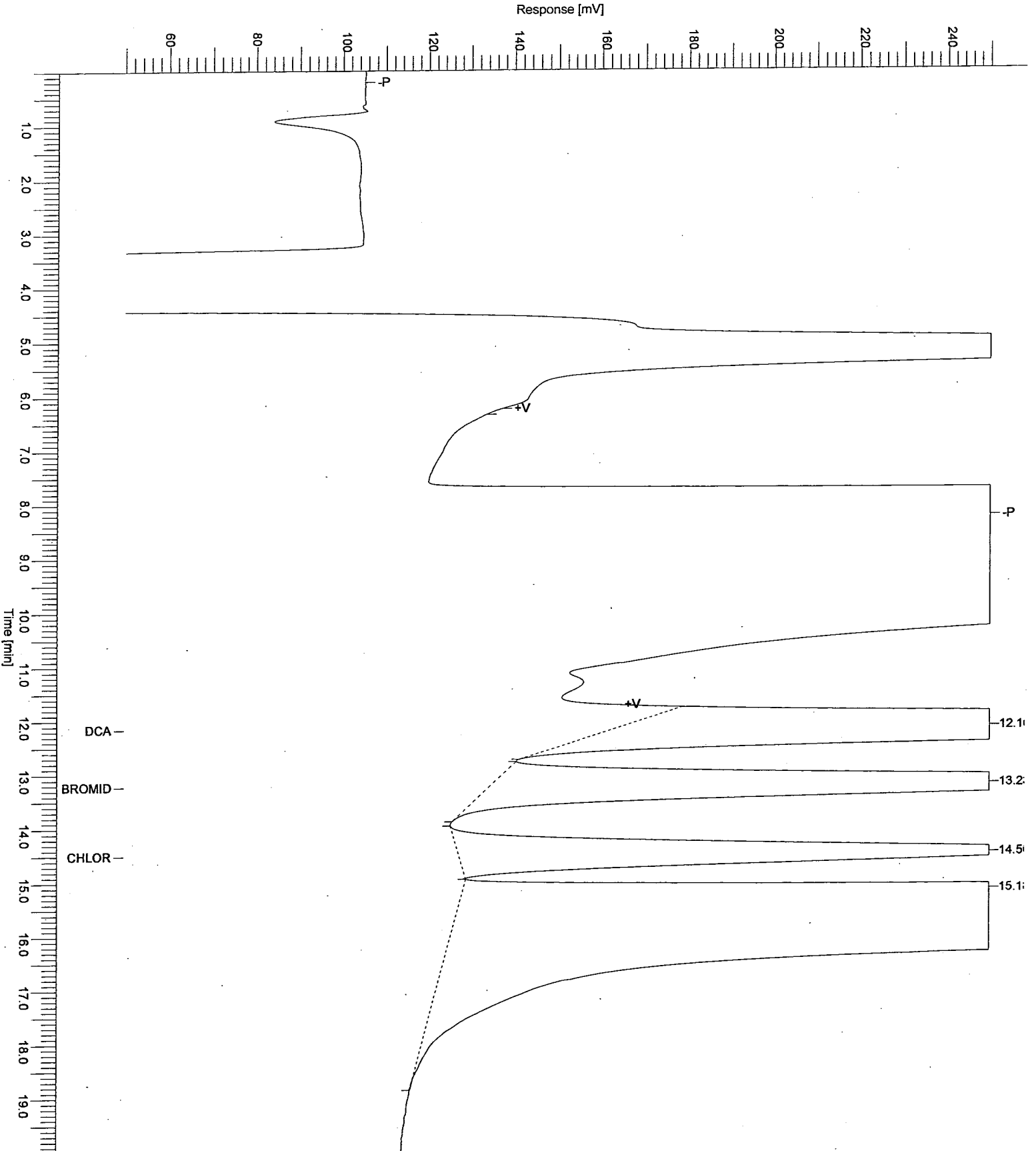
End Time : 20.00 min

Low Point : 50.00 mV

High Point : 250.00 mV

Plot Offset: 50.00 mV

Plot Scale: 200.0 mV



| | | | |
|-----------------------|-------------------------|-----------------|-------------------------|
| Software Version | : 6.2.1.0.106:0106 | Date | : 11/20/2007 5:34:34 PM |
| Reprocess Number | : ic: 154058 | | |
| Operator | : inorg | Sample Name | : IQK1137-05 |
| Sample Number | : 7K19101 | Study | : |
| AutoSampler | : NONE | Rack/Vial | : 0/0 |
| Instrument Name | : ICDNX7 | Channel | : A |
| Interface Serial # | : 7230273507 | A/D mV Range | : 1000 |
| Delay Time | : 0.00 min | End Time | : 20.00 min |
| Sampling Rate | : 5.0000 pts/s | | |
| Sample Volume | : 1.000000 uL | Area Reject | : 0.000000 |
| Sample Amount | : 1.0000 | Dilution Factor | : 1.00 |
| Data Acquisition Time | : 11/20/2007 5:14:16 PM | Cycle | : 31 |

Raw Data File : H:\DATA\IC7\20071119\200711190031.raw
Result File : H:\DATA\IC7\20071119\200711190031.rst
Inst Method : h:\data\ic7\ic7qk06a from H:\DATA\IC7\20071119\200711190031.raw
Proc Method : h:\data\ic7\ic7qk06a from H:\DATA\IC7\20071119\200711190031.rst
Calib Method : h:\data\ic7\ic7qk06a from H:\DATA\IC7\20071119\200711190031.rst
Report Format File: h:\data\ic7\test.rpt
Sequence File : H:\DATA\IC7\20071119\20071119.seq

300.1

| Component Name | Time [min] | Area [μ V·s] | Raw Amount | Adjusted Amount | Cal. Range |
|----------------|------------|-------------------|------------|-----------------|------------|
| CHLORITE | 6.73 | 0.00 | 0.0000 | 0.0000 | |
| BROMATE | 7.56 | 0.00 | 0.0000 | 0.0000 | |
| DCA | 12.24 | 1.10e+07 | 0.8973 | 8.9729 | |
| BROMIDE | 13.33 | 458231.40 | 22.7463 | 227.4633 | * |
| CHLORATE | 14.61 | 1.51e+07 | 655.0853 | 6550.8527 | * |
| | | 2.65e+07 | 678.7289 | 6787.2888 | |

* Warning -- uncalibrated levels encountered

Missing Component Report

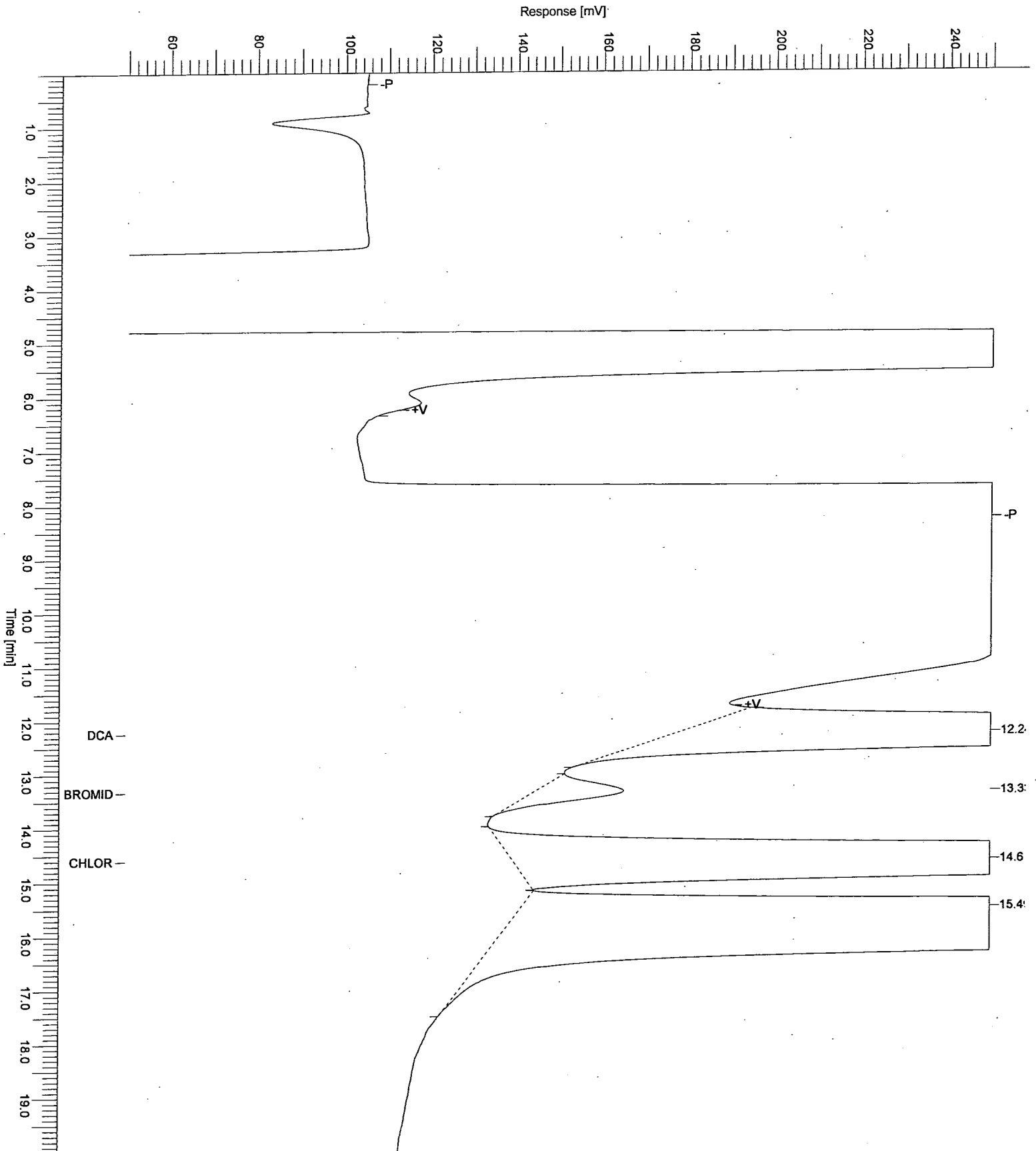
Component Expected Retention (Calibration File)

| | |
|----------|-------|
| CHLORITE | 6.734 |
| BROMATE | 7.560 |

Report stored in ASCII file: H:\DATA\IC7\20071119\200711190031.TX0

Chromatogram

Sample Name : IQK1137-05 Sample #: 7K19101 Page 1 of 1
FileName : H:\DATA\IC7120071119\200711190031.raw
Date : 11/20/2007 5:34:35 PM Time of Injection: 11/20/2007 5:14:16 PM
Method : ic7qk06a.mth
Start Time : 0.00 min End Time : 20.00 min Low Point : 50.00 mV High Point : 250.00 mV
Plot Offset: 50.00 mV Plot Scale: 200.0 mV



| | | | |
|-----------------------|-------------------------|-----------------|-------------------------|
| Software Version | : 6.2.1.0.106:0106 | Date | : 11/20/2007 6:25:30 PM |
| Reprocess Number | : ic: 154070 | | |
| Operator | : inorg | Sample Name | : IQK1137-06 |
| Sample Number | : 7K19101 | Study | : |
| AutoSampler | : NONE | Rack/Vial | : 0/0 |
| Instrument Name | : ICDNX7 | Channel | : A |
| Interface Serial # | : 7230273507 | A/D mV Range | : 1000 |
| Delay Time | : 0.00 min | End Time | : 20.00 min |
| Sampling Rate | : 5.0000 pts/s | | |
| Sample Volume | : 1.000000 uL | Area Reject | : 0.000000 |
| Sample Amount | : 1.0000 | Dilution Factor | : 1.00 |
| Data Acquisition Time | : 11/20/2007 6:05:15 PM | Cycle | : 32 |

Raw Data File : H:\DATA\IC7\20071119\200711190032.raw
 Result File : H:\DATA\IC7\20071119\200711190032.rst
 Inst Method : h:\data\ic7\ic7qk06a from H:\DATA\IC7\20071119\200711190032.raw
 Proc Method : h:\data\ic7\ic7qk06a from H:\DATA\IC7\20071119\200711190032.rst
 Calib Method : h:\data\ic7\ic7qk06a from H:\DATA\IC7\20071119\200711190032.rst
 Report Format File: h:\data\ic7\test.rpt
 Sequence File : H:\DATA\IC7\20071119\20071119.seq

300.1

| Component Name | Time [min] | Area [$\mu\text{V}\cdot\text{s}$] | Raw Amount | Adjusted Amount | Cal. Range |
|----------------|------------|-------------------------------------|------------|-----------------|------------|
| CHLORITE | 6.73 | 0.00 | 0.0000 | 0.0000 | |
| BROMATE | 7.56 | 0.00 | 0.0000 | 0.0000 | |
| DCA | 12.22 | 1.09e+07 | 0.8887 | 8.8869 | |
| BROMIDE | 13.35 | 2369965.30 | 96.9161 | 969.1608 | * |
| CHLORATE | 14.63 | 1384327.30 | 61.8365 | 618.3649 | * |
| | | 1.46e+07 | 159.6413 | 1596.4126 | |

* Warning -- uncalibrated levels encountered

Missing Component Report

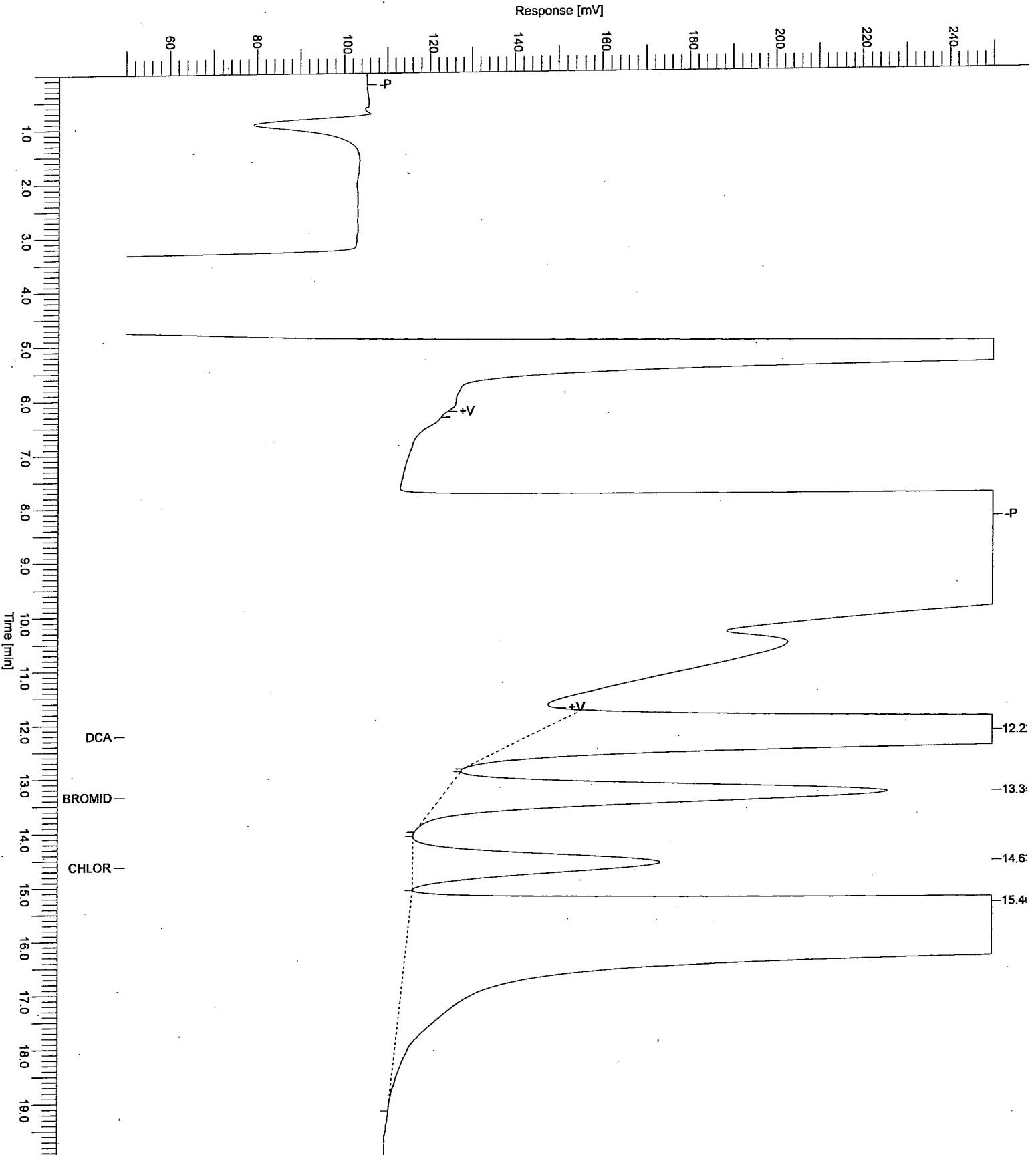
Component Expected Retention (Calibration File)

| | |
|----------|-------|
| CHLORITE | 6.734 |
| BROMATE | 7.560 |

Report stored in ASCII file: H:\DATA\IC7\20071119\200711190032.TX0

Chromatogram

Sample Name : IQK1137-06 Sample # : 7K19101 Page 1 of 1
FileName : H:\DATA\IC7\20071119\200711190032.raw
Date : 11/20/2007 6:25:31 PM
Method : ic7qk06a.mth Time of Injection : 11/20/2007 6:05:15 PM
Start Time : 0.00 min End Time : 20.00 min Low Point : 50.00 mV High Point : 250.00 mV
Plot Offset : 50.00 mV Plot Scale : 200.0 mV



| | | | |
|-----------------------|-------------------------|-----------------|-------------------------|
| Software Version | : 6.2.1.0.106:0106 | Date | : 11/20/2007 7:16:29 PM |
| Reprocess Number | : ic: 154080 | Sample Name | : IQK1137-07 |
| Operator | : inorg | Study | : |
| Sample Number | : 7K19101 | Rack/Vial | : 0/0 |
| AutoSampler | : NONE | Channel | : A |
| Instrument Name | : ICDNX7 | A/D mV Range | : 1000 |
| Interface Serial # | : 7230273507 | End Time | : 20.00 min |
| Delay Time | : 0.00 min | Area Reject | : 0.000000 |
| Sampling Rate | : 5.0000 pts/s | Dilution Factor | : 1.00 |
| Sample Volume | : 1.000000 uL | Cycle | : 33 |
| Sample Amount | : 1.0000 | | |
| Data Acquisition Time | : 11/20/2007 6:56:14 PM | | |

Raw Data File : H:\DATA\IC7\20071119\200711190033.raw
Result File : H:\DATA\IC7\20071119\200711190033.rst
Inst Method : h:\data\ic7\ic7qk06a from H:\DATA\IC7\20071119\200711190033.raw
Proc Method : h:\data\ic7\ic7qk06a from H:\DATA\IC7\20071119\200711190033.rst
Calib Method : h:\data\ic7\ic7qk06a from H:\DATA\IC7\20071119\200711190033.rst
Report Format File: h:\data\ic7\test.rpt
Sequence File : H:\DATA\IC7\20071119\20071119.seq

300.1

| Component Name | Time [min] | Area [$\mu\text{V}\cdot\text{s}$] | Raw Amount | Adjusted Amount | Cal. Range |
|----------------|------------|-------------------------------------|------------|-----------------|------------|
| CHLORITE | 6.73 | 0.00 | 0.0000 | 0.0000 | |
| BROMATE | 7.56 | 0.00 | 0.0000 | 0.0000 | |
| DCA | 12.15 | 8422662.40 | 0.6894 | 6.8937 | |
| BROMIDE | 13.27 | 463971.40 | 22.9690 | 229.6902 | * |
| CHLORATE | 14.56 | 1458286.20 | 65.0418 | 650.4177 | * |
| | | 1.03e+07 | 88.7002 | 887.0016 | |

* Warning -- uncalibrated levels encountered


Missing Component Report

| Component | Expected Retention (Calibration File) |
|-----------|---------------------------------------|
| CHLORITE | 6.734 |
| BROMATE | 7.560 |

Report stored in ASCII file: H:\DATA\IC7\20071119\200711190033.TX0

Chromatogram

Sample Name : IQK1137-07 Sample # : 7K19101 Page 1 of 1
FileName : H:\DATA\IC7\20071119\200711190033.raw
Date : 11/20/2007 7:16:30 PM
Method : ic7qk06a.mth Time of Injection: 11/20/2007 6:56:14 PM
Start Time : 0.00 min End Time : 20.00 min Low Point : 50.00 mV High Point : 250.00 mV
Plot Offset: 50.00 mV Plot Scale: 200.0 mV



| | | | |
|-----------------------|-------------------------|-----------------|-------------------------|
| Software Version | : 6.2.1.0.106:0106 | Date | : 11/20/2007 8:07:30 PM |
| Reprocess Number | : ic: 154090 | | |
| Operator | : inorg | Sample Name | : IQK1137-08 |
| Sample Number | : 7K19101 | Study | : |
| AutoSampler | : NONE | Rack/Vial | : 0/0 |
| Instrument Name | : ICDNX7 | Channel | : A |
| Interface Serial # | : 7230273507 | A/D mV Range | : 1000 |
| Delay Time | : 0.00 min | End Time | : 20.00 min |
| Sampling Rate | : 5.0000 pts/s | | |
| Sample Volume | : 1.000000 uL | Area Reject | : 0.000000 |
| Sample Amount | : 1.0000 | Dilution Factor | : 1.00 |
| Data Acquisition Time | : 11/20/2007 7:47:12 PM | Cycle | : 34 |

Raw Data File : H:\DATA\IC7\20071119\200711190034.raw
 Result File : H:\DATA\IC7\20071119\200711190034.rst
 Inst Method : h:\data\ic7\ic7qk06a from H:\DATA\IC7\20071119\200711190034.raw
 Proc Method : h:\data\ic7\ic7qk06a from H:\DATA\IC7\20071119\200711190034.rst
 Calib Method : h:\data\ic7\ic7qk06a from H:\DATA\IC7\20071119\200711190034.rst
 Report Format File: h:\data\ic7\test.rpt
 Sequence File : H:\DATA\IC7\20071119\20071119.seq

300.1

| Component Name | Time [min] | Area [$\mu\text{V}\cdot\text{s}$] | Raw Amount | Adjusted Amount | Cal. Range |
|----------------|------------|-------------------------------------|------------|-----------------|------------|
| CHLORITE | 6.73 | 0.00 | 0.0000 | 0.0000 | |
| BROMATE | 7.56 | 0.00 | 0.0000 | 0.0000 | |
| DCA | 12.22 | 1.10e+07 | 0.8970 | 8.9697 | |
| BROMIDE | 13.37 | 1185186.40 | 50.9501 | 509.5008 | * |
| CHLORATE | 14.65 | 790722.50 | 36.1104 | 361.1044 | * |
| | | 1.29e+07 | 87.9575 | 879.5750 | |

* Warning -- uncalibrated levels encountered

Missing Component Report


Component Expected Retention (Calibration File)

| | |
|----------|-------|
| CHLORITE | 6.734 |
| BROMATE | 7.560 |

Report stored in ASCII file: H:\DATA\IC7\20071119\200711190034.TX0

Chromatogram

Sample Name : IQK1137-08 Sample # : 7K19101 Page 1 of 1
File Name : H:\DATA\IC7\20071119\200711190034.raw
Date : 11/20/2007 8:07:32 PM
Method : ic7qk06a.mth Time of Injection : 11/20/2007 7:47:12 PM
Start Time : 0.00 min End Time : 20.00 min Low Point : 50.00 mV High Point : 250.00 mV
Plot Offset : 50.00 mV Plot Scale : 200.0 mV



| | | | |
|-----------------------|-------------------------|-----------------|-------------------------|
| Software Version | : 6.2.1.0.106:0106 | Date | : 11/20/2007 8:58:31 PM |
| Reprocess Number | : ic: 154101 | | |
| Operator | : inorg | Sample Name | : IQK1137-09 |
| Sample Number | : 7K19101 | Study | : |
| AutoSampler | : NONE | Rack/Vial | : 0/0 |
| Instrument Name | : ICDNX7 | Channel | : A |
| Interface Serial # | : 7230273507 | A/D mV Range | : 1000 |
| Delay Time | : 0.00 min | End Time | : 20.00 min |
| Sampling Rate | : 5.0000 pts/s | | |
| Sample Volume | : 1.000000 uL | Area Reject | : 0.000000 |
| Sample Amount | : 1.0000 | Dilution Factor | : 1.00 |
| Data Acquisition Time | : 11/20/2007 8:38:11 PM | Cycle | : 35 |

Raw Data File : H:\DATA\IC7\20071119\200711190035.raw
Result File : H:\DATA\IC7\20071119\200711190035.rst
Inst Method : h:\data\ic7\ic7qk06a from H:\DATA\IC7\20071119\200711190035.raw
Proc Method : h:\data\ic7\ic7qk06a from H:\DATA\IC7\20071119\200711190035.rst
Calib Method : h:\data\ic7\ic7qk06a from H:\DATA\IC7\20071119\200711190035.rst
Report Format File: h:\data\ic7\test.rpt
Sequence File : H:\DATA\IC7\20071119\20071119.seq

300.1

| Component Name | Time [min] | Area [$\mu\text{V}\cdot\text{s}$] | Raw Amount | Adjusted Amount | Cal. Range |
|----------------|------------|-------------------------------------|------------|-----------------|------------|
| CHLORITE | 6.73 | 0.00 | 0.0000 | 0.0000 | |
| BROMATE | 7.56 | 0.00 | 0.0000 | 0.0000 | |
| DCA | 12.22 | 1.07e+07 | 0.8788 | 8.7879 | |
| BROMIDE | 13.35 | 340434.50 | 18.1761 | 181.7615 | * |
| CHLORATE | 14.63 | 5482392.40 | 239.4412 | 2394.4120 | * |
| | | 1.66e+07 | 258.4961 | 2584.9614 | |

* Warning – uncalibrated levels encountered

Missing Component Report

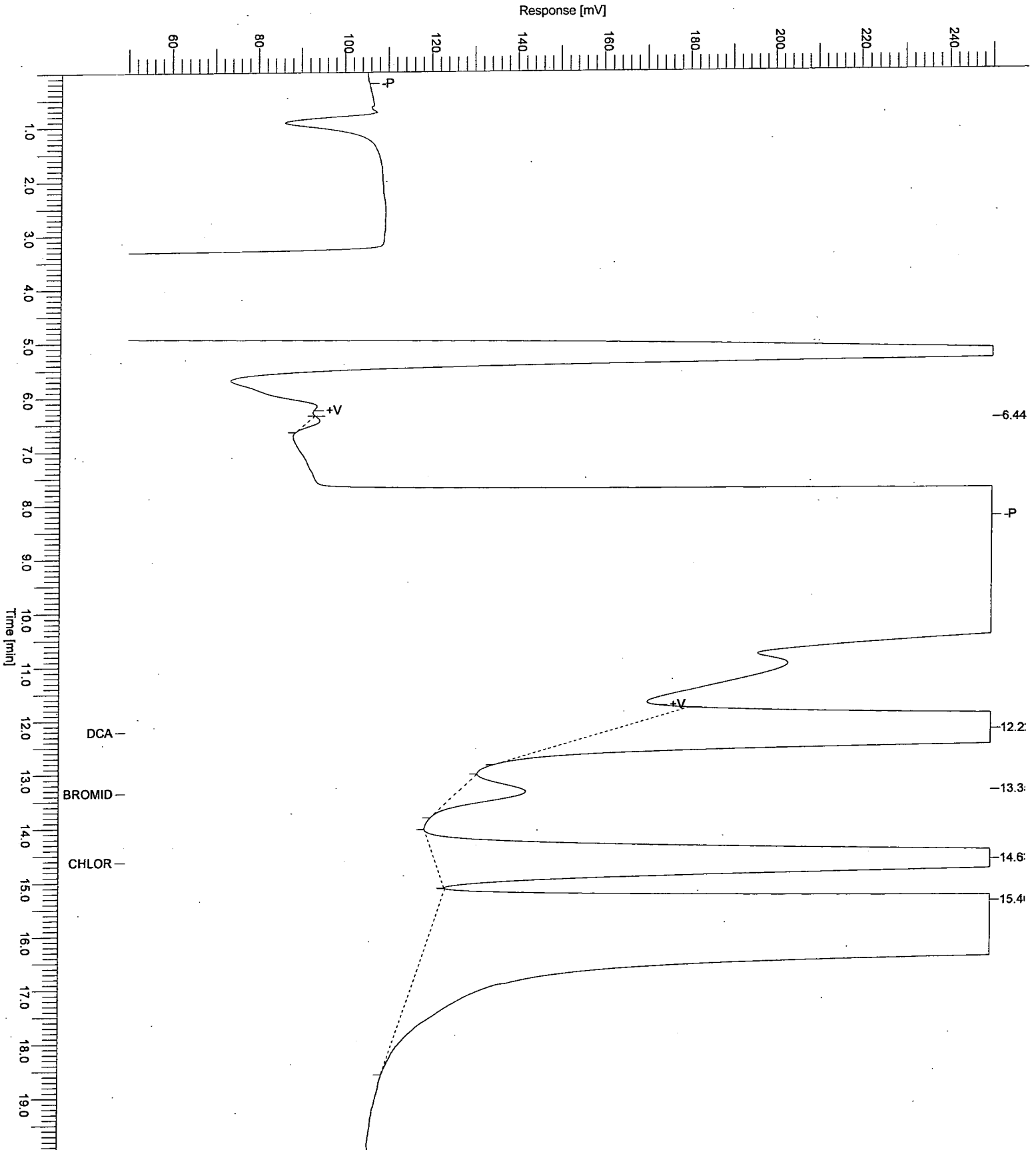
Component Expected Retention (Calibration File)

| | |
|----------|-------|
| CHLORITE | 6.734 |
| BROMATE | 7.560 |

Report stored in ASCII file: H:\DATA\IC7\20071119\200711190035.TX0

Chromatogram

Sample Name : IQK1137-09 Sample # : 7K19101 Page 1 of 1
FileName : H:\DATA\IC7\20071119\200711190035.raw
Date : 11/20/2007 8:58:32 PM
Method : ic7qk06a.mth Time of Injection: 11/20/2007 8:38:11 PM
Start Time : 0.00 min End Time : 20.00 min Low Point : 50.00 mV High Point : 250.00 mV
Plot Offset: 50.00 mV Plot Scale: 200.0 mV



| | | | |
|-----------------------|-------------------------|-----------------|-------------------------|
| Software Version | : 6.2.1.0.106:0106 | Date | : 11/20/2007 9:49:27 PM |
| Reprocess Number | : ic: 154110 | Sample Name | : IQK1137-10 |
| Operator | : inorg | Study | : |
| Sample Number | : 7K19101 | Rack/Vial | : 0/0 |
| AutoSampler | : NONE | Channel | : A |
| Instrument Name | : ICDNX7 | A/D mV Range | : 1000 |
| Interface Serial # | : 7230273507 | End Time | : 20.00 min |
| Delay Time | : 0.00 min | Area Reject | : 0.000000 |
| Sampling Rate | : 5.0000 pts/s | Dilution Factor | : 1.00 |
| Sample Volume | : 1.000000 uL | Cycle | : 36 |
| Sample Amount | : 1.0000 | | |
| Data Acquisition Time | : 11/20/2007 9:29:09 PM | | |

Raw Data File : H:\DATA\IC7\20071119\200711190036.raw
Result File : H:\DATA\IC7\20071119\200711190036.rst
Inst Method : h:\data\ic7\ic7qk06a from H:\DATA\IC7\20071119\200711190036.raw
Proc Method : h:\data\ic7\ic7qk06a from H:\DATA\IC7\20071119\200711190036.rst
Calib Method : h:\data\ic7\ic7qk06a from H:\DATA\IC7\20071119\200711190036.rst
Report Format File: h:\data\ic7\test.rpt
Sequence File : H:\DATA\IC7\20071119\20071119.seq

300.1

| Component Name | Time [min] | Area [μ V-s] | Raw Amount | Adjusted Amount | Cal. Range |
|----------------|------------|-------------------|------------|-----------------|------------|
| CHLORITE | 6.73 | 0.00 | 0.0000 | 0.0000 | |
| BROMATE | 7.56 | 0.00 | 0.0000 | 0.0000 | |
| DCA | 12.17 | 1.02e+07 | 0.8364 | 8.3643 | |
| BROMIDE | 13.34 | 1655017.40 | 69.1782 | 691.7817 | * |
| CHLORATE | 14.60 | 968478.30 | 43.8141 | 438.1414 | * |
| | | 1.28e+07 | 113.8287 | 1138.2874 | |

* Warning -- uncalibrated levels encountered

Missing Component Report

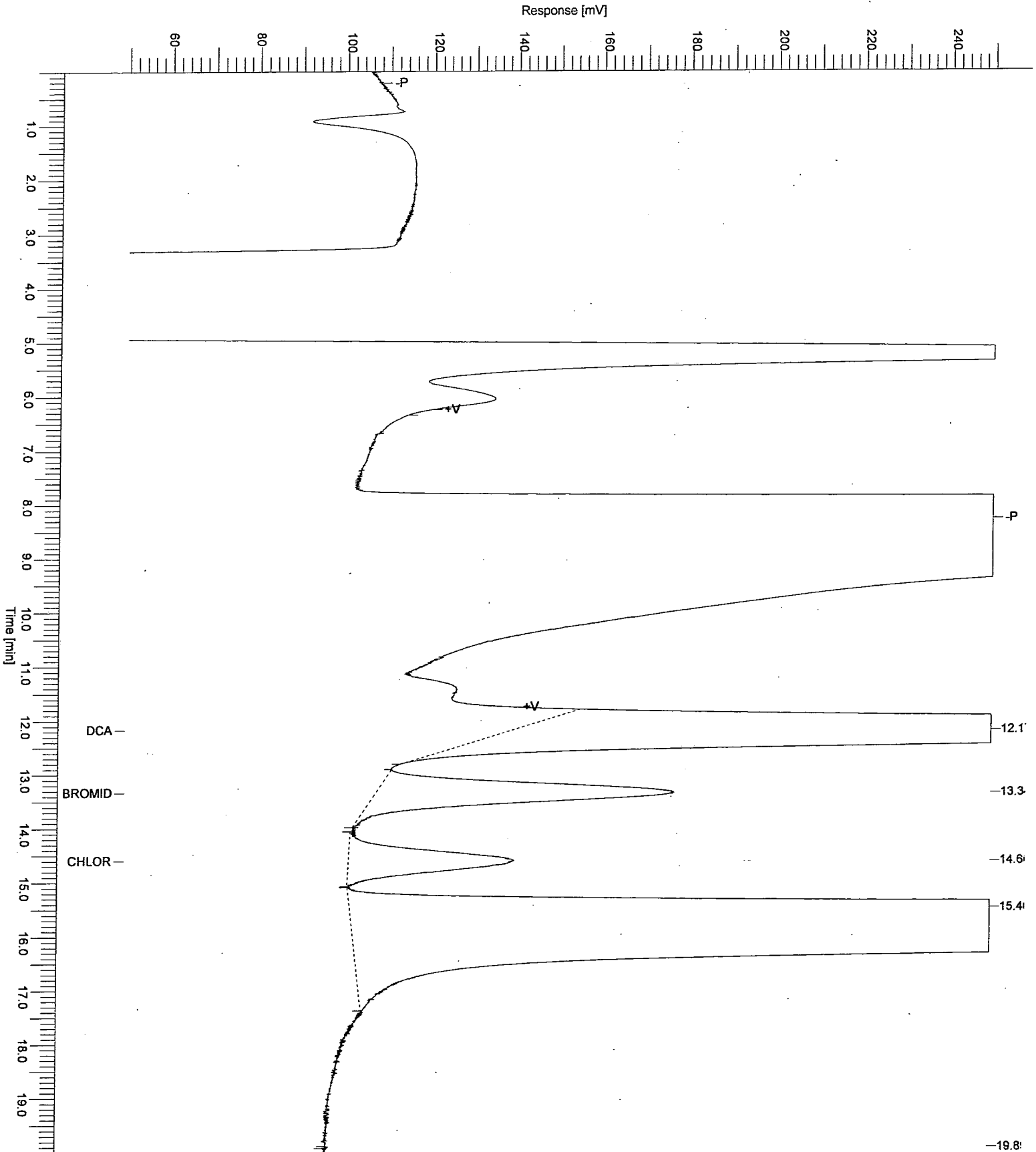
Component Expected Retention (Calibration File)

| | |
|----------|-------|
| CHLORITE | 6.734 |
| BROMATE | 7.560 |

Report stored in ASCII file: H:\DATA\IC7\20071119\200711190036.TX0

Chromatogram

Sample Name : IQK1137-10 Sample # : 7K19101 Page 1 of 1
FileName : H:\DATA\IC7\20071119\200711190036.raw
Date : 11/20/2007 9:49:28 PM Time of Injection : 11/20/2007 9:29:09 PM
Method : ic7qk06a.mth
Start Time : 0.00 min End Time : 20.00 min Low Point : 50.00 mV High Point : 250.00 mV
Plot Offset : 50.00 mV Plot Scale : 200.0 mV



| | | | |
|-----------------------|--------------------------|-----------------|--------------------------|
| Software Version | : 6.2.1.0.106:0106 | Date | : 11/21/2007 12:22:23 AM |
| Reprocess Number | : ic: 154143 | | |
| Operator | : inorg | Sample Name | : CCV |
| Sample Number | : 7K19102 | Study | : |
| AutoSampler | : NONE | Rack/Vial | : 0/0 |
| Instrument Name | : ICDNX7 | Channel | : A |
| Interface Serial # | : 7230273507 | A/D mV Range | : 1000 |
| Delay Time | : 0.00 min | End Time | : 20.00 min |
| Sampling Rate | : 5.0000 pts/s | | |
| Sample Volume | : 1.000000 uL | Area Reject | : 0.000000 |
| Sample Amount | : 1.0000 | Dilution Factor | : 1.00 |
| Data Acquisition Time | : 11/21/2007 12:02:06 AM | Cycle | : 39 |

Raw Data File : H:\DATA\IC7\20071119\200711190039.raw
Result File : H:\DATA\IC7\20071119\200711190039.rst
Inst Method : h:\data\ic7\ic7qk06a from H:\DATA\IC7\20071119\200711190039.raw
Proc Method : h:\data\ic7\ic7qk06a from H:\DATA\IC7\20071119\200711190039.rst
Calib Method : h:\data\ic7\ic7qk06a from H:\DATA\IC7\20071119\200711190039.rst
Report Format File: h:\data\ic7\test.rpt
Sequence File : H:\DATA\IC7\20071119\20071119.seq

300.1

| Component Name | Time [min] | Area [μ V·s] | Raw Amount | Adjusted Amount | Cal. Range |
|----------------|------------|-------------------|------------|-----------------|------------|
| CHLORITE | 6.69 | 2532829.70 | 96.9063 | 96.9063 | * |
| BROMATE | 7.49 | 311789.60 | 24.6763 | 24.6763 | * |
| DCA | 12.23 | 1.25e+07 | 1.0217 | 1.0217 | * |
| BROMIDE | 13.45 | 6307652.00 | 249.6870 | 249.6870 | * |
| CHLORATE | 14.73 | 2207585.80 | 97.5154 | 97.5154 | * |
| | | 2.38e+07 | 469.8066 | 469.8066 | |

* Warning -- uncalibrated levels encountered

Missing Component Report

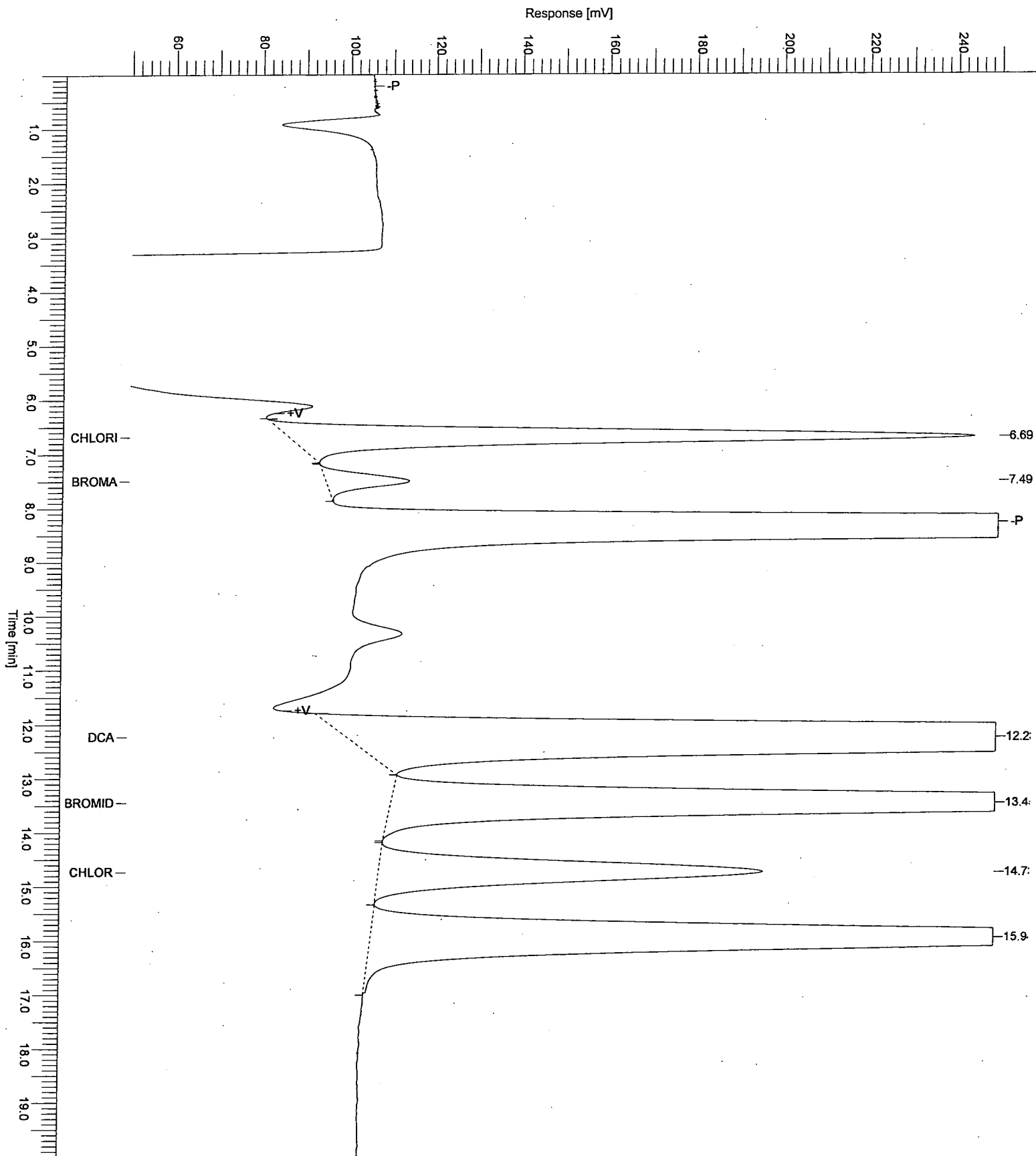
Component Expected Retention (Calibration File)

All components were found

Report stored in ASCII file: H:\DATA\IC7\20071119\200711190039.TX0

Chromatogram

Sample Name : CCV Sample #: 7K19102 Page 1 of 1
FileName : H:\DATA\IC7\20071119\200711190039.raw
Date : 11/21/2007 12:22:24 AM
Method : ic7qk06a.mth Time of Injection: 11/21/2007 12:02:06 AM
Start Time : 0.00 min End Time : 20.00 min Low Point : 50.00 mV High Point : 250.00 mV
Plot Offset: 50.00 mV Plot Scale: 200.0 mV



| | | | |
|-----------------------|--------------------------|-----------------|-------------------------|
| Software Version | : 6.2.1.0.106:0106 | Date | : 11/21/2007 1:13:18 AM |
| Reprocess Number | : ic: 154151 | | |
| Operator | : inorg | Sample Name | : CCB |
| Sample Number | : 7K19102 | Study | : |
| AutoSampler | : NONE | Rack/Vial | : 0/0 |
| Instrument Name | : ICDNX7 | Channel | : A |
| Interface Serial # | : 7230273507 | A/D mV Range | : 1000 |
| Delay Time | : 0:00 min | End Time | : 20.00 min |
| Sampling Rate | : 5.0000 pts/s | | |
| Sample Volume | : 1.000000 uL | Area Reject | : 0.000000 |
| Sample Amount | : 1.0000 | Dilution Factor | : 1.00 |
| Data Acquisition Time | : 11/21/2007 12:53:06 AM | Cycle | : 40 |

Raw Data File : H:\DATA\IC7\20071119\200711190040.raw
Result File : H:\DATA\IC7\20071119\200711190040.rst
Inst Method : h:\data\ic7\ic7qk06a from H:\DATA\IC7\20071119\200711190040.raw
Proc Method : h:\data\ic7\ic7qk06a from H:\DATA\IC7\20071119\200711190040.rst
Calib Method : h:\data\ic7\ic7qk06a from H:\DATA\IC7\20071119\200711190040.rst
Report Format File: h:\data\ic7\test.rpt
Sequence File : H:\DATA\IC7\20071119\20071119.seq

300.1

| Component Name | Time [min] | Area [μ V·s] | Raw Amount | Adjusted Amount | Cal. Range |
|----------------|------------|-------------------|------------|-----------------|------------|
| CHLORITE | 6.73 | 0.00 | 0.0000 | 0.0000 | |
| BROMATE | 7.56 | 0.00 | 0.0000 | 0.0000 | |
| DCA | 12.24 | 1.23e+07 | 1.0075 | 1.0075 | |
| BROMIDE | 13.55 | 0.00 | 0.0000 | 0.0000 | |
| CHLORATE | 14.45 | 1882.00 | 1.9231 | 1.9231 | * |
| | | 1.23e+07 | 2.9306 | 2.9306 | |

* Warning -- uncalibrated levels encountered

Missing Component Report

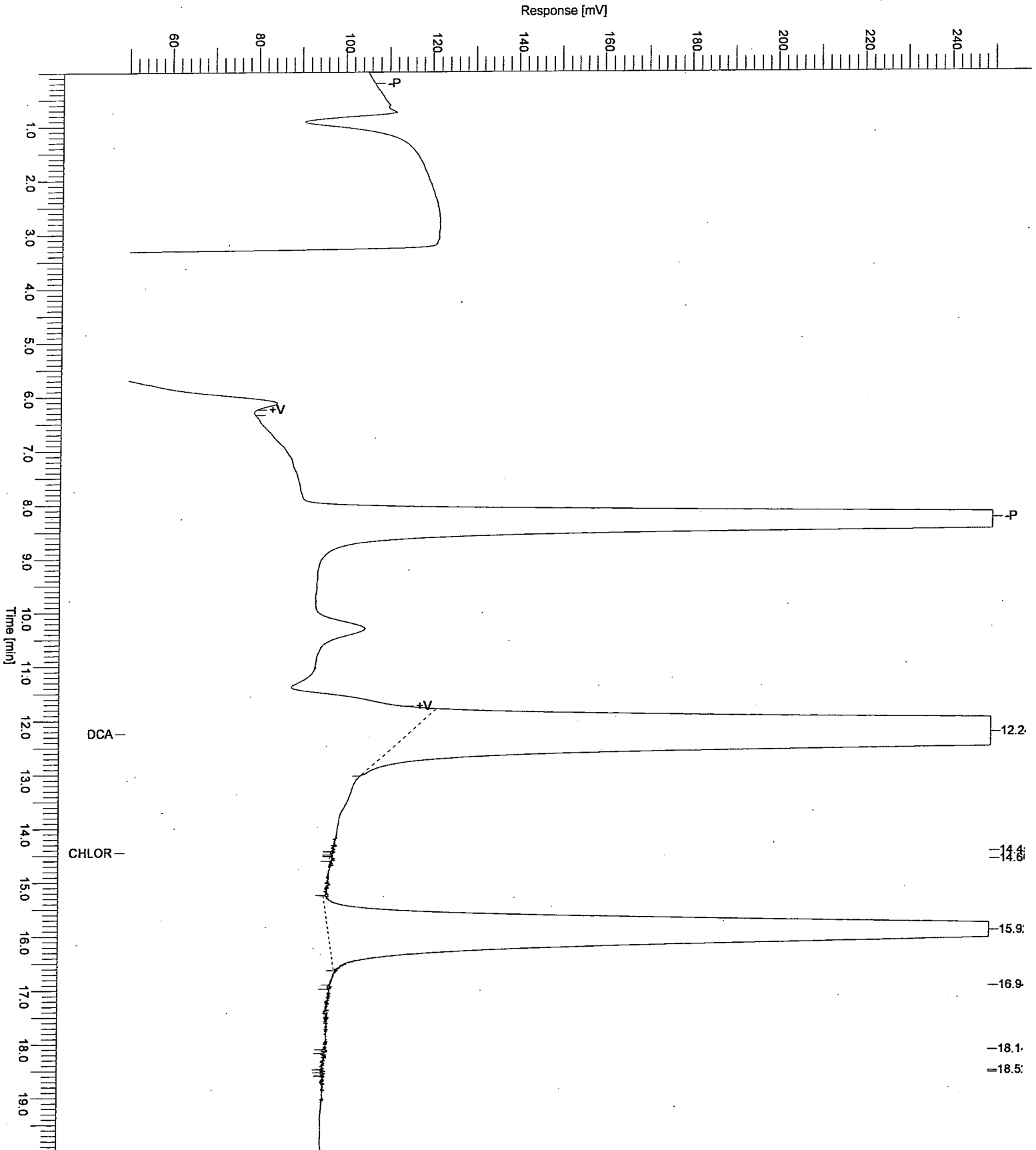
Component Expected Retention (Calibration File)

| | |
|----------|--------|
| CHLORITE | 6.734 |
| BROMATE | 7.560 |
| BROMIDE | 13.545 |

Report stored in ASCII file: H:\DATA\IC7\20071119\200711190040.TX0

Chromatogram

Sample Name : CCB Sample #: 7K19102 Page 1 of 1
FileName : H:\DATA\IC7\20071119\200711190040.raw
Date : 11/21/2007 1:13:19 AM Time of Injection: 11/21/2007 12:53:06 AM
Method : ic7qk06a.mth
Start Time : 0.00 min End Time : 20.00 min Low Point : 50.00 mV High Point : 250.00 mV
Plot Offset: 50.00 mV Plot Scale: 200.0 mV



| | | | |
|-----------------------|--------------------------|-----------------|--------------------------|
| Software Version | : 6.2.1.0.106:0106 | Date | : 11/21/2007 10:34:10 AM |
| Reprocess Number | : ic: 154224 | | |
| Operator | : inorg | Sample Name | : CCV |
| Sample Number | : 7K19102 | Study | : |
| AutoSampler | : NONE | Rack/Vial | : 0/0 |
| Instrument Name | : ICDNX7 | Channel | : A |
| Interface Serial # | : 7230273507 | A/D mV Range | : 1000 |
| Delay Time | : 0.00 min | End Time | : 20.00 min |
| Sampling Rate | : 5.0000 pts/s | | |
| Sample Volume | : 1.000000 uL | Area Reject | : 0.000000 |
| Sample Amount | : 1.0000 | Dilution Factor | : 1.00 |
| Data Acquisition Time | : 11/21/2007 10:13:55 AM | Cycle | : 51 |

Raw Data File : H:\DATA\IC7\20071119\200711190051.raw
Result File : H:\DATA\IC7\20071119\200711190051.rst
Inst Method : h:\data\ic7\ic7qk06a from H:\DATA\IC7\20071119\200711190051.raw
Proc Method : h:\data\ic7\ic7qk06a from H:\DATA\IC7\20071119\200711190051.rst
Calib Method : h:\data\ic7\ic7qk06a from H:\DATA\IC7\20071119\200711190051.rst
Report Format File: h:\data\ic7\test.rpt
Sequence File : H:\DATA\IC7\20071119\20071119.seq

300.1

| Component Name | Time [min] | Area [$\mu\text{V}\cdot\text{s}$] | Raw Amount | Adjusted Amount | Cal. Range |
|----------------|------------|-------------------------------------|------------|-----------------|------------|
| CHLORITE | 6.67 | 2538473.80 | 97.1181 | 97.1181 | * |
| BROMATE | 7.47 | 312451.00 | 24.7294 | 24.7294 | * |
| DCA | 12.22 | 1.20e+07 | 0.9814 | 0.9814 | * |
| BROMIDE | 13.31 | 6153619.90 | 243.7109 | 243.7109 | * |
| CHLORATE | 14.60 | 2186650.90 | 96.6081 | 96.6081 | * |
| | | 2.32e+07 | 463.1479 | 463.1479 | |

* Warning – uncalibrated levels encountered

Missing Component Report

Component Expected Retention (Calibration File)

All components were found

Report stored in ASCII file: H:\DATA\IC7\20071119\200711190051.TX0

Chromatogram

Sample Name : CCV

Sample # : 7K19102

Page 1 of 1

FileName : H:\DATA\IC7\20071119\200711190051.raw

Date : 11/21/2007 10:34:11 AM

Time of Injection: 11/21/2007 10:13:55 AM

Method : ic7qk06a.mth

Start Time : 0.00 min


End Time : 20.00 min

Low Point : 50.00 mV

High Point : 250.00 mV

Plot Offset: 50.00 mV

Plot Scale: 200.0 mV



| | | | |
|-----------------------|--------------------------|-----------------|--------------------------|
| Software Version | : 6.2.1.0.106:0106 | Date | : 11/21/2007 11:25:08 AM |
| Reprocess Number | : ic: 154235 | Sample Name | : CCB |
| Operator | : inorg | Study | : |
| Sample Number | : 7K19102 | Rack/Vial | : 0/0 |
| AutoSampler | : NONE | Channel | : A |
| Instrument Name | : ICDNX7 | A/D mV Range | : 1000 |
| Interface Serial # | : 7230273507 | End Time | : 20.00 min |
| Delay Time | : 0.00 min | Area Reject | : 0.000000 |
| Sampling Rate | : 5.0000 pts/s | Dilution Factor | : 1.00 |
| Sample Volume | : 1.000000 uL | Cycle | : 52 |
| Sample Amount | : 1.0000 | | |
| Data Acquisition Time | : 11/21/2007 11:04:54 AM | | |

Raw Data File : H:\DATA\IC7\20071119\200711190052.raw
Result File : H:\DATA\IC7\20071119\200711190052.rst
Inst Method : h:\data\ic7\ic7qk06a from H:\DATA\IC7\20071119\200711190052.raw
Proc Method : h:\data\ic7\ic7qk06a from H:\DATA\IC7\20071119\200711190052.rst
Calib Method : h:\data\ic7\ic7qk06a from H:\DATA\IC7\20071119\200711190052.rst
Report Format File: h:\data\ic7\test.rpt
Sequence File : H:\DATA\IC7\20071119\20071119.seq

300.1

| Component Name | Time [min] | Area [$\mu\text{V}\cdot\text{s}$] | Raw Amount | Adjusted Amount | Cal. Range |
|----------------|------------|-------------------------------------|------------|-----------------|------------|
| CHLORITE | 6.73 | 0.00 | 0.0000 | 0.0000 | |
| BROMATE | 7.56 | 0.00 | 0.0000 | 0.0000 | |
| DCA | 12.24 | 1.22e+07 | 0.9987 | 0.9987 | |
| BROMIDE | 13.55 | 0.00 | 0.0000 | 0.0000 | |
| CHLORATE | 14.50 | 0.00 | 0.0000 | 0.0000 | |
| | | 1.22e+07 | 0.9987 | 0.9987 | |

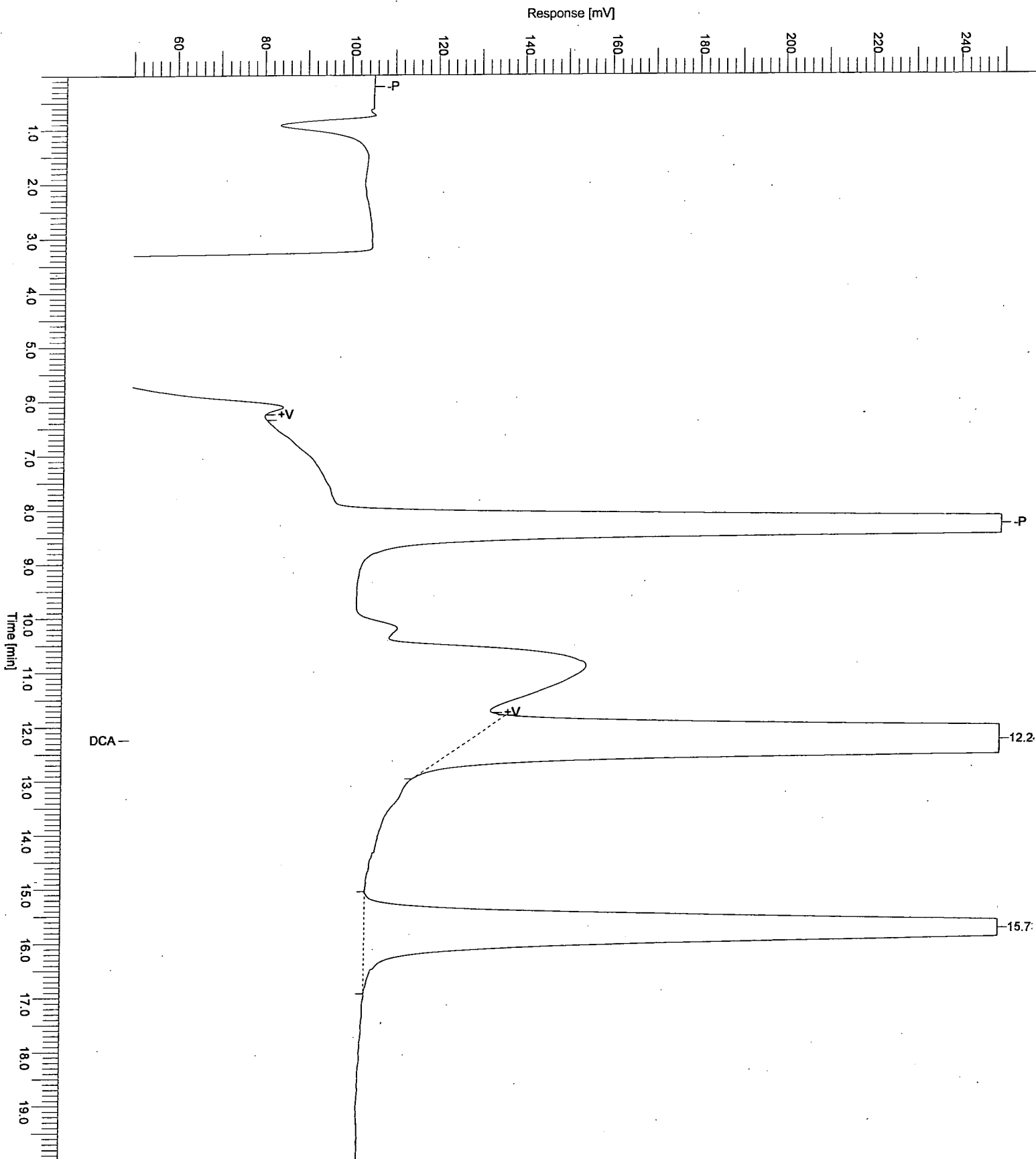
Missing Component Report

| Component | Expected Retention (Calibration File) |
|-----------|---------------------------------------|
| CHLORITE | 6.734 |
| BROMATE | 7.560 |
| BROMIDE | 13.545 |
| CHLORATE | 14.500 |

Report stored in ASCII file: H:\DATA\IC7\20071119\200711190052.TX0

Chromatogram

Sample Name : CCB Sample # : 7K19102 Page 1 of 1
FileName : H:\DATA\IC7\20071119\200711190052.raw
Date : 11/21/2007 11:25:09 AM
Method : ic7qk06a.mth Time of Injection: 11/21/2007 11:04:54 AM
Start Time : 0.00 min End Time : 20.00 min Low Point : 50.00 mV High Point : 250.00 mV
Plot Offset: 50.00 mV Plot Scale: 200.0 mV



| | | | |
|-----------------------|--------------------------|-----------------|-------------------------|
| Software Version | : 6.2.1.0.106:0106 | Date | : 11/21/2007 1:07:08 PM |
| Reprocess Number | : ic: 154253 | Sample Name | : IQK1137-03 |
| Operator | : inorg | Study | : |
| Sample Number | : 7K19101 | Rack/Vial | : 0/0 |
| AutoSampler | : NONE | Channel | : A |
| Instrument Name | : ICDNX7 | A/D mV Range | : 1000 |
| Interface Serial # | : 7230273507 | End Time | : 20.00 min |
| Delay Time | : 0.00 min | Area Reject | : 0.000000 |
| Sampling Rate | : 5.0000 pts/s | Dilution Factor | : 10.00 |
| Sample Volume | : 1.000000 uL | Cycle | : 54 |
| Sample Amount | : 1.0000 | | |
| Data Acquisition Time | : 11/21/2007 12:46:49 PM | | |

Raw Data File : H:\DATA\IC7\20071119\200711190054.raw
Result File : H:\DATA\IC7\20071119\200711190054.rst
Inst Method : h:\data\ic7\ic7qk06a from H:\DATA\IC7\20071119\200711190054.raw
Proc Method : h:\data\ic7\ic7qk06a from H:\DATA\IC7\20071119\200711190054.rst
Calib Method : h:\data\ic7\ic7qk06a from H:\DATA\IC7\20071119\200711190054.rst
Report Format File: h:\data\ic7\test.rpt
Sequence File : H:\DATA\IC7\20071119\20071119.seq

300.1

| Component Name | Time [min] | Area [μ V-s] | Raw Amount | Adjusted Amount | Cal. Range |
|----------------|------------|-------------------|------------|-----------------|------------|
| CHLORITE | 6.73 | 0.00 | 0.0000 | 0.0000 | |
| BROMATE | 7.56 | 0.00 | 0.0000 | 0.0000 | |
| DCA | 12.15 | 1.10e+07 | 0.9043 | 90.4332 | |
| BROMIDE | 13.55 | 0.00 | 0.0000 | 0.0000 | |
| CHLORATE | 14.46 | 53176.20 | 4.1462 | 414.6163 | * |
| | | 1.11e+07 | 5.0505 | 505.0495 | |

* Warning -- uncalibrated levels encountered

Missing Component Report

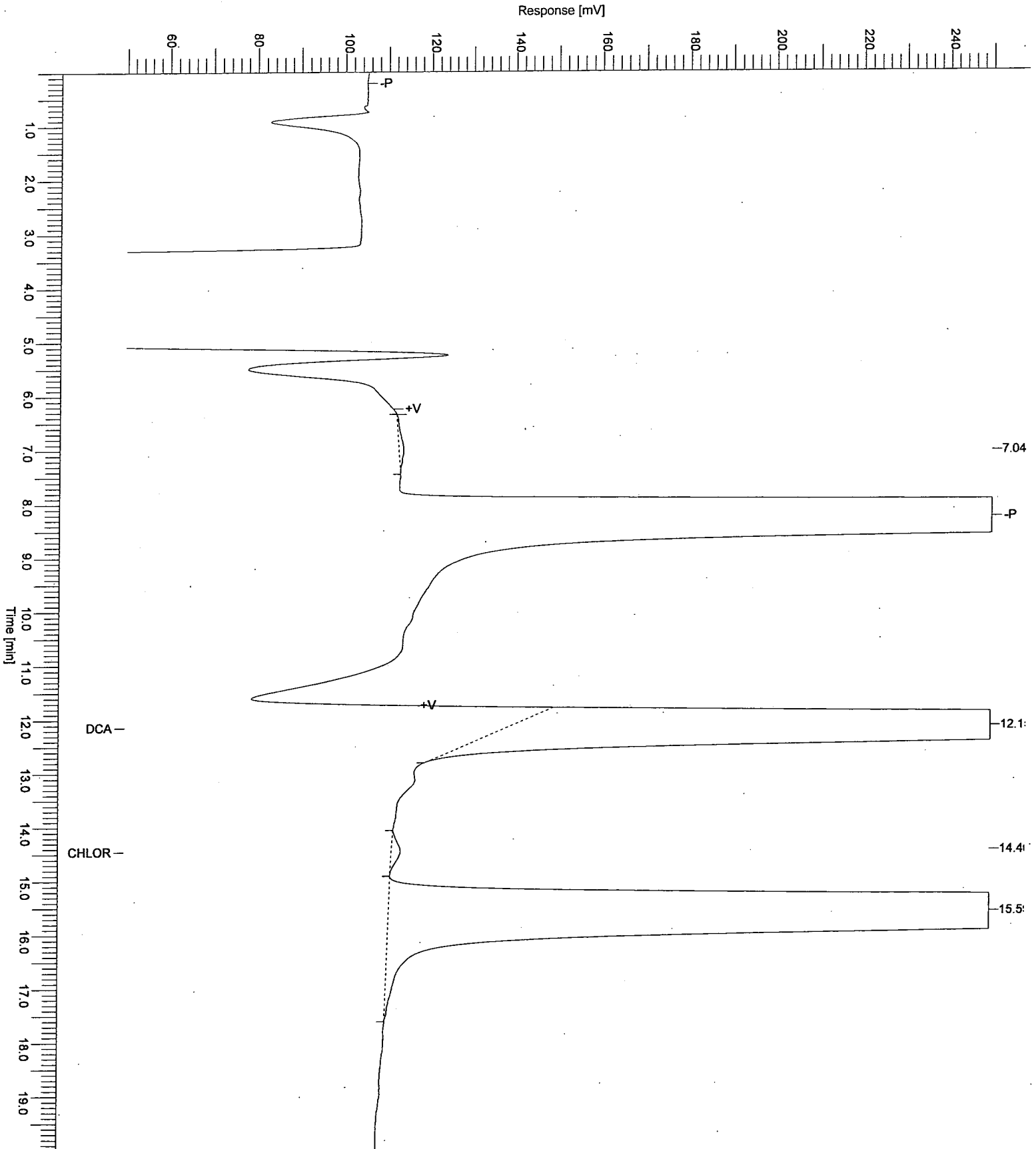
Component Expected Retention (Calibration File)

| | |
|----------|--------|
| CHLORITE | 6.734 |
| BROMATE | 7.560 |
| BROMIDE | 13.545 |

Report stored in ASCII file: H:\DATA\IC7\20071119\200711190054.TX0

Chromatogram

Sample Name : IQK1137-03 Sample # : 7K19101 Page 1 of 1
FileName : H:\DATA\IC7\20071119\200711190054.raw
Date : 11/21/2007 1:07:09 PM Time of Injection : 11/21/2007 12:46:49 PM
Method : ic7qk06a.mth Start Time : 0.00 min End Time : 20.00 min Low Point : 50.00 mV High Point : 250.00 mV
Plot Offset : 50.00 mV Plot Scale : 200.0 mV



| | | | |
|-----------------------|-------------------------|-----------------|-------------------------|
| Software Version | : 6.2.1.0.106:0106 | Date | : 11/21/2007 1:58:02 PM |
| Reprocess Number | : ic: 154261 | | |
| Operator | : inorg | Sample Name | : IQK1137-11 |
| Sample Number | : 7K19101 | Study | : |
| AutoSampler | : NONE | Rack/Vial | : 0/0 |
| Instrument Name | : ICDNX7 | Channel | : A |
| Interface Serial # | : 7230273507 | A/D mV Range | : 1000 |
| Delay Time | : 0.00 min | End Time | : 20.00 min |
| Sampling Rate | : 5.0000 pts/s | | |
| Sample Volume | : 1.000000 uL | Area Reject | : 0.000000 |
| Sample Amount | : 1.0000 | Dilution Factor | : 20.00 |
| Data Acquisition Time | : 11/21/2007 1:37:47 PM | Cycle | : 55 |

Raw Data File : H:\DATA\IC7\20071119\200711190055.raw
 Result File : H:\DATA\IC7\20071119\200711190055.rst
 Inst Method : h:\data\ic7\ic7qk06a from H:\DATA\IC7\20071119\200711190055.raw
 Proc Method : h:\data\ic7\ic7qk06a from H:\DATA\IC7\20071119\200711190055.rst
 Calib Method : h:\data\ic7\ic7qk06a from H:\DATA\IC7\20071119\200711190055.rst
 Report Format File: h:\data\ic7\test.rpt
 Sequence File : H:\DATA\IC7\20071119\20071119.seq

300.1

| Component Name | Time [min] | Area [$\mu\text{V}\cdot\text{s}$] | Raw Amount | Adjusted Amount | Cal. Range |
|----------------|------------|-------------------------------------|------------|-----------------|------------|
| CHLORITE | 6.73 | 0.00 | 0.0000 | 0.0000 | |
| BROMATE | 7.56 | 0.00 | 0.0000 | 0.0000 | |
| DCA | 12.17 | 1.18e+07 | 0.9690 | 193.8070 | |
| BROMIDE | 13.55 | 0.00 | 0.0000 | 0.0000 | |
| CHLORATE | 14.49 | 244156.40 | 12.4230 | 2484.5984 | * |
| | | 1.21e+07 | 13.3920 | 2678.4054 | |

* Warning -- uncalibrated levels encountered

Missing Component Report

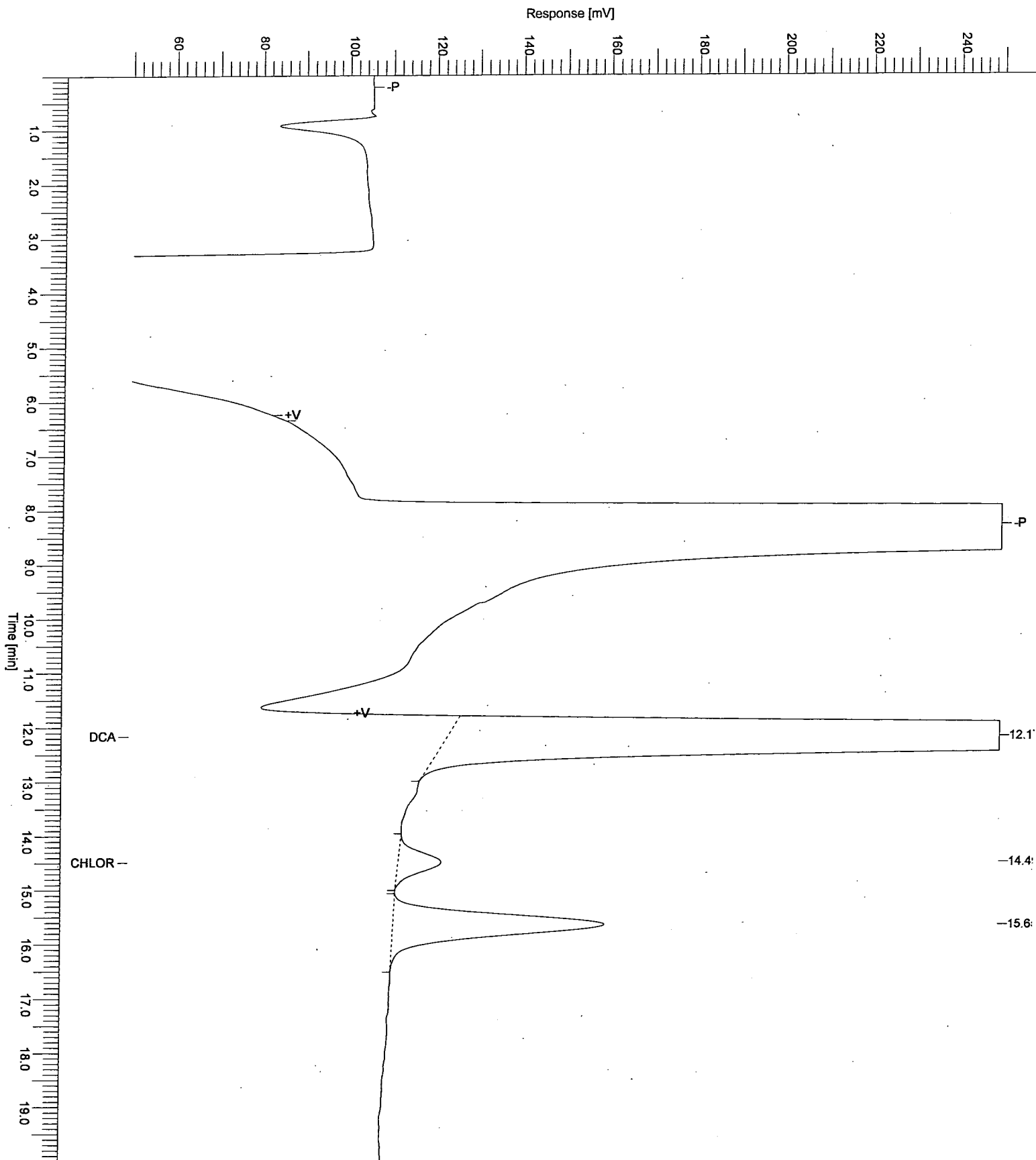
Component Expected Retention (Calibration File)

| | |
|----------|--------|
| CHLORITE | 6.734 |
| BROMATE | 7.560 |
| BROMIDE | 13.545 |

Report stored in ASCII file: H:\DATA\IC7\20071119\200711190055.TX0

Chromatogram

Sample Name : IQK1137-11 Sample # : 7K19101 Page 1 of 1
FileName : H:\DATA\IC7\20071119\200711190055.raw
Date : 11/21/2007 1:58:03 PM
Method : ic7qk06a.mth Time of Injection : 11/21/2007 1:37:47 PM
Start Time : 0.00 min End Time : 20.00 min Low Point : 50.00 mV High Point : 250.00 mV
Plot Offset : 50.00 mV Plot Scale : 200.0 mV



| | | | |
|-----------------------|-------------------------|-----------------|-------------------------|
| Software Version | : 6.2.1.0.106:0106 | Date | : 11/21/2007 8:45:57 PM |
| Reprocess Number | : ic: 154344 | | |
| Operator | : inorg | Sample Name | : CCV |
| Sample Number | : 7K19101 | Study | : |
| AutoSampler | : NONE | Rack/Vial | : 0/0 |
| Instrument Name | : ICDNX7 | Channel | : A |
| Interface Serial # | : 7230273507 | A/D mV Range | : 1000 |
| Delay Time | : 0.00 min | End Time | : 20.00 min |
| Sampling Rate | : 5.0000 pts/s | | |
| Sample Volume | : 1.000000 uL | Area Reject | : 0.000000 |
| Sample Amount | : 1.0000 | Dilution Factor | : 1.00 |
| Data Acquisition Time | : 11/21/2007 8:25:41 PM | Cycle | : 63 |

Raw Data File : H:\DATA\IC7\20071119\200711190063.raw
Result File : H:\DATA\IC7\20071119\200711190063.rst
Inst Method : h:\data\ic7\ic7qk06a from H:\DATA\IC7\20071119\200711190063.raw
Proc Method : h:\data\ic7\ic7qk06a from H:\DATA\IC7\20071119\200711190063.rst
Calib Method : h:\data\ic7\ic7qk06a from H:\DATA\IC7\20071119\200711190063.rst
Report Format File: h:\data\ic7\test.rpt
Sequence File : H:\DATA\IC7\20071119\20071119.seq

300.1

| Component Name | Time [min] | Area [$\mu\text{V}\cdot\text{s}$] | Raw Amount | Adjusted Amount | Cal. Range |
|----------------|------------|-------------------------------------|------------|-----------------|------------|
| CHLORITE | 6.66 | 2459079.00 | 94.1394 | 941.3936 | * |
| BROMATE | 7.46 | 312842.20 | 24.7608 | 247.6075 | * |
| DCA | 12.23 | 1.22e+07 | 0.9996 | 9.9964 | |
| BROMIDE | 13.33 | 6226747.80 | 246.5481 | 2465.4810 | * |
| CHLORATE | 14.61 | 2199317.80 | 97.1571 | 971.5710 | * |
| | | 2.34e+07 | 463.6050 | 4636.0495 | |

* Warning – uncalibrated levels encountered

Missing Component Report

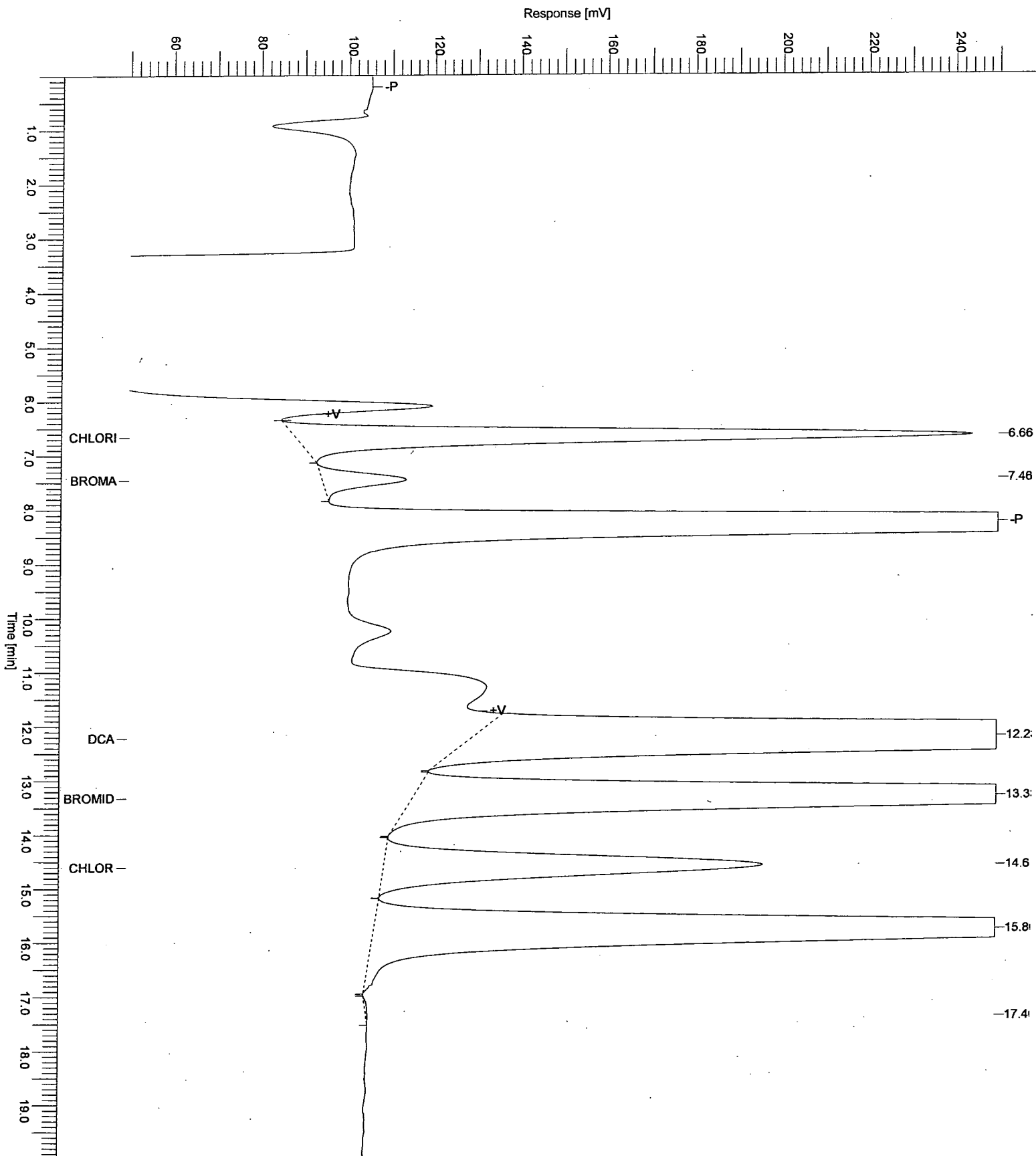
Component Expected Retention (Calibration File)

All components were found

Report stored in ASCII file: H:\DATA\IC7\20071119\200711190063.TX0

Chromatogram

Sample Name : CCV Sample #: 7K19101 Page 1 of 1
FileName : H:\DATA\IC7120071119\200711190063.raw
Date : 11/21/2007 8:45:58 PM
Method : ic7qk06a.mth Time of Injection: 11/21/2007 8:25:41 PM
Start Time : 0.00 min End Time : 20.00 min Low Point : 50.00 mV High Point : 250.00 mV
Plot Offset: 50.00 mV Plot Scale: 200.0 mV



| | | | |
|-----------------------|-------------------------|-----------------|-------------------------|
| Software Version | : 6.2.1.0.106:0106 | Date | : 11/21/2007 9:36:55 PM |
| Reprocess Number | : ic: 154356 | Sample Name | : CCB |
| Operator | : inorg | Study | : |
| Sample Number | : 7K19101 | Rack/Vial | : 0/0 |
| AutoSampler | : NONE | Channel | : A |
| Instrument Name | : ICDNX7 | A/D mV Range | : 1000 |
| Interface Serial # | : 7230273507 | End Time | : 20.00 min |
| Delay Time | : 0.00 min | Area Reject | : 0.000000 |
| Sampling Rate | : 5.0000 pts/s | Dilution Factor | : 1.00 |
| Sample Volume | : 1.000000 uL | Cycle | : 64 |
| Sample Amount | : 1.0000 | | |
| Data Acquisition Time | : 11/21/2007 9:16:36 PM | | |

Raw Data File : H:\DATA\IC7\20071119\200711190064.raw
Result File : H:\DATA\IC7\20071119\200711190064.rst
Inst Method : h:\data\ic7\ic7qk06a from H:\DATA\IC7\20071119\200711190064.raw
Proc Method : h:\data\ic7\ic7qk06a from H:\DATA\IC7\20071119\200711190064.rst
Calib Method : h:\data\ic7\ic7qk06a from H:\DATA\IC7\20071119\200711190064.rst
Report Format File: h:\data\ic7\test.rpt
Sequence File : H:\DATA\IC7\20071119\20071119.seq

300.1

| Component Name | Time [min] | Area [μ V-s] | Raw Amount | Adjusted Amount | Cal. Range |
|----------------|------------|-------------------|------------|-----------------|------------|
| CHLORITE | 6.73 | 0.00 | 0.0000 | 0.0000 | |
| BROMATE | 7.56 | 0.00 | 0.0000 | 0.0000 | |
| DCA | 12.12 | 1.12e+07 | 0.9169 | 9.1687 | |
| BROMIDE | 13.57 | 7885.60 | 5.2742 | 52.7421 | * |
| CHLORATE | 14.18 | 5621.00 | 2.0852 | 20.8518 | * |
| | | 1.12e+07 | 8.2763 | 82.7626 | |

* Warning – uncalibrated levels encountered

Missing Component Report

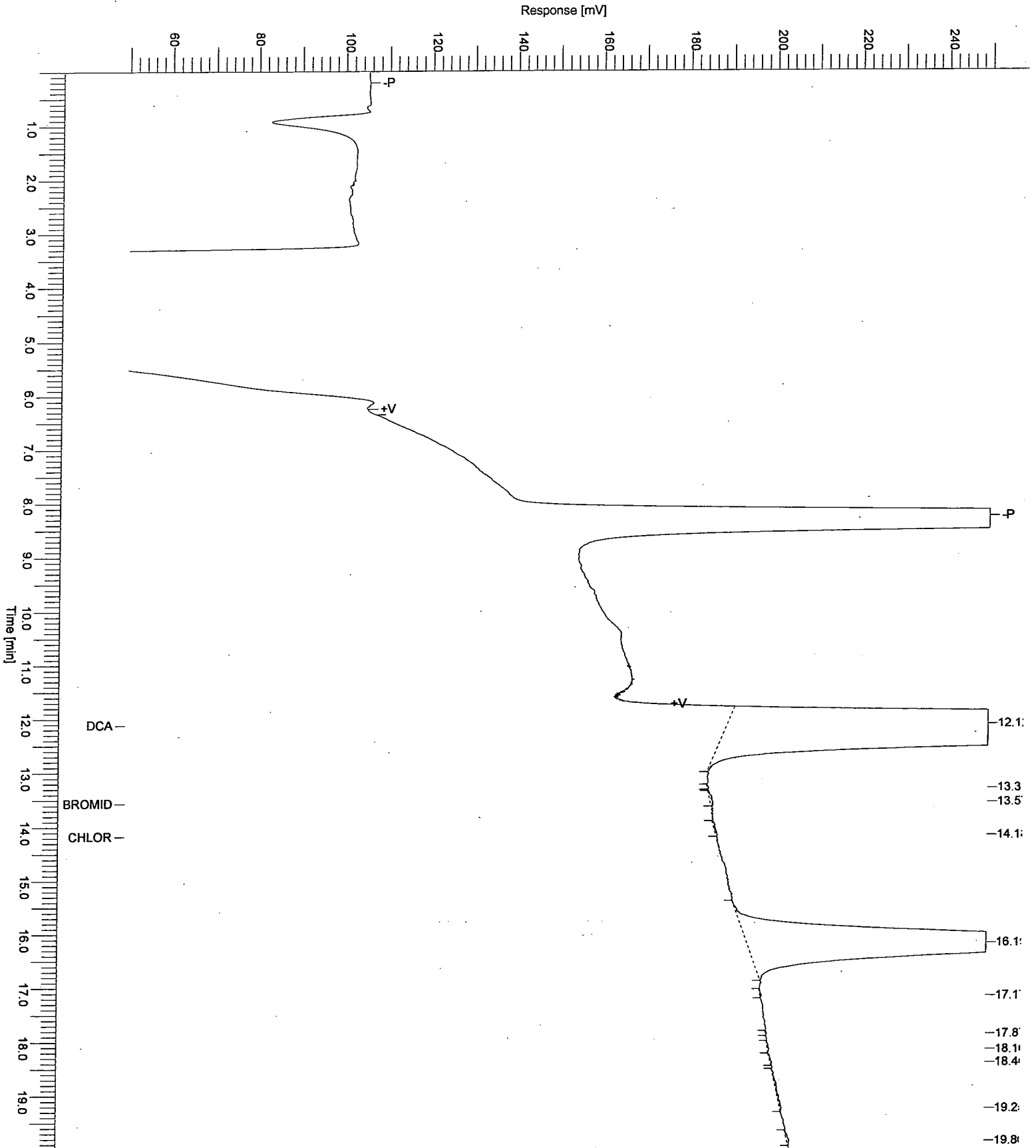
Component Expected Retention (Calibration File)

| | |
|----------|-------|
| CHLORITE | 6.734 |
| BROMATE | 7.560 |

Report stored in ASCII file: H:\DATA\IC7\20071119\200711190064.TX0

Chromatogram

Sample Name : CCB Sample #: 7K19101 Page 1 of 1
FileName : H:\DATA\IC7\20071119\200711190064.raw
Date : 11/21/2007 9:36:56 PM Time of Injection: 11/21/2007 9:16:36 PM
Method : ic7qk06a.mth
Start Time : 0.00 min End Time : 20.00 min Low Point : 50.00 mV High Point : 250.00 mV
Plot Offset: 50.00 mV Plot Scale: 200.0 mV



TotalChrom Sequence File H:\DATA\IC7\20071121\20071121.seq
 Printed by : inorg on: 11/27/2007 10:44:51 AM
 Created by : inorg on: 11/21/2007 6:46:34 PM
 Edited by : inorg on: 11/27/2007 10:44:48 AM
 Number of Times Edited : 3
 Description:

Sequence File Header Information:

Number of Rows : 97
 Instrument Type : 900 Series Intelligent Interface
 Injection Type : SINGLE
 Raw tokens channel A :
 Result tokens channel A :
 Modified tokens channel A :
 Raw tokens channel B :
 Result tokens channel B :
 Modified tokens channel B :

Sequence Sample Descriptions - Channel A

| Row | Type | Name | Number | Study name | Sample Amt | Int Std Amt | Sample Vol | Dil Factor | Multiplier | Divisor | Addend | Norm Factor |
|-----|--------|--------------|---------|------------|------------|-------------|------------|------------|------------|----------|----------|-------------|
| 1 | Sample | LOW LEVEL | 7K21124 | 7110129 | 1.000000 | 1.000000 | 1.000 | 1.000000 | 1.000000 | 1.000000 | 0.000000 | 100.000 |
| 2 | Sample | 7K21124-BS1 | 7K21124 | 7110129 | 1.000000 | 1.000000 | 1.000 | 1.000000 | 1.000000 | 1.000000 | 0.000000 | 100.000 |
| 3 | Sample | 7K21124-BLK1 | 7K21124 | | 1.000000 | 1.000000 | 1.000 | 1.000000 | 1.000000 | 1.000000 | 0.000000 | 100.000 |
| 4 | Sample | IQK1480-03 | 7K19101 | | 1.000000 | 1.000000 | 1.000 | 1.000000 | 10.000000 | 1.000000 | 0.000000 | 100.000 |
| 5 | Sample | IQK1480-06 | 7K19101 | | 1.000000 | 1.000000 | 1.000 | 1.000000 | 10.000000 | 1.000000 | 0.000000 | 100.000 |
| 6 | Sample | IQK1480-07 | 7K19101 | | 1.000000 | 1.000000 | 1.000 | 1.000000 | 10.000000 | 1.000000 | 0.000000 | 100.000 |
| 7 | Sample | 7K19101-MS2 | 7K19101 | IQK1480-07 | 1.000000 | 1.000000 | 1.000 | 1.000000 | 10.000000 | 1.000000 | 0.000000 | 100.000 |
| 8 | Sample | 7K19101-MSD2 | 7K19101 | IQK1480-07 | 1.000000 | 1.000000 | 1.000 | 1.000000 | 10.000000 | 1.000000 | 0.000000 | 100.000 |
| 9 | Sample | IQK1480-08 | 7K19101 | | 1.000000 | 1.000000 | 1.000 | 1.000000 | 10.000000 | 1.000000 | 0.000000 | 100.000 |
| 10 | Sample | IQK1480-09 | 7K19101 | | 1.000000 | 1.000000 | 1.000 | 1.000000 | 10.000000 | 1.000000 | 0.000000 | 100.000 |
| 11 | Sample | IQK1480-01 | 7K19101 | | 1.000000 | 1.000000 | 1.000 | 1.000000 | 10.000000 | 1.000000 | 0.000000 | 100.000 |
| 12 | Sample | IQK1480-10 | 7K21124 | | 1.000000 | 1.000000 | 1.000 | 1.000000 | 10.000000 | 1.000000 | 0.000000 | 100.000 |
| 13 | Sample | IQK1480-11 | 7K21124 | | 1.000000 | 1.000000 | 1.000 | 1.000000 | 10.000000 | 1.000000 | 0.000000 | 100.000 |
| 14 | Sample | CCV | 7K21124 | | 1.000000 | 1.000000 | 1.000 | 1.000000 | 1.000000 | 1.000000 | 0.000000 | 100.000 |
| 15 | Sample | CCB | 7K21124 | | 1.000000 | 1.000000 | 1.000 | 1.000000 | 1.000000 | 1.000000 | 0.000000 | 100.000 |
| 16 | Sample | IQK1480-12 | 7K21124 | | 1.000000 | 1.000000 | 1.000 | 1.000000 | 10.000000 | 1.000000 | 0.000000 | 100.000 |
| 17 | Sample | IQK1509-01 | 7K21124 | | 1.000000 | 1.000000 | 1.000 | 1.000000 | 10.000000 | 1.000000 | 0.000000 | 100.000 |
| 18 | Sample | 7K21124-MS1 | 7K21124 | IQK1509-01 | 1.000000 | 1.000000 | 1.000 | 1.000000 | 10.000000 | 1.000000 | 0.000000 | 100.000 |
| 19 | Sample | 7K21124-MSD1 | 7K21124 | IQK1509-01 | 1.000000 | 1.000000 | 1.000 | 1.000000 | 10.000000 | 1.000000 | 0.000000 | 100.000 |
| 20 | Sample | IQK1509-02 | 7K21124 | | 1.000000 | 1.000000 | 1.000 | 1.000000 | 10.000000 | 1.000000 | 0.000000 | 100.000 |
| 21 | Sample | IQK1509-03 | 7K21124 | | 1.000000 | 1.000000 | 1.000 | 1.000000 | 10.000000 | 1.000000 | 0.000000 | 100.000 |
| 22 | Sample | IQK1509-04 | 7K21124 | | 1.000000 | 1.000000 | 1.000 | 1.000000 | 10.000000 | 1.000000 | 0.000000 | 100.000 |
| 23 | Sample | IQK1509-05 | 7K21124 | | 1.000000 | 1.000000 | 1.000 | 1.000000 | 10.000000 | 1.000000 | 0.000000 | 100.000 |
| 24 | Sample | IQK1509-06 | 7K21124 | | 1.000000 | 1.000000 | 1.000 | 1.000000 | 10.000000 | 1.000000 | 0.000000 | 100.000 |
| 25 | Sample | IQK1512-01 | 7K21124 | | 1.000000 | 1.000000 | 1.000 | 1.000000 | 10.000000 | 1.000000 | 0.000000 | 100.000 |
| 26 | Sample | CCV | 7K21124 | | 1.000000 | 1.000000 | 1.000 | 1.000000 | 1.000000 | 1.000000 | 0.000000 | 100.000 |
| 27 | Sample | CCB | 7K21124 | | 1.000000 | 1.000000 | 1.000 | 1.000000 | 1.000000 | 1.000000 | 0.000000 | 100.000 |
| 28 | Sample | 7K21124-MS2 | 7K21124 | IQK1512-01 | 1.000000 | 1.000000 | 1.000 | 1.000000 | 10.000000 | 1.000000 | 0.000000 | 100.000 |
| 29 | Sample | 7K21124-MSD2 | 7K21124 | IQK1512-01 | 1.000000 | 1.000000 | 1.000 | 1.000000 | 10.000000 | 1.000000 | 0.000000 | 100.000 |
| 30 | Sample | IQK1512-02 | 7K21124 | | 1.000000 | 1.000000 | 1.000 | 1.000000 | 10.000000 | 1.000000 | 0.000000 | 100.000 |
| 31 | Sample | IQK1512-03 | 7K21124 | | 1.000000 | 1.000000 | 1.000 | 1.000000 | 10.000000 | 1.000000 | 0.000000 | 100.000 |
| 32 | Sample | IQK1512-04 | 7K21124 | | 1.000000 | 1.000000 | 1.000 | 1.000000 | 10.000000 | 1.000000 | 0.000000 | 100.000 |
| 33 | Sample | IQK1512-05 | 7K21124 | | 1.000000 | 1.000000 | 1.000 | 1.000000 | 10.000000 | 1.000000 | 0.000000 | 100.000 |
| 34 | Sample | IQK1512-06 | 7K21124 | | 1.000000 | 1.000000 | 1.000 | 1.000000 | 10.000000 | 1.000000 | 0.000000 | 100.000 |
| 35 | Sample | IQK1512-07 | 7K21124 | | 1.000000 | 1.000000 | 1.000 | 1.000000 | 10.000000 | 1.000000 | 0.000000 | 100.000 |
| 36 | Sample | IQK1514-01 | 7K21124 | | 1.000000 | 1.000000 | 1.000 | 1.000000 | 10.000000 | 1.000000 | 0.000000 | 100.000 |
| 37 | Sample | IQK1514-02 | 7K21124 | | 1.000000 | 1.000000 | 1.000 | 1.000000 | 10.000000 | 1.000000 | 0.000000 | 100.000 |
| 38 | Sample | CCV | 7K21124 | | 1.000000 | 1.000000 | 1.000 | 1.000000 | 1.000000 | 1.000000 | 0.000000 | 100.000 |
| 39 | Sample | CCB | 7K21124 | | 1.000000 | 1.000000 | 1.000 | 1.000000 | 1.000000 | 1.000000 | 0.000000 | 100.000 |
| 40 | Sample | IQK1514-03 | 7K21124 | | 1.000000 | 1.000000 | 1.000 | 1.000000 | 10.000000 | 1.000000 | 0.000000 | 100.000 |
| 41 | Sample | IQK1514-04 | 7K21124 | | 1.000000 | 1.000000 | 1.000 | 1.000000 | 10.000000 | 1.000000 | 0.000000 | 100.000 |
| 42 | Sample | LOW LEVEL | 7K21125 | | 1.000000 | 1.000000 | 1.000 | 1.000000 | 10.000000 | 1.000000 | 0.000000 | 100.000 |
| 43 | Sample | 7K21125-BS1 | 7K21125 | | 1.000000 | 1.000000 | 1.000 | 1.000000 | 10.000000 | 1.000000 | 0.000000 | 100.000 |
| 44 | Sample | 7K21125-BLK1 | 7K21125 | | 1.000000 | 1.000000 | 1.000 | 1.000000 | 10.000000 | 1.000000 | 0.000000 | 100.000 |
| 45 | Sample | IQK1514-05 | 7K21125 | | 1.000000 | 1.000000 | 1.000 | 1.000000 | 10.000000 | 1.000000 | 0.000000 | 100.000 |
| 46 | Sample | IQK1514-06 | 7K21125 | | 1.000000 | 1.000000 | 1.000 | 1.000000 | 10.000000 | 1.000000 | 0.000000 | 100.000 |
| 47 | Sample | IQK1514-07 | 7K21125 | | 1.000000 | 1.000000 | 1.000 | 1.000000 | 10.000000 | 1.000000 | 0.000000 | 100.000 |
| 48 | Sample | IQK1514-08 | 7K21125 | | 1.000000 | 1.000000 | 1.000 | 1.000000 | 10.000000 | 1.000000 | 0.000000 | 100.000 |
| 49 | Sample | IQK1514-09 | 7K21125 | | 1.000000 | 1.000000 | 1.000 | 1.000000 | 10.000000 | 1.000000 | 0.000000 | 100.000 |
| 50 | Sample | CCV | 7K21125 | | 1.000000 | 1.000000 | 1.000 | 1.000000 | 1.000000 | 1.000000 | 0.000000 | 100.000 |
| 51 | Sample | CCB | 7K21125 | | 1.000000 | 1.000000 | 1.000 | 1.000000 | 1.000000 | 1.000000 | 0.000000 | 100.000 |
| 52 | Sample | 7K21125-MS1 | 7K21125 | IQK1514-09 | 1.000000 | 1.000000 | 1.000 | 1.000000 | 10.000000 | 1.000000 | 0.000000 | 100.000 |
| 53 | Sample | 7K21125-MSD1 | 7K21125 | IQK1514-09 | 1.000000 | 1.000000 | 1.000 | 1.000000 | 10.000000 | 1.000000 | 0.000000 | 100.000 |
| 54 | Sample | IQK1514-10 | 7K21125 | | 1.000000 | 1.000000 | 1.000 | 1.000000 | 10.000000 | 1.000000 | 0.000000 | 100.000 |
| 55 | Sample | IQK1726-01 | 7K21125 | | 1.000000 | 1.000000 | 1.000 | 1.000000 | 10.000000 | 1.000000 | 0.000000 | 100.000 |
| 56 | Sample | IQK1726-02 | 7K21125 | | 1.000000 | 1.000000 | 1.000 | 1.000000 | 10.000000 | 1.000000 | 0.000000 | 100.000 |
| 57 | Sample | IQK1726-03 | 7K21125 | | 1.000000 | 1.000000 | 1.000 | 1.000000 | 10.000000 | 1.000000 | 0.000000 | 100.000 |
| 58 | Sample | IQK1726-04 | 7K21125 | | 1.000000 | 1.000000 | 1.000 | 1.000000 | 10.000000 | 1.000000 | 0.000000 | 100.000 |
| 59 | Sample | IQK1726-05 | 7K21125 | | 1.000000 | 1.000000 | 1.000 | 1.000000 | 10.000000 | 1.000000 | 0.000000 | 100.000 |
| 60 | Sample | IQK1726-06 | 7K21125 | | 1.000000 | 1.000000 | 1.000 | 1.000000 | 10.000000 | 1.000000 | 0.000000 | 100.000 |
| 61 | Sample | IQK1726-07 | 7K21125 | | 1.000000 | 1.000000 | 1.000 | 1.000000 | 10.000000 | 1.000000 | 0.000000 | 100.000 |
| 62 | Sample | CCV | 7K21125 | | 1.000000 | 1.000000 | 1.000 | 1.000000 | 1.000000 | 1.000000 | 0.000000 | 100.000 |

DAILY DATA CHECKLIST
EPA 500.1 - Inorganic Anions (Part B) by IC

| | | | |
|----------------|---------------------------|-------------------------------|-----------|
| Analyst: | KS | 2 nd Level Review: | |
| Analysis Date: | 11/21/07 | Date: | 12/3/07 |
| IC #: | 7 | Original Calibration date: | 11/6/07 |
| Method used: | 300.1 | Original Calibration file #: | 1C781K06a |
| QC Batches: | 7K21124, 7K21125, 7K22041 | | |

Analyst Rev 2nd Level Rev

- | | | |
|-------------------------------------|-------------------------------------|---|
| <input checked="" type="checkbox"/> | <input checked="" type="checkbox"/> | New sequence file created for each day of analysis |
| <input checked="" type="checkbox"/> | <input checked="" type="checkbox"/> | <u>Daily IPC:</u> %REC of target analytes : 85 - 115 |
| <input checked="" type="checkbox"/> | <input checked="" type="checkbox"/> | Peak Gaussian Factor of Surrogate : 0.8 to 1.15 |
| <input checked="" type="checkbox"/> | <input checked="" type="checkbox"/> | Surrogate Ret. Time : +/- 2% (of expected value from calibration) |
| <input checked="" type="checkbox"/> | <input checked="" type="checkbox"/> | <u>RL (Low Cal Std) Check:</u> 75 - 125 % recovery |
| <input checked="" type="checkbox"/> | <input checked="" type="checkbox"/> | <u>ICB/CCB:</u> After ICV/CCB and Not Detected |
| <input checked="" type="checkbox"/> | <input checked="" type="checkbox"/> | <u>CCV:</u> Every 10 samples and at end of run. |
| <input checked="" type="checkbox"/> | <input checked="" type="checkbox"/> | %R = 85 - 115 |
| <input checked="" type="checkbox"/> | <input checked="" type="checkbox"/> | Ret. Time of ALL peaks : < +/- 5% (of expected value from IPC) |
| <input checked="" type="checkbox"/> | <input checked="" type="checkbox"/> | <u>MB:</u> Every batch of 20 samples or less and Not Detected |
| <input checked="" type="checkbox"/> | <input checked="" type="checkbox"/> | < MDL unless sample conc. > 1.5 x RL and j-flagging not required |
| <input checked="" type="checkbox"/> | <input checked="" type="checkbox"/> | <u>LCS:</u> Every batch of 20 samples or less. %REC = 75 - 125 (or in-house limits) |
| <input checked="" type="checkbox"/> | <input checked="" type="checkbox"/> | <u>MS/MSD:</u> every batch of 20 samples or less. %REC = 75 - 125 (or in-house limits) |
| <input checked="" type="checkbox"/> | <input checked="" type="checkbox"/> | RPD: <20% (or in-house limits) |
| <input checked="" type="checkbox"/> | <input checked="" type="checkbox"/> | <u>Surrogate:</u> 1 ppm (1000 ppb) DCA in ALL samples |
| <input checked="" type="checkbox"/> | <input checked="" type="checkbox"/> | %REC = 90 - 115 (or properly qualified) |
| <input checked="" type="checkbox"/> | <input checked="" type="checkbox"/> | All samples checked for dilution factor, retention time drift, peak shape, integration, linear range, proper bracketing between compliant CCV/CCB and transcription errors. |

Comments:

Cycles 75 & 76 are missing

| | | | |
|-----------------------|--------------------------|-----------------|--------------------------|
| Software Version | : 6.2.1.0.106:0106 | Date | : 11/21/2007 10:45:09 PM |
| Reprocess Number | : ic: 154371 | Sample Name | : LOW LEVEL |
| Operator | : inorg | Study | : 7110129 |
| Sample Number | : 7K21124 | Rack/Vial | : 0/0 |
| AutoSampler | : NONE | Channel | : A |
| Instrument Name | : ICDNX7 | A/D mV Range | : 1000 |
| Interface Serial # | : 7230273507 | End Time | : 20.00 min |
| Delay Time | : 0.00 min | Area Reject | : 0.000000 |
| Sampling Rate | : 5.0000 pts/s | Dilution Factor | : 1.00 |
| Sample Volume | : 1.000000 uL | Cycle | : 1 |
| Sample Amount | : 1.0000 | | |
| Data Acquisition Time | : 11/21/2007 10:24:52 PM | | |

Raw Data File : H:\DATA\IC7\20071121\200711210001.raw
Result File : H:\DATA\IC7\20071121\200711210001.rst
Inst Method : h:\data\ic7\ic7qk06a from H:\DATA\IC7\20071121\200711210001.raw
Proc Method : h:\data\ic7\ic7qk06a from H:\DATA\IC7\20071121\200711210001.rst
Calib Method : h:\data\ic7\ic7qk06a from H:\DATA\IC7\20071121\200711210001.rst
Report Format File: h:\data\ic7\test.rpt
Sequence File : H:\DATA\IC7\20071121\20071121.seq

300.1

| Component Name | Time [min] | Area [μ V·s] | Raw Amount | Adjusted Amount | Cal. Range |
|----------------|------------|-------------------|------------|-----------------|------------|
| CHLORITE | 6.69 | 459613.80 | 19.1235 | 19.1235 | * |
| BROMATE | 7.52 | 64958.60 | 4.8658 | 4.8658 | * |
| DCA | 12.19 | 1.21e+07 | 0.9880 | 0.9880 | * |
| BROMIDE | 13.49 | 1202657.00 | 51.6279 | 51.6279 | * |
| CHLORATE | 14.76 | 457481.20 | 21.6682 | 21.6682 | * |
| | | 1.43e+07 | 98.2734 | 98.2734 | |

* Warning -- uncalibrated levels encountered

Missing Component Report


Component Expected Retention (Calibration File)

All components were found

Report stored in ASCII file: H:\DATA\IC7\20071121\200711210001.TX0

Chromatogram

Sample Name : LOW LEVEL Sample #: 7K21124 Page 1 of 1
FileName : H:\DATA\IC7\20071121\200711210001.raw
Date : 11/21/2007 10:45:11 PM Time of Injection: 11/21/2007 10:24:52 PM
Method : ic7qk06a.mth
Start Time : 0.00 min End Time : 20.00 min Low Point : 50.00 mV High Point : 250.00 mV
Plot Offset: 50.00 mV Plot Scale: 200.0 mV



| | | | |
|-----------------------|--------------------------|-----------------|--------------------------|
| Software Version | : 6.2.1.0.106:0106 | Date | : 11/21/2007 11:36:03 PM |
| Reprocess Number | : ic: 154380 | | |
| Operator | : inorg | Sample Name | : 7K21124-BS1 |
| Sample Number | : 7K21124 | Study | : 7110129 |
| AutoSampler | : NONE | Rack/Vial | : 0/0 |
| Instrument Name | : ICDNX7 | Channel | : A |
| Interface Serial # | : 7230273507 | A/D mV Range | : 1000 |
| Delay Time | : 0.00 min | End Time | : 20.00 min |
| Sampling Rate | : 5.0000 pts/s | | |
| Sample Volume | : 1.000000 uL | Area Reject | : 0.000000 |
| Sample Amount | : 1.0000 | Dilution Factor | : 1.00 |
| Data Acquisition Time | : 11/21/2007 11:15:50 PM | Cycle | : 2 |

Raw Data File : H:\DATA\IC7\20071121\200711210002.raw
Result File : H:\DATA\IC7\20071121\200711210002.rst
Inst Method : h:\data\ic7\ic7qk06a from H:\DATA\IC7\20071121\200711210002.raw
Proc Method : h:\data\ic7\ic7qk06a from H:\DATA\IC7\20071121\200711210002.rst
Calib Method : h:\data\ic7\ic7qk06a from H:\DATA\IC7\20071121\200711210002.rst
Report Format File: h:\data\ic7\test.rpt
Sequence File : H:\DATA\IC7\20071121\20071121.seq

300.1

| Component Name | Time [min] | Area [$\mu\text{V}\cdot\text{s}$] | Raw Amount | Adjusted Amount | Cal. Range |
|----------------|------------|-------------------------------------|------------|-----------------|------------|
| CHLORITE | 6.68 | 2463459.80 | 94.3037 | 94.3037 | * |
| BROMATE | 7.48 | 314307.00 | 24.8783 | 24.8783 | * |
| DCA | 12.21 | 1.25e+07 | 1.0235 | 1.0235 | |
| BROMIDE | 13.41 | 6259905.80 | 247.8345 | 247.8345 | * |
| CHLORATE | 14.69 | 2220951.60 | 98.0947 | 98.0947 | * |
| | | 2.38e+07 | 466.1347 | 466.1347 | |

* Warning -- uncalibrated levels encountered

Missing Component Report

Component Expected Retention (Calibration File)

All components were found

Report stored in ASCII file: H:\DATA\IC7\20071121\200711210002.TX0

Chromatogram

Sample Name : 7K21124-BS1

Sample # : 7K21124

Page 1 of 1

FileName : H:\DATA\IC7\20071121\200711210002.raw

Date : 11/21/2007 11:36:04 PM

Time of Injection : 11/21/2007 11:15:50 PM

Method : ic7qk06a.mth

Start Time : 0.00 min


End Time : 20.00 min

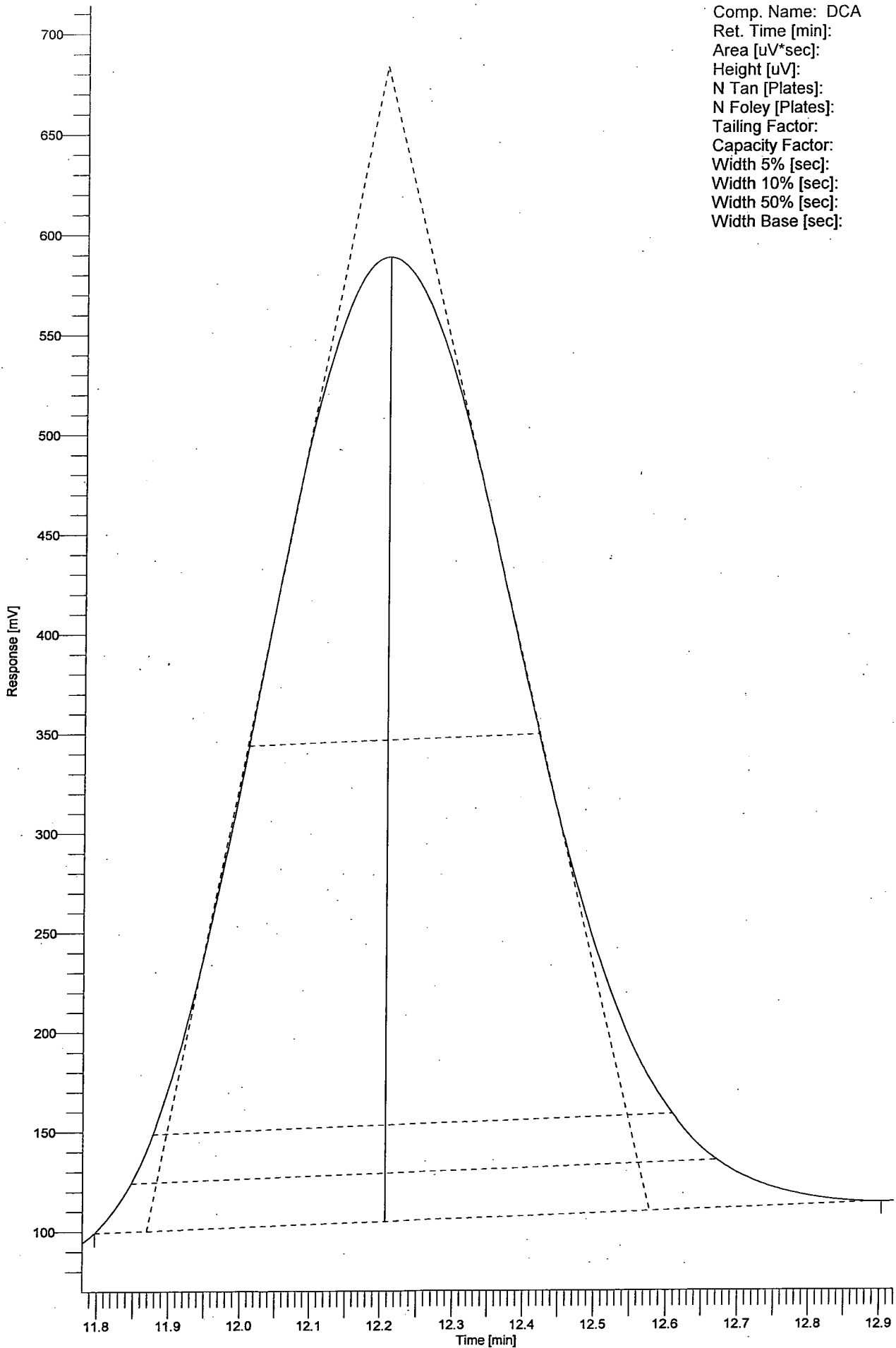
Low Point : 50.00 mV

High Point : 250.00 mV

Plot Offset : 50.00 mV

Plot Scale : 200.0 mV





***** PGF Report *****

| File Name | Sample Name | Time [min.] | Delta RT % | PGF 0.80-1.15 | DCA Area [μ V-s] | Height [μ V] | Area/Height [s] |
|------------------|-------------|-------------|------------|---------------|-----------------------|-------------------|-----------------|
| 200711210002.rst | 7K21124-BS1 | 12.21 | -1.5951 | 1.0257 | 12504639.70 | 483708.22 | 25.8516 |

| | | | |
|-----------------------|--------------------------|-----------------|--------------------------|
| Software Version | : 6.2.1.0.106:0106 | Date | : 11/22/2007 12:27:08 AM |
| Reprocess Number | : ic: 154388 | | |
| Operator | : inorg | Sample Name | : 7K21124-BLK1 |
| Sample Number | : 7K21124 | Study | : |
| AutoSampler | : NONE | Rack/Vial | : 0/0 |
| Instrument Name | : ICDNX7 | Channel | : A |
| Interface Serial # | : 7230273507 | A/D mV Range | : 1000 |
| Delay Time | : 0.00 min | End Time | : 20.00 min |
| Sampling Rate | : 5.0000 pts/s | | |
| Sample Volume | : 1.000000 uL | Area Reject | : 0.000000 |
| Sample Amount | : 1.0000 | Dilution Factor | : 1.00 |
| Data Acquisition Time | : 11/22/2007 12:06:50 AM | Cycle | : 3 |

Raw Data File : H:\DATA\IC7\20071121\200711210003.raw
Result File : H:\DATA\IC7\20071121\200711210003.rst
Inst Method : h:\data\ic7\ic7qk06a from H:\DATA\IC7\20071121\200711210003.raw
Proc Method : h:\data\ic7\ic7qk06a from H:\DATA\IC7\20071121\200711210003.rst
Calib Method : h:\data\ic7\ic7qk06a from H:\DATA\IC7\20071121\200711210003.rst
Report Format File: h:\data\ic7\test.rpt
Sequence File : H:\DATA\IC7\20071121\20071121.seq

300.1

| Component Name | Time [min] | Area [μ V·s] | Raw Amount | Adjusted Amount | Cal. Range |
|----------------|------------|-------------------|------------|-----------------|------------|
| CHLORITE | 6.73 | 0.00 | 0.0000 | 0.0000 | |
| BROMATE | 7.56 | 0.00 | 0.0000 | 0.0000 | |
| DCA | 12.22 | 1.33e+07 | 1.0921 | 1.0921 | |
| BROMIDE | 13.55 | 0.00 | 0.0000 | 0.0000 | |
| CHLORATE | 14.50 | 0.00 | 0.0000 | 0.0000 | |
| | | 1.33e+07 | 1.0921 | 1.0921 | |

Missing Component Report

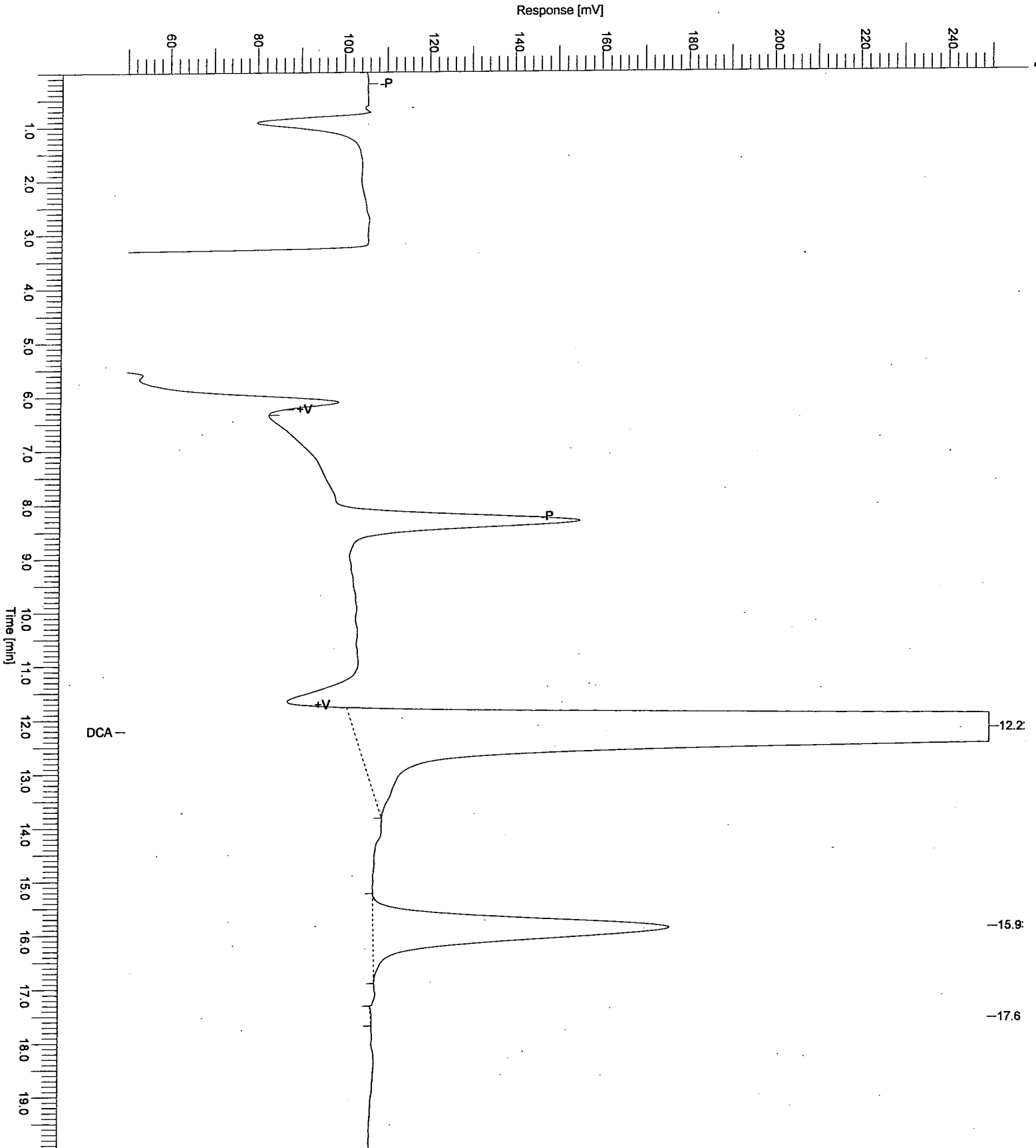
Component Expected Retention (Calibration File)

| | |
|----------|--------|
| CHLORITE | 6.734 |
| BROMATE | 7.560 |
| BROMIDE | 13.545 |
| CHLORATE | 14.500 |

Report stored in ASCII file: H:\DATA\IC7\20071121\200711210003.TX0

Chromatogram

Sample Name : 7K21124-BLK1 Sample #: 7K21124 Page 1 of 1
FileName : H:\DATA\IC7\20071121\200711210003.raw
Date : 11/22/2007 12:27:09 AM Time of Injection: 11/22/2007 12:06:50 AM
Method : ic7qk06a.mth
Start Time : 0.00 min End Time : 20.00 min Low Point : 50.00 mV High Point : 250.00 mV
Plot Offset: 50.00 mV Plot Scale: 200.0 mV



| | | | |
|-----------------------|-------------------------|-----------------|-------------------------|
| Software Version | : 6.2.1.0.106:0106 | Date | : 11/22/2007 3:00:02 AM |
| Reprocess Number | : ic: 154411 | Sample Name | : IQK1480-07 |
| Operator | : inorg | Study | : |
| Sample Number | : 7K19101 | Rack/Vial | : 0/0 |
| AutoSampler | : NONE | Channel | : A |
| Instrument Name | : ICDNX7 | A/D mV Range | : 1000 |
| Interface Serial # | : 7230273507 | End Time | : 20.00 min |
| Delay Time | : 0.00 min | Area Reject | : 0.000000 |
| Sampling Rate | : 5.0000 pts/s | Dilution Factor | : 1.00 |
| Sample Volume | : 1.000000 uL | Cycle | : 6 |
| Sample Amount | : 1.0000 | | |
| Data Acquisition Time | : 11/22/2007 2:39:49 AM | | |

Raw Data File : H:\DATA\IC7\20071121\200711210006.raw
Result File : H:\DATA\IC7\20071121\200711210006.rst
Inst Method : h:\data\ic7\ic7qk06a from H:\DATA\IC7\20071121\200711210006.raw
Proc Method : h:\data\ic7\ic7qk06a from H:\DATA\IC7\20071121\200711210006.rst
Calib Method : h:\data\ic7\ic7qk06a from H:\DATA\IC7\20071121\200711210006.rst
Report Format File: h:\data\ic7\test.rpt
Sequence File : H:\DATA\IC7\20071121\20071121.seq

300.1

| Component Name | Time [min] | Area [μ V-s] | Raw Amount | Adjusted Amount | Cal. Range |
|----------------|------------|-------------------|------------|-----------------|------------|
| CHLORITE | 6.73 | 0.00 | 0.0000 | 0.0000 | |
| BROMATE | 7.56 | 0.00 | 0.0000 | 0.0000 | |
| DCA | 12.20 | 1.20e+07 | 0.9786 | 9.7858 | |
| BROMIDE | 13.34 | 151740.60 | 10.8554 | 108.5537 | * |
| CHLORATE | 14.60 | 56819.60 | 4.3041 | 43.0406 | * |
| | | 1.22e+07 | 16.1380 | 161.3802 | |

* Warning – uncalibrated levels encountered

Missing Component Report


Component Expected Retention (Calibration File)

| | |
|----------|-------|
| CHLORITE | 6.734 |
| BROMATE | 7.560 |

Report stored in ASCII file: H:\DATA\IC7\20071121\200711210006.TX0

Chromatogram

Sample Name : IQK1480-07 Sample #: 7K19101 Page 1 of 1
FileName : H:\DATA\IC7\20071121\200711210006.raw
Date : 11/22/2007 3:00:02 AM
Method : ic7qk06a.mth Time of Injection: 11/22/2007 2:39:49 AM
Start Time : 0.00 min End Time : 20.00 min Low Point : 50.00 mV High Point : 250.00 mV
Plot Offset: 50.00 mV Plot Scale: 200.0 mV



| | | | |
|-----------------------|-------------------------|-----------------|-------------------------|
| Software Version | : 6.2.1.0.106:0106 | Date | : 11/22/2007 3:51:04 AM |
| Reprocess Number | : ic: 154419 | Sample Name | : 7K19101-MS2 |
| Operator | : inorg | Study | : IQK1480-07 |
| Sample Number | : 7K19101 | Rack/Vial | : 0/0 |
| AutoSampler | : NONE | Channel | : A |
| Instrument Name | : ICDNX7 | A/D mV Range | : 1000 |
| Interface Serial # | : 7230273507 | End Time | : 20.00 min |
| Delay Time | : 0.00 min | Area Reject | : 0.000000 |
| Sampling Rate | : 5.0000 pts/s | Dilution Factor | : 1.00 |
| Sample Volume | : 1.000000 uL | Cycle | : 7 |
| Sample Amount | : 1.0000 | | |
| Data Acquisition Time | : 11/22/2007 3:30:51 AM | | |

Raw Data File : H:\DATA\IC7\20071121\200711210007.raw
Result File : H:\DATA\IC7\20071121\200711210007.rst
Inst Method : h:\data\ic7\ic7qk06a from H:\DATA\IC7\20071121\200711210007.raw
Proc Method : h:\data\ic7\ic7qk06a from H:\DATA\IC7\20071121\200711210007.rst
Calib Method : h:\data\ic7\ic7qk06a from H:\DATA\IC7\20071121\200711210007.rst
Report Format File: h:\data\ic7\test.rpt
Sequence File : H:\DATA\IC7\20071121\20071121.seq

300.1

| Component Name | Time [min] | Area [$\mu\text{V}\cdot\text{s}$] | Raw Amount | Adjusted Amount | Cal. Range |
|----------------|------------|-------------------------------------|------------|-----------------|------------|
| CHLORITE | 6.65 | 2112599.90 | 81.1402 | 811.4017 | * |
| BROMATE | 7.46 | 299426.00 | 23.6840 | 236.8398 | * |
| DCA | 12.19 | 1.19e+07 | 0.9701 | 9.7014 | * |
| BROMIDE | 13.39 | 6513774.00 | 257.6839 | 2576.8389 | * |
| CHLORATE | 14.66 | 2292223.60 | 101.1835 | 1011.8351 | * |
| | | 2.31e+07 | 464.6617 | 4646.6169 | |

* Warning -- uncalibrated levels encountered

Missing Component Report

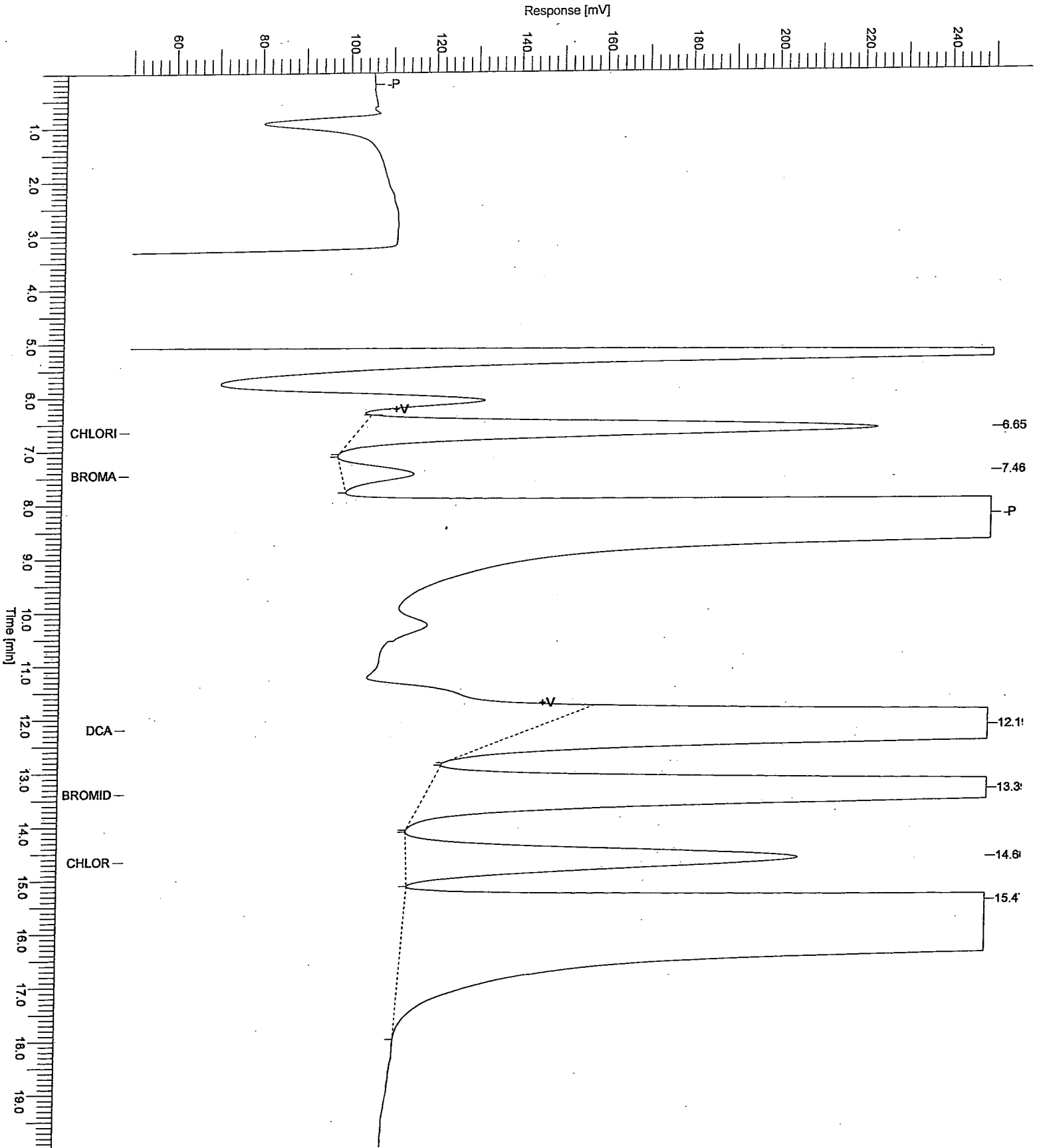
| Component | Expected Retention (Calibration File) |
|-----------|---------------------------------------|
|-----------|---------------------------------------|

All components were found

Report stored in ASCII file: H:\DATA\IC7\20071121\200711210007.TX0

Chromatogram

Sample Name : 7K19101-MS2 Sample # : 7K19101 Page 1 of 1
FileName : H:\DATA\IC7\20071121\200711210007.raw
Date : 11/22/2007 3:51:05 AM
Method : ic7qk06a.mth Time of Injection: 11/22/2007 3:30:51 AM
Start Time : 0.00 min End Time : 20.00 min Low Point : 50.00 mV High Point : 250.00 mV
Plot Offset: 50.00 mV Plot Scale: 200.0 mV



| | | | |
|-----------------------|-------------------------|-----------------|-------------------------|
| Software Version | : 6.2.1.0.106:0106 | Date | : 11/22/2007 4:42:08 AM |
| Reprocess Number | : ic: 154427 | Sample Name | : 7K19101-MSD2 |
| Operator | : inorg | Study | : IQK1480-07 |
| Sample Number | : 7K19101 | Rack/Vial | : 0/0 |
| AutoSampler | : NONE | Channel | : A |
| Instrument Name | : ICDNX7 | A/D mV Range | : 1000 |
| Interface Serial # | : 7230273507 | End Time | : 20.00 min |
| Delay Time | : 0.00 min | Area Reject | : 0.000000 |
| Sampling Rate | : 5.0000 pts/s | Dilution Factor | : 1.00 |
| Sample Volume | : 1.000000 uL | Cycle | : 8 |
| Sample Amount | : 1.0000 | | |
| Data Acquisition Time | : 11/22/2007 4:21:50 AM | | |

Raw Data File : H:\DATA\IC7\20071121\200711210008.raw
Result File : H:\DATA\IC7\20071121\200711210008.rst
Inst Method : h:\data\ic7\ic7qk06a from H:\DATA\IC7\20071121\200711210008.raw
Proc Method : h:\data\ic7\ic7qk06a from H:\DATA\IC7\20071121\200711210008.rst
Calib Method : h:\data\ic7\ic7qk06a from H:\DATA\IC7\20071121\200711210008.rst
Report Format File: h:\data\ic7\test.rpt
Sequence File : H:\DATA\IC7\20071121\20071121.seq

300.1

| Component Name | Time [min] | Area [$\mu\text{V}\cdot\text{s}$] | Raw Amount | Adjusted Amount | Cal. Range |
|----------------|------------|-------------------------------------|------------|-----------------|------------|
| CHLORITE | 6.65 | 2217743.00 | 85.0849 | 850.8492 | * |
| BROMATE | 7.46 | 314736.40 | 24.9128 | 249.1278 | * |
| DCA | 12.18 | 1.17e+07 | 0.9536 | 9.5360 | * |
| BROMIDE | 13.41 | 6747316.60 | 266.7447 | 2667.4467 | * |
| CHLORATE | 14.67 | 2352791.20 | 103.8084 | 1038.0843 | * |
| | | 2.33e+07 | 481.5044 | 4815.0440 | |

* Warning – uncalibrated levels encountered


Missing Component Report
Component Expected Retention (Calibration File)

All components were found

Report stored in ASCII file: H:\DATA\IC7\20071121\200711210008.TX0

Chromatogram

Sample Name : 7K19101-MSD2 Sample #: 7K19101 Page 1 of 1
FileName : H:\DATA\IC7\20071121\200711210008.raw
Date : 11/22/2007 4:42:09 AM
Method : ic7qk06a.mth Time of Injection: 11/22/2007 4:21:50 AM
Start Time : 0.00 min End Time : 20.00 min Low Point : 50.00 mV High Point : 250.00 mV
Plot Offset: 50.00 mV Plot Scale: 200.0 mV



| | | | |
|-----------------------|-------------------------|-----------------|-------------------------|
| Software Version | : 6.2.1.0.106:0106 | Date | : 11/22/2007 9:48:03 AM |
| Reprocess Number | : ic: 154453 | | |
| Operator | : inorg | Sample Name | : CCV |
| Sample Number | : 7K21124 | Study | : |
| AutoSampler | : NONE | Rack/Vial | : 0/0 |
| Instrument Name | : ICDNX7 | Channel | : A |
| Interface Serial # | : 7230273507 | A/D mV Range | : 1000 |
| Delay Time | : 0.00 min | End Time | : 20.00 min |
| Sampling Rate | : 5.0000 pts/s | | |
| Sample Volume | : 1.000000 uL | Area Reject | : 0.000000 |
| Sample Amount | : 1.0000 | Dilution Factor | : 1.00 |
| Data Acquisition Time | : 11/22/2007 9:27:46 AM | Cycle | : 14 |

Raw Data File : H:\DATA\IC7\20071121\200711210014.raw
Result File : H:\DATA\IC7\20071121\200711210014.rst
Inst Method : h:\data\ic7\ic7qk06a from H:\DATA\IC7\20071121\200711210014.raw
Proc Method : h:\data\ic7\ic7qk06a from H:\DATA\IC7\20071121\200711210014.rst
Calib Method : h:\data\ic7\ic7qk06a from H:\DATA\IC7\20071121\200711210014.rst
Report Format File: h:\data\ic7\test.rpt
Sequence File : H:\DATA\IC7\20071121\20071121.seq

300.1

| Component Name | Time [min] | Area [μ V·s] | Raw Amount | Adjusted Amount | Cal. Range |
|----------------|------------|-------------------|------------|-----------------|------------|
| CHLORITE | 6.67 | 2448301.90 | 93.7350 | 93.7350 | * |
| BROMATE | 7.47 | 320908.60 | 25.4082 | 25.4082 | * |
| DCA | 12.20 | 1.23e+07 | 1.0078 | 1.0078 | |
| BROMIDE | 13.41 | 6193711.20 | 245.2664 | 245.2664 | * |
| CHLORATE | 14.69 | 2211273.10 | 97.6752 | 97.6752 | * |
| | | 2.35e+07 | 463.0926 | 463.0926 | |

* Warning – uncalibrated levels encountered

Missing Component Report


Component Expected Retention (Calibration File)

All components were found

Report stored in ASCII file: H:\DATA\IC7\20071121\200711210014.TX0

Chromatogram

Sample Name : CCV Sample #: 7K21124 Page 1 of 1
FileName : H:\DATA\IC7\20071121\200711210014.raw
Date : 11/22/2007 9:48:04 AM
Method : ic7qk06a.mth Time of Injection: 11/22/2007 9:27:46 AM
Start Time : 0.00 min End Time : 20.00 min Low Point : 50.00 mV High Point : 250.00 mV
Plot Offset: 50.00 mV Plot Scale: 200.0 mV



| | | | |
|-----------------------|--------------------------|-----------------|--------------------------|
| Software Version | : 6.2.1.0.106:0106 | Date | : 11/22/2007 10:39:00 AM |
| Reprocess Number | : ic: 154458 | Sample Name | : CCB |
| Operator | : inorg | Study | : |
| Sample Number | : 7K21124 | Rack/Vial | : 0/0 |
| AutoSampler | : NONE | Channel | : A |
| Instrument Name | : ICDNX7 | A/D mV Range | : 1000 |
| Interface Serial # | : 7230273507 | End Time | : 20.00 min |
| Delay Time | : 0.00 min | Area Reject | : 0.000000 |
| Sampling Rate | : 5.0000 pts/s | Dilution Factor | : 1.00 |
| Sample Volume | : 1.000000 uL | Cycle | : 15 |
| Sample Amount | : 1.0000 | | |
| Data Acquisition Time | : 11/22/2007 10:18:48 AM | | |

Raw Data File : H:\DATA\IC7\20071121\200711210015.raw
Result File : H:\DATA\IC7\20071121\200711210015.rst
Inst Method : h:\data\ic7\ic7qk06a from H:\DATA\IC7\20071121\200711210015.raw
Proc Method : h:\data\ic7\ic7qk06a from H:\DATA\IC7\20071121\200711210015.rst
Calib Method : h:\data\ic7\ic7qk06a from H:\DATA\IC7\20071121\200711210015.rst
Report Format File: h:\data\ic7\test.rpt
Sequence File : H:\DATA\IC7\20071121\20071121.seq

300.1

| Component Name | Time [min] | Area [$\mu\text{V}\cdot\text{s}$] | Raw Amount | Adjusted Amount | Cal. Range |
|----------------|------------|-------------------------------------|------------|-----------------|------------|
| CHLORITE | 6.73 | 0.00 | 0.0000 | 0.0000 | |
| BROMATE | 7.56 | 0.00 | 0.0000 | 0.0000 | |
| DCA | 12.21 | 1.24e+07 | 1.0119 | 1.0119 | |
| BROMIDE | 13.55 | 0.00 | 0.0000 | 0.0000 | |
| CHLORATE | 14.50 | 0.00 | 0.0000 | 0.0000 | |
| | | 1.24e+07 | 1.0119 | 1.0119 | |

Missing Component Report

Component Expected Retention (Calibration File)

| | |
|----------|--------|
| CHLORITE | 6.734 |
| BROMATE | 7.560 |
| BROMIDE | 13.545 |
| CHLORATE | 14.500 |

Report stored in ASCII file: H:\DATA\IC7\20071121\200711210015.TX0

Chromatogram

Sample Name : CCB

Sample #: 7K21124

Page 1 of 1

FileName : H:\DATA\IC7\20071121\200711210015.raw

Date : 11/22/2007 10:39:01 AM

Time of Injection: 11/22/2007 10:18:48 AM

Method : ic7qk06a.mth

Start Time : 0.00 min

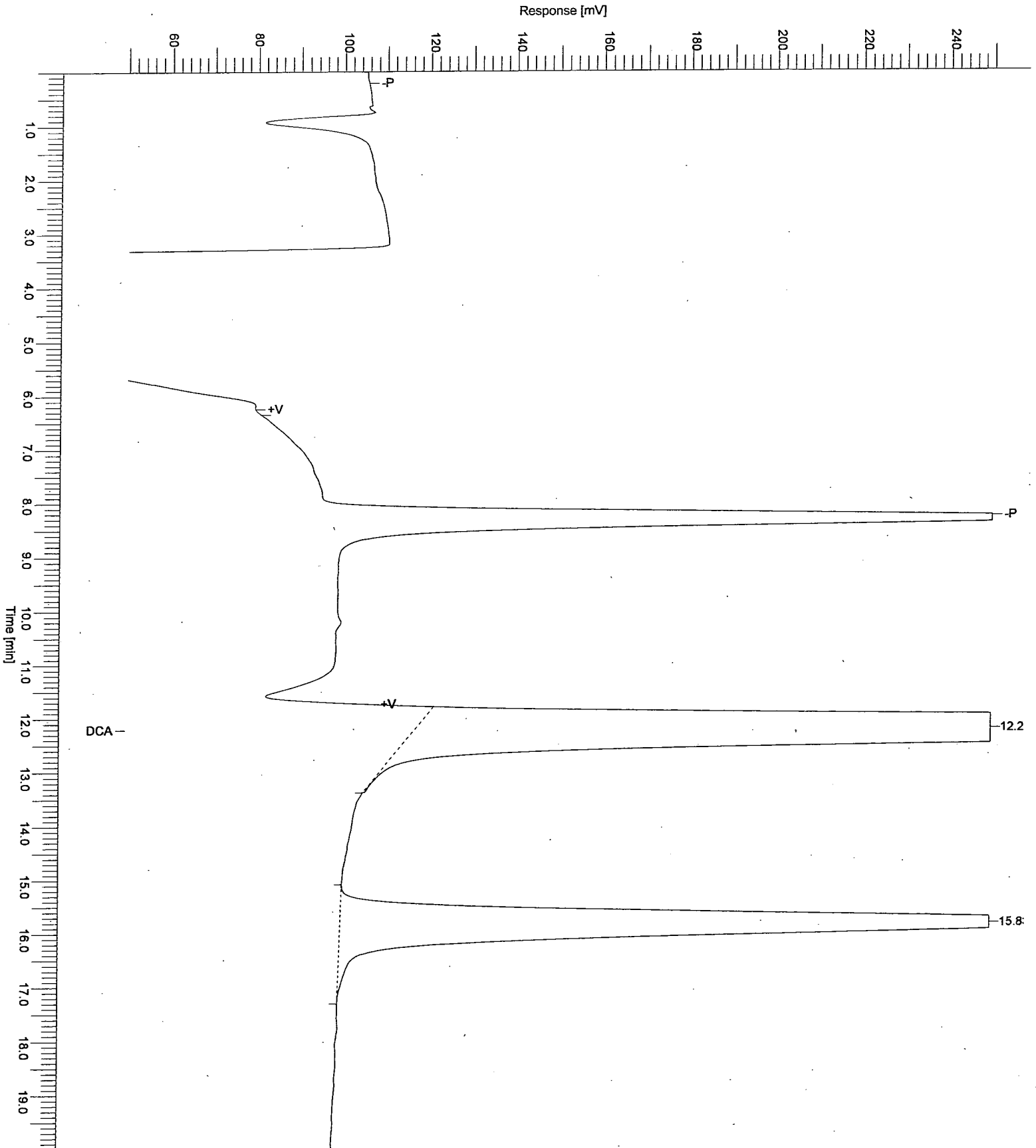
End Time : 20.00 min

Low Point : 50.00 mV

High Point : 250.00 mV

Plot Offset: 50.00 mV

Plot Scale: 200.0 mV



QA/QC PACKAGE: LEVEL IV
PREPARED FOR: STL – ST. LOUIS
LABORATORY NUMBER: IQK1137
PROJECT: PHASE 2 SAMPLING TRONOX PARCELS C & D
20072263V1

EPA 7196A LABORATORY RAW DATA

- INITIAL CALIBRATION RAW DATA
 - SAMPLE RAW DATA

Cr 6+ DIGESTION LOG (Solids)
 Prep Method: 7196A/3060A

Analyst: S.L
 Date: 11/19/07
 Batch: 7K19120

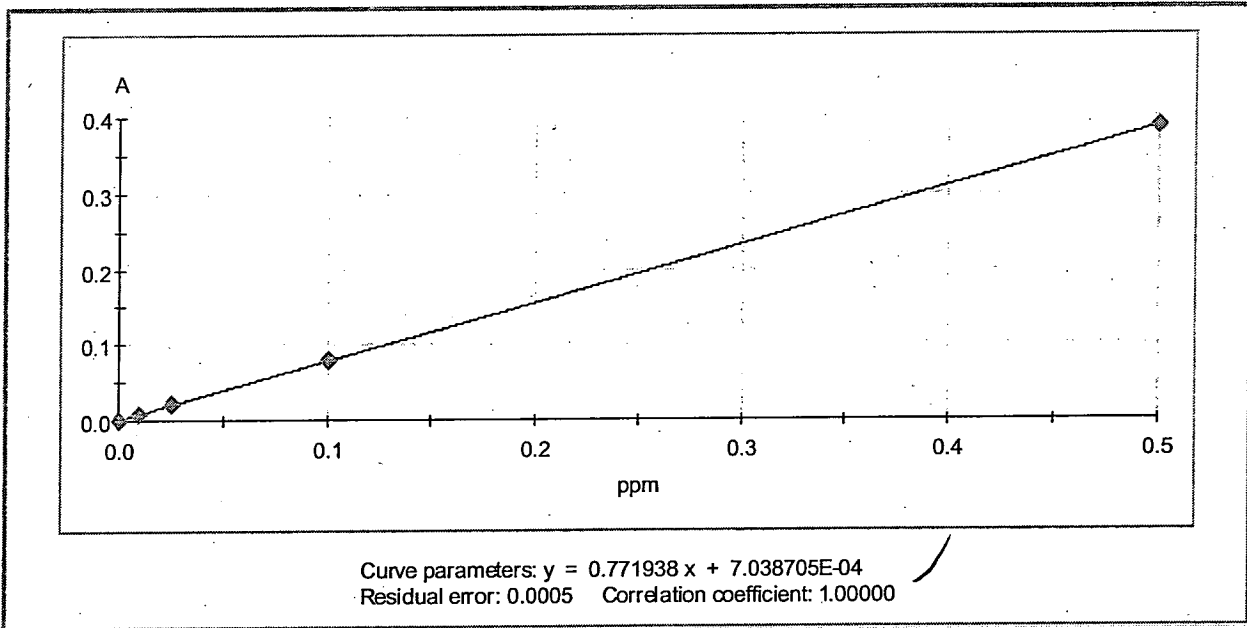
| Client | Sample ID | Sample Size (g) | Matrix | Digestion Solution (mL) | MgCl2 (g) | Phosphate Buffer (uL) | Final Volume (mL) |
|--------|----------------|-----------------|--------|-------------------------|-----------|-----------------------|-------------------|
| | Method Blank | | | | | | |
| | LCS | | | | | | |
| 1 | TQK 1137-01 | 1.25 | S | 25 | 20.2 | 250 | 50 |
| | MS | | | | | | |
| | SD | | | | | | |
| | pbcr04 INS. MS | | | | | | |
| 2 | TQK 1116-01 | | | | | | |
| 3 | TQK 1137-02 | | | | | | |
| 4 | TQK 1137-03 | | | | | | |
| 5 | TQK 1137-04 | | | | | | |
| 6 | TQK 1137-05 | | | | | | |
| 7 | TQK 1137-06 | | | | | | |
| 8 | TQK 1137-07 | | | | | | |
| 9 | TQK 1137-08 | | | | | | |
| 10 | TQK 1137-09 | | | | | | |
| 11 | TQK 1137-10 | | | | | | |
| 12 | TQK 1137-11 | | | | | | |
| 13 | TQK 1285-03 | | | | | | |
| 14 | TQK 1715-01 | | | | | | |
| 15 | TQK 1715-02 | | | | | | |
| 16 | TQK 1715-03 | | | | | | |
| 17 | TQK 1715-04 | | | | | | |
| 18 | TQK 1715-05 | | | | | | |
| 19 | | | | | | | |

Digestion Solution: 7110395
 MgCl2: 7100384
 Phosphate Buffer: 7110272

Volume Spike Added LCS: 400
 Volume Spike Added MS/SD: 400
 Weight Spike: _____

7K19120

Method: CHR111907.mqa
Last modified: 11/19/2007 8:44:10 PM by inorg/IRV-GENESYS
Spectrophotometer: GENESYS 20
Serial number: - - -
Firmware: 2.10
Measured: 11/19/2007 8:51:41 PM by inorg/IRV-GENESYS



Standard Data

| No. | Concentration [ppm] | A | Error [A] | Used |
|-----|---------------------|-------|-----------|------|
| 1 | 0 | 0.000 | -0.001 | Yes |
| 2 | 0.01 | 0.009 | 0.000 | Yes |
| 3 | 0.025 | 0.020 | 0.000 | Yes |
| 4 | 0.1 | 0.078 | 0.000 | Yes |
| 5 | 0.5 | 0.387 | 0.000 | Yes |

ICV/CCV 7110085

LCS/MS/MSD 7110146

Method: CHR111907.mqa
 Last modified: 11/19/2007 8:44:10 PM by inorg/IRV-GENESYS
 Spectrophotometer: GENESYS 20
 Serial number: - - -
 Firmware: 2.10
 Measured: 11/19/2007 8:51:17 PM by inorg/IRV-GENESYS

| Sample | Dilution Factor | Ordinate [A] | Concentration [ppm] |
|------------------------------|-----------------|--------------|---------------------|
| ICV | 1 | 0.081 | 0.10376 |
| ICB | 1 | 0.000 | -0.00091 |
| BLK | 1 | 0.000 | -0.00052 |
| LCS | 1 | 0.287 | 0.37101 |
| IQK1137-01 MS | 1 | 0.267 | 0.34523 |
| IQK1137-01 MSD | 1 | 0.264 | 0.34083 |
| IQK1137-01 PBCRO4 100X 5.1MG | 1 | 0.108 | 0.13938 |
| IQK1116-01 | 1 | 0.023 | 0.02850 |
| IQK1116-01 BG | 1 | 0.020 | 0.02513 |
| IQK1137-01 | 1 | 0.003 | 0.00233 |
| IQK1137-02 | 1 | 0.004 | 0.00427 |
| IQK1137-03 | 1 | 0.004 | 0.00427 |
| IQK1137-04 | 1 | 0.001 | -0.00001 |
| IQK1137-05 | 1 | 0.002 | 0.00168 |
| CCV | 1 | 0.246 | 0.31738 |
| CCB | 1 | 0.000 | -0.00078 |
| IQK1137-06 | 1 | 0.004 | 0.00401 |
| IQK1137-07 | 1 | 0.005 | 0.00518 |
| IQK1137-08 | 1 | 0.009 | 0.01010 |
| IQK1137-09 | 1 | 0.008 | 0.00919 |
| IQK1137-10 | 1 | 0.005 | 0.00570 |
| IQK1137-11 | 1 | 0.009 | 0.01075 |
| CCV | 1 | 0.246 | 0.31777 |
| CCB | 1 | 0.000 | -0.00078 |
| IQK1715-01 | 1 | 0.000 | -0.00117 |
| IQK1715-02 | 1 | 0.003 | 0.00310 |
| IQK1715-03 | 1 | 0.009 | 0.01049 |
| IQK1715-04 | 1 | 0.004 | 0.00440 |
| IQK1715-05 | 1 | 0.004 | 0.00401 |
| CCV | 1 | 0.246 | 0.31777 |
| CCB | 1 | -0.001 | -0.00156 |

7 0.00327

RW
11/20/07

Method: CHR111907.mqa
Last modified: 11/19/2007 8:44:10 PM by inorg/IRV-GENESYS
Spectrophotometer: GENESYS 20
Serial number: - - -
Firmware: 2.10
Measured: 11/19/2007 9:32:05 PM by inorg/IRV-GENESYS

| Sample | Dilution Factor | Ordinate [A] | Concentration [ppm] |
|--------------------|--------------------|-----------------|------------------------|
| CCV | 1 | 0.245 | 0.31686 |
| CCB | 1 | 0.000 | -0.00039 |
| IQK1285-03 50X | 1 | 0.005 | 0.00557 |
| IQK1285-04 50X | 1 | 0.004 | 0.00388 |
| CCB CCV | 1 | 0.245 | 0.31673 |
| CCB | 1 | 0.000 | -0.00052 |

* dilute due to cloudy samples

S.L
11/19/7