



TestAmerica

THE LEADER IN ENVIRONMENTAL TESTING

QA/QC PACKAGE: LEVEL IV
PREPARED FOR: STL
LABORATORY NUMBER: IQK1136
PROJECT: PHASE 2 SAMPLING TRONOX PARCELS C & D
20072263V1

SAMPLED: 11/09/07

CASE NARRATIVE

Client: STL **Date Sampled:** 11/9/2007
Project: Phase 2 Sampling Tronox Parcels **Date Received:** 11/10/2007
C & D
20072263V1
Lab: IQK1136

SAMPLE RECEIPT: Samples were received intact, on ice, with custody seals and chain of custody documentation. The sample temperature was measured at 1.5° C upon receipt at the laboratory.


HOLDING TIMES: All samples were analyzed within holding times.

PROBLEMS ENCOUNTERED: No problems were encountered.

QA/QC CRITERIA: No problems were encountered during sample analysis.

OBSERVATIONS: No significant observations were made.

TestAmerica - Irvine, CA



Joseph Doak
Project Manager
agm

LABORATORY REPORT

Prepared For: STL - St. Louis, MO (Sub)
13715 Rider Trail North
Earth City, MO 63045
Attention: Jerry Everett

Project: Phase 2 Sampling Tronox Parcels
C & D
20072263V1

Sampled: 11/09/07
Received: 11/10/07
Issued: 11/21/07 14:20

NELAP #01108CA California ELAP#1197 CSDLAC #10256

The results listed within this Laboratory Report pertain only to the samples tested in the laboratory. The analyses contained in this report were performed in accordance with the applicable certifications as noted. All soil samples are reported on a wet weight basis unless otherwise noted in the report. This Laboratory Report is confidential and is intended for the sole use of TestAmerica and its client. This report shall not be reproduced, except in full, without written permission from TestAmerica. The Chain of Custody, 1 page, is included and is an integral part of this report.

This entire report was reviewed and approved for release.

SAMPLE CROSS REFERENCE

LABORATORY ID
IQK1136-01

CLIENT ID
Rinsate 1

MATRIX
Water

Reviewed By:



TestAmerica - Irvine, CA

Joseph Doak
Project Manager



TestAmerica

THE LEADER IN ENVIRONMENTAL TESTING

QA/QC PACKAGE: LEVEL IV
PREPARED FOR: STL
LABORATORY NUMBER: IQK1136
PROJECT: PHASE 2 SAMPLING TRONOX PARCELS C & D
20072263V1

CHAIN OF CUSTODY FORM



TestAmerica

THE LEADER IN ENVIRONMENTAL TESTING

QA/QC PACKAGE: LEVEL IV
PREPARED FOR: STL
LABORATORY NUMBER: IQK1136
PROJECT: PHASE 2 SAMPLING TRONOX PARCELS C & D
20072263V1

ANALYTICAL REPORT

STL - St. Louis, MO (Sub)
13715 Rider Trail North
Earth City, MO 63045
Attention: Jerry Everett

Project ID: Phase 2 Sampling Tronox Parcels C & D
20072263V1
Report Number: IQK1136

Sampled: 11/09/07
Received: 11/10/07

INORGANICS

Analyte	Method	Batch	MDL Limit	Reporting Limit	Sample Result	Dilution Factor	Date Extracted	Date Analyzed	Data Qualifiers
Sample ID: IQK1136-01 (Rinsate 1 - Water)									
Reporting Units: mg/l									
Chromium VI	EPA 7196A	7K10061	N/A	0.025	ND	1	11/10/07	11/10/07	
Sample ID: IQK1136-01 (Rinsate 1 - Water)									
Reporting Units: ug/l									
Chlorite	EPA 300.1	7K15115	4.0	20	ND	1	11/15/07	11/16/07	

TestAmerica - Irvine, CA

Joseph Doak
Project Manager

The results pertain only to the samples tested in the laboratory. This report shall not be reproduced, except in full, without written permission from TestAmerica.

IQK1136 <Page 2 of 7>

STL - St. Louis, MO (Sub)
13715 Rider Trail North
Earth City, MO 63045
Attention: Jerry Everett

Project ID: Phase 2 Sampling Tronox Parcels C & D
20072263V1
Report Number: IQK1136

Sampled: 11/09/07
Received: 11/10/07

SHORT HOLD TIME DETAIL REPORT

	Hold Time (in days)	Date/Time Sampled	Date/Time Received	Date/Time Extracted	Date/Time Analyzed
Sample ID: Rinsate 1 (IQK1136-01) - Water EPA 7196A	1	11/09/2007 14:30	11/10/2007 13:12	11/10/2007 14:06	11/10/2007 14:23

TestAmerica - Irvine, CA

Joseph Doak
Project Manager

The results pertain only to the samples tested in the laboratory. This report shall not be reproduced, except in full, without written permission from TestAmerica.

IQK1136 <Page 3 of 7>

QA/QC PACKAGE: LEVEL IV
PREPARED FOR: STL
LABORATORY NUMBER: IQK1136
PROJECT: PHASE 2 SAMPLING TRONOX PARCELS C & D
20072263V1

QUALITY CONTROL SUMMARY

- METHOD BLANK
- MS/MSD DATA REPORT
- LCS DATA REPORT

STL - St. Louis, MO (Sub) 13715 Rider Trail North Earth City, MO 63045 Attention: Jerry Everett	Project ID: Phase 2 Sampling Tronox Parcels C & D 20072263V1 Report Number: IQK1136	Sampled: 11/09/07 Received: 11/10/07
--	---	---

METHOD BLANK/QC DATA

INORGANICS

Analyte	Result	Reporting Limit	MDL	Units	Spike Level	Source Result	%REC %REC	%REC Limits	RPD RPD	RPD Limit	Data Qualifiers
Batch: 7K10061 Extracted: 11/10/07											
Blank Analyzed: 11/10/2007 (7K10061-BLK1)											
Chromium VI	ND	0.025	N/A	mg/l							
LCS Analyzed: 11/10/2007 (7K10061-BS1)											
Chromium VI	0.0981	0.025	N/A	mg/l	0.100		98	90-110			
Matrix Spike Analyzed: 11/10/2007 (7K10061-MS1)											
						Source: IQK1136-01					
Chromium VI	0.295	0.025	N/A	mg/l	0.300	ND	98	85-115			
Matrix Spike Dup Analyzed: 11/10/2007 (7K10061-MSD1)											
						Source: IQK1136-01					
Chromium VI	0.293	0.025	N/A	mg/l	0.300	ND	98	85-115	0	20	
Batch: 7K15115 Extracted: 11/15/07											
Blank Analyzed: 11/15/2007 (7K15115-BLK1)											
Chlorite	ND	20	4.0	ug/l							
LCS Analyzed: 11/15/2007 (7K15115-BS1)											
Chlorite	95.1	20	4.0	ug/l	100		95	75-125			
Matrix Spike Analyzed: 11/16/2007 (7K15115-MS1)											
						Source: IQK0939-01					
Chlorite	85.0	20	4.0	ug/l	100	ND	85	75-125			
Matrix Spike Analyzed: 11/16/2007 (7K15115-MS2)											
						Source: IQK0946-05					
Chlorite	89.2	20	4.0	ug/l	100	6.15	83	75-125			
Matrix Spike Dup Analyzed: 11/16/2007 (7K15115-MSD1)											
						Source: IQK0939-01					
Chlorite	84.8	20	4.0	ug/l	100	ND	85	75-125	0	25	

TestAmerica - Irvine, CA

Joseph Doak
Project Manager

The results pertain only to the samples tested in the laboratory. This report shall not be reproduced, except in full, without written permission from TestAmerica.

STL - St. Louis, MO (Sub) 13715 Rider Trail North Earth City, MO 63045 Attention: Jerry Everett	Project ID: Phase 2 Sampling Tronox Parcels C & D 20072263V1 Report Number: IQK1136	Sampled: 11/09/07 Received: 11/10/07
--	---	---

METHOD BLANK/QC DATA

INORGANICS

Analyte	Result	Reporting Limit	MDL	Units	Spike Level	Source Result	%REC	%REC Limits	RPD	RPD Limit	Data Qualifiers
Batch: 7K15115 Extracted: 11/15/07											
Matrix Spike Dup Analyzed: 11/16/2007 (7K15115-MSD2)											
Chlorite	90.0	20	4.0	ug/l	100	6.15	84	75-125	f	25	

TestAmerica - Irvine, CA

Joseph Doak
Project Manager

The results pertain only to the samples tested in the laboratory. This report shall not be reproduced, except in full, without written permission from TestAmerica.

STL - St. Louis, MO (Sub)
13715 Rider Trail North
Earth City, MO 63045
Attention: Jerry Everett

Project ID: Phase 2 Sampling Tronox Parcels C & D
20072263V1
Report Number: IQK1136

Sampled: 11/09/07
Received: 11/10/07

DATA QUALIFIERS AND DEFINITIONS

ND Analyte NOT DETECTED at or above the reporting limit or MDL, if MDL is specified.
RPD Relative Percent Difference

TestAmerica - Irvine, CA

Joseph Doak
Project Manager

The results pertain only to the samples tested in the laboratory. This report shall not be reproduced, except in full, without written permission from TestAmerica.

IQK1136 <Page 6 of 7>

STL - St. Louis, MO (Sub)
13715 Rider Trail North
Earth City, MO 63045
Attention: Jerry Everett

Project ID: Phase 2 Sampling Tronox Parcels C & D
20072263V1
Report Number: IQK1136

Sampled: 11/09/07
Received: 11/10/07

Certification Summary

TestAmerica - Irvine, CA

Method	Matrix	Nelac	California
EPA 300.1	Water	X	X
EPA 7196A	Water	X	X

Nevada and NELAP provide analyte specific accreditations. Analyte specific information for TestAmerica may be obtained by contacting the laboratory or visiting our website at www.testamericainc.com

TestAmerica - Irvine, CA

Joseph Doak
Project Manager

The results pertain only to the samples tested in the laboratory. This report shall not be reproduced, except in full, without written permission from TestAmerica.

IQK1136 <Page 7 of 7>

QA/QC PACKAGE: LEVEL IV
PREPARED FOR: STL
LABORATORY NUMBER: IQK1136
PROJECT: PHASE 2 SAMPLING TRONOX PARCELS C & D
20072263V1

EPA 300.1 LABORATORY RAW DATA

- INITIAL CALIBRATION RAW DATA
 - SAMPLE RAW DATA

TotalChrom Method File H:\DATA\IC7\IC7QK06.mth
 Printed by : inorg on: 11/7/2007 2:51:51 PM
 Created by : inorg on: 11/7/2007 2:51:47 PM
 Edited by : inorg on: 11/7/2007 2:51:47 PM
 Number of Times Edited : 0
 Number of Times Calibrated : 22
 Description:

Instrument Conditions

Instrument Control Method

Instrument Name : ICDNX7
 Instrument Type : 900 Series Intelligent Interface

Interface Parameters

Delay Time : 0.00 min
 Run Time : 20.00 min
 Sampling Rate : 5.0000 pts/s
 Interface Type : 900 Series Intelligent Interface
 Analog Voltage Input : 1000 mV
 Data will be collected from channel A

Timed Events

There are no timed events in the method

Real Time Plot Parameters

	Pages	Offset (mV)	Scale (mV)
Channel A	1	50.000	800.000

Processing Parameters

Bunch Factor : 4 points
 Noise Threshold : 20 µV
 Area Threshold : 500.00 µV

Peak Separation Criteria

Width Ratio : 0.200
 Valley-to-Peak Ratio : 0.010

Exponential Skim Criteria

Peak Height Ratio : 5.000
 Adjusted Height Ratio : 4.000
 Valley Height Ratio : 3.000

Baseline Timed Events

- Event #1 - Disable Peak Detection at 0.212
- Event #2 - Valley Baselines On at 6.250
- Event #3 - Enable Peak Detection at 6.350
- Event #4 - Disable Peak Detection at 8.261
- Event #5 - Valley Baselines On at 11.975
- Event #6 - Enable Peak Detection at 12.009

Optional Reports

No report format files given

Optional Report Plot Parameters

Plot Number	1	2	3	4	5
Generate this plot	No	No	No	No	No
Start plot at end of delay time	Yes	Yes	Yes	Yes	Yes
Start Time					
End Time					
Scale Type	Vertical Scaling	Vertical Scaling	Vertical Scaling	Vertical Scaling	Vertical Scaling
Scale Factor	1.000	1.000	1.000	1.000	1.000
Full Scale					
Offset					

Annotated Replot Parameters

Offset & Scale set to absolute values

11/7/2007 2:51:51 PM Method: H:\DATA\IC7\IC7QK06.mth

Draw baselines
 Include timed event annotations
 Automatically set plot start and end times to data limits

Plot Offset : 50.000 µV
 Plot Scale : 200.000 µV
 Number of Pages : 1
 Plot Title : Chromatogram
 X-Axis Label : Time [min]
 Y-Axis Label : Response [mV]
 Orientation : Landscape
 Retention Labels : Top of Plot
 Component Labels : Actual Time

User Programs

No user programs will be executed

Global Sample Information

Default Sample Volume : 1.000 uL
 Quantitation Units : PPM
 Void Time : 0.000 min
 Correct amounts during calibration : Yes
 Convert unknowns to concentration units : Yes
 Reject outliers during calibration : No

An External Standard calibration will be used
 Unknown peaks will be quantitated using a response factor of 1.000000e+06
 First peak will be relative retention reference

Component Information

CHLORITE

Component Type : Single Peak Component
 Retention Time : 6.734 min
 Search Window : 15.00 s, 0.00 %
 Reference Component :
 Find peak closest to expected RT in window
 Calibrating Area versus Amount using a 1st Order Fit
 Curve will ignore the origin
 Amounts will not be scaled prior to the regression
 Weighting factor for the regression: 1
 Component standard purity percentage : 100.0000%

User Values

Label :
 Value 1 : 0.000000
 Value 2 : 0.000000
 Value 3 : 0.000000
 Value 4 : 0.000000
 Value 5 : 0.000000

Calibration Level

Level Name	Amount	Area	Height	ISTD Amt.	ISTD Resp.	# Replicates
1	0.0000	0.00	0.00	-----	-----	0
2	20.0000	485148.30	31031.74	-----	-----	1
3	100.0000	2580797.40	162500.09	-----	-----	1
4	200.0000	5228081.60	334373.97	-----	-----	1
5	400.0000	10646272.00	693908.82	-----	-----	1

Calibration Curve : $y = (-50102.450607) + (26653.904898)x + (0.000000)x^2 + (0.000000)x^3$
 R-squared : 0.999899

BROMATE

Component Type : Single Peak Component
 Retention Time : 7.560 min
 Search Window : 20.00 s, 0.00 %
 Reference Component :
 Find peak closest to expected RT in window
 Calibrating Area versus Amount using a 1st Order Fit
 Curve will ignore the origin

11/7/2007 2:51:51 PM Method: H:\DATA\IC7\IC7QK06.mth

Amounts will not be scaled prior to the regression
 Weighting factor for the regression: 1
 Component standard purity percentage : 100.0000%

User Values

Label :
 Value 1 : 0.000000
 Value 2 : 0.000000
 Value 3 : 0.000000
 Value 4 : 0.000000
 Value 5 : 0.000000

Calibration Level

Level Name	Amount	Area	Height	ISTD Amt.	ISTD Resp.	# Replicates
1	0.0000	0.00	0.00	-----	-----	0
2	5.0000	62676.20	3880.47	-----	-----	1
3	25.0000	321673.20	20412.11	-----	-----	1
4	50.0000	634717.00	40862.92	-----	-----	1
5	100.0000	1245328.60	80056.57	-----	-----	1

Calibration Curve : $y = (4332.482967) + (12459.625404)x + (0.000000)x^2 + (0.000000)x^3$
 R-squared : 0.999857

DCA

Component Type : Single Peak Component
 Retention Time : 12.405 min
 Search Window : 25.00 s, 0.00 %
 This component is a reference
 Find peak closest to expected RT in window
 Use Average Calibration Factor (Area / Amount)
 Component standard purity percentage : 100.0000%

User Values

Label :
 Value 1 : 0.000000
 Value 2 : 0.000000
 Value 3 : 0.000000
 Value 4 : 0.000000
 Value 5 : 0.000000

Calibration Level

Level Name	Amount	Area	Height	ISTD Amt.	ISTD Resp.	# Replicates
1	1.0000	12419223.22	495087.16	-----	-----	1
2	1.0000	12100000.00	0.00	-----	-----	0
3	1.0000	12327800.20	494360.87	-----	-----	1
4	1.0000	12459241.70	502061.25	-----	-----	1
5	1.0000	11783210.86	481554.78	-----	-----	1

Average Calibration Factor = 1.221790e+07 (%RSD = 2.29)

BROMIDE

Component Type : Single Peak Component
 Retention Time : 13.545 min
 Search Window : 28.10 s, 0.00 %
 Reference Component :
 Find peak closest to expected RT in window
 Calibrating Area versus Amount using a 1st Order Fit
 Curve will ignore the origin
 Amounts will not be scaled prior to the regression
 Weighting factor for the regression: 1
 Component standard purity percentage : 100.0000%

User Values

Label :
 Value 1 : 0.000000
 Value 2 : 0.000000
 Value 3 : 0.000000
 Value 4 : 0.000000
 Value 5 : 0.000000

11/7/2007 2:51:51 PM Method: H:\DATA\IC7\IC7QK06.mth

Calibration Level

Level Name	Amount	Area	Height	ISTD Amt.	ISTD Resp.	# Replicates
1	0.0000	0.00	0.00	-----	-----	0
2	50.0000	1094829.00	50625.92	-----	-----	1
3	250.0000	6178169.60	276720.64	-----	-----	1
4	500.0000	12834862.10	577679.36	-----	-----	1

Calibration Curve : $y = (-128057.754390) + (25775.114615)x + (0.000000)x^2 + (0.000000)x^3$
R-squared : 0.999560

CHLORATE

Component Type : Single Peak Component
Retention Time : 14.920 min
Search Window : 30.00 s, 0.00 %
Reference Component :
Find peak closest to expected RT in window
Calibrating Area versus Amount using a 1st Order Fit
Curve will ignore the origin
Amounts will not be scaled prior to the regression
Weighting factor for the regression: 1
Component standard purity percentage : 100.0000%

User Values

Label :
Value 1 : 0.000000
Value 2 : 0.000000
Value 3 : 0.000000
Value 4 : 0.000000
Value 5 : 0.000000

Calibration Level

Level Name	Amount	Area	Height	ISTD Amt.	ISTD Resp.	# Replicates
1	0.0000	0.00	0.00	-----	-----	0
2	20.0000	448590.30	17626.52	-----	-----	1
3	100.0000	2211279.60	88642.08	-----	-----	1
4	200.0000	4511548.20	181006.38	-----	-----	1
5	400.0000	9229454.80	372851.28	-----	-----	1

Calibration Curve : $y = (-42492.693863) + (23074.078259)x + (0.000000)x^2 + (0.000000)x^3$
R-squared : 0.999806

Calibration Replicate Lists

Component : CHLORITE
Level : 1

This level has no replicate injections

Level : 2

Area	Height	Vol Adj Amt	ISTD Response	ISTD Amount	Date	Time	File
485148.30	31031.74	20.0000	-----	-----	11/7/2007	2:49:01 PM	H:\DATA\IC7\20071106\200711060003.rst

Level : 3

Area	Height	Vol Adj Amt	ISTD Response	ISTD Amount	Date	Time	File
2580797.40	162500.09	100.0000	-----	-----	11/7/2007	2:49:01 PM	H:\DATA\IC7\20071106\200711060004.rst

Level : 4

Area	Height	Vol Adj Amt	ISTD Response	ISTD Amount	Date	Time	File
5228081.60	334373.97	200.0000	-----	-----	11/7/2007	2:49:02 PM	H:\DATA\IC7\20071106\200711060005.rst

Level : 5

Area	Height	Vol Adj Amt	ISTD Response	ISTD Amount	Date	Time	File
10646272.00	693908.82	400.0000	-----	-----	11/7/2007	2:49:02 PM	H:\DATA\IC7\20071106\200711060006a.rst

11/7/2007 2:51:51 PM Method: H:\DATA\IC7\IC7QK06.mth

Component : BROMATE

Level : 1

This level has no replicate injections

Level : 2

Area	Height	Vol Adj Amt	ISTD Response	ISTD Amount	Date	Time	File
62676.20	3880.47	5.0000	-----	-----	11/7/2007	2:49:01 PM	H:\DATA\IC7\20071106\200711060003.rst

Level : 3

Area	Height	Vol Adj Amt	ISTD Response	ISTD Amount	Date	Time	File
321673.20	20412.11	25.0000	-----	-----	11/7/2007	2:49:01 PM	H:\DATA\IC7\20071106\200711060004.rst

Level : 4

Area	Height	Vol Adj Amt	ISTD Response	ISTD Amount	Date	Time	File
634717.00	40862.92	50.0000	-----	-----	11/7/2007	2:49:02 PM	H:\DATA\IC7\20071106\200711060005.rst

Level : 5

Area	Height	Vol Adj Amt	ISTD Response	ISTD Amount	Date	Time	File
1245328.60	80056.57	100.0000	-----	-----	11/7/2007	2:49:02 PM	H:\DATA\IC7\20071106\200711060006a.rst

Component : DCA

Level : 1

Area	Height	Vol Adj Amt	ISTD Response	ISTD Amount	Date	Time	File
12419223.22	495087.16	1.0000	-----	-----	11/7/2007	2:49:01 PM	H:\DATA\IC7\20071106\200711060002a.rst

Level : 2

This level has no replicate injections

Level : 3

Area	Height	Vol Adj Amt	ISTD Response	ISTD Amount	Date	Time	File
12327800.20	494360.87	1.0000	-----	-----	11/7/2007	2:49:01 PM	H:\DATA\IC7\20071106\200711060004.rst

Level : 4

Area	Height	Vol Adj Amt	ISTD Response	ISTD Amount	Date	Time	File
12459241.70	502061.25	1.0000	-----	-----	11/7/2007	2:49:02 PM	H:\DATA\IC7\20071106\200711060005.rst

Level : 5

Area	Height	Vol Adj Amt	ISTD Response	ISTD Amount	Date	Time	File
11783210.86	481554.78	1.0000	-----	-----	11/7/2007	2:49:02 PM	H:\DATA\IC7\20071106\200711060006a.rst

Component : BROMIDE

Level : 1

This level has no replicate injections

Level : 2

Area	Height	Vol Adj Amt	ISTD Response	ISTD Amount	Date	Time	File
1094829.00	50625.92	50.0000	-----	-----	11/7/2007	2:49:01 PM	H:\DATA\IC7\20071106\200711060003.rst

Level : 3

Area	Height	Vol Adj Amt	ISTD Response	ISTD Amount	Date	Time	File
6178169.60	276720.64	250.0000	-----	-----	11/7/2007	2:49:01 PM	H:\DATA\IC7\20071106\200711060004.rst

Level : 4

11/7/2007 2:51:51 PM Method: H:\DATA\IC7\IC7QK06.mth

Area	Height	Vol Adj Amt	ISTD Response	ISTD Amount	Date	Time	File
12834862.10	577679.36	500.0000	-----	-----	11/7/2007	2:49:02 PM	H:\DATA\IC7\20071106\200711060005.rst

Component : CHLORATE

Level : 1

This level has no replicate injections

Level : 2

Area	Height	Vol Adj Amt	ISTD Response	ISTD Amount	Date	Time	File
448590.30	17626.52	20.0000	-----	-----	11/7/2007	2:49:01 PM	H:\DATA\IC7\20071106\200711060003.rst

Level : 3

Area	Height	Vol Adj Amt	ISTD Response	ISTD Amount	Date	Time	File
2211279.60	88642.08	100.0000	-----	-----	11/7/2007	2:49:01 PM	H:\DATA\IC7\20071106\200711060004.rst

Level : 4

Area	Height	Vol Adj Amt	ISTD Response	ISTD Amount	Date	Time	File
4511548.20	181006.38	200.0000	-----	-----	11/7/2007	2:49:02 PM	H:\DATA\IC7\20071106\200711060005.rst

Level : 5

Area	Height	Vol Adj Amt	ISTD Response	ISTD Amount	Date	Time	File
9229454.80	372851.28	400.0000	-----	-----	11/7/2007	2:49:02 PM	H:\DATA\IC7\20071106\200711060006a.rst

TotalChrom Method File H:\DATA\IC7\IC7QK06a.mth

Printed by : inorg on: 12/3/2007 10:00:09 AM
 Created by : inorg on: 11/16/2007 2:31:19 PM
 Edited by : inorg on: 11/29/2007 7:15:37 PM
 Number of Times Edited : 4
 Number of Times Calibrated : 22
 Description:

Instrument Conditions**Instrument Control Method**

Instrument Name : ICDNX7
 Instrument Type : 900 Series Intelligent Interface

Interface Parameters

Delay Time : 0.00 min
 Run Time : 20.00 min
 Sampling Rate : 5.0000 pts/s
 Interface Type : 900 Series Intelligent Interface
 Analog Voltage Input : 1000 mV
 Data will be collected from channel A

Timed Events

There are no timed events in the method

Real Time Plot Parameters

	Pages	Offset (mV)	Scale (mV)
Channel A	1	50.000	800.000

Processing Parameters

Bunch Factor : 4 points
 Noise Threshold : 20 μ V
 Area Threshold : 500.00 μ V

Peak Separation Criteria

Width Ratio : 0.200
 Valley-to-Peak Ratio : 0.010

Exponential Skim Criteria

Peak Height Ratio : 5.000
 Adjusted Height Ratio : 4.000
 Valley Height Ratio : 3.000

Baseline Timed Events

Event #1 - Valley Baselines On at 6.250
 Event #2 - Enable Peak Detection at 6.350
 Event #3 - Disable Peak Detection at 8.261
 Event #4 - Valley Baselines On at 11.200
 Event #5 - Enable Peak Detection at 11.300
 Event #6 - Disable Peak Detection at 15.200

Optional Reports

No report format files given

Optional Report Plot Parameters

Plot Number	1	2	3	4	5
Generate this plot	No	No	No	No	No
Start plot at end of delay time	Yes	Yes	Yes	Yes	Yes
Start Time					
End Time					
Scale Type	Vertical Scaling	Vertical Scaling	Vertical Scaling	Vertical Scaling	Vertical Scaling
Scale Factor	1.000	1.000	1.000	1.000	1.000
Full Scale					
Offset					

Annotated Replot Parameters

Offset & Scale set to absolute values

Draw baselines
 Include timed event annotations
 Automatically set plot start and end times to data limits

Plot Offset : 50.000 µV
 Plot Scale : 200.000 µV
 Number of Pages : 1
 Plot Title : Chromatogram
 X-Axis Label : Time [min]
 Y-Axis Label : Response [mV]
 Orientation : Landscape
 Retention Labels : Top of Plot
 Component Labels : Actual Time

User Programs

No user programs will be executed

Global Sample Information

Default Sample Volume : 1.000 µL
 Quantitation Units : PPM
 Void Time : 0.000 min
 Correct amounts during calibration : Yes
 Convert unknowns to concentration units : Yes
 Reject outliers during calibration : No

An External Standard calibration will be used
 Unknown peaks will be quantitated using a response factor of 1.000000e+06
 First peak will be relative retention reference

Component Information

CHLORITE

Component Type : Single Peak Component
 Retention Time : 6.600 min
 Search Window : 15.00 s, 0.00 %
 Reference Component :
 Find peak closest to expected RT in window
 Calibrating Area versus Amount using a 1st Order Fit
 Curve will ignore the origin
 Amounts will not be scaled prior to the regression
 Weighting factor for the regression: 1
 Component standard purity percentage : 100.0000%

User Values

Label :
 Value 1 : 0.000000
 Value 2 : 0.000000
 Value 3 : 0.000000
 Value 4 : 0.000000
 Value 5 : 0.000000

Calibration Level

Level Name	Amount	Area	Height	ISTD Amt.	ISTD Resp.	# Replicates
1	0.0000	0.00	0.00	-----	-----	0
2	20.0000	485148.30	31031.74	-----	-----	1
3	100.0000	2580797.40	162500.09	-----	-----	1
4	200.0000	5228081.60	334373.97	-----	-----	1
5	400.0000	10646272.00	693908.82	-----	-----	1

Calibration Curve : $y = (-50102.450607) + (26653.904898)x + (0.000000)x^2 + (0.000000)x^3$
 R-squared : 0.999899

BROMATE

Component Type : Single Peak Component
 Retention Time : 7.400 min
 Search Window : 20.00 s, 0.00 %
 Reference Component :
 Find peak closest to expected RT in window
 Calibrating Area versus Amount using a 1st Order Fit
 Curve will ignore the origin

12/3/2007 10:00:09 AM Method: H:\DATA\IC7\IC7QK06a.mth

Amounts will not be scaled prior to the regression
 Weighting factor for the regression: 1
 Component standard purity percentage : 100.0000%

User Values

Label :
 Value 1 : 0.000000
 Value 2 : 0.000000
 Value 3 : 0.000000
 Value 4 : 0.000000
 Value 5 : 0.000000

Calibration Level

Level Name	Amount	Area	Height	ISTD Amt.	ISTD Resp.	# Replicates
1	0.0000	0.00	0.00	-----	-----	0
2	5.0000	62676.20	3880.47	-----	-----	1
3	25.0000	321673.20	20412.11	-----	-----	1
4	50.0000	634717.00	40862.92	-----	-----	1
5	100.0000	1245328.60	80056.57	-----	-----	1

Calibration Curve : $y = (4332.482967) + (12459.625404)x + (0.000000)x^2 + (0.000000)x^3$
 R-squared : 0.999857

DCA

Component Type : Single Peak Component
 Retention Time : 11.900 min
 Search Window : 25.00 s, 0.00 %
 This component is a reference
 Find peak closest to expected RT in window
 Use Average Calibration Factor (Area / Amount)
 Component standard purity percentage : 100.0000%

User Values

Label :
 Value 1 : 0.000000
 Value 2 : 0.000000
 Value 3 : 0.000000
 Value 4 : 0.000000
 Value 5 : 0.000000

Calibration Level

Level Name	Amount	Area	Height	ISTD Amt.	ISTD Resp.	# Replicates
1	1.0000	12419223.22	495087.16	-----	-----	1
2	1.0000	12100000.00	0.00	-----	-----	0
3	1.0000	12327800.20	494360.87	-----	-----	1
4	1.0000	12459241.70	502061.25	-----	-----	1
5	1.0000	11783210.86	481554.78	-----	-----	1

Average Calibration Factor = 1.221790e+07 (%RSD = 2.29)

BROMIDE

Component Type : Single Peak Component
 Retention Time : 13.000 min
 Search Window : 28.10 s, 0.00 %
 Reference Component :
 Find peak closest to expected RT in window
 Calibrating Area versus Amount using a 1st Order Fit
 Curve will ignore the origin
 Amounts will not be scaled prior to the regression
 Weighting factor for the regression: 1
 Component standard purity percentage : 100.0000%

User Values

Label :
 Value 1 : 0.000000
 Value 2 : 0.000000
 Value 3 : 0.000000
 Value 4 : 0.000000
 Value 5 : 0.000000

12/3/2007 10:00:09 AM Method: H:\DATA\IC7\IC7QK06a.mth

Calibration Level

Level Name	Amount	Area	Height	ISTD Amt.	ISTD Resp.	# Replicates
1	0.0000	0.00	0.00	-----	-----	0
2	50.0000	1094829.00	50625.92	-----	-----	1
3	250.0000	6178169.60	276720.64	-----	-----	1
4	500.0000	12834862.10	577679.36	-----	-----	1

Calibration Curve : $y = (-128057.754390) + (25775.114615)x + (0.000000)x^2 + (0.000000)x^3$
 R-squared : 0.999560

CHLORATE

Component Type : Single Peak Component
 Retention Time : 14.200 min
 Search Window : 30.00 s, 0.00 %
 Reference Component :
 Find peak closest to expected RT in window
 Calibrating Area versus Amount using a 1st Order Fit
 Curve will ignore the origin
 Amounts will not be scaled prior to the regression
 Weighting factor for the regression: 1
 Component standard purity percentage : 100.0000%

User Values

Label :
 Value 1 : 0.000000
 Value 2 : 0.000000
 Value 3 : 0.000000
 Value 4 : 0.000000
 Value 5 : 0.000000

Calibration Level

Level Name	Amount	Area	Height	ISTD Amt.	ISTD Resp.	# Replicates
1	0.0000	0.00	0.00	-----	-----	0
2	20.0000	448590.30	17626.52	-----	-----	1
3	100.0000	2211279.60	88642.08	-----	-----	1
4	200.0000	4511548.20	181006.38	-----	-----	1
5	400.0000	9229454.80	372851.28	-----	-----	1

Calibration Curve : $y = (-42492.693863) + (23074.078259)x + (0.000000)x^2 + (0.000000)x^3$
 R-squared : 0.999806

Calibration Replicate Lists

Component : CHLORITE
 Level : 1

This level has no replicate injections

Level : 2

Area	Height	Vol Adj Amt	ISTD Response	ISTD Amount	Date	Time	File
485148.30	31031.74	20.0000	-----	-----	11/7/2007	2:49:01 PM	H:\DATA\IC7\20071106\200711060003.rst

Level : 3

Area	Height	Vol Adj Amt	ISTD Response	ISTD Amount	Date	Time	File
2580797.40	162500.09	100.0000	-----	-----	11/7/2007	2:49:01 PM	H:\DATA\IC7\20071106\200711060004.rst

Level : 4

Area	Height	Vol Adj Amt	ISTD Response	ISTD Amount	Date	Time	File
5228081.60	334373.97	200.0000	-----	-----	11/7/2007	2:49:02 PM	H:\DATA\IC7\20071106\200711060005.rst

Level : 5

Area	Height	Vol Adj Amt	ISTD Response	ISTD Amount	Date	Time	File
10646272.00	693908.82	400.0000	-----	-----	11/7/2007	2:49:02 PM	H:\DATA\IC7\20071106\200711060006a.rst

12/3/2007 10:00:09 AM Method: H:\DATA\IC7\IC7QK06a.mth

Component : BROMATE

Level : 1

This level has no replicate injections

Level : 2

Area	Height	Vol Adj Amt	ISTD Response	ISTD Amount	Date	Time	File
62676.20	3880.47	5.0000	-----	-----	11/7/2007	2:49:01 PM	H:\DATA\IC7\20071106\200711060003.rst

Level : 3

Area	Height	Vol Adj Amt	ISTD Response	ISTD Amount	Date	Time	File
321673.20	20412.11	25.0000	-----	-----	11/7/2007	2:49:01 PM	H:\DATA\IC7\20071106\200711060004.rst

Level : 4

Area	Height	Vol Adj Amt	ISTD Response	ISTD Amount	Date	Time	File
634717.00	40862.92	50.0000	-----	-----	11/7/2007	2:49:02 PM	H:\DATA\IC7\20071106\200711060005.rst

Level : 5

Area	Height	Vol Adj Amt	ISTD Response	ISTD Amount	Date	Time	File
1245328.60	80056.57	100.0000	-----	-----	11/7/2007	2:49:02 PM	H:\DATA\IC7\20071106\200711060006a.rst

Component : DCA

Level : 1

Area	Height	Vol Adj Amt	ISTD Response	ISTD Amount	Date	Time	File
12419223.22	495087.16	1.0000	-----	-----	11/7/2007	2:49:01 PM	H:\DATA\IC7\20071106\200711060002a.rst

Level : 2

This level has no replicate injections

Level : 3

Area	Height	Vol Adj Amt	ISTD Response	ISTD Amount	Date	Time	File
12327800.20	494360.87	1.0000	-----	-----	11/7/2007	2:49:01 PM	H:\DATA\IC7\20071106\200711060004.rst

Level : 4

Area	Height	Vol Adj Amt	ISTD Response	ISTD Amount	Date	Time	File
12459241.70	502061.25	1.0000	-----	-----	11/7/2007	2:49:02 PM	H:\DATA\IC7\20071106\200711060005.rst

Level : 5

Area	Height	Vol Adj Amt	ISTD Response	ISTD Amount	Date	Time	File
11783210.86	481554.78	1.0000	-----	-----	11/7/2007	2:49:02 PM	H:\DATA\IC7\20071106\200711060006a.rst

Component : BROMIDE

Level : 1

This level has no replicate injections

Level : 2

Area	Height	Vol Adj Amt	ISTD Response	ISTD Amount	Date	Time	File
1094829.00	50625.92	50.0000	-----	-----	11/7/2007	2:49:01 PM	H:\DATA\IC7\20071106\200711060003.rst

Level : 3

Area	Height	Vol Adj Amt	ISTD Response	ISTD Amount	Date	Time	File
6178169.60	276720.64	250.0000	-----	-----	11/7/2007	2:49:01 PM	H:\DATA\IC7\20071106\200711060004.rst

Level : 4

12/3/2007 10:00:09 AM Method: H:\DATA\IC7\IC7QK06a.mth

Area	Height	Vol Adj Amt	ISTD Response	ISTD Amount	Date	Time	File
12834862.10	577679.36	500.0000	-----	-----	11/7/2007	2:49:02 PM	H:\DATA\IC7\20071106\200711060005.rst

Component : CHLORATE

Level : 1

This level has no replicate injections

Level : 2

Area	Height	Vol Adj Amt	ISTD Response	ISTD Amount	Date	Time	File
448590.30	17626.52	20.0000	-----	-----	11/7/2007	2:49:01 PM	H:\DATA\IC7\20071106\200711060003.rst

Level : 3

Area	Height	Vol Adj Amt	ISTD Response	ISTD Amount	Date	Time	File
2211279.60	88642.08	100.0000	-----	-----	11/7/2007	2:49:01 PM	H:\DATA\IC7\20071106\200711060004.rst

Level : 4

Area	Height	Vol Adj Amt	ISTD Response	ISTD Amount	Date	Time	File
4511548.20	181006.38	200.0000	-----	-----	11/7/2007	2:49:02 PM	H:\DATA\IC7\20071106\200711060005.rst

Level : 5

Area	Height	Vol Adj Amt	ISTD Response	ISTD Amount	Date	Time	File
9229454.80	372851.28	400.0000	-----	-----	11/7/2007	2:49:02 PM	H:\DATA\IC7\20071106\200711060006a.rst

TotalChrom Sequence File H:\DATA\IC7\20071106\20071106.seq

Printed by : inorg on: 11/7/2007 4:41:22 PM

Created by : inorg on: 11/6/2007 2:26:41 PM

Edited by : inorg on: 11/7/2007 4:41:14 PM

Number of Times Edited : 7

Description:

Sequence File Header Information:

Number of Rows : 75
 Instrument Type : 900 Series Intelligent Interface
 Injection Type : SINGLE
 Raw tokens channel A :
 Result tokens channel A :
 Modified tokens channel A :
 Raw tokens channel B :
 Result tokens channel B :
 Modified tokens channel B :

Sequence Sample Descriptions - Channel A

Row	Type	Name	Number	Study name	Sample Amt	Int Std Amt	Sample Vol	Dil Factor	Multiplier	Divisor	Addend	Norm Factor
1	Sample	IB	7K06097		1.000000	1.000000	1.000	1.000000	1.000000	1.000000	0.000000	100.000
2	Sample	LEVEL 1	7K06097	7110129	1.000000	1.000000	1.000	1.000000	1.000000	1.000000	0.000000	100.000
3	Sample	LEVEL 2	7K06097	7110129	1.000000	1.000000	1.000	1.000000	1.000000	1.000000	0.000000	100.000
4	Sample	LEVEL 3	7K06097	7110129	1.000000	1.000000	1.000	1.000000	1.000000	1.000000	0.000000	100.000
5	Sample	LEVEL 4	7K06097	7110129	1.000000	1.000000	1.000	1.000000	1.000000	1.000000	0.000000	100.000
6	Sample	LEVEL 5	7K06097	7110129	1.000000	1.000000	1.000	1.000000	1.000000	1.000000	0.000000	100.000
7	Sample	ICV	7K06097	7110130	1.000000	1.000000	1.000	1.000000	1.000000	1.000000	0.000000	100.000
8	Sample	LOW LEVEL	7K06097	7110129	1.000000	1.000000	1.000	1.000000	1.000000	1.000000	0.000000	100.000
9	Sample	7K06097-BS1	7K06097	7110129	1.000000	1.000000	1.000	1.000000	1.000000	1.000000	0.000000	100.000
10	Sample	7K06097-BLK1	7K06097		1.000000	1.000000	1.000	1.000000	1.000000	1.000000	0.000000	100.000
11	Sample	IQK0145-01	7K06097		1.000000	1.000000	1.000	1.000000	1.000000	1.000000	0.000000	100.000
12	Sample	IQK0145-01	7K06097		1.000000	1.000000	1.000	5.000000	1.000000	1.000000	0.000000	100.000
13	Sample	IQK0145-02	7K06097		1.000000	1.000000	1.000	1.000000	1.000000	1.000000	0.000000	100.000
14	Sample	IQK0145-02	7K06097		1.000000	1.000000	1.000	5.000000	1.000000	1.000000	0.000000	100.000
15	Sample	IQK0145-03	7K06097		1.000000	1.000000	1.000	1.000000	1.000000	1.000000	0.000000	100.000
16	Sample	IQK0145-03	7K06097		1.000000	1.000000	1.000	5.000000	1.000000	1.000000	0.000000	100.000
17	Sample	IQK0145-04	7K06097		1.000000	1.000000	1.000	1.000000	1.000000	1.000000	0.000000	100.000
18	Sample	IQK0145-04	7K06097		1.000000	1.000000	1.000	10.000000	1.000000	1.000000	0.000000	100.000
19	Sample	IQK0138-01	7K06097		1.000000	1.000000	1.000	5.000000	1.000000	1.000000	0.000000	100.000
20	Sample	CCV	7K06097		1.000000	1.000000	1.000	1.000000	1.000000	1.000000	0.000000	100.000
21	Sample	CCB	7K06097		1.000000	1.000000	1.000	1.000000	1.000000	1.000000	0.000000	100.000
22	Sample	IQK0138-01	7K06097		1.000000	1.000000	1.000	50.000000	1.000000	1.000000	0.000000	100.000
23	Sample	IQK0139-01	7K06097		1.000000	1.000000	1.000	1.000000	1.000000	1.000000	0.000000	100.000
24	Sample	IQK0139-02	7K06097		1.000000	1.000000	1.000	1.000000	1.000000	1.000000	0.000000	100.000
25	Sample	IQK0139-03	7K06097		1.000000	1.000000	1.000	1.000000	1.000000	1.000000	0.000000	100.000
26	Sample	IQK0139-04	7K06097		1.000000	1.000000	1.000	1.000000	1.000000	1.000000	0.000000	100.000
27	Sample	IQK0139-05	7K06097		1.000000	1.000000	1.000	1.000000	1.000000	1.000000	0.000000	100.000
28	Sample	IQK0139-06	7K06097		1.000000	1.000000	1.000	1.000000	1.000000	1.000000	0.000000	100.000
29	Sample	IQK0139-07	7K06097		1.000000	1.000000	1.000	1.000000	1.000000	1.000000	0.000000	100.000
30	Sample	IQK0139-08	7K06097		1.000000	1.000000	1.000	1.000000	1.000000	1.000000	0.000000	100.000
31	Sample	7K06097-MS1	7K06097	IQK0139-08	1.000000	1.000000	1.000	1.000000	1.000000	1.000000	0.000000	100.000
32	Sample	CCV	7K06097		1.000000	1.000000	1.000	1.000000	1.000000	1.000000	0.000000	100.000
33	Sample	CCB	7K06097		1.000000	1.000000	1.000	1.000000	1.000000	1.000000	0.000000	100.000
34	Sample	7K06097-MSD1	7K06097	IQK0139-08	1.000000	1.000000	1.000	1.000000	1.000000	1.000000	0.000000	100.000
35	Sample	IQK0140-01	7K06097		1.000000	1.000000	1.000	1.000000	1.000000	1.000000	0.000000	100.000
36	Sample	IQK0342-01	7K06097		1.000000	1.000000	1.000	1.000000	1.000000	1.000000	0.000000	100.000
37	Sample	IQK0342-01	7K06097		1.000000	1.000000	1.000	5.000000	1.000000	1.000000	0.000000	100.000
38	Sample	IQJ3019-02	7K06097		1.000000	1.000000	1.000	200.000000	1.000000	1.000000	0.000000	100.000
39	Sample	7K06097-MS2	7K06097	IQK0145-01	1.000000	1.000000	1.000	1.000000	1.000000	1.000000	0.000000	100.000
40	Sample	7K06097-MSD2	7K06097	IQK0145-01	1.000000	1.000000	1.000	1.000000	1.000000	1.000000	0.000000	100.000
41	Sample	IQK0138-01	7K06097	SPIKE	1.000000	1.000000	1.000	50.000000	1.000000	1.000000	0.000000	100.000
42	Sample	IQK0138-01	7K06097		1.000000	1.000000	1.000	100.000000	1.000000	1.000000	0.000000	100.000
43	Sample	IQK0016-01	7K06097		1.000000	1.000000	1.000	20.000000	1.000000	1.000000	0.000000	100.000
44	Sample	CCV	7K06097		1.000000	1.000000	1.000	1.000000	1.000000	1.000000	0.000000	100.000
45	Sample	CCB	7K06097		1.000000	1.000000	1.000	1.000000	1.000000	1.000000	0.000000	100.000
46	Sample		7K06097		1.000000	1.000000	1.000	1.000000	1.000000	1.000000	0.000000	100.000
47	Sample		7K06097		1.000000	1.000000	1.000	1.000000	1.000000	1.000000	0.000000	100.000
48	Sample		7K06097		1.000000	1.000000	1.000	1.000000	1.000000	1.000000	0.000000	100.000
49	Sample		7K06097		1.000000	1.000000	1.000	1.000000	1.000000	1.000000	0.000000	100.000
50	Sample		7K06097		1.000000	1.000000	1.000	1.000000	1.000000	1.000000	0.000000	100.000
51	Sample		7K06097		1.000000	1.000000	1.000	1.000000	1.000000	1.000000	0.000000	100.000
52	Sample		7K06097		1.000000	1.000000	1.000	1.000000	1.000000	1.000000	0.000000	100.000
53	Sample		7K06097		1.000000	1.000000	1.000	1.000000	1.000000	1.000000	0.000000	100.000
54	Sample		7K06097		1.000000	1.000000	1.000	1.000000	1.000000	1.000000	0.000000	100.000
55	Sample		7K06097		1.000000	1.000000	1.000	1.000000	1.000000	1.000000	0.000000	100.000
56	Sample		7K06097		1.000000	1.000000	1.000	1.000000	1.000000	1.000000	0.000000	100.000
57	Sample		7K06097		1.000000	1.000000	1.000	1.000000	1.000000	1.000000	0.000000	100.000
58	Sample		7K06097		1.000000	1.000000	1.000	1.000000	1.000000	1.000000	0.000000	100.000

Software Version	: 6.2.1.0.106:0106	Date	: 11/7/2007 2:33:06 PM
Operator	: inorg	Sample Name	: LEVEL 1
Sample Number	: 7K06097	Study	: 7110129
AutoSampler	: NONE	Rack/Vial	: 0/0
Instrument Name	: ICDNX7	Channel	: A
Interface Serial #	: 7230273507	A/D mV Range	: 1000
Delay Time	: 0.00 min	End Time	: 19.94 min
Sampling Rate	: 5.0000 pts/s	Area Reject	: 0.000000
Sample Volume	: 1.000000 uL	Dilution Factor	: 1.00
Sample Amount	: 1.0000	Cycle	: 2
Data Acquisition Time	: 11/6/2007 4:25:02 PM		

Raw Data File : H:\DATA\IC7\20071106\200711060002.raw <Modified>
Result File : H:\DATA\IC7\20071106\200711060002.rst [Editing in Progress]
Inst Method : h:\data\ic7\ic7qj12 from H:\DATA\IC7\20071106\200711060002.raw
Proc Method : h:\data\ic7\ic7qj12a.mth from H:\DATA\IC7\20071106\200711060002.rst [Editing in Progress]
Calib Method : h:\data\ic7\ic7qj12a.mth from H:\DATA\IC7\20071106\200711060002.rst [Editing in Progress]
Report Format File: h:\data\ic7\test.rpt
Sequence File : H:\DATA\IC7\20071106\20071106.seq

300.1

Component Name	Time [min]	Area [μ V·s]	Raw Amount	Adjusted Amount	Cal. Range
CHLORITE	6.80	0.00	0.0000	0.0000	
BROMATE	7.63	0.00	0.0000	0.0000	
DCA	12.35	1.24e+07	1.2003	1.2003	
BROMIDE	13.90	0.00	0.0000	0.0000	
CHLORATE	15.42	0.00	0.0000	0.0000	
		1.24e+07	1.2003	1.2003	

Missing Component Report

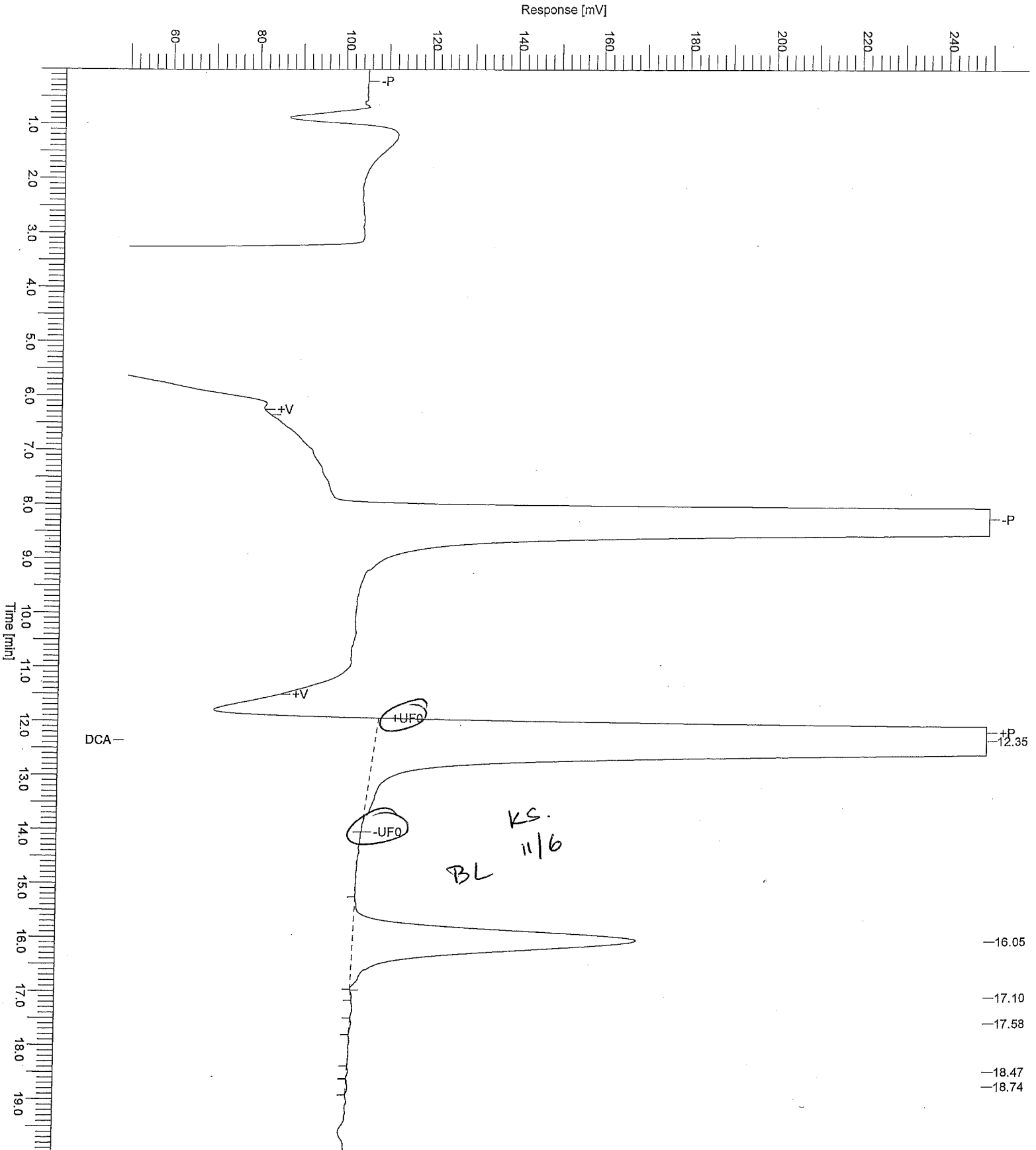
Component Expected Retention (Calibration File)

CHLORITE	6.798
BROMATE	7.633
BROMIDE	13.900
CHLORATE	15.420

Report stored in ASCII file: H:\DATA\IC7\20071106\200711060002.TX0

Chromatogram

Sample Name : LEVEL 1 Sample #: 7K06097 Page 1 of 1
FileName : H:\DATA\NC7\20071106\200711060002.raw
Date : 11/7/2007 2:33:07 PM
Method : Time of Injection: 11/6/2007 4:25:02 PM
Start Time : 0.00 min End Time : 19.94 min Low Point : 50.00 mV High Point : 250.00 mV
Plot Offset: 50.00 mV Plot Scale: 200.0 mV



```

Software Version   : 6.2.1.0.106:0106
Reprocess Number  : irv-wetchem6: 1832
Operator          : inorg
Sample Number     : 7K06097
AutoSampler      : NONE
Instrument Name    : ICDNX7
Interface Serial # : 7230273507
Delay Time        : 0.00 min
Sampling Rate     : 5.0000 pts/s
Sample Volume     : 1.000000 uL
Sample Amount     : 1.0000
Data Acquisition Time : 11/6/2007 4:25:02 PM

Date              : 11/7/2007 2:23:45 PM
Sample Name      : LEVEL 1
Study            : 7110129
Rack/Vial        : 0/0
Channel          : A
A/D mV Range     : 1000
End Time         : 19.94 min
Area Reject      : 0.000000
Dilution Factor  : 1.00
Cycle            : 1
    
```

```

Raw Data File : H:\DATA\IC7\20071106\200711060002.raw <Modified>
Result File   : H:\DATA\IC7\20071106\200711060002.rst
Inst Method   : h:\data\ic7\ic7qj12 from H:\DATA\IC7\20071106\200711060002.raw
Proc Method   : h:\data\ic7\ic7qj12a.mth from H:\DATA\IC7\20071106\200711060002.rst
Calib Method  : h:\data\ic7\ic7qj12a.mth from H:\DATA\IC7\20071106\200711060002.rst
Report Format File: h:\data\ic7\test.rpt
Sequence File : H:\DATA\IC7\20071106\20071106.seq
    
```

300.1

Component Name	Time [min]	Area [μV·s]	Raw Amount	Adjusted Amount	Cal. Range
CHLORITE	6.80	0.00	0.0000	0.0000	
BROMATE	7.63	0.00	0.0000	0.0000	
DCA	12.35	1.10e+07	1.0664	1.0664	
BROMIDE	13.90	0.00	0.0000	0.0000	
CHLORATE	15.42	0.00	0.0000	0.0000	
		1.10e+07	1.0664	1.0664	

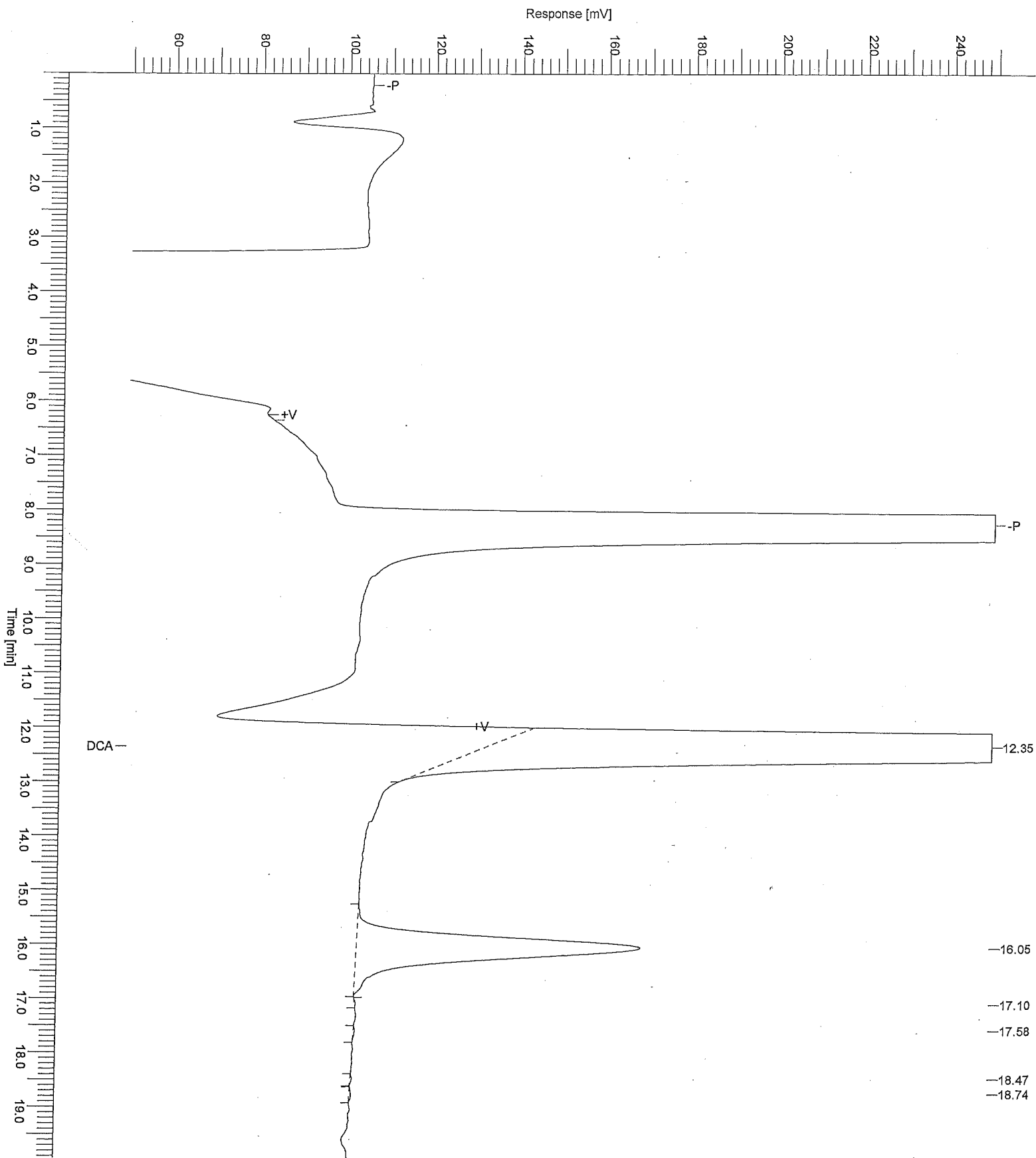
Missing Component Report

Component	Expected Retention (Calibration File)
CHLORITE	6.798
BROMATE	7.633
BROMIDE	13.900
CHLORATE	15.420

Report stored in ASCII file: H:\DATA\IC7\20071106\200711060002.TX0

Chromatogram

Sample Name : LEVEL 1 Sample #: 7K06097 Page 1 of 1
FileName : H:\DATA\IC7\20071106\200711060002.raw
Date : 11/7/2007 2:23:46 PM
Method : ic7qj12 Time of Injection: 11/6/2007 4:25:02 PM
Start Time : 0.00 min End Time : 19.94 min Low Point : 50.00 mV High Point : 250.00 mV
Plot Offset: 50.00 mV Plot Scale: 200.0 mV




```

Software Version : 6.2.1.0.106:0106
Reprocess Number : irv-wetchem6: 1844
Operator : inorg
Sample Number : 7K06097
AutoSampler : NONE
Instrument Name : ICDNX7
Interface Serial # : 7230273507
Delay Time : 0.00 min
Sampling Rate : 5.0000 pts/s
Sample Volume : 1.000000 uL
Sample Amount : 1.0000
Data Acquisition Time : 11/6/2007 5:15:58 PM

Date : 11/7/2007 2:41:53 PM
Sample Name : LEVEL 2
Study : 7110129
Rack/Vial : 0/0
Channel : A
A/D mV Range : 1000
End Time : 20.00 min
Area Reject : 0.000000
Dilution Factor : 1.00
Cycle : 1
    
```

```

Raw Data File : H:\DATA\IC7\20071106\200711060003.raw <Modified>
Result File : H:\DATA\IC7\20071106\200711060003.rst
Inst Method : h:\data\ic7\ic7qj12 from H:\DATA\IC7\20071106\200711060003.raw
Proc Method : h:\data\ic7\ic7qj12a.mth from H:\DATA\IC7\20071106\200711060003.rst
Calib Method : h:\data\ic7\ic7qj12a.mth from H:\DATA\IC7\20071106\200711060003.rst
Report Format File : h:\data\ic7\test.rpt
Sequence File : H:\DATA\IC7\20071106\20071106.seq
    
```

300.1

Component Name	Time [min]	Area [μ V·s]	Raw Amount	Adjusted Amount	Cal. Range
CHLORITE	6.74	485148.30	19.9570	19.9570	
BROMATE	7.56	62676.20	4.3447	4.3447	*
DCA	12.41	1.21e+07	1.1715	1.1715	
BROMIDE	13.54	1094829.00	41.4273	41.4273	*
CHLORATE	14.89	448590.30	20.5219	20.5219	*
		1.42e+07	87.4224	87.4224	

* Warning -- uncalibrated levels encountered


Missing Component Report
 Component Expected Retention (Calibration File)

All components were found

Report stored in ASCII file: H:\DATA\IC7\20071106\200711060003.TX0

Chromatogram

Sample Name : LEVEL 2 Sample #: 7K06097 Page 1 of 1
FileName : H:\DATA\IC7\20071106\200711060003.raw
Date : 11/7/2007 2:41:53 PM
Method : ic7qj12 Time of Injection: 11/6/2007 5:15:58 PM
Start Time : 0.00 min End Time : 20.00 min Low Point : 50.00 mV High Point : 250.00 mV
Plot Offset: 50.00 mV Plot Scale: 200.0 mV



```

Software Version   : 6.2.1.0.106:0106           Date       : 11/7/2007 2:41:55 PM
Reprocess Number  : irv-wetchem6: 1845
Operator         : inorg                       Sample Name : LEVEL 3
Sample Number    : 7K06097                   Study      : 7110129
AutoSampler     : NONE                       Rack/Vial  : 0/0
Instrument Name  : ICDNX7                     Channel    : A
Interface Serial # : 7230273507              A/D mV Range : 1000
Delay Time      : 0.00 min                    End Time   : 20.00 min
Sampling Rate   : 5.0000 pts/s
Sample Volume    : 1.000000 uL                Area Reject : 0.000000
Sample Amount   : 1.0000                     Dilution Factor : 1.00
Data Acquisition Time : 11/6/2007 6:06:58 PM   Cycle      : 2
    
```

```

Raw Data File : H:\DATA\IC7\20071106\200711060004.raw <Modified>
Result File : H:\DATA\IC7\20071106\200711060004.rst
Inst Method : h:\data\ic7\ic7qj12 from H:\DATA\IC7\20071106\200711060004.raw
Proc Method : h:\data\ic7\ic7qj12a.mth from H:\DATA\IC7\20071106\200711060004.rst
Calib Method : h:\data\ic7\ic7qj12a.mth from H:\DATA\IC7\20071106\200711060004.rst
Report Format File: h:\data\ic7\test.rpt
Sequence File : H:\DATA\IC7\20071106\20071106.seq
    
```

300.1

Component Name	Time [min]	Area [µV·s]	Raw Amount	Adjusted Amount	Cal. Range
CHLORITE	6.73	2580797.40	99.0901	99.0901	
BROMATE	7.56	321673.20	23.2194	23.2194	*
DCA	12.43	1.23e+07	1.1864	1.1864	
BROMIDE	13.57	6178169.60	217.9650	217.9650	*
CHLORATE	14.92	2215269.80	94.3438	94.3438	*
		2.36e+07	435.8047	435.8047	

* Warning -- uncalibrated levels encountered

Missing Component Report
 Component Expected Retention (Calibration File)

All components were found

Report stored in ASCII file: H:\DATA\IC7\20071106\200711060004.TX0

Software Version	: 6.2.1.0.106:0106	Date	: 11/7/2007 2:41:57 PM
Reprocess Number	: irv-wetchem6: 1846		
Operator	: inorg	Sample Name	: LEVEL 4
Sample Number	: 7K06097	Study	: 7110129
AutoSampler	: NONE	Rack/Vial	: 0/0
Instrument Name	: ICDNX7	Channel	: A
Interface Serial #	: 7230273507	A/D mV Range	: 1000
Delay Time	: 0.00 min	End Time	: 20.00 min
Sampling Rate	: 5.0000 pts/s		
Sample Volume	: 1.000000 uL	Area Reject	: 0.000000
Sample Amount	: 1.0000	Dilution Factor	: 1.00
Data Acquisition Time	: 11/6/2007 6:57:58 PM	Cycle	: 3

Raw Data File : H:\DATA\IC7\20071106\200711060005.raw <Modified>
 Result File : H:\DATA\IC7\20071106\200711060005.rst
 Inst Method : h:\data\ic7\ic7qj12 from H:\DATA\IC7\20071106\200711060005.raw
 Proc Method : h:\data\ic7\ic7qj12a.mth from H:\DATA\IC7\20071106\200711060005.rst
 Calib Method : h:\data\ic7\ic7qj12a.mth from H:\DATA\IC7\20071106\200711060005.rst
 Report Format File: h:\data\ic7\test.rpt
 Sequence File : H:\DATA\IC7\20071106\20071106.seq

300.1

Component Name	Time [min]	Area [μ V-s]	Raw Amount	Adjusted Amount	Cal. Range
CHLORITE	6.73	5228081.60	199.0534	199.0534	
BROMATE	7.56	634717.00	46.0328	46.0328	*
DCA	12.42	1.24e+07	1.1987	1.1987	
BROMIDE	13.58	1.28e+07	449.2479	449.2479	*
CHLORATE	14.93	4510104.60	190.2351	190.2351	*
		3.56e+07	885.7678	885.7678	

* Warning -- uncalibrated levels encountered

Missing Component Report

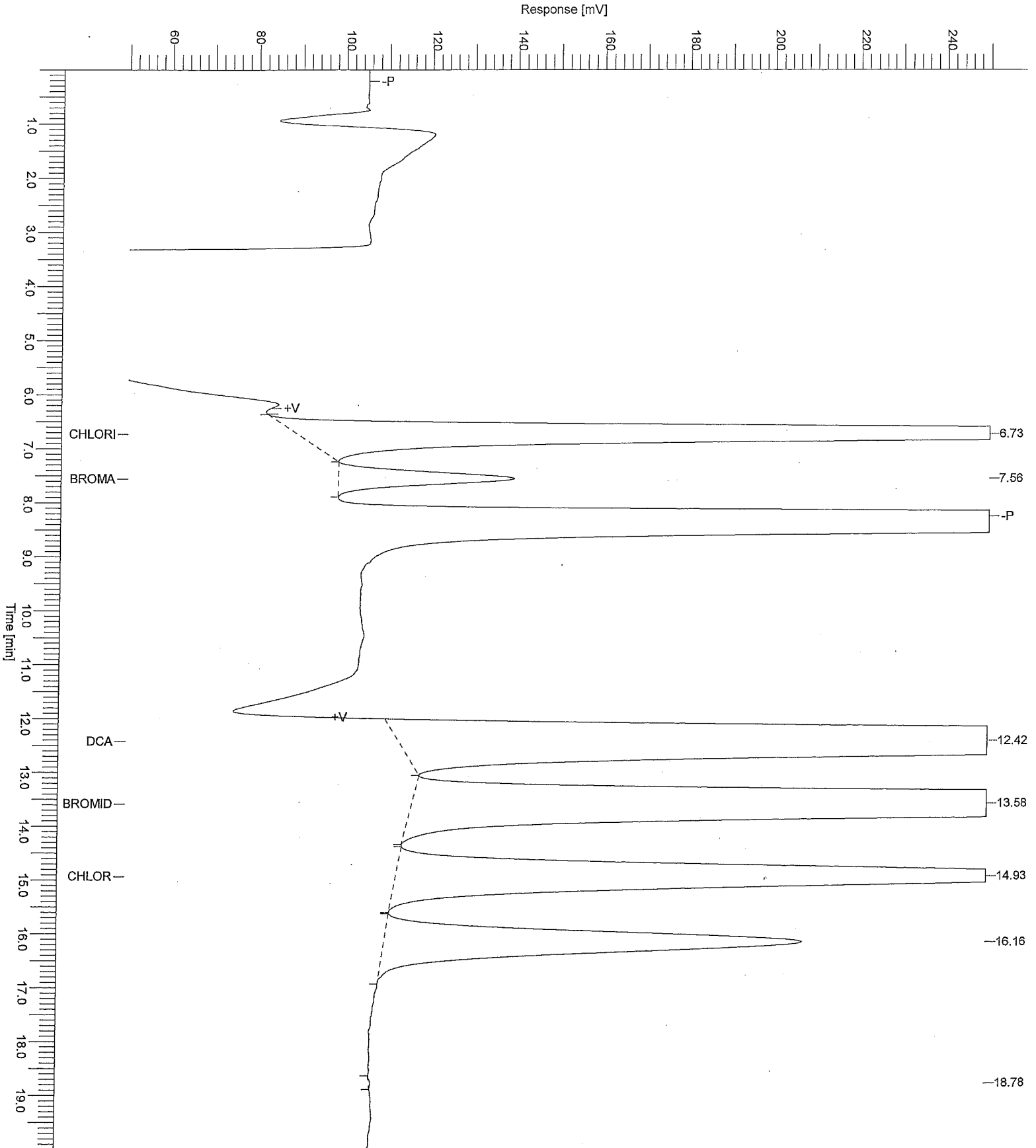
Component	Expected Retention (Calibration File)
-----------	---------------------------------------

All components were found

Report stored in ASCII file: H:\DATA\IC7\20071106\200711060005.TX0

Chromatogram

Sample Name : LEVEL 4 Sample #: 7K06097 Page 1 of 1
FileName : H:\DATA\IC7\20071106\200711060005.raw
Date : 11/7/2007 2:41:57 PM
Method : ic7qj12 Time of Injection: 11/6/2007 6:57:58 PM
Start Time : 0.00 min End Time : 20.00 min Low Point : 50.00 mV High Point : 250.00 mV
Plot Offset: 50.00 mV Plot Scale: 200.0 mV



Software Version	: 6.2.1.0.106:0106	Date	: 11/7/2007 2:44:02 PM
Operator	: inorg	Sample Name	: LEVEL 5
Sample Number	: 7K06097	Study	: 7110129
AutoSampler	: NONE	Rack/Vial	: 0/0
Instrument Name	: ICDNX7	Channel	: A
Interface Serial #	: 7230273507	A/D mV Range	: 1000
Delay Time	: 0.00 min	End Time	: 20.00 min
Sampling Rate	: 5.0000 pts/s	Area Reject	: 0.000000
Sample Volume	: 1.000000 uL	Dilution Factor	: 1.00
Sample Amount	: 1.0000	Cycle	: 5
Data Acquisition Time	: 11/6/2007 7:48:58 PM		

Raw Data File : H:\DATA\IC7\20071106\200711060006.raw <Modified>
Result File : H:\DATA\IC7\20071106\200711060006a.rst [Editing in Progress]
Inst Method : h:\data\ic7\ic7qJ12 from H:\DATA\IC7\20071106\200711060006.raw
Proc Method : h:\data\ic7\ic7qJ12a.mth from H:\DATA\IC7\20071106\200711060006a.rst [Editing in Progress]
Calib Method : h:\data\ic7\ic7qJ12a.mth from H:\DATA\IC7\20071106\200711060006a.rst [Editing in Progress]
Report Format File: h:\data\ic7\test.rpt
Sequence File : H:\DATA\IC7\20071106\20071106.seq

300.1

Component Name	Time [min]	Area [$\mu\text{V}\cdot\text{s}$]	Raw Amount	Adjusted Amount	Cal. Range
CHLORITE	6.74	1.06e+07	403.6479	403.6479	+
BROMATE	7.56	1245328.60	90.5319	90.5319	*
DCA	12.41	1.18e+07	1.1388	1.1388	
BROMIDE	13.48	2.39e+07	832.2690	832.2690	*
CHLORATE	14.94	9229454.80	387.4365	387.4365	*
		5.68e+07	1715.0240	1715.0240	

* Warning -- uncalibrated levels encountered

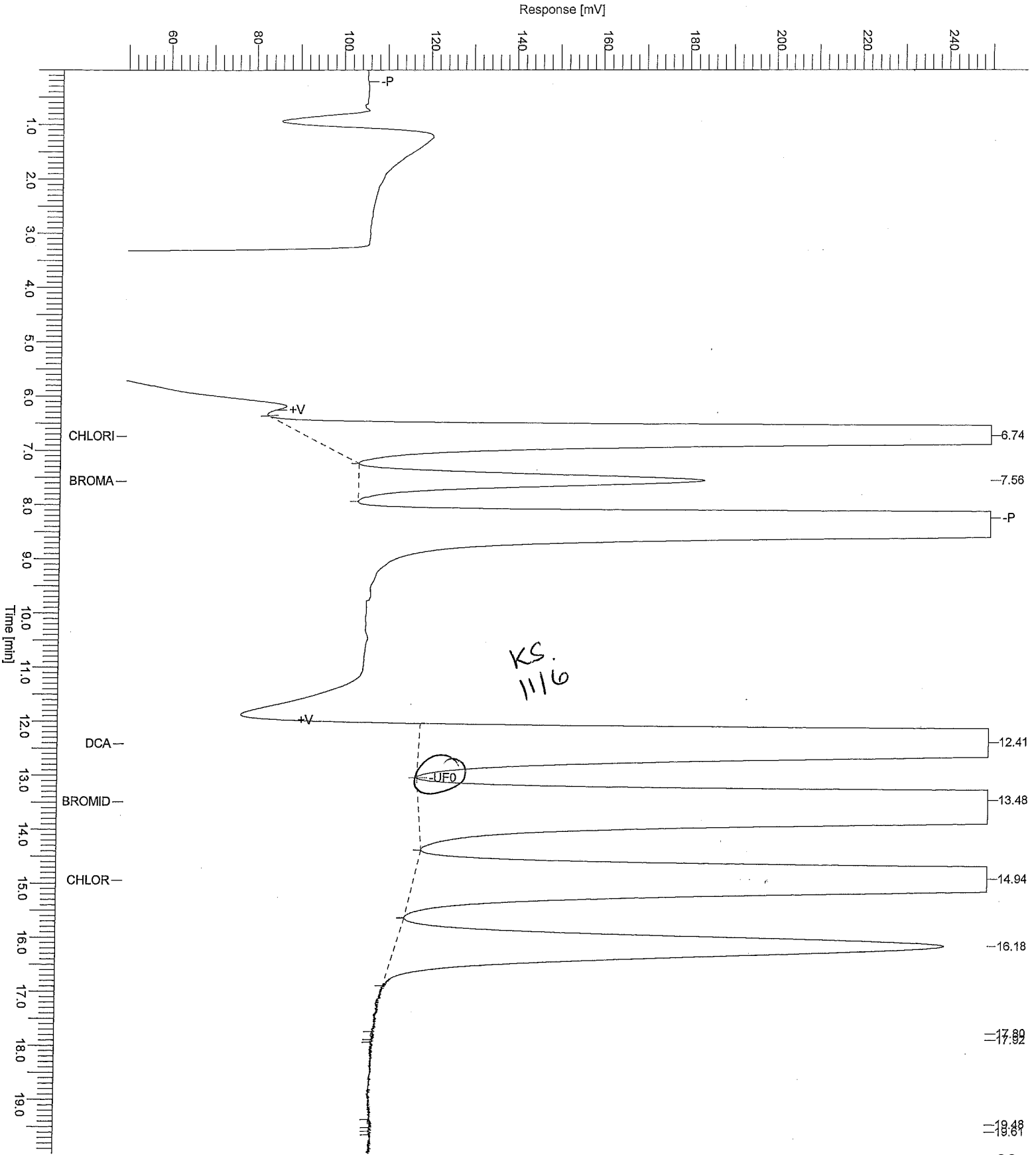
Missing Component Report
Component Expected Retention (Calibration File)

All components were found

Report stored in ASCII file: H:\DATA\IC7\20071106\200711060006a.TX0

Chromatogram

Sample Name : LEVEL 5
Sample #: 7K06097
Page 1 of 1
FileName : H:\DATA\IC7\20071106\200711060006.raw
Date : 11/7/2007 2:44:08 PM
Method :
Time of Injection: 11/6/2007 7:48:58 PM
Start Time : 0.00 min
End Time : 20.00 min
Low Point : 50.00 mV
High Point : 250.00 mV
Plot Offset: 50.00 mV
Plot Scale: 200.0 mV



Software Version	: 6.2.1.0.106:0106	Date	: 11/7/2007 2:41:59 PM
Reprocess Number	: irv-wetchem6: 1847		
Operator	: inorg	Sample Name	: LEVEL 5
Sample Number	: 7K06097	Study	: 7110129
AutoSampler	: NONE	Rack/Vial	: 0/0
Instrument Name	: ICDNX7	Channel	: A
Interface Serial #	: 7230273507	A/D mV Range	: 1000
Delay Time	: 0.00 min	End Time	: 20.00 min
Sampling Rate	: 5.0000 pts/s		
Sample Volume	: 1.000000 uL	Area Reject	: 0.000000
Sample Amount	: 1.0000	Dilution Factor	: 1.00
Data Acquisition Time	: 11/6/2007 7:48:58 PM	Cycle	: 4

Raw Data File : H:\DATA\IC7\20071106\200711060006.raw <Modified>
Result File : H:\DATA\IC7\20071106\200711060006.rst
Inst Method : h:\data\ic7\ic7qJ12 from H:\DATA\IC7\20071106\200711060006.raw
Proc Method : h:\data\ic7\ic7qJ12a.mth from H:\DATA\IC7\20071106\200711060006.rst
Calib Method : h:\data\ic7\ic7qJ12a.mth from H:\DATA\IC7\20071106\200711060006.rst
Report Format File: h:\data\ic7\test.rpt
Sequence File : H:\DATA\IC7\20071106\20071106.seq

300.1

Component Name	Time [min]	Area [$\mu\text{V}\cdot\text{s}$]	Raw Amount	Adjusted Amount	Cal. Range
CHLORITE	6.74	1.06e+07	403.6479	403.6479	+
BROMATE	7.56	1245328.60	90.5319	90.5319	*
DCA	12.41	1.24e+07	1.1973	1.1973	*
BROMIDE	13.48	2.39e+07	832.2914	832.2914	*
CHLORATE	14.94	9227034.20	387.3354	387.3354	*
		5.74e+07	1715.0037	1715.0037	

* Warning -- uncalibrated levels encountered

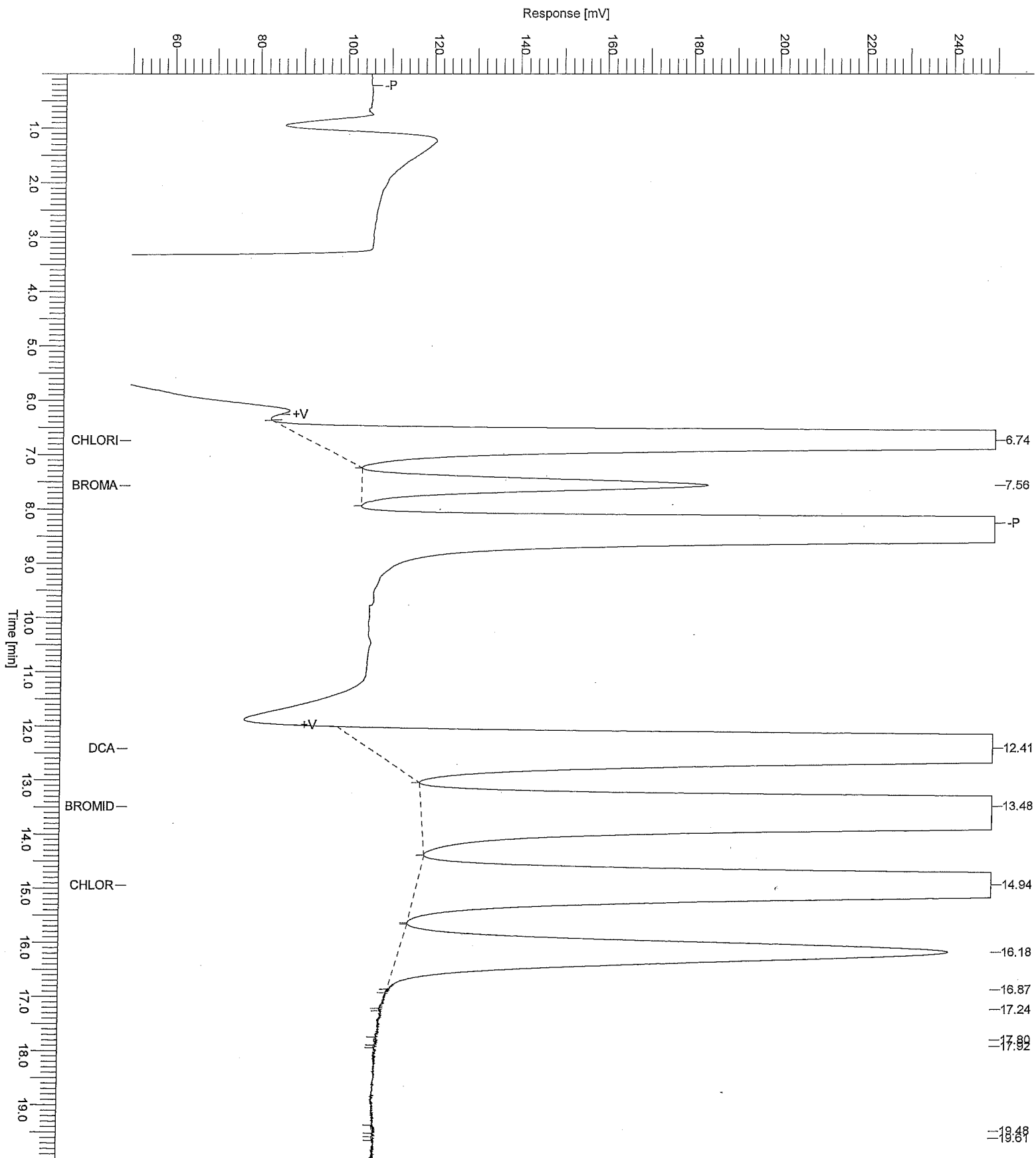
Missing Component Report
Component Expected Retention (Calibration File)

All components were found

Report stored in ASCII file: H:\DATA\IC7\20071106\200711060006.TX0

Chromatogram

Sample Name : LEVEL 5 Sample #: 7K06097 Page 1 of 1
FileName : H:\DATA\IC7\20071106\200711060006.raw
Date : 11/7/2007 2:41:59 PM
Method : ic7qJ12 Time of Injection: 11/6/2007 7:48:58 PM
Start Time : 0.00 min End Time : 20.00 min Low Point : 50.00 mV High Point : 250.00 mV
Plot Offset: 50.00 mV Plot Scale: 200.0 mV



Software Version	: 6.2.1.0.106:0106	Date	: 11/7/2007 2:53:15 PM
Reprocess Number	: irv-wetchem6: 1848		
Operator	: inorg	Sample Name	: ICV
Sample Number	: 7K06097	Study	: 7110130
AutoSampler	: NONE	Rack/Vial	: 0/0
Instrument Name	: ICDNX7	Channel	: A
Interface Serial #	: 7230273507	A/D mV Range	: 1000
Delay Time	: 0.00 min	End Time	: 20.00 min
Sampling Rate	: 5.0000 pts/s		
Sample Volume	: 1.000000 uL	Area Reject	: 0.000000
Sample Amount	: 1.0000	Dilution Factor	: 1.00
Data Acquisition Time	: 11/6/2007 8:39:57 PM	Cycle	: 1

Raw Data File : H:\DATA\IC7\20071106\200711060007.raw <Modified>
Result File : H:\DATA\IC7\20071106\200711060007.rst
Inst Method : h:\data\ic7\ic7qj12 from H:\DATA\IC7\20071106\200711060007.raw
Proc Method : h:\data\ic7\ic7qk06.mth from H:\DATA\IC7\20071106\200711060007.rst
Calib Method : h:\data\ic7\ic7qk06.mth from H:\DATA\IC7\20071106\200711060007.rst
Report Format File: h:\data\ic7\test.rpt
Sequence File : H:\DATA\IC7\20071106\20071106.seq

300.1

Component Name	Time [min]	Area [μ V-s]	Raw Amount	Adjusted Amount	Cal. Range
CHLORITE	6.74	3224993.30	122.8749	122.8749	*
BROMATE	7.57	368846.50	29.2556	29.2556	*
DCA	12.41	1.25e+07	1.0193	1.0193	*
BROMIDE	13.63	7345712.70	289.9607	289.9607	*
CHLORATE	14.97	2670612.80	117.5824	117.5824	*
		2.61e+07	560.6929	560.6929	

* Warning -- uncalibrated levels encountered

Missing Component Report

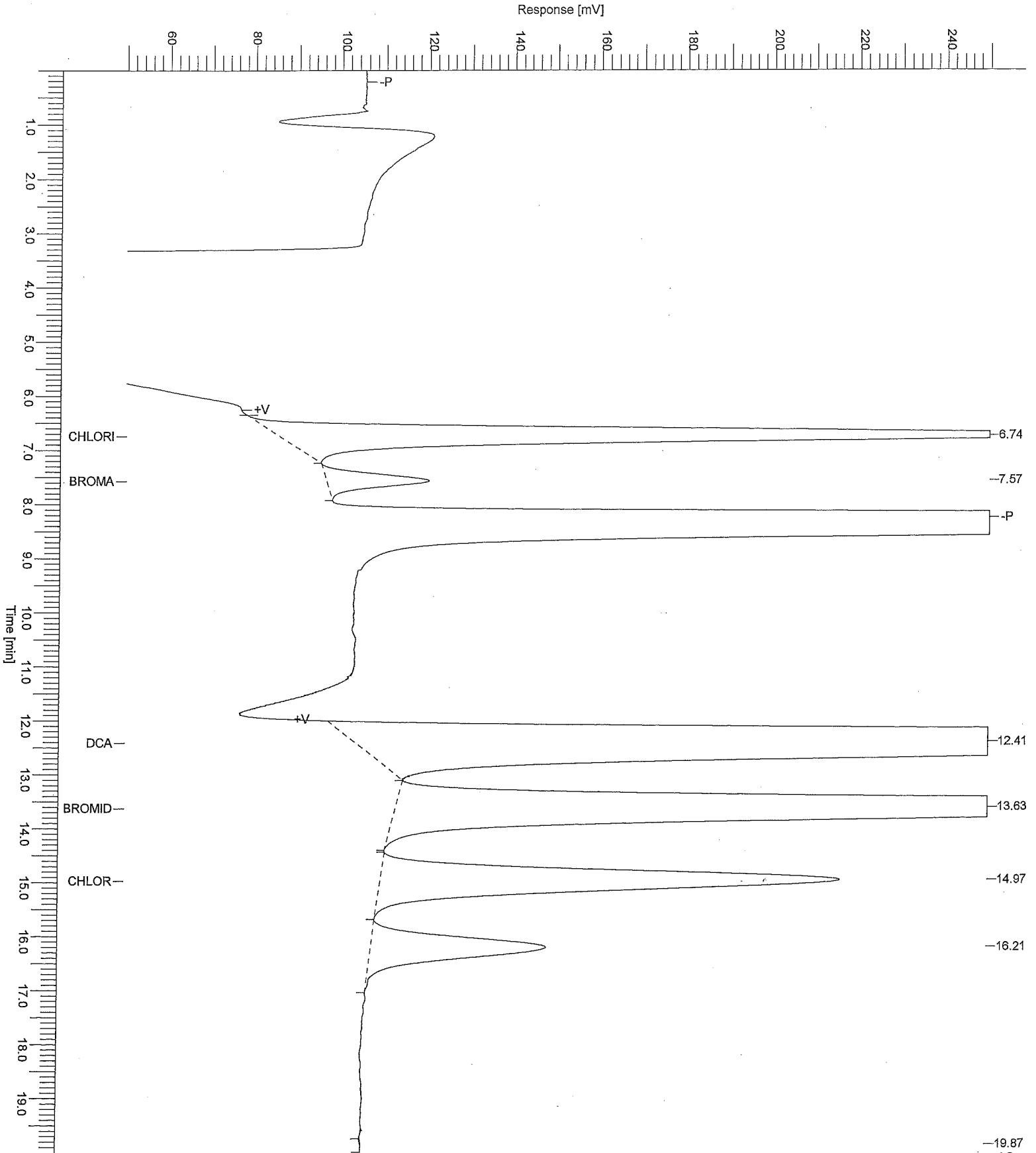
Component Expected Retention (Calibration File)

All components were found

Report stored in ASCII file: H:\DATA\IC7\20071106\200711060007.TX0

Chromatogram

Sample Name : ICV Sample #: 7K06097 Page 1 of 1
FileName : H:\DATA\IC7\20071106\200711060007.raw
Date : 11/7/2007 2:53:16 PM
Method : ic7qJ12 Time of Injection: 11/6/2007 8:39:57 PM
Start Time : 0.00 min End Time : 20.00 min Low Point : 50.00 mV High Point : 250.00 mV
Plot Offset: 50.00 mV Plot Scale: 200.0 mV



TotalChrom Sequence File H:\DATA\IC7\20071115\20071115.seq
 Printed by : inorg on: 11/16/2007 2:53:03 PM
 Created by : inorg on: 11/15/2007 4:09:44 PM
 Edited by : inorg on: 11/16/2007 2:53:01 PM
 Number of Times Edited : 3
 Description:

Sequence File Header Information:

Number of Rows : 69
 Instrument Type : 900 Series Intelligent Interface
 Injection Type : SINGLE
 Raw tokens channel A :
 Result tokens channel A :
 Modified tokens channel A :
 Raw tokens channel B :
 Result tokens channel B :
 Modified tokens channel B :

Sequence Sample Descriptions - Channel A

Row	Type	Name	Number	Study name	Sample Amt	Int Std Amt	Sample Vol	Dil Factor	Multiplier	Divisor	Addend	Norm Factor
1	Sample	IB	7K15115		1.000000	1.000000	1.000	1.000000	1.000000	1.000000	0.000000	100.000
2	Sample	LOW LEVEL	7K15115	7110129	1.000000	1.000000	1.000	1.000000	1.000000	1.000000	0.000000	100.000
3	Sample	7K15115-BS1	7K15115	7110129	1.000000	1.000000	1.000	1.000000	1.000000	1.000000	0.000000	100.000
4	Sample	7K15115-BLK1	7K15115		1.000000	1.000000	1.000	1.000000	1.000000	1.000000	0.000000	100.000
5	Sample	IQK0760-01	7K15115		1.000000	1.000000	1.000	1.000000	1.000000	1.000000	0.000000	100.000
6	Sample	IQK0776-01	7K15115		1.000000	1.000000	1.000	1.000000	1.000000	1.000000	0.000000	100.000
7	Sample	IQK0912-02	7K15115		1.000000	1.000000	1.000	20.000000	1.000000	1.000000	0.000000	100.000
8	Sample	IQK0912-04	7K15115		1.000000	1.000000	1.000	1.000000	1.000000	1.000000	0.000000	100.000
9	Sample	IQK0939-01	7K15115		1.000000	1.000000	1.000	1.000000	1.000000	1.000000	0.000000	100.000
10	Sample	7K15115-MS1	7K15115	IQK0939-01	1.000000	1.000000	1.000	1.000000	1.000000	1.000000	0.000000	100.000
11	Sample	7K15115-MSD1	7K15115	IQK0939-01	1.000000	1.000000	1.000	1.000000	1.000000	1.000000	0.000000	100.000
12	Sample	IQK0942-01	7K15115		1.000000	1.000000	1.000	1.000000	1.000000	1.000000	0.000000	100.000
13	Sample	IQK0942-02	7K15115		1.000000	1.000000	1.000	1.000000	1.000000	1.000000	0.000000	100.000
14	Sample	IQK0946-01	7K15115		1.000000	1.000000	1.000	1.000000	1.000000	1.000000	0.000000	100.000
15	Sample	CCV	7K15115		1.000000	1.000000	1.000	1.000000	1.000000	1.000000	0.000000	100.000
16	Sample	CCB	7K15115		1.000000	1.000000	1.000	1.000000	1.000000	1.000000	0.000000	100.000
17	Sample	IQK0946-02	7K15115		1.000000	1.000000	1.000	1.000000	1.000000	1.000000	0.000000	100.000
18	Sample	IQK0946-03	7K15115		1.000000	1.000000	1.000	1.000000	1.000000	1.000000	0.000000	100.000
19	Sample	IQK0946-04	7K15115		1.000000	1.000000	1.000	1.000000	1.000000	1.000000	0.000000	100.000
20	Sample	IQK0946-05	7K15115		1.000000	1.000000	1.000	1.000000	1.000000	1.000000	0.000000	100.000
21	Sample	IQK0946-06	7K15115		1.000000	1.000000	1.000	1.000000	1.000000	1.000000	0.000000	100.000
22	Sample	IQK0952-01	7K15115		1.000000	1.000000	1.000	1.000000	1.000000	1.000000	0.000000	100.000
23	Sample	IQK1125-01	7K15115		1.000000	1.000000	1.000	1.000000	1.000000	1.000000	0.000000	100.000
24	Sample	IQK1126-01	7K15115		1.000000	1.000000	1.000	1.000000	1.000000	1.000000	0.000000	100.000
25	Sample	IQK1136-01	7K15115		1.000000	1.000000	1.000	1.000000	1.000000	1.000000	0.000000	100.000
26	Sample	IQK1136-01	7K15115		1.000000	1.000000	1.000	5.000000	1.000000	1.000000	0.000000	100.000
27	Sample	CCV	7K15115		1.000000	1.000000	1.000	1.000000	1.000000	1.000000	0.000000	100.000
28	Sample	CCB	7K15115		1.000000	1.000000	1.000	1.000000	1.000000	1.000000	0.000000	100.000
29	Sample	7K15115-MS2	7K15115	IQK0946-05	1.000000	1.000000	1.000	1.000000	1.000000	1.000000	0.000000	100.000
30	Sample	7K15115-MSD2	7K15115	IQK0946-05	1.000000	1.000000	1.000	1.000000	1.000000	1.000000	0.000000	100.000
31	Sample	CCV	7K15115		1.000000	1.000000	1.000	1.000000	1.000000	1.000000	0.000000	100.000
32	Sample	CCB	7K15115		1.000000	1.000000	1.000	1.000000	1.000000	1.000000	0.000000	100.000
33	Sample		7K15115		1.000000	1.000000	1.000	1.000000	1.000000	1.000000	0.000000	100.000
34	Sample		7K15115		1.000000	1.000000	1.000	1.000000	1.000000	1.000000	0.000000	100.000
35	Sample		7K15115		1.000000	1.000000	1.000	1.000000	1.000000	1.000000	0.000000	100.000
36	Sample		7K15115		1.000000	1.000000	1.000	1.000000	1.000000	1.000000	0.000000	100.000
37	Sample		7K15115		1.000000	1.000000	1.000	1.000000	1.000000	1.000000	0.000000	100.000
38	Sample		7K15115		1.000000	1.000000	1.000	1.000000	1.000000	1.000000	0.000000	100.000
39	Sample		7K15115		1.000000	1.000000	1.000	1.000000	1.000000	1.000000	0.000000	100.000
40	Sample		7K15115		1.000000	1.000000	1.000	1.000000	1.000000	1.000000	0.000000	100.000
41	Sample		7K15115		1.000000	1.000000	1.000	1.000000	1.000000	1.000000	0.000000	100.000
42	Sample		7K15115		1.000000	1.000000	1.000	1.000000	1.000000	1.000000	0.000000	100.000
43	Sample		7K15115		1.000000	1.000000	1.000	1.000000	1.000000	1.000000	0.000000	100.000
44	Sample		7K15115		1.000000	1.000000	1.000	1.000000	1.000000	1.000000	0.000000	100.000
45	Sample		7K15115		1.000000	1.000000	1.000	1.000000	1.000000	1.000000	0.000000	100.000
46	Sample		7K15115		1.000000	1.000000	1.000	1.000000	1.000000	1.000000	0.000000	100.000
47	Sample		7K15115		1.000000	1.000000	1.000	1.000000	1.000000	1.000000	0.000000	100.000
48	Sample		7K15115		1.000000	1.000000	1.000	1.000000	1.000000	1.000000	0.000000	100.000
49	Sample		7K15115		1.000000	1.000000	1.000	1.000000	1.000000	1.000000	0.000000	100.000
50	Sample		7K15115		1.000000	1.000000	1.000	1.000000	1.000000	1.000000	0.000000	100.000
51	Sample		7K15115		1.000000	1.000000	1.000	1.000000	1.000000	1.000000	0.000000	100.000
52	Sample		7K15115		1.000000	1.000000	1.000	1.000000	1.000000	1.000000	0.000000	100.000
53	Sample		7K15115		1.000000	1.000000	1.000	1.000000	1.000000	1.000000	0.000000	100.000
54	Sample		7K15115		1.000000	1.000000	1.000	1.000000	1.000000	1.000000	0.000000	100.000
55	Sample		7K15115		1.000000	1.000000	1.000	1.000000	1.000000	1.000000	0.000000	100.000
56	Sample		7K15115		1.000000	1.000000	1.000	1.000000	1.000000	1.000000	0.000000	100.000
57	Sample		7K15115		1.000000	1.000000	1.000	1.000000	1.000000	1.000000	0.000000	100.000
58	Sample		7K15115		1.000000	1.000000	1.000	1.000000	1.000000	1.000000	0.000000	100.000
59	Sample		7K15115		1.000000	1.000000	1.000	1.000000	1.000000	1.000000	0.000000	100.000
60	Sample		7K15115		1.000000	1.000000	1.000	1.000000	1.000000	1.000000	0.000000	100.000
61	Sample		7K15115		1.000000	1.000000	1.000	1.000000	1.000000	1.000000	0.000000	100.000
62	Sample		7K15115		1.000000	1.000000	1.000	1.000000	1.000000	1.000000	0.000000	100.000

PREPARATION BENCH SHEET

7K15115

TestAmerica - Irvine, CA

Printed: 11/16/2007 2:52:13PM

Matrix: Water

Prepared using: Wet Chemistry - General Prep

(No Surrogate)

Lab Number	C	Analysis	Prepared	Initial (ml)	Final (ml)	Source ID	Spike 1	ul Spike	Spike 2	ul Spike	Surrogate	Initials	Extraction Comments
7K15115-BLK1		QC	11/15/07 14:00	10	10			0		0			
7K15115-BS1		QC	11/15/07 14:00	10	10		7110129	250		100			
7K15115-MS1		QC	11/15/07 14:00	10	10	IQK0939-01	7110129	250		100			
7K15115-MS2		QC	11/15/07 14:00	10	10	IQK0946-05	7110129	250		100			
7K15115-MSD1		QC	11/15/07 14:00	10	10	IQK0939-01	7110129	250		100			
7K15115-MSD2		QC	11/15/07 14:00	10	10	IQK0946-05	7110129	250		100			
IQK0760-01	E	Chlorate-300.1	11/15/07 14:00	10	10								
IQK0776-01	A	Bromide-300.1	11/15/07 14:00	10	10								TA-Irvine-ACWD
IQK0912-02	E	Chlorate-300.1	11/15/07 14:00	10	10								
IQK0912-04	E	Chlorate-300.1	11/15/07 14:00	10	10								
IQK0939-01	A	Bromide-300.1	11/15/07 14:00	10	10								TA-Irvine-ACWD
IQK0939-01	A	Chlorate-300.1	11/15/07 14:00	10	10								Added for BatchQC in: 7K15115
IQK0939-01	A	Chlorite-300.1	11/15/07 14:00	10	10								Added for BatchQC in: 7K15115
IQK0942-01	A	Chlorate-300.1	11/15/07 14:00	10	10								TA-Irvine-ACWD
IQK0942-02	A	Bromide-300.1	11/15/07 14:00	10	10								TA-Irvine-ACWD
IQK0942-02	A	Chlorate-300.1	11/15/07 14:00	10	10								TA-Irvine-ACWD
IQK0946-01	A	Bromide-300.1	11/15/07 14:00	10	10								TA-Irvine-ACWD
IQK0946-02	A	Bromide-300.1	11/15/07 14:00	10	10								TA-Irvine-ACWD
IQK0946-02	A	Chlorate-300.1	11/15/07 14:00	10	10								TA-Irvine-ACWD
IQK0946-03	A	Bromide-300.1	11/15/07 14:00	10	10								TA-Irvine-ACWD

Spiking Witnessed By _____ Date _____

Preparation Reviewed By _____ Date _____

11/19/07

Extracts Received By _____ Date _____

PREPARATION BENCH SHEET

7K15115

TestAmerica - Irvine, CA

Printed: 11/16/2007 2:52:13PM

Prepared using: Wet Chemistry - General Prep

(No Surrogate)

Matrix: Water

Lab Number	C	Analysis	Prepared	Initial (ml)	Final (ml)	Source ID	Spike 1	ul Spike	Spike 2	ul Spike	Surrogate	Initials	Extraction Comments
IQK0946-03	A	Chlorate-300.1	11/15/07 14:00	10	10								TA-Irvine-ACWD
IQK0946-04	A	Bromide-300.1	11/15/07 14:00	10	10								TA-Irvine-ACWD
IQK0946-04	A	Chlorate-300.1	11/15/07 14:00	10	10								TA-Irvine-ACWD
IQK0946-05	A	Bromide-300.1	11/15/07 14:00	10	10								Added for BatchQC in: 7K15115
IQK0946-05	A	Chlorate-300.1	11/15/07 14:00	10	10								TA-Irvine-ACWD
IQK0946-05	A	Chlorite-300.1	11/15/07 14:00	10	10								Added for BatchQC in: 7K15115
IQK0946-06	A	Bromide-300.1	11/15/07 14:00	10	10								TA-Irvine-ACWD
IQK0946-06	A	Chlorate-300.1	11/15/07 14:00	10	10								TA-Irvine-ACWD
IQK0952-01	A	Bromide-300.1	11/15/07 14:00	10	10								TA-Irvine-ACWD
IQK1125-01	A	Bromide-300.1	11/15/07 14:00	10	10								TA-Irvine-ACWD
IQK1126-01	A	Bromide-300.1	11/15/07 14:00	10	10								TA-Irvine-ACWD
IQK1136-01	B	Chlorite-300.1	11/15/07 14:00	10	10								TA-Irvine-ACWD
													J flags

Reagents used in Batch

Reagent Description Solvent

Spiking Witnessed By

Date

Preparation Reviewed By

Date

Extracts Received By

Date

DAILY DATA CHECKLIST
EPA 300.1 - Inorganic Anions (Part B) by IC

Analyst:	KS	2 nd Level Review:	<input checked="" type="checkbox"/>
Analysis Date:	11/15/07	Date:	11/19/07
IC #:	7	Original Calibration date:	11/6/07
Method used:	300.1	Original Calibration file #:	1C70K66a
QC Batches:	7K15115		

Analyst Rev 2nd Level Rev

- | | | |
|-------------------------------------|-------------------------------------|---|
| <input checked="" type="checkbox"/> | <input checked="" type="checkbox"/> | New sequence file created for each day of analysis |
| <input checked="" type="checkbox"/> | <input checked="" type="checkbox"/> | Daily IPC: %REC of target analytes : 85 - 115 |
| <input checked="" type="checkbox"/> | <input checked="" type="checkbox"/> | Peak Gaussian Factor of Surrogate : 0.8 to 1.15 |
| <input checked="" type="checkbox"/> | <input checked="" type="checkbox"/> | Surrogate Ret. Time : +/- 2% (of expected value from calibration) |
| <input checked="" type="checkbox"/> | <input checked="" type="checkbox"/> | RL (Low Cal Std) Check : 75 - 125 % recovery |
| <input checked="" type="checkbox"/> | <input checked="" type="checkbox"/> | ICB/CCB: After ICV/CCB and Not Detected |
| <input checked="" type="checkbox"/> | <input checked="" type="checkbox"/> | -CCV: Every 10 samples and at end of run. |
| <input checked="" type="checkbox"/> | <input checked="" type="checkbox"/> | %R = 85 - 115 |
| <input checked="" type="checkbox"/> | <input checked="" type="checkbox"/> | Ret. Time of ALL peaks : < +/- 5% (of expected value from IPC) |
| <input checked="" type="checkbox"/> | <input checked="" type="checkbox"/> | MB: Every batch of 20 samples or less and Not Detected |
| <input checked="" type="checkbox"/> | <input checked="" type="checkbox"/> | < MDL unless sample conc. > 1.5 x RL and j-flagging not required |
| <input checked="" type="checkbox"/> | <input checked="" type="checkbox"/> | LCS: Every batch of 20 samples or less. %REC = 75 - 125 (or in-house limits) |
| <input checked="" type="checkbox"/> | <input checked="" type="checkbox"/> | MS/MSD: every batch of 20 samples or less. %REC = 75 - 125 (or in-house limits) |
| <input checked="" type="checkbox"/> | <input checked="" type="checkbox"/> | RPD: <20% (or in-house limits) |
| <input checked="" type="checkbox"/> | <input checked="" type="checkbox"/> | Surrogate: 1 ppm (1000 ppb) DCA in ALL samples |
| <input checked="" type="checkbox"/> | <input checked="" type="checkbox"/> | %REC = 90 - 115 (or properly qualified) |
| <input checked="" type="checkbox"/> | <input checked="" type="checkbox"/> | All samples checked for dilution factor, retention time drift, peak shape, integration, linear range, proper bracketing between compliant CCV/CCB and transcription errors. |

Comments:

Software Version	: 6.2.1.0.106:0106	Date	: 11/15/2007 5:09:54 PM
Reprocess Number	: ic: 153410		
Operator	: inorg	Sample Name	: IB
Sample Number	: 7K15115	Study	:
AutoSampler	: NONE	Rack/Vial	: 0/0
Instrument Name	: ICDNX7	Channel	: A
Interface Serial #	: 7230273507	A/D mV Range	: 1000
Delay Time	: 0.00 min	End Time	: 20.00 min
Sampling Rate	: 5.0000 pts/s		
Sample Volume	: 1.000000 uL	Area Reject	: 0.000000
Sample Amount	: 1.0000	Dilution Factor	: 1.00
Data Acquisition Time	: 11/15/2007 4:49:26 PM	Cycle	: 1

Raw Data File : H:\DATA\IC7\20071115\200711150001.raw
Result File : H:\DATA\IC7\20071115\200711150001.rst
Inst Method : h:\data\ic7\ic7qk06 from H:\DATA\IC7\20071115\200711150001.raw
Proc Method : h:\data\ic7\ic7qk06 from H:\DATA\IC7\20071115\200711150001.rst
Calib Method : h:\data\ic7\ic7qk06 from H:\DATA\IC7\20071115\200711150001.rst
Report Format File: h:\data\ic7\test.rpt
Sequence File : H:\DATA\IC7\20071115\20071115.seq

300.1

Component Name	Time [min]	Area [$\mu\text{V}\cdot\text{s}$]	Raw Amount	Adjusted Amount	Cal. Range
CHLORITE	6.73	0.00	0.0000	0.0000	
BROMATE	7.56	0.00	0.0000	0.0000	
DCA	12.34	6427473.50	0.5261	0.5261	
BROMIDE	13.55	0.00	0.0000	0.0000	
CHLORATE	14.92	0.00	0.0000	0.0000	
		6427473.50	0.5261	0.5261	

Missing Component Report

Component Expected Retention (Calibration File)

CHLORITE	6.734
BROMATE	7.560
BROMIDE	13.545
CHLORATE	14.920

Report stored in ASCII file: H:\DATA\IC7\20071115\200711150001.TX0

Chromatogram

Sample Name : IB

Sample #: 7K15115

Page 1 of 1

FileName : H:\DATA\IC7\20071115\200711150001.raw

Date : 11/15/2007 5:09:55 PM

Method : ic7qk06.mth

Time of Injection: 11/15/2007 4:49:26 PM

Start Time : 0.00 min

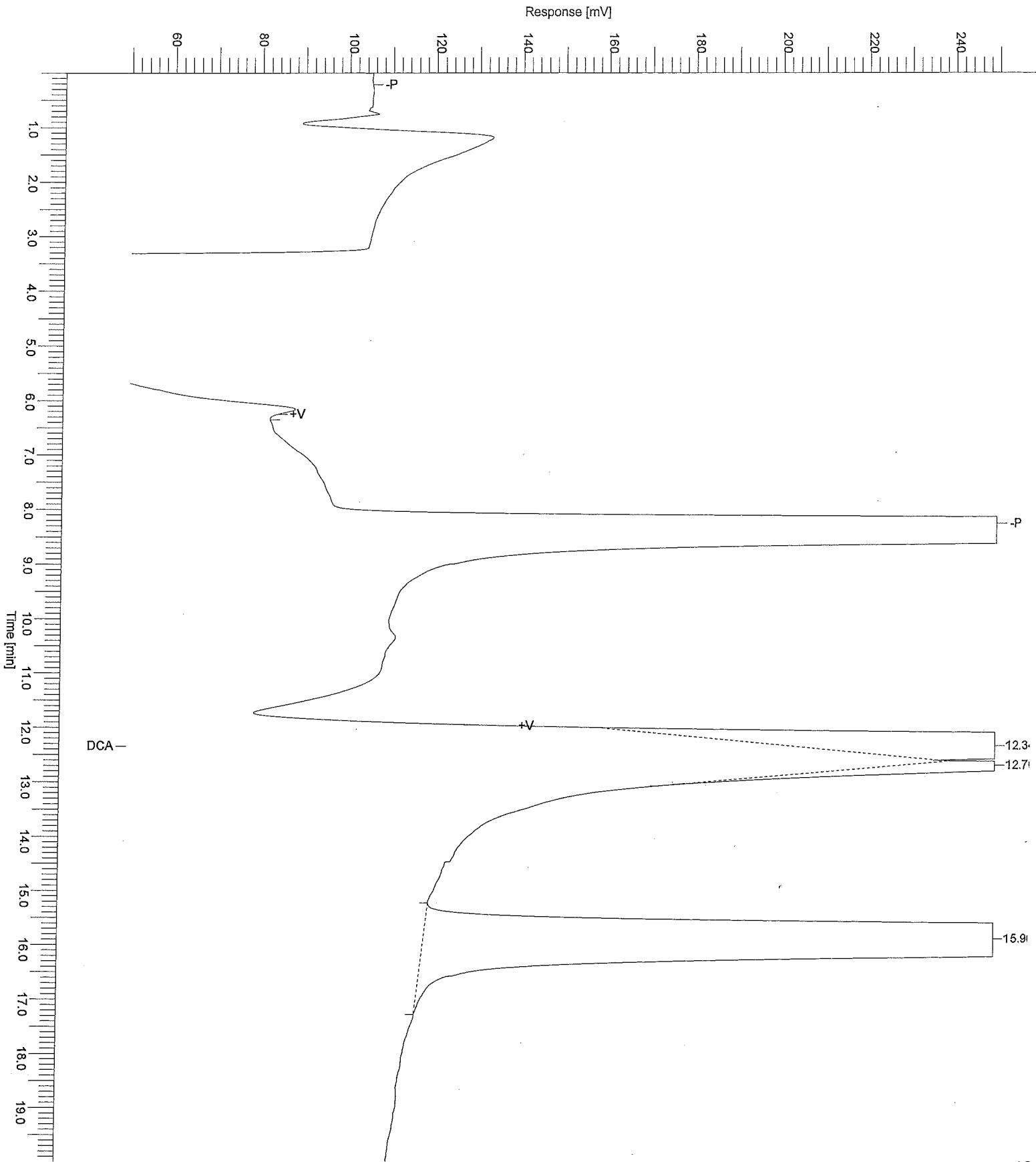
End Time : 20.00 min

Low Point : 50.00 mV

High Point : 250.00 mV

Plot Offset: 50.00 mV

Plot Scale: 200.0 mV



```

Software Version : 6.2.1.0.106:0106
Reprocess Number : irv-wetchem6: 1911
Operator : inorg
Sample Number : 7K15115
AutoSampler : NONE
Instrument Name : ICDNX7
Interface Serial # : 7230273507
Delay Time : 0.00 min
Sampling Rate : 5.0000 pts/s
Sample Volume : 1.000000 uL
Sample Amount : 1.0000
Data Acquisition Time : 11/15/2007 5:40:22 PM

Date : 11/16/2007 2:32:59 PM
Sample Name : LOW LEVEL
Study : 7110129
Rack/Vial : 0/0
Channel : A
A/D mV Range : 1000
End Time : 20.00 min
Area Reject : 0.000000
Dilution Factor : 1.00
Cycle : 1
    
```

```

Raw Data File : H:\DATA\IC7\20071115\200711150002.raw <Modified>
Result File : H:\DATA\IC7\20071115\200711150002.rst
Inst Method : h:\data\ic7\ic7qk06 from H:\DATA\IC7\20071115\200711150002.raw
Proc Method : h:\data\ic7\ic7qk06a.mth from H:\DATA\IC7\20071115\200711150002.rst
Calib Method : h:\data\ic7\ic7qk06a.mth from H:\DATA\IC7\20071115\200711150002.rst
Report Format File: h:\data\ic7\test.rpt
Sequence File : H:\DATA\IC7\20071115\20071115.seq
    
```

300.1

Component Name	Time [min]	Area [$\mu\text{V}\cdot\text{s}$]	Raw Amount	Adjusted Amount	Cal. Range
CHLORITE	6.70	476622.60	19.7616	19.7616	*
BROMATE	7.50	53660.50	3.9590	3.9590	*
DCA	12.38	1.21e+07	0.9897	0.9897	
BROMIDE	13.41	1053969.00	45.8592	45.8592	*
CHLORATE	14.73	411270.00	19.6655	19.6655	*
		1.41e+07	90.2351	90.2351	

* Warning -- uncalibrated levels encountered

Missing Component Report
 Component Expected Retention (Calibration File)

All components were found

Report stored in ASCII file: H:\DATA\IC7\20071115\200711150002.TX0

Chromatogram

Sample Name : LOW LEVEL

Sample #: 7K15115

Page 1 of 1

FileName : H:\DATA\IC7\20071115\200711150002.raw

Date : 11/16/2007 2:32:59 PM

Time of Injection: 11/15/2007 5:40:22 PM

Method : ic7qk06

Start Time : 0.00 min

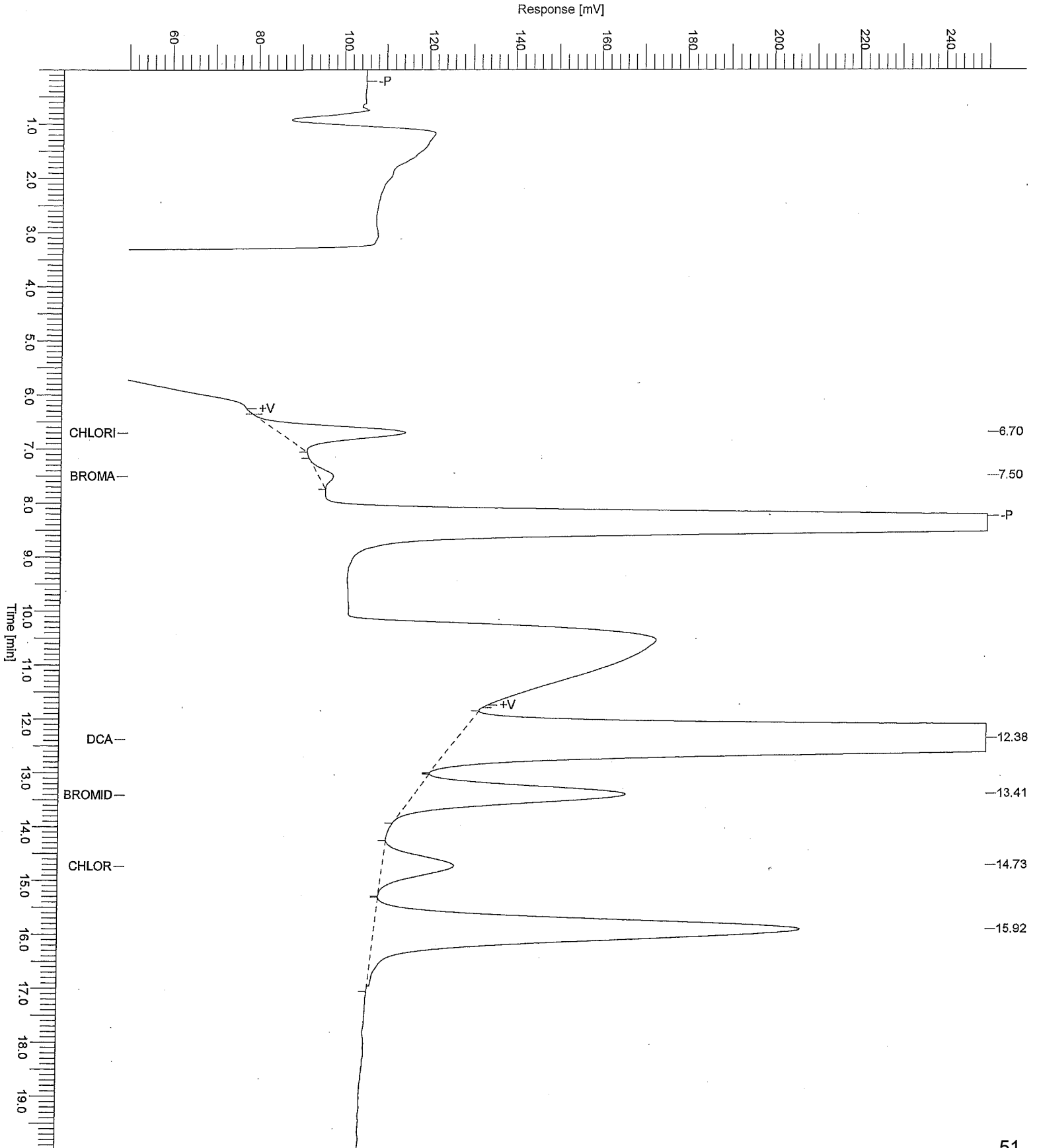
End Time : 20.00 min

Low Point : 50.00 mV

High Point : 250.00 mV

Plot Offset: 50.00 mV

Plot Scale: 200.0 mV



Software Version	: 6.2.1.0.106:0106	Date	: 11/16/2007 2:33:02 PM
Reprocess Number	: irv-wetchem6: 1912	Sample Name	: 7K15115-BS1
Operator	: inorg	Study	: 7110129
Sample Number	: 7K15115	Rack/Vial	: 0/0
AutoSampler	: NONE	Channel	: A
Instrument Name	: ICDNX7	A/D mV Range	: 1000
Interface Serial #	: 7230273507	End Time	: 20.00 min
Delay Time	: 0.00 min	Area Reject	: 0.000000
Sampling Rate	: 5.0000 pts/s	Dilution Factor	: 1.00
Sample Volume	: 1.000000 uL	Cycle	: 2
Sample Amount	: 1.0000		
Data Acquisition Time	: 11/15/2007 6:31:22 PM		

Raw Data File : H:\DATA\IC7\20071115\200711150003.raw <Modified>
Result File : H:\DATA\IC7\20071115\200711150003.rst
Inst Method : h:\data\ic7\ic7qk06 from H:\DATA\IC7\20071115\200711150003.raw
Proc Method : h:\data\ic7\ic7qk06a.mth from H:\DATA\IC7\20071115\200711150003.rst
Calib Method : h:\data\ic7\ic7qk06a.mth from H:\DATA\IC7\20071115\200711150003.rst
Report Format File: h:\data\ic7\test.rpt
Sequence File : H:\DATA\IC7\20071115\20071115.seq

300.1

Component Name	Time [min]	Area [$\mu\text{V}\cdot\text{s}$]	Raw Amount	Adjusted Amount	Cal. Range
CHLORITE	6.70	2485255.20	95.1214	95.1214	*
BROMATE	7.50	297570.40	23.5351	23.5351	*
DCA	12.36	1.22e+07	0.9952	0.9952	*
BROMIDE	13.40	5909619.40	234.2444	234.2444	*
CHLORATE	14.73	2122505.60	93.8282	93.8282	*
		2.30e+07	447.7243	447.7243	

* Warning -- uncalibrated levels encountered

Missing Component Report

Component Expected Retention (Calibration File)

All components were found

Report stored in ASCII file: H:\DATA\IC7\20071115\200711150003.TX0

Chromatogram

Sample Name : 7K15115-BS1

Sample # : 7K15115

Page 1 of 1

FileName : H:\DATA\IC7\20071115\200711150003.raw

Date : 11/16/2007 2:33:02 PM

Time of Injection : 11/15/2007 6:31:22 PM

Method : ic7qk06

Start Time : 0.00 min


End Time : 20.00 min

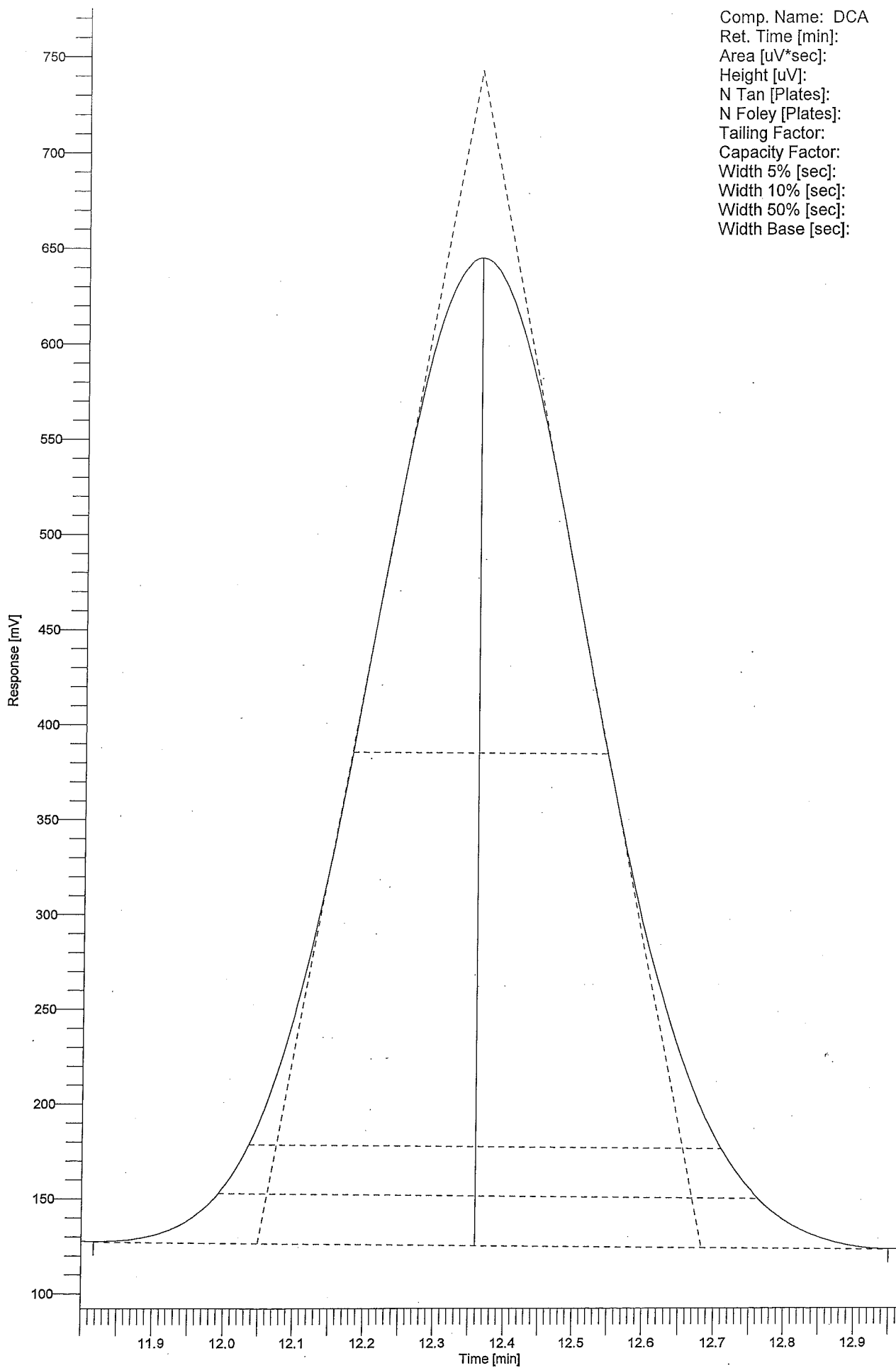
Low Point : 50.00 mV

High Point : 250.00 mV

Plot Offset : 50.00 mV

Plot Scale : 200.0 mV





Comp. Name:	DCA
Ret. Time [min]:	12.36
Area [$\mu\text{V}\cdot\text{sec}$]:	12159194.40
Height [μV]:	519245.31
N Tan [Plates]:	6079.37
N Foley [Plates]:	6001.06
Tailing Factor:	1.04
Capacity Factor:	N/A
Width 5% [sec]:	46.20
Width 10% [sec]:	40.46
Width 50% [sec]:	21.93
Width Base [sec]:	38.04

***** PGF Report *****

File Name	Sample Name	Time [min.]	Delta RT %	PGF 0.80-1.15	DCA Area [$\mu\text{V}\cdot\text{s}$]	Height [μV]	Area/Height [s]
200711150003.rst	7K15115-BS1	12.36	-0.3693	0.9919	12159194.40	519245.31	23.4171

Software Version	: 6.2.1.0.106:0106	Date	: 11/16/2007 2:34:04 PM
Reprocess Number	: irv-wetchem6: 1913	Sample Name	: 7K15115-BLK1
Operator	: inorg	Study	:
Sample Number	: 7K15115	Rack/Vial	: 0/0
AutoSampler	: NONE	Channel	: A
Instrument Name	: ICDNX7	A/D mV Range	: 1000
Interface Serial #	: 7230273507	End Time	: 20.00 min
Delay Time	: 0.00 min	Area Reject	: 0.000000
Sampling Rate	: 5.0000 pts/s	Dilution Factor	: 1.00
Sample Volume	: 1.000000 uL	Cycle	: 1
Sample Amount	: 1.0000		
Data Acquisition Time	: 11/15/2007 7:22:19 PM		

Raw Data File : H:\DATA\IC7\20071115\200711150004.raw <Modified>
Result File : H:\DATA\IC7\20071115\200711150004.rst
Inst Method : h:\data\ic7\ic7qk06 from H:\DATA\IC7\20071115\200711150004.raw
Proc Method : h:\data\ic7\ic7qk06a.mth from H:\DATA\IC7\20071115\200711150004.rst
Calib Method : h:\data\ic7\ic7qk06a.mth from H:\DATA\IC7\20071115\200711150004.rst
Report Format File: h:\data\ic7\test.rpt
Sequence File : H:\DATA\IC7\20071115\20071115.seq

300.1

Component Name	Time [min]	Area [μ V·s]	Raw Amount	Adjusted Amount	Cal. Range
CHLORITE	6.73	0.00	0.0000	0.0000	
BROMATE	7.56	0.00	0.0000	0.0000	
DCA	12.36	1.16e+07	0.9471	0.9471	
BROMIDE	13.55	0.00	0.0000	0.0000	
CHLORATE	14.50	0.00	0.0000	0.0000	
		1.16e+07	0.9471	0.9471	

Missing Component Report

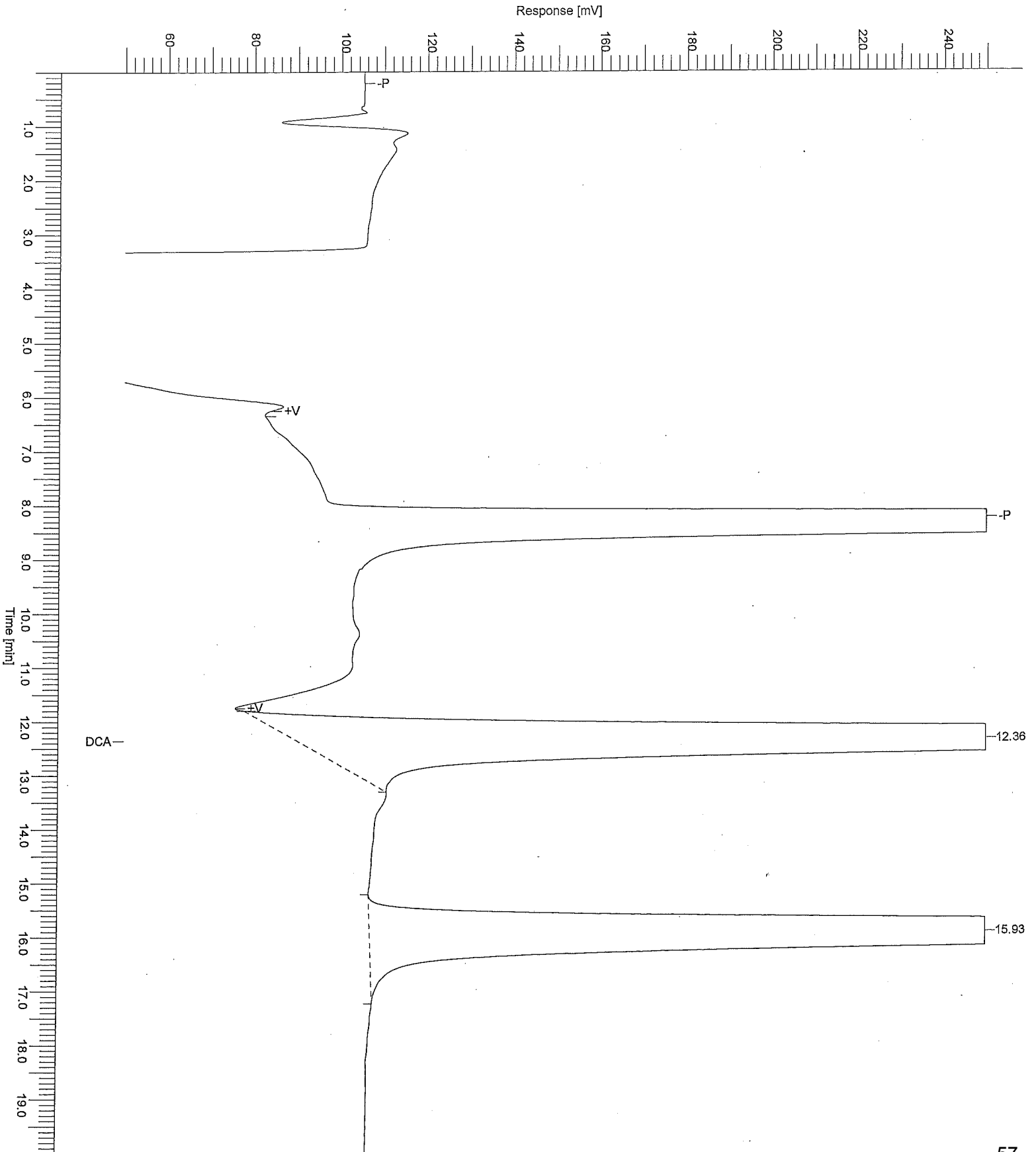
Component Expected Retention (Calibration File)

CHLORITE	6.734
BROMATE	7.560
BROMIDE	13.545
CHLORATE	14.500

Report stored in ASCII file: H:\DATA\IC7\20071115\200711150004.TX0

Chromatogram

Sample Name : 7K15115-BLK1 Sample #: 7K15115 Page 1 of 1
FileName : H:\DATA\IC7\20071115\200711150004.raw
Date : 11/16/2007 2:34:04 PM Time of Injection: 11/15/2007 7:22:19 PM
Method : ic7qk06 Start Time : 0.00 min End Time : 20.00 min Low Point : 50.00 mV High Point : 250.00 mV
Plot Offset: 50.00 mV Plot Scale: 200.0 mV



Software Version	: 6.2.1.0.106:0106	Date	: 11/16/2007 2:34:20 PM
Reprocess Number	: irv-wetchem6: 1918	Sample Name	: IQK0939-01
Operator	: inorg	Study	:
Sample Number	: 7K15115	Rack/Vial	: 0/0
AutoSampler	: NONE	Channel	: A
Instrument Name	: ICDNX7	A/D mV Range	: 1000
Interface Serial #	: 7230273507	End Time	: 20.00 min
Delay Time	: 0.00 min	Area Reject	: 0.000000
Sampling Rate	: 5.0000 pts/s	Dilution Factor	: 1.00
Sample Volume	: 1.000000 uL	Cycle	: 6
Sample Amount	: 1.0000		
Data Acquisition Time	: 11/15/2007 11:45:07 PM		

Raw Data File : H:\DATA\IC7\20071115\200711150009.raw <Modified>
Result File : H:\DATA\IC7\20071115\200711150009.rst
Inst Method : h:\data\ic7\ic7qk06 from H:\DATA\IC7\20071115\200711150009.raw
Proc Method : h:\data\ic7\ic7qk06a.mth from H:\DATA\IC7\20071115\200711150009.rst
Calib Method : h:\data\ic7\ic7qk06a.mth from H:\DATA\IC7\20071115\200711150009.rst
Report Format File: h:\data\ic7\test.rpt
Sequence File : H:\DATA\IC7\20071115\20071115.seq

300.1

Component Name	Time [min]	Area [$\mu\text{V}\cdot\text{s}$]	Raw Amount	Adjusted Amount	Cal. Range
CHLORITE	6.51	11097.10	2.2961	2.2961	*
BROMATE	7.56	0.00	0.0000	0.0000	
DCA	12.38	1.23e+07	1.0084	1.0084	
BROMIDE	13.41	7213385.60	284.8268	284.8268	*
CHLORATE	14.50	0.00	0.0000	0.0000	
		1.95e+07	288.1313	288.1313	

* Warning -- uncalibrated levels encountered

Missing Component Report

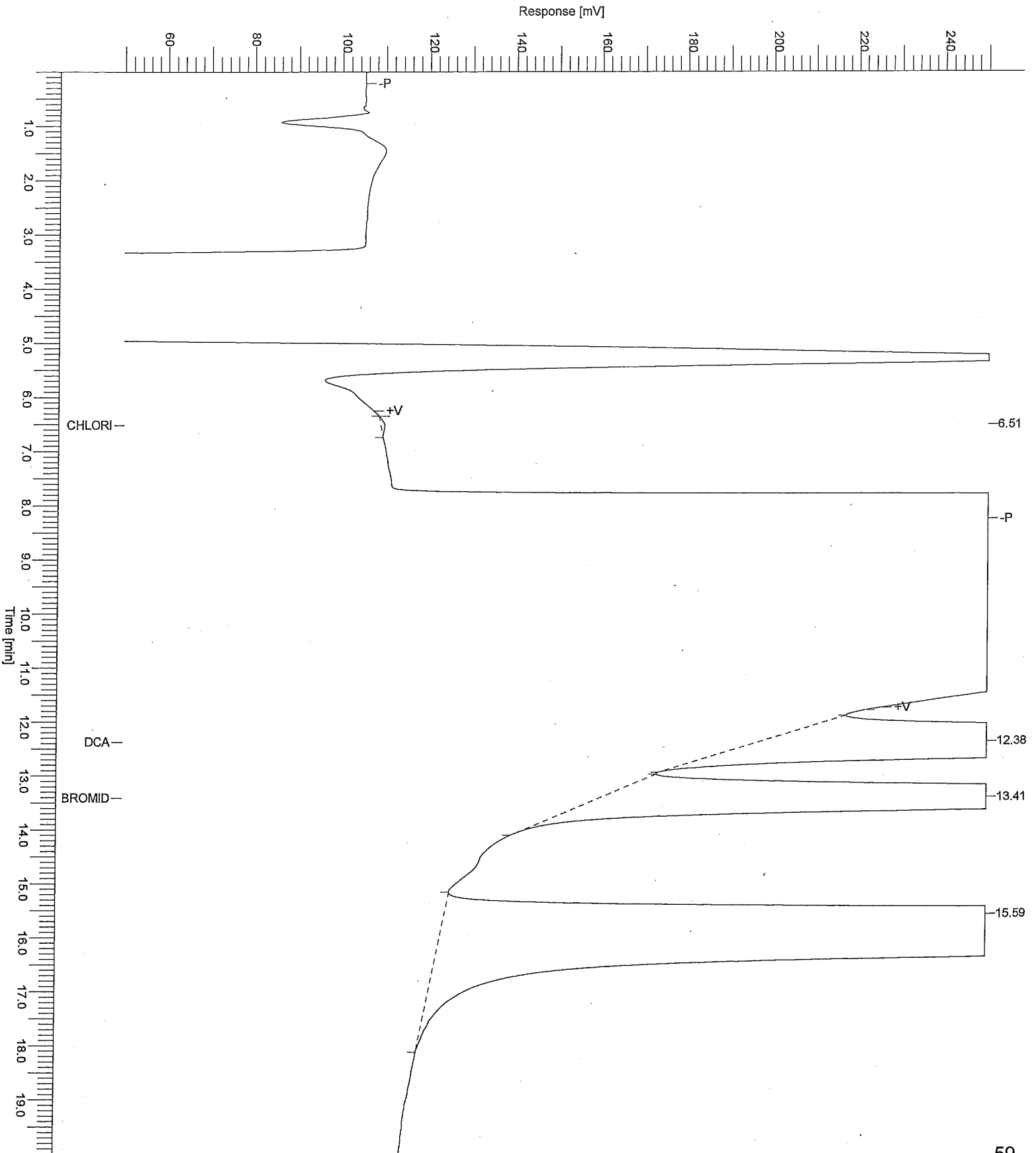
Component Expected Retention (Calibration File)

BROMATE	7.560
CHLORATE	14.500

Report stored in ASCII file: H:\DATA\IC7\20071115\200711150009.TX0

Chromatogram

Sample Name : IQK0939-01 Sample # : 7K15115 Page 1 of 1
File Name : H:\DATA\IC7\20071115\200711150009.raw
Date : 11/16/2007 2:34:20 PM Time of Injection : 11/15/2007 11:45:07 PM
Method : ic7qk06
Start Time : 0.00 min End Time : 20.00 min Low Point : 50.00 mV High Point : 250.00 mV
Plot Offset : 50.00 mV Plot Scale : 200.0 mV



Software Version	: 6.2.1.0.106:0106	Date	: 11/16/2007 2:48:12 PM
Operator	: inorg	Sample Name	: 7K15115-MS1
Sample Number	: 7K15115	Study	: IQK0939-01
AutoSampler	: NONE	Rack/Vial	: 0/0
Instrument Name	: ICDNX7	Channel	: A
Interface Serial #	: 7230273507	A/D mV Range	: 1000
Delay Time	: 0.00 min	End Time	: 20.00 min
Sampling Rate	: 5.0000 pts/s	Area Reject	: 0.000000
Sample Volume	: 1.000000 uL	Dilution Factor	: 1.00
Sample Amount	: 1.0000	Cycle	: 7
Data Acquisition Time	: 11/16/2007 12:36:06 AM		

Raw Data File : H:\DATA\IC7\20071115\200711150010.raw <Modified>
Result File : H:\DATA\IC7\20071115\200711150010a.rst [Editing in Progress]
Inst Method : h:\data\ic7\ic7qk06 from H:\DATA\IC7\20071115\200711150010.raw
Proc Method : h:\data\ic7\ic7qk06a.mth from H:\DATA\IC7\20071115\200711150010a.rst [Editing in Progress]
Calib Method : h:\data\ic7\ic7qk06a.mth from H:\DATA\IC7\20071115\200711150010a.rst [Editing in Progress]
Report Format File: h:\data\ic7\test.rpt
Sequence File : H:\DATA\IC7\20071115\20071115.seq

300.1

Component Name	Time [min]	Area [μ V-s]	Raw Amount	Adjusted Amount	Cal. Range
CHLORITE	6.73	2215854.78	85.0141	85.0141	*
BROMATE	7.60	25281.60	1.6814	1.6814	*
DCA	12.37	1.24e+07	1.0108	1.0108	*
BROMIDE	13.45	1.35e+07	529.8965	529.8965	*
CHLORATE	14.76	2033510.00	89.9712	89.9712	*
		3.02e+07	707.5740	707.5740	

* Warning -- uncalibrated levels encountered


Missing Component Report
Component Expected Retention (Calibration File)

All components were found

Report stored in ASCII file: H:\DATA\IC7\20071115\200711150010a.TX0

Chromatogram

Sample Name : 7K15115-MS1 Sample #: 7K15115 Page 1 of 1
FileName : H:\DATA\IC7\20071115\200711150010.raw
Date : 11/16/2007 2:48:14 PM
Method : Time of Injection: 11/16/2007 12:36:06 AM
Start Time : 0.00 min End Time : 20.00 min Low Point : 50.00 mV High Point : 250.00 mV
Plot Offset: 50.00 mV Plot Scale: 200.0 mV



Software Version	: 6.2.1.0.106:0106	Date	: 11/16/2007 2:34:23 PM
Reprocess Number	: irv-wetchem6: 1919	Sample Name	: 7K15115-MS1
Operator	: inorg	Study	: IQK0939-01
Sample Number	: 7K15115	Rack/Vial	: 0/0
AutoSampler	: NONE	Channel	: A
Instrument Name	: ICDNX7	A/D mV Range	: 1000
Interface Serial #	: 7230273507	End Time	: 20.00 min
Delay Time	: 0.00 min	Area Reject	: 0.000000
Sampling Rate	: 5.0000 pts/s	Dilution Factor	: 1.00
Sample Volume	: 1.000000 uL	Cycle	: 7
Sample Amount	: 1.0000		
Data Acquisition Time	: 11/16/2007 12:36:06 AM		

Raw Data File : H:\DATA\IC7\20071115\200711150010.raw <Modified>
Result File : H:\DATA\IC7\20071115\200711150010.rst
Inst Method : h:\data\ic7\ic7qk06 from H:\DATA\IC7\20071115\200711150010.raw
Proc Method : h:\data\ic7\ic7qk06a.mth from H:\DATA\IC7\20071115\200711150010.rst
Calib Method : h:\data\ic7\ic7qk06a.mth from H:\DATA\IC7\20071115\200711150010.rst
Report Format File: h:\data\ic7\test.rpt
Sequence File : H:\DATA\IC7\20071115\20071115.seq

300.1

Component Name	Time [min]	Area [μV·s]	Raw Amount	Adjusted Amount	Cal. Range
CHLORITE	6.74	1829609.50	70.5229	70.5229	*
BROMATE	7.60	25064.00	1.6639	1.6639	*
DCA	12.37	1.24e+07	1.0108	1.0108	*
BROMIDE	13.45	1.35e+07	529.8965	529.8965	*
CHLORATE	14.76	2033510.00	89.9712	89.9712	*
		2.98e+07	693.0654	693.0654	

*Manual integration chlorite
KS 11/16*

* Warning -- uncalibrated levels encountered


Missing Component Report
Component Expected Retention (Calibration File)

All components were found

Report stored in ASCII file: H:\DATA\IC7\20071115\200711150010.TX0

Chromatogram

Sample Name : 7K15115-MS1 Sample #: 7K15115 Page 1 of 1
FileName : H:\DATA\IC7\20071115\200711150010.raw
Date : 11/16/2007 2:34:23 PM Time of Injection: 11/16/2007 12:36:06 AM
Method : lc7qk06 Start Time : 0.00 min End Time : 20.00 min Low Point : 50.00 mV High Point : 250.00 mV
Plot Offset: 50.00 mV Plot Scale: 200.0 mV




```

Software Version   : 6.2.1.0.106:0106
Operator          : inorg
Sample Number     : 7K15115
AutoSampler      : NONE
Instrument Name   : ICDNX7
Interface Serial # : 7230273507
Delay Time       : 0.00 min
Sampling Rate    : 5.0000 pts/s
Sample Volume    : 1.000000 uL
Sample Amount    : 1.0000
Data Acquisition Time : 11/16/2007 1:27:07 AM

Date              : 11/16/2007 2:48:35 PM
Sample Name      : 7K15115-MSD1
Study            : IQK0939-01
Rack/Vial       : 0/0
Channel         : A
A/D mV Range    : 1000
End Time        : 20.00 min

Area Reject     : 0.000000
Dilution Factor : 1.00
Cycle           : 8
    
```

```

Raw Data File : H:\DATA\IC7\20071115\200711150011.raw <Modified>
Result File : H:\DATA\IC7\20071115\200711150011a.rst [Editing in Progress]
Inst Method : h:\data\ic7\ic7qk06 from H:\DATA\IC7\20071115\200711150011.raw
Proc Method : h:\data\ic7\ic7qk06a.mth from H:\DATA\IC7\20071115\200711150011a.rst [Editing in Progress]
Calib Method : h:\data\ic7\ic7qk06a.mth from H:\DATA\IC7\20071115\200711150011a.rst [Editing in Progress]
Report Format File: h:\data\ic7\test.rpt
Sequence File : H:\DATA\IC7\20071115\20071115.seq
    
```

300.1

Component Name	Time [min]	Area [μ V·s]	Raw Amount	Adjusted Amount	Cal. Range
CHLORITE	6.73	2209234.44	84.7657	84.7657	*
BROMATE	7.56	26483.70	1.7778	1.7778	*
DCA	12.36	1.23e+07	1.0088	1.0088	*
BROMIDE	13.48	1.36e+07	533.6698	533.6698	*
CHLORATE	14.78	2052033.20	90.7740	90.7740	*
		3.02e+07	711.9961	711.9961	

* Warning -- uncalibrated levels encountered

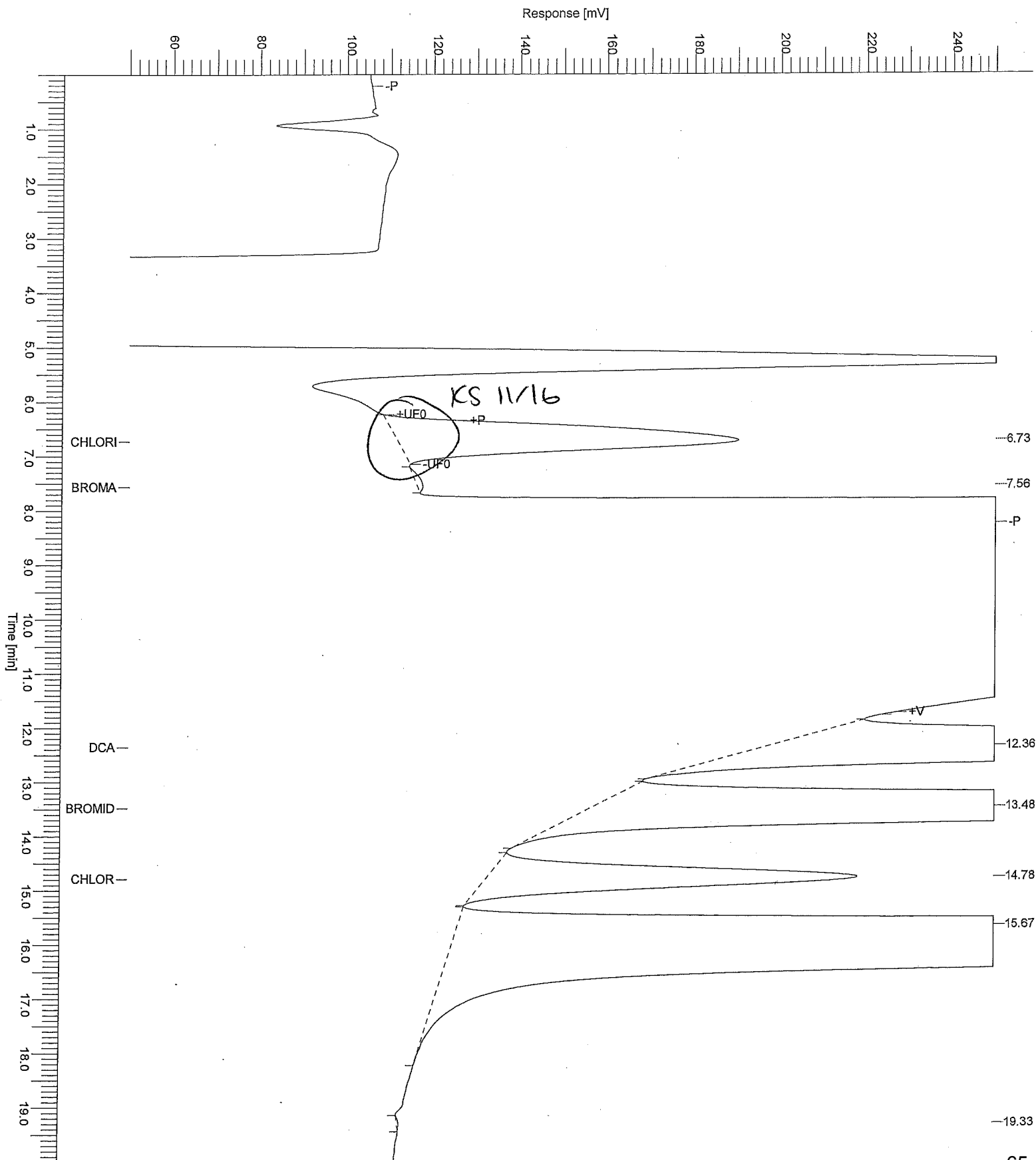
Missing Component Report
 Component Expected Retention (Calibration File)

All components were found

Report stored in ASCII file: H:\DATA\IC7\20071115\200711150011a.TX0

Chromatogram

Sample Name : 7K15115-MSD1 Sample # : 7K15115 Page 1 of 1
File Name : H:\DATA\IC7\20071115\200711150011.raw
Date : 11/16/2007 2:48:37 PM
Method : Time of Injection : 11/16/2007 1:27:07 AM
Start Time : 0.00 min End Time : 20.00 min Low Point : 50.00 mV High Point : 250.00 mV
Plot Offset : 50.00 mV Plot Scale : 200.0 mV



Software Version	: 6.2.1.0.106:0106	Date	: 11/16/2007 2:34:26 PM
Reprocess Number	: irv-wetchem6: 1920	Sample Name	: 7K15115-MSD1
Operator	: inorg	Study	: IQK0939-01
Sample Number	: 7K15115	Rack/Vial	: 0/0
AutoSampler	: NONE	Channel	: A
Instrument Name	: ICDNX7	A/D mV Range	: 1000
Interface Serial #	: 7230273507	End Time	: 20.00 min
Delay Time	: 0.00 min	Area Reject	: 0.000000
Sampling Rate	: 5.0000 pts/s	Dilution Factor	: 1.00
Sample Volume	: 1.000000 uL	Cycle	: 8
Sample Amount	: 1.0000		
Data Acquisition Time	: 11/16/2007 1:27:07 AM		

Raw Data File : H:\DATA\IC7\20071115\200711150011.raw <Modified>
Result File : H:\DATA\IC7\20071115\200711150011.rst
Inst Method : h:\data\ic7\ic7qk06 from H:\DATA\IC7\20071115\200711150011.raw
Proc Method : h:\data\ic7\ic7qk06a.mth from H:\DATA\IC7\20071115\200711150011.rst
Calib Method : h:\data\ic7\ic7qk06a.mth from H:\DATA\IC7\20071115\200711150011.rst
Report Format File: h:\data\ic7\test.rpt
Sequence File : H:\DATA\IC7\20071115\20071115.seq

300.1

Component Name	Time [min]	Area [μ V·s]	Raw Amount	Adjusted Amount	Cal. Range
CHLORITE	6.73	1799261.10	69.3843	69.3843	*
BROMATE	7.56	27212.00	1.8363	1.8363	*
DCA	12.36	1.23e+07	1.0088	1.0088	*
BROMIDE	13.48	1.36e+07	533.6698	533.6698	*
CHLORATE	14.78	2052033.20	90.7740	90.7740	*
		2.98e+07	696.6732	696.6732	

* Warning -- uncalibrated levels encountered

Missing Component Report
Component Expected Retention (Calibration File)


All components were found

Report stored in ASCII file: H:\DATA\IC7\20071115\200711150011.TX0

Manual integration chlorite
KS 11/16

Chromatogram

Sample Name : 7K15115-MSD1 Sample #: 7K15115 Page 1 of 1
FileName : H:\DATA\IC7\20071115\200711150011.raw
Date : 11/16/2007 2:34:26 PM Time of Injection: 11/16/2007 1:27:07 AM
Method : ic7gk06 Start Time : 0.00 min End Time : 20.00 min Low Point : 50.00 mV High Point : 250.00 mV
Plot Offset: 50.00 mV Plot Scale: 200.0 mV



```

Software Version : 6.2.1.0.106:0106
Reprocess Number : irv-wetchem6: 1924
Operator : inorg
Sample Number : 7K15115
AutoSampler : NONE
Instrument Name : ICDNX7
Interface Serial # : 7230273507
Delay Time : 0.00 min
Sampling Rate : 5.0000 pts/s
Sample Volume : 1.000000 uL
Sample Amount : 1.0000
Data Acquisition Time : 11/16/2007 4:51:06 AM

Date : 11/16/2007 2:34:37 PM
Sample Name : CCV
Study :
Rack/Vial : 0/0
Channel : A
A/D mV Range : 1000
End Time : 20.00 min
Area Reject : 0.000000
Dilution Factor : 1.00
Cycle : 12
    
```

```

Raw Data File : H:\DATA\IC7\20071115\200711150015.raw <Modified>
Result File : H:\DATA\IC7\20071115\200711150015.rst
Inst Method : h:\data\ic7\ic7qk06 from H:\DATA\IC7\20071115\200711150015.raw
Proc Method : h:\data\ic7\ic7qk06a.mth from H:\DATA\IC7\20071115\200711150015.rst
Calib Method : h:\data\ic7\ic7qk06a.mth from H:\DATA\IC7\20071115\200711150015.rst
Report Format File: h:\data\ic7\test.rpt
Sequence File : H:\DATA\IC7\20071115\20071115.seq
    
```

300.1

Component Name	Time [min]	Area [µV·s]	Raw Amount	Adjusted Amount	Cal. Range
CHLORITE	6.72	2433359.10	93.1744	93.1744	*
BROMATE	7.53	303954.60	24.0474	24.0474	*
DCA	12.36	1.23e+07	1.0063	1.0063	*
BROMIDE	13.52	6064806.20	240.2652	240.2652	*
CHLORATE	14.83	2151625.00	95.0902	95.0902	*
		2.32e+07	453.5836	453.5836	

* Warning -- uncalibrated levels encountered

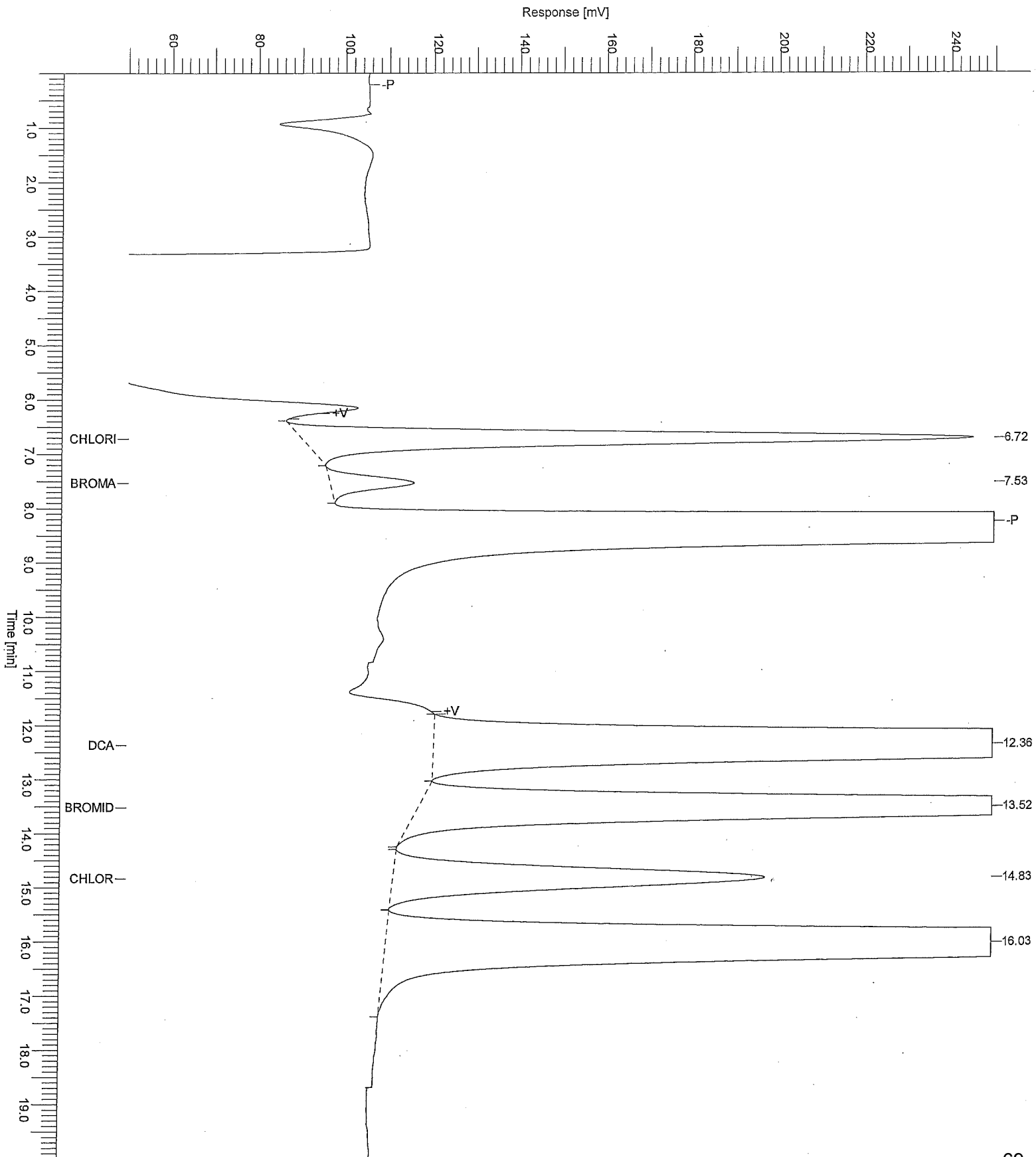
Missing Component Report
 Component Expected Retention (Calibration File)

All components were found

Report stored in ASCII file: H:\DATA\IC7\20071115\200711150015.TX0

Chromatogram

Sample Name : CCV Sample #: 7K15115 Page 1 of 1
File Name : H:\DATA\IC7\20071115\200711150015.raw
Date : 11/16/2007 2:34:38 PM
Method : ic7qk06 Time of Injection: 11/16/2007 4:51:06 AM
Start Time : 0.00 min End Time : 20.00 min Low Point : 50.00 mV High Point : 250.00 mV
Plot Offset: 50.00 mV Plot Scale: 200.0 mV



Software Version	: 6.2.1.0.106:0106	Date	: 11/16/2007 2:34:40 PM
Reprocess Number	: irv-wetchem6: 1925	Sample Name	: CCB
Operator	: inorg	Study	:
Sample Number	: 7K15115	Rack/Vial	: 0/0
AutoSampler	: NONE	Channel	: A
Instrument Name	: ICDNX7	A/D mV Range	: 1000
Interface Serial #	: 7230273507	End Time	: 20.00 min
Delay Time	: 0.00 min	Area Reject	: 0.000000
Sampling Rate	: 5.0000 pts/s	Dilution Factor	: 1.00
Sample Volume	: 1.000000 uL	Cycle	: 13
Sample Amount	: 1.0000		
Data Acquisition Time	: 11/16/2007 5:42:08 AM		

Raw Data File : H:\DATA\IC7\20071115\200711150016.raw <Modified>
Result File : H:\DATA\IC7\20071115\200711150016.rst
Inst Method : h:\data\ic7\ic7qk06 from H:\DATA\IC7\20071115\200711150016.raw
Proc Method : h:\data\ic7\ic7qk06a.mth from H:\DATA\IC7\20071115\200711150016.rst
Calib Method : h:\data\ic7\ic7qk06a.mth from H:\DATA\IC7\20071115\200711150016.rst
Report Format File: h:\data\ic7\test.rpt
Sequence File : H:\DATA\IC7\20071115\20071115.seq

300.1

Component Name	Time [min]	Area [$\mu\text{V}\cdot\text{s}$]	Raw Amount	Adjusted Amount	Cal. Range
CHLORITE	6.73	0.00	0.0000	0.0000	
BROMATE	7.56	0.00	0.0000	0.0000	
DCA	12.35	1.10e+07	0.9031	0.9031	
BROMIDE	13.55	0.00	0.0000	0.0000	
CHLORATE	14.50	0.00	0.0000	0.0000	
		1.10e+07	0.9031	0.9031	

Missing Component Report

Component Expected Retention (Calibration File)

CHLORITE	6.734
BROMATE	7.560
BROMIDE	13.545
CHLORATE	14.500

Report stored in ASCII file: H:\DATA\IC7\20071115\200711150016.TX0

Chromatogram

Sample Name : CCB

Sample # : 7K15115

Page 1 of 1

FileName : H:\DATA\IC7\20071115\200711150016.raw

Date : 11/16/2007 2:34:41 PM

Time of Injection: 11/16/2007 5:42:08 AM

Method : ic7gk06

Start Time : 0.00 min

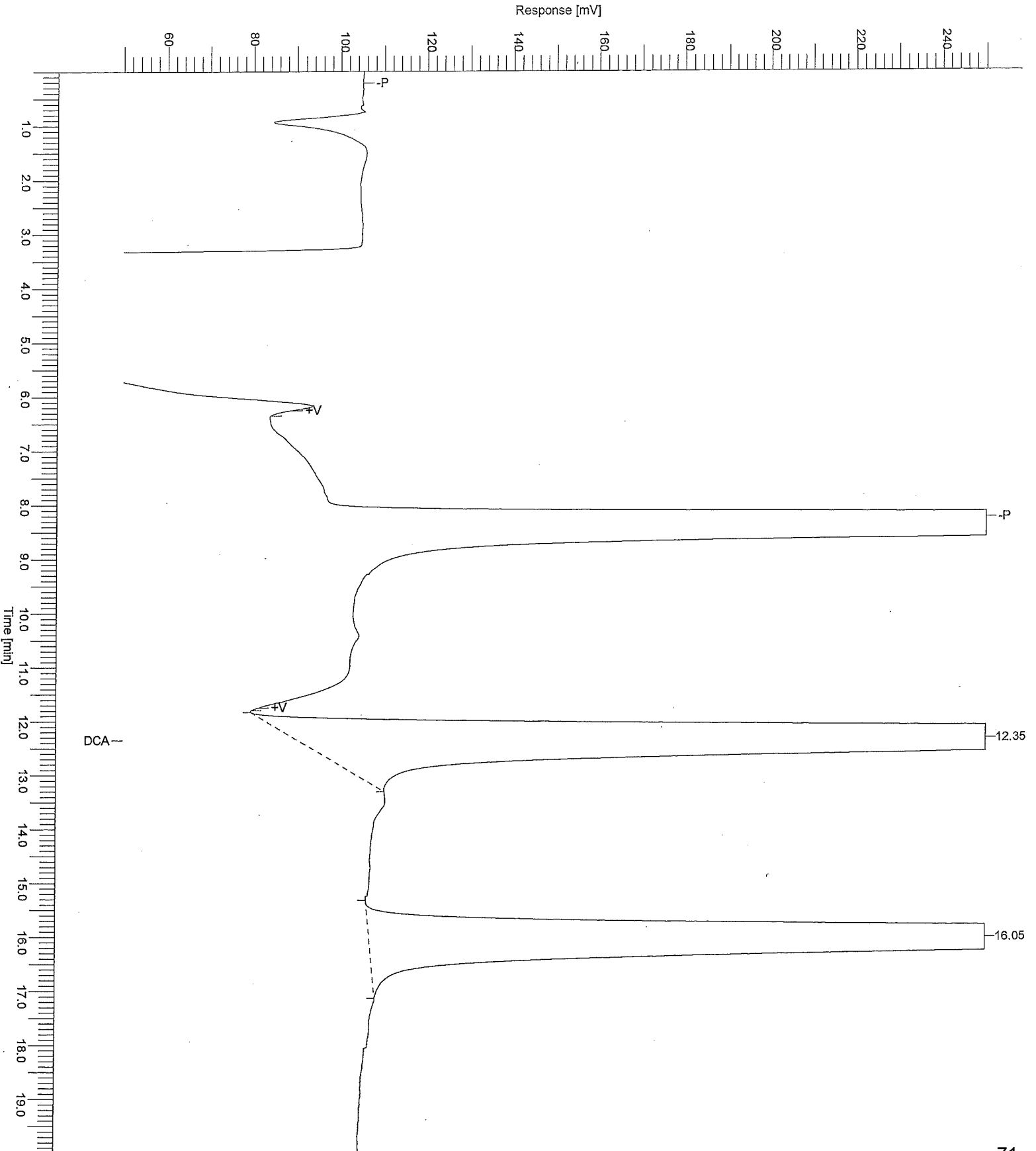
End Time : 20.00 min

Low Point : 50.00 mV

High Point : 250.00 mV

Plot Offset: 50.00 mV

Plot Scale: 200.0 mV




```

Software Version : 6.2.1.0.106:0106
Reprocess Number : irv-wetchem6: 1929
Operator : inorg
Sample Number : 7K15115
AutoSampler : NONE
Instrument Name : ICDNX7
Interface Serial # : 7230273507
Delay Time : 0.00 min
Sampling Rate : 5.0000 pts/s
Sample Volume : 1.000000 uL
Sample Amount : 1.0000
Data Acquisition Time : 11/16/2007 9:06:04 AM

Date : 11/16/2007 2:34:53 PM
Sample Name : IQK0946-05
Study :
Rack/Vial : 0/0
Channel : A
A/D mV Range : 1000
End Time : 20.00 min
Area Reject : 0.000000
Dilution Factor : 1.00
Cycle : 17
    
```

```

Raw Data File : H:\DATA\IC7\20071115\200711150020.raw <Modified>
Result File : H:\DATA\IC7\20071115\200711150020.rst
Inst Method : h:\data\ic7\ic7qk06 from H:\DATA\IC7\20071115\200711150020.raw
Proc Method : h:\data\ic7\ic7qk06a.mth from H:\DATA\IC7\20071115\200711150020.rst
Calib Method : h:\data\ic7\ic7qk06a.mth from H:\DATA\IC7\20071115\200711150020.rst
Report Format File: h:\data\ic7\test.rpt
Sequence File : H:\DATA\IC7\20071115\20071115.seq
    
```

300.1

Component Name	Time [min]	Area [$\mu\text{V}\cdot\text{s}$]	Raw Amount	Adjusted Amount	Cal. Range
CHLORITE	6.72	113927.80	6.1541	6.1541	*
BROMATE	7.56	0.00	0.0000	0.0000	
DCA	12.35	1.33e+07	1.0854	1.0854	
BROMIDE	13.55	0.00	0.0000	0.0000	
CHLORATE	14.82	1619925.10	72.0470	72.0470	*
		1.50e+07	79.2865	79.2865	

* Warning -- uncalibrated levels encountered

Missing Component Report

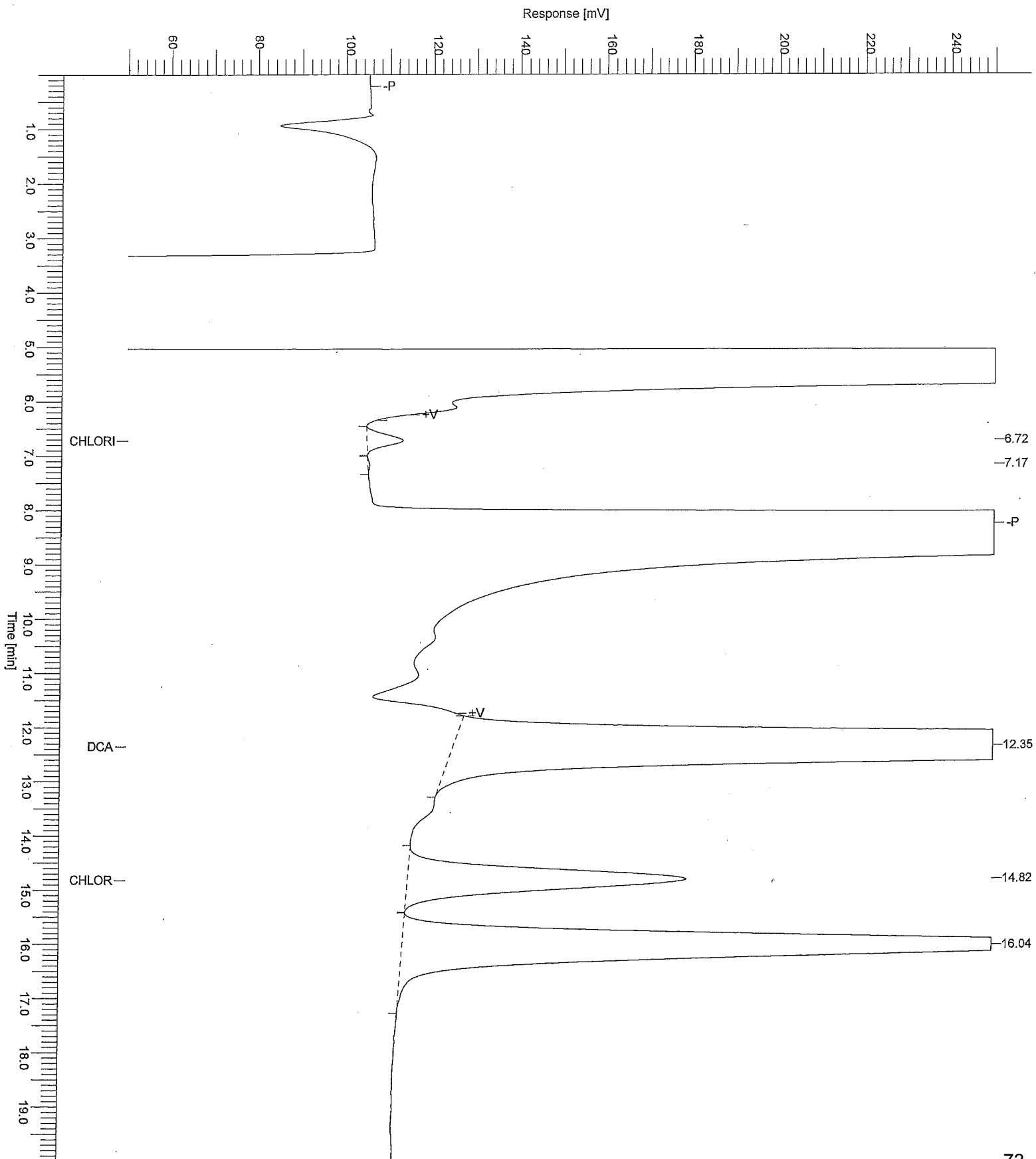
Component Expected Retention (Calibration File)

BROMATE	7.560
BROMIDE	13.545

Report stored in ASCII file: H:\DATA\IC7\20071115\200711150020.TX0

Chromatogram

Sample Name : IQK0946-05 Sample #: 7K15115 Page 1 of 1
File Name : H:\DATA\IC7\20071115\200711150020.raw
Date : 11/16/2007 2:34:53 PM Time of Injection: 11/16/2007 9:06:04 AM
Method : ic7qk06 Start Time : 0.00 min End Time : 20.00 min Low Point : 50.00 mV High Point : 250.00 mV
Plot Offset: 50.00 mV Plot Scale: 200.0 mV



Software Version	: 6.2.1.0.106:0106	Date	: 11/16/2007 2:35:05 PM
Reprocess Number	: irv-wetchem6: 1934	Sample Name	: IQK1136-01
Operator	: inorg	Study	:
Sample Number	: 7K15115	Rack/Vial	: 0/0
AutoSampler	: NONE	Channel	: A
Instrument Name	: ICDNX7	A/D mV Range	: 1000
Interface Serial #	: 7230273507	End Time	: 20.00 min
Delay Time	: 0.00 min	Area Reject	: 0.000000
Sampling Rate	: 5.0000 pts/s	Dilution Factor	: 1.00
Sample Volume	: 1.000000 uL	Cycle	: 22
Sample Amount	: 1.0000		
Data Acquisition Time	: 11/16/2007 1:21:07 PM		

Raw Data File : H:\DATA\IC7\20071115\200711150025.raw <Modified>
Result File : H:\DATA\IC7\20071115\200711150025.rst
Inst Method : h:\data\ic7\ic7qk06 from H:\DATA\IC7\20071115\200711150025.raw
Proc Method : h:\data\ic7\ic7qk06a.mth from H:\DATA\IC7\20071115\200711150025.rst
Calib Method : h:\data\ic7\ic7qk06a.mth from H:\DATA\IC7\20071115\200711150025.rst
Report Format File: h:\data\ic7\test.rpt
Sequence File : H:\DATA\IC7\20071115\20071115.seq

300.1

Component Name	Time [min]	Area [$\mu\text{V}\cdot\text{s}$]	Raw Amount	Adjusted Amount	Cal. Range
CHLORITE	6.73	0.00	0.0000	0.0000	
BROMATE	7.56	0.00	0.0000	0.0000	
DCA	12.35	1.31e+07	1.0762	1.0762	
BROMIDE	13.55	0.00	0.0000	0.0000	
CHLORATE	14.25	80495.00	5.3301	5.3301	*
		1.32e+07	6.4063	6.4063	

* Warning -- uncalibrated levels encountered

Missing Component Report


Component Expected Retention (Calibration File)

CHLORITE	6.734
BROMATE	7.560
BROMIDE	13.545

Report stored in ASCII file: H:\DATA\IC7\20071115\200711150025.TX0

Chromatogram

Sample Name : IQK1136-01 Sample #: 7K15115 Page 1 of 1
File Name : H:\DATA\IC7\20071115\200711150025.raw
Date : 11/16/2007 2:35:05 PM Time of Injection: 11/16/2007 1:21:07 PM
Method : ic7qk06 Start Time : 0.00 min End Time : 20.00 min Low Point : 50.00 mV High Point : 250.00 mV
Plot Offset: 50.00 mV Plot Scale: 200.0 mV



Software Version	: 6.2.1.0.106:0106	Date	: 11/19/2007 12:40:48 PM
Operator	: inorg	Sample Name	: CCV
Sample Number	: 7K15115	Study	:
AutoSampler	: NONE	Rack/Vial	: 0/0
Instrument Name	: ICDNX7	Channel	: A
Interface Serial #	: 7230273507	A/D mV Range	: 1000
Delay Time	: 0.00 min	End Time	: 20.00 min
Sampling Rate	: 5.0000 pts/s	Area Reject	: 0.000000
Sample Volume	: 1.000000 uL	Dilution Factor	: 1.00
Sample Amount	: 1.0000	Cycle	: 27
Data Acquisition Time	: 11/16/2007 3:03:06 PM		

Raw Data File : H:\DATA\IC7\20071115\200711150027.raw

Result File : H:\DATA\IC7\20071115\200711150027a.rst [Editing in Progress]

Inst Method : h:\data\ic7\ic7qk06 from H:\DATA\IC7\20071115\200711150027.raw

Proc Method : h:\data\ic7\ic7qk06 from H:\DATA\IC7\20071115\200711150027a.rst [Editing in Progress]

Calib Method : h:\data\ic7\ic7qk06 from H:\DATA\IC7\20071115\200711150027a.rst [Editing in Progress]

Report Format File: h:\data\ic7\test.rpt

Sequence File : H:\DATA\IC7\20071115\20071115.seq

300.1

Component Name	Time [min]	Area [μ V·s]	Raw Amount	Adjusted Amount	Cal. Range
CHLORITE	6.69	2455055.00	93.9884	93.9884	*
BROMATE	7.49	300039.80	23.7332	23.7332	*
DCA	12.34	1.19e+07	0.9753	0.9753	*
BROMIDE	13.35	5912008.00	234.3371	234.3371	*
CHLORATE	14.68	2113569.80	93.4409	93.4409	*
		2.27e+07	446.4749	446.4749	

* Warning -- uncalibrated levels encountered

Missing Component Report

Component Expected Retention (Calibration File)

All components were found

Report stored in ASCII file: H:\DATA\IC7\20071115\200711150027a.TX0

Chromatogram

Sample Name : CCV

Sample # : 7K15115

Page 1 of 1

FileName : H:\DATA\IC7\20071115\200711150027.raw

Date : 11/19/2007 12:40:50 PM

Time of Injection : 11/16/2007 3:03:06 PM

Method :

Start Time : 0.00 min

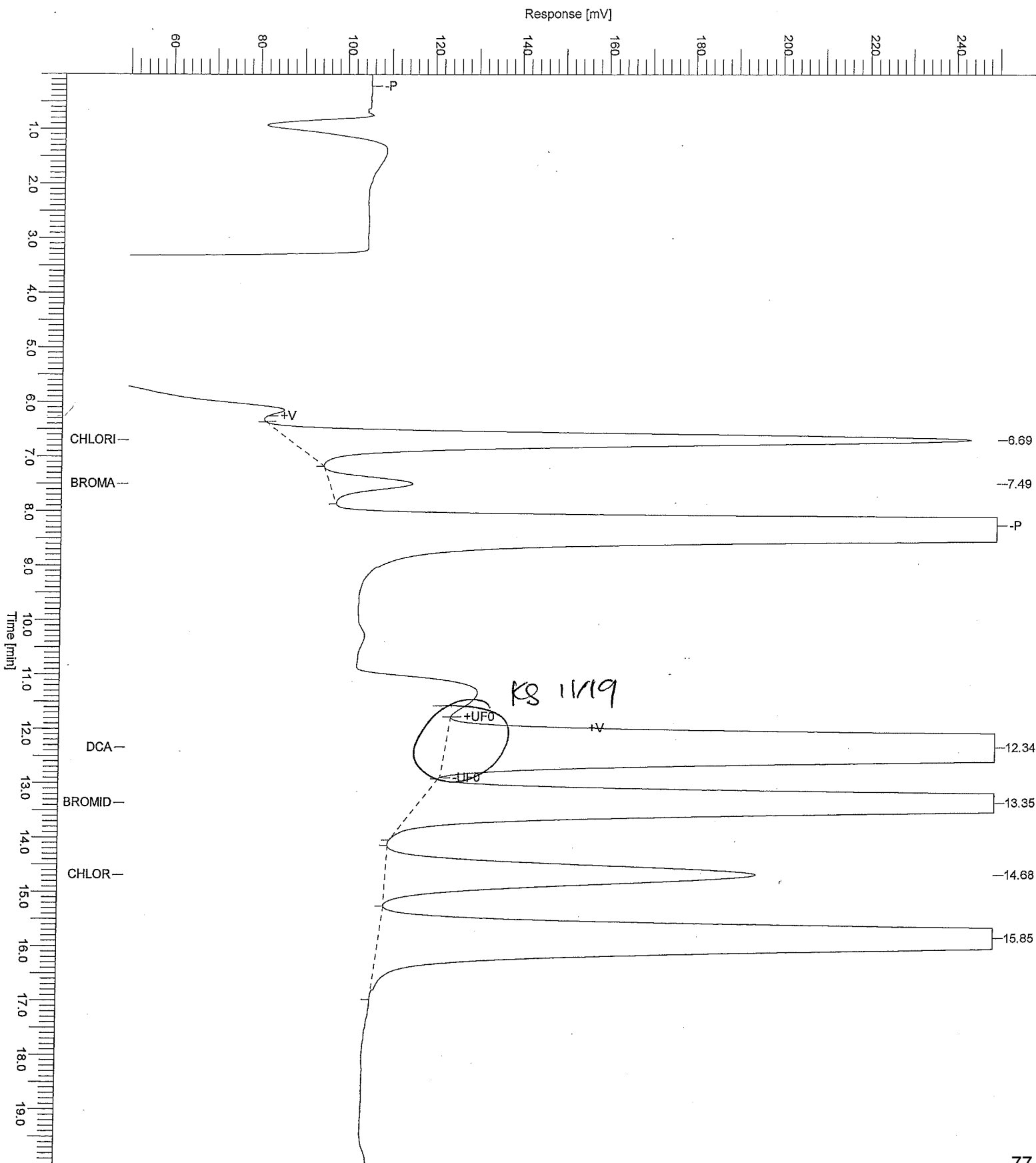
End Time : 20.00 min

Low Point : 50.00 mV

High Point : 250.00 mV

Plot Offset : 50.00 mV

Plot Scale : 200.0 mV



Software Version	: 6.2.1.0.106:0106	Date	: 11/16/2007 3:23:26 PM
Reprocess Number	: ic: 153588	Sample Name	: CCV
Operator	: inorg	Study	:
Sample Number	: 7K15115	Rack/Vial	: 0/0
AutoSampler	: NONE	Channel	: A
Instrument Name	: ICDNX7	A/D mV Range	: 1000
Interface Serial #	: 7230273507	End Time	: 20.00 min
Delay Time	: 0.00 min	Area Reject	: 0.000000
Sampling Rate	: 5.0000 pts/s	Dilution Factor	: 1.00
Sample Volume	: 1.000000 uL	Cycle	: 27
Sample Amount	: 1.0000		
Data Acquisition Time	: 11/16/2007 3:03:06 PM		

Raw Data File : H:\DATA\IC7\20071115\200711150027.raw
Result File : H:\DATA\IC7\20071115\200711150027.rst
Inst Method : h:\data\ic7\ic7qk06 from H:\DATA\IC7\20071115\200711150027.raw
Proc Method : h:\data\ic7\ic7qk06 from H:\DATA\IC7\20071115\200711150027.rst
Calib Method : h:\data\ic7\ic7qk06 from H:\DATA\IC7\20071115\200711150027.rst
Report Format File: h:\data\ic7\test.rpt
Sequence File : H:\DATA\IC7\20071115\20071115.seq

300.1

Component Name	Time [min]	Area [$\mu\text{V}\cdot\text{s}$]	Raw Amount	Adjusted Amount	Cal. Range
CHLORITE	6.69	2455055.00	93.9884	93.9884	*
BROMATE	7.49	300039.80	23.7332	23.7332	*
DCA	12.34	1.05e+07	0.8559	0.8559	
BROMIDE	13.35	5910353.50	234.2729	234.2729	*
CHLORATE	14.68	2113822.80	93.4519	93.4519	*
		2.12e+07	446.3023	446.3023	

* Warning -- uncalibrated levels encountered

Manual integration
DCA KS 11/19

Missing Component Report
Component Expected Retention (Calibration File)

All components were found

Report stored in ASCII file: H:\DATA\IC7\20071115\200711150027.TX0

Chromatogram

Sample Name : CCV

Sample #: 7K15115

Page 1 of 1

FileName : H:\DATA\IC7\20071115\200711150027.raw

Date : 11/16/2007 3:23:27 PM

Method : ic7qk06.mth

Time of Injection: 11/16/2007 3:03:06 PM

Start Time : 0.00 min

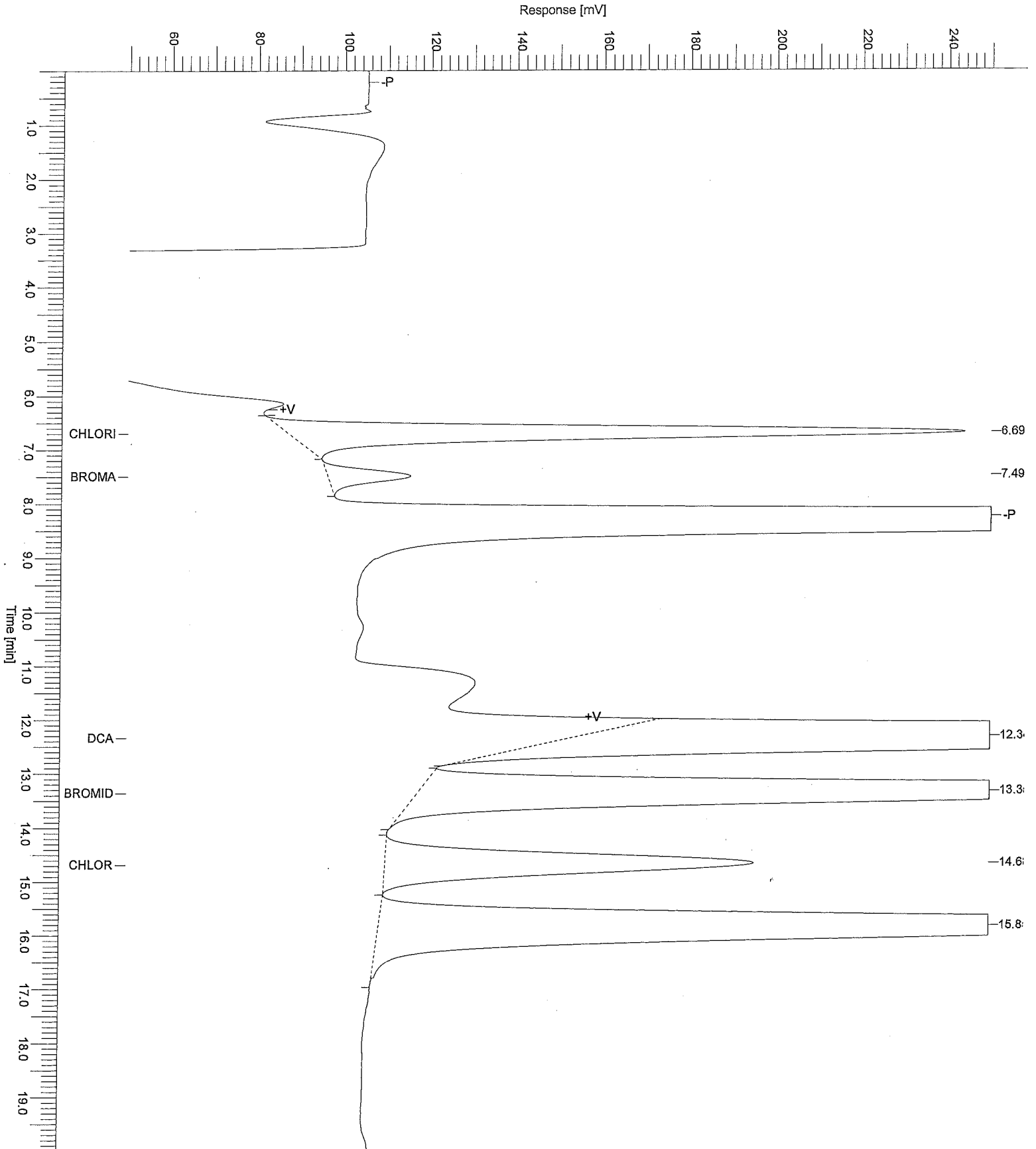
End Time : 20.00 min

Low Point : 50.00 mV

High Point : 250.00 mV

Plot Offset: 50.00 mV

Plot Scale: 200.0 mV



Software Version	: 6.2.1.0.106:0106	Date	: 11/19/2007 12:43:12 PM
Operator	: inorg	Sample Name	: CCB
Sample Number	: 7K15115	Study	:
AutoSampler	: NONE	Rack/Vial	: 0/0
Instrument Name	: ICDNX7	Channel	: A
Interface Serial #	: 7230273507	A/D mV Range	: 1000
Delay Time	: 0.00 min	End Time	: 20.00 min
Sampling Rate	: 5.0000 pts/s	Area Reject	: 0.000000
Sample Volume	: 1.000000 uL	Dilution Factor	: 1.00
Sample Amount	: 1.0000	Cycle	: 28
Data Acquisition Time	: 11/16/2007 3:54:02 PM		

Raw Data File : H:\DATA\IC7\20071115\200711150028.raw
Result File : H:\DATA\IC7\20071115\200711150028.rst [Editing in Progress]
Inst Method : h:\data\ic7\ic7qk06 from H:\DATA\IC7\20071115\200711150028.raw
Proc Method : h:\data\ic7\ic7qk06 from H:\DATA\IC7\20071115\200711150028.rst [Editing in Progress]
Calib Method : h:\data\ic7\ic7qk06 from H:\DATA\IC7\20071115\200711150028.rst [Editing in Progress]
Report Format File: h:\data\ic7\test.rpt
Sequence File : H:\DATA\IC7\20071115\20071115.seq

300.1

Component Name	Time [min]	Area [$\mu\text{V}\cdot\text{s}$]	Raw Amount	Adjusted Amount	Cal. Range
CHLORITE	6.73	0.00	0.0000	0.0000	
BROMATE	7.56	0.00	0.0000	0.0000	
DCA	12.34	1.10e+07	0.9005	0.9005	
BROMIDE	13.55	0.00	0.0000	0.0000	
CHLORATE	14.92	0.00	0.0000	0.0000	
		1.10e+07	0.9005	0.9005	

Missing Component Report

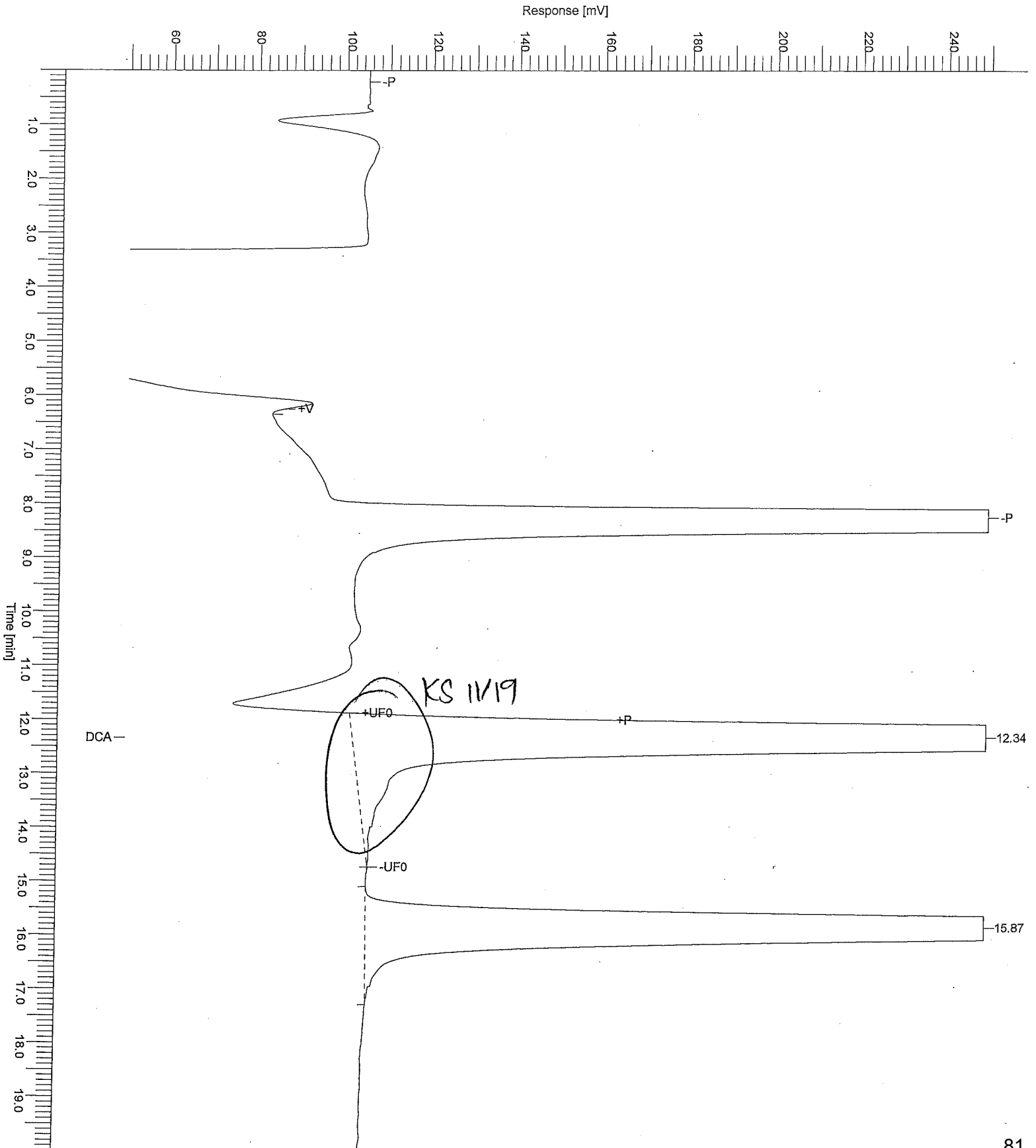
Component Expected Retention (Calibration File)

CHLORITE	6.734
BROMATE	7.560
BROMIDE	13.545
CHLORATE	14.920

Report stored in ASCII file: H:\DATA\IC7\20071115\200711150028.TX0

Chromatogram

Sample Name : CCB Sample # : 7K15115 Page 1 of 1
FileName : H:\DATA\IC7\20071115\200711150028.raw
Date : 11/19/2007 12:43:13 PM
Method : Time of Injection: 11/16/2007 3:54:02 PM
Start Time : 0.00 min End Time : 20.00 min Low Point : 50.00 mV High Point : 250.00 mV
Plot Offset: 50.00 mV Plot Scale: 200.0 mV



Software Version	: 6.2.1.0.106:0106	Date	: 11/16/2007 4:14:20 PM
Reprocess Number	: ic: 153598		
Operator	: inorg	Sample Name	: CCB
Sample Number	: 7K15115	Study	:
AutoSampler	: NONE	Rack/Vial	: 0/0
Instrument Name	: ICDNX7	Channel	: A
Interface Serial #	: 7230273507	A/D mV Range	: 1000
Delay Time	: 0.00 min	End Time	: 20.00 min
Sampling Rate	: 5.0000 pts/s		
Sample Volume	: 1.000000 uL	Area Reject	: 0.000000
Sample Amount	: 1.0000	Dilution Factor	: 1.00
Data Acquisition Time	: 11/16/2007 3:54:02 PM	Cycle	: 28

Raw Data File : H:\DATA\IC7\20071115\200711150028.raw
Result File : H:\DATA\IC7\20071115\200711150028.rst
Inst Method : h:\data\ic7\ic7qk06 from H:\DATA\IC7\20071115\200711150028.raw
Proc Method : h:\data\ic7\ic7qk06 from H:\DATA\IC7\20071115\200711150028.rst
Calib Method : h:\data\ic7\ic7qk06 from H:\DATA\IC7\20071115\200711150028.rst
Report Format File: h:\data\ic7\test.rpt
Sequence File : H:\DATA\IC7\20071115\20071115.seq

300.1

Component Name	Time [min]	Area [μ V·s]	Raw Amount	Adjusted Amount	Cal. Range
CHLORITE	6.73	0.00	0.0000	0.0000	
BROMATE	7.56	0.00	0.0000	0.0000	
DCA	12.34	8509356.00	0.6965	0.6965	
BROMIDE	13.55	0.00	0.0000	0.0000	
CHLORATE	14.92	0.00	0.0000	0.0000	
		8509356.00	0.6965	0.6965	

*Manual integration
DCA KS 11/19*

Missing Component Report

Component Expected Retention (Calibration File)

CHLORITE	6.734
BROMATE	7.560
BROMIDE	13.545
CHLORATE	14.920

Report stored in ASCII file: H:\DATA\IC7\20071115\200711150028.TX0

Chromatogram

Sample Name : CCB

Sample #: 7K15115

Page 1 of 1

FileName : H:\DATA\IC7\20071115\200711150028.raw

Date : 11/16/2007 4:14:21 PM

Method : ic7qk06.mth

Time of Injection: 11/16/2007 3:54:02 PM

Start Time : 0.00 min

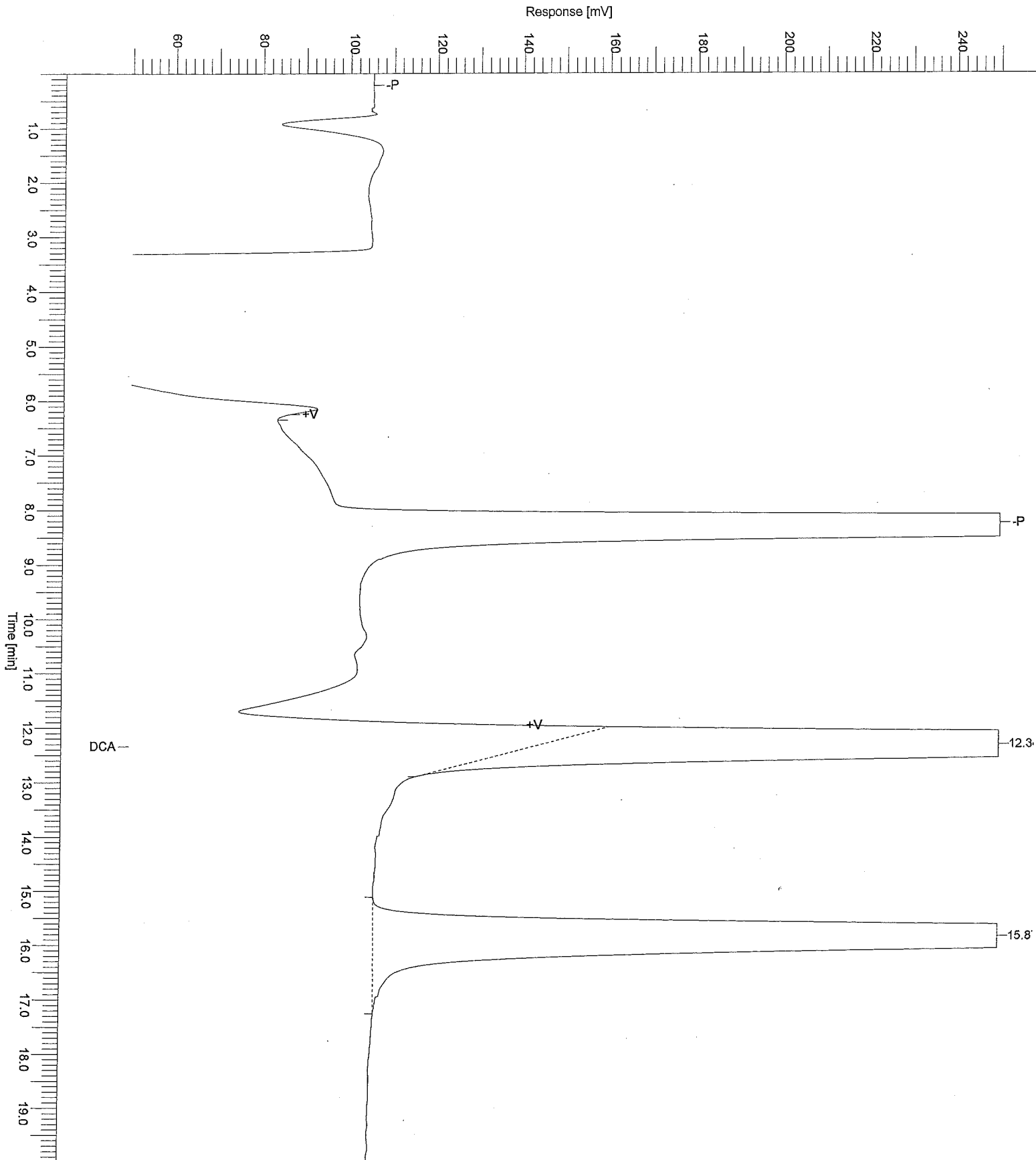
End Time : 20.00 min

Low Point : 50.00 mV

High Point : 250.00 mV

Plot Offset: 50.00 mV

Plot Scale: 200.0 mV



Software Version	: 6.2.1.0.106:0106	Date	: 11/16/2007 8:07:09 PM
Reprocess Number	: ic: 153645		
Operator	: inorg	Sample Name	: 7K15115-MS2
Sample Number	: 7K15115	Study	: IQK0946-05
AutoSampler	: NONE	Rack/Vial	: 0/0
Instrument Name	: ICDNX7	Channel	: A
Interface Serial #	: 7230273507	A/D mV Range	: 1000
Delay Time	: 0.00 min	End Time	: 20.00 min
Sampling Rate	: 5.0000 pts/s		
Sample Volume	: 1.000000 uL	Area Reject	: 0.000000
Sample Amount	: 1.0000	Dilution Factor	: 1.00
Data Acquisition Time	: 11/16/2007 7:46:54 PM	Cycle	: 29

Raw Data File : H:\DATA\IC7\20071115\200711150029.raw
Result File : H:\DATA\IC7\20071115\200711150029.rst
Inst Method : h:\data\ic7\ic7qk06a from H:\DATA\IC7\20071115\200711150029.raw
Proc Method : h:\data\ic7\ic7qk06a from H:\DATA\IC7\20071115\200711150029.rst
Calib Method : h:\data\ic7\ic7qk06a from H:\DATA\IC7\20071115\200711150029.rst
Report Format File: h:\data\ic7\test.rpt
Sequence File : H:\DATA\IC7\20071115\20071115.seq

300.1

Component Name	Time [min]	Area [$\mu\text{V}\cdot\text{s}$]	Raw Amount	Adjusted Amount	Cal. Range
CHLORITE	6.71	2327898.20	89.2177	89.2177	*
BROMATE	7.51	278496.10	22.0042	22.0042	*
DCA	12.34	1.26e+07	1.0352	1.0352	*
BROMIDE	13.37	5854913.40	232.1220	232.1220	*
CHLORATE	14.70	3793129.60	166.2308	166.2308	*
		2.49e+07	510.6098	510.6098	

* Warning -- uncalibrated levels encountered

Missing Component Report

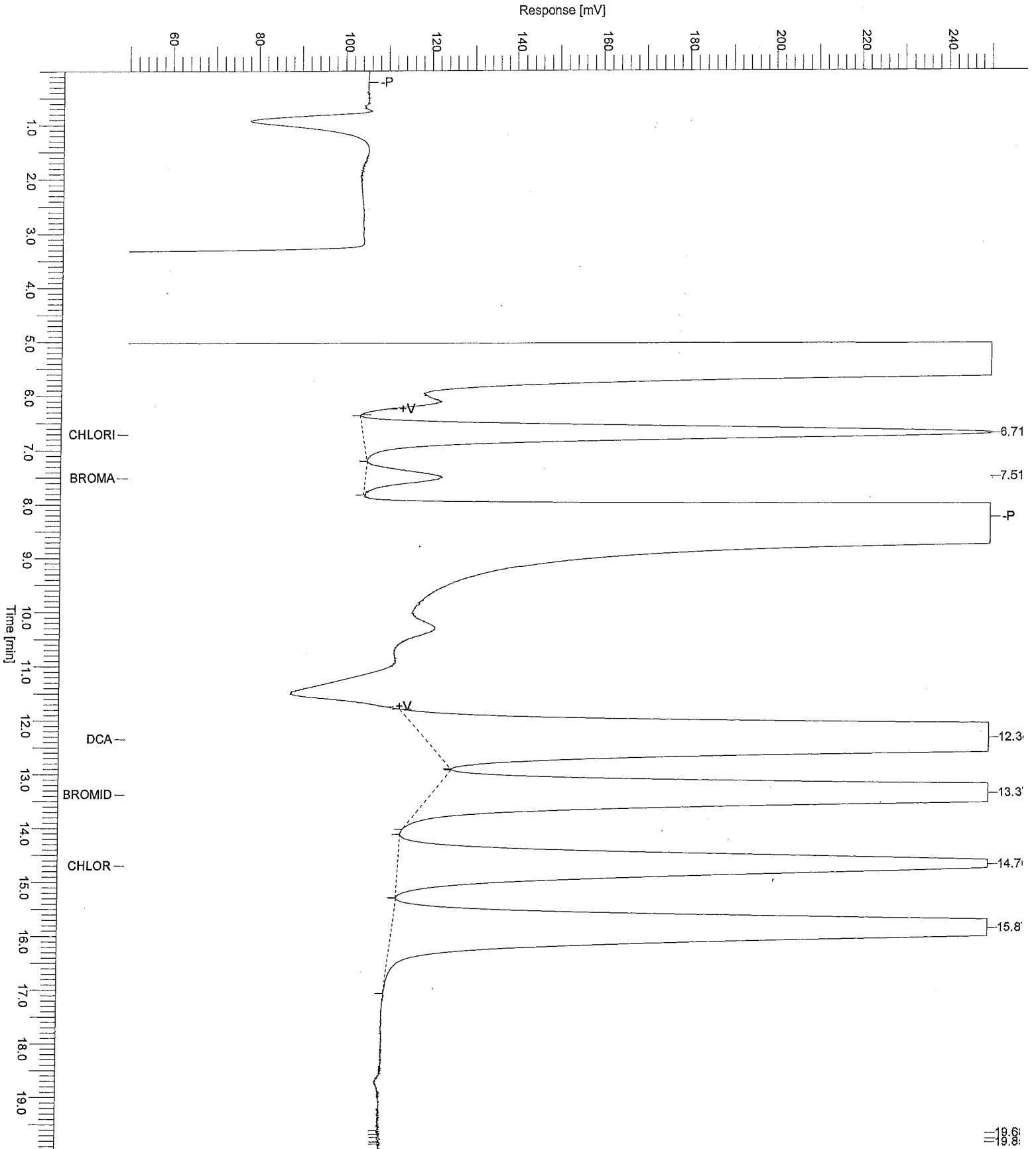
Component	Expected Retention (Calibration File)
-----------	---------------------------------------

All components were found

Report stored in ASCII file: H:\DATA\IC7\20071115\200711150029.TX0

Chromatogram

Sample Name : 7K15115-MS2 Sample #: 7K15115 Page 1 of 1
FileName : H:\DATA\IC7\20071115\200711150029.raw
Date : 11/16/2007 8:07:10 PM
Method : ic7qk06a.mth Time of Injection: 11/16/2007 7:46:54 PM
Start Time : 0.00 min End Time : 20.00 min Low Point : 50.00 mV High Point : 250.00 mV
Plot Offset: 50.00 mV Plot Scale: 200.0 mV



Software Version	: 6.2.1.0.106:0106	Date	: 11/16/2007 8:58:08 PM
Reprocess Number	: ic: 153657	Sample Name	: 7K15115-MSD2
Operator	: inorg	Study	: IQK0946-05
Sample Number	: 7K15115	Rack/Vial	: 0/0
AutoSampler	: NONE	Channel	: A
Instrument Name	: ICDNX7	A/D mV Range	: 1000
Interface Serial #	: 7230273507	End Time	: 20.00 min
Delay Time	: 0.00 min	Area Reject	: 0.000000
Sampling Rate	: 5.0000 pts/s	Dilution Factor	: 1.00
Sample Volume	: 1.000000 uL	Cycle	: 30
Sample Amount	: 1.0000		
Data Acquisition Time	: 11/16/2007 8:37:52 PM		

Raw Data File : H:\DATA\IC7\20071115\200711150030.raw
Result File : H:\DATA\IC7\20071115\200711150030.rst
Inst Method : h:\data\ic7\ic7qk06a from H:\DATA\IC7\20071115\200711150030.raw
Proc Method : h:\data\ic7\ic7qk06a from H:\DATA\IC7\20071115\200711150030.rst
Calib Method : h:\data\ic7\ic7qk06a from H:\DATA\IC7\20071115\200711150030.rst
Report Format File: h:\data\ic7\test.rpt
Sequence File : H:\DATA\IC7\20071115\20071115.seq

300.1

Component Name	Time [min]	Area [$\mu\text{V}\cdot\text{s}$]	Raw Amount	Adjusted Amount	Cal. Range
CHLORITE	6.70	2349290.40	90.0203	90.0203	*
BROMATE	7.51	276161.40	21.8168	21.8168	*
DCA	12.34	1.27e+07	1.0381	1.0381	
BROMIDE	13.37	5911956.60	234.3351	234.3351	*
CHLORATE	14.70	3808565.60	166.8998	166.8998	*
		2.50e+07	514.1101	514.1101	

* Warning -- uncalibrated levels encountered

Missing Component Report

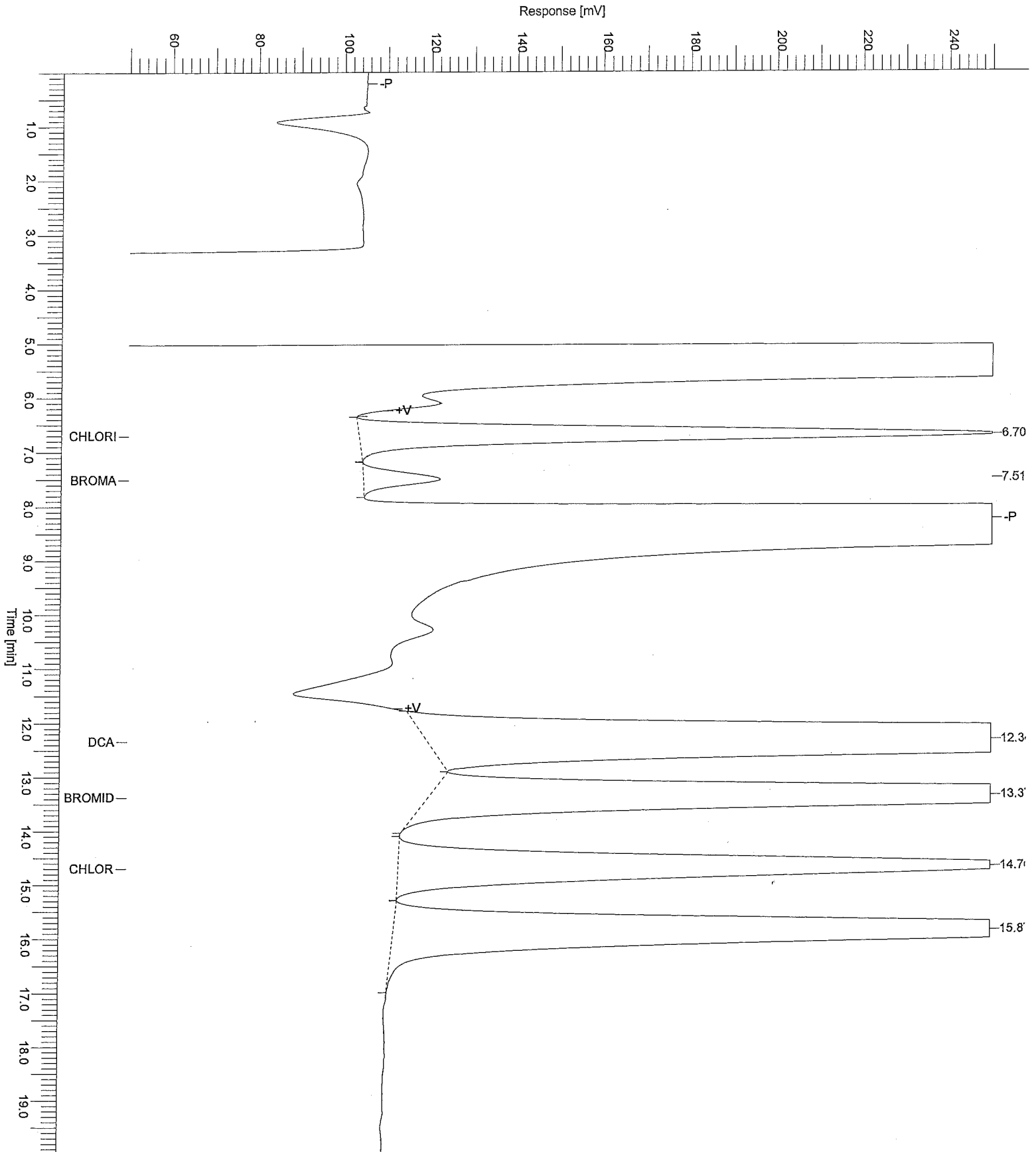
Component Expected Retention (Calibration File)

All components were found

Report stored in ASCII file: H:\DATA\IC7\20071115\200711150030.TX0

Chromatogram

Sample Name : 7K15115-MSD2 Sample #: 7K15115 Page 1 of 1
FileName : H:\DATA\IC7\20071115\200711150030.raw
Date : 11/16/2007 8:58:09 PM
Method : ic7qk06a.mth Time of Injection: 11/16/2007 8:37:52 PM
Start Time : 0.00 min End Time : 20.00 min Low Point : 50.00 mV High Point : 250.00 mV
Plot Offset: 50.00 mV Plot Scale: 200.0 mV



Software Version	: 6.2.1.0.106:0106	Date	: 11/16/2007 9:49:10 PM
Reprocess Number	: ic: 153666		
Operator	: inorg	Sample Name	: CCV
Sample Number	: 7K15115	Study	:
AutoSampler	: NONE	Rack/Vial	: 0/0
Instrument Name	: ICDNX7	Channel	: A
Interface Serial #	: 7230273507	A/D mV Range	: 1000
Delay Time	: 0.00 min	End Time	: 20.00 min
Sampling Rate	: 5.0000 pts/s		
Sample Volume	: 1.000000 uL	Area Reject	: 0.000000
Sample Amount	: 1.0000	Dilution Factor	: 1.00
Data Acquisition Time	: 11/16/2007 9:28:52 PM	Cycle	: 31

Raw Data File : H:\DATA\IC7\20071115\200711150031.raw
Result File : H:\DATA\IC7\20071115\200711150031.rst
Inst Method : h:\data\ic7\ic7qk06a from H:\DATA\IC7\20071115\200711150031.raw
Proc Method : h:\data\ic7\ic7qk06a from H:\DATA\IC7\20071115\200711150031.rst
Calib Method : h:\data\ic7\ic7qk06a from H:\DATA\IC7\20071115\200711150031.rst
Report Format File: h:\data\ic7\test.rpt
Sequence File : H:\DATA\IC7\20071115\20071115.seq

300.1

Component Name	Time [min]	Area [$\mu\text{V}\cdot\text{s}$]	Raw Amount	Adjusted Amount	Cal. Range
CHLORITE	6.71	2472643.00	94.6482	94.6482	*
BROMATE	7.51	302914.40	23.9640	23.9640	*
DCA	12.33	1.28e+07	1.0462	1.0462	
BROMIDE	13.40	6049417.00	239.6682	239.6682	*
CHLORATE	14.72	2162080.60	95.5433	95.5433	*
		2.38e+07	454.8698	454.8698	

* Warning -- uncalibrated levels encountered

Missing Component Report
Component Expected Retention (Calibration File)

All components were found

Report stored in ASCII file: H:\DATA\IC7\20071115\200711150031.TX0

Chromatogram

Sample Name : CCV

Sample #: 7K15115

Page 1 of 1

FileName : H:\DATA\IC7\20071115\200711150031.raw

Date : 11/16/2007 9:49:11 PM

Time of Injection: 11/16/2007 9:28:52 PM

Method : ic7qk06a.mth

Start Time : 0.00 min

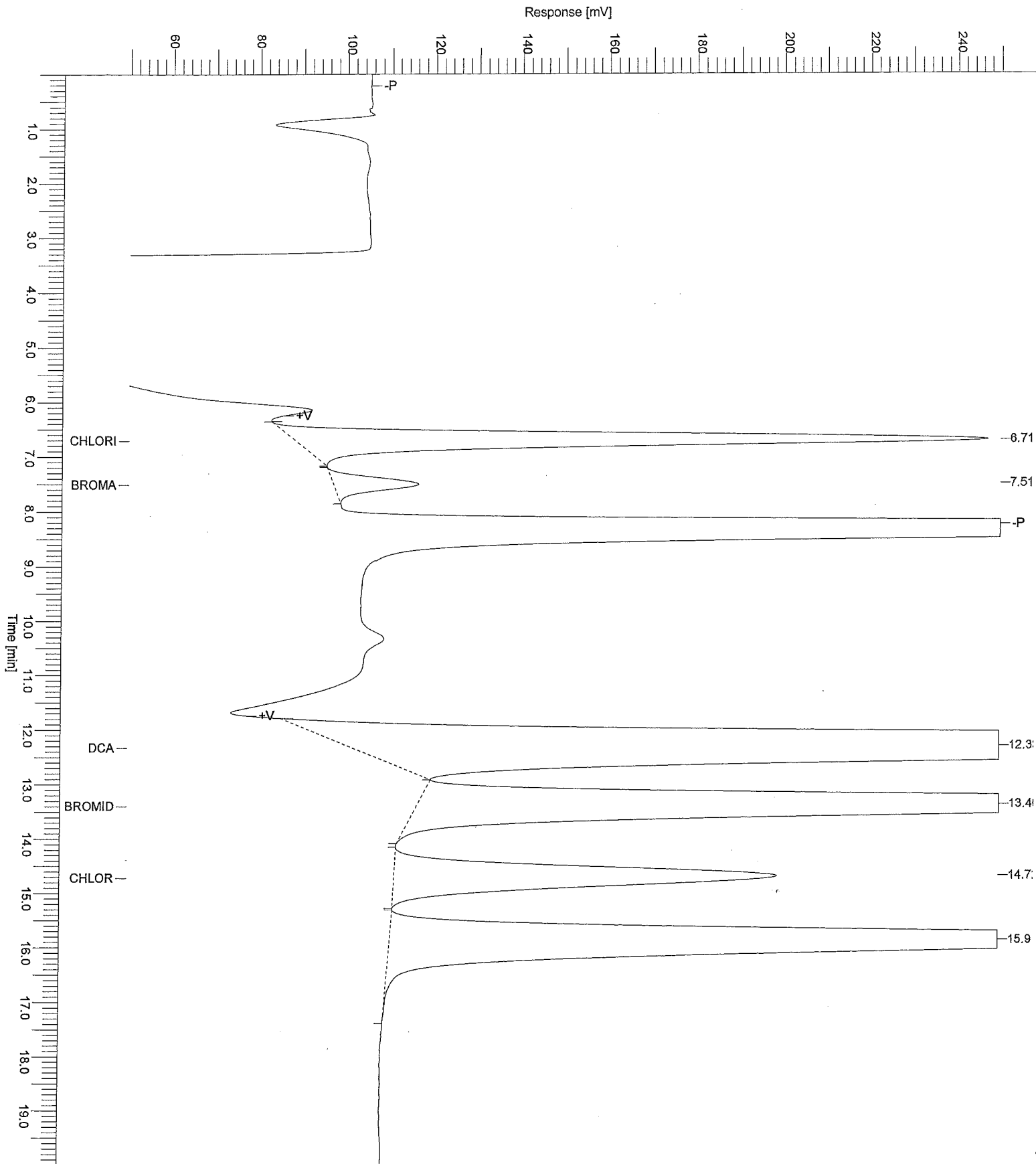
End Time : 20.00 min

Low Point : 50.00 mV

High Point : 250.00 mV

Plot Offset: 50.00 mV

Plot Scale: 200.0 mV



Software Version	: 6.2.1.0.106:0106	Date	: 11/16/2007 10:40:04 PM
Reprocess Number	: ic: 153677	Sample Name	: CCB
Operator	: inorg	Study	:
Sample Number	: 7K15115	Rack/Vial	: 0/0
AutoSampler	: NONE	Channel	: A
Instrument Name	: ICDNX7	A/D mV Range	: 1000
Interface Serial #	: 7230273507	End Time	: 20.00 min
Delay Time	: 0.00 min	Area Reject	: 0.000000
Sampling Rate	: 5.0000 pts/s	Dilution Factor	: 1.00
Sample Volume	: 1.000000 uL	Cycle	: 32
Sample Amount	: 1.0000		
Data Acquisition Time	: 11/16/2007 10:19:49 PM		

Raw Data File : H:\DATA\IC7\20071115\200711150032.raw
 Result File : H:\DATA\IC7\20071115\200711150032.rst
 Inst Method : h:\data\ic7\ic7qk06a from H:\DATA\IC7\20071115\200711150032.raw
 Proc Method : h:\data\ic7\ic7qk06a from H:\DATA\IC7\20071115\200711150032.rst
 Calib Method : h:\data\ic7\ic7qk06a from H:\DATA\IC7\20071115\200711150032.rst
 Report Format File: h:\data\ic7\test.rpt
 Sequence File : H:\DATA\IC7\20071115\20071115.seq

300.1

Component Name	Time [min]	Area [$\mu\text{V}\cdot\text{s}$]	Raw Amount	Adjusted Amount	Cal. Range
CHLORITE	6.73	0.00	0.0000	0.0000	
BROMATE	7.56	0.00	0.0000	0.0000	
DCA	12.34	1.26e+07	1.0301	1.0301	
BROMIDE	13.55	0.00	0.0000	0.0000	
CHLORATE	14.50	0.00	0.0000	0.0000	
		1.26e+07	1.0301	1.0301	

Missing Component Report

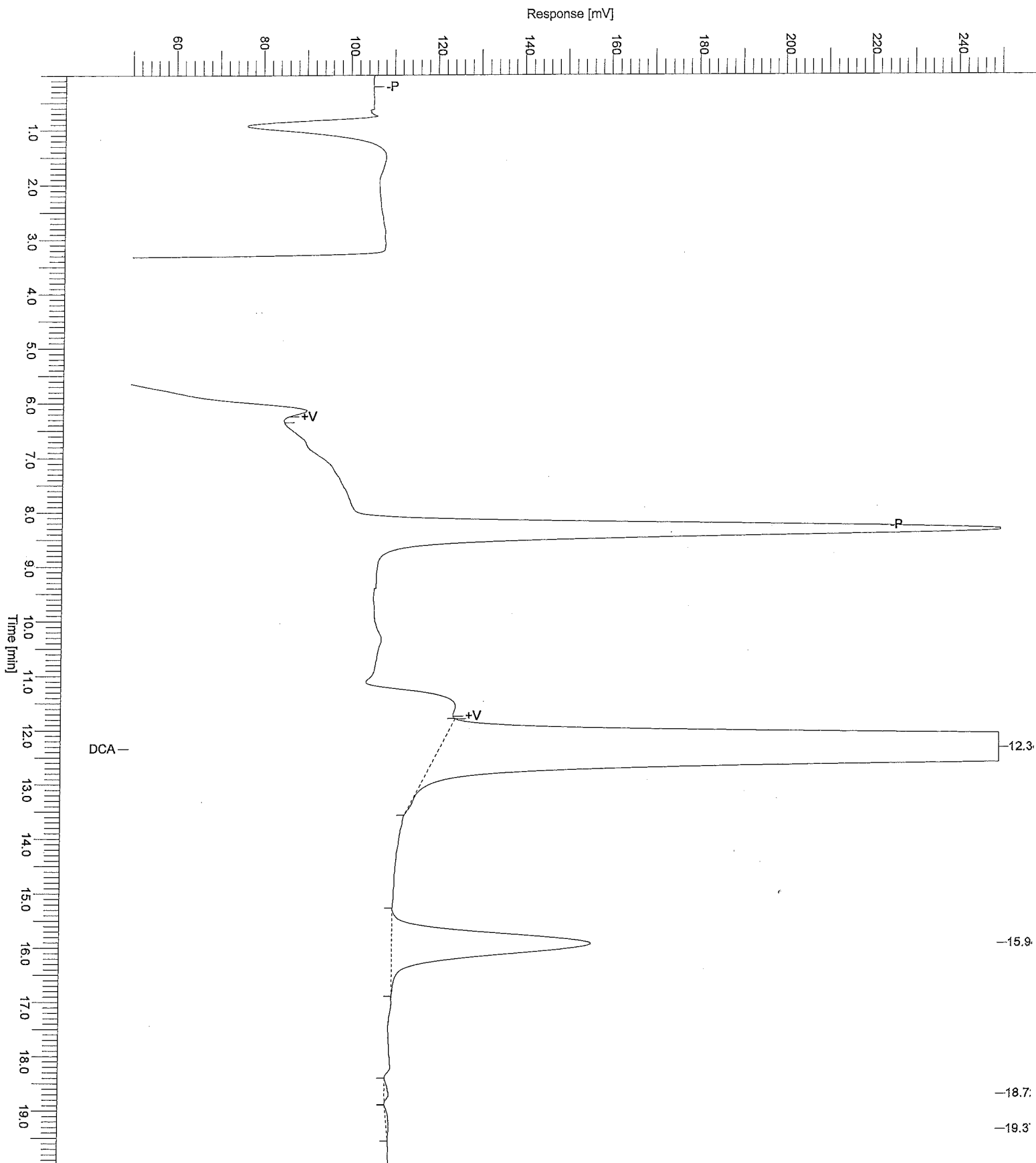
Component Expected Retention (Calibration File)

CHLORITE	6.734
BROMATE	7.560
BROMIDE	13.545
CHLORATE	14.500

Report stored in ASCII file: H:\DATA\IC7\20071115\200711150032.TX0

Chromatogram

Sample Name : CCB Sample #: 7K15115 Page 1 of 1
FileName : H:\DATA\IC7\20071115\200711150032.raw
Date : 11/16/2007 10:40:05 PM
Method : ic7qk06a.mth Time of Injection: 11/16/2007 10:19:49 PM
Start Time : 0.00 min End Time : 20.00 min Low Point : 50.00 mV High Point : 250.00 mV
Plot Offset: 50.00 mV Plot Scale: 200.0 mV



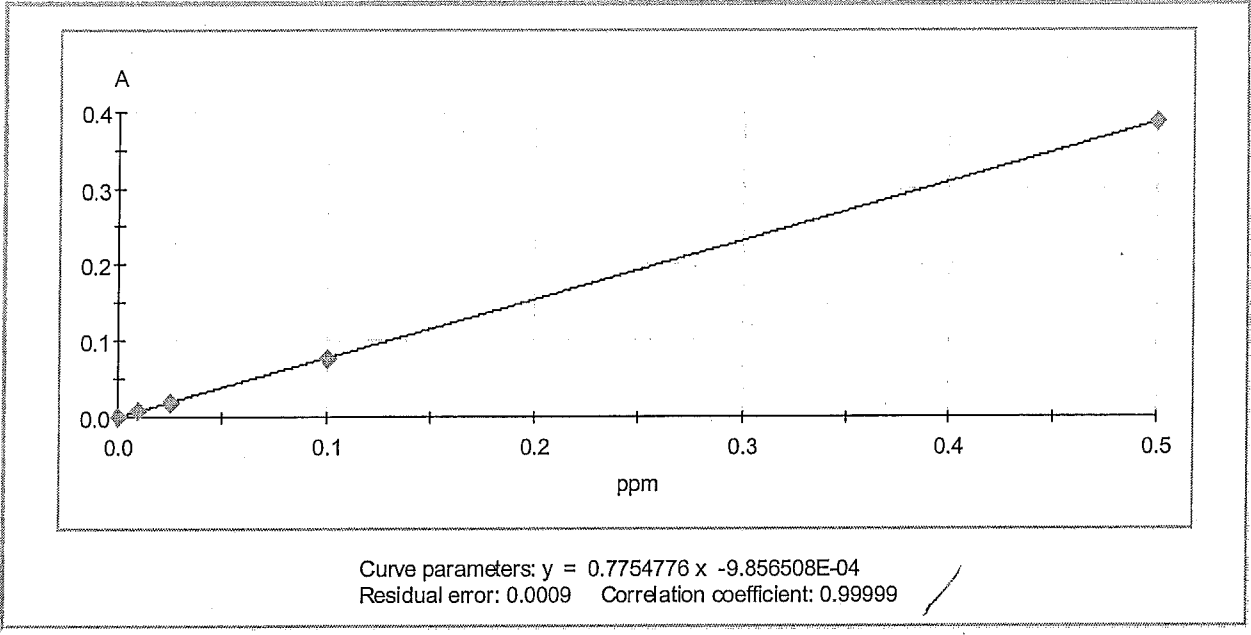
QA/QC PACKAGE: LEVEL IV
PREPARED FOR: STL
LABORATORY NUMBER: IQK1136
PROJECT: PHASE 2 SAMPLING TRONOX PARCELS C & D
20072263V1

GENERAL CHEMISTRY LABORATORY RAW DATA

- INITIAL CALIBRATION RAW DATA
 - SAMPLE RAW DATA

71510061

Method: CHR110907.mqa
Last modified: 11/10/2007 2:16:38 PM by inorg/IRV-GENESYS
Spectrophotometer: GENESYS 20
Serial number: - - -
Firmware: 2.10
Measured: 11/10/2007 2:16:44 PM by inorg/IRV-GENESYS



Standard Data

No.	Concentration [ppm]	A	Error [A]	Used
1	0	0.000	0.001	Yes
2	0.01	0.007	0.000	Yes
3	0.025	0.019	0.000	Yes
4	0.1	0.075	-0.001	Yes
5	0.5	0.387	0.000	Yes

CCV. | CV/LCS - 7110085
MS/MSD - 7110146

Method: CHR111007.mqa
 Last modified: 11/10/2007 2:18:34 PM by inorg/IRV-GENESYS
 Spectrophotometer: GENESYS 20
 Serial number: - - -
 Firmware: 2.10
 Measured: 11/10/2007 2:23:11 PM by inorg/IRV-GENESYS

Sample	Dilution Factor	Ordinate [A]	Concentration [ppm]
ICV/LCS [0.1]	1	0.075	0.09812 ✓
ICB/MBLK	1	-0.002	-0.00131
IQK1136-01	1	0.002	0.00398
IQK1136-01 MS	1	0.228	0.29464
IQK1136-01 MSD	1	0.227	0.29335
CCV [0.3]	1	0.224	0.29013 ✓
CCB	1	-0.002	-0.00144

*ms
✓
11/2/07*