

TABLE OF CONTENTS
SDG: 169405

1. COVERSHEET AND REPORT	1
2. CLO4	64
3. HEXA VALENT CHROMIUM	120
4. MERCURY	157
5. METALS – 6010	172
6. METALS –6020	368



May 17, 2006

Mr. Robert Kennedy
ENSR
2 Technology Park Drive
Westford, MA 01886-3140

Subject: Data Package for MWH Laboratories Report 169405

Mr. Kennedy:

Enclosed is MWH Laboratories Report 169405 with the data, Subcontractor Report and the MWH Labs raw data package as requested.

Sample receipt: The sample arrived at MWH Laboratories, Monrovia, CA on March 10, 2006 with proper chain of custody. All containers were received without any visible signs of tampering or breakage. The sample was identified as follows:

MWH LAB#	CLIENT ID	SUBCONTRACTOR LAB
2603100260	EB-1	EMAX, GEL (06C096, 158277)

The subcontractor labs are as follows:

EMAX: EMAX Laboratories, Torrance, CA – Organics Analysis

GEL: General Engineering Laboratories, LLC, Charleston, SC – Radioactivity Analysis

Case Narrative: Please see the EMAX and GEL subcontractor reports for any technical or administrative problem during analysis, data review and reduction are contained in the analytical case narratives in the associated data package.

For the MWH Laboratories data the following issues were observed:

Magnesium (EPA Method 6010B) – The Relative Percent Difference (RPD) between the Matrix Spike and Matrix Spike Duplicate (MS/MSD) was above lab limit of 20%. 2603240135, M-121, was spiked.

Sodium (EPA Method 6010B) - The Relative Percent Difference (RPD) between the Matrix Spike and Matrix Spike Duplicate (MS/MSD) was above lab limit of 20%. 2603240135, M-121, was spiked.

Data Package: The enclosed data package includes the Report, Chain of Custody, applicable Subcontractor Lab reports to document the billing and the MWH Raw data package.

Sincerely,

Linda Geddes
Project Manager



MWH Laboratories


A Division of MWH Americas, Inc.

750 Royal Oaks Drive, Suite 100
Monrovia, California 91016-3629
Tel: 626 386 1100
Fax: 626 386 1101
1 800 566 LABS (1 800 566 5227)

Laboratory Report

for

ENSR
2 Technology Park Drive
Westford , MA 01886-3140
Attention: Robert Kennedy
Fax: 978-589-3282



LXG Linda Geddes
Project Manager
Report#169405R replaces the original Report.

Report#: 169405R
HENDERSON

Laboratory certifies that the test results meet all **NELAC** requirements unless noted in the Comments section or the Case Narrative. Following the cover page are Comments, QC Report, QC Summary, Data Report, Hits Report, totaling 21 page[s].



ENSR International
1220 Avenida Acaso
Camarillo, CA 93012-8738
Phone (805) 388-3775
Fax (805) 388-3577

ANALYTICAL LAB:

MWH Laboratories, Inc.
Attn: Linda Gaddes - (626) 386-1100
750 Royal Oaks Drive, Suite 100
Monrovia, CA 91016

SITE Henderson DATE 3/9/06 PAGE 1 OF 1

Nick Yasa
3/10/06 606

CLIENT: Tronox LLC		ANALYTICAL METHODS										TURN-AROUND TIME			
LINE ITEM	SAMPLE NO.	DATE	TIME	8260B / 5035 Volatile Organics	8260B BTEX / MTBE / Oxygenates	8015 Diesel / Gasoline / Full Range	8081A Pesticides	CAM-17 Metals	Perchlorate 3140	Hex Chromium 7199	Radionuclides	MATRIX TYPE	CONTAINER TYPE	NUMBER OF CONTAINERS	OBSERVATIONS/ COMMENTS
1.	EB-1	3/9/06	14:00				X	X	X	X		WP	8		Standard 24-Hr Hold Time on Hex Chromium Sample!
2.															
3.															
4.															
5.															
6.															
7.															
8.															
9.															
10.															

MATRIX S - Soil
TYPE: W - Water
O - Other

CONTAINER G - Glass Bottle
TYPE: P - Plastic
O - Other

PRESERVATIVES:
All samples are preserved on ice.
Water samples are preserved as indicated on the sample labels.

TEMPERATURE BLANK YES NO
EACH COOLER

RELINQUISHED BY: Brian Ho
SIGNATURE: *Brian Ho*

RECEIVED BY: Nick Yasa
SIGNATURE: *Nick Yasa*

RELINQUISHED BY: Fed Ex
SIGNATURE: # 8555 1006

RECEIVED BY: MWH
SIGNATURE: *MWH*

DATE: 3/9/06 TIME: 16:30
DATE: 3/9/06 TIME: 16:30
DATE: 3/10/06 TIME: 12:51

TOTAL NUMBER OF CONTAINERS: 8
METHOD OF SHIPMENT: Federal Express
SPECIAL SHIPMENT/HANDLING/STORAGE REQUIREMENTS:



MWH Laboratories, a Division of MWH Americas, Inc.
 750 Royal Oaks Drive Suite 100
 Monrovia CA 91016 (626) 386-1100 FAX (626) 386-1124

Bottle Order for ENSR Ironox

Linda Geddes Your MWL Project Manager
 (626) 386-1163 Direct Phone/Voice Mail

Client Code ENSR-IRONOX.....
 Project Code INVESTIGATION.....
 PO# / Job#

BO# 34137

Sampler: please return this paper with your samples

Created by Ship Sample Kits to

Order Date 02/20/06
 Date Needed by Client 03/01/06
 Date Samples to Arrive at MWL

Tronox, LLC
 8000 West Lake Mead Drive
 Henderson, NV 89015

Send Report to

ENSR
 2 Technology Park Drive
 Westford, MA 01886-3140

ATTN: Brian Ho/ENSR
 PHONE: 702-651-2234

ATTN: Robert Kennedy
 PHONE: 978-589-3324
 FAX: 978-589-3282

of Samples Tests Qte/line# Bottles-Qty for each sample, type & preservative if any UN DOT # Comments

# of Samples	Tests	Qte/line#	Bottles-Qty for each sample, type & preservative if any	UN DOT #	Comments
22	METALS - SEE LIST	1	500ml poly acid rinsed +4ml HNO3 (18%)	UN 2031	USE PROFILE #ENSR
22	CRVI-LOW	1	Label cooler:SHORT HOLDING TIME!!!! 1125 ml poly/ 1 ml NH4SO4/NH4OH buffer	3077	
22	ALKALPHIC NOT Collected	1	125ml poly / no preservative		INORGANICS: NO2-N, NO3, CL, SO4, CLO4
22	TDS NOT Collected	1	500ml poly/ no preservative	UN 2796	
22	INORGANICS - SEE LIST CLO4 only	1	250ml poly/ no preservative SHORT HOLDING TIME!!!!		PLEASE PRE-LABEL BOTTLES
22	CN NOT Collected	1	125 ml poly + 0.5 ml NaOH (25%)+3 scoops Ascorbic Acid+Red Caps	UN 1824	
22	CLO3 NOT Collected	1	60ml poly+0.60 mL 5% EDA sol'n	UN 1604	SEE EMAIL for IDs
22	TEMPERATURE BLANKS	1	125 ml poly filled with water, labelled TEMP BLANK		
22	NEED TO SAVE ROOM FOR		RAD BOTTLES		

Brian Ho

Code Status Date Shipped Via

Tracking #

of Coolers

Prepared By

SCANNED

From **3/9/06**
 Date **3/9/06**
 Sender's Name **Brian Ho** Phone **805 795-3334**
 Company **ENSR**
 Address **1220 Avenida Acaso**
 City **Camarillo** State **CA** ZIP **93012**

Your Internal Billing Reference **04020-023-150**

To Recipient's Name **Linda Geddes** Phone **626 386-1100**
 Company **MWH Laboratories, Inc**
 Recipient's Address **750 Royal Oaks Drive**
 Address **Suite 100**
 City **Monrovia** State **CA** ZIP **91016**



8555 1006 1005

4a Express Package Service
 FedEx Priority Overnight Next business morning. Friday shipments will be delivered on Monday unless SATURDAY Delivery is selected.
 FedEx Standard Overnight Next business afternoon. Saturday Delivery NOT available.
 FedEx First Overnight Coldest next business morning delivery to select locations. Saturday Delivery NOT available.
 FedEx 2Day Second business day. Thursday shipments will be delivered on Monday unless SATURDAY Delivery is selected. FedEx Envelope rate not available. Minimum charge: One-pound rate.
 FedEx Express Saver Third business day. Saturday Delivery NOT available.
 * To most locations.

4b Express Freight Service
 FedEx 1Day Freight Next business day. Friday shipments will be delivered on Monday unless SATURDAY Delivery is selected.
 FedEx 2Day Freight Second business day. Thursday shipments will be delivered on Monday unless SATURDAY Delivery is selected.
 FedEx 3Day Freight Third business day. Saturday Delivery NOT available.
 ** To most locations.

5 Packaging
 FedEx Envelope
 FedEx Pak Includes FedEx Small Pak, FedEx Large Pak, and FedEx Sturdy Pak.
 FedEx Box
 FedEx Tube
 Other Declared value limit \$500.

6 Special Handling
 SATURDAY Delivery Not available for FedEx Standard Overnight, FedEx First Overnight, FedEx Express Saver, or FedEx 3Day Freight.
 HOLD Weekday at FedEx Location Not available for FedEx First Overnight.
 HOLD Saturday at FedEx Location Available ONLY for FedEx Priority Overnight and FedEx 2Day to select locations.
 Does this shipment contain dangerous goods? One box must be checked.
 No **Yes** As per attached Shipper's Declaration **Yes** Shipper's Declaration not required.
 Dry Ice Dry Ice 5, UN 1845 **Cargo Aircraft Only**
 Dangerous goods (including dry ice) cannot be shipped in FedEx packaging.

7 Payment Bill to: Enter FedEx Acct. No. or Credit Card No. below.
 Sender Acct. No. in Section 1 will be billed.
 Recipient **Third Party** **Credit Card** **Cash/Check** Obtain Receipt Acct. No.

Total Packages	Total Weight	Total Declared Value*	Total Charges
1		\$ 300.00	

*Our liability is limited to \$100 unless you declare a higher value. See back for details.


8 NEW Residential Delivery Signature Options If you require a signature, check Direct or Indirect.
 No Signature Required Package may be left without obtaining a signature for delivery.
 Direct Signature Anyone at recipient's address may sign for delivery. Fee applies.
 Indirect Signature If no one is available at recipient's address, anyone at a neighboring address may sign for delivery. Fee applies.
520
 Rev Date 6/05/05 Pen #158280-01994-2005 FedEx-PRINTED IN U.S.A. SRP

fedex.com 1.800.G@FedEx 1.800.483.3339

From **3/9/06**
 Date **3/9/06** Sender's FedEx Account Number **0930-0050-1**
 Sender's Name **Brian Ho** Phone **805 795-3334**
 Company **ENSR**
 Address **1220 Avenida Acaso**
 City **Camarillo** State **CA** ZIP **93012**

Your Internal Billing Reference **04020-023-150**

To Recipient's Name **Linda Geddes** Phone **626 386-1100**
 Company **MWH Laboratories, Inc**
 Recipient's Address **750 Royal Oaks Drive**
 Address **Suite 100**
 City **Monrovia** State **CA** ZIP **91016**



8555 1006 1005

4a Express Package Service
 FedEx Priority Overnight Next business morning. Friday shipments will be delivered on Monday unless SATURDAY Delivery is selected.
 FedEx Standard Overnight Next business afternoon. Saturday Delivery NOT available.
 FedEx First Overnight Coldest next business morning delivery to select locations. Saturday Delivery NOT available.
 FedEx 2Day Second business day. Thursday shipments will be delivered on Monday unless SATURDAY Delivery is selected. FedEx Envelope rate not available. Minimum charge: One-pound rate.
 FedEx Express Saver Third business day. Saturday Delivery NOT available.
 * To most locations.

4b Express Freight Service
 FedEx 1Day Freight Next business day. Friday shipments will be delivered on Monday unless SATURDAY Delivery is selected.
 FedEx 2Day Freight Second business day. Thursday shipments will be delivered on Monday unless SATURDAY Delivery is selected.
 FedEx 3Day Freight Third business day. Saturday Delivery NOT available.
 ** To most locations.

5 Packaging
 FedEx Envelope
 FedEx Pak Includes FedEx Small Pak, FedEx Large Pak, and FedEx Sturdy Pak.
 FedEx Box
 FedEx Tube
 Other Declared value limit \$500.

6 Special Handling
 SATURDAY Delivery Not available for FedEx Standard Overnight, FedEx First Overnight, FedEx Express Saver, or FedEx 3Day Freight.
 HOLD Weekday at FedEx Location Not available for FedEx First Overnight.
 HOLD Saturday at FedEx Location Available ONLY for FedEx Priority Overnight and FedEx 2Day to select locations.
 Does this shipment contain dangerous goods? One box must be checked.
 No **Yes** As per attached Shipper's Declaration **Yes** Shipper's Declaration not required.
 Dry Ice Dry Ice 5, UN 1845 **Cargo Aircraft Only**
 Dangerous goods (including dry ice) cannot be shipped in FedEx packaging.

7 Payment Bill to: Enter FedEx Acct. No. or Credit Card No. below.
 Sender Acct. No. in Section 1 will be billed.
 Recipient **Third Party** **Credit Card** **Cash/Check** Obtain Receipt Acct. No.

Total Packages	Total Weight	Total Declared Value*	Total Charges
1		\$ 300.00	

*Our liability is limited to \$100 unless you declare a higher value. See back for details.

8 NEW Residential Delivery Signature Options If you require a signature, check Direct or Indirect.
 No Signature Required Package may be left without obtaining a signature for delivery.
 Direct Signature Anyone at recipient's address may sign for delivery. Fee applies.
 Indirect Signature If no one is available at recipient's address, anyone at a neighboring address may sign for delivery. Fee applies.
520

MWH Laboratories
 750 Royal Oaks Drive, Monrovia, CA 91016
 PHONE: 626-386-1100/FAX: 626-386-1101

ACKNOWLEDGMENT OF SAMPLES RECEIVED

ENSR
 2 Technology Park Drive
 Westford, MA 01886-3140
 Attn: Robert Kennedy
 Phone: 978-589-3324

Customer Code: ENSR-TRONOX
 Group#: 169405
 Project#: HENDERSON
 Proj Mgr: Linda Geddes
 Phone: (626) 386-1163

The following samples were received from you on **03/10/06**. They have been scheduled for the tests listed beside each sample. If this information is incorrect, please contact your service representative. Thank you for using MWH Laboratories.

Sample#	Sample Id	Tests Scheduled	Matrix	Sample Date
2603100260	EB-1		Water	09-mar-2006 14:00:00
		AG-MS620 AL-MS620 AS-MS620 B6010 BA-MS620 BE-MS620		
		CA6010 CD-MS620 CLO4 CO-MS620 CR-MS620 CRVI7199		
		CU-MS620 CUSTSUB DIGEST FE6010 HG7470 K6010		
		MG6010 MN-MS620 MO-MS620 NA6010 NI-MS620 PB-MS620		
		PT-MS620 SB-MS620 SE-MS620 TI6010 TL-MS620 U-MS620		
		V-MS620 W-MS620 ZN-MS620		

Test Acronym Description

Test Acronym	Description
AG-MS620	Silver, Total, ICAP/MS
AL-MS620	Aluminum, Total, ICAP/MS
AS-MS620	Arsenic, Total, ICAP/MS
B6010	Boron, Total, ICAP
BA-MS620	Barium, Total, ICAP/MS
BE-MS620	Beryllium, Total, ICAP/MS
CA6010	Calcium, Total, ICAP
CD-MS620	Cadmium, Total, ICAP/MS
CLO4	Perchlorate
CO-MS620	Cobalt, Total, ICAP/MS
CR-MS620	Chromium, Total, ICAP/MS
CRVI7199	Hexavalent chromium(Dissolved)
CU-MS620	Copper, Total, ICAP/MS
CUSTSUB	Subcontracted Analyses-Waters
DIGEST	Metals digestion performed.
FE6010	Iron, Total, ICAP
HG7470	Mercury
K6010	Potassium, Total, ICAP
MG6010	Magnesium, Total, ICAP
MN-MS620	Manganese, Total, ICAP/MS
MO-MS620	Molybdenum, Total, ICAP/MS
NA6010	Sodium, Total, ICAP

ENSR
2 Technology Park Drive
Westford, MA 01886-3140
Attn: Robert Kennedy
Phone: 978-589-3324

Customer Code: ENSR-TRONOX
Group#: 169405
Project#: HENDERSON
Proj Mgr: Linda Geddes
Phone: (626) 386-1163

Test Acronym Description

Test Acronym Description

NI-MS620	Nickel, Total, ICAP/MS
PB-MS620	Lead, Total, ICAP/MS
PT-MS620	Platinum, Total, ICAP/MS
SB-MS620	Antimony, Total, ICAP/MS
SE-MS620	Selenium, Total, ICAP/MS
TI6010	Titanium, Total, ICAP/MS
TL-MS620	Thallium, Total, ICAP/MS
U-MS620	Uranium
V-MS620	Vanadium, Total, ICAP/MS
W-MS620	Tungsten, Total, ICAP/MS
ZN-MS620	Zinc, Total, ICAP/MS



Group Comments

Radiochemistry testing subcontracted to GEL, Charleston, SC.
Organics subcontracted to EMAX Laboratories, Torrance, CA.
Report revised to correct Uranium units, Detection limit.

(QC Ref#: 312016)

Test: Magnesium, Total, ICAP (ML/EPA 6010B)

QC Type: RPD_MS

RPD exceeds lab limits, there are no method limits.

(QC Ref#: 312023)

Test: Sodium, Total, ICAP (ML/EPA 6010B)

QC Type: RPD_MS

RPD exceeds lab limits, there are no method limits.



MWH Laboratories
A Division of MWH Americas, Inc.

750 Royal Oaks Drive, Suite 100
Monrovia, California 91016-3629
Tel: 626 386 1100
Fax: 626 386 1101
1 800 566 LABS (1 800 566 5227)

Laboratory
Hits Report
#169405

ENSR
Robert Kennedy
2 Technology Park Drive
Westford, MA 01886-3140

Samples Received
10-mar-2006 16:20:53

Analyzed	Sample#	Sample ID	Result	Federal MCL	UNITS	MRL
	2603100260	EB-1				
03/30/06		Aluminum, Total, ICAP/MS	41		ug/l	25
03/30/06		Copper, Total, ICAP/MS	4.4		ug/l	2.0
03/30/06		Iron, Total, ICAP	0.092		mg/l	0.020
03/30/06		Manganese, Total, ICAP/MS	6.6		ug/l	2.0
03/30/06		Metals digestion performed.	Y		Yes/No	
03/30/06		Zinc, Total, ICAP/MS	11		ug/l	5.0

SUMMARY OF POSITIVE DATA ONLY.



750 Royal Oaks Drive, Suite 100
 Monrovia, California 91016-3629
 Tel: 626 386 1100
 Fax: 626 386 1101
 1 800 566 LABS (1 800 566 5227)

Laboratory
 Data Report
 #169405

ENSR
 Robert Kennedy
 2 Technology Park Drive
 Westford, MA 01886-3140

Samples Received
 03/10/06

Prepared	Analyzed	QC Ref#	Method	Analyte	Result	Units	MRL	Dilution
EB-1 (2603100260)		Sampled on 03/09/06 14:00						
03/30/06	00:00	312091	(ML/EPA 6020)	Silver, Total, ICAP/MS	ND	ug/l	0.50	1
03/30/06	00:00	312207	(ML/EPA 6020)	Aluminum, Total, ICAP/MS	41	ug/l	25	1
03/30/06	00:00	312248	(ML/EPA 6020)	Arsenic, Total, ICAP/MS	ND	ug/l	1.0	1
03/30/06	00:00	311975	(ML/EPA 6010B)	Boron, Total, ICAP	ND	mg/l	0.050	1
03/30/06	00:00	312241	(ML/EPA 6020)	Barium, Total, ICAP/MS	ND	ug/l	2.0	1
03/30/06	00:00	312070	(ML/EPA 6020)	Beryllium, Total, ICAP/MS	ND	ug/l	1.0	1
03/30/06	00:00	311979	(ML/EPA 6010B)	Calcium, Total, ICAP	ND	mg/l	1.0	1
03/30/06	00:00	312234	(ML/EPA 6020)	Cadmium, Total, ICAP/MS	ND	ug/l	0.50	1
03/18/06	16:09	310577	(EPA 314)	Perchlorate	ND	ug/l	4.0	1
03/30/06	00:00	312080	(ML/EPA 6020)	Cobalt, Total, ICAP/MS	ND	ug/l	2.0	1
03/30/06	00:00	312208	(ML/EPA 6020)	Chromium, Total, ICAP/MS	ND	ug/l	1.0	1
03/10/06	10:32	310479	(ML/EPA 7199)	Hexavalent chromium(Dissolved)	ND	ug/l	0.10	1
03/30/06	00:00	312229	(ML/EPA 6020)	Copper, Total, ICAP/MS	4.4	ug/l	2.0	1
05/03/06	00:00		()	Subcontracted Analyses-Waters	SUBEMAXGEL	None	0	1
03/30/06	11:41		(EPA 200 Prep)	Metals digestion performed.	Y	Yes/No	0	1
03/30/06	00:00	311980	(ML/EPA 6010B)	Iron, Total, ICAP	0.092	mg/l	0.020	1
03/27/06	00:00	311601	(ML/EPA 7470)	Mercury	ND	ug/l	0.20	1
03/30/06	00:00	312015	(ML/EPA 6010B)	Potassium, Total, ICAP	ND	mg/l	1.0	1
03/30/06	00:00	312016	(ML/EPA 6010B)	Magnesium, Total, ICAP	ND	mg/l	0.10	1
03/30/06	00:00	312226	(ML/EPA 6020)	Manganese, Total, ICAP/MS	6.6	ug/l	2.0	1
03/30/06	00:00	312233	(ML/EPA 6020)	Molybdenum, Total, ICAP/MS	ND	ug/l	2.0	1
03/30/06	00:00	312023	(ML/EPA 6010B)	Sodium, Total, ICAP	ND	mg/l	1.0	1
03/30/06	00:00	312228	(ML/EPA 6020)	Nickel, Total, ICAP/MS	ND	ug/l	5.0	1
03/30/06	00:00	312244	(ML/EPA 6020)	Lead, Total, ICAP/MS	ND	ug/l	0.50	1
04/06/06	00:00	313130	(ML/EPA 6020)	Platinum, Total, ICAP/MS	ND	ug/l	1.0	1
03/30/06	00:00	312237	(ML/EPA 6020)	Antimony, Total, ICAP/MS	ND	ug/l	1.0	1
03/30/06	00:00	312232	(ML/EPA 6020)	Selenium, Total, ICAP/MS	ND	ug/l	5.0	1
03/30/06	00:00	311970	(ML/EPA 6010B)	Titanium, Total, ICAP	ND	mg/l	0.020	1
03/30/06	00:00	312243	(ML/EPA 6020)	Thallium, Total, ICAP/MS	ND	ug/l	1.0	1
04/12/06	18:24	313939	(ML/EPA 6020)	Uranium	ND	ug/l	1.0	1
03/30/06	00:00	312076	(ML/EPA 6020)	Vanadium, Total, ICAP/MS	ND	ug/l	3.0	1
04/06/06	00:00	313123	(ML/EPA 6020)	Tungsten, Total, ICAP/MS	ND	ug/l	2.0	1



MWH Laboratories

A Division of MWH Americas, Inc.

750 Royal Oaks Drive, Suite 100
Monrovia, California 91016-3629
Tel: 626 386 1100
Fax: 626 386 1101
1 800 566 LABS (1 800 566 5227)

Laboratory
Data Report
#169405

ENSR
(continued)

Prepared	Analyzed	QC Ref#	Method	Analyte	Result	Units	MRL	Dilution
	03/30/06 00:00	312230	(ML/EPA 6020)	Zinc, Total, ICAP/MS	11	ug/l	5.0	1



MWH Laboratories

A Division of MWH Americas, Inc.

750 Royal Oaks Drive, Suite 100
Monrovia, California 91016-3829
Tel: 626 386 1100
Fax: 626 386 1101
1 800 566 LABS (1 800 566 5227)

Laboratory
QC Summary
#169405

ENSR

QC Ref #310479 - Hexavalent chromium(Dissolved) Analysis Date: 03/10/2006

2603100260 EB-1 Analyzed by: lmr

QC Ref #310577 - Perchlorate Analysis Date: 03/18/2006

2603100260 EB-1 Analyzed by: bxs

QC Ref #311601 - Mercury Analysis Date: 03/27/2006

2603100260 EB-1 Analyzed by: dyh

QC Ref #311970 - Titanium, Total, ICAP Analysis Date: 03/30/2006

2603100260 EB-1 Analyzed by: wbh

QC Ref #311975 - Boron, Total, ICAP Analysis Date: 03/30/2006

2603100260 EB-1 Analyzed by: wbh

QC Ref #311979 - Calcium, Total, ICAP Analysis Date: 03/30/2006

2603100260 EB-1 Analyzed by: wbh

QC Ref #311980 - Iron, Total, ICAP Analysis Date: 03/30/2006

2603100260 EB-1 Analyzed by: wbh

QC Ref #312015 - Potassium, Total, ICAP Analysis Date: 03/30/2006

2603100260 EB-1 Analyzed by: wbh



750 Royal Oaks Drive, Suite 100
Monrovia, California 91016-3629
Tel: 626 386 1100
Fax: 626 386 1101
1 800 566 LABS (1 800 566 5227)

Laboratory
QC Summary
#169405

ENSR
(continued)

QC Ref #312016 - Magnesium, Total, ICAP	Analysis Date: 03/30/2006
2603100260 EB-1	Analyzed by: wbh
QC Ref #312023 - Sodium, Total, ICAP	Analysis Date: 03/30/2006
2603100260 EB-1	Analyzed by: wbh
QC Ref #312070 - Beryllium, Total, ICAP/MS	Analysis Date: 03/30/2006
2603100260 EB-1	Analyzed by: jps
QC Ref #312076 - Vanadium, Total, ICAP/MS	Analysis Date: 03/30/2006
2603100260 EB-1	Analyzed by: jps
QC Ref #312080 - Cobalt, Total, ICAP/MS	Analysis Date: 03/30/2006
2603100260 EB-1	Analyzed by: jps
QC Ref #312091 - Silver, Total, ICAP/MS	Analysis Date: 03/30/2006
2603100260 EB-1	Analyzed by: jps
QC Ref #312207 - Aluminum, Total, ICAP/MS	Analysis Date: 03/30/2006
2603100260 EB-1	Analyzed by: jps
QC Ref #312208 - Chromium, Total, ICAP/MS	Analysis Date: 03/30/2006
2603100260 EB-1	Analyzed by: jps



MWH Laboratories
A Division of MWH Americas, Inc.

750 Royal Oaks Drive, Suite 100
Monrovia, California 91016-3629
Tel: 626 386 1100
Fax: 626 386 1101
1 800 566 LABS (1 800 566 5227)

Laboratory
QC Summary
#169405

ENSR
(continued)

QC Ref #312226 - Manganese, Total, ICAP/MS	Analysis Date: 03/30/2006
2603100260 EB-1	Analyzed by: jps
QC Ref #312228 - Nickel, Total, ICAP/MS	Analysis Date: 03/30/2006
2603100260 EB-1	Analyzed by: jps
QC Ref #312229 - Copper, Total, ICAP/MS	Analysis Date: 03/30/2006
2603100260 EB-1	Analyzed by: jps
QC Ref #312230 - Zinc, Total, ICAP/MS	Analysis Date: 03/30/2006
2603100260 EB-1	Analyzed by: jps
QC Ref #312232 - Selenium, Total, ICAP/MS	Analysis Date: 03/30/2006
2603100260 EB-1	Analyzed by: jps
QC Ref #312233 - Molybdenum, Total, ICAP/MS	Analysis Date: 03/30/2006
2603100260 EB-1	Analyzed by: jps
QC Ref #312234 - Cadmium, Total, ICAP/MS	Analysis Date: 03/30/2006
2603100260 EB-1	Analyzed by: jps
QC Ref #312237 - Antimony, Total, ICAP/MS	Analysis Date: 03/30/2006
2603100260 EB-1	Analyzed by: jps



MWH Laboratories
A Division of MWH Americas, Inc.

750 Royal Oaks Drive, Suite 100
Monrovia, California 91016-3629
Tel: 626 388 1100
Fax: 626 386 1101
1 800 566 LABS (1 800 566 5227)

Laboratory
QC Summary
#169405

ENSR
(continued)

QC Ref #312241 - Barium, Total, ICAP/MS	Analysis Date: 03/30/2006
2603100260 EB-1	Analyzed by: jps
QC Ref #312243 - Thallium, Total, ICAP/MS	Analysis Date: 03/30/2006
2603100260 EB-1	Analyzed by: jps
QC Ref #312244 - Lead, Total, ICAP/MS	Analysis Date: 03/30/2006
2603100260 EB-1	Analyzed by: jps
QC Ref #312248 - Arsenic, Total, ICAP/MS	Analysis Date: 03/30/2006
2603100260 EB-1	Analyzed by: jps
QC Ref #313123 - Tungsten, Total, ICAP/MS	Analysis Date: 04/06/2006
2603100260 EB-1	Analyzed by: jps
QC Ref #313130 - Platinum, Total, ICAP/MS	Analysis Date: 04/06/2006
2603100260 EB-1	Analyzed by: jps
QC Ref #313939 - Uranium	Analysis Date: 04/12/2006
2603100260 EB-1	Analyzed by: dtn



ENSR

QC Ref #310479 Hexavalent chromium(Dissolved)

QC	Analyte	Spiked	Recovered	Units	Yield (%)	Limits (%)	RPD (%)
AASPKSMP	Spiked sample	Lab # 26	03100260	UGL		(0-0)	
LCS1	Hexavalent chromium(Dissolved)	2.0	1.99	UGL	99.5	(90-110)	
LCS2	Hexavalent chromium(Dissolved)	2.0	1.99	UGL	99.5	(90-110)	
MBLK	Hexavalent chromium(Dissolved)	ND	<0.10	UGL			
MRL_CHK	Hexavalent chromium(Dissolved)	0.100	0.103	UGL	103.0	(50-150)	
MS	Hexavalent chromium(Dissolved)	2.0	2.03	UGL	101.5	(90-110)	
MSD	Hexavalent chromium(Dissolved)	2.0	2.04	UGL	102.0	(90-110)	
RPD_LCS	Hexavalent chromium(Dissolved)	99.500	99.500	UGL	0.0	(0-20)	
RPD_MS	Hexavalent chromium(Dissolved)	101.500	102.000	UGL	0.5	(0-20)	

QC Ref #310577 Perchlorate

QC	Analyte	Spiked	Recovered	Units	Yield (%)	Limits (%)	RPD (%)
LCS1	Perchlorate	25.0	23.7	UGL	94.8	(85-115)	
LCS2	Perchlorate	25.0	23.5	UGL	94.0	(85-115)	
MBLK	Perchlorate	ND	<4.0	UGL			
MS	Perchlorate	25.0	24.1	UGL	96.4	(70-130)	
MSD	Perchlorate	25.0	24.3	UGL	97.2	(70-130)	
RPD_LCS	Perchlorate	94.800	94.000	UGL	0.8	(0-20)	
RPD_MS	Perchlorate	96.400	97.200	UGL	0.8	(0-20)	

QC Ref #311601 Mercury

QC	Analyte	Spiked	Recovered	Units	Yield (%)	Limits (%)	RPD (%)
AASPKSMP	Spiked sample	Lab # 26	03090347	UGL		(0-0)	
LCS1	Mercury	1.50	1.52	UGL	101.3	(85-115)	
LCS2	Mercury	1.50	1.54	UGL	102.7	(85-115)	
MBLK	Mercury	ND	<0.20	UGL			
MRL_CHK	Mercury	0.200	0.214	UGL	107.0	(50-150)	
MS	Mercury	1.50	1.58	UGL	105.3	(70-130)	
MSD	Mercury	1.50	1.58	UGL	105.3	(70-130)	

Spikes which exceed Limits and Method Blanks with positive results are highlighted by Underlining.
Criteria for MS and DUP are advisory only, batch control is based on LCS. Criteria for duplicates
are advisory only, unless otherwise specified in the method.



MWH Laboratories
A Division of MWH Americas, Inc.

750 Royal Oaks Drive, Suite 100
Monrovia, California 91016-3629
Tel: 626 386 1100
Fax: 626 386 1101
1 800 566 LABS (1 800 566 5227)

Laboratory
QC Report
#169405

ENSR
(continued)

RPD_LCS	Mercury	101.333	102.667	UGL	1.3	(0-20)
RPD_MS	Mercury	105.333	105.333	UGL	0.0	(0-20)

QC Ref #311970 Titanium, Total, ICAP

QC	Analyte	Spiked	Recovered	Units	Yield (%)	Limits (%)	RPD (%)
AASPKSMP	Spiked sample	Lab # 26	03240135	MGL		(0-0)	
LCS1	Titanium, Total, ICAP	1.0	1.04	MGL	104.0	(70-130)	
LCS2	Titanium, Total, ICAP	1.0	1.03	MGL	103.0	(70-130)	
MBLK	Titanium, Total, ICAP	ND	<0.020	MGL			
MS	Titanium, Total, ICAP	1.0	1.06	MGL	106.0	(70-130)	
MSD	Titanium, Total, ICAP	1.0	1.06	MGL	106.0	(70-130)	

QC Ref #311975 Boron, Total, ICAP

QC	Analyte	Spiked	Recovered	Units	Yield (%)	Limits (%)	RPD (%)
AASPKSMP	Spiked sample	Lab # 26	06240135	MGL		(0-0)	
LCS1	Boron, Total, ICAP	0.5	0.466	MGL	93.2	(85-115)	
LCS2	Boron, Total, ICAP	0.5	0.468	MGL	93.6	(85-115)	
MBLK	Boron, Total, ICAP	ND	<0.050	MGL			
MRL_CHK	Boron, Total, ICAP	0.050	0.0571	MGL	114.2	(50-150)	
MS	Boron, Total, ICAP	0.5	0.442	MGL	88.4	(70-130)	
MSD	Boron, Total, ICAP	0.5	0.534	MGL	106.8	(70-130)	
RPD_LCS	Boron, Total, ICAP	93.200	93.600	MGL	0.4	(0-20)	
RPD_MS	Boron, Total, ICAP	88.400	106.800	MGL	18.9	(0-20)	

QC Ref #311979 Calcium, Total, ICAP

QC	Analyte	Spiked	Recovered	Units	Yield (%)	Limits (%)	RPD (%)
AASPKSMP	Spiked sample	Lab # 26	03240135	MGL		(0-0)	
LCS1	Calcium, Total, ICAP	50	50.0	MGL	100.0	(85-115)	
LCS2	Calcium, Total, ICAP	50	50.7	MGL	101.4	(85-115)	
MBLK	Calcium, Total, ICAP	ND	<1.0	MGL			

Spikes which exceed Limits and Method Blanks with positive results are highlighted by Underlining.
Criteria for MS and DUP are advisory only, batch control is based on LCS. Criteria for duplicates
are advisory only, unless otherwise specified in the method.

ENSR
 (continued)

MRL_CHK	Analyte	1.000	1.01	MGL	101.0	(50-150)
MS	Calcium, Total, ICAP	50	41.7	MGL	83.4	(70-130)
MSD	Calcium, Total, ICAP	50	49.5	MGL	99.0	(70-130)
RPD_LCS	Calcium, Total, ICAP	100.000	101.400	MGL	1.4	(0-20)
RPD_MS	Calcium, Total, ICAP	83.400	99.000	MGL	17.1	(0-20)

QC Ref #311980 Iron, Total, ICAP

QC	Analyte	Spiked	Recovered	Units	Yield (%)	Limits (%)	RPD (%)
AASPKSMP	Spiked sample	Lab # 26	03240135	MGL		(0-0)	
LCS1	Iron, Total, ICAP	5.0	5.04	MGL	100.8	(85-115)	
LCS2	Iron, Total, ICAP	5.0	5.05	MGL	101.0	(85-115)	
MBLK	Iron, Total, ICAP	ND	<0.020	MGL			
MRL_CHK	Iron, Total, ICAP	0.020	0.0207	MGL	103.5	(50-150)	
MS	Iron, Total, ICAP	5.0	5.13	MGL	102.6	(70-130)	
MSD	Iron, Total, ICAP	5.0	5.16	MGL	103.2	(70-130)	

QC Ref #312015 Potassium, Total, ICAP

QC	Analyte	Spiked	Recovered	Units	Yield (%)	Limits (%)	RPD (%)
AASPKSMP	Spiked sample	Lab # 26	03240135	MGL		(0-0)	
LCS1	Potassium, Total, ICAP	20	19.2	MGL	96.0	(85-115)	
LCS2	Potassium, Total, ICAP	20	19.1	MGL	95.5	(85-115)	
MBLK	Potassium, Total, ICAP	ND	<1.0	MGL			
MRL_CHK	Potassium, Total, ICAP	1.000	0.918	MGL	91.8	(50-150)	
MS	Potassium, Total, ICAP	20	19.5	MGL	97.5	(70-130)	
MSD	Potassium, Total, ICAP	20	19.8	MGL	99.0	(70-130)	
RPD_LCS	Potassium, Total, ICAP	96.000	95.500	MGL	0.5	(0-20)	
RPD_MS	Potassium, Total, ICAP	97.500	99.000	MGL	1.5	(0-20)	

Spikes which exceed Limits and Method Blanks with positive results are highlighted by Underlining.
 Criteria for MS and DUP are advisory only, batch control is based on LCS. Criteria for duplicates
 are advisory only, unless otherwise specified in the method.



MWH Laboratories
A Division of MWH Americas, Inc.

750 Royal Oaks Drive, Suite 100
Monrovia, California 91016-3629
Tel: 626 386 1100
Fax: 626 386 1101
1 800 566 LABS (1 800 566 5227)

Laboratory
QC Report
#169405

ENSR
(continued)

QC Ref #312016 Magnesium, Total, ICAP

QC	Analyte	Spiked	Recovered	Units	Yield (%)	Limits (%)	RPD (%)
AASPKSMP	Spiked sample	Lab # 26	03240135	MGL		(0-0)	
LCS1	Magnesium, Total, ICAP	20	20.0	MGL	100.0	(85-115)	
LCS2	Magnesium, Total, ICAP	20	20.0	MGL	100.0	(85-115)	
MBLK	Magnesium, Total, ICAP	ND	<0.10	MGL			
MRL_CHK	Magnesium, Total, ICAP	0.100	0.109	MGL	109.0	(50-150)	
MS	Magnesium, Total, ICAP	20	16.4	MGL	82.0	(70-130)	
MSD	Magnesium, Total, ICAP	20	20.8	MGL	104.0	(70-130)	
RPD_LCS	Magnesium, Total, ICAP	100.000	100.000	MGL	0.0	(0-20)	
RPD_MS	Magnesium, Total, ICAP	82.000	104.000	MGL	<u>23.7</u>	(0-20)	

QC Ref #312023 Sodium, Total, ICAP

QC	Analyte	Spiked	Recovered	Units	Yield (%)	Limits (%)	RPD (%)
AASPKSMP	Spiked sample	Lab # 26	03240135	MGL		(0-0)	
LCS1	Sodium, Total, ICAP	50	48.8	MGL	97.6	(85-115)	
LCS2	Sodium, Total, ICAP	50	48.6	MGL	97.2	(85-115)	
MBLK	Sodium, Total, ICAP	ND	<1.0	MGL			
MRL_CHK	Sodium, Total, ICAP	1.000	0.999	MGL	99.9	(50-150)	
MS	Sodium, Total, ICAP	50	35.6	MGL	71.2	(70-130)	
MSD	Sodium, Total, ICAP	50	49.0	MGL	98.0	(70-130)	
RPD_LCS	Sodium, Total, ICAP	97.600	97.200	MGL	0.4	(0-20)	
RPD_MS	Sodium, Total, ICAP	71.200	98.000	MGL	<u>31.7</u>	(0-20)	

QC Ref #312070 Beryllium, Total, ICAP/MS

QC	Analyte	Spiked	Recovered	Units	Yield (%)	Limits (%)	RPD (%)
AASPKSMP	Spiked sample	Lab # 26	03240135	UGL		(0-0)	
LCS1	Beryllium, Total, ICAP/MS	5.00	4.86	UGL	97.2	(85-115)	
LCS2	Beryllium, Total, ICAP/MS	5.00	5.09	UGL	101.8	(85-115)	

Spikes which exceed Limits and Method Blanks with positive results are highlighted by Underlining.
Criteria for MS and DUP are advisory only, batch control is based on LCS. Criteria for duplicates
are advisory only, unless otherwise specified in the method.



MWH Laboratories
A Division of MWH Americas, Inc.

750 Royal Oaks Drive, Suite 100
Monrovia, California 91016-3629
Tel: 626 386 1100
Fax: 626 386 1101
1 800 566 LABS (1 800 566 5227)

Laboratory
QC Report
#169405

ENSR
(continued)

MBLK	Beryllium, Total, ICAP/MS	ND	<1.0	UGL			
MRL_CHK	Beryllium, Total, ICAP/MS	1.000	0.99	UGL	99.0	(50-150)	
MS	Beryllium, Total, ICAP/MS	5.00	4.26	UGL	85.2	(70-130)	
MSD	Beryllium, Total, ICAP/MS	5.00	4.23	UGL	84.6	(70-130)	
RPD_LCS	Beryllium, Total, ICAP/MS	97.200	101.800	UGL	4.6	(0-20)	
RPD_MS	Beryllium, Total, ICAP/MS	85.200	84.600	UGL	0.7	(0-20)	

QC Ref #312076 Vanadium, Total, ICAP/MS

QC	Analyte	Spiked	Recovered	Units	Yield (%)	Limits (%)	RPD (%)
AASPKSMP	Spiked sample	Lab # 26	03240135	UGL		(0-0)	
LCS1	Vanadium, Total, ICAP/MS	100	105	UGL	105.0	(85-115)	
LCS2	Vanadium, Total, ICAP/MS	100	104	UGL	104.0	(85-115)	
MBLK	Vanadium, Total, ICAP/MS	ND	<3.0	UGL			
MRL_CHK	Vanadium, Total, ICAP/MS	3.000	2.94	UGL	98.0	(50-150)	
MS	Vanadium, Total, ICAP/MS	100	93	UGL	93.0	(70-130)	
MSD	Vanadium, Total, ICAP/MS	100	94	UGL	94.0	(70-130)	
RPD_LCS	Vanadium, Total, ICAP/MS	105.000	104.000	UGL	1.0	(0-20)	
RPD_MS	Vanadium, Total, ICAP/MS	93.000	94.000	UGL	1.1	(0-20)	

QC Ref #312080 Cobalt, Total, ICAP/MS

QC	Analyte	Spiked	Recovered	Units	Yield (%)	Limits (%)	RPD (%)
AASPKSMP	Spiked sample	Lab # 26	03240135	UGL		(0-0)	
LCS1	Cobalt, Total, ICAP/MS	100	101	UGL	101.0	(85-115)	
LCS2	Cobalt, Total, ICAP/MS	100	102	UGL	102.0	(85-115)	
MBLK	Cobalt, Total, ICAP/MS	ND	<2.0	UGL			
MS	Cobalt, Total, ICAP/MS	100	85	UGL	85.0	(70-130)	
MSD	Cobalt, Total, ICAP/MS	100	84	UGL	84.0	(70-130)	

Spikes which exceed Limits and Method Blanks with positive results are highlighted by Underlining.
Criteria for MS and DUP are advisory only, batch control is based on LCS. Criteria for duplicates are advisory only, unless otherwise specified in the method.



MWH Laboratories
A Division of MWH Americas, Inc.

750 Royal Oaks Drive, Suite 100
Monrovia, California 91016-3629
Tel: 626 386 1100
Fax: 626 386 1101
1 800 566 LABS (1 800 566 5227)

Laboratory
QC Report
#169405

ENSR
(continued)

QC Ref #312091 Silver, Total, ICAP/MS

QC	Analyte	Spiked	Recovered	Units	Yield (%)	Limits (%)	RPD (%)
AASPKSMP	Spiked sample	Lab # 26	03240135	UGL		(0-0)	
LCS1	Silver, Total, ICAP/MS	50	50.2	UGL	100.4	(85-115)	
LCS2	Silver, Total, ICAP/MS	50	50.3	UGL	100.6	(85-115)	
MBLK	Silver, Total, ICAP/MS	ND	<0.50	UGL			
MRL_CHK	Silver, Total, ICAP/MS	0.500	0.537	UGL	107.4	(50-150)	
MS	Silver, Total, ICAP/MS	50	47.9	UGL	95.8	(70-130)	
MSD	Silver, Total, ICAP/MS	50	44.6	UGL	89.2	(70-130)	
RPD_LCS	Silver, Total, ICAP/MS	100.400	100.600	UGL	0.2	(0-20)	
RPD_MS	Silver, Total, ICAP/MS	95.800	89.200	UGL	7.1	(0-20)	

QC Ref #312207 Aluminum, Total, ICAP/MS

QC	Analyte	Spiked	Recovered	Units	Yield (%)	Limits (%)	RPD (%)
AASPKSMP	Spiked sample	Lab # 26	03240135	UGL		(0-0)	
LCS1	Aluminum, Total, ICAP/MS	200	187	UGL	93.5	(85-115)	
LCS2	Aluminum, Total, ICAP/MS	200	187	UGL	93.5	(85-115)	
MBLK	Aluminum, Total, ICAP/MS	ND	<25	UGL			
MRL_CHK	Aluminum, Total, ICAP/MS	25.000	24.1	UGL	96.4	(50-150)	
MS	Aluminum, Total, ICAP/MS	200	199	UGL	99.5	(70-130)	
MSD	Aluminum, Total, ICAP/MS	200	198	UGL	99.0	(70-130)	
RPD_LCS	Aluminum, Total, ICAP/MS	93.500	93.500	UGL	0.0	(0-20)	
RPD_MS	Aluminum, Total, ICAP/MS	99.500	99.000	UGL	0.5	(0-20)	

QC Ref #312208 Chromium, Total, ICAP/MS

QC	Analyte	Spiked	Recovered	Units	Yield (%)	Limits (%)	RPD (%)
AASPKSMP	Spiked sample	Lab # 26	03250135	UGL		(0-0)	
LCS1	Chromium, Total, ICAP/MS	100	94	UGL	94.0	(85-115)	
LCS2	Chromium, Total, ICAP/MS	100	94	UGL	94.0	(85-115)	

Spikes which exceed Limits and Method Blanks with positive results are highlighted by Underlining.
Criteria for MS and DUP are advisory only, batch control is based on LCS. Criteria for duplicates are advisory only, unless otherwise specified in the method.



MWH Laboratories
A Division of MWH Americas, Inc.

750 Royal Oaks Drive, Suite 100
Monrovia, California 91016-3629
Tel: 626 386 1100
Fax: 626 386 1101
1 800 566 LABS (1 800 566 5227)

Laboratory
QC Report
#169405

ENSR
(continued)

MBLK	Chromium, Total, ICAP/MS	ND	<1.0	UGL		
MRL_CHK	Chromium, Total, ICAP/MS	1.000	1.3	UGL	130.0	(50-150)
MS	Chromium, Total, ICAP/MS	100	82	UGL	82.0	(70-130)
MSD	Chromium, Total, ICAP/MS	100	83	UGL	83.0	(70-130)
RPD_LCS	Chromium, Total, ICAP/MS	94.000	94.000	UGL	0.0	(0-20)
RPD_MS	Chromium, Total, ICAP/MS	82.000	83.000	UGL	1.2	(0-20)

QC Ref #312226 Manganese, Total, ICAP/MS

QC	Analyte	Spiked	Recovered	Units	Yield (%)	Limits (%)	RPD (%)
AASPKSMP	Spiked sample	Lab # 26	03240135	UGL		(0-0)	
LCS1	Manganese, Total, ICAP/MS	50	48.3	UGL	96.6	(85-115)	
LCS2	Manganese, Total, ICAP/MS	50	48.9	UGL	97.8	(85-115)	
MBLK	Manganese, Total, ICAP/MS	ND	<2.0	UGL			
MRL_CHK	Manganese, Total, ICAP/MS	2.000	2.03	UGL	101.5	(50-150)	
MS	Manganese, Total, ICAP/MS	50	44.8	UGL	89.6	(70-130)	
MSD	Manganese, Total, ICAP/MS	50	42.4	UGL	84.8	(70-130)	
RPD_LCS	Manganese, Total, ICAP/MS	96.600	97.800	UGL	1.2	(0-20)	
RPD_MS	Manganese, Total, ICAP/MS	89.600	84.800	UGL	5.5	(0-20)	

QC Ref #312228 Nickel, Total, ICAP/MS

QC	Analyte	Spiked	Recovered	Units	Yield (%)	Limits (%)	RPD (%)
AASPKSMP	Spiked sample	Lab # 26	03240135	UGL		(0-0)	
LCS1	Nickel, Total, ICAP/MS	50	47.4	UGL	94.8	(85-115)	
LCS2	Nickel, Total, ICAP/MS	50	47.8	UGL	95.6	(85-115)	
MBLK	Nickel, Total, ICAP/MS	ND	<5.0	UGL			
MRL_CHK	Nickel, Total, ICAP/MS	5.000	5.09	UGL	101.8	(50-150)	
MS	Nickel, Total, ICAP/MS	50	40.0	UGL	80.0	(70-130)	
MSD	Nickel, Total, ICAP/MS	50	41.3	UGL	82.6	(70-130)	
RPD_LCS	Nickel, Total, ICAP/MS	94.800	95.600	UGL	0.8	(0-20)	
RPD_MS	Nickel, Total, ICAP/MS	80.000	82.600	UGL	3.2	(0-20)	

Spikes which exceed Limits and Method Blanks with positive results are highlighted by Underlining.
Criteria for MS and DUP are advisory only, batch control is based on LCS. Criteria for duplicates
are advisory only, unless otherwise specified in the method.



MWH Laboratories
A Division of MWH Americas, Inc.

750 Royal Oaks Drive, Suite 100
Monrovia, California 91016-3829
Tel: 626 386 1100
Fax: 626 386 1101
1 800 566 LABS (1 800 566 5227)

Laboratory
QC Report
#169405

ENSR
(continued)

QC Ref #312229 Copper, Total, ICAP/MS

QC	Analyte	Spiked	Recovered	Units	Yield (%)	Limits (%)	RPD (%)
AASPKSMP	Spiked sample	Lab # 26	03240135	UGL		(0-0)	
LCS1	Copper, Total, ICAP/MS	100	94	UGL	94.0	(85-115)	
LCS2	Copper, Total, ICAP/MS	100	93	UGL	93.0	(85-115)	
MBLK	Copper, Total, ICAP/MS	ND	<2.0	UGL			
MRL_CHK	Copper, Total, ICAP/MS	2.000	2.01	UGL	100.5	(50-150)	
MS	Copper, Total, ICAP/MS	100	85	UGL	85.0	(70-130)	
MSD	Copper, Total, ICAP/MS	100	82	UGL	82.0	(70-130)	
RPD_LCS	Copper, Total, ICAP/MS	94.000	93.000	UGL	1.1	(0-20)	
RPD_MS	Copper, Total, ICAP/MS	85.000	82.000	UGL	3.6	(0-20)	

QC Ref #312230 Zinc, Total, ICAP/MS

QC	Analyte	Spiked	Recovered	Units	Yield (%)	Limits (%)	RPD (%)
AASPKSMP	Spiked sample	Lab # 26	03240135	UGL		(0-0)	
LCS1	Zinc, Total, ICAP/MS	100	96	UGL	96.0	(85-115)	
LCS2	Zinc, Total, ICAP/MS	100	97	UGL	97.0	(85-115)	
MBLK	Zinc, Total, ICAP/MS	ND	<5.0	UGL			
MRL_CHK	Zinc, Total, ICAP/MS	5.000	7.2	UGL	144.0	(50-150)	
MS	Zinc, Total, ICAP/MS	100	94	UGL	94.0	(70-130)	
MSD	Zinc, Total, ICAP/MS	100	90	UGL	90.0	(70-130)	
RPD_LCS	Zinc, Total, ICAP/MS	96.000	97.000	UGL	1.0	(0-20)	
RPD_MS	Zinc, Total, ICAP/MS	94.000	90.000	UGL	4.3	(0-20)	

QC Ref #312232 Selenium, Total, ICAP/MS

QC	Analyte	Spiked	Recovered	Units	Yield (%)	Limits (%)	RPD (%)
AASPKSMP	Spiked sample	Lab # 26	03240135	UGL		(0-0)	
LCS1	Selenium, Total, ICAP/MS	20	19.7	UGL	98.5	(85-115)	
LCS2	Selenium, Total, ICAP/MS	20	19.5	UGL	97.5	(85-115)	

Spikes which exceed Limits and Method Blanks with positive results are highlighted by Underlining.
Criteria for MS and DUP are advisory only, batch control is based on LCS. Criteria for duplicates
are advisory only, unless otherwise specified in the method.



MWH Laboratories

A Division of MWH Americas, Inc.

750 Royal Oaks Drive, Suite 100
Monrovia, California 91016-3629
Tel: 626 386 1100
Fax: 626 386 1101
1 800 566 LABS (1 800 566 5227)

Laboratory
QC Report
#169405

ENSR
(continued)

MBLK	Selenium, Total, ICAP/MS	ND	<5.0	UGL			
MRL_CHK	Selenium, Total, ICAP/MS	5.000	5.00	UGL	100.0	(50-150)	
MS	Selenium, Total, ICAP/MS	20	22.6	UGL	113.0	(70-130)	
MSD	Selenium, Total, ICAP/MS	20	22.8	UGL	114.0	(70-130)	
RPD_LCS	Selenium, Total, ICAP/MS	98.500	97.500	UGL	1.0	(0-20)	
RPD_MS	Selenium, Total, ICAP/MS	113.000	114.000	UGL	0.9	(0-20)	

QC Ref #312233 Molybdenum, Total, ICAP/MS

QC	Analyte	Spiked	Recovered	Units	Yield (%)	Limits (%)	RPD (%)
AASPKSMP	Spiked sample	Lab # 26	03240135	UGL		(0-0)	
LCS1	Molybdenum, Total, ICAP/MS	100	95	UGL	95.0	(85-115)	
LCS2	Molybdenum, Total, ICAP/MS	100	95	UGL	95.0	(85-115)	
MBLK	Molybdenum, Total, ICAP/MS	ND	<2.0	UGL			
MS	Molybdenum, Total, ICAP/MS	100	119	UGL	119.0	(70-130)	
MSD	Molybdenum, Total, ICAP/MS	100	104	UGL	104.0	(70-130)	

QC Ref #312234 Cadmium, Total, ICAP/MS

QC	Analyte	Spiked	Recovered	Units	Yield (%)	Limits (%)	RPD (%)
AASPKSMP	Spiked sample	Lab # 26	03240135	UGL		(0-0)	
LCS1	Cadmium, Total, ICAP/MS	20	20.3	UGL	101.5	(85-115)	
LCS2	Cadmium, Total, ICAP/MS	20	20.4	UGL	102.0	(85-115)	
MBLK	Cadmium, Total, ICAP/MS	ND	<0.50	UGL			
MRL_CHK	Cadmium, Total, ICAP/MS	0.500	0.547	UGL	109.4	(50-150)	
MS	Cadmium, Total, ICAP/MS	20	21.0	UGL	105.0	(70-130)	
MSD	Cadmium, Total, ICAP/MS	20	19.6	UGL	98.0	(70-130)	
RPD_LCS	Cadmium, Total, ICAP/MS	101.500	102.000	UGL	0.5	(0-20)	
RPD_MS	Cadmium, Total, ICAP/MS	105.000	98.000	UGL	6.9	(0-20)	

Spikes which exceed Limits and Method Blanks with positive results are highlighted by Underlining.
Criteria for MS and DUP are advisory only, batch control is based on LCS. Criteria for duplicates
are advisory only, unless otherwise specified in the method.



MWH Laboratories
A Division of MWH Americas, Inc.

750 Royal Oaks Drive, Suite 100
Monrovia, California 91016-3629
Tel: 626 386 1100
Fax: 626 386 1101
1 800 566 LABS (1 800 566 5227)

Laboratory
QC Report
#169405

ENSR
(continued)

QC Ref #312237 Antimony, Total, ICAP/MS

QC	Analyte	Spiked	Recovered	Units	Yield (%)	Limits (%)	RPD (%)
AASPKSMP	Spiked sample	Lab # 26	03240135	UGL		(0-0)	
LCS1	Antimony, Total, ICAP/MS	50	51.5	UGL	103.0	(85-115)	
LCS2	Antimony, Total, ICAP/MS	50	52.0	UGL	104.0	(85-115)	
MBLK	Antimony, Total, ICAP/MS	ND	<1.0	UGL			
MRL_CHK	Antimony, Total, ICAP/MS	1.000	1.16	UGL	116.0	(50-150)	
MS	Antimony, Total, ICAP/MS	50	53.3	UGL	106.6	(70-130)	
MSD	Antimony, Total, ICAP/MS	50	47.5	UGL	95.0	(70-130)	
RPD_LCS	Antimony, Total, ICAP/MS	103.000	104.000	UGL	1.0	(0-20)	
RPD_MS	Antimony, Total, ICAP/MS	106.600	95.000	UGL	11.5	(0-20)	

QC Ref #312241 Barium, Total, ICAP/MS

QC	Analyte	Spiked	Recovered	Units	Yield (%)	Limits (%)	RPD (%)
AASPKSMP	Spiked sample	Lab # 26	03240135	UGL		(0-0)	
LCS1	Barium, Total, ICAP/MS	100	106	UGL	106.0	(85-115)	
LCS2	Barium, Total, ICAP/MS	100	106	UGL	106.0	(85-115)	
MBLK	Barium, Total, ICAP/MS	ND	<2.0	UGL			
MRL_CHK	Barium, Total, ICAP/MS	2.000	2.32	UGL	116.0	(50-150)	
MS	Barium, Total, ICAP/MS	100	106	UGL	106.0	(70-130)	
MSD	Barium, Total, ICAP/MS	100	97	UGL	97.0	(70-130)	
RPD_LCS	Barium, Total, ICAP/MS	106.000	106.000	UGL	0.0	(0-20)	
RPD_MS	Barium, Total, ICAP/MS	106.000	97.000	UGL	8.9	(0-20)	

QC Ref #312243 Thallium, Total, ICAP/MS

QC	Analyte	Spiked	Recovered	Units	Yield (%)	Limits (%)	RPD (%)
AASPKSMP	Spiked sample	Lab # 26	03240135	UGL		(0-0)	
LCS1	Thallium, Total, ICAP/MS	20.0	19.0	UGL	95.0	(85-115)	
LCS2	Thallium, Total, ICAP/MS	20.0	19.2	UGL	96.0	(85-115)	

Spikes which exceed Limits and Method Blanks with positive results are highlighted by Underlining.
Criteria for MS and DUP are advisory only, batch control is based on LCS. Criteria for duplicates are advisory only, unless otherwise specified in the method.



MWH Laboratories
A Division of MWH Americas, Inc.

750 Royal Oaks Drive, Suite 100
Monrovia, California 91016-3629
Tel: 626 386 1100
Fax: 626 386 1101
1 800 566 LABS (1 800 566 5227)

Laboratory
QC Report
#169405

ENSR
(continued)

QC	Analyte	Spiked	Recovered	Units	Yield (%)	Limits (%)	RPD (%)
MBLK	Thallium, Total, ICAP/MS	ND	<1.0	UGL			
MRL_CHK	Thallium, Total, ICAP/MS	1.000	1.03	UGL	103.0	(50-150)	
MS	Thallium, Total, ICAP/MS	20.0	21.5	UGL	107.5	(70-130)	
MSD	Thallium, Total, ICAP/MS	20.0	19.7	UGL	98.5	(70-130)	
RPD_LCS	Thallium, Total, ICAP/MS	95.000	96.000	UGL	1.0	(0-20)	
RPD_MS	Thallium, Total, ICAP/MS	107.500	98.500	UGL	8.7	(0-20)	

QC Ref #312244 Lead, Total, ICAP/MS

QC	Analyte	Spiked	Recovered	Units	Yield (%)	Limits (%)	RPD (%)
AASPKSMP	Spiked sample	Lab # 26	03240135	UGL		(0-0)	
LCS1	Lead, Total, ICAP/MS	20	19.5	UGL	97.5	(85-115)	
LCS2	Lead, Total, ICAP/MS	20	19.5	UGL	97.5	(85-115)	
MBLK	Lead, Total, ICAP/MS	ND	<0.50	UGL			
MRL_CHK	Lead, Total, ICAP/MS	0.500	0.519	UGL	103.8	(50-150)	
MS	Lead, Total, ICAP/MS	20	21.2	UGL	106.0	(70-130)	
MSD	Lead, Total, ICAP/MS	20	19.5	UGL	97.5	(70-130)	
RPD_LCS	Lead, Total, ICAP/MS	97.500	97.500	UGL	0.0	(0-20)	
RPD_MS	Lead, Total, ICAP/MS	106.000	97.500	UGL	8.4	(0-20)	

QC Ref #312248 Arsenic, Total, ICAP/MS

QC	Analyte	Spiked	Recovered	Units	Yield (%)	Limits (%)	RPD (%)
AASPKSMP	Spiked sample	Lab # 26	03240135	UGL		(0-0)	
LCS1	Arsenic, Total, ICAP/MS	20	18.8	UGL	94.0	(85-115)	
LCS2	Arsenic, Total, ICAP/MS	20	19.3	UGL	96.5	(85-115)	
MBLK	Arsenic, Total, ICAP/MS	ND	<1.0	UGL			
MRL_CHK	Arsenic, Total, ICAP/MS	1.000	1.09	UGL	109.0	(50-150)	
MS	Arsenic, Total, ICAP/MS	20	22.2	UGL	111.0	(70-130)	
MSD	Arsenic, Total, ICAP/MS	20	22.0	UGL	110.0	(70-130)	
RPD_LCS	Arsenic, Total, ICAP/MS	94.000	96.500	UGL	2.6	(0-20)	
RPD_MS	Arsenic, Total, ICAP/MS	111.000	110.000	UGL	0.9	(0-20)	

Spikes which exceed Limits and Method Blanks with positive results are highlighted by Underlining.
Criteria for MS and DUP are advisory only, batch control is based on LCS. Criteria for duplicates
are advisory only, unless otherwise specified in the method.



MWH Laboratories
A Division of MWH Americas, Inc.

750 Royal Oaks Drive, Suite 100
Monrovia, California 91016-3629
Tel: 626 386 1100
Fax: 626 386 1101
1 800 566 LABS (1 800 566 5227)

Laboratory
QC Report
#169405

ENSR
(continued)

QC Ref #313123 Tungsten, Total, ICAP/MS

QC	Analyte	Spiked	Recovered	Units	Yield (%)	Limits (%)	RPD (%)
AASPKSMP	Spiked sample	Lab # 26	03240135	UGL		(0-0)	
LCS1	Tungsten, Total, ICAP/MS	20	21.3	UGL	106.5	(85-115)	
LCS2	Tungsten, Total, ICAP/MS	20	22.3	UGL	111.5	(85-115)	
MBLK	Tungsten, Total, ICAP/MS	ND	<2.0	UGL			
MRL_CHK	Tungsten, Total, ICAP/MS	1.000	1.16	UGL	116.0	(50-150)	
MS	Tungsten, Total, ICAP/MS	20	19.7	UGL	98.5	(70-130)	
MSD	Tungsten, Total, ICAP/MS	20	20.4	UGL	102.0	(70-130)	
RPD_LCS	Tungsten, Total, ICAP/MS	106.500	111.500	UGL	4.6	(0-20)	
RPD_MS	Tungsten, Total, ICAP/MS	98.500	102.000	UGL	3.5	(0-20)	

QC Ref #313130 Platinum, Total, ICAP/MS

QC	Analyte	Spiked	Recovered	Units	Yield (%)	Limits (%)	RPD (%)
AASPKSMP	Spiked sample	Lab# 25	03240135	UGL		(0-0)	
LCS1	Platinum, Total, ICAP/MS	20	20.6	UGL	103.0	(85-115)	
LCS2	Platinum, Total, ICAP/MS	20	21.1	UGL	105.5	(85-115)	
MBLK	Platinum, Total, ICAP/MS	ND	<1.0	UGL			
MRL_CHK	Platinum, Total, ICAP/MS	1.000	0.95	UGL	95.0	(50-150)	
MS	Platinum, Total, ICAP/MS	20	19.3	UGL	96.5	(85-115)	
MSD	Platinum, Total, ICAP/MS	20	20.5	UGL	102.5	(85-115)	

QC Ref #313939 Uranium

QC	Analyte	Spiked	Recovered	Units	Yield (%)	Limits (%)	RPD (%)
AASPKSMP	Spiked sample	Lab # 26	03240135	UGL		(0-0)	
LCS1	Uranium	20	19	UGL	95.0	(85-115)	
LCS2	Uranium	20	19.2	UGL	96.0	(85-115)	
MBLK	Uranium	ND	<1.0	UGL			
MS	Uranium	20	19.5	UGL	97.5	(70-130)	

Spikes which exceed Limits and Method Blanks with positive results are highlighted by Underlining.
Criteria for MS and DUP are advisory only, batch control is based on LCS. Criteria for duplicates are advisory only, unless otherwise specified in the method.



MWH Laboratories

A Division of MWH Americas, Inc.

750 Royal Oaks Drive, Suite 100
Monrovia, California 91016-3629
Tel: 626 386 1100
Fax: 626 386 1101
1 800 566 LABS (1 800 566 5227)

Laboratory
QC Report
#169405

ENSR
(continued)

MSD	Uranium	20	19	UGL	95.0	(70-130)
RPD_LCS	Uranium	95.000	96.000	UGL	1.0	(0-20)
RPD_MS	Uranium	97.500	95.000	UGL	2.6	(0-20)

Spikes which exceed Limits and Method Blanks with positive results are highlighted by Underlining.
Criteria for MS and DUP are advisory only, batch control is based on LCS. Criteria for duplicates
are advisory only, unless otherwise specified in the method.

EMAX Laboratories, Inc.

SDG Login Review Sheet

Due Date: 4/7/2006

Date: 3/13/2006

Client Code: ENS0601_
Client: ENSR
Project: Upgradient Investigation, Tronox

Send Report To: Attn: Linda Geddes
Company: MWH
Address: 750 Royal Oaks Dr, Suite 100
Monrovia CA 91016-3629
NA

EMAX PM: Ye

SDG: 06C096

Lwks ID	Control #	Sample ID	Matrix	Coll Date	Time	Date Rcvd	Lwks Method	Analysis
EN41343	C096-01	EB-1	WATER	3/9/2006	14:00	3/10/2006	ALCOHOLW	Methanol & Ethanol
	C096-01	EB-1	WATER	3/9/2006	14:00	3/10/2006	TPHMW	Motor Oil
	C096-01	EB-1	WATER	3/9/2006	14:00	3/10/2006	TPHDROW	Diesel Range Organics
	C096-01	EB-1	WATER	3/9/2006	14:00	3/10/2006	TPHGROW	Gasoline Range Organics
	C096-01	EB-1	WATER	3/9/2006	14:00	3/10/2006	EGL8015W	Ethylene Glycol
	C096-01	EB-1	WATER	3/9/2006	14:00	3/10/2006	VOW	Volatile Organics by GC/MS

METHOD M8015
ALCOHOLS BY GC

```

=====
Client      : ENSR                               Date Collected: 03/09/06
Project    : UPGRADE INVESTIGATION, TRONOX     Date Received: 03/10/06
Batch No.  : 06C096                             Date Extracted: 03/13/06 13:48
Sample ID  : EB-1                               Date Analyzed: 03/13/06 13:48
Lab Samp ID: C096-01                           Dilution Factor: 1
Lab File ID: DC13009A                          Matrix          : WATER
Ext Btch ID: MEC005W                            % Moisture     : NA
Calib. Ref.: DC13004A                          Instrument ID   : GCT043
=====

```

PARAMETERS	RESULTS (mg/L)	RL (mg/L)	MDL (mg/L)
METHANOL	ND	1	.5
ETHANOL	ND	1	.5

METHOD M8015
ALCOHOLS BY GC

```
=====
Client      : ENSR                               Date Collected: NA
Project     : UPGRADE INVESTIGATION, TRONOX    Date Received: 03/13/06
Batch No.   : 06C096                            Date Extracted: 03/13/06 12:01
Sample ID   : MELK1W                            Date Analyzed: 03/13/06 12:01
Lab Samp ID: MEC005WB                          Dilution Factor: 1
Lab File ID: DC13005A                          Matrix          : WATER
Ext Btch ID: MEC005W                            % Moisture      : NA
Calib. Ref.: DC13004A                          Instrument ID   : GCT043
=====
```

PARAMETERS	RESULTS (mg/L)	RL (mg/L)	MDL (mg/L)
METHANOL	ND	1	.5
ETHANOL	ND	1	.5

METHOD 3520C/8015B
TOTAL PETROLEUM HYDROCARBONS BY EXTRACTION

```

=====
Client      : ENSR                               Date Collected: 03/09/06
Project    : UPGRADE INVESTIGATION, TRONOX     Date Received: 03/10/06
Batch No.  : 06C096                             Date Extracted: 03/14/06 15:30
Sample ID  : EB-1                               Date Analyzed: 03/15/06 20:39
Lab Samp ID: C096-01                           Dilution Factor: .94
Lab File ID: TC15014A                          Matrix          : WATER
Ext Btch ID: DSC009W                           % Moisture      : NA
Calib. Ref.: TC15002A                          Instrument ID   : GCT050
=====

```

PARAMETERS	RESULTS (mg/L)	RL (mg/L)	MDL (mg/L)
DRO	ND	.47	.094
ORO	ND	.94	.094

SURROGATE PARAMETERS	% RECOVERY	QC LIMIT
BROMOBENZENE	57	45-154
HEXACOSANE	102	63-165

RL : Reporting Limit
Parameter H-C Range
DRO C10-C28
ORO C28-C38

METHOD 3520C/8015B
TOTAL PETROLEUM HYDROCARBONS BY EXTRACTION

```

=====
Client      : ENSR                               Date Collected: NA
Project    : UPGRADE INVESTIGATION, TRONOX     Date Received: 03/14/06
Batch No.  : 06C096                             Date Extracted: 03/14/06 15:30
Sample ID  : MBLK1W                             Date Analyzed: 03/15/06 14:21
Lab Samp ID: DSC009WB                          Dilution Factor: 1
Lab File ID: TC15005A                          Matrix          : WATER
Ext Btch ID: DSC009W                           % Moisture     : NA
Calib. Ref.: TC15002A                          Instrument ID   : GCT050
=====

```

PARAMETERS	RESULTS (mg/L)	RL (mg/L)	MDL (mg/L)
DRO	ND	.5	.1
ORO	ND	1	.1

SURROGATE PARAMETERS	% RECOVERY	QC LIMIT
BROMOBENZENE	52	50-140
HEXACOSANE	101	70-150

RL : Reporting Limit
Parameter H-C Range
DRO C10-C28
ORO C28-C38

METHOD 5030B/8015B
TOTAL PETROLEUM HYDROCARBONS BY PURGE AND TRAP

```

=====
Client      : ENSR                               Date Collected: 03/09/06
Project    : UPGRADE INVESTIGATION, TRONOX     Date Received: 03/10/06
Batch No.  : 06C096                             Date Extracted: 03/13/06 22:11
Sample ID  : EB-1                               Date Analyzed: 03/13/06 22:11
Lab Samp ID: C096-01                           Dilution Factor: 1
Lab File ID: EC13020A                          Matrix          : WATER
Ext Btch ID: VA39C06                            % Moisture     : NA
Calib. Ref.: EC13012A                          Instrument ID  : GCT039
=====

```

PARAMETERS	RESULTS (mg/L)	RL (mg/L)	MDL (mg/L)
-----	-----	-----	-----
GRO	ND	.1	.02

SURROGATE PARAMETERS	% RECOVERY	QC LIMIT
-----	-----	-----
BROMOFLUOROBENZENE	86	60-140

RL : Reporting Limit
Parameter H-C Range
GRO C6-C10

METHOD 5030B/8015B
TOTAL PETROLEUM HYDROCARBONS BY PURGE AND TRAP

```

=====
Client      : ENSR                               Date Collected: NA
Project    : UPGRADE INVESTIGATION, TRONOX     Date Received: 03/13/06
Batch No.  : 06C096                             Date Extracted: 03/13/06 11:20
Sample ID  : MBLK1W                             Date Analyzed: 03/13/06 11:20
Lab Samp ID: VA39C06B                           Dilution Factor: 1
Lab File ID: EC13003A                           Matrix          : WATER
Ext Btch ID: VA39C06                             % Moisture      : NA
Calib. Ref.: EC13002A                           Instrument ID   : GCT039
=====

```

PARAMETERS	RESULTS (mg/L)	RL (mg/L)	MDL (mg/L)
GRO	ND	.1	.02

SURROGATE PARAMETERS	% RECOVERY	QC LIMIT
BROMOFLUOROBENZENE	83	70-130

RL : Reporting Limit
Parameter H-C Range
GRO C6-C10

SW 5030B/8260B
VOLATILE ORGANICS BY GC/MS

```

=====
Client      : ENSR                               Date Collected: 03/09/06
Project     : UPGRADE INVESTIGATION, TRONOX    Date Received: 03/10/06
Batch No.   : 06C096                           Date Extracted: 03/16/06 05:15
Sample ID   : EB-1                             Date Analyzed: 03/16/06 05:15
Lab Samp ID: C096-01                          Dilution Factor: 1
Lab File ID: RCB254                           Matrix          : WATER
Ext Btch ID: V003C20                          % Moisture     : NA
Calib. Ref.: RBE058                           Instrument ID   : T-003
=====

```

PARAMETERS	RESULTS (ug/L)	RL (ug/L)	MDL (ug/L)
1,1,1,2-TETRACHLOROETHANE	ND	5	1
1,1,1-TRICHLOROETHANE	ND	5	1
1,1,2,2-TETRACHLOROETHANE	ND	5	1
1,1,2-TRICHLOROETHANE	ND	5	1
1,1-DICHLOROETHANE	ND	5	1
1,1-DICHLOROETHENE	ND	5	1
1,1-DICHLOROPROPENE	ND	5	1
1,2,3-TRICHLOROBENZENE	ND	5	1
1,2,3-TRICHLOROPROPANE	ND	5	1
1,2,4-TRICHLOROBENZENE	ND	5	1
1,2,4-TRIMETHYLBENZENE	ND	5	1
1,2-DIBROMO-3-CHLOROPROPANE	ND	5	1
1,2-DICHLOROBENZENE	ND	5	1
1,2-DICHLOROETHANE	ND	5	1
1,2-DICHLOROPROPANE	ND	5	1
1,2-DIBROMOETHANE	ND	5	1
1,3,5-TRIMETHYLBENZENE	ND	5	1
1,3-DICHLOROBENZENE	ND	5	1
1,3-DICHLOROPROPANE	ND	5	1
1,4-DICHLOROBENZENE	ND	5	1
1-CHLOROHEXANE	ND	5	1
2,2-DICHLOROPROPANE	ND	5	1
2-CHLOROTOLUENE	ND	5	1
4-CHLOROTOLUENE	ND	5	1
BENZENE	ND	5	1
BROMOBENZENE	ND	5	1
BROMOCHLOROMETHANE	ND	5	1
BROMODICHLOROMETHANE	ND	5	1
BROMOFORM	ND	5	1
BROMOMETHANE	ND	10	1
CARBON TETRACHLORIDE	ND	5	1
CHLOROBENZENE	ND	5	1
CHLOROETHANE	ND	5	1
CHLOROFORM	ND	5	1
CHLOROMETHANE	ND	5	1
CIS-1,2-DICHLOROETHENE	ND	5	1
CIS-1,3-DICHLOROPROPENE	ND	5	1
DIBROMOCHLOROMETHANE	ND	5	1
DIBROMOMETHANE	ND	5	1
DICHLORODIFLUOROMETHANE	ND	5	1
ETHYLBENZENE	ND	5	1
HEXACHLOROBUTADIENE	ND	10	1
ISOPROPYL BENZENE	ND	5	1
XYLENES	ND	10	2
METHYLENE CHLORIDE	ND	10	1
N-BUTYLBENZENE	ND	5	1
N-PROPYLBENZENE	ND	5	1
NAPHTHALENE	ND	5	1
P-ISOPROPYLTOLUENE	ND	5	1
SEC-BUTYLBENZENE	ND	5	1
STYRENE	ND	5	1
TERT-BUTYLBENZENE	ND	5	1
TETRACHLOROETHYLENE	ND	5	1
TOLUENE	ND	5	1
TRANS-1,2-DICHLOROETHENE	ND	5	1
TRANS-1,3-DICHLOROPROPENE	ND	5	1
TRICHLOROETHENE	ND	5	1
TRICHLOROFLUOROMETHANE	ND	5	1
VINYL CHLORIDE	ND	5	1
ACETONE	6.3J	10	5
2-BUTANONE	ND	10	5
MTEE	ND	5	1
4-METHYL-2-PENTANONE	ND	10	5
DIPE	ND	5	1
ETBE	ND	5	1
TAME	ND	5	1
TERT-BUTANOL	ND	50	10
2-HEXANONE	ND	10	5

SURROGATE PARAMETERS	% RECOVERY	QC LIMIT
1,2-DICHLOROETHANE-D4	106	70-140
4-BROMOFLUOROBENZENE	105	70-130
TOLUENE-D8	99	70-140

SW 5030B/8260B
VOLATILE ORGANICS BY GC/MS

```

=====
Client       : ENSR                               Date Collected: NA
Project      : UPGRADE INVESTIGATION, TRONOX    Date Received: 03/16/06
Batch No.    : 06C096                            Date Extracted: 03/16/06 03:23
Sample ID    : MBLK1W                             Date Analyzed: 03/16/06 03:23
Lab Samp ID  : V003C20B                          Dilution Factor: 1
Lab File ID  : RCB251                             Matrix          : WATER
Ext Btch ID  : V003C20                           % Moisture      : NA
Calib. Ref.  : RBB058                            Instrument ID   : T-003
=====

```

PARAMETERS	RESULTS (ug/L)	RL (ug/L)	MDL (ug/L)
1,1,1,2-TETRACHLOROETHANE	ND	5	1
1,1,1-TRICHLOROETHANE	ND	5	1
1,1,2,2-TETRACHLOROETHANE	ND	5	1
1,1,2-TRICHLOROETHANE	ND	5	1
1,1-DICHLOROETHANE	ND	5	1
1,1-DICHLOROETHENE	ND	5	1
1,1-DICHLOROPROPENE	ND	5	1
1,2,3-TRICHLOROBENZENE	ND	5	1
1,2,3-TRICHLOROPROPANE	ND	5	1
1,2,4-TRICHLOROBENZENE	ND	5	1
1,2,4-TRIMETHYLBENZENE	ND	5	1
1,2-DIBROMO-3-CHLOROPROPANE	ND	5	1
1,2-DICHLOROBENZENE	ND	5	1
1,2-DICHLOROETHANE	ND	5	1
1,2-DICHLOROPROPANE	ND	5	1
1,2-DIBROMOETHANE	ND	5	1
1,3,5-TRIMETHYLBENZENE	ND	5	1
1,3-DICHLOROBENZENE	ND	5	1
1,3-DICHLOROPROPANE	ND	5	1
1,4-DICHLOROBENZENE	ND	5	1
1-CHLOROHEXANE	ND	5	1
2,2-DICHLOROPROPANE	ND	5	1
2-CHLOROTOLUENE	ND	5	1
4-CHLOROTOLUENE	ND	5	1
BENZENE	ND	5	1
BROMOBENZENE	ND	5	1
BROMOCHLOROMETHANE	ND	5	1
BROMODICHLOROMETHANE	ND	5	1
BROMOFORM	ND	5	1
BROMOMETHANE	ND	10	1
CARBON TETRACHLORIDE	ND	5	1
CHLOROBENZENE	ND	5	1
CHLOROETHANE	ND	5	1
CHLOROFORM	ND	5	1
CHLOROMETHANE	ND	5	1
CIS-1,2-DICHLOROETHENE	ND	5	1
CIS-1,3-DICHLOROPROPENE	ND	5	1
DIBROMOCHLOROMETHANE	ND	5	1
DIBROMOMETHANE	ND	5	1
DICHLORODIFLUOROMETHANE	ND	5	1
ETHYLBENZENE	ND	5	1
HEXACHLOROBUTADIENE	ND	10	1
ISOPROPYL BENZENE	ND	5	1
XYLENES	ND	10	2
METHYLENE CHLORIDE	ND	10	1
N-BUTYLBENZENE	ND	5	1
N-PROPYLBENZENE	ND	5	1
NAPHTHALENE	ND	5	1
P-ISOPROPYLTOLUENE	ND	5	1
SEC-BUTYLBENZENE	ND	5	1
STYRENE	ND	5	1
TERT-BUTYLBENZENE	ND	5	1
TETRACHLOROETHYLENE	ND	5	1
TOLUENE	ND	5	1
TRANS-1,2-DICHLOROETHENE	ND	5	1
TRANS-1,3-DICHLOROPROPENE	ND	5	1
TRICHLOROETHENE	ND	5	1
TRICHLOROFLUOROMETHANE	ND	5	1
VINYL CHLORIDE	ND	5	1
ACETONE	ND	10	5
2-BUTANONE	ND	10	5
MTBE	ND	5	1
4-METHYL-2-PENTANONE	ND	10	5
DIFE	ND	5	1
ETBE	ND	5	1
TAME	ND	5	1
TERT-BUTANOL	ND	50	10
2-HEXANONE	ND	10	5

SURROGATE PARAMETERS	% RECOVERY	QC LIMIT
1,2-DICHLOROETHANE-D4	104	70-140
4-BROMOFLUOROBENZENE	100	70-130
TOLUENE-D8	107	70-130

METHOD M0015
ETHYLENE GLYCOL

=====
Client : ENSR Date Collected: 03/09/06
Project : UPGRADE INVESTIGATION, TRONOX Date Received: 03/10/06
Batch No. : 06C096 Date Extracted: 03/14/06 17:49
Sample ID: EB-1 Date Analyzed: 03/14/06 17:49
Lab Samp ID: C096-01 Dilution Factor: 1
Lab File ID: BC14032A Matrix : WATER
Ext Btch ID: EGC001W % Moisture : NA
Calib. Ref.: BC14030A Instrument ID : GCT072
=====

PARAMETERS	RESULTS	RL	MDL
-----	(mg/L)	(mg/L)	(mg/L)
-----	-----	-----	-----
ETHYLENE GLYCOL	ND	10	5

METHOD M8015
ETHYLENE GLYCOL

=====
Client : ENSR Date Collected: NA
Project : UPGRADE INVESTIGATION, TRONOX Date Received: 03/14/06
Batch No. : 06C096 Date Extracted: 03/14/06 14:55
Sample ID: MBLK1W Date Analyzed: 03/14/06 14:55
Lab Samp ID: EGCC01WB Dilution Factor: 1
Lab File ID: BC14020A Matrix : WATER
Ext Btch ID: EGCC01W % Moisture : NA
Calib. Ref.: BC14014A Instrument ID : GCT072
=====

PARAMETERS	RESULTS	RL	MDL
-----	(mg/L)	(mg/L)	(mg/L)
-----	-----	-----	-----
ETHYLENE GLYCOL	ND	10	5

CASE NARRATIVE
for
MWH LABORATORIES
MWH PROJECT: 99-22168/169405
TRONOX HENDERSON SITE
SDG: 158277

April 27, 2006

Laboratory Identification:

General Engineering Laboratories, LLC
2040 Savage Road
Charleston, South Carolina 29407
(843) 556-8171

Summary

Sample receipt The sample arrived at General Engineering Laboratories, LLC, Charleston, South Carolina on March 16, 2006 for analysis. Shipping container temperature was checked, documented, and within specifications. The chain of custody was not signed as relinquished by the sampler. The client was notified. Please refer to the enclosed e-mail. All sample containers arrived without any visible signs of tampering or breakage. There are no additional comments concerning sample receipt.

Sample Identification The laboratory received the following sample:

<u>Laboratory ID</u>	<u>Client ID</u>
158277001	2603100260 EB-1

Case Narrative

Sample analyses were conducted using methodology as outlined in General Engineering Laboratories (GEL) Standard Operating Procedures. Any technical or administrative problems during analysis, data review, and reduction are contained in the analytical case narratives in the enclosed data package.

Data Package

The enclosed data package contains the following sections: Case Narrative, Chain of Custody, Cooler Receipt Checklist, Data Package Qualifier Definitions and data from the following fractions: Radiochemistry.

This data package, to the best of my knowledge, is in compliance with technical and administrative requirements.



Edith Kent

Project Manager

Chain of Custody and Supporting Documentation



MWH Laboratories
 A Division of MWH Americas, Inc.
 750 Royal Oaks Drive Suite 100
 Monrovia, CA 91016-3629
 Ph (626) 386-1100 Fax (626) 386-1095

Ship To **Edie Kent**

General Engineering Laboratories, LLC

1040 Savage Road

Charleston, SC 29414

343) 556-8171 X4433 Fax (843) 766-1178

MWH Project # Report Due: Sub PO#

169405 03/29/06 99-22168

JDL

Use MWH Lab # for ID

Client Sample ID for reference only

Date 03/14/06 Submittal Form & Purchase Order 99-22168

*REPORTING REQUIREMENTS: Do Not Combine Report with any other samples submitted under different MWH project numbers! Report & Invoice must have the MWH Project Number 169405 and Job # 99-22168 Find Out

Report all quality control data according to Method. Include dates analyzed, date extracted (if extracted) and Method reference on the report. Results must have Complete data & QC with Approval Signature. See reverse side for List of Terms and Conditions

Reports: Julie Lee Sub-contracting Administrator
 EMAIL TO: Julie.Lee@mwhglobal.com
 MWH Laboratories 750 Royal Oaks Dr. Ste. 100, Monrovia, CA 91016
 Phone (626) 386-1136 Fax (626) 386-1095
 Invoices to: MWH LABORATORIES
 Accounts Payable PO BOX 6610, Broomfield, CO 80021

Provide in each Report the Specified State Certification # & Exp Date for requested tests + matrix

CA ELAP OK

Container

Sample Date & Time Matrix

03/09/06 14:00 grrd 5 1L poly bottles

RADIUM 226

RADIUM 228

LEAD 210

LEAD212


THORIUM (ISOTOPIC)

URANIUM (ISOTOPIC)

URANIUM (TOTAL)

Relinquished by: Sample Control Date 03/14/06 Time 1:44 PM MUST HAVE NOTIFICATION IF TEMP IS GREATER THAN 6 OR LESS THAN 2 CELSIUS Page 1

Received by: C. Davis Date 2/14/06 Time 09:05 An Acknowledgement of Receipt is requested to attn: Julie Lee



SAMPLE RECEIPT & REVIEW FORM

PM use only

Client: <u>MWH Labs.</u>	SDG/ARCOC/Work Order: <u>169405</u>
Date Received: <u>3/16/06</u>	PM(A) Review (ensure non-conforming items are resolved prior to signing): <u>EP</u>
Received By: <u>C. Pericoto</u>	

Sample Receipt Criteria	Yes	NA	No	Comments/Qualifiers (Required for Non-Conforming Items)
1 Shipping containers received intact and sealed?	✓			Circle Applicable: seals broken damaged container leaking container other (describe)
2 Samples requiring cold preservation within (4 +/- 2 C)? Record preservation method.	✓			Circle Coolant # ice bags <u>blue ice</u> dry ice none other describe) <u>4°C</u>
3 Chain of custody documents included with shipment?	✓			
4 Sample containers intact and sealed?	✓			Circle Applicable: seals broken damaged container leaking container other (describe)
5 Samples requiring chemical preservation at proper pH?	✓			Sample ID's, containers affected and observed pH:
6 VOA vials free of headspace (defined as < 6mm bubble)?		✓		Sample ID's and containers affected:
7 Are Encore containers present? (If yes, immediately deliver to VOA laboratory)			✓	
8 Samples received within holding time?	✓			Id's and tests affected:
9 Sample ID's on COC match ID's on bottles?	✓			Sample ID's and containers affected:
10 Date & time on COC match date & time on bottles?	✓			Sample ID's affected:
11 Number of containers received match number indicated on COC?			✓	Sample ID's affected: <u>RECEIVED</u> <u>M121-0.5 = 2.250 mL g jars # M121-80</u> <u>M121-5 = 2.250 mL g jars # M121-5D = 2</u>
12 COC form is properly signed in relinquished/received sections?	✓			

① 1.250 mL
1. meaty Pipe
g/jai

14 Air Bill, Tracking #'s, & Additional Comments	<u>Fed Ex TRK #</u> <u>6912 3665 2641</u> <u>6912 3665 2560</u>
--	---

Suspected Hazard Information	Non-Regulated	Regulated	High Level	RSO RAD Receipt # _____ *If > x2 area background is observed on samples identified as "non-regulated/non-radioactive", contact the Radiation Safety group for further investigation.
A Radiological Classification?	✓			Maximum Counts Observed*: <u>30 CPM</u>
B PCB Regulated?	✓			Comments:
C Shipped as DOT Hazardous Material? If yes, contact Waste Manager or ESH Manager.	✓			Hazard Class Shipped: UN#:

PM (or PMA) review of Hazard classification: EP Initials 3/16/06 Date:

Subject: Chains Received Today
From: Edie Kent <emk@gel.com>
Date: Thu, 16 Mar 2006 18:49:49 -0500
To: Linda.Geddes@mwhglobal.com
CC: benjamin Jenkins <ben01079@gel.com>

Linda:

Just for your information, there are no relinquished by signatures on any of the chains received today.

Edie

--

Edith M. Kent
Project Manager
General Engineering Laboratories, LLC
2040 Savage Road
PO Box 30712
Charleston, SC 29407
Phone: 843-556-8171, ext. 4453
Fax: 843-766-1178
e-mail: emk@gel.com
web-site: www.gel.com

RADIOLOGICAL ANALYSIS

**Radiochemistry Case Narrative
MWH Laboratories (MWHL)
Work Order 158277**

Method/Analysis Information

Product: Alphaspec Th, Liquid
Analytical Method: DOE EML HASL-300, Th-01-RC Modified
Analytical Batch Number: 520798

Sample ID	Client ID
158277001	2603100260 EB-1
1201071140	Method Blank (MB)
1201071141	159242003(2603240135 M-121) Sample Duplicate (DUP)
1201071142	159242003(2603240135 M-121) Matrix Spike (MS)
1201071143	Laboratory Control Sample (LCS)

SOP Reference

Procedure for preparation, analysis and reporting of analytical data are controlled by General Engineering Laboratories, LLC as Standard Operating Procedure (SOP). The data discussed in this narrative has been analyzed in accordance with GL-RAD-A-038 REV# 9.

Calibration Information:

Calibration Information

All initial and continuing calibration requirements have been met.

Standards Information

Standard solution(s) for these analyses are NIST traceable and used before the expiration date(s).

Sample Geometry

All counting sources were prepared in the same geometry as the calibration standards.

Quality Control (QC) Information:

Blank Information

The blank volume is representative of the sample volume in this batch.

Designated QC

The following sample was used for QC: 159242003 (2603240135 M-121).

QC Information

All of the QC samples met the required acceptance limits.

Technical Information:

Holding Time

All sample procedures for this sample set were performed within the required holding time.

Preparation Information

All preparation criteria have been met for these analyses.

Sample Re-prep/Re-analysis

None of the samples in this sample set required reprep or reanalysis.

Miscellaneous Information:

NCR Documentation

Nonconformance reports are generated to document any procedural anomalies that may deviate from referenced SOP or contractual documents. A nonconformance report (NCR) was not generated for this SDG.

Manual Integration

No manual integrations were performed on data in this batch.

Qualifier information

Manual qualifiers were not required.

Method/Analysis Information

Product: Alphaspec U, Liquid
Analytical Method: DOE EML HASL-300, U-02-RC Modified
Analytical Batch Number: 520799

Sample ID	Client ID
158277001	2603100260 EB-1
1201071144	Method Blank (MB)
1201071145	159242003(2603240135 M-121) Sample Duplicate (DUP)
1201071146	159242003(2603240135 M-121) Matrix Spike (MS)
1201071147	Laboratory Control Sample (LCS)

SOP Reference

Procedure for preparation, analysis and reporting of analytical data are controlled by General Engineering Laboratories, LLC as Standard Operating Procedure (SOP). The data discussed in this narrative has been analyzed in accordance with GL-RAD-A-011 REV# 14.

Calibration Information:

Calibration Information

All initial and continuing calibration requirements have been met.

Standards Information

Standard solution(s) for these analyses are NIST traceable and used before the expiration date(s).

Sample Geometry

All counting sources were prepared in the same geometry as the calibration standards.

Quality Control (QC) Information:

Blank Information

The blank volume is representative of the sample volume in this batch.

Designated QC

The following sample was used for QC: 159242003 (2603240135 M-121).

QC Information

All of the QC samples met the required acceptance limits.

Technical Information:

Holding Time

All sample procedures for this sample set were performed within the required holding time.

Preparation Information

All preparation criteria have been met for these analyses.

Sample Re-prep/Re-analysis

Sample 1201071145 (2603240135 M-121) was recounted due to poor resolution.

Miscellaneous Information:

NCR Documentation

Nonconformance reports are generated to document any procedural anomalies that may deviate from referenced SOP or contractual documents. A nonconformance report (NCR) was not generated for this SDG.

Manual Integration

No manual integrations were performed on data in this batch.

Qualifier information

Manual qualifiers were not required.

Method/Analysis Information

Product: Gamma, (Pb-212)
Analytical Method: EPA 901.1
Analytical Batch Number: 519510

Sample ID	Client ID
158277001	2603100260 EB-1
1201068236	Method Blank (MB)
1201068237	159247001(2603230069 M-120) Sample Duplicate (DUP)
1201068238	Laboratory Control Sample (LCS)

SOP Reference

Procedure for preparation, analysis and reporting of analytical data are controlled by General Engineering Laboratories, LLC as Standard Operating Procedure (SOP). The data discussed in this narrative has been analyzed in accordance with GL-RAD-A-013 REV# 10.

Calibration Information:

Calibration Information

All initial and continuing calibration requirements have been met.

Standards Information

Standard solution(s) for these analyses are NIST traceable and used before the expiration date(s).

Sample Geometry

All counting sources were prepared in the same geometry as the calibration standards.

Quality Control (QC) Information:

Blank Information

The blank volume is representative of the sample volume in this batch.

Designated QC

The following sample was used for QC: 159247001 (2603230069 M-120).

QC Information

All of the QC samples met the required acceptance limits.

Technical Information:

Holding Time

All sample procedures for this sample set were performed within the required holding time.

Preparation Information

All preparation criteria have been met for these analyses.

Sample Re-prep/Re-analysis

None of the samples in this sample set required reprep or reanalysis.

Miscellaneous Information:

NCR Documentation

Nonconformance reports are generated to document any procedural anomalies that may deviate from referenced SOP or contractual documents. A nonconformance report (NCR) was not generated for this SDG.

Qualifier information

Qualifier	Reason	Analyte	Sample
UI	Data rejected due to low abundance.	Lead-212	1201068236

Method/Analysis Information

Product: GFPC, Pb210, Liquid

Analytical Method: DOE RP280 Modified

Analytical Batch Number: 520607

Sample ID	Client ID
158277001	2603100260 EB-1
1201070733	Method Blank (MB)
1201070734	159242003(2603240135 M-121) Sample Duplicate (DUP)
1201070735	159242003(2603240135 M-121) Matrix Spike (MS)
1201070736	Laboratory Control Sample (LCS)

SOP Reference

Procedure for preparation, analysis and reporting of analytical data are controlled by General Engineering Laboratories, LLC as Standard Operating Procedure (SOP). The data discussed in this narrative has been analyzed in accordance with GL-RAD-A-018 REV# 5.

Calibration Information:

Calibration Information

All initial and continuing calibration requirements have been met.

Standards Information

Standard solution(s) for these analyses are NIST traceable and used before the expiration date(s).

Sample Geometry

All counting sources were prepared in the same geometry as the calibration standards.

Quality Control (QC) Information:

Blank Information

The blank volume is representative of the sample volume in this batch.

Designated QC

The following sample was used for QC: 159242003 (2603240135 M-121).

QC Information

All of the QC samples met the required acceptance limits.

Technical Information:

Holding Time

All sample procedures for this sample set were performed within the required holding time.

Preparation Information

All preparation criteria have been met for these analyses.

Sample Re-prep/Re-analysis

None of the samples in this sample set required reprep or reanalysis.

Chemical Recoveries

All chemical recoveries meet the required acceptance limits for this sample set.

Miscellaneous Information:

NCR Documentation

Nonconformance reports are generated to document any procedural anomalies that may deviate from referenced SOP or contractual documents. A nonconformance report (NCR) was not generated for this SDG.

Qualifier information

Manual qualifiers were not required.

Method/Analysis Information

Product: GFPC, Ra228, Liquid

Analytical Method: EPA 904.0 Modified

Analytical Batch Number: 515325

Sample ID	Client ID
158277001	2603100260 EB-1
1201058924	Method Blank (MB)
1201058925	158272001(2603140436 TR-10A) Sample Duplicate (DUP)
1201058926	158272001(2603140436 TR-10A) Matrix Spike (MS)

SOP Reference

Procedure for preparation, analysis and reporting of analytical data are controlled by General Engineering Laboratories, LLC as Standard Operating Procedure (SOP). The data discussed in this narrative has been analyzed in accordance with GL-RAD-A-009 REV# 12.

Calibration Information:

Calibration Information

All initial and continuing calibration requirements have been met.

Standards Information

Standard solution(s) for these analyses are NIST traceable and used before the expiration date(s).

Sample Geometry

All counting sources were prepared in the same geometry as the calibration standards.

Quality Control (QC) Information:

Blank Information

The blank volume is representative of the sample volume in this batch.

Designated QC

The following sample was used for QC: 158272001 (2603140436 TR-10A).

QC Information

All of the QC samples met the required acceptance limits.

Technical Information:

Holding Time

All sample procedures for this sample set were performed within the required holding time.

Preparation Information

All preparation criteria have been met for these analyses.

Sample Re-prep/Re-analysis

The batch was re-eluted and recounted due to a low matrix spike recovery.

Chemical Recoveries

All chemical recoveries meet the required acceptance limits for this sample set.

Miscellaneous Information:

NCR Documentation

Nonconformance reports are generated to document any procedural anomalies that may deviate from referenced SOP or contractual documents. A nonconformance report (NCR) was not generated for this SDG.

Qualifier information

Manual qualifiers were not required.

Method/Analysis Information

Product: Lucas Cell, Ra226, liquid
Analytical Method: EPA 903.1 Modified
Analytical Batch Number: 517605

Sample ID	Client ID
158277001	2603100260 EB-1
1201063978	Method Blank (MB)
1201063981	Laboratory Control Sample (LCS)
1201063982	159242003(2603240135 M-121) Sample Duplicate (DUP)
1201063983	159242003(2603240135 M-121) Matrix Spike (MS)

SOP Reference

Procedure for preparation, analysis and reporting of analytical data are controlled by General Engineering Laboratories, LLC as Standard Operating Procedure (SOP). The data discussed in this narrative has been analyzed in accordance with GL-RAD-A-008 REV# 9.

Calibration Information:

Calibration Information

All initial and continuing calibration requirements have been met.

Standards Information

Standard solution(s) for these analyses are NIST traceable and used before the expiration date(s).

Sample Geometry

All counting sources were prepared in the same geometry as the calibration standards.

Quality Control (QC) Information:

Blank Information

The blank volume is representative of the sample volume in this batch.

Designated QC

The following sample was used for QC: 159242003 (2603240135 M-121).

QC Information

All of the QC samples met the required acceptance limits.

Technical Information:

Holding Time

All sample procedures for this sample set were performed within the required holding time.

Preparation Information

All preparation criteria have been met for these analyses.

Sample Re-prep/Re-analysis

Sample 1201063978 (MB) was recounted due to a suspected blank false positive.

Miscellaneous Information:

NCR Documentation

Nonconformance reports are generated to document any procedural anomalies that may deviate from referenced SOP or contractual documents. A nonconformance report (NCR) was not generated for this

SDG.

Qualifier information

Manual qualifiers were not required.

Method/Analysis Information

Product: KPA, Total U, Liquid
Analytical Method: ASTM D 5174
Analytical Batch Number: 523680

Sample ID	Client ID
158277001	2603100260 EB-1
1201077880	Method Blank (MB)
1201077881	159242003(2603240135 M-121) Sample Duplicate (DUP)
1201077882	159242003(2603240135 M-121) Matrix Spike (MS)
1201077883	Laboratory Control Sample (LCS)
1201077884	Laboratory Control Sample Duplicate (LCSD)

SOP Reference

Procedure for preparation, analysis and reporting of analytical data are controlled by General Engineering Laboratories, LLC as Standard Operating Procedure (SOP). The data discussed in this narrative has been analyzed in accordance with GL-RAD-A-023 REV# 11.

Calibration Information:

Calibration Information

All initial and continuing calibration requirements have been met. The calibration for Total Uranium is performed prior to each analysis and is located in the raw data section.

Standards Information

Standard solution(s) for these analyses are NIST traceable and used before the expiration date(s).

Sample Geometry

All counting sources were prepared in the same geometry as the calibration standards.

Quality Control (QC) Information:

Blank Information

The blank volume is representative of the sample volume in this batch.

Designated QC

The following sample was used for QC: 159242003 (2603240135 M-121).

QC Information

All of the QC samples met the required acceptance limits.

Technical Information:

Holding Time

All sample procedures for this sample set were performed within the required holding time.

Preparation Information

All preparation criteria have been met for these analyses.

Sample Re-prep/Re-analysis

Initial result of sample 1201077881 (2603240135 M-121) was greater than RDL. The sample was reanalyzed and verified initial result. The initial result is reported. The initial result of sample 158277001 (2603100260 EB-1) failed R2 and/or lifetime. The sample was treated with a post-spike, reanalyzed, and passed. The initial result is reported.

Miscellaneous Information:

NCR Documentation

Nonconformance reports are generated to document any procedural anomalies that may deviate from referenced SOP or contractual documents. A nonconformance report (NCR) was not generated for this SDG.

Qualifier information

Manual qualifiers were not required.

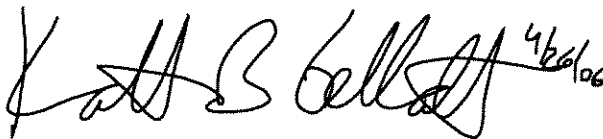
Certification Statement

Where the analytical method has been performed under NELAP certification, the analysis has met all of the requirements of the NELAC standard unless otherwise noted in the analytical case narrative.

Review Validation:

GEL requires all analytical data to be verified by a qualified data validator. In addition, all data designated for CLP or CLP-like packaging will receive a third level validation upon completion of the data package.

The following data validator verified the information presented in this case narrative:



Reviewer/Date: _____

SAMPLE DATA SUMMARY

GENERAL ENGINEERING LABORATORIES, LLC
2040 Savage Road Charleston SC 29407 - (843) 556-8171 - www.gel.com

**Certificate of Analysis Report
for**

MWHL002 MWH Laboratories

Client SDG: 158277 GEL Work Order: 158277

The Qualifiers in this report are defined as follows:

- * Indicates that a quality control analyte recovery is outside of specified acceptance criteria.
- < Result is less than amount reported.
- > Result is greater than amount reported.
- B Target analyte was detected in the sample as well as the associated blank.
- BD Results below the MDC or low tracer recovery.
- D Sample has been diluted and reanalyzed after initially exceeding inst. calibration range
- E Concentration of the target analyte exceeds the instrument calibration range.
- H Analytical holding time exceeded.
- J Indicates an estimated value.
- P The response between the confirmation and the primary columns is >40% Different.
- R Sample results are rejected.
- U Target analyte was analyzed for but not detected above the MDL, MDA, or LOD.
- UI Uncertain identification for gamma spectroscopy.
- X Lab-specific qualifier-please see case narrative, data summary package or contact your project manager for details.
- Y QC Samples were not spiked with this compound.
- Z Paint Filter qualifier: Particulates passed through the filter. No free liquids were observed.
- d The 2:1 depletion requirement was not met for this sample
- h Sample preparation or preservation holding time exceeded.
- ND The analyte concentration is not detected above the reporting limit.

Where the analytical method has been performed under NELAP certification, the analysis has met all of the requirements of the NELAC standard unless qualified on the Certificate of Analysis.

** Indicates the analyte is a surrogate compound.

This data report has been prepared and reviewed in accordance with General Engineering Laboratories, LLC standard operating procedures. Please direct any questions to your Project Manager, Edith Kent.



Reviewed by _____

GENERAL ENGINEERING LABORATORIES, LLC

2040 Savage Road Charleston SC 29407 – (843) 556-8171 – www.gel.com

Certificate of Analysis

Company : MWH Laboratories
 Address : 750 Royal Oaks Drive, Suite 100
 Monrovia, California 91016

Report Date: April 26, 2006

Contact: Ms. Julie Lee
 Project: **Tronox Henderson**

Client Sample ID:	2603100260 EB-1	Project:	MWHL00106
Sample ID:	158277001	Client ID:	MWHL002
Matrix:	Ground Water		
Collect Date:	09-MAR-06 14:00		
Receive Date:	16-MAR-06		
Collector:	Client		

Parameter	Qualifier	Result	Uncertainty	DL	RL	Units	DF	AnalystDate	Time	Batch	Method
Rad Alpha Spec Analysis											
<i>Alphaspec Th, Liquid</i>											
Thorium-228	U	-0.0283	+/-0.105	0.350	2.00	pCi/L		BJB1 04/20/06	0749	520798	1
Thorium-230	U	0.0167	+/-0.0678	0.200	2.00	pCi/L					
Thorium-232	U	0.041	+/-0.0948	0.223	2.00	pCi/L					
<i>Alphaspec U, Liquid</i>											
Uranium-233/234	U	0.219	+/-0.189	0.286	1.00	pCi/L		BJB1 04/20/06	1729	520799	2
Uranium-235/236	U	0.00165	+/-0.0896	0.311	1.00	pCi/L					
Uranium-238	U	-0.072	+/-0.0471	0.328	1.00	pCi/L					
Rad Gamma Spec Analysis											
<i>Gamma, (Pb-212)</i>											
Lead-212	U	1.83	+/-5.32	5.32	10.0	pCi/L		MJH1 04/25/06	1838	519510	3
Rad Gas Flow Proportional Counting											
<i>GFPC, Pb210, Liquid</i>											
Lead-210	U	0.909	+/-0.929	1.83	3.00	pCi/L		BXF1 04/25/06	1102	520607	4
<i>GFPC, Ra228, Liquid</i>											
Radium-228	U	0.629	+/-0.517	1.03	2.00	pCi/L		KSD1 04/10/06	1854	515325	5
Rad Radium-226											
<i>Lucas Cell, Ra226, liquid</i>											
Radium-226	U	0.339	+/-0.326	0.509	2.00	pCi/L		SG 04/11/06	0800	517605	6
Rad Total Uranium											
<i>KPA, Total U, Liquid</i>											
Total Uranium	U	0.161	+/-0.0174	0.430	1.00	ug/L		DRS1 04/26/06	1036	523680	7

The following Analytical Methods were performed

Method	Description	Analyst Comments
1	DOE EML HASL-300, Th-01-RC Modified	
2	DOE EML HASL-300, U-02-RC Modified	
3	EPA 901.1	
4	DOE RP280 Modified	
5	EPA 904.0 Modified	
6	EPA 903.1 Modified	
7	ASTM D 5174	

Surrogate/Tracer recovery	Test	Result	Nominal	Recovery %	Acceptable Limits

GENERAL ENGINEERING LABORATORIES, LLC
 2040 Savage Road Charleston SC 29407 – (843) 556-8171 – www.gel.com

Certificate of Analysis

Company : MWH Laboratories
 Address : 750 Royal Oaks Drive, Suite 100
 Monrovia, California 91016

Report Date: April 26, 2006

Contact: Ms. Julie Lee
 Project: **Tronox Henderson**

Client Sample ID: 2603100260 EB-1 Project: MWHL00106
 Sample ID: 158277001 Client ID: MWHL002

Parameter	Qualifier	Result	Uncertainty	DL	RL	Units	DF	AnalystDate	Time	Batch	Method
Surrogate/Tracer recovery	Test					Result	Nominal	Recovery%		Acceptable Limits	
Actinium-227	Alphaspec Th, Liquid							97			
Actinium-227	Alphaspec Th, Liquid							97			
Actinium-227	Alphaspec Th, Liquid							97			
Uranium-232	Alphaspec U, Liquid							102		(25%–125%)	
Uranium-232	Alphaspec U, Liquid							102		(25%–125%)	
Uranium-232	Alphaspec U, Liquid							102		(25%–125%)	
Lead-210	GFPC, Pb210, Liquid							67		(25%–125%)	
Radium-228	GFPC, Ra228, Liquid							82		(15%–125%)	

QUALITY CONTROL DATA

GENERAL ENGINEERING LABORATORIES, LLC

2040 Savage Road Charleston, SC 29407 - (843) 556-8171 - www.gei.com

QC Summary

Report Date: April 26, 2006

Page 1 of 4

MWH Laboratories
750 Royal Oaks Drive, Suite 100
Monrovia, California

Contact: Ms. Julie Lee

Workorder: 158277

Parmname	NOM	Sample	Qual	QC	Units	RPD%	REC%	Range	Anlst	Date	Time
Rad Alpha Spec											
Batch	520798										
QC1201071141	159242003 DUP										
Thorium-228		0.311	U	0.175	pCi/L	56*		(0%-20%)	BJB1	04/20/06	07:49
		+/-0.217		+/-0.215							
Thorium-230	U	0.114	U	0.0239	pCi/L	131*		(0%-20%)			
		+/-0.122		+/-0.0973							
Thorium-232	U	0.0416	U	0.081	pCi/L	64*		(0%-20%)			
		+/-0.0977		+/-0.133							
QC1201071143	LCS										
Thorium-228			U	0.211	pCi/L			(75%-125%)			
				+/-0.193							
Thorium-230	53.9			46.9	pCi/L		87	(75%-125%)			
				+/-8.06							
Thorium-232				0.316	pCi/L			(75%-125%)			
				+/-0.212							
QC1201071140	MB										
Thorium-228			U	0.0376	pCi/L						
				+/-0.158							
Thorium-230			U	0.0737	pCi/L						
				+/-0.116							
Thorium-232			U	-0.0233	pCi/L						
				+/-0.0271							
QC1201071142	159242003 MS										
Thorium-228		0.311	U	0.483	pCi/L			(75%-125%)			
		+/-0.217		+/-0.665							
Thorium-230	108	0.114	U	118	pCi/L		109	(75%-125%)			
		+/-0.122		+/-31.2							
Thorium-232		0.0416	U	0.121	pCi/L			(75%-125%)			
		+/-0.0977		+/-0.328							
Batch	520799										
QC1201071145	159242003 DUP										
Uranium-233/234		9.54		10.4	pCi/L	9		(0%-20%)	BJB1	04/22/06	07:38
		+/-1.27		+/-1.10							
Uranium-235/236		0.311		0.362	pCi/L	15		(0%-20%)			
		+/-0.261		+/-0.230							
Uranium-238		4.98		5.85	pCi/L	16		(0%-20%)			
		+/-0.916		+/-0.821							
QC1201071147	LCS										
Uranium-233/234				15.5	pCi/L			(75%-125%)		04/21/06	07:38
				+/-1.40							
Uranium-235/236				0.801	pCi/L			(75%-125%)			
				+/-0.356							
Uranium-238	13.1			14.1	pCi/L		108	(75%-125%)			
				+/-1.33							
QC1201071144	MB										

GENERAL ENGINEERING LABORATORIES, LLC

2040 Savage Road Charleston, SC 29407 - (843) 556-8171 - www.gel.com

QC Summary

Workorder: 158277

Page 2 of 4

Parmname	NOM	Sample	Qual	QC	Units	RPD%	REC%	Range	Anlst	Date	Time
Rad Alpha Spec											
Batch	520799										
Uranium-233/234			U	0.0694 +/-0.130	pCi/L						
Uranium-235/236			U	0.0565 +/-0.111	pCi/L				BJB1	04/21/06	07:38
Uranium-238			U	0.0128 +/-0.0969	pCi/L						
QC1201071146	159242003	MS									
Uranium-233/234		9.54		33.4 +/-1.27	pCi/L			(75%-125%)			
Uranium-235/236		0.311		1.18 +/-0.261	pCi/L			(75%-125%)			
Uranium-238	26.3	4.98		32.3 +/-0.916	pCi/L		104	(75%-125%)			
Rad Gamma Spec											
Batch	519510										
QC1201068237	159247001	DUP									
Lead-212			UUI	0.00 +/-5.11	pCi/L	97			MJH1	04/26/06	05:28
QC1201068238	LCS										
Americium-241	1220			1330 +/-171	pCi/L		109	(75%-125%)		04/26/06	05:24
Cesium-137	463			471 +/-34.7	pCi/L		102	(75%-125%)			
Cobalt-60	659			646 +/-49.1	pCi/L		98	(75%-125%)			
Lead-212			U	15.7 +/-16.8	pCi/L						
QC1201068236	MB										
Lead-212			UUI	0.00 +/-2.25	pCi/L					04/25/06	18:43
Rad Gas Flow											
Batch	515325										
QC1201058925	158272001	DUP									
Radium-228			U	0.592 +/-0.572	pCi/L	0		(0%-20%)	KSD1	04/10/06	18:53
QC1201058927	LCS										
Radium-228	13.5			13.1 +/-1.32	pCi/L		97	(75%-125%)			
QC1201058924	MB										
Radium-228			U	0.156 +/-0.401	pCi/L						
QC1201058926	158272001	MS									
Radium-228	30.6		U	0.592 +/-0.572	pCi/L		122	(75%-125%)			
Batch	520607										
QC1201070734	159242003	DUP									
Lead-210			U	1.08 +/-1.08	pCi/L	0		(0%-20%)	BXF1	04/25/06	14:15

GENERAL ENGINEERING LABORATORIES, LLC

2040 Savage Road Charleston, SC 29407 - (843) 556-8171 - www.gei.com

QC Summary

Workorder: 158277

Page 3 of 4

Parname	NOM	Sample	Qual	QC	Units	RPD%	REC%	Range	Anlst	Date	Time
Rad Gas Flow											
Batch	520607										
QC1201070736	LCS										
Lead-210	36.5			29.5 +/-4.70	pCi/L		81	(75%-125%)	BXF1	04/25/06	14:15
QC1201070733	MB										
Lead-210			U	0.253 +/-0.972	pCi/L						
QC1201070735	159242003	MS									
Lead-210	91.5	U	1.08 +/-1.08	70.3 +/-10.7	pCi/L		77	(75%-125%)			
Rad Ra-226											
Batch	517605										
QC1201063982	159242003	DUP									
Radium-226		U	0.471 +/-0.349	0.098 +/-0.279	pCi/L	0		(0%-20%)	SG	04/11/06	09:15
QC1201063981	LCS										
Radium-226	25.1			27.0 +/-1.91	pCi/L		108	(75%-125%)			
QC1201063978	MB										
Radium-226		U		0.105 +/-0.315	pCi/L					04/11/06	11:25
QC1201063983	159242003	MS									
Radium-226	25.1	U	0.471 +/-0.349	23.5 +/-1.84	pCi/L		94	(75%-125%)		04/11/06	09:15
Rad Total U											
Batch	523680										
QC1201077881	159242003	DUP									
Total Uranium			13.7 +/-0.299	13.7 +/-0.299	ug/L	0		(0%-20%)	DRS1	04/26/06	10:18
QC1201077883	LCS										
Total Uranium	50.0			37.5 +/-2.27	ug/L		75	(75%-125%)		04/26/06	10:26
QC1201077884	LCSD										
Total Uranium	5.00			5.24 +/-0.116	ug/L	151	105			04/26/06	10:27
QC1201077880	MB										
Total Uranium		U		0.164 +/-0.035	ug/L					04/26/06	10:15
QC1201077882	159242003	MS									
Total Uranium	50.0		13.7 +/-0.299	65.8 +/-3.97	ug/L		104	(75%-125%)		04/26/06	10:22

Notes:

The Qualifiers in this report are defined as follows:

- B Target analyte was detected in the sample as well as the associated blank.
- BD Results below the MDC or low tracer recovery.
- E Concentration of the target analyte exceeds the instrument calibration range.
- H Analytical holding time exceeded.

GENERAL ENGINEERING LABORATORIES, LLC

2040 Savage Road Charleston, SC 29407 - (843) 556-8171 - www.gel.com

QC Summary

Workorder: 158277

Page 4 of 4

Parmname	NOM	Sample	Qual	QC	Units	RPD%	REC%	Range	Anlst	Date	Time
J	Indicates an estimated value.										
U	Target analyte was analyzed for but not detected above the MDL, MDA, or LOD.										
UI	Uncertain identification for gamma spectroscopy.										
X	Lab-specific qualifier-please see case narrative, data summary package or contact your project manager for details.										
d	The 2:1 depletion requirement was not met for this sample										
h	Sample preparation or preservation holding time exceeded.										

N/A indicates that spike recovery limits do not apply when sample concentration exceeds spike conc. by a factor of 4 or more.

^ The Relative Percent Difference (RPD) obtained from the sample duplicate (DUP) is evaluated against the acceptance criteria when the sample is greater than five times (5X) the contract required detection limit (RL). In cases where either the sample or duplicate value is less than 5X the RL, a control limit of +/- the RL is used to evaluate the DUP result.

For PS, PSD, and SDILT results, the values listed are the measured amounts, not final concentrations.

Where the analytical method has been performed under NELAP certification, the analysis has met all of the requirements of the NELAC standard unless qualified on the QC Summary.

Reagent Documentation

Reagent: Potassium Chloride Saturated Sol'n
 Date Received: 27 Jan 03
 Date Expired: 28 Feb 06
 Manufacturer: NWR
 Storage Condition: ambient

Reagent #: 200610
 By: LMR
 Matrix: aq
 Amount: 500 ml
 Lot #: 2063

Component	Comment	Standard	Concentration

Comment: _____

Reagent: MWH Mantech LCS
 Date Received: 27 Jan 03
 Date Expired: 23 Apr 03
 Manufacturer: CPI
 Storage Condition: ambient

Reagent #: 200611
 By: LMR
 Matrix: aq
 Amount: 2 x 500 ml
 Lot #: 3AT109

Component	Comment	Standard	Concentration
	conc:		
	Alkalinity - 100 mg/L (CO ₂)		
	Fluoride - 1 mg/L		
	Conductivity - 1000 µmhos/cm (0.0714 µmhos)		

Comment: _____

Reagent: Potassium Perchlorate Potassium Perchlorate
 Date Received: 1999
 Date Expired: —
 Manufacturer: Sigma Chemical
 Storage Condition: room temp

Reagent #: 200612
 By: LMR
 Matrix: solid
 Amount: 100 g
 Lot #: 96H0434

Component	Comment	Standard	Concentration
	CAS# 7778-74-7		

Comment: still has IC R#200003. Book has been lost/misplaced. Standard given wetchem log # for tracking

Reagent Documentation

Reagent: Ionic Strength Adjustor
 Date Received: 12 Jan 05
 Date Expired: Jan '06
 Manufacturer: Orion
 Storage Condition: roomtemp

Reagent #: 201066
 By: LMR
 Matrix: aq
 Amount: 1 pint (475ml)
 Lot #: 101

Component	Comment	Standard	Concentration
	Orion # 940011		
	VWR # 34185-869		

Comment:

Reagent: Perchlorate Std- 1000ppm
 Date Received: 18 Jan 05
 Date Expired: May 2007
 Manufacturer: Ultra Scientific
 Storage Condition: refrigerate 4°C

Reagent #: 201067
 By: LMR
 Matrix: aq
 Amount: 100ml
 Lot #: E00031

Component	Comment	Standard	Concentration
	cat # ICC-013		

Comment:

Reagent: Imidazole
 Date Received: 19 Jan 05 / 12 Apr 05
 Date Expired: Jan '18 '10
 Manufacturer: J.T. Baker
 Storage Condition: room temp

Reagent #: 201068
 By: LMR
 Matrix: solid
 Amount: 100g/100g
 Lot #: A09635

Component	Comment	Standard	Concentration
	VWR # JTN811-5		

Comment:

Scan Prep Sheet

Lab Batch No. (Filename): INIC 05-18-06 BX9

Analysis Date (start date): 3-18-06

LAB TEST TYPE (Method reference): 314

NOTES:

Perchlorate QC Checklist

rev: 27 Mar 03

Analysis Date: 3-18-06 Analyst: BYS

QC'd by _____ Date _____

Instrument: IC#4

Calculated MCT Level: 6342 umhos/cm

Original IPC conductance: 6300 umhos/cm

Daily IPC conductance: 6300 umhos/cm

Calibration including QCS

- QCS (20ppb) recovery is within 90% - 110% (18-22ppb) to verify that the calibration curve (minimum 5 points) still holds.
- Calibration curve is reanalyzed if QCS fails. Correlation Coefficient is 0.995 or better.

Initial QC Check Samples (MLBANK, MRL, ICCSCV, IPC) to be analyzed with every batch (up to 20 samples) or part thereof

- MLBANK is analyzed before samples. Perchlorate, if present, is < or = half of the MRL.
- L-C104 only: ICCSCV at 2ppb is within 50%-150% (1-3ppb)
- C104 only: MRL at 4ppb is within 75%-125% (3-5ppb)
- IPC (25ppb) recovery is between 80%-120% (20-30ppb)
- IPC retention time is within 5% of the retention time of the standards
- IPC Conductance level is within 10% of the original

$PDA/H = 7.2$

LCS/LCSD (25ppb)

- Recoveries are between 90%-110% (22.5 - 27.5ppb)
- One pair is analyzed per batch (up to 20 samples) or part thereof

MS/MSD (25ppb) NOTE: For UCMR, MS/MSD concentrations alternate between 4ppb and 25ppb

- Recoveries are within 80%-120% (20-30ppb) for 25ppb spike _____ (3.2-4.8ppb) for 4ppb spike
- One pair is analyzed per batch (up to 20 samples) or part thereof
- RPD between MS and MSD is within 15%.

Continuing Calibration Verification (MCV, HCV) NOTE: For UCMR ECV and MCV are required

- Verification Checks alternate between mid- and high-level during the analysis (low- and mid-level for UCMR)
- MCV (25ppb) recovery is between 85%-115% (21.25 - 28.75ppb)
- HCV (100ppb) recovery is between 85%-115% (85-115ppb) _____ ECV (4ppb) recovery is between 75%-125% (3.0-5.0)

Pretreat and include the following QC parameters for any batch or part thereof containing samples requiring pretreatment

- One Laboratory Reagent Blank (LRB). Perchlorate is < or = half of MRL.
- One pair of Laboratory Control Samples (LCS/LCSD). Recovery of perchlorate is between 85%-115%.
- One Pair of Laboratory Fortified Matrices (MS/MSD). Recoveries are between 80%-120%

Samples

- All samples are analyzed within 28 days of collection.
- All samples are analyzed within MCT Conductance limit.

QIR
 QIR needed for failed QC

QIR needed for samples analyzed outside of hold time

CONDUCTIVITY MW SOP REVISION 5
SM2510B

Analysis Date: 3-17-06

Analyst: ML

Reviewed By: _____

LIMS Check By: _____

Was QC Criteria Met: Y N
Was QIR Needed: Y N

Time of Analysis Start: _____ End: _____

MRL 2umhos/cm: R# _____ exp of solution: _____

KCl Std 1412 R# _____ exp of solution _____

TV = 1412 umho/cm @ 25°C for 0.0100M

Reading: 1426

Instrument: YSI Model 3200 SN:01A0504, Year Aquired 2001 New

Run #	Sample Number	Sample ID	Client	Date Collected	Temp °C	pH	Scale (umho/mmho)	Result		Comments
								Instrument	Reported (umho/cm)	
Blk	Blank				20		US	63931	ND	
STD	MRL 2umhos/cm							2.312	2.312	1-3—±50% of TV
STD	KCl - 1000 mhos/cm							989	989	950-1050—±5% of TV
1	2603090617							630	630	
2	618							572	572	
3	623							390	370	
4	39							658	658	
5	2603100202						US	18.69	18600	
6	203							10.01	10000	
7	204							12.91	12900	
8	260						US	9.997	10.0	
9	2603070475							578	578	
10	76							736	736	
DUP								738	738	RPD < 5%
11	2603090371							8590	8590	
12	73							3270	3270	
13	2603070477							806	806	
14	78							918	918	
15	2603090612							464	464	
16	13							781	781	
17	14							456	456	
18	2603100225							439	439	
19	26							580	580	
20	2603090610							413	413	
DUP								413	413	RPD < 5%
STD	KCl - 10 mhos/cm							9.918	9.9	8-12—RPD < 20% of TV

$$\% \text{RPD} = \frac{|S1 - S2|}{(S1 + S2)/2} * 100$$

S1 = reading of 1st sample
S2 = reading of 2nd sample

SUMMARY SHEET

File ID: 031806pc
Date Started: 03/14/06
Analyst ID: bxs

SAMPLE ID

autocal1	(11:34)	autocal2	(11:51)	autocal3	(12:08)
autocal4	(12:25)	autocal5	(12:42)	autocal6	(12:59)
autocal7	(13:16)	2603090617	(13:36)	2603090618	(14:27)
2603090623	(14:44)	2603090639	(15:01)	2603100202_1	(15:18)
2603100203_1	(15:35)	2603100204_1	(15:52)	2603100260	(16:09)
2603070475	(16:26)	2603070476	(16:43)	2603090371_1	(17:17)
2603090373_1	(17:34)	2603070477	(17:51)	2603070478	(18:08)
2603090610	(18:25)	2603090612	(18:42)	2603090613	(18:59)
2603090614	(19:16)	2603100225	(19:33)	2603100226	(19:50)
	()				

COMMENT:

Analyst: _____

Approved By: _____

Sample ID	Date	Time	Dil
autocal1	03/14/06	11:34	1
autocal2	03/14/06	11:51	1
autocal3	03/14/06	12:08	1
autocal4	03/14/06	12:25	1
autocal5	03/14/06	12:42	1
autocal6	03/14/06	12:59	1
autocal7	03/14/06	13:16	1
QCSCV	03/18/06	11:37	1
IPCCV	03/18/06	11:54	1
MBLANK	03/18/06	12:11	1
MRL-2	03/18/06	12:28	1
MRL	03/18/06	12:45	1
LCS	03/18/06	13:02	1
LCS D	03/18/06	13:19	1
2603090617	03/18/06	13:36	1
2603090617MS	03/18/06	13:53	1
2603090617MSD	03/18/06	14:10	1
2603090618	03/18/06	14:27	1
2603090623	03/18/06	14:44	1
2603090639	03/18/06	15:01	1
2603100202_1/50000	03/18/06	15:18	50000
2603100203_1/50000	03/18/06	15:35	50000
2603100204_1/50000	03/18/06	15:52	50000
2603100260	03/18/06	16:09	1
2603070475	03/18/06	16:26	1
2603070476	03/18/06	16:43	1
CCV	03/18/06	17:00	1
2603090371_1/500	03/18/06	17:17	500
2603090373_1/100	03/18/06	17:34	100
2603070477	03/18/06	17:51	1
2603070478	03/18/06	18:08	1
2603090610	03/18/06	18:25	1
2603090612	03/18/06	18:42	1
2603090613	03/18/06	18:59	1
2603090614	03/18/06	19:16	1
2603100225	03/18/06	19:33	1
2603100226	03/18/06	19:50	1
HCV	03/18/06	20:07	1
			0

BATCH NUMBER for 031806pc

Test Parameter:

CL04

Batch ID: 2603090617

2603090617	2603090618	2603090623
2603090639	2603100202_1/50000	2603100203_1/50000
2603100204_1/50000	2603100260	2603070475
2603070476	2603090371_1/500	2603090373_1/100
2603070477	2603070478	2603090610
2603090612	2603090613	2603090614
2603100225	2603100226	

Sample ID	Date	Time	Dil	Raw	Rept.	Limit	Comment
autocal1	03/14/06	11:34	1	0	ND		
autocal2	03/14/06	11:51	1	2.3105	ND		
autocal3	03/14/06	12:08	1	4.0923	4.1		
autocal4	03/14/06	12:25	1	9.7173	9.7		
autocal5	03/14/06	12:42	1	23.876	24		
autocal6	03/14/06	12:59	1	50.182	50		
autocal7	03/14/06	13:16	1	100.20	100		
QCSCV	03/18/06	11:37	1	19.406	19.4	90-110	97.0%
IPCCV	03/18/06	11:54	1	23.358	23.4	85-115 80-120	93.4%
MBLANK	03/18/06	12:11	1	0	ND		
MRL-2	03/18/06	12:28	1	2.1034	ND	75-125	52.5% Q
MRL	03/18/06	12:45	1	3.9933	ND	75-125	99.8%
LCS	03/18/06	13:02	1	23.711	23.7	90-110	94.8%
LCSD	03/18/06	13:19	1	23.501	23.5	90-110	94.0%
2603090617	03/18/06	13:36	1	0	ND		
2603090617MS	03/18/06	13:53	1	24.149	24.1	[24.149]	96.5%
2603090617MSD	03/18/06	14:10	1	24.271	24.3	[24.272]	97.0%
2603090617T	03/18/06	14:10	1		25.00	80 - 120	
2603090618	03/18/06	14:27	1	0	ND		
2603090623	03/18/06	14:44	1	0	ND		
2603090639	03/18/06	15:01	1	0	ND		
2603100202_1/50000	03/18/06	15:18	50000				
				146727	1467277		
2603100203_1/50000	03/18/06	15:35	50000				
				195710	1957101		
2603100204_1/50000	03/18/06	15:52	50000				
				110150	1101503		
2603100260	03/18/06	16:09	1	2.9910	ND		
2603070475	03/18/06	16:26	1	15.069	15		
2603070476	03/18/06	16:43	1	12.802	13		
CCV	03/18/06	17:00	1	24.283	24.3	85-115	97.1%
2603090371_1/500	03/18/06	17:17	500	17015.	17000		
2603090373_1/100	03/18/06	17:34	100	1456.3	1500		
2603070477	03/18/06	17:51	1	8.6825	8.7		
2603070478	03/18/06	18:08	1	7.9541	8.0		
2603090610	03/18/06	18:25	1	0	ND		
2603090612	03/18/06	18:42	1	0	ND		
2603090613	03/18/06	18:59	1	6.8635	6.9		
2603090614	03/18/06	19:16	1	0	ND		
2603100225	03/18/06	19:33	1	1.7148	ND		
2603100226	03/18/06	19:50	1	3.0245	ND		
HCV	03/18/06	20:07	1	100.26	100	85-115	100%
			0	N/A	ND		

&L10

<u>Sample ID</u>	<u>Time</u>	<u>CLO4</u>
autocal1	11:34	0.0000
autocal2	11:51	2.311
autocal3	12:08	4.092
autocal4	12:25	9.717
autocal5	12:42	23.88
autocal6	12:59	50.18
autocal7	13:16	100.2
QCSCV	11:37	19.4
IPCCV	11:54	23.4
MBLANK	12:11	0.0000
MRL-2	12:28	2.10
MRL	12:45	3.99
LCS	13:02	23.7
LCS D	13:19	23.5
2603090617	13:36	0.0000
2603090617MS	13:53	24.15
2603090617MSD	14:10	24.27
2603090618	14:27	0.0000
2603090623	14:44	0.0000
2603090639	15:01	0.0000
2603100202_1/50000	15:18	*1467277.0
2603100203_1/50000	15:35	*1957101.0
2603100204_1/50000	15:52	*1101503.0
2603100260	16:09	2.991
2603070475	16:26	15.07
2603070476	16:43	12.80
CCV	17:00	24.3
2603090371_1/500	17:17	*17015.5
2603090373_1/100	17:34	*1456.4
2603070477	17:51	8.683
2603070478	18:08	7.954
2603090610	18:25	0.0000
2603090612	18:42	0.0000
2603090613	18:59	6.864
2603090614	19:16	0.0000
2603100225	19:33	1.715
2603100226	19:50	3.025
HCV	20:07	100
		N/A

&l10

<u>Sample ID</u>	<u>Time</u>	<u>CLO4</u>
autocal1	11:34	0.0000
autocal2	11:51	2.311
autocal3	12:08	4.092
autocal4	12:25	9.717
autocal5	12:42	23.88
autocal6	12:59	50.18
autocal7	13:16	100.2
QCSCV	11:37	19.4
IPCCV	11:54	23.4
MBLANK	12:11	0.0000
MRL-2	12:28	2.10
MRL	12:45	3.99
LCS	13:02	23.7
LCSD	13:19	23.5
2603090617	13:36	0.0000
2603090617MS	13:53	24.15
2603090617MSD	14:10	24.27
2603090618	14:27	0.0000
2603090623	14:44	0.0000
2603090639	15:01	0.0000
2603100202_1/50000	15:18	*1467277.0
2603100203_1/50000	15:35	*1957101.0
2603100204_1/50000	15:52	*1101503.0
2603100260	16:09	2.991
2603070475	16:26	15.07
2603070476	16:43	12.80
CCV	17:00	24.3
2603090371_1/500	17:17	*17015.5
2603090373_1/100	17:34	*1456.4
2603070477	17:51	8.683
2603070478	18:08	7.954
2603090610	18:25	0.0000
2603090612	18:42	0.0000
2603090613	18:59	6.864
2603090614	19:16	0.0000
2603100225	19:33	1.715
2603100226	19:50	3.025
HCV	20:07	100
		N/A

Sequence: 031806-CLO4-IC#4
Operator: bxs

Page 1 of 2
Printed: 3/20/2006 4:08:59 PM

Title: Perchlorate by EPA 314.1
Datasource: IC-SERVER_local
Location: 2006\2006\Mar
Timebase: IC4
#Samples: 39

Created: 3/18/2006 11:36:50 AM by bxs
Last Update: 3/18/2006 1:03:50 PM by bxs

No.	Name	Dil. Factor	Program	Method	Status
1	autocal1	1.0000	IC4-CLO4 PROGRAM	IC#4-CLO4-LOW	Finished
2	autocal2	1.0000	IC4-CLO4 PROGRAM	IC#4-CLO4-LOW	Finished
3	autocal3	1.0000	IC4-CLO4 PROGRAM	IC#4-CLO4-LOW	Finished
4	autocal4	1.0000	IC4-CLO4 PROGRAM	IC#4-CLO4-LOW	Finished
5	autocal5	1.0000	IC4-CLO4 PROGRAM	IC#4-CLO4-LOW	Finished
6	autocal6	1.0000	IC4-CLO4 PROGRAM	IC#4-CLO4-LOW	Finished
7	autocal7	1.0000	IC4-CLO4 PROGRAM	IC#4-CLO4-LOW	Finished
8	QCSCV	1.0000	IC4-CLO4 PROGRAM	IC#4-CLO4-LOW	Finished
9	IPCCV	1.0000	IC4-CLO4 PROGRAM	IC#4-CLO4-LOW	Finished
10	MBLANK	1.0000	IC4-CLO4 PROGRAM	IC#4-CLO4-LOW	Finished
11	MRL-2	1.0000	IC4-CLO4 PROGRAM	IC#4-CLO4-LOW	Finished
12	MRL	1.0000	IC4-CLO4 PROGRAM	IC#4-CLO4-LOW	Finished
13	LCS	1.0000	IC4-CLO4 PROGRAM	IC#4-CLO4-LOW	Finished
14	LCSD	1.0000	IC4-CLO4 PROGRAM	IC#4-CLO4-LOW	Finished
15	2603090617	1.0000	IC4-CLO4 PROGRAM	IC#4-CLO4-LOW	Finished
16	2603090617MS	1.0000	IC4-CLO4 PROGRAM	IC#4-CLO4-LOW	Finished
17	2603090617MSD	1.0000	IC4-CLO4 PROGRAM	IC#4-CLO4-LOW	Finished
18	2603090618	1.0000	IC4-CLO4 PROGRAM	IC#4-CLO4-LOW	Finished
19	2603090623	1.0000	IC4-CLO4 PROGRAM	IC#4-CLO4-LOW	Finished
20	2603090639	1.0000	IC4-CLO4 PROGRAM	IC#4-CLO4-LOW	Finished
21	2603100202_1/50000	50000.0000	IC4-CLO4 PROGRAM	IC#4-CLO4-LOW	Finished
22	2603100203_1/50000	50000.0000	IC4-CLO4 PROGRAM	IC#4-CLO4-LOW	Finished
23	2603100204_1/50000	50000.0000	IC4-CLO4 PROGRAM	IC#4-CLO4-LOW	Finished
24	2603100260	1.0000	IC4-CLO4 PROGRAM	IC#4-CLO4-LOW	Finished
25	2603070475	1.0000	IC4-CLO4 PROGRAM	IC#4-CLO4-LOW	Finished
26	2603070476	1.0000	IC4-CLO4 PROGRAM	IC#4-CLO4-LOW	Finished
27	CCV	1.0000	IC4-CLO4 PROGRAM	IC#4-CLO4-LOW	Finished
28	2603090371_1/500	500.0000	IC4-CLO4 PROGRAM	IC#4-CLO4-LOW	Finished
29	2603090373_1/100	100.0000	IC4-CLO4 PROGRAM	IC#4-CLO4-LOW	Finished
30	2603070477	1.0000	IC4-CLO4 PROGRAM	IC#4-CLO4-LOW	Finished
31	2603070478	1.0000	IC4-CLO4 PROGRAM	IC#4-CLO4-LOW	Finished
32	2603090610	1.0000	IC4-CLO4 PROGRAM	IC#4-CLO4-LOW	Finished
33	2603090612	1.0000	IC4-CLO4 PROGRAM	IC#4-CLO4-LOW	Finished
34	2603090613	1.0000	IC4-CLO4 PROGRAM	IC#4-CLO4-LOW	Finished
35	2603090614	1.0000	IC4-CLO4 PROGRAM	IC#4-CLO4-LOW	Finished
36	2603100225	1.0000	IC4-CLO4 PROGRAM	IC#4-CLO4-LOW	Finished
37	2603100226	1.0000	IC4-CLO4 PROGRAM	IC#4-CLO4-LOW	Finished
38	HCV	1.0000	IC4-CLO4 PROGRAM	IC#4-CLO4-LOW	Finished
39	STOP	1.0000	STOP PROGRAM IC#4	IC#4-CLO4-LOW	Finished

Sequence: 031806-CLO4-IC#4
Operator: bxs

Page 2 of 2
Printed: 3/20/2006 4:08:59 PM

Title: Perchlorate by EPA 314.1

Datasource: IC-SERVER_local

Location: 2006\2006\Mar

Timebase: IC4

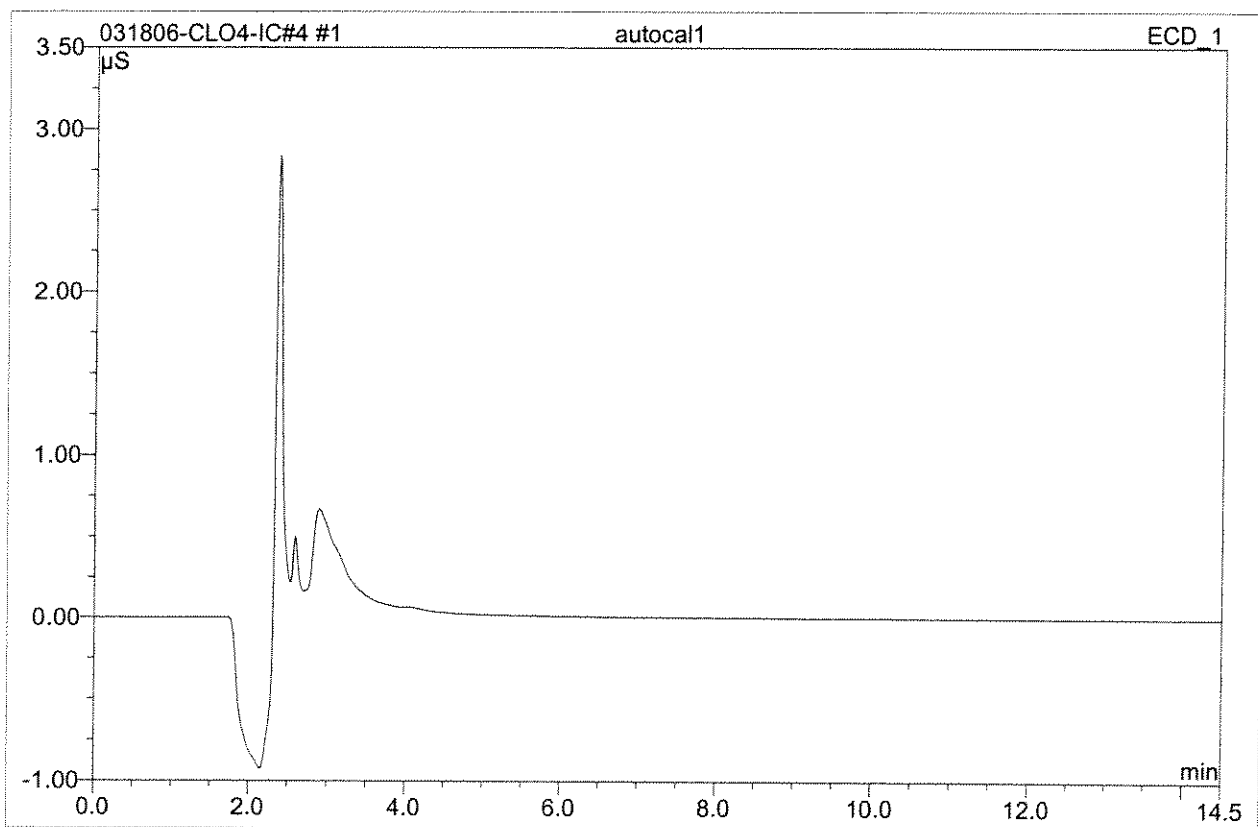
#Samples: 39

Created: 3/18/2006 11:36:50 AM by bxs

Last Update: 3/18/2006 1:03:50 PM by bxs

No.	Name	Inj. Date/Time	Comment	*Analyst	*operator
1	autocal1	3/14/2006 11:34:45 AM		BXS	
2	autocal2	3/14/2006 11:51:46 AM	BXS-1	BXS	
3	autocal3	3/14/2006 12:08:45 PM	BXS-2	BXS	
4	autocal4	3/14/2006 12:25:45 PM	BXS-3	BXS	
5	autocal5	3/14/2006 12:42:45 PM	BXS-4	BXS	
6	autocal6	3/14/2006 12:59:45 PM	BXS-5	BXS	
7	autocal7	3/14/2006 1:16:46 PM	BXS-6	BXS	
8	QCSCV	3/18/2006 11:37:04 AM	BXS-7	BXS	
9	IPCCV	3/18/2006 11:54:05 AM	BXS-8	BXS	
10	MBLANK	3/18/2006 12:11:06 PM		BXS	
11	MRL-2	3/18/2006 12:28:07 PM	BXS-1	BXS	
12	MRL	3/18/2006 12:45:09 PM	BXS-2	BXS	
13	LCS	3/18/2006 1:02:10 PM	BXS-4	BXS	
14	LCSD	3/18/2006 1:19:11 PM	BXS-4	BXS	
15	2603090617	3/18/2006 1:36:13 PM		BXS	
16	2603090617MS	3/18/2006 1:53:14 PM		BXS	
17	2603090617MSD	3/18/2006 2:10:15 PM		BXS	
18	2603090618	3/18/2006 2:27:16 PM		BXS	
19	2603090623	3/18/2006 2:44:17 PM		BXS	
20	2603090639	3/18/2006 3:01:18 PM		BXS	
21	2603100202_1/50000	3/18/2006 3:18:20 PM		BXS	
22	2603100203_1/50000	3/18/2006 3:35:21 PM		BXS	
23	2603100204_1/50000	3/18/2006 3:52:22 PM		BXS	
24	2603100260	3/18/2006 4:09:24 PM		BXS	
25	2603070475	3/18/2006 4:26:25 PM		BXS	
26	2603070476	3/18/2006 4:43:26 PM		BXS	
27	CCV	3/18/2006 5:00:27 PM	BXS-4	BXS	
28	2603090371_1/500	3/18/2006 5:17:29 PM		BXS	
29	2603090373_1/100	3/18/2006 5:34:30 PM		BXS	
30	2603070477	3/18/2006 5:51:31 PM		BXS	
31	2603070478	3/18/2006 6:08:32 PM		BXS	
32	2603090610	3/18/2006 6:25:31 PM		BXS	
33	2603090612	3/18/2006 6:42:30 PM		BXS	
34	2603090613	3/18/2006 6:59:31 PM		BXS	
35	2603090614	3/18/2006 7:16:32 PM		BXS	
36	2603100225	3/18/2006 7:33:33 PM		BXS	
37	2603100226	3/18/2006 7:50:33 PM		BXS	
38	HCV	3/18/2006 8:07:34 PM	BXS-6	BXS	
39	STOP	3/18/2006 8:24:35 PM			

1 autocal1			
Sample Name:	autocal1	Injection Volume:	1000.0
Vial Number:	10	Channel:	ECD_1
Sample Type:	standard	Wavelength:	n.a.
Control Program:	IC4-CLO4 PROGRAM	Bandwidth:	n.a.
Quantif. Method:	IC#4-CLO4-LOW	Dilution Factor:	1.0000
Recording Time:	3/14/2006 11:34	Sample Weight:	1.0000
Run Time (min):	14.50	Sample Amount:	1.0000

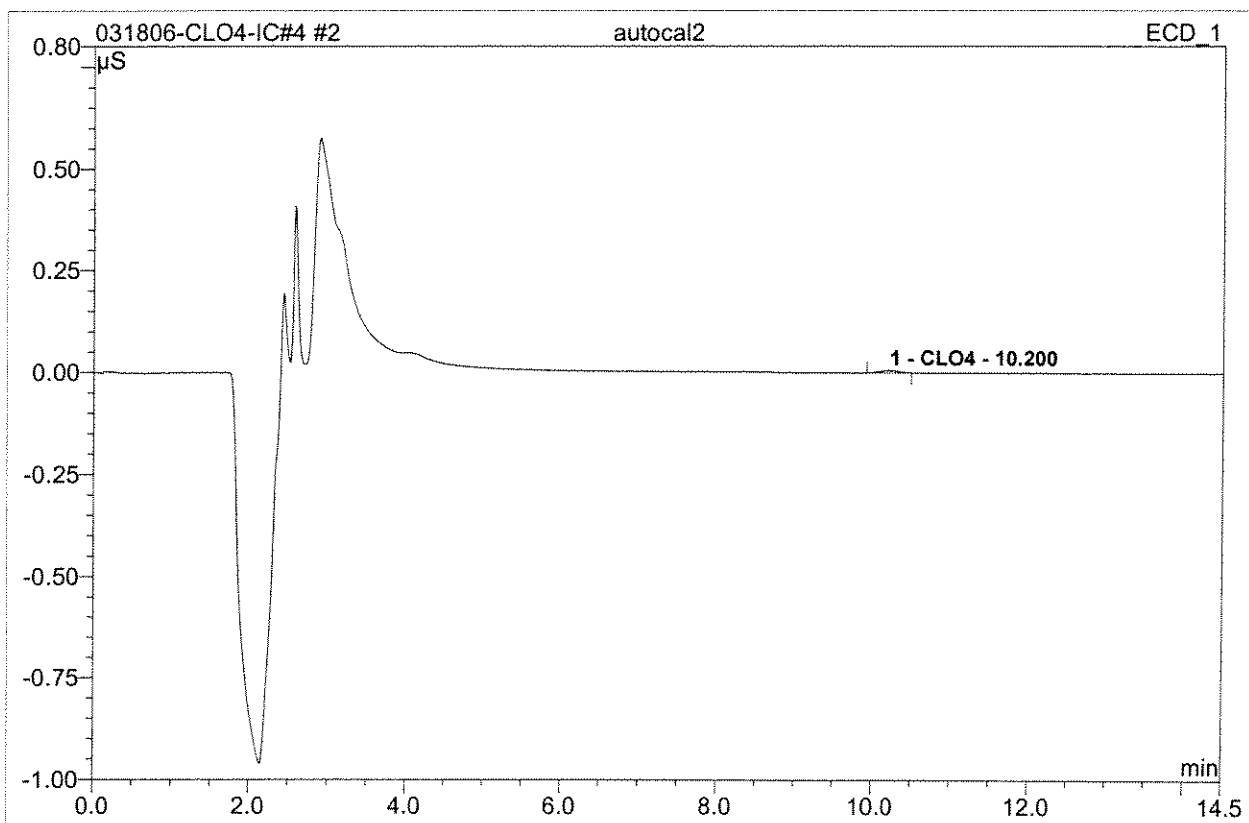


No.	Ret. Time min	Peak Name	Height µS	Area µS*min	Rel. Area %	Amount	Type
Total:			0.000	0.000	0.00	0.000	

2 autocal2

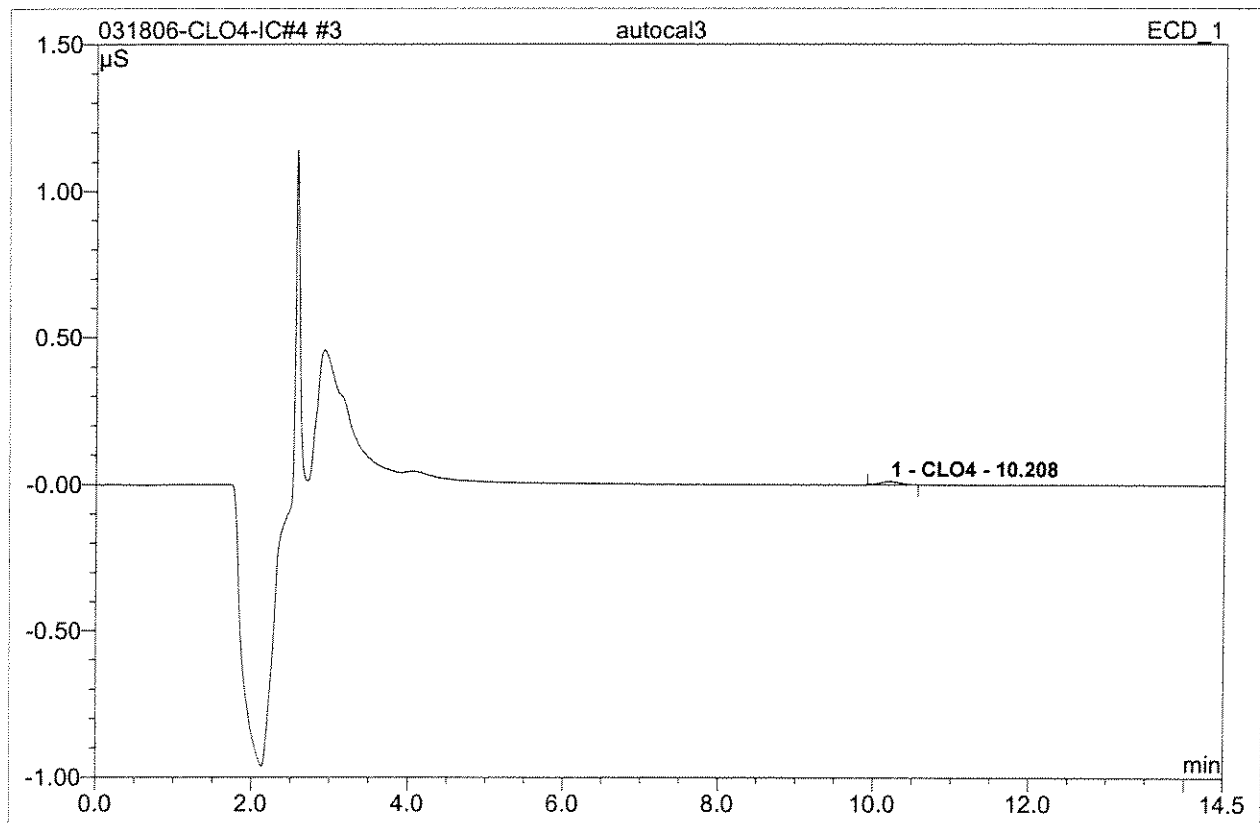
BXS-1

Sample Name:	autocal2	Injection Volume:	1000.0
Vial Number:	11	Channel:	ECD_1
Sample Type:	standard	Wavelength:	n.a.
Control Program:	IC4-CLO4 PROGRAM	Bandwidth:	n.a.
Quantif. Method:	IC#4-CLO4-LOW	Dilution Factor:	1.0000
Recording Time:	3/14/2006 11:51	Sample Weight:	1.0000
Run Time (min):	14.50	Sample Amount:	1.0000



No.	Ret. Time min	Peak Name	Height μS	Area μS*min	Rel. Area %	Amount	Type
1	10.20	CLO4	0.007	0.002	100.00	2.311	BMB
Total:			0.007	0.002	100.00	2.311	

3 autocal3			
BXS-2			
Sample Name:	autocal3	Injection Volume:	1000.0
Vial Number:	11	Channel:	ECD_1
Sample Type:	standard	Wavelength:	n.a.
Control Program:	IC4-CLO4 PROGRAM	Bandwidth:	n.a.
Quantif. Method:	IC#4-CLO4-LOW	Dilution Factor:	1.0000
Recording Time:	3/14/2006 12:08	Sample Weight:	1.0000
Run Time (min):	14.50	Sample Amount:	1.0000

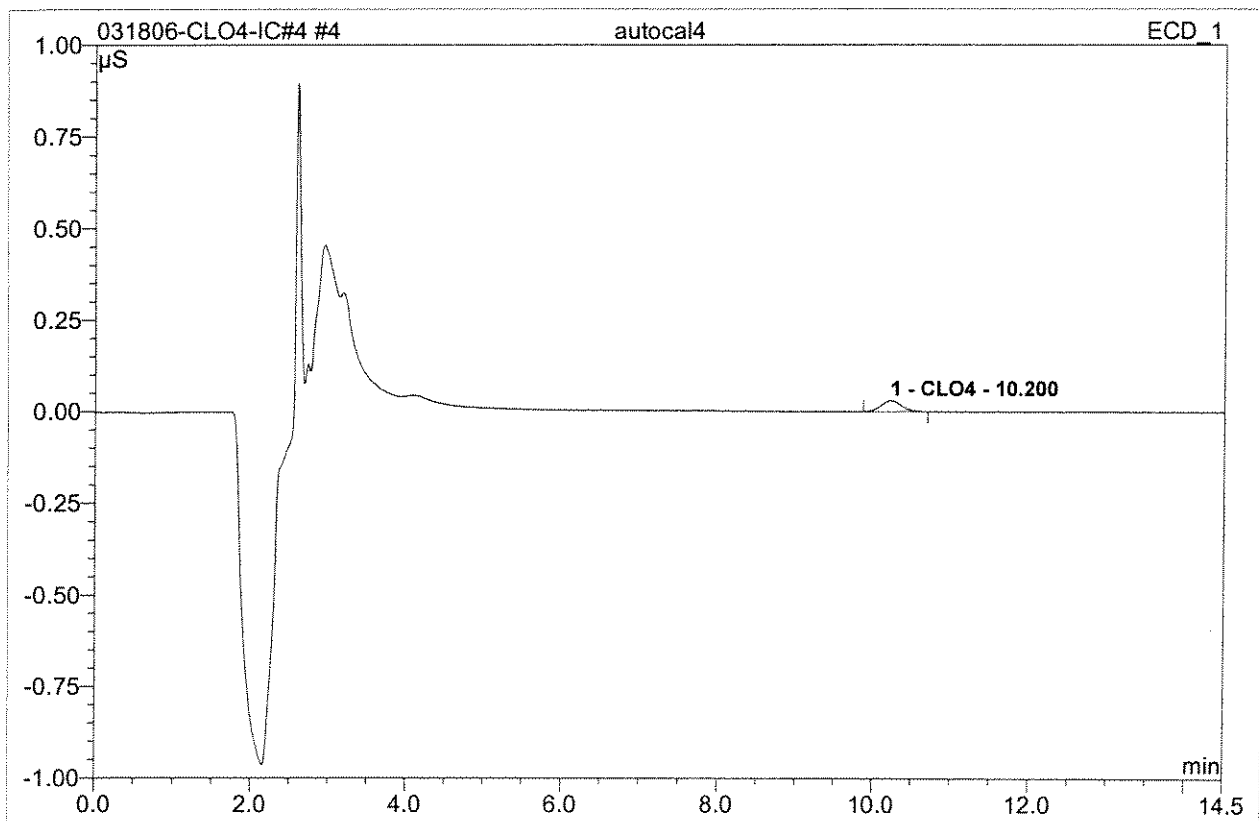


No.	Ret. Time min	Peak Name	Height μS	Area μS*min	Rel. Area %	Amount	Type
1	10.21	CLO4	0.012	0.004	100.00	4.092	BMB
Total:			0.012	0.004	100.00	4.092	

4 autocal4

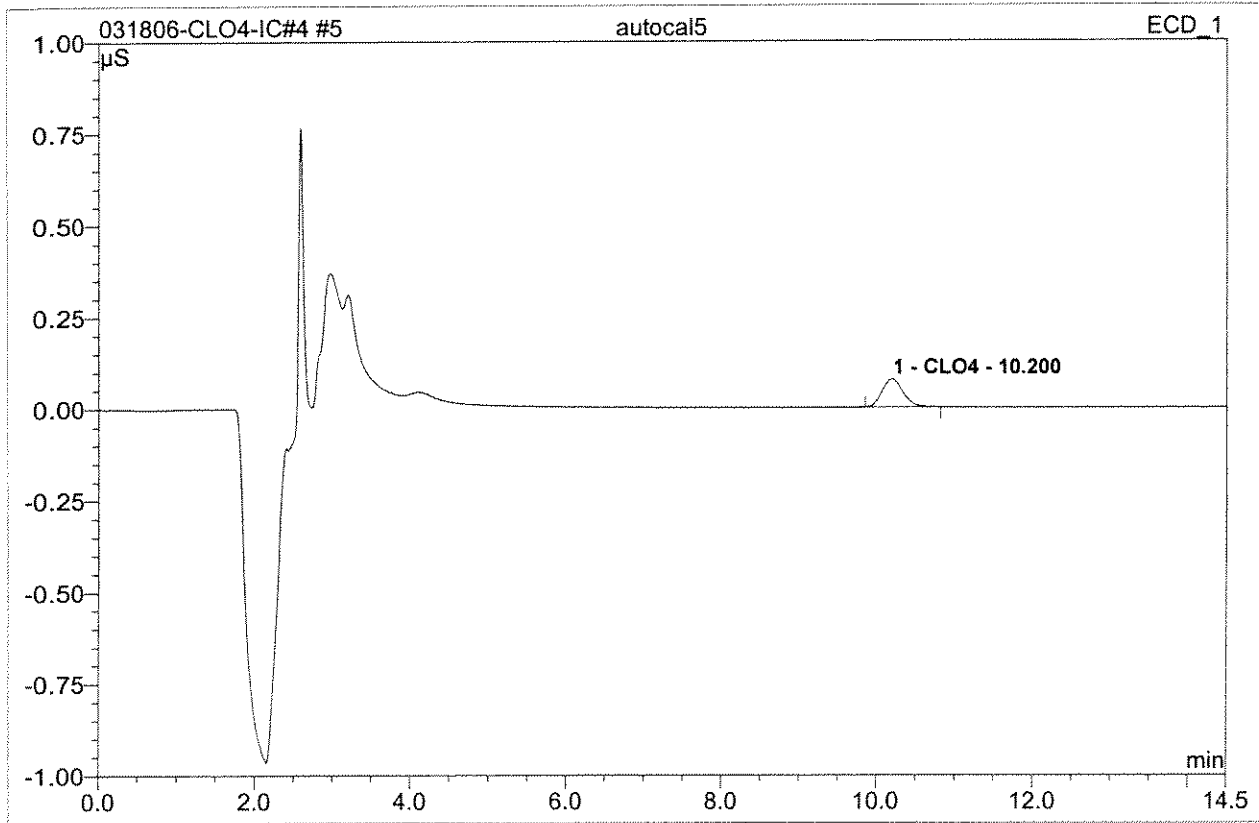
BXS-3

Sample Name:	autocal4	Injection Volume:	1000.0
Vial Number:	12	Channel:	ECD_1
Sample Type:	standard	Wavelength:	n.a.
Control Program:	IC4-CLO4 PROGRAM	Bandwidth:	n.a.
Quantif. Method:	IC#4-CLO4-LOW	Dilution Factor:	1.0000
Recording Time:	3/14/2006 12:25	Sample Weight:	1.0000
Run Time (min):	14.50	Sample Amount:	1.0000



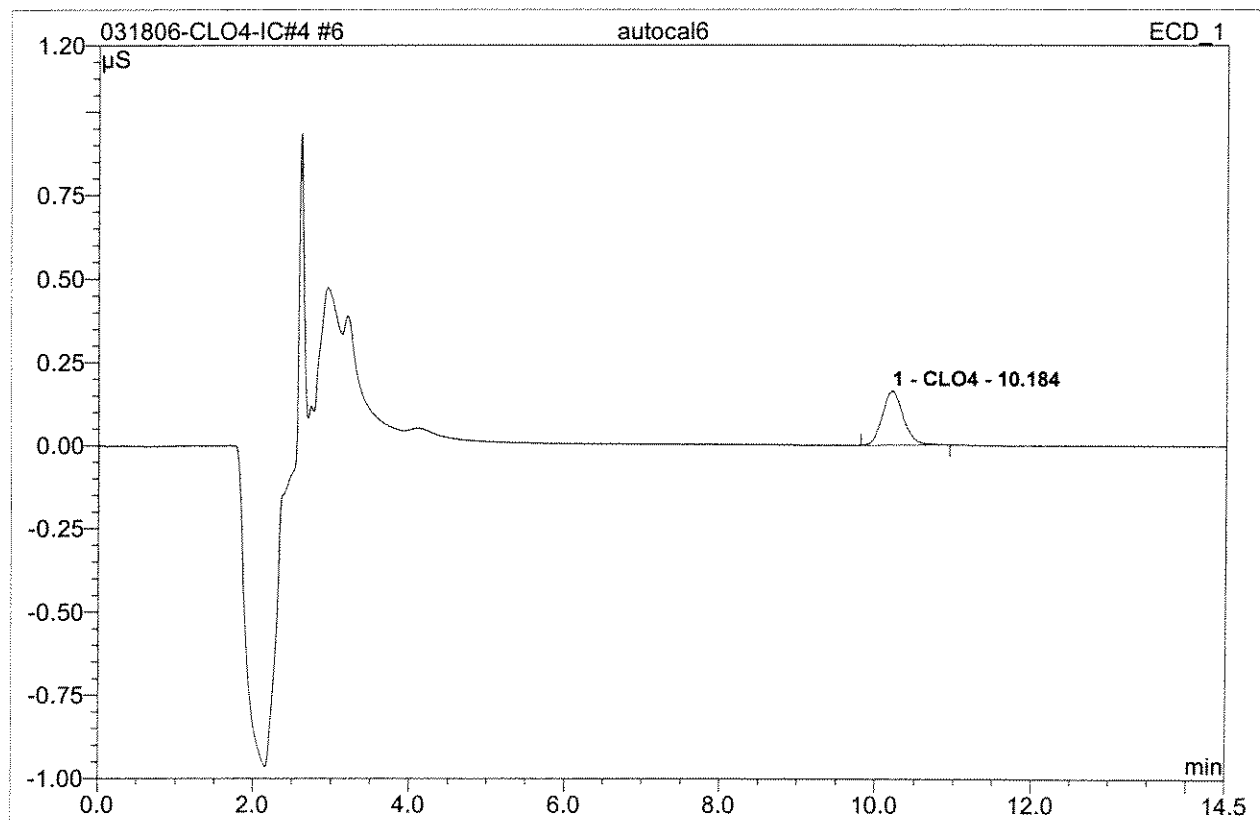
No.	Ret. Time min	Peak Name	Height µS	Area µS*min	Rel. Area %	Amount	Type
1	10.20	CLO4	0.031	0.009	100.00	9.717	BMB
Total:			0.031	0.009	100.00	9.717	

5 autocal5			
BXS-4			
Sample Name:	autocal5	Injection Volume:	1000.0
Vial Number:	9	Channel:	ECD_1
Sample Type:	standard	Wavelength:	n.a.
Control Program:	IC4-CLO4 PROGRAM	Bandwidth:	n.a.
Quantif. Method:	IC#4-CLO4-LOW	Dilution Factor:	1.0000
Recording Time:	3/14/2006 12:42	Sample Weight:	1.0000
Run Time (min):	14.50	Sample Amount:	1.0000



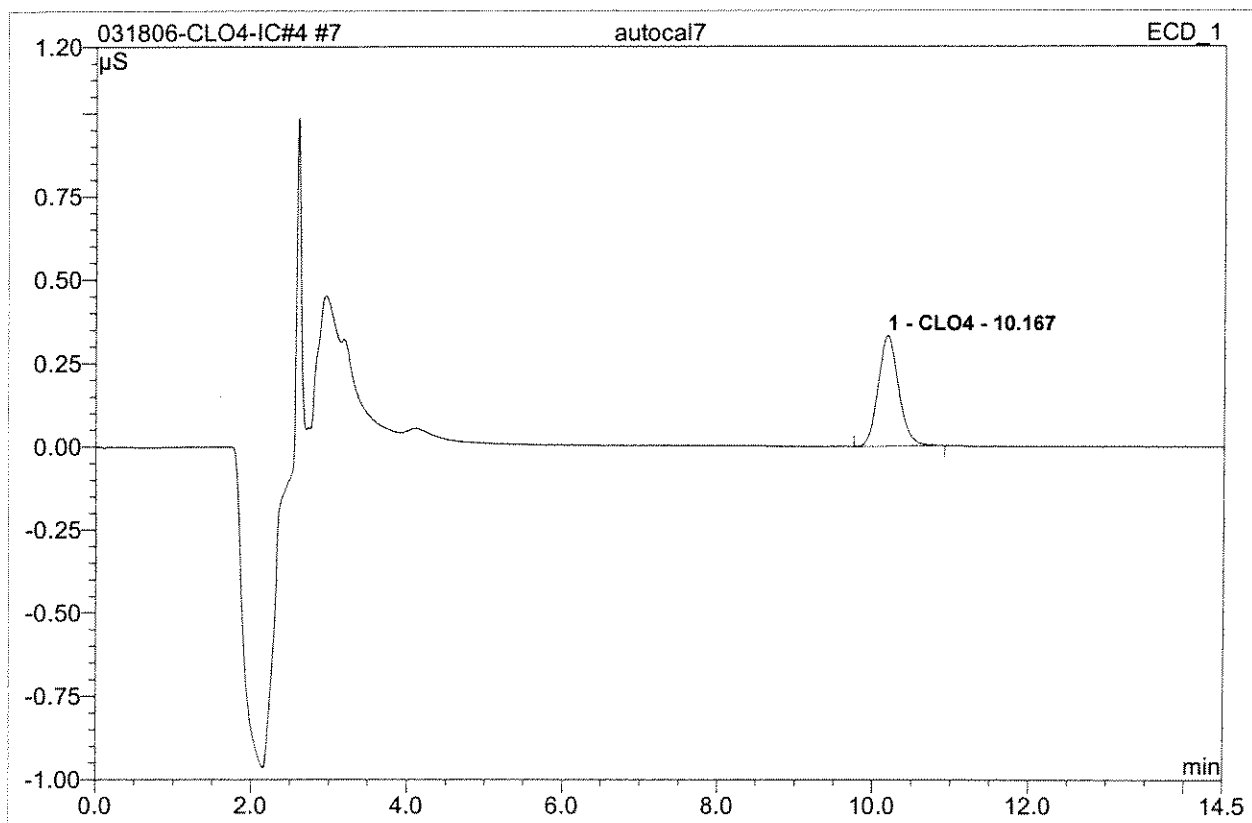
No.	Ret. Time min	Peak Name	Height μS	Area μS*min	Rel. Area %	Amount	Type
1	10.20	CLO4	0.077	0.024	100.00	23.877	BMB
Total:			0.077	0.024	100.00	23.877	

6 autocal6			
BXS-5			
Sample Name:	autocal6	Injection Volume:	1000.0
Vial Number:	10	Channel:	ECD_1
Sample Type:	standard	Wavelength:	n.a.
Control Program:	IC4-CLO4 PROGRAM	Bandwidth:	n.a.
Quantif. Method:	IC#4-CLO4-LOW	Dilution Factor:	1.0000
Recording Time:	3/14/2006 12:59	Sample Weight:	1.0000
Run Time (min):	14.50	Sample Amount:	1.0000



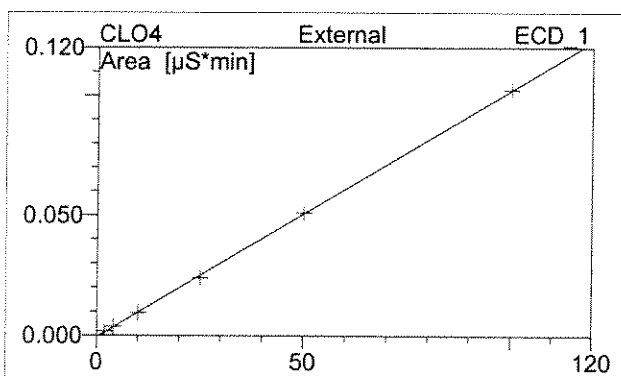
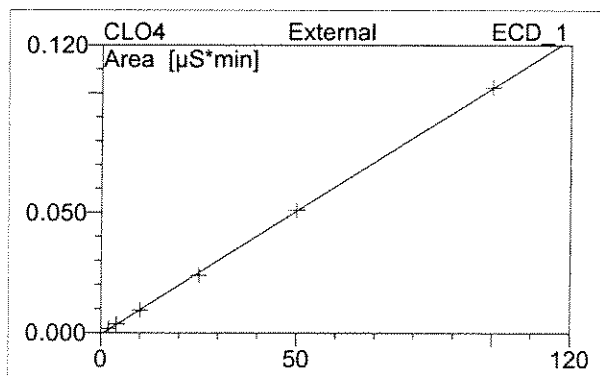
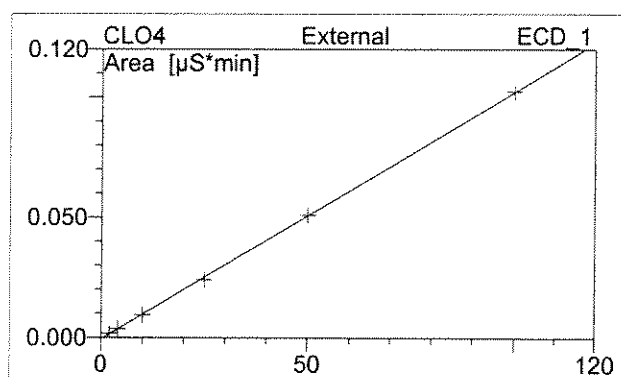
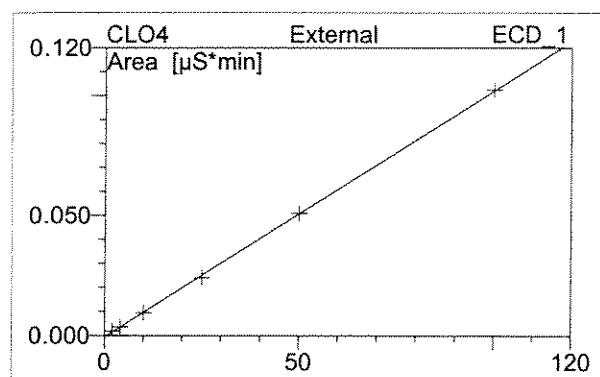
No.	Ret. Time min	Peak Name	Height µS	Area µS*min	Rel. Area %	Amount	Type
1	10.18	CLO4	0.163	0.051	100.00	50.182	BMB
Total:			0.163	0.051	100.00	50.182	

7 autocal7			
BXS-6			
Sample Name:	autocal7	Injection Volume:	1000.0
Vial Number:	11	Channel:	ECD_1
Sample Type:	standard	Wavelength:	n.a.
Control Program:	IC4-CLO4 PROGRAM	Bandwidth:	n.a.
Quantif. Method:	IC#4-CLO4-LOW	Dilution Factor:	1.0000
Recording Time:	3/14/2006 13:16	Sample Weight:	1.0000
Run Time (min):	14.50	Sample Amount:	1.0000



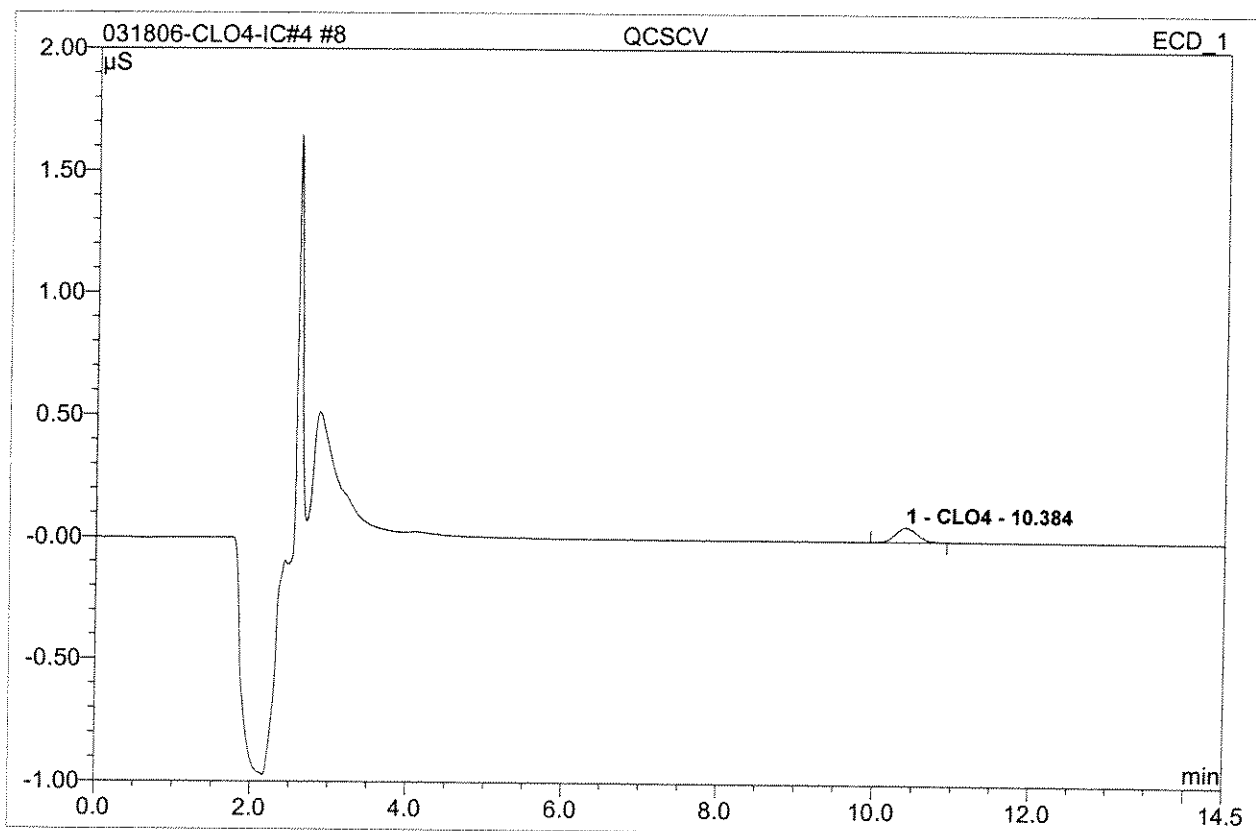
No.	Ret. Time min	Peak Name	Height μS	Area μS*min	Rel. Area %	Amount	Type
1	10.17	CLO4	0.332	0.102	100.00	100.208	BMB
Total:			0.332	0.102	100.00	100.208	

7 autocal7	
BXS-6	
Sample Name: autocal7	Injection Volume: 1000.0
Vial Number: 11	Channel: ECD_1
Sample Type: standard	Wavelength: n.a.
Control Program: IC4-CLO4 PROGRAM	Bandwidth: n.a.
Quantif. Method: IC#4-CLO4-LOW	Dilution Factor: 1.0000
Recording Time: 3/14/2006 13:16	Sample Weight: 1.0000
Run Time (min): 14.50	Sample Amount: 1.0000



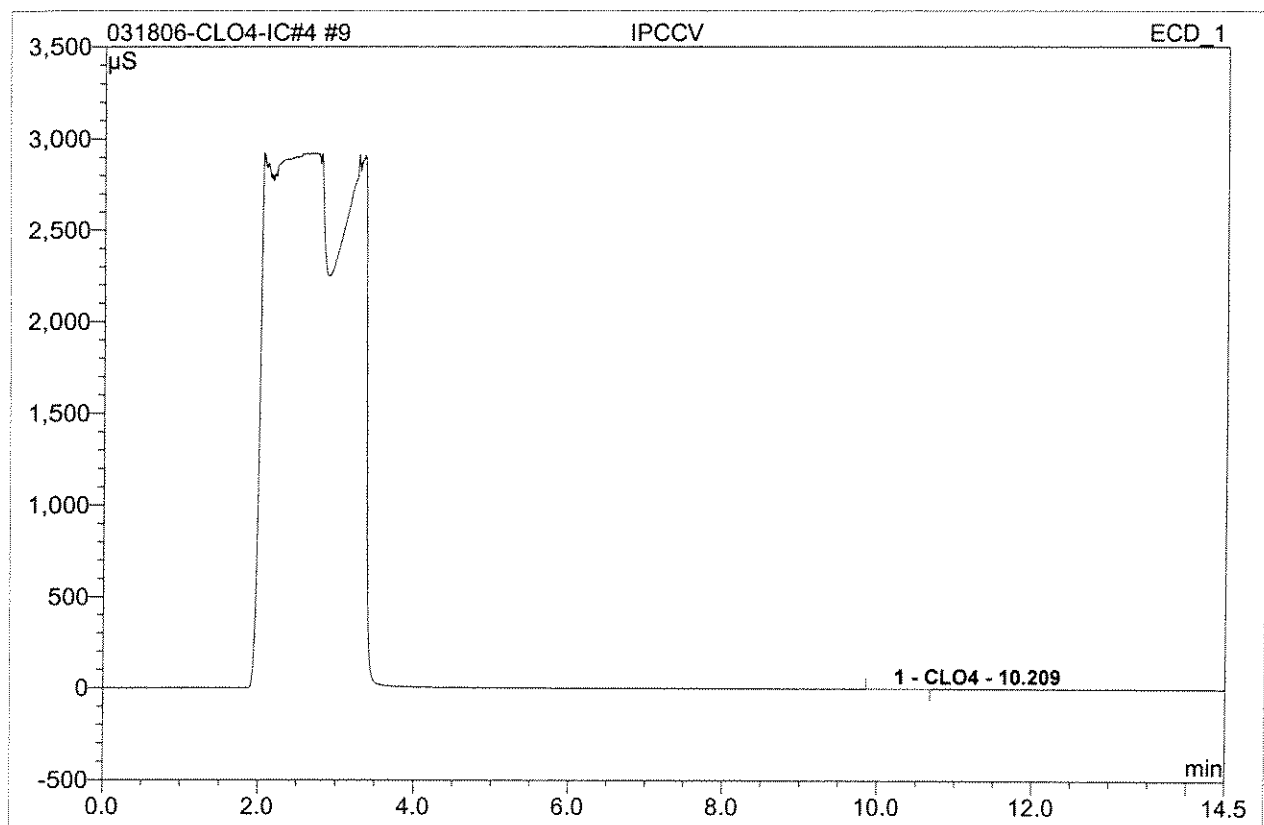
No.	Ret. Time min	Peak Name	Cal. Type	Points	Corr. Coeff. %	Offset	Slope	Curve
1	10.17	CLO4	0LOff	6	99.9902	-0.0006	0.0010	0.0000
Average:					99.9902	-0.0006	0.0010	0.0000

8 QCSCV			
BXS-7			
Sample Name:	QCSCV	Injection Volume:	1000.0
Vial Number:	23	Channel:	ECD_1
Sample Type:	unknown	Wavelength:	n.a.
Control Program:	IC4-CLO4 PROGRAM	Bandwidth:	n.a.
Quantif. Method:	IC#4-CLO4-LOW	Dilution Factor:	1.0000
Recording Time:	3/18/2006 11:37	Sample Weight:	1.0000
Run Time (min):	14.50	Sample Amount:	1.0000



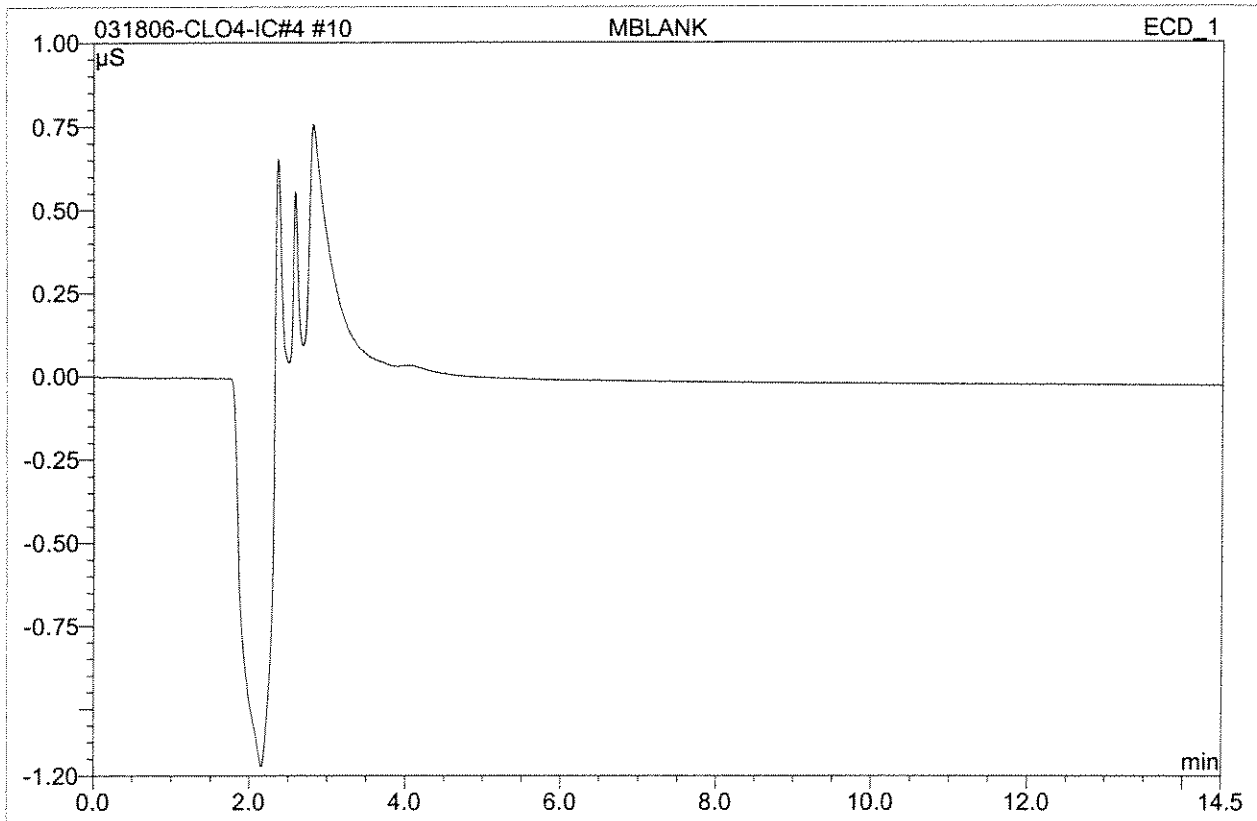
No.	Ret. Time min	Peak Name	Height μS	Area $\mu\text{S} \cdot \text{min}$	Rel. Area %	Amount	Type
1	10.38	CLO4	0.060	0.019	100.00	19.406	BMB
Total:			0.060	0.019	100.00	19.406	

9 IPCCV			
BXS-8			
Sample Name:	IPCCV	Injection Volume:	1000.0
Vial Number:	15	Channel:	ECD_1
Sample Type:	unknown	Wavelength:	n.a.
Control Program:	IC4-CLO4 PROGRAM	Bandwidth:	n.a.
Quantif. Method:	IC#4-CLO4-LOW	Dilution Factor:	1.0000
Recording Time:	3/18/2006 11:54	Sample Weight:	1.0000
Run Time (min):	14.50	Sample Amount:	1.0000



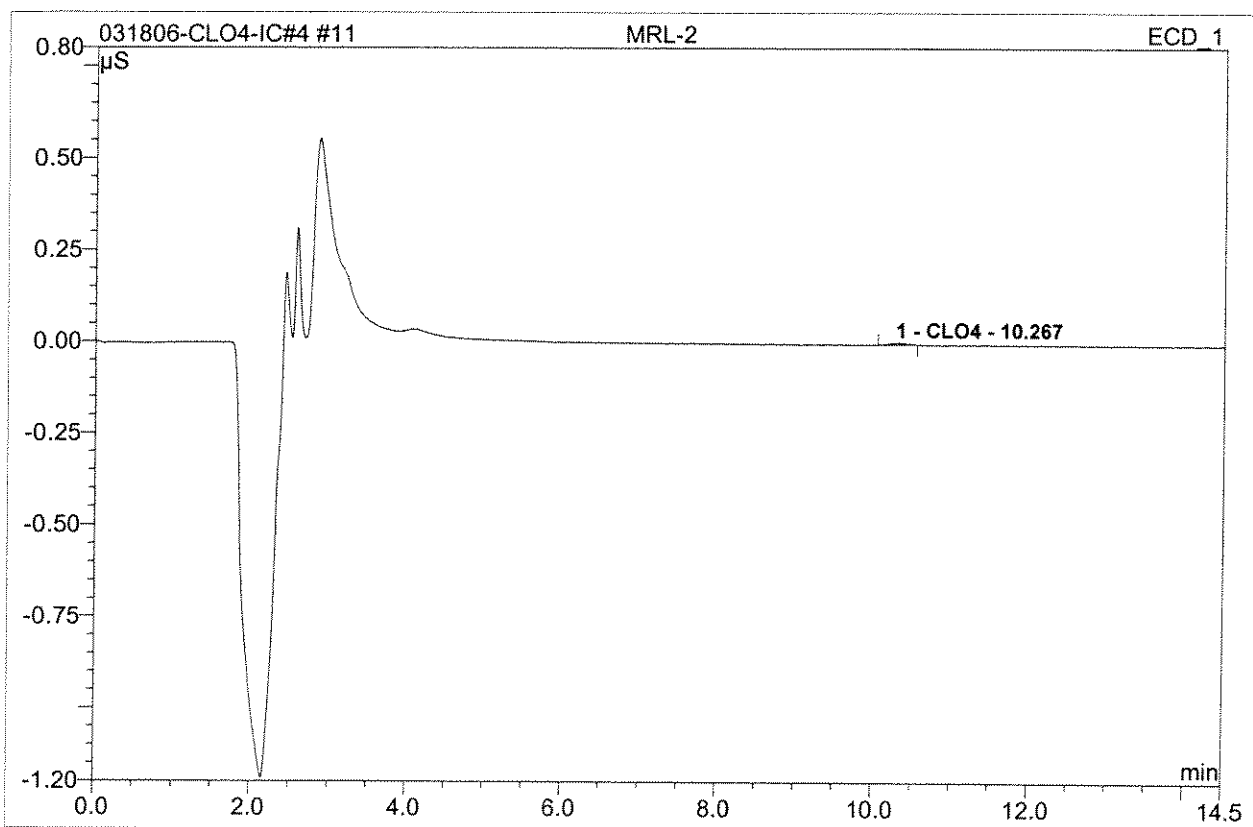
No.	Ret. Time min	Peak Name	Height µS	Area µS*min	Rel. Area %	Amount	Type
1	10.21	CLO4	0.069	0.023	100.00	23.359	BMB
Total:			0.069	0.023	100.00	23.359	

10 MBLANK			
Sample Name:	MBLANK	Injection Volume:	1000.0
Vial Number:	16	Channel:	ECD_1
Sample Type:	unknown	Wavelength:	n.a.
Control Program:	IC4-CLO4 PROGRAM	Bandwidth:	n.a.
Quantif. Method:	IC#4-CLO4-LOW	Dilution Factor:	1.0000
Recording Time:	3/18/2006 12:11	Sample Weight:	1.0000
Run Time (min):	14.50	Sample Amount:	1.0000



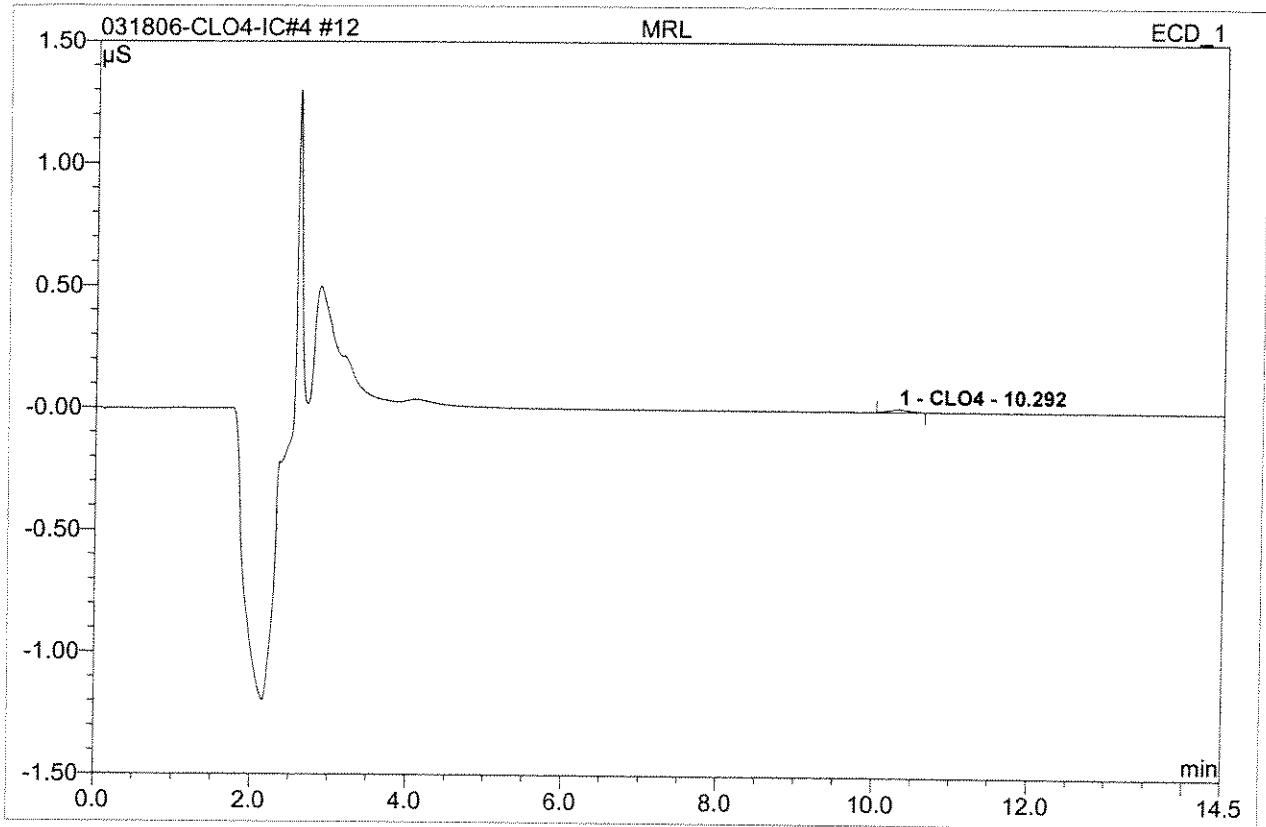
No.	Ret. Time min	Peak Name	Height µS	Area µS*min	Rel. Area %	Amount	Type
Total:			0.000	0.000	0.00	0.000	

11 MRL-2			
BXS-1			
Sample Name:	MRL-2	Injection Volume:	1000.0
Vial Number:	75	Channel:	ECD_1
Sample Type:	unknown	Wavelength:	n.a.
Control Program:	IC4-CLO4 PROGRAM	Bandwidth:	n.a.
Quantif. Method:	IC#4-CLO4-LOW	Dilution Factor:	1.0000
Recording Time:	3/18/2006 12:28	Sample Weight:	1.0000
Run Time (min):	14.50	Sample Amount:	1.0000



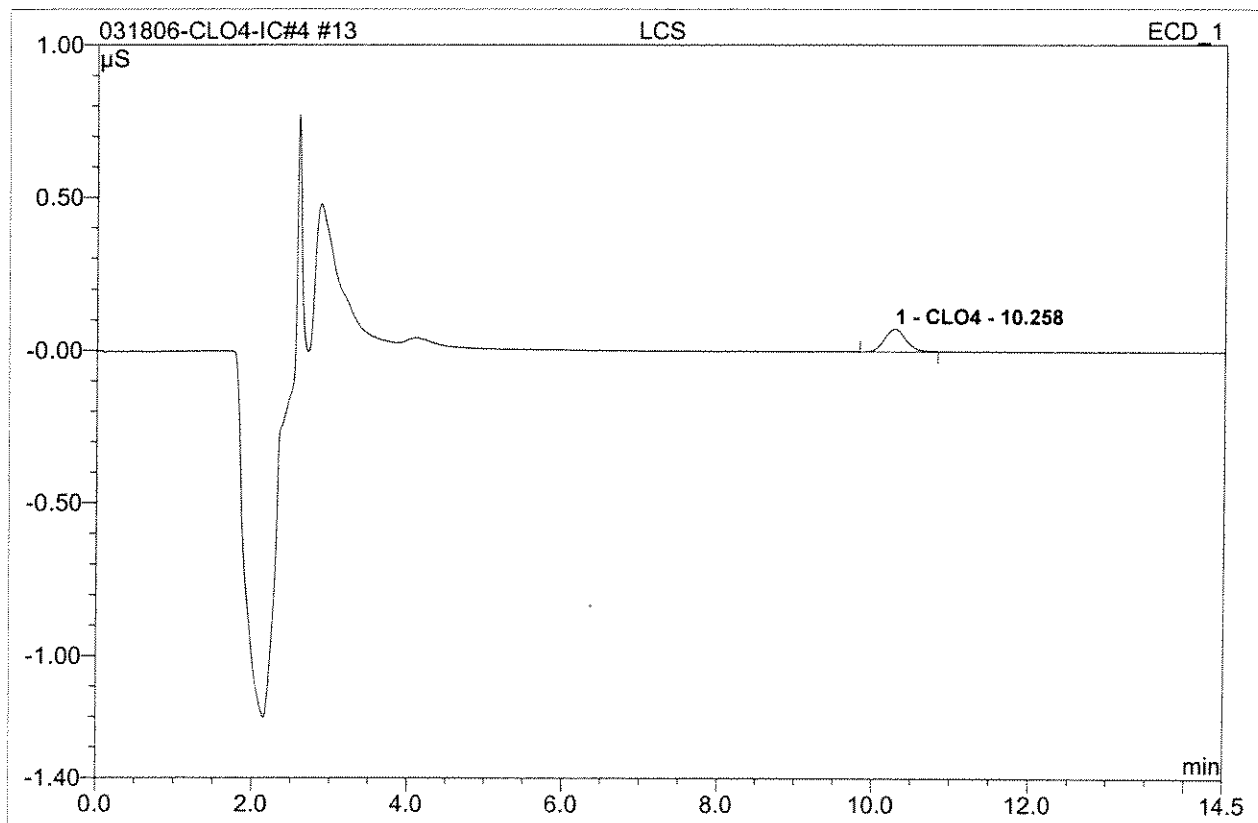
No.	Ret. Time min	Peak Name	Height μS	Area $\mu\text{S}\cdot\text{min}$	Rel. Area %	Amount	Type
1	10.27	CLO4	0.006	0.002	100.00	2.103	BMB
Total:			0.006	0.002	100.00	2.103	

12 MRL			
BXS-2			
Sample Name:	MRL	Injection Volume:	1000.0
Vial Number:	75	Channel:	ECD_1
Sample Type:	unknown	Wavelength:	n.a.
Control Program:	IC4-CLO4 PROGRAM	Bandwidth:	n.a.
Quantif. Method:	IC#4-CLO4-LOW	Dilution Factor:	1.0000
Recording Time:	3/18/2006 12:45	Sample Weight:	1.0000
Run Time (min):	14.50	Sample Amount:	1.0000



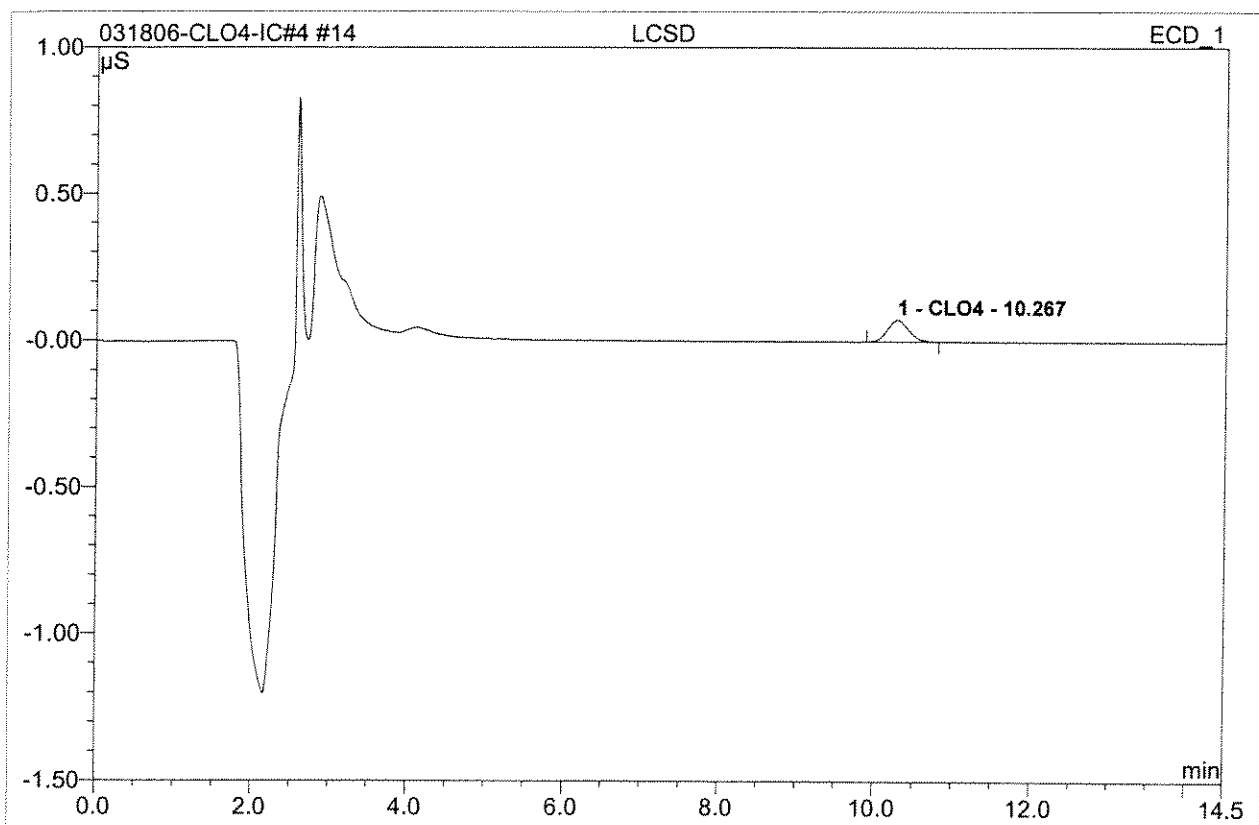
No.	Ret. Time min	Peak Name	Height μS	Area μS*min	Rel. Area %	Amount	Type
1	10.29	CLO4	0.012	0.003	100.00	3.993	BMB
Total:			0.012	0.003	100.00	3.993	

13 LCS			
BXS-4			
Sample Name:	LCS	Injection Volume:	1000.0
Vial Number:	116	Channel:	ECD_1
Sample Type:	unknown	Wavelength:	n.a.
Control Program:	IC4-CLO4 PROGRAM	Bandwidth:	n.a.
Quantif. Method:	IC#4-CLO4-LOW	Dilution Factor:	1.0000
Recording Time:	3/18/2006 13:02	Sample Weight:	1.0000
Run Time (min):	14.50	Sample Amount:	1.0000



No.	Ret. Time min	Peak Name	Height μS	Area μS*min	Rel. Area %	Amount	Type
1	10.26	CLO4	0.074	0.024	100.00	23.711	BMB
Total:			0.074	0.024	100.00	23.711	

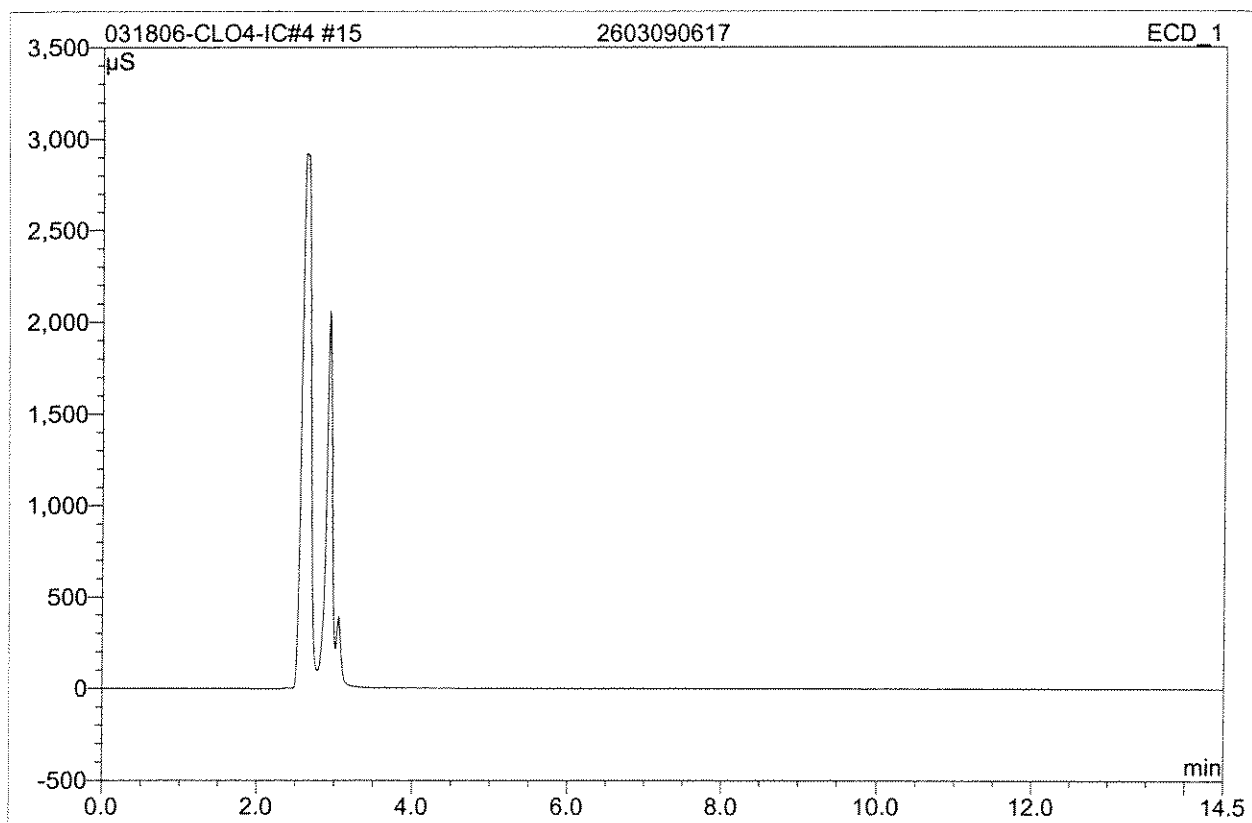
14 LCSD			
BXS-4			
Sample Name:	LCSD	Injection Volume:	1000.0
Vial Number:	117	Channel:	ECD_1
Sample Type:	unknown	Wavelength:	n.a.
Control Program:	IC4-CLO4 PROGRAM	Bandwidth:	n.a.
Quantif. Method:	IC#4-CLO4-LOW	Dilution Factor:	1.0000
Recording Time:	3/18/2006 13:19	Sample Weight:	1.0000
Run Time (min):	14.50	Sample Amount:	1.0000



No.	Ret. Time min	Peak Name	Height µS	Area µS*min	Rel. Area %	Amount	Type
1	10.27	CLO4	0.074	0.024	100.00	23.502	BMB
Total:			0.074	0.024	100.00	23.502	

15 2603090617

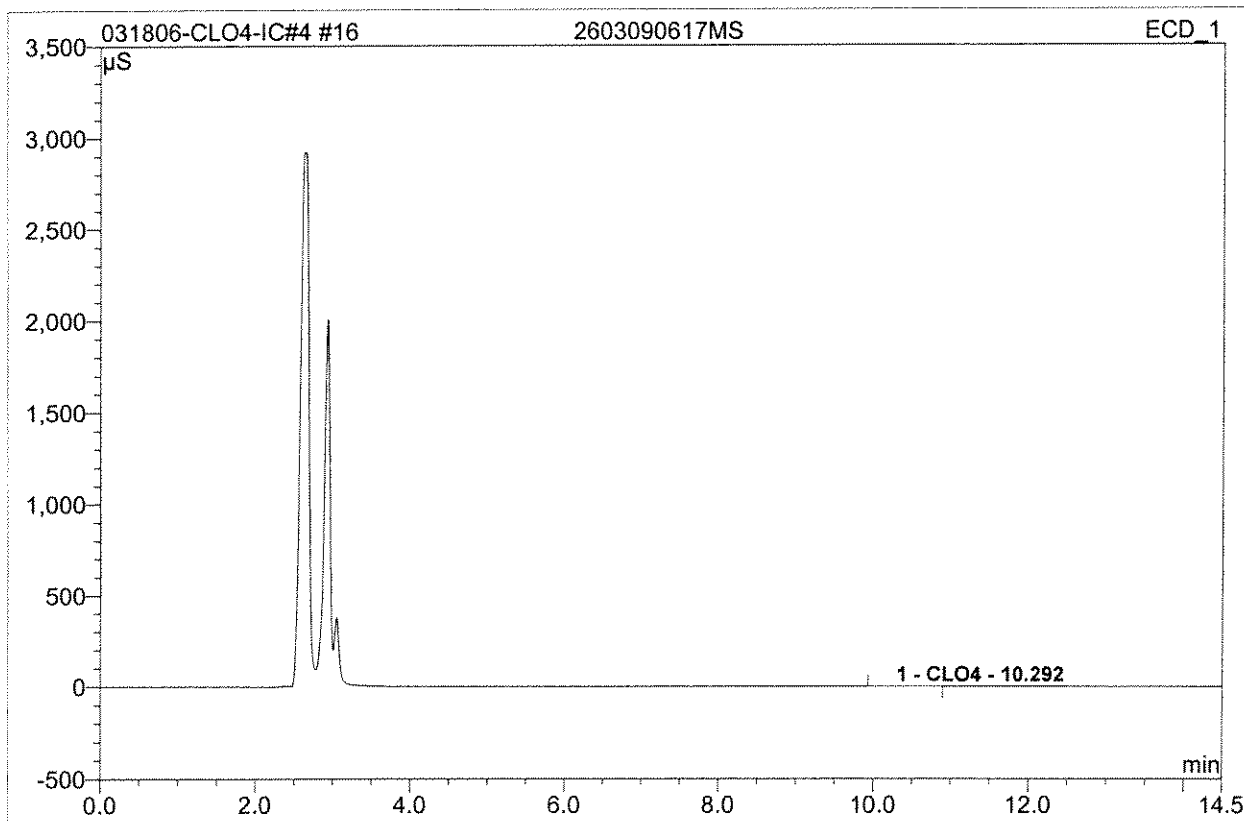
Sample Name:	2603090617	Injection Volume:	1000.0
Vial Number:	132	Channel:	ECD_1
Sample Type:	unknown	Wavelength:	n.a.
Control Program:	IC4-CLO4 PROGRAM	Bandwidth:	n.a.
Quantif. Method:	IC#4-CLO4-LOW	Dilution Factor:	1.0000
Recording Time:	3/18/2006 13:36	Sample Weight:	1.0000
Run Time (min):	14.50	Sample Amount:	1.0000



No.	Ret. Time min	Peak Name	Height µS	Area µS*min	Rel. Area %	Amount	Type
Total:			0.000	0.000	0.00	0.000	

16 2603090617MS

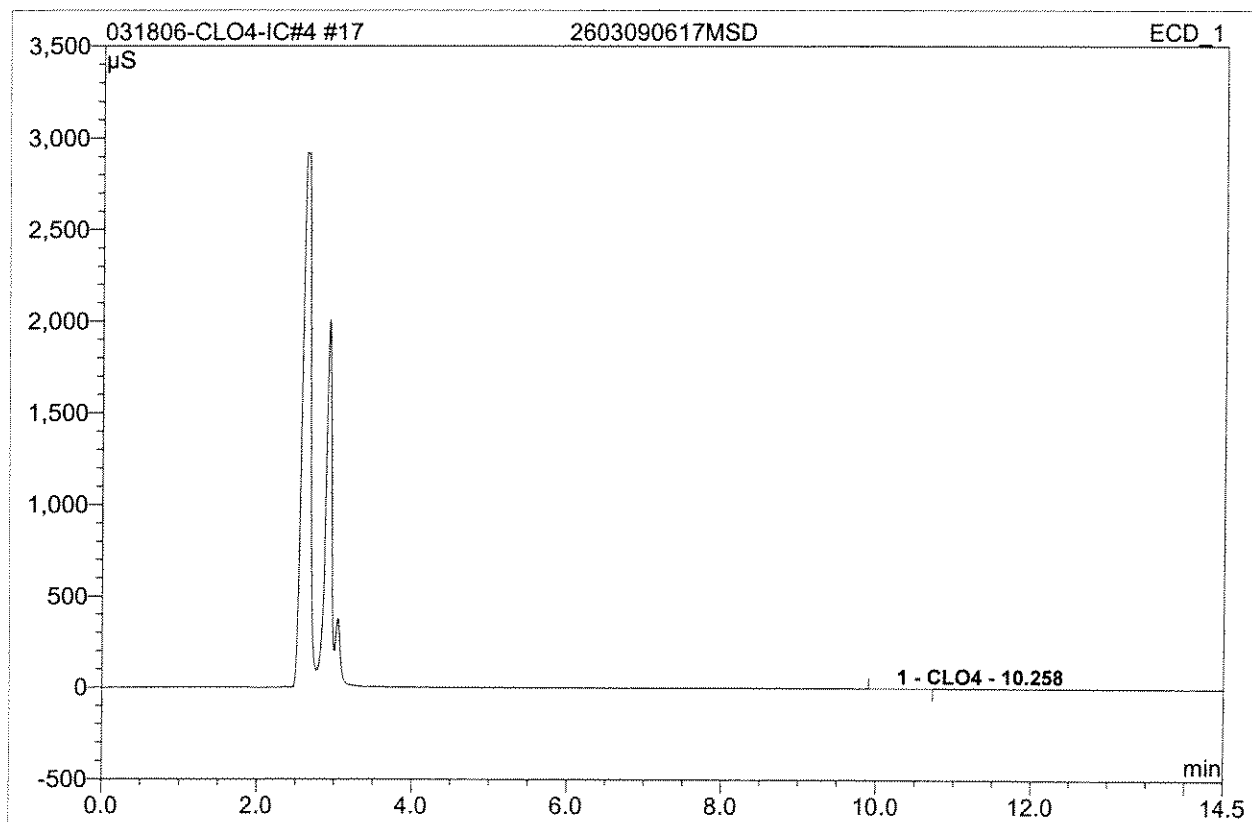
Sample Name:	2603090617MS	Injection Volume:	1000.0
Vial Number:	133	Channel:	ECD_1
Sample Type:	unknown	Wavelength:	n.a.
Control Program:	IC4-CLO4 PROGRAM	Bandwidth:	n.a.
Quantif. Method:	IC#4-CLO4-LOW	Dilution Factor:	1.0000
Recording Time:	3/18/2006 13:53	Sample Weight:	1.0000
Run Time (min):	14.50	Sample Amount:	1.0000



No.	Ret. Time min	Peak Name	Height μS	Area μS*min	Rel. Area %	Amount	Type
1	10.29	CLO4	0.076	0.024	100.00	24.149	BMB
Total:			0.076	0.024	100.00	24.149	

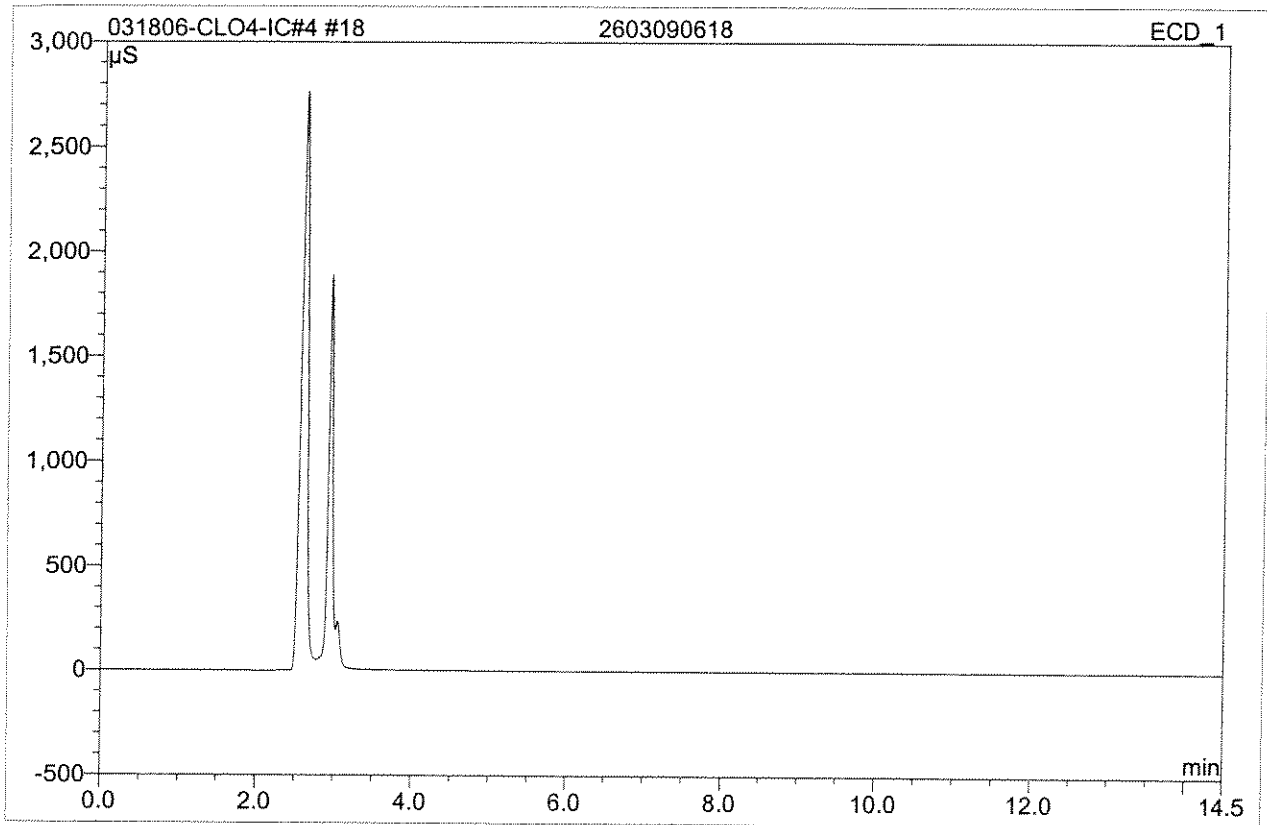
17 2603090617MSD

Sample Name:	2603090617MSD	Injection Volume:	1000.0
Vial Number:	134	Channel:	ECD_1
Sample Type:	unknown	Wavelength:	n.a.
Control Program:	IC4-CLO4 PROGRAM	Bandwidth:	n.a.
Quantif. Method:	IC#4-CLO4-LOW	Dilution Factor:	1.0000
Recording Time:	3/18/2006 14:10	Sample Weight:	1.0000
Run Time (min):	14.50	Sample Amount:	1.0000



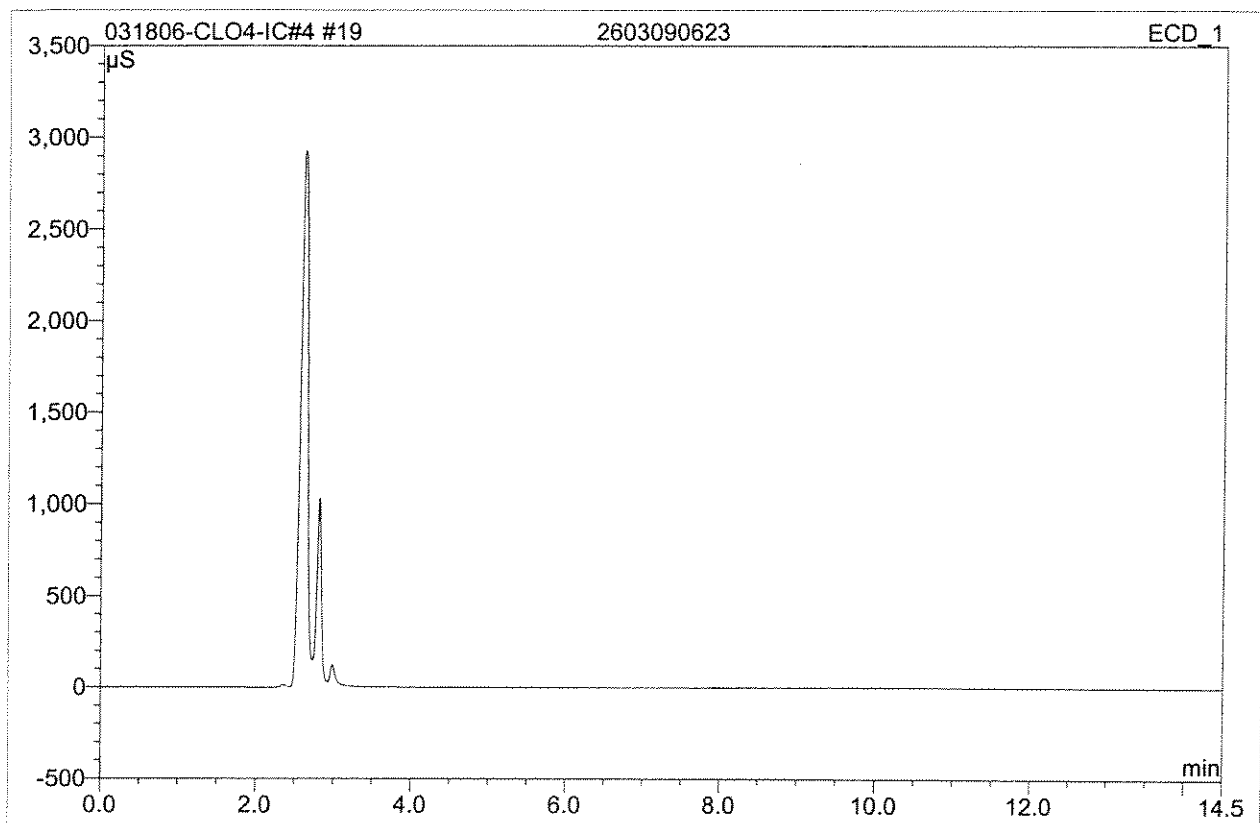
No.	Ret. Time min	Peak Name	Height μS	Area $\mu\text{S}\cdot\text{min}$	Rel. Area %	Amount	Type
1	10.26	CLO4	0.077	0.024	100.00	24.272	BMB
Total:			0.077	0.024	100.00	24.272	

18 2603090618			
Sample Name:	2603090618	Injection Volume:	1000.0
Vial Number:	133	Channel:	ECD_1
Sample Type:	unknown	Wavelength:	n.a.
Control Program:	IC4-CLO4 PROGRAM	Bandwidth:	n.a.
Quantif. Method:	IC#4-CLO4-LOW	Dilution Factor:	1.0000
Recording Time:	3/18/2006 14:27	Sample Weight:	1.0000
Run Time (min):	14.50	Sample Amount:	1.0000



No.	Ret. Time min	Peak Name	Height μS	Area μS*min	Rel. Area %	Amount	Type
Total:			0.000	0.000	0.00	0.000	

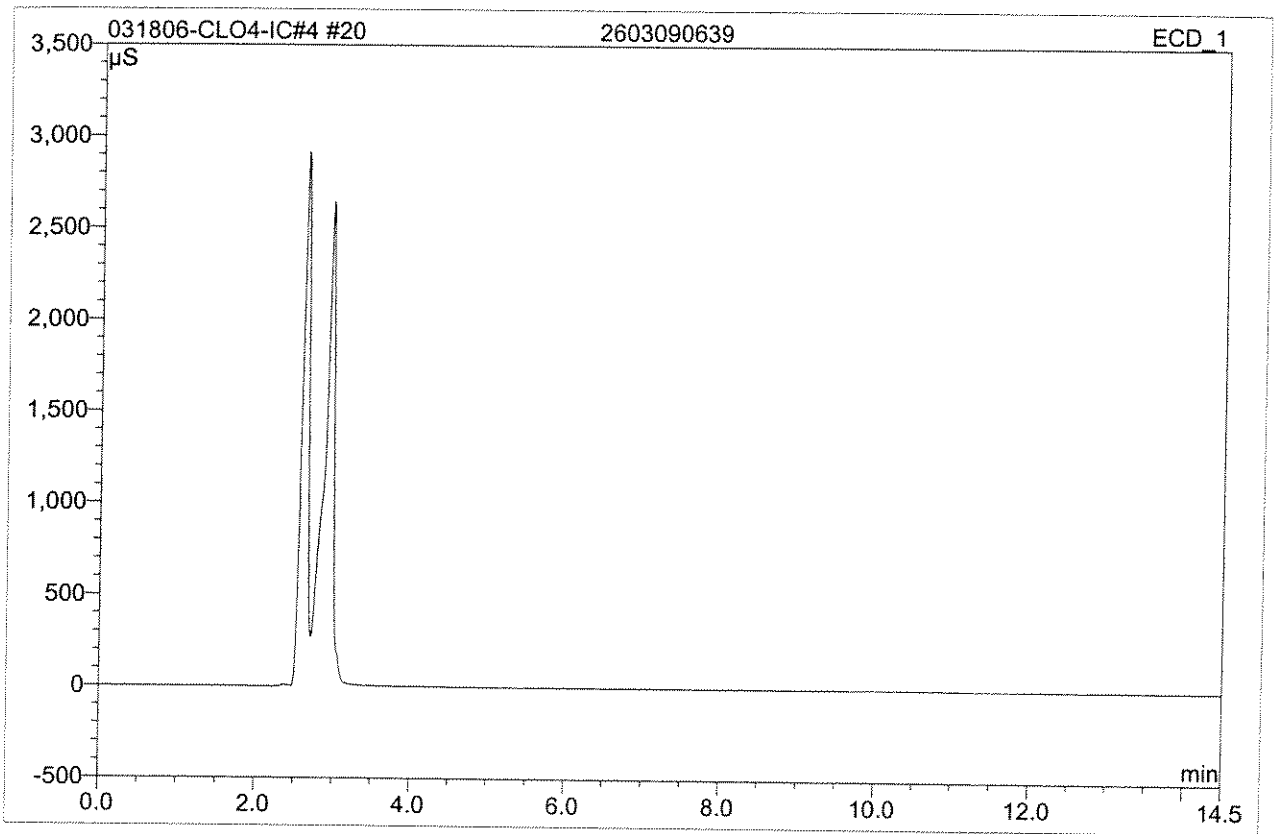
19 2603090623			
Sample Name:	2603090623	Injection Volume:	1000.0
Vial Number:	134	Channel:	ECD_1
Sample Type:	unknown	Wavelength:	n.a.
Control Program:	IC4-CLO4 PROGRAM	Bandwidth:	n.a.
Quantif. Method:	IC#4-CLO4-LOW	Dilution Factor:	1.0000
Recording Time:	3/18/2006 14:44	Sample Weight:	1.0000
Run Time (min):	14.50	Sample Amount:	1.0000



No.	Ret. Time min	Peak Name	Height μS	Area μS*min	Rel. Area %	Amount	Type
Total:			0.000	0.000	0.00	0.000	

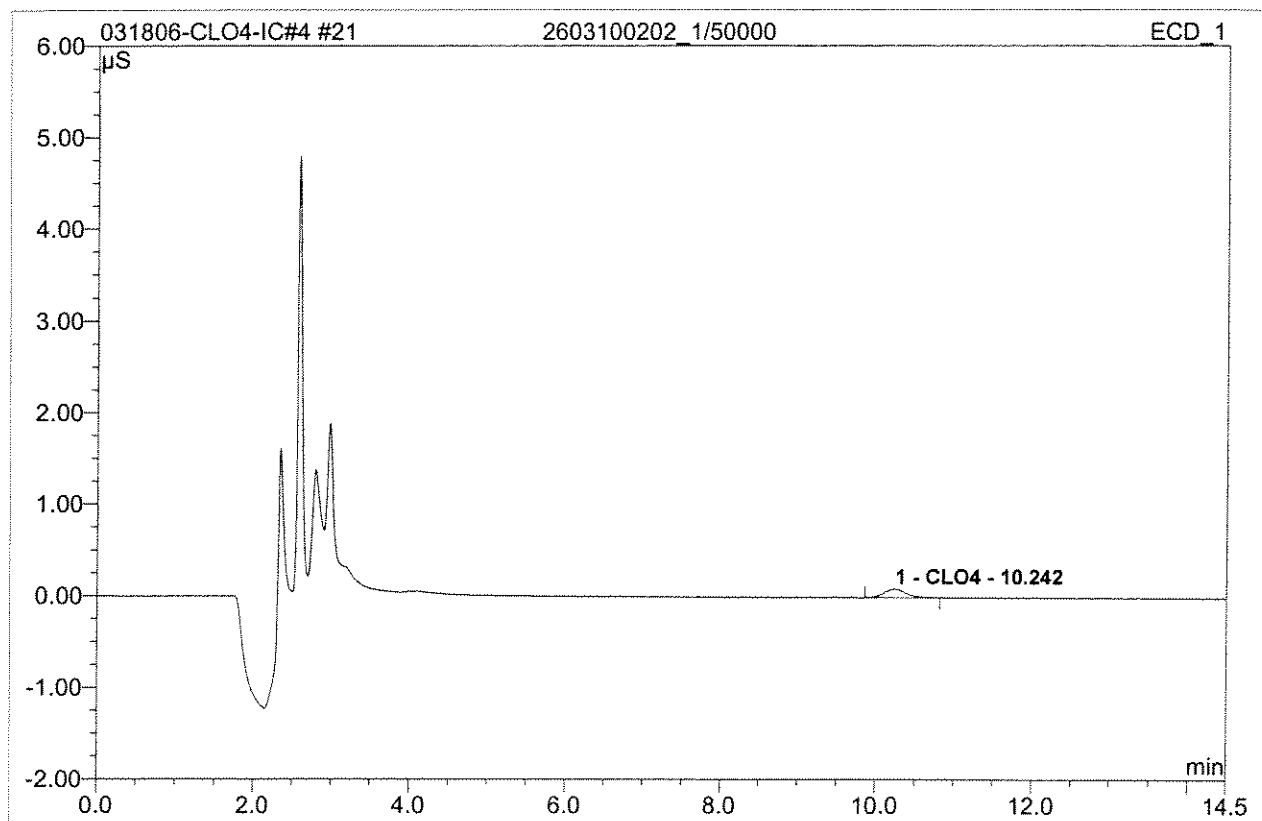
20 2603090639

Sample Name:	2603090639	Injection Volume:	1000.0
Vial Number:	135	Channel:	ECD_1
Sample Type:	unknown	Wavelength:	n.a.
Control Program:	IC4-CLO4 PROGRAM	Bandwidth:	n.a.
Quantif. Method:	IC#4-CLO4-LOW	Dilution Factor:	1.0000
Recording Time:	3/18/2006 15:01	Sample Weight:	1.0000
Run Time (min):	14.50	Sample Amount:	1.0000



No.	Ret. Time min	Peak Name	Height μS	Area μS*min	Rel. Area %	Amount	Type
Total:			0.000	0.000	0.00	0.000	

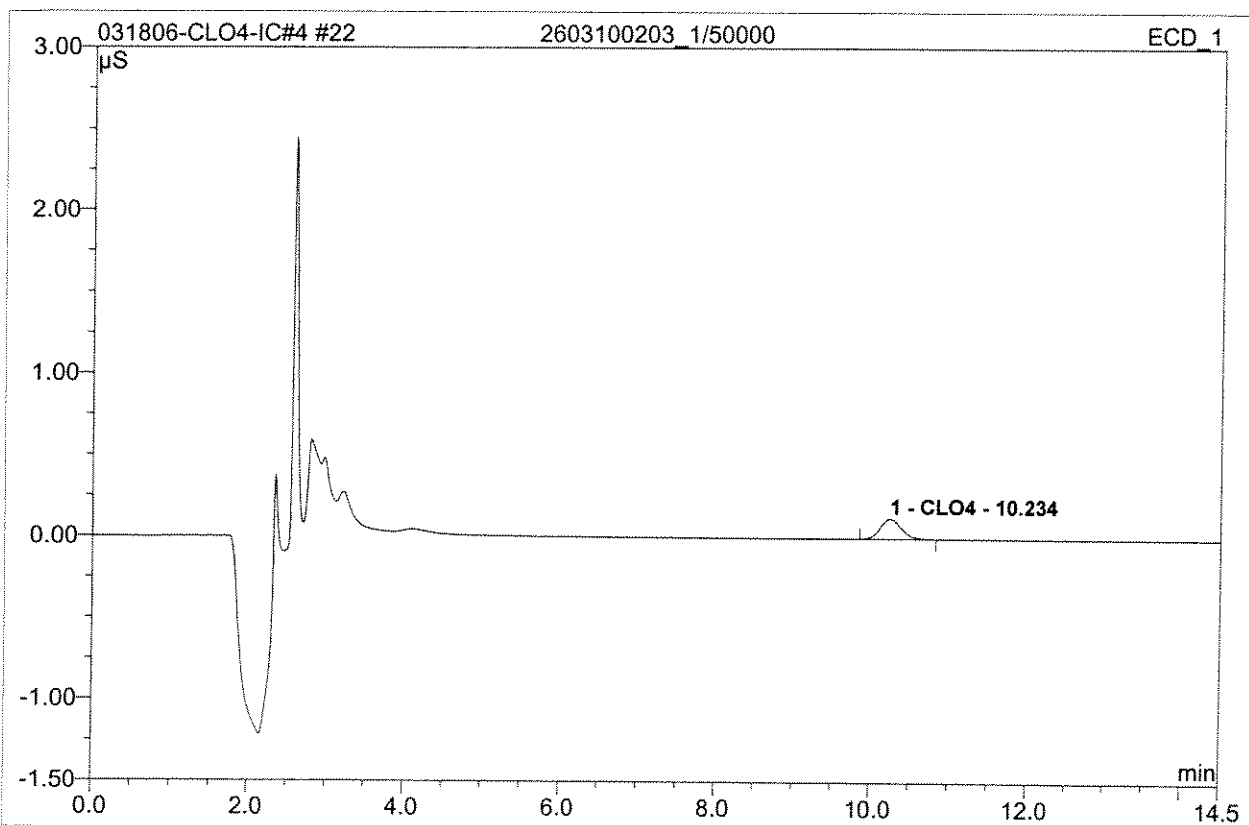
21 2603100202_1/50000			
Sample Name:	2603100202_1/50000	Injection Volume:	1000.0
Vial Number:	134	Channel:	ECD_1
Sample Type:	unknown	Wavelength:	n.a.
Control Program:	IC4-CLO4 PROGRAM	Bandwidth:	n.a.
Quantif. Method:	IC#4-CLO4-LOW	Dilution Factor:	50000.0000
Recording Time:	3/18/2006 15:18	Sample Weight:	1.0000
Run Time (min):	14.50	Sample Amount:	1.0000



No.	Ret. Time min	Peak Name	Height μS	Area μS*min	Rel. Area %	Amount	Type
1	10.24	CLO4	0.092	0.030	100.00	#####	BMB
Total:			0.092	0.030	100.00	#####	

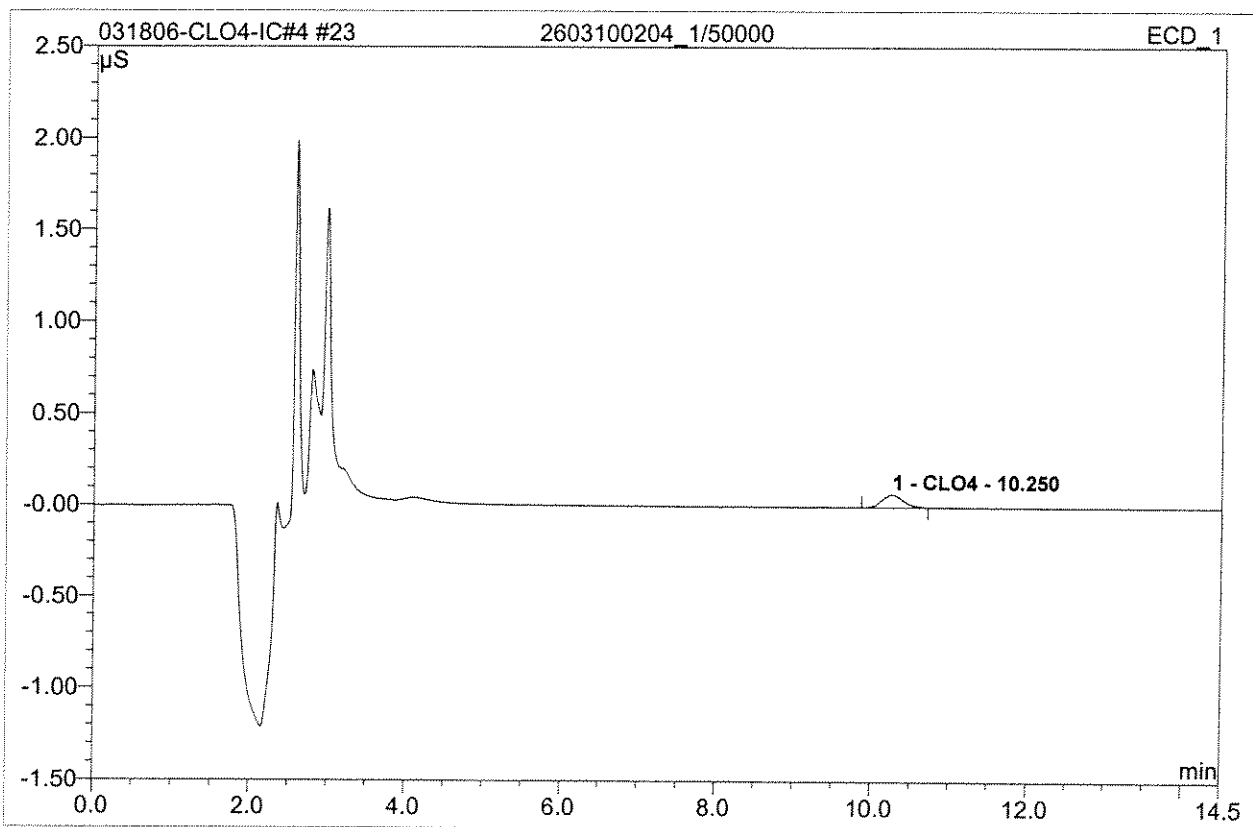
22 2603100203_1/50000

Sample Name:	2603100203_1/50000	Injection Volume:	1000.0
Vial Number:	135	Channel:	ECD_1
Sample Type:	unknown	Wavelength:	n.a.
Control Program:	IC4-CLO4 PROGRAM	Bandwidth:	n.a.
Quantif. Method:	IC#4-CLO4-LOW	Dilution Factor:	50000.0000
Recording Time:	3/18/2006 15:35	Sample Weight:	1.0000
Run Time (min):	14.50	Sample Amount:	1.0000



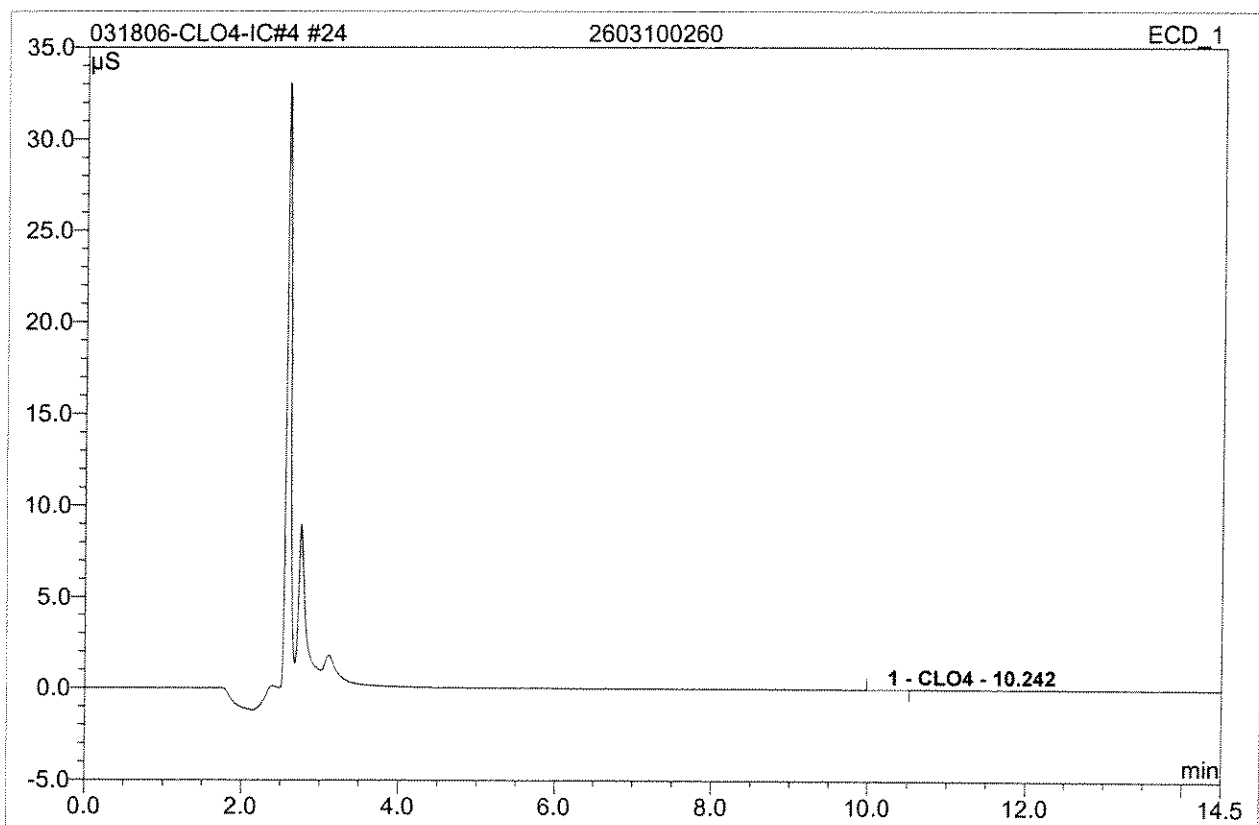
No.	Ret.Time min	Peak Name	Height µS	Area µS*min	Rel.Area %	Amount	Type
1	10.23	CLO4	0.125	0.040	100.00	#####	BMB
Total:			0.125	0.040	100.00	#####	

23 2603100204_1/50000			
Sample Name:	2603100204_1/50000	Injection Volume:	1000.0
Vial Number:	20000	Channel:	ECD_1
Sample Type:	unknown	Wavelength:	n.a.
Control Program:	IC4-CLO4 PROGRAM	Bandwidth:	n.a.
Quantif. Method:	IC#4-CLO4-LOW	Dilution Factor:	50000.0000
Recording Time:	3/18/2006 15:52	Sample Weight:	1.0000
Run Time (min):	14.50	Sample Amount:	1.0000



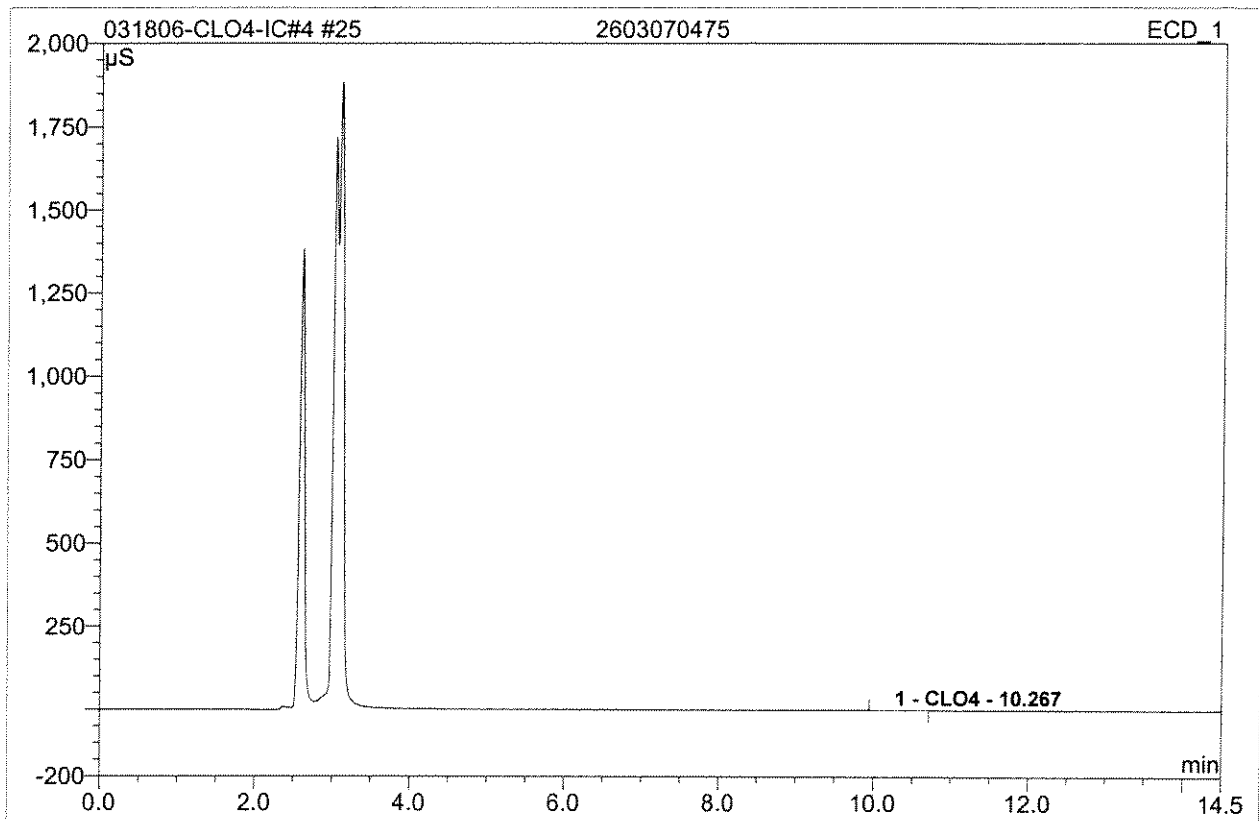
No.	Ret. Time min	Peak Name	Height μS	Area μS*min	Rel. Area %	Amount	Type
1	10.25	CLO4	0.070	0.022	100.00	#####	BMB
Total:			0.070	0.022	100.00	#####	

24 2603100260			
Sample Name:	2603100260	Injection Volume:	1000.0
Vial Number:	134	Channel:	ECD_1
Sample Type:	unknown	Wavelength:	n.a.
Control Program:	IC4-CLO4 PROGRAM	Bandwidth:	n.a.
Quantif. Method:	IC#4-CLO4-LOW	Dilution Factor:	1.0000
Recording Time:	3/18/2006 16:09	Sample Weight:	1.0000
Run Time (min):	14.50	Sample Amount:	1.0000



No.	Ret. Time min	Peak Name	Height µS	Area µS*min	Rel. Area %	Amount	Type
1	10.24	CLO4	0.009	0.002	100.00	2.991	BMB
Total:			0.009	0.002	100.00	2.991	

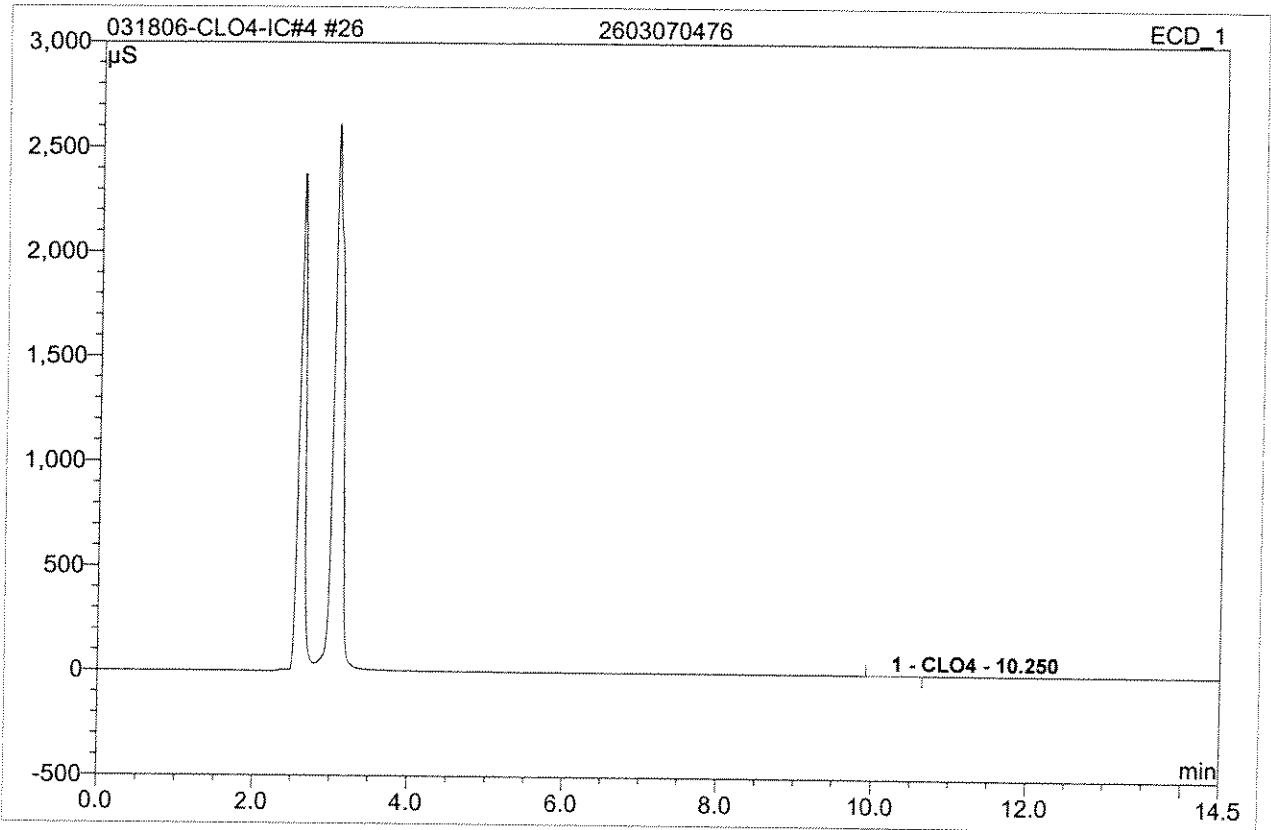
25 2603070475			
Sample Name:	2603070475	Injection Volume:	1000.0
Vial Number:	129	Channel:	ECD_1
Sample Type:	unknown	Wavelength:	n.a.
Control Program:	IC4-CLO4 PROGRAM	Bandwidth:	n.a.
Quantif. Method:	IC#4-CLO4-LOW	Dilution Factor:	1.0000
Recording Time:	3/18/2006 16:26	Sample Weight:	1.0000
Run Time (min):	14.50	Sample Amount:	1.0000



No.	Ret. Time min	Peak Name	Height µS	Area µS*min	Rel. Area %	Amount	Type
1	10.27	CLO4	0.047	0.015	100.00	15.070	BMB
Total:			0.047	0.015	100.00	15.070	

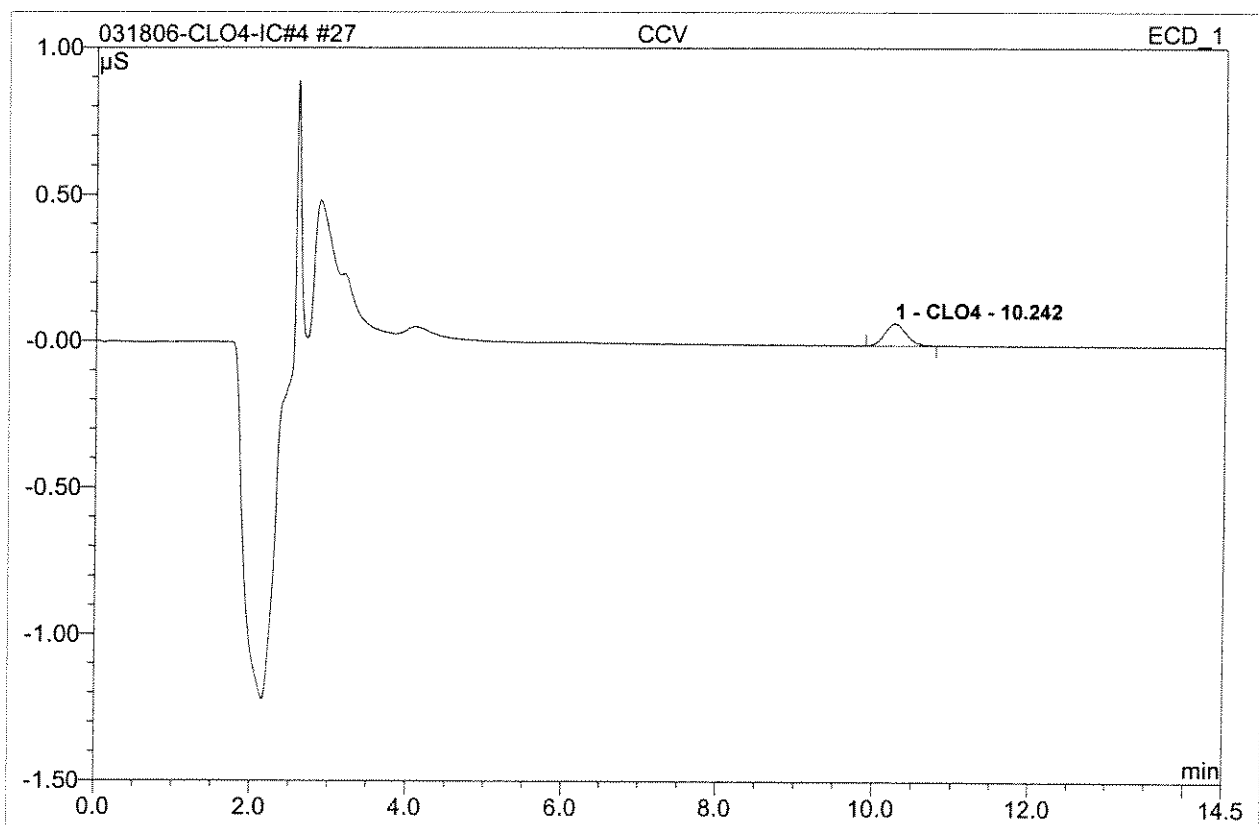
26 2603070476

Sample Name:	2603070476	Injection Volume:	1000.0
Vial Number:	129	Channel:	ECD_1
Sample Type:	unknown	Wavelength:	n.a.
Control Program:	IC4-CLO4 PROGRAM	Bandwidth:	n.a.
Quantif. Method:	IC#4-CLO4-LOW	Dilution Factor:	1.0000
Recording Time:	3/18/2006 16:43	Sample Weight:	1.0000
Run Time (min):	14.50	Sample Amount:	1.0000



No.	Ret. Time min	Peak Name	Height μS	Area μS*min	Rel. Area %	Amount	Type
1	10.25	CLO4	0.040	0.013	100.00	12.803	BMB
Total:			0.040	0.013	100.00	12.803	

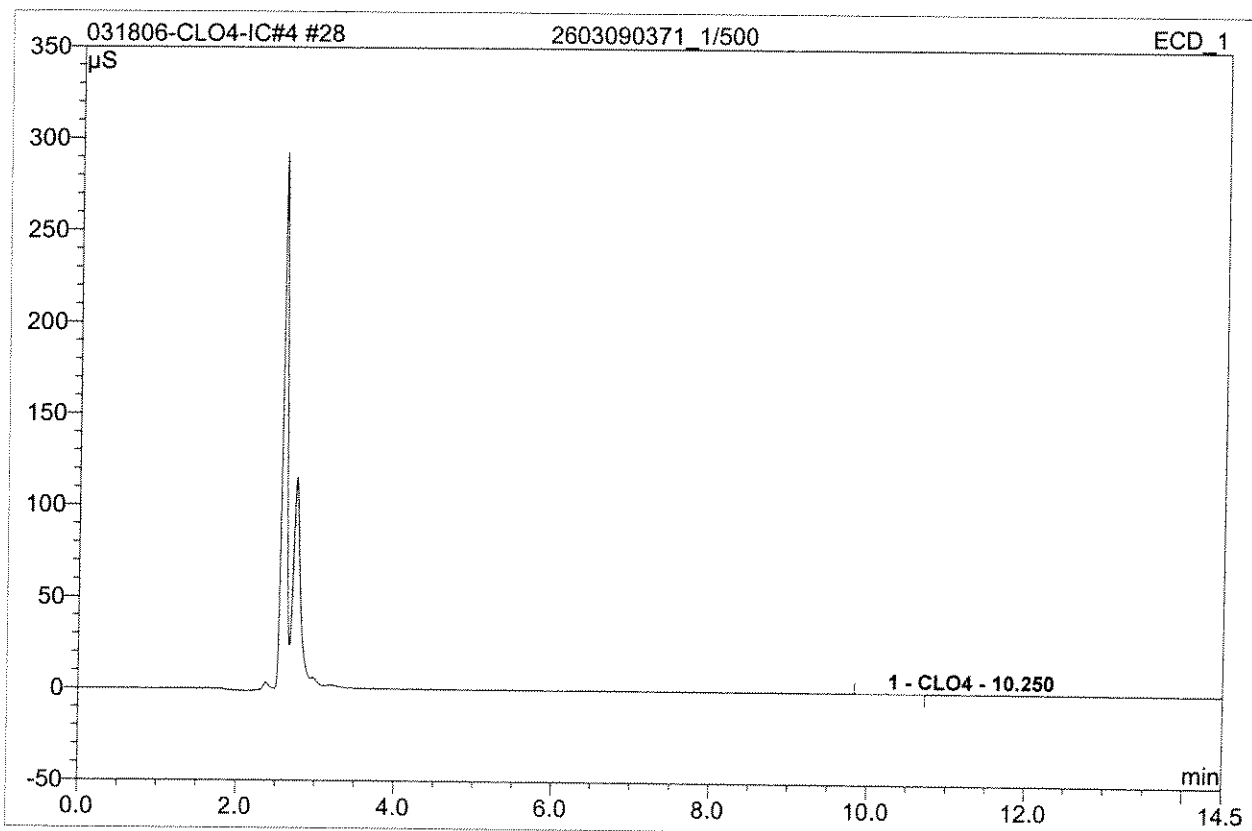
27 CCV			
BXS-4			
Sample Name:	CCV	Injection Volume:	1000.0
Vial Number:	128	Channel:	ECD_1
Sample Type:	unknown	Wavelength:	n.a.
Control Program:	IC4-CLO4 PROGRAM	Bandwidth:	n.a.
Quantif. Method:	IC#4-CLO4-LOW	Dilution Factor:	1.0000
Recording Time:	3/18/2006 17:00	Sample Weight:	1.0000
Run Time (min):	14.50	Sample Amount:	1.0000



No.	Ret.Time min	Peak Name	Height μS	Area μS*min	Rel.Area %	Amount	Type
1	10.24	CLO4	0.076	0.024	100.00	24.284	BMB
Total:			0.076	0.024	100.00	24.284	

28 2603090371_1/500

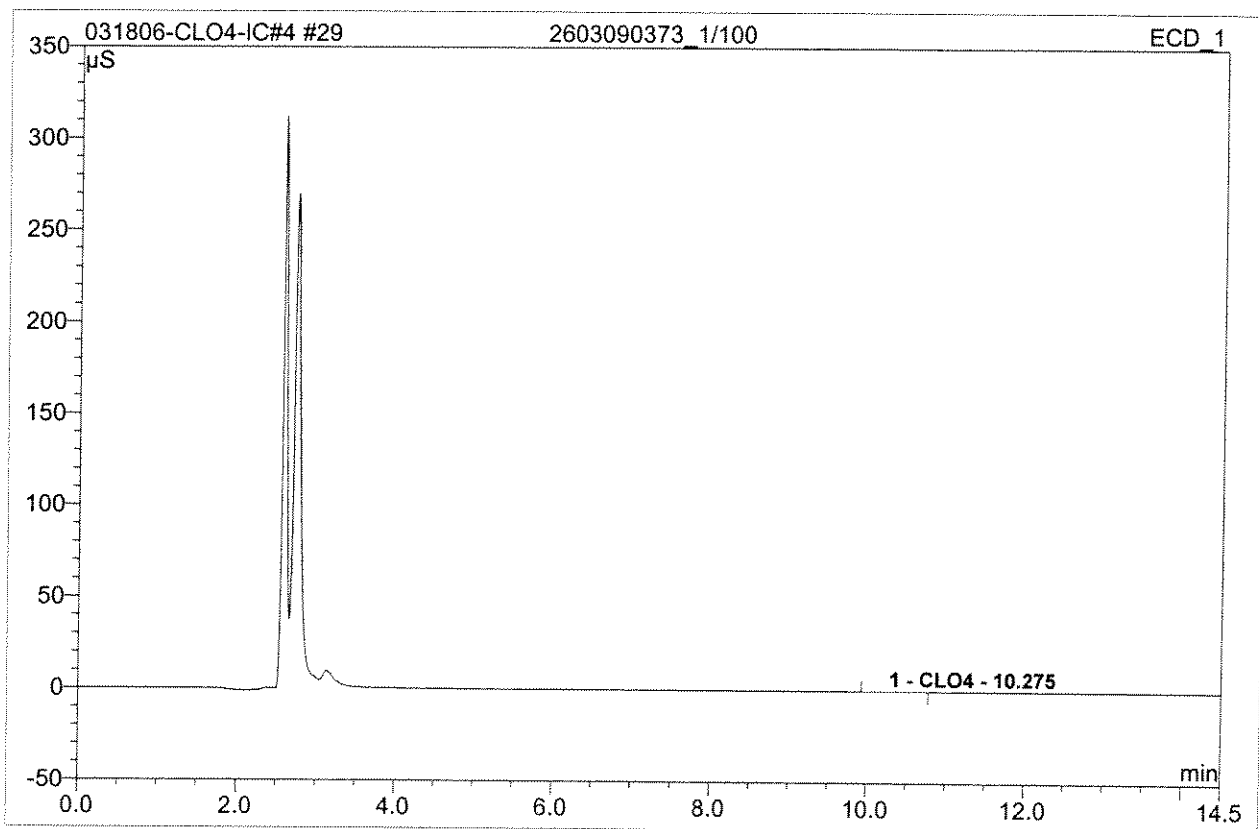
Sample Name:	2603090371_1/500	Injection Volume:	1000.0
Vial Number:	135	Channel:	ECD_1
Sample Type:	unknown	Wavelength:	n.a.
Control Program:	IC4-CLO4 PROGRAM	Bandwidth:	n.a.
Quantif. Method:	IC#4-CLO4-LOW	Dilution Factor:	500.0000
Recording Time:	3/18/2006 17:17	Sample Weight:	1.0000
Run Time (min):	14.50	Sample Amount:	1.0000



No.	Ret. Time min	Peak Name	Height μS	Area μS*min	Rel. Area %	Amount	Type
1	10.25	CLO4	0.108	0.034	100.00	17015.483	BMB
Total:			0.108	0.034	100.00	17015.483	

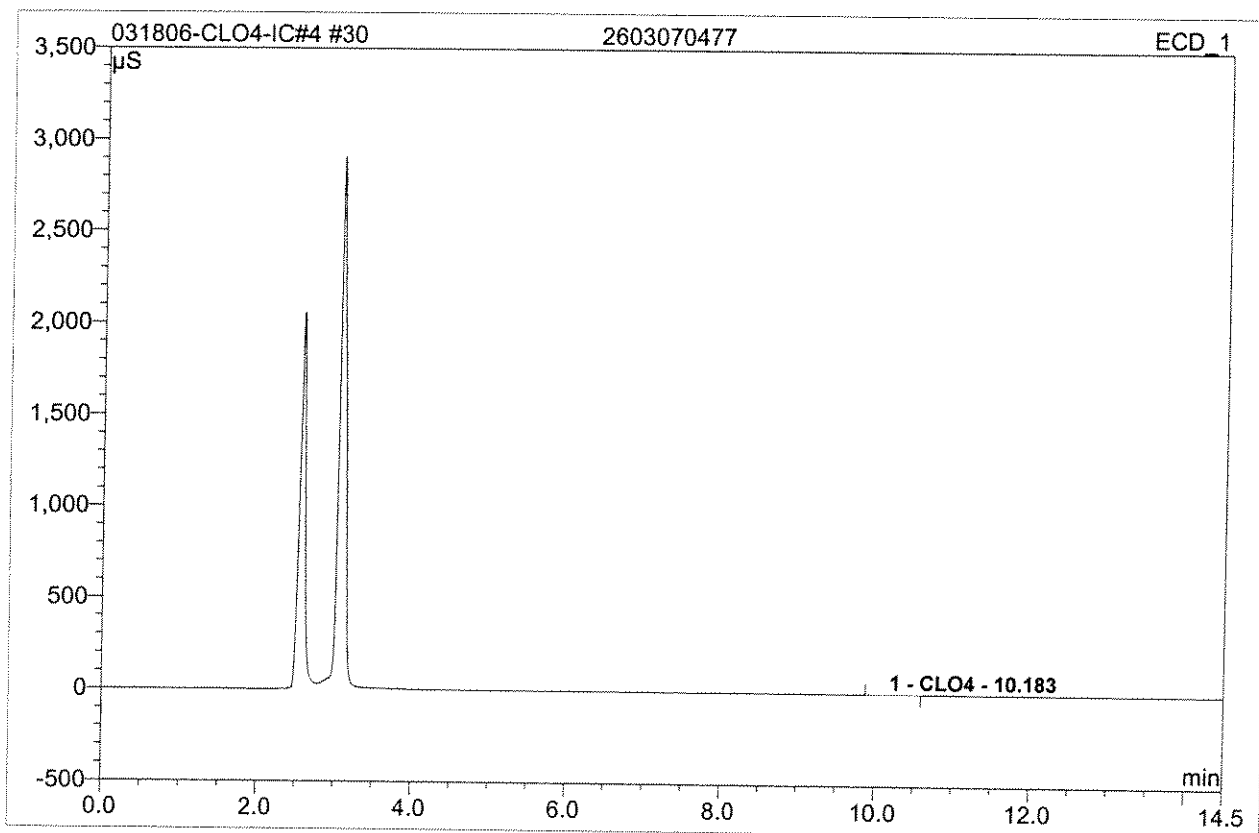
29 2603090373_1/100

Sample Name:	2603090373_1/100	Injection Volume:	1000.0
Vial Number:	136	Channel:	ECD_1
Sample Type:	unknown	Wavelength:	n.a.
Control Program:	IC4-CLO4 PROGRAM	Bandwidth:	n.a.
Quantif. Method:	IC#4-CLO4-LOW	Dilution Factor:	100.0000
Recording Time:	3/18/2006 17:34	Sample Weight:	1.0000
Run Time (min):	14.50	Sample Amount:	1.0000



No.	Ret. Time min	Peak Name	Height μS	Area μS*min	Rel. Area %	Amount	Type
1	10.28	CLO4	0.045	0.014	100.00	1456.364	BMB
Total:			0.045	0.014	100.00	1456.364	

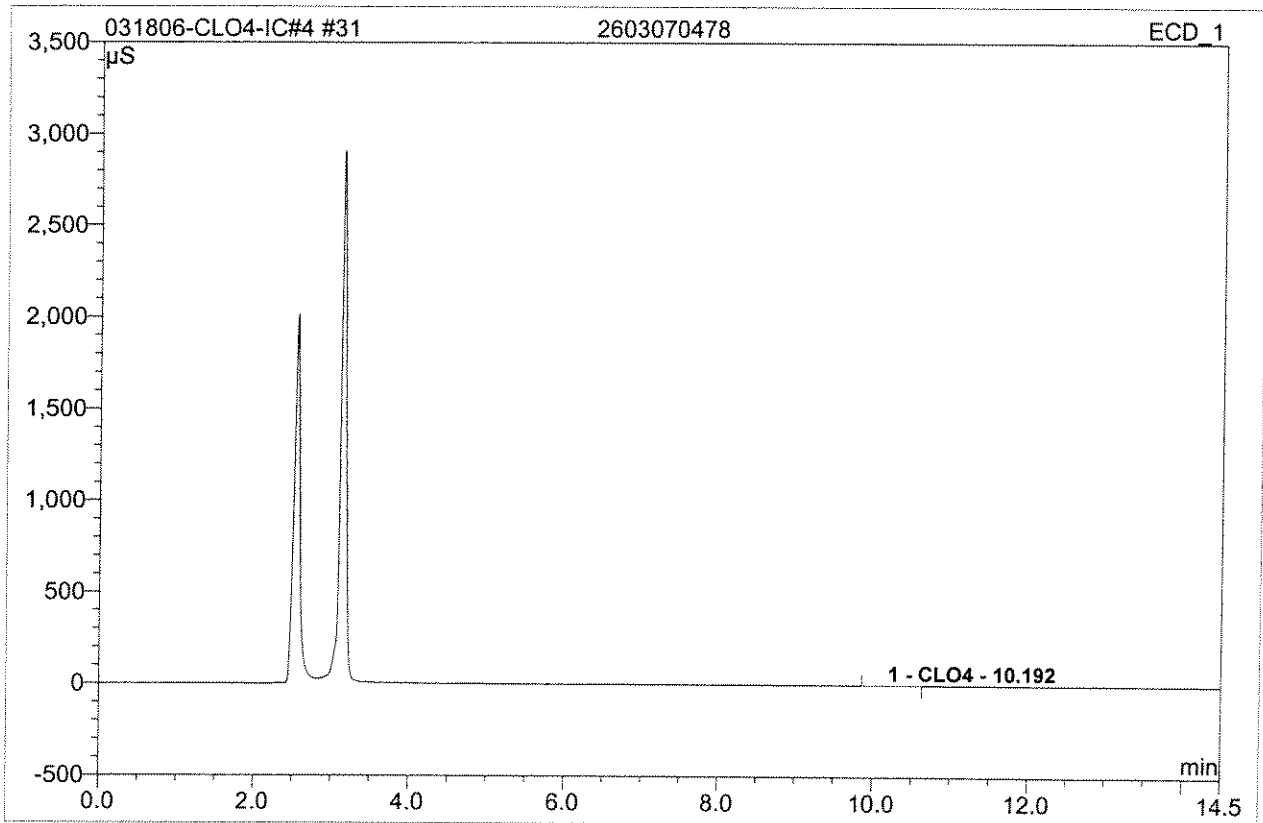
30 2603070477			
Sample Name:	2603070477	Injection Volume:	1000.0
Vial Number:	142	Channel:	ECD_1
Sample Type:	unknown	Wavelength:	n.a.
Control Program:	IC4-CLO4 PROGRAM	Bandwidth:	n.a.
Quantif. Method:	IC#4-CLO4-LOW	Dilution Factor:	1.0000
Recording Time:	3/18/2006 17:51	Sample Weight:	1.0000
Run Time (min):	14.50	Sample Amount:	1.0000



No.	Ret. Time min	Peak Name	Height µS	Area µS*min	Rel. Area %	Amount	Type
1	10.18	CLO4	0.027	0.008	100.00	8.683	BMB
Total:			0.027	0.008	100.00	8.683	

31 2603070478

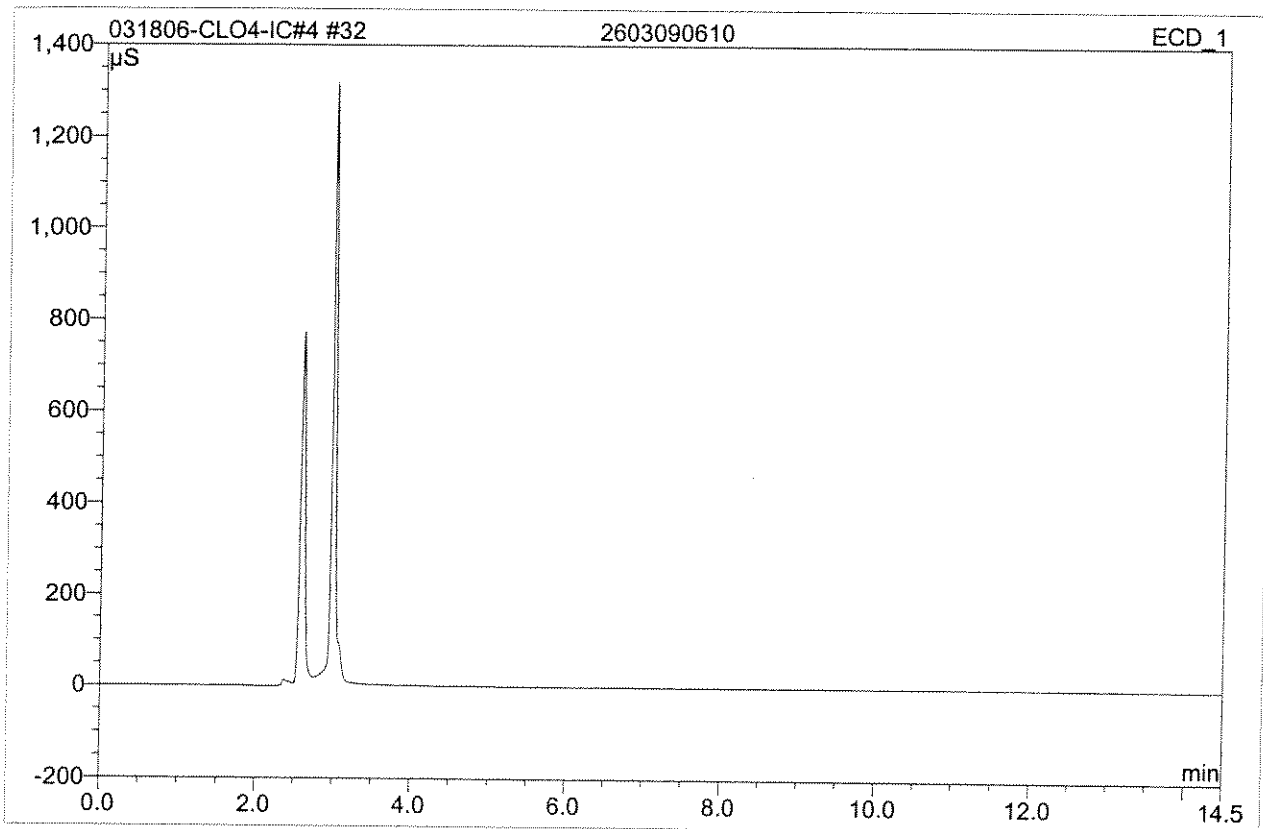
Sample Name:	2603070478	Injection Volume:	1000.0
Vial Number:	143	Channel:	ECD_1
Sample Type:	unknown	Wavelength:	n.a.
Control Program:	IC4-CLO4 PROGRAM	Bandwidth:	n.a.
Quantif. Method:	IC#4-CLO4-LOW	Dilution Factor:	1.0000
Recording Time:	3/18/2006 18:08	Sample Weight:	1.0000
Run Time (min):	14.50	Sample Amount:	1.0000



No.	Ret. Time min	Peak Name	Height µS	Area µS*min	Rel. Area %	Amount	Type
1	10.19	CLO4	0.024	0.008	100.00	7.954	BMB
Total:			0.024	0.008	100.00	7.954	

32 2603090610

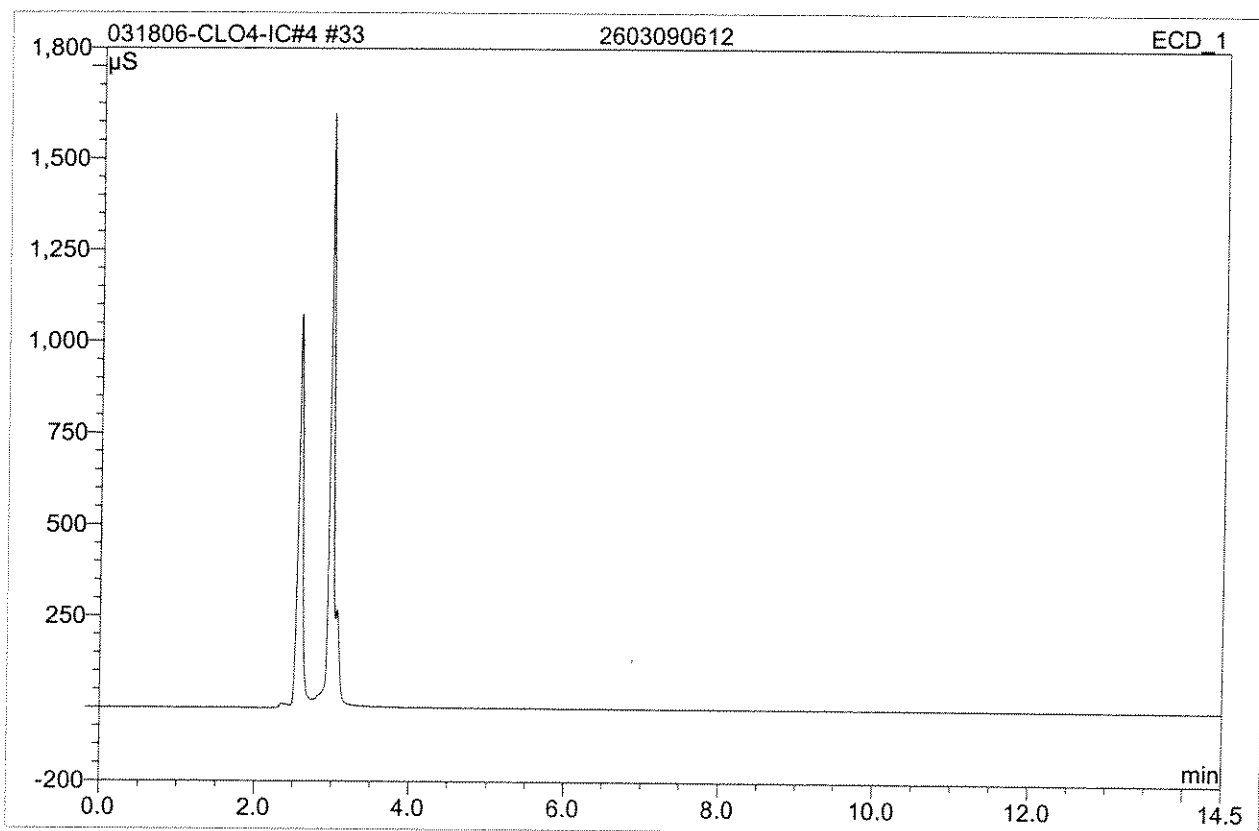
Sample Name:	2603090610	Injection Volume:	1000.0
Vial Number:	144	Channel:	ECD_1
Sample Type:	unknown	Wavelength:	n.a.
Control Program:	IC4-CLO4 PROGRAM	Bandwidth:	n.a.
Quantif. Method:	IC#4-CLO4-LOW	Dilution Factor:	1.0000
Recording Time:	3/18/2006 18:25	Sample Weight:	1.0000
Run Time (min):	14.50	Sample Amount:	1.0000



No.	Ret. Time min	Peak Name	Height μS	Area μS*min	Rel. Area %	Amount	Type
Total:			0.000	0.000	0.00	0.000	

33 2603090612

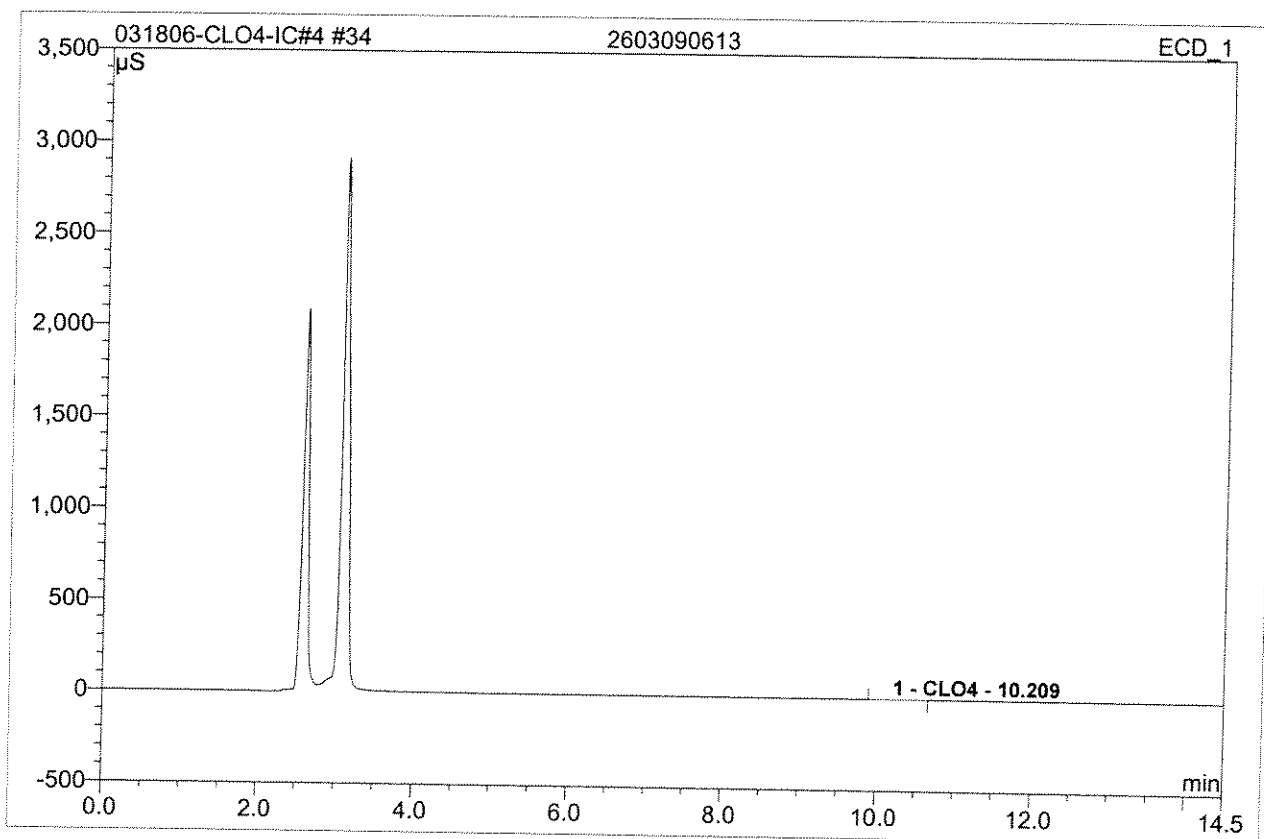
Sample Name:	2603090612	Injection Volume:	1000.0
Vial Number:	145	Channel:	ECD_1
Sample Type:	unknown	Wavelength:	n.a.
Control Program:	IC4-CLO4 PROGRAM	Bandwidth:	n.a.
Quantif. Method:	IC#4-CLO4-LOW	Dilution Factor:	1.0000
Recording Time:	3/18/2006 18:42	Sample Weight:	1.0000
Run Time (min):	14.50	Sample Amount:	1.0000



No.	Ret.Time min	Peak Name	Height μS	Area μS*min	Rel.Area %	Amount	Type
Total:			0.000	0.000	0.00	0.000	

34 2603090613

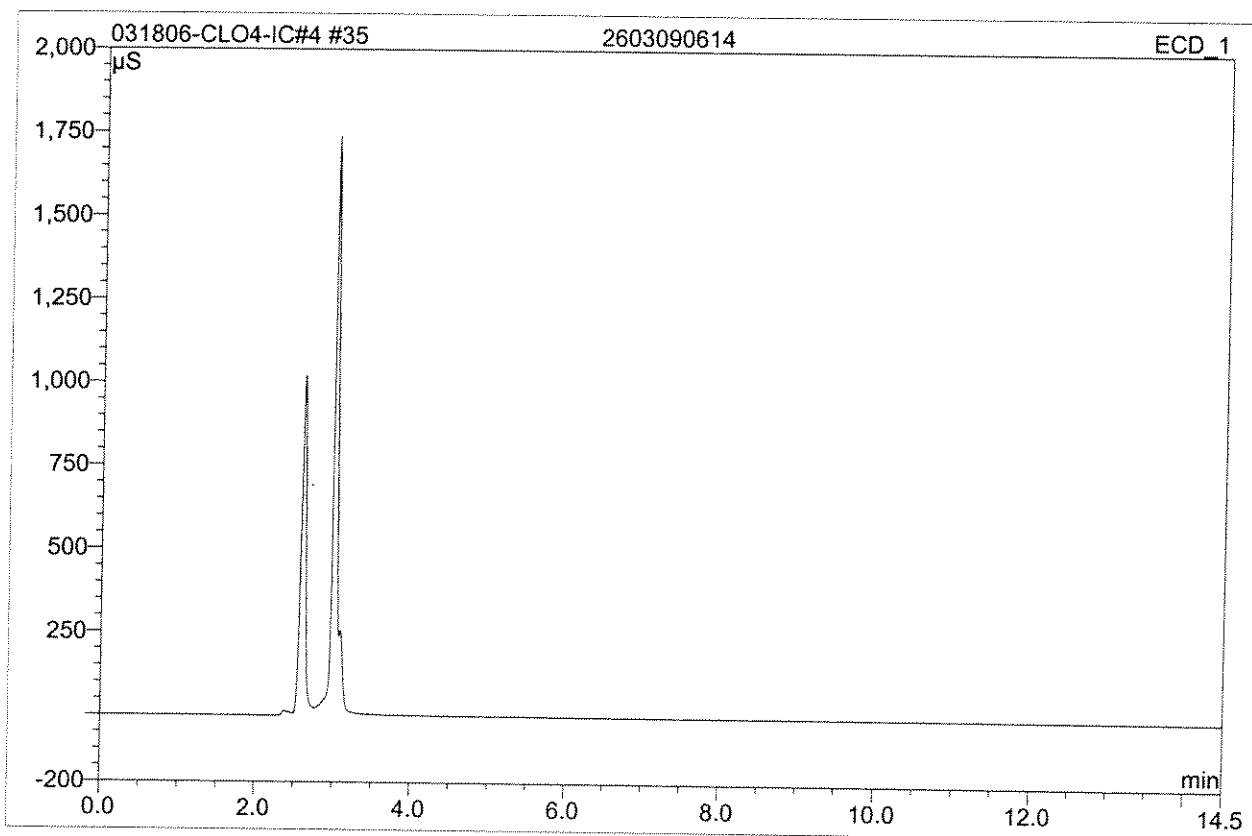
Sample Name:	2603090613	Injection Volume:	1000.0
Vial Number:	146	Channel:	ECD_1
Sample Type:	unknown	Wavelength:	n.a.
Control Program:	IC4-CLO4 PROGRAM	Bandwidth:	n.a.
Quantif. Method:	IC#4-CLO4-LOW	Dilution Factor:	1.0000
Recording Time:	3/18/2006 18:59	Sample Weight:	1.0000
Run Time (min):	14.50	Sample Amount:	1.0000



No.	Ret. Time min	Peak Name	Height µS	Area µS*min	Rel. Area %	Amount	Type
1	10.21	CLO4	0.020	0.006	100.00	6.864	BMB
Total:			0.020	0.006	100.00	6.864	

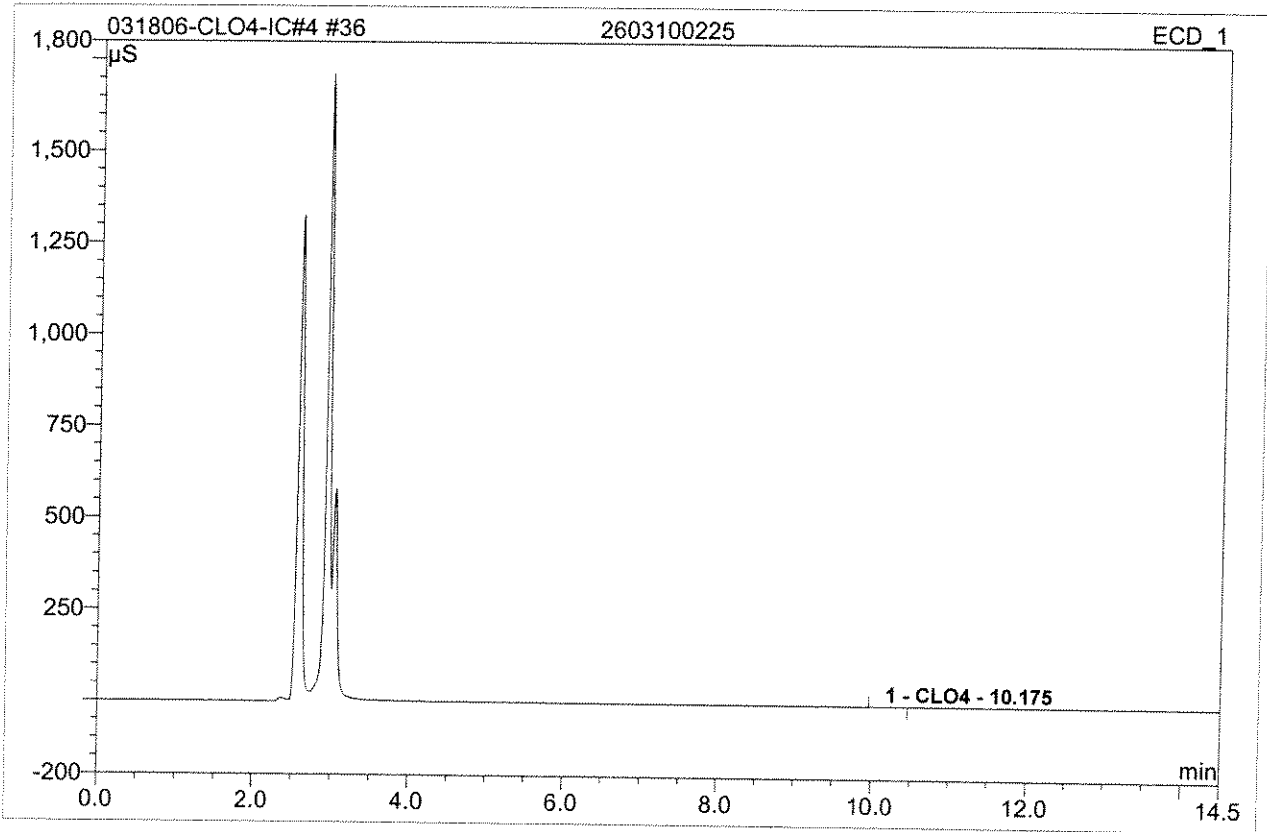
35 2603090614

Sample Name:	2603090614	Injection Volume:	1000.0
Vial Number:	147	Channel:	ECD_1
Sample Type:	unknown	Wavelength:	n.a.
Control Program:	IC4-CLO4 PROGRAM	Bandwidth:	n.a.
Quantif. Method:	IC#4-CLO4-LOW	Dilution Factor:	1.0000
Recording Time:	3/18/2006 19:16	Sample Weight:	1.0000
Run Time (min):	14.50	Sample Amount:	1.0000



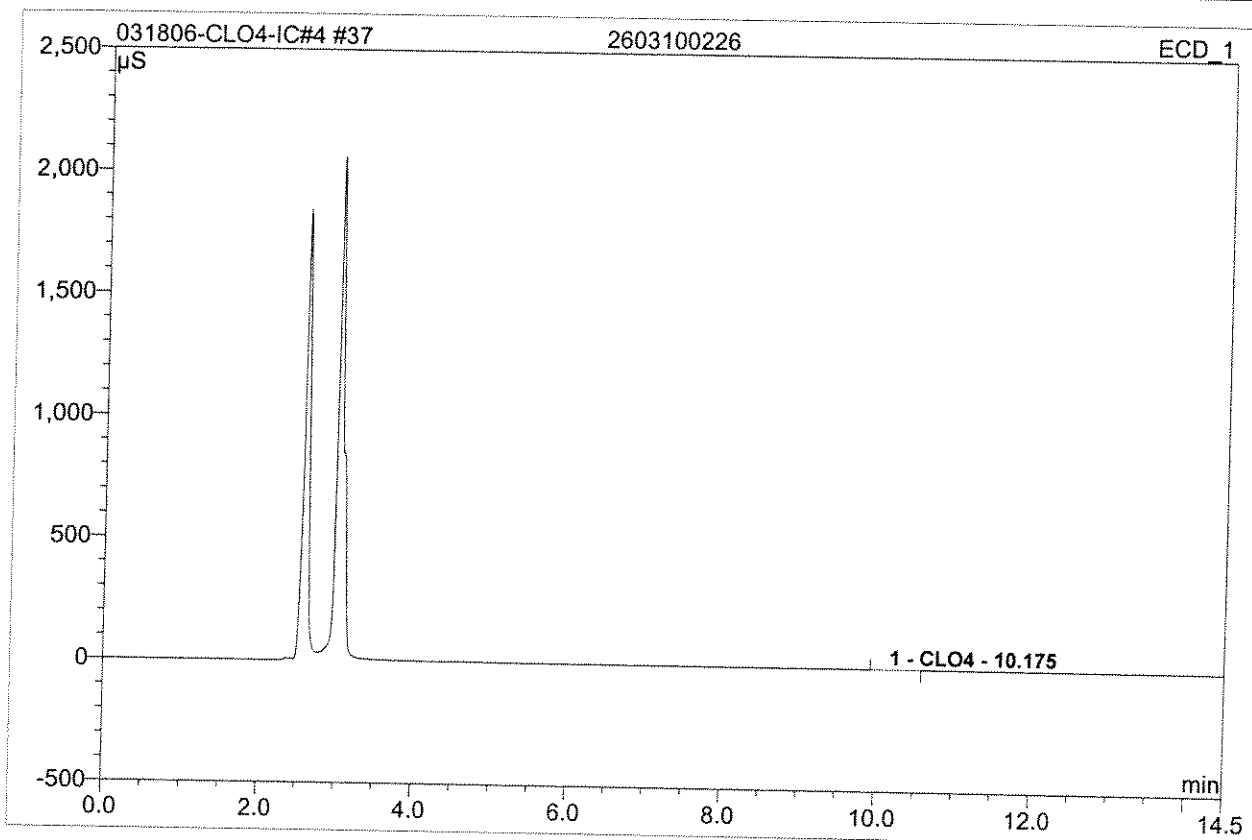
No.	Ret. Time min	Peak Name	Height μS	Area μS*min	Rel. Area %	Amount	Type
Total:			0.000	0.000	0.00	0.000	

36 2603100225			
Sample Name:	2603100225	Injection Volume:	1000.0
Vial Number:	148	Channel:	ECD_1
Sample Type:	unknown	Wavelength:	n.a.
Control Program:	IC4-CLO4 PROGRAM	Bandwidth:	n.a.
Quantif. Method:	IC#4-CLO4-LOW	Dilution Factor:	1.0000
Recording Time:	3/18/2006 19:33	Sample Weight:	1.0000
Run Time (min):	14.50	Sample Amount:	1.0000



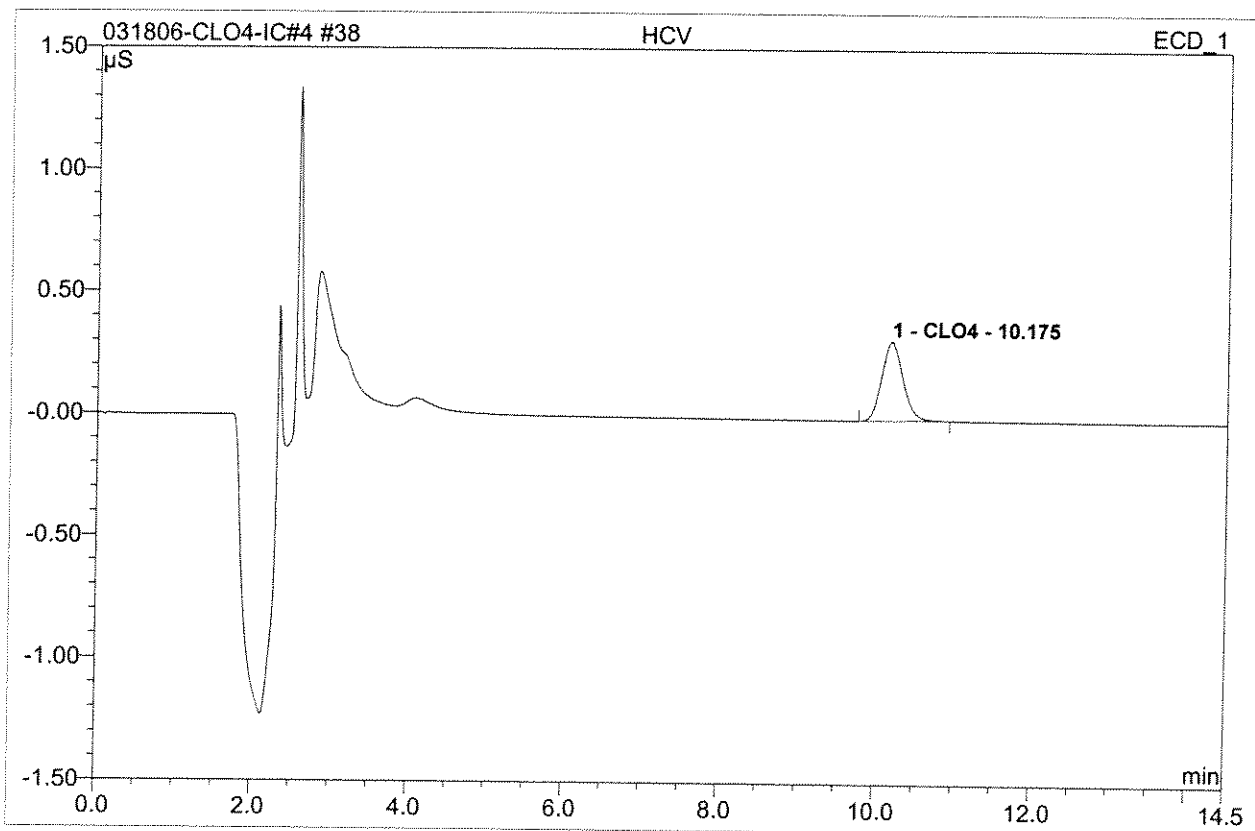
No.	Ret. Time min	Peak Name	Height µS	Area µS*min	Rel. Area %	Amount	Type
1	10.18	CLO4	0.005	0.001	100.00	1.715	BMB
Total:			0.005	0.001	100.00	1.715	

37 2603100226			
Sample Name:	2603100226	Injection Volume:	1000.0
Vial Number:	149	Channel:	ECD_1
Sample Type:	unknown	Wavelength:	n.a.
Control Program:	IC4-CLO4 PROGRAM	Bandwidth:	n.a.
Quantif. Method:	IC#4-CLO4-LOW	Dilution Factor:	1.0000
Recording Time:	3/18/2006 19:50	Sample Weight:	1.0000
Run Time (min):	14.50	Sample Amount:	1.0000



No.	Ret. Time min	Peak Name	Height μS	Area μS*min	Rel. Area %	Amount	Type
1	10.18	CLO4	0.008	0.002	100.00	3.025	BMB
Total:			0.008	0.002	100.00	3.025	

38 HCV			
BXS-6			
Sample Name:	HCV	Injection Volume:	1000.0
Vial Number:	141	Channel:	ECD_1
Sample Type:	unknown	Wavelength:	n.a.
Control Program:	IC4-CLO4 PROGRAM	Bandwidth:	n.a.
Quantif. Method:	IC#4-CLO4-LOW	Dilution Factor:	1.0000
Recording Time:	3/18/2006 20:07	Sample Weight:	1.0000
Run Time (min):	14.50	Sample Amount:	1.0000



No.	Ret. Time min	Peak Name	Height µS	Area µS*min	Rel. Area %	Amount	Type
1	10.18	CLO4	0.323	0.102	100.00	100.266	BMB
Total:			0.323	0.102	100.00	100.266	

Reagent Preparation Documentation

Reagent: Cr⁶⁺ buffer solution
Date Received/Prepped: 29 Aug 04 / 30 Sep 04 / 1 Nov 04 / 2 Dec 04 / 31 Dec 04 / 26 Jan 05
Date Expired: / / / / /
Manufacturer: _____
Storage Condition: _____

MW #: LMR040829-1
By: LMR
Matrix: aq
Amount: 100 ml
Lot #: _____

Component	Comment	Standard	Concentration
Ammonium Sulfate	33 g dissolved in ~100 ml DI H ₂ O	R200876	
Ammonium Hydroxide	6.5 ml added	R200799	
	bring to volume w/ DI H ₂ O	R201015 (2 Dec 04)	

Comment: 28 Feb 05; 29 Mar 05; 25/2/05; 6/2/05; 7/2/05; 8/2/05; 9/3/05; 9/4/05; 11/5/05; 12/5/05; 1/6/06; 2/6/06; 3/6/06; 4/6/06; 5/1/06

Reagent: Cr⁶⁺-low Color Reagent
Date Received/Prepped: 9/5/04 / 9/13/04 / 9/21/04 / 9/27/04 / 10/5/04 / 10/12/04; 10/18/04;
Date Expired: / / / / /
Manufacturer: _____
Storage Condition: _____

MW #: LMR040905-1
By: LMR
Matrix: aq/organic
Amount: 2-L
Lot #: _____

Component	Comment	Standard	Concentration
1,5-diphenylcarbohydrazide	1 g dissolved in	R200590	
Methanol	180 ml using a 2000 ml volumetric flask	R200968	
H ₂ SO ₄ concentrated	56 ml diluted to ~1000 ml w/ DI H ₂ O in an erlenmeyer flask - cool before adding to MeOH solution		
	Pour acid solution into MeOH solution and dilute to mark w/ DI H ₂ O. Allow to sit 6-8 hrs before using		

Comment: 10/25/04; 11/1/04; 11/9/04; 11/15/04; 11/22/04; 11/29/04; 12/6/04; 12/13/04; 12/20/04; 12/27/04; 1/7/05; 1/14/05; 1/21/05
see page 24

Reagent: DBP Eluent Concentrate Stock Solution
Date Received/Prepped: 6 Oct 04 / 1 Dec 04 / 1/23/05 / 1 Feb 05 / /
Date Expired: 6 Jan 05 / 1 Mar 05 / / / /
Manufacturer: _____
Storage Condition: _____

MW #: LMR041006-1
By: LMR
Matrix: aq
Amount: 1-L
Lot #: NA

Component	Comment	Standard	Concentration
Sodium Carbonate	52.8 g dissolved in 1-L DI H ₂ O using a volumetric flask	R200786	

Comment: Dilute 30 ml to 2-L using DI H₂O in a volumetric flask for daily working solution

Reagent Preparation Documentation

Reagent: Cr⁶⁺ low LCS Stock Solution - 1 ppm
 Date Received/Prepped: 28 Feb 05 / 29 Mar 05 / 2 May 05 / 2 Jun 05 / 2 Jul 05 / 2 Aug 05
 Date Expired: / / / / /
 Manufacturer: _____
 Storage Condition: _____

MW #: LMR050228-1
 By: LMR
 Matrix: aq
 Amount: 100 ml
 Lot #: -

Component	Comment	Standard	Concentration
Absolute Std 1000 ppm exp. 14 Jan 08	100 µl in 100 ml DI H ₂ O	R201081	

Comment: 4/5/05; 10/4/05; 11/5/05; 12/5/05; 1/6/06; 1/25/06; 2/20/06; 3/20/06; 4/20/06; 5/1/06

Reagent: Cr⁶⁺ low LCS Std - 2 ppb
 Date Received/Prepped: 28 Feb 05 / 7 Mar 05 / 14 Mar 05 / 21 Mar 05 / 29 Mar 05 / 4 Apr 05, 11 Apr 05
 Date Expired: / / / / /
 Manufacturer: _____
 Storage Condition: _____

MW #: LMR050228-2
 By: LMR
 Matrix: aq
 Amount: 100 ml
 Lot #: -

Component	Comment	Standard	Concentration
Cr ⁶⁺ low LCS Stock (LMR050228-1)	200 µl into ~90 ml DI H ₂ O Bring to 100 ml final volume w/ DI H ₂ O in 100 ml vol flask 1 ml added AFTER solution at final volume		

Comment: 3/13/06; 3/20/06; 3/27/06; 4/10/06; 4/17/06; 4/20/06; 5/1/06
18 Apr 05; 25 Apr 05; 2 May 05; 5/9/05; 5/16/05; 5/23/05; 6/2/05; 6/10/05; 6/13/05; 6/24/05; 7/1/05; 7/11/05; 7/19/05;
7/25/05; 8/2/05; 8/8/05; 8/17/05; 8/23/05; 8/29/05; 9/4/05; 9/14/05; 9/19/05; 9/24/05; 10/4/05; 10/10/05; 10/17/05; 10/24/05; 10/31/05; 11/5/05;
11/14/05; 11/21/05; 11/28/05; 12/5/05; 12/19/05; 12/27/05; 1/3/06; 1/6/06; 1/16/06; 1/23/06; 1/25/06; 1/30/06; 2/6/06; 2/13/06; 2/20/06; 2/27/06; 3/6/06;

Reagent: BrO₃ LCS stock std - 1 ppm
 Date Received/Prepped: 5 May 05 / 8 Jun 06 / / / /
 Date Expired: / / / / /
 Manufacturer: _____
 Storage Condition: _____

MW #: LMR050505-1
 By: LMR
 Matrix: aq
 Amount: 100 ml
 Lot #: -

Component	Comment	Standard	Concentration
High Purity 1000 ppm exp. 11 Nov 06	100 µl diluted to 100 ml w/ DI H ₂ O	R201141	1000 ppb
	for MS/MSD use 25 µl / 5 ml = 5 ppb spike		

Comment: _____

Reagent Preparation Documentation

Reagent: 300.1 Multi-element Stock $ClO_2 + ClO_3$ LCS std
 Date Received/Prepped: 7.23.05 / / / / /
 Date Expired: / / / / /
 Manufacturer: _____
 Storage Condition: _____

MW #: LMR050723-2
 By: LMR
 Matrix: ag
 Amount: 100ml
 Lot #: —

Component	Comment	Standard	Concentration
ClO_2 - 1000 ppm Inorganic Ventures exp. 6.1.06	1 ml } Dilute to 100 ml w/ DI H_2O	R201147	10 ppm
ClO_3 - 1000 ppm High Purity exp. Feb 06	1 ml }	R201064	10 ppm

Comment:

10 μ l \rightarrow 5 ml for MS/MSD

Reagent: 300.1 Multi-element LCS working std
 Date Received/Prepped: 7.23.05 / 8.20.05 / 9.04.05 / 9.26.05 / 10.18.05 / 11.02.05 / 11.14.05
 Date Expired: / / / / /
 Manufacturer: _____
 Storage Condition: _____

MW #: LMR050723-3
 By: LMR
 Matrix: ag
 Amount: 100ml
 Lot #: —

Component	Comment	Standard	Concentration
BrO_3 - 1000 ppb	1000 μ l }	LMR050505-1	10
Anion Mix LCS std	200 μ l } Dilute to 100 ml	LMR050723-2	8-10 (L-500 804-1000 N2-50 N02-2000 P04-200)
ClO_2 / ClO_3 LCS std	500 μ l } w/ DI H_2O	LMR050723-2	50 each
	50 μ l }	A4000519-1	

Comment: 12.4.05 / 12.15.05 / 1.3.06 / 1.19.06

Reagent: Cr^{6+} - low Color Reagent
 Date Received/Prepped: 6/27/05 / 7/21/05 / 7/11/05 / 7/19/05 / 7/15/05 / 8/11/05
 Date Expired: / / / / /
 Manufacturer: _____
 Storage Condition: _____

MW #: LMR050627-1
 By: LMR
 Matrix: ag
 Amount: 2-L
 Lot #: —

Component	Comment	Standard	Concentration
1,5 Diphenylcarbazide	1.0 g dissolved in	R201077	
Methanol	180 ml using a 2-L volumetric flask	R201138 / R201299 on 1/3/06	
H_2SO_4 - concentrated	56 ml added to ~1000 ml DI H_2O in an erlenmeyer flask (cooled before adding to MeOH solution). Pour acid solution into MeOH solution and dilute to mark w/ DI H_2O . Allow to sit 6-8 hrs before use.	R201300 on 3/6/06	

Comment: 8/8/05; 8/16/05; 8/17/05; 8/18/05; 8/21/05; 8/28/05; 9/14/05; 9/12/05; 9/19/05; 9/26/05; 10/14/05; 10/19/05;
 10/24/05; 10/31/05; 11/5/05; 11/14/05; 11/21/05; 12/5/05; 12/19/05; 1/2/06; 1/10/06; 1/17/06; 1/23/06; 1/30/06; 2/10/06; 2/13/06; 2/20/06;
 2/27/06; 3/6/06; 3/13/06; 3/20/06; 3/27/06; 4/3/06; 4/10/06; 4/17/06; 4/24/06; 5/1/06

Reagent Preparation Documentation

Reagent: 300.1 Multi-element Calibration Std. - 7
Date Received/Prepped: 8.25.05 / 9.4.05 / 9.20.06 / 10.15.05 / 11.2.05 / 11.15.05 / 12.15.05
Date Expired: / / / / / /
Manufacturer: _____
Storage Condition: _____

MW #: LMR050825-9
By: LMR
Matrix: aq
Amount: 100 ml
Lot #: -

Component	Comment	Standard	Concentration (ppb)
BrO ₃ - 1000 ppb	5000 µl	LMR050109-3	50
NO ₂ / ClO ₂ - 10 ppm	2000 µl } Dilute to 100 ml w/ DI H ₂ O	LMR050825-1	200 ea
Anion Cal. Mix		LMR050825-2	Br-80; NO ₂ /NO ₃ -200 (6-2000 504-4000 0004-1000)
FDA		ATI000519-1	

Comment: 1.5.06

Reagent: Cr⁶⁺ - low Calibration Stock Sol'n - 1000 ppb
Date Received/Prepped: 4 Sep 05 / ~~10~~ 4.05 / 5 Nov 05 / 5 Dec 05 / 6 Jan 06 / 25 Jan 06
Date Expired: / / / / /
Manufacturer: _____
Storage Condition: _____

MW #: LMR050904-1
By: LMR
Matrix: aq
Amount: 100 ml
Lot #: -

Component	Comment	Standard	Concentration
Inorganic Ventures	100 µl diluted to 100 ml w/ DI H ₂ O	R201134	
exp 1 May 06			

Comment: 2/20/06; 3/20/06; 4/20/06

Reagent: Cr⁶⁺ - low calibration std - 0.2 ppb
Date Received/Prepped: 4 Sep 05 / 12 Sep 05 / 19 Sep 05 / 26 Sep 05 / 4 Oct 05 / 10 Oct 05
Date Expired: / / / / /
Manufacturer: _____
Storage Condition: _____

MW #: LMR050904-2
By: LMR
Matrix: aq
Amount: 100 ml
Lot #: -

Component	Comment	Standard	Concentration
1000 ppb Cr ⁶⁺ - low std	20 µl diluted to 100 ml using DI H ₂ O	LMR050904-1	
buffer sol'n	1.0 ml - added AFTER dilution to mark	LMR040829-1	

Comment: 10/13/05; 10/24/05; 10/31/05; 11/5/05; 11/14/05; 11/21/05; 11/28/05; 12/5/05; 12/12/05; 12/19/05; 12/27/05; 1/3/06; 1/10/06; 1/14/06; 1/23/06; 1/25/06; 1/30/06; 2/4/06; 2/13/06; 2/20/06; 2/26/06; 3/6/06; 3/13/06; 3/20/06; 3/27/06; 4/3/06; 4/10/06; 4/17/06; 4/20/06

Reagent Preparation Documentation

Reagent: Cr⁶⁺-low calibration std. - 2.0 ppb
Date Received/Prepped: 4 Sep 05 / 12 Sep 05 / 19 Sep 05 / 26 Sep 05 / 4 Oct 05 / 10 Oct 05
Date Expired: / / / / /
Manufacturer: _____
Storage Condition: _____

MW #: LMR050904-3
By: LMR
Matrix: aq
Amount: 100 ml
Lot #: -

Component	Comment	Standard	Concentration
1000 ppb Cr ⁶⁺ -low std	200 µl diluted to 100 ml using DI H ₂ O	LMR050904-1	
buffer	1.0 ml added AFTER dilution to mark	LMR040829-1	

Comment: 10/19/05, 10/24/05, 10/31/05, 11/5/05, 11/14/05, 11/21/05, 11/28/05, 12/5/05, 12/12/05, 12/19/05, 12/27/05, 1/3/06, 1/6/06, 1/16/06, 1/23/06, 1/25/06, 1/30/06, 2/6/06, 2/13/06, 2/20/06, 2/27/06, 3/6/06, 3/13/06, 3/20/06, 3/27/06, 4/3/06, 4/10/06, 4/17/06, 4/24/06

Reagent: Cr⁶⁺-low calibration std - 10.0 ppb
Date Received/Prepped: 4 Sep 05 / 12 Sep 05 / 19 Sep 05 / 26 Sep 05 / 4 Oct 05 / 10 Oct 05
Date Expired: / / / / /
Manufacturer: _____
Storage Condition: _____

MW #: LMR050904-4
By: LMR
Matrix: aq
Amount: 100 ml
Lot #: -

Component	Comment	Standard	Concentration
1000 ppb Cr ⁶⁺ -low std	1.0 ml diluted to 100 ml using DI H ₂ O	LMR050904-1	
buffer	1.0 ml added AFTER dilution to mark	LMR040829-1	

Comment: 10/19/05, 10/24/05, 10/31/05, 11/5/05, 11/14/05, 11/21/05, 11/28/05, 12/5/05, 12/12/05, 12/19/05, 12/27/05, 1/3/06, 1/6/06, 1/16/06, 1/23/06, 1/25/06, 1/30/06, 2/6/06, 2/13/06, 2/20/06, 2/27/06, 3/6/06, 3/13/06, 3/20/06, 3/27/06, 4/3/06, 4/10/06, 4/17/06, 4/24/06

Reagent: Cr⁶⁺-low calibration std - 20.0 ppb
Date Received/Prepped: 4 Sep 05 / 12 Sep 05 / 19 Sep 05 / 26 Sep 05 / 4 Oct 05 / 10 Oct 05
Date Expired: / / / / /
Manufacturer: _____
Storage Condition: _____

MW #: LMR050904-5
By: LMR
Matrix: aq
Amount: 100 ml
Lot #: -

Component	Comment	Standard	Concentration
1000 ppb Cr ⁶⁺ -low std	2.0 ml diluted to 100 ml using DI H ₂ O	LMR050904-1	
buffer	1.0 ml added AFTER dilution to mark	LMR040829-1	

Comment: 10/19/05, 10/24/05, 10/31/05, 11/5/05, 11/14/05, 11/21/05, 11/28/05, 12/5/05, 12/12/05, 12/19/05, 12/27/05, 1/3/06, 1/6/06, 1/16/06, 1/23/06, 1/25/06, 1/30/06, 2/6/06, 2/13/06, 2/20/06, 2/27/06, 3/6/06, 3/13/06, 3/20/06, 3/27/06, 4/3/06, 4/10/06, 4/17/06, 4/24/06

Reagent Preparation Documentation

Reagent: Cr⁶⁺ - low calibration std - 50.0 ppb
 Date Received/Prepped: 4/5/05 / 2/5/05 / 1/9/05 / 1/26/05 / 4/04/05 / 1/10/05
 Date Expired: / / / / /
 Manufacturer: _____
 Storage Condition: _____

MW #: LMR050904-1
 By: LMR
 Matrix: aq
 Amount: 100 ml
 Lot #: -

Component	Comment	Standard	Concentration
1000 ppb Cr ⁶⁺ - low std	5.0 ml diluted to 100 ml using DI H ₂ O	LMR050904-1	
buffer	1.0 ml added AFTER dilution to final mark	LMR040829-1	

Comment: 10/19/05; 11/24/05; 10/31/05; 11/5/05; 11/14/05; 11/21/05; 11/28/05; 12/5/05; 12/12/05; 12/19/05; 12/26/05; 1/2/06; 1/9/06; 1/16/06; 1/23/06; 1/30/06; 2/6/06; 2/13/06; 2/20/06; 2/27/06; 3/6/06; 3/13/06; 3/20/06; 3/27/06; 4/3/06; 4/10/06; 4/17/06; 4/24/06

Reagent: DCA Internal Std.
 Date Received/Prepped: 3/04/05 / / / /
 Date Expired: / / / / /
 Manufacturer: _____
 Storage Condition: _____

MW #: 051003-1
 By: LMR
 Matrix: aq
 Amount: 200 ml
 Lot #: -

Component	Comment	Standard	Concentration
Potassium Dichloroarsate	0.13 g dissolved in 200 ml DI H ₂ O	R300224	

Comment: _____

Reagent: BrO₃ color reagent
 Date Received/Prepped: 10/18/05 / 10/24/05 / 10/27/05 / 10/27/05 / 11/2/05 / 11/7/05 / 11/10/05 / 11/14/05
 Date Expired: / / / / /
 Manufacturer: _____
 Storage Condition: _____

MW #: LMR051018-1
 By: LMR
 Matrix: aq
 Amount: 2-L
 Lot #: -

Component	Comment	Standard	Concentration
o-dianisidine (ODA)	1g dissolved in 400 ml HPLC-Grade Methanol	R201258 R200627	
KBr	10g dissolved in ~1.4 L DI H ₂ O	R201114	
Urtex HNO ₃	160 ml	R201227	
		R201253 (11/7/05; 11/12/05)	
		R201271 (11/15/05; 11/18/05; 11/22/05; 11/30/05; 12/1/05; 12/4/05)	
		R201279 (12/10/05; 12/14/05; 12/20/05)	
		R201298 (12/27/05; 1/13/06; 1/16/06; 1/19/06; 1/17/06; 1/20/06)	

Comment: Add ODA to Methanol and dissolve. In a 2-L vol flask dissolve KBr into DI H₂O. Add HNO₃ to KBr solution. Add ODA to KBr/HNO₃ solution & dilute to mark w/ DI H₂O. Solution must be clear w/ 30 min. Solution must stand minimum 6 hrs before using. Best 1st to stand overnight.

No.	Sample Name	Time	Dil.Fac.	Amount	Comment	Analyst:	lmr
				CRVI-LOW			
				UV VIS 1		Criteria	
1,	Standard 1 - 0.1ppb	02/24/06 09:56,	1.0,	0.105	Standard Stock		
2,	Standard 2 - 0.2 ppb	02/24/06 10:04,	1.0,	0.204	LMR050904-1		
3,	Standard 3 - 2.0 ppb	02/24/06 10:12,	1.0,	2.038	exp 25 Feb 06		
4,	Standard 4 - 10 ppb	02/24/06 10:20,	1.0,	10.075			
5,	Standard 5 - 20 ppb	02/24/06 10:29,	1.0,	20.158			
6,	Standard 6 - 50ppb	02/24/06 10:37,	1.0,	49.920			
7,	IPC 20	03/10/06 08:08,	1.0,	20.218	QC from LMR050904-1		
8,	IPC 10	03/10/06 08:16,	1.0,	10.111	exp 26 Mar 06		
9,	LRB	03/10/06 08:24,	1.0,	n.a.			
10,	LRB + Buffer	03/10/06 08:32,	1.0,	n.a.			
11,	MRL 0.1ppb	03/10/06 08:40,	1.0,	0.103			
12,	LCS 2.0ppb	03/10/06 08:48,	1.0,	1.990			
13,	LCSD 2.0ppb	03/10/06 08:57,	1.0,	1.985			
14,	2603100260	03/10/06 10:32,	1.0,	0.023	crvi7199		
15,	2603100260_MS	03/10/06 10:41,	1.0,	2.058	2.03 - 102% recovery		
16,	2603100260_MSD	03/10/06 10:49,	1.0,	2.064	2.04 - 102% recovery	MRL 50%-150%	
17,	LRB	03/10/06 10:57,	1.0,	n.a.		0.05 - 0.15ppb	
18,	IPC 20	03/10/06 11:05,	1.0,	20.328		LCS 90%-110%	
19,	2603100231	03/10/06 12:22,	1.0,	1.327		Range: 1.80 - 2.20	
20,	2603100232	03/10/06 12:30,	1.0,	1.113		MS/MSD 90%-110%	
21,	2603100233	03/10/06 12:38,	1.0,	n.a.		True Value = 2.0	
22,	LRB	03/10/06 12:46,	1.0,	0.001		IPC 95%-105%	
23,	IPC 20	03/10/06 12:54,	1.0,	20.430		20ppb - 19-21ppb	
24,	2603100261	03/10/06 16:56,	1.0,	n.a.		10ppb - 9.5-10.5 ppb	
25,	2603100262	03/10/06 17:04,	1.0,	1.199			
26,	LRB	03/10/06 17:12,	1.0,	n.a.			
27,	IPC 20	03/10/06 17:20,	1.0,	20.313			

Sequence: 031006-IC5-CRVI
Operator: lmr

Page 1 of 2
Printed: 5/2/2006 4:11:36 PM

Title: CRVI-LOW

Datasource: IC-SERVER-2_local

Location: 2006\March

Timebase: IC-#5

#Samples: 27

Created: 3/9/2006 9:40:00 PM by Administrator
Last Update: 3/17/2006 8:48:52 PM by Administrator

No.	Name	Dil. Factor	Type	Comment	Program	Method	Status
1	Standard 1 - 0.1ppb	1.0000	Standard	Standard Stock	CRVI-LOW-loop	5-IC#5-CrVi	Finished
2	Standard 2 - 0.2 ppb	1.0000	Standard	LMR050904-1	CRVI-LOW-loop	5-IC#5-CrVi	Finished
3	Standard 3 - 2.0 ppb	1.0000	Standard	exp 25 Feb 06	CRVI-LOW-loop	5-IC#5-CrVi	Finished
4	Standard 4 - 10 ppb	1.0000	Standard		CRVI-LOW-loop	5-IC#5-CrVi	Finished
5	Standard 5 - 20 ppb	1.0000	Standard		CRVI-LOW-loop	5-IC#5-CrVi	Finished
6	Standard 6 - 50ppb	1.0000	Standard		CRVI-LOW-loop	5-IC#5-CrVi	Finished
7	IPC 20	1.0000	Unknown	QC from LMR050904-1	CRVI-LOW-loop	5-IC#5-CrVi	Finished
8	IPC 10	1.0000	Unknown	exp 26 Mar 06	CRVI-LOW-loop	5-IC#5-CrVi	Finished
9	LRB	1.0000	Unknown		CRVI-LOW-loop	5-IC#5-CrVi	Finished
10	LRB + Buffer	1.0000	Unknown		CRVI-LOW-loop	5-IC#5-CrVi	Finished
11	MRL 0.1ppb	1.0000	Unknown		CRVI-LOW-loop	5-IC#5-CrVi	Finished
12	LCS 2.0ppb	1.0000	Unknown		CRVI-LOW-loop	5-IC#5-CrVi	Finished
13	LCSD 2.0ppb	1.0000	Unknown		CRVI-LOW-loop	5-IC#5-CrVi	Finished
14	2603100260	1.0000	Unknown	crvi7199	CRVI-LOW-loop	5-IC#5-CrVi	Finished
15	2603100260_MS	1.0000	Unknown	2.03 - 102% recovery	CRVI-LOW-loop	5-IC#5-CrVi	Finished
16	2603100260_MSD	1.0000	Unknown	2.04 - 102% recovery	CRVI-LOW-loop	5-IC#5-CrVi	Finished
17	LRB	1.0000	Unknown		CRVI-LOW-loop	5-IC#5-CrVi	Finished
18	IPC 20	1.0000	Unknown		CRVI-LOW-loop	5-IC#5-CrVi	Finished
19	2603100231	1.0000	Unknown		CRVI-LOW-loop	5-IC#5-CrVi	Finished
20	2603100232	1.0000	Unknown		CRVI-LOW-loop	5-IC#5-CrVi	Finished
21	2603100233	1.0000	Unknown		CRVI-LOW-loop	5-IC#5-CrVi	Finished
22	LRB	1.0000	Unknown		CRVI-LOW-loop	5-IC#5-CrVi	Finished
23	IPC 20	1.0000	Unknown		CRVI-LOW-loop	5-IC#5-CrVi	Finished
24	2603100261	1.0000	Unknown		CRVI-LOW-loop	5-IC#5-CrVi	Finished
25	2603100262	1.0000	Unknown		CRVI-LOW-loop	5-IC#5-CrVi	Finished
26	LRB	1.0000	Unknown		CRVI-LOW-loop	5-IC#5-CrVi	Finished
27	IPC 20	1.0000	Unknown		CRVI-LOW-loop	5-IC#5-CrVi	Finished

Sequence: 031006-IC5-CRVI
Operator: lmr

Page 2 of 2
Printed: 5/2/2006 4:11:36 PM

Title: CRVI-LOW

Datasource: IC-SERVER-2_local

Location: 2006\March

Timebase: IC-#5

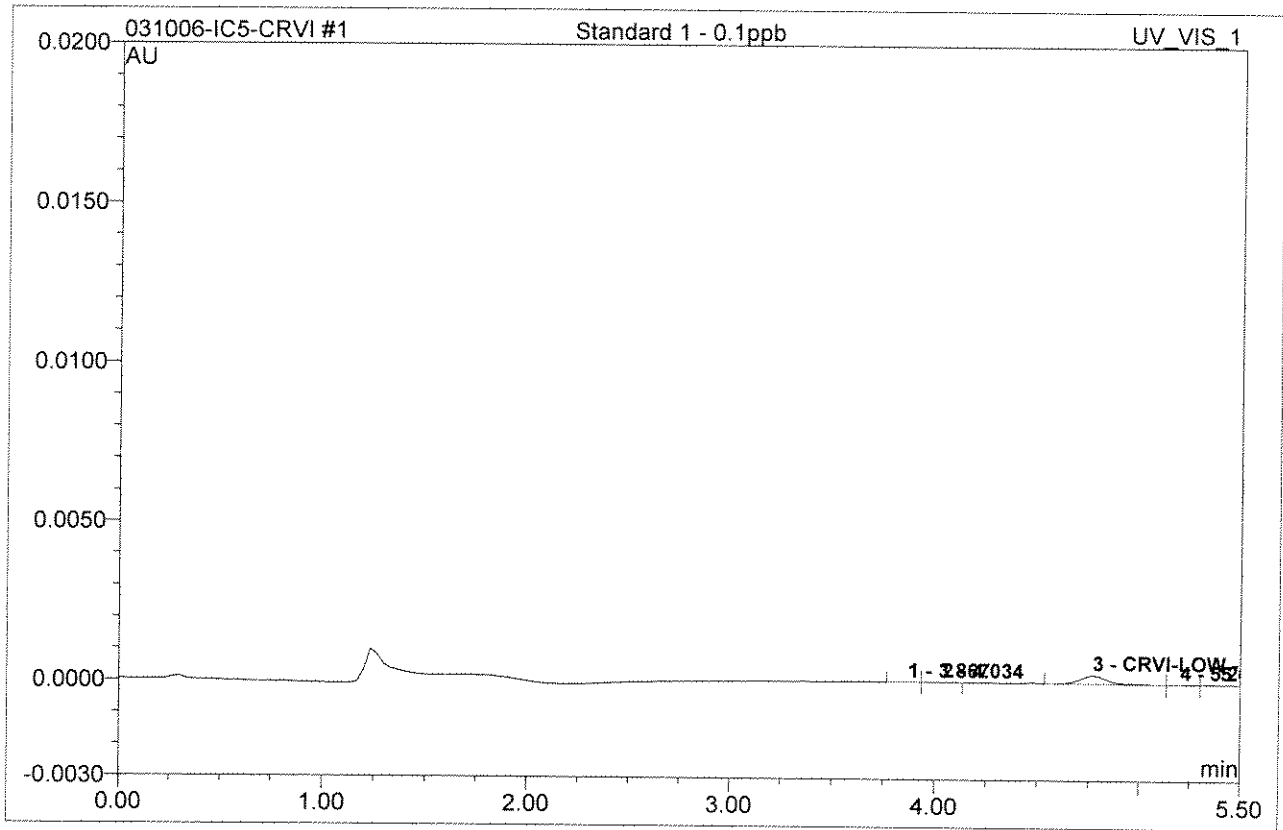
#Samples: 27

Created: 3/9/2006 9:40:00 PM by Administrator

Last Update: 3/17/2006 8:48:52 PM by Administrator

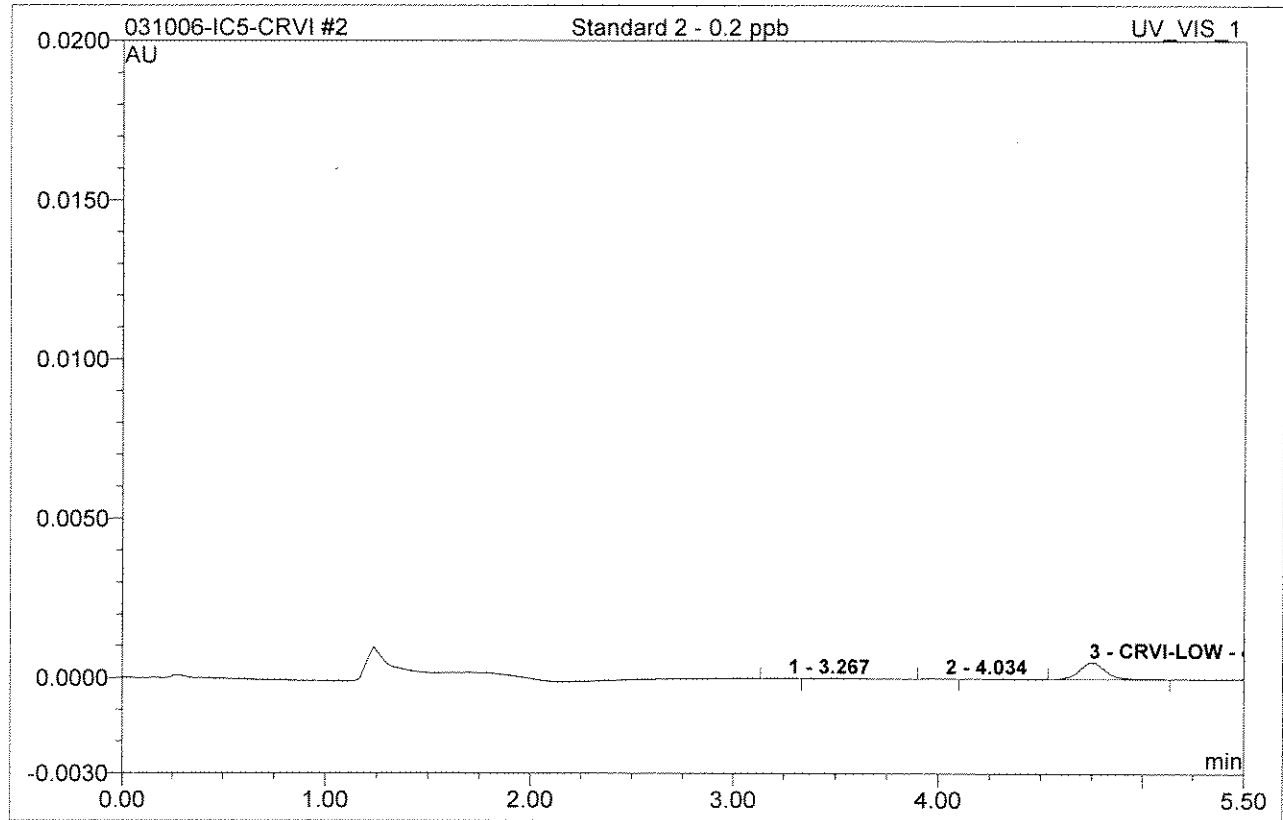
No.	Inj.	Date/Time	*Analyst
1		2/24/2006 9:56:39 AM	lmr
2		2/24/2006 10:04:44 AM	lmr
3		2/24/2006 10:12:51 AM	lmr
4		2/24/2006 10:20:57 AM	lmr
5		2/24/2006 10:29:02 AM	lmr
6		2/24/2006 10:37:08 AM	lmr
7		3/10/2006 8:08:28 AM	wbh
8		3/10/2006 8:16:33 AM	wbh
9		3/10/2006 8:24:39 AM	wbh
10		3/10/2006 8:32:45 AM	wbh
11		3/10/2006 8:40:51 AM	wbh
12		3/10/2006 8:48:57 AM	wbh
13		3/10/2006 8:57:02 AM	wbh
14		3/10/2006 10:32:58 AM	lmr
15		3/10/2006 10:41:03 AM	lmr
16		3/10/2006 10:49:09 AM	lmr
17		3/10/2006 10:57:15 AM	lmr
18		3/10/2006 11:05:21 AM	lmr
19		3/10/2006 12:22:17 PM	lmr
20		3/10/2006 12:30:24 PM	lmr
21		3/10/2006 12:38:29 PM	lmr
22		3/10/2006 12:46:36 PM	lmr
23		3/10/2006 12:54:41 PM	lmr
24		3/10/2006 4:56:15 PM	lmr
25		3/10/2006 5:04:21 PM	lmr
26		3/10/2006 5:12:27 PM	lmr
27		3/10/2006 5:20:33 PM	lmr

1 Standard 1 - 0.1ppb			
Sample Name:	Standard 1 - 0.1ppb	Control Program:	CRVI-LOW-loop
Dilution Factor:	1.0000	Quantif. Method:	5-IC#5-CrVI
Sample Type:	standard	Recording Time:	2/24/2006 9:56
Analyst:	Imr	Channel:	UV_VIS_1



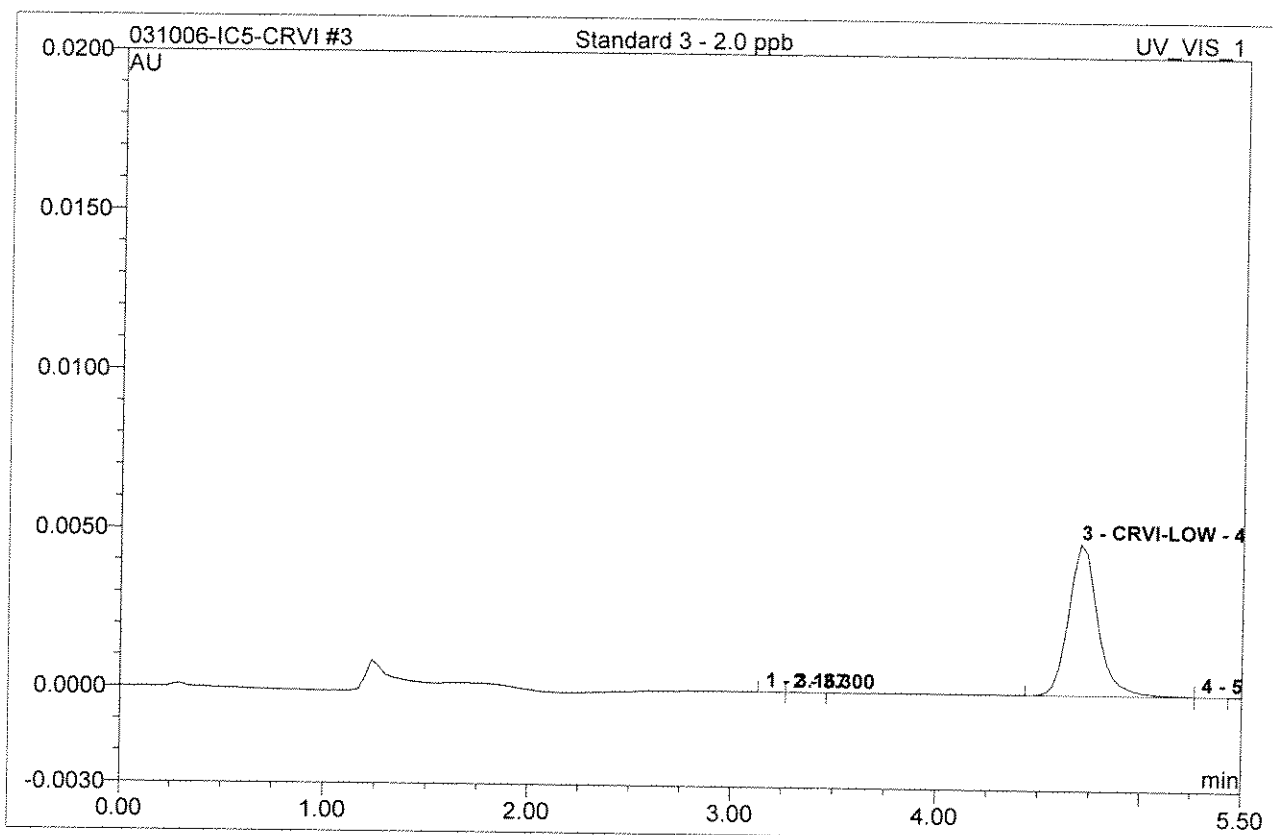
No.	Ret.Time min	Peak Name	Height AU	Area AU*min	Rel.Area %	Amount	Type
1	3.87	n.a.	0.000	0.0000005	1.06	n.a.	BM
2	4.03	n.a.	0.000	0.0000007	1.56	n.a.	MB
3	4.77	CRVI-LOW	0.000	0.0000415	94.61	0.105	BMb
4	5.20	n.a.	0.000	0.0000004	0.99	n.a.	bMb
5	5.40	n.a.	0.000	0.0000008	1.78	n.a.	bMB
Total:			0.000	0.000	100.00	0.105	

2 Standard 2 - 0.2 ppb			
Sample Name:	Standard 2 - 0.2 ppb	Control Program:	CRVI-LOW-loop
Dilution Factor:	1.0000	Quantif. Method:	5-IC#5-CrVi
Sample Type:	standard	Recording Time:	2/24/2006 10:04
Analyst:	lmr	Channel:	UV_VIS_1



No.	Ret.Time min	Peak Name	Height AU	Area AU*min	Rel.Area %	Amount	Type
1	3.27	n.a.	0.000	0.0000007	0.90	n.a.	BMB
2	4.03	n.a.	0.000	0.0000009	1.06	n.a.	BMB
3	4.73	CRVI-LOW	0.001	0.0000802	98.04	0.204	BMB
Total:			0.001	0.000	100.00	0.204	

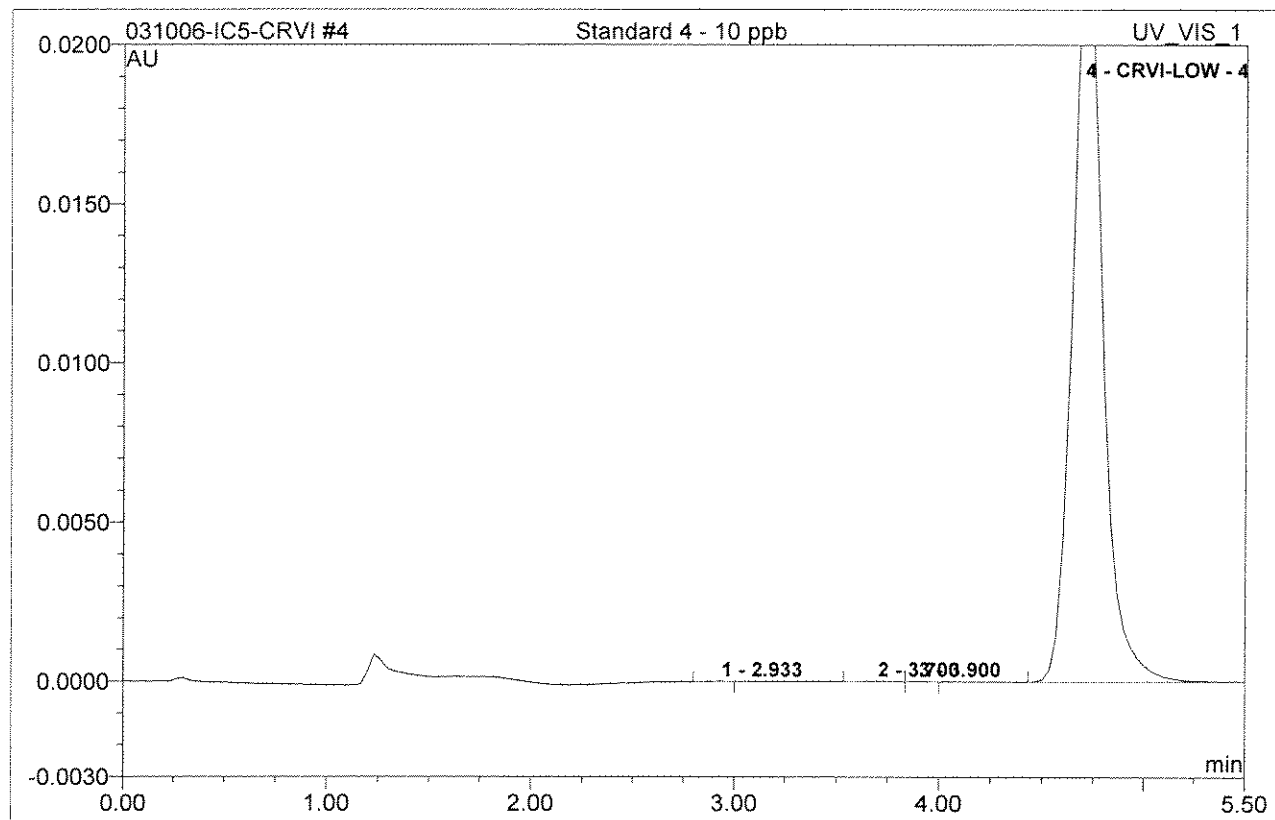
3 Standard 3 - 2.0 ppb			
Sample Name:	Standard 3 - 2.0 ppb	Control Program:	CRVI-LOW-loop
Dilution Factor:	1.0000	Quantif. Method:	5-IC#5-CrVi
Sample Type:	standard	Recording Time:	2/24/2006 10:12
Analyst:	Imr	Channel:	UV_VIS_1



No.	Ret.Time min	Peak Name	Height AU	Area AU*min	Rel.Area %	Amount	Type
1	3.17	n.a.	0.000	0.0000005	0.07	n.a.	BMb
2	3.30	n.a.	0.000	0.0000003	0.04	n.a.	bMB
3	4.70	CRVI-LOW	0.005	0.0008028	99.83	2.038	BM
4	5.30	n.a.	0.000	0.0000005	0.06	n.a.	MB
Total:			0.005	0.001	100.00	2.038	

4 Standard 4 - 10 ppb

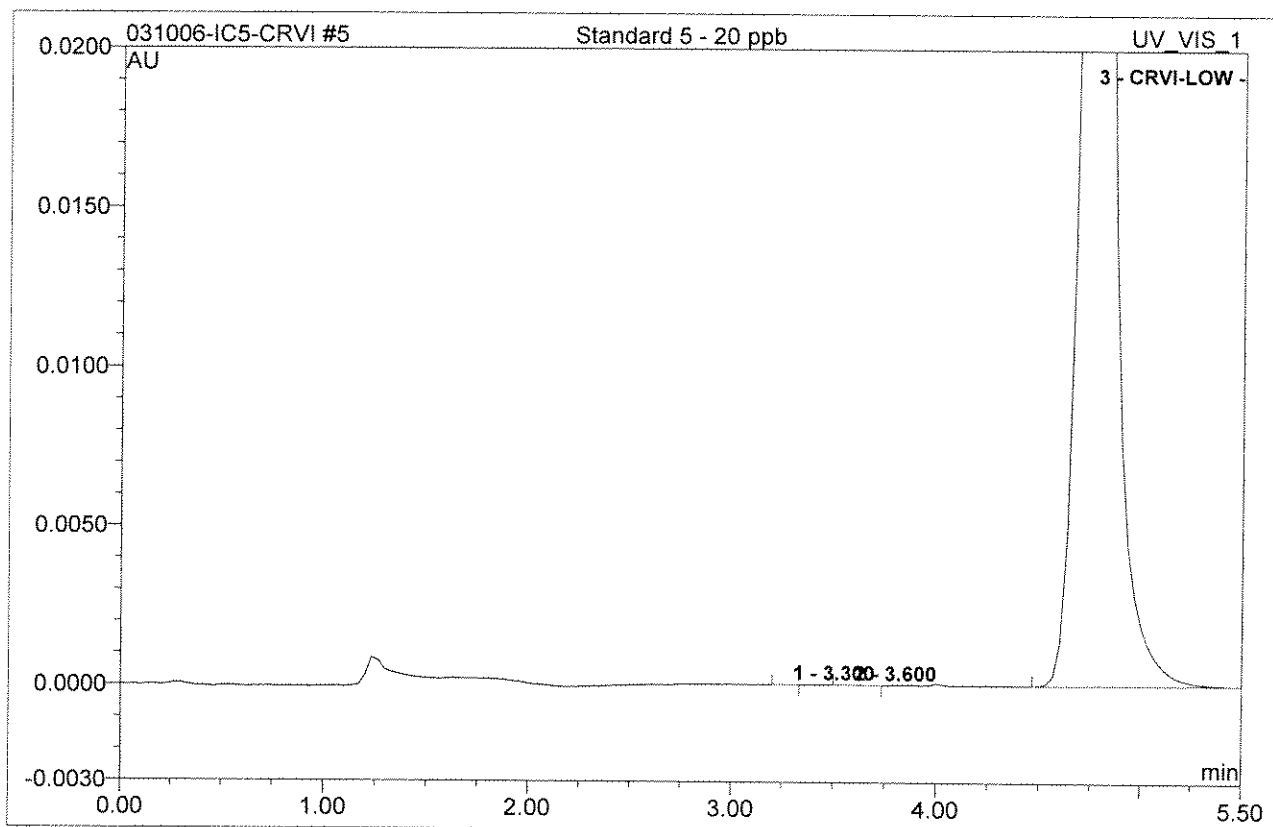
Sample Name:	Standard 4 - 10 ppb	Control Program:	CRVI-LOW-loop
Dilution Factor:	1.0000	Quantif. Method:	5-IC#5-CrVi
Sample Type:	standard	Recording Time:	2/24/2006 10:20
Analyst:	Imr	Channel:	UV_VIS_1



No.	Ret.Time min	Peak Name	Height AU	Area AU*min	Rel.Area %	Amount	Type
1	2.93	n.a.	0.000	0.0000011	0.03	n.a.	BMB
2	3.70	n.a.	0.000	0.0000021	0.05	n.a.	BM
3	3.90	n.a.	0.000	0.0000008	0.02	n.a.	MB
4	4.70	CRVI-LOW	0.024	0.0039694	99.90	10.075	BMB
Total:			0.024	0.004	100.00	10.075	

5 Standard 5 - 20 ppb

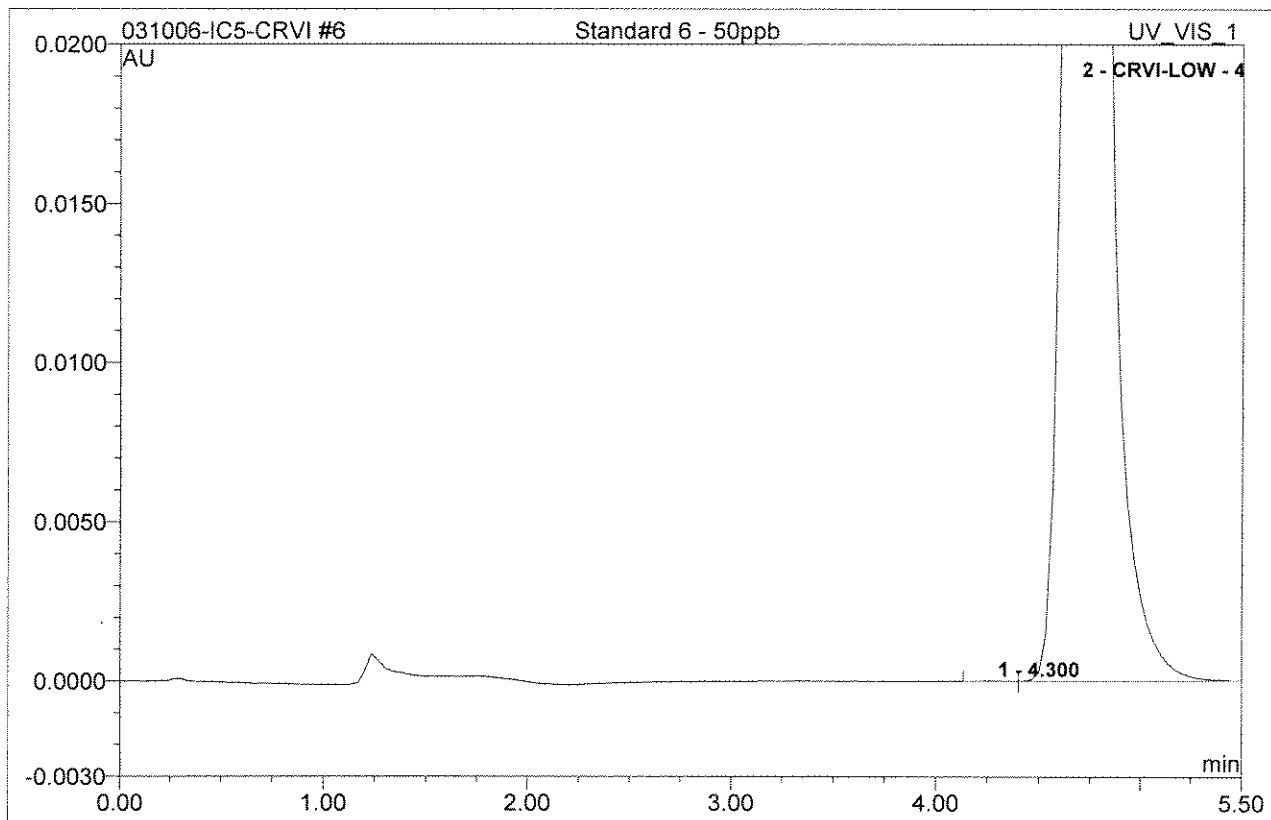
Sample Name:	Standard 5 - 20 ppb	Control Program:	CRVI-LOW-loop
Dilution Factor:	1.0000	Quantif. Method:	5-IC#5-CrVi
Sample Type:	standard	Recording Time:	2/24/2006 10:29
Analyst:	Imr	Channel:	UV_VIS_1



No.	Ret.Time min	Peak Name	Height AU	Area AU*min	Rel.Area %	Amount	Type
1	3.30	n.a.	0.000	0.0000002	0.00	n.a.	BMB
2	3.60	n.a.	0.000	0.0000006	0.01	n.a.	BMB
3	4.77	CRVI-LOW	0.048	0.0079424	99.99	20.158	BMB
Total:			0.048	0.008	100.00	20.158	

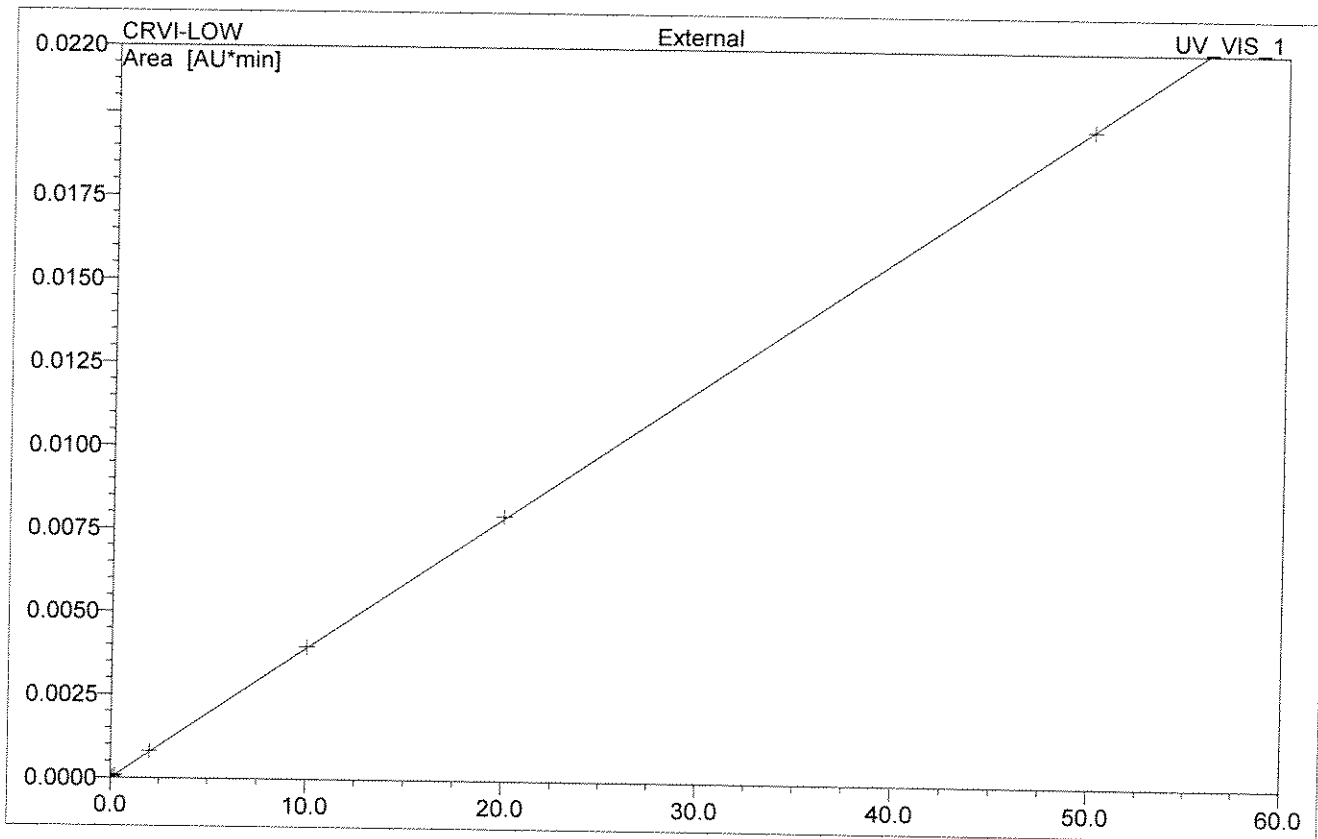
6 Standard 6 - 50ppb

Sample Name:	Standard 6 - 50ppb	Control Program:	CRVI-LOW-loop
Dilution Factor:	1.0000	Quantif. Method:	5-IC#5-CrVi
Sample Type:	standard	Recording Time:	2/24/2006 10:37
Analyst:	Imr	Channel:	UV_VIS_1



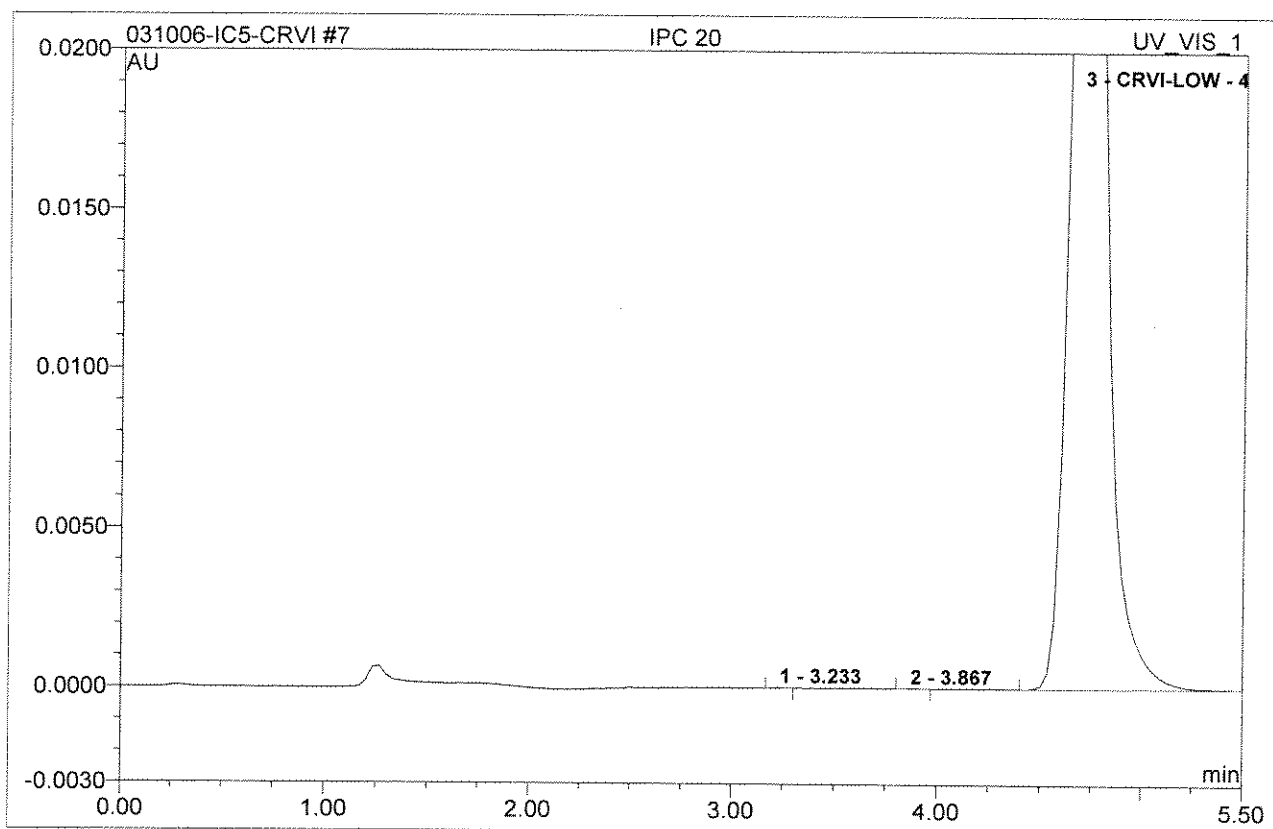
No.	Ret.Time min	Peak Name	Height AU	Area AU*min	Rel.Area %	Amount	Type
1	4.30	n.a.	0.000	0.0000012	0.01	n.a.	BMB
2	4.70	CRVI-LOW	0.116	0.0196684	99.99	49.920	bMB
Total:			0.116	0.020	100.00	49.920	

6 Standard 6 - 50ppb			
Sample Name:	Standard 6 - 50ppb	Control Program:	CRVI-LOW-loop
Sample Type:	standard	Quantif. Method:	5-IC#5-CrVi
Recording Time:	2/24/2006 10:37	Channel:	UV_VIS_1



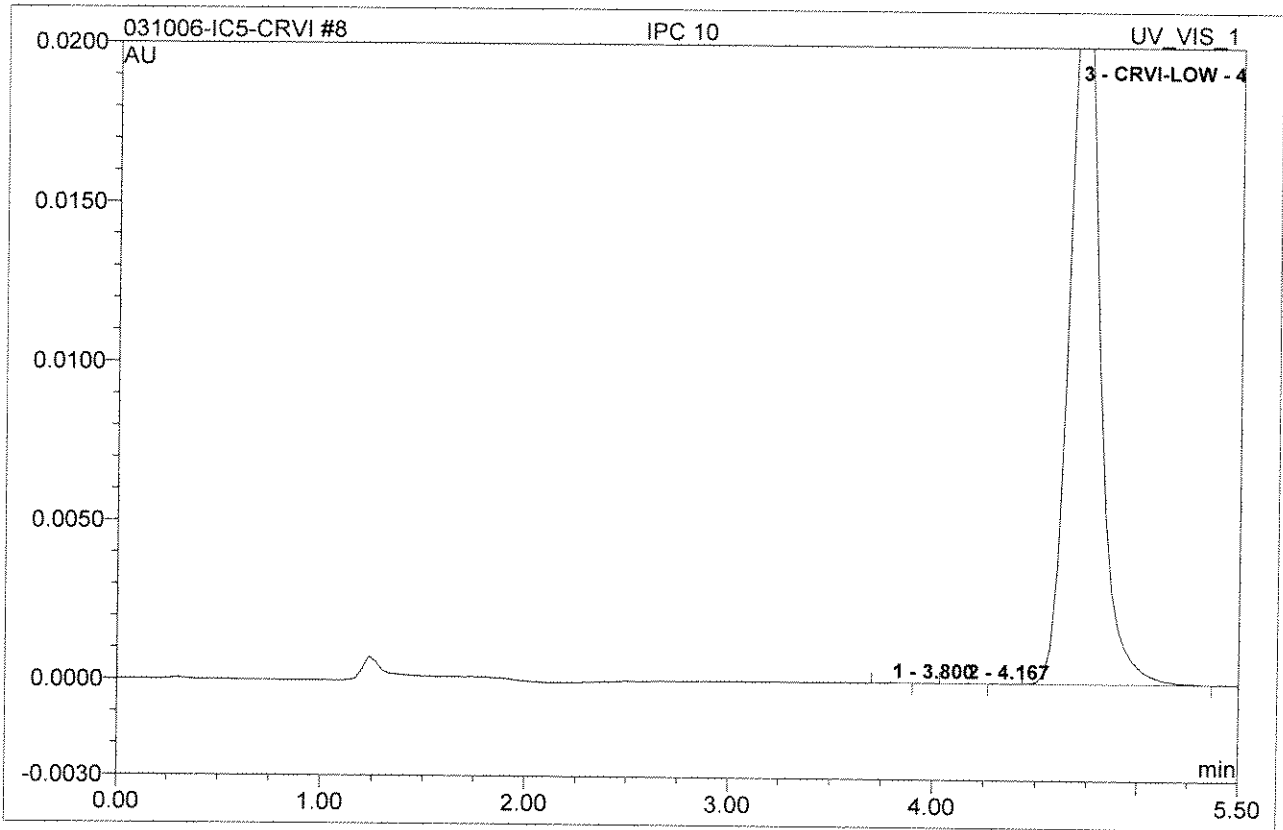
No.	Ret.Time min	Peak Name	Cal.Type	Points	Corr.Coeff. %	Offset	Slope	Curve
1	4.30	n.a.	n.a.	n.a.	n.a.	n.a.	n.a.	n.a.
2	4.70	CRVI-LOW	Lin	6	99.9993	0.0000	0.0003940	0.0000
Average:					99.9993	0.0000	0.0004	0.0000

7 IPC 20			
Sample Name:	IPC 20	Control Program:	CRVI-LOW-loop
Dilution Factor:	1.0000	Quantif. Method:	5-IC#5-CrVi
Sample Type:	unknown	Recording Time:	3/10/2006 8:08
Analyst:	wbh	Channel:	UV_VIS_1



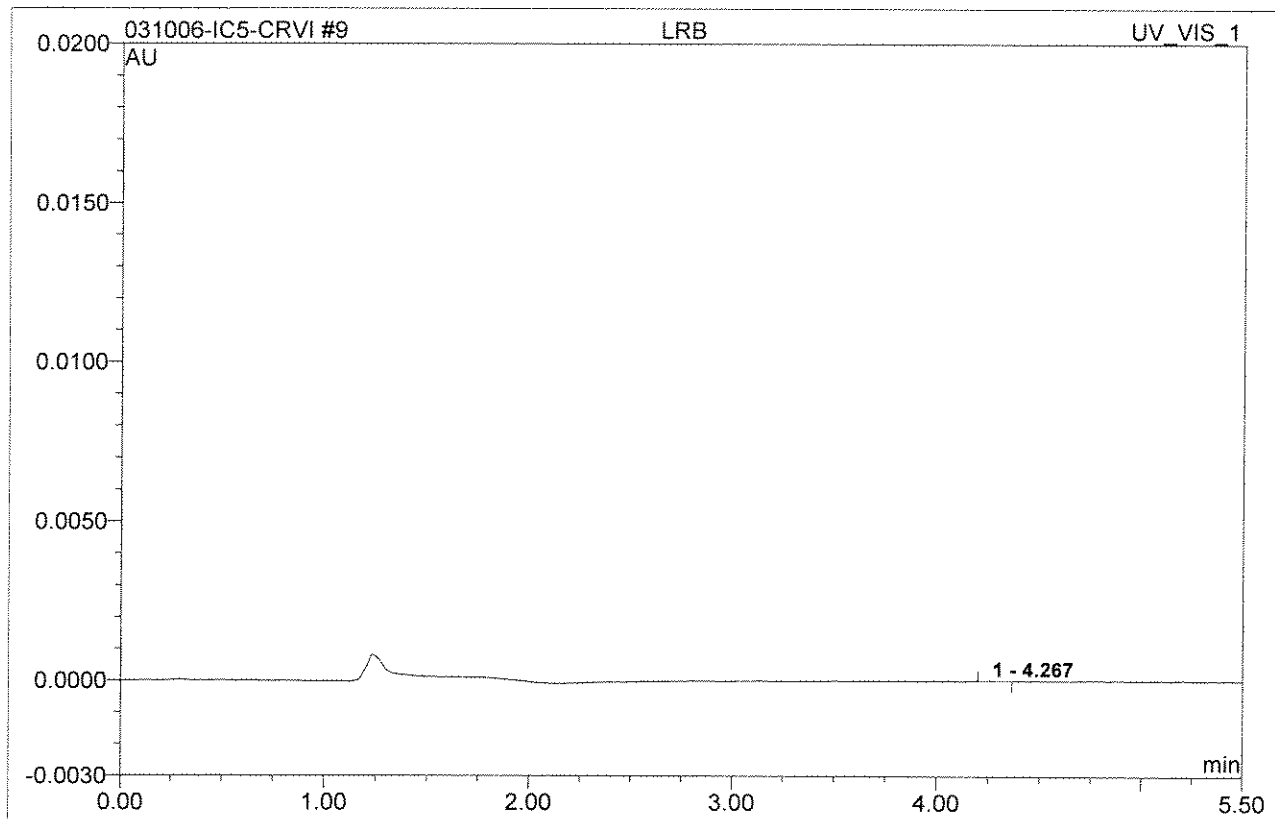
No.	Ret.Time min	Peak Name	Height AU	Area AU*min	Rel.Area %	Amount	Type
1	3.23	n.a.	0.000	0.0000007	0.01	n.a.	BMB
2	3.87	n.a.	0.000	0.0000008	0.01	n.a.	BMB
3	4.70	CRVI-LOW	0.047	0.0079660	99.98	20.218	BMB
Total:			0.047	0.008	100.00	20.218	

8 IPC 10			
Sample Name:	IPC 10	Control Program:	CRVI-LOW-loop
Dilution Factor:	1.0000	Quantif. Method:	5-IC#5-CrVi
Sample Type:	unknown	Recording Time:	3/10/2006 8:16
Analyst:	wbh	Channel:	UV_VIS_1



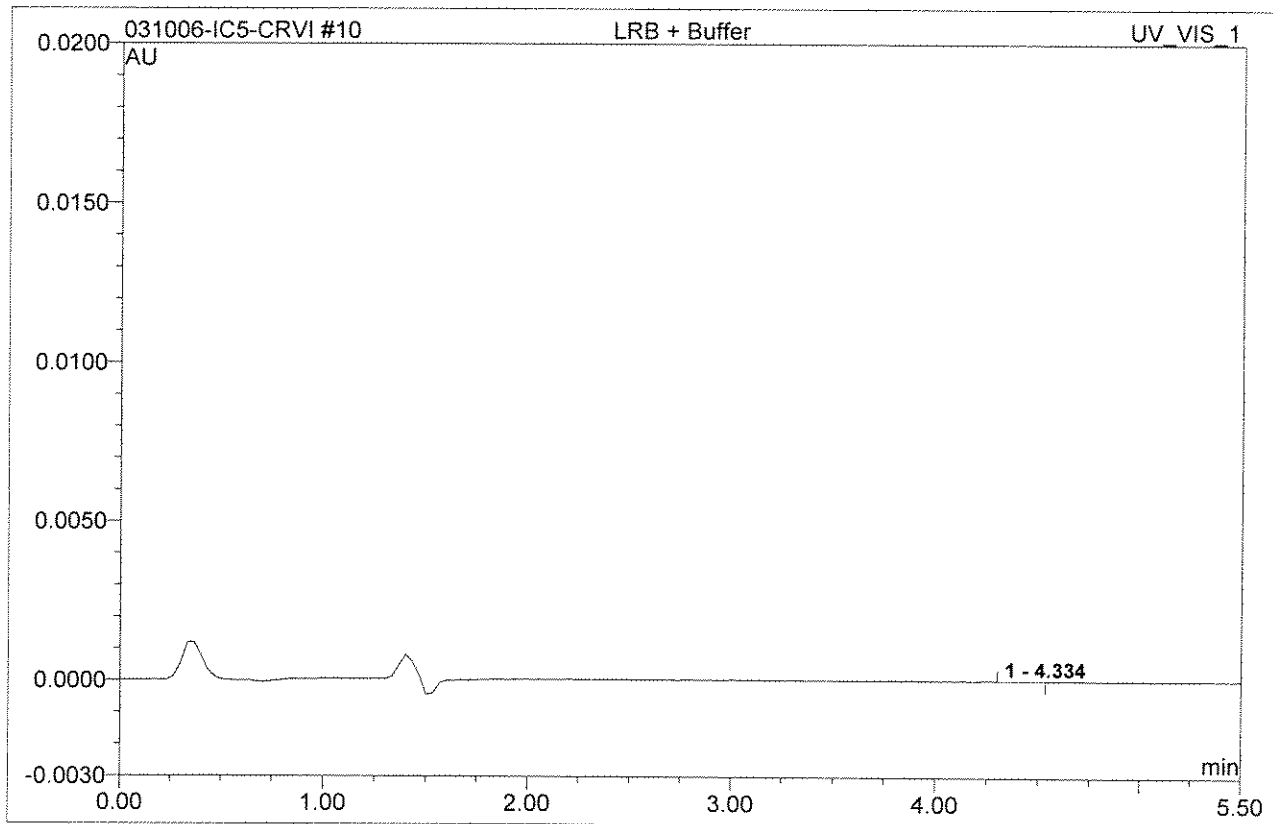
No.	Ret.Time min	Peak Name	Height AU	Area AU*min	Rel.Area %	Amount	Type
1	3.80	n.a.	0.000	0.0000007	0.02	n.a.	BMB
2	4.17	n.a.	0.000	0.0000008	0.02	n.a.	BMB
3	4.70	CRVI-LOW	0.024	0.0039838	99.96	10.111	BMB
Total:			0.024	0.004	100.00	10.111	

9 LRB			
Sample Name:	LRB	Control Program:	CRVI-LOW-loop
Dilution Factor:	1.0000	Quantif. Method:	5-IC#5-CrVi
Sample Type:	unknown	Recording Time:	3/10/2006 8:24
Analyst:	wbh	Channel:	UV_VIS_1



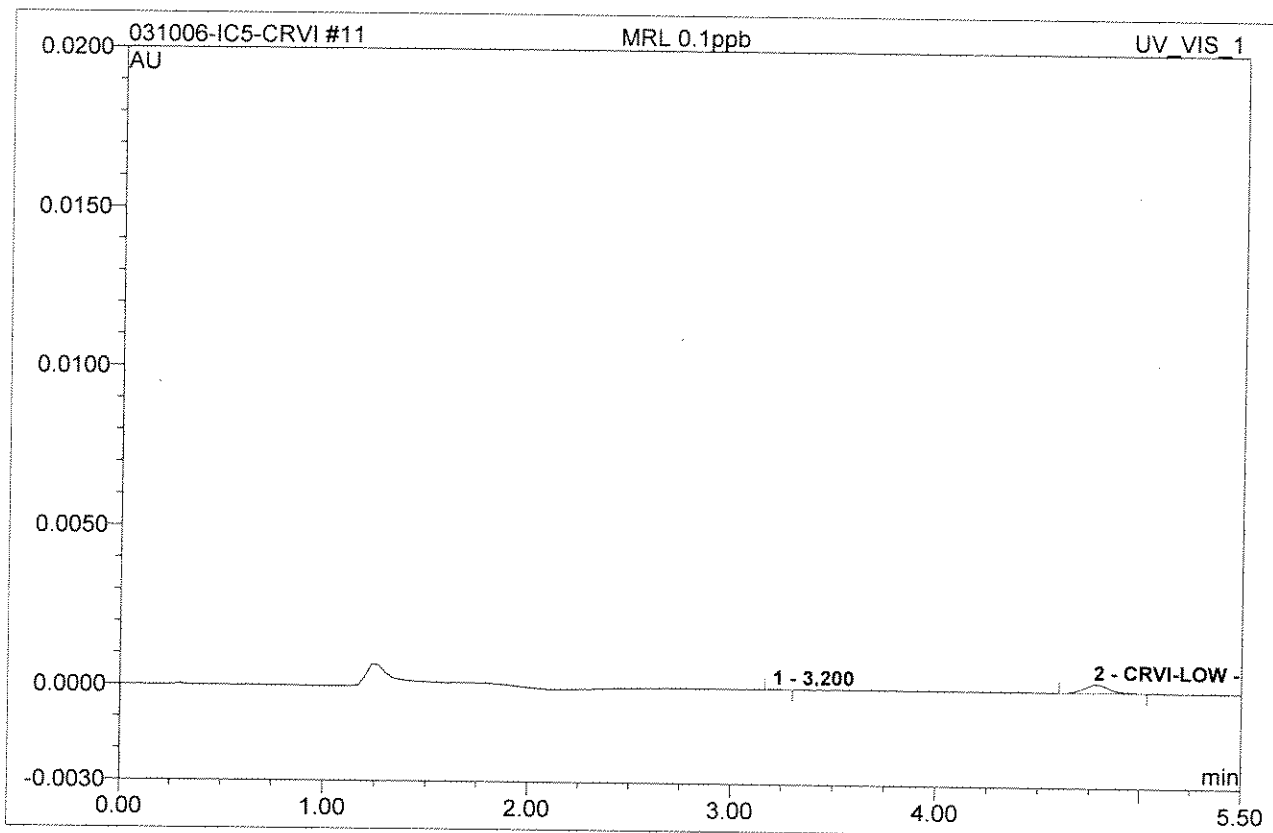
No.	Ret.Time min	Peak Name	Height AU	Area AU*min	Rel.Area %	Amount	Type
1	4.27	n.a.	0.000	0.0000005	100.00	n.a.	BMB
Total:			0.000	0.000	100.00	0.000	

10 LRB + Buffer			
Sample Name:	LRB + Buffer	Control Program:	CRVI-LOW-loop
Dilution Factor:	1.0000	Quantif. Method:	5-IC#5-CrVi
Sample Type:	unknown	Recording Time:	3/10/2006 8:32
Analyst:	wbh	Channel:	UV_VIS_1



No.	Ret.Time min	Peak Name	Height AU	Area AU*min	Rel.Area %	Amount	Type
1	4.33	n.a.	0.000	0.0000004	100.00	n.a.	BMB
Total:			0.000	0.000	100.00	0.000	

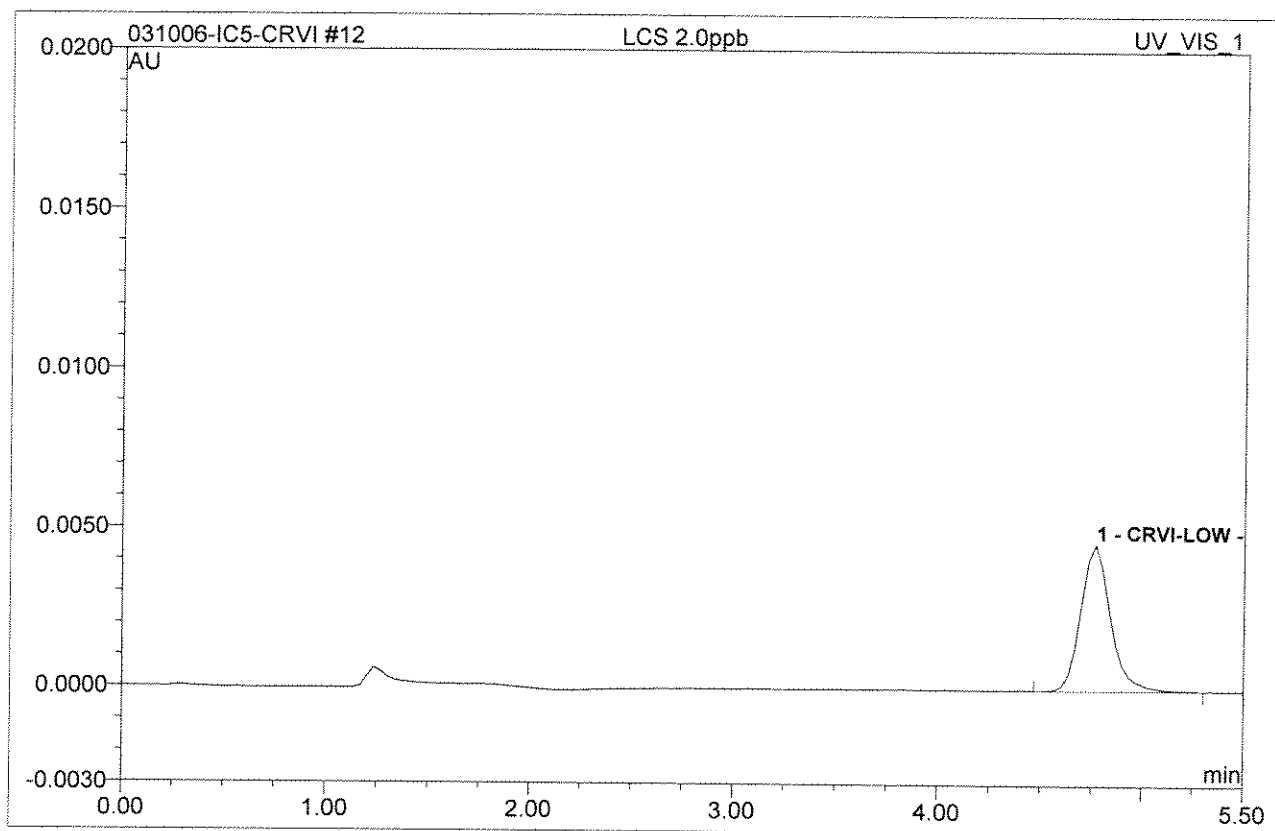
11 MRL 0.1ppb			
Sample Name:	MRL 0.1ppb	Control Program:	CRVI-LOW-loop
Dilution Factor:	1.0000	Quantif. Method:	5-IC#5-CrVi
Sample Type:	unknown	Recording Time:	3/10/2006 8:40
Analyst:	wbh	Channel:	UV_VIS_1



No.	Ret.Time min	Peak Name	Height AU	Area AU*min	Rel.Area %	Amount	Type
1	3.20	n.a.	0.000	0.0000005	1.21	n.a.	BMB
2	4.77	CRVI-LOW	0.000	0.0000407	98.79	0.103	BMB
Total:			0.000	0.000	100.00	0.103	

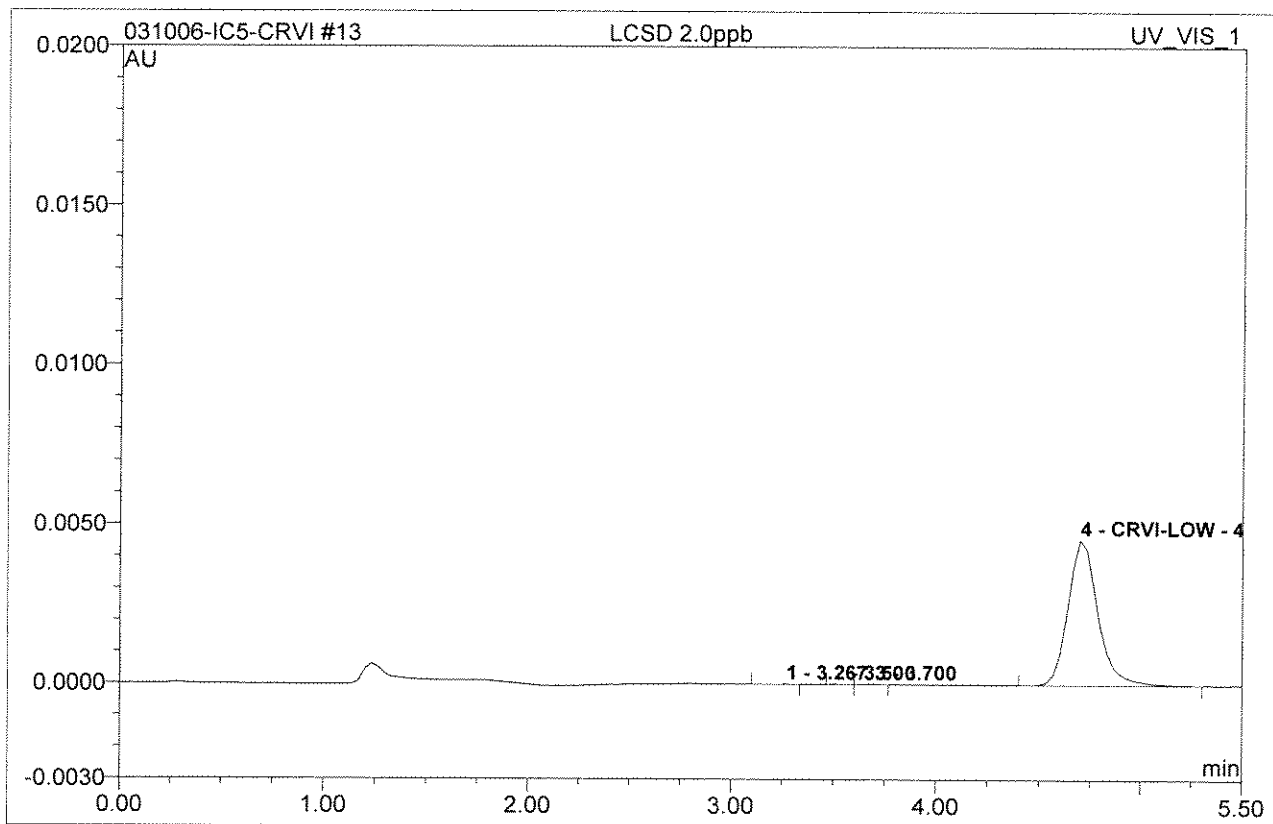
12 LCS 2.0ppb

Sample Name:	LCS 2.0ppb	Control Program:	CRVI-LOW-loop
Dilution Factor:	1.0000	Quantif. Method:	5-IC#5-CrVi
Sample Type:	unknown	Recording Time:	3/10/2006 8:48
Analyst:	wbh	Channel:	UV_VIS_1



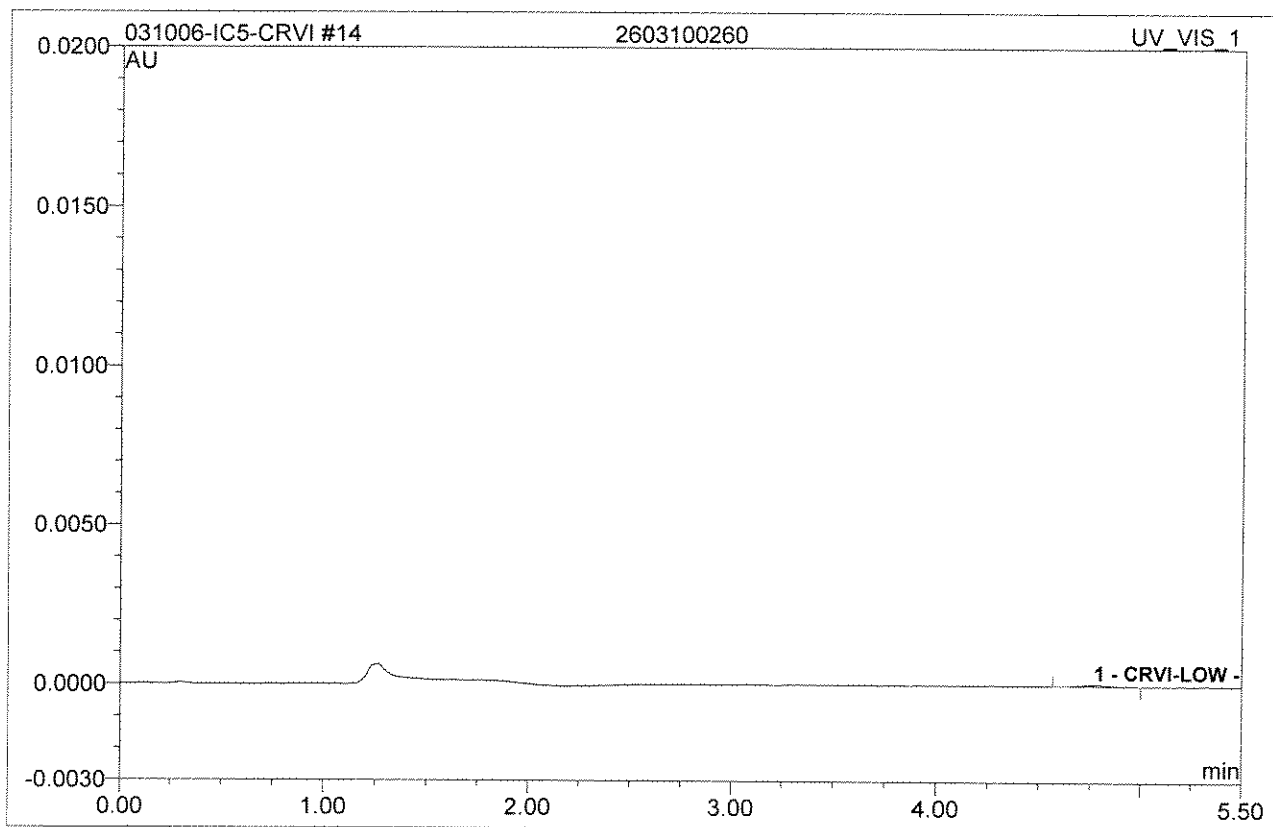
No.	Ret.Time min	Peak Name	Height AU	Area AU*min	Rel.Area %	Amount	Type
1	4.77	CRVI-LOW	0.005	0.0007839	100.00	1.990	BMB
Total:			0.005	0.001	100.00	1.990	

13 LCSD 2.0ppb			
Sample Name:	LCSD 2.0ppb	Control Program:	CRVI-LOW-loop
Dilution Factor:	1.0000	Quantif. Method:	5-IC#5-CrVi
Sample Type:	unknown	Recording Time:	3/10/2006 8:57
Analyst:	wbh	Channel:	UV_VIS_1



No.	Ret.Time min	Peak Name	Height AU	Area AU*min	Rel.Area %	Amount	Type
1	3.27	n.a.	0.000	0.0000007	0.09	n.a.	BMB
2	3.50	n.a.	0.000	0.0000002	0.03	n.a.	BMB
3	3.70	n.a.	0.000	0.0000006	0.08	n.a.	bMB
4	4.70	CRVI-LOW	0.005	0.0007822	99.80	1.985	BMB
Total:			0.005	0.001	100.00	1.985	

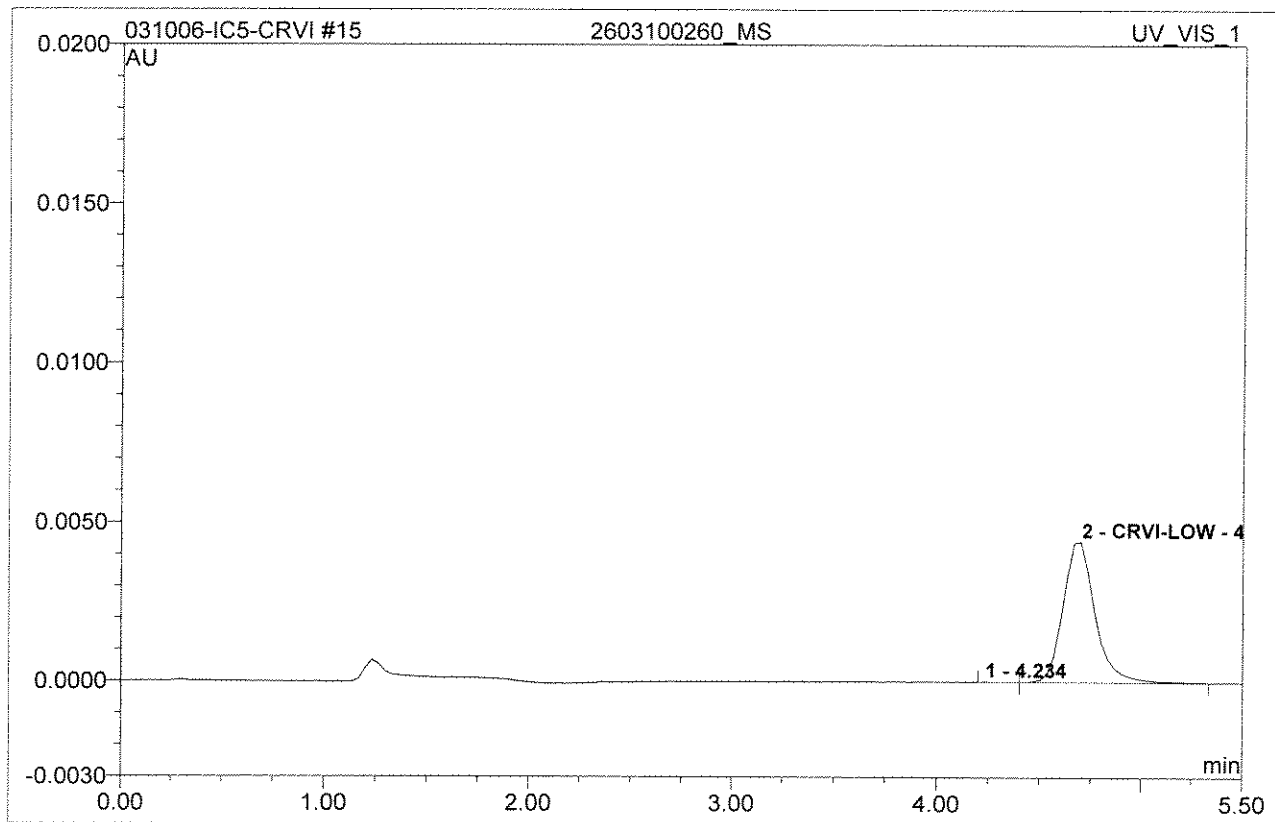
14 2603100260			
Sample Name:	2603100260	Control Program:	CRVI-LOW-loop
Dilution Factor:	1.0000	Quantif. Method:	5-IC#5-CrVi
Sample Type:	unknown	Recording Time:	3/10/2006 10:32
Analyst:	lmr	Channel:	UV_VIS_1



No.	Ret.Time min	Peak Name	Height AU	Area AU*min	Rel.Area %	Amount	Type
1	4.77	CRVI-LOW	0.000	0.0000092	100.00	0.023	BMB
Total:			0.000	0.000	100.00	0.023	

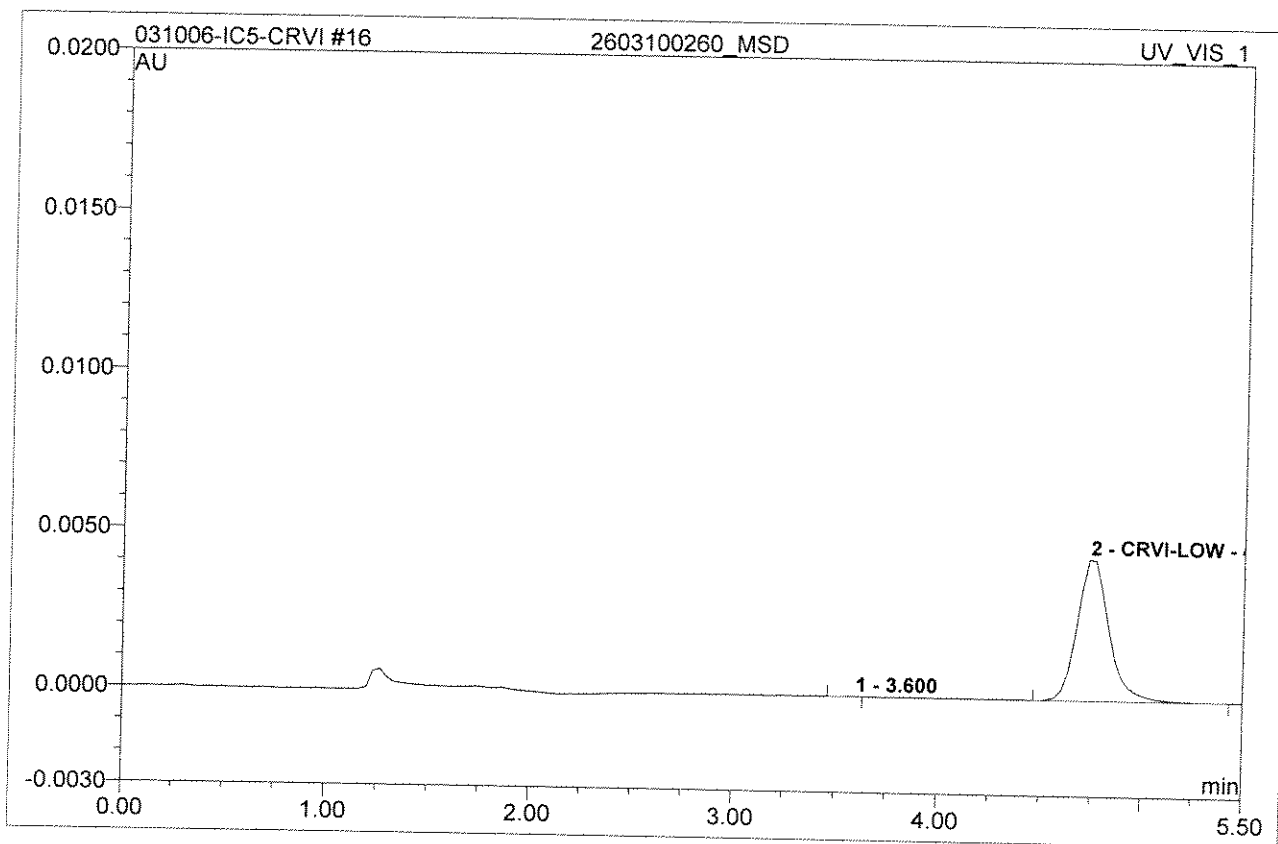
15 2603100260_MS

Sample Name:	2603100260_MS	Control Program:	CRVI-LOW-loop
Dilution Factor:	1.0000	Quantif. Method:	5-IC#5-CrVi
Sample Type:	unknown	Recording Time:	3/10/2006 10:41
Analyst:	Imr	Channel:	UV_VIS_1



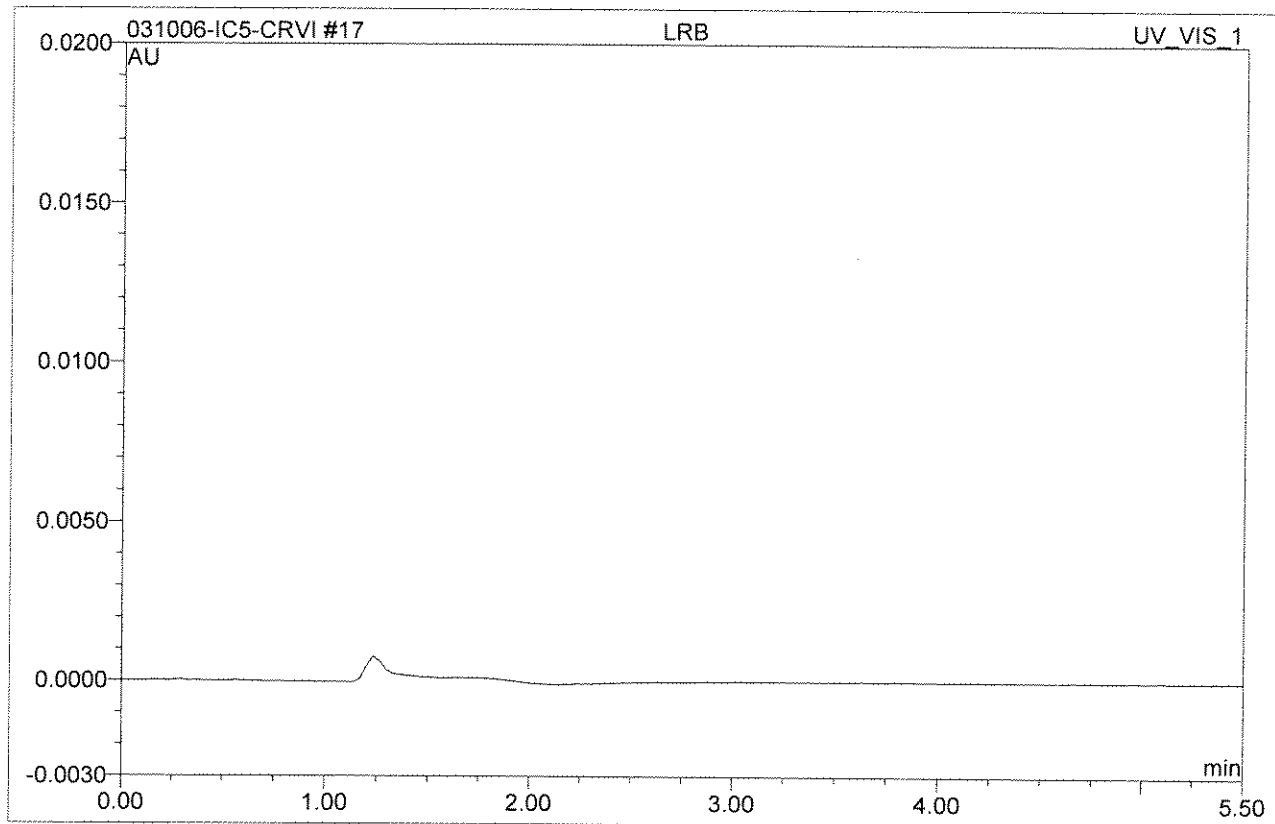
No.	Ret.Time min	Peak Name	Height AU	Area AU*min	Rel.Area %	Amount	Type
1	4.23	n.a.	0.000	0.0000006	0.08	n.a.	BMB
2	4.70	CRVI-LOW	0.004	0.0008109	99.92	2.058	bMB
Total:			0.004	0.001	100.00	2.058	

16 2603100260_MSD			
Sample Name:	2603100260_MSD	Control Program:	CRVI-LOW-loop
Dilution Factor:	1.0000	Quantif. Method:	5-IC#5-CrVi
Sample Type:	unknown	Recording Time:	3/10/2006 10:49
Analyst:	Imr	Channel:	UV_VIS_1



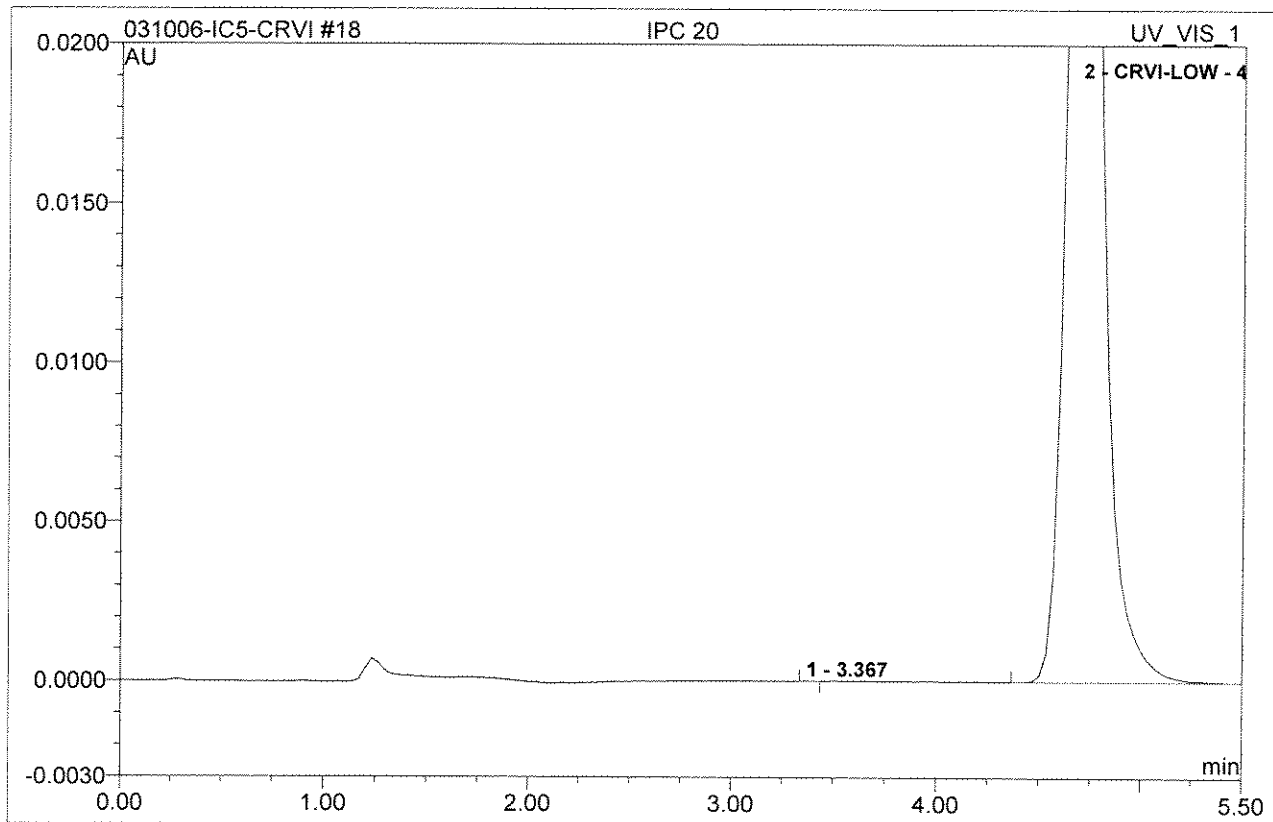
No.	Ret.Time min	Peak Name	Height AU	Area AU*min	Rel.Area %	Amount	Type
1	3.60	n.a.	0.000	0.0000010	0.12	n.a.	BMB
2	4.73	CRVI-LOW	0.004	0.0008131	99.88	2.064	BMB
Total:			0.004	0.001	100.00	2.064	

17 LRB			
Sample Name:	LRB	Control Program:	CRVI-LOW-loop
Dilution Factor:	1.0000	Quantif. Method:	5-IC#5-CrVi
Sample Type:	unknown	Recording Time:	3/10/2006 10:57
Analyst:	Imr	Channel:	UV_VIS_1



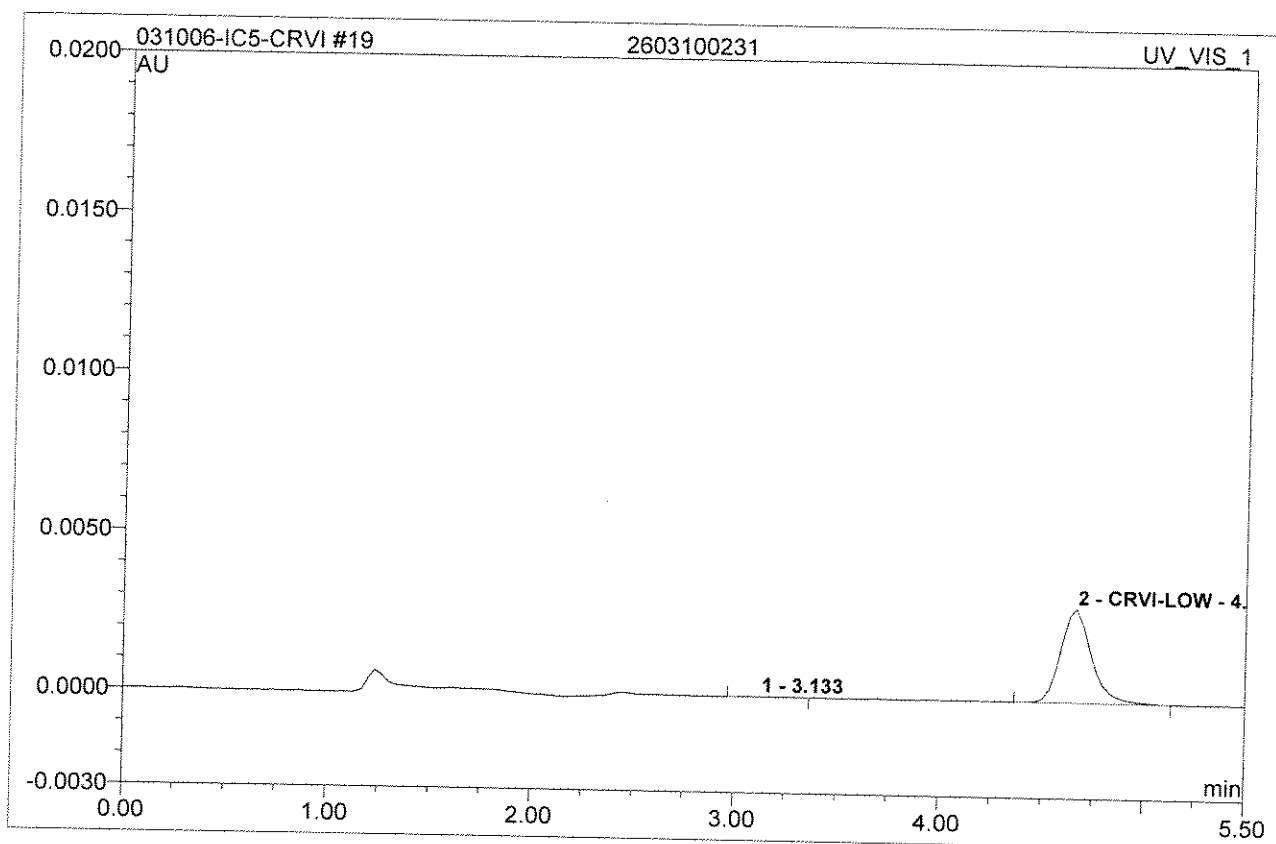
No.	Ret.Time min	Peak Name	Height AU	Area AU*min	Rel.Area %	Amount	Type
Total:			0.000	0.000	0.00	0.000	

18 IPC 20			
Sample Name:	IPC 20	Control Program:	CRVI-LOW-loop
Dilution Factor:	1.0000	Quantif. Method:	5-IC#5-CrVi
Sample Type:	unknown	Recording Time:	3/10/2006 11:05
Analyst:	Imr	Channel:	UV_VIS_1



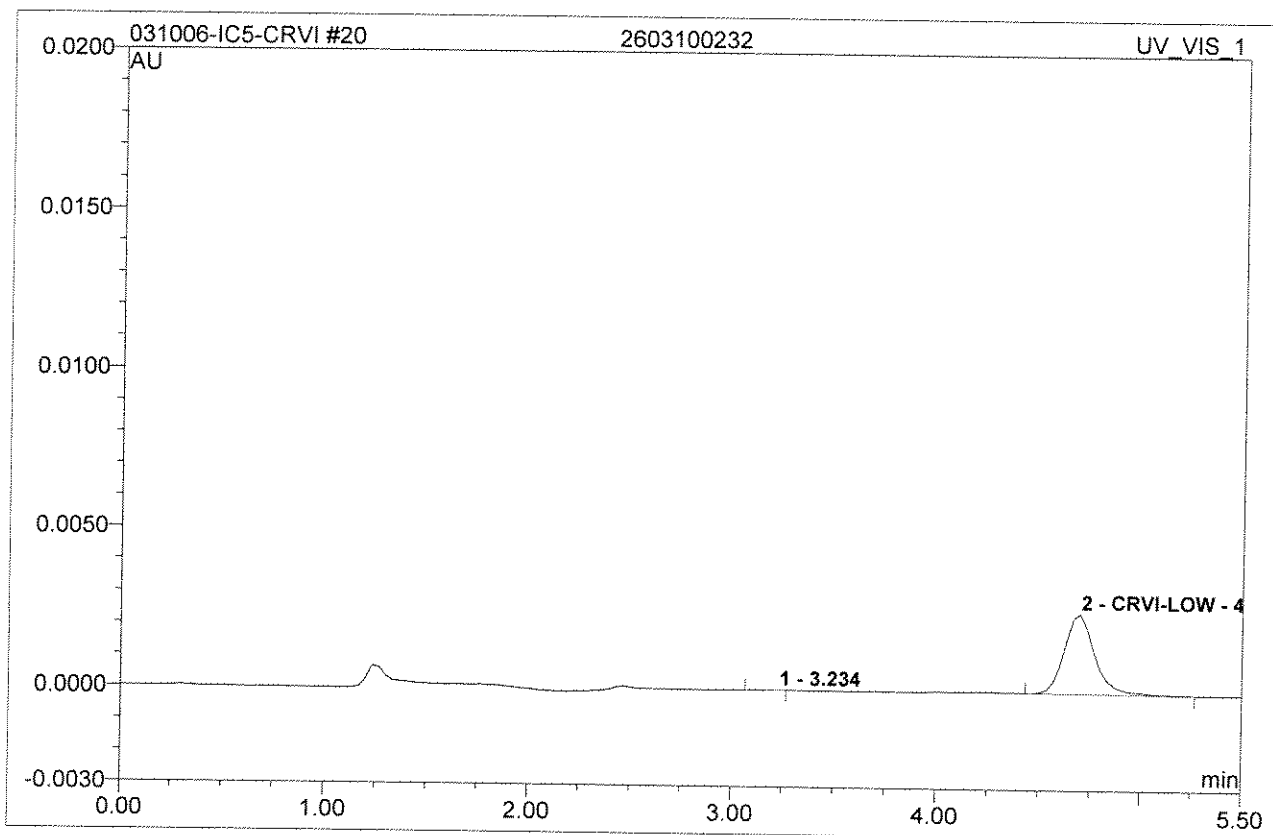
No.	Ret.Time min	Peak Name	Height AU	Area AU*min	Rel.Area %	Amount	Type
1	3.37	n.a.	0.000	0.0000002	0.00	n.a.	BMB
2	4.70	CRVI-LOW	0.047	0.0080093	100.00	20.328	BMB
Total:			0.047	0.008	100.00	20.328	

19 2603100231			
Sample Name:	2603100231	Control Program:	CRVI-LOW-loop
Dilution Factor:	1.0000	Quantif. Method:	5-IC#5-CrVi
Sample Type:	unknown	Recording Time:	3/10/2006 12:22
Analyst:	Imr	Channel:	UV_VIS_1



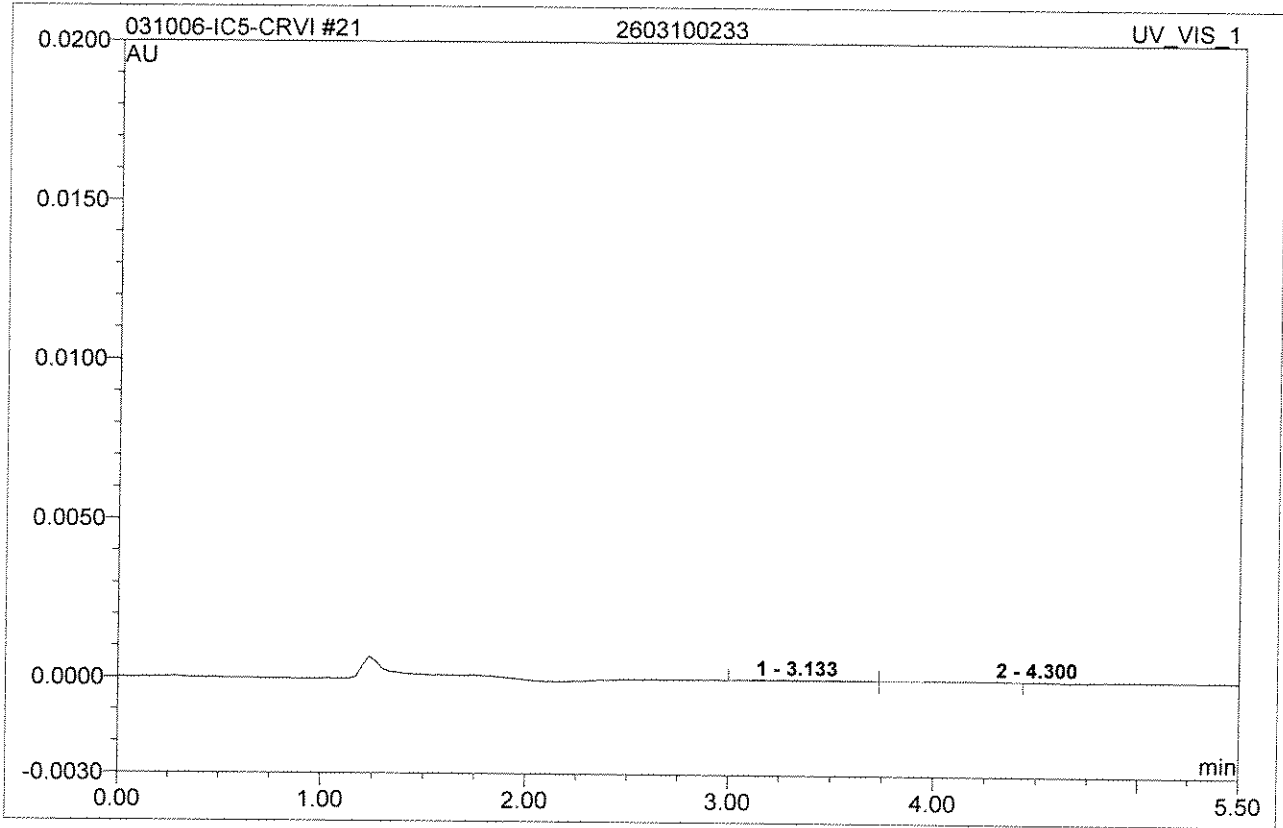
No.	Ret.Time min	Peak Name	Height AU	Area AU*min	Rel.Area %	Amount	Type
1	3.13	n.a.	0.000	0.0000017	0.33	n.a.	BMB
2	4.67	CRVI-LOW	0.003	0.0005228	99.67	1.327	BMB
Total:			0.003	0.001	100.00	1.327	

20 2603100232			
Sample Name:	2603100232	Control Program:	CRVI-LOW-loop
Dilution Factor:	1.0000	Quantif. Method:	5-IC#5-CrVi
Sample Type:	unknown	Recording Time:	3/10/2006 12:30
Analyst:	Imr	Channel:	UV_VIS_1



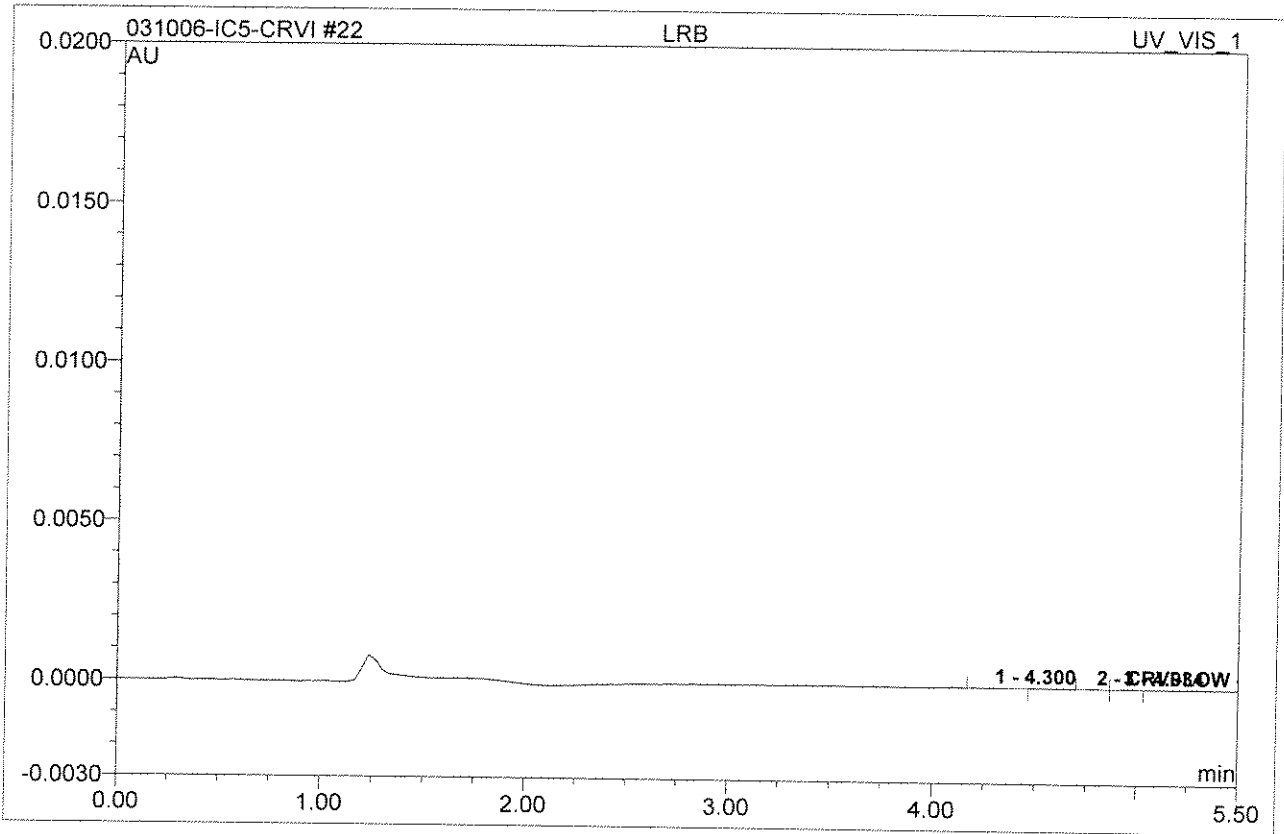
No.	Ret.Time min	Peak Name	Height AU	Area AU*min	Rel.Area %	Amount	Type
1	3.23	n.a.	0.000	0.0000008	0.18	n.a.	BMB
2	4.70	CRVI-LOW	0.003	0.0004386	99.82	1.113	BMB
Total:			0.003	0.000	100.00	1.113	

21 2603100233			
Sample Name:	2603100233	Control Program:	CRVI-LOW-loop
Dilution Factor:	1.0000	Quantif. Method:	5-IC#5-CrVi
Sample Type:	unknown	Recording Time:	3/10/2006 12:38
Analyst:	Imr	Channel:	UV_VIS_1



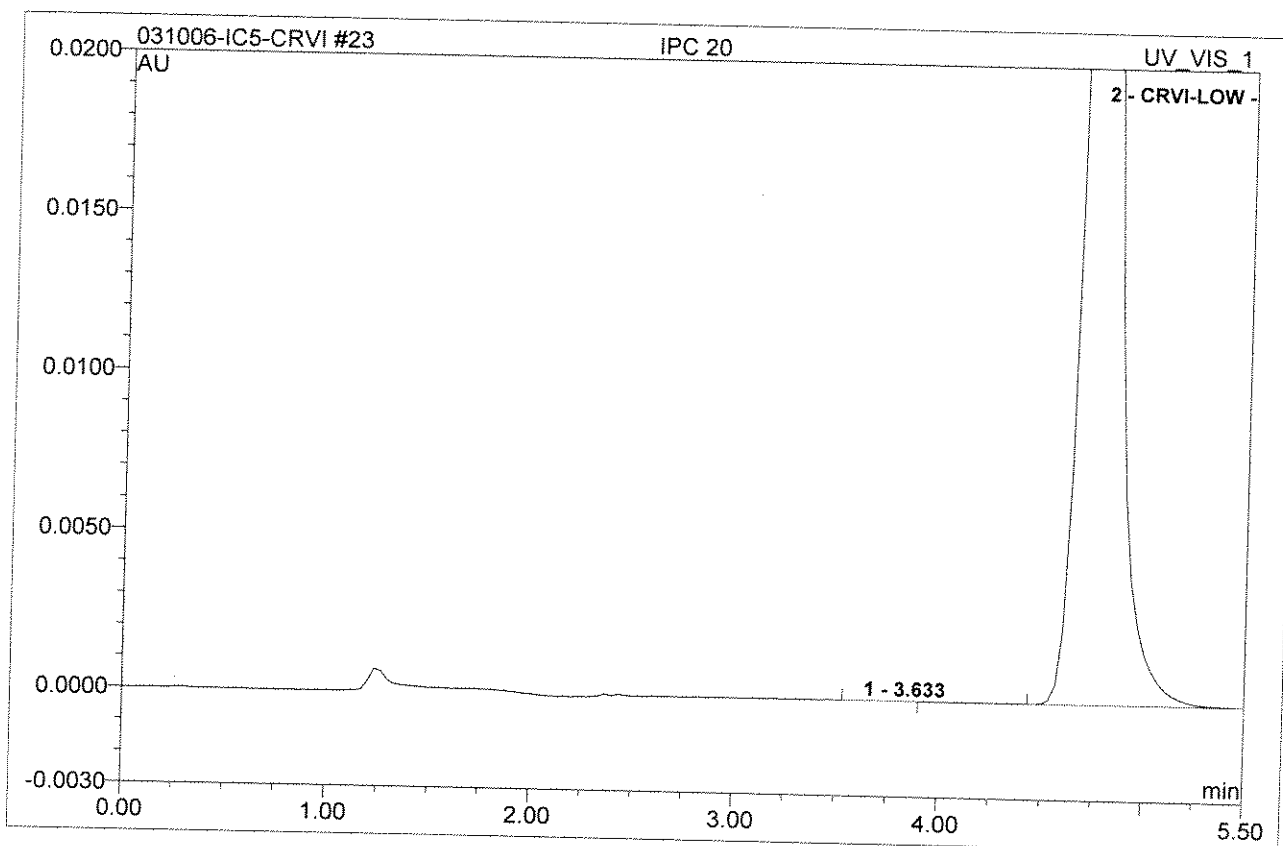
No.	Ret.Time min	Peak Name	Height AU	Area AU*min	Rel.Area %	Amount	Type
1	3.13	n.a.	0.000	0.0000063	51.71	n.a.	BM
2	4.30	n.a.	0.000	0.0000059	48.29	n.a.	MB
Total:			0.000	0.000	100.00	0.000	

22 LRB			
Sample Name:	LRB	Control Program:	CRVI-LOW-loop
Dilution Factor:	1.0000	Quantif. Method:	5-IC#5-CrVi
Sample Type:	unknown	Recording Time:	3/10/2006 12:46
Analyst:	Imr	Channel:	UV_VIS_1



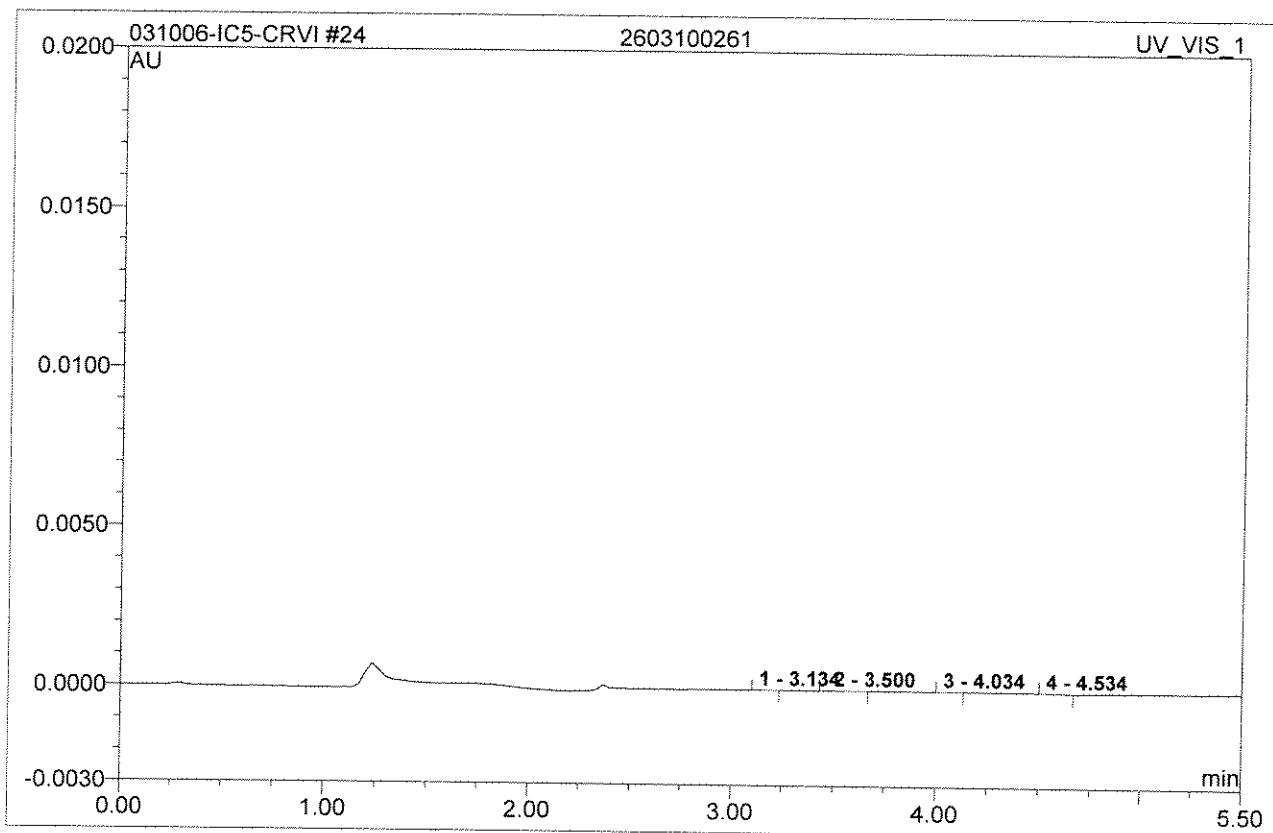
No.	Ret.Time min	Peak Name	Height AU	Area AU*min	Rel.Area %	Amount	Type
1	4.30	n.a.	0.000	0.0000010	54.55	n.a.	BMB
2	4.80	CRVI-LOW	0.000	0.0000004	21.82	0.001	BMB
3	4.93	n.a.	0.000	0.0000004	23.64	n.a.	bMB
Total:			0.000	0.000	100.00	0.001	

23 IPC 20			
Sample Name:	IPC 20	Control Program:	CRVI-LOW-loop
Dilution Factor:	1.0000	Quantif. Method:	5-IC#5-CrVi
Sample Type:	unknown	Recording Time:	3/10/2006 12:54
Analyst:	lmr	Channel:	UV_VIS_1



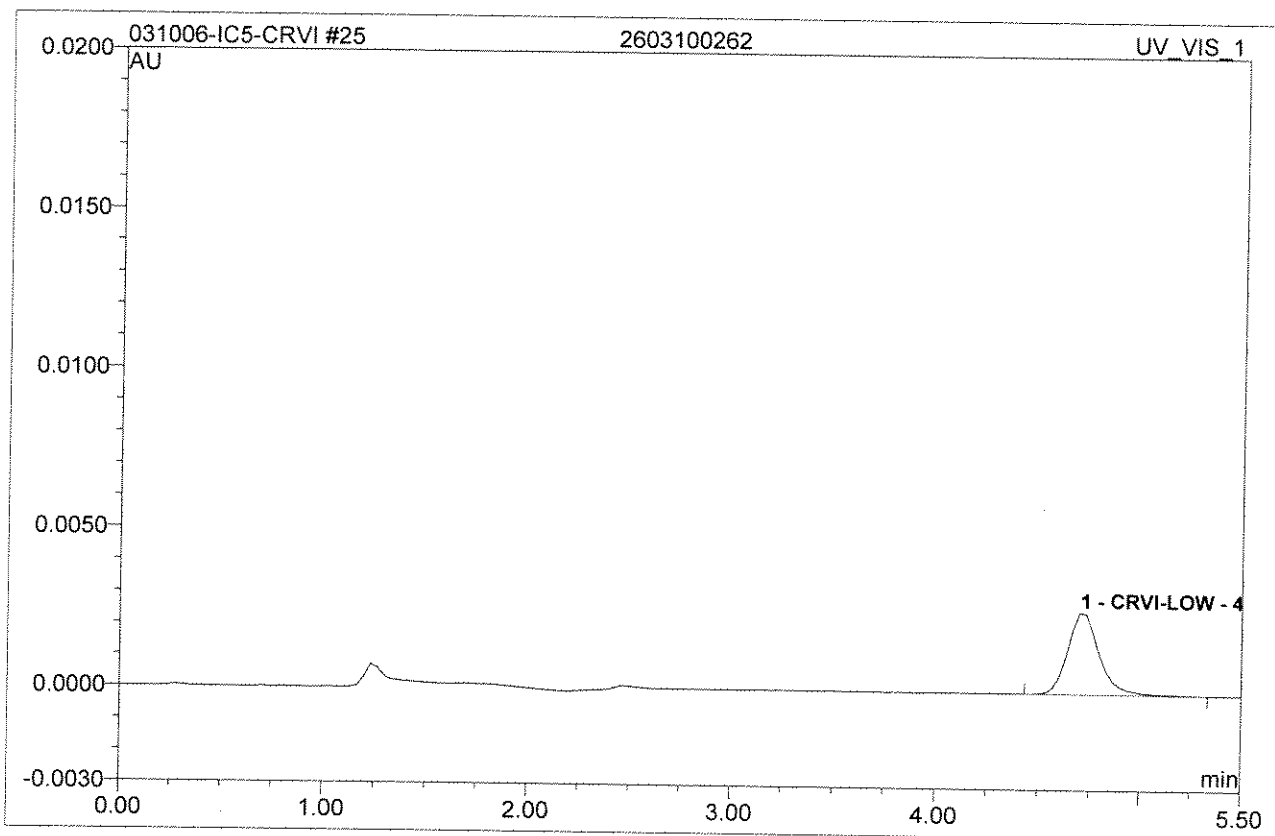
No.	Ret. Time min	Peak Name	Height AU	Area AU*min	Rel. Area %	Amount	Type
1	3.63	n.a.	0.000	0.0000013	0.02	n.a.	BMB
2	4.77	CRVI-LOW	0.046	0.0080493	99.98	20.430	BMB
Total:			0.046	0.008	100.00	20.430	

24 2603100261			
Sample Name:	2603100261	Control Program:	CRVI-LOW-loop
Dilution Factor:	1.0000	Quantif. Method:	5-IC#5-CrVi
Sample Type:	unknown	Recording Time:	3/10/2006 16:56
Analyst:	Imr	Channel:	UV_VIS_1



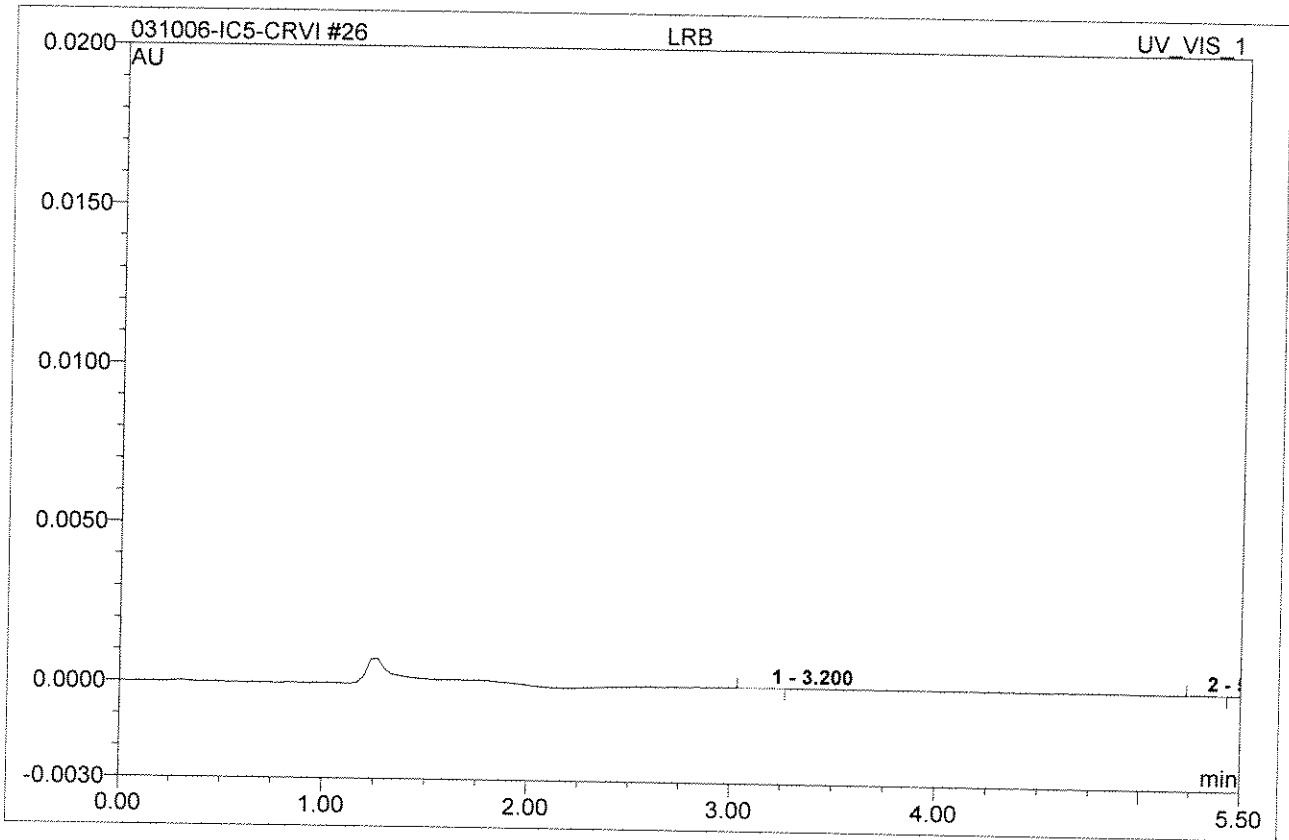
No.	Ret.Time min	Peak Name	Height AU	Area AU*min	Rel.Area %	Amount	Type
1	3.13	n.a.	0.000	0.0000003	11.45	n.a.	BMB
2	3.50	n.a.	0.000	0.0000013	46.99	n.a.	BMB
3	4.03	n.a.	0.000	0.0000002	9.04	n.a.	BMB
4	4.53	n.a.	0.000	0.0000009	32.53	n.a.	BMB
Total:			0.000	0.000	100.00	0.000	

25 2603100262			
Sample Name:	2603100262	Control Program:	CRVI-LOW-loop
Dilution Factor:	1.0000	Quantif. Method:	5-IC#5-CrVi
Sample Type:	unknown	Recording Time:	3/10/2006 17:04
Analyst:	Imr	Channel:	UV_VIS_1



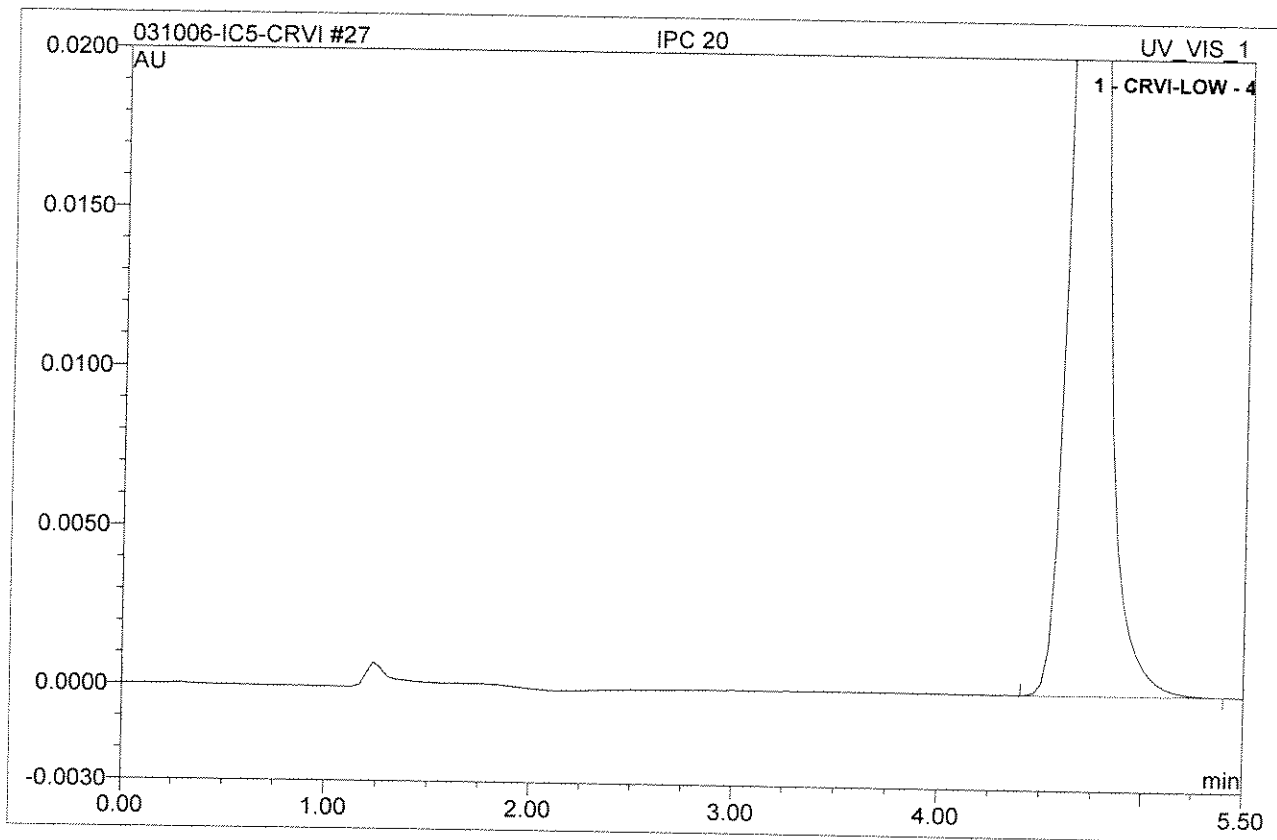
No.	Ret.Time min	Peak Name	Height AU	Area AU*min	Rel.Area %	Amount	Type
1	4.70	CRVI-LOW	0.003	0.0004725	100.00	1.199	BMB
Total:			0.003	0.000	100.00	1.199	

26 LRB			
Sample Name:	LRB	Control Program:	CRVI-LOW-loop
Dilution Factor:	1.0000	Quantif. Method:	5-IC#5-CrVi
Sample Type:	unknown	Recording Time:	3/10/2006 17:12
Analyst:	Imr	Channel:	UV_VIS_1



No.	Ret.Time min	Peak Name	Height AU	Area AU*min	Rel.Area %	Amount	Type
1	3.20	n.a.	0.000	0.0000010	55.86	n.a.	BMB
2	5.33	n.a.	0.000	0.0000008	44.14	n.a.	BMB
Total:			0.000	0.000	100.00	0.000	

27 IPC 20			
Sample Name:	IPC 20	Control Program:	CRVI-LOW-loop
Dilution Factor:	1.0000	Quantif. Method:	5-IC#5-CrVi
Sample Type:	unknown	Recording Time:	3/10/2006 17:20
Analyst:	Imr	Channel:	UV_VIS_1



No.	Ret.Time min	Peak Name	Height AU	Area AU*min	Rel.Area %	Amount	Type
1	4.70	CRVI-LOW	0.047	0.0080031	100.00	20.313	BMB
Total:			0.047	0.008	100.00	20.313	

Initial: _____
Date: _____

METALS STANDARD DOCUMENTATION

Standard:	20 ug/mL Mercury Standard	ME #: 0604002
Date Received/Prepped:	4/14/2006	By: DTN
Date Expired:	5/1/2007	Lot #: Y-CICP17047
Manufacturer:	Inorganic Ventures	Certificate: Y
Matrix:	2% HNO3	NIST SRM: 3133
Amount:	100 mL	Storage: Room Temp

Component	Comment	Conc. Unit:
Mercury (Hg)	Cat No.: TCLP-AA-HG	20 mg/L

Reagent Preparation Documentation

Reagent: 3% HCl solution
 Date Received/Prepped: 4/11/06 4/20/06 4/19/06 4/20/06 4/24/06 4/28/06
 Date Expired: 8/11/06 9/12/06 9/14/06 9/26/06 9/24/06 9/28/06
 Manufacturer: _____
 Storage Condition: _____

MW #: DYH060411-1
 By: DYH
 Matrix: AQ
 Amount: 1000ml
 Lot #: _____

Component	Comment	Standard	Concentration
<u>30ml HCl</u>		<u>R100370</u>	

Comment: 8/13/06 8/18/06 8/20/06
10/1/06 10/18/06 10/12/06

Reagent: 100 ppb Hg Cal Std Solution
 Date Received/Prepped: 4/20/06 / / / /
 Date Expired: 6/20/06 / / / /
 Manufacturer: _____
 Storage Condition: _____

MW #: DYH060420-1
 By: DYH
 Matrix: AQ 2% HNO₃
 Amount: 100ml
 Lot #: _____

Component	Comment	Standard	Concentration
<u>0.5ml</u>	<u>20 ppm Hg Std</u>	<u>ME06040002</u>	
		<u>ME06040002</u>	<u>DYH 8/3/06</u>

Comment: _____

Reagent: 5% KMnO₄
 Date Received/Prepped: 4/20/06 / / / /
 Date Expired: 10/24/06 / / / /
 Manufacturer: _____
 Storage Condition: _____

MW #: DYH060420-2
 By: DYH
 Matrix: AQ
 Amount: 10L
 Lot #: _____

Component	Comment	Standard	Concentration
<u>500g KMnO₄</u>		<u>R100238</u>	

Comment: _____

Mercury (7470/245.1) By FIMS

Analyzed By: DYH DYA

File ID: 060327C

Date Digested: 3/27/06

By: DYA

Digest Start: 18:00

Digest End: 20:00

Water Bath Temp (C): 95.5 Correction: ±0.2 Final: 95.5±0.2

Thermometer calibration expiration date: 7/22/06

Approved By: _____

Date: _____

Seq	Sample ID	Date	Time	Dil	pH/Wt	Raw	Result	Comment
1	Calib Blank	03/27/2006	21:13	1		0.000000		
2	0.2 PPB	03/27/2006	21:14	1		0.000000		
3	0.5 PPB	03/27/2006	21:15	1		0.000000		
4	1.00 PPB	03/27/2006	21:17	1		0.000000		
5	2.00 PPB	03/27/2006	21:18	1		0.000000		
6	5.00 PPB	03/27/2006	21:19	1		0.000000		
7	ICV	03/27/2006	21:21	1		0.000000		
8	ICB/CCB	03/27/2006	21:22	1	pH <u>CL</u>	5.00480	5.005	100.1%
9	Method Blank	03/27/2006	21:23	1	pH	0.00647	0.0065	
10	MRL - 1	03/27/2006	21:26	1	pH	0.00201	0.0020	
11	LCS - 1	03/27/2006	21:28	1	pH	0.21383	0.2138	106.9%
12	LCS - 2	03/27/2006	21:31	1	pH	1.52033	1.520	101.4%
13	2603090347	03/27/2006	21:32	1	pH	1.54442	1.544	103.0%
14	2603090347MS	03/27/2006	21:35	1	pH	0.00800	0.0080	
15	2603090347MSD	03/27/2006	21:37	1	pH	1.57776	(1.578)	105.2%
16	2603100260	03/27/2006	21:39	1	pH	1.57824	(1.578)	105.2%
17	2603140436	03/27/2006	21:40	1	pH	0.00217	0.0022	
18	2603140472	03/27/2006	21:41	1	pH	0.00469	0.0047	
19	CCV 2.0	03/27/2006	21:43	1	pH	-.00026	-.0003	
20	ICB/CCB	03/27/2006	21:44	1	pH	1.96765	1.968	98.4%
21	2603150119	03/27/2006	21:45	1	pH	0.00384	0.0038	
22	2603150120	03/27/2006	21:47	1	pH	0.00167	0.0017	
23	2603210144	03/27/2006	21:48	1	pH	0.01511	0.0151	
24	2603210150	03/27/2006	21:49	1	pH	0.00311	0.0031	
25	2603210153	03/27/2006	21:51	1	pH	0.00663	0.0066	
26	2603210155	03/27/2006	21:52	1	pH	0.01818	0.0182	
27	2603250005	03/27/2006	21:53	1	pH	0.00278	0.0028	
28	2603250005MS	03/27/2006	21:56	1	pH	-.00093	-.0009	
29	2603250005MSD	03/27/2006	21:58	1	pH	1.54734	(1.547)	103.2%
30	2603220357	03/27/2006	22:00	1	pH	1.58164	(1.582)	105.4%
31	CCV 2.0	03/27/2006	22:01	1	pH	0.00131	0.0013	
32	1.0 CCV	03/27/2006	22:02	1	pH	1.95826	1.958	97.9%
33	ICB/CCB	03/27/2006	22:04	1	pH	1.04377	1.044	104.4%
34	2603210156	03/27/2006	22:05	1	pH	0.00225	0.0023	
35	2603220347	03/27/2006	22:06	1	pH	0.00249	0.0025	
36	2603220348	03/27/2006	22:08	1	pH	0.00181	0.0018	
37	2603220360	03/27/2006	22:09	1	pH	0.00205	0.0020	
38	2603230069	03/27/2006	22:10	1	pH	0.00155	0.0015	
39	2603230197	03/27/2006	22:12	1	pH	0.00290	0.0029	
40	2603240118	03/27/2006	22:13	1	pH	0.00243	0.0024	
41	2603240122	03/27/2006	22:15	1	pH	0.00235	0.0024	
42	METH BLK 2	03/27/2006	22:16	1	pH	0.02866	0.0287	
43	LCS - 3	03/27/2006	22:19	1	pH	0.00118	0.0012	
44	CCV 2.0	03/27/2006	22:20	1	pH <u>✓</u>	1.58035	1.580	105.4%
						1.95848	1.958	97.9%

45	ICB/CCB	03/27/2006	22:21	1	pH <2	0.00155	0.0015	
46	LCS - 4	03/27/2006	22:24	1	pH	1.58155	1.582	105.4%
47	2603240111	03/27/2006	22:25	1	pH	0.00332	0.0033	
48	2603240119 MS DYH 2-27-06	03/27/2006	22:28	1	pH	1.34133	(1.341)	89.4%
49	2603240120 MS	03/27/2006	22:30	1	pH	1.34418	(1.344)	89.6%
50	2603240135	03/27/2006	22:31	1	pH	0.00580	0.0058	
51	2603240012	03/27/2006	22:33	1	pH	0.00071	0.0007	
52	2603240013	03/27/2006	22:34	1	pH	0.00445	0.0045	
53	2603240020	03/27/2006	22:35	1	pH	0.00164	0.0016	
54	2603240030	03/27/2006	22:37	1	pH	0.00181	0.0018	
55	2603240031	03/27/2006	22:38	1	pH	0.00307	0.0031	
56	CCV 2.0	03/27/2006	22:39	1	pH	1.96841	1.968	98.4%
57	1.0 CCV	03/27/2006	22:41	1	pH	1.02220	1.022	102.2%
58	ICB/CCB	03/27/2006	22:42	1	pH	0.00163	0.0016	
59	2603240032	03/27/2006	22:44	1	pH	0.00080	0.0008	
60	2603240033	03/27/2006	22:45	1	pH	0.00025	0.0003	
61	2603240034	03/27/2006	22:46	1	pH	-0.00090	-0.0009	
62	MRL - 2	03/27/2006	22:49	1	pH	0.20679	0.2068	103.4%
63	CCV 2.0	03/27/2006	22:50	1	pH	1.96567	1.966	98.3%
64	ICB/CCB	03/27/2006	22:52	1	pH ✓	0.00037	0.0004	

Reagent Documentation

Calibration Standard: ME0504002 5/1/06 LCS Standard: ME0503010 9/30/06

Potassium Permanganate: R100387
 Hydroxyamine HCL: DYH060221-1
 Sulfuric Acid: R201285
 Stannous Chloride: DYH060203-1

Potassium Persulfate: DYH050922-1
 Nitric Acid: R100360
 Hydrochloric Acid: R100370

Acceptance Criteria:

Version: Ami Mizuno

LCS ----- 85-115%
 MS/MSD ----- 70-130%
 CCV ----- 90-100%
 MRL ----- +/- 50%

Method Name: HGWATER2
 Method Description: HGWATER
 Element: Hg

Date: 03/27/2006
 Technique: FI-MHS
 Calibration Type:
 Hg, Zero Intercept: Linear
 Wavelength: 253.7 nm
 Sample Info Name: 060327C.SIF

Results Data Set Name: 060327C

Element: Hg Seq. No.: 1 AS Loc.: 1 Date: 03/27/2006
 Sample ID: Calib Blank

Repl #	SampleConc µg/L	StndConc µg/L	BlnkCorr Signal	Peak Area	Peak Height	Time	Peak Stored
1			0.0002	0.0017	0.0002	09:13:01	No

Auto-zero performed.

Element: Hg Seq. No.: 2 AS Loc.: 2 Date: 03/27/2006
 Sample ID: 0.2 PPB

Repl #	SampleConc µg/L	StndConc µg/L	BlnkCorr Signal	Peak Area	Peak Height	Time	Peak Stored
1			0.0036	0.0310	0.0038	09:14:20	No

[Hg] Standard number 1 applied. [0.200]
 Correlation Coefficient: 1.00000 Slope: 0.01778

Element: Hg Seq. No.: 3 AS Loc.: 3 Date: 03/27/2006
 Sample ID: 0.5 PPB

Repl #	SampleConc µg/L	StndConc µg/L	BlnkCorr Signal	Peak Area	Peak Height	Time	Peak Stored
1			0.0086	0.0711	0.0088	09:15:41	No

[Hg] Standard number 2 applied. [0.500]
 Correlation Coefficient: 0.99949 Slope: 0.01724

Element: Hg Seq. No.: 4 AS Loc.: 4 Date: 03/27/2006
 Sample ID: 1.00 PPB

Repl #	SampleConc µg/L	StndConc µg/L	BlnkCorr Signal	Peak Area	Peak Height	Time	Peak Stored
1			0.0166	0.1369	0.0168	09:17:02	No

[Hg] Standard number 3 applied. [1.000]
 Correlation Coefficient: 0.99940 Slope: 0.01673

Element: Hg Seq. No.: 5 AS Loc.: 5 Date: 03/27/2006
 Sample ID: 2.00 PPB

Repl #	SampleConc µg/L	StndConc µg/L	BlnkCorr Signal	Peak Area	Peak Height	Time	Peak Stored
1			0.0315	0.2596	0.0317	09:18:25	No

[Hg] Standard number 4 applied. [2.000]
 Correlation Coefficient: 0.99890 Slope: 0.01600

Element: Hg Seq. No.: 6 AS Loc.: 6 Date: 03/27/2006
 Sample ID: 5.00 PPB

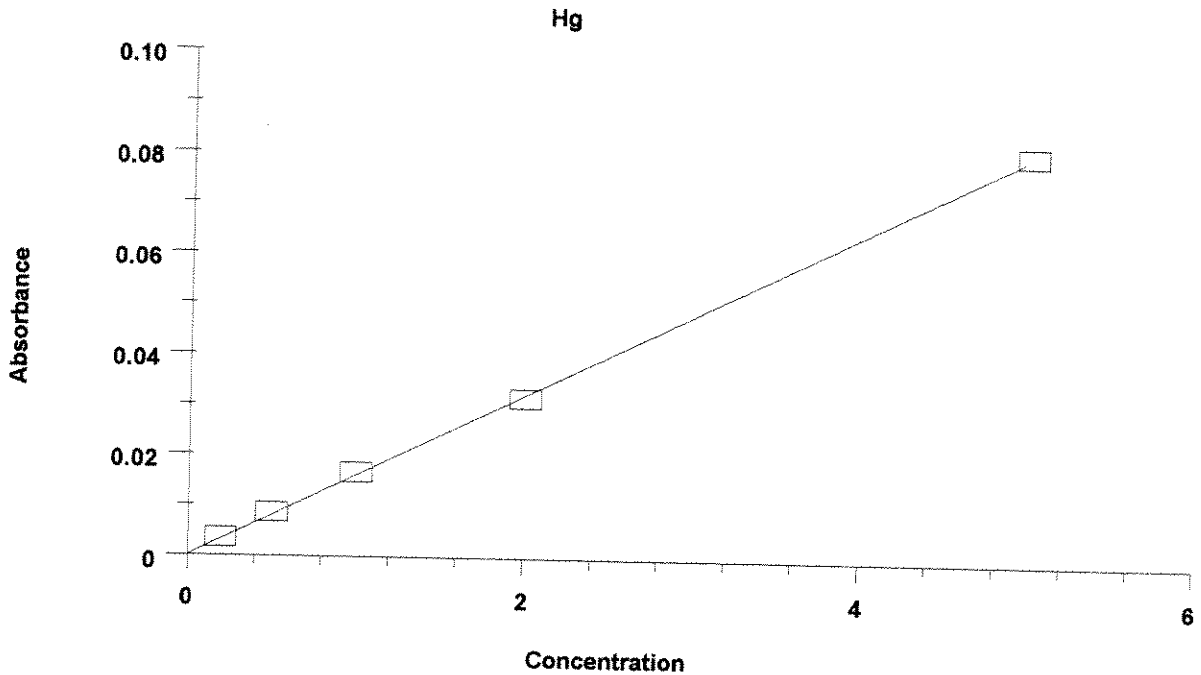
Repl #	SampleConc µg/L	StndConc µg/L	BlnkCorr Signal	Peak Area	Peak Height	Time	Peak Stored
1			0.0806	0.6602	0.0808	09:19:48	No

[Hg] Standard number 5 applied. [5.000]
 Correlation Coefficient: 0.99985

Slope: 0.01610

Calibration data for Hg

Standard ID	Mean Signal (Pk Height)	Entered Concentration (µg/L)	Calculated Concentration (µg/L)	Standard Deviation	%RSD
Calib Blank	0.0002	---	---	---	---
0.2 PPB	0.0036	0.200	0.221	---	---
0.5 PPB	0.0086	0.500	0.533	---	---
1.00 PPB	0.0166	1.000	1.030	---	---
2.00 PPB	0.0315	2.000	1.955	---	---
5.00 PPB	0.0806	5.000	5.007	---	---
Correlation Coefficient: 0.99985		Slope:	0.01610	---	---



=====
 Element: Hg Seq. No.: 7 AS Loc.: 6 Date: 03/27/2006
 Sample ID: ICV

Repl #	SampleConc µg/L	StndConc µg/L	Blncorr Signal	Peak Area	Peak Height	Time	Peak Stored
1	5.005	5.005	0.0806	0.6597	0.0808	09:21:16	No

QC value within specified limits.

=====
 Element: Hg Seq. No.: 8 AS Loc.: 1 Date: 03/27/2006
 Sample ID: ICB/CCB

Repl #	SampleConc µg/L	StndConc µg/L	Blncorr Signal	Peak Area	Peak Height	Time	Peak Stored
1	0.006	0.006	0.0001	0.0023	0.0003	09:22:37	No

QC value within specified limits.

=====
 Element: Hg Seq. No.: 9 AS Loc.: 9 Date: 03/27/2006
 Sample ID: Method Blank

Repl #	SampleConc µg/L	StndConc µg/L	Blncorr Signal	Peak Area	Peak Height	Time	Peak Stored
1	0.002	0.002	0.0000	0.0015	0.0003	09:23:55	No

=====
 Element: Hg Seq. No.: 10 AS Loc.: 10 Date: 03/27/2006
 Sample ID: MRL - 1

Repl #	SampleConc µg/L	StndConc µg/L	Blncorr Signal	Peak Area	Peak Height	Time	Peak Stored
1	0.217	0.217	0.0035	0.0311	0.0037	09:25:13	No
2	0.216	0.216	0.0035	0.0306	0.0037	09:25:48	No
3	0.209	0.209	0.0034	0.0284	0.0036	09:26:23	No
Mean:	0.214	0.214	0.0034				
SD :	0.0043	0.0043	0.0001				
%RSD:	2.0	2.0	2.0217				

=====
 Element: Hg Seq. No.: 11 AS Loc.: 11 Date: 03/27/2006
 Sample ID: LCS - 1

Repl #	SampleConc µg/L	StndConc µg/L	Blncorr Signal	Peak Area	Peak Height	Time	Peak Stored
1	1.539	1.539	0.0248	0.2039	0.0250	09:27:41	No
2	1.516	1.516	0.0244	0.1982	0.0246	09:28:16	No
3	1.506	1.506	0.0243	0.1971	0.0245	09:28:51	No
Mean:	1.520	1.520	0.0245				
SD :	0.0170	0.0170	0.0003				
%RSD:	1.1	1.1	1.1153				

=====
 Element: Hg Seq. No.: 12 AS Loc.: 12 Date: 03/27/2006
 Sample ID: LCS - 2

Repl #	SampleConc µg/L	StndConc µg/L	Blncorr Signal	Peak Area	Peak Height	Time	Peak Stored
1	1.554	1.554	0.0250	0.2060	0.0252	09:30:10	No
2	1.541	1.541	0.0248	0.2018	0.0250	09:30:45	No
3	1.538	1.538	0.0248	0.2016	0.0250	09:31:20	No
Mean:	1.544	1.544	0.0249				
SD :	0.0087	0.0087	0.0001				
%RSD:	0.6	0.6	0.5619				

=====
 Element: Hg Seq. No.: 13 AS Loc.: 13 Date: 03/27/2006
 Sample ID: 2603090347

Repl #	SampleConc µg/L	StndConc µg/L	Blncorr Signal	Peak Area	Peak Height	Time	Peak Stored
1	0.008	0.008	0.0001	0.0033	0.0004	09:32:40	No

=====
 Element: Hg Seq. No.: 14 AS Loc.: 14 Date: 03/27/2006
 Sample ID: 2603090347MS

Repl #	SampleConc µg/L	StndConc µg/L	Blncorr Signal	Peak Area	Peak Height	Time	Peak Stored
1	1.597	1.597	0.0257	0.2111	0.0259	09:34:00	No
2	1.581	1.581	0.0255	0.2075	0.0257	09:34:35	No
3	1.555	1.555	0.0250	0.2030	0.0253	09:35:10	No
Mean:	1.578	1.578	0.0254				
SD :	0.0214	0.0214	0.0003				
%RSD:	1.4	1.4	1.3547				

=====
 Element: Hg Seq. No.: 15 AS Loc.: 15 Date: 03/27/2006
 Sample ID: 2603090347MSD

Repl #	SampleConc µg/L	StndConc µg/L	BlnkCorr Signal	Peak Area	Peak Height	Time	Peak Stored
1	1.593	1.593	0.0257	0.2101	0.0259	09:36:30	No
2	1.569	1.569	0.0253	0.2048	0.0255	09:37:05	No
3	1.573	1.573	0.0253	0.2055	0.0255	09:37:40	No
Mean:	1.578	1.578	0.0254				
SD :	0.0132	0.0132	0.0002				
%RSD:	0.8	0.8	0.8358				

=====
Element: Hg Seq. No.: 16 AS Loc.: 16 Date: 03/27/2006
Sample ID: 2603100260
=====

Repl #	SampleConc µg/L	StndConc µg/L	BlnkCorr Signal	Peak Area	Peak Height	Time	Peak Stored
1	0.002	0.002	0.0000	0.0024	0.0003	09:39:00	No

=====
Element: Hg Seq. No.: 17 AS Loc.: 17 Date: 03/27/2006
Sample ID: 2603140436
=====

Repl #	SampleConc µg/L	StndConc µg/L	BlnkCorr Signal	Peak Area	Peak Height	Time	Peak Stored
1	0.005	0.005	0.0001	0.0026	0.0003	09:40:22	No

=====
Element: Hg Seq. No.: 18 AS Loc.: 18 Date: 03/27/2006
Sample ID: 2603140472
=====

Repl #	SampleConc µg/L	StndConc µg/L	BlnkCorr Signal	Peak Area	Peak Height	Time	Peak Stored
1	0.000	0.000	0.0000	0.0016	0.0002	09:41:44	No

=====
Element: Hg Seq. No.: 19 AS Loc.: 5 Date: 03/27/2006
Sample ID: CCV 2.0
=====

Repl #	SampleConc µg/L	StndConc µg/L	BlnkCorr Signal	Peak Area	Peak Height	Time	Peak Stored
1	1.968	1.968	0.0317	0.2599	0.0319	09:43:06	No

QC value within specified limits.

=====
Element: Hg Seq. No.: 20 AS Loc.: 1 Date: 03/27/2006
Sample ID: ICB/CCB
=====

Repl #	SampleConc µg/L	StndConc µg/L	BlnkCorr Signal	Peak Area	Peak Height	Time	Peak Stored
1	0.004	0.004	0.0001	0.0024	0.0003	09:44:26	No

QC value within specified limits.

=====
Element: Hg Seq. No.: 21 AS Loc.: 19 Date: 03/27/2006
Sample ID: 2603150119
=====

Repl #	SampleConc µg/L	StndConc µg/L	BlnkCorr Signal	Peak Area	Peak Height	Time	Peak Stored
1	0.002	0.002	0.0000	0.0021	0.0002	09:45:46	No

=====
Element: Hg Seq. No.: 22 AS Loc.: 20 Date: 03/27/2006
Sample ID: 2603150120
=====

Repl #	SampleConc µg/L	StndConc µg/L	BlnkCorr Signal	Peak Area	Peak Height	Time	Peak Stored
1	0.015	0.015	0.0002	0.0036	0.0005	09:47:08	No

Element: Hg Seq. No.: 23 AS Loc.: 21 Date: 03/27/2006
 Sample ID: 2603210144

Repl #	SampleConc µg/L	StndConc µg/L	Blncorr Signal	Peak Area	Peak Height	Time	Peak Stored
1	0.003	0.003	0.0001	0.0021	0.0003	09:48:32	No

Element: Hg Seq. No.: 24 AS Loc.: 22 Date: 03/27/2006
 Sample ID: 2603210150

Repl #	SampleConc µg/L	StndConc µg/L	Blncorr Signal	Peak Area	Peak Height	Time	Peak Stored
1	0.007	0.007	0.0001	0.0027	0.0003	09:49:56	No

Element: Hg Seq. No.: 25 AS Loc.: 23 Date: 03/27/2006
 Sample ID: 2603210153

Repl #	SampleConc µg/L	StndConc µg/L	Blncorr Signal	Peak Area	Peak Height	Time	Peak Stored
1	0.018	0.018	0.0003	0.0042	0.0005	09:51:20	No

Element: Hg Seq. No.: 26 AS Loc.: 24 Date: 03/27/2006
 Sample ID: 2603210155

Repl #	SampleConc µg/L	StndConc µg/L	Blncorr Signal	Peak Area	Peak Height	Time	Peak Stored
1	0.003	0.003	0.0000	0.0022	0.0003	09:52:40	No

Element: Hg Seq. No.: 27 AS Loc.: 25 Date: 03/27/2006
 Sample ID: 2603250005

Repl #	SampleConc µg/L	StndConc µg/L	Blncorr Signal	Peak Area	Peak Height	Time	Peak Stored
1	-0.001	-0.001	0.0000	0.0014	0.0002	09:53:58	No

Element: Hg Seq. No.: 28 AS Loc.: 26 Date: 03/27/2006
 Sample ID: 2603250005MS

Repl #	SampleConc µg/L	StndConc µg/L	Blncorr Signal	Peak Area	Peak Height	Time	Peak Stored
1	1.556	1.556	0.0251	0.2058	0.0253	09:55:16	No
2	1.548	1.548	0.0249	0.2029	0.0251	09:55:51	No
3	1.538	1.538	0.0248	0.2012	0.0250	09:56:26	No
Mean:	1.547	1.547	0.0249				
SD :	0.0094	0.0094	0.0002				
%RSD:	0.6	0.6	0.6081				

Element: Hg Seq. No.: 29 AS Loc.: 27 Date: 03/27/2006
 Sample ID: 2603250005MSD

Repl #	SampleConc µg/L	StndConc µg/L	Blncorr Signal	Peak Area	Peak Height	Time	Peak Stored
1	1.592	1.592	0.0256	0.2103	0.0259	09:57:44	No
2	1.583	1.583	0.0255	0.2079	0.0257	09:58:19	No
3	1.570	1.570	0.0253	0.2055	0.0255	09:58:54	No
Mean:	1.582	1.582	0.0255				
SD :	0.0115	0.0115	0.0002				
%RSD:	0.7	0.7	0.7241				

Element: Hg Seq. No.: 30 AS Loc.: 28 Date: 03/27/2006
 Sample ID: 2603220357

Repl #	SampleConc µg/L	StndConc µg/L	Blncorr Signal	Peak Area	Peak Height	Time	Peak Stored
1	0.001	0.001	0.0000	0.0017	0.0002	10:00:13	No
Element: Hg Seq. No.: 31 AS Loc.: 5 Date: 03/27/2006 Sample ID: CCV 2.0							
Repl #	SampleConc µg/L	StndConc µg/L	Blncorr Signal	Peak Area	Peak Height	Time	Peak Stored
1	1.958	1.958	0.0315	0.2595	0.0318	10:01:34	No
QC value within specified limits.							
Element: Hg Seq. No.: 32 AS Loc.: 4 Date: 03/27/2006 Sample ID: 1.0 CCV							
Repl #	SampleConc µg/L	StndConc µg/L	Blncorr Signal	Peak Area	Peak Height	Time	Peak Stored
1	1.044	1.044	0.0168	0.1382	0.0170	10:02:55	No
QC value within specified limits.							
Element: Hg Seq. No.: 33 AS Loc.: 1 Date: 03/27/2006 Sample ID: ICB/CCB							
Repl #	SampleConc µg/L	StndConc µg/L	Blncorr Signal	Peak Area	Peak Height	Time	Peak Stored
1	0.002	0.002	0.0000	0.0022	0.0003	10:04:15	No
QC value within specified limits.							
Element: Hg Seq. No.: 34 AS Loc.: 29 Date: 03/27/2006 Sample ID: 2603210156							
Repl #	SampleConc µg/L	StndConc µg/L	Blncorr Signal	Peak Area	Peak Height	Time	Peak Stored
1	0.002	0.002	0.0000	0.0022	0.0003	10:05:34	No
Element: Hg Seq. No.: 35 AS Loc.: 30 Date: 03/27/2006 Sample ID: 2603220347							
Repl #	SampleConc µg/L	StndConc µg/L	Blncorr Signal	Peak Area	Peak Height	Time	Peak Stored
1	0.002	0.002	0.0000	0.0020	0.0003	10:06:54	No
Element: Hg Seq. No.: 36 AS Loc.: 31 Date: 03/27/2006 Sample ID: 2603220348							
Repl #	SampleConc µg/L	StndConc µg/L	Blncorr Signal	Peak Area	Peak Height	Time	Peak Stored
1	0.002	0.002	0.0000	0.0021	0.0003	10:08:14	No
Element: Hg Seq. No.: 37 AS Loc.: 32 Date: 03/27/2006 Sample ID: 2603220360							
Repl #	SampleConc µg/L	StndConc µg/L	Blncorr Signal	Peak Area	Peak Height	Time	Peak Stored
1	0.002	0.002	0.0000	0.0022	0.0002	10:09:35	No
Element: Hg Seq. No.: 38 AS Loc.: 33 Date: 03/27/2006 Sample ID: 2603230069							

Repl #	SampleConc µg/L	StndConc µg/L	BlnkCorr Signal	Peak Area	Peak Height	Time	Peak Stored
1	0.003	0.003	0.0000	0.0022	0.0003	10:10:57	No

=====
 Element: Hg Seq. No.: 39 AS Loc.: 34 Date: 03/27/2006
 Sample ID: 2603230197

Repl #	SampleConc µg/L	StndConc µg/L	BlnkCorr Signal	Peak Area	Peak Height	Time	Peak Stored
1	0.002	0.002	0.0000	0.0023	0.0003	10:12:19	No

=====
 Element: Hg Seq. No.: 40 AS Loc.: 35 Date: 03/27/2006
 Sample ID: 2603240118

Repl #	SampleConc µg/L	StndConc µg/L	BlnkCorr Signal	Peak Area	Peak Height	Time	Peak Stored
1	0.002	0.002	0.0000	0.0019	0.0003	10:13:41	No

=====
 Element: Hg Seq. No.: 41 AS Loc.: 36 Date: 03/27/2006
 Sample ID: 2603240122

Repl #	SampleConc µg/L	StndConc µg/L	BlnkCorr Signal	Peak Area	Peak Height	Time	Peak Stored
1	0.029	0.029	0.0005	0.0058	0.0007	10:15:03	No

=====
 Element: Hg Seq. No.: 42 AS Loc.: 37 Date: 03/27/2006
 Sample ID: METH BLK 2

Repl #	SampleConc µg/L	StndConc µg/L	BlnkCorr Signal	Peak Area	Peak Height	Time	Peak Stored
1	0.001	0.001	0.0000	0.0020	0.0002	10:16:27	No

=====
 Element: Hg Seq. No.: 43 AS Loc.: 38 Date: 03/27/2006
 Sample ID: LCS - 3

Repl #	SampleConc µg/L	StndConc µg/L	BlnkCorr Signal	Peak Area	Peak Height	Time	Peak Stored
1	1.580	1.580	0.0254	0.2101	0.0257	10:17:51	No
2	1.577	1.577	0.0254	0.2077	0.0256	10:18:26	No
3	1.583	1.583	0.0255	0.2071	0.0257	10:19:01	No
Mean:	1.580	1.580	0.0254				
SD :	0.0031	0.0031	0.0000				
%RSD:	0.2	0.2	0.1933				

=====
 Element: Hg Seq. No.: 44 AS Loc.: 5 Date: 03/27/2006
 Sample ID: CCV 2.0

Repl #	SampleConc µg/L	StndConc µg/L	BlnkCorr Signal	Peak Area	Peak Height	Time	Peak Stored
1	1.958	1.958	0.0315	0.2592	0.0318	10:20:24	No

QC value within specified limits.

=====
 Element: Hg Seq. No.: 45 AS Loc.: 1 Date: 03/27/2006
 Sample ID: ICB/CCB

Repl #	SampleConc µg/L	StndConc µg/L	BlnkCorr Signal	Peak Area	Peak Height	Time	Peak Stored
1	0.002	0.002	0.0000	0.0018	0.0002	10:21:44	No

QC value within specified limits.

Element: Hg Seq. No.: 46 AS Loc.: 39 Date: 03/27/2006
 Sample ID: LCS - 4

Repl #	SampleConc µg/L	StndConc µg/L	BlnkCorr Signal	Peak Area	Peak Height	Time	Peak Stored
1	1.594	1.594	0.0257	0.2118	0.0259	10:23:05	No
2	1.583	1.583	0.0255	0.2079	0.0257	10:23:41	No
3	1.568	1.568	0.0252	0.2054	0.0255	10:24:16	No
Mean:	1.582	1.582	0.0255				
SD :	0.0132	0.0132	0.0002				
%RSD:	0.8	0.8	0.8366				

Element: Hg Seq. No.: 47 AS Loc.: 40 Date: 03/27/2006
 Sample ID: 2603240111

Repl #	SampleConc µg/L	StndConc µg/L	BlnkCorr Signal	Peak Area	Peak Height	Time	Peak Stored
1	0.003	0.003	0.0001	0.0022	0.0003	10:25:45	No

Element: Hg Seq. No.: 48 AS Loc.: 41 Date: 03/27/2006
 Sample ID: 2603240111MS
119 BYH 3/27/06

Repl #	SampleConc µg/L	StndConc µg/L	BlnkCorr Signal	Peak Area	Peak Height	Time	Peak Stored
1	1.346	1.346	0.0217	0.1821	0.0219	10:27:02	No
2	1.342	1.342	0.0216	0.1790	0.0218	10:27:37	No
3	1.336	1.336	0.0215	0.1784	0.0217	10:28:12	No
Mean:	1.341	1.341	0.0216				
SD :	0.0050	0.0050	0.0001				
%RSD:	0.4	0.4	0.3761				

Element: Hg Seq. No.: 49 AS Loc.: 42 Date: 03/27/2006
 Sample ID: 2603240111MSD
120 BYH 3/27/06

Repl #	SampleConc µg/L	StndConc µg/L	BlnkCorr Signal	Peak Area	Peak Height	Time	Peak Stored
1	1.345	1.345	0.0217	0.1818	0.0219	10:29:30	No
2	1.348	1.348	0.0217	0.1804	0.0219	10:30:05	No
3	1.339	1.339	0.0216	0.1790	0.0218	10:30:40	No
Mean:	1.344	1.344	0.0216				
SD :	0.0044	0.0044	0.0001				
%RSD:	0.3	0.3	0.3260				

Element: Hg Seq. No.: 50 AS Loc.: 43 Date: 03/27/2006
 Sample ID: 2603240135

Repl #	SampleConc µg/L	StndConc µg/L	BlnkCorr Signal	Peak Area	Peak Height	Time	Peak Stored
1	0.006	0.006	0.0001	0.0026	0.0003	10:31:58	No

Element: Hg Seq. No.: 51 AS Loc.: 44 Date: 03/27/2006
 Sample ID: 2603240012

Repl #	SampleConc µg/L	StndConc µg/L	BlnkCorr Signal	Peak Area	Peak Height	Time	Peak Stored
1	0.001	0.001	0.0000	0.0019	0.0002	10:33:17	No

Element: Hg Seq. No.: 52 AS Loc.: 45 Date: 03/27/2006
 Sample ID: 2603240013

Repl #	SampleConc µg/L	StndConc µg/L	BlnkCorr Signal	Peak Area	Peak Height	Time	Peak Stored
1							

1 0.004 0.004 0.0001 0.0024 0.0003 10:34:37 No

=====
 Element: Hg Seq. No.: 53 AS Loc.: 46 Date: 03/27/2006
 Sample ID: 2603240020

 Repl SampleConc StndConc BlnkCorr Peak Peak Time Peak
 # ug/L ug/L Signal Area Height Stored
 1 0.002 0.002 0.0000 0.0020 0.0002 10:35:57 No

=====
 Element: Hg Seq. No.: 54 AS Loc.: 47 Date: 03/27/2006
 Sample ID: 2603240030

 Repl SampleConc StndConc BlnkCorr Peak Peak Time Peak
 # ug/L ug/L Signal Area Height Stored
 1 0.002 0.002 0.0000 0.0020 0.0003 10:37:17 No

=====
 Element: Hg Seq. No.: 55 AS Loc.: 48 Date: 03/27/2006
 Sample ID: 2603240031

 Repl SampleConc StndConc BlnkCorr Peak Peak Time Peak
 # ug/L ug/L Signal Area Height Stored
 1 0.003 0.003 0.0000 0.0023 0.0003 10:38:37 No

=====
 Element: Hg Seq. No.: 56 AS Loc.: 5 Date: 03/27/2006
 Sample ID: CCV 2.0

 Repl SampleConc StndConc BlnkCorr Peak Peak Time Peak
 # ug/L ug/L Signal Area Height Stored
 1 1.968 1.968 0.0317 0.2613 0.0319 10:39:59 No
 QC value within specified limits.

=====
 Element: Hg Seq. No.: 57 AS Loc.: 4 Date: 03/27/2006
 Sample ID: 1.0 CCV

 Repl SampleConc StndConc BlnkCorr Peak Peak Time Peak
 # ug/L ug/L Signal Area Height Stored
 1 1.022 1.022 0.0165 0.1358 0.0167 10:41:21 No
 QC value within specified limits.

=====
 Element: Hg Seq. No.: 58 AS Loc.: 1 Date: 03/27/2006
 Sample ID: ICB/CCB

 Repl SampleConc StndConc BlnkCorr Peak Peak Time Peak
 # ug/L ug/L Signal Area Height Stored
 1 0.002 0.002 0.0000 0.0020 0.0002 10:42:41 No
 QC value within specified limits.

=====
 Element: Hg Seq. No.: 59 AS Loc.: 49 Date: 03/27/2006
 Sample ID: 2603240032

 Repl SampleConc StndConc BlnkCorr Peak Peak Time Peak
 # ug/L ug/L Signal Area Height Stored
 1 0.001 0.001 0.0000 0.0020 0.0002 10:44:01 No

=====
 Element: Hg Seq. No.: 60 AS Loc.: 50 Date: 03/27/2006
 Sample ID: 2603240033

 Repl SampleConc StndConc BlnkCorr Peak Peak Time Peak
 # ug/L ug/L Signal Area Height Stored
 1 0.000 0.000 0.0000 0.0019 0.0002 10:45:23 No

Element: Hg Seq. No.: 61 AS Loc.: 51 Date: 03/27/2006
 Sample ID: 2603240034

Repl #	SampleConc µg/L	StndConc µg/L	BlncCorr Signal	Peak Area	Peak Height	Time	Peak Stored
1	-0.001	-0.001	0.0000	0.0017	0.0002	10:46:45	No

Element: Hg Seq. No.: 62 AS Loc.: 52 Date: 03/27/2006
 Sample ID: MRL - 2

Repl #	SampleConc µg/L	StndConc µg/L	BlncCorr Signal	Peak Area	Peak Height	Time	Peak Stored
1	0.206	0.206	0.0033	0.0288	0.0035	10:48:07	No
2	0.207	0.207	0.0033	0.0287	0.0036	10:48:42	No
3	0.207	0.207	0.0033	0.0286	0.0036	10:49:17	No
Mean:	0.207	0.207	0.0033				
SD :	0.0005	0.0005	0.0000				
%RSD:	0.2	0.2	0.2358				

Element: Hg Seq. No.: 63 AS Loc.: 5 Date: 03/27/2006
 Sample ID: CCV 2.0

Repl #	SampleConc µg/L	StndConc µg/L	BlncCorr Signal	Peak Area	Peak Height	Time	Peak Stored
1	1.966	1.966	0.0316	0.2607	0.0319	10:50:40	No

QC value within specified limits.

Element: Hg Seq. No.: 64 AS Loc.: 1 Date: 03/27/2006
 Sample ID: ICB/CCB

Repl #	SampleConc µg/L	StndConc µg/L	BlncCorr Signal	Peak Area	Peak Height	Time	Peak Stored
1	0.000	0.000	0.0000	0.0018	0.0002	10:52:00	No

QC value within specified limits.

Initial:

WBY
5/19/05

Date:

METALS STANDARD DOCUMENTATION

Standard: ICPCalibration Stock Std #2 **ME #:** 0503010
Date Received/Prepped: 5/19/2005 **By:** wbh
Date Expired: 6/1/2006 **Lot #:** Y-MEB188115
Manufacturer: Inorganic Ventures **Certificate:** Y
Matrix: 5% Nitric Acid + Trace HF **NIST SRM:** Varies
Amount: 500 mL **Storage:** Room Temp

Component	Comment	Conc. Unit:
Mo	(P/N MWH-ICAP-CAL-2)	100 ug/ml
Sb		100 ug/ml
Sn		100 ug/ml
Ti		100 ug/ml
B		50 ug/ml

TITLE _____

From Page No. _____

LOG#	CHEM	SR #	MIX	VOLUME	COMMENT
	200.7 AND 200.8		3/29/06		FOR 200.7 ↓
BLANK	DIGESTION	2 SEPARATE BATCHES		SAME LOG	HND3 R# 100343
LCS					HCL R# 100361 2.5
LCS D					spike
2603240120 MS	ENSR-TRONOX	M-121	ADR	50ml → 50ml	ME 050320
2603240119 MS					ME 0512001 > 0.5ml
2603240111					ME 0511001 → 0.5ml
2603150119 MS	ENSR-TRONOX	EB-2			
2603090347	ENSR-TRONOX	FB-1			FOR 200.8
2603100260	ENSR-TRONOX	EB-1			HND3 R# 100343
2603140436	ENSR-TRONOX	TR-10A			HCL R# 100361
0472		PUMP BLANK			
2603150120		TR-9A			ME 0503020 → 0.5ml
2603210144		TR-8A			
2603210150		TR-7A			
0153		M-103A			
0155		TR-8			
0156		TR-8			
2603220347		M-103			
2603220348		TR-7			
2603220357		TR-9			
0360		TR-10			
2603230069		M-120			
0197		M-118			
2603240118		H-1A			
2603240122		M-117			

6010 ; 6020
 BOTH 200.7 + 200.8 SEPARATE BATCHES
 SAME SAMPLE ORDER 5/22/06


To Page No. _____

Witnessed & Understood by me, _____

Date _____

Invented by _____
 Page 172 of 791

Date _____



inorganic ventures / iv labs

195 lehigh avenue, suite 4, lakewood, nj 08701 usa
phone: 800-669-6799 • 732-901-1900 • fax: 732-901-1903
e-mail: ivsales@ivstandards.com • website: www.ivstandards.com

certificate of analysis

1.0 Inorganic Ventures / IV Labs is an ISO Guide 34-2000 Certified Reference Material (CRM) Manufacturer: Certificate #883-02. The certificate is designed and the certified value(s) and uncertainty(ies) are determined in accordance with ISO Guide 31-2000 (Reference Materials - Contents of certificates and label(s)), ISO Guide 34-2000 "Quality System Guidelines for the Production of Reference Materials," and ISO Guide 35-1989 "Certification of Reference Materials - General and Statistical Principles."

2.0 Custom-Grade:
DESCRIPTION OF CRM
Part No. / Catalog No.:
Lot Number:
Matrix:

Tailor-Made Solution

MWH-ICAP-CAL-2

Y-MEB188115

tr. HF, 5% HNO3(abs)

ME0505010

100.00 µg/mL each:
Mo, Sb, Sn, Ti,
50.00 µg/mL each:
B

3.0 CERTIFIED VALUES AND UNCERTAINTIES

ELEMENT	CERTIFIED VALUE	ELEMENT	CERTIFIED VALUE	ELEMENT	CERTIFIED VALUE
Antimony, Sb	99.9 ± 0.2 µg/mL	Boron, B	50.07 ± 0.18 µg/mL	Molybdenum, Mo	100.2 ± 0.3 µg/mL
Tin, Sn	100.2 ± 0.2 µg/mL	Titanium, Ti	100.2 ± 0.2 µg/mL		

Certified Density: 1.037 g/mL (measured at 22° C)

The Certified Value is based upon the most precise method used to analyze this CRM. The following equations are used in the calculation of the certified value and the uncertainty:

$$\text{Certified Value } (\bar{x}) = \frac{\sum x_i}{n}$$

(\bar{x}) = mean
 x_i = individual results
 n = number of measurements

$$\text{Uncertainty } (\pm) = 2 \left(\frac{\sum s_i^2}{n} \right)^{1/2}$$

$\sum s_i^2$ = The summation of all significant estimated errors.
(Most common are the errors from instrumental measurement, weighing, dilution to volume, and the fixed error reported on the NIST SRM certificate of analysis.)

4.0 TRACEABILITY TO NIST AND VALUES OBTAINED BY INDEPENDENT METHODS

• "Property of the result of a measurement or the value of a standard whereby it can be related to stated references, usually national or international standards, through an unbroken chain of comparisons all having stated uncertainties."

(ISO VIM, 2nd ed., 1993, definition 6.10)

• This IV product is Traceable to NIST via an unbroken chain of comparisons. The uncertainties for each certified value are reported, taking into account the SRM uncertainty error and the measurement, weighing and volume dilution errors. In rare cases where no NIST SRMs are available, the term 'in-house std.' is specified.

4.1 ASSAY INFORMATION

ELEMENT	METHOD	NIST SRM#	SRM LOT#	ELEMENT	METHOD	NIST SRM#	SRM LOT#
B	ICP Assay	3107	991907	Mo	ICP Assay	3134	891307
Mo	Gravimetric		See Sec. 4.2	Sb	Gravimetric		See Sec. 4.2
Sb	ICP Assay	3102a	990707	Sn	Gravimetric		See Sec. 4.2
Sn	ICP Assay	3161a	993107	Ti	Gravimetric		See Sec. 4.2
Ti	ICP Assay	3162a	992801				

Initial:

Date:

wbh
5/19/05

METALS STANDARD DOCUMENTATION

Standard: ICPCalibration Stock Std #1
Date Received/Prepped: 5/19/2005
Date Expired: 6/1/2006
Manufacturer: Inorganic Ventures
Matrix: 5% Nitric Acid
Amount: 500 mL

ME #: 0505011

By: wbh

Lot #: Y-MEB188114


Certificate: Y

NIST SRM: Varies

Storage: Room Temp

5 17 4/8/05

Component	Comment	Conc. Unit:
Ca	(P/N MWH-ICAP-CAL-1)	1000 ug/ml
K		1000 ug/ml
Mg		1000 ug/ml
Na		1000 ug/ml
Al		1000 ug/ml
As		100 ug/ml
Ba		100 ug/ml
Co		100 ug/ml
Cr		100 ug/ml
Cu		100 ug/ml
Fe		100 ug/ml
Mn		100 ug/ml
Ni		100 ug/ml
Pb		100 ug/ml
Se		100 ug/ml
Tl		100 ug/ml



inorganic ventures / iv labs

195 lehigh avenue, suite 4, lakewood, nj 08701 usa
phone: 800-669-6799 • 732-901-1900 • fax: 732-901-1903
e-mail: ivsales@ivstandards.com • website: www.ivstandards.com

certificate of analysis

1.0 Inorganic Ventures / IV Labs is an ISO Guide 34-2000 Certified Reference Material (CRM) Manufacturer: Certificate #883-02. The certificate is designed and the certified value(s) and uncertainty(ies) are determined in accordance with ISO Guide 31-2000 (Reference Materials - Contents of certificates and label(s), ISO Guide 34-2000 "Quality System Guidelines for the Production of Reference Materials," and ISO Guide 35-1989 "Certification of Reference Materials - General and Statistical Principles."

2.0 Custom-Grade: Tailor-Made Solution
DESCRIPTION OF CRM
Part No. / Catalog No.: MWH-ICAP-CAL-1
Lot Number: Y-MEB188114
Matrix: 5% HNO3(abs)

~~M E O S O S O T O~~ 95/19/25
M E O S O S O I I

- 1,000.00 µg/mL each: Ca, K, Mg, Na,
- 100.00 µg/mL each: Al, As, Ba, Co, Cr3, Cu, Fe, Mn, Ni, Pb, Se, Ti, V, Zn,
- 50.00 µg/mL each: Cd,
- 40.00 µg/mL each: Be,
- 30.00 µg/mL each: Sr,
- 20.00 µg/mL each: Ag

3.0 CERTIFIED VALUES AND UNCERTAINTIES

ELEMENT	CERTIFIED VALUE	ELEMENT	CERTIFIED VALUE	ELEMENT	CERTIFIED VALUE
Aluminum, Al	99.9 ± 0.7 µg/mL	Arsenic, As	100.1 ± 0.4 µg/mL	Barium, Ba	99.8 ± 0.3 µg/mL
Beryllium, Be	40.03 ± 0.28 µg/mL	Cadmium, Cd	50.02 ± 0.36 µg/mL	Calcium, Ca	1,002 ± 2 µg/mL
Chromium+3, Cr3	100.2 ± 0.3 µg/mL	Cobalt, Co	100.1 ± 0.3 µg/mL	Copper, Cu	100.0 ± 0.3 µg/mL
Iron, Fe	100.0 ± 0.9 µg/mL	Lead, Pb	100.2 ± 0.3 µg/mL	Magnesium, Mg	1,002 ± 3 µg/mL
Manganese, Mn	100.2 ± 0.3 µg/mL	Nickel, Ni	99.8 ± 0.3 µg/mL	Potassium, K	1,002 ± 2 µg/mL
Selenium, Se	100.2 ± 0.4 µg/mL	Silver, Ag	19.94 ± 0.06 µg/mL	Sodium, Na	1,002 ± 1 µg/mL
Strontium, Sr	29.99 ± 0.16 µg/mL	Thallium, Tl	99.9 ± 0.4 µg/mL	Vanadium, V	100.0 ± 0.3 µg/mL
Zinc, Zn	100.1 ± 0.3 µg/mL				

Certified Density: 1.054 g/mL (measured at 22° C)

The Certified Value is based upon the most precise method used to analyze this CRM. The following equations are used in the calculation of the certified value and the uncertainty:

$$\text{Certified Value } (\bar{x}) = \frac{\sum x_i}{n}$$

(\bar{x}) = mean
 x_i = individual results
 n = number of measurements

$$\text{Uncertainty } (\pm) = \frac{2(\sum s_i^2)^{1/2}}{(n)}$$

$\sum s_i^2$ = The summation of all significant estimated errors.
(Most common are the errors from instrumental measurement, weighing, dilution to volume, and the fixed error reported on the NIST SRM certificate of analysis.)

4.0 TRACEABILITY TO NIST AND VALUES OBTAINED BY INDEPENDENT METHODS

Initial: WBM
Date: 11/8/05

METALS STANDARD DOCUMENTATION

Standard: ICP CCV/MCV Stock Standard **ME #:** 0511002
Date Received/Prepped: 11/8/2005 **By:** WBH
Date Expired: 10/31/2006 **Lot #:** 012607A
Manufacturer: Crescent Chemical **Certificate:** Y
Matrix: 5% HNO3 **NIST SRM:** Varius
Amount: 500 mL x 2 **Storage:** Room Temp

Component	Comment	Conc. Unit:
Ag		20 ppm
Al		100 ppm
As		100 ppm
B		50.2 ppm
Ba		100 ppm
bE		40.1 ppm
Ca		1000 ppm
Cd		50.1 ppm
Co		100 ppm
Cr		99.7 ppm
Cu		100 ppm
Fe		99.8 ppm
K		1000 ppm
Mg		1000 ppm
Mn		100 ppm
Mo		99.8 ppm
Na		1000 ppm
Ni		100 ppm
Pb		100 ppm
Sb		100 ppm
Se		100 ppm
Tl		100 ppm
V		100 ppm
Zn		100 ppm

Laboratory Report - Certificate of Analysis

Custom Multi Standard
CATALOG NO: CCS-1161

ME0511002

CONTENTS: See Below

MATRIX: 5% HNO₃

LOT NO.: 012607A


This solution is intended for use as a calibration standard for plasma emission spectroscopy (ICP or DCP). It is a multi element solution, that was prepared gravimetrically to contain the elements/concentrations shown below.

In order to verify the concentration, the final solution was checked against the following NIST SRMS by plasma emission spectrometry (ICP or DCP): 3101a, 3102a, 3103a, 3107, 3104a, 3105a, 3108, 3112a, 3113, 3114, 3128, 3132, 3134, 3136, 3149, 3151, 3158, 3161a, 3165 and 3168a.

Concentrations are given in µg/mL unless noted otherwise.

Ag 20.1	Al 99.7	As 100	B 50.0	Ba 100
Be 39.9	Ca 997	Cd 50.4	Co 99.8	Cr 99.8
Cu 99.8	Fe 100	K 1,000	Mg 1,000	Mn 100
Mo 101	Na 1,000	Ni 100	Pb 99.8	Sb 100
Se 100	Tl 99.9	V 100	Zn 99.9	

Crescent Chemical Co. Inc.


QA Manager

EXPIRES: October 2006

CRESCENT CHEMICAL CO, INC., waives all responsibility for any damages resulting from the usage and/or implementation of the products/data described herein.

Crescent Chemical Co, Inc., 1324 Motor Parkway, Islandia, NY 11749
(631) 348-0333 - Fax (631) 348-0913

Initial:
Date:

W37
3/29/05

METALS STANDARD DOCUMENTATION

Standard:	ICP/ICPMS LCS/SPIKE Solution	ME #: 0503020
Date Received/Prepped:	3/29/2005	By: wbh
Date Expired:	9/25/2006	Lot #: 05C243
Manufacturer:	CPI	Certificate: Y
Matrix:	5% HNO ₃ + 0.1% HF	NIST SRM: 3100 Series
Amount:	10 x 100 mL	Storage: Room Temp

Component	Comment	Conc. Unit:
Iron	CPI P/N: 4400-050314RH01	500 mg/L
Aluminum		200 mg/L
Barium		100 mg/L
Cobalt		100 mg/L
Chromium		100 mg/L
Copper		100 mg/L
Molybdenum		100 mg/L
Strontium		100 mg/L
Titanium		100 mg/L
Vanadium		100 mg/L
Zinc		100 mg/L
Tin		100 mg/L
Silver		50 mg/L
Boron		50 mg/L
Manganese		50 mg/L
Nickel		50 mg/L
Antimony		50 mg/L
Arsenic		20 mg/L
Cadmium		20 mg/L
Lead		20 mg/L
Selenium		20 mg/L
Thallium		20 mg/L
Uranium		20 mg/L
Beryllium		5 mg/L



USA
 5580 Skylane Boulevard 707.525.5788
 Santa Rosa, CA 95403 800.878.7654
 www.cpiinternational.com Fax 707.545.7901

EUROPE
 P.O. Box 2704 +31 20 638 05 97
 1000 CS Amsterdam Fax +31 20 420 28 36
 The Netherlands www.cpiinternational.com

*Innovative Solutions
 in Analytical Science and
 Technology*

MZ0303020

Expiry: SEP 25 2006

Certificate of Analysis

Part Number: 4400-050314RH01
Lot Number: 05C243
Shelf Life: 18 months

MWH Labs
 5% HNO₃ + 0.1% HF
 #REF!

Concentrations in ug/mL ± 0.5%

Fe	500	B	50
Al	200	Mn	50
Ba	100	Ni	50
Co	100	Sb	50
Cr	100	As	20
Cu	100	Cd	20
Mo	100	Pb	20
Sr	100	Se	20
Ti	100	TL	20
V	100	Sn	100
Zn	100	Be	5
Ag	50	U	20

This standard solution was prepared using high-purity starting materials, high-purity acid (if required) and 18-megaohm de-ionized water. The starting materials were weighed to five significant figures and diluted in volumetric glassware calibrated to five significant figures.

Starting materials were analyzed at 1000µg/mL by ICP-MS for trace impurities. The standard solution concentrations were certified instrumentally against the National Institute of Standards and Technology's SRM 3100 series, NIST approved second source and/or gravimetrically.

Accuracy and stability are guaranteed to within plus or minus 0.5% of the certified value for the stated shelf life from the date of shipment. The solution should be kept tightly capped and stored under normal laboratory conditions. See attached MSDS for proper handling information.

For questions or comments please call 1-800-878-7654 in the USA, +31 20 638 05 97 in Europe or visit our web-site at www.cpiinternational.com.

Initial:

Date:

WBH
3/2/06

METALS STANDARD DOCUMENTATION

Standard: ICP Spike solution
Date Received/Prepped: 3/2/2006
Date Expired: 9/2/2006
Manufacturer: MWH-WBH
Matrix: 2% HNO3
Amount: 200mL

ME #: 0603006
By: WBH
Lot #:
Certificate: Y
NIST SRM: 3100 SERIES
Storage: Room Temp

Component	Comment	Conc. Unit:
AS	8.0mL ME0510004/100mL	80 ppm
PB	8.0mL ME0511020/100mL	80 ppm
SE	8.0mL ME0509003/100mL	80 ppm
TL	8.0mL ME0509006/100mL	80 ppm

Initial:

WBH

Date:

9/13/05

METALS STANDARD DOCUMENTATION

Standard: Selenium Stock Solution **ME #:** 0509003
Date Received/Prepped: 9/13/2005 **By:** WBH
Date Expired: 3/9/2007 **Lot #:** 4EK103
Manufacturer: CPI **Certificate:** Y
Matrix: 2% HNO3 **NIST SRM:** 3148
Amount: 250 mL **Storage:** Room Temp

Component	Comment	Conc. Unit:
Se	P/N 4400-1000491	1000 ppm

MAR 9 10P



USA

5580 Skylane Boulevard 707.525.5788
Santa Rosa, CA 95403 800.878.7654
www.cpiinternational.com Fax 707.545.7901

EUROPE

P.O. Box 2704 +31 20 638 05 97
1000 CS Amsterdam Fax +31 20 420 28 36
The Netherlands www.cpiinternational.com

*Innovative Solutions
in Analytical Science and
Technology*

CERTIFICATE OF ANALYSIS

P/N 4400-1000491

P/N S4400-1000491

Single-Element Selenium Standard

Se in 2% HNO₃

1000 ± 3 µg/mL

Lot # 4EK103

M80509003

Material Source: Selenium Metal
Source Purity: 99.99%
Specific Gravity: 1.011 @ 21 °C

This standard solution was prepared using high-purity metal, sub-boiled distilled nitric acid and 18-megaohm deionized water. The starting material was weighed to five significant figures and diluted in volumetric glassware calibrated to five significant figures.

The standard solution concentration was certified by ICP against the National Institute of Standards and Technology's SRM 3148. Trace impurities of the 1000 µg/mL standard were analyzed by ICP-MS.

	<u>ppb</u>	<u>DL</u>		<u>ppb</u>	<u>DL</u>		<u>ppb</u>	<u>DL</u>		<u>ppb</u>	<u>DL</u>
Al	1.8	0.1	Cu	0.4	0.1	Pb	0.3	0.1	K	ND	70
Sb	ND	0.1	Dy	ND	0.1	Li	ND	0.4	Pr	ND	0.1
As	ND	6	Er	ND	0.1	Lu	ND	1	Re	ND	0.1
Ba	ND	0.1	Eu	ND	0.1	Mg	1.1	0.2	Rh	ND	0.1
Be	ND	0.1	Gd	ND	0.1	Mn	ND	1	Rb	ND	0.1
Bi	ND	0.1	Ga	ND	0.1	Hg	ND	0.2	Ru	ND	0.1
B	ND	4	Ge	ND	0.1	Mo	0.6	0.1	Sm	ND	0.1
Br	INT	10	Au	ND	0.1	Nd	ND	0.1	Se	X	6
Cd	0.4	0.1	Hf	ND	0.1	Ni	0.6	0.1	Si	40	8
Ca	5	7	Ho	ND	0.1	Nb	INT	0.1	Ag	0.8	0.1
Ce	ND	0.1	I	0.5	0.2	Os	ND	0.1	Na	3.8	1
Cs	ND	0.1	Ir	ND	0.1	Pd	ND	0.1	Sr	ND	0.1
Cr	ND	1	Fe	ND	30	P	ND	10	Ta	ND	0.1
Co	ND	0.1	La	ND	0.1	Pt	ND	0.1	Te	ND	0.1
									Tl	3.6	0.1
									Th	ND	0.1
									Tm	ND	0.1
									Sn	ND	0.1
									Ti	ND	0.1
									W	ND	0.1
									U	ND	0.1
									V	ND	1
									Yb	ND	0.1
									Y	ND	0.1
									Zn	ND	2
									Zr	INT	0.1

X=Major Element INT=Interference from Major Element DL=Detection Limit ND=None Detected

Accuracy and stability are guaranteed to within plus or minus 0.3% of the certified value for 18 months after the date of shipment. The solution should be kept tightly capped and stored under normal laboratory conditions. See attached MSDS for proper handling information.

For questions or comments please call 1-800-878-7654 in the USA or +31 20 638 05 97 in Europe.



Initial: WBH
Date: 9/13/05

METALS STANDARD DOCUMENTATION

Standard:	Thallium Stock Solution	ME #: 0509006
Date Received/Prepped:	9/13/2005	By: WBH
Date Expired:	3/9/2007	Lot #: 05D082
Manufacturer:	CPI	Certificate: Y
Matrix:	2% HNO3	NIST SRM: 3158
Amount:	250 mL	Storage: Room Temp

Component	Comment	Conc. Unit:
Tl	P/N 4400-1000581	1000 ppm



USA
 5580 Skylane Boulevard 707.525.5788
 Santa Rosa, CA 95403 800.878.7654
 www.cpiinternational.com Fax 707.545.7901

EUROPE
 P.O. Box 2704 +31 20 638 05 97
 1000 CS Amsterdam Fax +31 20 420 28 36
 The Netherlands www.cpiinternational.com

Innovative Solutions
 in Analytical Science and
 Technology

CERTIFICATE OF ANALYSIS

P/N 4400-1000581
P/N S4400-1000581

M20905006

Single Element Thallium Standard
 Tl in 2% HNO₃
 1000 ± 3 µg/mL

Lot # 05D082

Material Source: Thallium metal
 Source Purity: 99.999%
 Specific Gravity: 1.007 @ 21 °C

This standard solution was prepared using high-purity metal, sub-boiled distilled nitric acid and 18-megaohm deionized water. The starting material was weighed to five significant figures and diluted in volumetric glassware calibrated to five significant figures.

The standard solution concentration was certified by ICP against the National Institute of Standards and Technology's SRM 3158. Trace impurities of the 1000 µg/mL standard were analyzed by ICP-MS.

	<u>ppb</u>	<u>DL</u>		<u>ppb</u>	<u>DL</u>		<u>Ppb</u>	<u>DL</u>		<u>ppb</u>	<u>DL</u>		<u>ppb</u>	<u>DL</u>
Al	13.3	0.1	Cu	9.3	0.1	Pb	41	0.1	K	ND	70	Tl	X	0.1
Sb	ND	0.1	Dy	ND	0.1	Li	ND	0.4	Pr	ND	0.1	Th	ND	0.1
As	ND	6	Er	ND	0.1	Lu	ND	1	Re	ND	0.1	Tm	ND	0.1
Ba	0.37	0.1	Eu	ND	0.1	Mg	1.7	0.2	Rh	ND	0.1	Sn	ND	0.1
Be	0.67	0.1	Gd	ND	0.1	Mn	ND	1	Rb	ND	0.1	Ti	0.45	0.1
Bi	0.12	0.1	Ga	ND	0.1	Hg	0.16	0.2	Ru	ND	0.1	W	ND	0.1
B	ND	4	Ge	ND	0.1	Mo	0.21	0.1	Sm	ND	0.1	U	ND	0.1
Br	ND	10	Au	ND	0.1	Nd	ND	0.1	Se	ND	6	V	ND	1
Cd	1.6	0.1	Hf	ND	0.1	Ni	1.1	0.1	Si	46	8	Yb	ND	0.1
Ca	51	7	Ho	ND	0.1	Nb	ND	0.1	Ag	0.3	0.1	Y	ND	0.1
Ce	ND	0.1	I	0.4	0.2	Os	ND	0.1	Na	3.3	1	Zn	14.7	2
Cs	0.24	0.1	Ir	ND	0.1	Pd	ND	0.1	Sr	ND	0.1	Zr	ND	0.1
Cr	ND	1	Fe	ND	30	P	20	10	Ta	ND	0.1			
Co	ND	0.1	La	ND	0.1	Pt	ND	0.1	Te	ND	0.1			

X=Major Element INT=Interference from Major Element DL=Detection Limit ND=None Detected

Accuracy and stability are guaranteed to within plus or minus 0.3% of the certified value for 18 months after the date of shipment. The solution should be kept tightly capped and stored under normal laboratory conditions. See attached MSDS for proper handling information.


For questions or comments please call 1-800-878-7654.

Initial: WBH
Date: 10/10/05

METALS STANDARD DOCUMENTATION

Standard:	Arsenic Stock Solution	ME #: 0510004
Date Received/Prepped:	10/10/2005	By: WBH
Date Expired:	11/1/2006	Lot #: Y-QAS01111
Manufacturer:	Inorganic Ventruue	Certificate: Y
Matrix:	1.4% HNO3	NIST SRM: 3103a
Amount:	100 mL	Storage: Room Temp

<u>Component</u>	<u>Comment</u>	<u>Conc. Unit:</u>
AS	CGAS1-1	1000 ppm



certificate of analysis

1.0 Inorganic Ventures / IV Labs is an ISO Guide 34-2000 Certified Reference Material (CRM) Manufacturer: Certificate #883-02. The certificate is designed and the certified value(s) and uncertainty(ies) are determined in accordance with ISO Guide 31-2000 (Reference Materials - Contents of certificates and label(s)), ISO Guide 34-2000 "Quality System Guidelines for the Production of Reference Materials," and ISO Guide 35-1989 "Certification of Reference Materials - General and Statistical Principles."

ME0510004

2.0 DESCRIPTION OF CRM Custom-Grade **1000 µg/mL Arsenic in 1.4% (abs) HNO3**

Catalog Number: CGAS1-1, CGAS1-2, and CGAS1-5
Lot Number: **Y-QAS01111**
Starting Material: As Polycrystalline lump
Starting Material Purity (%): 99.998994
Starting Material Lot No: 23115
Matrix: 1.4% (abs) HNO3

3.0 CERTIFIED VALUES AND UNCERTAINTIES

Certified Concentration: 997 ± 3 µg/mL 987 ± 3 µg/g

Certified Density: 1.010 g/mL (measured at 22° C)

The Certified Value is based upon the most precise method used to analyze this CRM. The following equations are used in the calculation of the certified value and the uncertainty:

$$\text{Certified Value } (\bar{x}) = \frac{\sum x_i}{n}$$

(\bar{x}) = mean
 x_i = individual results
 n = number of measurements

$$\text{Uncertainty } (\pm) = 2 \left[\frac{\sum s_i^2}{(n)} \right]^{1/2}$$

$\sum s_i^2$ = The summation of all significant estimated errors. (Most common are the errors from instrumental measurement, weighing, dilution to volume, and the fixed error reported on the NIST SRM certificate of analysis.)

4.0 TRACEABILITY TO NIST AND VALUES OBTAINED BY INDEPENDENT METHODS

"Property of the result of a measurement or the value of a standard whereby it can be related to stated references, usually national or international standards, through an unbroken chain of comparisons all having stated uncertainties." (ISO VIM, 2nd ed., 1993, definition 6.10)

This IV product is Traceable to NIST via an unbroken chain of comparisons. The uncertainties for each certified value are reported, taking into account the SRM uncertainty error and the measurement, weighing and volume dilution errors. In rare cases where no NIST SRMs are available, the term 'in-house std.' is specified.

4.1 Assay Method #1 997 ± 3 µg/mL 987 ± 3 µg/g (Avg 2 runs)
ICP Assay NIST SRM 3103a Lot Number: 010713

Assay Method #2 1002 µg/mL 992 µg/g
Gravimetric NIST SRM Lot Number: See Sec. 4.2

ME0511020

Initial:

WBH

Date:

11/17/05

METALS STANDARD DOCUMENTATION

Standard: Lead Stock Standard **ME #:** 511020
Date Received/Prepped: 11/17/2005 **By:** WBH
Date Expired: 5/10/2007 **Lot #:** 05J200
Manufacturer: CPI **Certificate:** Y
Matrix: 2% HNO3 **NIST SRM:** 3128
Amount: 100 mL Room temp. storage

Component	Comment	Conc. Unit:
Pb	P/N S4400-1000281	1000 ppm

MAY 10 07



Innovative Solutions
in Analytical Science and
Technology

USA
5580 Skylane Boulevard 707.525.5788
Santa Rosa, CA 95403 800.878.7654
www.cpiinternational.com Fax 707.545.7901

EUROPE
P.O. Box 2704 +31 20 638 05 97
1000 CS Amsterdam Fax +31 20 420 28 36
The Netherlands www.cpiinternational.com

CERTIFICATE OF ANALYSIS

P/N S4400-1000281

MZ0511020

P/N 4400-1000281

Single-Element Lead Standard

Pb in 2% HNO₃

1000 ± 3 µg/mL

Lot # 05J200

Material Source: Lead Metal
Source Purity: 99.995 %
Specific Gravity: 1.005 @ 21 °C

This standard solution was prepared using high-purity metal, sub-boiled distilled nitric acid and 18-megaohm deionized water. The starting material was weighed to five significant figures and diluted in volumetric glassware calibrated to five significant figures.

The standard solution concentration was certified by ICP against the National Institute of Standards and Technology's SRM 3128. Trace impurities of the 1000 µg/mL standard were analyzed by ICP-MS.

	ppb	DL		ppb	DL		ppb	DL		ppb	DL
Al	10.3	0.1	Cu	58	0.1	Pb	X	0.1	K	ND	70
Sb	ND	0.1	Dy	ND	0.1	Li	2	0.4	Pr	ND	0.1
As	ND	6	Er	ND	0.1	Lu	ND	1	Re	ND	0.1
Ba	0.22	0.1	Eu	ND	0.1	Mg	1.4	0.2	Rh	IN	0.1
Be	0.58	0.1	Gd	ND	0.1	Mn	3.8	1	Rb	ND	0.1
Bi	0.7	0.1	Ga	ND	0.1	Hg	ND	0.2	Ru	ND	0.1
B	ND	4	Ge	ND	0.1	Mo	0.17	0.1	Sm	ND	0.1
Br	ND	10	Au	ND	0.1	Nd	ND	0.1	Se	ND	6
Cd	ND	0.1	Hf	ND	0.1	Ni	0.9	0.1	Si	31	8
Ca	25	7	Ho	ND	0.1	Nb	ND	0.1	Ag	6.1	0.1
Ce	ND	0.1	I	0.1	0.2	Os	ND	0.1	Na	3.5	1
Cs	0.26	0.1	Ir	ND	0.1	Pd	ND	0.1	Sr	ND	0.1
Cr	ND	1	Fe	ND	30	P	ND	10	Ta	ND	0.1
Co	ND	0.1	La	ND	0.1	Pt	ND	0.1	Te	ND	0.1

X=Major Element INT=Interference from Major Element DL=Detection Limit ND=None Detected

Accuracy and stability are guaranteed to within plus or minus 0.3% of the certified value for 18 months after the date of shipment. The solution should be kept tightly capped and stored under normal laboratory conditions. See attached MSDS for proper handling information.

For questions or comments please call 1-800-878-7654 in the United States or +31 20 638 05 97 in Europe.



Initial:
Date:

WBH
11/8/05

METALS STANDARD DOCUMENTATION

Standard: ICP LCS/SPIKE SOLUTION
Date Received/Prepped: 11/8/2005
Date Expired: 4/26/2007
Manufacturer: CPI
Matrix: 5% HNO3
Amount: 100 mL

ME #: ,0511001
By: WBH
Lot #: 05J210
Certificate: Y
NIST SRM: 3100 SERIES
Room temp. storage

Component	Comment	Conc. Unit:
CA	P/N 4400-130309	10000 ppm
K		4000 ppm
MG		4000 ppm
NA		10000 ppm



USA
 5580 Skylane Boulevard 707.525.5788
 Santa Rosa, CA 95403 800.878.7654
 www.cpiinternational.com Fax 707.545.7901

EUROPE
 P.O. Box 2704 +31 20 638 05 97
 1000 CS Amsterdam Fax +31 20 420 28 36
 The Netherlands www.cpiinternational.com

*Innovative Solutions
 in Analytical Science and
 Technology*

CERTIFICATE OF ANALYSIS

P/N: 4400-130309
Lot Number: 05J210
Shelf Life: 18 months
Expiration Date: APR 26 2007

MT6051100

MWH
 Dat MW Standard
 $\mu\text{g/mL} \pm 0.5\%$ in 5% HNO_3

Na 10,000 Ca 10,000 Mg 4,000 K 4,000

This standard solution was prepared using high-purity starting materials, high-purity acid (if required) and 18-megaohm de-ionized water. The starting materials were weighed to five significant figures and diluted in volumetric glassware calibrated to five significant figures.

Starting materials were analyzed at 1000 $\mu\text{g/mL}$ by ICP-MS for trace impurities. The standard solution concentrations were certified instrumentally against the National Institute of Standards and Technology's SRM 3100 series, NIST approved second source and/or gravimetrically.

Accuracy and stability are guaranteed to within plus or minus 0.5% of the certified value for the stated shelf life from the date of shipment. The solution should be kept tightly capped and stored under normal laboratory conditions. See attached MSDS for proper handling information.

For questions or comments please call 1-800-878-7654 in the USA, +31 20 638 05 97 in Europe or visit our web-site at www.cpiinternational.com.

Initial:

Date:

(WBH)
 3/14/06

METALS STANDARD DOCUMENTATION

Standard: ICP MRL Working stock Solution **ME #:** 0603014
Date Received/Prepped: 3/14/2006 **By:** WBH
Date Expired: 9/14/2006 **Lot #:**
Manufacturer: MWH-WBH **Certificate:**
Matrix: 5% HNO₃ **NIST SRM:**
Amount: 2X100 mL **Storage:** Room Temp

Component	Comment	Conc. Unit:
Al	10mL ME0509010	5 ppm
Sb		5 ppm
As		10 ppm
Ba		2 ppm
Be		0.1 ppm
B		5 ppm
Cd		0.5 ppm
Ca		100 ppm
Cr		1 ppm
Co		5 ppm
Cu		1 ppm
Fe		2 ppm
Pb		2 ppm
Mg		10 ppm
Mn		0.2 ppm
Mo		2 ppm
Ni		2 ppm
K		100 ppm
Se		10 ppm
Ag		1 ppm
Na		100 ppm
Th		10 ppm

Initial: WBH
Date: 9/19/05

METALS STANDARD DOCUMENTATION

Standard: ICP MRL Stock Solution **ME #:** 0509010
Date Received/Prepped: 9/19/2005 **By:** WBH
Date Expired: 9/14/2006 **Lot #:** 05I066
Manufacturer: CPI **Certificate:** Yes
Matrix: 2% HNO₃ + tr HF **NIST SRM:** 3100 series
Amount: 100 mL **Storage:** Room Temp

Component	Comment	Conc. Unit:
Al	Part # 4400-050901RH01	50 ppm
Sb		50 ppm
As		100 ppm
Ba		20 ppm
Be		1 ppm
B		50 ppm
Cd		5 ppm
Ca		1000 ppm
Cr		10 ppm
Co		50 ppm
Cu		10 ppm
Fe		20 ppm
Pb		20 ppm
Mg		100 ppm
Mn		2 ppm
Mo		20 ppm
Ni		20 ppm
K		1000 ppm
Se		100 ppm
Ag		10 ppm
Na		1000 ppm
Th		100 ppm
Zn		20 ppm
V		2 ppm
Tl		10 ppm
Li		1 ppm



USA
 5580 Skylane Boulevard 707.525.5788
 Santa Rosa, CA 95403 800.878.7654
 www.cpiinternational.com Fax 707.545.7901

EUROPE
 P.O. Box 2704 +31 20 638 05 97
 1000 CS Amsterdam Fax +31 20 420 28 36
 The Netherlands www.cpiinternational.com

*Innovative Solutions
 in Analytical Science and
 Technology*

Expiry: SEP 14 2006

Certificate of Analysis

Part Number: 4400-050901RH01
Lot Number: 05I066
Shelf Life: 12 months

1780509010

MWH
Custom Standard
2% HNO3 + tr HF

Concentrations in ug/mL ± 0.5%

Al	50	Pb	20	Zn	20
Sb	50	Li	1		
As	100	Mg	100		
Ba	20	Mn	2		
Be	1	Mo	20		
B	50	Ni	20		
Cd	5	K	1000		
Ca	1000	Se	100		
Cr	10	Ag	10		
Co	50	Na	1000		
Cu	10	TL	100		
Fe	20	V	2		

This standard solution was prepared using high-purity starting materials, high-purity acid (if required) and 18-megaohm de-ionized water. The starting materials were weighed to five significant figures and diluted in volumetric glassware calibrated to five significant figures.

Starting materials were analyzed at 1000µg/mL by ICP-MS for trace impurities. The standard solution concentrations were certified instrumentally against the National Institute of Standards and Technology's SRM 3100 series, NIST approved second source and/or gravimetrically.

Accuracy and stability are guaranteed to within plus or minus 0.5% of the certified value for the stated shelf life from the date of shipment. The solution should be kept tightly capped and stored under normal laboratory conditions. See attached MSDS for proper handling information.

For questions or comments please call 1-800-878-7654 in the USA, +31 20 638 05 97 in Europe or visit our web-site at www.cpiinternational.com.

Initial:

WZ

Date:

3/2/06

METALS STANDARD DOCUMENTATION

Standard: Interference Check Std A(ICSA)
Date Received/Prepped: 3/2/2006
Date Expired: 9/2/2006
Manufacturer: MWH-WBH
Matrix: 5% HNO3
Amount: 500 mL

ME #: 0603005

By: WBH

Lot #: VARIUS

Certificate:

NIST SRM:

Storage: Room Temp

Component	Comment	Conc.	Unit:
Al	25mL ME0603001/500mL	250	PPM
Ca		250	PPM
Fe		100	PPM
Mg		250	PPM

Initial: WSJ
Date: 7/2/06

METALS STANDARD DOCUMENTATION

Standard: ICP ICSA Stock solution
Date Received/Prepped: 3/2/2006
Date Expired: 8/23/2007
Manufacturer: CPI
Matrix: 5% HNO₃
Amount: 500mL

ME #: 0603001
By: WBH
Lot #: 06A078
Certificate: Y
NIST SRM: varius
Storage: Room Temp

Component	Comment	Conc. Unit:
AL	P/N 4400-INTA1-500	5000 mg/L
CA		5000 mg/L
FE		2000 mg/L
MG		2000 mg/L



USA

5580 Skylane Boulevard 707.525.5788
Santa Rosa, CA 95403 800.878.7654
www.cpiinternational.com Fax 707.545.7901

EUROPE

P.O. Box 2704 +31 20 638 05 97
1000 CS Amsterdam Fax +31 20 420 28 36
The Netherlands www.cpiinternational.com

*Innovative Solutions
in Analytical Science and
Technology*

CERTIFICATE OF ANALYSIS

P/N 4400-INTA1-500

CLP Interferents A Solution
in 5% HNO₃

Lot # 06A078

M80603001

Material Source: Metals and Salts
Source Purity: 99.99+%

Elements and Concentrations: µg/mL

Al 5000 Ca 5000 Fe 2000 Mg 5000

This standard solution was prepared using high-purity reference materials, sub-boiled distilled nitric acid and 18-megaohm deionized water. The starting materials were weighed to five significant figures and diluted in volumetric glassware calibrated to five significant figures.

Starting materials were analyzed by ICP-MS for trace impurities. The standard solution concentrations were certified instrumentally against an independent source traceable to the National Institute of Standards and Technology's SRM 3100 series.

Accuracy and stability are guaranteed to within plus or minus 0.5% of the certified value for 18 months after the date of shipment. The solution should be kept tightly capped and stored under normal laboratory conditions. See attached MSDS for proper handling information.

For questions or comments please call 1-800-878-7654 in the USA or +31 20 638 05 97 in Europe.

Initial:

Date:

WJ
3/2/06

METALS STANDARD DOCUMENTATION

Standard: Interference Check Std AB(ICSAB)
Date Received/Prepped: 3/2/2006
Date Expired: 9/2/2006
Manufacturer: MWH-wbh
Matrix: 5% HNO3 + 10% HCl
Amount: 500 mL

ME #: 0603004
By: WBH
Lot #:
Certificate:
NIST SRM:
Storage: Room Temp

Component	Comment	Conc.	Unit:
Al	25mL ME0603001/500mL	250	ppm
Ca		250	ppm
Fe		100	ppm
Mg		250	ppm
Ag	2.5mL ME0603002/500mL	0.5	ppm
Ba		0.25	ppm
Be		0.25	ppm
Cd		0.5	ppm
Co		0.25	ppm
Cr		0.25	ppm
Cu		0.25	ppm
Mn		0.25	ppm
Ni		0.5	ppm
Pb		0.5	ppm
V		0.25	ppm
Zn		0.5	ppm

Initial: WBH
Date: 3/2/06

METALS STANDARD DOCUMENTATION

Standard: ICSB Stock Solution
Date Received/Prepped: 3/2/2006
Date Expired: 8/23/2007
Manufacturer: CPI
Matrix: 5% HNO₃
Amount: 100 mL

ME #: 0603002
By: WBH
Lot #: 04L149
Certificate: Y
NIST SRM: 3100 series
Storage: Room Temp

Component	Comment	Conc. Unit:
Ag	P/N 4400-INTB1-100	100 ppm
Ba		50 ppm
Be		50 ppm
Cd		100 ppm
Co		50 ppm
Cr		50 ppm
Mn		50 ppm
Ni		100 ppm
Pb		100 ppm
V		50 ppm
Zn		100 ppm
Sb		50 ppm



USA
 5580 Skylane Boulevard 707.525.5788
 Santa Rosa, CA 95403 800.878.7654
 www.cpiinternational.com Fax 707.545.7901

EUROPE
 P.O. Box 2704 +31 20 638 05 97
 1000 CS Amsterdam Fax +31 20 420 28 36
 The Netherlands www.cpiinternational.com

AUG 07

*Innovative Solutions
 in Analytical Science and
 Technology*

MF0603002

CERTIFICATE OF ANALYSIS

P/N 4400-INTB1-100
 CLP Analytes B Solution
 in 5% HNO₃

Lot # 04L149

Material Source: Metals and Salts
 Source Purity: 99.99+%

Elements and Concentrations: µg/mL

Ag	100	Ba	50	Be	50	Cd	100
Co	50	Cr	50	Cu	50	Mn	50
Ni	100	Pb	100	V	50	Zn	100

This standard solution was prepared using high-purity reference materials, sub-boiled distilled nitric acid and 18-megaohm deionized water. The starting materials were weighed to five significant figures and diluted in volumetric glassware calibrated to five significant figures.

Starting materials were analyzed by ICP-MS for trace impurities. The standard solution concentrations were certified instrumentally against an independent source traceable to the National Institute of Standards and Technology's SRM 3100 series.

Accuracy and stability are guaranteed to within plus or minus 0.5% of the certified value for 18 months after the date of shipment. The solution should be kept tightly capped and stored under normal laboratory conditions. See attached MSDS for proper handling information.

For questions or comments please call 1-800-878-7654 in the USA or +31 20 638 05 97 in Europe.

Initial: WBHDate: 3/17/06**METALS STANDARD DOCUMENTATION**

Standard:	ICP QC-25 1PPM	ME #: 06030017
Date Received/Prepped:	3/17/2006	By: WBH
Date Expired:	9/17/2006	Lot #: VARIUS
Manufacturer:	MWH-WBH	Certificate:
Matrix:	5% HNO3	NIST SRM:
Amount:	500 mL	Storage: Room Temp

Component	Comment	Conc. Unit:
AG	5mL ME0510001+ 5mL ME051	1 PPM
AL	per 500ml DI	1 PPM
B		1 PPM
BA		1 PPM
BE		1 PPM
CA		1 PPM
CD		1 PPM
CO		1 PPM
CR		1 PPM
CU		1 PPM
FE		1 PPM
K		10 PPM
LI		1 PPM
MG		1 PPM
MN		1 PPM
MO		1 PPM
NA		1 PPM
NI		1 PPM
PB		1 PPM
SB		1 PPM
SE		1 PPM
SI		0.5 PPM
SR		1 PPM
TI		1 PPM
TL		1 PPM
V		1 PPM
ZN		1 PPM

Initial: WBH
Date: 10/10/05

METALS STANDARD DOCUMENTATION

Standard: QC Check Std 7
Date Received/Prepped: 10/10/2005
Date Expired: 9/30/2006
Manufacturer: Crescent Chemical
Matrix: 5% HNO₃ + tr. HF
Amount: 100 mL

ME #: 510002
By: WBH
Lot #: 012520B
Certificate: Y
NIST SRM: Various
Room temp. storage

Component	Comment	Conc. Unit:
Ag	QC-007.1	100 ppm
Al		100 ppm
B		100 ppm
Ba		100 ppm
K		1000 ppm
Na		100 ppm
Si		50 ppm

ME0510002

Laboratory Report - Certificate of Analysis

Environmental Multielement Standard

QC Check Standard 7

CATALOG NO: QC-007.1

CONTENTS: See Below

MATRIX: 5% HNO₃/tr. F⁻

LOT NO.: 012520B

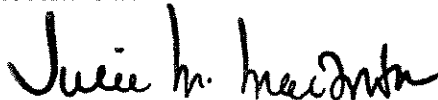
This solution is intended for use as a calibration standard for plasma emission spectroscopy (ICP or DCP). It is a multielement solution, that was prepared gravimetrically to contain the elements/concentrations shown below.

In order to verify the concentration, the final solution was checked against NIST SRMS: 3101a, 3104a, 3107, 3141a, 3150, 3151, and 3152a.

Concentrations are given in $\mu\text{g/mL}$ unless noted otherwise.

Ag 100	Al 100	B 100	Ba 100	K 1,000 \pm 5
Na 100	Si 50.0			

Crescent Chemical Co. Inc.



QA Manager

EXPIRES: September 2006

CRESCENT CHEMICAL CO, INC., waives all responsibility for any damages resulting from the usage and/or implementation of the products/data described herein.

*Crescent Chemical Co, Inc., 1324 Motor Parkway, Hauppauge, NY 11788
(516) 348-0333 - Fax (516) 348-0913*

Initial: WBH
Date: 10/10/05

METALS STANDARD DOCUMENTATION

Standard: QC Check Std 21 **ME #:** 510001
Date Received/Prepped: 10/10/2005 **By:** WBH
Date Expired: 9/30/2006 **Lot #:** 012520A
Manufacturer: Crescent Chemical **Certificate:** Y
Matrix: 5% HNO₃ + tr. Tartaric Acid **NIST SRM:** Various
Amount: 100 mL **Room temp. storage**

Component	Comment	Conc. Unit:
AS	QC-021.1	100 ppm
Be		100 ppm
Ca		100 ppm
Cd		100 ppm
Co		100 ppm
Cr		100 ppm
Cu		100 ppm
Fe		100 ppm
Li		100 ppm
Mg		100 ppm
Mn		100 ppm
Mo		100 ppm
Ni		100 ppm
Pb		100 ppm
Sb		100 ppm
Se		100 ppm
Sr		100 ppm
Ti		100 ppm
Tl		100 ppm
V		100 ppm
Zn		100 ppm

M70510001

Laboratory Report - Certificate of Analysis

Environmental Multielement Standard

QC Check Standard 21

CATALOG NO: QC-021.1

CONTENTS: See Below

MATRIX: 5% HNO₃/tr. F/tr. Tartaric Acid

LOT NO.: 012520A

This solution is intended for use as a calibration standard for plasma emission spectroscopy (ICP or DCP). It is a multielement solution, that was prepared gravimetrically to contain the elements/concentrations shown below.

In order to verify the concentration, the final solution was checked against NIST SRMS: 3102a, 3103a, 3105a, 3108, 3109a, 3112a, 3113, 3114, 3126a, 3128, 3129a, 3131a, 3132, 3134, 3136, 3149, 3153a, 3158, 3162a, 3165, and 3168a.

Concentrations are given in µg/mL unless noted otherwise.

As 100	Be 100	Ca 100	Cd 100	Co 100
Cr 100	Cu 100	Fe 100	Li 100	Mg 100
Mn 100	Mo 100	Ni 100	Pb 100	Sb 100
Se 100	Sr 100	Ti 100	Tl 100	V 100
Zn 100				

Crescent Chemical Co. Inc.



QA Manager

EXPIRES: September 2006

CRESCENT CHEMICAL CO, INC., waives all responsibility for any damages resulting from the usage and/or implementation of the products/data described herein.

Crescent Chemical Co, Inc., 1324 Motor Parkway, Hauppauge, NY 11788
(516) 348-0333 - Fax (516) 348-0913

Initial:

WBH

Date:

3/29/06

METALS STANDARD DOCUMENTATION

Standard: ICP LINEARITY CHECK
Date Received/Prepped: 3/29/2006
Date Expired: 9/29/2006
Manufacturer: MWH-WBH
Matrix: 5% HNO3
Amount: 500mL

ME #: 0603018
By: WBH
Lot #:
Certificate: Y
NIST SRM: 3100 SERIES
Storage: Room Temp

Component	Comment	Conc. Unit:
CA	15.0mL ME0509005/500mL	300 ppm
K	15.0mL ME0509001/500mL	300 ppm
MG	10.0mL ME0509002/500mL	200 ppm
NA	15.0mL ME0509004/500mL	300 ppm
FE	5.0mL ME0507003/500mL	100 ppm

Initial: WBH
Date: 9/13/05

METALS STANDARD DOCUMENTATION

Standard:	Potassium Stock Solution	ME #: 0509001
Date Received/Prepped:	9/13/2005	By: WBH
Date Expired:	3/9/2007	Lot #: 05E073
Manufacturer:	CPI	Certificate: Y
Matrix:	1% HNO3	NIST SRM: 3141
Amount:	250 mL	Storage: Room Temp

Component	Comment	Conc. Unit:
K	P/N 4400-10M411	10000 ppm



USA
 5580 Skylane Boulevard 707.525.5788
 Santa Rosa, CA 95403 800.878.7654
 www.cpiinternational.com Fax 707.545.7901

EUROPE
 P.O. Box 2704 +31 20 638 05 97
 1000 CS Amsterdam Fax +31 20 420 28 36
 The Netherlands www.cpiinternational.com

*Innovative Solutions
 in Analytical Science and
 Technology*

CERTIFICATE OF ANALYSIS

178509001

P/N 4400-10M411
P/N S4400-10M411
 Single-Element Potassium Standard
 K in 1% HNO₃
 10,000 ± 30 µg/mL
 Lot # 05E073

Material Source: Potassium Nitrate (KNO₃)
 Source Purity: 99.999%
 Specific Gravity: 1.014 @ 21 °C

This standard solution was prepared using high-purity salt, sub-boiled distilled nitric acid and 18-megaohm deionized water. The starting material was weighed to five significant figures and diluted in volumetric glassware calibrated to five significant figures.

The standard solution concentration was certified by ICP against the National Institute of Standards and Technology's SRM 3141. Trace impurities of the standard solution at 1000µg/mL were analyzed by ICP-MS.

<u>ppb</u>	<u>DL</u>	<u>ppb</u>	<u>DL</u>	<u>ppb</u>	<u>DL</u>	<u>ppb</u>	<u>DL</u>	<u>ppb</u>	<u>DL</u>
Al 0.39	0.1	Cu 0.16	0.1	Pb ND	0.1	K X	70	Tl ND	0.1
Sb 0.34	0.1	Dy ND	0.1	Li ND	0.4	Pr ND	0.1	Th ND	0.1
As ND	6	Er ND	0.1	Lu ND	1	Re ND	0.1	Tm ND	0.1
Ba 0.14	0.1	Eu ND	0.1	Mg 2.6	0.2	Rh ND	0.1	Sn 0.17	0.1
Be ND	0.1	Gd ND	0.1	Mn 0.93	1	Rb 9.5	0.1	Ti ND	0.1
Bi ND	0.1	Ga ND	0.1	Hg ND	0.2	Ru ND	0.1	W ND	0.1
B ND	4	Ge ND	0.1	Mo ND	0.1	Sm ND	0.1	U ND	0.1
Br ND	10	Au ND	0.1	Nd ND	0.1	Se ND	6	V ND	1
Cd ND	0.1	Hf ND	0.1	Ni 0.4	0.1	Si 50	20	Yb ND	0.1
Ca 82	7	Ho ND	0.1	Nb ND	0.1	Ag ND	0.1	Y ND	0.1
Ce ND	0.1	I ND	0.2	Os ND	0.1	Na 19	1	Zn 2.9	1
Cs ND	0.1	Ir ND	0.1	Pd ND	0.1	Sr 1	0.1	Zr ND	0.1
Cr ND	1	Fe ND	30	P 18	10	Ta ND	0.1		
Co ND	0.1	La ND	0.1	Pt ND	0.1	Te ND	0.1		

X=Major Element INT=Interference from Major Element ND=Not Detected DL=Detection Limit

Accuracy and stability are guaranteed to within plus or minus 0.3% of the certified value for 18 months after the date of shipment. The solution should be kept tightly capped and stored under normal laboratory conditions. See attached MSDS for proper handling information.

For questions or comments please call 1-800-878-7654 in the USA or +31 20 638 05 97 in Europe.

Initial: WBH
Date: 9/13/05

METALS STANDARD DOCUMENTATION

Standard: Magnesium Stock Solution **ME #:** 0509002
Date Received/Prepped: 9/13/2005 **By:** WBH
Date Expired: 3/9/2007 **Lot #:** 05E074
Manufacturer: CPI **Certificate:** Y
Matrix: 4% HNO3 **NIST SRM:** 3131
Amount: 250 mL **Storage:** Room Temp

Component	Comment	Conc. Unit:
Mg	P/N 4400-10M311	10000 ppm



USA
 5580 Skylark Boulevard 707.525.5788
 Santa Rosa, CA 95403 800.878.7654
 www.cpiinternational.com Fax 707.545.7901

EUROPE
 P.O. Box 2704 +31 20 638 05 97
 1000 CS Amsterdam Fax +31 20 420 28 36
 The Netherlands www.cpiinternational.com

*Innovative Solutions
 in Analytical Science and
 Technology*

CERTIFICATE OF ANALYSIS

1780509002

P/N 4400-10M311

P/N S4400-10M311

Single-Element Magnesium Standard

Mg in 4% HNO₃
 10,000 ± 30 µg/mL

Lot # 05E074

Material Source: Magnesium Metal
 Source Purity: 99.99%
 Specific Gravity: 1.047 @ 21 °C

This standard solution was prepared using high-purity metal, sub-boiled distilled nitric acid and 18-megaohm deionized water. The starting material was weighed to five significant figures and diluted in volumetric glassware calibrated to five significant figures.

The standard solution concentration was certified by ICP against the National Institute of Standards and Technology's SRM 3131. Trace impurities of the standard solution at 1000 µg/mL were analyzed by ICP-MS.

	<u>ppb</u>	<u>DL</u>		<u>ppb</u>	<u>DL</u>		<u>ppb</u>	<u>DL</u>		<u>ppb</u>	<u>DL</u>
Al	28	0.1	Cu	1.6	0.1	Pb	7.7	0.7	K	ND	70
Sb	ND	0.1	Dy	ND	0.1	Li	ND	0.4	Pr	0.28	0.1
As	ND	6	Er	ND	0.1	Lu	ND	1	Re	ND	0.1
Ba	0.28	0.1	Eu	ND	0.1	Mg	X	0.2	Rh	ND	0.1
Bc	ND	0.1	Gd	0.23	0.1	Mn	19.8	1	Rb	ND	0.1
Be	ND	0.1	Ga	0.18	0.1	Hg	ND	0.2	Ru	ND	0.1
B	ND	4	Ge	ND	0.1	Mo	ND	0.1	Sm	ND	0.1
Br	ND	10	Au	ND	0.1	Nd	1.1	0.1	Se	ND	6
Cd	ND	0.1	Hf	ND	0.1	Ni	1	0.1	Si	64	20
Ca	ND	7	Ho	ND	0.1	Nb	ND	0.1	Ag	0.19	0.1
Ce	2.1	0.1	I	1	0.2	Os	ND	0.1	Na	7.2	1
Cs	ND	0.1	Ir	ND	0.1	Pd	ND	0.1	Sr	0.19	0.1
Cl	ND	1	Fe	80	30	P	ND	10	Ta	ND	0.1
Co	ND	0.1	La	0.76	0.1	Pt	ND	0.1	Te	ND	0.1

X=Major Element INT=Interference from Major Element ND=Not Detected DL=Detection Limit

Accuracy and stability are guaranteed to within plus or minus 0.3% of the certified value for 18 months after the date of shipment. The solution should be kept tightly capped and stored under normal laboratory conditions. See attached MSDS for proper handling information.

For questions or comments please call 1-800-878-7654 in the USA or +31 20 638 05 97 in Europe.

Initial: WBHDate: 9/13/05**METALS STANDARD DOCUMENTATION**

Standard: Sodium Stock Solution **ME #:** 0509004
Date Received/Prepped: 9/13/2005 **By:** WBH
Date Expired: 3/9/2007 **Lot #:** 05H187
Manufacturer: CPI **Certificate:** Y
Matrix: 1% HNO3 **NIST SRM:** 3152a
Amount: 250 mL **Storage:** Room Temp

Component	Comment	Conc. Unit:
Na	P/N 4400-10M521	10000 ppm



Innovative Solutions
in Analytical Science and
Technology

USA
5580 Skylane Boulevard 707.525.5788
Santa Rosa, CA 95403 800.878.7654
www.cpiiinternational.com Fax 707.545.7901

EUROPE
P.O. Box 2704 +31 20 638 05 97
1000 CS Amsterdam Fax +31 20 420 28 36
The Netherlands www.cpiiinternational.com

CERTIFICATE OF ANALYSIS

P/N 4400-10M521
P/N S4400-10M521
Single-Element Sodium Standard
Na in 1% HNO₃
10,000 ± 30 µg/mL

~~M 6090~~
M 60509 004

Lot # 05H187

Material Source: Sodium Nitrate (NaNO₃)
Source Purity: 99.99%
Specific Gravity: 1.046 @ 21 °C

This standard solution was prepared using high-purity salt, sub-boiled distilled nitric acid and 18-megaohm deionized water. The starting material was weighed to five significant figures and diluted in volumetric glassware calibrated to five significant figures.

The standard solution concentration was certified by ICP against the National Institute of Standards and Technology's SRM 3152a. Trace impurities of the standard solution at 1000µg/mL were analyzed by ICP-MS.

ppb	DL	ppb	DL	ppb	DL	ppb	DL	ppb	DL
Al 1.5	0.1	Cu 0.45	0.1	Pb ND	0.1	K ND	70	Tl ND	0.1
Sb ND	0.1	Dy ND	0.1	Li ND	0.4	Pr ND	0.1	Th ND	0.1
As ND	6	Er ND	0.1	Lu ND	1	Re ND	0.1	Tm ND	0.1
Ba 0.13	0.1	Eu ND	0.1	Mg 2.3	0.2	Rh ND	0.1	Sn ND	0.1
Be ND	0.1	Gd ND	0.1	Mn ND	1	Rb ND	0.1	Ti ND	0.1
Bi ND	0.1	Ga ND	0.1	Hg ND	0.2	Ru ND	0.1	W ND	0.1
B ND	4	Ge ND	0.1	Mo ND	0.1	Sm ND	0.1	U ND	0.1
Br ND	10	Au ND	0.1	Nd ND	0.1	Se ND	6	V ND	1
Cd ND	0.1	Hf ND	0.1	Ni 0.4	0.1	Si 50	8	Yb ND	0.1
Ca 120	7	Ho ND	0.1	Nb ND	0.1	Ag ND	0.1	Y ND	0.1
Ce ND	0.1	I ND	0.2	Os ND	0.1	Na X	1	Zn 2.9	2
Cs ND	0.1	Ir ND	0.1	Pd ND	0.1	Sr 1	0.1	Zr ND	0.1
Cr ND	1	Fe ND	30	P 18	10	Ta ND	0.1		
Co ND	0.1	La ND	0.1	Pt ND	0.1	Te ND	0.1		

X=Major Element INT=Interference from Major Element ND=Not Detected DL=Detection Limit

Accuracy and stability are guaranteed to within plus or minus 0.3% of the certified value for 18 months after the date of shipment. The solution should be kept tightly capped and stored under normal laboratory conditions. See attached MSDS for proper handling information.

For questions or comments please call 1-800-878-7654 in the United States or +31 20 638 05 97 in Europe.

Initial:

WBH

Date:

9/13/05

METALS STANDARD DOCUMENTATION

Standard: Calcium Stock Solution
Date Received/Prepped: 9/13/2005
Date Expired: 3/9/2007
Manufacturer: CPI
Matrix: 1% HNO₃
Amount: 250 mL

ME #: 0509005
By: WBH
Lot #: 05H064
Certificate: Y
NIST SRM: 3109a
Storage: Room Temp

Component	Comment	Conc. Unit:
Ca	P/N 4400-10M91	10000 ppm



USA
 5580 Skylane Boulevard 707.525.5788
 Santa Rosa, CA 95403 800.878.7654
 www.cpiinternational.com Fax 707.545.7901

EUROPE
 P.O. Box 2704 +31 20 638 05 97
 1000 CS Amsterdam Fax +31 20 420 28 36
 The Netherlands www.cpiinternational.com

*Innovative Solutions
 in Analytical Science and
 Technology*

CERTIFICATE OF ANALYSIS

P/N 4400-10M91
P/N S4400-10M91

Single-Element Calcium Standard
 Ca in 4% HNO₃
 10,000 ± 30 µg/mL

M20505005

Lot # 05H064

Material Source: Calcium Carbonate (CaCO₃)
 Source Purity: 99.997%
 Specific Gravity: 1.033 @ 21 °C

This standard solution was prepared using high-purity salt, sub-boiled distilled nitric acid and 18-megaohm deionized water. The starting material was weighed to five significant figures and diluted in volumetric glassware calibrated to five significant figures.

The standard solution concentration was certified by ICP against the National Institute of Standards and Technology's SRM 3109a. Trace impurities of the standard solution at 1000 µg/mL were analyzed by ICP-MS.

	<u>ppb</u>	<u>DL</u>		<u>ppb</u>	<u>DL</u>		<u>ppb</u>	<u>DL</u>		<u>ppb</u>	<u>DL</u>
Al	7	0.1	Cu	1.7	0.1	Pb	0.23	0.1	K	ND	70
Sb	ND	0.1	Dy	ND	0.1	Li	ND	0.4	Pr	ND	0.1
As	ND	6	Er	ND	0.1	Lu	ND	1	Re	ND	0.1
Ba	1.5	0.1	Eu	ND	0.1	Mg	38	0.2	Rh	ND	0.1
Be	ND	0.1	Gd	ND	0.1	Mn	ND	1	Rb	ND	0.1
Bi	ND	0.1	Ga	ND	0.1	Hg	ND	0.2	Ru	ND	0.1
B	1.5	4	Ge	ND	0.1	Mo	ND	0.1	Sm	ND	0.1
Br	ND	10	Au	ND	0.1	Nd	ND	0.1	Se	ND	6
Cd	ND	0.1	Hf	ND	0.1	Ni	3	0.1	Si	47	8
Ca	X	7	Ho	ND	0.1	Nb	ND	0.1	Ag	ND	0.1
Ce	ND	0.1	I	0.27	0.2	Os	ND	0.1	Na	11.6	1
Cs	ND	0.1	Ir	ND	0.1	Pd	ND	0.1	Sr	55	0.1
Cr	ND	1	Fe	INT	30	P	ND	10	Ta	ND	0.1
Co	INT	0.1	La	0.41	0.1	Pt	ND	0.1	Te	ND	0.1

INT=Interference from Major Element ND=None Detected X=Major Element DL=Detection Limit

Accuracy and stability are guaranteed to within plus or minus 0.3% of the certified value for 18 months after the date of shipment. The solution should be kept tightly capped and stored under normal laboratory conditions. See attached MSDS for proper handling information.

For questions or comments please call 1-800-878-7654 in the USA or +31 20 638 05 97 in Europe.

Initial: WBH
Date: 7/22/05

METALS STANDARD DOCUMENTATION

Standard: Iron Stock Standard **ME #:** 0507003
Date Received/Prepped: 7/22/2005 **By:** WBH
Date Expired: 1/15/2007 **Lot #:** 05C162
Manufacturer: CPI **Certificate:** Y
Matrix: 4% HNO3 **NIST SRM:** 3126a
Amount: 100 mL **Storage:** Room Temp

Component	Comment	Conc. Unit:
Fe	P/N 4400-10M261	10000 ppm



USA

5580 Skylane Boulevard 707.525.5788
Santa Rosa, CA 95403 800.878.7654
www.cpiinternational.com Fax 707.545.7901

EUROPE

P.O. Box 2704 +31 20 638 05 97
1000 CS Amsterdam Fax +31 20 420 28 36
The Netherlands www.cpiinternational.com

Innovative Solutions
in Analytical Science and
Technology

CERTIFICATE OF ANALYSIS

P/N 4400-10M261
P/N S4400-10M261
Single-Element Iron Standard
Fe in 4% HNO3
10,000 ± 30 µg/mL

M80507003

Lot # 05C162

Material Source: Iron Metal
Source Purity: 99.999%
Specific Gravity: 1.064
@ 21 °C

This standard solution was prepared using high-purity metal, sub-boiled distilled nitric acid and 18-megaohm deionized water. The starting material was weighed to five significant figures and diluted in volumetric glassware calibrated to five significant figures.

The standard solution concentration was certified by ICP against the National Institute of Standards and Technology's SRM 3126a. Trace impurities of the standard solution at 1000 µg/mL were analyzed by ICP-MS.

Table with 12 columns: Element, ppb, DL, Element, ppb, DL, Element, ppb, DL, Element, ppb, DL. Lists various elements like Al, Sb, As, Ba, Be, Bi, B, Br, Cd, Ca, Ce, Cs, Cr, Co, Cu, Dy, Er, Eu, Gd, Ga, Ge, Au, Hf, Ho, I, Ir, Fe, La, Pb, Li, Lu, Mg, Mn, Hg, Mo, Nd, Ni, Nb, Os, Pd, P, Pt, K, Pr, Re, Rh, Rb, Ru, Sm, Se, Si, Ag, Na, Sr, Ta, Te, Tl, Th, Tm, Sn, Ti, W, U, V, Yb, Y, Zn, Zr.

INT=Interference from Major Element ND=Not Detected X=Major Element DL=Detection Limit

Accuracy and stability are guaranteed to within plus or minus 0.3% of the certified value for 18 months after the date of shipment. The solution should be kept tightly capped and stored under normal laboratory conditions. See attached MSDS for proper handling information.

For questions or comments please call 1-800-878-7654 in the USA or +31 20 638 05 97 in Europe.



Initial:

WJH

Date:

12/30/05

METALS STANDARD DOCUMENTATION

Standard: Calib. Std for si,sn,sr,ti
Date Received/Prepped: 12/30/2005
Date Expired: 6/30/2006
Manufacturer: MWH-wbh
Matrix: DI
Amount: 500 mL

ME #: 0512008
By: WBH
Lot #:
Certificate:
NIST SRM:
Room temp. storage

Component	Comment	Conc. Unit:
SI	2.5mL ME0507004	50 ppm
SN	2.5mL ME0507001	5 ppm
SR	1.5mL ME0511013	3 ppm
TI	5.0mL ME0511009	10 ppm
SIO2	2.5mL ME0507004	107 ppm

Initial: WBH
Date: 7/27/05

METALS STANDARD DOCUMENTATION

Standard: Tin Stock Standard **ME #:** 0507001
Date Received/Prepped: 7/22/2005 **By:** WBH
Date Expired: 1/15/2007 **Lot #:** 04L080
Manufacturer: CPI **Certificate:** Y
Matrix: 40% HCl **NIST SRM:** 3161
Amount: 100 mL **Storage:** Room Temp

Component	Comment	Conc. Unit:
Sn	P/N 4400-1000612	1000 ppm



USA
 5580 Skylane Boulevard 707.525.5788
 Santa Rosa, CA 95403 800.878.7654
 www.cpiinternational.com Fax 707.545.7901

EUROPE
 P.O. Box 2704 +31 20 638 05 97
 1000 CS Amsterdam Fax +31 20 420 28 36
 The Netherlands www.cpiinternational.com

*Innovative Solutions
 in Analytical Science and
 Technology*

CERTIFICATE OF ANALYSIS

P/N 4400-1000612
P/N S4400-1000612
 Single-Element Tin Standard
 Sn in 40 % HCl
 1000 ± 3 µg/mL

ME0507001

Lot # 04L080

Material Source: Tin Metal
 Source Purity: 99.998%
 Specific Gravity: 1.003 @ 21 °C

This standard solution was prepared using high purity metal, sub-boiled distilled hydrochloric acid and 18-megaohm deionized water. The starting material was weighed to five significant figures and diluted in volumetric glassware calibrated to five significant figures.

The standard solution concentration was certified by ICP against the National Institute of Standards and Technology's SRM 3161. Trace impurities of the 1000 µg/mL standard were analyzed by ICP-MS.

	<u>ppb</u>	<u>DL</u>		<u>ppb</u>	<u>DL</u>		<u>Ppb</u>	<u>DL</u>		<u>ppb</u>	<u>DL</u>		<u>ppb</u>	<u>DL</u>
Al	26	0.1	Cu	0.95	0.1	Pb	3.2	0.1	K	ND	70	Ti	ND	0.1
Sb	INT	0.1	Dy	ND	0.1	Li	ND	0.4	Pr	0.2	0.1	Th	ND	0.1
As	12	6	Er	ND	0.1	Lu	ND	1	Re	ND	0.1	Tm	ND	0.1
Ba	INT	0.1	Eu	0.2	0.1	Mg	1.3	0.2	Rh	ND	0.1	Sn	X	0.1
Be	ND	0.1	Gd	0.6	0.1	Mn	ND	1	Rb	ND	0.1	Tl	ND	0.1
Bi	0.3	0.1	Ga	ND	0.1	Hg	ND	0.2	Ru	ND	0.1	W	ND	0.1
B	ND	4	Ge	ND	0.1	Mo	0.6	0.1	Sm	ND	0.1	U	ND	0.1
Br	ND	10	Au	ND	0.1	Nd	ND	0.1	Se	ND	6	V	ND	1
Cd	ND	0.1	Hf	0.3	0.1	Ni	INT	0.1	Si	ND	8	Yb	ND	0.1
Ca	110	7	Ho	ND	0.1	Nb	ND	0.1	Ag	ND	0.1	Y	ND	0.1
Ce	0.9	0.1	I	0.2	0.2	Os	ND	0.1	Na	50	1	Zn	ND	2
Cs	INT	0.1	Ir	ND	0.1	Pd	ND	0.1	Sr	ND	0.1	Zr	0.9	0.1
Cr	ND	1	Fe	ND	30	P	ND	10	Ta	ND	0.1			
Co	INT	0.1	La	INT	0.1	Pt	ND	0.1	Te	INT	0.1			

X=Major Element INT=Interference from Major Element DL=Detection Limit ND=None Detected

Accuracy and stability are guaranteed to within plus or minus 0.3% of the certified value for 18 months after the date of shipment. The solution should be kept tightly capped and stored under normal laboratory conditions. See attached MSDS for proper handling information.

For questions or comments please call 1-800-878-7654 in the United States or +31 20 638 05 97 in Europe.

ME0507004

Initial: WBH

Date: 7/22/05

METALS STANDARD DOCUMENTATION

Standard:	Silicon Stock Standard	ME #: 0507004
Date Received/Prepped:	7/22/2005	By: WBH
Date Expired:	1/15/2007	Lot #: ,05E081
Manufacturer:	CPI	Certificate: Y
Matrix:	H2O	NIST SRM: 3150
Amount:	100 mL	Storage: Room Temp

Component	Comment	Conc. Unit:
Si	P/N 4400-10M504F	10000 ppm



USA
 5580 Skylark Boulevard 707.525.5788
 Santa Rosa, CA 95403 800.878.7654
 www.cpiinternational.com Fax 707.545.7901

EUROPE
 P.O. Box 2704 +31 20 638 05 97
 1000 CS Amsterdam Fax +31 20 420 28 36
 The Netherlands www.cpiinternational.com

*Innovative Solutions
 in Analytical Science and
 Technology*

CERTIFICATE OF ANALYSIS

P/N 4400-10M504F
P/N S4400-10M504F
 Single Element Silicon Standard
 Si in H₂O
 10,000 ± 30 µg/mL

M70507004

Lot # 05E081

Material Source: Ammonium Hexafluorosilicate (NH₄SiF₆)
 Source Purity: 99.999%
 Specific Gravity: 1.036 @ 21 °C

This standard solution was prepared using high purity Ammonium Hexafluorosilicate and 18-megaohm deionized water. The starting material was weighed to five significant figures and diluted in volumetric glassware calibrated to five significant figures.

The standard solution concentration was certified by ICP against the National Institute of Standards and Technology's SRM 3150. Trace impurities of the standard solution at 1000 µg/mL were analyzed by ICP-MS.

	<u>ppb</u>	<u>DL</u>		<u>ppb</u>	<u>DL</u>		<u>ppb</u>	<u>DL</u>		<u>ppb</u>	<u>DL</u>
Al	6	0.1	Cu	0.9	0.1	Pb	ND	0.7	K	ND	70
Sb	0.77	0.1	Dy	ND	0.1	Li	4.8	0.6	Pr	ND	0.1
As	ND	0.6	Er	ND	0.1	Lu	ND	1	Re	ND	0.1
Ba	0.57	0.1	Eu	ND	0.1	Mg	1.1	0.2	Rh	ND	0.1
Be	ND	0.1	Gd	ND	0.1	Mn	ND	1	Rb	4.4	0.1
Bi	ND	0.1	Ga	ND	0.1	Hg	ND	0.2	Ru	ND	0.1
B	ND	4	Ge	0.48	0.1	Mo	0.16	0.1	Sm	ND	0.1
Br	ND	10	Au	ND	0.1	Nd	0.2	0.1	Se	ND	7
Cd	ND	0.1	Hf	ND	0.1	Ni	0.46	0.1	Si	X	20
Ca	43	30	Ho	ND	0.1	Nb	ND	0.1	Ag	ND	0.1
Ce	ND	0.1	I	ND	0.2	Os	ND	0.1	Na	2.8	1
Cs	ND	0.1	Ir	ND	0.1	Pd	ND	0.1	Sr	ND	0.1
Cr	ND	1	Fe	ND	20	P	ND	10	Ta	3.1	0.1
Co	ND	0.1	La	ND	0.1	Pt	ND	0.1	Te	0.23	0.1

X=Major Element INT=Interference from Major Element ND=Not Detected DL=Detection Limit

Accuracy and stability are guaranteed to within plus or minus 0.3% of the certified value for 18 months after the date of shipment. The solution should be kept tightly capped and stored under normal laboratory conditions. See attached MSDS for proper handling information.

For questions or comments please call 1-800-878-7654 in the USA or +31 20 638 05 97 in Europe.



Initial: WBH
Date: 11/17/05

METALS STANDARD DOCUMENTATION

Standard: Titanium Stock Standard **ME #:** 511009
Date Received/Prepped: 11/17/2005 **By:** WBH
Date Expired: 5/10/2007 **Lot #:** 05F118
Manufacturer: CPI **Certificate:** Y
Matrix: 2% HNO₃ + 0.1% HF **NIST SRM:** 3162a
Amount: 100 mL Room temp. storage

Component	Comment	Conc. Unit:
Ti	P/N S4400-1000623	1000 ppm



USA
5580 Skylane Boulevard 707.525.5788
Santa Rosa, CA 95403 800.878.7654
www.cpiinternational.com Fax 707.545.7901

EUROPE
P.O. Box 2704 +31 20 638 05 97
1000 CS Amsterdam Fax +31 20 420 28 36
The Netherlands www.cpiinternational.com

*Innovative Solutions
in Analytical Science and
Technology*

CERTIFICATE OF ANALYSIS

P/N 4400-1000623

P/N S4400-1000623

Single Element Titanium Standard

Ti in 2% HNO₃ + 0.1% HF

1000 ± 3 µg/mL

Lot # 05F118

170511009

Material Source: Titanium Metal
Source Purity: 99.99%
Specific Gravity: 1.021 @ 21 °C

This standard solution was prepared using high-purity metal, sub-boiled distilled nitric and hydrofluoric acid and 18-megaohm deionized water. The starting material was weighed to five significant figures and diluted in volumetric Teflon labware calibrated to five significant figures.

The standard solution concentration was certified by ICP against the National Institute of Standards and Technology's SRM 3162a. Trace impurities of the 1000 µg/mL standard were analyzed by ICP-MS.

	<u>ppb</u>	<u>DL</u>		<u>ppb</u>	<u>DL</u>		<u>ppb</u>	<u>DL</u>		<u>ppb</u>	<u>DL</u>
Al	37	0.1	Cu	INT	0.1	Pb	0.81	0.1	K	ND	70
Sb	0.17	0.1	Dy	ND	0.1	Li	ND	0.4	Pr	ND	0.1
As	13	6	Er	ND	0.1	Lu	ND	1	Re	ND	0.1
Ba	0.45	0.1	Eu	ND	0.1	Mg	INT	0.2	Rh	ND	0.1
Be	ND	0.1	Gd	ND	0.1	Mn	ND	1	Rb	0.2	0.1
Bi	0.2	0.1	Ga	ND	0.1	Hg	ND	0.2	Ru	ND	0.1
B	ND	4	Ge	ND	0.1	Mo	6.2	0.1	Sm	0.2	0.1
Br	ND	10	Au	ND	0.1	Nd	ND	0.1	Se	8.2	6
Cd	ND	0.1	Hf	0.21	0.1	Ni	8	0.1	Si	INT	8
Ca	180	7	Ho	ND	0.1	Nb	0.5	0.1	Ag	ND	0.1
Ce	0.21	0.1	I	ND	0.2	Os	ND	0.1	Na	5.1	1
Cs	ND	0.1	Ir	ND	0.1	Pd	1.6	0.1	Sr	0.2	0.1
Cr	1.5	1	Fe	45	30	P	16	10	Ta	ND	0.1
Co	ND	0.1	La	ND	0.1	Pt	ND	0.1	Te	0.2	0.1

X=Major Element INT=Interference from Major Element DL=DetectionLimit ND=None Detected

Accuracy and stability are guaranteed to within plus or minus 0.3% of the certified value for 18 months after the date of shipment. The solution should be kept tightly capped and stored under normal laboratory conditions. See attached MSDS for proper handling information.

For questions or comments please call 1-800-878-7654 in the United States or +31 20 638 05 97 in Europe.

Initial:
Date:

WBH
11/17/05

METALS STANDARD DOCUMENTATION

Standard: Strontium Stock Standard
Date Received/Prepped: 11/17/2005
Date Expired: 5/10/2007
Manufacturer: CPI
Matrix: 2% HNO3
Amount: 100 mL

ME #: 511013
By: WBH
Lot #: 05F052
Certificate: Y
NIST SRM: 3153a
Room temp. storage

Component	Comment	Conc. Unit:
Sr	P/N S4400-10000531	1000 ppm



USA
 5580 Skylane Boulevard 707.525.5788
 Santa Rosa, CA 95403 800.878.7654
 www.cpiinternational.com Fax 707.545.7901

EUROPE
 P.O. Box 2704 +31 20 638 05 97
 1000 CS Amsterdam Fax +31 20 420 28 36
 The Netherlands www.cpiinternational.com

Innovative Solutions
 in Analytical Science and
 Technology

CERTIFICATE OF ANALYSIS

P/N 4400-1000531

P/N S4400-1000531

Single-Element Strontium Standard

Sr in 2% HNO₃

1000 ± 3 µg/mL

Lot # 05F052

1780511013

Material Source: Strontium Carbonate (SrCO₃)
 Source Purity: 99.999 %
 Specific Gravity: 1.010 @ 21 °C

This standard solution was prepared using high purity salt, sub-boiled distilled nitric acid and 18-megaohm deionized water. The starting material was weighed to five significant figures and diluted in volumetric glassware calibrated to five significant figures.

The standard solution concentration was certified by ICP against the National Institute of Standards and Technology's SRM 3153a. Trace impurities of the 1000 µg/mL standard were analyzed by ICP-MS.

ppb	DL	ppb	DL	ppb	DL	ppb	DL	ppb	DL
Al 14.8	0.1	Cu 1.2	0.1	Pb 0.83	0.1	K ND	70	Tl 3.9	0.1
Sb 0.3	0.1	Dy ND	0.1	Li 5	0.4	Pr ND	0.1	Th ND	0.1
As ND	6	Er ND	0.1	Lu ND	1	Re ND	0.1	Tm ND	0.1
Ba 8.5	0.1	Eu ND	0.1	Mg 1.5	0.2	Rh INT	0.1	Sn ND	0.1
Be ND	0.1	Gd ND	0.1	Mn ND	1	Rb ND	0.1	Ti ND	0.1
Bi ND	0.1	Ga ND	0.1	Hg ND	0.2	Ru INT	0.1	W ND	0.1
B ND	4	Ge ND	0.1	Mo 0.36	0.1	Sm ND	0.1	U ND	0.1
Br ND	10	Au ND	0.1	Nd ND	0.1	Se ND	6	V ND	1
Cd 0.2	0.1	Hf ND	0.1	Ni 0.45	0.1	Si 22	8	Yb ND	0.1
Ca INT	7	Ho ND	0.1	Nb ND	0.1	Ag ND	0.1	Y 3.4	0.1
Ce 0.71	0.1	I INT	0.2	Os ND	0.1	Na 8.9	1	Zn 10	2
Cs ND	0.1	Ir ND	0.1	Pd INT	0.1	Sr X	0.1	Zr ND	0.1
Cr ND	1	Fe ND	30	*P ND	10	Ta ND	0.1		
Co ND	0.1	La 4.8	0.1	Pt ND	0.1	Te INT	0.1		

X=Major Element INT=Interference from Major Element DL=Detection Limit ND=None Detected

Accuracy and stability are guaranteed to within plus or minus 0.3% of the certified value for 18 months after the date of shipment. The solution should be kept tightly capped and stored under normal laboratory conditions. See attached MSDS for proper handling information.

For questions or comments please call 1-800-878-7654 in the USA or +31 20 638 05 97 in Europe.

Initial:

Date:

N87

3/14/06

METALS STANDARD DOCUMENTATION

Standard: CCV Working Std for SnSrSiTi **ME #:** 0603016
Date Received/Prepped: 3/14/2006 **By:** WBH
Date Expired: 9/14/2006 **Lot #:**
Manufacturer: MWH-wbh **Certificate:** yes
Matrix: H2O **NIST SRM:** varius
Amount: 500 mL Room temp. storage

Component	Comment	Conc. Unit:
Si	1.25mLME0511021	25 ppm
Sn	1.25mL ME0503016	2.5 ppm
Sr	0.75mL ME0511022	1.5 ppm
Ti	2.5mL ME0503017	5 ppm
SiO2	1.25mLME0511021	53.5 ppm

Initial:

Date:

WBH
11/22/05

METALS STANDARD DOCUMENTATION

Standard: Strontium Stock Standard
Date Received/Prepped: 11/22/2005
Date Expired: 11/22/2006
Manufacturer: MWH-wbh
Matrix: 5% HNO3
Amount: 100 mL

ME #: 0511022
By: WBH
Lot #: 013264B
Certificate: Y
NIST SRM: 3153a
Room temp. storage

Component	Comment	Conc. Unit:
Sr	Cat# 8608.1	1000 ppm

Laboratory Report - Certificate of Analysis

M70511022

Strontium Plasma Emission Standard

CATALOG NO: 8608.1

CONCENTRATION: 1,000 ± 3 µg/ml *

ELEMENT: Strontium

MATRIX: 5% HNO₃

LOT NO.: 013264B

This solution is intended for use as a calibration standard for plasma emission spectroscopy (ICP or DCP). It is a single element solution, that was prepared gravimetrically to contain 1,000 µg of strontium per mL of solution.

In order to verify the concentration, the final solution was checked against NIST SRM 3153a by plasma emission spectrometry (ICP or DCP). All trace elements and impurities, in the final solution, were also determined by ICP or DCP.

Concentrations are given in µg/mL unless noted otherwise.

Al	<.04	Ag	.03	As	<.2	Au	<.08	B	<.02	Ba	.05	Be	.03	Bi	<.2	Ca	<.002
Cd	<.02	Ce	<.3	Co	<.02	Cr	<.02	Cs	<100	Cu	<.02	Dy	<.03	Er	<.02	Eu	<.02
Fe	<.02	Ga	<.03	Gd	<.07	Ge	<.1	Hf	<.05	Hg	<.2	Ho	<.02	In	<.2	Ir	<.2
K	<.5	La	<.03	Li	<.02	Lu	<.02	Mg	<.002	Mn	<.02	Mo	<.04	Na	<.1	Nb	<.05
Nd	<.05	Ni	<.02	Os	<.2	P	<.1	Pb	<.1	Pd	<.1	Pr	<.06	Pt	<.2	Rb	<.50
Re	<.1	Rh	<.02	Ru	<.05	S	<.05	Sb	<.2	Sc	<.01	Se	<.5	Si	<.04	Sm	<.04
Sn	<.1	Sr	*	Ta	<.1	Tb	<.06	Te	<.5	Th	<.2	Ti	<.02	Tl	<.1	Tm	<.04
U	<.4	V	<.02	W	<.2	Y	<.02	Yb	<.01	Zn	<.02	Zr	<.04				

Crescent Chemical Co. Inc.

Julie M. Macdonald

QA Manager

EXPIRES: November 2006

CRESCENT CHEMICAL CO, INC., waives all responsibility for any damages resulting from the usage and/or implementation of the products/data described herein.

Crescent Chemical Co. Inc., 1324 Motor Parkway, Islandia, NY 11749
(631) 348-0333 - Fax (631) 348-0913

Initial:

WBH

Date:

11/22/05

METALS STANDARD DOCUMENTATION

Standard: Silicon Stock Standard
Date Received/Prepped: 11/22/2005
Date Expired: 11/22/2006
Manufacturer: MWH-wbh
Matrix: H2O with tr HF
Amount: 100 mL

ME #: 0511021
By: WBH
Lot #: 013264A
Certificate: Y
NIST SRM: 3150
Room temp. storage

Component	Comment	Conc. Unit:
Si	Cat# 8747.1	10000 ppm

Laboratory Report - Certificate of Analysis

M70511021

Silicon Plasma Emission Standard

CATALOG NO: 8747.1

CONCENTRATION: 10,000 ± 30 µg/ml *

ELEMENT: Silicon

MATRIX: H₂O/tr. F⁻

LOT NO.: 013264A


This solution is intended for use as a calibration standard for plasma emission spectroscopy (ICP or DCP). It is a single element solution, that was prepared gravimetrically to contain 10,000 µg of silicon per mL of solution.

In order to verify the concentration, the final solution was checked against NIST SRM 3150 by plasma emission spectrometry (ICP or DCP). All trace elements and impurities, in the final solution, were also determined by ICP or DCP.

Concentrations are given in µg/mL unless noted otherwise.

Al	<.04	Ag	<.02	As	<.2	Au	<.08	B	<.02	Ba	.02	Be	<.003	Bi	<.2	Ca	.01
Cd	<.02	Ce	<.3	Co	<.02	Cr	<.02	Cs	<100	Cu	<.02	Dy	<.03	Er	<.02	Eu	<.02
Fe	<.02	Ga	<.03	Gd	<.07	Ge	<.1	Hf	<.05	Hg	<.2	Ho	<.02	In	<.2	Ir	<.2
K	<.5	La	<.03	Li	<.02	Lu	<.02	Mg	<.002	Mn	<.02	Mo	<.04	Na	<.1	Nb	<.05
Nd	<.05	Ni	<.02	Os	<.2	P	<.1	Pb	<.1	Pd	<.1	Pr	<.06	Pt	<.2	Rb	<.50
Re	<.1	Rh	<.02	Ru	<.05	S	<.05	Sb	<.2	Sc	<.01	Se	<.5	Si	*	Sm	<.04
Sn	<.1	Sr	<.003	Ta	<.1	Tb	<.06	Te	<.5	Th	<.2	Ti	<.02	Tl	<.1	Tm	<.04
U	<.4	V	<.02	W	<.2	Y	<.02	Yb	<.01	Zn	<.02	Zr	<.04				

Crescent Chemical Co. Inc.


QA Manager

EXPIRES: November 2006

CRESCENT CHEMICAL CO, INC., waives all responsibility for any damages resulting from the usage and/or implementation of the products/data described herein.

Crescent Chemical Co, Inc., 1324 Motor Parkway, Islandia, NY 11749
(631) 348-0333 - Fax (631) 348-0913

ME0503017

Initial:

Date:

WBH
3/27/05

METALS STANDARD DOCUMENTATION

Standard:	Titanium	ME #: 0503017
Date Received/Prepped:	3/28/2005	By: WBH
Date Expired:	3/31/2006	Lot #: 009373E
Manufacturer:	Crescent	Certificate: Y
Matrix:	Tr. F-/H ₂ O	NIST SRM: 3162a
Amount:	100 mL	Room temp. storage

Component	Comment	Conc. Unit:
Ti	Cat # 8626.1	1000 ppm

M7050317

Titanium Plasma Emission Standard

CATALOG NO: 8626.1

CONCENTRATION: 1,000 ± 3 µg/ml *

ELEMENT: Titanium

MATRIX: H₂O/tr. F⁻

LOT NO.: 009373E

This solution is intended for use as a calibration standard for plasma emission spectroscopy (ICP or DCP). It is a single element solution, that was prepared gravimetrically to contain 1,000 µg of titanium per mL of solution.

In order to verify the concentration, the final solution was checked against NIST SRM 3162a by plasma emission spectrometry (ICP or DCP). All trace elements and impurities, in the final solution, were also determined by ICP or DCP.

Concentrations are given in µg/mL unless noted otherwise.

Al	.06	Ag	<.02	As	<.2	Au	<.08	B	<.02	Ba	<.003	Be	<.003	Bi	<.2	Ca	<.002
Cd	<.02	Ce	<.3	Co	<.02	Cr	<.02	Cs	<100	Cu	<.02	Dy	<.03	Er	<.02	Eu	<.02
Fe	<.02	Ga	<.03	Gd	<.07	Ge	<.1	Hf	<.05	Hg	<.2	Ho	<.02	In	<.2	Ir	<.2
K	<.5	La	<.03	Li	<.02	Lu	<.02	Mg	<.002	Mn	<.02	Mo	<.04	Na	<.1	Nb	<.05
Nd	<.05	Ni	<.02	Os	<.2	P	<.1	Pb	<.1	Pd	<.1	Pr	<.06	Pt	<.2	Rb	<.50
Re	<.1	Rh	<.02	Ru	<.05	S	<.05	Sb	<.2	Sc	<.01	Se	<.5	Si	<.04	Sm	<.04
Sn	<.1	Sr	<.003	Ta	<.1	Tb	<.06	Te	<.5	Th	<.2	Ti	*	Tl	<.1	Tm	<.04
U	<.4	V	<.02	W	<.2	Y	<.02	Yb	<.01	Zn	<.02	Zr	<.04				

Crescent Chemical Co. Inc.

Julie M. MacDonell

QA Manager

EXPIRES: March 2006

CRESCENT CHEMICAL CO, INC., waives all responsibility for any damages resulting from the usage and/or implementation of the products/data described herein.

*Crescent Chemical Co, Inc., 1324 Motor Parkway, Islandia, NY 11749
(631) 348-0333 - Fax (631) 348-0913*

Initial: WBYDate: 3/28/05**METALS STANDARD DOCUMENTATION**

Standard: Tin
Date Received/Prepped: 3/28/2005
Date Expired: 3/31/2006
Manufacturer: Crescent
Matrix: 20% HCL
Amount: 100 mL

ME #: 0503016
By: WBH
Lot #: 009797D
Certificate: Y
NIST SRM: 3161a
Room temp. storage

Component	Comment	Conc. Unit:
Sn	Cat # 8624.1	1000 ppm

MZ050315

Laboratory Report - Certificate of Analysis

Lithium Plasma Emission Standard

CATALOG NO: 8558.1

CONCENTRATION: 1,000 ± 3 µg/ml *

ELEMENT: Lithium

MATRIX: 5% HNO₃

LOT NO.: 009373F

This solution is intended for use as a calibration standard for plasma emission spectroscopy (ICP or DCP). It is a single element solution, that was prepared gravimetrically to contain 1,000 µg of lithium per mL of solution.

In order to verify the concentration, the final solution was checked against NIST SRM 3129a by plasma emission spectrometry (ICP or DCP). All trace elements and impurities, in the final solution, were also determined by ICP or DCP.

Concentrations are given in µg/mL unless noted otherwise.

Al	<.04	Ag	<.02	As	<.2	Au	<.08	B	<.02	Ba	<.003	Be	<.003	Bi	<.2	Ca	<.002
Cd	<.02	Ce	<.3	Co	<.02	Cr	<.02	Cs	<.100	Cu	<.02	Dy	<.03	Er	<.02	Eu	<.02
Fe	<.02	Ga	<.03	Gd	<.07	Ge	<.1	Hf	<.05	Hg	<.2	Ho	<.02	In	<.2	Ir	<.2
K	<.5	La	<.03	Li	*	Lu	<.02	Mg	<.002	Mn	<.02	Mo	<.04	Na	<.1	Nb	<.05
Nd	<.05	Ni	<.02	Os	<.2	P	<.1	Pb	<.1	Pd	<.1	Pr	<.06	Pt	<.2	Rb	<.50
Re	<.1	Rh	<.02	Ru	<.05	S	<.05	Sb	<.2	Sc	<.01	Se	<.5	Si	<.04	Sm	<.04
Sn	<.1	Sr	<.003	Ta	<.1	Tb	<.06	Te	<.5	Tl	<.2	Ti	<.02	Tl	<.1	Tm	<.04
U	<.4	V	<.02	W	<.2	Y	<.02	Yb	<.01	Zn	<.02	Zr	<.04				

Crescent Chemical Co. Inc.

Julie M. MacDonna

QA Manager

EXPIRES: March 2006

CRESCENT CHEMICAL CO, INC., waives all responsibility for any damages resulting from the usage and/or implementation of the products/data described herein.

Crescent Chemical Co, Inc., 1324 Motor Parkway, Islandia, NY 11749
(631) 348-0333 - Fax (631) 348-0913

Initial:

Date:

LJN

3/14/06

METALS STANDARD DOCUMENTATION

Standard: MRL Stock for SnSrSiTi
Date Received/Prepped: 3/14/2006
Date Expired: 9/14/2006
Manufacturer: MWH-wbh
Matrix: H2O
Amount: 100 mL

ME #: 0603012
By: WBH
Lot #:
Certificate:
NIST SRM:
Storage: Room Temp

Component	Comment	Conc. Unit:
Si	0.2mL ME0507004	20 ppm
Sr	0.1mL ME0511013	1 ppm
Sn	2.0mL ME0507001	20 ppm
Ti	0.2mL ME0511009	2 ppm
SiO2	0.2mL ME0507004	42.8 ppm

Initial:

W

Date:

3/14/06

METALS STANDARD DOCUMENTATION

Standard: LCS/Spike Stock for SnSrSiTi
Date Received/Prepped: 3/14/2006
Date Expired: 9/14/2006
Manufacturer: MWH-wbh
Matrix: H2O
Amount: 100 mL

ME #: 0603013
By: WBH
Lot #:
Certificate:
NIST SRM:
Storage: Room Temp

Component	Comment	Conc. Unit:
Si	10mL ME0511021	1000 ppm
Sr	10mL ME0511002 <i>22</i>	100 ppm
Sn	10mL ME0503016 <i>9/14/06</i>	100 ppm
Ti	10mL ME0503017	100 ppm
SiO2	10mL ME0511021	2140 ppm

ICP SUMMARY SHEET

File ID: 060330
Date Started: 3/30/06
Analyst ID: wbh

SAMPLE ID

Wash	(8:02)	FILTER CHECK	(8:23)	2603240135	(8:41)
WASH	(8:56)	2603150119	(9:09)	2603090347	(9:15)
2603100260	(9:20)	2603140472	(9:23)	2603140436_2	(9:27)
2603150120_2	(9:31)	2603210144_2	(9:35)	2603210150_2	(9:38)
2603210153_2	(9:42)	2603210155_2	(10:01)	2603210156_2	(10:05)
2603220347_2	(10:08)	2603220348_2	(10:12)	2603220357_2	(10:16)
2603220360_2	(10:20)	2603230069_2	(10:24)	2603230197_2	(10:29)
2603240122_2	(10:33)	2603240118_2	(10:36)	Wash	(10:48)

COMMENT:

Analyst: W/BH

Approved By: _____

Amey
MWH LABS
REV 110
07/18/05 *3/30/06*

Scan Prep Sheet

Lab Batch No: OPTIMA060330WBH

Batch Date: 3/30/06

LAB TEST TYPE: 200.7

Associated Lab Batch ~~NS~~/A

Calibration: N/A

Rerun: N/A

Other: N/A

If using Prep date as Batch date, you must also include the analytical date.

Analytical Date: N/A

BATCH NUMBER for 060330

Aw Ypd
WY 3/30/01

Test Parameter:

SCA YR AG AL AS B_ BA BE CA CD CO CR CU FE K MG MN MO NA NI

Batch ID: 2603240135

2603240135	2603150119	2603090347
2603100260	2603140472	2603140436_2X
2603150120_2X	2603210144_2X	2603210150_2X
2603210153_2X	2603210155_2X	2603210156_2X
2603220347_2X	2603220348_2X	2603220357_2X
2603220360_2X	2603230069_2X	2603230197_2X
2603240122_2X	2603240118_2X	

Reagent and Standards used for
Optima 4300 DV
Updated 03/29/06

Int: W57
Date: 2/30/07

Method 200.7/6010

Reagent Lot #

HNO3 R# 100360
HCL R# 100369

Standards Lot # Exp. Date

Calibration ME0505010 (06/01/06)
(Prepare daily) ME0505011 (06/01/06)

Dilution

1:10 ME0601003
1:10

CCV/MCV/ECV ME0511002 (10/31/06)
(Prepare daily)

CCV/ECV

MCV

1:20 ME0601004 1:40 ME0601005

Spike/LCS ME0503020 (09/25/06)
(Prepare daily) ME0603006 (09/02/06)
ME0511001 (04/26/07)

1:100 ME0601006
1:100
1:200

MRL ME0603014 (09/14/06)
(Prepare daily)

1:100 ME0603015

ICSA ME0603005 (09/02/06)

ICSAB ME0603004 (09/02/06)

QC-25 1PPM ME0603017 (09/17/06)

Linearity ME0603018 (09/29/06)

Method Sr/Ti/Sn/SiO2

Calibration ME0512008 (06/30/06)

CCV/ECV ME0603016 (09/14/06)

Spike/LCS ME0603012 (09/14/06)
(Prepare daily)

1:100

MRL ME0603011 (09/14/06)
(Prepare daily)

1:100

Method Li

Std/ICV/MRL ME0603010 (09/14/06)
(Prepare daily)

1:1000, 200, 40, 10

LCS/Spike ME0603011 (09/14/06)
(Prepare daily)

1:50

ccv ME0603011 (09/14/06)
(Prepare daily)

1:40

From May 2005: the calibration std for ICP should be ME0505010,011 not ME0408010
dilution should be 1:20 and 1:40 not 1:200 and 1:400. 1/10/2006

WBR analysis

B
3/30/06

Sample ID	Date	Time	Dil	Raw	Rept.	Limit	Comment
ICV	3/30/06	7:47	1	5.0350	5.04	95-105	100%
Linearity Check	3/30/06	7:51	1	.03840	.038		
ICSA	3/30/06	7:55	1	0.0135	.0135	80-120	
ICSAB	3/30/06	7:58	1	0.0087	.0087	80-120	
Wash	3/30/06	8:02	1	0.0105	.010		
QC-25 1ppm	3/30/06	8:06	1	.92502	.930		
CCV	3/30/06	8:09	1	2.4865	2.49	90-110	99.4%
ICB	3/30/06	8:15	1	0.0149	.015		
MRL	3/30/06	8:19	1	0.0571	.0571	50-150	114%
FILTER CHECK	3/30/06	8:23	1	0.0095	.0095		
MRL2007	3/30/06	8:26	1	0.0544	.0544		
MBLANK	3/30/06	8:30	1	0.0074	.0074		
LCS	3/30/06	8:34	1	.46615	.466	85-115	93.2%
LCSD	3/30/06	8:38	1	.46848	.468	85-115	93.6%
2603240135	3/30/06	8:41	2	3.7890	3.8		
2603240135MS (119)	3/30/06	8:45	2	4.2313	4.23	[0.442]	44.2 88.4%
2603240135MSD (120)	3/30/06	8:49	2	4.3233	4.32	[0.534]	53.4 107%
2603240135T	3/30/06	8:49	2		1.00	70 - 130	
WASH	3/30/06	8:56	1	0.0189	.019		
CCV	3/30/06	8:59	1	2.3308	2.33	90-110	93.2%
CCB	3/30/06	9:05	1	0.0188	.019		
2603150119	3/30/06	9:09	1	0.0153	.015		
2603150119MS	3/30/06	9:12	1	.45834	.458	[0.443]	88.6%
2603090347	3/30/06	9:15	1	.14924	.150		
2603100260	3/30/06	9:20	1	0.0118	.012		
2603140472	3/30/06	9:23	1	0.0116	.012		
2603140436_2X	3/30/06	9:27	2	1.3400	1.3		
2603150120_2X	3/30/06	9:31	2	.56412	.560		
2603210144_2X	3/30/06	9:35	2	1.1780	1.2		
2603210150_2X	3/30/06	9:38	2	.47004	.470		
2603210153_2X	3/30/06	9:42	2	1.1777	1.2		
CCV	3/30/06	9:46	1	2.3148	2.31	90-110	92.5%
CCB	3/30/06	9:52	1	0.0149	.015		
MCV	3/30/06	9:57	1	1.1499	1.15	90-110	91.9%
2603210155_2X	3/30/06	10:01	2	1.1977	1.2		
2603210156_2X	3/30/06	10:05	2	1.1638	1.2		
2603220347_2X	3/30/06	10:08	2	1.1909	1.2		
2603220348_2X	3/30/06	10:12	2	.47476	.470		
2603220357_2X	3/30/06	10:16	2	.54246	.540		
2603220360_2X	3/30/06	10:20	2	1.4163	1.4		
2603230069_2X	3/30/06	10:24	2	1.6474	1.6		
2603230197_2X	3/30/06	10:29	2	.74359	.740		
2603240122_2X	3/30/06	10:33	2	.76248	.760		
2603240118_2X	3/30/06	10:36	2	1.0102	1.0		
ICSA	3/30/06	10:40	1	0.0052	.0052	80-120	

File ID: 060330

B_

<u>Sample ID</u>	<u>Date</u>	<u>Time</u>	<u>Dil</u>	<u>Raw</u>	<u>Rept.</u>	<u>Limit</u>	<u>Comment</u>
ICSAB	3/30/06	10:44	1	0.0061	.0061	80-120	
Wash	3/30/06	10:48	1	.01076	.011		
QC-25 1ppm	3/30/06	10:53	1	.90082	.9		
ECV	3/30/06	10:57	1	2.3664	2.37	90-110	94.6%
ECB	3/30/06	11:03	1	0.0175	.018		
MRL	3/30/06	11:06	1	0.0599	.0599	50-150	119%

Sample ID	Date	Time	Dil	Raw	Rept.	Limit	Comment
ICV	3/30/06	7:47	1	99.832	99.8	95-105	99.8%
Linearity Check	3/30/06	7:51	1	295.44	300		
ICSA	3/30/06	7:55	1	242.78	243	80-120	97.1%
ICSAB	3/30/06	7:58	1	238.70	239	80-120	95.4%
Wash	3/30/06	8:02	1	0.0084	.0084		
QC-25 1ppm	3/30/06	8:06	1	1.0479	1.0		
CCV	3/30/06	8:09	1	49.417	49.4	90-110	98.8%
ICB	3/30/06	8:15	1	0.0096	.0096		
MRL	3/30/06	8:19	1	1.0123	1.01	50-150	101%
FILTER CHECK	3/30/06	8:23	1	0.0048	.0048		
MRL2007	3/30/06	8:26	1	1.0402	1.04		
MBLANK	3/30/06	8:30	1	.03189	.032		
LCS	3/30/06	8:34	1	50.055	50.1	85-115	100%
LCSD	3/30/06	8:38	1	50.731	50.7	85-115	101%
2603240135	3/30/06	8:41	2	242.04	240		82.4%
2603240135MS	3/30/06	8:45	2	283.75	284	[41.713]	41.7
2603240135MSD	3/30/06	8:49	2	291.53	292	[49.490]	49.4
2603240135T	3/30/06	8:49	2		100.00	70 - 130	98.3%
WASH	3/30/06	8:56	1	-0.0001	ND		
CCV	3/30/06	8:59	1	48.966	49	90-110	97.9%
CCB	3/30/06	9:05	1	-0.0011	ND		
2603150119	3/30/06	9:09	1	.26550	.270		
2603150119MS	3/30/06	9:12	1	48.728	48.7	[48.463]	96.9%
2603090347	3/30/06	9:15	1	82.639	83		
2603100260	3/30/06	9:20	1	.46801	.470		
2603140472	3/30/06	9:23	1	.15141	.150		
2603140436_2X	3/30/06	9:27	2	135.95	140		
2603150120_2X	3/30/06	9:31	2	119.44	120		
2603210144_2X	3/30/06	9:35	2	91.762	92		
2603210150_2X	3/30/06	9:38	2	61.256	61		
2603210153_2X	3/30/06	9:42	2	136.85	140		
CCV	3/30/06	9:46	1	49.346	49.3	90-110	98.6%
CCB	3/30/06	9:52	1	-0.0006	ND		
MCV	3/30/06	9:57	1	24.294	24.3	90-110	97.1%
2603210155_2X	3/30/06	10:01	2	98.627	99		
2603210156_2X	3/30/06	10:05	2	88.663	89		
2603220347_2X	3/30/06	10:08	2	121.53	120		
2603220348_2X	3/30/06	10:12	2	59.466	59		
2603220357_2X	3/30/06	10:16	2	59.184	59		
2603220360_2X	3/30/06	10:20	2	139.18	140		
2603230069_2X	3/30/06	10:24	2	264.95	260		
2603230197_2X	3/30/06	10:29	2	59.876	60		
2603240122_2X	3/30/06	10:33	2	101.38	100		
2603240118_2X	3/30/06	10:36	2	71.885	72		
ICSA	3/30/06	10:40	1	245.45	245	80-120	98.1%

<u>Sample ID</u>	<u>Date</u>	<u>Time</u>	<u>Dil</u>	<u>Raw</u>	<u>Rept.</u>	<u>Limit</u>	<u>Comment</u>
ICSAB	3/30/06	10:44	1	240.25	240	80-120	96.1%
Wash	3/30/06	10:48	1	0.0014	.0014		
QC-25 1ppm	3/30/06	10:53	1	1.0802	1.1		
ECV	3/30/06	10:57	1	50.517	50.5	90-110	101%
ECB	3/30/06	11:03	1	-0.0012	ND		
MRL	3/30/06	11:06	1	1.0153	1.02	50-150	101%

Sample ID	Date	Time	Dil	Raw	Rept.	Limit	Comment
ICV	3/30/06	7:47	1	9.9629	9.96	95-105	99.6%
Linearity Check	3/30/06	7:51	1	99.283	99		
ICSA	3/30/06	7:55	1	98.330	98.3	80-120	98.3%
ICSAB	3/30/06	7:58	1	96.022	96	80-120	96.0%
Wash	3/30/06	8:02	1	0.0022	.0022		
QC-25 1ppm	3/30/06	8:06	1	1.0258	1.0		
CCV	3/30/06	8:09	1	5.0856	5.09	90-110	101%
ICB	3/30/06	8:15	1	0.0004	0.0003		
MRL	3/30/06	8:19	1	0.0207	.0207	50-150	103%
FILTER CHECK	3/30/06	8:23	1	0.0002	0.0002		
MRL2007	3/30/06	8:26	1	0.0220	.022		
MBLANK	3/30/06	8:30	1	0.0036	.0036		
LCS	3/30/06	8:34	1	5.0387	5.04	85-115	100%
LCSD	3/30/06	8:38	1	5.0229	5.02	85-115	100%
2603240135	3/30/06	8:41	2	.41239	.410		102%
2603240135MS (119)	3/30/06	8:45	2	5.5416	5.54	[5.129]	51.2%
2603240135MSD (120)	3/30/06	8:49	2	5.5677	5.57	[5.155]	51.5%
2603240135T	3/30/06	8:49	2		10.00	70 - 130	105%
WASH	3/30/06	8:56	1	-0.0013	ND		
CCV	3/30/06	8:59	1	5.1012	5.1	90-110	102%
CCB	3/30/06	9:05	1	0.0002	0.0001		
2603150119	3/30/06	9:09	1	0.0480	.048		
2603150119MS	3/30/06	9:12	1	4.9807	4.98	[4.933]	98.6%
2603090347	3/30/06	9:15	1	.16688	.170		
2603100260	3/30/06	9:20	1	0.0916	.092		
2603140472	3/30/06	9:23	1	0.0084	.0084		
2603140436_2X	3/30/06	9:27	2	2.8315	2.8		
2603150120_2X	3/30/06	9:31	2	14.236	14		
2603210144_2X	3/30/06	9:35	2	1.9414	1.9		
2603210150_2X	3/30/06	9:38	2	.77917	.780		
2603210153_2X	3/30/06	9:42	2	12.061	12		
CCV	3/30/06	9:46	1	5.0701	5.07	90-110	101%
CCB	3/30/06	9:52	1	-0.0011	ND		
MCV	3/30/06	9:57	1	2.4806	2.48	90-110	99.2%
2603210155_2X	3/30/06	10:01	2	3.0010	3.0		
2603210156_2X	3/30/06	10:05	2	1.1869	1.2		
2603220347_2X	3/30/06	10:08	2	1.5862	1.6		
2603220348_2X	3/30/06	10:12	2	1.1872	1.2		
2603220357_2X	3/30/06	10:16	2	.17976	.180		
2603220360_2X	3/30/06	10:20	2	.14091	.140		
2603230069_2X	3/30/06	10:24	2	0.0540	.054		
2603230197_2X	3/30/06	10:29	2	1.3142	1.3		
2603240122_2X	3/30/06	10:33	2	31.235	31		
2603240118_2X	3/30/06	10:36	2	329.49	330		
ICSA	3/30/06	10:40	1	98.663	98.7	80-120	98.6%

Sample ID	Date	Time	Dil	Raw	Rept.	Limit	Comment
ICSAB	3/30/06	10:44	1	95.658	95.7		
Wash	3/30/06	10:48	1	0.0011	.0011	80-120	95.6%
QC-25 1ppm	3/30/06	10:53	1	1.0582	1.1		
ECV	3/30/06	10:57	1	5.1579	5.16	90-110	103%
ECB	3/30/06	11:03	1	-0.0005	ND		
MRL	3/30/06	11:06	1	0.0205	.0205	50-150	102%

Sample ID	Date	Time	Dil	Raw	Rept.	Limit	Comment
ICV	3/30/06	7:47	1	100.06	100	95-105	100%
Linearity Check	3/30/06	7:51	1	317.48	320		
ICSA	3/30/06	7:55	1	.31764	.318	80-120	
ICSAB	3/30/06	7:58	1	.16677	.167	80-120	
Wash	3/30/06	8:02	1	0.0390	.039		
QC-25 1ppm	3/30/06	8:06	1	9.7112	9.7		
CCV	3/30/06	8:09	1	49.427	49.4	90-110	98.8%
ICB	3/30/06	8:15	1	0.0224	.022		
MRL	3/30/06	8:19	1	.98827	.988	50-150	98.8%
FILTER CHECK	3/30/06	8:23	1	0.0062	.0062		
MRL2007	3/30/06	8:26	1	.91780	.918		
MBLANK	3/30/06	8:30	1	-0.0195	ND		
LCS	3/30/06	8:34	1	19.222	19.2	85-115	96.1%
LCSD	3/30/06	8:38	1	19.083	19.1	85-115	95.4%
2603240135	3/30/06	8:41	2	17.725	18		
2603240135MS	3/30/06	8:45	2	37.219	37.2	[19.494]	97.4%
2603240135MSD	3/30/06	8:49	2	37.516	37.5	[19.790]	48.7%
2603240135T	3/30/06	8:49	2		40.00	70 - 130	49.4%
WASH	3/30/06	8:56	1	-.02921	ND		98.8%
CCV	3/30/06	8:59	1	48.868	48.9	90-110	97.7%
CCB	3/30/06	9:05	1	0.0495	.050		
2603150119	3/30/06	9:09	1	0.0756	.076		
2603150119MS	3/30/06	9:12	1	18.781	18.8	[18.705]	93.5%
2603090347	3/30/06	9:15	1	5.3702	5.4		
2603100260	3/30/06	9:20	1	0.0648	.065		
2603140472	3/30/06	9:23	1	.01468	.015		
2603140436_2X	3/30/06	9:27	2	15.454	15		
2603150120_2X	3/30/06	9:31	2	12.251	12		
2603210144_2X	3/30/06	9:35	2	10.628	11		
2603210150_2X	3/30/06	9:38	2	9.5247	9.5		
2603210153_2X	3/30/06	9:42	2	14.158	14		
CCV	3/30/06	9:46	1	48.587	48.6	90-110	97.1%
CCB	3/30/06	9:52	1	0.0346	.035		
MCV	3/30/06	9:57	1	23.554	23.6	90-110	94.2%
2603210155_2X	3/30/06	10:01	2	11.017	11		
2603210156_2X	3/30/06	10:05	2	10.150	10		
2603220347_2X	3/30/06	10:08	2	11.414	11		
2603220348_2X	3/30/06	10:12	2	9.2343	9.2		
2603220357_2X	3/30/06	10:16	2	9.0152	9.0		
2603220360_2X	3/30/06	10:20	2	14.591	15		
2603230069_2X	3/30/06	10:24	2	12.347	12		
2603230197_2X	3/30/06	10:29	2	9.5347	9.5		
2603240122_2X	3/30/06	10:33	2	19.141	19		
2603240118_2X	3/30/06	10:36	2	4.7747	4.8		
ICSA	3/30/06	10:40	1	0.0924	.0924	80-120	

(115)
(126)
3/30/06

97.4%
48.7%
49.4%
70 - 130
98.8%
3/30/06

<u>Sample ID</u>	<u>Date</u>	<u>Time</u>	<u>Dil</u>	<u>Raw</u>	<u>Rept.</u>	<u>Limit</u>	<u>Comment</u>
ICSAB	3/30/06	10:44	1	-0.0186	ND		
Wash	3/30/06	10:48	1	-.06249	ND	80-120	
QC-25 1ppm	3/30/06	10:53	1	9.8336	9.8		
ECV	3/30/06	10:57	1	49.090	49.1	90-110	98.1%
ECB	3/30/06	11:03	1	-0.0306	ND		
MRL	3/30/06	11:06	1	.95385	.954	50-150	95.3%

Sample ID	Date	Time	Dil	Raw	Rept.	Limit	Comment
ICV	3/30/06	7:47	1	99.900	99.9	95-105	99.9%
Linearity Check	3/30/06	7:51	1	193.89	190		
ICSA	3/30/06	7:55	1	238.35	238	80-120	95.3%
ICSAB	3/30/06	7:58	1	235.51	236	80-120	94.2%
Wash	3/30/06	8:02	1	0.0069	.0069		
QC-25 1ppm	3/30/06	8:06	1	1.0548	1.1		
CCV	3/30/06	8:09	1	50.991	51	90-110	101%
ICB	3/30/06	8:15	1	0.0047	.0047		
MRL	3/30/06	8:19	1	.10768	.108	50-150	107%
FILTER CHECK	3/30/06	8:23	1	0.0041	.0041		
MRL2007	3/30/06	8:26	1	.10874	.109		
MBLANK	3/30/06	8:30	1	0.0036	.0036		
LCS	3/30/06	8:34	1	20.027	20	85-115	100%
LCSD	3/30/06	8:38	1	19.952	20	85-115	99.7%
2603240135	3/30/06	8:41	2	120.79	120		
2603240135MS (119)	3/30/06	8:45	2	137.22	137	[16.436]	41.0 Q
2603240135MSD (120)	3/30/06	8:49	2	141.54	142	[20.752]	51.8 Q
2603240135T	3/30/06	8:49	2		40.00	70 - 130	104%
WASH	3/30/06	8:56	1	0.0023	.0023		
CCV	3/30/06	8:59	1	51.308	51.3	90-110	102%
CCB	3/30/06	9:05	1	0.0027	.0027		
2603150119	3/30/06	9:09	1	0.0435	.044		
2603150119MS	3/30/06	9:12	1	19.679	19.7	[19.636]	98.1%
2603090347	3/30/06	9:15	1	31.152	31		
2603100260	3/30/06	9:20	1	0.0682	.068		
2603140472	3/30/06	9:23	1	0.0240	.024		
2603140436_2X	3/30/06	9:27	2	53.961	54		
2603150120_2X	3/30/06	9:31	2	58.684	59		
2603210144_2X	3/30/06	9:35	2	47.346	47		
2603210150_2X	3/30/06	9:38	2	25.854	26		
2603210153_2X	3/30/06	9:42	2	81.515	82		
CCV	3/30/06	9:46	1	51.295	51.3	90-110	102%
CCB	3/30/06	9:52	1	0.0026	.0026		
MCV	3/30/06	9:57	1	25.298	25.3	90-110	101%
2603210155_2X	3/30/06	10:01	2	51.345	51		
2603210156_2X	3/30/06	10:05	2	45.818	46		
2603220347_2X	3/30/06	10:08	2	68.561	69		
2603220348_2X	3/30/06	10:12	2	26.093	26		
2603220357_2X	3/30/06	10:16	2	23.147	23		
2603220360_2X	3/30/06	10:20	2	53.462	53		
2603230069_2X	3/30/06	10:24	2	135.39	140		
2603230197_2X	3/30/06	10:29	2	22.983	23		
2603240122_2X	3/30/06	10:33	2	94.690	95		
2603240118_2X	3/30/06	10:36	2	22.266	22		
ICSA	3/30/06	10:40	1	241.81	242	80-120	96.7%

File ID: 060330

MG

<u>Sample ID</u>	<u>Date</u>	<u>Time</u>	<u>Dil</u>	<u>Raw</u>	<u>Rept.</u>	<u>Limit</u>	<u>Comment</u>
ICSAB	3/30/06	10:44	1	237.37	237	80-120	94.9%
Wash	3/30/06	10:48	1	0.0053	.0053		
QC-25 1ppm	3/30/06	10:53	1	1.0862	1.1		
ECV	3/30/06	10:57	1	51.910	51.9	90-110	103%
ECB	3/30/06	11:03	1	0.0031	.0031		
MRL	3/30/06	11:06	1	.10827	.108	50-150	108%

Sample ID	Date	Time	Dil	Raw	Rept.	Limit	Comment
ICV	3/30/06	7:47	1	99.830	99.8	95-105	99.8%
Linearity Check	3/30/06	7:51	1	308.85	310		
ICSA	3/30/06	7:55	1	.11269	.113	80-120	
ICSAB	3/30/06	7:58	1	.10056	.101	80-120	
Wash	3/30/06	8:02	1	0.0174	.017		
QC-25 lppm	3/30/06	8:06	1	1.0559	1.1		
CCV	3/30/06	8:09	1	50.040	50	90-110	100%
ICB	3/30/06	8:15	1	0.0122	.012		
MRL	3/30/06	8:19	1	.98570	.986	50-150	98.5%
FILTER CHECK	3/30/06	8:23	1	0.0062	.0062		
MRL2007	3/30/06	8:26	1	.99869	.999		
MBLANK	3/30/06	8:30	1	0.0074	.0074		
LCS	3/30/06	8:34	1	48.837	48.8	85-115	97.6%
LCSD	3/30/06	8:38	1	48.614	48.6	85-115	97.2%
2603240135	3/30/06	8:41	2	438.46	440		71.2%
2603240135MS	3/30/06	8:45	2	474.07	474	[35.612]	35.6
2603240135MSD	3/30/06	8:49	2	487.48	487	[49.019]	49.0
2603240135T	3/30/06	8:49	2		100.00	70 - 130	58%
WASH	3/30/06	8:56	1	0.0090	.009		
CCV	3/30/06	8:59	1	49.577	49.6	90-110	99.1%
CCB	3/30/06	9:05	1	-0.0024	ND		
2603150119	3/30/06	9:09	1	.21201	.210		
2603150119MS	3/30/06	9:12	1	47.530	47.5	[47.318]	94.6%
2603090347	3/30/06	9:15	1	101.03	100		
2603100260	3/30/06	9:20	1	.62481	.620		
2603140472	3/30/06	9:23	1	.16645	.170		
2603140436_2X	3/30/06	9:27	2	298.13	300		
2603150120_2X	3/30/06	9:31	2	167.78	170		
2603210144_2X	3/30/06	9:35	2	228.58	230		
2603210150_2X	3/30/06	9:38	2	160.77	160		
2603210153_2X	3/30/06	9:42	2	319.30	320		
CCV	3/30/06	9:46	1	49.489	49.5	90-110	98.9%
CCB	3/30/06	9:52	1	0.0103	.010		
MCV	3/30/06	9:57	1	23.983	24	90-110	95.9%
2603210155_2X	3/30/06	10:01	2	232.50	230		
2603210156_2X	3/30/06	10:05	2	222.38	220		
2603220347_2X	3/30/06	10:08	2	329.40	330		
2603220348_2X	3/30/06	10:12	2	162.98	160		
2603220357_2X	3/30/06	10:16	2	171.47	170		
2603220360_2X	3/30/06	10:20	2	311.85	310		
2603230069_2X	3/30/06	10:24	2	249.15	250		
2603230197_2X	3/30/06	10:29	2	159.66	160		
2603240122_2X	3/30/06	10:33	2	173.14	170		
2603240118_2X	3/30/06	10:36	2	154.61	150		
ICSA	3/30/06	10:40	1	.18483	.185	80-120	

File ID: 060330

NA

<u>Sample ID</u>	<u>Date</u>	<u>Time</u>	<u>Dil</u>	<u>Raw</u>	<u>Rept.</u>	<u>Limit</u>	<u>Comment</u>
ICSAB	3/30/06	10:44	1	0.0426	.0426	80-120	
Wash	3/30/06	10:48	1	0.0104	.010		
QC-25 1ppm	3/30/06	10:53	1	1.0796	1.1		
ECV	3/30/06	10:57	1	49.789	49.8	90-110	99.5%
ECB	3/30/06	11:03	1	0.0045	.0045		
MRL	3/30/06	11:06	1	.97678	.977	50-150	97.6%

Landscape Summary

File ID: 060330

Date: 3/30/06

Analyst: wbh

Page: 1

Sample ID	Time	SCA	YR	AG	AL	AS	B	BA	BE	CA	CD	CO
ICV	7:47	N/A	N/A	2.00/2	9.99/10	9.94/10	5.04	9.97/10	3.94/4	99.8/100	4.98/5	9.96
Linearity Check	7:51	N/A	N/A	-0.377	-0.119	-1.006	0.0384	0.0016	-0.0005	295.4	-0.0017	0.0030
ICSA	7:55	N/A	N/A	-0.39	246/250	-211	0.014	0.002	-0.000	243/250	-0.002	0.002
ICSAB	7:58	N/A	N/A	0.479	242/250	-210	0.009	0.253/.25	0.247/.25	239/250	0.471/.5	0.233/.25
Wash	8:02	N/A	N/A	0.0004	0.0024	0.0009	0.0105	0.0002	0.0001	0.0084	-0.0000	0.0000
QC-25 ppm	8:06	N/A	N/A	0.9870	1.021	0.9659	0.9250	1.055	0.9450	1.048	-0.0000	0.0000
CCV	8:09	N/A	N/A	1.01/1	5.06/5	4.86/5	2.49	5.10/5	2.02/2	49.4/50	2.52/2.5	1.048
ICB	8:15	N/A	N/A	0.0000	0.0015	0.0072	0.0149	0.0007	0.0001	0.0096	0.0001	5.05
MRL	8:19	N/A	N/A	0.010/.01	0.053/.05	0.093/.1	0.057	0.020/.02	0.001/.001	1.01/1	0.006/.005	0.0001
FILTER CHECK	8:23	N/A	N/A	0.0001	0.0005	0.0057	0.0095	0.0001	0.0001	0.0048	-0.0001	-0.0000
MRL2007	8:26	N/A	N/A	0.010/.01	0.051/.05	0.101/.1	0.054	0.021/.02	0.001/.001	1.04/1	0.006/.005	0.053/.05
MELANK	8:30	N/A	N/A	0.0002	0.0009	0.0033	0.0074	-0.0000	0.0001	0.0319	0.0001	-0.0000
LCS	8:34	N/A	N/A	0.497/.5	1.95/2	0.980/1	0.466	1.02/1	0.050/.05	50.1/50	0.202/.2	1.01/1
LCS2	8:38	N/A	N/A	0.496/.5	1.96/2	0.976/1	0.468	1.02/1	0.050/.05	50.7/50	0.202/.2	1.01/1
2603240135	8:41	N/A	N/A	-0.0006	0.4815	0.0386	3.789	0.0399	-0.0003	242.0	-0.0004	0.0004
2603240135MS	8:45	N/A	N/A	0.5083	2.541	1.084	4.231	1.093	0.0510	283.8	0.2094	1.029
2603240135MSD	8:49	N/A	N/A	0.5111	2.556	1.092	4.323	1.106	0.0513	291.5	0.2117	1.037
WASH	8:56	N/A	N/A	0.0003	-0.0002	0.0007	0.0189	-0.0001	0.0001	-0.0001	0.0001	-0.0001
CCV	8:59	N/A	N/A	0.998/1	5.08/5	4.69/5	2.33	5.23/5	2.03/2	49.0/50	2.54/2.5	5.10
CCB	9:05	N/A	N/A	0.0000	0.0009	0.0063	0.0188	-0.0001	0.0001	-0.0011	0.0000	-0.0002
2603150119	9:09	N/A	N/A	0.0004	0.0314	0.0056	0.0153	0.0007	0.0001	0.2655	0.0003	0.0000
2603090347	9:12	N/A	N/A	0.4906	1.960	0.9567	0.4583	1.010	0.0001	48.73	0.1998	0.9992
2603100260	9:15	N/A	N/A	0.0001	0.0043	-0.0156	0.1492	0.1743	-0.0000	82.64	-0.0012	-0.0000
2603140472	9:20	N/A	N/A	0.0003	0.0430	0.0031	0.0118	0.0011	0.0002	0.4680	-0.0000	-0.0001
2603140436_2X	9:23	N/A	N/A	0.0002	0.0108	0.0007	0.0116	0.0005	0.0002	0.1514	-0.0000	-0.0000
2603150120_2X	9:27	N/A	N/A	-0.0004	3.405	0.0203	1.340	0.0776	0.0001	136.0	-0.0010	0.0012
2603210144_2X	9:31	N/A	N/A	-0.0048	17.21	0.0158	0.5641	0.2012	0.0009	119.4	0.0001	0.0089
2603210150_2X	9:35	N/A	N/A	-0.0002	2.480	0.0378	1.178	0.0792	0.0001	91.76	-0.0007	0.0006
2603210150_2X	9:38	N/A	N/A	-0.0002	0.8254	0.0210	0.4700	0.0498	0.0000	61.26	-0.0006	0.0006
2603210153_2X	9:42	N/A	N/A	-0.0037	18.73	0.0525	1.178	0.3037	0.0013	136.9	0.0001	0.0058
CCV	9:46	N/A	N/A	0.997/1	5.06/5	4.68/5	2.31	5.20/5	2.04/2	49.3/50	2.53/2.5	5.08
CCB	9:52	N/A	N/A	0.0003	0.0012	0.0046	0.0149	-0.0000	0.0001	-0.0006	0.0003	-0.0000
MCV	9:57	N/A	N/A	0.490/.5	2.46/2.5	2.29/2.5	1.15	2.58/2.5	1.01/1	24.3/25	1.23/1.25	2.53
2603210155_2X	10:01	N/A	N/A	-0.0010	3.957	0.0580	1.198	0.0877	0.0002	98.63	0.0001	0.0015
2603210156_2X	10:05	N/A	N/A	-0.0008	1.650	0.0502	1.164	0.0518	0.0001	88.66	-0.0006	0.0004
2603220347_2X	10:08	N/A	N/A	0.0002	2.493	0.0774	1.191	0.0560	0.0000	121.5	0.0002	0.0002
2603220348_2X	10:12	N/A	N/A	0.0002	0.7480	0.0342	0.4748	0.0383	0.0000	59.47	-0.0002	0.0003
2603220357_2X	10:16	N/A	N/A	0.0007	0.2203	0.0273	0.5425	0.0288	-0.0001	59.18	-0.0006	-0.0001
2603220360_2X	10:20	N/A	N/A	-0.0004	0.1576	0.0263	1.416	0.0552	-0.0001	139.2	-0.0016	0.0000
2603230069_2X	10:24	N/A	N/A	-0.0012	0.0396	0.0944	1.647	0.0377	-0.0002	265.0	-0.0009	0.0003
2603230197_2X	10:29	N/A	N/A	0.0002	1.513	0.0146	0.7436	0.0381	0.0001	59.88	-0.0008	0.0005
2603240122_2X	10:33	N/A	N/A	-0.0109	37.67	0.0146	0.7625	0.3173	0.0026	101.4	-0.0008	0.0144
2603240118_2X	10:36	N/A	N/A	-0.1205	0.1217	-0.1111	1.010	0.0274	-0.0001	71.89	-0.0025	0.0015
ICSA	10:40	N/A	N/A	0.037	249/250	-2499	0.005	0.002	-0.000	245/250	-0.002	0.002
ICSAB	10:44	N/A	N/A	0.472	242/250	-2209	0.006	0.261/.25	-0.000	240/250	0.474/.5	0.236/.25
Wash	10:48	N/A	N/A	0.0001	0.0030	0.0017	0.0108	-0.0001	0.0001	0.0014	0.0002	-0.0005
QC-25 ppm	10:53	N/A	N/A	0.9732	1.054	0.9474	0.9008	1.071	0.9639	1.080	0.9655	1.060
ECV	10:57	N/A	N/A	0.998/1	5.10/5	4.72/5	2.37	5.24/5	2.04/2	50.5/50	2.53/2.5	5.15
ECB	11:03	N/A	N/A	0.0003	0.0004	0.0076	0.0175	-0.0001	0.0001	-0.0012	0.0001	-0.0003

Landscape Summary

File ID: 060330

Date: 3/30/06

Analyst: wbh

Page: 2

Sample ID	Time	SCA	YR	AG	AL	AS	B	BA	BE	CA	CD	CO
MRL	11:06	N/A	N/A	0.010/.01	0.052/.05	0.093/.1	0.060	0.021/.02	0.001/.001	1.02/1	0.006/.005	0.051/.05

Landscape Summary

File ID: 060330

Date: 3/30/06

Analyst: wbh

Page: 3

Sample ID	Time	CR	CU	FE	K	MG	MN	MO	NA	NI	PB	SB
ICV	7:47	9.96/10	9.98/10	9.96/10	100/100	99.9/100	9.97/10	9.92/10	99.8/100	9.97/10	9.91/10	9.77/10
Linearity Check	7:51	-0.0015	-0.0092	99.28	317.5	193.9	0.0032	0.0030	308.9	-0.0018	-0.0033	0.0187
ICSA	7:55	-0.002	-0.010	98.3/100	0.318	238/250	0.003	0.001	0.113	-0.002	-0.038	0.010
ICSAB	7:58	0.241/.25	0.246/.25	96.0/100	0.167	236/250	0.251/.25	0.002	0.101	0.459/.5	0.438/.5	0.018
Wash	8:02	0.0002	0.0003	0.0022	0.0390	0.0069	0.002	0.0002	0.0174	0.0003	0.0033	0.0015
QC-25 ppm	8:06	1.012	0.9792	1.026	9.711	1.055	1.042	0.9685	1.056	1.067	1.062	0.9551
CCV	8:09	5.01/5	4.95/5	5.09/5	49.4/50	51.0/50	5.12/5	5.05/5	50.0/50	5.15/5	5.11/5	4.90/5
ICB	8:15	-0.0002	0.0002	0.0004	0.0224	0.0047	0.0001	0.0007	0.0122	0.0002	0.0027	0.0013
MRL	8:19	0.010/.01	0.010/.01	0.021/.02	0.988/1	0.108/1	0.002/.002	0.020/.02	0.986/1	0.021/.02	0.021/.02	0.044/.05
FILTER CHECK	8:23	-0.004	-0.001	0.0002	0.0062	0.0041	0.0001	0.0004	0.0062	0.0003	-0.0003	0.0023
MRL2007	8:26	0.010/.01	0.011/.01	0.022/.02	0.918/1	0.109/1	0.002/.002	0.020/.02	0.999/1	0.022/.02	0.022/.02	0.050/.05
MELANK	8:30	-0.004	0.0010	0.0036	-0.0195	0.0036	0.0001	0.0004	0.0074	0.0000	0.0009	0.0023
LCS	8:34	0.997/1	0.960/1	5.04/5	19.2/20	20.0/20	0.521/.5	0.971/1	48.8/50	0.514/.5	1.06/1	0.468/.5
LCSB	8:38	0.996/1	0.958/1	5.02/5	19.1/20	20.0/20	0.521/.5	0.976/1	48.6/50	0.514/.5	1.05/1	0.465/.5
2603240135	8:41	0.0265	0.0192	0.4124	17.73	120.8	0.1159	0.1232	438.5	-0.013	-0.0156	0.0152
2603240135MS	8:45	1.035	0.9914	5.542	37.22	137.2	0.6526	1.116	474.1	0.5187	1.050	0.5092
2603240135MSD	8:49	1.044	1.001	5.568	37.52	141.5	0.6598	1.131	487.5	0.5215	1.061	0.5092
WASH	8:56	0.0002	0.0002	-0.0013	-0.0292	0.0023	0.0001	0.0004	0.0090	-0.0002	-0.0008	0.0004
ICV	8:59	5.12/5	4.75/5	5.10/5	48.9/50	51.3/50	5.18/5	5.20/5	49.6/50	5.20/5	5.21/5	4.85/5
ICB	9:05	0.0002	0.0002	0.0002	0.0495	0.0027	0.0001	0.0013	-0.0024	-0.0005	0.0000	0.0025
2603150119MS	9:09	0.0002	0.0016	0.0480	0.0756	0.0435	0.0098	0.0008	0.2120	0.0002	0.0002	0.0014
2603090347	9:12	0.9871	0.9500	4.981	18.78	19.68	0.5244	0.9694	47.53	0.5082	1.048	0.4576
2603100260	9:15	-0.0011	0.0035	0.1669	5.370	31.15	0.0041	0.0075	101.0	-0.0005	-0.0068	0.0097
2603140472	9:20	0.0001	0.0053	0.0916	0.0648	0.0682	0.0076	0.0007	0.6248	0.0002	-0.0001	-0.0010
2603140436_2X	9:23	-0.0004	0.0010	0.0084	0.0147	0.0240	0.0043	0.0004	0.1665	-0.0000	0.0001	0.0021
2603150120_2X	9:27	0.0586	0.0070	2.832	15.45	53.96	0.0787	0.0205	298.1	0.0016	-0.0117	0.0145
2603210144_2X	9:31	0.0573	0.0462	14.24	12.25	58.68	0.6815	0.0067	167.8	0.0412	0.0269	0.0198
2603210150_2X	9:35	0.0174	0.0061	1.941	10.63	47.35	0.0705	0.0148	228.6	0.0004	-0.0079	0.0132
2603210150_2X	9:38	0.0106	0.0100	0.7792	9.525	25.85	0.1809	0.0059	160.8	0.0001	-0.0053	0.0086
2603210153_2X	9:42	0.0375	0.0591	12.06	14.16	81.52	0.6161	0.0439	319.3	0.0137	0.0067	0.0167
CCV	9:46	5.08/5	4.77/5	5.07/5	48.6/50	51.3/50	5.17/5	5.18/5	49.5/50	5.18/5	5.17/5	4.86/5
ICB	9:52	-0.0002	0.0004	-0.0011	0.0346	0.0026	0.0001	0.0012	0.0103	-0.0000	-0.0012	0.0014
MCV	9:57	2.51/2.5	2.36/2.5	2.48/2.5	23.6/25	25.3/25	2.61/2.5	2.54/2.5	24.0/25	-0.0000	2.55/2.5	2.36/2.5
2603210155_2X	10:01	0.0184	0.0071	3.001	11.02	51.35	0.0684	0.0187	232.5	0.0008	-0.0076	0.0097
2603210156_2X	10:05	0.0154	0.0040	1.187	10.15	45.82	0.0303	0.0156	222.4	-0.0013	-0.0082	0.0099
2603220347_2X	10:08	0.0168	0.0091	1.586	11.41	68.56	0.0741	0.0491	329.4	-0.0006	-0.0098	0.0170
2603220348_2X	10:12	0.0362	0.0038	1.187	9.234	26.09	0.0300	0.0067	163.0	0.0003	-0.0083	0.0084
2603220357_2X	10:16	0.0118	0.0028	0.1798	9.015	23.15	0.0138	0.0067	171.5	-0.0021	-0.0030	0.0124
2603220360_2X	10:20	0.0480	0.0028	0.1409	12.59	53.46	0.0064	0.0222	311.9	-0.0022	-0.0131	0.0131
2603230069_2X	10:24	-0.0014	0.0029	0.0540	14.35	135.4	0.1149	0.0180	249.2	-0.0024	-0.0218	0.0223
2603230197_2X	10:29	0.0091	0.0030	1.314	9.535	22.98	0.0672	0.0145	159.7	0.0010	-0.0092	0.0095
2603240122_2X	10:33	0.0703	0.0278	31.24	19.14	94.69	0.6560	0.0168	173.1	0.0392	0.0038	0.0117
2603240118_2X	10:36	0.0001	-0.0387	329.5	4.775	22.27	-0.0069	-0.0069	154.6	-0.0048	0.0068	0.0313
ICSA	10:40	-0.002	-0.010	98.7/100	0.092	242/250	0.003	0.001	0.185	-0.003	-0.048	0.017
ICSA B	10:44	0.244/.25	0.236/.25	95.7/100	-0.019	237/250	0.255/.25	0.000	0.043	0.466/.5	0.443/.5	0.020
Wash	10:48	0.0001	0.0003	0.0011	-0.0625	0.0053	0.0001	0.0004	0.0104	-0.0001	-0.0011	-0.006
QC-25 ppm	10:53	1.023	0.9470	1.058	9.834	1.086	0.9894	0.9894	1.080	1.083	1.073	0.9375
ICV	10:57	5.13/5	4.75/5	5.16/5	49.1/50	51.9/50	5.21/5	5.17/5	49.8/50	5.26/5	5.20/5	4.85/5
ICB	11:03	0.0001	0.0003	-0.0005	-0.0306	0.0031	0.0000	0.0016	0.0045	-0.0001	-0.0006	0.0014

Landscape Summary

File ID: 060330

Date: 3/30/06

Analyst: wbh

Page: 4

Sample ID	Time	CR	CU	FE	K	MG	MN	MO	NA	NI	PB	SB
MRL	11:06	0.010/.01	0.009/.01	0.020/.02	0.954/1	0.108/.1	0.002/.002	0.020/.02	0.977/1	0.021/.02	0.021/.02	0.044/.05

Sample ID	Time	SE	TL	V	ZN	ALX	BEX
ICV	7:47	9.90/10	9.99/10	10.0/10	9.90/10	9.98/10	3.94/4
Linearity Check	7:51	- .2188	0.0577	- .0028	0.0183	0.0014	- .0005
ICSA	7:55	- .229	0.047	- .002	0.018	N/A	- .000
ICSAB	7:58	- .222	0.052	0.238/.25	0.517/.5	N/A	0.247/.25
Wash	8:02	0.0015	0.0030	- .0002	0.0008	0.0022	0.0001
QC-25 lppm	8:06	0.9209	1.059	0.9844	1.014	0.9464	0.9450
CCV	8:09	4.94/5	5.20/5	5.04/5	5.10/5	4.97/5	2.02/2
ICB	8:15	0.0036	0.0025	- .0001	0.0007	0.0006	0.0001
MRL	8:19	0.035/.1	0.112/.1	0.002/.002	0.021/.02	0.052/.05	0.001/.001
FILTER CHECK	8:23	0.0021	0.0011	0.0001	0.0004	0.0007	0.0001
MRL2007	8:26	0.095/.1	0.111/.1	0.002/.002	0.024/.02	0.047/.05	0.001/.001
MBLANK	8:30	- .0003	0.0011	- .0001	0.0044	0.0023	0.0001
LCS	8:34	0.990/1	1.08/1	0.994/1	1.03/1	1.85/2	0.050/.05
LCSD	8:38	0.983/1	1.08/1	0.993/1	1.02/1	1.84/2	0.050/.05
2603240135	8:41	- .0388	0.0876	0.0198	0.0057	0.4571	- .0003
2603240135MS	8:45	0.9887	1.123	1.042	1.063	2.397	0.0510
2603240135MSD	8:49	1.003	1.134	1.049	1.071	2.419	0.0513
WASH	8:56	- .0010	0.0012	0.0001	0.0005	0.0002	0.0001
ICV	8:59	4.75/5	5.27/5	5.10/5	5.08/5	4.60/5	2.03/2
ICB	9:05	0.0022	0.0024	0.0004	0.0006	0.0003	0.0001
2603150119	9:09	- .0027	0.0021	- .0000	0.0168	0.0306	0.0001
2603150119MS	9:12	0.9558	1.073	0.9852	1.021	1.838	0.0499
2603090347	9:15	- .0147	0.0366	0.0028	0.0030	0.0064	- .0000
2603100260	9:20	- .0004	0.0029	0.0001	0.0107	0.0420	0.0002
2603140472	9:23	0.0037	0.0036	0.0001	0.0036	0.0100	0.0002
2603140436_2X	9:27	- .0386	0.0674	0.0398	0.0489	3.181	0.0001
2603150120_2X	9:31	- .0467	0.0481	0.0837	4.389	15.73	0.0009
2603210144_2X	9:35	- .0267	0.0490	0.0363	0.0625	2.361	0.0001
2603210150_2X	9:38	- .0197	0.0358	0.0299	0.0595	0.7802	0.0000
2603210153_2X	9:42	- .0518	0.0569	0.0462	0.0935	17.75	0.0013
CCV	9:46	4.78/5	5.27/5	5.08/5	5.06/5	4.60/5	2.04/2
CCB	9:52	- .0004	0.0019	- .0000	0.0005	0.0008	0.0001
MCV	9:57	2.31/2.5	2.61/2.5	2.49/2.5	2.51/2.5	2.22(2.5)	1.01/1
2603210155_2X	10:01	- .0248	0.0594	0.0379	0.0906	3.729	0.0002
2603210156_2X	10:05	- .0311	0.0511	0.0342	0.0485	1.528	0.0001
2603220347_2X	10:08	- .0325	0.0595	0.0306	0.0099	2.278	0.0000
2603220348_2X	10:12	- .0186	0.0355	0.0322	0.0549	0.7081	0.0000
2603220357_2X	10:16	- .0193	0.0388	0.0288	0.0549	0.2024	- .0001
2603220360_2X	10:20	- .0351	0.0650	0.0330	0.0055	0.1522	- .0001
2603230069_2X	10:24	- .0391	0.0852	0.0160	0.0014	0.0481	- .0002
2603230197_2X	10:29	- .0164	0.0389	0.0236	0.0092	1.416	0.0001
2603240122_2X	10:33	- .0794	0.0354	0.0236	0.1311	34.33	0.0026
2603240118_2X	10:36	- .6710	0.0205	0.0796	0.4830	0.1144	- .0001
ICSA	10:40	- .223	0.049	- .002	0.016	N/A	- .000
ICSAB	10:44	- .219	0.052	0.246/.25	0.513/.5	N/A	0.249/.25
Wash	10:48	0.0027	0.0011	- .0002	0.0002	0.0013	0.0001
QC-25 lppm	10:53	0.9006	1.058	0.9877	1.016	0.8890	0.9639
ECV	10:57	4.78/5	5.27/5	5.11/5	5.13/5	4.60/5	2.04/2
ECB	11:03	- .0004	0.0004	- .0001	0.0004	0.0006	0.0001

Sample ID	Time	SE	TL	V	ZN	ALX	BEX
MRL	11:06	0.097/.1	0.110/.1	0.002/.002	0.021/.02	0.047/.05	0.001/.001

=====
Analysis Begun
 =====

Start Time: 3/29/2006 16:41:19

Plasma On Time: 3/29/2006 07:28:50

Logged In Analyst: Owner

Technique: ICP Continuous

Spectrometer Model: Optima 4300 DV, S/N 077N2121801
 Autosampler Model: AS-93plus

Sample Information File: C:\pe\Owner\Sample Information\060329B.sif

Batch ID: 060329B

Results Data Set: 060329B

Results Library: C:\pe\Owner\Results\Results.mdb

=====
 Sequence No.: 86

Autosampler Location:

Sample ID: 240111

Date Collected: 3/29/2006 16:41:19

Analyst:

Data Type: Original

Initial Sample Wt:

Initial Sample Vol:

Dilution: 1X

Sample Prep Vol:

Nebulizer Parameters: 240111

Analyte	Back Pressure	Flow
All	272.0 kPa	0.65 L/min

Mean Data: 240111

Analyte	Mean Corrected		Calib	Std.Dev.	Sample		RSD
	Intensity	Conc. Units			Conc. Units	Std.Dev.	
Sca	361568.0	81.1 %		0.55			0.67%
Yr	400134.1	88.8 %		2.28			2.57%
Ag†	-165.3	-0.00062 mg/L		0.000090	-0.00062 mg/L	0.000090	14.58%
Al†	3097.0	0.478 mg/L		0.0080	0.478 mg/L	0.0080	1.67%
As†	157.1	0.0605 mg/L		0.00301	0.0605 mg/L	0.00301	4.97%
B_†	117307.6	3.90 mg/L		0.017	3.90 mg/L	0.017	0.43%
Ba†	2880.7	0.0390 mg/L		0.00014	0.0390 mg/L	0.00014	0.35%
Be†	-1072.7	-0.00041 mg/L		0.000033	-0.00041 mg/L	0.000033	8.10%
Ca†	5169817.8	235 mg/L		0.0	235 mg/L	0.0	0.01%
Cd†	3.8	0.00013 mg/L		0.000189	0.00013 mg/L	0.000189	150.11%
Co†	27.4	0.00091 mg/L		0.000023	0.00091 mg/L	0.000023	2.55%
Cr†	1906.9	0.0278 mg/L		0.00024	0.0278 mg/L	0.00024	0.86%
Cu†	1180.0	0.00284 mg/L		0.000146	0.00284 mg/L	0.000146	5.14%
Fe†	4501.6	0.385 mg/L		0.0024	0.385 mg/L	0.0024	0.62%
K†	25754.5	17.0 mg/L		0.07	17.0 mg/L	0.07	0.42%
Mg†	2269940.7	115 mg/L		0.1	115 mg/L	0.1	0.13%
Mn†	57945.2	0.110 mg/L		0.0007	0.110 mg/L	0.0007	0.62%
Mo†	1892.8	0.120 mg/L		0.0007	0.120 mg/L	0.0007	0.61%
Na†	1356629.4	444 mg/L		0.3	444 mg/L	0.3	0.06%
Ni†	-1.0	-0.00005 mg/L		0.000167	-0.00005 mg/L	0.000167	354.82%
Pb†	-57.7	-0.0123 mg/L		0.00060	-0.0123 mg/L	0.00060	4.86%
Sb†	13.4	0.00469 mg/L		0.001004	0.00469 mg/L	0.001004	21.41%
Se†	-43.9	-0.0254 mg/L		0.00267	-0.0254 mg/L	0.00267	10.52%
Tl†	159.7	0.0508 mg/L		0.00217	0.0508 mg/L	0.00217	4.27%
V†	3010.8	0.0195 mg/L		0.00008	0.0195 mg/L	0.00008	0.39%
Zn†	302.0	0.00591 mg/L		0.000010	0.00591 mg/L	0.000010	0.17%
Alx†	45261.6	486 ug/L		1.2	0.486 mg/L	0.0012	0.24%
Bext	-1072.7	-0.408 ug/L		0.0331	-0.00041 mg/L	0.000033	8.10%

Sequence No.: 87
 Sample ID: 240118
 Analyst:
 Initial Sample Wt:
 Dilution: 1X

Autosampler Location:
 Date Collected: 3/29/2006 16:45:21
 Data Type: Original
 Initial Sample Vol:
 Sample Prep Vol:

Nebulizer Parameters: 240118

Analyte	Back Pressure	Flow
All	273.0 kPa	0.65 L/min

Mean Data: 240118

Analyte	Mean Corrected Intensity	Calib Conc. Units	Std.Dev.	Sample Conc. Units	Std.Dev.	RSD
Sca	378850.5	84.9 %	1.55			1.82%
Yr	406340.2	90.2 %	0.59			0.66%
Ag†	-33660.3	-0.126 mg/L	0.0004	-0.126 mg/L	0.0004	0.33%
Al†	678.0	0.105 mg/L	0.0026	0.105 mg/L	0.0026	2.45%
As†	-643.5	-0.248 mg/L	0.0066	-0.248 mg/L	0.0066	2.65%
B_†	32364.5	1.08 mg/L	0.010	1.08 mg/L	0.010	0.96%
Baf	2014.2	0.0273 mg/L	0.00052	0.0273 mg/L	0.00052	1.91%
Be†	-590.0	-0.00022 mg/L	0.000036	-0.00022 mg/L	0.000036	16.02%
Ca†	1611139.9	73.1 mg/L	0.13	73.1 mg/L	0.13	0.17%
Cd†	-64.6	-0.00215 mg/L	0.000052	-0.00215 mg/L	0.000052	2.39%
Co†	68.4	0.00228 mg/L	0.000586	0.00228 mg/L	0.000586	25.76%
Crt	69.5	0.00101 mg/L	0.000087	0.00101 mg/L	0.000087	8.55%
Cuf	-16351.8	-0.0394 mg/L	0.00028	-0.0394 mg/L	0.00028	0.70%
Fe†	3787080.5	323 mg/L	0.4	323 mg/L	0.4	0.13%
K†	7342.2	4.85 mg/L	0.104	4.85 mg/L	0.104	2.14%
Mg†	438688.9	22.2 mg/L	0.58	22.2 mg/L	0.58	2.61%
Mnt	2692526.4	5.09 mg/L	0.007	5.09 mg/L	0.007	0.14%
Mo†	-131.7	-0.00832 mg/L	0.000386	-0.00832 mg/L	0.000386	4.64%
Na†	504704.5	165 mg/L	0.1	165 mg/L	0.1	0.03%
Ni†	-76.8	-0.00346 mg/L	0.000254	-0.00346 mg/L	0.000254	7.35%
Pb†	57.9	0.0123 mg/L	0.00024	0.0123 mg/L	0.00024	1.92%
Sb†	60.9	0.0240 mg/L	0.00592	0.0240 mg/L	0.00592	24.68%
Se†	-1211.1	-0.702 mg/L	0.0059	-0.702 mg/L	0.0059	0.84%
Tl†	41.8	0.0133 mg/L	0.00066	0.0133 mg/L	0.00066	4.97%
V†	-1999.1	-0.0129 mg/L	0.00016	-0.0129 mg/L	0.00016	1.24%
Zn†	25816.9	0.505 mg/L	0.0025	0.505 mg/L	0.0025	0.50%
Alx†	11491.7	123 ug/L	2.5	0.123 mg/L	0.0025	2.02%
Bex†	-590.0	-0.224 ug/L	0.0360	-0.00022 mg/L	0.000036	16.02%

Nebulizer Parameters: Hg ReAlign

Analyte	Back Pressure	Flow
All	201.0 kPa	0.54 L/min

```

=====
3/30/2006 07:02:50 Hg ReAlign... Actual peak offset (nm): 0.003
                        Drift (nm): -0.000      Slit adjustment: -2
=====

```

Align View XY Axial for analyte Mn 257.610

X-position	Y-position	Intensity
-2.0	15.0	268572.7
-1.6	15.0	384084.9
-1.2	15.0	518312.5
-0.8	15.0	655638.7
-0.4	15.0	780813.0
0.0	15.0	821981.9
0.4	15.0	822808.2
0.8	15.0	726098.6
1.2	15.0	601124.5
1.6	15.0	461438.9
2.0	15.0	330407.5
0.4	10.0	7549.6
0.4	10.5	23059.4
0.4	11.0	40245.1
0.4	11.5	63019.2
0.4	12.0	100910.9
0.4	12.5	230641.5
0.4	13.0	324521.0
0.4	13.5	449566.2
0.4	14.0	585572.9
0.4	14.5	778553.8
0.4	15.0	817989.3
0.4	15.5	780458.0
0.4	16.0	691846.9
0.4	16.5	488064.2
0.4	17.0	378775.0
0.4	17.5	282846.0
0.4	18.0	209518.0
0.4	18.5	129896.2
0.4	19.0	33095.5
0.4	19.5	15519.4
0.4	20.0	7626.6
-0.4	15.0	776728.5
0.0	15.0	827290.9
0.4	15.0	814736.7
0.8	15.0	727691.9
1.2	15.0	605943.2
0.0	13.0	345198.2
0.0	13.5	463500.0
0.0	14.0	606568.5
0.0	14.5	794289.5
0.0	15.0	836569.1
0.0	15.5	795215.6
0.0	16.0	713679.4
0.0	16.5	491395.8
0.0	17.0	384830.4

```

-----
3/30/2006 07:06:08 aligned for analyte Mn 257.610

```

```

X viewing position set to 0.0 mm having Peak intensity 836569.1 for Axial viewing
Y viewing position set to 15.0 mm having Peak intensity 836569.1 for Axial viewing
=====

```

Align View X Radial for analyte Mn 257.610

X-position	Y-position	Intensity
-7.0	15.0	11008.1
-6.5	15.0	16306.4
-6.0	15.0	19746.0
-5.5	15.0	20718.1
-5.0	15.0	20406.9

-4.5	15.0	19064.5
-4.0	15.0	17672.1
-3.5	15.0	22900.6
-3.0	15.0	41678.7
-2.5	15.0	61169.9
-2.0	15.0	89852.0
-1.5	15.0	137241.1
-1.0	15.0	263774.4
-0.5	15.0	398830.3
0.0	15.0	422089.0
0.5	15.0	378756.7
1.0	15.0	279157.4
1.5	15.0	171588.0
2.0	15.0	100677.4
2.5	15.0	58304.7
3.0	15.0	57390.2
3.5	15.0	51103.8
4.0	15.0	43198.2
4.5	15.0	33396.5
5.0	15.0	20379.4
5.5	15.0	13033.6
6.0	15.0	7170.2
6.5	15.0	3968.0
7.0	15.0	4742.9

3/30/2006 07:09:00 aligned for analyte Mn 257.610
X viewing position set to 0.0 mm having Peak intensity 422089.0 for Radial viewing
=====

=====
Analysis Begun

Start Time: 3/30/2006 07:40:44

Plasma On Time: 3/30/2006 06:30:04

Logged In Analyst: Owner

Technique: ICP Continuous

Spectrometer Model: Optima 4300 DV, S/N 077N2121801
Autosampler Model: AS-93plus

Sample Information File: C:\pe\Owner\Sample Information\060330.sif

Batch ID: 060330

Results Data Set: 060330

Results Library: C:\pe\Owner\Results\Results.mdb
=====

Sequence No.: 1

Sample ID: Calib Blank 1

Analyst:

Initial Sample Wt:

Dilution:

Autosampler Location: 0

Date Collected: 3/30/2006 07:40:45

Data Type: Original

Initial Sample Vol:

Sample Prep Vol:

Nebulizer Parameters: Calib Blank 1

Analyte

Back Pressure

Flow

All 268.0 kPa 0.65 L/min

Mean Data: Calib Blank 1

Analyte	Mean Corrected		RSD	Calib Conc. Units
	Intensity	Std.Dev.		
Sca	435516.9	5827.54	1.34%	100.0 %
Yr	436317.7	2958.58	0.68%	100 %
Ag†	283.5	98.68	34.81%	[0.00] mg/L
Al†	-5.2	0.44	8.51%	[0.00] mg/L
As†	3.1	0.22	7.11%	[0.00] mg/L
B_†	115.7	3.30	2.85%	[0.00] mg/L
Ba†	-19.3	4.27	22.13%	[0.00] mg/L
Be†	-7342.3	44.90	0.61%	[0.00] mg/L
Ca†	1666.4	31.07	1.86%	[0.00] mg/L
Cd†	64.1	1.47	2.30%	[0.00] mg/L
Co†	-47.8	4.59	9.61%	[0.00] mg/L
Cr†	416.9	12.55	3.01%	[0.00] mg/L
Cu†	4106.0	71.83	1.75%	[0.00] mg/L
Fe†	-14.4	3.49	24.21%	[0.00] mg/L
K†	-100.8	32.53	32.25%	[0.00] mg/L
Mg†	115.3	3.30	2.86%	[0.00] mg/L
Mn†	116.5	0.76	0.65%	[0.00] mg/L
Mo†	29.5	1.28	4.34%	[0.00] mg/L
Na†	-256.4	3.13	1.22%	[0.00] mg/L
Ni†	-62.2	3.06	4.93%	[0.00] mg/L
Pb†	-43.5	8.73	20.06%	[0.00] mg/L
Sb†	2.1	1.02	48.77%	[0.00] mg/L
Se†	-4.5	2.48	54.88%	[0.00] mg/L
Tl†	-28.8	0.40	1.39%	[0.00] mg/L
V†	184.3	8.11	4.40%	[0.00] mg/L
Zn†	79.9	0.48	0.59%	[0.00] mg/L
Alx†	-1.0	15.15	>999.9%	[0.00] ug/L
Bex†	-7342.3	44.90	0.61%	[0.00] ug/L

Sequence No.: 2
 Sample ID: Standard 2
 Analyst:
 Initial Sample Wt:
 Dilution:

Autosampler Location: 15
 Date Collected: 3/30/2006 07:44:33
 Data Type: Original
 Initial Sample Vol:
 Sample Prep Vol:

Nebulizer Parameters: Standard 2

Analyte Back Pressure Flow
 All 268.0 kPa 0.65 L/min

Mean Data: Standard 2

Analyte	Mean Corrected Intensity	Std.Dev.	RSD	Calib Conc. Units
Sca	396236.6	1184.69	0.30%	91.0 %
Yr	405560.3	8503.25	2.10%	93.0 %
Ag†	533877.6	518.34	0.10%	[2] mg/L
Al†	63319.6	105.07	0.17%	[10] mg/L
As†	25688.7	296.11	1.15%	[10] mg/L
B_†	153196.0	483.31	0.32%	[5.02] mg/L
Ba†	731224.2	1201.42	0.16%	[10] mg/L
Be†	10582507.1	9270.58	0.09%	[4.01] mg/L
Ca†	2157209.1	24967.86	1.16%	[100] mg/L
Cd†	150986.3	1173.86	0.78%	[5.01] mg/L
Co†	295054.5	975.96	0.33%	[10] mg/L
Cr†	679683.5	3196.30	0.47%	[9.97] mg/L
Cu†	4152296.2	18796.15	0.45%	[10] mg/L
Fe†	113743.1	114.62	0.10%	[9.98] mg/L
K†	148413.8	43.19	0.03%	[100] mg/L
Mg†	1946409.3	6245.99	0.32%	[100] mg/L
Mn†	5197042.0	8836.75	0.17%	[10] mg/L
Mo†	157843.2	948.71	0.60%	[9.98] mg/L
Na†	292579.5	922.04	0.32%	[100] mg/L
Ni†	217568.7	673.48	0.31%	[10] mg/L
Pb†	47241.6	329.88	0.70%	[10] mg/L
Sb†	25085.3	385.97	1.54%	[10] mg/L
Se†	17112.4	254.79	1.49%	[10] mg/L
Tl†	31694.3	151.60	0.48%	[10] mg/L
V†	1530304.5	3466.32	0.23%	[10] mg/L
Zn†	508272.5	951.47	0.19%	[10] mg/L
Alx†	915966.2	7911.44	0.86%	[10000] ug/L
Bext	10582507.1	9270.58	0.09%	[4010] ug/L

Calibration Summary

Analyte	Stds.	Equation	Intercept	Slope	Curvature	Corr. Coef.	Reslope
Ag	1	Lin, Calc Int	0.0	266900	0.00000	1.000000	
Al	1	Lin, Calc Int	-0.0	6332	0.00000	1.000000	
As	1	Lin, Calc Int	0.0	2569	0.00000	1.000000	
B_	1	Lin, Calc Int	0.0	30520	0.00000	1.000000	
Ba	1	Lin, Calc Int	0.0	73120	0.00000	1.000000	
Be	1	Lin, Calc Int	0.0	2639000	0.00000	1.000000	
Ca	1	Lin, Calc Int	0.0	21570	0.00000	1.000000	
Cd	1	Lin, Calc Int	0.0	30140	0.00000	1.000000	
Co	1	Lin, Calc Int	0.0	29510	0.00000	1.000000	
Cr	1	Lin, Calc Int	-0.0	68170	0.00000	1.000000	
Cu	1	Lin, Calc Int	0.0	415200	0.00000	1.000000	
Fe	1	Lin, Calc Int	0.0	11400	0.00000	1.000000	
K	1	Lin, Calc Int	0.0	1484	0.00000	1.000000	
Mg	1	Lin, Calc Int	0.0	19460	0.00000	1.000000	
Mn	1	Lin, Calc Int	0.0	519700	0.00000	1.000000	
Mo	1	Lin, Calc Int	0.0	15820	0.00000	1.000000	
Na	1	Lin, Calc Int	0.0	2926	0.00000	1.000000	
Ni	1	Lin, Calc Int	0.0	21760	0.00000	1.000000	
Pb	1	Lin, Calc Int	0.0	4724	0.00000	1.000000	
Sb	1	Lin, Calc Int	0.0	2509	0.00000	1.000000	
Se	1	Lin, Calc Int	0.0	1711	0.00000	1.000000	

Tl	1	Lin, Calc Int	0.0	3169	0.00000	1.000000
V	1	Lin, Calc Int	0.0	153000	0.00000	1.000000
Zn	1	Lin, Calc Int	0.0	50830	0.00000	1.000000
Alx	1	Lin, Calc Int	0.0	91.60	0.00000	1.000000
Bex	1	Lin, Calc Int	0.0	2639	0.00000	1.000000

Sequence No.: 3
 Sample ID: ICV
 Analyst:
 Initial Sample Wt:
 Dilution:

Autosampler Location: 15
 Date Collected: 3/30/2006 07:47:54
 Data Type: Original
 Initial Sample Vol:
 Sample Prep Vol:

Nebulizer Parameters: ICV

Analyte Back Pressure Flow
 All 269.0 kPa 0.65 L/min

Mean Data: ICV

Analyte	Mean Corrected Intensity	Calib Conc. Units	Std.Dev.	Sample Conc. Units	Std.Dev.	RSD
Sca	397289.9	91.2 %	0.45			
Yr	401048.3	91.9 %	0.43			0.49%
Ag†	533708.0	2.00 mg/L	0.004	2.00 mg/L	0.004	0.47%
	QC value within limits for Ag	Recovery = 99.97%				0.22%
Al†	63262.0	9.99 mg/L	0.008	9.99 mg/L	0.008	
	QC value within limits for Al	Recovery = 99.91%				0.08%
As†	25532.7	9.94 mg/L	0.049	9.94 mg/L	0.049	
	QC value within limits for As	Recovery = 99.39%				0.50%
B_†	153654.0	5.04 mg/L	0.011	5.04 mg/L	0.011	
	QC value within limits for B_	Recovery = 100.70%				0.22%
Ba†	729028.5	9.97 mg/L	0.022	9.97 mg/L	0.022	
	QC value within limits for Ba	Recovery = 99.70%				0.22%
Be†	10407467.6	3.94 mg/L	0.004	3.94 mg/L	0.004	
	QC value within limits for Be	Recovery = 98.59%				0.09%
Ca†	2153602.0	99.8 mg/L	0.73	99.8 mg/L	0.73	
	QC value within limits for Ca	Recovery = 99.83%				0.73%
Cd†	150108.3	4.98 mg/L	0.048	4.98 mg/L	0.048	
	QC value within limits for Cd	Recovery = 99.62%				0.96%
Co†	293828.1	9.96 mg/L	0.011	9.96 mg/L	0.011	
	QC value within limits for Co	Recovery = 99.58%				0.11%
Cr†	678787.4	9.96 mg/L	0.002	9.96 mg/L	0.002	
	QC value within limits for Cr	Recovery = 99.57%				0.03%
Cu†	4142720.3	9.98 mg/L	0.057	9.98 mg/L	0.057	
	QC value within limits for Cu	Recovery = 99.77%				0.57%
Fe†	113549.0	9.96 mg/L	0.020	9.96 mg/L	0.020	
	QC value within limits for Fe	Recovery = 99.63%				0.20%
K†	148515.8	100 mg/L	0.2	100 mg/L	0.2	
	QC value within limits for K	Recovery = 100.07%				0.18%
Mg†	1944476.6	99.9 mg/L	0.60	99.9 mg/L	0.60	
	QC value within limits for Mg	Recovery = 99.90%				0.60%
Mn†	5181908.5	9.97 mg/L	0.019	9.97 mg/L	0.019	
	QC value within limits for Mn	Recovery = 99.71%				0.19%
Mo†	156958.0	9.92 mg/L	0.082	9.92 mg/L	0.082	
	QC value within limits for Mo	Recovery = 99.24%				0.82%
Na†	292082.9	99.8 mg/L	0.30	99.8 mg/L	0.30	
	QC value within limits for Na	Recovery = 99.83%				0.30%
Ni†	216902.3	9.97 mg/L	0.006	9.97 mg/L	0.006	
	QC value within limits for Ni	Recovery = 99.69%				0.06%
Pb†	46835.5	9.91 mg/L	0.065	9.91 mg/L	0.065	
	QC value within limits for Pb	Recovery = 99.14%				0.65%
Sb†	25014.2	9.77 mg/L	0.092	9.77 mg/L	0.092	
	QC value within limits for Sb	Recovery = 97.68%				0.95%
Se†	16942.0	9.90 mg/L	0.097	9.90 mg/L	0.097	
	QC value within limits for Se	Recovery = 99.00%				0.98%
Tl†	31672.9	9.99 mg/L	0.089	9.99 mg/L	0.089	
	QC value within limits for Tl	Recovery = 99.93%				0.89%
V†	1530687.0	10.0 mg/L	0.01	10.0 mg/L	0.01	
	QC value within limits for V	Recovery = 100.02%				0.06%
Zn†	506599.1	9.90 mg/L	0.022	9.90 mg/L	0.022	
	QC value within limits for Zn	Recovery = 99.01%				0.22%
Alx†	914159.1	9980 ug/L	74.2	9.98 mg/L	0.074	
	QC value within limits for Alx	Recovery = 99.80%				0.74%
Bex†	10407467.6	3940 ug/L	3.6	3.94 mg/L	0.004	
	QC value within limits for Bex	Recovery = 98.59%				0.09%

All analyte(s) passed QC.

Sequence No.: 4
 Sample ID: Linearity Check
 Analyst:
 Initial Sample Wt:
 Dilution:

Autosampler Location: 9
 Date Collected: 3/30/2006 07:51:15
 Data Type: Original
 Initial Sample Vol:
 Sample Prep Vol:

Nebulizer Parameters: Linearity Check

Analyte Back Pressure Flow
 All 269.0 kPa 0.65 L/min

Mean Data: Linearity Check

Analyte	Mean Corrected Intensity	Conc. Units	Std.Dev.	Sample Conc. Units	Std.Dev.	RSD
Sca	369990.9	85.0 %	0.84			
Yr	378311.7	86.7 %	0.62			0.99%
Ag†	-10076.2	-0.0377 mg/L	0.00016	-0.0377 mg/L	0.00016	0.72%
	QC value within limits for Ag	Recovery = Not calculated				0.42%
Al†	-75.1	-0.0119 mg/L	0.00335	-0.0119 mg/L	0.00335	28.23%
	QC value within limits for Al	Recovery = Not calculated				
As†	-258.6	-0.101 mg/L	0.0028	-0.101 mg/L	0.0028	2.83%
	QC value within limits for As	Recovery = Not calculated				
B_†	1172.0	0.0384 mg/L	0.00345	0.0384 mg/L	0.00345	8.99%
	QC value within limits for B_	Recovery = Not calculated				
Ba†	118.4	0.00162 mg/L	0.000122	0.00162 mg/L	0.000122	7.53%
	QC value within limits for Ba	Recovery = Not calculated				
Be†	-1210.3	-0.00046 mg/L	0.000030	-0.00046 mg/L	0.000030	6.49%
	QC value within limits for Be	Recovery = Not calculated				
Ca†	6373379.5	295 mg/L	3.8	295 mg/L	3.8	1.29%
	QC value within limits for Ca	Recovery = 98.48%				
Cd†	-49.8	-0.00165 mg/L	0.000119	-0.00165 mg/L	0.000119	7.22%
	QC value within limits for Cd	Recovery = Not calculated				
Co†	87.6	0.00297 mg/L	0.000185	0.00297 mg/L	0.000185	6.22%
	QC value within limits for Co	Recovery = Not calculated				
Cr†	-103.1	-0.00151 mg/L	0.000192	-0.00151 mg/L	0.000192	12.66%
	QC value within limits for Cr	Recovery = Not calculated				
Cu†	-3799.6	-0.00915 mg/L	0.000037	-0.00915 mg/L	0.000037	0.41%
	QC value within limits for Cu	Recovery = Not calculated				
Fe†	1131550.0	99.3 mg/L	1.44	99.3 mg/L	1.44	1.45%
	QC value within limits for Fe	Recovery = 99.28%				
K†	471198.5	317 mg/L	4.6	317 mg/L	4.6	1.46%
	QC value within limits for K	Recovery = 105.83%				
Mg†	3773958.7	194 mg/L	3.0	194 mg/L	3.0	1.54%
	QC value within limits for Mg	Recovery = Not calculated				
Mn†	1653.8	0.00318 mg/L	0.000059	0.00318 mg/L	0.000059	1.86%
	QC value within limits for Mn	Recovery = Not calculated				
Mo†	46.9	0.00297 mg/L	0.001131	0.00297 mg/L	0.001131	38.10%
	QC value within limits for Mo	Recovery = Not calculated				
Na†	903658.0	309 mg/L	6.4	309 mg/L	6.4	2.09%
	QC value within limits for Na	Recovery = 102.95%				
Ni†	-38.8	-0.00178 mg/L	0.000226	-0.00178 mg/L	0.000226	12.65%
	QC value within limits for Ni	Recovery = Not calculated				
Pb†	-15.5	-0.00328 mg/L	0.001382	-0.00328 mg/L	0.001382	42.18%
	QC value within limits for Pb	Recovery = Not calculated				
Sb†	46.9	0.0187 mg/L	0.00127	0.0187 mg/L	0.00127	6.75%
	QC value within limits for Sb	Recovery = Not calculated				
Se†	-374.5	-0.219 mg/L	0.0048	-0.219 mg/L	0.0048	2.21%
	QC value within limits for Se	Recovery = Not calculated				
Tl†	182.8	0.0577 mg/L	0.00084	0.0577 mg/L	0.00084	1.45%
	QC value within limits for Tl	Recovery = Not calculated				
V†	-426.8	-0.00279 mg/L	0.000104	-0.00279 mg/L	0.000104	3.74%
	QC value within limits for V	Recovery = Not calculated				
Zn†	931.4	0.0183 mg/L	0.00030	0.0183 mg/L	0.00030	1.66%
	QC value within limits for Zn	Recovery = Not calculated				
Alx†	123.8	1.35 ug/L	0.197	0.00135 mg/L	0.000197	14.55%
	QC value within limits for Alx	Recovery = Not calculated				
Bex†	-1210.3	-0.459 ug/L	0.0298	-0.00046 mg/L	0.000030	6.49%
	QC value within limits for Bex	Recovery = Not calculated				

All analyte(s) passed QC.

Sequence No.: 5
 Sample ID: ICESA
 Analyst:
 Initial Sample Wt:
 Dilution:

Autosampler Location: 10
 Date Collected: 3/30/2006 07:55:03
 Data Type: Original
 Initial Sample Vol:
 Sample Prep Vol:

Nebulizer Parameters: ICESA

Analyte Back Pressure Flow
 All 269.0 kPa 0.65 L/min

Mean Data: ICESA

Analyte	Mean Corrected Intensity	Conc. Units	Calib	Std.Dev.	Sample Conc. Units	Std.Dev.	RSD
Sca	384876.1	88.4 %		0.82			
Yr	399713.2	91.6 %		1.47			
Ag†	-10316.6	-0.0386 mg/L		0.00080	-0.0386 mg/L	0.00080	0.92%
	QC value within limits for Ag	Recovery = Not calculated					1.61%
Al†	1560727.3	246 mg/L		1.4	246 mg/L	1.4	2.06%
	QC value within limits for Al	Recovery = 98.59%					0.55%
As†	-540.9	-0.211 mg/L		0.0084	-0.211 mg/L	0.0084	3.99%
	QC value within limits for As	Recovery = Not calculated					
B_†	412.3	0.0135 mg/L		0.00021	0.0135 mg/L	0.00021	1.52%
	QC value within limits for B_	Recovery = Not calculated					
Ba†	153.8	0.00210 mg/L		0.000144	0.00210 mg/L	0.000144	6.84%
	QC value within limits for Ba	Recovery = Not calculated					
Be†	-974.4	-0.00037 mg/L		0.000026	-0.00037 mg/L	0.000026	7.15%
	QC value within limits for Be	Recovery = Not calculated					
Ca†	5237443.6	243 mg/L		1.7	243 mg/L	1.7	0.69%
	QC value within limits for Ca	Recovery = 97.12%					
Cd†	-66.5	-0.00221 mg/L		0.000243	-0.00221 mg/L	0.000243	11.01%
	QC value within limits for Cd	Recovery = Not calculated					
Co†	65.9	0.00223 mg/L		0.000067	0.00223 mg/L	0.000067	2.99%
	QC value within limits for Co	Recovery = Not calculated					
Cr†	-127.1	-0.00186 mg/L		0.000175	-0.00186 mg/L	0.000175	9.39%
	QC value within limits for Cr	Recovery = Not calculated					
Cu†	-4049.7	-0.00975 mg/L		0.000065	-0.00975 mg/L	0.000065	0.67%
	QC value within limits for Cu	Recovery = Not calculated					
Fe†	1120688.6	98.3 mg/L		0.45	98.3 mg/L	0.45	0.46%
	QC value within limits for Fe	Recovery = 98.33%					
K†	471.4	0.318 mg/L		0.0120	0.318 mg/L	0.0120	3.79%
	QC value within limits for K	Recovery = Not calculated					
Mg†	4639400.8	238 mg/L		1.6	238 mg/L	1.6	0.69%
	QC value within limits for Mg	Recovery = 95.34%					
Mn†	1675.9	0.00322 mg/L		0.000020	0.00322 mg/L	0.000020	0.61%
	QC value within limits for Mn	Recovery = Not calculated					
Mo†	23.5	0.00148 mg/L		0.000403	0.00148 mg/L	0.000403	27.14%
	QC value within limits for Mo	Recovery = Not calculated					
Na†	329.7	0.113 mg/L		0.0010	0.113 mg/L	0.0010	0.88%
	QC value within limits for Na	Recovery = Not calculated					
Ni†	-38.9	-0.00179 mg/L		0.000077	-0.00179 mg/L	0.000077	4.28%
	QC value within limits for Ni	Recovery = Not calculated					
Pb†	-180.9	-0.0383 mg/L		0.00156	-0.0383 mg/L	0.00156	4.07%
	QC value within limits for Pb	Recovery = Not calculated					
Sb†	25.7	0.0103 mg/L		0.00156	0.0103 mg/L	0.00156	15.16%
	QC value within limits for Sb	Recovery = Not calculated					
Se†	-392.3	-0.229 mg/L		0.0008	-0.229 mg/L	0.0008	0.34%
	QC value within limits for Se	Recovery = Not calculated					
Tl†	150.0	0.0473 mg/L		0.00566	0.0473 mg/L	0.00566	11.95%
	QC value within limits for Tl	Recovery = Not calculated					
V†	-298.0	-0.00195 mg/L		0.000018	-0.00195 mg/L	0.000018	0.93%
	QC value within limits for V	Recovery = Not calculated					
Zn†	918.9	0.0181 mg/L		0.00005	0.0181 mg/L	0.00005	0.27%
	QC value within limits for Zn	Recovery = Not calculated					
Alx†	Saturated2						
	Unable to evaluate QC.						
Bex†	-974.4	-0.369 ug/L		0.0264	-0.00037 mg/L	0.000026	7.15%
	QC value within limits for Bex	Recovery = Not calculated					

All analyte(s) passed QC. One or more analytes were not evaluated.

Sequence No.: 6
 Sample ID: ICSAB
 Analyst:
 Initial Sample Wt:
 Dilution:

Autosampler Location: 11
 Date Collected: 3/30/2006 07:58:50
 Data Type: Original
 Initial Sample Vol:
 Sample Prep Vol:

Nebulizer Parameters: ICSAB

Analyte Back Pressure Flow
 All 269.0 kPa 0.65 L/min

Mean Data: ICSAB

Analyte	Mean Corrected Intensity	Conc. Units	Calib	Std.Dev.	Sample Conc. Units	Std.Dev.	RSD
Sca	385797.7	88.6 %		0.25			
Yr	401052.5	91.9 %		0.52			
Ag†	127849.8	0.479 mg/L		0.0010	0.479 mg/L	0.0010	0.29%
	QC value within limits for Ag		Recovery = 95.79%				0.56%
Al†	1529558.3	242 mg/L		5.5	242 mg/L	5.5	0.21%
	QC value within limits for Al		Recovery = 96.62%				2.26%
As†	-540.0	-0.210 mg/L		0.0011	-0.210 mg/L	0.0011	0.50%
	QC value less than the lower limit for As		Recovery = Not calculated				0.0011
B_†	264.1	0.00866 mg/L		0.000392	0.00866 mg/L	0.000392	4.53%
	QC value within limits for B_		Recovery = Not calculated				0.000392
Ba†	18509.9	0.253 mg/L		0.0007	0.253 mg/L	0.0007	0.26%
	QC value within limits for Ba		Recovery = 101.25%				0.0007
Be†	651509.6	0.247 mg/L		0.0009	0.247 mg/L	0.0009	0.37%
	QC value within limits for Be		Recovery = 98.75%				0.0009
Ca†	5149284.7	239 mg/L		6.4	239 mg/L	6.4	2.70%
	QC value within limits for Ca		Recovery = 95.48%				6.4
Cd†	14209.1	0.471 mg/L		0.0019	0.471 mg/L	0.0019	0.40%
	QC value within limits for Cd		Recovery = 94.30%				0.0019
Co†	6861.1	0.233 mg/L		0.0004	0.233 mg/L	0.0004	0.18%
	QC value within limits for Co		Recovery = 93.01%				0.0004
Cr†	16417.0	0.241 mg/L		0.0016	0.241 mg/L	0.0016	0.67%
	QC value within limits for Cr		Recovery = 96.33%				0.0016
Cu†	102266.2	0.246 mg/L		0.0000	0.246 mg/L	0.0000	0.01%
	QC value within limits for Cu		Recovery = 98.52%				0.0000
Fe†	1094377.9	96.0 mg/L		2.33	96.0 mg/L	2.33	2.42%
	QC value within limits for Fe		Recovery = 96.02%				2.33
K†	247.5	0.167 mg/L		0.0222	0.167 mg/L	0.0222	13.33%
	QC value within limits for K		Recovery = Not calculated				0.0222
Mg†	4584102.2	236 mg/L		5.6	236 mg/L	5.6	2.38%
	QC value within limits for Mg		Recovery = 94.21%				5.6
Mn†	130590.9	0.251 mg/L		0.0009	0.251 mg/L	0.0009	0.35%
	QC value within limits for Mn		Recovery = 100.51%				0.0009
Mo†	27.7	0.00175 mg/L		0.000220	0.00175 mg/L	0.000220	12.57%
	QC value within limits for Mo		Recovery = Not calculated				0.000220
Na†	294.2	0.101 mg/L		0.0062	0.101 mg/L	0.0062	6.16%
	QC value within limits for Na		Recovery = Not calculated				0.0062
Ni†	9982.8	0.459 mg/L		0.0025	0.459 mg/L	0.0025	0.55%
	QC value within limits for Ni		Recovery = 91.77%				0.0025
Pb†	2069.6	0.438 mg/L		0.0013	0.438 mg/L	0.0013	0.29%
	QC value within limits for Pb		Recovery = 87.62%				0.0013
Sb†	58.0	0.0182 mg/L		0.00077	0.0182 mg/L	0.00077	4.21%
	QC value within limits for Sb		Recovery = Not calculated				0.00077
Se†	-380.0	-0.222 mg/L		0.0034	-0.222 mg/L	0.0034	1.52%
	QC value less than the lower limit for Se		Recovery = Not calculated				0.0034
Tl†	164.1	0.0518 mg/L		0.00049	0.0518 mg/L	0.00049	0.94%
	QC value greater than the upper limit for Tl		Recovery = Not calculated				0.00049
V†	36387.3	0.238 mg/L		0.0005	0.238 mg/L	0.0005	0.21%
	QC value within limits for V		Recovery = 95.11%				0.0005
Zn†	26425.6	0.517 mg/L		0.0019	0.517 mg/L	0.0019	0.37%
	QC value within limits for Zn		Recovery = 103.38%				0.0019
Alx†	Saturated2						
	Unable to evaluate QC.						
Bex†	651509.6	247 ug/L		0.9	0.247 mg/L	0.0009	0.37%
	QC value within limits for Bex		Recovery = 98.75%				0.0009

QC Failed. Continue with analysis.

Sequence No.: 7
 Sample ID: Wash
 Analyst:
 Initial Sample Wt:
 Dilution: 1X

Autosampler Location: 0
 Date Collected: 3/30/2006 08:02:38
 Data Type: Original
 Initial Sample Vol:
 Sample Prep Vol:

Nebulizer Parameters: Wash

Analyte Back Pressure Flow
 All 268.0 kPa 0.65 L/min

Mean Data: Wash

Analyte	Mean Corrected Intensity	Conc. Units	Calib Std.Dev.	Sample Conc. Units	Std.Dev.	RSD
Sca	434038.6	99.7 %	0.23			0.23%
Yr	431079.7	98.8 %	0.04			0.04%
Ag†	109.3	0.00041 mg/L	0.000064	0.00041 mg/L	0.000064	15.65%
	QC value within limits for Ag Recovery = Not calculated					
Al†	15.0	0.00237 mg/L	0.000166	0.00237 mg/L	0.000166	7.03%
	QC value within limits for Al Recovery = Not calculated					
As†	2.2	0.00088 mg/L	0.000758	0.00088 mg/L	0.000758	86.61%
	QC value within limits for As Recovery = Not calculated					
B_†	319.3	0.0105 mg/L	0.00038	0.0105 mg/L	0.00038	3.66%
	QC value within limits for B_ Recovery = Not calculated					
Ba†	13.4	0.00018 mg/L	0.000063	0.00018 mg/L	0.000063	34.48%
	QC value within limits for Ba Recovery = Not calculated					
Be†	267.2	0.00010 mg/L	0.000030	0.00010 mg/L	0.000030	29.27%
	QC value within limits for Be Recovery = Not calculated					
Ca†	180.3	0.00836 mg/L	0.000837	0.00836 mg/L	0.000837	10.02%
	QC value within limits for Ca Recovery = Not calculated					
Cd†	-1.1	-0.00004 mg/L	0.000003	-0.00004 mg/L	0.000003	6.87%
	QC value within limits for Cd Recovery = Not calculated					
Co†	0.1	0.00000 mg/L	0.000333	0.00000 mg/L	0.000333	>999.9%
	QC value within limits for Co Recovery = Not calculated					
Cr†	11.1	0.00016 mg/L	0.000104	0.00016 mg/L	0.000104	63.44%
	QC value within limits for Cr Recovery = Not calculated					
Cu†	117.7	0.00028 mg/L	0.000205	0.00028 mg/L	0.000205	72.26%
	QC value within limits for Cu Recovery = Not calculated					
Fe†	24.5	0.00215 mg/L	0.000014	0.00215 mg/L	0.000014	0.63%
	QC value within limits for Fe Recovery = Not calculated					
K†	57.9	0.0390 mg/L	0.00129	0.0390 mg/L	0.00129	3.30%
	QC value within limits for K Recovery = Not calculated					
Mg†	133.7	0.00687 mg/L	0.000054	0.00687 mg/L	0.000054	0.78%
	QC value within limits for Mg Recovery = Not calculated					
Mn†	94.7	0.00018 mg/L	0.000015	0.00018 mg/L	0.000015	8.07%
	QC value within limits for Mn Recovery = Not calculated					
Mo†	9.8	0.00062 mg/L	0.000040	0.00062 mg/L	0.000040	6.46%
	QC value within limits for Mo Recovery = Not calculated					
Na†	51.0	0.0174 mg/L	0.01466	0.0174 mg/L	0.01466	84.16%
	QC value within limits for Na Recovery = Not calculated					
Ni†	6.4	0.00029 mg/L	0.000133	0.00029 mg/L	0.000133	45.19%
	QC value within limits for Ni Recovery = Not calculated					
Pb†	15.4	0.00327 mg/L	0.000190	0.00327 mg/L	0.000190	5.83%
	QC value within limits for Pb Recovery = Not calculated					
Sb†	3.9	0.00154 mg/L	0.001174	0.00154 mg/L	0.001174	76.05%
	QC value within limits for Sb Recovery = Not calculated					
Se†	2.6	0.00154 mg/L	0.003341	0.00154 mg/L	0.003341	216.62%
	QC value within limits for Se Recovery = Not calculated					
Tl†	9.6	0.00302 mg/L	0.001532	0.00302 mg/L	0.001532	50.76%
	QC value within limits for Tl Recovery = Not calculated					
V†	-33.6	-0.00022 mg/L	0.000248	-0.00022 mg/L	0.000248	112.93%
	QC value within limits for V Recovery = Not calculated					
Zn†	39.9	0.00078 mg/L	0.000174	0.00078 mg/L	0.000174	22.27%
	QC value within limits for Zn Recovery = Not calculated					
Alx†	198.3	2.16 ug/L	0.083	0.00216 mg/L	0.000083	3.83%
	QC value within limits for Alx Recovery = Not calculated					
Bex†	267.2	0.101 ug/L	0.0296	0.00010 mg/L	0.000030	29.27%
	QC value within limits for Bex Recovery = Not calculated					

All analyte(s) passed QC.

Sequence No.: 8
 Sample ID: QC-25 lppm
 Analyst:
 Initial Sample Wt:
 Dilution:

Autosampler Location: 12
 Date Collected: 3/30/2006 08:06:04
 Data Type: Original
 Initial Sample Vol:
 Sample Prep Vol:

Nebulizer Parameters: QC-25 lppm

Analyte Back Pressure Flow
 All 268.0 kPa 0.65 L/min

Mean Data: QC-25 lppm

Analyte	Mean Corrected Intensity	Conc. Units	Calib	Std.Dev.	Sample Conc. Units	Std.Dev.	RSD
Sca	437875.4	101 %		0.7			
Yr	419384.7	96.1 %		1.29			
Ag†	263472.7	0.987 mg/L		0.0064	0.987 mg/L	0.0064	1.34%
	QC value within limits for Ag	Recovery = 98.70%					0.64%
Al†	6462.8	1.02 mg/L		0.001	1.02 mg/L	0.001	0.14%
	QC value within limits for Al	Recovery = 102.07%					
As†	2481.2	0.966 mg/L		0.0060	0.966 mg/L	0.0060	0.62%
	QC value within limits for As	Recovery = 96.59%					
B_†	28229.0	0.925 mg/L		0.0022	0.925 mg/L	0.0022	0.23%
	QC value within limits for B_	Recovery = 92.50%					
Ba†	77108.9	1.05 mg/L		0.009	1.05 mg/L	0.009	0.81%
	QC value within limits for Ba	Recovery = 105.45%					
Be†	2493806.5	0.945 mg/L		0.0020	0.945 mg/L	0.0020	0.22%
	QC value within limits for Be	Recovery = 94.50%					
Ca†	22606.3	1.05 mg/L		0.007	1.05 mg/L	0.007	0.64%
	QC value within limits for Ca	Recovery = 104.79%					
Cd†	29066.0	0.964 mg/L		0.0074	0.964 mg/L	0.0074	0.77%
	QC value within limits for Cd	Recovery = 96.45%					
Co†	30929.6	1.05 mg/L		0.009	1.05 mg/L	0.009	0.86%
	QC value within limits for Co	Recovery = 104.83%					
Cr†	69014.7	1.01 mg/L		0.006	1.01 mg/L	0.006	0.60%
	QC value within limits for Cr	Recovery = 101.23%					
Cu†	406610.0	0.979 mg/L		0.0010	0.979 mg/L	0.0010	0.10%
	QC value within limits for Cu	Recovery = 97.92%					
Fe†	11691.6	1.03 mg/L		0.007	1.03 mg/L	0.007	0.66%
	QC value within limits for Fe	Recovery = 102.58%					
K†	14412.9	9.71 mg/L		0.005	9.71 mg/L	0.005	0.05%
	QC value within limits for K	Recovery = 97.11%					
Mg†	20531.3	1.05 mg/L		0.010	1.05 mg/L	0.010	0.93%
	QC value within limits for Mg	Recovery = 105.48%					
Mn†	541510.6	1.04 mg/L		0.000	1.04 mg/L	0.000	0.05%
	QC value within limits for Mn	Recovery = 104.20%					
Mo†	15318.3	0.969 mg/L		0.0083	0.969 mg/L	0.0083	0.85%
	QC value within limits for Mo	Recovery = 96.85%					
Na†	3089.6	1.06 mg/L		0.009	1.06 mg/L	0.009	0.87%
	QC value within limits for Na	Recovery = 105.60%					
Ni†	23213.3	1.07 mg/L		0.009	1.07 mg/L	0.009	0.84%
	QC value within limits for Ni	Recovery = 106.69%					
Pb†	5016.4	1.06 mg/L		0.006	1.06 mg/L	0.006	0.60%
	QC value within limits for Pb	Recovery = 106.19%					
Sb†	2448.0	0.955 mg/L		0.0089	0.955 mg/L	0.0089	0.93%
	QC value within limits for Sb	Recovery = 95.51%					
Se†	1575.9	0.921 mg/L		0.0059	0.921 mg/L	0.0059	0.64%
	QC value within limits for Se	Recovery = 92.09%					
Tl†	3356.5	1.06 mg/L		0.007	1.06 mg/L	0.007	0.63%
	QC value within limits for Tl	Recovery = 105.90%					
V†	150648.1	0.984 mg/L		0.0065	0.984 mg/L	0.0065	0.66%
	QC value within limits for V	Recovery = 98.44%					
Zn†	51872.8	1.01 mg/L		0.007	1.01 mg/L	0.007	0.68%
	QC value within limits for Zn	Recovery = 101.35%					
Alx†	86686.1	946 ug/L		3.5	0.946 mg/L	0.0035	0.37%
	QC value within limits for Alx	Recovery = 94.64%					
Bex†	2493806.5	945 ug/L		2.0	0.945 mg/L	0.0020	0.22%
	QC value within limits for Bex	Recovery = 94.50%					

All analyte(s) passed QC.

Sequence No.: 9
 Sample ID: CCV
 Analyst:
 Initial Sample Wt:
 Dilution:

Autosampler Location: 4
 Date Collected: 3/30/2006 08:09:57
 Data Type: Original
 Initial Sample Vol:
 Sample Prep Vol:

Nebulizer Parameters: CCV

Analyte Back Pressure Flow
 All 269.0 kPa 0.65 L/min

Mean Data: CCV

Analyte	Mean Corrected Intensity	Conc. Units	Calib	Std.Dev.	Sample Conc. Units	Std.Dev.	RSD
Sca	408992.3	93.9 %		0.25			
Yr	411957.9	94.4 %		1.15			
Ag†	270469.0	1.01 mg/L		0.004	1.01 mg/L	0.004	0.26%
	QC value within limits for Ag	Recovery = 101.32%					1.22%
Al†	32042.7	5.06 mg/L		0.012	5.06 mg/L	0.012	0.41%
	QC value within limits for Al	Recovery = 101.21%					0.24%
As†	12495.0	4.86 mg/L		0.041	4.86 mg/L	0.041	0.85%
	QC value within limits for As	Recovery = 97.28%					0.50%
B_†	75881.9	2.49 mg/L		0.012	2.49 mg/L	0.012	0.50%
	QC value within limits for B_	Recovery = 99.46%					0.33%
Ba†	373221.4	5.10 mg/L		0.017	5.10 mg/L	0.017	0.33%
	QC value within limits for Ba	Recovery = 102.08%					0.81%
Be†	5334802.3	2.02 mg/L		0.016	2.02 mg/L	0.016	0.81%
	QC value within limits for Be	Recovery = 101.08%					2.68%
Ca†	1066033.8	49.4 mg/L		1.32	49.4 mg/L	1.32	2.68%
	QC value within limits for Ca	Recovery = 98.83%					0.01%
Cd†	75840.3	2.52 mg/L		0.000	2.52 mg/L	0.000	0.01%
	QC value within limits for Cd	Recovery = 100.66%					0.36%
Co†	149141.0	5.05 mg/L		0.018	5.05 mg/L	0.018	0.36%
	QC value within limits for Co	Recovery = 101.09%					0.38%
Cr†	341212.8	5.01 mg/L		0.019	5.01 mg/L	0.019	0.38%
	QC value within limits for Cr	Recovery = 100.10%					1.09%
Cu†	2056961.0	4.95 mg/L		0.054	4.95 mg/L	0.054	1.09%
	QC value within limits for Cu	Recovery = 99.08%					0.44%
Fe†	57961.1	5.09 mg/L		0.022	5.09 mg/L	0.022	0.44%
	QC value within limits for Fe	Recovery = 101.71%					0.17%
K†	73356.8	49.4 mg/L		0.08	49.4 mg/L	0.08	0.17%
	QC value within limits for K	Recovery = 98.85%					3.01%
Mg†	992510.4	51.0 mg/L		1.53	51.0 mg/L	1.53	3.01%
	QC value within limits for Mg	Recovery = 101.98%					0.28%
Mn†	2660600.1	5.12 mg/L		0.014	5.12 mg/L	0.014	0.28%
	QC value within limits for Mn	Recovery = 102.39%					0.11%
Mo†	79866.6	5.05 mg/L		0.005	5.05 mg/L	0.005	0.11%
	QC value within limits for Mo	Recovery = 100.99%					0.41%
Na†	146407.5	50.0 mg/L		0.21	50.0 mg/L	0.21	0.41%
	QC value within limits for Na	Recovery = 100.08%					0.44%
Ni†	111952.0	5.15 mg/L		0.023	5.15 mg/L	0.023	0.44%
	QC value within limits for Ni	Recovery = 102.91%					0.58%
Pb†	24127.6	5.11 mg/L		0.030	5.11 mg/L	0.030	0.58%
	QC value within limits for Pb	Recovery = 102.15%					0.69%
Sb†	12557.9	4.90 mg/L		0.034	4.90 mg/L	0.034	0.69%
	QC value within limits for Sb	Recovery = 98.07%					0.88%
Se†	8453.3	4.94 mg/L		0.043	4.94 mg/L	0.043	0.88%
	QC value within limits for Se	Recovery = 98.80%					0.63%
Tl†	16474.3	5.20 mg/L		0.033	5.20 mg/L	0.033	0.63%
	QC value within limits for Tl	Recovery = 103.96%					0.09%
V†	770515.5	5.04 mg/L		0.004	5.04 mg/L	0.004	0.09%
	QC value within limits for V	Recovery = 100.70%					0.10%
Zn†	261189.0	5.10 mg/L		0.005	5.10 mg/L	0.005	0.10%
	QC value within limits for Zn	Recovery = 102.10%					0.45%
Alx†	454922.8	4970 ug/L		22.2	4.97 mg/L	0.022	0.45%
	QC value within limits for Alx	Recovery = 99.33%					0.81%
Bex†	5334802.3	2020 ug/L		16.4	2.02 mg/L	0.016	0.81%
	QC value within limits for Bex	Recovery = 101.08%					

All analyte(s) passed QC.

Sequence No.: 10
 Sample ID: ICB
 Analyst:
 Initial Sample Wt:
 Dilution: 1X

Autosampler Location: 0
 Date Collected: 3/30/2006 08:13:18
 Data Type: Original
 Initial Sample Vol:
 Sample Prep Vol:

Nebulizer Parameters: ICB

Analyte Back Pressure Flow
 All 269.0 kPa 0.65 L/min

Mean Data: ICB

Analyte	Mean Corrected Intensity	Conc. Units	Calib	Std.Dev.	Sample Conc. Units	Std.Dev.	RSD
Sca	437296.5	100 %		0.9			
Yr	427341.8	97.9 %		0.03			0.88%
Ag†	77.0	0.00029 mg/L	Recovery = Not calculated	0.000032	0.00029 mg/L	0.000032	0.03%
Al†	1.9	0.00030 mg/L	Recovery = Not calculated	0.000954	0.00030 mg/L	0.000954	321.19%
As†	21.0	0.00819 mg/L	Recovery = Not calculated	0.002304	0.00819 mg/L	0.002304	28.12%
Ba†	649.3	0.0213 mg/L	Recovery = Not calculated	0.00085	0.0213 mg/L	0.00085	4.01%
Be†	11.1	0.00015 mg/L	Recovery = Not calculated	0.000032	0.00015 mg/L	0.000032	21.32%
Ca†	343.3	0.00013 mg/L	Recovery = Not calculated	0.000026	0.00013 mg/L	0.000026	20.34%
Cd†	943.8	0.0437 mg/L	Recovery = Not calculated	0.05005	0.0437 mg/L	0.05005	114.40%
Co†	2.9	0.00010 mg/L	Recovery = Not calculated	0.000256	0.00010 mg/L	0.000256	266.68%
Cr†	4.1	0.00014 mg/L	Recovery = Not calculated	0.000064	0.00014 mg/L	0.000064	46.06%
Cu†	-1.7	-0.00003 mg/L	Recovery = Not calculated	0.000153	-0.00003 mg/L	0.000153	600.34%
Fe†	22.9	0.00006 mg/L	Recovery = Not calculated	0.000030	0.00006 mg/L	0.000030	54.48%
K†	10.4	0.00092 mg/L	Recovery = Not calculated	0.000061	0.00092 mg/L	0.000061	6.64%
Mg†	62.8	0.0423 mg/L	Recovery = Not calculated	0.01128	0.0423 mg/L	0.01128	26.66%
Mn†	102.4	0.00526 mg/L	Recovery = Not calculated	0.000269	0.00526 mg/L	0.000269	5.11%
Mo†	56.7	0.00011 mg/L	Recovery = Not calculated	0.000015	0.00011 mg/L	0.000015	13.38%
Na†	37.2	0.00235 mg/L	Recovery = Not calculated	0.000107	0.00235 mg/L	0.000107	4.54%
Ni†	80.7	0.0276 mg/L	Recovery = Not calculated	0.00075	0.0276 mg/L	0.00075	2.71%
Pb†	3.6	0.00016 mg/L	Recovery = Not calculated	0.000069	0.00016 mg/L	0.000069	41.93%
Sb†	8.7	0.00184 mg/L	Recovery = Not calculated	0.001113	0.00184 mg/L	0.001113	60.57%
Se†	1.3	0.00052 mg/L	Recovery = Not calculated	0.001804	0.00052 mg/L	0.001804	349.47%
Tl†	6.0	0.00348 mg/L	Recovery = Not calculated	0.002211	0.00348 mg/L	0.002211	63.52%
V†	18.3	0.00577 mg/L	Recovery = Not calculated	0.000561	0.00577 mg/L	0.000561	9.72%
Zn†	-12.3	-0.00008 mg/L	Recovery = Not calculated	0.000100	-0.00008 mg/L	0.000100	124.52%
Alx†	52.3	0.00103 mg/L	Recovery = Not calculated	0.000091	0.00103 mg/L	0.000091	8.86%
Bex†	45.3	0.495 ug/L	Recovery = Not calculated	0.1508	0.00049 mg/L	0.000151	30.48%
	343.3	0.130 ug/L	Recovery = Not calculated	0.0265	0.00013 mg/L	0.000026	20.34%

QC Failed. Retry.

Sequence No.: 11

Sample ID: ICB

Analyst:

Initial Sample Wt:

Dilution: 1X

Autosampler Location: 0

Date Collected: 3/30/2006 08:15:53

Data Type: Original

Initial Sample Vol:

Sample Prep Vol:

Nebulizer Parameters: ICB

Analyte	Back Pressure	Flow
All	269.0 kPa	0.65 L/min

Mean Data: ICB

Analyte	Mean Corrected Intensity	Calib Conc. Units	Std.Dev.	Sample Conc. Units	Std.Dev.	RSD
Sca	434995.3	99.9 %	1.09			
Yr	421367.8	96.6 %	0.58			
Ag†	8.7	0.00003 mg/L	0.000190	0.00003 mg/L	0.000190	1.09%
	QC value within limits for Ag	Recovery = Not calculated				0.60%
Al†	9.7	0.00153 mg/L	0.000654	0.00153 mg/L	0.000654	581.20%
	QC value within limits for Al	Recovery = Not calculated				42.71%
As†	18.5	0.00719 mg/L	0.002222	0.00719 mg/L	0.002222	30.89%
	QC value within limits for As	Recovery = Not calculated				30.89%
B_†	455.7	0.0149 mg/L	0.00025	0.0149 mg/L	0.00025	1.69%
	QC value within limits for B_	Recovery = Not calculated				1.69%
Ba†	51.3	0.00070 mg/L	0.000625	0.00070 mg/L	0.000625	89.11%
	QC value within limits for Ba	Recovery = Not calculated				89.11%
Be†	309.5	0.00012 mg/L	0.000030	0.00012 mg/L	0.000030	25.16%
	QC value within limits for Be	Recovery = Not calculated				25.16%
Ca†	206.1	0.00956 mg/L	0.002347	0.00956 mg/L	0.002347	24.56%
	QC value within limits for Ca	Recovery = Not calculated				24.56%
Cd†	2.8	0.00009 mg/L	0.000086	0.00009 mg/L	0.000086	92.54%
	QC value within limits for Cd	Recovery = Not calculated				92.54%
Co†	3.3	0.00011 mg/L	0.000137	0.00011 mg/L	0.000137	122.74%
	QC value within limits for Co	Recovery = Not calculated				122.74%
Cr†	-14.7	-0.00022 mg/L	0.000007	-0.00022 mg/L	0.000007	3.27%
	QC value within limits for Cr	Recovery = Not calculated				3.27%
Cu†	75.3	0.00018 mg/L	0.000029	0.00018 mg/L	0.000029	16.22%
	QC value within limits for Cu	Recovery = Not calculated				16.22%
Fe†	4.1	0.00036 mg/L	0.000069	0.00036 mg/L	0.000069	18.95%
	QC value within limits for Fe	Recovery = Not calculated				18.95%
K†	33.2	0.0224 mg/L	0.05815	0.0224 mg/L	0.05815	260.15%
	QC value within limits for K	Recovery = Not calculated				260.15%
Mg†	91.6	0.00470 mg/L	0.000358	0.00470 mg/L	0.000358	7.61%
	QC value within limits for Mg	Recovery = Not calculated				7.61%
Mn†	50.1	0.00010 mg/L	0.000003	0.00010 mg/L	0.000003	2.77%
	QC value within limits for Mn	Recovery = Not calculated				2.77%
Mo†	11.5	0.00073 mg/L	0.000180	0.00073 mg/L	0.000180	24.77%
	QC value within limits for Mo	Recovery = Not calculated				24.77%
Na†	35.7	0.0122 mg/L	0.01338	0.0122 mg/L	0.01338	109.64%
	QC value within limits for Na	Recovery = Not calculated				109.64%
Ni†	4.2	0.00019 mg/L	0.000142	0.00019 mg/L	0.000142	73.21%
	QC value within limits for Ni	Recovery = Not calculated				73.21%
Pb†	12.8	0.00271 mg/L	0.001026	0.00271 mg/L	0.001026	37.87%
	QC value within limits for Pb	Recovery = Not calculated				37.87%
Sb†	3.4	0.00134 mg/L	0.001277	0.00134 mg/L	0.001277	95.03%
	QC value within limits for Sb	Recovery = Not calculated				95.03%
Se†	6.2	0.00364 mg/L	0.001353	0.00364 mg/L	0.001353	37.17%
	QC value within limits for Se	Recovery = Not calculated				37.17%
Tl†	7.9	0.00251 mg/L	0.000345	0.00251 mg/L	0.000345	13.75%
	QC value within limits for Tl	Recovery = Not calculated				13.75%
V†	-10.0	-0.00007 mg/L	0.000217	-0.00007 mg/L	0.000217	329.84%
	QC value within limits for V	Recovery = Not calculated				329.84%
Zn†	34.0	0.00067 mg/L	0.000037	0.00067 mg/L	0.000037	5.56%
	QC value within limits for Zn	Recovery = Not calculated				5.56%
Alx†	58.9	0.643 ug/L	0.0271	0.00064 mg/L	0.000027	4.22%
	QC value within limits for Alx	Recovery = Not calculated				4.22%
Bex†	309.5	0.117 ug/L	0.0295	0.00012 mg/L	0.000030	25.16%

QC value within limits for Bex Recovery = Not calculated
All analyte(s) passed QC.

Sequence No.: 12
 Sample ID: MRL
 Analyst:
 Initial Sample Wt:
 Dilution:

Autosampler Location: 20
 Date Collected: 3/30/2006 08:19:22
 Data Type: Original
 Initial Sample Vol:
 Sample Prep Vol:

Nebulizer Parameters: MRL

Analyte Back Pressure Flow
 All 268.0 kPa 0.65 L/min

Mean Data: MRL

Analyte	Mean Corrected Intensity	Conc. Units	Calib	Std.Dev.	Sample Conc. Units	Std.Dev.	RSD
Sca	434579.3	99.8 %		0.39			
Yr	421970.8	96.7 %		0.84			
Ag†	2759.6	0.0103 mg/L	Recovery = 103.38%	0.00030	0.0103 mg/L	0.00030	0.39%
Alt	334.8	0.0529 mg/L	Recovery = 105.75%	0.00170	0.0529 mg/L	0.00170	0.87%
As†	240.0	0.0934 mg/L	Recovery = 93.43%	0.00309	0.0934 mg/L	0.00309	3.21%
B_†	1744.0	0.0571 mg/L	Recovery = 114.30%	0.00044	0.0571 mg/L	0.00044	0.77%
Bat	1485.8	0.0203 mg/L	Recovery = 101.59%	0.00011	0.0203 mg/L	0.00011	0.53%
Be†	2859.2	0.00108 mg/L	Recovery = 108.34%	0.000021	0.00108 mg/L	0.000021	1.97%
Ca†	21837.7	1.01 mg/L	Recovery = 101.23%	0.000	1.01 mg/L	0.000	0.01%
Cd†	175.1	0.00581 mg/L	Recovery = 116.17%	0.000098	0.00581 mg/L	0.000098	1.68%
Co†	1483.5	0.0503 mg/L	Recovery = 100.56%	0.00024	0.0503 mg/L	0.00024	0.48%
Cr†	656.5	0.00963 mg/L	Recovery = 96.30%	0.000030	0.00963 mg/L	0.000030	0.31%
Cu†	4017.8	0.00968 mg/L	Recovery = 96.76%	0.000094	0.00968 mg/L	0.000094	0.98%
Fe†	236.0	0.0207 mg/L	Recovery = 103.52%	0.00002	0.0207 mg/L	0.00002	0.11%
K†	1466.7	0.988 mg/L	Recovery = 98.83%	0.0103	0.988 mg/L	0.0103	1.04%
Mg†	2095.9	0.108 mg/L	Recovery = 107.68%	0.0011	0.108 mg/L	0.0011	1.05%
Mn†	1109.2	0.00213 mg/L	Recovery = 106.71%	0.000044	0.00213 mg/L	0.000044	2.04%
Mo†	310.9	0.0197 mg/L	Recovery = 98.29%	0.00004	0.0197 mg/L	0.00004	0.19%
Na†	2884.0	0.986 mg/L	Recovery = 98.57%	0.0093	0.986 mg/L	0.0093	0.94%
Ni†	454.0	0.0209 mg/L	Recovery = 104.33%	0.00043	0.0209 mg/L	0.00043	2.05%
Pb†	101.5	0.0215 mg/L	Recovery = 107.38%	0.00122	0.0215 mg/L	0.00122	5.67%
Sb†	111.1	0.0441 mg/L	Recovery = 88.17%	0.00127	0.0441 mg/L	0.00127	2.89%
Se†	163.2	0.0954 mg/L	Recovery = 95.36%	0.00550	0.0954 mg/L	0.00550	5.77%
Tl†	354.4	0.112 mg/L	Recovery = 111.83%	0.0007	0.112 mg/L	0.0007	0.60%
V†	276.6	0.00181 mg/L	Recovery = 90.38%	0.000074	0.00181 mg/L	0.000074	4.12%
Zn†	1084.4	0.0212 mg/L	Recovery = 105.99%	0.00040	0.0212 mg/L	0.00040	1.88%
Alx†	4805.0	52.5 ug/L	Recovery = 104.92%	0.06	0.0525 mg/L	0.00006	0.12%
Bex†	2859.2	1.08 ug/L	Recovery = 108.34%	0.021	0.00108 mg/L	0.000021	1.97%

All analyte(s) passed QC.

Sequence No.: 13
 Sample ID: FILTER CHECK
 Analyst:
 Initial Sample Wt:
 Dilution: 1X

Autosampler Location: 0
 Date Collected: 3/30/2006 08:23:04
 Data Type: Original
 Initial Sample Vol:
 Sample Prep Vol:

Nebulizer Parameters: FILTER CHECK

Analyte Back Pressure Flow
 All 269.0 kPa 0.65 L/min

Mean Data: FILTER CHECK

Analyte	Mean Corrected Intensity	Conc. Units	Calib	Std.Dev.	Sample Conc. Units	Std.Dev.	RSD
Sca	437576.4	100 %		1.7			
Yr	433573.5	99.4 %		0.75			1.65%
Ag†	39.3	0.00015 mg/L		0.000324	0.00015 mg/L	0.000324	220.20%
Al†	3.2	0.00050 mg/L		0.000082	0.00050 mg/L	0.000082	16.26%
As†	14.6	0.00568 mg/L		0.000956	0.00568 mg/L	0.000956	16.85%
Ba†	290.7	0.00953 mg/L		0.000357	0.00953 mg/L	0.000357	3.75%
Be†	8.3	0.00011 mg/L		0.000048	0.00011 mg/L	0.000048	42.28%
Ca†	282.1	0.00011 mg/L		0.000049	0.00011 mg/L	0.000049	45.68%
Cd†	103.3	0.00479 mg/L		0.001599	0.00479 mg/L	0.001599	33.40%
Co†	-4.1	-0.00013 mg/L		0.000151	-0.00013 mg/L	0.000151	112.29%
Cr†	-0.9	-0.00003 mg/L		0.000068	-0.00003 mg/L	0.000068	224.44%
Cu†	-24.7	-0.00036 mg/L		0.000062	-0.00036 mg/L	0.000062	17.14%
Fe†	-33.3	-0.00008 mg/L		0.000099	-0.00008 mg/L	0.000099	124.05%
K†	2.4	0.00021 mg/L		0.000422	0.00021 mg/L	0.000422	204.51%
Mg†	9.3	0.00623 mg/L		0.023468	0.00623 mg/L	0.023468	376.41%
Mn†	79.2	0.00407 mg/L		0.000403	0.00407 mg/L	0.000403	9.90%
Mo†	36.0	0.00007 mg/L		0.000010	0.00007 mg/L	0.000010	13.83%
Na†	6.0	0.00038 mg/L		0.000250	0.00038 mg/L	0.000250	66.01%
Ni†	18.0	0.00615 mg/L		0.014528	0.00615 mg/L	0.014528	236.05%
Pb†	5.9	0.00027 mg/L		0.000035	0.00027 mg/L	0.000035	12.94%
Sb†	-1.3	-0.00027 mg/L		0.000327	-0.00027 mg/L	0.000327	123.12%
Se†	5.7	0.00227 mg/L		0.001621	0.00227 mg/L	0.001621	71.48%
Sn†	3.6	0.00210 mg/L		0.001489	0.00210 mg/L	0.001489	70.75%
Tl†	3.4	0.00106 mg/L		0.000003	0.00106 mg/L	0.000003	0.32%
V†	11.2	0.00007 mg/L		0.000035	0.00007 mg/L	0.000035	48.64%
Zn†	20.7	0.00041 mg/L		0.000007	0.00041 mg/L	0.000007	1.78%
Alx†	64.6	0.705 ug/L		0.3914	0.00071 mg/L	0.000391	55.51%
Bex†	282.1	0.107 ug/L		0.0488	0.00011 mg/L	0.000049	45.68%

Sequence No.: 14
 Sample ID: MRL2007
 Analyst:
 Initial Sample Wt:
 Dilution: 1X

Autosampler Location: 22
 Date Collected: 3/30/2006 08:26:32
 Data Type: Original
 Initial Sample Vol:
 Sample Prep Vol:

Nebulizer Parameters: MRL2007

Analyte Back Pressure Flow
 All 268.0 kPa 0.65 L/min

Mean Data: MRL2007

Analyte	Mean Corrected Intensity	Conc. Units	Calib	Std.Dev.	Sample Conc. Units	Std.Dev.	RSD
Sca	410714.4	94.3 %		0.29			
Yr	383065.2	87.8 %		3.04			0.30%
Ag†	2784.4	0.0104 mg/L		0.00006	0.0104 mg/L	0.00006	3.47%
Al†	323.4	0.0511 mg/L		0.00054	0.0511 mg/L	0.00054	0.54%
As†	259.8	0.101 mg/L		0.0004	0.101 mg/L	0.0004	1.05%
B_†	1659.3	0.0544 mg/L		0.00020	0.0544 mg/L	0.00020	0.42%
Ba†	1534.5	0.0210 mg/L		0.00027	0.0210 mg/L	0.00027	0.37%
Be†	3092.3	0.00117 mg/L		0.000030	0.00117 mg/L	0.000030	1.29%
Ca†	22439.7	1.04 mg/L		0.019	1.04 mg/L	0.000037	2.60%
Cd†	180.0	0.00597 mg/L		0.000058	0.00597 mg/L	0.019	1.82%
Co†	1574.1	0.0533 mg/L		0.00041	0.0533 mg/L	0.000058	0.98%
Cr†	693.7	0.0102 mg/L		0.00010	0.0102 mg/L	0.00041	0.78%
Cu†	4467.5	0.0108 mg/L		0.00016	0.0108 mg/L	0.00010	0.93%
Fe†	250.5	0.0220 mg/L		0.00063	0.0108 mg/L	0.00016	1.52%
K†	1362.1	0.918 mg/L		0.0482	0.0220 mg/L	0.00063	2.86%
Mg†	2116.6	0.109 mg/L		0.0035	0.918 mg/L	0.0482	5.25%
Mn†	1150.1	0.00221 mg/L		0.000031	0.109 mg/L	0.0035	3.24%
Mo†	320.7	0.0203 mg/L		0.00005	0.00221 mg/L	0.000031	1.40%
Na†	2922.0	0.999 mg/L		0.0253	0.0203 mg/L	0.00005	0.25%
Ni†	479.7	0.0220 mg/L		0.00005	0.999 mg/L	0.0253	2.54%
Pb†	104.3	0.0221 mg/L		0.00083	0.0220 mg/L	0.00005	0.24%
Sb†	124.9	0.0496 mg/L		0.00197	0.0221 mg/L	0.00083	3.75%
Se†	161.8	0.0945 mg/L		0.00507	0.0496 mg/L	0.00197	3.98%
Tl†	352.1	0.111 mg/L		0.0003	0.0945 mg/L	0.00507	5.36%
V†	267.2	0.00175 mg/L		0.000011	0.111 mg/L	0.0003	0.27%
Zn†	1241.5	0.0243 mg/L		0.00025	0.00175 mg/L	0.000011	0.60%
Alx†	4289.2	46.8 ug/L		1.32	0.0243 mg/L	0.00025	1.02%
Bex†	3092.3	1.17 ug/L		0.030	0.0468 mg/L	0.00132	2.81%
					0.00117 mg/L	0.000030	2.60%

Sequence No.: 15
 Sample ID: MBLANK
 Analyst:
 Initial Sample Wt:
 Dilution: 1X

Autosampler Location: 38
 Date Collected: 3/30/2006 08:30:13
 Data Type: Original
 Initial Sample Vol:
 Sample Prep Vol:

Nebulizer Parameters: MBLANK

Analyte Back Pressure Flow
 All 268.0 kPa 0.65 L/min

Mean Data: MBLANK

Analyte	Mean Corrected Intensity	Conc. Units	Calib	Std.Dev.	Sample Conc. Units	Std.Dev.	RSD
Sca	420849.9	96.6 %		1.29			
Yr	395709.7	90.7 %		1.53			1.33%
Ag†	49.6	0.00019 mg/L		0.000345	0.00019 mg/L	0.000345	1.68%
Al†	5.4	0.00086 mg/L		0.001055	0.00086 mg/L	0.001055	185.81%
As†	8.6	0.00334 mg/L		0.000627	0.00334 mg/L	0.000627	122.64%
B_†	225.8	0.00740 mg/L		0.000126	0.00740 mg/L	0.000126	18.81%
Ba†	-2.0	-0.00003 mg/L		0.000123	0.00003 mg/L	0.000123	1.70%
Be†	345.3	0.00013 mg/L		0.000041	0.00013 mg/L	0.000041	440.70%
Ca†	688.0	0.0319 mg/L		0.00147	0.00013 mg/L	0.000041	31.25%
Cd†	4.2	0.00014 mg/L		0.000224	0.0319 mg/L	0.00147	4.62%
Co†	-0.2	-0.00001 mg/L		0.000175	0.00014 mg/L	0.000224	159.91%
Cr†	-26.3	-0.00039 mg/L		0.000172	-0.00001 mg/L	0.000175	>999.9%
Cu†	424.9	0.00102 mg/L		0.000206	-0.00039 mg/L	0.000172	44.72%
Fe†	41.5	0.00364 mg/L		0.000637	0.00102 mg/L	0.000206	20.18%
K†	-28.9	-0.0195 mg/L		0.02730	0.00364 mg/L	0.000637	17.50%
Mg†	70.4	0.00362 mg/L		0.00088	-0.0195 mg/L	0.02730	140.06%
Mn†	40.1	0.00008 mg/L		0.000019	0.00362 mg/L	0.00088	2.43%
Mo†	6.4	0.00041 mg/L		0.000014	0.00008 mg/L	0.000019	24.09%
Na†	21.8	0.00745 mg/L		0.007137	0.00041 mg/L	0.000014	3.43%
Ni†	0.9	0.00004 mg/L		0.000198	0.00745 mg/L	0.007137	95.85%
Pb†	4.1	0.00087 mg/L		0.000838	0.00004 mg/L	0.000198	464.29%
Sb†	5.7	0.00229 mg/L		0.001078	0.00087 mg/L	0.000838	95.96%
Se†	-0.5	-0.00028 mg/L		0.000515	0.00229 mg/L	0.001078	47.14%
Tl†	3.4	0.00106 mg/L		0.000076	-0.00028 mg/L	0.000515	183.97%
V†	-16.2	-0.00011 mg/L		0.000162	0.00106 mg/L	0.000076	7.12%
Zn†	223.8	0.00440 mg/L		0.000050	-0.00011 mg/L	0.000162	152.79%
Alxt	212.4	2.32 ug/L		0.666	0.00440 mg/L	0.000050	1.14%
Bext	345.3	0.131 ug/L		0.0409	0.00232 mg/L	0.000666	28.70%
					0.00013 mg/L	0.000041	31.25%

Sequence No.: 16
 Sample ID: LCS
 Analyst:
 Initial Sample Wt:
 Dilution: 1X

Autosampler Location: 39
 Date Collected: 3/30/2006 08:34:22
 Data Type: Original
 Initial Sample Vol:
 Sample Prep Vol:

Nebulizer Parameters: LCS

Analyte Back Pressure Flow
 All 269.0 kPa 0.65 L/min

Mean Data: LCS

Analyte	Mean Corrected Intensity	Conc. Units	Calib Units	Std.Dev.	Sample Conc. Units	Std.Dev.	RSD
Sca	396896.1	91.1 %		0.22			
Yr	371106.5	85.1 %		2.74			0.24%
Agf	132640.4	0.497 mg/L		0.0011	0.497 mg/L	0.0011	3.22%
Alt	12320.0	1.95 mg/L		0.017	1.95 mg/L	0.017	0.22%
Ast	2516.7	0.980 mg/L		0.0018	0.980 mg/L	0.0018	0.89%
B_t	14225.7	0.466 mg/L		0.0007	0.466 mg/L	0.0007	0.18%
Bat	74290.9	1.02 mg/L		0.003	1.02 mg/L	0.003	0.15%
Bet	133214.9	0.0505 mg/L		0.00006	0.0505 mg/L	0.00006	0.32%
Ca†	1079793.1	50.1 mg/L		0.07	50.1 mg/L	0.07	0.13%
Cd†	6094.0	0.202 mg/L		0.0007	0.202 mg/L	0.0007	0.13%
Cof	29804.1	1.01 mg/L		0.002	1.01 mg/L	0.002	0.33%
Crt	68002.4	0.997 mg/L		0.0015	0.997 mg/L	0.0015	0.17%
Cut	398799.3	0.960 mg/L		0.0091	0.960 mg/L	0.0091	0.15%
Fet	57426.7	5.04 mg/L		0.001	5.04 mg/L	0.001	0.95%
K†	28529.5	19.2 mg/L		0.10	19.2 mg/L	0.10	0.01%
Mgt	389823.3	20.0 mg/L		0.08	20.0 mg/L	0.08	0.50%
Mnt	270640.5	0.521 mg/L		0.0009	0.521 mg/L	0.0009	0.39%
Mot	15362.4	0.971 mg/L		0.0018	0.971 mg/L	0.0018	0.18%
Nat	142887.9	48.8 mg/L		0.27	48.8 mg/L	0.27	0.19%
Nit	11173.1	0.514 mg/L		0.0001	0.514 mg/L	0.0001	0.55%
Pbt	4997.8	1.06 mg/L		0.002	1.06 mg/L	0.002	0.02%
Sbt	1225.7	0.468 mg/L		0.0002	0.468 mg/L	0.0002	0.16%
Set	1693.9	0.990 mg/L		0.0040	0.990 mg/L	0.0040	0.04%
Tlt	3426.5	1.08 mg/L		0.003	1.08 mg/L	0.003	0.41%
V†	152061.5	0.994 mg/L		0.0002	0.994 mg/L	0.0002	0.23%
Znt	52306.8	1.03 mg/L		0.001	1.03 mg/L	0.001	0.02%
Alx†	169607.5	1850 ug/L		26.6	1.85 mg/L	0.027	0.09%
Bex†	133214.9	50.5 ug/L		0.06	0.0505 mg/L	0.00006	1.44%

Sequence No.: 17
 Sample ID: LCSD
 Analyst:
 Initial Sample Wt:
 Dilution: 1X

Autosampler Location: 40
 Date Collected: 3/30/2006 08:38:00
 Data Type: Original
 Initial Sample Vol:
 Sample Prep Vol:

Nebulizer Parameters: LCSD

Analyte
 All Back Pressure 269.0 kPa Flow 0.65 L/min

Mean Data: LCSD

Analyte	Mean Corrected Intensity	Calib Conc. Units	Std.Dev.	Sample Conc. Units	Std.Dev.	RSD
Sca	394031.6	90.5 %	2.05			
Yr	364238.9	83.5 %	1.62			
Agf	132278.3	0.496 mg/L	0.0014	0.496 mg/L	0.0014	2.26%
Alf	12386.6	1.96 mg/L	0.016	1.96 mg/L	0.016	1.94%
Ast	2506.0	0.976 mg/L	0.0228	0.976 mg/L	0.0228	0.28%
B_t	14296.9	0.468 mg/L	0.0084	0.468 mg/L	0.0084	2.34%
Baf	74342.1	1.02 mg/L	0.007	1.02 mg/L	0.007	1.80%
Bef	133033.6	0.0504 mg/L	0.00017	0.0504 mg/L	0.00017	0.71%
Ca†	1094387.7	50.7 mg/L	0.76	50.7 mg/L	0.76	0.33%
Cdf	6091.6	0.202 mg/L	0.0040	0.202 mg/L	0.0040	1.50%
Cof	29842.3	1.01 mg/L	0.019	1.01 mg/L	0.019	1.97%
Crt	67926.6	0.996 mg/L	0.0042	0.996 mg/L	0.0042	1.89%
Cuf	397761.6	0.958 mg/L	0.0097	0.958 mg/L	0.0097	0.42%
Fef	57247.6	5.02 mg/L	0.027	5.02 mg/L	0.027	1.01%
K†	28323.1	19.1 mg/L	0.08	19.1 mg/L	0.08	0.53%
Mgt	388362.7	20.0 mg/L	0.06	20.0 mg/L	0.06	0.42%
Mnt	270617.0	0.521 mg/L	0.0028	0.521 mg/L	0.0028	0.31%
Mof	15433.7	0.976 mg/L	0.0184	0.976 mg/L	0.0184	0.53%
Naf	142236.7	48.6 mg/L	0.31	48.6 mg/L	0.31	1.89%
Nit	11179.1	0.514 mg/L	0.0107	0.514 mg/L	0.0107	0.64%
Pbf	4981.4	1.05 mg/L	0.022	1.05 mg/L	0.022	2.08%
Sbf	1217.0	0.465 mg/L	0.0112	0.465 mg/L	0.0112	2.05%
Set	1682.1	0.983 mg/L	0.0192	0.983 mg/L	0.0192	2.40%
Tlf	3427.0	1.08 mg/L	0.017	1.08 mg/L	0.017	1.95%
V†	151946.0	0.993 mg/L	0.0024	0.993 mg/L	0.0024	1.60%
Znf	52119.1	1.02 mg/L	0.001	1.02 mg/L	0.001	0.24%
Alxf	168970.7	1840 ug/L	37.7	1.84 mg/L	0.038	0.10%
Bex†	133033.6	50.4 ug/L	0.17	0.0504 mg/L	0.00017	2.04%
						0.33%

Sequence No.: 18
 Sample ID: 2603240135
 Analyst:
 Initial Sample Wt:
 Dilution: 2X

Autosampler Location: 41
 Date Collected: 3/30/2006 08:41:45
 Data Type: Original
 Initial Sample Vol:
 Sample Prep Vol:

Nebulizer Parameters: 2603240135

Analyte All Back Pressure 269.0 kPa Flow 0.65 L/min

Mean Data: 2603240135

Analyte	Mean Corrected Intensity	Conc. Units	Calib Units	Std.Dev.	Sample Conc. Units	Std.Dev.	RSD
Sca	370504.6	85.1 %		1.84			
Yr	362915.8	83.2 %		2.53			2.16%
Ag†	-82.7	-0.00031 mg/L		0.000120	-0.00062 mg/L	0.000241	38.87%
Al†	1524.6	0.241 mg/L		0.0028	0.482 mg/L	0.0055	1.14%
As†	49.5	0.0193 mg/L		0.00132	0.0386 mg/L	0.00264	6.85%
B_†	57815.4	1.89 mg/L		0.001	3.79 mg/L	0.002	0.05%
Ba†	1458.7	0.0199 mg/L		0.00011	0.0399 mg/L	0.00021	0.53%
Be†	-422.3	-0.00016 mg/L		0.000057	-0.00032 mg/L	0.000114	35.54%
Ca†	2610705.9	121 mg/L		0.2	242 mg/L	0.3	0.13%
Cd†	-18.8	-0.00062 mg/L		0.000060	-0.00125 mg/L	0.000119	9.53%
Cot	5.7	0.00019 mg/L		0.000132	0.00039 mg/L	0.000264	68.41%
Crt	902.4	0.0132 mg/L		0.00029	0.0265 mg/L	0.00057	2.16%
Cut	3988.4	0.00961 mg/L		0.000116	0.0192 mg/L	0.00023	1.21%
Fe†	2350.1	0.206 mg/L		0.0092	0.412 mg/L	0.0184	4.45%
K†	13153.8	8.86 mg/L		0.285	17.7 mg/L	0.57	3.21%
Mg†	1175565.1	60.4 mg/L		0.13	121 mg/L	0.3	0.21%
Mnt	30113.6	0.0579 mg/L		0.00012	0.116 mg/L	0.0002	0.21%
Mo†	974.1	0.0616 mg/L		0.00061	0.123 mg/L	0.0012	0.98%
Na†	641430.8	219 mg/L		0.8	438 mg/L	1.7	0.38%
Ni†	-14.3	-0.00066 mg/L		0.000303	-0.00131 mg/L	0.000606	46.15%
Pb†	-36.9	-0.00781 mg/L		0.001419	-0.0156 mg/L	0.00284	18.17%
Sb†	19.7	0.00760 mg/L		0.001348	0.0152 mg/L	0.00270	17.74%
Se†	-33.2	-0.0194 mg/L		0.00111	-0.0388 mg/L	0.00222	5.72%
Tl†	138.9	0.0438 mg/L		0.00293	0.0876 mg/L	0.00587	6.69%
V†	1516.8	0.00991 mg/L		0.000104	0.0198 mg/L	0.00021	1.05%
Zn†	145.6	0.00287 mg/L		0.000182	0.00574 mg/L	0.000364	6.34%
Alx†	20935.2	229 ug/L		1.0	0.457 mg/L	0.0020	0.44%
Bext	-422.3	-0.160 ug/L		0.0569	-0.00032 mg/L	0.000114	35.54%

Sequence No.: 19
 Sample ID: 2603240135MS
 Analyst:
 Initial Sample Wt:
 Dilution: 2X

Autosampler Location: 42
 Date Collected: 3/30/2006 08:45:28
 Data Type: Original
 Initial Sample Vol:
 Sample Prep Vol:

Nebulizer Parameters: 2603240135MS

Analyte All Back Pressure 270.0 kPa Flow 0.65 L/min

Mean Data: 2603240135MS

Analyte	Mean Corrected Intensity	Calib Conc. Units	Std.Dev.	Sample Conc. Units	Std.Dev.	RSD
Sca	364710.6	83.7 %	1.28			
Yr	355889.5	81.6 %	0.94			1.53%
Agf	67837.6	0.254 mg/L	0.0006	0.508 mg/L	0.0011	1.15%
Alf	8043.3	1.27 mg/L	0.008	2.54 mg/L	0.017	0.22%
Asf	1391.9	0.542 mg/L	0.0046	1.08 mg/L	0.009	0.67%
B_f	64564.0	2.12 mg/L	0.006	4.23 mg/L	0.013	0.84%
Baf	39954.0	0.546 mg/L	0.0025	1.09 mg/L	0.005	0.30%
Bef	67283.6	0.0255 mg/L	0.00002	0.0510 mg/L	0.00004	0.46%
Ca†	3060626.9	142 mg/L	4.4	284 mg/L	8.7	0.07%
Cdf	3155.3	0.105 mg/L	0.0006	0.209 mg/L	0.0013	3.08%
Cof	15179.6	0.514 mg/L	0.0033	1.03 mg/L	0.007	0.61%
Crt	35272.2	0.517 mg/L	0.0028	1.03 mg/L	0.006	0.65%
Cuf	205830.2	0.496 mg/L	0.0011	0.991 mg/L	0.0023	0.54%
Fef	31579.3	2.77 mg/L	0.019	5.54 mg/L	0.038	0.23%
K†	27619.7	18.6 mg/L	0.26	37.2 mg/L	0.52	0.69%
Mgf	1335524.8	68.6 mg/L	1.95	137 mg/L	3.9	1.40%
Mnf	169585.5	0.326 mg/L	0.0003	0.653 mg/L	0.0006	2.84%
Mof	8826.5	0.558 mg/L	0.0047	1.12 mg/L	0.009	0.09%
Naf	693527.8	237 mg/L	7.6	474 mg/L	15.3	0.84%
Nif	5642.7	0.259 mg/L	0.0010	0.519 mg/L	0.0021	3.23%
Pbf	2480.5	0.525 mg/L	0.0032	1.05 mg/L	0.006	0.40%
Sbf	665.3	0.255 mg/L	0.0032	0.509 mg/L	0.0063	0.60%
Set	846.0	0.494 mg/L	0.0038	0.989 mg/L	0.0076	1.24%
Tlf	1779.4	0.561 mg/L	0.0026	0.989 mg/L	0.0076	0.76%
V†	79704.4	0.521 mg/L	0.0001	1.12 mg/L	0.005	0.46%
Znf	27106.1	0.532 mg/L	0.0029	1.04 mg/L	0.000	0.01%
Alx†	109774.0	1200 ug/L	2.1	2.40 mg/L	0.006	0.55%
Bex†	67283.6	25.5 ug/L	0.02	0.0510 mg/L	0.00004	0.17%

Sequence No.: 20
 Sample ID: 2603240135MSD
 Analyst:
 Initial Sample Wt:
 Dilution: 2X

Autosampler Location: 43
 Date Collected: 3/30/2006 08:49:13
 Data Type: Original
 Initial Sample Vol:
 Sample Prep Vol:

Nebulizer Parameters: 2603240135MSD

Analyte Back Pressure Flow
 All 272.0 kPa 0.65 L/min

Mean Data: 2603240135MSD

Analyte	Mean Corrected Intensity	Calib Conc. Units	Std.Dev.	Sample Conc. Units	Std.Dev.	RSD
Sca	351648.5	80.7 %	0.85			
Yr	347037.0	79.5 %	1.51			1.05%
Agf	68219.0	0.256 mg/L	0.0009	0.511 mg/L	0.0019	1.90%
Alf	8092.7	1.28 mg/L	0.002	2.56 mg/L	0.004	0.37%
Asf	1402.5	0.546 mg/L	0.0162	1.09 mg/L	0.032	2.97%
B_t	65967.5	2.16 mg/L	0.012	4.32 mg/L	0.024	0.55%
Baf	40443.1	0.553 mg/L	0.0018	1.11 mg/L	0.004	0.32%
Buf	67649.6	0.0256 mg/L	0.00001	0.0513 mg/L	0.00003	0.06%
Caf	3144502.8	146 mg/L	0.1	292 mg/L	0.2	0.06%
Cdf	3190.6	0.106 mg/L	0.0017	0.212 mg/L	0.0034	1.59%
Cof	15295.8	0.518 mg/L	0.0104	1.04 mg/L	0.021	2.01%
Crt	35602.7	0.522 mg/L	0.0102	1.04 mg/L	0.020	1.95%
Cuf	207867.4	0.501 mg/L	0.0023	1.00 mg/L	0.005	0.46%
Fef	31728.0	2.78 mg/L	0.010	5.57 mg/L	0.020	0.36%
Kf	27839.6	18.8 mg/L	0.14	37.5 mg/L	0.29	0.76%
Mgf	1377526.5	70.8 mg/L	0.14	142 mg/L	0.3	0.20%
Mnf	171442.5	0.330 mg/L	0.0002	0.660 mg/L	0.0004	0.06%
Mof	8947.8	0.566 mg/L	0.0114	1.13 mg/L	0.023	2.01%
Naf	713141.0	244 mg/L	1.3	487 mg/L	2.7	0.55%
Nif	5673.3	0.261 mg/L	0.0052	0.522 mg/L	0.0104	2.00%
Pbf	2505.4	0.530 mg/L	0.0079	1.06 mg/L	0.016	1.49%
Sbf	665.5	0.255 mg/L	0.0068	0.509 mg/L	0.0136	2.67%
Sef	858.2	0.502 mg/L	0.0157	1.00 mg/L	0.031	3.13%
Tlf	1797.2	0.567 mg/L	0.0068	1.13 mg/L	0.014	1.20%
Vf	80268.7	0.525 mg/L	0.0007	1.05 mg/L	0.001	0.13%
Znf	27305.1	0.535 mg/L	0.0114	1.07 mg/L	0.023	2.13%
Alxf	110765.2	1210 ug/L	13.1	2.42 mg/L	0.026	1.08%
Bexf	67649.6	25.6 ug/L	0.01	0.0513 mg/L	0.00003	0.06%

Sequence No.: 21
 Sample ID: WASH
 Analyst:
 Initial Sample Wt:
 Dilution: 1X

Autosampler Location: 0
 Date Collected: 3/30/2006 08:52:58
 Data Type: Original
 Initial Sample Vol:
 Sample Prep Vol:

Nebulizer Parameters: WASH

Analyte Back Pressure Flow
 All 271.0 kPa 0.65 L/min

Mean Data: WASH

Analyte	Mean Corrected Intensity	Calib Conc. Units	Std.Dev.	Sample Conc. Units	Std.Dev.	RSD
Sca	379792.4	87.2 %	0.63			
Yr	347818.6	79.7 %	1.19			0.72%
Agf	4.3	0.00002 mg/L	0.000103	0.00002 mg/L	0.000103	1.49%
Alf	-1.9	-0.00030 mg/L	0.002010	-0.00030 mg/L	0.002010	642.50%
Asf	3.2	0.00124 mg/L	0.000329	0.00124 mg/L	0.000329	671.23%
B_f	857.0	0.0281 mg/L	0.00126	0.0281 mg/L	0.00126	26.50%
Baf	-2.2	-0.00003 mg/L	0.000105	-0.00003 mg/L	0.000105	4.50%
Bef	404.7	0.00015 mg/L	0.000063	0.00015 mg/L	0.000063	346.43%
Caf	32.8	0.00152 mg/L	0.000262	0.00152 mg/L	0.000262	40.90%
Cdf	8.2	0.00027 mg/L	0.000108	0.00027 mg/L	0.000108	17.25%
Cof	-7.2	-0.00024 mg/L	0.000105	-0.00024 mg/L	0.000105	39.51%
Crf	19.7	0.00029 mg/L	0.000120	0.00029 mg/L	0.000120	43.25%
Cuf	119.2	0.00029 mg/L	0.000076	0.00029 mg/L	0.000076	41.49%
Fef	1.6	0.00014 mg/L	0.000045	0.00014 mg/L	0.000045	26.33%
Kf	117.5	0.0792 mg/L	0.01925	0.0792 mg/L	0.01925	31.15%
Mgf	53.9	0.00277 mg/L	0.000667	0.00277 mg/L	0.000667	24.31%
Mnf	61.8	0.00012 mg/L	0.000018	0.00012 mg/L	0.000018	24.10%
Mof	15.0	0.00095 mg/L	0.000070	0.00095 mg/L	0.000070	15.06%
Naf	172.0	0.0588 mg/L	0.00043	0.0588 mg/L	0.00043	7.32%
Nif	-4.9	-0.00022 mg/L	0.000383	-0.00022 mg/L	0.000383	0.74%
Pbf	-10.1	-0.00213 mg/L	0.000742	-0.00213 mg/L	0.000742	170.90%
Sbf	-4.5	-0.00181 mg/L	0.002254	-0.00181 mg/L	0.002254	34.83%
Sef	6.6	0.00385 mg/L	0.000853	0.00385 mg/L	0.000853	124.21%
Tlf	10.6	0.00333 mg/L	0.002141	0.00333 mg/L	0.002141	22.14%
Vf	-44.3	-0.00029 mg/L	0.000328	-0.00029 mg/L	0.000328	64.21%
Znf	20.9	0.00041 mg/L	0.000125	0.00041 mg/L	0.000125	113.37%
Alxf	31.0	0.339 ug/L	0.2076	0.00034 mg/L	0.000208	30.37%
Bexf	404.7	0.153 ug/L	0.0627	0.00015 mg/L	0.000063	61.24%
						40.90%

Sequence No.: 22

Sample ID: WASH
 Analyst:
 Initial Sample Wt:
 Dilution: 1X

Autosampler Location: 0
 Date Collected: 3/30/2006 08:56:22
 Data Type: Original
 Initial Sample Vol:
 Sample Prep Vol:

Nebulizer Parameters: WASH

Analyte Back Pressure Flow
 All 272.0 kPa 0.65 L/min

Mean Data: WASH

Analyte	Mean Corrected Intensity	Calib Conc. Units	Std.Dev.	Sample Conc. Units	Std.Dev.	RSD
Sca	381928.2	87.7 %	0.75			0.86%
Yr	353167.3	80.9 %	0.47			0.59%
Agf	88.8	0.00033 mg/L	0.000060	0.00033 mg/L	0.000060	17.94%
Alf	-1.6	-0.00025 mg/L	0.002574	-0.00025 mg/L	0.002574	>999.9%
Asf	1.7	0.00067 mg/L	0.001102	0.00067 mg/L	0.001102	164.56%
B_f	576.2	0.0189 mg/L	0.00096	0.0189 mg/L	0.00096	5.09%
Baf	-7.3	-0.00010 mg/L	0.000110	-0.00010 mg/L	0.000110	110.30%
Bef	348.8	0.00013 mg/L	0.000009	0.00013 mg/L	0.000009	6.71%
Caf	-1.7	-0.00008 mg/L	0.000032	-0.00008 mg/L	0.000032	39.43%

Cd†	2.8	0.00009 mg/L	0.000079	0.00009 mg/L	0.000079	86.36%
Co†	-4.3	-0.00015 mg/L	0.000269	-0.00015 mg/L	0.000269	183.82%
Cr†	16.0	0.00024 mg/L	0.000188	0.00024 mg/L	0.000188	79.81%
Cu†	68.5	0.00016 mg/L	0.000109	0.00016 mg/L	0.000109	66.30%
Fe†	-14.3	-0.00125 mg/L	0.000223	-0.00125 mg/L	0.000223	17.76%
K†	-43.4	-0.0292 mg/L	0.02108	-0.0292 mg/L	0.02108	72.15%
Mg†	44.7	0.00230 mg/L	0.000028	0.00230 mg/L	0.000028	1.21%
Mn†	37.0	0.00007 mg/L	0.000002	0.00007 mg/L	0.000002	2.60%
Mo†	6.4	0.00041 mg/L	0.000011	0.00041 mg/L	0.000011	2.60%
Na†	26.3	0.00898 mg/L	0.011081	0.00898 mg/L	0.011081	123.42%
Ni†	-4.3	-0.00020 mg/L	0.000440	-0.00020 mg/L	0.000440	222.13%
Pb†	-3.6	-0.00077 mg/L	0.000597	-0.00077 mg/L	0.000597	77.44%
Se†	1.0	0.00039 mg/L	0.000228	0.00039 mg/L	0.000228	58.83%
Tl†	-1.6	-0.00096 mg/L	0.001319	-0.00096 mg/L	0.001319	137.26%
V†	3.7	0.00116 mg/L	0.000442	0.00116 mg/L	0.000442	38.10%
Zn†	17.7	0.00012 mg/L	0.000272	0.00012 mg/L	0.000272	234.61%
Alx†	24.1	0.00048 mg/L	0.000043	0.00048 mg/L	0.000043	9.01%
Bex†	16.4	0.180 ug/L	0.5452	0.00018 mg/L	0.000545	303.63%
	348.8	0.132 ug/L	0.0089	0.00013 mg/L	0.000009	6.71%

Sequence No.: 23
 Sample ID: CCV
 Analyst:
 Initial Sample Wt:
 Dilution:

Autosampler Location: 4
 Date Collected: 3/30/2006 08:59:49
 Data Type: Original
 Initial Sample Vol:
 Sample Prep Vol:

Nebulizer Parameters: CCV

Analyte	Back Pressure	Flow
All	272.0 kPa	0.65 L/min

Mean Data: CCV

Analyte	Mean Corrected Intensity	Conc.	Calib Units	Std.Dev.	Sample Conc. Units	Std.Dev.	RSD
Sca	357416.8	82.1	%	0.69			0.84%
Yr	344319.2	78.9	%	1.12			1.42%
Ag†	266341.4	0.998	mg/L	0.0004	0.998 mg/L	0.0004	0.04%
	QC value within limits for Ag	Recovery = 99.78%					
Al†	32196.4	5.08	mg/L	0.008	5.08 mg/L	0.008	0.15%
	QC value within limits for Al	Recovery = 101.69%					
As†	12045.8	4.69	mg/L	0.054	4.69 mg/L	0.054	1.14%
	QC value within limits for As	Recovery = 93.78%					
B_†	71129.8	2.33	mg/L	0.017	2.33 mg/L	0.017	0.72%
	QC value within limits for B_	Recovery = 93.23%					
Ba†	382457.9	5.23	mg/L	0.008	5.23 mg/L	0.008	0.16%
	QC value within limits for Ba	Recovery = 104.61%					
Be†	5369227.9	2.03	mg/L	0.017	2.03 mg/L	0.017	0.86%
	QC value within limits for Be	Recovery = 101.73%					
Cat	1056317.5	49.0	mg/L	0.92	49.0 mg/L	0.92	1.87%
	QC value within limits for Ca	Recovery = 97.93%					
Cd†	76497.7	2.54	mg/L	0.037	2.54 mg/L	0.037	1.45%
	QC value within limits for Cd	Recovery = 101.53%					
Co†	150561.2	5.10	mg/L	0.017	5.10 mg/L	0.017	0.34%
	QC value within limits for Co	Recovery = 102.06%					
Cr†	348795.1	5.12	mg/L	0.014	5.12 mg/L	0.014	0.28%
	QC value within limits for Cr	Recovery = 102.33%					
Cu†	1970407.7	4.75	mg/L	0.005	4.75 mg/L	0.005	0.10%
	QC value within limits for Cu	Recovery = 94.91%					
Fe†	58139.4	5.10	mg/L	0.011	5.10 mg/L	0.011	0.22%
	QC value within limits for Fe	Recovery = 102.02%					
K†	72528.1	48.9	mg/L	0.09	48.9 mg/L	0.09	0.18%
	QC value within limits for K	Recovery = 97.74%					
Mg†	998668.0	51.3	mg/L	0.16	51.3 mg/L	0.16	0.31%
	QC value within limits for Mg	Recovery = 102.62%					
Mn†	2693518.2	5.18	mg/L	0.011	5.18 mg/L	0.011	0.21%
	QC value within limits for Mn	Recovery = 103.66%					
Mo†	82246.7	5.20	mg/L	0.069	5.20 mg/L	0.069	1.32%
	QC value within limits for Mo	Recovery = 104.00%					
Na†	145052.5	49.6	mg/L	0.09	49.6 mg/L	0.09	0.18%
	QC value within limits for Na	Recovery = 99.15%					
Ni†	113235.6	5.20	mg/L	0.013	5.20 mg/L	0.013	0.25%
	QC value within limits for Ni	Recovery = 104.09%					
Pb†	24611.5	5.21	mg/L	0.079	5.21 mg/L	0.079	1.52%
	QC value within limits for Pb	Recovery = 104.19%					
Sb†	12431.2	4.85	mg/L	0.063	4.85 mg/L	0.063	1.31%
	QC value within limits for Sb	Recovery = 97.02%					
Se†	8136.8	4.75	mg/L	0.102	4.75 mg/L	0.102	2.15%
	QC value within limits for Se	Recovery = 95.10%					
Tl†	16701.2	5.27	mg/L	0.076	5.27 mg/L	0.076	1.44%
	QC value within limits for Tl	Recovery = 105.39%					
V†	780736.6	5.10	mg/L	0.007	5.10 mg/L	0.007	0.13%
	QC value within limits for V	Recovery = 102.04%					
Zn†	259991.3	5.08	mg/L	0.007	5.08 mg/L	0.007	0.14%
	QC value within limits for Zn	Recovery = 101.62%					
Alx†	421621.1	4600	ug/L	21.9	4.60 mg/L	0.022	0.48%
	QC value within limits for Alx	Recovery = 92.06%					
Bex†	5369227.9	2030	ug/L	17.4	2.03 mg/L	0.017	0.86%
	QC value within limits for Bex	Recovery = 101.73%					

All analyte(s) passed QC.

Sequence No.: 24
 Sample ID: CCB
 Analyst:
 Initial Sample Wt:
 Dilution: 1X

Autosampler Location: 0
 Date Collected: 3/30/2006 09:03:08
 Data Type: Original
 Initial Sample Vol:
 Sample Prep Vol:

Nebulizer Parameters: CCB

Analyte Back Pressure Flow
 All 272.0 kPa 0.65 L/min

Mean Data: CCB

Analyte	Mean Corrected Intensity	Conc.	Calib Units	Std.Dev.	Sample Conc. Units	Std.Dev.	RSD
Sca	373378.9	85.7	%	0.07			0.08%
Yr	342823.8	78.6	%	0.66			0.83%
Ag†	55.3	0.00021	mg/L	0.000411	0.00021 mg/L	0.000411	198.53%
	QC value within limits for Ag	Recovery = Not calculated					
Al†	-2.2	-0.00034	mg/L	0.002536	-0.00034 mg/L	0.002536	746.36%
	QC value within limits for Al	Recovery = Not calculated					
As†	24.6	0.00959	mg/L	0.000402	0.00959 mg/L	0.000402	4.19%
	QC value within limits for As	Recovery = Not calculated					
B_†	767.6	0.0252	mg/L	0.00094	0.0252 mg/L	0.00094	3.74%
	QC value greater than the upper limit for B	Recovery = Not calculated					
Ba†	-1.9	-0.00003	mg/L	0.000010	-0.00003 mg/L	0.000010	40.38%
	QC value within limits for Ba	Recovery = Not calculated					
Be†	329.5	0.00012	mg/L	0.000002	0.00012 mg/L	0.000002	1.61%
	QC value within limits for Be	Recovery = Not calculated					
Ca†	-23.7	-0.00110	mg/L	0.000280	-0.00110 mg/L	0.000280	25.46%
	QC value within limits for Ca	Recovery = Not calculated					
Cd†	13.9	0.00046	mg/L	0.000209	0.00046 mg/L	0.000209	45.18%
	QC value within limits for Cd	Recovery = Not calculated					
Co†	-13.4	-0.00046	mg/L	0.000116	-0.00046 mg/L	0.000116	25.56%
	QC value within limits for Co	Recovery = Not calculated					
Cr†	23.5	0.00035	mg/L	0.000064	0.00035 mg/L	0.000064	18.55%
	QC value within limits for Cr	Recovery = Not calculated					
Cu†	235.3	0.00057	mg/L	0.000097	0.00057 mg/L	0.000097	17.09%
	QC value within limits for Cu	Recovery = Not calculated					
Fe†	1.0	0.00009	mg/L	0.000161	0.00009 mg/L	0.000161	177.56%
	QC value within limits for Fe	Recovery = Not calculated					
K†	54.6	0.0368	mg/L	0.01125	0.0368 mg/L	0.01125	30.55%
	QC value within limits for K	Recovery = Not calculated					
Mg†	62.7	0.00322	mg/L	0.000270	0.00322 mg/L	0.000270	8.36%
	QC value within limits for Mg	Recovery = Not calculated					
Mn†	41.5	0.00008	mg/L	0.000011	0.00008 mg/L	0.000011	13.66%
	QC value within limits for Mn	Recovery = Not calculated					
Mo†	42.8	0.00270	mg/L	0.000050	0.00270 mg/L	0.000050	1.85%
	QC value within limits for Mo	Recovery = Not calculated					
Na†	-2.2	-0.00077	mg/L	0.005709	-0.00077 mg/L	0.005709	743.11%
	QC value within limits for Na	Recovery = Not calculated					
Ni†	-1.4	-0.00006	mg/L	0.000107	-0.00006 mg/L	0.000107	168.31%
	QC value within limits for Ni	Recovery = Not calculated					
Pb†	3.2	0.00069	mg/L	0.001851	0.00069 mg/L	0.001851	269.92%
	QC value within limits for Pb	Recovery = Not calculated					
Sb†	7.3	0.00292	mg/L	0.001265	0.00292 mg/L	0.001265	43.33%
	QC value within limits for Sb	Recovery = Not calculated					
Se†	-3.0	-0.00174	mg/L	0.006240	-0.00174 mg/L	0.006240	358.01%
	QC value within limits for Se	Recovery = Not calculated					
Tl†	15.3	0.00484	mg/L	0.003273	0.00484 mg/L	0.003273	67.59%
	QC value within limits for Tl	Recovery = Not calculated					
V†	-37.9	-0.00025	mg/L	0.000042	-0.00025 mg/L	0.000042	16.89%
	QC value within limits for V	Recovery = Not calculated					
Zn†	46.2	0.00091	mg/L	0.000046	0.00091 mg/L	0.000046	5.04%
	QC value within limits for Zn	Recovery = Not calculated					
Alx†	36.2	0.396	ug/L	1.0282	0.00040 mg/L	0.001028	259.90%
	QC value within limits for Alx	Recovery = Not calculated					
Bex†	329.5	0.125	ug/L	0.0020	0.00012 mg/L	0.000002	1.61%
	QC value within limits for Bex	Recovery = Not calculated					

QC Failed. Retry.

Sequence No.: 25
 Sample ID: CCB
 Analyst:
 Initial Sample Wt:
 Dilution: 1X

Autosampler Location: 0
 Date Collected: 3/30/2006 09:05:44
 Data Type: Original
 Initial Sample Vol:
 Sample Prep Vol:

Nebulizer Parameters: CCB

Analyte Back Pressure Flow
 All 271.0 kPa 0.65 L/min

Mean Data: CCB

Analyte	Mean Corrected Intensity	Conc. Units	Calib	Std.Dev.	Sample Conc. Units	Std.Dev.	RSD
Sca	378550.6	86.9 %		1.00			1.15%
Yr	352156.7	80.7 %		0.89			1.10%
Ag†	9.8	0.00004 mg/L		0.000068	0.00004 mg/L	0.000068	183.42%
	QC value within limits for Ag	Recovery = Not calculated					
Al†	6.0	0.00094 mg/L		0.000439	0.00094 mg/L	0.000439	46.67%
	QC value within limits for Al	Recovery = Not calculated					
As†	16.2	0.00632 mg/L		0.001576	0.00632 mg/L	0.001576	24.92%
	QC value within limits for As	Recovery = Not calculated					
B_†	574.4	0.0188 mg/L		0.00031	0.0188 mg/L	0.00031	1.63%
	QC value within limits for B_	Recovery = Not calculated					
Ba†	-5.3	-0.00007 mg/L		0.000072	-0.00007 mg/L	0.000072	100.25%
	QC value within limits for Ba	Recovery = Not calculated					
Be†	349.0	0.00013 mg/L		0.000008	0.00013 mg/L	0.000008	6.33%
	QC value within limits for Be	Recovery = Not calculated					
Ca†	-24.2	-0.00112 mg/L		0.000355	-0.00112 mg/L	0.000355	31.67%
	QC value within limits for Ca	Recovery = Not calculated					
Cd†	0.5	0.00002 mg/L		0.000003	0.00002 mg/L	0.000003	16.92%
	QC value within limits for Cd	Recovery = Not calculated					
Co†	-5.8	-0.00020 mg/L		0.000020	-0.00020 mg/L	0.000020	10.01%
	QC value within limits for Co	Recovery = Not calculated					
Cr†	16.3	0.00024 mg/L		0.000140	0.00024 mg/L	0.000140	58.49%
	QC value within limits for Cr	Recovery = Not calculated					
Cu†	102.4	0.00025 mg/L		0.000032	0.00025 mg/L	0.000032	13.13%
	QC value within limits for Cu	Recovery = Not calculated					
Fe†	2.2	0.00020 mg/L		0.000209	0.00020 mg/L	0.000209	106.62%
	QC value within limits for Fe	Recovery = Not calculated					
K†	73.5	0.0495 mg/L		0.02740	0.0495 mg/L	0.02740	55.32%
	QC value within limits for K	Recovery = Not calculated					
Mg†	52.6	0.00270 mg/L		0.000091	0.00270 mg/L	0.000091	3.38%
	QC value within limits for Mg	Recovery = Not calculated					
Mn†	32.5	0.00006 mg/L		0.000010	0.00006 mg/L	0.000010	15.38%
	QC value within limits for Mn	Recovery = Not calculated					
Mo†	20.7	0.00131 mg/L		0.000052	0.00131 mg/L	0.000052	4.02%
	QC value within limits for Mo	Recovery = Not calculated					
Na†	-7.1	-0.00243 mg/L		0.017056	-0.00243 mg/L	0.017056	702.56%
	QC value within limits for Na	Recovery = Not calculated					
Ni†	-10.3	-0.00047 mg/L		0.000222	-0.00047 mg/L	0.000222	47.17%
	QC value within limits for Ni	Recovery = Not calculated					
Pb†	0.0	0.00001 mg/L		0.000133	0.00001 mg/L	0.000133	>999.9%
	QC value within limits for Pb	Recovery = Not calculated					
Sb†	6.2	0.00247 mg/L		0.002670	0.00247 mg/L	0.002670	108.18%
	QC value within limits for Sb	Recovery = Not calculated					
Se†	3.7	0.00216 mg/L		0.001808	0.00216 mg/L	0.001808	83.57%
	QC value within limits for Se	Recovery = Not calculated					
Tl†	7.7	0.00242 mg/L		0.000125	0.00242 mg/L	0.000125	5.17%
	QC value within limits for Tl	Recovery = Not calculated					
V†	64.4	0.00042 mg/L		0.000207	0.00042 mg/L	0.000207	49.09%
	QC value within limits for V	Recovery = Not calculated					
Zn†	30.0	0.00059 mg/L		0.000014	0.00059 mg/L	0.000014	2.37%
	QC value within limits for Zn	Recovery = Not calculated					
Alx†	23.1	0.253 ug/L		0.1748	0.00025 mg/L	0.000175	69.19%
	QC value within limits for Alx	Recovery = Not calculated					
Bex†	349.0	0.132 ug/L		0.0084	0.00013 mg/L	0.000008	6.33%

QC value within limits for Bex Recovery = Not calculated
All analyte(s) passed QC.

Sequence No.: 26
 Sample ID: 2603150119
 Analyst:
 Initial Sample Wt:
 Dilution: 1X

Autosampler Location: 44
 Date Collected: 3/30/2006 09:09:10
 Data Type: Original
 Initial Sample Vol:
 Sample Prep Vol:

Nebulizer Parameters: 2603150119

Analyte	Back Pressure	Flow
All	271.0 kPa	0.65 L/min

Mean Data: 2603150119

Analyte	Mean Corrected		Calib Conc. Units	Std.Dev.	Sample		Std.Dev.	RSD
	Intensity				Conc. Units			
Sca	389813.8		89.5 %	0.04				0.04%
Yr	360800.0		82.7 %	1.91				2.31%
Ag†	109.3	0.00041	mg/L	0.000047	0.00041	mg/L	0.000047	11.48%
Al†	198.7	0.0314	mg/L	0.00176	0.0314	mg/L	0.00176	5.60%
As†	14.3	0.00558	mg/L	0.001753	0.00558	mg/L	0.001753	31.42%
B †	466.8	0.0153	mg/L	0.00026	0.0153	mg/L	0.00026	1.67%
Ba†	48.4	0.00066	mg/L	0.000009	0.00066	mg/L	0.000009	1.30%
Be†	370.5	0.00014	mg/L	0.000002	0.00014	mg/L	0.000002	1.63%
Ca†	5727.5	0.266	mg/L	0.0083	0.266	mg/L	0.0083	3.13%
Cd†	7.8	0.00026	mg/L	0.000012	0.00026	mg/L	0.000012	4.59%
Co†	1.1	0.00004	mg/L	0.000135	0.00004	mg/L	0.000135	375.05%
Cr†	12.9	0.00019	mg/L	0.000042	0.00019	mg/L	0.000042	22.51%
Cu†	653.9	0.00157	mg/L	0.000012	0.00157	mg/L	0.000012	0.75%
Fe†	547.0	0.0480	mg/L	0.00133	0.0480	mg/L	0.00133	2.77%
K†	112.2	0.0756	mg/L	0.00524	0.0756	mg/L	0.00524	6.92%
Mg†	847.5	0.0435	mg/L	0.00083	0.0435	mg/L	0.00083	1.90%
Mn†	5088.7	0.00979	mg/L	0.000062	0.00979	mg/L	0.000062	0.63%
Mo†	11.9	0.00075	mg/L	0.000169	0.00075	mg/L	0.000169	22.47%
Na†	620.3	0.212	mg/L	0.0020	0.212	mg/L	0.0020	0.94%
Ni†	4.1	0.00019	mg/L	0.000006	0.00019	mg/L	0.000006	3.42%
Pb†	0.7	0.00015	mg/L	0.000236	0.00015	mg/L	0.000236	152.45%
Sb†	3.6	0.00144	mg/L	0.001146	0.00144	mg/L	0.001146	79.64%
Se†	-4.7	-0.00272	mg/L	0.004670	-0.00272	mg/L	0.004670	171.42%
Tl†	6.6	0.00209	mg/L	0.000947	0.00209	mg/L	0.000947	45.35%
V†	-6.1	-0.00004	mg/L	0.000278	-0.00004	mg/L	0.000278	697.61%
Zn†	855.0	0.0168	mg/L	0.00009	0.0168	mg/L	0.00009	0.55%
Alx†	2798.5	30.6	ug/L	0.40	0.0306	mg/L	0.00040	1.31%
Bex†	370.5	0.140	ug/L	0.0023	0.00014	mg/L	0.000002	1.63%

Sequence No.: 27
 Sample ID: 2603150119MS
 Analyst:
 Initial Sample Wt:
 Dilution: 1X

Autosampler Location: 45
 Date Collected: 3/30/2006 09:12:49
 Data Type: Original
 Initial Sample Vol:
 Sample Prep Vol:

Nebulizer Parameters: 2603150119MS

Analyte Back Pressure Flow
 All 271.0 kPa 0.65 L/min

Mean Data: 2603150119MS

Analyte	Mean Corrected		Calib		Sample		RSD
	Intensity	Conc.	Units	Std.Dev.	Conc.	Units	
Sca	369396.8	84.8	%	0.64			0.75%
Yr	346570.5	79.4	%	0.32			0.41%
Ag†	130957.7	0.491	mg/L	0.0005	0.491	mg/L	0.11%
Al†	12409.8	1.96	mg/L	0.011	1.96	mg/L	0.55%
As†	2457.7	0.957	mg/L	0.0009	0.957	mg/L	0.10%
B_†	13987.3	0.458	mg/L	0.0022	0.458	mg/L	0.49%
Ba†	73865.4	1.01	mg/L	0.000	1.01	mg/L	0.01%
Be†	131636.1	0.0499	mg/L	0.00020	0.0499	mg/L	0.39%
Ca†	1051168.2	48.7	mg/L	0.65	48.7	mg/L	1.33%
Cd†	6021.9	0.200	mg/L	0.0011	0.200	mg/L	0.53%
Co†	29482.9	0.999	mg/L	0.0053	0.999	mg/L	0.53%
Cr†	67296.4	0.987	mg/L	0.0003	0.987	mg/L	0.03%
Cu†	394460.2	0.950	mg/L	0.0018	0.950	mg/L	0.19%
Fe†	56765.9	4.98	mg/L	0.007	4.98	mg/L	0.14%
K†	27873.7	18.8	mg/L	0.07	18.8	mg/L	0.39%
Mg†	383050.1	19.7	mg/L	0.05	19.7	mg/L	0.26%
Mn†	272528.1	0.524	mg/L	0.0002	0.524	mg/L	0.04%
Mo†	15332.0	0.969	mg/L	0.0056	0.969	mg/L	0.58%
Na†	139063.6	47.5	mg/L	0.11	47.5	mg/L	0.23%
Ni†	11056.2	0.508	mg/L	0.0015	0.508	mg/L	0.29%
Pb†	4948.9	1.05	mg/L	0.003	1.05	mg/L	0.32%
Sb†	1198.7	0.458	mg/L	0.0004	0.458	mg/L	0.08%
Se†	1635.6	0.956	mg/L	0.0011	0.956	mg/L	0.11%
Tl†	3401.1	1.07	mg/L	0.007	1.07	mg/L	0.68%
V†	150769.0	0.985	mg/L	0.0009	0.985	mg/L	0.09%
Zn†	52086.3	1.02	mg/L	0.004	1.02	mg/L	0.42%
Alx†	168396.9	1840	ug/L	7.5	1.84	mg/L	0.41%
Bex†	131636.1	49.9	ug/L	0.20	0.0499	mg/L	0.39%

Sequence No.: 28
 Sample ID: 2603090347
 Analyst:
 Initial Sample Wt:
 Dilution: 1X

Autosampler Location: 46
 Date Collected: 3/30/2006 09:15:54
 Data Type: Original
 Initial Sample Vol:
 Sample Prep Vol:

Nebulizer Parameters: 2603090347

Analyte Back Pressure Flow
 All 271.0 kPa 0.65 L/min

Mean Data: 2603090347

Analyte	Mean Corrected		Calib Conc. Units	Std.Dev.	Sample		Std.Dev.	RSD
	Intensity				Conc. Units			
Sca	371730.8		85.4 %	0.57				0.67%
Yr	336716.2		77.2 %	0.45				0.59%
Ag†	23.5	0.00009	mg/L	0.000283	0.00009	mg/L	0.000283	321.68%
Al†	27.3	0.00431	mg/L	0.003985	0.00431	mg/L	0.003985	92.53%
As†	-40.0	-0.0156	mg/L	0.00187	-0.0156	mg/L	0.00187	12.03%
B_†	4554.5	0.149	mg/L	0.0003	0.149	mg/L	0.0003	0.20%
Ba†	12744.8	0.174	mg/L	0.0006	0.174	mg/L	0.0006	0.37%
Be†	-130.4	-0.00005	mg/L	0.000012	-0.00005	mg/L	0.000012	24.09%
Ca†	1782716.8	82.6	mg/L	0.46	82.6	mg/L	0.46	0.55%
Cd†	-37.4	-0.00124	mg/L	0.000085	-0.00124	mg/L	0.000085	6.89%
Co†	-0.6	-0.00002	mg/L	0.000147	-0.00002	mg/L	0.000147	686.90%
Cr†	-71.8	-0.00105	mg/L	0.000199	-0.00105	mg/L	0.000199	18.84%
Cu†	1442.0	0.00347	mg/L	0.000035	0.00347	mg/L	0.000035	1.00%
Fe†	1901.9	0.167	mg/L	0.0012	0.167	mg/L	0.0012	0.74%
K†	7970.2	5.37	mg/L	0.087	5.37	mg/L	0.087	1.62%
Mg†	606350.7	31.2	mg/L	0.10	31.2	mg/L	0.10	0.31%
Mn†	2150.7	0.00414	mg/L	0.000013	0.00414	mg/L	0.000013	0.31%
Mo†	118.5	0.00749	mg/L	0.000151	0.00749	mg/L	0.000151	2.01%
Na†	295620.0	101	mg/L	0.2	101	mg/L	0.2	0.23%
Ni†	-11.2	-0.00052	mg/L	0.000407	-0.00052	mg/L	0.000407	78.80%
Pb†	-32.3	-0.00683	mg/L	0.000667	-0.00683	mg/L	0.000667	9.77%
Sb†	24.2	0.00968	mg/L	0.001338	0.00968	mg/L	0.001338	13.81%
Se†	-25.2	-0.0147	mg/L	0.00433	-0.0147	mg/L	0.00433	29.39%
Tl†	116.1	0.0366	mg/L	0.00146	0.0366	mg/L	0.00146	3.98%
V†	433.0	0.00283	mg/L	0.000172	0.00283	mg/L	0.000172	6.08%
Zn†	154.7	0.00305	mg/L	0.000145	0.00305	mg/L	0.000145	4.75%
Alx†	582.8	6.36	ug/L	1.357	0.00636	mg/L	0.001357	21.32%
Bex†	-130.4	-0.0494	ug/L	0.01190	-0.00005	mg/L	0.000012	24.09%

Sequence No.: 29
 Sample ID: 2603100260
 Analyst:
 Initial Sample Wt:
 Dilution: 1X

Autosampler Location: 47
 Date Collected: 3/30/2006 09:20:14
 Data Type: Original
 Initial Sample Vol:
 Sample Prep Vol:

Nebulizer Parameters: 2603100260

Analyte	Back Pressure	Flow
All	272.0 kPa	0.65 L/min

Mean Data: 2603100260

Analyte	Mean Corrected		Calib Units	Std.Dev.	Sample		Std.Dev.	RSD
	Intensity	Conc.			Conc.	Units		
Sca	396917.6	91.1	%	1.58				1.73%
Yr	376376.5	86.3	%	0.30				0.35%
Ag†	80.6	0.00030	mg/L	0.000143	0.00030	mg/L	0.000143	47.51%
Al†	272.2	0.0430	mg/L	0.00348	0.0430	mg/L	0.00348	8.11%
As†	7.9	0.00307	mg/L	0.002516	0.00307	mg/L	0.002516	81.84%
B_†	361.4	0.0118	mg/L	0.00003	0.0118	mg/L	0.00003	0.29%
Ba†	78.3	0.00107	mg/L	0.000080	0.00107	mg/L	0.000080	7.51%
Be†	401.2	0.00015	mg/L	0.000033	0.00015	mg/L	0.000033	21.66%
Ca†	10096.0	0.468	mg/L	0.0020	0.468	mg/L	0.0020	0.42%
Cd†	-0.8	-0.00003	mg/L	0.000209	-0.00003	mg/L	0.000209	835.57%
Co†	-1.9	-0.00007	mg/L	0.000018	-0.00007	mg/L	0.000018	27.18%
Cr†	7.6	0.00011	mg/L	0.000077	0.00011	mg/L	0.000077	69.54%
Cu†	2189.3	0.00527	mg/L	0.000250	0.00527	mg/L	0.000250	4.75%
Fe†	1044.5	0.0916	mg/L	0.00060	0.0916	mg/L	0.00060	0.65%
K†	96.2	0.0648	mg/L	0.01271	0.0648	mg/L	0.01271	19.60%
Mg†	1327.3	0.0682	mg/L	0.00035	0.0682	mg/L	0.00035	0.52%
Mn†	3944.0	0.00759	mg/L	0.000182	0.00759	mg/L	0.000182	2.40%
Mo†	11.6	0.00073	mg/L	0.000051	0.00073	mg/L	0.000051	6.99%
Na†	1828.1	0.625	mg/L	0.0028	0.625	mg/L	0.0028	0.45%
Ni†	5.4	0.00025	mg/L	0.000053	0.00025	mg/L	0.000053	21.37%
Pb†	-0.5	-0.00010	mg/L	0.001176	-0.00010	mg/L	0.001176	>999.9%
Sb†	-2.5	-0.00099	mg/L	0.000029	-0.00099	mg/L	0.000029	2.90%
Se†	-0.8	-0.00045	mg/L	0.000228	-0.00045	mg/L	0.000228	50.72%
Tl†	9.2	0.00290	mg/L	0.003122	0.00290	mg/L	0.003122	107.68%
V†	11.7	0.00008	mg/L	0.000127	0.00008	mg/L	0.000127	165.52%
Zn†	544.7	0.0107	mg/L	0.00042	0.0107	mg/L	0.00042	3.92%
Alx†	3848.8	42.0	ug/L	0.90	0.0420	mg/L	0.00090	2.14%
Bex†	401.2	0.152	ug/L	0.0329	0.00015	mg/L	0.000033	21.66%

Sequence No.: 30
Sample ID: 2603140472
Analyst:
Initial Sample Wt:
Dilution: 1X

Autosampler Location: 48
Date Collected: 3/30/2006 09:23:56
Data Type: Original
Initial Sample Vol:
Sample Prep Vol:

Nebulizer Parameters: 2603140472

Analyte Back Pressure Flow
All 272.0 kPa 0.65 L/min

Mean Data: 2603140472

Table with 8 columns: Analyte, Mean Corrected Intensity, Conc. Units, Calib Std.Dev., Sample Conc. Units, Std.Dev., RSD. Rows include elements like Sca, Yr, Agt, Alt, Ast, B_t, Ba_t, Be_t, Ca_t, Cd_t, Co_t, Cr_t, Cu_t, Fe_t, K_t, Mg_t, Mn_t, Mo_t, Na_t, Ni_t, Pb_t, Sb_t, Se_t, Tl_t, V_t, Zn_t, Alx_t, Bex_t.

Sequence No.: 31
 Sample ID: 2603140436_2X
 Analyst:
 Initial Sample Wt:
 Dilution: 2X

Autosampler Location: 49
 Date Collected: 3/30/2006 09:27:36
 Data Type: Original
 Initial Sample Vol:
 Sample Prep Vol:

Nebulizer Parameters: 2603140436_2X

Analyte Back Pressure Flow
 All 272.0 kPa 0.65 L/min

Mean Data: 2603140436_2X

Analyte	Mean Corrected Intensity	Calib Conc. Units	Std.Dev.	Sample Conc. Units	Std.Dev.	RSD
Sca	366807.4	84.2 %	1.11			1.32%
Yr	351437.6	80.5 %	3.19			3.96%
Agf	-56.0	-0.00021 mg/L	0.000096	-0.00042 mg/L	0.000192	45.81%
Alt	10779.7	1.70 mg/L	0.055	3.40 mg/L	0.111	3.25%
Ast	26.0	0.0101 mg/L	0.00040	0.0203 mg/L	0.00080	3.93%
B_f	20447.3	0.670 mg/L	0.0000	1.34 mg/L	0.000	0.00%
Bat	2835.4	0.0388 mg/L	0.00015	0.0776 mg/L	0.00031	0.40%
Bet	166.2	0.00006 mg/L	0.000022	0.00013 mg/L	0.000044	34.64%
Cat	1466464.5	68.0 mg/L	0.05	136 mg/L	0.1	0.08%
Cdt	-15.2	-0.00050 mg/L	0.000371	-0.00101 mg/L	0.000742	73.81%
Cof	18.0	0.00061 mg/L	0.000244	0.00122 mg/L	0.000487	39.94%
Crf	1996.5	0.0293 mg/L	0.00039	0.0586 mg/L	0.00077	1.32%
Cuf	1443.2	0.00348 mg/L	0.000412	0.00695 mg/L	0.000824	11.85%
Fet	16135.7	1.42 mg/L	0.038	2.83 mg/L	0.076	2.67%
Kf	11468.1	7.73 mg/L	0.255	15.5 mg/L	0.51	3.30%
Mgf	525154.2	27.0 mg/L	0.09	54.0 mg/L	0.19	0.35%
Mnt	20438.7	0.0393 mg/L	0.00007	0.0787 mg/L	0.00014	0.17%
Mof	162.3	0.0103 mg/L	0.00003	0.0205 mg/L	0.00005	0.25%
Naf	436136.9	149 mg/L	0.3	298 mg/L	0.5	0.18%
Nif	17.6	0.00081 mg/L	0.000176	0.00162 mg/L	0.000351	21.67%
Pbf	-27.7	-0.00585 mg/L	0.001212	-0.0117 mg/L	0.00242	20.70%
Sbf	19.7	0.00727 mg/L	0.000395	0.0145 mg/L	0.00079	5.44%
Set	-33.0	-0.0193 mg/L	0.00066	-0.0386 mg/L	0.00132	3.43%
Tlf	106.8	0.0337 mg/L	0.00304	0.0674 mg/L	0.00608	9.02%
Vf	3047.5	0.0199 mg/L	0.00005	0.0398 mg/L	0.00011	0.27%
Znf	1241.9	0.0244 mg/L	0.00013	0.0489 mg/L	0.00025	0.51%
Alxf	145701.6	1590 ug/L	4.2	3.18 mg/L	0.008	0.27%
Bexf	166.2	0.0630 ug/L	0.02182	0.00013 mg/L	0.000044	34.64%

Sequence No.: 32
 Sample ID: 2603150120_2X
 Analyst:
 Initial Sample Wt:
 Dilution: 2X

Autosampler Location: 50
 Date Collected: 3/30/2006 09:31:21
 Data Type: Original
 Initial Sample Vol:
 Sample Prep Vol:

Nebulizer Parameters: 2603150120_2X

Analyte	Back Pressure	Flow
All	272.0 kPa	0.65 L/min

Mean Data: 2603150120_2X

Analyte	Mean Corrected Intensity	Calib Conc. Units	Std.Dev.	Sample Conc. Units	Std.Dev.	RSD
Sca	376467.9	86.4 %	0.55			0.63%
Yr	351200.7	80.5 %	0.82			1.02%
Ag†	-640.6	-0.00240 mg/L	0.000494	-0.00480 mg/L	0.000989	20.60%
Al†	54500.0	8.61 mg/L	0.005	17.2 mg/L	0.01	0.06%
As†	20.3	0.00790 mg/L	0.000453	0.0158 mg/L	0.00091	5.74%
B_†	8607.7	0.282 mg/L	0.0013	0.564 mg/L	0.0026	0.46%
Ba†	7356.6	0.101 mg/L	0.0008	0.201 mg/L	0.0016	0.81%
Be†	1207.8	0.00046 mg/L	0.000035	0.00092 mg/L	0.000071	7.73%
Ca†	1288289.2	59.7 mg/L	1.59	119 mg/L	3.2	2.66%
Cd†	0.8	0.00003 mg/L	0.000123	0.00005 mg/L	0.000246	468.21%
Co†	131.3	0.00445 mg/L	0.000034	0.00890 mg/L	0.000069	0.77%
Cr†	1952.3	0.0286 mg/L	0.00003	0.0573 mg/L	0.00006	0.10%
Cu†	9589.9	0.0231 mg/L	0.00002	0.0462 mg/L	0.00005	0.10%
Fe†	81127.7	7.12 mg/L	0.001	14.2 mg/L	0.00	0.02%
K†	9091.8	6.13 mg/L	0.031	12.3 mg/L	0.06	0.50%
Mg†	571123.9	29.3 mg/L	0.01	58.7 mg/L	0.03	0.05%
Mn†	177102.0	0.341 mg/L	0.0008	0.682 mg/L	0.0016	0.23%
Mo†	53.2	0.00336 mg/L	0.000281	0.00673 mg/L	0.000563	8.37%
Na†	245455.0	83.9 mg/L	2.45	168 mg/L	4.9	2.92%
Ni†	448.6	0.0206 mg/L	0.00051	0.0412 mg/L	0.00101	2.45%
Pb†	63.6	0.0135 mg/L	0.00048	0.0269 mg/L	0.00097	3.60%
Sb†	26.3	0.00991 mg/L	0.000147	0.0198 mg/L	0.00029	1.49%
Se†	-39.9	-0.0233 mg/L	0.00060	-0.0467 mg/L	0.00119	2.55%
Tl†	76.3	0.0241 mg/L	0.00160	0.0481 mg/L	0.00320	6.65%
V†	6406.0	0.0419 mg/L	0.00030	0.0837 mg/L	0.00061	0.72%
Zn†	111538.6	2.19 mg/L	0.008	4.39 mg/L	0.015	0.35%
Alx†	720485.2	7870 ug/L	54.7	15.7 mg/L	0.11	0.70%
Bex†	1207.8	0.458 ug/L	0.0354	0.00092 mg/L	0.000071	7.73%

Sequence No.: 33
Sample ID: 2603210144_2X
Analyst:
Initial Sample Wt:
Dilution: 2X

Autosampler Location: 51
Date Collected: 3/30/2006 09:35:04
Data Type: Original
Initial Sample Vol:
Sample Prep Vol:

Nebulizer Parameters: 2603210144_2X

Analyte Back Pressure Flow
All 272.0 kPa 0.65 L/min

Mean Data: 2603210144_2X

Analyte	Mean Corrected Intensity	Conc. Units	Calib	Std.Dev.	Conc. Units	Sample Std.Dev.	RSD
Sca	364398.9	83.7 %		0.23			0.27%
Yr	352248.0	80.7 %		0.91			1.12%
Ag†	-119.3	-0.00045 mg/L		0.000245	-0.00089 mg/L	0.000489	54.70%
Al†	7852.1	1.24 mg/L		0.023	2.48 mg/L	0.046	1.85%
As†	48.6	0.0189 mg/L		0.00072	0.0378 mg/L	0.00145	3.83%
B_†	17974.9	0.589 mg/L		0.0001	1.18 mg/L	0.000	0.02%
Ba†	2896.6	0.0396 mg/L		0.00046	0.0792 mg/L	0.00092	1.17%
Be†	71.9	0.00003 mg/L		0.000018	0.00005 mg/L	0.000037	67.52%
Ca†	989754.9	45.9 mg/L		0.04	91.8 mg/L	0.07	0.08%
Cd†	-10.5	-0.00035 mg/L		0.000247	-0.00070 mg/L	0.000495	71.00%
Co†	1.4	0.00005 mg/L		0.000367	0.00010 mg/L	0.000734	771.64%
Cr†	593.4	0.00870 mg/L		0.000220	0.0174 mg/L	0.00044	2.53%
Cu†	1259.9	0.00303 mg/L		0.000008	0.00607 mg/L	0.000016	0.27%
Fe†	11063.2	0.971 mg/L		0.0140	1.94 mg/L	0.028	1.44%
K†	7887.3	5.31 mg/L		0.109	10.6 mg/L	0.22	2.05%
Mg†	460777.6	23.7 mg/L		0.07	47.3 mg/L	0.15	0.31%
Mn†	18311.7	0.0352 mg/L		0.00004	0.0705 mg/L	0.00008	0.12%
Mo†	117.0	0.00740 mg/L		0.000294	0.0148 mg/L	0.00059	3.98%
Na†	334400.4	114 mg/L		0.8	229 mg/L	1.6	0.68%
Ni†	4.7	0.00022 mg/L		0.000159	0.00043 mg/L	0.000317	73.35%
Pb†	-18.6	-0.00395 mg/L		0.000982	-0.00789 mg/L	0.001963	24.88%
Sb†	17.0	0.00659 mg/L		0.004192	0.0132 mg/L	0.00838	63.58%
Se†	-22.8	-0.0133 mg/L		0.00247	-0.0267 mg/L	0.00494	18.54%
Tl†	77.7	0.0245 mg/L		0.00128	0.0490 mg/L	0.00256	5.22%
V†	2780.4	0.0182 mg/L		0.00042	0.0363 mg/L	0.00083	2.29%
Zn†	1587.9	0.0312 mg/L		0.00001	0.0625 mg/L	0.00002	0.03%
Alx†	108123.9	1180 ug/L		7.3	2.36 mg/L	0.015	0.62%
Bex†	71.9	0.0272 ug/L		0.01838	0.00005 mg/L	0.000037	67.52%

Sequence No.: 34
 Sample ID: 2603210150_2X
 Analyst:
 Initial Sample Wt:
 Dilution: 2X

Autosampler Location: 52
 Date Collected: 3/30/2006 09:38:46
 Data Type: Original
 Initial Sample Vol:
 Sample Prep Vol:

Nebulizer Parameters: 2603210150_2X

Analyte Back Pressure Flow
 All 273.0 kPa 0.65 L/min

Mean Data: 2603210150_2X

Analyte	Mean Corrected Intensity	Conc. Units	Calib	Std.Dev.	Sample Conc. Units	Std.Dev.	RSD
Sca	371449.3	85.3 %		0.60			0.71%
Yr	357860.2	82.0 %		1.47			1.79%
Ag†	-20.0	-0.00008 mg/L		0.000069	-0.00015 mg/L	0.000138	91.90%
Al†	2613.3	0.413 mg/L		0.0153	0.825 mg/L	0.0306	3.71%
As†	27.0	0.0105 mg/L		0.00138	0.0210 mg/L	0.00276	13.10%
B_†	7172.2	0.235 mg/L		0.0001	0.470 mg/L	0.0003	0.06%
Ba†	1820.0	0.0249 mg/L		0.00018	0.0498 mg/L	0.00036	0.72%
Be†	57.6	0.00002 mg/L		0.000037	0.00004 mg/L	0.000074	170.62%
Ca†	660717.4	30.6 mg/L		0.09	61.3 mg/L	0.17	0.28%
Cd†	-9.5	-0.00031 mg/L		0.000167	-0.00063 mg/L	0.000335	53.19%
Co†	8.4	0.00028 mg/L		0.000032	0.00057 mg/L	0.000064	11.30%
Cr†	362.6	0.00532 mg/L		0.000152	0.0106 mg/L	0.00030	2.86%
Cu†	2078.7	0.00501 mg/L		0.000508	0.0100 mg/L	0.00102	10.15%
Fe†	4440.2	0.390 mg/L		0.0052	0.779 mg/L	0.0104	1.33%
K†	7068.0	4.76 mg/L		0.002	9.52 mg/L	0.004	0.05%
Mg†	251617.1	12.9 mg/L		0.03	25.9 mg/L	0.05	0.21%
Mn†	47006.1	0.0904 mg/L		0.00032	0.181 mg/L	0.0006	0.35%
Mo†	46.6	0.00294 mg/L		0.000240	0.00589 mg/L	0.000480	8.15%
Na†	235203.6	80.4 mg/L		0.19	161 mg/L	0.4	0.23%
Ni†	0.7	0.00003 mg/L		0.000241	0.00007 mg/L	0.000483	705.33%
Pb†	-12.4	-0.00263 mg/L		0.000840	-0.00526 mg/L	0.001681	31.94%
Sb†	11.1	0.00432 mg/L		0.000380	0.00864 mg/L	0.000760	8.81%
Se†	-16.8	-0.00984 mg/L		0.006581	-0.0197 mg/L	0.01316	66.88%
Tl†	56.7	0.0179 mg/L		0.00098	0.0358 mg/L	0.00196	5.49%
V†	2290.7	0.0150 mg/L		0.00018	0.0299 mg/L	0.00037	1.22%
Zn†	1513.1	0.0298 mg/L		0.00036	0.0595 mg/L	0.00073	1.23%
Alx†	35732.6	390 ug/L		3.7	0.780 mg/L	0.0074	0.94%
Bex†	57.6	0.0218 ug/L		0.03721	0.00004 mg/L	0.000074	170.62%

Sequence No.: 35
 Sample ID: 2603210153_2X
 Analyst:
 Initial Sample Wt:
 Dilution: 2X

Autosampler Location: 53
 Date Collected: 3/30/2006 09:42:30
 Data Type: Original
 Initial Sample Vol:
 Sample Prep Vol:

Nebulizer Parameters: 2603210153_2X

Analyte Back Pressure Flow
 All 274.0 kPa 0.65 L/min

Mean Data: 2603210153_2X

Analyte	Mean Corrected Intensity	Calib Conc. Units	Std.Dev.	Sample Conc. Units	Std.Dev.	RSD
Sca	368274.9	84.6 %	0.21			0.25%
Yr	353622.6	81.0 %	2.54			3.14%
Ag†	-488.9	-0.00183 mg/L	0.000116	-0.00366 mg/L	0.000232	6.34%
Al†	59289.7	9.36 mg/L	0.012	18.7 mg/L	0.02	0.13%
As†	67.5	0.0263 mg/L	0.00090	0.0525 mg/L	0.00181	3.44%
B_†	17970.3	0.589 mg/L	0.0033	1.18 mg/L	0.007	0.56%
Ba†	11103.7	0.152 mg/L	0.0009	0.304 mg/L	0.0018	0.58%
Be†	1696.9	0.00064 mg/L	0.000013	0.00129 mg/L	0.000026	1.99%
Ca†	1476119.7	68.4 mg/L	4.25	137 mg/L	8.5	6.21%
Cd†	1.0	0.00003 mg/L	0.000025	0.00007 mg/L	0.000050	72.73%
Co†	86.2	0.00292 mg/L	0.000185	0.00584 mg/L	0.000370	6.34%
Cr†	1279.5	0.0188 mg/L	0.00013	0.0375 mg/L	0.00027	0.71%
Cu†	12263.7	0.0295 mg/L	0.00000	0.0591 mg/L	0.00001	0.01%
Fe†	68732.4	6.03 mg/L	0.023	12.1 mg/L	0.05	0.38%
K†	10506.8	7.08 mg/L	0.038	14.2 mg/L	0.08	0.53%
Mg†	793315.2	40.8 mg/L	2.45	81.5 mg/L	4.90	6.01%
Mn†	160087.1	0.308 mg/L	0.0008	0.616 mg/L	0.0017	0.27%
Mo†	346.8	0.0219 mg/L	0.00000	0.0439 mg/L	0.00001	0.02%
Na†	467115.0	160 mg/L	9.3	319 mg/L	18.6	5.83%
Ni†	148.5	0.00683 mg/L	0.000245	0.0137 mg/L	0.00049	3.59%
Pb†	15.7	0.00333 mg/L	0.001232	0.00666 mg/L	0.002463	37.00%
Sb†	21.9	0.00836 mg/L	0.001261	0.0167 mg/L	0.00252	15.08%
Se†	-44.3	-0.0259 mg/L	0.00211	-0.0518 mg/L	0.00422	8.15%
Tl†	90.2	0.0285 mg/L	0.00084	0.0569 mg/L	0.00168	2.95%
V†	3533.2	0.0231 mg/L	0.00001	0.0462 mg/L	0.00002	0.03%
Zn†	2377.7	0.0467 mg/L	0.00028	0.0935 mg/L	0.00056	0.60%
Alx†	812847.0	8870 ug/L	10.4	17.7 mg/L	0.02	0.12%
Bex†	1696.9	0.643 ug/L	0.0128	0.00129 mg/L	0.000026	1.99%

Sequence No.: 36
 Sample ID: CCV
 Analyst:
 Initial Sample Wt:
 Dilution:

Autosampler Location: 4
 Date Collected: 3/30/2006 09:46:16
 Data Type: Original
 Initial Sample Vol:
 Sample Prep Vol:

Nebulizer Parameters: CCV

Analyte Back Pressure Flow
 All 274.0 kPa 0.65 L/min

Mean Data: CCV

Analyte	Mean Corrected Intensity	Calib Conc. Units	Std.Dev.	Sample Conc. Units	Std.Dev.	RSD
Sca	351835.1	80.8 %	0.12			
Yr	331601.1	76.0 %	0.71			0.15%
Ag†	266184.7	0.997 mg/L	0.0015	0.997 mg/L	0.0015	0.94%
	QC value within limits for Ag Recovery = 99.72%					0.15%
Al†	32029.3	5.06 mg/L	0.013	5.06 mg/L	0.013	0.26%
	QC value within limits for Al Recovery = 101.17%					
As†	12022.7	4.68 mg/L	0.051	4.68 mg/L	0.051	1.09%
	QC value within limits for As Recovery = 93.60%					
B_†	70642.7	2.31 mg/L	0.012	2.31 mg/L	0.012	0.53%
	QC value within limits for B_ Recovery = 92.59%					
Ba†	380152.3	5.20 mg/L	0.020	5.20 mg/L	0.020	0.39%
	QC value within limits for Ba Recovery = 103.98%					
Be†	5371377.1	2.04 mg/L	0.005	2.04 mg/L	0.005	0.27%
	QC value within limits for Be Recovery = 101.77%					
Ca†	1064505.5	49.3 mg/L	0.02	49.3 mg/L	0.02	0.04%
	QC value within limits for Ca Recovery = 98.69%					
Cd†	76356.6	2.53 mg/L	0.016	2.53 mg/L	0.016	0.64%
	QC value within limits for Cd Recovery = 101.35%					
Co†	149827.9	5.08 mg/L	0.014	5.08 mg/L	0.014	0.28%
	QC value within limits for Co Recovery = 101.56%					
Cr†	346274.0	5.08 mg/L	0.021	5.08 mg/L	0.021	0.42%
	QC value within limits for Cr Recovery = 101.59%					
Cu†	1981525.4	4.77 mg/L	0.000	4.77 mg/L	0.000	0.01%
	QC value within limits for Cu Recovery = 95.44%					
Fe†	57784.8	5.07 mg/L	0.011	5.07 mg/L	0.011	0.22%
	QC value within limits for Fe Recovery = 101.40%					
K†	72110.1	48.6 mg/L	0.03	48.6 mg/L	0.03	0.05%
	QC value within limits for K Recovery = 97.17%					
Mg†	998422.8	51.3 mg/L	0.07	51.3 mg/L	0.07	0.13%
	QC value within limits for Mg Recovery = 102.59%					
Mn†	2684489.1	5.17 mg/L	0.018	5.17 mg/L	0.018	0.35%
	QC value within limits for Mn Recovery = 103.31%					
Mo†	81893.9	5.18 mg/L	0.042	5.18 mg/L	0.042	0.81%
	QC value within limits for Mo Recovery = 103.56%					
Na†	144796.2	49.5 mg/L	0.09	49.5 mg/L	0.09	0.19%
	QC value within limits for Na Recovery = 98.98%					
Ni†	112651.5	5.18 mg/L	0.012	5.18 mg/L	0.012	0.23%
	QC value within limits for Ni Recovery = 103.55%					
Pb†	24418.3	5.17 mg/L	0.024	5.17 mg/L	0.024	0.46%
	QC value within limits for Pb Recovery = 103.38%					
Sb†	12450.5	4.86 mg/L	0.025	4.86 mg/L	0.025	0.52%
	QC value within limits for Sb Recovery = 97.19%					
Se†	8172.7	4.78 mg/L	0.047	4.78 mg/L	0.047	0.98%
	QC value within limits for Se Recovery = 95.52%					
Tl†	16690.9	5.27 mg/L	0.022	5.27 mg/L	0.022	0.41%
	QC value within limits for Tl Recovery = 105.32%					
V†	777248.2	5.08 mg/L	0.015	5.08 mg/L	0.015	0.30%
	QC value within limits for V Recovery = 101.58%					
Zn†	258879.8	5.06 mg/L	0.004	5.06 mg/L	0.004	0.08%
	QC value within limits for Zn Recovery = 101.18%					
Alx†	421015.2	4600 ug/L	3.7	4.60 mg/L	0.004	0.08%
	QC value within limits for Alx Recovery = 91.93%					
Bex†	5371377.1	2040 ug/L	5.5	2.04 mg/L	0.005	0.27%
	QC value within limits for Bex Recovery = 101.77%					

All analyte(s) passed QC.

Sequence No.: 37
 Sample ID: CCB
 Analyst:
 Initial Sample Wt:
 Dilution: 1X

Autosampler Location: 0
 Date Collected: 3/30/2006 09:49:30
 Data Type: Original
 Initial Sample Vol:
 Sample Prep Vol:

Nebulizer Parameters: CCB

Analyte Back Pressure Flow
 All 274.0 kPa 0.65 L/min

Mean Data: CCB

Analyte	Mean Corrected Intensity	Conc.	Calib Units	Std.Dev.	Sample Conc. Units	Std.Dev.	RSD
Sca	378288.0	86.9	%	0.40			0.46%
Yr	357379.8	81.9	%	0.61			0.75%
Ag†	63.6	0.00024	mg/L	0.000305	0.00024 mg/L	0.000305	127.96%
	QC value within limits for Ag Recovery = Not calculated						
Al†	-8.1	-0.00128	mg/L	0.000413	-0.00128 mg/L	0.000413	32.21%
	QC value within limits for Al Recovery = Not calculated						
As†	21.3	0.00831	mg/L	0.001978	0.00831 mg/L	0.001978	23.81%
	QC value within limits for As Recovery = Not calculated						
B_†	626.3	0.0205	mg/L	0.00080	0.0205 mg/L	0.00080	3.89%
	QC value greater than the upper limit for B Recovery = Not calculated						
Ba†	-1.5	-0.00002	mg/L	0.000044	-0.00002 mg/L	0.000044	211.03%
	QC value within limits for Ba Recovery = Not calculated						
Be†	429.1	0.00016	mg/L	0.000003	0.00016 mg/L	0.000003	1.96%
	QC value within limits for Be Recovery = Not calculated						
Ca†	-30.1	-0.00139	mg/L	0.000456	-0.00139 mg/L	0.000456	32.69%
	QC value within limits for Ca Recovery = Not calculated						
Cd†	9.7	0.00032	mg/L	0.000231	0.00032 mg/L	0.000231	71.50%
	QC value within limits for Cd Recovery = Not calculated						
Co†	-5.0	-0.00017	mg/L	0.000237	-0.00017 mg/L	0.000237	140.23%
	QC value within limits for Co Recovery = Not calculated						
Cr†	-4.4	-0.00006	mg/L	0.000066	-0.00006 mg/L	0.000066	102.50%
	QC value within limits for Cr Recovery = Not calculated						
Cu†	115.9	0.00028	mg/L	0.000016	0.00028 mg/L	0.000016	5.91%
	QC value within limits for Cu Recovery = Not calculated						
Fe†	5.4	0.00047	mg/L	0.000018	0.00047 mg/L	0.000018	3.89%
	QC value within limits for Fe Recovery = Not calculated						
K†	-49.5	-0.0333	mg/L	0.04386	-0.0333 mg/L	0.04386	131.61%
	QC value within limits for K Recovery = Not calculated						
Mg†	54.1	0.00278	mg/L	0.000034	0.00278 mg/L	0.000034	1.23%
	QC value within limits for Mg Recovery = Not calculated						
Mn†	80.4	0.00015	mg/L	0.000022	0.00015 mg/L	0.000022	14.29%
	QC value within limits for Mn Recovery = Not calculated						
Mo†	35.9	0.00227	mg/L	0.000307	0.00227 mg/L	0.000307	13.53%
	QC value within limits for Mo Recovery = Not calculated						
Na†	64.9	0.0222	mg/L	0.01315	0.0222 mg/L	0.01315	59.24%
	QC value within limits for Na Recovery = Not calculated						
Ni†	-5.9	-0.00027	mg/L	0.000030	-0.00027 mg/L	0.000030	11.19%
	QC value within limits for Ni Recovery = Not calculated						
Pb†	0.4	0.00008	mg/L	0.000753	0.00008 mg/L	0.000753	901.79%
	QC value within limits for Pb Recovery = Not calculated						
Sb†	6.3	0.00253	mg/L	0.000071	0.00253 mg/L	0.000071	2.81%
	QC value within limits for Sb Recovery = Not calculated						
Se†	1.1	0.00065	mg/L	0.001408	0.00065 mg/L	0.001408	216.09%
	QC value within limits for Se Recovery = Not calculated						
Tl†	18.9	0.00595	mg/L	0.001143	0.00595 mg/L	0.001143	19.20%
	QC value within limits for Tl Recovery = Not calculated						
V†	-35.9	-0.00023	mg/L	0.000126	-0.00023 mg/L	0.000126	53.87%
	QC value within limits for V Recovery = Not calculated						
Zn†	28.0	0.00055	mg/L	0.000258	0.00055 mg/L	0.000258	46.70%
	QC value within limits for Zn Recovery = Not calculated						
Alx†	68.6	0.749	ug/L	0.0220	0.00075 mg/L	0.000022	2.94%
	QC value within limits for Alx Recovery = Not calculated						
Bex†	429.1	0.163	ug/L	0.0032	0.00016 mg/L	0.000003	1.96%
	QC value within limits for Bex Recovery = Not calculated						

QC Failed. Retry.

Sequence No.: 38
 Sample ID: CCB
 Analyst:
 Initial Sample Wt:
 Dilution: 1X

Autosampler Location: 0
 Date Collected: 3/30/2006 09:52:06
 Data Type: Original
 Initial Sample Vol:
 Sample Prep Vol:

Nebulizer Parameters: CCB

Analyte Back Pressure Flow
 All 275.0 kPa 0.65 L/min

Mean Data: CCB

Analyte	Mean Corrected Intensity	Conc.	Calib Units	Std.Dev.	Sample Conc. Units	Std.Dev.	RSD
Sca	376572.0	86.5	%	0.98			
Yr	347864.8	79.7	%	0.39			1.14%
Ag†	81.8	0.00031	mg/L	0.000158	0.00031 mg/L	0.000158	0.49%
	QC value within limits for Ag	Recovery = Not calculated					51.52%
Al†	7.8	0.00123	mg/L	0.000647	0.00123 mg/L	0.000647	52.62%
	QC value within limits for Al	Recovery = Not calculated					
As†	11.8	0.00461	mg/L	0.001844	0.00461 mg/L	0.001844	40.02%
	QC value within limits for As	Recovery = Not calculated					
B_†	455.6	0.0149	mg/L	0.00004	0.0149 mg/L	0.00004	0.25%
	QC value within limits for B_	Recovery = Not calculated					
Ba†	-3.3	-0.00005	mg/L	0.000075	-0.00005 mg/L	0.000075	164.74%
	QC value within limits for Ba	Recovery = Not calculated					
Be†	272.2	0.00010	mg/L	0.000055	0.00010 mg/L	0.000055	53.14%
	QC value within limits for Be	Recovery = Not calculated					
Ca†	-13.5	-0.00062	mg/L	0.000892	-0.00062 mg/L	0.000892	143.05%
	QC value within limits for Ca	Recovery = Not calculated					
Cd†	7.9	0.00026	mg/L	0.000062	0.00026 mg/L	0.000062	23.74%
	QC value within limits for Cd	Recovery = Not calculated					
Co†	-0.0	0.00000	mg/L	0.000026	0.00000 mg/L	0.000026	>999.9%
	QC value within limits for Co	Recovery = Not calculated					
Cr†	-10.4	-0.00015	mg/L	0.000094	-0.00015 mg/L	0.000094	61.59%
	QC value within limits for Cr	Recovery = Not calculated					
Cu†	161.3	0.00039	mg/L	0.000086	0.00039 mg/L	0.000086	22.23%
	QC value within limits for Cu	Recovery = Not calculated					
Fe†	-12.3	-0.00108	mg/L	0.000371	-0.00108 mg/L	0.000371	34.32%
	QC value within limits for Fe	Recovery = Not calculated					
K†	51.4	0.0346	mg/L	0.06697	0.0346 mg/L	0.06697	193.42%
	QC value within limits for K	Recovery = Not calculated					
Mg†	51.0	0.00262	mg/L	0.000009	0.00262 mg/L	0.000009	0.34%
	QC value within limits for Mg	Recovery = Not calculated					
Mn†	59.1	0.00011	mg/L	0.000024	0.00011 mg/L	0.000024	21.47%
	QC value within limits for Mn	Recovery = Not calculated					
Mo†	19.1	0.00121	mg/L	0.000024	0.00121 mg/L	0.000024	1.99%
	QC value within limits for Mo	Recovery = Not calculated					
Na†	30.2	0.0103	mg/L	0.00141	0.0103 mg/L	0.00141	13.69%
	QC value within limits for Na	Recovery = Not calculated					
Ni†	-0.0	0.00000	mg/L	0.000176	0.00000 mg/L	0.000176	>999.9%
	QC value within limits for Ni	Recovery = Not calculated					
Pb†	-5.7	-0.00121	mg/L	0.000213	-0.00121 mg/L	0.000213	17.65%
	QC value within limits for Pb	Recovery = Not calculated					
Sb†	3.4	0.00137	mg/L	0.001077	0.00137 mg/L	0.001077	78.49%
	QC value within limits for Sb	Recovery = Not calculated					
Se†	-0.7	-0.00043	mg/L	0.000178	-0.00043 mg/L	0.000178	40.93%
	QC value within limits for Se	Recovery = Not calculated					
Tl†	5.9	0.00186	mg/L	0.002400	0.00186 mg/L	0.002400	128.78%
	QC value within limits for Tl	Recovery = Not calculated					
V†	-2.2	-0.00001	mg/L	0.000085	-0.00001 mg/L	0.000085	581.09%
	QC value within limits for V	Recovery = Not calculated					
Zn†	23.2	0.00046	mg/L	0.000130	0.00046 mg/L	0.000130	28.40%
	QC value within limits for Zn	Recovery = Not calculated					
Alx†	74.6	0.814	ug/L	0.1447	0.00081 mg/L	0.000145	17.77%
	QC value within limits for Alx	Recovery = Not calculated					
Bex†	272.2	0.103	ug/L	0.0548	0.00010 mg/L	0.000055	53.14%

QC value within limits for Bex Recovery = Not calculated
All analyte(s) passed QC.

Sequence No.: 39
 Sample ID: MCV
 Analyst:
 Initial Sample Wt:
 Dilution:

Autosampler Location: 5
 Date Collected: 3/30/2006 09:55:32
 Data Type: Original
 Initial Sample Vol:
 Sample Prep Vol:

Nebulizer Parameters: MCV

Analyte Back Pressure Flow
 All 274.0 kPa 0.65 L/min

Mean Data: MCV

Analyte	Mean Corrected Intensity	Calib Conc. Units	Std.Dev.	Sample Conc. Units	Std.Dev.	RSD
Sca	362628.8	83.3 %	1.00			1.20%
Yr	349490.0	80.1 %	0.06			0.08%
Ag†	130883.6	0.490 mg/L	0.0015	0.490 mg/L	0.0015	0.30%
	QC value within limits for Ag Recovery = 98.06%					
Al†	15757.1	2.49 mg/L	0.008	2.49 mg/L	0.008	0.32%
	QC value within limits for Al Recovery = 99.54%					
As†	5872.6	2.29 mg/L	0.027	2.29 mg/L	0.027	1.19%
	QC value within limits for As Recovery = 91.44%					
B_†	34734.9	1.14 mg/L	0.004	1.14 mg/L	0.004	0.37%
	QC value within limits for B_ Recovery = 91.06%					
Ba†	188944.0	2.58 mg/L	0.003	2.58 mg/L	0.003	0.11%
	QC value within limits for Ba Recovery = 103.36%					
Be†	2640388.2	1.00 mg/L	0.021	1.00 mg/L	0.021	2.10%
	QC value within limits for Be Recovery = 100.05%					
Ca†	526510.8	24.4 mg/L	0.01	24.4 mg/L	0.01	0.06%
	QC value within limits for Ca Recovery = 97.63%					
Cd†	37291.8	1.24 mg/L	0.014	1.24 mg/L	0.014	1.17%
	QC value within limits for Cd Recovery = 98.99%					
Co†	74780.4	2.53 mg/L	0.000	2.53 mg/L	0.000	0.01%
	QC value within limits for Co Recovery = 101.38%					
Cr†	171490.0	2.52 mg/L	0.004	2.52 mg/L	0.004	0.18%
	QC value within limits for Cr Recovery = 100.62%					
Cu†	972039.4	2.34 mg/L	0.050	2.34 mg/L	0.050	2.16%
	QC value within limits for Cu Recovery = 93.64%					
Fe†	28488.6	2.50 mg/L	0.003	2.50 mg/L	0.003	0.12%
	QC value within limits for Fe Recovery = 99.99%					
K†	35388.6	23.8 mg/L	0.13	23.8 mg/L	0.13	0.56%
	QC value within limits for K Recovery = 95.38%					
Mg†	492709.6	25.3 mg/L	0.03	25.3 mg/L	0.03	0.13%
	QC value within limits for Mg Recovery = 101.26%					
Mn†	1344002.4	2.59 mg/L	0.053	2.59 mg/L	0.053	2.06%
	QC value within limits for Mn Recovery = 103.44%					
Mo†	40254.6	2.55 mg/L	0.036	2.55 mg/L	0.036	1.40%
	QC value within limits for Mo Recovery = 101.81%					
Na†	71510.8	24.4 mg/L	0.10	24.4 mg/L	0.10	0.42%
	QC value within limits for Na Recovery = 97.77%					
Ni†	56272.8	2.59 mg/L	0.001	2.59 mg/L	0.001	0.02%
	QC value within limits for Ni Recovery = 103.46%					
Pb†	12110.3	2.56 mg/L	0.035	2.56 mg/L	0.035	1.37%
	QC value within limits for Pb Recovery = 102.54%					
Sb†	6085.1	2.37 mg/L	0.024	2.37 mg/L	0.024	1.02%
	QC value within limits for Sb Recovery = 94.97%					
Se†	3964.9	2.32 mg/L	0.035	2.32 mg/L	0.035	1.50%
	QC value within limits for Se Recovery = 92.68%					
Tl†	8261.3	2.61 mg/L	0.034	2.61 mg/L	0.034	1.32%
	QC value within limits for Tl Recovery = 104.26%					
V†	381206.0	2.49 mg/L	0.004	2.49 mg/L	0.004	0.17%
	QC value within limits for V Recovery = 99.64%					
Zn†	128355.1	2.51 mg/L	0.001	2.51 mg/L	0.001	0.04%
	QC value within limits for Zn Recovery = 100.33%					
Alx†	205451.1	2240 ug/L	4.9	2.24 mg/L	0.005	0.22%
	QC value less than the lower limit for Alx Recovery = 89.72%					
Bex†	2640388.2	1000 ug/L	21.1	1.00 mg/L	0.021	2.10%
	QC value within limits for Bex Recovery = 100.05%					

QC Failed. Retry.

Sequence No.: 40
Sample ID: MCV
Analyst:
Initial Sample Wt:
Dilution:

Autosampler Location: 5
Date Collected: 3/30/2006 09:57:41
Data Type: Original
Initial Sample Vol:
Sample Prep Vol:

Nebulizer Parameters: MCV

Analyte Back Pressure Flow
All 274.0 kPa 0.65 L/min

Mean Data: MCV

Table with 8 columns: Analyte, Mean Corrected Intensity, Calib Conc. Units, Std.Dev., Sample Conc. Units, Std.Dev., RSD. Rows include elements like Sca, Yr, Agt, Al+, As+, B+, Ba+, Be+, Ca+, Cd+, Co+, Cr+, Cu+, Fe+, K+, Mg+, Mn+, Mo+, Na+, Ni+, Pb+, Sb+, Se+, Tl+, V+, Zn+, Alx+, Bex+.

QC value within limits for Bex Recovery = 101.04%
QC Failed. Continue with analysis.

Sequence No.: 41
 Sample ID: 2603210155_2X
 Analyst:
 Initial Sample Wt:
 Dilution: 2X

Autosampler Location: 54
 Date Collected: 3/30/2006 10:01:23
 Data Type: Original
 Initial Sample Vol:
 Sample Prep Vol:

Nebulizer Parameters: 2603210155_2X

Analyte Back Pressure Flow
 All 274.0 kPa 0.65 L/min

Mean Data: 2603210155_2X

Analyte	Mean Corrected Intensity	Conc. Units	Calib	Std.Dev.	Sample Conc. Units	Std.Dev.	RSD
Sca	367476.1	84.4 %		1.80			2.14%
Yr	334500.8	76.7 %		0.32			0.42%
Agf	-40.2	-0.00015 mg/L		0.000103	-0.00030 mg/L	0.000206	68.35%
Alt	12527.1	1.98 mg/L		0.002	3.96 mg/L	0.003	0.08%
Ast	74.5	0.0290 mg/L		0.00013	0.0580 mg/L	0.00027	0.46%
B_f	18275.6	0.599 mg/L		0.0010	1.20 mg/L	0.002	0.16%
Bat	3207.0	0.0439 mg/L		0.00098	0.0877 mg/L	0.00196	2.24%
Bef	218.4	0.00008 mg/L		0.000002	0.00017 mg/L	0.000005	2.98%
Cat	1063803.9	49.3 mg/L		0.25	98.6 mg/L	0.50	0.51%
Cdf	2.1	0.00007 mg/L		0.000050	0.00014 mg/L	0.000100	71.00%
Cot	22.7	0.00077 mg/L		0.000011	0.00154 mg/L	0.000021	1.38%
Crt	626.7	0.00919 mg/L		0.000395	0.0184 mg/L	0.00079	4.30%
Cuf	1469.8	0.00354 mg/L		0.000034	0.00708 mg/L	0.000068	0.96%
Fet	17101.6	1.50 mg/L		0.008	3.00 mg/L	0.016	0.54%
Kf	8175.9	5.51 mg/L		0.055	11.0 mg/L	0.11	1.00%
Mgf	499699.4	25.7 mg/L		0.06	51.3 mg/L	0.12	0.24%
Mnt	17777.3	0.0342 mg/L		0.00007	0.0684 mg/L	0.00014	0.20%
Mof	147.9	0.00935 mg/L		0.000140	0.0187 mg/L	0.00028	1.50%
Nat	340125.5	116 mg/L		0.3	233 mg/L	0.6	0.27%
Nit	9.2	0.00042 mg/L		0.000326	0.00084 mg/L	0.000653	77.45%
Pbf	-18.1	-0.00382 mg/L		0.000082	-0.00765 mg/L	0.000164	2.15%
Sbf	12.7	0.00487 mg/L		0.003045	0.00974 mg/L	0.006090	62.51%
Set	-21.2	-0.0124 mg/L		0.00448	-0.0248 mg/L	0.00895	36.10%
Tlf	94.1	0.0297 mg/L		0.00058	0.0594 mg/L	0.00115	1.94%
Vf	2897.6	0.0189 mg/L		0.00051	0.0379 mg/L	0.00103	2.72%
Znf	2303.8	0.0453 mg/L		0.00112	0.0906 mg/L	0.00223	2.47%
Alxf	170767.5	1860 ug/L		30.9	3.73 mg/L	0.062	1.66%
Bexf	218.4	0.0827 ug/L		0.00247	0.00017 mg/L	0.000005	2.98%

Sequence No.: 42
Sample ID: 2603210156_2X
Analyst:
Initial Sample Wt:
Dilution: 2X

Autosampler Location: 55
Date Collected: 3/30/2006 10:05:07
Data Type: Original
Initial Sample Vol:
Sample Prep Vol:

Nebulizer Parameters: 2603210156_2X

Analyte Back Pressure Flow
All 275.0 kPa 0.65 L/min

Mean Data: 2603210156_2X

Analyte	Mean Corrected Intensity	Conc. Units	Calib	Std.Dev.	Sample Conc. Units	Std.Dev.	RSD
Sca	366172.3	84.1 %		0.80			0.95%
Yr	349665.2	80.1 %		0.30			0.38%
Ag†	-130.3	-0.00049 mg/L		0.000199	-0.00098 mg/L	0.000398	40.75%
Al†	5222.3	0.825 mg/L		0.0007	1.65 mg/L	0.001	0.08%
As†	64.5	0.0251 mg/L		0.00047	0.0502 mg/L	0.00093	1.86%
B_f	17759.0	0.582 mg/L		0.0007	1.16 mg/L	0.001	0.12%
Ba†	1892.2	0.0259 mg/L		0.00035	0.0518 mg/L	0.00070	1.35%
Be†	136.1	0.00005 mg/L		0.000010	0.00010 mg/L	0.000020	19.24%
Ca†	956328.3	44.3 mg/L		0.02	88.7 mg/L	0.03	0.04%
Cd†	-9.3	-0.00031 mg/L		0.000283	-0.00062 mg/L	0.000566	91.27%
Co†	5.4	0.00018 mg/L		0.000212	0.00037 mg/L	0.000424	114.85%
Cr†	525.9	0.00771 mg/L		0.000199	0.0154 mg/L	0.00040	2.58%
Cu†	824.9	0.00199 mg/L		0.000121	0.00397 mg/L	0.000242	6.10%
Fe†	6764.0	0.593 mg/L		0.0036	1.19 mg/L	0.007	0.60%
K†	7532.7	5.08 mg/L		0.069	10.2 mg/L	0.14	1.37%
Mg†	445909.8	22.9 mg/L		0.02	45.8 mg/L	0.04	0.08%
Mn†	7872.2	0.0151 mg/L		0.00026	0.0303 mg/L	0.00051	1.69%
Mo†	123.6	0.00781 mg/L		0.000391	0.0156 mg/L	0.00078	5.01%
Na†	325329.8	111 mg/L		0.4	222 mg/L	0.7	0.32%
Ni†	-14.0	-0.00065 mg/L		0.000125	-0.00129 mg/L	0.000250	19.35%
Pb†	-19.3	-0.00408 mg/L		0.003159	-0.00816 mg/L	0.006319	77.45%
Sb†	12.8	0.00493 mg/L		0.002491	0.00987 mg/L	0.004982	50.48%
Se†	-26.6	-0.0156 mg/L		0.00275	-0.0311 mg/L	0.00549	17.64%
Tl†	80.9	0.0255 mg/L		0.00178	0.0511 mg/L	0.00357	6.98%
V†	2619.9	0.0171 mg/L		0.00037	0.0342 mg/L	0.00075	2.18%
Zn†	1232.3	0.0242 mg/L		0.00024	0.0485 mg/L	0.00047	0.97%
Alx†	69996.4	764 ug/L		1.3	1.53 mg/L	0.003	0.17%
Bex†	136.1	0.0516 ug/L		0.00992	0.00010 mg/L	0.000020	19.24%

Sequence No.: 43
 Sample ID: 2603220347_2X
 Analyst:
 Initial Sample Wt:
 Dilution: 2X

Autosampler Location: 56
 Date Collected: 3/30/2006 10:08:50
 Data Type: Original
 Initial Sample Vol:
 Sample Prep Vol:

Nebulizer Parameters: 2603220347_2X

Analyte Back Pressure Flow
 All 276.0 kPa 0.65 L/min

Mean Data: 2603220347_2X

Analyte	Mean Corrected Intensity	Conc. Units	Calib	Std.Dev.	Sample Conc. Units	Std.Dev.	RSD
Sca	358721.5	82.4 %		0.95			1.15%
Yr	337920.0	77.4 %		1.16			1.50%
Ag†	-104.5	-0.00039 mg/L		0.000812	-0.00078 mg/L	0.001624	207.32%
Al†	7892.2	1.25 mg/L		0.021	2.49 mg/L	0.041	1.66%
As†	99.4	0.0387 mg/L		0.00259	0.0774 mg/L	0.00519	6.70%
B_†	18172.7	0.595 mg/L		0.0001	1.19 mg/L	0.000	0.01%
Ba†	2048.7	0.0280 mg/L		0.00025	0.0560 mg/L	0.00049	0.88%
Be†	7.4	0.00000 mg/L		0.000007	0.00001 mg/L	0.000015	261.11%
Ca†	1310930.2	60.8 mg/L		0.05	122 mg/L	0.1	0.08%
Cd†	3.2	0.00011 mg/L		0.000307	0.00021 mg/L	0.000613	288.19%
Co†	2.5	0.00009 mg/L		0.000320	0.00017 mg/L	0.000640	375.07%
Cr†	573.9	0.00842 mg/L		0.000026	0.0168 mg/L	0.00005	0.30%
Cu†	1880.8	0.00453 mg/L		0.000032	0.00906 mg/L	0.000063	0.70%
Fe†	9039.5	0.793 mg/L		0.0168	1.59 mg/L	0.034	2.12%
K†	8470.7	5.71 mg/L		0.169	11.4 mg/L	0.34	2.97%
Mg†	667239.0	34.3 mg/L		0.05	68.6 mg/L	0.10	0.14%
Mn†	19261.3	0.0371 mg/L		0.00028	0.0741 mg/L	0.00056	0.76%
Mo†	388.1	0.0245 mg/L		0.00037	0.0491 mg/L	0.00074	1.50%
Na†	481886.2	165 mg/L		0.6	329 mg/L	1.2	0.38%
Ni†	-6.3	-0.00029 mg/L		0.000162	-0.00058 mg/L	0.000324	55.72%
Pb†	-23.2	-0.00492 mg/L		0.001436	-0.00984 mg/L	0.002872	29.20%
Sb†	21.7	0.00850 mg/L		0.000131	0.0170 mg/L	0.00026	1.54%
Se†	-27.8	-0.0162 mg/L		0.00101	-0.0325 mg/L	0.00203	6.25%
Tl†	94.3	0.0297 mg/L		0.00170	0.0595 mg/L	0.00340	5.71%
V†	2340.3	0.0153 mg/L		0.00017	0.0306 mg/L	0.00034	1.10%
Zn†	252.6	0.00497 mg/L		0.000023	0.00994 mg/L	0.000046	0.46%
Alx†	104318.7	1140 ug/L		17.2	2.28 mg/L	0.034	1.51%
Bex†	7.4	0.00279 ug/L		0.007276	0.00001 mg/L	0.000015	261.11%

Sequence No.: 44
 Sample ID: 2603220348_2X
 Analyst:
 Initial Sample Wt:
 Dilution: 2X

Autosampler Location: 57
 Date Collected: 3/30/2006 10:12:34
 Data Type: Original
 Initial Sample Vol:
 Sample Prep Vol:

Nebulizer Parameters: 2603220348_2X

Analyte Back Pressure Flow
 All 278.0 kPa 0.65 L/min

Mean Data: 2603220348_2X

Analyte	Mean Corrected Intensity	Conc. Units	Calib	Std.Dev.	Sample Conc. Units	Std.Dev.	RSD
Sca	363791.8	83.5 %		0.49			0.58%
Yr	337961.2	77.5 %		0.16			0.21%
Agf	26.1	0.00010 mg/L		0.000503	0.00020 mg/L	0.001005	513.28%
Alt	2368.2	0.374 mg/L		0.0055	0.748 mg/L	0.0111	1.48%
Ast	43.9	0.0171 mg/L		0.00130	0.0342 mg/L	0.00260	7.60%
B_tf	7244.3	0.237 mg/L		0.0002	0.475 mg/L	0.0004	0.09%
Baf	1401.6	0.0192 mg/L		0.00006	0.0383 mg/L	0.00011	0.30%
Bef	2.1	0.00000 mg/L		0.000000	0.00000 mg/L	0.000001	41.17%
Caf	641404.2	29.7 mg/L		0.03	59.5 mg/L	0.06	0.11%
Cdf	-2.5	-0.00008 mg/L		0.000003	-0.00016 mg/L	0.000005	3.10%
Cof	4.4	0.00015 mg/L		0.000123	0.00030 mg/L	0.000245	82.94%
Crf	1234.7	0.0181 mg/L		0.00045	0.0362 mg/L	0.00090	2.48%
Cuf	798.6	0.00192 mg/L		0.000012	0.00385 mg/L	0.000024	0.63%
Fef	6765.5	0.594 mg/L		0.0114	1.19 mg/L	0.023	1.92%
Kf	6852.5	4.62 mg/L		0.128	9.23 mg/L	0.255	2.76%
Mgf	253941.3	13.0 mg/L		0.02	26.1 mg/L	0.05	0.18%
Mnf	7793.3	0.0150 mg/L		0.00012	0.0300 mg/L	0.00025	0.82%
Mof	52.7	0.00333 mg/L		0.000376	0.00666 mg/L	0.000751	11.28%
Naf	238428.4	81.5 mg/L		0.13	163 mg/L	0.3	0.16%
Nif	3.7	0.00017 mg/L		0.000521	0.00034 mg/L	0.001043	303.54%
Pbf	-19.6	-0.00414 mg/L		0.000506	-0.00828 mg/L	0.001012	12.22%
Sbf	11.5	0.00422 mg/L		0.001884	0.00843 mg/L	0.003767	44.67%
Sef	-16.0	-0.00932 mg/L		0.004355	-0.0186 mg/L	0.00871	46.71%
Tlf	56.2	0.0177 mg/L		0.00201	0.0355 mg/L	0.00403	11.35%
Vf	2463.6	0.0161 mg/L		0.00047	0.0322 mg/L	0.00094	2.91%
Znf	1395.5	0.0275 mg/L		0.00017	0.0549 mg/L	0.00035	0.64%
Alxf	32427.6	354 ug/L		1.2	0.708 mg/L	0.0024	0.34%
Bext	2.1	0.00079 ug/L		0.000324	0.00000 mg/L	0.000001	41.17%

Sequence No.: 45
 Sample ID: 2603220357_2X
 Analyst:
 Initial Sample Wt:
 Dilution: 2X

Autosampler Location: 58
 Date Collected: 3/30/2006 10:16:18
 Data Type: Original
 Initial Sample Vol:
 Sample Prep Vol:

Nebulizer Parameters: 2603220357_2X

Analyte Back Pressure Flow
 All 276.0 kPa 0.65 L/min

Mean Data: 2603220357_2X

Analyte	Mean Corrected Intensity	Conc. Units	Calib	Std.Dev.	Sample Conc. Units	Std.Dev.	RSD
Sca	368419.8	84.6 %		0.77			0.91%
Yr	348489.0	79.9 %		0.27			0.34%
Ag†	90.9	0.00034 mg/L		0.000348	0.00068 mg/L	0.000697	102.26%
Al†	697.5	0.110 mg/L		0.0003	0.220 mg/L	0.0005	0.23%
As†	35.1	0.0137 mg/L		0.00141	0.0273 mg/L	0.00282	10.32%
B_†	8277.3	0.271 mg/L		0.0015	0.542 mg/L	0.0030	0.55%
Ba†	1051.5	0.0144 mg/L		0.00010	0.0288 mg/L	0.00021	0.73%
Be†	-68.8	-0.00003 mg/L		0.000013	-0.00005 mg/L	0.000026	50.42%
Ca†	638364.9	29.6 mg/L		0.01	59.2 mg/L	0.02	0.03%
Cd†	-9.0	-0.00030 mg/L		0.000163	-0.00060 mg/L	0.000327	54.57%
Co†	-1.4	-0.00005 mg/L		0.000334	-0.00009 mg/L	0.000669	713.52%
Cr†	402.5	0.00590 mg/L		0.000155	0.0118 mg/L	0.00031	2.62%
Cu†	607.7	0.00146 mg/L		0.000116	0.00293 mg/L	0.000233	7.96%
Fe†	1024.4	0.0899 mg/L		0.00020	0.180 mg/L	0.0004	0.23%
K†	6689.9	4.51 mg/L		0.004	9.02 mg/L	0.008	0.08%
Mg†	225276.9	11.6 mg/L		0.00	23.1 mg/L	0.00	0.00%
Mn†	3579.4	0.00689 mg/L		0.000053	0.0138 mg/L	0.00011	0.78%
Mo†	53.1	0.00336 mg/L		0.000014	0.00671 mg/L	0.000028	0.41%
Na†	250847.4	85.7 mg/L		0.03	171 mg/L	0.1	0.03%
Ni†	-23.1	-0.00106 mg/L		0.000144	-0.00212 mg/L	0.000287	13.51%
Pb†	-7.0	-0.00148 mg/L		0.000060	-0.00297 mg/L	0.000120	4.05%
Sb†	15.9	0.00621 mg/L		0.001256	0.0124 mg/L	0.00251	20.23%
Se†	-16.5	-0.00965 mg/L		0.002976	-0.0193 mg/L	0.00595	30.84%
Tl†	61.6	0.0194 mg/L		0.00155	0.0388 mg/L	0.00309	7.96%
V†	2207.3	0.0144 mg/L		0.00044	0.0288 mg/L	0.00087	3.02%
Zn†	1396.0	0.0275 mg/L		0.00016	0.0549 mg/L	0.00031	0.57%
Alx†	9270.0	101 ug/L		1.7	0.202 mg/L	0.0034	1.68%
Bex†	-68.8	-0.0261 ug/L		0.01315	-0.00005 mg/L	0.000026	50.42%

Sequence No.: 46
 Sample ID: 2603220360_2X
 Analyst:
 Initial Sample Wt:
 Dilution: 2X

Autosampler Location: 59
 Date Collected: 3/30/2006 10:20:39
 Data Type: Original
 Initial Sample Vol:
 Sample Prep Vol:

Nebulizer Parameters: 2603220360_2X

Analyte Back Pressure Flow
 All 278.0 kPa 0.65 L/min

Mean Data: 2603220360_2X

Analyte	Mean Corrected Intensity	Conc. Units	Calib	Std.Dev.	Sample Conc. Units	Std.Dev.	RSD
Sca	369006.2	84.7 %		0.80			0.95%
Yr	338682.6	77.6 %		0.75			0.96%
Ag†	-52.1	-0.00020 mg/L		0.000217	-0.00039 mg/L	0.000434	111.13%
Al†	499.0	0.0788 mg/L		0.00277	0.158 mg/L	0.0055	3.51%
As†	33.8	0.0132 mg/L		0.00150	0.0263 mg/L	0.00299	11.38%
B_†	21610.9	0.708 mg/L		0.0031	1.42 mg/L	0.006	0.44%
Ba†	2017.6	0.0276 mg/L		0.00043	0.0552 mg/L	0.00086	1.56%
Be†	-115.6	-0.00004 mg/L		0.000009	-0.00009 mg/L	0.000018	20.41%
Cat	1501206.8	69.6 mg/L		0.12	139 mg/L	0.2	0.17%
Cd†	-24.7	-0.00082 mg/L		0.000155	-0.00164 mg/L	0.000311	18.92%
Co†	0.0	0.00000 mg/L		0.000206	0.00000 mg/L	0.000412	>999.9%
Cr†	1635.9	0.0240 mg/L		0.00045	0.0480 mg/L	0.00089	1.86%
Cu†	574.2	0.00138 mg/L		0.000200	0.00277 mg/L	0.000399	14.43%
Fe†	803.0	0.0705 mg/L		0.00114	0.141 mg/L	0.0023	1.62%
K†	10828.2	7.30 mg/L		0.015	14.6 mg/L	0.03	0.21%
Mg†	520299.5	26.7 mg/L		0.00	53.5 mg/L	0.00	0.00%
Mn†	1672.6	0.00322 mg/L		0.000072	0.00644 mg/L	0.000144	2.23%
Mo†	175.7	0.0111 mg/L		0.00021	0.0222 mg/L	0.00042	1.87%
Nat	456215.7	156 mg/L		0.4	312 mg/L	0.8	0.24%
Ni†	-24.2	-0.00111 mg/L		0.000457	-0.00222 mg/L	0.000913	41.10%
Pb†	-31.0	-0.00656 mg/L		0.001927	-0.0131 mg/L	0.00385	29.39%
Sb†	17.6	0.00653 mg/L		0.005247	0.0131 mg/L	0.01049	80.33%
Se†	-30.0	-0.0175 mg/L		0.00234	-0.0351 mg/L	0.00468	13.35%
Tl†	103.0	0.0325 mg/L		0.00145	0.0650 mg/L	0.00290	4.47%
V†	2525.4	0.0165 mg/L		0.00027	0.0330 mg/L	0.00053	1.62%
Zn†	140.5	0.00277 mg/L		0.000235	0.00554 mg/L	0.000470	8.48%
Alx†	6969.3	76.1 ug/L		1.61	0.152 mg/L	0.0032	2.11%
Bex†	-115.6	-0.0438 ug/L		0.00894	-0.00009 mg/L	0.000018	20.41%

Sequence No.: 47
 Sample ID: 2603230069_2X
 Analyst:
 Initial Sample Wt:
 Dilution: 2X

Autosampler Location: 60
 Date Collected: 3/30/2006 10:24:59
 Data Type: Original
 Initial Sample Vol:
 Sample Prep Vol:

Nebulizer Parameters: 2603230069_2X

Analyte Back Pressure Flow
 All 277.0 kPa 0.65 L/min

Mean Data: 2603230069_2X

Analyte	Mean Corrected Intensity	Conc. Units	Calib	Std.Dev.	Sample Conc. Units	Std.Dev.	RSD
Sca	366988.7	84.3 %		1.29			1.53%
Yr	351293.7	80.5 %		0.78			0.97%
Agf	-159.9	-0.00060 mg/L		0.000103	-0.00120 mg/L	0.000207	17.26%
Alf	125.4	0.0198 mg/L		0.00043	0.0396 mg/L	0.00087	2.19%
Ast	121.2	0.0472 mg/L		0.00041	0.0944 mg/L	0.00081	0.86%
B_f	25137.8	0.824 mg/L		0.0054	1.65 mg/L	0.011	0.66%
Bat	1378.5	0.0189 mg/L		0.00017	0.0377 mg/L	0.00033	0.88%
Bet	-268.2	-0.00010 mg/L		0.000021	-0.00020 mg/L	0.000042	20.87%
Ca†	2857768.6	132 mg/L		0.2	265 mg/L	0.4	0.16%
Cd†	-12.9	-0.00043 mg/L		0.000303	-0.00086 mg/L	0.000607	70.91%
Co†	4.1	0.00014 mg/L		0.000016	0.00028 mg/L	0.000033	11.88%
Crt	-48.4	-0.00071 mg/L		0.000014	-0.00142 mg/L	0.000028	2.01%
Cuf	608.8	0.00147 mg/L		0.000254	0.00293 mg/L	0.000507	17.30%
Fet	308.0	0.0270 mg/L		0.00075	0.0540 mg/L	0.00151	2.79%
K†	9162.5	6.17 mg/L		0.093	12.3 mg/L	0.19	1.51%
Mg†	1317635.6	67.7 mg/L		0.13	135 mg/L	0.3	0.18%
Mn†	29857.4	0.0575 mg/L		0.00034	0.115 mg/L	0.0007	0.59%
Mo†	142.2	0.00899 mg/L		0.000155	0.0180 mg/L	0.00031	1.73%
Na†	364481.2	125 mg/L		0.4	249 mg/L	0.8	0.34%
Ni†	-26.5	-0.00122 mg/L		0.000074	-0.00243 mg/L	0.000148	6.10%
Pb†	-51.6	-0.0109 mg/L		0.00063	-0.0218 mg/L	0.00126	5.77%
Sb†	28.0	0.0112 mg/L		0.00044	0.0223 mg/L	0.00088	3.92%
Se†	-33.5	-0.0195 mg/L		0.00908	-0.0391 mg/L	0.01816	46.44%
Tl†	135.1	0.0426 mg/L		0.00185	0.0852 mg/L	0.00370	4.35%
V†	1221.2	0.00798 mg/L		0.000099	0.0160 mg/L	0.00020	1.24%
Zn†	34.4	0.00068 mg/L		0.000027	0.00137 mg/L	0.000054	3.98%
Alx†	2204.2	24.1 ug/L		0.61	0.0481 mg/L	0.00123	2.55%
Bex†	-268.2	-0.102 ug/L		0.0212	-0.00020 mg/L	0.000042	20.87%

Sequence No.: 48
 Sample ID: 2603230197_2X
 Analyst:
 Initial Sample Wt:
 Dilution: 2X

Autosampler Location: 61
 Date Collected: 3/30/2006 10:29:21
 Data Type: Original
 Initial Sample Vol:
 Sample Prep Vol:

Nebulizer Parameters: 2603230197_2X

Analyte Back Pressure Flow
 All 279.0 kPa 0.65 L/min

Mean Data: 2603230197_2X

Analyte	Mean Corrected Intensity	Conc. Units	Calib	Std.Dev.	Sample Conc. Units	Std.Dev.	RSD
Sca	375729.9	86.3 %		0.32			0.37%
Yr	352175.3	80.7 %		1.25			1.54%
Ag†	30.4	0.00011 mg/L		0.000201	0.00023 mg/L	0.000403	176.79%
Al†	4791.1	0.757 mg/L		0.0057	1.51 mg/L	0.011	0.75%
As†	18.7	0.00728 mg/L		0.000298	0.0146 mg/L	0.00060	4.10%
B_†	11346.2	0.372 mg/L		0.0010	0.744 mg/L	0.0019	0.26%
Ba†	1391.8	0.0190 mg/L		0.00006	0.0381 mg/L	0.00012	0.30%
Be†	170.4	0.00006 mg/L		0.000005	0.00013 mg/L	0.000011	8.16%
Ca†	645832.8	29.9 mg/L		0.01	59.9 mg/L	0.02	0.03%
Cd†	-12.3	-0.00041 mg/L		0.000379	-0.00082 mg/L	0.000758	92.50%
Co†	6.7	0.00023 mg/L		0.000120	0.00046 mg/L	0.000241	52.65%
Cr†	310.0	0.00455 mg/L		0.000083	0.00909 mg/L	0.000167	1.84%
Cu†	631.6	0.00152 mg/L		0.000002	0.00304 mg/L	0.000005	0.16%
Fe†	7489.2	0.657 mg/L		0.0093	1.31 mg/L	0.019	1.42%
K†	7075.5	4.77 mg/L		0.050	9.53 mg/L	0.100	1.05%
Mg†	223675.7	11.5 mg/L		0.13	23.0 mg/L	0.27	1.16%
Mn†	17473.5	0.0336 mg/L		0.00010	0.0672 mg/L	0.00020	0.30%
Mo†	114.5	0.00724 mg/L		0.000252	0.0145 mg/L	0.00050	3.49%
Na†	233577.3	79.8 mg/L		0.40	160 mg/L	0.8	0.50%
Ni†	11.0	0.00051 mg/L		0.000092	0.00101 mg/L	0.000184	18.16%
Pb†	-21.8	-0.00462 mg/L		0.000005	-0.00923 mg/L	0.000009	0.10%
Sb†	12.1	0.00473 mg/L		0.001554	0.00947 mg/L	0.003108	32.84%
Se†	-14.0	-0.00821 mg/L		0.005639	-0.0164 mg/L	0.01128	68.70%
Tl†	61.7	0.0195 mg/L		0.00021	0.0389 mg/L	0.00041	1.06%
V†	1803.3	0.0118 mg/L		0.00001	0.0236 mg/L	0.00002	0.11%
Zn†	233.8	0.00460 mg/L		0.000209	0.00919 mg/L	0.000418	4.54%
Alx†	64841.1	708 ug/L		3.3	1.42 mg/L	0.007	0.46%
Bex†	170.4	0.0646 ug/L		0.00527	0.00013 mg/L	0.000011	8.16%

Sequence No.: 49
 Sample ID: 2603240122_2X
 Analyst:
 Initial Sample Wt:
 Dilution: 2X

Autosampler Location: 62
 Date Collected: 3/30/2006 10:33:05
 Data Type: Original
 Initial Sample Vol:
 Sample Prep Vol:

Nebulizer Parameters: 2603240122_2X

Analyte Back Pressure Flow
 All 279.0 kPa 0.65 L/min

Mean Data: 2603240122_2X

Analyte	Mean Corrected Intensity	Conc. Units	Calib	Std.Dev.	Sample Conc. Units	Std.Dev.	RSD
Sca	384659.0	88.3 %		1.34			1.52%
Yr	362575.6	83.1 %		0.07			0.08%
Ag†	-1450.3	-0.00543 mg/L		0.000495	-0.0109 mg/L	0.00099	9.10%
Al†	119262.5	18.8 mg/L		0.07	37.7 mg/L	0.14	0.38%
As†	-14.2	-0.00553 mg/L		0.001650	-0.0111 mg/L	0.00330	29.82%
B_†	11634.5	0.381 mg/L		0.0036	0.762 mg/L	0.0072	0.95%
Ba†	11599.3	0.159 mg/L		0.0009	0.317 mg/L	0.0018	0.56%
Bet	3400.0	0.00129 mg/L		0.000018	0.00258 mg/L	0.000035	1.37%
Ca†	1093528.1	50.7 mg/L		0.76	101 mg/L	1.5	1.50%
Cd†	-12.6	-0.00042 mg/L		0.000017	-0.00084 mg/L	0.000035	4.14%
Co†	212.6	0.00721 mg/L		0.000119	0.0144 mg/L	0.00024	1.65%
Cr†	2397.4	0.0352 mg/L		0.00003	0.0703 mg/L	0.00007	0.10%
Cu†	5764.7	0.0139 mg/L		0.00014	0.0278 mg/L	0.00029	1.04%
Fe†	177999.0	15.6 mg/L		0.00	31.2 mg/L	0.00	0.01%
K†	14204.0	9.57 mg/L		0.046	19.1 mg/L	0.09	0.48%
Mg†	921531.9	47.3 mg/L		0.68	94.7 mg/L	1.36	1.43%
Mn†	170473.0	0.328 mg/L		0.0024	0.656 mg/L	0.0047	0.72%
Mo†	132.5	0.00838 mg/L		0.000031	0.0168 mg/L	0.00006	0.37%
Na†	253300.3	86.6 mg/L		1.54	173 mg/L	3.1	1.78%
Ni†	426.1	0.0196 mg/L		0.00022	0.0392 mg/L	0.00043	1.10%
Pb†	8.9	0.00189 mg/L		0.000131	0.00379 mg/L	0.000262	6.91%
Sb†	16.5	0.00584 mg/L		0.001825	0.0117 mg/L	0.00365	31.24%
Se†	-68.0	-0.0397 mg/L		0.00147	-0.0794 mg/L	0.00295	3.71%
Tl†	56.1	0.0177 mg/L		0.00086	0.0354 mg/L	0.00172	4.86%
V†	6088.2	0.0398 mg/L		0.00015	0.0796 mg/L	0.00030	0.38%
Zn†	3339.3	0.0656 mg/L		0.00021	0.131 mg/L	0.0004	0.32%
Alx†	1572204.7	17200 ug/L		108.8	34.3 mg/L	0.22	0.63%
Bex†	3400.0	1.29 ug/L		0.018	0.00258 mg/L	0.000035	1.37%

Sequence No.: 50
 Sample ID: 2603240118_2X
 Analyst:
 Initial Sample Wt:
 Dilution: 2X

Autosampler Location: 63
 Date Collected: 3/30/2006 10:36:55
 Data Type: Original
 Initial Sample Vol:
 Sample Prep Vol:

Nebulizer Parameters: 2603240118_2X

Analyte	Back Pressure	Flow
All	278.0 kPa	0.65 L/min

Mean Data: 2603240118_2X

Analyte	Mean Corrected Intensity	Conc. Units	Calib	Std.Dev.	Sample Conc. Units	Std.Dev.	RSD
Sca	371852.1	85.4 %		0.47			0.56%
Yr	360025.1	82.5 %		1.52			1.85%
Ag†	-16085.8	-0.0603 mg/L		0.00015	-0.121 mg/L	0.0003	0.25%
Al†	385.2	0.0608 mg/L		0.00170	0.122 mg/L	0.0034	2.79%
As†	-321.0	-0.125 mg/L		0.0014	-0.250 mg/L	0.0028	1.14%
B_†	15415.4	0.505 mg/L		0.0004	1.01 mg/L	0.001	0.09%
Ba†	1001.1	0.0137 mg/L		0.00000	0.0274 mg/L	0.00000	0.01%
Be†	-88.4	-0.00003 mg/L		0.000027	-0.00007 mg/L	0.000054	80.28%
Cat	775364.9	35.9 mg/L		0.23	71.9 mg/L	0.45	0.63%
Cd†	-37.6	-0.00125 mg/L		0.000042	-0.00249 mg/L	0.000084	3.36%
Co†	22.4	0.00076 mg/L		0.000112	0.00152 mg/L	0.000224	14.74%
Cr†	4.3	0.00006 mg/L		0.000011	0.00013 mg/L	0.000022	17.36%
Cu†	-8044.3	-0.0194 mg/L		0.00025	-0.0387 mg/L	0.00051	1.31%
Fe†	1877662.3	165 mg/L		0.9	329 mg/L	1.8	0.56%
K†	3543.2	2.39 mg/L		0.041	4.77 mg/L	0.081	1.70%
Mg†	216701.5	11.1 mg/L		0.03	22.3 mg/L	0.05	0.24%
Mn†	1349272.0	2.60 mg/L		0.003	5.19 mg/L	0.005	0.10%
Mo†	-54.7	-0.00346 mg/L		0.000523	-0.00691 mg/L	0.001047	15.14%
Na†	226187.4	77.3 mg/L		1.18	155 mg/L	2.4	1.52%
Ni†	-52.4	-0.00241 mg/L		0.00006	-0.00482 mg/L	0.000012	0.25%
Pb†	16.2	0.00342 mg/L		0.000644	0.00684 mg/L	0.001288	18.82%
Sb†	39.2	0.0156 mg/L		0.00160	0.0313 mg/L	0.00320	10.23%
Se†	-574.1	-0.335 mg/L		0.0046	-0.671 mg/L	0.0092	1.38%
Tl†	32.6	0.0103 mg/L		0.00079	0.0205 mg/L	0.00159	7.73%
V†	-978.2	-0.00639 mg/L		0.000378	-0.0128 mg/L	0.00076	5.91%
Zn†	12273.8	0.241 mg/L		0.0013	0.483 mg/L	0.0026	0.55%
Alx†	5240.2	57.2 ug/L		1.05	0.114 mg/L	0.0021	1.84%
Bex†	-88.4	-0.0335 ug/L		0.02690	-0.00007 mg/L	0.000054	80.28%

Sequence No.: 51
 Sample ID: ICSA
 Analyst:
 Initial Sample Wt:
 Dilution:

Autosampler Location: 10
 Date Collected: 3/30/2006 10:40:40
 Data Type: Original
 Initial Sample Vol:
 Sample Prep Vol:

Nebulizer Parameters: ICSA

Analyte	Back Pressure	Flow
All	279.0 kPa	0.65 L/min

Mean Data: ICSA

Analyte	Mean Corrected Intensity	Conc. Units	Calib	Std.Dev.	Sample Conc. Units	Std.Dev.	RSD
Sca	340871.1	78.3 %		0.58			0.74%
Yr	328959.5	75.4 %		0.19			0.25%
Ag†	-9955.0	-0.0373 mg/L		0.00047	-0.0373 mg/L	0.00047	1.27%
	QC value within limits for Ag	Recovery = Not calculated					
Al†	1578260.4	249 mg/L		3.4	249 mg/L	3.4	1.37%
	QC value within limits for Al	Recovery = 99.70%					
As†	-549.2	-0.214 mg/L		0.0082	-0.214 mg/L	0.0082	3.83%
	QC value within limits for As	Recovery = Not calculated					
B_†	157.8	0.00517 mg/L		0.000310	0.00517 mg/L	0.000310	6.00%
	QC value within limits for B_	Recovery = Not calculated					
Ba†	118.7	0.00162 mg/L		0.000008	0.00162 mg/L	0.000008	0.52%
	QC value within limits for Ba	Recovery = Not calculated					
Be†	-840.1	-0.00032 mg/L		0.000023	-0.00032 mg/L	0.000023	7.07%
	QC value within limits for Be	Recovery = Not calculated					
Ca†	5294991.7	245 mg/L		3.8	245 mg/L	3.8	1.53%
	QC value within limits for Ca	Recovery = 98.18%					
Cd†	-74.9	-0.00249 mg/L		0.000118	-0.00249 mg/L	0.000118	4.76%
	QC value within limits for Cd	Recovery = Not calculated					
Co†	58.0	0.00196 mg/L		0.000541	0.00196 mg/L	0.000541	27.54%
	QC value within limits for Co	Recovery = Not calculated					
Cr†	-157.8	-0.00231 mg/L		0.000221	-0.00231 mg/L	0.000221	9.55%
	QC value within limits for Cr	Recovery = Not calculated					
Cu†	-4216.1	-0.0102 mg/L		0.00006	-0.0102 mg/L	0.00006	0.56%
	QC value within limits for Cu	Recovery = Not calculated					
Fe†	1124476.1	98.7 mg/L		1.06	98.7 mg/L	1.06	1.08%
	QC value within limits for Fe	Recovery = 98.66%					
K†	137.2	0.0924 mg/L		0.02740	0.0924 mg/L	0.02740	29.65%
	QC value within limits for K	Recovery = Not calculated					
Mg†	4706723.3	242 mg/L		3.0	242 mg/L	3.0	1.23%
	QC value within limits for Mg	Recovery = 96.73%					
Mn†	1641.9	0.00316 mg/L		0.000102	0.00316 mg/L	0.000102	3.22%
	QC value within limits for Mn	Recovery = Not calculated					
Mo†	13.4	0.00085 mg/L		0.000064	0.00085 mg/L	0.000064	7.55%
	QC value within limits for Mo	Recovery = Not calculated					
Na†	540.8	0.185 mg/L		0.0096	0.185 mg/L	0.0096	5.22%
	QC value within limits for Na	Recovery = Not calculated					
Ni†	-58.3	-0.00268 mg/L		0.000033	-0.00268 mg/L	0.000033	1.24%
	QC value within limits for Ni	Recovery = Not calculated					
Pb†	-227.3	-0.0481 mg/L		0.00484	-0.0481 mg/L	0.00484	10.07%
	QC value within limits for Pb	Recovery = Not calculated					
Sb†	42.3	0.0169 mg/L		0.00110	0.0169 mg/L	0.00110	6.53%
	QC value within limits for Sb	Recovery = Not calculated					
Se†	-382.4	-0.223 mg/L		0.0062	-0.223 mg/L	0.0062	2.78%
	QC value within limits for Se	Recovery = Not calculated					
Tl†	153.9	0.0486 mg/L		0.00079	0.0486 mg/L	0.00079	1.62%
	QC value within limits for Tl	Recovery = Not calculated					
V†	-324.2	-0.00212 mg/L		0.000071	-0.00212 mg/L	0.000071	3.35%
	QC value within limits for V	Recovery = Not calculated					
Zn†	806.1	0.0159 mg/L		0.00029	0.0159 mg/L	0.00029	1.80%
	QC value within limits for Zn	Recovery = Not calculated					
Alx†	Saturated2						
	Unable to evaluate QC.						
Bex†	-840.1	-0.318 ug/L		0.0225	-0.00032 mg/L	0.000023	7.07%
	QC value within limits for Bex	Recovery = Not calculated					

All analyte(s) passed QC. One or more analytes were not evaluated.

Sequence No.: 52
 Sample ID: ICSAB
 Analyst:
 Initial Sample Wt:
 Dilution:

Autosampler Location: 11
 Date Collected: 3/30/2006 10:44:27
 Data Type: Original
 Initial Sample Vol:
 Sample Prep Vol:

Nebulizer Parameters: ICSAB

Analyte Back Pressure Flow
 All 279.0 kPa 0.65 L/min

Mean Data: ICSAB

Analyte	Mean Corrected Intensity	Conc. Units	Std.Dev.	Sample Conc. Units	Std.Dev.	RSD
Sca	335534.9	77.0 %	0.74			0.96%
Yr	329043.2	75.4 %	0.23			0.31%
Ag†	126124.0	0.472 mg/L	0.0013	0.472 mg/L	0.0013	0.28%
	QC value within limits for Ag Recovery = 94.50%					
Al†	1533844.1	242 mg/L	1.6	242 mg/L	1.6	0.66%
	QC value within limits for Al Recovery = 96.90%					
As†	-537.6	-0.209 mg/L	0.0000	-0.209 mg/L	0.0000	0.01%
	QC value less than the lower limit for As Recovery = Not calculated					
B_†	185.2	0.00607 mg/L	0.000245	0.00607 mg/L	0.000245	4.04%
	QC value within limits for B_ Recovery = Not calculated					
Ba†	19068.1	0.261 mg/L	0.0011	0.261 mg/L	0.0011	0.43%
	QC value within limits for Ba Recovery = 104.31%					
Be†	656096.4	0.249 mg/L	0.0008	0.249 mg/L	0.0008	0.32%
	QC value within limits for Be Recovery = 99.45%					
Ca†	5182867.0	240 mg/L	2.5	240 mg/L	2.5	1.02%
	QC value within limits for Ca Recovery = 96.10%					
Cd†	14274.9	0.474 mg/L	0.0017	0.474 mg/L	0.0017	0.36%
	QC value within limits for Cd Recovery = 94.73%					
Co†	6967.5	0.236 mg/L	0.0008	0.236 mg/L	0.0008	0.34%
	QC value within limits for Co Recovery = 94.46%					
Cr†	16629.1	0.244 mg/L	0.0006	0.244 mg/L	0.0006	0.26%
	QC value within limits for Cr Recovery = 97.57%					
Cu†	97868.2	0.236 mg/L	0.0014	0.236 mg/L	0.0014	0.61%
	QC value within limits for Cu Recovery = 94.28%					
Fe†	1090231.8	95.7 mg/L	0.60	95.7 mg/L	0.60	0.62%
	QC value within limits for Fe Recovery = 95.66%					
K†	-27.6	-0.0186 mg/L	0.07624	-0.0186 mg/L	0.07624	409.70%
	QC value within limits for K Recovery = Not calculated					
Mg†	4620363.6	237 mg/L	1.9	237 mg/L	1.9	0.82%
	QC value within limits for Mg Recovery = 94.95%					
Mn†	132402.8	0.255 mg/L	0.0009	0.255 mg/L	0.0009	0.34%
	QC value within limits for Mn Recovery = 101.91%					
Mo†	5.1	0.00032 mg/L	0.000433	0.00032 mg/L	0.000433	134.55%
	QC value within limits for Mo Recovery = Not calculated					
Na†	124.6	0.0426 mg/L	0.01351	0.0426 mg/L	0.01351	31.72%
	QC value within limits for Na Recovery = Not calculated					
Ni†	10130.4	0.466 mg/L	0.0010	0.466 mg/L	0.0010	0.22%
	QC value within limits for Ni Recovery = 93.12%					
Pb†	2093.4	0.443 mg/L	0.0025	0.443 mg/L	0.0025	0.57%
	QC value within limits for Pb Recovery = 88.62%					
Sb†	62.1	0.0198 mg/L	0.00289	0.0198 mg/L	0.00289	14.62%
	QC value within limits for Sb Recovery = Not calculated					
Se†	-375.6	-0.219 mg/L	0.0107	-0.219 mg/L	0.0107	4.86%
	QC value less than the lower limit for Se Recovery = Not calculated					
Tl†	165.2	0.0521 mg/L	0.00228	0.0521 mg/L	0.00228	4.37%
	QC value greater than the upper limit for Tl Recovery = Not calculated					
V†	37577.8	0.246 mg/L	0.0007	0.246 mg/L	0.0007	0.29%
	QC value within limits for V Recovery = 98.22%					
Zn†	26232.1	0.513 mg/L	0.0012	0.513 mg/L	0.0012	0.23%
	QC value within limits for Zn Recovery = 102.61%					
Alx†	Saturated2 Unable to evaluate QC.					
Bex†	656096.4	249 ug/L	0.8	0.249 mg/L	0.0008	0.32%
	QC value within limits for Bex Recovery = 99.45%					

QC Failed. Continue with analysis.

Sequence No.: 53
 Sample ID: Wash
 Analyst:
 Initial Sample Wt:
 Dilution: 1X

Autosampler Location: 0
 Date Collected: 3/30/2006 10:48:14
 Data Type: Original
 Initial Sample Vol:
 Sample Prep Vol:

Nebulizer Parameters: Wash

Analyte Back Pressure Flow
 All 279.0 kPa 0.65 L/min

Mean Data: Wash

Analyte	Mean Corrected Intensity	Conc. Units	Calib	Std.Dev.	Sample Conc. Units	Std.Dev.	RSD
Sca	375000.3	86.1 %		0.11			0.13%
Yr	352275.7	80.7 %		0.74			0.92%
Ag†	17.0	0.00006 mg/L		0.000246	0.00006 mg/L	0.000246	387.18%
	QC value within limits for Ag Recovery = Not calculated						
Al†	19.1	0.00301 mg/L		0.002370	0.00301 mg/L	0.002370	78.78%
	QC value within limits for Al Recovery = Not calculated						
As†	4.4	0.00172 mg/L		0.001728	0.00172 mg/L	0.001728	100.59%
	QC value within limits for As Recovery = Not calculated						
B_†	328.5	0.0108 mg/L		0.00013	0.0108 mg/L	0.00013	1.17%
	QC value within limits for B_ Recovery = Not calculated						
Ba†	-7.6	-0.00010 mg/L		0.000097	-0.00010 mg/L	0.000097	93.45%
	QC value within limits for Ba Recovery = Not calculated						
Be†	302.2	0.00011 mg/L		0.000005	0.00011 mg/L	0.000005	4.09%
	QC value within limits for Be Recovery = Not calculated						
Ca†	29.7	0.00138 mg/L		0.000066	0.00138 mg/L	0.000066	4.82%
	QC value within limits for Ca Recovery = Not calculated						
Cd†	5.4	0.00018 mg/L		0.000093	0.00018 mg/L	0.000093	51.81%
	QC value within limits for Cd Recovery = Not calculated						
Co†	-14.5	-0.00049 mg/L		0.000038	-0.00049 mg/L	0.000038	7.84%
	QC value within limits for Co Recovery = Not calculated						
Cr†	9.6	0.00014 mg/L		0.000151	0.00014 mg/L	0.000151	107.53%
	QC value within limits for Cr Recovery = Not calculated						
Cu†	121.5	0.00029 mg/L		0.000004	0.00029 mg/L	0.000004	1.22%
	QC value within limits for Cu Recovery = Not calculated						
Fe†	12.2	0.00107 mg/L		0.000050	0.00107 mg/L	0.000050	4.63%
	QC value within limits for Fe Recovery = Not calculated						
K†	-92.8	-0.0625 mg/L		0.04337	-0.0625 mg/L	0.04337	69.39%
	QC value within limits for K Recovery = Not calculated						
Mg†	103.0	0.00529 mg/L		0.001243	0.00529 mg/L	0.001243	23.49%
	QC value within limits for Mg Recovery = Not calculated						
Mn†	33.0	0.00006 mg/L		0.000006	0.00006 mg/L	0.000006	9.48%
	QC value within limits for Mn Recovery = Not calculated						
Mo†	5.9	0.00037 mg/L		0.000193	0.00037 mg/L	0.000193	51.76%
	QC value within limits for Mo Recovery = Not calculated						
Na†	30.5	0.0104 mg/L		0.00003	0.0104 mg/L	0.00003	0.26%
	QC value within limits for Na Recovery = Not calculated						
Ni†	-1.8	-0.00008 mg/L		0.000285	-0.00008 mg/L	0.000285	352.95%
	QC value within limits for Ni Recovery = Not calculated						
Pb†	-5.3	-0.00112 mg/L		0.000256	-0.00112 mg/L	0.000256	22.79%
	QC value within limits for Pb Recovery = Not calculated						
Sb†	-1.4	-0.00058 mg/L		0.002246	-0.00058 mg/L	0.002246	389.50%
	QC value within limits for Sb Recovery = Not calculated						
Se†	4.6	0.00268 mg/L		0.001500	0.00268 mg/L	0.001500	56.04%
	QC value within limits for Se Recovery = Not calculated						
Tl†	3.4	0.00107 mg/L		0.000998	0.00107 mg/L	0.000998	93.44%
	QC value within limits for Tl Recovery = Not calculated						
V†	-36.9	-0.00024 mg/L		0.000199	-0.00024 mg/L	0.000199	82.51%
	QC value within limits for V Recovery = Not calculated						
Zn†	8.7	0.00017 mg/L		0.000182	0.00017 mg/L	0.000182	105.96%
	QC value within limits for Zn Recovery = Not calculated						
Alx†	117.5	1.28 ug/L		0.506	0.00128 mg/L	0.000506	39.41%
	QC value within limits for Alx Recovery = Not calculated						
Bex†	302.2	0.115 ug/L		0.0047	0.00011 mg/L	0.000005	4.09%
	QC value within limits for Bex Recovery = Not calculated						

All analyte(s) passed QC.

Sequence No.: 54
 Sample ID: QC-25 lppm
 Analyst:
 Initial Sample Wt:
 Dilution:

Autosampler Location: 12
 Date Collected: 3/30/2006 10:51:40
 Data Type: Original
 Initial Sample Vol:
 Sample Prep Vol:

Nebulizer Parameters: QC-25 lppm

Analyte Back Pressure Flow
 All 279.0 kPa 0.65 L/min

Mean Data: QC-25 lppm

Analyte	Mean Corrected Intensity	Conc. Units	Std.Dev.	Sample Conc. Units	Std.Dev.	RSD
Sca	393927.4	90.5 %	1.04			1.15%
Yr	368332.8	84.4 %	0.46			0.54%
Ag†	266684.2	0.999 mg/L	0.0143	0.999 mg/L	0.0143	1.44%
	QC value within limits for Ag Recovery = 99.90%					
Al†	6483.6	1.02 mg/L	0.017	1.02 mg/L	0.017	1.63%
	QC value within limits for Al Recovery = 102.40%					
As†	2449.9	0.954 mg/L	0.0005	0.954 mg/L	0.0005	0.05%
	QC value within limits for As Recovery = 95.37%					
B_†	27710.6	0.908 mg/L	0.0124	0.908 mg/L	0.0124	1.36%
	QC value within limits for B_ Recovery = 90.80%					
Ba†	80168.9	1.10 mg/L	0.015	1.10 mg/L	0.015	1.35%
	QC value within limits for Ba Recovery = 109.64%					
Be†	2532276.1	0.960 mg/L	0.0006	0.960 mg/L	0.0006	0.07%
	QC value within limits for Be Recovery = 95.95%					
Ca†	22751.4	1.05 mg/L	0.022	1.05 mg/L	0.022	2.12%
	QC value within limits for Ca Recovery = 105.47%					
Cd†	29760.4	0.988 mg/L	0.0162	0.988 mg/L	0.0162	1.64%
	QC value within limits for Cd Recovery = 98.75%					
Co†	31999.2	1.08 mg/L	0.013	1.08 mg/L	0.013	1.18%
	QC value within limits for Co Recovery = 108.45%					
Cr†	71363.5	1.05 mg/L	0.015	1.05 mg/L	0.015	1.45%
	QC value within limits for Cr Recovery = 104.68%					
Cu†	394449.4	0.950 mg/L	0.0049	0.950 mg/L	0.0049	0.52%
	QC value within limits for Cu Recovery = 95.00%					
Fe†	11784.5	1.03 mg/L	0.011	1.03 mg/L	0.011	1.07%
	QC value within limits for Fe Recovery = 103.40%					
K†	14192.6	9.56 mg/L	0.100	9.56 mg/L	0.100	1.05%
	QC value within limits for K Recovery = 95.63%					
Mg†	20795.5	1.07 mg/L	0.014	1.07 mg/L	0.014	1.31%
	QC value within limits for Mg Recovery = 106.84%					
Mn†	569248.0	1.10 mg/L	0.015	1.10 mg/L	0.015	1.36%
	QC value within limits for Mn Recovery = 109.53%					
Mo†	15748.7	0.996 mg/L	0.0031	0.996 mg/L	0.0031	0.31%
	QC value within limits for Mo Recovery = 99.57%					
Na†	3146.3	1.08 mg/L	0.034	1.08 mg/L	0.034	3.20%
	QC value within limits for Na Recovery = 107.54%					
Ni†	24048.3	1.11 mg/L	0.012	1.11 mg/L	0.012	1.06%
	QC value greater than the upper limit for Ni Recovery = 110.53%					
Pb†	5104.6	1.08 mg/L	0.003	1.08 mg/L	0.003	0.28%
	QC value within limits for Pb Recovery = 108.05%					
Sb†	2436.6	0.950 mg/L	0.0044	0.950 mg/L	0.0044	0.47%
	QC value within limits for Sb Recovery = 94.99%					
Se†	1548.5	0.905 mg/L	0.0072	0.905 mg/L	0.0072	0.80%
	QC value within limits for Se Recovery = 90.49%					
Tl†	3405.8	1.07 mg/L	0.004	1.07 mg/L	0.004	0.40%
	QC value within limits for Tl Recovery = 107.46%					
V†	154806.3	1.01 mg/L	0.015	1.01 mg/L	0.015	1.49%
	QC value within limits for V Recovery = 101.16%					
Zn†	52948.0	1.03 mg/L	0.013	1.03 mg/L	0.013	1.22%
	QC value within limits for Zn Recovery = 103.44%					
Alx†	84965.1	928 ug/L	16.0	0.928 mg/L	0.0160	1.73%
	QC value within limits for Alx Recovery = 92.76%					
Bex†	2532276.1	960 ug/L	0.6	0.960 mg/L	0.0006	0.07%
	QC value within limits for Bex Recovery = 95.95%					

QC Failed. Retry.

Sequence No.: 55
 Sample ID: QC-25 1ppm
 Analyst:
 Initial Sample Wt:
 Dilution:

Autosampler Location: 12
 Date Collected: 3/30/2006 10:53:52
 Data Type: Original
 Initial Sample Vol:
 Sample Prep Vol:

Nebulizer Parameters: QC-25 1ppm

Analyte Back Pressure Flow
 All 279.0 kPa 0.65 L/min

Mean Data: QC-25 1ppm

Analyte	Mean Corrected Intensity	Calib Conc. Units	Std.Dev.	Sample Conc. Units	Std.Dev.	RSD
Sca	403394.3	92.6 %	0.22			0.24%
Yr	368623.0	84.5 %	0.63			0.74%
Ag†	259785.1	0.973 mg/L	0.0008	0.973 mg/L	0.0008	0.08%
	QC value within limits for Ag Recovery = 97.32%					
Al†	6673.1	1.05 mg/L	0.009	1.05 mg/L	0.009	0.83%
	QC value within limits for Al Recovery = 105.39%					
As†	2433.7	0.947 mg/L	0.0038	0.947 mg/L	0.0038	0.40%
	QC value within limits for As Recovery = 94.74%					
B_†	27490.6	0.901 mg/L	0.0004	0.901 mg/L	0.0004	0.04%
	QC value within limits for B_ Recovery = 90.08%					
Ba†	78303.1	1.07 mg/L	0.003	1.07 mg/L	0.003	0.27%
	QC value within limits for Ba Recovery = 107.08%					
Be†	2543828.3	0.964 mg/L	0.0023	0.964 mg/L	0.0023	0.24%
	QC value within limits for Be Recovery = 96.39%					
Ca†	23302.8	1.08 mg/L	0.006	1.08 mg/L	0.006	0.55%
	QC value within limits for Ca Recovery = 108.02%					
Cd†	29096.6	0.965 mg/L	0.0033	0.965 mg/L	0.0033	0.34%
	QC value within limits for Cd Recovery = 96.55%					
Co†	31266.4	1.06 mg/L	0.000	1.06 mg/L	0.000	0.05%
	QC value within limits for Co Recovery = 105.97%					
Cr†	69760.7	1.02 mg/L	0.002	1.02 mg/L	0.002	0.16%
	QC value within limits for Cr Recovery = 102.33%					
Cu†	393209.4	0.947 mg/L	0.0044	0.947 mg/L	0.0044	0.46%
	QC value within limits for Cu Recovery = 94.70%					
Fe†	12061.5	1.06 mg/L	0.012	1.06 mg/L	0.012	1.17%
	QC value within limits for Fe Recovery = 105.83%					
K†	14594.5	9.83 mg/L	0.132	9.83 mg/L	0.132	1.34%
	QC value within limits for K Recovery = 98.34%					
Mg†	21142.8	1.09 mg/L	0.014	1.09 mg/L	0.014	1.27%
	QC value within limits for Mg Recovery = 108.62%					
Mn†	555406.1	1.07 mg/L	0.002	1.07 mg/L	0.002	0.19%
	QC value within limits for Mn Recovery = 106.87%					
Mo†	15648.5	0.989 mg/L	0.0019	0.989 mg/L	0.0019	0.20%
	QC value within limits for Mo Recovery = 98.94%					
Na†	3158.9	1.08 mg/L	0.002	1.08 mg/L	0.002	0.18%
	QC value within limits for Na Recovery = 107.97%					
Ni†	23571.1	1.08 mg/L	0.001	1.08 mg/L	0.001	0.10%
	QC value within limits for Ni Recovery = 108.34%					
Pb†	5069.3	1.07 mg/L	0.004	1.07 mg/L	0.004	0.40%
	QC value within limits for Pb Recovery = 107.31%					
Sb†	2404.3	0.937 mg/L	0.0037	0.937 mg/L	0.0037	0.39%
	QC value within limits for Sb Recovery = 93.75%					
Se†	1541.2	0.901 mg/L	0.0027	0.901 mg/L	0.0027	0.30%
	QC value within limits for Se Recovery = 90.06%					
Tl†	3353.9	1.06 mg/L	0.003	1.06 mg/L	0.003	0.25%
	QC value within limits for Tl Recovery = 105.82%					
V†	151149.8	0.988 mg/L	0.0006	0.988 mg/L	0.0006	0.06%
	QC value within limits for V Recovery = 98.77%					
Zn†	51989.4	1.02 mg/L	0.003	1.02 mg/L	0.003	0.29%
	QC value within limits for Zn Recovery = 101.57%					
Alx†	81433.0	889 ug/L	1.2	0.889 mg/L	0.0012	0.13%
	QC value less than the lower limit for Alx Recovery = 88.90%					
Bext†	2543828.3	964 ug/L	2.3	0.964 mg/L	0.0023	0.24%

QC value within limits for Bex Recovery = 96.39%
QC Failed. Continue with analysis.

Sequence No.: 56
 Sample ID: ECV
 Analyst:
 Initial Sample Wt:
 Dilution:

Autosampler Location: 4
 Date Collected: 3/30/2006 10:57:38
 Data Type: Original
 Initial Sample Vol:
 Sample Prep Vol:

Nebulizer Parameters: ECV

Analyte Back Pressure Flow
 All 279.0 kPa 0.65 L/min

Mean Data: ECV

Analyte	Mean Corrected Intensity	Conc. Units	Calib	Std.Dev.	Sample Conc. Units	Std.Dev.	RSD
Sca	356624.4	81.9 %		0.69			0.84%
Yr	332065.0	76.1 %		0.13			0.17%
Ag†	266462.9	0.998 mg/L		0.0015	0.998 mg/L	0.0015	0.15%
	QC value within limits for Ag Recovery = 99.82%						
Al†	32284.0	5.10 mg/L		0.000	5.10 mg/L	0.000	0.01%
	QC value within limits for Al Recovery = 101.97%						
As†	12122.3	4.72 mg/L		0.064	4.72 mg/L	0.064	1.35%
	QC value within limits for As Recovery = 94.38%						
B_†	72216.1	2.37 mg/L		0.001	2.37 mg/L	0.001	0.03%
	QC value within limits for B_ Recovery = 94.66%						
Ba†	383501.2	5.24 mg/L		0.009	5.24 mg/L	0.009	0.17%
	QC value within limits for Ba Recovery = 104.89%						
Be†	5391096.3	2.04 mg/L		0.044	2.04 mg/L	0.044	2.16%
	QC value within limits for Be Recovery = 102.14%						
Ca†	1089777.0	50.5 mg/L		0.08	50.5 mg/L	0.08	0.16%
	QC value within limits for Ca Recovery = 101.04%						
Cd†	76202.5	2.53 mg/L		0.018	2.53 mg/L	0.018	0.71%
	QC value within limits for Cd Recovery = 101.14%						
Co†	152064.2	5.15 mg/L		0.010	5.15 mg/L	0.010	0.20%
	QC value within limits for Co Recovery = 103.08%						
Cr†	349996.5	5.13 mg/L		0.003	5.13 mg/L	0.003	0.06%
	QC value within limits for Cr Recovery = 102.68%						
Cu†	1973632.0	4.75 mg/L		0.006	4.75 mg/L	0.006	0.13%
	QC value within limits for Cu Recovery = 95.06%						
Fe†	58786.2	5.16 mg/L		0.000	5.16 mg/L	0.000	0.01%
	QC value within limits for Fe Recovery = 103.16%						
K†	72857.8	49.1 mg/L		0.21	49.1 mg/L	0.21	0.43%
	QC value within limits for K Recovery = 98.18%						
Mg†	1010385.5	51.9 mg/L		0.02	51.9 mg/L	0.02	0.04%
	QC value within limits for Mg Recovery = 103.82%						
Mn†	2709452.6	5.21 mg/L		0.012	5.21 mg/L	0.012	0.22%
	QC value within limits for Mn Recovery = 104.27%						
Mo†	81693.2	5.17 mg/L		0.043	5.17 mg/L	0.043	0.83%
	QC value within limits for Mo Recovery = 103.30%						
Na†	145673.3	49.8 mg/L		0.10	49.8 mg/L	0.10	0.19%
	QC value within limits for Na Recovery = 99.58%						
Ni†	114400.9	5.26 mg/L		0.011	5.26 mg/L	0.011	0.21%
	QC value within limits for Ni Recovery = 105.16%						
Pb†	24545.7	5.20 mg/L		0.053	5.20 mg/L	0.053	1.02%
	QC value within limits for Pb Recovery = 103.92%						
Sb†	12421.8	4.85 mg/L		0.074	4.85 mg/L	0.074	1.53%
	QC value within limits for Sb Recovery = 96.93%						
Se†	8172.7	4.78 mg/L		0.035	4.78 mg/L	0.035	0.74%
	QC value within limits for Se Recovery = 95.52%						
Tl†	16695.4	5.27 mg/L		0.040	5.27 mg/L	0.040	0.75%
	QC value within limits for Tl Recovery = 105.35%						
V†	782151.1	5.11 mg/L		0.003	5.11 mg/L	0.003	0.05%
	QC value within limits for V Recovery = 102.22%						
Zn†	262666.2	5.13 mg/L		0.001	5.13 mg/L	0.001	0.02%
	QC value within limits for Zn Recovery = 102.66%						
Alx†	420985.4	4600 ug/L		37.4	4.60 mg/L	0.037	0.81%
	QC value within limits for Alx Recovery = 91.92%						
Bex†	5391096.3	2040 ug/L		44.1	2.04 mg/L	0.044	2.16%
	QC value within limits for Bex Recovery = 102.14%						

All analyte(s) passed QC.

Sequence No.: 57
 Sample ID: ECB
 Analyst:
 Initial Sample Wt:
 Dilution: 1X

Autosampler Location: 0
 Date Collected: 3/30/2006 11:00:53
 Data Type: Original
 Initial Sample Vol:
 Sample Prep Vol:

Nebulizer Parameters: ECB

Analyte Back Pressure Flow
 All 280.0 kPa 0.65 L/min

Mean Data: ECB

Analyte	Mean Corrected Intensity	Conc. Units	Calib	Std.Dev.	Sample Conc. Units	Std.Dev.	RSD
Sca	379997.4	87.3 %		0.26			
Yr	349977.7	80.2 %		0.70			0.30%
Ag†	-25.5	-0.00010 mg/L		0.000055	-0.00010 mg/L	0.000055	0.87%
	QC value within limits for Ag	Recovery = Not calculated					58.15%
Al†	10.3	0.00162 mg/L		0.001102	0.00162 mg/L	0.001102	68.01%
	QC value within limits for Al	Recovery = Not calculated					
As†	26.8	0.0104 mg/L		0.00105	0.0104 mg/L	0.00105	10.09%
	QC value within limits for As	Recovery = Not calculated					
B_†	674.8	0.0221 mg/L		0.00039	0.0221 mg/L	0.00039	1.77%
	QC value greater than the upper limit for B	Recovery = Not calculated					
Ba†	-5.2	-0.00007 mg/L		0.000080	-0.00007 mg/L	0.000080	113.24%
	QC value within limits for Ba	Recovery = Not calculated					
Be†	256.8	0.00010 mg/L		0.000028	0.00010 mg/L	0.000028	28.83%
	QC value within limits for Be	Recovery = Not calculated					
Ca†	-40.1	-0.00186 mg/L		0.000040	-0.00186 mg/L	0.000040	2.16%
	QC value within limits for Ca	Recovery = Not calculated					
Cd†	9.9	0.00033 mg/L		0.000258	0.00033 mg/L	0.000258	78.41%
	QC value within limits for Cd	Recovery = Not calculated					
Co†	-8.9	-0.00030 mg/L		0.000153	-0.00030 mg/L	0.000153	50.96%
	QC value within limits for Co	Recovery = Not calculated					
Cr†	8.7	0.00013 mg/L		0.000051	0.00013 mg/L	0.000051	39.87%
	QC value within limits for Cr	Recovery = Not calculated					
Cu†	193.1	0.00047 mg/L		0.000002	0.00047 mg/L	0.000002	0.50%
	QC value within limits for Cu	Recovery = Not calculated					
Fe†	-1.2	-0.00011 mg/L		0.000285	-0.00011 mg/L	0.000285	267.77%
	QC value within limits for Fe	Recovery = Not calculated					
K†	-77.5	-0.0522 mg/L		0.01683	-0.0522 mg/L	0.01683	32.25%
	QC value within limits for K	Recovery = Not calculated					
Mg†	56.3	0.00289 mg/L		0.000207	0.00289 mg/L	0.000207	7.16%
	QC value within limits for Mg	Recovery = Not calculated					
Mn†	14.5	0.00003 mg/L		0.000002	0.00003 mg/L	0.000002	6.80%
	QC value within limits for Mn	Recovery = Not calculated					
Mo†	40.8	0.00258 mg/L		0.000187	0.00258 mg/L	0.000187	7.26%
	QC value within limits for Mo	Recovery = Not calculated					
Na†	88.9	0.0304 mg/L		0.00449	0.0304 mg/L	0.00449	14.80%
	QC value within limits for Na	Recovery = Not calculated					
Ni†	2.2	0.00010 mg/L		0.000065	0.00010 mg/L	0.000065	64.98%
	QC value within limits for Ni	Recovery = Not calculated					
Pb†	-0.8	-0.00018 mg/L		0.000981	-0.00018 mg/L	0.000981	550.35%
	QC value within limits for Pb	Recovery = Not calculated					
Sb†	4.0	0.00161 mg/L		0.000631	0.00161 mg/L	0.000631	39.22%
	QC value within limits for Sb	Recovery = Not calculated					
Se†	4.0	0.00233 mg/L		0.000102	0.00233 mg/L	0.000102	4.35%
	QC value within limits for Se	Recovery = Not calculated					
Tl†	14.9	0.00471 mg/L		0.000197	0.00471 mg/L	0.000197	4.20%
	QC value within limits for Tl	Recovery = Not calculated					
V†	-7.9	-0.00005 mg/L		0.000062	-0.00005 mg/L	0.000062	121.27%
	QC value within limits for V	Recovery = Not calculated					
Zn†	21.8	0.00043 mg/L		0.000040	0.00043 mg/L	0.000040	9.26%
	QC value within limits for Zn	Recovery = Not calculated					
Alx†	79.0	0.862 ug/L		0.5868	0.00086 mg/L	0.000587	68.05%
	QC value within limits for Alx	Recovery = Not calculated					
Bex†	256.8	0.0973 ug/L		0.02805	0.00010 mg/L	0.000028	28.83%
	QC value within limits for Bex	Recovery = Not calculated					

QC Failed. Retry.

Sequence No.: 58
 Sample ID: ECB
 Analyst:
 Initial Sample Wt:
 Dilution: 1X

Autosampler Location: 0
 Date Collected: 3/30/2006 11:03:30
 Data Type: Original
 Initial Sample Vol:
 Sample Prep Vol:

Nebulizer Parameters: ECB

Analyte Back Pressure Flow
 All 279.0 kPa 0.65 L/min

Mean Data: ECB

Analyte	Mean Corrected Intensity	Conc. Units	Calib	Std.Dev.	Sample Conc. Units	Std.Dev.	RSD
Sca	378366.3	86.9 %		1.86			
Yr	349002.5	80.0 %		0.81			2.14%
Ag†	89.6	0.00034 mg/L		0.000281	0.00034 mg/L	0.000281	1.01%
	QC value within limits for Ag	Recovery = Not calculated					83.58%
Al†	2.8	0.00044 mg/L		0.000121	0.00044 mg/L	0.000121	27.33%
	QC value within limits for Al	Recovery = Not calculated					
As†	19.6	0.00764 mg/L		0.001437	0.00764 mg/L	0.001437	18.82%
	QC value within limits for As	Recovery = Not calculated					
B_†	534.5	0.0175 mg/L		0.00049	0.0175 mg/L	0.00049	2.77%
	QC value within limits for B_	Recovery = Not calculated					
Ba†	-4.2	-0.00006 mg/L		0.000023	-0.00006 mg/L	0.000023	39.10%
	QC value within limits for Ba	Recovery = Not calculated					
Be†	263.5	0.00010 mg/L		0.000078	0.00010 mg/L	0.000078	78.23%
	QC value within limits for Be	Recovery = Not calculated					
Ca†	-25.9	-0.00120 mg/L		0.000711	-0.00120 mg/L	0.000711	59.15%
	QC value within limits for Ca	Recovery = Not calculated					
Cd†	4.2	0.00014 mg/L		0.000081	0.00014 mg/L	0.000081	58.06%
	QC value within limits for Cd	Recovery = Not calculated					
Co†	-10.0	-0.00034 mg/L		0.000066	-0.00034 mg/L	0.000066	19.61%
	QC value within limits for Co	Recovery = Not calculated					
Cr†	7.8	0.00011 mg/L		0.000157	0.00011 mg/L	0.000157	136.98%
	QC value within limits for Cr	Recovery = Not calculated					
Cu†	127.3	0.00031 mg/L		0.000212	0.00031 mg/L	0.000212	69.15%
	QC value within limits for Cu	Recovery = Not calculated					
Fe†	-5.8	-0.00051 mg/L		0.000119	-0.00051 mg/L	0.000119	23.50%
	QC value within limits for Fe	Recovery = Not calculated					
K†	-45.3	-0.0306 mg/L		0.02460	-0.0306 mg/L	0.02460	80.51%
	QC value within limits for K	Recovery = Not calculated					
Mg†	59.9	0.00308 mg/L		0.000161	0.00308 mg/L	0.000161	5.25%
	QC value within limits for Mg	Recovery = Not calculated					
Mn†	19.5	0.00004 mg/L		0.000005	0.00004 mg/L	0.000005	14.20%
	QC value within limits for Mn	Recovery = Not calculated					
Mo†	24.7	0.00156 mg/L		0.000192	0.00156 mg/L	0.000192	12.27%
	QC value within limits for Mo	Recovery = Not calculated					
Na†	13.3	0.00454 mg/L		0.001814	0.00454 mg/L	0.001814	39.92%
	QC value within limits for Na	Recovery = Not calculated					
Ni†	-1.5	-0.00007 mg/L		0.000236	-0.00007 mg/L	0.000236	350.14%
	QC value within limits for Ni	Recovery = Not calculated					
Pb†	-2.8	-0.00060 mg/L		0.000859	-0.00060 mg/L	0.000859	144.18%
	QC value within limits for Pb	Recovery = Not calculated					
Sb†	3.6	0.00143 mg/L		0.000228	0.00143 mg/L	0.000228	15.88%
	QC value within limits for Sb	Recovery = Not calculated					
Se†	-0.7	-0.00043 mg/L		0.001905	-0.00043 mg/L	0.001905	447.22%
	QC value within limits for Se	Recovery = Not calculated					
Tl†	1.4	0.00043 mg/L		0.000770	0.00043 mg/L	0.000770	178.72%
	QC value within limits for Tl	Recovery = Not calculated					
V†	-10.1	-0.00007 mg/L		0.000080	-0.00007 mg/L	0.000080	120.63%
	QC value within limits for V	Recovery = Not calculated					
Zn†	21.4	0.00042 mg/L		0.000059	0.00042 mg/L	0.000059	14.01%
	QC value within limits for Zn	Recovery = Not calculated					
Alx†	53.2	0.581 ug/L		0.4302	0.00058 mg/L	0.000430	74.01%
	QC value within limits for Alx	Recovery = Not calculated					
Bex†	263.5	0.0999 ug/L		0.07811	0.00010 mg/L	0.000078	78.23%

QC value within limits for Bex Recovery = Not calculated
All analyte(s) passed QC.

Sequence No.: 59
 Sample ID: MRL
 Analyst:
 Initial Sample Wt:
 Dilution:

Autosampler Location: 21
 Date Collected: 3/30/2006 11:06:56
 Data Type: Original
 Initial Sample Vol:
 Sample Prep Vol:

Nebulizer Parameters: MRL

Analyte	Back Pressure	Flow
All	280.0 kPa	0.65 L/min

Mean Data: MRL

Analyte	Mean Corrected Intensity	Calib Conc. Units	Std.Dev.	Sample Conc. Units	Std.Dev.	RSD
Sca	381663.5	87.6 %	0.71			
Yr	350080.2	80.2 %	0.70			0.81%
Ag†	2719.4	0.0102 mg/L	0.00015	0.0102 mg/L	0.00015	0.87%
	QC value within limits for Ag Recovery = 101.87%					1.49%
Al†	330.3	0.0522 mg/L	0.00211	0.0522 mg/L	0.00211	4.04%
	QC value within limits for Al Recovery = 104.34%					
As†	238.0	0.0926 mg/L	0.00151	0.0926 mg/L	0.00151	1.63%
	QC value within limits for As Recovery = 92.64%					
B_†	1828.9	0.0599 mg/L	0.00046	0.0599 mg/L	0.00046	0.77%
	QC value within limits for B_ Recovery = 119.86%					
Ba†	1514.3	0.0207 mg/L	0.00021	0.0207 mg/L	0.00021	1.03%
	QC value within limits for Ba Recovery = 103.54%					
Be†	2914.5	0.00110 mg/L	0.000007	0.00110 mg/L	0.000007	0.60%
	QC value within limits for Be Recovery = 110.44%					
Ca†	21903.0	1.02 mg/L	0.005	1.02 mg/L	0.005	0.50%
	QC value within limits for Ca Recovery = 101.53%					
Cd†	175.0	0.00581 mg/L	0.000361	0.00581 mg/L	0.000361	6.22%
	QC value within limits for Cd Recovery = 116.14%					
Co†	1503.1	0.0509 mg/L	0.00066	0.0509 mg/L	0.00066	1.30%
	QC value within limits for Co Recovery = 101.89%					
Cr†	686.2	0.0101 mg/L	0.00034	0.0101 mg/L	0.00034	3.41%
	QC value within limits for Cr Recovery = 100.66%					
Cu†	3912.1	0.00942 mg/L	0.000231	0.00942 mg/L	0.000231	2.46%
	QC value within limits for Cu Recovery = 94.21%					
Fe†	233.5	0.0205 mg/L	0.00051	0.0205 mg/L	0.00051	2.51%
	QC value within limits for Fe Recovery = 102.42%					
K†	1415.7	0.954 mg/L	0.0085	0.954 mg/L	0.0085	0.89%
	QC value within limits for K Recovery = 95.39%					
Mg†	2107.5	0.108 mg/L	0.0013	0.108 mg/L	0.0013	1.18%
	QC value within limits for Mg Recovery = 108.28%					
Mn†	1123.3	0.00216 mg/L	0.000020	0.00216 mg/L	0.000020	0.92%
	QC value within limits for Mn Recovery = 108.07%					
Mo†	316.9	0.0200 mg/L	0.00013	0.0200 mg/L	0.00013	0.67%
	QC value within limits for Mo Recovery = 100.19%					
Na†	2857.9	0.977 mg/L	0.0108	0.977 mg/L	0.0108	1.10%
	QC value within limits for Na Recovery = 97.68%					
Ni†	452.6	0.0208 mg/L	0.00013	0.0208 mg/L	0.00013	0.62%
	QC value within limits for Ni Recovery = 104.01%					
Pb†	99.1	0.0210 mg/L	0.00124	0.0210 mg/L	0.00124	5.90%
	QC value within limits for Pb Recovery = 104.89%					
Sb†	110.8	0.0440 mg/L	0.00175	0.0440 mg/L	0.00175	3.99%
	QC value within limits for Sb Recovery = 87.94%					
Se†	166.2	0.0971 mg/L	0.00720	0.0971 mg/L	0.00720	7.41%
	QC value within limits for Se Recovery = 97.12%					
Tl†	349.1	0.110 mg/L	0.0001	0.110 mg/L	0.0001	0.07%
	QC value within limits for Tl Recovery = 110.13%					
V†	258.0	0.00169 mg/L	0.000193	0.00169 mg/L	0.000193	11.45%
	QC value within limits for V Recovery = 84.30%					
Zn†	1082.7	0.0212 mg/L	0.00018	0.0212 mg/L	0.00018	0.83%
	QC value within limits for Zn Recovery = 105.82%					
Alx†	4317.0	47.1 ug/L	0.40	0.0471 mg/L	0.00040	0.84%
	QC value within limits for Alx Recovery = 94.26%					
Bex†	2914.5	1.10 ug/L	0.007	0.00110 mg/L	0.000007	0.60%
	QC value within limits for Bex Recovery = 110.44%					

All analyte(s) passed QC.

Analytical Sequence

Method: 2007_050630

Seq.	Loc.	ID	Status
1	0	Calib Blank 1	Applied
2	15	Standard 2	Applied
3	15	ICV	QC Passed
4	9	Linearity Check	QC Passed
5	10	ICSA	QC Passed
6	11	ICSAB	QC Failed
7	0	Wash	QC Passed
8	12	QC-25 lppm	QC Passed
9	4	CCV	QC Passed
10	0	ICB	QC Failed
11	0	ICB	QC Passed
12	20	MRL	QC Passed
13	0	FILTER CHECK	Analyzed
14	22	MRL2007	Analyzed
15	38	MBLANK	Analyzed
16	39	LCS	Analyzed
17	40	LCSD	Analyzed
18	41	2603240135	Analyzed
19	42	2603240135MS	Analyzed
20	43	2603240135MSD	Analyzed
21	0	WASH	Analyzed
22	0	WASH	Analyzed
23	4	CCV	QC Passed
24	0	CCB	QC Failed
25	0	CCB	QC Passed
26	44	2603150119	Analyzed
27	45	2603150119MS	Analyzed
28	46	2603090347	Analyzed
29	47	2603100260	Analyzed
30	48	2603140472	Analyzed
31	49	2603140436_2X	Analyzed
32	50	2603150120_2X	Analyzed
33	51	2603210144_2X	Analyzed
34	52	2603210150_2X	Analyzed
35	53	2603210153_2X	Analyzed
36	4	CCV	QC Passed
37	0	CCB	QC Failed
38	0	CCB	QC Passed
39	5	MCV	QC Failed
40	5	MCV	QC Failed
41	54	2603210155_2X	Analyzed
42	55	2603210156_2X	Analyzed
43	56	2603220347_2X	Analyzed
44	57	2603220348_2X	Analyzed
45	58	2603220357_2X	Analyzed
46	59	2603220360_2X	Analyzed
47	60	2603230069_2X	Analyzed
48	61	2603230197_2X	Analyzed
49	62	2603240122_2X	Analyzed
50	63	2603240118_2X	Analyzed
51	10	ICSA	QC Passed
52	11	ICSAB	QC Failed
53	0	Wash	QC Passed
54	12	QC-25 lppm	QC Failed
55	12	QC-25 lppm	QC Failed
56	4	ECV	QC Passed
57	0	ECB	QC Failed
58	0	ECB	QC Passed
59	21	MRL	QC Passed

Scan Prep Sheet

Lab Batch No: OPTIMA060330AWBH

Batch Date: 3/30/06

LAB TEST TYPE: 200.7

Associated Lab Batch No: N/A

Calibration: N/A

Rerun: N/A

Other: N/A

If using Prep date as Batch date, you must also include the analytical date.

Analytical Date: N/A

ICP SUMMARY SHEET

File ID: 060330A
Date Started: 3/30/06
Analyst ID: WBH

SAMPLE ID

2603240135	(11:59)	2603150119	(12:07)	2603090347	(12:13)
2603100260	(12:16)	2603140472	(12:25)	2603140436	(12:29)
2603150120	(12:32)	2603210144	(12:35)	2603210150	(12:38)
2603210153	(12:41)	2603210155	(12:45)	2603210156	(12:48)
2603220347	(12:51)	2603220348	(12:54)	2603220357	(13:03)
2603220360	(13:07)	2603230069	(13:10)	2603230197	(13:13)
2603240122	(13:16)	2603240118	(13:19)		

COMMENT:

Analyst: WBH

Approved By: _____

BATCH NUMBER for 060330A

Ann Bels
1231 3/30/21

Test Parameter:

SCA YR TI SR SIO2 SN

Batch ID: 2603240135

2603240135	2603150119	2603090347
2603100260	2603140472	2603140436
2603150120	2603210144	2603210150
2603210153	2603210155	2603210156
2603220347	2603220348	2603220357
2603220360	2603230069	2603230197
2603240122	2603240118	

Reagent and Standards used for
 Optima 4300 DV
 Updated 03/29/06

Int: W34
 Date: 2/20/06

Method 200.7/6010

Reagent	Lot #
HNO3	R# 100360
HCL	R# 100369

Standards	Lot #	Exp. Date	Dilution
Calibration	ME0505010	(06/01/06)	1:10 ME0601003
(Prepare daily)	ME0505011	(06/01/06)	1:10
			CCV/ECV
CCV/MCV/ECV	ME0511002	(10/31/06)	1:20 ME0601004
(Prepare daily)			MCV
			1:40 ME0601005
Spike/LCS	ME0503020	(09/25/06)	1:100 ME0601006
(Prepare daily)	ME0603006	(09/02/06)	1:100
	ME0511001	(04/26/07)	1:200
MRL	ME0603014	(09/14/06)	1:100 ME0603015
(Prepare daily)			
ICSA	ME0603005	(09/02/06)	
ICSAB	ME0603004	(09/02/06)	
QC-25 1PPM	ME0603017	(09/17/06)	
Linearity	ME0603018	(09/29/06)	

Method Sr/Ti/Sn/SiO2

Calibration	ME0512008	(06/30/06)	
CCV/ECV	ME0603016	(09/14/06)	
Spike/LCS	ME0603012	(09/14/06)	1:100
(Prepare daily)			
MRL	ME0603011	(09/14/06)	1:100
(Prepare daily)			

Method Li

Std/ICV/MRL	ME0603010	(09/14/06)	1:1000, 200, 40, 10
(Prepare daily)			
LCS/Spike	ME0603011	(09/14/06)	1:50
(Prepare daily)			
ccv	ME0603011	(09/14/06)	1:40
(Prepare daily)			

From May 2005: the calibration std for ICP should be ME0505010,011 not ME0408010
 dilution should be 1:20 and 1:40 not 1:200 and 1:400. 1/10/2006

Ameyzell
 TI
WABU 3/30/06

Sample ID	Date	Time	Dil	Raw	Rept.	Limit	Comment
ICV	3/30/06	11:41	1	10.173	10.2	95-105	101%
ICB	3/30/06	11:44	1	0.0016	.0016		
MRL	3/30/06	11:47	1	0.0215	.0215	50-150	107%
MBLANK	3/30/06	11:50	1	0.0005	0.0005		
LCS	3/30/06	11:54	1	1.0400	1.04	85-115	104%
LCSD	3/30/06	11:56	1	1.0301	1.03	85-115	103%
2603240135	3/30/06	11:59	1	.02555	.026		
2603240135MS	3/30/06	12:02	1	1.0865	1.09	[1.061]	106%
2603240135MSD	3/30/06	12:05	1	1.0877	1.09	[1.062]	106%
2603240135T	3/30/06	12:05	1		1.00	70 - 130	
2603150119	3/30/06	12:07	1	0.0018	.0018		
2603150119MS	3/30/06	12:11	1	1.0190	1.02	[1.017]	101%
2603090347	3/30/06	12:13	1	0.0023	.0023		
2603100260	3/30/06	12:16	1	0.0019	.0019		
CCV	3/30/06	12:19	1	5.1077	5.11	90-110	102%
CCB	3/30/06	12:22	1	0.0012	.0012		
2603140472	3/30/06	12:25	1	0.0011	.0011		
2603140436	3/30/06	12:29	1	.17134	.170		
2603150120	3/30/06	12:32	1	.54658	.550		
2603210144	3/30/06	12:35	1	.11229	.110		
2603210150	3/30/06	12:38	1	0.0388	.039		
2603210153	3/30/06	12:41	1	.39090	.390		
2603210155	3/30/06	12:45	1	.16457	.160		
2603210156	3/30/06	12:48	1	0.0637	.064		
2603220347	3/30/06	12:51	1	0.0743	.074		
2603220348	3/30/06	12:54	1	.02582	.026		
CCV	3/30/06	12:58	1	5.1213	5.12	90-110	102%
CCB	3/30/06	13:00	1	0.0011	.0011		
2603220357	3/30/06	13:03	1	0.0093	.0093		
2603220360	3/30/06	13:07	1	0.0098	.0098		
2603230069	3/30/06	13:10	1	0.0065	.0065		
2603230197	3/30/06	13:13	1	0.0641	.064		
2603240122	3/30/06	13:16	1	1.4300	1.4		
2603240118	3/30/06	13:19	1	0.0072	.0072		
ECV	3/30/06	13:22	1	5.1205	5.12	90-110	102%
ECB	3/30/06	13:25	1	0.0011	.0011		
MRL	3/30/06	13:28	1	0.0212	.0212	50-150	105%

Sample ID	Time	SCA	YR	TI	SR	SIO2	SN
ICV	11:41	N/A	N/A	10.2/10	3.02/3	107	5.10/5
ICB	11:44	N/A	N/A	0.0016	0.0001	0.0882	0.0029
MRL	11:47	N/A	N/A	0.021/.02	0.010/.01	0.491	0.197/.2
MBLANK	11:50	N/A	N/A	0.0005	0.0000	0.1179	0.0012
LCS	11:54	N/A	N/A	1.04/1	0.997/1	0.355	0.993/1
LCSD	11:56	N/A	N/A	1.03/1	0.986/1	0.652	0.986/1
2603240135	11:59	N/A	N/A	0.0256	4.936	77.49	0.0137
2603240135MS	12:02	N/A	N/A	1.087	6.057	78.28	1.042
2603240135MSD	12:05	N/A	N/A	1.088	6.069	79.35	1.021
2603150119	12:07	N/A	N/A	0.0018	0.0022	0.3413	0.0011
2603150119MS	12:11	N/A	N/A	1.019	0.9673	0.6813	0.9953
2603150119MSD	12:13	N/A	N/A	0.0023	1.238	8.532	0.0106
2603090347	12:16	N/A	N/A	0.0019	0.0023	0.4961	0.0017
2603100260	12:19	N/A	N/A	5.11/5	1.54/1.5	56.3	2.62/2.5
CCV	12:22	N/A	N/A	0.0012	0.0001	0.0243	0.0004
2603140472	12:25	N/A	N/A	0.0011	0.0009	0.2090	0.0006
2603140436	12:29	N/A	N/A	0.1713	2.901	111.2	0.0115
2603150120	12:32	N/A	N/A	0.5466	1.466	217.1	0.0231
2603210144	12:35	N/A	N/A	0.1123	2.035	87.77	0.0097
2603210150	12:38	N/A	N/A	0.0388	1.174	52.37	0.0105
2603210153	12:41	N/A	N/A	0.3909	2.823	208.6	0.0112
2603210155	12:45	N/A	N/A	0.1646	2.036	103.9	0.0084
2603210156	12:48	N/A	N/A	0.0637	2.066	79.11	0.0080
2603220347	12:51	N/A	N/A	0.0743	2.651	95.44	0.0094
2603220348	12:54	N/A	N/A	0.0258	1.153	53.28	0.0078
2603220349	12:58	N/A	N/A	5.12/5	1.52/1.5	56.3	2.60/2.5
2603220357	13:00	N/A	N/A	0.0011	0.0001	0.0060	0.0008
2603220360	13:03	N/A	N/A	0.0093	1.179	51.12	0.0081
2603230069	13:07	N/A	N/A	0.0098	3.005	79.82	0.0092
2603230197	13:10	N/A	N/A	0.0065	5.138	91.64	0.0108
2603240122	13:13	N/A	N/A	0.0641	1.137	54.43	0.0071
2603240118	13:16	N/A	N/A	1.430	1.252	301.6	0.0025
ECV	13:19	N/A	N/A	0.0072	1.183	4.485	0.0051
ECB	13:22	N/A	N/A	5.12/5	1.51/1.5	56.4	2.59/2.5
MRL	13:25	N/A	N/A	0.0011	0.0001	0.0137	0.0007
	13:28	N/A	N/A	0.021/.02	0.010/.01	0.464	0.199/.2

=====
Analysis Begun

Start Time: 3/30/2006 11:35:06 Plasma On Time: 3/30/2006 06:30:04
Logged In Analyst: Owner Technique: ICP Continuous
Spectrometer Model: Optima 4300 DV, S/N 077N2121801 Autosampler Model: AS-93plus

Sample Information File: C:\pe\Owner\Sample Information\060330a.sif
Batch ID: 060330a
Results Data Set: 060330a
Results Library: C:\pe\Owner\Results\Results.mdb

=====
Method Loaded

Method Name: SiSrSnTiLi.5 Method Last Saved: 9/8/2005 14:46:47
IEC File: 030212.iec MSF File:
Method Description: Odd ends

=====
Sequence No.: 1 Autosampler Location: 0
Sample ID: Calib Blank 1 Date Collected: 3/30/2006 11:35:07
Analyst: Data Type: Original
Initial Sample Wt: Initial Sample Vol:
Dilution: Sample Prep Vol:

Nebulizer Parameters: Calib Blank 1

Analyte Back Pressure Flow
All 248.0 kPa 0.60 L/min

Mean Data: Calib Blank 1

Analyte	Mean Corrected		Std.Dev.	RSD	Calib	
	Intensity				Conc.	Units
Sca	428127.0		4222.71	0.99%	100	%
Yr	343273.9		4081.70	1.19%	100.0	%
Ti†	225.1		51.28	22.78%	[0.00]	mg/L
Sr†	22.3		42.43	190.27%	[0.00]	mg/L
SiO2†	206.0		1.74	0.84%	[0.00]	mg/L
Sn†	21.9		4.26	19.50%	[0.00]	mg/L

=====
Sequence No.: 2 Autosampler Location: 15
Sample ID: Standard 2 Date Collected: 3/30/2006 11:38:26
Analyst: Data Type: Original
Initial Sample Wt: Initial Sample Vol:
Dilution: Sample Prep Vol:

Nebulizer Parameters: Standard 2

Analyte Back Pressure Flow
All 248.0 kPa 0.60 L/min

Mean Data: Standard 2

Analyte	Mean Corrected		Std.Dev.	RSD	Calib	
	Intensity				Conc.	Units
Sca	440605.3		3982.47	0.90%	103	%
Yr	343889.2		5969.72	1.74%	100.2	%
Ti†	10778821.6		83120.96	0.77%	[10]	mg/L
Sr†	3634496.7		105451.46	2.90%	[3]	mg/L
SiO2†	94892.2		249.64	0.26%	[107]	mg/L
Sn†	34998.3		450.59	1.29%	[5]	mg/L

Calibration Summary

Analyte	Stds.	Equation	Intercept	Slope	Curvature	Corr. Coef.	Reslope
Ti	1	Lin, Calc Int	0.0	1078000	0.00000	1.000000	
Sr	1	Lin, Calc Int	0.0	1211000	0.00000	1.000000	

SiO2	1	Lin, Calc Int	0.0	886.8	0.00000	1.000000
Sn	1	Lin, Calc Int	0.0	7000	0.00000	1.000000

```

=====
Sequence No.: 3                               Autosampler Location: 15
Sample ID: ICV                               Date Collected: 3/30/2006 11:41:53
Analyst:                                     Data Type: Original
Initial Sample Wt:                           Initial Sample Vol:
Dilution:                                   Sample Prep Vol:
=====
    
```

```

-----
Nebulizer Parameters: ICV
Analyte      Back Pressure  Flow
All          247.0 kPa    0.60 L/min
-----
    
```

```

-----
Mean Data: ICV
=====
Analyte      Mean Corrected      Calib      Sample
Intensity    Conc. Units    Std.Dev.    Conc. Units    Std.Dev.    RSD
Sca          440503.4         103 %       0.4
Yr           346101.3         100.8 %     2.27
Tit          10965344.6       10.2 mg/L   0.06           10.2 mg/L     0.06     0.57%
    QC value within limits for Ti Recovery = 101.73%
Srt          3654143.5        3.02 mg/L   0.059          3.02 mg/L     0.059    1.95%
    QC value within limits for Sr Recovery = 100.54%
SiO2†       94990.9          107 mg/L    0.1            107 mg/L     0.1      0.08%
    QC value within limits for SiO2 Recovery = 100.10%
Snt         35663.7          5.10 mg/L   0.003          5.10 mg/L     0.003    0.05%
    QC value within limits for Sn Recovery = 101.90%
All analyte(s) passed QC.
=====
    
```

```

=====
Sequence No.: 4                               Autosampler Location: 0
Sample ID: ICB                               Date Collected: 3/30/2006 11:44:33
Analyst:                                     Data Type: Original
Initial Sample Wt:                           Initial Sample Vol:
Dilution:                                   Sample Prep Vol:
=====
    
```

```

-----
Nebulizer Parameters: ICB
Analyte      Back Pressure  Flow
All          247.0 kPa    0.60 L/min
-----
    
```

```

-----
Mean Data: ICB
=====
Analyte      Mean Corrected      Calib      Sample
Intensity    Conc. Units    Std.Dev.    Conc. Units    Std.Dev.    RSD
Sca          430248.0         100 %       0.8
Yr           332263.1         96.79 %     0.464
Tit          1682.7           0.00156 mg/L 0.000344       0.00156 mg/L 0.000344 22.04%
    QC value within limits for Ti Recovery = Not calculated
Srt          156.0            0.00013 mg/L 0.000001       0.00013 mg/L 0.000001 0.56%
    QC value within limits for Sr Recovery = Not calculated
SiO2†       78.2             0.0882 mg/L 0.02261        0.0882 mg/L 0.02261 25.64%
    QC value within limits for SiO2 Recovery = Not calculated
Snt         20.3             0.00290 mg/L 0.000210       0.00290 mg/L 0.000210 7.25%
    QC value within limits for Sn Recovery = Not calculated
All analyte(s) passed QC.
=====
    
```

```

=====
Sequence No.: 5                               Autosampler Location: 20
Sample ID: MRL                               Date Collected: 3/30/2006 11:47:35
Analyst:                                     Data Type: Original
Initial Sample Wt:                           Initial Sample Vol:
Dilution:                                   Sample Prep Vol:
=====
    
```

```

-----
Nebulizer Parameters: MRL
Analyte      Back Pressure  Flow
All          248.0 kPa    0.60 L/min
-----
    
```

Mean Data: MRL

Analyte	Mean Corrected		Calib Units	Std.Dev.	Sample		RSD
	Intensity	Conc.			Conc.	Units	
Sca	427142.2	99.8 %		0.20			0.20%
Yr	338689.4	98.66 %		1.425			1.44%
Ti†	23125.8	0.0215 mg/L		0.00003	0.0215 mg/L	0.00003	0.15%
	QC value within limits for Ti Recovery = 107.27%						
Sr†	12121.9	0.0100 mg/L		0.00007	0.0100 mg/L	0.00007	0.69%
	QC value within limits for Sr Recovery = 100.06%						
SiO2†	435.6	0.491 mg/L		0.0026	0.491 mg/L	0.0026	0.53%
	QC value within limits for SiO2 Recovery = 114.76%						
Sn†	1377.5	0.197 mg/L		0.0006	0.197 mg/L	0.0006	0.33%
	QC value within limits for Sn Recovery = 98.40%						
All analyte(s) passed QC.							

Sequence No.: 6
 Sample ID: MBLANK
 Analyst:
 Initial Sample Wt:
 Dilution: 1X

Autosampler Location: 38
 Date Collected: 3/30/2006 11:50:52
 Data Type: Original
 Initial Sample Vol:
 Sample Prep Vol:

Nebulizer Parameters: MBLANK

Analyte	Back Pressure	Flow
All	248.0 kPa	0.60 L/min

Mean Data: MBLANK

Analyte	Mean Corrected		Calib Units	Std.Dev.	Sample		RSD
	Intensity	Conc.			Conc.	Units	
Sca	446652.5	104 %		0.7			0.71%
Yr	354049.0	103.1 %		0.10			0.10%
Ti†	591.7	0.00055 mg/L		0.000023	0.00055 mg/L	0.000023	4.17%
Sr†	23.0	0.00002 mg/L		0.000063	0.00002 mg/L	0.000063	330.94%
SiO2†	104.6	0.118 mg/L		0.0005	0.118 mg/L	0.0005	0.46%
Sn†	8.2	0.00117 mg/L		0.000068	0.00117 mg/L	0.000068	5.76%

Sequence No.: 7
 Sample ID: LCS
 Analyst:
 Initial Sample Wt:
 Dilution: 1X

Autosampler Location: 39
 Date Collected: 3/30/2006 11:54:07
 Data Type: Original
 Initial Sample Vol:
 Sample Prep Vol:

Nebulizer Parameters: LCS

Analyte	Back Pressure	Flow
All	248.0 kPa	0.60 L/min

Mean Data: LCS

Analyte	Mean Corrected		Calib Units	Std.Dev.	Sample		RSD
	Intensity	Conc.			Conc.	Units	
Sca	419401.3	98.0 %		1.59			1.62%
Yr	341337.1	99.44 %		1.072			1.08%
Ti†	1121075.6	1.04 mg/L		0.001	1.04 mg/L	0.001	0.07%
Sr†	1207664.6	0.997 mg/L		0.0030	0.997 mg/L	0.0030	0.31%
SiO2†	314.9	0.355 mg/L		0.0104	0.355 mg/L	0.0104	2.93%
Sn†	6949.6	0.993 mg/L		0.0157	0.993 mg/L	0.0157	1.58%

Sequence No.: 8
 Sample ID: LCSD
 Analyst:
 Initial Sample Wt:
 Dilution: 1X

Autosampler Location: 40
 Date Collected: 3/30/2006 11:56:47
 Data Type: Original
 Initial Sample Vol:
 Sample Prep Vol:

Nebulizer Parameters: LCSD

Analyte Back Pressure Flow
All 248.0 kPa 0.60 L/min

Mean Data: LCSD

Analyte	Mean Corrected Intensity	Calib Conc. Units	Std.Dev.	Sample Conc. Units	Std.Dev.	RSD
Sca	422926.2	98.8 %	0.69			0.70%
Yr	344184.7	100.3 %	1.61			1.61%
Ti†	1110358.3	1.03 mg/L	0.002	1.03 mg/L	0.002	0.19%
Sr†	1194235.3	0.986 mg/L	0.0048	0.986 mg/L	0.0048	0.49%
SiO2†	578.2	0.652 mg/L	0.0075	0.652 mg/L	0.0075	1.15%
Sn†	6902.5	0.986 mg/L	0.0106	0.986 mg/L	0.0106	1.08%

Sequence No.: 9
Sample ID: 2603240135
Analyst:
Initial Sample Wt:
Dilution: 1X

Autosampler Location: 41
Date Collected: 3/30/2006 11:59:29
Data Type: Original
Initial Sample Vol:
Sample Prep Vol:

Nebulizer Parameters: 2603240135

Analyte Back Pressure Flow
All 249.0 kPa 0.60 L/min

Mean Data: 2603240135

Analyte	Mean Corrected Intensity	Calib Conc. Units	Std.Dev.	Sample Conc. Units	Std.Dev.	RSD
Sca	387937.6	90.6 %	0.39			0.43%
Yr	331058.5	96.44 %	0.848			0.88%
Ti†	27546.9	0.0256 mg/L	0.00014	0.0256 mg/L	0.00014	0.55%
Sr†	5979487.6	4.94 mg/L	0.087	4.94 mg/L	0.087	1.76%
SiO2†	68721.3	77.5 mg/L	0.05	77.5 mg/L	0.05	0.07%
Sn†	96.1	0.0137 mg/L	0.00079	0.0137 mg/L	0.00079	5.79%

Sequence No.: 10
Sample ID: 2603240135MS
Analyst:
Initial Sample Wt:
Dilution: 1X

Autosampler Location: 42
Date Collected: 3/30/2006 12:02:40
Data Type: Original
Initial Sample Vol:
Sample Prep Vol:

Nebulizer Parameters: 2603240135MS

Analyte Back Pressure Flow
All 250.0 kPa 0.60 L/min

Mean Data: 2603240135MS

Analyte	Mean Corrected Intensity	Calib Conc. Units	Std.Dev.	Sample Conc. Units	Std.Dev.	RSD
Sca	377449.1	88.2 %	1.28			1.45%
Yr	316803.4	92.29 %	2.681			2.91%
Ti†	1171204.3	1.09 mg/L	0.003	1.09 mg/L	0.003	0.26%
Sr†	7337444.8	6.06 mg/L	0.193	6.06 mg/L	0.193	3.19%
SiO2†	69420.1	78.3 mg/L	0.09	78.3 mg/L	0.09	0.11%
Sn†	7291.6	1.04 mg/L	0.015	1.04 mg/L	0.015	1.45%

Sequence No.: 11
Sample ID: 2603240135MSD
Analyst:
Initial Sample Wt:
Dilution: 1X

Autosampler Location: 43
Date Collected: 3/30/2006 12:05:15
Data Type: Original
Initial Sample Vol:
Sample Prep Vol:

Nebulizer Parameters: 2603240135MSD

Analyte Back Pressure Flow
All 253.0 kPa 0.60 L/min

Mean Data: 2603240135MSD

Analyte	Mean Corrected		Calib	Std.Dev.	Sample		RSD
	Intensity	Conc. Units			Conc. Units	Std.Dev.	
Sca	376333.6	87.9 %		0.25			0.28%
Yr	316245.0	92.13 %		0.396			0.43%
Ti†	1172444.7	1.09 mg/L		0.005	1.09 mg/L	0.005	0.48%
Sr†	7352337.2	6.07 mg/L		0.221	6.07 mg/L	0.221	3.64%
SiO2†	70371.2	79.4 mg/L		0.02	79.4 mg/L	0.02	0.02%
Sn†	7145.0	1.02 mg/L		0.032	1.02 mg/L	0.032	3.13%

Sequence No.: 12
 Sample ID: 2603150119
 Analyst:
 Initial Sample Wt:
 Dilution: 1X

Autosampler Location: 44
 Date Collected: 3/30/2006 12:07:52
 Data Type: Original
 Initial Sample Vol:
 Sample Prep Vol:

Nebulizer Parameters: 2603150119

Analyte	Back Pressure	Flow
All	251.0 kPa	0.60 L/min

Mean Data: 2603150119

Analyte	Mean Corrected		Calib	Std.Dev.	Sample		RSD
	Intensity	Conc. Units			Conc. Units	Std.Dev.	
Sca	457165.4	107 %		2.4			2.26%
Yr	360601.8	105.0 %		0.56			0.53%
Ti†	1952.5	0.00181 mg/L		0.000092	0.00181 mg/L	0.000092	5.08%
Sr†	2713.9	0.00224 mg/L		0.000082	0.00224 mg/L	0.000082	3.64%
SiO2†	302.7	0.341 mg/L		0.0059	0.341 mg/L	0.0059	1.73%
Sn†	7.9	0.00113 mg/L		0.000846	0.00113 mg/L	0.000846	74.79%

Sequence No.: 13
 Sample ID: 2603150119MS
 Analyst:
 Initial Sample Wt:
 Dilution: 1X

Autosampler Location: 45
 Date Collected: 3/30/2006 12:11:07
 Data Type: Original
 Initial Sample Vol:
 Sample Prep Vol:

Nebulizer Parameters: 2603150119MS

Analyte	Back Pressure	Flow
All	250.0 kPa	0.60 L/min

Mean Data: 2603150119MS

Analyte	Mean Corrected		Calib	Std.Dev.	Sample		RSD
	Intensity	Conc. Units			Conc. Units	Std.Dev.	
Sca	435181.5	102 %		1.3			1.32%
Yr	355950.2	103.7 %		0.27			0.26%
Ti†	1098393.1	1.02 mg/L		0.000	1.02 mg/L	0.000	0.01%
Sr†	1171934.2	0.967 mg/L		0.0037	0.967 mg/L	0.0037	0.38%
SiO2†	604.2	0.681 mg/L		0.0042	0.681 mg/L	0.0042	0.61%
Sn†	6966.5	0.995 mg/L		0.0126	0.995 mg/L	0.0126	1.27%

Sequence No.: 14
 Sample ID: 2603090347
 Analyst:
 Initial Sample Wt:
 Dilution: 1X

Autosampler Location: 46
 Date Collected: 3/30/2006 12:13:47
 Data Type: Original
 Initial Sample Vol:
 Sample Prep Vol:

Nebulizer Parameters: 2603090347

Analyte	Back Pressure	Flow
All	250.0 kPa	0.60 L/min

Mean Data: 2603090347

Analyte	Mean Corrected		Calib	Std.Dev.	Sample		RSD
	Intensity	Conc. Units			Conc. Units	Std.Dev.	
Sca	409911.8	95.7 %		0.08			0.09%
Yr	347404.5	101.2 %		0.33			0.32%
Ti†	2472.7	0.00229 mg/L		0.000082	0.00229 mg/L	0.000082	3.57%
Sr†	1500207.2	1.24 mg/L		0.001	1.24 mg/L	0.001	0.04%
SiO2†	7566.4	8.53 mg/L		0.146	8.53 mg/L	0.146	1.71%
Sn†	74.4	0.0106 mg/L		0.00090	0.0106 mg/L	0.00090	8.51%

Sequence No.: 15
 Sample ID: 2603100260
 Analyst:
 Initial Sample Wt:
 Dilution: 1X

Autosampler Location: 47
 Date Collected: 3/30/2006 12:16:29
 Data Type: Original
 Initial Sample Vol:
 Sample Prep Vol:

Nebulizer Parameters: 2603100260

Analyte	Back Pressure	Flow
All	252.0 kPa	0.60 L/min

Mean Data: 2603100260

Analyte	Mean Corrected		Calib	Std.Dev.	Sample		RSD
	Intensity	Conc. Units			Conc. Units	Std.Dev.	
Sca	460094.1	107 %		0.9			0.86%
Yr	359947.8	104.9 %		4.05			3.86%
Ti†	2006.6	0.00186 mg/L		0.000007	0.00186 mg/L	0.000007	0.38%
Sr†	2796.3	0.00231 mg/L		0.000025	0.00231 mg/L	0.000025	1.09%
SiO2†	440.0	0.496 mg/L		0.0207	0.496 mg/L	0.0207	4.18%
Sn†	11.9	0.00170 mg/L		0.001317	0.00170 mg/L	0.001317	77.60%

Sequence No.: 16
 Sample ID: CCV
 Analyst:
 Initial Sample Wt:
 Dilution:

Autosampler Location: 13
 Date Collected: 3/30/2006 12:19:46
 Data Type: Original
 Initial Sample Vol:
 Sample Prep Vol:

Nebulizer Parameters: CCV

Analyte	Back Pressure	Flow
All	251.0 kPa	0.60 L/min

Mean Data: CCV

Analyte	Mean Corrected		Calib	Std.Dev.	Sample		RSD
	Intensity	Conc. Units			Conc. Units	Std.Dev.	
Sca	457880.5	107 %		0.9			0.80%
Yr	360492.1	105.0 %		0.56			0.53%
Ti†	5505512.7	5.11 mg/L		0.005	5.11 mg/L	0.005	0.09%
QC value within limits for Ti Recovery = 102.15%							
Sr†	1864447.1	1.54 mg/L		0.016	1.54 mg/L	0.016	1.01%
QC value within limits for Sr Recovery = 102.60%							
SiO2†	49897.5	56.3 mg/L		0.04	56.3 mg/L	0.04	0.07%
QC value within limits for SiO2 Recovery = 105.17%							
Sn†	18343.1	2.62 mg/L		0.094	2.62 mg/L	0.094	3.60%
QC value within limits for Sn Recovery = 104.82%							
All analyte(s) passed QC.							

Sequence No.: 17
 Sample ID: CCB
 Analyst:
 Initial Sample Wt:
 Dilution:

Autosampler Location: 0
 Date Collected: 3/30/2006 12:22:25
 Data Type: Original
 Initial Sample Vol:
 Sample Prep Vol:

Nebulizer Parameters: CCB

Analyte	Back Pressure	Flow
All		

All 250.0 kPa 0.60 L/min

Mean Data: CCB

Analyte	Mean Corrected		Calib	Std.Dev.	Sample		RSD
	Intensity	Conc. Units			Conc. Units	Std.Dev.	
Sca	443694.5	104 %		0.0			0.04%
Yr	347332.4	101.2 %		0.98			0.97%
Ti†	1337.0	0.00124 mg/L		0.000211	0.00124 mg/L	0.000211	16.97%
	QC value within limits for Ti Recovery = Not calculated						
Sr†	102.3	0.00008 mg/L		0.000054	0.00008 mg/L	0.000054	63.88%
	QC value within limits for Sr Recovery = Not calculated						
SiO2†	21.5	0.0243 mg/L		0.00055	0.0243 mg/L	0.00055	2.25%
	QC value within limits for SiO2 Recovery = Not calculated						
Sn†	3.1	0.00045 mg/L		0.000706	0.00045 mg/L	0.000706	157.01%
	QC value within limits for Sn Recovery = Not calculated						

All analyte(s) passed QC.

=====
Sequence No.: 18 **Autosampler Location:** 48
Sample ID: 2603140472 **Date Collected:** 3/30/2006 12:25:29
Analyst: **Data Type:** Original
Initial Sample Wt: **Initial Sample Vol:**
Dilution: 1X **Sample Prep Vol:**

Nebulizer Parameters: 2603140472

Analyte	Back Pressure	Flow
All	251.0 kPa	0.60 L/min

Mean Data: 2603140472

Analyte	Mean Corrected		Calib	Std.Dev.	Sample		RSD
	Intensity	Conc. Units			Conc. Units	Std.Dev.	
Sca	452460.0	106 %		0.9			0.89%
Yr	375518.2	109.4 %		1.19			1.09%
Ti†	1225.1	0.00114 mg/L		0.000258	0.00114 mg/L	0.000258	22.71%
Sr†	1115.0	0.00092 mg/L		0.000010	0.00092 mg/L	0.000010	1.07%
SiO2†	185.4	0.209 mg/L		0.0001	0.209 mg/L	0.0001	0.05%
Sn†	4.4	0.00063 mg/L		0.000029	0.00063 mg/L	0.000029	4.63%

=====
Sequence No.: 19 **Autosampler Location:** 49
Sample ID: 2603140436 **Date Collected:** 3/30/2006 12:29:11
Analyst: **Data Type:** Original
Initial Sample Wt: **Initial Sample Vol:**
Dilution: 1X **Sample Prep Vol:**

Nebulizer Parameters: 2603140436

Analyte	Back Pressure	Flow
All	252.0 kPa	0.60 L/min

Mean Data: 2603140436

Analyte	Mean Corrected		Calib	Std.Dev.	Sample		RSD
	Intensity	Conc. Units			Conc. Units	Std.Dev.	
Sca	402589.0	94.0 %		0.41			0.44%
Yr	330107.8	96.16 %		2.390			2.49%
Ti†	184688.6	0.171 mg/L		0.0000	0.171 mg/L	0.0000	0.01%
Sr†	3515068.4	2.90 mg/L		0.056	2.90 mg/L	0.056	1.91%
SiO2†	98637.7	111 mg/L		0.4	111 mg/L	0.4	0.38%
Sn†	80.7	0.0115 mg/L		0.00144	0.0115 mg/L	0.00144	12.45%

=====
Sequence No.: 20 **Autosampler Location:** 50
Sample ID: 2603150120 **Date Collected:** 3/30/2006 12:32:24
Analyst: **Data Type:** Original
Initial Sample Wt: **Initial Sample Vol:**
Dilution: 1X **Sample Prep Vol:**

Nebulizer Parameters: 2603150120

Analyte	Back Pressure	Flow
All	254.0 kPa	0.60 L/min

Mean Data: 2603150120

Analyte	Mean Corrected Intensity	Conc. Units	Calib Units	Std.Dev.	Sample Conc. Units	Std.Dev.	RSD
Sca	420965.5	98.3 %	%	1.03			1.05%
Yr	333884.0	97.26 %	%	1.613			1.66%
Ti†	589158.0	0.547 mg/L	mg/L	0.0031	0.547 mg/L	0.0031	0.56%
Sr†	1776316.0	1.47 mg/L	mg/L	0.005	1.47 mg/L	0.005	0.34%
SiO2†	192533.2	217 mg/L	mg/L	1.0	217 mg/L	1.0	0.44%
Sn†	162.0	0.0231 mg/L	mg/L	0.00082	0.0231 mg/L	0.00082	3.56%

Sequence No.: 21	Autosampler Location: 51
Sample ID: 2603210144	Date Collected: 3/30/2006 12:35:31
Analyst:	Data Type: Original
Initial Sample Wt:	Initial Sample Vol:
Dilution: 1X	Sample Prep Vol:

Nebulizer Parameters: 2603210144

Analyte	Back Pressure	Flow
All	257.0 kPa	0.60 L/min

Mean Data: 2603210144

Analyte	Mean Corrected Intensity	Conc. Units	Calib Units	Std.Dev.	Sample Conc. Units	Std.Dev.	RSD
Sca	406430.9	94.9 %	%	1.26			1.33%
Yr	331269.2	96.50 %	%	0.567			0.59%
Ti†	121045.8	0.112 mg/L	mg/L	0.0003	0.112 mg/L	0.0003	0.29%
Sr†	2465729.3	2.04 mg/L	mg/L	0.007	2.04 mg/L	0.007	0.34%
SiO2†	77840.3	87.8 mg/L	mg/L	0.19	87.8 mg/L	0.19	0.22%
Sn†	67.7	0.00968 mg/L	mg/L	0.000477	0.00968 mg/L	0.000477	4.93%

Sequence No.: 22	Autosampler Location: 52
Sample ID: 2603210150	Date Collected: 3/30/2006 12:38:42
Analyst:	Data Type: Original
Initial Sample Wt:	Initial Sample Vol:
Dilution: 1X	Sample Prep Vol:

Nebulizer Parameters: 2603210150

Analyte	Back Pressure	Flow
All	257.0 kPa	0.60 L/min

Mean Data: 2603210150

Analyte	Mean Corrected Intensity	Conc. Units	Calib Units	Std.Dev.	Sample Conc. Units	Std.Dev.	RSD
Sca	424403.1	99.1 %	%	1.71			1.72%
Yr	350861.3	102.2 %	%	0.28			0.27%
Ti†	41789.3	0.0388 mg/L	mg/L	0.00012	0.0388 mg/L	0.00012	0.31%
Sr†	1422045.4	1.17 mg/L	mg/L	0.009	1.17 mg/L	0.009	0.77%
SiO2†	46445.9	52.4 mg/L	mg/L	0.07	52.4 mg/L	0.07	0.13%
Sn†	73.3	0.0105 mg/L	mg/L	0.00062	0.0105 mg/L	0.00062	5.96%

Sequence No.: 23	Autosampler Location: 53
Sample ID: 2603210153	Date Collected: 3/30/2006 12:41:53
Analyst:	Data Type: Original
Initial Sample Wt:	Initial Sample Vol:
Dilution: 1X	Sample Prep Vol:

Nebulizer Parameters: 2603210153

Analyte Back Pressure Flow
All 260.0 kPa 0.60 L/min

Mean Data: 2603210153

Table with 8 columns: Analyte, Mean Corrected Intensity, Conc. Units, Std.Dev., Sample Conc. Units, Std.Dev., RSD. Rows include Sca, Yr, Tit, Srt, SiO2†, Snt.

Sequence No.: 24 Sample ID: 2603210155 Analyst: Initial Sample Wt: Dilution: 1X
Autosampler Location: 54 Date Collected: 3/30/2006 12:45:09 Data Type: Original Initial Sample Vol: Sample Prep Vol:

Nebulizer Parameters: 2603210155
Analyte Back Pressure Flow
All 255.0 kPa 0.60 L/min

Mean Data: 2603210155

Table with 8 columns: Analyte, Mean Corrected Intensity, Conc. Units, Std.Dev., Sample Conc. Units, Std.Dev., RSD. Rows include Sca, Yr, Tit, Srt, SiO2†, Snt.

Sequence No.: 25 Sample ID: 2603210156 Analyst: Initial Sample Wt: Dilution: 1X
Autosampler Location: 55 Date Collected: 3/30/2006 12:48:20 Data Type: Original Initial Sample Vol: Sample Prep Vol:

Nebulizer Parameters: 2603210156
Analyte Back Pressure Flow
All 256.0 kPa 0.60 L/min

Mean Data: 2603210156

Table with 8 columns: Analyte, Mean Corrected Intensity, Conc. Units, Std.Dev., Sample Conc. Units, Std.Dev., RSD. Rows include Sca, Yr, Tit, Srt, SiO2†, Snt.

Sequence No.: 26 Sample ID: 2603220347 Analyst: Initial Sample Wt: Dilution: 1X
Autosampler Location: 56 Date Collected: 3/30/2006 12:51:32 Data Type: Original Initial Sample Vol: Sample Prep Vol:

Nebulizer Parameters: 2603220347
Analyte Back Pressure Flow
All 259.0 kPa 0.60 L/min

Mean Data: 2603220347

Analyte	Mean Corrected		Calib	Std.Dev.	Sample		RSD
	Intensity	Conc. Units			Conc. Units	Std.Dev.	
Sca	409092.9	95.6 %		3.15			3.30%
Yr	344891.0	100.5 %		1.63			1.63%
Ti†	80116.4	0.0743 mg/L		0.00018	0.0743 mg/L	0.00018	0.24%
Sr†	3212135.0	2.65 mg/L		0.094	2.65 mg/L	0.094	3.54%
SiO2†	84636.4	95.4 mg/L		0.11	95.4 mg/L	0.11	0.11%
Sn†	65.5	0.00936 mg/L		0.000556	0.00936 mg/L	0.000556	5.94%

=====

Sequence No.: 27	Autosampler Location: 57
Sample ID: 2603220348	Date Collected: 3/30/2006 12:54:45
Analyst:	Data Type: Original
Initial Sample Wt:	Initial Sample Vol:
Dilution: 1X	Sample Prep Vol:

Nebulizer Parameters: 2603220348

Analyte	Back Pressure	Flow
All	260.0 kPa	0.60 L/min

Mean Data: 2603220348

Analyte	Mean Corrected		Calib	Std.Dev.	Sample		RSD
	Intensity	Conc. Units			Conc. Units	Std.Dev.	
Sca	437478.5	102 %		0.1			0.07%
Yr	354991.2	103.4 %		0.16			0.15%
Ti†	27841.5	0.0258 mg/L		0.00001	0.0258 mg/L	0.00001	0.06%
Sr†	1396889.2	1.15 mg/L		0.011	1.15 mg/L	0.011	0.92%
SiO2†	47250.5	53.3 mg/L		0.10	53.3 mg/L	0.10	0.19%
Sn†	54.4	0.00777 mg/L		0.001703	0.00777 mg/L	0.001703	21.93%

=====

Sequence No.: 28	Autosampler Location: 13
Sample ID: CCV	Date Collected: 3/30/2006 12:58:02
Analyst:	Data Type: Original
Initial Sample Wt:	Initial Sample Vol:
Dilution:	Sample Prep Vol:

Nebulizer Parameters: CCV

Analyte	Back Pressure	Flow
All	256.0 kPa	0.60 L/min

Mean Data: CCV

Analyte	Mean Corrected		Calib	Std.Dev.	Sample		RSD
	Intensity	Conc. Units			Conc. Units	Std.Dev.	
Sca	458619.0	107 %		0.0			0.05%
Yr	356625.2	103.9 %		1.96			1.89%
Ti†	5520199.7	5.12 mg/L		0.015	5.12 mg/L	0.015	0.29%
	QC value within limits for Ti Recovery = 102.43%						
Sr†	1847238.0	1.52 mg/L		0.050	1.52 mg/L	0.050	3.31%
	QC value within limits for Sr Recovery = 101.65%						
SiO2†	49901.9	56.3 mg/L		0.33	56.3 mg/L	0.33	0.59%
	QC value within limits for SiO2 Recovery = 105.18%						
Sn†	18196.7	2.60 mg/L		0.002	2.60 mg/L	0.002	0.09%
	QC value within limits for Sn Recovery = 103.99%						
All analyte(s) passed QC.							

=====

Sequence No.: 29	Autosampler Location: 0
Sample ID: CCB	Date Collected: 3/30/2006 13:00:44
Analyst:	Data Type: Original
Initial Sample Wt:	Initial Sample Vol:
Dilution:	Sample Prep Vol:

Nebulizer Parameters: CCB

Analyte Back Pressure Flow
All 255.0 kPa 0.60 L/min

Mean Data: CCB

Table with 8 columns: Analyte, Mean Corrected Intensity, Conc. Units, Calib Std.Dev., Sample Conc. Units, Std.Dev., RSD. Rows include Sca, Yr, Ti†, Sr†, SiO2†, Sn† with various intensity and concentration values.

Sequence No.: 30 Sample ID: 2603220357 Analyst: Initial Sample Wt: Dilution: 1X Autosampler Location: 58 Date Collected: 3/30/2006 13:03:50 Data Type: Original Initial Sample Vol: Sample Prep Vol:

Nebulizer Parameters: 2603220357

Analyte Back Pressure Flow
All 256.0 kPa 0.60 L/min

Mean Data: 2603220357

Table with 8 columns: Analyte, Mean Corrected Intensity, Conc. Units, Calib Std.Dev., Sample Conc. Units, Std.Dev., RSD. Rows include Sca, Yr, Ti†, Sr†, SiO2†, Sn†.

Sequence No.: 31 Sample ID: 2603220360 Analyst: Initial Sample Wt: Dilution: 1X Autosampler Location: 59 Date Collected: 3/30/2006 13:07:05 Data Type: Original Initial Sample Vol: Sample Prep Vol:

Nebulizer Parameters: 2603220360

Analyte Back Pressure Flow
All 261.0 kPa 0.60 L/min

Mean Data: 2603220360

Table with 8 columns: Analyte, Mean Corrected Intensity, Conc. Units, Calib Std.Dev., Sample Conc. Units, Std.Dev., RSD. Rows include Sca, Yr, Ti†, Sr†, SiO2†, Sn†.

Sequence No.: 32 Sample ID: 2603230069 Analyst: Initial Sample Wt: Autosampler Location: 60 Date Collected: 3/30/2006 13:10:18 Data Type: Original Initial Sample Vol:

Dilution: 1X

Sample Prep Vol:

Nebulizer Parameters: 2603230069

Analyte	Back Pressure	Flow
All	265.0 kPa	0.60 L/min

Mean Data: 2603230069

Analyte	Mean Corrected		Calib	Std.Dev.	Sample		RSD
	Intensity	Conc. Units			Conc. Units	Std.Dev.	
Sca	408497.4	95.4 %		1.52			1.60%
Yr	344298.8	100.3 %		1.34			1.34%
Ti†	7009.3	0.00650 mg/L		0.000075	0.00650 mg/L	0.000075	1.16%
Sr†	6224861.8	5.14 mg/L		0.013	5.14 mg/L	0.013	0.26%
SiO2†	81268.3	91.6 mg/L		0.41	91.6 mg/L	0.41	0.45%
Sn†	75.7	0.0108 mg/L		0.00119	0.0108 mg/L	0.00119	11.00%

Sequence No.: 33

Autosampler Location: 61

Sample ID: 2603230197

Date Collected: 3/30/2006 13:13:37

Analyst:

Data Type: Original

Initial Sample Wt:

Initial Sample Vol:

Dilution: 1X

Sample Prep Vol:

Nebulizer Parameters: 2603230197

Analyte	Back Pressure	Flow
All	261.0 kPa	0.60 L/min

Mean Data: 2603230197

Analyte	Mean Corrected		Calib	Std.Dev.	Sample		RSD
	Intensity	Conc. Units			Conc. Units	Std.Dev.	
Sca	432649.3	101 %		1.0			1.01%
Yr	349866.4	101.9 %		1.54			1.51%
Ti†	69093.2	0.0641 mg/L		0.00028	0.0641 mg/L	0.00028	0.43%
Sr†	1378012.2	1.14 mg/L		0.005	1.14 mg/L	0.005	0.41%
SiO2†	48273.2	54.4 mg/L		0.10	54.4 mg/L	0.10	0.18%
Sn†	49.4	0.00706 mg/L		0.000531	0.00706 mg/L	0.000531	7.52%

Sequence No.: 34

Autosampler Location: 62

Sample ID: 2603240122

Date Collected: 3/30/2006 13:16:50

Analyst:

Data Type: Original

Initial Sample Wt:

Initial Sample Vol:

Dilution: 1X

Sample Prep Vol:

Nebulizer Parameters: 2603240122

Analyte	Back Pressure	Flow
All	259.0 kPa	0.60 L/min

Mean Data: 2603240122

Analyte	Mean Corrected		Calib	Std.Dev.	Sample		RSD
	Intensity	Conc. Units			Conc. Units	Std.Dev.	
Sca	434856.4	102 %		0.8			0.79%
Yr	341463.3	99.47 %		0.125			0.13%
Ti†	1541406.8	1.43 mg/L		0.009	1.43 mg/L	0.009	0.60%
Sr†	1517198.4	1.25 mg/L		0.001	1.25 mg/L	0.001	0.09%
SiO2†	267489.8	302 mg/L		1.0	302 mg/L	1.0	0.32%
Sn†	17.8	0.00254 mg/L		0.000356	0.00254 mg/L	0.000356	14.04%

Sequence No.: 35

Autosampler Location: 63

Sample ID: 2603240118

Date Collected: 3/30/2006 13:19:58

Analyst:

Data Type: Original

Initial Sample Wt:

Initial Sample Vol:

Dilution: 1X

Sample Prep Vol:

Nebulizer Parameters: 2603240118

Analyte	Back Pressure	Flow
All	260.0 kPa	0.60 L/min

Mean Data: 2603240118

Analyte	Mean Corrected Intensity	Calib Conc. Units	Std.Dev.	Sample Conc. Units	Std.Dev.	RSD
Sca	408923.1	95.5 %	0.54			0.56%
Yr	339800.3	98.99 %	0.024			0.02%
Ti†	7707.8	0.00715 mg/L	0.000016	0.00715 mg/L	0.000016	0.23%
Sr†	1433534.1	1.18 mg/L	0.001	1.18 mg/L	0.001	0.08%
SiO2†	3977.2	4.48 mg/L	0.088	4.48 mg/L	0.088	1.97%
Sn†	35.5	0.00507 mg/L	0.001290	0.00507 mg/L	0.001290	25.46%

Sequence No.: 36

Sample ID: ECV

Analyst:

Initial Sample Wt:

Dilution:

Autosampler Location: 13

Date Collected: 3/30/2006 13:22:42

Data Type: Original

Initial Sample Vol:

Sample Prep Vol:

Nebulizer Parameters: ECV

Analyte	Back Pressure	Flow
All	261.0 kPa	0.60 L/min

Mean Data: ECV

Analyte	Mean Corrected Intensity	Calib Conc. Units	Std.Dev.	Sample Conc. Units	Std.Dev.	RSD
Sca	463174.2	108 %	1.0			0.89%
Yr	367773.6	107.1 %	1.66			1.55%
Ti†	5519345.3	5.12 mg/L	0.017	5.12 mg/L	0.017	0.33%
	QC value within limits for Ti Recovery = 102.41%					
Sr†	1832704.8	1.51 mg/L	0.023	1.51 mg/L	0.023	1.54%
	QC value within limits for Sr Recovery = 100.85%					
SiO2†	49975.8	56.4 mg/L	0.40	56.4 mg/L	0.40	0.70%
	QC value within limits for SiO2 Recovery = 105.33%					
Sn†	18153.9	2.59 mg/L	0.003	2.59 mg/L	0.003	0.13%
	QC value within limits for Sn Recovery = 103.74%					

All analyte(s) passed QC.

Sequence No.: 37

Sample ID: ECB

Analyst:

Initial Sample Wt:

Dilution:

Autosampler Location: 0

Date Collected: 3/30/2006 13:25:21

Data Type: Original

Initial Sample Vol:

Sample Prep Vol:

Nebulizer Parameters: ECB

Analyte	Back Pressure	Flow
All	262.0 kPa	0.60 L/min

Mean Data: ECB

Analyte	Mean Corrected Intensity	Calib Conc. Units	Std.Dev.	Sample Conc. Units	Std.Dev.	RSD
Sca	437415.6	102 %	0.3			0.25%
Yr	354062.2	103.1 %	1.31			1.27%
Ti†	1155.3	0.00107 mg/L	0.000076	0.00107 mg/L	0.000076	7.05%
	QC value within limits for Ti Recovery = Not calculated					
Sr†	137.0	0.00011 mg/L	0.000014	0.00011 mg/L	0.000014	12.35%
	QC value within limits for Sr Recovery = Not calculated					
SiO2†	12.1	0.0137 mg/L	0.01024	0.0137 mg/L	0.01024	74.76%
	QC value within limits for SiO2 Recovery = Not calculated					
Sn†	4.6	0.00065 mg/L	0.000653	0.00065 mg/L	0.000653	100.21%
	QC value within limits for Sn Recovery = Not calculated					

All analyte(s) passed QC.

Sequence No.: 38
 Sample ID: MRL
 Analyst:
 Initial Sample Wt:
 Dilution:

Autosampler Location: 21
 Date Collected: 3/30/2006 13:28:27
 Data Type: Original
 Initial Sample Vol:
 Sample Prep Vol:

Nebulizer Parameters: MRL

Analyte	Back Pressure	Flow
All	262.0 kPa	0.60 L/min

Mean Data: MRL

Analyte	Mean Corrected Intensity	Calib Conc. Units	Std.Dev.	Sample Conc. Units	Std.Dev.	RSD
Sca	448866.5	105 %	1.4			1.36%
Yr	357768.9	104.2 %	1.96			1.88%
Ti†	22813.8	0.0212 mg/L	0.00006	0.0212 mg/L	0.00006	0.26%
QC value within limits for Ti Recovery = 105.83%						
Sr†	12023.8	0.00992 mg/L	0.000020	0.00992 mg/L	0.000020	0.20%
QC value within limits for Sr Recovery = 99.25%						
SiO2†	411.6	0.464 mg/L	0.0069	0.464 mg/L	0.0069	1.49%
QC value within limits for SiO2 Recovery = 108.45%						
Sn†	1393.8	0.199 mg/L	0.0053	0.199 mg/L	0.0053	2.68%
QC value within limits for Sn Recovery = 99.56%						
All analyte(s) passed QC.						

Analytical Sequence

Method: SiSrSnTiLi.5

Seq.	Loc.	ID	Status
1	0	Calib Blank 1	Applied
2	15	Standard 2	Applied
3	15	ICV	QC Passed
4	0	ICB	QC Passed
5	20	MRL	QC Passed
6	38	MBLANK	Analyzed
7	39	LCS	Analyzed
8	40	LCSD	Analyzed
9	41	2603240135	Analyzed
10	42	2603240135MS	Analyzed
11	43	2603240135MSD	Analyzed
12	44	2603150119	Analyzed
13	45	2603150119MS	Analyzed
14	46	2603090347	Analyzed
15	47	2603100260	Analyzed
16	13	CCV	QC Passed
17	0	CCB	QC Passed
18	48	2603140472	Analyzed
19	49	2603140436	Analyzed
20	50	2603150120	Analyzed
21	51	2603210144	Analyzed
22	52	2603210150	Analyzed
23	53	2603210153	Analyzed
24	54	2603210155	Analyzed
25	55	2603210156	Analyzed
26	56	2603220347	Analyzed
27	57	2603220348	Analyzed
28	13	CCV	QC Passed
29	0	CCB	QC Passed
30	58	2603220357	Analyzed
31	59	2603220360	Analyzed
32	60	2603230069	Analyzed
33	61	2603230197	Analyzed
34	62	2603240122	Analyzed
35	63	2603240118	Analyzed
36	13	ECV	QC Passed
37	0	ECB	QC Passed
38	21	MRL	QC Passed

TITLE _____

From Page No. _____

LOG#	CHEM	SR NO	MIX	VOLUME	COMMENT
	200.7 AND 200.8		3/29/06		FOR 200.7 ↓
BLANK	DIGESTION	2 SEPARATE BATCHES		SAME LOG	HND3 R# 100343
LCS					HCL R# 100361 2.5
LCSD					spike
2603240120 MS	ENSR-TRONOX	M-121	ADR	50ml → 50ml	ME 050320
2603240119 MS					ME 0512001 > 0.5ml
2603240111					ME 0511001 → 0.5ml
2603150119 MS	ENSR-TRONOX	EB-2			
2603090347	ENSR-TRONOX	FB-1			FOR 200.8
2603100260	ENSR-TRONOX	EB-1			HND3 R# 100343
2603140436	ENSR-TRONOX	TR-10A			HCL R# 100361
0472		PUMP BLANK			
2603150120		TR-9A			ME 0503020 → 0.5ml
2603210144		TR-8A			
2603210150		TR-7A			
0153		M-103A			
0155		TR-8			
0156		TR-8			
2603220347		M-103			
2603220348		TR-7			
2603220357		TR-9			
0360		TR-10			
2603230069		M-120			
0197		M-118			
2603240118		H-1A			
2603240122		M-117			

6010 & 6020
 BOTH 200.7 + 200.8 SEPARATE BATCHES
 SAME SAMPLE ORDER 5/22/06

To Page No. _____

Witnessed & Understood by me, _____

Date _____

Invented by _____
 Page 368 of 791

Date _____

STANDARD DOCUMENTATION

Acid

Nitric acid: R# 100360
Hydrochloric acid: R# 100369

Standard Calibration

Standard 1 / MRL: 1:10000 of ME0507006 (1.00mL of ME0512004 / 100mL)
Standard 2 / CCV: 1:1000 of ME0510003 (ME0512005)
Standard 3: 1:400 of ME0510003 (ME0512006)
Linearity: 1:100 of ME0510003 (0.25mL of ME0510003 / 50 mL)
MCV (2nd source): 1:1000 of ME0511002 (ME0601002)
Uranium Calibration: ME0511003
Iodide Calibration: R201240
Iodide 2nd Source: R201250

ICSA/AB

ICSA: 1:5 of ME0503013
ICSAB: 1:5 of ME0503014

LCS/MS/MSD

LCS/MS Spiking solution: 1:1000 of ME05030020 (ME0601001)

Internal Standard: ME0406036
Germanium Standard: ME0504001

Date Updated: 01/09/06

Initial: DYHDate: 12/29/05**METALS STANDARD DOCUMENTATION**

Standard: ICPMS MRL Working Solution **ME #:** 0512004
Date Received/Prepped: 12/29/2005 **By:** DYH
Date Expired: 6/29/2005 **Lot #:** Y-MEB191139
Manufacturer: MWH-DYH **Certificate:** Y
Matrix: 2% HNO3 **NIST SRM:**
Amount: 100 mL **Room temp. storage**


Component	Comment	Conc. Unit:
Ag	1 mL ME0507006 / 100 mL	50 ppb
Al	of 2% HNO3	2500 ppb
As		100 ppb
B		1000 ppb
Ba		200 ppb
Be		100 ppb
Cd		50 ppb
Co		200 ppb
Cr		100 ppb
Cu		200 ppb
Mn		200 ppb
Mo		200 ppb
Ni		500 ppb
Pb		50 ppb
Sb		100 ppb
Se		500 ppb
Sn		100 ppb
Tl		100 ppb
U		100 ppb
V		300 ppb
Zn		500 ppb

Initial: DTNDate: 7/26/05**METALS STANDARD DOCUMENTATION**

Standard: ICPMS MRL Stock Standard
Date Received/Prepped: 7/26/2005
Date Expired: 8/1/2006
Manufacturer: Inorganic Ventures
Matrix: 5% HNO₃
Amount: 100 mL

ME #: 0507006
By: DTN
Lot #: Y-MEB191139
Certificate: YES
NIST SRM: Various
Storage: Room Temp

Component	Comment	Conc. Unit:
Ag	Cat #: MWH-STD-3	5 ug/ml
Al		250 ug/ml
As		10 ug/ml
B		100 ug/ml
Ba		20 ug/ml
Be		10 ug/ml
Cd		5 ug/ml
Co		20 ug/ml
Cr		10 ug/ml
Cu		20 ug/ml
Mn		20 ug/ml
Mo		20 ug/ml
Ni		50 ug/ml
Pb		5 ug/ml
Sb		10 ug/ml
Se		50 ug/ml
Sn		10 ug/ml
Tl		10 ug/ml
U		10 ug/ml
V		30 ug/ml
Zn		50 ug/ml



inorganic ventures / iv labs

195 lehigh avenue, suite 4, lakewood, nj 08701 usa
 phone: 800-669-6799 • 732-901-1900 • fax: 732-901-1903
 e-mail: ivsales@ivstandards.com • website: www.ivstandards.com

certificate of analysis

1.0 Inorganic Ventures / IV Labs is an ISO Guide 34-2000 Certified Reference Material (CRM) Manufacturer: Certificate #883-02. The certificate is designed and the certified value(s) and uncertainty(ies) are determined in accordance with ISO Guide 31-2000 (Reference Materials - Contents of certificates and label(s)), ISO Guide 34-2000 "Quality System Guidelines for the Production of Reference Materials," and ISO Guide 35-1989 "Certification of Reference Materials - General and Statistical Principles."

2.0 Custom-Grade: DESCRIPTION OF CRM Tailor-Made Solution
Part No. / Catalog No.: MWH-STD-3
Lot Number: Y-MEB191139
Matrix: tr. HF, 5% HNO3(abs)

250.00 µg/mL each:

Al,

50.00 µg/mL each:

Ni, Se, Zn,

30.00 µg/mL each:

V,

20.00 µg/mL each:

Ba, Co, Cu, Mn, Mo,

10.00 µg/mL each:

As, Be, Cr3, Sb, Sn, Tl, U,

5.00 µg/mL each:

Ag, Cd, Pb

3.0 CERTIFIED VALUES AND UNCERTAINTIES

ELEMENT	CERTIFIED VALUE	ELEMENT	CERTIFIED VALUE	ELEMENT	CERTIFIED VALUE
Aluminum, Al	250.0 ± 1.5 µg/mL	Antimony, Sb	10.01 ± 0.04 µg/mL	Arsenic, As	10.03 ± 0.04 µg/mL
Barium, Ba	20.06 ± 0.05 µg/mL	Beryllium, Be	10.02 ± 0.04 µg/mL	Cadmium, Cd	5.002 ± 0.035 µg/mL
Chromium+3, Cr3	9.99 ± 0.04 µg/mL	Cobalt, Co	20.02 ± 0.05 µg/mL	Copper, Cu	20.00 ± 0.07 µg/mL
Lead, Pb	5.004 ± 0.033 µg/mL	Manganese, Mn	20.04 ± 0.05 µg/mL	Molybdenum, Mo	20.06 ± 0.04 µg/mL
Nickel, Ni	50.06 ± 1.11 µg/mL	Selenium, Se	50.04 ± 0.61 µg/mL	Silver, Ag	5.005 ± 0.034 µg/mL
Thallium, Tl	10.02 ± 0.04 µg/mL	Tin, Sn	10.00 ± 0.05 µg/mL	Uranium, U	9.98 ± 0.04 µg/mL
Vanadium, V	30.06 ± 0.38 µg/mL	Zinc, Zn	49.95 ± 1.14 µg/mL		

Certified Density: 1.041 g/mL (measured at 22° C)

The Certified Value is based upon the most precise method used to analyze this CRM. The following equations are used in the calculation of the certified value and the uncertainty:

$$\text{Certified Value } (\bar{x}) = \frac{\sum x_i}{n}$$

(\bar{x}) = mean

x_i = individual results

n = number of measurements

$$\text{Uncertainty } (\pm) = \frac{2 \left(\frac{\sum s_i}{n} \right)^{1/2}}{(n)}$$

$\sum s_i$ = The summation of all significant estimated errors.

(Most common are the errors from instrumental measurement, weighing, dilution to volume, and the fixed error reported on the NIST SRM certificate of analysis.)

Initial:
 Date:

12/30/05

METALS STANDARD DOCUMENTATION

Standard:	ICPMS Mid-Level Standard 2	ME #: 0512005
Date Received/Prepped:	12/30/2005	By: DTN
Date Expired:	11/1/2006	Lot #:
Manufacturer:	MWH-DTN	Certificate: Y
Matrix:	2% HNO3	NIST SRM:
Amount:	100 mL	Room temp. storage

Component	Comment	Conc. Unit:
As	0.1 mL ME0510003 dilute to	100 ug/L
Be	100 mL of 2% HNO3	100 ug/L
Ca		100 ug/L
Cd	If larger amount is required:	100 ug/L
Co		100 ug/L
Cr	0.25 mL ME0510003 dilute to	100 ug/L
Cu	250 mL of 2% HNO3	100 ug/L
Fe		100 ug/L
Mg		100 ug/L
Mn		100 ug/L
Mo		100 ug/L
Ni		100 ug/L
Pb		100 ug/L
Sb		100 ug/L
Se		100 ug/L
Sr		100 ug/L
Ti		100 ug/L
Tl		100 ug/L
V		100 ug/L
Zn		100 ug/L
Ag		100 ug/L
Al		100 ug/L
B		100 ug/L
Ba		100 ug/L
K		1000 ug/L
Na		100 ug/L
Si		50 ug/L

NOTE: Prepare fresh daily. The expiration date of the stock standard, 11/1/2006, shall not be exceeded.

Initial: DTW
Date: 12/30/05

METALS STANDARD DOCUMENTATION

Standard: ICPMS High-Level Standard 3
Date Received/Prepped: 12/30/2005
Date Expired: 11/1/2006
Manufacturer: MWH-DTN
Matrix: 2% HNO3
Amount: 50 mL

ME #: 0512006
By: DTN
Lot #:
Certificate: Y
NIST SRM:
Room temp. storage

Component	Comment	Conc. Unit:
As	0.125 mL ME0510003 dilute to	250 ug/L
Be	50 mL of 2% HNO3	250 ug/L
Ca		250 ug/L
Cd	If larger amount is required:	250 ug/L
Co		250 ug/L
Cr	0.25 mL ME0510003 dilute to	250 ug/L
Cu	100 mL of 2% HNO3	250 ug/L
Fe		250 ug/L
Mg		250 ug/L
Mn		250 ug/L
Mo		250 ug/L
Ni		250 ug/L
Pb		250 ug/L
Sb		250 ug/L
Se		250 ug/L
Sr		250 ug/L
Ti		250 ug/L
Tl		250 ug/L
V		250 ug/L
Zn		250 ug/L
Ag		250 ug/L
Al		250 ug/L
B		250 ug/L
Ba		250 ug/L
K		250 ug/L
Na		250 ug/L
Si		250 ug/L


NOTE: Prepare fresh daily. The expiration date of the stock standard, 11/1/2006, shall not be exceeded.

Initial: _____
Date: 11/10/05

METALS STANDARD DOCUMENTATION

Standard:	ICPMS Calibration Std	ME #: 510003
Date Received/Prepped:	10/10/2005	By: WBH
Date Expired:	11/1/2006	Lot #: Y-MEB156118
Manufacturer:	Inorganic Ventruue	Certificate: Y
Matrix:	5% HNO3 + tr. HF Acid	NIST SRM: Various
Amount:	100 mL	Room temp. storage

<u>Component</u>	<u>Comment</u>	<u>Conc. Unit:</u>
AS	IV-26	100 ppm
Be		100 ppm
Ca		100 ppm
Cd		100 ppm
Co		100 ppm
Cr		100 ppm
Cu		100 ppm
Fe		100 ppm
Mg		100 ppm
Mn		100 ppm
Mo		100 ppm
Ni		100 ppm
Pb		100 ppm
Sb		100 ppm
Se		100 ppm
Sr		100 ppm
Ti		100 ppm
Tl		100 ppm
V		100 ppm
Zn		100 ppm
Ag		100 ppm
Al		100 ppm
B		100 ppm
Ba		100 ppm
K		1000 ppm
Na		100 ppm
Si		50 ppm



inorganic ventures / iv labs

195 lehigh avenue, suite 4, lakewood, nj 08701 usa
phone: 800-669-6799 • 732-901-1900 • fax: 732-901-1903
e-mail: ivsales@ivstandards.com • website: www.ivstandards.com

certificate of analysis

1.0 Inorganic Ventures / IV Labs is an ISO Guide 34-2000 Certified Reference Material (CRM) Manufacturer: Certificate #883-02. The certificate is designed and the certified value(s) and uncertainty(ies) are determined in accordance with ISO Guide 31-2000 (Reference Materials - Contents of certificates and label(s), ISO Guide 34-2000 "Quality System Guidelines for the Production of Reference Materials," and ISO Guide 35-1989 "Certification of Reference Materials - General and Statistical Principles."

2.0 DESCRIPTION OF CRM

Environmental: Second Source Solution
Part No. / Catalog No.: IV-26
Lot Number: Y-MEB156118
Matrix: tr. HF, 5% HNO3(abs)

M 8051003

Second Source: This solution was manufactured from a second set of concentrates maintained in our manufacturing facility.

1,000.00 µg/mL each:

K,

100.00 µg/mL each:

Ag, Al, As, B, Ba, Be, Ca, Cd, Co, Cr3, Cu, Fe, Mg, Mn,
Mo, Na, Ni, Pb, Sb, Se, Ti, Tl, V, Zn,

50.00 µg/mL each:

Si

3.0 CERTIFIED VALUES AND UNCERTAINTIES

ELEMENT	CERTIFIED VALUE	ELEMENT	CERTIFIED VALUE	ELEMENT	CERTIFIED VALUE
Aluminum, Al	100.0 ± 0.4 µg/mL	Antimony, Sb	99.9 ± 0.2 µg/mL	Arsenic, As	100.0 ± 0.6 µg/mL
Barium, Ba	100.1 ± 0.1 µg/mL	Beryllium, Be	99.8 ± 0.2 µg/mL	Boron, B	100.2 ± 0.2 µg/mL
Cadmium, Cd	100.0 ± 0.2 µg/mL	Calcium, Ca	100.3 ± 0.3 µg/mL	Chromium+3, Cr3	100.0 ± 0.3 µg/mL
Cobalt, Co	99.9 ± 0.2 µg/mL	Copper, Cu	99.8 ± 0.2 µg/mL	Iron, Fe	100.0 ± 0.2 µg/mL
Lead, Pb	99.9 ± 0.2 µg/mL	Magnesium, Mg	99.8 ± 0.3 µg/mL	Manganese, Mn	99.9 ± 0.2 µg/mL
Molybdenum, Mo	100.1 ± 0.4 µg/mL	Nickel, Ni	100.0 ± 0.3 µg/mL	Potassium, K	1,001 ± 1 µg/mL
Selenium, Se	99.9 ± 0.3 µg/mL	Silicon, Si	50.00 ± 0.22 µg/mL	Silver, Ag	99.9 ± 0.2 µg/mL
Sodium, Na	100.0 ± 0.1 µg/mL	Thallium, Tl	99.9 ± 0.3 µg/mL	Titanium, Ti	99.8 ± 0.3 µg/mL
Vanadium, V	99.9 ± 0.3 µg/mL	Zinc, Zn	99.9 ± 0.2 µg/mL		

Certified Density: 1.048 g/mL (measured at 22° C)

The Certified Value is based upon the most precise method used to analyze this CRM. The following equations are used in the calculation of the certified value and the uncertainty:

$$\text{Certified Value } (\bar{x}) = \frac{\sum x_i}{n}$$

\bar{x} = mean
 x_i = individual results
 n = number of measurements

$$\text{Uncertainty } (\pm) = 2 \left(\frac{\sum s_i^2}{n} \right)^{1/2}$$

$\sum s_i$ = The summation of all significant estimated errors.
(Most common are the errors from instrumental measurement, weighing, dilution to volume, and the fixed error reported on the NIST SRM certificate of analysis.)

4.0 TRACEABILITY TO NIST AND VALUES OBTAINED BY INDEPENDENT METHODS

• "Property of the result of a measurement or the value of a standard whereby it can be related to stated references, usually national or international standards, through an unbroken chain of comparisons all having stated uncertainties."
(ISO VIM, 2nd ed., 1993, definition 6.10)

• This IV product is Traceable to NIST via an unbroken chain of comparisons. The uncertainties for each certified value are reported, taking into account the SRM uncertainty error and the measurement, weighing and volume dilution errors.

Initial: DTN
Date: 11/9/06

METALS STANDARD DOCUMENTATION

Standard: ICPMS MCV solution
Date Received/Prepped: 1/9/2006
Date Expired: 10/31/2006
Manufacturer: MWH-DTN
Matrix: 5% HNO3
Amount: 100 mL

ME #: 0601002
By: DTN
Lot #:
Certificate:
NIST SRM:
Storage: Room Temp

Component	Comment	Conc. Unit:
Ag	0.1 mL of ME0511002 / 100 mL of	20 ug/L
Al	5% HNO3	100 ug/L
As		100 ug/L
B		50.2 ug/L
Ba	Note:	100 ug/L
Be	Prepare fresh weekly	40.1 ug/L
Ca		1000 ug/L
Cd	To be used as 3rd source QC sample	50.1 ug/L
Co		100 ug/L
Cr		99.7 ug/L
Cu		100 ug/L
Fe		99.8 ug/L
K		1000 ug/L
Mg		1000 ug/L
Mn		100 ug/L
Mo		99.8 ug/L
Na		1000 ug/L
Ni		100 ug/L
Pb		100 ug/L
Sb		100 ug/L
Se		100 ug/L
Tl		100 ug/L
V		100 ug/L
Zn		100 ug/L

Initial: WSY
Date: 11/8/05

METALS STANDARD DOCUMENTATION

Standard: ICP CCV/MCV Stock Standard **ME #:** 0511002
Date Received/Prepped: 11/8/2005 **By:** WBH
Date Expired: 10/31/2006 **Lot #:** 012607A
Manufacturer: Crescent Chemical **Certificate:** Y
Matrix: 5% HNO3 **NIST SRM:** Varius
Amount: 500 mL x 2 **Storage:** Room Temp

Component	Comment	Conc. Unit:
Ag		20 ppm
Al		100 ppm
As		100 ppm
B		50.2 ppm
Ba		100 ppm
bE		40.1 ppm
Ca		1000 ppm
Cd		50.1 ppm
Co		100 ppm
Cr		99.7 ppm
Cu		100 ppm
Fe		99.8 ppm
K		1000 ppm
Mg		1000 ppm
Mn		100 ppm
Mo		99.8 ppm
Na		1000 ppm
Ni		100 ppm
Pb		100 ppm
Sb		100 ppm
Se		100 ppm
Tl		100 ppm
V		100 ppm
Zn		100 ppm

Laboratory Report - Certificate of Analysis

Custom Multi Standard
CATALOG NO: CCS-1161

ME0511002

CONTENTS: See Below

MATRIX: 5% HNO₃

LOT NO.: 012607A


This solution is intended for use as a calibration standard for plasma emission spectroscopy (ICP or DCP). It is a multi element solution, that was prepared gravimetrically to contain the elements/concentrations shown below.

In order to verify the concentration, the final solution was checked against the following NIST SRMS by plasma emission spectrometry (ICP or DCP): 3101a, 3102a, 3103a, 3107, 3104a, 3105a, 3108, 3112a, 3113, 3114, 3128, 3132, 3134, 3136, 3149, 3151, 3158, 3161a, 3165 and 3168a.

Concentrations are given in µg/mL unless noted otherwise.

Ag 20.1	Al 99.7	As 100	B 50.0	Ba 100
Be 39.9	Ca 997	Cd 50.4	Co 99.8	Cr 99.8
Cu 99.8	Fe 100	K 1,000	Mg 1,000	Mn 100
Mo 101	Na 1,000	Ni 100	Pb 99.8	Sb 100
Se 100	Tl 99.9	V 100	Zn 99.9	

Crescent Chemical Co. Inc.


QA Manager

EXPIRES: October 2006

CRESCENT CHEMICAL CO, INC., waives all responsibility for any damages resulting from the usage and/or implementation of the products/data described herein.

Crescent Chemical Co, Inc., 1324 Motor Parkway, Islandia, NY 11749
(631) 348-0333 - Fax (631) 348-0913

Initial:

Date:

WBH
11/17/05

METALS STANDARD DOCUMENTATION

Standard: Uranium Stock Standard **ME #:** 511003
Date Received/Prepped: 11/17/2005 **By:** WBH
Date Expired: 10/31/2007 **Lot #:** B40425
Manufacturer: JT Baker **Certificate:** N
Matrix: 5% HNO3 **NIST SRM:** NA
Amount: 100 mL Room temp. storage

Component	Comment	Conc. Unit:
U	5788-04	1000 ppm

Initial:

Date:

DYH

3/23/05

METALS STANDARD DOCUMENTATION

Standard:	ICP-MS Interference Check Soln. AB	ME #: 0503014
Date Received/Prepped:	3/23/2005	By: DYH
Date Expired:	9/21/2006	Lot #: 4HK191
Manufacturer:	CPI International	Certificate: Y
Matrix:	2% HNO ₃	NIST SRM:
Amount:	250 mL	Storage: Room Temp

Component	Comment	Conc. Unit:
Ag	(P/N 4400-ICP-MS-ICS)	0.1 ug/mL
Al		500 ug/mL
As		0.1 ug/mL
C		1000 ug/mL
Ca		500 ug/mL
Cd		0.05 ug/mL
Cl		3600 ug/mL
Co		0.2 ug/mL
Cr		0.1 ug/mL
Cu		0.1 ug/mL
Fe		500 ug/mL
K		500 ug/mL
Mg		500 ug/mL
Mo		10 ug/mL
Mn		0.1 ug/mL
NA		500 ug/mL
Ni		0.2 ug/mL
P		500 ug/mL
Se		0.1 ug/mL
Se		500 ug/mL
Ti		10 ug/mL
V		0.2 ug/mL
Zn		0.1 ug/mL

SEP 21 06



USA

5580 Skylane Boulevard 707.525.5788
Santa Rosa, CA 95403 800.878.7654
www.cpiinternational.com Fax 707.545.7901

EUROPE

P.O. Box 2704 +31 20 638 05 97
1000 CS Amsterdam Fax +31 20 420 28 36
The Netherlands www.cpiinternational.com

ME0503014

*Innovative Solutions
in Analytical Science and
Technology*

CERTIFICATE OF ANALYSIS

P/N 4400-ICP-MS-ICS
ICP-MS Interference Check Solution
Solution AB
in 2% HNO₃ + tr HF

Lot # 4HK191

Material Source: Metals and Salts
Source Purity: 99.99+%

Elements and Concentrations: µg/mL

Ag 0.100	Al 500.0	As 0.100	C 1000.0
Ca 500.0	Cd 0.050	Cl 3600.0	Co 0.200
Cr 0.100	Cu 0.100	Fe 500.0	K 500.0
Mg 500.0	Mo 10.0	Mn 0.100	Na 500.0
Ni 0.200	P 500.0	Se 0.100	S 500.0
Ti 10.0	V 0.200	Zn 0.100	

This standard solution was prepared using high-purity reference materials, sub-boiled distilled nitric and hydrofluoric acid and 18-megaohm deionized water. The starting materials were weighed to five significant figures and diluted in volumetric glassware calibrated to five significant figures.

Starting materials were analyzed by ICP-MS for trace impurities. The standard solution concentrations were certified instrumentally against an independent source traceable to the National Institute of Standards and Technology's SRM 3100series.

Accuracy and stability are guaranteed to within plus or minus 0.5% of the certified value for 18 months after the date of shipment. The solution should be kept tightly capped and stored under normal laboratory conditions. See attached MSDS for proper handling information.

For questions or comments please call 1-800-878-7654 in the USA or +31 20 638 05 97 in Europe.

Initial: DYH
Date: 3/23/05

METALS STANDARD DOCUMENTATION

Standard: ICP-MA Interference Check Solution A **ME #:** 0503013
Date Received/Prepped: 3/23/2005 **By:** DYH
Date Expired: 9/21/2006 **Lot #:** 4HK191
Manufacturer: CPI International **Certificate:** Y
Matrix: 2% HNO3 **NIST SRM:**
Amount: 250 mL **Storage:** Room Temp

Component	Comment	Conc. Unit:
Al	(P/N 4400-ICP-MS-ICS)	500 ug/mL
C		1000 ug/mL
Ca		500 ug/mL
Cl		3600 ug/mL
Fe		500 ug/mL
K		500 ug/mL
Mg		500 ug/mL
Mo		10 ug/mL
Na		500 ug/mL
P		500 ug/mL
S		500 ug/mL
Ti		10 ug/mL

ME0503013

SEP 21 06

**USA**

5580 Skylane Boulevard 707.525.5788
 Santa Rosa, CA 95403 800.878.7654
 www.cpiinternational.com Fax 707.545.7901

EUROPE

P.O. Box 2704 +31 20 638 05 97
 1000 CS Amsterdam Fax +31 20 420 28 36
 The Netherlands www.cpiinternational.com

*Innovative Solutions
 in Analytical Science and
 Technology*

CERTIFICATE OF ANALYSIS

P/N 4400-ICP-MS-ICS
 ICP-MS Interference Check Solution
 Solution A
 in 2% HNO₃ + tr HF

Lot # 4HK191

Material Source: Metals and Salts
 Source Purity: 99.99+%

Elements and Concentrations: µg/mL

Al	500.0	C	1000.0	Ca	500.0	Cl	3600.0
Fe	500.0	K	500.0	Mg	500.0	Mo	10.0
Na	500.0	P	500.0	S	500.0	Ti	10.0

This standard solution was prepared using high-purity reference materials, sub-boiled distilled nitric and hydrofluoric acid and 18-megaohm deionized water. The starting materials were weighed to five significant figures and diluted in volumetric glassware calibrated to five significant figures.

Starting materials were analyzed by ICP-MS for trace impurities. The standard solution concentrations were certified instrumentally against an independent source traceable to the National Institute of Standards and Technology's SRM 3100series.

Accuracy and stability are guaranteed to within plus or minus 0.5% of the certified value for 18 months after the date of shipment. The solution should be kept tightly capped and stored under normal laboratory conditions. See attached MSDS for proper handling information.

For questions or comments please call 1-800-878-7654 in the USA or +31 20 638 05 97 in Europe.

Initial: DTN
Date: 11/9/06

METALS STANDARD DOCUMENTATION

Standard: ICPMS LCS solution
Date Received/Prepped: 1/9/2006
Date Expired: 9/25/2006
Manufacturer: MWH - DTN
Matrix: 5% HNO₃
Amount: 100 mL

ME #: 0601001
By: DTN
Lot #: 05C243
Certificate:
NIST SRM:
Storage: Room Temp

Component	Comment	Conc. Unit:
Iron	0.10 mL of ME0503020 / 100 mL	500 ug/L
Aluminum		200 ug/L
Barium	1:1000 dilution of stock solution	100 ug/L
Cobalt		100 ug/L
Chromium	Note:	100 ug/L
Copper	Prepare fresh weekly	100 ug/L
Molybdenum		100 ug/L
Strontium		100 ug/L
Titanium		100 ug/L
Vanadium		100 ug/L
Zinc		100 ug/L
Tin		100 ug/L
Silver		50 ug/L
Boron		50 ug/L
Manganese		50 ug/L
Nickel		50 ug/L
Antimony		50 ug/L
Arsenic		20 ug/L
Cadmium		20 ug/L
Lead		20 ug/L
Selenium		20 ug/L
Thallium		20 ug/L
Uranium		20 ug/L
Beryllium		5 ug/L

Initial:

Date:

W37
3/29/05

METALS STANDARD DOCUMENTATION

Standard:	ICP/ICPMS LCS/SPIKE Solution	ME #: 0503020
Date Received/Prepped:	3/29/2005	By: wbh
Date Expired:	9/25/2006	Lot #: 05C243
Manufacturer:	CPI	Certificate: Y
Matrix:	5% HNO ₃ + 0.1% HF	NIST SRM: 3100 Series
Amount:	10 x 100 mL	Storage: Room Temp

Component	Comment	Conc. Unit:
Iron	CPI P/N: 4400-050314RH01	500 mg/L
Aluminum		200 mg/L
Barium		100 mg/L
Cobalt		100 mg/L
Chromium		100 mg/L
Copper		100 mg/L
Molybdenum		100 mg/L
Strontium		100 mg/L
Titanium		100 mg/L
Vanadium		100 mg/L
Zinc		100 mg/L
Tin		100 mg/L
Silver		50 mg/L
Boron		50 mg/L
Manganese		50 mg/L
Nickel		50 mg/L
Antimony		50 mg/L
Arsenic		20 mg/L
Cadmium		20 mg/L
Lead		20 mg/L
Selenium		20 mg/L
Thallium		20 mg/L
Uranium		20 mg/L
Beryllium		5 mg/L



USA
 5580 Skylane Boulevard 707.525.5788
 Santa Rosa, CA 95403 800.878.7654
 www.cpiinternational.com Fax 707.545.7901

EUROPE
 P.O. Box 2704 +31 20 638 05 97
 1000 CS Amsterdam Fax +31 20 420 28 36
 The Netherlands www.cpiinternational.com

*Innovative Solutions
 in Analytical Science and
 Technology*

MZ0303 020

Expiry: SEP 25 2006

Certificate of Analysis

Part Number: 4400-050314RH01
Lot Number: 05C243
Shelf Life: 18 months

MWH Labs
 5% HNO₃ + 0.1% HF
 #REF!

Concentrations in ug/mL ± 0.5%

Fe	500	B	50
Al	200	Mn	50
Ba	100	Ni	50
Co	100	Sb	50
Cr	100	As	20
Cu	100	Cd	20
Mo	100	Pb	20
Sr	100	Se	20
Ti	100	TL	20
V	100	Sn	100
Zn	100	Be	5
Ag	50	U	20

This standard solution was prepared using high-purity starting materials, high-purity acid (if required) and 18-megaohm de-ionized water. The starting materials were weighed to five significant figures and diluted in volumetric glassware calibrated to five significant figures.

Starting materials were analyzed at 1000µg/mL by ICP-MS for trace impurities. The standard solution concentrations were certified instrumentally against the National Institute of Standards and Technology's SRM 3100 series, NIST approved second source and/or gravimetrically.

Accuracy and stability are guaranteed to within plus or minus 0.5% of the certified value for the stated shelf life from the date of shipment. The solution should be kept tightly capped and stored under normal laboratory conditions. See attached MSDS for proper handling information.

For questions or comments please call 1-800-878-7654 in the USA, +31 20 638 05 97 in Europe or visit our web-site at www.cpiinternational.com.

Initial: DTN
Date: 4/14/05

METALS STANDARD DOCUMENTATION

Standard: 1000 mg/L Germanium Standard **ME #:** 0504001
Date Received/Prepped: 4/19/2005 **By:** DTN
Date Expired: 11/30/2006 **Lot #:** SC5010347
Manufacturer: SCP Science **Certificate:** Yes
Matrix: Water / trace HF **NIST SRM:** 3120
Amount: 500 mL **Storage:** Room Temp

Component	Comment	Conc. Unit:
Germanium	Catalog # 140-050-321	1000 mg/L

Certificate of Analysis

Ge

Catalogue Number : 140-050-321
 Description : **PlasmaCAL Standard - Germanium 1000 µg/ml**
 Starting Material : Ammonium Hexafluorogermanate 99.999%
 Lot Number : **SC5010347**
 Expiration Date : **November 2006**
 (Unopened Bottle)

Opened Bottle Expiry Information
 15 months after opening, up to unopened expiration date

_____ Date bottle opened

Analysis of Solution by Inductively Coupled Plasma Spectroscopy (ICP-AES) traceable to NIST Standard Reference Material 3120.

Actual Concentration : **996 µg/ml**
 Matrix : **H₂O / tr. HF**
 Density : **0.998 g/ml @ 24.1 °C**

Trace Metallic Impurities

1. Starting Material


Element	Conc. (ppm)
Si	10-20

2. Final Solution

Element	Conc. (ppm)	Element	Conc. (ppm)	Element	Conc. (ppm)	Element	Conc. (ppm)
Ag	< 0.005	Ho	< 0.006	S	*	Sb	< 0.029
Al	< 0.013	In	< 0.034	Sc	< 0.002	Se	< 0.027
As	< 0.001	Ir	< 0.016	Si	0.320	Sm	< 0.003
Au	< 0.004	K	< 0.093	Sn	< 0.037	Sr	< 0.001
B	< 0.017	La	< 0.004	Ta	< 0.013	Tb	< 0.006
Ba	< 0.0005	Li	< 0.003	Te	< 0.014	Th	< 0.012
Be	< 0.001	Lu	< 0.0006	Ti	< 0.001	Tl	< 0.013
Bi	< 0.026	Mg	< 0.0002	Tm	< 0.007	U	< 0.137
Ca	0.004	Mn	< 0.0002	V	< 0.001	W	< 0.015
Cd	< 0.003	Mo	< 0.016	Y	< 0.003	Yb	< 0.0008
Ce	< 0.019	Na	< 0.011	Zn	< 0.0008	Zr	< 0.007
Co	< 0.007	Nb	< 0.009				
Cr	< 0.004	Nd	< 0.018				
Cs	*	Ni	< 0.006				
Cu	< 0.0003	Os	*				
Dy	< 0.004	P	< 0.034				
Er	< 0.008	Pb	< 0.041				
Eu	< 0.002	Pd	< 0.007				
Fe	< 0.002	Pr	< 0.213				
Ga	< 0.011	Pt	< 0.017				
Gd	< 0.003	Rb	< 0.027				
Ge	N/A	Re	< 0.004				
Hf	< 0.025	Rh	< 0.024				
Hg	*	Ru	< 0.008				

*: Not Tested

Certified by :


 Alketa Mixha, Chemist

Certification Date : **February 28, 2005**

This ICP-AES & ICP-MS Standard is guaranteed to be stable and accurate to within ± 0.5% of the actual concentration up to the unopened expiry date, if sealed, or 15 months after opening, up to the unopened expiry date, provided the solution is kept tightly capped and stored under normal laboratory conditions. For these solutions, 18 megohm/cm double deionized water, high-purity acids, Class A glassware and acid-cleaned bottles are used. A Material Safety Data Sheet is available upon request. (Ce certificat est également disponible en français)

Manufactured under an ISO 9002 registered Quality System

SCP SCIENCE

21800 Clark Graham, Baie D'Urfé, QC, Canada H9X 4B6
 Phone : 800-361-6820 Fax : 800-253-5549



Initial:
Date:

DTN
6/30/04

METALS STANDARD DOCUMENTATION

Standard: ICPMS Internal Std. **ME #:** 0406036
Date Received/Prepped: 6/30/2004 **By:** DTN
Date Expired: 12/28/2005 **Lot #:** 4CK069
Manufacturer: CPI International **Certificate:** Y
Matrix: 1% HNO3 **NIST SRM:** Various
Amount: 100 mL **Storage:** Room Temp

Component	Comment	Conc. Unit:
Lithium-6	P/N 4400-010034	100 ug/ml
Scandium-45		100 ug/ml
Terbium-159		100 ug/ml
Yttrium-89		100 ug/ml
Indium-115		100 ug/ml
Bismuth-209		100 ug/ml

**USA**

5580 Skylane Boulevard 707.525.5788
 Santa Rosa, CA 95403 800.878.7654
 www.cpiinternational.com Fax 707.545.7901

EUROPE

P.O. Box 2704 +31 20 638 05 97
 1000 CS Amsterdam Fax +31 20 420 28 36
 The Netherlands www.cpiinternational.com

Innovative Solutions
 in Analytical Science and
 Technology

REC 28 05

CERTIFICATE OF ANALYSIS

P/N 4400-010034
 ICP-MS Internal Standard
 in 1% HNO₃

Lot # 4CK069

Material Source: Metals, Salts and Oxides
 Source Purity: 99.99+%

Elements and Concentrations: µg/mL ± 0.5%

⁶ Li	100	⁴⁵ Sc	100	¹⁵⁹ Tb	100
⁸⁹ Y	100	¹¹⁵ In	100	²⁰⁹ Bi	100

This standard solution was prepared using high-purity reference materials, sub-boiled distilled nitric acid and 18-megaohm deionized water. The starting materials were weighed to five significant figures and diluted in volumetric glassware calibrated to five significant figures.

Starting materials were analyzed by ICP-MS for trace impurities. The standard solution concentrations were certified instrumentally against an independent source traceable to the National Institute of Standards and Technology's SRM 3100 series.

Accuracy and stability are guaranteed to within plus or minus 0.5% of the certified value for 18 months after the date of shipment. The solution should be kept tightly capped and stored under normal laboratory conditions. See attached MSDS for proper handling information.

For questions or comments please call 1-800-878-7654 in the USA or +31 20 638 05 97 in Europe.

ICPMS SUMMARY SHEET

File ID: 060330dr
Date Started: 03/30/06
Analyst ID: jps

SAMPLE ID

TEST LINRTY	(10:14)	C_S Check	(10:32)	C.O.B.	(11:01)
2603090347	(11:24)	2603100260	(11:29)	2603140436	(11:32)
2603140436_D	(11:37)	2603140472	(11:41)	2603150119	(11:44)
2603150120	(11:52)	2603210144	(11:59)	2603210150	(12:21)
2603210153	(12:24)	2603210155	(12:29)	2603210156	(12:33)
2603220347	(12:38)	2603220348	(12:42)	2603220357	(12:47)
2603220360	(12:50)	2603230069	(12:54)	2603230197	(13:21)
2603240118	(13:25)	2603240118_D	(13:30)	2603240135	(13:34)
2603240122	(13:48)	2603240122_D	(13:54)	2603150120_D	(13:57)
2603170065	(15:00)	2603180007	(15:16)	2603210141_D	(15:52)
2603170004	(16:04)	2603150078	(16:06)	2603150079	(16:08)
2603150343	(16:10)	2603230001	(16:13)	2603210240	(16:15)
2603210241	(16:17)	2603300001	(16:31)	2603300002	(16:39)
2603300003	(16:41)	2603210258	(16:44)	2603210259	(16:47)
2603220209	(16:50)	2603220211	(16:53)	2603220223	(16:55)
2603220224	(16:57)	2603150120_D	(17:13)	2603210144_D	(17:17)
2603210150_D	(17:19)	2603210153_D	(17:20)	2603210155_D	(17:23)
2603210156_D	(17:24)	2603220347_D	(17:27)	2603220348_D	(17:28)
2603230197_D	(17:31)	2603240122_D	(17:33)		

COMMENT:

Analyst: jps 3/30/2006

Approved By: _____

Scan Prep Sheet

Lab Batch No (Filename): ELAN060330drJPS

Batch Date (Prep of Anal): 03/30/06

Lab Test Type: (Method Reference): 200.8

Associated Lab Batch No (Filename):

Calibration: N/A
Rerun: N/A
Other: N/A

If using Prep date as Batch date, you must also include the analytical date

Analytical Date: 03/30/06

Sample ID	Date	Time	Dil
TEST ICV	03/30/06	09:53	1
TEST ICB	03/30/06	09:59	1
TEST MRL_CHK1	03/30/06	10:03	1
TEST MRL_Low	03/30/06	10:11	1
TEST LINRTY	03/30/06	10:14	1
MCV	03/30/06	10:23	1
C_S Check	03/30/06	10:32	1
ICPMS ICSA	03/30/06	10:46	1
ICPMS ICSAB	03/30/06	10:50	1
C.O.B.	03/30/06	11:01	1
200.8_LCS	03/30/06	11:07	1
200.8_LCSD	03/30/06	11:12	1
2603090347	03/30/06	11:24	1
2603100260	03/30/06	11:29	1
2603140436	03/30/06	11:32	1
2603140436_Dil(5)	03/30/06	11:37	5
2603140472	03/30/06	11:41	1
2603150119	03/30/06	11:44	1
2603150119MS	03/30/06	11:47	1
2603150120	03/30/06	11:52	1
2603210144	03/30/06	11:59	1
TEST CCV_1	03/30/06	12:05	1
TEST CCB_1	03/30/06	12:15	1
200.8_MRLCHK	03/30/06	12:18	1
2603210150	03/30/06	12:21	1
2603210153	03/30/06	12:24	1
2603210155	03/30/06	12:29	1
2603210156	03/30/06	12:33	1
2603220347	03/30/06	12:38	1
2603220348	03/30/06	12:42	1
2603220357	03/30/06	12:47	1
2603220360	03/30/06	12:50	1
2603230069	03/30/06	12:54	1
TEST CCV_2	03/30/06	13:02	1
TEST CCB_2	03/30/06	13:15	1
2603230197	03/30/06	13:21	1
2603240118	03/30/06	13:25	1
2603240118_Dil(10)	03/30/06	13:30	10
2603240135	03/30/06	13:34	1
2603240135MS	03/30/06	13:38	1
2603240135MSD	03/30/06	13:43	1
2603240122	03/30/06	13:48	1
2603240122_Dil(10)	03/30/06	13:54	10
2603150120_Dil(10)	03/30/06	13:57	10
TEST CCV_3	03/30/06	14:02	1
TEST CCB_3	03/30/06	14:46	1
200.8_MBLANK	03/30/06	14:50	1
200.8_LCS	03/30/06	14:52	1
200.8_LCSD	03/30/06	14:54	1

Sample ID	Date	Time	Dil
2603170065	03/30/06	15:00	1
2603170065MS	03/30/06	15:03	1
2603170065MSD	03/30/06	15:04	1
2603180007	03/30/06	15:16	1
200.8 MRLCHK	03/30/06	15:21	1
TEST $\bar{C}CV_4$	03/30/06	15:24	1
TEST $\bar{C}CB_4$	03/30/06	15:32	1
MBLANK	03/30/06	15:32	1
LCS	03/30/06	15:38	1
LCSD	03/30/06	15:39	1
2603210141	03/30/06	15:52	1
2603210141MS	03/30/06	15:57	1
2603210141MSD	03/30/06	15:58	1
2603170004	03/30/06	16:04	1
2603150078	03/30/06	16:06	1
2603150079	03/30/06	16:08	1
2603150343	03/30/06	16:10	1
2603230001	03/30/06	16:13	1
2603210240	03/30/06	16:15	1
2603210241	03/30/06	16:17	1
TEST MRL Low	03/30/06	16:20	1
TEST $\bar{C}CV$	03/30/06	16:23	1
TEST $\bar{C}CB$	03/30/06	16:27	1
2603300001	03/30/06	16:31	1
2603300001MS	03/30/06	16:34	1
2603300002	03/30/06	16:39	1
2603300003	03/30/06	16:41	1
2603210258	03/30/06	16:44	1
2603210259	03/30/06	16:47	1
2603220209	03/30/06	16:50	1
2603220211	03/30/06	16:53	1
2603220223	03/30/06	16:55	1
2603220224	03/30/06	16:57	1
TEST $\bar{C}CV$	03/30/06	17:00	1
TEST $\bar{C}CB$	03/30/06	17:04	1
2603150120 Dil (100)	03/30/06	17:13	100
2603210144 Dil (10)	03/30/06	17:17	10
2603210150 Dil (10)	03/30/06	17:19	10
2603210153 Dil (100)	03/30/06	17:20	100
2603210155 Dil (10)	03/30/06	17:23	10
2603210156 Dil (10)	03/30/06	17:24	10
2603220347 Dil (10)	03/30/06	17:27	10
2603220348 Dil (10)	03/30/06	17:28	10
2603230197 Dil (10)	03/30/06	17:31	10
2603240122 Dil (100)	03/30/06	17:33	100
TEST $\bar{C}CV$	03/30/06	17:36	1
TEST $\bar{C}CB$	03/30/06	17:38	1

BATCH NUMBER for 060330dr

Test Parameter:

LI BE AL C S V CR MN CO NI CU ZN GE AS SE MO AG CD IN SB BA

Batch ID: 2603170065

2603170065 2603180007

Batch ID: 2603210141

2603210141	2603170004	2603150078
2603150079	2603150343	2603230001
2603210240	2603210241	2603300001
2603300002	2603300003	2603210258
2603210259	2603220209	2603220211
2603220223	2603220224	2603150120_Dil(100)
2603210144_Dil(10)	2603210150_Dil(10)	2603210153_Dil(100)
2603210155_Dil(10)	2603210156_Dil(10)	2603220347_Dil(10)
2603220348_Dil(10)	2603230197_Dil(10)	2603240122_Dil(100)

STANDARD DOCUMENTATION

Acid

Nitric acid: R# 100360
Hydrochloric acid: R# 100369

Standard Calibration

Standard 1 / MRL: 1:10000 of ME0507006 (1.00mL of ME0512004 / 100mL)
Standard 2 / CCV: 1:1000 of ME0510003 (ME0512005)
Standard 3: 1:400 of ME0510003 (ME0512006)
Linearity: 1:100 of ME0510003 (0.25mL of ME0510003 / 50 mL)
MCV (2nd source): 1:1000 of ME0511002 (ME0601002)
Uranium Calibration: ME0511003
Iodide Calibration: R201240
Iodide 2nd Source: R201250

ICSA/AB

ICSA: 1:5 of ME0503013
ICSAB: 1:5 of ME0503014

LCS/MS/MSD

LCS/MS Spiking solution: 1:1000 of ME05030020 (ME0601001)

Internal Standard: ME0406036
Germanium Standard: ME0504001

Date Updated: 01/09/06

Sample ID	Date	Time	Dil	Raw	Rept.	Limit	Comment
TEST ICV	03/30/06	09:53	1	98.992	99		
TEST ICB	03/30/06	09:59	1	.02937	0.029		
TEST MRL_CHK1	03/30/06	10:03	1	.89417	0.894		
TEST MRL_Low	03/30/06	10:11	1	.22108	0.221		
TEST LINRTY	03/30/06	10:14	1	500.14	500		
MCV	03/30/06	10:23	1	38.115	38.1	90-110	95.2%
C_S Check	03/30/06	10:32	1	.00834	0.008		
ICPMS ICSA	03/30/06	10:46	1	.08654	0.0865	[0.087]	1.73 Q
ICPMS ICSAB	03/30/06	10:50	1	.17383	0.174	[0.174]	3.47 Q
C.O.B.	03/30/06	11:01	1	.00194	0.002		
200.8_LCS	03/30/06	11:07	1	4.8640	4.86	85-115	97.2%
200.8_LCSD	03/30/06	11:12	1	5.0905	5.09	85-115	101%
2603090347	03/30/06	11:24	1	.0042	0.004		
2603100260	03/30/06	11:29	1	.00083	0.001		
2603140436	03/30/06	11:32	1	.10037	0.100		
2603140436_Dil(5)	03/30/06	11:37	5	.12407	0.12		
2603140472	03/30/06	11:41	1	.01421	0.014		
2603150119	03/30/06	11:44	1	-.00300	ND		
2603150119MS	03/30/06	11:47	1	4.4508	4.45	[4.451]	89.0%
2603150120	03/30/06	11:52	1	.42484	0.42		
2603210144	03/30/06	11:59	1	.10882	0.11		
TEST CCV_1	03/30/06	12:05	1	19.339	19.3		
TEST CCB_1	03/30/06	12:15	1	.00581	0.006		
200.8_MRLCHK	03/30/06	12:18	1	.98638	0.986		
2603210150	03/30/06	12:21	1	.03422	0.034		
2603210153	03/30/06	12:24	1	.99207	0.99		
2603210155	03/30/06	12:29	1	.21541	0.22		
2603210156	03/30/06	12:33	1	.11976	0.12		
2603220347	03/30/06	12:38	1	.12165	0.12		
2603220348	03/30/06	12:42	1	.02860	0.029		
2603220357	03/30/06	12:47	1	.01544	0.015		
2603220360	03/30/06	12:50	1	.01910	0.019		
2603230069	03/30/06	12:54	1	.00851	0.009		
TEST CCV_2	03/30/06	13:02	1	47.945	47.9		
TEST CCB_2	03/30/06	13:15	1	.00966	0.010		
2603230197	03/30/06	13:21	1	.06131	0.061		
2603240118	03/30/06	13:25	1	.01482	0.015		
2603240118_Dil(10)	03/30/06	13:30	10	.05238	0.052		
2603240135	03/30/06	13:34	1	.01537	0.015		
2603240135MS	03/30/06	13:38	1	4.2592	4.26	[4.244]	84.8%
2603240135MSD	03/30/06	13:43	1	4.2313	4.23	[4.216]	84.3%
2603240135T	03/30/06	13:43	1		5.00	70 - 130	
2603240122	03/30/06	13:48	1	1.5494	1.5		
2603240122_Dil(10)	03/30/06	13:54	10	2.1260	2.1		
2603150120_Dil(10)	03/30/06	13:57	10	.78114	0.78		

Sample ID	Date	Time	Dil	Raw	Rept.	Limit	Comment
TEST CCV_3	03/30/06	14:02	1	105.94	106		
TEST CCB_3	03/30/06	14:46	1	.00593	0.006		
200.8_MBLANK	03/30/06	14:50	1	.00887	0.009		
200.8_LCS	03/30/06	14:52	1	4.9813	4.98	85-115	99.6%
200.8_LCSD	03/30/06	14:54	1	5.1667	5.17	85-115	103%
2603170065	03/30/06	15:00	1	-.00070	ND		
2603170065MS	03/30/06	15:03	1	4.6275	4.63	[4.628]	92.5%
2603170065MSD	03/30/06	15:04	1	5.1783	5.18	[5.178]	103%
2603170065T	03/30/06	15:04	1		5.00	70 - 130	
2603180007	03/30/06	15:16	1	.04459	0.045		
200.8_MRLCHK	03/30/06	15:21	1	1.0761	1.08		
TEST CCV_4	03/30/06	15:24	1	20.469	20.5		
TEST CCB_4	03/30/06	15:32	1	-.00510	ND		
MBLANK	03/30/06	15:32	1	N/A	N/A		
LCS	03/30/06	15:38	1	N/A	N/A		
LCSD	03/30/06	15:39	1	N/A	N/A		
2603210141	03/30/06	15:52	1	N/A	N/A		
2603210141MS	03/30/06	15:57	1	N/A	N/A		
2603210141MSD	03/30/06	15:58	1	N/A	N/A		
2603170004	03/30/06	16:04	1	N/A	N/A		
2603150078	03/30/06	16:06	1	N/A	N/A		
2603150079	03/30/06	16:08	1	N/A	N/A		
2603150343	03/30/06	16:10	1	N/A	N/A		
2603230001	03/30/06	16:13	1	N/A	N/A		
2603210240	03/30/06	16:15	1	N/A	N/A		
2603210241	03/30/06	16:17	1	N/A	N/A		
TEST MRL_Low	03/30/06	16:20	1	N/A	N/A		
TEST CCV	03/30/06	16:23	1	N/A	N/A		
TEST CCB	03/30/06	16:27	1	N/A	N/A		
2603300001	03/30/06	16:31	1	N/A	N/A		
2603300001MS	03/30/06	16:34	1	N/A	N/A		
2603300002	03/30/06	16:39	1	N/A	N/A		
2603300003	03/30/06	16:41	1	N/A	N/A		
2603210258	03/30/06	16:44	1	N/A	N/A		
2603210259	03/30/06	16:47	1	N/A	N/A		
2603220209	03/30/06	16:50	1	N/A	N/A		
2603220211	03/30/06	16:53	1	N/A	N/A		
2603220223	03/30/06	16:55	1	N/A	N/A		
2603220224	03/30/06	16:57	1	N/A	N/A		
TEST CCV	03/30/06	17:00	1	N/A	N/A		
TEST CCB	03/30/06	17:04	1	N/A	N/A		
2603150120_Dil(100)	03/30/06	17:13	100				
				N/A	N/A		
2603210144_Dil(10)	03/30/06	17:17	10				
				N/A	N/A		
2603210150_Dil(10)	03/30/06	17:19	10				
				N/A	N/A		
2603210153_Dil(100)	03/30/06	17:20	100				
				N/A	N/A		
2603210155_Dil(10)	03/30/06	17:23	10				
				N/A	N/A		
2603210156_Dil(10)	03/30/06	17:24	10				
				N/A	N/A		

Sample ID	Date	Time	Dil	Raw	Rept.	Limit	Comment
TEST ICV	03/30/06	09:53	1	101.17	101		
TEST ICB	03/30/06	09:59	1	.02872	0.029		
TEST MRL_CHK1	03/30/06	10:03	1	24.917	24.9		
TEST MRL_Low	03/30/06	10:11	1	5.0332	5.03		
TEST LINRTY	03/30/06	10:14	1	489.10	490		
MCV	03/30/06	10:23	1	101.38	101	90-110	101%
C_S Check	03/30/06	10:32	1	1.9653	2.0		
ICPMS ICSA	03/30/06	10:46	1	87255.	8725	[%87255.828]	
ICPMS ICSAB	03/30/06	10:50	1	88323.	8832	[%88323.383]	4362 Q
							4416 Q
C.O.B.	03/30/06	11:01	1	.64162	0.64		
200.8_LCS	03/30/06	11:07	1	186.89	187	85-115	93.4%
200.8_LCS_D	03/30/06	11:12	1	187.07	187	85-115	93.5%
2603090347	03/30/06	11:24	1	11.001	11		
2603100260	03/30/06	11:29	1	40.952	41		
2603140436	03/30/06	11:32	1	1762.3	1800		
2603140436_Dil(5)	03/30/06	11:37	5	2026.7	2000		
2603140472	03/30/06	11:41	1	9.0045	9.0		
2603150119	03/30/06	11:44	1	23.957	24		
2603150119MS	03/30/06	11:47	1	186.38	186	[162.430]	81.2%
2603150120	03/30/06	11:52	1	10294.	1029		
2603210144	03/30/06	11:59	1	1630.6	1600		
TEST CCV_1	03/30/06	12:05	1	19.293	19.3		
TEST CCB_1	03/30/06	12:15	1	.09332	0.093		
200.8_MRLCHK	03/30/06	12:18	1	24.149	24.1		
2603210150	03/30/06	12:21	1	578.94	580		
2603210153	03/30/06	12:24	1	10434.	1043		
2603210155	03/30/06	12:29	1	2880.5	2900		
2603210156	03/30/06	12:33	1	1488.0	1500		
2603220347	03/30/06	12:38	1	1550.5	1600		
2603220348	03/30/06	12:42	1	615.76	620		
2603220357	03/30/06	12:47	1	184.84	180		
2603220360	03/30/06	12:50	1	116.31	120		
2603230069	03/30/06	12:54	1	38.023	38		
TEST CCV_2	03/30/06	13:02	1	53.371	53.4		
TEST CCB_2	03/30/06	13:15	1	.02932	0.029		
2603230197	03/30/06	13:21	1	1205.5	1200		
2603240118	03/30/06	13:25	1	78.090	78		
2603240118_Dil(10)	03/30/06	13:30	10	86.309	86		
2603240135	03/30/06	13:34	1	250.80	250		
2603240135MS(0119)	03/30/06	13:38	1	450.23	450	[199.429]	99.7%
2603240135MSD(0120)	03/30/06	13:43	1	449.07	449	[198.277]	99.1%
2603240135T	03/30/06	13:43	1		200.00	70 - 130	
2603240122	03/30/06	13:48	1	21841.	2184		
2603240122_Dil(10)	03/30/06	13:54	10	30514.	3051		
2603150120_Dil(10)	03/30/06	13:57	10	13917.	1391		

Sample ID	Date	Time	Dil	Raw	Rept.	Limit	Comment
TEST CCV_3	03/30/06	14:02	1	104.79	105		
TEST CCB_3	03/30/06	14:46	1	.02746	0.027		
200.8_MBLANK	03/30/06	14:50	1	3.1325	3.1		
200.8_LCS	03/30/06	14:52	1	197.32	197	85-115	98.6%
200.8_LCSD	03/30/06	14:54	1	205.07	205	85-115	102%
2603170065	03/30/06	15:00	1	10.075	10		
2603170065MS	03/30/06	15:03	1	198.96	199	[188.885]	94.4%
2603170065MSD	03/30/06	15:04	1	204.59	205	[194.524]	97.2%
2603170065T	03/30/06	15:04	1		200.00	70 - 130	
2603180007	03/30/06	15:16	1	50.599	51		
200.8_MRLCHK	03/30/06	15:21	1	30.862	30.9		
TEST CCV_4	03/30/06	15:24	1	19.565	19.6		
TEST CCB_4	03/30/06	15:32	1	-.09056	ND		
MBLANK	03/30/06	15:32	1	-.09056	ND		
LCS	03/30/06	15:38	1	197.88	198	85-115	98.9%
LCSD	03/30/06	15:39	1	198.81	199	85-115	99.4%
2603210141	03/30/06	15:52	1	.42813	0.43		
2603210141MS	03/30/06	15:57	1	195.26	195	[194.834]	97.4%
2603210141MSD	03/30/06	15:58	1	200.50	201	[200.079]	100%
2603210141T	03/30/06	15:58	1		200.00	70 - 130	
2603170004	03/30/06	16:04	1	1.2263	1.2		
2603150078	03/30/06	16:06	1	50.688	51		
2603150079	03/30/06	16:08	1	14.371	14		
2603150343	03/30/06	16:10	1	-.25874	ND		
2603230001	03/30/06	16:13	1	-.22758	ND		
2603210240	03/30/06	16:15	1	1.7009	1.7		
2603210241	03/30/06	16:17	1	42.891	43		
TEST MRL_Low	03/30/06	16:20	1	4.8212	4.82		
TEST CCV	03/30/06	16:23	1	49.001	49		
TEST CCB	03/30/06	16:27	1	.46988	0.47		
2603300001	03/30/06	16:31	1	-.51754	ND		
2603300001MS	03/30/06	16:34	1	197.31	197	[197.316]	98.6%
2603300002	03/30/06	16:39	1	-.32464	ND		
2603300003	03/30/06	16:41	1	-.62175	ND		
2603210258	03/30/06	16:44	1	120.19	120		
2603210259	03/30/06	16:47	1	2.0769	2.1		
2603220209	03/30/06	16:50	1	2.4224	2.4		
2603220211	03/30/06	16:53	1	.72799	0.73		
2603220223	03/30/06	16:55	1	7.3547	7.4		
2603220224	03/30/06	16:57	1	11.982	12		
TEST CCV	03/30/06	17:00	1	19.863	19.9		
TEST CCB	03/30/06	17:04	1	-.05897	ND		
2603150120_Dil(100)	03/30/06	17:13	100				
				12820.	1282		
2603210144_Dil(10)	03/30/06	17:17	10	1793.1	1800		
2603210150_Dil(10)	03/30/06	17:19	10	627.93	630		
2603210153_Dil(100)	03/30/06	17:20	100				
				14704.	1470		
2603210155_Dil(10)	03/30/06	17:23	10	2846.0	2800		
2603210156_Dil(10)	03/30/06	17:24	10	1527.5	1500		

File ID: 060330dr

AL

<u>Sample ID</u>	<u>Date</u>	<u>Time</u>	<u>Dil</u>	<u>Raw</u>	<u>Rept.</u>	<u>Limit</u>	<u>Comment</u>
2603220347_Dil(10)	03/30/06	17:27	10	1623.6	1600		
2603220348_Dil(10)	03/30/06	17:28	10	637.60	640		
2603230197_Dil(10)	03/30/06	17:31	10	1137.2	1100		
2603240122_Dil(100)	03/30/06	17:33	100				
				30902.	3090		
TEST CCV	03/30/06	17:36	1	47.661	47.7		
TEST CCB	03/30/06	17:38	1	1.6226	1.6		

Sample ID	Date	Time	Dil	Raw	Rept.	Limit	Comment
TEST ICV	03/30/06	09:53	1	99.534	99.5		
TEST ICB	03/30/06	09:59	1	.01853	0.019		
TEST MRL_CHK1	03/30/06	10:03	1	3.1480	3.15		
TEST MRL_Low	03/30/06	10:11	1	.62334	0.623		
TEST LINRTY	03/30/06	10:14	1	518.73	520		
MCV	03/30/06	10:23	1	98.887	98.9	90-110	98.8%
C_S Check	03/30/06	10:32	1	.07303	0.073		
ICPMS ICSA	03/30/06	10:46	1	-2.2731	ND	[-2.273]	-2.27 Q
ICPMS ICSAB	03/30/06	10:50	1	41.981	42	[41.982]	41.9 Q
C.O.B.	03/30/06	11:01	1	-.00683	ND		
200.8_LCS	03/30/06	11:07	1	104.92	105	85-115	104%
200.8_LCSD	03/30/06	11:12	1	104.25	104	85-115	104%
2603090347	03/30/06	11:24	1	2.1316	2.1		
2603100260	03/30/06	11:29	1	-.11843	ND		
2603140436	03/30/06	11:32	1	35.486	35		
2603140436_Dil(5)	03/30/06	11:37	5	36.634	37		
2603140472	03/30/06	11:41	1	-.26470	ND		
2603150119	03/30/06	11:44	1	-.40728	ND		
2603150119MS	03/30/06	11:47	1	97.283	97.3	[97.284]	97.2%
2603150120	03/30/06	11:52	1	69.817	70		
2603210144	03/30/06	11:59	1	32.537	33		
TEST CCV_1	03/30/06	12:05	1	20.027	20		
TEST CCB_1	03/30/06	12:15	1	.00101	0.001		
200.8_MRLCHK	03/30/06	12:18	1	2.9400	2.94		
2603210150	03/30/06	12:21	1	28.146	28		
2603210153	03/30/06	12:24	1	38.118	38		
2603210155	03/30/06	12:29	1	33.474	33		
2603210156	03/30/06	12:33	1	29.925	30		
2603220347	03/30/06	12:38	1	26.478	26		
2603220348	03/30/06	12:42	1	28.338	28		
2603220357	03/30/06	12:47	1	25.348	25		
2603220360	03/30/06	12:50	1	27.469	27		
2603230069	03/30/06	12:54	1	12.137	12		
TEST CCV_2	03/30/06	13:02	1	50.260	50.3		
TEST CCB_2	03/30/06	13:15	1	-.01602	ND		
2603230197	03/30/06	13:21	1	21.000	21		
2603240118	03/30/06	13:25	1	-5.8893	ND		
2603240118_Dil(10)	03/30/06	13:30	10	-7.0693	ND		
2603240135	03/30/06	13:34	1	14.280	14		
2603240135MS	03/30/06	13:38	1	107.18	107	[92.903]	92.9%
2603240135MSD	03/30/06	13:43	1	108.46	108	[94.180]	94.1%
2603240135T	03/30/06	13:43	1		100.00	70 - 130	
2603240122	03/30/06	13:48	1	55.100	55		
2603240122_Dil(10)	03/30/06	13:54	10	62.402	62		
2603150120_Dil(10)	03/30/06	13:57	10	73.396	73		

Sample ID	Date	Time	Dil	Raw	Rept.	Limit	Comment
TEST CCV_3	03/30/06	14:02	1	106.12	106		
TEST CCB_3	03/30/06	14:46	1	.01063	0.011		
200.8_MBLANK	03/30/06	14:50	1	-.41290	ND		
200.8_LCS	03/30/06	14:52	1	98.858	98.9	85-115	98.8%
200.8_LCSD	03/30/06	14:54	1	101.80	102	85-115	101%
2603170065	03/30/06	15:00	1	-.20581	ND		
2603170065MS	03/30/06	15:03	1	96.896	96.9	[96.896]	96.8%
2603170065MSD	03/30/06	15:04	1	96.200	96.2	[96.200]	96.2%
2603170065T	03/30/06	15:04	1		100.00	70 - 130	
2603180007	03/30/06	15:16	1	1.7203	1.7		
200.8_MRLCHK	03/30/06	15:21	1	2.6442	2.64		
TEST CCV_4	03/30/06	15:24	1	19.332	19.3		
TEST CCB_4	03/30/06	15:32	1	-.01329	ND		
MBLANK	03/30/06	15:32	1	N/A	N/A		
LCS	03/30/06	15:38	1	N/A	N/A		
LCSD	03/30/06	15:39	1	N/A	N/A		
2603210141	03/30/06	15:52	1	N/A	N/A		
2603210141MS	03/30/06	15:57	1	N/A	N/A		
2603210141MSD	03/30/06	15:58	1	N/A	N/A		
2603170004	03/30/06	16:04	1	N/A	N/A		
2603150078	03/30/06	16:06	1	N/A	N/A		
2603150079	03/30/06	16:08	1	N/A	N/A		
2603150343	03/30/06	16:10	1	N/A	N/A		
2603230001	03/30/06	16:13	1	N/A	N/A		
2603210240	03/30/06	16:15	1	N/A	N/A		
2603210241	03/30/06	16:17	1	N/A	N/A		
TEST MRL_Low	03/30/06	16:20	1	N/A	N/A		
TEST CCV	03/30/06	16:23	1	N/A	N/A		
TEST CCB	03/30/06	16:27	1	N/A	N/A		
2603300001	03/30/06	16:31	1	N/A	N/A		
2603300001MS	03/30/06	16:34	1	N/A	N/A		
2603300002	03/30/06	16:39	1	N/A	N/A		
2603300003	03/30/06	16:41	1	N/A	N/A		
2603210258	03/30/06	16:44	1	N/A	N/A		
2603210259	03/30/06	16:47	1	N/A	N/A		
2603220209	03/30/06	16:50	1	N/A	N/A		
2603220211	03/30/06	16:53	1	N/A	N/A		
2603220223	03/30/06	16:55	1	N/A	N/A		
2603220224	03/30/06	16:57	1	N/A	N/A		
TEST CCV	03/30/06	17:00	1	N/A	N/A		
TEST CCB	03/30/06	17:04	1	N/A	N/A		
2603150120_Dil(100)	03/30/06	17:13	100				
				N/A	N/A		
2603210144_Dil(10)	03/30/06	17:17	10	N/A	N/A		
2603210150_Dil(10)	03/30/06	17:19	10	N/A	N/A		
2603210153_Dil(100)	03/30/06	17:20	100				
				N/A	N/A		
2603210155_Dil(10)	03/30/06	17:23	10	N/A	N/A		
2603210156_Dil(10)	03/30/06	17:24	10	N/A	N/A		

Sample ID	Date	Time	Dil	Raw	Rept.	Limit	Comment
TEST ICV	03/30/06	09:53	1	102.55	103		
TEST ICB	03/30/06	09:59	1	.01094	0.011		
TEST MRL_CHK1	03/30/06	10:03	1	1.0260	1.03		
TEST MRL_Low	03/30/06	10:11	1	.18381	0.184		
TEST LINRTY	03/30/06	10:14	1	500.53	500		
MCV	03/30/06	10:23	1	96.991	97	90-110	96.9%
C_S Check	03/30/06	10:32	1	-.03623	ND		
ICPMS ICSA	03/30/06	10:46	1	1.0841	1.08	[1.084]	1.08 Q
ICPMS ICSAB	03/30/06	10:50	1	20.494	20.5	[20.495]	20.4 Q
C.O.B.	03/30/06	11:01	1	-.02219	ND		
200.8_LCS	03/30/06	11:07	1	94.010	94	85-115	94.0%
200.8_LCSD	03/30/06	11:12	1	93.487	93.5	85-115	93.4%
2603090347	03/30/06	11:24	1	.41549	0.42		
2603100260	03/30/06	11:29	1	.53300	0.53		
2603140436	03/30/06	11:32	1	51.420	51		
2603140436_Dil(5)	03/30/06	11:37	5	51.236	51		
2603140472	03/30/06	11:41	1	.52459	0.52		
2603150119	03/30/06	11:44	1	.63212	0.63		
2603150119MS	03/30/06	11:47	1	89.776	89.8	[89.144]	89.1%
2603150120	03/30/06	11:52	1	44.485	44		
2603210144	03/30/06	11:59	1	16.318	16		
TEST CCV_1	03/30/06	12:05	1	18.515	18.5		
TEST CCB_1	03/30/06	12:15	1	-.01196	ND		
200.8_MRLCHK	03/30/06	12:18	1	1.2906	1.29		
2603210150	03/30/06	12:21	1	10.660	11		
2603210153	03/30/06	12:24	1	28.905	29		
2603210155	03/30/06	12:29	1	17.272	17		
2603210156	03/30/06	12:33	1	14.525	15		
2603220347	03/30/06	12:38	1	15.980	16		
2603220348	03/30/06	12:42	1	30.876	31		
2603220357	03/30/06	12:47	1	11.022	11		
2603220360	03/30/06	12:50	1	40.640	41		
2603230069	03/30/06	12:54	1	2.4967	2.5		
TEST CCV_2	03/30/06	13:02	1	46.984	47		
TEST CCB_2	03/30/06	13:15	1	-.00726	ND		
2603230197	03/30/06	13:21	1	9.1142	9.1		
2603240118	03/30/06	13:25	1	2.1971	2.2		
2603240118_Dil(10)	03/30/06	13:30	10	.88905	0.89		
2603240135	03/30/06	13:34	1	23.277	23		
2603240135MS (0119)	03/30/06	13:38	1	105.54	106	[82.271]	82.2%
2603240135MSD(0120)	03/30/06	13:43	1	106.26	106	[82.990]	82.9%
2603240135T	03/30/06	13:43	1		100.00	70 - 130	
2603240122	03/30/06	13:48	1	54.296	54		
2603240122_Dil(10)	03/30/06	13:54	10	59.422	59		
2603150120_Dil(10)	03/30/06	13:57	10	45.041	45		

Sample ID	Date	Time	Dil	Raw	Rept.	Limit	Comment
TEST CCV_3	03/30/06	14:02	1	99.839	99.8		
TEST CCB_3	03/30/06	14:46	1	-.02326	ND		
200.8_MBLANK	03/30/06	14:50	1	.31141	0.31		
200.8_LCS	03/30/06	14:52	1	93.301	93.3	85-115	93.3%
200.8_LCSD	03/30/06	14:54	1	95.941	95.9	85-115	95.9%
2603170065	03/30/06	15:00	1	.84606	0.85		
2603170065MS	03/30/06	15:03	1	87.930	87.9	[87.084]	87.0%
2603170065MSD	03/30/06	15:04	1	88.649	88.6	[87.803]	87.8%
2603170065T	03/30/06	15:04	1		100.00	70 - 130	
2603180007	03/30/06	15:16	1	1.5531	1.6		
200.8_MRLCHK	03/30/06	15:21	1	1.3470	1.35		
TEST CCV_4	03/30/06	15:24	1	18.017	18		
TEST CCB_4	03/30/06	15:32	1	-.02237	ND		
MBLANK	03/30/06	15:32	1	-.02237	ND		
LCS	03/30/06	15:38	1	94.848	94.8	85-115	94.8%
LCSD	03/30/06	15:39	1	97.572	97.6	85-115	97.5%
2603210141	03/30/06	15:52	1	.03614	0.036		
2603210141MS	03/30/06	15:57	1	96.071	96.1	[96.036]	96.0%
2603210141MSD	03/30/06	15:58	1	96.522	96.5	[96.486]	96.4%
2603210141T	03/30/06	15:58	1		100.00	70 - 130	
2603170004	03/30/06	16:04	1	-.03745	ND		
2603150078	03/30/06	16:06	1	.11214	0.11		
2603150079	03/30/06	16:08	1	.03126	0.031		
2603150343	03/30/06	16:10	1	-.18360	ND		
2603230001	03/30/06	16:13	1	2.8649	2.9		
2603210240	03/30/06	16:15	1	2.6453	2.6		
2603210241	03/30/06	16:17	1	.62493	0.62		
TEST MRL_Low	03/30/06	16:20	1	.15473	0.155		
TEST CCV	03/30/06	16:23	1	49.898	49.9		
TEST CCB	03/30/06	16:27	1	-.00688	ND		
2603300001	03/30/06	16:31	1	N/A	N/A		
2603300001MS	03/30/06	16:34	1	N/A	N/A		
2603300002	03/30/06	16:39	1	N/A	N/A		
2603300003	03/30/06	16:41	1	N/A	N/A		
2603210258	03/30/06	16:44	1	N/A	N/A		
2603210259	03/30/06	16:47	1	N/A	N/A		
2603220209	03/30/06	16:50	1	N/A	N/A		
2603220211	03/30/06	16:53	1	N/A	N/A		
2603220223	03/30/06	16:55	1	N/A	N/A		
2603220224	03/30/06	16:57	1	N/A	N/A		
TEST CCV	03/30/06	17:00	1	N/A	N/A		
TEST CCB	03/30/06	17:04	1	N/A	N/A		
2603150120_Dil(100)	03/30/06	17:13	100				
				N/A	N/A		
2603210144_Dil(10)	03/30/06	17:17	10				
				N/A	N/A		
2603210150_Dil(10)	03/30/06	17:19	10				
				N/A	N/A		
2603210153_Dil(100)	03/30/06	17:20	100				
				N/A	N/A		
2603210155_Dil(10)	03/30/06	17:23	10				
				N/A	N/A		
2603210156_Dil(10)	03/30/06	17:24	10				
				N/A	N/A		

Sample ID	Date	Time	Dil	Raw	Rept.	Limit	Comment
TEST ICV	03/30/06	09:53	1	103.51	104		
TEST ICB	03/30/06	09:59	1	.01697	0.017		
TEST MRL_CHK1	03/30/06	10:03	1	2.1684	2.17		
TEST MRL_Low	03/30/06	10:11	1	.42466	0.425		
TEST LINRTY	03/30/06	10:14	1	509.97	510		
MCV	03/30/06	10:23	1	102.25	102	90-110	102%
C_S Check	03/30/06	10:32	1	.02209	0.022		
ICPMS ICSA	03/30/06	10:46	1	10.766	10.8	[10.766]	21.5 Q
ICPMS ICSAB	03/30/06	10:50	1	30.600	30.6	[30.600]	61.2 Q
C.O.B.	03/30/06	11:01	1	.00239	0.002		
200.8_LCS	03/30/06	11:07	1	48.318	48.3	85-115	96.6%
200.8_LCSD	03/30/06	11:12	1	48.878	48.9	85-115	97.7%
2603090347	03/30/06	11:24	1	3.7278	3.7		
2603100260	03/30/06	11:29	1	6.6130	6.6		
2603140436	03/30/06	11:32	1	61.433	61		
2603140436_Dil(5)	03/30/06	11:37	5	62.373	62		
2603140472	03/30/06	11:41	1	4.0678	4.1		
2603150119	03/30/06	11:44	1	8.3921	8.4		
2603150119MS	03/30/06	11:47	1	55.144	55.1	[46.752]	93.5%
2603150120	03/30/06	11:52	1	515.90	520		
2603210144	03/30/06	11:59	1	56.166	56		
TEST CCV_1	03/30/06	12:05	1	18.665	18.7		
TEST CCB_1	03/30/06	12:15	1	.01930	0.019		
200.8_MRLCHK	03/30/06	12:18	1	2.0319	2.03		
2603210150	03/30/06	12:21	1	144.83	140		
2603210153	03/30/06	12:24	1	468.91	470		
2603210155	03/30/06	12:29	1	53.429	53		
2603210156	03/30/06	12:33	1	26.359	26		
2603220347	03/30/06	12:38	1	56.054	56		
2603220348	03/30/06	12:42	1	24.856	25		
2603220357	03/30/06	12:47	1	10.430	10		
2603220360	03/30/06	12:50	1	4.6167	4.6		
2603230069	03/30/06	12:54	1	82.101	82		
TEST CCV_2	03/30/06	13:02	1	49.565	49.6		
TEST CCB_2	03/30/06	13:15	1	.02235	0.022		
2603230197	03/30/06	13:21	1	54.940	55		
2603240118	03/30/06	13:25	1	3245.5	3200		
2603240118_Dil(10)	03/30/06	13:30	10	3976.0	4000		
2603240135	03/30/06	13:34	1	83.683	84		
2603240135MS (0119)	03/30/06	13:38	1	128.44	128	[44.758]	89.5%
2603240135MSD(0120)	03/30/06	13:43	1	126.07	126	[42.390]	84.7%
2603240135T	03/30/06	13:43	1		50.00	70 - 130	
2603240122	03/30/06	13:48	1	479.21	480		
2603240122_Dil(10)	03/30/06	13:54	10	528.54	530		
2603150120_Dil(10)	03/30/06	13:57	10	527.71	530		

Sample ID	Date	Time	Dil	Raw	Rept.	Limit	Comment
TEST CCV_3	03/30/06	14:02	1	101.51	102		
TEST CCB_3	03/30/06	14:46	1	.02084	0.021		
200.8_MBLANK	03/30/06	14:50	1	.06973	0.070		
200.8_LCS	03/30/06	14:52	1	47.804	47.8	85-115	95.6%
200.8_LCSD	03/30/06	14:54	1	49.068	49.1	85-115	98.1%
2603170065	03/30/06	15:00	1	63.804	64		
2603170065MS	03/30/06	15:03	1	107.18	107	[43.384]	86.7%
2603170065MSD	03/30/06	15:04	1	110.33	110	[46.532]	93.0%
2603170065T	03/30/06	15:04	1		50.00	70 - 130	
2603180007	03/30/06	15:16	1	240.88	240		
200.8_MRLCHK	03/30/06	15:21	1	2.1675	2.17		
TEST CCV_4	03/30/06	15:24	1	18.475	18.5		
TEST CCB_4	03/30/06	15:32	1	-.05984	ND		
MBLANK	03/30/06	15:32	1	-.05984	ND		
LCS	03/30/06	15:38	1	50.497	50.5	85-115	100%
LCSD	03/30/06	15:39	1	51.024	51	85-115	102%
2603210141	03/30/06	15:52	1	.02563	0.026		
2603210141MS	03/30/06	15:57	1	50.402	50.4	[50.377]	100%
2603210141MSD	03/30/06	15:58	1	50.999	51	[50.974]	101%
2603210141T	03/30/06	15:58	1		50.00	70 - 130	
2603170004	03/30/06	16:04	1	38.079	38		
2603150078	03/30/06	16:06	1	2.1536	2.2		
2603150079	03/30/06	16:08	1	.11143	0.11		
2603150343	03/30/06	16:10	1	.00922	0.009		
2603230001	03/30/06	16:13	1	-.00193	ND		
2603210240	03/30/06	16:15	1	.00337	0.003		
2603210241	03/30/06	16:17	1	.35397	0.35		
TEST MRL_Low	03/30/06	16:20	1	.38099	0.381		
TEST CCV	03/30/06	16:23	1	50.436	50.4		
TEST CCB	03/30/06	16:27	1	.08347	0.083		
2603300001	03/30/06	16:31	1	.27734	0.28		
2603300001MS	03/30/06	16:34	1	48.794	48.8	[48.517]	97.0%
2603300002	03/30/06	16:39	1	.01115	0.011		
2603300003	03/30/06	16:41	1	-.02697	ND		
2603210258	03/30/06	16:44	1	2.8203	2.8		
2603210259	03/30/06	16:47	1	.07022	0.070		
2603220209	03/30/06	16:50	1	.88491	0.88		
2603220211	03/30/06	16:53	1	.07501	0.075		
2603220223	03/30/06	16:55	1	1.1547	1.2		
2603220224	03/30/06	16:57	1	3.4697	3.5		
TEST CCV	03/30/06	17:00	1	20.435	20.4		
TEST CCB	03/30/06	17:04	1	-.01122	ND		
2603150120_Dil(100)	03/30/06	17:13	100				
2603210144_Dil(10)	03/30/06	17:17	10	N/A	N/A		
2603210150_Dil(10)	03/30/06	17:19	10	N/A	N/A		
2603210153_Dil(100)	03/30/06	17:20	100				
2603210155_Dil(10)	03/30/06	17:23	10	N/A	N/A		
2603210156_Dil(10)	03/30/06	17:24	10	N/A	N/A		

Sample ID	Date	Time	Dil	Raw	Rept.	Limit	Comment
TEST ICB	03/30/06	09:53	1	103.26	103		
TEST ICB	03/30/06	09:59	1	.01865	0.019		
TEST MRL_CHK1	03/30/06	10:03	1	2.1794	2.18		
TEST MRL_Low	03/30/06	10:11	1	.44318	0.443		
TEST LINRTY	03/30/06	10:14	1	512.56	510		
MCV	03/30/06	10:23	1	100.47	100	90-110	100%
C_S Check	03/30/06	10:32	1	.02313	0.023		
ICPMS ICSA	03/30/06	10:46	1	2.0442	2.04	[2.044]	2.04 Q
ICPMS ICSAB	03/30/06	10:50	1	44.400	44.4	[44.401]	44.4 Q
C.O.B.	03/30/06	11:01	1	.00178	0.002		
200.8_LCS	03/30/06	11:07	1	101.17	101	85-115	101%
200.8_LCSD	03/30/06	11:12	1	101.96	102	85-115	101%
2603090347	03/30/06	11:24	1	.22191	0.22		
2603100260	03/30/06	11:29	1	.06278	0.063		
2603140436	03/30/06	11:32	1	1.3908	1.4		
2603140436_Dil(5)	03/30/06	11:37	5	1.3676	1.4		
2603140472	03/30/06	11:41	1	.02716	0.027		
2603150119	03/30/06	11:44	1	.04370	0.044		
2603150119MS	03/30/06	11:47	1	98.501	98.5	[98.458]	98.4%
2603150120	03/30/06	11:52	1	7.0244	7.0		
2603210144	03/30/06	11:59	1	1.0122	1.0		
TEST CCV_1	03/30/06	12:05	1	20.451	20.5		
TEST CCB_1	03/30/06	12:15	1	.00336	0.003		
200.8_MRLCHK	03/30/06	12:18	1	2.1737	2.17		
2603210150	03/30/06	12:21	1	.82093	0.82		
2603210153	03/30/06	12:24	1	4.6477	4.6		
2603210155	03/30/06	12:29	1	1.3835	1.4		
2603210156	03/30/06	12:33	1	.73299	0.73		
2603220347	03/30/06	12:38	1	.79802	0.80		
2603220348	03/30/06	12:42	1	.48128	0.48		
2603220357	03/30/06	12:47	1	.17955	0.18		
2603220360	03/30/06	12:50	1	.23840	0.24		
2603230069	03/30/06	12:54	1	.80993	0.81		
TEST CCV_2	03/30/06	13:02	1	51.385	51.4		
TEST CCB_2	03/30/06	13:15	1	.00074	0.001		
2603230197	03/30/06	13:21	1	.62646	0.63		
2603240118	03/30/06	13:25	1	.47025	0.47		
2603240118_Dil(10)	03/30/06	13:30	10	.53810	0.54		
2603240135	03/30/06	13:34	1	.86471	0.86		
2603240135MS	03/30/06	13:38	1	85.440	85.4	[84.576]	84.5%
2603240135MSD	03/30/06	13:43	1	85.313	85.3	[84.449]	84.4%
2603240135T	03/30/06	13:43	1		100.00	70 - 130	
2603240122	03/30/06	13:48	1	9.3848	9.4		
2603240122_Dil(10)	03/30/06	13:54	10	10.700	11		
2603150120_Dil(10)	03/30/06	13:57	10	6.5505	6.6		

Sample ID	Date	Time	Dil	Raw	Rept.	Limit	Comment
TEST CCV_3	03/30/06	14:02	1	99.136	99.1		
TEST CCB_3	03/30/06	14:46	1	.00070	0.001		
200.8_MBLANK	03/30/06	14:50	1	.00421	0.004		
200.8_LCS	03/30/06	14:52	1	94.874	94.9	85-115	94.8%
200.8_LCSD	03/30/06	14:54	1	97.731	97.7	85-115	97.7%
2603170065	03/30/06	15:00	1	.32612	0.33		
2603170065MS	03/30/06	15:03	1	95.574	95.6	[95.248]	95.2%
2603170065MSD	03/30/06	15:04	1	97.782	97.8	[97.456]	97.4%
2603170065T	03/30/06	15:04	1		100.00	70 - 130	
2603180007	03/30/06	15:16	1	.42550	0.43		
200.8_MRLCHK	03/30/06	15:21	1	2.1266	2.13		
TEST CCV_4	03/30/06	15:24	1	19.972	20		
TEST CCB_4	03/30/06	15:32	1	-.01041	ND		
MBLANK	03/30/06	15:32	1	N/A	N/A		
LCS	03/30/06	15:38	1	N/A	N/A		
LCSD	03/30/06	15:39	1	N/A	N/A		
2603210141	03/30/06	15:52	1	N/A	N/A		
2603210141MS	03/30/06	15:57	1	N/A	N/A		
2603210141MSD	03/30/06	15:58	1	N/A	N/A		
2603170004	03/30/06	16:04	1	N/A	N/A		
2603150078	03/30/06	16:06	1	N/A	N/A		
2603150079	03/30/06	16:08	1	N/A	N/A		
2603150343	03/30/06	16:10	1	N/A	N/A		
2603230001	03/30/06	16:13	1	N/A	N/A		
2603210240	03/30/06	16:15	1	N/A	N/A		
2603210241	03/30/06	16:17	1	N/A	N/A		
TEST MRL_Low	03/30/06	16:20	1	N/A	N/A		
TEST CCV	03/30/06	16:23	1	N/A	N/A		
TEST CCB	03/30/06	16:27	1	N/A	N/A		
2603300001	03/30/06	16:31	1	N/A	N/A		
2603300001MS	03/30/06	16:34	1	N/A	N/A		
2603300002	03/30/06	16:39	1	N/A	N/A		
2603300003	03/30/06	16:41	1	N/A	N/A		
2603210258	03/30/06	16:44	1	N/A	N/A		
2603210259	03/30/06	16:47	1	N/A	N/A		
2603220209	03/30/06	16:50	1	N/A	N/A		
2603220211	03/30/06	16:53	1	N/A	N/A		
2603220223	03/30/06	16:55	1	N/A	N/A		
2603220224	03/30/06	16:57	1	N/A	N/A		
TEST CCV	03/30/06	17:00	1	N/A	N/A		
TEST CCB	03/30/06	17:04	1	N/A	N/A		
2603150120_Dil(100)	03/30/06	17:13	100				
				N/A	N/A		
2603210144_Dil(10)	03/30/06	17:17	10	N/A	N/A		
2603210150_Dil(10)	03/30/06	17:19	10	N/A	N/A		
2603210153_Dil(100)	03/30/06	17:20	100				
				N/A	N/A		
2603210155_Dil(10)	03/30/06	17:23	10	N/A	N/A		
2603210156_Dil(10)	03/30/06	17:24	10	N/A	N/A		

Sample ID	Date	Time	Dil	Raw	Rept.	Limit	Comment
TEST ICV	03/30/06	09:53	1	101.47	101		
TEST ICB	03/30/06	09:59	1	.02027	0.020		
TEST MRL_CHK1	03/30/06	10:03	1	4.8697	4.87		
TEST MRL_Low	03/30/06	10:11	1	.90631	0.906		
TEST LINRTY	03/30/06	10:14	1	491.15	490		
MCV	03/30/06	10:23	1	96.682	96.7	90-110	96.6%
C_S Check	03/30/06	10:32	1	.01535	0.015		
ICPMS ICSA	03/30/06	10:46	1	4.0267	4.03	[4.027]	8.05 Q
ICPMS ICSAB	03/30/06	10:50	1	42.193	42.2	[42.193]	84.3%
C.O.B.	03/30/06	11:01	1	.02569	0.026		
200.8_LCS	03/30/06	11:07	1	47.384	47.4	85-115	94.7%
200.8_LCSD	03/30/06	11:12	1	47.757	47.8	85-115	95.5%
2603090347	03/30/06	11:24	1	3.0965	3.1		
2603100260	03/30/06	11:29	1	.20625	0.21		
2603140436	03/30/06	11:32	1	6.1259	6.1		
2603140436_Dil(5)	03/30/06	11:37	5	5.7227	5.7		
2603140472	03/30/06	11:41	1	.08132	0.081		
2603150119	03/30/06	11:44	1	.11899	0.12		
2603150119MS	03/30/06	11:47	1	44.929	44.9	[44.811]	89.6%
2603150120	03/30/06	11:52	1	34.971	35		
2603210144	03/30/06	11:59	1	3.8379	3.8		
TEST CCV_1	03/30/06	12:05	1	19.382	19.4		
TEST CCB_1	03/30/06	12:15	1	-.00180	ND		
200.8_MRLCHK	03/30/06	12:18	1	5.0891	5.09		
2603210150	03/30/06	12:21	1	3.1735	3.2		
2603210153	03/30/06	12:24	1	14.461	14		
2603210155	03/30/06	12:29	1	5.0570	5.1		
2603210156	03/30/06	12:33	1	3.2324	3.2		
2603220347	03/30/06	12:38	1	4.5190	4.5		
2603220348	03/30/06	12:42	1	3.1972	3.2		
2603220357	03/30/06	12:47	1	1.7019	1.7		
2603220360	03/30/06	12:50	1	2.8617	2.9		
2603230069	03/30/06	12:54	1	5.9820	6.0		
TEST CCV_2	03/30/06	13:02	1	48.708	48.7		
TEST CCB_2	03/30/06	13:15	1	.00358	0.004		
2603230197	03/30/06	13:21	1	3.3541	3.4		
2603240118	03/30/06	13:25	1	2.6661	2.7		
2603240118_Dil(10)	03/30/06	13:30	10	3.0848	3.1		
2603240135	03/30/06	13:34	1	5.2946	5.3		
2603240135MS (0119)	03/30/06	13:38	1	45.289	45.3	[39.995]	79.9%
2603240135MSD (0120)	03/30/06	13:43	1	46.618	46.6	[41.324]	82.6%
2603240135T	03/30/06	13:43	1		50.00	70 - 130	
2603240122	03/30/06	13:48	1	32.772	33		
2603240122_Dil(10)	03/30/06	13:54	10	37.009	37		
2603150120_Dil(10)	03/30/06	13:57	10	36.340	36		

Sample ID	Date	Time	Dil	Raw	Rept.	Limit	Comment
TEST CCV_3	03/30/06	14:02	1	97.976	98		
TEST CCB_3	03/30/06	14:46	1	-.00423	ND		
200.8_MBLANK	03/30/06	14:50	1	.05355	0.054		
200.8_LCS	03/30/06	14:52	1	47.567	47.6	85-115	95.1%
200.8_LCSD	03/30/06	14:54	1	48.622	48.6	85-115	97.2%
2603170065	03/30/06	15:00	1	1.7466	1.7		
2603170065MS	03/30/06	15:03	1	47.141	47.1	[45.395]	90.7%
2603170065MSD	03/30/06	15:04	1	48.071	48.1	[46.325]	92.6%
2603170065T	03/30/06	15:04	1		50.00	70 - 130	
2603180007	03/30/06	15:16	1	2.2106	2.2		
200.8_MRLCHK	03/30/06	15:21	1	5.1741	5.17		
TEST CCV_4	03/30/06	15:24	1	18.945	18.9		
TEST CCB_4	03/30/06	15:32	1	.00323	0.003		
MBLANK	03/30/06	15:32	1	N/A	N/A		
LCS	03/30/06	15:38	1	N/A	N/A		
LCSD	03/30/06	15:39	1	N/A	N/A		
2603210141	03/30/06	15:52	1	N/A	N/A		
2603210141MS	03/30/06	15:57	1	N/A	N/A		
2603210141MSD	03/30/06	15:58	1	N/A	N/A		
2603170004	03/30/06	16:04	1	N/A	N/A		
2603150078	03/30/06	16:06	1	N/A	N/A		
2603150079	03/30/06	16:08	1	N/A	N/A		
2603150343	03/30/06	16:10	1	N/A	N/A		
2603230001	03/30/06	16:13	1	N/A	N/A		
2603210240	03/30/06	16:15	1	N/A	N/A		
2603210241	03/30/06	16:17	1	N/A	N/A		
TEST MRL_Low	03/30/06	16:20	1	N/A	N/A		
TEST CCV	03/30/06	16:23	1	N/A	N/A		
TEST CCB	03/30/06	16:27	1	N/A	N/A		
2603300001	03/30/06	16:31	1	N/A	N/A		
2603300001MS	03/30/06	16:34	1	N/A	N/A		
2603300002	03/30/06	16:39	1	N/A	N/A		
2603300003	03/30/06	16:41	1	N/A	N/A		
2603210258	03/30/06	16:44	1	N/A	N/A		
2603210259	03/30/06	16:47	1	N/A	N/A		
2603220209	03/30/06	16:50	1	N/A	N/A		
2603220211	03/30/06	16:53	1	N/A	N/A		
2603220223	03/30/06	16:55	1	N/A	N/A		
2603220224	03/30/06	16:57	1	N/A	N/A		
TEST CCV	03/30/06	17:00	1	N/A	N/A		
TEST CCB	03/30/06	17:04	1	N/A	N/A		
2603150120_Dil(100)	03/30/06	17:13	100				
				N/A	N/A		
2603210144_Dil(10)	03/30/06	17:17	10	N/A	N/A		
2603210150_Dil(10)	03/30/06	17:19	10	N/A	N/A		
2603210153_Dil(100)	03/30/06	17:20	100				
				N/A	N/A		
2603210155_Dil(10)	03/30/06	17:23	10	N/A	N/A		
2603210156_Dil(10)	03/30/06	17:24	10	N/A	N/A		

Sample ID	Date	Time	Dil	Raw	Rept.	Limit	Comment
TEST ICV	03/30/06	09:53	1	101.32	101		
TEST ICB	03/30/06	09:59	1	.02166	0.022		
TEST MRL_CHK1	03/30/06	10:03	1	1.9806	1.98		
TEST MRL_Low	03/30/06	10:11	1	.38902	0.389		
TEST LINRTY	03/30/06	10:14	1	487.16	490		
MCV	03/30/06	10:23	1	100.12	100	90-110	100%
C_S Check	03/30/06	10:32	1	-.05894	ND		
ICPMS ICSA	03/30/06	10:46	1	4.4357	4.44	[4.436]	4.43 Q
ICPMS ICSAB	03/30/06	10:50	1	22.937	22.9	[22.937]	22.9 Q
C.O.B.	03/30/06	11:01	1	.04692	0.047		
200.8_LCS	03/30/06	11:07	1	93.512	93.5	85-115	93.5%
200.8_LCS_D	03/30/06	11:12	1	93.284	93.3	85-115	93.2%
2603090347	03/30/06	11:24	1	2.0250	2.0		
2603100260	03/30/06	11:29	1	4.3793	4.4		
2603140436	03/30/06	11:32	1	4.8767	4.9		
2603140436_Dil(5)	03/30/06	11:37	5	4.7046	4.7		
2603140472	03/30/06	11:41	1	.32262	0.32		
2603150119	03/30/06	11:44	1	.79274	0.79		
2603150119MS	03/30/06	11:47	1	91.205	91.2	[90.413]	90.4%
2603150120	03/30/06	11:52	1	37.331	37		
2603210144	03/30/06	11:59	1	9.7890	9.8		
TEST CCV_1	03/30/06	12:05	1	18.779	18.8		
TEST CCB_1	03/30/06	12:15	1	.03312	0.033		
200.8_MRLCHK	03/30/06	12:18	1	2.0091	2.01		
2603210150	03/30/06	12:21	1	7.4000	7.4		
2603210153	03/30/06	12:24	1	50.107	50		
2603210155	03/30/06	12:29	1	4.2521	4.3		
2603210156	03/30/06	12:33	1	2.5194	2.5		
2603220347	03/30/06	12:38	1	6.9710	7.0		
2603220348	03/30/06	12:42	1	2.0902	2.1		
2603220357	03/30/06	12:47	1	1.0754	1.1		
2603220360	03/30/06	12:50	1	1.9996	2.0		
2603230069	03/30/06	12:54	1	2.6192	2.6		
TEST CCV_2	03/30/06	13:02	1	48.780	48.8		
TEST CCB_2	03/30/06	13:15	1	.04079	0.041		
2603230197	03/30/06	13:21	1	1.8761	1.9		
2603240118	03/30/06	13:25	1	1.7643	1.8		
2603240118_Dil(10)	03/30/06	13:30	10	2.6291	2.6		
2603240135	03/30/06	13:34	1	2.8698	2.9		
2603240135MS (0119)	03/30/06	13:38	1	87.800	87.8	[84.931]	84.9%
2603240135MSD(0120)	03/30/06	13:43	1	85.050	85.1	[82.180]	82.1%
2603240135T	03/30/06	13:43	1		100.00	70 - 130	
2603240122	03/30/06	13:48	1	24.154	24		
2603240122_Dil(10)	03/30/06	13:54	10	28.183	28		
2603150120_Dil(10)	03/30/06	13:57	10	41.032	41		

Sample ID	Date	Time	Dil	Raw	Rept.	Limit	Comment
TEST CCV_3	03/30/06	14:02	1	101.29	101		
TEST CCB_3	03/30/06	14:46	1	.02647	0.026		
200.8_MBLANK	03/30/06	14:50	1	.06304	0.063		
200.8_LCS	03/30/06	14:52	1	98.181	98.2	85-115	98.1%
200.8_LCSD	03/30/06	14:54	1	100.28	100	85-115	100%
2603170065	03/30/06	15:00	1	.27849	0.28		
2603170065MS	03/30/06	15:03	1	90.073	90.1	[89.795]	89.7%
2603170065MSD	03/30/06	15:04	1	92.037	92	[91.759]	91.7%
2603170065T	03/30/06	15:04	1		100.00	70 - 130	
2603180007	03/30/06	15:16	1	6.4126	6.4		
200.8_MRLCHK	03/30/06	15:21	1	2.2078	2.21		
TEST CCV_4	03/30/06	15:24	1	19.073	19.1		
TEST CCB_4	03/30/06	15:32	1	-.01329	ND		
MBLANK	03/30/06	15:32	1	-.01329	ND		
LCS	03/30/06	15:38	1	96.867	96.9	85-115	96.8%
LCSD	03/30/06	15:39	1	98.871	98.9	85-115	98.8%
2603210141	03/30/06	15:52	1	-.01492	ND		
2603210141MS	03/30/06	15:57	1	97.941	97.9	[97.941]	97.9%
2603210141MSD	03/30/06	15:58	1	98.448	98.4	[98.449]	98.4%
2603210141T	03/30/06	15:58	1		100.00	70 - 130	
2603170004	03/30/06	16:04	1	.10488	0.100		
2603150078	03/30/06	16:06	1	17.734	18		
2603150079	03/30/06	16:08	1	1.1190	1.1		
2603150343	03/30/06	16:10	1	-.00811	ND		
2603230001	03/30/06	16:13	1	.04386	0.044		
2603210240	03/30/06	16:15	1	769.02	770		
2603210241	03/30/06	16:17	1	18.973	19		
TEST MRL_Low	03/30/06	16:20	1	.53211	0.532		
TEST CCV	03/30/06	16:23	1	50.144	50.1		
TEST CCB	03/30/06	16:27	1	.08908	0.089		
2603300001	03/30/06	16:31	1	.04060	0.041		
2603300001MS	03/30/06	16:34	1	94.665	94.7	[94.625]	94.6%
2603300002	03/30/06	16:39	1	-.03451	ND		
2603300003	03/30/06	16:41	1	-.04489	ND		
2603210258	03/30/06	16:44	1	14.270	14		
2603210259	03/30/06	16:47	1	.29068	0.29		
2603220209	03/30/06	16:50	1	12.464	12		
2603220211	03/30/06	16:53	1	.09399	0.094		
2603220223	03/30/06	16:55	1	.12714	0.13		
2603220224	03/30/06	16:57	1	18.331	18		
TEST CCV	03/30/06	17:00	1	19.612	19.6		
TEST CCB	03/30/06	17:04	1	-.00833	ND		
2603150120_Dil(100)	03/30/06	17:13	100				
				N/A	N/A		
2603210144_Dil(10)	03/30/06	17:17	10	N/A	N/A		
2603210150_Dil(10)	03/30/06	17:19	10	N/A	N/A		
2603210153_Dil(100)	03/30/06	17:20	100				
				N/A	N/A		
2603210155_Dil(10)	03/30/06	17:23	10	N/A	N/A		
2603210156_Dil(10)	03/30/06	17:24	10	N/A	N/A		

Sample ID	Date	Time	Dil	Raw	Rept.	Limit	Comment
TEST ICV	03/30/06	09:53	1	100.21	100		
TEST ICB	03/30/06	09:59	1	.00859	0.009		
TEST MRL_CHK1	03/30/06	10:03	1	4.7852	4.79		
TEST MRL_Low	03/30/06	10:11	1	.90845	0.908		
TEST LINRTY	03/30/06	10:14	1	527.10	530		
MCV	03/30/06	10:23	1	97.847	97.8	90-110	97.8%
C_S Check	03/30/06	10:32	1	1.6246	1.6		
ICPMS ICSA	03/30/06	10:46	1	7.9100	7.91	[7.910]	7.91 Q
ICPMS ICSAB	03/30/06	10:50	1	27.084	27.1	[27.085]	27.0 Q
C.O.B.	03/30/06	11:01	1	.11160	0.11		
200.8_LCS	03/30/06	11:07	1	96.282	96.3	85-115	96.2%
200.8_LCSD	03/30/06	11:12	1	96.893	96.9	85-115	96.8%
2603090347	03/30/06	11:24	1	5.0799	5.1		
2603100260	03/30/06	11:29	1	10.638	11		
2603140436	03/30/06	11:32	1	39.255	39		
2603140436_Dil(5)	03/30/06	11:37	5	42.872	43		
2603140472	03/30/06	11:41	1	3.3794	3.4		
2603150119	03/30/06	11:44	1	17.204	17		
2603150119MS	03/30/06	11:47	1	111.15	111	[93.954]	93.9%
2603150120	03/30/06	11:52	1	3471.0	3500		
2603210144	03/30/06	11:59	1	57.966	58		
TEST CCV_1	03/30/06	12:05	1	19.217	19.2		
TEST CCB_1	03/30/06	12:15	1	.05426	0.054		
200.8_MRLCHK	03/30/06	12:18	1	7.2164	7.22		
2603210150	03/30/06	12:21	1	58.203	58		
2603210153	03/30/06	12:24	1	76.788	77		
2603210155	03/30/06	12:29	1	74.694	75		
2603210156	03/30/06	12:33	1	41.355	41		
2603220347	03/30/06	12:38	1	10.762	11		
2603220348	03/30/06	12:42	1	43.104	43		
2603220357	03/30/06	12:47	1	52.275	52		
2603220360	03/30/06	12:50	1	5.0190	5.0		
2603230069	03/30/06	12:54	1	1.9662	2.0		
TEST CCV_2	03/30/06	13:02	1	50.358	50.4		
TEST CCB_2	03/30/06	13:15	1	.01823	0.018		
2603230197	03/30/06	13:21	1	10.481	10		
2603240118	03/30/06	13:25	1	291.34	290		
2603240118_Dil(10)	03/30/06	13:30	10	376.21	380		
2603240135	03/30/06	13:34	1	2.8592	2.9		
2603240135MS (0114)	03/30/06	13:38	1	97.174	97.2	[94.315]	94.3%
2603240135MSD(0126)	03/30/06	13:43	1	92.972	93	[90.114]	90.1%
2603240135T	03/30/06	13:43	1		100.00	70 - 130	
2603240122	03/30/06	13:48	1	104.17	100		
2603240122_Dil(10)	03/30/06	13:54	10	133.31	130		
2603150120_Dil(10)	03/30/06	13:57	10	4029.0	4000		

Sample ID	Date	Time	Dil	Raw	Rept.	Limit	Comment
TEST CCV_3	03/30/06	14:02	1	105.36	105		
TEST CCB_3	03/30/06	14:46	1	.01741	0.017		
200.8_MBLANK	03/30/06	14:50	1	3.0022	3.0		
200.8_LCS	03/30/06	14:52	1	105.57	106	85-115	105%
200.8_LCS	03/30/06	14:54	1	107.29	107	85-115	107%
2603170065	03/30/06	15:00	1	3.5290	3.5		
2603170065MS	03/30/06	15:03	1	99.916	99.9	[96.387]	96.3%
2603170065MSD	03/30/06	15:04	1	100.45	100	[96.924]	96.9%
2603170065T	03/30/06	15:04	1		100.00	70 - 130	
2603180007	03/30/06	15:16	1	9.6439	9.6		
200.8_MRLCHK	03/30/06	15:21	1	7.2888	7.29		
TEST CCV_4	03/30/06	15:24	1	19.617	19.6		
TEST CCB_4	03/30/06	15:32	1	-.01541	ND		
MBLANK	03/30/06	15:32	1	-.01541	ND		
LCS	03/30/06	15:38	1	95.999	96	85-115	95.9%
LCS	03/30/06	15:39	1	97.976	98	85-115	97.9%
2603210141	03/30/06	15:52	1	.19092	0.19		
2603210141MS	03/30/06	15:57	1	99.334	99.3	[99.143]	99.1%
2603210141MSD	03/30/06	15:58	1	101.20	101	[101.016]	101%
2603210141T	03/30/06	15:58	1		100.00	70 - 130	
2603170004	03/30/06	16:04	1	.52625	0.53		
2603150078	03/30/06	16:06	1	20.358	20		
2603150079	03/30/06	16:08	1	3.0659	3.1		
2603150343	03/30/06	16:10	1	-.01493	ND		
2603230001	03/30/06	16:13	1	.00366	0.004		
2603210240	03/30/06	16:15	1	10.385	10		
2603210241	03/30/06	16:17	1	.80709	0.81		
TEST MRL_Low	03/30/06	16:20	1	.88652	0.887		
TEST CCV	03/30/06	16:23	1	50.641	50.6		
TEST CCB	03/30/06	16:27	1	.07018	0.070		
2603300001	03/30/06	16:31	1	1.4058	1.4		
2603300001MS	03/30/06	16:34	1	98.741	98.7	[97.335]	97.3%
2603300002	03/30/06	16:39	1	-.04697	ND		
2603300003	03/30/06	16:41	1	-.04929	ND		
2603210258	03/30/06	16:44	1	.26630	0.27		
2603210259	03/30/06	16:47	1	.25118	0.25		
2603220209	03/30/06	16:50	1	4.5452	4.5		
2603220211	03/30/06	16:53	1	.48695	0.49		
2603220223	03/30/06	16:55	1	.62703	0.63		
2603220224	03/30/06	16:57	1	18.016	18		
TEST CCV	03/30/06	17:00	1	19.367	19.4		
TEST CCB	03/30/06	17:04	1	-.01719	ND		
2603150120_Dil(100)	03/30/06	17:13	100				
				N/A	N/A		
2603210144_Dil(10)	03/30/06	17:17	10	N/A	N/A		
2603210150_Dil(10)	03/30/06	17:19	10	N/A	N/A		
2603210153_Dil(100)	03/30/06	17:20	100				
				N/A	N/A		
2603210155_Dil(10)	03/30/06	17:23	10	N/A	N/A		
2603210156_Dil(10)	03/30/06	17:24	10	N/A	N/A		

Sample ID	Date	Time	Dil	Raw	Rept.	Limit	Comment
TEST ICV	03/30/06	09:53	1	100.37	100		
TEST ICB	03/30/06	09:59	1	.00010	00		
TEST MRL_CHK1	03/30/06	10:03	1	1.1769	1.18		
TEST MRL_Low	03/30/06	10:11	1	.26598	0.266		
TEST LINRTY	03/30/06	10:14	1	528.00	530		
MCV	03/30/06	10:23	1	99.455	99.5	90-110	99.4%
C_S Check	03/30/06	10:32	1	.10815	0.11		
ICPMS ICSA	03/30/06	10:46	1	.29790	0.298	[0.298]	1.48 Q
ICPMS ICSAB	03/30/06	10:50	1	20.210	20.2	[20.210]	101%
C.O.B.	03/30/06	11:01	1	-.01666	ND		
200.8_LCS	03/30/06	11:07	1	18.818	18.8	85-115	94.0%
200.8_LCS D	03/30/06	11:12	1	19.256	19.3	85-115	96.2%
2603090347	03/30/06	11:24	1	2.3963	2.4 ✓	← confirmed	AsD 3/31
2603100260	03/30/06	11:29	1	-.10679	ND		
2603140436	03/30/06	11:32	1	63.370	63 ✓	←	
2603140436_Dil(5)	03/30/06	11:37	5	61.892	62		
2603140472	03/30/06	11:41	1	-.22055	ND ✓		
2603150119	03/30/06	11:44	1	-.11060	ND ✓		
2603150119MS	03/30/06	11:47	1	18.960	19	[18.960]	94.8%
2603150120	03/30/06	11:52	1	64.777	65 ✓		
2603210144	03/30/06	11:59	1	73.290	73 ✓		
TEST CCV_1	03/30/06	12:05	1	19.773	19.8		
TEST CCB_1	03/30/06	12:15	1	.00104	0.001		
200.8_MRLCHK	03/30/06	12:18	1	1.0917	1.09		
2603210150	03/30/06	12:21	1	43.620	44 ✓	← confirmed	
2603210153	03/30/06	12:24	1	123.60	120 ✓		
2603210155	03/30/06	12:29	1	74.828	75 ✓		
2603210156	03/30/06	12:33	1	74.245	74 ✓		
2603220347	03/30/06	12:38	1	115.89	120 ✓		
2603220348	03/30/06	12:42	1	49.885	50 ✓		
2603220357	03/30/06	12:47	1	39.180	39 ✓		
2603220360	03/30/06	12:50	1	63.193	63 ✓		
2603230069	03/30/06	12:54	1	155.31	160 ✓		
TEST CCV_2	03/30/06	13:02	1	51.936	51.9		
TEST CCB_2	03/30/06	13:15	1	-.00113	ND		
2603230197	03/30/06	13:21	1	35.915	36 ✓		
2603240118	03/30/06	13:25	1	3.5220	3.5		
2603240118_Dil(10)	03/30/06	13:30	10	4.2578	4.3		
2603240135	03/30/06	13:34	1	87.635	88 ✓		
2603240135MS	03/30/06	13:38	1	109.87	110	[22.238]	111%
2603240135MSD	03/30/06	13:43	1	109.68	110	[22.046]	110%
2603240135T	03/30/06	13:43	1		20.00	70 - 130	
2603240122	03/30/06	13:48	1	58.404	58 ✓		
2603240122_Dil(10)	03/30/06	13:54	10	61.858	62		
2603150120_Dil(10)	03/30/06	13:57	10	58.834	59		

Sample ID	Date	Time	Dil	Raw	Rept.	Limit	Comment
TEST CCV_3	03/30/06	14:02	1	97.044	97		
TEST CCB_3	03/30/06	14:46	1	.00522	0.005		
200.8_MBLANK	03/30/06	14:50	1	-.15193	ND		
200.8_LCS	03/30/06	14:52	1	20.488	20.5	85-115	102%
200.8_LCSD	03/30/06	14:54	1	20.757	20.8	85-115	103%
2603170065	03/30/06	15:00	1	4.6287	4.6		
2603170065MS	03/30/06	15:03	1	26.508	26.5	[21.880]	109%
2603170065MSD	03/30/06	15:04	1	27.023	27	[22.394]	111%
2603170065T	03/30/06	15:04	1		20.00	70 - 130	
2603180007	03/30/06	15:16	1	.20393	0.20		
200.8_MRLCHK	03/30/06	15:21	1	.99006	0.99		
TEST CCV_4	03/30/06	15:24	1	20.511	20.5		
TEST CCB_4	03/30/06	15:32	1	-.03402	ND		
MBLANK	03/30/06	15:32	1	N/A	N/A		
LCS	03/30/06	15:38	1	N/A	N/A		
LCSD	03/30/06	15:39	1	N/A	N/A		
2603210141	03/30/06	15:52	1	N/A	N/A		
2603210141MS	03/30/06	15:57	1	N/A	N/A		
2603210141MSD	03/30/06	15:58	1	N/A	N/A		
2603170004	03/30/06	16:04	1	N/A	N/A		
2603150078	03/30/06	16:06	1	N/A	N/A		
2603150079	03/30/06	16:08	1	N/A	N/A		
2603150343	03/30/06	16:10	1	N/A	N/A		
2603230001	03/30/06	16:13	1	N/A	N/A		
2603210240	03/30/06	16:15	1	N/A	N/A		
2603210241	03/30/06	16:17	1	N/A	N/A		
TEST MRL_Low	03/30/06	16:20	1	N/A	N/A		
TEST CCV	03/30/06	16:23	1	N/A	N/A		
TEST CCB	03/30/06	16:27	1	N/A	N/A		
2603300001	03/30/06	16:31	1	N/A	N/A		
2603300001MS	03/30/06	16:34	1	N/A	N/A		
2603300002	03/30/06	16:39	1	N/A	N/A		
2603300003	03/30/06	16:41	1	N/A	N/A		
2603210258	03/30/06	16:44	1	N/A	N/A		
2603210259	03/30/06	16:47	1	N/A	N/A		
2603220209	03/30/06	16:50	1	N/A	N/A		
2603220211	03/30/06	16:53	1	N/A	N/A		
2603220223	03/30/06	16:55	1	N/A	N/A		
2603220224	03/30/06	16:57	1	N/A	N/A		
TEST CCV	03/30/06	17:00	1	N/A	N/A		
TEST CCB	03/30/06	17:04	1	N/A	N/A		
2603150120_Dil(100)	03/30/06	17:13	100				
				N/A	N/A		
2603210144_Dil(10)	03/30/06	17:17	10	N/A	N/A		
2603210150_Dil(10)	03/30/06	17:19	10	N/A	N/A		
2603210153_Dil(100)	03/30/06	17:20	100				
				N/A	N/A		
2603210155_Dil(10)	03/30/06	17:23	10	N/A	N/A		
2603210156_Dil(10)	03/30/06	17:24	10	N/A	N/A		

Sample ID	Date	Time	Dil	Raw	Rept.	Limit	Comment
TEST ICV	03/30/06	09:53	1	99.160	99.2		
TEST ICB	03/30/06	09:59	1	.01382	0.014		
TEST MRL_CHK1	03/30/06	10:03	1	4.6642	4.66		
TEST MRL_Low	03/30/06	10:11	1	.98987	0.99		
TEST LINRTY	03/30/06	10:14	1	543.10	540		
MCV	03/30/06	10:23	1	98.444	98.4	90-110	98.4%
C_S Check	03/30/06	10:32	1	.26538	0.27		
ICPMS ICSA	03/30/06	10:46	1	.32374	0.324	[0.324]	1.61 Q
ICPMS ICSAB	03/30/06	10:50	1	20.183	20.2	[20.184]	100%
C.O.B.	03/30/06	11:01	1	-.02663	ND		
200.8_LCS	03/30/06	11:07	1	19.675	19.7	85-115	98.3%
200.8_LCSD	03/30/06	11:12	1	19.493	19.5	85-115	97.4%
2603090347	03/30/06	11:24	1	2.5587	2.6		
2603100260	03/30/06	11:29	1	-.08000	ND		
2603140436	03/30/06	11:32	1	2.2480	2.2		
2603140436_Dil(5)	03/30/06	11:37	5	2.2983	2.3		
2603140472	03/30/06	11:41	1	.03079	0.031		
2603150119	03/30/06	11:44	1	-.06397	ND		
2603150119MS	03/30/06	11:47	1	18.610	18.6	[18.611]	93.0%
2603150120	03/30/06	11:52	1	3.5738	3.6		
2603210144	03/30/06	11:59	1	3.6891	3.7		
TEST CCV_1	03/30/06	12:05	1	19.037	19		
TEST CCB_1	03/30/06	12:15	1	-.05911	ND		
200.8_MRLCHK	03/30/06	12:18	1	4.9968	5.00		
2603210150	03/30/06	12:21	1	4.7555	4.8		
2603210153	03/30/06	12:24	1	6.2357	6.2		
2603210155	03/30/06	12:29	1	3.7298	3.7		
2603210156	03/30/06	12:33	1	3.1504	3.2		
2603220347	03/30/06	12:38	1	6.8539	6.9		
2603220348	03/30/06	12:42	1	3.0642	3.1		
2603220357	03/30/06	12:47	1	2.8485	2.8		
2603220360	03/30/06	12:50	1	2.1445	2.1		
2603230069	03/30/06	12:54	1	3.5788	3.6		
TEST CCV_2	03/30/06	13:02	1	49.285	49.3		
TEST CCB_2	03/30/06	13:15	1	-.00969	ND		
2603230197	03/30/06	13:21	1	2.8337	2.8		
2603240118	03/30/06	13:25	1	1.9063	1.9		
2603240118_Dil(10)	03/30/06	13:30	10	1.6592	1.7		
2603240135	03/30/06	13:34	1	5.2192	5.2		
2603240135MS (0119)	03/30/06	13:38	1	27.814	27.8	[22.595]	112%
2603240135MSD(0120)	03/30/06	13:43	1	27.991	28	[22.773]	113%
2603240135T	03/30/06	13:43	1		20.00	70 - 130	
2603240122	03/30/06	13:48	1	2.5978	2.6		
2603240122_Dil(10)	03/30/06	13:54	10	2.8062	2.8		
2603150120_Dil(10)	03/30/06	13:57	10	3.4285	3.4		

Sample ID	Date	Time	Dil	Raw	Rept.	Limit	Comment
TEST CCV_3	03/30/06	14:02	1	99.792	99.8		
TEST CCB_3	03/30/06	14:46	1	-.02577	ND		
200.8_MBLANK	03/30/06	14:50	1	.10118	0.100		
200.8_LCS	03/30/06	14:52	1	20.328	20.3	85-115	101%
200.8_LCSD	03/30/06	14:54	1	20.703	20.7	85-115	103%
2603170065	03/30/06	15:00	1	14.353	14		
2603170065MS	03/30/06	15:03	1	35.632	35.6	[21.279]	106%
2603170065MSD	03/30/06	15:04	1	36.053	36.1	[21.701]	108%
2603170065T	03/30/06	15:04	1		20.00	70 - 130	
2603180007	03/30/06	15:16	1	.73054	0.73		
200.8_MRLCHK	03/30/06	15:21	1	4.9201	4.92		
TEST CCV_4	03/30/06	15:24	1	19.453	19.5		
TEST CCB_4	03/30/06	15:32	1	-.09833	ND		
MBLANK	03/30/06	15:32	1	N/A	N/A		
LCS	03/30/06	15:38	1	N/A	N/A		
LCSD	03/30/06	15:39	1	N/A	N/A		
2603210141	03/30/06	15:52	1	N/A	N/A		
2603210141MS	03/30/06	15:57	1	N/A	N/A		
2603210141MSD	03/30/06	15:58	1	N/A	N/A		
2603170004	03/30/06	16:04	1	N/A	N/A		
2603150078	03/30/06	16:06	1	N/A	N/A		
2603150079	03/30/06	16:08	1	N/A	N/A		
2603150343	03/30/06	16:10	1	N/A	N/A		
2603230001	03/30/06	16:13	1	N/A	N/A		
2603210240	03/30/06	16:15	1	N/A	N/A		
2603210241	03/30/06	16:17	1	N/A	N/A		
TEST MRL_Low	03/30/06	16:20	1	N/A	N/A		
TEST CCV	03/30/06	16:23	1	N/A	N/A		
TEST CCB	03/30/06	16:27	1	N/A	N/A		
2603300001	03/30/06	16:31	1	N/A	N/A		
2603300001MS	03/30/06	16:34	1	N/A	N/A		
2603300002	03/30/06	16:39	1	N/A	N/A		
2603300003	03/30/06	16:41	1	N/A	N/A		
2603210258	03/30/06	16:44	1	N/A	N/A		
2603210259	03/30/06	16:47	1	N/A	N/A		
2603220209	03/30/06	16:50	1	N/A	N/A		
2603220211	03/30/06	16:53	1	N/A	N/A		
2603220223	03/30/06	16:55	1	N/A	N/A		
2603220224	03/30/06	16:57	1	N/A	N/A		
TEST CCV	03/30/06	17:00	1	N/A	N/A		
TEST CCB	03/30/06	17:04	1	N/A	N/A		
2603150120_Dil(100)	03/30/06	17:13	100				
2603210144_Dil(10)	03/30/06	17:17	10	N/A	N/A		
2603210150_Dil(10)	03/30/06	17:19	10	N/A	N/A		
2603210153_Dil(100)	03/30/06	17:20	100				
2603210155_Dil(10)	03/30/06	17:23	10	N/A	N/A		
2603210156_Dil(10)	03/30/06	17:24	10	N/A	N/A		

Sample ID	Date	Time	Dil	Raw	Rept.	Limit	Comment
TEST ICV	03/30/06	09:53	1	101.01	101		
TEST ICB	03/30/06	09:59	1	.06029	0.060		
TEST MRL_CHK1	03/30/06	10:03	1	2.0858	2.09		
TEST MRL_Low	03/30/06	10:11	1	.42545	0.425		
TEST LINRTY	03/30/06	10:14	1	490.80	490		
MCV	03/30/06	10:23	1	99.047	99	90-110	
C_S Check	03/30/06	10:32	1	.05048	0.050		
ICPMS ICSA	03/30/06	10:46	1	1892.6	1892	[%1892.620]	
ICPMS ICSAB	03/30/06	10:50	1	1911.9	1911	[%1911.984]	1892 Q
							1911 Q
C.O.B.	03/30/06	11:01	1	.06756	0.068		
200.8_LCS	03/30/06	11:07	1	94.746	94.7	85-115	94.7%
200.8_LCSD	03/30/06	11:12	1	95.448	95.4	85-115	95.4%
2603090347	03/30/06	11:24	1	6.0925	6.1		
2603100260	03/30/06	11:29	1	.18965	0.19		
2603140436	03/30/06	11:32	1	19.357	19		
2603140436_Dil(5)	03/30/06	11:37	5	17.674	18		
2603140472	03/30/06	11:41	1	.09240	0.092		
2603150119	03/30/06	11:44	1	.07105	0.071		
2603150119MS	03/30/06	11:47	1	95.392	95.4	[95.322]	95.3%
2603150120	03/30/06	11:52	1	4.3784	4.4		
2603210144	03/30/06	11:59	1	13.142	13		
TEST CCV_1	03/30/06	12:05	1	20.592	20.6		
TEST CCB_1	03/30/06	12:15	1	.01828	0.018		
200.8_MRLCHK	03/30/06	12:18	1	2.1670	2.17		
2603210150	03/30/06	12:21	1	5.2976	5.3		
2603210153	03/30/06	12:24	1	42.213	42		
2603210155	03/30/06	12:29	1	12.854	13		
2603210156	03/30/06	12:33	1	13.296	13		
2603220347	03/30/06	12:38	1	49.198	49		
2603220348	03/30/06	12:42	1	5.1640	5.2		
2603220357	03/30/06	12:47	1	5.2265	5.2		
2603220360	03/30/06	12:50	1	21.450	21		
2603230069	03/30/06	12:54	1	17.885	18		
TEST CCV_2	03/30/06	13:02	1	52.293	52.3		
TEST CCB_2	03/30/06	13:15	1	.01486	0.015		
2603230197	03/30/06	13:21	1	13.476	13		
2603240118	03/30/06	13:25	1	1.5370	1.5		
2603240118_Dil(10)	03/30/06	13:30	10	1.5497	1.5		
2603240135	03/30/06	13:34	1	124.46	120		
2603240135MS (0119)	03/30/06	13:38	1	244.11	244	[119.655]	119%
2603240135MSD (0120)	03/30/06	13:43	1	229.36	229	[104.905]	104%
2603240135T	03/30/06	13:43	1		100.00	70 - 130	
2603240122	03/30/06	13:48	1	13.148	13		
2603240122_Dil(10)	03/30/06	13:54	10	11.310	11		
2603150120_Dil(10)	03/30/06	13:57	10	3.3540	3.4		

Sample ID	Date	Time	Dil	Raw	Rept.	Limit	Comment
TEST CCV_3	03/30/06	14:02	1	108.25	108		
TEST CCB_3	03/30/06	14:46	1	.00947	0.009		
200.8_MBLANK	03/30/06	14:50	1	.01578	0.016		
200.8_LCS	03/30/06	14:52	1	100.45	100	85-115	100%
200.8_LCSD	03/30/06	14:54	1	101.04	101	85-115	101%
2603170065	03/30/06	15:00	1	.36893	0.37		
2603170065MS	03/30/06	15:03	1	105.92	106	[105.552]	105%
2603170065MSD	03/30/06	15:04	1	106.43	106	[106.064]	106%
2603170065T	03/30/06	15:04	1		100.00	70 - 130	
2603180007	03/30/06	15:16	1	.14356	0.14		
200.8_MRLCHK	03/30/06	15:21	1	2.1075	2.11		
TEST CCV_4	03/30/06	15:24	1	20.330	20.3		
TEST CCB_4	03/30/06	15:32	1	-.07236	ND		
MBLANK	03/30/06	15:32	1	-.07236	ND		
LCS	03/30/06	15:38	1	96.788	96.8	85-115	96.7%
LCSD	03/30/06	15:39	1	98.308	98.3	85-115	98.3%
2603210141	03/30/06	15:52	1	2.7360	2.7		
2603210141MS	03/30/06	15:57	1	100.43	100	[97.696]	97.6%
2603210141MSD	03/30/06	15:58	1	101.96	102	[99.230]	99.2%
2603210141T	03/30/06	15:58	1		100.00	70 - 130	
2603170004	03/30/06	16:04	1	1.0328	1.0		
2603150078	03/30/06	16:06	1	.48324	0.48		
2603150079	03/30/06	16:08	1	.1635	0.16		
2603150343	03/30/06	16:10	1	.03672	0.037		
2603230001	03/30/06	16:13	1	.93309	0.93		
2603210240	03/30/06	16:15	1	.00791	0.008		
2603210241	03/30/06	16:17	1	.81591	0.82		
TEST MRL_Low	03/30/06	16:20	1	.41810	0.418		
TEST CCV	03/30/06	16:23	1	51.433	51.4		
TEST CCB	03/30/06	16:27	1	.19888	0.20		
2603300001	03/30/06	16:31	1	.21121	0.21		
2603300001MS	03/30/06	16:34	1	96.196	96.2	[95.985]	95.9%
2603300002	03/30/06	16:39	1	.06235	0.062		
2603300003	03/30/06	16:41	1	.00094	0.001		
2603210258	03/30/06	16:44	1	4.6523	4.7		
2603210259	03/30/06	16:47	1	.20384	0.20		
2603220209	03/30/06	16:50	1	3.9625	4.0		
2603220211	03/30/06	16:53	1	.42965	0.43		
2603220223	03/30/06	16:55	1	-.01448	ND		
2603220224	03/30/06	16:57	1	.20545	0.21		
TEST CCV	03/30/06	17:00	1	20.433	20.4		
TEST CCB	03/30/06	17:04	1	-.01733	ND		
2603150120_Dil(100)	03/30/06	17:13	100				
2603210144_Dil(10)	03/30/06	17:17	10	N/A	N/A		
2603210150_Dil(10)	03/30/06	17:19	10	N/A	N/A		
2603210153_Dil(100)	03/30/06	17:20	100				
2603210155_Dil(10)	03/30/06	17:23	10	N/A	N/A		
2603210156_Dil(10)	03/30/06	17:24	10	N/A	N/A		

Sample ID	Date	Time	Dil	Raw	Rept.	Limit	Comment
TEST ICV	03/30/06	09:53	1	99.979	100		
TEST ICB	03/30/06	09:59	1	.01946	0.019		
TEST MRL_CHK1	03/30/06	10:03	1	.47919	0.479		
TEST MRL_Low	03/30/06	10:11	1	.10797	0.108		
TEST LINRTY	03/30/06	10:14	1	478.68	480		
MCV	03/30/06	10:23	1	20.181	20.2	90-110	
C_S Check	03/30/06	10:32	1	.01668	0.017		
ICPMS ICSA	03/30/06	10:46	1	.14343	0.143	[0.143]	.286 Q
ICPMS ICSAB	03/30/06	10:50	1	20.162	20.2	[20.163]	40.3 Q
C.O.B.	03/30/06	11:01	1	.00064	0.001		
200.8_LCS	03/30/06	11:07	1	50.210	50.2	85-115	100%
200.8_LCSD	03/30/06	11:12	1	50.289	50.3	85-115	100%
2603090347	03/30/06	11:24	1	.02165	0.022		
2603100260	03/30/06	11:29	1	.01072	0.011		
2603140436	03/30/06	11:32	1	.05478	0.055		
2603140436_Dil(5)	03/30/06	11:37	5	.05371	0.054		
2603140472	03/30/06	11:41	1	.00755	0.008		
2603150119	03/30/06	11:44	1	.00541	0.005		
2603150119MS	03/30/06	11:47	1	49.385	49.4	[49.380]	98.7%
2603150120	03/30/06	11:52	1	.10709	0.11		
2603210144	03/30/06	11:59	1	.03761	0.038		
TEST CCV_1	03/30/06	12:05	1	20.807	20.8		
TEST CCB_1	03/30/06	12:15	1	.00130	0.001		
200.8_MRLCHK	03/30/06	12:18	1	.53659	0.537		
2603210150	03/30/06	12:21	1	.02012	0.020		
2603210153	03/30/06	12:24	1	.09609	0.096		
2603210155	03/30/06	12:29	1	.04405	0.044		
2603210156	03/30/06	12:33	1	.02704	0.027		
2603220347	03/30/06	12:38	1	.02489	0.025		
2603220348	03/30/06	12:42	1	.02384	0.024		
2603220357	03/30/06	12:47	1	.00748	0.007		
2603220360	03/30/06	12:50	1	.00803	0.008		
2603230069	03/30/06	12:54	1	.01081	0.011		
TEST CCV_2	03/30/06	13:02	1	52.742	52.7		
TEST CCB_2	03/30/06	13:15	1	-.00053	ND		
2603230197	03/30/06	13:21	1	.02102	0.021		
2603240118	03/30/06	13:25	1	.04044	0.040		
2603240118_Dil(10)	03/30/06	13:30	10	.01625	0.016		
2603240135	03/30/06	13:34	1	.01327	0.013		
2603240135MS	03/30/06	13:38	1	47.911	47.9	[47.898]	95.7%
2603240135MSD	03/30/06	13:43	1	44.584	44.6	[44.571]	89.1%
2603240135T	03/30/06	13:43	1		50.00	70 - 130	
2603240122	03/30/06	13:48	1	.12662	0.13		
2603240122_Dil(10)	03/30/06	13:54	10	.08160	0.082		
2603150120_Dil(10)	03/30/06	13:57	10	.05703	0.057		

Sample ID	Date	Time	Dil	Raw	Rept.	Limit	Comment
TEST CCV_3	03/30/06	14:02	1	106.05	106		
TEST CCB_3	03/30/06	14:46	1	-.00077	ND		
200.8_MBLANK	03/30/06	14:50	1	.01228	0.012		
200.8_LCS	03/30/06	14:52	1	51.759	51.8	85-115	103%
200.8_LCS	03/30/06	14:54	1	52.451	52.5	85-115	104%
2603170065	03/30/06	15:00	1	.01466	0.015		
2603170065MS	03/30/06	15:03	1	48.154	48.2	[48.140]	96.2%
2603170065MSD	03/30/06	15:04	1	48.540	48.5	[48.526]	97.0%
2603170065T	03/30/06	15:04	1		50.00	70 - 130	
2603180007	03/30/06	15:16	1	.02535	0.025		
200.8_MRLCHK	03/30/06	15:21	1	.52229	0.522		
TEST CCV_4	03/30/06	15:24	1	20.504	20.5		
TEST CCB_4	03/30/06	15:32	1	-.00432	ND		
MBLANK	03/30/06	15:32	1	N/A	N/A		
LCS	03/30/06	15:38	1	N/A	N/A		
LCSD	03/30/06	15:39	1	N/A	N/A		
2603210141	03/30/06	15:52	1	N/A	N/A		
2603210141MS	03/30/06	15:57	1	N/A	N/A		
2603210141MSD	03/30/06	15:58	1	N/A	N/A		
2603170004	03/30/06	16:04	1	N/A	N/A		
2603150078	03/30/06	16:06	1	N/A	N/A		
2603150079	03/30/06	16:08	1	N/A	N/A		
2603150343	03/30/06	16:10	1	N/A	N/A		
2603230001	03/30/06	16:13	1	N/A	N/A		
2603210240	03/30/06	16:15	1	N/A	N/A		
2603210241	03/30/06	16:17	1	N/A	N/A		
TEST MRL_Low	03/30/06	16:20	1	N/A	N/A		
TEST CCV	03/30/06	16:23	1	N/A	N/A		
TEST CCB	03/30/06	16:27	1	N/A	N/A		
2603300001	03/30/06	16:31	1	N/A	N/A		
2603300001MS	03/30/06	16:34	1	N/A	N/A		
2603300002	03/30/06	16:39	1	N/A	N/A		
2603300003	03/30/06	16:41	1	N/A	N/A		
2603210258	03/30/06	16:44	1	N/A	N/A		
2603210259	03/30/06	16:47	1	N/A	N/A		
2603220209	03/30/06	16:50	1	N/A	N/A		
2603220211	03/30/06	16:53	1	N/A	N/A		
2603220223	03/30/06	16:55	1	N/A	N/A		
2603220224	03/30/06	16:57	1	N/A	N/A		
TEST CCV	03/30/06	17:00	1	N/A	N/A		
TEST CCB	03/30/06	17:04	1	N/A	N/A		
2603150120_Dil(100)	03/30/06	17:13	100				
				N/A	N/A		
2603210144_Dil(10)	03/30/06	17:17	10				
				N/A	N/A		
2603210150_Dil(10)	03/30/06	17:19	10				
				N/A	N/A		
2603210153_Dil(100)	03/30/06	17:20	100				
				N/A	N/A		
2603210155_Dil(10)	03/30/06	17:23	10				
				N/A	N/A		
2603210156_Dil(10)	03/30/06	17:24	10				
				N/A	N/A		

Sample ID	Date	Time	Dil	Raw	Rept.	Limit	Comment
TEST ICV	03/30/06	09:53	1	99.842	99.8		
TEST ICB	03/30/06	09:59	1	.01409	0.014		
TEST MRL_CHK1	03/30/06	10:03	1	.52111	0.521		
TEST MRL_Low	03/30/06	10:11	1	.11624	0.116		
TEST LINRTY	03/30/06	10:14	1	486.53	490		
MCV	03/30/06	10:23	1	50.213	50.2	90-110	100%
C_S Check	03/30/06	10:32	1	.02296	0.023		
ICPMS ICSA	03/30/06	10:46	1	6.4097	6.41	[6.410]	32.0 Q
ICPMS ICSAB	03/30/06	10:50	1	16.382	16.4	[16.382]	81.9%
C.O.B.	03/30/06	11:01	1	.00234	0.002		
200.8_LCS	03/30/06	11:07	1	20.298	20.3	85-115	101%
200.8_LCSD	03/30/06	11:12	1	20.444	20.4	85-115	102%
2603090347	03/30/06	11:24	1	.02734	0.027		
2603100260	03/30/06	11:29	1	.00786	0.008		
2603140436	03/30/06	11:32	1	.11562	0.12		
2603140436_Dil(5)	03/30/06	11:37	5	.10949	0.11		
2603140472	03/30/06	11:41	1	.01145	0.011		
2603150119	03/30/06	11:44	1	.10017	0.100		
2603150119MS	03/30/06	11:47	1	20.194	20.2	[20.094]	100%
2603150120	03/30/06	11:52	1	.88473	0.88		
2603210144	03/30/06	11:59	1	.15927	0.16		
TEST CCV_1	03/30/06	12:05	1	20.431	20.4		
TEST CCB_1	03/30/06	12:15	1	.0019	0.002		
200.8_MRLCHK	03/30/06	12:18	1	.54651	0.547		
2603210150	03/30/06	12:21	1	.28709	0.29		
2603210153	03/30/06	12:24	1	.65067	0.65		
2603210155	03/30/06	12:29	1	.08927	0.089		
2603210156	03/30/06	12:33	1	.06899	0.069		
2603220347	03/30/06	12:38	1	.21187	0.21		
2603220348	03/30/06	12:42	1	.04469	0.045		
2603220357	03/30/06	12:47	1	.03387	0.034		
2603220360	03/30/06	12:50	1	.06662	0.067		
2603230069	03/30/06	12:54	1	.06803	0.068		
TEST CCV_2	03/30/06	13:02	1	51.805	51.8		
TEST CCB_2	03/30/06	13:15	1	.00246	0.002		
2603230197	03/30/06	13:21	1	.05894	0.059		
2603240118	03/30/06	13:25	1	.13090	0.13		
2603240118_Dil(10)	03/30/06	13:30	10	.13402	0.13		
2603240135	03/30/06	13:34	1	.37592	0.38		
2603240135MS (0119)	03/30/06	13:38	1	21.331	21.3	[20.956]	104%
2603240135MSD (0124)	03/30/06	13:43	1	19.955	20	[19.580]	97.8%
2603240135T	03/30/06	13:43	1		20.00	70 - 130	
2603240122	03/30/06	13:48	1	.26301	0.26		
2603240122_Dil(10)	03/30/06	13:54	10	.29680	0.30		
2603150120_Dil(10)	03/30/06	13:57	10	.90266	0.90		

Sample ID	Date	Time	Dil	Raw	Rept.	Limit	Comment
TEST CCV_3	03/30/06	14:02	1	105.58	106		
TEST CCB_3	03/30/06	14:46	1	.00292	0.003		
200.8_MBLANK	03/30/06	14:50	1	.00177	0.002		
200.8_LCS	03/30/06	14:52	1	20.670	20.7	85-115	103%
200.8_LCSD	03/30/06	14:54	1	20.870	20.9	85-115	104%
2603170065	03/30/06	15:00	1	.00390	0.004		
2603170065MS	03/30/06	15:03	1	20.423	20.4	[20.420]	102%
2603170065MSD	03/30/06	15:04	1	20.523	20.5	[20.519]	102%
2603170065T	03/30/06	15:04	1		20.00	70 - 130	
2603180007	03/30/06	15:16	1	.01755	0.018		
200.8_MRLCHK	03/30/06	15:21	1	.53867	0.539		
TEST CCV_4	03/30/06	15:24	1	19.966	20		
TEST CCB_4	03/30/06	15:32	1	.00137	0.001		
MBLANK	03/30/06	15:32	1	N/A	N/A		
LCS	03/30/06	15:38	1	N/A	N/A		
LCSD	03/30/06	15:39	1	N/A	N/A		
2603210141	03/30/06	15:52	1	N/A	N/A		
2603210141MS	03/30/06	15:57	1	N/A	N/A		
2603210141MSD	03/30/06	15:58	1	N/A	N/A		
2603170004	03/30/06	16:04	1	N/A	N/A		
2603150078	03/30/06	16:06	1	N/A	N/A		
2603150079	03/30/06	16:08	1	N/A	N/A		
2603150343	03/30/06	16:10	1	N/A	N/A		
2603230001	03/30/06	16:13	1	N/A	N/A		
2603210240	03/30/06	16:15	1	N/A	N/A		
2603210241	03/30/06	16:17	1	N/A	N/A		
TEST MRL_Low	03/30/06	16:20	1	N/A	N/A		
TEST CCV	03/30/06	16:23	1	N/A	N/A		
TEST CCB	03/30/06	16:27	1	N/A	N/A		
2603300001	03/30/06	16:31	1	N/A	N/A		
2603300001MS	03/30/06	16:34	1	N/A	N/A		
2603300002	03/30/06	16:39	1	N/A	N/A		
2603300003	03/30/06	16:41	1	N/A	N/A		
2603210258	03/30/06	16:44	1	N/A	N/A		
2603210259	03/30/06	16:47	1	N/A	N/A		
2603220209	03/30/06	16:50	1	N/A	N/A		
2603220211	03/30/06	16:53	1	N/A	N/A		
2603220223	03/30/06	16:55	1	N/A	N/A		
2603220224	03/30/06	16:57	1	N/A	N/A		
TEST CCV	03/30/06	17:00	1	N/A	N/A		
TEST CCB	03/30/06	17:04	1	N/A	N/A		
2603150120_Dil(100)	03/30/06	17:13	100				
				N/A	N/A		
2603210144_Dil(10)	03/30/06	17:17	10	N/A	N/A		
2603210150_Dil(10)	03/30/06	17:19	10	N/A	N/A		
2603210153_Dil(100)	03/30/06	17:20	100				
				N/A	N/A		
2603210155_Dil(10)	03/30/06	17:23	10	N/A	N/A		
2603210156_Dil(10)	03/30/06	17:24	10	N/A	N/A		

Sample ID	Date	Time	Dil	Raw	Rept.	Limit	Comment
TEST ICV	03/30/06	09:53	1	100.15	100		
TEST ICB	03/30/06	09:59	1	.06737	0.067		
TEST MRL_CHK1	03/30/06	10:03	1	1.0247	1.02		
TEST MRL_Low	03/30/06	10:11	1	.22225	0.222		
TEST LINRTY	03/30/06	10:14	1	488.39	490		
MCV	03/30/06	10:23	1	102.22	102	90-110	102%
C_S Check	03/30/06	10:32	1	.18635	0.19		
ICPMS ICSA	03/30/06	10:46	1	1.1597	1.16	[1.160]	2.31 Q
ICPMS ICSAB	03/30/06	10:50	1	.99881	0.999	[0.999]	1.99 Q
C.O.B.	03/30/06	11:01	1	.00686	0.007		
200.8_LCS	03/30/06	11:07	1	51.476	51.5	85-115	102%
200.8_LCSD	03/30/06	11:12	1	51.951	52	85-115	103%
2603090347	03/30/06	11:24	1	.4302	0.43		
2603100260	03/30/06	11:29	1	.05747	0.057		
2603140436	03/30/06	11:32	1	.25657	0.26		
2603140436_Dil(5)	03/30/06	11:37	5	.27644	0.28		
2603140472	03/30/06	11:41	1	.04013	0.040		
2603150119	03/30/06	11:44	1	.03178	0.032		
2603150119MS	03/30/06	11:47	1	52.385	52.4	[52.354]	104%
2603150120	03/30/06	11:52	1	.29209	0.29		
2603210144	03/30/06	11:59	1	.20166	0.20		
TEST CCV_1	03/30/06	12:05	1	20.898	20.9		
TEST CCB_1	03/30/06	12:15	1	.01159	0.012		
200.8_MRLCHK	03/30/06	12:18	1	1.1648	1.16		
2603210150	03/30/06	12:21	1	.21185	0.21		
2603210153	03/30/06	12:24	1	1.1395	1.1		
2603210155	03/30/06	12:29	1	.16506	0.17		
2603210156	03/30/06	12:33	1	.14032	0.14		
2603220347	03/30/06	12:38	1	.54051	0.54		
2603220348	03/30/06	12:42	1	.08356	0.084		
2603220357	03/30/06	12:47	1	.07710	0.077		
2603220360	03/30/06	12:50	1	.12924	0.13		
2603230069	03/30/06	12:54	1	.10735	0.11		
TEST CCV_2	03/30/06	13:02	1	51.544	51.5		
TEST CCB_2	03/30/06	13:15	1	.01393	0.014		
2603230197	03/30/06	13:21	1	.25355	0.25		
2603240118	03/30/06	13:25	1	.11080	0.11		
2603240118_Dil(10)	03/30/06	13:30	10	.10035	0.100		
2603240135	03/30/06	13:34	1	.20290	0.20		
2603240135MS	03/30/06	13:38	1	53.332	53.3	[53.129]	106%
2603240135MSD	03/30/06	13:43	1	47.516	47.5	[47.314]	94.6%
2603240135T	03/30/06	13:43	1		50.00	70 - 130	
2603240122	03/30/06	13:48	1	.21745	0.22		
2603240122_Dil(10)	03/30/06	13:54	10	.21098	0.21		
2603150120_Dil(10)	03/30/06	13:57	10	.17977	0.18		

Sample ID	Date	Time	Dil	Raw	Rept.	Limit	Comment
TEST CCV_3	03/30/06	14:02	1	94.581	94.6		
TEST CCB_3	03/30/06	14:46	1	.00404	0.004		
200.8_MBLANK	03/30/06	14:50	1	.05597	0.056		
200.8_LCS	03/30/06	14:52	1	46.525	46.5	85-115	93.0%
200.8_LCSD	03/30/06	14:54	1	46.661	46.7	85-115	93.3%
2603170065	03/30/06	15:00	1	.06796	0.068		
2603170065MS	03/30/06	15:03	1	48.468	48.5	[48.400]	96.8%
2603170065MSD	03/30/06	15:04	1	48.582	48.6	[48.514]	97.0%
2603170065T	03/30/06	15:04	1		50.00	70 - 130	
2603180007	03/30/06	15:16	1	.08213	0.082		
200.8_MRLCHK	03/30/06	15:21	1	1.0230	1.02		
TEST CCV_4	03/30/06	15:24	1	19.626	19.6		
TEST CCB_4	03/30/06	15:32	1	.00488	0.005		
MBLANK	03/30/06	15:32	1	.00488	0.005		
LCS	03/30/06	15:38	1	49.927	49.9	85-115	99.8%
LCSD	03/30/06	15:39	1	51.081	51.1	85-115	102%
2603210141	03/30/06	15:52	1	.05236	0.052		
2603210141MS	03/30/06	15:57	1	51.127	51.1	[51.075]	102%
2603210141MSD	03/30/06	15:58	1	51.954	52	[51.902]	103%
2603210141T	03/30/06	15:58	1		50.00	70 - 130	
2603170004	03/30/06	16:04	1	.03024	0.030		
2603150078	03/30/06	16:06	1	.0547	0.055		
2603150079	03/30/06	16:08	1	.02827	0.028		
2603150343	03/30/06	16:10	1	.21366	0.21		
2603230001	03/30/06	16:13	1	.29514	0.30		
2603210240	03/30/06	16:15	1	.03019	0.030		
2603210241	03/30/06	16:17	1	.10004	0.100		
TEST MRL_Low	03/30/06	16:20	1	.20572	0.206		
TEST CCV	03/30/06	16:23	1	52.745	52.7		
TEST CCB	03/30/06	16:27	1	.20513	0.21		
2603300001	03/30/06	16:31	1	.21468	0.21		
2603300001MS	03/30/06	16:34	1	50.131	50.1	[49.916]	99.8%
2603300002	03/30/06	16:39	1	.17271	0.17		
2603300003	03/30/06	16:41	1	.07337	0.073		
2603210258	03/30/06	16:44	1	.72771	0.73		
2603210259	03/30/06	16:47	1	.01197	0.012		
2603220209	03/30/06	16:50	1	.00832	0.008		
2603220211	03/30/06	16:53	1	-.02892	ND		
2603220223	03/30/06	16:55	1	-.02231	ND		
2603220224	03/30/06	16:57	1	.00173	0.002		
TEST CCV	03/30/06	17:00	1	19.755	19.8		
TEST CCB	03/30/06	17:04	1	-.01838	ND		
2603150120_Dil(100)	03/30/06	17:13	100				
2603210144_Dil(10)	03/30/06	17:17	10	N/A	N/A		
2603210150_Dil(10)	03/30/06	17:19	10	N/A	N/A		
2603210153_Dil(100)	03/30/06	17:20	100				
2603210155_Dil(10)	03/30/06	17:23	10	N/A	N/A		
2603210156_Dil(10)	03/30/06	17:24	10	N/A	N/A		

Sample ID	Date	Time	Dil	Raw	Rept.	Limit	Comment
TEST ICV	03/30/06	09:53	1	103.24	103		
TEST ICB	03/30/06	09:59	1	.01837	0.018		
TEST MRL_CHK1	03/30/06	10:03	1	2.0300	2.03		
TEST MRL_Low	03/30/06	10:11	1	.40786	0.408		
TEST LINRTY	03/30/06	10:14	1	525.27	530		
MCV	03/30/06	10:23	1	102.14	102	90-110	102%
C_S Check	03/30/06	10:32	1	.02919	0.029		
ICPMS ICSA	03/30/06	10:46	1	.86437	0.864	[0.864]	.864 Q
ICPMS ICSAB	03/30/06	10:50	1	.97797	0.978	[0.978]	.977 Q
C.O.B.	03/30/06	11:01	1	.00693	0.007		
200.8_LCS	03/30/06	11:07	1	105.58	106	85-115	105%
200.8_LCSD	03/30/06	11:12	1	106.32	106	85-115	106%
2603090347	03/30/06	11:24	1	173.62	170		
2603100260	03/30/06	11:29	1	1.2395	1.2		
2603140436	03/30/06	11:32	1	74.689	75		
2603140436_Dil(5)	03/30/06	11:37	5	76.478	76		
2603140472	03/30/06	11:41	1	.63374	0.63		
2603150119	03/30/06	11:44	1	.77016	0.77		
2603150119MS	03/30/06	11:47	1	104.28	104	[103.518]	103%
2603150120	03/30/06	11:52	1	193.71	190		
2603210144	03/30/06	11:59	1	75.203	75		
TEST CCV_1	03/30/06	12:05	1	21.122	21.1		
TEST CCB_1	03/30/06	12:15	1	.00991	0.010		
200.8_MRLCHK	03/30/06	12:18	1	2.3155	2.32		
2603210150	03/30/06	12:21	1	51.215	51		
2603210153	03/30/06	12:24	1	266.46	270		
2603210155	03/30/06	12:29	1	85.015	85		
2603210156	03/30/06	12:33	1	57.822	58		
2603220347	03/30/06	12:38	1	50.217	50		
2603220348	03/30/06	12:42	1	37.725	38		
2603220357	03/30/06	12:47	1	28.766	29		
2603220360	03/30/06	12:50	1	52.717	53		
2603230069	03/30/06	12:54	1	37.349	37		
TEST CCV_2	03/30/06	13:02	1	52.600	52.6		
TEST CCB_2	03/30/06	13:15	1	.00724	0.007		
2603230197	03/30/06	13:21	1	36.857	37		
2603240118	03/30/06	13:25	1	21.560	22		
2603240118_Dil(10)	03/30/06	13:30	10	22.679	23		
2603240135	03/30/06	13:34	1	39.311	39		
2603240135MS	03/30/06	13:38	1	146.03	146	[106.720]	106%
2603240135MSD	03/30/06	13:43	1	136.54	137	[97.229]	97.2%
2603240135T	03/30/06	13:43	1		100.00	70 - 130	
2603240122	03/30/06	13:48	1	306.00	310		
2603240122_Dil(10)	03/30/06	13:54	10	312.64	310		
2603150120_Dil(10)	03/30/06	13:57	10	184.07	180		

Sample ID	Date	Time	Dil	Raw	Rept.	Limit	Comment
TEST CCV_3	03/30/06	14:02	1	103.44	103		
TEST CCB_3	03/30/06	14:46	1	.00240	0.002		
200.8_MBLANK	03/30/06	14:50	1	.08670	0.087		
200.8_LCS	03/30/06	14:52	1	95.892	95.9	85-115	95.8%
200.8_LCSD	03/30/06	14:54	1	97.232	97.2	85-115	97.2%
2603170065	03/30/06	15:00	1	20.427	20		
2603170065MS	03/30/06	15:03	1	113.03	113	[92.602]	92.6%
2603170065MSD	03/30/06	15:04	1	114.20	114	[93.780]	93.7%
2603170065T	03/30/06	15:04	1		100.00	70 - 130	
2603180007	03/30/06	15:16	1	330.07	330		
200.8_MRLCHK	03/30/06	15:21	1	2.3671	2.37		
TEST CCV_4	03/30/06	15:24	1	19.408	19.4		
TEST CCB_4	03/30/06	15:32	1	-.00581	ND		
MBLANK	03/30/06	15:32	1	N/A	N/A		
LCS	03/30/06	15:38	1	N/A	N/A		
LCSD	03/30/06	15:39	1	N/A	N/A		
2603210141	03/30/06	15:52	1	N/A	N/A		
2603210141MS	03/30/06	15:57	1	N/A	N/A		
2603210141MSD	03/30/06	15:58	1	N/A	N/A		
2603170004	03/30/06	16:04	1	N/A	N/A		
2603150078	03/30/06	16:06	1	N/A	N/A		
2603150079	03/30/06	16:08	1	N/A	N/A		
2603150343	03/30/06	16:10	1	N/A	N/A		
2603230001	03/30/06	16:13	1	N/A	N/A		
2603210240	03/30/06	16:15	1	N/A	N/A		
2603210241	03/30/06	16:17	1	N/A	N/A		
TEST MRL_Low	03/30/06	16:20	1	N/A	N/A		
TEST CCV	03/30/06	16:23	1	N/A	N/A		
TEST CCB	03/30/06	16:27	1	N/A	N/A		
2603300001	03/30/06	16:31	1	N/A	N/A		
2603300001MS	03/30/06	16:34	1	N/A	N/A		
2603300002	03/30/06	16:39	1	N/A	N/A		
2603300003	03/30/06	16:41	1	N/A	N/A		
2603210258	03/30/06	16:44	1	N/A	N/A		
2603210259	03/30/06	16:47	1	N/A	N/A		
2603220209	03/30/06	16:50	1	N/A	N/A		
2603220211	03/30/06	16:53	1	N/A	N/A		
2603220223	03/30/06	16:55	1	N/A	N/A		
2603220224	03/30/06	16:57	1	N/A	N/A		
TEST CCV	03/30/06	17:00	1	N/A	N/A		
TEST CCB	03/30/06	17:04	1	N/A	N/A		
2603150120_Dil(100)	03/30/06	17:13	100				
				N/A	N/A		
2603210144_Dil(10)	03/30/06	17:17	10	N/A	N/A		
2603210150_Dil(10)	03/30/06	17:19	10	N/A	N/A		
2603210153_Dil(100)	03/30/06	17:20	100				
				N/A	N/A		
2603210155_Dil(10)	03/30/06	17:23	10	N/A	N/A		
2603210156_Dil(10)	03/30/06	17:24	10	N/A	N/A		

Sample ID	Date	Time	Dil	Raw	Rept.	Limit	Comment
TEST ICV	03/30/06	09:53	1	103.14	103		
TEST ICB	03/30/06	09:59	1	.02192	0.022		
TEST MRL_CHK1	03/30/06	10:03	1	1.0333	1.03		
TEST MRL_Low	03/30/06	10:11	1	.20397	0.204		
TEST LINRTY	03/30/06	10:14	1	515.74	520		
MCV	03/30/06	10:23	1	100.65	101	90-110	100%
C_S Check	03/30/06	10:32	1	.01922	0.019		
ICPMS ICSA	03/30/06	10:46	1	.14662	0.147	[0.147]	.733 Q
ICPMS ICSAB	03/30/06	10:50	1	.16255	0.163	[0.163]	.812 Q
C.O.B.	03/30/06	11:01	1	.00109	0.001		
200.8_LCS	03/30/06	11:07	1	18.966	19	85-115	94.8%
200.8_LCSD	03/30/06	11:12	1	19.249	19.2	85-115	96.2%
2603090347	03/30/06	11:24	1	.02108	0.021		
2603100260	03/30/06	11:29	1	.00593	0.006		
2603140436	03/30/06	11:32	1	.10871	0.11		
2603140436_Dil(5)	03/30/06	11:37	5	.10623	0.11		
2603140472	03/30/06	11:41	1	.00289	0.003		
2603150119	03/30/06	11:44	1	.00187	0.002		
2603150119MS	03/30/06	11:47	1	19.073	19.1	[19.072]	95.3%
2603150120	03/30/06	11:52	1	.11864	0.12		
2603210144	03/30/06	11:59	1	.04566	0.046		
TEST CCV_1	03/30/06	12:05	1	19.639	19.6		
TEST CCB_1	03/30/06	12:15	1	.00322	0.003		
200.8_MRLCHK	03/30/06	12:18	1	1.0304	1.03		
2603210150	03/30/06	12:21	1	.03008	0.030		
2603210153	03/30/06	12:24	1	.18052	0.18		
2603210155	03/30/06	12:29	1	.05931	0.059		
2603210156	03/30/06	12:33	1	.03688	0.037		
2603220347	03/30/06	12:38	1	.04728	0.047		
2603220348	03/30/06	12:42	1	.01725	0.017		
2603220357	03/30/06	12:47	1	.00944	0.009		
2603220360	03/30/06	12:50	1	.03540	0.035		
2603230069	03/30/06	12:54	1	.02216	0.022		
TEST CCV_2	03/30/06	13:02	1	49.096	49.1		
TEST CCB_2	03/30/06	13:15	1	.00283	0.003		
2603230197	03/30/06	13:21	1	.10187	0.100		
2603240118	03/30/06	13:25	1	.00270	0.003		
2603240118_Dil(10)	03/30/06	13:30	10	.01014	0.010		
2603240135	03/30/06	13:34	1	.06423	0.064		
2603240135MS	03/30/06	13:38	1	21.595	21.6	[21.531]	107%
2603240135MSD	03/30/06	13:43	1	19.807	19.8	[19.743]	98.7%
2603240135T	03/30/06	13:43	1		20.00	70 - 130	
2603240122	03/30/06	13:48	1	.41312	0.41		
2603240122_Dil(10)	03/30/06	13:54	10	.44344	0.44		
2603150120_Dil(10)	03/30/06	13:57	10	.11813	0.12		

Sample ID	Date	Time	Dil	Raw	Rept.	Limit	Comment
TEST CCV_3	03/30/06	14:02	1	100.71	101		
TEST CCB_3	03/30/06	14:46	1	.00259	0.003		
200.8_MBLANK	03/30/06	14:50	1	.00082	0.001		
200.8_LCS	03/30/06	14:52	1	21.304	21.3	85-115	106%
200.8_LCS_D	03/30/06	14:54	1	21.519	21.5	85-115	107%
2603170065	03/30/06	15:00	1	.01083	0.011		
2603170065MS	03/30/06	15:03	1	22.131	22.1	[22.121]	110%
2603170065MSD	03/30/06	15:04	1	22.545	22.5	[22.535]	112%
2603170065T	03/30/06	15:04	1		20.00	70 - 130	
2603180007	03/30/06	15:16	1	.00019	00		
200.8_MRLCHK	03/30/06	15:21	1	1.1131	1.11		
TEST CCV_4	03/30/06	15:24	1	21.302	21.3		
TEST CCB_4	03/30/06	15:32	1	-.00457	ND		
MBLANK	03/30/06	15:32	1	N/A	N/A		
LCS	03/30/06	15:38	1	N/A	N/A		
LCS_D	03/30/06	15:39	1	N/A	N/A		
2603210141	03/30/06	15:52	1	N/A	N/A		
2603210141MS	03/30/06	15:57	1	N/A	N/A		
2603210141MSD	03/30/06	15:58	1	N/A	N/A		
2603170004	03/30/06	16:04	1	N/A	N/A		
2603150078	03/30/06	16:06	1	N/A	N/A		
2603150079	03/30/06	16:08	1	N/A	N/A		
2603150343	03/30/06	16:10	1	N/A	N/A		
2603230001	03/30/06	16:13	1	N/A	N/A		
2603210240	03/30/06	16:15	1	N/A	N/A		
2603210241	03/30/06	16:17	1	N/A	N/A		
TEST MRL_Low	03/30/06	16:20	1	N/A	N/A		
TEST CCV	03/30/06	16:23	1	N/A	N/A		
TEST CCB	03/30/06	16:27	1	N/A	N/A		
2603300001	03/30/06	16:31	1	N/A	N/A		
2603300001MS	03/30/06	16:34	1	N/A	N/A		
2603300002	03/30/06	16:39	1	N/A	N/A		
2603300003	03/30/06	16:41	1	N/A	N/A		
2603210258	03/30/06	16:44	1	N/A	N/A		
2603210259	03/30/06	16:47	1	N/A	N/A		
2603220209	03/30/06	16:50	1	N/A	N/A		
2603220211	03/30/06	16:53	1	N/A	N/A		
2603220223	03/30/06	16:55	1	N/A	N/A		
2603220224	03/30/06	16:57	1	N/A	N/A		
TEST CCV	03/30/06	17:00	1	N/A	N/A		
TEST CCB	03/30/06	17:04	1	N/A	N/A		
2603150120_Dil(100)	03/30/06	17:13	100				
				N/A	N/A		
2603210144_Dil(10)	03/30/06	17:17	10				
				N/A	N/A		
2603210150_Dil(10)	03/30/06	17:19	10				
				N/A	N/A		
2603210153_Dil(100)	03/30/06	17:20	100				
				N/A	N/A		
2603210155_Dil(10)	03/30/06	17:23	10				
				N/A	N/A		
2603210156_Dil(10)	03/30/06	17:24	10				
				N/A	N/A		

Sample ID	Date	Time	Dil	Raw	Rept.	Limit	Comment
TEST ICV	03/30/06	09:53	1	101.75	102		
TEST ICB	03/30/06	09:59	1	.01417	0.014		
TEST MRL_CHK1	03/30/06	10:03	1	.52764	0.528		
TEST MRL_Low	03/30/06	10:11	1	.10704	0.107		
TEST LINRTY	03/30/06	10:14	1	492.59	490		
MCV	03/30/06	10:23	1	99.336	99.3	90-110	99.3%
C_S Check	03/30/06	10:32	1	.09807	0.098		
ICPMS ICSA	03/30/06	10:46	1	.60151	0.602	[0.602]	3.00 Q
ICPMS ICSAB	03/30/06	10:50	1	.63571	0.636	[0.636]	3.17 Q
C.O.B.	03/30/06	11:01	1	.00658	0.007		
200.8_LCS	03/30/06	11:07	1	19.458	19.5	85-115	97.2%
200.8_LCSD	03/30/06	11:12	1	19.535	19.5	85-115	97.6%
2603090347	03/30/06	11:24	1	.16983	0.17		
2603100260	03/30/06	11:29	1	.10827	0.11		
2603140436	03/30/06	11:32	1	2.2697	2.3		
2603140436_Dil(5)	03/30/06	11:37	5	2.2123	2.2		
2603140472	03/30/06	11:41	1	.10403	0.100		
2603150119	03/30/06	11:44	1	.09244	0.092		
2603150119MS	03/30/06	11:47	1	19.443	19.4	[19.351]	96.7%
2603150120	03/30/06	11:52	1	38.865	39		
2603210144	03/30/06	11:59	1	2.3518	2.4		
TEST CCV_1	03/30/06	12:05	1	19.895	19.9		
TEST CCB_1	03/30/06	12:15	1	.00047	00		
200.8_MRLCHK	03/30/06	12:18	1	.51924	0.519		
2603210150	03/30/06	12:21	1	3.3094	3.3		
2603210153	03/30/06	12:24	1	21.511	22		
2603210155	03/30/06	12:29	1	2.2524	2.3		
2603210156	03/30/06	12:33	1	1.1799	1.2		
2603220347	03/30/06	12:38	1	2.0555	2.1		
2603220348	03/30/06	12:42	1	1.2393	1.2		
2603220357	03/30/06	12:47	1	.66959	0.67		
2603220360	03/30/06	12:50	1	.21764	0.22		
2603230069	03/30/06	12:54	1	.06875	0.069		
TEST CCV_2	03/30/06	13:02	1	49.858	49.9		
TEST CCB_2	03/30/06	13:15	1	.00088	0.001		
2603230197	03/30/06	13:21	1	.67234	0.67		
2603240118	03/30/06	13:25	1	1.7682	1.8		
2603240118_Dil(10)	03/30/06	13:30	10	1.7251	1.7		
2603240135	03/30/06	13:34	1	.26471	0.26		
2603240135MS	03/30/06	13:38	1	21.473	21.5	[21.209]	106%
2603240135MSD	03/30/06	13:43	1	19.725	19.7	[19.460]	97.3%
2603240135T	03/30/06	13:43	1		20.00	70 - 130	
2603240122	03/30/06	13:48	1	15.055	15		
2603240122_Dil(10)	03/30/06	13:54	10	15.565	16		
2603150120_Dil(10)	03/30/06	13:57	10	37.727	38		

Sample ID	Date	Time	Dil	Raw	Rept.	Limit	Comment
TEST CCV_3	03/30/06	14:02	1	99.475	99.5		
TEST CCB_3	03/30/06	14:46	1	-.00105	ND		
200.8_MBLANK	03/30/06	14:50	1	.02901	0.029		
200.8_LCS	03/30/06	14:52	1	19.989	20	85-115	99.9%
200.8_LCSD	03/30/06	14:54	1	20.262	20.3	85-115	101%
2603170065	03/30/06	15:00	1	.05070	0.051		
2603170065MS	03/30/06	15:03	1	20.677	20.7	[20.626]	103%
2603170065MSD	03/30/06	15:04	1	20.865	20.9	[20.815]	104%
2603170065T	03/30/06	15:04	1		20.00	70 - 130	
2603180007	03/30/06	15:16	1	1.9627	2.0		
200.8_MRLCHK	03/30/06	15:21	1	.58414	0.584		
TEST CCV_4	03/30/06	15:24	1	19.812	19.8		
TEST CCB_4	03/30/06	15:32	1	.00080	0.001		
MBLANK	03/30/06	15:32	1	.00080	0.001		
LCS	03/30/06	15:38	1	20.789	20.8	85-115	103%
LCSD	03/30/06	15:39	1	21.555	21.6	85-115	107%
2603210141	03/30/06	15:52	1	.00922	0.009		
2603210141MS	03/30/06	15:57	1	21.262	21.3	[21.253]	106%
2603210141MSD	03/30/06	15:58	1	21.692	21.7	[21.683]	108%
2603210141T	03/30/06	15:58	1		20.00	70 - 130	
2603170004	03/30/06	16:04	1	.02759	0.028		
2603150078	03/30/06	16:06	1	.80702	0.81		
2603150079	03/30/06	16:08	1	.04621	0.046		
2603150343	03/30/06	16:10	1	-.00367	ND		
2603230001	03/30/06	16:13	1	-.00426	ND		
2603210240	03/30/06	16:15	1	4.5068	4.5		
2603210241	03/30/06	16:17	1	.28204	0.28		
TEST MRL_Low	03/30/06	16:20	1	.10028	0.1		
TEST CCV	03/30/06	16:23	1	53.570	53.6		
TEST CCB	03/30/06	16:27	1	.03689	0.037		
2603300001	03/30/06	16:31	1	N/A	N/A		
2603300001MS	03/30/06	16:34	1	N/A	N/A		
2603300002	03/30/06	16:39	1	N/A	N/A		
2603300003	03/30/06	16:41	1	N/A	N/A		
2603210258	03/30/06	16:44	1	N/A	N/A		
2603210259	03/30/06	16:47	1	N/A	N/A		
2603220209	03/30/06	16:50	1	N/A	N/A		
2603220211	03/30/06	16:53	1	N/A	N/A		
2603220223	03/30/06	16:55	1	N/A	N/A		
2603220224	03/30/06	16:57	1	N/A	N/A		
TEST CCV	03/30/06	17:00	1	N/A	N/A		
TEST CCB	03/30/06	17:04	1	N/A	N/A		
2603150120_Dil(100)	03/30/06	17:13	100				
2603210144_Dil(10)	03/30/06	17:17	10	N/A	N/A		
2603210150_Dil(10)	03/30/06	17:19	10	N/A	N/A		
2603210153_Dil(100)	03/30/06	17:20	100				
2603210155_Dil(10)	03/30/06	17:23	10	N/A	N/A		
2603210156_Dil(10)	03/30/06	17:24	10	N/A	N/A		

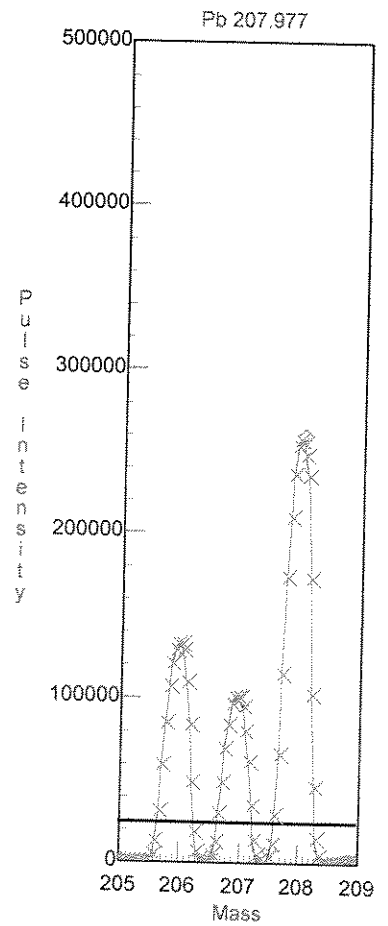
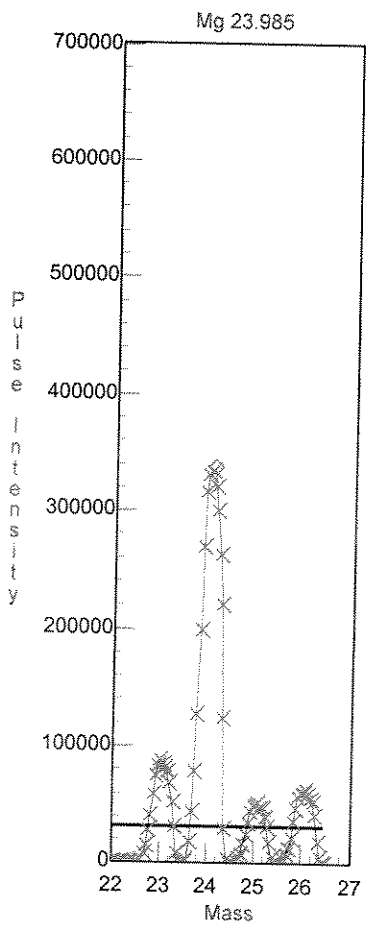
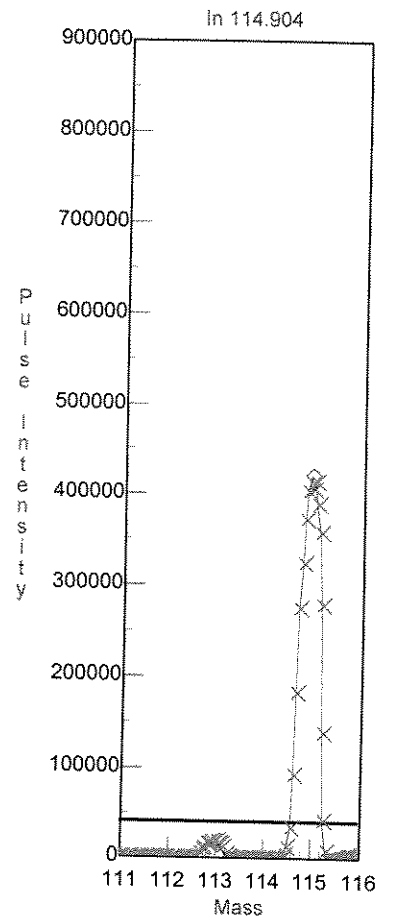
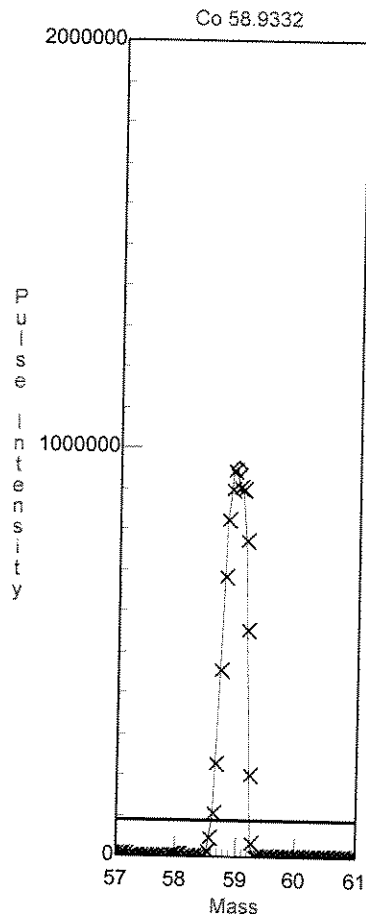
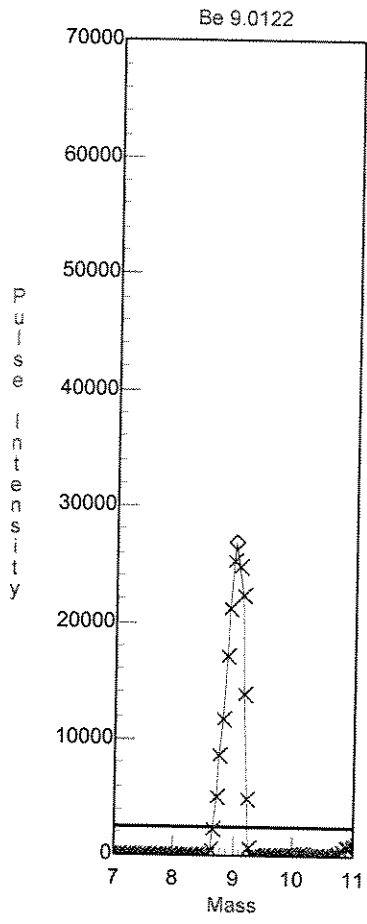
Sample ID	Time	LI	BE	AL	C	S	V	CR	MN	CO	NI	CU
TEST ICV	09:53	N/A	99.0/100	101/100	N/A	N/A	99.5 (250)	103 (250)	104 (250)	103 (250)	101 (250)	101 (250)
TEST ICB	09:59	N/A	0.0294	0.0287	N/A	N/A	0.0185	0.0109	0.0170	0.0187	0.0203	0.0217
TEST MRL_CHK1	10:03	N/A	0.894/1	24.9/25	N/A	N/A	3.15/3	1.03/1	2.17/2	2.18/2	4.87/5	1.98/2
TEST MRL_Low	10:11	N/A	0.221 (1)	5.03 (25)	N/A	N/A	0.623 (3)	0.184 (1)	0.425 (2)	0.443 (2)	0.906 (5)	0.389 (2)
TEST LINKTY	10:14	N/A	500.1	489.1	N/A	N/A	518.7	500.5	510.0	512.6	491.2	487.2
MCV	10:23	N/A	38.1/40	101/100	N/A	N/A	98.9/100	97.0/100	102/100	100/100	96.7/100	100/100
C_S Check	10:32	N/A	0.0083	1.965	N/A	N/A	0.0730	-0.0362	0.0221	0.0231	0.0154	-0.0589
ICPMS ICSA	10:46	N/A	0.0865	87255.8	N/A	N/A	2.2731	1.084	10.77	2.044	4.027	4.436
ICPMS ICSAB	10:50	N/A	0.1738	88323.4	N/A	N/A	41.98	20.49	30.60	44.40	42.19	22.94
C.O.B.	11:01	N/A	0.0019	0.6416	N/A	N/A	-0.068	-0.0222	0.0024	0.0018	0.0257	0.0469
200.8_LCS	11:07	N/A	4.86/5	187/200	N/A	N/A	105/100	94.0/100	48.3/50	101/100	47.4/50	93.5/100
200.8_LCS_D	11:12	N/A	5.09/5	187/200	N/A	N/A	104/100	93.5/100	48.9/50	102/100	47.8/50	93.3/100
2603090347	11:24	N/A	0.0042	11.00	N/A	N/A	2.132	0.4155	3.728	0.2219	3.097	2.025
2603100260	11:29	N/A	0.0008	40.95	N/A	N/A	-1.184	0.5330	6.613	0.0628	0.2063	4.379
2603140436	11:32	N/A	0.1004	1762.3	N/A	N/A	35.49	51.42	61.43	1.391	6.126	4.877
2603140436_Dil (5)	11:37	N/A	0.1241	2026.8	N/A	N/A	-2.647	0.5246	4.068	0.0272	0.0813	0.3226
2603140472	11:41	N/A	0.0142	9.005	N/A	N/A	-4.073	0.6321	8.392	0.0437	0.1190	0.7927
2603150119	11:44	N/A	-0.0030	23.96	N/A	N/A	97.28	89.78	55.14	98.50	44.93	91.21
2603150119MS	11:47	N/A	4.451	186.4	N/A	N/A	69.82	44.49	515.9	7.024	34.97	37.33
2603150120	11:52	N/A	0.4248	10294.6	N/A	N/A	32.54	16.32	56.17	1.012	3.838	9.789
2603210144	11:59	N/A	0.1088	1630.7	N/A	N/A	20.0 (50)	18.5 (50)	18.7 (50)	20.5 (10)	19.4 (50)	18.8 (50)
TEST_CCB_1	12:05	N/A	19.3/20	0.0933	N/A	N/A	0.010	-0.0120	0.0193	0.0034	-0.0018	0.0331
TEST_CCB_2	12:15	N/A	0.0058	0.933	N/A	N/A	2.94/3	1.29/1	2.03/2	2.17/2	5.09/5	2.01/2
200.8_MRLCHK	12:18	N/A	0.986/1	24.1/25	N/A	N/A	28.15	10.66	144.8	0.8209	3.174	7.400
2603210150	12:21	N/A	0.0342	578.9	N/A	N/A	38.12	28.91	468.9	4.648	14.46	50.11
2603210153	12:24	N/A	0.9921	10434.1	N/A	N/A	33.47	17.27	53.43	1.384	5.057	4.252
2603210155	12:29	N/A	0.2154	2880.6	N/A	N/A	29.93	15.98	26.36	0.7330	3.232	2.519
26032210156	12:33	N/A	0.1198	1488.1	N/A	N/A	26.48	30.88	56.05	0.7980	4.519	6.971
2603220347	12:38	N/A	0.1217	1550.5	N/A	N/A	28.34	11.02	24.86	0.4813	3.197	2.090
2603220348	12:42	N/A	0.0286	615.8	N/A	N/A	25.35	10.43	10.43	0.1796	1.702	1.075
2603220357	12:47	N/A	0.0154	184.8	N/A	N/A	27.47	40.64	4.617	0.2384	2.862	2.000
2603220360	12:50	N/A	0.0191	136.3	N/A	N/A	12.14	2.497	82.10	0.8099	5.982	2.619
2603230069	12:54	N/A	0.0085	38.02	N/A	N/A	50.3/50	47.0/50	49.6/50	51.4 (10)	48.7/50	48.8/50
TEST_CCB_2	13:02	N/A	47.9 (20)	53.4 (100)	N/A	N/A	-0.160	-0.0073	0.0224	0.0007	0.0036	0.0408
TEST_CCB_2	13:15	N/A	0.0097	0.0293	N/A	N/A	21.00	9.114	54.94	0.6265	3.354	1.876
2603230197	13:21	N/A	0.0613	1205.5	N/A	N/A	5.8894	2.197	3245.6	0.4703	2.666	1.764
2603240118	13:25	N/A	0.0148	78.09	N/A	N/A	7.0693	0.8891	3976.0	0.5381	3.085	2.629
2603240118_Dil (10)	13:30	N/A	0.0524	86.31	N/A	N/A	14.28	23.28	83.68	0.8647	5.295	2.870
2603240135	13:34	N/A	0.0154	250.8	N/A	N/A	107.2	105.5	128.4	85.44	45.29	87.80
2603240135MSD	13:38	N/A	4.259	450.2	N/A	N/A	108.5	106.3	126.1	85.31	46.62	85.05
2603240135MSD	13:43	N/A	4.231	449.1	N/A	N/A	55.10	54.30	479.2	9.385	32.77	24.15
2603240122	13:48	N/A	1.549	21841.6	N/A	N/A	62.40	59.42	528.5	10.70	37.01	28.18
2603240122_Dil (10)	13:54	N/A	2.126	13917.4	N/A	N/A	73.40	45.04	527.7	6.551	36.34	41.03
2603150120_Dil (10)	13:57	N/A	0.7811	105/100	N/A	N/A	106 (50)	99.8 (50)	102 (50)	99.1 (10)	98.0 (50)	101 (50)
TEST_CCB_3	14:02	N/A	106 (20)	0.0275	N/A	N/A	0.0106	-0.0233	0.0208	0.0007	-0.0042	0.0265
TEST_CCB_3	14:46	N/A	0.0059	0.0275	N/A	N/A	-4.129	0.3114	0.0697	0.0042	0.0536	0.0630
200.8_MBLANK	14:50	N/A	0.0089	3.133	N/A	N/A	98.9/100	93.3/100	47.8/50	94.9/100	47.6/50	98.2/100
200.8_LCS	14:52	N/A	4.98/5	197/200	N/A	N/A	102/100	95.9/100	49.1/50	97.7/100	48.6/50	100/100
200.8_LCS_D	14:54	N/A	5.17/5	205/200	N/A	N/A						

Sample ID	Time	LI	BE	AL	C	S	V	CR	MN	CO	NI	CU
2603170065	15:00	N/A	- .0007	10.08	N/A	N/A	- .2058	0.8461	63.80	0.3261	1.747	0.2785
2603170065MS	15:03	N/A	4.628	199.0	N/A	N/A	96.90	87.93	107.2	95.57	47.14	90.07
2603170065MSD	15:04	N/A	5.178	204.6	N/A	N/A	96.20	88.65	110.3	97.78	48.07	92.04
2603180007	15:16	N/A	0.0446	50.60	N/A	N/A	1.720	1.553	240.9	0.4255	2.211	6.413
200.8_MRLCHK	15:21	N/A	1.08/1	30.9/25	N/A	N/A	2.64/3	1.35/1	2.17/2	2.13/2	5.17/5	2.21/2
TEST CCV_4	15:24	N/A	20.5/20	19.6(100)	N/A	N/A	19.3(50)	18.0(50)	18.5(50)	20.0(10)	18.9(50)	19.1(50)
TEST CCB_4	15:32	N/A	- .0051	- .0906	N/A	N/A	- .0133	- .0224	- .0598	- .0104	0.0032	- .0133
MBLANK	15:32	N/A	N/A	- .0906	N/A	N/A	N/A	- .0224	- .0598	N/A	N/A	- .0133
LCS	15:38	N/A	N/A	198/200	N/A	N/A	N/A	94.8/100	50.5/50	N/A	N/A	96.9/100
LCS_D	15:39	N/A	N/A	199/200	N/A	N/A	N/A	97.6/100	51.0/50	N/A	N/A	98.9/100
2603210141	15:52	N/A	N/A	0.4281	N/A	N/A	N/A	0.0361	0.0256	N/A	N/A	- .0149
2603210141MS	15:57	N/A	N/A	195.3	N/A	N/A	N/A	96.07	50.40	N/A	N/A	97.94
2603210141MSD	15:58	N/A	N/A	200.5	N/A	N/A	N/A	96.52	51.00	N/A	N/A	98.45
2603170004	16:04	N/A	N/A	1.226	N/A	N/A	N/A	- .0375	38.08	N/A	N/A	0.1049
2603150078	16:06	N/A	N/A	50.69	N/A	N/A	N/A	0.1121	2.154	N/A	N/A	17.73
2603150079	16:08	N/A	N/A	14.37	N/A	N/A	N/A	0.0313	0.1114	N/A	N/A	1.119
2603150343	16:10	N/A	N/A	- .2587	N/A	N/A	N/A	- .1836	0.0092	N/A	N/A	- .0081
2603230001	16:13	N/A	N/A	- .2276	N/A	N/A	N/A	2.865	- .0019	N/A	N/A	0.0439
2603210240	16:15	N/A	N/A	1.701	N/A	N/A	N/A	2.645	0.0034	N/A	N/A	769.0
2603210241	16:17	N/A	N/A	42.89	N/A	N/A	N/A	0.6249	0.3540	N/A	N/A	18.97
TEST MRL_Low	16:20	N/A	N/A	4.82(25)	N/A	N/A	N/A	0.155(1)	0.381(2)	N/A	N/A	0.532(2)
TEST CCV	16:23	N/A	N/A	49.0(100)	N/A	N/A	N/A	49.9/50	50.4/50	N/A	N/A	50.1/50
TEST CCB	16:27	N/A	N/A	0.4699	N/A	N/A	N/A	0.0835	0.0835	N/A	N/A	0.0891
2603300001	16:31	N/A	N/A	- .5175	N/A	N/A	N/A	N/A	0.2773	N/A	N/A	0.0406
2603300001MS	16:34	N/A	N/A	197.3	N/A	N/A	N/A	N/A	48.79	N/A	N/A	94.67
2603300002	16:39	N/A	N/A	- .3246	N/A	N/A	N/A	N/A	0.0112	N/A	N/A	- .0345
2603300003	16:41	N/A	N/A	- .6218	N/A	N/A	N/A	N/A	- .0270	N/A	N/A	- .0449
2603210258	16:44	N/A	N/A	120.2	N/A	N/A	N/A	N/A	2.820	N/A	N/A	14.27
2603210259	16:47	N/A	N/A	2.077	N/A	N/A	N/A	N/A	0.0702	N/A	N/A	0.2907
2603220209	16:50	N/A	N/A	2.422	N/A	N/A	N/A	N/A	0.8849	N/A	N/A	12.46
2603220211	16:53	N/A	N/A	0.7280	N/A	N/A	N/A	N/A	0.0750	N/A	N/A	0.0940
2603220223	16:55	N/A	N/A	7.355	N/A	N/A	N/A	N/A	1.155	N/A	N/A	0.1271
2603220224	16:57	N/A	N/A	11.98	N/A	N/A	N/A	N/A	3.470	N/A	N/A	18.33
TEST CCV	17:00	N/A	N/A	19.9(100)	N/A	N/A	N/A	N/A	20.4(50)	N/A	N/A	19.6(50)
TEST CCB	17:04	N/A	N/A	- .0590	N/A	N/A	N/A	N/A	- .0112	N/A	N/A	- .0083
2603150120_Dil(100)	17:13	N/A	N/A	\$12820.4	N/A	N/A	N/A	N/A	N/A	N/A	N/A	N/A
2603210144_Dil(10)	17:13	N/A	N/A	\$1793.1	N/A	N/A	N/A	N/A	N/A	N/A	N/A	N/A
2603210150_Dil(10)	17:17	N/A	N/A	627.9	N/A	N/A	N/A	N/A	N/A	N/A	N/A	N/A
2603210153_Dil(100)	17:19	N/A	N/A	\$14704.9	N/A	N/A	N/A	N/A	N/A	N/A	N/A	N/A
2603210155_Dil(10)	17:20	N/A	N/A	\$2846.1	N/A	N/A	N/A	N/A	N/A	N/A	N/A	N/A
2603210156_Dil(10)	17:23	N/A	N/A	\$1527.6	N/A	N/A	N/A	N/A	N/A	N/A	N/A	N/A
2603220347_Dil(10)	17:24	N/A	N/A	\$1623.6	N/A	N/A	N/A	N/A	N/A	N/A	N/A	N/A
2603220348_Dil(10)	17:27	N/A	N/A	637.6	N/A	N/A	N/A	N/A	N/A	N/A	N/A	N/A
2603220348_Dil(10)	17:28	N/A	N/A	\$1137.2	N/A	N/A	N/A	N/A	N/A	N/A	N/A	N/A
2603230197_Dil(10)	17:31	N/A	N/A	\$30902.2	N/A	N/A	N/A	N/A	N/A	N/A	N/A	N/A
2603240122_Dil(100)	17:33	N/A	N/A	47.7(100)	N/A	N/A	N/A	N/A	N/A	N/A	N/A	N/A
TEST CCV	17:36	N/A	N/A	1.623	N/A	N/A	N/A	N/A	N/A	N/A	N/A	N/A
TEST CCB	17:38	N/A	N/A		N/A	N/A	N/A	N/A	N/A	N/A	N/A	N/A

Sample ID	Time	ZN	GE	AS	SE	MO	AG	CD	IN	SE	BA	TL
TEST ICV	09:53	100(250)	N/A	100(250)	99.2(250)	101	%100.0(250)	99.8(125)	N/A	100(250)	103(250)	103(250)
TEST ICB	09:59	0.0086	N/A	0.0001	0.0138	0.0603	0.0195	0.014	N/A	0.0674	0.0184	0.0219
TEST MRL_CHK1	10:03	4.79/5	N/A	1.18/1	4.66/5	2.09/2	0.479/.5	0.521/.5	N/A	1.02/1	2.03/2	1.03/1
TEST MRL_Low	10:11	0.908(5)	N/A	0.266(1)	0.990(5)	0.425(2)	0.108(.5)	0.116(.5)	N/A	0.222(1)	0.408(2)	0.204(1)
TEST LINREY	10:14	527.1	N/A	528.0	543.1	490.8	478.7	486.5	N/A	488.4	525.3	515.7
MCV	10:23	97.8/100	N/A	99.5/100	99.4/100	99.0	20.2	50.2/50	N/A	102/100	101/100	101/100
C_S Check	10:32	1.625	N/A	0.1082	0.2654	0.0505	0.0167	0.0230	N/A	0.1864	0.0292	0.0192
ICPMS ICSA	10:46	7.910	N/A	0.2979	\$1892.6	\$1892.6	0.1434	6.410	N/A	0.8644	0.9780	0.1466
ICPMS ICSAB	10:50	27.08	N/A	20.21	20.18	\$1912.0	20.16	16.38	N/A	0.9988	0.0069	0.0011
C.O.B. LCS	11:01	0.1116	N/A	-0.167	-0.266	0.0676	0.0006	0.0023	N/A	0.9988	0.9780	0.1626
200.8 LCS	11:07	96.3/100	N/A	18.8/20	19.7/20	94.7/100	50.2/50	20.3/20	N/A	51.5/50	106/100	19.0/20
200.8 LCS	11:12	96.9/100	N/A	19.3/20	19.5/20	95.4/100	50.3/50	20.4/20	N/A	52.0/50	106/100	19.2/20
2603090347	11:24	5.080	N/A	2.396	2.559	6.093	0.0217	0.0273	N/A	0.4302	173.6	0.0211
2603100260	11:29	10.64	N/A	-1.068	-0.800	0.1897	0.0107	0.0079	N/A	0.0575	1.240	0.0059
2603140436	11:32	39.26	N/A	63.37	2.248	19.36	0.0548	0.1156	N/A	0.2566	74.69	0.1087
2603140436_Dil(5)	11:37	42.87	N/A	61.89	2.298	17.67	0.0537	0.1095	N/A	0.2764	76.48	0.1062
2603150119	11:41	3.379	N/A	-2.206	0.0308	0.0924	0.0076	0.0115	N/A	0.0401	0.6337	0.0029
2603150120	11:44	17.20	N/A	-1.106	-0.640	0.0711	0.0054	0.1002	N/A	0.0318	0.7702	0.0019
2603150120	11:47	11.2	N/A	18.96	18.61	95.39	49.39	20.19	N/A	52.39	104.3	19.07
2603150119MS	11:52	\$3471.0	N/A	64.78	3.574	4.378	0.1071	0.8847	N/A	0.2921	193.7	0.1186
2603210144	11:59	57.97	N/A	73.29	3.689	13.14	0.0376	0.1593	N/A	0.2017	75.20	0.0457
TEST CCV_1	12:05	19.2(50)	N/A	19.8(50)	19.0(50)	20.6	20.8	20.4(25)	N/A	20.9(50)	21.1(50)	19.6(50)
TEST CCB_1	12:15	0.0543	N/A	0.0010	-0.0591	0.0183	0.0013	0.0019	N/A	0.0116	0.0099	0.0032
200.8 MRLCHK	12:18	7.22/5	N/A	43.62	4.756	2.17/2	0.537/.5	0.547/.5	N/A	1.16/1	2.32/2	1.03/1
2603210150	12:21	58.20	N/A	123.6	6.236	5.298	0.0201	0.2871	N/A	0.2119	51.22	0.0301
2603210150	12:24	76.79	N/A	74.83	3.730	42.21	0.0961	0.6507	N/A	1.140	266.5	0.1805
2603210155	12:29	74.69	N/A	74.25	3.150	12.85	0.0441	0.0893	N/A	0.1651	85.02	0.0593
2603210156	12:33	41.36	N/A	74.25	3.150	13.30	0.0270	0.0690	N/A	0.1403	57.82	0.0369
2603220347	12:38	10.76	N/A	115.9	6.854	49.20	0.0249	0.2119	N/A	0.5405	50.22	0.0473
2603220348	12:42	43.10	N/A	49.89	3.064	5.164	0.0238	0.0447	N/A	0.0836	37.73	0.0173
2603220357	12:47	52.28	N/A	39.18	2.849	5.227	0.0075	0.0339	N/A	0.0771	28.77	0.0094
2603220360	12:50	5.019	N/A	63.19	2.145	21.45	0.0080	0.0666	N/A	0.1292	52.72	0.0354
2603230069	12:54	1.966	N/A	155.3	3.579	17.89	0.0108	0.0680	N/A	0.1074	37.35	0.0222
TEST CCV_2	13:02	50.4/50	N/A	51.9/50	49.3/50	52.3	52.7	51.8(25)	N/A	51.5/50	52.6/50	49.1/50
TEST CCB_2	13:15	0.0182	N/A	-0.0011	-0.0097	0.0149	-0.0005	0.0025	N/A	0.0139	0.0072	0.0028
2603240118	13:21	10.48	N/A	35.92	2.834	13.48	0.0210	0.0589	N/A	0.2536	36.86	0.1019
2603240118	13:25	291.3	N/A	3.522	1.906	1.537	0.0404	0.1309	N/A	0.1108	21.56	0.0027
2603240118_Dil(10)	13:30	376.2	N/A	4.258	1.659	1.550	0.0163	0.1340	N/A	0.1004	22.68	0.0101
2603240135	13:34	2.859	N/A	87.64	5.219	124.5	0.0133	0.3759	N/A	0.2029	39.31	0.0642
2603240135MS	13:38	97.17	N/A	109.9	27.81	244.1	47.91	21.33	N/A	53.33	146.0	21.60
2603240135MSD	13:43	92.97	N/A	109.7	27.99	229.4	44.58	19.96	N/A	47.52	136.5	19.81
2603240122	13:48	104.2	N/A	58.40	2.598	13.15	0.1266	0.2630	N/A	0.2174	306.0	0.4131
2603240122_Dil(10)	13:54	133.3	N/A	61.86	2.806	11.31	0.0816	0.2968	N/A	0.2110	312.6	0.4434
2603150120_Dil(10)	13:57	\$4029.0	N/A	58.83	3.429	3.354	0.0570	0.9027	N/A	0.1798	184.1	0.1181
TEST CCB_3	14:02	105(50)	N/A	97.0(50)	99.8(50)	108	106	106(25)	N/A	94.6(50)	103(50)	101(50)
TEST CCV_3	14:06	0.0174	N/A	-0.0052	-0.0258	0.0095	-0.0008	0.0029	N/A	0.0040	0.0024	0.0026
200.8_MBLANK	14:46	3.002	N/A	-1519	0.1012	0.0158	0.0123	0.0018	N/A	0.0560	0.0867	0.0008
200.8 LCS	14:52	106/100	N/A	20.5/20	20.3/20	100/100	51.8/50	20.7/20	N/A	46.5/50	95.9/100	21.3/20
200.8 LCS	14:54	107/100	N/A	20.8/20	20.7/20	101/100	52.5/50	20.9/20	N/A	46.7/50	97.2/100	21.5/20

Sample ID	Time	PB	BI
TEST ICV	09:53	102(250)	N/A
TEST ICB	09:59	0.0142	N/A
TEST MRL_CHK1	10:03	0.528/.5	N/A
TEST MRL_Low	10:11	0.107(.5)	N/A
TEST LINRTY	10:14	492.6	N/A
MCV	10:23	99.3/100	N/A
C_S Check	10:32	0.0981	N/A
ICPMS ICSA	10:46	0.6015	N/A
ICPMS ICSAB	10:50	0.6357	N/A
C.O.B.	11:01	0.0066	N/A
200.8_LCS	11:07	19.5/20	N/A
200.8_LCSD	11:12	19.5/20	N/A
2603090347	11:24	0.1698	N/A
2603100260	11:29	0.1083	N/A
2603140436	11:32	2.270	N/A
2603140436_Dil(5)	11:37	2.212	N/A
2603140472	11:41	0.1040	N/A
2603150119	11:44	0.0924	N/A
2603150119MS	11:47	19.44	N/A
2603150120	11:52	38.87	N/A
2603210144	11:59	2.352	N/A
TEST CCV_1	12:05	19.9(50)	N/A
TEST CCB_1	12:15	0.0005	N/A
200.8_MRLCHK	12:18	0.519/.5	N/A
2603210150	12:21	3.309	N/A
2603210153	12:24	21.51	N/A
2603210155	12:29	2.252	N/A
2603210156	12:33	1.180	N/A
2603220347	12:38	2.056	N/A
2603220348	12:42	1.239	N/A
2603220357	12:47	0.6696	N/A
2603220360	12:50	0.2176	N/A
2603230069	12:54	0.0688	N/A
TEST CCV_2	13:02	49.9/50	N/A
TEST CCB_2	13:15	0.0009	N/A
2603230197	13:21	0.6723	N/A
2603240118	13:25	1.768	N/A
2603240118_Dil(10)	13:30	1.725	N/A
2603240135	13:34	0.2647	N/A
2603240135MS	13:38	21.47	N/A
2603240135MSD	13:43	19.73	N/A
2603240122	13:48	15.06	N/A
2603240122_Dil(10)	13:54	15.57	N/A
2603150120_Dil(10)	13:57	37.73	N/A
TEST CCV_3	14:02	99.5(50)	N/A
TEST CCB_3	14:46	--0011	N/A
200.8_MBLANK	14:50	0.0290	N/A
200.8_LCS	14:52	20.0/20	N/A
200.8_LCSD	14:54	20.3/20	N/A

Sample_ID	Time	PB	BI
2603170055	15:00	0.0507	N/A
260317005MS	15:03	20.68	N/A
2603170065MSD	15:04	20.87	N/A
2603180007	15:16	1.963	N/A
200.8_MRLCHK	15:21	0.584/.5	N/A
TEST_CCV_4	15:24	19.8(50)	N/A
TEST_CCB_4	15:32	0.0008	N/A
MELANK	15:32	0.0008	N/A
LCS	15:38	20.8/20	N/A
LCS_D	15:39	21.6/20	N/A
2603210141	15:52	0.0092	N/A
2603210141MS	15:57	21.26	N/A
2603210141MSD	15:58	21.69	N/A
2603170004	16:04	0.0276	N/A
2603150078	16:06	0.8070	N/A
2603150079	16:08	0.0462	N/A
2603150343	16:10	-.0037	N/A
2603230001	16:13	-.0043	N/A
2603210240	16:15	4.507	N/A
2603210241	16:17	0.2820	N/A
TEST_MRL_Low	16:20	0.100(.5)	N/A
TEST_CCV	16:23	53.6/50	N/A
TEST_CCB	16:27	0.0369	N/A
2603300001	16:31	N/A	N/A
2603300001MS	16:34	N/A	N/A
2603300002	16:39	N/A	N/A
2603300003	16:41	N/A	N/A
2603210258	16:44	N/A	N/A
2603210259	16:47	N/A	N/A
2603220209	16:50	N/A	N/A
2603220211	16:53	N/A	N/A
2603220223	16:55	N/A	N/A
2603220224	16:57	N/A	N/A
TEST_CCV	17:00	N/A	N/A
TEST_CCB	17:04	N/A	N/A
2603150120_Dil(100)	17:13	N/A	N/A
2603210144_Dil(10)	17:17	N/A	N/A
2603210150_Dil(10)	17:19	N/A	N/A
2603210153_Dil(100)	17:20	N/A	N/A
2603210155_Dil(10)	17:23	N/A	N/A
2603210156_Dil(10)	17:24	N/A	N/A
2603220347_Dil(10)	17:27	N/A	N/A
2603220348_Dil(10)	17:28	N/A	N/A
2603230197_Dil(10)	17:31	N/A	N/A
2603240122_Dil(100)	17:33	N/A	N/A
TEST_CCV	17:36	N/A	N/A
TEST_CCB	17:38	N/A	N/A



Daily Performance Report

Sample ID: 1.0 ppb Standard

Sample Date/Time: Thursday, March 30, 2006 08:00:01

Sample Description: Daily Performance Check

Method File: C:\elandata\Method\Daily1 Performance.mth

Dataset File:

Tuning File: C:\elandata\Tuning\tooney.tun

Optimization File: C:\elandata\Optimize\optim.dac

Dual Detector Mode: Pulse

Acq. Dead Time(ns): 35

Current Dead Time (ns): 35

Number of Replicates: 5

Analyzed

J. D. S.

3/30/2006

Summary

Analyte	Mass	Meas. Intens. Mean	Net Intens. Mean	Net Intens. SD	Net Intens. RSD
Mg	24.0	9161.3	9161.337	76.615	0.8
In	114.9	36330.1	36330.069	259.699	0.7
Pb	208.0	22336.7	22336.651	305.461	1.4
[> Ce	139.9	36720.3	36720.335	288.268	0.8
[CeO	155.9	1016.0	0.028	0.000	1.7
[> Ba	137.9	31512.6	31512.557	155.531	0.5
[Ba++	69.0	862.3	0.027	0.000	1.6
220	220.0	1.4	1.400	0.224	16.0
8.5	8.5	1.6	1.600	1.084	67.7

Opt File-Man Adjust Sec

C Val	Description
0.90	Nebulizer Gas Flow [NEB]
1.60	Auxiliary Gas Flow
18.00	Plasma Gas Flow
8.20	Lens Voltage
1200.00	ICP RF Power
-1812.50	Analog Stage Voltage
1150.00	Pulse Stage Voltage
-1.00	Quadrupole Rod Offset Std [QRO]
-9.00	Cell Rod Offset Std [CRO]
70.00	Discriminator Threshold
-21.00	Cell Path Voltage Std [CPV]
0.00	RPa
0.25	RPq
0.88	DRC Mode NEB
-6.00	DRC Mode QRO
-2.00	DRC Mode CRO
-25.00	DRC Mode CPV
0.00	Cell Gas A
0.00	Cell Gas B

Replicates

Analyte	Meas. Intensity
Mg	9165.940
In	36123.673
Pb	22169.188
Ce	36723.140
CeO	1018.202
Ba	31585.325
Ba++	854.526
220	1.500

8.5	1.000
Analyte	Meas. Intensity
Mg	9105.901
In	36731.178
Pb	22283.366
Ce	36918.643
CeO	997.900
Ba	31728.065
Ba++	852.025
220	1.500
8.5	3.000
Analyte	Meas. Intensity
Mg	9068.878
In	36131.390
Pb	22761.118
Ce	36919.646
CeO	1030.453
Ba	31399.332
Ba++	862.026
220	1.500
8.5	2.500
Analyte	Meas. Intensity
Mg	9204.965
In	36216.285
Pb	21968.879
Ce	36225.873
CeO	1023.102
Ba	31333.163
Ba++	862.026
220	1.000
8.5	1.000
Analyte	Meas. Intensity
Mg	9261.001
In	36447.820
Pb	22500.706
Ce	36814.374
CeO	1010.151
Ba	31516.900
Ba++	881.027
220	1.500
8.5	0.500

Method 200.8 - Summary Report

Sample ID: Blank

Sample Date/Time: Thursday, March 30, 2006 09:32:08

Sample Type: Sample

Sample Description:

Number of Replicates: 3

Sample File: C:\elandata\Sample\060317as.sam

Method File: C:\elandata\Method\QIKTESTER.mth

Dataset File:

Tuning File: C:\elandata\Tuning\tooney.tun

Optimization File: C:\elandata\Optimize\optim1.dac

Diluted To Volume (mL):

Concentration Results

Analyte	Mass	Blank Int.	Meas. Int.	Meas. Int. RSD	Conc. Mean	Conc. SD	Conc. RSD	Sample Ur
> Li	6		67077	3.5				ug/L
[Be	9		1	86.6				ug/L
[Al	27		16109	8.8				ug/L
[C	13		2396	4.6				ug/L
[S	34		451188	0.8				mg/L
[V	51		2491	11.2				mg/L
[Cr	52		11737	0.4				ug/L
[Mn	55		1486	4.6				ug/L
[Co	59		108	27.0				ug/L
[Ni	60		248	8.4				ug/L
[Cu	65		117	34.7				ug/L
[Zn	66		32	114.6				ug/L
> Ge	73		75003	0.9				ug/L
[As	75		170	34.1				ug/L
[Se	82		47	37.7				ug/L
[Mo	98		46	11.3				ug/L
[Ag	107		81	7.3				ug/L
[Cd	111		6	31.5				ug/L
[Cd	114		28	18.5				ug/L
> In	115		303952	0.2				ug/L
[Sb	121		90	14.8				ug/L
[Ba	138		512	3.8				ug/L
[Tl	205		32	19.0				ug/L
[Pb	208		726	6.3				ug/L
> Bi	209		284732	1.1				ug/L

QC Calculated Values

Analyte	Int Std	% Recovery
Li		
Be		
Al		
C		
S		
/		
Cr		
Mn		

Sample ID: Blank

Report Date/Time: Thursday, March 30, 2006 09:33:22

Co
Ni
Cu
Zn
Ge
As
Se
Mo
Ag
Cd
Cd
In
Sb
Ba
Tl
Pb
Bi

Sample ID: Blank

Report Date/Time: Thursday, March 30, 2006 09:33:23

Method 200.8 - Summary Report

Sample ID: Standard 1

Sample Date/Time: Thursday, March 30, 2006 09:37:51

Sample Type: Sample

Sample Description:

Number of Replicates: 3

Sample File: C:\elandata\Sample\060317as.sam

Method File: C:\elandata\Method\QIKTESTER.mth

Dataset File:

Tuning File: C:\elandata\Tuning\tooney.tun

Optimization File: C:\elandata\Optimize\optim1.dac

Diluted To Volume (mL):

Concentration Results

Analyte	Mass	Blank Int.	Meas. Int.	Meas. Int. RSD	Conc. Mean	Conc. SD	Conc. RSD	Sample Ur
> Li	6	67077	68064	5.1				ug/L
Be	9	1	336	6.7	1.0000	0.1146	11.5	ug/L
Al	27	16109	345605	2.4	25.0000	1.8860	7.5	ug/L
C	13	2396	2432	4.1				mg/L
S	34	451188	455528	0.8				mg/L
V	51	2491	64519	0.7	3.0000	0.0302	1.0	ug/L
Cr	52	11737	30569	0.9	1.0000	0.0192	1.9	ug/L
Mn	55	1486	59089	1.9	2.0000	0.0229	1.1	ug/L
Co	59	108	43072	1.6	2.0000	0.0215	1.1	ug/L
Ni	60	248	23665	1.9	5.0000	0.0596	1.2	ug/L
Cu	65	117	10400	0.6	2.0000	0.0139	0.7	ug/L
Zn	66	32	14693	2.1	5.0000	0.0663	1.3	ug/L
> Ge	73	75003	74345	0.8				ug/L
As	75	170	3984	5.6	1.0000	0.0506	5.1	ug/L
Se	82	47	1813	4.5	5.0000	0.1922	3.8	ug/L
Mo	98	46	22710	2.6	2.0000	0.0337	1.7	ug/L
Ag	107	81	5060	2.6	0.5000	0.0086	1.7	ug/L
Cd	111	6	2349	5.5	0.5000	0.0249	5.0	ug/L
Cd	114	28	5248	3.6	0.5000	0.0142	2.8	ug/L
> In	115	303952	304678	1.0				ug/L
Sb	121	90	14346	3.5	1.0000	0.0262	2.6	ug/L
Ba	138	512	92363	2.8	2.0000	0.0393	2.0	ug/L
Tl	205	32	41514	3.2	1.0000	0.0274	2.7	ug/L
Pb	208	726	30651	2.2	0.5000	0.0087	1.7	ug/L
> Bi	209	284732	288183	0.5				ug/L

QC Calculated Values

Analyte	Int Std	% Recovery
Li		
Be		
Al		
C		
S		
V		
Cr		
Mn		

Sample ID: Standard 1

Report Date/Time: Thursday, March 30, 2006 09:38:15

Co
Ni
Cu
Zn
Ge
As
Se
Mo
Ag
Cd
Cd
In
Sb
Ba
Tl
Pb
Bi

Sample ID: Standard 1

Report Date/Time: Thursday, March 30, 2006 09:29:15

Method 200.8 - Summary Report

Sample ID: Standard 2

Sample Date/Time: Thursday, March 30, 2006 09:42:25

Sample Type: Sample

Sample Description:

Number of Replicates: 3

Sample File: C:\elandata\Sample\060317as.sam

Method File: C:\elandata\Method\QIKTESTER.mth

Dataset File:

Tuning File: C:\elandata\Tuning\tooney.tun

Optimization File: C:\elandata\Optimize\optim1.dac

Diluted To Volume (mL):

Concentration Results

Analyte	Mass	Blank Int.	Meas. Int.	Meas. Int. RSD	Conc. Mean	Conc. SD	Conc. RSD	Sample Ur
> Li	6	67077	68894	4.3				ug/L
[Be	9	1	37319	0.7	100.0009	4.9166	4.9	ug/L
[Al	27	16109	1402194	3.5	100.2216	7.6918	7.7	ug/L
C	13	2396	2442	5.1				mg/L
S	34	451188	472912	2.2				mg/L
[V	51	2491	1900495	3.0	99.9929	2.7661	2.8	ug/L
[Cr	52	11737	1873528	2.7	99.9999	2.4260	2.4	ug/L
[Mn	55	1486	2676602	2.3	99.9974	2.1312	2.1	ug/L
[Co	59	108	1993834	3.1	99.9973	3.0317	3.0	ug/L
[Ni	60	248	489344	2.8	100.0131	2.7682	2.8	ug/L
[Cu	65	117	533441	2.7	100.0018	2.6158	2.6	ug/L
[Zn	66	32	310056	2.5	100.0160	2.3222	2.3	ug/L
> Ge	73	75003	73572	0.3				ug/L
[As	75	170	345758	2.6	99.9991	2.4092	2.4	ug/L
[Se	82	47	37890	2.3	100.0191	2.0786	2.1	ug/L
[Mo	98	46	1160811	2.5	100.0000	2.2326	2.2	ug/L
[Ag	107	81	1909951	2.2	100.0012	2.1250	2.1	ug/L
[Cd	111	6	477018	2.1	100.0000	1.8082	1.8	ug/L
[Cd	114	28	1050091	2.0	100.0000	1.7070	1.7	ug/L
> In	115	303952	311956	0.8				ug/L
[Sb	121	90	1383871	2.0	99.9995	1.8314	1.8	ug/L
[Ba	138	512	4180359	2.5	99.9950	2.3399	2.3	ug/L
[Tl	205	32	3451317	2.0	99.9976	1.8339	1.8	ug/L
[Pb	208	726	5511235	2.1	99.9997	1.4361	1.4	ug/L
> Bi	209	284732	298162	2.0				ug/L

QC Calculated Values

Analyte Int Std % Recovery

Li
Be
Al
C
S
V
Cr
Mn

Sample ID: Standard 2

Report Date/Time: Thursday, March 30, 2006 09:44:28

Co
Ni
Cu
Zn
Ge
As
Se
Mo
Ag
Cd
Cd
In
Sb
Ba
Tl
Pb
Bi

Sample ID: Standard 2

Report Date/Time: Thursday, March 30, 2006 09:44:38

Method 200.8 - Summary Report

Sample ID: Standard 3

Sample Date/Time: Thursday, March 30, 2006 09:47:55

Sample Type: Sample

Sample Description:

Number of Replicates: 3

Sample File: C:\elandata\Sample\060317as.sam

Method File: C:\elandata\Method\QIKTESTER.mth

Dataset File:

Tuning File: C:\elandata\Tuning\tooney.tun

Optimization File: C:\elandata\Optimize\optim1.dac

Diluted To Volume (mL):

Concentration Results

Analyte	Mass	Blank Int.	Meas. Int.	Meas. Int. RSD	Conc. Mean	Conc. SD	Conc. RSD	Sample Ur
> Li	6	67077	65202	4.7				ug/L
Be	9	1	89796	1.3	250.5885	13.9983	5.6	ug/L
Al	27	16109	3082058	2.3	247.5877	15.8405	6.4	ug/L
C	13	2396	3739	1.8				mg/L
S	34	451188	425370	1.7				mg/L
V	51	2491	4471834	3.2	252.0714	7.3089	2.9	ug/L
Cr	52	11737	4096130	2.1	249.6845	4.5816	1.8	ug/L
Mn	55	1486	6423022	2.8	252.7016	6.6983	2.7	ug/L
Co	59	108	4741204	3.2	252.3928	7.3998	2.9	ug/L
Ni	60	248	1147133	1.6	251.9420	3.6121	1.4	ug/L
Cu	65	117	1250866	1.3	251.9379	2.5990	1.0	ug/L
Zn	66	32	745347	2.3	252.7597	5.0428	2.0	ug/L
> Ge	73	75003	65170	0.4				ug/L
As	75	170	834538	1.4	252.8885	2.6908	1.1	ug/L
Se	82	47	91347	1.0	252.8796	2.4813	1.0	ug/L
Mo	98	46	2534130	2.1	247.2480	7.2496	2.9	ug/L
Ag	107	81	4334814	3.0	248.6477	9.5514	3.8	ug/L
Cd	111	6	1143238	2.0	250.5395	7.1101	2.8	ug/L
Cd	114	28	2243560	2.4	246.4577	7.9590	3.2	ug/L
> In	115	303952	294444	0.8				ug/L
Sb	121	90	3063855	2.8	247.7597	9.0628	3.7	ug/L
Ba	138	512	10378609	1.6	251.7270	6.2159	2.5	ug/L
Tl	205	32	8354482	2.4	251.0452	4.6418	1.8	ug/L
> Pb	208	726	12246272	3.0	248.0713	6.0493	2.4	ug/L
> Bi	209	284732	279933	0.6				ug/L

QC Calculated Values

Analyte	Int Std	% Recovery
Li		
Be		
Al		
C		
S		
V		
Cr		
Mn		

Sample ID: Standard 3

Report Date/Time: Thursday, March 30, 2006 09:49:09

Co
Ni
Cu
Zn
Ge
As
Se
Mo
Ag
Cd
Cd
In
Sb
Ba
Tl
Pb
Bi

Method 200.8 - Summary Report

Sample ID: TEST ICV

Sample Date/Time: Thursday, March 30, 2006 09:53:35

Sample Type: Sample

Sample Description: Calibration Verif. (100 ppb Standard)

Number of Replicates: 3

Sample File: C:\elandata\Sample\060317as.sam

Method File: C:\elandata\Method\QIKTESTER.mth

Dataset File: C:\elandata\Dataset\060324as\060330dr\TEST ICV.001

Tuning File: C:\elandata\Tuning\tooney.tun

Optimization File: C:\elandata\Optimize\optim1.dac

Diluted To Volume (mL): 1

Concentration Results

Analyte	Mass	Blank Int.	Meas. Int.	Meas. Int. RSD	Conc. Mean	Conc. SD	Conc. RSD	Sample Ur
> Li	6	67077	67895	5.2				ug/L
Be	9	1	36954	1.7	98.9924	3.8214	3.9	ug/L
[Al	27	16109	1395403	0.3	101.1782	5.2643	5.2	ug/L
C	13	2396	2394	1.9				mg/L
S	34	451188	463552	3.0				mg/L
[V	51	2491	1974835	1.2	99.5341	1.0505	1.1	ug/L
Cr	52	11737	1886906	0.6	102.5517	1.0686	1.0	ug/L
Mn	55	1486	2742952	0.7	103.5195	1.1494	1.1	ug/L
Co	59	108	2038202	0.5	103.2632	1.4585	1.4	ug/L
Ni	60	248	491505	0.8	101.4795	1.7356	1.7	ug/L
Cu	65	117	535073	0.3	101.3284	1.3669	1.3	ug/L
Zn	66	32	307534	0.1	100.2116	1.1103	1.1	ug/L
> Ge	73	75003	72839	1.0				ug/L
As	75	170	343557	0.6	100.3713	0.7875	0.8	ug/L
[Se	82	47	37188	1.2	99.1605	1.0006	1.0	ug/L
Mo	98	46	1162841	1.3	101.0130	2.3349	2.3	ug/L
Ag	107	81	1893827	0.3	99.9793	1.5835	1.6	ug/L
Cd	111	6	470029	0.4	98.0160	1.6902	1.7	ug/L
Cd	114	28	1039764	0.9	99.8428	2.0160	2.0	ug/L
> In	115	303952	309431	1.3				ug/L
Sb	121	90	1374610	0.8	100.1591	2.0847	2.1	ug/L
[Ba	138	512	4280904	0.8	103.2413	0.5555	0.5	ug/L
Tl	205	32	3530656	0.5	103.1499	1.3816	1.3	ug/L
Pb	208	726	5561393	0.6	101.7573	1.4049	1.4	ug/L
> Bi	209	284732	295686	0.9				ug/L

QC Calculated Values

Analyte	Int Std % Recovery
Li	101.219
Be	
Al	
C	
S	
V	
Cr	
Mn	

Sample ID: TEST ICV

Report Date/Time: Thursday, March 30, 2006 10:18:54

Co	
Ni	
Cu	
Zn	
Ge	97.115
As	
Se	
Mo	
Ag	
Cd	
Cd	
In	101.803
Sb	
Ba	
Tl	
Pb	
Bi	103.847

Method 200.8 - Summary Report

Sample ID: TEST ICB

Sample Date/Time: Thursday, March 30, 2006 09:59:53

Sample Type: Sample

Sample Description: Calibration Blank

Number of Replicates: 3

Sample File: C:\elandata\Sample\060317as.sam

Method File: C:\elandata\Method\QIKTESTER.mth

Dataset File: C:\elandata\Dataset\060324as\060330dr\TEST ICB.002

Tuning File: C:\elandata\Tuning\tooney.tun

Optimization File: C:\elandata\Optimize\optim1.dac

Diluted To Volume (mL): 1

Concentration Results

Analyte	Mass	Blank Int.	Meas. Int.	Meas. Int. RSD	Conc. Mean	Conc. SD	Conc. RSD	Sample Ur
> Li	6	67077	69169	5.9				ug/L
[Be	9	1	12	43.8	0.0294	0.0152	51.9	ug/L
[Al	27	16109	17020	7.3	0.0287	0.0171	59.6	ug/L
C	13	2396	2457	0.8				mg/L
S	34	451188	465082	1.3				mg/L
[V	51	2491	2939	14.5	0.0185	0.0235	126.7	ug/L
[Cr	52	11737	12265	3.0	0.0109	0.0176	160.9	ug/L
[Mn	55	1486	2002	2.3	0.0170	0.0004	2.1	ug/L
[Co	59	108	501	13.6	0.0187	0.0029	15.7	ug/L
[Ni	60	248	359	2.7	0.0203	0.0004	1.8	ug/L
[Cu	65	117	241	11.9	0.0217	0.0049	22.7	ug/L
[Zn	66	32	61	84.1	0.0086	0.0153	177.7	ug/L
> Ge	73	75003	77031	2.5				ug/L
[As	75	170	176	41.4	0.0001	0.0197	18857.3	ug/L
[Se	82	47	54	16.5	0.0138	0.0245	177.1	ug/L
[Mo	98	46	743	4.8	0.0603	0.0026	4.3	ug/L
[Ag	107	81	452	16.5	0.0195	0.0035	17.7	ug/L
[Cd	111	6	61	19.7	0.0114	0.0022	19.7	ug/L
[Cd	114	28	175	10.8	0.0141	0.0017	12.0	ug/L
> In	115	303952	309922	1.9				ug/L
[Sb	121	90	1018	1.6	0.0674	0.0019	2.8	ug/L
[Ba	138	512	1286	11.7	0.0184	0.0030	16.5	ug/L
[Tl	205	32	785	16.7	0.0219	0.0035	15.9	ug/L
[Pb	208	726	1530	10.5	0.0142	0.0026	18.7	ug/L
> Bi	209	284732	295925	2.0				ug/L

QC Calculated Values

Analyte	Int Std	% Recovery
Li		103.119
Be		
Al		
C		
S		
V		
Cr		
Mn		

Sample ID: TEST ICB

Report Date/Time: Thursday, March 30, 2006 10:18:57

Co	
Ni	
Cu	
Zn	
Ge	102.705
As	
Se	
Mo	
Ag	
Cd	
Cd	
In	101.964
Sb	
Ba	
Tl	
Pb	
Bi	103.931

Method 200.8 - Summary Report

Sample ID: TEST_MRL_CHK1

Sample Date/Time: Thursday, March 30, 2006 10:03:16

Sample Type: Sample

Sample Description: Calibration Check (ME0507006)

Number of Replicates: 3

Sample File: C:\elandata\Sample\060317as.sam

Method File: C:\elandata\Method\QIKTESTER.mth

Dataset File: C:\elandata\Dataset\060324as\060330dr\TEST_MRL_CHK1.003

Tuning File: C:\elandata\Tuning\tooney.tun

Optimization File: C:\elandata\Optimize\optim1.dac

Diluted To Volume (mL): 1

Concentration Results

Analyte	Mass	Blank Int.	Meas. Int.	Meas. Int. RSD	Conc. Mean	Conc. SD	Conc. RSD	Sample Ur
> Li	6	67077	68433	6.4				ug/L
[Be	9	1	338	9.0	0.8942	0.0280	3.1	ug/L
[Al	27	16109	358216	1.6	24.9178	1.9903	8.0	ug/L
[C	13	2396	2340	2.5				mg/L
[S	34	451188	461549	1.3				mg/L
[V	51	2491	67828	2.6	3.1481	0.1043	3.3	ug/L
[Cr	52	11737	31574	1.6	1.0261	0.0356	3.5	ug/L
[Mn	55	1486	61622	1.7	2.1684	0.0515	2.4	ug/L
[Co	59	108	45138	1.4	2.1794	0.0460	2.1	ug/L
[Ni	60	248	24930	2.0	4.8698	0.1321	2.7	ug/L
[Cu	65	117	11065	1.0	1.9806	0.0315	1.6	ug/L
[Zn	66	32	15402	2.0	4.7852	0.1277	2.7	ug/L
> Ge	73	75003	76247	0.7				ug/L
[As	75	170	4388	1.9	1.1769	0.0256	2.2	ug/L
[Se	82	47	1877	2.6	4.6643	0.1019	2.2	ug/L
[Mo	98	46	24130	1.7	2.0858	0.0550	2.6	ug/L
[Ag	107	81	9187	0.9	0.4792	0.0065	1.3	ug/L
[Cd	111	6	2459	2.2	0.5100	0.0138	2.7	ug/L
[Cd	114	28	5471	1.7	0.5211	0.0125	2.4	ug/L
> In	115	303952	310358	1.1				ug/L
[Sb	121	90	14969	1.4	1.0248	0.0218	2.1	ug/L
[Ba	138	512	95469	1.1	2.0301	0.0402	2.0	ug/L
[Tl	205	32	43938	0.8	1.0334	0.0169	1.6	ug/L
[Pb	208	726	33091	0.8	0.5276	0.0048	0.9	ug/L
> Bi	209	284732	295229	1.5				ug/L

QC Calculated Values

Analyte	Int Std	% Recovery
Li		102.022
Be		
Al		
C		
S		
V		
Cr		
Mn		

Sample ID: TEST_MRL_CHK1

Report Date/Time: Thursday, March 30, 2006 10:20:46

Co
Ni
Cu
Zn
Ge 101.660
As
Se
Mo
Ag
Cd
Cd
In 102.108
Sb
Ba
Tl
Pb
Bi 103.687

Method 200.8 - Summary Report

Sample ID: TEST MRL_Low

Sample Date/Time: Thursday, March 30, 2006 10:11:18

Sample Type: Sample

Sample Description: Calibration Check (1/5 the MRL levels)

Number of Replicates: 3

Sample File: C:\elandata\Sample\060317as.sam

Method File: C:\elandata\Method\QIKTESTER.mth

Dataset File: C:\elandata\Dataset\060324as\060330dr\TEST MRL_Low.004

Tuning File: C:\elandata\Tuning\tooney.tun

Optimization File: C:\elandata\Optimize\optim1.dac

Diluted To Volume (mL): 1

Concentration Results

Analyte	Mass	Blank Int.	Meas. Int.	Meas. Int. RSD	Conc. Mean	Conc. SD	Conc. RSD	Sample Ur
> Li	6	67077	69071	6.1				ug/L
[Be	9	1	85	9.8	0.2211	0.0266	12.0	ug/L
[Al	27	16109	86254	1.3	5.0332	0.4483	8.9	ug/L
[C	13	2396	2255	4.3				mg/L
[S	34	451188	478256	1.2				mg/L
[V	51	2491	15796	1.2	0.6233	0.0163	2.6	ug/L
[Cr	52	11737	15784	1.1	0.1838	0.0159	8.6	ug/L
[Mn	55	1486	13571	1.6	0.4247	0.0070	1.6	ug/L
[Co	59	108	9468	1.1	0.4432	0.0025	0.6	ug/L
[Ni	60	248	4950	1.1	0.9063	0.0147	1.6	ug/L
[Cu	65	117	2318	2.6	0.3890	0.0067	1.7	ug/L
[Zn	66	32	3014	4.3	0.9085	0.0405	4.5	ug/L
> Ge	73	75003	77898	1.0				ug/L
[As	75	170	1239	5.1	0.2660	0.0189	7.1	ug/L
[Se	82	47	446	7.4	0.9899	0.0879	8.9	ug/L
[Mo	98	46	5005	2.0	0.4255	0.0105	2.5	ug/L
[Ag	107	81	2153	1.2	0.1080	0.0024	2.3	ug/L
[Cd	111	6	528	1.1	0.1076	0.0017	1.5	ug/L
[Cd	114	28	1254	0.1	0.1162	0.0012	1.1	ug/L
> In	115	303952	313142	1.0				ug/L
[Sb	121	90	3349	1.7	0.2223	0.0019	0.8	ug/L
[Ba	138	512	19776	0.9	0.4079	0.0038	0.9	ug/L
[Tl	205	32	9073	0.8	0.2040	0.0051	2.5	ug/L
[Pb	208	726	7629	2.4	0.1070	0.0013	1.2	ug/L
> Bi	209	284732	307959	1.8				ug/L

QC Calculated Values

Analyte	Int Std	% Recovery
Li		102.974
Be		
Al		
C		
S		
V		
Cr		
Mn		

Co	
Ni	
Cu	
Zn	
Ge	103.860
As	
Se	
Mo	
Ag	
Cd	
Cd	
In	103.023
Sb	
Ba	
Tl	
Pb	
Bi	108.157

Method 200.8 - Summary Report

Sample ID: TEST LINRTY

Sample Date/Time: Thursday, March 30, 2006 10:14:01

Sample Type: Sample

Sample Description: Calibration Check (500 ppb Standard)

Number of Replicates: 3

Sample File: C:\elandata\Sample\060317as.sam

Method File: C:\elandata\Method\QIKTESTER.mth

Dataset File: C:\elandata\Dataset\060324as\060330dr\TEST LINRTY.005

Tuning File: C:\elandata\Tuning\tooney.tun

Optimization File: C:\elandata\Optimize\optim1.dac

Diluted To Volume (mL): 1

Concentration Results

Analyte	Mass	Blank Int.	Meas. Int.	Meas. Int. RSD	Conc. Mean	Conc. SD	Conc. RSD	Sample Ur
> Li	6	67077	65053	5.5				ug/L
[Be	9	1	178793	0.6	500.1401	25.1118	5.0	ug/L
[Al	27	16109	6053808	2.7	489.1016	38.5014	7.9	ug/L
[C	13	2396	3242	5.2				mg/L
[S	34	451188	439223	0.4				mg/L
[V	51	2491	9365123	2.8	518.7381	13.2386	2.6	ug/L
[Cr	52	11737	8347990	1.5	500.5309	7.5567	1.5	ug/L
[Mn	55	1486	13193284	1.5	509.9724	7.0681	1.4	ug/L
[Co	59	108	9800982	1.6	512.5690	7.2862	1.4	ug/L
[Ni	60	248	2166009	2.0	491.1518	9.1193	1.9	ug/L
[Cu	65	117	2342847	1.9	487.1638	8.1934	1.7	ug/L
[Zn	66	32	1473294	1.6	527.1045	6.9498	1.3	ug/L
> Ge	73	75003	66339	0.3				ug/L
[As	75	170	1645477	1.5	528.0045	6.7107	1.3	ug/L
[Se	82	47	185325	1.7	543.1072	8.8575	1.6	ug/L
[Mo	98	46	5149098	2.8	490.8081	13.6362	2.8	ug/L
[Ag	107	81	8831370	2.0	478.6851	8.8816	1.9	ug/L
[Cd	111	6	2099405	1.9	455.6200	7.9496	1.7	ug/L
[Cd	114	28	4533578	1.4	486.5325	6.7072	1.4	ug/L
> In	115	303952	301343	0.4				ug/L
[Sb	121	90	6182233	2.8	488.3905	13.2989	2.7	ug/L
[Ba	138	512	21210513	2.9	525.2759	14.5670	2.8	ug/L
[Tl	205	32	17480758	2.6	515.7414	17.2327	3.3	ug/L
[Pb	208	726	25431684	2.1	492.5987	13.8261	2.8	ug/L
> Bi	209	284732	292833	1.0				ug/L

QC Calculated Values

Analyte	Int Std	% Recovery
Li		96.983
Be		
Al		
C		
S		
V		
Cr		
Mn		

Sample ID: TEST LINRTY

Report Date/Time: Thursday, March 30, 2006 10:27:02
Page 460 of 791

Co	
Ni	
Cu	
Zn	
Ge	88.449
As	
Se	
Mo	
Ag	
Cd	
Cd	
In	99.142
Sb	
Ba	
Tl	
Pb	
Bi	102.845

Method 200.8 - Summary Report

Sample ID: MCV

Sample Date/Time: Thursday, March 30, 2006 10:23:55

Sample Type: Sample

Sample Description: Calibration Check (3rd Source)

Number of Replicates: 3

Sample File: C:\elandata\Sample\060317as.sam

Method File: C:\elandata\Method\QIKTESTER.mth

Dataset File: C:\elandata\Dataset\060324as\060330dr\MCV.006

Tuning File: C:\elandata\Tuning\tooney.tun

Optimization File: C:\elandata\Optimize\optim1.dac

Diluted To Volume (mL): 1

Concentration Results

Analyte	Mass	Blank Int.	Meas. Int.	Meas. Int. RSD	Conc. Mean	Conc. SD	Conc. RSD	Sample Ur
> Li	6	67077	69395	5.0				ug/L
[Be	9	1	14542	1.2	38.1160	1.6510	4.3	ug/L
[Al	27	16109	1352965	1.2	101.3818	6.0627	6.0	ug/L
[C	13	2396	2592	2.3				mg/L
[S	34	451188	467613	0.9				mg/L
[V	51	2491	1999186	2.3	98.8872	2.2412	2.3	ug/L
[Cr	52	11737	1818966	0.8	96.9914	1.4545	1.5	ug/L
[Mn	55	1486	2760832	0.9	102.2536	0.7236	0.7	ug/L
[Co	59	108	2020698	1.0	100.4708	1.3892	1.4	ug/L
[Ni	60	248	477170	0.9	96.6827	1.3093	1.4	ug/L
[Cu	65	117	514065	0.5	100.1236	0.2713	0.3	ug/L
[Zn	66	32	305976	0.4	97.8471	0.5358	0.5	ug/L
> Ge	73	75003	74217	0.8				ug/L
> As	75	170	346897	1.9	99.4555	1.2572	1.3	ug/L
[Se	82	47	37619	0.7	98.4448	0.5135	0.5	ug/L
[Mo	98	46	1154829	1.1	99.0475	0.6905	0.7	ug/L
[Ag	107	81	387221	1.0	20.1812	0.1675	0.8	ug/L
[Cd	111	6	239061	0.4	49.8959	0.1159	0.2	ug/L
[Cd	114	28	529615	0.2	50.2134	0.2705	0.5	ug/L
> In	115	303952	313334	0.5				ug/L
> Sb	121	90	1345601	0.7	102.2267	0.2655	0.3	ug/L
[Ba	138	512	4289117	1.2	102.1436	0.7734	0.8	ug/L
[Tl	205	32	3517837	1.3	100.6559	1.4952	1.5	ug/L
[Pb	208	726	5543628	1.0	99.3362	0.5701	0.6	ug/L
> Bi	209	284732	301896	0.5				ug/L

QC Calculated Values

Analyte	Int Std	% Recovery
Li		103.456
Be		
Al		
C		
S		
V		
Cr		
Mn		

Sample ID: MCV

Report Date/Time: Thursday, March 30, 2006 10:28:40

Co	
Ni	
Cu	
Zn	
Ge	98.952
As	
Se	
Mo	
Ag	
Cd	
Cd	
In	103.087
Sb	
Ba	
Tl	
Pb	
Bi	106.028

Method 200.8 - Summary Report

Sample ID: C_S Check

Sample Date/Time: Thursday, March 30, 2006 10:32:54

Sample Type: Sample

Sample Description: Interference Check (300 ppm S : 20 ppm C)

Number of Replicates: 3

Sample File: C:\elandata\Sample\060317as.sam

Method File: C:\elandata\Method\QIKTESTER.mth

Dataset File: C:\elandata\Dataset\060324as\060330dr\C_S Check.007

Tuning File: C:\elandata\Tuning\tooney.tun

Optimization File: C:\elandata\Optimize\optim1.dac

Diluted To Volume (mL): 1

Concentration Results

Analyte	Mass	Blank Int.	Meas. Int.	Meas. Int. RSD	Conc. Mean	Conc. SD	Conc. RSD	Sample Ur
> Li	6	67077	80319	2.0				ug/L
[Be	9	1	5	33.3	0.0083	0.0040	47.3	ug/L
[Al	27	16109	49311	1.3	1.9654	0.1045	5.3	ug/L
C	13	2396	12192	1.0				mg/L
S	34	451188	20353576	4.0				mg/L
[V	51	2491	3919	7.1	0.0730	0.0166	22.8	ug/L
[Cr	52	11737	11098	3.8	-0.0362	0.0196	54.1	ug/L
[Mn	55	1486	2097	2.6	0.0221	0.0025	11.4	ug/L
[Co	59	108	581	7.4	0.0231	0.0020	8.7	ug/L
[Ni	60	248	326	6.2	0.0154	0.0047	30.4	ug/L
[Cu	65	117	-205	58.2	-0.0589	0.0218	37.0	ug/L
[Zn	66	32	5188	1.1	1.6247	0.0218	1.3	ug/L
> Ge	73	75003	75330	1.2				ug/L
[As	75	170	553	13.2	0.1082	0.0223	20.6	ug/L
[Se	82	47	150	11.2	0.2654	0.0468	17.6	ug/L
[Mo	98	46	619	12.3	0.0505	0.0064	12.6	ug/L
[Ag	107	81	392	3.8	0.0167	0.0008	4.5	ug/L
[Cd	111	6	117	14.5	0.0237	0.0034	14.3	ug/L
[Cd	114	28	263	3.8	0.0230	0.0011	4.8	ug/L
> In	115	303952	304374	1.1				ug/L
[Sb	121	90	2606	2.2	0.1864	0.0024	1.3	ug/L
[Ba	138	512	1703	5.6	0.0292	0.0023	7.9	ug/L
[Tl	205	32	661	0.1	0.0192	0.0002	0.9	ug/L
[Pb	208	726	5845	1.7	0.0981	0.0025	2.6	ug/L
> Bi	209	284732	282758	0.8				ug/L

QC Calculated Values

Analyte	Int Std % Recovery
Li	119.741
Be	
Al	
C	
S	
V	
Cr	
Mn	

Sample ID: C_S Check

Report Date/Time: Thursday, March 30, 2006 10:52:38

Co
Ni
Cu
Zn
Ge 100.436
As
Se
Mo
Ag
Cd
Cd
In 100.139
Sb
Ba
Tl
Pb
Bi 99.307

Method 200.8 - Summary Report

Sample ID: ICPMS ICSA

Sample Date/Time: Thursday, March 30, 2006 10:46:13

Sample Type: Sample

Sample Description: Interference Check (ME0602002)

Number of Replicates: 3

Sample File: C:\elandata\Sample\060317as.sam

Method File: C:\elandata\Method\QIKTESTER.mth

Dataset File: C:\elandata\Dataset\060324as\060330dr\ICPMS ICSA.008

Tuning File: C:\elandata\Tuning\tooney.tun

Optimization File: C:\elandata\Optimize\optim1.dac

Diluted To Volume (mL): 1

Concentration Results

Analyte	Mass	Blank Int.	Meas. Int.	Meas. Int. RSD	Conc. Mean	Conc. SD	Conc. RSD	Sample Ur
> Li	6	67077	74562	3.1				ug/L
[Be	9	1	8	52.9	0.0865	0.0544	62.8	ug/L
[Al	27	16109	247355869	3.6	87255.8288	5463.7649	6.3	ug/L
C	13	2396	6511	2.0				mg/L
S	34	451188	1838270	1.7				mg/L
[V	51	2491	-6782	7.5	-2.2731	0.1301	5.7	ug/L
[Cr	52	11737	15847	0.9	1.0842	0.0406	3.7	ug/L
[Mn	55	1486	65113	2.1	10.7660	0.2327	2.2	ug/L
[Co	59	108	8943	1.6	2.0443	0.0330	1.6	ug/L
[Ni	60	248	4466	1.7	4.0267	0.0881	2.2	ug/L
[Cu	65	117	5223	1.2	4.4358	0.0655	1.5	ug/L
[Zn	66	32	5457	3.0	7.9100	0.2370	3.0	ug/L
> Ge	73	75003	74973	0.3				ug/L
[As	75	170	380	45.8	0.2979	0.2483	83.3	ug/L
[Se	82	47	72	34.0	0.3237	0.3213	99.2	ug/L
[Mo	98	46	4126363	3.2	1892.6198	55.6931	2.9	ug/L
[Ag	107	81	592	5.6	0.1434	0.0089	6.2	ug/L
[Cd	111	6	8210	0.8	9.0149	0.1371	1.5	ug/L
[Cd	114	28	12894	1.4	6.4098	0.1288	2.0	ug/L
> In	115	303952	292965	0.7				ug/L
[Sb	121	90	3101	3.0	1.1598	0.0389	3.4	ug/L
[Ba	138	512	7280	2.8	0.8644	0.0199	2.3	ug/L
[Tl	205	32	960	7.5	0.1466	0.0132	9.0	ug/L
[Pb	208	726	6791	2.5	0.6015	0.0137	2.3	ug/L
> Bi	209	284732	273999	1.3				ug/L

QC Calculated Values

Analyte	Int Std % Recovery
Li	111.159
Be	
Al	
C	
S	
V	
Cr	
Mn	

Sample ID: ICPMS ICSA

Report Date/Time: Thursday, March 30, 2006 10:54:18

Co
Ni
Cu
Zn
Ge 99.961
As
Se
Mo
Ag
Cd
Cd
In 96.385
Sb
Ba
Tl
Pb
Bi 96.230

Method 200.8 - Summary Report

Sample ID: ICPMS ICSAB

Sample Date/Time: Thursday, March 30, 2006 10:50:20

Sample Type: Sample

Sample Description: Analyte Check (ME0602003)

Number of Replicates: 3

Sample File: C:\elandata\Sample\060317as.sam

Method File: C:\elandata\Method\QIKTESTER.mth

Dataset File: C:\elandata\Dataset\060324as\060330dr\ICPMS ICSAB.009

Tuning File: C:\elandata\Tuning\tooney.tun

Optimization File: C:\elandata\Optimize\optim1.dac

Diluted To Volume (mL): 1

Concentration Results

Analyte	Mass	Blank Int.	Meas. Int.	Meas. Int. RSD	Conc. Mean	Conc. SD	Conc. RSD	Sample Ur
> Li	6	67077	77339	2.3				ug/L
Be	9	1	16	46.6	0.1738	0.0883	50.8	ug/L
[Al	27	16109	257448572	1.5	88323.3851	3261.1643	3.7	ug/L
C	13	2396	6934	0.2				mg/L
S	34	451188	1847300	1.0				mg/L
[V	51	2491	164154	1.7	41.9818	1.1383	2.7	ug/L
Cr	52	11737	89115	0.6	20.4948	0.3598	1.8	ug/L
Mn	55	1486	179609	1.1	30.6001	0.6145	2.0	ug/L
Co	59	108	179723	1.9	44.4009	1.2408	2.8	ug/L
Ni	60	248	39928	1.3	42.1930	0.8745	2.1	ug/L
Cu	65	117	23799	2.3	22.9374	0.7098	3.1	ug/L
Zn	66	32	17068	0.9	27.0850	0.3922	1.4	ug/L
> Ge	73	75003	74653	0.9				ug/L
As	75	170	14342	0.5	20.2103	0.2140	1.1	ug/L
[Se	82	47	1597	2.5	20.1837	0.3266	1.6	ug/L
Mo	98	46	4220368	2.2	1911.9837	46.0996	2.4	ug/L
Ag	107	81	73308	0.6	20.1627	0.1932	1.0	ug/L
Cd	111	6	17245	1.0	19.0047	0.2672	1.4	ug/L
Cd	114	28	32741	1.0	16.3820	0.0860	0.5	ug/L
> In	115	303952	296644	1.5				ug/L
Sb	121	90	2716	2.3	0.9988	0.0334	3.3	ug/L
[Ba	138	512	8271	2.7	0.9780	0.0407	4.2	ug/L
Tl	205	32	1072	17.1	0.1626	0.0289	17.8	ug/L
Pb	208	726	7209	3.4	0.6357	0.0252	4.0	ug/L
> Bi	209	284732	276782	0.5				ug/L

QC Calculated Values

Analyte	Int Std % Recovery
Li	115.299
Be	
Al	
C	
S	
V	
Cr	
Mn	

Co	
Ni	
Cu	
Zn	
Ge	99.534
As	
Se	
Mo	
Ag	
Cd	
Cd	
In	97.596
Sb	
Ba	
Tl	
Pb	
Bi	97.208

Method 200.8 - Summary Report

Sample ID: C.O.B.

Sample Date/Time: Thursday, March 30, 2006 11:01:14

Sample Type: Sample

Sample Description: Blank

Number of Replicates: 3

Sample File: C:\elandata\Sample\060317as.sam

Method File: C:\elandata\Method\QIKTESTER.mth

Dataset File: C:\elandata\Dataset\060324as\060330dr\C.O.B..010

Tuning File: C:\elandata\Tuning\tooney.tun

Optimization File: C:\elandata\Optimize\optim1.dac

Diluted To Volume (mL): 1

Concentration Results

Analyte	Mass	Blank Int.	Meas. Int.	Meas. Int. RSD	Conc. Mean	Conc. SD	Conc. RSD	Sample Ur
> Li	6	67077	80665	3.6				ug/L
Be	9	1	2	43.3	0.0019	0.0020	100.1	ug/L
Al	27	16109	29120	2.6	0.6416	0.0408	6.4	ug/L
C	13	2396	2987	1.2				mg/L
S	34	451188	465901	0.3				mg/L
V	51	2491	2403	4.1	-0.0068	0.0051	75.0	ug/L
Cr	52	11737	11528	1.1	-0.0222	0.0087	39.2	ug/L
Mn	55	1486	1586	3.6	0.0024	0.0017	72.1	ug/L
Co	59	108	147	2.8	0.0018	0.0002	12.5	ug/L
Ni	60	248	377	7.9	0.0257	0.0061	23.9	ug/L
Cu	65	117	367	9.1	0.0469	0.0064	13.7	ug/L
Zn	66	32	392	5.9	0.1116	0.0068	6.1	ug/L
> Ge	73	75003	76411	0.4				ug/L
As	75	170	114	41.6	-0.0167	0.0132	79.0	ug/L
Se	82	47	38	31.6	-0.0266	0.0302	113.3	ug/L
Mo	98	46	816	0.7	0.0676	0.0008	1.1	ug/L
Ag	107	81	93	15.9	0.0006	0.0008	119.2	ug/L
Cd	111	6	15		0.0019	0.0000	0.7	ug/L
Cd	114	28	52	26.4	0.0023	0.0013	56.1	ug/L
> In	115	303952	306175	0.4				ug/L
Sb	121	90	184	9.7	0.0069	0.0013	18.4	ug/L
Ba	138	512	800	2.1	0.0069	0.0005	7.1	ug/L
Tl	205	32	69	20.1	0.0011	0.0004	37.2	ug/L
Pb	208	726	1088	2.4	0.0066	0.0004	6.1	ug/L
> Bi	209	284732	288985	0.5				ug/L

QC Calculated Values

Analyte	Int Std	% Recovery
Li		120.257
Be		
Al		
C		
S		
V		
Cr		
Mn		

Sample ID: C.O.B.

Report Date/Time: Thursday, March 30, 2006 11:02:40

Co	
Ni	
Cu	
Zn	
Ge	101.878
As	
Se	
Mo	
Ag	
Cd	
Cd	
In	100.732
Sb	
Ba	
Tl	
Pb	
Bi	101.494

Method 200.8 - Summary Report

Sample ID: 200.8_LFB

Sample Date/Time: Thursday, March 30, 2006 11:07:51

Sample Type: Sample

Sample Description: 200.8 Digestion (3/29/06)

Number of Replicates: 3

Sample File: C:\elandata\Sample\060317as.sam

Method File: C:\elandata\Method\QIKTESTER.mth

Dataset File: C:\elandata\Dataset\060324as\060330dr\200.8_LFB.012

Tuning File: C:\elandata\Tuning\tooney.tun

Optimization File: C:\elandata\Optimize\optim1.dac

Diluted To Volume (mL): 1

Concentration Results

Analyte	Mass	Blank Int.	Meas. Int.	Meas. Int. RSD	Conc. Mean	Conc. SD	Conc. RSD	Sample Ur
> Li	6	67077	74546	4.0				ug/L
[Be	9	1	1995	2.2	4.8641	0.2755	5.7	ug/L
[Al	27	16109	2665687	1.5	186.8930	10.0263	5.4	ug/L
[C	13	2396	12824	1.5				mg/L
[S	34	451188	470014	0.8				mg/L
[V	51	2491	2011601	2.6	104.9209	2.9120	2.8	ug/L
[Cr	52	11737	1777659	1.4	94.0102	1.5024	1.6	ug/L
[Mn	55	1486	1400000	1.4	48.3181	0.8098	1.7	ug/L
[Co	59	108	2035282	1.4	101.1781	1.7973	1.8	ug/L
[Ni	60	248	234044	1.3	47.3845	0.6435	1.4	ug/L
[Cu	65	117	503278	0.9	93.5125	1.2513	1.3	ug/L
[Zn	66	32	301141	0.5	96.2824	0.9017	0.9	ug/L
> Ge	73	75003	74232	0.6				ug/L
> As	75	170	65779	2.2	18.8188	0.5168	2.7	ug/L
[Se	82	47	7557	2.4	19.6760	0.5623	2.9	ug/L
[Mo	98	46	1056705	1.8	94.7469	0.8459	0.9	ug/L
[Ag	107	81	921409	1.2	50.2107	0.1188	0.2	ug/L
[Cd	111	6	91366	0.9	19.9356	0.0734	0.4	ug/L
[Cd	114	28	204809	1.4	20.2981	0.0594	0.3	ug/L
> In	115	303952	299716	1.1				ug/L
[Sb	121	90	684454	1.0	51.4762	0.0562	0.1	ug/L
[Ba	138	512	4240752	0.6	105.5875	0.5666	0.5	ug/L
[Tl	205	32	786781	2.2	18.9664	0.4339	2.3	ug/L
[Pb	208	726	1165057	1.6	19.4584	0.2776	1.4	ug/L
> Bi	209	284732	288214	1.1				ug/L

QC Calculated Values

Analyte	Int Std	% Recovery
Li		111.135
Be		
Al		
C		
S		
V		
Cr		
Mn		

Co
Ni
Cu
Zn
Ge 98.972
As
Se
Mo
Ag
Cd
Cd
In 98.606
Sb
Ba
Tl
Pb
Bi 101.223

Method 200.8 - Summary Report

Sample ID: 200.8_LFBD

Sample Date/Time: Thursday, March 30, 2006 11:12:00

Sample Type: Sample

Sample Description: 200.8 Digestion (3/29/06)

Number of Replicates: 3

Sample File: C:\elandata\Sample\060317as.sam

Method File: C:\elandata\Method\QIKTESTER.mth

Dataset File: C:\elandata\Dataset\060324as\060330dr\200.8_LFBD.013

Tuning File: C:\elandata\Tuning\tooney.tun

Optimization File: C:\elandata\Optimize\optim1.dac

Diluted To Volume (mL): 1

Concentration Results

Analyte	Mass	Blank Int.	Meas. Int.	Meas. Int. RSD	Conc. Mean	Conc. SD	Conc. RSD	Sample Ur
> Li	6	67077	72317	2.9				ug/L
Be	9	1	2026	3.0	5.0905	0.2873	5.6	ug/L
[Al	27	16109	2589547	2.7	187.0704	9.8810	5.3	ug/L
C	13	2396	13173	2.2				mg/L
S	34	451188	451566	1.2				mg/L
[V	51	2491	1948365	1.9	104.2548	0.8598	0.8	ug/L
Cr	52	11737	1723020	1.3	93.4879	1.2401	1.3	ug/L
Mn	55	1486	1380299	0.7	48.8783	0.3827	0.8	ug/L
Co	59	108	1999167	0.9	101.9684	1.1009	1.1	ug/L
Ni	60	248	229887	0.8	47.7579	0.7316	1.5	ug/L
Cu	65	117	489293	0.2	93.2850	1.3987	1.5	ug/L
Zn	66	32	295393	1.6	96.8936	0.2713	0.3	ug/L
> Ge	73	75003	72351	1.4				ug/L
As	75	170	65598	0.9	19.2564	0.3278	1.7	ug/L
[Se	82	47	7297	0.9	19.4933	0.4298	2.2	ug/L
Mo	98	46	1037986	0.8	95.4483	0.3692	0.4	ug/L
Ag	107	81	899869	0.7	50.2893	0.3049	0.6	ug/L
Cd	111	6	90155	0.5	20.1748	0.3144	1.6	ug/L
Cd	114	28	201160	1.6	20.4446	0.1045	0.5	ug/L
> In	115	303952	292263	1.1				ug/L
Sb	121	90	673582	0.7	51.9515	0.2727	0.5	ug/L
[Ba	138	512	4164088	0.8	106.3235	1.0163	1.0	ug/L
Tl	205	32	772812	0.7	19.2495	0.1772	0.9	ug/L
Pb	208	726	1131963	0.8	19.5355	0.2007	1.0	ug/L
> Bi	209	284732	278928	0.7				ug/L

QC Calculated Values

Analyte	Int Std % Recovery
Li	107.812
Be	
Al	
C	
S	
V	
Cr	
Mn	

Co	
Ni	
Cu	
Zn	
Ge	96.465
As	
Se	
Mo	
Ag	
Cd	
Cd	
In	96.155
Sb	
Ba	
Tl	
Pb	
Bi	97.962





Method 200.8 - Summary Report

Sample ID: 2603090347

Sample Date/Time: Thursday, March 30, 2006 11:24:16

Sample Type: Sample

Sample Description: 200.8 Digestion (3/29/06)

Number of Replicates: 3

Sample File: C:\elandata\Sample\060317as.sam

Method File: C:\elandata\Method\QIKTESTER.mth

Dataset File: C:\elandata\Dataset\060324as\060330dr\2603090347.014

Tuning File: C:\elandata\Tuning\tooney.tun

Optimization File: C:\elandata\Optimize\optim1.dac

Diluted To Volume (mL): 1

Concentration Results

Analyte	Mass	Blank Int.	Meas. Int.	Meas. Int. RSD	Conc. Mean	Conc. SD	Conc. RSD	Sample Ur
> Li	6	67077	81604	4.8				ug/L
[Be	9	1	3	100.0	0.0042	0.0070	167.7	ug/L
[Al	27	16109	190165	1.5	11.0015	0.6183	5.6	ug/L
[C	13	2396	15223	1.8				mg/L
[S	34	451188	6936974	1.6				mg/L
[V	51	2491	42184	6.8	2.1316	0.1652	7.8	ug/L
[Cr	52	11737	18933	1.2	0.4155	0.0029	0.7	ug/L
[Mn	55	1486	106620	0.9	3.7278	0.0075	0.2	ug/L
[Co	59	108	4455	2.4	0.2219	0.0075	3.4	ug/L
[Ni	60	248	15133	1.5	3.0965	0.0478	1.5	ug/L
[Cu	65	117	10733	2.6	2.0251	0.0681	3.4	ug/L
[Zn	66	32	15516	1.3	5.0800	0.1107	2.2	ug/L
> Ge	73	75003	72363	1.0				ug/L
[As	75	170	8311	3.8	2.3964	0.0707	3.0	ug/L
[Se	82	47	998	6.0	2.5588	0.1384	5.4	ug/L
[Mo	98	46	65877	0.9	6.0926	0.0850	1.4	ug/L
[Ag	107	81	462	5.5	0.0217	0.0019	8.7	ug/L
[Cd	111	6	167	22.4	0.0365	0.0093	25.6	ug/L
[Cd	114	28	294	2.5	0.0273	0.0006	2.4	ug/L
> In	115	303952	290455	2.1				ug/L
[Sb	121	90	5627	2.4	0.4302	0.0155	3.6	ug/L
[Ba	138	512	6756054	1.2	173.6225	3.6928	2.1	ug/L
[Tl	205	32	838	7.9	0.0211	0.0013	6.4	ug/L
[Pb	208	726	10061	1.5	0.1698	0.0030	1.8	ug/L
> Bi	209	284732	266161	1.9				ug/L

QC Calculated Values

Analyte	Int Std % Recovery
Li	121.658
Be	
Al	
C	
S	
V	
Cr	
Mn	

Co
Ni
Cu
Zn
Ge 96.480
As
Se
Mo
Ag
Cd
Cd
In 95.560
Sb
Ba
Tl
Pb
Bi 93.478

Method 200.8 - Summary Report

Sample ID: 2603100260

Sample Date/Time: Thursday, March 30, 2006 11:29:24

Sample Type: Sample

Sample Description: 200.8 Digestion (3/29/06)

Number of Replicates: 3

Sample File: C:\elandata\Sample\060317as.sam

Method File: C:\elandata\Method\QIKTESTER.mth

Dataset File: C:\elandata\Dataset\060324as\060330dr\2603100260.015

Tuning File: C:\elandata\Tuning\tooney.tun

Optimization File: C:\elandata\Optimize\optim1.dac

Diluted To Volume (mL): 1

Concentration Results

Analyte	Mass	Blank Int.	Meas. Int.	Meas. Int. RSD	Conc. Mean	Conc. SD	Conc. RSD	Sample Ur
> Li	6	67077	78919	4.2				ug/L
[Be	9	1	2	0.0	0.0008	0.0002	19.1	ug/L
[Al	27	16109	632972	2.2	40.9524	2.5915	6.3	ug/L
C	13	2396	12548	3.4				mg/L
S	34	451188	448647	1.2				mg/L
[V	51	2491	188	597.5	-0.1184	0.0613	51.8	ug/L
[Cr	52	11737	20674	2.3	0.5330	0.0265	5.0	ug/L
[Mn	55	1486	184364	2.4	6.6130	0.1591	2.4	ug/L
[Co	59	108	1310	4.3	0.0628	0.0031	5.0	ug/L
[Ni	60	248	1208	4.9	0.2063	0.0114	5.5	ug/L
[Cu	65	117	22635	1.4	4.3794	0.0357	0.8	ug/L
[Zn	66	32	31831	0.4	10.6389	0.1283	1.2	ug/L
> [Ge	73	75003	70953	0.9				ug/L
[As	75	170	-196	89.1	-0.1068	0.0516	48.4	ug/L
[Se	82	47	16	33.6	-0.0800	0.0147	18.3	ug/L
[Mo	98	46	2061	6.1	0.1897	0.0108	5.7	ug/L
[Ag	107	81	263	11.5	0.0107	0.0017	16.1	ug/L
[Cd	111	6	47	12.4	0.0095	0.0013	13.5	ug/L
[Cd	114	28	102	21.9	0.0079	0.0023	29.1	ug/L
> [In	115	303952	285794	0.6				ug/L
[Sb	121	90	813	5.0	0.0575	0.0029	5.0	ug/L
[Ba	138	512	47947	1.2	1.2395	0.0165	1.3	ug/L
[Tl	205	32	264	12.5	0.0059	0.0008	13.1	ug/L
[Pb	208	726	6835	1.3	0.1083	0.0011	1.1	ug/L
> [Bi	209	284732	273077	1.0				ug/L

QC Calculated Values

Analyte	Int Std	% Recovery
Li		117.655
Be		
Al		
C		
S		
V		
Cr		
Mn		

Co	
Ni	
Cu	
Zn	
Ge	
As	94.601
Se	
Mo	
Ag	
Cd	
Cd	
In	94.026
Sb	
Ba	
Tl	
Pb	
Bi	95.907

Method 200.8 - Summary Report

Sample ID: 2603140436

Sample Date/Time: Thursday, March 30, 2006 11:32:29

Sample Type: Sample

Sample Description: 200.8 Digestion (3/29/06)

Number of Replicates: 3

Sample File: C:\elandata\Sample\060317as.sam

Method File: C:\elandata\Method\QIKTESTER.mth

Dataset File: C:\elandata\Dataset\060324as\060330dr\2603140436.016

Tuning File: C:\elandata\Tuning\tooney.tun

Optimization File: C:\elandata\Optimize\optim1.dac

Diluted To Volume (mL): 1

Concentration Results

Analyte	Mass	Blank Int.	Meas. Int.	Meas. Int. RSD	Conc. Mean	Conc. SD	Conc. RSD	Sample Ur
> Li	6	67077	80066	4.3				ug/L
Be	9	1	46	11.2	0.1004	0.0114	11.4	ug/L
Al	27	16109	26843801	1.3	1762.3308	72.1413	4.1	ug/L
C	13	2396	10940	0.4				mg/L
S	34	451188	15524065	1.2				mg/L
V	51	2491	572231	1.0	35.4868	0.3238	0.9	ug/L
Cr	52	11737	820210	1.0	51.4202	0.6187	1.2	ug/L
Mn	55	1486	1493169	0.8	61.4332	0.3350	0.5	ug/L
Co	59	108	23566	2.5	1.3908	0.0272	2.0	ug/L
Ni	60	248	25567	1.5	6.1259	0.0551	0.9	ug/L
Cu	65	117	22115	2.5	4.8768	0.1097	2.2	ug/L
Zn	66	32	103033	2.0	39.2560	0.7518	1.9	ug/L
> Ge	73	75003	62282	0.6				ug/L
As	75	170	185533	1.2	63.3709	0.5490	0.9	ug/L
Se	82	47	759	2.2	2.2481	0.0663	2.9	ug/L
Mo	98	46	172879	2.6	19.3574	0.4530	2.3	ug/L
Ag	107	81	868	31.8	0.0548	0.0188	34.3	ug/L
Cd	111	6	559	4.6	0.1512	0.0078	5.2	ug/L
Cd	114	28	956	1.0	0.1156	0.0006	0.5	ug/L
> In	115	303952	239968	0.7				ug/L
Sb	121	90	2802	3.8	0.2566	0.0087	3.4	ug/L
Ba	138	512	2401976	1.6	74.6891	1.0819	1.4	ug/L
Tl	205	32	3502	5.9	0.1087	0.0061	5.6	ug/L
Pb	208	726	105270	2.0	2.2697	0.0090	0.4	ug/L
> Bi	209	284732	222184	1.6				ug/L

QC Calculated Values

Analyte	Int Std	% Recovery
Li		119.364
Be		
Al		
C		
S		
/		
Cr		
Mn		

Sample ID: 2603140436

Report Date/Time: Thursday, March 30, 2006 12:07:12

Co	
Ni	
Cu	
Zn	
Ge	83.039
As	
Se	
Mo	
Ag	
Cd	
Cd	
In	78.949
Sb	
Ba	
Tl	
Pb	
Bi	78.033

Method 200.8 - Summary Report

Sample ID: 2603140436_Dil(5)

Sample Date/Time: Thursday, March 30, 2006 11:37:55

Sample Type: Sample

Sample Description: 200.8 Digestion (3/29/06)

Number of Replicates: 3

Sample File: C:\elandata\Sample\060317as.sam

Method File: C:\elandata\Method\QIKTESTER.mth

Dataset File: C:\elandata\Dataset\060324as\060330dr\2603140436_Dil(5).017

Tuning File: C:\elandata\Tuning\tooney.tun

Optimization File: C:\elandata\Optimize\optim1.dac

Diluted To Volume (mL): 5

Concentration Results

Analyte	Mass	Blank Int.	Meas. Int.	Meas. Int. RSD	Conc. Mean	Conc. SD	Conc. RSD	
[> Li	6	67077	65230	4.4				ug/L
[Be	9	1	10	28.9	0.1241	0.0396	31.9	ug/L
[Al	27	16109	5389365	1.7	2026.7530	86.6149	4.3	ug/L
[C	13	2396	4928	2.2				mg/L
[S	34	451188	3460458	2.2				mg/L
[V	51	2491	116471	2.4	36.6346	0.8453	2.3	ug/L
[Cr	52	11737	166527	1.6	51.2369	0.5468	1.1	ug/L
[Mn	55	1486	295791	2.1	62.3730	0.5317	0.9	ug/L
[Co	59	108	4575	1.2	1.3676	0.0352	2.6	ug/L
[Ni	60	248	4808	2.9	5.7228	0.1263	2.2	ug/L
[Cu	65	117	4224	1.2	4.7047	0.1205	2.6	ug/L
[Zn	66	32	21903	1.7	42.8726	0.2747	0.6	ug/L
[> Ge	73	75003	60559	1.4				ug/L
[As	75	170	35347	1.1	61.8924	0.2562	0.4	ug/L
[Se	82	47	181	17.3	2.2984	0.5392	23.5	ug/L
[Mo	98	46	31420	0.4	17.6744	0.4086	2.3	ug/L
[Ag	107	81	221	14.3	0.0537	0.0094	17.4	ug/L

Method 200.8 - Summary Report

Sample ID: 2603140436_Dil(5)

Sample Date/Time: Thursday, March 30, 2006 11:37:55

Sample Type: Sample

Sample Description: 200.8 Digestion (3/29/06)

Number of Replicates: 3

Sample File: C:\elandata\Sample\060317as.sam

Method File: C:\elandata\Method\QIKTESTER.mth

Dataset File: C:\elandata\Dataset\060324as\060330dr\2603140436_Dil(5).017

Tuning File: C:\elandata\Tuning\tooney.tun

Optimization File: C:\elandata\Optimize\optim1.dac

Diluted To Volume (mL): 5

Concentration Results

Analyte	Mass	Blank Int.	Meas. Int.	Meas. Int. RSD	Conc. Mean	Conc. SD	Conc. RSD	Sample Ur
> Li	6	67077	65230	4.4				ug/L
[Be	9	1	10	28.9	0.1241	0.0396	31.9	ug/L
[Al	27	16109	5389365	1.7	2026.7530	86.6149	4.3	ug/L
[C	13	2396	4928	2.2				mg/L
[S	34	451188	3460458	2.2				mg/L
[V	51	2491	116471	2.4	36.6346	0.8453	2.3	ug/L
[Cr	52	11737	166527	1.6	51.2369	0.5468	1.1	ug/L
[Mn	55	1486	295791	2.1	62.3730	0.5317	0.9	ug/L
[Co	59	108	4575	1.2	1.3676	0.0352	2.6	ug/L
[Ni	60	248	4808	2.9	5.7228	0.1263	2.2	ug/L
[Cu	65	117	4224	1.2	4.7047	0.1205	2.6	ug/L
[Zn	66	32	21903	1.7	42.8726	0.2747	0.6	ug/L
> Ge	73	75003	60559	1.4				ug/L
[As	75	170	35347	1.1	61.8924	0.2562	0.4	ug/L
[Se	82	47	181	17.3	2.2984	0.5392	23.5	ug/L
[Mo	98	46	31420	0.4	17.6744	0.4086	2.3	ug/L
[Ag	107	81	221	14.3	0.0537	0.0094	17.4	ug/L
[Cd	111	6	99	11.2	0.1299	0.0177	13.6	ug/L
[Cd	114	28	198	2.1	0.1095	0.0035	3.2	ug/L
> In	115	303952	238680	2.0				ug/L
[Sb	121	90	656	6.6	0.2764	0.0239	8.6	ug/L
[Ba	138	512	489494	1.2	76.4781	1.2646	1.7	ug/L
[Tl	205	32	698	3.0	0.1062	0.0032	3.0	ug/L
[Pb	208	726	20802	1.0	2.2124	0.0244	1.1	ug/L
> Bi	209	284732	220364	2.0				ug/L

QC Calculated Values

Analyte	Int Std	% Recovery
Li		97.248
Be		
Al		
C		
S		
V		
Cr		
Mn		

Sample ID: 2603140436_Dil(5)

Report Date/Time: Thursday, March 30, 2006 12:07:42

Co	
Ni	
Cu	
Zn	
Ge	80.742
As	
Se	
Mo	
Ag	
Cd	
Cd	
In	78.526
Sb	
Ba	
Tl	
Pb	
Bi	77.394

Method 200.8 - Summary Report

Sample ID: 2603140472

Sample Date/Time: Thursday, March 30, 2006 11:41:28

Sample Type: Sample

Sample Description: 200.8 Digestion (3/29/06)

Number of Replicates: 3

Sample File: C:\elandata\Sample\060317as.sam

Method File: C:\elandata\Method\QIKTESTER.mth

Dataset File: C:\elandata\Dataset\060324as\060330dr\2603140472.018

Tuning File: C:\elandata\Tuning\tooney.tun

Optimization File: C:\elandata\Optimize\optim1.dac

Diluted To Volume (mL): 1

Concentration Results

Analyte	Mass	Blank Int.	Meas. Int.	Meas. Int. RSD	Conc. Mean	Conc. SD	Conc. RSD	Sample Ur
> Li	6	67077	64396	1.6				ug/L
[Be	9	1	6	41.7	0.0142	0.0072	50.6	ug/L
[Al	27	16109	125810	1.3	9.0045	0.1525	1.7	ug/L
[C	13	2396	13128	2.5				mg/L
[S	34	451188	346601	1.7				mg/L
[V	51	2491	-2123	32.1	-0.2647	0.0423	16.0	ug/L
[Cr	52	11737	17481	2.4	0.5246	0.0218	4.2	ug/L
[Mn	55	1486	97053	1.7	4.0679	0.0581	1.4	ug/L
[Co	59	108	532	5.2	0.0272	0.0015	5.4	ug/L
[Ni	60	248	527	4.0	0.0813	0.0057	7.0	ug/L
[Cu	65	117	1507	3.1	0.3226	0.0119	3.7	ug/L
[Zn	66	32	8630	2.5	3.3795	0.0702	2.1	ug/L
> Ge	73	75003	60431	1.0				ug/L
[As	75	170	-489	18.7	-0.2206	0.0326	14.8	ug/L
[Se	82	47	48	26.5	0.0308	0.0393	127.7	ug/L
[Mo	98	46	865	6.6	0.0924	0.0085	9.1	ug/L
[Ag	107	81	176	5.2	0.0076	0.0004	5.1	ug/L
[Cd	111	6	50	29.6	0.0122	0.0038	31.3	ug/L
[Cd	114	28	115	1.1	0.0115	0.0002	1.7	ug/L
> In	115	303952	241176	2.1				ug/L
[Sb	121	90	501	1.4	0.0401	0.0016	4.0	ug/L
[Ba	138	512	20875	2.0	0.6337	0.0254	4.0	ug/L
[Tl	205	32	122	9.9	0.0029	0.0004	13.1	ug/L
[Pb	208	726	5572	2.6	0.1040	0.0022	2.1	ug/L
> Bi	209	284732	230710	0.7				ug/L

QC Calculated Values

Analyte	Int Std	% Recovery
Li		96.003
Be		
Al		
C		
S		
V		
Cr		
Mn		

Sample ID: 2603140472

Report Date/Time: Thursday, March 30, 2006 12:08:07

Co
Ni
Cu
Zn
Ge 80.572
As
Se
Mo
Ag
Cd
Cd
In 79.347
Sb
Ba
Tl
Pb
Bi 81.027

Method 200.8 - Summary Report

Sample ID: 2603150119

Sample Date/Time: Thursday, March 30, 2006 11:44:51

Sample Type: Sample

Sample Description: 200.8 Digestion (3/29/06)

Number of Replicates: 3

Sample File: C:\elandata\Sample\060317as.sam

Method File: C:\elandata\Method\QIKTESTER.mth

Dataset File: C:\elandata\Dataset\060324as\060330dr\2603150119.019

Tuning File: C:\elandata\Tuning\tooney.tun

Optimization File: C:\elandata\Optimize\optim1.dac

Diluted To Volume (mL): 1

Concentration Results

Analyte	Mass	Blank Int.	Meas. Int.	Meas. Int. RSD	Conc. Mean	Conc. SD	Conc. RSD	Sample Ur
> Li	6	67077	69965	4.2				ug/L
[Be	9	1	0		-0.0030	0.0000	0.0	ug/L
[Al	27	16109	353424	1.3	23.9576	1.2720	5.3	ug/L
C	13	2396	13851	2.3				mg/L
S	34	451188	390383	1.5				mg/L
[V	51	2491	-4713	26.1	-0.4073	0.0734	18.0	ug/L
[Cr	52	11737	20764	0.6	0.6321	0.0120	1.9	ug/L
[Mn	55	1486	216006	0.6	8.3922	0.0994	1.2	ug/L
[Co	59	108	872	7.1	0.0437	0.0036	8.3	ug/L
[Ni	60	248	736	2.7	0.1190	0.0054	4.6	ug/L
[Cu	65	117	3872	1.3	0.7927	0.0130	1.6	ug/L
[Zn	66	32	47589	1.2	17.2045	0.0954	0.6	ug/L
> Ge	73	75003	65615	0.6				ug/L
[As	75	170	-192	231.0	-0.1106	0.1444	130.5	ug/L
[Se	82	47	20	53.9	-0.0640	0.0319	49.9	ug/L
[Mo	98	46	737	5.6	0.0711	0.0033	4.6	ug/L
[Ag	107	81	157	6.8	0.0054	0.0006	10.3	ug/L
[Cd	111	6	436	4.7	0.1067	0.0038	3.5	ug/L
[Cd	114	28	913	3.5	0.1002	0.0025	2.5	ug/L
> In	115	303952	263584	1.3				ug/L
[Sb	121	90	449	5.9	0.0318	0.0027	8.6	ug/L
[Ba	138	512	27645	1.1	0.7702	0.0011	0.1	ug/L
[Tl	205	32	96	3.6	0.0019	0.0001	4.7	ug/L
[Pb	208	726	5447	1.2	0.0924	0.0009	1.0	ug/L
> Bi	209	284732	250515	0.4				ug/L

QC Calculated Values

Analyte	Int Std	% Recovery
Li		104.306
Be		
Al		
C		
S		
V		
Cr		
Mn		

Sample ID: 2603150119

Report Date/Time: Thursday, March 30, 2006 12:09:24

Co
Ni
Cu
Zn
Ge 87.483
As
Se
Mo
Ag
Cd
Cd
In 86.719
Sb
Ba
Tl
Pb
Bi 87.983

Method 200.8 - Summary Report

Sample ID: 2603150119MS

Sample Date/Time: Thursday, March 30, 2006 11:47:25

Sample Type: Sample

Sample Description: 200.8 Digestion (3/29/06)

Number of Replicates: 3

Sample File: C:\elandata\Sample\060317as.sam

Method File: C:\elandata\Method\QIKTESTER.mth

Dataset File: C:\elandata\Dataset\060324as\060330dr\2603150119MS.020

Tuning File: C:\elandata\Tuning\tooney.tun

Optimization File: C:\elandata\Optimize\optim1.dac

Diluted To Volume (mL): 1

Concentration Results

Analyte	Mass	Blank Int.	Meas. Int.	Meas. Int. RSD	Conc. Mean	Conc. SD	Conc. RSD	Sample Ur
> Li	6	67077	71209	3.1				ug/L
[Be	9	1	1743	8.5	4.4509	0.4586	10.3	ug/L
[Al	27	16109	2515593	4.4	174.7253	13.0605	7.5	ug/L
C	13	2396	13333	2.7				mg/L
S	34	451188	393918	2.9				mg/L
[V	51	2491	1672902	3.6	97.2840	2.8577	2.9	ug/L
[Cr	52	11737	1522886	2.7	89.7760	1.6051	1.8	ug/L
[Mn	55	1486	1432648	3.5	55.1445	1.7328	3.1	ug/L
[Co	59	108	1776941	2.5	98.5016	1.7290	1.8	ug/L
[Ni	60	248	199023	3.0	44.9296	0.9967	2.2	ug/L
[Cu	65	117	440183	2.3	91.2057	1.6245	1.8	ug/L
[Zn	66	32	311770	2.1	111.1587	1.4110	1.3	ug/L
> Ge	73	75003	66562	1.0				ug/L
[As	75	170	59437	3.0	18.9604	0.4376	2.3	ug/L
[Se	82	47	6413	4.2	18.6107	0.6771	3.6	ug/L
[Mo	98	46	947617	2.5	95.3928	1.7923	1.9	ug/L
[Ag	107	81	807284	2.3	49.3858	0.5573	1.1	ug/L
[Cd	111	6	81144	1.6	19.8781	0.2854	1.4	ug/L
[Cd	114	28	181509	2.5	20.1945	0.2307	1.1	ug/L
> In	115	303952	266965	1.6				ug/L
[Sb	121	90	620486	2.6	52.3860	0.7400	1.4	ug/L
[Ba	138	512	3731222	2.5	104.2883	1.6121	1.5	ug/L
[Tl	205	32	703482	2.5	19.0738	0.2859	1.5	ug/L
[Pb	208	726	1035015	2.7	19.4436	0.3492	1.8	ug/L
> Bi	209	284732	256211	1.2				ug/L

QC Calculated Values

Analyte	Int Std	% Recovery
Li		106.161
Be		
Al		
C		
S		
V		
Cr		
Mn		

Sample ID: 2603150119MS

Report Date/Time: Thursday, March 30, 2006 12:08:25

Co
Ni
Cu
Zn
Ge 88.746
As
Se
Mo
Ag
Cd
Cd
In 87.831
Sb
Ba
Tl
Pb
Bi 89.983

Method 200.8 - Summary Report

Sample ID: 2603150119MS

Sample Date/Time: Thursday, March 30, 2006 11:47:25

Sample Type: Sample

Sample Description: 200.8 Digestion (3/29/06)

Number of Replicates: 3

Sample File: C:\elandata\Sample\060317as.sam

Method File: C:\elandata\Method\QIKTESTER.mth

Dataset File: C:\elandata\Dataset\060324as\060330dr\2603150119MS.020

Tuning File: C:\elandata\Tuning\tooney.tun

Optimization File: C:\elandata\Optimize\optim1.dac

Diluted To Volume (mL): 1

Concentration Results

Analyte	Mass	Blank Int.	Meas. Int.	Meas. Int. RSD	Conc. Mean	Conc. SD	Conc. RSD	Sample Ur
> Li	6	67077	71209	3.1				ug/L
[Be	9	1	1743	8.5	4.4509	0.4586	10.3	ug/L
[Al	27	16109	2515593	4.4	186.3876	13.9322	7.5	ug/L
[C	13	2396	13333	2.7				mg/L
[S	34	451188	393918	2.9				mg/L
[V	51	2491	1672902	3.6	97.2840	2.8577	2.9	ug/L
[Cr	52	11737	1522886	2.7	89.7760	1.6051	1.8	ug/L
[Mn	55	1486	1432648	3.5	55.1445	1.7328	3.1	ug/L
[Co	59	108	1776941	2.5	98.5016	1.7290	1.8	ug/L
[Ni	60	248	199023	3.0	44.9296	0.9967	2.2	ug/L
[Cu	65	117	440183	2.3	91.2057	1.6245	1.8	ug/L
[Zn	66	32	311770	2.1	111.1587	1.4110	1.3	ug/L
> Ge	73	75003	66562	1.0				ug/L
[As	75	170	59437	3.0	18.9604	0.4376	2.3	ug/L
[Se	82	47	6413	4.2	18.6107	0.6771	3.6	ug/L
[Mo	98	46	947617	2.5	95.3928	1.7923	1.9	ug/L
[Ag	107	81	807284	2.3	49.3858	0.5573	1.1	ug/L
[Cd	111	6	81144	1.6	19.8781	0.2854	1.4	ug/L
[Cd	114	28	181509	2.5	20.1945	0.2307	1.1	ug/L
> In	115	303952	266965	1.6				ug/L
[Sb	121	90	620486	2.6	52.3860	0.7400	1.4	ug/L
[Ba	138	512	3731222	2.5	104.2883	1.6121	1.5	ug/L
[Tl	205	32	703482	2.5	19.0738	0.2859	1.5	ug/L
[Pb	208	726	1035015	2.7	19.4436	0.3492	1.8	ug/L
> Bi	209	284732	256211	1.2				ug/L

QC Calculated Values

Analyte	Int Std	% Recovery
Li		106.161
Be		
Al		
C		
S		
V		
Cr		
Mn		

Sample ID: 2603150119MS

Report Date/Time: Thursday, March 30, 2006 12:10:17

Co	
Ni	
Cu	
Zn	
Ge	88.746
As	
Se	
Mo	
Ag	
Cd	
Cd	
In	87.831
Sb	
Ba	
Tl	
Pb	
Bi	89.983

Method 200.8 - Summary Report

Sample ID: 2603150120

Sample Date/Time: Thursday, March 30, 2006 11:52:41

Sample Type: Sample

Sample Description: 200.8 Digestion (3/29/06)

Number of Replicates: 3

Sample File: C:\elandata\Sample\060317as.sam

Method File: C:\elandata\Method\QIKTESTER.mth

Dataset File: C:\elandata\Dataset\060324as\060330dr\2603150120.021

Tuning File: C:\elandata\Tuning\tooney.tun

Optimization File: C:\elandata\Optimize\optim1.dac

Diluted To Volume (mL): 1

Concentration Results

Analyte	Mass	Blank Int.	Meas. Int.	Meas. Int. RSD	Conc. Mean	Conc. SD	Conc. RSD	Sample Ur
> Li	6	67077	72689	3.5				ug/L
[Be	9	1	171	6.3	0.4248	0.0293	6.9	ug/L
[Al	27	16109	141010610	1.1	10294.5597	285.3768	2.8	ug/L
[C	13	2396	16855	2.7				mg/L
[S	34	451188	4694093	0.2				mg/L
[V	51	2491	1204421	1.1	69.8175	1.1360	1.6	ug/L
[Cr	52	11737	761913	1.0	44.4856	0.7000	1.6	ug/L
[Mn	55	1486	13429668	0.5	515.9099	1.9941	0.4	ug/L
[Co	59	108	127157	0.1	7.0245	0.0534	0.8	ug/L
[Ni	60	248	155382	0.3	34.9712	0.3243	0.9	ug/L
[Cu	65	117	180744	1.2	37.3310	0.1608	0.4	ug/L
[Zn	66	32	9762181	1.5	3471.0409	27.4681	0.8	ug/L
> Ge	73	75003	66752	0.7				ug/L
> As	75	170	203265	1.2	64.7778	0.3491	0.5	ug/L
[Se	82	47	1269	3.3	3.5739	0.1189	3.3	ug/L
[Mo	98	46	40456	1.3	4.3785	0.0492	1.1	ug/L
[Ag	107	81	1692	0.5	0.1071	0.0007	0.7	ug/L
[Cd	111	6	3460	2.2	0.9107	0.0156	1.7	ug/L
[Cd	114	28	7410	1.9	0.8847	0.0246	2.8	ug/L
> In	115	303952	248096	0.9				ug/L
> Sb	121	90	3288	1.9	0.2921	0.0032	1.1	ug/L
[Ba	138	512	6439909	1.9	193.7128	3.8283	2.0	ug/L
[Tl	205	32	3941	0.7	0.1186	0.0009	0.8	ug/L
[Pb	208	726	1850719	0.5	38.8654	0.2999	0.8	ug/L
> Bi	209	284732	229292	0.3				ug/L

QC Calculated Values

Analyte	Int Std	% Recovery
Li		108.366
Be		
Al		
C		
S		
V		
Cr		
Mn		

Co	
Ni	
Cu	
Zn	
Ge	89.000
As	
Se	
Mo	
Ag	
Cd	
Cd	
In	81.623
Sb	
Ba	
Tl	
Pb	
Bi	80.529

Method 200.8 - Summary Report

Sample ID: 2603210144

Sample Date/Time: Thursday, March 30, 2006 11:59:47

Sample Type: Sample

Sample Description: 200.8 Digestion (3/29/06)

Number of Replicates: 3

Sample File: C:\elandata\Sample\060317as.sam

Method File: C:\elandata\Method\QIKTESTER.mth

Dataset File: C:\elandata\Dataset\060324as\060330dr\2603210144.022

Tuning File: C:\elandata\Tuning\tooney.tun

Optimization File: C:\elandata\Optimize\optim1.dac

Diluted To Volume (mL): 1

Concentration Results

Analyte	Mass	Blank Int.	Meas. Int.	Meas. Int. RSD	Conc. Mean	Conc. SD	Conc. RSD	Sample Ur
> Li	6	67077	66579	5.0				ug/L
[Be	9	1	41	20.8	0.1088	0.0202	18.5	ug/L
[Al	27	16109	20465999	2.4	1630.6859	51.1605	3.1	ug/L
[C	13	2396	11908	1.4				mg/L
[S	34	451188	9553804	2.3				mg/L
[V	51	2491	519649	1.9	32.5375	0.0548	0.2	ug/L
[Cr	52	11737	264297	1.5	16.3184	0.0960	0.6	ug/L
[Mn	55	1486	1351640	1.4	56.1661	0.4019	0.7	ug/L
[Co	59	108	17002	1.1	1.0122	0.0113	1.1	ug/L
[Ni	60	248	15933	1.4	3.8379	0.0507	1.3	ug/L
[Cu	65	117	43847	1.3	9.7891	0.1449	1.5	ug/L
[Zn	66	32	150629	2.3	57.9669	0.4810	0.8	ug/L
> Ge	73	75003	61665	2.0				ug/L
[As	75	170	212426	2.1	73.2903	0.4809	0.7	ug/L
[Se	82	47	1209	2.9	3.6891	0.0704	1.9	ug/L
[Mo	98	46	119120	1.1	13.1430	0.1598	1.2	ug/L
[Ag	107	81	625	4.9	0.0376	0.0026	6.9	ug/L
[Cd	111	6	695	10.9	0.1852	0.0177	9.6	ug/L
[Cd	114	28	1327	2.5	0.1593	0.0067	4.2	ug/L
> In	115	303952	243533	1.6				ug/L
[Sb	121	90	2251	2.1	0.2017	0.0012	0.6	ug/L
[Ba	138	512	2454646	2.4	75.2034	0.5933	0.8	ug/L
[Tl	205	32	1502	4.0	0.0457	0.0015	3.3	ug/L
[Pb	208	726	110269	1.5	2.3519	0.0081	0.3	ug/L
> Bi	209	284732	224655	1.3				ug/L

QC Calculated Values

Analyte	Int Std	% Recovery
Li		99.258
Be		
Al		
C		
S		
V		
Cr		
Mn		

Sample ID: 2603210144

Report Date/Time: Thursday, March 30, 2006 12:10:31

Co	
Ni	
Cu	
Zn	
Ge	82.218
As	
Se	
Mo	
Ag	
Cd	
Cd	
In	80.122
Sb	
Ba	
Tl	
Pb	
Bi	78.901

Method 200.8 - Summary Report

Sample ID: TEST CCV_1

Sample Date/Time: Thursday, March 30, 2006 12:05:14

Sample Type: Sample

Sample Description: Calibration Verif. (20 ppb Standard)

Number of Replicates: 3

Sample File: C:\elandata\Sample\060317as.sam

Method File: C:\elandata\Method\QIKTESTER.mth

Dataset File: C:\elandata\Dataset\060324as\060330dr\TEST CCV_1.023

Tuning File: C:\elandata\Tuning\tooney.tun

Optimization File: C:\elandata\Optimize\optim1.dac

Diluted To Volume (mL): 1

Concentration Results

Analyte	Mass	Blank Int.	Meas. Int.	Meas. Int. RSD	Conc. Mean	Conc. SD	Conc. RSD	Sample Ur
> Li	6	67077	53187	3.7				ug/L
[Be	9	1	5658	0.2	19.3397	0.7376	3.8	ug/L
[Al	27	16109	207850	1.1	19.2935	0.8974	4.7	ug/L
[C	13	2396	2882	1.7				mg/L
[S	34	451188	322774	0.8				mg/L
[V	51	2491	307458	0.8	20.0279	0.2634	1.3	ug/L
[Cr	52	11737	283803	1.5	18.5153	0.3231	1.7	ug/L
[Mn	55	1486	431539	2.0	18.6658	0.3913	2.1	ug/L
[Co	59	108	327774	1.9	20.4513	0.4317	2.1	ug/L
[Ni	60	248	72396	0.4	19.3829	0.1124	0.6	ug/L
[Cu	65	117	80588	1.2	18.7800	0.2193	1.2	ug/L
[Zn	66	32	47899	0.6	19.2179	0.2143	1.1	ug/L
> Ge	73	75003	59130	0.5				ug/L
[As	75	170	55054	0.5	19.7735	0.0434	0.2	ug/L
[Se	82	47	5826	0.8	19.0374	0.1853	1.0	ug/L
[Mo	98	46	185984	2.2	20.5927	0.3074	1.5	ug/L
[Ag	107	81	309187	1.2	20.8072	0.1556	0.7	ug/L
[Cd	111	6	74824	1.4	20.1655	0.3426	1.7	ug/L
[Cd	114	28	166908	1.2	20.4312	0.1369	0.7	ug/L
> In	115	303952	242664	0.9				ug/L
[Sb	121	90	225029	1.0	20.8986	0.0759	0.4	ug/L
[Ba	138	512	718196	0.8	21.1229	0.1385	0.7	ug/L
[Tl	205	32	646079	1.8	19.6395	0.1868	1.0	ug/L
[Pb	208	726	944579	1.5	19.8950	0.1886	0.9	ug/L
> Bi	209	284732	228539	0.9				ug/L

QC Calculated Values

Analyte	Int Std	% Recovery
Li		79.292
Be		
Al		
C		
S		
V		
Cr		
Mn		

Sample ID: TEST CCV_1

Report Date/Time: Thursday, March 30, 2006 12:11:42

Co	
Ni	
Cu	
Zn	
Ge	78.838
As	
Se	
Mo	
Ag	
Cd	
Cd	
In	79.836
Sb	
Ba	
Tl	
Pb	
Bi	80.264

Method 200.8 - Summary Report

Sample ID: TEST CCB_1

Sample Date/Time: Thursday, March 30, 2006 12:15:15

Sample Type: Sample

Sample Description: Calibration Blank

Number of Replicates: 3

Sample File: C:\elandata\Sample\060317as.sam

Method File: C:\elandata\Method\QIKTESTER.mth

Dataset File: C:\elandata\Dataset\060324as\060330dr\TEST CCB_1.024

Tuning File: C:\elandata\Tuning\tooney.tun

Optimization File: C:\elandata\Optimize\optim1.dac

Diluted To Volume (mL): 1

Concentration Results

Analyte	Mass	Blank Int.	Meas. Int.	Meas. Int. RSD	Conc. Mean	Conc. SD	Conc. RSD	Sample Ur
> Li	6	67077	56953	5.3				ug/L
[Be	9	1	3	34.6	0.0058	0.0029	50.5	ug/L
[Al	27	16109	14688	5.1	0.0933	0.0054	5.8	ug/L
[C	13	2396	2689	2.3				mg/L
[S	34	451188	362616	0.5				mg/L
[V	51	2491	2188	23.8	0.0010	0.0303	2980.5	ug/L
[Cr	52	11737	10027	1.8	-0.0120	0.0126	105.2	ug/L
[Mn	55	1486	1786	1.3	0.0193	0.0007	3.5	ug/L
[Co	59	108	154	11.9	0.0034	0.0011	31.4	ug/L
[Ni	60	248	209	8.2	-0.0018	0.0041	227.2	ug/L
[Cu	65	117	258	16.2	0.0331	0.0090	27.1	ug/L
[Zn	66	32	177	20.3	0.0543	0.0130	23.9	ug/L
> Ge	73	75003	65326	0.4				ug/L
[As	75	170	152	66.3	0.0010	0.0326	3122.3	ug/L
[Se	82	47	21	144.4	-0.0591	0.0918	155.3	ug/L
[Mo	98	46	217	5.4	0.0183	0.0015	8.2	ug/L
[Ag	107	81	90	14.7	0.0013	0.0008	57.5	ug/L
[Cd	111	6	13	45.8	0.0019	0.0014	76.3	ug/L
[Cd	114	28	40	35.6	0.0019	0.0017	88.9	ug/L
> In	115	303952	260603	1.3				ug/L
[Sb	121	90	211	12.6	0.0116	0.0024	20.5	ug/L
[Ba	138	512	801	5.5	0.0099	0.0010	10.0	ug/L
[Tl	205	32	143	13.0	0.0032	0.0006	17.2	ug/L
[Pb	208	726	657	2.4	0.0005	0.0004	92.1	ug/L
> Bi	209	284732	248130	1.0				ug/L

QC Calculated Values

Analyte	Int Std	% Recovery
Li		84.907
Be		
Al		
C		
S		
V		
Cr		
Mn		

Co	
Ni	
Cu	
Zn	
Ge	87.099
As	
Se	
Mo	
Ag	
Cd	
Cd	
In	85.738
Sb	
Ba	
Tl	
Pb	
Bi	87.145

Method 200.8 - Summary Report

Sample ID: 200.8_MRLCHK

Sample Date/Time: Thursday, March 30, 2006 12:18:23

Sample Type: Sample

Sample Description: 200.8 Digestion (3/29/06)

Number of Replicates: 3

Sample File: C:\elandata\Sample\060317as.sam

Method File: C:\elandata\Method\QIKTESTER.mth

Dataset File: C:\elandata\Dataset\060324as\060330dr\200.8_MRLCHK.025

Tuning File: C:\elandata\Tuning\tooney.tun

Optimization File: C:\elandata\Optimize\optim1.dac

Diluted To Volume (mL): 1

Concentration Results

Analyte	Mass	Blank Int.	Meas. Int.	Meas. Int. RSD	Conc. Mean	Conc. SD	Conc. RSD	Sample Ur
> Li	6	67077	61770	2.8				ug/L
[Be	9	1	337	8.6	0.9864	0.0690	7.0	ug/L
Al	27	16109	298501	1.5	24.1496	1.0706	4.4	ug/L
C	13	2396	10923	3.6				mg/L
S	34	451188	361865	1.7				mg/L
[V	51	2491	50386	6.1	2.9400	0.1827	6.2	ug/L
Cr	52	11737	30559	0.8	1.2907	0.0158	1.2	ug/L
Mn	55	1486	51686	1.5	2.0319	0.0345	1.7	ug/L
Co	59	108	37580	1.3	2.1737	0.0340	1.6	ug/L
Ni	60	248	20614	1.1	5.0892	0.0724	1.4	ug/L
Cu	65	117	9368	1.8	2.0092	0.0433	2.2	ug/L
Zn	66	32	19377	1.4	7.2165	0.0877	1.2	ug/L
> Ge	73	75003	63643	0.4				ug/L
[As	75	170	3408	8.5	1.0918	0.0975	8.9	ug/L
Se	82	47	1676	3.4	4.9969	0.1758	3.5	ug/L
Mo	98	46	20667	0.3	2.1671	0.0058	0.3	ug/L
Ag	107	81	8472	0.8	0.5366	0.0035	0.7	ug/L
Cd	111	6	2048	1.7	0.5222	0.0095	1.8	ug/L
Cd	114	28	4730	1.5	0.5465	0.0069	1.3	ug/L
> In	115	303952	255823	0.3				ug/L
[Sb	121	90	13295	2.2	1.1649	0.0225	1.9	ug/L
Ba	138	512	83384	0.2	2.3155	0.0107	0.5	ug/L
Tl	205	32	36796	1.1	1.0305	0.0063	0.6	ug/L
Pb	208	726	27355	1.9	0.5192	0.0097	1.9	ug/L
> Bi	209	284732	247898	0.8				ug/L

QC Calculated Values

Analyte	Int Std	% Recovery
Li		92.089
Be		
Al		
C		
S		
V		
Cr		
Mn		

Sample ID: 200.8_MRLCHK

Report Date/Time: Thursday, March 30, 2006 13:04:33

Co	
Ni	
Cu	
Zn	
Ge	84.854
As	
Se	
Mo	
Ag	
Cd	
In	84.166
Sb	
Ba	
Tl	
Pb	
Bi	87.064

Method 200.8 - Summary Report

Sample ID: 2603210150

Sample Date/Time: Thursday, March 30, 2006 12:21:31

Sample Type: Sample

Sample Description: 200.8 Digestion (3/29/06)

Number of Replicates: 3

Sample File: C:\elandata\Sample\060317as.sam

Method File: C:\elandata\Method\QIKTESTER.mth

Dataset File: C:\elandata\Dataset\060324as\060330dr\2603210150.026

Tuning File: C:\elandata\Tuning\tooney.tun

Optimization File: C:\elandata\Optimize\optim1.dac

Diluted To Volume (mL): 1

Concentration Results

Analyte	Mass	Blank Int.	Meas. Int.	Meas. Int. RSD	Conc. Mean	Conc. SD	Conc. RSD	Sample Ur
> Li	6	67077	60791	4.2				ug/L
[Be	9	1	12	68.6	0.0342	0.0262	76.6	ug/L
[Al	27	16109	6704169	1.2	578.9443	27.3875	4.7	ug/L
[C	13	2396	13236	1.7				mg/L
[S	34	451188	4340311	0.8				mg/L
[V	51	2491	437242	0.8	28.1468	0.1364	0.5	ug/L
[Cr	52	11737	169631	0.9	10.6604	0.0853	0.8	ug/L
[Mn	55	1486	3386581	0.8	144.8386	0.7508	0.5	ug/L
[Co	59	108	13421	1.0	0.8209	0.0092	1.1	ug/L
[Ni	60	248	12182	1.0	3.1735	0.0376	1.2	ug/L
[Cu	65	117	32248	1.2	7.4001	0.0789	1.1	ug/L
[Zn	66	32	147011	0.4	58.2034	0.4451	0.8	ug/L
> [Ge	73	75003	59942	0.3				ug/L
[As	75	170	122954	0.4	43.6209	0.1928	0.4	ug/L
[Se	82	47	1504	5.7	4.7555	0.2751	5.8	ug/L
[Mo	98	46	46561	1.4	5.2977	0.0869	1.6	ug/L
[Ag	107	81	353	8.3	0.0201	0.0020	9.9	ug/L
[Cd	111	6	1061	4.4	0.2927	0.0130	4.4	ug/L
[Cd	114	28	2303	3.7	0.2871	0.0102	3.6	ug/L
> [In	115	303952	236031	0.2				ug/L
[Sb	121	90	2288	1.4	0.2119	0.0031	1.4	ug/L
[Ba	138	512	1693215	1.0	51.2155	0.5865	1.1	ug/L
[Tl	205	32	963	2.9	0.0301	0.0009	2.8	ug/L
[Pb	208	726	149575	0.1	3.3094	0.0159	0.5	ug/L
> [Bi	209	284732	216892	0.4				ug/L

QC Calculated Values

Analyte	Int Std	% Recovery
Li		90.629
Be		
Al		
C		
S		
V		
Cr		
Mn		

Sample ID: 2603210150

Report Date/Time: Thursday, March 30, 2006 13:04:42

Co	
Ni	
Cu	
Zn	
Ge	79.920
As	
Se	
Mo	
Ag	
Cd	
Cd	
In	77.654
Sb	
Ba	
Tl	
Pb	
Bi	76.174

Method 200.8 - Summary Report

Sample ID: 2603210153

Sample Date/Time: Thursday, March 30, 2006 12:24:56

Sample Type: Sample

Sample Description: 200.8 Digestion (3/29/06)

Number of Replicates: 3

Sample File: C:\elandata\Sample\060317as.sam

Method File: C:\elandata\Method\QIKTESTER.mth

Dataset File: C:\elandata\Dataset\060324as\060330dr\2603210153.027

Tuning File: C:\elandata\Tuning\tooney.tun

Optimization File: C:\elandata\Optimize\optim1.dac

Diluted To Volume (mL): 1

Concentration Results

Analyte	Mass	Blank Int.	Meas. Int.	Meas. Int. RSD	Conc. Mean	Conc. SD	Conc. RSD	Sample Ur
> Li	6	67077	57761	9.5				ug/L
Be	9	1	316	8.0	0.9921	0.0232	2.3	ug/L
[Al	27	16109	114508505	6.6	10434.0813	314.9234	3.0	ug/L
C	13	2396	14371	3.5				mg/L
S	34	451188	13644602	5.0				mg/L
[V	51	2491	564796	6.6	38.1181	0.4554	1.2	ug/L
Cr	52	11737	423812	6.0	28.9055	0.2464	0.9	ug/L
Mn	55	1486	10465903	6.1	468.9164	3.4536	0.7	ug/L
Co	59	108	72162	6.3	4.6478	0.0950	2.0	ug/L
Ni	60	248	52361	7.8	14.4615	0.3442	2.4	ug/L
Cu	65	117	207970	6.1	50.1076	0.4141	0.8	ug/L
Zn	66	32	185204	6.4	76.7882	0.8703	1.1	ug/L
> Ge	73	75003	57219	5.4				ug/L
As	75	170	332252	4.6	123.6096	1.3527	1.1	ug/L
[Se	82	47	1871	5.8	6.2357	0.1931	3.1	ug/L
Mo	98	46	357193	3.8	42.2132	0.1068	0.3	ug/L
Ag	107	81	1398	8.6	0.0961	0.0073	7.6	ug/L
Cd	111	6	2354	3.5	0.6758	0.0100	1.5	ug/L
Cd	114	28	5001	4.5	0.6507	0.0116	1.8	ug/L
> In	115	303952	227380	3.6				ug/L
Sb	121	90	11557	2.2	1.1395	0.0192	1.7	ug/L
[Ba	138	512	8483703	3.1	266.4654	3.5563	1.3	ug/L
Tl	205	32	5480	4.5	0.1805	0.0007	0.4	ug/L
Pb	208	726	938718	5.0	21.5117	0.0843	0.4	ug/L
> Bi	209	284732	210052	4.8				ug/L

QC Calculated Values

Analyte	Int Std % Recovery
Li	86.112
Be	
Al	
C	
S	
V	
Cr	
Mn	

Sample ID: 2603210153

Report Date/Time: Thursday, March 30, 2006 13:04:56

Co	
Ni	
Cu	
Zn	
Ge	76.289
As	
Se	
Mo	
Ag	
Cd	
Cd	
In	74.808
Sb	
Ba	
Tl	
Pb	
Bi	73.772

Method 200.8 - Summary Report

Sample ID: 2603210155

Sample Date/Time: Thursday, March 30, 2006 12:29:01

Sample Type: Sample

Sample Description: 200.8 Digestion (3/29/06)

Number of Replicates: 3

Sample File: C:\elandata\Sample\060317as.sam

Method File: C:\elandata\Method\QIKTESTER.mth

Dataset File: C:\elandata\Dataset\060324as\060330dr\2603210155.028

Tuning File: C:\elandata\Tuning\tooney.tun

Optimization File: C:\elandata\Optimize\optim1.dac

Diluted To Volume (mL): 1

Concentration Results

Analyte	Mass	Blank Int.	Meas. Int.	Meas. Int. RSD	Conc. Mean	Conc. SD	Conc. RSD	Sample Ur
> Li	6	67077	61554	4.2				ug/L
[Be	9	1	74	8.5	0.2154	0.0228	10.6	ug/L
[Al	27	16109	33720212	0.5	2880.5678	122.2170	4.2	ug/L
[C	13	2396	12014	2.9				mg/L
[S	34	451188	9347969	2.4				mg/L
[V	51	2491	552368	1.1	33.4749	0.5514	1.6	ug/L
[Cr	52	11737	285963	0.6	17.2723	0.2875	1.7	ug/L
[Mn	55	1486	1328749	2.4	53.4293	1.4740	2.8	ug/L
[Co	59	108	23986	2.1	1.3836	0.0123	0.9	ug/L
[Ni	60	248	20511	2.2	5.0571	0.1176	2.3	ug/L
[Cu	65	117	19740	0.5	4.2521	0.0415	1.0	ug/L
[Zn	66	32	200580	2.0	74.6945	0.5836	0.8	ug/L
> [Ge	73	75003	63725	1.3				ug/L
[As	75	170	224123	1.2	74.8286	0.6085	0.8	ug/L
[Se	82	47	1262	1.9	3.7299	0.0852	2.3	ug/L
[Mo	98	46	120303	0.2	12.8546	0.0848	0.7	ug/L
[Ag	107	81	745	6.2	0.0441	0.0026	5.9	ug/L
[Cd	111	6	442	6.3	0.1135	0.0063	5.6	ug/L
[Cd	114	28	778	5.2	0.0893	0.0055	6.2	ug/L
> [In	115	303952	251451	0.8				ug/L
[Sb	121	90	1916	2.5	0.1651	0.0030	1.8	ug/L
[Ba	138	512	2994033	1.1	85.0157	0.7706	0.9	ug/L
[Tl	205	32	1962	0.8	0.0593	0.0014	2.4	ug/L
[Pb	208	726	106692	2.0	2.2525	0.0094	0.4	ug/L
> [Bi	209	284732	226910	1.9				ug/L

QC Calculated Values

Analyte	Int Std	% Recovery
Li		91.766
Be		
Al		
C		
S		
V		
Cr		
Mn		

Sample ID: 2603210155

Report Date/Time: Thursday, March 30, 2006 13:05:16

Co	
Ni	
Cu	
Zn	
Ge	84.964
As	
Se	
Mo	
Ag	
Cd	
Cd	
In	82.727
Sb	
Ba	
Tl	
Pb	
Bi	79.692

Method 200.8 - Summary Report

Sample ID: 2603210156

Sample Date/Time: Thursday, March 30, 2006 12:33:09

Sample Type: Sample

Sample Description: 200.8 Digestion (3/29/06)

Number of Replicates: 3

Sample File: C:\elandata\Sample\060317as.sam

Method File: C:\elandata\Method\QIKTESTER.mth

Dataset File: C:\elandata\Dataset\060324as\060330dr\2603210156.029

Tuning File: C:\elandata\Tuning\tooney.tun

Optimization File: C:\elandata\Optimize\optim1.dac

Diluted To Volume (mL): 1

Concentration Results

Analyte	Mass	Blank Int.	Meas. Int.	Meas. Int. RSD	Conc. Mean	Conc. SD	Conc. RSD	Sample Ur
> Li	6	67077	51739	2.0				ug/L
[Be	9	1	35	14.3	0.1198	0.0162	13.5	ug/L
[Al	27	16109	14653579	4.4	1488.0656	93.2105	6.3	ug/L
[C	13	2396	10095	3.1				mg/L
[S	34	451188	8127740	3.5				mg/L
[V	51	2491	439882	2.5	29.9255	0.0950	0.3	ug/L
[Cr	52	11737	215596	3.8	14.5252	0.1689	1.2	ug/L
[Mn	55	1486	584335	3.2	26.3590	0.2304	0.9	ug/L
[Co	59	108	11350	1.7	0.7330	0.0102	1.4	ug/L
[Ni	60	248	11752	7.5	3.2324	0.1590	4.9	ug/L
[Cu	65	117	10456	5.7	2.5194	0.0816	3.2	ug/L
[Zn	66	32	98902	3.9	41.3558	0.6049	1.5	ug/L
> Ge	73	75003	56738	2.7				ug/L
[As	75	170	198040	3.9	74.2455	1.0466	1.4	ug/L
[Se	82	47	956	7.3	3.1504	0.1532	4.9	ug/L
[Mo	98	46	114014	3.6	13.2969	0.1211	0.9	ug/L
[Ag	107	81	442	6.9	0.0270	0.0029	10.8	ug/L
[Cd	111	6	299	12.7	0.0836	0.0088	10.5	ug/L
[Cd	114	28	556	7.2	0.0690	0.0033	4.7	ug/L
> In	115	303952	230335	2.7				ug/L
[Sb	121	90	1503	8.2	0.1403	0.0081	5.8	ug/L
[Ba	138	512	1865511	2.8	57.8227	0.3085	0.5	ug/L
[Tl	205	32	1101	2.0	0.0369	0.0004	1.0	ug/L
[Pb	208	726	50287	2.2	1.1800	0.0069	0.6	ug/L
> Bi	209	284732	203165	2.3				ug/L

QC Calculated Values

Analyte	Int Std % Recovery
Li	77.134
Be	
Al	
C	
S	
V	
Cr	
Mn	

Sample ID: 2603210156

Report Date/Time: Thursday, March 30, 2006 13:06:02

Co	
Ni	
Cu	
Zn	
Ge	75.648
As	
Se	
Mo	
Ag	
Cd	
Cd	
In	75.780
Sb	
Ba	
Tl	
Pb	
Bi	71.353

Method 200.8 - Summary Report

Sample ID: 2603220347

Sample Date/Time: Thursday, March 30, 2006 12:38:27

Sample Type: Sample

Sample Description: 200.8 Digestion (3/29/06)

Number of Replicates: 3

Sample File: C:\elandata\Sample\060317as.sam

Method File: C:\elandata\Method\QIKTESTER.mth

Dataset File: C:\elandata\Dataset\060324as\060330dr\2603220347.030

Tuning File: C:\elandata\Tuning\tooney.tun

Optimization File: C:\elandata\Optimize\optim1.dac

Diluted To Volume (mL): 1

Concentration Results

Analyte	Mass	Blank Int.	Meas. Int.	Meas. Int. RSD	Conc. Mean	Conc. SD	Conc. RSD	Sample Ur
[> Li	6	67077	59924	9.1				ug/L
Be	9	1	41	16.9	0.1216	0.0186	15.3	ug/L
[Al	27	16109	17677673	7.3	1550.5238	37.2927	2.4	ug/L
C	13	2396	9421	2.8				mg/L
S	34	451188	15721067	5.6				mg/L
[V	51	2491	423274	5.4	26.4786	0.2038	0.8	ug/L
Cr	52	11737	256713	4.5	15.9809	0.1136	0.7	ug/L
Mn	55	1486	1349491	6.3	56.0545	0.8307	1.5	ug/L
Co	59	108	13431	7.1	0.7980	0.0204	2.6	ug/L
Ni	60	248	17764	6.4	4.5190	0.0916	2.0	ug/L
Cu	65	117	31241	4.2	6.9710	0.1407	2.0	ug/L
Zn	66	32	27969	3.3	10.7627	0.1829	1.7	ug/L
> Ge	73	75003	61656	4.9				ug/L
As	75	170	335569	2.9	115.8926	2.2292	1.9	ug/L
[Se	82	47	2215	8.7	6.8539	0.2927	4.3	ug/L
Mo	98	46	445668	2.5	49.1984	0.5251	1.1	ug/L
Ag	107	81	436	9.8	0.0249	0.0028	11.3	ug/L
Cd	111	6	1049	5.6	0.2803	0.0061	2.2	ug/L
Cd	114	28	1758	2.3	0.2119	0.0024	1.2	ug/L
> In	115	303952	243488	3.4				ug/L
Sb	121	90	5905	0.8	0.5405	0.0226	4.2	ug/L
[Ba	138	512	1712597	3.2	50.2171	0.3639	0.7	ug/L
Tl	205	32	1532	8.9	0.0473	0.0019	4.0	ug/L
Pb	208	726	94946	3.5	2.0556	0.0328	1.6	ug/L
> Bi	209	284732	221256	4.9				ug/L

QC Calculated Values

Analyte	Int Std	% Recovery
Li		89.337
Be		
Al		
C		
S		
V		
Cr		
Mn		

Sample ID: 2603220347

Report Date/Time: Thursday, March 30, 2006 13:06:18

Co
Ni
Cu
Zn
Ge 82.206
As
Se
Mo
Ag
Cd
Cd
In 80.107
Sb
Ba
Tl
Pb
Bi 77.707

Method 200.8 - Summary Report

Sample ID: 2603220348

Sample Date/Time: Thursday, March 30, 2006 12:42:32

Sample Type: Sample

Sample Description: 200.8 Digestion (3/29/06)

Number of Replicates: 3

Sample File: C:\elandata\Sample\060317as.sam

Method File: C:\elandata\Method\QIKTESTER.mth

Dataset File: C:\elandata\Dataset\060324as\060330dr\2603220348.031

Tuning File: C:\elandata\Tuning\tooney.tun

Optimization File: C:\elandata\Optimize\optim1.dac

Diluted To Volume (mL): 1

Concentration Results

Analyte	Mass	Blank Int.	Meas. Int.	Meas. Int. RSD	Conc. Mean	Conc. SD	Conc. RSD	Sample Ur
> Li	6	67077	47694	5.4				ug/L
[Be	9	1	8	20.0	0.0286	0.0050	17.4	ug/L
[Al	27	16109	5590296	0.1	615.7615	32.3095	5.2	ug/L
[C	13	2396	8416	0.5				mg/L
[S	34	451188	3970065	1.2				mg/L
[V	51	2491	418695	0.7	28.3381	0.0130	0.0	ug/L
[Cr	52	11737	450391	1.3	30.8764	0.3504	1.1	ug/L
[Mn	55	1486	553725	0.9	24.8561	0.1152	0.5	ug/L
[Co	59	108	7518	2.0	0.4813	0.0102	2.1	ug/L
[Ni	60	248	11673	2.1	3.1973	0.0443	1.4	ug/L
[Cu	65	117	8727	0.6	2.0903	0.0155	0.7	ug/L
[Zn	66	32	103567	1.7	43.1045	0.4832	1.1	ug/L
> Ge	73	75003	57014	0.7				ug/L
[As	75	170	133722	0.8	49.8851	0.4027	0.8	ug/L
[Se	82	47	934	3.6	3.0642	0.1156	3.8	ug/L
[Mo	98	46	44727	0.4	5.1640	0.0367	0.7	ug/L
[Ag	107	81	401	2.3	0.0238	0.0007	2.9	ug/L
[Cd	111	6	216	6.5	0.0593	0.0037	6.3	ug/L
[Cd	114	28	371	8.2	0.0447	0.0039	8.6	ug/L
> In	115	303952	232595	0.3				ug/L
[Sb	121	90	931	6.1	0.0836	0.0051	6.2	ug/L
[Ba	138	512	1229170	0.1	37.7251	0.1043	0.3	ug/L
[Tl	205	32	537	4.3	0.0173	0.0007	4.2	ug/L
[Pb	208	726	53740	1.0	1.2394	0.0142	1.1	ug/L
> Bi	209	284732	206810	0.5				ug/L

QC Calculated Values

Analyte	Int Std	% Recovery
Li		71.104
Be		
Al		
C		
S		
V		
Cr		
Mn		

Sample ID: 2603220348

Report Date/Time: Thursday, March 30, 2006 13:06:32

Co	
Ni	
Cu	
Zn	
Ge	76.016
As	
Se	
Mo	
Ag	
Cd	
Cd	
In	76.524
Sb	
Ba	
Tl	
Pb	
Bi	72.633

Method 200.8 - Summary Report

Sample ID: 2603220357

Sample Date/Time: Thursday, March 30, 2006 12:47:56

Sample Type: Sample

Sample Description: 200.8 Digestion (3/29/06)

Number of Replicates: 3

Sample File: C:\elandata\Sample\060317as.sam

Method File: C:\elandata\Method\QIKTESTER.mth

Dataset File: C:\elandata\Dataset\060324as\060330dr\2603220357.032

Tuning File: C:\elandata\Tuning\tooney.tun

Optimization File: C:\elandata\Optimize\optim1.dac

Diluted To Volume (mL): 1

Concentration Results

Analyte	Mass	Blank Int.	Meas. Int.	Meas. Int. RSD	Conc. Mean	Conc. SD	Conc. RSD	Sample Ur
> Li	6	67077	48511	4.3				ug/L
[Be	9	1	5	57.7	0.0154	0.0098	63.5	ug/L
[Al	27	16109	1716574	1.3	184.8415	6.3367	3.4	ug/L
[C	13	2396	8310	1.8				mg/L
[S	34	451188	4164504	1.2				mg/L
[V	51	2491	374131	2.1	25.3487	0.3177	1.3	ug/L
[Cr	52	11737	166260	1.7	11.0228	0.0737	0.7	ug/L
[Mn	55	1486	232626	0.9	10.4303	0.0411	0.4	ug/L
[Co	59	108	2852	1.8	0.1796	0.0013	0.7	ug/L
[Ni	60	248	6291	0.6	1.7019	0.0202	1.2	ug/L
[Cu	65	117	4526	1.4	1.0755	0.0157	1.5	ug/L
[Zn	66	32	125385	0.8	52.2755	0.1911	0.4	ug/L
> Ge	73	75003	56921	1.2				ug/L
[As	75	170	104878	0.7	39.1807	0.4573	1.2	ug/L
[Se	82	47	870	9.3	2.8485	0.2480	8.7	ug/L
[Mo	98	46	44738	0.2	5.2265	0.0410	0.8	ug/L
[Ag	107	81	166	16.1	0.0075	0.0020	26.6	ug/L
[Cd	111	6	152	11.0	0.0420	0.0045	10.7	ug/L
[Cd	114	28	283	11.7	0.0339	0.0045	13.4	ug/L
> In	115	303952	229876	0.7				ug/L
[Sb	121	90	854	5.2	0.0771	0.0039	5.0	ug/L
[Ba	138	512	926395	0.3	28.7663	0.1276	0.4	ug/L
[Tl	205	32	303	15.1	0.0094	0.0015	15.6	ug/L
[Pb	208	726	29191	0.8	0.6696	0.0041	0.6	ug/L
> Bi	209	284732	206212	1.2				ug/L

QC Calculated Values

Analyte	Int Std % Recovery
Li	72.321
Be	
Al	
C	
S	
V	
Cr	
Mn	

Sample ID: 2603220357

Report Date/Time: Thursday, March 30, 2006 13:06:51

Co	
Ni	
Cu	
Zn	
Ge	75.892
As	
Se	
Mo	
Ag	
Cd	
Cd	
In	75.629
Sb	
Ba	
Tl	
Pb	
Bi	72.423

Method 200.8 - Summary Report

Sample ID: 2603220360

Sample Date/Time: Thursday, March 30, 2006 12:50:54

Sample Type: Sample

Sample Description: 200.8 Digestion (3/29/06)

Number of Replicates: 3

Sample File: C:\elandata\Sample\060317as.sam

Method File: C:\elandata\Method\QIKTESTER.mth

Dataset File: C:\elandata\Dataset\060324as\060330dr\2603220360.033

Tuning File: C:\elandata\Tuning\tooney.tun

Optimization File: C:\elandata\Optimize\optim1.dac

Diluted To Volume (mL): 1

Concentration Results

Analyte	Mass	Blank Int.	Meas. Int.	Meas. Int. RSD	Conc. Mean	Conc. SD	Conc. RSD	Sample Ur
> Li	6	67077	46631	8.4				ug/L
Be	9	1	6	34.6	0.0191	0.0089	46.4	ug/L
Al	27	16109	1041050	4.3	116.3138	4.8181	4.1	ug/L
C	13	2396	6936	1.7				mg/L
S	34	451188	12250028	3.5				mg/L
V	51	2491	375846	3.2	27.4695	0.2419	0.9	ug/L
Cr	52	11737	546297	3.2	40.6407	0.2619	0.6	ug/L
Mn	55	1486	96112	4.9	4.6167	0.0990	2.1	ug/L
Co	59	108	3487	4.1	0.2384	0.0046	1.9	ug/L
Ni	60	248	9694	4.9	2.8618	0.0746	2.6	ug/L
Cu	65	117	7727	1.8	1.9996	0.0933	4.7	ug/L
Zn	66	32	11187	4.3	5.0191	0.1051	2.1	ug/L
> Ge	73	75003	52787	2.8				ug/L
As	75	170	156826	3.4	63.1937	0.4003	0.6	ug/L
Se	82	47	616	7.0	2.1445	0.1010	4.7	ug/L
Mo	98	46	177688	2.6	21.4505	0.0404	0.2	ug/L
Ag	107	81	168	5.2	0.0080	0.0009	11.4	ug/L
Cd	111	6	287	6.7	0.0830	0.0071	8.6	ug/L
Cd	114	28	520	9.2	0.0666	0.0047	7.1	ug/L
> In	115	303952	222580	2.4				ug/L
Sb	121	90	1341	1.6	0.1292	0.0053	4.1	ug/L
Ba	138	512	1643521	2.3	52.7177	0.1421	0.3	ug/L
Tl	205	32	993	7.8	0.0354	0.0017	4.8	ug/L
Pb	208	726	9089	3.3	0.2176	0.0055	2.5	ug/L
> Bi	209	284732	190471	3.5				ug/L

QC Calculated Values

Analyte	Int Std	% Recovery
Li		69.519
Be		
Al		
C		
S		
V		
Cr		
Mn		

Sample ID: 2603220360

Report Date/Time: Thursday, March 30, 2006 13:06:55

Co	
Ni	
Cu	
Zn	
Ge	70.380
As	
Se	
Mo	
Ag	
Cd	
Cd	
In	73.229
Sb	
Ba	
Tl	
Pb	
Bi	66.895

Method 200.8 - Summary Report

Sample ID: 2603230069

Sample Date/Time: Thursday, March 30, 2006 12:54:41

Sample Type: Sample

Sample Description: 200.8 Digestion (3/29/06)

Number of Replicates: 3

Sample File: C:\elandata\Sample\060317as.sam

Method File: C:\elandata\Method\QIKTESTER.mth

Dataset File: C:\elandata\Dataset\060324as\060330dr\2603230069.034

Tuning File: C:\elandata\Tuning\tooney.tun

Optimization File: C:\elandata\Optimize\optim1.dac

Diluted To Volume (mL): 1

Concentration Results

Analyte	Mass	Blank Int.	Meas. Int.	Meas. Int. RSD	Conc. Mean	Conc. SD	Conc. RSD	Sample Ur
> Li	6	67077	45251	8.3				ug/L
[Be	9	1	3	69.3	0.0085	0.0088	102.8	ug/L
[Al	27	16109	337814	5.6	38.0230	1.2231	3.2	ug/L
[C	13	2396	10903	1.6				mg/L
[S	34	451188	16417480	3.3				mg/L
[V	51	2491	163573	4.7	12.1380	0.2426	2.0	ug/L
[Cr	52	11737	40453	4.9	2.4967	0.0730	2.9	ug/L
[Mn	55	1486	1655514	4.0	82.1010	1.3909	1.7	ug/L
[Co	59	108	11421	6.1	0.8099	0.0319	3.9	ug/L
[Ni	60	248	19646	3.7	5.9821	0.0602	1.0	ug/L
[Cu	65	117	9891	3.3	2.6193	0.0332	1.3	ug/L
[Zn	66	32	4304	5.0	1.9663	0.0516	2.6	ug/L
> Ge	73	75003	51671	2.8				ug/L
[As	75	170	377067	2.6	155.3169	0.5370	0.3	ug/L
[Se	82	47	985	9.5	3.5789	0.2534	7.1	ug/L
[Mo	98	46	149611	1.8	17.8852	0.0603	0.3	ug/L
[Ag	107	81	208	6.0	0.0108	0.0010	9.7	ug/L
[Cd	111	6	318	5.9	0.0913	0.0060	6.6	ug/L
[Cd	114	28	535	4.1	0.0680	0.0019	2.8	ug/L
> In	115	303952	224766	1.8				ug/L
[Sb	121	90	1136	3.8	0.1074	0.0064	6.0	ug/L
[Ba	138	512	1175923	1.6	37.3496	0.3526	0.9	ug/L
[Tl	205	32	629	3.8	0.0222	0.0003	1.5	ug/L
[Pb	208	726	3205	0.7	0.0688	0.0024	3.5	ug/L
> Bi	209	284732	190637	3.6				ug/L

QC Calculated Values

Analyte	Int Std	% Recovery
Li		67.462
Be		
Al		
C		
S		
V		
Cr		
Mn		

Sample ID: 2603230069

Report Date/Time: Thursday, March 30, 2006 13:06:59

Co
Ni
Cu
Zn
Ge 68.892
As
Se
Mo
Ag
Cd
Cd
In 73.948
Sb
Ba
Tl
Pb
Bi 66.953

Method 200.8 - Summary Report

Sample ID: TEST CCV_2

Sample Date/Time: Thursday, March 30, 2006 13:02:49

Sample Type: Sample

Sample Description: Calibration Verif. (50 ppb Standard)

Number of Replicates: 3

Sample File: C:\elandata\Sample\060317as.sam

Method File: C:\elandata\Method\QIKTESTER.mth

Dataset File: C:\elandata\Dataset\060324as\060330dr\TEST CCV_2.035

Tuning File: C:\elandata\Tuning\tooney.tun

Optimization File: C:\elandata\Optimize\optim1.dac

Diluted To Volume (mL): 1

Concentration Results

Analyte	Mass	Blank Int.	Meas. Int.	Meas. Int. RSD	Conc. Mean	Conc. SD	Conc. RSD	Sample Ur
> Li	6	67077	44635	7.1				ug/L
[Be	9	1	10545	1.2	47.9452	2.7776	5.8	ug/L
[Al	27	16109	462551	0.3	53.3719	3.8711	7.3	ug/L
[C	13	2396	2349	2.6				mg/L
[S	34	451188	354389	0.6				mg/L
[V	51	2491	765961	1.9	50.2606	0.8321	1.7	ug/L
[Cr	52	11737	703497	0.8	46.9846	0.2530	0.5	ug/L
[Mn	55	1486	1063104	2.1	49.5659	0.9250	1.9	ug/L
[Co	59	108	820580	1.0	51.3857	0.4055	0.8	ug/L
[Ni	60	248	181000	1.9	48.7084	0.8144	1.7	ug/L
[Cu	65	117	208445	1.2	48.7801	0.4710	1.0	ug/L
[Zn	66	32	125041	1.4	50.3586	0.6025	1.2	ug/L
> [Ge	73	75003	58922	0.3				ug/L
[As	75	170	143880	0.9	51.9369	0.3627	0.7	ug/L
[Se	82	47	14971	1.1	49.2852	0.4406	0.9	ug/L
[Mo	98	46	487568	1.2	52.2932	0.8981	1.7	ug/L
[Ag	107	81	809134	1.0	52.7422	0.7790	1.5	ug/L
[Cd	111	6	197243	1.3	51.4815	0.9491	1.8	ug/L
[Cd	114	28	436947	1.3	51.8056	0.9261	1.8	ug/L
> [In	115	303952	250576	0.5				ug/L
[Sb	121	90	604268	0.9	51.5447	0.7028	1.4	ug/L
[Ba	138	512	1846137	0.5	52.6006	0.4639	0.9	ug/L
[Tl	205	32	1661861	0.6	49.0964	0.8341	1.7	ug/L
[Pb	208	726	2434829	0.7	49.8585	1.0137	2.0	ug/L
> [Bi	209	284732	235211	1.7				ug/L

QC Calculated Values

Analyte	Int Std	% Recovery
Li		66.543
Be		
Al		
C		
S		
V		
Cr		
Mn		

Sample ID: TEST CCV_2

Report Date/Time: Thursday, March 30, 2006 13:09:09

Co	
Ni	
Cu	
Zn	
Ge	78.561
As	
Se	
Mo	
Ag	
Cd	
Cd	
In	82.440
Sb	
Ba	
Tl	
Pb	
Bi	82.608

Method 200.8 - Summary Report

Sample ID: TEST CCB_2

Sample Date/Time: Thursday, March 30, 2006 13:15:23

Sample Type: Sample

Sample Description: Calibration Blank

Number of Replicates: 3

Sample File: C:\elandata\Sample\060317as.sam

Method File: C:\elandata\Method\QIKTESTER.mth

Dataset File: C:\elandata\Dataset\060324as\060330dr\TEST CCB_2.036

Tuning File: C:\elandata\Tuning\tooney.tun

Optimization File: C:\elandata\Optimize\optim1.dac

Diluted To Volume (mL): 1

Concentration Results

Analyte	Mass	Blank Int.	Meas. Int.	Meas. Int. RSD	Conc. Mean	Conc. SD	Conc. RSD	Sample Ur
> Li	6	67077	43943	7.1				ug/L
[Be	9	1	3	69.3	0.0097	0.0094	97.8	ug/L
[Al	27	16109	10762	1.3	0.0293	0.0950	323.8	ug/L
C	13	2396	2128	2.4				mg/L
S	34	451188	353847	0.4				mg/L
[V	51	2491	1782	59.6	-0.0160	0.0675	421.3	ug/L
[Cr	52	11737	9500	3.3	-0.0073	0.0182	250.3	ug/L
[Mn	55	1486	1716	1.3	0.0224	0.0014	6.3	ug/L
[Co	59	108	101	9.7	0.0007	0.0006	75.6	ug/L
[Ni	60	248	217	10.8	0.0036	0.0061	170.3	ug/L
[Cu	65	117	277	2.0	0.0408	0.0016	4.0	ug/L
[Zn	66	32	73	22.9	0.0182	0.0066	36.3	ug/L
> Ge	73	75003	61420	0.6				ug/L
[As	75	170	136	59.7	-0.0011	0.0281	2483.7	ug/L
[Se	82	47	36	58.3	-0.0097	0.0653	673.5	ug/L
[Mo	98	46	179	9.5	0.0149	0.0019	12.6	ug/L
[Ag	107	81	59	18.2	-0.0005	0.0007	130.4	ug/L
[Cd	111	6	14	42.1	0.0023	0.0015	66.8	ug/L
[Cd	114	28	44	56.8	0.0025	0.0030	119.8	ug/L
> In	115	303952	253206	0.5				ug/L
[Sb	121	90	240	7.6	0.0139	0.0016	11.6	ug/L
[Ba	138	512	683	6.4	0.0072	0.0012	16.6	ug/L
[Tl	205	32	122	4.7	0.0028	0.0002	6.2	ug/L
[Pb	208	726	641	6.7	0.0009	0.0010	113.5	ug/L
> Bi	209	284732	234591	1.0				ug/L

QC Calculated Values

Analyte	Int Std	% Recovery
Li		65.512
Be		
Al		
C		
S		
V		
Cr		
Mn		

Sample ID: TEST CCB_2

Report Date/Time: Thursday, March 30, 2006 13:18:59

Co
Ni
Cu
Zn
Ge 81.890
As
Se
Mo
Ag
Cd
Cd
In 83.305
Sb
Ba
Tl
Pb
Bi 82.390

Method 200.8 - Summary Report

Sample ID: 2603230197

Sample Date/Time: Thursday, March 30, 2006 13:21:14

Sample Type: Sample

Sample Description: 200.8 Digestion (3/29/06)

Number of Replicates: 3

Sample File: C:\elandata\Sample\060317as.sam

Method File: C:\elandata\Method\QIKTESTER.mth

Dataset File: C:\elandata\Dataset\060324as\060330dr\2603230197.037

Tuning File: C:\elandata\Tuning\tooney.tun

Optimization File: C:\elandata\Optimize\optim1.dac

Diluted To Volume (mL): 1

Concentration Results

Analyte	Mass	Blank Int.	Meas. Int.	Meas. Int. RSD	Conc. Mean	Conc. SD	Conc. RSD	Sample Ur
> Li	6	67077	52117	1.8				ug/L
[Be	9	1	17	10.0	0.0613	0.0054	8.8	ug/L
[Al	27	16109	11965247	2.2	1205.5195	44.0292	3.7	ug/L
[C	13	2396	9839	1.5				mg/L
[S	34	451188	5155845	2.1				mg/L
[V	51	2491	334912	3.1	21.0000	0.5211	2.5	ug/L
[Cr	52	11737	150046	2.3	9.1142	0.1901	2.1	ug/L
[Mn	55	1486	1228598	2.3	54.9410	0.9353	1.7	ug/L
[Co	59	108	10517	1.6	0.6265	0.0157	2.5	ug/L
[Ni	60	248	13184	1.8	3.3542	0.0830	2.5	ug/L
[Cu	65	117	8450	1.3	1.8762	0.0435	2.3	ug/L
[Zn	66	32	27156	2.8	10.4811	0.2862	2.7	ug/L
> Ge	73	75003	61445	2.0				ug/L
[As	75	170	103785	1.1	35.9154	0.3369	0.9	ug/L
[Se	82	47	934	7.0	2.8337	0.1858	6.6	ug/L
[Mo	98	46	123404	1.2	13.4762	0.0901	0.7	ug/L
[Ag	107	81	382	6.2	0.0210	0.0018	8.6	ug/L
[Cd	111	6	281	14.8	0.0734	0.0107	14.5	ug/L
[Cd	114	28	511	10.4	0.0589	0.0060	10.1	ug/L
> In	115	303952	246029	1.0				ug/L
[Sb	121	90	2991	2.6	0.2536	0.0044	1.7	ug/L
[Ba	138	512	1270297	1.0	36.8578	0.0407	0.1	ug/L
[Tl	205	32	3338	2.3	0.1019	0.0040	4.0	ug/L
[Pb	208	726	32122	2.3	0.6723	0.0137	2.0	ug/L
> Bi	209	284732	226009	2.0				ug/L

QC Calculated Values

Analyte	Int Std	% Recovery
Li		77.698
Be		
Al		
C		
S		
V		
Cr		
Mn		

Sample ID: 2603230197

Report Date/Time: Thursday, March 30, 2006 14:05:39

Co
Ni
Cu
Zn
Ge 81.923
As
Se
Mo
Ag
Cd
Cd
In 80.944
Sb
Ba
Tl
Pb
Bi 79.376

Method 200.8 - Summary Report

Sample ID: 2603240118

Sample Date/Time: Thursday, March 30, 2006 13:25:26

Sample Type: Sample

Sample Description: 200.8 Digestion (3/29/06)

Number of Replicates: 3

Sample File: C:\elandata\Sample\060317as.sam

Method File: C:\elandata\Method\QIKTESTER.mth

Dataset File: C:\elandata\Dataset\060324as\060330dr\2603240118.038

Tuning File: C:\elandata\Tuning\tooney.tun

Optimization File: C:\elandata\Optimize\optim1.dac

Diluted To Volume (mL): 1

Concentration Results

Analyte	Mass	Blank Int.	Meas. Int.	Meas. Int. RSD	Conc. Mean	Conc. SD	Conc. RSD	Sample Ur
> Li	6	67077	48477	3.6				ug/L
[Be	9	1	4	94.4	0.0148	0.0169	114.2	ug/L
[Al	27	16109	731619	0.8	78.0901	2.2576	2.9	ug/L
[C	13	2396	9707	3.6				mg/L
[S	34	451188	10235751	2.5				mg/L
[V	51	2491	-92413	3.5	-5.8894	0.2109	3.6	ug/L
[Cr	52	11737	43998	0.9	2.1972	0.0140	0.6	ug/L
[Mn	55	1486	73386630	1.7	3245.5952	61.0021	1.9	ug/L
[Co	59	108	8014	1.4	0.4703	0.0095	2.0	ug/L
[Ni	60	248	10651	1.6	2.6662	0.0472	1.8	ug/L
[Cu	65	117	8050	1.4	1.7644	0.0181	1.0	ug/L
[Zn	66	32	763348	1.5	291.3495	5.0153	1.7	ug/L
> Ge	73	75003	62188	0.6				ug/L
[As	75	170	10428	1.5	3.5220	0.0722	2.1	ug/L
[Se	82	47	649	8.4	1.9063	0.1683	8.8	ug/L
[Mo	98	46	14028	1.7	1.5371	0.0107	0.7	ug/L
[Ag	107	81	671	4.2	0.0404	0.0018	4.5	ug/L
[Cd	111	6	472	9.7	0.1247	0.0099	8.0	ug/L
[Cd	114	28	1101	4.6	0.1309	0.0038	2.9	ug/L
> In	115	303952	244644	1.9				ug/L
[Sb	121	90	1341	2.1	0.1108	0.0004	0.4	ug/L
[Ba	138	512	738915	0.8	21.5603	0.3574	1.7	ug/L
[Tl	205	32	103	11.6	0.0027	0.0004	13.9	ug/L
[Pb	208	726	76263	0.4	1.7682	0.0238	1.3	ug/L
> Bi	209	284732	206327	1.2				ug/L

QC Calculated Values

Analyte	Int Std	% Recovery
Li		72.271
Be		
Al		
C		
S		
V		
Cr		
Mn		

Co	
Ni	
Cu	
Zn	
Ge	82.915
As	
Se	
Mo	
Ag	
Cd	
Cd	
In	80.488
Sb	
Ba	
Tl	
Pb	
Bi	72.463

Method 200.8 - Summary Report

Sample ID: 2603240118_Dil(10)

Sample Date/Time: Thursday, March 30, 2006 13:30:05

Sample Type: Sample

Sample Description: 200.8 Digestion (3/29/06)

Number of Replicates: 3

Sample File: C:\elandata\Sample\060317as.sam

Method File: C:\elandata\Method\QIKTESTER.mth

Dataset File: C:\elandata\Dataset\060324as\060330dr\2603240118_Dil(10).039

Tuning File: C:\elandata\Tuning\tooney.tun

Optimization File: C:\elandata\Optimize\optim1.dac

Diluted To Volume (mL): 10

Concentration Results

Analyte	Mass	Blank Int.	Meas. Int.	Meas. Int. RSD	Conc. Mean	Conc. SD	Conc. RSD	Sample Ur
> Li	6	67077	52750	5.9				ug/L
[Be	9	1	2	43.3	0.0524	0.0391	74.7	ug/L
[Al	27	16109	98979	3.0	86.3091	8.5155	9.9	ug/L
[C	13	2396	4315	4.3				mg/L
[S	34	451188	1525548	2.4				mg/L
[V	51	2491	-8545	7.0	-7.0693	0.3564	5.0	ug/L
[Cr	52	11737	10238	1.2	0.8891	0.0706	7.9	ug/L
[Mn	55	1486	8974050	1.5	3976.0137	104.7942	2.6	ug/L
[Co	59	108	918	4.9	0.5381	0.0281	5.2	ug/L
[Ni	60	248	1302	5.5	3.0848	0.2126	6.9	ug/L
[Cu	65	117	1181	4.1	2.6292	0.0963	3.7	ug/L
[Zn	66	32	98561	1.0	376.2178	7.9588	2.1	ug/L
> Ge	73	75003	57269	1.3				ug/L
[As	75	170	1276	5.8	4.2579	0.2339	5.5	ug/L
[Se	82	47	85	1.7	1.6592	0.0557	3.4	ug/L
[Mo	98	46	1334	1.7	1.5497	0.0450	2.9	ug/L
[Ag	107	81	82	12.2	0.0163	0.0066	40.7	ug/L
[Cd	111	6	53	10.2	0.1399	0.0142	10.2	ug/L
[Cd	114	28	122	17.7	0.1340	0.0288	21.5	ug/L
> In	115	303952	225379	1.2				ug/L
[Sb	121	90	173	18.8	0.1004	0.0289	28.8	ug/L
[Ba	138	512	71942	2.0	22.6797	0.7271	3.2	ug/L
[Tl	205	32	54	3.5	0.0101	0.0006	5.5	ug/L
[Pb	208	726	8120	1.3	1.7252	0.0151	0.9	ug/L
> Bi	209	284732	211656	0.4				ug/L

QC Calculated Values

Analyte	Int Std	% Recovery
Li		78.641
Be		
Al		
C		
S		
V		
Cr		
Mn		

Sample ID: 2603240118_Dil(10)

Report Date/Time: Thursday, March 30, 2006 14:06:39

Co
Ni
Cu
Zn
Ge 76.356
As
Se
Mo
Ag
Cd
Cd
In 74.150
Sb
Ba
Tl
Pb
Bi 74.335

Method 200.8 - Summary Report

Sample ID: 2603240135

Sample Date/Time: Thursday, March 30, 2006 13:34:22

Sample Type: Sample

Sample Description: 200.8 Digestion (3/29/06)

Number of Replicates: 3

Sample File: C:\elandata\Sample\060317as.sam

Method File: C:\elandata\Method\QIKTESTER.mth

Dataset File: C:\elandata\Dataset\060324as\060330dr\2603240135.040

Tuning File: C:\elandata\Tuning\tooney.tun

Optimization File: C:\elandata\Optimize\optim1.dac

Diluted To Volume (mL): 1

Concentration Results

Analyte	Mass	Blank Int.	Meas. Int.	Meas. Int. RSD	Conc. Mean	Conc. SD	Conc. RSD	Sample Ur
> Li	6	67077	59462	6.2				ug/L
[Be	9	1	6	75.5	0.0154	0.0142	92.7	ug/L
[Al	27	16109	3017036	3.6	250.8009	6.7057	2.7	ug/L
[C	13	2396	6364	1.3				mg/L
[S	34	451188	19468748	4.7				mg/L
[V	51	2491	206820	3.8	14.2805	0.2749	1.9	ug/L
[Cr	52	11737	314140	3.3	23.2773	0.1775	0.8	ug/L
[Mn	55	1486	1703854	3.6	83.6839	0.6586	0.8	ug/L
[Co	59	108	12933	1.1	0.8647	0.0279	3.2	ug/L
[Ni	60	248	19417	4.4	5.2947	0.0259	0.5	ug/L
[Cu	65	117	11454	3.9	2.8698	0.0557	1.9	ug/L
[Zn	66	32	6758	6.2	2.8593	0.2874	10.1	ug/L
> Ge	73	75003	51631	3.9				ug/L
[As	75	170	231788	3.1	87.6359	1.0736	1.2	ug/L
[Se	82	47	1541	1.4	5.2192	0.2636	5.1	ug/L
[Mo	98	46	972482	2.0	124.4638	1.7049	1.4	ug/L
[Ag	107	81	226	2.6	0.0133	0.0008	6.4	ug/L
[Cd	111	6	1663	6.2	0.5161	0.0157	3.0	ug/L
[Cd	114	28	2678	4.8	0.3759	0.0082	2.2	ug/L
> In	115	303952	210047	3.4				ug/L
[Sb	121	90	2055	1.9	0.2029	0.0076	3.7	ug/L
[Ba	138	512	1164446	2.5	39.3116	0.3748	1.0	ug/L
[Tl	205	32	1747	5.6	0.0642	0.0014	2.2	ug/L
[Pb	208	726	9611	5.5	0.2647	0.0079	3.0	ug/L
> Bi	209	284732	186654	3.5				ug/L

QC Calculated Values

Analyte	Int Std % Recovery
Li	88.648
Be	
Al	
C	
S	
V	
Cr	
Mn	

Sample ID: 2603240135

Report Date/Time: Thursday, March 30, 2006 14:15:27

Co	
Ni	
Cu	
Zn	
Ge	68.839
As	
Se	
Mo	
Ag	
Cd	
Cd	
In	69.105
Sb	
Ba	
Tl	
Pb	
Bi	65.554

Method 200.8 - Summary Report

Sample ID: 2603240119MS

Sample Date/Time: Thursday, March 30, 2006 13:38:10

Sample Type: Sample

Sample Description: 200.8 Digestion (3/29/06)

Number of Replicates: 3

Sample File: C:\elandata\Sample\060317as.sam

Method File: C:\elandata\Method\QIKTESTER.mth

Dataset File: C:\elandata\Dataset\060324as\060330dr\2603240119MS.041

Tuning File: C:\elandata\Tuning\tooney.tun

Optimization File: C:\elandata\Optimize\optim1.dac

Diluted To Volume (mL): 1

Concentration Results

Analyte	Mass	Blank Int.	Meas. Int.	Meas. Int. RSD	Conc. Mean	Conc. SD	Conc. RSD	Sample Ur
> Li	6	67077	39541	24.4				ug/L
[Be	9	1	782	23.8	4.2592	0.2268	5.3	ug/L
[Al	27	16109	3130722	18.0	450.2302	29.1298	6.5	ug/L
C	13	2396	6751	8.2				mg/L
S	34	451188	13527213	17.3				mg/L
[V	51	2491	974102	17.6	107.1839	2.0386	1.9	ug/L
[Cr	52	11737	936508	17.0	105.5485	1.4043	1.3	ug/L
[Mn	55	1486	1762539	17.5	128.4423	2.0655	1.6	ug/L
[Co	59	108	874461	17.2	85.4405	1.5329	1.8	ug/L
[Ni	60	248	106066	17.9	45.2893	0.9321	2.1	ug/L
[Cu	65	117	223727	16.6	87.8004	0.6229	0.7	ug/L
[Zn	66	32	143843	16.3	97.1742	0.3565	0.4	ug/L
> Ge	73	75003	37359	15.9				ug/L
[As	75	170	197958	17.1	109.8736	1.6309	1.5	ug/L
[Se	82	47	5527	20.8	27.8147	1.4423	5.2	ug/L
[Mo	98	46	1348853	15.1	244.1185	3.3270	1.4	ug/L
[Ag	107	81	452362	14.4	47.9110	0.2521	0.5	ug/L
[Cd	111	6	49897	15.3	21.1395	0.3332	1.6	ug/L
[Cd	114	28	110824	15.2	21.3319	0.3010	1.4	ug/L
> In	115	303952	163977	13.9				ug/L
[Sb	121	90	384312	13.1	53.3323	0.4856	0.9	ug/L
[Ba	138	512	3174260	13.9	146.0314	0.2152	0.1	ug/L
[Tl	205	32	397596	15.7	21.5955	0.1807	0.8	ug/L
[Pb	208	726	570056	14.7	21.4736	0.2218	1.0	ug/L
> Bi	209	284732	135962	14.9				ug/L

QC Calculated Values

Analyte	Int Std	% Recovery
Li		72.271
Be		
Al		
C		
S		
V		
Cr		
Mn		

Sample ID: 2603240119MS

Report Date/Time: Thursday, March 30, 2006 14:23:53

Co	
Ni	
Cu	
Zn	
Ge	68.839
As	
Se	
Mo	
Ag	
Cd	
Cd	
In	69.105
Sb	
Ba	
Tl	
Pb	
Bi	65.554

Method 200.8 - Summary Report

Sample ID: 2603240120MSD

Sample Date/Time: Thursday, March 30, 2006 13:43:16

Sample Type: Sample

Sample Description: 200.8 Digestion (3/29/06)

Number of Replicates: 3

Sample File: C:\elandata\Sample\060317as.sam

Method File: C:\elandata\Method\QIKTESTER.mth

Dataset File: C:\elandata\Dataset\060324as\060330dr\2603240120MSD.042

Tuning File: C:\elandata\Tuning\tooney.tun

Optimization File: C:\elandata\Optimize\optim1.dac

Diluted To Volume (mL): 1

Concentration Results

Analyte	Mass	Blank Int.	Meas. Int.	Meas. Int. RSD	Conc. Mean	Conc. SD	Conc. RSD	Sample Ur
> Li	6	67077	54625	2.8				ug/L
[Be	9	1	1143	7.3	4.2314	0.2402	5.7	ug/L
[Al	27	16109	4639536	6.6	449.0784	18.6583	4.2	ug/L
[C	13	2396	8822	2.2				mg/L
[S	34	451188	20563553	6.4				mg/L
[V	51	2491	1432148	6.3	108.4607	2.8739	2.6	ug/L
[Cr	52	11737	1370083	5.4	106.2672	2.0253	1.9	ug/L
[Mn	55	1486	2514572	6.8	126.0735	3.9506	3.1	ug/L
[Co	59	108	1268998	5.6	85.3137	1.6042	1.9	ug/L
[Ni	60	248	158567	5.8	46.6183	0.9878	2.1	ug/L
[Cu	65	117	315190	5.3	85.0501	1.3968	1.6	ug/L
[Zn	66	32	200226	5.3	92.9728	1.5076	1.6	ug/L
> Ge	73	75003	51091	3.6				ug/L
[As	75	170	287770	5.5	109.6822	2.1560	2.0	ug/L
[Se	82	47	8053	7.0	27.9919	0.9668	3.5	ug/L
[Mo	98	46	1829476	4.4	229.3692	3.1297	1.4	ug/L
[Ag	107	81	608066	4.1	44.5846	0.6943	1.6	ug/L
[Cd	111	6	68009	4.4	19.9652	0.3656	1.8	ug/L
[Cd	114	28	149651	4.4	19.9556	0.3390	1.7	ug/L
> In	115	303952	222713	3.1				ug/L
[Sb	121	90	495186	3.7	47.5165	0.3868	0.8	ug/L
[Ba	138	512	4289527	4.5	136.5406	2.0161	1.5	ug/L
[Tl	205	32	560921	4.2	19.8075	0.2428	1.2	ug/L
[Pb	208	726	806175	4.0	19.7251	0.2035	1.0	ug/L
> Bi	209	284732	196695	3.0				ug/L

QC Calculated Values

Analyte	Int Std	% Recovery
Li		81.437
Be		
Al		
C		
S		
V		
Cr		
Mn		

Sample ID: 2603240120MSD

Report Date/Time: Thursday, March 30, 2006 14:28:09

Co
Ni
Cu
Zn
Ge 68.119
As
Se
Mo
Ag
Cd
Cd
In 73.272
Sb
Ba
Tl
Pb
Bi 69.081

Method 200.8 - Summary Report

Sample ID: 2603240122

Sample Date/Time: Thursday, March 30, 2006 13:48:49

Sample Type: Sample

Sample Description: 200.8 Digestion (3/29/06)

Number of Replicates: 3

Sample File: C:\elandata\Sample\060317as.sam

Method File: C:\elandata\Method\QIKTESTER.mth

Dataset File: C:\elandata\Dataset\060324as\060330dr\2603240122.043

Tuning File: C:\elandata\Tuning\tooney.tun

Optimization File: C:\elandata\Optimize\optim1.dac

Diluted To Volume (mL): 1

Concentration Results

Analyte	Mass	Blank Int.	Meas. Int.	Meas. Int. RSD	Conc. Mean	Conc. SD	Conc. RSD	Sample Ur
> Li	6	67077	65268	3.3				ug/L
[Be	9	1	501	3.0	1.5495	0.0482	3.1	ug/L
[Al	27	16109	268461947	1.2	21841.6181	935.6464	4.3	ug/L
[C	13	2396	8676	1.6				mg/L
[S	34	451188	4698705	1.5				mg/L
[V	51	2491	858899	0.2	55.1003	0.1107	0.2	ug/L
[Cr	52	11737	830296	1.2	54.2963	0.4803	0.9	ug/L
[Mn	55	1486	11265696	1.0	479.2185	6.0221	1.3	ug/L
[Co	59	108	164715	1.3	9.3848	0.1098	1.2	ug/L
[Ni	60	248	131523	1.1	32.7728	0.2820	0.9	ug/L
[Cu	65	117	105646	0.4	24.1545	0.0165	0.1	ug/L
[Zn	66	32	264601	0.4	104.1709	0.3823	0.4	ug/L
> Ge	73	75003	60284	0.4				ug/L
[As	75	170	180791	1.1	58.4045	0.5444	0.9	ug/L
[Se	82	47	916	1.5	2.5979	0.0445	1.7	ug/L
[Mo	98	46	106144	0.6	13.1485	0.2103	1.6	ug/L
[Ag	107	81	1796	5.8	0.1266	0.0091	7.2	ug/L
[Cd	111	6	989	3.4	0.2873	0.0127	4.4	ug/L
[Cd	114	28	2005	1.3	0.2630	0.0020	0.8	ug/L
> In	115	303952	224154	1.1				ug/L
[Sb	121	90	2346	1.5	0.2175	0.0055	2.5	ug/L
[Ba	138	512	9672175	1.3	306.0040	2.7847	0.9	ug/L
[Tl	205	32	12644	1.5	0.4131	0.0075	1.8	ug/L
[Pb	208	726	664009	1.1	15.0559	0.2062	1.4	ug/L
> Bi	209	284732	212260	0.5				ug/L

QC Calculated Values

Analyte	Int Std	% Recovery
Li		97.304
Be		
Al		
C		
S		
V		
Cr		
Mn		

Sample ID: 2603240122

Report Date/Time: Thursday, March 30, 2006 14:29:23

Co	
Ni	
Cu	
Zn	
Ge	80.376
As	
Se	
Mo	
Ag	
Cd	
Cd	
In	73.747
Sb	
Ba	
Tl	
Pb	
Bi	74.547

Method 200.8 - Summary Report

Sample ID: 2603240122_Dil(10)

Sample Date/Time: Thursday, March 30, 2006 13:54:16

Sample Type: Sample

Sample Description: 200.8 Digestion (3/29/06)

Number of Replicates: 3

Sample File: C:\elandata\Sample\060317as.sam

Method File: C:\elandata\Method\QIKTESTER.mth

Dataset File: C:\elandata\Dataset\060324as\060330dr\2603240122_Dil(10).044

Tuning File: C:\elandata\Tuning\tooney.tun

Optimization File: C:\elandata\Optimize\optim1.dac

Diluted To Volume (mL): 10

Concentration Results

Analyte	Mass	Blank Int.	Meas. Int.	Meas. Int. RSD	Conc. Mean	Conc. SD	Conc. RSD	Sample Ur
> Li	6	67077	51868	3.6				ug/L
[Be	9	1	56	20.4	2.1260	0.3608	17.0	ug/L
[Al	27	16109	29804938	2.3	30514.3235	1709.5833	5.6	ug/L
[C	13	2396	4152	1.1				mg/L
[S	34	451188	779785	1.3				mg/L
[V	51	2491	96962	1.3	62.4025	0.3981	0.6	ug/L
[Cr	52	11737	97179	2.0	59.4225	1.0201	1.7	ug/L
[Mn	55	1486	1217467	2.2	528.5479	8.7534	1.7	ug/L
[Co	59	108	18461	2.1	10.7004	0.1574	1.5	ug/L
[Ni	60	248	14713	2.1	37.0098	0.7337	2.0	ug/L
[Cu	65	117	12148	2.0	28.1833	0.4243	1.5	ug/L
[Zn	66	32	33175	3.6	133.3180	3.9534	3.0	ug/L
> Ge	73	75003	59012	0.6				ug/L
[As	75	170	18864	2.0	61.8583	1.0814	1.7	ug/L
[Se	82	47	130	14.3	2.8062	0.5425	19.3	ug/L
[Mo	98	46	10044	2.1	11.3105	0.1918	1.7	ug/L
[Ag	107	81	177	9.1	0.0816	0.0116	14.2	ug/L
[Cd	111	6	109	11.5	0.2950	0.0342	11.6	ug/L
[Cd	114	28	252	19.0	0.2968	0.0599	20.2	ug/L
> In	115	303952	231076	0.5				ug/L
[Sb	121	90	297	2.0	0.2110	0.0046	2.2	ug/L
[Ba	138	512	1019128	1.5	312.6488	3.4380	1.1	ug/L
[Tl	205	32	1415	3.1	0.4434	0.0079	1.8	ug/L
[Pb	208	726	70944	2.1	15.5659	0.1160	0.7	ug/L
> Bi	209	284732	217799	1.7				ug/L

QC Calculated Values

Analyte	Int Std	% Recovery
Li		77.327
Be		
Al		
C		
S		
V		
Cr		
Mn		

Sample ID: 2603240122_Dil(10)

Report Date/Time: Thursday, March 30, 2006 14:30:01

Co	
Ni	
Cu	
Zn	
Ge	78.680
As	
Se	
Mo	
Ag	
Cd	
Cd	
In	76.024
Sb	
Ba	
Tl	
Pb	
Bi	76.492

Method 200.8 - Summary Report

Sample ID: 2603150120_Dil(10)

Sample Date/Time: Thursday, March 30, 2006 13:57:33

Sample Type: Sample

Sample Description: 200.8 Digestion (3/29/06)

Number of Replicates: 3

Sample File: C:\elandata\Sample\060317as.sam

Method File: C:\elandata\Method\QIKTESTER.mth

Dataset File: C:\elandata\Dataset\060324as\060330dr\2603150120_Dil(10).045

Tuning File: C:\elandata\Tuning\tooney.tun

Optimization File: C:\elandata\Optimize\optim1.dac

Diluted To Volume (mL): 10

Concentration Results

Analyte	Mass	Blank Int.	Meas. Int.	Meas. Int. RSD	Conc. Mean	Conc. SD	Conc. RSD	Sample Ur
> Li	6	67077	54937	7.0				ug/L
Be	9	1	22	22.9	0.7811	0.1499	19.2	ug/L
Al	27	16109	14373799	0.9	13917.3617	1042.3905	7.5	ug/L
C	13	2396	4639	1.9				mg/L
S	34	451188	762625	0.8				mg/L
V	51	2491	123535	0.7	73.3970	1.3849	1.9	ug/L
Cr	52	11737	82463	0.4	45.0420	0.7118	1.6	ug/L
Mn	55	1486	1320533	1.4	527.7106	14.3269	2.7	ug/L
Co	59	108	12315	0.5	6.5505	0.0611	0.9	ug/L
Ni	60	248	15703	1.1	36.3408	0.1934	0.5	ug/L
Cu	65	117	19171	1.3	41.0330	0.9688	2.4	ug/L
Zn	66	32	1088416	0.8	4029.0037	76.2362	1.9	ug/L
> Ge	73	75003	64128	1.3				ug/L
As	75	170	19500	1.2	58.8343	1.3826	2.3	ug/L
Se	82	47	164	16.3	3.4285	0.6818	19.9	ug/L
Mo	98	46	3781	3.3	3.3541	0.1512	4.5	ug/L
Ag	107	81	155	12.4	0.0570	0.0122	21.4	ug/L
Cd	111	6	351	8.5	0.8966	0.0713	8.0	ug/L
Cd	114	28	789	5.8	0.9027	0.0600	6.7	ug/L
> In	115	303952	252315	0.9				ug/L
Sb	121	90	287	7.9	0.1798	0.0177	9.9	ug/L
Ba	138	512	655239	0.9	184.0700	3.2788	1.8	ug/L
Tl	205	32	431	5.3	0.1181	0.0044	3.8	ug/L
Pb	208	726	186632	1.2	37.7277	1.1021	2.9	ug/L
> Bi	209	284732	237576	1.7				ug/L

QC Calculated Values

Analyte	Int Std	% Recovery
Li		81.902
Be		
Al		
C		
S		
V		
Cr		
Mn		

Sample ID: 2603150120_Dil(10)

Report Date/Time: Thursday, March 30, 2006 14:31:06

Co	
Ni	
Cu	
Zn	
Ge	85.502
As	
Se	
Mo	
Ag	
Cd	
Cd	
In	83.012
Sb	
Ba	
Tl	
Pb	
Bi	83.439

Method 200.8 - Summary Report

Sample ID: TEST CCV_3

Sample Date/Time: Thursday, March 30, 2006 14:02:41

Sample Type: Sample

Sample Description: Calibration Verif. (100 ppb Standard)

Number of Replicates: 3

Sample File: C:\elandata\Sample\060317as.sam

Method File: C:\elandata\Method\QIKTESTER.mth

Dataset File: C:\elandata\Dataset\060324as\060330dr\TEST CCV_3.046

Tuning File: C:\elandata\Tuning\tooney.tun

Optimization File: C:\elandata\Optimize\optim1.dac

Diluted To Volume (mL): 1

Concentration Results

Analyte	Mass	Blank Int.	Meas. Int.	Meas. Int. RSD	Conc. Mean	Conc. SD	Conc. RSD	Sample Ur
> Li	6	67077	50286	6.6				ug/L
[Be	9	1	26277	2.7	105.9449	4.2109	4.0	ug/L
[Al	27	16109	1002515	0.2	104.7988	6.8378	6.5	ug/L
[C	13	2396	2601	3.2				mg/L
[S	34	451188	345999	1.0				mg/L
[V	51	2491	1576387	0.5	106.1281	1.0250	1.0	ug/L
[Cr	52	11737	1448913	0.7	99.8400	0.7359	0.7	ug/L
[Mn	55	1486	2277696	0.8	101.5185	0.6768	0.7	ug/L
[Co	59	108	1658903	0.6	99.1360	1.8574	1.9	ug/L
[Ni	60	248	374681	1.4	97.9765	2.2034	2.2	ug/L
[Cu	65	117	422345	0.3	101.2963	1.4506	1.4	ug/L
[Zn	66	32	255300	0.4	105.3666	1.7434	1.7	ug/L
> Ge	73	75003	57513	1.3				ug/L
[As	75	170	286482	0.7	97.0447	1.0211	1.1	ug/L
[Se	82	47	29550	1.2	99.7927	2.5335	2.5	ug/L
[Mo	98	46	946530	0.6	108.2549	0.7292	0.7	ug/L
[Ag	107	81	1525699	0.7	106.0503	0.7313	0.7	ug/L
[Cd	111	6	380881	0.3	106.0048	0.3258	0.3	ug/L
[Cd	114	28	835104	0.5	105.5805	0.5619	0.5	ug/L
> In	115	303952	234980	0.2				ug/L
[Sb	121	90	1039764	1.0	94.5811	0.9600	1.0	ug/L
[Ba	138	512	3663980	0.9	103.4452	0.7699	0.7	ug/L
[Tl	205	32	3040029	0.4	100.7155	0.7660	0.8	ug/L
[Pb	208	726	4649285	0.6	99.4759	1.7919	1.8	ug/L
> Bi	209	284732	252875	1.2				ug/L

QC Calculated Values

Analyte	Int Std	% Recovery
Li		74.968
Be		
Al		
C		
S		
V		
Cr		
Mn		

Sample ID: TEST CCV_3

Report Date/Time: Thursday, March 30, 2006 14:32:36

Co	
Ni	
Cu	
Zn	
Ge	76.681
As	
Se	
Mo	
Ag	
Cd	
Cd	
In	77.308
Sb	
Ba	
Tl	
Pb	
Bi	88.812

Method 200.8 - Summary Report

Sample ID: TEST CCB_3

Sample Date/Time: Thursday, March 30, 2006 14:46:41

Sample Type: Sample

Sample Description: Calibration Blank

Number of Replicates: 3

Sample File: C:\elandata\Sample\060317as.sam

Method File: C:\elandata\Method\QIKTESTER.mth

Dataset File: C:\elandata\Dataset\060324as\060330dr\TEST CCB_3.047

Tuning File: C:\elandata\Tuning\tooney.tun

Optimization File: C:\elandata\Optimize\optim1.dac

Diluted To Volume (mL): 1

Concentration Results

Analyte	Mass	Blank Int.	Meas. Int.	Meas. Int. RSD	Conc. Mean	Conc. SD	Conc. RSD	Sample Ur
> Li	6	67077	48922	6.3				ug/L
[Be	9	1	2	43.3	0.0059	0.0043	72.7	ug/L
[Al	27	16109	11984	2.7	0.0275	0.0461	167.7	ug/L
[C	13	2396	2255	3.8				mg/L
[S	34	451188	341569	2.3				mg/L
[V	51	2491	2164	20.8	0.0106	0.0296	278.9	ug/L
[Cr	52	11737	9070	0.8	-0.0233	0.0137	59.0	ug/L
[Mn	55	1486	1682	6.5	0.0208	0.0052	24.8	ug/L
[Co	59	108	99	15.1	0.0007	0.0007	105.4	ug/L
[Ni	60	248	183	16.9	-0.0042	0.0068	160.0	ug/L
[Cu	65	117	209	13.7	0.0265	0.0075	28.5	ug/L
[Zn	66	32	69	49.1	0.0174	0.0138	79.0	ug/L
> Ge	73	75003	60218	2.1				ug/L
[As	75	170	153	73.0	0.0052	0.0382	729.9	ug/L
[Se	82	47	30	52.5	-0.0258	0.0513	199.0	ug/L
[Mo	98	46	121	5.0	0.0095	0.0007	7.9	ug/L
[Ag	107	81	52	4.9	-0.0008	0.0002	24.5	ug/L
[Cd	111	6	7	35.3	0.0007	0.0007	104.1	ug/L
[Cd	114	28	46	14.9	0.0029	0.0009	30.3	ug/L
> In	115	303952	239902	0.8				ug/L
[Sb	121	90	117	20.8	0.0040	0.0022	53.2	ug/L
[Ba	138	512	491	5.9	0.0024	0.0009	35.7	ug/L
[Tl	205	32	106	9.6	0.0026	0.0003	13.4	ug/L
[Pb	208	726	589	4.1	-0.0011	0.0005	50.6	ug/L
> Bi	209	284732	250471	0.3				ug/L

QC Calculated Values

Analyte	Int Std	% Recovery
Li		72.934
Be		
Al		
C		
S		
V		
Cr		
Mn		

Sample ID: TEST CCB_3

Report Date/Time: Thursday, March 30, 2006 14:56:21

Co	
Ni	
Cu	
Zn	
Ge	80.287
As	
Se	
Mo	
Ag	
Cd	
Cd	
In	78.928
Sb	
Ba	
Tl	
Pb	
Bi	87.967

Method 200.8 - Summary Report

Sample ID: 200.8_MBLANK

Sample Date/Time: Thursday, March 30, 2006 14:50:09

Sample Type: Sample

Sample Description: 200.8 Digestion (3/27/06)

Number of Replicates: 3

Sample File: C:\elandata\Sample\060317as.sam

Method File: C:\elandata\Method\QIKTESTER.mth

Dataset File: C:\elandata\Dataset\060324as\060330dr\200.8_MBLANK.048

Tuning File: C:\elandata\Tuning\tooney.tun

Optimization File: C:\elandata\Optimize\optim1.dac

Diluted To Volume (mL): 1

Concentration Results

Analyte	Mass	Blank Int.	Meas. Int.	Meas. Int. RSD	Conc. Mean	Conc. SD	Conc. RSD	Sample Ur
> Li	6	67077	44852	4.8				ug/L
[Be	9	1	3	91.7	0.0089	0.0110	124.2	ug/L
[Al	27	16109	37196	0.6	3.1326	0.2143	6.8	ug/L
[C	13	2396	9408	0.4				mg/L
[S	34	451188	334376	1.2				mg/L
[V	51	2491	-4396	23.8	-0.4129	0.0659	16.0	ug/L
[Cr	52	11737	14053	1.1	0.3114	0.0135	4.3	ug/L
[Mn	55	1486	2816	5.8	0.0697	0.0072	10.4	ug/L
[Co	59	108	160	9.9	0.0042	0.0009	21.3	ug/L
[Ni	60	248	412	5.4	0.0536	0.0052	9.7	ug/L
[Cu	65	117	367	1.4	0.0630	0.0010	1.6	ug/L
[Zn	66	32	7603	0.8	3.0023	0.0123	0.4	ug/L
> Ge	73	75003	59910	0.6				ug/L
[As	75	170	-292	94.6	-0.1519	0.0982	64.7	ug/L
[Se	82	47	69	23.5	0.1012	0.0526	52.0	ug/L
[Mo	98	46	179	6.4	0.0158	0.0014	8.8	ug/L
[Ag	107	81	246	6.7	0.0123	0.0011	8.9	ug/L
[Cd	111	6	13	33.1	0.0023	0.0012	51.8	ug/L
[Cd	114	28	36	5.0	0.0018	0.0002	11.5	ug/L
> In	115	303952	241402	0.6				ug/L
[Sb	121	90	704	4.1	0.0560	0.0028	5.0	ug/L
[Ba	138	512	3561	3.4	0.0867	0.0038	4.4	ug/L
[Tl	205	32	53	36.5	0.0008	0.0006	78.4	ug/L
[Pb	208	726	1997	3.0	0.0290	0.0015	5.2	ug/L
> Bi	209	284732	252528	0.6				ug/L

QC Calculated Values

Analyte	Int Std	% Recovery
Li		66.867
Be		
Al		
C		
S		
V		
Cr		
Mn		

Co	
Ni	
Cu	
Zn	
Ge	79.877
As	
Se	
Mo	
Ag	
Cd	
Cd	
In	79.421
Sb	
Ba	
Tl	
Pb	
Bi	88.690

Method 200.8 - Summary Report

Sample ID: 200.8_LFB

Sample Date/Time: Thursday, March 30, 2006 14:52:42

Sample Type: Sample

Sample Description: 200.8 Digestion (3/27/06)

Number of Replicates: 3

Sample File: C:\elandata\Sample\060317as.sam

Method File: C:\elandata\Method\QIKTESTER.mth

Dataset File: C:\elandata\Dataset\060324as\060330dr\200.8_LFB.049

Tuning File: C:\elandata\Tuning\tooney.tun

Optimization File: C:\elandata\Optimize\optim1.dac

Diluted To Volume (mL): 1

Concentration Results

Analyte	Mass	Blank Int.	Meas. Int.	Meas. Int. RSD	Conc. Mean	Conc. SD	Conc. RSD	Sample Ur
> Li	6	67077	49197	4.8				ug/L
[Be	9	1	1212	6.8	4.9813	0.1213	2.4	ug/L
[Al	27	16109	1838147	1.9	197.3263	11.9819	6.1	ug/L
[C	13	2396	11457	1.4				mg/L
[S	34	451188	356925	1.1				mg/L
[V	51	2491	1505986	2.0	98.8587	1.2480	1.3	ug/L
[Cr	52	11737	1389107	1.9	93.3013	1.0384	1.1	ug/L
[Mn	55	1486	1100369	1.0	47.8041	0.5437	1.1	ug/L
[Co	59	108	1628002	3.0	94.8746	3.0606	3.2	ug/L
[Ni	60	248	186644	1.4	47.5675	0.6993	1.5	ug/L
[Cu	65	117	419795	1.6	98.1815	1.2016	1.2	ug/L
[Zn	66	32	262328	1.1	105.5777	1.1728	1.1	ug/L
> Ge	73	75003	58971	0.9				ug/L
[As	75	170	56886	1.7	20.4888	0.3531	1.7	ug/L
[Se	82	47	6203	2.9	20.3284	0.6311	3.1	ug/L
[Mo	98	46	922565	0.9	100.4527	0.1810	0.2	ug/L
[Ag	107	81	782191	0.7	51.7599	0.1423	0.3	ug/L
[Cd	111	6	77539	0.6	20.5444	0.0145	0.1	ug/L
[Cd	114	28	171753	0.9	20.6706	0.0328	0.2	ug/L
> In	115	303952	246817	0.7				ug/L
[Sb	121	90	537270	0.7	46.5260	0.3807	0.8	ug/L
[Ba	138	512	3567623	1.1	95.8926	0.4066	0.4	ug/L
[Tl	205	32	675314	1.7	21.3040	0.3105	1.5	ug/L
[Pb	208	726	981682	1.8	19.9893	0.3796	1.9	ug/L
> Bi	209	284732	265541	1.0				ug/L

QC Calculated Values

Analyte	Int Std % Recovery
Li	73.344
Be	
Al	
C	
S	
V	
Cr	
Mn	

Sample ID: 200.8_LFB

Report Date/Time: Thursday, March 30, 2006 14:58:28

Co	
Ni	
Cu	
Zn	
Ge	78.625
As	
Se	
Mo	
Ag	
Cd	
Cd	
In	81.203
Sb	
Ba	
Tl	
Pb	
Bi	93.260

Method 200.8 - Summary Report

Sample ID: 200.8_LFBD

Sample Date/Time: Thursday, March 30, 2006 14:54:04

Sample Type: Sample

Sample Description: 200.8 Digestion (3/27/06)

Number of Replicates: 3

Sample File: C:\elandata\Sample\060317as.sam

Method File: C:\elandata\Method\QIKTESTER.mth

Dataset File: C:\elandata\Dataset\060324as\060330dr\200.8_LFBD.050

Tuning File: C:\elandata\Tuning\tooney.tun

Optimization File: C:\elandata\Optimize\optim1.dac

Diluted To Volume (mL): 1

Concentration Results

Analyte	Mass	Blank Int.	Meas. Int.	Meas. Int. RSD	Conc. Mean	Conc. SD	Conc. RSD	Sample Ur
> Li	6	67077	49516	4.8				ug/L
[Be	9	1	1265	4.2	5.1667	0.0856	1.7	ug/L
[Al	27	16109	1922899	0.3	205.0731	9.8123	4.8	ug/L
[C	13	2396	12192	0.9				mg/L
[S	34	451188	361649	1.2				mg/L
[V	51	2491	1565134	2.3	101.8070	3.6714	3.6	ug/L
[Cr	52	11737	1441543	1.3	95.9417	2.2028	2.3	ug/L
[Mn	55	1486	1140090	1.1	49.0689	1.2087	2.5	ug/L
[Co	59	108	1692865	1.4	97.7319	2.5923	2.7	ug/L
[Ni	60	248	192571	1.2	48.6223	1.2636	2.6	ug/L
[Cu	65	117	432814	1.0	100.2820	2.0804	2.1	ug/L
[Zn	66	32	269127	0.6	107.2927	1.4731	1.4	ug/L
> Ge	73	75003	59538	1.4				ug/L
[As	75	170	58170	1.4	20.7571	0.5674	2.7	ug/L
[Se	82	47	6376	2.5	20.7033	0.7698	3.7	ug/L
[Mo	98	46	935579	0.4	101.0406	1.0405	1.0	ug/L
[Ag	107	81	799162	0.3	52.4518	0.4554	0.9	ug/L
[Cd	111	6	79382	0.4	20.8611	0.1954	0.9	ug/L
[Cd	114	28	174840	0.5	20.8705	0.1622	0.8	ug/L
> In	115	303952	248854	0.6				ug/L
[Sb	121	90	543275	0.3	46.6612	0.3622	0.8	ug/L
[Ba	138	512	3647197	0.3	97.2323	0.4745	0.5	ug/L
[Tl	205	32	695305	0.8	21.5192	0.2576	1.2	ug/L
[Pb	208	726	1014342	0.6	20.2627	0.2409	1.2	ug/L
> Bi	209	284732	270678	0.7				ug/L

QC Calculated Values

Analyte	Int Std % Recovery
Li	73.819
Be	
Al	
C	
S	
V	
Cr	
Mn	

Sample ID: 200.8_LFBD

Report Date/Time: Thursday, March 30, 2006 14:58:31

Co	
Ni	
Cu	
Zn	
Ge	79.381
As	
Se	
Mo	
Ag	
Cd	
Cd	
In	81.873
Sb	
Ba	
Tl	
Pb	
Bi	95.064

Method 200.8 - Summary Report

Sample ID: 2603170065

Sample Date/Time: Thursday, March 30, 2006 15:00:15

Sample Type: Sample

Sample Description: 200.8 Digestion (3/27/06)

Number of Replicates: 3

Sample File: C:\elandata\Sample\060317as.sam

Method File: C:\elandata\Method\QIKTESTER.mth

Dataset File: C:\elandata\Dataset\060324as\060330dr\2603170065.051

Tuning File: C:\elandata\Tuning\tooney.tun

Optimization File: C:\elandata\Optimize\optim1.dac

Diluted To Volume (mL): 1

Concentration Results

Analyte	Mass	Blank Int.	Meas. Int.	Meas. Int. RSD	Conc. Mean	Conc. SD	Conc. RSD	Sample Ur
> Li	6	34614	36647	6.3				ug/L
[Be	9	4	4	49.5	-0.0007	0.0106	1503.4	ug/L
[Al	27	10715	85569	2.2	10.0752	0.6818	6.8	ug/L
[C	13	2484	13467	0.6				mg/L
[S	34	307948	307102	1.4				mg/L
[V	51	2471	-291	559.4	-0.2058	0.1257	61.1	ug/L
[Cr	52	8673	18992	3.2	0.8461	0.0430	5.1	ug/L
[Mn	55	2074	1250469	0.7	63.8044	0.3248	0.5	ug/L
[Co	59	295	5046	3.3	0.3261	0.0112	3.4	ug/L
[Ni	60	192	6011	2.4	1.7467	0.0351	2.0	ug/L
[Cu	65	269	1272	2.1	0.2785	0.0063	2.3	ug/L
[Zn	66	142	7598	0.9	3.5291	0.0203	0.6	ug/L
> Ge	73	52162	50181	0.5				ug/L
[As	75	196	11099	5.1	4.6287	0.2295	5.0	ug/L
[Se	82	55	3757	2.4	14.3530	0.3787	2.6	ug/L
[Mo	98	847	3836	3.2	0.3689	0.0105	2.9	ug/L
[Ag	107	163	355	6.2	0.0147	0.0017	11.3	ug/L
[Cd	111	13	38	11.1	0.0076	0.0013	16.7	ug/L
[Cd	114	41	69	17.1	0.0039	0.0015	38.4	ug/L
> In	115	227728	219861	1.3				ug/L
[Sb	121	198	890	0.6	0.0680	0.0017	2.5	ug/L
[Ba	138	1109	677948	0.7	20.4279	0.1327	0.6	ug/L
[Tl	205	301	549	8.5	0.0108	0.0021	19.6	ug/L
[Pb	208	623	2547	1.0	0.0507	0.0013	2.6	ug/L
> Bi	209	228647	210653	1.8				ug/L

QC Calculated Values

Analyte	Int Std	% Recovery
Li		105.873
Be		
Al		
C		
S		
V		
Cr		
Mn		

Co
Ni
Cu
Zn
Ge 96.201
As
Se
Mo
Ag
Cd
Cd
In 96.545
Sb
Ba
Tl
Pb
Bi 92.130

Method 200.8 - Summary Report

Sample ID: 2603170065MS

Sample Date/Time: Thursday, March 30, 2006 15:03:01

Sample Type: Sample

Sample Description: 200.8 Digestion (3/27/06)

Number of Replicates: 3

Sample File: C:\elandata\Sample\060317as.sam

Method File: C:\elandata\Method\QIKTESTER.mth

Dataset File: C:\elandata\Dataset\060324as\060330dr\2603170065MS.052

Tuning File: C:\elandata\Tuning\tooney.tun

Optimization File: C:\elandata\Optimize\optim1.dac

Diluted To Volume (mL): 1

Concentration Results

Analyte	Mass	Blank Int.	Meas. Int.	Meas. Int. RSD	Conc. Mean	Conc. SD	Conc. RSD	Sample Ur
> Li	6	34614	33501	7.5				ug/L
Be	9	4	843	3.8	4.6275	0.2393	5.2	ug/L
[Al	27	10715	1349201	0.4	198.9601	13.9246	7.0	ug/L
C	13	2484	12432	1.0				mg/L
S	34	307948	292934	1.6				mg/L
[V	51	2471	1192681	0.8	96.8962	0.9183	0.9	ug/L
Cr	52	8673	1058063	0.5	87.9306	0.7131	0.8	ug/L
Mn	55	2074	1936606	0.5	107.1882	0.3203	0.3	ug/L
Co	59	295	1233683	0.2	95.5745	0.4795	0.5	ug/L
Ni	60	192	141603	0.3	47.1417	0.4012	0.9	ug/L
Cu	65	269	311188	0.3	90.0739	0.8722	1.0	ug/L
Zn	66	142	200604	0.3	99.9161	0.5299	0.5	ug/L
> Ge	73	52162	47624	0.6				ug/L
As	75	196	59477	0.5	26.5084	0.1231	0.5	ug/L
[Se	82	55	8777	2.0	35.6323	0.9436	2.6	ug/L
Mo	98	847	852801	0.4	105.9210	0.6596	0.6	ug/L
Ag	107	163	637508	1.0	48.1547	0.1564	0.3	ug/L
Cd	111	13	66934	0.5	20.2452	0.1208	0.6	ug/L
Cd	114	41	148668	1.5	20.4240	0.0991	0.5	ug/L
> In	115	227728	216189	1.0				ug/L
Sb	121	198	490378	1.3	48.4681	0.3291	0.7	ug/L
[Ba	138	1109	3683977	1.2	113.0303	0.6030	0.5	ug/L
Tl	205	301	539405	0.9	22.1314	0.1896	0.9	ug/L
Pb	208	623	780471	0.8	20.6770	0.1132	0.5	ug/L
> Bi	209	228647	204078	0.5				ug/L

QC Calculated Values

Analyte	Int Std % Recovery
Li	96.785
Be	
Al	
C	
S	
V	
Cr	
Mn	

Sample ID: 2603170065MS

Report Date/Time: Thursday, March 30, 2006 15:27:40

Co	
Ni	
Cu	
Zn	
Ge	91.300
As	
Se	
Mo	
Ag	
Cd	
Cd	
In	94.933
Sb	
Ba	
Tl	
Pb	
Bi	89.255

Method 200.8 - Summary Report

Sample ID: 2603170065MSD

Sample Date/Time: Thursday, March 30, 2006 15:04:23

Sample Type: Sample

Sample Description: 200.8 Digestion (3/27/06)

Number of Replicates: 3

Sample File: C:\elandata\Sample\060317as.sam

Method File: C:\elandata\Method\QIKTESTER.mth

Dataset File: C:\elandata\Dataset\060324as\060330dr\2603170065MSD.053

Tuning File: C:\elandata\Tuning\tooney.tun

Optimization File: C:\elandata\Optimize\optim1.dac

Diluted To Volume (mL): 1

Concentration Results

Analyte	Mass	Blank Int.	Meas. Int.	Meas. Int. RSD	Conc. Mean	Conc. SD	Conc. RSD	Sample Ur
> Li	6	34614	32938	5.7				ug/L
[Be	9	4	927	0.8	5.1784	0.3262	6.3	ug/L
[Al	27	10715	1366082	0.9	204.5994	9.9651	4.9	ug/L
[C	13	2484	12722	1.3				mg/L
[S	34	307948	294492	0.7				mg/L
[V	51	2471	1192004	1.7	96.2002	0.9135	0.9	ug/L
[Cr	52	8673	1073666	0.4	88.6493	0.4891	0.6	ug/L
[Mn	55	2074	2006545	2.6	110.3360	2.6413	2.4	ug/L
[Co	59	295	1270476	0.5	97.7820	0.4485	0.5	ug/L
[Ni	60	192	145349	1.1	48.0715	0.2620	0.5	ug/L
[Cu	65	269	320068	0.7	92.0374	0.2527	0.3	ug/L
[Zn	66	142	203014	1.1	100.4531	0.5877	0.6	ug/L
> Ge	73	52162	47938	0.8				ug/L
[As	75	196	61028	1.2	27.0232	0.2425	0.9	ug/L
[Se	82	55	8941	3.0	36.0536	0.8858	2.5	ug/L
[Mo	98	847	865516	0.7	106.4333	0.2719	0.3	ug/L
[Ag	107	163	649017	0.3	48.5404	0.2946	0.6	ug/L
[Cd	111	13	68557	0.6	20.5306	0.1010	0.5	ug/L
[Cd	114	41	150875	0.5	20.5230	0.0957	0.5	ug/L
> In	115	227728	218349	0.7				ug/L
[Sb	121	198	496427	0.3	48.5820	0.2586	0.5	ug/L
[Ba	138	1109	3759461	0.4	114.2080	0.3806	0.3	ug/L
[Tl	205	301	553504	1.2	22.5455	0.0377	0.2	ug/L
[Pb	208	623	793290	0.8	20.8653	0.1092	0.5	ug/L
> Bi	209	228647	205569	1.3				ug/L

QC Calculated Values

Analyte	Int Std % Recovery
Li	95.158
Be	
Al	
C	
S	
V	
Cr	
Mn	

Co
Ni
Cu
Zn
Ge 91.901
As
Se
Mo
Ag
Cd
Cd
In 95.881
Sb
Ba
Tl
Pb
Bi 89.907

Method 200.8 - Summary Report

Sample ID: 2603180007

Sample Date/Time: Thursday, March 30, 2006 15:16:06

Sample Type: Sample

Sample Description: 200.8 Digestion (3/27/06)

Number of Replicates: 3

Sample File: C:\elandata\Sample\060317as.sam

Method File: C:\elandata\Method\QIKTESTER.mth

Dataset File: C:\elandata\Dataset\060324as\060330dr\2603180007.054

Tuning File: C:\elandata\Tuning\tooney.tun

Optimization File: C:\elandata\Optimize\optim1.dac

Diluted To Volume (mL): 1

Concentration Results

Analyte	Mass	Blank Int.	Meas. Int.	Meas. Int. RSD	Conc. Mean	Conc. SD	Conc. RSD	Sample Ur
> Li	6	34614	38386	5.0				ug/L
[Be	9	4	14	69.3	0.0446	0.0417	93.6	ug/L
[Al	27	10715	402551	1.3	50.5992	3.2088	6.3	ug/L
[C	13	2484	12309	2.8				mg/L
[S	34	307948	726234	0.1				mg/L
[V	51	2471	26074	13.1	1.7203	0.2619	15.2	ug/L
[Cr	52	8673	29518	1.4	1.5531	0.0508	3.3	ug/L
[Mn	55	2074	4850049	1.3	240.8857	5.2206	2.2	ug/L
[Co	59	295	6425	0.5	0.4255	0.0027	0.6	ug/L
[Ni	60	192	7594	2.1	2.2106	0.0304	1.4	ug/L
[Cu	65	269	24966	1.1	6.4127	0.0581	0.9	ug/L
[Zn	66	142	21726	0.8	9.6440	0.1535	1.6	ug/L
> Ge	73	52162	53121	1.1				ug/L
[As	75	196	707	47.9	0.2039	0.1372	67.3	ug/L
[Se	82	55	255	7.6	0.7305	0.0733	10.0	ug/L
[Mo	98	847	2071	7.4	0.1436	0.0177	12.3	ug/L
[Ag	107	163	519	11.1	0.0254	0.0040	15.8	ug/L
[Cd	111	13	92	12.7	0.0226	0.0033	14.8	ug/L
[Cd	114	41	177	8.4	0.0176	0.0019	10.7	ug/L
> In	115	227728	228573	0.3				ug/L
[Sb	121	198	1077	3.9	0.0821	0.0037	4.5	ug/L
[Ba	138	1109	11371855	0.4	330.0702	2.1879	0.7	ug/L
[Tl	205	301	309	22.1	0.0002	0.0024	1222.3	ug/L
[Pb	208	623	84442	0.5	1.9628	0.0230	1.2	ug/L
> Bi	209	228647	231050	0.9				ug/L

QC Calculated Values

Analyte	Int Std	% Recovery
Li		110.897
Be		
Al		
C		
S		
V		
Cr		
Mn		

Co	
Ni	
Cu	
Zn	
Ge	101.837
As	
Se	
Mo	
Ag	
Cd	
Cd	
In	100.371
Sb	
Ba	
Tl	
Pb	
Bi	101.051

Method 200.8 - Summary Report

Sample ID: 200.8_MRLCHK

Sample Date/Time: Thursday, March 30, 2006 15:21:03

Sample Type: Sample

Sample Description: 200.8 Digestion (3/27/06)

Number of Replicates: 3

Sample File: C:\elandata\Sample\060317as.sam

Method File: C:\elandata\Method\QIKTESTER.mth

Dataset File: C:\elandata\Dataset\060324as\060330dr\200.8_MRLCHK.055

Tuning File: C:\elandata\Tuning\tooney.tun

Optimization File: C:\elandata\Optimize\optim1.dac

Diluted To Volume (mL): 1

Concentration Results

Analyte	Mass	Blank Int.	Meas. Int.	Meas. Int. RSD	Conc. Mean	Conc. SD	Conc. RSD	Sample Ur
> Li	6	34614	36200	5.7				ug/L
Be	9	4	215	8.9	1.0762	0.1135	10.5	ug/L
[Al	27	10715	235779	1.4	30.8621	2.2338	7.2	ug/L
C	13	2484	9444	3.1				mg/L
S	34	307948	323243	0.5				mg/L
[V	51	2471	38849	9.8	2.6442	0.2710	10.2	ug/L
Cr	52	8673	27123	1.1	1.3471	0.0210	1.6	ug/L
Mn	55	2074	46741	0.8	2.1675	0.0122	0.6	ug/L
Co	59	295	30988	1.1	2.1267	0.0186	0.9	ug/L
Ni	60	192	17553	2.3	5.1742	0.1104	2.1	ug/L
Cu	65	269	8797	3.3	2.2079	0.0711	3.2	ug/L
Zn	66	142	16497	2.0	7.2888	0.1310	1.8	ug/L
> Ge	73	52162	53248	0.2				ug/L
As	75	196	2676	7.6	0.9901	0.0798	8.1	ug/L
[Se	82	55	1403	5.2	4.9201	0.2588	5.3	ug/L
Mo	98	847	18685	1.2	2.1075	0.0156	0.7	ug/L
Ag	107	163	7437	0.2	0.5223	0.0031	0.6	ug/L
Cd	111	13	1852	2.6	0.5287	0.0111	2.1	ug/L
Cd	114	41	4166	2.6	0.5387	0.0137	2.5	ug/L
> In	115	227728	227481	0.5				ug/L
Sb	121	198	11085	0.5	1.0231	0.0053	0.5	ug/L
[Ba	138	1109	82262	0.5	2.3671	0.0240	1.0	ug/L
Tl	205	301	31469	1.7	1.1132	0.0205	1.8	ug/L
Pb	208	623	25957	0.5	0.5841	0.0021	0.4	ug/L
> Bi	209	228647	234505	0.3				ug/L

QC Calculated Values

Analyte	Int Std % Recovery
Li	104.583
Be	
Al	
C	
S	
V	
Cr	
Mn	

Sample ID: 200.8_MRLCHK

Report Date/Time: Thursday, March 30, 2006 15:29:46

Co
Ni
Cu
Zn
Ge 102.081
As
Se
Mo
Ag
Cd
Cd
In 99.891
Sb
Ba
Tl
Pb
Bi 102.562

Method 200.8 - Summary Report

Sample ID: TEST CCV_4

Sample Date/Time: Thursday, March 30, 2006 15:24:20

Sample Type: Sample

Sample Description: Calibration Verif. (20 ppb Standard)

Number of Replicates: 3

Sample File: C:\elandata\Sample\060317as.sam

Method File: C:\elandata\Method\QIKTESTER.mth

Dataset File: C:\elandata\Dataset\060324as\060330dr\TEST CCV_4.056

Tuning File: C:\elandata\Tuning\tooney.tun

Optimization File: C:\elandata\Optimize\optim1.dac

Diluted To Volume (mL): 1

Concentration Results

Analyte	Mass	Blank Int.	Meas. Int.	Meas. Int. RSD	Conc. Mean	Conc. SD	Conc. RSD	Sample Ur
> Li	6	34614	34546	6.1				ug/L
[Be	9	4	3832	0.9	20.4692	1.0522	5.1	ug/L
[Al	27	10715	146561	1.3	19.5653	1.3495	6.9	ug/L
[C	13	2484	2479	4.9				mg/L
[S	34	307948	313065	0.3				mg/L
[V	51	2471	266063	1.3	19.3325	0.5538	2.9	ug/L
[Cr	52	8673	247600	0.8	18.0174	0.3178	1.8	ug/L
[Mn	55	2074	372917	1.0	18.4760	0.4362	2.4	ug/L
[Co	59	295	286366	1.3	19.9721	0.3007	1.5	ug/L
[Ni	60	192	63274	0.9	18.9455	0.3666	1.9	ug/L
[Cu	65	269	73345	0.6	19.0736	0.3766	2.0	ug/L
[Zn	66	142	43827	0.2	19.6176	0.3388	1.7	ug/L
> Ge	73	52162	52861	1.5				ug/L
[As	75	196	51115	1.2	20.5115	0.5361	2.6	ug/L
[Se	82	55	5343	1.6	19.4530	0.5623	2.9	ug/L
[Mo	98	847	175298	1.9	20.3303	0.4653	2.3	ug/L
[Ag	107	163	289657	1.7	20.5050	0.4095	2.0	ug/L
[Cd	111	13	69772	2.6	19.7841	0.5896	3.0	ug/L
[Cd	114	41	155028	1.4	19.9668	0.3540	1.8	ug/L
> In	115	227728	230615	0.4				ug/L
[Sb	121	198	211927	1.8	19.6263	0.4218	2.1	ug/L
[Ba	138	1109	675707	0.8	19.4088	0.2236	1.2	ug/L
[Tl	205	301	592433	1.6	21.3021	0.4036	1.9	ug/L
[Pb	208	623	853352	1.0	19.8126	0.2316	1.2	ug/L
> Bi	209	228647	232868	0.3				ug/L

QC Calculated Values

Analyte	Int Std % Recovery
Li	99.805
Be	
Al	
C	
S	
V	
Cr	
Mn	

Sample ID: TEST CCV_4

Report Date/Time: Thursday, March 30, 2006 15:30:49

Co	
Ni	
Cu	
Zn	
Ge	101.340
As	
Se	
Mo	
Ag	
Cd	
Cd	
In	101.268
Sb	
Ba	
Tl	
Pb	
Bi	101.846

Method 200.8 - Summary Report

Sample ID: TEST CCB_4

Sample Date/Time: Thursday, March 30, 2006 15:32:06

Sample Type: Sample

Sample Description: Calibration Blank

Number of Replicates: 3

Sample File: C:\elandata\Sample\060317as.sam

Method File: C:\elandata\Method\QIKTESTER.mth

Dataset File:

Tuning File: C:\elandata\Tuning\tooney.tun

Optimization File: C:\elandata\Optimize\optim1.dac

Diluted To Volume (mL): 1

Concentration Results

Analyte	Mass	Blank Int.	Meas. Int.	Meas. Int. RSD	Conc. Mean	Conc. SD	Conc. RSD	Sample Ur
> Li	6	34614	38190	5.9				ug/L
[Be	9	4	3	86.6	-0.0051	0.0126	247.2	ug/L
[Al	27	10715	11104	2.7	-0.0906	0.0773	85.4	ug/L
C	13	2484	2411	1.3				mg/L
S	34	307948	348133	0.8				mg/L
[V	51	2471	2516	4.7	-0.0133	0.0094	71.0	ug/L
[Cr	52	8673	9202	1.9	-0.0224	0.0122	54.6	ug/L
[Mn	55	2074	1945	0.9	-0.0598	0.0012	1.9	ug/L
[Co	59	295	162	14.2	-0.0104	0.0015	14.1	ug/L
[Ni	60	192	223	3.5	0.0032	0.0017	54.0	ug/L
[Cu	65	269	240	15.1	-0.0133	0.0087	65.8	ug/L
[Zn	66	142	119	21.5	-0.0154	0.0102	66.2	ug/L
> Ge	73	52162	57276	0.8				ug/L
[As	75	196	123	39.6	-0.0340	0.0183	53.7	ug/L
[Se	82	55	31	60.0	-0.0983	0.0630	64.1	ug/L
[Mo	98	847	252	12.5	-0.0724	0.0034	4.6	ug/L
[Ag	107	163	111	18.8	-0.0043	0.0014	31.6	ug/L
[Cd	111	13	22	33.8	0.0023	0.0020	89.1	ug/L
[Cd	114	41	56	30.5	0.0014	0.0020	148.1	ug/L
> In	115	227728	245398	0.3				ug/L
[Sb	121	198	269	1.9	0.0049	0.0004	7.6	ug/L
[Ba	138	1109	980	5.6	-0.0058	0.0015	26.5	ug/L
[Tl	205	301	195	10.7	-0.0046	0.0006	13.8	ug/L
[Pb	208	623	729	5.5	0.0008	0.0008	93.9	ug/L
> Bi	209	228647	253670	1.0				ug/L

QC Calculated Values

Analyte	Int Std	% Recovery
Li		110.331
Be		
Al		
C		
S		
V		
Cr		
Mn		

Sample ID: TEST CCB_4

Report Date/Time: Thursday, March 30, 2006 15:33:18

Co
Ni
Cu
Zn
Ge 109.803
As
Se
Mo
Ag
Cd
Cd
In 107.759
Sb
Ba
Tl
Pb
Bi 110.944

Method 200.8 - Summary Report

Sample ID: ICPMS LFB

Sample Date/Time: Thursday, March 30, 2006 15:38:36

Sample Type: Sample

Sample Description: EM Mix (ME0503020 : 1/1000)

Number of Replicates: 3

Sample File: C:\elandata\Sample\060317as.sam

Method File: C:\elandata\Method\stouptest.mth

Dataset File: C:\elandata\Dataset\060324as\060330dr\ICPMS LFB.058

Tuning File: C:\elandata\Tuning\tooney.tun

Optimization File: C:\elandata\Optimize\optim1.dac

Diluted To Volume (mL): 1

Concentration Results

	Analyte	Mass	Blank Int.	Meas. Int.	Meas. Int. RSD	Conc. Mean	Conc. SD	Conc. RSD	Sample Ur
>	Li	6	35643	37279	5.4				ug/L
[Al	27	11767	1752456	0.4	197.8849	9.9401	5.0	ug/L
	C	13	2125	1877	2.4				mg/L
	S	34	351980	378603	0.9				mg/L
[Cr	52	9212	1357752	0.5	94.8486	1.0211	1.1	ug/L
	Mn	55	1752	1092626	0.5	50.4978	0.1392	0.3	ug/L
	Cu	65	210	423438	0.9	96.8672	0.7659	0.8	ug/L
	Zn	66	66	250682	1.1	95.9990	1.5300	1.6	ug/L
>	Ge	73	58109	60206	0.6				ug/L
[Mo	98	180	945855	0.7	96.7884	1.3967	1.4	ug/L
>	In	115	250270	256699	1.0				ug/L
[Sb	121	181	599185	1.3	49.9279	0.8632	1.7	ug/L
[Pb	208	638	999627	0.3	20.7896	0.1621	0.8	ug/L
>	Bi	209	233627	248786	0.5				ug/L

QC Calculated Values

Analyte	Int Std % Recovery
Li	104.591
Al	
C	
S	
Cr	
Mn	
Cu	
Zn	
Ge	103.609
Mo	
In	102.569
Sb	
Pb	
Bi	106.488

Method 200.8 - Summary Report

Sample ID: ICPMS LFBD

Sample Date/Time: Thursday, March 30, 2006 15:39:26

Sample Type: Sample

Sample Description: EM Mix (ME0503020 : 1/1000)

Number of Replicates: 3

Sample File: C:\elandata\Sample\060317as.sam

Method File: C:\elandata\Method\stouptest.mth

Dataset File: C:\elandata\Dataset\060324as\060330dr\ICPMS LFBD.059

Tuning File: C:\elandata\Tuning\tooney.tun

Optimization File: C:\elandata\Optimize\optim1.dac

Diluted To Volume (mL): 1

Concentration Results

Analyte	Mass	Blank Int.	Meas. Int.	Meas. int. RSD	Conc. Mean	Conc. SD	Conc. RSD	Sample Ur
> Li	6	35643	37615	7.1				ug/L
[Al	27	11767	1772910	1.2	198.8107	16.0011	8.0	ug/L
C	13	2125	1846	3.9				mg/L
S	34	351980	372360	1.2				mg/L
[Cr	52	9212	1384659	0.5	97.5727	0.9053	0.9	ug/L
Mn	55	1752	1094695	1.3	51.0248	0.3376	0.7	ug/L
Cu	65	210	428520	0.8	98.8718	1.2223	1.2	ug/L
Zn	66	66	253690	0.9	97.9762	0.6770	0.7	ug/L
> Ge	73	58109	59696	0.7				ug/L
[Mo	98	180	961041	0.1	98.3087	0.8329	0.8	ug/L
> In	115	250270	256778	0.9				ug/L
[Sb	121	181	613202	0.8	51.0816	0.8700	1.7	ug/L
[Pb	208	638	1017376	0.4	21.5551	0.2172	1.0	ug/L
> Bi	209	233627	244230	1.2				ug/L

QC Calculated Values

Analyte	Int Std % Recovery
Li	105.534
Al	
C	
S	
Cr	
Mn	
Cu	
Zn	
Ge	102.731
Mo	
In	102.600
Sb	
Pb	
Bi	104.538

Method 200.8 - Summary Report

Sample ID: ICPMS LFBD

Sample Date/Time: Thursday, March 30, 2006 15:39:26

Sample Type: Sample

Sample Description: EM Mix (ME0503020 : 1/1000)

Number of Replicates: 3

Sample File: C:\elandata\Sample\060317as.sam

Method File: C:\elandata\Method\stouptest.mth

Dataset File: C:\elandata\Dataset\060324as\060330dr\ICPMS LFBD.059

Tuning File: C:\elandata\Tuning\tooney.tun

Optimization File: C:\elandata\Optimize\optim1.dac

Diluted To Volume (mL): 1

Concentration Results

Analyte	Mass	Blank Int.	Meas. Int.	Meas. Int. RSD	Conc. Mean	Conc. SD	Conc. RSD	Sample Ur
> Li	6	35643	37615	7.1				ug/L
[Al	27	11767	1772910	1.2	198.8107	16.0011	8.0	ug/L
C	13	2125	1846	3.9				mg/L
S	34	351980	372360	1.2				mg/L
[Cr	52	9212	1384659	0.5	97.5727	0.9053	0.9	ug/L
Mn	55	1752	1094695	1.3	51.0248	0.3376	0.7	ug/L
Cu	65	210	428520	0.8	98.8718	1.2223	1.2	ug/L
Zn	66	66	253690	0.9	97.9762	0.6770	0.7	ug/L
> Ge	73	58109	59696	0.7				ug/L
[Mo	98	180	961041	0.1	98.3087	0.8329	0.8	ug/L
> In	115	250270	256778	0.9				ug/L
[Sb	121	181	613202	0.8	51.0816	0.8700	1.7	ug/L
[Pb	208	638	1017376	0.4	21.5551	0.2172	1.0	ug/L
> Bi	209	233627	244230	1.2				ug/L

QC Calculated Values

Analyte	Int Std % Recovery
Li	105.534
Al	
C	
S	
Cr	
Mn	
Cu	
Zn	
Ge	102.731
Mo	
In	102.600
Sb	
Pb	
Bi	104.538

Method 200.8 - Summary Report

Sample ID: 2603210141

Sample Date/Time: Thursday, March 30, 2006 15:52:54

Sample Type: Sample

Sample Description: Undigested (0.06 NTU)

Number of Replicates: 3

Sample File: C:\elandata\Sample\060317as.sam

Method File: C:\elandata\Method\stouptest.mth

Dataset File: C:\elandata\Dataset\060324as\060330dr\2603210141.061

Tuning File: C:\elandata\Tuning\tooney.tun

Optimization File: C:\elandata\Optimize\optim1.dac

Diluted To Volume (mL): 1

Concentration Results

	Analyte	Mass	Blank Int.	Meas. Int.	Meas. Int. RSD	Conc. Mean	Conc. SD	Conc. RSD	Sample Ur
>	Li	6	35643	35015	9.5				ug/L
[Al	27	11767	15030	1.8	0.4281	0.1376	32.2	ug/L
	C	13	2125	2687	2.7				mg/L
	S	34	351980	336015	1.2				mg/L
[Cr	52	9212	9455	1.2	0.0361	0.0221	61.2	ug/L
	Mn	55	1752	2227	3.8	0.0256	0.0050	19.4	ug/L
	Cu	65	210	144	16.8	-0.0149	0.0052	34.9	ug/L
	Zn	66	66	532	6.6	0.1909	0.0156	8.1	ug/L
>	Ge	73	58109	56622	2.1				ug/L
[Mo	98	180	26286	0.4	2.7360	0.1301	4.8	ug/L
>	In	115	250270	251044	4.8				ug/L
[Sb	121	181	794	2.5	0.0524	0.0045	8.6	ug/L
[Pb	208	638	1026	6.1	0.0092	0.0001	0.8	ug/L
>	Bi	209	233627	227330	5.9				ug/L

QC Calculated Values

Analyte	Int Std % Recovery
Li	98.239
Al	
C	
S	
Cr	
Mn	
Cu	
Zn	
Ge	97.441
Mo	
In	100.309
Sb	
Pb	
Bi	97.305

Method 200.8 - Summary Report

Sample ID: 2603210141_MS

Sample Date/Time: Thursday, March 30, 2006 15:57:43

Sample Type: Sample

Sample Description: Undigested (Matrix Spike)

Number of Replicates: 3

Sample File: C:\elandata\Sample\060317as.sam

Method File: C:\elandata\Method\stouptest.mth

Dataset File: C:\elandata\Dataset\060324as\060330dr\2603210141_MS.062

Tuning File: C:\elandata\Tuning\tooney.tun

Optimization File: C:\elandata\Optimize\optim1.dac

Diluted To Volume (mL): 1

Concentration Results

Analyte	Mass	Blank Int.	Meas. Int.	Meas. Int. RSD	Conc. Mean	Conc. SD	Conc. RSD	Sample Ur
> Li	6	35643	35987	6.5				ug/L
[Al	27	11767	1667566	0.6	195.2619	13.3764	6.9	ug/L
C	13	2125	2726	3.7				mg/L
S	34	351980	348608	1.2				mg/L
[Cr	52	9212	1296470	0.7	96.0720	1.2271	1.3	ug/L
Mn	55	1752	1028195	1.4	50.4022	0.5859	1.2	ug/L
Cu	65	210	403639	0.8	97.9413	0.7990	0.8	ug/L
Zn	66	66	244561	0.5	99.3342	0.5409	0.5	ug/L
> Ge	73	58109	56763	0.8				ug/L
[Mo	98	180	943161	0.2	100.4322	0.4830	0.5	ug/L
> In	115	250270	246666	0.6				ug/L
[Sb	121	181	589636	0.7	51.1278	0.3855	0.8	ug/L
[Pb	208	638	952976	1.3	21.2626	0.0995	0.5	ug/L
> Bi	209	233627	231891	0.9				ug/L

QC Calculated Values

Analyte	Int Std	% Recovery
Li		100.966
Al		
C		
S		
Cr		
Mn		
Cu		
Zn		
Ge		97.683
Mo		
In		98.560
Sb		
Pb		
Bi		99.257

Method 200.8 - Summary Report

Sample ID: 2603210141_MSD

Sample Date/Time: Thursday, March 30, 2006 15:58:31

Sample Type: Sample

Sample Description: Undigested (Matrix Spike)

Number of Replicates: 3

Sample File: C:\elandata\Sample\060317as.sam

Method File: C:\elandata\Method\stouptest.mth

Dataset File: C:\elandata\Dataset\060324as\060330dr\2603210141_MSD.063

Tuning File: C:\elandata\Tuning\tooney.tun

Optimization File: C:\elandata\Optimize\optim1.dac

Diluted To Volume (mL): 1

Concentration Results

Analyte	Mass	Blank Int.	Meas. Int.	Meas. Int. RSD	Conc. Mean	Conc. SD	Conc. RSD	Sample Ur
> Li	6	35643	36014	6.5				ug/L
[Al	27	11767	1714209	1.2	200.5077	11.3918	5.7	ug/L
C	13	2125	2874	3.8				mg/L
S	34	351980	349979	0.3				mg/L
[Cr	52	9212	1309808	1.1	96.5225	0.6018	0.6	ug/L
Mn	55	1752	1046248	2.1	50.9998	0.3011	0.6	ug/L
Cu	65	210	407962	0.5	98.4488	1.1605	1.2	ug/L
Zn	66	66	250540	1.4	101.2071	1.8171	1.8	ug/L
> Ge	73	58109	57081	1.7				ug/L
[Mo	98	180	961329	0.5	101.9664	0.3331	0.3	ug/L
> In	115	250270	247635	0.8				ug/L
[Sb	121	181	601499	0.2	51.9544	0.4838	0.9	ug/L
[Pb	208	638	973804	1.0	21.6926	0.1688	0.8	ug/L
> Bi	209	233627	232270	0.3				ug/L

QC Calculated Values

Analyte	Int Std % Recovery
Li	101.041
Al	
C	
S	
Cr	
Mn	
Cu	
Zn	
Ge	98.231
Mo	
In	98.947
Sb	
Pb	
Bi	99.419

Method 200.8 - Summary Report

Sample ID: 2603170004

Sample Date/Time: Thursday, March 30, 2006 16:04:10

Sample Type: Sample

Sample Description: Undigested (0.07 NTU)

Number of Replicates: 3

Sample File: C:\elandata\Sample\060317as.sam

Method File: C:\elandata\Method\stouptest.mth

Dataset File: C:\elandata\Dataset\060324as\060330dr\2603170004.064

Tuning File: C:\elandata\Tuning\tooney.tun

Optimization File: C:\elandata\Optimize\optim1.dac

Diluted To Volume (mL): 1

Concentration Results

Analyte	Mass	Blank Int.	Meas. Int.	Meas. Int. RSD	Conc. Mean	Conc. SD	Conc. RSD	Sample Ur
> Li	6	35643	33529	7.3				ug/L
[Al	27	11767	20717	0.8	1.2264	0.1812	14.8	ug/L
C	13	2125	12090	0.9				mg/L
S	34	351980	302048	0.2				mg/L
[Cr	52	9212	7686	0.2	-0.0375	0.0048	12.7	ug/L
Mn	55	1752	703169	1.5	38.0791	0.4434	1.2	ug/L
Cu	65	210	577	8.2	0.1049	0.0119	11.4	ug/L
Zn	66	66	1230	1.4	0.5263	0.0108	2.1	ug/L
> Ge	73	58109	51353	0.6				ug/L
[Mo	98	180	8936	1.4	1.0329	0.0191	1.8	ug/L
> In	115	250270	223219	0.5				ug/L
[Sb	121	181	477	8.2	0.0302	0.0036	11.9	ug/L
[Pb	208	638	1569	2.5	0.0276	0.0007	2.5	ug/L
> Bi	209	233627	194650	0.9				ug/L

QC Calculated Values

Analyte	Int Std	% Recovery
Li		94.069
Al		
C		
S		
Cr		
Mn		
Cu		
Zn		
Ge		88.374
Mo		
In		89.191
Sb		
Pb		
Bi		83.316

Method 200.8 - Summary Report

Sample ID: 2603150078

Sample Date/Time: Thursday, March 30, 2006 16:06:15

Sample Type: Sample

Sample Description: Undigested (0.13 NTU)

Number of Replicates: 3

Sample File: C:\elandata\Sample\060317as.sam

Method File: C:\elandata\Method\stouptest.mth

Dataset File: C:\elandata\Dataset\060324as\060330dr\2603150078.065

Tuning File: C:\elandata\Tuning\tooney.tun

Optimization File: C:\elandata\Optimize\optim1.dac

Diluted To Volume (mL): 1

Concentration Results

Analyte	Mass	Blank Int.	Meas. Int.	Meas. Int. RSD	Conc. Mean	Conc. SD	Conc. RSD	Sample Ur
Li	6	35643	34932	6.0				ug/L
Al	27	11767	428490	3.0	50.6889	4.5006	8.9	ug/L
C	13	2125	14128	1.4				mg/L
S	34	351980	590922	1.2				mg/L
Cr	52	9212	9937	3.0	0.1121	0.0152	13.5	ug/L
Mn	55	1752	43124	2.6	2.1537	0.0301	1.4	ug/L
Cu	65	210	69283	1.6	17.7343	0.6627	3.7	ug/L
Zn	66	66	47458	0.9	20.3589	0.6299	3.1	ug/L
Ge	73	58109	53713	2.2				ug/L
Mo	98	180	4582	2.2	0.4832	0.0215	4.4	ug/L
In	115	250270	239899	2.2				ug/L
Sb	121	181	786	7.3	0.0547	0.0063	11.5	ug/L
Pb	208	638	33815	1.4	0.8070	0.0201	2.5	ug/L
Bi	209	233627	213249	1.6				ug/L

QC Calculated Values

Analyte	Int Std	% Recovery
Li		98.005
Al		
C		
S		
Cr		
Mn		
Cu		
Zn		
Ge		92.434
Mo		
In		95.856
Sb		
Pb		
Bi		91.277

Method 200.8 - Summary Report

Sample ID: 2603150079

Sample Date/Time: Thursday, March 30, 2006 16:08:16

Sample Type: Sample

Sample Description: Undigested (0.10 NTU)

Number of Replicates: 3

Sample File: C:\elandata\Sample\060317as.sam

Method File: C:\elandata\Method\stouptest.mth

Dataset File: C:\elandata\Dataset\060324as\060330dr\2603150079.066

Tuning File: C:\elandata\Tuning\tooney.tun

Optimization File: C:\elandata\Optimize\optim1.dac

Diluted To Volume (mL): 1

Concentration Results

Analyte	Mass	Blank Int.	Meas. Int.	Meas. Int. RSD	Conc. Mean	Conc. SD	Conc. RSD	Sample Ur
> Li	6	35643	34026	7.1				ug/L
[Al	27	11767	126519	2.4	14.3714	0.7240	5.0	ug/L
C	13	2125	8934	1.8				mg/L
S	34	351980	535577	1.4				mg/L
[Cr	52	9212	8735	1.0	0.0313	0.0049	15.8	ug/L
Mn	55	1752	3692	5.8	0.1114	0.0116	10.4	ug/L
[Cu	65	210	4465	10.2	1.1191	0.1217	10.9	ug/L
Zn	66	66	7059	2.6	3.0659	0.0887	2.9	ug/L
> Ge	73	58109	52653	0.3				ug/L
[Mo	98	180	1582	3.6	0.1635	0.0070	4.3	ug/L
> In	115	250270	227879	0.5				ug/L
[Sb	121	181	466	12.4	0.0283	0.0054	19.0	ug/L
[Pb	208	638	2356	2.3	0.0462	0.0010	2.1	ug/L
> Bi	209	233627	202080	1.0				ug/L

QC Calculated Values

Analyte	Int Std	% Recovery
Li		95.464
Al		
C		
S		
Cr		
Mn		
Cu		
Zn		
Ge		90.611
Mo		
In		91.053
Sb		
Pb		
Bi		86.497

Method 200.8 - Summary Report

Sample ID: 2603150343

Sample Date/Time: Thursday, March 30, 2006 16:10:48

Sample Type: Sample

Sample Description: Undigested (0.06 NTU)

Number of Replicates: 3

Sample File: C:\elandata\Sample\060317as.sam

Method File: C:\elandata\Method\stouptest.mth

Dataset File: C:\elandata\Dataset\060324as\060330dr\2603150343.067

Tuning File: C:\elandata\Tuning\tooney.tun

Optimization File: C:\elandata\Optimize\optim1.dac

Diluted To Volume (mL): 1

Concentration Results

Analyte	Mass	Blank Int.	Meas. Int.	Meas. Int. RSD	Conc. Mean	Conc. SD	Conc. RSD	Sample Ur
> Li	6	35643	35482	7.4				ug/L
[Al	27	11767	9565	12.1	-0.2587	0.0520	20.1	ug/L
C	13	2125	5260	0.5				mg/L
S	34	351980	476354	0.9				mg/L
[Cr	52	9212	6195	1.7	-0.1836	0.0102	5.6	ug/L
Mn	55	1752	1798	4.9	0.0092	0.0063	67.8	ug/L
Cu	65	210	163	15.0	-0.0081	0.0055	67.2	ug/L
Zn	66	66	27	232.3	-0.0149	0.0261	174.9	ug/L
> Ge	73	58109	53805	2.7				ug/L
[Mo	98	180	513	7.6	0.0367	0.0029	7.8	ug/L
> In	115	250270	242321	2.5				ug/L
[Sb	121	181	2592	4.7	0.2137	0.0162	7.6	ug/L
[Pb	208	638	437	13.0	-0.0037	0.0011	31.0	ug/L
> Bi	209	233627	215487	2.0				ug/L

QC Calculated Values

Analyte	Int Std	% Recovery
Li		99.549
Al		
C		
S		
Cr		
Mn		
Cu		
Zn		
Ge		92.594
Mo		
In		96.824
Sb		
Pb		
Bi		92.236

Method 200.8 - Summary Report

Sample ID: 2603230001

Sample Date/Time: Thursday, March 30, 2006 16:13:22

Sample Type: Sample

Sample Description: Undigested (0.10 NTU)

Number of Replicates: 3

Sample File: C:\elandata\Sample\060317as.sam

Method File: C:\elandata\Method\stouptest.mth

Dataset File: C:\elandata\Dataset\060324as\060330dr\2603230001.068

Tuning File: C:\elandata\Tuning\tooney.tun

Optimization File: C:\elandata\Optimize\optim1.dac

Diluted To Volume (mL): 1

Concentration Results

Analyte	Mass	Blank Int.	Meas. Int.	Meas. Int. RSD	Conc. Mean	Conc. SD	Conc. RSD	Sample Ur
> Li	6	35643	38671	7.0				ug/L
[Al	27	11767	10671	3.8	-0.2276	0.0364	16.0	ug/L
C	13	2125	260056	0.8				mg/L
S	34	351980	335899	1.1				mg/L
[Cr	52	9212	45286	2.8	2.8650	0.0948	3.3	ug/L
Mn	55	1752	1597	1.5	-0.0019	0.0019	98.9	ug/L
[Cu	65	210	369	1.6	0.0439	0.0002	0.5	ug/L
Zn	66	66	70	57.4	0.0037	0.0171	468.0	ug/L
> Ge	73	58109	54241	1.6				ug/L
[Mo	98	180	8430	2.4	0.9331	0.0489	5.2	ug/L
> In	115	250270	232872	3.3				ug/L
[Sb	121	181	3377	1.5	0.2951	0.0144	4.9	ug/L
[Pb	208	638	403	7.9	-0.0043	0.0006	13.2	ug/L
> Bi	209	233627	211123	3.2				ug/L

QC Calculated Values

Analyte	Int Std % Recovery
Li	108.497
Al	
C	
S	
Cr	
Mn	
Cu	
Zn	
Ge	93.344
Mo	
In	93.048
Sb	
Pb	
Bi	90.367

Method 200.8 - Summary Report

Sample ID: 2603210240

Sample Date/Time: Thursday, March 30, 2006 16:15:41

Sample Type: Sample

Sample Description: Undigested (0.10 NTU)

Number of Replicates: 3

Sample File: C:\elandata\Sample\060317as.sam

Method File: C:\elandata\Method\stouptest.mth

Dataset File: C:\elandata\Dataset\060324as\060330dr\2603210240.069

Tuning File: C:\elandata\Tuning\tooney.tun

Optimization File: C:\elandata\Optimize\optim1.dac

Diluted To Volume (mL): 1

Concentration Results

Analyte	Mass	Blank Int.	Meas. Int.	Meas. Int. RSD	Conc. Mean	Conc. SD	Conc. RSD	Sample Ur
[> Li	6	35643	39112	7.2				ug/L
[Al	27	11767	28538	1.2	1.7010	0.2199	12.9	ug/L
C	13	2125	265952	1.3				mg/L
S	34	351980	335057	1.5				mg/L
[Cr	52	9212	43758	3.4	2.6453	0.1611	6.1	ug/L
Mn	55	1752	1752	1.6	0.0034	0.0029	86.9	ug/L
Cu	65	210	3119255	2.1	769.0200	25.0178	3.3	ug/L
Zn	66	66	25231	1.5	10.3852	0.3349	3.2	ug/L
[> Ge	73	58109	55907	1.7				ug/L
[Mo	98	180	250	14.9	0.0079	0.0036	44.9	ug/L
[> In	115	250270	245031	2.8				ug/L
[Sb	121	181	522	2.4	0.0302	0.0020	6.7	ug/L
[Pb	208	638	193605	2.9	4.5069	0.1391	3.1	ug/L
[> Bi	209	233627	221737	1.3				ug/L

QC Calculated Values

Analyte	Int Std	% Recovery
Li		109.733
Al		
C		
S		
Cr		
Mn		
Cu		
Zn		
Ge		96.210
Mo		
In		97.906
Sb		
Pb		
Bi		94.911

Method 200.8 - Summary Report

Sample ID: 2603210241

Sample Date/Time: Thursday, March 30, 2006 16:17:55

Sample Type: Sample

Sample Description: Undigested (0.17 NTU)

Number of Replicates: 3

Sample File: C:\elandata\Sample\060317as.sam

Method File: C:\elandata\Method\stouptest.mth

Dataset File: C:\elandata\Dataset\060324as\060330dr\2603210241.070

Tuning File: C:\elandata\Tuning\tooney.tun

Optimization File: C:\elandata\Optimize\optim1.dac

Diluted To Volume (mL): 1

Concentration Results

Analyte	Mass	Blank Int.	Meas. Int.	Meas. Int. RSD	Conc. Mean	Conc. SD	Conc. RSD	Sample Ur
[> Li	6	35643	37865	5.3				ug/L
[Al	27	11767	395563	0.3	42.8911	2.3298	5.4	ug/L
C	13	2125	35388	3.3				mg/L
S	34	351980	861425	0.5				mg/L
[Cr	52	9212	16910	1.2	0.6249	0.0173	2.8	ug/L
Mn	55	1752	8682	0.5	0.3540	0.0057	1.6	ug/L
Cu	65	210	76307	8.1	18.9732	1.3725	7.2	ug/L
Zn	66	66	1996	3.3	0.8071	0.0342	4.2	ug/L
[> Ge	73	58109	55252	0.9				ug/L
[Mo	98	180	7670	1.6	0.8159	0.0143	1.8	ug/L
[> In	115	250270	241369	0.7				ug/L
[Sb	121	181	1303	2.3	0.1000	0.0021	2.1	ug/L
[Pb	208	638	12606	3.6	0.2820	0.0101	3.6	ug/L
[> Bi	209	233627	220342	0.5				ug/L

QC Calculated Values

Analyte	Int Std	% Recovery
Li		106.233
Al		
C		
S		
Cr		
Mn		
Cu		
Zn		
Ge		95.084
Mo		
In		96.443
Sb		
Pb		
Bi		94.313

Method 200.8 - Summary Report

Sample ID: TEST MRL_Low

Sample Date/Time: Thursday, March 30, 2006 16:20:43

Sample Type: Sample

Sample Description: Calibration Check (1/5 the MRL levels)

Number of Replicates: 3

Sample File: C:\elandata\Sample\060317as.sam

Method File: C:\elandata\Method\stouptest.mth

Dataset File: C:\elandata\Dataset\060324as\060330dr\TEST MRL_Low.071

Tuning File: C:\elandata\Tuning\tooney.tun

Optimization File: C:\elandata\Optimize\optim1.dac

Diluted To Volume (mL): 1

Concentration Results

Analyte	Mass	Blank Int.	Meas. Int.	Meas. Int. RSD	Conc. Mean	Conc. SD	Conc. RSD	Sample Ur
> Li	6	35643	35895	5.7				ug/L
[Al	27	11767	52642	0.5	4.8213	0.3247	6.7	ug/L
C	13	2125	5324	0.6				mg/L
S	34	351980	340705	1.2				mg/L
[Cr	52	9212	10665	0.1	0.1547	0.0120	7.7	ug/L
Mn	55	1752	9123	2.0	0.3810	0.0090	2.4	ug/L
Cu	65	210	2309	0.7	0.5321	0.0113	2.1	ug/L
Zn	66	66	2164	0.7	0.8865	0.0147	1.7	ug/L
> Ge	73	58109	54687	1.4				ug/L
[Mo	98	180	3970	3.5	0.4181	0.0156	3.7	ug/L
> In	115	250270	238697	1.6				ug/L
[Sb	121	181	2467	0.5	0.2057	0.0045	2.2	ug/L
[Pb	208	638	4869	1.0	0.1003	0.0024	2.4	ug/L
> Bi	209	233627	220348	1.2				ug/L

QC Calculated Values

Analyte	Int Std	% Recovery
Li		100.708
Al		
C		
S		
Cr		
Mn		
Cu		
Zn		
Ge		94.111
Mo		
In		95.376
Sb		
Pb		
Bi		94.316

Method 200.8 - Summary Report

Sample ID: TEST CCV

Sample Date/Time: Thursday, March 30, 2006 16:23:06

Sample Type: Sample

Sample Description: Calibration Verif. (50 ppb Standard)

Number of Replicates: 3

Sample File: C:\elandata\Sample\060317as.sam

Method File: C:\elandata\Method\stouptest.mth

Dataset File: C:\elandata\Dataset\060324as\060330dr\TEST CCV.072

Tuning File: C:\elandata\Tuning\tooney.tun

Optimization File: C:\elandata\Optimize\optim1.dac

Diluted To Volume (mL): 1

Concentration Results

Analyte	Mass	Blank Int.	Meas. Int.	Meas. Int. RSD	Conc. Mean	Conc. SD	Conc. RSD	Sample Ur
[> Li	6	35643	36261	6.5				ug/L
[Al	27	11767	430961	1.6	49.0019	2.5149	5.1	ug/L
C	13	2125	3660	1.8				mg/L
S	34	351980	342242	0.7				mg/L
[Cr	52	9212	641739	0.6	49.8980	0.3681	0.7	ug/L
Mn	55	1752	974266	1.7	50.4362	0.7976	1.6	ug/L
Cu	65	210	195783	0.4	50.1443	0.0775	0.2	ug/L
Zn	66	66	118092	1.0	50.6413	0.4163	0.8	ug/L
[> Ge	73	58109	53749	0.2				ug/L
[Mo	98	180	470527	1.0	51.4330	0.4526	0.9	ug/L
[> In	115	250270	240244	0.4				ug/L
[Sb	121	181	592459	0.4	52.7455	0.0061	0.0	ug/L
[Pb	208	638	2299450	0.6	53.5708	0.1370	0.3	ug/L
[> Bi	209	233627	222177	0.6				ug/L

QC Calculated Values

Analyte	Int Std	% Recovery
Li		101.735
Al		
C		
S		
Cr		
Mn		
Cu		
Zn		
Ge		92.496
Mo		
In		95.994
Sb		
Pb		
Bi		95.099

Method 200.8 - Summary Report

Sample ID: TEST CCB

Sample Date/Time: Thursday, March 30, 2006 16:27:04

Sample Type: Sample

Sample Description: Calibration Verif. (50 ppb Standard)

Number of Replicates: 3

Sample File: C:\elandata\Sample\060317as.sam

Method File: C:\elandata\Method\stouptest.mth

Dataset File: C:\elandata\Dataset\060324as\060330dr\TEST CCB.073

Tuning File: C:\elandata\Tuning\tooney.tun

Optimization File: C:\elandata\Optimize\optim1.dac

Diluted To Volume (mL): 1

Concentration Results

Analyte	Mass	Blank Int.	Meas. Int.	Meas. Int. RSD	Conc. Mean	Conc. SD	Conc. RSD	Sample Ur
> Li	6	35643	35877	5.4				ug/L
[Al	27	11767	15864	12.6	0.4699	0.1412	30.0	ug/L
C	13	2125	2940	1.6				mg/L
S	34	351980	334246	1.4				mg/L
[Cr	52	9212	8418	2.0	-0.0069	0.0104	150.9	ug/L
Mn	55	1752	3228	20.7	0.0835	0.0331	39.7	ug/L
Cu	65	210	541	4.3	0.0891	0.0044	5.0	ug/L
Zn	66	66	224	24.5	0.0702	0.0228	32.4	ug/L
> Ge	73	58109	53655	1.1				ug/L
[Mo	98	180	1948	16.9	0.1989	0.0353	17.8	ug/L
> In	115	250270	234900	0.7				ug/L
[Sb	121	181	2423	12.7	0.2051	0.0265	12.9	ug/L
[Pb	208	638	2196	23.1	0.0369	0.0114	30.9	ug/L
> Bi	209	233627	222460	0.8				ug/L

QC Calculated Values

Analyte	Int Std	% Recovery
Li		100.658
Al		
C		
S		
Cr		
Mn		
Cu		
Zn		
Ge		92.336
Mo		
In		93.859
Sb		
Pb		
Bi		95.220

Method 200.8 - Summary Report

Sample ID: 2603300001

Sample Date/Time: Thursday, March 30, 2006 16:31:20

Sample Type: Sample

Sample Description: Undigested (RUSH!)

Number of Replicates: 3

Sample File: C:\elandata\Sample\060317as.sam

Method File: C:\elandata\Method\stouptest.mth

Dataset File: C:\elandata\Dataset\060324as\060330dr\2603300001.074

Tuning File: C:\elandata\Tuning\tooney.tun

Optimization File: C:\elandata\Optimize\optim1.dac

Diluted To Volume (mL): 1

Concentration Results

	Analyte	Mass	Blank Int.	Meas. Int.	Meas. Int. RSD	Conc. Mean	Conc. SD	Conc. RSD	Sample Ur
[>	Li	6	62445	60697	5.6				ug/L
[Al	27	12783	8275	3.9	-0.5175	0.0177	3.4	ug/L
	S	34	327301	314007	0.3				mg/L
[Mn	55	1971	7411	2.7	0.2773	0.0188	6.8	ug/L
	Cu	65	246	410	5.2	0.0406	0.0055	13.6	ug/L
	Zn	66	128	3498	5.6	1.4059	0.1144	8.1	ug/L
[>	Ge	73	52297	53619	2.4				ug/L
[Mo	98	502	2488	0.5	0.2112	0.0076	3.6	ug/L
[>	In	115	225392	242563	3.3				ug/L
[Sb	121	674	3224	1.8	0.2147	0.0057	2.6	ug/L

QC Calculated Values

Analyte	Int Std	% Recovery
Li		97.200
Al		
S		
Mn		
Cu		
Zn		
Ge		102.526
Mo		
In		107.618
Sb		

Method 200.8 - Summary Report

Sample ID: 2603300001_MS

Sample Date/Time: Thursday, March 30, 2006 16:34:55

Sample Type: Sample

Sample Description: Undigested (Matrix Spike)

Number of Replicates: 3

Sample File: C:\elandata\Sample\060317as.sam

Method File: C:\elandata\Method\stouptest.mth

Dataset File: C:\elandata\Dataset\060324as\060330dr\2603300001_MS.075

Tuning File: C:\elandata\Tuning\tooney.tun

Optimization File: C:\elandata\Optimize\optim1.dac

Diluted To Volume (mL): 1

Concentration Results

Analyte	Mass	Blank Int.	Meas. Int.	Meas. Int. RSD	Conc. Mean	Conc. SD	Conc. RSD	Sample Ur
[> Li	6	62445	59392	2.0				ug/L
[Al	27	12783	1558159	0.3	197.3158	3.2912	1.7	ug/L
[S	34	327301	325493	0.7				mg/L
[Mn	55	1971	908544	0.9	48.7942	0.1720	0.4	ug/L
[Cu	65	246	352995	0.3	94.6654	1.3308	1.4	ug/L
[Zn	66	128	226211	0.1	98.7413	1.1216	1.1	ug/L
[> Ge	73	52297	51207	1.2				ug/L
[Mo	98	502	828813	1.0	96.1963	1.2395	1.3	ug/L
[> In	115	225392	226291	0.8				ug/L
[Sb	121	674	545205	0.6	50.1310	0.5045	1.0	ug/L

QC Calculated Values

Analyte	Int Std	% Recovery
Li		95.110
Al		
S		
Mn		
Cu		
Zn		
Ge		97.915
Mo		
In		100.399
Sb		

Method 200.8 - Summary Report

Sample ID: 2603300002

Sample Date/Time: Thursday, March 30, 2006 16:39:30

Sample Type: Sample

Sample Description: Undigested (RUSH!)

Number of Replicates: 3

Sample File: C:\elandata\Sample\060317as.sam

Method File: C:\elandata\Method\stouptest.mth

Dataset File: C:\elandata\Dataset\060324as\060330dr\2603300002.076

Tuning File: C:\elandata\Tuning\tooney.tun

Optimization File: C:\elandata\Optimize\optim1.dac

Diluted To Volume (mL): 1

Concentration Results

Analyte	Mass	Blank Int.	Meas. Int.	Meas. Int. RSD	Conc. Mean	Conc. SD	Conc. RSD	Sample Ur
[> Li	6	62445	61249	0.7				ug/L
[Al	27	12783	9917	4.8	-0.3246	0.0496	15.3	ug/L
[S	34	327301	324827	0.6				mg/L
[Mn	55	1971	2252	4.3	0.0112	0.0074	66.0	ug/L
[Cu	65	246	118	11.5	-0.0345	0.0037	10.8	ug/L
[Zn	66	128	18	249.7	-0.0470	0.0190	40.4	ug/L
[> Ge	73	52297	53996	2.2				ug/L
[Mo	98	502	1061	9.1	0.0624	0.0150	24.1	ug/L
[> In	115	225392	231419	3.2				ug/L
[Sb	121	674	2607	5.6	0.1727	0.0198	11.5	ug/L

QC Calculated Values

Analyte	Int Std	% Recovery
Li		98.084
Al		
S		
Mn		
Cu		
Zn		
Ge	103.248	
Mo		
In	102.674	
Sb		

Method 200.8 - Summary Report

Sample ID: 2603300003

Sample Date/Time: Thursday, March 30, 2006 16:41:34

Sample Type: Sample

Sample Description: Undigested (RUSH!)

Number of Replicates: 3

Sample File: C:\elandata\Sample\060317as.sam

Method File: C:\elandata\Method\stouptest.mth

Dataset File: C:\elandata\Dataset\060324as\060330dr\2603300003.077

Tuning File: C:\elandata\Tuning\tooney.tun

Optimization File: C:\elandata\Optimize\optim1.dac

Diluted To Volume (mL): 1

Concentration Results

Analyte	Mass	Blank Int.	Meas. Int.	Meas. Int. RSD	Conc. Mean	Conc. SD	Conc. RSD	Sample Ur
> Li	6	62445	61873	3.6				ug/L
[Al	27	12783	7593	6.0	-0.6218	0.0316	5.1	ug/L
S	34	327301	310403	0.6				mg/L
[Mn	55	1971	1478	3.8	-0.0270	0.0040	14.8	ug/L
[Cu	65	246	76	30.7	-0.0449	0.0058	12.8	ug/L
[Zn	66	128	13	55.2	-0.0493	0.0029	5.9	ug/L
> Ge	73	52297	53005	1.4				ug/L
[Mo	98	502	548	6.2	0.0009	0.0021	223.9	ug/L
> In	115	225392	242195	2.7				ug/L
[Sb	121	674	1577	3.0	0.0734	0.0044	5.9	ug/L

QC Calculated Values

Analyte	Int Std % Recovery
Li	99.084
Al	
S	
Mn	
Cu	
Zn	
Ge	101.353
Mo	
In	107.455
Sb	

Method 200.8 - Summary Report

Sample ID: 2603210258

Sample Date/Time: Thursday, March 30, 2006 16:44:23

Sample Type: Sample

Sample Description: Undigested (0.30 NTU)

Number of Replicates: 3

Sample File: C:\elandata\Sample\060317as.sam

Method File: C:\elandata\Method\stouptest.mth

Dataset File: C:\elandata\Dataset\060324as\060330dr\2603210258.078

Tuning File: C:\elandata\Tuning\tooney.tun

Optimization File: C:\elandata\Optimize\optim1.dac

Diluted To Volume (mL): 1

Concentration Results

Analyte	Mass	Blank Int.	Meas. Int.	Meas. Int. RSD	Conc. Mean	Conc. SD	Conc. RSD	Sample Ur
> Li	6	62445	55227	1.5				ug/L
[Al	27	12783	887115	1.0	120.1926	1.2108	1.0	ug/L
S	34	327301	3558513	0.3				mg/L
[Mn	55	1971	49665	1.2	2.8203	0.1081	3.8	ug/L
[Cu	65	246	48835	1.0	14.2707	0.4826	3.4	ug/L
[Zn	66	128	671	17.1	0.2663	0.0613	23.0	ug/L
> Ge	73	52297	46835	2.5				ug/L
[Mo	98	502	36604	0.8	4.6523	0.2220	4.8	ug/L
> In	115	225392	204500	4.8				ug/L
[Sb	121	674	7735	3.4	0.7277	0.0652	9.0	ug/L

QC Calculated Values

Analyte	Int Std	% Recovery
Li		88.440
Al		
S		
Mn		
Cu		
Zn		
Ge		89.556
Mo		
In		90.731
Sb		

Method 200.8 - Summary Report

Sample ID: 2603210259

Sample Date/Time: Thursday, March 30, 2006 16:47:52

Sample Type: Sample

Sample Description: Undigested (0.15 NTU)

Number of Replicates: 3

Sample File: C:\elandata\Sample\060317as.sam

Method File: C:\elandata\Method\stouptest.mth

Dataset File: C:\elandata\Dataset\060324as\060330dr\2603210259.079

Tuning File: C:\elandata\Tuning\tooney.tun

Optimization File: C:\elandata\Optimize\optim1.dac

Diluted To Volume (mL): 1

Concentration Results

Analyte	Mass	Blank Int.	Meas. Int.	Meas. Int. RSD	Conc. Mean	Conc. SD	Conc. RSD	Sample Ur
[> Li	6	62445	55667	3.1				ug/L
[Al	27	12783	26635	1.5	2.0770	0.1249	6.0	ug/L
S	34	327301	502880	0.9				mg/L
[Mn	55	1971	3066	4.7	0.0702	0.0114	16.2	ug/L
Cu	65	246	1256	5.4	0.2907	0.0110	3.8	ug/L
Zn	66	128	664	4.3	0.2512	0.0106	4.2	ug/L
[> Ge	73	52297	48572	2.3				ug/L
[Mo	98	502	2119	4.4	0.2038	0.0169	8.3	ug/L
[> In	115	225392	212470	2.2				ug/L
[Sb	121	674	757	5.8	0.0120	0.0054	45.3	ug/L

QC Calculated Values

Analyte	Int Std % Recovery
Li	89.146
Al	
S	
Mn	
Cu	
Zn	
Ge	92.877
Mo	
In	94.267
Sb	

Method 200.8 - Summary Report

Sample ID: 2603220209

Sample Date/Time: Thursday, March 30, 2006 16:50:52

Sample Type: Sample

Sample Description: Undigested (0.15 NTU)

Number of Replicates: 3

Sample File: C:\elandata\Sample\060317as.sam

Method File: C:\elandata\Method\stouptest.mth

Dataset File: C:\elandata\Dataset\060324as\060330dr\2603220209.080

Tuning File: C:\elandata\Tuning\tooney.tun

Optimization File: C:\elandata\Optimize\optim1.dac

Diluted To Volume (mL): 1

Concentration Results

Analyte	Mass	Blank Int.	Meas. Int.	Meas. Int. RSD	Conc. Mean	Conc. SD	Conc. RSD	Sample Ur
[> Li	6	62445	61835	1.9				ug/L
[Al	27	12783	32412	1.8	2.4225	0.1301	5.4	ug/L
S	34	327301	1140859	2.1				mg/L
[Mn	55	1971	18319	10.2	0.8849	0.0988	11.2	ug/L
Cu	65	246	46549	1.8	12.4648	0.2854	2.3	ug/L
Zn	66	128	10502	1.6	4.5452	0.0511	1.1	ug/L
[> Ge	73	52297	51052	0.5				ug/L
[Mo	98	502	34252	2.1	3.9625	0.1590	4.0	ug/L
[> In	115	225392	223965	1.9				ug/L
[Sb	121	674	759	5.9	0.0083	0.0054	65.0	ug/L

QC Calculated Values

Analyte	Int Std	% Recovery
Li		99.022
Al		
S		
Mn		
Cu		
Zn		
Ge		97.619
Mo		
In		99.367
Sb		

Method 200.8 - Summary Report

Sample ID: 2603220211

Sample Date/Time: Thursday, March 30, 2006 16:53:02

Sample Type: Sample

Sample Description: Undigested (0.13 NTU)

Number of Replicates: 3

Sample File: C:\elandata\Sample\060317as.sam

Method File: C:\elandata\Method\stouptest.mth

Dataset File: C:\elandata\Dataset\060324as\060330dr\2603220211.081

Tuning File: C:\elandata\Tuning\tooney.tun

Optimization File: C:\elandata\Optimize\optim1.dac

Diluted To Volume (mL): 1

Concentration Results

Analyte	Mass	Blank Int.	Meas. Int.	Meas. Int. RSD	Conc. Mean	Conc. SD	Conc. RSD	Sample Ur
[> Li	6	62445	56379	2.6				ug/L
[Al	27	12783	16956	2.9	0.7280	0.0512	7.0	ug/L
[S	34	327301	559232	4.3				mg/L
[Mn	55	1971	3088	1.8	0.0750	0.0047	6.3	ug/L
[Cu	65	246	549	8.5	0.0940	0.0151	16.0	ug/L
[Zn	66	128	1152	7.8	0.4870	0.0459	9.4	ug/L
[> Ge	73	52297	47582	1.0				ug/L
[Mo	98	502	3765	5.6	0.4297	0.0341	7.9	ug/L
[> In	115	225392	202829	1.6				ug/L
[Sb	121	674	325	8.6	-0.0289	0.0034	11.7	ug/L

QC Calculated Values

Analyte	Int Std % Recovery
Li	90.286
Al	
S	
Mn	
Cu	
Zn	
Ge	90.983
Mo	
In	89.990
Sb	



Method 200.8 - Summary Report

Sample ID: 2603220223

Sample Date/Time: Thursday, March 30, 2006 16:55:18

Sample Type: Sample

Sample Description: Undigested (0.16 NTU)

Number of Replicates: 3

Sample File: C:\elandata\Sample\060317as.sam

Method File: C:\elandata\Method\stouptest.mth

Dataset File: C:\elandata\Dataset\060324as\060330dr\2603220223.082

Tuning File: C:\elandata\Tuning\tooney.tun

Optimization File: C:\elandata\Optimize\optim1.dac

Diluted To Volume (mL): 1

Concentration Results

Analyte	Mass	Blank Int.	Meas. Int.	Meas. Int. RSD	Conc. Mean	Conc. SD	Conc. RSD	Sample Ur
[> Li	6	62445	57065	5.4				ug/L
[Al	27	12783	66974	2.3	7.3548	0.3524	4.8	ug/L
[S	34	327301	725992	2.9				mg/L
[Mn	55	1971	22295	1.7	1.1548	0.0358	3.1	ug/L
[Cu	65	246	682	12.4	0.1271	0.0216	17.0	ug/L
[Zn	66	128	1490	6.1	0.6270	0.0242	3.9	ug/L
[> Ge	73	52297	48855	4.2				ug/L
[Mo	98	502	366	7.9	-0.0145	0.0035	23.9	ug/L
[> In	115	225392	218815	4.1				ug/L
[Sb	121	674	421	5.5	-0.0223	0.0006	2.5	ug/L

QC Calculated Values

Analyte	Int Std	% Recovery
Li		91.383
Al		
S		
Mn		
Cu		
Zn		
Ge		93.417
Mo		
In		97.082
Sb		

Method 200.8 - Summary Report

Sample ID: 2603220224

Sample Date/Time: Thursday, March 30, 2006 16:57:34

Sample Type: Sample

Sample Description: Undigested (0.56 NTU)

Number of Replicates: 3

Sample File: C:\elandata\Sample\060317as.sam

Method File: C:\elandata\Method\stouptest.mth

Dataset File: C:\elandata\Dataset\060324as\060330dr\2603220224.083

Tuning File: C:\elandata\Tuning\tooney.tun

Optimization File: C:\elandata\Optimize\optim1.dac

Diluted To Volume (mL): 1

Concentration Results

Analyte	Mass	Blank Int.	Meas. Int.	Meas. Int. RSD	Conc. Mean	Conc. SD	Conc. RSD	Sample Ur
[> Li	6	62445	61224	2.9				ug/L
[Al	27	12783	109285	0.6	11.9829	0.3608	3.0	ug/L
S	34	327301	647740	0.5				mg/L
[Mn	55	1971	67289	1.0	3.4698	0.1130	3.3	ug/L
Cu	65	246	69459	2.1	18.3320	0.8277	4.5	ug/L
Zn	66	128	41938	0.3	18.0170	0.4878	2.7	ug/L
[> Ge	73	52297	51920	2.7				ug/L
[Mo	98	502	2300	4.4	0.2055	0.0164	8.0	ug/L
[> In	115	225392	229174	2.4				ug/L
[Sb	121	674	705	3.9	0.0017	0.0010	56.5	ug/L

QC Calculated Values

Analyte	Int Std	% Recovery
Li		98.045
Al		
S		
Mn		
Cu		
Zn		
Ge		99.278
Mo		
In		101.678
Sb		

Method 200.8 - Summary Report

Sample ID: TEST CCV

Sample Date/Time: Thursday, March 30, 2006 17:00:23

Sample Type: Sample

Sample Description: Calibration Verif. (20 ppb Standard)

Number of Replicates: 3

Sample File: C:\elandata\Sample\060317as.sam

Method File: C:\elandata\Method\stouptest.mth

Dataset File: C:\elandata\Dataset\060324as\060330dr\TEST CCV.084

Tuning File: C:\elandata\Tuning\tooney.tun

Optimization File: C:\elandata\Optimize\optim1.dac

Diluted To Volume (mL): 1

Concentration Results

Analyte	Mass	Blank Int.	Meas. Int.	Meas. Int. RSD	Conc. Mean	Conc. SD	Conc. RSD	Sample Ur
[> Li	6	62445	63139	0.6				ug/L
[Al	27	12783	178405	1.2	19.8632	0.3191	1.6	ug/L
[S	34	327301	333483	1.5				mg/L
[Mn	55	1971	383584	1.1	20.4354	0.4905	2.4	ug/L
[Cu	65	246	73699	0.9	19.6128	0.5611	2.9	ug/L
[Zn	66	128	44699	0.6	19.3673	0.4961	2.6	ug/L
[> Ge	73	52297	51483	2.0				ug/L
[Mo	98	502	173870	1.4	20.4331	0.0929	0.5	ug/L
[> In	115	225392	222991	1.9				ug/L
[Sb	121	674	212105	0.9	19.7553	0.1972	1.0	ug/L

QC Calculated Values

Analyte	Int Std	% Recovery
Li		101.111
Al		
S		
Mn		
Cu		
Zn		
Ge		98.443
Mo		
In		98.935
Sb		

Method 200.8 - Summary Report

Sample ID: TEST CCB

Sample Date/Time: Thursday, March 30, 2006 17:04:20

Sample Type: Sample

Sample Description: Calibration Blank

Number of Replicates: 3

Sample File: C:\elandata\Sample\060317as.sam

Method File: C:\elandata\Method\stouptest.mth

Dataset File: C:\elandata\Dataset\060324as\060330dr\TEST CCB.085

Tuning File: C:\elandata\Tuning\tooney.tun

Optimization File: C:\elandata\Optimize\optim1.dac

Diluted To Volume (mL): 1

Concentration Results

	Analyte	Mass	Blank Int.	Meas. Int.	Meas. Int. RSD	Conc. Mean	Conc. SD	Conc. RSD	Sample Ur
[>	Li	6	62445	61673	1.5				ug/L
[Al	27	12783	12147	3.1	-0.0590	0.0240	40.7	ug/L
	S	34	327301	328164	0.6				mg/L
[Mn	55	1971	1748	1.0	-0.0112	0.0013	11.7	ug/L
	Cu	65	246	213	15.0	-0.0083	0.0080	96.0	ug/L
	Zn	66	128	87	20.8	-0.0172	0.0081	46.8	ug/L
[>	Ge	73	52297	51993	0.9				ug/L
[Mo	98	502	351	19.1	-0.0173	0.0085	48.8	ug/L
[>	In	115	225392	224595	1.4				ug/L
[Sb	121	674	474	2.7	-0.0184	0.0011	6.2	ug/L

QC Calculated Values

Analyte	Int Std	% Recovery
Li		98.764
Al		
S		
Mn		
Cu		
Zn		
Ge		99.418
Mo		
In		99.646
Sb		

Method 200.8 - Summary Report

Sample ID: 2603150120_Dil(100)

Sample Date/Time: Thursday, March 30, 2006 17:13:57

Sample Type: Sample

Sample Description: 200.8 Digestion (3/29/06)

Number of Replicates: 3

Sample File: C:\elandata\Sample\060317as.sam

Method File: C:\elandata\Method\stouptest.mth

Dataset File: C:\elandata\Dataset\060324as\060330dr\2603150120_Dil(100).086

Tuning File: C:\elandata\Tuning\tooney.tun

Optimization File: C:\elandata\Optimize\optim1.dac

Diluted To Volume (mL): 100

Concentration Results

Analyte	Mass	Blank Int.	Meas. Int.	Meas. Int. RSD	Conc. Mean	Conc. SD	Conc. RSD	Sample Ur
[> Li	6	62445	72105	1.3				ug/L
[Al	27	12783	1234456	0.5	12820.4196	109.6596	0.9	ug/L

QC Calculated Values

Analyte	Int Std	% Recovery
Li		115.469
Al		

Method 200.8 - Summary Report

Sample ID: 2603210144_Dil(10)

Sample Date/Time: Thursday, March 30, 2006 17:17:19

Sample Type: Sample

Sample Description: 200.8 Digestion (3/29/06)

Number of Replicates: 3

Sample File: C:\elandata\Sample\060317as.sam

Method File: C:\elandata\Method\stouptest.mth

Dataset File: C:\elandata\Dataset\060324as\060330dr\2603210144_Dil(10).087

Tuning File: C:\elandata\Tuning\tooney.tun

Optimization File: C:\elandata\Optimize\optim1.dac

Diluted To Volume (mL): 10

Concentration Results

Analyte	Mass	Blank Int.	Meas. Int.	Meas. Int. RSD	Conc. Mean	Conc. SD	Conc. RSD	Sample Ur
[> Li	6	62445	75612	1.2				ug/L
[Al	27	12783	1804249	0.9	1793.1493	35.9244	2.0	ug/L

QC Calculated Values

Analyte	Int Std	% Recovery
Li		121.085
Al		

Method 200.8 - Summary Report

Sample ID: 2603210150_Dil(10)

Sample Date/Time: Thursday, March 30, 2006 17:19:00

Sample Type: Sample

Sample Description: 200.8 Digestion (3/29/06)

Number of Replicates: 3

Sample File: C:\elandata\Sample\060317as.sam

Method File: C:\elandata\Method\stouptest.mth

Dataset File: C:\elandata\Dataset\060324as\060330dr\2603210150_Dil(10).088

Tuning File: C:\elandata\Tuning\tooney.tun

Optimization File: C:\elandata\Optimize\optim1.dac

Diluted To Volume (mL): 10

Concentration Results

	Analyte	Mass	Blank Int.	Meas. Int.	Meas. Int. RSD	Conc. Mean	Conc. SD	Conc. RSD	Sample Ur
[>	Li	6	62445	74023	0.4				ug/L
[Al	27	12783	628502	1.1	627.9397	5.7113	0.9	ug/L

QC Calculated Values

Analyte	Int Std	% Recovery
Li		118.541
Al		

Method 200.8 - Summary Report

Sample ID: 2603210153_Dil(100)

Sample Date/Time: Thursday, March 30, 2006 17:20:56

Sample Type: Sample

Sample Description: 200.8 Digestion (3/29/06)

Number of Replicates: 3

Sample File: C:\elandata\Sample\060317as.sam

Method File: C:\elandata\Method\stouptest.mth

Dataset File: C:\elandata\Dataset\060324as\060330dr\2603210153_Dil(100).089

Tuning File: C:\elandata\Tuning\tooney.tun

Optimization File: C:\elandata\Optimize\optim1.dac

Diluted To Volume (mL): 100

Concentration Results

	Analyte	Mass	Blank Int.	Meas. Int.	Meas. Int. RSD	Conc. Mean	Conc. SD	Conc. RSD	Sample Ur
[>	Li	6	62445	72010	1.7				ug/L
[Al	27	12783	1411845	0.9	14704.8982	122.6487	0.8	ug/L

QC Calculated Values

Analyte	Int Std	% Recovery
Li		115.316
Al		

Method 200.8 - Summary Report

Sample ID: 2603210155_Dil(10)

Sample Date/Time: Thursday, March 30, 2006 17:23:01

Sample Type: Sample

Sample Description: 200.8 Digestion (3/29/06)

Number of Replicates: 3

Sample File: C:\elandata\Sample\060317as.sam

Method File: C:\elandata\Method\stouptest.mth

Dataset File: C:\elandata\Dataset\060324as\060330dr\2603210155_Dil(10).090

Tuning File: C:\elandata\Tuning\tooney.tun

Optimization File: C:\elandata\Optimize\optim1.dac

Diluted To Volume (mL): 10

Concentration Results

Analyte	Mass	Blank Int.	Meas. Int.	Meas. Int. RSD	Conc. Mean	Conc. SD	Conc. RSD	Sample Ur
[> Li	6	62445	71316	2.5				ug/L
[Al	27	12783	2692371	1.4	2846.0812	31.8466	1.1	ug/L

QC Calculated Values

Analyte	Int Std	% Recovery
Li		114.206
Al		

Method 200.8 - Summary Report

Sample ID: 2603210156_Dil(10)

Sample Date/Time: Thursday, March 30, 2006 17:24:55

Sample Type: Sample

Sample Description: 200.8 Digestion (3/29/06)

Number of Replicates: 3

Sample File: C:\elandata\Sample\060317as.sam

Method File: C:\elandata\Method\stouptest.mth

Dataset File: C:\elandata\Dataset\060324as\060330dr\2603210156_Dil(10).091

Tuning File: C:\elandata\Tuning\tooney.tun

Optimization File: C:\elandata\Optimize\optim1.dac

Diluted To Volume (mL): 10

Concentration Results

	Analyte	Mass	Blank Int.	Meas. Int.	Meas. Int. RSD	Conc. Mean	Conc. SD	Conc. RSD	Sample Ur
[>	Li	6	62445	74732	0.1				ug/L
[Al	27	12783	1521674	2.2	1527.5970	34.1793	2.2	ug/L

QC Calculated Values

Analyte	Int Std	% Recovery
Li		119.676
Al		

Method 200.8 - Summary Report

Sample ID: 2603210156_Dil(10)

Sample Date/Time: Thursday, March 30, 2006 17:24:55

Sample Type: Sample

Sample Description: 200.8 Digestion (3/29/06)

Number of Replicates: 3

Sample File: C:\elandata\Sample\060317as.sam

Method File: C:\elandata\Method\stouptest.mth

Dataset File: C:\elandata\Dataset\060324as\060330dr\2603210156_Dil(10).091

Tuning File: C:\elandata\Tuning\tooney.tun

Optimization File: C:\elandata\Optimize\optim1.dac

Diluted To Volume (mL): 10

Concentration Results

Analyte	Mass	Blank Int.	Meas. Int.	Meas. Int. RSD	Conc. Mean	Conc. SD	Conc. RSD	Sample Ur
[> Li	6	62445	72241	0.1				ug/L
[Al	27	12783	1521674	2.2	1580.8078	35.3579	2.2	ug/L

QC Calculated Values

Analyte	Int Std	% Recovery
Li		115.687
Al		

Method 200.8 - Summary Report

Sample ID: 2603220347_Dil(10)

Sample Date/Time: Thursday, March 30, 2006 17:27:00

Sample Type: Sample

Sample Description: 200.8 Digestion (3/29/06)

Number of Replicates: 3

Sample File: C:\elandata\Sample\060317as.sam

Method File: C:\elandata\Method\stouptest.mth

Dataset File: C:\elandata\Dataset\060324as\060330dr\2603220347_Dil(10).092

Tuning File: C:\elandata\Tuning\tooney.tun

Optimization File: C:\elandata\Optimize\optim1.dac

Diluted To Volume (mL): 10

Concentration Results

	Analyte	Mass	Blank Int.	Meas. Int.	Meas. Int. RSD	Conc. Mean	Conc. SD	Conc. RSD	Sample Ur
[>	Li	6	62445	75573	2.3				ug/L
[Al	27	12783	1633828	0.7	1623.6064	47.1017	2.9	ug/L

QC Calculated Values

Analyte	Int Std	% Recovery
Li		121.024
Al		

Method 200.8 - Summary Report

Sample ID: 2603220348_Dil(10)

Sample Date/Time: Thursday, March 30, 2006 17:28:42

Sample Type: Sample

Sample Description: 200.8 Digestion (3/29/06)

Number of Replicates: 3

Sample File: C:\elandata\Sample\060317as.sam

Method File: C:\elandata\Method\stouptest.mth

Dataset File: C:\elandata\Dataset\060324as\060330dr\2603220348_Dil(10).093

Tuning File: C:\elandata\Tuning\tooney.tun

Optimization File: C:\elandata\Optimize\optim1.dac

Diluted To Volume (mL): 10

Concentration Results

Analyte	Mass	Blank Int.	Meas. Int.	Meas. Int. RSD	Conc. Mean	Conc. SD	Conc. RSD	Sample Ur
[> Li	6	62445	70869	1.1				ug/L
[Al	27	12783	610698	0.8	637.6073	9.5525	1.5	ug/L

QC Calculated Values

Analyte	Int Std	% Recovery
Li		113.490
Al		

Method 200.8 - Summary Report

Sample ID: 2603230197_Dil(10)

Sample Date/Time: Thursday, March 30, 2006 17:31:05

Sample Type: Sample

Sample Description: 200.8 Digestion (3/29/06)

Number of Replicates: 3

Sample File: C:\elandata\Sample\060317as.sam

Method File: C:\elandata\Method\stouptest.mth

Dataset File: C:\elandata\Dataset\060324as\060330dr\2603230197_Dil(10).094

Tuning File: C:\elandata\Tuning\tooney.tun

Optimization File: C:\elandata\Optimize\optim1.dac

Diluted To Volume (mL): 10

Concentration Results

Analyte	Mass	Blank Int.	Meas. Int.	Meas. Int. RSD	Conc. Mean	Conc. SD	Conc. RSD	Sample Ur
[> Li	6	62445	76776	1.9				ug/L
[Al	27	12783	1167594	1.1	1137.2183	20.7425	1.8	ug/L

QC Calculated Values

Analyte	Int Std	% Recovery
Li		122.950
Al		

Method 200.8 - Summary Report

Sample ID: 2603240122_Dil(100)

Sample Date/Time: Thursday, March 30, 2006 17:33:37

Sample Type: Sample

Sample Description: 200.8 Digestion (3/29/06)

Number of Replicates: 3

Sample File: C:\elandata\Sample\060317as.sam

Method File: C:\elandata\Method\stouptest.mth

Dataset File: C:\elandata\Dataset\060324as\060330dr\2603240122_Dil(100).095

Tuning File: C:\elandata\Tuning\tooney.tun

Optimization File: C:\elandata\Optimize\optim1.dac

Diluted To Volume (mL): 100

Concentration Results

Analyte	Mass	Blank Int.	Meas. Int.	Meas. Int. RSD	Conc. Mean	Conc. SD	Conc. RSD	Sample Ur
[> Li	6	62445	67283	0.6				ug/L
[Al	27	12783	2757073	2.0	30902.1698	801.0271	2.6	ug/L

QC Calculated Values

Analyte	Int Std	% Recovery
Li		107.748
Al		

Sample ID: 2603240122_Dil(100)

Report Date/Time: Thursday, March 30, 2006 17:45:46

Method 200.8 - Summary Report

Sample ID: TEST CCV

Sample Date/Time: Thursday, March 30, 2006 17:36:49

Sample Type: Sample

Sample Description: Calibration Verif. (50 ppb Al)

Number of Replicates: 3

Sample File: C:\elandata\Sample\060317as.sam

Method File: C:\elandata\Method\stouptest.mth

Dataset File: C:\elandata\Dataset\060324as\060330dr\TEST CCV.096

Tuning File: C:\elandata\Tuning\tooney.tun

Optimization File: C:\elandata\Optimize\optim1.dac

Diluted To Volume (mL): 1

Concentration Results

Analyte	Mass	Blank Int.	Meas. Int.	Meas. Int. RSD	Conc. Mean	Conc. SD	Conc. RSD	Sample Ur
[> Li	6	62445	70465	0.9				ug/L
[Al	27	12783	457546	1.1	47.6611	0.8089	1.7	ug/L

QC Calculated Values

Analyte	Int Std	% Recovery
Li		112.843
Al		

Sample ID: TEST CCV

Report Date/Time: Thursday, March 30, 2006 17:46:19

Method 200.8 - Summary Report

Sample ID: TEST CCB

Sample Date/Time: Thursday, March 30, 2006 17:38:51

Sample Type: Sample

Sample Description: Calibration Blank

Number of Replicates: 3

Sample File: C:\elandata\Sample\060317as.sam

Method File: C:\elandata\Method\stouptest.mth

Dataset File: C:\elandata\Dataset\060324as\060330dr\TEST CCB.097

Tuning File: C:\elandata\Tuning\tooney.tun

Optimization File: C:\elandata\Optimize\optim1.dac

Diluted To Volume (mL): 1

Concentration Results

Analyte	Mass	Blank Int.	Meas. Int.	Meas. Int. RSD	Conc. Mean	Conc. SD	Conc. RSD	Sample Ur
[> Li	6	62445	63553	0.9				ug/L
[Al	27	12783	33016	1.5	1.6227	0.0178	1.1	ug/L

QC Calculated Values

Analyte	Int Std	% Recovery
Li		101.773
Al		

Sample ID: TEST CCB

Report Date/Time: Thursday, March 30, 2006 17:46:46

ICPMS SUMMARY SHEET

File ID: 060412U
Date Started: 04/12/06
Analyst ID: DTN

SAMPLE ID

Blank	(15:26)	Standard 1	(15:28)	Standard 2	(15:31)
Standard 3	(15:33)	Carbon-Sulfu	(15:51)	2604040046	(16:03)
2604040495	(16:16)	2604050028	(16:18)	2604050029	(16:20)
2604050030	(16:23)	2604050223	(16:26)	2604050263	(16:28)
2604060004	(16:31)	2604070148	(16:33)	2604070243	(16:35)
2604050266	(16:43)	2604110019	(16:50)	2604110024	(16:53)
2604110025	(16:55)	2604110026	(16:57)	2604110027	(17:00)
2604110018	(17:02)	2604110020	(17:05)	2604110021	(17:12)
2604110022	(17:15)	2604050141	(17:31)	2604050214	(17:44)
2604050241	(17:46)	2603280007	(17:56)	2603310137	(18:03)
WASH	(18:11)	2603090347	(18:21)	2603100260	(18:24)
2603140472	(18:26)	2603140436	(18:28)	2603150119	(18:31)
2603150120	(18:33)	2603210156	(18:41)	2603210144	(18:43)
2603210150	(18:46)	2603210155	(18:48)	2603210153	(18:50)
2603220357	(18:53)	2603220360	(18:55)	2603220348	(18:58)
2603220347	(19:00)	2603230069	(19:03)	2603230197	(19:10)
2603240135	(19:13)	2603240122	(19:20)	2603240118	(19:22)
WASH	(19:25)	2603250005	(19:40)		

COMMENT:

Analyst: DTN 4/12/06
DTN 4/12/06

Approved By: _____

Scan Prep Sheet

Lab Batch No (Filename): ELAN060412UDTN

Batch Date (Prep of Anal): 04/12/06

Lab Test Type: (Method Reference): 200.8

Associated Lab Batch No (Filename):

Calibration: N/A
Rerun: N/A
Other: N/A

If using Prep date as Batch date, you must also include the analytical date

Analytical Date: 04/12/06

BATCH NUMBER for 060412U

Test Parameter:

BI U U-PCI

Batch ID: 2604040046

2604040046	2604040495	2604050028
2604050029	2604050030	2604050223
2604050263	2604060004	2604070148
2604070243	2604050266	2604110019
2604110024	2604110025	2604110026
2604110027	2604110018	2604110020
2604110021	2604110022	

Batch ID: 2604050141

2604050141	2604050214	2604050241
------------	------------	------------

Batch ID: 2603280007

2603280007	2603310137
------------	------------

Batch ID: 2603240135

2603090347	2603100260	2603140472
2603140436	2603150119	2603150120
2603210156	2603210144	2603210150
2603210155	2603210153	2603220357
2603220360	2603220348	2603220347
2603230069	2603230197	2603240135
2603240122	2603240118	

Batch ID: 2603250005

2603250005

STANDARD DOCUMENTATION

Acid

Nitric acid: R# 100360
Hydrochloric acid: R# 100369

Standard Calibration

Standard 1 / MRL: 1:10000 of ME0507006 (1.00mL of ME0512004 / 100mL)
Standard 2 / CCV: 1:1000 of ME0510003 (ME0512005)
Standard 3: 1:400 of ME0510003 (ME0512006)
Linearity: 1:100 of ME0510003 (0.25mL of ME0510003 / 50 mL)
MCV (2nd source): 1:1000 of ME0511002 (ME0601002)
Uranium Calibration: ME0511003
Iodide Calibration: R201240
Iodide 2nd Source: R201250

ICSA/AB


ICSA: 1:5 of ME0503013
ICSAB: 1:5 of ME0503014

LCS/MS/MSD

LCS/MS Spiking solution: 1:1000 of ME05030020 (ME0601001)

Internal Standard: ME0406036
Germanium Standard: ME0504001

Date Updated: 01/09/06



Sample ID	Date	Time	Dil	Raw	Rept.	Limit	Comment
Blank	04/12/06	15:26	1	N/A	N/A		
ICV	04/12/06	15:36	1	250.29	250	95-105	100%
CCV	04/12/06	15:38	1	105.49	105	90-110	105%
CCB	04/12/06	15:41	1	.02579	0.026		
ICB	04/12/06	15:43	1	.01057	0.011		
ICSA	04/12/06	15:46	1	.01209	0.012		
ICSAB	04/12/06	15:48	1	.00815	0.008		
Carbon-Sulfur_Check	04/12/06	15:51	1	-.00157	ND		
MRL	04/12/06	15:53	1	1.0486	1.05	50-150	104%
MBLANK	04/12/06	15:56	1	.00196	0.002		
LCS	04/12/06	15:58	1	22.321	22.3	85-115	111%
LCSD	04/12/06	16:01	1	22.073	22.1	85-115	110%
2604040046	04/12/06	16:03	1	.00192	0.002		
2604040046MS	04/12/06	16:06	1	21.290	21.3	[21.289]	106%
CCV	04/12/06	16:08	1	104.90	105	90-110	104%
CCB	04/12/06	16:11	1	.01571	0.016		
2604040046MSD	04/12/06	16:13	1	21.531	21.5	[21.530]	107%
2604040046T	04/12/06	16:13	1		20.00	70 - 130	
2604040495	04/12/06	16:16	1	3.8220	3.8		
2604050028	04/12/06	16:18	1	6.2703	6.3		
2604050029	04/12/06	16:20	1	52.666	53		
2604050030	04/12/06	16:23	1	6.0944	6.1		
2604050223	04/12/06	16:26	1	1.6242	1.6		
2604050263	04/12/06	16:28	1	2.2360	2.2		
2604060004	04/12/06	16:31	1	8.7030	8.7		
2604070148	04/12/06	16:33	1	1.6831	1.7		
2604070243	04/12/06	16:35	1	2.7902	2.8		
CCV	04/12/06	16:38	1	103.92	104	90-110	103%
CCB	04/12/06	16:41	1	.02194	0.022		
2604050266	04/12/06	16:43	1	1.7609	1.8		
2604050266MS	04/12/06	16:45	1	24.088	24.1	[22.328]	111%
2604050266MSD	04/12/06	16:48	1	23.823	23.8	[22.062]	110%
2604050266T	04/12/06	16:48	1		20.00	70 - 130	
2604110019	04/12/06	16:50	1	.34130	0.34		
2604110024	04/12/06	16:53	1	.33017	0.33		
2604110025	04/12/06	16:55	1	.55615	0.56		
2604110026	04/12/06	16:57	1	.01306	0.013		
2604110027	04/12/06	17:00	1	.68047	0.68		
2604110018	04/12/06	17:02	1	10.425	10		
2604110020	04/12/06	17:05	1	15.936	16		
CCV	04/12/06	17:07	1	103.11	103	90-110	103%
CCB	04/12/06	17:10	1	.02014	0.020		
2604110021	04/12/06	17:12	1	5.8336	5.8		

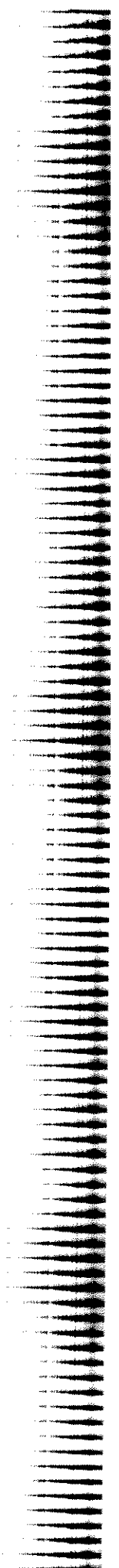
Sample ID	Date	Time	Dil	Raw	Rept.	Limit	Comment
2604110022	04/12/06	17:15	1	7.1106	7.1		
CCV	04/12/06	17:17	1	104.05	104	90-110	104%
QC-CHECK	04/12/06	17:19	1	22.302	22		
MRL	04/12/06	17:22	1	1.0607	1.06	50-150	106%
200.8_MBLANK	04/12/06	17:24	1	.00130	0.001		
200.8_LCS	04/12/06	17:27	1	19.441	19.4	85-115	97.2%
200.8_LCSD	04/12/06	17:29	1	19.212	19.2	85-115	96.0%
2604050141	04/12/06	17:31	1	5.2984	5.3		
2604050141MS	04/12/06	17:34	1	25.630	25.6	[20.332]	101%
CCV	04/12/06	17:36	1	102.02	102	90-110	102%
CCB	04/12/06	17:39	1	.01758	0.018		
2604050141MSD	04/12/06	17:41	1	25.952	26	[20.654]	103%
2604050141T	04/12/06	17:41	1		20.00	70 - 130	
2604050214	04/12/06	17:44	1	1.1613	1.2		
2604050241	04/12/06	17:46	1	1.0809	1.1		
200.8_MBLANK	04/12/06	17:49	1	.00039	00		
200.8_LCS	04/12/06	17:51	1	19.533	19.5	85-115	97.6%
200.8_LCSD	04/12/06	17:53	1	19.144	19.1	85-115	95.7%
2603280007	04/12/06	17:56	1	1.6135	1.6		
2603280007MS	04/12/06	17:58	1	21.430	21.4	[19.817]	99.0%
2603280007MSD	04/12/06	18:01	1	21.369	21.4	[19.756]	98.7%
2603280007T	04/12/06	18:01	1		20.00	70 - 130	
2603310137	04/12/06	18:03	1	15.461	15		
CCV	04/12/06	18:06	1	98.657	98.7	90-110	98.6%
CCB	04/12/06	18:08	1	.01543	0.015		
WASH	04/12/06	18:11	1	.01246	0.012		
6020_MBLANK	04/12/06	18:13	1	.00043	00		
6020_LCS	04/12/06	18:16	1	18.971	19	85-115	94.8%
6020_LCSD	04/12/06	18:19	1	19.150	19.2	85-115	95.7%
2603090347	04/12/06	18:21	1	4.9592	5.0		
2603100260	04/12/06	18:24	1	.00819	0.008		
2603140472	04/12/06	18:26	1	.00162	0.002		
2603140436	04/12/06	18:28	1	4.2647	4.3		
2603150119	04/12/06	18:31	1	.01049	0.010		
2603150120	04/12/06	18:33	1	8.8275	8.8		
CCV	04/12/06	18:36	1	98.427	98.4	90-110	98.4%
CCB	04/12/06	18:38	1	.00779	0.008		
2603210156	04/12/06	18:41	1	4.7020	4.7		
2603210144	04/12/06	18:43	1	4.7487	4.7		
2603210150	04/12/06	18:46	1	2.3939	2.4		
2603210155	04/12/06	18:48	1	4.8097	4.8		
2603210153	04/12/06	18:50	1	7.3025	7.3		
2603220357	04/12/06	18:53	1	2.0718	2.1		
2603220360	04/12/06	18:55	1	3.9557	4.0		
2603220348	04/12/06	18:58	1	2.3999	2.4		
2603220347	04/12/06	19:00	1	3.0135	3.0		
2603230069	04/12/06	19:03	1	42.663	43		
CCV	04/12/06	19:05	1	95.668	95.7	90-110	95.6%

Sample ID	Date	Time	Dil	Raw	Rept.	Limit	Comment
CCB	04/12/06	19:08	1	.01061	0.011		
2603230197	04/12/06	19:10	1	1.9486	1.9		
2603240135	04/12/06	19:13	1	12.837	13		
2603240135MS	04/12/06	19:15	1	32.293	32.3	[19.456]	97.2%
2603240135MSD	04/12/06	19:17	1	31.844	31.8	[19.007]	95.0%
2603240135T	04/12/06	19:17	1		20.00	70 - 130	
2603240122	04/12/06	19:20	1	6.3829	6.4		
2603240118	04/12/06	19:22	1	.14770	0.15		
WASH	04/12/06	19:25	1	-.00107	ND		
6020_MBLANK	04/12/06	19:27	1	-.00102	ND		
6020_LCS	04/12/06	19:29	1	18.060	18.1	85-115	90.3%
6020_LCSD	04/12/06	19:32	1	18.304	18.3	85-115	91.5%
CCV	04/12/06	19:34	1	94.038	94	90-110	94.0%
CCB	04/12/06	19:37	1	.00823	0.008		
2603250005	04/12/06	19:40	1	.00149	0.001		
2603250005MS	04/12/06	19:42	1	18.185	18.2	[18.184]	90.9%
2603250005MSD	04/12/06	19:44	1	18.129	18.1	[18.128]	90.6%
2603250005T	04/12/06	19:44	1		20.00	70 - 130	
CCV	04/12/06	19:47	1	94.898	94.9	90-110	94.8%
MRL	04/12/06	19:49	1	.98627	0.986	50-150	98.6%
MRL	04/12/06	19:52	1	.97151	0.972	50-150	97.1%
CCB	04/12/06	19:54	1	.00206	0.002		

Sample ID	Date	Time	Dil	Raw	Rept.	Limit	Comment
Blank	04/12/06	15:26	1	N/A	N/A		
ICV	04/12/06	15:36	1	167.69	168	95-105	
CCV	04/12/06	15:38	1	70.679	70.7	90-110	
CCB	04/12/06	15:41	1	.01728	0.017		
ICB	04/12/06	15:43	1	.00708	0.007		
ICSA	04/12/06	15:46	1	.00810	0.008		
ICSAB	04/12/06	15:48	1	.00546	0.005		
Carbon-Sulfur_Check	04/12/06	15:51	1	-.00105	ND		
MRL	04/12/06	15:53	1	.70260	0.703	50-150	
MBLANK	04/12/06	15:56	1	.00131	0.001		
LCS	04/12/06	15:58	1	14.955	15	85-115	
LCSD	04/12/06	16:01	1	14.788	14.8	85-115	
2604040046	04/12/06	16:03	1	.00128	0.001		
2604040046MS	04/12/06	16:06	1	14.264	14.3		
CCV	04/12/06	16:08	1	70.283	70.3	90-110	
CCB	04/12/06	16:11	1	.01053	0.011		
2604040046MSD	04/12/06	16:13	1	14.426	14.4		
2604040495	04/12/06	16:16	1	2.5607	2.6		
2604050028	04/12/06	16:18	1	4.2011	4.2		
2604050029	04/12/06	16:20	1	35.286	35		
2604050030	04/12/06	16:23	1	4.0832	4.1		
2604050223	04/12/06	16:26	1	1.0882	1.1		
2604050263	04/12/06	16:28	1	1.4981	1.5		
2604060004	04/12/06	16:31	1	5.8310	5.8		
2604070148	04/12/06	16:33	1	1.1277	1.1		
2604070243	04/12/06	16:35	1	1.8694	1.9		
CCV	04/12/06	16:38	1	69.630	69.6	90-110	
CCB	04/12/06	16:41	1	.01470	0.015		
2604050266	04/12/06	16:43	1	1.1798	1.2		
2604050266MS	04/12/06	16:45	1	16.139	16.1		
2604050266MSD	04/12/06	16:48	1	15.961	16		
2604110019	04/12/06	16:50	1	.22867	0.23		
2604110024	04/12/06	16:53	1	.22121	0.22		
2604110025	04/12/06	16:55	1	.37262	0.37		
2604110026	04/12/06	16:57	1	.00875	0.009		
2604110027	04/12/06	17:00	1	.45592	0.46		
2604110018	04/12/06	17:02	1	6.9847	7.0		
2604110020	04/12/06	17:05	1	10.677	11		
CCV	04/12/06	17:07	1	69.088	69.1	90-110	
CCB	04/12/06	17:10	1	.01349	0.013		
2604110021	04/12/06	17:12	1	3.9085	3.9		

Sample ID	Date	Time	Dil	Raw	Rept.	Limit	Comment
2604110022	04/12/06	17:15	1	4.7641	4.8		
CCV	04/12/06	17:17	1	69.720	69.7	90-110	
QC-CHECK	04/12/06	17:19	1	14.942	15		
MRL	04/12/06	17:22	1	.71073	0.711	50-150	
200.8_MBLANK	04/12/06	17:24	1	.00087	0.001		
200.8_LCS	04/12/06	17:27	1	13.025	13	85-115	
200.8_LCSD	04/12/06	17:29	1	12.872	12.9	85-115	
2604050141	04/12/06	17:31	1	3.5499	3.5		
2604050141MS	04/12/06	17:34	1	17.172	17.2		
CCV	04/12/06	17:36	1	68.356	68.4	90-110	
CCB	04/12/06	17:39	1	.01177	0.012		
2604050141MSD	04/12/06	17:41	1	17.388	17.4		
2604050214	04/12/06	17:44	1	.77813	0.78		
2604050241	04/12/06	17:46	1	.72422	0.72		
200.8_MBLANK	04/12/06	17:49	1	.00026	00		
200.8_LCS	04/12/06	17:51	1	13.087	13.1	85-115	
200.8_LCSD	04/12/06	17:53	1	12.826	12.8	85-115	
2603280007	04/12/06	17:56	1	1.0810	1.1		
2603280007MS	04/12/06	17:58	1	14.358	14.4		
2603280007MSD	04/12/06	18:01	1	14.317	14.3		
2603310137	04/12/06	18:03	1	10.359	10		
CCV	04/12/06	18:06	1	66.100	66.1	90-110	
CCB	04/12/06	18:08	1	.01034	0.010		
WASH	04/12/06	18:11	1	.00835	0.008		
6020_MBLANK	04/12/06	18:13	1	.00028	00		
6020_LCS	04/12/06	18:16	1	12.710	12.7	85-115	
6020_LCSD	04/12/06	18:19	1	12.830	12.8	85-115	
2603090347	04/12/06	18:21	1	3.3227	3.3		
2603100260	04/12/06	18:24	1	.00549	0.005		
2603140472	04/12/06	18:26	1	.00108	0.001		
2603140436	04/12/06	18:28	1	2.8574	2.9		
2603150119	04/12/06	18:31	1	.00703	0.007		
2603150120	04/12/06	18:33	1	5.9144	5.9		
CCV	04/12/06	18:36	1	65.946	65.9	90-110	
CCB	04/12/06	18:38	1	.00522	0.005		
2603210156	04/12/06	18:41	1	3.1504	3.2		
2603210144	04/12/06	18:43	1	3.1816	3.2		
2603210150	04/12/06	18:46	1	1.6039	1.6		
2603210155	04/12/06	18:48	1	3.2225	3.2		
2603210153	04/12/06	18:50	1	4.8927	4.9		
2603220357	04/12/06	18:53	1	1.3881	1.4		
2603220360	04/12/06	18:55	1	2.6503	2.7		
2603220348	04/12/06	18:58	1	1.6079	1.6		
2603220347	04/12/06	19:00	1	2.0190	2.0		
2603230069	04/12/06	19:03	1	28.584	29		
CCV	04/12/06	19:05	1	64.098	64.1	90-110	

Sample ID	Date	Time	Dil	Raw	Rept.	Limit	Comment
CCB	04/12/06	19:08	1	.00710	0.007		
2603230197	04/12/06	19:10	1	1.3055	1.3		
2603240135	04/12/06	19:13	1	8.6011	8.6		
2603240135MS	04/12/06	19:15	1	21.636	21.6		
2603240135MSD	04/12/06	19:17	1	21.335	21.3		
2603240122	04/12/06	19:20	1	4.2765	4.3		
2603240118	04/12/06	19:22	1	.09896	0.099		
WASH	04/12/06	19:25	1	-.00071	ND		
6020_MBLANK	04/12/06	19:27	1	-.00068	ND		
6020_LCS	04/12/06	19:29	1	12.100	12.1	85-115	
6020_LCSD	04/12/06	19:32	1	12.263	12.3	85-115	
CCV	04/12/06	19:34	1	63.006	63	90-110	
CCB	04/12/06	19:37	1	.00552	0.006		
2603250005	04/12/06	19:40	1	.00100	0.001		
2603250005MS	04/12/06	19:42	1	12.184	12.2		
2603250005MSD	04/12/06	19:44	1	12.146	12.1		
CCV	04/12/06	19:47	1	63.581	63.6	90-110	
MRL	04/12/06	19:49	1	.66080	0.661	50-150	
MRL	04/12/06	19:52	1	.65091	0.651	50-150	
CCB	04/12/06	19:54	1	.00138	0.001		



Landscape Summary

File ID: 060412U

Date: 04/12/06

Analyst: DTN

Page: 1

Sample ID	Time	EI	U	U-PCI
Blank	15:26	N/A	N/A	N/A
Standard 1	15:28	N/A	1.000	0.6700
Standard 2	15:31	N/A	%100.00	67.00
Standard 3	15:33	N/A	248.2	166.3
ICV	15:36	N/A	250/250	168 (250)
CCV	15:38	N/A	105 (50)	70.7 (50)
CCB	15:41	N/A	0.0258	0.0173
ICB	15:43	N/A	0.0106	0.0071
ICSA	15:46	N/A	0.0121	0.0081
ICSAB	15:48	N/A	0.0082	0.0055
Carbon-Sulfur_Check	15:51	N/A	- .0016	- .0011
MRL	15:53	N/A	1.05/1	0.703/1
MBLANK	15:56	N/A	0.0020	0.0013
LCS	15:58	N/A	22.3/20	15.0 (20)
LCSD	16:01	N/A	22.1/20	14.8 (20)
2604040046	16:03	N/A	0.0019	0.0013
2604040046MS	16:06	N/A	21.29	14.26
CCV	16:08	N/A	105 (50)	70.3 (50)
CCB	16:11	N/A	0.0157	0.0105
2604040046MSD	16:13	N/A	21.53	14.43
2604040495	16:16	N/A	3.822	2.561
2604050028	16:18	N/A	6.270	4.201
604050029	16:20	N/A	52.67	35.29
2604050030	16:23	N/A	6.094	4.083
2604050223	16:26	N/A	1.624	1.088
604060004	16:28	N/A	2.236	1.498
2604070148	16:31	N/A	8.703	5.831
2604070243	16:33	N/A	1.683	1.128
CCV	16:35	N/A	2.790	1.869
CCB	16:38	N/A	104 (50)	69.6 (50)
2604050266	16:41	N/A	0.0219	0.0147
2604050266MS	16:43	N/A	1.761	1.180
2604050266MSD	16:45	N/A	24.09	16.14
2604110019	16:48	N/A	23.82	15.96
2604110024	16:50	N/A	0.3413	0.2287
2604110025	16:53	N/A	0.3302	0.2212
2604110026	16:55	N/A	0.5562	0.3726
2604110027	16:57	N/A	0.0131	0.0088
2604110018	17:00	N/A	0.6805	0.4559
2604110020	17:02	N/A	10.43	6.985
CCV	17:05	N/A	15.94	10.68
CCB	17:07	N/A	103 (50)	69.1 (50)
2604110021	17:10	N/A	0.0201	0.0135
2604110022	17:12	N/A	5.834	3.909
CCV	17:15	N/A	7.111	4.764
QC-CHECK	17:17	N/A	104 (50)	69.7 (50)
MRL	17:19	N/A	22.30	14.94
200.8_MBLANK	17:22	N/A	1.06/1	0.711/1
	17:24	N/A	0.0013	0.0009

Landscape Summary

File ID: 060412U

Date: 04/12/06

Analyst: DTN

Page: 2

Sample ID	Time	BI	U	U-PCI
200.8_LCS	17:27	N/A	19.4/20	13.0(20)
200.8_LCSD	17:29	N/A	19.2/20	12.9(20)
2604050141	17:31	N/A	5.298	3.550
2604050141MS	17:34	N/A	25.63	17.17
CCV	17:36	N/A	102(50)	68.4(50)
CCB	17:39	N/A	0.0176	0.0118
2604050141MSD	17:41	N/A	25.95	17.39
2604050214	17:44	N/A	1.161	0.7781
2604050241	17:46	N/A	1.081	0.7242
200.8_MBLANK	17:49	N/A	0.0004	0.0003
200.8_LCS	17:51	N/A	19.5/20	13.1(20)
200.8_LCSD	17:53	N/A	19.1/20	12.8(20)
2603280007	17:56	N/A	1.614	1.081
2603280007MS	17:58	N/A	21.43	14.36
2603280007MSD	18:01	N/A	21.37	14.32
2603310137	18:03	N/A	15.46	10.36
CCV	18:06	N/A	98.7(50)	66.1(50)
CCB	18:08	N/A	0.0154	0.0103
WASH	18:11	N/A	0.0125	0.0084
6020_MBLANK	18:13	N/A	0.0004	0.0003
6020_LCS	18:16	N/A	19.0/20	12.7(20)
6020_LCSD	18:19	N/A	19.2/20	12.8(20)
603090347	18:21	N/A	4.959	3.323
603100260	18:24	N/A	0.0082	0.0055
603140472	18:26	N/A	0.0016	0.0011
603140436	18:28	N/A	4.265	2.857
603150119	18:31	N/A	0.0105	0.0070
603150120	18:33	N/A	8.828	5.914
CCV	18:36	N/A	98.4(50)	65.9(50)
CCB	18:38	N/A	0.0078	0.0052
2603210156	18:41	N/A	4.702	3.150
2603210144	18:43	N/A	4.749	3.182
2603210150	18:46	N/A	2.394	1.604
2603210155	18:48	N/A	4.810	3.223
2603210153	18:50	N/A	7.303	4.893
2603220357	18:53	N/A	2.072	1.388
2603220360	18:55	N/A	3.956	2.650
2603220348	18:58	N/A	2.400	1.608
2603220347	19:00	N/A	3.014	2.019
2603230069	19:03	N/A	42.66	28.58
CCV	19:05	N/A	95.7(50)	64.1(50)
CCB	19:08	N/A	0.0106	0.0071
2603230197	19:10	N/A	1.949	1.306
2603240135	19:13	N/A	12.84	8.601
2603240135MS	19:15	N/A	32.29	21.64
2603240135MSD	19:17	N/A	31.84	21.34
2603240122	19:20	N/A	6.383	4.277
2603240118	19:22	N/A	0.1477	0.0990
WASH	19:25	N/A	-0.011	-0.0007
6020_MBLANK	19:27	N/A	-0.010	-0.0007

Landscape Summary

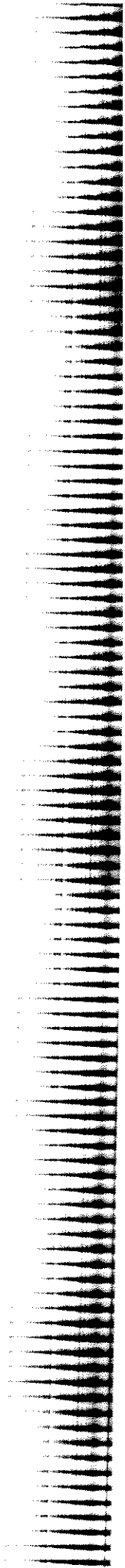
File ID: 060412U

Date: 04/12/06

Analyst: DTN

Page: 3

Sample ID	Time	BI	U	U-PCI
6020 LCS	19:29	N/A	18.1/20	12.1(20)
6020__LCSD	19:32	N/A	18.3/20	12.3(20)
CCV	19:34	N/A	94.0(50)	63.0(50)
CCB	19:37	N/A	0.0082	0.0055
2603250005	19:40	N/A	0.0015	0.0010
2603250005MS	19:42	N/A	18.19	12.18
2603250005MSD	19:44	N/A	18.13	12.15
CCV	19:47	N/A	94.9(50)	63.6(50)
MRL	19:49	N/A	0.986/1	0.661/1
MRL	19:52	N/A	0.972/1	0.651/1
CCB	19:54	N/A	0.0021	0.0014



Daily Performance Report

Sample ID: Daily Performance Check

Sample Date/Time: 13:28:28 Wed 12-Apr-06

Sample Description:

Method File: C:\elandata\Method\Daily1.mth

Dataset File:

Tuning File: C:\elandata\Tuning\Tooney.tun

Optimization File: C:\elandata\Optimize\optimizer.dac

Dual Detector Mode: Dual

Acq. Dead Time(ns): 70

Current Dead Time (ns): 70

Number of Replicates: 6

Summary

Analyte	Mass	Meas. Intens. Mean	Net Intens. Mean	Net Intens. SD	Net Intens. RSD
Mg	24.0	18176.9	18176.877	118.930	0.7
Rh	102.9	16.1	16.111	1.951	12.1
In	114.9	187363.3	187363.267	1056.809	0.6
Pb	208.0	128261.5	128261.498	1752.608	1.4
[> Ba	137.9	159135.0	159134.958	1831.839	1.2
[Ba++	69.0	2487.3	0.016	0.000	2.7
[> Ce	139.9	190265.6	190265.586	894.819	0.5
[CeO	155.9	3134.7	0.016	0.000	1.0
Bkgd	220.0	2.0	2.000	1.193	59.6

Current Optimization File Data

Current Value	Description
0.86	Nebulizer Gas Flow
8.60	Lens Voltage
1450.00	ICP RF Power
-2150.00	Analog Stage Voltage
1550.00	Pulse Stage Voltage
80.00	Discriminator Threshold
-9.20	AC Rod Offset

Replicates

Mass	Net Intensity
24	18116.947
103	18.667
115	186135.387
208	124822.533
138	156151.991
69	0.016
140	188987.496
156	0.017
220	2.667
Mass	Net Intensity
24	18212.522
103	15.333
115	187214.376
208	128230.779

Sample ID: Daily Performance Check

Report Date/Time: 13:30:04 Wed 12-Apr-06

Page 1

138	157958.899
69	0.016
140	191028.731
156	0.016
220	2.000
Mass	Net Intensity
24	18370.259
103	16.000
115	188483.779
208	129508.863
138	160165.096
69	0.015
140	191132.109
156	0.016
220	1.333
Mass	Net Intensity
24	18106.921
103	18.000
115	188773.960
208	128730.312
138	160600.899
69	0.015
140	189869.770
156	0.017
220	1.333
Mass	Net Intensity
24	18223.885
103	13.333
115	187052.893
208	129468.135
138	160942.160
69	0.016
140	190950.685
156	0.017
220	0.667
Mass	Net Intensity
24	18030.729
103	15.333
115	186519.207
208	128808.367
138	158990.701
69	0.015
140	189624.721
156	0.017
220	4.000



Method 200.8 - Summary Report

Sample ID: Blank

Sample Date/Time: 15:26:15 Wed 12-Apr-06

Sample Type: Sample

Sample Description:

Number of Replicates: 3

Sample File: C:\elandata\Sample\060412U.sam

Method File: C:\elandata\Method\u-auto250.mth

Dataset File: C:\elandata\Dataset\20060412\Blank.097

Tuning File: C:\elandata\Tuning\Tooney.tun

Optimization File: C:\elandata\Optimize\optimizer.dac

Diluted To Volume (mL):

Concentration Results

Analyte	Mass	Meas. Intens. Mean	Net Intens. Mean	Conc. Mean	Conc. SD	Conc. RSD	Sample Unit
[> Bi	209	339066.772					ug/L
[U	238	36.167					ug/L
[U-pCi	238	36.167					ug/L

QC Calculated Values

Analyte	Int Std % Recovery
Bi	
U	
U-pCi	

Sample ID: Blank

Report Date/Time: 15:26:36 Wed 12-Apr-06

Method 200.8 - Summary Report

Sample ID: Standard 1

Sample Date/Time: 15:28:46 Wed 12-Apr-06

Sample Type: Sample

Sample Description:

Number of Replicates: 3

Sample File: C:\elandata\Sample\060412U.sam

Method File: C:\elandata\Method\u-auto250.mth

Dataset File: C:\elandata\Dataset\20060412\Standard 1.098

Tuning File: C:\elandata\Tuning\Tooney.tun

Optimization File: C:\elandata\Optimize\optimizer.dac

Diluted To Volume (mL):

Concentration Results

Analyte	Mass	Meas. Intens. Mean	Net Intens. Mean	Conc. Mean	Conc. SD	Conc. RSD	Sample
[> Bi	209	337490.923	337490.92				ug/L
[U	238	12182.556	0.04	1.0000	0.0249	2.4889	ug/L
[U-pCi	238	12182.556	0.04	0.6700	0.0167	2.4889	ug/L

QC Calculated Values

Analyte	Int Std % Recovery
Bi	
U	
U-pCi	

Sample ID: Standard 1

Report Date/Time: 15:29:08 Wed 12-Apr-06

Method 200.8 - Summary Report

Sample ID: Standard 2

Sample Date/Time: 15:31:18 Wed 12-Apr-06

Sample Type: Sample

Sample Description:

Number of Replicates: 3

Sample File: C:\elandata\Sample\060412U.sam

Method File: C:\elandata\Method\u-auto250.mth

Dataset File: C:\elandata\Dataset\20060412\Standard 2.099

Tuning File: C:\elandata\Tuning\Tooney.tun

Optimization File: C:\elandata\Optimize\optimizer.dac

Diluted To Volume (mL):

Concentration Results

Analyte	Mass	Meas. Intens. Mean	Net Intens. Mean	Conc. Mean	Conc. SD	Conc. RSD	Sample Unit
Bi	209	368328.758	368328.76				ug/L
U	238	1320250.966	3.59	100.0000	0.9752	0.9752	ug/L
U-pCi	238	1320250.966	3.59	67.0000	0.6534	0.9752	ug/L

QC Calculated Values

Analyte	Int Std	% Recovery
Bi		
U		
U-pCi		

Sample ID: Standard 2

Report Date/Time: 15:31:40 Wed 12-Apr-06

Method 200.8 - Summary Report

Sample ID: Standard 3

Sample Date/Time: 15:33:51 Wed 12-Apr-06

Sample Type: Sample

Sample Description:

Number of Replicates: 3

Sample File: C:\elandata\Sample\060412U.sam

Method File: C:\elandata\Method\u-auto250.mth

Dataset File: C:\elandata\Dataset\20060412\Standard 3.100

Tuning File: C:\elandata\Tuning\Tooney.tun

Optimization File: C:\elandata\Optimize\optimizer.dac

Diluted To Volume (mL):

Concentration Results

Analyte	Mass	Meas. Intens. Mean	Net Intens. Mean	Conc. Mean	Conc. SD	Conc. RSD	Sample
[> Bi	209	393510.775	393510.78				ug/L
[U	238	3354898.672	8.53	248.2497	3.6624	1.4753	ug/L
[U-pCi	238	3354898.672	8.53	166.3273	2.4538	1.4753	ug/L

QC Calculated Values

Analyte	Int Std % Recovery
Bi	
U	
U-pCi	

Sample ID: Standard 3

Report Date/Time: 15:34:14 Wed 12-Apr-06

Method 200.8 - Summary Report

Sample ID: ICV

Sample Date/Time: 15:36:25 Wed 12-Apr-06

Sample Type: Sample

Sample Description:

Number of Replicates: 3

Sample File: C:\elandata\Sample\060412U.sam

Method File: C:\elandata\Method\U-auto250.mth

Dataset File: C:\elandata\Dataset\20060412\ICV.101

Tuning File: C:\elandata\Tuning\Tooney.tun

Optimization File: C:\elandata\Optimize\optimizer.dac

Diluted To Volume (mL):

Concentration Results

Analyte	Mass	Meas. Intens. Mean	Net Intens. Mean	Conc. Mean	Conc. SD	Conc. RSD	Sample L
Bi	209	383004.800	383004.80				ug/L
U	238	3293013.000	8.60	250.2903	2.5846	1.0326	ug/L
U-pCi	238	3293013.000	8.60	167.6945	1.7317	1.0326	ug/L

QC Calculated Values

Analyte	Int Std	% Recovery
Bi		112.959
U		
U-pCi		

Sample ID: ICV

Report Date/Time: 15:36:47 Wed 12-Apr-06

Method 200.8 - Summary Report

Sample ID: CCV

Sample Date/Time: 15:38:58 Wed 12-Apr-06

Sample Type: Sample

Sample Description:

Number of Replicates: 3

Sample File: C:\elandata\Sample\060412U.sam

Method File: C:\elandata\Method\u-auto250.mth

Dataset File: C:\elandata\Dataset\20060412\CCV.102

Tuning File: C:\elandata\Tuning\Tooney.tun

Optimization File: C:\elandata\Optimize\optimizer.dac

Diluted To Volume (mL):

Concentration Results

Analyte	Mass	Meas. Intens. Mean	Net Intens. Mean	Conc. Mean	Conc. SD	Conc. RSD	Sample Conc.
Bi	209	378852.160	378852.16				ug/L
U	238	1372802.197	3.62	105.4925	0.4261	0.4039	ug/L
U-pCi	238	1372802.197	3.62	70.6800	0.2855	0.4039	ug/L

QC Calculated Values

Analyte	Int Std % Recovery
Bi	111.734
U	
U-pCi	

Sample ID: CCV

Report Date/Time: 15:39:20 Wed 12-Apr-06

Method 200.8 - Summary Report

Sample ID: CCB

Sample Date/Time: 15:41:40 Wed 12-Apr-06

Sample Type: Sample

Sample Description:

Number of Replicates: 3

Sample File: C:\elandata\Sample\060412U.sam

Method File: C:\elandata\Method\U-auto250.mth

Dataset File: C:\elandata\Dataset\20060412\CCB.103

Tuning File: C:\elandata\Tuning\Tooney.tun

Optimization File: C:\elandata\Optimize\optimizer.dac

Diluted To Volume (mL):

Concentration Results

Analyte	Mass	Meas. Intens. Mean	Net Intens. Mean	Conc. Mean	Conc. SD	Conc. RSD	Sample
[> Bi	209	354558.039	354558.04				ug/L
U	238	351.842	0.00	0.0258	0.0009	3.6226	ug/L
[U-pCi	238	351.842	0.00	0.0173	0.0006	3.6226	ug/L

QC Calculated Values

Analyte	Int Std % Recovery
Bi	104.569
U	
U-pCi	

Sample ID: CCB

Report Date/Time: 15:42:01 Wed 12-Apr-06

Method 200.8 - Summary Report

Sample ID: ICB

Sample Date/Time: 15:43:56 Wed 12-Apr-06

Sample Type: Sample

Sample Description:

Number of Replicates: 3

Sample File: C:\elandata\Sample\060412U.sam

Method File: C:\elandata\Method\u-auto250.mth

Dataset File: C:\elandata\Dataset\20060412\ICB.104

Tuning File: C:\elandata\Tuning\Tooney.tun

Optimization File: C:\elandata\Optimize\optimizer.dac

Diluted To Volume (mL):

Concentration Results

Analyte	Mass	Meas. Intens. Mean	Net Intens. Mean	Conc. Mean	Conc. SD	Conc. RSD	Sample
[> Bi	209	354114.941	354114.94				ug/L
[U	238	166.169	0.00	0.0106	0.0014	13.3222	ug/L
[U-pCi	238	166.169	0.00	0.0071	0.0009	13.3222	ug/L

QC Calculated Values

Analyte	Int Std % Recovery
Bi	104.438
U	
U-pCi	

Sample ID: ICB

Report Date/Time: 15:44:17 Wed 12-Apr-06

Method 200.8 - Summary Report

Sample ID: ICSA

Sample Date/Time: 15:46:27 Wed 12-Apr-06

Sample Type: Sample

Sample Description:

Number of Replicates: 3

Sample File: C:\elandata\Sample\060412U.sam

Method File: C:\elandata\Method\u-auto250.mth

Dataset File: C:\elandata\Dataset\20060412\ICSA.105

Tuning File: C:\elandata\Tuning\Tooney.tun

Optimization File: C:\elandata\Optimize\optimizer.dac

Diluted To Volume (mL):

Concentration Results

Analyte	Mass	Meas. Intens. Mean	Net Intens. Mean	Conc. Mean	Conc. SD	Conc. RSD	Sample
[> Bi	209	328141.008	328141.01				ug/L
[U	238	171.169	0.00	0.0121	0.0007	5.7123	ug/L
[U-pCi	238	171.169	0.00	0.0081	0.0005	5.7123	ug/L

QC Calculated Values

Analyte	Int Std % Recovery
Bi	96.778
U	
U-pCi	

Sample ID: ICSA

Report Date/Time: 15:46:48 Wed 12-Apr-06

Method 200.8 - Summary Report

Sample ID: ICSAB

Sample Date/Time: 15:48:38 Wed 12-Apr-06

Sample Type: Sample

Sample Description:

Number of Replicates: 3

Sample File: C:\elandata\Sample\060412U.sam

Method File: C:\elandata\Method\u-auto250.mth

Dataset File: C:\elandata\Dataset\20060412\ICSAB.106

Tuning File: C:\elandata\Tuning\Tooney.tun

Optimization File: C:\elandata\Optimize\optimizer.dac

Diluted To Volume (mL):

Concentration Results

Analyte	Mass	Meas. Intens. Mean	Net Intens. Mean	Conc. Mean	Conc. SD	Conc. RSD	Sample Unit
Bi	209	322149.926	322149.93				ug/L
U	238	124.501	0.00	0.0082	0.0006	7.6109	ug/L
U-pCi	238	124.501	0.00	0.0055	0.0004	7.6109	ug/L

QC Calculated Values

Analyte	Int Std % Recovery
Bi	95.011
U	
U-pCi	

Sample ID: ICSAB

Report Date/Time: 15:48:59 Wed 12-Apr-06

Method 200.8 - Summary Report

Sample ID: Carbon-Sulfur_Check

Sample Date/Time: 15:51:20 Wed 12-Apr-06

Sample Type: Sample

Sample Description:

Number of Replicates: 3

Sample File: C:\elandata\Sample\060412U.sam

Method File: C:\elandata\Method\U-auto250.mth

Dataset File: C:\elandata\Dataset\20060412\Carbon-Sulfur_Check.107

Tuning File: C:\elandata\Tuning\Tooney.tun

Optimization File: C:\elandata\Optimize\optimer.dac

Diluted To Volume (mL):

Concentration Results

Analyte	Mass	Meas. Intens. Mean	Net Intens. Mean	Conc. Mean	Conc. SD	Conc. RSD	Sample Unit
Bi	209	341090.420	341090.42				ug/L
U	238	18.000	-0.00	-0.0016	0.0003	16.4910	ug/L
U-pCi	238	18.000	-0.00	-0.0011	0.0002	16.4910	ug/L

QC Calculated Values

Analyte	Int Std % Recovery
Bi	100.597
U	
U-pCi	

Sample ID: Carbon-Sulfur_Check

Report Date/Time: 15:51:42 Wed 12-Apr-06

Method 200.8 - Summary Report

Sample ID: MRL

Sample Date/Time: 15:53:53 Wed 12-Apr-06

Sample Type: Sample

Sample Description:

Number of Replicates: 3

Sample File: C:\elandata\Sample\060412U.sam

Method File: C:\elandata\Method\u-auto250.mth

Dataset File: C:\elandata\Dataset\20060412\MRL.108

Tuning File: C:\elandata\Tuning\Tooney.tun

Optimization File: C:\elandata\Optimize\optimizer.dac

Diluted To Volume (mL):

Concentration Results

Analyte	Mass	Meas. Intens. Mean	Net Intens. Mean	Conc. Mean	Conc. SD	Conc. RSD	Sample Unit
[> Bi	209	356073.713	356073.71				ug/L
U	238	12862.905	0.04	1.0487	0.0099	0.9464	ug/L
[U-pCi	238	12862.905	0.04	0.7026	0.0066	0.9464	ug/L

QC Calculated Values

Analyte	Int Std % Recovery
Bi	105.016
U	
U-pCi	

Sample ID: MRL

Report Date/Time: 15:54:14 Wed 12-Apr-06

Method 200.8 - Summary Report

Sample ID: MBLANK

Sample Date/Time: 15:56:24 Wed 12-Apr-06

Sample Type: Sample

Sample Description:

Number of Replicates: 3

Sample File: C:\elandata\Sample\060412U.sam

Method File: C:\elandata\Method\u-auto250.mth

Dataset File: C:\elandata\Dataset\20060412\MBLANK.109

Tuning File: C:\elandata\Tuning\Tooney.tun

Optimization File: C:\elandata\Optimize\optimizer.dac

Diluted To Volume (mL):

Concentration Results

Analyte	Mass	Meas. Intens. Mean	Net Intens. Mean	Conc. Mean	Conc. SD	Conc. RSD	Sample
Bi	209	347650.067	347650.07				ug/L
U	238	60.500	0.00	0.0020	0.0004	20.7502	ug/L
U-pCi	238	60.500	0.00	0.0013	0.0003	20.7502	ug/L

QC Calculated Values

Analyte	Int Std % Recovery
Bi	102.531
U	
U-pCi	

Sample ID: MBLANK

Report Date/Time: 15:56:45 Wed 12-Apr-06

Method 200.8 - Summary Report

Sample ID: LCS

Sample Date/Time: 15:58:57 Wed 12-Apr-06

Sample Type: Sample

Sample Description:

Number of Replicates: 3

Sample File: C:\elandata\Sample\060412U.sam

Method File: C:\elandata\Method\u-auto250.mth

Dataset File: C:\elandata\Dataset\20060412\LCS.110

Tuning File: C:\elandata\Tuning\Tooney.tun

Optimization File: C:\elandata\Optimize\optimizer.dac

Diluted To Volume (mL):

Concentration Results

Analyte	Mass	Meas. Intens. Mean	Net Intens. Mean	Conc. Mean	Conc. SD	Conc. RSD	Sample
Bi	209	353650.781	353650.78				ug/L
U	238	271139.699	0.77	22.3219	0.1309	0.5864	ug/L
U-pCi	238	271139.699	0.77	14.9557	0.0877	0.5864	ug/L

QC Calculated Values

Analyte	Int Std % Recovery
Bi	104.301
U	
U-pCi	

Sample ID: LCS

Report Date/Time: 15:59:19 Wed 12-Apr-06

Method 200.8 - Summary Report

Sample ID: LCSD

Sample Date/Time: 16:01:22 Wed 12-Apr-06

Sample Type: Sample

Sample Description:

Number of Replicates: 3

Sample File: C:\elandata\Sample\060412U.sam

Method File: C:\elandata\Method\U-auto250.mth

Dataset File: C:\elandata\Dataset\20060412\LCSD.111

Tuning File: C:\elandata\Tuning\Tooney.tun

Optimization File: C:\elandata\Optimize\optimizer.dac

Diluted To Volume (mL):

Concentration Results

Analyte	Mass	Meas. Intens. Mean	Net Intens. Mean	Conc. Mean	Conc. SD	Conc. RSD	Sample
Bi	209	361308.307	361308.31				ug/L
U	238	273918.559	0.76	22.0731	0.2356	1.0673	ug/L
U-pCi	238	273918.559	0.76	14.7890	0.1578	1.0673	ug/L

QC Calculated Values

Analyte	Int Std % Recovery
Bi	106.560
U	
U-pCi	

Sample ID: LCSD

Report Date/Time: 16:01:44 Wed 12-Apr-06

Method 200.8 - Summary Report

Sample ID: 2604040046

Sample Date/Time: 16:03:45 Wed 12-Apr-06

Sample Type: Sample

Sample Description:

Number of Replicates: 3

Sample File: C:\elandata\Sample\060412U.sam

Method File: C:\elandata\Method\U-auto250.mth

Dataset File: C:\elandata\Dataset\20060412\2604040046.112

Tuning File: C:\elandata\Tuning\Tooney.tun

Optimization File: C:\elandata\Optimize\optimizer.dac

Diluted To Volume (mL):

Concentration Results

Analyte	Mass	Meas. Intens. Mean	Net Intens. Mean	Conc. Mean	Conc. SD	Conc. RSD	Sample Unit
Bi	209	334539.640	334539.64				ug/L
U	238	57.667	0.00	0.0019	0.0005	25.7209	ug/L
U-pCi	238	57.667	0.00	0.0013	0.0003	25.7209	ug/L

QC Calculated Values

Analyte	Int Std	% Recovery
Bi		98.665
U		
U-pCi		

Method 200.8 - Summary Report

Sample ID: 2604040046MS

Sample Date/Time: 16:06:06 Wed 12-Apr-06

Sample Type: Sample

Sample Description:

Number of Replicates: 3

Sample File: C:\elandata\Sample\060412U.sam

Method File: C:\elandata\Method\u-auto250.mth

Dataset File: C:\elandata\Dataset\20060412\2604040046MS.113

Tuning File: C:\elandata\Tuning\Tooney.tun

Optimization File: C:\elandata\Optimize\optimizer.dac

Diluted To Volume (mL):

Concentration Results

Analyte	Mass	Meas. Intens. Mean	Net Intens. Mean	Conc. Mean	Conc. SD	Conc. RSD	Sample C
[> Bi	209	343540.172	343540.17				ug/L
[U	238	251194.574	0.73	21.2904	0.2469	1.1599	ug/L
[U-pCi	238	251194.574	0.73	14.2646	0.1655	1.1599	ug/L

QC Calculated Values

Analyte	Int Std % Recovery
Bi	101.319
U	
U-pCi	

Sample ID: 2604040046MS

Report Date/Time: 16:06:28 Wed 12-Apr-06

Method 200.8 - Summary Report

Sample ID: CCV

Sample Date/Time: 16:08:33 Wed 12-Apr-06

Sample Type: Sample

Sample Description:

Number of Replicates: 3

Sample File: C:\elandata\Sample\060412U.sam

Method File: C:\elandata\Method\U-auto250.mth

Dataset File: C:\elandata\Dataset\20060412\CCV.114

Tuning File: C:\elandata\Tuning\Tooney.tun

Optimization File: C:\elandata\Optimize\optimizer.dac

Diluted To Volume (mL):

Concentration Results

Analyte	Mass	Meas. Intens. Mean	Net Intens. Mean	Conc. Mean	Conc. SD	Conc. RSD	Sample Unit
[> Bi	209	369791.236	369791.24				ug/L
[U	238	1332229.474	3.60	104.9012	0.8360	0.7970	ug/L
[U-pCi	238	1332229.474	3.60	70.2838	0.5601	0.7970	ug/L

QC Calculated Values

Analyte	Int Std % Recovery
Bi	109.061
U	
U-pCi	

Sample ID: CCV

Report Date/Time: 16:08:55 Wed 12-Apr-06

Method 200.8 - Summary Report

Sample ID: CCB

Sample Date/Time: 16:11:16 Wed 12-Apr-06

Sample Type: Sample

Sample Description:

Number of Replicates: 3

Sample File: C:\elandata\Sample\060412U.sam

Method File: C:\elandata\Method\u-auto250.mth

Dataset File: C:\elandata\Dataset\20060412\CCB.115

Tuning File: C:\elandata\Tuning\Tooney.tun

Optimization File: C:\elandata\Optimize\optimizer.dac

Diluted To Volume (mL):

Concentration Results

Analyte	Mass	Meas. Intens. Mean	Net Intens. Mean	Conc. Mean	Conc. SD	Conc. RSD	Sample
[> Bi	209	346279.620	346279.62				ug/L
U	238	224.004	0.00	0.0157	0.0008	5.3279	ug/L
[U-pCi	238	224.004	0.00	0.0105	0.0006	5.3279	ug/L

QC Calculated Values

Analyte	Int Std % Recovery
Bi	102.127
U	
U-pCi	

Sample ID: CCB

Report Date/Time: 16:11:37 Wed 12-Apr-06

Method 200.8 - Summary Report

Sample ID: 2604040046MSD

Sample Date/Time: 16:13:42 Wed 12-Apr-06

Sample Type: Sample

Sample Description:

Number of Replicates: 3

Sample File: C:\elandata\Sample\060412U.sam

Method File: C:\elandata\Method\u-auto250.mth

Dataset File: C:\elandata\Dataset\20060412\2604040046MSD.116

Tuning File: C:\elandata\Tuning\Tooney.tun

Optimization File: C:\elandata\Optimize\optimizer.dac

Diluted To Volume (mL):

Concentration Results

Analyte	Mass	Meas. Intens. Mean	Net Intens. Mean	Conc. Mean	Conc. SD	Conc. RSD	Sample C
Bi	209	351521.521	351521.52				ug/L
U	238	259924.893	0.74	21.5316	0.3069	1.4252	ug/L
U-pCi	238	259924.893	0.74	14.4261	0.2056	1.4252	ug/L

QC Calculated Values

Analyte	Int Std % Recovery
Bi	103.673
U	
U-pCi	

Sample ID: 2604040046MSD

Report Date/Time: 16:14:04 Wed 12-Apr-06

Method 200.8 - Summary Report

Sample ID: 2604040495

Sample Date/Time: 16:16:05 Wed 12-Apr-06

Sample Type: Sample

Sample Description:

Number of Replicates: 3

Sample File: C:\elandata\Sample\060412U.sam

Method File: C:\elandata\Method\u-auto250.mth

Dataset File: C:\elandata\Dataset\20060412\2604040495.117

Tuning File: C:\elandata\Tuning\Tooney.tun

Optimization File: C:\elandata\Optimize\optimizer.dac

Diluted To Volume (mL):

Concentration Results

Analyte	Mass	Meas. Intens. Mean	Net Intens. Mean	Conc. Mean	Conc. SD	Conc. RSD	Sample Unit
Bi	209	325441.778	325441.78				ug/L
U	238	42750.410	0.13	3.8220	0.0415	1.0861	ug/L
U-pCi	238	42750.410	0.13	2.5607	0.0278	1.0861	ug/L

QC Calculated Values

Analyte	Int Std % Recovery
Bi	95.982
U	
U-pCi	

Sample ID: 2604040495

Report Date/Time: 16:16:26 Wed 12-Apr-06

Method 200.8 - Summary Report

Sample ID: 2604050028

Sample Date/Time: 16:18:28 Wed 12-Apr-06

Sample Type: Sample

Sample Description:

Number of Replicates: 3

Sample File: C:\elandata\Sample\060412U.sam

Method File: C:\elandata\Method\U-auto250.mth

Dataset File: C:\elandata\Dataset\20060412\2604050028.118

Tuning File: C:\elandata\Tuning\Tooney.tun

Optimization File: C:\elandata\Optimize\optimizer.dac

Diluted To Volume (mL):

Concentration Results

Analyte	Mass	Meas. Intens. Mean	Net Intens. Mean	Conc. Mean	Conc. SD	Conc. RSD	Sample Unit
[> Bi	209	336420.192	336420.19				ug/L
[U	238	72486.714	0.22	6.2704	0.0534	0.8518	ug/L
[U-pCi	238	72486.714	0.22	4.2011	0.0358	0.8518	ug/L

QC Calculated Values

Analyte	Int Std % Recovery
Bi	99.219
U	
U-pCi	

Sample ID: 2604050028

Report Date/Time: 16:18:49 Wed 12-Apr-06

Method 200.8 - Summary Report

Sample ID: 2604050029

Sample Date/Time: 16:20:50 Wed 12-Apr-06

Sample Type: Sample

Sample Description:

Number of Replicates: 3

Sample File: C:\elandata\Sample\060412U.sam

Method File: C:\elandata\Method\U-auto250.mth

Dataset File: C:\elandata\Dataset\20060412\2604050029.119

Tuning File: C:\elandata\Tuning\Tooney.tun

Optimization File: C:\elandata\Optimize\optimizer.dac

Diluted To Volume (mL):

Concentration Results

Analyte	Mass	Meas. Intens. Mean	Net Intens. Mean	Conc. Mean	Conc. SD	Conc. RSD	Sample Unit
Bi	209	344265.652	344265.65				ug/L
U	238	622660.397	1.81	52.6670	0.5428	1.0306	ug/L
U-pCi	238	622660.397	1.81	35.2869	0.3637	1.0306	ug/L

QC Calculated Values

Analyte	Int Std % Recovery
Bi	101.533
U	
U-pCi	

Sample ID: 2604050029

Report Date/Time: 16:21:12 Wed 12-Apr-06

Method 200.8 - Summary Report

Sample ID: 2604050030

Sample Date/Time: 16:23:54 Wed 12-Apr-06

Sample Type: Sample

Sample Description:

Number of Replicates: 3

Sample File: C:\elandata\Sample\060412U.sam

Method File: C:\elandata\Method\u-auto250.mth

Dataset File: C:\elandata\Dataset\20060412\2604050030.120

Tuning File: C:\elandata\Tuning\Tooney.tun

Optimization File: C:\elandata\Optimize\optimizer.dac

Diluted To Volume (mL):

Concentration Results

Analyte	Mass	Meas. Intens. Mean	Net Intens. Mean	Conc. Mean	Conc. SD	Conc. RSD	Sample C
[> Bi	209	337701.390	337701.39				ug/L
U	238	70716.428	0.21	6.0945	0.0501	0.8227	ug/L
U-pCi	238	70716.428	0.21	4.0833	0.0336	0.8227	ug/L

QC Calculated Values

Analyte	Int Std % Recovery
Bi	99.597
U	
U-pCi	

Sample ID: 2604050030

Report Date/Time: 16:24:15 Wed 12-Apr-06

Method 200.8 - Summary Report

Sample ID: 2604050223

Sample Date/Time: 16:26:17 Wed 12-Apr-06

Sample Type: Sample

Sample Description:

Number of Replicates: 3

Sample File: C:\elandata\Sample\060412U.sam

Method File: C:\elandata\Method\u-auto250.mth

Dataset File: C:\elandata\Dataset\20060412\2604050223.121

Tuning File: C:\elandata\Tuning\Tooney.tun

Optimization File: C:\elandata\Optimize\optimizer.dac

Diluted To Volume (mL):

Concentration Results

Analyte	Mass	Meas. Intens. Mean	Net Intens. Mean	Conc. Mean	Conc. SD	Conc. RSD	Sample Unit
[> Bi	209	326860.474	326860.47				ug/L
U	238	18267.163	0.06	1.6243	0.0230	1.4145	ug/L
[U-pCi	238	18267.163	0.06	1.0883	0.0154	1.4145	ug/L

QC Calculated Values

Analyte	Int Std % Recovery
Bi	96.400
U	
U-pCi	

Sample ID: 2604050223

Report Date/Time: 16:26:39 Wed 12-Apr-06

Method 200.8 - Summary Report

Sample ID: 2604050263

Sample Date/Time: 16:28:40 Wed 12-Apr-06

Sample Type: Sample

Sample Description:

Number of Replicates: 3

Sample File: C:\elandata\Sample\060412U.sam

Method File: C:\elandata\Method\u-auto250.mth

Dataset File: C:\elandata\Dataset\20060412\2604050263.122

Tuning File: C:\elandata\Tuning\Tooney.tun

Optimization File: C:\elandata\Optimize\optimizer.dac

Diluted To Volume (mL):

Concentration Results

Analyte	Mass	Meas. Intens. Mean	Net Intens. Mean	Conc. Mean	Conc. SD	Conc. RSD	Sample Conc.
Bi	209	308702.404	308702.40				ug/L
U	238	23739.050	0.08	2.2360	0.0235	1.0523	ug/L
U-pCi	238	23739.050	0.08	1.4981	0.0158	1.0523	ug/L

QC Calculated Values

Analyte	Int Std % Recovery
Bi	91.045
U	
U-pCi	

Sample ID: 2604050263

Report Date/Time: 16:29:02 Wed 12-Apr-06

Method 200.8 - Summary Report

Sample ID: 2604060004

Sample Date/Time: 16:31:04 Wed 12-Apr-06

Sample Type: Sample

Sample Description:

Number of Replicates: 3

Sample File: C:\elandata\Sample\060412U.sam

Method File: C:\elandata\Method\u-auto250.mth

Dataset File: C:\elandata\Dataset\20060412\2604060004.123

Tuning File: C:\elandata\Tuning\Tooney.tun

Optimization File: C:\elandata\Optimize\optimizer.dac

Diluted To Volume (mL):

Concentration Results

Analyte	Mass	Meas. Intens. Mean	Net Intens. Mean	Conc. Mean	Conc. SD	Conc. RSD	Sample
[> Bi	209	314737.681	314737.68				ug/L
U	238	94100.379	0.30	8.7030	0.0922	1.0592	ug/L
[U-pCi	238	94100.379	0.30	5.8310	0.0618	1.0592	ug/L

QC Calculated Values

Analyte	Int Std % Recovery
Bi	92.825
U	
U-pCi	

Sample ID: 2604060004

Report Date/Time: 16:31:26 Wed 12-Apr-06

Method 200.8 - Summary Report

Sample ID: 2604070148

Sample Date/Time: 16:33:29 Wed 12-Apr-06

Sample Type: Sample

Sample Description:

Number of Replicates: 3

Sample File: C:\elandata\Sample\060412U.sam

Method File: C:\elandata\Method\u-auto250.mth

Dataset File: C:\elandata\Dataset\20060412\2604070148.124

Tuning File: C:\elandata\Tuning\Tooney.tun

Optimization File: C:\elandata\Optimize\optimizer.dac

Diluted To Volume (mL):

Concentration Results

Analyte	Mass	Meas. Intens. Mean	Net Intens. Mean	Conc. Mean	Conc. SD	Conc. RSD	Sample
[> Bi	209	315357.213	315357.21				ug/L
U	238	18263.488	0.06	1.6832	0.0150	0.8904	ug/L
[U-pCi	238	18263.488	0.06	1.1277	0.0100	0.8904	ug/L

QC Calculated Values

Analyte	Int Std % Recovery
Bi	93.007
U	
U-pCi	

Sample ID: 2604070148

Report Date/Time: 16:33:51 Wed 12-Apr-06

Method 200.8 - Summary Report

Sample ID: 2604070243

Sample Date/Time: 16:35:54 Wed 12-Apr-06

Sample Type: Sample

Sample Description:

Number of Replicates: 3

Sample File: C:\elandata\Sample\060412U.sam

Method File: C:\elandata\Method\u-auto250.mth

Dataset File: C:\elandata\Dataset\20060412\2604070243.125

Tuning File: C:\elandata\Tuning\Tooney.tun

Optimization File: C:\elandata\Optimize\optimizer.dac

Diluted To Volume (mL):

Concentration Results

Analyte	Mass	Meas. Intens. Mean	Net Intens. Mean	Conc. Mean	Conc. SD	Conc. RSD	Sample
[> Bi	209	308832.887	308832.89				ug/L
[U	238	29630.016	0.10	2.7902	0.0037	0.1324	ug/L
[U-pCi	238	29630.016	0.10	1.8694	0.0025	0.1324	ug/L

QC Calculated Values

Analyte	Int Std % Recovery
Bi	91.083
U	
U-pCi	

Sample ID: 2604070243

Report Date/Time: 16:36:17 Wed 12-Apr-06

Method 200.8 - Summary Report

Sample ID: CCV

Sample Date/Time: 16:38:23 Wed 12-Apr-06

Sample Type: Sample

Sample Description:

Number of Replicates: 3

Sample File: C:\elandata\Sample\060412U.sam

Method File: C:\elandata\Method\u-auto250.mth

Dataset File: C:\elandata\Dataset\20060412\CCV.126

Tuning File: C:\elandata\Tuning\Tooney.tun

Optimization File: C:\elandata\Optimize\optimizer.dac

Diluted To Volume (mL):

Concentration Results

Analyte	Mass	Meas. Intens. Mean	Net Intens. Mean	Conc. Mean	Conc. SD	Conc. RSD	Sample Unit
[> Bi	209	327961.743	327961.74				ug/L
[U	238	1170714.298	3.57	103.9263	1.1324	1.0896	ug/L
[U-pCi	238	1170714.298	3.57	69.6306	0.7587	1.0896	ug/L

QC Calculated Values

Analyte	Int Std % Recovery
Bi	96.725
U	
U-pCi	

Sample ID: CCV

Report Date/Time: 16:38:45 Wed 12-Apr-06

Method 200.8 - Summary Report

Sample ID: CCB

Sample Date/Time: 16:41:06 Wed 12-Apr-06

Sample Type: Sample

Sample Description:

Number of Replicates: 3

Sample File: C:\elandata\Sample\060412U.sam

Method File: C:\elandata\Method\U-auto250.mth

Dataset File: C:\elandata\Dataset\20060412\CCB.127

Tuning File: C:\elandata\Tuning\Tooney.tun

Optimization File: C:\elandata\Optimize\optimizer.dac

Diluted To Volume (mL):

Concentration Results

Analyte	Mass	Meas. Intens. Mean	Net Intens. Mean	Conc. Mean	Conc. SD	Conc. RSD	Sample C
[> Bi	209	270955.392	270955.39				ug/L
[U	238	233.170	0.00	0.0219	0.0014	6.4264	ug/L
[U-pCi	238	233.170	0.00	0.0147	0.0009	6.4264	ug/L

QC Calculated Values

Analyte	Int Std % Recovery
Bi	79.912
U	
U-pCi	

Sample ID: CCB

Report Date/Time: 16:41:27 Wed 12-Apr-06

Method 200.8 - Summary Report

Sample ID: 2604050266

Sample Date/Time: 16:43:33 Wed 12-Apr-06

Sample Type: Sample

Sample Description:

Number of Replicates: 3

Sample File: C:\elandata\Sample\060412U.sam

Method File: C:\elandata\Method\u-auto250.mth

Dataset File: C:\elandata\Dataset\20060412\2604050266.128

Tuning File: C:\elandata\Tuning\Tooney.tun

Optimization File: C:\elandata\Optimize\optimizer.dac

Diluted To Volume (mL):

Concentration Results

Analyte	Mass	Meas. Intens. Mean	Net Intens. Mean	Conc. Mean	Conc. SD	Conc. RSD	Sample Unit
[> Bi	209	310878.646	310878.65				ug/L
[U	238	18835.151	0.06	1.7609	0.0142	0.8054	ug/L
[U-pCi	238	18835.151	0.06	1.1798	0.0095	0.8054	ug/L

QC Calculated Values

Analyte	Int Std % Recovery
Bi	91.687
U	
U-pCi	

Sample ID: 2604050266

Report Date/Time: 16:43:55 Wed 12-Apr-06

Method 200.8 - Summary Report

Sample ID: 2604050266MS

Sample Date/Time: 16:45:56 Wed 12-Apr-06

Sample Type: Sample

Sample Description:

Number of Replicates: 3

Sample File: C:\elandata\Sample\060412U.sam

Method File: C:\elandata\Method\u-auto250.mth

Dataset File: C:\elandata\Dataset\20060412\2604050266MS.129

Tuning File: C:\elandata\Tuning\Tooney.tun

Optimization File: C:\elandata\Optimize\optimizer.dac

Diluted To Volume (mL):

Concentration Results

Analyte	Mass	Meas. Intens. Mean	Net Intens. Mean	Conc. Mean	Conc. SD	Conc. RSD	Sample
Bi	209	316741.873	316741.87				ug/L
U	238	262073.543	0.83	24.0888	0.2586	1.0734	ug/L
U-pCi	238	262073.543	0.83	16.1395	0.1732	1.0734	ug/L

QC Calculated Values

Analyte	Int Std % Recovery
Bi	93.416
U	
U-pCi	

Sample ID: 2604050266MS

Report Date/Time: 16:46:18 Wed 12-Apr-06

Method 200.8 - Summary Report

Sample ID: 2604050266MSD

Sample Date/Time: 16:48:19 Wed 12-Apr-06

Sample Type: Sample

Sample Description:

Number of Replicates: 3

Sample File: C:\elandata\Sample\060412U.sam

Method File: C:\elandata\Method\u-auto250.mth

Dataset File: C:\elandata\Dataset\20060412\2604050266MSD.130

Tuning File: C:\elandata\Tuning\Tooney.tun

Optimization File: C:\elandata\Optimize\optimizer.dac

Diluted To Volume (mL):

Concentration Results

Analyte	Mass	Meas. Intens. Mean	Net Intens. Mean	Conc. Mean	Conc. SD	Conc. RSD	Sample Conc.
[> Bi	209	313372.406	313372.41				ug/L
U	238	256433.643	0.82	23.8232	0.2335	0.9800	ug/L
[U-pCi	238	256433.643	0.82	15.9615	0.1564	0.9800	ug/L

QC Calculated Values

Analyte	Int Std % Recovery
Bi	92.422
U	
U-pCi	

Method 200.8 - Summary Report

Sample ID: 2604110019

Sample Date/Time: 16:50:42 Wed 12-Apr-06

Sample Type: Sample

Sample Description:

Number of Replicates: 3

Sample File: C:\elandata\Sample\060412U.sam

Method File: C:\elandata\Method\u-auto250.mth

Dataset File: C:\elandata\Dataset\20060412\2604110019.131

Tuning File: C:\elandata\Tuning\Tooney.tun

Optimization File: C:\elandata\Optimize\optimizer.dac

Diluted To Volume (mL):

Concentration Results

Analyte	Mass	Meas. Intens. Mean	Net Intens. Mean	Conc. Mean	Conc. SD	Conc. RSD	Sample Unit
Bi	209	319495.075	319495.08				ug/L
U	238	3778.999	0.01	0.3413	0.0040	1.1729	ug/L
U-pCi	238	3778.999	0.01	0.2287	0.0027	1.1729	ug/L

QC Calculated Values

Analyte	Int Std % Recovery
Bi	94.228
U	
U-pCi	

Method 200.8 - Summary Report

Sample ID: 2604110024

Sample Date/Time: 16:53:05 Wed 12-Apr-06

Sample Type: Sample

Sample Description:

Number of Replicates: 3

Sample File: C:\elandata\Sample\060412U.sam

Method File: C:\elandata\Method\u-auto250.mth

Dataset File: C:\elandata\Dataset\20060412\2604110024.132

Tuning File: C:\elandata\Tuning\Tooney.tun

Optimization File: C:\elandata\Optimize\optimizer.dac

Diluted To Volume (mL):

Concentration Results

Analyte	Mass	Meas. Intens. Mean	Net Intens. Mean	Conc. Mean	Conc. SD	Conc. RSD	Sample Unit
[> Bi	209	301079.140	301079.14				ug/L
U	238	3445.006	0.01	0.3302	0.0026	0.7744	ug/L
[U-pCi	238	3445.006	0.01	0.2212	0.0017	0.7744	ug/L

QC Calculated Values

Analyte	Int Std % Recovery
Bi	88.796
U	
U-pCi	

Method 200.8 - Summary Report

Sample ID: 2604110025

Sample Date/Time: 16:55:28 Wed 12-Apr-06

Sample Type: Sample

Sample Description:

Number of Replicates: 3

Sample File: C:\elandata\Sample\060412U.sam

Method File: C:\elandata\Method\u-auto250.mth

Dataset File: C:\elandata\Dataset\20060412\2604110025.133

Tuning File: C:\elandata\Tuning\Tooney.tun

Optimization File: C:\elandata\Optimize\optimizer.dac

Diluted To Volume (mL):

Concentration Results

Analyte	Mass	Meas. Intens. Mean	Net Intens. Mean	Conc. Mean	Conc. SD	Conc. RSD	Sample C
[> Bi	209	304056.580	304056.58				ug/L
[U	238	5837.389	0.02	0.5562	0.0073	1.3142	ug/L
[U-pCi	238	5837.389	0.02	0.3726	0.0049	1.3142	ug/L

QC Calculated Values

Analyte	Int Std % Recovery
Bi	89.675
U	
U-pCi	

Sample ID: 2604110025

Report Date/Time: 16:55:50 Wed 12-Apr-06

Method 200.8 - Summary Report

Sample ID: 2604110026

Sample Date/Time: 16:57:51 Wed 12-Apr-06

Sample Type: Sample

Sample Description:

Number of Replicates: 3

Sample File: C:\elandata\Sample\060412U.sam

Method File: C:\elandata\Method\u-auto250.mth

Dataset File: C:\elandata\Dataset\20060412\2604110026.134

Tuning File: C:\elandata\Tuning\Tooney.tun

Optimization File: C:\elandata\Optimize\optimizer.dac

Diluted To Volume (mL):

Concentration Results

Analyte	Mass	Meas. Intens. Mean	Net Intens. Mean	Conc. Mean	Conc. SD	Conc. RSD	Sample
[> Bi	209	315506.415	315506.42				ug/L
[U	238	175.335	0.00	0.0131	0.0005	4.0898	ug/L
[U-pCi	238	175.335	0.00	0.0088	0.0004	4.0898	ug/L

QC Calculated Values

Analyte	Int Std % Recovery
Bi	93.051
U	
U-pCi	

Sample ID: 2604110026

Report Date/Time: 16:58:13 Wed 12-Apr-06

Method 200.8 - Summary Report

Sample ID: 2604110027

Sample Date/Time: 17:00:15 Wed 12-Apr-06

Sample Type: Sample

Sample Description:

Number of Replicates: 3

Sample File: C:\elandata\Sample\060412U.sam

Method File: C:\elandata\Method\u-auto250.mth

Dataset File: C:\elandata\Dataset\20060412\2604110027.135

Tuning File: C:\elandata\Tuning\Tooney.tun

Optimization File: C:\elandata\Optimize\optimizer.dac

Diluted To Volume (mL):

Concentration Results

Analyte	Mass	Meas. Intens. Mean	Net Intens. Mean	Conc. Mean	Conc. SD	Conc. RSD	Sample C
[> Bi	209	307051.189	307051.19				ug/L
[U	238	7207.136	0.02	0.6805	0.0093	1.3614	ug/L
[U-pCi	238	7207.136	0.02	0.4559	0.0062	1.3614	ug/L

QC Calculated Values

Analyte	Int Std % Recovery
Bi	90.558
U	
U-pCi	

Sample ID: 2604110027

Report Date/Time: 17:00:37 Wed 12-Apr-06

Method 200.8 - Summary Report

Sample ID: 2604110018

Sample Date/Time: 17:02:38 Wed 12-Apr-06

Sample Type: Sample

Sample Description:

Number of Replicates: 3

Sample File: C:\elandata\Sample\060412U.sam

Method File: C:\elandata\Method\u-auto250.mth

Dataset File: C:\elandata\Dataset\20060412\2604110018.136

Tuning File: C:\elandata\Tuning\Tooney.tun

Optimization File: C:\elandata\Optimize\optimizer.dac

Diluted To Volume (mL):

Concentration Results

Analyte	Mass	Meas. Intens. Mean	Net Intens. Mean	Conc. Mean	Conc. SD	Conc. RSD	Sample Unit
[> Bi	209	308466.297	308466.30				ug/L
U	238	110456.543	0.36	10.4250	0.1323	1.2693	ug/L
[U-pCi	238	110456.543	0.36	6.9848	0.0887	1.2693	ug/L

QC Calculated Values

Analyte	Int Std % Recovery
Bi	90.975
U	
U-pCi	

Method 200.8 - Summary Report

Sample ID: 2604110020

Sample Date/Time: 17:05:03 Wed 12-Apr-06

Sample Type: Sample

Sample Description:

Number of Replicates: 3

Sample File: C:\elandata\Sample\060412U.sam

Method File: C:\elandata\Method\u-auto250.mth

Dataset File: C:\elandata\Dataset\20060412\2604110020.137

Tuning File: C:\elandata\Tuning\Tooney.tun

Optimization File: C:\elandata\Optimize\optimizer.dac

Diluted To Volume (mL):

Concentration Results

Analyte	Mass	Meas. Intens. Mean	Net Intens. Mean	Conc. Mean	Conc. SD	Conc. RSD	Sample Unit
[> Bi	209	319993.951	319993.95				ug/L
[U	238	175163.919	0.55	15.9361	0.1399	0.8776	ug/L
[U-pCi	238	175163.919	0.55	10.6772	0.0937	0.8776	ug/L

QC Calculated Values

Analyte	Int Std % Recovery
Bi	94.375
U	
U-pCi	

Sample ID: 2604110020

Report Date/Time: 17:05:25 Wed 12-Apr-06

Method 200.8 - Summary Report

Sample ID: CCV

Sample Date/Time: 17:07:32 Wed 12-Apr-06

Sample Type: Sample

Sample Description:

Number of Replicates: 3

Sample File: C:\elandata\Sample\060412U.sam

Method File: C:\elandata\Method\U-auto250.mth

Dataset File: C:\elandata\Dataset\20060412\CCV.138

Tuning File: C:\elandata\Tuning\Tooney.tun

Optimization File: C:\elandata\Optimize\optimizer.dac

Diluted To Volume (mL):

Concentration Results

Analyte	Mass	Meas. Intens. Mean	Net Intens. Mean	Conc. Mean	Conc. SD	Conc. RSD	Sample Conc.
[> Bi	209	340773.601	340773.60				ug/L
[U	238	1206964.528	3.54	103.1165	0.8858	0.8590	ug/L
[U-pCi	238	1206964.528	3.54	69.0881	0.5935	0.8590	ug/L

QC Calculated Values

Analyte	Int Std % Recovery
Bi	100.503
U	
U-pCi	

Sample ID: CCV

Report Date/Time: 17:07:54 Wed 12-Apr-06

Method 200.8 - Summary Report

Sample ID: CCB

Sample Date/Time: 17:10:15 Wed 12-Apr-06

Sample Type: Sample

Sample Description:

Number of Replicates: 3

Sample File: C:\elandata\Sample\060412U.sam

Method File: C:\elandata\Method\u-auto250.mth

Dataset File: C:\elandata\Dataset\20060412\CCB.139

Tuning File: C:\elandata\Tuning\Tooney.tun

Optimization File: C:\elandata\Optimize\optimizer.dac

Diluted To Volume (mL):

Concentration Results

Analyte	Mass	Meas. Intens. Mean	Net Intens. Mean	Conc. Mean	Conc. SD	Conc. RSD	Sample Unit
Bi	209	313522.602	313522.60				ug/L
U	238	250.004	0.00	0.0201	0.0022	10.8113	ug/L
U-pCi	238	250.004	0.00	0.0135	0.0015	10.8113	ug/L

QC Calculated Values

Analyte	Int Std % Recovery
Bi	92.466
U	
U-pCi	

Sample ID: CCB

Report Date/Time: 17:10:36 Wed 12-Apr-06

Method 200.8 - Summary Report

Sample ID: 2604110021

Sample Date/Time: 17:12:43 Wed 12-Apr-06

Sample Type: Sample

Sample Description:

Number of Replicates: 3

Sample File: C:\elandata\Sample\060412U.sam

Method File: C:\elandata\Method\U-auto250.mth

Dataset File: C:\elandata\Dataset\20060412\2604110021.140

Tuning File: C:\elandata\Tuning\Tooney.tun

Optimization File: C:\elandata\Optimize\optimer.dac

Diluted To Volume (mL):

Concentration Results

Analyte	Mass	Meas. Intens. Mean	Net Intens. Mean	Conc. Mean	Conc. SD	Conc. RSD	Sample
[> Bi	209	308830.137	308830.14				ug/L
[U	238	61897.617	0.20	5.8337	0.0497	0.8526	ug/L
[U-pCi	238	61897.617	0.20	3.9085	0.0333	0.8526	ug/L

QC Calculated Values

Analyte	Int Std % Recovery
Bi	91.082
U	
U-pCi	

Sample ID: 2604110021

Report Date/Time: 17:13:05 Wed 12-Apr-06

Method 200.8 - Summary Report

Sample ID: 2604110022

Sample Date/Time: 17:15:08 Wed 12-Apr-06

Sample Type: Sample

Sample Description:

Number of Replicates: 3

Sample File: C:\elandata\Sample\060412U.sam

Method File: C:\elandata\Method\u-auto250.mth

Dataset File: C:\elandata\Dataset\20060412\2604110022.141

Tuning File: C:\elandata\Tuning\Tooney.tun

Optimization File: C:\elandata\Optimize\optimizer.dac

Diluted To Volume (mL):

Concentration Results

Analyte	Mass	Meas. Intens. Mean	Net Intens. Mean	Conc. Mean	Conc. SD	Conc. RSD	Sample
[> Bi	209	313478.972	313478.97				ug/L
[U	238	76581.760	0.24	7.1107	0.0722	1.0147	ug/L
[U-pCi	238	76581.760	0.24	4.7641	0.0483	1.0147	ug/L

QC Calculated Values

Analyte	Int Std % Recovery
Bi	92.453
U	
U-pCi	

Sample ID: 2604110022

Report Date/Time: 17:15:31 Wed 12-Apr-06

Method 200.8 - Summary Report

Sample ID: CCV

Sample Date/Time: 17:17:32 Wed 12-Apr-06

Sample Type: Sample

Sample Description:

Number of Replicates: 3

Sample File: C:\elandata\Sample\060412U.sam

Method File: C:\elandata\Method\u-auto250.mth

Dataset File: C:\elandata\Dataset\20060412\CCV.142

Tuning File: C:\elandata\Tuning\Tooney.tun

Optimization File: C:\elandata\Optimize\optimizer.dac

Diluted To Volume (mL):

Concentration Results

	Analyte	Mass	Meas. Intens. Mean	Net Intens. Mean	Conc. Mean	Conc. SD	Conc. RSD	Sample
[>	Bi	209	346291.596	346291.60				ug/L
[U	238	1237534.957	3.57	104.0599	0.9751	0.9371	ug/L
[U-pCi	238	1237534.957	3.57	69.7201	0.6533	0.9371	ug/L

QC Calculated Values

Analyte	Int Std	% Recovery
Bi		102.131
U		
U-pCi		

Sample ID: CCV

Report Date/Time: 17:17:54 Wed 12-Apr-06

Method 200.8 - Summary Report

Sample ID: QC-CHECK

Sample Date/Time: 17:19:56 Wed 12-Apr-06

Sample Type: Sample

Sample Description:

Number of Replicates: 3

Sample File: C:\elandata\Sample\060412U.sam

Method File: C:\elandata\Method\u-auto250.mth

Dataset File: C:\elandata\Dataset\20060412\QC-CHECK.143

Tuning File: C:\elandata\Tuning\Tooney.tun

Optimization File: C:\elandata\Optimize\optimizer.dac

Diluted To Volume (mL):

Concentration Results

Analyte	Mass	Meas. Intens. Mean	Net Intens. Mean	Conc. Mean	Conc. SD	Conc. RSD	Sample Unit
[> Bi	209	320001.986	320001.99				ug/L
U	238	244978.150	0.77	22.3020	0.2647	1.1868	ug/L
[U-pCi	238	244978.150	0.77	14.9424	0.1773	1.1868	ug/L

QC Calculated Values

Analyte	Int Std % Recovery
Bi	94.377
U	
U-pCi	

Sample ID: QC-CHECK

Report Date/Time: 17:20:19 Wed 12-Apr-06

Method 200.8 - Summary Report

Sample ID: MRL

Sample Date/Time: 17:22:20 Wed 12-Apr-06

Sample Type: Sample

Sample Description:

Number of Replicates: 3

Sample File: C:\elandata\Sample\060412U.sam

Method File: C:\elandata\Method\u-auto250.mth

Dataset File: C:\elandata\Dataset\20060412\MRL.144

Tuning File: C:\elandata\Tuning\Tooney.tun

Optimization File: C:\elandata\Optimize\optimizer.dac

Diluted To Volume (mL):

Concentration Results

Analyte	Mass	Meas. Intens. Mean	Net Intens. Mean	Conc. Mean	Conc. SD	Conc. RSD	Sample Unit
[> Bi	209	310865.147	310865.15				ug/L
[U	238	11357.061	0.04	1.0608	0.0044	0.4155	ug/L
[U-pCi	238	11357.061	0.04	0.7107	0.0030	0.4155	ug/L

QC Calculated Values

Analyte	Int Std % Recovery
Bi	91.683
U	
U-pCi	

Sample ID: MRL

Report Date/Time: 17:22:41 Wed 12-Apr-06

Method 200.8 - Summary Report

Sample ID: 200.8_MBLANK

Sample Date/Time: 17:24:43 Wed 12-Apr-06

Sample Type: Sample

Sample Description:

Number of Replicates: 3

Sample File: C:\elandata\Sample\060412U.sam

Method File: C:\elandata\Method\u-auto250.mth

Dataset File: C:\elandata\Dataset\20060412\200.8_MBLANK.145

Tuning File: C:\elandata\Tuning\Tooney.tun

Optimization File: C:\elandata\Optimize\optimizer.dac

Diluted To Volume (mL):

Concentration Results

Analyte	Mass	Meas. Intens. Mean	Net Intens. Mean	Conc. Mean	Conc. SD	Conc. RSD	Sample Unit
Bi	209	296369.455	296369.46				ug/L
U	238	44.500	0.00	0.0013	0.0007	51.3711	ug/L
U-pCi	238	44.500	0.00	0.0009	0.0004	51.3711	ug/L

QC Calculated Values

Analyte	Int Std	% Recovery
Bi		87.407
U		
U-pCi		

Method 200.8 - Summary Report

Sample ID: 200.8_LCS

Sample Date/Time: 17:27:07 Wed 12-Apr-06

Sample Type: Sample

Sample Description:

Number of Replicates: 3

Sample File: C:\elandata\Sample\060412U.sam

Method File: C:\elandata\Method\u-auto250.mth

Dataset File: C:\elandata\Dataset\20060412\200.8_LCS.146

Tuning File: C:\elandata\Tuning\Tooney.tun

Optimization File: C:\elandata\Optimize\optimizer.dac

Diluted To Volume (mL):

Concentration Results

Analyte	Mass	Meas. Intens. Mean	Net Intens. Mean	Conc. Mean	Conc. SD	Conc. RSD	Sample L
[> Bi	209	330853.349	330853.35				ug/L
[U	238	220968.648	0.67	19.4416	0.1340	0.6892	ug/L
[U-pCi	238	220968.648	0.67	13.0259	0.0898	0.6892	ug/L

QC Calculated Values

Analyte	Int Std % Recovery
Bi	97.578
U	
U-pCi	

Sample ID: 200.8_LCS

Report Date/Time: 17:27:28 Wed 12-Apr-06

Method 200.8 - Summary Report

Sample ID: 200.8_LCSD

Sample Date/Time: 17:29:30 Wed 12-Apr-06

Sample Type: Sample

Sample Description:

Number of Replicates: 3

Sample File: C:\elandata\Sample\060412U.sam

Method File: C:\elandata\Method\u-auto250.mth

Dataset File: C:\elandata\Dataset\20060412\200.8_LCSD.147

Tuning File: C:\elandata\Tuning\Tooney.tun

Optimization File: C:\elandata\Optimize\optimizer.dac

Diluted To Volume (mL):

Concentration Results

Analyte	Mass	Meas. Intens. Mean	Net Intens. Mean	Conc. Mean	Conc. SD	Conc. RSD	Sample Conc.
Bi	209	332912.423	332912.42				ug/L
U	238	219650.903	0.66	19.2124	0.2625	1.3664	ug/L
U-pCi	238	219650.903	0.66	12.8723	0.1759	1.3664	ug/L

QC Calculated Values

Analyte	Int Std % Recovery
Bi	98.185
U	
U-pCi	

Sample ID: 200.8_LCSD

Report Date/Time: 17:29:52 Wed 12-Apr-06

Method 200.8 - Summary Report

Sample ID: 2604050141

Sample Date/Time: 17:31:53 Wed 12-Apr-06

Sample Type: Sample

Sample Description:

Number of Replicates: 3

Sample File: C:\elandata\Sample\060412U.sam

Method File: C:\elandata\Method\u-auto250.mth

Dataset File: C:\elandata\Dataset\20060412\2604050141.148

Tuning File: C:\elandata\Tuning\Tooney.tun

Optimization File: C:\elandata\Optimize\optimizer.dac

Diluted To Volume (mL):

Concentration Results

Analyte	Mass	Meas. Intens. Mean	Net Intens. Mean	Conc. Mean	Conc. SD	Conc. RSD	Sample C
[> Bi	209	312584.562	312584.56				ug/L
[U	238	56909.519	0.18	5.2985	0.0581	1.0972	ug/L
[U-pCi	238	56909.519	0.18	3.5500	0.0390	1.0972	ug/L

QC Calculated Values

Analyte	Int Std % Recovery
Bi	92.190
U	
U-pCi	

Sample ID: 2604050141

Report Date/Time: 17:32:15 Wed 12-Apr-06

Method 200.8 - Summary Report

Sample ID: 2604050141MS

Sample Date/Time: 17:34:17 Wed 12-Apr-06

Sample Type: Sample

Sample Description:

Number of Replicates: 3

Sample File: C:\elandata\Sample\060412U.sam

Method File: C:\elandata\Method\u-auto250.mth

Dataset File: C:\elandata\Dataset\20060412\2604050141MS.149

Tuning File: C:\elandata\Tuning\Tooney.tun

Optimization File: C:\elandata\Optimize\optimizer.dac

Diluted To Volume (mL):

Concentration Results

Analyte	Mass	Meas. Intens. Mean	Net Intens. Mean	Conc. Mean	Conc. SD	Conc. RSD	Sample Unit
[> Bi	209	308788.079	308788.08				ug/L
[U	238	271796.611	0.88	25.6302	0.2268	0.8847	ug/L
[U-pCi	238	271796.611	0.88	17.1723	0.1519	0.8847	ug/L

QC Calculated Values

Analyte	Int Std % Recovery
Bi	91.070
U	
U-pCi	

Sample ID: 2604050141MS

Report Date/Time: 17:34:39 Wed 12-Apr-06

Method 200.8 - Summary Report

Sample ID: CCV

Sample Date/Time: 17:36:45 Wed 12-Apr-06

Sample Type: Sample

Sample Description:

Number of Replicates: 3

Sample File: C:\elandata\Sample\060412U.sam

Method File: C:\elandata\Method\u-auto250.mth

Dataset File: C:\elandata\Dataset\20060412\CCV.150

Tuning File: C:\elandata\Tuning\Tooney.tun

Optimization File: C:\elandata\Optimize\optimizer.dac

Diluted To Volume (mL):

Concentration Results

Analyte	Mass	Meas. Intens. Mean	Net Intens. Mean	Conc. Mean	Conc. SD	Conc. RSD	Sample
[> Bi	209	348197.739	348197.74				ug/L
[U	238	1219958.329	3.50	102.0249	1.2777	1.2523	ug/L
[U-pCi	238	1219958.329	3.50	68.3567	0.8561	1.2523	ug/L

QC Calculated Values

Analyte	Int Std % Recovery
Bi	102.693
U	
U-pCi	

Sample ID: CCV

Report Date/Time: 17:37:07 Wed 12-Apr-06

Method 200.8 - Summary Report

Sample ID: CCB

Sample Date/Time: 17:39:28 Wed 12-Apr-06

Sample Type: Sample

Sample Description:

Number of Replicates: 3

Sample File: C:\elandata\Sample\060412U.sam

Method File: C:\elandata\Method\U-auto250.mth

Dataset File: C:\elandata\Dataset\20060412\CCB.151

Tuning File: C:\elandata\Tuning\Tooney.tun

Optimization File: C:\elandata\Optimize\optimizer.dac

Diluted To Volume (mL):

Concentration Results

Analyte	Mass	Meas. Intens. Mean	Net Intens. Mean	Conc. Mean	Conc. SD	Conc. RSD	Sample Unit
Bi	209	324652.684	324652.68				ug/L
U	238	230.337	0.00	0.0176	0.0021	12.1566	ug/L
U-pCi	238	230.337	0.00	0.0118	0.0014	12.1566	ug/L

QC Calculated Values

Analyte	Int Std % Recovery
Bi	95.749
U	
U-pCi	

Sample ID: CCB

Report Date/Time: 17:39:49 Wed 12-Apr-06

Method 200.8 - Summary Report

Sample ID: 2604050141MSD

Sample Date/Time: 17:41:55 Wed 12-Apr-06

Sample Type: Sample

Sample Description:

Number of Replicates: 3

Sample File: C:\elandata\Sample\060412U.sam

Method File: C:\elandata\Method\u-auto250.mth

Dataset File: C:\elandata\Dataset\20060412\2604050141MSD.152

Tuning File: C:\elandata\Tuning\Tooney.tun

Optimization File: C:\elandata\Optimize\optimizer.dac

Diluted To Volume (mL):

Concentration Results

Analyte	Mass	Meas. Intens. Mean	Net Intens. Mean	Conc. Mean	Conc. SD	Conc. RSD	Sample
Bi	209	318567.844	318567.84				ug/L
U	238	283958.783	0.89	25.9528	0.3227	1.2434	ug/L
U-pCi	238	283958.783	0.89	17.3884	0.2162	1.2434	ug/L

QC Calculated Values

Analyte	Int Std % Recovery
Bi	93.954
U	
U-pCi	

Sample ID: 2604050141MSD

Report Date/Time: 17:42:17 Wed 12-Apr-06

Method 200.8 - Summary Report

Sample ID: 2604050214

Sample Date/Time: 17:44:19 Wed 12-Apr-06

Sample Type: Sample

Sample Description:

Number of Replicates: 3

Sample File: C:\elandata\Sample\060412U.sam

Method File: C:\elandata\Method\u-auto250.mth

Dataset File: C:\elandata\Dataset\20060412\2604050214.153

Tuning File: C:\elandata\Tuning\Tooney.tun

Optimization File: C:\elandata\Optimize\optimizer.dac

Diluted To Volume (mL):

Concentration Results

Analyte	Mass	Meas. Intens. Mean	Net Intens. Mean	Conc. Mean	Conc. SD	Conc. RSD	Sample
[> Bi	209	321693.264	321693.26				ug/L
U	238	12864.408	0.04	1.1614	0.0163	1.4049	ug/L
[U-pCi	238	12864.408	0.04	0.7781	0.0109	1.4049	ug/L

QC Calculated Values

Analyte	Int Std % Recovery
Bi	94.876
U	
U-pCi	

Sample ID: 2604050214

Report Date/Time: 17:44:41 Wed 12-Apr-06

Method 200.8 - Summary Report

Sample ID: 2604050241

Sample Date/Time: 17:46:43 Wed 12-Apr-06

Sample Type: Sample

Sample Description:

Number of Replicates: 3

Sample File: C:\elandata\Sample\060412U.sam

Method File: C:\elandata\Method\u-auto250.mth

Dataset File: C:\elandata\Dataset\20060412\2604050241.154

Tuning File: C:\elandata\Tuning\Tooney.tun

Optimization File: C:\elandata\Optimize\optimizer.dac

Diluted To Volume (mL):

Concentration Results

Analyte	Mass	Meas. Intens. Mean	Net Intens. Mean	Conc. Mean	Conc. SD	Conc. RSD	Sample Conc.
[> Bi	209	308860.785	308860.79				ug/L
[U	238	11496.247	0.04	1.0809	0.0151	1.3947	ug/L
[U-pCi	238	11496.247	0.04	0.7242	0.0101	1.3947	ug/L

QC Calculated Values

Analyte	Int Std % Recovery
Bi	91.091
U	
U-pCi	

Method 200.8 - Summary Report

Sample ID: 200.8_MBLANK

Sample Date/Time: 17:49:06 Wed 12-Apr-06

Sample Type: Sample

Sample Description:

Number of Replicates: 3

Sample File: C:\elandata\Sample\060412U.sam

Method File: C:\elandata\Method\u-auto250.mth

Dataset File: C:\elandata\Dataset\20060412\200.8_MBLANK.155

Tuning File: C:\elandata\Tuning\Tooney.tun

Optimization File: C:\elandata\Optimize\optimizer.dac

Diluted To Volume (mL):

Concentration Results

Analyte	Mass	Meas. Intens. Mean	Net Intens. Mean	Conc. Mean	Conc. SD	Conc. RSD	Sample
[> Bi	209	338902.159	338902.16				ug/L
[U	238	40.667	0.00	0.0004	0.0005	131.0899	ug/L
[U-pCi	238	40.667	0.00	0.0003	0.0003	131.0899	ug/L

QC Calculated Values

Analyte	Int Std % Recovery
Bi	99.951
U	
U-pCi	

Sample ID: 200.8_MBLANK

Report Date/Time: 17:49:28 Wed 12-Apr-06

Method 200.8 - Summary Report

Sample ID: 200.8_LCS

Sample Date/Time: 17:51:30 Wed 12-Apr-06

Sample Type: Sample

Sample Description:

Number of Replicates: 3

Sample File: C:\elandata\Sample\060412U.sam

Method File: C:\elandata\Method\u-auto250.mth

Dataset File: C:\elandata\Dataset\20060412\200.8_LCS.156

Tuning File: C:\elandata\Tuning\Tooney.tun

Optimization File: C:\elandata\Optimize\optimizer.dac

Diluted To Volume (mL):

Concentration Results

Analyte	Mass	Meas. Intens. Mean	Net Intens. Mean	Conc. Mean	Conc. SD	Conc. RSD	Sample Conc.
[> Bi	209	338473.103	338473.10				ug/L
[U	238	227049.370	0.67	19.5338	0.2312	1.1836	ug/L
[U-pCi	238	227049.370	0.67	13.0877	0.1549	1.1836	ug/L

QC Calculated Values

Analyte	Int Std % Recovery
Bi	99.825
U	
U-pCi	

Sample ID: 200.8_LCS

Report Date/Time: 17:51:53 Wed 12-Apr-06

Method 200.8 - Summary Report

Sample ID: 200.8_LCSD

Sample Date/Time: 17:53:55 Wed 12-Apr-06

Sample Type: Sample

Sample Description:

Number of Replicates: 3

Sample File: C:\elandata\Sample\060412U.sam

Method File: C:\elandata\Method\u-auto250.mth

Dataset File: C:\elandata\Dataset\20060412\200.8_LCSD.157

Tuning File: C:\elandata\Tuning\Tooney.tun

Optimization File: C:\elandata\Optimize\optimizer.dac

Diluted To Volume (mL):

Concentration Results

Analyte	Mass	Meas. Intens. Mean	Net Intens. Mean	Conc. Mean	Conc. SD	Conc. RSD	Sample
[> Bi	209	340875.199	340875.20				ug/L
[U	238	224140.834	0.66	19.1446	0.2127	1.1110	ug/L
[U-pCi	238	224140.834	0.66	12.8269	0.1425	1.1110	ug/L

QC Calculated Values

Analyte	Int Std % Recovery
Bi	100.533
U	
U-pCi	

Sample ID: 200.8_LCSD

Report Date/Time: 17:54:17 Wed 12-Apr-06

Method 200.8 - Summary Report

Sample ID: 2603280007

Sample Date/Time: 17:56:20 Wed 12-Apr-06

Sample Type: Sample

Sample Description:

Number of Replicates: 3

Sample File: C:\elandata\Sample\060412U.sam

Method File: C:\elandata\Method\u-auto250.mth

Dataset File: C:\elandata\Dataset\20060412\2603280007.158

Tuning File: C:\elandata\Tuning\Tooney.tun

Optimization File: C:\elandata\Optimize\optimizer.dac

Diluted To Volume (mL):

Concentration Results

Analyte	Mass	Meas. Intens. Mean	Net Intens. Mean	Conc. Mean	Conc. SD	Conc. RSD	Sample C
[> Bi	209	319642.801	319642.80				ug/L
U	238	17741.713	0.06	1.6135	0.0185	1.1457	ug/L
[U-pCi	238	17741.713	0.06	1.0811	0.0124	1.1457	ug/L

QC Calculated Values

Analyte	Int Std % Recovery
Bi	94.271
U	
U-pCi	

Method 200.8 - Summary Report

Sample ID: 2603280007MS

Sample Date/Time: 17:58:44 Wed 12-Apr-06

Sample Type: Sample

Sample Description:

Number of Replicates: 3

Sample File: C:\elandata\Sample\060412U.sam

Method File: C:\elandata\Method\u-auto250.mth

Dataset File: C:\elandata\Dataset\20060412\2603280007MS.159

Tuning File: C:\elandata\Tuning\Tooney.tun

Optimization File: C:\elandata\Optimize\optimizer.dac

Diluted To Volume (mL):

Concentration Results

Analyte	Mass	Meas. Intens. Mean	Net Intens. Mean	Conc. Mean	Conc. SD	Conc. RSD	Sample Unit
Bi	209	326833.171	326833.17				ug/L
U	238	240573.702	0.74	21.4302	0.1705	0.7955	ug/L
U-pCi	238	240573.702	0.74	14.3582	0.1142	0.7955	ug/L

QC Calculated Values

Analyte	Int Std % Recovery
Bi	96.392
U	
U-pCi	

Method 200.8 - Summary Report

Sample ID: 2603280007MSD

Sample Date/Time: 18:01:08 Wed 12-Apr-06

Sample Type: Sample

Sample Description:

Number of Replicates: 3

Sample File: C:\elandata\Sample\060412U.sam

Method File: C:\elandata\Method\u-auto250.mth

Dataset File: C:\elandata\Dataset\20060412\2603280007MSD.160

Tuning File: C:\elandata\Tuning\Tooney.tun

Optimization File: C:\elandata\Optimize\optimizer.dac

Diluted To Volume (mL):

Concentration Results

Analyte	Mass	Meas. Intens. Mean	Net Intens. Mean	Conc. Mean	Conc. SD	Conc. RSD	Sample Unit
Bi	209	326136.568	326136.57				ug/L
U	238	239301.807	0.73	21.3691	0.3156	1.4769	ug/L
U-pCi	238	239301.807	0.73	14.3173	0.2114	1.4769	ug/L

QC Calculated Values

Analyte	Int Std % Recovery
Bi	96.187
U	
U-pCi	

Sample ID: 2603280007MSD

Report Date/Time: 18:01:30 Wed 12-Apr-06

Method 200.8 - Summary Report

Sample ID: 2603310137

Sample Date/Time: 18:03:32 Wed 12-Apr-06

Sample Type: Sample

Sample Description:

Number of Replicates: 3

Sample File: C:\elandata\Sample\060412U.sam

Method File: C:\elandata\Method\u-auto250.mth

Dataset File: C:\elandata\Dataset\20060412\2603310137.161

Tuning File: C:\elandata\Tuning\Tooney.tun

Optimization File: C:\elandata\Optimize\optimizer.dac

Diluted To Volume (mL):

Concentration Results

Analyte	Mass	Meas. Intens. Mean	Net Intens. Mean	Conc. Mean	Conc. SD	Conc. RSD	Sample Unit
[> Bi	209	311631.489	311631.49				ug/L
U	238	165479.222	0.53	15.4618	0.2059	1.3317	ug/L
[U-pCi	238	165479.222	0.53	10.3594	0.1380	1.3317	ug/L

QC Calculated Values

Analyte	Int Std % Recovery
Bi	91.909
U	
U-pCi	

Sample ID: 2603310137

Report Date/Time: 18:03:54 Wed 12-Apr-06

Method 200.8 - Summary Report

Sample ID: CCV

Sample Date/Time: 18:06:01 Wed 12-Apr-06

Sample Type: Sample

Sample Description:

Number of Replicates: 3

Sample File: C:\elandata\Sample\060412U.sam

Method File: C:\elandata\Method\u-auto250.mth

Dataset File: C:\elandata\Dataset\20060412\CCV.162

Tuning File: C:\elandata\Tuning\Tooney.tun

Optimization File: C:\elandata\Optimize\optimizer.dac

Diluted To Volume (mL):

Concentration Results

Analyte	Mass	Meas. Intens. Mean	Net Intens. Mean	Conc. Mean	Conc. SD	Conc. RSD	Sample C
[> Bi	209	328353.666	328353.67				ug/L
U	238	1112114.972	3.39	98.6570	1.0587	1.0731	ug/L
[U-pCi	238	1112114.972	3.39	66.1002	0.7093	1.0731	ug/L

QC Calculated Values

Analyte	Int Std % Recovery
Bi	96.840
U	
U-pCi	

Sample ID: CCV

Report Date/Time: 18:06:22 Wed 12-Apr-06

Method 200.8 - Summary Report

Sample ID: CCB

Sample Date/Time: 18:08:43 Wed 12-Apr-06

Sample Type: Sample

Sample Description:

Number of Replicates: 3

Sample File: C:\elandata\Sample\060412U.sam

Method File: C:\elandata\Method\u-auto250.mth

Dataset File: C:\elandata\Dataset\20060412\CCB.163

Tuning File: C:\elandata\Tuning\Tooney.tun

Optimization File: C:\elandata\Optimize\optimizer.dac

Diluted To Volume (mL):

Concentration Results

Analyte	Mass	Meas. Intens. Mean	Net Intens. Mean	Conc. Mean	Conc. SD	Conc. RSD	Sample Unit
[> Bi	209	324641.159	324641.16				ug/L
U	238	206.670	0.00	0.0154	0.0006	3.8473	ug/L
[U-pCi	238	206.670	0.00	0.0103	0.0004	3.8473	ug/L

QC Calculated Values

Analyte	Int Std % Recovery
Bi	95.745
U	
U-pCi	

Sample ID: CCB

Report Date/Time: 18:09:04 Wed 12-Apr-06

Method 200.8 - Summary Report

Sample ID: WASH

Sample Date/Time: 18:11:11 Wed 12-Apr-06

Sample Type: Sample

Sample Description:

Number of Replicates: 3

Sample File: C:\elandata\Sample\060412U.sam

Method File: C:\elandata\Method\u-auto250.mth

Dataset File: C:\elandata\Dataset\20060412\WASH.164

Tuning File: C:\elandata\Tuning\Tooney.tun

Optimization File: C:\elandata\Optimize\optimizer.dac

Diluted To Volume (mL):

Concentration Results

Analyte	Mass	Meas. Intens. Mean	Net Intens. Mean	Conc. Mean	Conc. SD	Conc. RSD	Sample C
[> Bi	209	328592.471	328592.47				ug/L
[U	238	175.335	0.00	0.0125	0.0014	10.9969	ug/L
[U-pCi	238	175.335	0.00	0.0084	0.0009	10.9969	ug/L

QC Calculated Values

Analyte	Int Std % Recovery
Bi	96.911
U	
U-pCi	

Sample ID: WASH

Report Date/Time: 18:11:33 Wed 12-Apr-06

Method 200.8 - Summary Report

Sample ID: 6020_MBLANK

Sample Date/Time: 18:13:44 Wed 12-Apr-06

Sample Type: Sample

Sample Description:

Number of Replicates: 3

Sample File: C:\elandata\Sample\060412U.sam

Method File: C:\elandata\Method\U-auto250.mth

Dataset File: C:\elandata\Dataset\20060412\6020_MBLANK.165

Tuning File: C:\elandata\Tuning\Tooney.tun

Optimization File: C:\elandata\Optimize\optimizer.dac

Diluted To Volume (mL):

Concentration Results

Analyte	Mass	Meas. Intens. Mean	Net Intens. Mean	Conc. Mean	Conc. SD	Conc. RSD	Sample Conc.
[> Bi	209	328486.392	328486.39				ug/L
[U	238	39.833	0.00	0.0004	0.0003	70.4678	ug/L
[U-pCi	238	39.833	0.00	0.0003	0.0002	70.4678	ug/L

QC Calculated Values

Analyte	Int Std	% Recovery
Bi		96.880
U		
U-pCi		

Sample ID: 6020_MBLANK

Report Date/Time: 18:14:06 Wed 12-Apr-06

Method 200.8 - Summary Report

Sample ID: 6020_LCS

Sample Date/Time: 18:16:18 Wed 12-Apr-06

Sample Type: Sample

Sample Description:

Number of Replicates: 3

Sample File: C:\elandata\Sample\060412U.sam

Method File: C:\elandata\Method\u-auto250.mth

Dataset File: C:\elandata\Dataset\20060412\6020_LCS.166

Tuning File: C:\elandata\Tuning\Tooney.tun

Optimization File: C:\elandata\Optimize\optimizer.dac

Diluted To Volume (mL):

Concentration Results

Analyte	Mass	Meas. Intens. Mean	Net Intens. Mean	Conc. Mean	Conc. SD	Conc. RSD	Sample C
Bi	209	334684.212	334684.21				ug/L
U	238	218096.986	0.65	18.9714	0.1858	0.9795	ug/L
U-pCi	238	218096.986	0.65	12.7109	0.1245	0.9795	ug/L

QC Calculated Values

Analyte	Int Std % Recovery
Bi	98.707
U	
U-pCi	

Sample ID: 6020_LCS

Report Date/Time: 18:16:40 Wed 12-Apr-06

Method 200.8 - Summary Report

Sample ID: 6020_LCSD

Sample Date/Time: 18:19:17 Wed 12-Apr-06

Sample Type: Sample

Sample Description:

Number of Replicates: 3

Sample File: C:\elandata\Sample\060412U.sam

Method File: C:\elandata\Method\U-auto250.mth

Dataset File: C:\elandata\Dataset\20060412\6020_LCSD.167

Tuning File: C:\elandata\Tuning\Tooney.tun

Optimization File: C:\elandata\Optimize\optimizer.dac

Diluted To Volume (mL):

Concentration Results

Analyte	Mass	Meas. Intens. Mean	Net Intens. Mean	Conc. Mean	Conc. SD	Conc. RSD	Sample U
[> Bi	209	332943.273	332943.27				ug/L
[U	238	218984.251	0.66	19.1507	0.1513	0.7901	ug/L
[U-pCi	238	218984.251	0.66	12.8309	0.1014	0.7901	ug/L

QC Calculated Values

Analyte	Int Std % Recovery
Bi	98.194
U	
U-pCi	

Sample ID: 6020_LCSD

Report Date/Time: 18:19:39 Wed 12-Apr-06

Method 200.8 - Summary Report

Sample ID: 2603090347

Sample Date/Time: 18:21:40 Wed 12-Apr-06

Sample Type: Sample

Sample Description:

Number of Replicates: 3

Sample File: C:\elandata\Sample\060412U.sam

Method File: C:\elandata\Method\U-auto250.mth

Dataset File: C:\elandata\Dataset\20060412\2603090347.168

Tuning File: C:\elandata\Tuning\Tooney.tun

Optimization File: C:\elandata\Optimize\optimizer.dac

Diluted To Volume (mL):

Concentration Results

Analyte	Mass	Meas. Intens. Mean	Net Intens. Mean	Conc. Mean	Conc. SD	Conc. RSD	Sample Unit
[> Bi	209	330957.531	330957.53				ug/L
U	238	56405.345	0.17	4.9593	0.0553	1.1156	ug/L
[U-pCi	238	56405.345	0.17	3.3227	0.0371	1.1156	ug/L

QC Calculated Values

Analyte	Int Std % Recovery
Bi	97.608
U	
U-pCi	

Sample ID: 2603090347

Report Date/Time: 18:22:02 Wed 12-Apr-06

Method 200.8 - Summary Report

Sample ID: 2603100260

Sample Date/Time: 18:24:04 Wed 12-Apr-06

Sample Type: Sample

Sample Description:

Number of Replicates: 3

Sample File: C:\elandata\Sample\060412U.sam

Method File: C:\elandata\Method\u-auto250.mth

Dataset File: C:\elandata\Dataset\20060412\2603100260.169

Tuning File: C:\elandata\Tuning\Tooney.tun

Optimization File: C:\elandata\Optimize\optimizer.dac

Diluted To Volume (mL):

Concentration Results

Analyte	Mass	Meas. Intens. Mean	Net Intens. Mean	Conc. Mean	Conc. SD	Conc. RSD	Sample
[> Bi	209	353730.821	353730.82				ug/L
U	238	137.168	0.00	0.0082	0.0014	16.6831	ug/L
[U-pCi	238	137.168	0.00	0.0055	0.0009	16.6831	ug/L

QC Calculated Values

Analyte	Int Std	% Recovery
Bi		104.325
U		
U-pCi		

Sample ID: 2603100260

Report Date/Time: 18:24:26 Wed 12-Apr-06

Method 200.8 - Summary Report

Sample ID: 2603140472

Sample Date/Time: 18:26:28 Wed 12-Apr-06

Sample Type: Sample

Sample Description:

Number of Replicates: 3

Sample File: C:\elandata\Sample\060412U.sam

Method File: C:\elandata\Method\u-auto250.mth

Dataset File: C:\elandata\Dataset\20060412\2603140472.170

Tuning File: C:\elandata\Tuning\Tooney.tun

Optimization File: C:\elandata\Optimize\optimizer.dac

Diluted To Volume (mL):

Concentration Results

Analyte	Mass	Meas. Intens. Mean	Net Intens. Mean	Conc. Mean	Conc. SD	Conc. RSD	Sample Unit
[> Bi	209	343797.807	343797.81				ug/L
[U	238	56.000	0.00	0.0016	0.0003	18.4373	ug/L
[U-pCi	238	56.000	0.00	0.0011	0.0002	18.4373	ug/L

QC Calculated Values

Analyte	Int Std % Recovery
Bi	101.395
U	
U-pCi	

Method 200.8 - Summary Report

Sample ID: 2603140436

Sample Date/Time: 18:28:53 Wed 12-Apr-06

Sample Type: Sample

Sample Description:

Number of Replicates: 3

Sample File: C:\elandata\Sample\060412U.sam

Method File: C:\elandata\Method\u-auto250.mth

Dataset File: C:\elandata\Dataset\20060412\2603140436.171

Tuning File: C:\elandata\Tuning\Tooney.tun

Optimization File: C:\elandata\Optimize\optimizer.dac

Diluted To Volume (mL):

Concentration Results

Analyte	Mass	Meas. Intens. Mean	Net Intens. Mean	Conc. Mean	Conc. SD	Conc. RSD	Sample Unit
[> Bi	209	321127.952	321127.95				ug/L
[U	238	47071.100	0.15	4.2648	0.0370	0.8684	ug/L
[U-pCi	238	47071.100	0.15	2.8574	0.0248	0.8684	ug/L

QC Calculated Values

Analyte	Int Std % Recovery
Bi	94.709
U	
U-pCi	

Sample ID: 2603140436

Report Date/Time: 18:29:15 Wed 12-Apr-06

Method 200.8 - Summary Report

Sample ID: 2603150119

Sample Date/Time: 18:31:18 Wed 12-Apr-06

Sample Type: Sample

Sample Description:

Number of Replicates: 3

Sample File: C:\elandata\Sample\060412U.sam

Method File: C:\elandata\Method\u-auto250.mth

Dataset File: C:\elandata\Dataset\20060412\2603150119.172

Tuning File: C:\elandata\Tuning\Tooney.tun

Optimization File: C:\elandata\Optimize\optimizer.dac

Diluted To Volume (mL):

Concentration Results

Analyte	Mass	Meas. Intens. Mean	Net Intens. Mean	Conc. Mean	Conc. SD	Conc. RSD	Sample Unit
[> Bi	209	348363.810	348363.81				ug/L
[U	238	162.835	0.00	0.0105	0.0006	5.8615	ug/L
[U-pCi	238	162.835	0.00	0.0070	0.0004	5.8615	ug/L

QC Calculated Values

Analyte	Int Std % Recovery
Bi	102.742
U	
U-pCi	

Sample ID: 2603150119

Report Date/Time: 18:31:40 Wed 12-Apr-06

Method 200.8 - Summary Report

Sample ID: 2603150120

Sample Date/Time: 18:33:42 Wed 12-Apr-06

Sample Type: Sample

Sample Description:

Number of Replicates: 3

Sample File: C:\elandata\Sample\060412U.sam

Method File: C:\elandata\Method\u-auto250.mth

Dataset File: C:\elandata\Dataset\20060412\2603150120.173

Tuning File: C:\elandata\Tuning\Tooney.tun

Optimization File: C:\elandata\Optimize\optimizer.dac

Diluted To Volume (mL):

Concentration Results

Analyte	Mass	Meas. Intens. Mean	Net Intens. Mean	Conc. Mean	Conc. SD	Conc. RSD	Sample
[> Bi	209	322537.270	322537.27				ug/L
U	238	97807.428	0.30	8.8275	0.0841	0.9522	ug/L
[U-pCi	238	97807.428	0.30	5.9145	0.0563	0.9522	ug/L

QC Calculated Values

Analyte	Int Std % Recovery
Bi	95.125
U	
U-pCi	

Sample ID: 2603150120

Report Date/Time: 18:34:04 Wed 12-Apr-06

Method 200.8 - Summary Report

Sample ID: CCV

Sample Date/Time: 18:36:11 Wed 12-Apr-06

Sample Type: Sample

Sample Description:

Number of Replicates: 3

Sample File: C:\elandata\Sample\060412U.sam

Method File: C:\elandata\Method\u-auto250.mth

Dataset File: C:\elandata\Dataset\20060412\CCV.174

Tuning File: C:\elandata\Tuning\Tooney.tun

Optimization File: C:\elandata\Optimize\optimizer.dac

Diluted To Volume (mL):

Concentration Results

Analyte	Mass	Meas. Intens. Mean	Net Intens. Mean	Conc. Mean	Conc. SD	Conc. RSD	Sample Unit
[> Bi	209	352296.248	352296.25				ug/L
U	238	1190883.369	3.38	98.4278	1.5795	1.6047	ug/L
[U-pCi	238	1190883.369	3.38	65.9466	1.0583	1.6047	ug/L

QC Calculated Values

Analyte	Int Std % Recovery
Bi	103.902
U	
U-pCi	

Sample ID: CCV

Report Date/Time: 18:36:33 Wed 12-Apr-06

Method 200.8 - Summary Report

Sample ID: CCB

Sample Date/Time: 18:38:54 Wed 12-Apr-06

Sample Type: Sample

Sample Description:

Number of Replicates: 3

Sample File: C:\elandata\Sample\060412U.sam

Method File: C:\elandata\Method\u-auto250.mth

Dataset File: C:\elandata\Dataset\20060412\CCB.175

Tuning File: C:\elandata\Tuning\Tooney.tun

Optimization File: C:\elandata\Optimize\optimizer.dac

Diluted To Volume (mL):

Concentration Results

Analyte	Mass	Meas. Intens. Mean	Net Intens. Mean	Conc. Mean	Conc. SD	Conc. RSD	Sample Conc.
Bi	209	341231.234	341231.23				ug/L
U	238	127.668	0.00	0.0078	0.0008	9.8014	ug/L
U-pCi	238	127.668	0.00	0.0052	0.0005	9.8014	ug/L

QC Calculated Values

Analyte	Int Std % Recovery
Bi	100.638
U	
U-pCi	

Sample ID: CCB

Report Date/Time: 18:39:15 Wed 12-Apr-06

Method 200.8 - Summary Report

Sample ID: 2603210156

Sample Date/Time: 18:41:22 Wed 12-Apr-06

Sample Type: Sample

Sample Description:

Number of Replicates: 3

Sample File: C:\elandata\Sample\060412U.sam

Method File: C:\elandata\Method\U-auto250.mth

Dataset File: C:\elandata\Dataset\20060412\2603210156.176

Tuning File: C:\elandata\Tuning\Tooney.tun

Optimization File: C:\elandata\Optimize\optimer.dac

Diluted To Volume (mL):

Concentration Results

Analyte	Mass	Meas. Intens. Mean	Net Intens. Mean	Conc. Mean	Conc. SD	Conc. RSD	Sample
[> Bi	209	321971.227	321971.23				ug/L
U	238	52020.952	0.16	4.7021	0.0767	1.6318	ug/L
[U-pCi	238	52020.952	0.16	3.1504	0.0514	1.6318	ug/L

QC Calculated Values

Analyte	Int Std % Recovery
Bi	94.958
U	
U-pCi	

Sample ID: 2603210156

Report Date/Time: 18:41:45 Wed 12-Apr-06

Method 200.8 - Summary Report

Sample ID: 2603210144

Sample Date/Time: 18:43:47 Wed 12-Apr-06

Sample Type: Sample

Sample Description:

Number of Replicates: 3

Sample File: C:\elandata\Sample\060412U.sam

Method File: C:\elandata\Method\U-auto250.mth

Dataset File: C:\elandata\Dataset\20060412\2603210144.177

Tuning File: C:\elandata\Tuning\Tooney.tun

Optimization File: C:\elandata\Optimize\optimizer.dac

Diluted To Volume (mL):

Concentration Results

Analyte	Mass	Meas. Intens. Mean	Net Intens. Mean	Conc. Mean	Conc. SD	Conc. RSD	Sample C
[> Bi	209	328679.284	328679.28				ug/L
[U	238	53639.333	0.16	4.7487	0.0390	0.8214	ug/L
[U-pCi	238	53639.333	0.16	3.1816	0.0261	0.8214	ug/L

QC Calculated Values

Analyte	Int Std % Recovery
Bi	96.936
U	
U-pCi	

Sample ID: 2603210144

Report Date/Time: 18:44:09 Wed 12-Apr-06

Method 200.8 - Summary Report

Sample ID: 2603210150

Sample Date/Time: 18:46:11 Wed 12-Apr-06

Sample Type: Sample

Sample Description:

Number of Replicates: 3

Sample File: C:\elandata\Sample\060412U.sam

Method File: C:\elandata\Method\u-auto250.mth

Dataset File: C:\elandata\Dataset\20060412\2603210150.178

Tuning File: C:\elandata\Tuning\Tooney.tun

Optimization File: C:\elandata\Optimize\optimizer.dac

Diluted To Volume (mL):

Concentration Results

Analyte	Mass	Meas. Intens. Mean	Net Intens. Mean	Conc. Mean	Conc. SD	Conc. RSD	Sample
[> Bi	209	331860.557	331860.56				ug/L
[U	238	27316.979	0.08	2.3939	0.0274	1.1437	ug/L
[U-pCi	238	27316.979	0.08	1.6039	0.0183	1.1437	ug/L

QC Calculated Values

Analyte	Int Std % Recovery
Bi	97.875
U	
U-pCi	

Sample ID: 2603210150

Report Date/Time: 18:46:33 Wed 12-Apr-06

Method 200.8 - Summary Report

Sample ID: 2603210155

Sample Date/Time: 18:48:35 Wed 12-Apr-06

Sample Type: Sample

Sample Description:

Number of Replicates: 3

Sample File: C:\elandata\Sample\060412U.sam

Method File: C:\elandata\Method\U-auto250.mth

Dataset File: C:\elandata\Dataset\20060412\2603210155.179

Tuning File: C:\elandata\Tuning\Tooney.tun

Optimization File: C:\elandata\Optimize\optimer.dac

Diluted To Volume (mL):

Concentration Results

Analyte	Mass	Meas. Intens. Mean	Net Intens. Mean	Conc. Mean	Conc. SD	Conc. RSD	Sample Unit
Bi	209	314318.220	314318.22				ug/L
U	238	51944.371	0.17	4.8097	0.0347	0.7222	ug/L
U-pCi	238	51944.371	0.17	3.2225	0.0233	0.7222	ug/L

QC Calculated Values

Analyte	Int Std % Recovery
Bi	92.701
U	
U-pCi	

Sample ID: 2603210155

Report Date/Time: 18:48:57 Wed 12-Apr-06

Method 200.8 - Summary Report

Sample ID: 2603210153

Sample Date/Time: 18:50:59 Wed 12-Apr-06

Sample Type: Sample

Sample Description:

Number of Replicates: 3

Sample File: C:\elandata\Sample\060412U.sam

Method File: C:\elandata\Method\u-auto250.mth

Dataset File: C:\elandata\Dataset\20060412\2603210153.180

Tuning File: C:\elandata\Tuning\Tooney.tun

Optimization File: C:\elandata\Optimize\optimizer.dac

Diluted To Volume (mL):

Concentration Results

Analyte	Mass	Meas. Intens. Mean	Net Intens. Mean	Conc. Mean	Conc. SD	Conc. RSD	Sample
[> Bi	209	324545.762	324545.76				ug/L
U	238	81430.908	0.25	7.3026	0.0594	0.8137	ug/L
[U-pCi	238	81430.908	0.25	4.8927	0.0398	0.8137	ug/L

QC Calculated Values

Analyte	Int Std % Recovery
Bi	95.717
U	
U-pCi	

Sample ID: 2603210153

Report Date/Time: 18:51:21 Wed 12-Apr-06

Method 200.8 - Summary Report

Sample ID: 2603220357

Sample Date/Time: 18:53:23 Wed 12-Apr-06

Sample Type: Sample

Sample Description:

Number of Replicates: 3

Sample File: C:\elandata\Sample\060412U.sam

Method File: C:\elandata\Method\u-auto250.mth

Dataset File: C:\elandata\Dataset\20060412\2603220357.181

Tuning File: C:\elandata\Tuning\Tooney.tun

Optimization File: C:\elandata\Optimize\optimizer.dac

Diluted To Volume (mL):

Concentration Results

Analyte	Mass	Meas. Intens. Mean	Net Intens. Mean	Conc. Mean	Conc. SD	Conc. RSD	Sample Unit
Bi	209	326102.616	326102.62				ug/L
U	238	23231.071	0.07	2.0718	0.0313	1.5103	ug/L
U-pCi	238	23231.071	0.07	1.3881	0.0210	1.5103	ug/L

QC Calculated Values

Analyte	Int Std % Recovery
Bi	96.177
U	
U-pCi	

Sample ID: 2603220357

Report Date/Time: 18:53:45 Wed 12-Apr-06

Method 200.8 - Summary Report

Sample ID: 2603220360

Sample Date/Time: 18:55:47 Wed 12-Apr-06

Sample Type: Sample

Sample Description:

Number of Replicates: 3

Sample File: C:\elandata\Sample\060412U.sam

Method File: C:\elandata\Method\u-auto250.mth

Dataset File: C:\elandata\Dataset\20060412\2603220360.182

Tuning File: C:\elandata\Tuning\Tooney.tun

Optimization File: C:\elandata\Optimize\optimizer.dac

Diluted To Volume (mL):

Concentration Results

Analyte	Mass	Meas. Intens. Mean	Net Intens. Mean	Conc. Mean	Conc. SD	Conc. RSD	Sample C
[> Bi	209	324382.772	324382.77				ug/L
U	238	44104.924	0.14	3.9558	0.0376	0.9494	ug/L
[U-pCi	238	44104.924	0.14	2.6504	0.0252	0.9494	ug/L

QC Calculated Values

Analyte	Int Std % Recovery
Bi	95.669
U	
U-pCi	

Sample ID: 2603220360

Report Date/Time: 18:56:10 Wed 12-Apr-06

Method 200.8 - Summary Report

Sample ID: 2603220348

Sample Date/Time: 18:58:12 Wed 12-Apr-06

Sample Type: Sample

Sample Description:

Number of Replicates: 3

Sample File: C:\elandata\Sample\060412U.sam

Method File: C:\elandata\Method\U-auto250.mth

Dataset File: C:\elandata\Dataset\20060412\2603220348.183

Tuning File: C:\elandata\Tuning\Tooney.tun

Optimization File: C:\elandata\Optimize\optimizer.dac

Diluted To Volume (mL):

Concentration Results

Analyte	Mass	Meas. Intens. Mean	Net Intens. Mean	Conc. Mean	Conc. SD	Conc. RSD	Sample Unit
Bi	209	332513.269	332513.27				ug/L
U	238	27443.121	0.08	2.3999	0.0143	0.5966	ug/L
U-pCi	238	27443.121	0.08	1.6079	0.0096	0.5966	ug/L

QC Calculated Values

Analyte	Int Std % Recovery
Bi	98.067
U	
U-pCi	

Sample ID: 2603220348

Report Date/Time: 18:58:34 Wed 12-Apr-06

Method 200.8 - Summary Report

Sample ID: 2603220347

Sample Date/Time: 19:00:36 Wed 12-Apr-06

Sample Type: Sample

Sample Description:

Number of Replicates: 3

Sample File: C:\elandata\Sample\060412U.sam

Method File: C:\elandata\Method\u-auto250.mth

Dataset File: C:\elandata\Dataset\20060412\2603220347.184

Tuning File: C:\elandata\Tuning\Tooney.tun

Optimization File: C:\elandata\Optimize\optimizer.dac

Diluted To Volume (mL):

Concentration Results

Analyte	Mass	Meas. Intens. Mean	Net Intens. Mean	Conc. Mean	Conc. SD	Conc. RSD	Sample Conc.
[> Bi	209	312584.859	312584.86				ug/L
[U	238	32366.924	0.10	3.0135	0.0349	1.1595	ug/L
[U-pCi	238	32366.924	0.10	2.0190	0.0234	1.1595	ug/L

QC Calculated Values

Analyte	Int Std % Recovery
Bi	92.190
U	
U-pCi	

Sample ID: 2603220347

Report Date/Time: 19:00:58 Wed 12-Apr-06

Method 200.8 - Summary Report

Sample ID: 2603230069

Sample Date/Time: 19:03:00 Wed 12-Apr-06

Sample Type: Sample

Sample Description:

Number of Replicates: 3

Sample File: C:\elandata\Sample\060412U.sam

Method File: C:\elandata\Method\u-auto250.mth

Dataset File: C:\elandata\Dataset\20060412\2603230069.185

Tuning File: C:\elandata\Tuning\Tooney.tun

Optimization File: C:\elandata\Optimize\optimizer.dac

Diluted To Volume (mL):

Concentration Results

Analyte	Mass	Meas. Intens. Mean	Net Intens. Mean	Conc. Mean	Conc. SD	Conc. RSD	Sample C
[> Bi	209	328687.653	328687.65				ug/L
[U	238	481544.896	1.47	42.6637	0.4915	1.1520	ug/L
[U-pCi	238	481544.896	1.47	28.5847	0.3293	1.1520	ug/L

QC Calculated Values

Analyte	Int Std % Recovery
Bi	96.939
U	
U-pCi	

Sample ID: 2603230069

Report Date/Time: 19:03:23 Wed 12-Apr-06

Method 200.8 - Summary Report

Sample ID: CCV

Sample Date/Time: 19:05:30 Wed 12-Apr-06

Sample Type: Sample

Sample Description:

Number of Replicates: 3

Sample File: C:\elandata\Sample\060412U.sam

Method File: C:\elandata\Method\u-auto250.mth

Dataset File: C:\elandata\Dataset\20060412\CCV.186

Tuning File: C:\elandata\Tuning\Tooney.tun

Optimization File: C:\elandata\Optimize\optimizer.dac

Diluted To Volume (mL):

Concentration Results

Analyte	Mass	Meas. Intens. Mean	Net Intens. Mean	Conc. Mean	Conc. SD	Conc. RSD	Sample C
[> Bi	209	361538.643	361538.64				ug/L
[U	238	1187848.365	3.29	95.6687	1.3318	1.3921	ug/L
[U-pCi	238	1187848.365	3.29	64.0980	0.8923	1.3921	ug/L

QC Calculated Values

Analyte	Int Std % Recovery
Bi	106.628
U	
U-pCi	

Sample ID: CCV

Report Date/Time: 19:05:51 Wed 12-Apr-06

Method 200.8 - Summary Report

Sample ID: CCB

Sample Date/Time: 19:08:12 Wed 12-Apr-06

Sample Type: Sample

Sample Description:

Number of Replicates: 3

Sample File: C:\elandata\Sample\060412U.sam

Method File: C:\elandata\Method\u-auto250.mth

Dataset File: C:\elandata\Dataset\20060412\CCB.187

Tuning File: C:\elandata\Tuning\Tooney.tun

Optimization File: C:\elandata\Optimize\optimizer.dac

Diluted To Volume (mL):

Concentration Results

Analyte	Mass	Meas. Intens. Mean	Net Intens. Mean	Conc. Mean	Conc. SD	Conc. RSD	Sample Conc.
[> Bi	209	343168.969	343168.97				ug/L
U	238	161.668	0.00	0.0106	0.0001	1.3418	ug/L
[U-pCi	238	161.668	0.00	0.0071	0.0001	1.3418	ug/L

QC Calculated Values

Analyte	Int Std	% Recovery
Bi		101.210
U		
U-pCi		

Sample ID: CCB

Report Date/Time: 19:08:33 Wed 12-Apr-06

Method 200.8 - Summary Report

Sample ID: 2603230197

Sample Date/Time: 19:10:41 Wed 12-Apr-06

Sample Type: Sample

Sample Description:

Number of Replicates: 3

Sample File: C:\elandata\Sample\060412U.sam

Method File: C:\elandata\Method\u-auto250.mth

Dataset File: C:\elandata\Dataset\20060412\2603230197.188

Tuning File: C:\elandata\Tuning\Tooney.tun

Optimization File: C:\elandata\Optimize\optimizer.dac

Diluted To Volume (mL):

Concentration Results

Analyte	Mass	Meas. Intens. Mean	Net Intens. Mean	Conc. Mean	Conc. SD	Conc. RSD	Sample C
[> Bi	209	334451.471	334451.47				ug/L
[U	238	22417.626	0.07	1.9486	0.0249	1.2792	ug/L
[U-pCi	238	22417.626	0.07	1.3056	0.0167	1.2792	ug/L

QC Calculated Values

Analyte	Int Std % Recovery
Bi	98.639
U	
U-pCi	

Sample ID: 2603230197

Report Date/Time: 19:11:03 Wed 12-Apr-06

Method 200.8 - Summary Report

Sample ID: 2603240135

Sample Date/Time: 19:13:05 Wed 12-Apr-06

Sample Type: Sample

Sample Description:

Number of Replicates: 3

Sample File: C:\elandata\Sample\060412U.sam

Method File: C:\elandata\Method\u-auto250.mth

Dataset File: C:\elandata\Dataset\20060412\2603240135.189

Tuning File: C:\elandata\Tuning\Tooney.tun

Optimization File: C:\elandata\Optimize\optimizer.dac

Diluted To Volume (mL):

Concentration Results

Analyte	Mass	Meas. Intens. Mean	Net Intens. Mean	Conc. Mean	Conc. SD	Conc. RSD	Sample
[> Bi	209	310931.202	310931.20				ug/L
[U	238	137061.976	0.44	12.8375	0.1679	1.3077	ug/L
[U-pCi	238	137061.976	0.44	8.6011	0.1125	1.3077	ug/L

QC Calculated Values

Analyte	Int Std % Recovery
Bi	91.702
U	
U-pCi	

Sample ID: 2603240135

Report Date/Time: 19:13:28 Wed 12-Apr-06

Method 200.8 - Summary Report

Sample ID: 2603240135MS

Sample Date/Time: 19:15:30 Wed 12-Apr-06

Sample Type: Sample

Sample Description:

Number of Replicates: 3

Sample File: C:\elandata\Sample\060412U.sam

Method File: C:\elandata\Method\U-auto250.mth

Dataset File: C:\elandata\Dataset\20060412\2603240135MS.190

Tuning File: C:\elandata\Tuning\Tooney.tun

Optimization File: C:\elandata\Optimize\optimizer.dac

Diluted To Volume (mL):

Concentration Results

Analyte	Mass	Meas. Intens. Mean	Net Intens. Mean	Conc. Mean	Conc. SD	Conc. RSD	Sample C
[> Bi	209	317748.123	317748.12				ug/L
[U	238	352393.545	1.11	32.2938	0.3649	1.1300	ug/L
[U-pCi	238	352393.545	1.11	21.6368	0.2445	1.1300	ug/L

QC Calculated Values

Analyte	Int Std % Recovery
Bi	93.713
U	
U-pCi	

Sample ID: 2603240135MS

Report Date/Time: 19:15:52 Wed 12-Apr-06

Method 200.8 - Summary Report

Sample ID: 2603240135MSD

Sample Date/Time: 19:17:54 Wed 12-Apr-06

Sample Type: Sample

Sample Description:

Number of Replicates: 3

Sample File: C:\elandata\Sample\060412U.sam

Method File: C:\elandata\Method\U-auto250.mth

Dataset File: C:\elandata\Dataset\20060412\2603240135MSD.191

Tuning File: C:\elandata\Tuning\Tooney.tun

Optimization File: C:\elandata\Optimize\optimizer.dac

Diluted To Volume (mL):

Concentration Results

Analyte	Mass	Meas. Intens. Mean	Net Intens. Mean	Conc. Mean	Conc. SD	Conc. RSD	Sample
[> Bi	209	326904.086	326904.09				ug/L
U	238	357532.614	1.09	31.8443	0.3675	1.1540	ug/L
[U-pCi	238	357532.614	1.09	21.3357	0.2462	1.1540	ug/L

QC Calculated Values

Analyte	Int Std % Recovery
Bi	96.413
U	
U-pCi	

Method 200.8 - Summary Report

Sample ID: 2603240122

Sample Date/Time: 19:20:19 Wed 12-Apr-06

Sample Type: Sample

Sample Description:

Number of Replicates: 3

Sample File: C:\elandata\Sample\060412U.sam

Method File: C:\elandata\Method\u-auto250.mth

Dataset File: C:\elandata\Dataset\20060412\2603240122.192

Tuning File: C:\elandata\Tuning\Tooney.tun

Optimization File: C:\elandata\Optimize\optimizer.dac

Diluted To Volume (mL):

Concentration Results

Analyte	Mass	Meas. Intens. Mean	Net Intens. Mean	Conc. Mean	Conc. SD	Conc. RSD	Sample L
[> Bi	209	318004.014	318004.01				ug/L
U	238	69701.715	0.22	6.3830	0.0849	1.3301	ug/L
[U-pCi	238	69701.715	0.22	4.2766	0.0569	1.3301	ug/L

QC Calculated Values

Analyte	Int Std % Recovery
Bi	93.788
U	
U-pCi	

Sample ID: 2603240122

Report Date/Time: 19:20:41 Wed 12-Apr-06

Method 200.8 - Summary Report

Sample ID: 2603240118

Sample Date/Time: 19:22:43 Wed 12-Apr-06

Sample Type: Sample

Sample Description:

Number of Replicates: 3

Sample File: C:\elandata\Sample\060412U.sam

Method File: C:\elandata\Method\u-auto250.mth

Dataset File: C:\elandata\Dataset\20060412\2603240118.193

Tuning File: C:\elandata\Tuning\Tooney.tun

Optimization File: C:\elandata\Optimize\optimizer.dac

Diluted To Volume (mL):

Concentration Results

Analyte	Mass	Meas. Intens. Mean	Net Intens. Mean	Conc. Mean	Conc. SD	Conc. RSD	Sample Unit
[> Bi	209	320040.097	320040.10				ug/L
U	238	1657.359	0.01	0.1477	0.0035	2.3910	ug/L
[U-pCi	238	1657.359	0.01	0.0990	0.0024	2.3910	ug/L

QC Calculated Values

Analyte	Int Std % Recovery
Bi	94.389
U	
U-pCi	

Sample ID: 2603240118

Report Date/Time: 19:23:05 Wed 12-Apr-06

Method 200.8 - Summary Report

Sample ID: WASH

Sample Date/Time: 19:25:08 Wed 12-Apr-06

Sample Type: Sample

Sample Description:

Number of Replicates: 3

Sample File: C:\elandata\Sample\060412U.sam

Method File: C:\elandata\Method\u-auto250.mth

Dataset File: C:\elandata\Dataset\20060412\WASH.194

Tuning File: C:\elandata\Tuning\Tooney.tun

Optimization File: C:\elandata\Optimize\optimizer.dac

Diluted To Volume (mL):

Concentration Results

Analyte	Mass	Meas. Intens. Mean	Net Intens. Mean	Conc. Mean	Conc. SD	Conc. RSD	Sample Conc.
[> Bi	209	347783.766	347783.77				ug/L
[U	238	24.333	-0.00	-0.0011	0.0003	29.8354	ug/L
[U-pCi	238	24.333	-0.00	-0.0007	0.0002	29.8354	ug/L

QC Calculated Values

Analyte	Int Std % Recovery
Bi	102.571
U	
U-pCi	

Sample ID: WASH

Report Date/Time: 19:25:30 Wed 12-Apr-06

Method 200.8 - Summary Report

Sample ID: 6020_MBLANK

Sample Date/Time: 19:27:32 Wed 12-Apr-06

Sample Type: Sample

Sample Description:

Number of Replicates: 3

Sample File: C:\elandata\Sample\060412U.sam

Method File: C:\elandata\Method\u-auto250.mth

Dataset File: C:\elandata\Dataset\20060412\6020_MBLANK.195

Tuning File: C:\elandata\Tuning\Tooney.tun

Optimization File: C:\elandata\Optimize\optimizer.dac

Diluted To Volume (mL):

Concentration Results

Analyte	Mass	Meas. Intens. Mean	Net Intens. Mean	Conc. Mean	Conc. SD	Conc. RSD	Sample
[> Bi	209	336174.886	336174.89				ug/L
U	238	24.000	-0.00	-0.0010	0.0004	36.7344	ug/L
[U-pCi	238	24.000	-0.00	-0.0007	0.0003	36.7344	ug/L

QC Calculated Values

Analyte	Int Std % Recovery
Bi	99.147
U	
U-pCi	

Sample ID: 6020_MBLANK

Report Date/Time: 19:27:54 Wed 12-Apr-06

Method 200.8 - Summary Report

Sample ID: 6020_LCS

Sample Date/Time: 19:29:56 Wed 12-Apr-06

Sample Type: Sample

Sample Description:

Number of Replicates: 3

Sample File: C:\elandata\Sample\060412U.sam

Method File: C:\elandata\Method\u-auto250.mth

Dataset File: C:\elandata\Dataset\20060412\6020_LCS.196

Tuning File: C:\elandata\Tuning\Tooney.tun

Optimization File: C:\elandata\Optimize\optimizer.dac

Diluted To Volume (mL):

Concentration Results

Analyte	Mass	Meas. Intens. Mean	Net Intens. Mean	Conc. Mean	Conc. SD	Conc. RSD	Sample
[> Bi	209	334940.413	334940.41				ug/L
U	238	207706.207	0.62	18.0605	0.2344	1.2977	ug/L
[U-pCi	238	207706.207	0.62	12.1005	0.1570	1.2977	ug/L

QC Calculated Values

Analyte	Int Std % Recovery
Bi	98.783
U	
U-pCi	

Sample ID: 6020_LCS

Report Date/Time: 19:30:24 Wed 12-Apr-06

Method 200.8 - Summary Report

Sample ID: 6020_LCSD

Sample Date/Time: 19:32:26 Wed 12-Apr-06

Sample Type: Sample

Sample Description:

Number of Replicates: 3

Sample File: C:\elandata\Sample\060412U.sam

Method File: C:\elandata\Method\u-auto250.mth

Dataset File: C:\elandata\Dataset\20060412\6020_LCSD.197

Tuning File: C:\elandata\Tuning\Tooney.tun

Optimization File: C:\elandata\Optimize\optimizer.dac

Diluted To Volume (mL):

Concentration Results

Analyte	Mass	Meas. Intens. Mean	Net Intens. Mean	Conc. Mean	Conc. SD	Conc. RSD	Sample Unit
[> Bi	209	343557.582	343557.58				ug/L
[U	238	215993.267	0.63	18.3043	0.2421	1.3225	ug/L
[U-pCi	238	215993.267	0.63	12.2639	0.1622	1.3225	ug/L

QC Calculated Values

Analyte	Int Std % Recovery
Bi	101.324
U	
U-pCi	

Sample ID: 6020_LCSD

Report Date/Time: 19:32:48 Wed 12-Apr-06

Method 200.8 - Summary Report

Sample ID: CCV

Sample Date/Time: 19:34:55 Wed 12-Apr-06

Sample Type: Sample

Sample Description:

Number of Replicates: 3

Sample File: C:\elandata\Sample\060412U.sam

Method File: C:\elandata\Method\U-auto250.mth

Dataset File: C:\elandata\Dataset\20060412\CCV.198

Tuning File: C:\elandata\Tuning\Tooney.tun

Optimization File: C:\elandata\Optimize\optimizer.dac

Diluted To Volume (mL):

Concentration Results

Analyte	Mass	Meas. Intens. Mean	Net Intens. Mean	Conc. Mean	Conc. SD	Conc. RSD	Sample Unit
[> Bi	209	363167.691	363167.69				ug/L
U	238	1172903.819	3.23	94.0389	0.7056	0.7503	ug/L
[U-pCi	238	1172903.819	3.23	63.0061	0.4728	0.7503	ug/L

QC Calculated Values

Analyte	Int Std % Recovery
Bi	107.108
U	
U-pCi	

Sample ID: CCV

Report Date/Time: 19:35:17 Wed 12-Apr-06

Method 200.8 - Summary Report

Sample ID: CCB

Sample Date/Time: 19:37:38 Wed 12-Apr-06

Sample Type: Sample

Sample Description:

Number of Replicates: 3

Sample File: C:\elandata\Sample\060412U.sam

Method File: C:\elandata\Method\u-auto250.mth

Dataset File: C:\elandata\Dataset\20060412\CCB.199

Tuning File: C:\elandata\Tuning\Tooney.tun

Optimization File: C:\elandata\Optimize\optimizer.dac

Diluted To Volume (mL):

Concentration Results

Analyte	Mass	Meas. Intens. Mean	Net Intens. Mean	Conc. Mean	Conc. SD	Conc. RSD	Sample
Bi	209	324924.981	324924.98				ug/L
U	238	126.501	0.00	0.0082	0.0004	4.8450	ug/L
U-pCi	238	126.501	0.00	0.0055	0.0003	4.8450	ug/L

QC Calculated Values

Analyte	Int Std % Recovery
Bi	95.829
U	
U-pCi	

Sample ID: CCB

Report Date/Time: 19:37:59 Wed 12-Apr-06

Method 200.8 - Summary Report

Sample ID: 2603250005

Sample Date/Time: 19:40:06 Wed 12-Apr-06

Sample Type: Sample

Sample Description:

Number of Replicates: 3

Sample File: C:\elandata\Sample\060412U.sam

Method File: C:\elandata\Method\u-auto250.mth

Dataset File: C:\elandata\Dataset\20060412\2603250005.200

Tuning File: C:\elandata\Tuning\Tooney.tun

Optimization File: C:\elandata\Optimize\optimizer.dac

Diluted To Volume (mL):

Concentration Results

Analyte	Mass	Meas. Intens. Mean	Net Intens. Mean	Conc. Mean	Conc. SD	Conc. RSD	Sample
[> Bi	209	340245.815	340245.82				ug/L
U	238	53.667	0.00	0.0015	0.0002	14.2984	ug/L
[U-pCi	238	53.667	0.00	0.0010	0.0001	14.2984	ug/L

QC Calculated Values

Analyte	Int Std % Recovery
Bi	100.348
U	
U-pCi	

Sample ID: 2603250005

Report Date/Time: 19:40:28 Wed 12-Apr-06

Method 200.8 - Summary Report

Sample ID: 2603250005MS

Sample Date/Time: 19:42:31 Wed 12-Apr-06

Sample Type: Sample

Sample Description:

Number of Replicates: 3

Sample File: C:\elandata\Sample\060412U.sam

Method File: C:\elandata\Method\U-auto250.mth

Dataset File: C:\elandata\Dataset\20060412\2603250005MS.201

Tuning File: C:\elandata\Tuning\Tooney.tun

Optimization File: C:\elandata\Optimize\optimizer.dac

Diluted To Volume (mL):

Concentration Results

Analyte	Mass	Meas. Intens. Mean	Net Intens. Mean	Conc. Mean	Conc. SD	Conc. RSD	Sample Conc.
[> Bi	209	340677.162	340677.16				ug/L
[U	238	212702.718	0.62	18.1857	0.1906	1.0481	ug/L
[U-pCi	238	212702.718	0.62	12.1844	0.1277	1.0481	ug/L

QC Calculated Values

Analyte	Int Std % Recovery
Bi	100.475
U	
U-pCi	

Sample ID: 2603250005MS

Report Date/Time: 19:42:54 Wed 12-Apr-06

Method 200.8 - Summary Report

Sample ID: 2603250005MSD

Sample Date/Time: 19:44:56 Wed 12-Apr-06

Sample Type: Sample

Sample Description:

Number of Replicates: 3

Sample File: C:\elandata\Sample\060412U.sam

Method File: C:\elandata\Method\u-auto250.mth

Dataset File: C:\elandata\Dataset\20060412\2603250005MSD.202

Tuning File: C:\elandata\Tuning\Tooney.tun

Optimization File: C:\elandata\Optimize\optimizer.dac

Diluted To Volume (mL):

Concentration Results

Analyte	Mass	Meas. Intens. Mean	Net Intens. Mean	Conc. Mean	Conc. SD	Conc. RSD	Sample Conc.
[> Bi	209	360249.416	360249.42				ug/L
U	238	224327.771	0.62	18.1292	0.2196	1.2111	ug/L
[U-pCi	238	224327.771	0.62	12.1465	0.1471	1.2111	ug/L

QC Calculated Values

Analyte	Int Std % Recovery
Bi	106.247
U	
U-pCi	

Sample ID: 2603250005MSD

Report Date/Time: 19:45:19 Wed 12-Apr-06

Method 200.8 - Summary Report

Sample ID: CCV

Sample Date/Time: 19:47:20 Wed 12-Apr-06

Sample Type: Sample

Sample Description:

Number of Replicates: 3

Sample File: C:\elandata\Sample\060412U.sam

Method File: C:\elandata\Method\U-auto250.mth

Dataset File: C:\elandata\Dataset\20060412\CCV.203

Tuning File: C:\elandata\Tuning\Tooney.tun

Optimization File: C:\elandata\Optimize\optimer.dac

Diluted To Volume (mL):

Concentration Results

Analyte	Mass	Meas. Intens. Mean	Net Intens. Mean	Conc. Mean	Conc. SD	Conc. RSD	Sample Conc.
Bi	209	329214.875	329214.87				ug/L
U	238	1072534.892	3.26	94.8982	0.5591	0.5892	ug/L
U-pCi	238	1072534.892	3.26	63.5818	0.3746	0.5892	ug/L

QC Calculated Values

Analyte	Int Std % Recovery
Bi	97.094
U	
U-pCi	

Sample ID: CCV

Report Date/Time: 19:47:42 Wed 12-Apr-06

Method 200.8 - Summary Report

Sample ID: MRL

Sample Date/Time: 19:49:43 Wed 12-Apr-06

Sample Type: Sample

Sample Description:

Number of Replicates: 3

Sample File: C:\elandata\Sample\060412U.sam

Method File: C:\elandata\Method\u-auto250.mth

Dataset File: C:\elandata\Dataset\20060412\MRL.204

Tuning File: C:\elandata\Tuning\Tooney.tun

Optimization File: C:\elandata\Optimize\optimizer.dac

Diluted To Volume (mL):

Concentration Results

Analyte	Mass	Meas. Intens. Mean	Net Intens. Mean	Conc. Mean	Conc. SD	Conc. RSD	Sample C
Bi	209	331068.894	331068.89				ug/L
U	238	11247.395	0.03	0.9863	0.0096	0.9726	ug/L
U-pCi	238	11247.395	0.03	0.6608	0.0064	0.9726	ug/L

QC Calculated Values

Analyte	Int Std % Recovery
Bi	97.641
U	
U-pCi	

Sample ID: MRL

Report Date/Time: 19:50:05 Wed 12-Apr-06

Method 200.8 - Summary Report

Sample ID: MRL

Sample Date/Time: 19:52:06 Wed 12-Apr-06

Sample Type: Sample

Sample Description:

Number of Replicates: 3

Sample File: C:\elandata\Sample\060412U.sam

Method File: C:\elandata\Method\u-auto250.mth

Dataset File: C:\elandata\Dataset\20060412\MRL.205

Tuning File: C:\elandata\Tuning\Tooney.tun

Optimization File: C:\elandata\Optimize\optimizer.dac

Diluted To Volume (mL):

Concentration Results

Analyte	Mass	Meas. Intens. Mean	Net Intens. Mean	Conc. Mean	Conc. SD	Conc. RSD	Sample Unit
[> Bi	209	327555.158	327555.16				ug/L
U	238	10964.469	0.03	0.9715	0.0063	0.6468	ug/L
[U-pCi	238	10964.469	0.03	0.6509	0.0042	0.6468	ug/L

QC Calculated Values

Analyte	Int Std % Recovery
Bi	96.605
U	
U-pCi	

Sample ID: MRL

Report Date/Time: 19:52:27 Wed 12-Apr-06

Method 200.8 - Summary Report

Sample ID: CCB

Sample Date/Time: 19:54:28 Wed 12-Apr-06

Sample Type: Sample

Sample Description:

Number of Replicates: 3

Sample File: C:\elandata\Sample\060412U.sam

Method File: C:\elandata\Method\u-auto250.mth

Dataset File: C:\elandata\Dataset\20060412\CCB.206

Tuning File: C:\elandata\Tuning\Tooney.tun

Optimization File: C:\elandata\Optimize\optimizer.dac

Diluted To Volume (mL):

Concentration Results

Analyte	Mass	Meas. Intens. Mean	Net Intens. Mean	Conc. Mean	Conc. SD	Conc. RSD	Sample C
[> Bi	209	317376.126	317376.13				ug/L
[U	238	56.167	0.00	0.0021	0.0002	8.3962	ug/L
[U-pCi	238	56.167	0.00	0.0014	0.0001	8.3962	ug/L

QC Calculated Values

Analyte	Int Std % Recovery
Bi	93.603
U	
U-pCi	

Sample ID: CCB

Report Date/Time: 19:54:49 Wed 12-Apr-06

Initial: DYH
Date: 3/13/06

METALS STANDARD DOCUMENTATION

Standard: Single-Element Tungsten Standard **ME #:** 0603008
Date Received/Prepped: 3/10/2006 **By:** DYH
Date Expired: 9/1/2007 **Lot #:** 051146
Manufacturer: CPI International **Certificate:** YES
Matrix: 2% HNO3 **NIST SRM:** 3163
Amount: 100 mL **Storage:** Room Temp

Component	Comment	Conc. Unit:
W	P/N 4400-1000633	1000 mg/L

SEP 1 07



USA

5580 Skylane Boulevard 707.525.5788
 Santa Rosa, CA 95403 800.878.7654
 www.cpiinternational.com Fax 707.545.7901

EUROPE

P.O. Box 2704 +31 20 638 05 97
 1000 CS Amsterdam Fax +31 20 420 28 36
 The Netherlands www.cpiinternational.com

Innovative Solutions
 in Analytical Science and
 Technology

CERTIFICATE OF ANALYSIS

ME0603008

P/N 4400-1000633
P/N S4400-1000633
 Single Element Tungsten Standard
 W in 2% HNO₃ + 1% HF
 1000 ± 3 µg/mL

Lot # 05I146

Material Source: Tungsten Metal
 Source Purity: 99.999 %
 Specific Gravity: 1.010 @ 21 °C

This standard solution was prepared using high purity metal, sub-boiled distilled nitric and hydrofluoric acid and 18-megaohm deionized water. The starting material was weighed to five significant figures and diluted in volumetric glassware calibrated to five significant figures.

The standard solution concentration was certified by ICP against the National Institute of Standards and Technology's SRM 3163. Trace impurities of the 1000 µg/mL standard were analyzed by ICP-MS.

ppb	DL	ppb	DL	ppb	DL	ppb	DL	ppb	DL
Al 420	0.1	Cu 12	0.1	Pb 2.1	0.7	K ND	70	Tl 51	0.1
Sb 8.9	0.1	Dy ND	0.1	Li 34	0.4	Pr ND	0.1	Th 1.7	0.1
As 12	0.6	Er ND	0.1	Lu ND	1	Re 20	0.1	Tm ND	0.1
Ba 1.8	0.1	Eu ND	0.1	Mg ..	0.2	Rh ND	0.1	Sn 2.4	0.1
Be ND	0.1	Gd ND	0.1	Mn ND	1	Rb ND	0.1	Ti 6	0.1
Bi 2.2	0.1	Ga ND	0.1	Hg INT	0.2	Ru ND	0.1	W X	0.1
B 1770	4	Ge ND	0.1	Mo 73	0.1	Sm ND	0.1	U ND	0.1
Br ND	10	Au 1.4	0.1	Nd 1.8	0.1	Se ND	7	V ND	1
Cd ND	0.1	Hf 0.53	0.1	Ni 6.3	0.1	Si 14300	20	Yb ND	0.1
Ca 162	30	Ho ND	0.1	Nb 1.5	0.1	Ag 0.77	0.1	Y ND	0.1
Ce 0.15	0.1	I 4.9	0.2	Os ND	0.1	Na 1350	1	Zn 247	1
Cs 0.29	0.1	Ir ND	0.1	Pd 0.12	0.1	Sr 0.33	0.1	Zr INT	0.1
Cr ND	1	Fe ND	20	P 31	10	Ta 61	0.1		
Co 0.17	0.1	La ND	0.1	Pt ND	0.1	Te ND	0.1		

X=Major Element INT=Interference from Major Element ND=Not Detected DL=Detection Limit

Accuracy and stability are guaranteed to within plus or minus 0.3% of the certified value for 18 months after the date of shipment. The solution should be kept tightly capped and stored under normal laboratory conditions. See attached MSDS for proper handling information.

For questions or comments please call 1-800-878-7654 in the United States or +31 20 638 05 97 in Europe.



Initial:
Date:

DTW
2/17/06

METALS STANDARD DOCUMENTATION

Standard: CRM ICPMS Rare-Earth Standards
Date Received/Prepped: 2/17/2006
Date Expired: 3/1/2007
Manufacturer: Inorganic Ventures
Matrix: 3.3% HCl
Amount:

ME #: 0602005
By: DTN
Lot #: Y-CICP16112
Certificate: Yes
NIST SRM: Various
Storage: Room Temp

Component	Comment	Conc. Unit:
Gold	Cat. No. CMS-2	10 ug/mL
Iridium		10 ug/mL
Palladium		10 ug/mL
Platinum		10 ug/mL
Rhenium		10 ug/mL
Rhodium		10 ug/mL
Ruthenium		10 ug/mL
Tellurium		10 ug/mL

1.0 **INORGANIC VENTURES** is an ISO Guide 34:2000 registered Certified Reference Material (CRM) Manufacturer (Certificate #883-02). The certificate is designed and the data is determined in accordance with ISO Guide 31:2000 (Reference Materials-Contents of Certificates and Labels), ISO Guide 34:2000 "Quality System Guidelines for the Production of Reference Materials," and ISO Guide 35:1989 "Certification of Reference Materials - General and Statistical Principles."

2.0 DESCRIPTION OF CRM

Stock Solution	
Catalog No.:	CMS-2
Lot Number:	Y-CICP16112
Matrix:	3.3% HCl(abs)

10.00 µg/mL each:
 Au, Ir, Pd, Pt, Re, Rh, Ru, Te

3.0 CERTIFIED VALUES AND UNCERTAINTIES

ELEMENT	CERTIFIED VALUE	ELEMENT	CERTIFIED VALUE	ELEMENT	CERTIFIED VALUE
Gold, Au	10.02 ± 0.04 µg/mL	Iridium, Ir	9.98 ± 0.04 µg/mL	Palladium, Pd	10.04 ± 0.04 µg/mL
Platinum, Pt	10.04 ± 0.06 µg/mL	Rhenium, Re	10.01 ± 0.04 µg/mL	Rhodium, Rh	10.04 ± 0.05 µg/mL
Ruthenium, Ru	10.00 ± 0.02 µg/mL	Tellurium, Te	10.02 ± 0.05 µg/mL		

Certified Density: 1.016 g/mL (measured at 22° C)

The Certified Value is based upon the most precise method used to analyze this CRM. The following equations are used in the calculation of the certified value and the uncertainty:

$$\text{Certified Value } (\bar{x}) = \frac{\sum x_1}{n}$$

(\bar{x}) = mean
 x_1 = individual results
 n = number of measurements

$$\text{Uncertainty } (\pm) = \frac{2[(\sum s_1^2)]^{1/2}}{(n)^{1/2}}$$

$\sum s_1$ = The summation of all significant estimated errors
 (Most common are the errors from instrumental measurement weighting, dilution to volume, and the fixed error reported on the NIST SRM certificate of analysis.)

4.0 TRACEABILITY TO NIST AND VALUES OBTAINED BY INDEPENDENT METHODS

• "Property of the result of a measurement or the value of a standard whereby it can be related to stated references, usually national or international standards, through an unbroken chain of comparisons all having stated uncertainties." (ISO VIM, 2nd ed., 1993, definition 6.10)

• This IV product is Traceable to NIST via an unbroken chain of comparisons. The uncertainties for each certified value are reported, taking into account the SRM uncertainty error and the measurement, weighing and volume dilution errors.

Initial: DTW
Date: 2/2/05

METALS STANDARD DOCUMENTATION

Standard: ICV Standard #3
Date Received/Prepped: 2/2/2005
Date Expired: 6/31/06
Manufacturer: CPI International
Matrix: 5% HCL
Amount: 100 mL

ME #: 0502002
By: DTN
Lot #: 2HF146
Certificate: Y
NIST SRM: Various
Storage: Room Temp

Component	Comment	Conc. Unit:
Gold	P/N 4400-010097	50 mg/L
Palladium		50 mg/L
Platinum		50 mg/L

**USA**

5580 Skylane Boulevard 707.525.5788
Santa Rosa, CA 95403 800.878.7654
www.cpiinternational.com Fax 707.545.7901

EUROPE

P.O. Box 2704 +31 20 638 05 97
1000 CS Amsterdam Fax +31 20 420 28 36
The Netherlands www.cpiinternational.com

*Inno vative Solutions
in Analytical Science and
Tech nology*

JUN 01 06

CERTIFICATE OF ANALYSIS

P/N 4400-010097

P/N 4400-010098

Initial Calibration Verification Standard 3
in 5% HCl

Lot # 2HF146

Material Source: Metals
Source Purity: 99.99+%

Elements and Concentrations: µg/mL

Au 50 Pd 50 Pt 50

This standard solution was prepared using high-purity reference materials, sub-boiled distilled acid and 18-megaohm deionized water. The starting materials were weighed to five significant figures and diluted in volumetric glassware calibrated to five significant figures.

Starting materials were analyzed by ICP-MS for trace impurities. The standard solution concentrations were certified instrumentally against an independent source traceable to the National Institute of Standards and Technology's SRM 3100series.

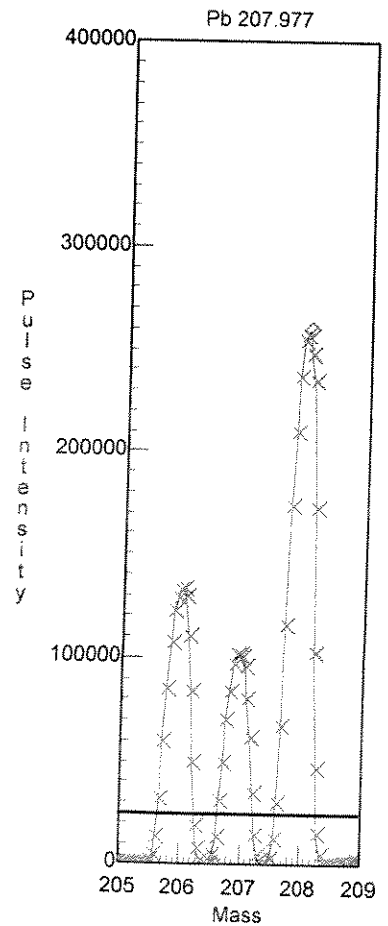
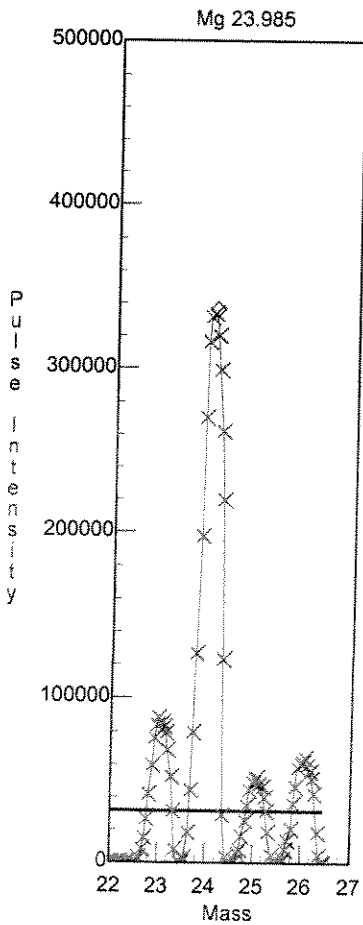
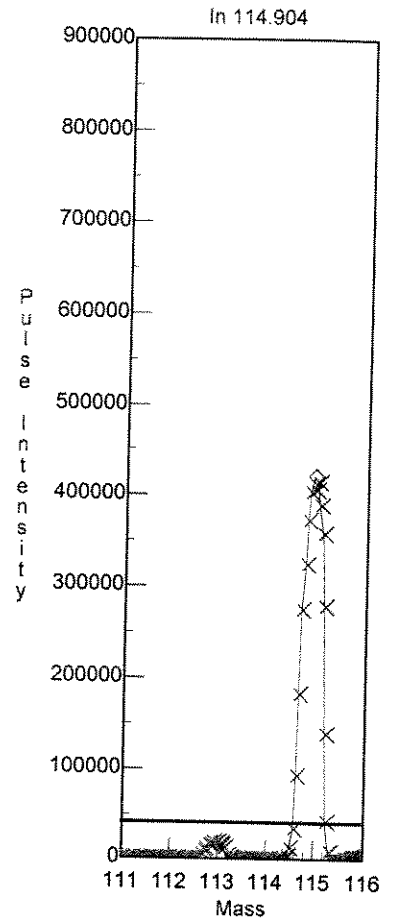
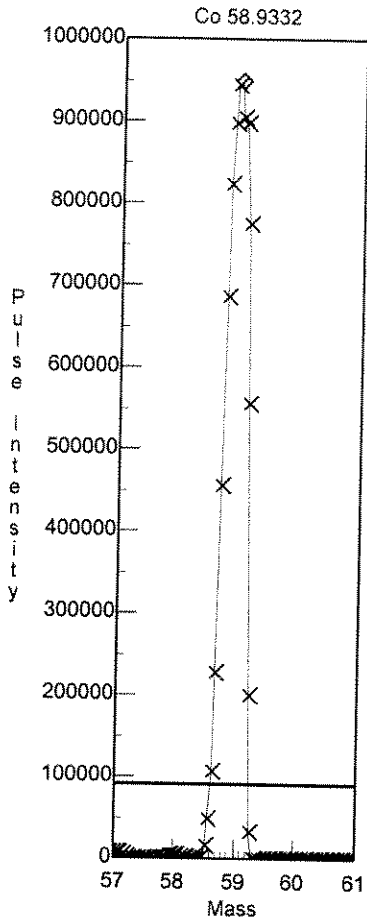
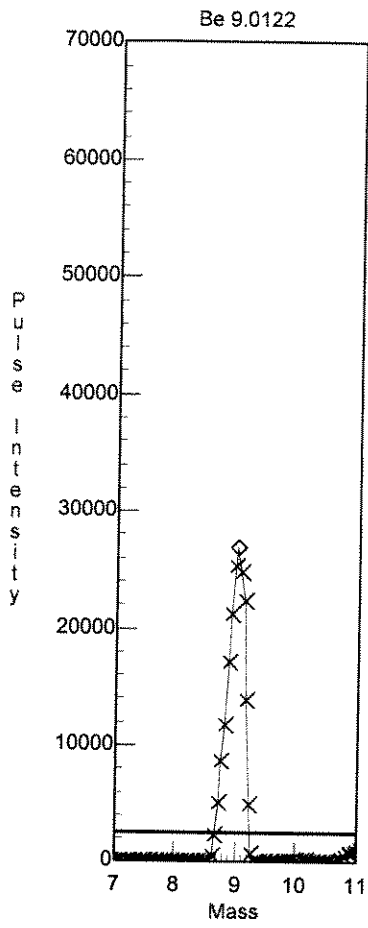
Accuracy and stability are guaranteed to within plus or minus 0.5% of the certified value for 18 months after the date of shipment. The solution should be kept tightly capped and stored under normal laboratory conditions. See attached MSDS for proper handling information.

For questions or comments please call 1-800-878-7654.

File ID : 060406w

SAMPLE ID =====	W =====	Pt =====
MBLANK	ND	ND
LCS	21.3 (106%)	20.6 (103%)
LCSD	22.0 (110%)	21.1 (106%)
03240135MS	19.7 (98%)	19.3 (97%)
03240135MSD	20.4 (102%)	20.5 (103%)
2603090347	ND	ND
2603100260	ND	ND
2603140472	ND	ND
2603150119	ND	ND
2603150120	ND	ND
2603210144	ND	ND
2603210150	ND	ND
2603210153	ND	ND
2603210155	ND	ND
2603210156	ND	ND
2603220347	ND	ND
2603220348	ND	ND
2603220357	ND	ND
2603220360	ND	ND
2603230069	ND	ND
2603230197	ND	ND
2603240118	ND	ND
2603240122	ND	ND
2603240135	ND	ND
2603240119MS	98%	97%
2603240120MSD	102%	103%

Calibration Standard : CPI ME0502002 (Lot # 2HF146)
SPIKE Standard : ME0602005 (Lot Y-CICP16112)



Daily Performance Report

Sample ID: 1.0 ppb Standard

Sample Date/Time: Thursday, April 06, 2006 08:02:28
 Sample Description: Daily Performance Check
 Method File: C:\elandata\Method\Daily1 Performance.mth
 Dataset File:
 Tuning File: C:\elandata\Tuning\tooney.tun
 Optimization File: C:\elandata\Optimize\optim.dac
 Dual Detector Mode: Pulse

Acq. Dead Time(ns): 35
 Current Dead Time (ns): 35

Number of Replicates: 5

Summary

Analyte	Mass	Meas. Intens.	Mean	Net Intens.	Mean	Net Intens.	SD	Net Intens.	RSD
Mg	24.0		17944.0		17944.024		760.509		4.2
In	114.9		41983.2		41983.210		589.273		1.4
Pb	208.0		17483.1		17483.093		220.606		1.3
[> Ce	139.9		32897.2		32897.236		232.361		0.7
[CeO	155.9		916.1		0.028		0.001		2.4
[> Ba	137.9		27045.2		27045.213		139.582		0.5
[Ba++	69.0		467.8		0.017		0.001		3.4
220	220.0		0.2		0.200		0.274		136.9
8.5	8.5		3.6		3.600		1.387		38.5

Opt File-Man Adjust Sec

C Val	Description
0.86	Nebulizer Gas Flow [NEB]
1.60	Auxiliary Gas Flow
18.00	Plasma Gas Flow
9.60	Lens Voltage
1150.00	ICP RF Power
-1812.50	Analog Stage Voltage
1150.00	Pulse Stage Voltage
-1.00	Quadrupole Rod Offset Std [QRO]
-9.00	Cell Rod Offset Std [CRO]
70.00	Discriminator Threshold
-24.00	Cell Path Voltage Std [CPV]
0.00	RPa
0.25	RPq
0.88	DRC Mode NEB
-6.00	DRC Mode QRO
-2.00	DRC Mode CRO
-25.00	DRC Mode CPV
0.00	Cell Gas A
0.00	Cell Gas B

Replicates

Analyte	Meas. Intensity
Mg	18718.556
In	42344.665
Pb	17553.778
Ce	32964.990
CeO	920.074
Ba	27098.725
Ba++	456.507
220	0.000

8.5	4.000
Analyte	Meas. Intensity
Mg	18071.640
In	42477.057
Pb	17581.813
Ce	33074.242
CeO	958.797
Ba	27228.664
Ba++	476.008
220	0.000
8.5	5.000
Analyte	Meas. Intensity
Mg	18284.356
In	42411.864
Pb	17693.951
Ce	33091.282
CeO	903.352
Ba	27056.285
Ba++	464.508
220	0.000
8.5	1.500
Analyte	Meas. Intensity
Mg	17959.026
In	41397.896
Pb	17470.676
Ce	32829.679
CeO	902.472
Ba	26848.631
Ba++	450.007
220	0.500
8.5	4.500
Analyte	Meas. Intensity
Mg	16686.543
In	41284.568
Pb	17115.246
Ce	32525.986
CeO	895.872
Ba	26993.760
Ba++	492.008
220	0.500
8.5	3.000

Method 200.8 - Summary Report

Sample ID: Blank

Sample Date/Time: Thursday, April 06, 2006 13:53:29

Sample Type: Sample

Sample Description:

Number of Replicates: 3

Sample File: C:\elandata\Sample\ashortbth.sam

Method File: C:\elandata\Method\WTEST.mth

Dataset File:

Tuning File: C:\elandata\Tuning\default.tun

Optimization File: C:\elandata\Optimize\optim1.dac

Diluted To Volume (mL):

Concentration Results

Analyte	Mass	Blank Int.	Meas. Int.	Meas. Int. RSD	Conc. Mean	Conc. SD	Conc. RSD	Sample Ur
W	184		62	11.2				mg/L
Tb	159		339248	3.1				mg/L
Pt	195		5	26.6				mg/L

QC Calculated Values

Analyte Int Std % Recovery

W

Tb

Pt

Method 200.8 - Summary Report

Sample ID: Standard 1

Sample Date/Time: Thursday, April 06, 2006 13:56:37

Sample Type: Sample

Sample Description:

Number of Replicates: 3

Sample File: C:\elandata\Sample\ashortbth.sam

Method File: C:\elandata\Method\WTEST.mth

Dataset File:

Tuning File: C:\elandata\Tuning\default.tun

Optimization File: C:\elandata\Optimize\optim1.dac

Diluted To Volume (mL):

Concentration Results

Analyte	Mass	Blank Int.	Meas. Int.	Meas. Int. RSD	Conc. Mean	Conc. SD	Conc. RSD	Sample Ur
W	184	62	3706	7.1	1.0000	0.0692	6.9	mg/L
Tb	159	339248	346645	2.8				mg/L
Pt	195	5	3241	7.3	1.0000	0.0865	8.6	mg/L

QC Calculated Values

Analyte Int Std % Recovery

W

Tb

Pt

Method 200.8 - Summary Report

Sample ID: Standard 2

Sample Date/Time: Thursday, April 06, 2006 14:05:32

Sample Type: Sample

Sample Description:

Number of Replicates: 3

Sample File: C:\elandata\Sample\ashortbth.sam

Method File: C:\elandata\Method\WTEST.mth

Dataset File:

Tuning File: C:\elandata\Tuning\default.tun

Optimization File: C:\elandata\Optimize\optim1.dac

Diluted To Volume (mL):

Concentration Results

Analyte	Mass	Blank Int.	Meas. Int.	Meas. Int. RSD	Conc. Mean	Conc. SD	Conc. RSD	Sample Ur
W	184	62	324326	8.1	50.0089	1.6073	3.2	mg/L
Tb	159	339248	341585	5.7				mg/L
Pt	195	5	167705	9.1	50.0009	2.1831	4.4	mg/L

QC Calculated Values

Analyte Int Std % Recovery

W

Tb

Pt

Method 200.8 - Summary Report

Sample ID: Standard 3

Sample Date/Time: Thursday, April 06, 2006 14:11:40

Sample Type: Sample

Sample Description:

Number of Replicates: 3

Sample File: C:\elandata\Sample\ashortbth.sam

Method File: C:\elandata\Method\WTEST.mth

Dataset File:

Tuning File: C:\elandata\Tuning\default.tun

Optimization File: C:\elandata\Optimize\optim1.dac

Diluted To Volume (mL):

Concentration Results

Analyte	Mass	Blank Int.	Meas. Int.	Meas. Int. RSD	Conc. Mean	Conc. SD	Conc. RSD	Sample Ur
W	184	62	457999	0.9	90.6394	0.2605	0.3	mg/L
Tb	159	339248	339645	0.8				mg/L
Pt	195	5	405549	0.7	101.1300	0.8072	0.8	mg/L

QC Calculated Values

Analyte Int Std % Recovery

W

Tb

Pt

Method 200.8 - Summary Report

Sample ID: WTEST ICV

Sample Date/Time: Thursday, April 06, 2006 14:14:17

Sample Type: Sample

Sample Description: Calibration Verif. (50 ppb Standard)

Number of Replicates: 3

Sample File: C:\elandata\Sample\ashortbth.sam

Method File: C:\elandata\Method\WTEST.mth

Dataset File: C:\elandata\Dataset\060406dr\WTEST ICV.039

Tuning File: C:\elandata\Tuning\default.tun

Optimization File: C:\elandata\Optimize\optim1.dac

Diluted To Volume (mL): 1

Concentration Results

Analyte	Mass	Meas. Intens. Mean	Net Intens. Mean	Conc. Mean	Conc. SD	Conc. RSD	Sample L
W	184	347205.887	1.03	50.1560	0.5174	1.0316	mg/L
Tb	159	338572.692	338572.69				mg/L
Pt	195	196381.877	0.58	49.1388	0.9916	2.0179	mg/L

Sample ID: WTEST ICV

Report Date/Time: Thursday, April 06, 2006 14:30:26

Method 200.8 - Summary Report

Sample ID: WTEST ICB

Sample Date/Time: Thursday, April 06, 2006 14:28:58

Sample Type: Sample

Sample Description: Calibration Blank

Number of Replicates: 3

Sample File: C:\elandata\Sample\ashortbth.sam

Method File: C:\elandata\Method\WTEST.mth

Dataset File: C:\elandata\Dataset\060406dr\WTEST ICB.040

Tuning File: C:\elandata\Tuning\default.tun

Optimization File: C:\elandata\Optimize\optim1.dac

Diluted To Volume (mL): 1

Concentration Results

Analyte	Mass	Meas. Intens. Mean	Net Intens. Mean	Conc. Mean	Conc. SD	Conc. RSD	Sample L
W	184	2274.783	0.01	0.2959	0.0157	5.3073	mg/L
Tb	159	365068.637	365068.64				mg/L
Pt	195	86.667	0.00	0.0187	0.0047	25.3897	mg/L

Method 200.8 - Summary Report

Sample ID: WTEST MRL-1

Sample Date/Time: Thursday, April 06, 2006 14:32:36

Sample Type: Sample

Sample Description: Calibration Check (1 ppb Standard)

Number of Replicates: 3

Sample File: C:\elandata\Sample\ashortbth.sam

Method File: C:\elandata\Method\WTEST.mth

Dataset File: C:\elandata\Dataset\060406dr\WTEST MRL-1.041

Tuning File: C:\elandata\Tuning\default.tun

Optimization File: C:\elandata\Optimize\optim1.dac

Diluted To Volume (mL): 1

Concentration Results

Analyte	Mass	Meas. Intens. Mean	Net Intens. Mean	Conc. Mean	Conc. SD	Conc. RSD	Sample L
W	184	8426.231	0.02	1.1598	0.0140	1.2112	mg/L
Tb	159	352624.885	352624.89				mg/L
Pt	195	3968.885	0.01	0.9519	0.0101	1.0561	mg/L

Method 200.8 - Summary Report

Sample ID: WTEST LINRTY

Sample Date/Time: Thursday, April 06, 2006 14:34:38

Sample Type: Sample

Sample Description: Calibration Check (100 ppb Standard)

Number of Replicates: 3

Sample File: C:\elandata\Sample\ashortbth.sam

Method File: C:\elandata\Method\WTEST.mth

Dataset File: C:\elandata\Dataset\060406dr\WTEST LINRTY.042

Tuning File: C:\elandata\Tuning\default.tun

Optimization File: C:\elandata\Optimize\optim1.dac

Diluted To Volume (mL): 1

Concentration Results

Analyte	Mass	Meas. Intens. Mean	Net Intens. Mean	Conc. Mean	Conc. SD	Conc. RSD	Sample L
W	184	167347.930	0.52	100.7664	1.5122	1.5007	mg/L
Tb	159	325066.222	325066.22				mg/L
Pt	195	105845.300	0.33	109.1432	1.1263	1.0319	mg/L

Method 200.8 - Summary Report

Sample ID: ICPMS ICSA

Sample Date/Time: Thursday, April 06, 2006 14:42:04

Sample Type: Sample

Sample Description: Interference Check (ME0602002)

Number of Replicates: 3

Sample File: C:\elandata\Sample\ashortbth.sam

Method File: C:\elandata\Method\WTEST.mth

Dataset File: C:\elandata\Dataset\060406dr\ICPMS ICSA.043

Tuning File: C:\elandata\Tuning\default.tun

Optimization File: C:\elandata\Optimize\optim1.dac

Diluted To Volume (mL): 1

Concentration Results

Analyte	Mass	Meas. Intens. Mean	Net Intens. Mean	Conc. Mean	Conc. SD	Conc. RSD	Sample L
W	184	4134.346	0.01	0.5836	0.0322	5.5094	mg/L
Tb	159	341408.633	341408.63				mg/L
Pt	195	105.417	0.00	0.0245	0.0016	6.6384	mg/L

Method 200.8 - Summary Report

Sample ID: C.O.B.

Sample Date/Time: Thursday, April 06, 2006 14:45:31

Sample Type: Sample

Sample Description: Blank

Number of Replicates: 3

Sample File: C:\elandata\Sample\ashortbth.sam

Method File: C:\elandata\Method\WTEST.mth

Dataset File: C:\elandata\Dataset\060406dr\C.O.B..044

Tuning File: C:\elandata\Tuning\default.tun

Optimization File: C:\elandata\Optimize\optim1.dac

Diluted To Volume (mL): 1

Concentration Results

	Analyte	Mass	Meas. Intens. Mean	Net Intens. Mean	Conc. Mean	Conc. SD	Conc. RSD	Sample L
[W	184	3337.885	0.01	0.4621	0.0165	3.5609	mg/L
>	Tb	159	346518.653	346518.65				mg/L
[Pt	195	80.834	0.00	0.0182	0.0014	7.8678	mg/L

Method 200.8 - Summary Report

Sample ID: 200.8_MBLANK

Sample Date/Time: Thursday, April 06, 2006 14:47:56

Sample Type: Sample

Sample Description: 200.8 Digestion

Number of Replicates: 3

Sample File: C:\elandata\Sample\ashortbth.sam

Method File: C:\elandata\Method\WTEST.mth

Dataset File: C:\elandata\Dataset\060406dr\

Tuning File: C:\elandata\Tuning\tooney.tun

Optimization File: C:\elandata\Optimize\optim.dac

Diluted To Volume (mL): 1

Concentration Results

	Analyte	Mass	Blank Int.	Meas. Int.	Meas. Int. RSD	Conc. Mean	Conc. SD	Conc. RSD	Sample Ur
[W	184	62	2302	7.1	0.3893	0.0282	7.2	mg/L
>	Tb	159	339248	347156	0.8				mg/L
[Pt	195	5	42	17.4	0.0068	0.0013	19.2	mg/L

QC Calculated Values

Analyte	Int Std	% Recovery
W		
Tb		102.331
Pt		

Method 200.8 - Summary Report

Sample ID: 200.8_LFB

Sample Date/Time: Thursday, April 06, 2006 14:49:38

Sample Type: Sample

Sample Description: 200.8 Digestion

Number of Replicates: 3

Sample File: C:\elandata\Sample\ashortbth.sam

Method File: C:\elandata\Method\WTEST.mth

Dataset File: C:\elandata\Dataset\060406dr\200.8_LFB.046

Tuning File: C:\elandata\Tuning\default.tun

Optimization File: C:\elandata\Optimize\optim1.dac

Diluted To Volume (mL): 1

Concentration Results

Analyte	Mass	Meas. Intens. Mean	Net intens. Mean	Conc. Mean	Conc. SD	Conc. RSD	Sample L
W	184	14623.319	0.04	21.0908	0.3549	1.6827	mg/L
Tb	159	337668.015	337668.01				mg/L
Pt	195	8292.823	0.02	20.5549	0.0810	0.3939	mg/L

QC Calculated Values

Analyte	Int Std	% Recovery
W		
Tb		99.534
Pt		

Method 200.8 - Summary Report

Sample ID: 200.8_LFBD

Sample Date/Time: Thursday, April 06, 2006 14:50:00

Sample Type: Sample

Sample Description: 200.8 Digestion

Number of Replicates: 3

Sample File: C:\elandata\Sample\ashortbth.sam

Method File: C:\elandata\Method\WTEST.mth

Dataset File: C:\elandata\Dataset\060406dr\200.8_LFBD.047

Tuning File: C:\elandata\Tuning\default.tun

Optimization File: C:\elandata\Optimize\optim1.dac

Diluted To Volume (mL): 1

Concentration Results

Analyte	Mass	Meas. Intens. Mean	Net Intens. Mean	Conc. Mean	Conc. SD	Conc. RSD	Sample L
W	184	15274.520	0.04	21.7595	0.1182	0.5431	mg/L
Tb	159	341929.168	341929.17				mg/L
Pt	195	8615.097	0.03	21.0868	0.1697	0.8048	mg/L

QC Calculated Values

Analyte	Int Std	% Recovery
W		
Tb		100.790
Pt		

Method 200.8 - Summary Report

Sample ID: 2603090347

Sample Date/Time: Thursday, April 06, 2006 15:02:42

Sample Type: Sample

Sample Description: 200.8 Digestion

Number of Replicates: 3

Sample File: C:\elandata\Sample\ashortbth.sam

Method File: C:\elandata\Method\WTEST.mth

Dataset File: C:\elandata\Dataset\060406dr\

Tuning File: C:\elandata\Tuning\tooney.tun

Optimization File: C:\elandata\Optimize\optim.dac

Diluted To Volume (mL): 1

Concentration Results

Analyte	Mass	Blank Int.	Meas. Int.	Meas. Int. RSD	Conc. Mean	Conc. SD	Conc. RSD	Sample Ur
W	184	62	2006	6.0	0.3546	0.0177	5.0	mg/L
Tb	159	339248	331123	1.4				mg/L
Pt	195	5	30	22.0	0.0048	0.0012	25.5	mg/L

QC Calculated Values

Analyte	Int Std % Recovery
W	
Tb	97.605
Pt	

Method 200.8 - Summary Report

Sample ID: 2603100260

Sample Date/Time: Thursday, April 06, 2006 15:04:26

Sample Type: Sample

Sample Description: 200.8 Digestion

Number of Replicates: 3

Sample File: C:\elandata\Sample\ashortbth.sam

Method File: C:\elandata\Method\WTEST.mth

Dataset File: C:\elandata\Dataset\060406dr\

Tuning File: C:\elandata\Tuning\tooney.tun

Optimization File: C:\elandata\Optimize\optim.dac

Diluted To Volume (mL): 1

Concentration Results

Analyte	Mass	Blank Int.	Meas. Int.	Meas. Int. RSD	Conc. Mean	Conc. SD	Conc. RSD	Sample Ur
W	184	62	1940	4.2	0.3136	0.0125	4.0	mg/L
Tb	159	339248	360876	0.7				mg/L
Pt	195	5	40	13.9	0.0062	0.0011	16.9	mg/L

QC Calculated Values

Analyte	Int Std % Recovery
W	
Tb	106.375
Pt	

Method 200.8 - Summary Report

Sample ID: 2603140436

Sample Date/Time: Thursday, April 06, 2006 15:06:56

Sample Type: Sample

Sample Description: 200.8 Digestion

Number of Replicates: 3

Sample File: C:\elandata\Sample\ashortbth.sam

Method File: C:\elandata\Method\WTEST.mth

Dataset File: C:\elandata\Dataset\060406dr\

Tuning File: C:\elandata\Tuning\tooney.tun

Optimization File: C:\elandata\Optimize\optim.dac

Diluted To Volume (mL): 1

Concentration Results

Analyte	Mass	Blank Int.	Meas. Int.	Meas. Int. RSD	Conc. Mean	Conc. SD	Conc. RSD	Sample Ur
W	184	62	5955	2.0	1.1479	0.0163	1.4	mg/L
Tb	159	339248	310188	0.7				mg/L
Pt	195	5	41	39.6	0.0076	0.0035	45.7	mg/L

QC Calculated Values

Analyte	Int Std	% Recovery
W		
Tb		91.434
Pt		

Method 200.8 - Summary Report

Sample ID: 2603140472

Sample Date/Time: Thursday, April 06, 2006 15:08:29

Sample Type: Sample

Sample Description: 200.8 Digestion

Number of Replicates: 3

Sample File: C:\elandata\Sample\ashortbth.sam

Method File: C:\elandata\Method\WTEST.mth

Dataset File: C:\elandata\Dataset\060406dr\

Tuning File: C:\elandata\Tuning\tooney.tun

Optimization File: C:\elandata\Optimize\optim.dac

Diluted To Volume (mL): 1

Concentration Results

Analyte	Mass	Blank Int.	Meas. Int.	Meas. Int. RSD	Conc. Mean	Conc. SD	Conc. RSD	Sample Ur
W	184	62	1817	2.5	0.2910	0.0080	2.8	mg/L
Tb	159	339248	363200	0.2				mg/L
Pt	195	5	31	16.9	0.0045	0.0009	20.8	mg/L

QC Calculated Values

Analyte	Int Std % Recovery
W	
Tb	107.061
Pt	

Method 200.8 - Summary Report

Sample ID: 2603150119

Sample Date/Time: Thursday, April 06, 2006 15:10:36

Sample Type: Sample

Sample Description: 200.8 Digestion

Number of Replicates: 3

Sample File: C:\elandata\Sample\ashortbth.sam

Method File: C:\elandata\Method\WTEST.mth

Dataset File: C:\elandata\Dataset\060406dr\

Tuning File: C:\elandata\Tuning\tooney.tun

Optimization File: C:\elandata\Optimize\optim.dac

Diluted To Volume (mL): 1

Concentration Results

Analyte	Mass	Blank Int.	Meas. Int.	Meas. Int. RSD	Conc. Mean	Conc. SD	Conc. RSD	Sample Ur
W	184	62	1529	3.1	0.2489	0.0036	1.4	mg/L
Tb	159	339248	355049	2.6				mg/L
Pt	195	5	34	16.5	0.0052	0.0011	20.7	mg/L

QC Calculated Values

Analyte	Int Std % Recovery
W	
Tb	104.658
Pt	

Method 200.8 - Summary Report

Sample ID: 2603150119MS

Sample Date/Time: Thursday, April 06, 2006 15:12:05

Sample Type: Sample

Sample Description: 200.8 Digestion

Number of Replicates: 3

Sample File: C:\elandata\Sample\ashortbth.sam

Method File: C:\elandata\Method\WTEST.mth

Dataset File: C:\elandata\Dataset\060406dr\2603150119MS.053

Tuning File: C:\elandata\Tuning\default.tun

Optimization File: C:\elandata\Optimize\optim1.dac

Diluted To Volume (mL): 1

Concentration Results

Analyte	Mass	Meas. Intens. Mean	Net Intens. Mean	Conc. Mean	Conc. SD	Conc. RSD	Sample U
W	184	16006.044	0.05	22.0119	0.1576	0.7161	mg/L
Tb	159	354219.754	354219.75				mg/L
Pt	195	8633.442	0.02	20.3991	0.3317	1.6259	mg/L

QC Calculated Values

Analyte	Int Std % Recovery
W	
Tb	104.413
Pt	

Method 200.8 - Summary Report

Sample ID: 2603150120

Sample Date/Time: Thursday, April 06, 2006 15:17:02

Sample Type: Sample

Sample Description: 200.8 Digestion

Number of Replicates: 3

Sample File: C:\elandata\Sample\ashortbth.sam

Method File: C:\elandata\Method\WTEST.mth

Dataset File: C:\elandata\Dataset\060406dr\

Tuning File: C:\elandata\Tuning\tooney.tun

Optimization File: C:\elandata\Optimize\optim.dac

Diluted To Volume (mL): 1

Concentration Results

Analyte	Mass	Blank Int.	Meas. Int.	Meas. Int. RSD	Conc. Mean	Conc. SD	Conc. RSD	Sample Ur
W	184	62	2448	2.2	0.4190	0.0144	3.4	mg/L
Tb	159	339248	343835	1.2				mg/L
Pt	195	5	52	14.5	0.0088	0.0013	15.1	mg/L

QC Calculated Values

Analyte	Int Std % Recovery
W	
Tb	101.352
Pt	

Method 200.8 - Summary Report

Sample ID: 2603150144

Sample Date/Time: Thursday, April 06, 2006 15:18:33

Sample Type: Sample

Sample Description: 200.8 Digestion

Number of Replicates: 3

Sample File: C:\elandata\Sample\ashortbth.sam

Method File: C:\elandata\Method\WTEST.mth

Dataset File: C:\elandata\Dataset\060406dr\

Tuning File: C:\elandata\Tuning\tooney.tun

Optimization File: C:\elandata\Optimize\optim.dac

Diluted To Volume (mL): 1

Concentration Results

Analyte	Mass	Blank Int.	Meas. Int.	Meas. Int. RSD	Conc. Mean	Conc. SD	Conc. RSD	Sample Ur
W	184	62	5258	2.9	0.9421	0.0131	1.4	mg/L
Tb	159	339248	333048	1.6				mg/L
Pt	195	5	27	22.2	0.0041	0.0011	26.0	mg/L

QC Calculated Values

Analyte	Int Std	% Recovery
W		
Tb		98.173
Pt		

Method 200.8 - Summary Report

Sample ID: WTEST CCV_1

Sample Date/Time: Thursday, April 06, 2006 15:20:28

Sample Type: Sample

Sample Description: Calibration Verif. (25 ppb Standard)

Number of Replicates: 3

Sample File: C:\elandata\Sample\ashortbth.sam

Method File: C:\elandata\Method\WTEST.mth

Dataset File: C:\elandata\Dataset\060406dr\WTEST CCV_1.056

Tuning File: C:\elandata\Tuning\tooney.tun

Optimization File: C:\elandata\Optimize\optim.dac

Diluted To Volume (mL): 1

Concentration Results

Analyte	Mass	Blank Int.	Meas. Int.	Meas. Int. RSD	Conc. Mean	Conc. SD	Conc. RSD	Sample Ur
W	184	62	189006	8.6	25.5090	0.1406	0.6	mg/L
Tb	159	339248	362252	8.6				mg/L
Pt	195	5	106763	7.4	24.6981	0.3000	1.2	mg/L

QC Calculated Values

Analyte	Int Std	% Recovery
W		
Tb		106.781
Pt		

Method 200.8 - Summary Report

Sample ID: WTEST CCB_1

Sample Date/Time: Thursday, April 06, 2006 15:25:03

Sample Type: Sample

Sample Description: Calibration Blank

Number of Replicates: 3

Sample File: C:\elandata\Sample\ashortbth.sam

Method File: C:\elandata\Method\WTEST.mth

Dataset File: C:\elandata\Dataset\060406dr\WTEST CCB_1.057

Tuning File: C:\elandata\Tuning\tooney.tun

Optimization File: C:\elandata\Optimize\optim.dac

Diluted To Volume (mL): 1

Concentration Results

Analyte	Mass	Blank Int.	Meas. Int.	Meas. Int. RSD	Conc. Mean	Conc. SD	Conc. RSD	Sample Ur
W	184	62	2232	2.7	0.3029	0.0071	2.3	mg/L
Tb	159	339248	350215	1.7				mg/L
Pt	195	5	99	14.9	0.0224	0.0039	17.6	mg/L

QC Calculated Values

Analyte	Int Std % Recovery
W	
Tb	103.233
Pt	

Method 200.8 - Summary Report

Sample ID: 2603210150

Sample Date/Time: Thursday, April 06, 2006 15:28:15

Sample Type: Sample

Sample Description: 200.8 Digestion

Number of Replicates: 3

Sample File: C:\elandata\Sample\ashortbth.sam

Method File: C:\elandata\Method\WTEST.mth

Dataset File: C:\elandata\Dataset\060406dr\2603210150.058

Tuning File: C:\elandata\Tuning\tooney.tun

Optimization File: C:\elandata\Optimize\optim.dac

Diluted To Volume (mL): 1

Concentration Results

Analyte	Mass	Blank Int.	Meas. Int.	Meas. Int. RSD	Conc. Mean	Conc. SD	Conc. RSD	Sample Ur
W	184	62	6225	0.2	0.6682	0.0034	0.5	mg/L
Tb	159	339248	319445	0.4				mg/L
Pt	195	5	35	18.1	0.0062	0.0013	20.7	mg/L

QC Calculated Values

Analyte	Int Std % Recovery
W	
Tb	94.163
Pt	

Method 200.8 - Summary Report

Sample ID: 2603210153

Sample Date/Time: Thursday, April 06, 2006 15:30:01

Sample Type: Sample

Sample Description: 200.8 Digestion

Number of Replicates: 3

Sample File: C:\elandata\Sample\ashortbth.sam

Method File: C:\elandata\Method\WTEST.mth

Dataset File: C:\elandata\Dataset\060406dr\2603210153.059

Tuning File: C:\elandata\Tuning\tooney.tun

Optimization File: C:\elandata\Optimize\optim.dac

Diluted To Volume (mL): 1

Concentration Results

Analyte	Mass	Blank Int.	Meas. Int.	Meas. Int. RSD	Conc. Mean	Conc. SD	Conc. RSD	Sample Ur
W	184	62	6628	1.5	0.6812	0.0189	2.8	mg/L
Tb	159	339248	333846	3.2				mg/L
Pt	195	5	45	1.6	0.0078	0.0004	5.4	mg/L

QC Calculated Values

Analyte	Int Std	% Recovery
W		
Tb		98.408
Pt		

Method 200.8 - Summary Report

Sample ID: 2603210155

Sample Date/Time: Thursday, April 06, 2006 15:33:08

Sample Type: Sample

Sample Description: 200.8 Digestion

Number of Replicates: 3

Sample File: C:\elandata\Sample\ashortbth.sam

Method File: C:\elandata\Method\WTEST.mth

Dataset File: C:\elandata\Dataset\060406dr\2603210155.060

Tuning File: C:\elandata\Tuning\tooney.tun

Optimization File: C:\elandata\Optimize\optim.dac

Diluted To Volume (mL): 1

Concentration Results

	Analyte	Mass	Blank Int.	Meas. Int.	Meas. Int. RSD	Conc. Mean	Conc. SD	Conc. RSD	Sample Ur
[W	184	62	6418	1.2	0.7386	0.0046	0.6	mg/L
>	Tb	159	339248	298213	0.8				mg/L
]	Pt	195	5	35	27.9	0.0066	0.0021	31.3	mg/L

QC Calculated Values

Analyte	Int Std	% Recovery
W		
Tb		87.904
Pt		

Method 200.8 - Summary Report

Sample ID: 2603210156

Sample Date/Time: Thursday, April 06, 2006 15:34:49

Sample Type: Sample

Sample Description: 200.8 Digestion

Number of Replicates: 3

Sample File: C:\elandata\Sample\ashortbth.sam

Method File: C:\elandata\Method\WTEST.mth

Dataset File: C:\elandata\Dataset\060406dr\2603210156.061

Tuning File: C:\elandata\Tuning\tooney.tun

Optimization File: C:\elandata\Optimize\optim.dac

Diluted To Volume (mL): 1

Concentration Results

Analyte	Mass	Blank Int.	Meas. Int.	Meas. Int. RSD	Conc. Mean	Conc. SD	Conc. RSD	Sample Ur
W	184	62	6730	2.6	0.7624	0.0175	2.3	mg/L
Tb	159	339248	303006	0.5				mg/L
Pt	195	5	36	13.8	0.0067	0.0011	16.5	mg/L

QC Calculated Values

Analyte	Int Std	% Recovery
W		
Tb		89.317
Pt		

Method 200.8 - Summary Report

Sample ID: 2603220347

Sample Date/Time: Thursday, April 06, 2006 15:36:26

Sample Type: Sample

Sample Description: 200.8 Digestion

Number of Replicates: 3

Sample File: C:\elandata\Sample\ashortbth.sam

Method File: C:\elandata\Method\WTEST.mth

Dataset File: C:\elandata\Dataset\060406dr\2603220347.062

Tuning File: C:\elandata\Tuning\tooney.tun

Optimization File: C:\elandata\Optimize\optim.dac

Diluted To Volume (mL): 1

Concentration Results

Analyte	Mass	Blank Int.	Meas. Int.	Meas. Int. RSD	Conc. Mean	Conc. SD	Conc. RSD	Sample Ur
W	184	62	6210	1.2	0.7295	0.0030	0.4	mg/L
Tb	159	339248	292108	0.9				mg/L
Pt	195	5	29	23.6	0.0055	0.0016	29.0	mg/L

QC Calculated Values

Analyte	Int Std % Recovery
W	
Tb	86.105
Pt	

Method 200.8 - Summary Report

Sample ID: 2603220348

Sample Date/Time: Thursday, April 06, 2006 15:38:03

Sample Type: Sample

Sample Description: 200.8 Digestion

Number of Replicates: 3

Sample File: C:\elandata\Sample\ashortbth.sam

Method File: C:\elandata\Method\WTEST.mth

Dataset File: C:\elandata\Dataset\060406dr\2603220348.063

Tuning File: C:\elandata\Tuning\tooney.tun

Optimization File: C:\elandata\Optimize\optim.dac

Diluted To Volume (mL): 1

Concentration Results

Analyte	Mass	Blank Int.	Meas. Int.	Meas. Int. RSD	Conc. Mean	Conc. SD	Conc. RSD	Sample Ur
W	184	62	6136	1.7	0.7031	0.0037	0.5	mg/L
Tb	159	339248	299360	1.2				mg/L
Pt	195	5	23	24.2	0.0038	0.0012	30.4	mg/L

QC Calculated Values

Analyte	Int Std % Recovery
W	
Tb	88.242
Pt	

Method 200.8 - Summary Report

Sample ID: 2603220357

Sample Date/Time: Thursday, April 06, 2006 15:39:39

Sample Type: Sample

Sample Description: 200.8 Digestion

Number of Replicates: 3

Sample File: C:\elandata\Sample\ashortbth.sam

Method File: C:\elandata\Method\WTEST.mth

Dataset File: C:\elandata\Dataset\060406dr\2603220357.064

Tuning File: C:\elandata\Tuning\tooney.tun

Optimization File: C:\elandata\Optimize\optim.dac

Diluted To Volume (mL): 1

Concentration Results

Analyte	Mass	Blank Int.	Meas. Int.	Meas. Int. RSD	Conc. Mean	Conc. SD	Conc. RSD	Sample Ur
W	184	62	5869	2.6	0.6768	0.0119	1.8	mg/L
Tb	159	339248	297356	0.9				mg/L
Pt	195	5	30	15.0	0.0055	0.0010	18.8	mg/L

QC Calculated Values

Analyte	Int Std % Recovery
W	
Tb	87.652
Pt	

Method 200.8 - Summary Report

Sample ID: 2603220360

Sample Date/Time: Thursday, April 06, 2006 15:41:57

Sample Type: Sample

Sample Description: 200.8 Digestion

Number of Replicates: 3

Sample File: C:\elandata\Sample\ashortbth.sam

Method File: C:\elandata\Method\WTEST.mth

Dataset File: C:\elandata\Dataset\060406dr\2603220360.065

Tuning File: C:\elandata\Tuning\tooney.tun

Optimization File: C:\elandata\Optimize\optim.dac

Diluted To Volume (mL): 1

Concentration Results

Analyte	Mass	Blank Int.	Meas. Int.	Meas. Int. RSD	Conc. Mean	Conc. SD	Conc. RSD	Sample Ur
W	184	62	7910	2.0	0.9796	0.0202	2.1	mg/L
Tb	159	339248	277674	0.5				mg/L
Pt	195	5	23	17.5	0.0043	0.0009	21.3	mg/L

QC Calculated Values

Analyte	Int Std	% Recovery
W		
Tb		81.850
Pt		

Method 200.8 - Summary Report

Sample ID: 2603230069

Sample Date/Time: Thursday, April 06, 2006 15:43:45

Sample Type: Sample

Sample Description: 200.8 Digestion

Number of Replicates: 3

Sample File: C:\elandata\Sample\ashortbth.sam

Method File: C:\elandata\Method\WTEST.mth

Dataset File: C:\elandata\Dataset\060406dr\2603230069.066

Tuning File: C:\elandata\Tuning\tooney.tun

Optimization File: C:\elandata\Optimize\optim.dac

Diluted To Volume (mL): 1

Concentration Results

Analyte	Mass	Blank Int.	Meas. Int.	Meas. Int. RSD	Conc. Mean	Conc. SD	Conc. RSD	Sample Ur
W	184	62	2887	4.2	0.3725	0.0126	3.4	mg/L
Tb	159	339248	263817	1.2				mg/L
Pt	195	5	31	8.0	0.0066	0.0005	7.9	mg/L

QC Calculated Values

Analyte	Int Std	% Recovery
W		
Tb		77.765
Pt		

Method 200.8 - Summary Report

Sample ID: WTEST CCV_2

Sample Date/Time: Thursday, April 06, 2006 15:45:51

Sample Type: Sample

Sample Description: Calibration Verif. (20 ppb Standard)

Number of Replicates: 3

Sample File: C:\elandata\Sample\ashortbth.sam

Method File: C:\elandata\Method\WTEST.mth

Dataset File: C:\elandata\Dataset\060406dr\WTEST CCV_2.067

Tuning File: C:\elandata\Tuning\tooney.tun

Optimization File: C:\elandata\Optimize\optim.dac

Diluted To Volume (mL): 1

Concentration Results

	Analyte	Mass	Blank Int.	Meas. Int.	Meas. Int. RSD	Conc. Mean	Conc. SD	Conc. RSD	Sample Ur
[W	184	62	19084	1.0	20.2467	0.4740	2.3	mg/L
>	Tb	159	339248	325301	1.4				mg/L
[Pt	195	5	10182	3.4	20.2985	0.8678	4.3	mg/L

QC Calculated Values

Analyte	Int Std % Recovery
W	
Tb	95.889
Pt	

Method 200.8 - Summary Report

Sample ID: WTEST CCB_2

Sample Date/Time: Thursday, April 06, 2006 15:53:05

Sample Type: Sample

Sample Description: Calibration Blank

Number of Replicates: 3

Sample File: C:\elandata\Sample\ashortbth.sam

Method File: C:\elandata\Method\WTEST.mth

Dataset File: C:\elandata\Dataset\060406dr\WTEST CCB_2.068

Tuning File: C:\elandata\Tuning\tooney.tun

Optimization File: C:\elandata\Optimize\optim.dac

Diluted To Volume (mL): 1

Concentration Results

Analyte	Mass	Blank Int.	Meas. Int.	Meas. Int. RSD	Conc. Mean	Conc. SD	Conc. RSD	Sample Ur
W	184	62	1822	2.7	0.1908	0.0038	2.0	mg/L
Tb	159	339248	320013	2.3				mg/L
Pt	195	5	88	15.9	0.0167	0.0024	14.3	mg/L

QC Calculated Values

Analyte	Int Std % Recovery
W	
Tb	94.330
Pt	

Sample ID: WTEST CCB_2

Report Date/Time: Thursday, April 06, 2006 15:53:37

Method 200.8 - Summary Report

Sample ID: 2603230197

Sample Date/Time: Thursday, April 06, 2006 15:55:34

Sample Type: Sample

Sample Description: 200.8 Digestion

Number of Replicates: 3

Sample File: C:\elandata\Sample\ashortbth.sam

Method File: C:\elandata\Method\WTEST.mth

Dataset File: C:\elandata\Dataset\060406dr\2603230197.069

Tuning File: C:\elandata\Tuning\tooney.tun

Optimization File: C:\elandata\Optimize\optim.dac

Diluted To Volume (mL): 1

Concentration Results

Analyte	Mass	Blank Int.	Meas. Int.	Meas. Int. RSD	Conc. Mean	Conc. SD	Conc. RSD	Sample Ur
W	184	62	10626	0.3	1.2169	0.0068	0.6	mg/L
Tb	159	339248	300687	0.3				mg/L
Pt	195	5	43	49.7	0.0083	0.0046	55.6	mg/L

QC Calculated Values

Analyte	Int Std % Recovery
W	
Tb	88.633
Pt	

Method 200.8 - Summary Report

Sample ID: 2603240118

Sample Date/Time: Thursday, April 06, 2006 15:58:01

Sample Type: Sample

Sample Description: 200.8 Digestion

Number of Replicates: 3

Sample File: C:\elandata\Sample\ashortbth.sam

Method File: C:\elandata\Method\WTEST.mth

Dataset File: C:\elandata\Dataset\060406dr\2603240118.070

Tuning File: C:\elandata\Tuning\tooney.tun

Optimization File: C:\elandata\Optimize\optim.dac

Diluted To Volume (mL): 1

Concentration Results

	Analyte	Mass	Blank Int.	Meas. Int.	Meas. Int. RSD	Conc. Mean	Conc. SD	Conc. RSD	Sample Ur
[W	184	62	2669	2.7	0.3514	0.0081	2.3	mg/L
>	Tb	159	339248	258317	0.5				mg/L
[Pt	195	5	33	22.0	0.0073	0.0018	24.9	mg/L

QC Calculated Values

Analyte	Int Std % Recovery
W	
Tb	76.144
Pt	

Method 200.8 - Summary Report

Sample ID: 2603240122

Sample Date/Time: Thursday, April 06, 2006 15:59:47

Sample Type: Sample

Sample Description: 200.8 Digestion

Number of Replicates: 3

Sample File: C:\elandata\Sample\ashortbth.sam

Method File: C:\elandata\Method\WTEST.mth

Dataset File: C:\elandata\Dataset\060406dr\2603240122.071

Tuning File: C:\elandata\Tuning\tooney.tun

Optimization File: C:\elandata\Optimize\optim.dac

Diluted To Volume (mL): 1

Concentration Results

Analyte	Mass	Blank Int.	Meas. Int.	Meas. Int. RSD	Conc. Mean	Conc. SD	Conc. RSD	Sample Ur
W	184	62	3562	3.6	0.3838	0.0150	3.9	mg/L
Tb	159	339248	316006	0.4				mg/L
Pt	195	5	37	42.4	0.0066	0.0032	49.2	mg/L

QC Calculated Values

Analyte	Int Std % Recovery
W	
Tb	93.149
Pt	

Method 200.8 - Summary Report

Sample ID: 2603240135

Sample Date/Time: Thursday, April 06, 2006 16:01:44

Sample Type: Sample

Sample Description: 200.8 Digestion

Number of Replicates: 3

Sample File: C:\elandata\Sample\ashortbth.sam

Method File: C:\elandata\Method\WTEST.mth

Dataset File: C:\elandata\Dataset\060406dr\2603240135.072

Tuning File: C:\elandata\Tuning\tooney.tun

Optimization File: C:\elandata\Optimize\optim.dac

Diluted To Volume (mL): 1

Concentration Results

Analyte	Mass	Blank Int.	Meas. Int.	Meas. Int. RSD	Conc. Mean	Conc. SD	Conc. RSD	Sample Ur
W	184	62	7640	1.0	0.9953	0.0035	0.4	mg/L
Tb	159	339248	264003	0.6				mg/L
Pt	195	5	34	27.7	0.0074	0.0023	31.3	mg/L

QC Calculated Values

Analyte	Int Std	% Recovery
W		
Tb		77.820
Pt		

Method 200.8 - Summary Report

Sample ID: 2603240119MS

Sample Date/Time: Thursday, April 06, 2006 16:03:20

Sample Type: Sample

Sample Description: 200.8 Digestion

Number of Replicates: 3

Sample File: C:\elandata\Sample\ashortbth.sam

Method File: C:\elandata\Method\WTEST.mth

Dataset File: C:\elandata\Dataset\060406dr\2603240119MS.073

Tuning File: C:\elandata\Tuning\tooney.tun

Optimization File: C:\elandata\Optimize\optim.dac

Diluted To Volume (mL): 1

Concentration Results

	Analyte	Mass	Blank Int.	Meas. Int.	Meas. Int. RSD	Conc. Mean	Conc. SD	Conc. RSD	Sample Ur
[W	184	62	16216	2.0	20.7327	0.8368	4.0	mg/L
>	Tb	159	339248	245582	2.7				mg/L
[Pt	195	5	8021	0.9	19.2560	0.3642	1.9	mg/L

QC Calculated Values

Analyte	Int Std % Recovery
W	
Tb	72.390
Pt	

Method 200.8 - Summary Report

Sample ID: 2603240120MSD

Sample Date/Time: Thursday, April 06, 2006 16:04:58

Sample Type: Sample

Sample Description: 200.8 Digestion

Number of Replicates: 3

Sample File: C:\elandata\Sample\ashortbth.sam

Method File: C:\elandata\Method\WTEST.mth

Dataset File: C:\elandata\Dataset\060406dr\2603240120MSD.074

Tuning File: C:\elandata\Tuning\tooney.tun

Optimization File: C:\elandata\Optimize\optim.dac

Diluted To Volume (mL): 1

Concentration Results

	Analyte	Mass	Blank Int.	Meas. Int.	Meas. Int. RSD	Conc. Mean	Conc. SD	Conc. RSD	Sample Ur
[W	184	62	16671	2.2	21.4088	1.1774	5.5	mg/L
>	Tb	159	339248	244703	4.2				mg/L
[Pt	195	5	8494	2.1	20.4752	0.6281	3.1	mg/L

QC Calculated Values

Analyte	Int Std % Recovery
W	
Tb	72.131
Pt	

Method 200.8 - Summary Report

Sample ID: WTEST MRL-2

Sample Date/Time: Thursday, April 06, 2006 16:07:07

Sample Type: Sample

Sample Description: Calibration Check (1 ppb Standard)

Number of Replicates: 3

Sample File: C:\elandata\Sample\ashortbth.sam

Method File: C:\elandata\Method\WTEST.mth

Dataset File: C:\elandata\Dataset\060406dr\WTEST MRL-2.075

Tuning File: C:\elandata\Tuning\tooney.tun

Optimization File: C:\elandata\Optimize\optim.dac

Diluted To Volume (mL): 1

Concentration Results

Analyte	Mass	Blank Int.	Meas. Int.	Meas. Int. RSD	Conc. Mean	Conc. SD	Conc. RSD	Sample Ur
W	184	62	8329	2.3	0.9465	0.0152	1.6	mg/L
Tb	159	339248	302535	0.7				mg/L
Pt	195	5	4582	0.6	0.9815	0.0011	0.1	mg/L

QC Calculated Values

Analyte	Int Std	% Recovery
W		
Tb		89.178
Pt		

Method 200.8 - Summary Report

Sample ID: WTEST CCV

Sample Date/Time: Thursday, April 06, 2006 16:08:57

Sample Type: Sample

Sample Description: Calibration Verif. (20 ppb Standard)

Number of Replicates: 3

Sample File: C:\elandata\Sample\ashortbth.sam

Method File: C:\elandata\Method\WTEST.mth

Dataset File: C:\elandata\Dataset\060406dr\WTEST CCV.076

Tuning File: C:\elandata\Tuning\tooney.tun

Optimization File: C:\elandata\Optimize\optim.dac

Diluted To Volume (mL): 1

Concentration Results

Analyte	Mass	Blank Int.	Meas. Int.	Meas. Int. RSD	Conc. Mean	Conc. SD	Conc. RSD	Sample Ur
W	184	62	18952	0.9	19.5965	0.1505	0.8	mg/L
Tb	159	339248	303418	0.7				mg/L
Pt	195	5	10577	0.3	20.5476	0.0755	0.4	mg/L

QC Calculated Values

Analyte	Int Std % Recovery
W	
Tb	89.439
Pt	

Method 200.8 - Summary Report

Sample ID: WTEST CCB

Sample Date/Time: Thursday, April 06, 2006 16:13:50

Sample Type: Sample

Sample Description: Calibration Blank

Number of Replicates: 3

Sample File: C:\elandata\Sample\ashortbth.sam

Method File: C:\elandata\Method\WTEST.mth

Dataset File: C:\elandata\Dataset\060406dr\WTEST CCB.077

Tuning File: C:\elandata\Tuning\tooney.tun

Optimization File: C:\elandata\Optimize\optim.dac

Diluted To Volume (mL): 1

Concentration Results

Analyte	Mass	Blank Int.	Meas. Int.	Meas. Int. RSD	Conc. Mean	Conc. SD	Conc. RSD	Sample Ur
W	184	62	946	3.3	0.0975	0.0045	4.6	mg/L
Tb	159	339248	315637	1.1				mg/L
Pt	195	5	48	1.5	0.0089	0.0003	2.8	mg/L

QC Calculated Values

Analyte	Int Std	% Recovery
W		
Tb		93.040
Pt		