

October 31, 2023

Revised Report

1 Cp

2 Tc

3 Ss

4 Cn

5 Sr

6 Qc

7 Gl

8 Al

9 Sc

Ramboll - Emeryville, CA

Sample Delivery Group: L1667057
Samples Received: 10/17/2023
Project Number: 1690229365-008
Description: 8th Street Sampling
Site: NERT
Report To: Ramboll
2200 Powell Street
Suite 700
Emeryville, CA 94608

Entire Report Reviewed By:












Jared Starkey
Project Manager

Results relate only to the items tested or calibrated and are reported as rounded values. This test report shall not be reproduced, except in full, without written approval of the laboratory. Where applicable, sampling conducted by Pace Analytical National is performed per guidance provided in laboratory standard operating procedures ENV-SOP-MTJL-0067 and ENV-SOP-MTJL-0068. Where sampling conducted by the customer, results relate to the accuracy of the information provided, and as the samples are received.

Pace Analytical National12065 Lebanon Rd Mount Juliet, TN 37122 615-758-5858 800-767-5859 www.pacenational.com

TABLE OF CONTENTS

Cp: Cover Page	1	
Tc: Table of Contents	2	
Ss: Sample Summary	3	
Cn: Case Narrative	4	
Sr: Sample Results	5	
ETH-SB-1A-0-2-20231016 L1667057-01	5	
ETH-SB-1A-8-10-20231016 L1667057-02	6	
ETH-SB-2A-0-2-20231016 L1667057-03	7	
ETH-SB-2A-8-10-20231016 L1667057-04	8	
ETH-SB-2A-8-10-20231016-FD L1667057-05	9	
ETH-SB-3A-0-2-20231016 L1667057-06	10	
ETH-SB-3A-8-10-20231016 L1667057-07	11	
Qc: Quality Control Summary	12	
Total Solids by Method 2540 G-2011	12	
Wet Chemistry by Method 7199	14	
Gl: Glossary of Terms	15	
Al: Accreditations & Locations	16	
Sc: Sample Chain of Custody	17	

SAMPLE SUMMARY

ETH-SB-1A-0-2-20231016 L1667057-01 Solid

Collected by: Tam Winger
 Collected date/time: 10/16/23 13:50
 Received date/time: 10/17/23 08:00

Method	Batch	Dilution	Preparation date/time	Analysis date/time	Analyst	Location
Total Solids by Method 2540 G-2011	WG2153268	1	10/18/23 09:55	10/18/23 10:10	CMK	Mt. Juliet, TN
Wet Chemistry by Method 7199	WG2153370	1	10/18/23 08:52	10/20/23 11:46	SET	Mt. Juliet, TN



ETH-SB-1A-8-10-20231016 L1667057-02 Solid

Collected by: Tam Winger
 Collected date/time: 10/16/23 13:57
 Received date/time: 10/17/23 08:00

Method	Batch	Dilution	Preparation date/time	Analysis date/time	Analyst	Location
Total Solids by Method 2540 G-2011	WG2153268	1	10/18/23 09:55	10/18/23 10:10	CMK	Mt. Juliet, TN
Wet Chemistry by Method 7199	WG2153370	1	10/18/23 08:52	10/20/23 11:51	SET	Mt. Juliet, TN

ETH-SB-2A-0-2-20231016 L1667057-03 Solid

Collected by: Tam Winger
 Collected date/time: 10/16/23 14:15
 Received date/time: 10/17/23 08:00

Method	Batch	Dilution	Preparation date/time	Analysis date/time	Analyst	Location
Total Solids by Method 2540 G-2011	WG2153268	1	10/18/23 09:55	10/18/23 10:10	CMK	Mt. Juliet, TN
Wet Chemistry by Method 7199	WG2153370	1	10/18/23 08:52	10/20/23 12:01	SET	Mt. Juliet, TN

ETH-SB-2A-8-10-20231016 L1667057-04 Solid

Collected by: Tam Winger
 Collected date/time: 10/16/23 14:20
 Received date/time: 10/17/23 08:00

Method	Batch	Dilution	Preparation date/time	Analysis date/time	Analyst	Location
Total Solids by Method 2540 G-2011	WG2153268	1	10/18/23 09:55	10/18/23 10:10	CMK	Mt. Juliet, TN
Wet Chemistry by Method 7199	WG2153370	1	10/18/23 08:52	10/20/23 12:17	SET	Mt. Juliet, TN

ETH-SB-2A-8-10-20231016-FD L1667057-05 Solid

Collected by: Tam Winger
 Collected date/time: 10/16/23 14:23
 Received date/time: 10/17/23 08:00

Method	Batch	Dilution	Preparation date/time	Analysis date/time	Analyst	Location
Total Solids by Method 2540 G-2011	WG2153268	1	10/18/23 09:55	10/18/23 10:10	CMK	Mt. Juliet, TN
Wet Chemistry by Method 7199	WG2153370	1	10/18/23 08:52	10/20/23 12:22	SET	Mt. Juliet, TN

ETH-SB-3A-0-2-20231016 L1667057-06 Solid

Collected by: Tam Winger
 Collected date/time: 10/16/23 14:50
 Received date/time: 10/17/23 08:00

Method	Batch	Dilution	Preparation date/time	Analysis date/time	Analyst	Location
Total Solids by Method 2540 G-2011	WG2153268	1	10/18/23 09:55	10/18/23 10:10	CMK	Mt. Juliet, TN
Wet Chemistry by Method 7199	WG2153370	1	10/18/23 08:52	10/20/23 12:27	SET	Mt. Juliet, TN

ETH-SB-3A-8-10-20231016 L1667057-07 Solid

Collected by: Tam Winger
 Collected date/time: 10/16/23 15:00
 Received date/time: 10/17/23 08:00

Method	Batch	Dilution	Preparation date/time	Analysis date/time	Analyst	Location
Total Solids by Method 2540 G-2011	WG2153270	1	10/18/23 09:36	10/18/23 09:53	CMK	Mt. Juliet, TN
Wet Chemistry by Method 7199	WG2153370	1	10/18/23 08:52	10/20/23 12:33	SET	Mt. Juliet, TN

CASE NARRATIVE

Unless qualified or notated within the narrative below, all sample aliquots were received at the correct temperature, in the proper containers, with the appropriate preservatives, and within method specified holding times. Where applicable, all MDL (LOD) and RDL (LOQ) values reported for environmental samples have been corrected for the dilution factor used in the analysis. All Method and Batch Quality Control are within established criteria except where addressed in this case narrative, a non-conformance form or properly qualified within the sample results. By my digital signature below, I affirm to the best of my knowledge, all problems/anomalies observed by the laboratory as having the potential to affect the quality of the data have been identified by the laboratory, and no information or data have been knowingly withheld that would affect the quality of the data.



Jared Starkey
Project Manager

Report Revision History

Level II Report - Version 1: 10/20/23 16:08
Level II Report - Version 2: 10/20/23 16:14
Level IV Report - Version 3: 10/24/23 14:05
Level II Report - Version 4: 10/24/23 14:44
Level II Report - Version 5: 10/24/23 15:33
Level IV Report - Version 6: 10/24/23 15:42
Level IV Report - Version 7: 10/24/23 17:31
Level IV Report - Version 8: 10/24/23 17:44

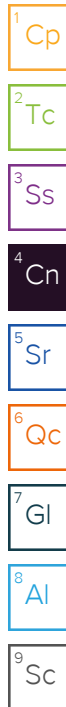
Project Comments

EDD Generation
Dry weight reporting

Wet Chemistry by Method 7199

The sample matrix interfered with the ability to make any accurate determination; spike value is high.

Batch	Lab Sample ID	Analytes
WG2153370	(MS) R3988976-5	Hexavalent Chromium



Total Solids by Method 2540 G-2011

Analyte	Result	Qualifier	Dilution	Analysis date / time	Batch
Total Solids	94.7		1	10/18/2023 10:10	WG2153268

Wet Chemistry by Method 7199

Analyte	Result (dry) mg/kg	Qualifier	RDL (dry) mg/kg	Dilution	Analysis date / time	Batch
Hexavalent Chromium	1.08		1.06	1	10/20/2023 11:46	WG2153370

- 1 Cp
- 2 Tc
- 3 Ss
- 4 Cn
- 5 Sr
- 6 Qc
- 7 Gl
- 8 Al
- 9 Sc

Total Solids by Method 2540 G-2011

Analyte	Result	Qualifier	Dilution	Analysis date / time	Batch
Total Solids	94.6		1	10/18/2023 10:10	WG2153268

Wet Chemistry by Method 7199

Analyte	Result (dry) mg/kg	Qualifier	RDL (dry) mg/kg	Dilution	Analysis date / time	Batch
Hexavalent Chromium	ND		1.06	1	10/20/2023 11:51	WG2153370

- 1 Cp
- 2 Tc
- 3 Ss
- 4 Cn
- 5 Sr
- 6 Qc
- 7 Gl
- 8 Al
- 9 Sc

Total Solids by Method 2540 G-2011

Analyte	Result	Qualifier	Dilution	Analysis date / time	Batch
Total Solids	97.1		1	10/18/2023 10:10	WG2153268

Wet Chemistry by Method 7199

Analyte	Result (dry) mg/kg	Qualifier	RDL (dry) mg/kg	Dilution	Analysis date / time	Batch
Hexavalent Chromium	ND		1.03	1	10/20/2023 12:01	WG2153370

- 1 Cp
- 2 Tc
- 3 Ss
- 4 Cn
- 5 Sr
- 6 Qc
- 7 Gl
- 8 Al
- 9 Sc

Total Solids by Method 2540 G-2011

Analyte	Result	Qualifier	Dilution	Analysis date / time	Batch
Total Solids	96.1		1	10/18/2023 10:10	WG2153268

Wet Chemistry by Method 7199

Analyte	Result (dry) mg/kg	Qualifier	RDL (dry) mg/kg	Dilution	Analysis date / time	Batch
Hexavalent Chromium	ND		1.04	1	10/20/2023 12:17	WG2153370

- 1 Cp
- 2 Tc
- 3 Ss
- 4 Cn
- 5 Sr
- 6 Qc
- 7 Gl
- 8 Al
- 9 Sc

Total Solids by Method 2540 G-2011

Analyte	Result	Qualifier	Dilution	Analysis date / time	Batch
Total Solids	96.1		1	10/18/2023 10:10	WG2153268

Wet Chemistry by Method 7199

Analyte	Result (dry) mg/kg	Qualifier	RDL (dry) mg/kg	Dilution	Analysis date / time	Batch
Hexavalent Chromium	ND		1.04	1	10/20/2023 12:22	WG2153370

- 1 Cp
- 2 Tc
- 3 Ss
- 4 Cn
- 5 Sr
- 6 Qc
- 7 Gl
- 8 Al
- 9 Sc

Total Solids by Method 2540 G-2011

Analyte	Result	Qualifier	Dilution	Analysis date / time	Batch
Total Solids	95.2		1	10/18/2023 10:10	WG2153268

Wet Chemistry by Method 7199

Analyte	Result (dry) mg/kg	Qualifier	RDL (dry) mg/kg	Dilution	Analysis date / time	Batch
Hexavalent Chromium	ND		1.05	1	10/20/2023 12:27	WG2153370

- 1 Cp
- 2 Tc
- 3 Ss
- 4 Cn
- 5 Sr
- 6 Qc
- 7 Gl
- 8 Al
- 9 Sc

Total Solids by Method 2540 G-2011

Analyte	Result	Qualifier	Dilution	Analysis date / time	Batch
Total Solids	96.9		1	10/18/2023 09:53	WG2153270

Wet Chemistry by Method 7199

Analyte	Result (dry) mg/kg	Qualifier	RDL (dry) mg/kg	Dilution	Analysis date / time	Batch
Hexavalent Chromium	ND		1.03	1	10/20/2023 12:33	WG2153370

- 1 Cp
- 2 Tc
- 3 Ss
- 4 Cn
- 5 Sr
- 6 Qc
- 7 Gl
- 8 Al
- 9 Sc

Method Blank (MB)

(MB) R3988216-1 10/18/23 10:10

Analyte	MB Result	MB Qualifier	MB MDL	MB RDL
	%		%	%
Total Solids	0.00400			

1 Cp

2 Tc

3 Ss

L1667050-05 Original Sample (OS) • Duplicate (DUP)

(OS) L1667050-05 10/18/23 10:10 • (DUP) R3988216-3 10/18/23 10:10

Analyte	Original Result	DUP Result	Dilution	DUP RPD	DUP Qualifier	DUP RPD Limits
	%	%		%		%
Total Solids	92.2	93.1	1	1.06		10

4 Cn

5 Sr

Laboratory Control Sample (LCS)

(LCS) R3988216-2 10/18/23 10:10

Analyte	Spike Amount	LCS Result	LCS Rec.	Rec. Limits	LCS Qualifier
	%	%	%	%	
Total Solids	50.0	50.0	100	85.0-115	

6 Qc

7 Gl

8 Al

9 Sc

Method Blank (MB)

(MB) R3988214-1 10/18/23 09:53

Analyte	MB Result	<u>MB Qualifier</u>	MB MDL	MB RDL
	%		%	%
Total Solids	0.00300			

1 Cp

2 Tc

3 Ss

L1667057-07 Original Sample (OS) • Duplicate (DUP)

(OS) L1667057-07 10/18/23 09:53 • (DUP) R3988214-3 10/18/23 09:53

Analyte	Original Result	DUP Result	Dilution	DUP RPD	<u>DUP Qualifier</u>	DUP RPD Limits
	%	%		%		%
Total Solids	96.9	96.9	1	0.0674		10

4 Cn

5 Sr

Laboratory Control Sample (LCS)

(LCS) R3988214-2 10/18/23 09:53

Analyte	Spike Amount	LCS Result	LCS Rec.	Rec. Limits	<u>LCS Qualifier</u>
	%	%	%	%	
Total Solids	50.0	50.0	99.9	85.0-115	

6 Qc

7 Gl

8 Al

9 Sc

Method Blank (MB)

(MB) R3988976-1 10/20/23 10:10

Analyte	MB Result	MB Qualifier	MB MDL	MB RDL
Hexavalent Chromium	U		0.255	1.00

¹Cp

²Tc

³Ss

⁴Cn

⁵Sr

⁶Qc

⁷Gl

⁸Al

⁹Sc

L1666738-03 Original Sample (OS) • Duplicate (DUP)

(OS) L1666738-03 10/20/23 11:25 • (DUP) R3988976-7 10/20/23 11:30

Analyte	Original Result	DUP Result	Dilution	DUP RPD	DUP Qualifier	DUP RPD Limits
Hexavalent Chromium	ND	ND	1	0.000		20

L1667057-02 Original Sample (OS) • Duplicate (DUP)

(OS) L1667057-02 10/20/23 11:51 • (DUP) R3988976-8 10/20/23 11:56

Analyte	Original Result (dry)	DUP Result (dry)	Dilution	DUP RPD	DUP Qualifier	DUP RPD Limits
Hexavalent Chromium	ND		1	0.000		20

Laboratory Control Sample (LCS)

(LCS) R3988976-2 10/20/23 10:18

Analyte	Spike Amount	LCS Result	LCS Rec.	Rec. Limits	LCS Qualifier
Hexavalent Chromium	10.0	10.1	101	80.0-120	

L1666734-04 Original Sample (OS) • Matrix Spike (MS) • Matrix Spike Duplicate (MSD)

(OS) L1666734-04 10/20/23 10:38 • (MS) R3988976-3 10/20/23 10:44 • (MSD) R3988976-4 10/20/23 10:49

Analyte	Spike Amount	Original Result	MS Result	MSD Result	MS Rec.	MSD Rec.	Dilution	Rec. Limits	MS Qualifier	MSD Qualifier	RPD	RPD Limits
Hexavalent Chromium	20.0	ND	16.0	15.6	80.1	78.1	1	75.0-125			2.46	20

L1666734-04 Original Sample (OS) • Matrix Spike (MS)

(OS) L1666734-04 10/20/23 10:38 • (MS) R3988976-5 10/20/23 10:54

Analyte	Spike Amount	Original Result	MS Result	MS Rec.	Dilution	Rec. Limits	MS Qualifier
Hexavalent Chromium	638	ND	866	136	50	75.0-125	<u>J5</u>

GLOSSARY OF TERMS

Guide to Reading and Understanding Your Laboratory Report

The information below is designed to better explain the various terms used in your report of analytical results from the Laboratory. This is not intended as a comprehensive explanation, and if you have additional questions please contact your project representative.

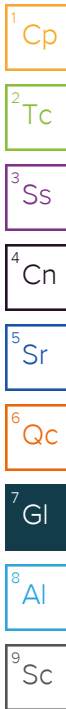
Results Disclaimer - Information that may be provided by the customer, and contained within this report, include Permit Limits, Project Name, Sample ID, Sample Matrix, Sample Preservation, Field Blanks, Field Spikes, Field Duplicates, On-Site Data, Sampling Collection Dates/Times, and Sampling Location. Results relate to the accuracy of this information provided, and as the samples are received.

Abbreviations and Definitions

(dry)	Results are reported based on the dry weight of the sample. [this will only be present on a dry report basis for soils].
MDL	Method Detection Limit.
ND	Not detected at the Reporting Limit (or MDL where applicable).
RDL	Reported Detection Limit.
RDL (dry)	Reported Detection Limit.
Rec.	Recovery.
RPD	Relative Percent Difference.
SDG	Sample Delivery Group.
U	Not detected at the Reporting Limit (or MDL where applicable).
Analyte	The name of the particular compound or analysis performed. Some Analyses and Methods will have multiple analytes reported.
Dilution	If the sample matrix contains an interfering material, the sample preparation volume or weight values differ from the standard, or if concentrations of analytes in the sample are higher than the highest limit of concentration that the laboratory can accurately report, the sample may be diluted for analysis. If a value different than 1 is used in this field, the result reported has already been corrected for this factor.
Limits	These are the target % recovery ranges or % difference value that the laboratory has historically determined as normal for the method and analyte being reported. Successful QC Sample analysis will target all analytes recovered or duplicated within these ranges.
Original Sample	The non-spiked sample in the prep batch used to determine the Relative Percent Difference (RPD) from a quality control sample. The Original Sample may not be included within the reported SDG.
Qualifier	This column provides a letter and/or number designation that corresponds to additional information concerning the result reported. If a Qualifier is present, a definition per Qualifier is provided within the Glossary and Definitions page and potentially a discussion of possible implications of the Qualifier in the Case Narrative if applicable.
Result	The actual analytical final result (corrected for any sample specific characteristics) reported for your sample. If there was no measurable result returned for a specific analyte, the result in this column may state "ND" (Not Detected) or "BDL" (Below Detectable Levels). The information in the results column should always be accompanied by either an MDL (Method Detection Limit) or RDL (Reporting Detection Limit) that defines the lowest value that the laboratory could detect or report for this analyte.
Uncertainty (Radiochemistry)	Confidence level of 2 sigma.
Case Narrative (Cn)	A brief discussion about the included sample results, including a discussion of any non-conformances to protocol observed either at sample receipt by the laboratory from the field or during the analytical process. If present, there will be a section in the Case Narrative to discuss the meaning of any data qualifiers used in the report.
Quality Control Summary (Qc)	This section of the report includes the results of the laboratory quality control analyses required by procedure or analytical methods to assist in evaluating the validity of the results reported for your samples. These analyses are not being performed on your samples typically, but on laboratory generated material.
Sample Chain of Custody (Sc)	This is the document created in the field when your samples were initially collected. This is used to verify the time and date of collection, the person collecting the samples, and the analyses that the laboratory is requested to perform. This chain of custody also documents all persons (excluding commercial shippers) that have had control or possession of the samples from the time of collection until delivery to the laboratory for analysis.
Sample Results (Sr)	This section of your report will provide the results of all testing performed on your samples. These results are provided by sample ID and are separated by the analyses performed on each sample. The header line of each analysis section for each sample will provide the name and method number for the analysis reported.
Sample Summary (Ss)	This section of the Analytical Report defines the specific analyses performed for each sample ID, including the dates and times of preparation and/or analysis.

Qualifier Description

J5	The sample matrix interfered with the ability to make any accurate determination; spike value is high.
----	--



ACCREDITATIONS & LOCATIONS

Pace Analytical National 12065 Lebanon Rd Mount Juliet, TN 37122

Alabama	40660	Nebraska	NE-OS-15-05
Alaska	17-026	Nevada	TN000032021-1
Arizona	AZ0612	New Hampshire	2975
Arkansas	88-0469	New Jersey–NELAP	TN002
California	2932	New Mexico ¹	TN00003
Colorado	TN00003	New York	11742
Connecticut	PH-0197	North Carolina	Env375
Florida	E87487	North Carolina ¹	DW21704
Georgia	NELAP	North Carolina ³	41
Georgia ¹	923	North Dakota	R-140
Idaho	TN00003	Ohio–VAP	CL0069
Illinois	200008	Oklahoma	9915
Indiana	C-TN-01	Oregon	TN200002
Iowa	364	Pennsylvania	68-02979
Kansas	E-10277	Rhode Island	LA000356
Kentucky ^{1,6}	KY90010	South Carolina	84004002
Kentucky ²	16	South Dakota	n/a
Louisiana	AI30792	Tennessee ^{1,4}	2006
Louisiana	LA018	Texas	T104704245-20-18
Maine	TN00003	Texas ⁵	LAB0152
Maryland	324	Utah	TN000032021-11
Massachusetts	M-TN003	Vermont	VT2006
Michigan	9958	Virginia	110033
Minnesota	047-999-395	Washington	C847
Mississippi	TN00003	West Virginia	233
Missouri	340	Wisconsin	998093910
Montana	CERT0086	Wyoming	A2LA
A2LA – ISO 17025	1461.01	AIHA-LAP,LLC EMLAP	100789
A2LA – ISO 17025 ⁵	1461.02	DOD	1461.01
Canada	1461.01	USDA	P330-15-00234
EPA–Crypto	TN00003		

¹ Drinking Water ² Underground Storage Tanks ³ Aquatic Toxicity ⁴ Chemical/Microbiological ⁵ Mold ⁶ Wastewater n/a Accreditation not applicable

* Not all certifications held by the laboratory are applicable to the results reported in the attached report.

* Accreditation is only applicable to the test methods specified on each scope of accreditation held by Pace Analytical.

¹ Cp

² Tc

³ Ss

⁴ Cn

⁵ Sr

⁶ Qc

⁷ Gl


⁸ Al

⁹ Sc

Company Name/Address:
Ramboll - Emeryville, CA
 2200 Powell Street
 Suite 700
 Emeryville, CA 94608

Billing Information:
Ramboll
 2200 Powell Street
 Suite 700
 Emeryville, CA 94608

Analysis / Container / Preservative	
Pres	Chk

Chain of Custody Page 1 of 7

MT JULIET, TN
 12065 Lebanon Rd Mount Juliet, TN 37122
 Submitting a sample via this chain of custody constitutes acknowledgment and acceptance of the Pace Terms and Conditions found at: <https://info.pacelabs.com/hubs/pas-standard-terms.pdf>

Report to:
Ramboll

Email To:
twinger@ramboll.com; EmeryvilleLabData@ram

Project Description:
8th Street Sampling

City/State
 Collected: **Henderson, NV**

Please Circle:
 PT MT CT ET

Phone: **510-420-2518**


Client Project #
1690029365-008

Lab Project #
RAMBOLLECA-NERT

Collected by (print):
Tam Winger

Site/Facility ID #
NERT

P.O. #

Collected by (signature):


Rush? (Lab MUST Be Notified)
 Same Day Five Day
 Next Day 5 Day (Rad Only)
 Two Day 10 Day (Rad Only)
 Three Day

Quote #
00147422

Immediately Packed on Ice N Y

Date Results Needed
10.20.23 No. of Cntrs



Sample ID	Comp/Grab	Matrix *	Depth	Date	Time	Cntrs	% moisture (TS) 4ozClr-NoPres	CR6IC - 7199 4ozClr-NoPres
ETH-SB-1A-0-2-20231016		SS	0-2	10/16/2023	1350	1	X	X
ETH-SB-1A-8-10-20231016		SS	8-10	10/16/2023	1357	1	X	X
ETH-SB-2A-0-2-20231016		SS	0-2	10/16/2023	1415	1	X	X
ETH-SB-2A-8-10-20231016		SS	8-10	10/16/2023	1420	1	X	X
ETH-SB-2A-8-10-20231016-FD		SS	8-10	10/16/2023	1423	1	X	X
ETH-SB-3A-0-2-20231016		SS	0-2	10/16/2023	1450	1	X	X
ETH-SB-3A-8-10-20231016		SS	8-10	10/16/2023	1500	1	X	X
		SS						
		SS						
		SS						

SDG # **L1667057**
H140
 Tab
 Acctnum: **RAMBOLLECA**
 Template: **T239475**
 Prelogin: **P1029606**
 PM: **546 - Jared Starkey**
 PB:
 Shipped Via:
 Remarks Sample # (lab only)

* Matrix:
 SS - Soil AIR - Air F - Filter
 GW - Groundwater B - Bioassay
 WW - WasteWater
 DW - Drinking Water
 OT - Other


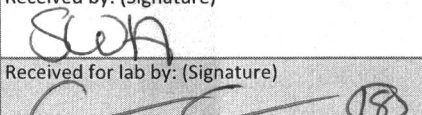

Remarks: **report results as dry weight**
 report to: **twinger@ramboll.com, EmeryvilleLabData@ramboll.com, Jhunk@ramboll.com**
 Samples returned via: UPS FedEx Courier
 Tracking #

Sample Receipt Checklist
 COC Seal Present/Intact: NP Y N
 COC Signed/Accurate: Y N
 Bottles arrive intact: Y N
 Correct bottles used: Y N
 Sufficient volume sent: Y N
 If Applicable
 VOA Zero Headspace: Y N
 Preservation Correct/Checked: Y N
 RAD Screen <0.5 mR/hr: Y N

Relinquished by: (Signature)

 Relinquished by: (Signature)

 Relinquished by: (Signature)

Date:
10/16/23
10-16-23

Time:
1830
1700

Received by: (Signature)


 Received for lab by: (Signature)


Trip Blank Received: Yes/No
 Yes No
 HCL/MeOH TBR
 Temp: **66.8°C** Bottles Received: **7**
0.140=0.1

If preservation required by Login: Date/Time
 Hold:
 Condition:
 NCF / OK

PROLWU