



July 25, 2013

Compliance Coordinator
Nevada Division of Environmental Protection
Bureau of Water Pollution Control
901 South Stewart Street, Suite 4001
Carson City, Nevada 89701-5249

**Subject: Groundwater Discharge Permit NEV2001515 Discharge Monitoring Reports –
2nd Quarter 2013**

Dear Compliance Coordinator:

The Nevada Environmental Response Trust (NERT or the Trust) maintains Groundwater Discharge Permit #NEV2001515 which covers the synthetically double-lined ponds GW-11 and AP-5. No water was discharged directly to a receiving water body from either GW-11 or AP-5 pond. On June 11, 2013, Veolia Water North America (Veolia) began transferring water from GW-11 to the perchlorate treatment system at approximately 100 gallons per minute (gpm). Treated water from the perchlorate treatment system is discharged under the authority of NPDES permit NV0023060.

ENVIRON, on behalf of the Trust, is in the process of decommissioning AP-5 pond. The majority of the water in AP-5 (81,241 gallons) was pumped to GW-11 in 1st quarter 2013. Additional water from the dewatering of solids (approximately 15,000 gallons) was removed by Logistical Solutions via vacuum truck between April 11 and April 19, 2013 and discharged to GW-11. Activities related to the decommissioning, including sampling of remnant pond solids, are ongoing.

Attachment 1 includes the April, May, and June 2013 Discharge Monitoring Reports (DMRs). Attachment 2 includes the pond monitoring tables, which provide water balance and leak detection monitoring information. DMRs and tables are provided for GW-11 only, as AP-5 is in the process of being decommissioned.

Should you have any questions concerning this report, please contact Kimberly Kuwabara at (510) 420-2525 or kkuwabara@environcorp.com. Thank you.

Sincerely,

A handwritten signature in cursive script that reads "Kimberly Kuwabara".

Kimberly Kuwabara, MS
Senior Manager
CEM 2353, exp. 3/20/15


Overnight Mail
Attachments

Attachment 1: Discharge Monitoring Reports
Attachment 2: Pond Monitoring Results

cc: Greg Lovato, Bureau of Corrective Actions, NDEP
James Dotchin, Bureau of Corrective Actions, NDEP
Weiquan Dong, Bureau of Corrective Actions, NDEP
Jay Steinberg, Nevada Environmental Response Trust
Andrew Steinberg, Nevada Environmental Response Trust
Tanya O'Neill, Foley and Lardner LLP
Sachin Chawla, Veolia Water North America
Steve Kubacki, Veolia Water North America
Allan J. DeLorme, ENVIRON International Corporation
John Pekala, ENVIRON International Corporation

Discharge Permit NEV2001515 – 2nd Q 2013 DMR
CEM Certification

I hereby certify that I am responsible for the services described in this document and for the preparation of this document. The services described in this document have been provided in a manner consistent with the current standards of the profession and, to the best of my knowledge, comply with all applicable federal, state and local statutes, regulations and ordinances.



Kimberly Kuwabara
CEM 2353, expires 3-20-15

ATTACHMENT 1

Discharge Monitoring Reports



13-April DMR
NEV2001515.xlsx

April 2013



13-May DMR
NEV2001515.xlsx

May 2013



13-June DMR
NEV2001515.xlsx

June 2013

PERMITTEE NAME/ADDRESS:

Nevada Environmental response Trust
 CO Veolia Water NA
 510 Fourth Street
 Henderson, NV 89015

NATIONAL POLLUTANT DISCHARGE ELIMINATION SYSTEM (NPDES)
 DISCHARGE MONITORING REPORT (DMR)

NEV2001515
 PERMIT NUMBER

001
 DISCHARGE NUMBER

FACILITY: Nevada Environmental Response Trust

LOCATION: Henderson, NV

ATTN: Kimberly Kuwabara


MONITORING PERIOD

FROM 13 | 04 | 01 TO 13 | 04 | 30

NO DISCHARGE

X

NOTE: Read instructions before completing this form.

PARAMETER	QUANTITY OR LOADING			QUALITY OR CONCENTRATION			NO. EX	FREQUENCY OF ANALYSIS	SAMPLE TYPE
	AVERAGE	MAXIMUM	UNITS	30 Day Ave (mg/l)	7 Day Ave (mg/l)	30 Day Ave (lb/day)			
Flow Influent	SAMPLE MEASUREMENT	Please see attached Table 1	MGD				0	Monthly	Flow Meter
	PERMIT REQUIREMENT	Monitor and Report							
Leak Detection Information	SAMPLE MEASUREMENT	-----		Please see attached Table 2			0	Bi-Monthly	Discrete
	PERMIT REQUIREMENT			Monitor and Report					
Pond Water Level	SAMPLE MEASUREMENT	-----		Please see attached Table 1			0	Bi-Monthly	Discrete
	PERMIT REQUIREMENT			Monitor and Report					
Storage Volume	SAMPLE MEASUREMENT	-----		Please see attached Table 1			0	Bi-Monthly	Calculation
	PERMIT REQUIREMENT			Monitor and Report					
Water Balance Information	SAMPLE MEASUREMENT			Please see attached Table 1			0	Monthly	Calculation
	PERMIT REQUIREMENT			Monitor and Report					
	SAMPLE MEASUREMENT								
	PERMIT REQUIREMENT								
	SAMPLE MEASUREMENT								
	PERMIT REQUIREMENT								
I CERTIFY UNDER PENALTY OF LAW THAT THIS DOCUMENT AND ALL ATTACHMENTS WERE PREPARED UNDER MY PERSONAL SUPERVISION IN ACCORDANCE WITH A SYSTEM DESIGNED TO ASSURE THAT QUALIFIED PERSONNEL PREPARED THE INFORMATION SUBMITTED IS, TO THE BEST OF MY KNOWLEDGE AND BELIEF, TRUE, ACCURATE, INCLUDING THE POSSIBILITY OF FINE AND IMPRISONMENT FOR KNOWING VIOLATIONS.									
NAME / TITLE PRINCIPAL EXECUTIVE OFFICER Kimberly Kuwabara							TELEPHONE DATE		
TYPED OR PRINTED CEM 2353, exp 3-20-15							AREA CODE NUMBER YEAR MO DAY 510-420-2525 13 07 25		
COMMENT AND EXPLANATION OF ANY VIOLATIONS Ponds GW-11 and AP-5							SIGNATURE OF PRINCIPAL EXECUTIVE OFFICER OR AUTHORIZED AGENT 		

(Reference all attachments here)

Forms by WindowChem\707\864-0845.ppt 10/30/05 01:47:05

PERMITTEE NAME/ADDRESS:

Nevada Environmental response Trust
 CO Veolia Water NA
 510 Fourth Street
 Henderson, NV 89015

NATIONAL POLLUTANT DISCHARGE ELIMINATION SYSTEM (NPDES)

DISCHARGE MONITORING REPORT (DMR)

NEV2001515 PERMIT NUMBER
 001 DISCHARGE NUMBER

FACILITY: Nevada Environmental Response Trust

LOCATION: Henderson, NV

ATTN: Kimberly Kuwabara


MONITORING PERIOD

FROM 13 | 05 | 01 TO 13 | 05 | 31

NO DISCHARGE

X

NOTE: Read instructions before completing this form.

PARAMETER	QUANTITY OR LOADING			QUALITY OR CONCENTRATION			UNIT	NO. EX	FREQUENCY OF ANALYSIS	SAMPLE TYPE
	AVERAGE	MAXIMUM	UNITS	30 Day Ave (mg/l)	7 Day Ave (mg/l)	30 Day Ave (lb/day)				
Flow Influent	SAMPLE MEASUREMENT	Please see attached Table 1		MGD				0	Monthly	Flow Meter
	PERMIT REQUIREMENT	Monitor and Report								
Leak Detection Information	SAMPLE MEASUREMENT	-----						0	Bi-Monthly	Discrete
	PERMIT REQUIREMENT	Please see attached Table 2								
Pond Water Level	SAMPLE MEASUREMENT	-----						0	Bi-Monthly	Discrete
	PERMIT REQUIREMENT	Monitor and Report								
Storage Volume	SAMPLE MEASUREMENT	-----						0	Bi-Monthly	Discrete
	PERMIT REQUIREMENT	Please see attached Table 1								
Water Balance Information	SAMPLE MEASUREMENT	-----						0	Bi-Monthly	Calculation
	PERMIT REQUIREMENT	Please see attached Table 1								
	SAMPLE MEASUREMENT	-----						0	Monthly	Calculation
	PERMIT REQUIREMENT	Please see attached Table 1								
	SAMPLE MEASUREMENT	-----								
	PERMIT REQUIREMENT	Monitor and Report								
	SAMPLE MEASUREMENT	-----								
	PERMIT REQUIREMENT	Monitor and Report								
<p>I CERTIFY UNDER PENALTY OF LAW THAT THIS DOCUMENT AND ALL ATTACHMENTS WERE PREPARED UNDER MY PERSONAL SUPERVISION AND ACCORDING TO THE SYSTEM DESIGNED TO ASSURE THAT QUALIFIED PERSONNEL PROPERLY OBTAIN AND EVALUATE INFORMATION. I AM NOT PROVIDING INFORMATION TO ANY OTHER PERSONS WHO MANAGE THE SYSTEM, OR THOSE PERSONS DIRECTLY RESPONSIBLE FOR GATHERING THE INFORMATION. THE INFORMATION SUBMITTED IS, TO THE BEST OF MY KNOWLEDGE AND BELIEF, TRUE, ACCURATE, AND COMPLETE. I AM AWARE OF THE PENALTY FOR PROVIDING FALSE INFORMATION, INCLUDING THE POSSIBILITY OF FINE AND IMPRISONMENT FOR KNOWING VIOLATIONS.</p>										
<p>NAME / TITLE PRINCIPAL EXECUTIVE OFFICER Kimberly Kuwabara CEM 2353, exp 3-20-15 TYPED OR PRINTED</p>										
<p>SIGNATURE OF PRINCIPAL EXECUTIVE OFFICER OR AUTHORIZED AGENT  OFFICER OR AUTHORIZED AGENT</p>										
<p>TELEPHONE</p>								<p>DATE</p>		
<p>510-420-2525</p>								<p>13 07 25</p>		
<p>AREA CODE NUMBER</p>								<p>YEAR MO DAY</p>		
<p>510-420-2525</p>								<p>13 07 25</p>		

(Reference all attachments here)

COMMENT AND EXPLANATION OF ANY VIOLATIONS
 Ponds GW-11 and AP-5

Forms by WindavChem(707)964-0945;prn11090;v5.01;4/196

PERMITTEE NAME/ADDRESS:

Nevada Environmental response Trust
 CO Veolia Water NA
 510 Fourth Street
 Henderson, NV 89015

NATIONAL POLLUTANT DISCHARGE ELIMINATION SYSTEM (NPDES)

DISCHARGE MONITORING REPORT (DMR)

NEV2001515 PERMIT NUMBER
 001 DISCHARGE NUMBER

FACILITY: Nevada Environmental Response Trust
 LOCATION: Henderson, NV
 ATTN: Kimberly Kuwabara

MONITORING PERIOD

FROM 13 | 06 | 01 TO 13 | 06 | 30

NO DISCHARGE

X

NOTE: Read instructions before completing this form.

PARAMETER	SAMPLE MEASUREMENT PERMIT REQUIREMENT	QUANTITY OR LOADING			QUALITY OR CONCENTRATION			NO. EX	FREQUENCY OF ANALYSIS	SAMPLE TYPE	
		AVERAGE	MAXIMUM	UNITS	30 Day Ave (mg/l)	7 Day Ave (mg/l)	30 Day Ave (lb/day)				UNIT
Flow	MEASUREMENT	Please see attached Table 1			MGD				0	Monthly	Flow Meter
	PERMIT REQUIREMENT	Monitor and Report									
Leak Detection Information	MEASUREMENT	-----				Please see attached Table 2			0	Bi-Monthly	Discrete
	PERMIT REQUIREMENT	-----				Monitor and Report					
Pond Water Level	MEASUREMENT	-----				Please see attached Table 1			0	Bi-Monthly	Discrete
	PERMIT REQUIREMENT	-----				Monitor and Report					
Storage Volume	MEASUREMENT	-----				Please see attached Table 1			0	Bi-Monthly	Calculation
	PERMIT REQUIREMENT	-----				Monitor and Report					
Water Balance Information	MEASUREMENT					Please see attached Table 1			0	Monthly	Calculation
	PERMIT REQUIREMENT					Monitor and Report					
	MEASUREMENT										
	PERMIT REQUIREMENT										
	MEASUREMENT										
	PERMIT REQUIREMENT										
NAME / TITLE PRINCIPAL EXECUTIVE OFFICER								TELEPHONE		DATE	
Kimberly Kuwabara								510-420-2525		13 07 25	
CEM 2353, exp 3-20-15								AREA CODE NUMBER		YEAR MO DAY	
TYPED OR PRINTED								510-420-2525		13 07 25	
COMMENT AND EXPLANATION OF ANY VIOLATIONS								SIGNATURE OF PRINCIPAL EXECUTIVE OFFICER OR AUTHORIZED AGENT			
Ponds GW-11 and AP-5								Kimberly Kuwabara			
								OFFICER OR AUTHORIZED AGENT			

I CERTIFY UNDER PENALTY OF LAW THAT THIS DOCUMENT AND ALL ATTACHMENTS WERE PREPARED UNDER MY PERSONAL SUPERVISION AND IN ACCORDANCE WITH A SYSTEM DESIGNED TO ASSURE THAT QUALIFIED PERSONNEL PROPERLY OBTAIN AND MAINTAIN ACCURATE AND AVAILABLE INFORMATION FOR THE PURPOSES OF GATHERING THE INFORMATION, THE INFORMATION SUBMITTED IS, TO THE BEST OF MY KNOWLEDGE AND BELIEF, TRUE, ACCURATE, AND COMPLETE. I AM AWARE OF THE POSSIBILITY OF FINE AND IMPRISONMENT FOR KNOWING VIOLATIONS.

(Reference all attachments here)

Forms by WindowChem(707)964-0845.pmt10900.v5.01.14/196

ATTACHMENT 2

Pond Monitoring Results



13 2nd Q - GW11
Pond Levels.xls



current pond liner
gallons - 2nd Q 13.xls

GW-11 Pond Data



GW-11 Water
Balance - 2nd Q 13.xls

GW-11 Water Balance



O&M Manual - OnM Manual for NEV
NEV2001515 - 11-9-12001516 - Sept 2006



Operations and Maintenance Manuals

ATTACHMENT 2

Pond Monitoring Results

Table 1a – GW-11 Pond Monitoring Information

Date	Flow Into Pond (MGD)	Pond Level (feet)	Storage Volume (thousand gallons)	Water Balance (million gallons)	Flow from Pond to FBR's (million gallons)
4-1-13	0.085	10.5	37,447	-0.61	0
4-15-13		10.8	38,464		0
5-1-13	0.041	10.6	37,786	-3.08	0
5-15-13		10.5	37,673		0
6-1-13	0.076	11.0	39,255	-2.73	0
6-15-13		11.8	42,194		2.795

Table 2a – GW-11 Pond Leak Detection Monitoring

Date	Volume in Detection Well (gallons)
4-4-13	NW – Dry
“	NE – Dry
“	SW – Dry
“	SE – Dry
4-22-13	NW – Dry
“	NE – Dry
“	SW – 840
“	SE – Dry
5-9-13	NW – Dry
“	NE – Dry
“	SW – 75
“	SE – Dry
5-23-13	NW – Dry
“	NE – Dry
“	SW – Dry
“	SE – Dry
6-6-13	NW – Dry
“	NE – Dry
“	SW – Dry
“	SE – Dry
6/20/13	NW – Dry
“	NE – Dry
“	SW – Dry
“	SE – Dry