

## LABORATORY REPORT

May 30, 2008

Robert Kennedy  
ENSR  
2 Technology Park Drive  
Westford, MA 01886

**RE: Phase B Soil Gas / 04020-023-4311**

Dear Robert:

Enclosed are the results of the samples submitted to our laboratory on May 12, 2008. For your reference, these analyses have been assigned our service request number P0801385.

All analyses were performed in accordance with our laboratory's quality assurance program. Results are intended to be considered in their entirety and apply only to the samples analyzed and reported herein. Your report contains 655 pages.

Columbia Analytical Services, Inc. is certified by the California Department of Health Services, NELAP Laboratory Certificate No. 02115CA; Arizona Department of Health Services, Certificate No. AZ0694; Florida Department of Health, NELAP Certification E871020; New Jersey Department of Environmental Protection, NELAP Laboratory Certification ID #CA009; New York State Department of Health, NELAP NY Lab ID No: 11221; Oregon Environmental Laboratory Accreditation Program, NELAP ID: CA20007; The American Industrial Hygiene Association, Laboratory #101661; Department of the Navy (NFESC); Pennsylvania Registration No. 68-03307. Each of the certifications listed above have an explicit Scope of Accreditation that applies to specific matrices/methods/analytes; therefore, please contact me for information corresponding to a particular certification.

If you have any questions, please call me at (805) 526-7161.

Respectfully submitted,

**Columbia Analytical Services, Inc.**



Kelly Horiuchi  
Project Manager

Page  
1 of 655

Client: ENSR  
Project: Phase B Soil Gas / 04020-023-4311

CAS Project No: P0801385

---

### CASE NARRATIVE

The samples were received intact under chain of custody on May 12, 2008 and were stored in accordance with the analytical method requirements. Please refer to the sample acceptance check form for additional information. The results reported herein are applicable only to the condition of the samples at the time of sample receipt.

#### Helium Analysis

The samples were analyzed for helium according to modified EPA Method 3C using a gas chromatograph equipped with a thermal conductivity detector (TCD).

#### Volatile Organic Compound Analysis

The samples were also analyzed for selected volatile organic compounds in accordance with EPA Method TO-15 from the Compendium of Methods for the Determination of Toxic Organic Compounds in Ambient Air, Second Edition (EPA/625/R-96/010b), January, 1999. The analytical system was comprised of a gas chromatograph / mass spectrometer (GC/MS) interfaced to a whole-air preconcentrator.

The Summa canisters were cleaned, prior to sampling, down to the method reporting limit (MRL) reported for this project. Therefore, any result reported below the MRL may be biased high.

---

*The results of analyses are given in the attached laboratory report. All results are intended to be considered in their entirety, and Columbia Analytical Services, Inc. (CAS) is not responsible for utilization of less than the complete report.*

Client: ENSR

Folder: P0801385

Project: Phase B Soil Gas 04020-023-4311

### Detailed Sample Information

<u>CAS Sample ID</u>	<u>Client Sample ID</u>	<u>Container Type</u>	<u>Pi1 (Hg)</u>	<u>Pi1 (psig)</u>	<u>Pf1 (Hg)</u>	<u>Pi2 (psig)</u>	<u>Pf2 (Hg)</u>	<u>Cont ID</u>	<u>Order #</u>	<u>FC ID</u>	<u>Order #</u>
P0801385-001.01	SG64B-05	6.0 L-Summa Canister Source	-11.5	-5.6	3.5			SC00546	8616	OA00019	8616
P0801385-002.01	SG41B-20	6.0 L-Summa Canister Source	-7.6	-3.7	3.5			SC00560	8616	OA00088	8616
P0801385-003.01	SG41B-20D	6.0 L-Summa Canister Source	-7.0	-3.4	3.5			SC00781	8616		
P0801385-004.01	SG43B-05	6.0 L-Summa Canister Source	-10.8	-5.3	3.5			SC00470	8616	OA00082	8616
P0801385-005.01	SG38B-20	6.0 L-Summa Canister Source	-6.1	-3.0	3.5			SC00970	8616	OA00085	8616
P0801385-006.01	SG40B-05	6.0 L-Summa Canister Source	-6.7	-3.3	3.5			SC00938	8616	OA00035	8616
P0801385-007.01	SG40B-05D	6.0 L-Summa Canister Source	-6.3	-3.1	3.5			SC00289	8616		

### Miscellaneous Items - received

- AVG00229
- AVG00046
- AVG00217
- OA00087
- AVG00129
- AVG00182



**Columbia Analytical Services, Inc.**  
**Sample Acceptance Check Form**

Client: ENSR

Work order: P0801385

Project: Phase B Soil Gas / 04020-023-4311

Sample(s) received on: 5/12/2008

Date opened: 5/12/2008

by: MZAMORA

*Note:* This form is used for all samples received by CAS. The use of this form for custody seals is strictly meant to indicate presence/absence and not as an indication of compliance or nonconformity. Thermal preservation and pH will only be evaluated either at the request of the client and/or as required by the method/SOP.

- |    |                                                                                                               | Yes                                 | No                                  | N/A                                 |
|----|---------------------------------------------------------------------------------------------------------------|-------------------------------------|-------------------------------------|-------------------------------------|
| 1  | Were <b>sample containers</b> properly marked with client sample ID?                                          | <input checked="" type="checkbox"/> | <input type="checkbox"/>            | <input type="checkbox"/>            |
| 2  | Container(s) <b>supplied by CAS</b> ?                                                                         | <input checked="" type="checkbox"/> | <input type="checkbox"/>            | <input type="checkbox"/>            |
| 3  | Did <b>sample containers</b> arrive in good condition?                                                        | <input checked="" type="checkbox"/> | <input type="checkbox"/>            | <input type="checkbox"/>            |
| 4  | Were <b>chain-of-custody</b> papers used and filled out?                                                      | <input checked="" type="checkbox"/> | <input type="checkbox"/>            | <input type="checkbox"/>            |
| 5  | Did <b>sample container labels</b> and/or tags agree with custody papers?                                     | <input checked="" type="checkbox"/> | <input type="checkbox"/>            | <input type="checkbox"/>            |
| 6  | Was <b>sample volume</b> received adequate for analysis?                                                      | <input checked="" type="checkbox"/> | <input type="checkbox"/>            | <input type="checkbox"/>            |
| 7  | Are samples within specified holding times?                                                                   | <input checked="" type="checkbox"/> | <input type="checkbox"/>            | <input type="checkbox"/>            |
| 8  | Was proper <b>temperature</b> (thermal preservation) of cooler at receipt adhered to?                         | <input type="checkbox"/>            | <input type="checkbox"/>            | <input checked="" type="checkbox"/> |
|    | Cooler Temperature _____ °C    Blank Temperature _____ °C                                                     |                                     |                                     |                                     |
| 9  | Was a <b>trip blank</b> received?                                                                             | <input type="checkbox"/>            | <input checked="" type="checkbox"/> | <input type="checkbox"/>            |
|    | Trip blank supplied by CAS: Serial # _____ -TB _____                                                          |                                     |                                     |                                     |
| 10 | Were <b>custody seals</b> on outside of cooler/Box?                                                           | <input type="checkbox"/>            | <input checked="" type="checkbox"/> | <input type="checkbox"/>            |
|    | Location of seal(s)? _____ Sealing Lid?                                                                       | <input type="checkbox"/>            | <input type="checkbox"/>            | <input checked="" type="checkbox"/> |
|    | Were signature and date included?                                                                             | <input type="checkbox"/>            | <input type="checkbox"/>            | <input checked="" type="checkbox"/> |
|    | Were seals intact?                                                                                            | <input type="checkbox"/>            | <input type="checkbox"/>            | <input checked="" type="checkbox"/> |
|    | Were custody seals on outside of sample container?                                                            | <input type="checkbox"/>            | <input checked="" type="checkbox"/> | <input type="checkbox"/>            |
|    | Location of seal(s)? _____ Sealing Lid?                                                                       | <input type="checkbox"/>            | <input type="checkbox"/>            | <input checked="" type="checkbox"/> |
|    | Were signature and date included?                                                                             | <input type="checkbox"/>            | <input type="checkbox"/>            | <input checked="" type="checkbox"/> |
|    | Were seals intact?                                                                                            | <input type="checkbox"/>            | <input type="checkbox"/>            | <input checked="" type="checkbox"/> |
| 11 | Do containers have appropriate <b>preservation</b> , according to method/SOP or Client specified information? | <input type="checkbox"/>            | <input type="checkbox"/>            | <input checked="" type="checkbox"/> |
|    | Is there a client indication that the submitted samples are <b>pH</b> preserved?                              | <input type="checkbox"/>            | <input type="checkbox"/>            | <input checked="" type="checkbox"/> |
|    | Were <b>VOA vials</b> checked for presence/absence of air bubbles?                                            | <input type="checkbox"/>            | <input type="checkbox"/>            | <input checked="" type="checkbox"/> |
|    | Does the client/method/SOP require that the analyst check the sample pH and <u>if necessary</u> alter it?     | <input type="checkbox"/>            | <input type="checkbox"/>            | <input checked="" type="checkbox"/> |
| 12 | <b>Tubes:</b> Are the tubes capped and intact?                                                                | <input type="checkbox"/>            | <input type="checkbox"/>            | <input checked="" type="checkbox"/> |
|    | Do they contain moisture?                                                                                     | <input type="checkbox"/>            | <input type="checkbox"/>            | <input checked="" type="checkbox"/> |
| 13 | <b>Badges:</b> Are the badges properly capped and intact?                                                     | <input type="checkbox"/>            | <input type="checkbox"/>            | <input checked="" type="checkbox"/> |
|    | Are dual bed badges separated and individually capped and intact?                                             | <input type="checkbox"/>            | <input type="checkbox"/>            | <input checked="" type="checkbox"/> |

Lab Sample ID	Container Description	Required pH *	Received pH	Adjusted pH	VOA Headspace (Presence/Absence)	Receipt / Preservation Comments
P0801385-001.01	6.0 L Source Can					
P0801385-002.01	6.0 L Source Can					
P0801385-003.01	6.0 L Source Can					
P0801385-004.01	6.0 L Source Can					
P0801385-005.01	6.0 L Source Can					
P0801385-006.01	6.0 L Source Can					
P0801385-007.01	6.0 L Source Can					

Explain any discrepancies: (include lab sample ID numbers): \_\_\_\_\_

\*Required pH: Phenols/COD/NH3/TOC/TOX/NO3+NO2/TKN/T.PHOS, H2SO4 (pH<2); Metals, HNO3 (pH<2); CN (NaOH or NaOH/Asc Acid) (pH>12);

**COLUMBIA ANALYTICAL SERVICES, INC.**

RESULTS OF ANALYSIS

Page 1 of 1

**Client:** ENSR  
**Client Project ID:** Phase B Soil Gas / 04020-023-4311

CAS Project ID: P0801385

**Helium**

**Test Code:** EPA 3C Modified  
**Instrument ID:** HP5890 II/GC8/TCD  
**Analyst:** Zheng Wang/Wade Henton/Chris Cornett  
**Sampling Media:** 6.0 L Summa Canister(s)  
**Test Notes:**

**Date(s) Collected:** 5/9 - 5/10/08  
**Date Received:** 5/12/08  
**Date Analyzed:** 5/12/08

Client Sample ID	CAS Sample ID	Injection Volume ml(s)	Canister Dilution Factor	Result ppmV	MRL ppmV	Data Qualifier
SG64B-05	P0801385-001	1.00	2.00	60	50	
SG41B-20	P0801385-002	1.00	1.65	ND	41	
SG41B-20D	P0801385-003	1.00	1.61	ND	40	
SG43B-05	P0801385-004	1.00	1.94	ND	49	
SG38B-20	P0801385-005	1.00	1.56	ND	39	
SG40B-05	P0801385-006	1.00	1.60	ND	40	
SG40B-05D	P0801385-007	1.00	1.57	ND	39	
Method Blank	P080512-MB	1.00	1.00	ND	25	

ND = Compound was analyzed for, but not detected above the laboratory reporting limit.

MRL = Method Reporting Limit - The minimum quantity of a target analyte that can be confidently determined by the referenced method.

**COLUMBIA ANALYTICAL SERVICES, INC.**

RESULTS OF ANALYSIS

Page 1 of 3

**Client:** ENSR  
**Client Sample ID:** SG64B-05  
**Client Project ID:** Phase B Soil Gas / 04020-023-4311

CAS Project ID: P0801385  
 CAS Sample ID: P0801385-001

**Test Code:** EPA TO-15  
**Instrument ID:** Tekmar AUTOCAN/Agilent 5975Binert/6890N/MS13  
**Analyst:** Rusty Bravo  
**Sampling Media:** 6.0 L Summa Canister  
**Test Notes:**  
**Container ID:** SC00546

**Date Collected:** 5/9/08  
**Date Received:** 5/12/08  
**Date Analyzed:** 5/12/08  
**Volume(s) Analyzed:** 1.00 Liter(s)

Initial Pressure (psig): -5.6      Final Pressure (psig): 3.5

Canister Dilution Factor: 2.00

CAS #	Compound	Result µg/m <sup>3</sup>	MRL µg/m <sup>3</sup>	MDL µg/m <sup>3</sup>	Result ppbV	MRL ppbV	MDL ppbV	Data Qualifier
75-71-8	Dichlorodifluoromethane (CFC 12)	2.2	1.0	0.10	0.44	0.20	0.020	
74-87-3	Chloromethane	ND	0.20	0.10	ND	0.097	0.048	
76-14-2	1,2-Dichloro-1,1,2,2-tetrafluoroethane (CFC 114)	0.11	1.0	0.10	0.015	0.14	0.014	J
75-01-4	Vinyl Chloride	ND	0.20	0.10	ND	0.078	0.039	
74-83-9	Bromomethane	ND	0.20	0.10	ND	0.052	0.026	
75-00-3	Chloroethane	ND	0.20	0.10	ND	0.076	0.038	
64-17-5	Ethanol	4.4	10	0.10	2.3	5.3	0.053	J
67-64-1	Acetone	23	10	0.15	9.5	4.2	0.061	B
75-69-4	Trichlorofluoromethane	1.3	0.20	0.10	0.23	0.036	0.018	
107-13-1	Acrylonitrile	ND	1.0	0.14	ND	0.46	0.065	
75-35-4	1,1-Dichloroethene	ND	0.20	0.10	ND	0.050	0.025	
75-65-0	2-Methyl-2-Propanol (tert-Butyl Alcohol)	0.88	1.0	0.15	0.29	0.33	0.049	J
75-09-2	Methylene Chloride	0.15	1.0	0.10	0.044	0.29	0.029	J
107-05-1	3-Chloro-1-propene (Allyl Chloride)	ND	0.20	0.10	ND	0.064	0.032	
76-13-1	Trichlorotrifluoroethane	0.57	0.20	0.11	0.074	0.026	0.015	
75-15-0	Carbon Disulfide	58	1.0	0.24	19	0.32	0.077	
156-60-5	trans-1,2-Dichloroethene	ND	0.20	0.10	ND	0.050	0.025	
75-34-3	1,1-Dichloroethane	ND	0.20	0.10	ND	0.049	0.025	
1634-04-4	Methyl tert-Butyl Ether	ND	0.20	0.10	ND	0.055	0.028	
108-05-4	Vinyl Acetate	7.1	10	0.32	2.0	2.8	0.091	J
78-93-3	2-Butanone (MEK)	12	1.0	0.10	4.1	0.34	0.034	
156-59-2	cis-1,2-Dichloroethene	ND	0.20	0.10	ND	0.050	0.025	
108-20-3	Diisopropyl Ether	ND	1.0	0.12	ND	0.24	0.028	
67-66-3	Chloroform	7.2	0.20	0.12	1.5	0.041	0.024	

ND = Compound was analyzed for, but not detected above the laboratory detection limit.

MRL = Method Reporting Limit - The minimum quantity of a target analyte that can be confidently determined by the referenced method.

J = The analyte was positively identified below the method reporting limit; the associated numerical value is considered estimated.

B = Analyte was found in the method blank.

Verified By:     CA          Date:     5/28/08

**COLUMBIA ANALYTICAL SERVICES, INC.**

RESULTS OF ANALYSIS

Page 2 of 3

**Client:** ENSR  
**Client Sample ID:** SG64B-05  
**Client Project ID:** Phase B Soil Gas / 04020-023-4311

CAS Project ID: P0801385  
 CAS Sample ID: P0801385-001

**Test Code:** EPA TO-15  
**Instrument ID:** Tekmar AUTOCAN/Agilent 5975Binert/6890N/MS13  
**Analyst:** Rusty Bravo  
**Sampling Media:** 6.0 L Summa Canister  
**Test Notes:**  
**Container ID:** SC00546

**Date Collected:** 5/9/08  
**Date Received:** 5/12/08  
**Date Analyzed:** 5/12/08  
**Volume(s) Analyzed:** 1.00 Liter(s)

Initial Pressure (psig): -5.6      Final Pressure (psig): 3.5

Canister Dilution Factor: 2.00

CAS #	Compound	Result	MRL	MDL	Result	MRL	MDL	Data Qualifier
		µg/m <sup>3</sup>	µg/m <sup>3</sup>	µg/m <sup>3</sup>	ppbV	ppbV	ppbV	
637-92-3	Ethyl tert-Butyl Ether	ND	1.0	0.10	ND	0.24	0.024	
107-06-2	1,2-Dichloroethane	ND	0.20	0.10	ND	0.049	0.025	
71-55-6	1,1,1-Trichloroethane	ND	0.20	0.10	ND	0.037	0.018	
71-43-2	<b>Benzene</b>	<b>5.8</b>	0.20	0.10	<b>1.8</b>	0.063	0.031	
56-23-5	<b>Carbon Tetrachloride</b>	<b>10</b>	0.20	0.10	<b>1.6</b>	0.032	0.016	
994-05-8	tert-Amyl Methyl Ether	ND	1.0	0.10	ND	0.24	0.024	
78-87-5	1,2-Dichloropropane	ND	0.20	0.10	ND	0.043	0.022	
75-27-4	<b>Bromodichloromethane</b>	<b>2.9</b>	0.20	0.10	<b>0.43</b>	0.030	0.015	
79-01-6	<b>Trichloroethene</b>	<b>0.31</b>	0.20	0.10	<b>0.058</b>	0.037	0.019	
123-91-1	<b>1,4-Dioxane</b>	<b>0.19</b>	1.0	0.12	<b>0.053</b>	0.28	0.034	<b>J</b>
80-62-6	Methyl Methacrylate	ND	1.0	0.15	ND	0.24	0.037	
142-82-5	<b>n-Heptane</b>	<b>0.40</b>	1.0	0.13	<b>0.099</b>	0.24	0.031	<b>J</b>
10061-01-5	cis-1,3-Dichloropropene	ND	1.0	0.10	ND	0.22	0.023	
108-10-1	<b>4-Methyl-2-pentanone</b>	<b>2.9</b>	1.0	0.11	<b>0.71</b>	0.24	0.027	
10061-02-6	trans-1,3-Dichloropropene	ND	1.0	0.13	ND	0.22	0.028	
79-00-5	1,1,2-Trichloroethane	ND	0.20	0.10	ND	0.037	0.018	
108-88-3	<b>Toluene</b>	<b>15</b>	1.0	0.10	<b>4.1</b>	0.27	0.027	
591-78-6	<b>2-Hexanone</b>	<b>1.8</b>	1.0	0.15	<b>0.44</b>	0.24	0.037	
124-48-1	<b>Dibromochloromethane</b>	<b>0.22</b>	0.20	0.14	<b>0.026</b>	0.023	0.016	
106-93-4	1,2-Dibromoethane	ND	0.20	0.11	ND	0.026	0.014	
111-65-9	<b>n-Octane</b>	<b>0.64</b>	1.0	0.10	<b>0.14</b>	0.21	0.021	<b>J</b>
127-18-4	<b>Tetrachloroethene</b>	<b>1.6</b>	0.20	0.10	<b>0.23</b>	0.030	0.015	
108-90-7	Chlorobenzene	ND	0.20	0.10	ND	0.043	0.022	

ND = Compound was analyzed for, but not detected above the laboratory detection limit.

MRL = Method Reporting Limit - The minimum quantity of a target analyte that can be confidently determined by the referenced method.

J = The analyte was positively identified below the method reporting limit; the associated numerical value is considered estimated.

Verified By:         CBA              Date:         5/12/08



**COLUMBIA ANALYTICAL SERVICES, INC.**

RESULTS OF ANALYSIS

Page 3 of 3

**Client:** ENSR  
**Client Sample ID:** SG64B-05  
**Client Project ID:** Phase B Soil Gas / 04020-023-4311

CAS Project ID: P0801385  
 CAS Sample ID: P0801385-001

**Test Code:** EPA TO-15  
**Instrument ID:** Tekmar AUTOCAN/Agilent 5975Binert/6890N/MS13  
**Analyst:** Rusty Bravo  
**Sampling Media:** 6.0 L Summa Canister  
**Test Notes:**  
**Container ID:** SC00546

**Date Collected:** 5/9/08  
**Date Received:** 5/12/08  
**Date Analyzed:** 5/12/08  
**Volume(s) Analyzed:** 1.00 Liter(s)

Initial Pressure (psig): -5.6      Final Pressure (psig): 3.5

Canister Dilution Factor: 2.00

CAS #	Compound	Result µg/m <sup>3</sup>	MRL µg/m <sup>3</sup>	MDL µg/m <sup>3</sup>	Result ppbV	MRL ppbV	MDL ppbV	Data Qualifier
100-41-4	Ethylbenzene	3.5	1.0	0.12	0.81	0.23	0.029	
179601-23-1	m,p-Xylenes	16	1.0	0.26	3.8	0.23	0.060	
75-25-2	Bromoform	ND	1.0	0.15	ND	0.097	0.015	
100-42-5	Styrene	0.26	1.0	0.15	0.060	0.23	0.036	J
95-47-6	o-Xylene	5.0	1.0	0.13	1.1	0.23	0.029	
79-34-5	1,1,2,2-Tetrachloroethane	ND	0.20	0.13	ND	0.029	0.019	
98-82-8	Cumene	0.25	1.0	0.11	0.051	0.20	0.023	J
103-65-1	n-Propylbenzene	0.79	1.0	0.10	0.16	0.20	0.021	J
622-96-8	4-Ethyltoluene	1.3	1.0	0.11	0.27	0.20	0.023	
108-67-8	1,3,5-Trimethylbenzene	1.5	1.0	0.12	0.31	0.20	0.024	
98-83-9	alpha-Methylstyrene	ND	1.0	0.15	ND	0.21	0.030	
95-63-6	1,2,4-Trimethylbenzene	3.8	1.0	0.14	0.78	0.20	0.028	
100-44-7	Benzyl Chloride	ND	0.20	0.17	ND	0.039	0.033	
541-73-1	1,3-Dichlorobenzene	ND	0.20	0.12	ND	0.033	0.021	
106-46-7	1,4-Dichlorobenzene	29	0.20	0.11	4.8	0.033	0.019	
135-98-8	sec-Butylbenzene	0.12	1.0	0.12	0.021	0.18	0.021	J
99-87-6	4-Isopropyltoluene (p-Cymene)	0.45	1.0	0.13	0.083	0.18	0.024	J
95-50-1	1,2-Dichlorobenzene	ND	0.20	0.13	ND	0.033	0.022	
96-12-8	1,2-Dibromo-3-chloropropane	ND	1.0	0.15	ND	0.10	0.016	
120-82-1	1,2,4-Trichlorobenzene	ND	0.20	0.15	ND	0.027	0.020	
91-20-3	Naphthalene	0.98	0.40	0.15	0.19	0.076	0.028	
87-68-3	Hexachlorobutadiene	ND	0.20	0.18	ND	0.019	0.017	
98-06-6	tert-Butylbenzene	ND	0.40	0.10	ND	0.073	0.018	
104-51-8	n-Butylbenzene	0.58	0.40	0.10	0.11	0.073	0.018	

ND = Compound was analyzed for, but not detected above the laboratory detection limit.

MRL = Method Reporting Limit - The minimum quantity of a target analyte that can be confidently determined by the referenced method.

J = The analyte was positively identified below the method reporting limit; the associated numerical value is considered estimated.

Verified By:                      Date: 5/28/08

**COLUMBIA ANALYTICAL SERVICES, INC.**

RESULTS OF ANALYSIS

Page 1 of 3

**Client:** ENSR  
**Client Sample ID:** SG41B-20  
**Client Project ID:** Phase B Soil Gas / 04020-023-4311

**CAS Project ID:** P0801385  
**CAS Sample ID:** P0801385-002

**Test Code:** EPA TO-15  
**Instrument ID:** Tekmar AUTOCAN/Agilent 5975Binert/6890N/MS13  
**Analyst:** Rusty Bravo  
**Sampling Media:** 6.0 L Summa Canister  
**Test Notes:**  
**Container ID:** SC00560

**Date Collected:** 5/9/08  
**Date Received:** 5/12/08  
**Date Analyzed:** 5/12/08  
**Volume(s) Analyzed:** 1.00 Liter(s)  
 0.10 Liter(s)

Initial Pressure (psig): -3.7      Final Pressure (psig): 3.5

Canister Dilution Factor: 1.65

CAS #	Compound	Result µg/m <sup>3</sup>	MRL µg/m <sup>3</sup>	MDL µg/m <sup>3</sup>	Result ppbV	MRL ppbV	MDL ppbV	Data Qualifier
75-71-8	Dichlorodifluoromethane (CFC 12)	2.3	0.83	0.083	0.47	0.17	0.017	
74-87-3	Chloromethane	ND	0.17	0.083	ND	0.080	0.040	
76-14-2	1,2-Dichloro-1,1,2,2-tetrafluoroethane (CFC 114)	0.097	0.83	0.083	0.014	0.12	0.012	J
75-01-4	Vinyl Chloride	ND	0.17	0.083	ND	0.065	0.032	
74-83-9	Bromomethane	0.10	0.17	0.083	0.026	0.043	0.021	J
75-00-3	Chloroethane	0.094	0.17	0.083	0.036	0.063	0.031	J
64-17-5	Ethanol	5.0	8.3	0.083	2.7	4.4	0.044	J
67-64-1	Acetone	25	8.3	0.12	10	3.5	0.051	B
75-69-4	Trichlorofluoromethane	5.9	0.17	0.083	1.1	0.029	0.015	
107-13-1	Acrylonitrile	0.25	0.83	0.12	0.12	0.38	0.053	J
75-35-4	1,1-Dichloroethene	6.7	0.17	0.083	1.7	0.042	0.021	
75-65-0	2-Methyl-2-Propanol (tert-Butyl Alcohol)	0.68	0.83	0.12	0.22	0.27	0.040	J
75-09-2	Methylene Chloride	1.0	0.83	0.083	0.30	0.24	0.024	
107-05-1	3-Chloro-1-propene (Allyl Chloride)	ND	0.17	0.083	ND	0.053	0.026	
76-13-1	Trichlorotrifluoroethane	0.57	0.17	0.092	0.074	0.022	0.012	
75-15-0	Carbon Disulfide	13	0.83	0.20	4.1	0.27	0.064	
156-60-5	trans-1,2-Dichloroethene	ND	0.17	0.083	ND	0.042	0.021	
75-34-3	1,1-Dichloroethane	0.71	0.17	0.083	0.18	0.041	0.020	
1634-04-4	Methyl tert-Butyl Ether	0.27	0.17	0.083	0.075	0.046	0.023	
108-05-4	Vinyl Acetate	2.3	8.3	0.26	0.64	2.3	0.075	J, M
78-93-3	2-Butanone (MEK)	26	0.83	0.083	8.7	0.28	0.028	
156-59-2	cis-1,2-Dichloroethene	0.15	0.17	0.083	0.037	0.042	0.021	J
108-20-3	Diisopropyl Ether	ND	0.83	0.097	ND	0.20	0.023	
67-66-3	Chloroform	140	0.17	0.097	28	0.034	0.020	

ND = Compound was analyzed for, but not detected above the laboratory detection limit.

MRL = Method Reporting Limit - The minimum quantity of a target analyte that can be confidently determined by the referenced method.

J = The analyte was positively identified below the method reporting limit; the associated numerical value is considered estimated.

B = Analyte was found in the method blank.

M = Matrix interference due to coelution with a non-target compound; results may be biased high.

Verified By:          Date: 5/29/08

**COLUMBIA ANALYTICAL SERVICES, INC.**

RESULTS OF ANALYSIS

Page 2 of 3

**Client:** ENSR  
**Client Sample ID:** SG41B-20  
**Client Project ID:** Phase B Soil Gas / 04020-023-4311

CAS Project ID: P0801385  
 CAS Sample ID: P0801385-002

**Test Code:** EPA TO-15  
**Instrument ID:** Tekmar AUTOCAN/Agilent 5975Binert/6890N/MS13  
**Analyst:** Rusty Bravo  
**Sampling Media:** 6.0 L Summa Canister  
**Test Notes:**  
**Container ID:** SC00560

**Date Collected:** 5/9/08  
**Date Received:** 5/12/08  
**Date Analyzed:** 5/12/08  
**Volume(s) Analyzed:** 1.00 Liter(s)  
 0.10 Liter(s)

Initial Pressure (psig): -3.7      Final Pressure (psig): 3.5

Canister Dilution Factor: 1.65

CAS #	Compound	Result µg/m <sup>3</sup>	MRL µg/m <sup>3</sup>	MDL µg/m <sup>3</sup>	Result ppbV	MRL ppbV	MDL ppbV	Data Qualifier
637-92-3	Ethyl tert-Butyl Ether	ND	0.83	0.084	ND	0.20	0.020	
107-06-2	<b>1,2-Dichloroethane</b>	<b>0.10</b>	0.17	0.083	<b>0.025</b>	0.041	0.020	<b>J</b>
71-55-6	1,1,1-Trichloroethane	ND	0.17	0.083	ND	0.030	0.015	
71-43-2	<b>Benzene</b>	<b>35</b>	0.17	0.083	<b>11</b>	0.052	0.026	
56-23-5	<b>Carbon Tetrachloride</b>	<b>2.3</b>	0.17	0.083	<b>0.37</b>	0.026	0.013	
994-05-8	tert-Amyl Methyl Ether	ND	0.83	0.083	ND	0.20	0.020	
78-87-5	<b>1,2-Dichloropropane</b>	<b>0.25</b>	0.17	0.083	<b>0.054</b>	0.036	0.018	
75-27-4	<b>Bromodichloromethane</b>	<b>3.4</b>	0.17	0.083	<b>0.51</b>	0.025	0.012	
79-01-6	<b>Trichloroethene</b>	<b>4.4</b>	0.17	0.083	<b>0.83</b>	0.031	0.015	
123-91-1	1,4-Dioxane	ND	0.83	0.10	ND	0.23	0.028	
80-62-6	<b>Methyl Methacrylate</b>	<b>0.18</b>	0.83	0.12	<b>0.044</b>	0.20	0.030	<b>J</b>
142-82-5	<b>n-Heptane</b>	<b>19</b>	0.83	0.11	<b>4.7</b>	0.20	0.026	
10061-01-5	cis-1,3-Dichloropropene	ND	0.83	0.086	ND	0.18	0.019	
108-10-1	<b>4-Methyl-2-pentanone</b>	<b>12</b>	0.83	0.092	<b>2.9</b>	0.20	0.023	
10061-02-6	trans-1,3-Dichloropropene	ND	0.83	0.10	ND	0.18	0.023	
79-00-5	1,1,2-Trichloroethane	ND	0.17	0.083	ND	0.030	0.015	
108-88-3	<b>Toluene</b>	<b>240</b>	0.83	0.083	<b>64</b>	0.22	0.022	
591-78-6	2-Hexanone	ND	0.83	0.13	ND	0.20	0.031	
124-48-1	Dibromochloromethane	ND	0.17	0.11	ND	0.019	0.013	
106-93-4	1,2-Dibromoethane	ND	0.17	0.089	ND	0.021	0.012	
111-65-9	<b>n-Octane</b>	<b>53</b>	0.83	0.083	<b>11</b>	0.18	0.018	
127-18-4	<b>Tetrachloroethene</b>	<b>15</b>	0.17	0.083	<b>2.2</b>	0.024	0.012	
108-90-7	Chlorobenzene	ND	0.17	0.084	ND	0.036	0.018	

ND = Compound was analyzed for, but not detected above the laboratory detection limit.

MRL = Method Reporting Limit - The minimum quantity of a target analyte that can be confidently determined by the referenced method.

J = The analyte was positively identified below the method reporting limit; the associated numerical value is considered estimated.

Verified By: CA      Date: 5/18/08

**COLUMBIA ANALYTICAL SERVICES, INC.**

RESULTS OF ANALYSIS

Page 3 of 3

**Client:** ENSR  
**Client Sample ID:** SG41B-20  
**Client Project ID:** Phase B Soil Gas / 04020-023-4311

CAS Project ID: P0801385  
 CAS Sample ID: P0801385-002

**Test Code:** EPA TO-15  
**Instrument ID:** Tekmar AUTOCAN/Agilent 5975Binert/6890N/MS13  
**Analyst:** Rusty Bravo  
**Sampling Media:** 6.0 L Summa Canister  
**Test Notes:**  
**Container ID:** SC00560

**Date Collected:** 5/9/08  
**Date Received:** 5/12/08  
**Date Analyzed:** 5/12/08  
**Volume(s) Analyzed:** 1.00 Liter(s)  
 0.10 Liter(s)

Initial Pressure (psig): -3.7      Final Pressure (psig): 3.5

Canister Dilution Factor: 1.65

CAS #	Compound	Result µg/m <sup>3</sup>	MRL µg/m <sup>3</sup>	MDL µg/m <sup>3</sup>	Result ppbV	MRL ppbV	MDL ppbV	Data Qualifier
100-41-4	Ethylbenzene	90	0.83	0.10	21	0.19	0.024	
179601-23-1	m,p-Xylenes	420	0.83	0.21	98	0.19	0.049	
75-25-2	Bromoform	ND	0.83	0.13	ND	0.080	0.012	
100-42-5	Styrene	1.7	0.83	0.13	0.41	0.19	0.029	
95-47-6	o-Xylene	110	0.83	0.10	25	0.19	0.024	
79-34-5	1,1,2,2-Tetrachloroethane	ND	0.17	0.11	ND	0.024	0.015	
98-82-8	Cumene	3.8	0.83	0.092	0.78	0.17	0.019	
103-65-1	n-Propylbenzene	8.8	0.83	0.086	1.8	0.17	0.017	
622-96-8	4-Ethyltoluene	14	0.83	0.094	2.9	0.17	0.019	
108-67-8	1,3,5-Trimethylbenzene	16	0.83	0.099	3.2	0.17	0.020	
98-83-9	alpha-Methylstyrene	0.63	0.83	0.12	0.13	0.17	0.025	J
95-63-6	1,2,4-Trimethylbenzene	31	0.83	0.11	6.3	0.17	0.023	
100-44-7	Benzyl Chloride	ND	0.17	0.14	ND	0.032	0.027	
541-73-1	1,3-Dichlorobenzene	ND	0.17	0.10	ND	0.027	0.017	
106-46-7	1,4-Dichlorobenzene	31	0.17	0.092	5.2	0.027	0.015	
135-98-8	sec-Butylbenzene	0.91	0.83	0.096	0.17	0.15	0.017	
99-87-6	4-Isopropyltoluene (p-Cymene)	5.7	0.83	0.11	1.0	0.15	0.020	
95-50-1	1,2-Dichlorobenzene	0.11	0.17	0.11	0.018	0.027	0.018	J
96-12-8	1,2-Dibromo-3-chloropropane	ND	0.83	0.13	ND	0.085	0.013	
120-82-1	1,2,4-Trichlorobenzene	ND	0.17	0.13	ND	0.022	0.017	
91-20-3	Naphthalene	5.9	0.33	0.12	1.1	0.063	0.023	
87-68-3	Hexachlorobutadiene	ND	0.17	0.15	ND	0.015	0.014	
98-06-6	tert-Butylbenzene	ND	0.33	0.083	ND	0.060	0.015	
104-51-8	n-Butylbenzene	2.7	0.33	0.083	0.50	0.060	0.015	

ND = Compound was analyzed for, but not detected above the laboratory detection limit.

MRL = Method Reporting Limit - The minimum quantity of a target analyte that can be confidently determined by the referenced method.

J = The analyte was positively identified below the method reporting limit; the associated numerical value is considered estimated.

Verified By: CA      Date: 5/28/08

**COLUMBIA ANALYTICAL SERVICES, INC.**

RESULTS OF ANALYSIS

Page 1 of 3

**Client:** ENSR  
**Client Sample ID:** SG41B-20D

CAS Project ID: P0801385  
 CAS Sample ID: P0801385-003

**Client Project ID:** Phase B Soil Gas / 04020-023-4311

Test Code: EPA TO-15  
 Instrument ID: Tekmar AUTOCAN/Agilent 5975Binert/6890N/MS13  
 Analyst: Rusty Bravo  
 Sampling Media: 6.0 L Summa Canister  
 Test Notes:  
 Container ID: SC00781

Date Collected: 5/9/08  
 Date Received: 5/12/08  
 Date Analyzed: 5/12/08  
 Volume(s) Analyzed: 1.00 Liter(s)  
 0.10 Liter(s)

Initial Pressure (psig): -3.4      Final Pressure (psig): 3.5

Canister Dilution Factor: 1.61

CAS #	Compound	Result µg/m <sup>3</sup>	MRL µg/m <sup>3</sup>	MDL µg/m <sup>3</sup>	Result ppbV	MRL ppbV	MDL ppbV	Data Qualifier
75-71-8	Dichlorodifluoromethane (CFC 12)	2.2	0.81	0.081	0.45	0.16	0.016	
74-87-3	Chloromethane	ND	0.16	0.081	ND	0.078	0.039	
76-14-2	1,2-Dichloro-1,1,2,2-tetrafluoroethane (CFC 114)	0.089	0.81	0.081	0.013	0.12	0.012	J
75-01-4	Vinyl Chloride	ND	0.16	0.081	ND	0.063	0.032	
74-83-9	Bromomethane	ND	0.16	0.081	ND	0.041	0.021	
75-00-3	Chloroethane	ND	0.16	0.081	ND	0.061	0.031	
64-17-5	Ethanol	7.6	8.1	0.081	4.1	4.3	0.043	J
67-64-1	Acetone	26	8.1	0.12	11	3.4	0.049	B
75-69-4	Trichlorofluoromethane	5.4	0.16	0.081	0.97	0.029	0.014	
107-13-1	Acrylonitrile	0.31	0.81	0.11	0.14	0.37	0.052	J
75-35-4	1,1-Dichloroethene	5.4	0.16	0.081	1.4	0.041	0.020	
75-65-0	2-Methyl-2-Propanol (tert-Butyl Alcohol)	0.67	0.81	0.12	0.22	0.27	0.039	J
75-09-2	Methylene Chloride	1.2	0.81	0.081	0.34	0.23	0.023	
107-05-1	3-Chloro-1-propene (Allyl Chloride)	ND	0.16	0.081	ND	0.051	0.026	
76-13-1	Trichlorotrifluoroethane	0.53	0.16	0.090	0.069	0.021	0.012	
75-15-0	Carbon Disulfide	15	0.81	0.19	4.7	0.26	0.062	
156-60-5	trans-1,2-Dichloroethene	ND	0.16	0.081	ND	0.041	0.020	
75-34-3	1,1-Dichloroethane	0.56	0.16	0.081	0.14	0.040	0.020	
1634-04-4	Methyl tert-Butyl Ether	0.30	0.16	0.081	0.082	0.045	0.022	
108-05-4	Vinyl Acetate	2.8	8.1	0.26	0.81	2.3	0.073	J, M
78-93-3	2-Butanone (MEK)	28	0.81	0.081	9.3	0.27	0.027	
156-59-2	cis-1,2-Dichloroethene	0.093	0.16	0.081	0.024	0.041	0.020	J
108-20-3	Diisopropyl Ether	ND	0.81	0.095	ND	0.19	0.023	
67-66-3	Chloroform	110	0.16	0.095	23	0.033	0.019	

ND = Compound was analyzed for, but not detected above the laboratory detection limit.

MRL = Method Reporting Limit - The minimum quantity of a target analyte that can be confidently determined by the referenced method.

J = The analyte was positively identified below the method reporting limit; the associated numerical value is considered estimated.

B = Analyte was found in the method blank.

M = Matrix interference due to coelution with a non-target compound; results may be biased high.

Verified By: CA      Date: 5/28/08

**COLUMBIA ANALYTICAL SERVICES, INC.**

RESULTS OF ANALYSIS

Page 2 of 3

**Client:** ENSR  
**Client Sample ID:** SG41B-20D  
**Client Project ID:** Phase B Soil Gas / 04020-023-4311

CAS Project ID: P0801385  
 CAS Sample ID: P0801385-003

**Test Code:** EPA TO-15  
**Instrument ID:** Tekmar AUTOCAN/Agilent 5975Binert/6890N/MS13  
**Analyst:** Rusty Bravo  
**Sampling Media:** 6.0 L Summa Canister  
**Test Notes:**  
**Container ID:** SC00781

**Date Collected:** 5/9/08  
**Date Received:** 5/12/08  
**Date Analyzed:** 5/12/08  
**Volume(s) Analyzed:** 1.00 Liter(s)  
 0.10 Liter(s)

Initial Pressure (psig): -3.4      Final Pressure (psig): 3.5

Canister Dilution Factor: 1.61

CAS #	Compound	Result µg/m <sup>3</sup>	MRL µg/m <sup>3</sup>	MDL µg/m <sup>3</sup>	Result ppbV	MRL ppbV	MDL ppbV	Data Qualifier
637-92-3	Ethyl tert-Butyl Ether	ND	0.81	0.082	ND	0.19	0.020	
107-06-2	<b>1,2-Dichloroethane</b>	<b>0.14</b>	0.16	0.081	<b>0.035</b>	0.040	0.020	<b>J</b>
71-55-6	1,1,1-Trichloroethane	ND	0.16	0.081	ND	0.030	0.015	
71-43-2	<b>Benzene</b>	<b>24</b>	0.16	0.081	<b>7.5</b>	0.050	0.025	
56-23-5	<b>Carbon Tetrachloride</b>	<b>2.0</b>	0.16	0.081	<b>0.32</b>	0.026	0.013	
994-05-8	tert-Amyl Methyl Ether	ND	0.81	0.081	ND	0.19	0.019	
78-87-5	<b>1,2-Dichloropropane</b>	<b>0.23</b>	0.16	0.081	<b>0.050</b>	0.035	0.017	
75-27-4	<b>Bromodichloromethane</b>	<b>2.8</b>	0.16	0.081	<b>0.42</b>	0.024	0.012	
79-01-6	<b>Trichloroethene</b>	<b>3.6</b>	0.16	0.081	<b>0.66</b>	0.030	0.015	
123-91-1	<b>1,4-Dioxane</b>	<b>0.14</b>	0.81	0.098	<b>0.038</b>	0.22	0.027	<b>J</b>
80-62-6	<b>Methyl Methacrylate</b>	<b>0.36</b>	0.81	0.12	<b>0.087</b>	0.20	0.030	<b>J</b>
142-82-5	<b>n-Heptane</b>	<b>10</b>	0.81	0.10	<b>2.5</b>	0.20	0.025	
10061-01-5	cis-1,3-Dichloropropene	ND	0.81	0.084	ND	0.18	0.018	
108-10-1	<b>4-Methyl-2-pentanone</b>	<b>14</b>	0.81	0.090	<b>3.4</b>	0.20	0.022	
10061-02-6	trans-1,3-Dichloropropene	ND	0.81	0.10	ND	0.18	0.022	
79-00-5	1,1,2-Trichloroethane	ND	0.16	0.081	ND	0.030	0.015	
108-88-3	<b>Toluene</b>	<b>230</b>	0.81	0.081	<b>62</b>	0.21	0.021	
591-78-6	<b>2-Hexanone</b>	<b>3.9</b>	0.81	0.12	<b>0.96</b>	0.20	0.030	
124-48-1	<b>Dibromochloromethane</b>	<b>0.12</b>	0.16	0.11	<b>0.014</b>	0.019	0.013	<b>J</b>
106-93-4	1,2-Dibromoethane	ND	0.16	0.087	ND	0.021	0.011	
111-65-9	<b>n-Octane</b>	<b>30</b>	0.81	0.081	<b>6.4</b>	0.17	0.017	
127-18-4	<b>Tetrachloroethene</b>	<b>13</b>	0.16	0.081	<b>2.0</b>	0.024	0.012	
108-90-7	Chlorobenzene	ND	0.16	0.082	ND	0.035	0.018	

ND = Compound was analyzed for, but not detected above the laboratory detection limit.

MRL = Method Reporting Limit - The minimum quantity of a target analyte that can be confidently determined by the referenced method.

J = The analyte was positively identified below the method reporting limit; the associated numerical value is considered estimated.

Verified By:                      Date: 5/28/08

COLUMBIA ANALYTICAL SERVICES, INC.

RESULTS OF ANALYSIS

Page 3 of 3

Client: ENSR  
 Client Sample ID: SG41B-20D  
 Client Project ID: Phase B Soil Gas / 04020-023-4311

CAS Project ID: P0801385  
 CAS Sample ID: P0801385-003

Test Code: EPA TO-15  
 Instrument ID: Tekmar AUTOCAN/Agilent 5975Binert/6890N/MS13  
 Analyst: Rusty Bravo  
 Sampling Media: 6.0 L Summa Canister  
 Test Notes:  
 Container ID: SC00781

Date Collected: 5/9/08  
 Date Received: 5/12/08  
 Date Analyzed: 5/12/08  
 Volume(s) Analyzed: 1.00 Liter(s)  
 0.10 Liter(s)

Initial Pressure (psig): -3.4 Final Pressure (psig): 3.5

Canister Dilution Factor: 1.61

CAS #	Compound	Result µg/m <sup>3</sup>	MRL µg/m <sup>3</sup>	MDL µg/m <sup>3</sup>	Result ppbV	MRL ppbV	MDL ppbV	Data Qualifier
100-41-4	Ethylbenzene	87	0.81	0.10	20	0.19	0.023	
179601-23-1	m,p-Xylenes	350	0.81	0.21	80	0.19	0.048	
75-25-2	Bromoform	ND	0.81	0.12	ND	0.078	0.012	
100-42-5	Styrene	1.9	0.81	0.12	0.44	0.19	0.029	
95-47-6	o-Xylene	120	0.81	0.10	27	0.19	0.023	
79-34-5	1,1,2,2-Tetrachloroethane	ND	0.16	0.10	ND	0.023	0.015	
98-82-8	Cumene	3.7	0.81	0.090	0.74	0.16	0.018	
103-65-1	n-Propylbenzene	9.7	0.81	0.084	2.0	0.16	0.017	
622-96-8	4-Ethyltoluene	17	0.81	0.092	3.4	0.16	0.019	
108-67-8	1,3,5-Trimethylbenzene	19	0.81	0.097	3.8	0.16	0.020	
98-83-9	alpha-Methylstyrene	0.53	0.81	0.12	0.11	0.17	0.024	J
95-63-6	1,2,4-Trimethylbenzene	39	0.81	0.11	7.9	0.16	0.023	
100-44-7	Benzyl Chloride	ND	0.16	0.14	ND	0.031	0.027	
541-73-1	1,3-Dichlorobenzene	ND	0.16	0.10	ND	0.027	0.017	
106-46-7	1,4-Dichlorobenzene	35	0.16	0.090	5.8	0.027	0.015	
135-98-8	sec-Butylbenzene	0.93	0.81	0.093	0.17	0.15	0.017	
99-87-6	4-Isopropyltoluene (p-Cymene)	6.9	0.81	0.10	1.3	0.15	0.019	
95-50-1	1,2-Dichlorobenzene	ND	0.16	0.11	ND	0.027	0.018	
96-12-8	1,2-Dibromo-3-chloropropane	ND	0.81	0.12	ND	0.083	0.013	
120-82-1	1,2,4-Trichlorobenzene	ND	0.16	0.12	ND	0.022	0.016	
91-20-3	Naphthalene	7.0	0.32	0.12	1.3	0.061	0.023	
87-68-3	Hexachlorobutadiene	ND	0.16	0.14	ND	0.015	0.014	
98-06-6	tert-Butylbenzene	ND	0.32	0.081	ND	0.059	0.015	
104-51-8	n-Butylbenzene	3.0	0.32	0.081	0.55	0.059	0.015	

ND = Compound was analyzed for, but not detected above the laboratory detection limit.  
 MRL = Method Reporting Limit - The minimum quantity of a target analyte that can be confidently determined by the referenced method.  
 J = The analyte was positively identified below the method reporting limit; the associated numerical value is considered estimated.

**COLUMBIA ANALYTICAL SERVICES, INC.**

RESULTS OF ANALYSIS

Page 1 of 3

**Client:** ENSR  
**Client Sample ID:** SG43B-05  
**Client Project ID:** Phase B Soil Gas / 04020-023-4311

CAS Project ID: P0801385  
 CAS Sample ID: P0801385-004

**Test Code:** EPA TO-15  
**Instrument ID:** Tekmar AUTOCAN/Agilent 5975Binert/6890N/MS13  
**Analyst:** Rusty Bravo  
**Sampling Media:** 6.0 L Summa Canister  
**Test Notes:**  
**Container ID:** SC00470

**Date Collected:** 5/10/08  
**Date Received:** 5/12/08  
**Date Analyzed:** 5/12/08  
**Volume(s) Analyzed:** 1.00 Liter(s)

Initial Pressure (psig): -5.3      Final Pressure (psig): 3.5

Canister Dilution Factor: 1.94

CAS #	Compound	Result µg/m <sup>3</sup>	MRL µg/m <sup>3</sup>	MDL µg/m <sup>3</sup>	Result ppbV	MRL ppbV	MDL ppbV	Data Qualifier
75-71-8	Dichlorodifluoromethane (CFC 12)	2.2	0.97	0.097	0.45	0.20	0.020	
74-87-3	Chloromethane	ND	0.19	0.097	ND	0.094	0.047	
76-14-2	1,2-Dichloro-1,1,2,2-tetrafluoroethane (CFC 114)	0.11	0.97	0.097	0.016	0.14	0.014	J
75-01-4	Vinyl Chloride	ND	0.19	0.097	ND	0.076	0.038	
74-83-9	Bromomethane	ND	0.19	0.097	ND	0.050	0.025	
75-00-3	Chloroethane	0.17	0.19	0.097	0.065	0.074	0.037	J
64-17-5	Ethanol	3.1	9.7	0.097	1.6	5.2	0.052	J
67-64-1	Acetone	34	9.7	0.14	14	4.1	0.060	B, M
75-69-4	Trichlorofluoromethane	3.1	0.19	0.097	0.55	0.035	0.017	
107-13-1	Acrylonitrile	0.15	0.97	0.14	0.070	0.45	0.063	J
75-35-4	1,1-Dichloroethene	ND	0.19	0.097	ND	0.049	0.024	
75-65-0	2-Methyl-2-Propanol (tert-Butyl Alcohol)	0.28	0.97	0.14	0.091	0.32	0.047	J
75-09-2	Methylene Chloride	ND	0.97	0.097	ND	0.28	0.028	
107-05-1	3-Chloro-1-propene (Allyl Chloride)	ND	0.19	0.097	ND	0.062	0.031	
76-13-1	Trichlorotrifluoroethane	0.46	0.19	0.11	0.060	0.025	0.014	
75-15-0	Carbon Disulfide	1.3	0.97	0.23	0.41	0.31	0.075	
156-60-5	trans-1,2-Dichloroethene	ND	0.19	0.097	ND	0.049	0.024	
75-34-3	1,1-Dichloroethane	ND	0.19	0.097	ND	0.048	0.024	
1634-04-4	Methyl tert-Butyl Ether	ND	0.19	0.097	ND	0.054	0.027	
108-05-4	Vinyl Acetate	2.5	9.7	0.31	0.70	2.8	0.088	J, M
78-93-3	2-Butanone (MEK)	13	0.97	0.097	4.3	0.33	0.033	
156-59-2	cis-1,2-Dichloroethene	ND	0.19	0.097	ND	0.049	0.024	
108-20-3	Diisopropyl Ether	ND	0.97	0.11	ND	0.23	0.027	
67-66-3	Chloroform	130	0.19	0.11	26	0.040	0.023	

ND = Compound was analyzed for, but not detected above the laboratory detection limit.  
 MRL = Method Reporting Limit - The minimum quantity of a target analyte that can be confidently determined by the referenced method.  
 J = The analyte was positively identified below the method reporting limit; the associated numerical value is considered estimated.  
 B = Analyte was found in the method blank.  
 M = Matrix interference due to coelution with a non-target compound; results may be biased high.

Verified By:          Date: 5/28/08



**COLUMBIA ANALYTICAL SERVICES, INC.**

RESULTS OF ANALYSIS

Page 2 of 3

**Client:** ENSR  
**Client Sample ID:** SG43B-05  
**Client Project ID:** Phase B Soil Gas / 04020-023-4311

CAS Project ID: P0801385  
 CAS Sample ID: P0801385-004

**Test Code:** EPA TO-15  
**Instrument ID:** Tekmar AUTOCAN/Agilent 5975Binert/6890N/MS13  
**Analyst:** Rusty Bravo  
**Sampling Media:** 6.0 L Summa Canister  
**Test Notes:**  
**Container ID:** SC00470

**Date Collected:** 5/10/08  
**Date Received:** 5/12/08  
**Date Analyzed:** 5/12/08  
**Volume(s) Analyzed:** 1.00 Liter(s)

Initial Pressure (psig): -5.3      Final Pressure (psig): 3.5

Canister Dilution Factor: 1.94

CAS #	Compound	Result µg/m <sup>3</sup>	MRL µg/m <sup>3</sup>	MDL µg/m <sup>3</sup>	Result ppbV	MRL ppbV	MDL ppbV	Data Qualifier
637-92-3	Ethyl tert-Butyl Ether	ND	0.97	0.099	ND	0.23	0.024	
107-06-2	1,2-Dichloroethane	ND	0.19	0.097	ND	0.048	0.024	
71-55-6	1,1,1-Trichloroethane	ND	0.19	0.097	ND	0.036	0.018	
71-43-2	<b>Benzene</b>	<b>6.8</b>	0.19	0.097	<b>2.1</b>	0.061	0.030	
56-23-5	<b>Carbon Tetrachloride</b>	<b>4.9</b>	0.19	0.097	<b>0.78</b>	0.031	0.015	
994-05-8	tert-Amyl Methyl Ether	ND	0.97	0.097	ND	0.23	0.023	
78-87-5	1,2-Dichloropropane	ND	0.19	0.097	ND	0.042	0.021	
75-27-4	<b>Bromodichloromethane</b>	<b>0.54</b>	0.19	0.097	<b>0.080</b>	0.029	0.014	
79-01-6	<b>Trichloroethene</b>	<b>0.29</b>	0.19	0.097	<b>0.054</b>	0.036	0.018	
123-91-1	1,4-Dioxane	ND	0.97	0.12	ND	0.27	0.033	
80-62-6	Methyl Methacrylate	ND	0.97	0.15	ND	0.24	0.036	
142-82-5	<b>n-Heptane</b>	<b>0.34</b>	0.97	0.12	<b>0.082</b>	0.24	0.030	<b>J</b>
10061-01-5	cis-1,3-Dichloropropene	ND	0.97	0.10	ND	0.21	0.022	
108-10-1	<b>4-Methyl-2-pentanone</b>	<b>2.7</b>	0.97	0.11	<b>0.65</b>	0.24	0.027	
10061-02-6	trans-1,3-Dichloropropene	ND	0.97	0.12	ND	0.21	0.027	
79-00-5	1,1,2-Trichloroethane	ND	0.19	0.097	ND	0.036	0.018	
108-88-3	<b>Toluene</b>	<b>13</b>	0.97	0.097	<b>3.4</b>	0.26	0.026	
591-78-6	<b>2-Hexanone</b>	<b>1.2</b>	0.97	0.15	<b>0.29</b>	0.24	0.036	
124-48-1	Dibromochloromethane	ND	0.19	0.13	ND	0.023	0.015	
106-93-4	1,2-Dibromoethane	ND	0.19	0.10	ND	0.025	0.014	
111-65-9	<b>n-Octane</b>	<b>1.0</b>	0.97	0.097	<b>0.21</b>	0.21	0.021	
127-18-4	<b>Tetrachloroethene</b>	<b>180</b>	0.19	0.097	<b>27</b>	0.029	0.014	
108-90-7	Chlorobenzene	ND	0.19	0.099	ND	0.042	0.021	

ND = Compound was analyzed for, but not detected above the laboratory detection limit.

MRL = Method Reporting Limit - The minimum quantity of a target analyte that can be confidently determined by the referenced method.

J = The analyte was positively identified below the method reporting limit; the associated numerical value is considered estimated.

Verified By:                           Date: 5/28/08



**COLUMBIA ANALYTICAL SERVICES, INC.**

RESULTS OF ANALYSIS

Page 1 of 3

**Client:** ENSR  
**Client Sample ID:** SG38B-20  
**Client Project ID:** Phase B Soil Gas / 04020-023-4311

CAS Project ID: P0801385  
 CAS Sample ID: P0801385-005

**Test Code:** EPA TO-15  
**Instrument ID:** Tekmar AUTOCAN/Agilent 5975Binert/6890N/MS13  
**Analyst:** Rusty Bravo  
**Sampling Media:** 6.0 L Summa Canister  
**Test Notes:**  
**Container ID:** SC00970

**Date Collected:** 5/10/08  
**Date Received:** 5/12/08  
**Date Analyzed:** 5/12/08  
**Volume(s) Analyzed:** 1.00 Liter(s)

Initial Pressure (psig): -3.0      Final Pressure (psig): 3.5

Canister Dilution Factor: 1.56

CAS #	Compound	Result µg/m <sup>3</sup>	MRL µg/m <sup>3</sup>	MDL µg/m <sup>3</sup>	Result ppbV	MRL ppbV	MDL ppbV	Data Qualifier
75-71-8	Dichlorodifluoromethane (CFC 12)	2.2	0.78	0.078	0.44	0.16	0.016	
74-87-3	Chloromethane	ND	0.16	0.078	ND	0.076	0.038	
76-14-2	1,2-Dichloro-1,1,2,2-tetrafluoroethane (CFC 114)	0.10	0.78	0.078	0.014	0.11	0.011	J
75-01-4	Vinyl Chloride	ND	0.16	0.078	ND	0.061	0.031	
74-83-9	Bromomethane	ND	0.16	0.078	ND	0.040	0.020	
75-00-3	Chloroethane	ND	0.16	0.078	ND	0.059	0.030	
64-17-5	Ethanol	2.1	7.8	0.078	1.1	4.1	0.041	J
67-64-1	Acetone	14	7.8	0.11	5.8	3.3	0.048	B
75-69-4	Trichlorofluoromethane	1.2	0.16	0.078	0.22	0.028	0.014	
107-13-1	Acrylonitrile	ND	0.78	0.11	ND	0.36	0.050	
75-35-4	1,1-Dichloroethene	ND	0.16	0.078	ND	0.039	0.020	
75-65-0	2-Methyl-2-Propanol (tert-Butyl Alcohol)	0.26	0.78	0.12	0.085	0.26	0.038	J
75-09-2	Methylene Chloride	0.10	0.78	0.078	0.030	0.22	0.022	J
107-05-1	3-Chloro-1-propene (Allyl Chloride)	ND	0.16	0.078	ND	0.050	0.025	
76-13-1	Trichlorotrifluoroethane	0.60	0.16	0.087	0.078	0.020	0.011	
75-15-0	Carbon Disulfide	1.5	0.78	0.19	0.47	0.25	0.060	
156-60-5	trans-1,2-Dichloroethene	ND	0.16	0.078	ND	0.039	0.020	
75-34-3	1,1-Dichloroethane	ND	0.16	0.078	ND	0.039	0.019	
1634-04-4	Methyl tert-Butyl Ether	ND	0.16	0.078	ND	0.043	0.022	
108-05-4	Vinyl Acetate	0.73	7.8	0.25	0.21	2.2	0.071	J, M
78-93-3	2-Butanone (MEK)	14	0.78	0.078	4.7	0.26	0.026	
156-59-2	cis-1,2-Dichloroethene	ND	0.16	0.078	ND	0.039	0.020	
108-20-3	Diisopropyl Ether	ND	0.78	0.092	ND	0.19	0.022	
67-66-3	Chloroform	75	0.16	0.092	15	0.032	0.019	

ND = Compound was analyzed for, but not detected above the laboratory detection limit.

MRL = Method Reporting Limit - The minimum quantity of a target analyte that can be confidently determined by the referenced method.

J = The analyte was positively identified below the method reporting limit; the associated numerical value is considered estimated.

B = Analyte was found in the method blank.

M = Matrix interference due to coelution with a non-target compound; results may be biased high.

Verified By:         CH              Date: 5/28/08



**COLUMBIA ANALYTICAL SERVICES, INC.**

RESULTS OF ANALYSIS

Page 3 of 3

**Client:** ENSR  
**Client Sample ID:** SG38B-20  
**Client Project ID:** Phase B Soil Gas / 04020-023-4311

CAS Project ID: P0801385  
 CAS Sample ID: P0801385-005

**Test Code:** EPA TO-15  
**Instrument ID:** Tekmar AUTOCAN/Agilent 5975Biner/6890N/MS13  
**Analyst:** Rusty Bravo  
**Sampling Media:** 6.0 L Summa Canister  
**Test Notes:**  
**Container ID:** SC00970

**Date Collected:** 5/10/08  
**Date Received:** 5/12/08  
**Date Analyzed:** 5/12/08  
**Volume(s) Analyzed:** 1.00 Liter(s)

Initial Pressure (psig): -3.0      Final Pressure (psig): 3.5

Canister Dilution Factor: 1.56

CAS #	Compound	Result µg/m <sup>3</sup>	MRL µg/m <sup>3</sup>	MDL µg/m <sup>3</sup>	Result ppbV	MRL ppbV	MDL ppbV	Data Qualifier
100-41-4	Ethylbenzene	0.93	0.78	0.097	0.21	0.18	0.022	
179601-23-1	m,p-Xylenes	4.1	0.78	0.20	0.95	0.18	0.047	
75-25-2	Bromoform	ND	0.78	0.12	ND	0.075	0.011	
100-42-5	Styrene	0.25	0.78	0.12	0.058	0.18	0.028	J
95-47-6	o-Xylene	1.4	0.78	0.098	0.32	0.18	0.023	
79-34-5	1,1,2,2-Tetrachloroethane	ND	0.16	0.10	ND	0.023	0.015	
98-82-8	Cumene	0.090	0.78	0.087	0.018	0.16	0.018	J
103-65-1	n-Propylbenzene	0.24	0.78	0.081	0.050	0.16	0.017	J
622-96-8	4-Ethyltoluene	0.41	0.78	0.089	0.084	0.16	0.018	J
108-67-8	1,3,5-Trimethylbenzene	0.42	0.78	0.094	0.085	0.16	0.019	J
98-83-9	alpha-Methylstyrene	0.22	0.78	0.11	0.046	0.16	0.024	J
95-63-6	1,2,4-Trimethylbenzene	1.5	0.78	0.11	0.31	0.16	0.022	
100-44-7	Benzyl Chloride	ND	0.16	0.13	ND	0.030	0.026	
541-73-1	1,3-Dichlorobenzene	ND	0.16	0.097	ND	0.026	0.016	
106-46-7	1,4-Dichlorobenzene	4.1	0.16	0.087	0.68	0.026	0.015	
135-98-8	sec-Butylbenzene	ND	0.78	0.090	ND	0.14	0.016	
99-87-6	4-Isopropyltoluene (p-Cymene)	0.20	0.78	0.10	0.037	0.14	0.018	J
95-50-1	1,2-Dichlorobenzene	ND	0.16	0.10	ND	0.026	0.017	
96-12-8	1,2-Dibromo-3-chloropropane	ND	0.78	0.12	ND	0.081	0.012	
120-82-1	1,2,4-Trichlorobenzene	0.19	0.16	0.12	0.025	0.021	0.016	
91-20-3	Naphthalene	2.3	0.31	0.12	0.43	0.060	0.022	
87-68-3	Hexachlorobutadiene	ND	0.16	0.14	ND	0.015	0.013	
98-06-6	tert-Butylbenzene	ND	0.31	0.078	ND	0.057	0.014	
104-51-8	n-Butylbenzene	0.29	0.31	0.078	0.053	0.057	0.014	J

ND = Compound was analyzed for, but not detected above the laboratory detection limit.  
 MRL = Method Reporting Limit - The minimum quantity of a target analyte that can be confidently determined by the referenced method.  
 J = The analyte was positively identified below the method reporting limit; the associated numerical value is considered estimated.

Verified By:          Date: 5/28/08

**COLUMBIA ANALYTICAL SERVICES, INC.**

RESULTS OF ANALYSIS

Page 1 of 3

**Client:** ENSR  
**Client Sample ID:** SG40B-05  
**Client Project ID:** Phase B Soil Gas / 04020-023-4311

CAS Project ID: P0801385  
 CAS Sample ID: P0801385-006

**Test Code:** EPA TO-15  
**Instrument ID:** Tekmar AUTOCAN/Agilent 5975Binert/6890N/MS13  
**Analyst:** Rusty Bravo  
**Sampling Media:** 6.0 L Summa Canister  
**Test Notes:**  
**Container ID:** SC00938

**Date Collected:** 5/10/08  
**Date Received:** 5/12/08  
**Date Analyzed:** 5/12/08  
**Volume(s) Analyzed:** 1.00 Liter(s)  
 0.025 Liter(s)

Initial Pressure (psig): -3.3      Final Pressure (psig): 3.5

Canister Dilution Factor: 1.60

CAS #	Compound	Result µg/m <sup>3</sup>	MRL µg/m <sup>3</sup>	MDL µg/m <sup>3</sup>	Result ppbV	MRL ppbV	MDL ppbV	Data Qualifier
75-71-8	Dichlorodifluoromethane (CFC 12)	2.3	0.80	0.080	0.46	0.16	0.016	
74-87-3	Chloromethane	ND	0.16	0.080	ND	0.078	0.039	
76-14-2	1,2-Dichloro-1,1,2,2-tetrafluoroethane (CFC 114)	0.099	0.80	0.080	0.014	0.11	0.011	J
75-01-4	Vinyl Chloride	ND	0.16	0.080	ND	0.063	0.031	
74-83-9	Bromomethane	0.093	0.16	0.080	0.024	0.041	0.021	J
75-00-3	Chloroethane	0.54	0.16	0.080	0.20	0.061	0.030	
64-17-5	Ethanol	2.5	8.0	0.080	1.4	4.2	0.042	J
67-64-1	Acetone	19	8.0	0.12	8.1	3.4	0.049	B
75-69-4	Trichlorofluoromethane	1.5	0.16	0.080	0.26	0.028	0.014	
107-13-1	Acrylonitrile	ND	0.80	0.11	ND	0.37	0.052	
75-35-4	1,1-Dichloroethene	0.48	0.16	0.080	0.12	0.040	0.020	
75-65-0	2-Methyl-2-Propanol (tert-Butyl Alcohol)	0.50	0.80	0.12	0.16	0.26	0.039	J
75-09-2	Methylene Chloride	0.96	0.80	0.080	0.28	0.23	0.023	
107-05-1	3-Chloro-1-propene (Allyl Chloride)	5.5	0.16	0.080	1.8	0.051	0.026	
76-13-1	Trichlorotrifluoroethane	0.51	0.16	0.090	0.067	0.021	0.012	
75-15-0	Carbon Disulfide	0.92	0.80	0.19	0.30	0.26	0.062	
156-60-5	trans-1,2-Dichloroethene	ND	0.16	0.080	ND	0.040	0.020	
75-34-3	1,1-Dichloroethane	0.56	0.16	0.080	0.14	0.040	0.020	
1634-04-4	Methyl tert-Butyl Ether	ND	0.16	0.080	ND	0.044	0.022	
108-05-4	Vinyl Acetate	2.9	8.0	0.26	0.81	2.3	0.073	J, M
78-93-3	2-Butanone (MEK)	5.8	0.80	0.080	2.0	0.27	0.027	
156-59-2	cis-1,2-Dichloroethene	ND	0.16	0.080	ND	0.040	0.020	
108-20-3	Diisopropyl Ether	ND	0.80	0.094	ND	0.19	0.023	
67-66-3	Chloroform	5,000	0.16	0.094	1,000	0.033	0.019	

ND = Compound was analyzed for, but not detected above the laboratory detection limit.

MRL = Method Reporting Limit - The minimum quantity of a target analyte that can be confidently determined by the referenced method.

J = The analyte was positively identified below the method reporting limit; the associated numerical value is considered estimated.

B = Analyte was found in the method blank.

M = Matrix interference due to coelution with a non-target compound; results may be biased high.

Verified By:         GA         Date:         5/28/08













**COLUMBIA ANALYTICAL SERVICES, INC.**

RESULTS OF ANALYSIS

Page 1 of 3

**Client:** ENSR  
**Client Sample ID:** Method Blank  
**Client Project ID:** Phase B Soil Gas / 04020-023-4311

CAS Project ID: P0801385  
 CAS Sample ID: P080512-MB

**Test Code:** EPA TO-15  
**Instrument ID:** Tekmar AUTOCAN/Agilent 5975Binert/6890N/MS13  
**Analyst:** Rusty Bravo  
**Sampling Media:** 6.0 L Summa Canister  
**Test Notes:**

**Date Collected:** NA  
**Date Received:** NA  
**Date Analyzed:** 5/12/08  
**Volume(s) Analyzed:** 1.00 Liter(s)

Canister Dilution Factor: 1.00

CAS #	Compound	Result	MRL	MDL	Result	MRL	MDL	Data
		µg/m <sup>3</sup>	µg/m <sup>3</sup>	µg/m <sup>3</sup>	ppbV	ppbV	ppbV	Qualifier
75-71-8	Dichlorodifluoromethane (CFC 12)	ND	0.50	0.050	ND	0.10	0.010	
74-87-3	Chloromethane	ND	0.10	0.050	ND	0.048	0.024	
76-14-2	1,2-Dichloro-1,1,2,2-tetrafluoroethane (CFC 114)	ND	0.50	0.050	ND	0.072	0.0072	
75-01-4	Vinyl Chloride	ND	0.10	0.050	ND	0.039	0.020	
74-83-9	Bromomethane	ND	0.10	0.050	ND	0.026	0.013	
75-00-3	Chloroethane	ND	0.10	0.050	ND	0.038	0.019	
64-17-5	Ethanol	ND	5.0	0.050	ND	2.7	0.027	
67-64-1	<b>Acetone</b>	<b>0.31</b>	5.0	0.073	<b>0.13</b>	2.1	0.031	<b>J</b>
75-69-4	Trichlorofluoromethane	ND	0.10	0.050	ND	0.018	0.0089	
107-13-1	Acrylonitrile	ND	0.50	0.070	ND	0.23	0.032	
75-35-4	1,1-Dichloroethene	ND	0.10	0.050	ND	0.025	0.013	
75-65-0	2-Methyl-2-Propanol (tert-Butyl Alcohol)	ND	0.50	0.074	ND	0.17	0.024	
75-09-2	Methylene Chloride	ND	0.50	0.050	ND	0.14	0.014	
107-05-1	3-Chloro-1-propene (Allyl Chloride)	ND	0.10	0.050	ND	0.032	0.016	
76-13-1	Trichlorotrifluoroethane	ND	0.10	0.056	ND	0.013	0.0073	
75-15-0	Carbon Disulfide	ND	0.50	0.12	ND	0.16	0.039	
156-60-5	trans-1,2-Dichloroethene	ND	0.10	0.050	ND	0.025	0.013	
75-34-3	1,1-Dichloroethane	ND	0.10	0.050	ND	0.025	0.012	
1634-04-4	Methyl tert-Butyl Ether	ND	0.10	0.050	ND	0.028	0.014	
108-05-4	Vinyl Acetate	ND	5.0	0.16	ND	1.4	0.045	
78-93-3	2-Butanone (MEK)	ND	0.50	0.050	ND	0.17	0.017	
156-59-2	cis-1,2-Dichloroethene	ND	0.10	0.050	ND	0.025	0.013	
108-20-3	Diisopropyl Ether	ND	0.50	0.059	ND	0.12	0.014	
67-66-3	Chloroform	ND	0.10	0.059	ND	0.020	0.012	

ND = Compound was analyzed for, but not detected above the laboratory detection limit.

MRL = Method Reporting Limit - The minimum quantity of a target analyte that can be confidently determined by the referenced method.

J = The analyte was positively identified below the method reporting limit; the associated numerical value is considered estimated.

Verified By: CA Date: 5/28/08

**COLUMBIA ANALYTICAL SERVICES, INC.**

RESULTS OF ANALYSIS

Page 2 of 3

**Client:** ENSR  
**Client Sample ID:** Method Blank  
**Client Project ID:** Phase B Soil Gas / 04020-023-4311

CAS Project ID: P0801385  
 CAS Sample ID: P080512-MB

Test Code: EPA TO-15  
 Instrument ID: Tekmar AUTOCAN/Agilent 5975Binert/6890N/MS13  
 Analyst: Rusty Bravo  
 Sampling Media: 6.0 L Summa Canister  
 Test Notes:

Date Collected: NA  
 Date Received: NA  
 Date Analyzed: 5/12/08  
 Volume(s) Analyzed: 1.00 Liter(s)

Canister Dilution Factor: 1.00

CAS #	Compound	Result µg/m <sup>3</sup>	MRL µg/m <sup>3</sup>	MDL µg/m <sup>3</sup>	Result ppbV	MRL ppbV	MDL ppbV	Data Qualifier
637-92-3	Ethyl tert-Butyl Ether	ND	0.50	0.051	ND	0.12	0.012	
107-06-2	1,2-Dichloroethane	ND	0.10	0.050	ND	0.025	0.012	
71-55-6	1,1,1-Trichloroethane	ND	0.10	0.050	ND	0.018	0.0092	
71-43-2	Benzene	ND	0.10	0.050	ND	0.031	0.016	
56-23-5	Carbon Tetrachloride	ND	0.10	0.050	ND	0.016	0.0080	
994-05-8	tert-Amyl Methyl Ether	ND	0.50	0.050	ND	0.12	0.012	
78-87-5	1,2-Dichloropropane	ND	0.10	0.050	ND	0.022	0.011	
75-27-4	Bromodichloromethane	ND	0.10	0.050	ND	0.015	0.0075	
79-01-6	Trichloroethene	ND	0.10	0.050	ND	0.019	0.0093	
123-91-1	1,4-Dioxane	ND	0.50	0.061	ND	0.14	0.017	
80-62-6	Methyl Methacrylate	ND	0.50	0.075	ND	0.12	0.018	
142-82-5	n-Heptane	ND	0.50	0.064	ND	0.12	0.016	
10061-01-5	cis-1,3-Dichloropropene	ND	0.50	0.052	ND	0.11	0.011	
108-10-1	4-Methyl-2-pentanone	ND	0.50	0.056	ND	0.12	0.014	
10061-02-6	trans-1,3-Dichloropropene	ND	0.50	0.063	ND	0.11	0.014	
79-00-5	1,1,2-Trichloroethane	ND	0.10	0.050	ND	0.018	0.0092	
108-88-3	Toluene	ND	0.50	0.050	ND	0.13	0.013	
591-78-6	2-Hexanone	ND	0.50	0.076	ND	0.12	0.019	
124-48-1	Dibromochloromethane	ND	0.10	0.068	ND	0.012	0.0080	
106-93-4	1,2-Dibromoethane	ND	0.10	0.054	ND	0.013	0.0070	
111-65-9	n-Octane	ND	0.50	0.050	ND	0.11	0.011	
127-18-4	Tetrachloroethene	ND	0.10	0.050	ND	0.015	0.0074	
108-90-7	Chlorobenzene	ND	0.10	0.051	ND	0.022	0.011	

ND = Compound was analyzed for, but not detected above the laboratory detection limit.

MRL = Method Reporting Limit - The minimum quantity of a target analyte that can be confidently determined by the referenced method.

Verified By:          Date: 5/28/08

**COLUMBIA ANALYTICAL SERVICES, INC.**

RESULTS OF ANALYSIS

Page 3 of 3

**Client:** ENSR  
**Client Sample ID:** Method Blank  
**Client Project ID:** Phase B Soil Gas / 04020-023-4311

CAS Project ID: P0801385  
 CAS Sample ID: P080512-MB

Test Code: EPA TO-15  
 Instrument ID: Tekmar AUTOCAN/Agilent 5975Binert/6890N/MS13  
 Analyst: Rusty Bravo  
 Sampling Media: 6.0 L Summa Canister  
 Test Notes:

Date Collected: NA  
 Date Received: NA  
 Date Analyzed: 5/12/08  
 Volume(s) Analyzed: 1.00 Liter(s)

Canister Dilution Factor: 1.00

CAS #	Compound	Result µg/m <sup>3</sup>	MRL µg/m <sup>3</sup>	MDL µg/m <sup>3</sup>	Result ppbV	MRL ppbV	MDL ppbV	Data Qualifier
100-41-4	Ethylbenzene	ND	0.50	0.062	ND	0.12	0.014	
179601-23-1	m,p-Xylenes	ND	0.50	0.13	ND	0.12	0.030	
75-25-2	Bromoform	ND	0.50	0.076	ND	0.048	0.0074	
100-42-5	Styrene	ND	0.50	0.076	ND	0.12	0.018	
95-47-6	o-Xylene	ND	0.50	0.063	ND	0.12	0.015	
79-34-5	1,1,2,2-Tetrachloroethane	ND	0.10	0.064	ND	0.015	0.0093	
98-82-8	Cumene	ND	0.50	0.056	ND	0.10	0.011	
103-65-1	n-Propylbenzene	ND	0.50	0.052	ND	0.10	0.011	
622-96-8	4-Ethyltoluene	ND	0.50	0.057	ND	0.10	0.012	
108-67-8	1,3,5-Trimethylbenzene	ND	0.50	0.060	ND	0.10	0.012	
98-83-9	alpha-Methylstyrene	ND	0.50	0.073	ND	0.10	0.015	
95-63-6	1,2,4-Trimethylbenzene	ND	0.50	0.069	ND	0.10	0.014	
100-44-7	Benzyl Chloride	ND	0.10	0.086	ND	0.019	0.017	
541-73-1	1,3-Dichlorobenzene	ND	0.10	0.062	ND	0.017	0.010	
106-46-7	1,4-Dichlorobenzene	ND	0.10	0.056	ND	0.017	0.0093	
135-98-8	sec-Butylbenzene	ND	0.50	0.058	ND	0.091	0.011	
99-87-6	4-Isopropyltoluene (p-Cymene)	ND	0.50	0.065	ND	0.091	0.012	
95-50-1	1,2-Dichlorobenzene	ND	0.10	0.066	ND	0.017	0.011	
96-12-8	1,2-Dibromo-3-chloropropane	ND	0.50	0.076	ND	0.052	0.0079	
120-82-1	1,2,4-Trichlorobenzene	ND	0.10	0.076	ND	0.013	0.010	
91-20-3	Naphthalene	ND	0.20	0.074	ND	0.038	0.014	
87-68-3	Hexachlorobutadiene	ND	0.10	0.090	ND	0.0094	0.0084	
98-06-6	tert-Butylbenzene	ND	0.20	0.050	ND	0.036	0.0091	
104-51-8	n-Butylbenzene	ND	0.20	0.050	ND	0.036	0.0091	

ND = Compound was analyzed for, but not detected above the laboratory detection limit.

MRL = Method Reporting Limit - The minimum quantity of a target analyte that can be confidently determined by the referenced method.

Verified By:                      Date: 5/28/08

**COLUMBIA ANALYTICAL SERVICES, INC.**

SURROGATE SPIKE RECOVERY RESULTS

Page 1 of 1

**Client:** ENSR  
**Client Project ID:** Phase B Soil Gas / 04020-023-4311

CAS Project ID: P0801385

**Test Code:** EPA TO-15  
**Instrument ID:** Tekmar AUTOCAN/Agilent 5975Binert/6890N/MS13  
**Analyst:** Rusty Bravo  
**Sampling Media:** 6.0 L Summa Canister(s)  
**Test Notes:**

**Date(s) Collected:** 5/9 - 5/10/08  
**Date(s) Received:** 5/12/08  
**Date(s) Analyzed:** 5/12/08

Client Sample ID	CAS Sample ID	1,2-Dichloroethane-d4		Toluene-d8		Bromofluorobenzene		Data Qualifier
		% Recovered	Acceptance Limits	% Recovered	Acceptance Limits	% Recovered	Acceptance Limits	
Method Blank	P080512-MB	90	70-130	105	70-130	100	70-130	
Lab Control Sample	P080512-LCS	86	70-130	100	70-130	100	70-130	
SG64B-05	P0801385-001	87	70-130	101	70-130	99	70-130	
SG41B-20	P0801385-002	89	70-130	93	70-130	103	70-130	
SG41B-20D	P0801385-003	88	70-130	98	70-130	103	70-130	
SG43B-05	P0801385-004	87	70-130	101	70-130	100	70-130	
SG43B-05	P0801385-004DUP	86	70-130	101	70-130	102	70-130	
SG38B-20	P0801385-005	88	70-130	100	70-130	99	70-130	
SG40B-05	P0801385-006	81	70-130	100	70-130	101	70-130	
SG40B-05D	P0801385-007	80	70-130	97	70-130	101	70-130	

**COLUMBIA ANALYTICAL SERVICES, INC.**

LABORATORY CONTROL SAMPLE SUMMARY

Page 1 of 3

**Client:** ENSR  
**Client Sample ID:** Lab Control Sample  
**Client Project ID:** Phase B Soil Gas / 04020-023-4311

CAS Project ID: P0801385  
 CAS Sample ID: P080512-LCS

**Test Code:** EPA TO-15  
**Instrument ID:** Tekmar AUTOCAN/Agilent 5975Binert/6890N/MS13  
**Analyst:** Rusty Bravo  
**Sampling Media:** 6.0 L Summa Canister  
**Test Notes:**

**Date Collected:** NA  
**Date Received:** NA  
**Date Analyzed:** 5/12/08  
**Volume(s) Analyzed:** NA Liter(s)

CAS #	Compound	Spike Amount ng	Result ng	% Recovery	CAS	Data Qualifier
					Acceptance Limits	
75-71-8	Dichlorodifluoromethane (CFC 12)	25.5	22.3	87	69-117	
74-87-3	Chloromethane	24.5	19.1	78	53-131	
76-14-2	1,2-Dichloro-1,1,2,2-tetrafluoroethane (CFC 114)	26.0	23.4	90	58-133	
75-01-4	Vinyl Chloride	24.8	20.9	84	61-127	
74-83-9	Bromomethane	25.0	23.8	95	67-124	
75-00-3	Chloroethane	25.0	23.9	96	69-123	
64-17-5	Ethanol	23.8	19.8	83	56-137	
67-64-1	Acetone	26.8	25.5	95	63-116	
75-69-4	Trichlorofluoromethane	26.3	24.1	92	71-120	
107-13-1	Acrylonitrile	25.5	24.9	98	74-129	
75-35-4	1,1-Dichloroethene	27.8	25.9	93	77-116	
75-65-0	2-Methyl-2-Propanol (tert-Butyl Alcohol)	25.8	25.2	98	35-141	
75-09-2	Methylene Chloride	27.8	23.6	85	71-113	
107-05-1	3-Chloro-1-propene (Allyl Chloride)	26.8	29.4	110	75-127	
76-13-1	Trichlorotrifluoroethane	27.8	25.0	90	63-129	
75-15-0	Carbon Disulfide	25.0	22.5	90	72-122	
156-60-5	trans-1,2-Dichloroethene	26.5	23.7	89	74-118	
75-34-3	1,1-Dichloroethane	26.8	23.7	88	74-118	
1634-04-4	Methyl tert-Butyl Ether	26.8	23.7	88	72-119	
108-05-4	Vinyl Acetate	25.3	29.8	118	32-163	
78-93-3	2-Butanone (MEK)	27.0	26.4	98	71-122	
156-59-2	cis-1,2-Dichloroethene	27.0	23.3	86	74-117	
108-20-3	Diisopropyl Ether	26.3	23.0	87	70-131	
67-66-3	Chloroform	29.8	27.0	91	72-113	

Verified By:          Date: 5/22/08



**COLUMBIA ANALYTICAL SERVICES, INC.**

LABORATORY CONTROL SAMPLE SUMMARY

Page 2 of 3

**Client:** ENSR  
**Client Sample ID:** Lab Control Sample  
**Client Project ID:** Phase B Soil Gas / 04020-023-4311

CAS Project ID: P0801385  
CAS Sample ID: P080512-LCS

**Test Code:** EPA TO-15  
**Instrument ID:** Tekmar AUTOCAN/Agilent 5975Binert/6890N/MS13  
**Analyst:** Rusty Bravo  
**Sampling Media:** 6.0 L Summa Canister  
**Test Notes:**

**Date Collected:** NA  
**Date Received:** NA  
**Date Analyzed:** 5/12/08  
**Volume(s) Analyzed:** NA Liter(s)

CAS #	Compound	Spike Amount ng	Result ng	% Recovery	CAS	Data Qualifier
					Acceptance Limits	
637-92-3	Ethyl tert-Butyl Ether	26.0	24.2	93	74-123	
107-06-2	1,2-Dichloroethane	26.3	21.8	83	72-117	
71-55-6	1,1,1-Trichloroethane	26.8	25.2	94	78-114	
71-43-2	Benzene	27.0	24.6	91	73-111	
56-23-5	Carbon Tetrachloride	26.0	26.0	100	78-126	
994-05-8	tert-Amyl Methyl Ether	26.0	25.1	97	81-118	
78-87-5	1,2-Dichloropropane	26.5	23.4	88	78-117	
75-27-4	Bromodichloromethane	27.8	25.8	93	77-120	
79-01-6	Trichloroethene	27.3	25.9	95	80-116	
123-91-1	1,4-Dioxane	27.5	27.1	99	79-122	
80-62-6	Methyl Methacrylate	25.8	26.1	101	79-128	
142-82-5	n-Heptane	26.8	23.8	89	77-117	
10061-01-5	cis-1,3-Dichloropropene	25.0	25.1	100	78-112	
108-10-1	4-Methyl-2-pentanone	27.5	23.6	86	78-128	
10061-02-6	trans-1,3-Dichloropropene	28.0	28.8	103	81-121	
79-00-5	1,1,2-Trichloroethane	26.3	24.3	92	80-117	
108-88-3	Toluene	26.5	25.6	97	76-116	
591-78-6	2-Hexanone	26.3	24.0	91	69-131	
124-48-1	Dibromochloromethane	27.0	29.0	107	80-128	
106-93-4	1,2-Dibromoethane	26.3	28.5	108	79-122	
111-65-9	n-Octane	26.0	25.1	97	78-122	
127-18-4	Tetrachloroethene	26.0	26.0	100	77-118	
108-90-7	Chlorobenzene	26.5	26.6	100	78-117	

Verified By: \_\_\_\_\_ Date: 5/12/08

**COLUMBIA ANALYTICAL SERVICES, INC.**

LABORATORY CONTROL SAMPLE SUMMARY

Page 3 of 3

**Client:** ENSR  
**Client Sample ID:** Lab Control Sample  
**Client Project ID:** Phase B Soil Gas / 04020-023-4311

CAS Project ID: P0801385  
 CAS Sample ID: P080512-LCS

**Test Code:** EPA TO-15  
**Instrument ID:** Tekmar AUTOCAN/Agilent 5975Binert/6890N/MS13  
**Analyst:** Rusty Bravo  
**Sampling Media:** 6.0 L Summa Canister  
**Test Notes:**

**Date Collected:** NA  
**Date Received:** NA  
**Date Analyzed:** 5/12/08  
**Volume(s) Analyzed:** NA Liter(s)

CAS #	Compound	Spike Amount ng	Result ng	% Recovery	CAS	Data Qualifier
					Acceptance Limits	
100-41-4	Ethylbenzene	26.3	26.7	102	79-116	
179601-23-1	m,p-Xylenes	62.5	62.9	101	80-117	
75-25-2	Bromoform	31.3	37.8	121	77-128	
100-42-5	Styrene	26.3	27.2	103	80-124	
95-47-6	o-Xylene	29.8	29.4	99	80-116	
79-34-5	1,1,2,2-Tetrachloroethane	29.8	30.0	101	79-120	
98-82-8	Cumene	27.0	28.1	104	81-119	
103-65-1	n-Propylbenzene	26.3	27.4	104	82-120	
622-96-8	4-Ethyltoluene	26.5	27.1	102	80-119	
108-67-8	1,3,5-Trimethylbenzene	26.0	26.5	102	80-120	
98-83-9	alpha-Methylstyrene	25.5	26.2	103	54-146	
95-63-6	1,2,4-Trimethylbenzene	26.0	25.7	99	80-122	
100-44-7	Benzyl Chloride	25.8	30.2	117	85-131	
541-73-1	1,3-Dichlorobenzene	25.5	25.3	99	81-117	
106-46-7	1,4-Dichlorobenzene	26.3	26.4	100	81-119	
135-98-8	sec-Butylbenzene	26.8	27.2	101	80-124	
99-87-6	4-Isopropyltoluene (p-Cymene)	28.8	29.6	103	78-124	
95-50-1	1,2-Dichlorobenzene	25.8	24.4	95	81-122	
96-12-8	1,2-Dibromo-3-chloropropane	25.8	30.9	120	91-136	
120-82-1	1,2,4-Trichlorobenzene	26.0	27.9	107	75-138	
91-20-3	Naphthalene	26.3	27.9	106	76-143	
87-68-3	Hexachlorobutadiene	26.3	26.9	102	72-128	
98-06-6	tert-Butylbenzene	26.3	25.6	97	70-130	
104-51-8	n-Butylbenzene	26.8	27.3	102	70-130	

**COLUMBIA ANALYTICAL SERVICES, INC.**

LABORATORY DUPLICATE SUMMARY RESULTS

Page 1 of 3

**Client:** ENSR

**Client Sample ID:** SG43B-05

**Client Project ID:** Phase B Soil Gas / 04020-023-4311

CAS Project ID: P0801385

CAS Sample ID: P0801385-004DUP

**Test Code:** EPA TO-15

Date Collected: 5/10/08

**Instrument ID:** Tekmar AUTOCAN/Agilent 5975Binert/6890N/MS13

Date Received: 5/12/08

**Analyst:** Rusty Bravo

Date Analyzed: 5/12/08

**Sampling Media:** 6.0 L Summa Canister

Volume(s) Analyzed: 1.00 Liter(s)

**Test Notes:**

**Container ID:** SC00470

Initial Pressure (psig): -5.3

Final Pressure (psig): 3.5

Canister Dilution Factor: 1.94

Compound	Sample Result		Duplicate Sample Result		Average $\mu\text{g}/\text{m}^3$	% RPD	RPD Limit	Data Qualifier
	$\mu\text{g}/\text{m}^3$	ppbV	$\mu\text{g}/\text{m}^3$	ppbV				
<b>Dichlorodifluoromethane (CFC 12)</b>	2.24	0.453	2.24	0.453	2.24	0	25	
Chloromethane	ND	ND	ND	ND	-	-	25	
<b>1,2-Dichloro-1,1,2,2-tetrafluoroethane (CFC 114)</b>	0.111	0.0158	0.0989	0.0142	0.10495	12	25	J
Vinyl Chloride	ND	ND	ND	ND	-	-	25	
Bromomethane	ND	ND	ND	ND	-	-	25	
<b>Chloroethane</b>	0.171	0.0647	0.178	0.0677	0.1745	4	25	J
<b>Ethanol</b>	3.06	1.62	2.52	1.34	2.79	19	25	J
<b>Acetone</b>	33.7	14.2	33.1	13.9	33.4	2	25	B, M
<b>Trichlorofluoromethane</b>	3.07	0.547	3.12	0.556	3.095	2	25	
<b>Acrylonitrile</b>	0.151	0.0698	0.144	0.0662	0.1475	5	25	J
1,1-Dichloroethene	ND	ND	ND	ND	-	-	25	
<b>2-Methyl-2-Propanol (tert-Butyl Alcohol)</b>	0.275	0.0909	0.277	0.0916	0.276	0.7	25	J
<b>Methylene Chloride</b>	ND	ND	0.144	0.0413	-	-	25	J
3-Chloro-1-propene (Allyl Chloride)	ND	ND	ND	ND	-	-	25	
<b>Trichlorotrifluoroethane</b>	0.462	0.0603	0.541	0.0707	0.5015	16	25	
<b>Carbon Disulfide</b>	1.28	0.412	1.22	0.393	1.25	5	25	
trans-1,2-Dichloroethene	ND	ND	ND	ND	-	-	25	
1,1-Dichloroethane	ND	ND	ND	ND	-	-	25	
Methyl tert-Butyl Ether	ND	ND	ND	ND	-	-	25	
<b>Vinyl Acetate</b>	2.47	0.701	2.07	0.589	2.27	18	25	J, M
<b>2-Butanone (MEK)</b>	12.6	4.28	12.2	4.15	12.4	3	25	
cis-1,2-Dichloroethene	ND	ND	ND	ND	-	-	25	
Diisopropyl Ether	ND	ND	ND	ND	-	-	25	
<b>Chloroform</b>	129	26.4	127	25.9	128	2	25	

ND = Compound was analyzed for, but not detected above the laboratory detection limit.

J = The analyte was positively identified below the method reporting limit; the associated numerical value is considered estimated.

B = Analyte was found in the method blank.

M = Matrix interference due to coelution with a non-target compound; results may be biased high.

Verified By: CA

Date: 5/12/08

**COLUMBIA ANALYTICAL SERVICES, INC.**

LABORATORY DUPLICATE SUMMARY RESULTS

Page 2 of 3

**Client:** ENSR  
**Client Sample ID:** SG43B-05  
**Client Project ID:** Phase B Soil Gas / 04020-023-4311

CAS Project ID: P0801385  
 CAS Sample ID: P0801385-004DUP

**Test Code:** EPA TO-15  
**Instrument ID:** Tekmar AUTOCAN/Agilent 5975Binert/6890N/MS13  
**Analyst:** Rusty Bravo  
**Sampling Media:** 6.0 L Summa Canister  
**Test Notes:**  
**Container ID:** SC00470

**Date Collected:** 5/10/08  
**Date Received:** 5/12/08  
**Date Analyzed:** 5/12/08  
**Volume(s) Analyzed:** 1.00 Liter(s)

Initial Pressure (psig): -5.3

Final Pressure (psig): 3.5

Canister Dilution Factor: 1.94

Compound	Sample Result		Duplicate Sample Result		Average $\mu\text{g}/\text{m}^3$	% RPD	RPD Limit	Data Qualifier
	$\mu\text{g}/\text{m}^3$	ppbV	$\mu\text{g}/\text{m}^3$	ppbV				
Ethyl tert-Butyl Ether	ND	ND	ND	ND	-	-	25	
1,2-Dichloroethane	ND	ND	ND	ND	-	-	25	
1,1,1-Trichloroethane	ND	ND	ND	ND	-	-	25	
<b>Benzene</b>	6.82	2.14	6.71	2.10	6.765	<b>2</b>	25	
<b>Carbon Tetrachloride</b>	4.92	0.782	4.42	0.703	4.67	<b>11</b>	25	
tert-Amyl Methyl Ether	ND	ND	ND	ND	-	-	25	
1,2-Dichloropropane	ND	ND	ND	ND	-	-	25	
<b>Bromodichloromethane</b>	0.535	0.0800	0.502	0.0750	0.5185	<b>6</b>	25	
<b>Trichloroethene</b>	0.291	0.0542	0.301	0.0560	0.296	<b>3</b>	25	
1,4-Dioxane	ND	ND	ND	ND	-	-	25	
Methyl Methacrylate	ND	ND	ND	ND	-	-	25	
<b>n-Heptane</b>	0.336	0.0819	0.343	0.0838	0.3395	<b>2</b>	25	<b>J</b>
cis-1,3-Dichloropropene	ND	ND	ND	ND	-	-	25	
<b>4-Methyl-2-pentanone</b>	2.68	0.654	2.57	0.628	2.625	<b>4</b>	25	
trans-1,3-Dichloropropene	ND	ND	ND	ND	-	-	25	
1,1,2-Trichloroethane	ND	ND	ND	ND	-	-	25	
<b>Toluene</b>	12.7	3.38	12.6	3.33	12.65	<b>0.8</b>	25	
<b>2-Hexanone</b>	1.18	0.289	1.19	0.291	1.185	<b>0.8</b>	25	
Dibromochloromethane	ND	ND	ND	ND	-	-	25	
1,2-Dibromoethane	ND	ND	ND	ND	-	-	25	
<b>n-Octane</b>	1.00	0.214	0.945	0.202	0.9725	<b>6</b>	25	<b>J</b>
<b>Tetrachloroethene</b>	184	27.2	185	27.3	184.5	<b>0.5</b>	25	
Chlorobenzene	ND	ND	ND	ND	-	-	25	

ND = Compound was analyzed for, but not detected above the laboratory detection limit.

J = The analyte was positively identified below the method reporting limit; the associated numerical value is considered estimated.

Verified By:          Date: 5/12/08

**COLUMBIA ANALYTICAL SERVICES, INC.**

LABORATORY DUPLICATE SUMMARY RESULTS

Page 3 of 3

**Client:** ENSR  
**Client Sample ID:** SG43B-05  
**Client Project ID:** Phase B Soil Gas / 04020-023-4311

**CAS Project ID:** P0801385  
**CAS Sample ID:** P0801385-004DUP

**Test Code:** EPA TO-15  
**Instrument ID:** Tekmar AUTOCAN/Agilent 5975Binert/6890N/MS13  
**Analyst:** Rusty Bravo  
**Sampling Media:** 6.0 L Summa Canister  
**Test Notes:**  
**Container ID:** SC00470

**Date Collected:** 5/10/08  
**Date Received:** 5/12/08  
**Date Analyzed:** 5/12/08  
**Volume(s) Analyzed:** 1.00 Liter(s)

Initial Pressure (psig): -5.3

Final Pressure (psig): 3.5

Canister Dilution Factor: 1.94

Compound	Sample Result		Duplicate Sample Result		Average µg/m <sup>3</sup>	% RPD	RPD Limit	Data Qualifier
	µg/m <sup>3</sup>	ppbV	µg/m <sup>3</sup>	ppbV				
Ethylbenzene	8.02	1.85	8.00	1.84	8.01	0.2	25	
m,p-Xylenes	39.7	9.14	40.0	9.22	39.85	0.8	25	
Bromoform	ND	ND	ND	ND	-	-	25	
Styrene	0.277	0.0652	0.274	0.0643	0.2755	1	25	J
o-Xylene	14.5	3.34	14.5	3.33	14.5	0	25	
1,1,2,2-Tetrachloroethane	ND	ND	ND	ND	-	-	25	
Cumene	0.473	0.0963	0.475	0.0967	0.474	0.4	25	J
n-Propylbenzene	0.559	0.114	0.598	0.122	0.5785	7	25	J
4-Ethyltoluene	0.929	0.189	0.890	0.181	0.9095	4	25	J
1,3,5-Trimethylbenzene	0.966	0.197	0.943	0.192	0.9545	2	25	J
alpha-Methylstyrene	ND	ND	ND	ND	-	-	25	
1,2,4-Trimethylbenzene	2.32	0.471	2.34	0.476	2.33	0.9	25	
Benzyl Chloride	ND	ND	ND	ND	-	-	25	
1,3-Dichlorobenzene	ND	ND	ND	ND	-	-	25	
1,4-Dichlorobenzene	4.45	0.741	4.44	0.738	4.445	0.2	25	
sec-Butylbenzene	ND	ND	ND	ND	-	-	25	
4-Isopropyltoluene (p-Cymene)	0.287	0.0523	0.285	0.0520	0.286	0.7	25	J
1,2-Dichlorobenzene	ND	ND	ND	ND	-	-	25	
1,2-Dibromo-3-chloropropane	ND	ND	ND	ND	-	-	25	
1,2,4-Trichlorobenzene	ND	ND	ND	ND	-	-	25	
Naphthalene	2.00	0.382	1.90	0.362	1.95	5	25	
Hexachlorobutadiene	ND	ND	ND	ND	-	-	25	
tert-Butylbenzene	ND	ND	ND	ND	-	-	25	
n-Butylbenzene	0.427	0.0778	0.386	0.0704	0.4065	10	25	J

ND = Compound was analyzed for, but not detected above the laboratory detection limit.

J = The analyte was positively identified below the method reporting limit; the associated numerical value is considered estimated.

Verified By: CA Date: 5/12/08

**COLUMBIA ANALYTICAL SERVICES, INC.**

RESULTS OF ANALYSIS

Page 1 of 1

**Client:** ENSR  
**Client Project ID:** Phase B Soil Gas / 04020-023-4311

CAS Project ID: P0801385

**Internal Standard Area and RT Summary**

Test Code: EPA TO-15  
 Instrument ID: Tekmar AUTOCAN/Agilent 5975Binert/6890N/MS13  
 Analyst: Rusty Bravo  
 Sampling Media: 6.0 L Summa Canister(s)  
 Test Notes:

Lab File ID: 05120802.D  
 Date Analyzed: 5/12/08  
 Time Analyzed: 09:52

	IS1 (BCM)		IS2 (DFB)		IS3 (CBZ)	
	AREA #	RT #	AREA #	RT #	AREA #	RT #
<b>24 Hour Standard</b>	297636	12.59	1318074	15.51	617112	21.35
<b>Upper Limit</b>	416690	12.92	1845304	15.84	863957	21.68
<b>Lower Limit</b>	178582	12.26	790844	15.18	370267	21.02

Client Sample ID		IS1 (BCM)		IS2 (DFB)		IS3 (CBZ)	
		AREA #	RT #	AREA #	RT #	AREA #	RT #
01	Method Blank	301500	12.58	1324198	15.51	603978	21.35
02	SG41B-20	313097	12.58	1366600	15.51	725160	21.36
03	SG41B-20D	365729	12.58	1580836	15.51	777638	21.36
04	SG43B-05	379812	12.58	1672734	15.51	784338	21.35
05	SG38B-20	381052	12.58	1683477	15.51	806379	21.36
06	SG43B-05 (Lab Duplicate)	387049	12.58	1687482	15.51	794370	21.36
07	SG40B-05	387191	12.60	1580750	15.52	772774	21.35
08	Lab Control Sample	406558	12.59	1737318	15.52	827975	21.35
09	SG40B-05D	402064	12.59	1591654	15.52	796246	21.35
10	SG64B-05	390537	12.58	1711192	15.51	819519	21.35
11	SG41B-20 (Dilution)	389340	12.58	1701903	15.51	801622	21.35
12	SG41B-20D (Dilution)	385677	12.58	1660460	15.51	773422	21.35
13	SG40B-05 (Dilution)	383903	12.58	1663601	15.51	762697	21.35
14	SG40B-05D (Dilution)	347681	12.58	1528388	15.51	718463	21.35
15							
16							
17							
18							
19							
20							

IS1 (BCM) = Bromochloromethane

IS2 (DFB) = 1,4-Difluorobenzene

IS3 (CBZ) = Chlorobenzene-d5

AREA UPPER LIMIT = 140% of internal standard area

AREA LOWER LIMIT = 60% of internal standard area

RT UPPER LIMIT = 0.33 minutes of internal standard RT

RT LOWER LIMIT = 0.33 minutes of internal standard RT

# Column used to flag values outside QC limits with an asterisk.

\* Values outside of QC limits.

Verified By: CA

Date: 5/12/08

## RESULTS OF HELIUM ANALYSIS

**COLUMBIA ANALYTICAL SERVICES, INC.**

RESULTS OF ANALYSIS

Page 1 of 1

**Client:** ENSR  
**Client Project ID:** Phase B Soil Gas / 04020-023-4311

CAS Project ID: P0801385

**Helium**

**Test Code:** EPA 3C Modified  
**Instrument ID:** HP5890 II/GC8/TCD  
**Analyst:** Zheng Wang/Wade Henton/Chris Cornett  
**Sampling Media:** 6.0 L Summa Canister(s)  
**Test Notes:**

**Date(s) Collected:** 5/9 - 5/10/08  
**Date Received:** 5/12/08  
**Date Analyzed:** 5/12/08

Client Sample ID	CAS Sample ID	Injection Volume ml(s)	Canister Dilution Factor	Result ppmV	MRL ppmV	Data Qualifier
SG64B-05	P0801385-001	1.00	2.00	60	50	
SG41B-20	P0801385-002	1.00	1.65	ND	41	
SG41B-20D	P0801385-003	1.00	1.61	ND	40	
SG43B-05	P0801385-004	1.00	1.94	ND	49	
SG38B-20	P0801385-005	1.00	1.56	ND	39	
SG40B-05	P0801385-006	1.00	1.60	ND	40	
SG40B-05D	P0801385-007	1.00	1.57	ND	39	
Method Blank	P080512-MB	1.00	1.00	ND	25	

ND = Compound was analyzed for, but not detected above the laboratory reporting limit.

MRL = Method Reporting Limit - The minimum quantity of a target analyte that can be confidently determined by the referenced method.



## RESULTS OF VOLATILE ORGANIC ANALYSIS

**COLUMBIA ANALYTICAL SERVICES, INC.**

RESULTS OF ANALYSIS

Page 1 of 3

**Client:** ENSR  
**Client Sample ID:** SG64B-05  
**Client Project ID:** Phase B Soil Gas / 04020-023-4311

CAS Project ID: P0801385  
 CAS Sample ID: P0801385-001

Test Code: EPA TO-15  
 Instrument ID: Tekmar AUTOCAN/Agilent 5975Binert/6890N/MS13  
 Analyst: Rusty Bravo  
 Sampling Media: 6.0 L Summa Canister  
 Test Notes:  
 Container ID: SC00546

Date Collected: 5/9/08  
 Date Received: 5/12/08  
 Date Analyzed: 5/12/08  
 Volume(s) Analyzed: 1.00 Liter(s)

Initial Pressure (psig): -5.6      Final Pressure (psig): 3.5

Canister Dilution Factor: 2.00

CAS #	Compound	Result µg/m <sup>3</sup>	MRL µg/m <sup>3</sup>	MDL µg/m <sup>3</sup>	Result ppbV	MRL ppbV	MDL ppbV	Data Qualifier
75-71-8	Dichlorodifluoromethane (CFC 12)	2.2	1.0	0.10	0.44	0.20	0.020	
74-87-3	Chloromethane	ND	0.20	0.10	ND	0.097	0.048	
76-14-2	1,2-Dichloro-1,1,2,2-tetrafluoroethane (CFC 114)	0.11	1.0	0.10	0.015	0.14	0.014	J
75-01-4	Vinyl Chloride	ND	0.20	0.10	ND	0.078	0.039	
74-83-9	Bromomethane	ND	0.20	0.10	ND	0.052	0.026	
75-00-3	Chloroethane	ND	0.20	0.10	ND	0.076	0.038	
64-17-5	Ethanol	4.4	10	0.10	2.3	5.3	0.053	J
67-64-1	Acetone	23	10	0.15	9.5	4.2	0.061	B
75-69-4	Trichlorofluoromethane	1.3	0.20	0.10	0.23	0.036	0.018	
107-13-1	Acrylonitrile	ND	1.0	0.14	ND	0.46	0.065	
75-35-4	1,1-Dichloroethene	ND	0.20	0.10	ND	0.050	0.025	
75-65-0	2-Methyl-2-Propanol (tert-Butyl Alcohol)	0.88	1.0	0.15	0.29	0.33	0.049	J
75-09-2	Methylene Chloride	0.15	1.0	0.10	0.044	0.29	0.029	J
107-05-1	3-Chloro-1-propene (Allyl Chloride)	ND	0.20	0.10	ND	0.064	0.032	
76-13-1	Trichlorotrifluoroethane	0.57	0.20	0.11	0.074	0.026	0.015	
75-15-0	Carbon Disulfide	58	1.0	0.24	19	0.32	0.077	
156-60-5	trans-1,2-Dichloroethene	ND	0.20	0.10	ND	0.050	0.025	
75-34-3	1,1-Dichloroethane	ND	0.20	0.10	ND	0.049	0.025	
1634-04-4	Methyl tert-Butyl Ether	ND	0.20	0.10	ND	0.055	0.028	
108-05-4	Vinyl Acetate	7.1	10	0.32	2.0	2.8	0.091	J
78-93-3	2-Butanone (MEK)	12	1.0	0.10	4.1	0.34	0.034	
156-59-2	cis-1,2-Dichloroethene	ND	0.20	0.10	ND	0.050	0.025	
108-20-3	Diisopropyl Ether	ND	1.0	0.12	ND	0.24	0.028	
67-66-3	Chloroform	7.2	0.20	0.12	1.5	0.041	0.024	

ND = Compound was analyzed for, but not detected above the laboratory detection limit.

MRL = Method Reporting Limit - The minimum quantity of a target analyte that can be confidently determined by the referenced method.

J = The analyte was positively identified below the method reporting limit; the associated numerical value is considered estimated.

B = Analyte was found in the method blank.

Verified By: CA      Date: 5/28/08

**COLUMBIA ANALYTICAL SERVICES, INC.**

RESULTS OF ANALYSIS

Page 2 of 3

**Client:** ENSR  
**Client Sample ID:** SG64B-05  
**Client Project ID:** Phase B Soil Gas / 04020-023-4311

CAS Project ID: P0801385  
 CAS Sample ID: P0801385-001

**Test Code:** EPA TO-15  
**Instrument ID:** Tekmar AUTOCAN/Agilent 5975Binert/6890N/MS13  
**Analyst:** Rusty Bravo  
**Sampling Media:** 6.0 L Summa Canister  
**Test Notes:**  
**Container ID:** SC00546

**Date Collected:** 5/9/08  
**Date Received:** 5/12/08  
**Date Analyzed:** 5/12/08  
**Volume(s) Analyzed:** 1.00 Liter(s)

Initial Pressure (psig): -5.6      Final Pressure (psig): 3.5

Canister Dilution Factor: 2.00

CAS #	Compound	Result µg/m <sup>3</sup>	MRL µg/m <sup>3</sup>	MDL µg/m <sup>3</sup>	Result ppbV	MRL ppbV	MDL ppbV	Data Qualifier
637-92-3	Ethyl tert-Butyl Ether	ND	1.0	0.10	ND	0.24	0.024	
107-06-2	1,2-Dichloroethane	ND	0.20	0.10	ND	0.049	0.025	
71-55-6	1,1,1-Trichloroethane	ND	0.20	0.10	ND	0.037	0.018	
71-43-2	<b>Benzene</b>	<b>5.8</b>	0.20	0.10	<b>1.8</b>	0.063	0.031	
56-23-5	<b>Carbon Tetrachloride</b>	<b>10</b>	0.20	0.10	<b>1.6</b>	0.032	0.016	
994-05-8	tert-Amyl Methyl Ether	ND	1.0	0.10	ND	0.24	0.024	
78-87-5	1,2-Dichloropropane	ND	0.20	0.10	ND	0.043	0.022	
75-27-4	<b>Bromodichloromethane</b>	<b>2.9</b>	0.20	0.10	<b>0.43</b>	0.030	0.015	
79-01-6	<b>Trichloroethene</b>	<b>0.31</b>	0.20	0.10	<b>0.058</b>	0.037	0.019	
123-91-1	<b>1,4-Dioxane</b>	<b>0.19</b>	1.0	0.12	<b>0.053</b>	0.28	0.034	<b>J</b>
80-62-6	Methyl Methacrylate	ND	1.0	0.15	ND	0.24	0.037	
142-82-5	<b>n-Heptane</b>	<b>0.40</b>	1.0	0.13	<b>0.099</b>	0.24	0.031	<b>J</b>
10061-01-5	cis-1,3-Dichloropropene	ND	1.0	0.10	ND	0.22	0.023	
108-10-1	<b>4-Methyl-2-pentanone</b>	<b>2.9</b>	1.0	0.11	<b>0.71</b>	0.24	0.027	
10061-02-6	trans-1,3-Dichloropropene	ND	1.0	0.13	ND	0.22	0.028	
79-00-5	1,1,2-Trichloroethane	ND	0.20	0.10	ND	0.037	0.018	
108-88-3	<b>Toluene</b>	<b>15</b>	1.0	0.10	<b>4.1</b>	0.27	0.027	
591-78-6	<b>2-Hexanone</b>	<b>1.8</b>	1.0	0.15	<b>0.44</b>	0.24	0.037	
124-48-1	<b>Dibromochloromethane</b>	<b>0.22</b>	0.20	0.14	<b>0.026</b>	0.023	0.016	
106-93-4	1,2-Dibromoethane	ND	0.20	0.11	ND	0.026	0.014	
111-65-9	<b>n-Octane</b>	<b>0.64</b>	1.0	0.10	<b>0.14</b>	0.21	0.021	<b>J</b>
127-18-4	<b>Tetrachloroethene</b>	<b>1.6</b>	0.20	0.10	<b>0.23</b>	0.030	0.015	
108-90-7	Chlorobenzene	ND	0.20	0.10	ND	0.043	0.022	

ND = Compound was analyzed for, but not detected above the laboratory detection limit.

MRL = Method Reporting Limit - The minimum quantity of a target analyte that can be confidently determined by the referenced method.

J = The analyte was positively identified below the method reporting limit; the associated numerical value is considered estimated.

Verified By: CA      Date: 5/12/08

**COLUMBIA ANALYTICAL SERVICES, INC.**

RESULTS OF ANALYSIS

Page 3 of 3

**Client:** ENSR  
**Client Sample ID:** SG64B-05  
**Client Project ID:** Phase B Soil Gas / 04020-023-4311

CAS Project ID: P0801385  
 CAS Sample ID: P0801385-001

Test Code: EPA TO-15  
 Instrument ID: Tekmar AUTOCAN/Agilent 5975Binert/6890N/MS13  
 Analyst: Rusty Bravo  
 Sampling Media: 6.0 L Summa Canister  
 Test Notes:  
 Container ID: SC00546

Date Collected: 5/9/08  
 Date Received: 5/12/08  
 Date Analyzed: 5/12/08  
 Volume(s) Analyzed: 1.00 Liter(s)

Initial Pressure (psig): -5.6      Final Pressure (psig): 3.5

Canister Dilution Factor: 2.00

CAS #	Compound	Result µg/m <sup>3</sup>	MRL µg/m <sup>3</sup>	MDL µg/m <sup>3</sup>	Result ppbV	MRL ppbV	MDL ppbV	Data Qualifier
100-41-4	Ethylbenzene	3.5	1.0	0.12	0.81	0.23	0.029	
179601-23-1	m,p-Xylenes	16	1.0	0.26	3.8	0.23	0.060	
75-25-2	Bromoform	ND	1.0	0.15	ND	0.097	0.015	
100-42-5	Styrene	0.26	1.0	0.15	0.060	0.23	0.036	J
95-47-6	o-Xylene	5.0	1.0	0.13	1.1	0.23	0.029	
79-34-5	1,1,2,2-Tetrachloroethane	ND	0.20	0.13	ND	0.029	0.019	
98-82-8	Cumene	0.25	1.0	0.11	0.051	0.20	0.023	J
103-65-1	n-Propylbenzene	0.79	1.0	0.10	0.16	0.20	0.021	J
622-96-8	4-Ethyltoluene	1.3	1.0	0.11	0.27	0.20	0.023	
108-67-8	1,3,5-Trimethylbenzene	1.5	1.0	0.12	0.31	0.20	0.024	
98-83-9	alpha-Methylstyrene	ND	1.0	0.15	ND	0.21	0.030	
95-63-6	1,2,4-Trimethylbenzene	3.8	1.0	0.14	0.78	0.20	0.028	
100-44-7	Benzyl Chloride	ND	0.20	0.17	ND	0.039	0.033	
541-73-1	1,3-Dichlorobenzene	ND	0.20	0.12	ND	0.033	0.021	
106-46-7	1,4-Dichlorobenzene	29	0.20	0.11	4.8	0.033	0.019	
135-98-8	sec-Butylbenzene	0.12	1.0	0.12	0.021	0.18	0.021	J
99-87-6	4-Isopropyltoluene (p-Cymene)	0.45	1.0	0.13	0.083	0.18	0.024	J
95-50-1	1,2-Dichlorobenzene	ND	0.20	0.13	ND	0.033	0.022	
96-12-8	1,2-Dibromo-3-chloropropane	ND	1.0	0.15	ND	0.10	0.016	
120-82-1	1,2,4-Trichlorobenzene	ND	0.20	0.15	ND	0.027	0.020	
91-20-3	Naphthalene	0.98	0.40	0.15	0.19	0.076	0.028	
87-68-3	Hexachlorobutadiene	ND	0.20	0.18	ND	0.019	0.017	
98-06-6	tert-Butylbenzene	ND	0.40	0.10	ND	0.073	0.018	
104-51-8	n-Butylbenzene	0.58	0.40	0.10	0.11	0.073	0.018	

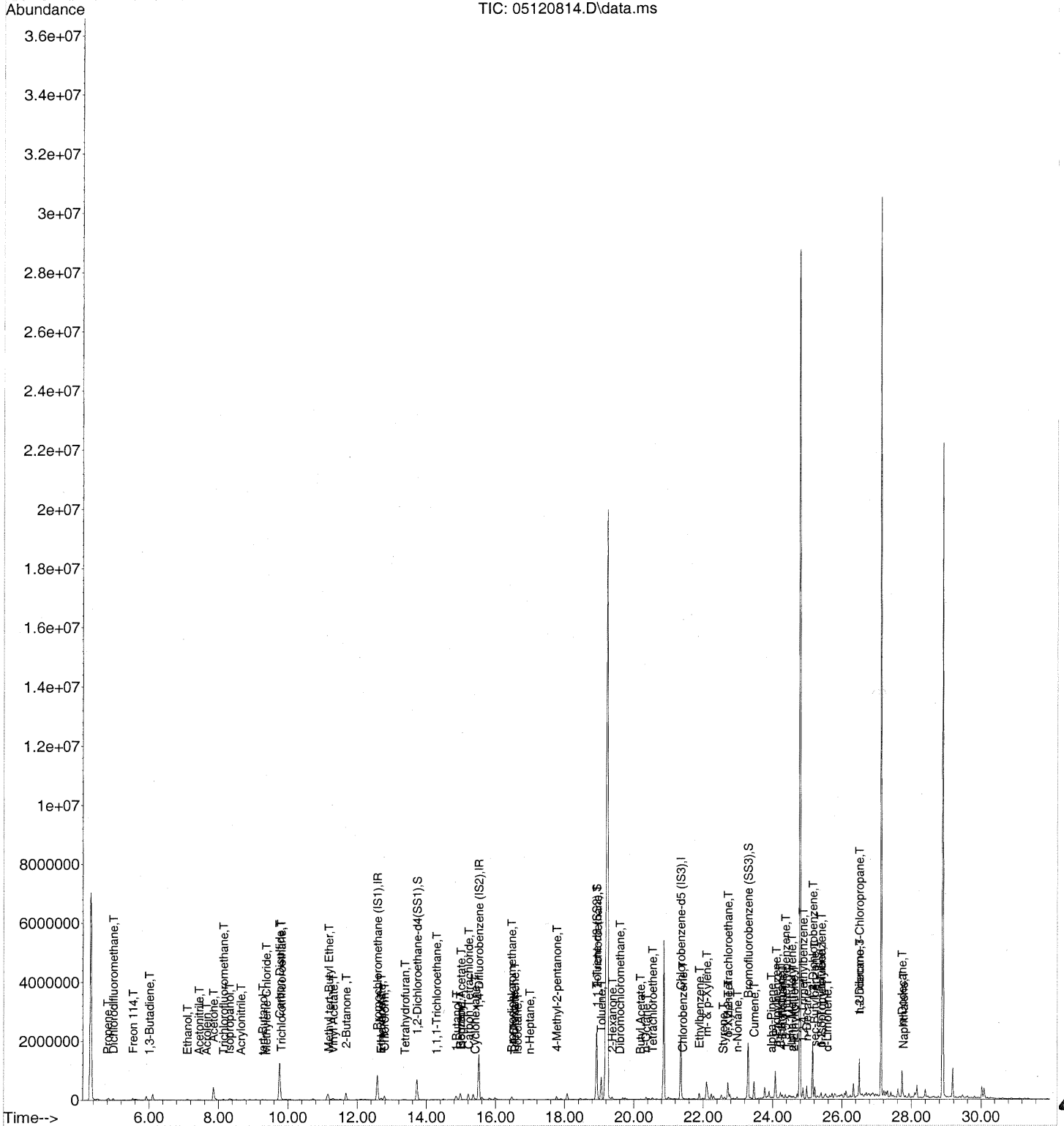
ND = Compound was analyzed for, but not detected above the laboratory detection limit.

MRL = Method Reporting Limit - The minimum quantity of a target analyte that can be confidently determined by the referenced method.

J = The analyte was positively identified below the method reporting limit; the associated numerical value is considered estimated.

Data Path : J:\MS13\DATA\2008\_05\12\  
 Data File : 05120814.D  
 Acq On : 12 May 2008 20:27  
 Operator : RTB  
 Sample : P0801385-001 (1000mL)  
 Misc : ENSR SG64B-05 (-5.6, 3.5)  
 ALS Vial : 1 Sample Multiplier: 1

Quant Time: May 27 15:53:18 2008  
 Quant Method : J:\MS13\METHODS\R13041408.M  
 Quant Title : EPA TO-15 per SOP VOA-TO15 (CASS TO-15/GC-MS)  
 QLast Update : Tue Apr 15 06:47:20 2008  
 Response via : Initial Calibration



Data Path : J:\MS13\DATA\2008\_05\12\  
 Data File : 05120814.D  
 Acq On : 12 May 2008 20:27  
 Operator : RTB  
 Sample : P0801385-001 (1000mL)  
 Misc : ENSR SG64B-05 (-5.6, 3.5)  
 ALS Vial : 1 Sample Multiplier: 1

Quant Time: May 27 15:53:18 2008  
 Quant Method : J:\MS13\METHODS\R13041408.M  
 Quant Title : EPA TO-15 per SOP VOA-TO15 (CASS TO-15/GC-MS)  
 QLast Update : Tue Apr 15 06:47:20 2008  
 Response via : Initial Calibration

Internal Standards	R.T.	QIon	Response	Conc	Units	Dev(Min)
1) Bromochloromethane (IS1)	12.58	130	390537	25.000	ng	-0.03
37) 1,4-Difluorobenzene (IS2)	15.51	114	1711192	25.000	ng	-0.02
56) Chlorobenzene-d5 (IS3)	21.35	82	819519	25.000	ng	0.00

System Monitoring Compounds

33) 1,2-Dichloroethane-d4(...)	13.73	65	677959	21.647	ng	-0.02
Spiked Amount	25.000		Recovery	=	86.60%	✓
57) Toluene-d8 (SS2)	18.92	98	1846857	25.143	ng	-0.01
Spiked Amount	25.000		Recovery	=	100.56%	✓
73) Bromofluorobenzene (SS3)	23.29	174	627969	24.842	ng	0.00
Spiked Amount	25.000		Recovery	=	99.36%	✓

Target Compounds

	R.T.	QIon	Response	Conc	Units	Qvalue
2) Propene	4.80	42	22651	0.701	ng	# 85
3) Dichlorodifluoromethane	4.97	85	63729	1.081	ng	98
4) Chloromethane	5.26	50	53	N.D.		
5) Freon 114	5.54	135	1567	0.054	ng	76
6) Vinyl Chloride	0.00	62	0	N.D.		
7) 1,3-Butadiene	6.01	54	1822	0.051	ng	# 38
8) Bromomethane	6.49	94	398	N.D.		
9) Chloroethane	6.81	64	569	N.D.		
10) Ethanol	7.10	45	48097m	2.182	ng	
11) Acetonitrile	7.44	41	26066	0.450	ng	94
12) Acrolein	7.66	56	5771	0.370	ng	89
13) Acetone	7.85	58	244474	11.309	ng	# 70
14) Trichlorofluoromethane	8.14	101	30356	0.656	ng	95
15) Isopropanol	8.31	45	99795	1.364	ng	97
16) Acrylonitrile	8.64	53	1789	0.053	ng	87
17) 1,1-Dichloroethene	9.15	96	235	N.D.		
18) tert-Butanol	9.27	59	26666m	0.439	ng	
19) Methylene Chloride	9.37	84	1890	0.076	ng	# 1
20) Allyl Chloride	9.55	41	576	N.D.		
21) Trichlorotrifluoroethane	9.81	151	5625	0.284	ng	94
22) Carbon Disulfide	9.76	76	2677761	29.082	ng	99
23) trans-1,2-Dichloroethene	10.73	61	650	N.D.		
24) 1,1-Dichloroethane	11.13	63	239	N.D.		
25) Methyl tert-Butyl Ether	11.18	73	4363	0.061	ng	# 49
26) Vinyl Acetate	11.30	86	15184	3.535	ng	# 9
27) 2-Butanone	11.67	72	90851	5.993	ng	# 87
28) cis-1,2-Dichloroethene	12.12	61	250	N.D.		
29) Diisopropyl Ether	12.68	87	114	N.D.		
30) Ethyl Acetate	12.69	61	8482	0.898	ng	87
31) n-Hexane	12.70	57	12602	0.257	ng	88
32) Chloroform	12.78	83	131878	3.617	ng	100
34) Tetrahydrofuran	13.37	72	3678	0.243	ng	# 69
35) Ethyl tert-Butyl Ether	13.47	87	56	N.D.		
36) 1,2-Dichloroethane	13.75	62	98	N.D.		
38) 1,1,1-Trichloroethane	14.29	97	1546	0.043	ng	83
39) Isopropyl Acetate	14.99	61	1958	0.126	ng	# 1
40) 1-Butanol	14.86	56	122800	5.258	ng	83
41) Benzene	14.98	78	262229	2.889	ng	98
42) Carbon Tetrachloride	15.21	117	149806	4.990	ng	100
43) Cyclohexane	15.41	84	7326	0.218	ng	# 1
44) tert-Amyl Methyl Ether	15.87	73	797	N.D.		
45) 1,2-Dichloropropane	16.19	63	124	N.D.		
46) Bromodichloromethane	16.46	83	43973	1.425	ng	98

05/27/08

Data Path : J:\MS13\DATA\2008\_05\12\  
 Data File : 05120814.D  
 Acq On : 12 May 2008 20:27  
 Operator : RTB  
 Sample : P0801385-001 (1000mL)  
 Misc : ENSR SG64B-05 (-5.6, 3.5)  
 ALS Vial : 1 Sample Multiplier: 1

Quant Time: May 27 15:53:18 2008  
 Quant Method : J:\MS13\METHODS\R13041408.M  
 Quant Title : EPA TO-15 per SOP VOA-TO15 (CASS TO-15/GC-MS)  
 QLast Update : Tue Apr 15 06:47:20 2008  
 Response via : Initial Calibration

Internal Standards	R.T.	QIon	Response	Conc	Units	Dev(Min)
47) Trichloroethene	16.54	130	3483	0.156	ng	88
48) 1,4-Dioxane	16.52	88	1543	0.096	ng #	4
49) Isooctane	16.62	57	9039	0.084	ng	91
50) Methyl Methacrylate	16.72	100	256	N.D.		
51) n-Heptane	16.98	71	5089	0.202	ng #	79
52) cis-1,3-Dichloropropene	0.00	75	0	N.D.		
53) 4-Methyl-2-pentanone	17.77	58	36194	1.458	ng	83
54) trans-1,3-Dichloropropene	18.45	75	81	N.D.		
55) 1,1,2-Trichloroethane	18.94	97	165716	7.581	ng M <sup>2</sup>	9
58) Toluene	19.06	91	704600	7.634	ng	97
59) 2-Hexanone	19.37	43	61837	0.899	ng	82
60) Dibromochloromethane	19.60	129	2489	0.112	ng	98
61) 1,2-Dibromoethane	19.75	107	77	N.D.		
62) Butyl Acetate	20.19	43	4654	0.068	ng	78
63) n-Octane	20.35	57	6976	0.322	ng	91
64) Tetrachloroethene	20.54	166	18058	0.781	ng	97
65) Chlorobenzene	21.40	112	2620	0.046	ng	86
66) Ethylbenzene	21.89	91	181381	1.760	ng	93
67) m- & p-Xylene	22.10	91	561016	8.144	ng	90
68) Bromoform	0.00	173	0	N.D.		
69) Styrene	22.57	104	7604	0.128	ng	90
70) o-Xylene	22.71	91	183957	2.481	ng	91
71) n-Nonane	22.98	43	36918	0.622	ng #	78
72) 1,1,2,2-Tetrachloroethane	22.71	83	2098	0.059	ng M <sup>2</sup> #	1
74) Cumene	23.46	105	11783	0.125	ng	100
75) alpha-Pinene	23.96	93	11886	0.238	ng #	46
76) n-Propylbenzene	24.10	91	49768	0.395	ng #	87
77) 3-Ethyltoluene	24.23	105	129787	1.266	ng	97
78) 4-Ethyltoluene	24.28	105	62477	0.662	ng	93
79) 1,3,5-Trimethylbenzene	24.37	105	64406	0.768	ng	96
80) alpha-Methylstyrene	24.55	118	1802	0.041	ng #	44
81) 2-Ethyltoluene	24.61	105	46344	0.450	ng M <sup>2</sup>	95
82) 1,2,4-Trimethylbenzene	24.88	105	182133	1.922	ng	84
83) n-Decane	24.98	57	151078	2.883	ng	82
84) Benzyl Chloride	25.06	91	1146	N.D.		
85) 1,3-Dichlorobenzene	25.07	146	1687	N.D.		
86) 1,4-Dichlorobenzene	25.16	146	700977	14.280	ng	99
87) sec-Butylbenzene	25.21	105	6448	0.058	ng #	55
88) p-Isopropyltoluene	25.40	119	22032	0.227	ng #	70
89) 1,2,3-Trimethylbenzene	25.40	105	50296	0.540	ng	90
90) 1,2-Dichlorobenzene	25.16	146	700977	13.334	ng M <sup>2</sup>	100
91) d-Limonene	25.57	68	12500	0.291	ng	86
92) 1,2-Dibromo-3-Chloropr...	26.50	157	1700	0.122	ng M <sup>2</sup> #	1
93) n-Undecane	26.50	57	439997	7.998	ng	72
94) 1,2,4-Trichlorobenzene	27.63	180	435	N.D.		
95) Naphthalene	27.77	128	51089	0.488	ng	94
96) n-Dodecane	27.73	57	289991	5.196	ng	86
97) Hexachloro-1,3-butadiene	0.00	225	0	N.D.		

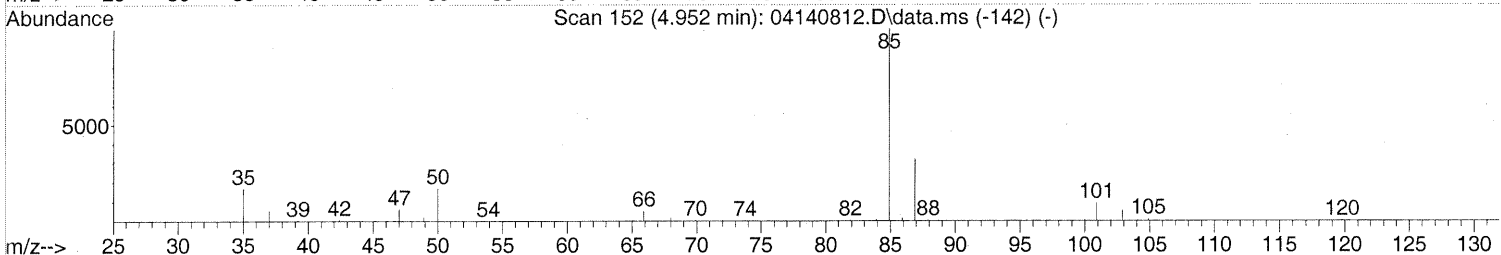
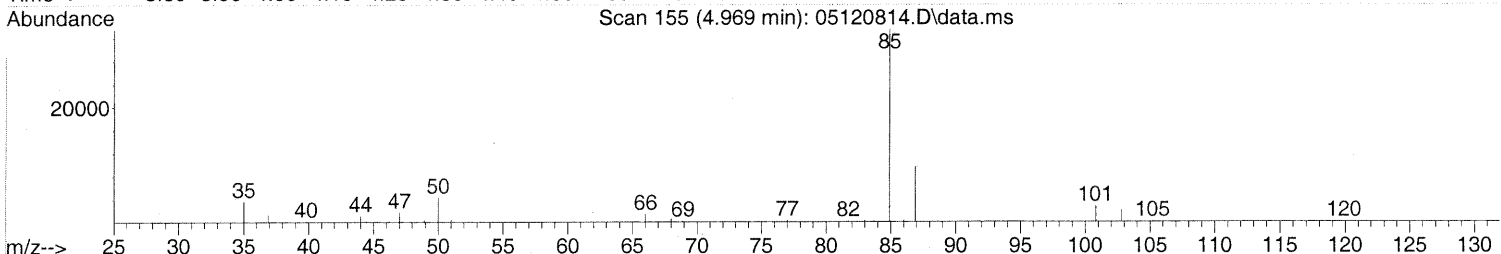
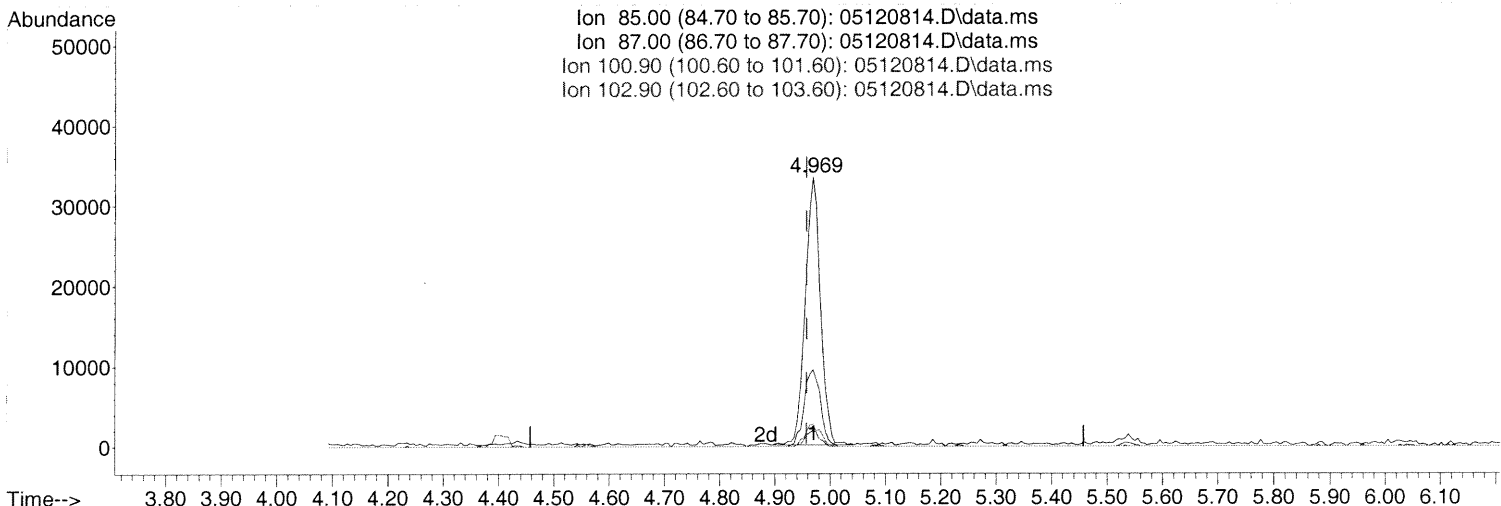
(#) = qualifier out of range (m) = manual integration (+) = signals summed

MS127108

Quantitation Report (Qedit)

Data Path : J:\MS13\DATA\2008\_05\12\  
 Data File : 05120814.D  
 Acq On : 12 May 2008 20:27  
 Operator : RTB  
 Sample : P0801385-001 (1000mL)  
 Misc : ENSR SG64B-05 (-5.6, 3.5)  
 ALS Vial : 1 Sample Multiplier: 1

Quant Time: May 13 11:17:12 2008  
 Quant Method : J:\MS13\METHODS\R13041408.M  
 Quant Title : EPA TO-15 per SOP VOA-TO15 (CASS TO-15/GC-MS)  
 QLast Update : Tue Apr 15 06:47:20 2008  
 Response via : Initial Calibration



TIC: 05120814.D\data.ms

(3) Dichlorodifluoromethane (T)

4.969min (+0.012) 1.08ng

response 63729

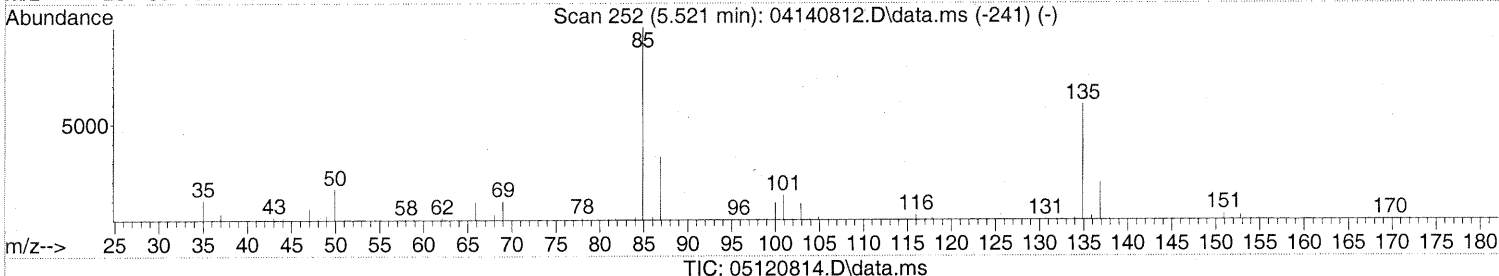
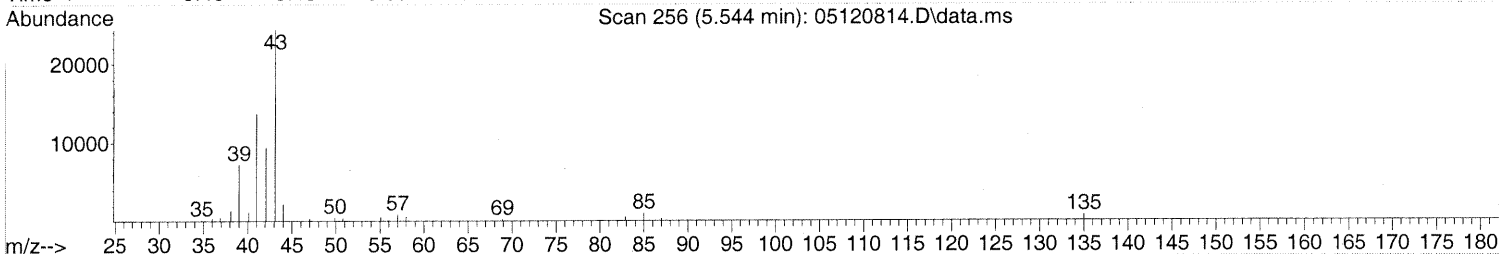
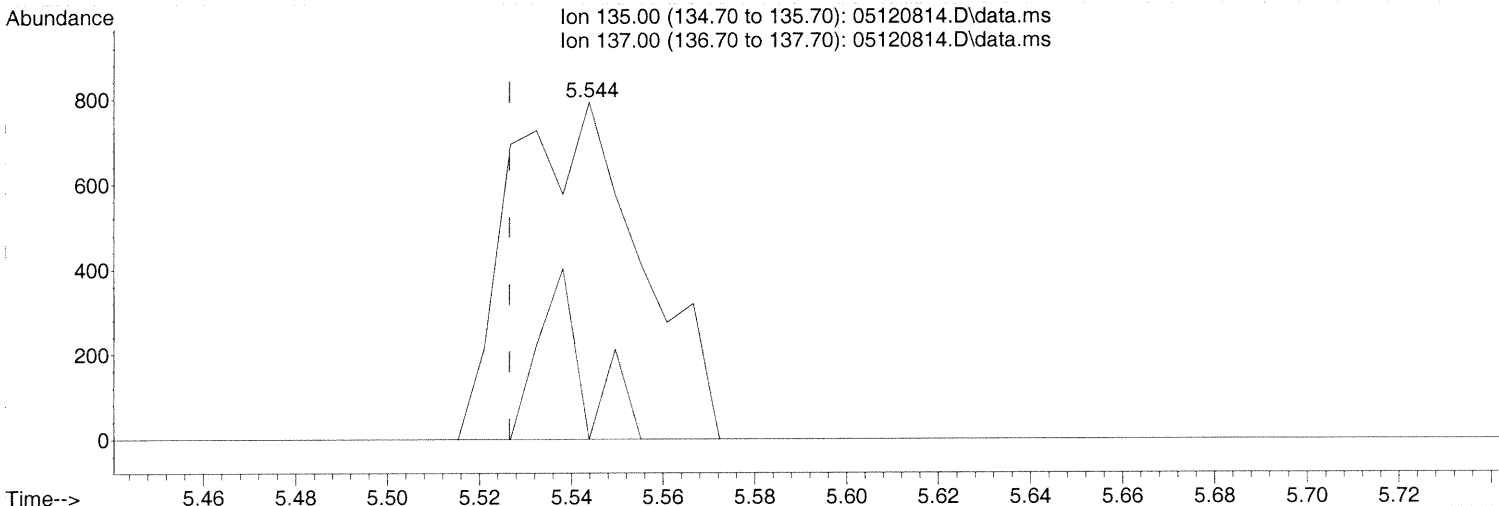
Ion	Exp%	Act%
85.00	100	100
87.00	32.50	31.18
100.90	9.30	8.70
102.90	6.00	5.66



Quantitation Report (Qedit)

Data Path : J:\MS13\DATA\2008\_05\12\  
 Data File : 05120814.D  
 Acq On : 12 May 2008 20:27  
 Operator : RTB  
 Sample : P0801385-001 (1000mL)  
 Misc : ENSR SG64B-05 (-5.6, 3.5)  
 ALS Vial : 1 Sample Multiplier: 1

Quant Time: May 13 11:17:12 2008  
 Quant Method : J:\MS13\METHODS\R13041408.M  
 Quant Title : EPA TO-15 per SOP VOA-TO15 (CASS TO-15/GC-MS)  
 QLast Update : Tue Apr 15 06:47:20 2008  
 Response via : Initial Calibration



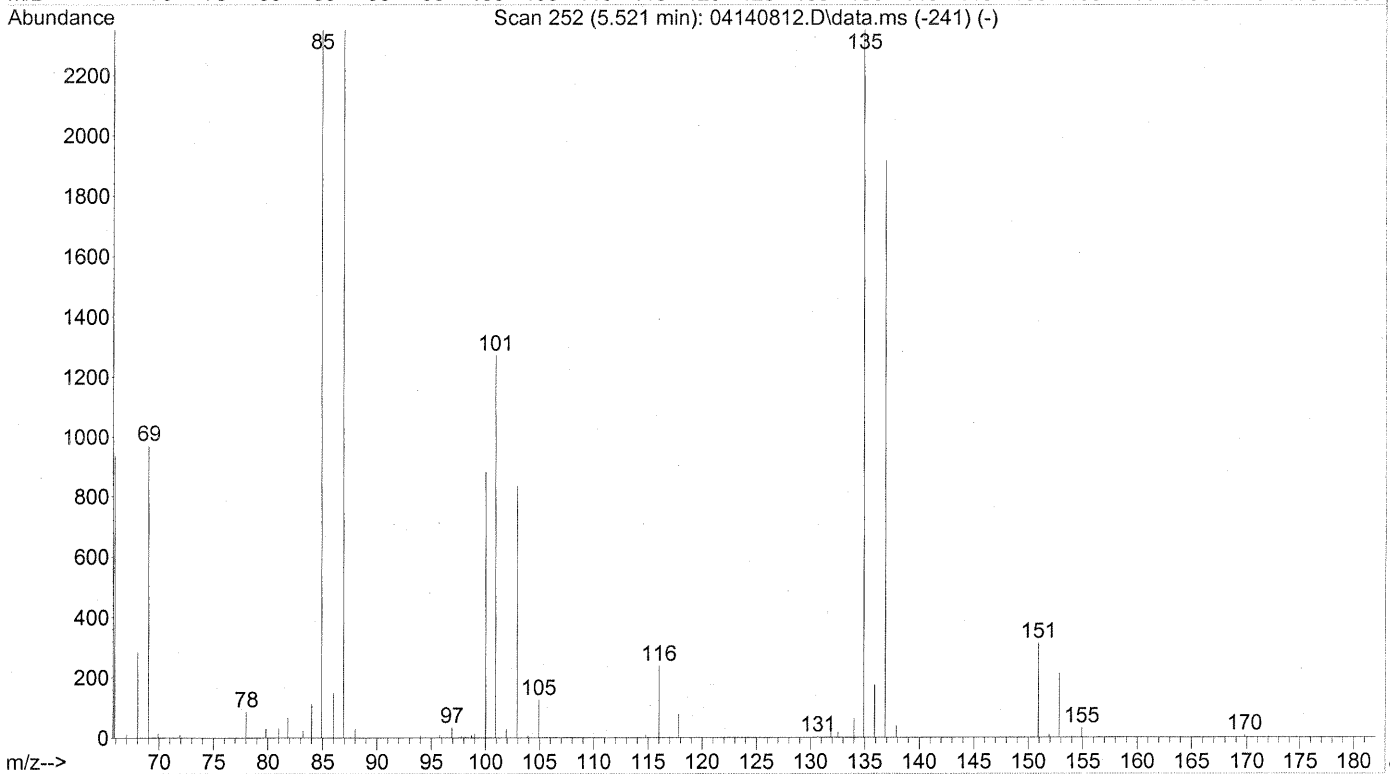
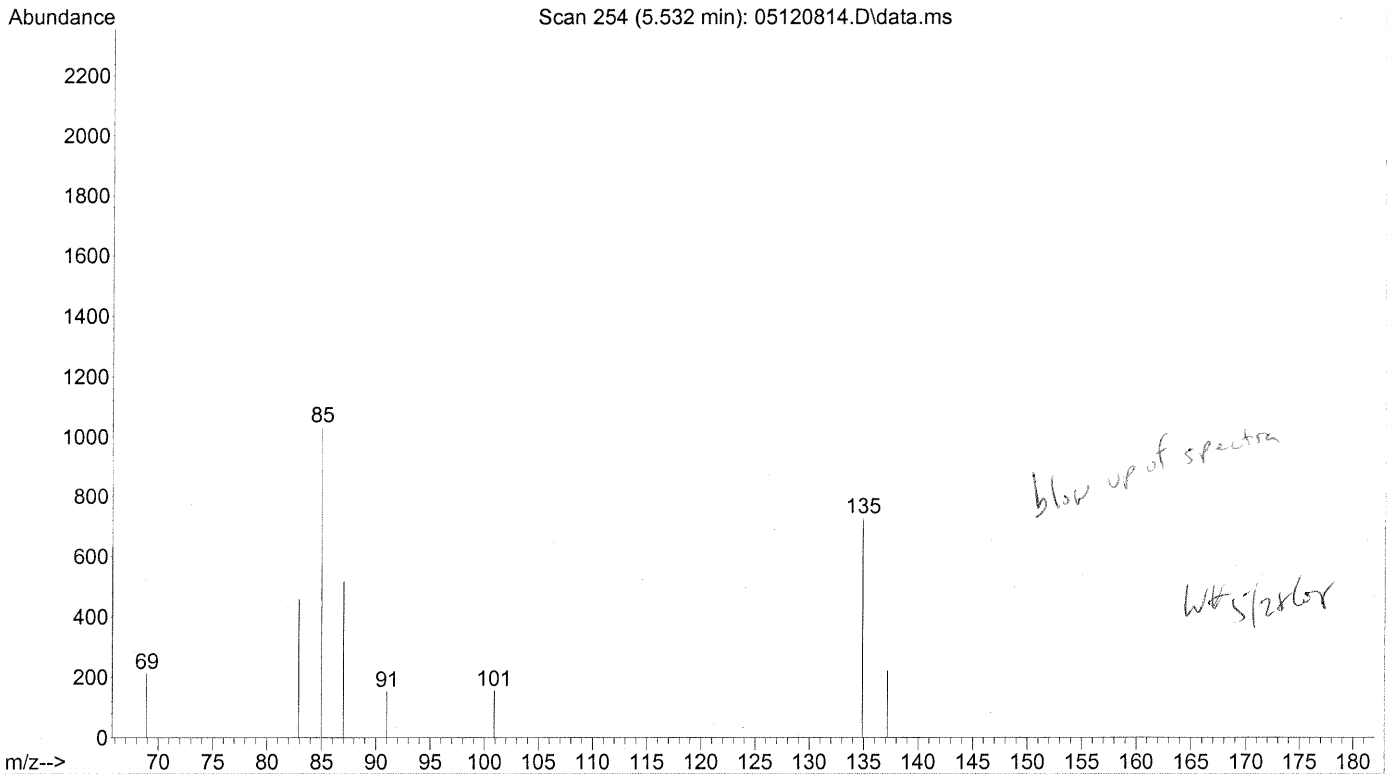
(5) Freon 114 (T)

5.544min (+0.017) 0.05ng

response 1567

Ion	Exp%	Act%
135.00	100	100
137.00	31.50	18.25
0.00	0.00	0.00
0.00	0.00	0.00

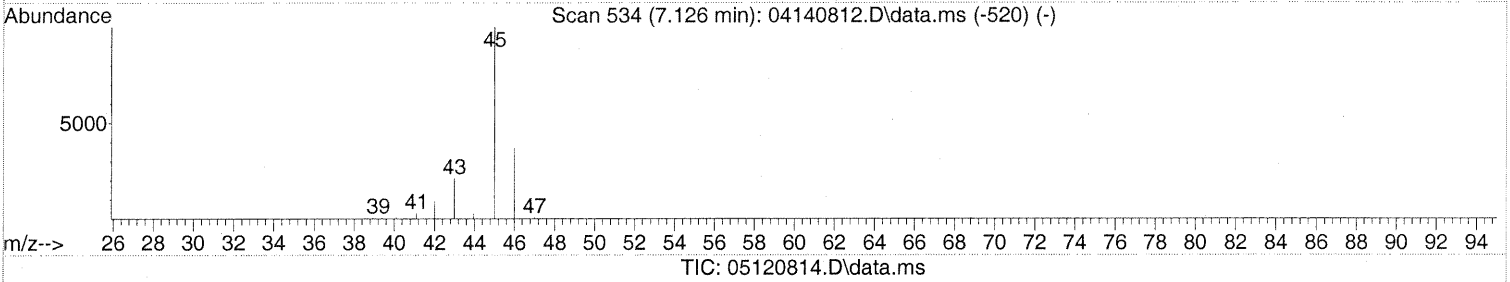
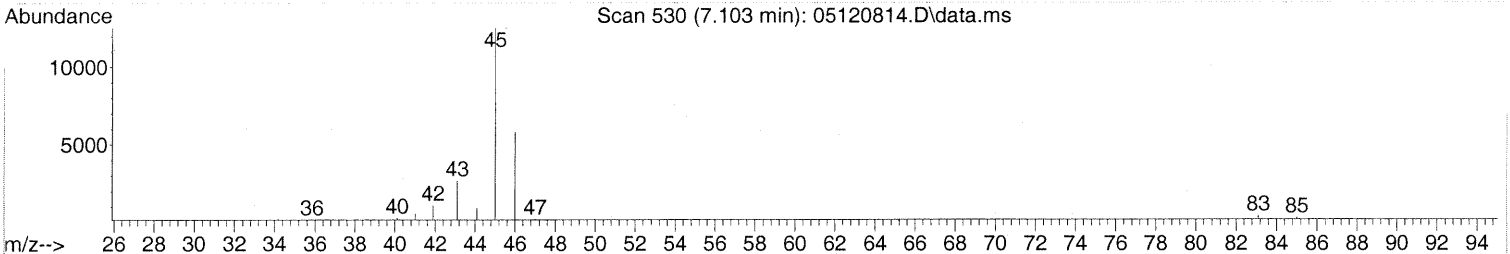
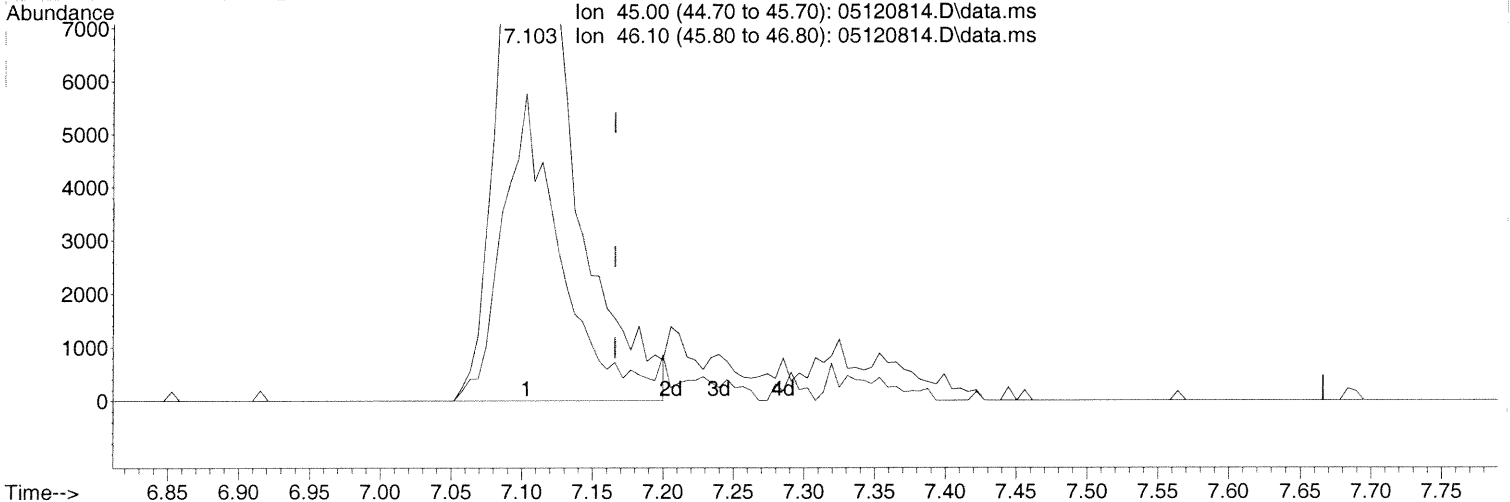
File :J:\MS13\DATA\2008\_05\12\05120814.D  
Operator : RTB  
Acquired : 12 May 2008 8:27 pm using AcqMethod TO15.M  
Instrument : GCMS13  
Sample Name: P0801385-001 (1000mL)  
Misc Info : ENSR SG64B-05 (-5.6, 3.5)  
Vial Number: 1



Quantitation Report (Qedit)

Data Path : J:\MS13\DATA\2008\_05\12\  
 Data File : 05120814.D  
 Acq On : 12 May 2008 20:27  
 Operator : RTB  
 Sample : P0801385-001 (1000mL)  
 Misc : ENSR SG64B-05 (-5.6, 3.5)  
 ALS Vial : 1 Sample Multiplier: 1

Quant Time: May 13 11:17:12 2008  
 Quant Method : J:\MS13\METHODS\R13041408.M  
 Quant Title : EPA TO-15 per SOP VOA-TO15 (CASS TO-15/GC-MS)  
 QLast Update : Tue Apr 15 06:47:20 2008  
 Response via : Initial Calibration



(10) Ethanol (T)

7.103min (-0.063) 1.81ng

response 39944

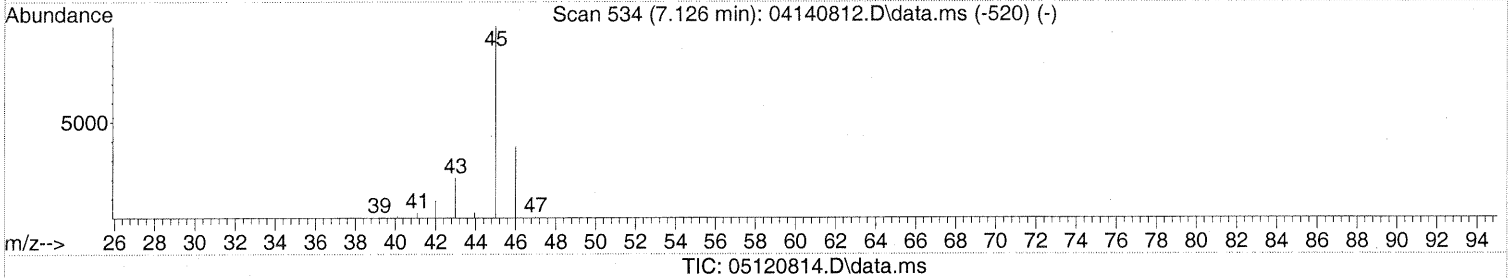
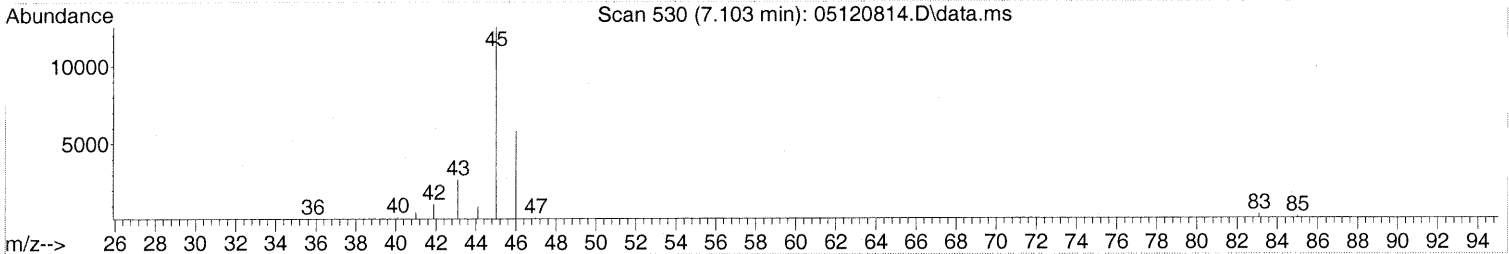
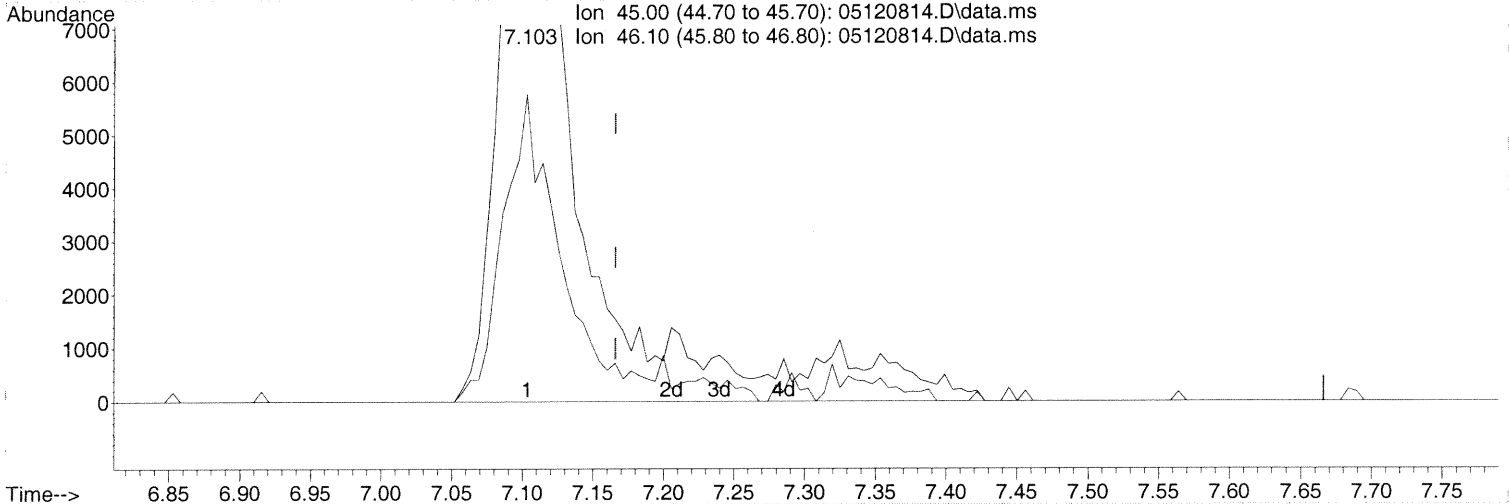
Ion	Exp%	Act%
45.00	100	100
46.10	41.00	41.04
0.00	0.00	0.00
0.00	0.00	0.00

*tailing*

Quantitation Report (Qedit)

Data Path : J:\MS13\DATA\2008\_05\12\  
 Data File : 05120814.D  
 Acq On : 12 May 2008 20:27  
 Operator : RTB  
 Sample : P0801385-001 (1000mL)  
 Misc : ENSR SG64B-05 (-5.6, 3.5)  
 ALS Vial : 1 Sample Multiplier: 1

Quant Time: May 13 11:17:12 2008  
 Quant Method : J:\MS13\METHODS\R13041408.M  
 Quant Title : EPA TO-15 per SOP VOA-TO15 (CASS TO-15/GC-MS)  
 QLast Update : Tue Apr 15 06:47:20 2008  
 Response via : Initial Calibration



(10) Ethanol (T)

7.103min (-0.063) 2.18ng m

response 48097

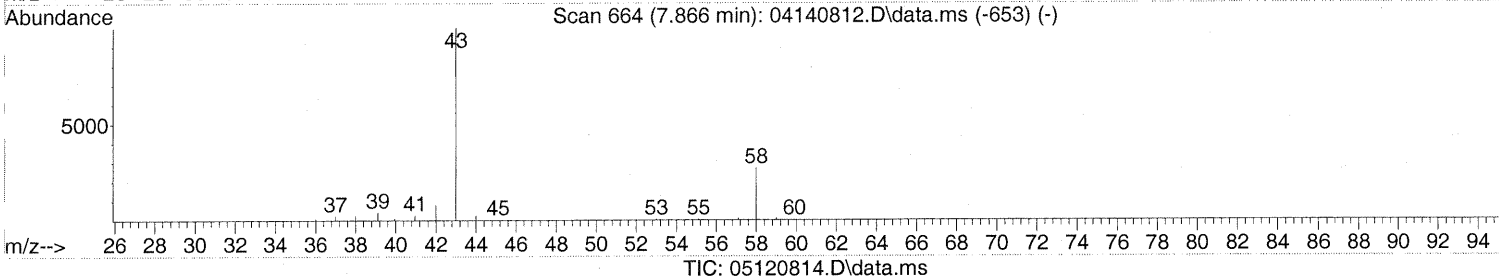
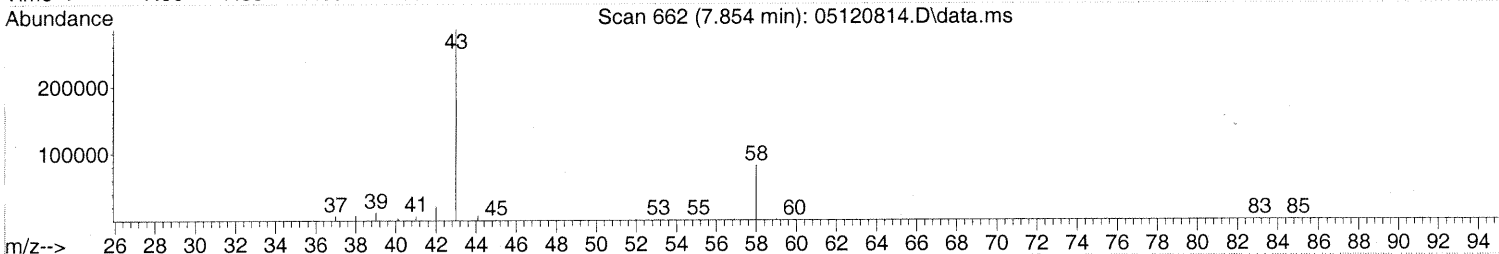
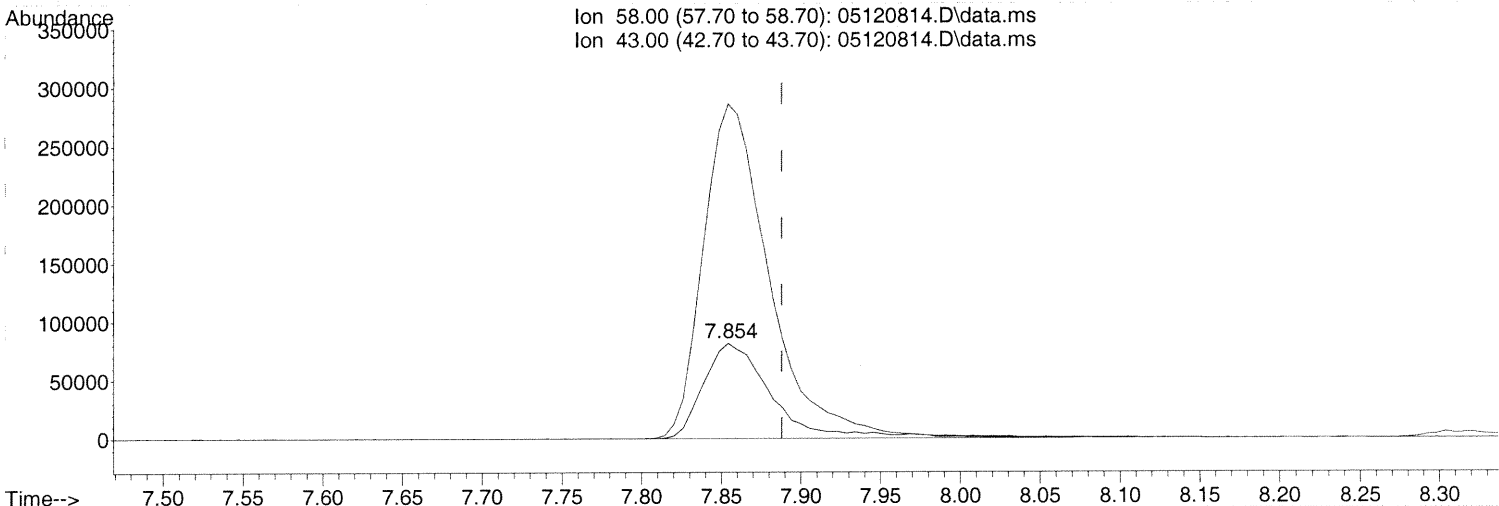
Ion	Exp%	Act%
45.00	100	100
46.10	41.00	34.08
0.00	0.00	0.00
0.00	0.00	0.00

*Include fail log*  
*MS/27/08*  
*LA 5/28/08*

Quantitation Report (Qedit)

Data Path : J:\MS13\DATA\2008\_05\12\  
 Data File : 05120814.D  
 Acq On : 12 May 2008 20:27  
 Operator : RTB  
 Sample : P0801385-001 (1000mL)  
 Misc : ENSR SG64B-05 (-5.6, 3.5)  
 ALS Vial : 1 Sample Multiplier: 1

Quant Time: May 13 11:17:12 2008  
 Quant Method : J:\MS13\METHODS\R13041408.M  
 Quant Title : EPA TO-15 per SOP VOA-TO15 (CASS TO-15/GC-MS)  
 QLast Update : Tue Apr 15 06:47:20 2008  
 Response via : Initial Calibration



(13) Acetone (T)

7.854min (-0.034) 11.31ng

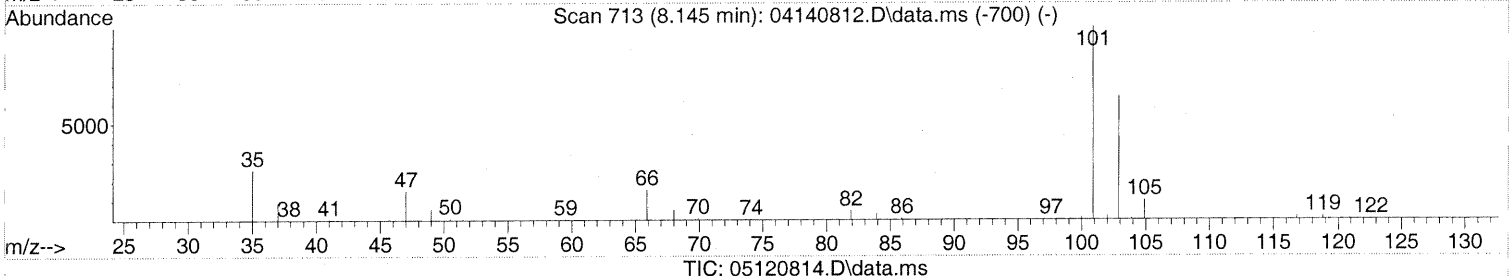
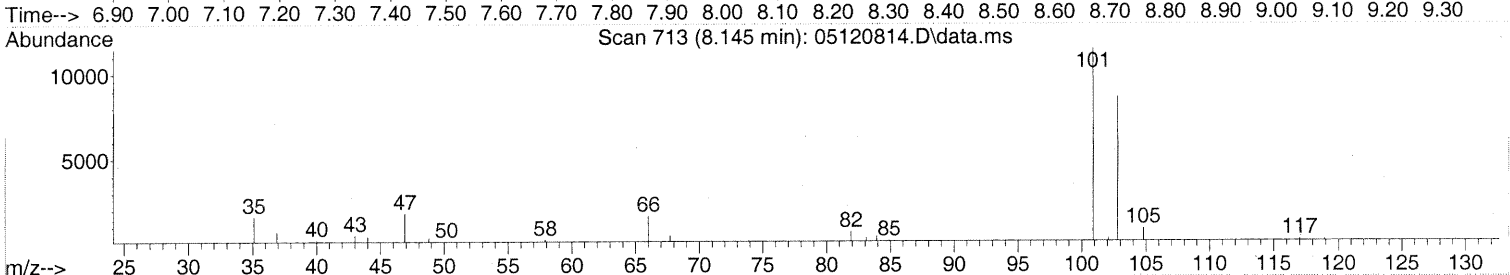
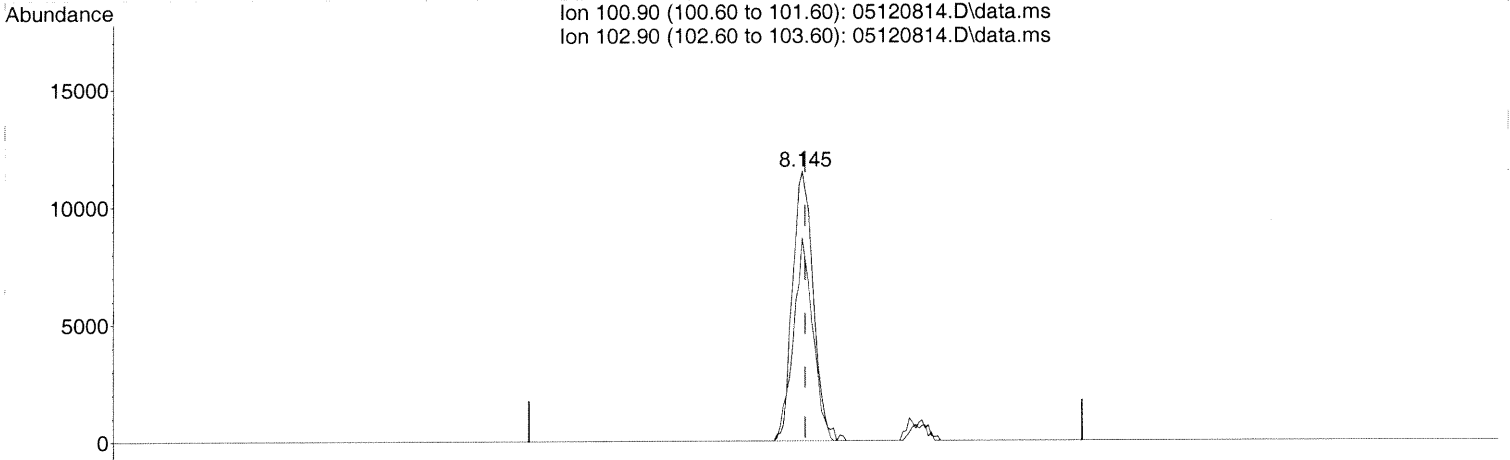
response 244474

Ion	Exp%	Act%
58.00	100	100
43.00	283.10	340.70#
0.00	0.00	0.00
0.00	0.00	0.00

Quantitation Report (Qedit)

Data Path : J:\MS13\DATA\2008\_05\12\  
 Data File : 05120814.D  
 Acq On : 12 May 2008 20:27  
 Operator : RTB  
 Sample : P0801385-001 (1000mL)  
 Misc : ENSR SG64B-05 (-5.6, 3.5)  
 ALS Vial : 1 Sample Multiplier: 1

Quant Time: May 13 11:17:12 2008  
 Quant Method : J:\MS13\METHODS\R13041408.M  
 Quant Title : EPA TO-15 per SOP VOA-TO15 (CASS TO-15/GC-MS)  
 QLast Update : Tue Apr 15 06:47:20 2008  
 Response via : Initial Calibration



(14) Trichlorofluoromethane (T)

8.145min (-0.005) 0.66ng

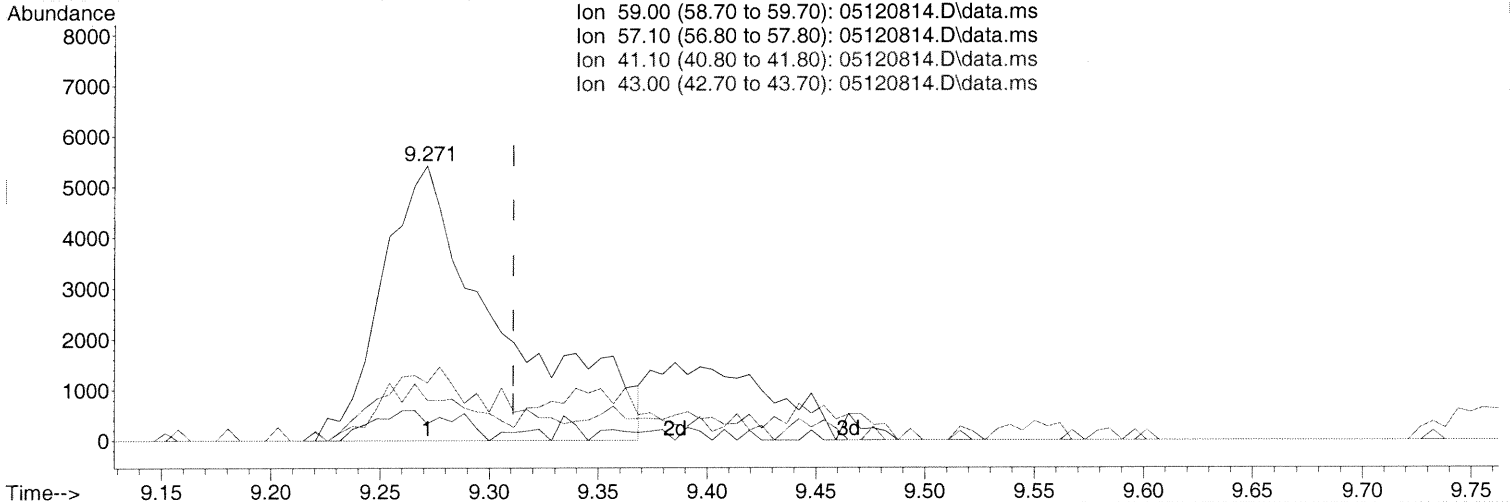
response 30356

Ion	Exp%	Act%
100.90	100	100
102.90	64.80	68.77
0.00	0.00	0.00
0.00	0.00	0.00

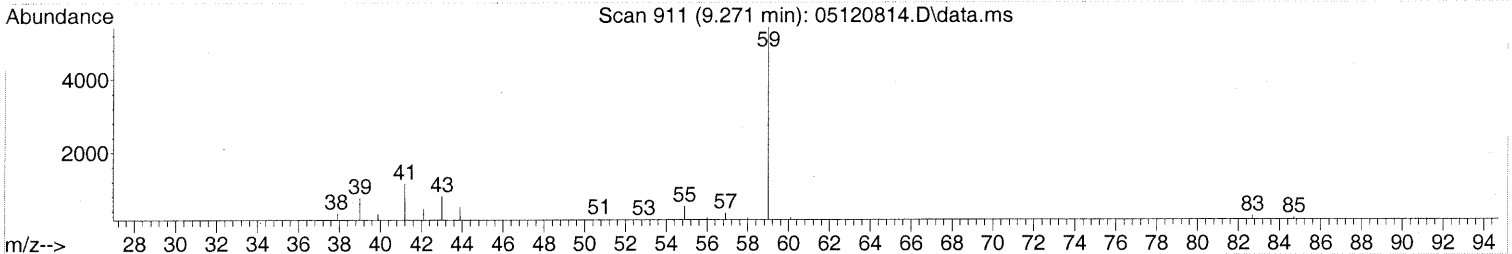
Quantitation Report (Qedit)

Data Path : J:\MS13\DATA\2008\_05\12\  
 Data File : 05120814.D  
 Acq On : 12 May 2008 20:27  
 Operator : RTB  
 Sample : P0801385-001 (1000mL)  
 Misc : ENSR SG64B-05 (-5.6, 3.5)  
 ALS Vial : 1 Sample Multiplier: 1

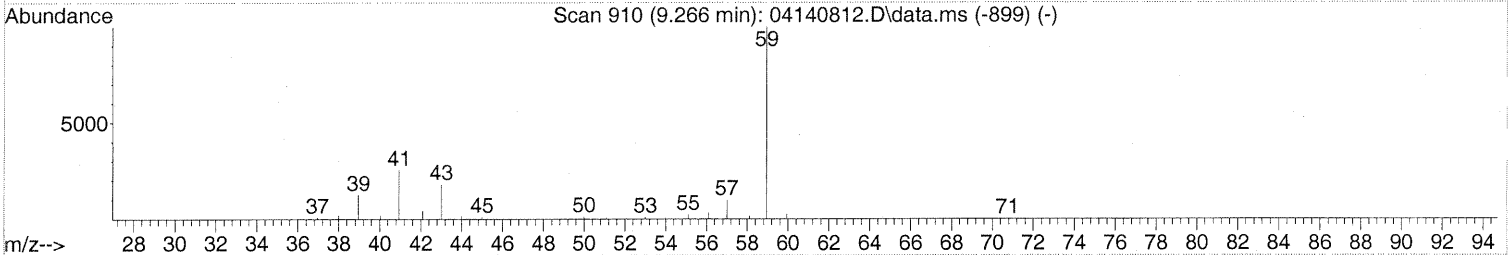
Quant Time: May 27 15:51:23 2008  
 Quant Method : J:\MS13\METHODS\R13041408.M  
 Quant Title : EPA TO-15 per SOP VOA-TO15 (CASS TO-15/GC-MS)  
 QLast Update : Tue Apr 15 06:47:20 2008  
 Response via : Initial Calibration



Ion 59.00 (58.70 to 59.70): 05120814.D\data.ms  
 Ion 57.10 (56.80 to 57.80): 05120814.D\data.ms  
 Ion 41.10 (40.80 to 41.80): 05120814.D\data.ms  
 Ion 43.00 (42.70 to 43.70): 05120814.D\data.ms



Scan 911 (9.271 min): 05120814.D\data.ms



Scan 910 (9.266 min): 04140812.D\data.ms (-899) (-)

TIC: 05120814.D\data.ms

(18) tert-Butanol (T)

9.271min (-0.040) 0.34ng

response 20565

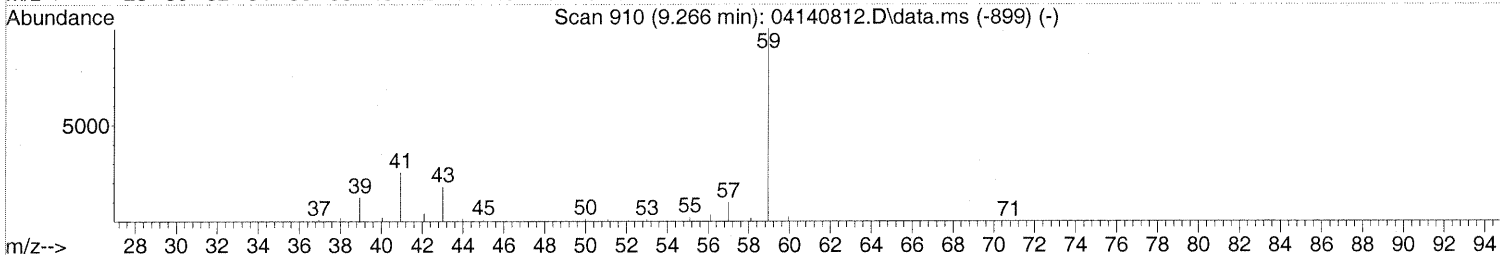
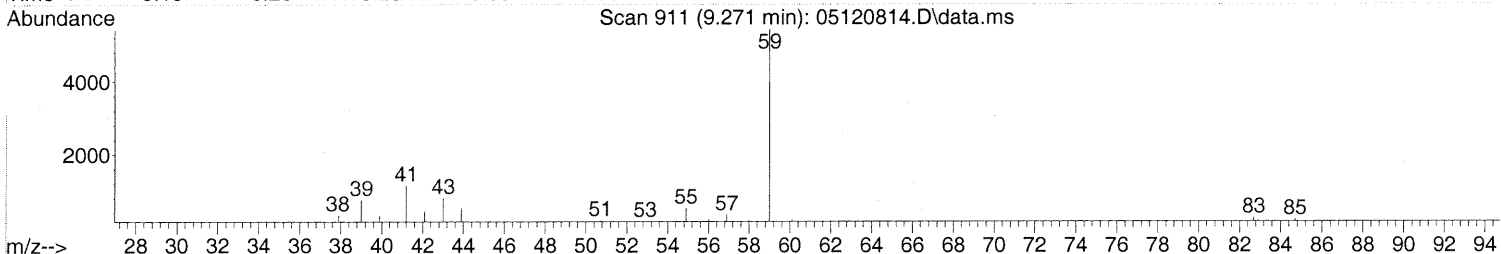
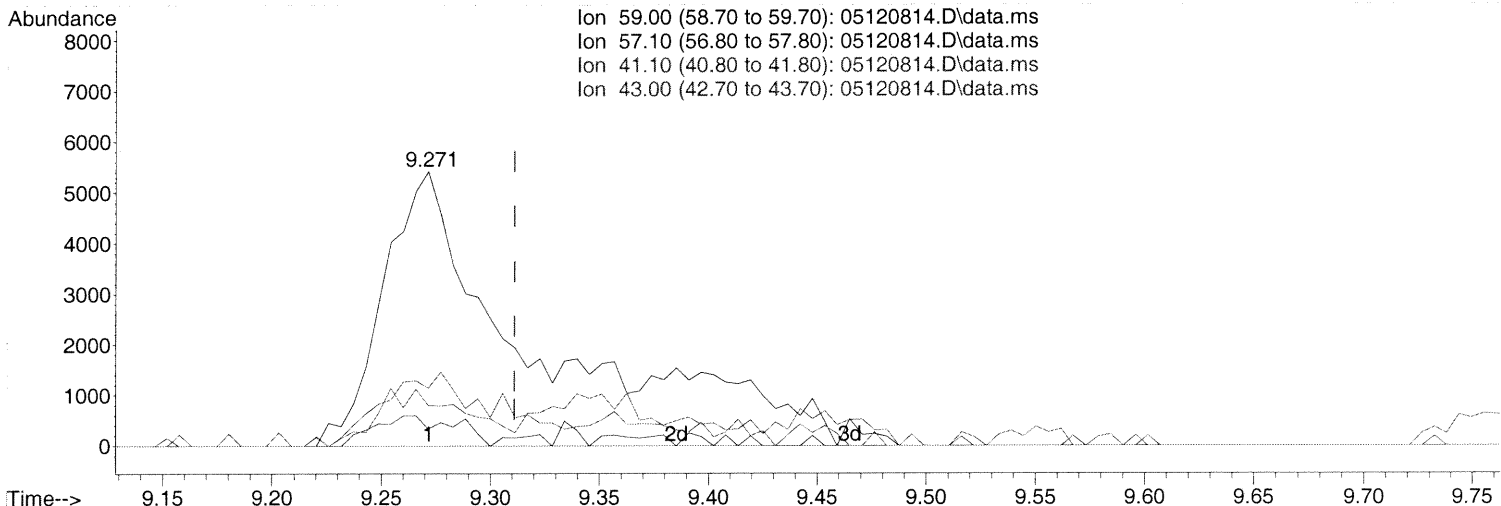
Ion	Exp%	Act%
59.00	100	100
57.10	10.30	7.65
41.10	20.10	25.81
43.00	12.30	0.00

*failing*

Quantitation Report (Qedit)

Data Path : J:\MS13\DATA\2008\_05\12\  
 Data File : 05120814.D  
 Acq On : 12 May 2008 20:27  
 Operator : RTB  
 Sample : P0801385-001 (1000mL)  
 Misc : ENSR SG64B-05 (-5.6, 3.5)  
 ALS Vial : 1 Sample Multiplier: 1

Quant Time: May 27 15:51:23 2008  
 Quant Method : J:\MS13\METHODS\R13041408.M  
 Quant Title : EPA TO-15 per SOP VOA-TO15 (CASS TO-15/GC-MS)  
 QLast Update : Tue Apr 15 06:47:20 2008  
 Response via : Initial Calibration



(18) tert-Butanol (T)

9.271min (-0.040) 0.44ng m

response 26666

Ion	Exp%	Act%
59.00	100	100
57.10	10.30	5.90
41.10	20.10	19.91
43.00	12.30	0.00

*include tailing*

*MS/27/08*

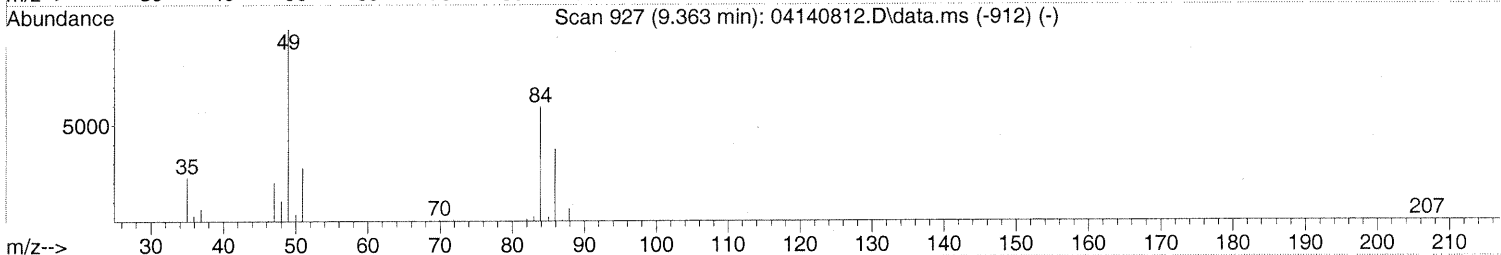
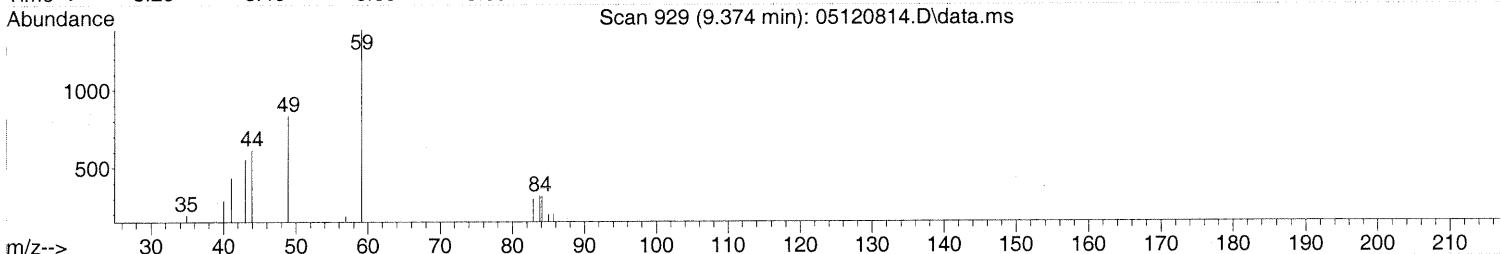
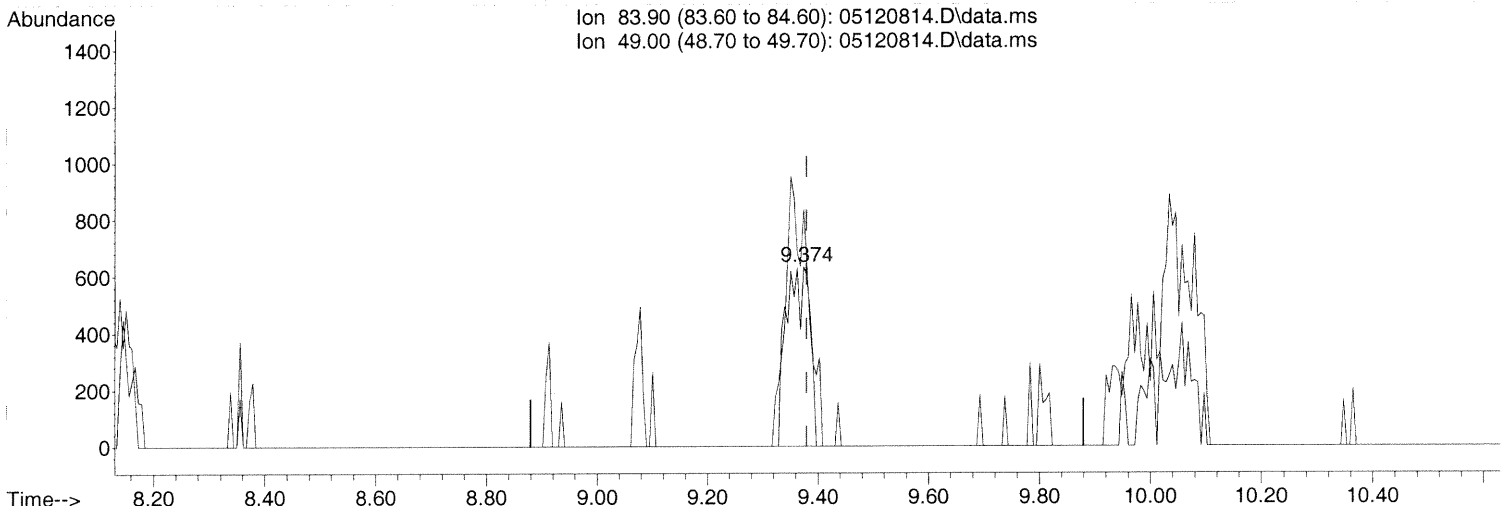
*Washburn*



Quantitation Report (Qedit)

Data Path : J:\MS13\DATA\2008\_05\12\  
 Data File : 05120814.D  
 Acq On : 12 May 2008 20:27  
 Operator : RTB  
 Sample : P0801385-001 (1000mL)  
 Misc : ENSR SG64B-05 (-5.6, 3.5)  
 ALS Vial : 1 Sample Multiplier: 1

Quant Time: May 27 15:51:23 2008  
 Quant Method : J:\MS13\METHODS\R13041408.M  
 Quant Title : EPA TO-15 per SOP VOA-TO15 (CASS TO-15/GC-MS)  
 QLast Update : Tue Apr 15 06:47:20 2008  
 Response via : Initial Calibration



(19) Methylene Chloride (T)

9.374min (-0.005) 0.08ng

response 1890

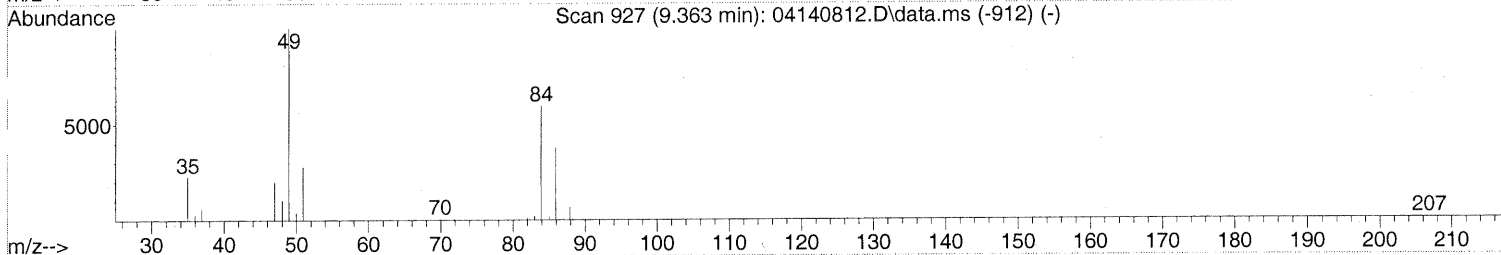
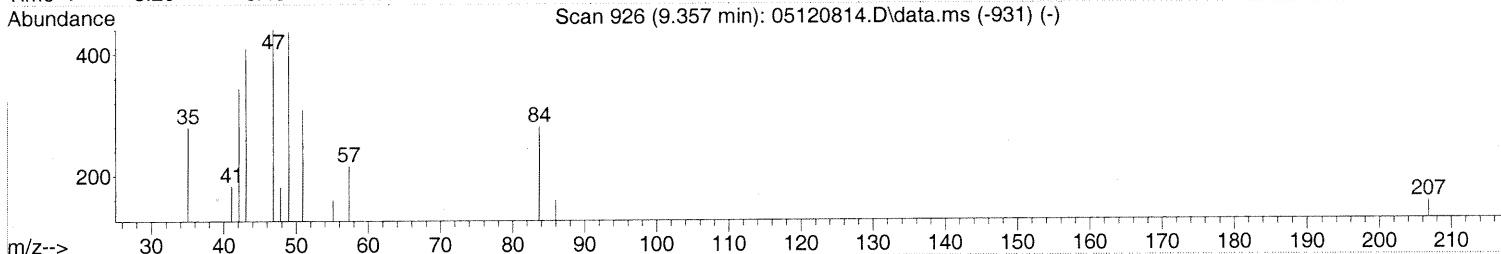
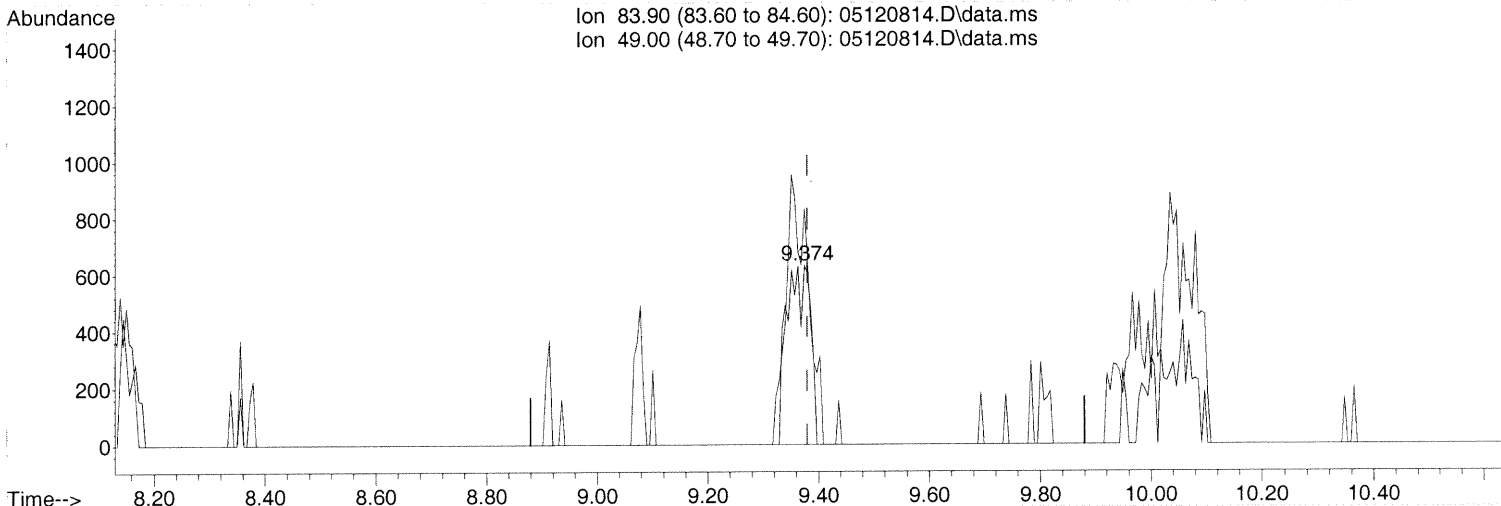
Ion	Exp%	Act%
83.90	100	100
49.00	172.90	0.00#
0.00	0.00	0.00
0.00	0.00	0.00

*Bejawa subtraction*

Quantitation Report (Qedit)

Data Path : J:\MS13\DATA\2008\_05\12\  
 Data File : 05120814.D  
 Acq On : 12 May 2008 20:27  
 Operator : RTB  
 Sample : P0801385-001 (1000mL)  
 Misc : ENSR SG64B-05 (-5.6, 3.5)  
 ALS Vial : 1 Sample Multiplier: 1

Quant Time: May 27 15:51:23 2008  
 Quant Method : J:\MS13\METHODS\R13041408.M  
 Quant Title : EPA TO-15 per SOP VOA-TO15 (CASS TO-15/GC-MS)  
 QLast Update : Tue Apr 15 06:47:20 2008  
 Response via : Initial Calibration



(19) Methylene Chloride (T)

9.374min (-0.005) 0.08ng

response 1890

Ion	Exp%	Act%
83.90	100	100
49.00	172.90	0.00#
0.00	0.00	0.00
0.00	0.00	0.00

*After subtraction*

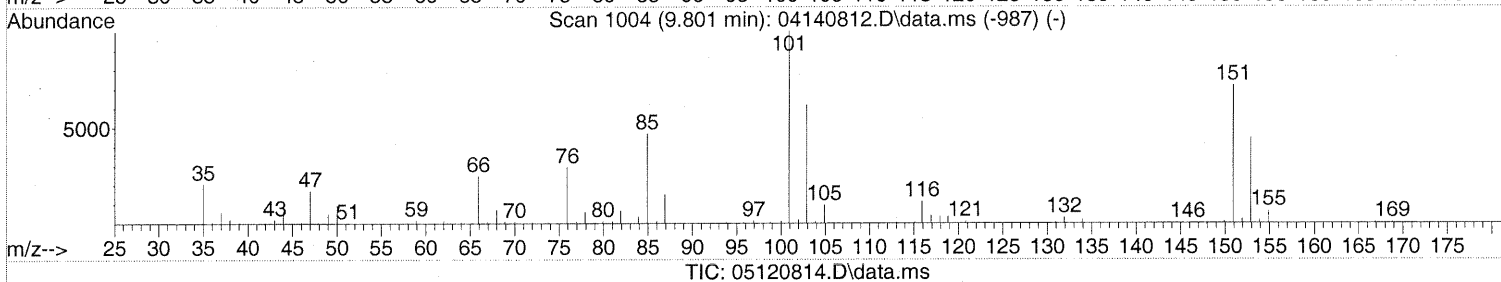
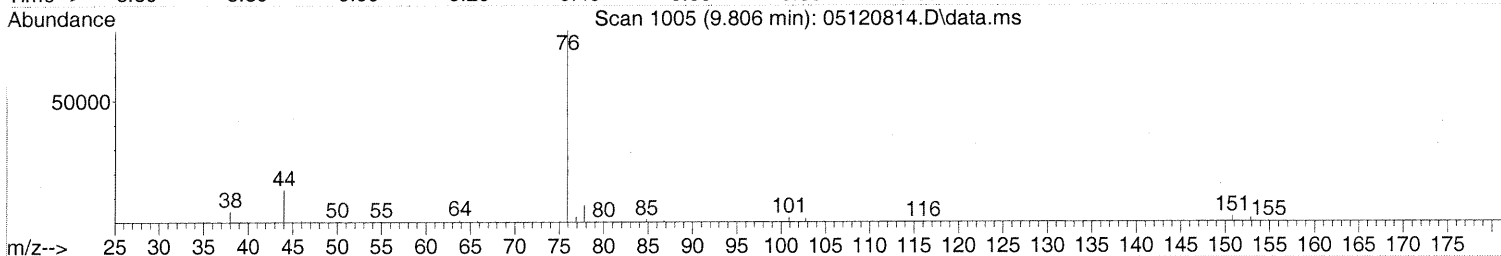
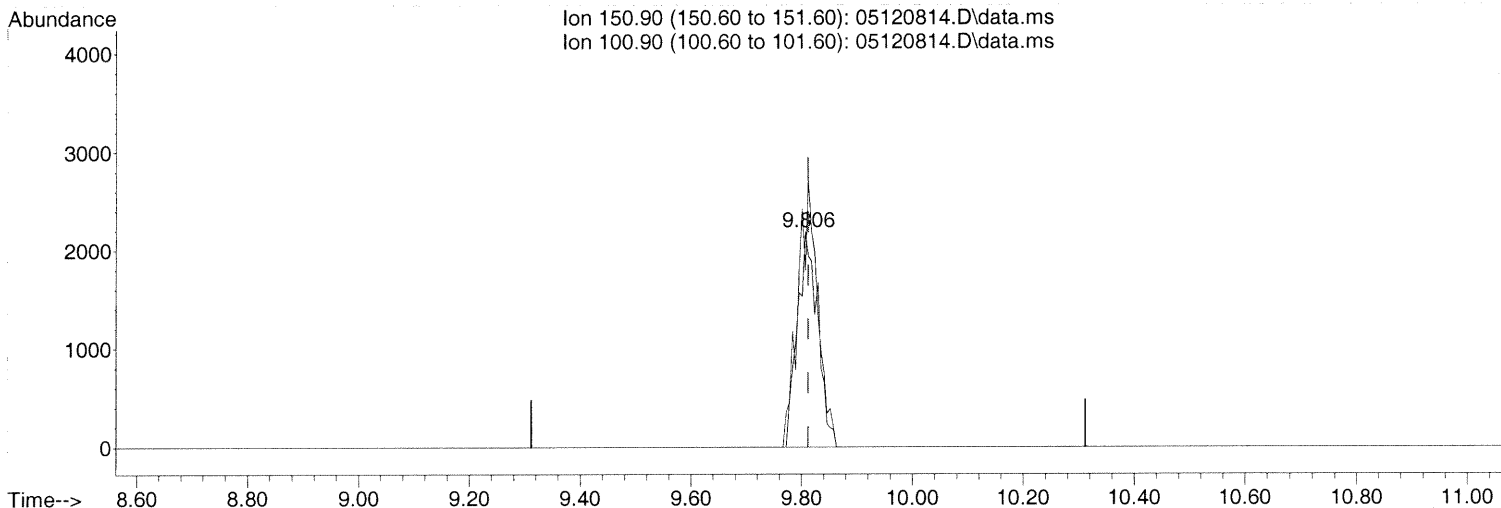
*M 5/27/08*

*W 5/20/08*

Quantitation Report (Qedit)

Data Path : J:\MS13\DATA\2008\_05\12\  
 Data File : 05120814.D  
 Acq On : 12 May 2008 20:27  
 Operator : RTB  
 Sample : P0801385-001 (1000mL)  
 Misc : ENSR SG64B-05 (-5.6, 3.5)  
 ALS Vial : 1 Sample Multiplier: 1

Quant Time: May 27 15:51:23 2008  
 Quant Method : J:\MS13\METHODS\R13041408.M  
 Quant Title : EPA TO-15 per SOP VOA-TO15 (CASS TO-15/GC-MS)  
 QLast Update : Tue Apr 15 06:47:20 2008  
 Response via : Initial Calibration



(21) Trichlorotrifluoroethane (T)

9.806min (-0.005) 0.28ng

response 5625

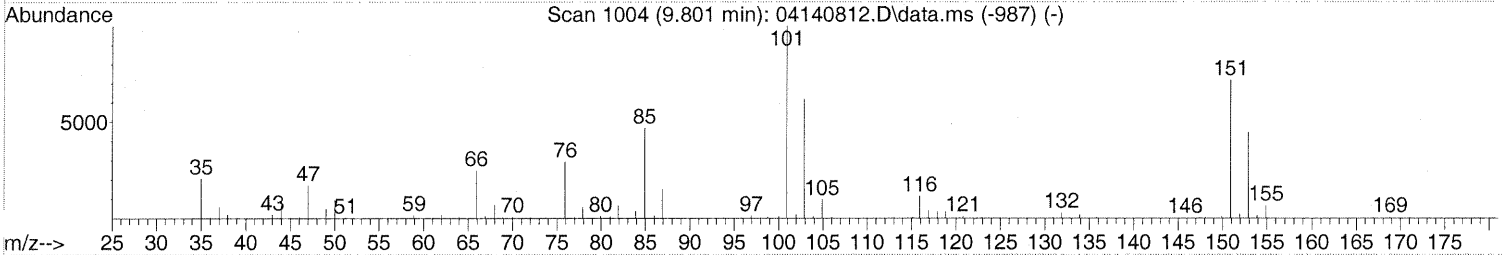
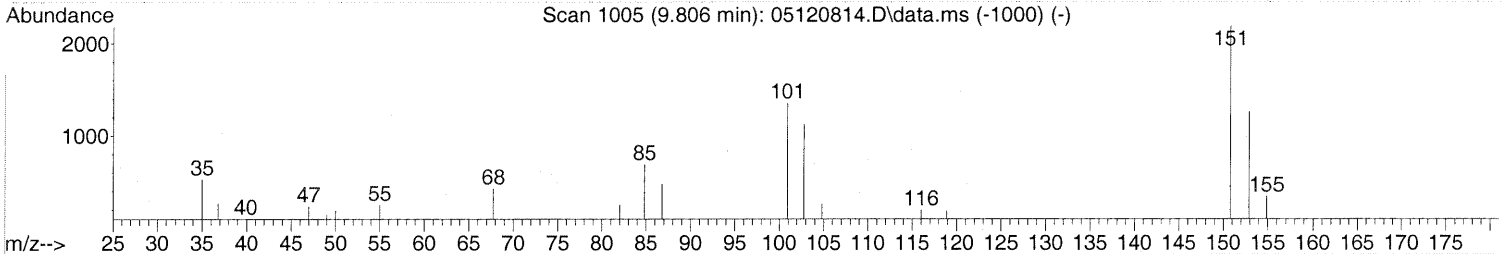
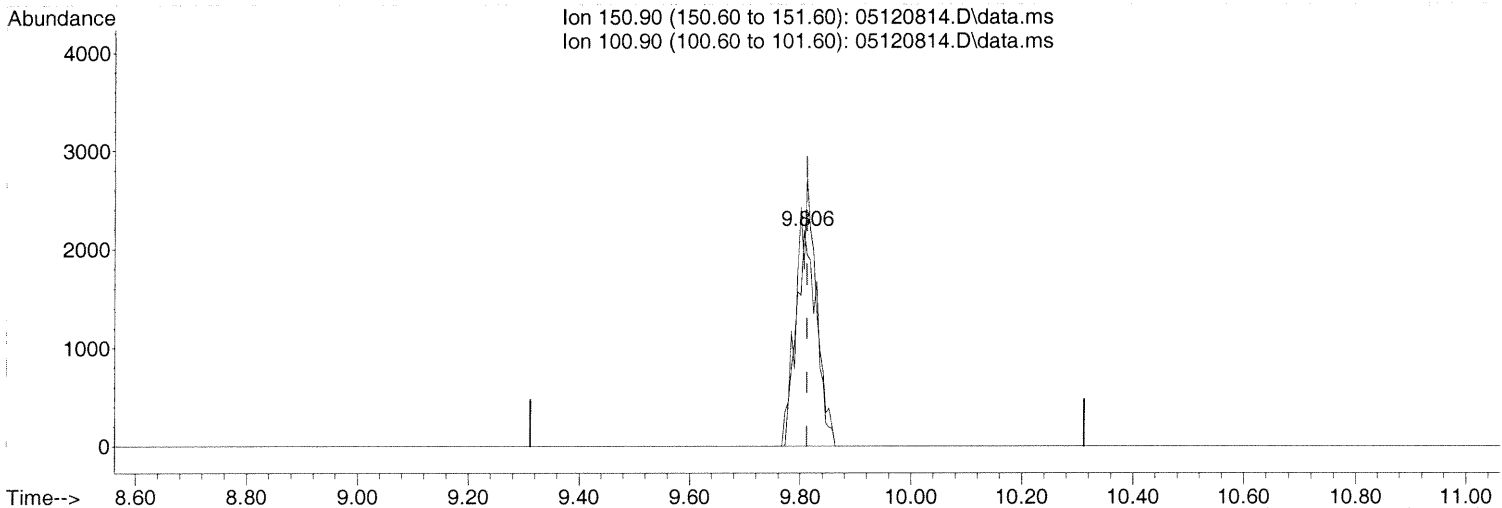
Ion	Exp%	Act%
150.90	100	100
100.90	126.50	119.25
0.00	0.00	0.00
0.00	0.00	0.00

*before subtraction*

Quantitation Report (Qedit)

Data Path : J:\MS13\DATA\2008\_05\12\  
 Data File : 05120814.D  
 Acq On : 12 May 2008 20:27  
 Operator : RTB  
 Sample : P0801385-001 (1000mL)  
 Misc : ENSR SG64B-05 (-5.6, 3.5)  
 ALS Vial : 1 Sample Multiplier: 1

Quant Time: May 27 15:51:23 2008  
 Quant Method : J:\MS13\METHODS\R13041408.M  
 Quant Title : EPA TO-15 per SOP VOA-TO15 (CASS TO-15/GC-MS)  
 QLast Update : Tue Apr 15 06:47:20 2008  
 Response via : Initial Calibration



(21) Trichlorotrifluoroethane (T)

9.806min (-0.005) 0.28ng

response 5625

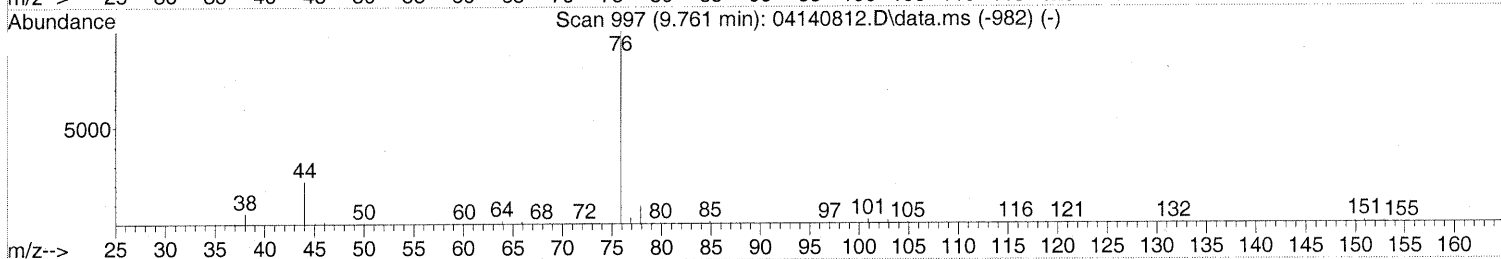
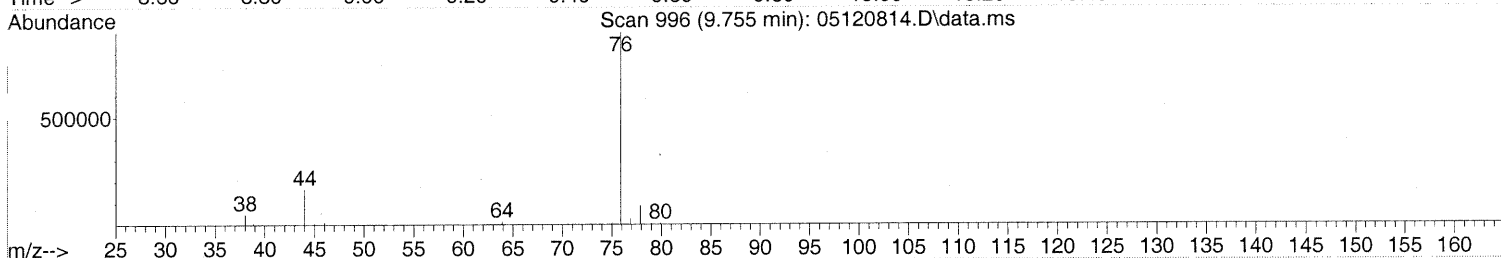
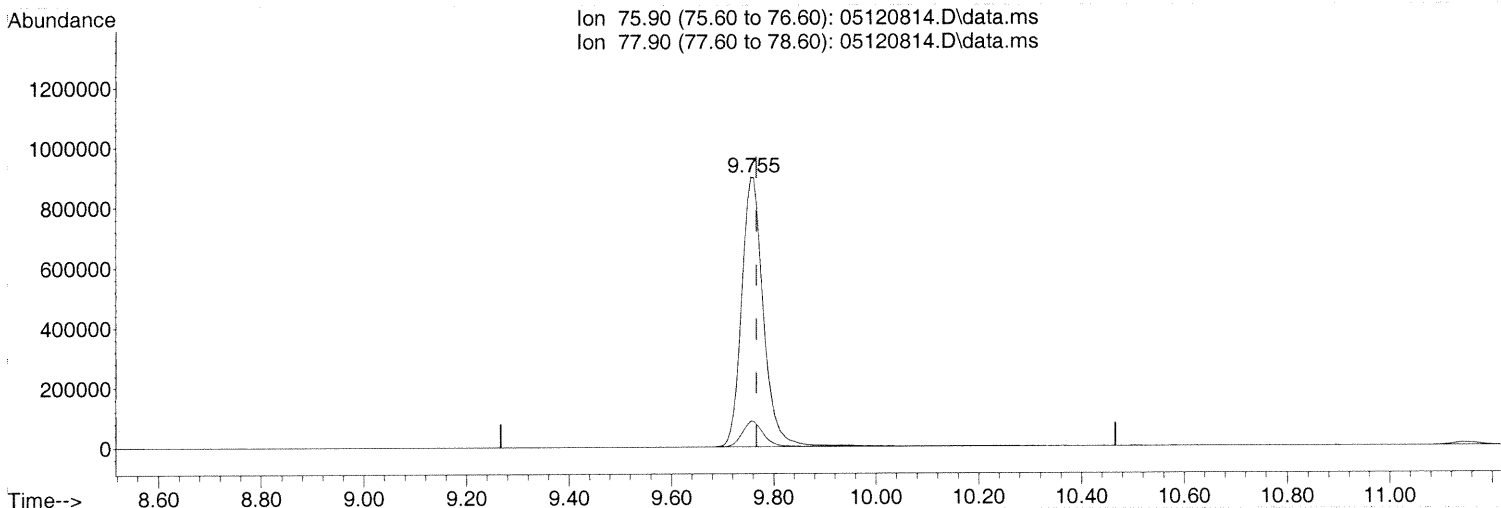
Ion	Exp%	Act%
150.90	100	100
100.90	126.50	119.25
0.00	0.00	0.00
0.00	0.00	0.00

*After subtraction*  
*MS/27/08*  
*MS/28/08*

Quantitation Report (Qedit)

Data Path : J:\MS13\DATA\2008\_05\12\  
 Data File : 05120814.D  
 Acq On : 12 May 2008 20:27  
 Operator : RTB  
 Sample : P0801385-001 (1000mL)  
 Misc : ENSR SG64B-05 (-5.6, 3.5)  
 ALS Vial : 1 Sample Multiplier: 1

Quant Time: May 27 15:51:23 2008  
 Quant Method : J:\MS13\METHODS\R13041408.M  
 Quant Title : EPA TO-15 per SOP VOA-TO15 (CASS TO-15/GC-MS)  
 QLast Update : Tue Apr 15 06:47:20 2008  
 Response via : Initial Calibration



TIC: 05120814.D\data.ms

(22) Carbon Disulfide (T)

9.755min (-0.011) 29.08ng

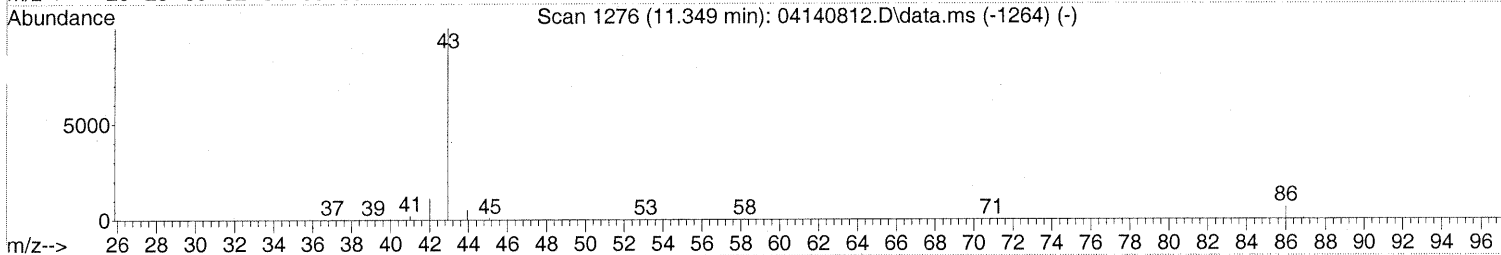

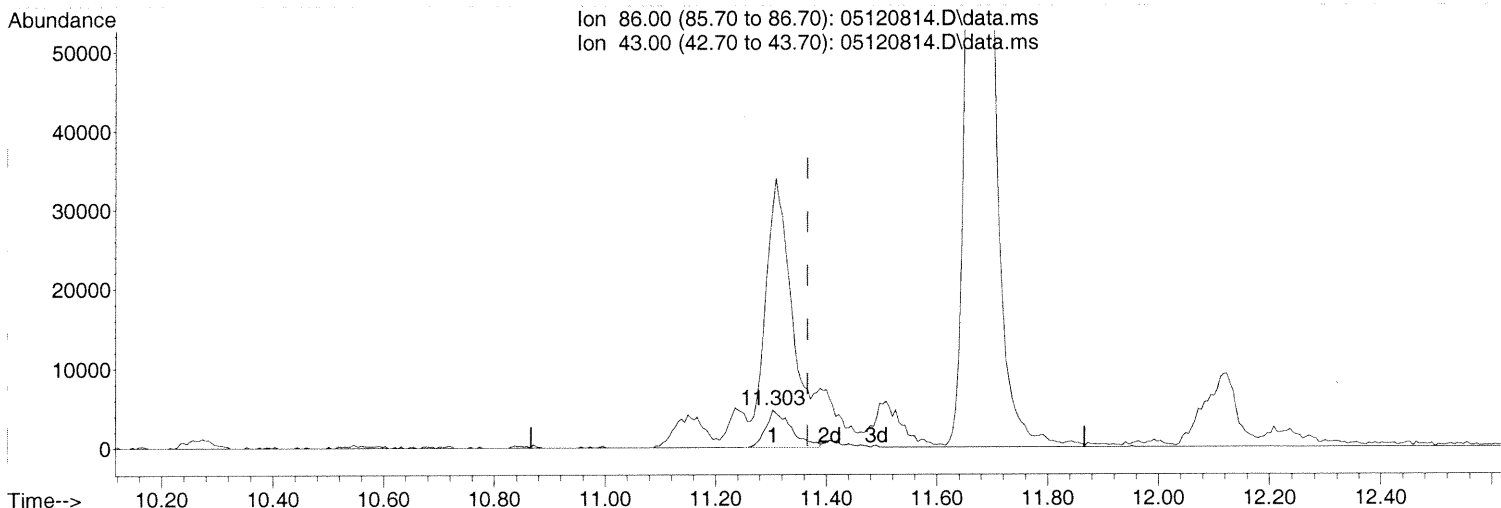
response 2677761

Ion	Exp%	Act%
75.90	100	100
77.90	8.70	9.22
0.00	0.00	0.00
0.00	0.00	0.00

Quantitation Report (Qedit)

Data Path : J:\MS13\DATA\2008\_05\12\  
 Data File : 05120814.D  
 Acq On : 12 May 2008 20:27  
 Operator : RTB  
 Sample : P0801385-001 (1000mL)  
 Misc : ENSR SG64B-05 (-5.6, 3.5)  
 ALS Vial : 1 Sample Multiplier: 1

Quant Time: May 27 15:51:23 2008  
 Quant Method : J:\MS13\METHODS\R13041408.M  
 Quant Title : EPA TO-15 per SOP VOA-TO15 (CASS TO-15/GC-MS)  
 QLast Update : Tue Apr 15 06:47:20 2008  
 Response via : Initial Calibration



TIC: 05120814.D\data.ms

(26) Vinyl Acetate (T)

11.303min (-0.063) 3.54ng

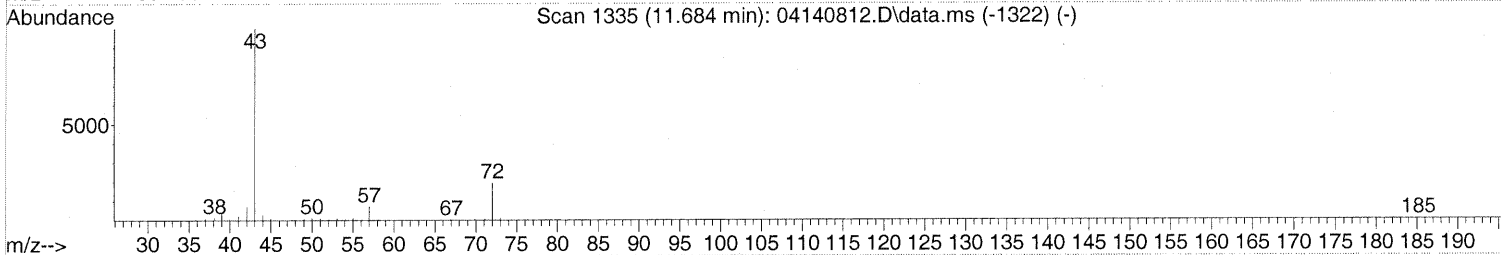
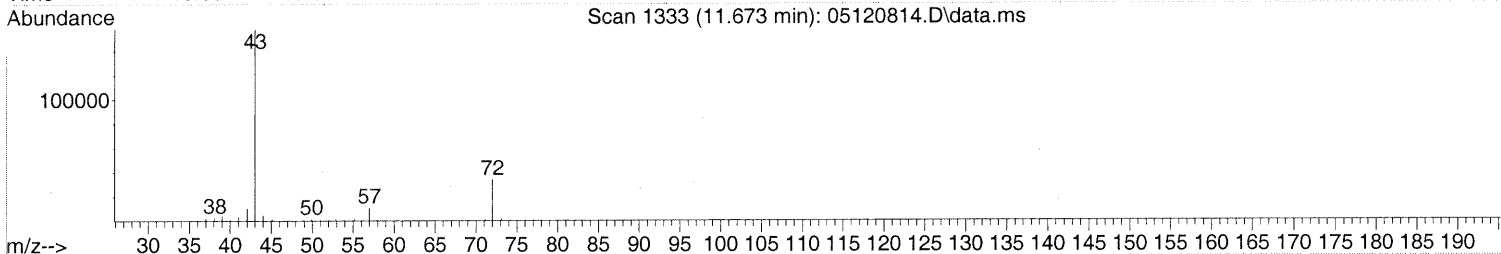
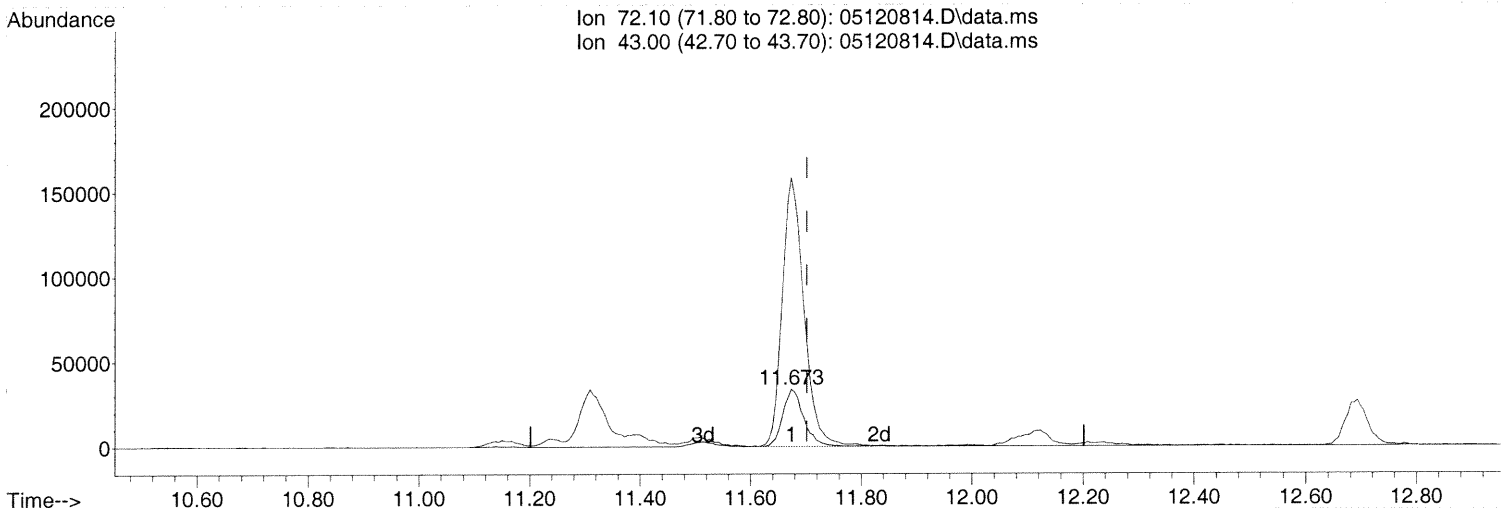
response 15184

Ion	Exp%	Act%
86.00	100	100
43.00	1381.20	868.78#
0.00	0.00	0.00
0.00	0.00	0.00

Quantitation Report (Qedit)

Data Path : J:\MS13\DATA\2008\_05\12\  
 Data File : 05120814.D  
 Acq On : 12 May 2008 20:27  
 Operator : RTB  
 Sample : P0801385-001 (1000mL)  
 Misc : ENSR SG64B-05 (-5.6, 3.5)  
 ALS Vial : 1 Sample Multiplier: 1

Quant Time: May 27 15:51:23 2008  
 Quant Method : J:\MS13\METHODS\R13041408.M  
 Quant Title : EPA TO-15 per SOP VOA-TO15 (CASS TO-15/GC-MS)  
 QLast Update : Tue Apr 15 06:47:20 2008  
 Response via : Initial Calibration



TIC: 05120814.D\data.ms

(27) 2-Butanone (T)

11.673min (-0.028) 5.99ng

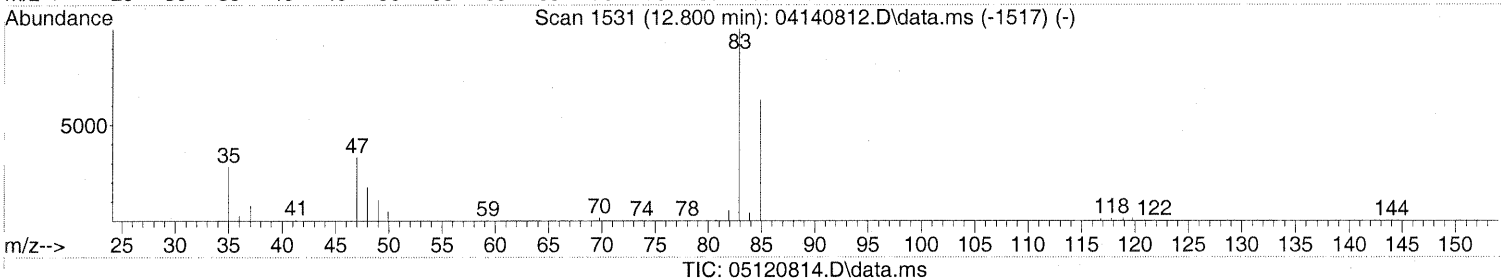
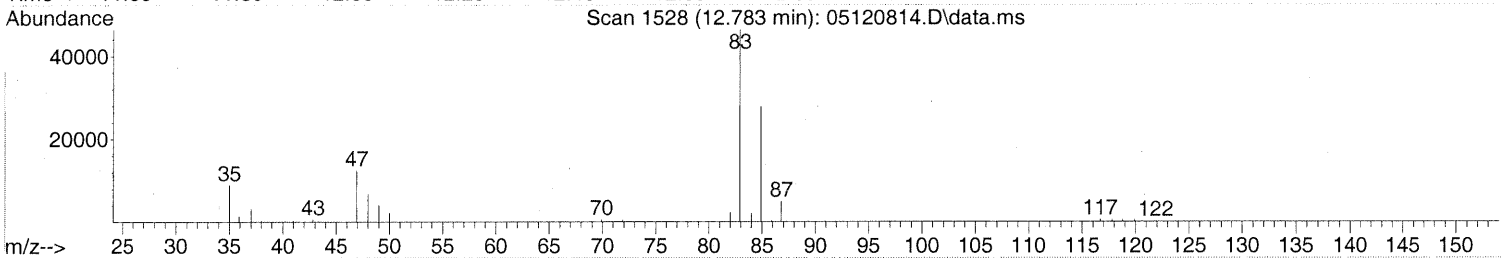
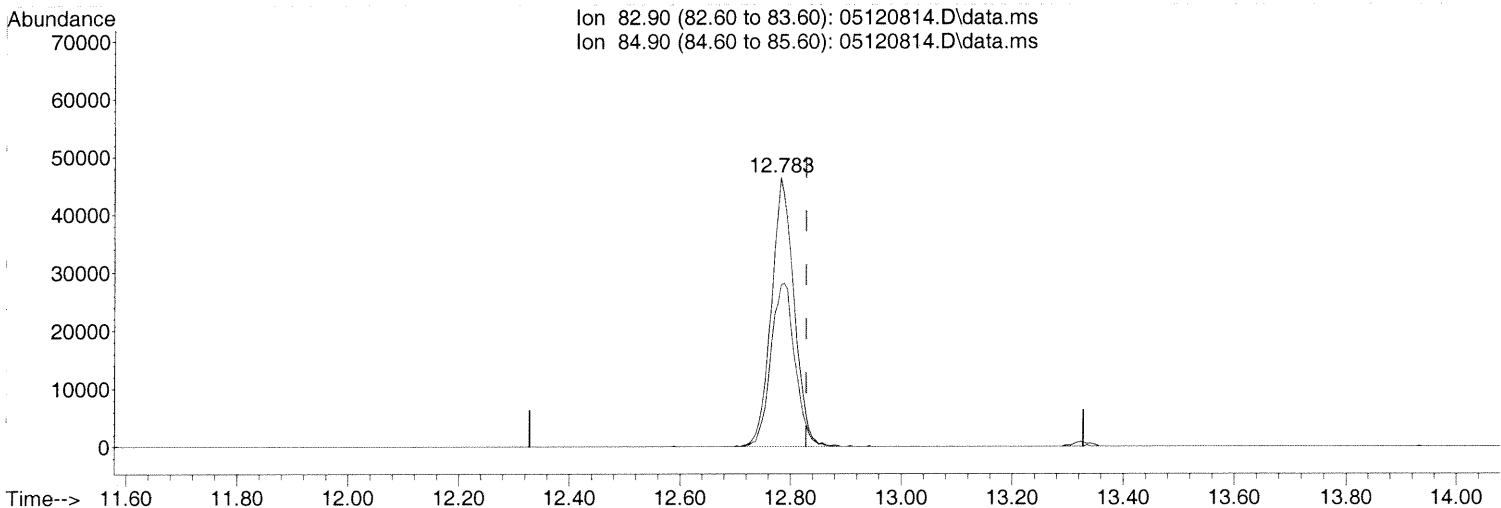
response 90851

Ion	Exp%	Act%
72.10	100	100
43.00	506.80	470.16#
0.00	0.00	0.00
0.00	0.00	0.00

Quantitation Report (Qedit)

Data Path : J:\MS13\DATA\2008\_05\12\  
 Data File : 05120814.D  
 Acq On : 12 May 2008 20:27  
 Operator : RTB  
 Sample : P0801385-001 (1000mL)  
 Misc : ENSR SG64B-05 (-5.6, 3.5)  
 ALS Vial : 1 Sample Multiplier: 1

Quant Time: May 27 15:51:23 2008  
 Quant Method : J:\MS13\METHODS\R13041408.M  
 Quant Title : EPA TO-15 per SOP VOA-TO15 (CASS TO-15/GC-MS)  
 QLast Update : Tue Apr 15 06:47:20 2008  
 Response via : Initial Calibration



(32) Chloroform (T)

12.783min (-0.045) 3.62ng

response 131878

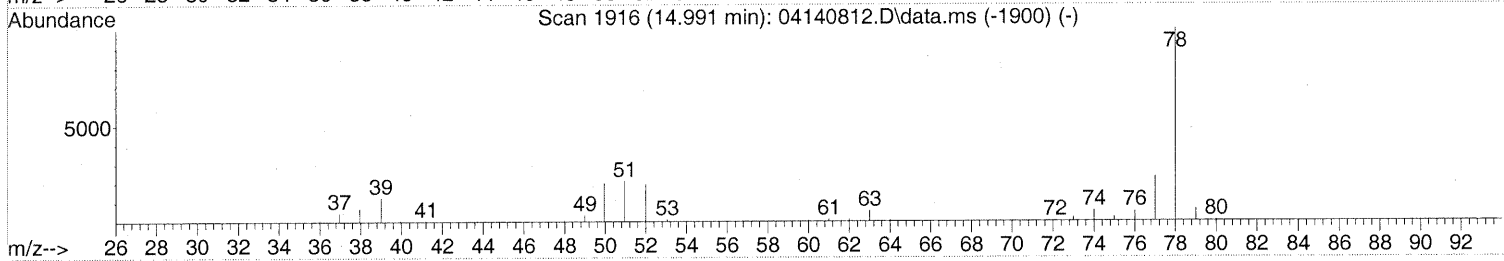
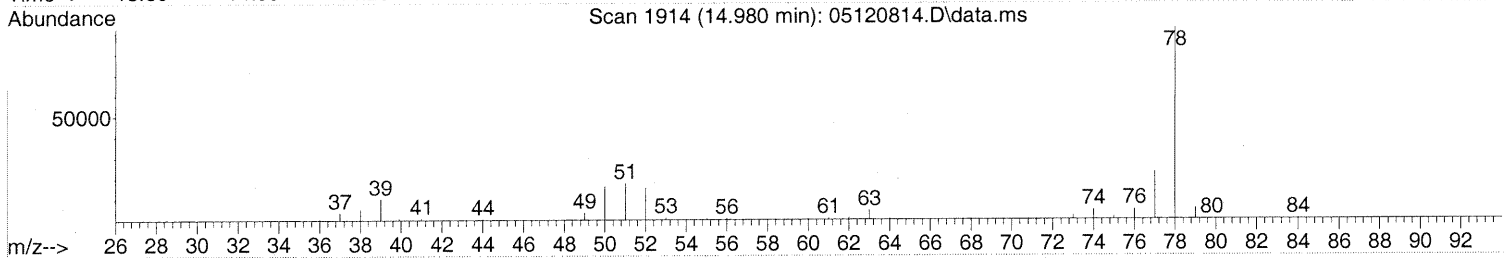
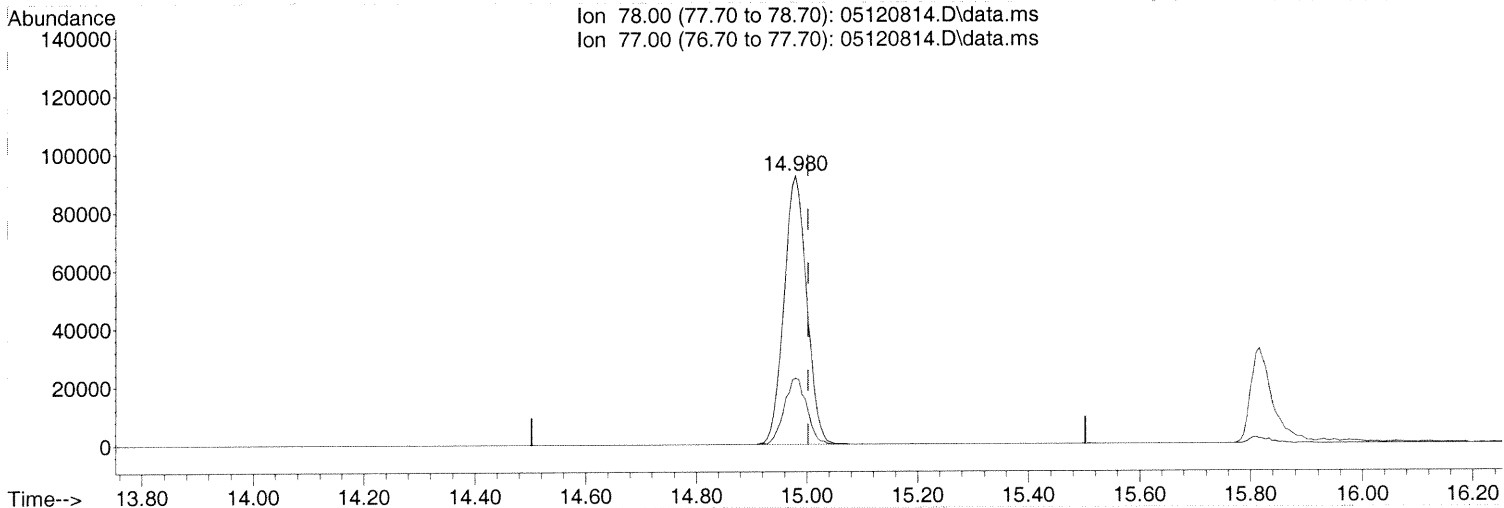
Ion	Exp%	Act%
82.90	100	100
84.90	64.70	64.61
0.00	0.00	0.00
0.00	0.00	0.00



Quantitation Report (Qedit)

Data Path : J:\MS13\DATA\2008\_05\12\  
 Data File : 05120814.D  
 Acq On : 12 May 2008 20:27  
 Operator : RTB  
 Sample : P0801385-001 (1000mL)  
 Misc : ENSR SG64B-05 (-5.6, 3.5)  
 ALS Vial : 1 Sample Multiplier: 1

Quant Time: May 27 15:53:18 2008  
 Quant Method : J:\MS13\METHODS\R13041408.M  
 Quant Title : EPA TO-15 per SOP VOA-TO15 (CASS TO-15/GC-MS)  
 QLast Update : Tue Apr 15 06:47:20 2008  
 Response via : Initial Calibration



(41) Benzene (T)

14.980min (-0.023) 2.89ng

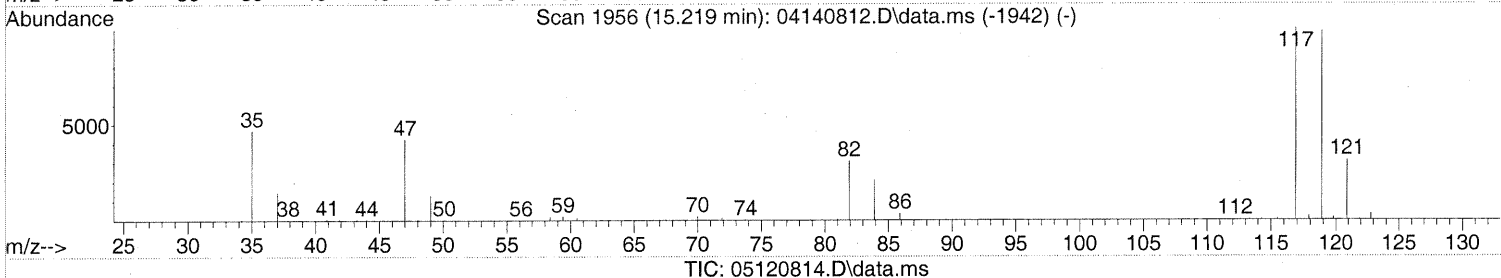
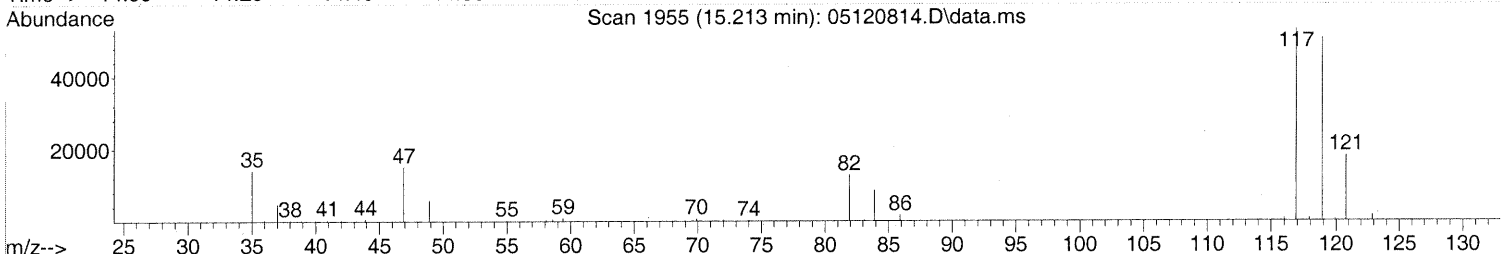
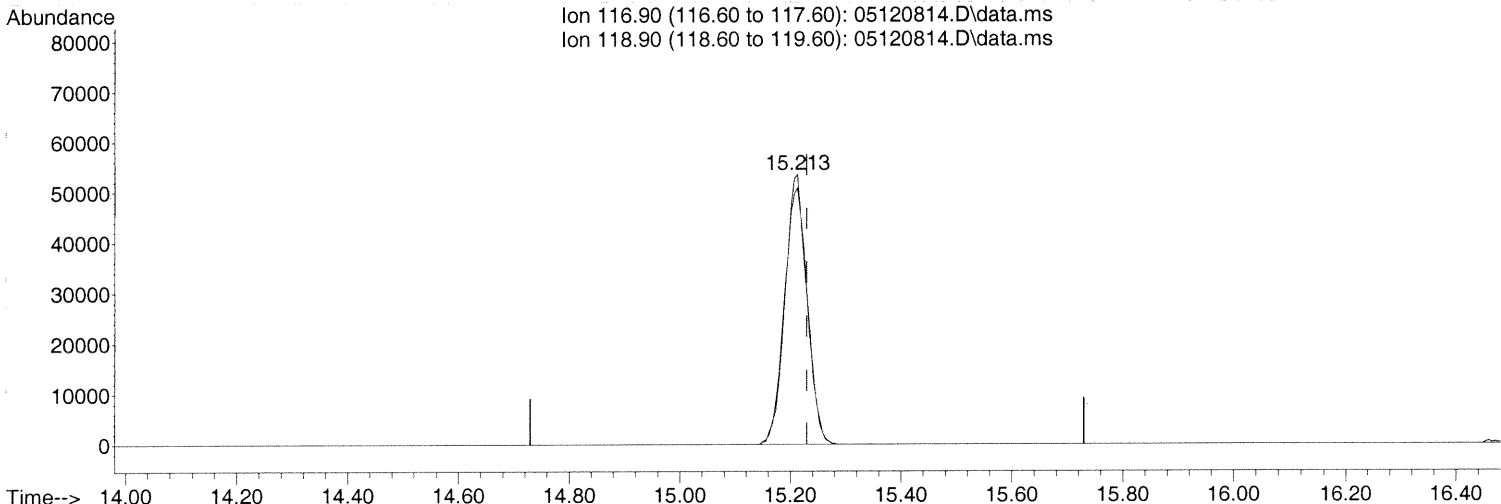
response 262229

Ion	Exp%	Act%
78.00	100	100
77.00	23.50	24.50
0.00	0.00	0.00
0.00	0.00	0.00

Quantitation Report (Qedit)

Data Path : J:\MS13\DATA\2008\_05\12\  
 Data File : 05120814.D  
 Acq On : 12 May 2008 20:27  
 Operator : RTB  
 Sample : P0801385-001 (1000mL)  
 Misc : ENSR SG64B-05 (-5.6, 3.5)  
 ALS Vial : 1 Sample Multiplier: 1

Quant Time: May 27 15:53:18 2008  
 Quant Method : J:\MS13\METHODS\R13041408.M  
 Quant Title : EPA TO-15 per SOP VOA-TO15 (CASS TO-15/GC-MS)  
 QLast Update : Tue Apr 15 06:47:20 2008  
 Response via : Initial Calibration



(42) Carbon Tetrachloride (T)

15.213min (-0.017) 4.99ng

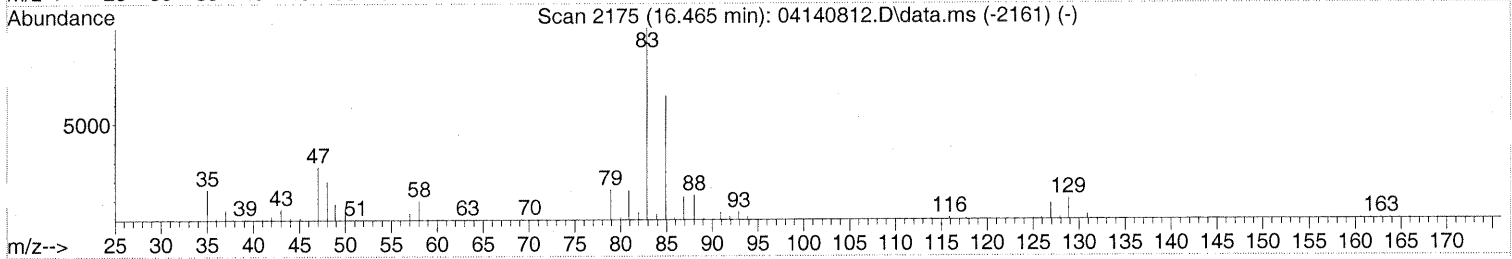
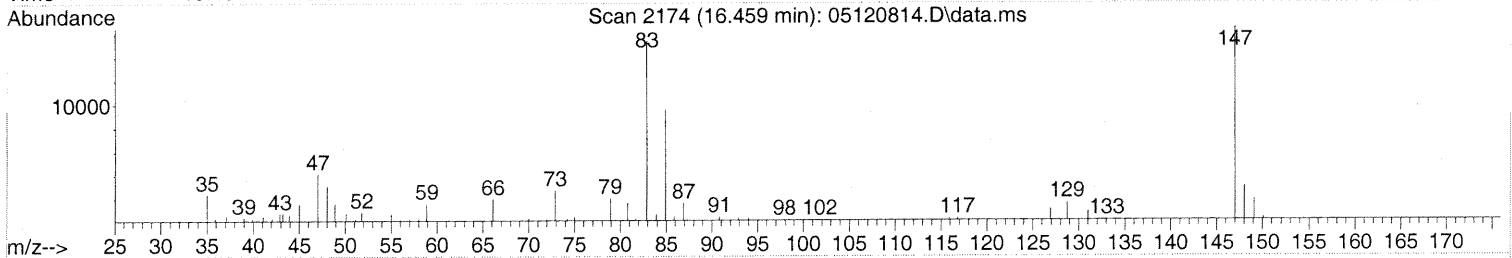
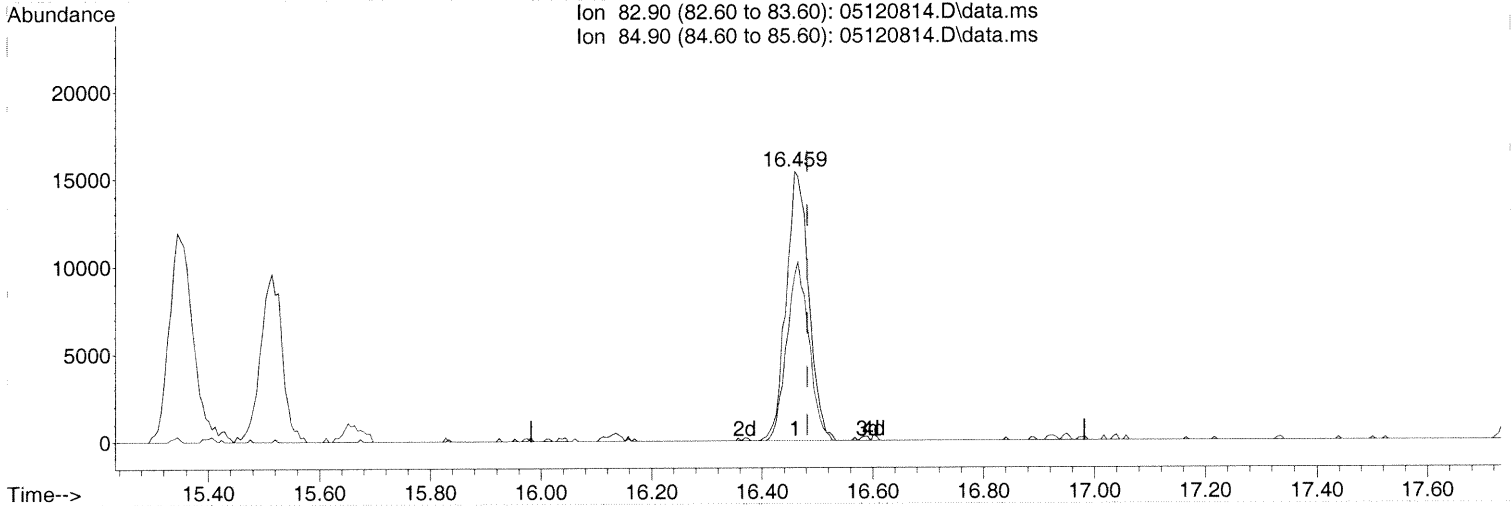
response 149806

Ion	Exp%	Act%
116.90	100	100
118.90	96.60	96.30
0.00	0.00	0.00
0.00	0.00	0.00

Quantitation Report (Qedit)

Data Path : J:\MS13\DATA\2008\_05\12\  
 Data File : 05120814.D  
 Acq On : 12 May 2008 20:27  
 Operator : RTB  
 Sample : P0801385-001 (1000mL)  
 Misc : ENSR SG64B-05 (-5.6, 3.5)  
 ALS Vial : 1 Sample Multiplier: 1

Quant Time: May 27 15:53:18 2008  
 Quant Method : J:\MS13\METHODS\R13041408.M  
 Quant Title : EPA TO-15 per SOP VOA-TO15 (CASS TO-15/GC-MS)  
 QLast Update : Tue Apr 15 06:47:20 2008  
 Response via : Initial Calibration



TIC: 05120814.D\data.ms

(46) Bromodichloromethane (T)

16.459min (-0.023) 1.42ng

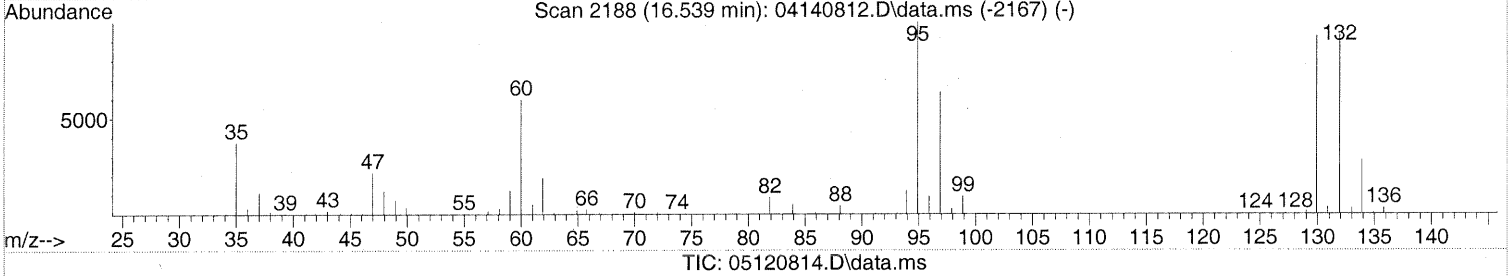
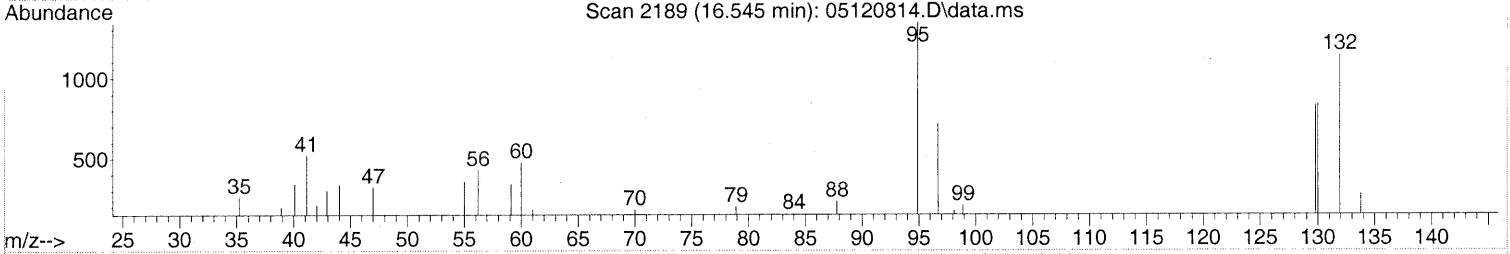
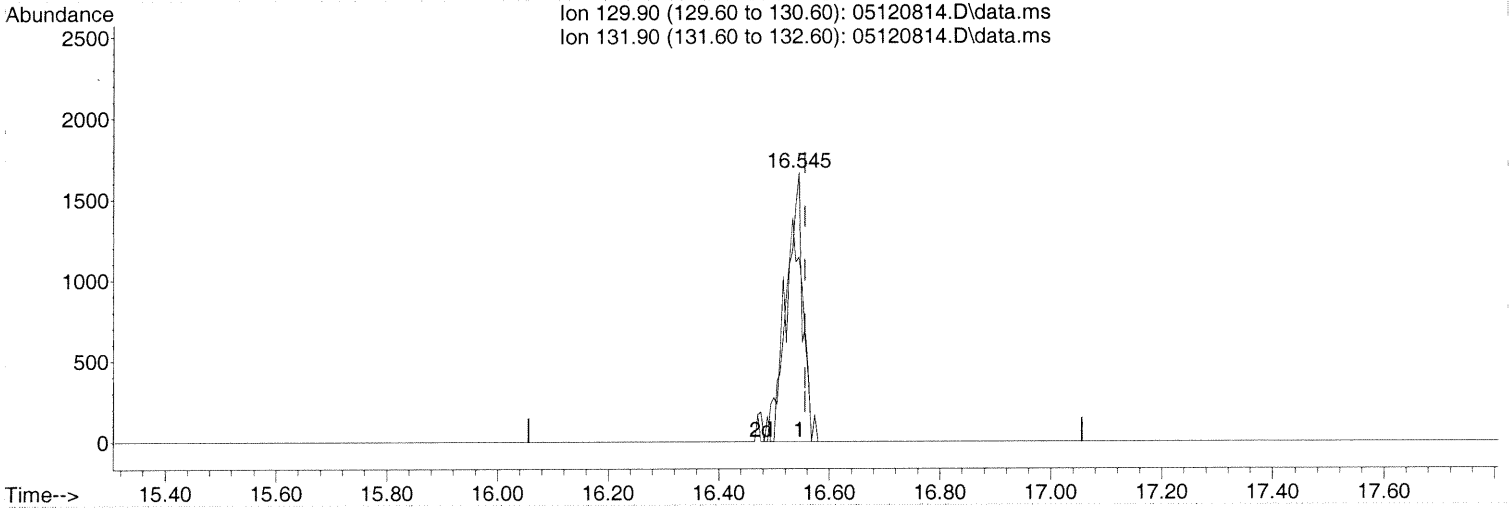
response 43973

Ion	Exp%	Act%
82.90	100	100
84.90	63.70	65.05
0.00	0.00	0.00
0.00	0.00	0.00

Quantitation Report (Qedit)

Data Path : J:\MS13\DATA\2008\_05\12\  
 Data File : 05120814.D  
 Acq On : 12 May 2008 20:27  
 Operator : RTB  
 Sample : P0801385-001 (1000mL)  
 Misc : ENSR SG64B-05 (-5.6, 3.5)  
 ALS Vial : 1 Sample Multiplier: 1

Quant Time: May 27 15:53:18 2008  
 Quant Method : J:\MS13\METHODS\R13041408.M  
 Quant Title : EPA TO-15 per SOP VOA-TO15 (CASS TO-15/GC-MS)  
 QLast Update : Tue Apr 15 06:47:20 2008  
 Response via : Initial Calibration



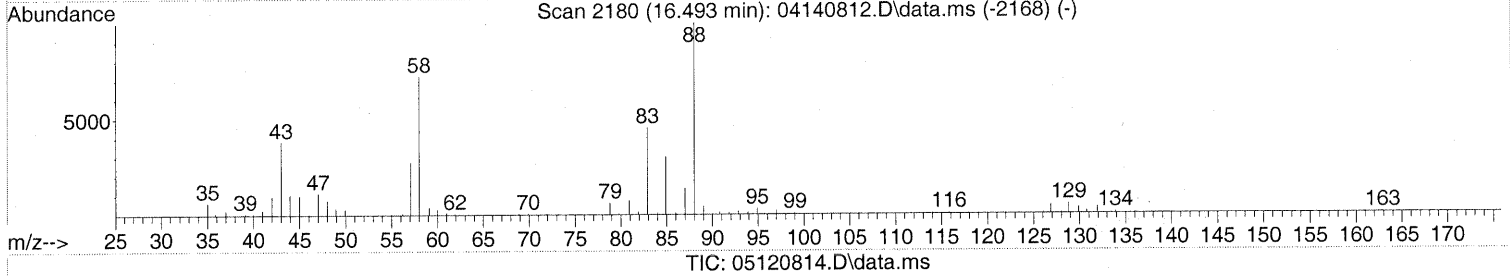
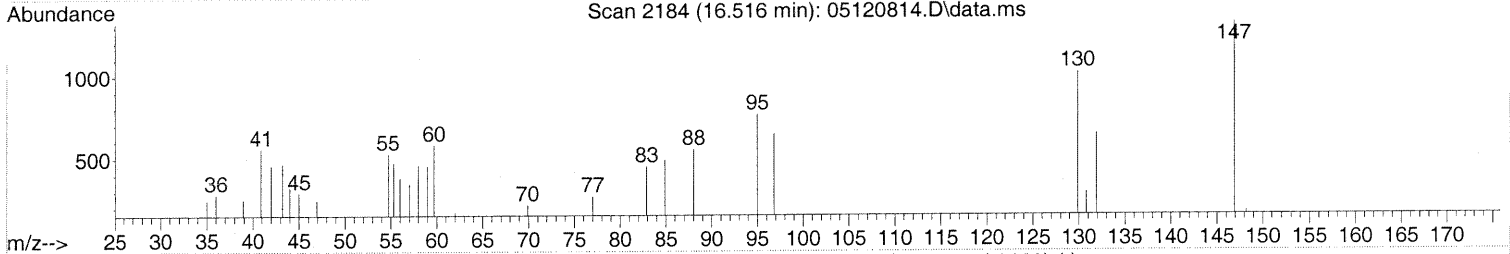
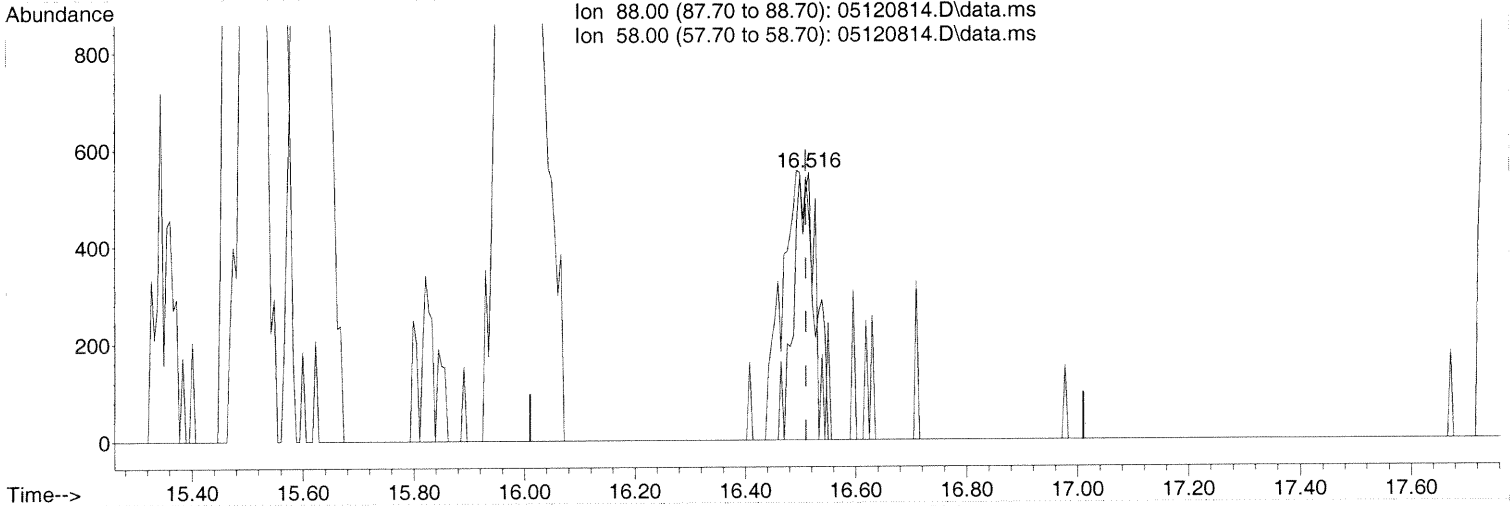
(47) Trichloroethene (T)  
 16.545min (-0.011) 0.16ng  
 response 3483

Ion	Exp%	Act%
129.90	100	100
131.90	101.20	88.89
0.00	0.00	0.00
0.00	0.00	0.00

Quantitation Report (Qedit)

Data Path : J:\MS13\DATA\2008\_05\12\  
 Data File : 05120814.D  
 Acq On : 12 May 2008 20:27  
 Operator : RTB  
 Sample : P0801385-001 (1000mL)  
 Misc : ENSR SG64B-05 (-5.6, 3.5)  
 ALS Vial : 1 Sample Multiplier: 1

Quant Time: May 27 15:53:18 2008  
 Quant Method : J:\MS13\METHODS\R13041408.M  
 Quant Title : EPA TO-15 per SOP VOA-TO15 (CASS TO-15/GC-MS)  
 QLast Update : Tue Apr 15 06:47:20 2008  
 Response via : Initial Calibration



(48) 1,4-Dioxane (T)

16.516min (+0.006) 0.10ng

response 1543

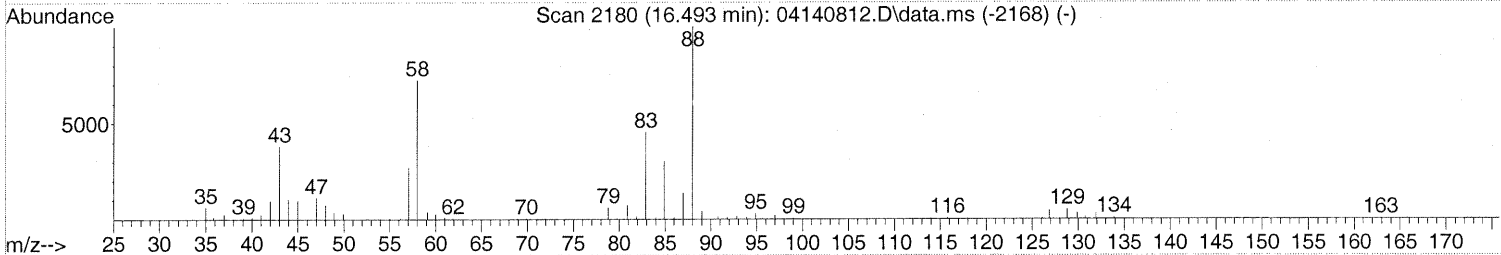
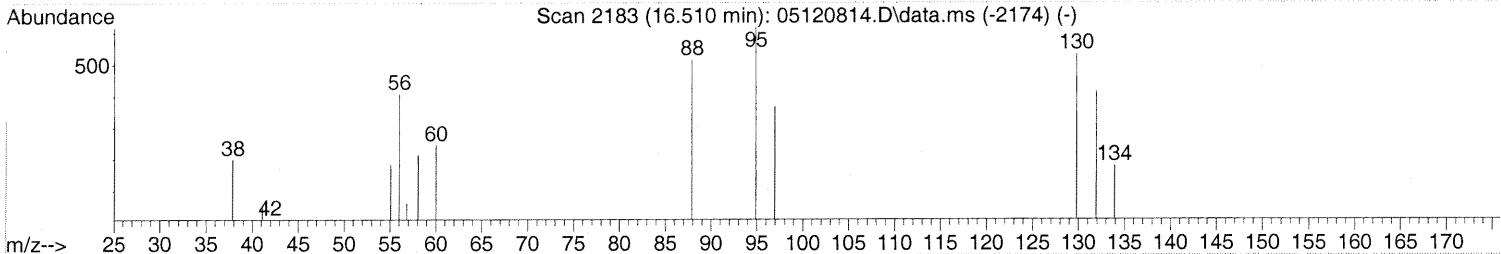
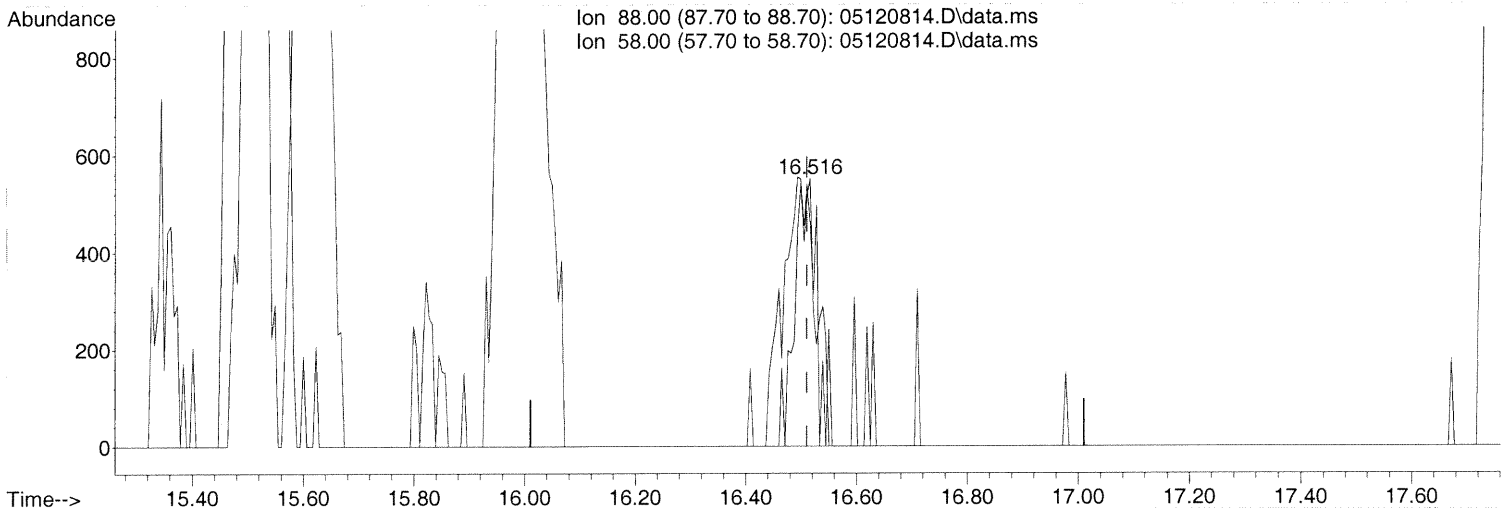
Ion	Exp%	Act%
88.00	100	100
58.00	90.10	0.00#
0.00	0.00	0.00
0.00	0.00	0.00

*Before subtraction*

Quantitation Report (Qedit)

Data Path : J:\MS13\DATA\2008\_05\12\  
 Data File : 05120814.D  
 Acq On : 12 May 2008 20:27  
 Operator : RTB  
 Sample : P0801385-001 (1000mL)  
 Misc : ENSR SG64B-05 (-5.6, 3.5)  
 ALS Vial : 1 Sample Multiplier: 1

Quant Time: May 27 15:53:18 2008  
 Quant Method : J:\MS13\METHODS\R13041408.M  
 Quant Title : EPA TO-15 per SOP VOA-TO15 (CASS TO-15/GC-MS)  
 QLast Update : Tue Apr 15 06:47:20 2008  
 Response via : Initial Calibration



(48) 1,4-Dioxane (T)  
 16.516min (+0.006) 0.10ng  
 response 1543

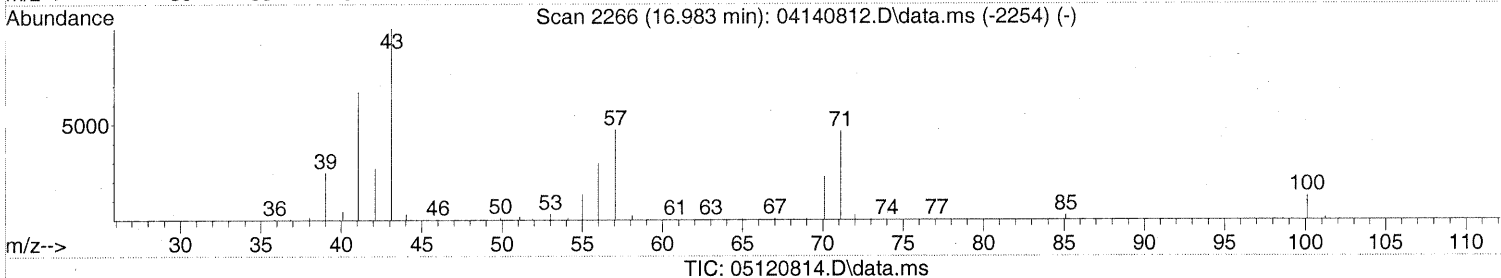
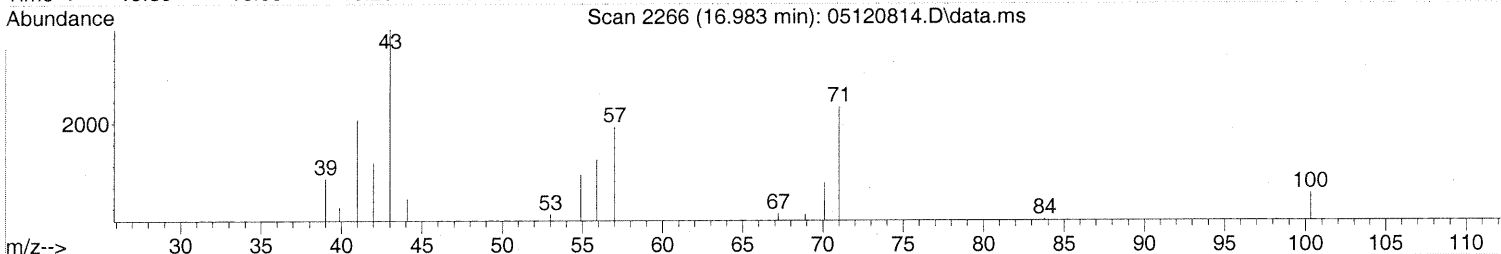
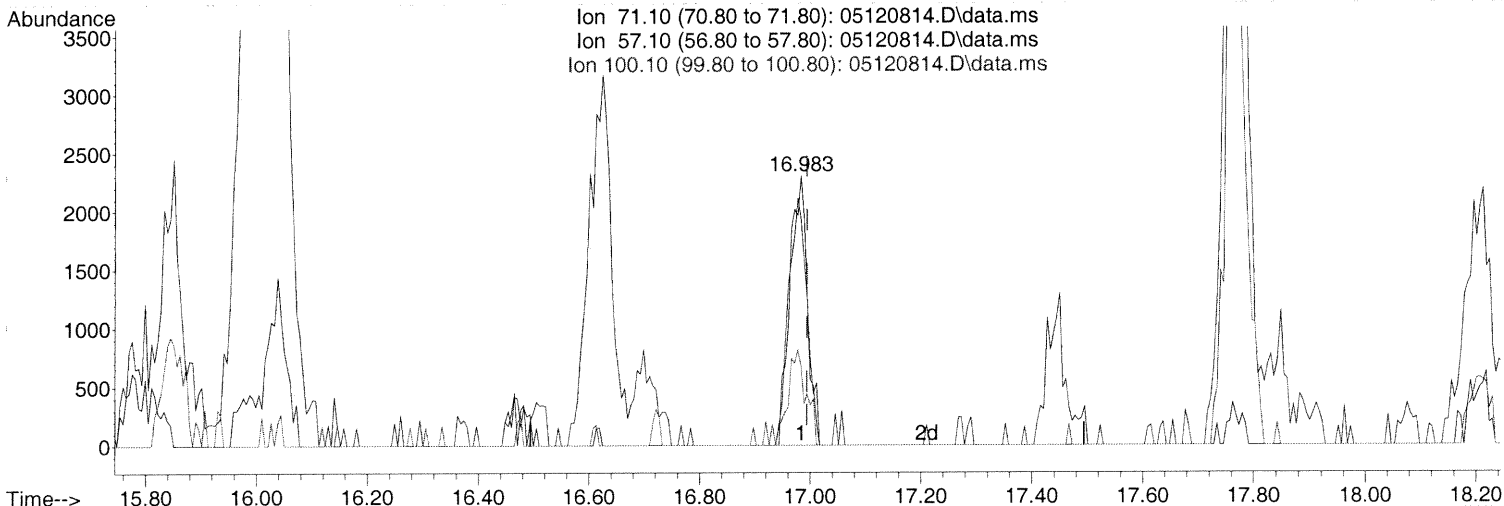
Ion	Exp%	Act%
88.00	100	100
58.00	90.10	0.00#
0.00	0.00	0.00
0.00	0.00	0.00

*After subtraction  
 05/27/08  
 WTS/rtb*

Quantitation Report (Qedit)

Data Path : J:\MS13\DATA\2008\_05\12\  
 Data File : 05120814.D  
 Acq On : 12 May 2008 20:27  
 Operator : RTB  
 Sample : P0801385-001 (1000mL)  
 Misc : ENSR SG64B-05 (-5.6, 3.5)  
 ALS Vial : 1 Sample Multiplier: 1

Quant Time: May 27 15:53:18 2008  
 Quant Method : J:\MS13\METHODS\R13041408.M  
 Quant Title : EPA TO-15 per SOP VOA-TO15 (CASS TO-15/GC-MS)  
 QLast Update : Tue Apr 15 06:47:20 2008  
 Response via : Initial Calibration



(51) n-Heptane (T)

16.983min (-0.011) 0.20ng

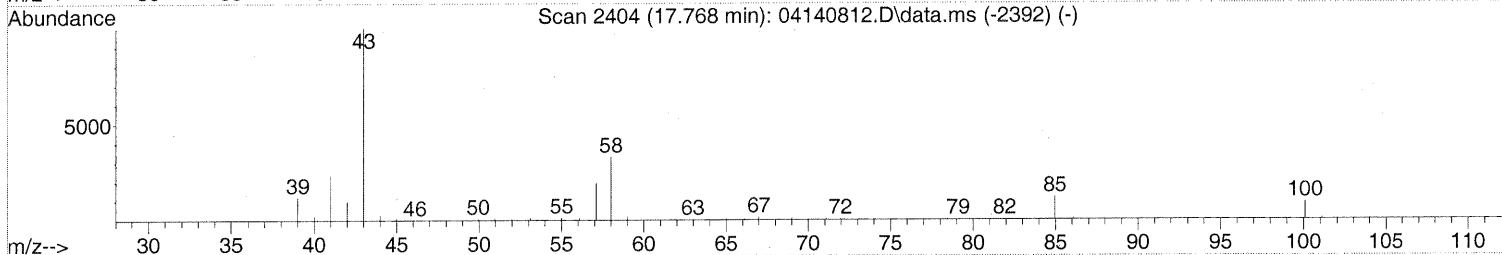
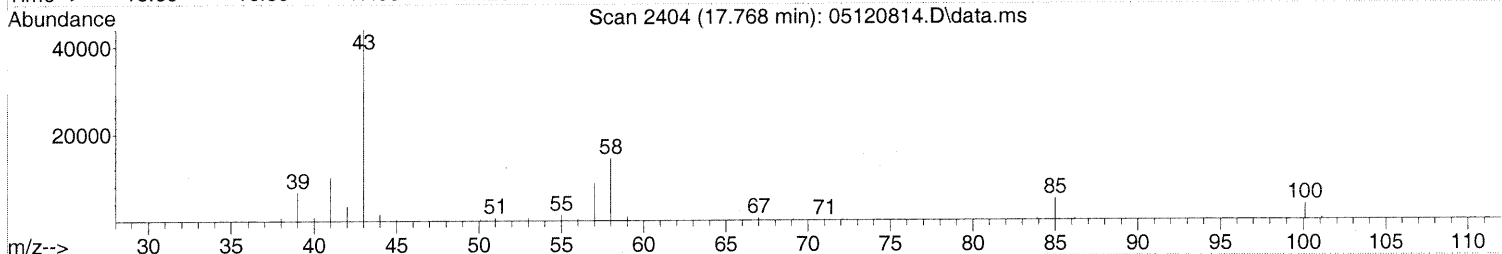
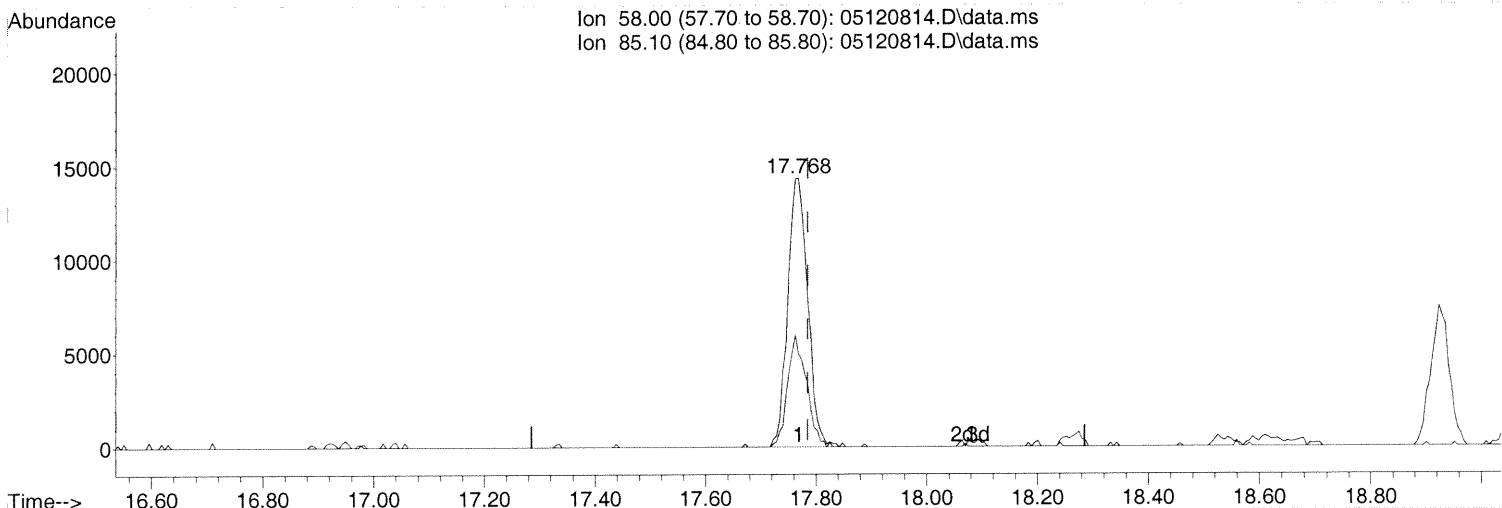
response 5089

Ion	Exp%	Act%
71.10	100	100
57.10	124.90	98.53#
100.10	30.10	36.61
0.00	0.00	0.00

Quantitation Report (Qedit)

Data Path : J:\MS13\DATA\2008\_05\12\  
 Data File : 05120814.D  
 Acq On : 12 May 2008 20:27  
 Operator : RTB  
 Sample : P0801385-001 (1000mL)  
 Misc : ENSR SG64B-05 (-5.6, 3.5)  
 ALS Vial : 1 Sample Multiplier: 1

Quant Time: May 27 15:53:18 2008  
 Quant Method : J:\MS13\METHODS\R13041408.M  
 Quant Title : EPA TO-15 per SOP VOA-TO15 (CASS TO-15/GC-MS)  
 QLast Update : Tue Apr 15 06:47:20 2008  
 Response via : Initial Calibration



(53) 4-Methyl-2-pentanone (T)

17.768min (-0.017) 1.46ng

response 36194

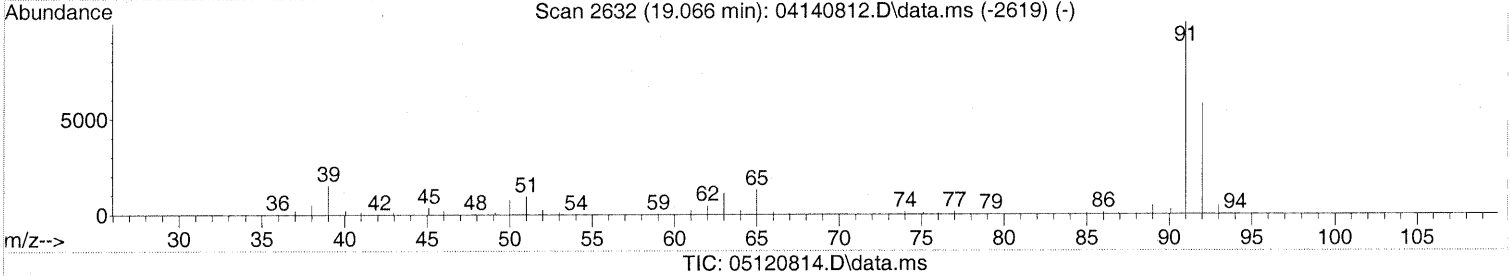
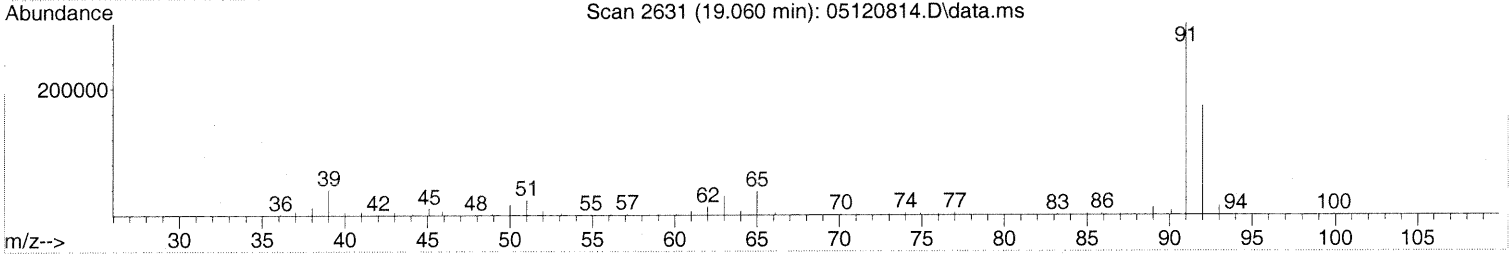
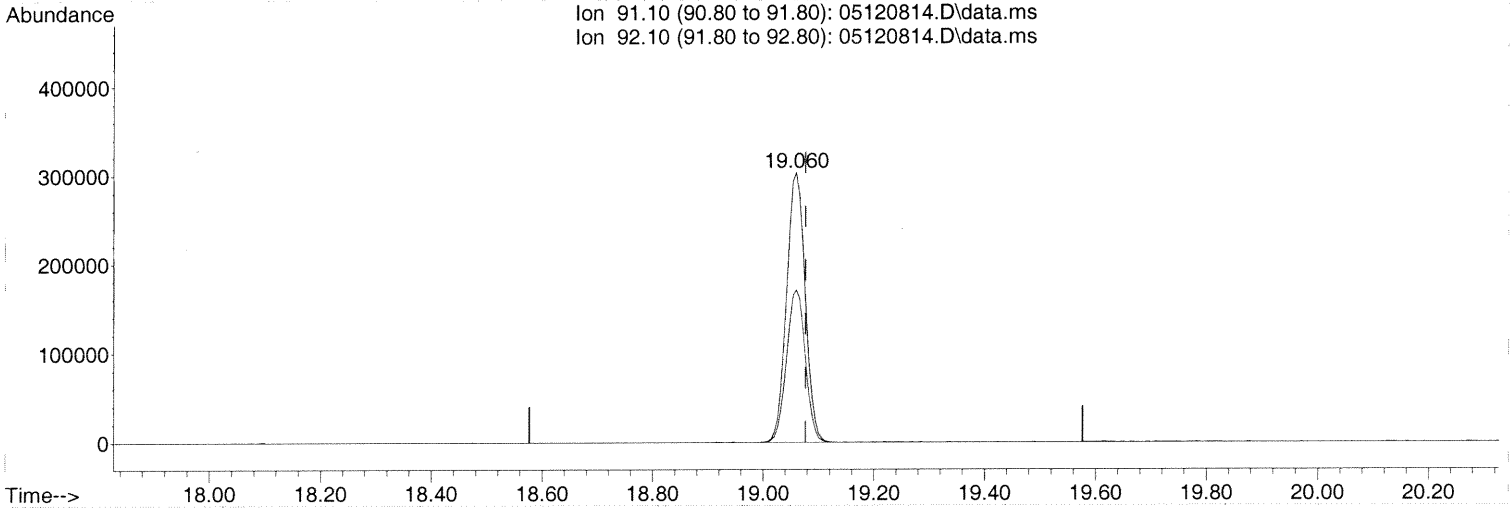
Ion	Exp%	Act%
58.00	100	100
85.10	30.10	39.52
0.00	0.00	0.00
0.00	0.00	0.00



Quantitation Report (Qedit)

Data Path : J:\MS13\DATA\2008\_05\12\  
Data File : 05120814.D  
Acq On : 12 May 2008 20:27  
Operator : RTB  
Sample : P0801385-001 (1000mL)  
Misc : ENSR SG64B-05 (-5.6, 3.5)  
ALS Vial : 1 Sample Multiplier: 1

Quant Time: May 27 15:53:18 2008  
Quant Method : J:\MS13\METHODS\R13041408.M  
Quant Title : EPA TO-15 per SOP VOA-TO15 (CASS TO-15/GC-MS)  
QLast Update : Tue Apr 15 06:47:20 2008  
Response via : Initial Calibration



(58) Toluene (T)

19.060min (-0.017) 7.63ng

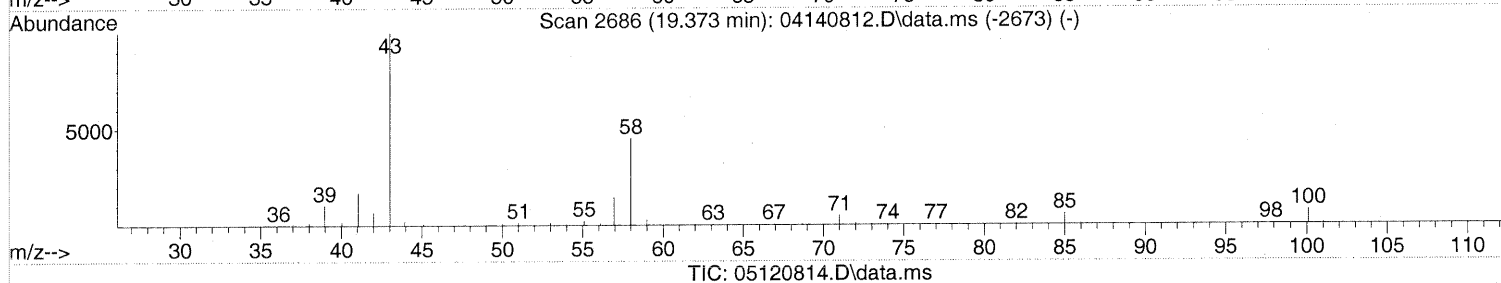
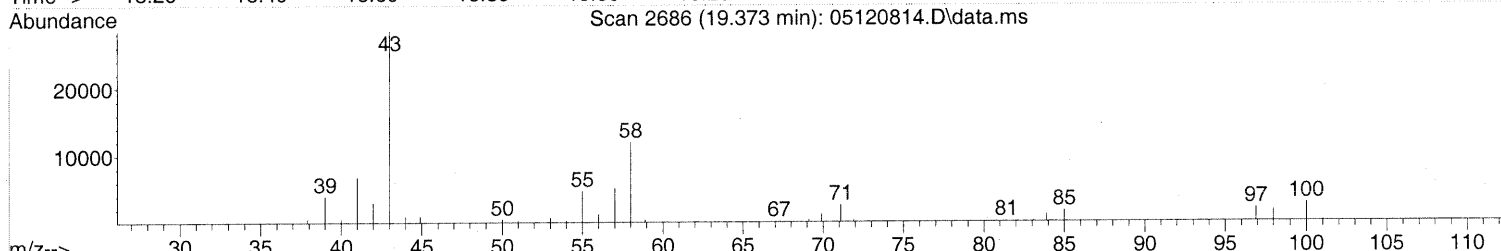
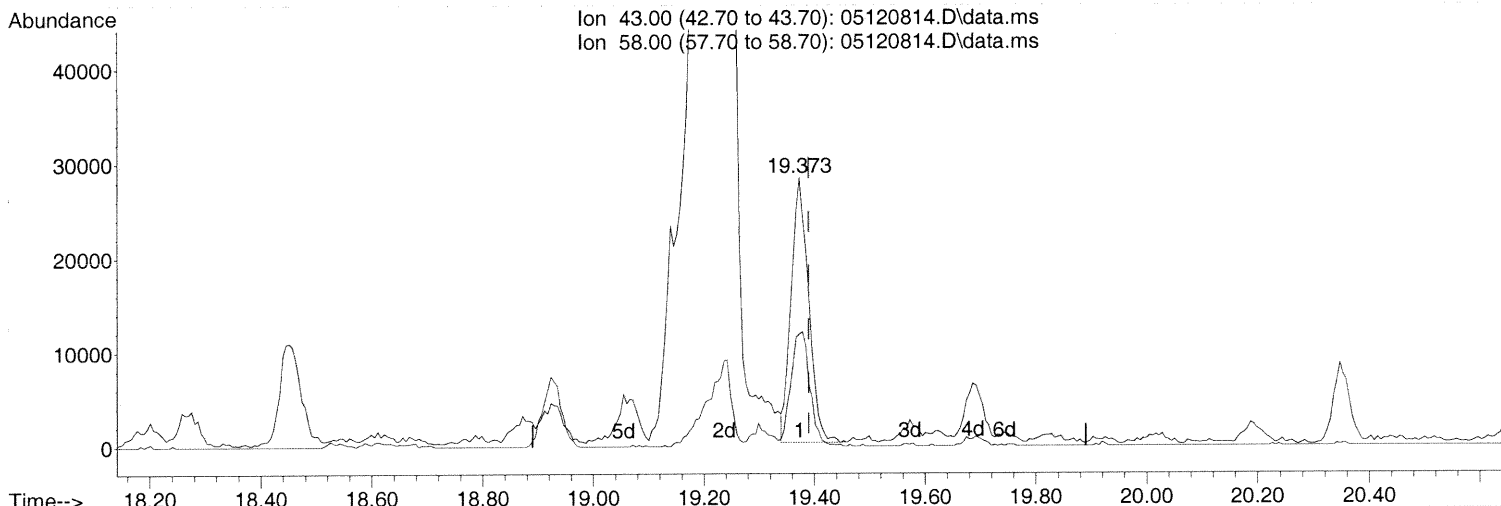
response 704600

Ion	Exp%	Act%
91.10	100	100
92.10	59.80	57.30
0.00	0.00	0.00
0.00	0.00	0.00

Quantitation Report (Qedit)

Data Path : J:\MS13\DATA\2008\_05\12\  
 Data File : 05120814.D  
 Acq On : 12 May 2008 20:27  
 Operator : RTB  
 Sample : P0801385-001 (1000mL)  
 Misc : ENSR SG64B-05 (-5.6, 3.5)  
 ALS Vial : 1 Sample Multiplier: 1

Quant Time: May 27 15:53:18 2008  
 Quant Method : J:\MS13\METHODS\R13041408.M  
 Quant Title : EPA TO-15 per SOP VOA-TO15 (CASS TO-15/GC-MS)  
 QLast Update : Tue Apr 15 06:47:20 2008  
 Response via : Initial Calibration



(59) 2-Hexanone (T)

19.373min (-0.017) 0.90ng

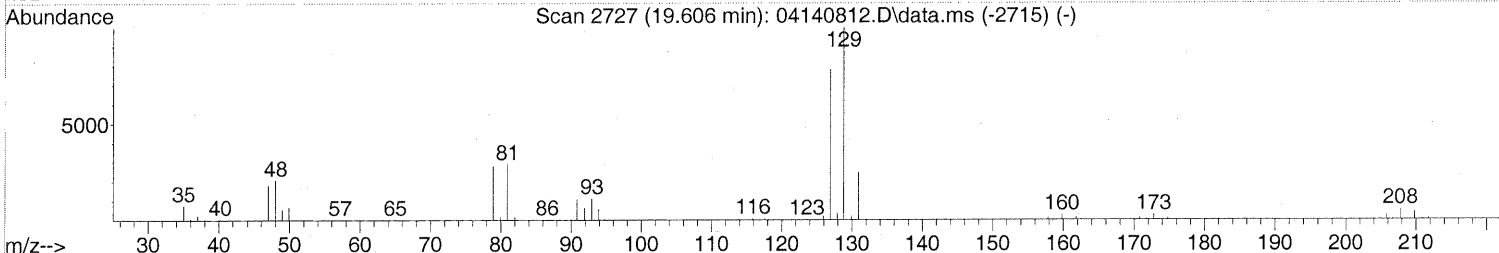
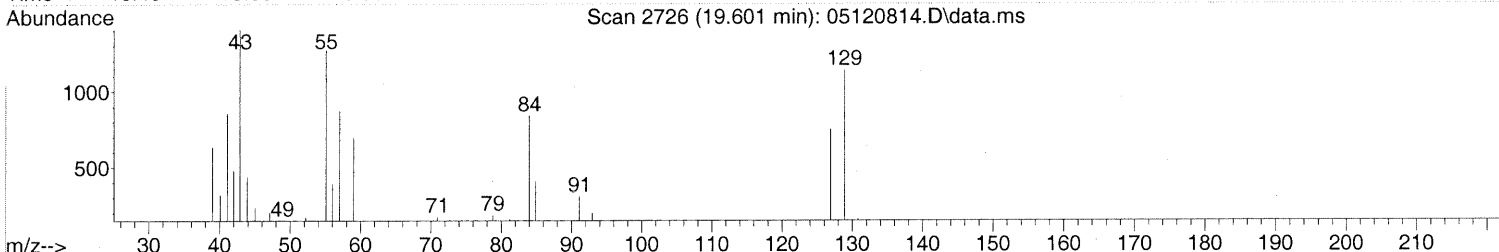
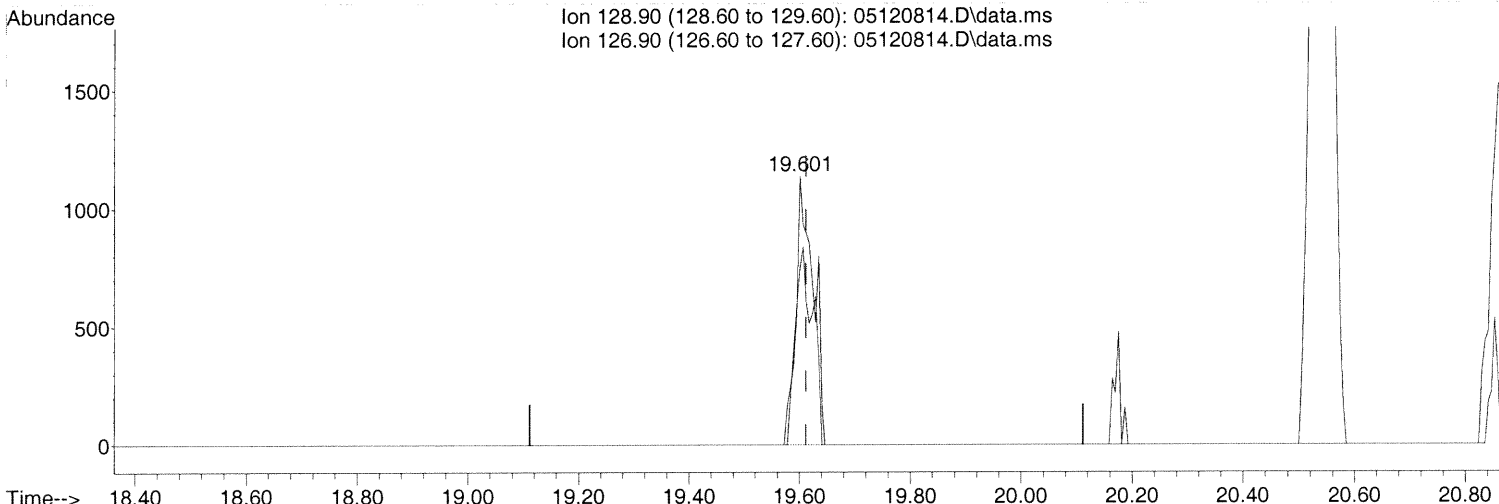
response 61837

Ion	Exp%	Act%
43.00	100	100
58.00	61.70	47.53
0.00	0.00	0.00
0.00	0.00	0.00

Quantitation Report (Qedit)

Data Path : J:\MS13\DATA\2008\_05\12\  
 Data File : 05120814.D  
 Acq On : 12 May 2008 20:27  
 Operator : RTB  
 Sample : P0801385-001 (1000mL)  
 Misc : ENSR SG64B-05 (-5.6, 3.5)  
 ALS Vial : 1 Sample Multiplier: 1

Quant Time: May 27 15:53:18 2008  
 Quant Method : J:\MS13\METHODS\R13041408.M  
 Quant Title : EPA TO-15 per SOP VOA-TO15 (CASS TO-15/GC-MS)  
 QLast Update : Tue Apr 15 06:47:20 2008  
 Response via : Initial Calibration



TIC: 05120814.D\data.ms

(60) Dibromochloromethane (T)

19.601min (-0.011) 0.11ng

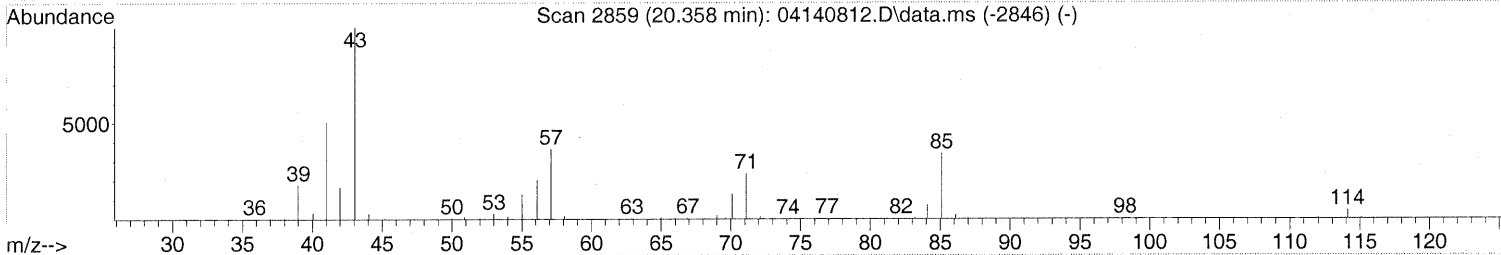
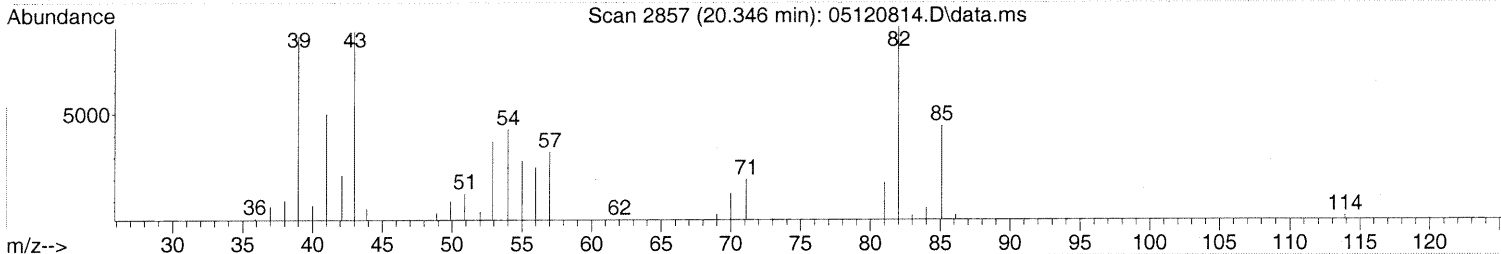
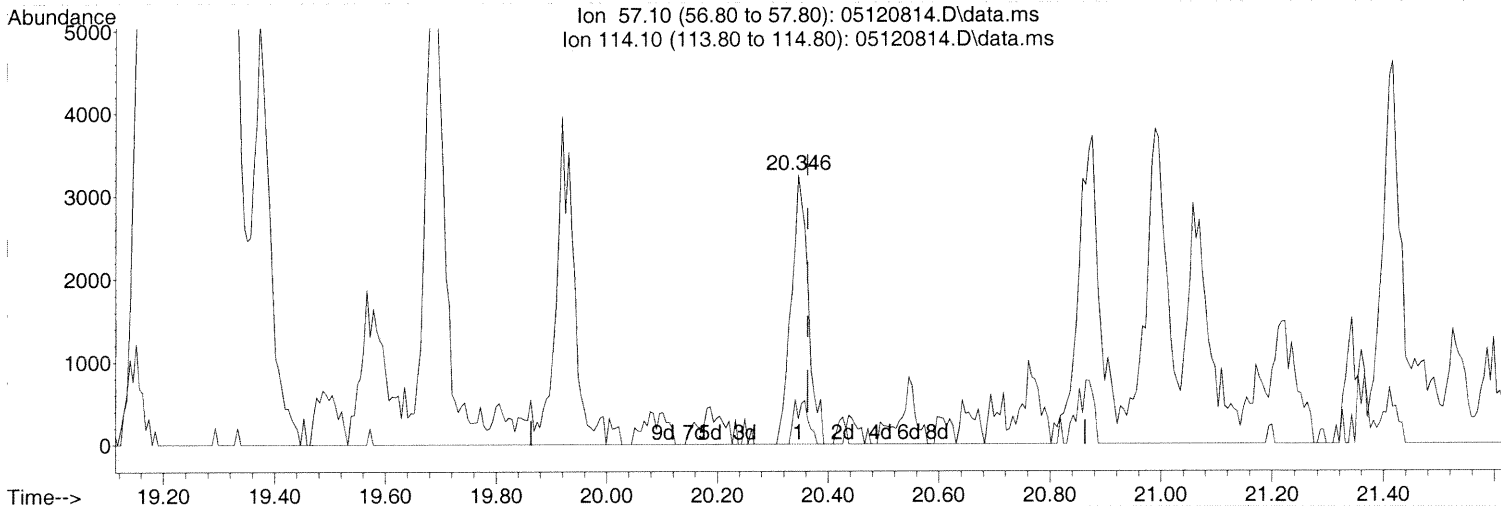
response 2489

Ion	Exp%	Act%
128.90	100	100
126.90	76.90	74.89
0.00	0.00	0.00
0.00	0.00	0.00

Quantitation Report (Qedit)

Data Path : J:\MS13\DATA\2008\_05\12\  
 Data File : 05120814.D  
 Acq On : 12 May 2008 20:27  
 Operator : RTB  
 Sample : P0801385-001 (1000mL)  
 Misc : ENSR SG64B-05 (-5.6, 3.5)  
 ALS Vial : 1 Sample Multiplier: 1

Quant Time: May 27 15:53:18 2008  
 Quant Method : J:\MS13\METHODS\R13041408.M  
 Quant Title : EPA TO-15 per SOP VOA-TO15 (CASS TO-15/GC-MS)  
 QLast Update : Tue Apr 15 06:47:20 2008  
 Response via : Initial Calibration



TIC: 05120814.D\data.ms

(63) n-Octane (T)

20.346min (-0.017) 0.32ng

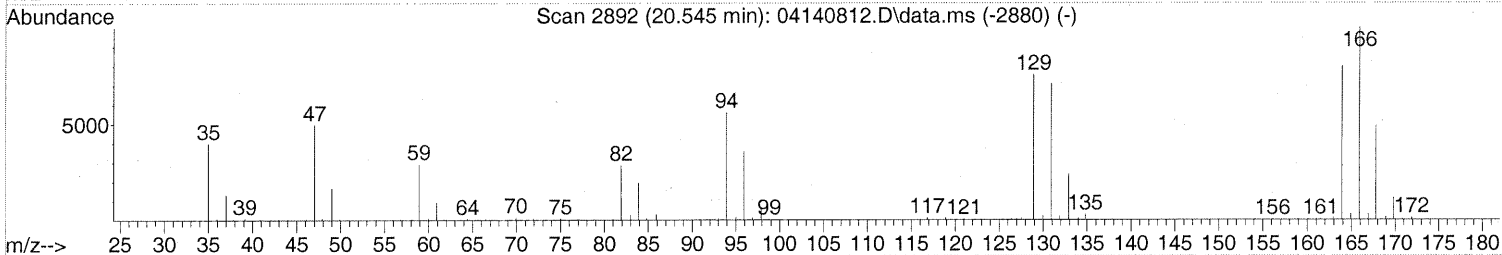
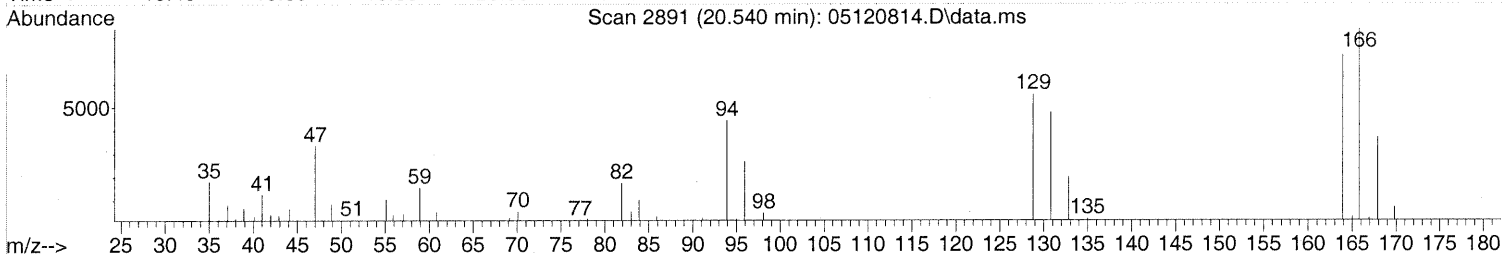
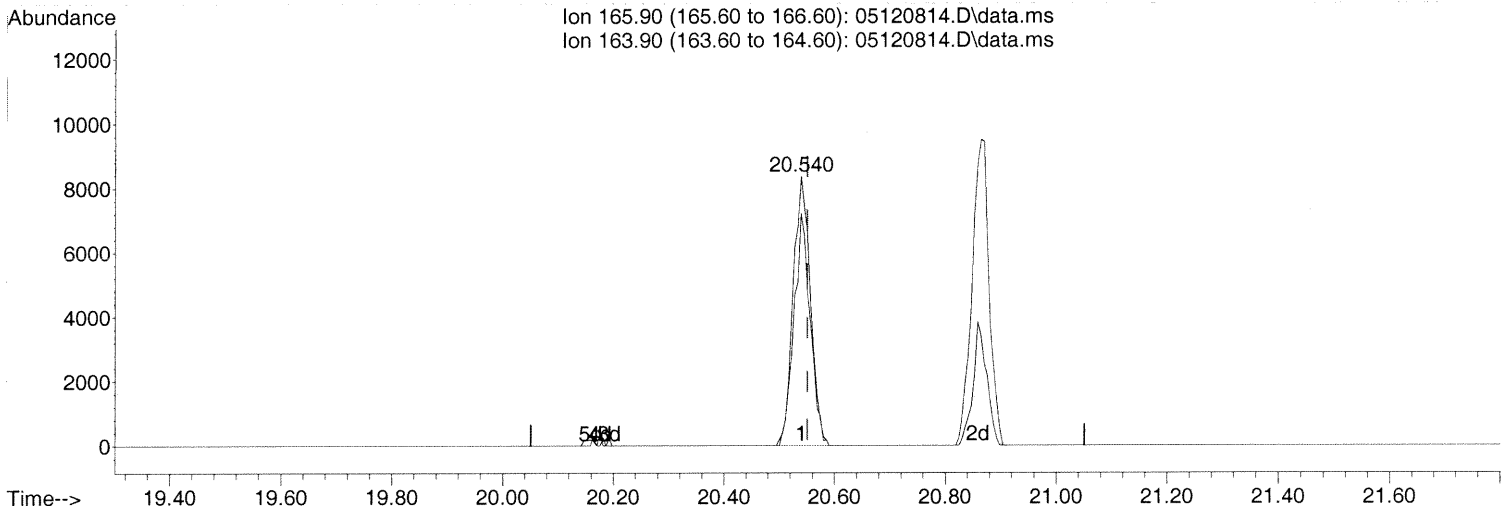
response 6976

Ion	Exp%	Act%
57.10	100	100
114.10	10.20	13.52
0.00	0.00	0.00
0.00	0.00	0.00

Quantitation Report (Qedit)

Data Path : J:\MS13\DATA\2008\_05\12\  
 Data File : 05120814.D  
 Acq On : 12 May 2008 20:27  
 Operator : RTB  
 Sample : P0801385-001 (1000mL)  
 Misc : ENSR SG64B-05 (-5.6, 3.5)  
 ALS Vial : 1 Sample Multiplier: 1

Quant Time: May 27 15:53:18 2008  
 Quant Method : J:\MS13\METHODS\R13041408.M  
 Quant Title : EPA TO-15 per SOP VOA-TO15 (CASS TO-15/GC-MS)  
 QLast Update : Tue Apr 15 06:47:20 2008  
 Response via : Initial Calibration



(64) Tetrachloroethene (T)

20.540min (-0.011) 0.78ng

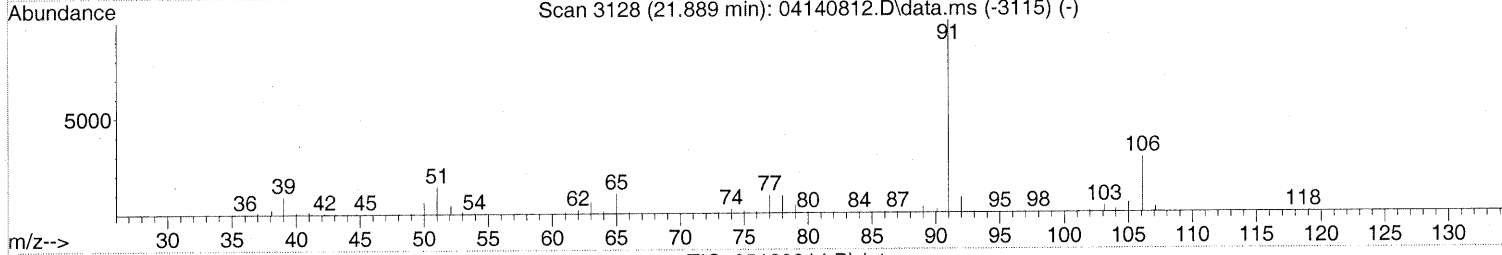
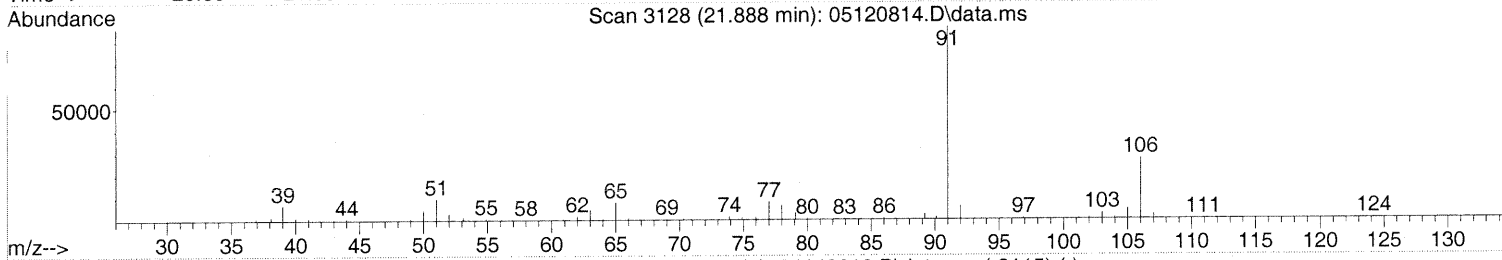
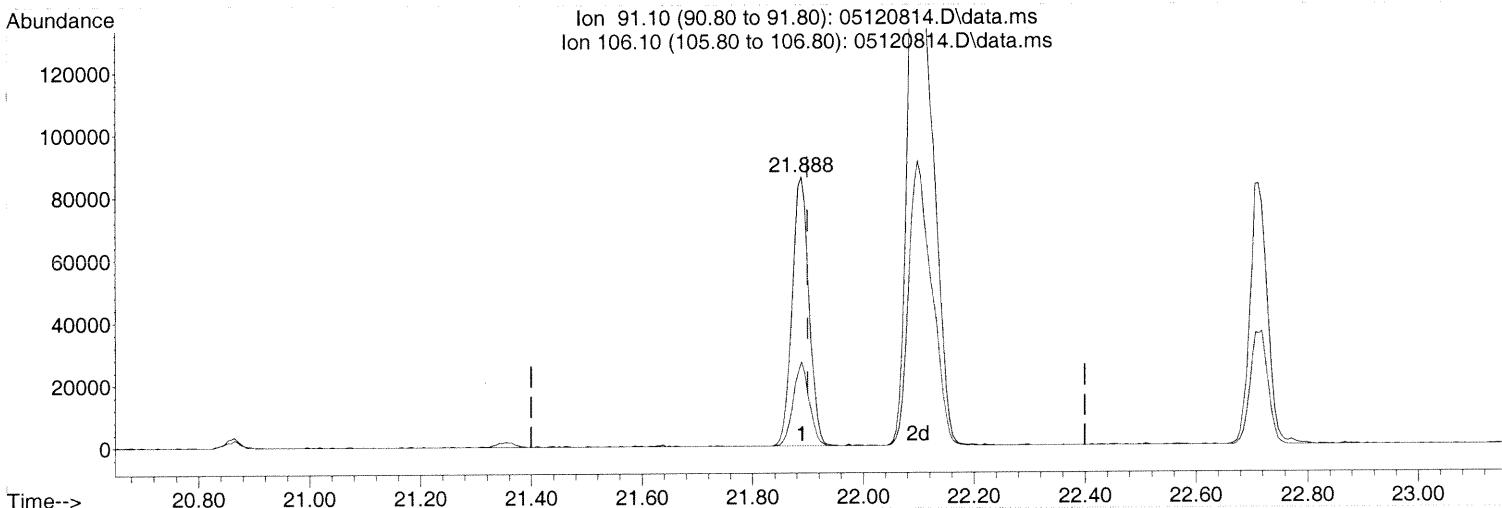
response 18058

Ion	Exp%	Act%
165.90	100	100
163.90	78.70	80.97
0.00	0.00	0.00
0.00	0.00	0.00

Quantitation Report (Qedit)

Data Path : J:\MS13\DATA\2008\_05\12\  
 Data File : 05120814.D  
 Acq On : 12 May 2008 20:27  
 Operator : RTB  
 Sample : P0801385-001 (1000mL)  
 Misc : ENSR SG64B-05 (-5.6, 3.5)  
 ALS Vial : 1 Sample Multiplier: 1

Quant Time: May 27 15:53:18 2008  
 Quant Method : J:\MS13\METHODS\R13041408.M  
 Quant Title : EPA TO-15 per SOP VOA-TO15 (CASS TO-15/GC-MS)  
 QLast Update : Tue Apr 15 06:47:20 2008  
 Response via : Initial Calibration



TIC: 05120814.D\data.ms

(66) Ethylbenzene (T)

21.888min (-0.011) 1.76ng

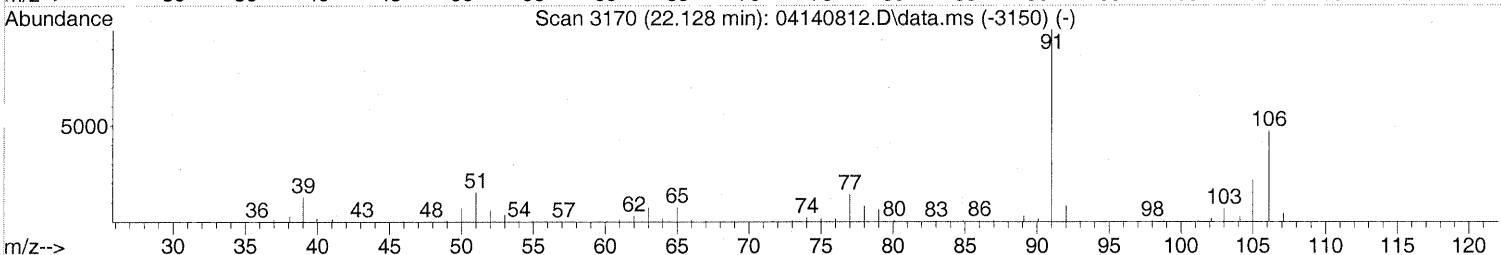
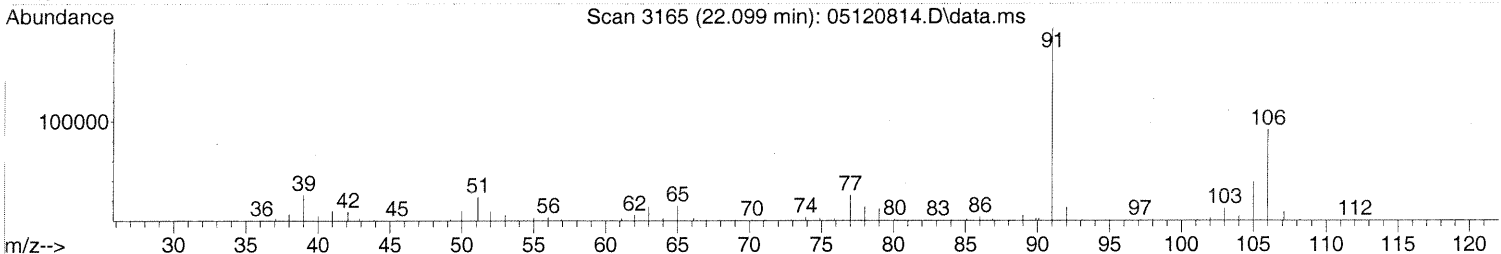
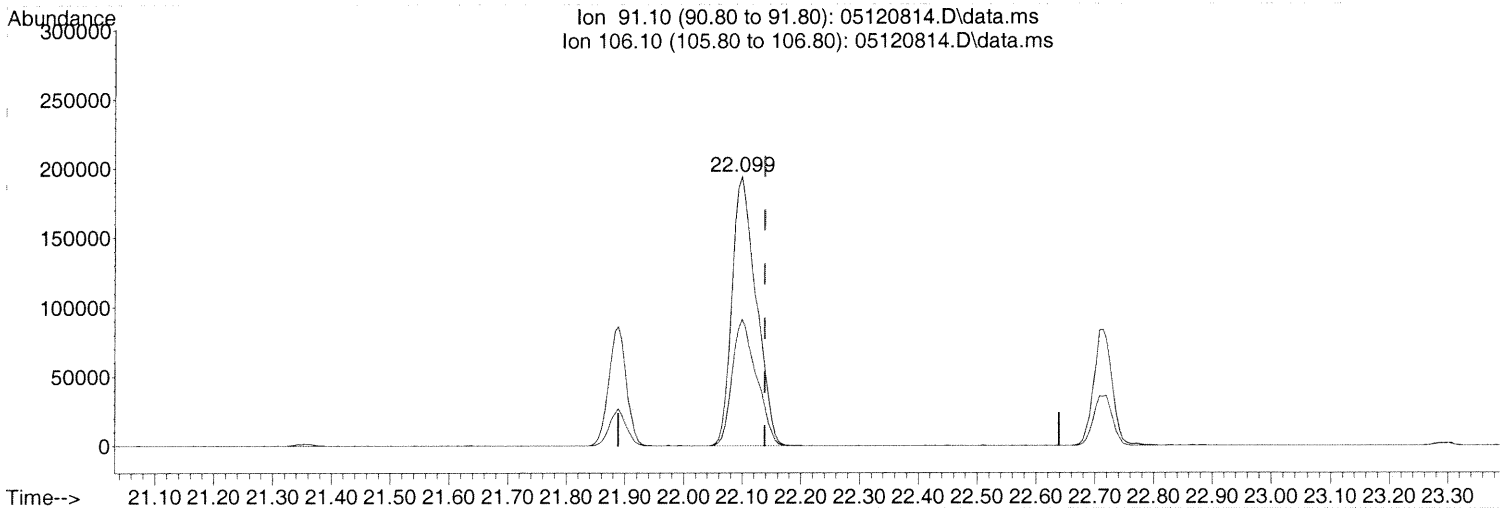
response 181381

Ion	Exp%	Act%
91.10	100	100
106.10	34.10	29.91
0.00	0.00	0.00
0.00	0.00	0.00

Quantitation Report (Qedit)

Data Path : J:\MS13\DATA\2008\_05\12\  
Data File : 05120814.D  
Acq On : 12 May 2008 20:27  
Operator : RTB  
Sample : P0801385-001 (1000mL)  
Misc : ENSR SG64B-05 (-5.6, 3.5)  
ALS Vial : 1 Sample Multiplier: 1

Quant Time: May 27 15:53:18 2008  
Quant Method : J:\MS13\METHODS\R13041408.M  
Quant Title : EPA TO-15 per SOP VOA-TO15 (CASS TO-15/GC-MS)  
QLast Update : Tue Apr 15 06:47:20 2008  
Response via : Initial Calibration



TIC: 05120814.D\data.ms

(67) m- & p-Xylene (T)

22.099min (-0.040) 8.14ng

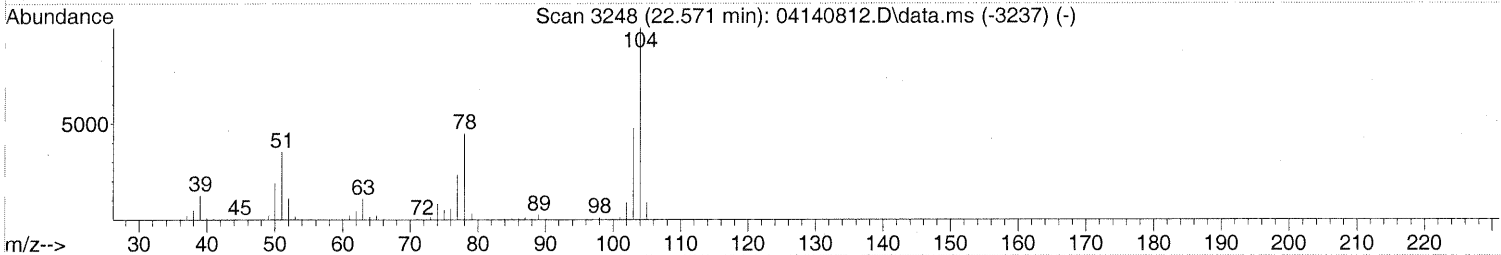
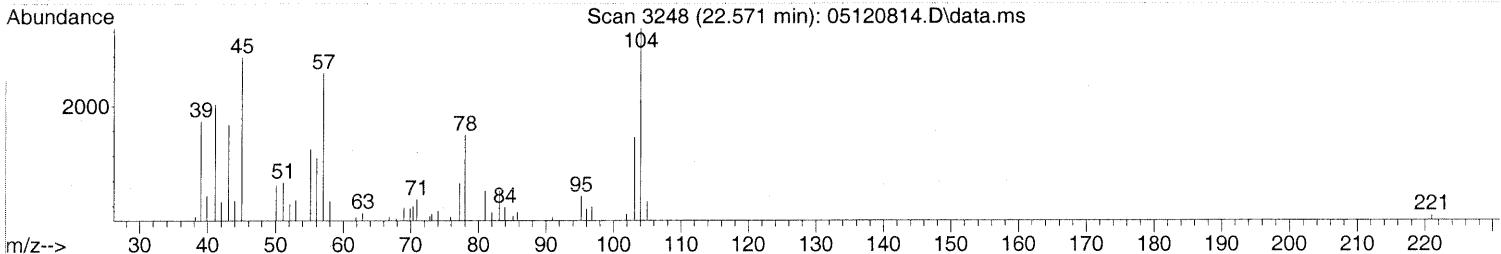
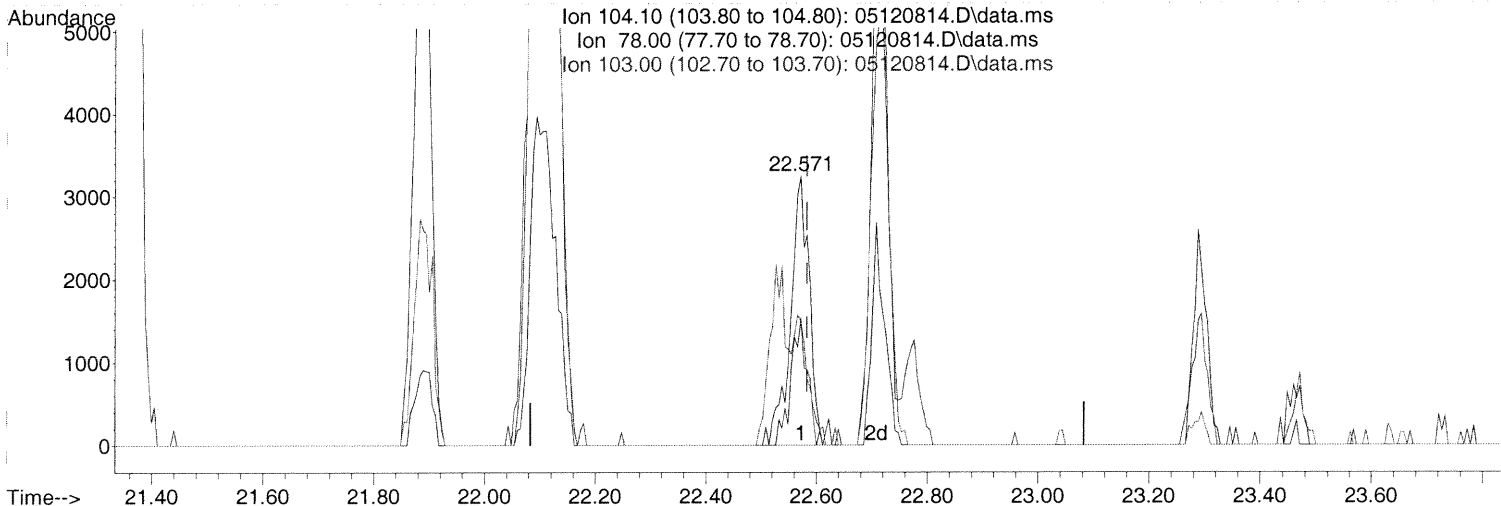
response 561016

Ion	Exp%	Act%
91.10	100	100
106.10	54.60	47.35
0.00	0.00	0.00
0.00	0.00	0.00

Quantitation Report (Qedit)

Data Path : J:\MS13\DATA\2008\_05\12\  
 Data File : 05120814.D  
 Acq On : 12 May 2008 20:27  
 Operator : RTB  
 Sample : P0801385-001 (1000mL)  
 Misc : ENSR SG64B-05 (-5.6, 3.5)  
 ALS Vial : 1 Sample Multiplier: 1

Quant Time: May 27 15:53:18 2008  
 Quant Method : J:\MS13\METHODS\R13041408.M  
 Quant Title : EPA TO-15 per SOP VOA-TO15 (CASS TO-15/GC-MS)  
 QLast Update : Tue Apr 15 06:47:20 2008  
 Response via : Initial Calibration



(69) Styrene (T)

22.571min (-0.011) 0.13ng

response 7604

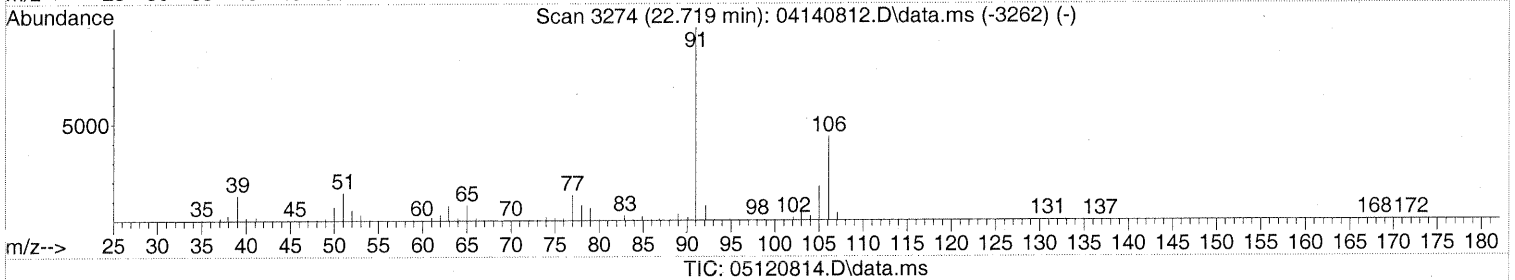
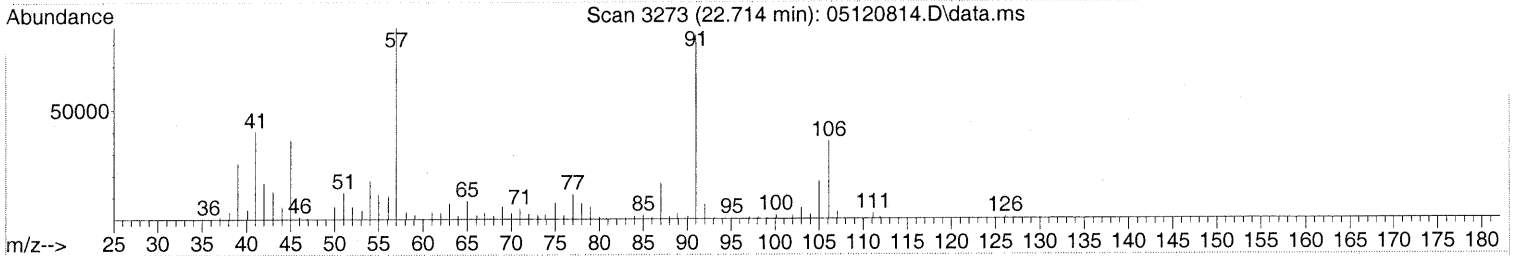
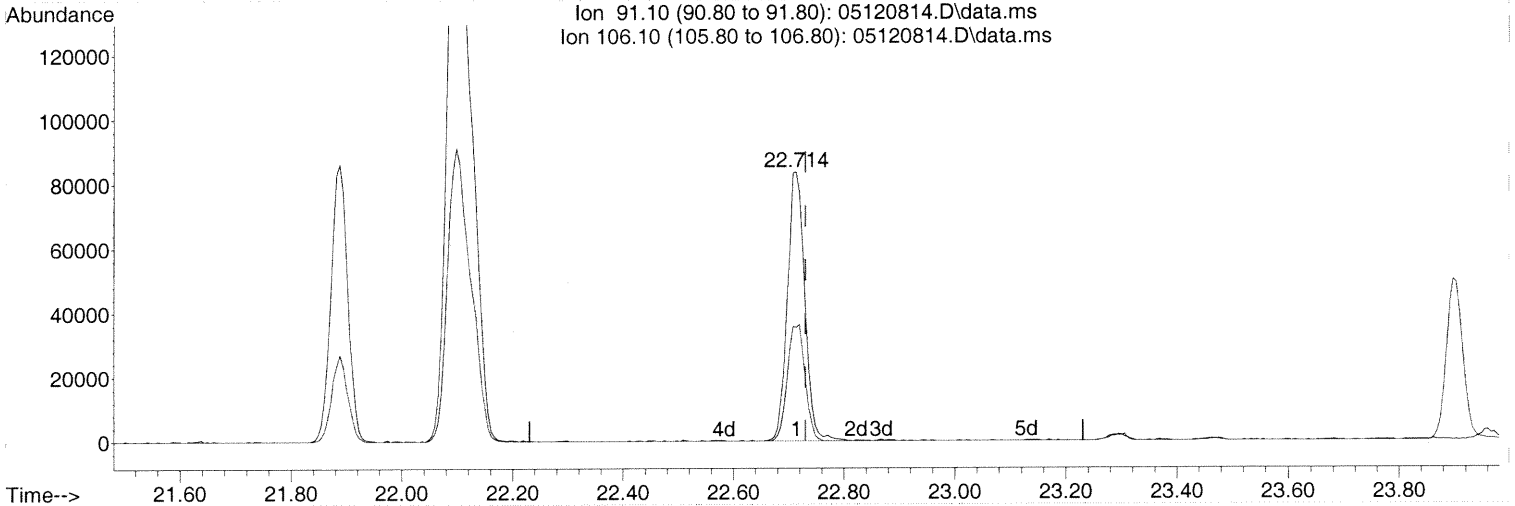
Ion	Exp%	Act%
104.10	100	100
78.00	39.40	41.86
103.00	47.10	37.20
0.00	0.00	0.00



Quantitation Report (Qedit)

Data Path : J:\MS13\DATA\2008\_05\12\  
 Data File : 05120814.D  
 Acq On : 12 May 2008 20:27  
 Operator : RTB  
 Sample : P0801385-001 (1000mL)  
 Misc : ENSR SG64B-05 (-5.6, 3.5)  
 ALS Vial : 1 Sample Multiplier: 1

Quant Time: May 27 15:53:18 2008  
 Quant Method : J:\MS13\METHODS\R13041408.M  
 Quant Title : EPA TO-15 per SOP VOA-TO15 (CASS TO-15/GC-MS)  
 QLast Update : Tue Apr 15 06:47:20 2008  
 Response via : Initial Calibration



(70) o-Xylene (T)

22.714min (-0.017) 2.48ng

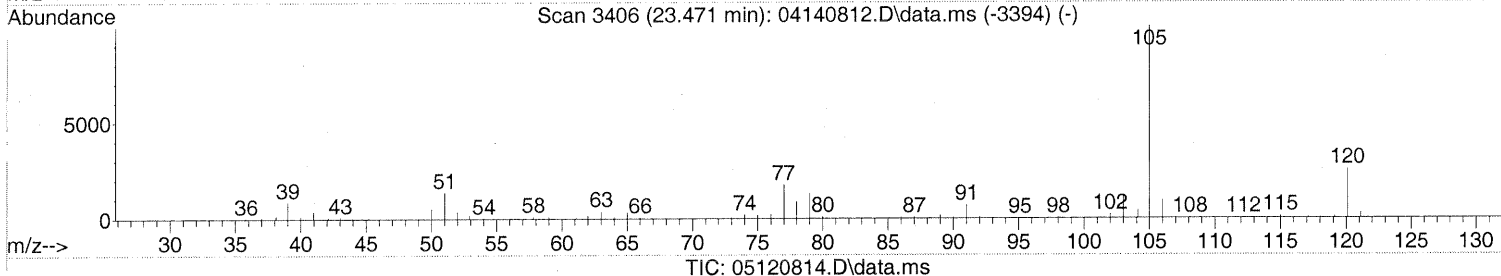
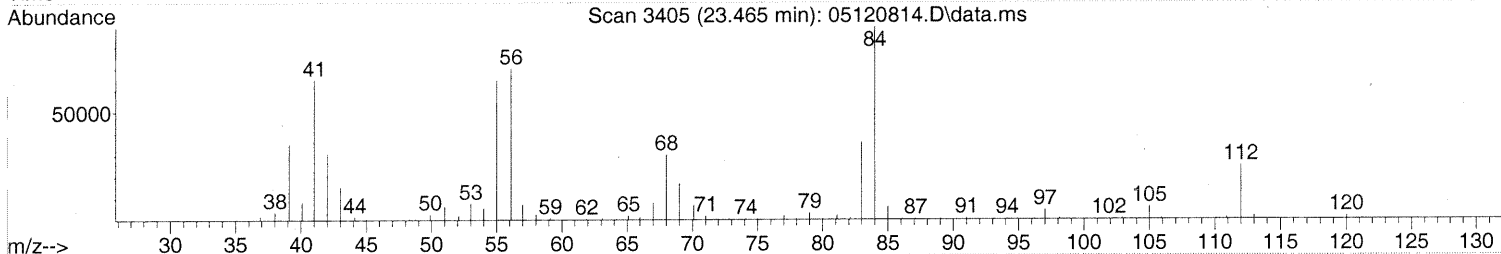
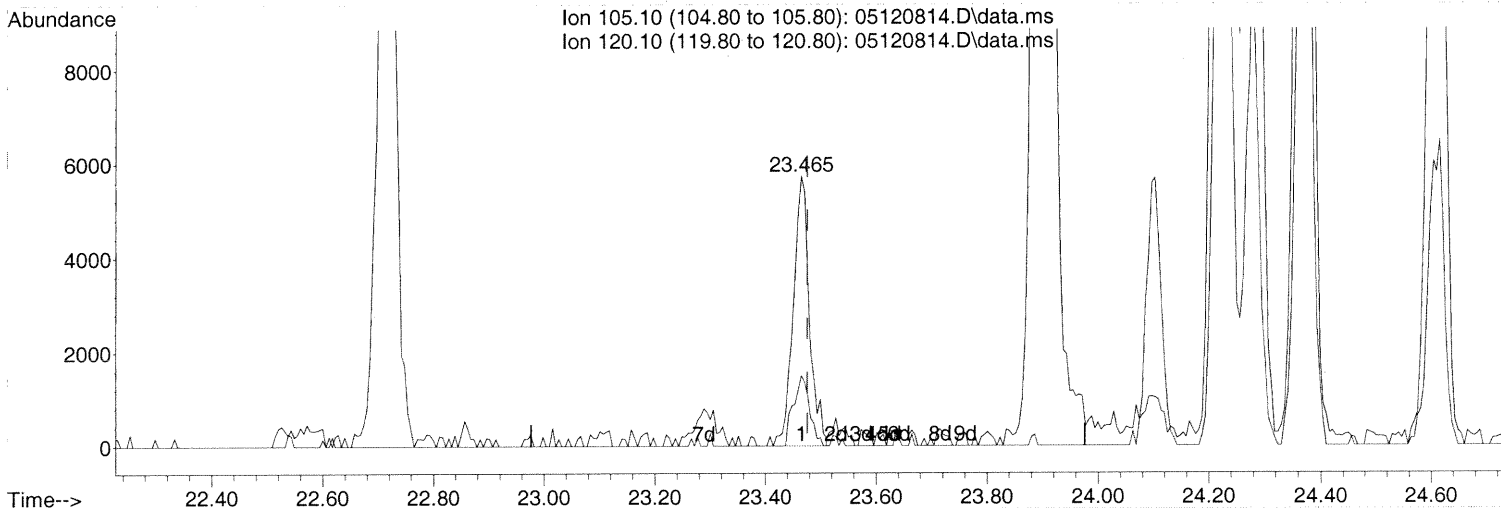
response 183957

Ion	Exp%	Act%
91.10	100	100
106.10	50.50	44.12
0.00	0.00	0.00
0.00	0.00	0.00

Quantitation Report (Qedit)

Data Path : J:\MS13\DATA\2008\_05\12\  
 Data File : 05120814.D  
 Acq On : 12 May 2008 20:27  
 Operator : RTB  
 Sample : P0801385-001 (1000mL)  
 Misc : ENSR SG64B-05 (-5.6, 3.5)  
 ALS Vial : 1 Sample Multiplier: 1

Quant Time: May 27 15:53:18 2008  
 Quant Method : J:\MS13\METHODS\R13041408.M  
 Quant Title : EPA TO-15 per SOP VOA-TO15 (CASS TO-15/GC-MS)  
 QLast Update : Tue Apr 15 06:47:20 2008  
 Response via : Initial Calibration



(74) Cumene (T)

23.465min (-0.011) 0.13ng

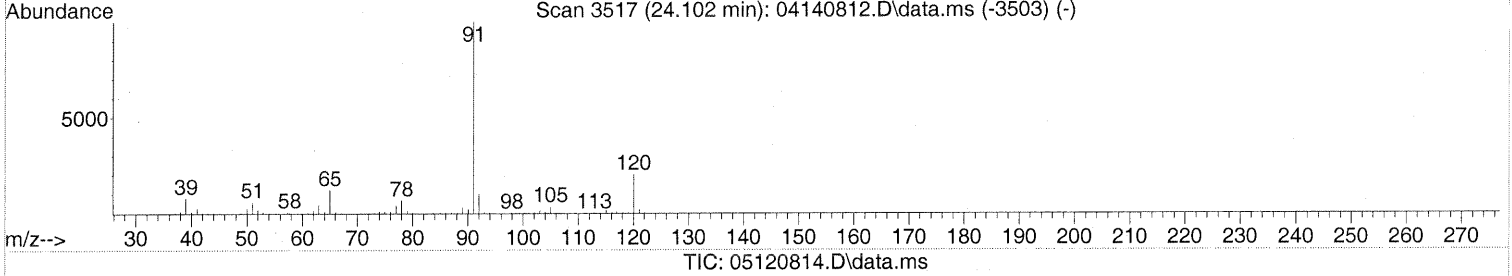
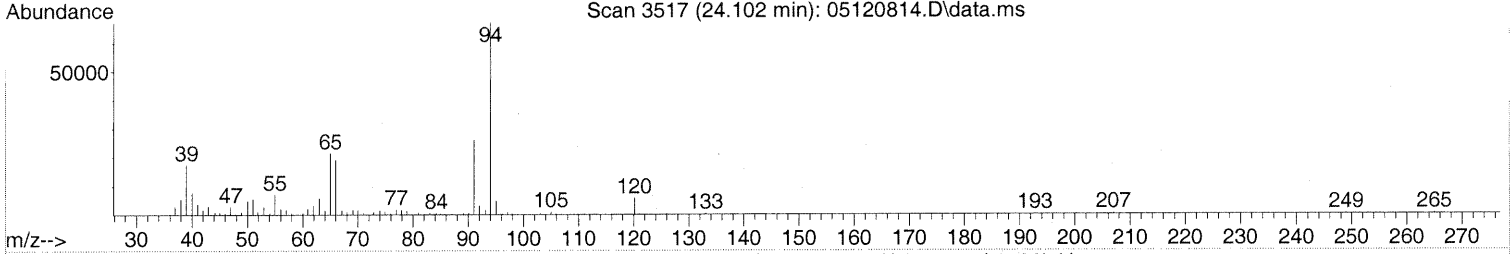
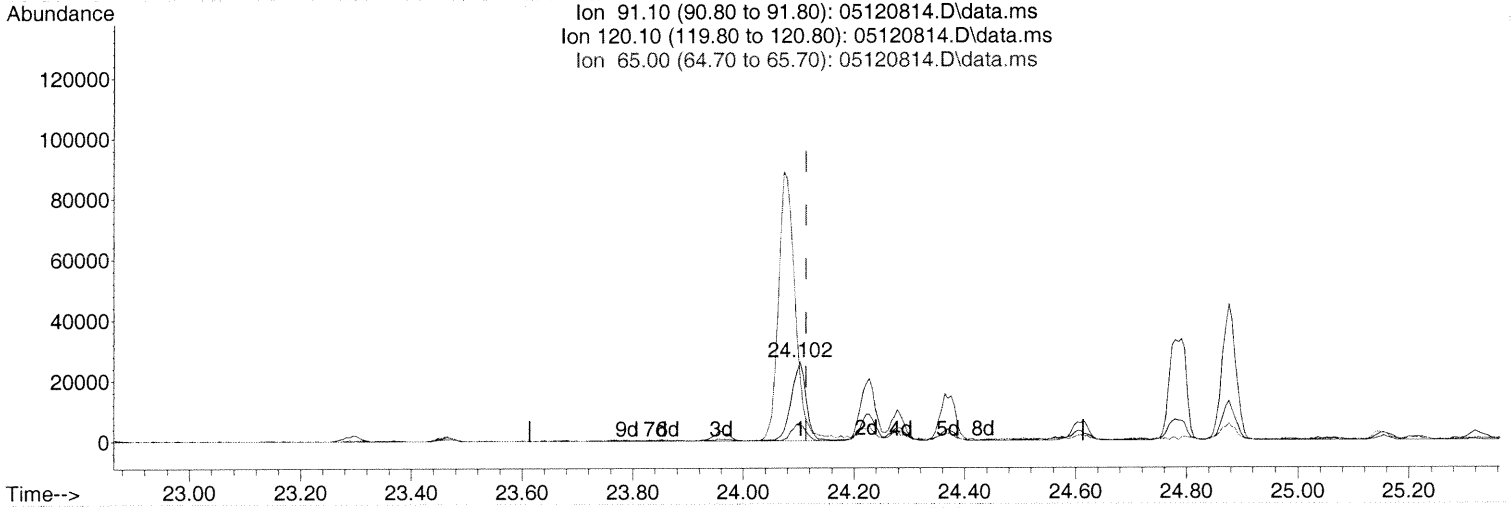
response 11783

Ion	Exp%	Act%
105.10	100	100
120.10	26.30	26.14
0.00	0.00	0.00
0.00	0.00	0.00

Quantitation Report (Qedit)

Data Path : J:\MS13\DATA\2008\_05\12\  
 Data File : 05120814.D  
 Acq On : 12 May 2008 20:27  
 Operator : RTB  
 Sample : P0801385-001 (1000mL)  
 Misc : ENSR SG64B-05 (-5.6, 3.5)  
 ALS Vial : 1 Sample Multiplier: 1

Quant Time: May 27 15:53:18 2008  
 Quant Method : J:\MS13\METHODS\R13041408.M  
 Quant Title : EPA TO-15 per SOP VOA-TO15 (CASS TO-15/GC-MS)  
 QLast Update : Tue Apr 15 06:47:20 2008  
 Response via : Initial Calibration



(76) n-Propylbenzene (T)

24.102min (-0.011) 0.40ng

response 49768

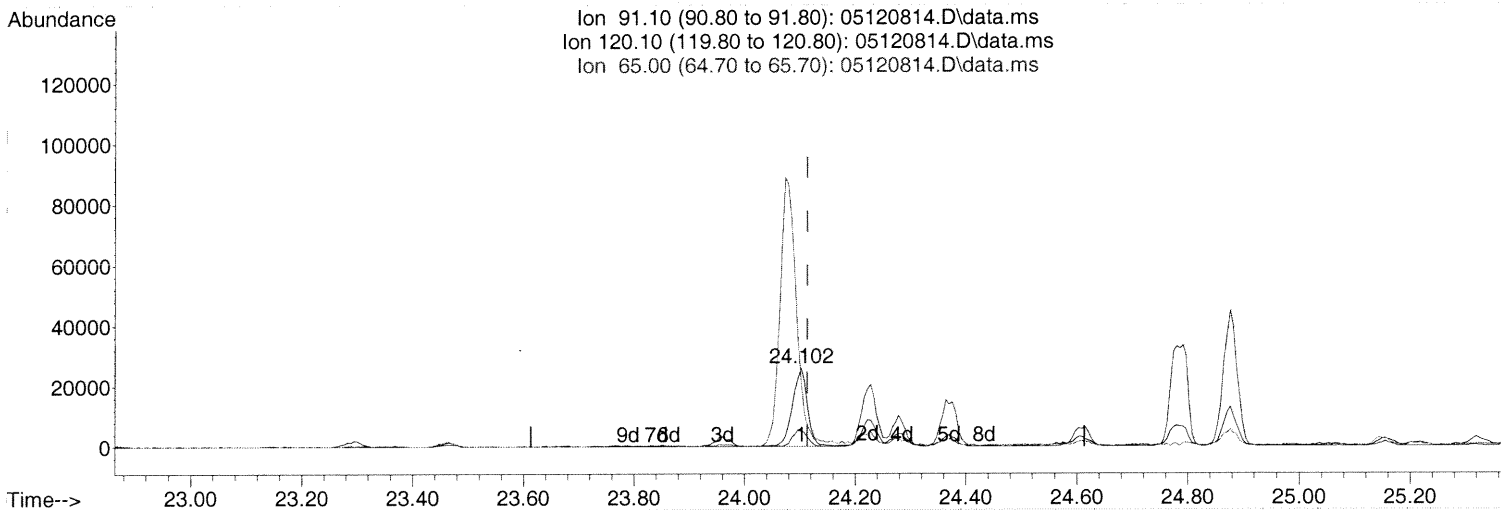
Ion	Exp%	Act%
91.10	100	100
120.10	23.40	21.32
65.00	11.40	0.00
0.00	0.00	0.00

*Bejawa subtra etiam*

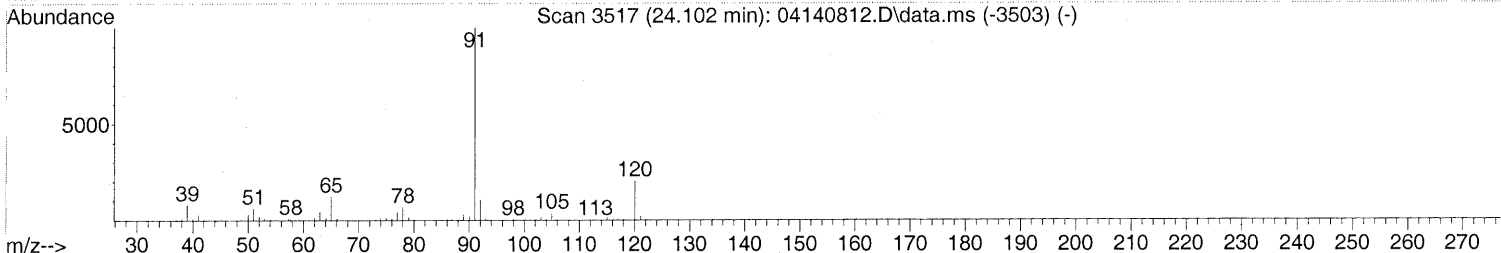
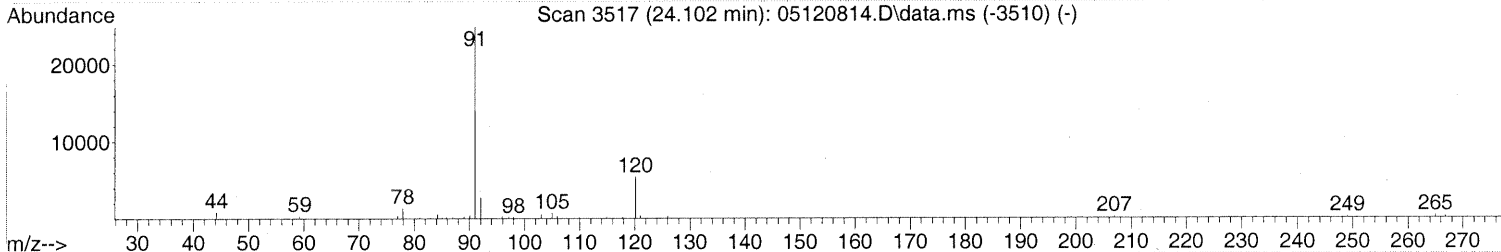
Quantitation Report (Qedit)

Data Path : J:\MS13\DATA\2008\_05\12\  
 Data File : 05120814.D  
 Acq On : 12 May 2008 20:27  
 Operator : RTB  
 Sample : P0801385-001 (1000mL)  
 Misc : ENSR SG64B-05 (-5.6, 3.5)  
 ALS Vial : 1 Sample Multiplier: 1

Quant Time: May 27 15:53:18 2008  
 Quant Method : J:\MS13\METHODS\R13041408.M  
 Quant Title : EPA TO-15 per SOP VOA-TO15 (CASS TO-15/GC-MS)  
 QLast Update : Tue Apr 15 06:47:20 2008  
 Response via : Initial Calibration



Ion 91.10 (90.80 to 91.80): 05120814.D\data.ms  
 Ion 120.10 (119.80 to 120.80): 05120814.D\data.ms  
 Ion 65.00 (64.70 to 65.70): 05120814.D\data.ms



(76) n-Propylbenzene (T)

24.102min (-0.011) 0.40ng

response 49768

Ion	Exp%	Act%
91.10	100	100
120.10	23.40	21.32
65.00	11.40	0.00
0.00	0.00	0.00

*After subtraction*

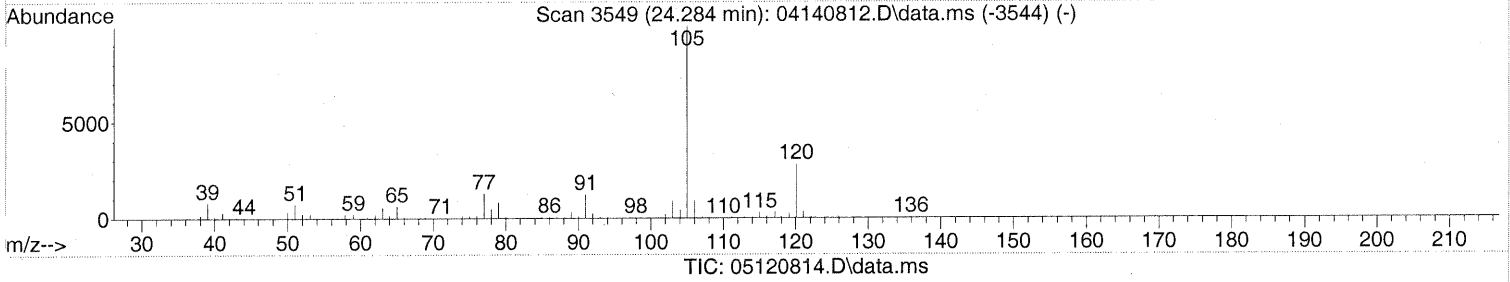
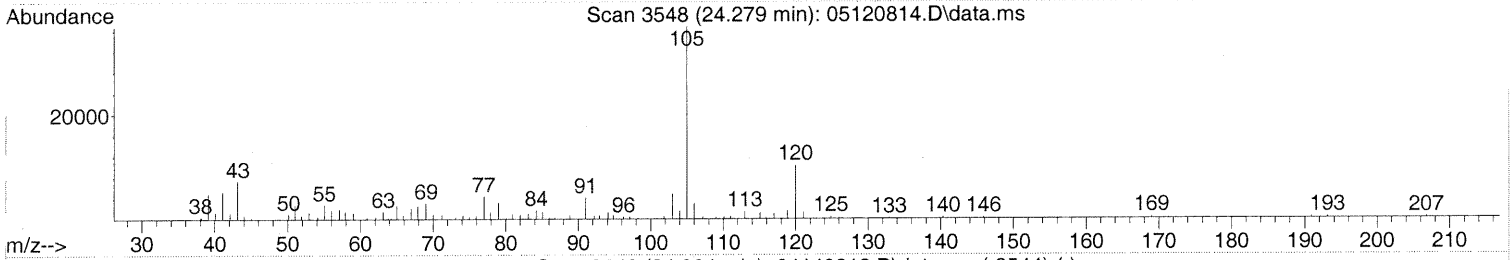
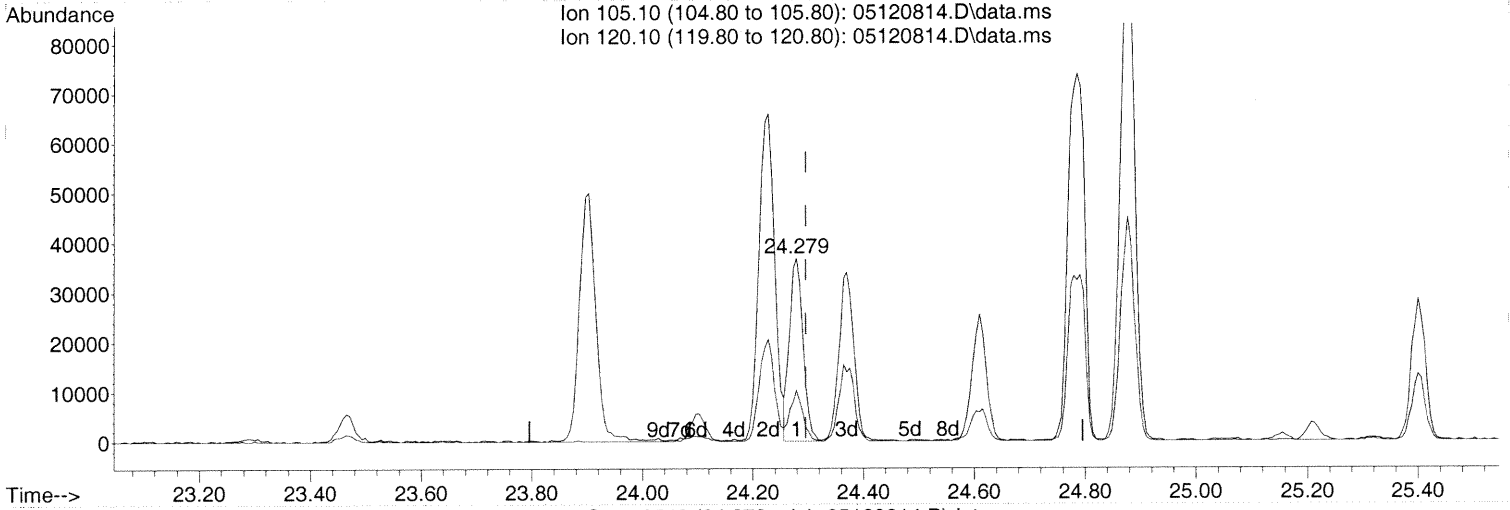
*m 5/27/08*

*W 5/26/08*

Quantitation Report (Qedit)

Data Path : J:\MS13\DATA\2008\_05\12\  
 Data File : 05120814.D  
 Acq On : 12 May 2008 20:27  
 Operator : RTB  
 Sample : P0801385-001 (1000mL)  
 Misc : ENSR SG64B-05 (-5.6, 3.5)  
 ALS Vial : 1 Sample Multiplier: 1

Quant Time: May 27 15:53:18 2008  
 Quant Method : J:\MS13\METHODS\R13041408.M  
 Quant Title : EPA TO-15 per SOP VOA-TO15 (CASS TO-15/GC-MS)  
 QLast Update : Tue Apr 15 06:47:20 2008  
 Response via : Initial Calibration



(78) 4-Ethyltoluene (T)

24.279min (-0.017) 0.66ng

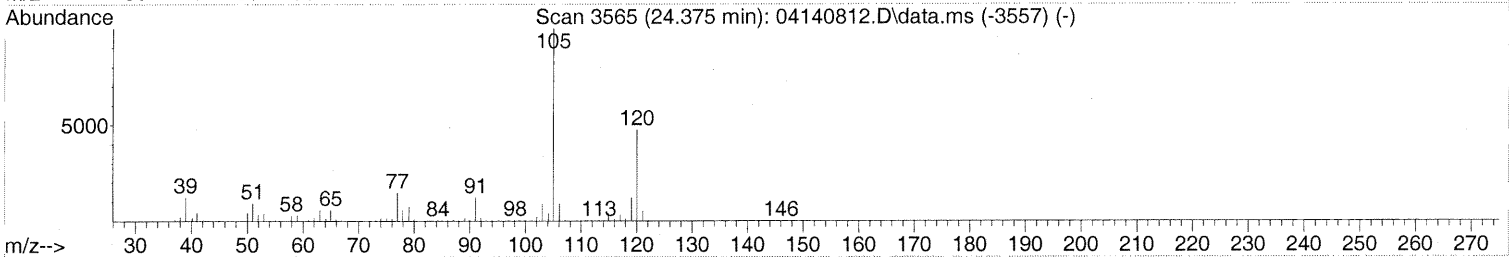
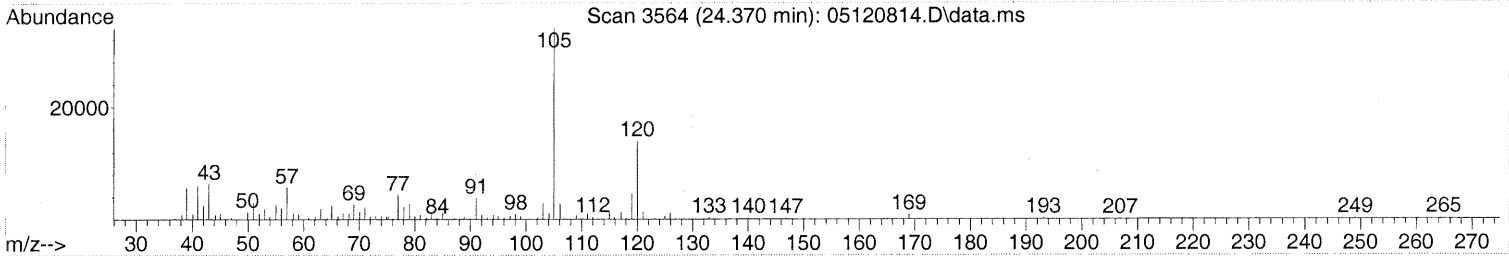
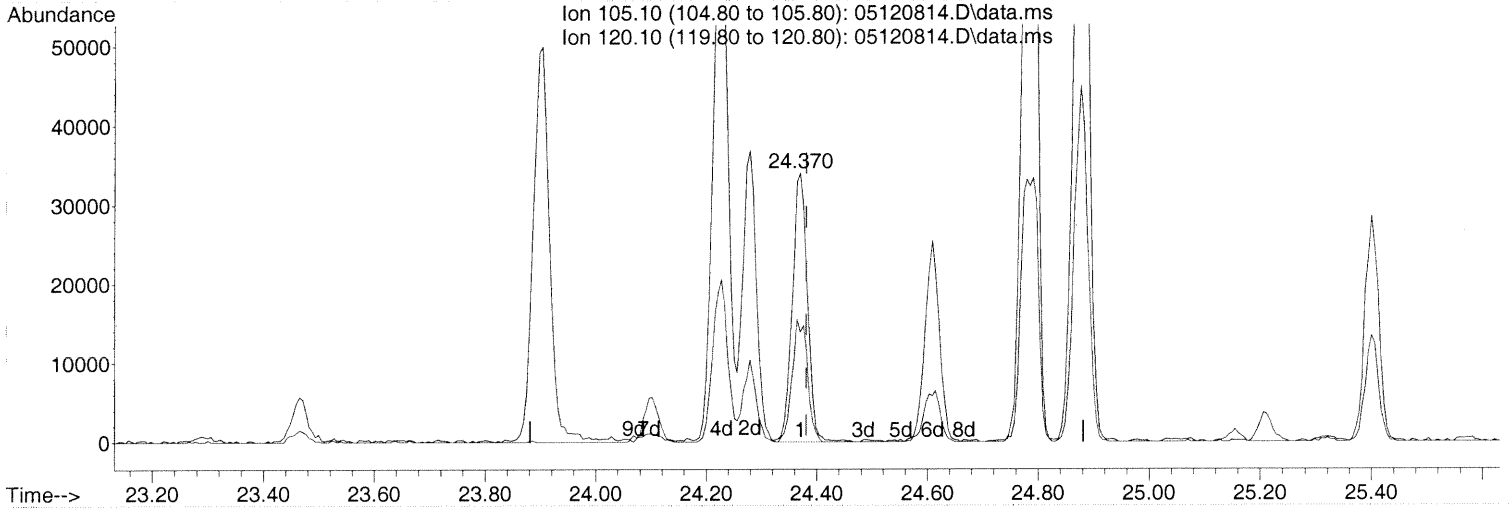
response 62477

Ion	Exp%	Act%
105.10	100	100
120.10	30.40	26.46
0.00	0.00	0.00
0.00	0.00	0.00

Quantitation Report (Qedit)

Data Path : J:\MS13\DATA\2008\_05\12\  
 Data File : 05120814.D  
 Acq On : 12 May 2008 20:27  
 Operator : RTB  
 Sample : P0801385-001 (1000mL)  
 Misc : ENSR SG64B-05 (-5.6, 3.5)  
 ALS Vial : 1 Sample Multiplier: 1

Quant Time: May 27 15:53:18 2008  
 Quant Method : J:\MS13\METHODS\R13041408.M  
 Quant Title : EPA TO-15 per SOP VOA-TO15 (CASS TO-15/GC-MS)  
 QLast Update : Tue Apr 15 06:47:20 2008  
 Response via : Initial Calibration



(79) 1,3,5-Trimethylbenzene (T)

24.370min (-0.011) 0.77ng

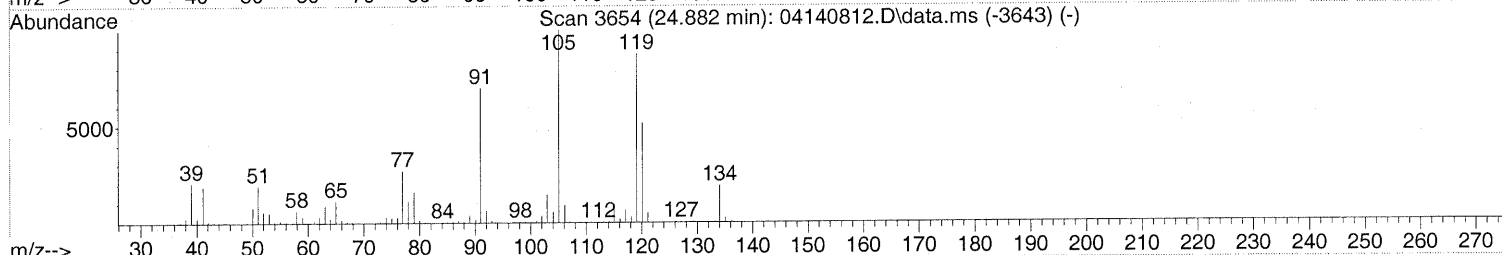
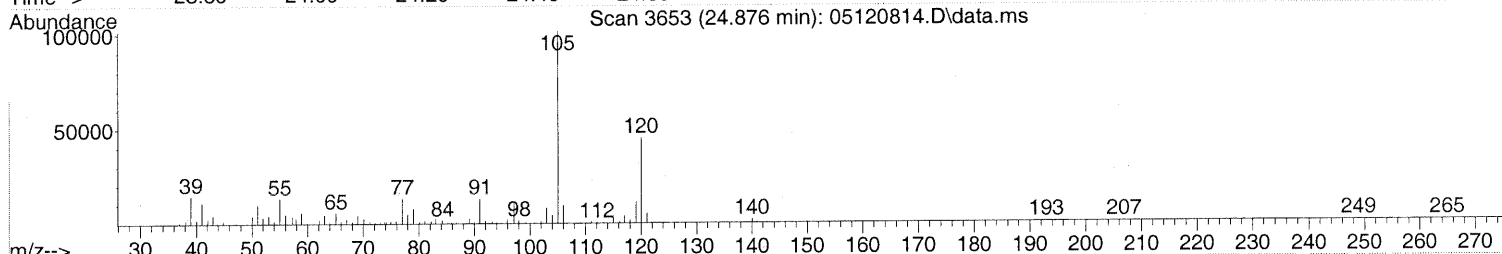
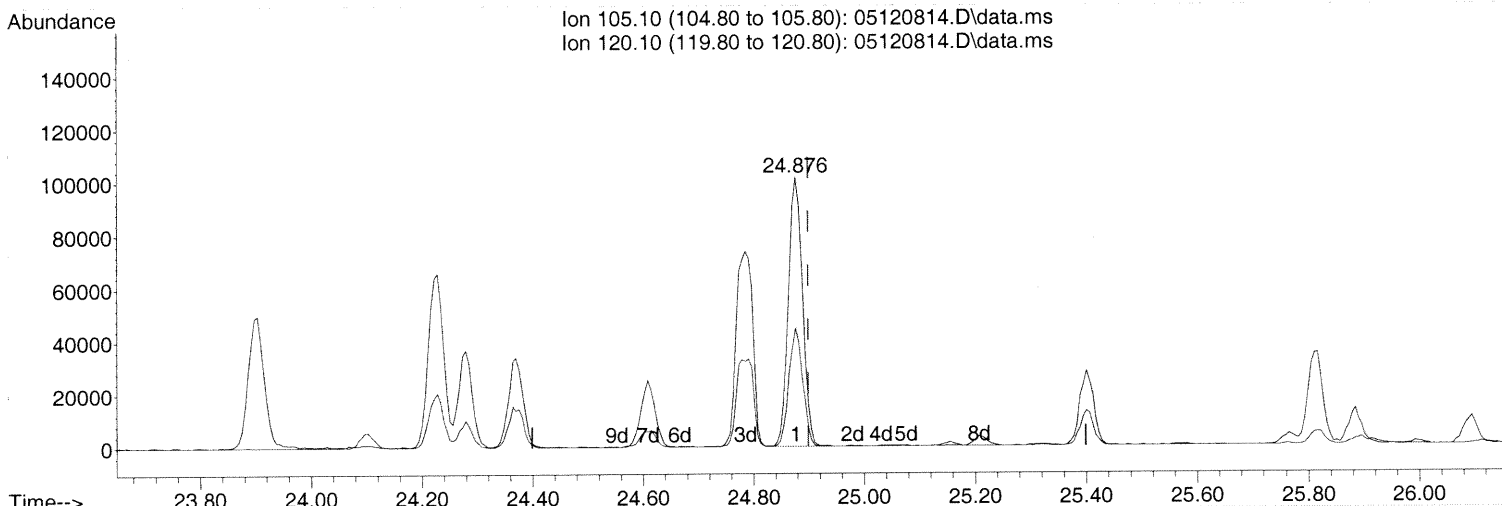
response 64406

Ion	Exp%	Act%
105.10	100	100
120.10	49.40	46.45
0.00	0.00	0.00
0.00	0.00	0.00

Quantitation Report (Qedit)

Data Path : J:\MS13\DATA\2008\_05\12\  
 Data File : 05120814.D  
 Acq On : 12 May 2008 20:27  
 Operator : RTB  
 Sample : P0801385-001 (1000mL)  
 Misc : ENSR SG64B-05 (-5.6, 3.5)  
 ALS Vial : 1 Sample Multiplier: 1

Quant Time: May 27 15:53:18 2008  
 Quant Method : J:\MS13\METHODS\R13041408.M  
 Quant Title : EPA TO-15 per SOP VOA-TO15 (CASS TO-15/GC-MS)  
 QLast Update : Tue Apr 15 06:47:20 2008  
 Response via : Initial Calibration



(82) 1,2,4-Trimethylbenzene (T)

24.876min (-0.023) 1.92ng

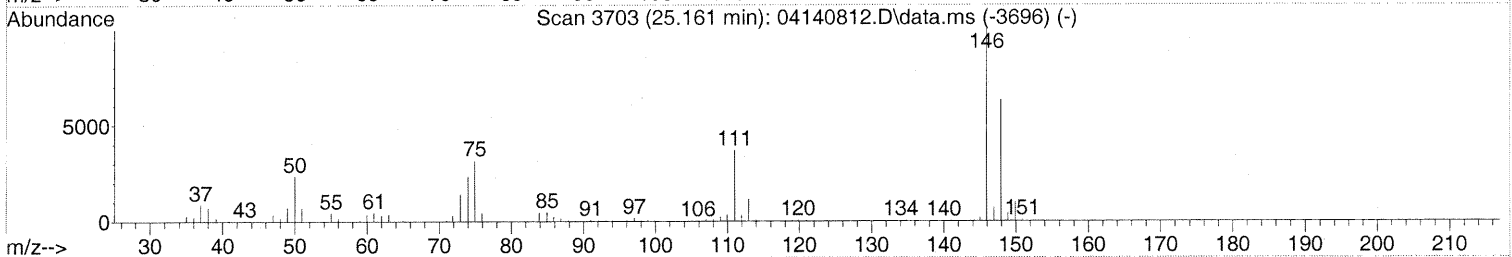
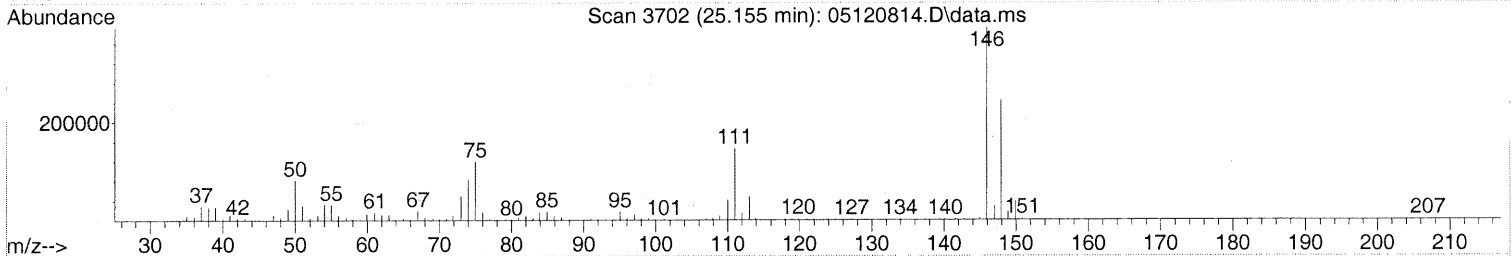
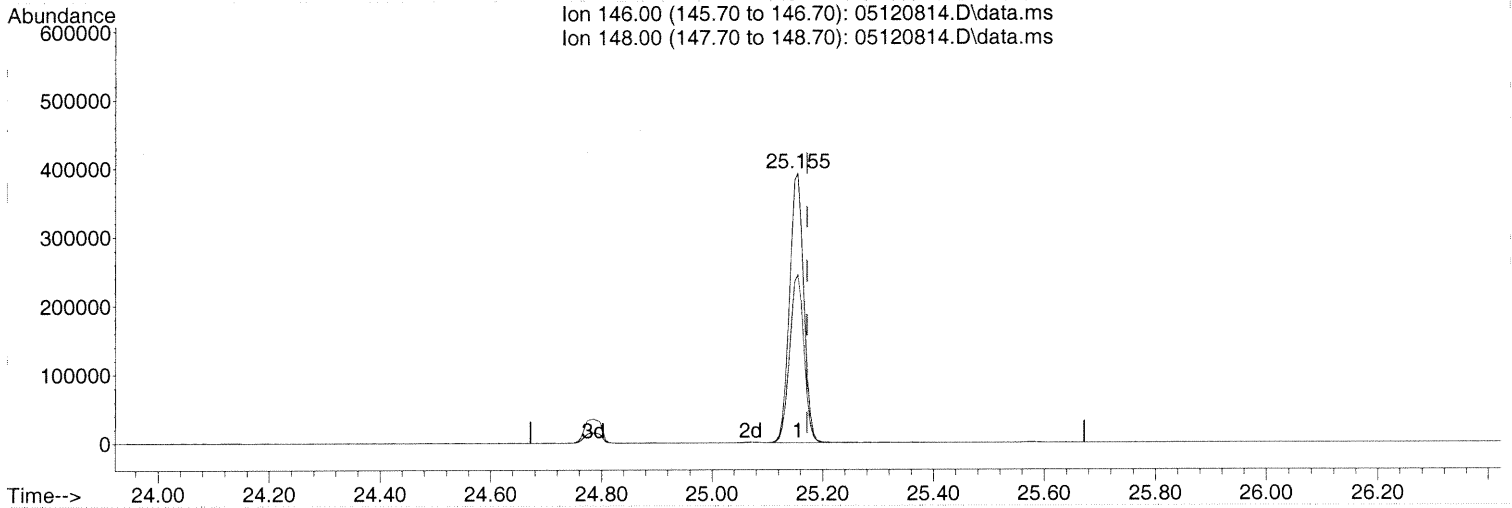
response 182133

Ion	Exp%	Act%
105.10	100	100
120.10	54.40	43.14
0.00	0.00	0.00
0.00	0.00	0.00

Quantitation Report (Qedit)

Data Path : J:\MS13\DATA\2008\_05\12\  
 Data File : 05120814.D  
 Acq On : 12 May 2008 20:27  
 Operator : RTB  
 Sample : P0801385-001 (1000mL)  
 Misc : ENSR SG64B-05 (-5.6, 3.5)  
 ALS Vial : 1 Sample Multiplier: 1

Quant Time: May 27 15:53:18 2008  
 Quant Method : J:\MS13\METHODS\R13041408.M  
 Quant Title : EPA TO-15 per SOP VOA-TO15 (CASS TO-15/GC-MS)  
 QLast Update : Tue Apr 15 06:47:20 2008  
 Response via : Initial Calibration



TIC: 05120814.D\data.ms

(86) 1,4-Dichlorobenzene (T)

25.155min (-0.017) 14.28ng

response 700977

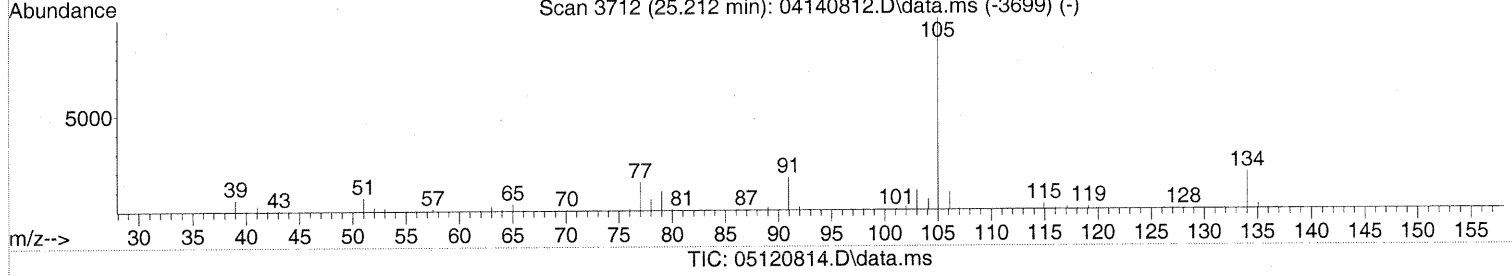
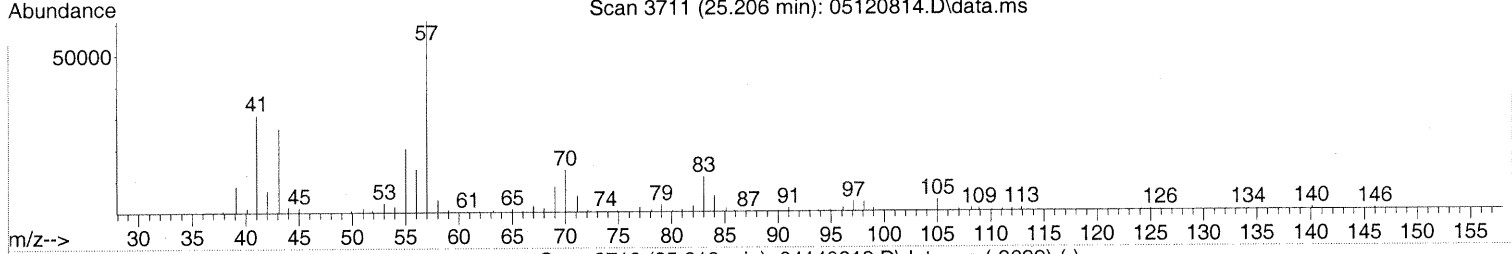
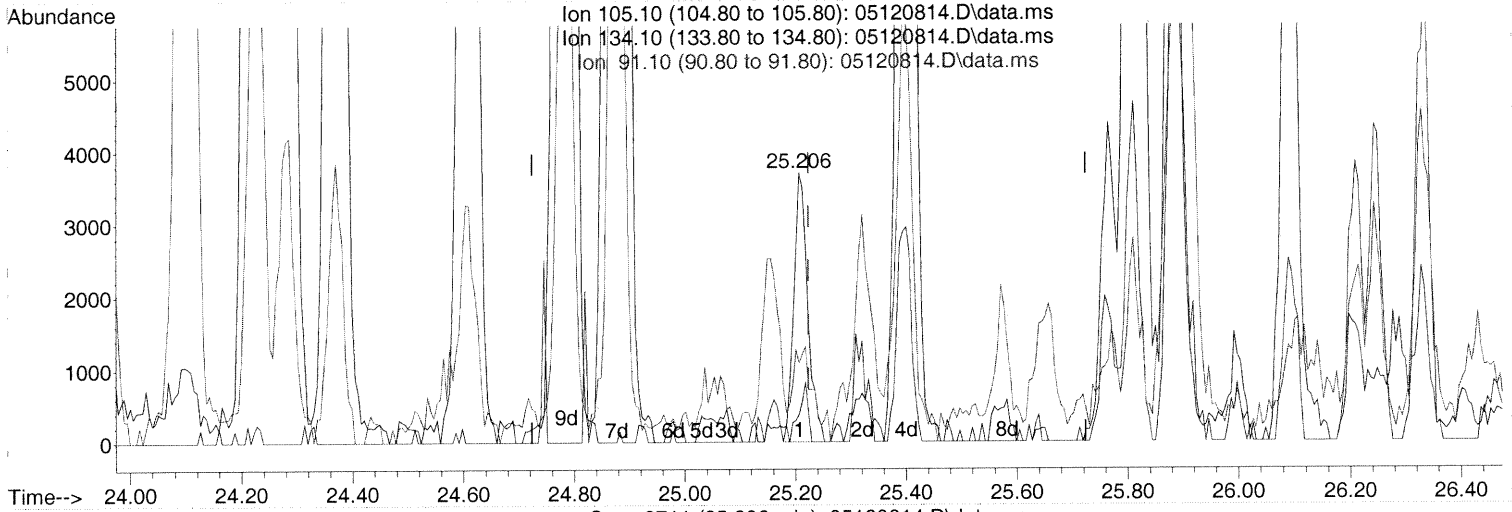
Ion	Exp%	Act%
146.00	100	100
148.00	64.20	63.22
0.00	0.00	0.00
0.00	0.00	0.00



Quantitation Report (Qedit)

Data Path : J:\MS13\DATA\2008\_05\12\  
 Data File : 05120814.D  
 Acq On : 12 May 2008 20:27  
 Operator : RTB  
 Sample : P0801385-001 (1000mL)  
 Misc : ENSR SG64B-05 (-5.6, 3.5)  
 ALS Vial : 1 Sample Multiplier: 1

Quant Time: May 27 15:53:18 2008  
 Quant Method : J:\MS13\METHODS\R13041408.M  
 Quant Title : EPA TO-15 per SOP VOA-TO15 (CASS TO-15/GC-MS)  
 QLast Update : Tue Apr 15 06:47:20 2008  
 Response via : Initial Calibration



(87) sec-Butylbenzene (T)

25.206min (-0.017) 0.06ng

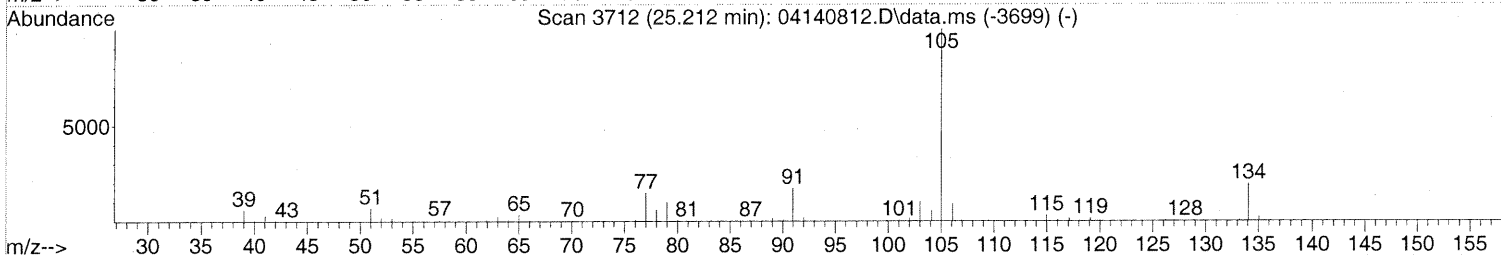
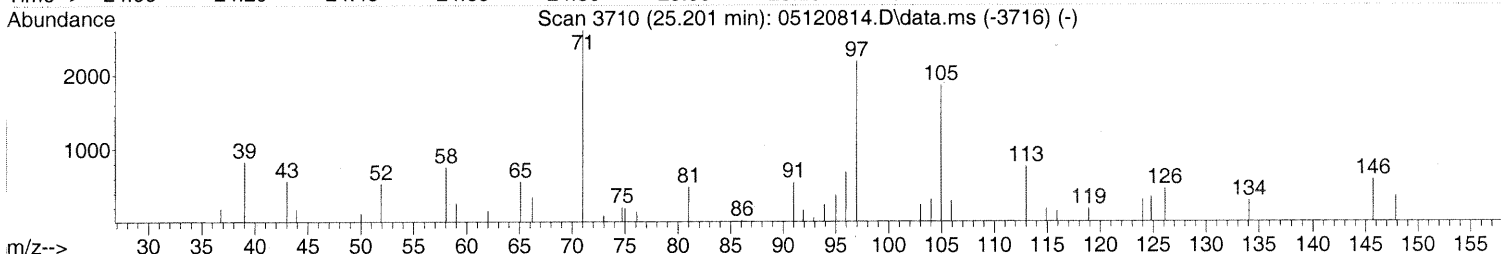
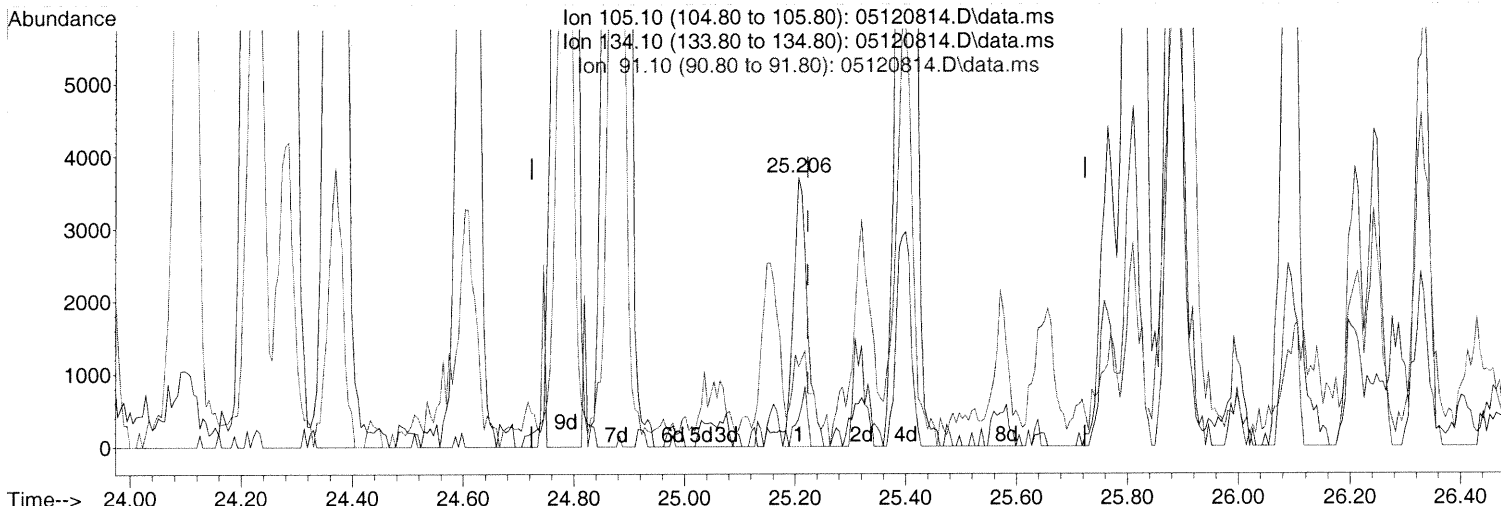
response 6448

Ion	Exp%	Act%
105.10	100	100
134.10	20.90	14.59
91.10	14.60	51.50#
0.00	0.00	0.00

*Before subtraction*

Data Path : J:\MS13\DATA\2008\_05\12\  
 Data File : 05120814.D  
 Acq On : 12 May 2008 20:27  
 Operator : RTB  
 Sample : P0801385-001 (1000mL)  
 Misc : ENSR SG64B-05 (-5.6, 3.5)  
 ALS Vial : 1 Sample Multiplier: 1

Quant Time: May 27 15:53:18 2008  
 Quant Method : J:\MS13\METHODS\R13041408.M  
 Quant Title : EPA TO-15 per SOP VOA-TO15 (CASS TO-15/GC-MS)  
 QLast Update : Tue Apr 15 06:47:20 2008  
 Response via : Initial Calibration



(87) sec-Butylbenzene (T)

25.206min (-0.017) 0.06ng

response 6448

Ion	Exp%	Act%
105.10	100	100
134.10	20.90	14.59
91.10	14.60	51.50#
0.00	0.00	0.00

*After subtraction*

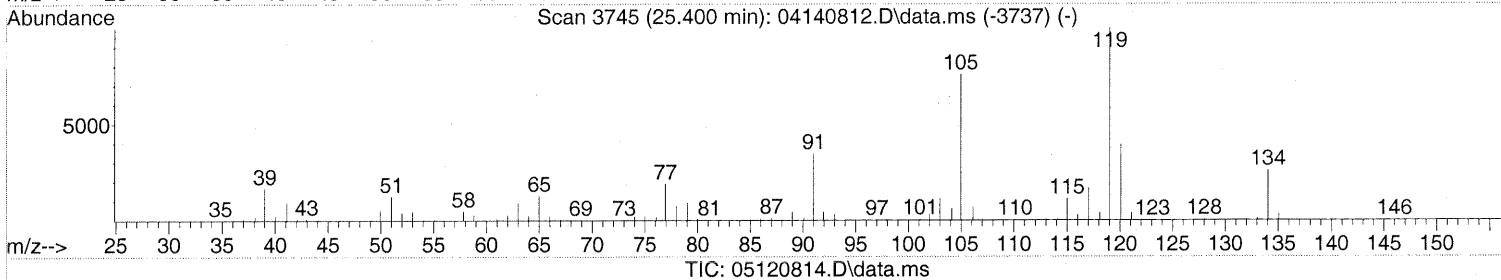
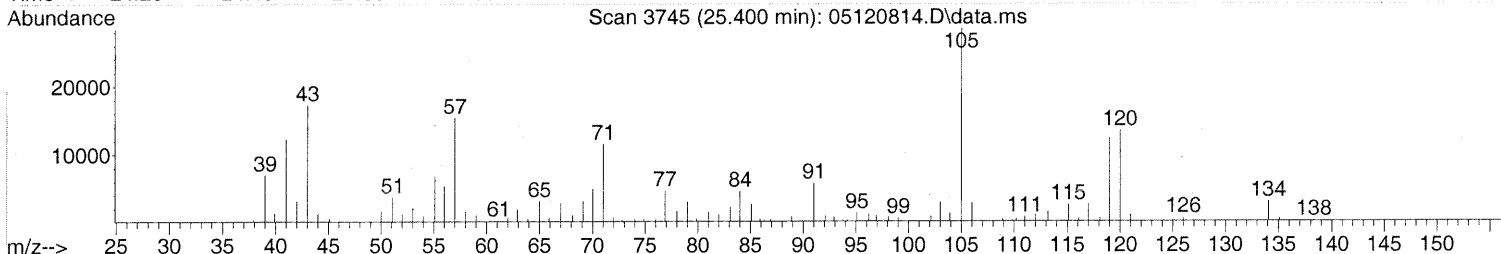
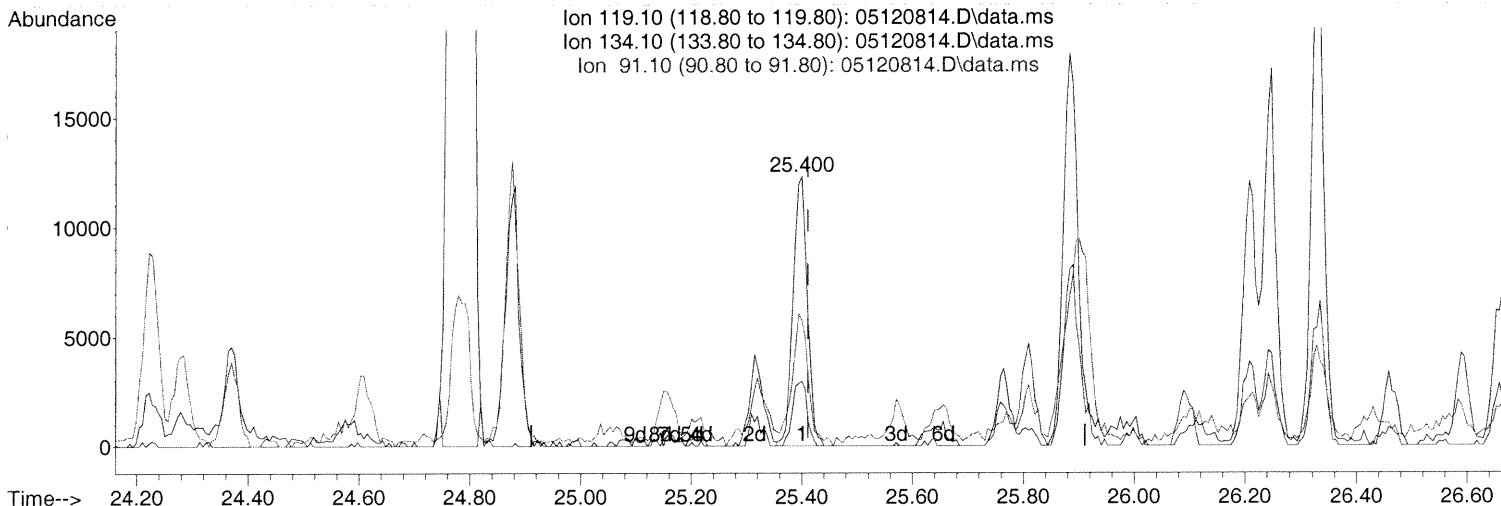
*5/27/08*

*5/28/08*

Quantitation Report (Qedit)

Data Path : J:\MS13\DATA\2008\_05\12\  
 Data File : 05120814.D  
 Acq On : 12 May 2008 20:27  
 Operator : RTB  
 Sample : P0801385-001 (1000mL)  
 Misc : ENSR SG64B-05 (-5.6, 3.5)  
 ALS Vial : 1 Sample Multiplier: 1

Quant Time: May 27 15:53:18 2008  
 Quant Method : J:\MS13\METHODS\R13041408.M  
 Quant Title : EPA TO-15 per SOP VOA-TO15 (CASS TO-15/GC-MS)  
 QLast Update : Tue Apr 15 06:47:20 2008  
 Response via : Initial Calibration



(88) p-Isopropyltoluene (T)

25.400min (-0.011) 0.23ng

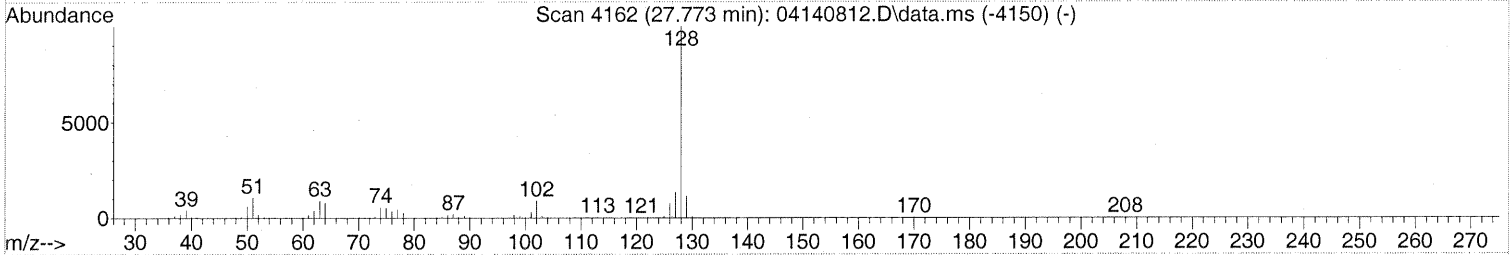
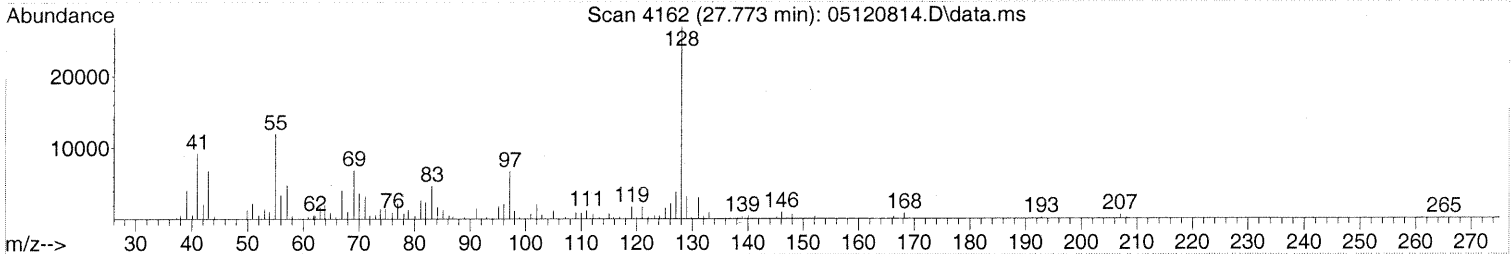
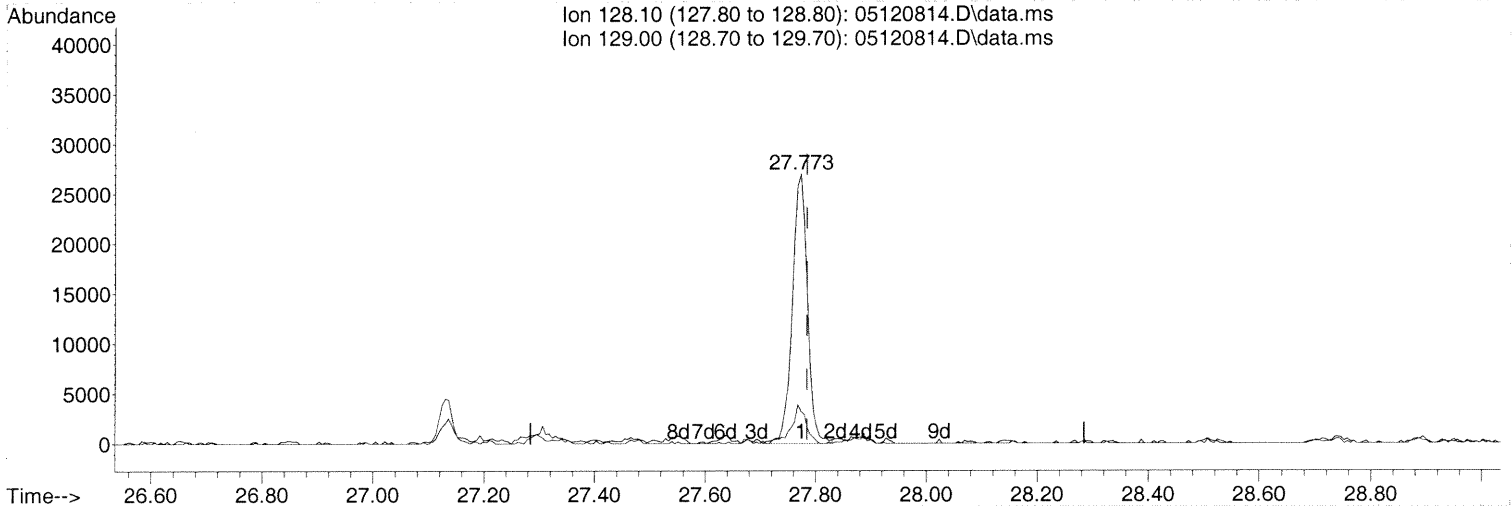
response 22032

Ion	Exp%	Act%
119.10	100	100
134.10	27.20	24.54
91.10	27.10	56.01#
0.00	0.00	0.00

Quantitation Report (Qedit)

Data Path : J:\MS13\DATA\2008\_05\12\  
Data File : 05120814.D  
Acq On : 12 May 2008 20:27  
Operator : RTB  
Sample : P0801385-001 (1000mL)  
Misc : ENSR SG64B-05 (-5.6, 3.5)  
ALS Vial : 1 Sample Multiplier: 1

Quant Time: May 27 15:53:18 2008  
Quant Method : J:\MS13\METHODS\R13041408.M  
Quant Title : EPA TO-15 per SOP VOA-TO15 (CASS TO-15/GC-MS)  
QLast Update : Tue Apr 15 06:47:20 2008  
Response via : Initial Calibration



TIC: 05120814.D\data.ms

(95) Naphthalene (T)

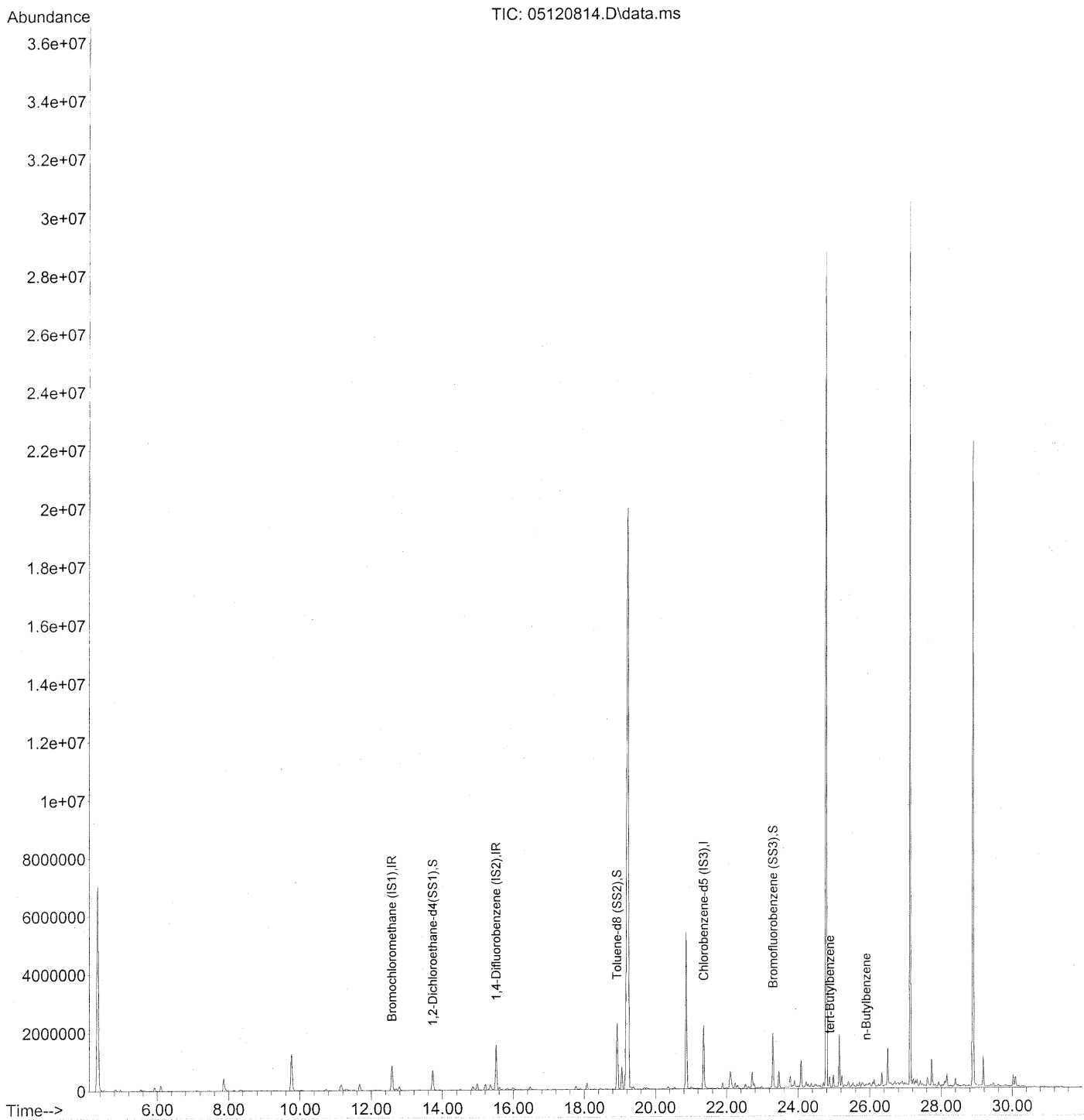
27.773min (-0.011) 0.49ng

response 51089

Ion	Exp%	Act%
128.10	100	100
129.00	11.60	13.99
0.00	0.00	0.00
0.00	0.00	0.00

Data Path : J:\MS13\DATA\2008\_05\12\  
 Data File : 05120814.D  
 Acq On : 12 May 2008 20:27  
 Operator : RTB  
 Sample : P0801385-001 (1000mL)  
 Misc : ENSR SG64B-05 (-5.6, 3.5)  
 ALS Vial : 1 Sample Multiplier: 1

Quant Time: May 27 15:44:44 2008  
 Quant Method : J:\MS13\METHODS\S13041408.M  
 Quant Title : TO-15 Tekmar AutoCan/HP 6890/HP 5975 MSD  
 QLast Update : Mon Apr 28 10:06:00 2008  
 Response via : Initial Calibration



Data Path : J:\MS13\DATA\2008\_05\12\  
 Data File : 05120814.D  
 Acq On : 12 May 2008 20:27  
 Operator : RTB  
 Sample : P0801385-001 (1000mL)  
 Misc : ENSR SG64B-05 (-5.6, 3.5)  
 ALS Vial : 1 Sample Multiplier: 1

Quant Time: May 27 15:44:44 2008  
 Quant Method : J:\MS13\METHODS\S13041408.M  
 Quant Title : TO-15 Tekmar AutoCan/HP 6890/HP 5975 MSD  
 QLast Update : Mon Apr 28 10:06:00 2008  
 Response via : Initial Calibration

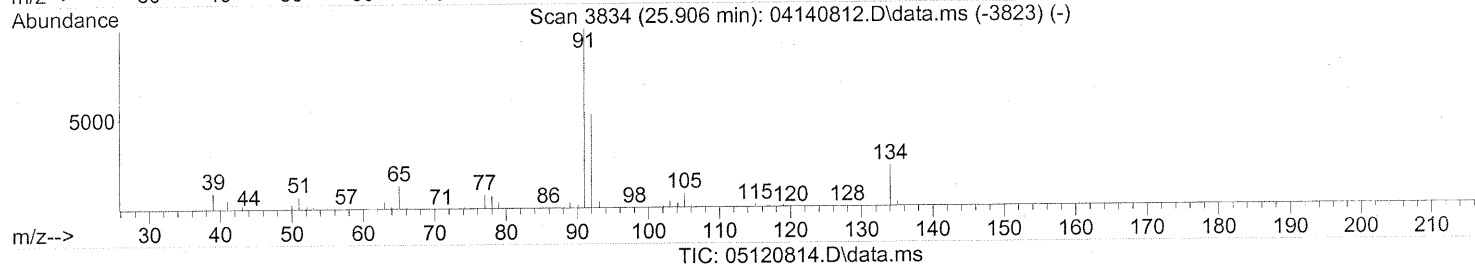
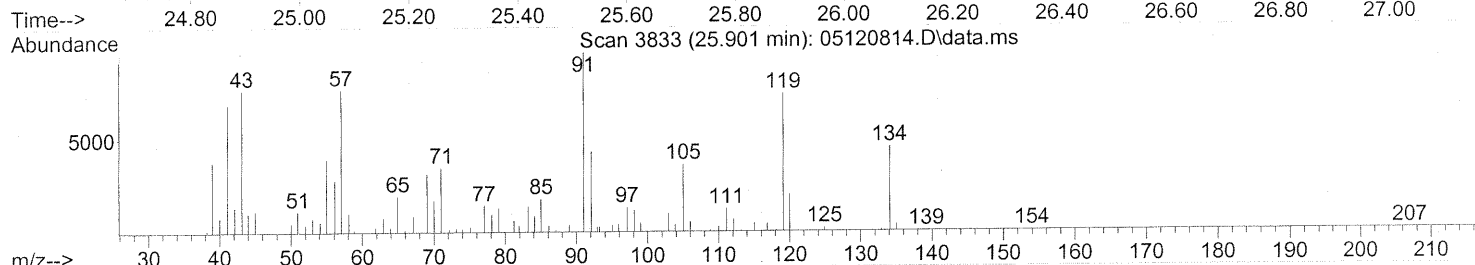
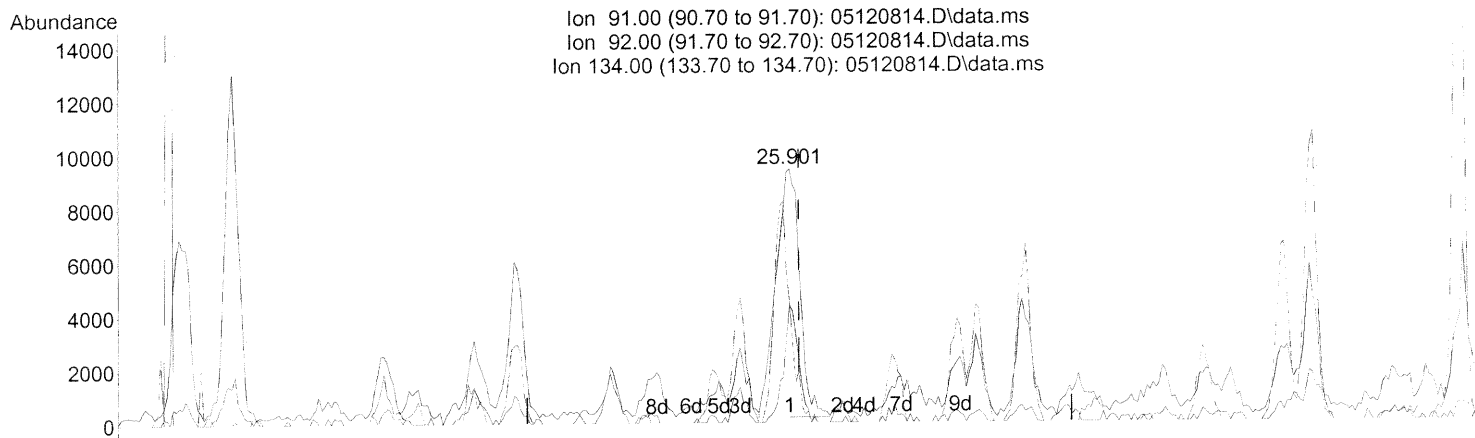
Internal Standards	R.T.	QIon	Response	Conc	Units	Dev(Min)
1) Bromochloromethane (IS1)	12.58	130	390537	25.000	ng	-0.03
3) 1,4-Difluorobenzene (IS2)	15.51	114	1711192	25.000	ng	-0.02
4) Chlorobenzene-d5 (IS3)	21.35	82	819519	25.000	ng	0.00
System Monitoring Compounds						
2) 1,2-Dichloroethane-d4(...)	13.73	65	677959	21.647	ng	-0.02
Spiked Amount	25.000			Recovery	=	86.60%
5) Toluene-d8 (SS2)	18.92	98	1846857	25.143	ng	-0.01
Spiked Amount	25.000			Recovery	=	100.56%
6) Bromofluorobenzene (SS3)	23.29	174	627969	24.842	ng	0.00
Spiked Amount	25.000			Recovery	=	99.36%
Target Compounds						
7) tert-Butylbenzene	24.88	119	21215	<del>0.236 ng</del>	NR #	54
8) n-Butylbenzene	25.90	91	28138	0.291 ng	#	56

(#) = qualifier out of range (m) = manual integration (+) = signals summed

Quantitation Report (Qedit)

Data Path : J:\MS13\DATA\2008\_05\12\  
 Data File : 05120814.D  
 Acq On : 12 May 2008 20:27  
 Operator : RTB  
 Sample : P0801385-001 (1000mL)  
 Misc : ENSR SG64B-05 (-5.6, 3.5)  
 ALS Vial : 1 Sample Multiplier: 1

Quant Time: May 27 15:44:44 2008  
 Quant Method : J:\MS13\METHODS\S13041408.M  
 Quant Title : TO-15 Tekmar AutoCan/HP 6890/HP 5975 MSD  
 QLast Update : Mon Apr 28 10:06:00 2008  
 Response via : Initial Calibration



(8) n-Butylbenzene

25.901min (-0.017) 0.29ng

response 28138

Ion	Exp%	Act%
91.00	100	100
92.00	55.70	29.94#
134.00	28.80	60.61#
0.00	0.00	0.00

**COLUMBIA ANALYTICAL SERVICES, INC.**

RESULTS OF ANALYSIS

Page 1 of 3

**Client:** ENSR  
**Client Sample ID:** SG41B-20  
**Client Project ID:** Phase B Soil Gas / 04020-023-4311

CAS Project ID: P0801385  
 CAS Sample ID: P0801385-002

**Test Code:** EPA TO-15  
**Instrument ID:** Tekmar AUTOCAN/Agilent 5975Binert/6890N/MS13  
**Analyst:** Rusty Bravo  
**Sampling Media:** 6.0 L Summa Canister  
**Test Notes:**  
**Container ID:** SC00560

**Date Collected:** 5/9/08  
**Date Received:** 5/12/08  
**Date Analyzed:** 5/12/08  
**Volume(s) Analyzed:** 1.00 Liter(s)  
 0.10 Liter(s)

Initial Pressure (psig): -3.7      Final Pressure (psig): 3.5

Canister Dilution Factor: 1.65

CAS #	Compound	Result	MRL	MDL	Result	MRL	MDL	Data Qualifier
		µg/m <sup>3</sup>	µg/m <sup>3</sup>	µg/m <sup>3</sup>	ppbV	ppbV	ppbV	
75-71-8	Dichlorodifluoromethane (CFC 12)	2.3	0.83	0.083	0.47	0.17	0.017	
74-87-3	Chloromethane	ND	0.17	0.083	ND	0.080	0.040	
76-14-2	1,2-Dichloro-1,1,2,2-tetrafluoroethane (CFC 114)	0.097	0.83	0.083	0.014	0.12	0.012	J
75-01-4	Vinyl Chloride	ND	0.17	0.083	ND	0.065	0.032	
74-83-9	Bromomethane	0.10	0.17	0.083	0.026	0.043	0.021	J
75-00-3	Chloroethane	0.094	0.17	0.083	0.036	0.063	0.031	J
64-17-5	Ethanol	5.0	8.3	0.083	2.7	4.4	0.044	J
67-64-1	Acetone	25	8.3	0.12	10	3.5	0.051	B
75-69-4	Trichlorofluoromethane	5.9	0.17	0.083	1.1	0.029	0.015	
107-13-1	Acrylonitrile	0.25	0.83	0.12	0.12	0.38	0.053	J
75-35-4	1,1-Dichloroethene	6.7	0.17	0.083	1.7	0.042	0.021	
75-65-0	2-Methyl-2-Propanol (tert-Butyl Alcohol)	0.68	0.83	0.12	0.22	0.27	0.040	J
75-09-2	Methylene Chloride	1.0	0.83	0.083	0.30	0.24	0.024	
107-05-1	3-Chloro-1-propene (Allyl Chloride)	ND	0.17	0.083	ND	0.053	0.026	
76-13-1	Trichlorotrifluoroethane	0.57	0.17	0.092	0.074	0.022	0.012	
75-15-0	Carbon Disulfide	13	0.83	0.20	4.1	0.27	0.064	
156-60-5	trans-1,2-Dichloroethene	ND	0.17	0.083	ND	0.042	0.021	
75-34-3	1,1-Dichloroethane	0.71	0.17	0.083	0.18	0.041	0.020	
1634-04-4	Methyl tert-Butyl Ether	0.27	0.17	0.083	0.075	0.046	0.023	
108-05-4	Vinyl Acetate	2.3	8.3	0.26	0.64	2.3	0.075	J, M
78-93-3	2-Butanone (MEK)	26	0.83	0.083	8.7	0.28	0.028	
156-59-2	cis-1,2-Dichloroethene	0.15	0.17	0.083	0.037	0.042	0.021	J
108-20-3	Diisopropyl Ether	ND	0.83	0.097	ND	0.20	0.023	
67-66-3	Chloroform	140	0.17	0.097	28	0.034	0.020	

ND = Compound was analyzed for, but not detected above the laboratory detection limit.

MRL = Method Reporting Limit - The minimum quantity of a target analyte that can be confidently determined by the referenced method.

J = The analyte was positively identified below the method reporting limit; the associated numerical value is considered estimated.

B = Analyte was found in the method blank.

M = Matrix interference due to coelution with a non-target compound; results may be biased high.

Verified By: CA      Date: 5/29/08



**COLUMBIA ANALYTICAL SERVICES, INC.**

RESULTS OF ANALYSIS

Page 2 of 3

**Client:** ENSR  
**Client Sample ID:** SG41B-20  
**Client Project ID:** Phase B Soil Gas / 04020-023-4311

CAS Project ID: P0801385  
 CAS Sample ID: P0801385-002

Test Code: EPA TO-15  
 Instrument ID: Tekmar AUTOCAN/Agilent 5975Binert/6890N/MS13  
 Analyst: Rusty Bravo  
 Sampling Media: 6.0 L Summa Canister  
 Test Notes:  
 Container ID: SC00560

Date Collected: 5/9/08  
 Date Received: 5/12/08  
 Date Analyzed: 5/12/08  
 Volume(s) Analyzed: 1.00 Liter(s)  
 0.10 Liter(s)

Initial Pressure (psig): -3.7      Final Pressure (psig): 3.5

Canister Dilution Factor: 1.65

CAS #	Compound	Result	MRL	MDL	Result	MRL	MDL	Data
		µg/m <sup>3</sup>	µg/m <sup>3</sup>	µg/m <sup>3</sup>	ppbV	ppbV	ppbV	Qualifier
637-92-3	Ethyl tert-Butyl Ether	ND	0.83	0.084	ND	0.20	0.020	
107-06-2	<b>1,2-Dichloroethane</b>	<b>0.10</b>	0.17	0.083	<b>0.025</b>	0.041	0.020	<b>J</b>
71-55-6	1,1,1-Trichloroethane	ND	0.17	0.083	ND	0.030	0.015	
71-43-2	<b>Benzene</b>	<b>35</b>	0.17	0.083	<b>11</b>	0.052	0.026	
56-23-5	<b>Carbon Tetrachloride</b>	<b>2.3</b>	0.17	0.083	<b>0.37</b>	0.026	0.013	
994-05-8	tert-Amyl Methyl Ether	ND	0.83	0.083	ND	0.20	0.020	
78-87-5	<b>1,2-Dichloropropane</b>	<b>0.25</b>	0.17	0.083	<b>0.054</b>	0.036	0.018	
75-27-4	<b>Bromodichloromethane</b>	<b>3.4</b>	0.17	0.083	<b>0.51</b>	0.025	0.012	
79-01-6	<b>Trichloroethene</b>	<b>4.4</b>	0.17	0.083	<b>0.83</b>	0.031	0.015	
123-91-1	1,4-Dioxane	ND	0.83	0.10	ND	0.23	0.028	
80-62-6	<b>Methyl Methacrylate</b>	<b>0.18</b>	0.83	0.12	<b>0.044</b>	0.20	0.030	<b>J</b>
142-82-5	<b>n-Heptane</b>	<b>19</b>	0.83	0.11	<b>4.7</b>	0.20	0.026	
10061-01-5	cis-1,3-Dichloropropene	ND	0.83	0.086	ND	0.18	0.019	
108-10-1	<b>4-Methyl-2-pentanone</b>	<b>12</b>	0.83	0.092	<b>2.9</b>	0.20	0.023	
10061-02-6	trans-1,3-Dichloropropene	ND	0.83	0.10	ND	0.18	0.023	
79-00-5	1,1,2-Trichloroethane	ND	0.17	0.083	ND	0.030	0.015	
108-88-3	<b>Toluene</b>	<b>240</b>	0.83	0.083	<b>64</b>	0.22	0.022	
591-78-6	2-Hexanone	ND	0.83	0.13	ND	0.20	0.031	
124-48-1	Dibromochloromethane	ND	0.17	0.11	ND	0.019	0.013	
106-93-4	1,2-Dibromoethane	ND	0.17	0.089	ND	0.021	0.012	
111-65-9	<b>n-Octane</b>	<b>53</b>	0.83	0.083	<b>11</b>	0.18	0.018	
127-18-4	<b>Tetrachloroethene</b>	<b>15</b>	0.17	0.083	<b>2.2</b>	0.024	0.012	
108-90-7	Chlorobenzene	ND	0.17	0.084	ND	0.036	0.018	

ND = Compound was analyzed for, but not detected above the laboratory detection limit.

MRL = Method Reporting Limit - The minimum quantity of a target analyte that can be confidently determined by the referenced method.

J = The analyte was positively identified below the method reporting limit; the associated numerical value is considered estimated.

Verified By:                      Date: 5/28/08

**COLUMBIA ANALYTICAL SERVICES, INC.**

RESULTS OF ANALYSIS

Page 3 of 3

**Client:** ENSR  
**Client Sample ID:** SG41B-20  
**Client Project ID:** Phase B Soil Gas / 04020-023-4311

CAS Project ID: P0801385  
CAS Sample ID: P0801385-002

**Test Code:** EPA TO-15  
**Instrument ID:** Tekmar AUTOCAN/Agilent 5975Binert/6890N/MS13  
**Analyst:** Rusty Bravo  
**Sampling Media:** 6.0 L Summa Canister  
**Test Notes:**  
**Container ID:** SC00560

**Date Collected:** 5/9/08  
**Date Received:** 5/12/08  
**Date Analyzed:** 5/12/08  
**Volume(s) Analyzed:** 1.00 Liter(s)  
0.10 Liter(s)

Initial Pressure (psig): -3.7      Final Pressure (psig): 3.5

Canister Dilution Factor: 1.65

CAS #	Compound	Result µg/m³	MRL µg/m³	MDL µg/m³	Result ppbV	MRL ppbV	MDL ppbV	Data Qualifier
100-41-4	Ethylbenzene	90	0.83	0.10	21	0.19	0.024	
179601-23-1	m,p-Xylenes	420	0.83	0.21	98	0.19	0.049	
75-25-2	Bromoform	ND	0.83	0.13	ND	0.080	0.012	
100-42-5	Styrene	1.7	0.83	0.13	0.41	0.19	0.029	
95-47-6	o-Xylene	110	0.83	0.10	25	0.19	0.024	
79-34-5	1,1,2,2-Tetrachloroethane	ND	0.17	0.11	ND	0.024	0.015	
98-82-8	Cumene	3.8	0.83	0.092	0.78	0.17	0.019	
103-65-1	n-Propylbenzene	8.8	0.83	0.086	1.8	0.17	0.017	
622-96-8	4-Ethyltoluene	14	0.83	0.094	2.9	0.17	0.019	
108-67-8	1,3,5-Trimethylbenzene	16	0.83	0.099	3.2	0.17	0.020	
98-83-9	alpha-Methylstyrene	0.63	0.83	0.12	0.13	0.17	0.025	J
95-63-6	1,2,4-Trimethylbenzene	31	0.83	0.11	6.3	0.17	0.023	
100-44-7	Benzyl Chloride	ND	0.17	0.14	ND	0.032	0.027	
541-73-1	1,3-Dichlorobenzene	ND	0.17	0.10	ND	0.027	0.017	
106-46-7	1,4-Dichlorobenzene	31	0.17	0.092	5.2	0.027	0.015	
135-98-8	sec-Butylbenzene	0.91	0.83	0.096	0.17	0.15	0.017	
99-87-6	4-Isopropyltoluene (p-Cymene)	5.7	0.83	0.11	1.0	0.15	0.020	
95-50-1	1,2-Dichlorobenzene	0.11	0.17	0.11	0.018	0.027	0.018	J
96-12-8	1,2-Dibromo-3-chloropropane	ND	0.83	0.13	ND	0.085	0.013	
120-82-1	1,2,4-Trichlorobenzene	ND	0.17	0.13	ND	0.022	0.017	
91-20-3	Naphthalene	5.9	0.33	0.12	1.1	0.063	0.023	
87-68-3	Hexachlorobutadiene	ND	0.17	0.15	ND	0.015	0.014	
98-06-6	tert-Butylbenzene	ND	0.33	0.083	ND	0.060	0.015	
104-51-8	n-Butylbenzene	2.7	0.33	0.083	0.50	0.060	0.015	

ND = Compound was analyzed for, but not detected above the laboratory detection limit.

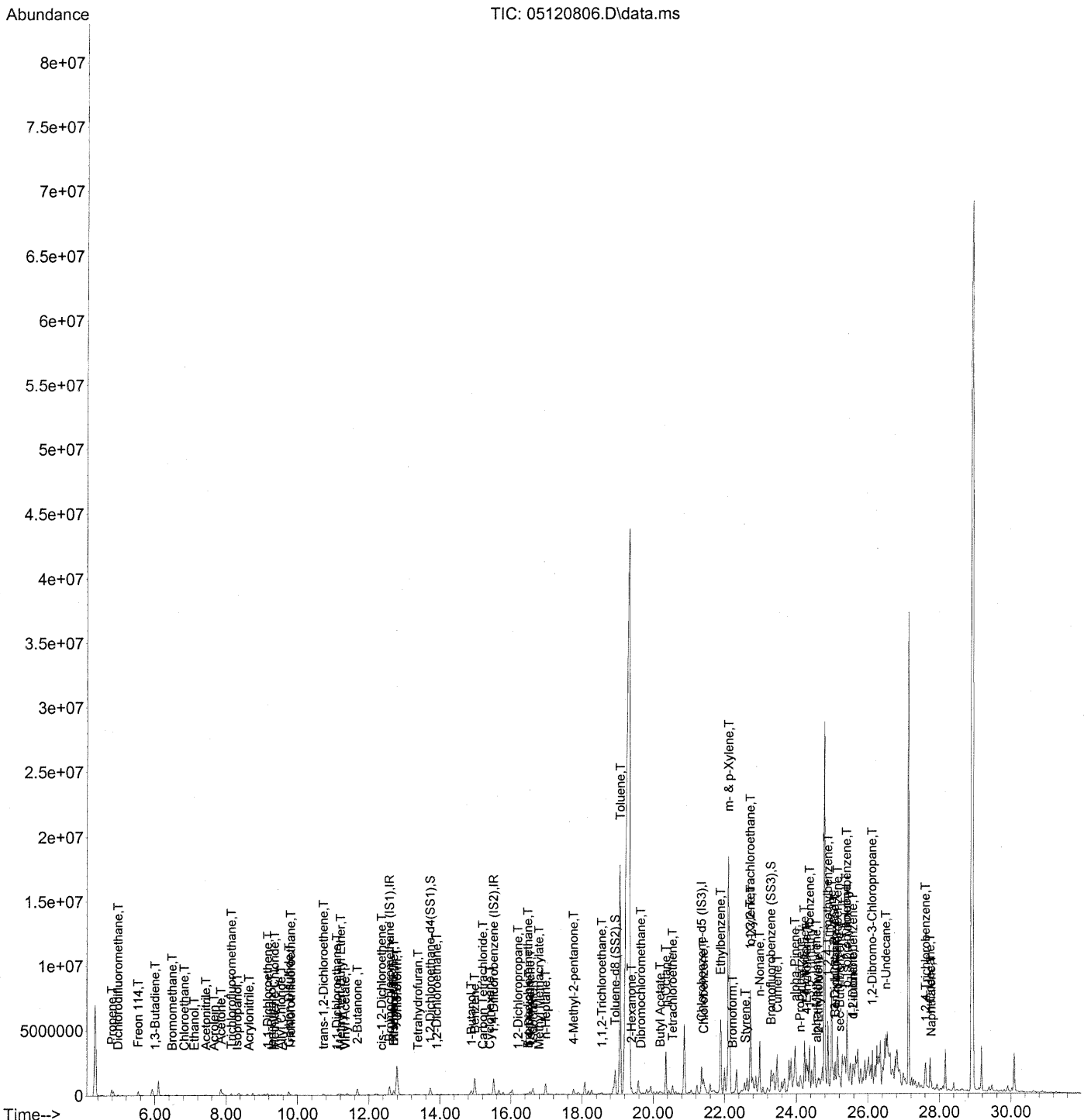
MRL = Method Reporting Limit - The minimum quantity of a target analyte that can be confidently determined by the referenced method.

J = The analyte was positively identified below the method reporting limit; the associated numerical value is considered estimated.

Verified By:                                  Date: 5/28/08

Data Path : J:\MS13\DATA\2008\_05\12\  
 Data File : 05120806.D  
 Acq On : 12 May 2008 2:08 pm  
 Operator : RTB  
 Sample : P0801385-002 (1000mL)  
 Misc : ENSR SG41B-20 (-3.7, 3.5)  
 ALS Vial : 2 Sample Multiplier: 1

Quant Time: May 28 11:25:56 2008  
 Quant Method : J:\MS13\METHODS\R13041408.M  
 Quant Title : EPA TO-15 per SOP VOA-TO15 (CASS TO-15/GC-MS)  
 QLast Update : Tue Apr 15 06:47:20 2008  
 Response via : Initial Calibration



Data Path : J:\MS13\DATA\2008\_05\12\  
 Data File : 05120806.D  
 Acq On : 12 May 2008 2:08 pm  
 Operator : RTB  
 Sample : P0801385-002 (1000mL)  
 Misc : ENSR SG41B-20 (-3.7, 3.5)  
 ALS Vial : 2 Sample Multiplier: 1

Quant Time: May 28 11:25:56 2008  
 Quant Method : J:\MS13\METHODS\R13041408.M  
 Quant Title : EPA TO-15 per SOP VOA-TO15 (CASS TO-15/GC-MS)  
 QLast Update : Tue Apr 15 06:47:20 2008  
 Response via : Initial Calibration

Internal Standards	R.T.	QIon	Response	Conc	Units	Dev(Min)
1) Bromochloromethane (IS1)	12.58	130	313097	25.000	ng	-0.03
37) 1,4-Difluorobenzene (IS2)	15.51	114	1366600	25.000	ng	-0.02
56) Chlorobenzene-d5 (IS3)	21.36	82	725160	25.000	ng	0.00

System Monitoring Compounds

33) 1,2-Dichloroethane-d4(...)	13.73	65	558110	22.227	ng	-0.02
Spiked Amount	25.000			Recovery =	88.92%	✓
57) Toluene-d8 (SS2)	18.93	98	1514770	23.305	ng	0.00
Spiked Amount	25.000			Recovery =	93.24%	✓
73) Bromofluorobenzene (SS3)	23.30	174	574914	25.703	ng	0.00
Spiked Amount	25.000			Recovery =	102.80%	✓

Target Compounds

Target Compounds	R.T.	QIon	Response	Conc	Units	Qvalue
2) Propene	4.79	42	252991	9.762	ng	# 88
3) Dichlorodifluoromethane	4.97	85	65822	1.393	ng	98
4) Chloromethane	5.26	50	117	N.D.		✓
5) Freon 114	5.53	135	1372	0.059	ng	# 54
6) Vinyl Chloride	5.76	62	55	N.D.		✓
7) 1,3-Butadiene	6.00	54	23335	0.821	ng	# 74
8) Bromomethane	6.48	94	1070	0.061	ng	88
9) Chloroethane	6.82	64	865	0.057	ng	# 58
10) Ethanol	7.10	45	54059m	3.059	ng	
11) Acetonitrile	7.43	41	51515	1.109	ng	97
12) Acrolein	7.66	56	4818	0.386	ng	82
13) Acetone	7.85	58	259611	14.979	ng	# 49
14) Trichlorofluoromethane	8.14	101	132920	3.581	ng	97
15) Isopropanol	8.32	45	90129	1.537	ng	94
16) Acrylonitrile	8.64	53	4075m	0.152	ng	
17) 1,1-Dichloroethene	9.18	96	70133	4.056	ng	# 86
18) tert-Butanol	9.27	59	19996	0.411	ng	# 23
19) Methylene Chloride	9.36	84	12364	0.621	ng	83
20) Allyl Chloride	9.54	41	7966	0.299	ng	NR # 44
21) Trichlorotrifluoroethane	9.81	151	5438	0.343	ng	97
22) Carbon Disulfide	9.76	76	572898	7.761	ng	99
23) trans-1,2-Dichloroethene	10.73	61	1776	0.059	ng	NR # 24
24) 1,1-Dichloroethane	11.10	63	15076	0.430	ng	92
25) Methyl tert-Butyl Ether	11.21	73	9456	0.164	ng	95
26) Vinyl Acetate	11.33	86	4720	1.371	ng	M # 1
27) 2-Butanone	11.67	72	189824	15.618	ng	95
28) cis-1,2-Dichloroethene	12.36	61	2493	0.088	ng	74
29) Diisopropyl Ether	12.70	87	2067	0.130	ng	NR # 1
30) Ethyl Acetate	12.69	61	4883	0.644	ng	# 30
31) n-Hexane	12.70	57	201928	5.128	ng	93

100

WTS/28/08

Data Path : J:\MS13\DATA\2008\_05\12\  
 Data File : 05120806.D  
 Acq On : 12 May 2008 2:08 pm  
 Operator : RTB  
 Sample : P0801385-002 (1000mL)  
 Misc : ENSR SG41B-20 (-3.7, 3.5)  
 ALS Vial : 2 Sample Multiplier: 1

Quant Time: May 28 11:25:56 2008  
 Quant Method : J:\MS13\METHODS\R13041408.M  
 Quant Title : EPA TO-15 per SOP VOA-TO15 (CASS TO-15/GC-MS)  
 QLast Update : Tue Apr 15 06:47:20 2008  
 Response via : Initial Calibration

Internal Standards	R.T.	QIon	Response	Conc	Units	Dev(Min)
32) Chloroform	12.79	83	2456956	84.048 ng		99
34) Tetrahydrofuran	13.37	72	7611	0.626 ng	#	82
35) Ethyl tert-Butyl Ether	0.00	87	0	N.D. ✓		
36) 1,2-Dichloroethane	13.90	62	1794	0.062 ng	#	63
38) 1,1,1-Trichloroethane	14.30	97	850	N.D. ✓		
39) Isopropyl Acetate	14.85	61	304	N.D.		
40) 1-Butanol	14.88	56	286365	15.353 ng		88
41) Benzene	14.98	78	1534570	21.167 ng		99
42) Carbon Tetrachloride	15.21	117	34100	1.422 ng		94
43) Cyclohexane	15.40	84	16676	0.622 ng	#	65
44) tert-Amyl Methyl Ether	15.88	73	147	N.D. ✓		
45) 1,2-Dichloropropane	16.20	63	3149	0.152 ng		92
46) Bromodichloromethane	16.48	83	50845	2.063 ng		92
47) Trichloroethene	16.54	130	48017	2.692 ng		96
48) 1,4-Dioxane	16.51	88	1145	0.089 ng	NR #	4
49) Isooctane	16.62	57	547655	6.380 ng		69
50) Methyl Methacrylate	16.79	100	726	0.110 ng	#	1
51) n-Heptane	16.98	71	233239	11.613 ng	#	80
52) cis-1,3-Dichloropropene	17.72	75	54	N.D. ✓		
53) 4-Methyl-2-pentanone	17.77	58	140787	7.100 ng		87
54) trans-1,3-Dichloropropene	18.43	75	229	N.D. ✓		
55) 1,1,2-Trichloroethane	18.55	97	4659	0.267 ng	NR	97
58) Toluene	19.07	91	14052866	172.078 ng	see Dil	97
59) 2-Hexanone	19.39	43	260330	4.280 ng	NR #	31
60) Dibromochloromethane	19.65	129	1103	0.056 ng	#	47
61) 1,2-Dibromoethane	19.96	107	87	N.D. ✓		
62) Butyl Acetate	20.19	43	60969	1.002 ng	#	11
63) n-Octane	20.36	57	610885	31.915 ng		94
64) Tetrachloroethene	20.55	166	188339	9.211 ng		100
65) Chlorobenzene	21.41	112	30975	0.612 ng	NR	76
66) Ethylbenzene	21.89	91	4950755	54.293 ng		93
67) m- & p-Xylene	22.12	91	15700643	257.575 ng	see Dil	93
68) Bromoform	22.22	173	746	0.055 ng	needed	62
69) Styrene	22.58	104	55304	1.051 ng	MS12108	88
70) o-Xylene	22.72	91	4344921	66.236 ng		92
71) n-Nonane	22.99	43	1864084	35.485 ng	#	79
72) 1,1,2,2-Tetrachloroethane	22.72	83	31929	1.020 ng	NR #	1
74) Cumene	23.47	105	192375	2.312 ng		100
75) alpha-Pinene	23.97	93	1377336	31.141 ng		94
76) n-Propylbenzene	24.10	91	591232	5.309 ng	#	76
77) 3-Ethyltoluene	24.23	105	1759872	19.396 ng	NT	98
78) 4-Ethyltoluene	24.28	105	726511	8.696 ng		97
79) 1,3,5-Trimethylbenzene	24.38	105	716313	9.654 ng		96

101

wt 5/28/08

Data Path : J:\MS13\DATA\2008\_05\12\  
 Data File : 05120806.D  
 Acq On : 12 May 2008 2:08 pm  
 Operator : RTB  
 Sample : P0801385-002 (1000mL)  
 Misc : ENSR SG41B-20 (-3.7, 3.5)  
 ALS Vial : 2 Sample Multiplier: 1

Quant Time: May 28 11:25:56 2008  
 Quant Method : J:\MS13\METHODS\R13041408.M  
 Quant Title : EPA TO-15 per SOP VOA-TO15 (CASS TO-15/GC-MS)  
 QLast Update : Tue Apr 15 06:47:20 2008  
 Response via : Initial Calibration

Internal Standards	R.T.	QIon	Response	Conc	Units	Dev(Min)
80) alpha-Methylstyrene	24.56	118	14880	0.379	ng	# 1
81) 2-Ethyltoluene	24.61	105	497281	5.452	ng	98
82) 1,2,4-Trimethylbenzene	24.88	105	1563413	18.647	ng	86
83) n-Decane	24.99	57	2722455	58.717	ng	73
84) Benzyl Chloride	25.09	91	5714	0.100	ng	98
85) 1,3-Dichlorobenzene	25.08	146	2365	0.052	ng	97
86) 1,4-Dichlorobenzene	25.15	146	823639	18.962	ng	99
87) sec-Butylbenzene	25.21	105	54301	0.552	ng	93
88) p-Isopropyltoluene	25.40	119	296181	3.450	ng	86
89) 1,2,3-Trimethylbenzene	25.41	105	311321	3.776	ng	94
90) 1,2-Dichlorobenzene	25.58	146	3111	0.067	ng	93
91) d-Limonene	25.58	68	332074	8.735	ng	98
92) 1,2-Dibromo-3-Chloropr...	26.12	157	593	0.048	ng	# 1
93) n-Undecane	26.50	57	4458171	91.585	ng	# 66
94) 1,2,4-Trichlorobenzene	27.62	180	2139	0.074	ng	86
95) Naphthalene	27.77	128	328772	3.547	ng	99
96) n-Dodecane	27.74	57	745922	15.103	ng	87
97) Hexachloro-1,3-butadiene	28.20	225	151	N.D.		✓

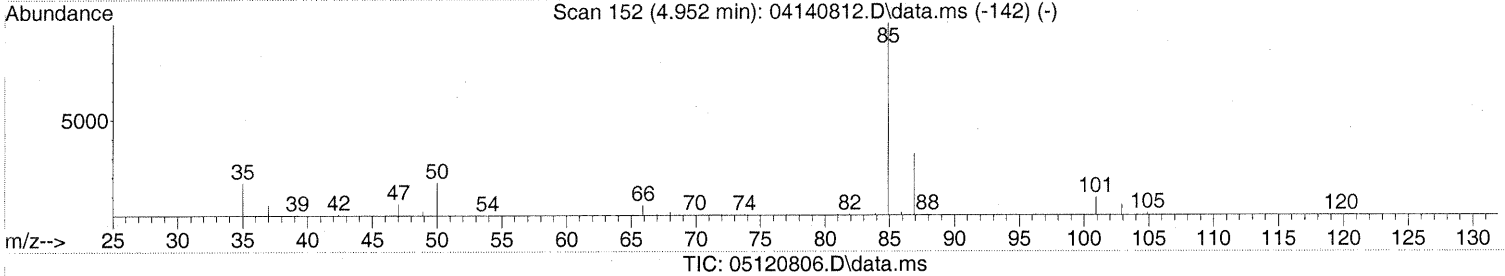
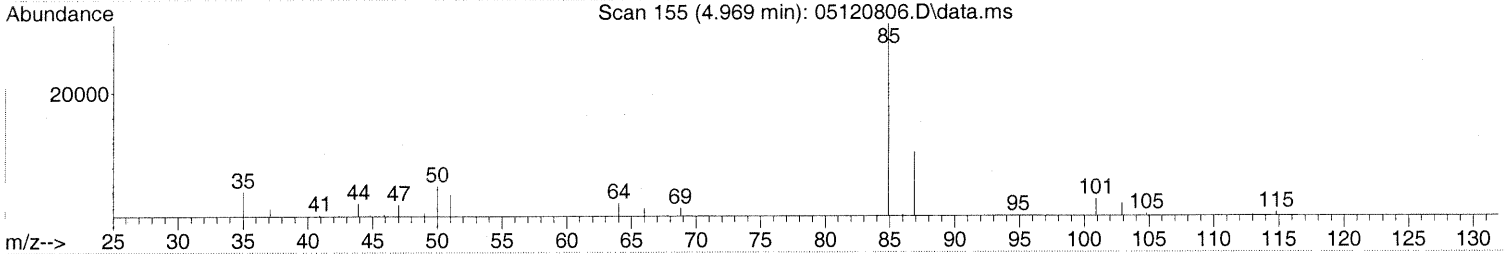
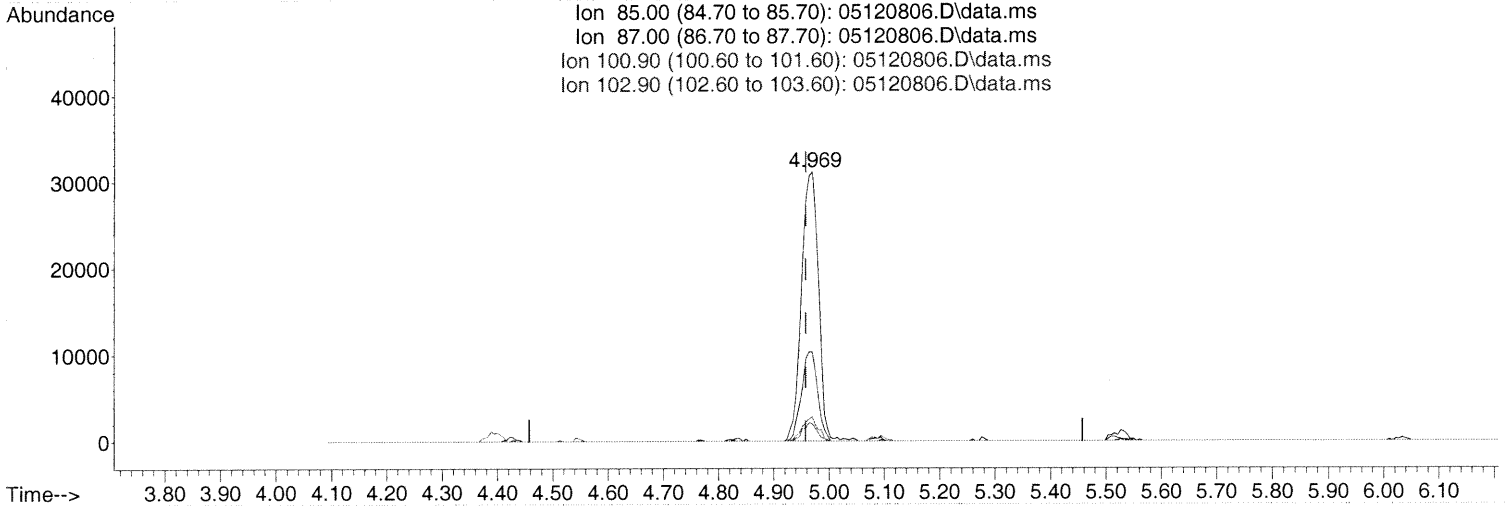
(#) = qualifier out of range (m) = manual integration (+) = signals summed

*205/28/08*

Quantitation Report (Qedit)

Data Path : J:\MS13\DATA\2008\_05\12\  
 Data File : 05120806.D  
 Acq On : 12 May 2008 14:08  
 Operator : RTB  
 Sample : P0801385-002 (1000mL)  
 Misc : ENSR SG41B-20 (-3.7, 3.5)  
 ALS Vial : 2 Sample Multiplier: 1

Quant Time: May 12 14:47:24 2008  
 Quant Method : J:\MS13\METHODS\R13041408.M  
 Quant Title : EPA TO-15 per SOP VOA-TO15 (CASS TO-15/GC-MS)  
 QLast Update : Tue Apr 15 06:47:20 2008  
 Response via : Initial Calibration



(3) Dichlorodifluoromethane (T)

4.969min (+0.011) 1.39ng

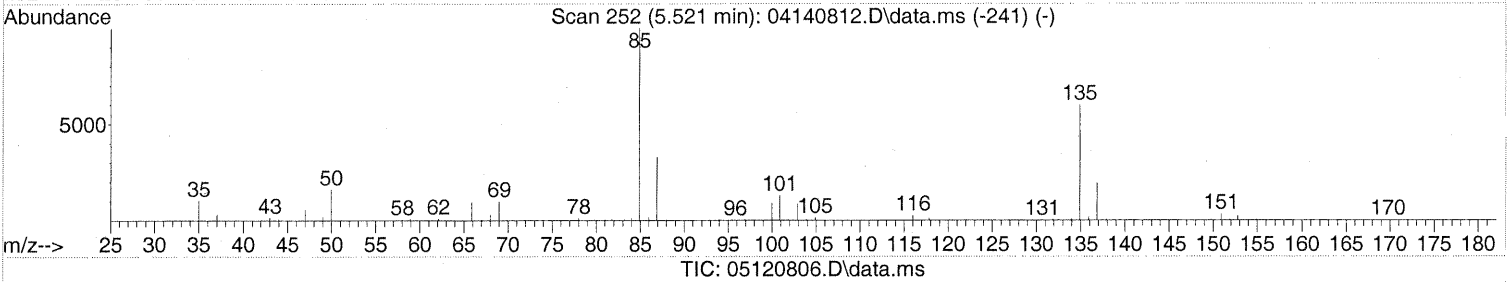
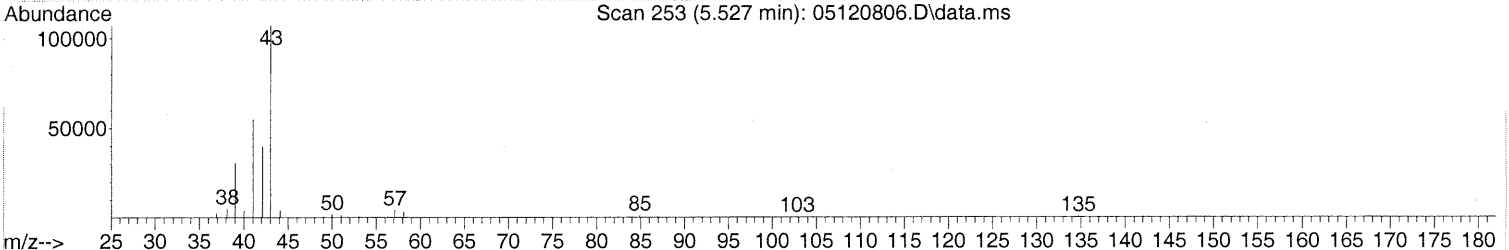
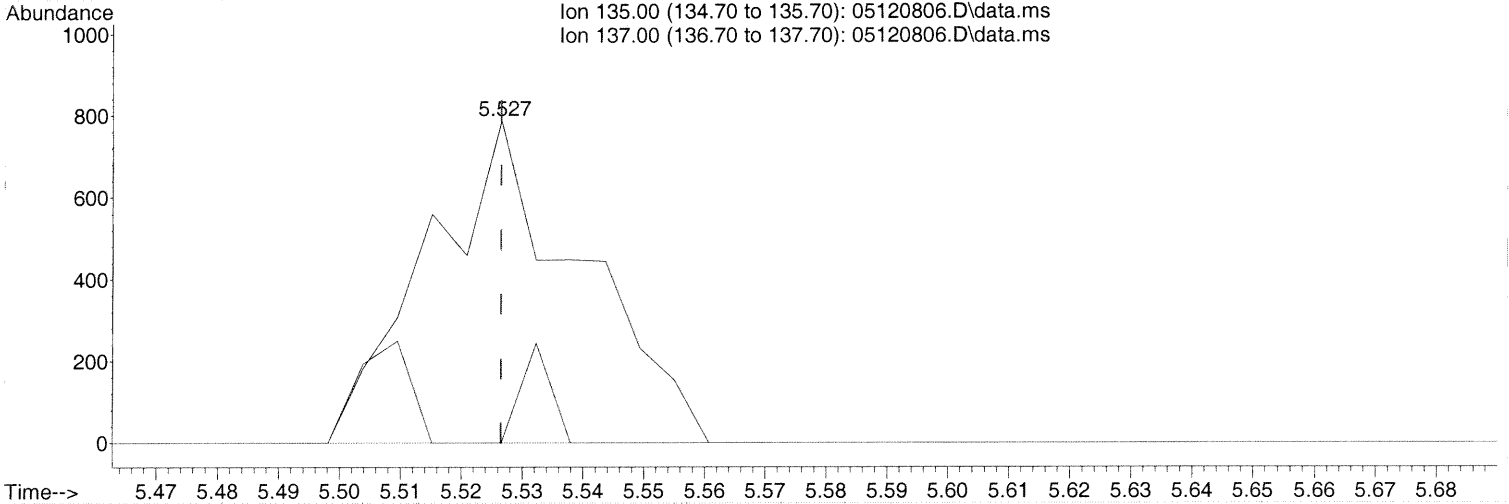
response 65822

Ion	Exp%	Act%
85.00	100	100
87.00	32.50	31.58
100.90	9.30	8.36
102.90	6.00	5.78

Quantitation Report (Qedit)

Data Path : J:\MS13\DATA\2008\_05\12\  
 Data File : 05120806.D  
 Acq On : 12 May 2008 14:08  
 Operator : RTB  
 Sample : P0801385-002 (1000mL)  
 Misc : ENSR SG41B-20 (-3.7, 3.5)  
 ALS Vial : 2 Sample Multiplier: 1

Quant Time: May 12 14:47:24 2008  
 Quant Method : J:\MS13\METHODS\R13041408.M  
 Quant Title : EPA TO-15 per SOP VOA-TO15 (CASS TO-15/GC-MS)  
 QLast Update : Tue Apr 15 06:47:20 2008  
 Response via : Initial Calibration



(5) Freon 114 (T)  
 5.527min (+0.000) 0.06ng  
 response 1372

Ion	Exp%	Act%
135.00	100	100
137.00	31.50	6.12#
0.00	0.00	0.00
0.00	0.00	0.00

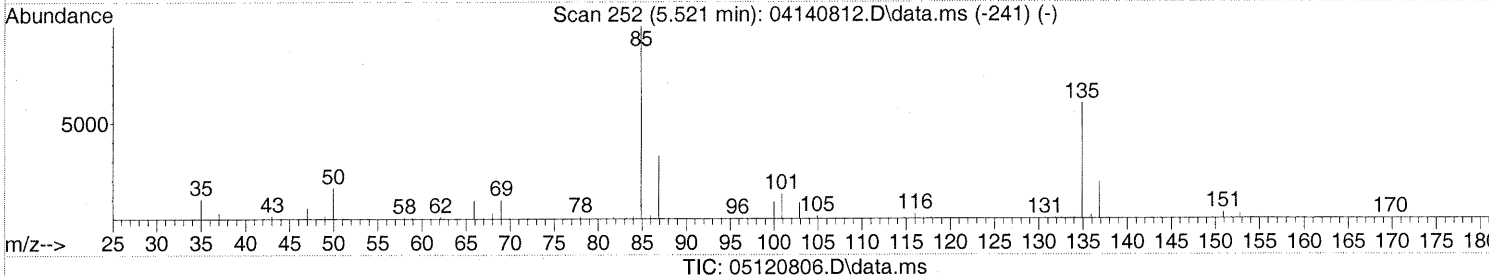
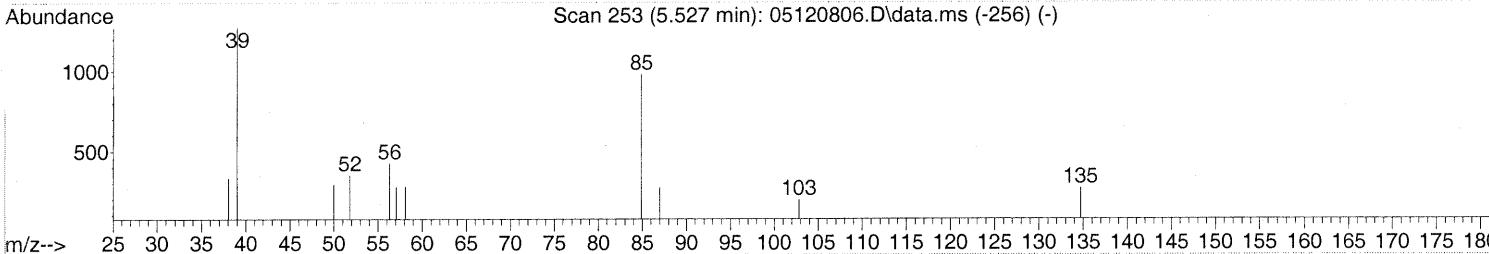
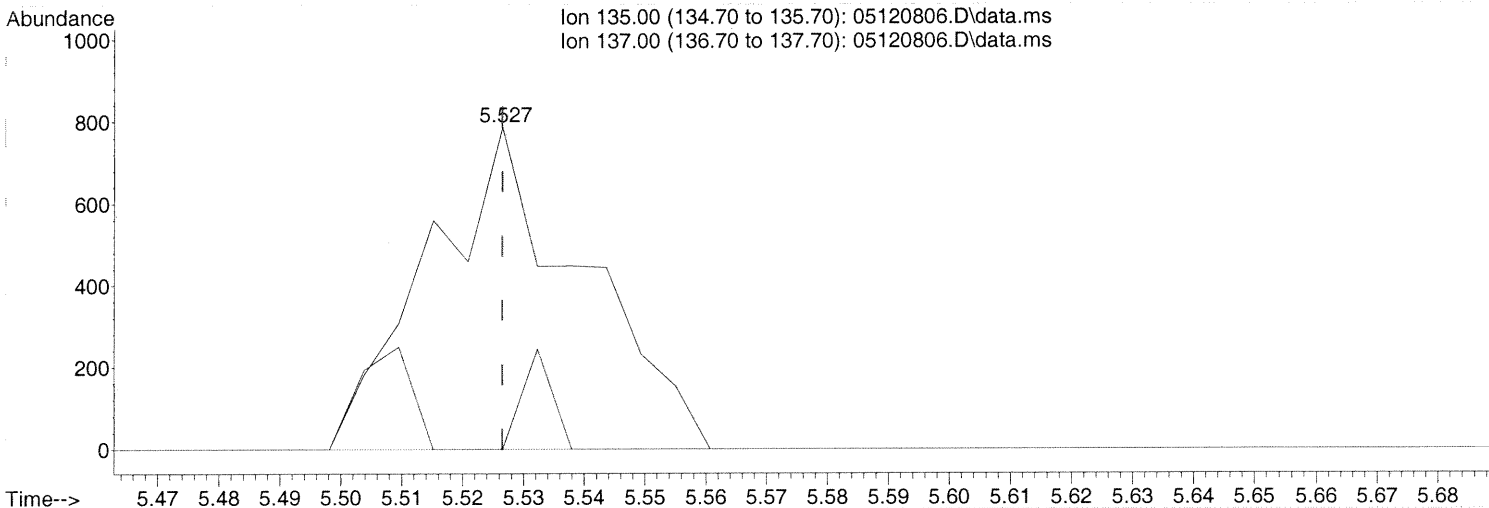
*Before subtraction*



Quantitation Report (Qedit)

Data Path : J:\MS13\DATA\2008\_05\12\  
 Data File : 05120806.D  
 Acq On : 12 May 2008 14:08  
 Operator : RTB  
 Sample : P0801385-002 (1000mL)  
 Misc : ENSR SG41B-20 (-3.7, 3.5)  
 ALS Vial : 2 Sample Multiplier: 1

Quant Time: May 12 14:47:24 2008  
 Quant Method : J:\MS13\METHODS\R13041408.M  
 Quant Title : EPA TO-15 per SOP VOA-TO15 (CASS TO-15/GC-MS)  
 QLast Update : Tue Apr 15 06:47:20 2008  
 Response via : Initial Calibration



(5) Freon 114 (T)  
 5.527min (+0.000) 0.06ng  
 response 1372

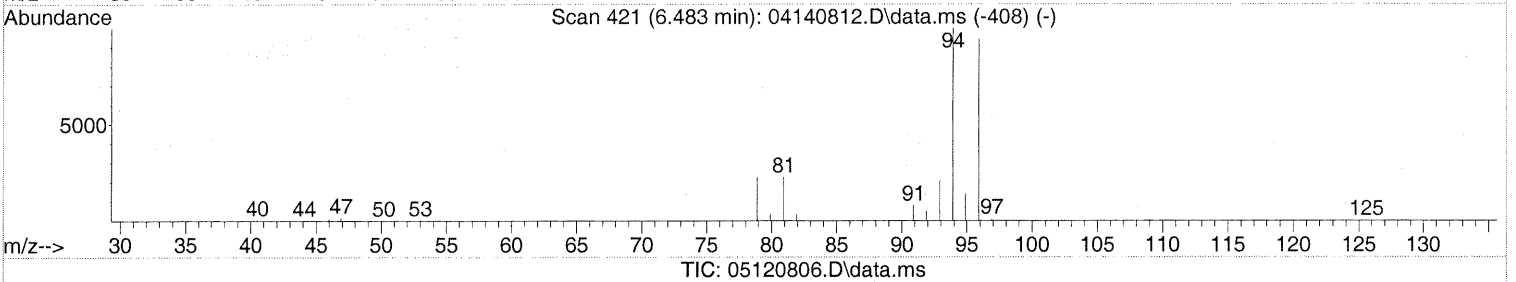
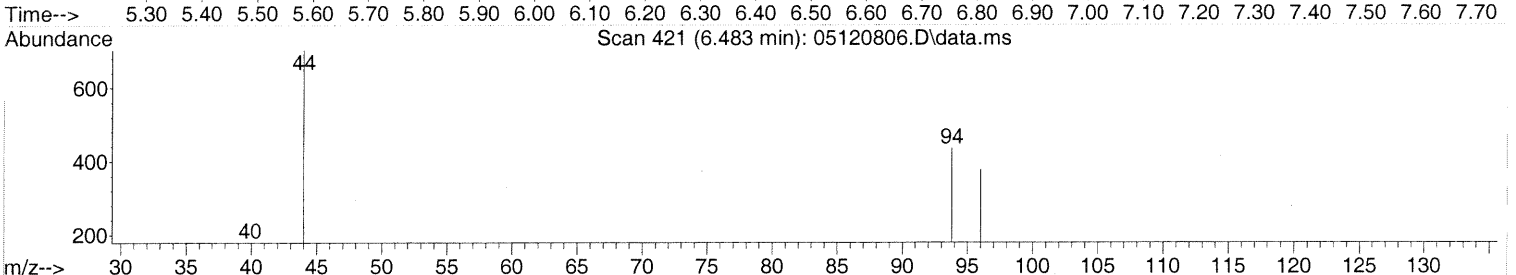
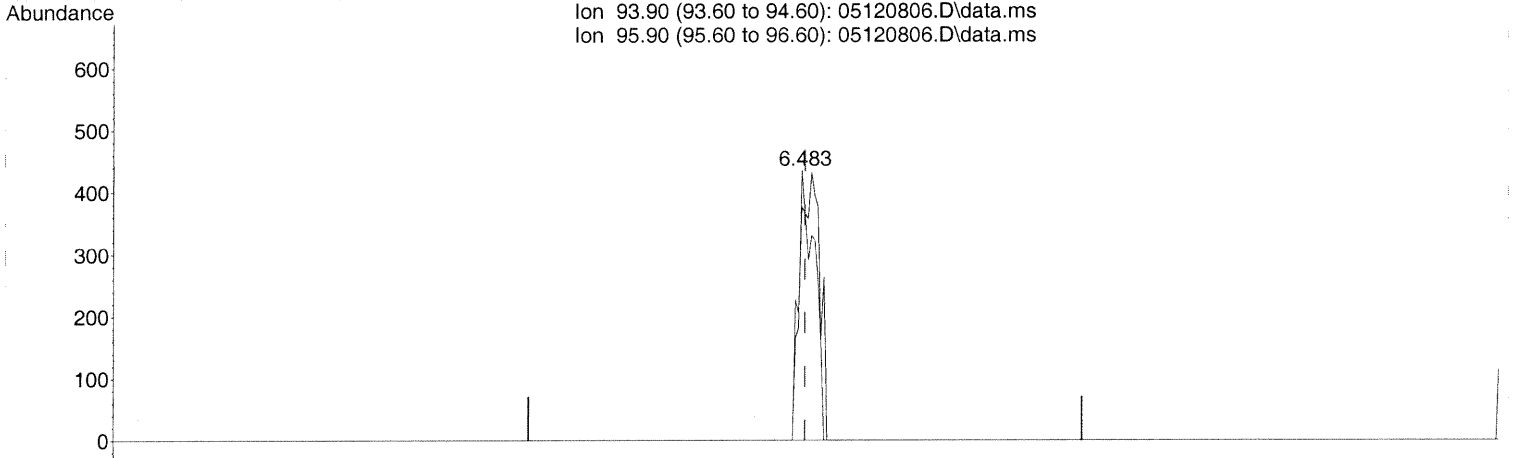
Ion	Exp%	Act%
135.00	100	100
137.00	31.50	6.12#
0.00	0.00	0.00
0.00	0.00	0.00

*After subtraction*  
*UM 5/27/08*  
*WJG/rtb*

Quantitation Report (Qedit)

Data Path : J:\MS13\DATA\2008\_05\12\  
 Data File : 05120806.D  
 Acq On : 12 May 2008 14:08  
 Operator : RTB  
 Sample : P0801385-002 (1000mL)  
 Misc : ENSR SG41B-20 (-3.7, 3.5)  
 ALS Vial : 2 Sample Multiplier: 1

Quant Time: May 12 14:47:24 2008  
 Quant Method : J:\MS13\METHODS\R13041408.M  
 Quant Title : EPA TO-15 per SOP VOA-TO15 (CASS TO-15/GC-MS)  
 QLast Update : Tue Apr 15 06:47:20 2008  
 Response via : Initial Calibration



(8) Bromomethane (T)

6.483min (-0.006) 0.06ng

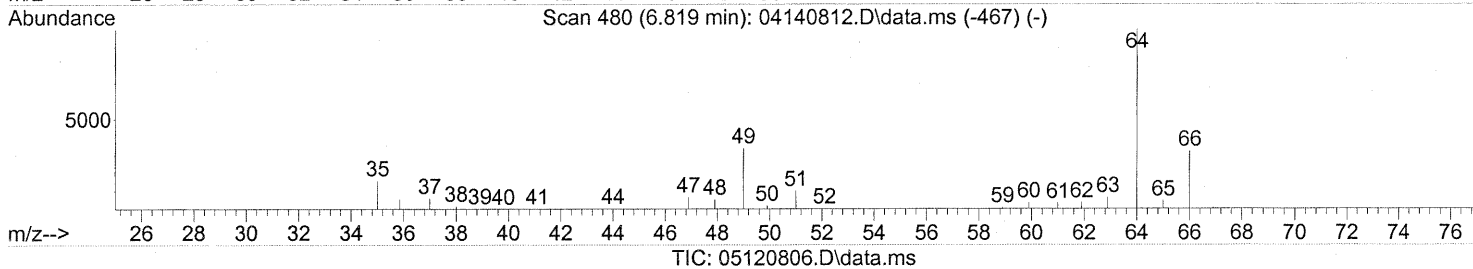
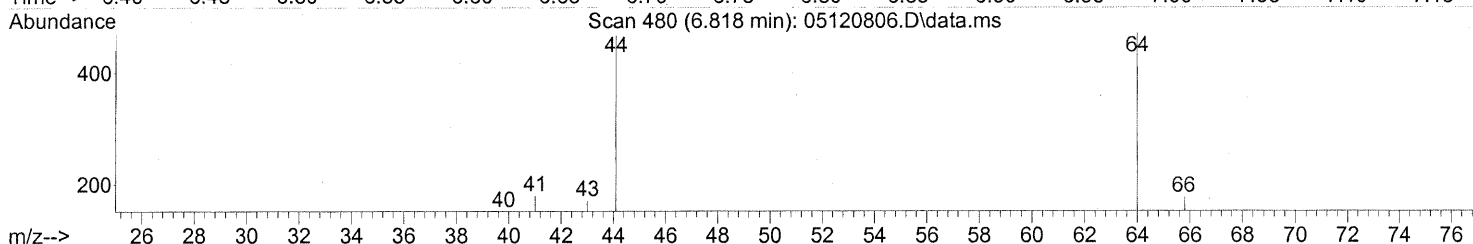
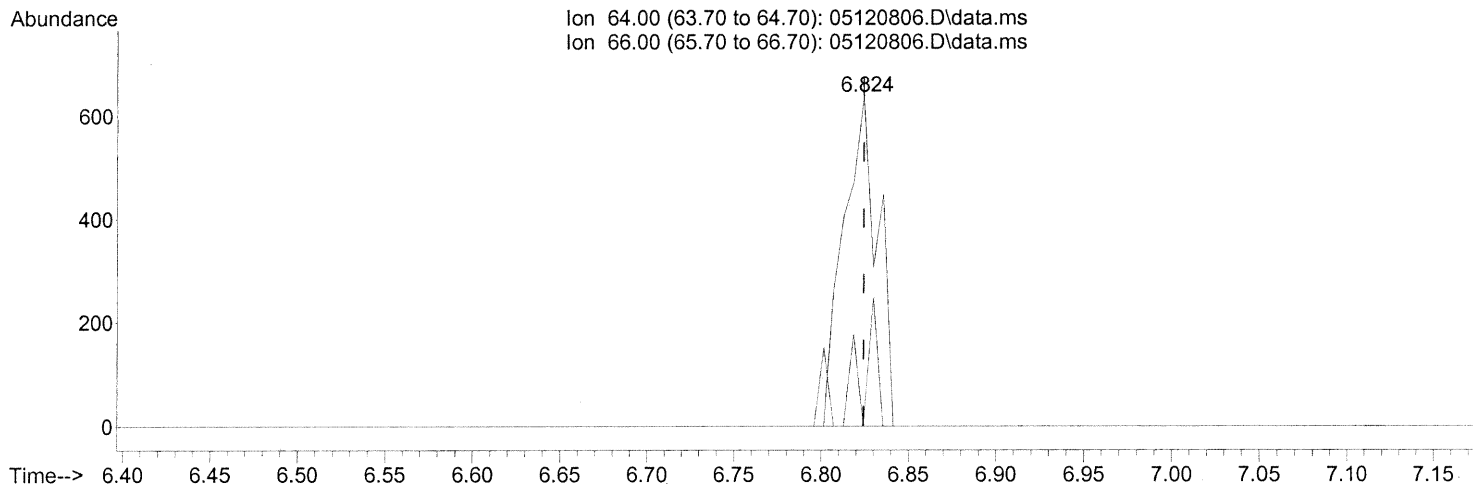
response 1070

Ion	Exp%	Act%
93.90	100	100
95.90	92.30	80.84
0.00	0.00	0.00
0.00	0.00	0.00

Quantitation Report (Qedit)

Data Path : J:\MS13\DATA\2008\_05\12\  
 Data File : 05120806.D  
 Acq On : 12 May 2008 2:08 pm  
 Operator : RTB  
 Sample : P0801385-002 (1000mL)  
 Misc : ENSR SG41B-20 (-3.7, 3.5)  
 ALS Vial : 2 Sample Multiplier: 1

Quant Time: May 28 11:25:56 2008  
 Quant Method : J:\MS13\METHODS\R13041408.M  
 Quant Title : EPA TO-15 per SOP VOA-TO15 (CASS TO-15/GC-MS)  
 QLast Update : Tue Apr 15 06:47:20 2008  
 Response via : Initial Calibration



(9) Chloroethane (T)

6.824min (+0.000) 0.06ng

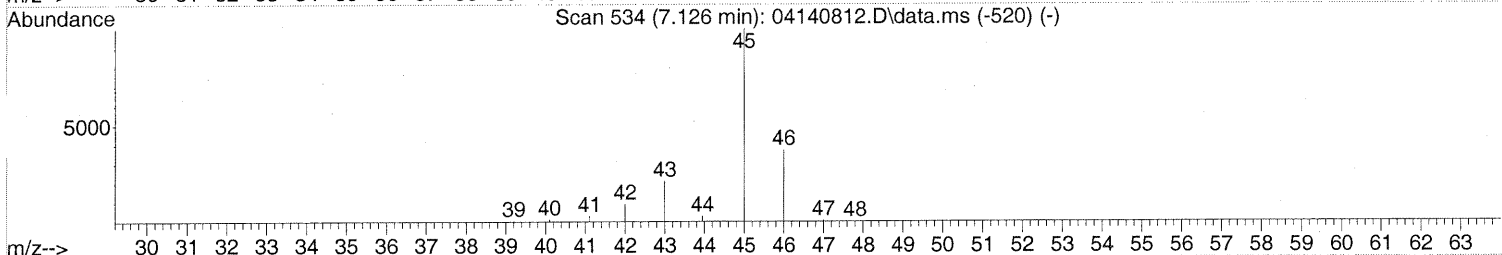
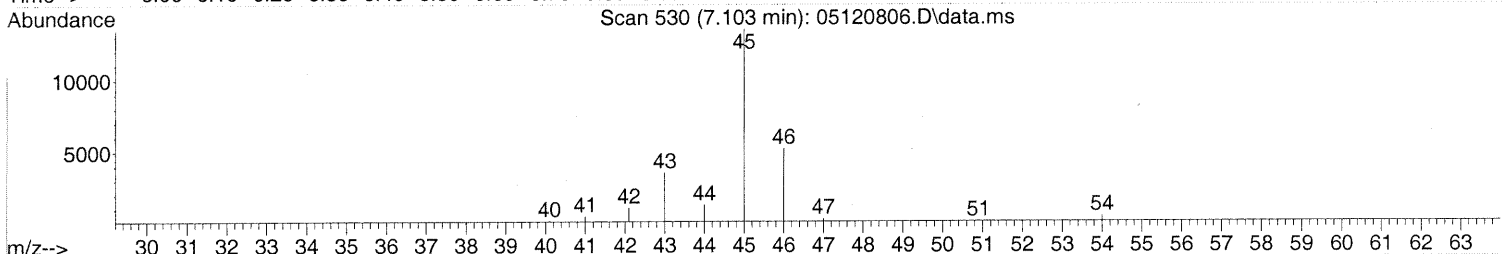
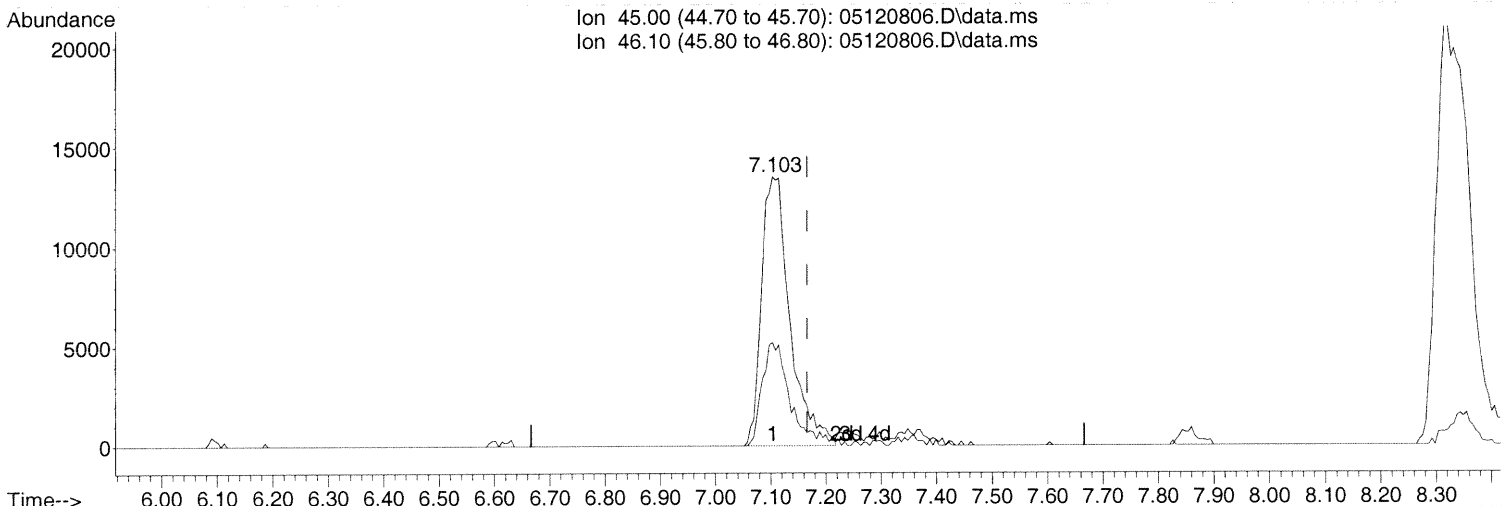
response 865

Ion	Exp%	Act%
64.00	100	100
66.00	29.60	6.94#
0.00	0.00	0.00
0.00	0.00	0.00

Quantitation Report (Qedit)

Data Path : J:\MS13\DATA\2008\_05\12\  
 Data File : 05120806.D  
 Acq On : 12 May 2008 14:08  
 Operator : RTB  
 Sample : P0801385-002 (1000mL)  
 Misc : ENSR SG41B-20 (-3.7, 3.5)  
 ALS Vial : 2 Sample Multiplier: 1

Quant Time: May 27 16:47:39 2008  
 Quant Method : J:\MS13\METHODS\R13041408.M  
 Quant Title : EPA TO-15 per SOP VOA-TO15 (CASS TO-15/GC-MS)  
 QLast Update : Tue Apr 15 06:47:20 2008  
 Response via : Initial Calibration



TIC: 05120806.D\data.ms

(10) Ethanol (T)

7.103min (-0.063) 2.73ng

response 48240

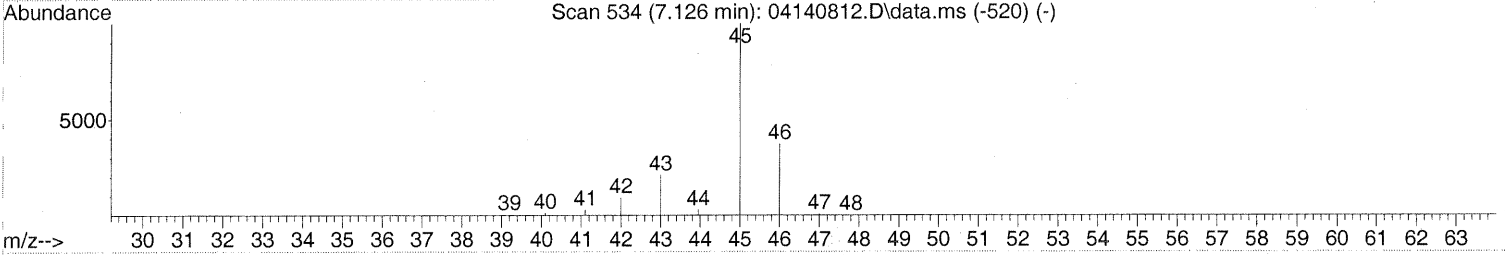
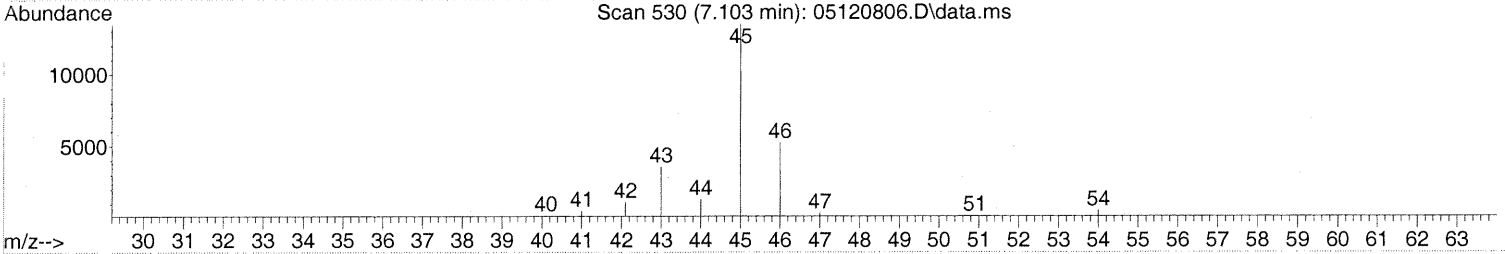
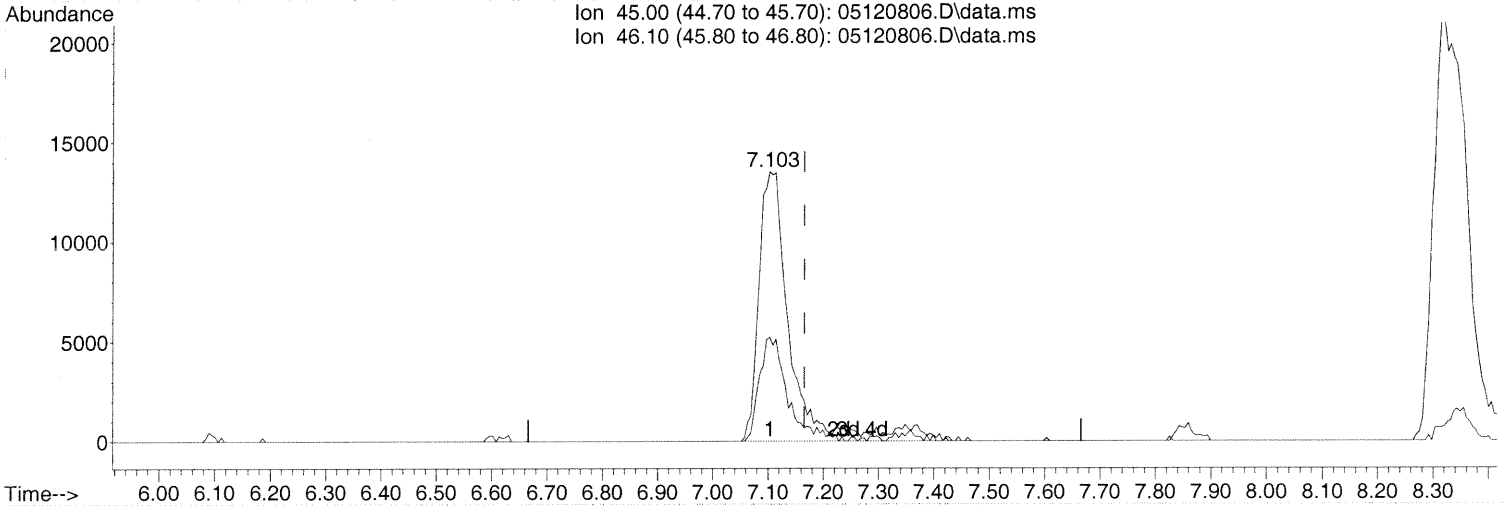
*Smiling*

Ion	Exp%	Act%
45.00	100	100
46.10	41.00	38.55
0.00	0.00	0.00
0.00	0.00	0.00

Quantitation Report (Qedit)

Data Path : J:\MS13\DATA\2008\_05\12\  
 Data File : 05120806.D  
 Acq On : 12 May 2008 14:08  
 Operator : RTB  
 Sample : P0801385-002 (1000mL)  
 Misc : ENSR SG41B-20 (-3.7, 3.5)  
 ALS Vial : 2 Sample Multiplier: 1

Quant Time: May 27 16:47:39 2008  
 Quant Method : J:\MS13\METHODS\R13041408.M  
 Quant Title : EPA TO-15 per SOP VOA-TO15 (CASS TO-15/GC-MS)  
 QLast Update : Tue Apr 15 06:47:20 2008  
 Response via : Initial Calibration



TIC: 05120806.D\data.ms

(10) Ethanol (T)

7.103min (-0.063) 3.06ng m

response 54059

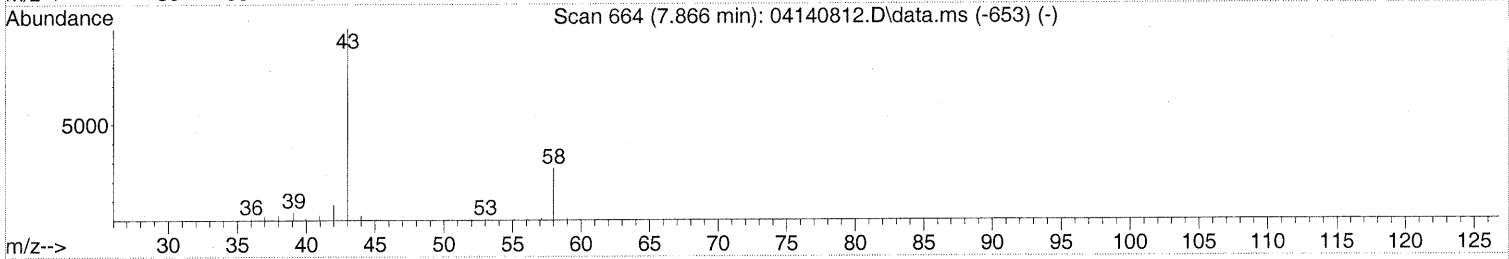
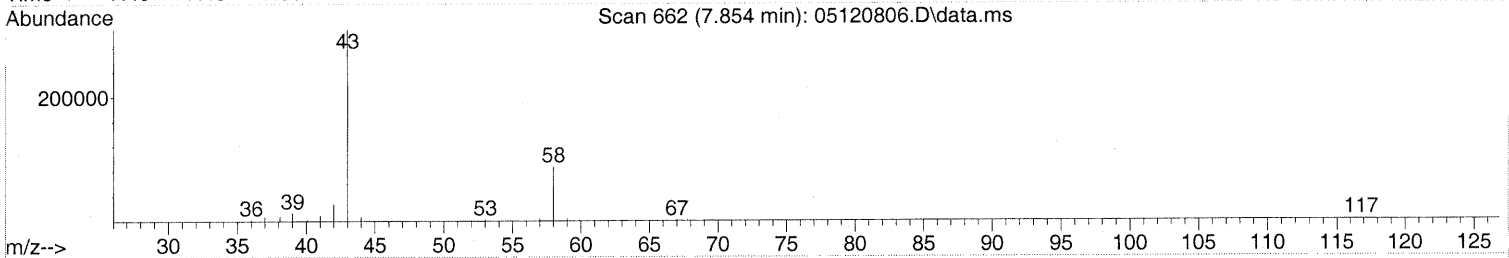
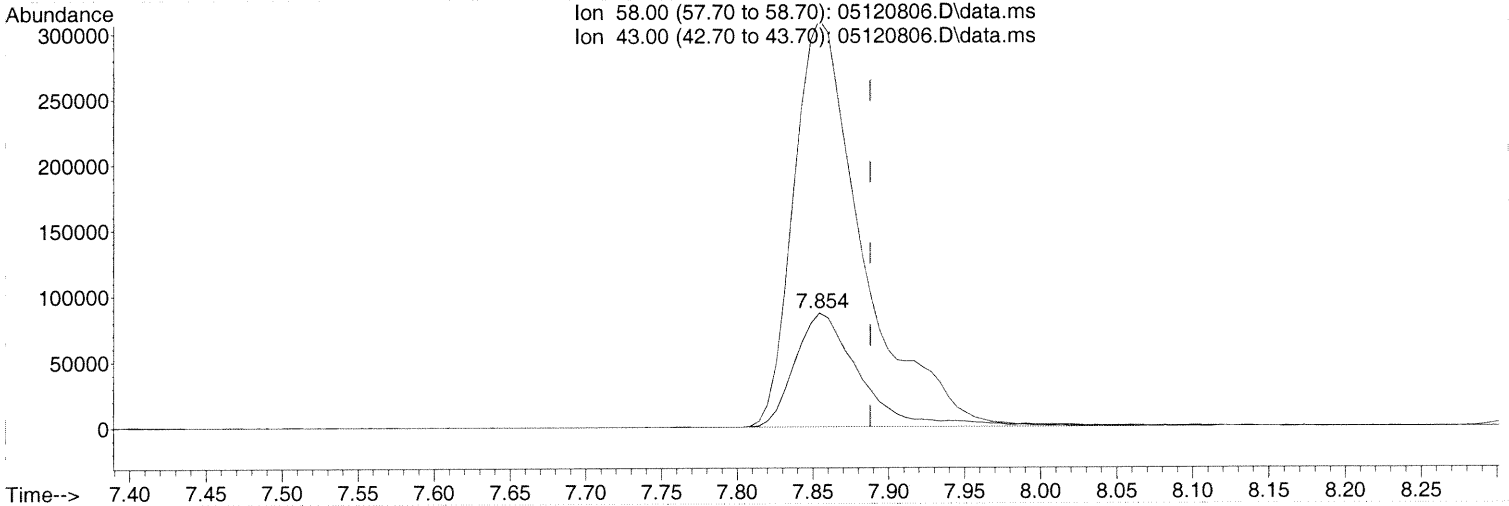
Ion	Exp%	Act%
45.00	100	100
46.10	41.00	34.40
0.00	0.00	0.00
0.00	0.00	0.00

*include tailing*  
*05/27/08*  
*W. S. Photos*

Quantitation Report (Qedit)

Data Path : J:\MS13\DATA\2008\_05\12\  
 Data File : 05120806.D  
 Acq On : 12 May 2008 14:08  
 Operator : RTB  
 Sample : P0801385-002 (1000mL)  
 Misc : ENSR SG41B-20 (-3.7, 3.5)  
 ALS Vial : 2 Sample Multiplier: 1

Quant Time: May 12 14:47:24 2008  
 Quant Method : J:\MS13\METHODS\R13041408.M  
 Quant Title : EPA TO-15 per SOP VOA-TO15 (CASS TO-15/GC-MS)  
 QLast Update : Tue Apr 15 06:47:20 2008  
 Response via : Initial Calibration



TIC: 05120806.D\data.ms

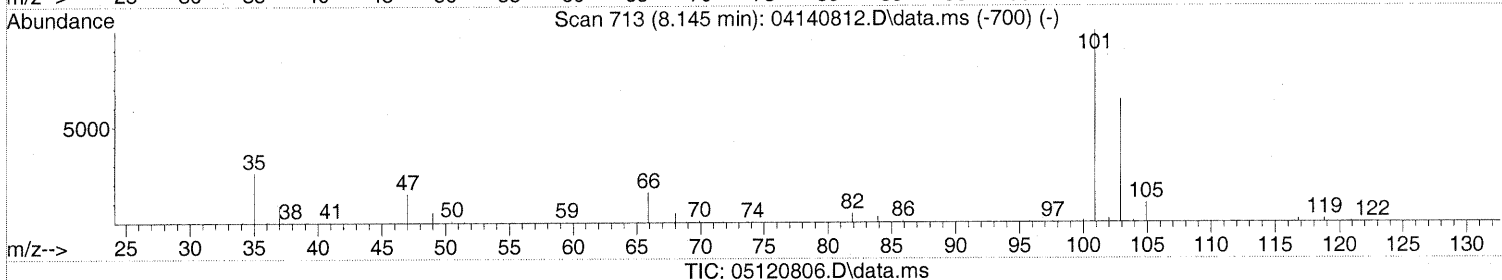
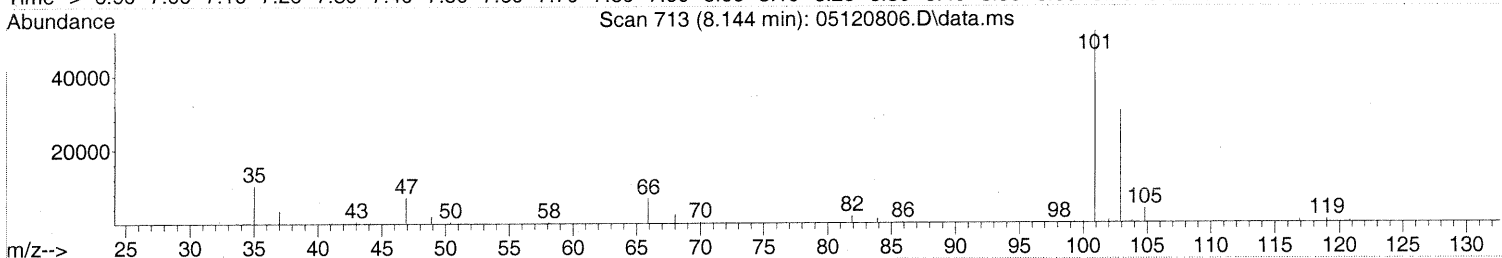
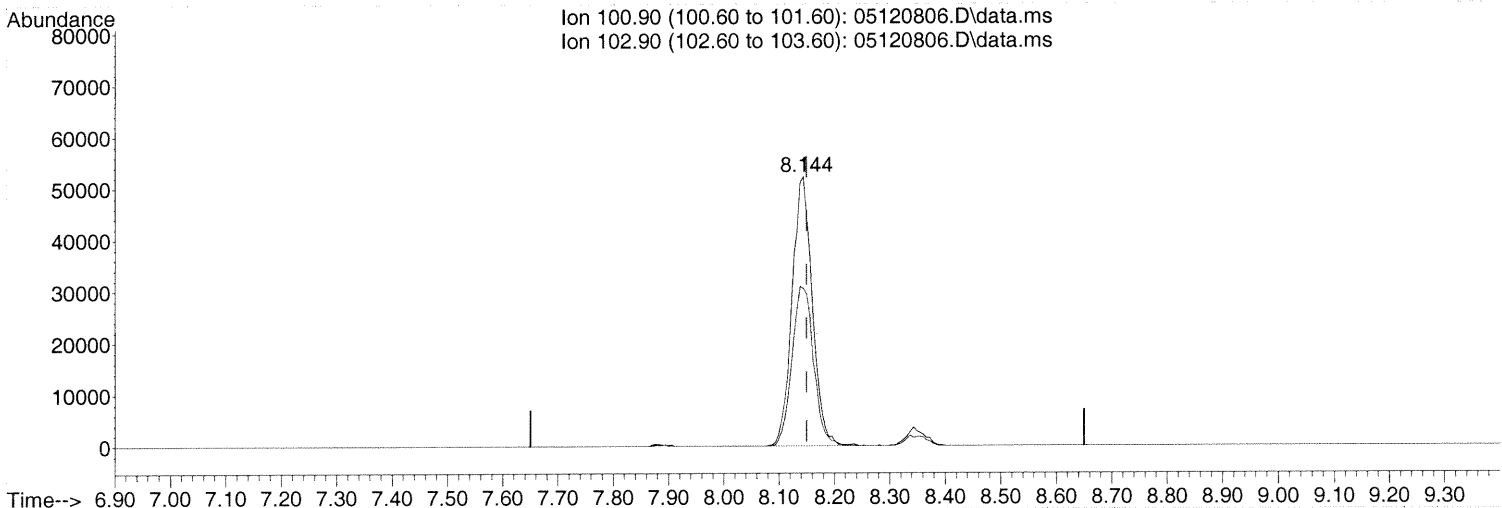
(13) Acetone (T)  
 7.854min (-0.034) 14.98ng  
 response 259611

Ion	Exp%	Act%
58.00	100	100
43.00	283.10	379.27#
0.00	0.00	0.00
0.00	0.00	0.00

Quantitation Report (Qedit)

Data Path : J:\MS13\DATA\2008\_05\12\  
Data File : 05120806.D  
Acq On : 12 May 2008 14:08  
Operator : RTB  
Sample : P0801385-002 (1000mL)  
Misc : ENSR SG41B-20 (-3.7, 3.5)  
ALS Vial : 2 Sample Multiplier: 1

Quant Time: May 12 14:47:24 2008  
Quant Method : J:\MS13\METHODS\R13041408.M  
Quant Title : EPA TO-15 per SOP VOA-TO15 (CASS TO-15/GC-MS)  
QLast Update : Tue Apr 15 06:47:20 2008  
Response via : Initial Calibration



(14) Trichlorofluoromethane (T)

8.144min (-0.006) 3.58ng

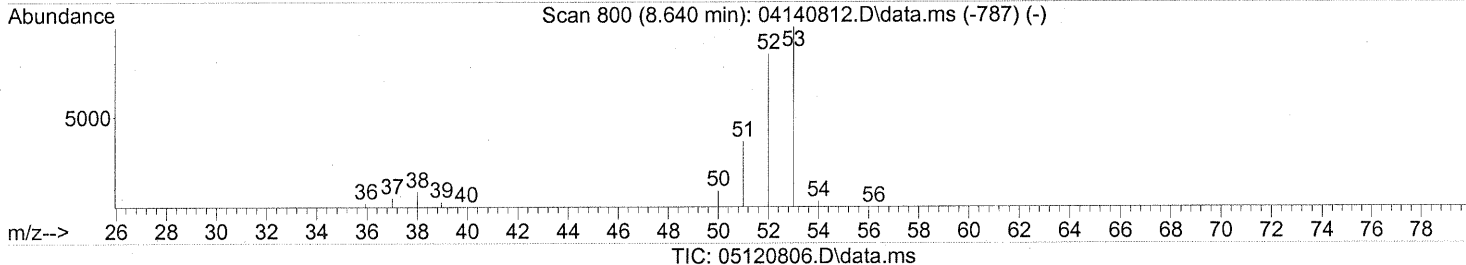
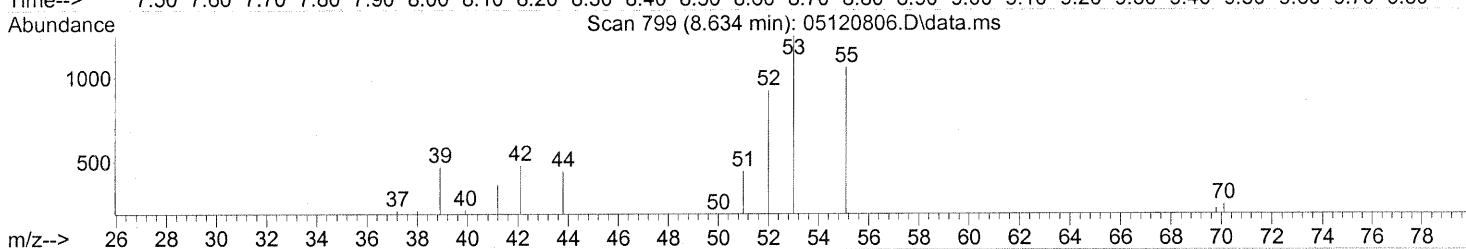
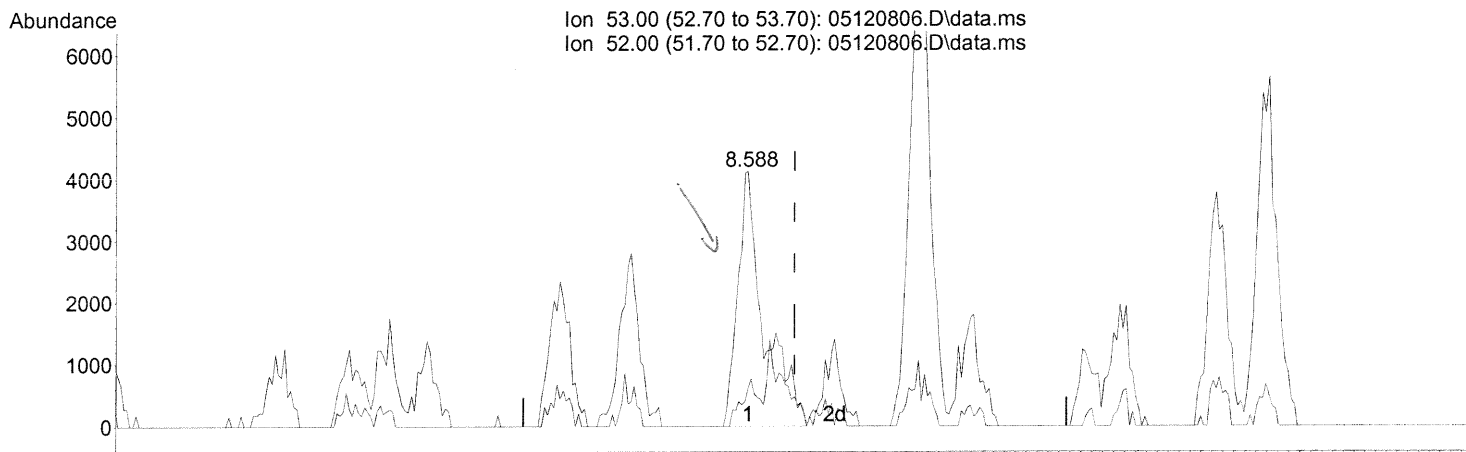
response 132920

Ion	Exp%	Act%
100.90	100	100
102.90	64.80	62.79
0.00	0.00	0.00
0.00	0.00	0.00

Quantitation Report (Qedit)

Data Path : J:\MS13\DATA\2008\_05\12\  
 Data File : 05120806.D  
 Acq On : 12 May 2008 2:08 pm  
 Operator : RTB  
 Sample : P0801385-002 (1000mL)  
 Misc : ENSR SG41B-20 (-3.7, 3.5)  
 ALS Vial : 2 Sample Multiplier: 1

Quant Time: May 27 16:49:02 2008  
 Quant Method : J:\MS13\METHODS\R13041408.M  
 Quant Title : EPA TO-15 per SOP VOA-TO15 (CASS TO-15/GC-MS)  
 QLast Update : Tue Apr 15 06:47:20 2008  
 Response via : Initial Calibration



(16) Acrylonitrile (T)  
 8.588min (-0.085) 0.52ng  
 response 13919

Ion	Exp%	Act%
53.00	100	100
52.00	82.50	11.71#
0.00	0.00	0.00
0.00	0.00	0.00

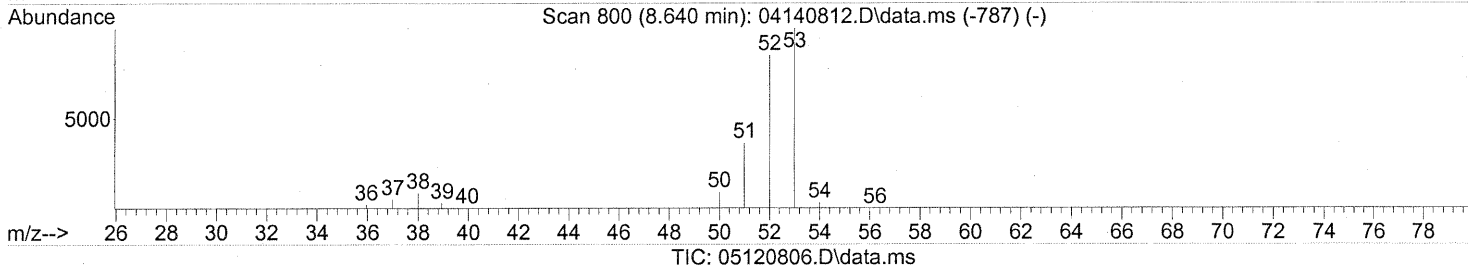
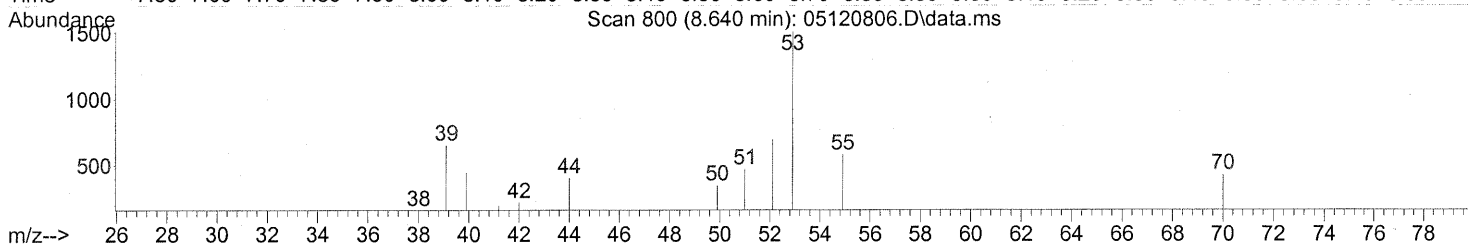
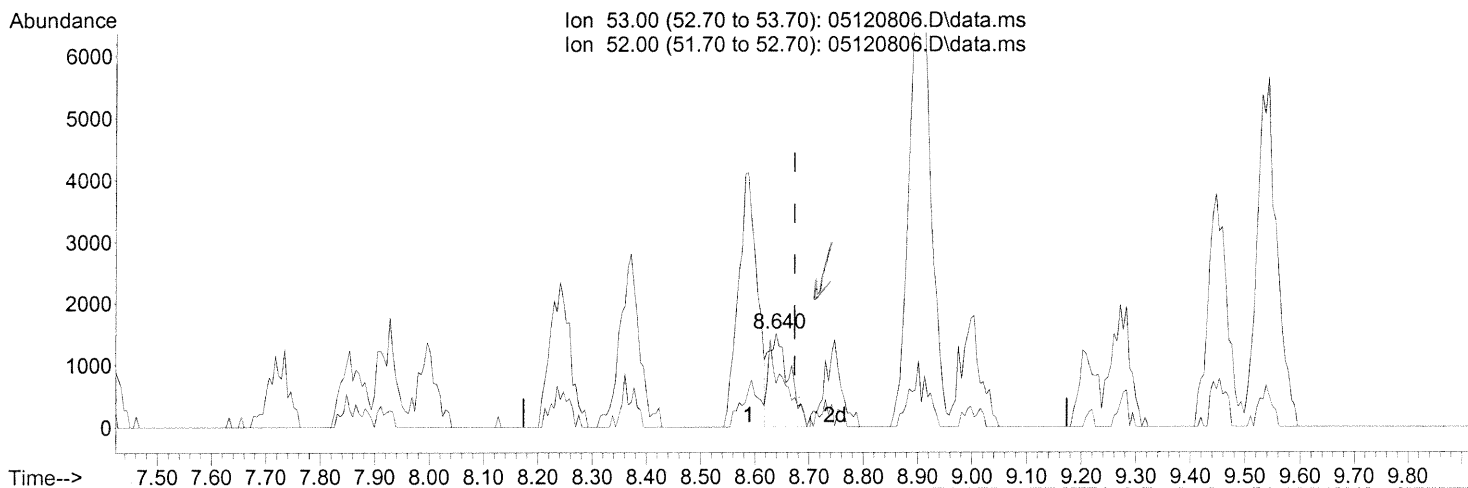
*extra peak  
with 52/53*



Quantitation Report (Qedit)

Data Path : J:\MS13\DATA\2008\_05\12\  
 Data File : 05120806.D  
 Acq On : 12 May 2008 2:08 pm  
 Operator : RTB  
 Sample : P0801385-002 (1000mL)  
 Misc : ENSR SG41B-20 (-3.7, 3.5)  
 ALS Vial : 2 Sample Multiplier: 1

Quant Time: May 27 16:49:02 2008  
 Quant Method : J:\MS13\METHODS\R13041408.M  
 Quant Title : EPA TO-15 per SOP VOA-TO15 (CASS TO-15/GC-MS)  
 QLast Update : Tue Apr 15 06:47:20 2008  
 Response via : Initial Calibration



(16) Acrylonitrile (T)  
 8.640min (-0.034) 0.15ng m  
 response 4075

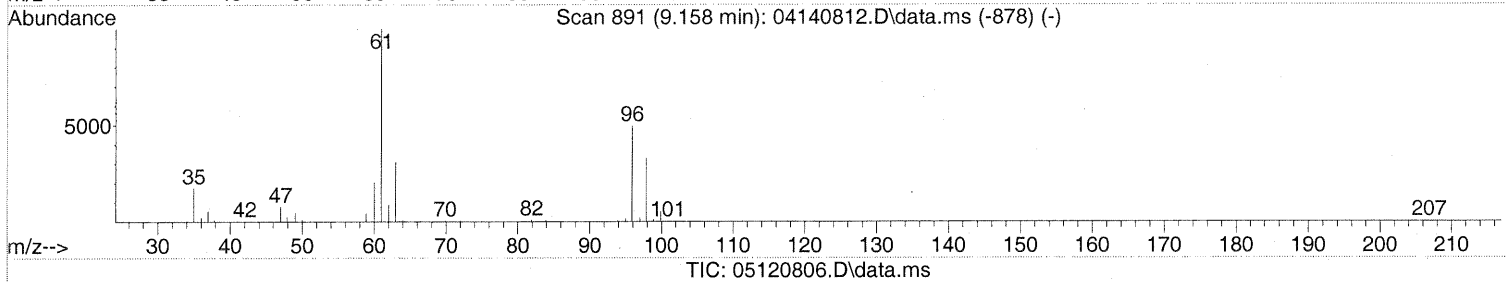
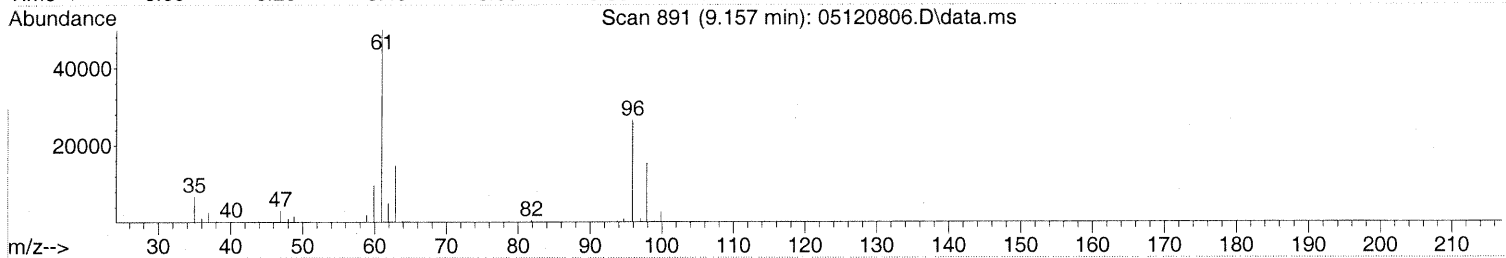
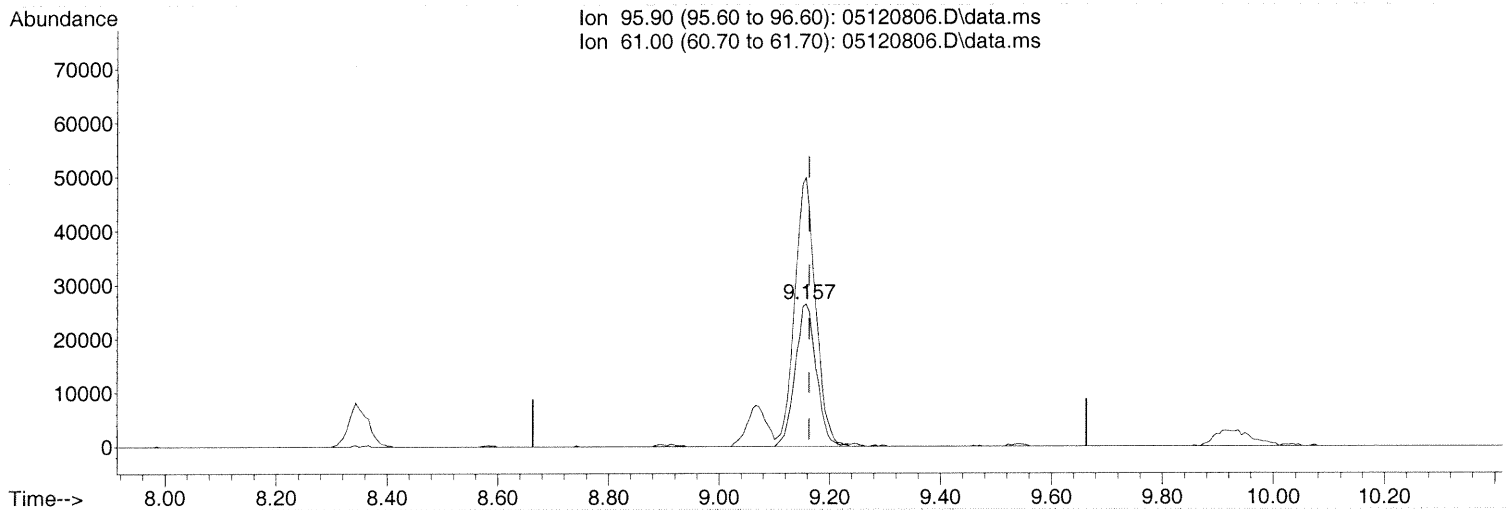
Ion	Exp%	Act%
53.00	100	100
52.00	82.50	40.00#
0.00	0.00	0.00
0.00	0.00	0.00

*removed extra peak*  
*UM 5/28/08*  
*UM 5/28/08*

Quantitation Report (Qedit)

Data Path : J:\MS13\DATA\2008\_05\12\  
 Data File : 05120806.D  
 Acq On : 12 May 2008 14:08  
 Operator : RTB  
 Sample : P0801385-002 (1000mL)  
 Misc : ENSR SG41B-20 (-3.7, 3.5)  
 ALS Vial : 2 Sample Multiplier: 1

Quant Time: May 27 16:28:24 2008  
 Quant Method : J:\MS13\METHODS\R13041408.M  
 Quant Title : EPA TO-15 per SOP VOA-TO15 (CASS TO-15/GC-MS)  
 QLast Update : Tue Apr 15 06:47:20 2008  
 Response via : Initial Calibration



(17) 1,1-Dichloroethene (T)

9.157min (-0.006) 4.06ng

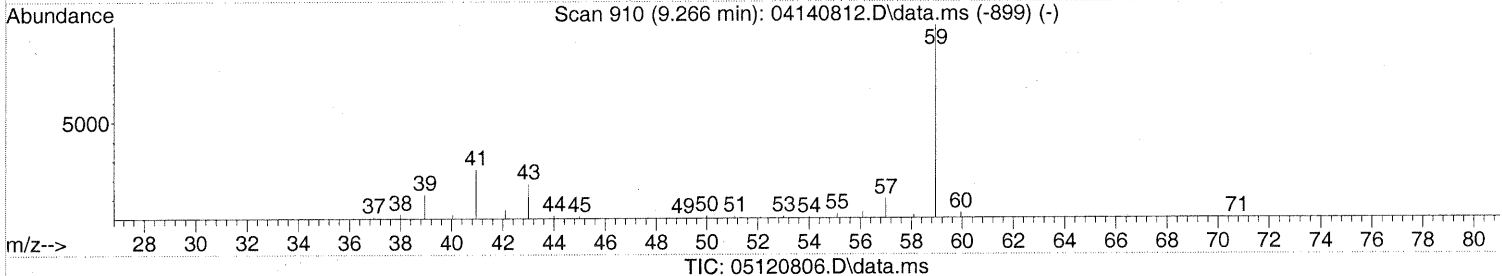
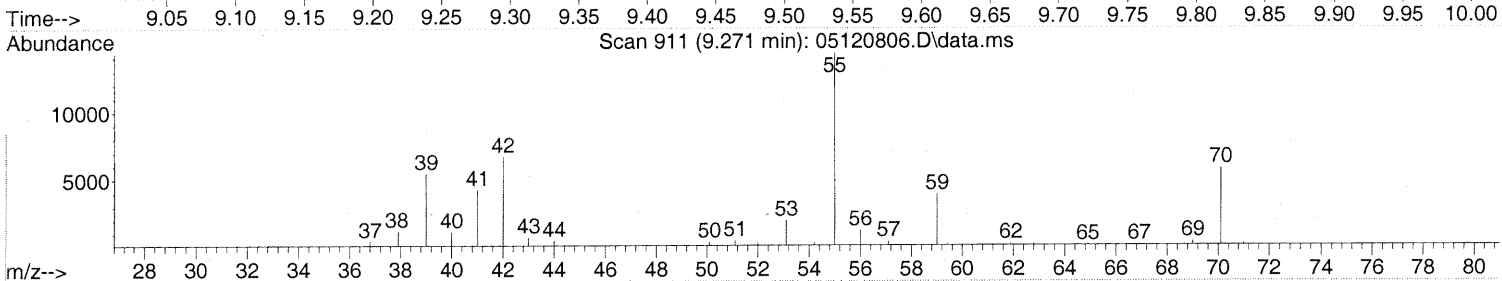
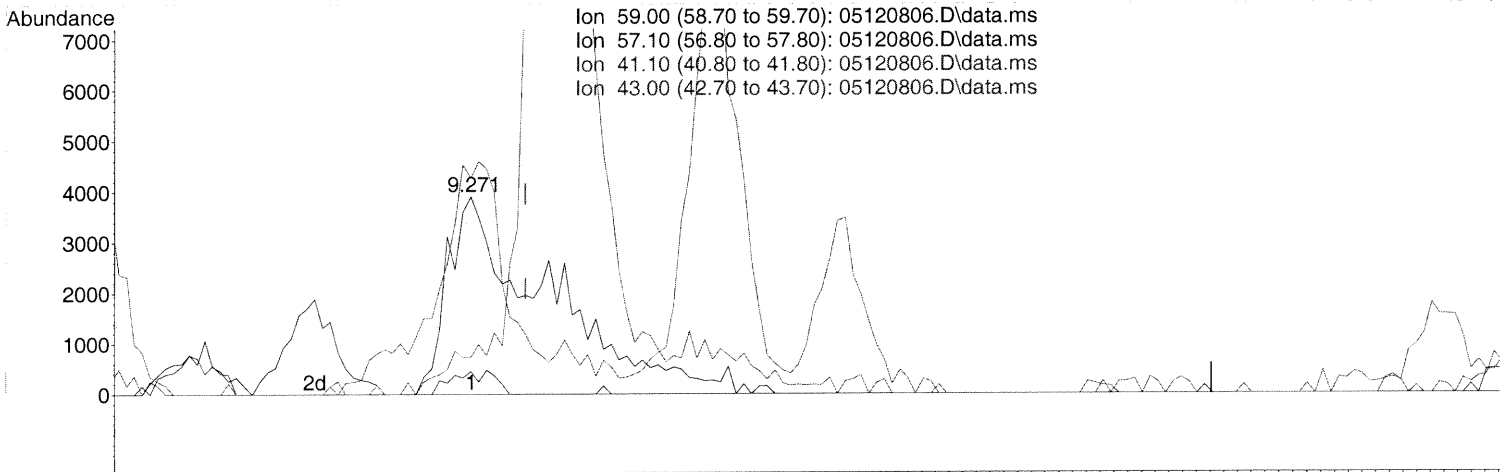
response 70133

Ion	Exp%	Act%
95.90	100	100
61.00	210.00	188.53#
0.00	0.00	0.00
0.00	0.00	0.00

Quantitation Report (Qedit)

Data Path : J:\MS13\DATA\2008\_05\12\  
 Data File : 05120806.D  
 Acq On : 12 May 2008 14:08  
 Operator : RTB  
 Sample : P0801385-002 (1000mL)  
 Misc : ENSR SG41B-20 (-3.7, 3.5)  
 ALS Vial : 2 Sample Multiplier: 1

Quant Time: May 27 16:28:24 2008  
 Quant Method : J:\MS13\METHODS\R13041408.M  
 Quant Title : EPA TO-15 per SOP VOA-TO15 (CASS TO-15/GC-MS)  
 QLast Update : Tue Apr 15 06:47:20 2008  
 Response via : Initial Calibration



(18) tert-Butanol (T)

9.271min (-0.040) 0.41ng

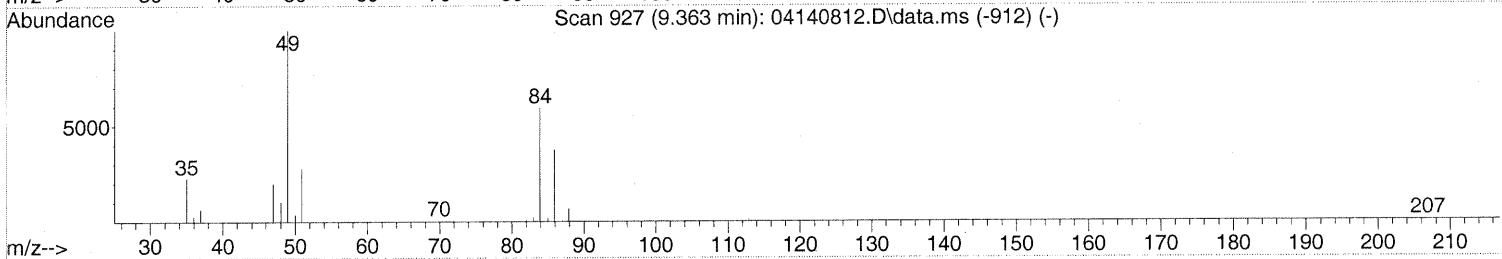
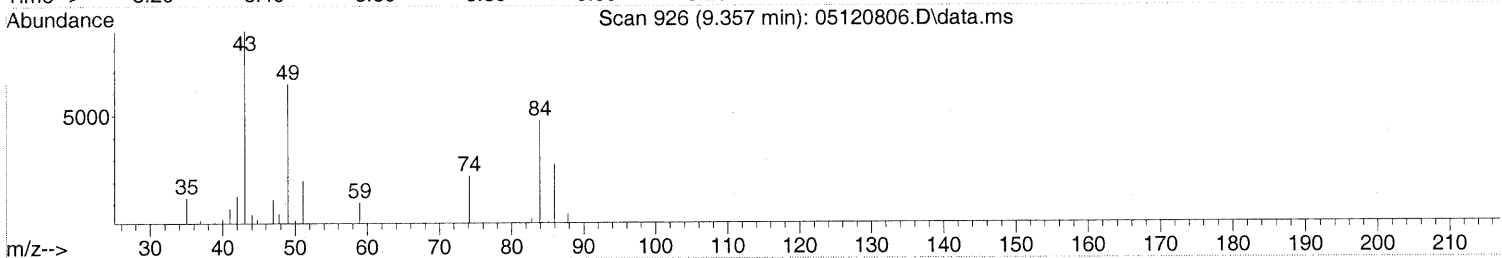
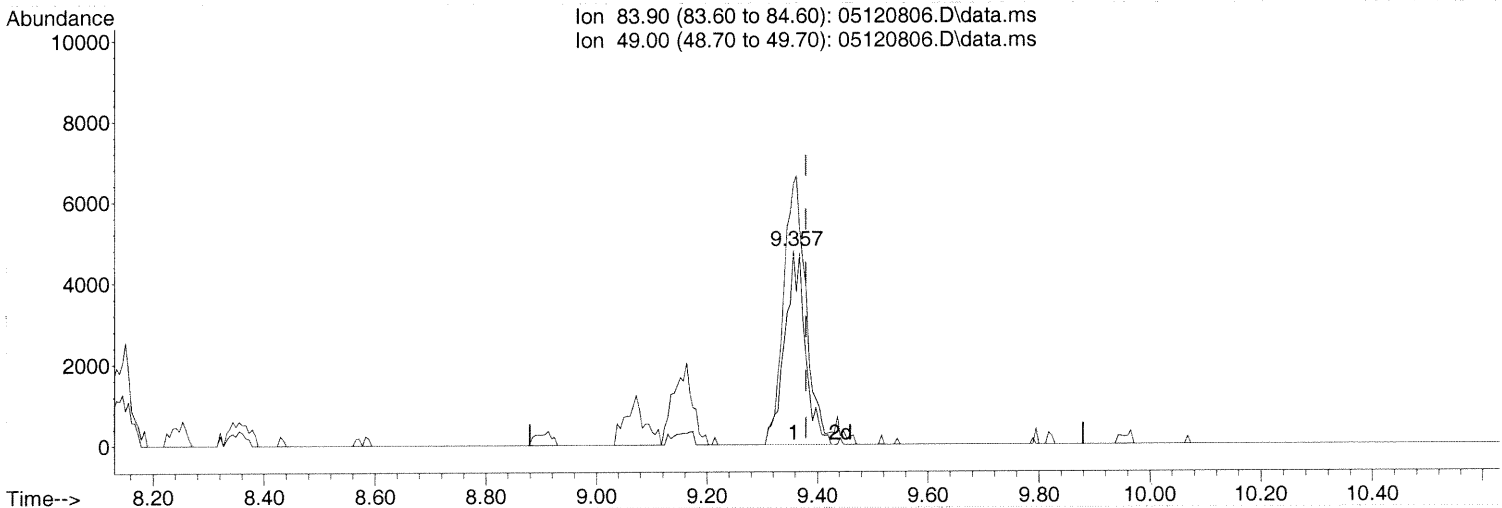
response 19996

Ion	Exp%	Act%
59.00	100	100
57.10	10.30	5.04
41.10	20.10	82.96#
43.00	12.30	0.00

Quantitation Report (Qedit)

Data Path : J:\MS13\DATA\2008\_05\12\  
 Data File : 05120806.D  
 Acq On : 12 May 2008 14:08  
 Operator : RTB  
 Sample : P0801385-002 (1000mL)  
 Misc : ENSR SG41B-20 (-3.7, 3.5)  
 ALS Vial : 2 Sample Multiplier: 1

Quant Time: May 27 16:28:24 2008  
 Quant Method : J:\MS13\METHODS\R13041408.M  
 Quant Title : EPA TO-15 per SOP VOA-TO15 (CASS TO-15/GC-MS)  
 QLast Update : Tue Apr 15 06:47:20 2008  
 Response via : Initial Calibration



TIC: 05120806.D\data.ms

(19) Methylene Chloride (T)

9.357min (-0.023) 0.62ng

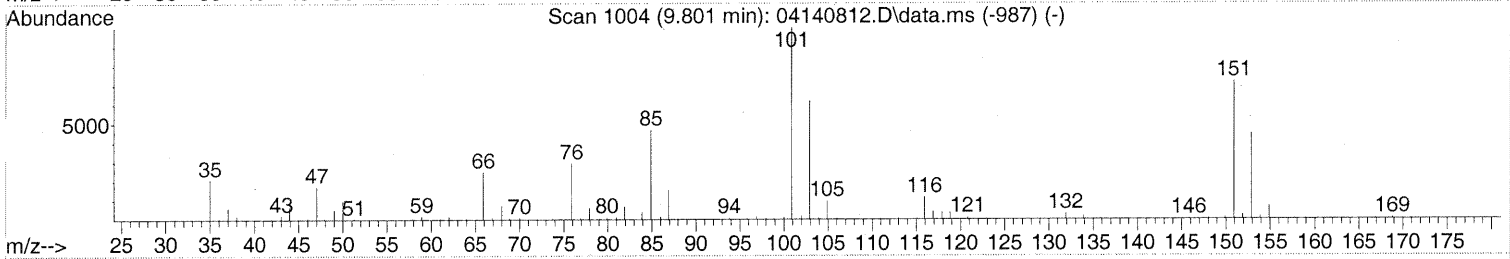
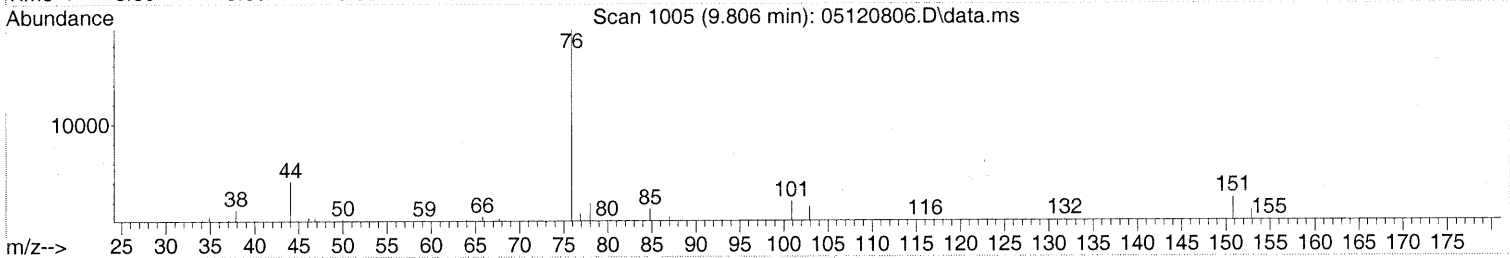
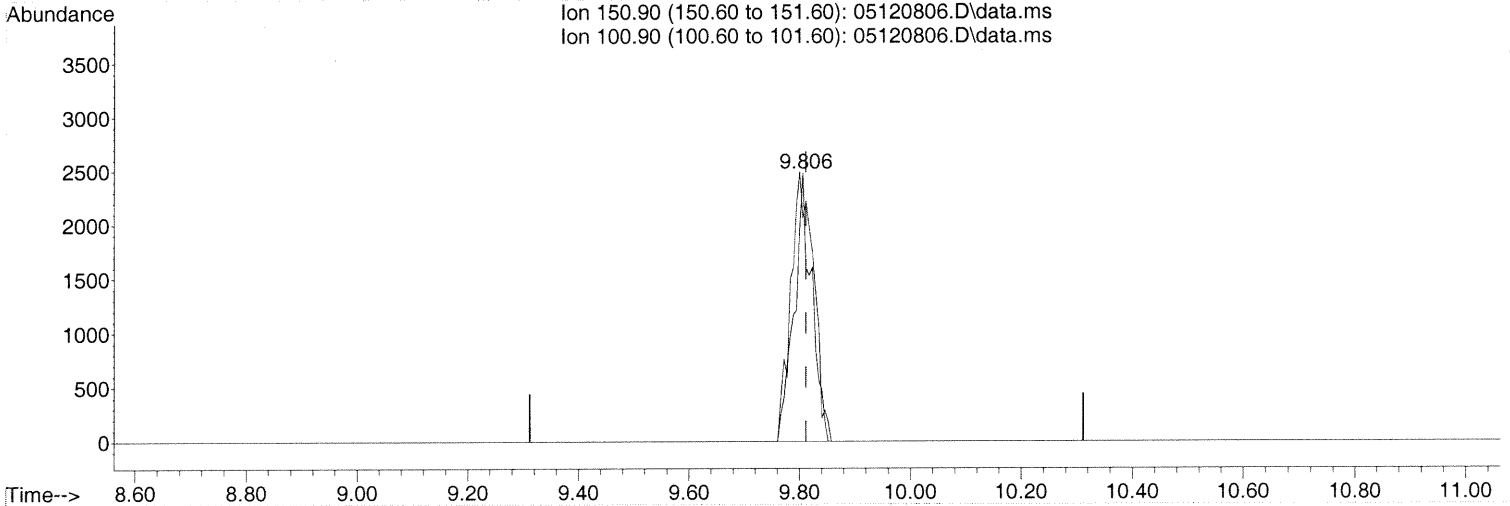
response 12364

Ion	Exp%	Act%
83.90	100	100
49.00	172.90	149.95
0.00	0.00	0.00
0.00	0.00	0.00

Quantitation Report (Qedit)

Data Path : J:\MS13\DATA\2008\_05\12\  
 Data File : 05120806.D  
 Acq On : 12 May 2008 14:08  
 Operator : RTB  
 Sample : P0801385-002 (1000mL)  
 Misc : ENSR SG41B-20 (-3.7, 3.5)  
 ALS Vial : 2 Sample Multiplier: 1

Quant Time: May 27 16:28:24 2008  
 Quant Method : J:\MS13\METHODS\R13041408.M  
 Quant Title : EPA TO-15 per SOP VOA-TO15 (CASS TO-15/GC-MS)  
 QLast Update : Tue Apr 15 06:47:20 2008  
 Response via : Initial Calibration



(21) Trichlorotrifluoroethane (T)

9.806min (-0.006) 0.34ng

response 5438

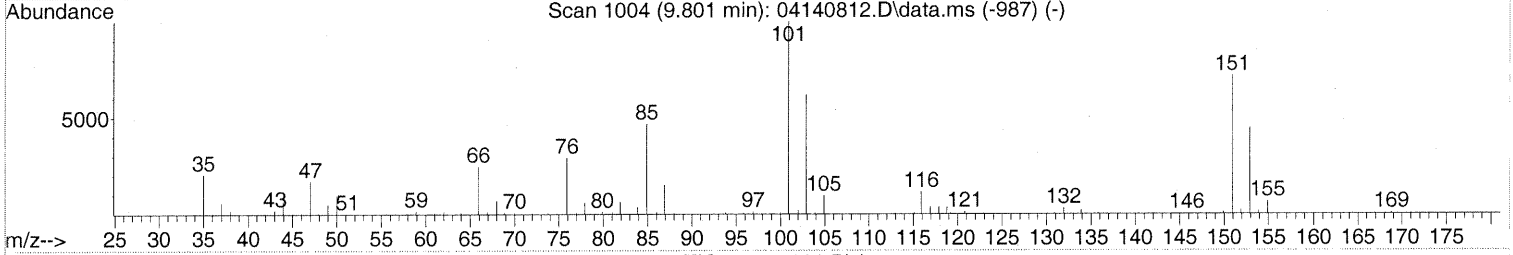
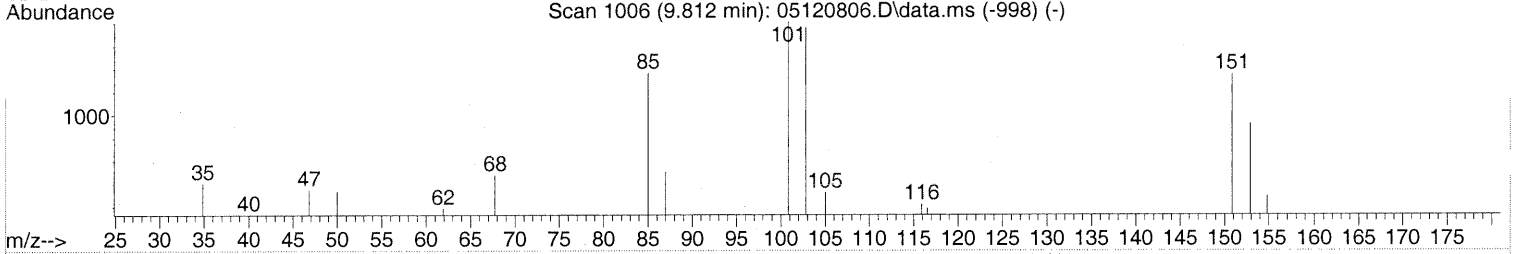
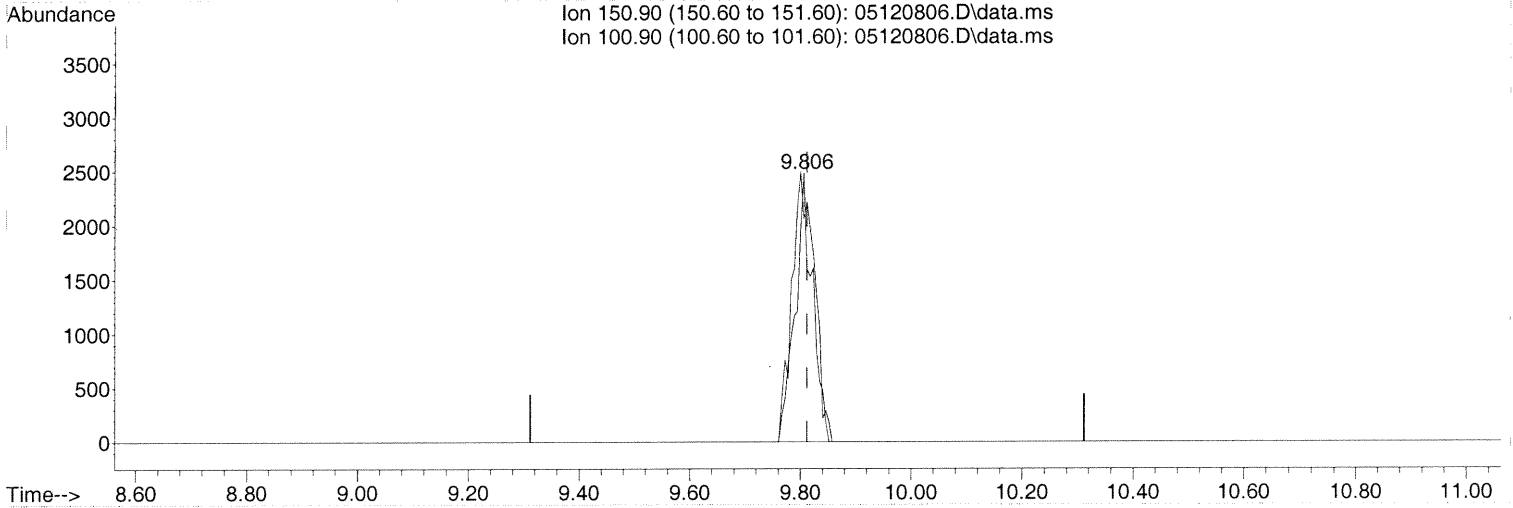
Ion	Exp%	Act%
150.90	100	100
100.90	126.50	129.39
0.00	0.00	0.00
0.00	0.00	0.00

*Before subtraction*

Quantitation Report (Qedit)

Data Path : J:\MS13\DATA\2008\_05\12\  
 Data File : 05120806.D  
 Acq On : 12 May 2008 14:08  
 Operator : RTB  
 Sample : P0801385-002 (1000mL)  
 Misc : ENSR SG41B-20 (-3.7, 3.5)  
 ALS Vial : 2 Sample Multiplier: 1

Quant Time: May 27 16:28:24 2008  
 Quant Method : J:\MS13\METHODS\R13041408.M  
 Quant Title : EPA TO-15 per SOP VOA-TO15 (CASS TO-15/GC-MS)  
 QLast Update : Tue Apr 15 06:47:20 2008  
 Response via : Initial Calibration



TIC: 05120806.D\data.ms

(21) Trichlorotrifluoroethane (T)

9.806min (-0.006) 0.34ng

response 5438

Ion	Exp%	Act%
150.90	100	100
100.90	126.50	129.39
0.00	0.00	0.00
0.00	0.00	0.00

*After subtraction*

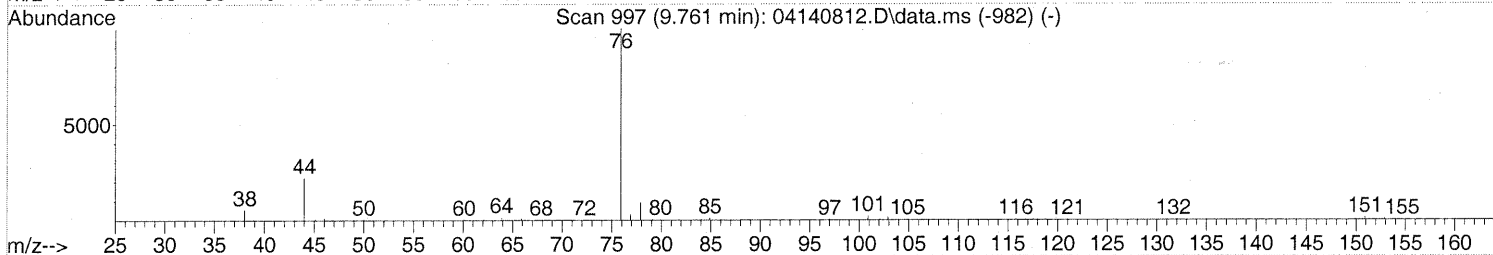
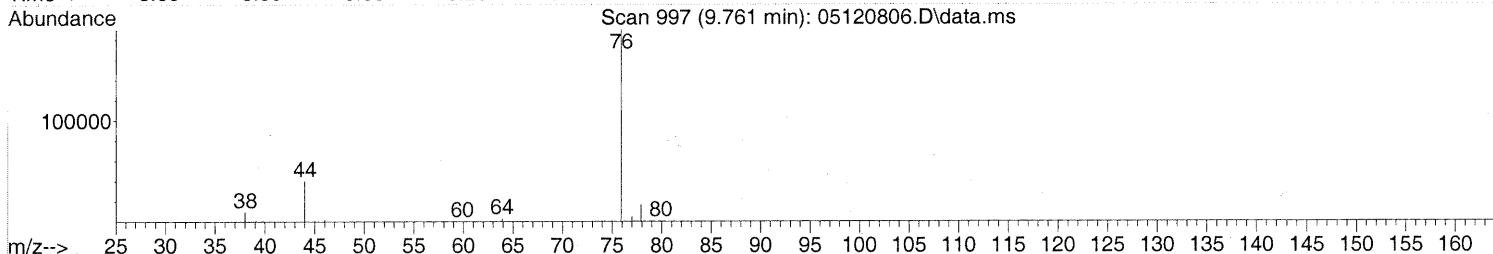
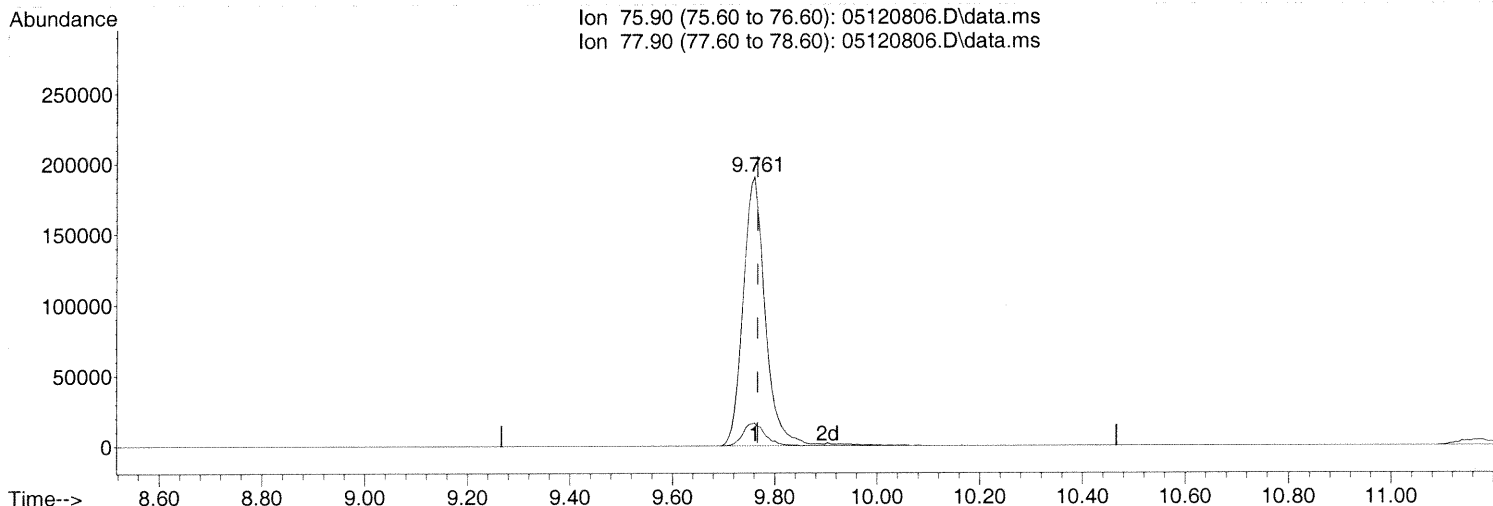
*W 5/27/08*

*W 5/28/08*

Quantitation Report (Qedit)

Data Path : J:\MS13\DATA\2008\_05\12\  
 Data File : 05120806.D  
 Acq On : 12 May 2008 14:08  
 Operator : RTB  
 Sample : P0801385-002 (1000mL)  
 Misc : ENSR SG41B-20 (-3.7, 3.5)  
 ALS Vial : 2 Sample Multiplier: 1

Quant Time: May 27 16:28:24 2008  
 Quant Method : J:\MS13\METHODS\R13041408.M  
 Quant Title : EPA TO-15 per SOP VOA-TO15 (CASS TO-15/GC-MS)  
 QLast Update : Tue Apr 15 06:47:20 2008  
 Response via : Initial Calibration



TIC: 05120806.D\data.ms

(22) Carbon Disulfide (T)

9.761min (-0.006) 7.76ng

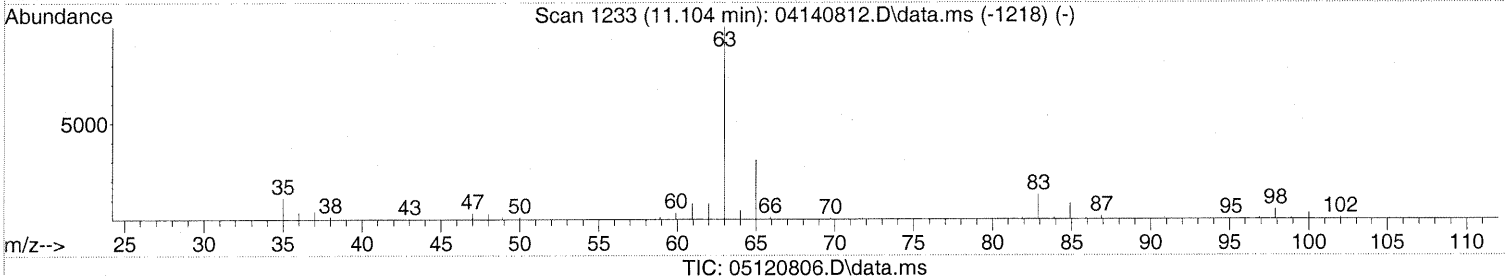
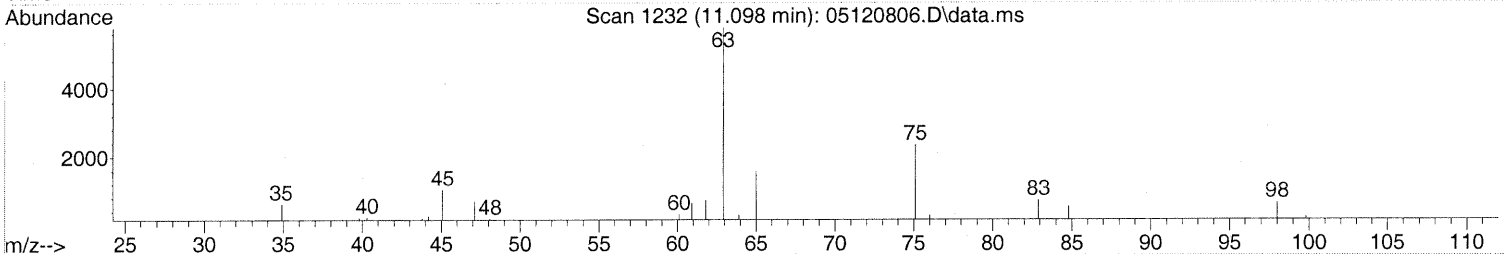
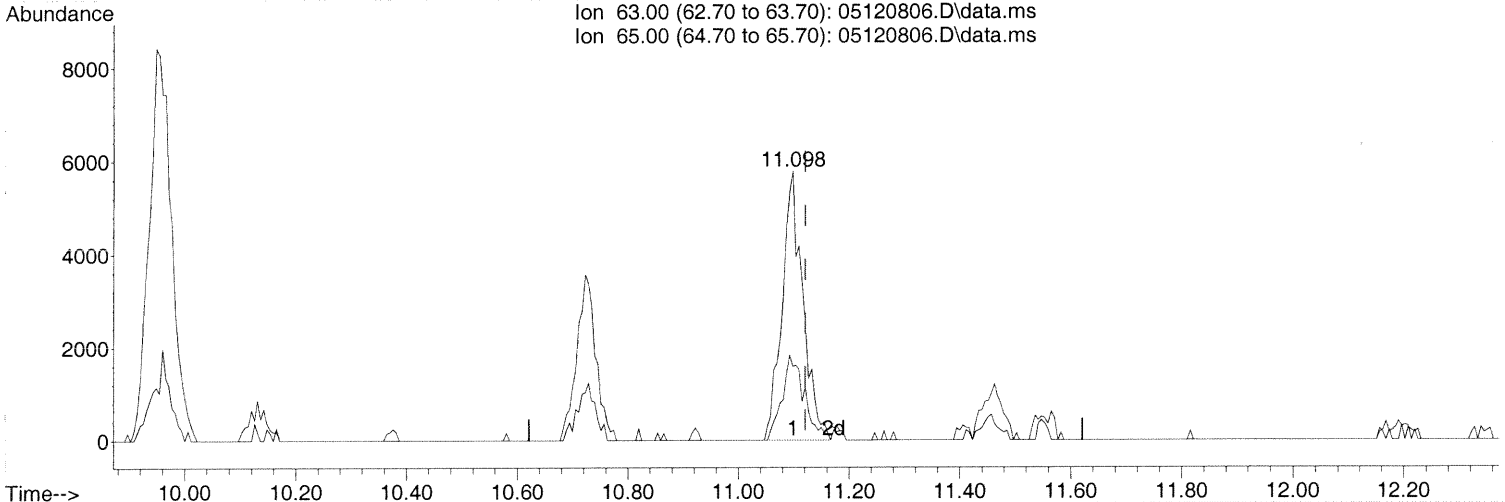
response 572898

Ion	Exp%	Act%
75.90	100	100
77.90	8.70	8.96
0.00	0.00	0.00
0.00	0.00	0.00

Quantitation Report (Qedit)

Data Path : J:\MS13\DATA\2008\_05\12\  
Data File : 05120806.D  
Acq On : 12 May 2008 14:08  
Operator : RTB  
Sample : P0801385-002 (1000mL)  
Misc : ENSR SG41B-20 (-3.7, 3.5)  
ALS Vial : 2 Sample Multiplier: 1

Quant Time: May 27 16:28:24 2008  
Quant Method : J:\MS13\METHODS\R13041408.M  
Quant Title : EPA TO-15 per SOP VOA-TO15 (CASS TO-15/GC-MS)  
QLast Update : Tue Apr 15 06:47:20 2008  
Response via : Initial Calibration



(24) 1,1-Dichloroethane (T)

11.098min (-0.023) 0.43ng

response 15076

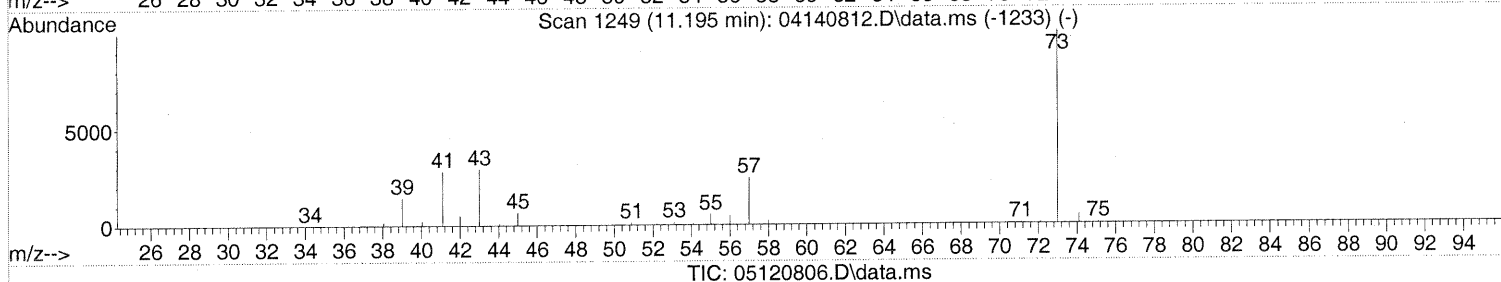
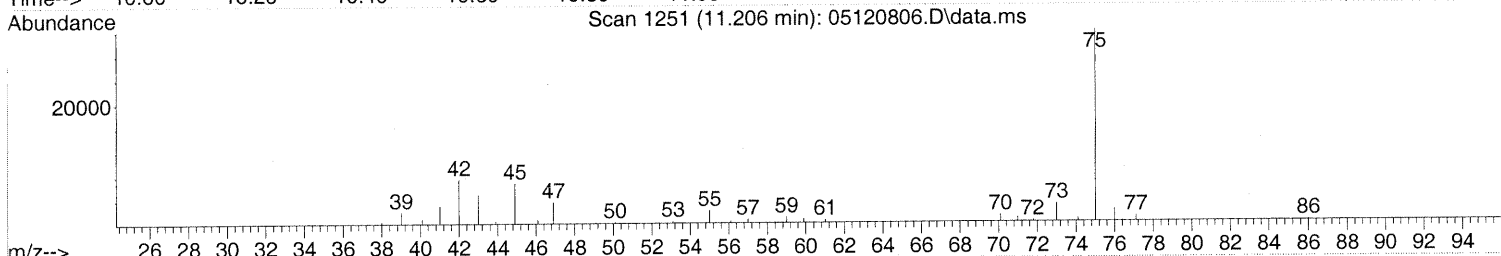
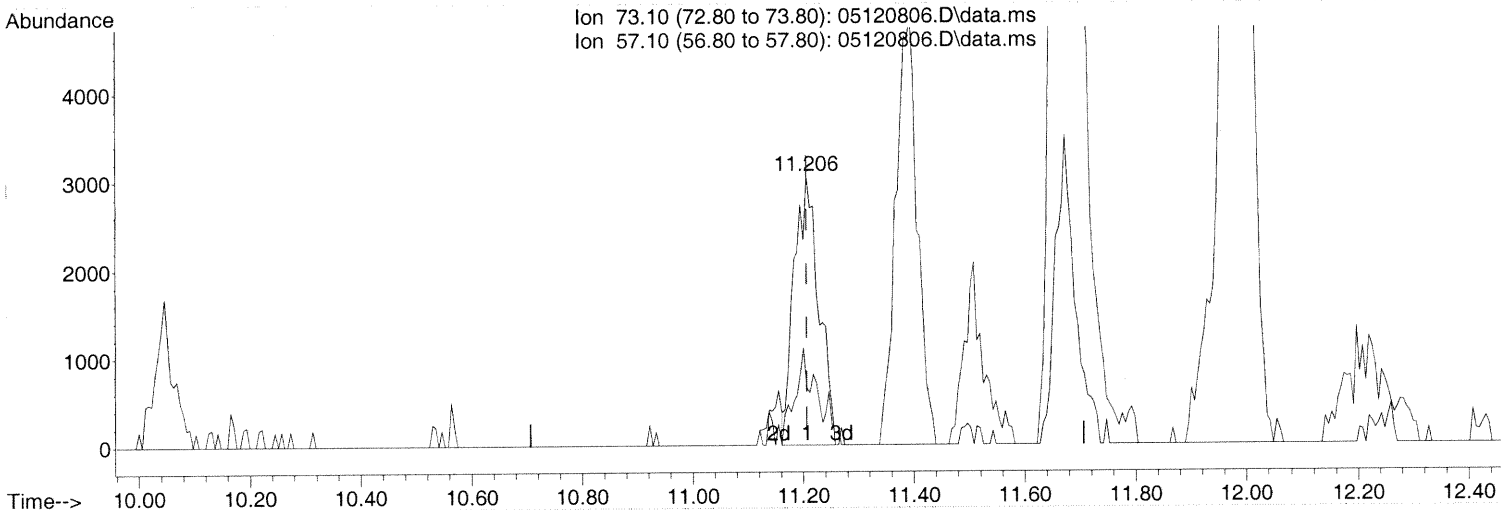
Ion	Exp%	Act%
63.00	100	100
65.00	29.10	33.60
0.00	0.00	0.00
0.00	0.00	0.00



Quantitation Report (Qedit)

Data Path : J:\MS13\DATA\2008\_05\12\  
 Data File : 05120806.D  
 Acq On : 12 May 2008 14:08  
 Operator : RTB  
 Sample : P0801385-002 (1000mL)  
 Misc : ENSR SG41B-20 (-3.7, 3.5)  
 ALS Vial : 2 Sample Multiplier: 1

Quant Time: May 27 16:28:24 2008  
 Quant Method : J:\MS13\METHODS\R13041408.M  
 Quant Title : EPA TO-15 per SOP VOA-TO15 (CASS TO-15/GC-MS)  
 QLast Update : Tue Apr 15 06:47:20 2008  
 Response via : Initial Calibration



(25) Methyl tert-Butyl Ether (T)

11.206min (+0.000) 0.16ng

response 9456

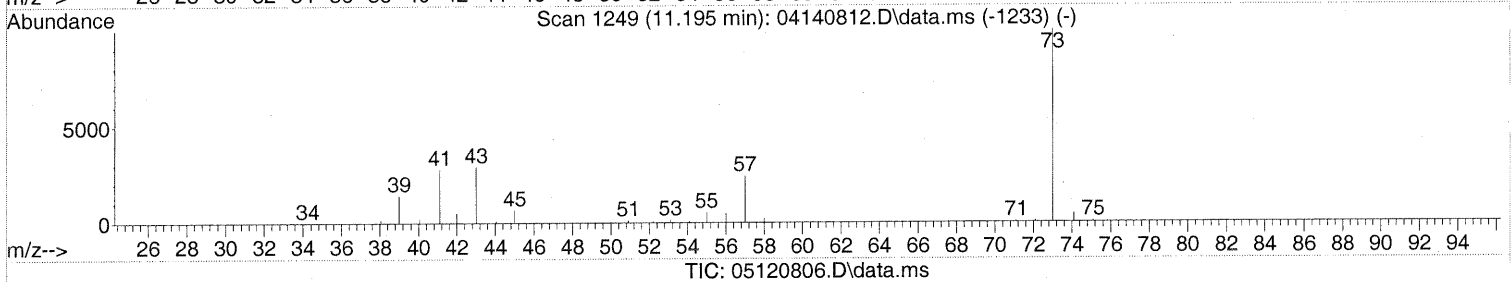
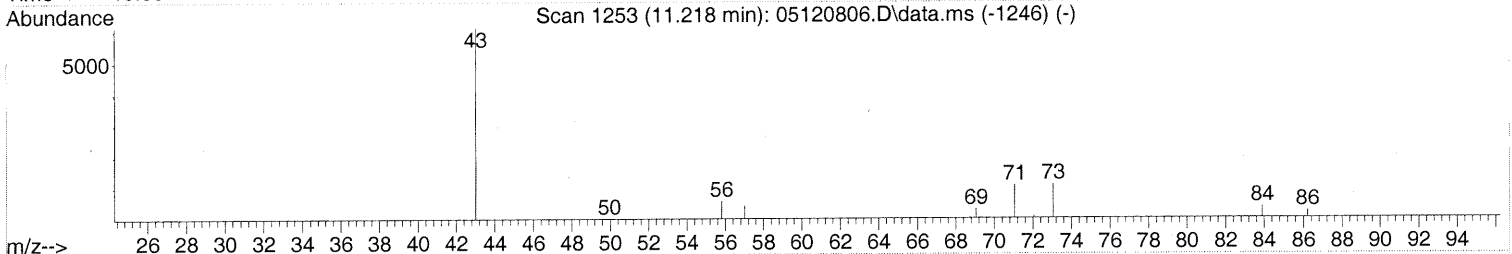
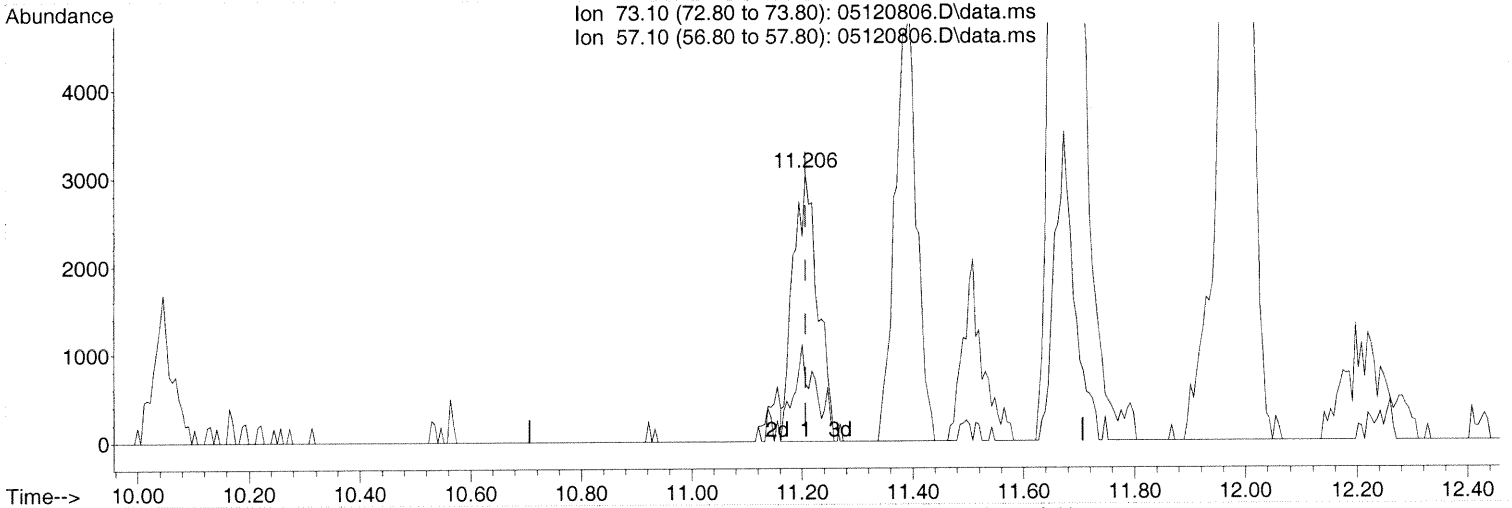
Ion	Exp%	Act%
73.10	100	100
57.10	31.40	28.45
0.00	0.00	0.00
0.00	0.00	0.00

*Before subtract*

Quantitation Report (Qedit)

Data Path : J:\MS13\DATA\2008\_05\12\  
 Data File : 05120806.D  
 Acq On : 12 May 2008 14:08  
 Operator : RTB  
 Sample : P0801385-002 (1000mL)  
 Misc : ENSR SG41B-20 (-3.7, 3.5)  
 ALS Vial : 2 Sample Multiplier: 1

Quant Time: May 27 16:28:24 2008  
 Quant Method : J:\MS13\METHODS\R13041408.M  
 Quant Title : EPA TO-15 per SOP VOA-TO15 (CASS TO-15/GC-MS)  
 QLast Update : Tue Apr 15 06:47:20 2008  
 Response via : Initial Calibration



(25) Methyl tert-Butyl Ether (T)

11.206min (+0.000) 0.16ng

response 9456

Ion	Exp%	Act%
73.10	100	100
57.10	31.40	28.45
0.00	0.00	0.00
0.00	0.00	0.00

*After subtraction*

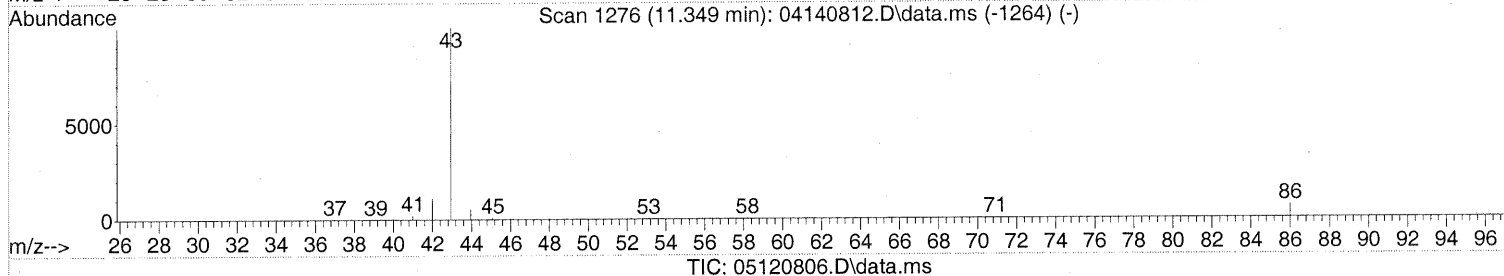
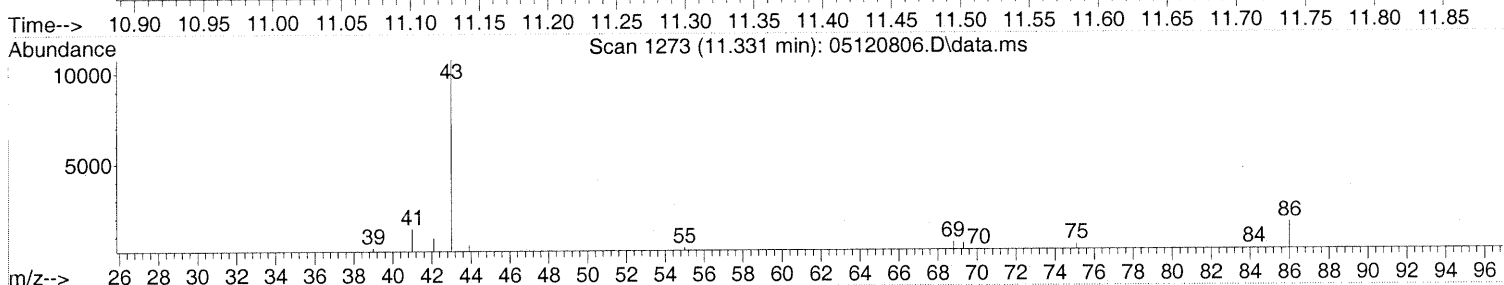
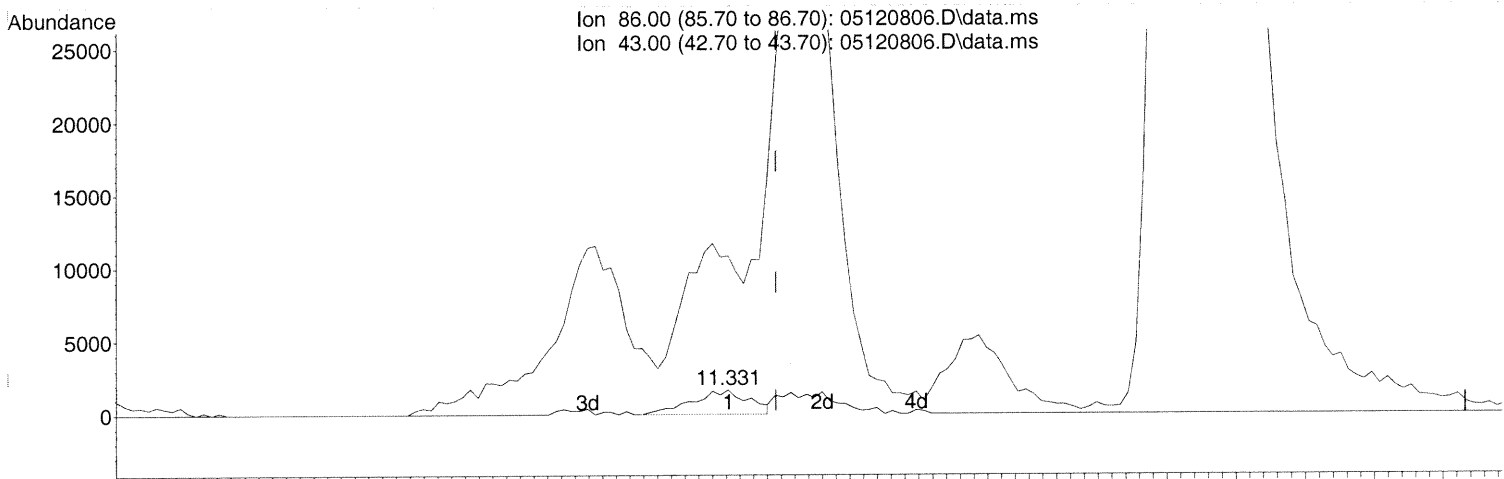
*MS/27/08*

*MS/28/08*

Quantitation Report (Qedit)

Data Path : J:\MS13\DATA\2008\_05\12\  
 Data File : 05120806.D  
 Acq On : 12 May 2008 14:08  
 Operator : RTB  
 Sample : P0801385-002 (1000mL)  
 Misc : ENSR SG41B-20 (-3.7, 3.5)  
 ALS Vial : 2 Sample Multiplier: 1

Quant Time: May 27 16:28:24 2008  
 Quant Method : J:\MS13\METHODS\R13041408.M  
 Quant Title : EPA TO-15 per SOP VOA-TO15 (CASS TO-15/GC-MS)  
 QLast Update : Tue Apr 15 06:47:20 2008  
 Response via : Initial Calibration



(26) Vinyl Acetate (T)

11.331min (-0.035) 1.37ng


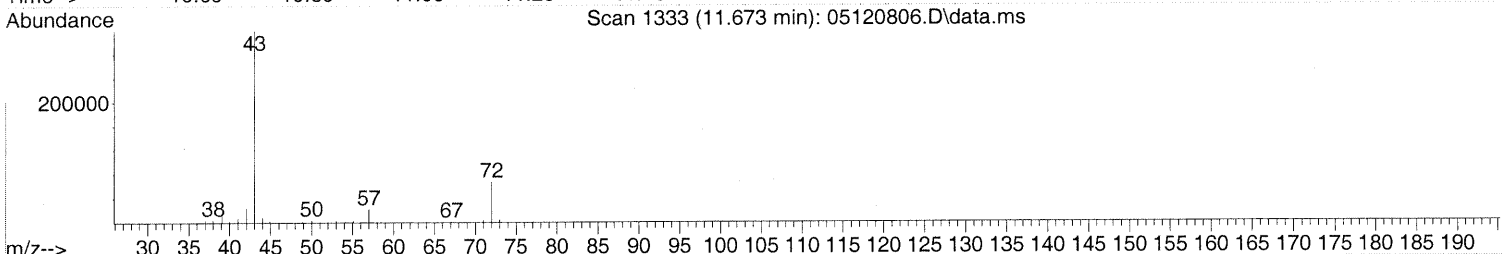
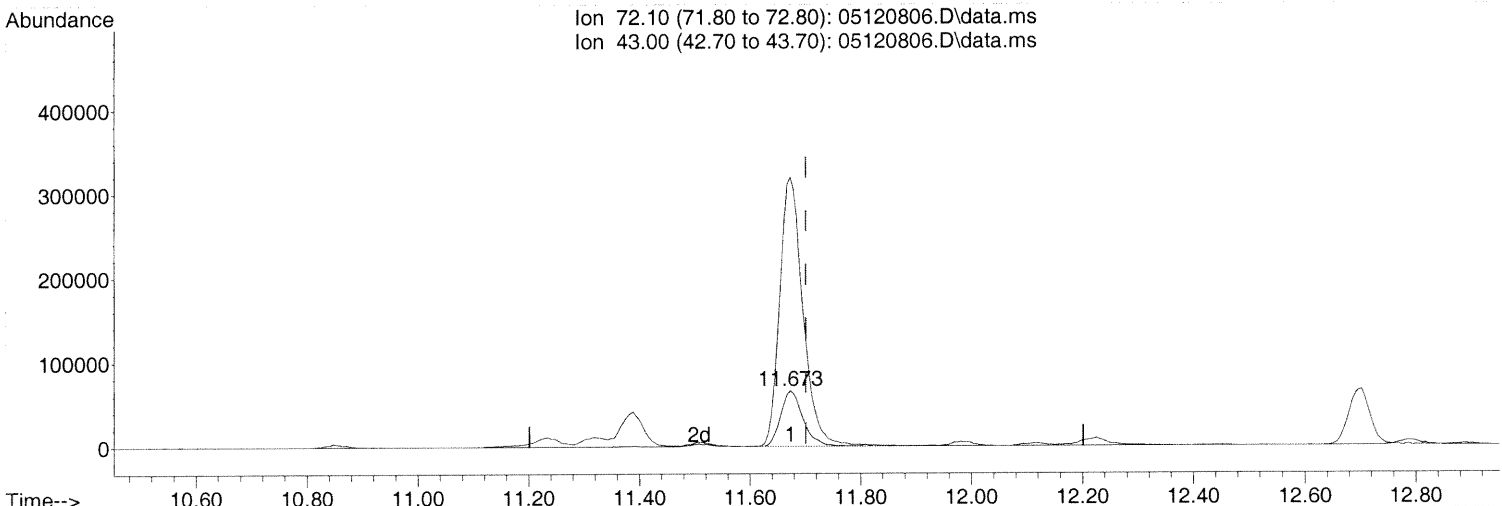
response 4720

Ion	Exp%	Act%
86.00	100	100
43.00	1381.20	674.34#
0.00	0.00	0.00
0.00	0.00	0.00

Quantitation Report (Qedit)

Data Path : J:\MS13\DATA\2008\_05\12\  
Data File : 05120806.D  
Acq On : 12 May 2008 14:08  
Operator : RTB  
Sample : P0801385-002 (1000mL)  
Misc : ENSR SG41B-20 (-3.7, 3.5)  
ALS Vial : 2 Sample Multiplier: 1

Quant Time: May 27 16:28:24 2008  
Quant Method : J:\MS13\METHODS\R13041408.M  
Quant Title : EPA TO-15 per SOP VOA-TO15 (CASS TO-15/GC-MS)  
QLast Update : Tue Apr 15 06:47:20 2008  
Response via : Initial Calibration



TIC: 05120806.D\data.ms

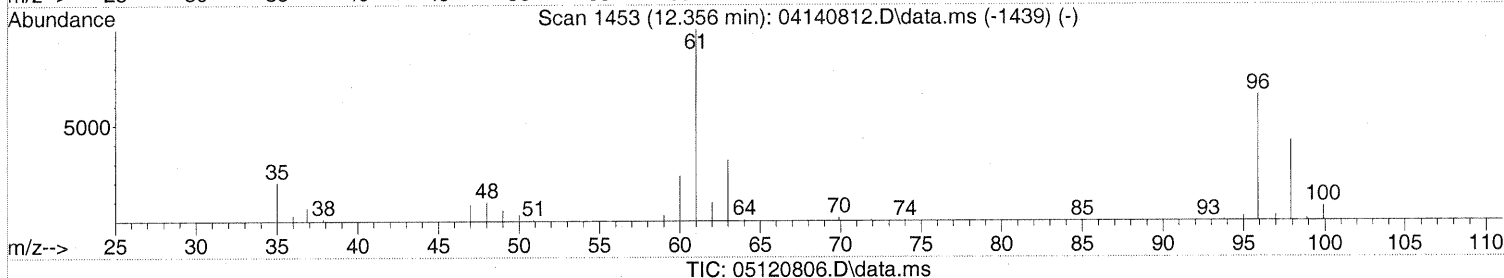
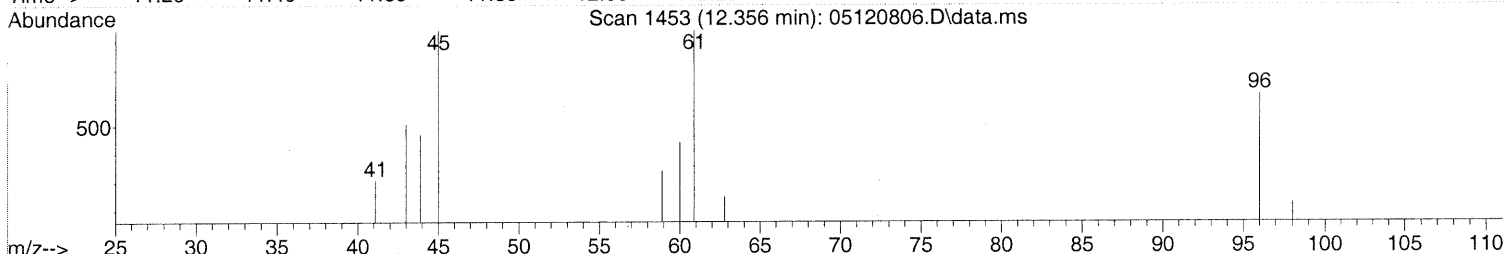
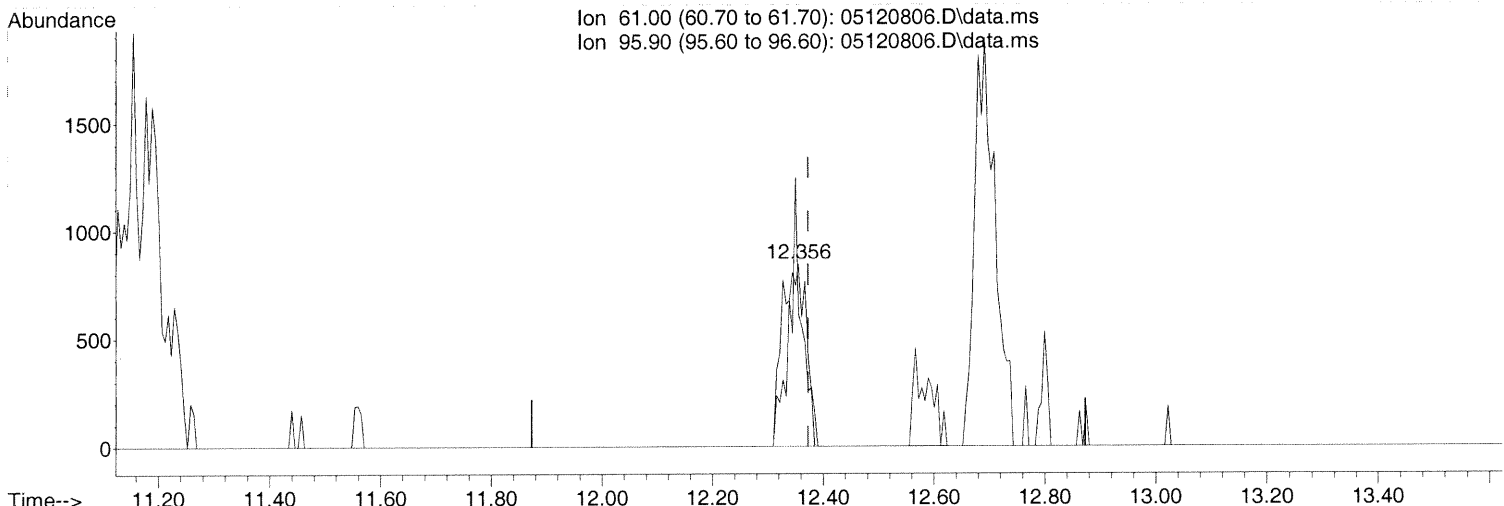
(27) 2-Butanone (T)  
11.673min (-0.028) 15.62ng  
response 189824

Ion	Exp%	Act%
72.10	100	100
43.00	506.80	493.76
0.00	0.00	0.00
0.00	0.00	0.00

Quantitation Report (Qedit)

Data Path : J:\MS13\DATA\2008\_05\12\  
 Data File : 05120806.D  
 Acq On : 12 May 2008 14:08  
 Operator : RTB  
 Sample : P0801385-002 (1000mL)  
 Misc : ENSR SG41B-20 (-3.7, 3.5)  
 ALS Vial : 2 Sample Multiplier: 1

Quant Time: May 27 16:28:24 2008  
 Quant Method : J:\MS13\METHODS\R13041408.M  
 Quant Title : EPA TO-15 per SOP VOA-TO15 (CASS TO-15/GC-MS)  
 QLast Update : Tue Apr 15 06:47:20 2008  
 Response via : Initial Calibration



(28) cis-1,2-Dichloroethene (T)

12.356min (-0.017) 0.09ng

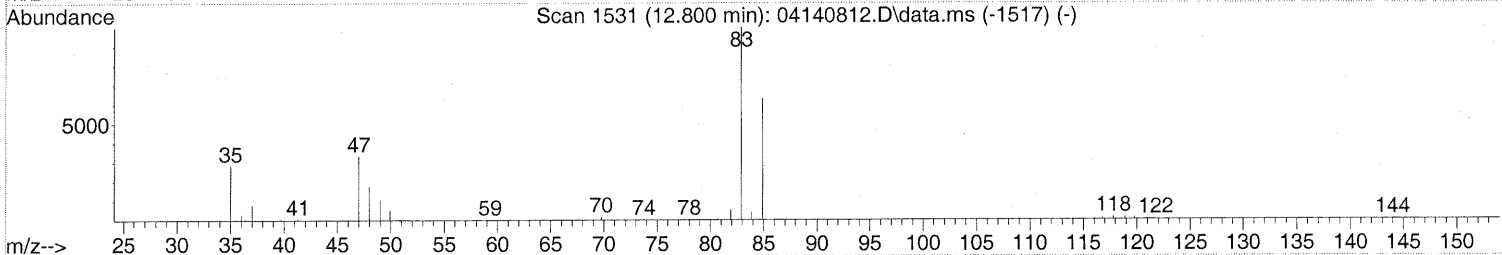
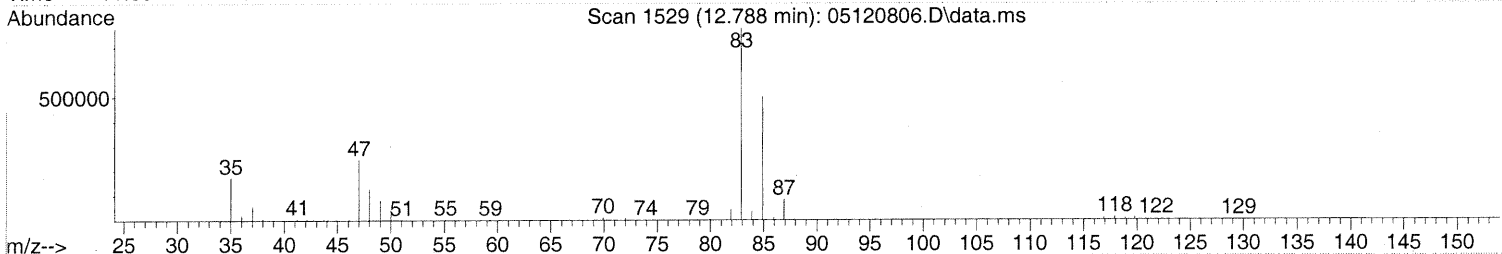
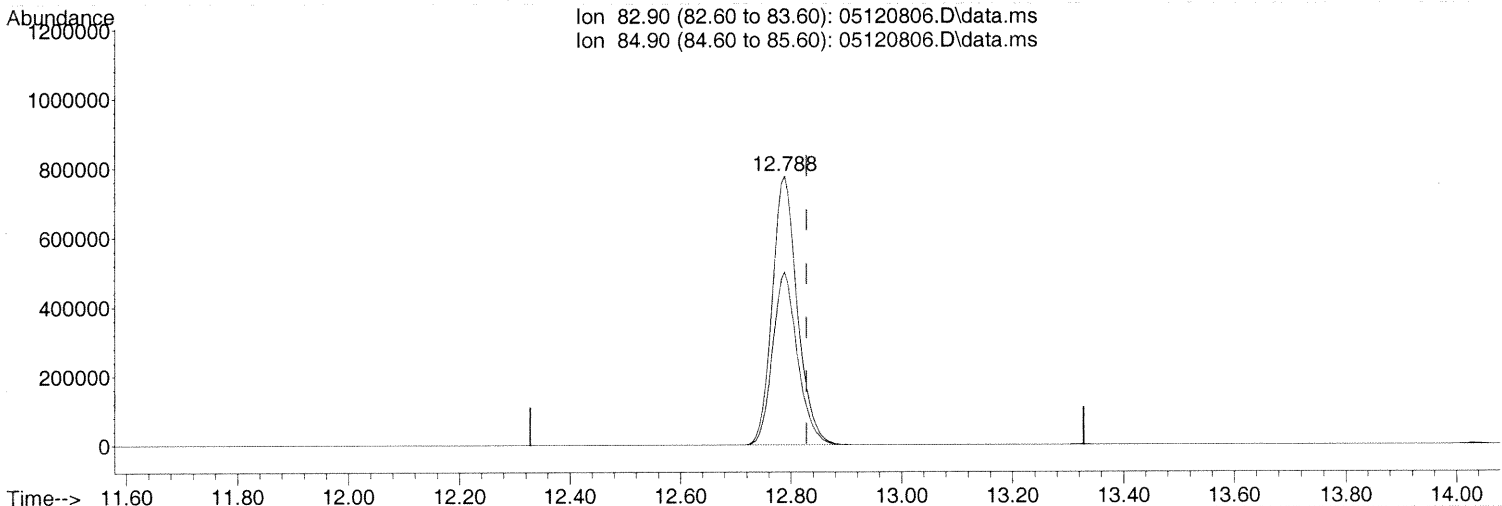
response 2493

Ion	Exp%	Act%
61.00	100	100
95.90	59.60	78.90
0.00	0.00	0.00
0.00	0.00	0.00

Quantitation Report (Qedit)

Data Path : J:\MS13\DATA\2008\_05\12\  
 Data File : 05120806.D  
 Acq On : 12 May 2008 14:08  
 Operator : RTB  
 Sample : P0801385-002 (1000mL)  
 Misc : ENSR SG41B-20 (-3.7, 3.5)  
 ALS Vial : 2 Sample Multiplier: 1

Quant Time: May 27 16:47:39 2008  
 Quant Method : J:\MS13\METHODS\R13041408.M  
 Quant Title : EPA TO-15 per SOP VOA-TO15 (CASS TO-15/GC-MS)  
 QLast Update : Tue Apr 15 06:47:20 2008  
 Response via : Initial Calibration



TIC: 05120806.D\data.ms

(32) Chloroform (T)

12.788min (-0.040) 84.05ng

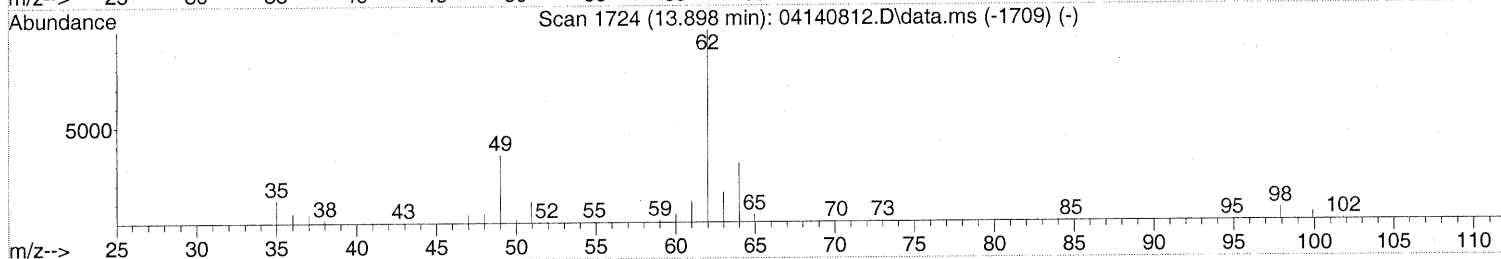
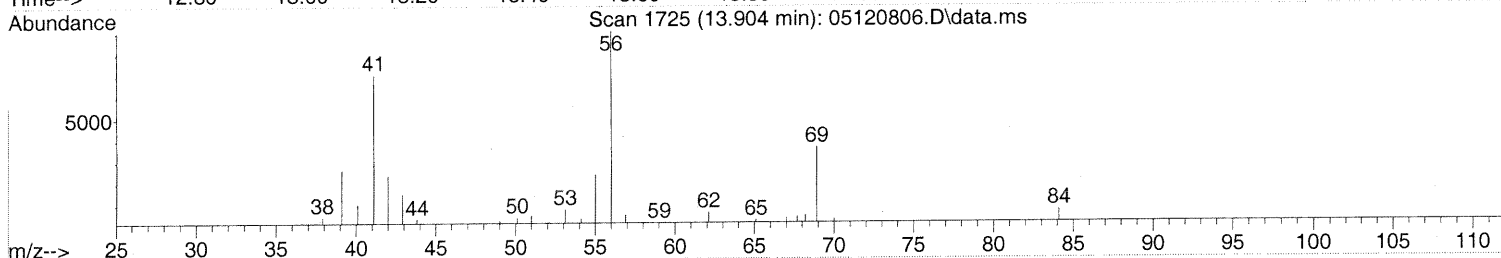
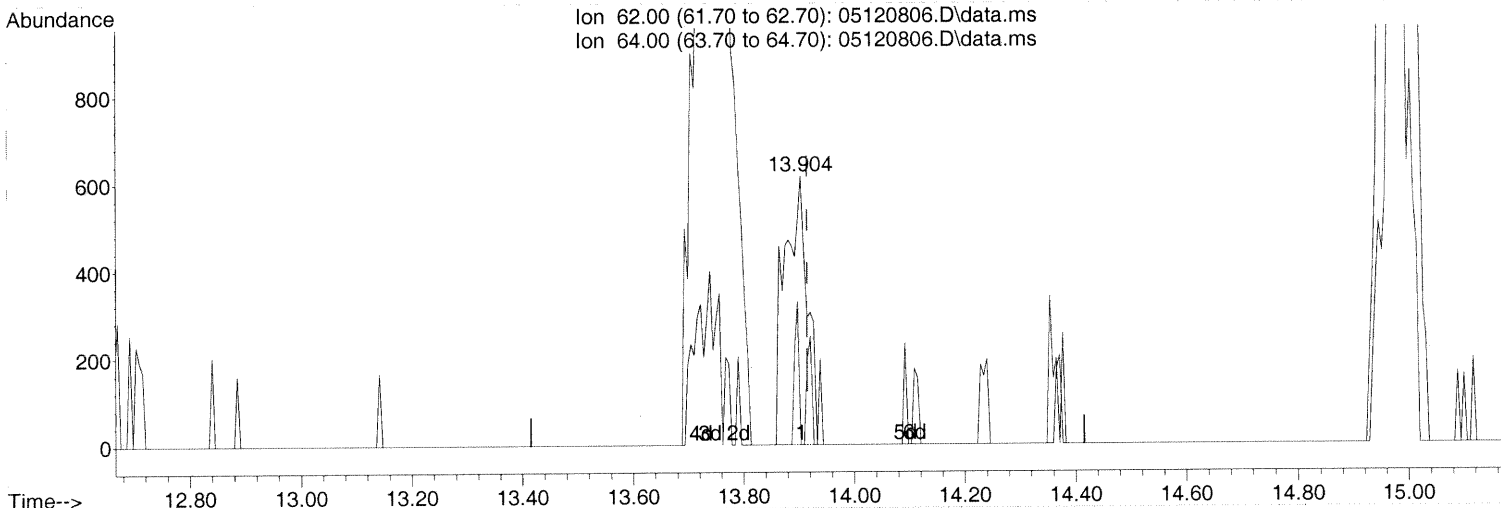
response 2456956

Ion	Exp%	Act%
82.90	100	100
84.90	64.70	64.28
0.00	0.00	0.00
0.00	0.00	0.00

Quantitation Report (Qedit)

Data Path : J:\MS13\DATA\2008\_05\12\  
 Data File : 05120806.D  
 Acq On : 12 May 2008 14:08  
 Operator : RTB  
 Sample : P0801385-002 (1000mL)  
 Misc : ENSR SG41B-20 (-3.7, 3.5)  
 ALS Vial : 2 Sample Multiplier: 1

Quant Time: May 27 16:47:39 2008  
 Quant Method : J:\MS13\METHODS\R13041408.M  
 Quant Title : EPA TO-15 per SOP VOA-TO15 (CASS TO-15/GC-MS)  
 QLast Update : Tue Apr 15 06:47:20 2008  
 Response via : Initial Calibration



TIC: 05120806.D\data.ms

(36) 1,2-Dichloroethane (T)

13.904min (-0.011) 0.06ng

response 1794

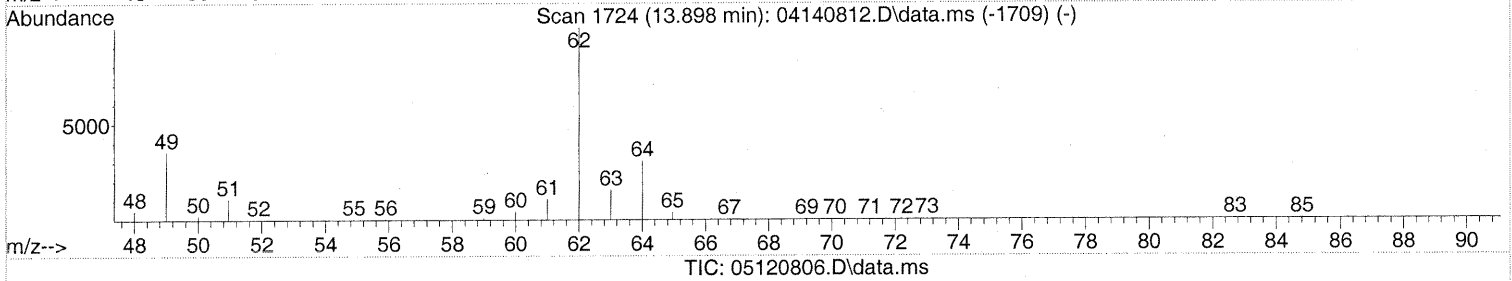
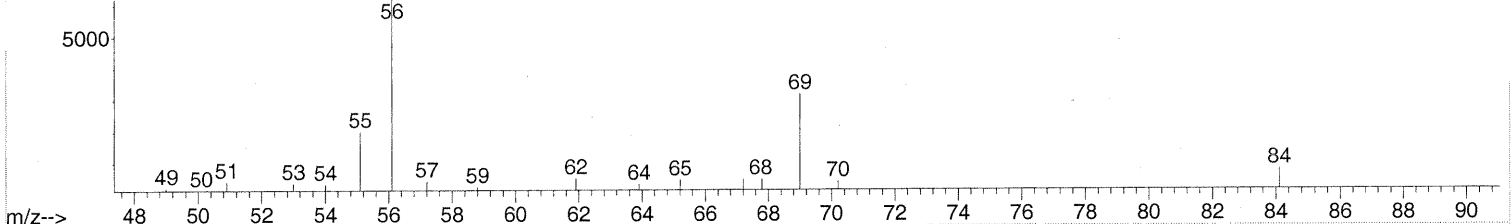
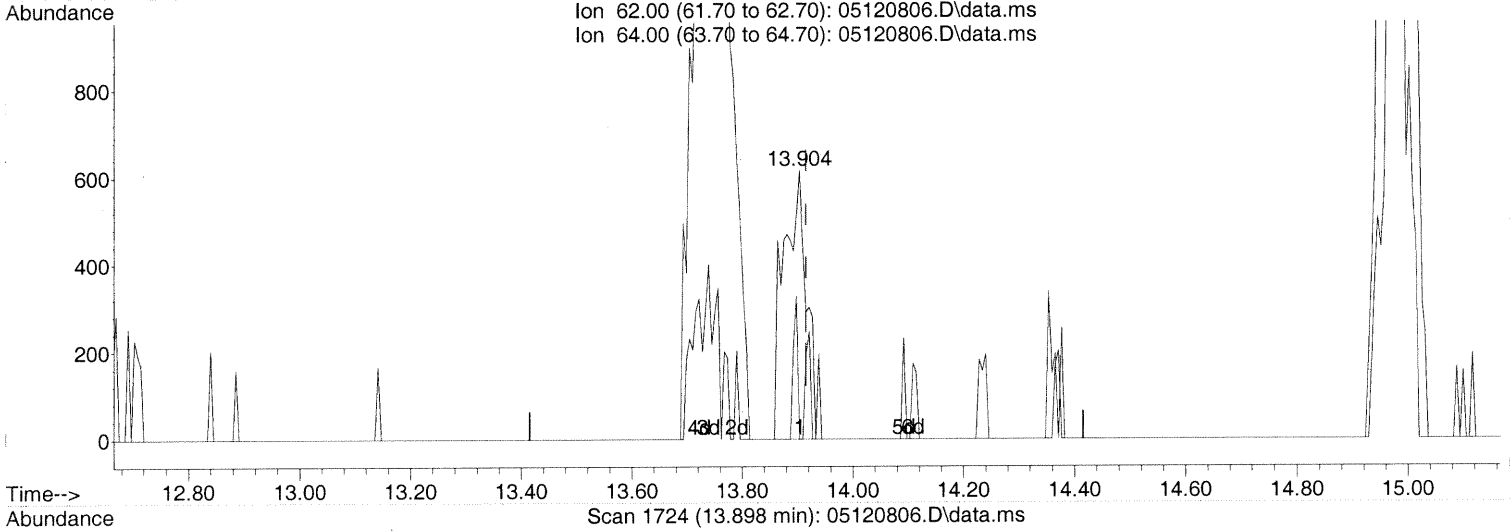
Ion	Exp%	Act%
62.00	100	100
64.00	30.90	10.48#
0.00	0.00	0.00
0.00	0.00	0.00

*Before subtraction*

Quantitation Report (Qedit)

Data Path : J:\MS13\DATA\2008\_05\12\  
 Data File : 05120806.D  
 Acq On : 12 May 2008 14:08  
 Operator : RTB  
 Sample : P0801385-002 (1000mL)  
 Misc : ENSR SG41B-20 (-3.7, 3.5)  
 ALS Vial : 2 Sample Multiplier: 1

Quant Time: May 27 16:47:39 2008  
 Quant Method : J:\MS13\METHODS\R13041408.M  
 Quant Title : EPA TO-15 per SOP VOA-TO15 (CASS TO-15/GC-MS)  
 QLast Update : Tue Apr 15 06:47:20 2008  
 Response via : Initial Calibration



(36) 1,2-Dichloroethane (T)

13.904min (-0.011) 0.06ng

response 1794

Ion	Exp%	Act%
62.00	100	100
64.00	30.90	10.48#
0.00	0.00	0.00
0.00	0.00	0.00

*After subtraction  
 on 5/27/08*

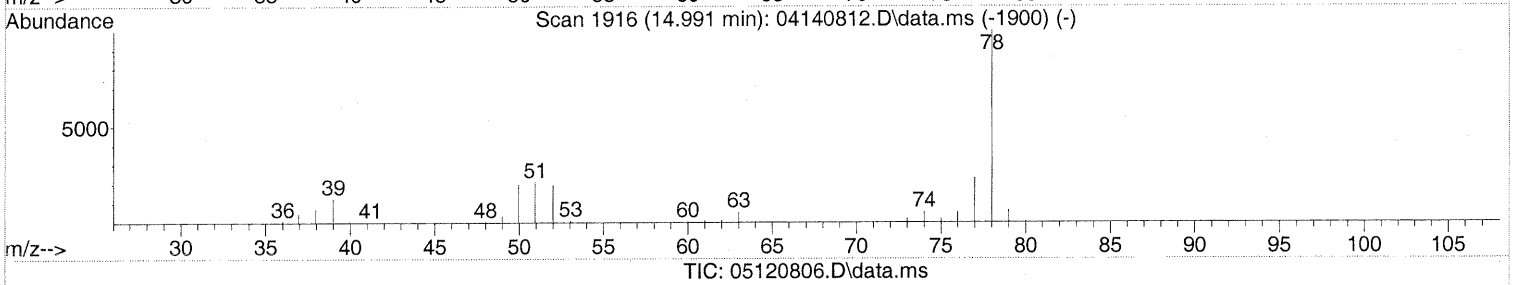
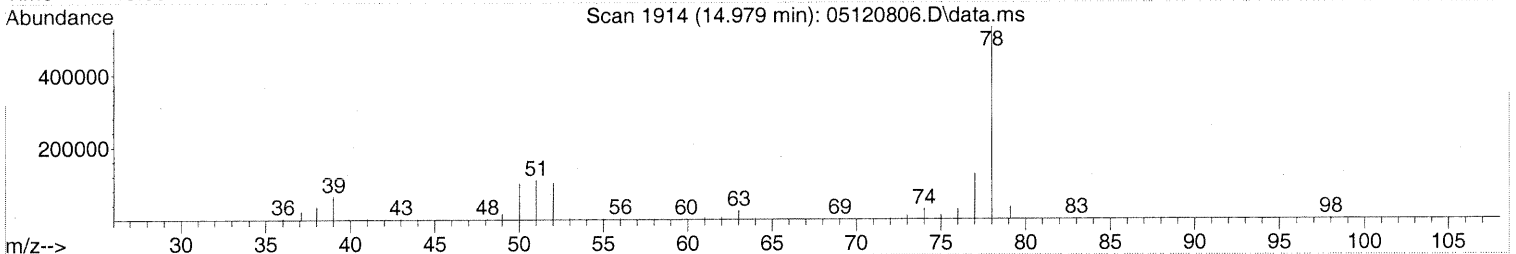
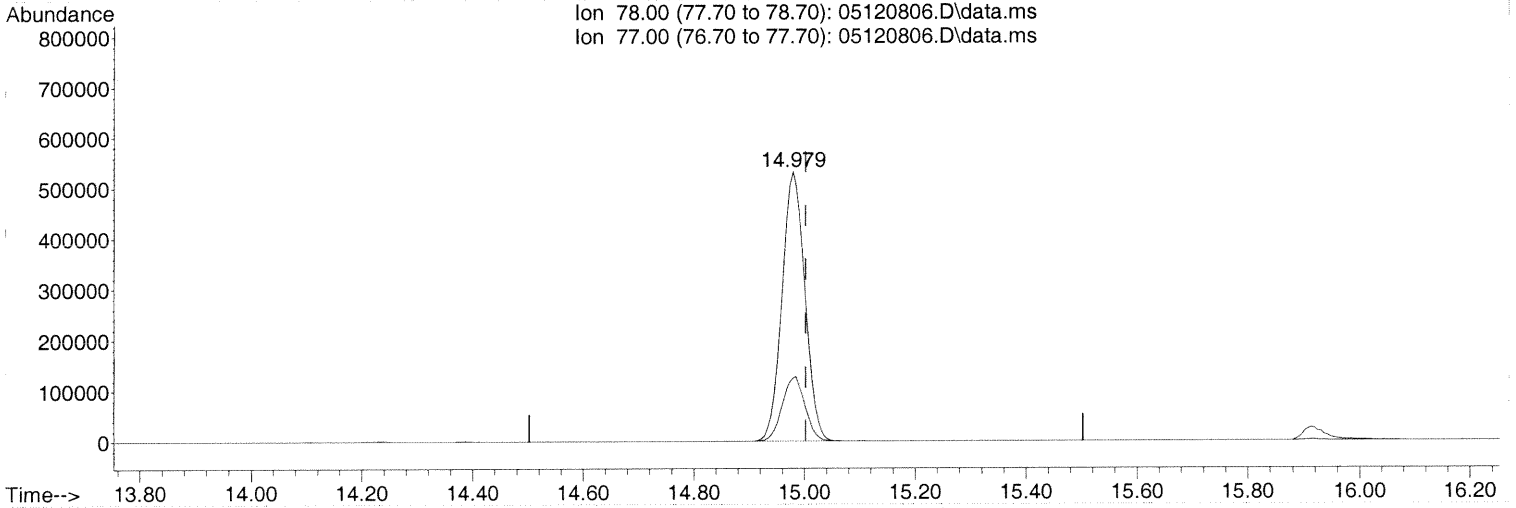
*Wt 5/28/08*



Quantitation Report (Qedit)

Data Path : J:\MS13\DATA\2008\_05\12\  
 Data File : 05120806.D  
 Acq On : 12 May 2008 14:08  
 Operator : RTB  
 Sample : P0801385-002 (1000mL)  
 Misc : ENSR SG41B-20 (-3.7, 3.5)  
 ALS Vial : 2 Sample Multiplier: 1

Quant Time: May 27 16:47:39 2008  
 Quant Method : J:\MS13\METHODS\R13041408.M  
 Quant Title : EPA TO-15 per SOP VOA-TO15 (CASS TO-15/GC-MS)  
 QLast Update : Tue Apr 15 06:47:20 2008  
 Response via : Initial Calibration



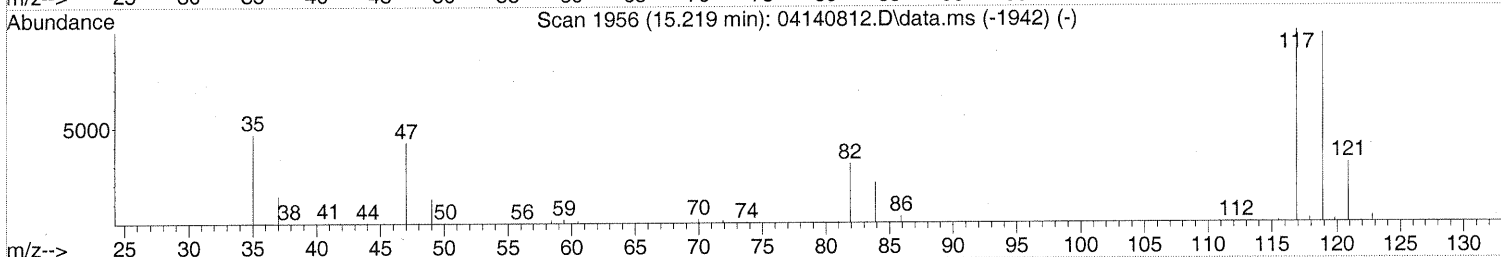
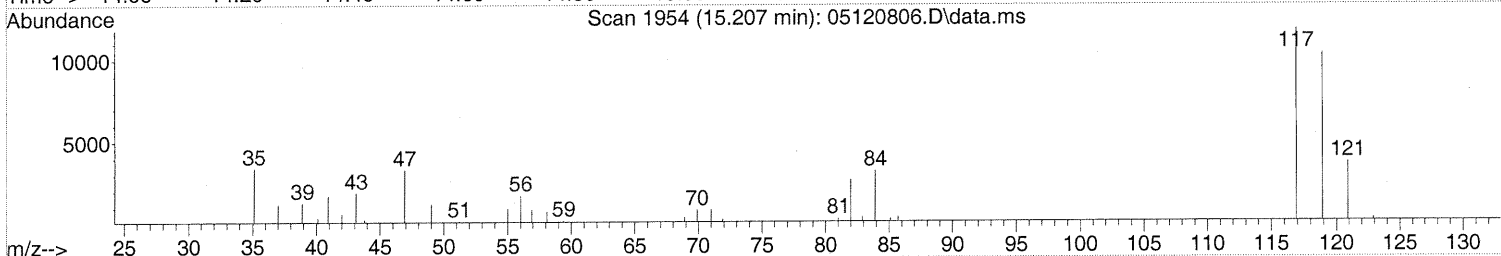
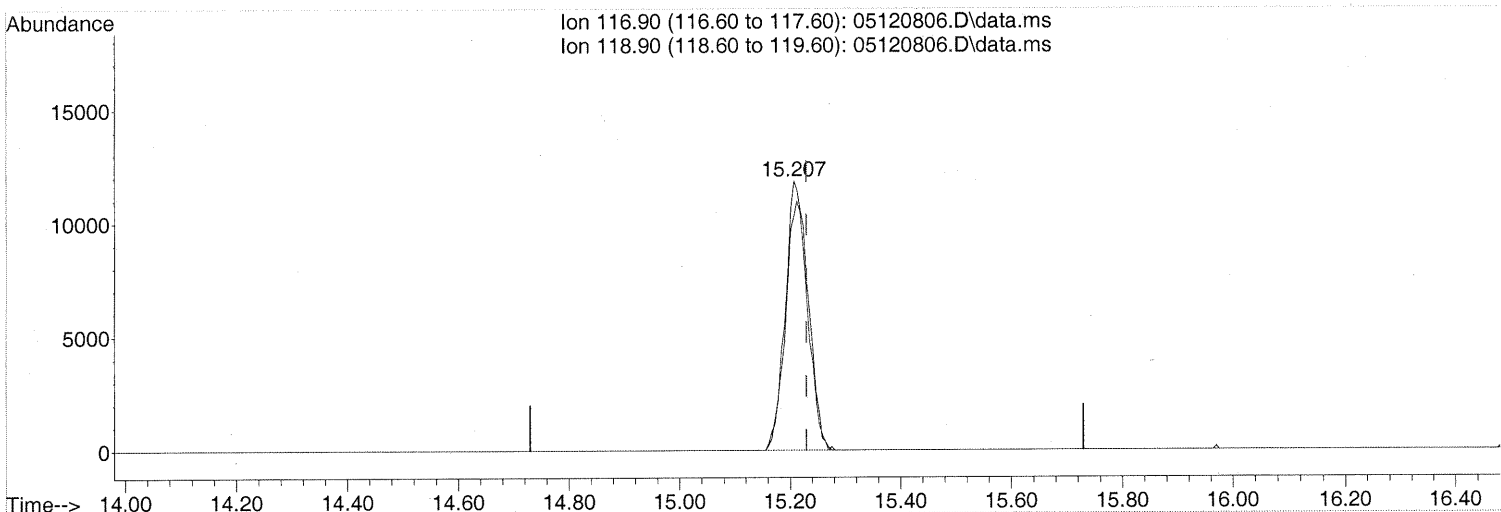
(41) Benzene (T)  
 14.979min (-0.023) 21.17ng  
 response 1534570

Ion	Exp%	Act%
78.00	100	100
77.00	23.50	23.99
0.00	0.00	0.00
0.00	0.00	0.00

Quantitation Report (Qedit)

Data Path : J:\MS13\DATA\2008\_05\12\  
 Data File : 05120806.D  
 Acq On : 12 May 2008 14:08  
 Operator : RTB  
 Sample : P0801385-002 (1000mL)  
 Misc : ENSR SG41B-20 (-3.7, 3.5)  
 ALS Vial : 2 Sample Multiplier: 1

Quant Time: May 27 16:47:39 2008  
 Quant Method : J:\MS13\METHODS\R13041408.M  
 Quant Title : EPA TO-15 per SOP VOA-TO15 (CASS TO-15/GC-MS)  
 QLast Update : Tue Apr 15 06:47:20 2008  
 Response via : Initial Calibration



TIC: 05120806.D\data.ms

(42) Carbon Tetrachloride (T)

15.207min (-0.023) 1.42ng

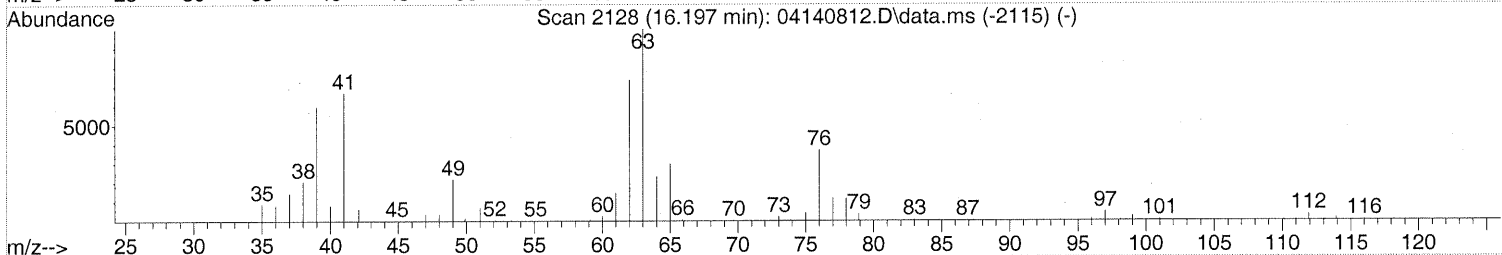
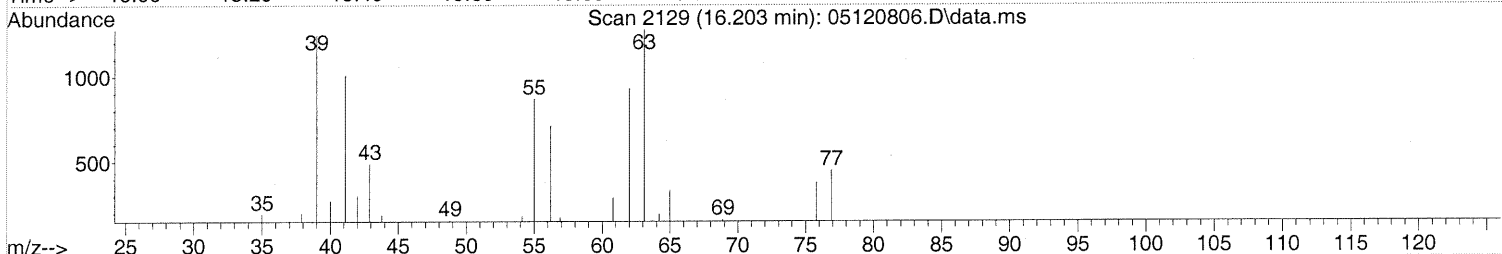
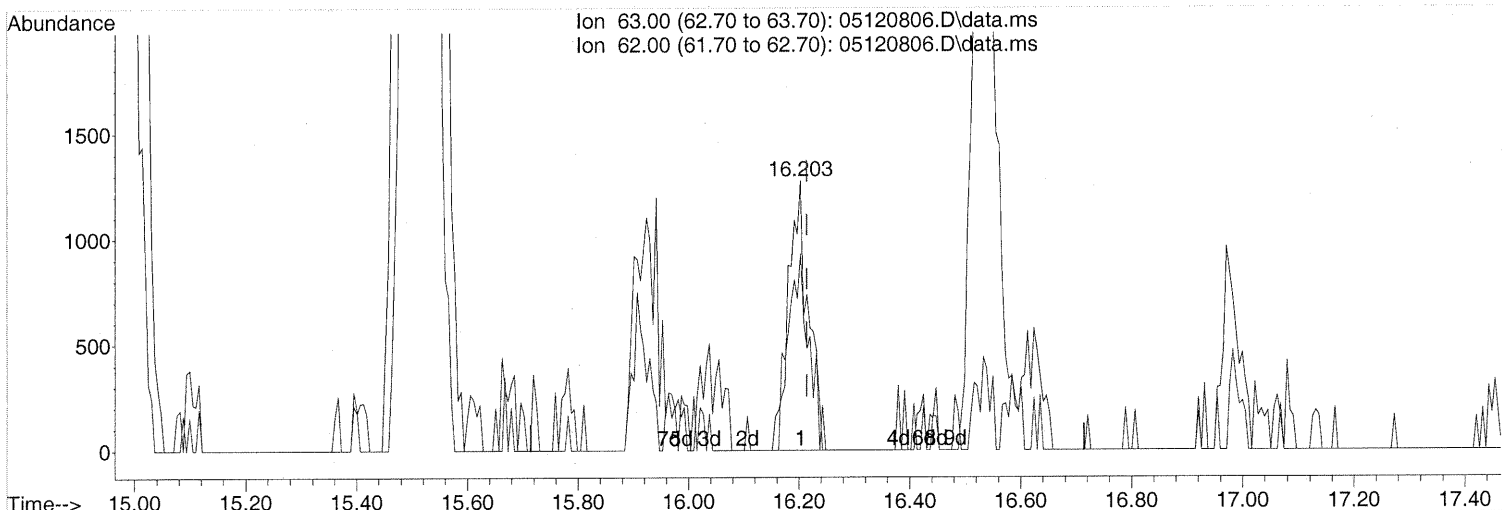
response 34100

Ion	Exp%	Act%
116.90	100	100
118.90	96.60	90.65
0.00	0.00	0.00
0.00	0.00	0.00

Quantitation Report (Qedit)

Data Path : J:\MS13\DATA\2008\_05\12\  
 Data File : 05120806.D  
 Acq On : 12 May 2008 14:08  
 Operator : RTB  
 Sample : P0801385-002 (1000mL)  
 Misc : ENSR SG41B-20 (-3.7, 3.5)  
 ALS Vial : 2 Sample Multiplier: 1

Quant Time: May 27 16:47:39 2008  
 Quant Method : J:\MS13\METHODS\R13041408.M  
 Quant Title : EPA TO-15 per SOP VOA-TO15 (CASS TO-15/GC-MS)  
 QLast Update : Tue Apr 15 06:47:20 2008  
 Response via : Initial Calibration



(45) 1,2-Dichloropropane (T)

16.203min (-0.011) 0.15ng

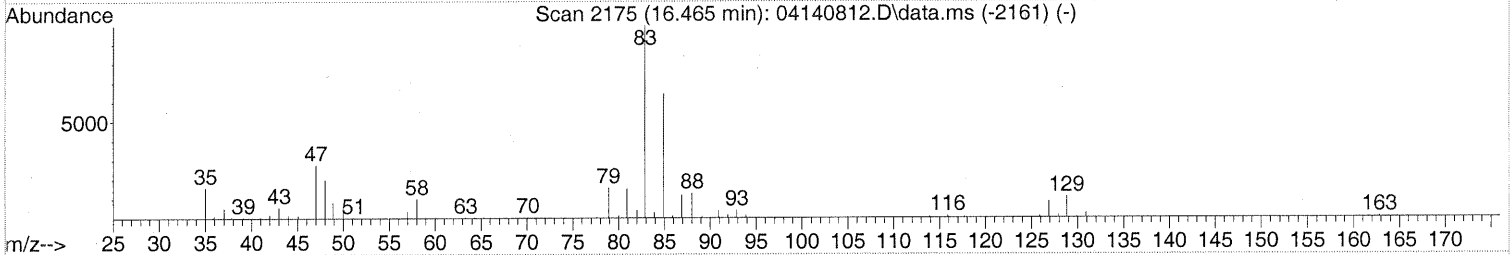
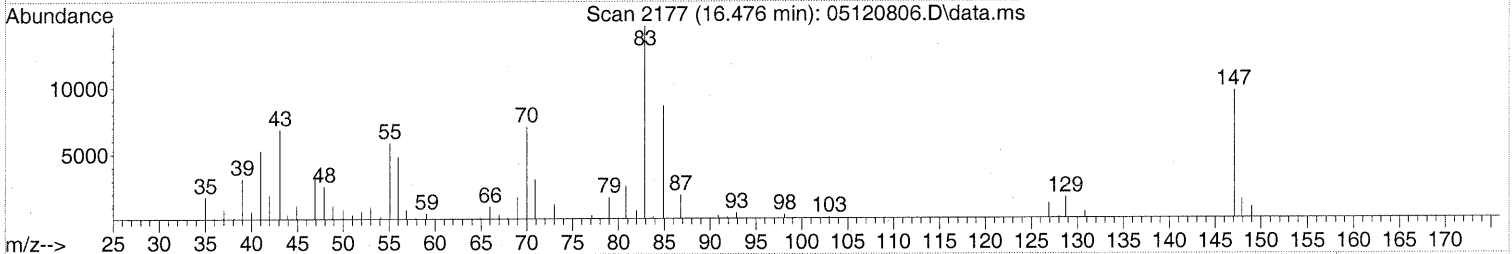
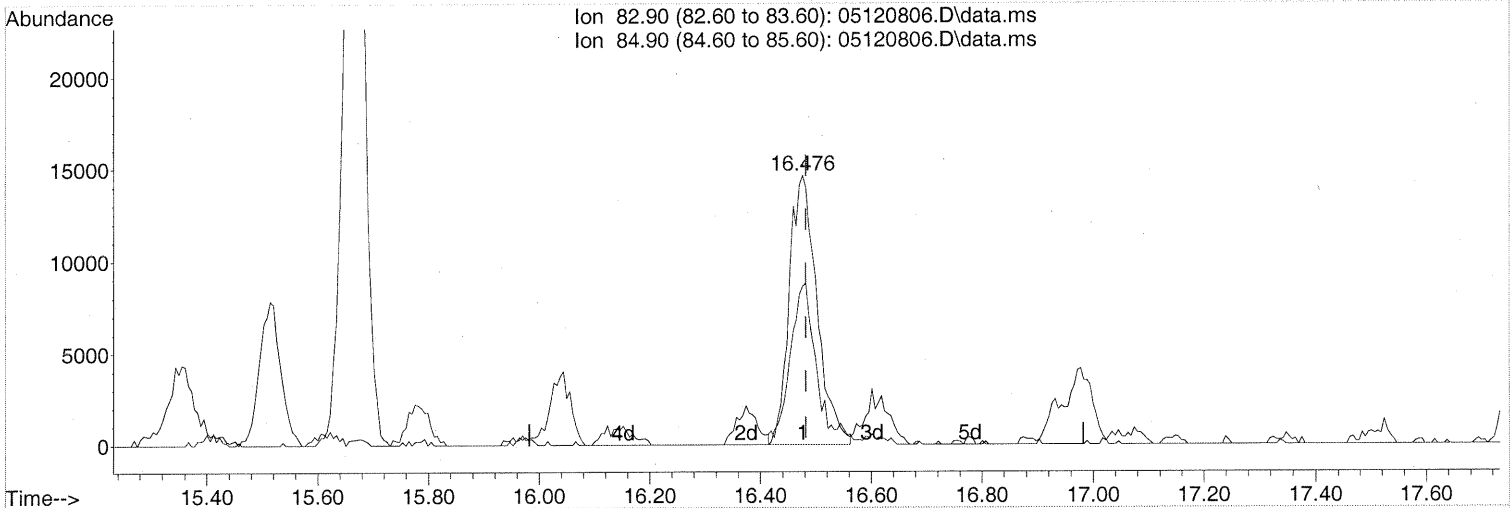
response 3149

Ion	Exp%	Act%
63.00	100	100
62.00	71.30	77.52
0.00	0.00	0.00
0.00	0.00	0.00

Quantitation Report (Qedit)

Data Path : J:\MS13\DATA\2008\_05\12\  
 Data File : 05120806.D  
 Acq On : 12 May 2008 14:08  
 Operator : RTB  
 Sample : P0801385-002 (1000mL)  
 Misc : ENSR SG41B-20 (-3.7, 3.5)  
 ALS Vial : 2 Sample Multiplier: 1

Quant Time: May 27 16:47:39 2008  
 Quant Method : J:\MS13\METHODS\R13041408.M  
 Quant Title : EPA TO-15 per SOP VOA-TO15 (CASS TO-15/GC-MS)  
 QLast Update : Tue Apr 15 06:47:20 2008  
 Response via : Initial Calibration



TIC: 05120806.D\data.ms

(46) Bromodichloromethane (T)

16.476min (-0.006) 2.06ng

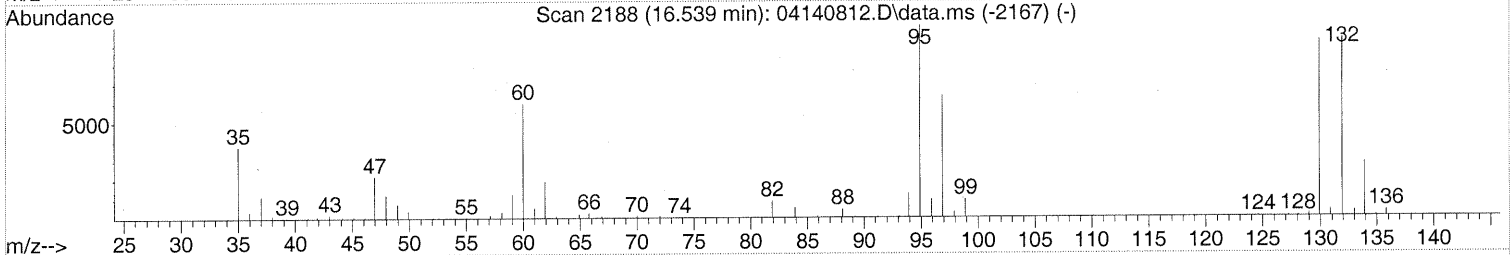
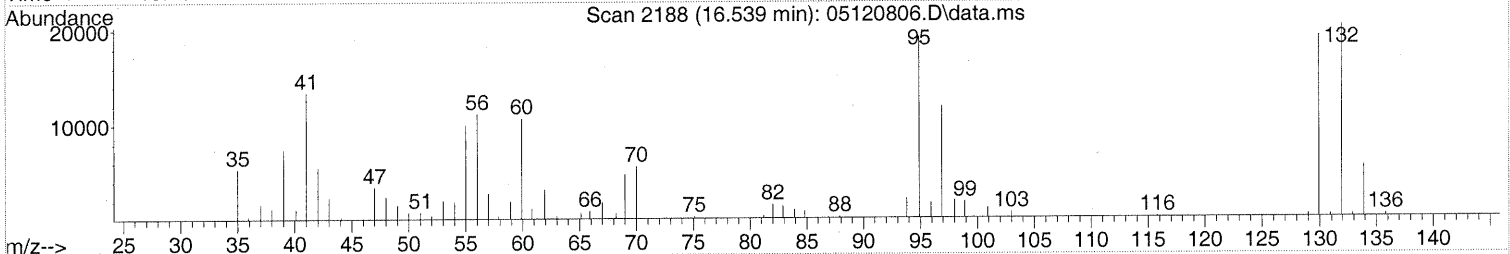
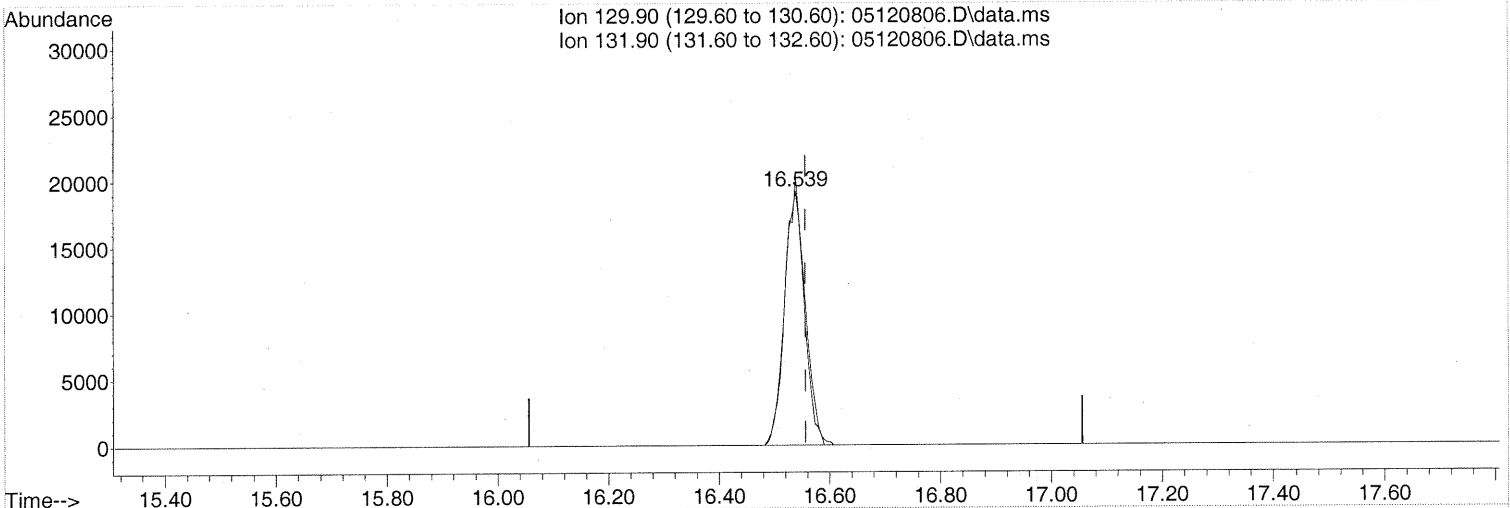
response 50845

Ion	Exp%	Act%
82.90	100	100
84.90	63.70	57.51
0.00	0.00	0.00
0.00	0.00	0.00

Quantitation Report (Qedit)

Data Path : J:\MS13\DATA\2008\_05\12\  
 Data File : 05120806.D  
 Acq On : 12 May 2008 14:08  
 Operator : RTB  
 Sample : P0801385-002 (1000mL)  
 Misc : ENSR SG41B-20 (-3.7, 3.5)  
 ALS Vial : 2 Sample Multiplier: 1

Quant Time: May 27 16:47:39 2008  
 Quant Method : J:\MS13\METHODS\R13041408.M  
 Quant Title : EPA TO-15 per SOP VOA-TO15 (CASS TO-15/GC-MS)  
 QLast Update : Tue Apr 15 06:47:20 2008  
 Response via : Initial Calibration



(47) Trichloroethene (T)

16.539min (-0.017) 2.69ng

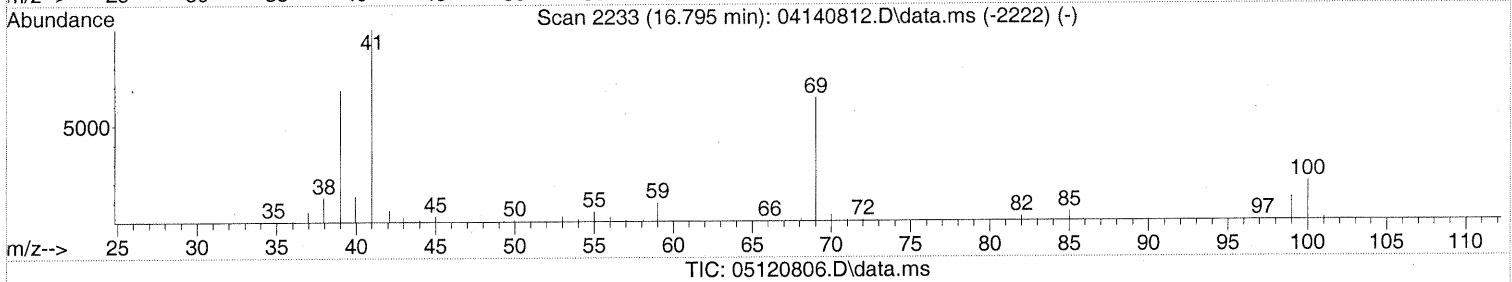
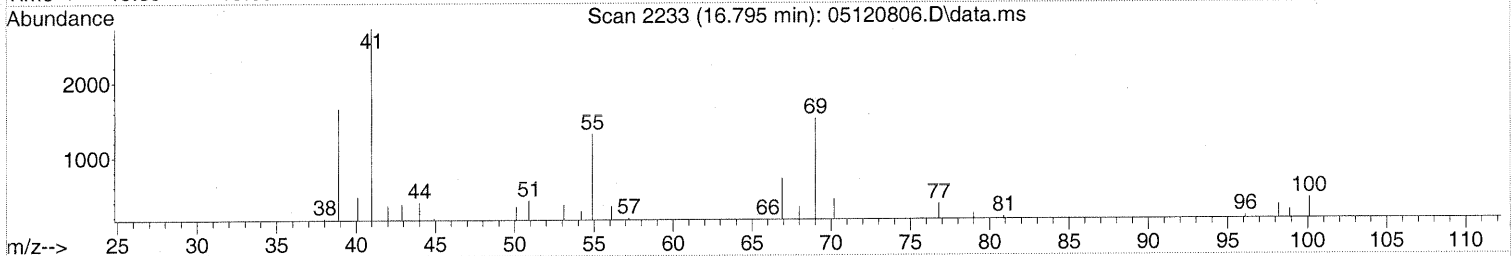
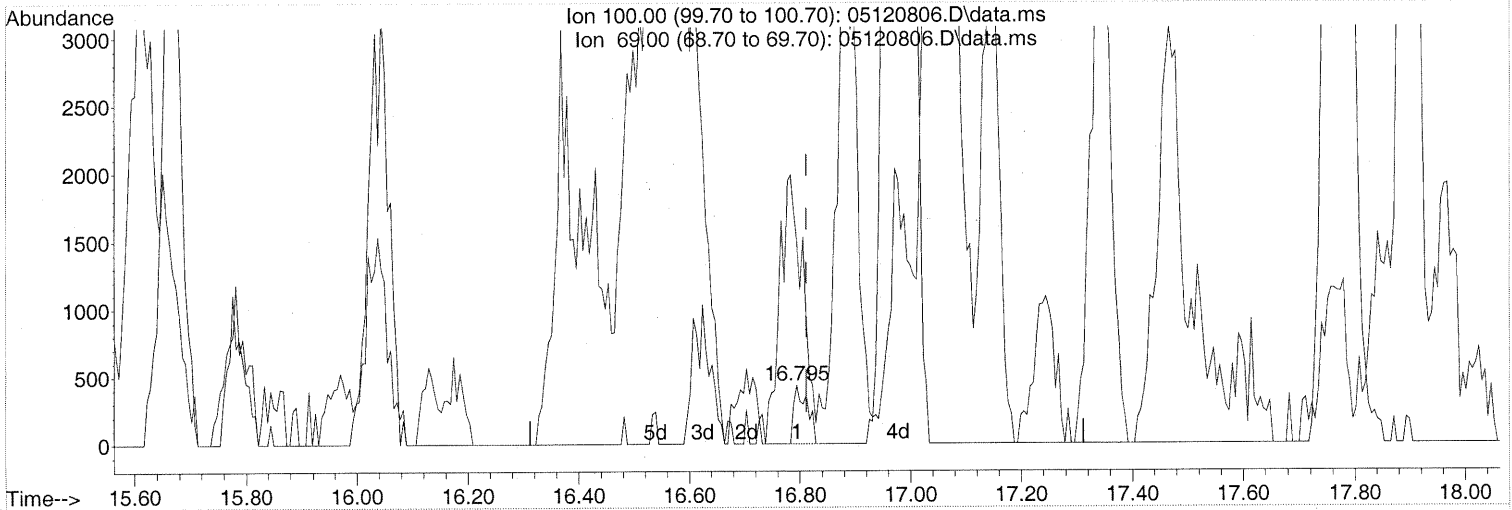
response 48017

Ion	Exp%	Act%
129.90	100	100
131.90	101.20	105.42
0.00	0.00	0.00
0.00	0.00	0.00

Quantitation Report (Qedit)

Data Path : J:\MS13\DATA\2008\_05\12\  
 Data File : 05120806.D  
 Acq On : 12 May 2008 14:08  
 Operator : RTB  
 Sample : P0801385-002 (1000mL)  
 Misc : ENSR SG41B-20 (-3.7, 3.5)  
 ALS Vial : 2 Sample Multiplier: 1

Quant Time: May 27 16:47:39 2008  
 Quant Method : J:\MS13\METHODS\R13041408.M  
 Quant Title : EPA TO-15 per SOP VOA-TO15 (CASS TO-15/GC-MS)  
 QLast Update : Tue Apr 15 06:47:20 2008  
 Response via : Initial Calibration



(50) Methyl Methacrylate (T)

16.795min (-0.017) 0.11ng

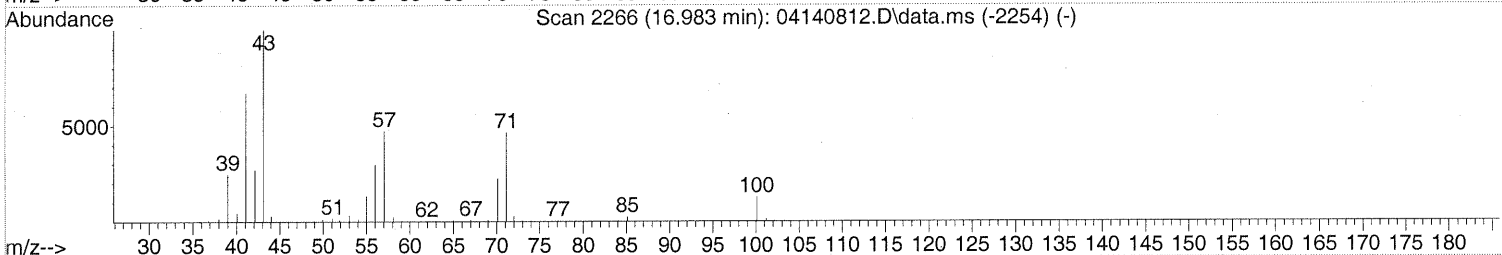
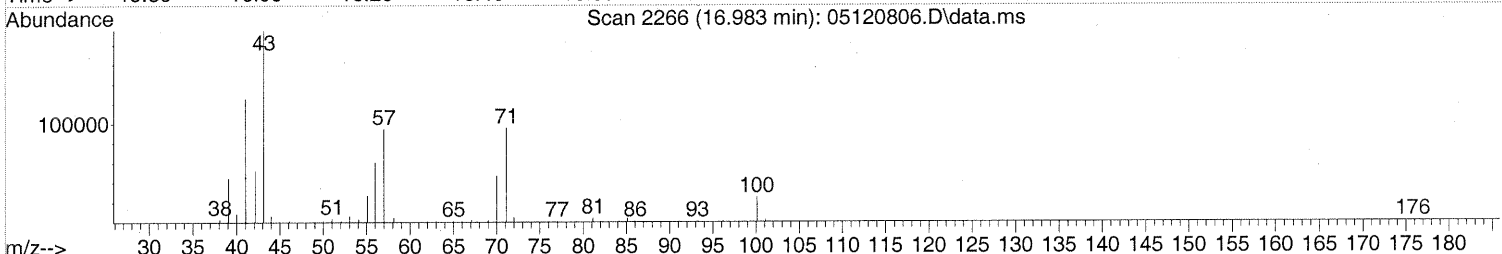
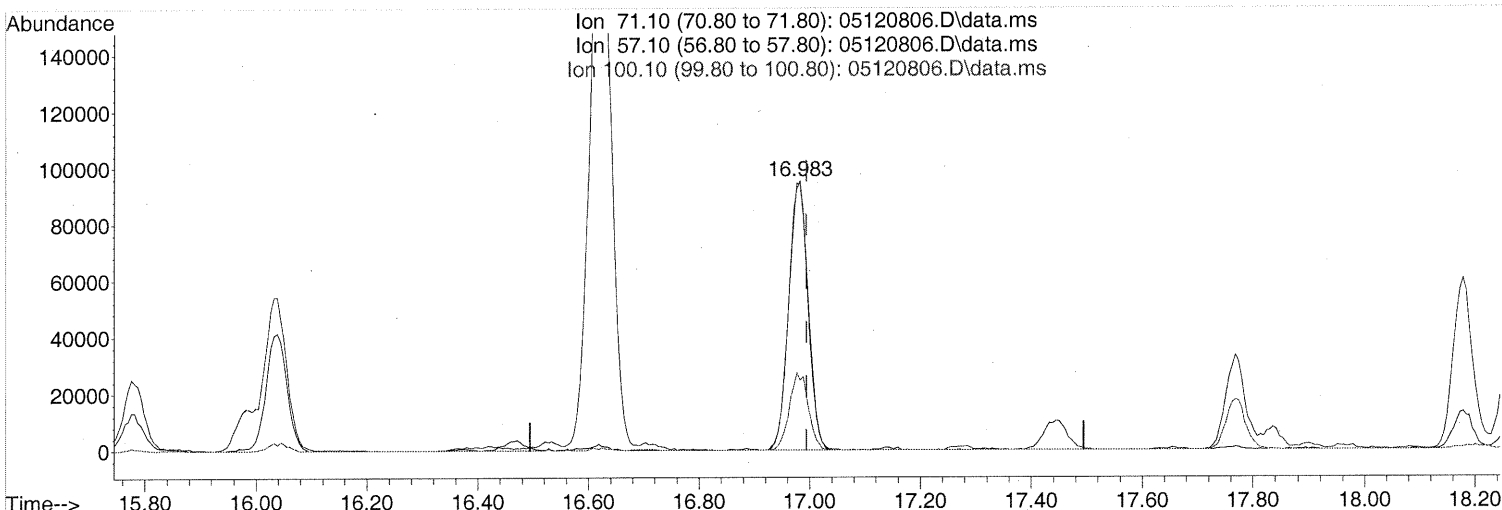
response 726

Ion	Exp%	Act%
100.00	100	100
69.00	259.70	844.08#
0.00	0.00	0.00
0.00	0.00	0.00

Quantitation Report (Qedit)

Data Path : J:\MS13\DATA\2008\_05\12\  
 Data File : 05120806.D  
 Acq On : 12 May 2008 14:08  
 Operator : RTB  
 Sample : P0801385-002 (1000mL)  
 Misc : ENSR SG41B-20 (-3.7, 3.5)  
 ALS Vial : 2 Sample Multiplier: 1

Quant Time: May 27 16:47:39 2008  
 Quant Method : J:\MS13\METHODS\R13041408.M  
 Quant Title : EPA TO-15 per SOP VOA-TO15 (CASS TO-15/GC-MS)  
 QLast Update : Tue Apr 15 06:47:20 2008  
 Response via : Initial Calibration



TIC: 05120806.D\data.ms

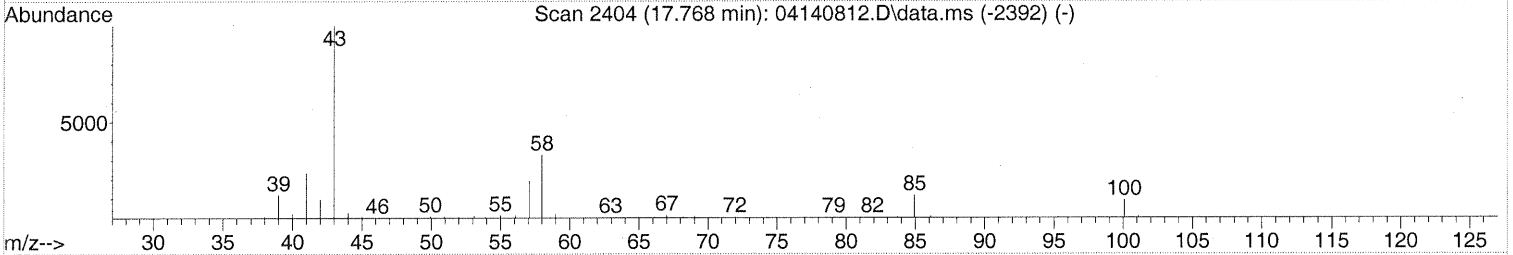
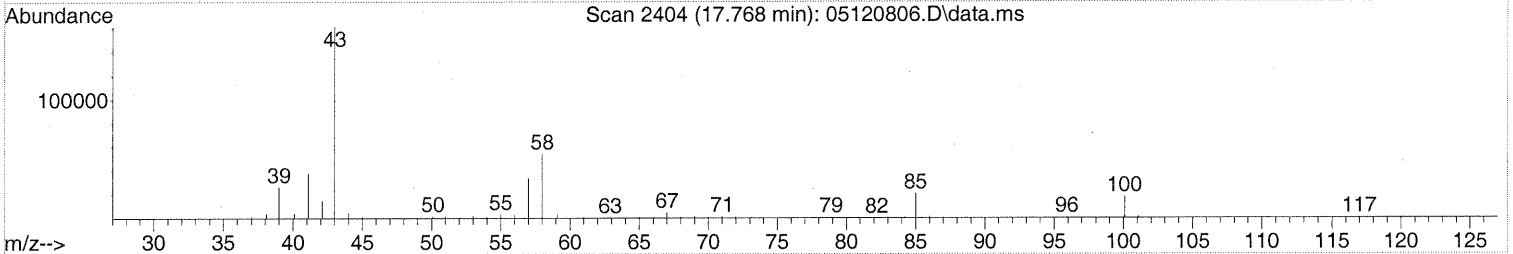
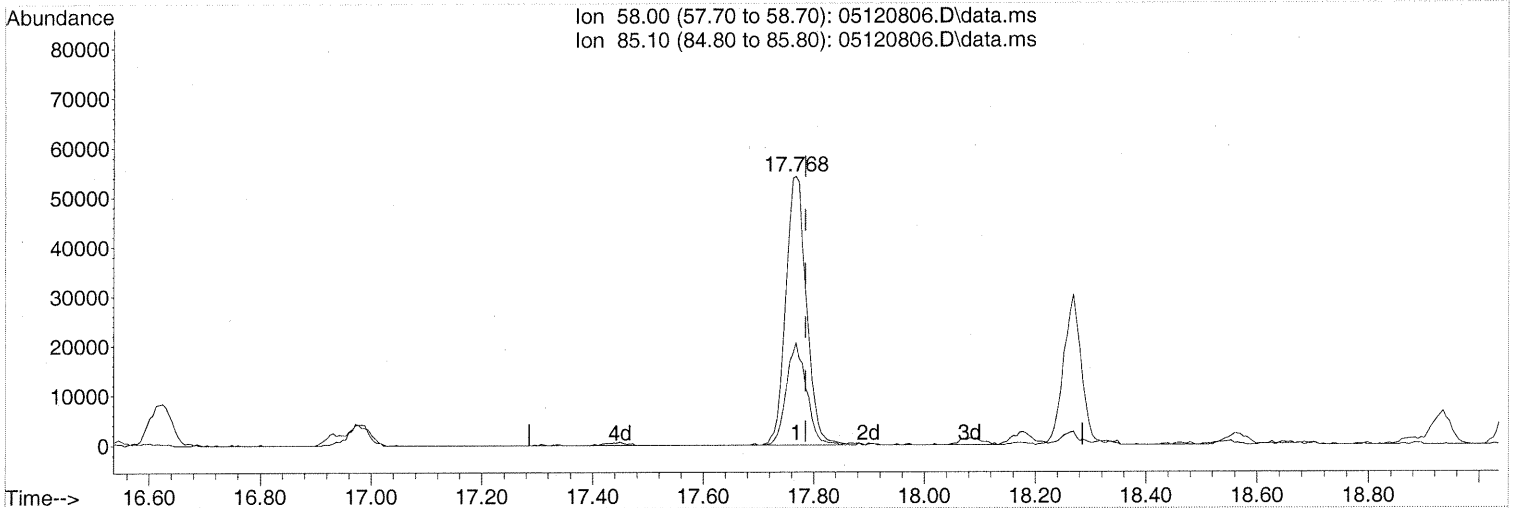
(51) n-Heptane (T)  
 16.983min (-0.011) 11.61ng  
 response 233239

Ion	Exp%	Act%
71.10	100	100
57.10	124.90	97.33#
100.10	30.10	27.93
0.00	0.00	0.00

Quantitation Report (Qedit)

Data Path : J:\MS13\DATA\2008\_05\12\  
 Data File : 05120806.D  
 Acq On : 12 May 2008 14:08  
 Operator : RTB  
 Sample : P0801385-002 (1000mL)  
 Misc : ENSR SG41B-20 (-3.7, 3.5)  
 ALS Vial : 2 Sample Multiplier: 1

Quant Time: May 27 16:47:39 2008  
 Quant Method : J:\MS13\METHODS\R13041408.M  
 Quant Title : EPA TO-15 per SOP VOA-TO15 (CASS TO-15/GC-MS)  
 QLast Update : Tue Apr 15 06:47:20 2008  
 Response via : Initial Calibration



TIC: 05120806.D\data.ms

(53) 4-Methyl-2-pentanone (T)

17.768min (-0.017) 7.10ng

response 140787

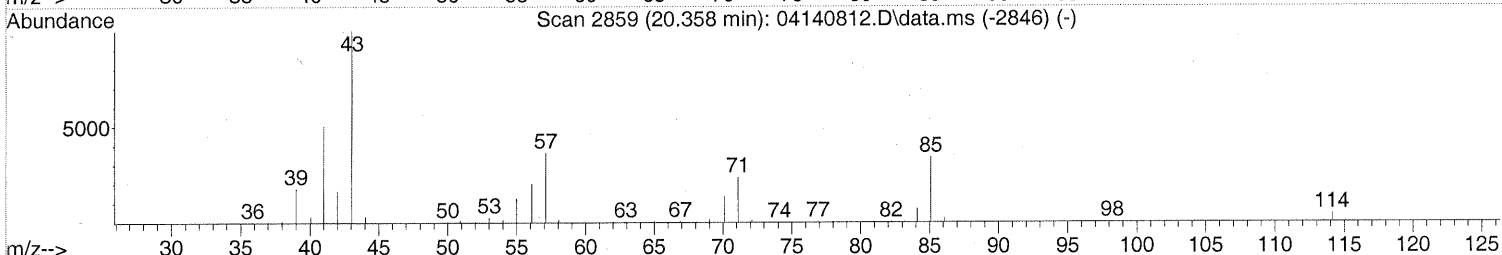
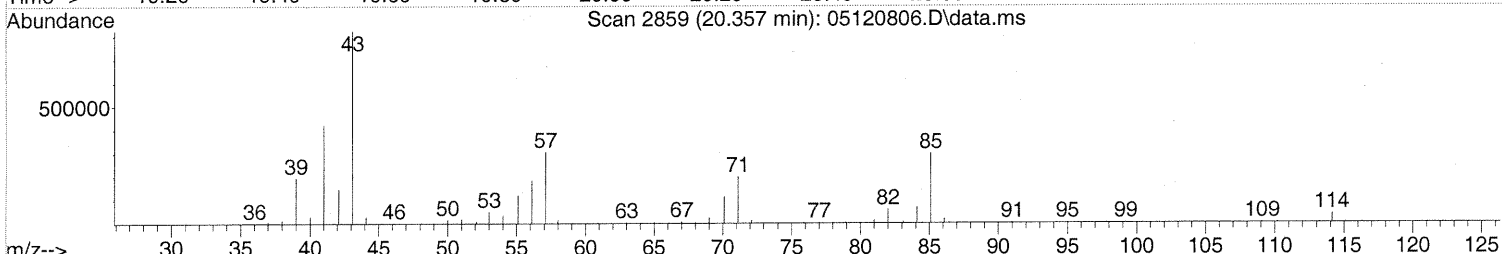
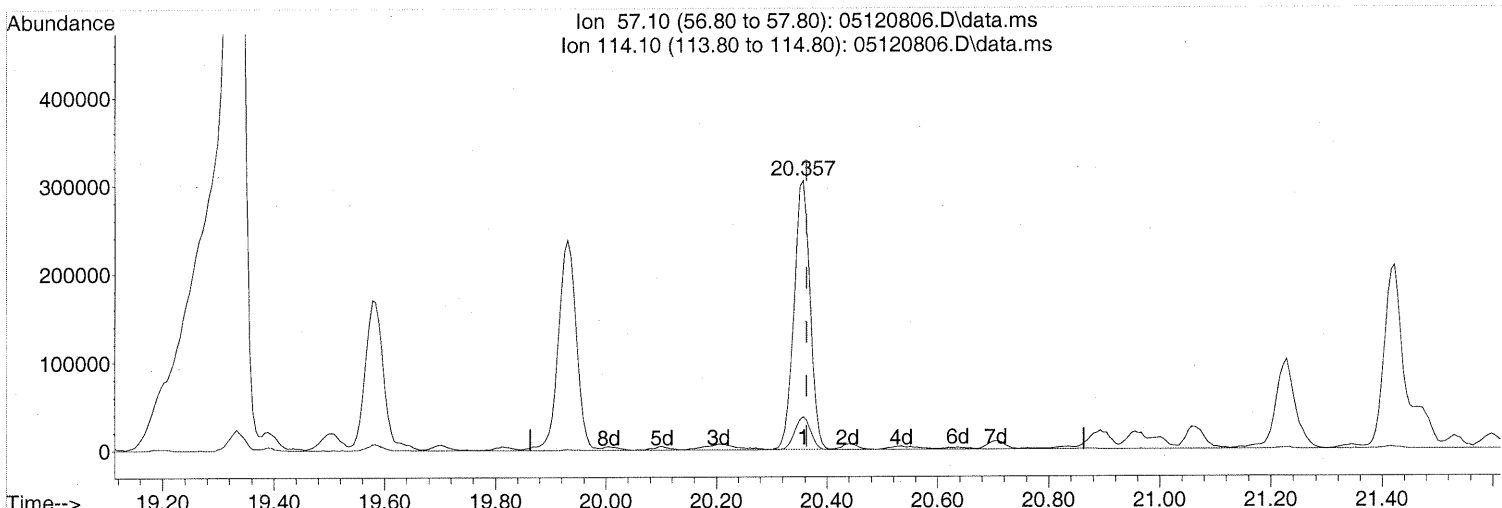
Ion	Exp%	Act%
58.00	100	100
85.10	30.10	36.94
0.00	0.00	0.00
0.00	0.00	0.00



Quantitation Report (Qedit)

Data Path : J:\MS13\DATA\2008\_05\12\  
 Data File : 05120806.D  
 Acq On : 12 May 2008 14:08  
 Operator : RTB  
 Sample : P0801385-002 (1000mL)  
 Misc : ENSR SG41B-20 (-3.7, 3.5)  
 ALS Vial : 2 Sample Multiplier: 1

Quant Time: May 27 16:47:39 2008  
 Quant Method : J:\MS13\METHODS\R13041408.M  
 Quant Title : EPA TO-15 per SOP VOA-TO15 (CASS TO-15/GC-MS)  
 QLast Update : Tue Apr 15 06:47:20 2008  
 Response via : Initial Calibration



TIC: 05120806.D\data.ms

(63) n-Octane (T)

20.357min (-0.006) 31.92ng

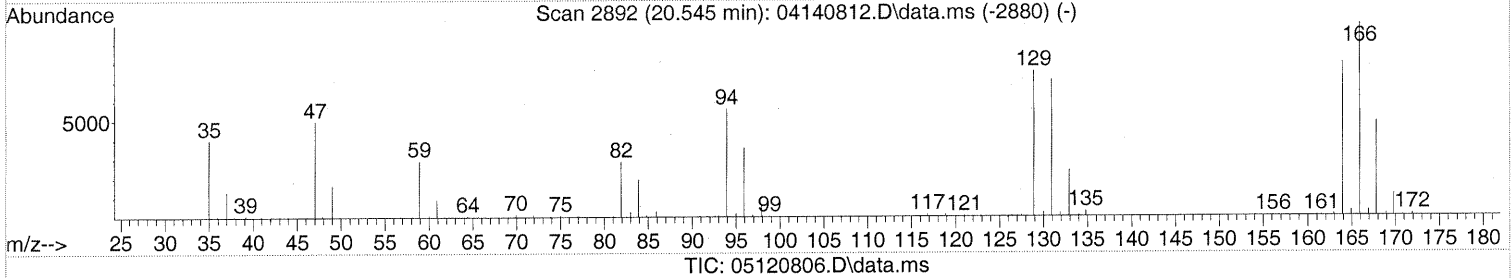
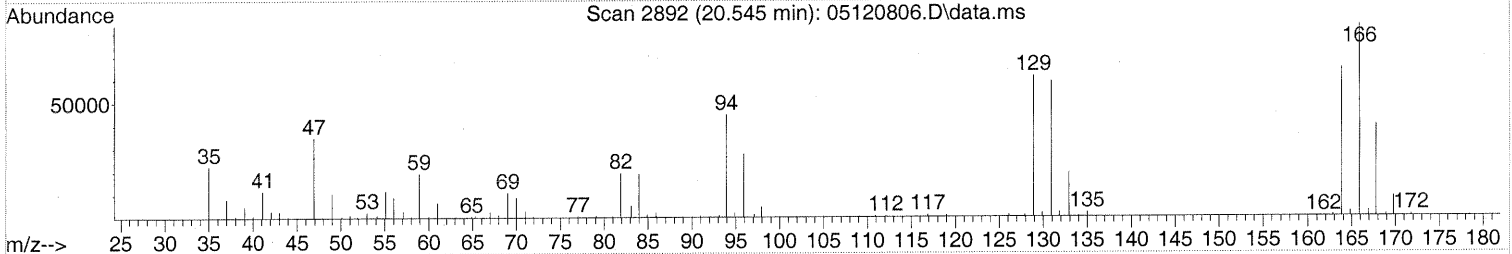
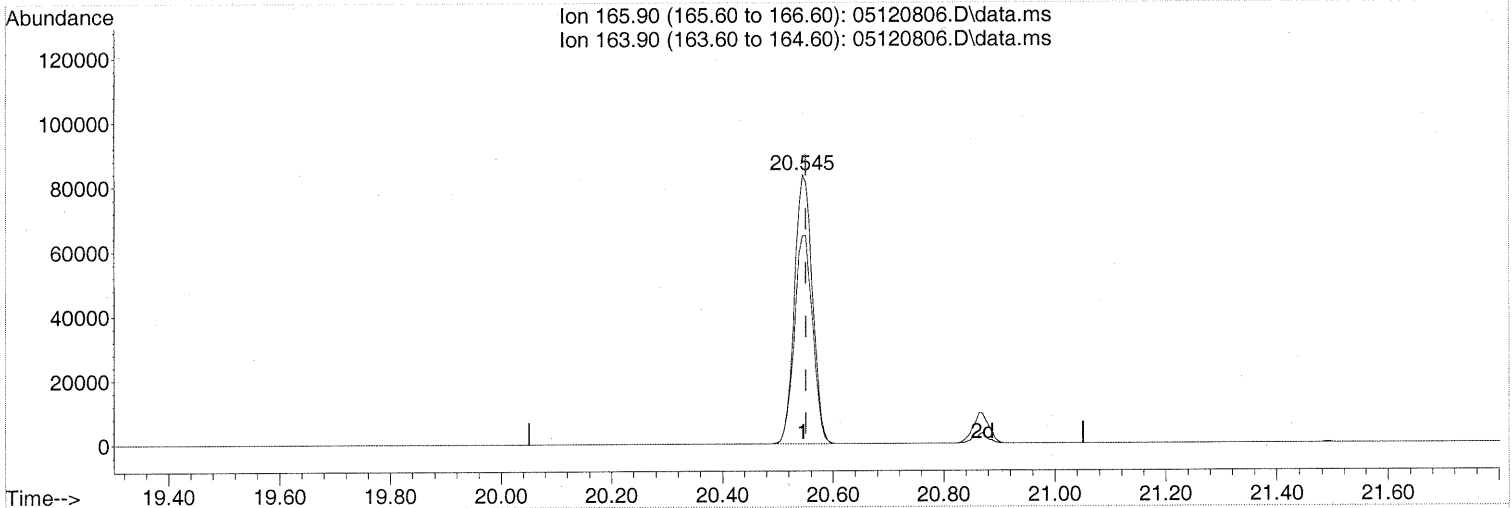
response 610885

Ion	Exp%	Act%
57.10	100	100
114.10	10.20	12.29
0.00	0.00	0.00
0.00	0.00	0.00

Quantitation Report (Qedit)

Data Path : J:\MS13\DATA\2008\_05\12\  
 Data File : 05120806.D  
 Acq On : 12 May 2008 14:08  
 Operator : RTB  
 Sample : P0801385-002 (1000mL)  
 Misc : ENSR SG41B-20 (-3.7, 3.5)  
 ALS Vial : 2 Sample Multiplier: 1

Quant Time: May 27 16:47:39 2008  
 Quant Method : J:\MS13\METHODS\R13041408.M  
 Quant Title : EPA TO-15 per SOP VOA-TO15 (CASS TO-15/GC-MS)  
 QLast Update : Tue Apr 15 06:47:20 2008  
 Response via : Initial Calibration



(64) Tetrachloroethene (T)

20.545min (-0.006) 9.21ng

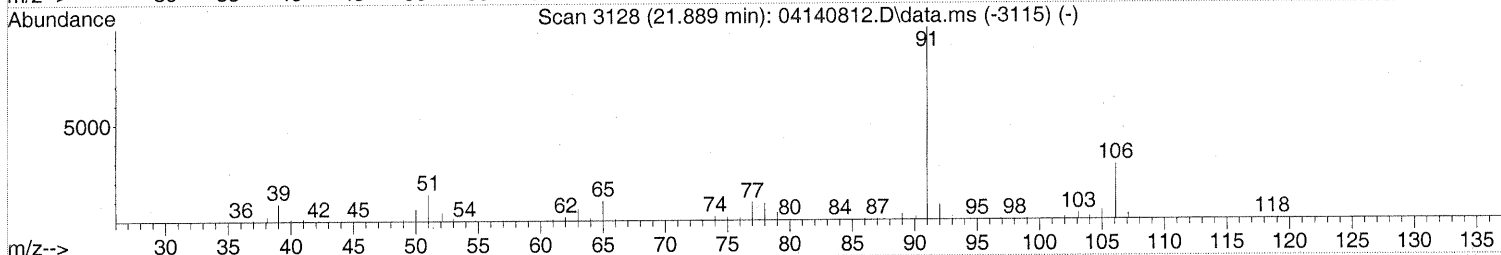
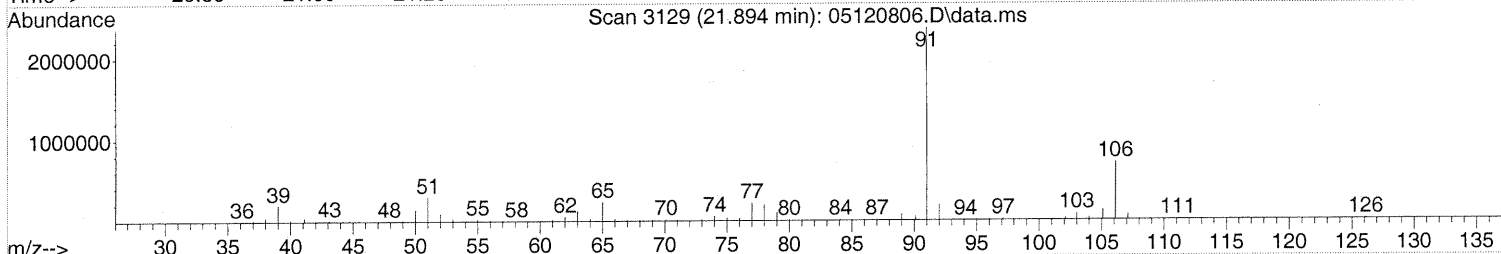
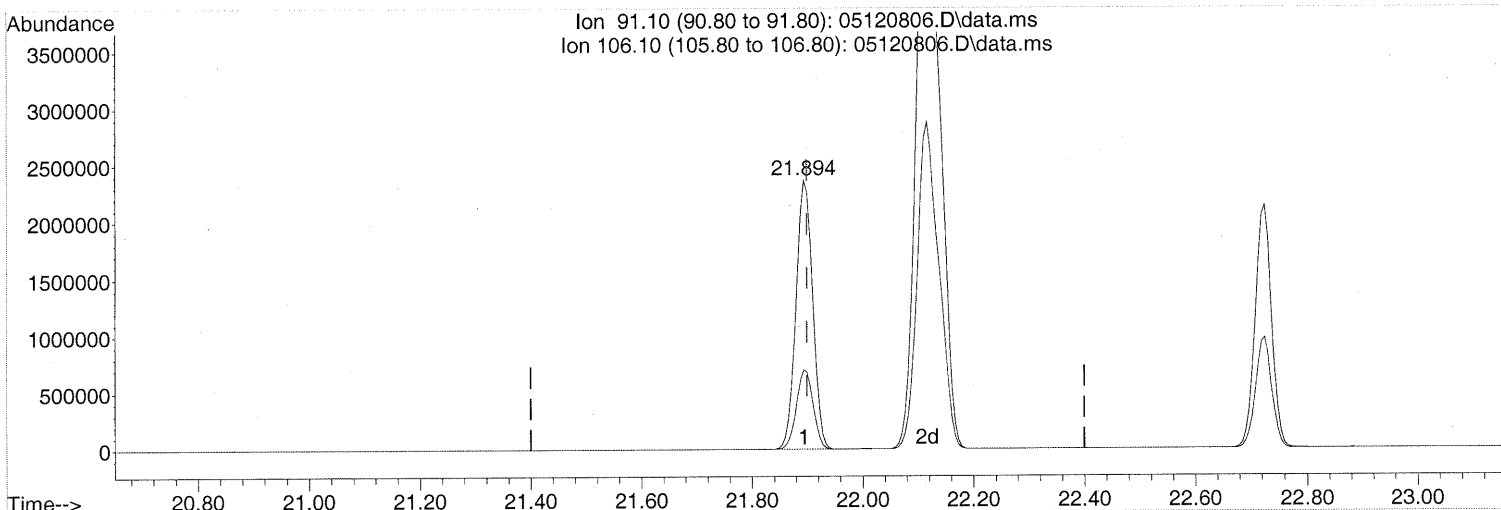
response 188339

Ion	Exp%	Act%
165.90	100	100
163.90	78.70	78.84
0.00	0.00	0.00
0.00	0.00	0.00

Quantitation Report (Qedit)

Data Path : J:\MS13\DATA\2008\_05\12\  
 Data File : 05120806.D  
 Acq On : 12 May 2008 14:08  
 Operator : RTB  
 Sample : P0801385-002 (1000mL)  
 Misc : ENSR SG41B-20 (-3.7, 3.5)  
 ALS Vial : 2 Sample Multiplier: 1

Quant Time: May 27 16:47:39 2008  
 Quant Method : J:\MS13\METHODS\R13041408.M  
 Quant Title : EPA TO-15 per SOP VOA-TO15 (CASS TO-15/GC-MS)  
 QLast Update : Tue Apr 15 06:47:20 2008  
 Response via : Initial Calibration



TIC: 05120806.D\data.ms

(66) Ethylbenzene (T)

21.894min (-0.006) 54.29ng

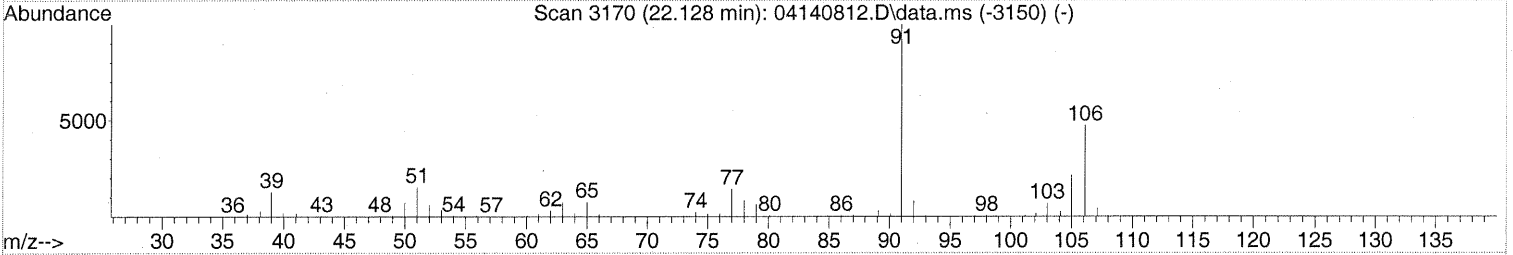
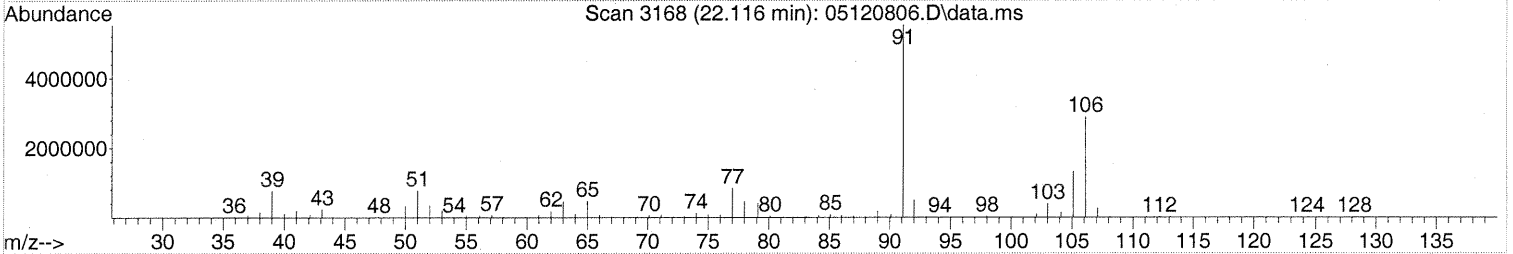
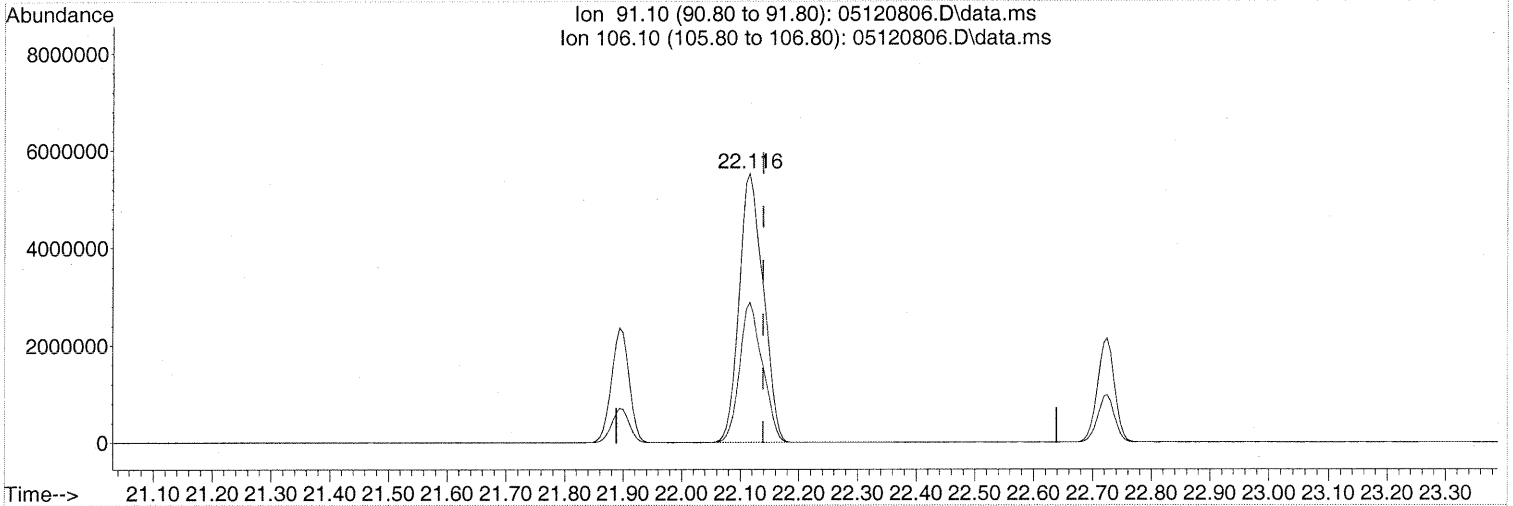
response 4950755

Ion	Exp%	Act%
91.10	100	100
106.10	34.10	29.84
0.00	0.00	0.00
0.00	0.00	0.00

Quantitation Report (Qedit)

Data Path : J:\MS13\DATA\2008\_05\12\  
 Data File : 05120806.D  
 Acq On : 12 May 2008 14:08  
 Operator : RTB  
 Sample : P0801385-002 (1000mL)  
 Misc : ENSR SG41B-20 (-3.7, 3.5)  
 ALS Vial : 2 Sample Multiplier: 1

Quant Time: May 28 11:25:56 2008  
 Quant Method : J:\MS13\METHODS\R13041408.M  
 Quant Title : EPA TO-15 per SOP VOA-TO15 (CASS TO-15/GC-MS)  
 QLast Update : Tue Apr 15 06:47:20 2008  
 Response via : Initial Calibration



TIC: 05120806.D\data.ms

(67) m- & p-Xylene (T)

22.116min (-0.023) 257.58ng

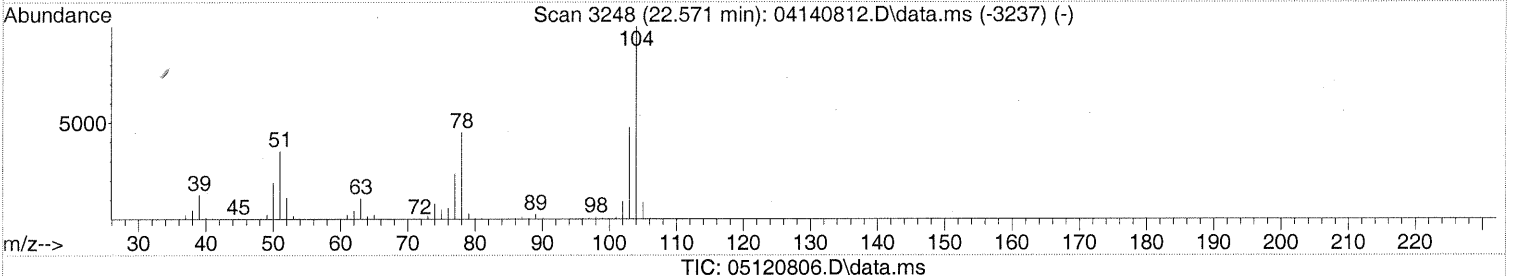
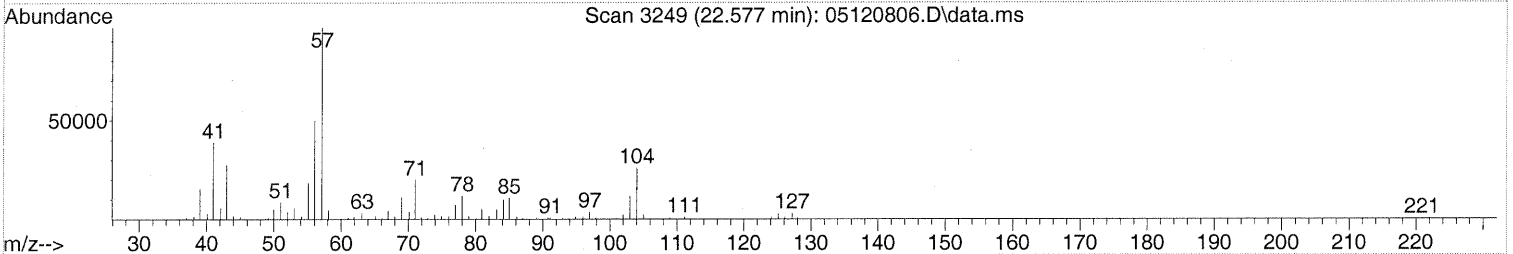
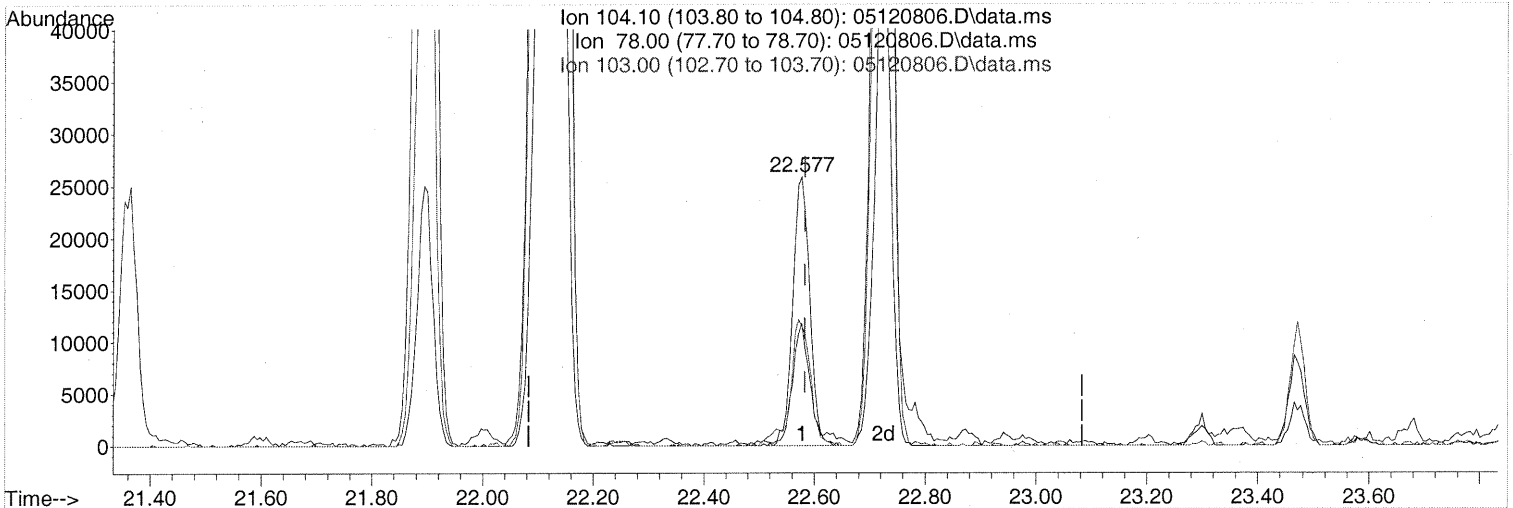
response 15700643

Ion	Exp%	Act%
91.10	100	100
106.10	54.60	49.82
0.00	0.00	0.00
0.00	0.00	0.00

Quantitation Report (Qedit)

Data Path : J:\MS13\DATA\2008\_05\12\  
 Data File : 05120806.D  
 Acq On : 12 May 2008 14:08  
 Operator : RTB  
 Sample : P0801385-002 (1000mL)  
 Misc : ENSR SG41B-20 (-3.7, 3.5)  
 ALS Vial : 2 Sample Multiplier: 1

Quant Time: May 27 16:47:39 2008  
 Quant Method : J:\MS13\METHODS\R13041408.M  
 Quant Title : EPA TO-15 per SOP VOA-TO15 (CASS TO-15/GC-MS)  
 QLast Update : Tue Apr 15 06:47:20 2008  
 Response via : Initial Calibration



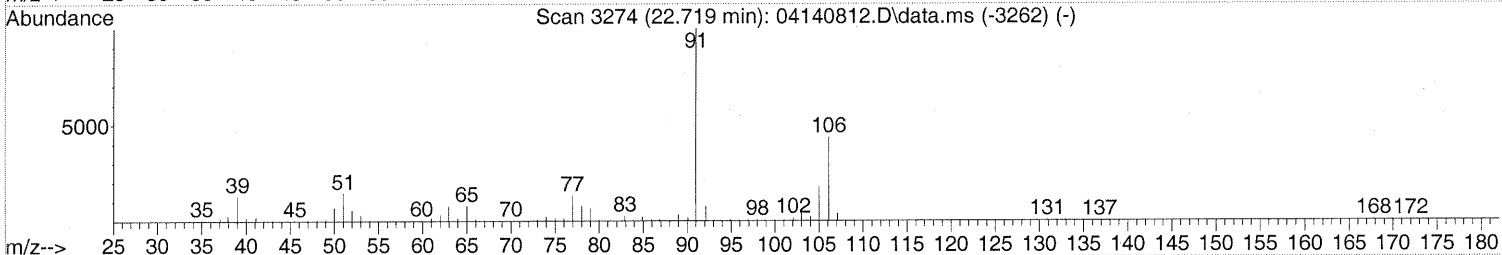
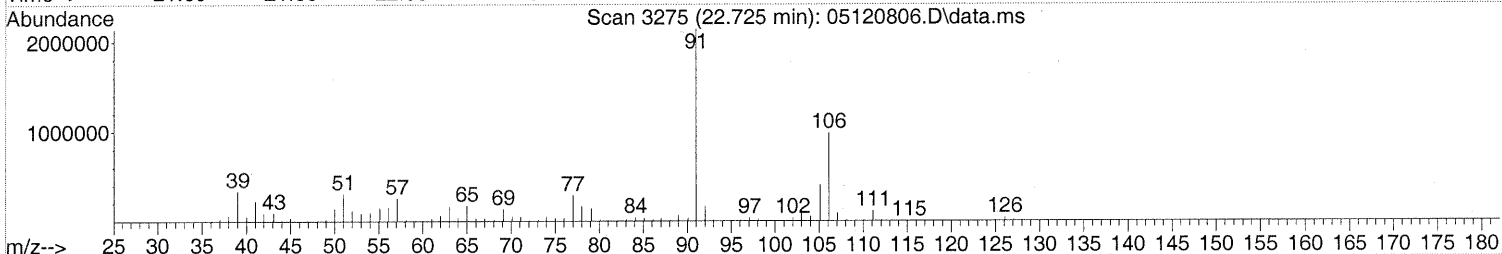
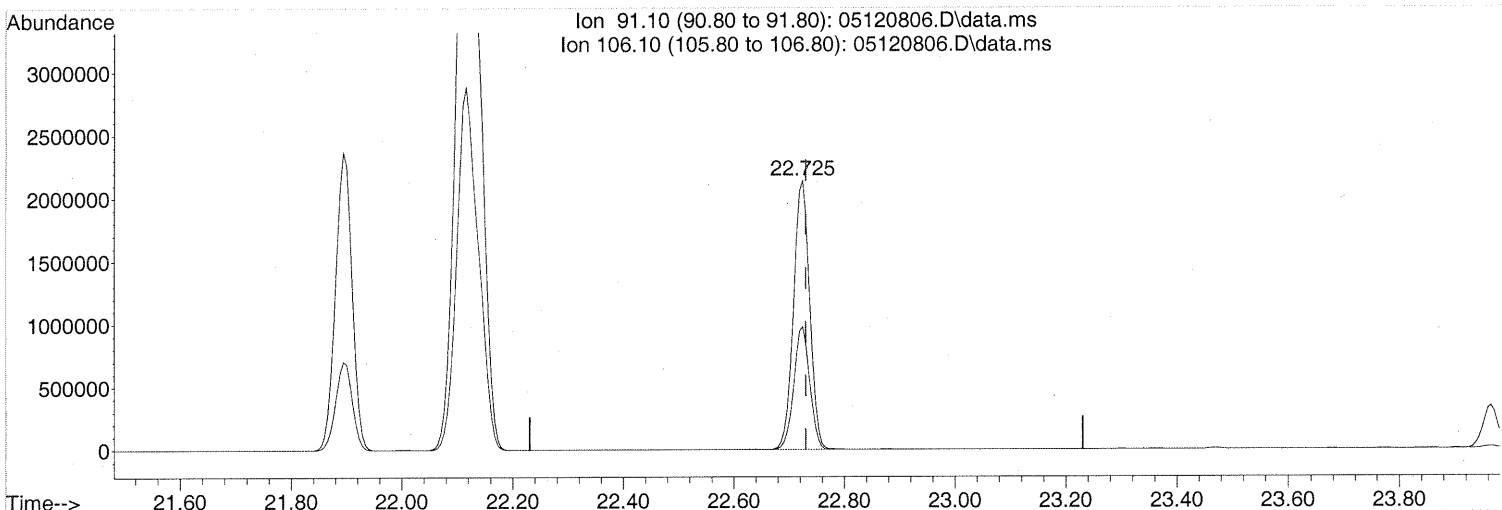
(69) Styrene (T)  
 22.577min (-0.006) 1.05ng  
 response 55304

Ion	Exp%	Act%
104.10	100	100
78.00	39.40	46.62
103.00	47.10	55.74
0.00	0.00	0.00

Quantitation Report (Qedit)

Data Path : J:\MS13\DATA\2008\_05\12\  
 Data File : 05120806.D  
 Acq On : 12 May 2008 14:08  
 Operator : RTB  
 Sample : P0801385-002 (1000mL)  
 Misc : ENSR SG41B-20 (-3.7, 3.5)  
 ALS Vial : 2 Sample Multiplier: 1

Quant Time: May 27 16:47:39 2008  
 Quant Method : J:\MS13\METHODS\R13041408.M  
 Quant Title : EPA TO-15 per SOP VOA-TO15 (CASS TO-15/GC-MS)  
 QLast Update : Tue Apr 15 06:47:20 2008  
 Response via : Initial Calibration



TIC: 05120806.D\data.ms

(70) o-Xylene (T)  
 22.725min (-0.006) 66.24ng

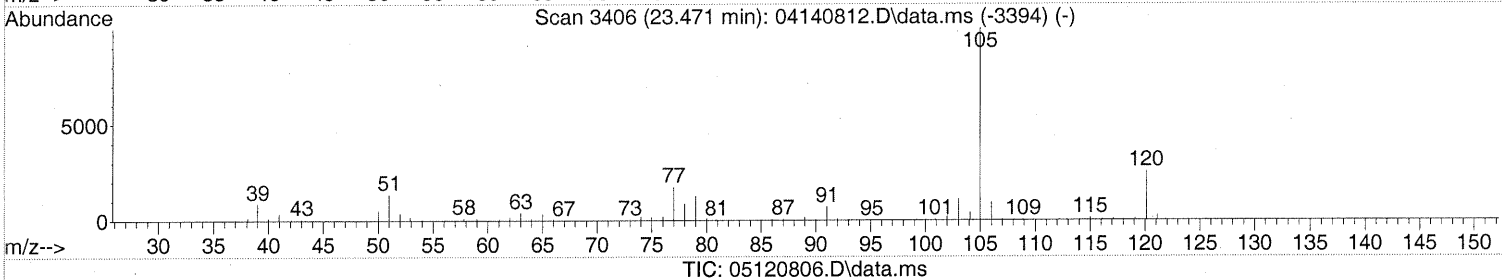
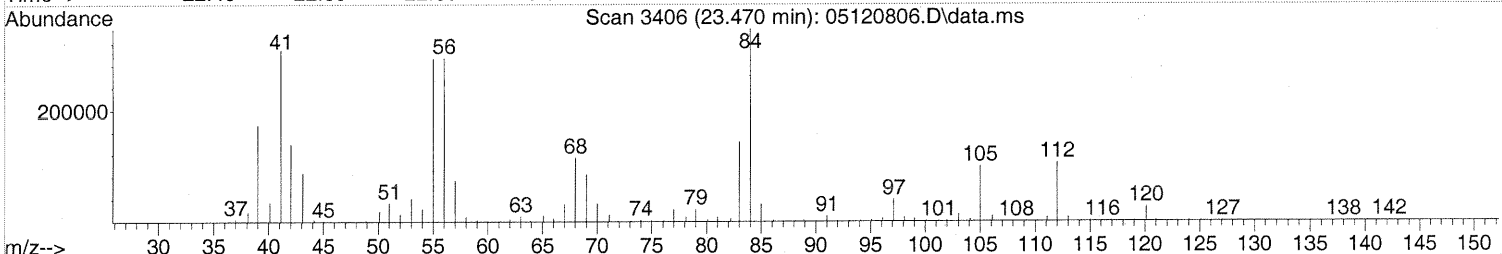
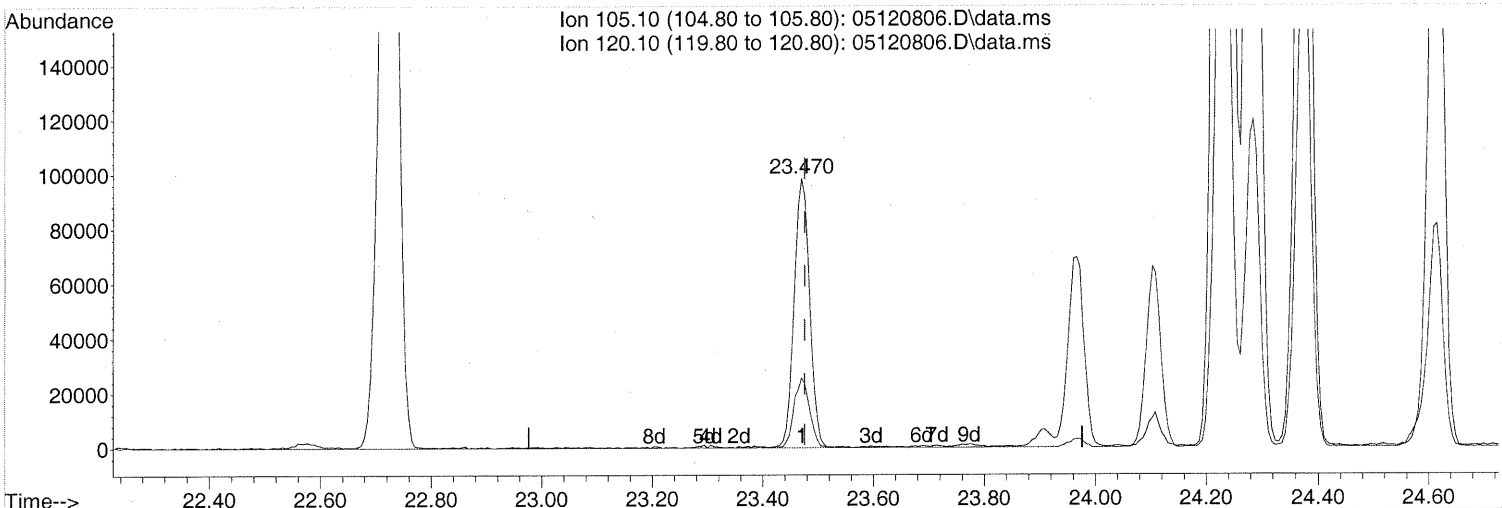
response 4344921

Ion	Exp%	Act%
91.10	100	100
106.10	50.50	45.03
0.00	0.00	0.00
0.00	0.00	0.00

Quantitation Report (Qedit)

Data Path : J:\MS13\DATA\2008\_05\12\  
 Data File : 05120806.D  
 Acq On : 12 May 2008 14:08  
 Operator : RTB  
 Sample : P0801385-002 (1000mL)  
 Misc : ENSR SG41B-20 (-3.7, 3.5)  
 ALS Vial : 2 Sample Multiplier: 1

Quant Time: May 27 16:47:39 2008  
 Quant Method : J:\MS13\METHODS\R13041408.M  
 Quant Title : EPA TO-15 per SOP VOA-TO15 (CASS TO-15/GC-MS)  
 QLast Update : Tue Apr 15 06:47:20 2008  
 Response via : Initial Calibration



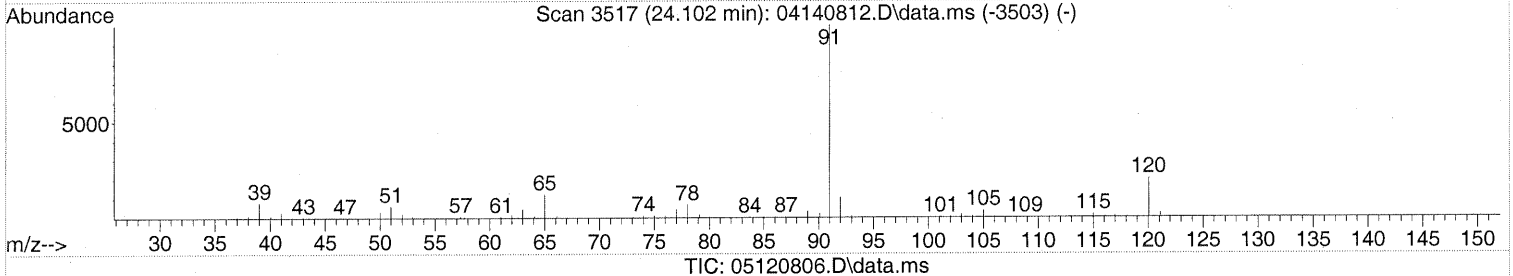
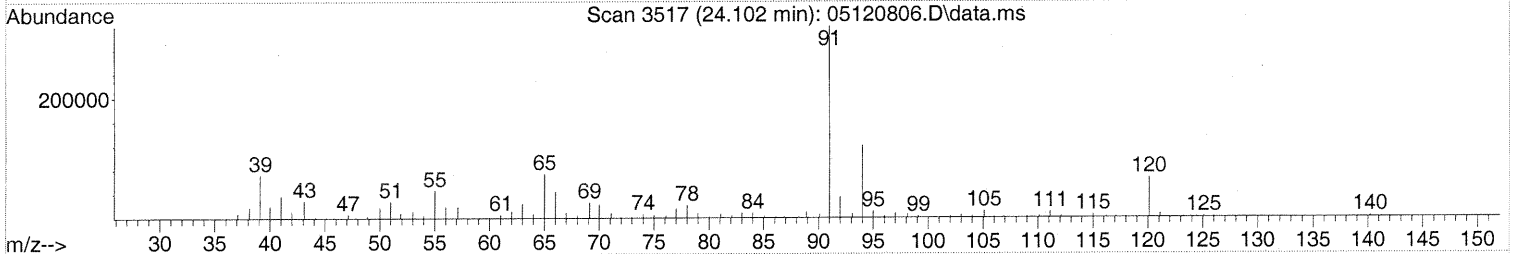
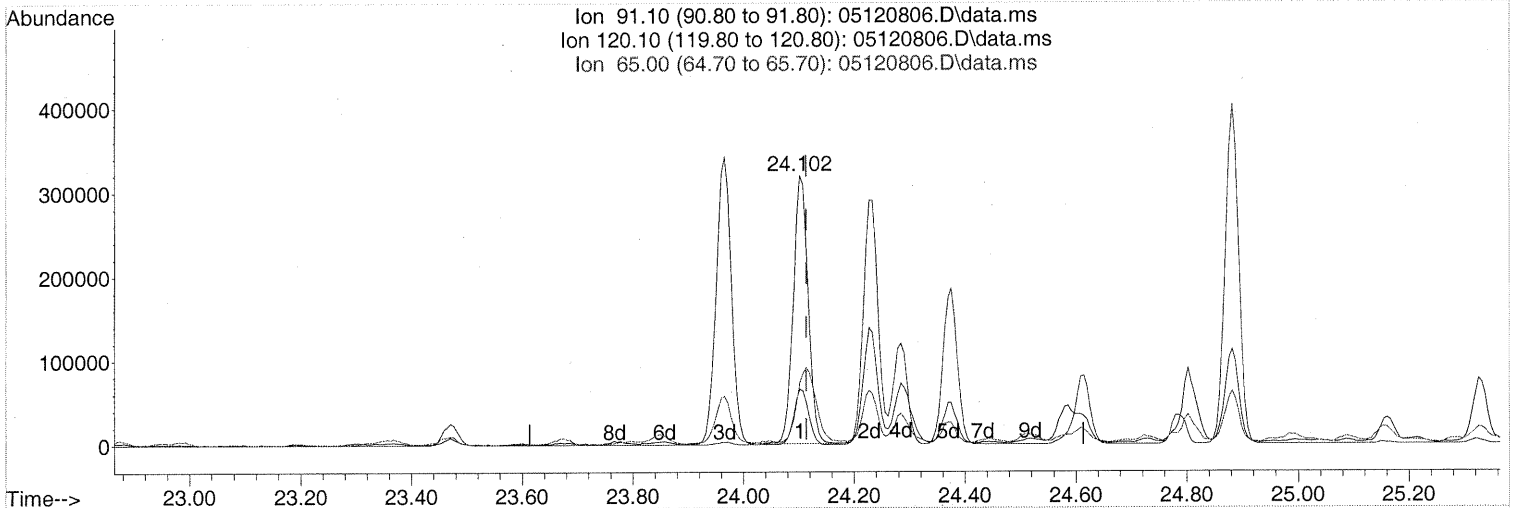
(74) Cumene (T)  
 23.470min (-0.006) 2.31ng  
 response 192375

Ion	Exp%	Act%
105.10	100	100
120.10	26.30	26.13
0.00	0.00	0.00
0.00	0.00	0.00

Quantitation Report (Qedit)

Data Path : J:\MS13\DATA\2008\_05\12\  
 Data File : 05120806.D  
 Acq On : 12 May 2008 14:08  
 Operator : RTB  
 Sample : P0801385-002 (1000mL)  
 Misc : ENSR SG41B-20 (-3.7, 3.5)  
 ALS Vial : 2 Sample Multiplier: 1

Quant Time: May 27 16:47:39 2008  
 Quant Method : J:\MS13\METHODS\R13041408.M  
 Quant Title : EPA TO-15 per SOP VOA-TO15 (CASS TO-15/GC-MS)  
 QLast Update : Tue Apr 15 06:47:20 2008  
 Response via : Initial Calibration



(76) n-Propylbenzene (T)

24.102min (-0.011) 5.31ng

response 591232

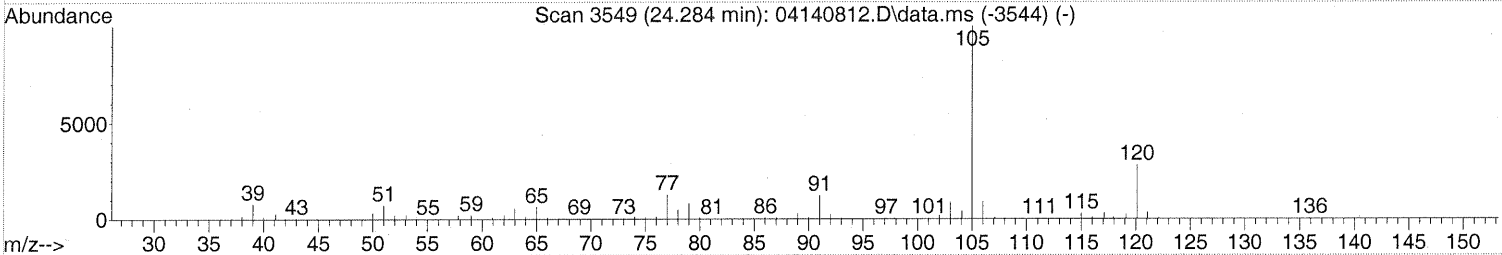
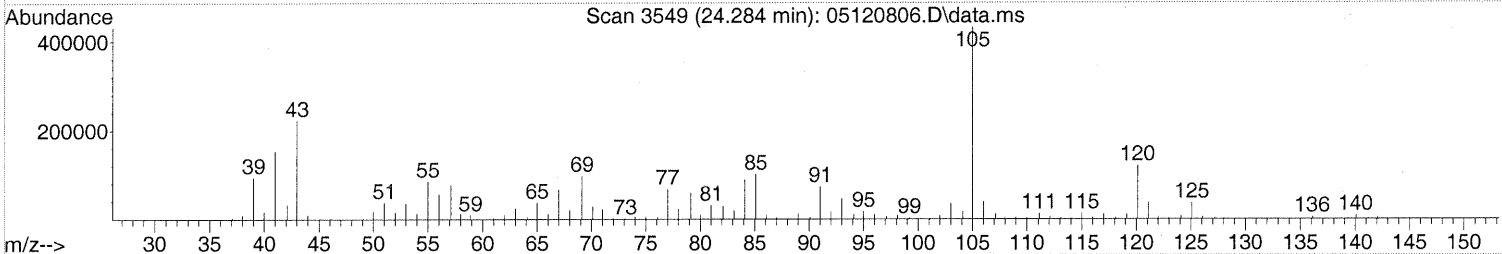
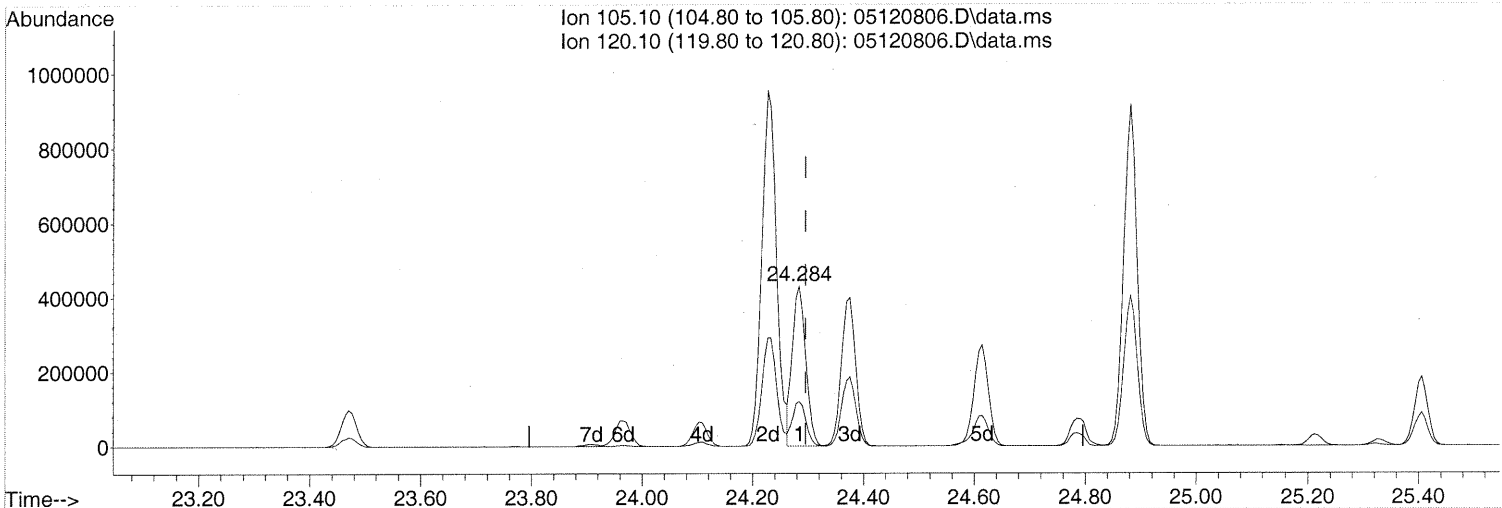
Ion	Exp%	Act%
91.10	100	100
120.10	23.40	20.68
65.00	11.40	35.58#
0.00	0.00	0.00



Quantitation Report (Qedit)

Data Path : J:\MS13\DATA\2008\_05\12\  
 Data File : 05120806.D  
 Acq On : 12 May 2008 14:08  
 Operator : RTB  
 Sample : P0801385-002 (1000mL)  
 Misc : ENSR SG41B-20 (-3.7, 3.5)  
 ALS Vial : 2 Sample Multiplier: 1

Quant Time: May 27 16:47:39 2008  
 Quant Method : J:\MS13\METHODS\R13041408.M  
 Quant Title : EPA TO-15 per SOP VOA-TO15 (CASS TO-15/GC-MS)  
 QLast Update : Tue Apr 15 06:47:20 2008  
 Response via : Initial Calibration



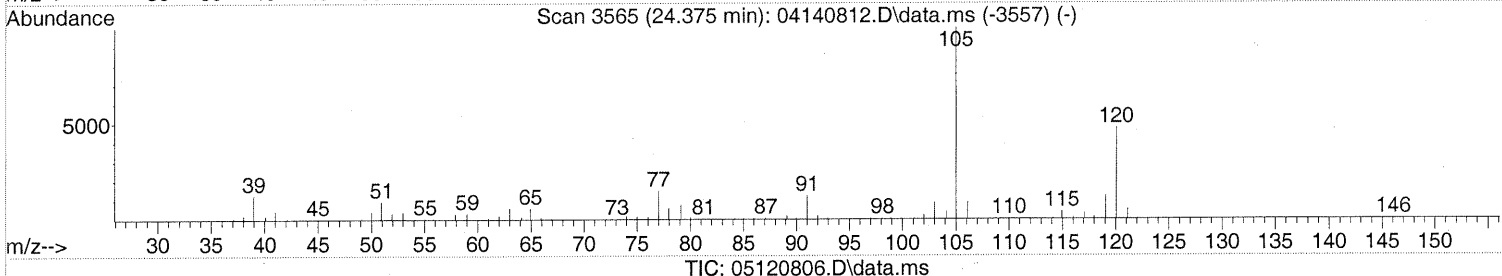
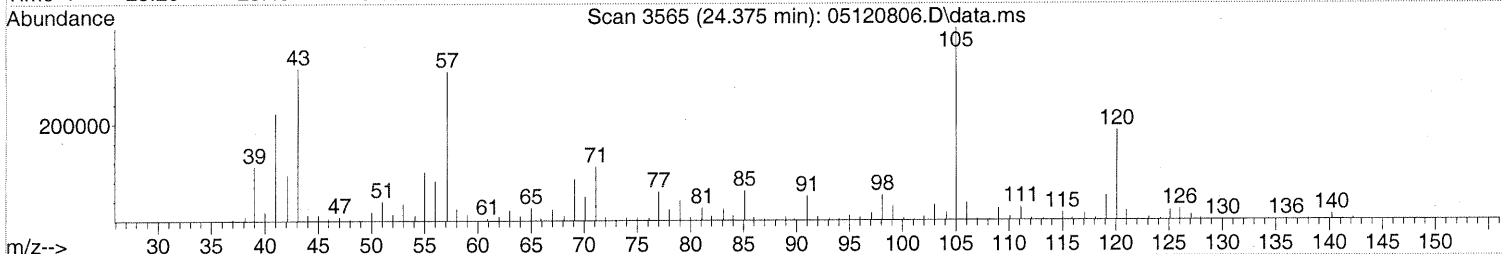
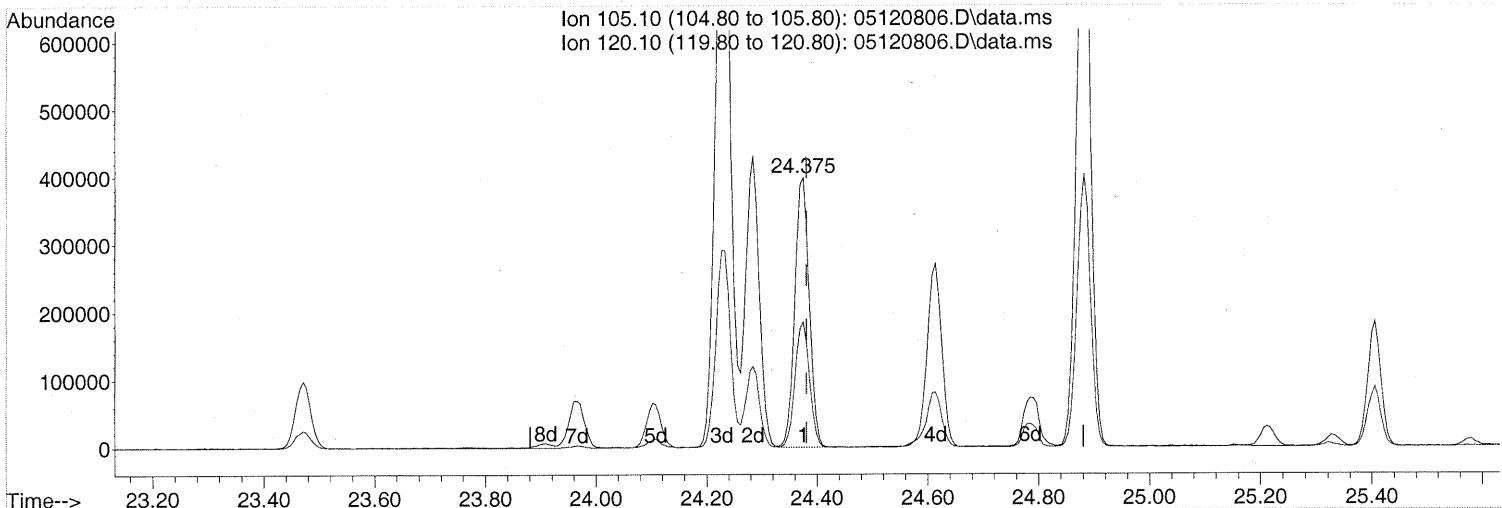
(78) 4-Ethyltoluene (T)  
 24.284min (-0.011) 8.70ng  
 response 726511

Ion	Exp%	Act%
105.10	100	100
120.10	30.40	28.63
0.00	0.00	0.00
0.00	0.00	0.00

Quantitation Report (Qedit)

Data Path : J:\MS13\DATA\2008\_05\12\  
 Data File : 05120806.D  
 Acq On : 12 May 2008 14:08  
 Operator : RTB  
 Sample : P0801385-002 (1000mL)  
 Misc : ENSR SG41B-20 (-3.7, 3.5)  
 ALS Vial : 2 Sample Multiplier: 1

Quant Time: May 27 16:47:39 2008  
 Quant Method : J:\MS13\METHODS\R13041408.M  
 Quant Title : EPA TO-15 per SOP VOA-TO15 (CASS TO-15/GC-MS)  
 QLast Update : Tue Apr 15 06:47:20 2008  
 Response via : Initial Calibration



(79) 1,3,5-Trimethylbenzene (T)

24.375min (-0.006) 9.65ng

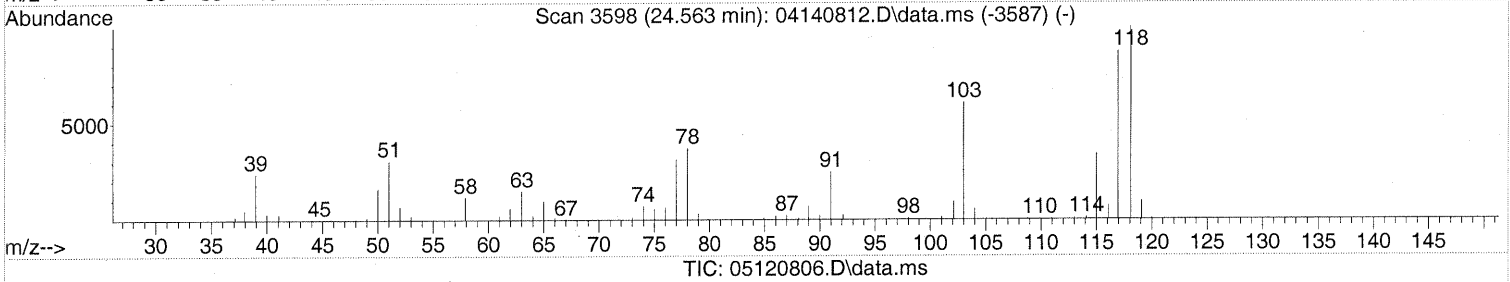
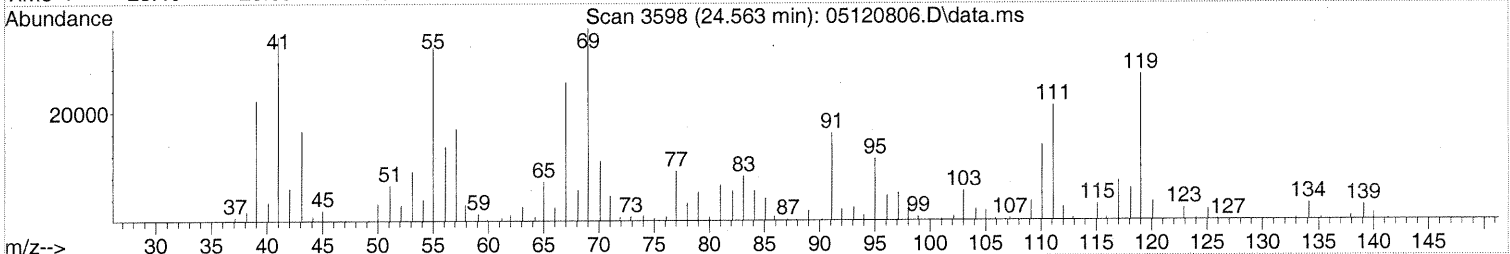
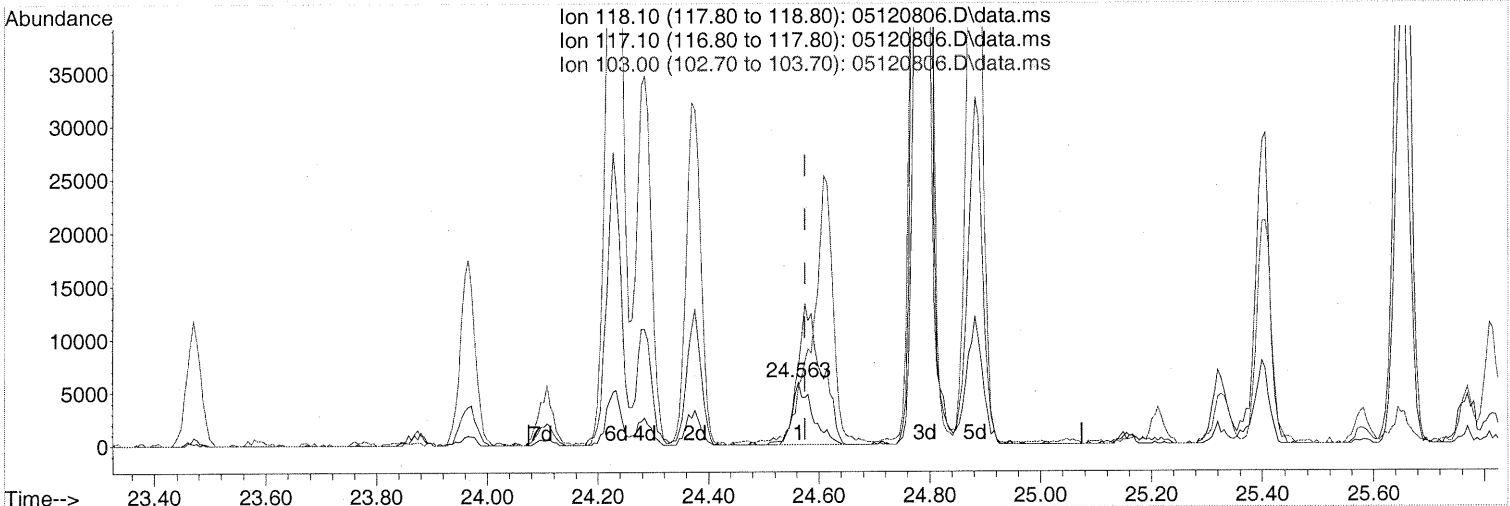
response 716313

Ion	Exp%	Act%
105.10	100	100
120.10	49.40	46.88
0.00	0.00	0.00
0.00	0.00	0.00

Quantitation Report (Qedit)

Data Path : J:\MS13\DATA\2008\_05\12\  
 Data File : 05120806.D  
 Acq On : 12 May 2008 14:08  
 Operator : RTB  
 Sample : P0801385-002 (1000mL)  
 Misc : ENSR SG41B-20 (-3.7, 3.5)  
 ALS Vial : 2 Sample Multiplier: 1

Quant Time: May 27 16:47:39 2008  
 Quant Method : J:\MS13\METHODS\R13041408.M  
 Quant Title : EPA TO-15 per SOP VOA-TO15 (CASS TO-15/GC-MS)  
 QLast Update : Tue Apr 15 06:47:20 2008  
 Response via : Initial Calibration



(80) alpha-Methylstyrene (T)

24.563min (-0.011) 0.38ng

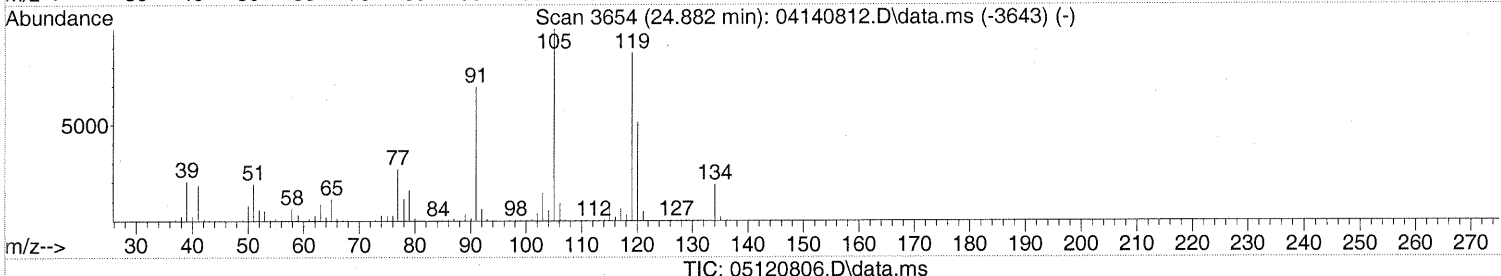
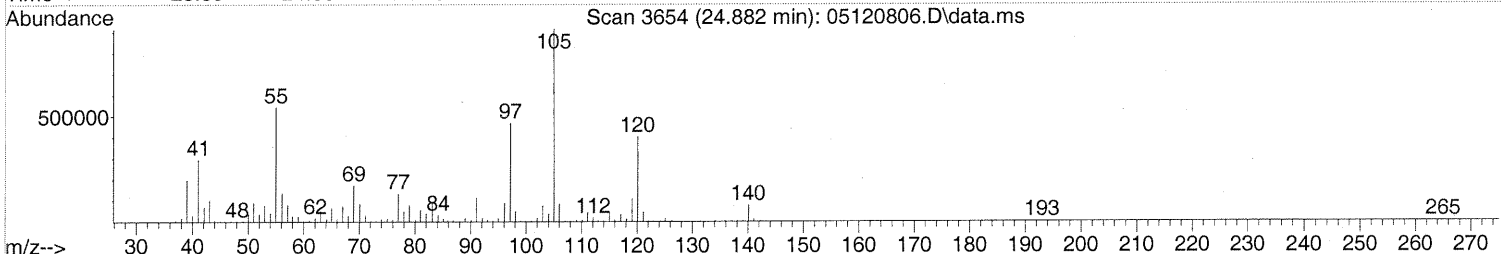
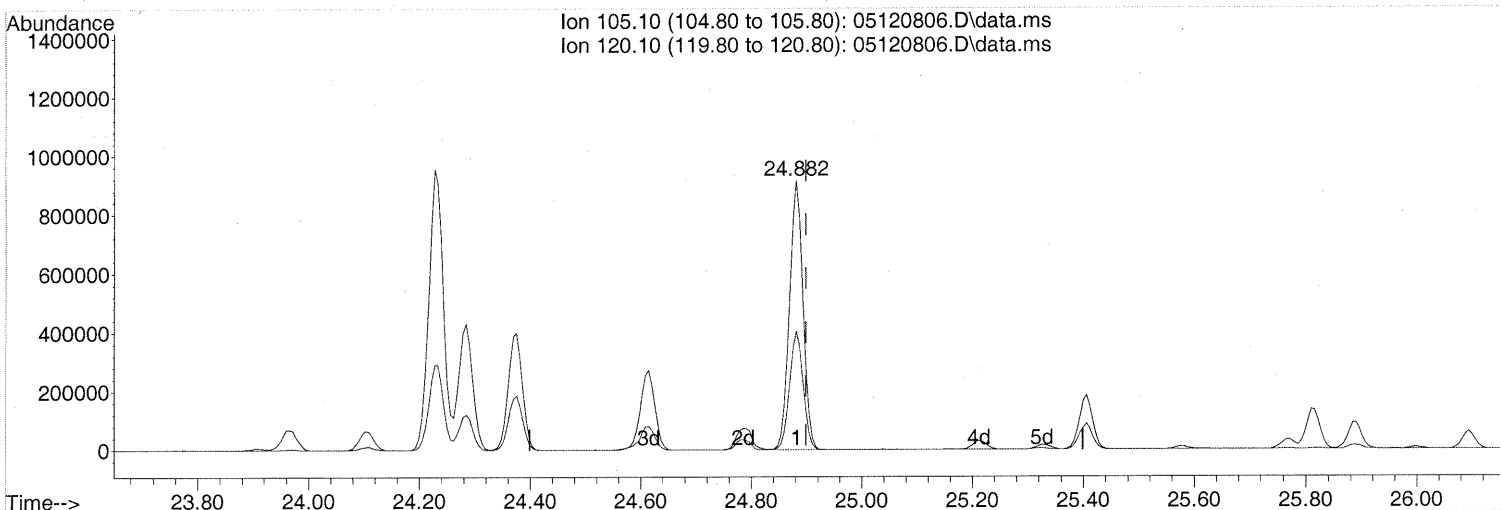
response 14880

Ion	Exp%	Act%
118.10	100	100
117.10	84.10	268.27#
103.00	55.30	0.00#
0.00	0.00	0.00

Quantitation Report (Qedit)

Data Path : J:\MS13\DATA\2008\_05\12\  
 Data File : 05120806.D  
 Acq On : 12 May 2008 14:08  
 Operator : RTB  
 Sample : P0801385-002 (1000mL)  
 Misc : ENSR SG41B-20 (-3.7, 3.5)  
 ALS Vial : 2 Sample Multiplier: 1

Quant Time: May 27 16:47:39 2008  
 Quant Method : J:\MS13\METHODS\R13041408.M  
 Quant Title : EPA TO-15 per SOP VOA-TO15 (CASS TO-15/GC-MS)  
 QLast Update : Tue Apr 15 06:47:20 2008  
 Response via : Initial Calibration



(82) 1,2,4-Trimethylbenzene (T)

24.882min (-0.017) 18.65ng


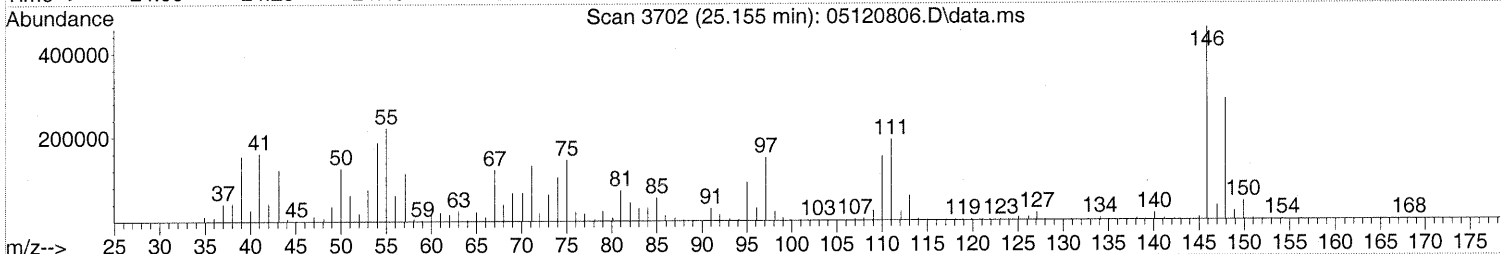
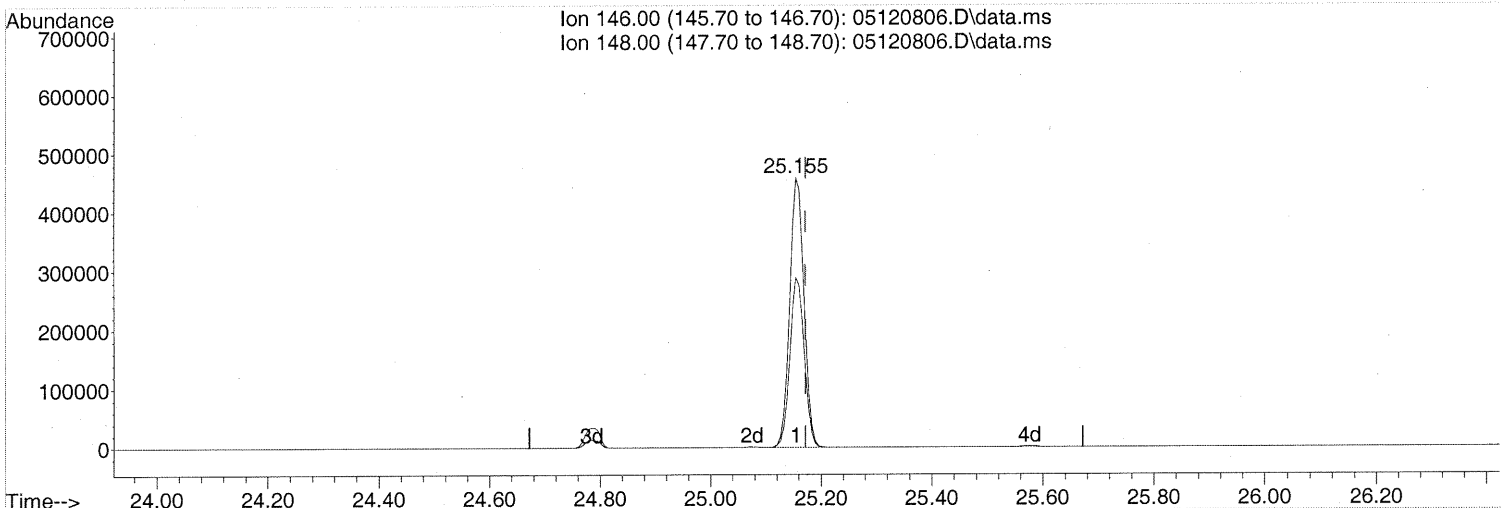
response 1563413

Ion	Exp%	Act%
105.10	100	100
120.10	54.40	44.39
0.00	0.00	0.00
0.00	0.00	0.00

Quantitation Report (Qedit)

Data Path : J:\MS13\DATA\2008\_05\12\  
 Data File : 05120806.D  
 Acq On : 12 May 2008 14:08  
 Operator : RTB  
 Sample : P0801385-002 (1000mL)  
 Misc : ENSR SG41B-20 (-3.7, 3.5)  
 ALS Vial : 2 Sample Multiplier: 1

Quant Time: May 27 16:47:39 2008  
 Quant Method : J:\MS13\METHODS\R13041408.M  
 Quant Title : EPA TO-15 per SOP VOA-TO15 (CASS TO-15/GC-MS)  
 QLast Update : Tue Apr 15 06:47:20 2008  
 Response via : Initial Calibration



(86) 1,4-Dichlorobenzene (T)

25.155min (-0.017) 18.96ng

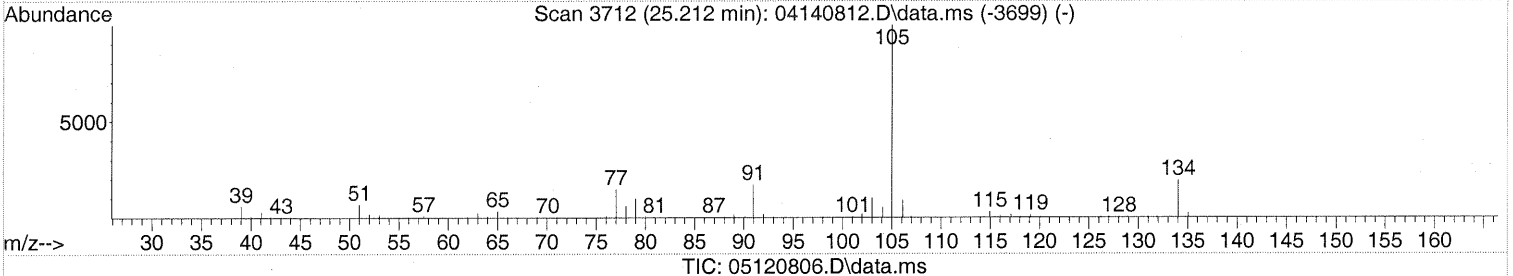
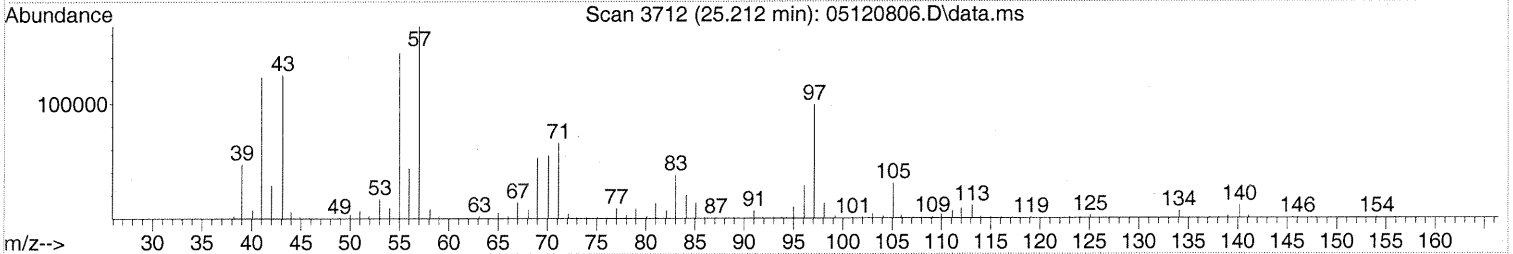
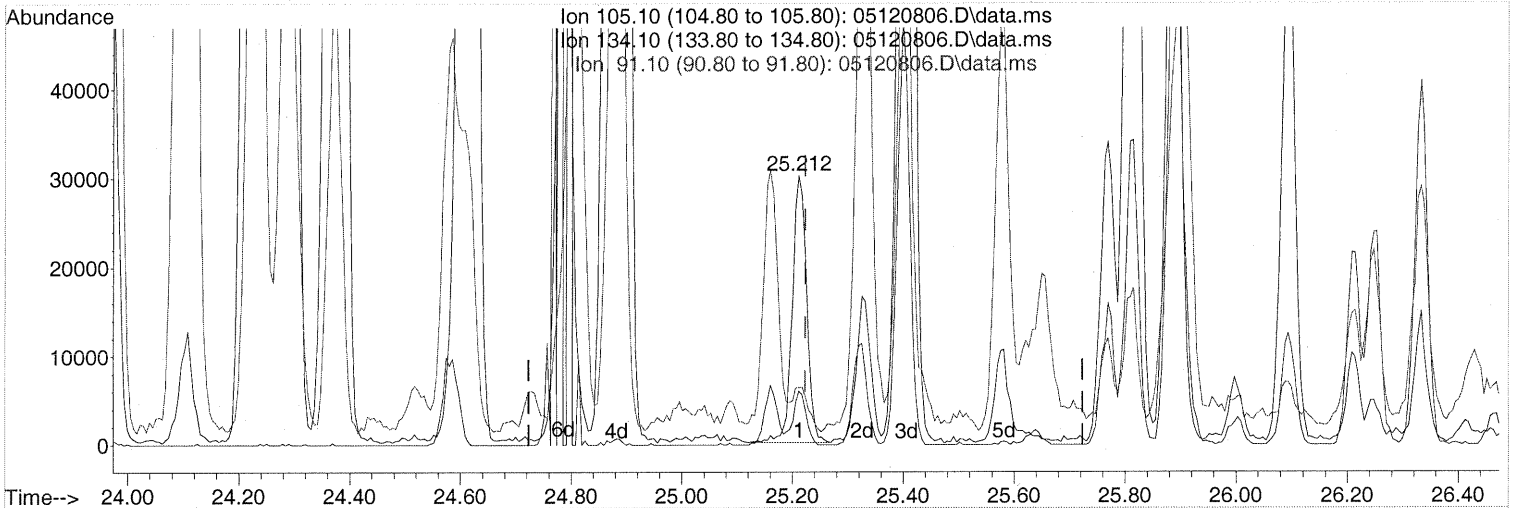
response 823639

Ion	Exp%	Act%
146.00	100	100
148.00	64.20	63.46
0.00	0.00	0.00
0.00	0.00	0.00

Quantitation Report (Qedit)

Data Path : J:\MS13\DATA\2008\_05\12\  
 Data File : 05120806.D  
 Acq On : 12 May 2008 14:08  
 Operator : RTB  
 Sample : P0801385-002 (1000mL)  
 Misc : ENSR SG41B-20 (-3.7, 3.5)  
 ALS Vial : 2 Sample Multiplier: 1

Quant Time: May 27 16:47:39 2008  
 Quant Method : J:\MS13\METHODS\R13041408.M  
 Quant Title : EPA TO-15 per SOP VOA-TO15 (CASS TO-15/GC-MS)  
 QLast Update : Tue Apr 15 06:47:20 2008  
 Response via : Initial Calibration



(87) sec-Butylbenzene (T)

25.212min (-0.011) 0.55ng

response 54301

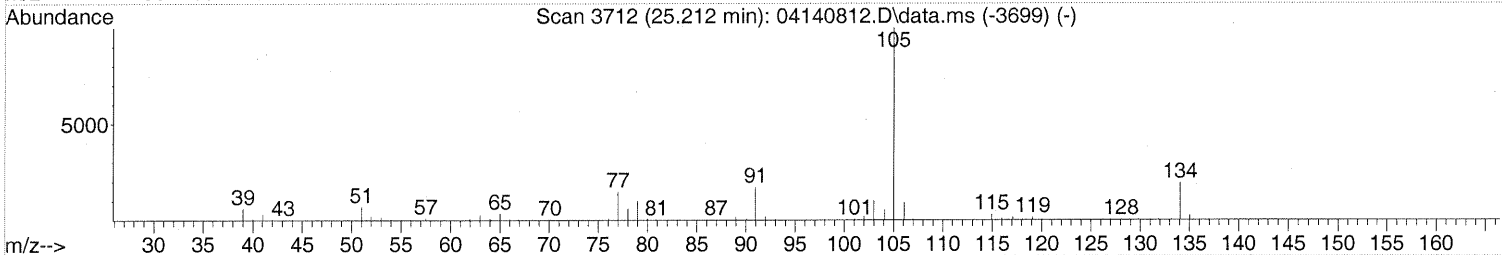
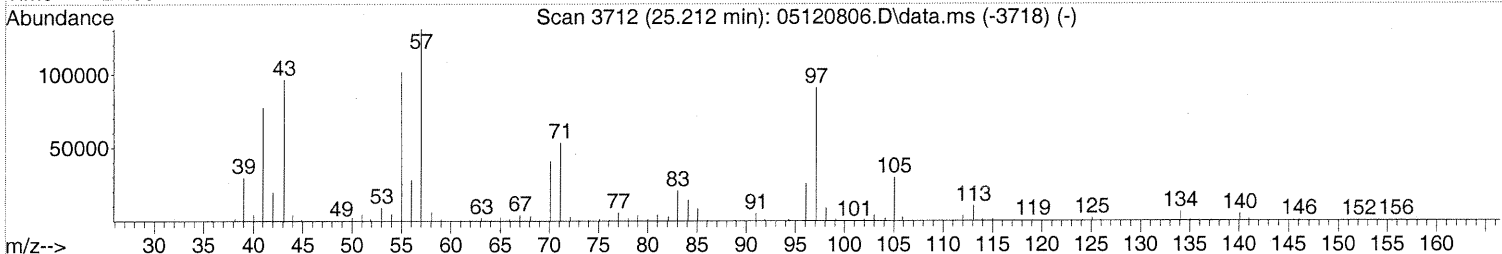
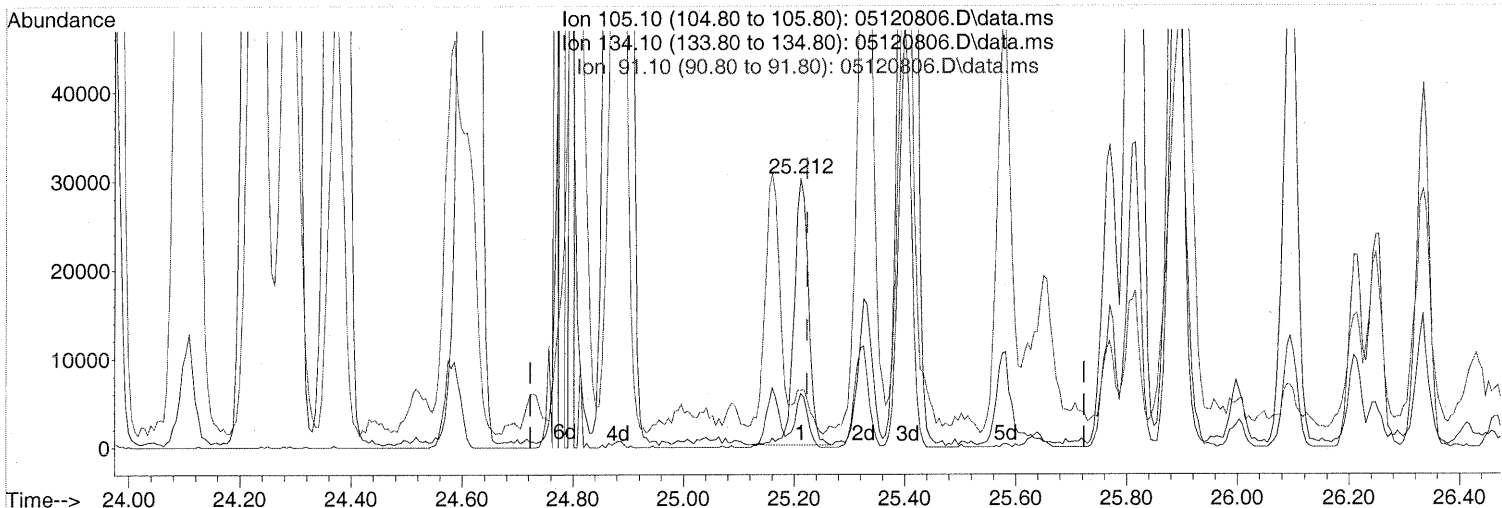
Ion	Exp%	Act%
105.10	100	100
134.10	20.90	17.77
91.10	14.60	17.72
0.00	0.00	0.00

*Before subtraction*

Quantitation Report (Qedit)

Data Path : J:\MS13\DATA\2008\_05\12\  
 Data File : 05120806.D  
 Acq On : 12 May 2008 14:08  
 Operator : RTB  
 Sample : P0801385-002 (1000mL)  
 Misc : ENSR SG41B-20 (-3.7, 3.5)  
 ALS Vial : 2 Sample Multiplier: 1

Quant Time: May 27 16:47:39 2008  
 Quant Method : J:\MS13\METHODS\R13041408.M  
 Quant Title : EPA TO-15 per SOP VOA-TO15 (CASS TO-15/GC-MS)  
 QLast Update : Tue Apr 15 06:47:20 2008  
 Response via : Initial Calibration



(87) sec-Butylbenzene (T)

25.212min (-0.011) 0.55ng

response 54301

Ion	Exp%	Act%
105.10	100	100
134.10	20.90	17.77
91.10	14.60	17.72
0.00	0.00	0.00

*After subtraction*

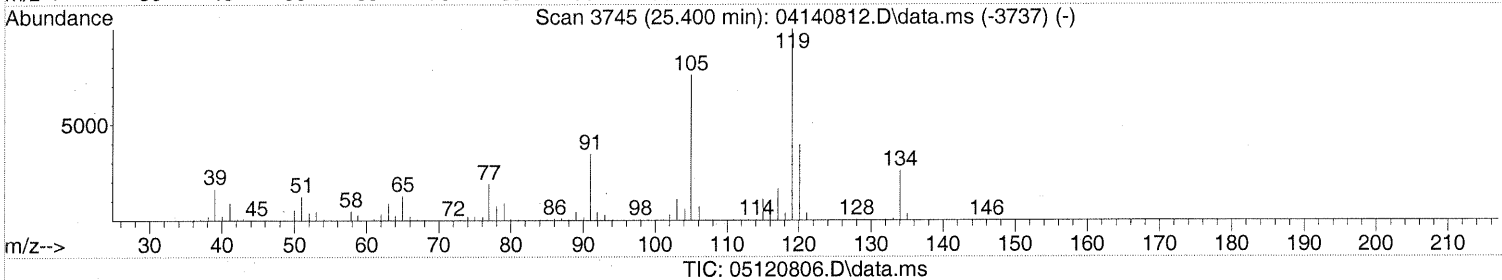
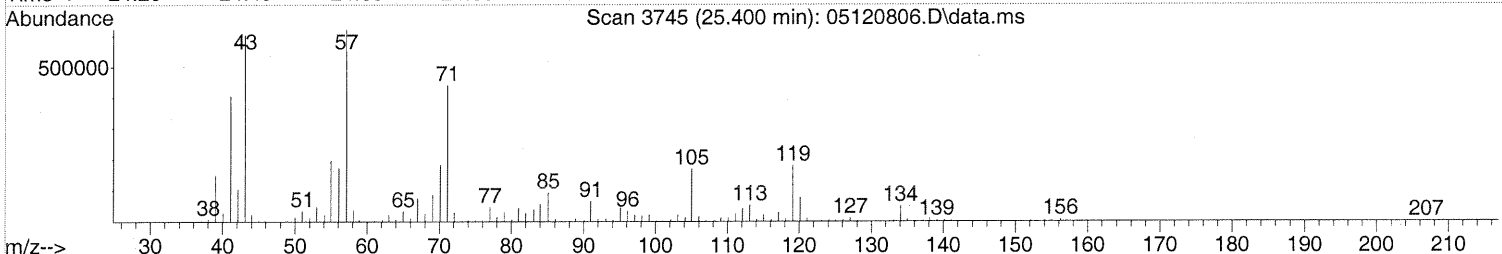
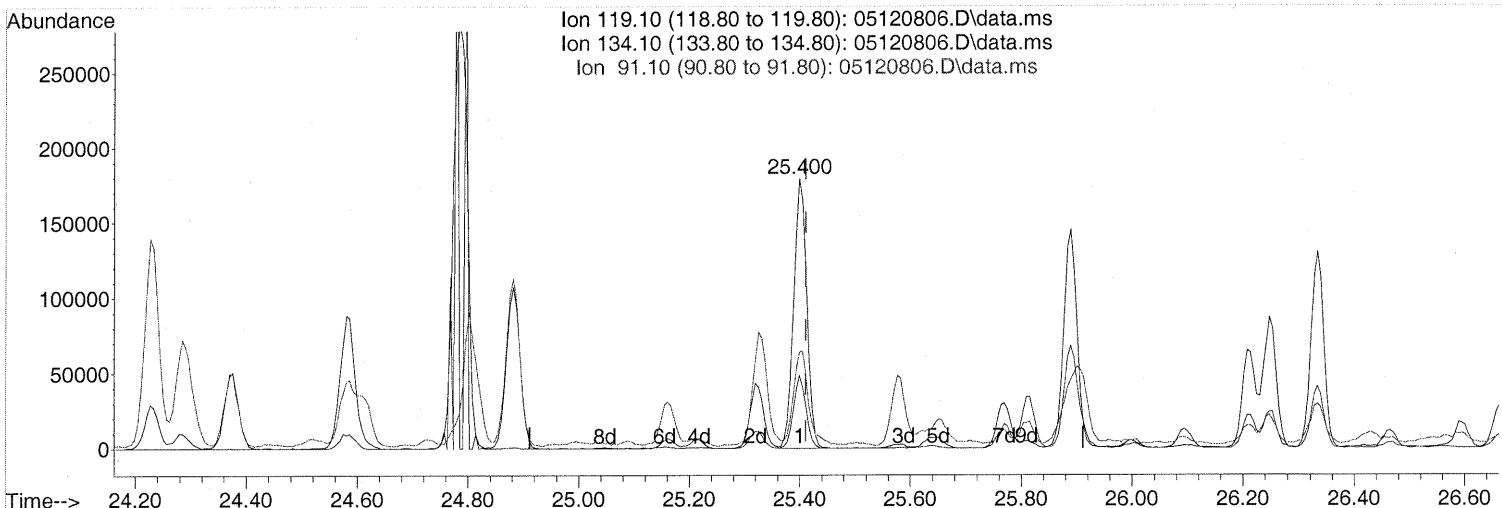
*on 5/27/08*

*WT 5/28/08*

Quantitation Report (Qedit)

Data Path : J:\MS13\DATA\2008\_05\12\  
 Data File : 05120806.D  
 Acq On : 12 May 2008 14:08  
 Operator : RTB  
 Sample : P0801385-002 (1000mL)  
 Misc : ENSR SG41B-20 (-3.7, 3.5)  
 ALS Vial : 2 Sample Multiplier: 1

Quant Time: May 27 16:47:39 2008  
 Quant Method : J:\MS13\METHODS\R13041408.M  
 Quant Title : EPA TO-15 per SOP VOA-TO15 (CASS TO-15/GC-MS)  
 QLast Update : Tue Apr 15 06:47:20 2008  
 Response via : Initial Calibration



(88) p-Isopropyltoluene (T)

25.400min (-0.011) 3.45ng

response 296181

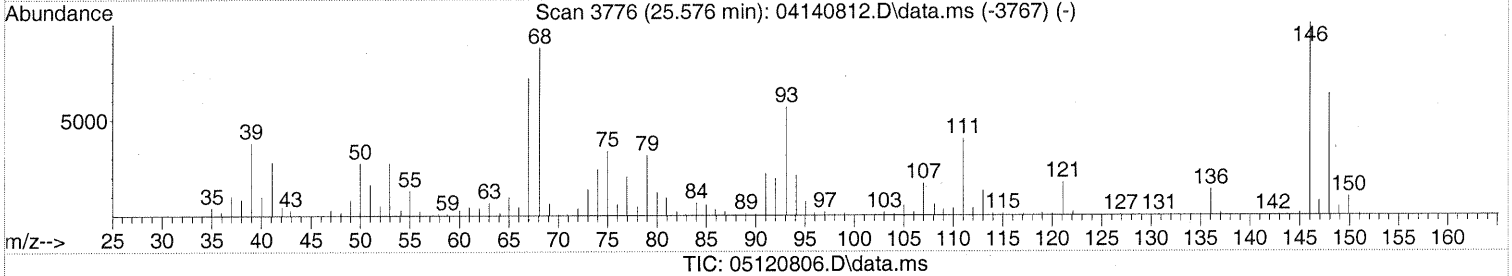
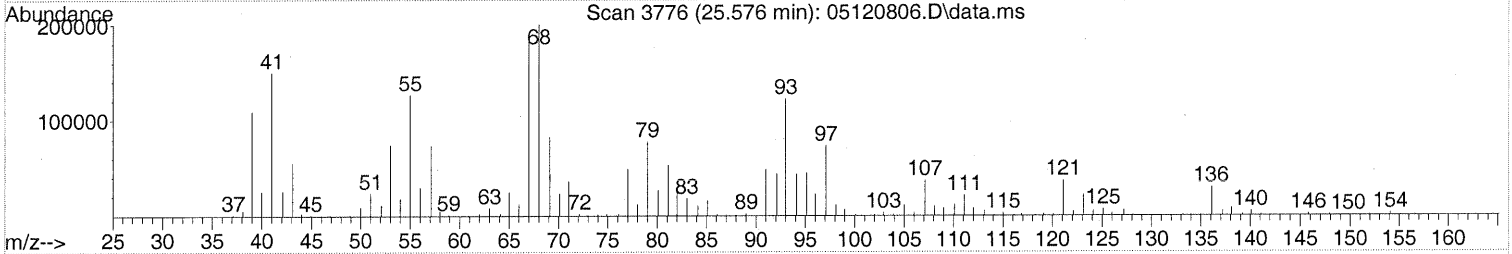
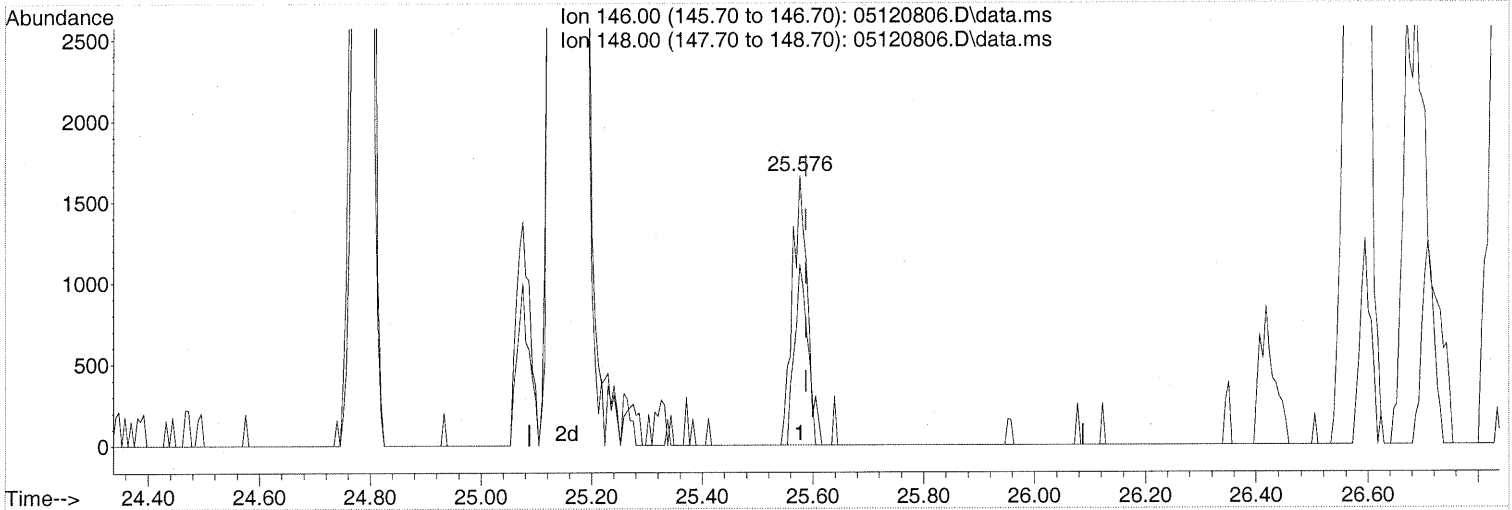
Ion	Exp%	Act%
119.10	100	100
134.10	27.20	25.58
91.10	27.10	39.63
0.00	0.00	0.00



Quantitation Report (Qedit)

Data Path : J:\MS13\DATA\2008\_05\12\  
 Data File : 05120806.D  
 Acq On : 12 May 2008 14:08  
 Operator : RTB  
 Sample : P0801385-002 (1000mL)  
 Misc : ENSR SG41B-20 (-3.7, 3.5)  
 ALS Vial : 2 Sample Multiplier: 1

Quant Time: May 27 16:47:39 2008  
 Quant Method : J:\MS13\METHODS\R13041408.M  
 Quant Title : EPA TO-15 per SOP VOA-TO15 (CASS TO-15/GC-MS)  
 QLast Update : Tue Apr 15 06:47:20 2008  
 Response via : Initial Calibration



(90) 1,2-Dichlorobenzene (T)

25.576min (-0.011) 0.07ng

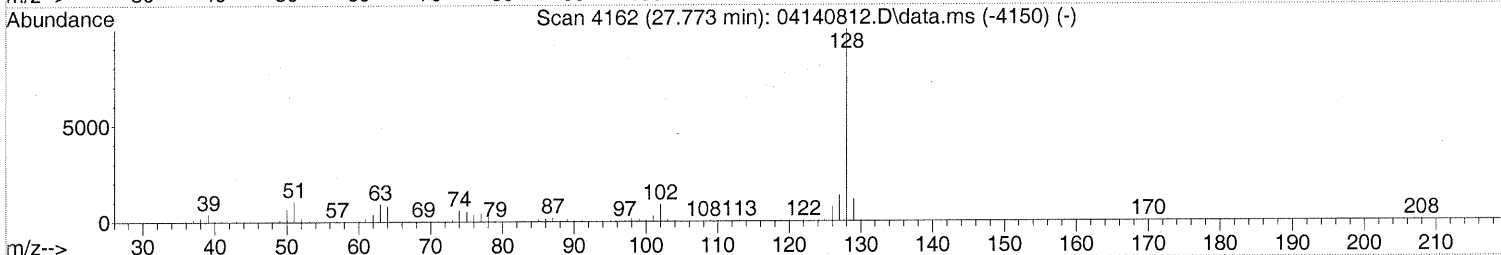
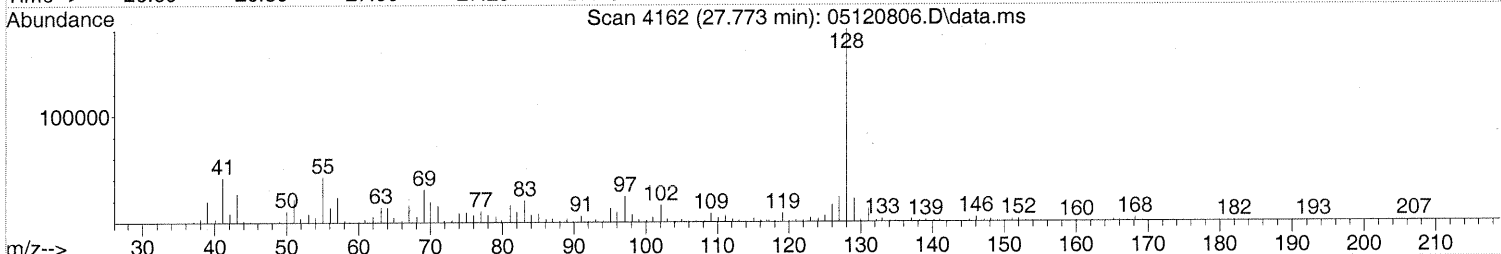
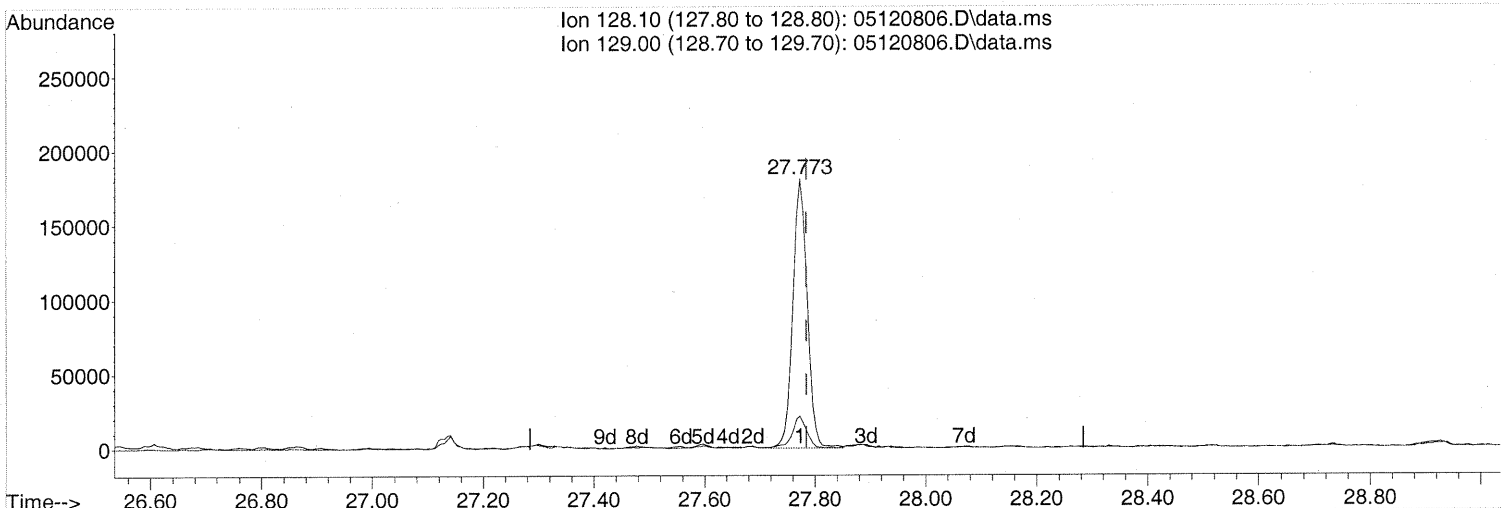
response 3111

Ion	Exp%	Act%
146.00	100	100
148.00	63.40	57.96
0.00	0.00	0.00
0.00	0.00	0.00

Quantitation Report (Qedit)

Data Path : J:\MS13\DATA\2008\_05\12\  
 Data File : 05120806.D  
 Acq On : 12 May 2008 14:08  
 Operator : RTB  
 Sample : P0801385-002 (1000mL)  
 Misc : ENSR SG41B-20 (-3.7, 3.5)  
 ALS Vial : 2 Sample Multiplier: 1

Quant Time: May 27 16:47:39 2008  
 Quant Method : J:\MS13\METHODS\R13041408.M  
 Quant Title : EPA TO-15 per SOP VOA-TO15 (CASS TO-15/GC-MS)  
 QLast Update : Tue Apr 15 06:47:20 2008  
 Response via : Initial Calibration



TIC: 05120806.D\data.ms

(95) Naphthalene (T)

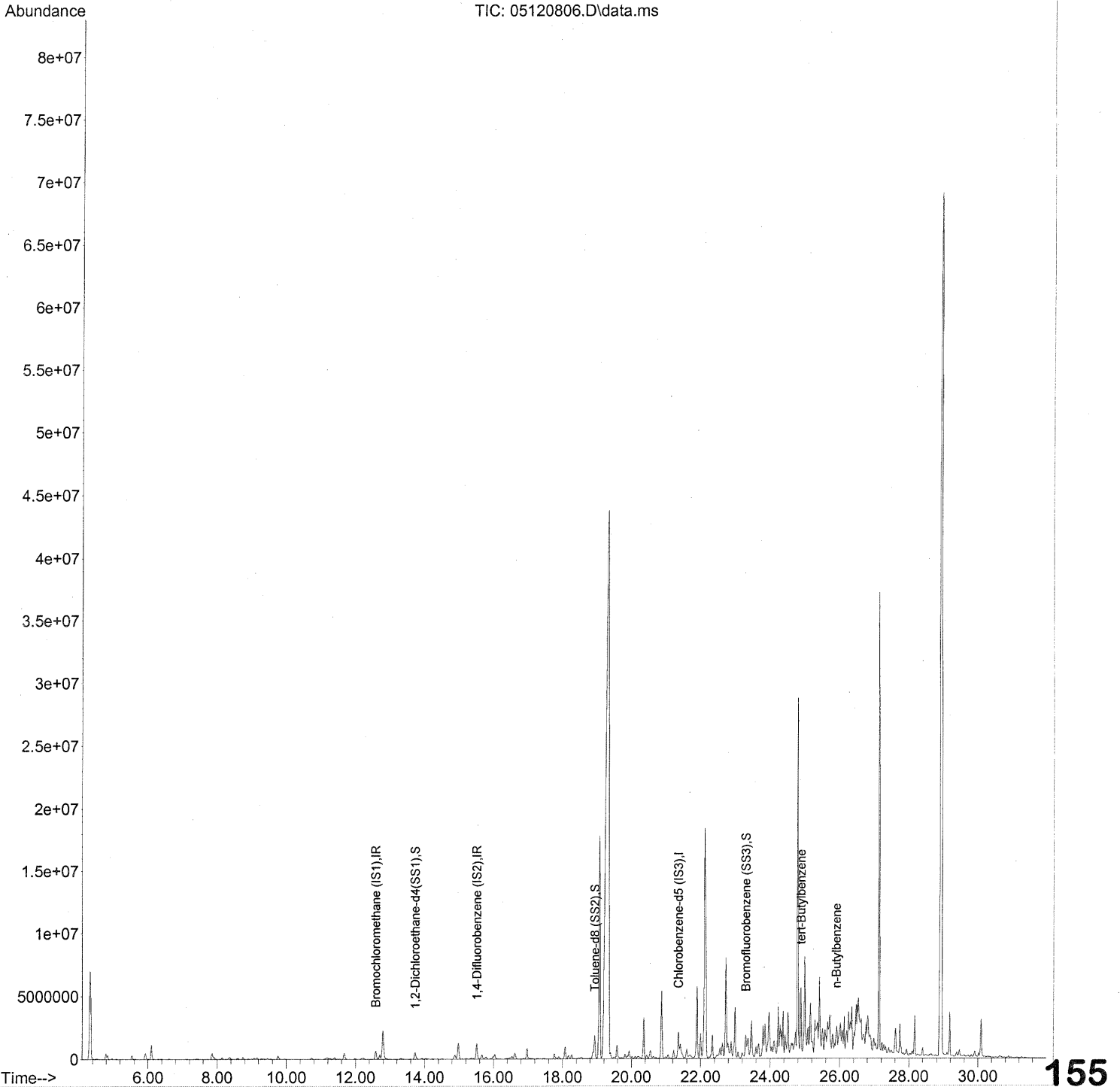
27.773min (-0.011) 3.55ng

response 328772

Ion	Exp%	Act%
128.10	100	100
129.00	11.60	12.14
0.00	0.00	0.00
0.00	0.00	0.00

Data Path : J:\MS13\DATA\2008\_05\12\  
 Data File : 05120806.D  
 Acq On : 12 May 2008 2:08 pm  
 Operator : RTB  
 Sample : P0801385-002 (1000mL)  
 Misc : ENSR SG41B-20 (-3.7, 3.5)  
 ALS Vial : 2 Sample Multiplier: 1

Quant Time: May 27 15:44:28 2008  
 Quant Method : J:\MS13\METHODS\S13041408.M  
 Quant Title : TO-15 Tekmar AutoCan/HP 6890/HP 5975 MSD  
 QLast Update : Mon Apr 28 10:06:00 2008  
 Response via : Initial Calibration



Data Path : J:\MS13\DATA\2008\_05\12\  
 Data File : 05120806.D  
 Acq On : 12 May 2008 2:08 pm  
 Operator : RTB  
 Sample : P0801385-002 (1000mL)  
 Misc : ENSR SG41B-20 (-3.7, 3.5)  
 ALS Vial : 2 Sample Multiplier: 1

Quant Time: May 27 15:44:28 2008  
 Quant Method : J:\MS13\METHODS\S13041408.M  
 Quant Title : TO-15 Tekmar AutoCan/HP 6890/HP 5975 MSD  
 QLast Update : Mon Apr 28 10:06:00 2008  
 Response via : Initial Calibration

Internal Standards	R.T.	QIon	Response	Conc	Units	Dev (Min)
1) Bromochloromethane (IS1)	12.58	130	313097	25.000	ng	-0.03
3) 1,4-Difluorobenzene (IS2)	15.51	114	1366600	25.000	ng	-0.02
4) Chlorobenzene-d5 (IS3)	21.36	82	725160	25.000	ng	0.00
System Monitoring Compounds						
2) 1,2-Dichloroethane-d4(...)	13.73	65	558110	22.227	ng	-0.02
Spiked Amount	25.000					Recovery = 88.92%
5) Toluene-d8 (SS2)	18.93	98	1514770	23.305	ng	0.00
Spiked Amount	25.000					Recovery = 93.24%
6) Bromofluorobenzene (SS3)	23.30	174	574914	25.703	ng	0.00
Spiked Amount	25.000					Recovery = 102.80%
Target Compounds						
7) tert-Butylbenzene	24.88	119	186465	<del>2.348</del>	ng NR#	55
8) n-Butylbenzene	25.90	91	141321	1.650	ng #	40

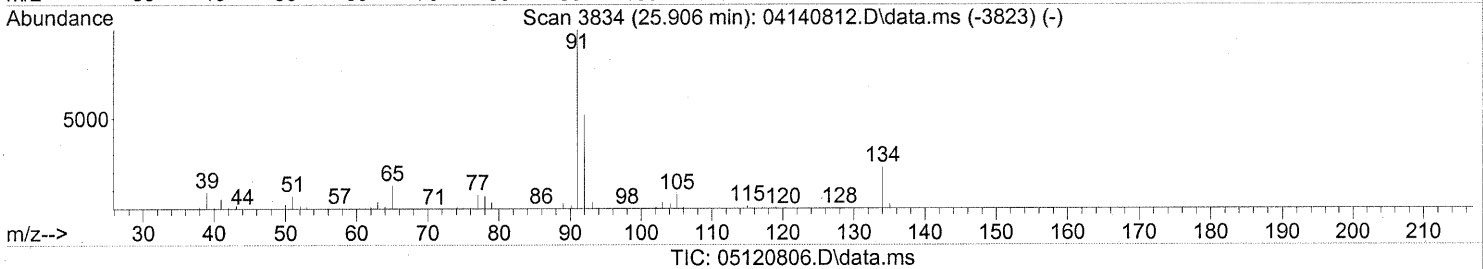
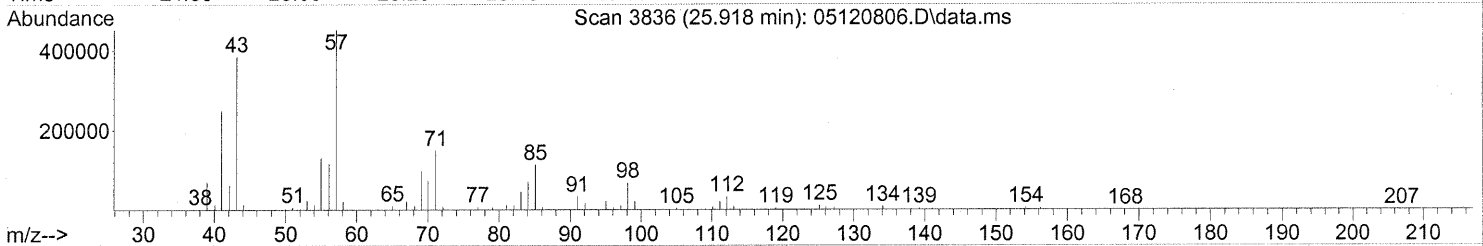
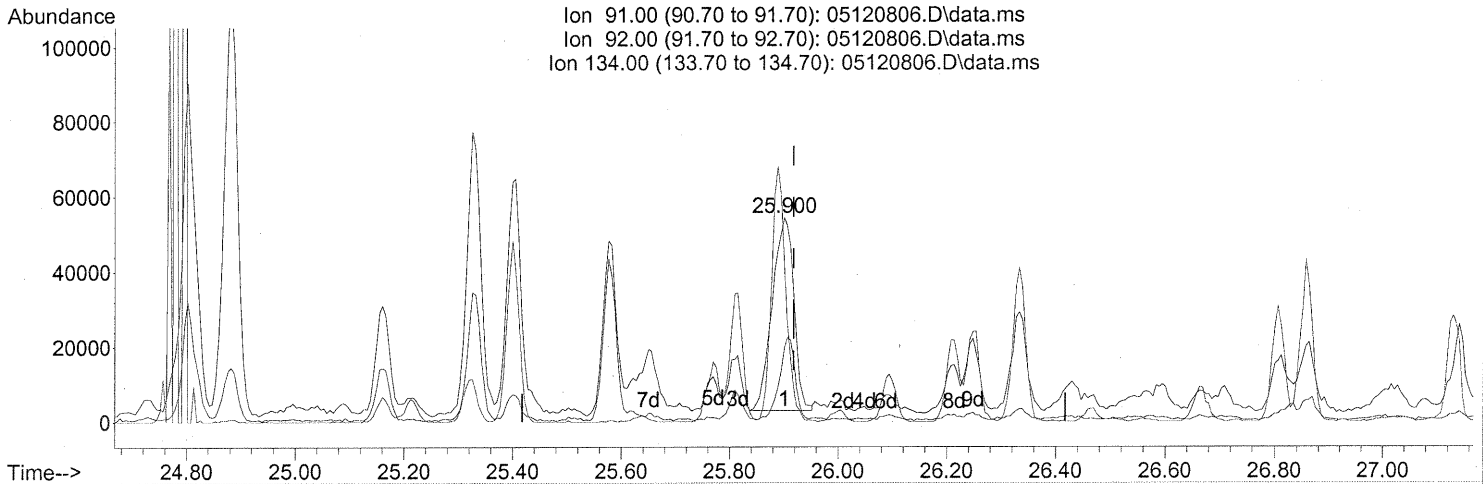
(#) = qualifier out of range (m) = manual integration (+) = signals summed

*RT 5/28/08*

Quantitation Report (Qedit)

Data Path : J:\MS13\DATA\2008\_05\12\  
 Data File : 05120806.D  
 Acq On : 12 May 2008 2:08 pm  
 Operator : RTB  
 Sample : P0801385-002 (1000mL)  
 Misc : ENSR SG41B-20 (-3.7, 3.5)  
 ALS Vial : 2 Sample Multiplier: 1

Quant Time: May 27 15:44:28 2008  
 Quant Method : J:\MS13\METHODS\S13041408.M  
 Quant Title : TO-15 Tekmar AutoCan/HP 6890/HP 5975 MSD  
 QLast Update : Mon Apr 28 10:06:00 2008  
 Response via : Initial Calibration



(8) n-Butylbenzene


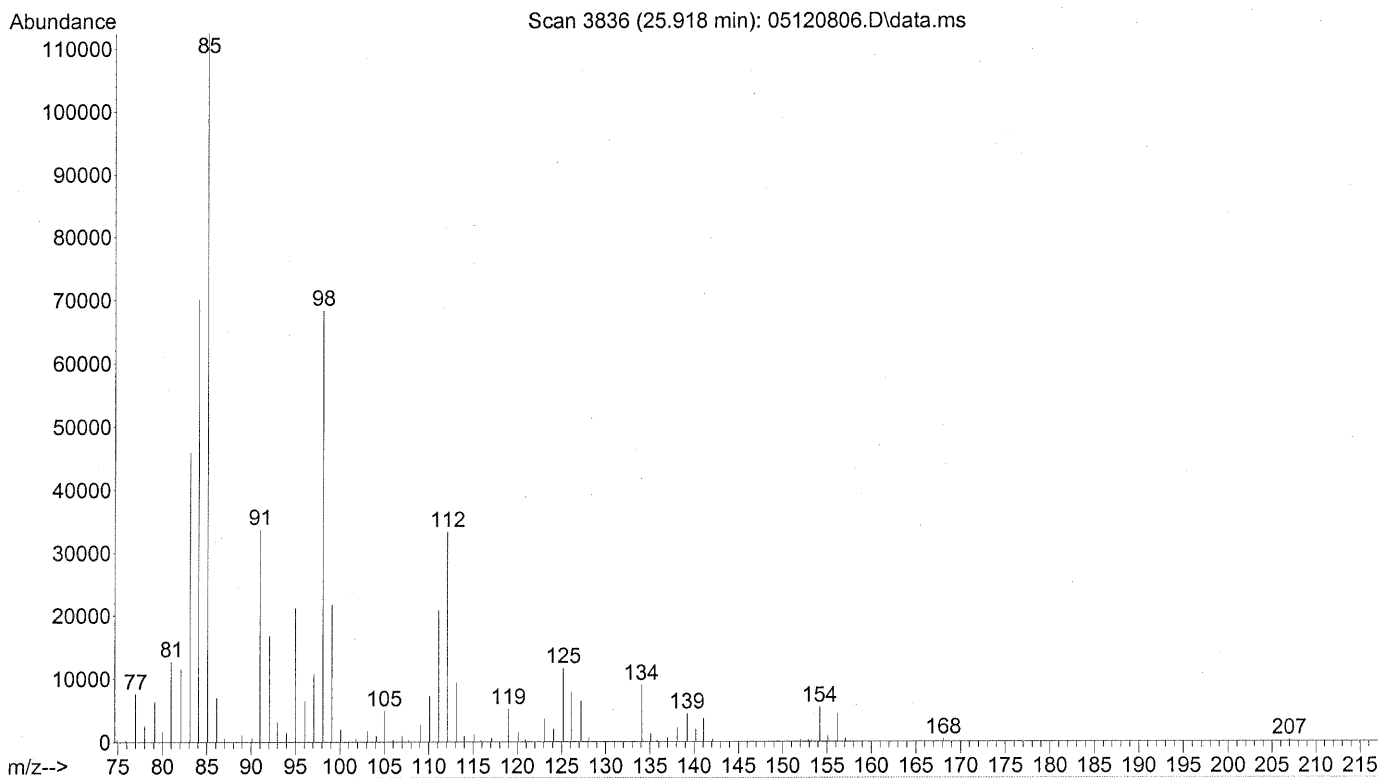
25.900min (-0.017) 1.65ng

response 141321

Ion	Exp%	Act%
91.00	100	100
92.00	55.70	31.96#
134.00	28.80	88.52#
0.00	0.00	0.00

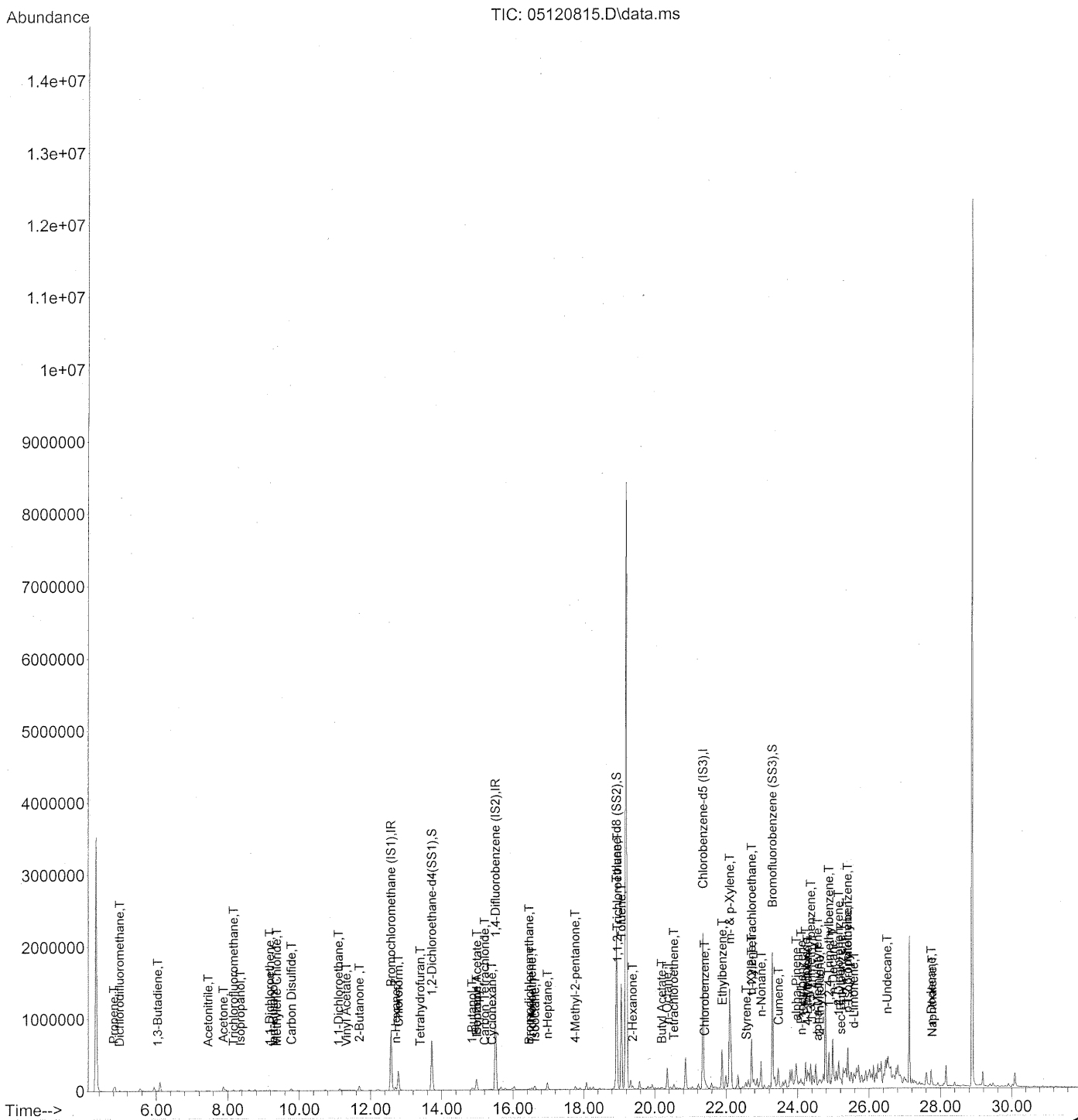
*before blown-up*

File :J:\MS13\DATA\2008\_05\12\05120806.D  
Operator : RTB  
Acquired : 12 May 2008 2:08 pm using AcqMethod TO15.M  
Instrument : GCMS13  
Sample Name: P0801385-002 (1000mL)  
Misc Info : ENSR SG41B-20 (-3.7, 3.5)  
Vial Number: 2



Data Path : J:\MS13\DATA\2008\_05\12\  
 Data File : 05120815.D  
 Acq On : 12 May 2008 9:08 pm  
 Operator : RTB  
 Sample : P0801385-002 DIL (100mL)  
 Misc : ENSR SG41B-20 (-3.7, 3.5)  
 ALS Vial : 2 Sample Multiplier: 1

Quant Time: May 13 11:17:16 2008  
 Quant Method : J:\MS13\METHODS\R13041408.M  
 Quant Title : EPA TO-15 per SOP VOA-TO15 (CASS TO-15/GC-MS)  
 QLast Update : Tue Apr 15 06:47:20 2008  
 Response via : Initial Calibration



Data Path : J:\MS13\DATA\2008\_05\12\  
 Data File : 05120815.D  
 Acq On : 12 May 2008 9:08 pm  
 Operator : RTB  
 Sample : P0801385-002 DIL (100mL)  
 Misc : ENSR SG41B-20 (-3.7, 3.5)  
 ALS Vial : 2 Sample Multiplier: 1

Quant Time: May 13 11:17:16 2008  
 Quant Method : J:\MS13\METHODS\R13041408.M  
 Quant Title : EPA TO-15 per SOP VOA-TO15 (CASS TO-15/GC-MS)  
 QLast Update : Tue Apr 15 06:47:20 2008  
 Response via : Initial Calibration

Internal Standards	R.T.	QIon	Response	Conc	Units	Dev(Min)
1) Bromochloromethane (IS1)	12.58	130	389340	25.000	ng	-0.03
37) 1,4-Difluorobenzene (IS2)	15.51	114	1701903	25.000	ng	-0.02
56) Chlorobenzene-d5 (IS3)	21.35	82	801622	25.000	ng	0.00

## System Monitoring Compounds

33) 1,2-Dichloroethane-d4(...)	13.72	65	676410	21.663	ng	-0.03
Spiked Amount	25.000		Recovery	=	86.64%	✓
57) Toluene-d8 (SS2)	18.93	98	1829767	25.466	ng	0.00
Spiked Amount	25.000		Recovery	=	101.88%	✓
73) Bromofluorobenzene (SS3)	23.29	174	621403	25.131	ng	0.00
Spiked Amount	25.000		Recovery	=	100.52%	✓

## Target Compounds

						Qvalue
2) Propene	4.80	42	34265	1.063	ng	# 64
3) Dichlorodifluoromethane	4.97	85	8322	0.142	ng	96
4) Chloromethane	5.29	50	112	N.D.		
5) Freon 114	0.00	135	0	N.D.		
6) Vinyl Chloride	0.00	62	0	N.D.		
7) 1,3-Butadiene	6.04	54	3014	0.085	ng	# 59
8) Bromomethane	6.52	94	136	N.D.		
9) Chloroethane	0.00	64	0	N.D.		
10) Ethanol	7.17	45	426	N.D.		
11) Acetonitrile	7.45	41	3495	0.061	ng	89
12) Acrolein	7.66	56	567	N.D.		
13) Acetone	7.87	58	33246	1.543	ng	# 62
14) Trichlorofluoromethane	8.16	101	15613	0.338	ng	# 100
15) Isopropanol	8.36	45	11683	0.160	ng	# 61
16) Acrylonitrile	8.66	53	379	N.D.		
17) 1,1-Dichloroethene	9.17	96	9154	0.426	ng	# 72
18) tert-Butanol	9.27	59	4530	0.075	ng	# 74
19) Methylene Chloride	9.37	84	2606	0.105	ng	# 65
20) Allyl Chloride	9.54	41	1301	N.D.		
21) Trichlorotrifluoroethane	9.82	151	530	N.D.		
22) Carbon Disulfide	9.78	76	67364	0.734	ng	93
23) trans-1,2-Dichloroethene	0.00	61	0	N.D.		
24) 1,1-Dichloroethane	11.10	63	1886	0.043	ng	99
25) Methyl tert-Butyl Ether	11.19	73	187	N.D.		
26) Vinyl Acetate	11.32	86	1158	0.270	ng	# 1
27) 2-Butanone	11.68	72	25267	1.672	ng	# 91
28) cis-1,2-Dichloroethene	12.34	61	52	N.D.		
29) Diisopropyl Ether	12.71	87	191	N.D.		
30) Ethyl Acetate	12.71	61	217	N.D.		
31) n-Hexane	12.71	57	23613	0.482	ng	92

✓ 5/28/08



Data Path : J:\MS13\DATA\2008\_05\12\  
 Data File : 05120815.D  
 Acq On : 12 May 2008 9:08 pm  
 Operator : RTB  
 Sample : P0801385-002 DIL (100mL)  
 Misc : ENSR SG41B-20 (-3.7, 3.5)  
 ALS Vial : 2 Sample Multiplier: 1

Quant Time: May 13 11:17:16 2008  
 Quant Method : J:\MS13\METHODS\R13041408.M  
 Quant Title : EPA TO-15 per SOP VOA-TO15 (CASS TO-15/GC-MS)  
 QLast Update : Tue Apr 15 06:47:20 2008  
 Response via : Initial Calibration

Internal Standards	R.T.	QIon	Response	Conc	Units	Dev (Min)
32) Chloroform	12.78	83	275745	7.586	ng	99
34) Tetrahydrofuran	13.40	72	1154	0.076	ng #	86
35) Ethyl tert-Butyl Ether	0.00	87	0	N.D.		
36) 1,2-Dichloroethane	13.88	62	54	N.D.		
38) 1,1,1-Trichloroethane	0.00	97	0	N.D.		
39) Isopropyl Acetate	14.99	61	1625	0.105	ng #	1
40) 1-Butanol	14.85	56	31966	1.376	ng	93
41) Benzene	14.98	78	181316	2.008	ng	99
42) Carbon Tetrachloride	15.21	117	3891	0.130	ng	93
43) Cyclohexane	15.41	84	2463	0.074	ng #	85
44) tert-Amyl Methyl Ether	0.00	73	0	N.D.		
45) 1,2-Dichloropropane	16.21	63	172	N.D.		
46) Bromodichloromethane	16.46	83	5928	0.193	ng	91
47) Trichloroethene	16.53	130	6133	0.276	ng	94
48) 1,4-Dioxane	0.00	88	0	N.D.		
49) Isooctane	16.62	57	61547	0.576	ng	68
50) Methyl Methacrylate	16.81	100	72	N.D.		
51) n-Heptane	16.98	71	26731	1.069	ng #	80
52) cis-1,3-Dichloropropene	0.00	75	0	N.D.		
53) 4-Methyl-2-pentanone	17.76	58	15520	0.628	ng	84
54) trans-1,3-Dichloropropene	0.00	75	0	N.D.		
55) 1,1,2-Trichloroethane	18.95	97	165822	7.627	ng #	9
58) Toluene	19.06	91	1322444	14.649	ng #	97
59) 2-Hexanone	19.37	43	27426	0.408	ng #	32
60) Dibromochloromethane	0.00	129	0	N.D.		
61) 1,2-Dibromoethane	0.00	107	0	N.D.		
62) Butyl Acetate	20.19	43	5934	0.088	ng #	1
63) n-Octane	20.35	57	60390	2.854	ng	94
64) Tetrachloroethene	20.53	166	18540	0.820	ng	97
65) Chlorobenzene	21.40	112	3436	0.061	ng	82
66) Ethylbenzene	21.89	91	485823	4.820	ng	92
67) m- & p-Xylene	22.10	91	1301731	19.318	ng #	90
68) Bromoform	0.00	173	0	N.D.		
69) Styrene	22.57	104	5731	0.099	ng	88
70) o-Xylene	22.71	91	399769	5.513	ng	92
71) n-Nonane	22.98	43	172416	2.969	ng #	83
72) 1,1,2,2-Tetrachloroethane	22.72	83	3013	0.087	ng #	1
74) Cumene	23.46	105	18653	0.203	ng	98
75) alpha-Pinene	23.97	93	133424	2.729	ng	90
76) n-Propylbenzene	24.10	91	60166	0.489	ng #	74
77) 3-Ethyltoluene	24.23	105	173655	1.731	ng	96
78) 4-Ethyltoluene	24.28	105	75502	0.818	ng	95
79) 1,3,5-Trimethylbenzene	24.37	105	68913	0.840	ng	96

*All Not needed for m & p-xylene*

*MS/28/08*

Data Path : J:\MS13\DATA\2008\_05\12\  
 Data File : 05120815.D  
 Acq On : 12 May 2008 9:08 pm  
 Operator : RTB  
 Sample : P0801385-002 DIL (100mL)  
 Misc : ENSR SG41B-20 (-3.7, 3.5)  
 ALS Vial : 2 Sample Multiplier: 1

Quant Time: May 13 11:17:16 2008

Quant Method : J:\MS13\METHODS\R13041408.M

Quant Title : EPA TO-15 per SOP VOA-TO15 (CASS TO-15/GC-MS)

QLast Update : Tue Apr 15 06:47:20 2008

Response via : Initial Calibration

Internal Standards	R.T.	QIon	Response	Conc	Units	Dev(Min)
80) alpha-Methylstyrene	24.56	118	1825	0.042	ng	# 14
81) 2-Ethyltoluene	24.61	105	51228	0.508	ng	99
82) 1,2,4-Trimethylbenzene	24.88	105	146336	1.579	ng	86
83) n-Decane	24.98	57	248542	4.849	ng	69
84) Benzyl Chloride	25.04	91	502	N.D.		
85) 1,3-Dichlorobenzene	25.08	146	552	N.D.		
86) 1,4-Dichlorobenzene	25.15	146	76459	1.592	ng	99
87) sec-Butylbenzene	25.21	105	5384	0.049	ng	94
88) p-Isopropyltoluene	25.39	119	28331	0.299	ng	85
89) 1,2,3-Trimethylbenzene	25.40	105	28042	0.308	ng	94
90) 1,2-Dichlorobenzene	25.15	146	76459	1.487	ng	98
91) d-Limonene	25.57	68	30497	0.726	ng	97
92) 1,2-Dibromo-3-Chloropr...	26.50	157	410	N.D.		
93) n-Undecane	26.50	57	101538	1.887	ng	# 63
94) 1,2,4-Trichlorobenzene	27.64	180	126	N.D.		
95) Naphthalene	27.77	128	32477	0.317	ng	98
96) n-Dodecane	27.74	57	72144	1.321	ng	82
97) Hexachloro-1,3-butadiene	0.00	225	0	N.D.		

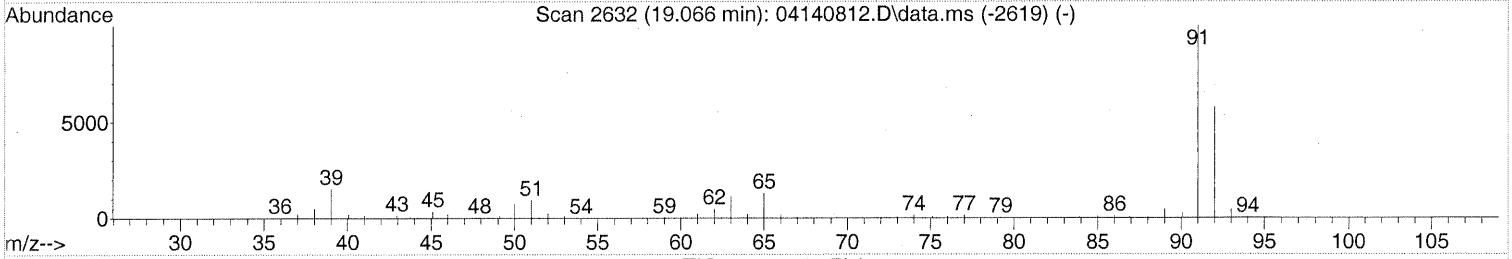
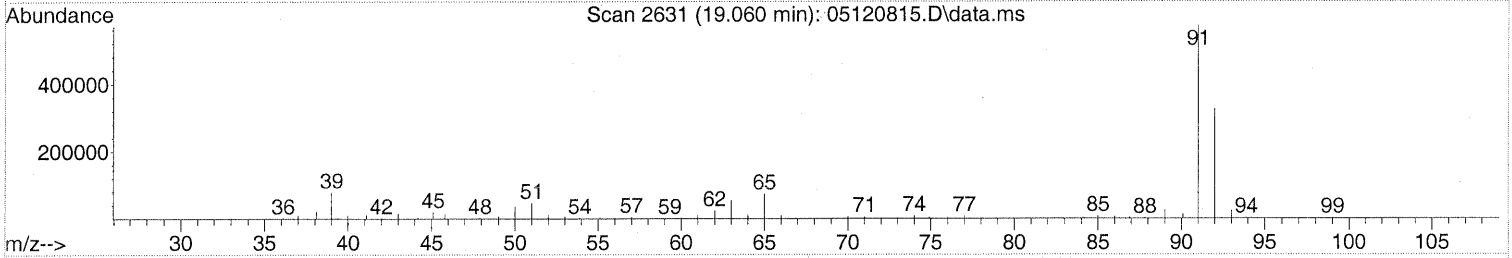
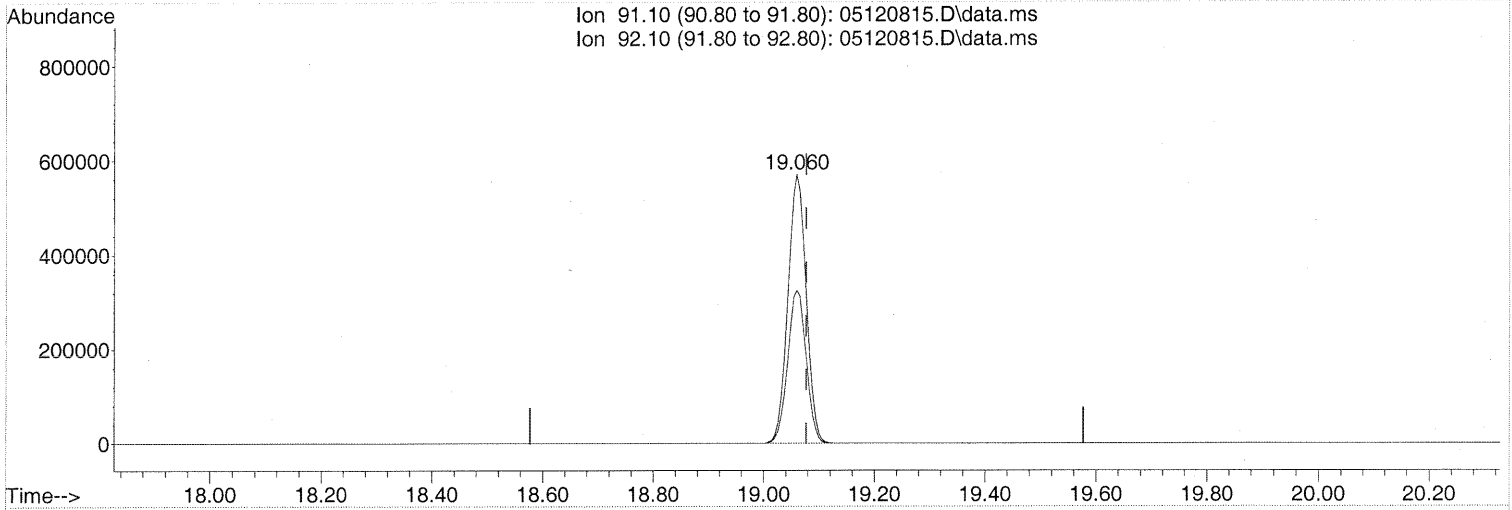
(#) = qualifier out of range (m) = manual integration (+) = signals summed

11/5/28/08

Quantitation Report (Qedit)

Data Path : J:\MS13\DATA\2008\_05\12\  
 Data File : 05120815.D  
 Acq On : 12 May 2008 21:08  
 Operator : RTB  
 Sample : P0801385-002 DIL (100mL)  
 Misc : ENSR SG41B-20 (-3.7, 3.5)  
 ALS Vial : 2 Sample Multiplier: 1

Quant Time: May 13 11:17:16 2008  
 Quant Method : J:\MS13\METHODS\R13041408.M  
 Quant Title : EPA TO-15 per SOP VOA-TO15 (CASS TO-15/GC-MS)  
 QLast Update : Tue Apr 15 06:47:20 2008  
 Response via : Initial Calibration



TIC: 05120815.D\data.ms

(58) Toluene (T)

19.060min (-0.017) 14.65ng

response 1322444

Ion	Exp%	Act%
91.10	100	100
92.10	59.80	57.60
0.00	0.00	0.00
0.00	0.00	0.00

**COLUMBIA ANALYTICAL SERVICES, INC.**

RESULTS OF ANALYSIS

Page 1 of 3

**Client:** ENSR  
**Client Sample ID:** SG41B-20D  
**Client Project ID:** Phase B Soil Gas / 04020-023-4311

CAS Project ID: P0801385  
 CAS Sample ID: P0801385-003

**Test Code:** EPA TO-15  
**Instrument ID:** Tekmar AUTOCAN/Agilent 5975Binert/6890N/MS13  
**Analyst:** Rusty Bravo  
**Sampling Media:** 6.0 L Summa Canister  
**Test Notes:**  
**Container ID:** SC00781

**Date Collected:** 5/9/08  
**Date Received:** 5/12/08  
**Date Analyzed:** 5/12/08  
**Volume(s) Analyzed:** 1.00 Liter(s)  
 0.10 Liter(s)

Initial Pressure (psig): -3.4      Final Pressure (psig): 3.5

Canister Dilution Factor: 1.61

CAS #	Compound	Result	MRL	MDL	Result	MRL	MDL	Data Qualifier
		µg/m <sup>3</sup>	µg/m <sup>3</sup>	µg/m <sup>3</sup>	ppbV	ppbV	ppbV	
75-71-8	Dichlorodifluoromethane (CFC 12)	2.2	0.81	0.081	0.45	0.16	0.016	
74-87-3	Chloromethane	ND	0.16	0.081	ND	0.078	0.039	
76-14-2	1,2-Dichloro-1,1,2,2-tetrafluoroethane (CFC 114)	0.089	0.81	0.081	0.013	0.12	0.012	J
75-01-4	Vinyl Chloride	ND	0.16	0.081	ND	0.063	0.032	
74-83-9	Bromomethane	ND	0.16	0.081	ND	0.041	0.021	
75-00-3	Chloroethane	ND	0.16	0.081	ND	0.061	0.031	
64-17-5	Ethanol	7.6	8.1	0.081	4.1	4.3	0.043	J
67-64-1	Acetone	26	8.1	0.12	11	3.4	0.049	B
75-69-4	Trichlorofluoromethane	5.4	0.16	0.081	0.97	0.029	0.014	
107-13-1	Acrylonitrile	0.31	0.81	0.11	0.14	0.37	0.052	J
75-35-4	1,1-Dichloroethene	5.4	0.16	0.081	1.4	0.041	0.020	
75-65-0	2-Methyl-2-Propanol (tert-Butyl Alcohol)	0.67	0.81	0.12	0.22	0.27	0.039	J
75-09-2	Methylene Chloride	1.2	0.81	0.081	0.34	0.23	0.023	
107-05-1	3-Chloro-1-propene (Allyl Chloride)	ND	0.16	0.081	ND	0.051	0.026	
76-13-1	Trichlorotrifluoroethane	0.53	0.16	0.090	0.069	0.021	0.012	
75-15-0	Carbon Disulfide	15	0.81	0.19	4.7	0.26	0.062	
156-60-5	trans-1,2-Dichloroethene	ND	0.16	0.081	ND	0.041	0.020	
75-34-3	1,1-Dichloroethane	0.56	0.16	0.081	0.14	0.040	0.020	
1634-04-4	Methyl tert-Butyl Ether	0.30	0.16	0.081	0.082	0.045	0.022	
108-05-4	Vinyl Acetate	2.8	8.1	0.26	0.81	2.3	0.073	J, M
78-93-3	2-Butanone (MEK)	28	0.81	0.081	9.3	0.27	0.027	
156-59-2	cis-1,2-Dichloroethene	0.093	0.16	0.081	0.024	0.041	0.020	J
108-20-3	Diisopropyl Ether	ND	0.81	0.095	ND	0.19	0.023	
67-66-3	Chloroform	110	0.16	0.095	23	0.033	0.019	

ND = Compound was analyzed for, but not detected above the laboratory detection limit.

MRL = Method Reporting Limit - The minimum quantity of a target analyte that can be confidently determined by the referenced method.

J = The analyte was positively identified below the method reporting limit; the associated numerical value is considered estimated.

B = Analyte was found in the method blank.

M = Matrix interference due to coelution with a non-target compound; results may be biased high.

Verified By: CA

Date: 5/28/08

**COLUMBIA ANALYTICAL SERVICES, INC.**

RESULTS OF ANALYSIS

Page 2 of 3

**Client:** ENSR  
**Client Sample ID:** SG41B-20D  
**Client Project ID:** Phase B Soil Gas / 04020-023-4311

CAS Project ID: P0801385  
CAS Sample ID: P0801385-003

**Test Code:** EPA TO-15  
**Instrument ID:** Tekmar AUTOCAN/Agilent 5975Binert/6890N/MS13  
**Analyst:** Rusty Bravo  
**Sampling Media:** 6.0 L Summa Canister  
**Test Notes:**  
**Container ID:** SC00781

**Date Collected:** 5/9/08  
**Date Received:** 5/12/08  
**Date Analyzed:** 5/12/08  
**Volume(s) Analyzed:** 1.00 Liter(s)  
0.10 Liter(s)

Initial Pressure (psig): -3.4      Final Pressure (psig): 3.5

Canister Dilution Factor: 1.61

CAS #	Compound	Result µg/m <sup>3</sup>	MRL µg/m <sup>3</sup>	MDL µg/m <sup>3</sup>	Result ppbV	MRL ppbV	MDL ppbV	Data Qualifier
637-92-3	Ethyl tert-Butyl Ether	ND	0.81	0.082	ND	0.19	0.020	
107-06-2	<b>1,2-Dichloroethane</b>	<b>0.14</b>	0.16	0.081	<b>0.035</b>	0.040	0.020	<b>J</b>
71-55-6	1,1,1-Trichloroethane	ND	0.16	0.081	ND	0.030	0.015	
71-43-2	<b>Benzene</b>	<b>24</b>	0.16	0.081	<b>7.5</b>	0.050	0.025	
56-23-5	<b>Carbon Tetrachloride</b>	<b>2.0</b>	0.16	0.081	<b>0.32</b>	0.026	0.013	
994-05-8	tert-Amyl Methyl Ether	ND	0.81	0.081	ND	0.19	0.019	
78-87-5	<b>1,2-Dichloropropane</b>	<b>0.23</b>	0.16	0.081	<b>0.050</b>	0.035	0.017	
75-27-4	<b>Bromodichloromethane</b>	<b>2.8</b>	0.16	0.081	<b>0.42</b>	0.024	0.012	
79-01-6	<b>Trichloroethene</b>	<b>3.6</b>	0.16	0.081	<b>0.66</b>	0.030	0.015	
123-91-1	<b>1,4-Dioxane</b>	<b>0.14</b>	0.81	0.098	<b>0.038</b>	0.22	0.027	<b>J</b>
80-62-6	<b>Methyl Methacrylate</b>	<b>0.36</b>	0.81	0.12	<b>0.087</b>	0.20	0.030	<b>J</b>
142-82-5	<b>n-Heptane</b>	<b>10</b>	0.81	0.10	<b>2.5</b>	0.20	0.025	
10061-01-5	cis-1,3-Dichloropropene	ND	0.81	0.084	ND	0.18	0.018	
108-10-1	<b>4-Methyl-2-pentanone</b>	<b>14</b>	0.81	0.090	<b>3.4</b>	0.20	0.022	
10061-02-6	trans-1,3-Dichloropropene	ND	0.81	0.10	ND	0.18	0.022	
79-00-5	1,1,2-Trichloroethane	ND	0.16	0.081	ND	0.030	0.015	
108-88-3	<b>Toluene</b>	<b>230</b>	0.81	0.081	<b>62</b>	0.21	0.021	
591-78-6	<b>2-Hexanone</b>	<b>3.9</b>	0.81	0.12	<b>0.96</b>	0.20	0.030	
124-48-1	<b>Dibromochloromethane</b>	<b>0.12</b>	0.16	0.11	<b>0.014</b>	0.019	0.013	<b>J</b>
106-93-4	1,2-Dibromoethane	ND	0.16	0.087	ND	0.021	0.011	
111-65-9	<b>n-Octane</b>	<b>30</b>	0.81	0.081	<b>6.4</b>	0.17	0.017	
127-18-4	<b>Tetrachloroethene</b>	<b>13</b>	0.16	0.081	<b>2.0</b>	0.024	0.012	
108-90-7	Chlorobenzene	ND	0.16	0.082	ND	0.035	0.018	

ND = Compound was analyzed for, but not detected above the laboratory detection limit.

MRL = Method Reporting Limit - The minimum quantity of a target analyte that can be confidently determined by the referenced method.

J = The analyte was positively identified below the method reporting limit; the associated numerical value is considered estimated.

**COLUMBIA ANALYTICAL SERVICES, INC.**

RESULTS OF ANALYSIS

Page 3 of 3

**Client:** ENSR  
**Client Sample ID:** SG41B-20D  
**Client Project ID:** Phase B Soil Gas / 04020-023-4311

CAS Project ID: P0801385  
 CAS Sample ID: P0801385-003

**Test Code:** EPA TO-15  
**Instrument ID:** Tekmar AUTOCAN/Agilent 5975Binert/6890N/MS13  
**Analyst:** Rusty Bravo  
**Sampling Media:** 6.0 L Summa Canister  
**Test Notes:**  
**Container ID:** SC00781

**Date Collected:** 5/9/08  
**Date Received:** 5/12/08  
**Date Analyzed:** 5/12/08  
**Volume(s) Analyzed:** 1.00 Liter(s)  
 0.10 Liter(s)

Initial Pressure (psig): -3.4      Final Pressure (psig): 3.5

Canister Dilution Factor: 1.61

CAS #	Compound	Result µg/m <sup>3</sup>	MRL µg/m <sup>3</sup>	MDL µg/m <sup>3</sup>	Result ppbV	MRL ppbV	MDL ppbV	Data Qualifier
100-41-4	Ethylbenzene	87	0.81	0.10	20	0.19	0.023	
179601-23-1	m,p-Xylenes	350	0.81	0.21	80	0.19	0.048	
75-25-2	Bromoform	ND	0.81	0.12	ND	0.078	0.012	
100-42-5	Styrene	1.9	0.81	0.12	0.44	0.19	0.029	
95-47-6	o-Xylene	120	0.81	0.10	27	0.19	0.023	
79-34-5	1,1,2,2-Tetrachloroethane	ND	0.16	0.10	ND	0.023	0.015	
98-82-8	Cumene	3.7	0.81	0.090	0.74	0.16	0.018	
103-65-1	n-Propylbenzene	9.7	0.81	0.084	2.0	0.16	0.017	
622-96-8	4-Ethyltoluene	17	0.81	0.092	3.4	0.16	0.019	
108-67-8	1,3,5-Trimethylbenzene	19	0.81	0.097	3.8	0.16	0.020	
98-83-9	alpha-Methylstyrene	0.53	0.81	0.12	0.11	0.17	0.024	J
95-63-6	1,2,4-Trimethylbenzene	39	0.81	0.11	7.9	0.16	0.023	
100-44-7	Benzyl Chloride	ND	0.16	0.14	ND	0.031	0.027	
541-73-1	1,3-Dichlorobenzene	ND	0.16	0.10	ND	0.027	0.017	
106-46-7	1,4-Dichlorobenzene	35	0.16	0.090	5.8	0.027	0.015	
135-98-8	sec-Butylbenzene	0.93	0.81	0.093	0.17	0.15	0.017	
99-87-6	4-Isopropyltoluene (p-Cymene)	6.9	0.81	0.10	1.3	0.15	0.019	
95-50-1	1,2-Dichlorobenzene	ND	0.16	0.11	ND	0.027	0.018	
96-12-8	1,2-Dibromo-3-chloropropane	ND	0.81	0.12	ND	0.083	0.013	
120-82-1	1,2,4-Trichlorobenzene	ND	0.16	0.12	ND	0.022	0.016	
91-20-3	Naphthalene	7.0	0.32	0.12	1.3	0.061	0.023	
87-68-3	Hexachlorobutadiene	ND	0.16	0.14	ND	0.015	0.014	
98-06-6	tert-Butylbenzene	ND	0.32	0.081	ND	0.059	0.015	
104-51-8	n-Butylbenzene	3.0	0.32	0.081	0.55	0.059	0.015	

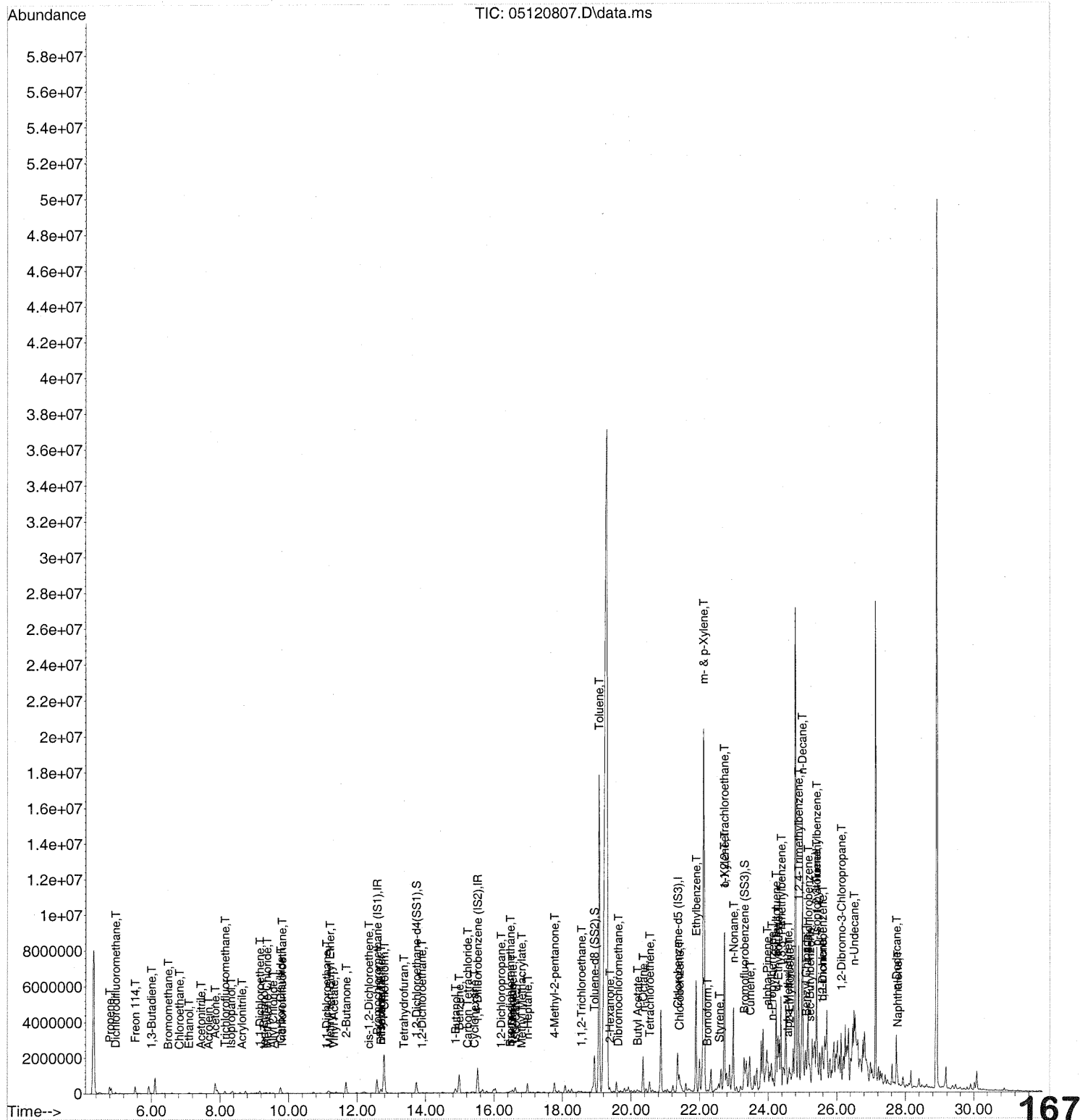
ND = Compound was analyzed for, but not detected above the laboratory detection limit.

MRL = Method Reporting Limit - The minimum quantity of a target analyte that can be confidently determined by the referenced method.

J = The analyte was positively identified below the method reporting limit; the associated numerical value is considered estimated.

Data Path : J:\MS13\DATA\2008\_05\12\  
 Data File : 05120807.D  
 Acq On : 12 May 2008 14:50  
 Operator : RTB  
 Sample : P0801385-003 (1000mL)  
 Misc : ENSR SG41B-20D (-3.4, 3.5)  
 ALS Vial : 3 Sample Multiplier: 1

Quant Time: May 27 17:01:50 2008  
 Quant Method : J:\MS13\METHODS\R13041408.M  
 Quant Title : EPA TO-15 per SOP VOA-TO15 (CASS TO-15/GC-MS)  
 QLast Update : Tue Apr 15 06:47:20 2008  
 Response via : Initial Calibration



Data Path : J:\MS13\DATA\2008\_05\12\  
 Data File : 05120807.D  
 Acq On : 12 May 2008 14:50  
 Operator : RTB  
 Sample : P0801385-003 (1000mL)  
 Misc : ENSR SG41B-20D (-3.4, 3.5)  
 ALS Vial : 3 Sample Multiplier: 1

Quant Time: May 27 17:01:50 2008  
 Quant Method : J:\MS13\METHODS\R13041408.M  
 Quant Title : EPA TO-15 per SOP VOA-TO15 (CASS TO-15/GC-MS)  
 QLast Update : Tue Apr 15 06:47:20 2008  
 Response via : Initial Calibration

Internal Standards	R.T.	QIon	Response	Conc	Units	Dev(Min)
1) Bromochloromethane (IS1)	12.58	130	365729	25.000	ng	-0.02
37) 1,4-Difluorobenzene (IS2)	15.51	114	1580836	25.000	ng	-0.02
56) Chlorobenzene-d5 (IS3)	21.36	82	777638	25.000	ng	0.00

System Monitoring Compounds	R.T.	QIon	Response	Conc	Units	Dev(Min)
33) 1,2-Dichloroethane-d4(...)	13.73	65	641979	21.888	ng	-0.02
Spiked Amount	25.000		Recovery	=	87.56%	✓
57) Toluene-d8 (SS2)	18.93	98	1714841	24.603	ng	0.00
Spiked Amount	25.000		Recovery	=	98.40%	✓
73) Bromofluorobenzene (SS3)	23.30	174	615318	25.653	ng	0.00
Spiked Amount	25.000		Recovery	=	102.60%	✓

Target Compounds	R.T.	QIon	Response	Conc	Units	Qvalue
2) Propene	4.79	42	211777	6.996	ng	96
3) Dichlorodifluoromethane	4.96	85	76087	1.379	ng	99
4) Chloromethane	5.30	50	352	N.D.		
5) Freon 114	5.53	135	1484	0.055	ng	85
6) Vinyl Chloride	5.73	62	237	N.D.		
7) 1,3-Butadiene	6.00	54	21176	0.638	ng	# 78
8) Bromomethane	6.49	94	1007	0.049	ng	# 77
9) Chloroethane	6.82	64	851	0.048	ng	# 60
10) Ethanol	7.10	45	97846m	4.740	ng	
11) Acetonitrile	7.44	41	48908	0.902	ng	94
12) Acrolein	7.66	56	6174	0.423	ng	# 74
13) Acetone	7.85	58	327557	16.180	ng	# 56
14) Trichlorofluoromethane	8.14	101	146518	3.379	ng	98
15) Isopropanol	8.32	45	112796	1.646	ng	98
16) Acrylonitrile	8.63	53	5999	0.191	ng	89
17) 1,1-Dichloroethene	9.16	96	67755	3.355	ng	# 87
18) tert-Butanol	9.27	59	23595m	0.415	ng	
19) Methylene Chloride	9.36	84	17246	0.742	ng	89
20) Allyl Chloride	9.54	41	6477	0.208	ng	NR# 44
21) Trichlorotrifluoroethane	9.81	151	6060	0.327	ng	92
22) Carbon Disulfide	9.76	76	780520	9.052	ng	100
23) trans-1,2-Dichloroethene	10.75	61	429	N.D.		
24) 1,1-Dichloroethane	11.10	63	14247	0.348	ng	99
25) Methyl tert-Butyl Ether	11.20	73	12382	0.184	ng	98
26) Vinyl Acetate	11.31	86	7100	1.765	ng	M# 1
27) 2-Butanone	11.67	72	242788	17.101	ng	94
28) cis-1,2-Dichloroethene	12.34	61	1932	0.058	ng	# 66
29) Diisopropyl Ether	12.70	87	1408	0.076	ng	NR# 1
30) Ethyl Acetate	12.70	61	9870	1.115	ng	81
31) n-Hexane	12.70	57	129031	2.805	ng	90
32) Chloroform	12.79	83	2369192	69.383	ng	99
34) Tetrahydrofuran	13.36	72	10663	0.751	ng	97
35) Ethyl tert-Butyl Ether	0.00	87	0	N.D.		
36) 1,2-Dichloroethane	13.89	62	2937m	0.087	ng	
38) 1,1,1-Trichloroethane	14.29	97	1065	N.D.		
39) Isopropyl Acetate	14.85	61	325	N.D.		
40) 1-Butanol	14.87	56	222298	10.303	ng	89
41) Benzene	14.98	78	1241655	14.806	ng	99
42) Carbon Tetrachloride	15.22	117	34577	1.247	ng	99
43) Cyclohexane	15.42	84	18903	0.609	ng	# 57
44) tert-Amyl Methyl Ether	15.86	73	291	N.D.		
45) 1,2-Dichloropropane	16.20	63	3437	0.143	ng	92
46) Bromodichloromethane	16.47	83	50074	1.756	ng	87

W 5/27/08



Data Path : J:\MS13\DATA\2008\_05\12\  
 Data File : 05120807.D  
 Acq On : 12 May 2008 14:50  
 Operator : RTB  
 Sample : P0801385-003 (1000mL)  
 Misc : ENSR SG41B-20D (-3.4, 3.5)  
 ALS Vial : 3 Sample Multiplier: 1

Quant Time: May 27 17:01:50 2008  
 Quant Method : J:\MS13\METHODS\R13041408.M  
 Quant Title : EPA TO-15 per SOP VOA-TO15 (CASS TO-15/GC-MS)  
 QLast Update : Tue Apr 15 06:47:20 2008  
 Response via : Initial Calibration

Internal Standards	R.T.	QIon	Response	Conc	Units	Dev(Min)
47) Trichloroethene	16.54	130	45506	2.206	ng	99
48) 1,4-Dioxane	16.52	88	1246m	0.084	ng	
49) Isooctane	16.62	57	334371	3.368	ng	68
50) Methyl Methacrylate	16.80	100	1684	0.221	ng	# 3
51) n-Heptane	16.98	71	146157	6.291	ng	# 80
52) cis-1,3-Dichloropropene	17.72	75	135	N.D.		
53) 4-Methyl-2-pentanone	17.77	58	197352	8.604	ng	86
54) trans-1,3-Dichloropropene	18.45	75	429	N.D.		
55) 1,1,2-Trichloroethane	18.55	97	3102	0.154	ng	NR 99
58) Toluene	19.07	91	14137894	161.437	ng	See list 97
59) 2-Hexanone	19.38	43	159977	2.452	ng	# 39
60) Dibromochloromethane	19.62	129	1517	0.072	ng	83
61) 1,2-Dibromoethane	20.28	107	58	N.D.		
62) Butyl Acetate	20.19	43	66643	1.022	ng	# 66
63) n-Octane	20.35	57	380517	18.538	ng	94
64) Tetrachloroethene	20.55	166	180547	8.234	ng	98
65) Chlorobenzene	21.41	112	31639	0.583	ng	NR 73
66) Ethylbenzene	21.89	91	5306869	54.271	ng	93
67) m- & p-Xylene	22.12	91	17472962	267.306	ng	See list 95
68) Bromoform	22.22	173	961	0.067	ng	See list 89
69) Styrene	22.58	104	65209	1.156	ng	91
70) o-Xylene	22.72	91	5096122	72.445	ng	92
71) n-Nonane	22.99	43	2129563	37.803	ng	# 81
72) 1,1,2,2-Tetrachloroethane	22.72	83	34349	1.023	ng	NR# 4
74) Cumene	23.47	105	202551	2.270	ng	99
75) alpha-Pinene	23.97	93	817166	17.229	ng	92
76) n-Propylbenzene	24.10	91	720562	6.034	ng	# 78
77) 3-Ethyltoluene	24.23	105	2233249	22.952	ng	98
78) 4-Ethyltoluene	24.28	105	925719	10.333	ng	96
79) 1,3,5-Trimethylbenzene	24.38	105	925881	11.636	ng	97
80) alpha-Methylstyrene	24.57	118	13917	0.330	ng	# 1
81) 2-Ethyltoluene	24.61	105	641460	6.558	ng	99
82) 1,2,4-Trimethylbenzene	24.88	105	2174501	24.186	ng	86
83) n-Decane	24.99	57	4845957	97.463	ng	81
84) Benzyl Chloride	25.10	91	8420	0.137	ng	NR 69
85) 1,3-Dichlorobenzene	25.16	146	1004476	20.637	ng	NR 99
86) 1,4-Dichlorobenzene	25.16	146	1004476	21.565	ng	99
87) sec-Butylbenzene	25.21	105	61032	0.578	ng	93
88) p-Isopropyltoluene	25.40	119	396767	4.310	ng	85
89) 1,2,3-Trimethylbenzene	25.41	105	424413	4.800	ng	95
90) 1,2-Dichlorobenzene	25.58	146	3067	0.061	ng	86
91) d-Limonene	25.58	68	367278	9.009	ng	92
92) 1,2-Dibromo-3-Chloropr...	26.13	157	697	0.053	ng	# 1
93) n-Undecane	26.50	57	3990993	76.455	ng	# 72
94) 1,2,4-Trichlorobenzene	27.63	180	1112	N.D.		
95) Naphthalene	27.77	128	434199	4.368	ng	98
96) n-Dodecane	27.74	57	897357	16.943	ng	86
97) Hexachloro-1,3-butadiene	0.00	225	0	N.D.		

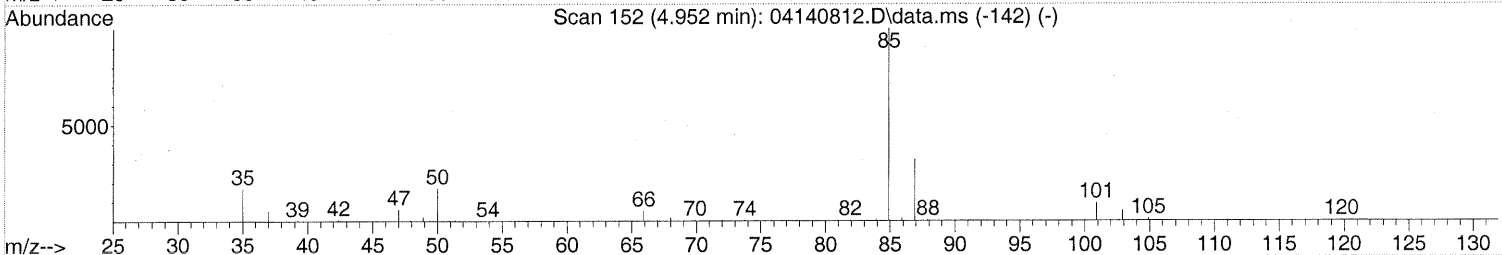
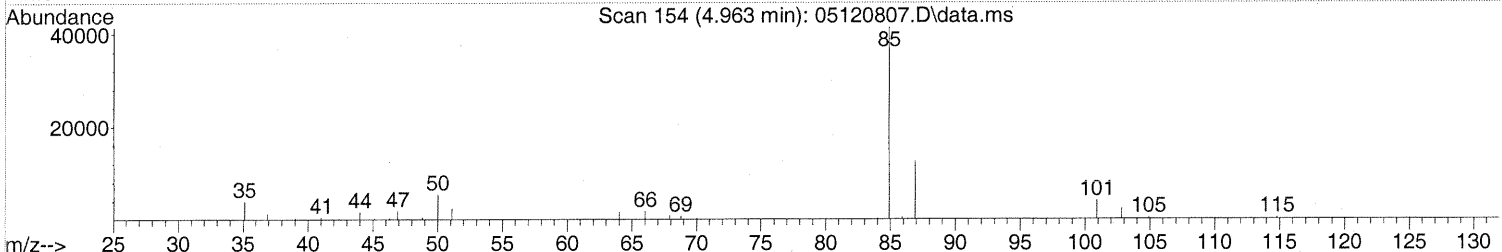
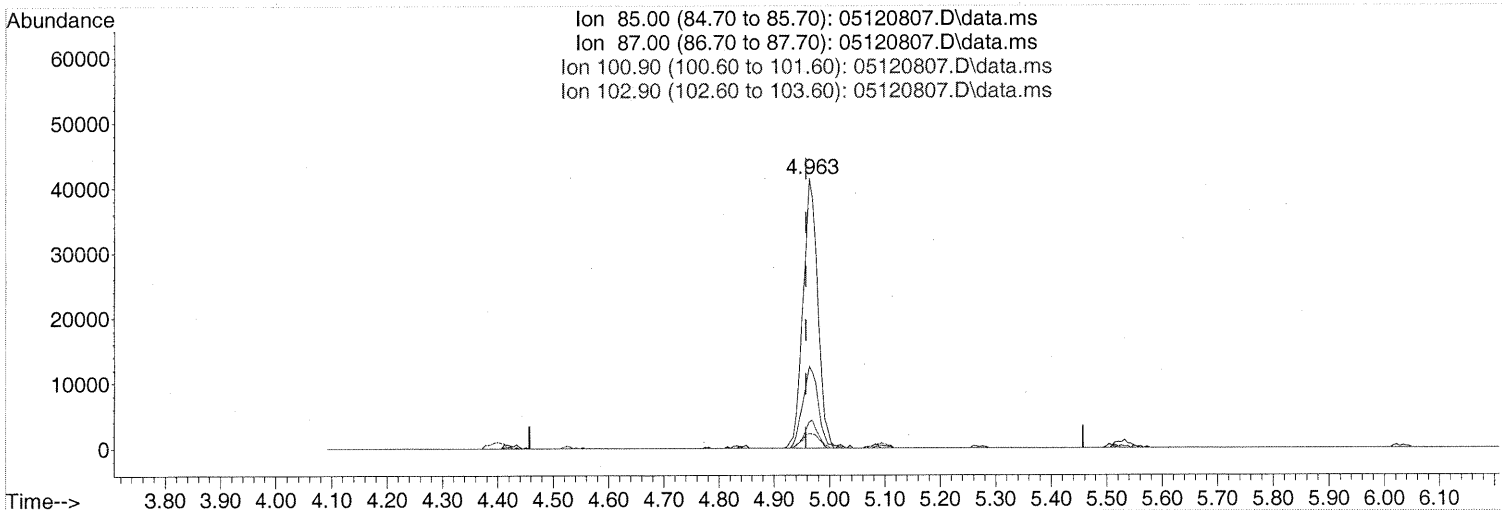
(#) = qualifier out of range (m) = manual integration (+) = signals summed

WA 5/27/08

Quantitation Report (Qedit)

Data Path : J:\MS13\DATA\2008\_05\12\  
 Data File : 05120807.D  
 Acq On : 12 May 2008 14:50  
 Operator : RTB  
 Sample : P0801385-003 (1000mL)  
 Misc : ENSR SG41B-20D (-3.4, 3.5)  
 ALS Vial : 3 Sample Multiplier: 1

Quant Time: May 12 16:14:08 2008  
 Quant Method : J:\MS13\METHODS\R13041408.M  
 Quant Title : EPA TO-15 per SOP VOA-TO15 (CASS TO-15/GC-MS)  
 QLast Update : Tue Apr 15 06:47:20 2008  
 Response via : Initial Calibration



TIC: 05120807.D\data.ms

(3) Dichlorodifluoromethane (T)

4.963min (+0.006) 1.38ng

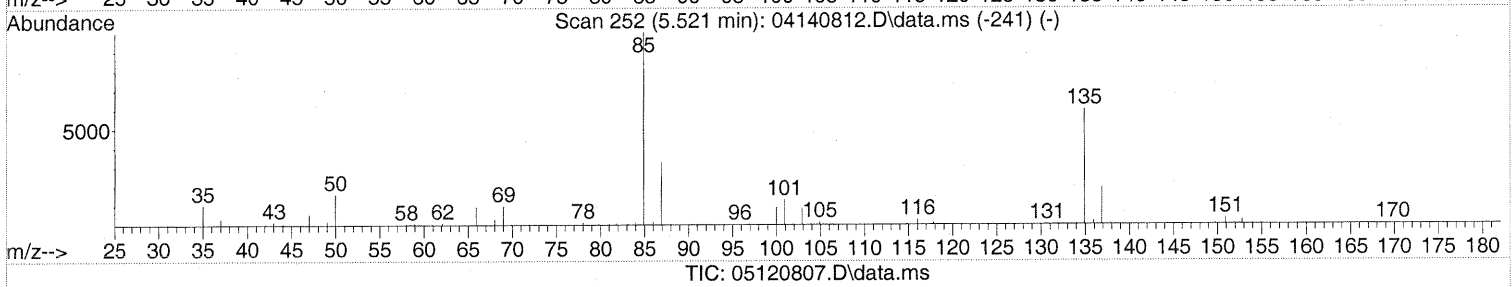

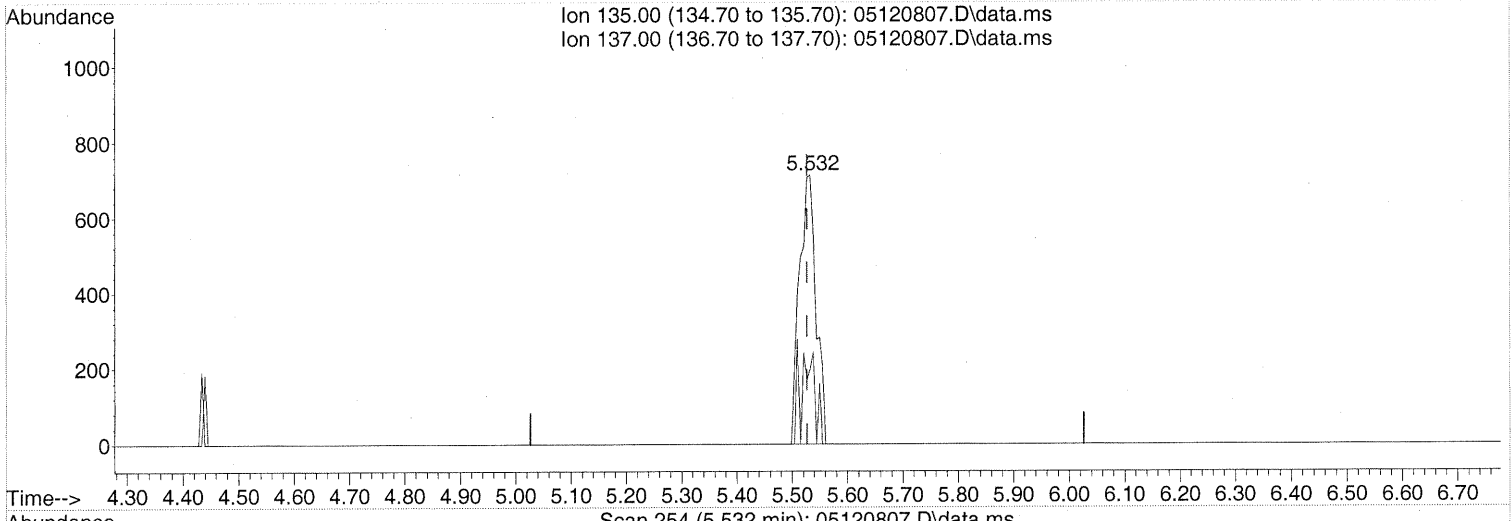
response 76087

Ion	Exp%	Act%
85.00	100	100
87.00	32.50	31.81
100.90	9.30	9.50
102.90	6.00	6.12

Quantitation Report (Qedit)

Data Path : J:\MS13\DATA\2008\_05\12\  
 Data File : 05120807.D  
 Acq On : 12 May 2008 14:50  
 Operator : RTB  
 Sample : P0801385-003 (1000mL)  
 Misc : ENSR SG41B-20D (-3.4, 3.5)  
 ALS Vial : 3 Sample Multiplier: 1

Quant Time: May 12 16:14:08 2008  
 Quant Method : J:\MS13\METHODS\R13041408.M  
 Quant Title : EPA TO-15 per SOP VOA-TO15 (CASS TO-15/GC-MS)  
 QLast Update : Tue Apr 15 06:47:20 2008  
 Response via : Initial Calibration



(5) Freon 114 (T)  
 5.532min (+0.006) 0.05ng  
 response 1484

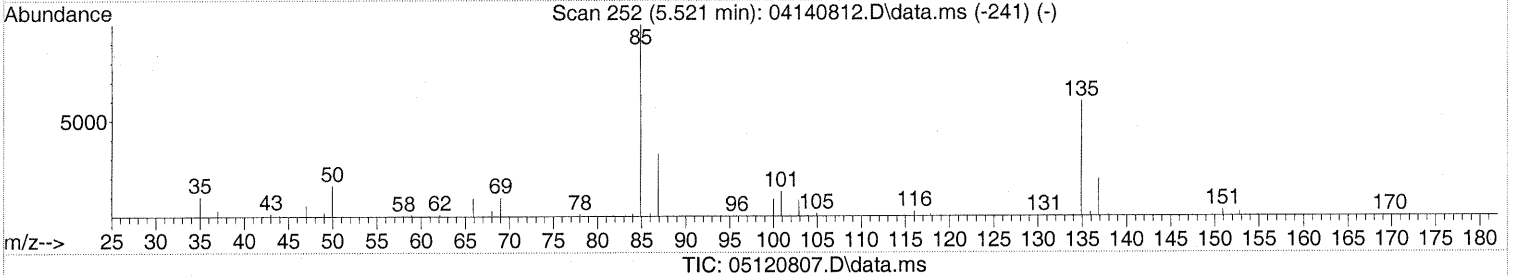
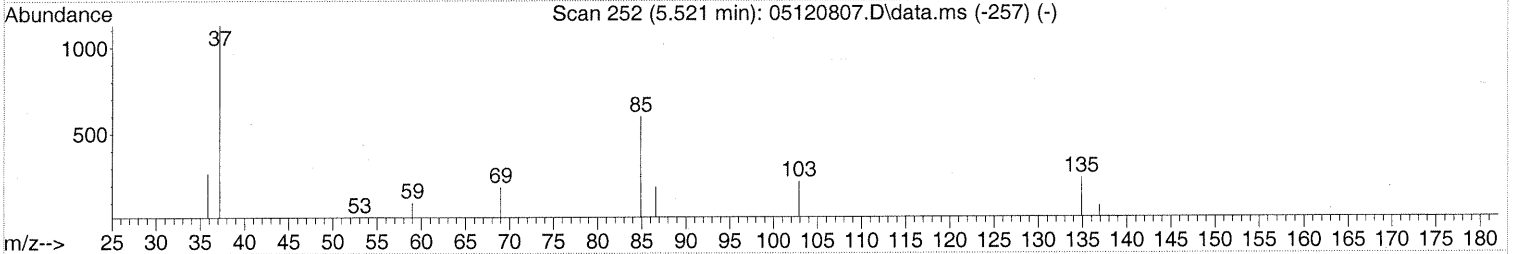
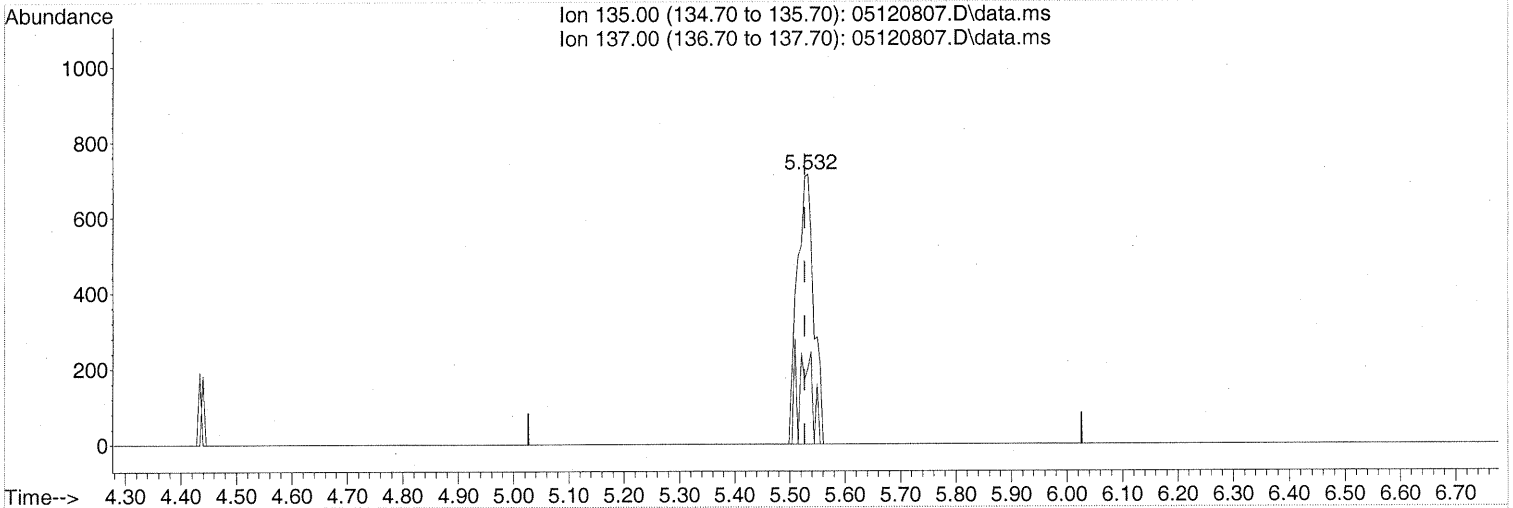
Ion	Exp%	Act%
135.00	100	100
137.00	31.50	23.18
0.00	0.00	0.00
0.00	0.00	0.00

*before subtract*

Quantitation Report (Qedit)

Data Path : J:\MS13\DATA\2008\_05\12\  
 Data File : 05120807.D  
 Acq On : 12 May 2008 14:50  
 Operator : RTB  
 Sample : P0801385-003 (1000mL)  
 Misc : ENSR SG41B-20D (-3.4, 3.5)  
 ALS Vial : 3 Sample Multiplier: 1

Quant Time: May 12 16:14:08 2008  
 Quant Method : J:\MS13\METHODS\R13041408.M  
 Quant Title : EPA TO-15 per SOP VOA-TO15 (CASS TO-15/GC-MS)  
 QLast Update : Tue Apr 15 06:47:20 2008  
 Response via : Initial Calibration



(5) Freon 114 (T)

5.532min (+0.006) 0.05ng

response 1484

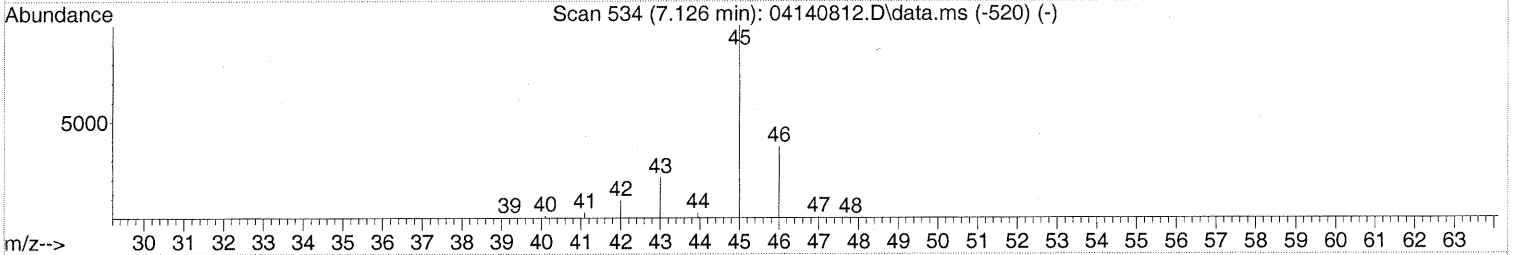
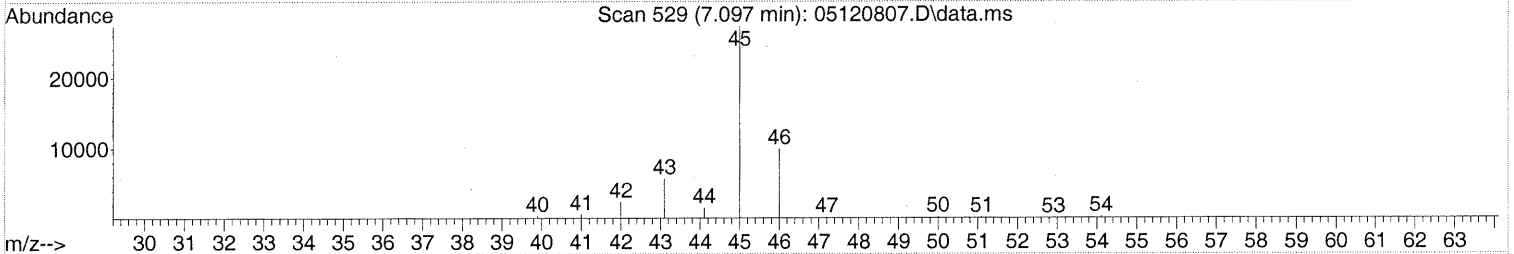
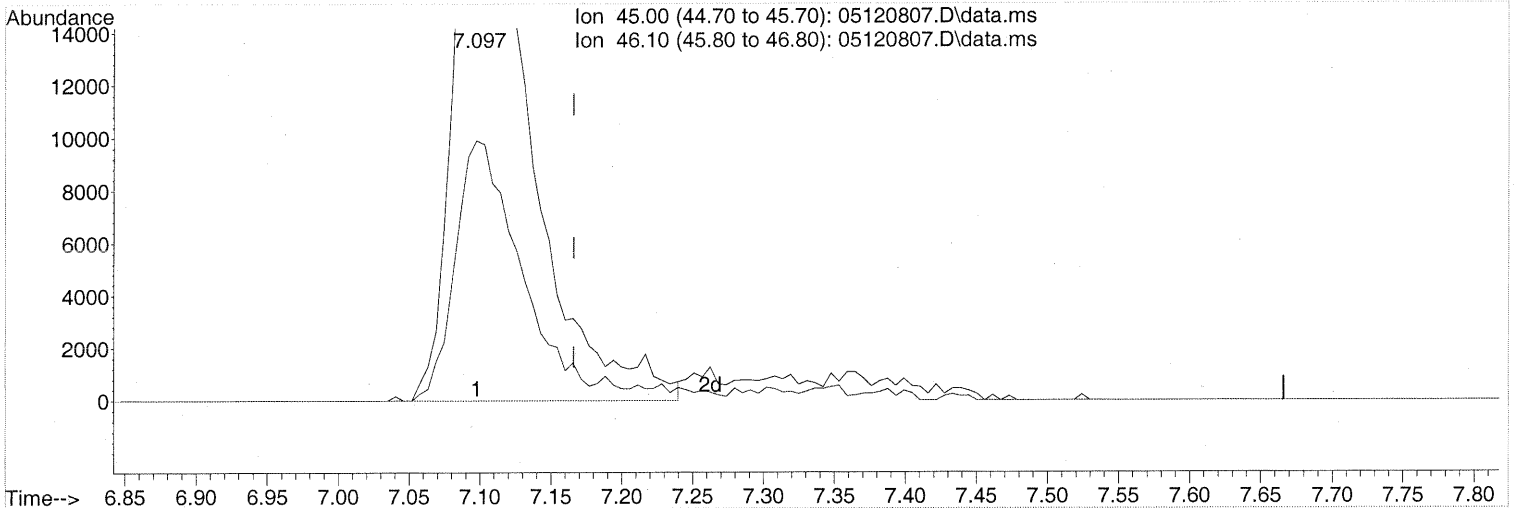
Ion	Exp%	Act%
135.00	100	100
137.00	31.50	23.18
0.00	0.00	0.00
0.00	0.00	0.00

*After subtractive*  
*MS/27/08*  
*MS/28/08*

Quantitation Report (Qedit)

Data Path : J:\MS13\DATA\2008\_05\12\  
 Data File : 05120807.D  
 Acq On : 12 May 2008 14:50  
 Operator : RTB  
 Sample : P0801385-003 (1000mL)  
 Misc : ENSR SG41B-20D (-3.4, 3.5)  
 ALS Vial : 3 Sample Multiplier: 1

Quant Time: May 12 16:14:08 2008  
 Quant Method : J:\MS13\METHODS\R13041408.M  
 Quant Title : EPA TO-15 per SOP VOA-TO15 (CASS TO-15/GC-MS)  
 QLast Update : Tue Apr 15 06:47:20 2008  
 Response via : Initial Calibration



TIC: 05120807.D\data.ms

(10) Ethanol (T)

7.097min (-0.069) 4.30ng

response 88762

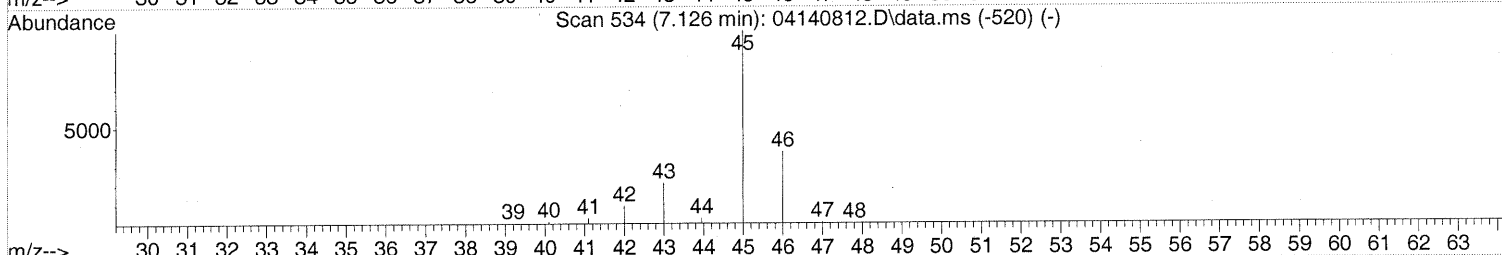
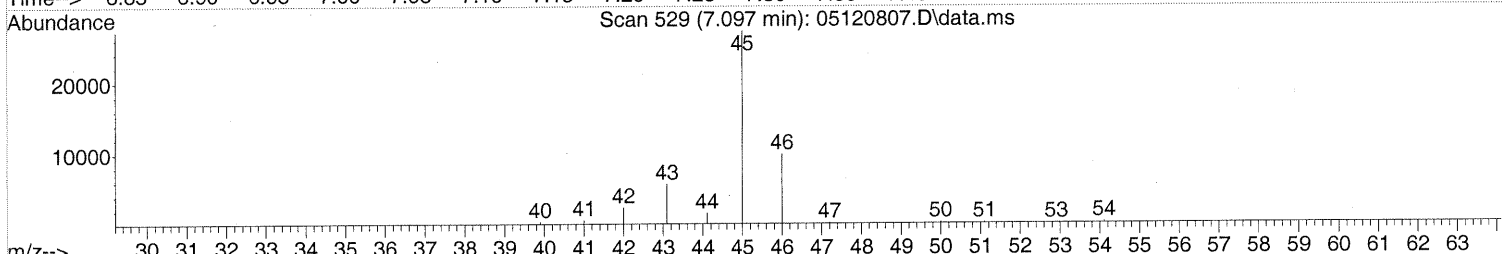
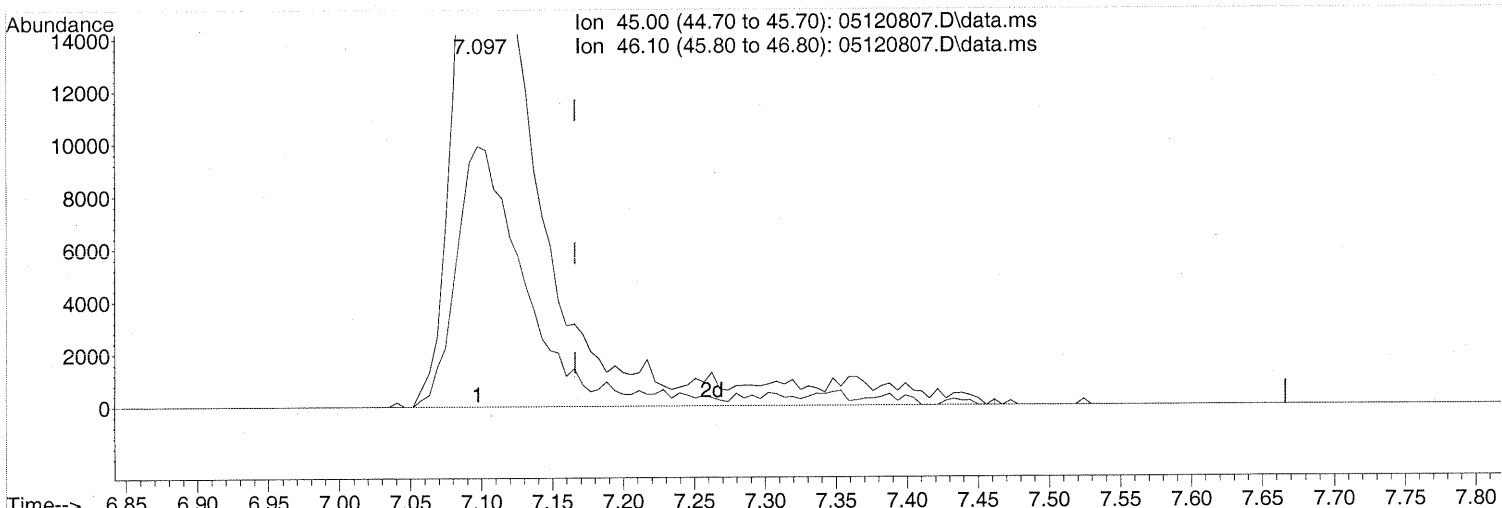
Ion	Exp%	Act%
45.00	100	100
46.10	41.00	38.60
0.00	0.00	0.00
0.00	0.00	0.00

*fail'ing*

Quantitation Report (Qedit)

Data Path : J:\MS13\DATA\2008\_05\12\  
 Data File : 05120807.D  
 Acq On : 12 May 2008 14:50  
 Operator : RTB  
 Sample : P0801385-003 (1000mL)  
 Misc : ENSR SG41B-20D (-3.4, 3.5)  
 ALS Vial : 3 Sample Multiplier: 1

Quant Time: May 12 16:14:08 2008  
 Quant Method : J:\MS13\METHODS\R13041408.M  
 Quant Title : EPA TO-15 per SOP VOA-TO15 (CASS TO-15/GC-MS)  
 QLast Update : Tue Apr 15 06:47:20 2008  
 Response via : Initial Calibration



TIC: 05120807.D\data.ms

(10) Ethanol (T)  
 7.097min (-0.069) 4.74ng m  
 response 97846

Ion	Exp%	Act%
45.00	100	100
46.10	41.00	35.02
0.00	0.00	0.00
0.00	0.00	0.00

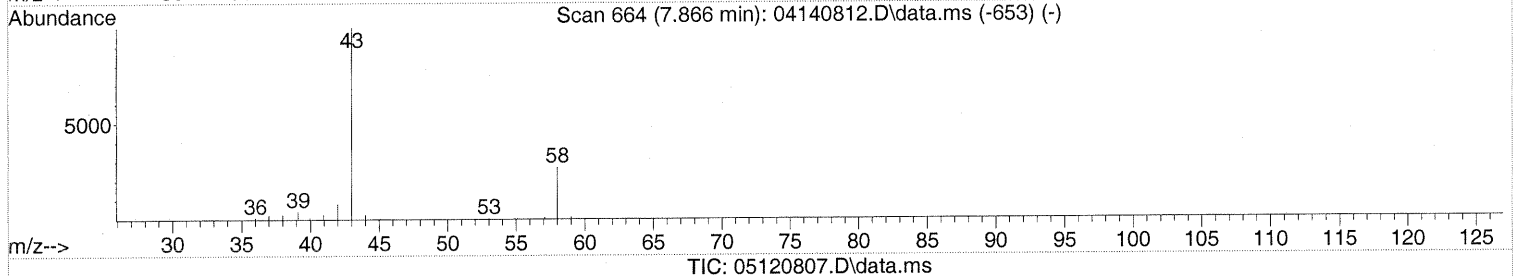
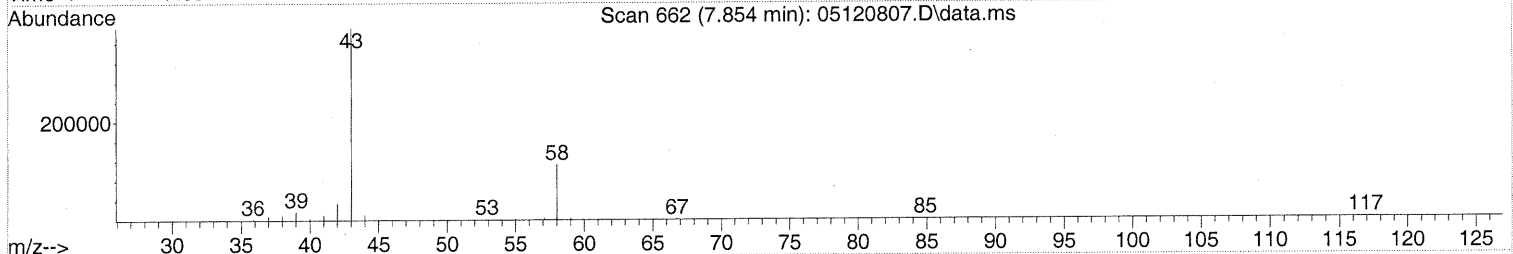
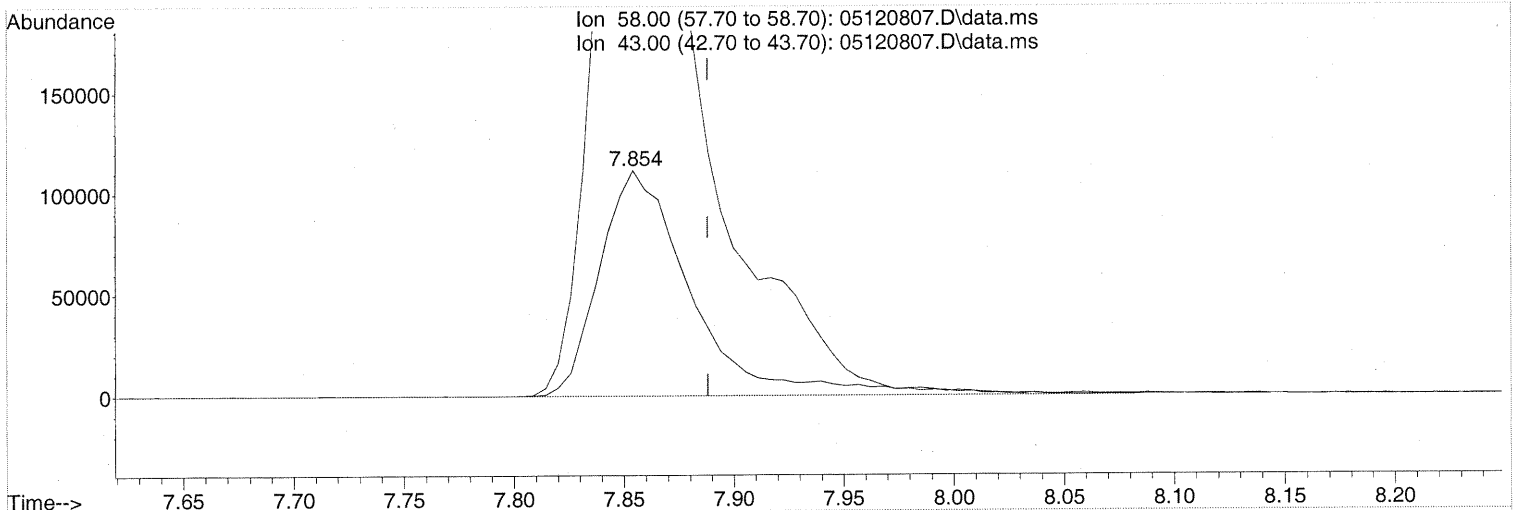
*Include tailing  
 on 5/27/08*

*W 5/28/08*

Quantitation Report (Qedit)

Data Path : J:\MS13\DATA\2008\_05\12\  
 Data File : 05120807.D  
 Acq On : 12 May 2008 14:50  
 Operator : RTB  
 Sample : P0801385-003 (1000mL)  
 Misc : ENSR SG41B-20D (-3.4, 3.5)  
 ALS Vial : 3 Sample Multiplier: 1

Quant Time: May 12 16:14:08 2008  
 Quant Method : J:\MS13\METHODS\R13041408.M  
 Quant Title : EPA TO-15 per SOP VOA-TO15 (CASS TO-15/GC-MS)  
 QLast Update : Tue Apr 15 06:47:20 2008  
 Response via : Initial Calibration



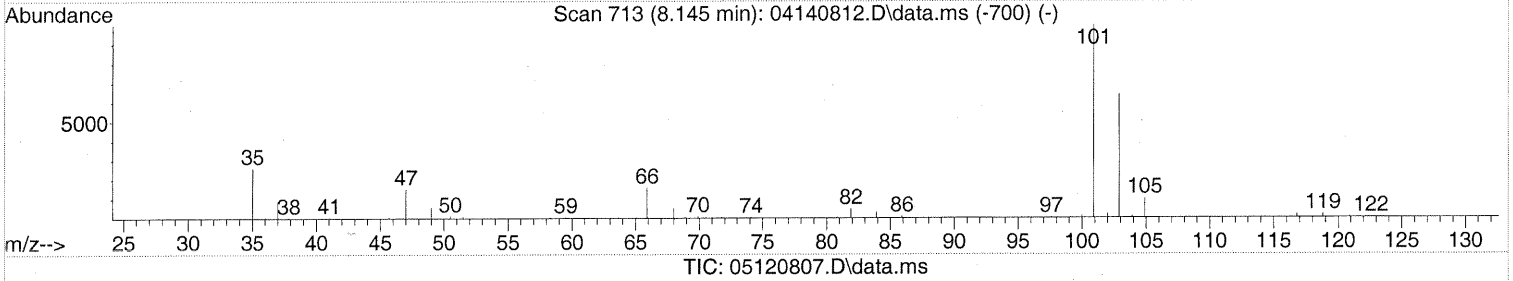
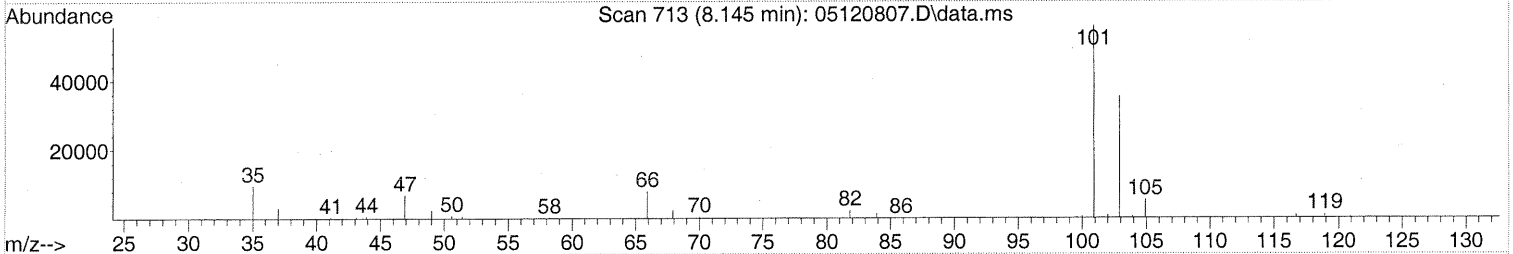
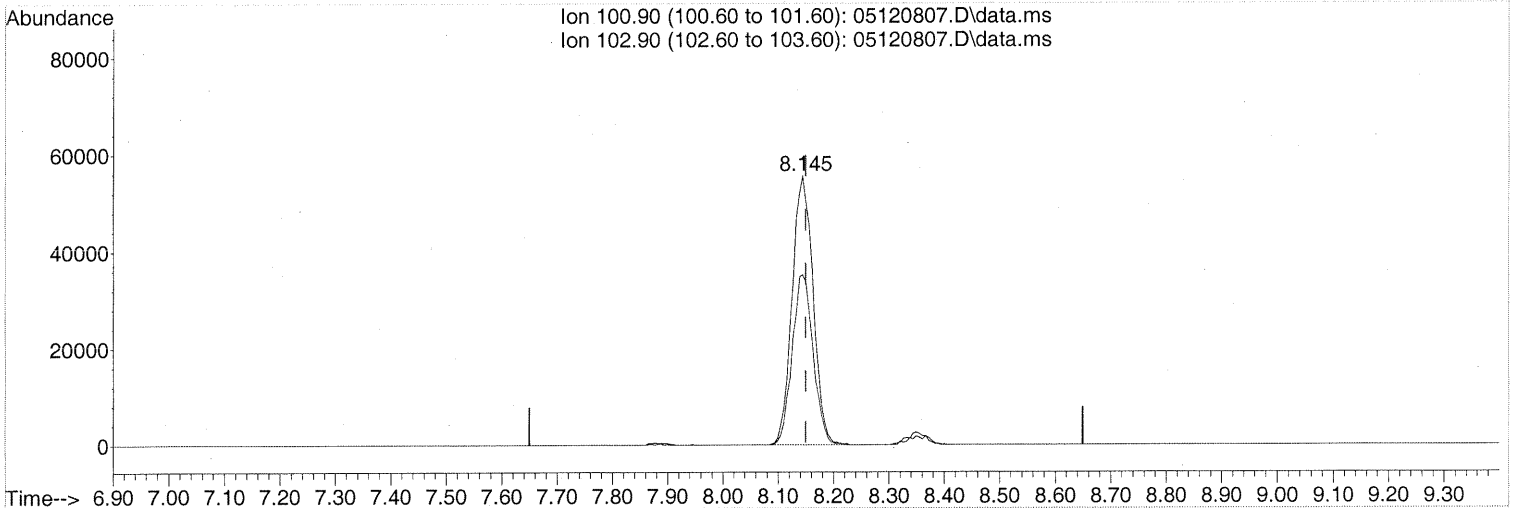
(13) Acetone (T)  
 7.854min (-0.034) 16.18ng  
 response 327557

Ion	Exp%	Act%
58.00	100	100
43.00	283.10	367.01#
0.00	0.00	0.00
0.00	0.00	0.00

Quantitation Report (Qedit)

Data Path : J:\MS13\DATA\2008\_05\12\  
Data File : 05120807.D  
Acq On : 12 May 2008 14:50  
Operator : RTB  
Sample : P0801385-003 (1000mL)  
Misc : ENSR SG41B-20D (-3.4, 3.5)  
ALS Vial : 3 Sample Multiplier: 1

Quant Time: May 12 16:14:08 2008  
Quant Method : J:\MS13\METHODS\R13041408.M  
Quant Title : EPA TO-15 per SOP VOA-TO15 (CASS TO-15/GC-MS)  
QLast Update : Tue Apr 15 06:47:20 2008  
Response via : Initial Calibration



(14) Trichlorofluoromethane (T)

8.145min (-0.005) 3.38ng

response 146518

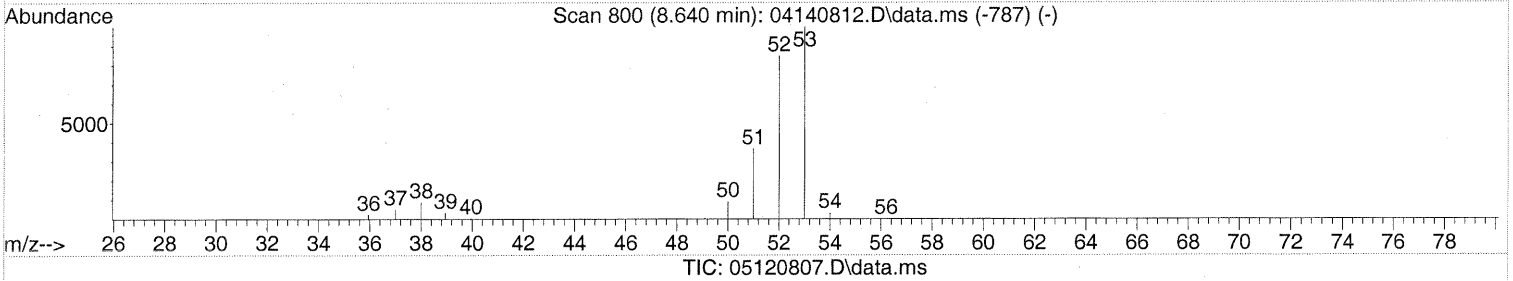
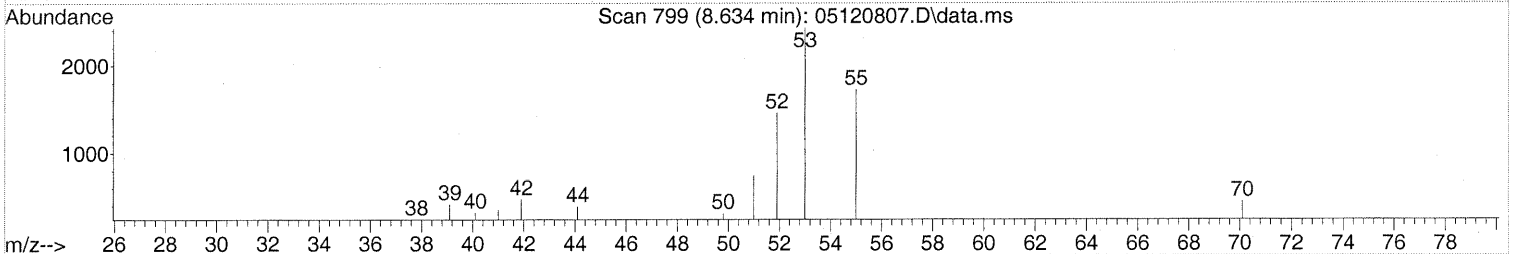
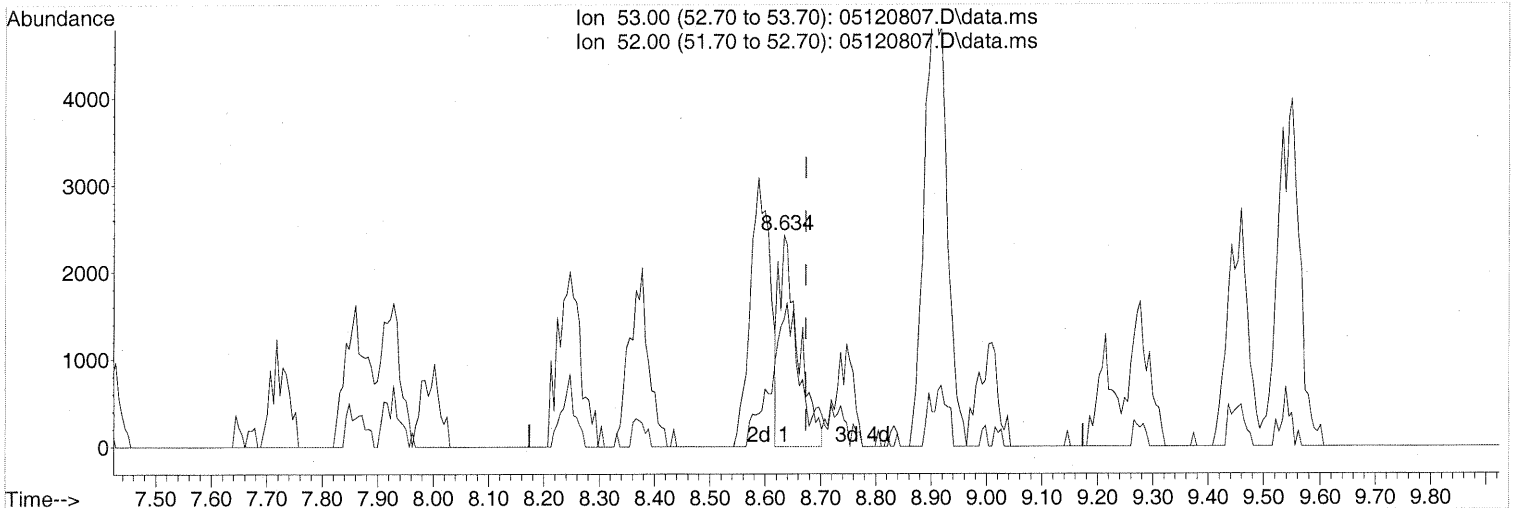
Ion	Exp%	Act%
100.90	100	100
102.90	64.80	63.27
0.00	0.00	0.00
0.00	0.00	0.00



Quantitation Report (Qedit)

Data Path : J:\MS13\DATA\2008\_05\12\  
 Data File : 05120807.D  
 Acq On : 12 May 2008 14:50  
 Operator : RTB  
 Sample : P0801385-003 (1000mL)  
 Misc : ENSR SG41B-20D (-3.4, 3.5)  
 ALS Vial : 3 Sample Multiplier: 1

Quant Time: May 12 16:14:08 2008  
 Quant Method : J:\MS13\METHODS\R13041408.M  
 Quant Title : EPA TO-15 per SOP VOA-TO15 (CASS TO-15/GC-MS)  
 QLast Update : Tue Apr 15 06:47:20 2008  
 Response via : Initial Calibration



(16) Acrylonitrile (T)

8.634min (-0.040) 0.19ng

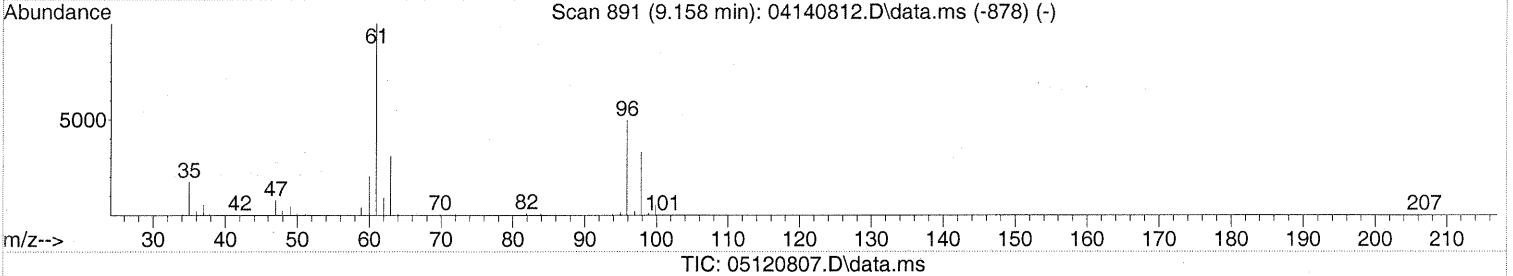
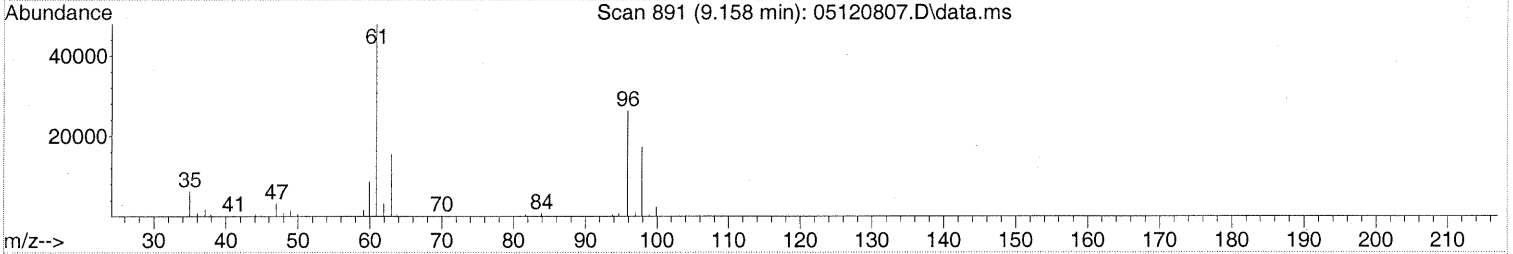
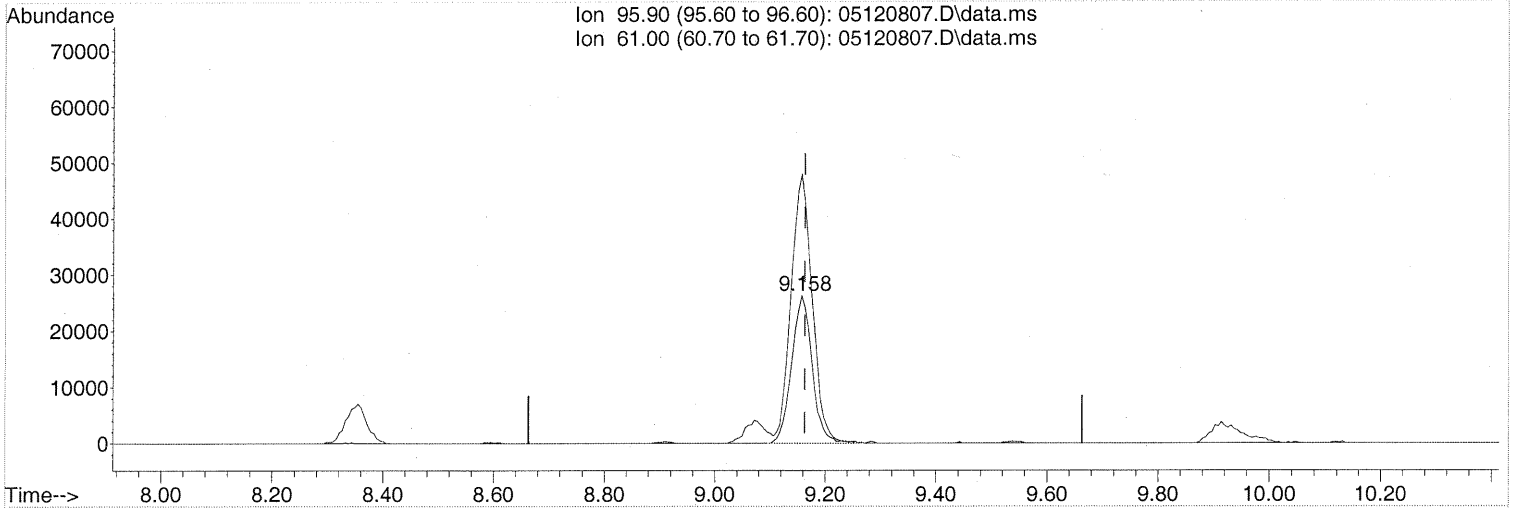
response 5999

Ion	Exp%	Act%
53.00	100	100
52.00	82.50	92.75
0.00	0.00	0.00
0.00	0.00	0.00

Quantitation Report (Qedit)

Data Path : J:\MS13\DATA\2008\_05\12\  
 Data File : 05120807.D  
 Acq On : 12 May 2008 14:50  
 Operator : RTB  
 Sample : P0801385-003 (1000mL)  
 Misc : ENSR SG41B-20D (-3.4, 3.5)  
 ALS Vial : 3 Sample Multiplier: 1

Quant Time: May 12 16:14:08 2008  
 Quant Method : J:\MS13\METHODS\R13041408.M  
 Quant Title : EPA TO-15 per SOP VOA-TO15 (CASS TO-15/GC-MS)  
 QLast Update : Tue Apr 15 06:47:20 2008  
 Response via : Initial Calibration



(17) 1,1-Dichloroethene (T)

9.158min (-0.006) 3.35ng

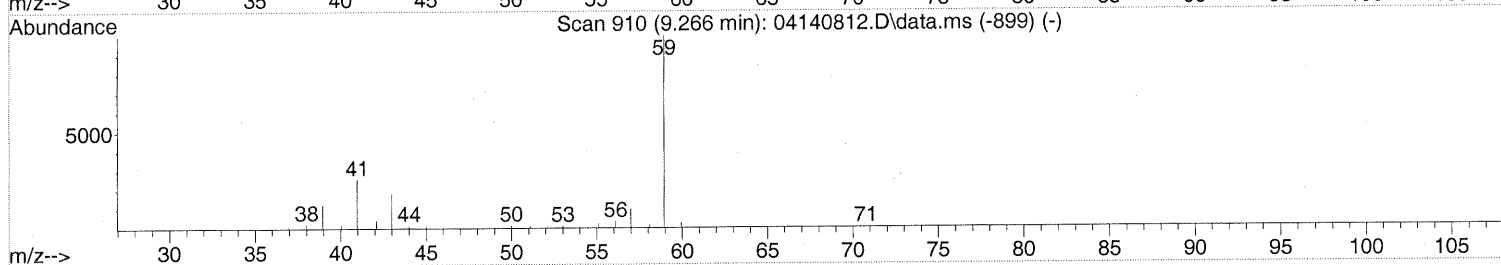
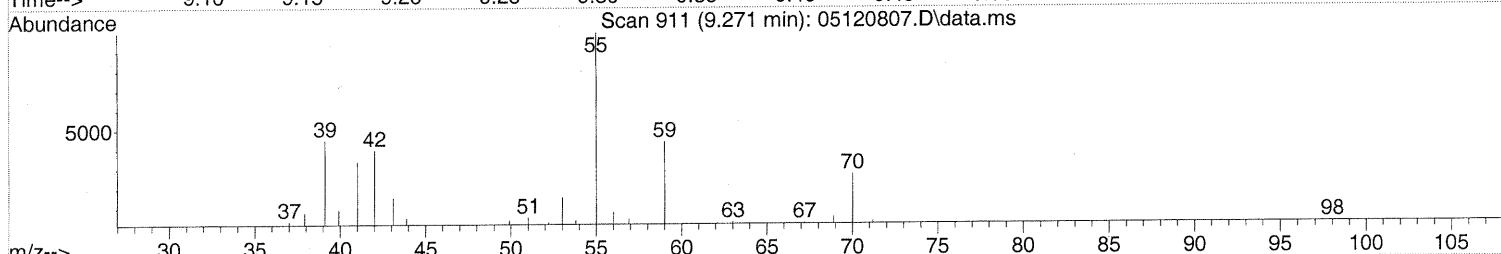
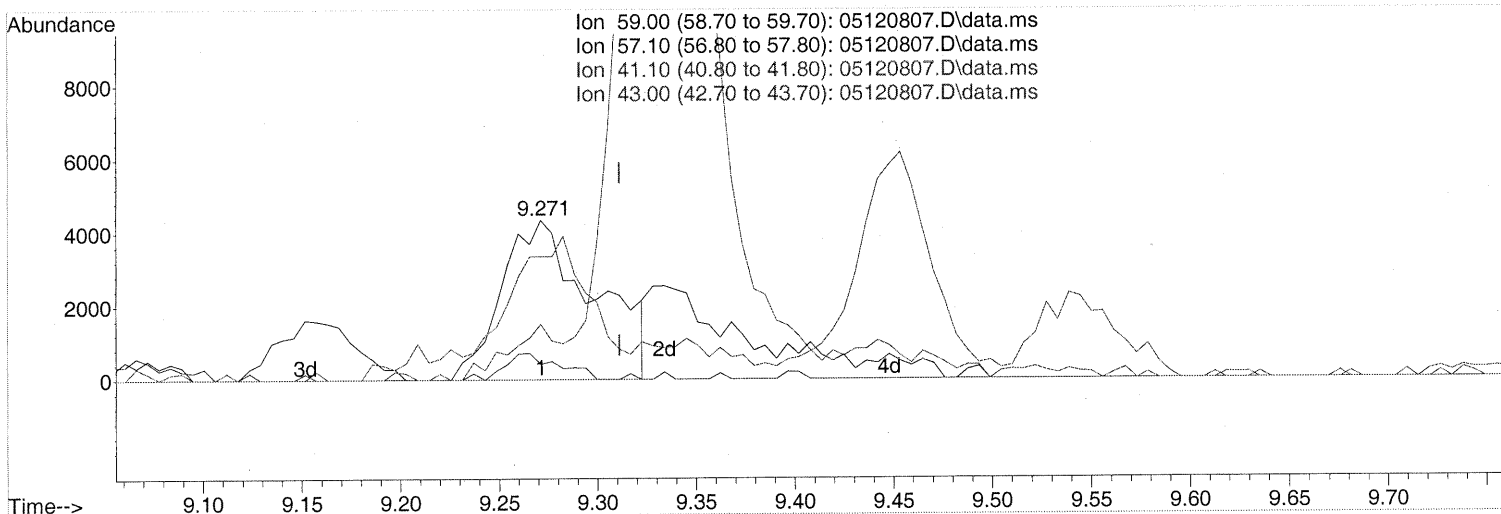
response 67755

Ion	Exp%	Act%
95.90	100	100
61.00	210.00	189.02#
0.00	0.00	0.00
0.00	0.00	0.00

Quantitation Report (Qedit)

Data Path : J:\MS13\DATA\2008\_05\12\  
 Data File : 05120807.D  
 Acq On : 12 May 2008 14:50  
 Operator : RTB  
 Sample : P0801385-003 (1000mL)  
 Misc : ENSR SG41B-20D (-3.4, 3.5)  
 ALS Vial : 3 Sample Multiplier: 1

Quant Time: May 12 16:14:08 2008  
 Quant Method : J:\MS13\METHODS\R13041408.M  
 Quant Title : EPA TO-15 per SOP VOA-TO15 (CASS TO-15/GC-MS)  
 QLast Update : Tue Apr 15 06:47:20 2008  
 Response via : Initial Calibration



TIC: 05120807.D\data.ms

(18) tert-Butanol (T)  
 9.271min (-0.040) 0.25ng  
 response 14310

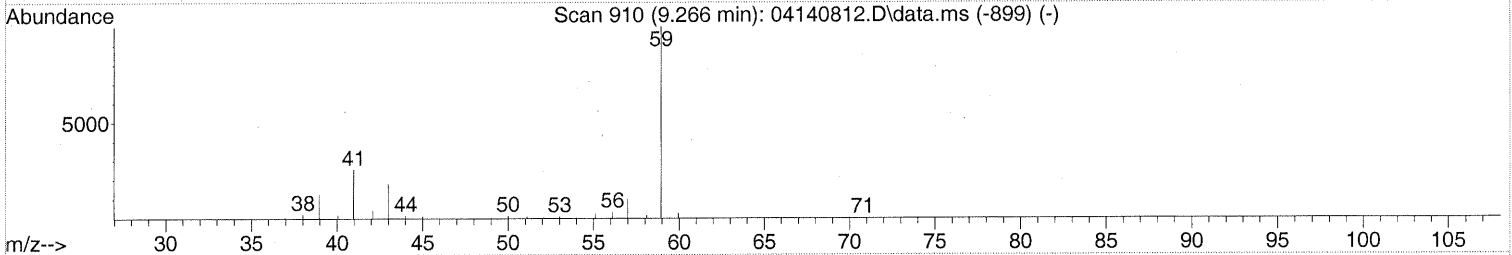
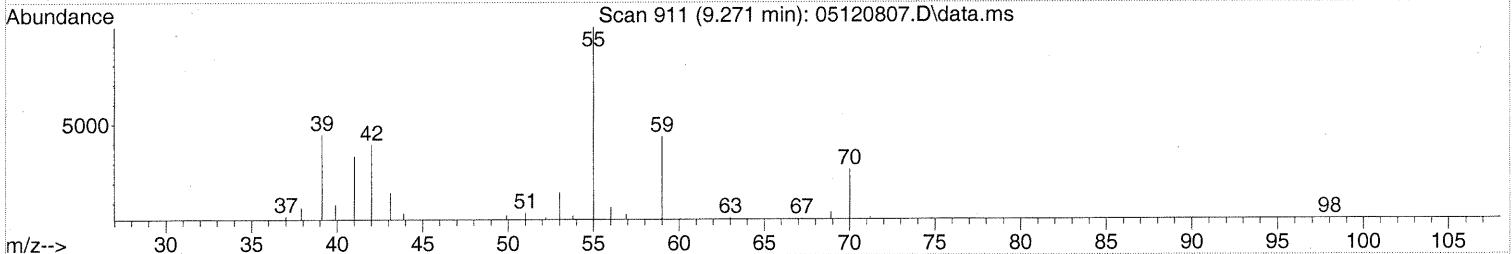
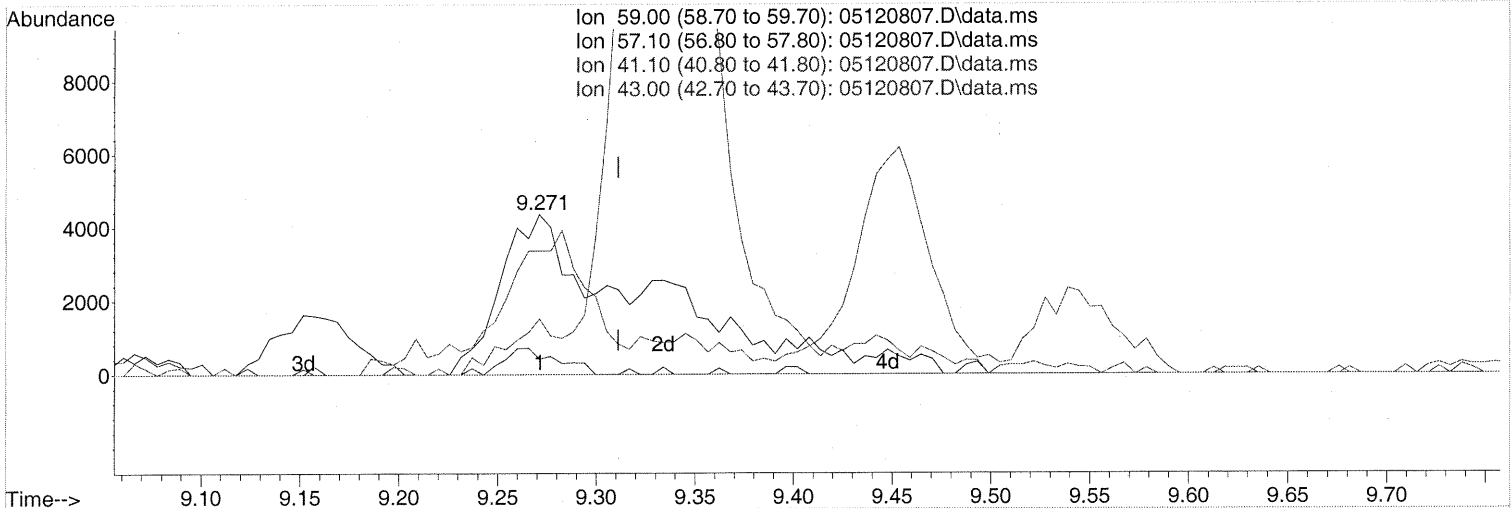
Ion	Exp%	Act%
59.00	100	100
57.10	10.30	9.83
41.10	20.10	80.58#
43.00	12.30	19.08

*failing*

Quantitation Report (Qedit)

Data Path : J:\MS13\DATA\2008\_05\12\  
 Data File : 05120807.D  
 Acq On : 12 May 2008 14:50  
 Operator : RTB  
 Sample : P0801385-003 (1000mL)  
 Misc : ENSR SG41B-20D (-3.4, 3.5)  
 ALS Vial : 3 Sample Multiplier: 1

Quant Time: May 12 16:14:08 2008  
 Quant Method : J:\MS13\METHODS\R13041408.M  
 Quant Title : EPA TO-15 per SOP VOA-TO15 (CASS TO-15/GC-MS)  
 QLast Update : Tue Apr 15 06:47:20 2008  
 Response via : Initial Calibration



TIC: 05120807.D\data.ms

(18) tert-Butanol (T)

9.271min (-0.040) 0.42ng m

response 23595

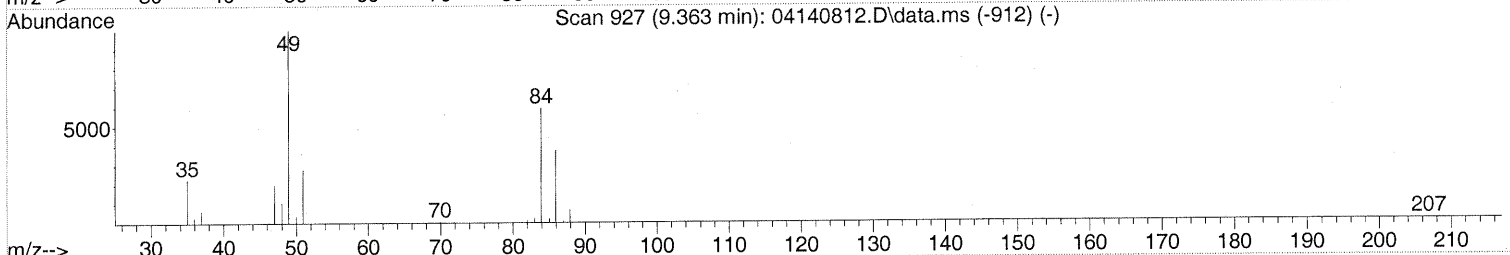
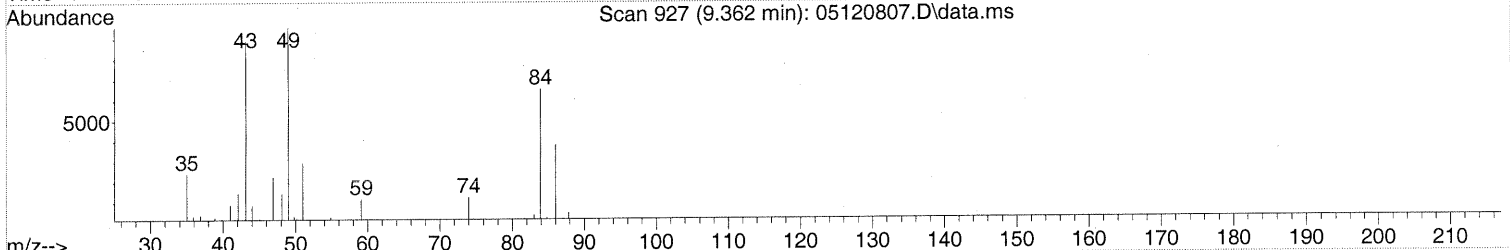
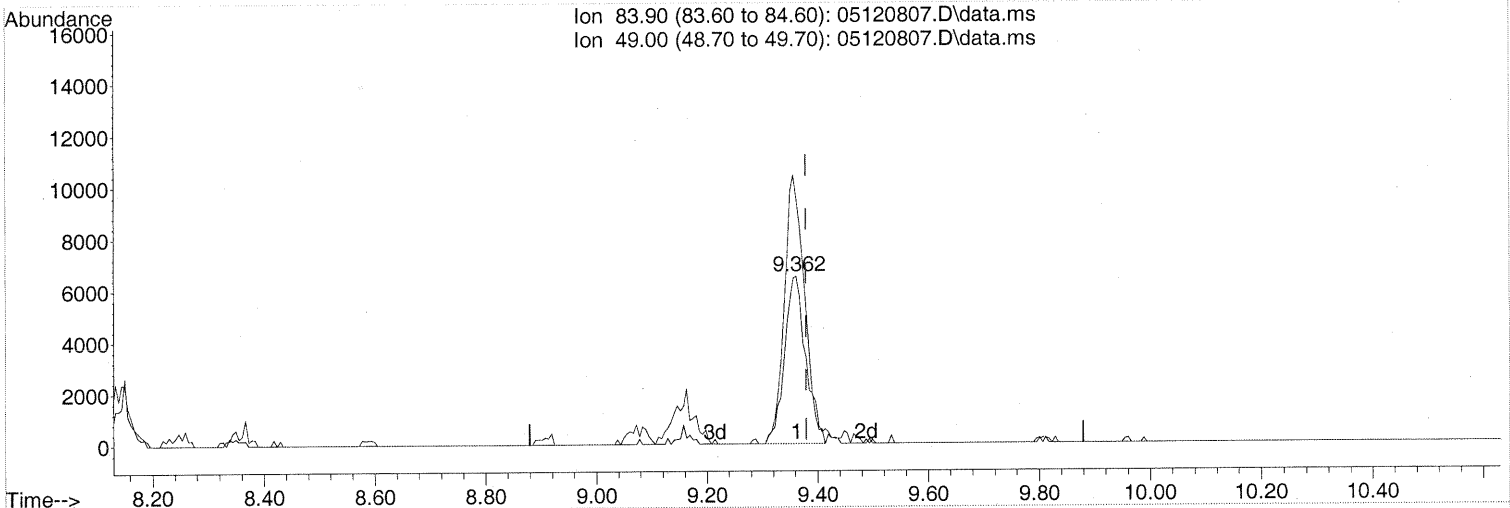
Ion	Exp%	Act%
59.00	100	100
57.10	10.30	5.96
41.10	20.10	48.87#
43.00	12.30	11.57

*Include tailing  
 w/ 5/27/08  
 W/S 5/27/08*

Quantitation Report (Qedit)

Data Path : J:\MS13\DATA\2008\_05\12\  
 Data File : 05120807.D  
 Acq On : 12 May 2008 14:50  
 Operator : RTB  
 Sample : P0801385-003 (1000mL)  
 Misc : ENSR SG41B-20D (-3.4, 3.5)  
 ALS Vial : 3 Sample Multiplier: 1

Quant Time: May 12 16:14:08 2008  
 Quant Method : J:\MS13\METHODS\R13041408.M  
 Quant Title : EPA TO-15 per SOP VOA-TO15 (CASS TO-15/GC-MS)  
 QLast Update : Tue Apr 15 06:47:20 2008  
 Response via : Initial Calibration



TIC: 05120807.D\data.ms

(19) Methylene Chloride (T)

9.362min (-0.017) 0.74ng

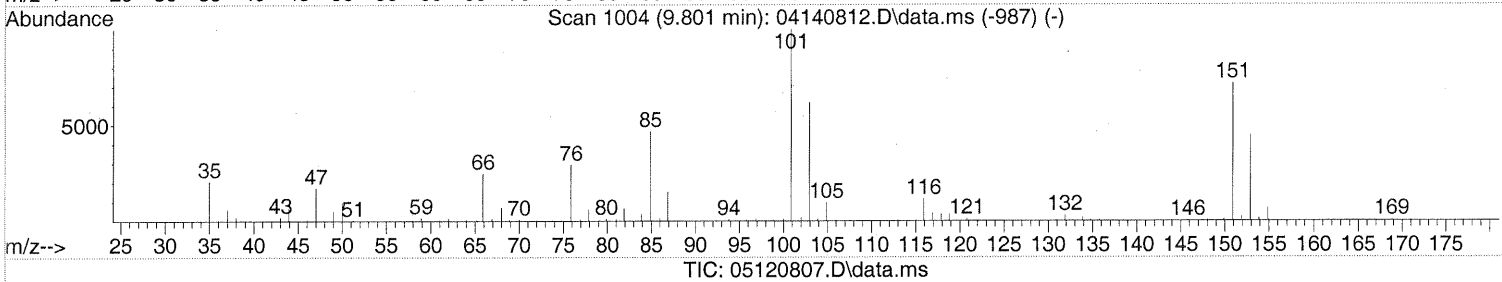
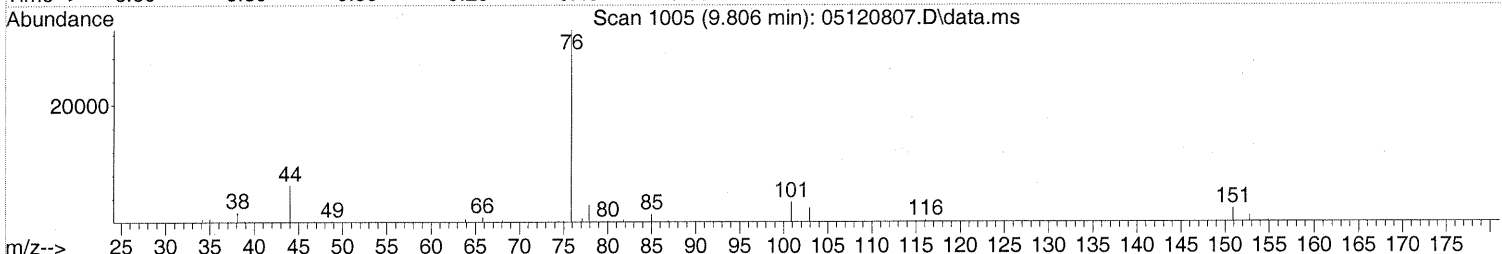
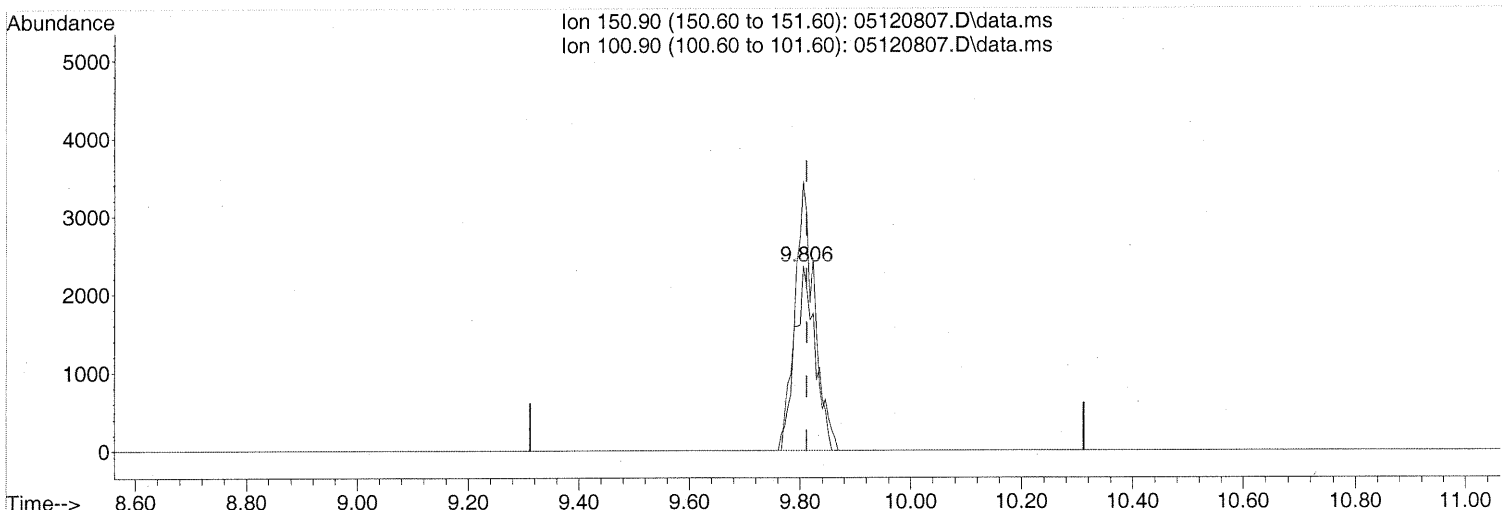
response 17246

Ion	Exp%	Act%
83.90	100	100
49.00	172.90	157.36
0.00	0.00	0.00
0.00	0.00	0.00

Quantitation Report (Qedit)

Data Path : J:\MS13\DATA\2008\_05\12\  
 Data File : 05120807.D  
 Acq On : 12 May 2008 14:50  
 Operator : RTB  
 Sample : P0801385-003 (1000mL)  
 Misc : ENSR SG41B-20D (-3.4, 3.5)  
 ALS Vial : 3 Sample Multiplier: 1

Quant Time: May 12 16:14:08 2008  
 Quant Method : J:\MS13\METHODS\R13041408.M  
 Quant Title : EPA TO-15 per SOP VOA-TO15 (CASS TO-15/GC-MS)  
 QLast Update : Tue Apr 15 06:47:20 2008  
 Response via : Initial Calibration



(21) Trichlorotrifluoroethane (T)

9.806min (-0.006) 0.33ng

response 6060

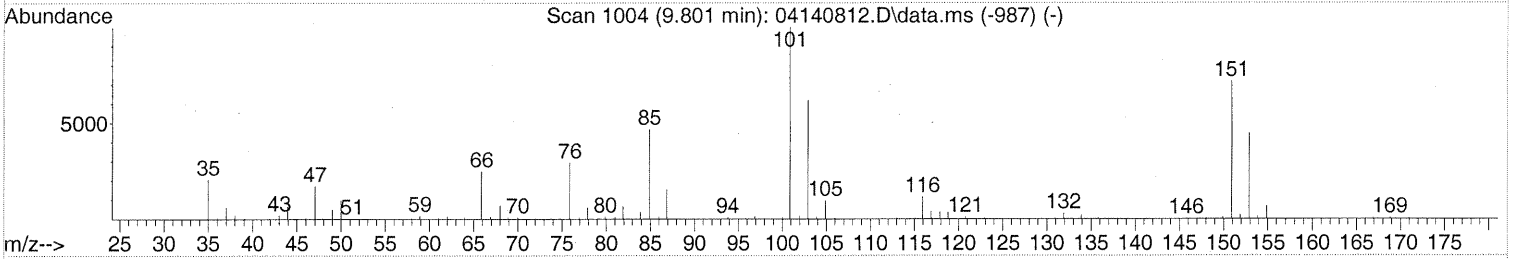
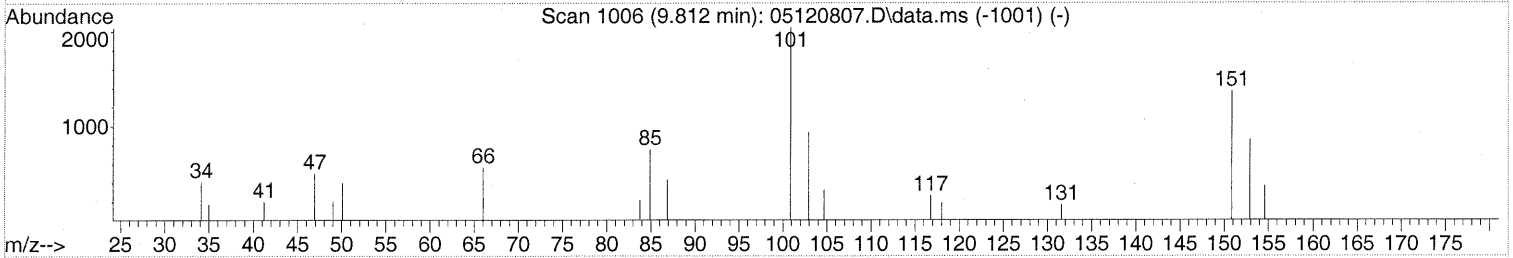
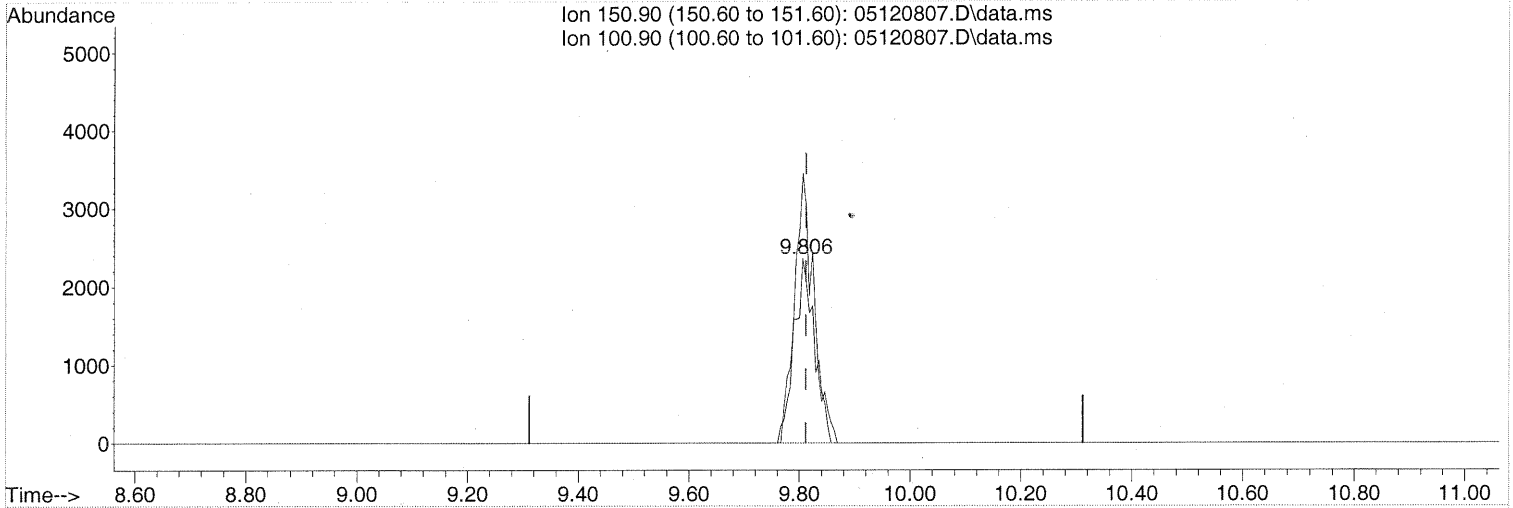
Ion	Exp%	Act%
150.90	100	100
100.90	126.50	135.94
0.00	0.00	0.00
0.00	0.00	0.00

*Before subtraction*

Quantitation Report (Qedit)

Data Path : J:\MS13\DATA\2008\_05\12\  
 Data File : 05120807.D  
 Acq On : 12 May 2008 14:50  
 Operator : RTB  
 Sample : P0801385-003 (1000mL)  
 Misc : ENSR SG41B-20D (-3.4, 3.5)  
 ALS Vial : 3 Sample Multiplier: 1

Quant Time: May 12 16:14:08 2008  
 Quant Method : J:\MS13\METHODS\R13041408.M  
 Quant Title : EPA TO-15 per SOP VOA-TO15 (CASS TO-15/GC-MS)  
 QLast Update : Tue Apr 15 06:47:20 2008  
 Response via : Initial Calibration



TIC: 05120807.D\data.ms

(21) Trichlorotrifluoroethane (T)

9.806min (-0.006) 0.33ng

response 6060

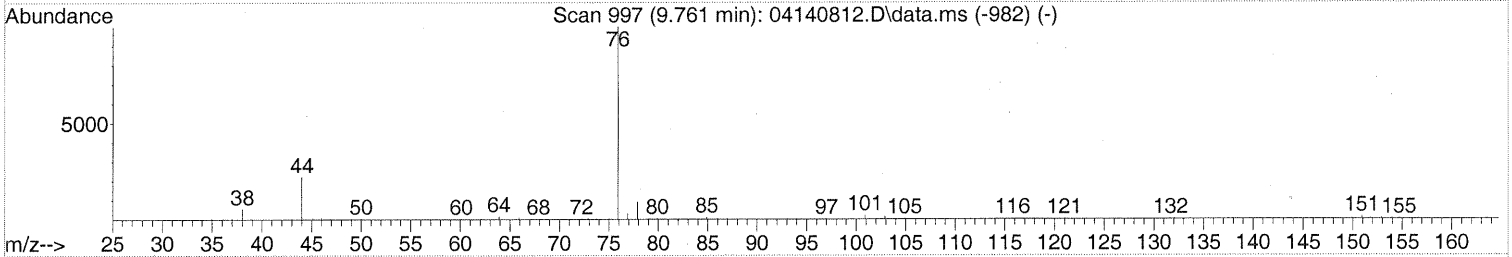
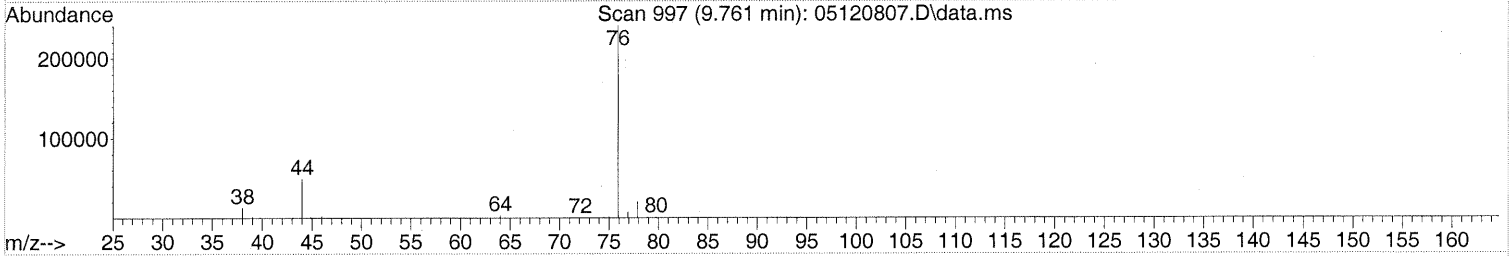
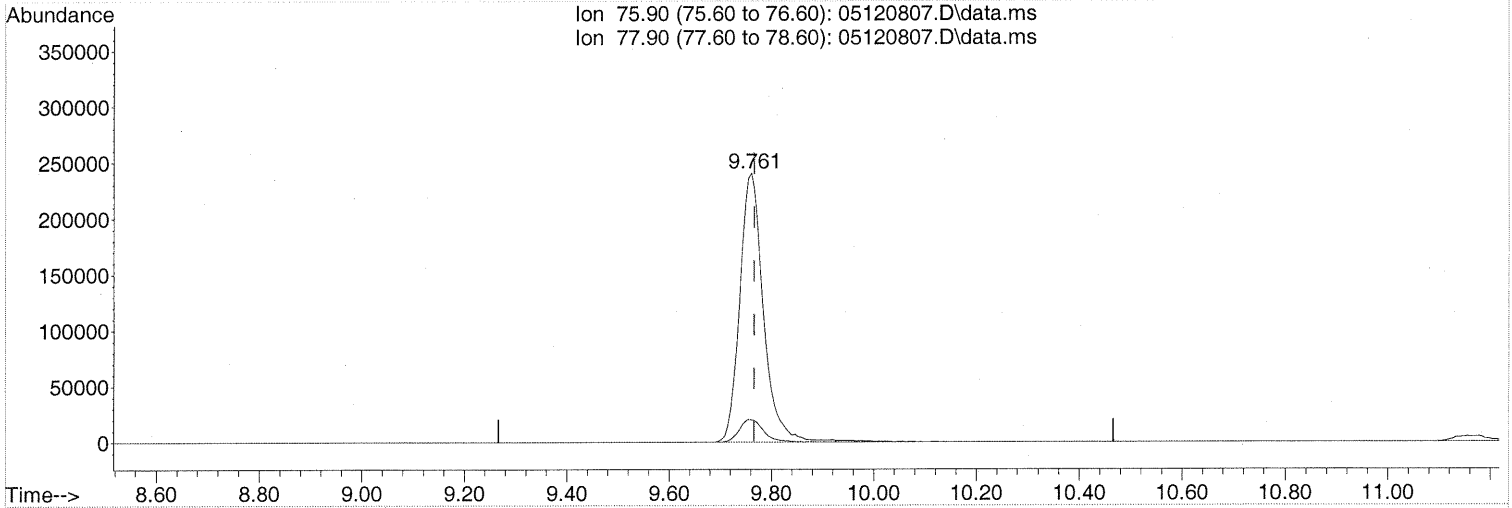
Ion	Exp%	Act%
150.90	100	100
100.90	126.50	135.94
0.00	0.00	0.00
0.00	0.00	0.00

*After subtraction  
 4/15/27/08  
 4/15/28/08*

Quantitation Report (Qedit)

Data Path : J:\MS13\DATA\2008\_05\12\  
Data File : 05120807.D  
Acq On : 12 May 2008 14:50  
Operator : RTB  
Sample : P0801385-003 (1000mL)  
Misc : ENSR SG41B-20D (-3.4, 3.5)  
ALS Vial : 3 Sample Multiplier: 1

Quant Time: May 12 16:14:08 2008  
Quant Method : J:\MS13\METHODS\R13041408.M  
Quant Title : EPA TO-15 per SOP VOA-TO15 (CASS TO-15/GC-MS)  
QLast Update : Tue Apr 15 06:47:20 2008  
Response via : Initial Calibration



TIC: 05120807.D\data.ms

(22) Carbon Disulfide (T)

9.761min (-0.006) 9.05ng

response 780520

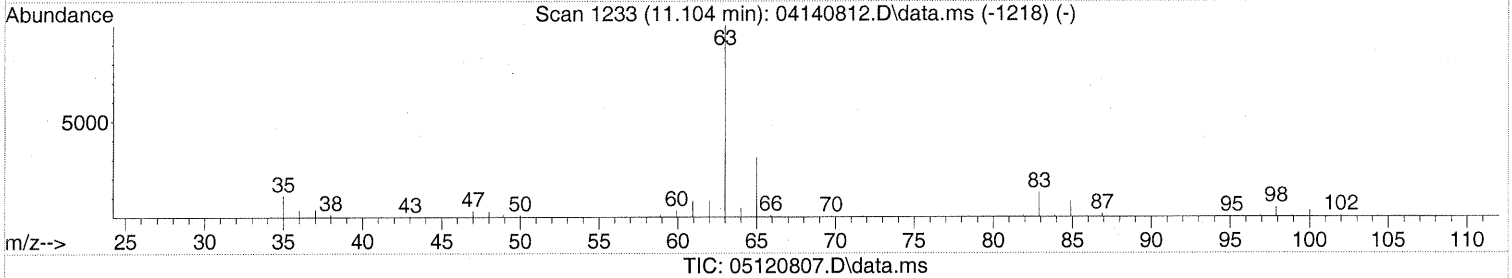
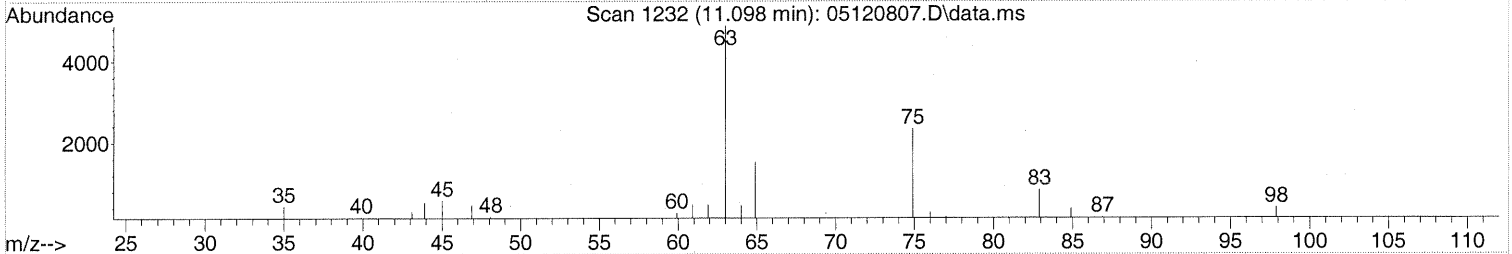
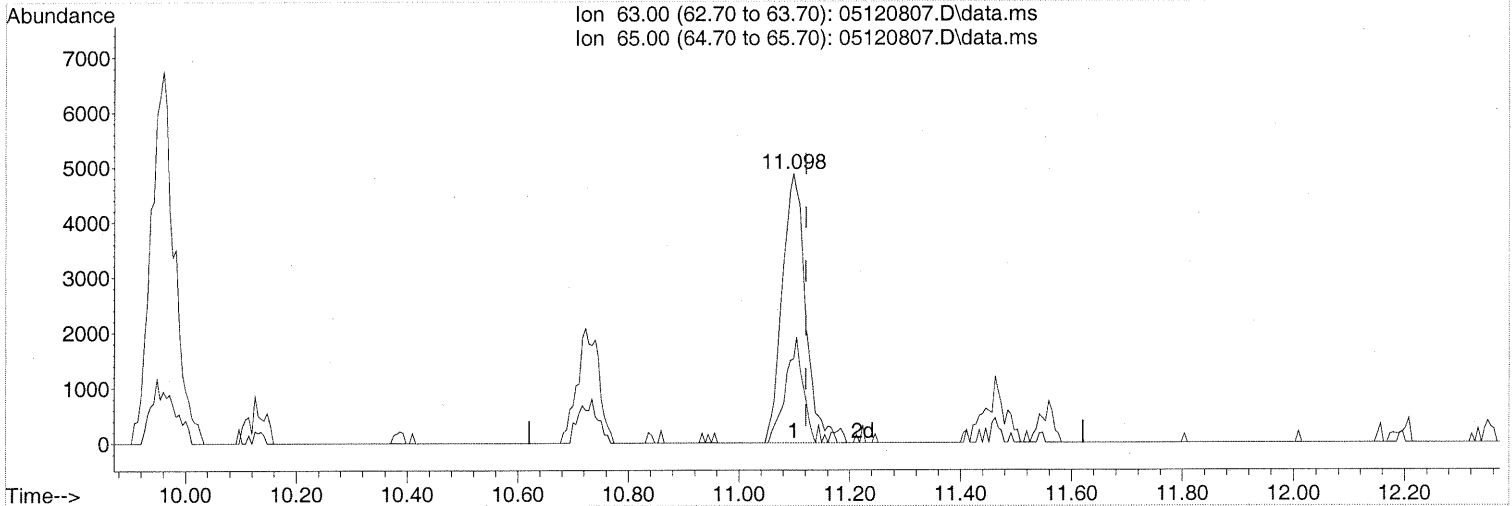
Ion	Exp%	Act%
75.90	100	100
77.90	8.70	8.75
0.00	0.00	0.00
0.00	0.00	0.00



Quantitation Report (Qedit)

Data Path : J:\MS13\DATA\2008\_05\12\  
 Data File : 05120807.D  
 Acq On : 12 May 2008 14:50  
 Operator : RTB  
 Sample : P0801385-003 (1000mL)  
 Misc : ENSR SG41B-20D (-3.4, 3.5)  
 ALS Vial : 3 Sample Multiplier: 1

Quant Time: May 12 16:14:08 2008  
 Quant Method : J:\MS13\METHODS\R13041408.M  
 Quant Title : EPA TO-15 per SOP VOA-TO15 (CASS TO-15/GC-MS)  
 QLast Update : Tue Apr 15 06:47:20 2008  
 Response via : Initial Calibration



(24) 1,1-Dichloroethane (T)

11.098min (-0.023) 0.35ng

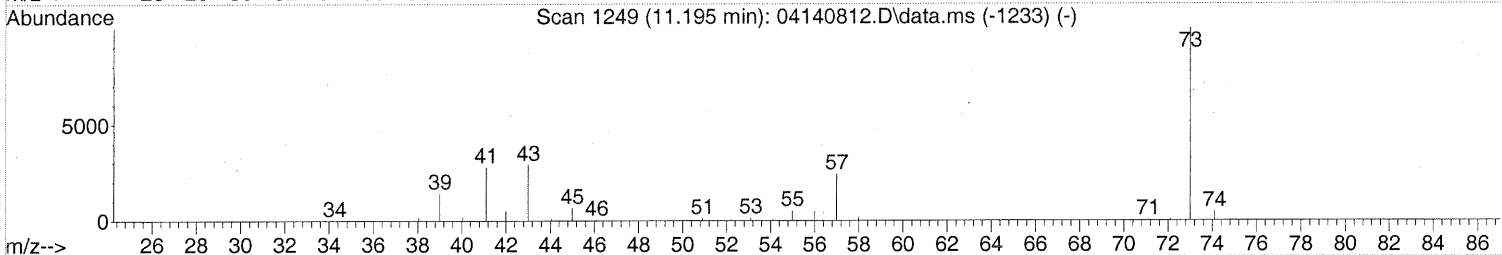

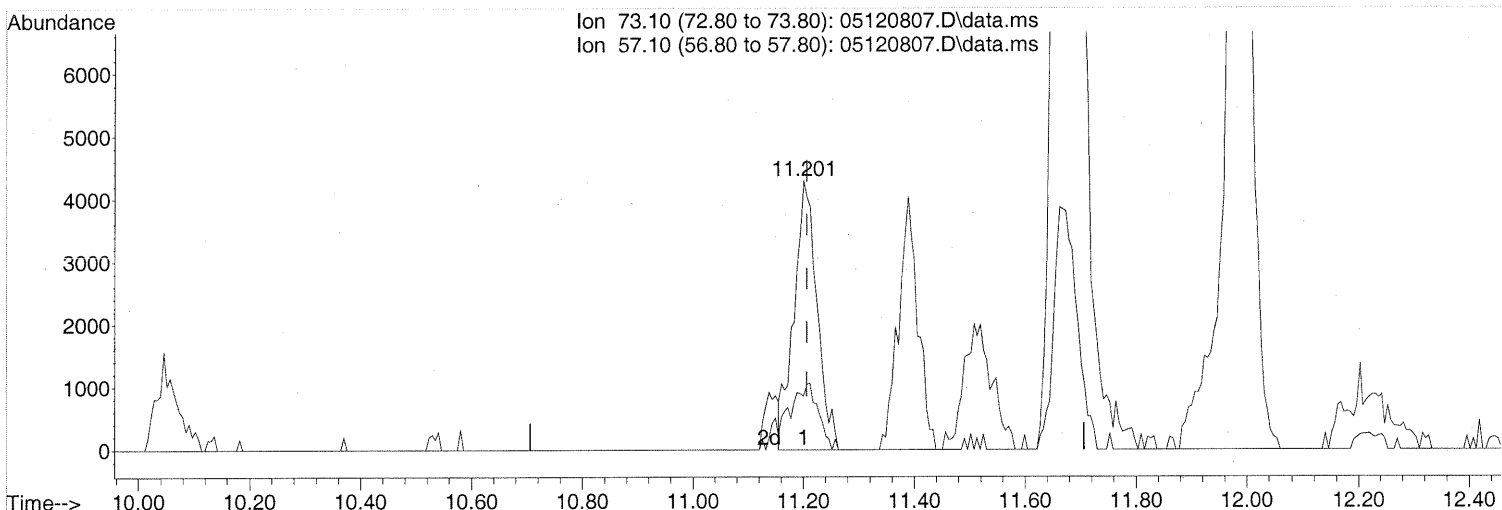
response 14247

Ion	Exp%	Act%
63.00	100	100
65.00	29.10	29.45
0.00	0.00	0.00
0.00	0.00	0.00

Quantitation Report (Qedit)

Data Path : J:\MS13\DATA\2008\_05\12\  
 Data File : 05120807.D  
 Acq On : 12 May 2008 14:50  
 Operator : RTB  
 Sample : P0801385-003 (1000mL)  
 Misc : ENSR SG41B-20D (-3.4, 3.5)  
 ALS Vial : 3 Sample Multiplier: 1

Quant Time: May 12 16:14:08 2008  
 Quant Method : J:\MS13\METHODS\R13041408.M  
 Quant Title : EPA TO-15 per SOP VOA-TO15 (CASS TO-15/GC-MS)  
 QLast Update : Tue Apr 15 06:47:20 2008  
 Response via : Initial Calibration



(25) Methyl tert-Butyl Ether (T)

11.201min (-0.006) 0.18ng

response 12382

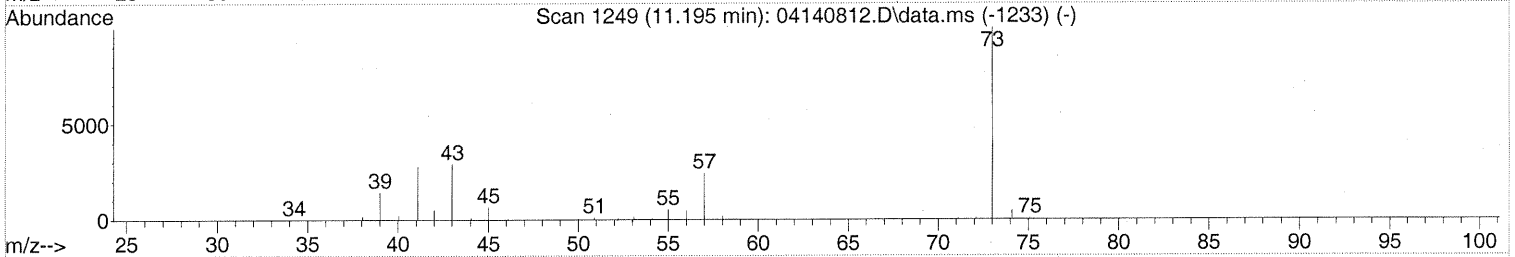
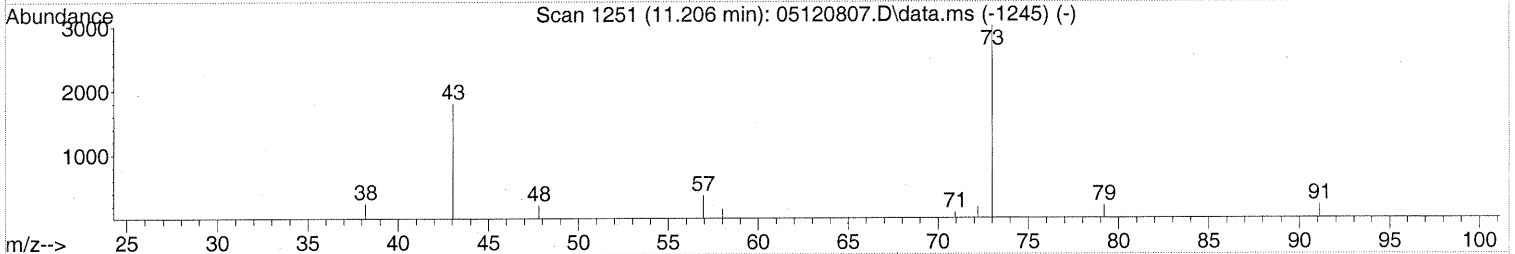
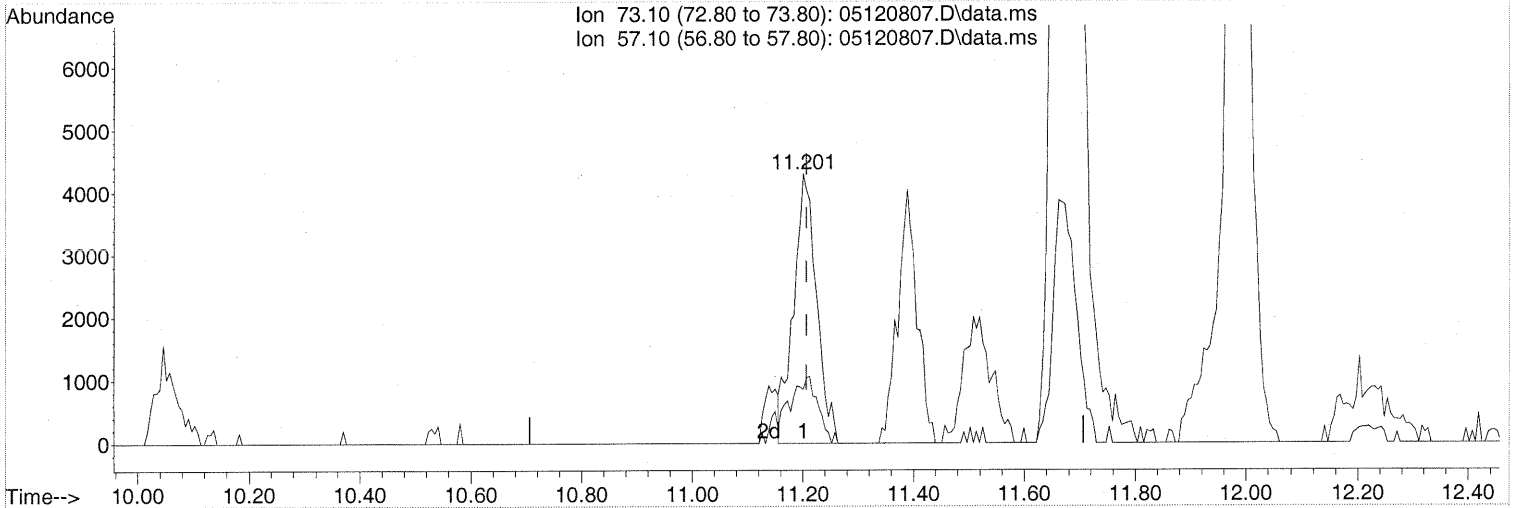
Ion	Exp%	Act%
73.10	100	100
57.10	31.40	30.03
0.00	0.00	0.00
0.00	0.00	0.00

*Before subtraction*

Quantitation Report (Qedit)

Data Path : J:\MS13\DATA\2008\_05\12\  
 Data File : 05120807.D  
 Acq On : 12 May 2008 14:50  
 Operator : RTB  
 Sample : P0801385-003 (1000mL)  
 Misc : ENSR SG41B-20D (-3.4, 3.5)  
 ALS Vial : 3 Sample Multiplier: 1

Quant Time: May 12 16:14:08 2008  
 Quant Method : J:\MS13\METHODS\R13041408.M  
 Quant Title : EPA TO-15 per SOP VOA-TO15 (CASS TO-15/GC-MS)  
 QLast Update : Tue Apr 15 06:47:20 2008  
 Response via : Initial Calibration



(25) Methyl tert-Butyl Ether (T)

11.201min (-0.006) 0.18ng

response 12382

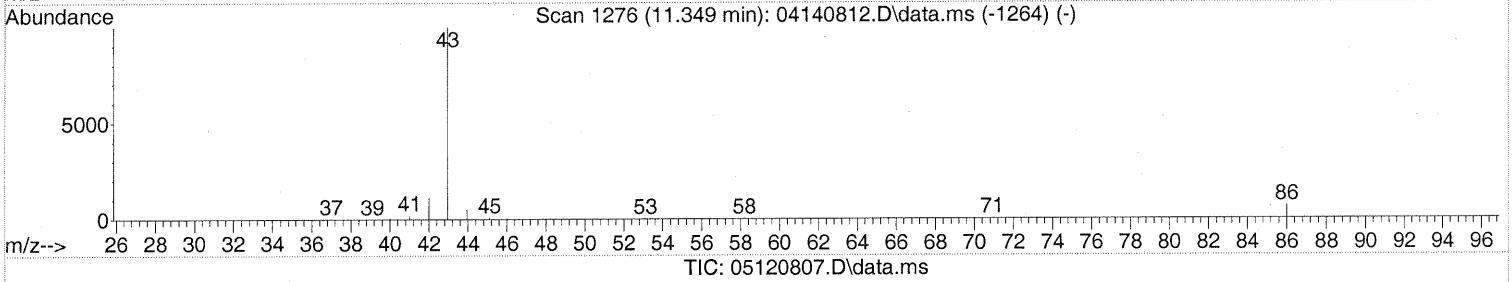

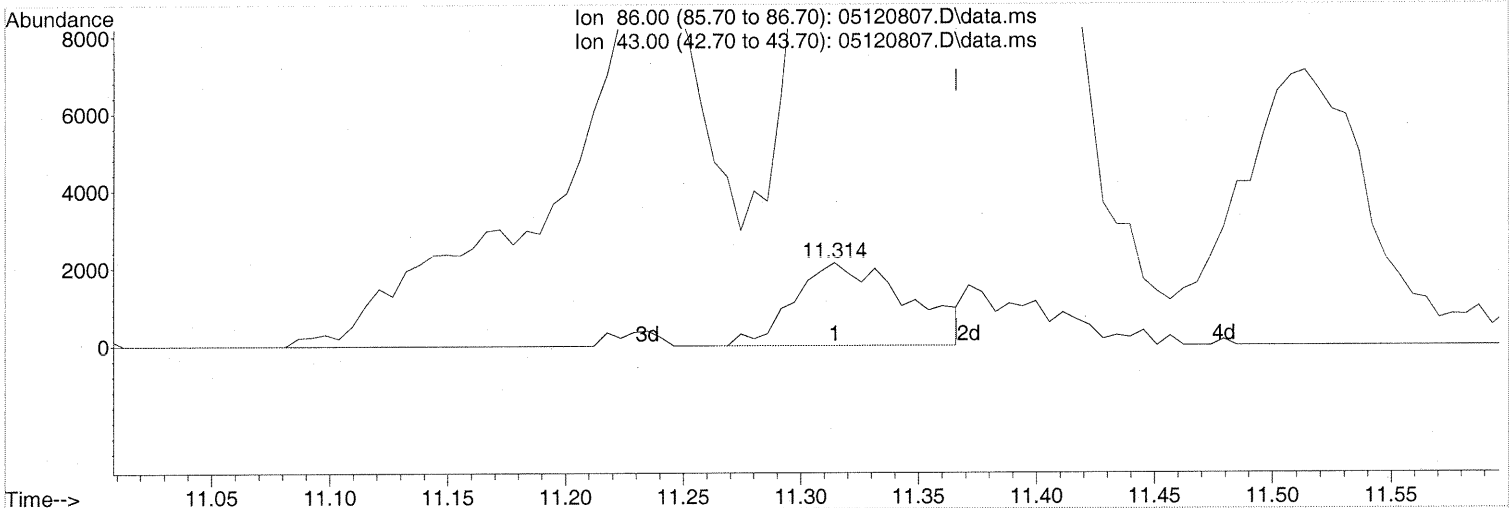
Ion	Exp%	Act%
73.10	100	100
57.10	31.40	30.03
0.00	0.00	0.00
0.00	0.00	0.00

*After subtraction  
 05/27/08  
 W/S/rtb*

Quantitation Report (Qedit)

Data Path : J:\MS13\DATA\2008\_05\12\  
 Data File : 05120807.D  
 Acq On : 12 May 2008 14:50  
 Operator : RTB  
 Sample : P0801385-003 (1000mL)  
 Misc : ENSR SG41B-20D (-3.4, 3.5)  
 ALS Vial : 3 Sample Multiplier: 1

Quant Time: May 12 16:14:08 2008  
 Quant Method : J:\MS13\METHODS\R13041408.M  
 Quant Title : EPA TO-15 per SOP VOA-TO15 (CASS TO-15/GC-MS)  
 QLast Update : Tue Apr 15 06:47:20 2008  
 Response via : Initial Calibration



(26) Vinyl Acetate (T)

11.314min (-0.052) 1.77ng


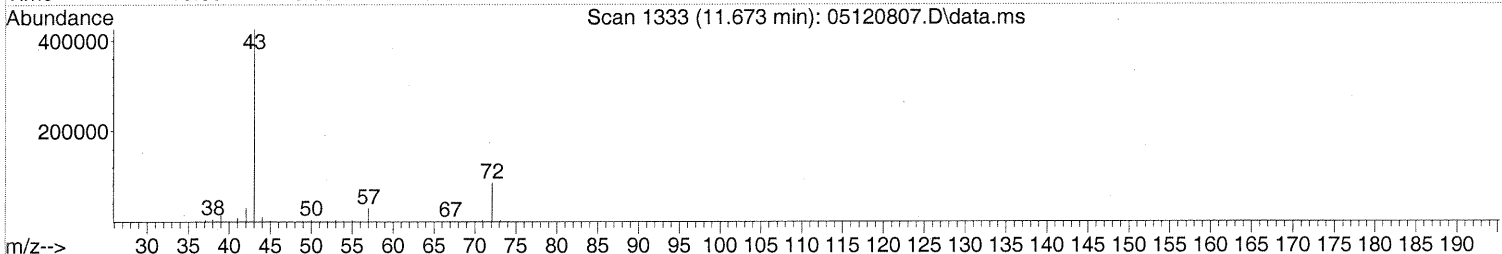
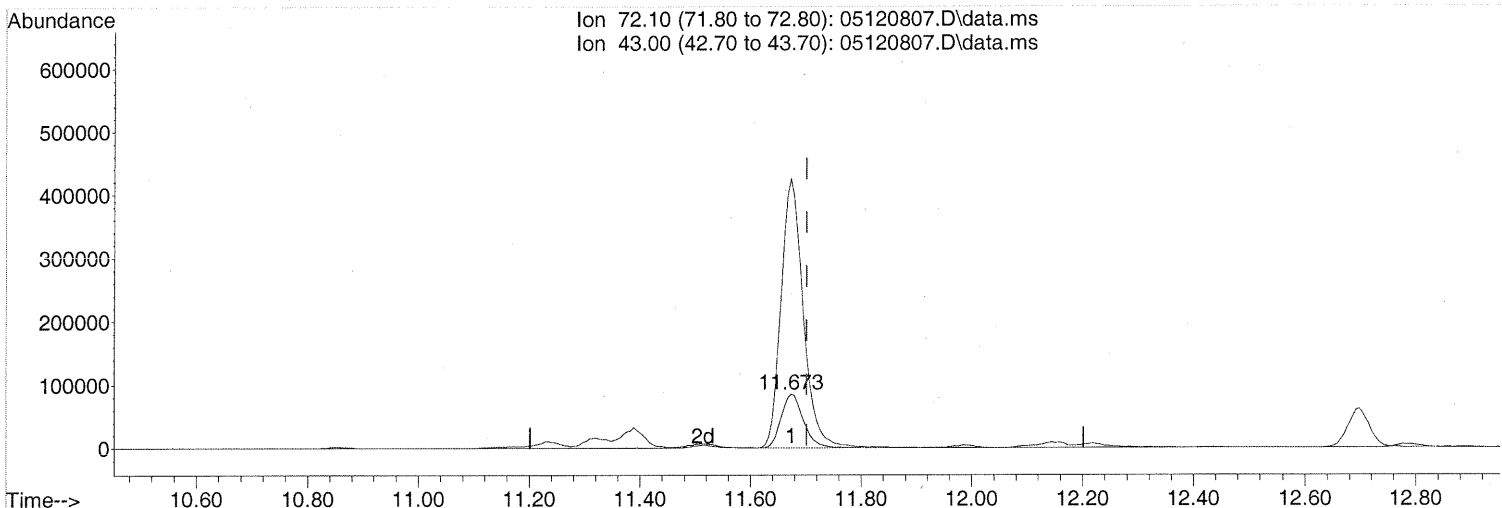
response 7100

Ion	Exp%	Act%
86.00	100	100
43.00	1381.20	699.77#
0.00	0.00	0.00
0.00	0.00	0.00

Quantitation Report (Qedit)

Data Path : J:\MS13\DATA\2008\_05\12\  
 Data File : 05120807.D  
 Acq On : 12 May 2008 14:50  
 Operator : RTB  
 Sample : P0801385-003 (1000mL)  
 Misc : ENSR SG41B-20D (-3.4, 3.5)  
 ALS Vial : 3 Sample Multiplier: 1

Quant Time: May 12 16:14:08 2008  
 Quant Method : J:\MS13\METHODS\R13041408.M  
 Quant Title : EPA TO-15 per SOP VOA-TO15 (CASS TO-15/GC-MS)  
 QLast Update : Tue Apr 15 06:47:20 2008  
 Response via : Initial Calibration



TIC: 05120807.D\data.ms

(27) 2-Butanone (T)  
 11.673min (-0.028) 17.10ng

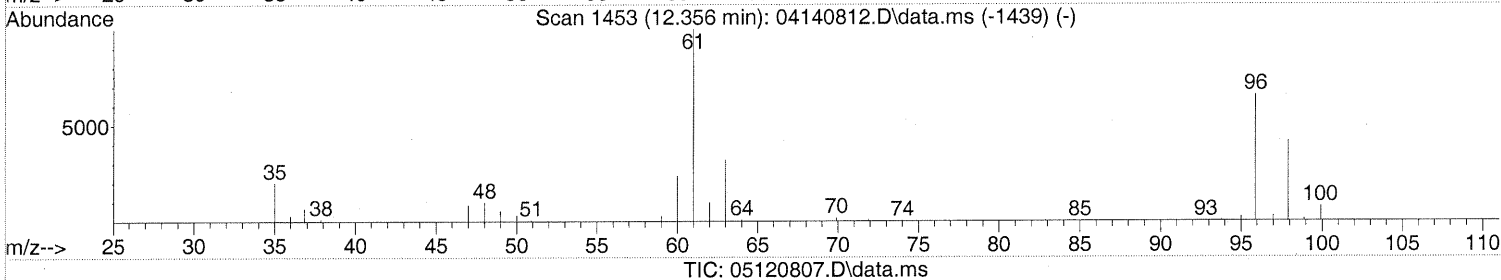
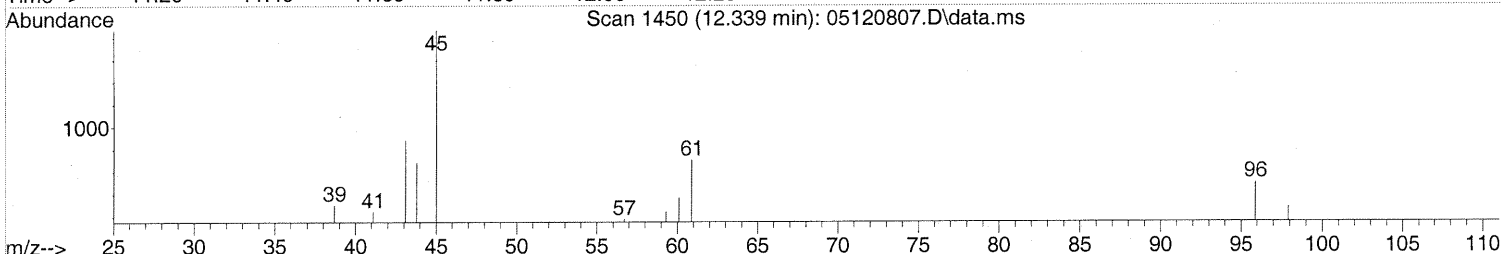
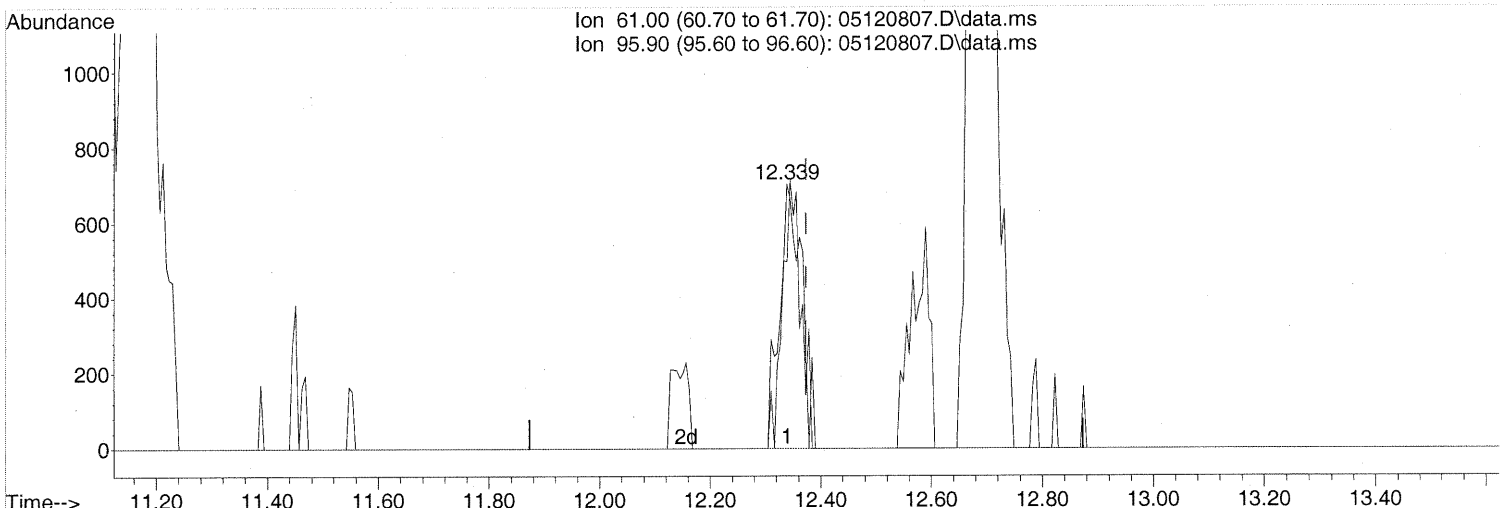
response 242788

Ion	Exp%	Act%
72.10	100	100
43.00	506.80	491.31
0.00	0.00	0.00
0.00	0.00	0.00

Quantitation Report (Qedit)

Data Path : J:\MS13\DATA\2008\_05\12\  
 Data File : 05120807.D  
 Acq On : 12 May 2008 14:50  
 Operator : RTB  
 Sample : P0801385-003 (1000mL)  
 Misc : ENSR SG41B-20D (-3.4, 3.5)  
 ALS Vial : 3 Sample Multiplier: 1

Quant Time: May 12 16:14:08 2008  
 Quant Method : J:\MS13\METHODS\R13041408.M  
 Quant Title : EPA TO-15 per SOP VOA-TO15 (CASS TO-15/GC-MS)  
 QLast Update : Tue Apr 15 06:47:20 2008  
 Response via : Initial Calibration



(28) cis-1,2-Dichloroethene (T)

12.339min (-0.034) 0.06ng

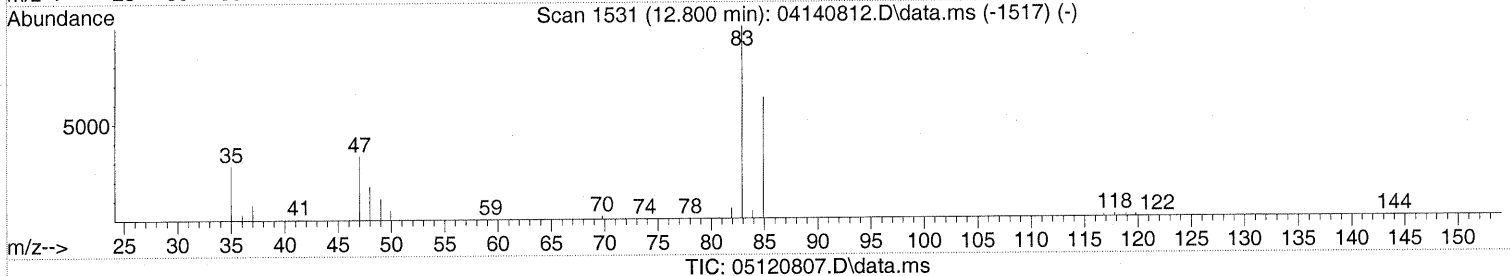
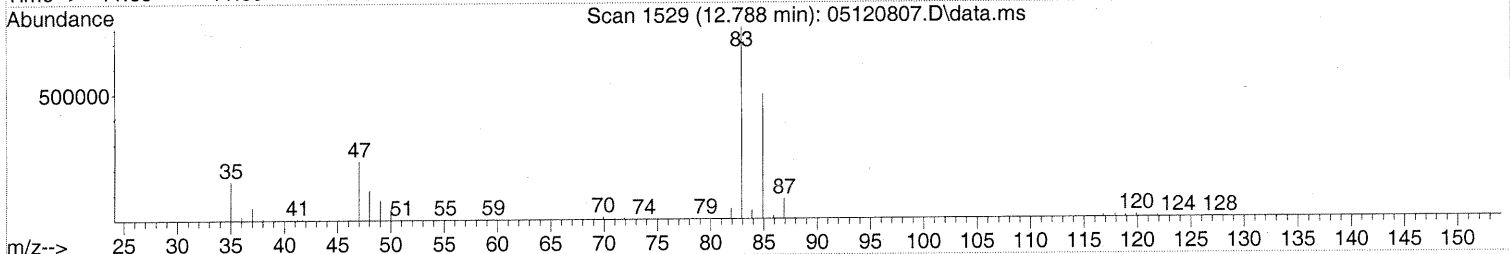
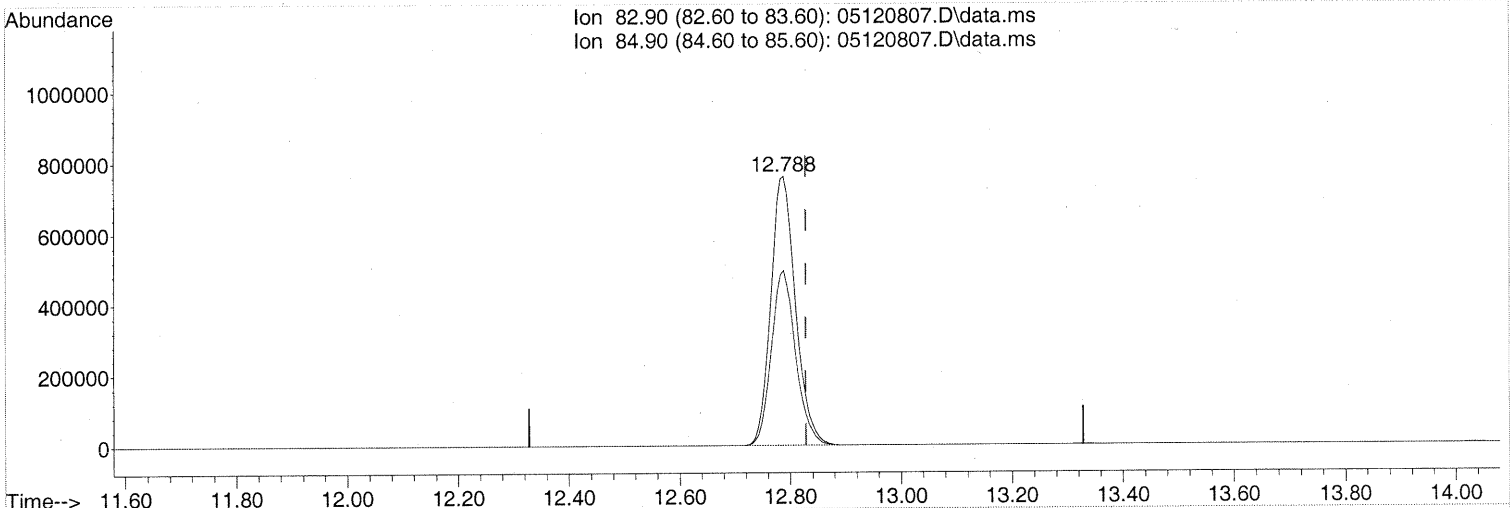
response 1932

Ion	Exp%	Act%
61.00	100	100
95.90	59.60	85.25#
0.00	0.00	0.00
0.00	0.00	0.00

Quantitation Report (Qedit)

Data Path : J:\MS13\DATA\2008\_05\12\  
 Data File : 05120807.D  
 Acq On : 12 May 2008 14:50  
 Operator : RTB  
 Sample : P0801385-003 (1000mL)  
 Misc : ENSR SG41B-20D (-3.4, 3.5)  
 ALS Vial : 3 Sample Multiplier: 1

Quant Time: May 12 16:14:08 2008  
 Quant Method : J:\MS13\METHODS\R13041408.M  
 Quant Title : EPA TO-15 per SOP VOA-TO15 (CASS TO-15/GC-MS)  
 QLast Update : Tue Apr 15 06:47:20 2008  
 Response via : Initial Calibration



(32) Chloroform (T)

12.788min (-0.040) 69.38ng

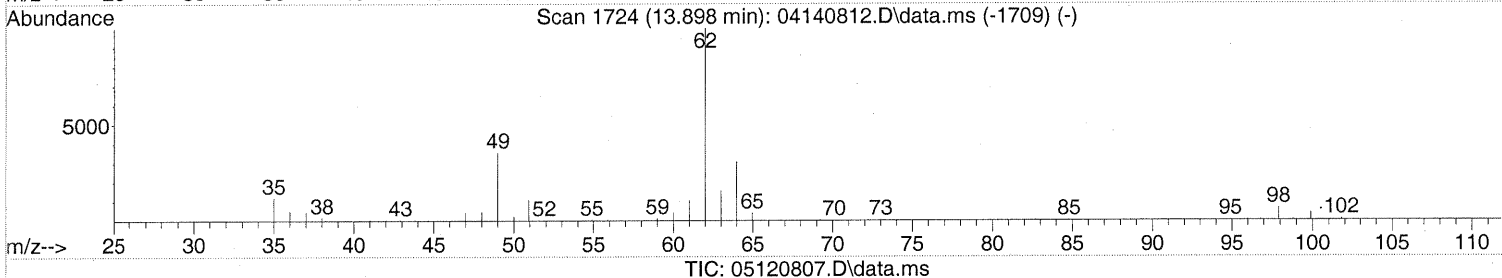
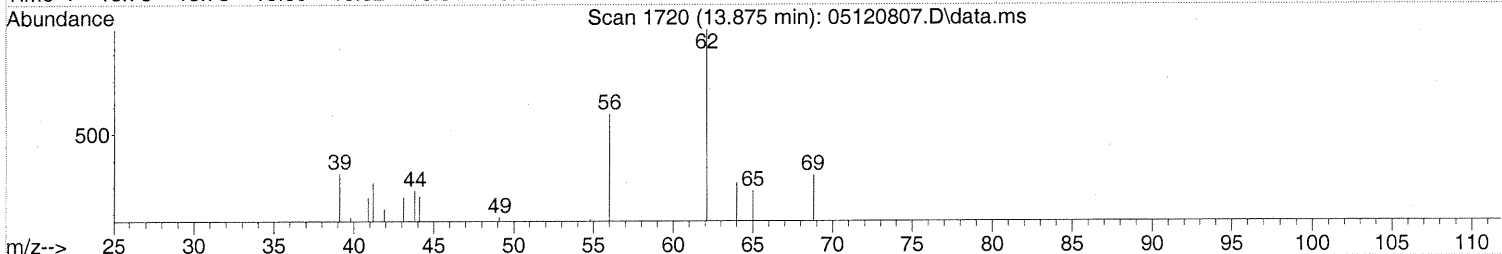
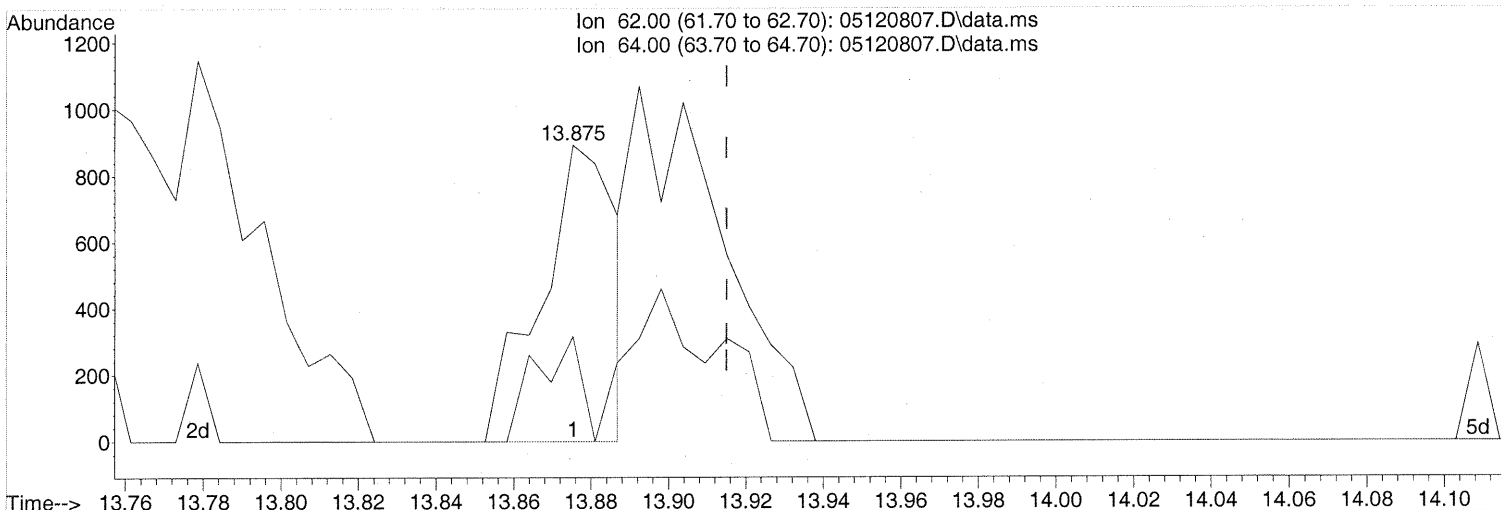
response 2369192

Ion	Exp%	Act%
82.90	100	100
84.90	64.70	64.10
0.00	0.00	0.00
0.00	0.00	0.00

Quantitation Report (Qedit)

Data Path : J:\MS13\DATA\2008\_05\12\  
 Data File : 05120807.D  
 Acq On : 12 May 2008 14:50  
 Operator : RTB  
 Sample : P0801385-003 (1000mL)  
 Misc : ENSR SG41B-20D (-3.4, 3.5)  
 ALS Vial : 3 Sample Multiplier: 1

Quant Time: May 27 16:59:12 2008  
 Quant Method : J:\MS13\METHODS\R13041408.M  
 Quant Title : EPA TO-15 per SOP VOA-TO15 (CASS TO-15/GC-MS)  
 QLast Update : Tue Apr 15 06:47:20 2008  
 Response via : Initial Calibration



(36) 1,2-Dichloroethane (T)

13.875min (-0.040) 0.04ng

response 1204

Ion	Exp%	Act%
62.00	100	100
64.00	30.90	21.35
0.00	0.00	0.00
0.00	0.00	0.00

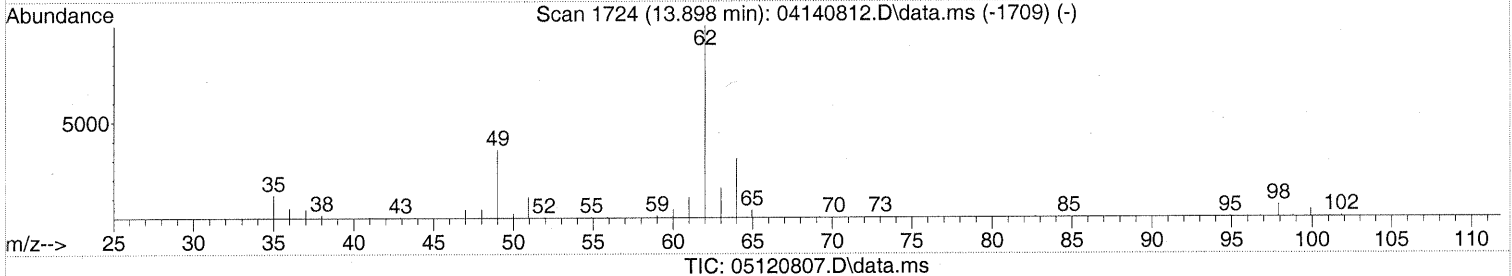
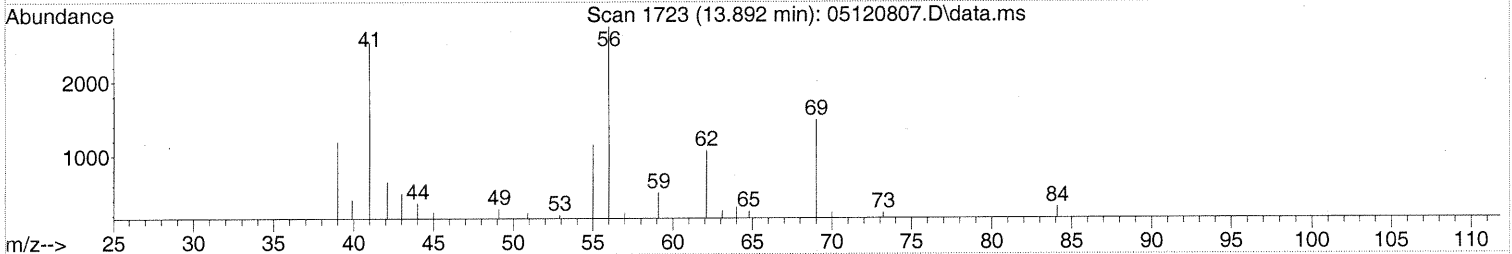
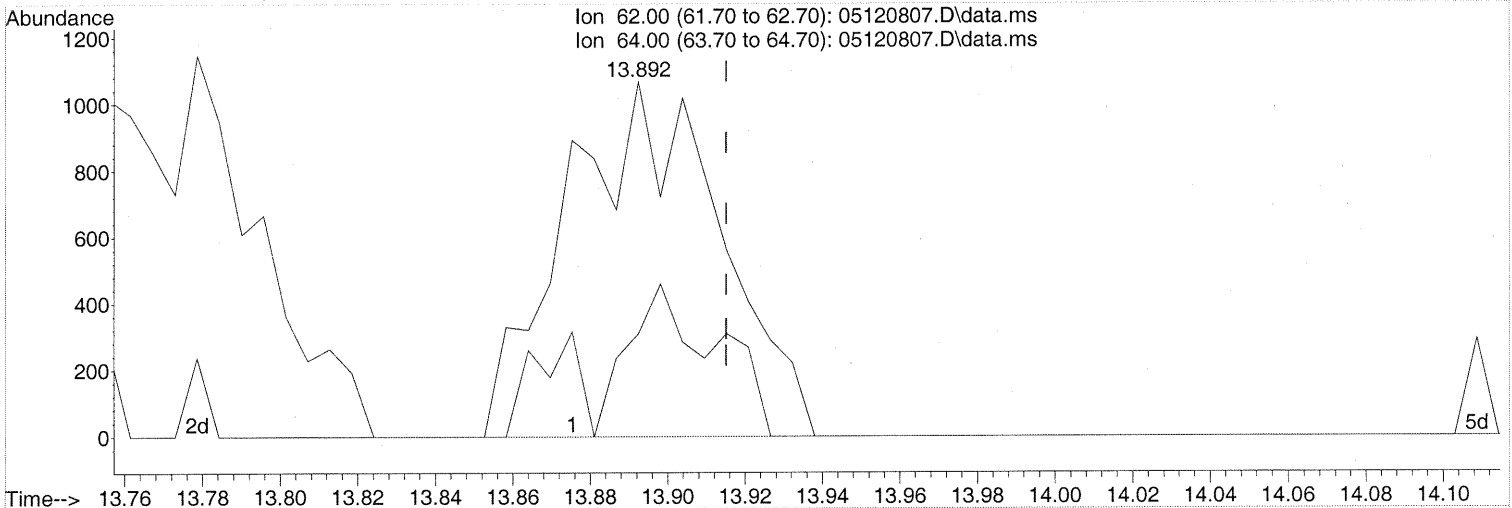
*split peak*



Quantitation Report (Qedit)

Data Path : J:\MS13\DATA\2008\_05\12\  
 Data File : 05120807.D  
 Acq On : 12 May 2008 14:50  
 Operator : RTB  
 Sample : P0801385-003 (1000mL)  
 Misc : ENSR SG41B-20D (-3.4, 3.5)  
 ALS Vial : 3 Sample Multiplier: 1

Quant Time: May 27 16:59:12 2008  
 Quant Method : J:\MS13\METHODS\R13041408.M  
 Quant Title : EPA TO-15 per SOP VOA-TO15 (CASS TO-15/GC-MS)  
 QLast Update : Tue Apr 15 06:47:20 2008  
 Response via : Initial Calibration



(36) 1,2-Dichloroethane (T)  
 13.892min (-0.023) 0.09ng m  
 response 2937

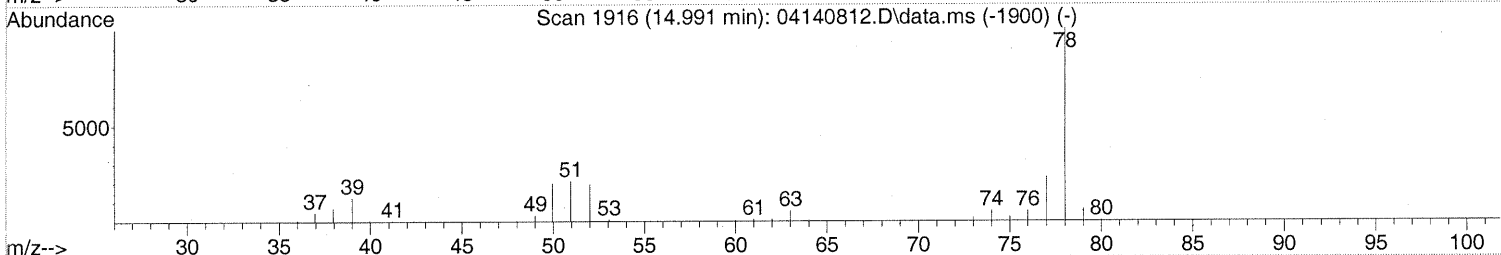
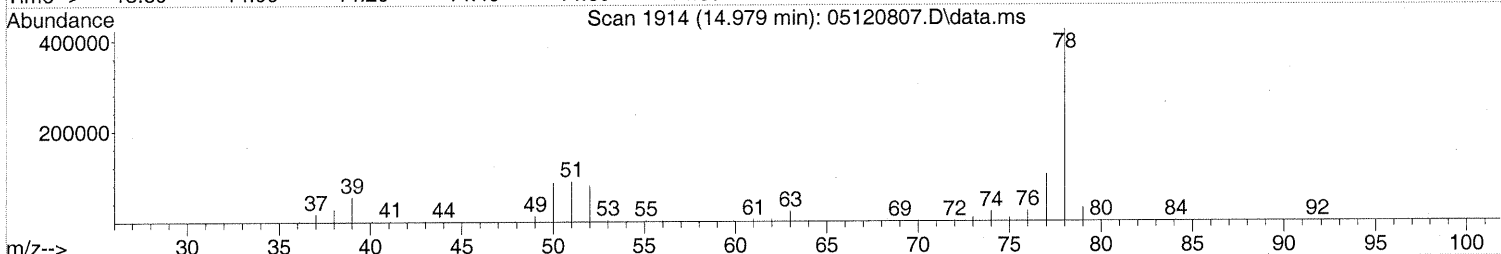
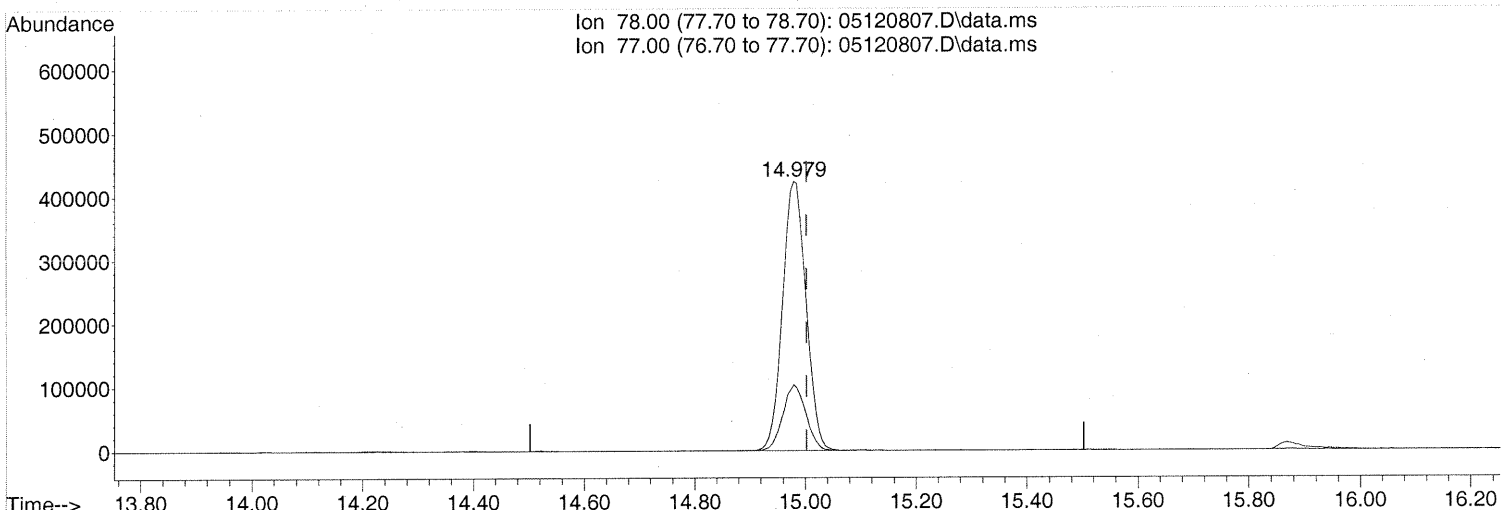
Ion	Exp%	Act%
62.00	100	100
64.00	30.90	8.75#
0.00	0.00	0.00
0.00	0.00	0.00

*Integrate entire  
 by 5/27/08  
 W/S/28/08*

Quantitation Report (Qedit)

Data Path : J:\MS13\DATA\2008\_05\12\  
Data File : 05120807.D  
Acq On : 12 May 2008 14:50  
Operator : RTB  
Sample : P0801385-003 (1000mL)  
Misc : ENSR SG41B-20D (-3.4, 3.5)  
ALS Vial : 3 Sample Multiplier: 1

Quant Time: May 27 16:59:12 2008  
Quant Method : J:\MS13\METHODS\R13041408.M  
Quant Title : EPA TO-15 per SOP VOA-TO15 (CASS TO-15/GC-MS)  
QLast Update : Tue Apr 15 06:47:20 2008  
Response via : Initial Calibration



TIC: 05120807.D\data.ms

(41) Benzene (T)

14.979min (-0.023) 14.81ng

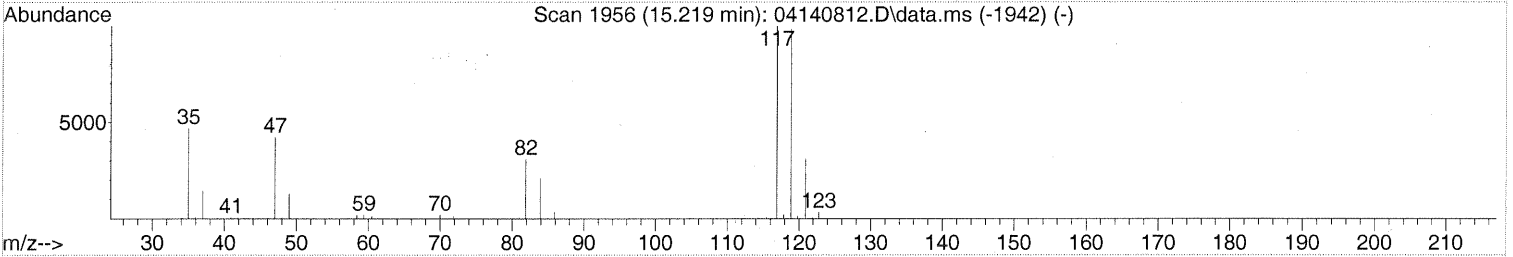
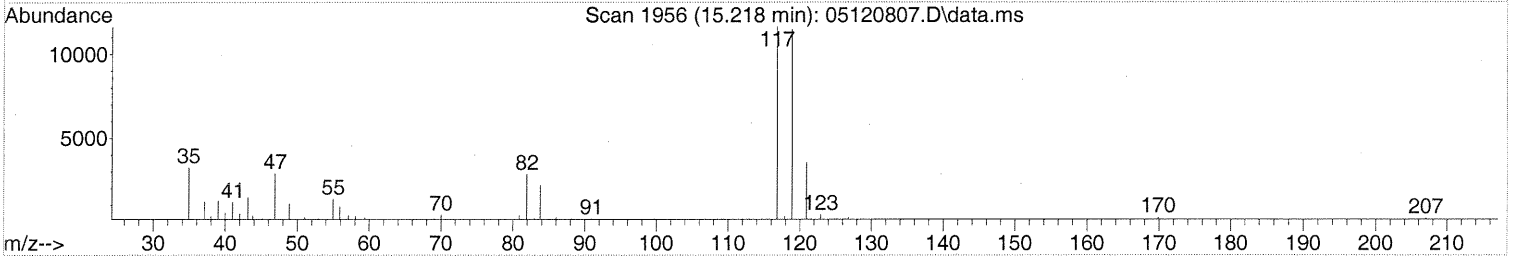
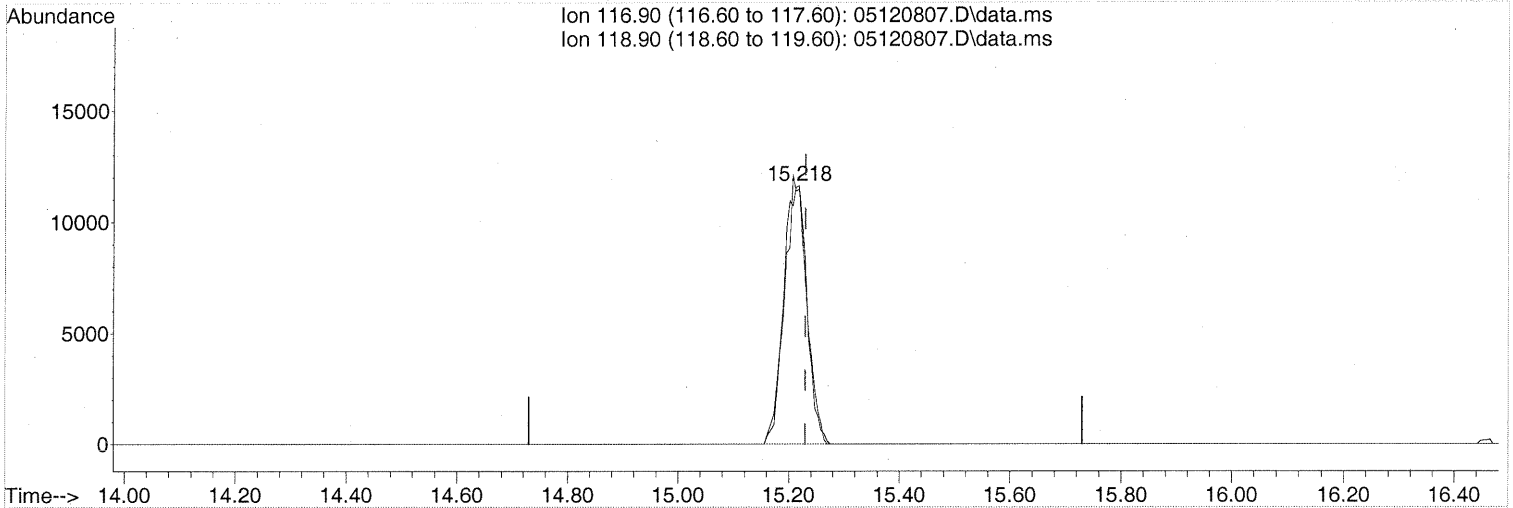
response 1241655

Ion	Exp%	Act%
78.00	100	100
77.00	23.50	24.01
0.00	0.00	0.00
0.00	0.00	0.00

Quantitation Report (Qedit)

Data Path : J:\MS13\DATA\2008\_05\12\  
 Data File : 05120807.D  
 Acq On : 12 May 2008 14:50  
 Operator : RTB  
 Sample : P0801385-003 (1000mL)  
 Misc : ENSR SG41B-20D (-3.4, 3.5)  
 ALS Vial : 3 Sample Multiplier: 1

Quant Time: May 27 16:59:12 2008  
 Quant Method : J:\MS13\METHODS\R13041408.M  
 Quant Title : EPA TO-15 per SOP VOA-TO15 (CASS TO-15/GC-MS)  
 QLast Update : Tue Apr 15 06:47:20 2008  
 Response via : Initial Calibration



TIC: 05120807.D\data.ms

(42) Carbon Tetrachloride (T)

15.218min (-0.011) 1.25ng

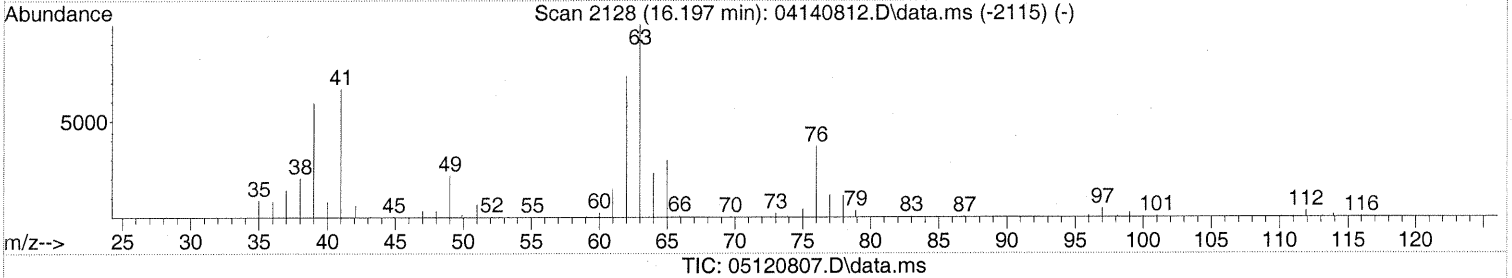
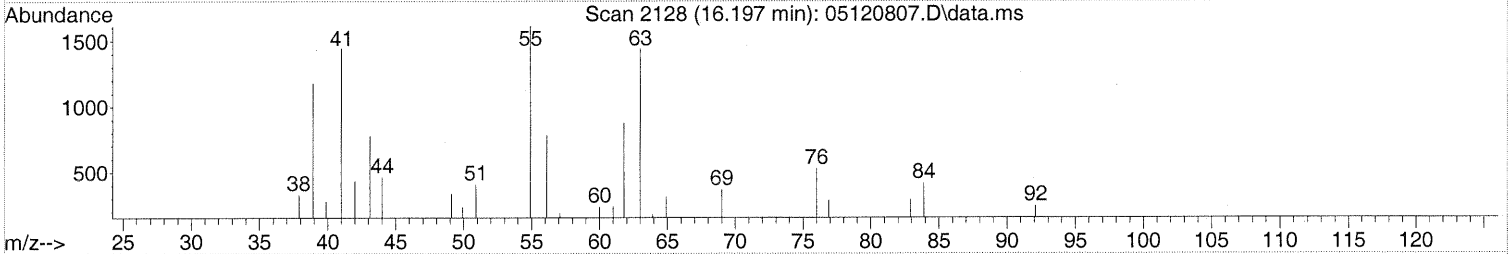
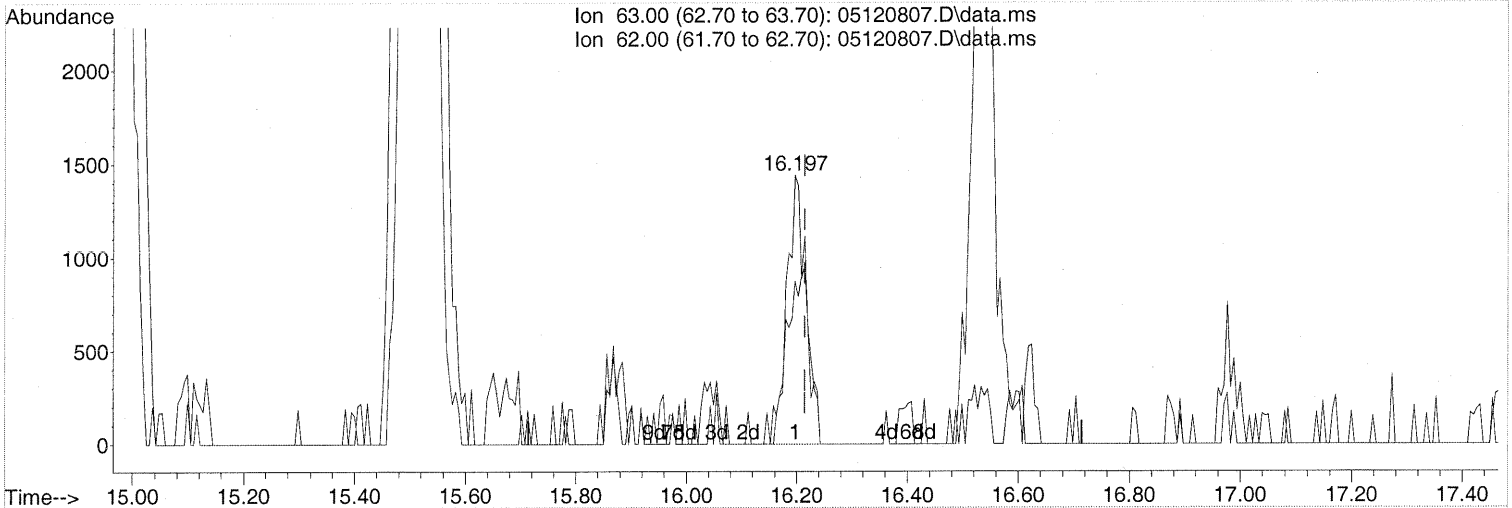
response 34577

Ion	Exp%	Act%
116.90	100	100
118.90	96.60	95.96
0.00	0.00	0.00
0.00	0.00	0.00

Quantitation Report (Qedit)

Data Path : J:\MS13\DATA\2008\_05\12\  
 Data File : 05120807.D  
 Acq On : 12 May 2008 14:50  
 Operator : RTB  
 Sample : P0801385-003 (1000mL)  
 Misc : ENSR SG41B-20D (-3.4, 3.5)  
 ALS Vial : 3 Sample Multiplier: 1

Quant Time: May 27 16:59:12 2008  
 Quant Method : J:\MS13\METHODS\R13041408.M  
 Quant Title : EPA TO-15 per SOP VOA-TO15 (CASS TO-15/GC-MS)  
 QLast Update : Tue Apr 15 06:47:20 2008  
 Response via : Initial Calibration



(45) 1,2-Dichloropropane (T)

16.197min (-0.017) 0.14ng

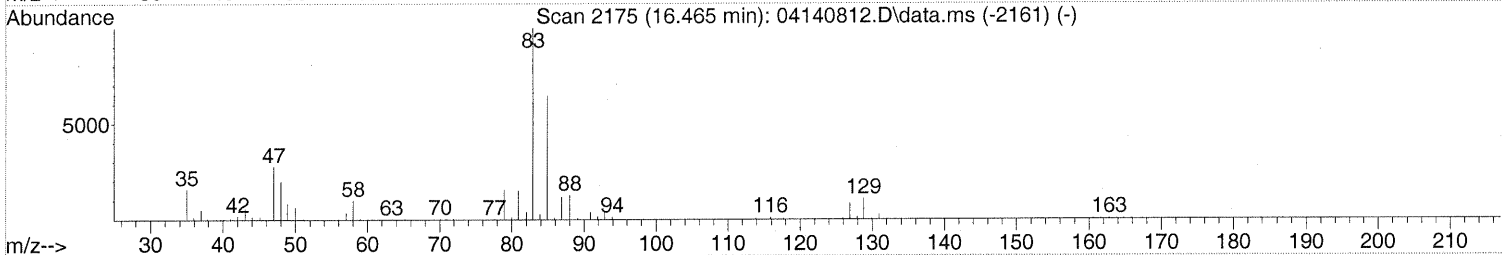
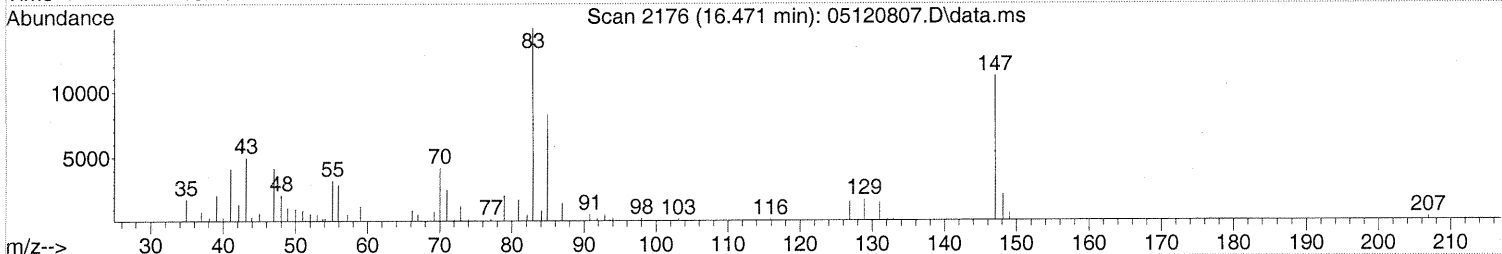
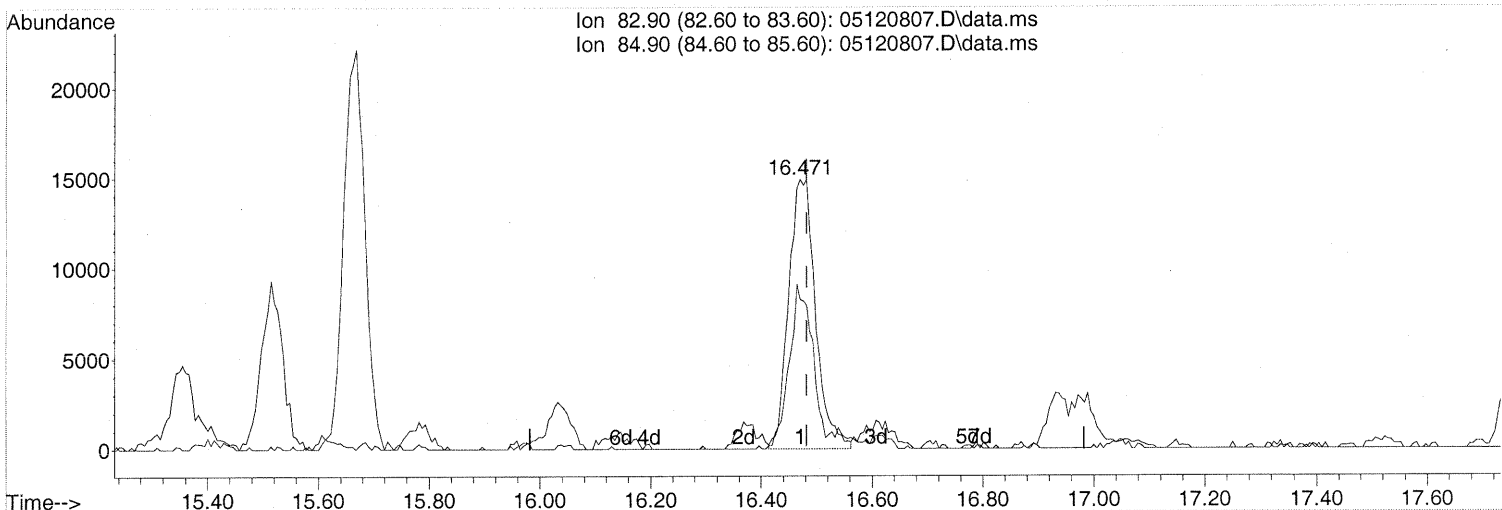
response 3437

Ion	Exp%	Act%
63.00	100	100
62.00	71.30	78.09
0.00	0.00	0.00
0.00	0.00	0.00

Quantitation Report (Qedit)

Data Path : J:\MS13\DATA\2008\_05\12\  
 Data File : 05120807.D  
 Acq On : 12 May 2008 14:50  
 Operator : RTB  
 Sample : P0801385-003 (1000mL)  
 Misc : ENSR SG41B-20D (-3.4, 3.5)  
 ALS Vial : 3 Sample Multiplier: 1

Quant Time: May 27 16:59:12 2008  
 Quant Method : J:\MS13\METHODS\R13041408.M  
 Quant Title : EPA TO-15 per SOP VOA-TO15 (CASS TO-15/GC-MS)  
 QLast Update : Tue Apr 15 06:47:20 2008  
 Response via : Initial Calibration



TIC: 05120807.D\data.ms

(46) Bromodichloromethane (T)

16.471min (-0.011) 1.76ng

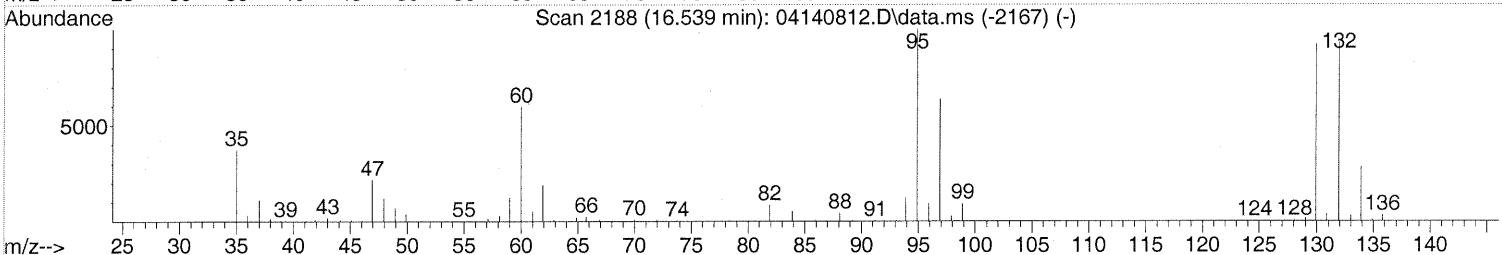
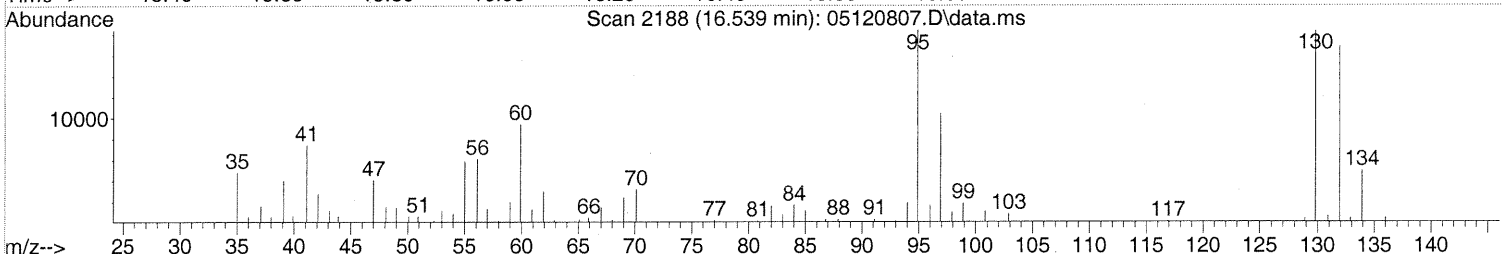
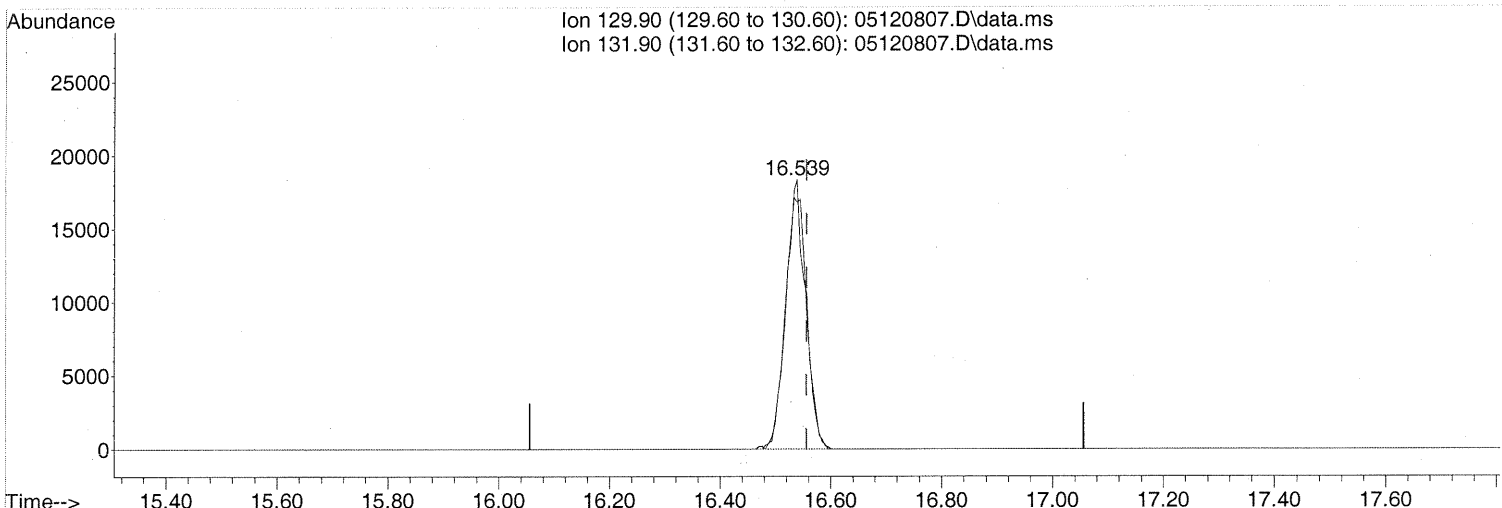
response 50074

Ion	Exp%	Act%
82.90	100	100
84.90	63.70	53.94
0.00	0.00	0.00
0.00	0.00	0.00

Quantitation Report (Qedit)

Data Path : J:\MS13\DATA\2008\_05\12\  
 Data File : 05120807.D  
 Acq On : 12 May 2008 14:50  
 Operator : RTB  
 Sample : P0801385-003 (1000mL)  
 Misc : ENSR SG41B-20D (-3.4, 3.5)  
 ALS Vial : 3 Sample Multiplier: 1

Quant Time: May 27 16:59:12 2008  
 Quant Method : J:\MS13\METHODS\R13041408.M  
 Quant Title : EPA TO-15 per SOP VOA-TO15 (CASS TO-15/GC-MS)  
 QLast Update : Tue Apr 15 06:47:20 2008  
 Response via : Initial Calibration



TIC: 05120807.D\data.ms

(47) Trichloroethene (T)

16.539min (-0.017) 2.21ng

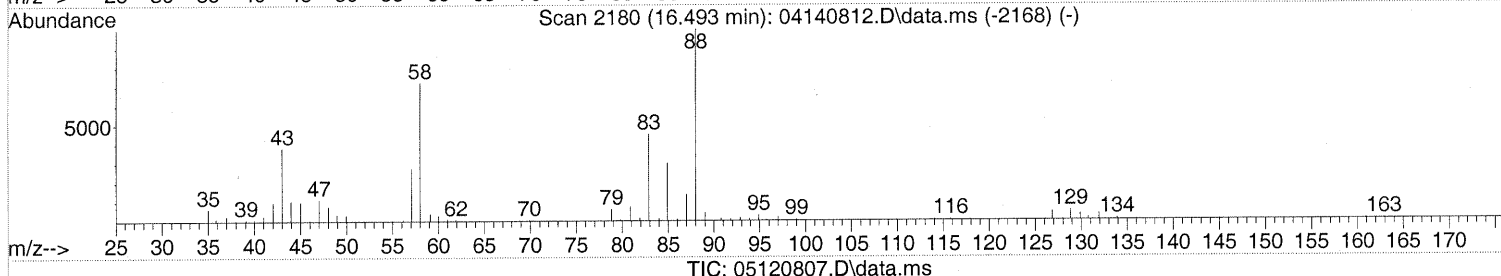
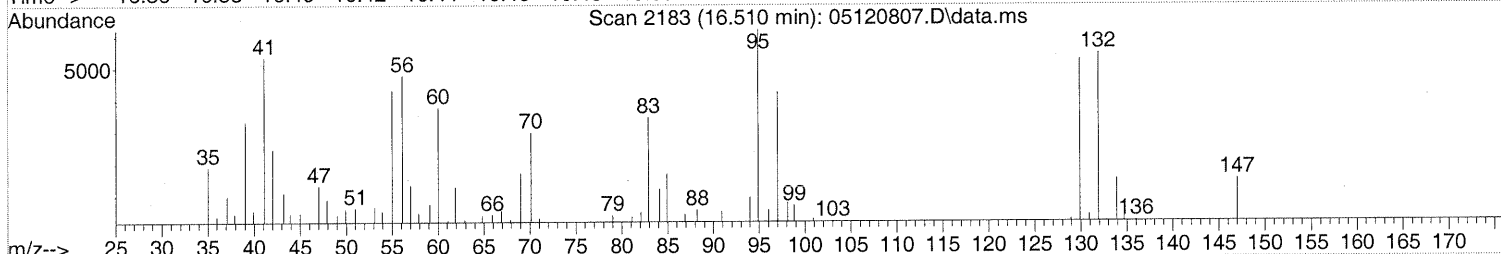
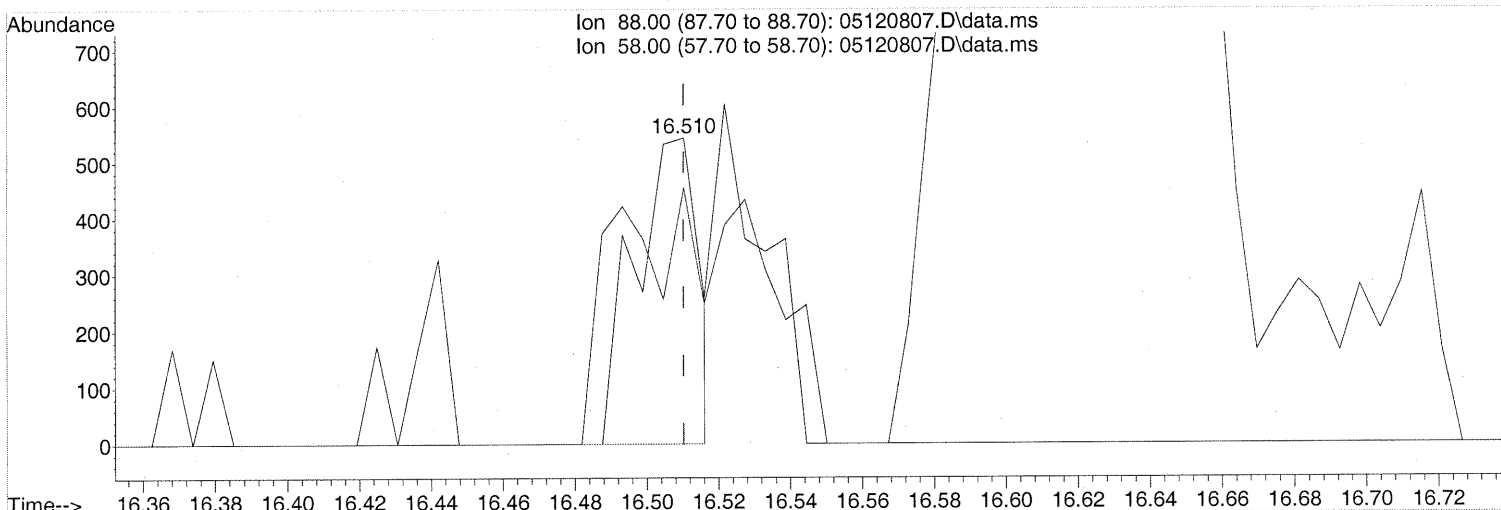
response 45506

Ion	Exp%	Act%
129.90	100	100
131.90	101.20	102.24
0.00	0.00	0.00
0.00	0.00	0.00

Quantitation Report (Qedit)

Data Path : J:\MS13\DATA\2008\_05\12\  
 Data File : 05120807.D  
 Acq On : 12 May 2008 14:50  
 Operator : RTB  
 Sample : P0801385-003 (1000mL)  
 Misc : ENSR SG41B-20D (-3.4, 3.5)  
 ALS Vial : 3 Sample Multiplier: 1

Quant Time: May 27 16:59:12 2008  
 Quant Method : J:\MS13\METHODS\R13041408.M  
 Quant Title : EPA TO-15 per SOP VOA-TO15 (CASS TO-15/GC-MS)  
 QLast Update : Tue Apr 15 06:47:20 2008  
 Response via : Initial Calibration



(48) 1,4-Dioxane (T)  
 16.510min (+0.000) 0.05ng  
 response 675

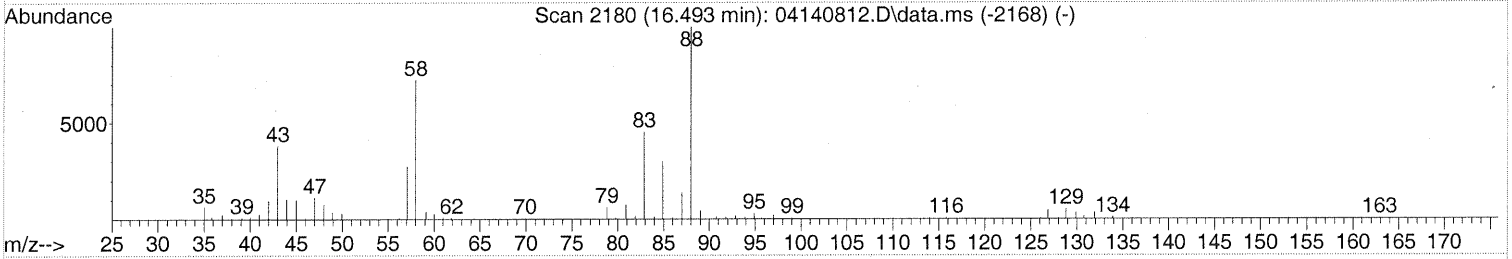
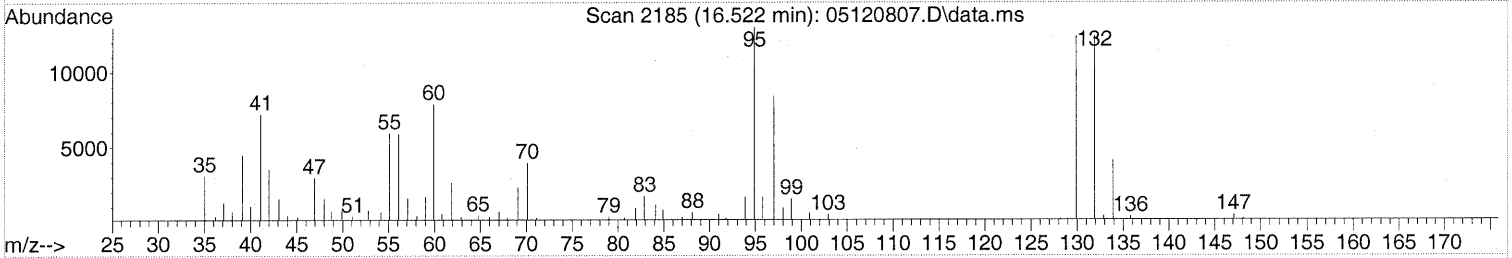
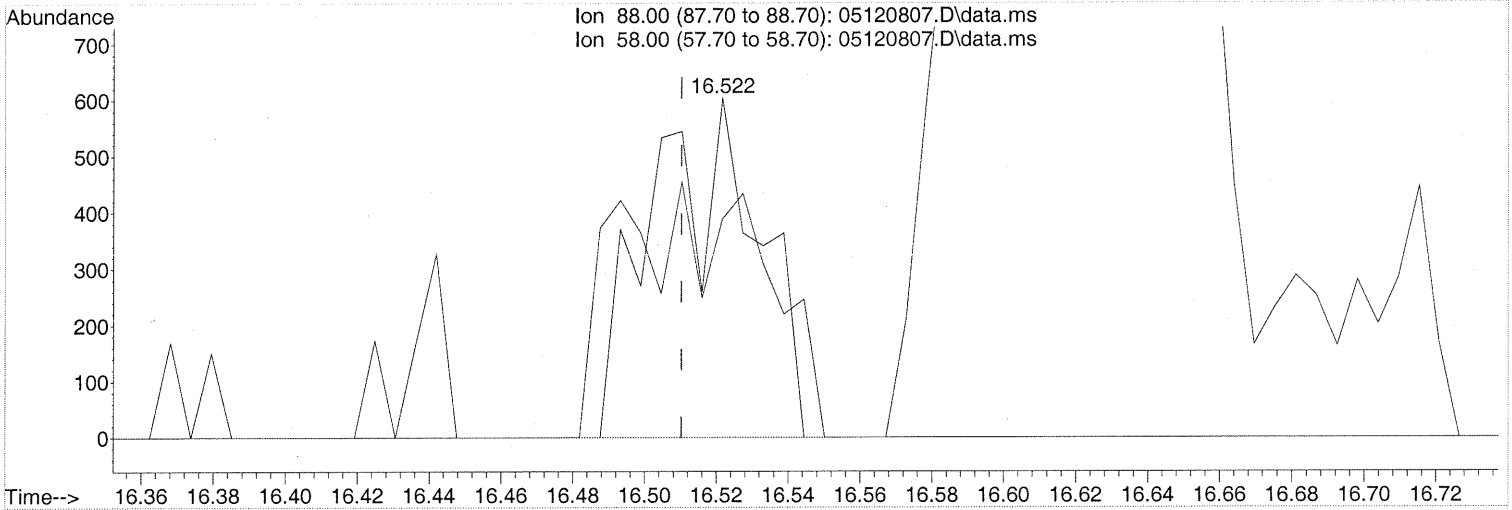
*split peak*

Ion	Exp%	Act%
88.00	100	100
58.00	90.10	71.70
0.00	0.00	0.00
0.00	0.00	0.00

Quantitation Report (Qedit)

Data Path : J:\MS13\DATA\2008\_05\12\  
 Data File : 05120807.D  
 Acq On : 12 May 2008 14:50  
 Operator : RTB  
 Sample : P0801385-003 (1000mL)  
 Misc : ENSR SG41B-20D (-3.4, 3.5)  
 ALS Vial : 3 Sample Multiplier: 1

Quant Time: May 27 16:59:12 2008  
 Quant Method : J:\MS13\METHODS\R13041408.M  
 Quant Title : EPA TO-15 per SOP VOA-TO15 (CASS TO-15/GC-MS)  
 QLast Update : Tue Apr 15 06:47:20 2008  
 Response via : Initial Calibration



TIC: 05120807.D\data.ms

(48) 1,4-Dioxane (T)

16.522min (+0.011) 0.08ng m

response 1246

Ion	Exp%	Act%
88.00	100	100
58.00	90.10	38.84#
0.00	0.00	0.00
0.00	0.00	0.00

*Integrate entire peak  
 before subtraction  
 5/27/08*

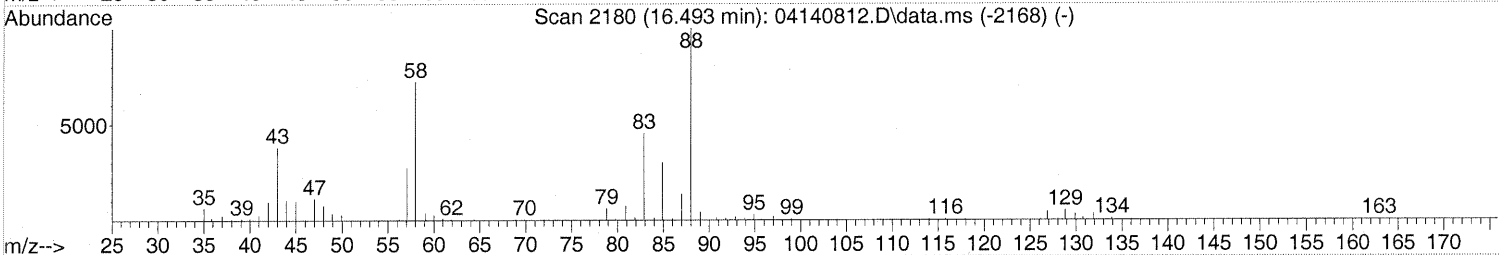
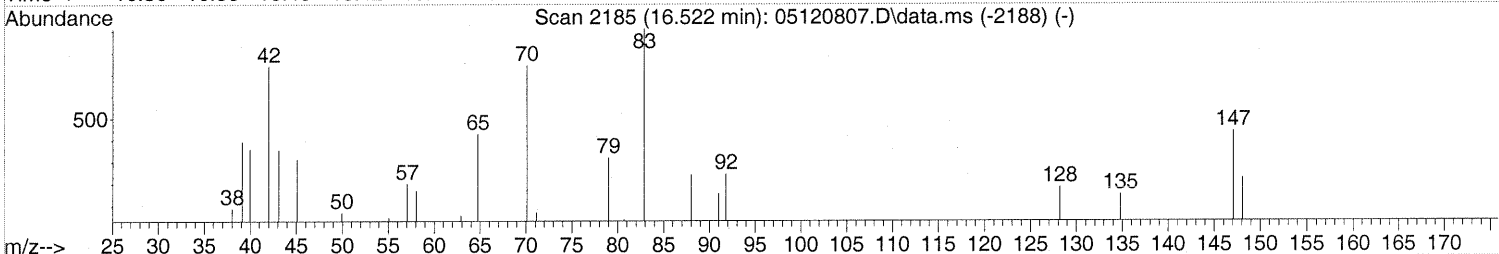
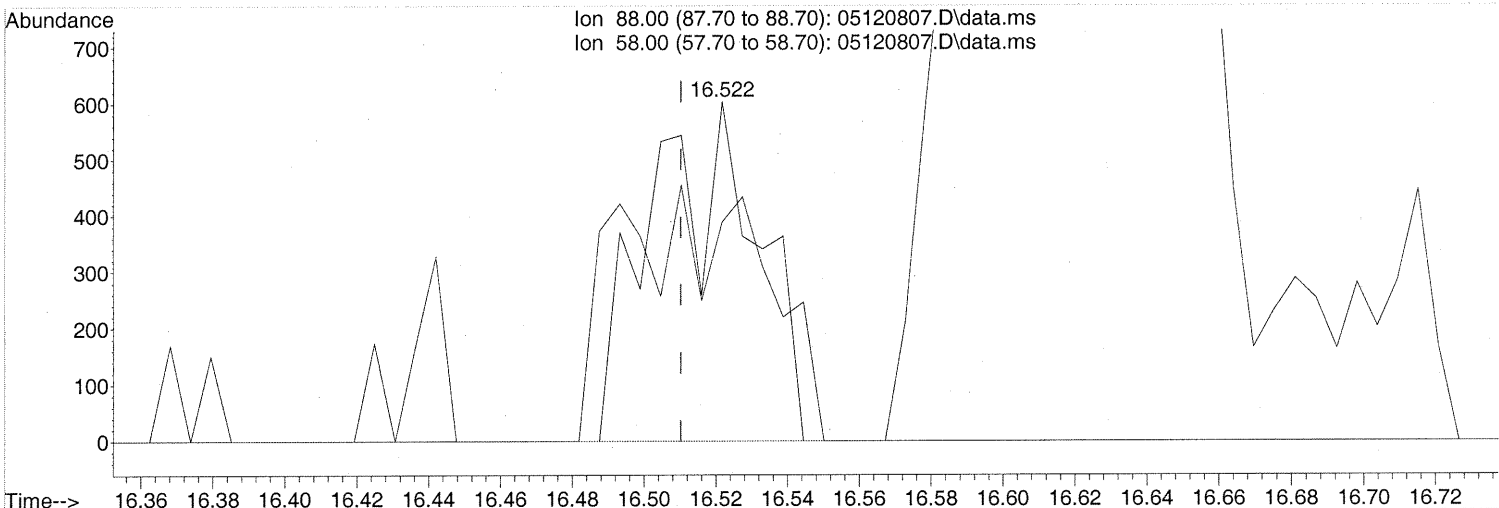
*WAS-126*



Quantitation Report (Qedit)

Data Path : J:\MS13\DATA\2008\_05\12\  
 Data File : 05120807.D  
 Acq On : 12 May 2008 14:50  
 Operator : RTB  
 Sample : P0801385-003 (1000mL)  
 Misc : ENSR SG41B-20D (-3.4, 3.5)  
 ALS Vial : 3 Sample Multiplier: 1

Quant Time: May 27 16:59:12 2008  
 Quant Method : J:\MS13\METHODS\R13041408.M  
 Quant Title : EPA TO-15 per SOP VOA-TO15 (CASS TO-15/GC-MS)  
 QLast Update : Tue Apr 15 06:47:20 2008  
 Response via : Initial Calibration



(48) 1,4-Dioxane (T)  
 16.522min (+0.011) 0.08ng m  
 response 1246

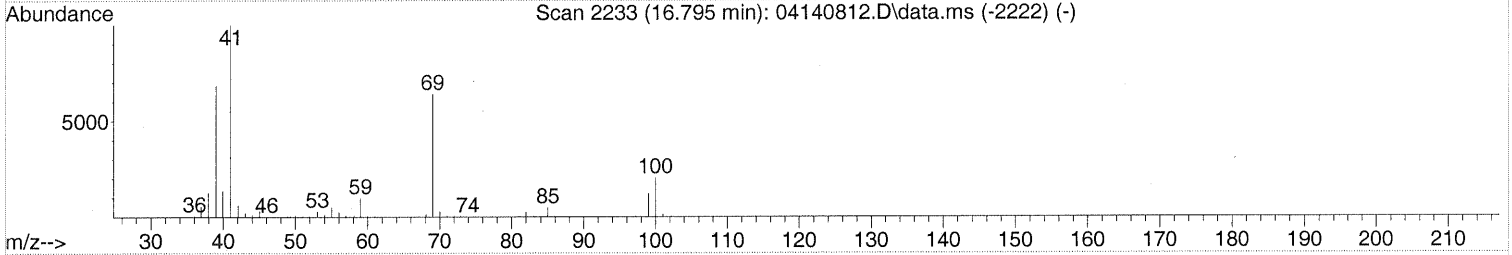
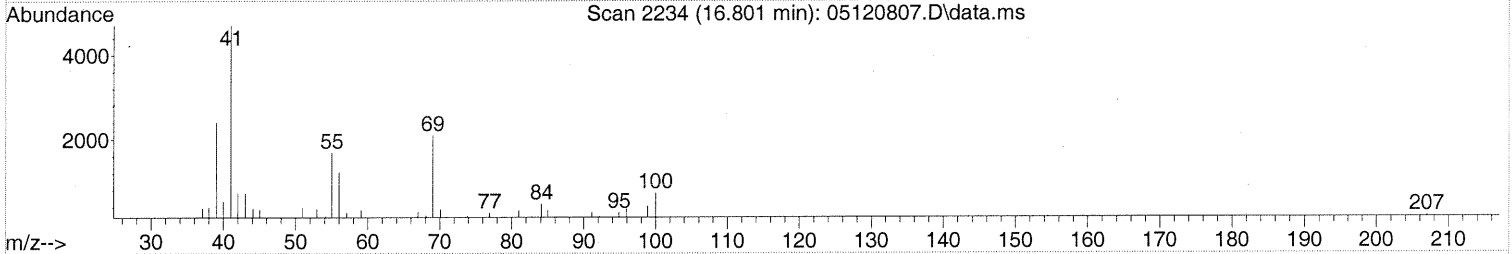
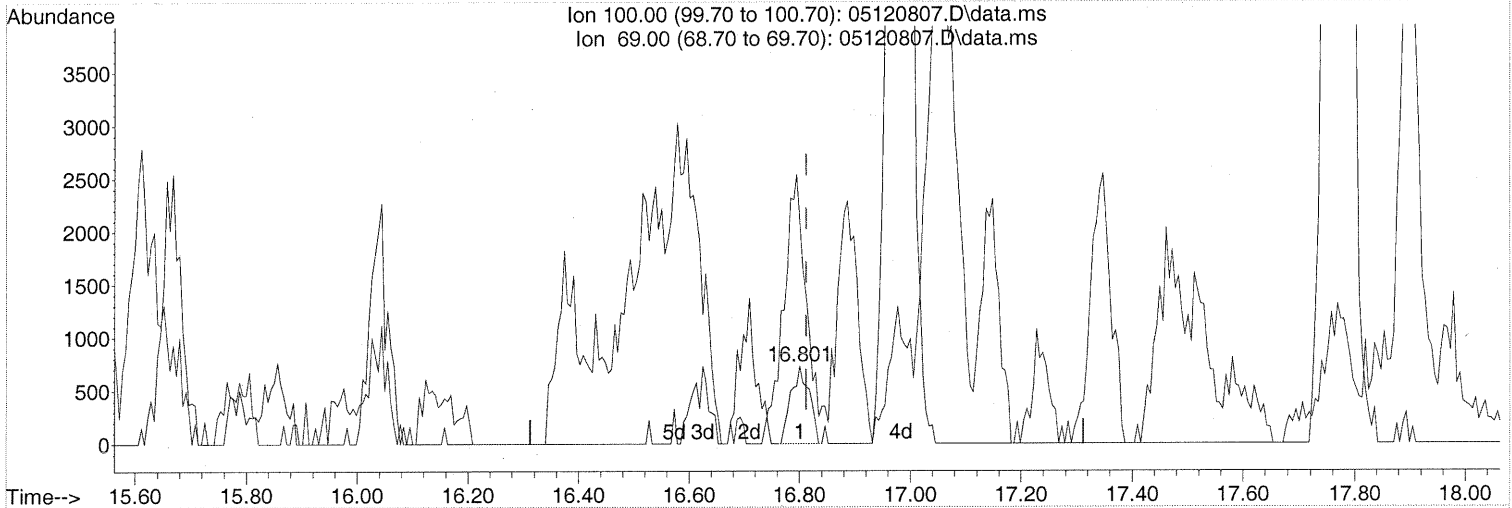
Ion	Exp%	Act%
88.00	100	100
58.00	90.10	38.84#
0.00	0.00	0.00
0.00	0.00	0.00

*Integrate entire peak after subtraction 05/27/08*  
*W/S/2008*

Quantitation Report (Qedit)

Data Path : J:\MS13\DATA\2008\_05\12\  
 Data File : 05120807.D  
 Acq On : 12 May 2008 14:50  
 Operator : RTB  
 Sample : P0801385-003 (1000mL)  
 Misc : ENSR SG41B-20D (-3.4, 3.5)  
 ALS Vial : 3 Sample Multiplier: 1

Quant Time: May 27 16:59:12 2008  
 Quant Method : J:\MS13\METHODS\R13041408.M  
 Quant Title : EPA TO-15 per SOP VOA-TO15 (CASS TO-15/GC-MS)  
 QLast Update : Tue Apr 15 06:47:20 2008  
 Response via : Initial Calibration



TIC: 05120807.D\data.ms

(50) Methyl Methacrylate (T)

16.801min (-0.011) 0.22ng

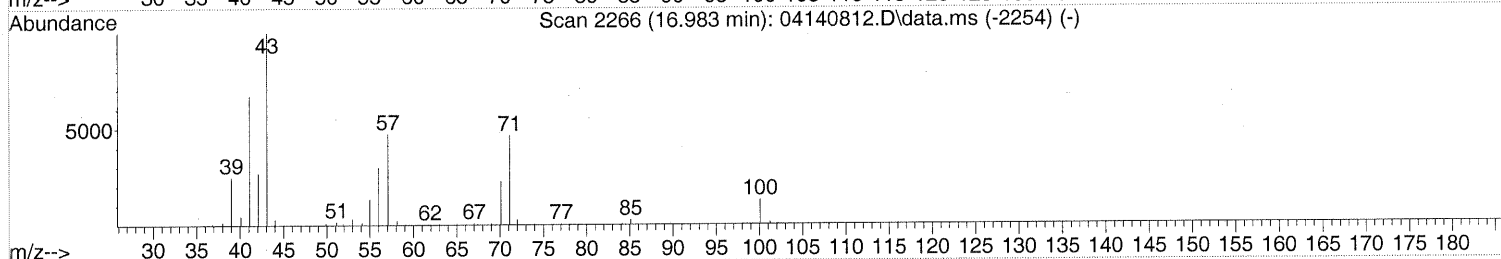
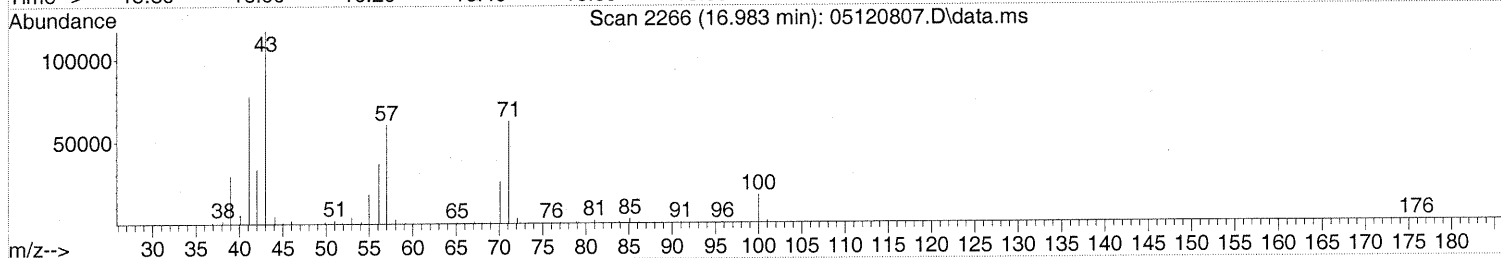
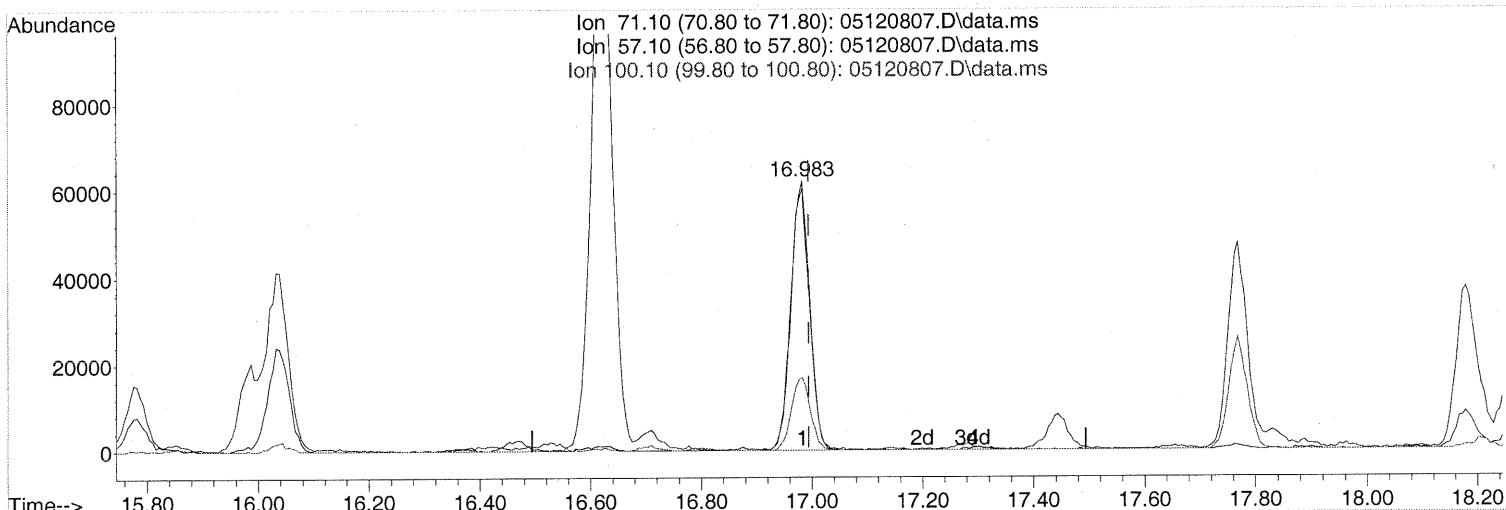
response 1684

Ion	Exp%	Act%
100.00	100	100
69.00	259.70	432.90#
0.00	0.00	0.00
0.00	0.00	0.00

Quantitation Report (Qedit)

Data Path : J:\MS13\DATA\2008\_05\12\  
 Data File : 05120807.D  
 Acq On : 12 May 2008 14:50  
 Operator : RTB  
 Sample : P0801385-003 (1000mL)  
 Misc : ENSR SG41B-20D (-3.4, 3.5)  
 ALS Vial : 3 Sample Multiplier: 1

Quant Time: May 27 16:59:12 2008  
 Quant Method : J:\MS13\METHODS\R13041408.M  
 Quant Title : EPA TO-15 per SOP VOA-TO15 (CASS TO-15/GC-MS)  
 QLast Update : Tue Apr 15 06:47:20 2008  
 Response via : Initial Calibration



(51) n-Heptane (T)

16.983min (-0.011) 6.29ng

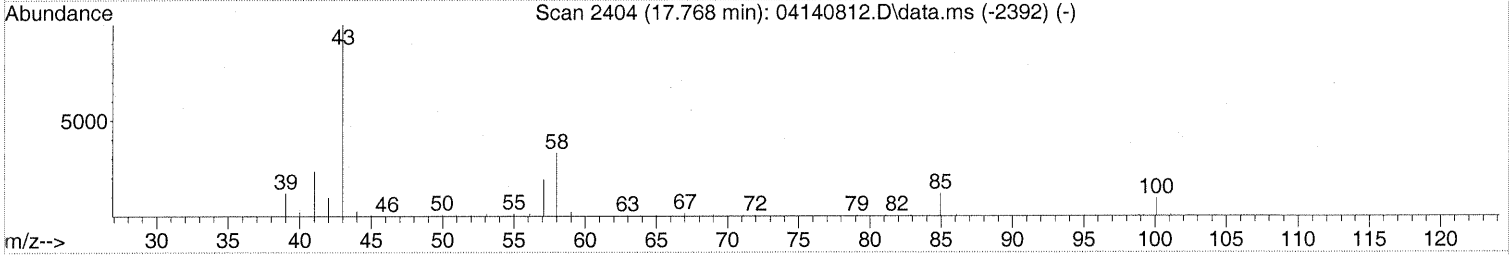
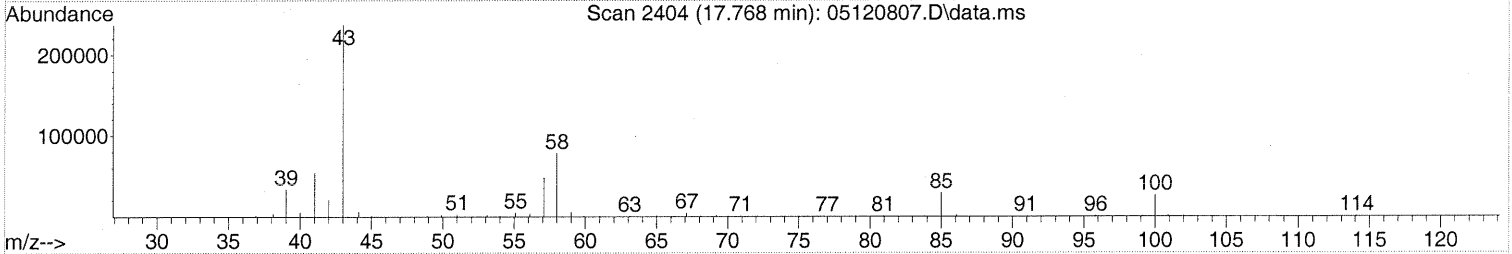
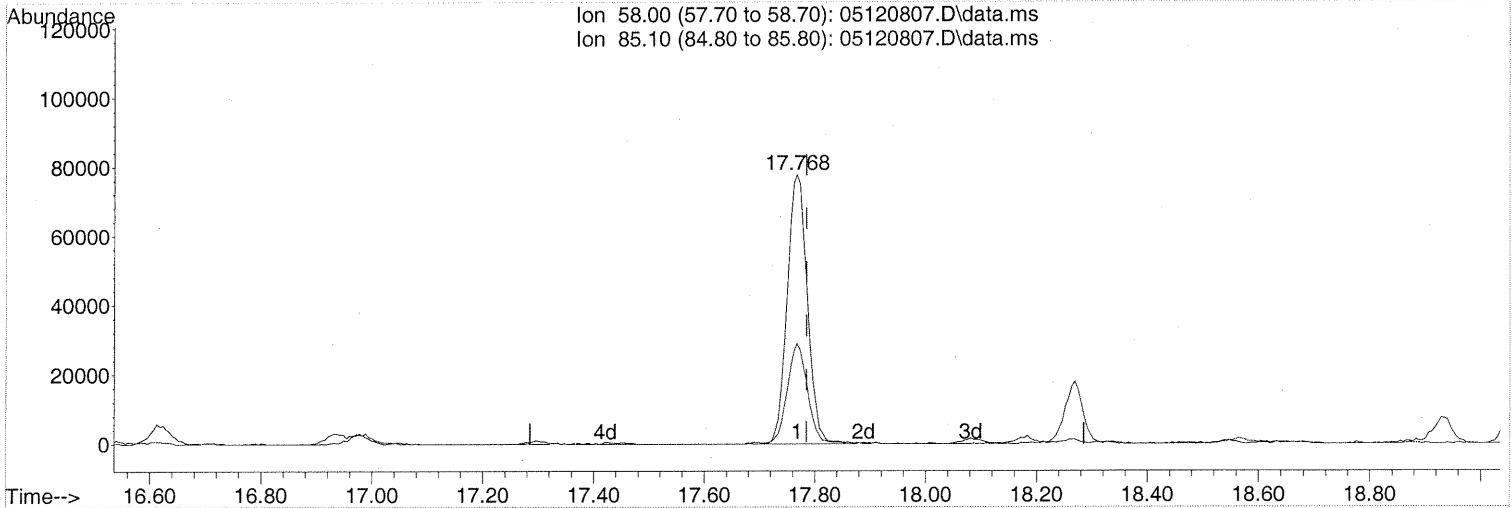
response 146157

Ion	Exp%	Act%
71.10	100	100
57.10	124.90	98.61#
100.10	30.10	27.49
0.00	0.00	0.00

Quantitation Report (Qedit)

Data Path : J:\MS13\DATA\2008\_05\12\  
 Data File : 05120807.D  
 Acq On : 12 May 2008 14:50  
 Operator : RTB  
 Sample : P0801385-003 (1000mL)  
 Misc : ENSR SG41B-20D (-3.4, 3.5)  
 ALS Vial : 3 Sample Multiplier: 1

Quant Time: May 27 16:59:12 2008  
 Quant Method : J:\MS13\METHODS\R13041408.M  
 Quant Title : EPA TO-15 per SOP VOA-TO15 (CASS TO-15/GC-MS)  
 QLast Update : Tue Apr 15 06:47:20 2008  
 Response via : Initial Calibration



(53) 4-Methyl-2-pentanone (T)

17.768min (-0.017) 8.60ng

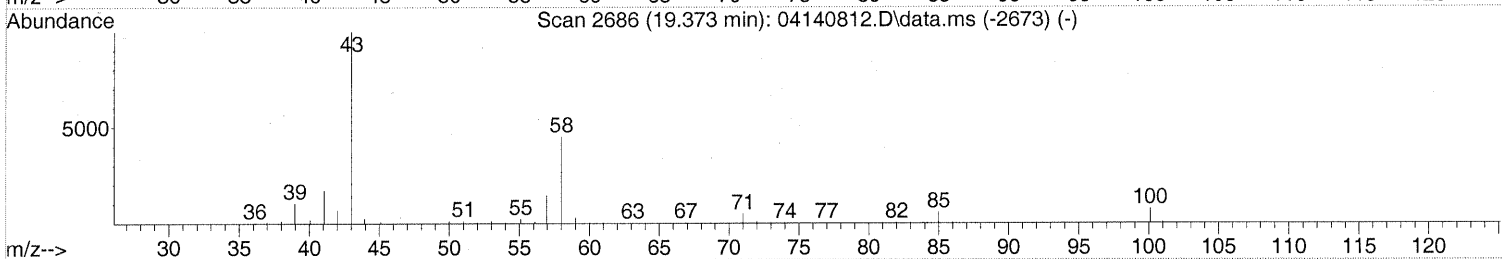
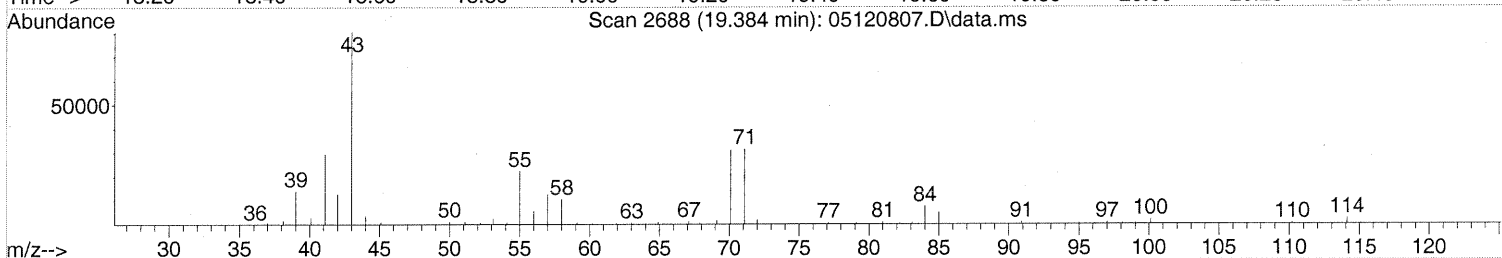
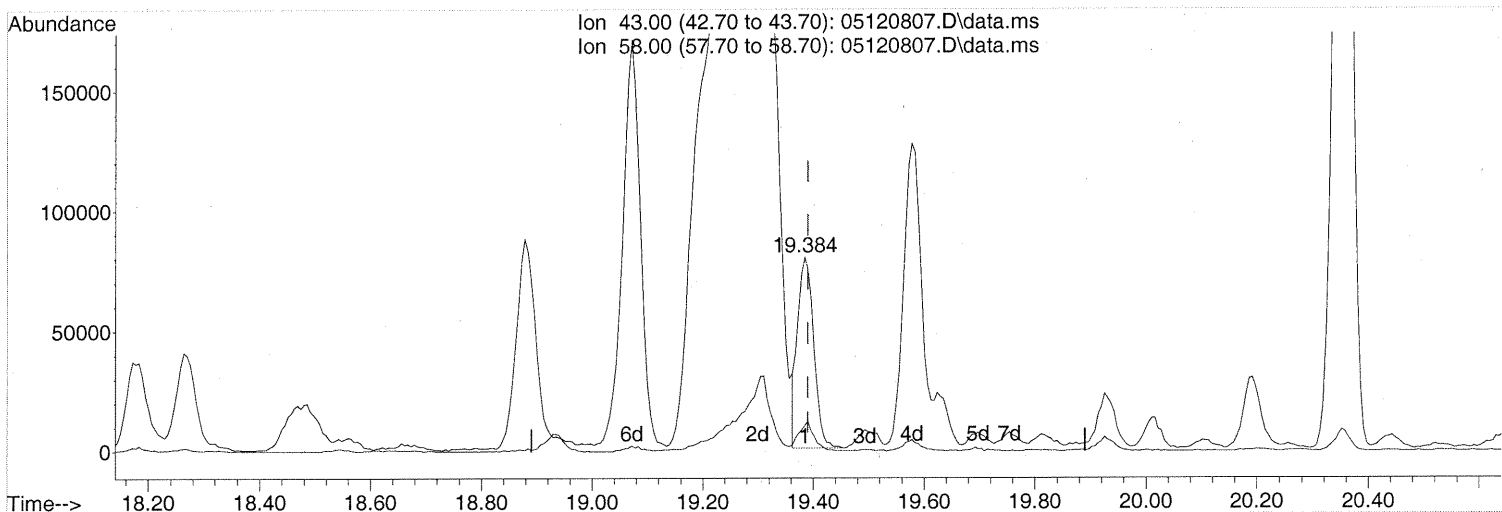
response 197352

Ion	Exp%	Act%
58.00	100	100
85.10	30.10	37.63
0.00	0.00	0.00
0.00	0.00	0.00

Quantitation Report (Qedit)

Data Path : J:\MS13\DATA\2008\_05\12\  
 Data File : 05120807.D  
 Acq On : 12 May 2008 14:50  
 Operator : RTB  
 Sample : P0801385-003 (1000mL)  
 Misc : ENSR SG41B-20D (-3.4, 3.5)  
 ALS Vial : 3 Sample Multiplier: 1

Quant Time: May 27 16:59:12 2008  
 Quant Method : J:\MS13\METHODS\R13041408.M  
 Quant Title : EPA TO-15 per SOP VOA-TO15 (CASS TO-15/GC-MS)  
 QLast Update : Tue Apr 15 06:47:20 2008  
 Response via : Initial Calibration



(59) 2-Hexanone (T)

19.384min (-0.006) 2.45ng

response 159977

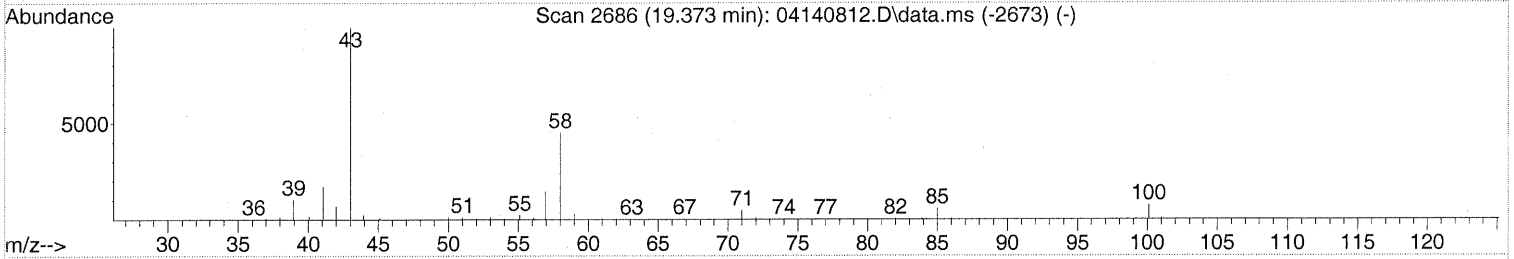
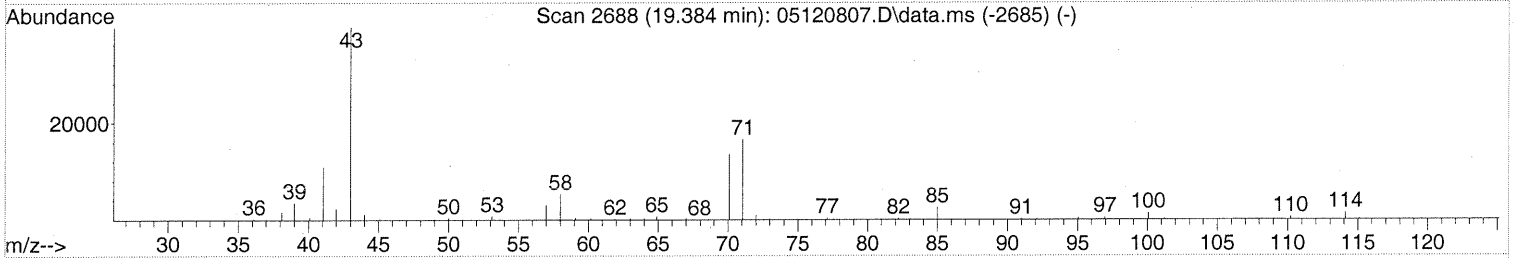
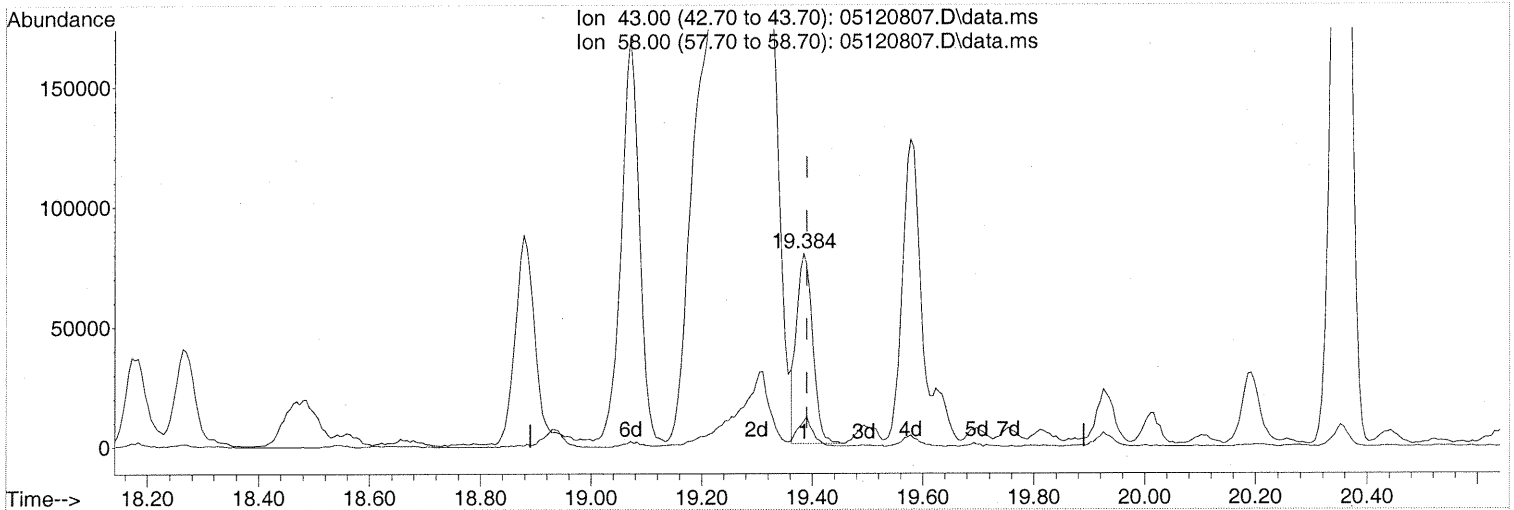
Ion	Exp%	Act%
43.00	100	100
58.00	61.70	15.26#
0.00	0.00	0.00
0.00	0.00	0.00

*Baseline subtraction*

Quantitation Report (Qedit)

Data Path : J:\MS13\DATA\2008\_05\12\  
 Data File : 05120807.D  
 Acq On : 12 May 2008 14:50  
 Operator : RTB  
 Sample : P0801385-003 (1000mL)  
 Misc : ENSR SG41B-20D (-3.4, 3.5)  
 ALS Vial : 3 Sample Multiplier: 1

Quant Time: May 27 16:59:12 2008  
 Quant Method : J:\MS13\METHODS\R13041408.M  
 Quant Title : EPA TO-15 per SOP VOA-TO15 (CASS TO-15/GC-MS)  
 QLast Update : Tue Apr 15 06:47:20 2008  
 Response via : Initial Calibration



TIC: 05120807.D\data.ms

(59) 2-Hexanone (T)  
 19.384min (-0.006) 2.45ng  
 response 159977

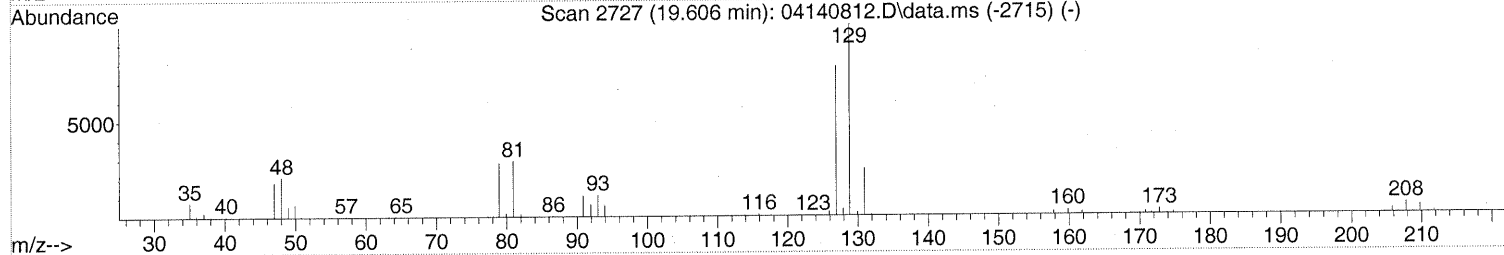
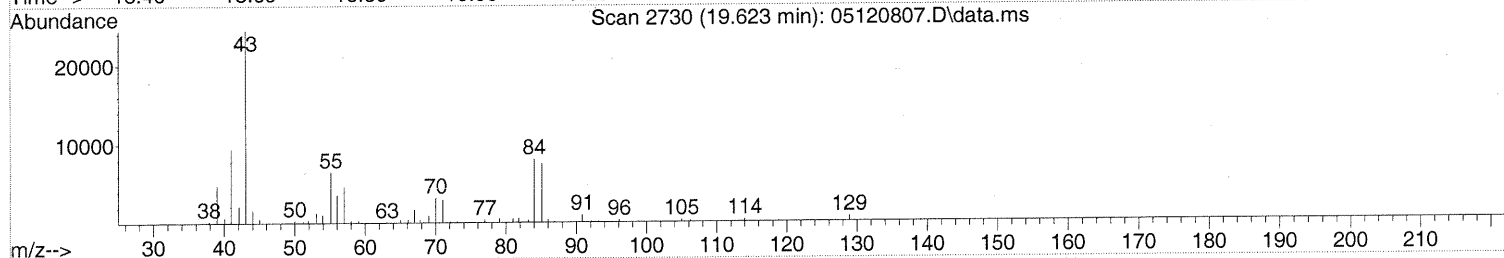
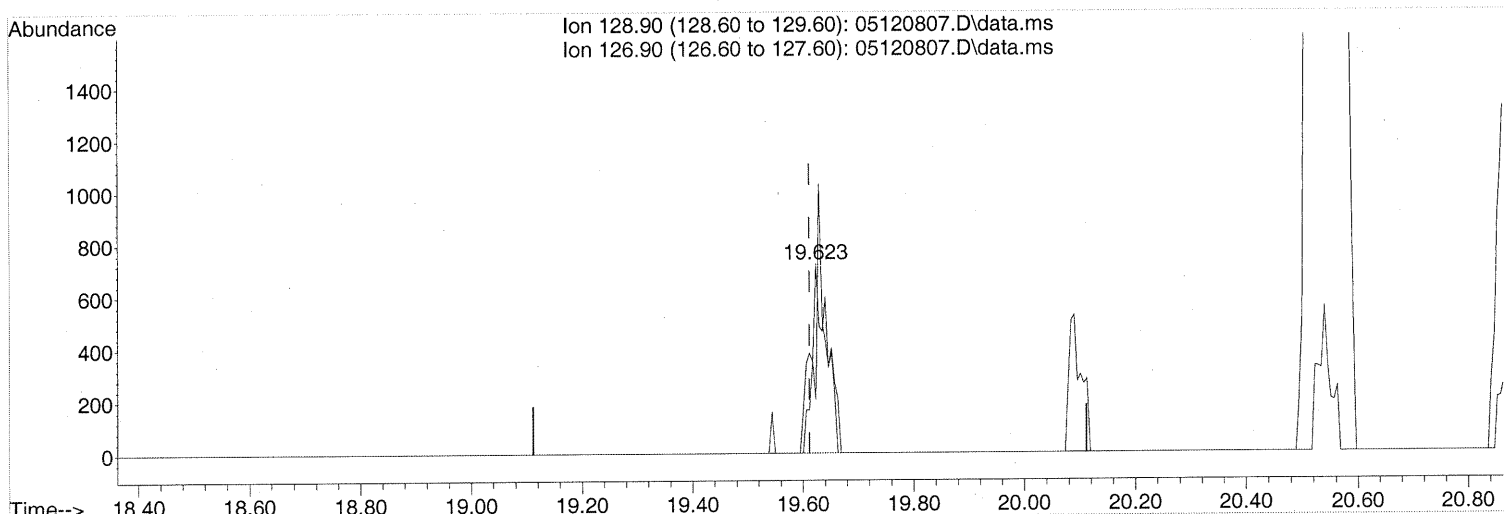
Ion	Exp%	Act%
43.00	100	100
58.00	61.70	15.26#
0.00	0.00	0.00
0.00	0.00	0.00

*After subtraction  
 5/27/08  
 WBS/28/08*

Quantitation Report (Qedit)

Data Path : J:\MS13\DATA\2008\_05\12\  
 Data File : 05120807.D  
 Acq On : 12 May 2008 14:50  
 Operator : RTB  
 Sample : P0801385-003 (1000mL)  
 Misc : ENSR SG41B-20D (-3.4, 3.5)  
 ALS Vial : 3 Sample Multiplier: 1

Quant Time: May 27 16:59:12 2008  
 Quant Method : J:\MS13\METHODS\R13041408.M  
 Quant Title : EPA TO-15 per SOP VOA-TO15 (CASS TO-15/GC-MS)  
 QLast Update : Tue Apr 15 06:47:20 2008  
 Response via : Initial Calibration



(60) Dibromochloromethane (T)

19.623min (+0.012) 0.07ng

response 1517

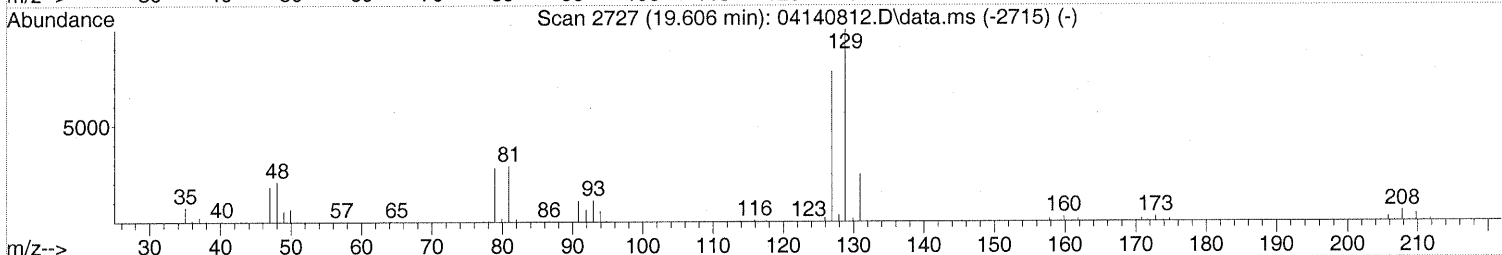
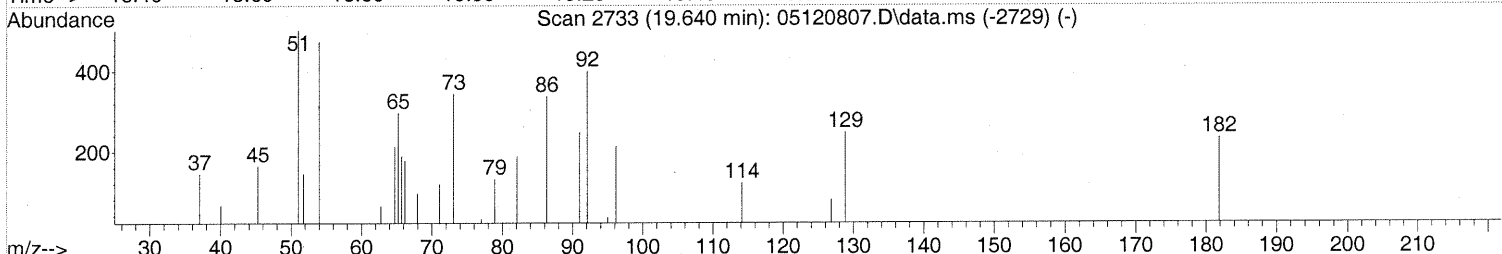
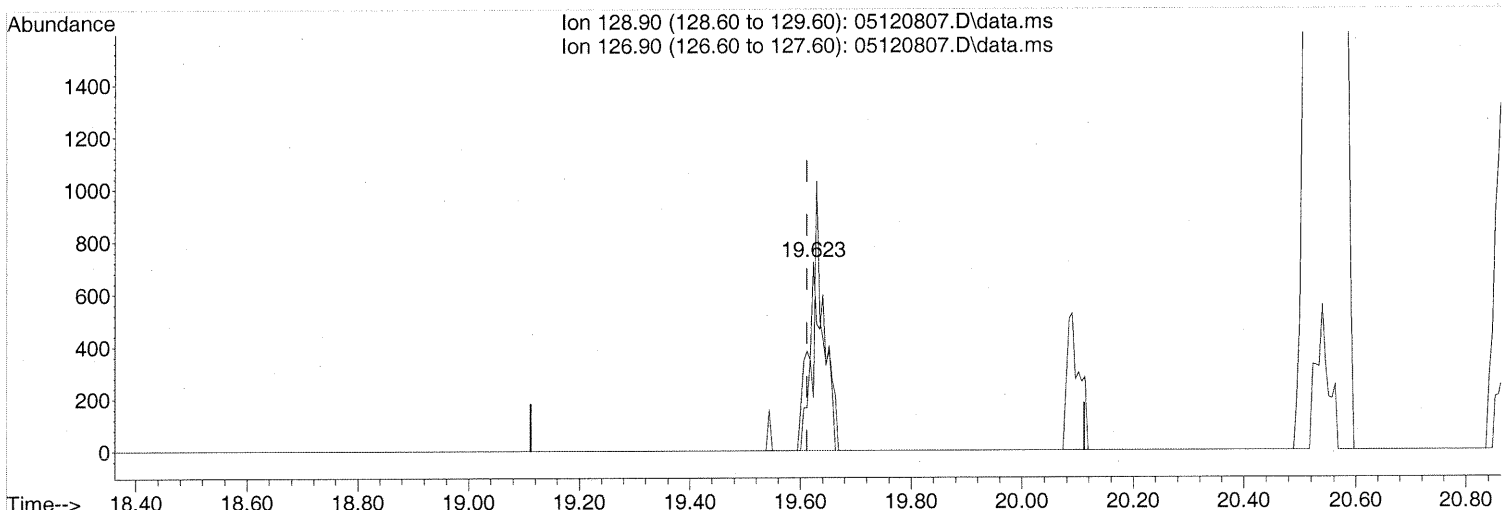
Ion	Exp%	Act%
128.90	100	100
126.90	76.90	91.43
0.00	0.00	0.00
0.00	0.00	0.00

*Before subtraction*

Quantitation Report (Qedit)

Data Path : J:\MS13\DATA\2008\_05\12\  
 Data File : 05120807.D  
 Acq On : 12 May 2008 14:50  
 Operator : RTB  
 Sample : P0801385-003 (1000mL)  
 Misc : ENSR SG41B-20D (-3.4, 3.5)  
 ALS Vial : 3 Sample Multiplier: 1

Quant Time: May 27 16:59:12 2008  
 Quant Method : J:\MS13\METHODS\R13041408.M  
 Quant Title : EPA TO-15 per SOP VOA-TO15 (CASS TO-15/GC-MS)  
 QLast Update : Tue Apr 15 06:47:20 2008  
 Response via : Initial Calibration



TIC: 05120807.D\data.ms

(60) Dibromochloromethane (T)

19.623min (+0.012) 0.07ng

response 1517

Ion	Exp%	Act%
128.90	100	100
126.90	76.90	91.43
0.00	0.00	0.00
0.00	0.00	0.00

*After subtraction  
 05/27/08*

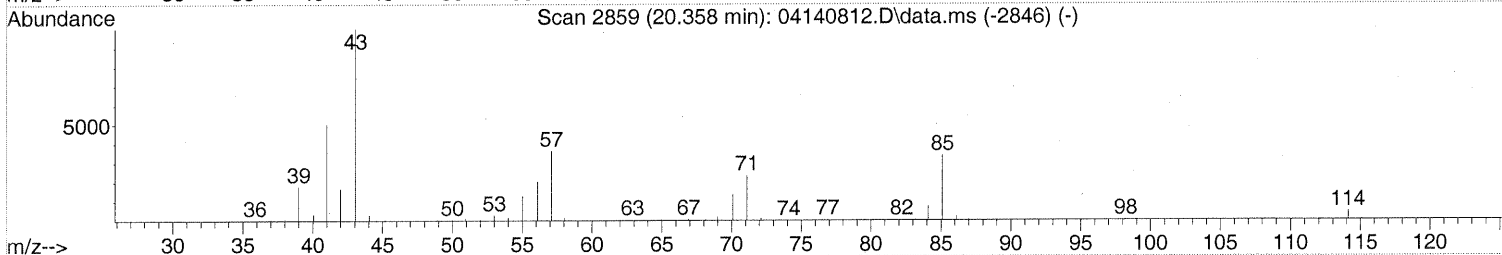
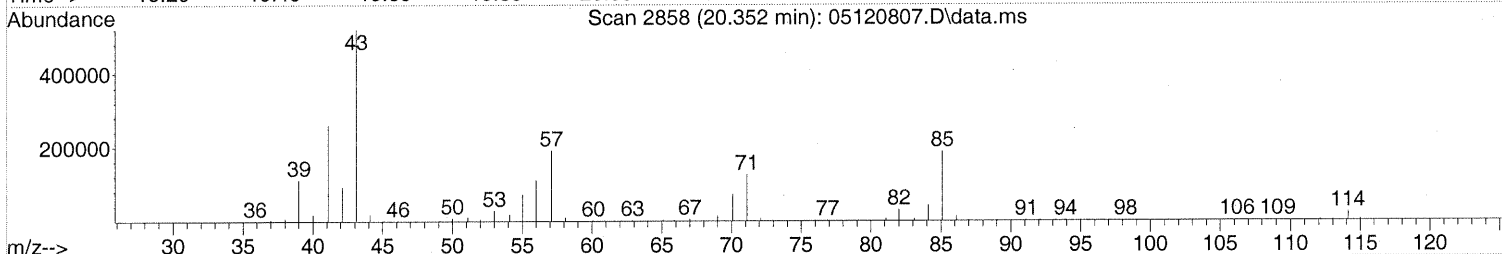
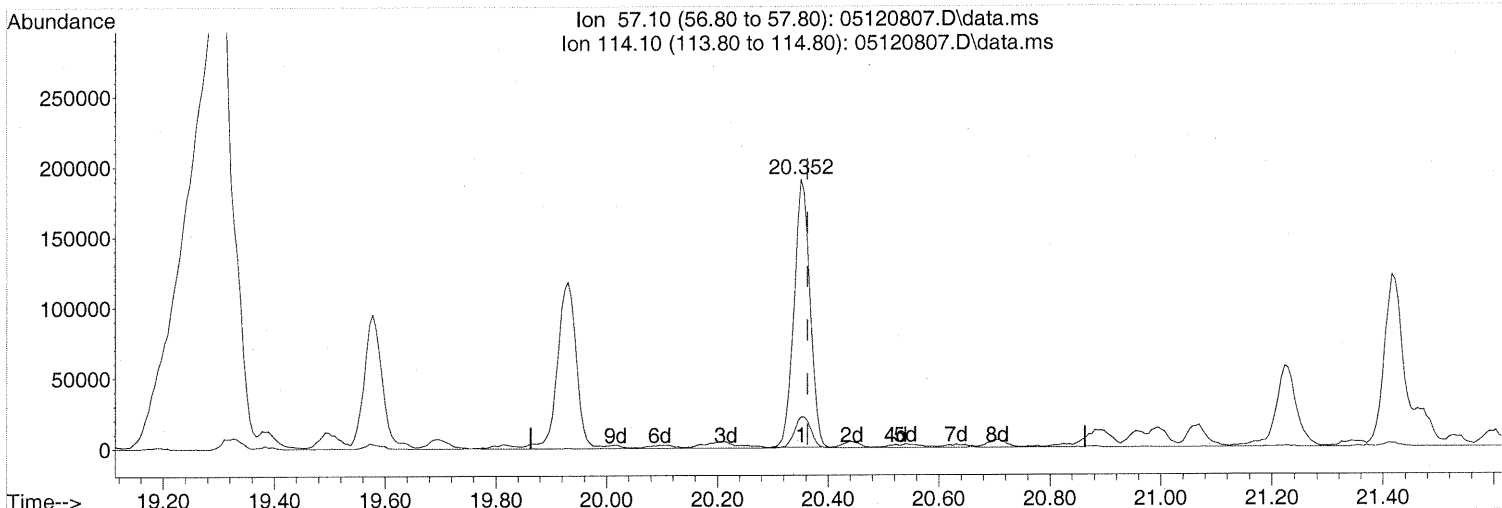
*05/27/08*



Quantitation Report (Qedit)

Data Path : J:\MS13\DATA\2008\_05\12\  
 Data File : 05120807.D  
 Acq On : 12 May 2008 14:50  
 Operator : RTB  
 Sample : P0801385-003 (1000mL)  
 Misc : ENSR SG41B-20D (-3.4, 3.5)  
 ALS Vial : 3 Sample Multiplier: 1

Quant Time: May 27 16:59:12 2008  
 Quant Method : J:\MS13\METHODS\R13041408.M  
 Quant Title : EPA TO-15 per SOP VOA-TO15 (CASS TO-15/GC-MS)  
 QLast Update : Tue Apr 15 06:47:20 2008  
 Response via : Initial Calibration



TIC: 05120807.D\data.ms

(63) n-Octane (T)

20.352min (-0.011) 18.54ng

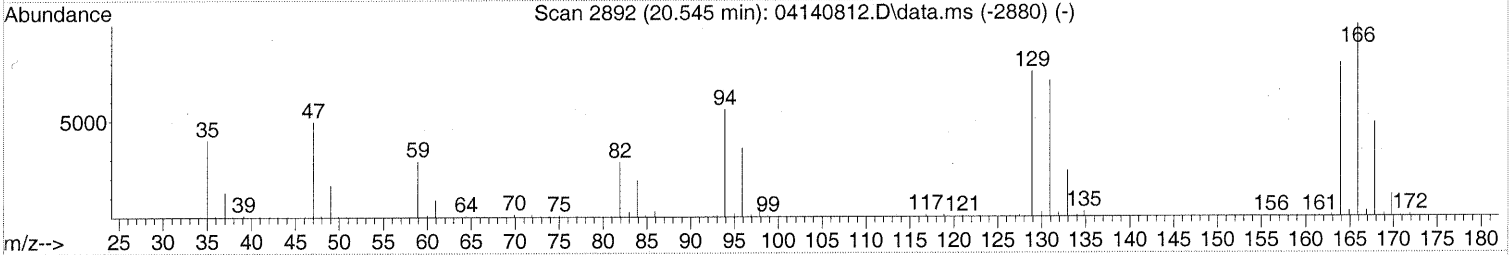
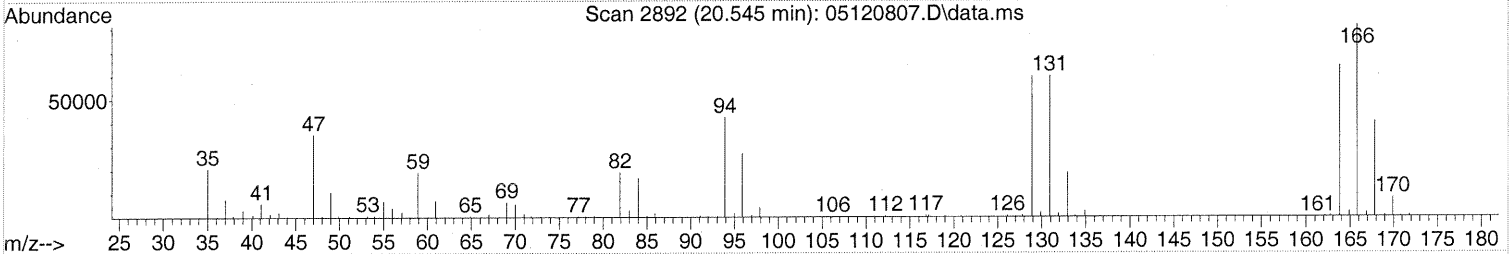
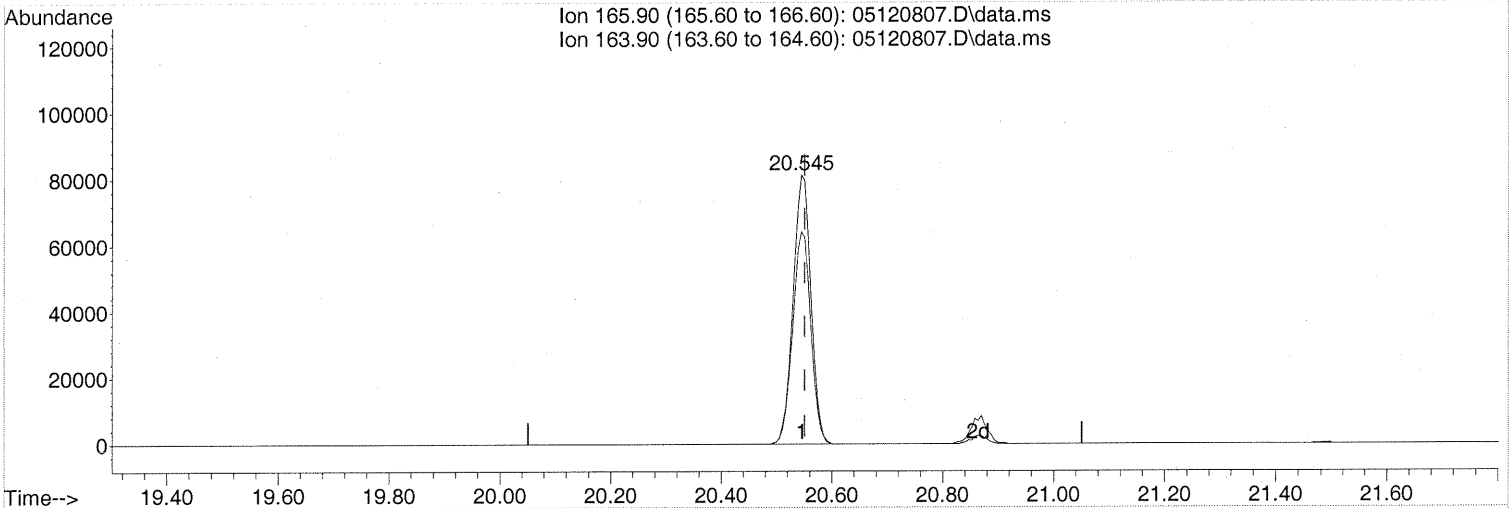
response 380517

Ion	Exp%	Act%
57.10	100	100
114.10	10.20	12.28
0.00	0.00	0.00
0.00	0.00	0.00

Quantitation Report (Qedit)

Data Path : J:\MS13\DATA\2008\_05\12\  
 Data File : 05120807.D  
 Acq On : 12 May 2008 14:50  
 Operator : RTB  
 Sample : P0801385-003 (1000mL)  
 Misc : ENSR SG41B-20D (-3.4, 3.5)  
 ALS Vial : 3 Sample Multiplier: 1

Quant Time: May 27 16:59:12 2008  
 Quant Method : J:\MS13\METHODS\R13041408.M  
 Quant Title : EPA TO-15 per SOP VOA-TO15 (CASS TO-15/GC-MS)  
 QLast Update : Tue Apr 15 06:47:20 2008  
 Response via : Initial Calibration



TIC: 05120807.D\data.ms

(64) Tetrachloroethene (T)

20.545min (-0.006) 8.23ng

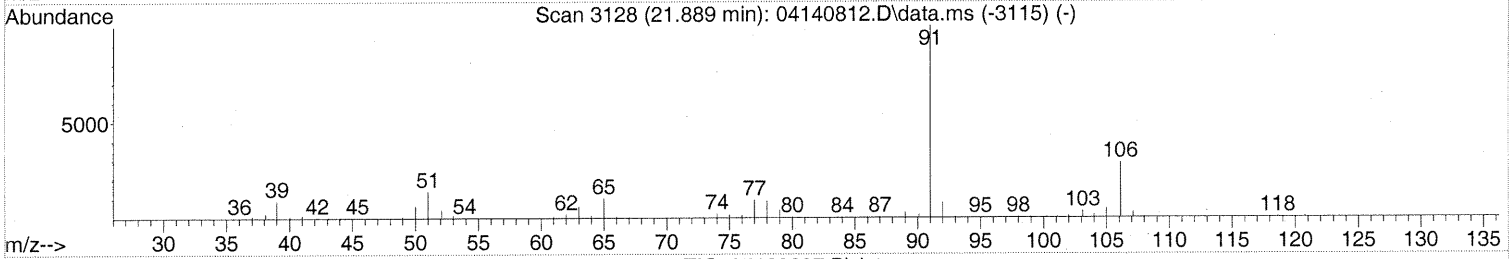

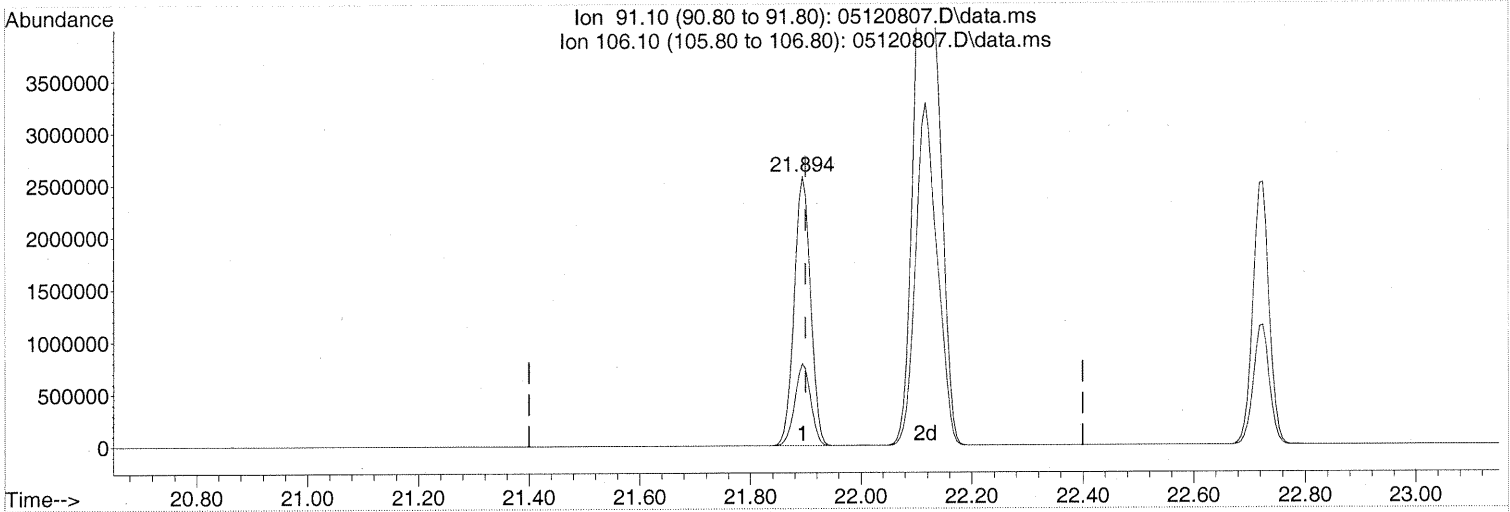
response 180547

Ion	Exp%	Act%
165.90	100	100
163.90	78.70	80.44
0.00	0.00	0.00
0.00	0.00	0.00

Quantitation Report (Qedit)

Data Path : J:\MS13\DATA\2008\_05\12\  
 Data File : 05120807.D  
 Acq On : 12 May 2008 14:50  
 Operator : RTB  
 Sample : P0801385-003 (1000mL)  
 Misc : ENSR SG41B-20D (-3.4, 3.5)  
 ALS Vial : 3 Sample Multiplier: 1

Quant Time: May 27 16:59:12 2008  
 Quant Method : J:\MS13\METHODS\R13041408.M  
 Quant Title : EPA TO-15 per SOP VOA-TO15 (CASS TO-15/GC-MS)  
 QLast Update : Tue Apr 15 06:47:20 2008  
 Response via : Initial Calibration



TIC: 05120807.D\data.ms

(66) Ethylbenzene (T)

21.894min (-0.006) 54.27ng

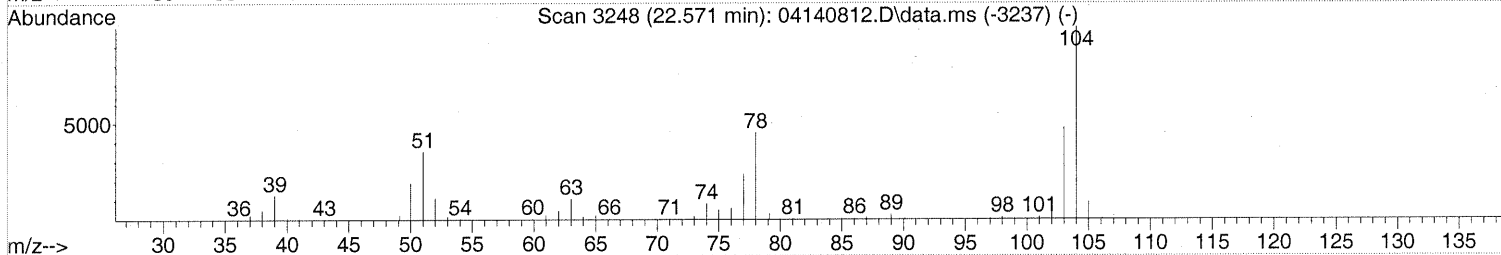
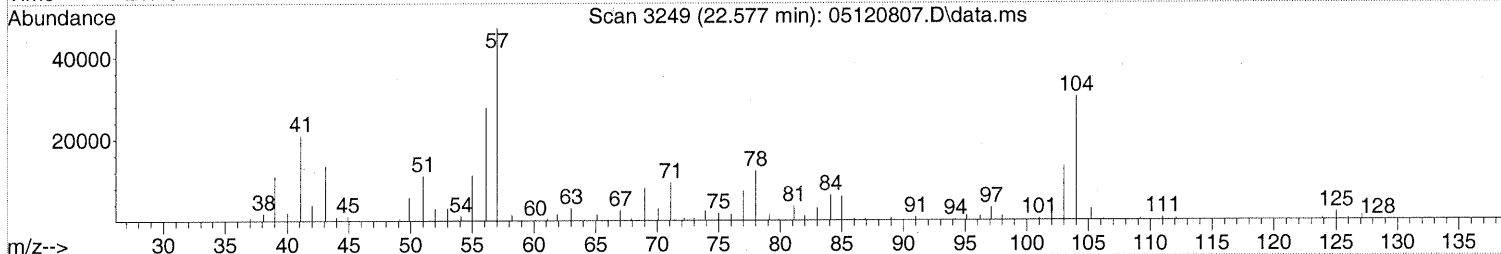
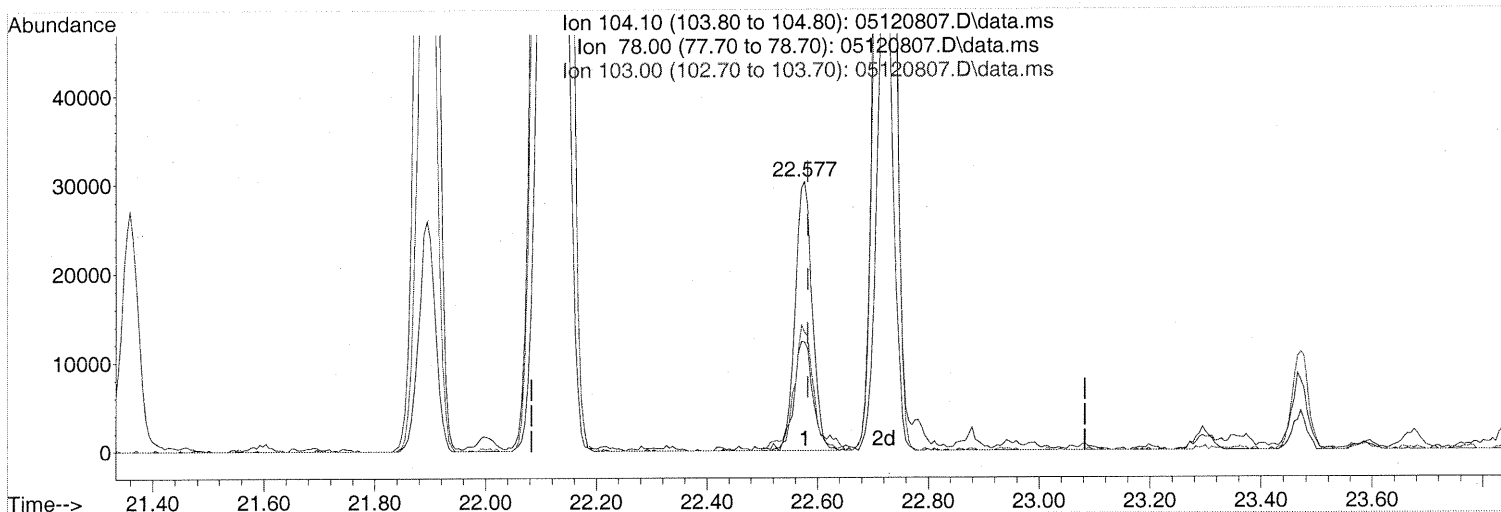
response 5306869

Ion	Exp%	Act%
91.10	100	100
106.10	34.10	29.99
0.00	0.00	0.00
0.00	0.00	0.00

Quantitation Report (Qedit)

Data Path : J:\MS13\DATA\2008\_05\12\  
 Data File : 05120807.D  
 Acq On : 12 May 2008 14:50  
 Operator : RTB  
 Sample : P0801385-003 (1000mL)  
 Misc : ENSR SG41B-20D (-3.4, 3.5)  
 ALS Vial : 3 Sample Multiplier: 1

Quant Time: May 27 16:59:12 2008  
 Quant Method : J:\MS13\METHODS\R13041408.M  
 Quant Title : EPA TO-15 per SOP VOA-TO15 (CASS TO-15/GC-MS)  
 QLast Update : Tue Apr 15 06:47:20 2008  
 Response via : Initial Calibration



(69) Styrene (T)

22.577min (-0.006) 1.16ng

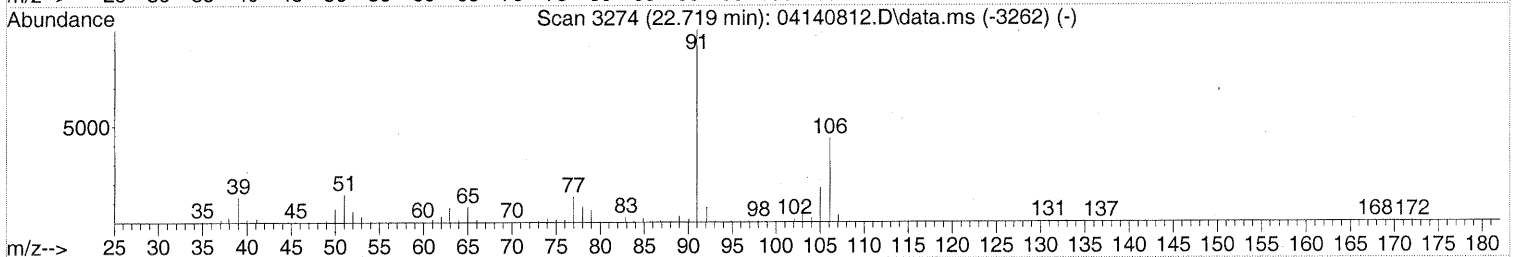
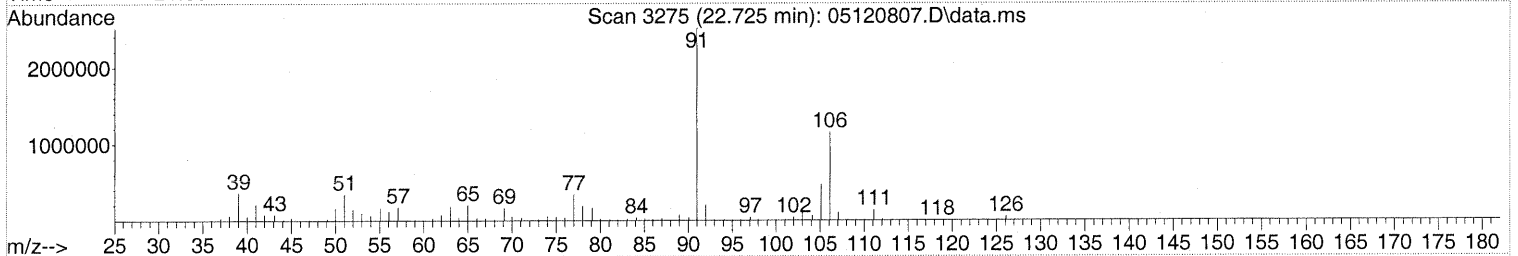
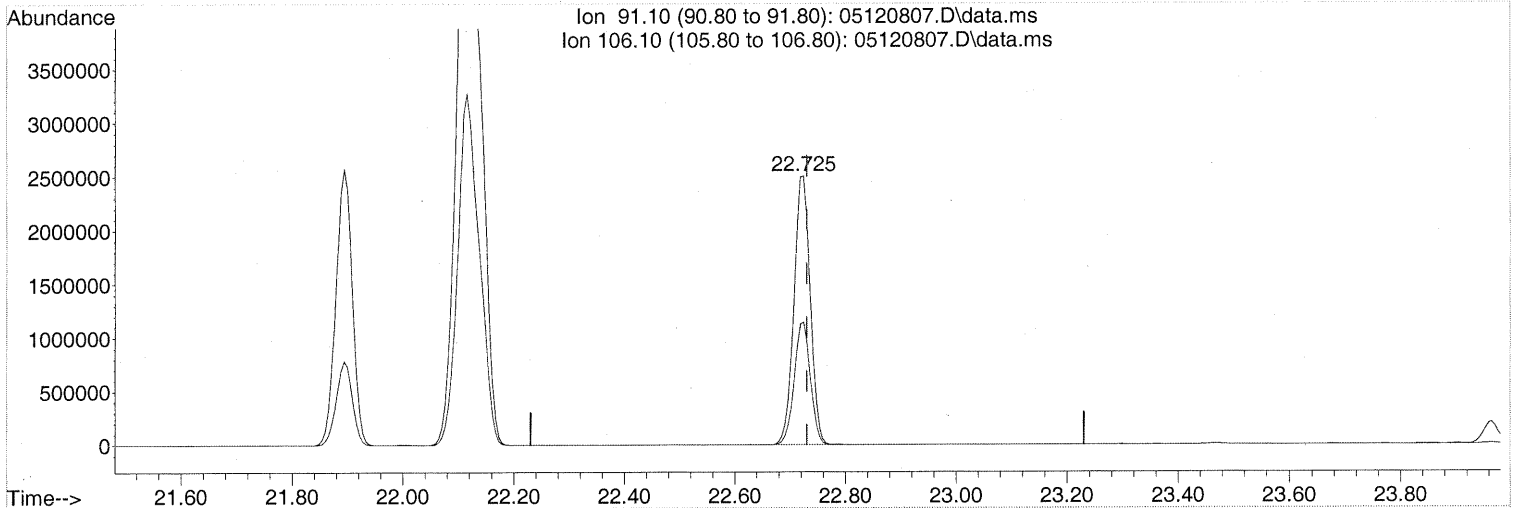
response 65209

Ion	Exp%	Act%
104.10	100	100
78.00	39.40	44.01
103.00	47.10	53.89
0.00	0.00	0.00

Quantitation Report (Qedit)

Data Path : J:\MS13\DATA\2008\_05\12\  
 Data File : 05120807.D  
 Acq On : 12 May 2008 14:50  
 Operator : RTB  
 Sample : P0801385-003 (1000mL)  
 Misc : ENSR SG41B-20D (-3.4, 3.5)  
 ALS Vial : 3 Sample Multiplier: 1

Quant Time: May 27 16:59:12 2008  
 Quant Method : J:\MS13\METHODS\R13041408.M  
 Quant Title : EPA TO-15 per SOP VOA-TO15 (CASS TO-15/GC-MS)  
 QLast Update : Tue Apr 15 06:47:20 2008  
 Response via : Initial Calibration



(70) o-Xylene (T)

22.725min (-0.006) 72.45ng

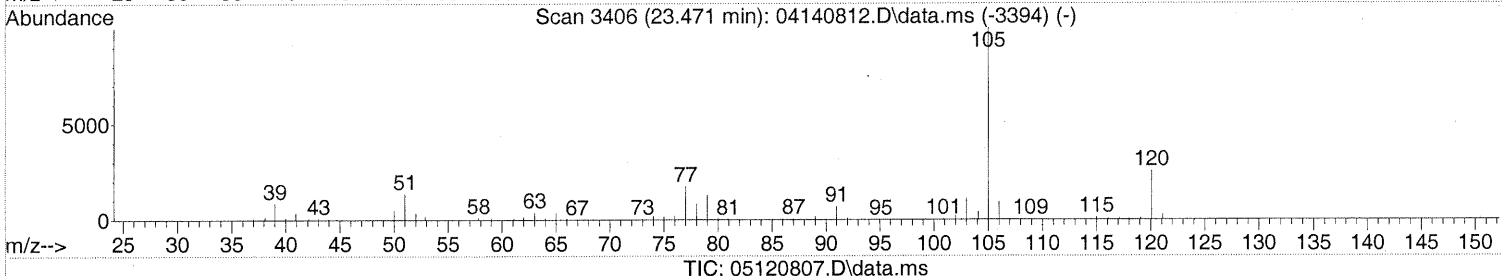
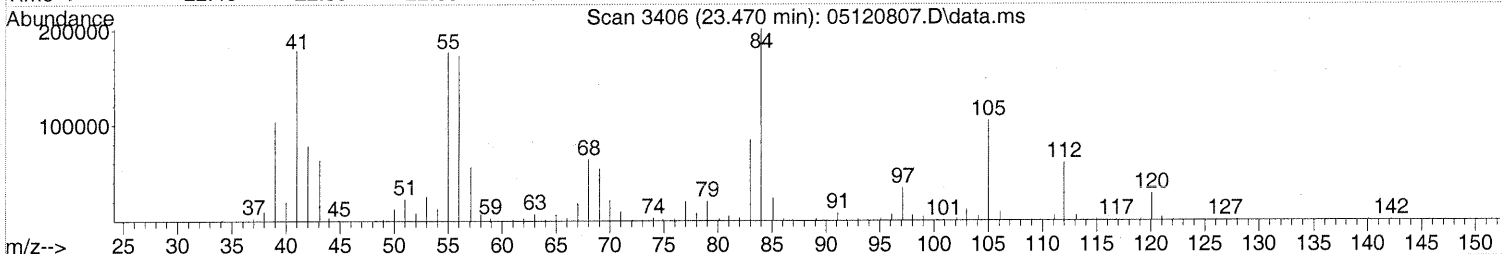
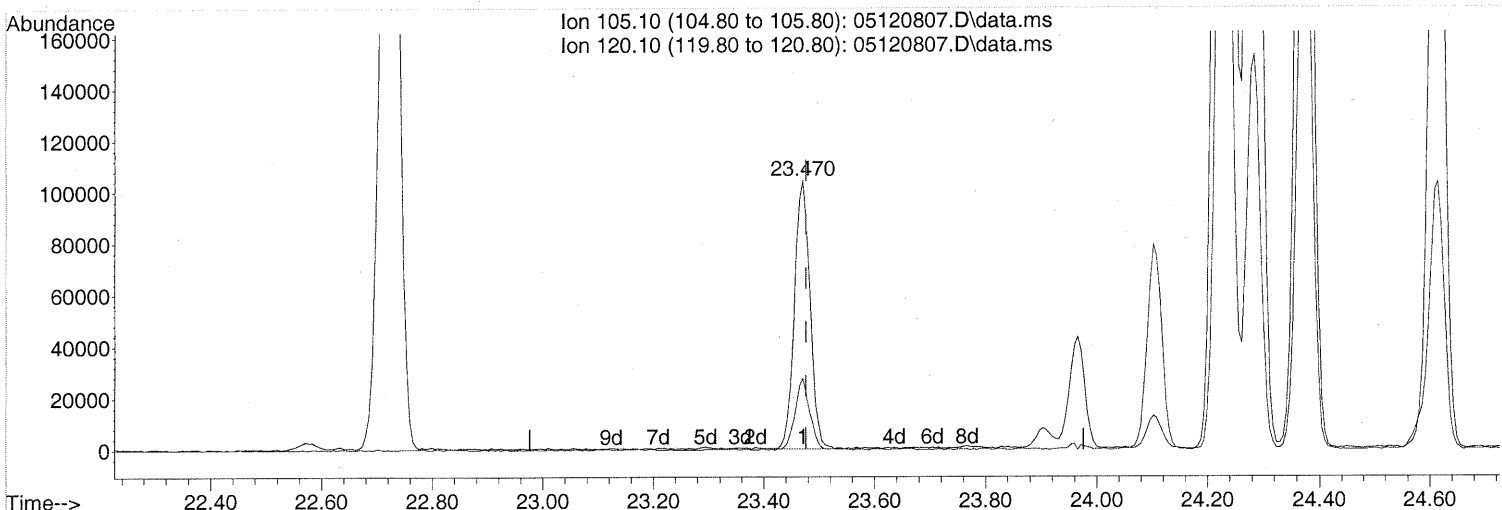
response 5096122

Ion	Exp%	Act%
91.10	100	100
106.10	50.50	45.05
0.00	0.00	0.00
0.00	0.00	0.00

Quantitation Report (Qedit)

Data Path : J:\MS13\DATA\2008\_05\12\  
 Data File : 05120807.D  
 Acq On : 12 May 2008 14:50  
 Operator : RTB  
 Sample : P0801385-003 (1000mL)  
 Misc : ENSR SG41B-20D (-3.4, 3.5)  
 ALS Vial : 3 Sample Multiplier: 1

Quant Time: May 27 16:59:12 2008  
 Quant Method : J:\MS13\METHODS\R13041408.M  
 Quant Title : EPA TO-15 per SOP VOA-TO15 (CASS TO-15/GC-MS)  
 QLast Update : Tue Apr 15 06:47:20 2008  
 Response via : Initial Calibration



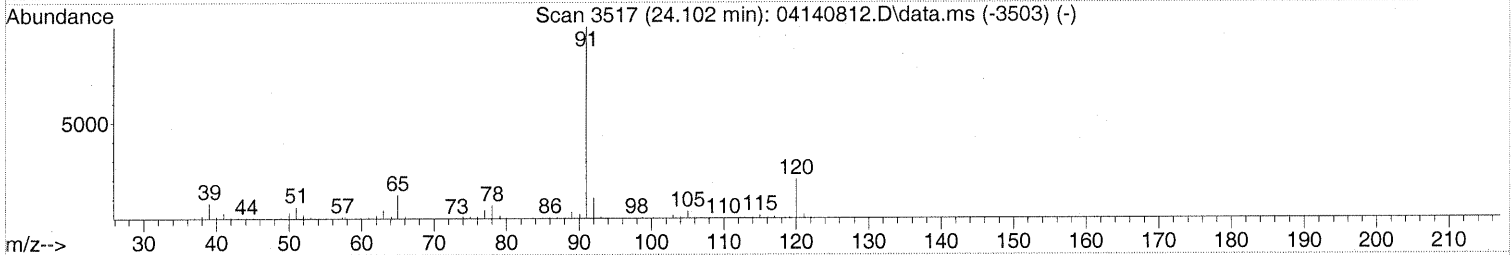
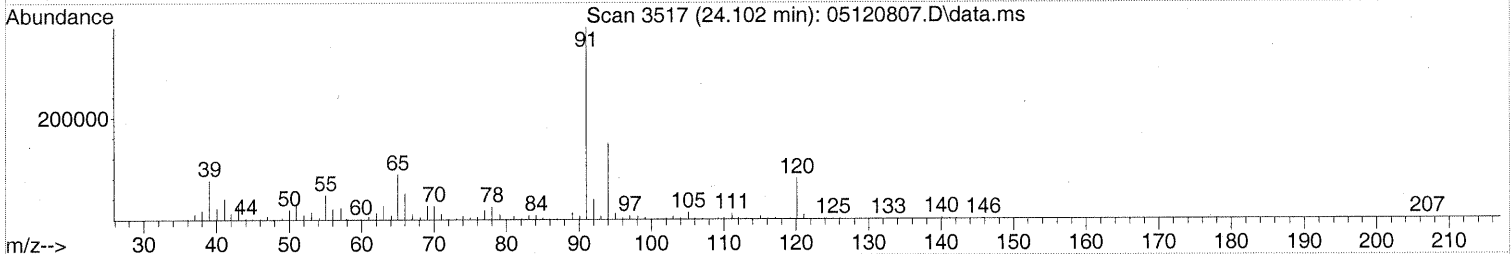
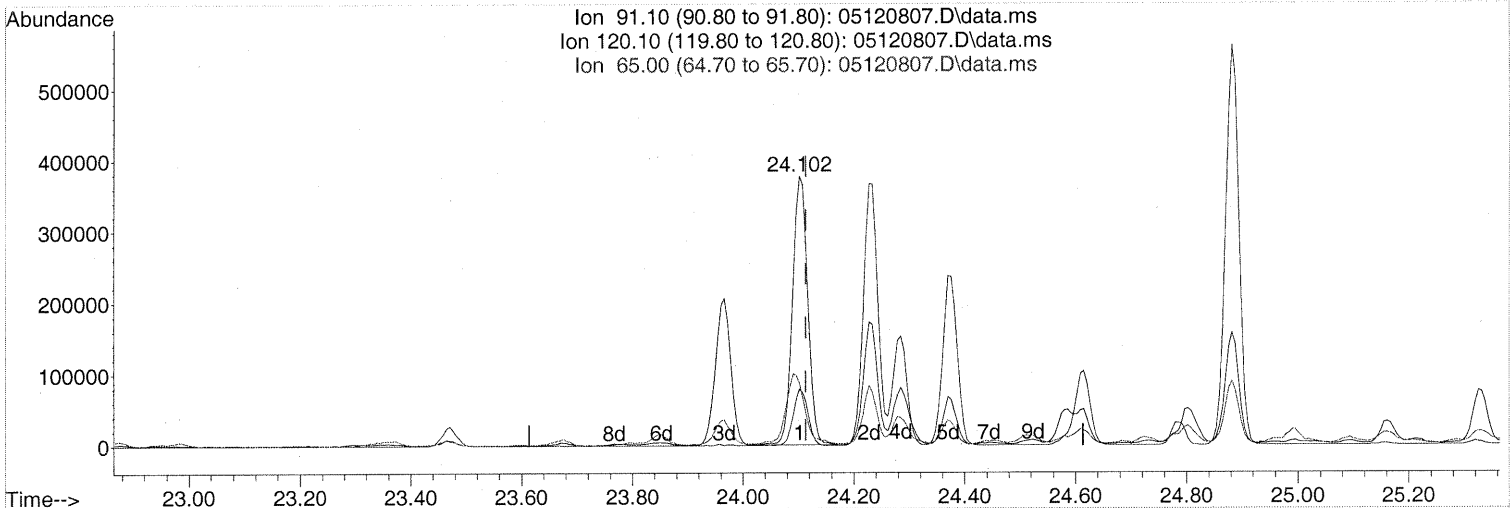
(74) Cumene (T)  
 23.470min (-0.006) 2.27ng  
 response 202551

Ion	Exp%	Act%
105.10	100	100
120.10	26.30	25.67
0.00	0.00	0.00
0.00	0.00	0.00

Quantitation Report (Qedit)

Data Path : J:\MS13\DATA\2008\_05\12\  
 Data File : 05120807.D  
 Acq On : 12 May 2008 14:50  
 Operator : RTB  
 Sample : P0801385-003 (1000mL)  
 Misc : ENSR SG41B-20D (-3.4, 3.5)  
 ALS Vial : 3 Sample Multiplier: 1

Quant Time: May 27 16:59:12 2008  
 Quant Method : J:\MS13\METHODS\R13041408.M  
 Quant Title : EPA TO-15 per SOP VOA-TO15 (CASS TO-15/GC-MS)  
 QLast Update : Tue Apr 15 06:47:20 2008  
 Response via : Initial Calibration



TIC: 05120807.D\data.ms

(76) n-Propylbenzene (T)

24.102min (-0.011) 6.03ng

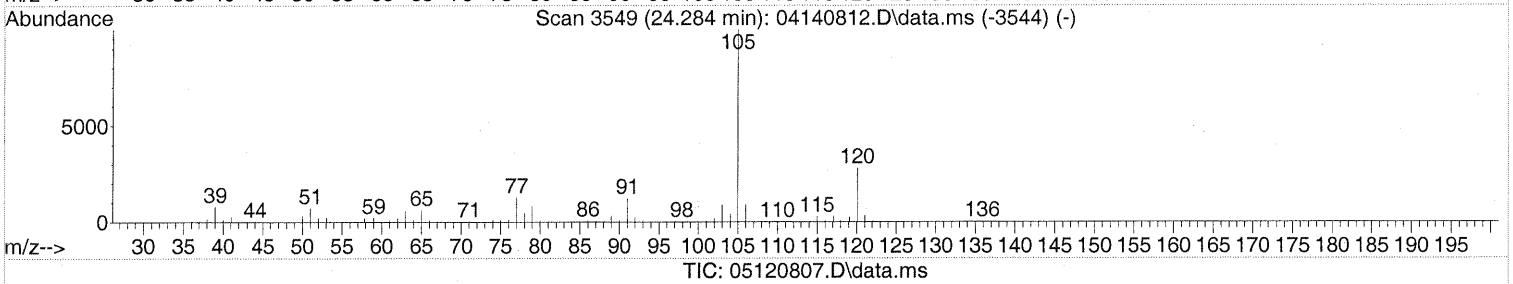
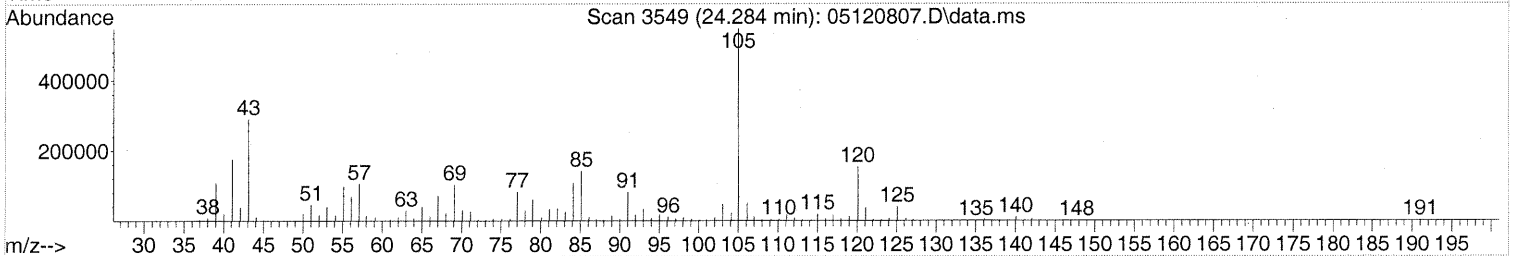
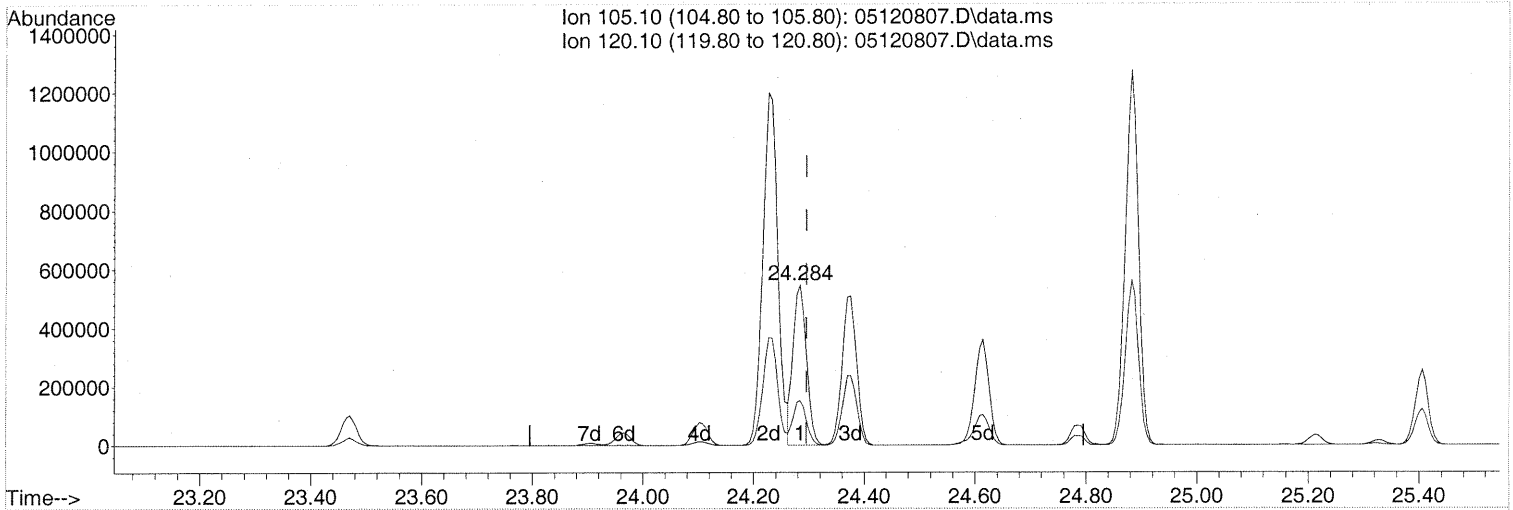
response 720562

Ion	Exp%	Act%
91.10	100	100
120.10	23.40	20.65
65.00	11.40	32.88#
0.00	0.00	0.00

Quantitation Report (Qedit)

Data Path : J:\MS13\DATA\2008\_05\12\  
 Data File : 05120807.D  
 Acq On : 12 May 2008 14:50  
 Operator : RTB  
 Sample : P0801385-003 (1000mL)  
 Misc : ENSR SG41B-20D (-3.4, 3.5)  
 ALS Vial : 3 Sample Multiplier: 1

Quant Time: May 27 16:59:12 2008  
 Quant Method : J:\MS13\METHODS\R13041408.M  
 Quant Title : EPA TO-15 per SOP VOA-TO15 (CASS TO-15/GC-MS)  
 QLast Update : Tue Apr 15 06:47:20 2008  
 Response via : Initial Calibration



(78) 4-Ethyltoluene (T)

24.284min (-0.011) 10.33ng

response 925719

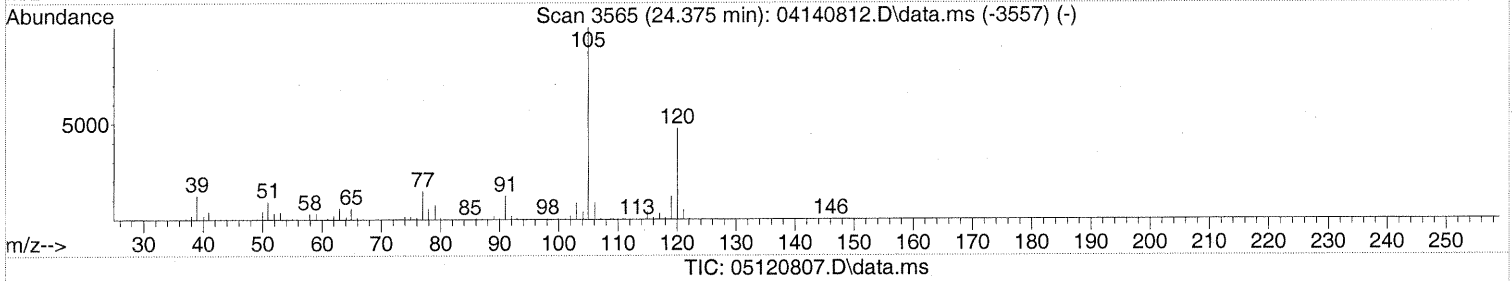
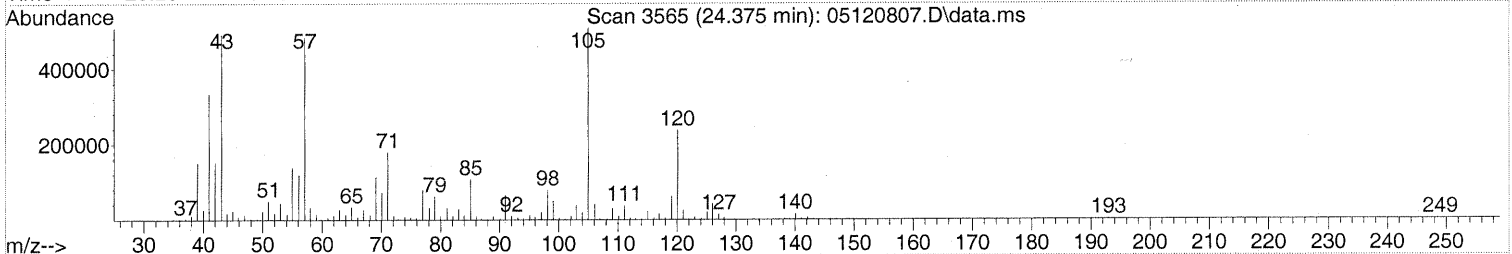
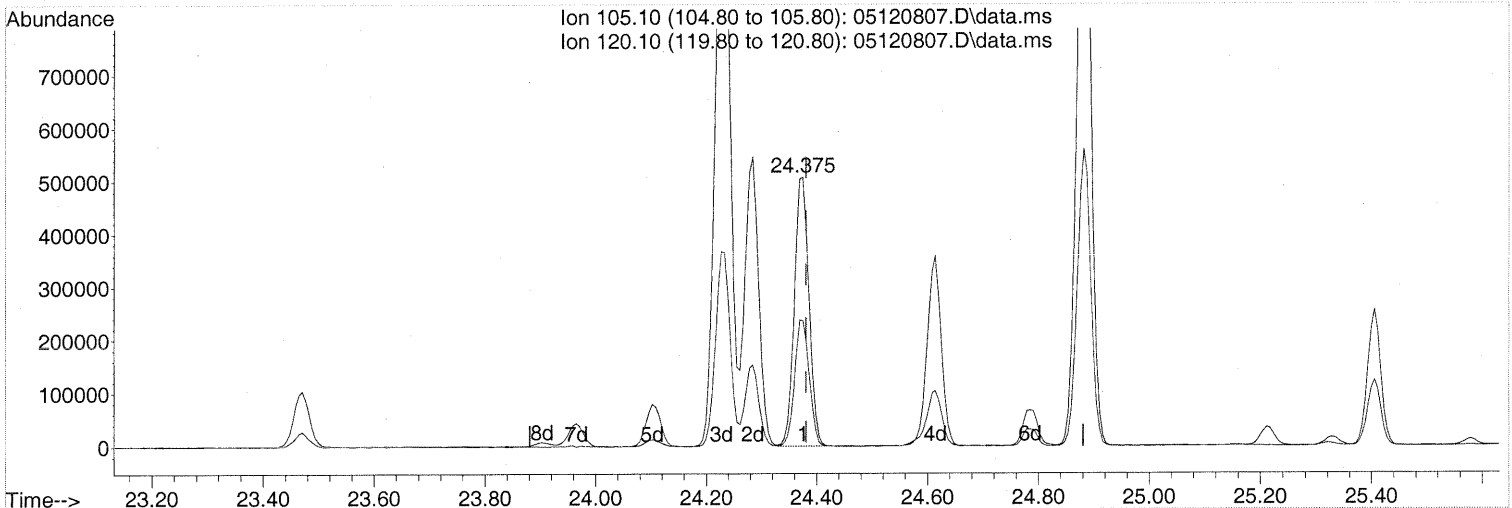
Ion	Exp%	Act%
105.10	100	100
120.10	30.40	28.40
0.00	0.00	0.00
0.00	0.00	0.00



Quantitation Report (Qedit)

Data Path : J:\MS13\DATA\2008\_05\12\  
 Data File : 05120807.D  
 Acq On : 12 May 2008 14:50  
 Operator : RTB  
 Sample : P0801385-003 (1000mL)  
 Misc : ENSR SG41B-20D (-3.4, 3.5)  
 ALS Vial : 3 Sample Multiplier: 1

Quant Time: May 27 16:59:12 2008  
 Quant Method : J:\MS13\METHODS\R13041408.M  
 Quant Title : EPA TO-15 per SOP VOA-TO15 (CASS TO-15/GC-MS)  
 QLast Update : Tue Apr 15 06:47:20 2008  
 Response via : Initial Calibration



(79) 1,3,5-Trimethylbenzene (T)

24.375min (-0.006) 11.64ng

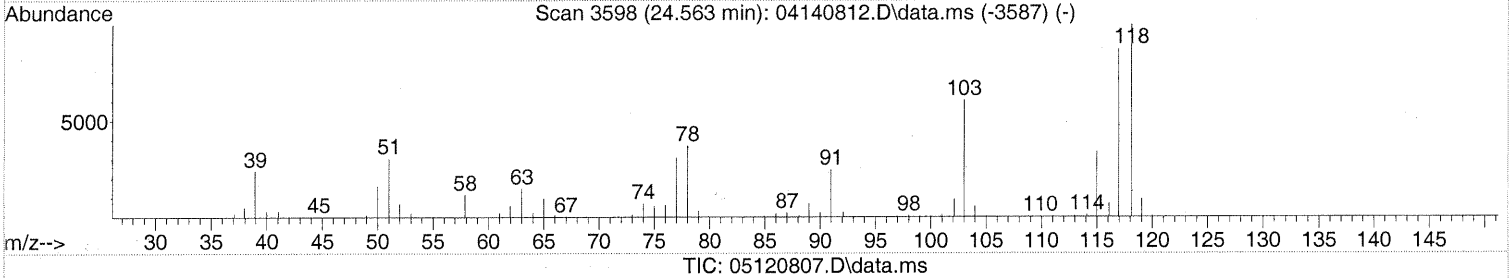
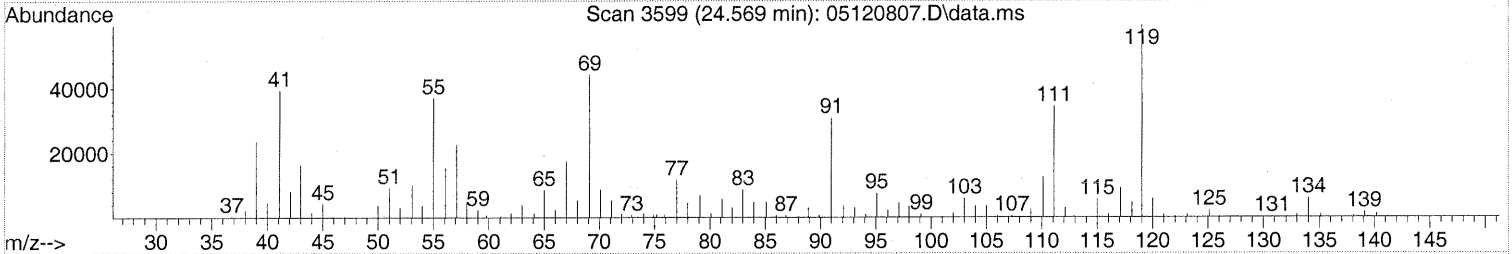
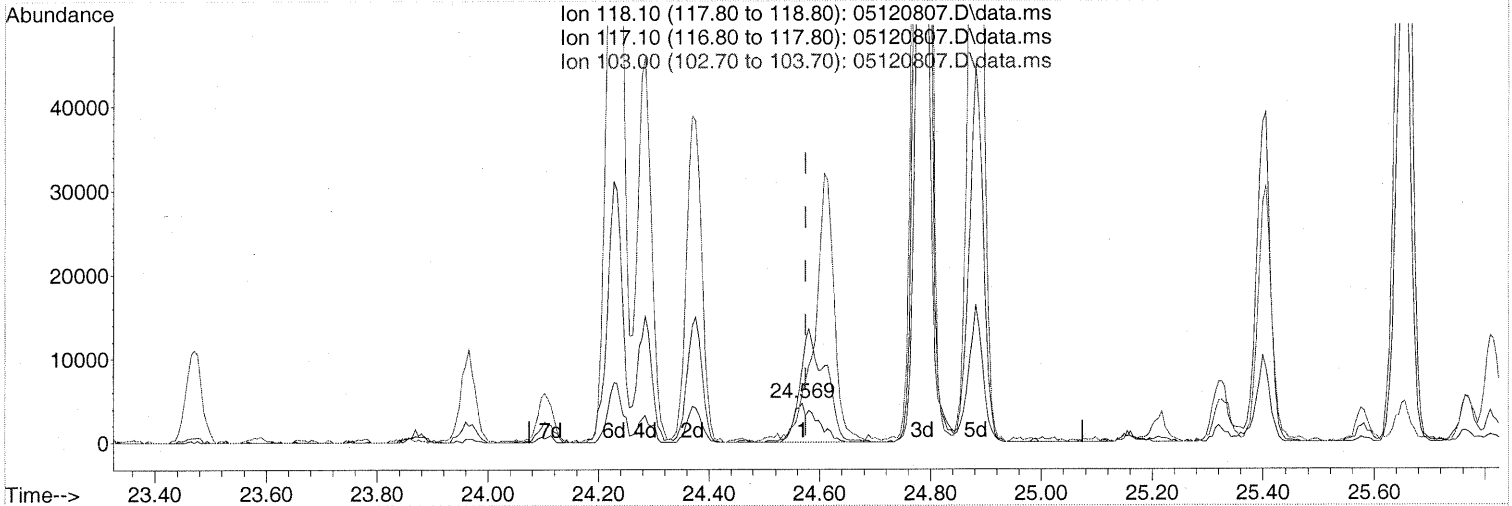
response 925881

Ion	Exp%	Act%
105.10	100	100
120.10	49.40	47.17
0.00	0.00	0.00
0.00	0.00	0.00

Quantitation Report (Qedit)

Data Path : J:\MS13\DATA\2008\_05\12\  
 Data File : 05120807.D  
 Acq On : 12 May 2008 14:50  
 Operator : RTB  
 Sample : P0801385-003 (1000mL)  
 Misc : ENSR SG41B-20D (-3.4, 3.5)  
 ALS Vial : 3 Sample Multiplier: 1

Quant Time: May 27 16:59:12 2008  
 Quant Method : J:\MS13\METHODS\R13041408.M  
 Quant Title : EPA TO-15 per SOP VOA-TO15 (CASS TO-15/GC-MS)  
 QLast Update : Tue Apr 15 06:47:20 2008  
 Response via : Initial Calibration



(80) alpha-Methylstyrene (T)

24.569min (-0.006) 0.33ng

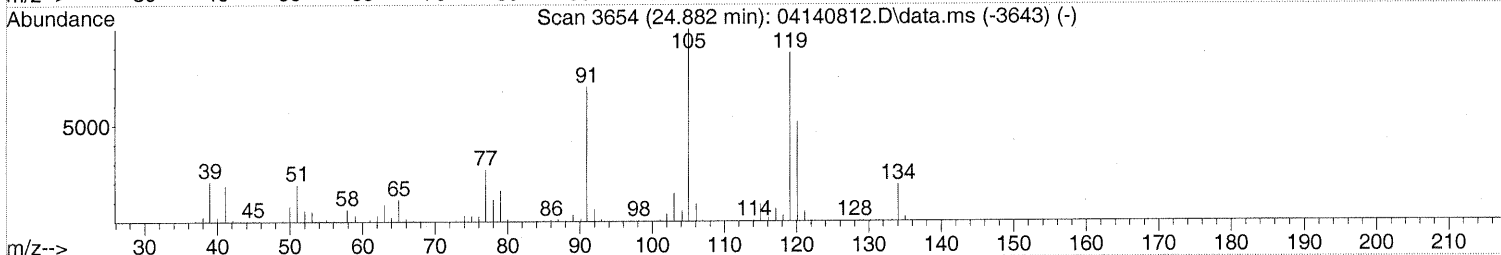
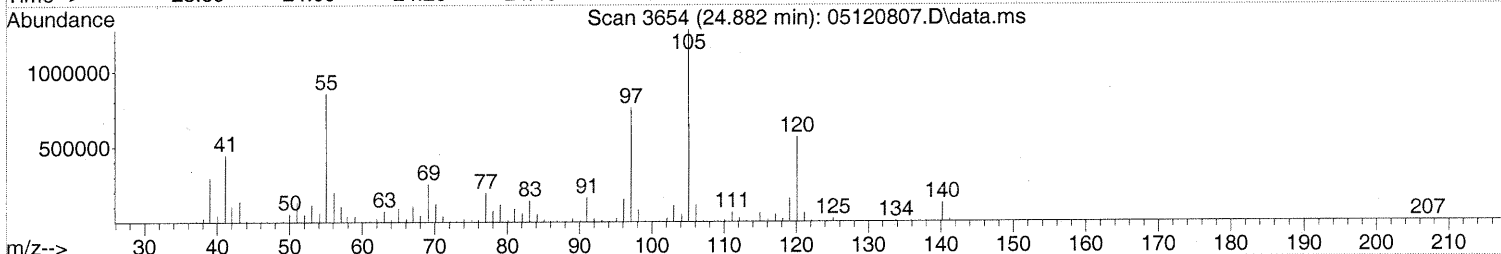
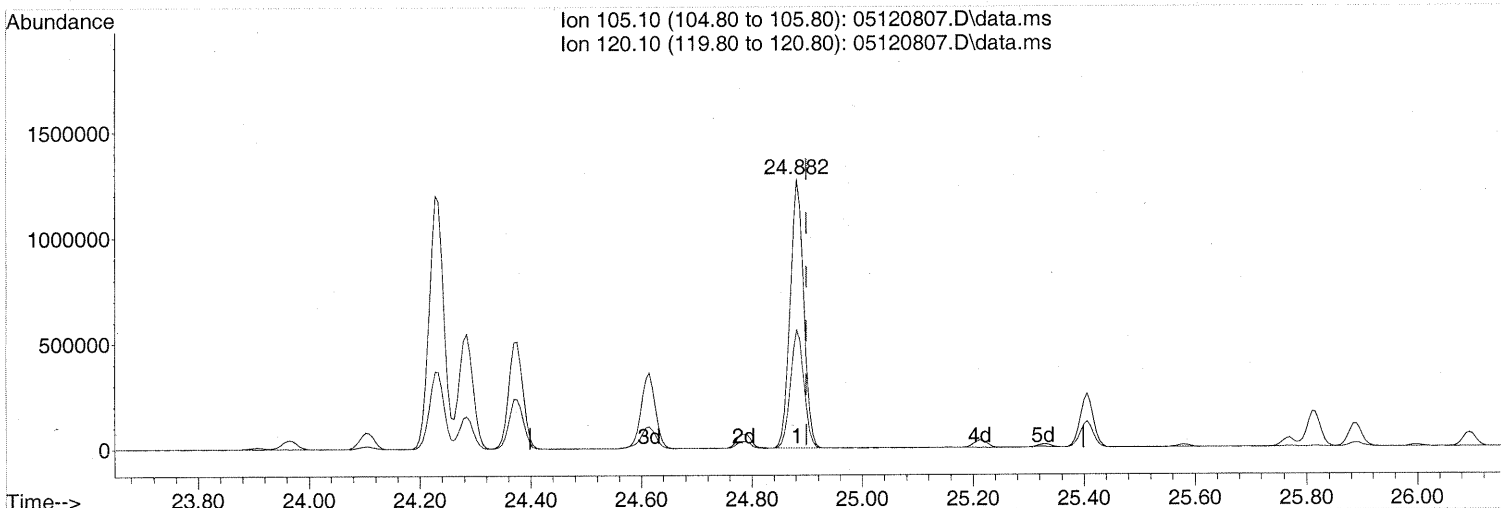
response 13917

Ion	Exp%	Act%
118.10	100	100
117.10	84.10	310.23#
103.00	55.30	0.00#
0.00	0.00	0.00

Quantitation Report (Qedit)

Data Path : J:\MS13\DATA\2008\_05\12\  
 Data File : 05120807.D  
 Acq On : 12 May 2008 14:50  
 Operator : RTB  
 Sample : P0801385-003 (1000mL)  
 Misc : ENSR SG41B-20D (-3.4, 3.5)  
 ALS Vial : 3 Sample Multiplier: 1

Quant Time: May 27 16:59:12 2008  
 Quant Method : J:\MS13\METHODS\R13041408.M  
 Quant Title : EPA TO-15 per SOP VOA-TO15 (CASS TO-15/GC-MS)  
 QLast Update : Tue Apr 15 06:47:20 2008  
 Response via : Initial Calibration



(82) 1,2,4-Trimethylbenzene (T)

24.882min (-0.017) 24.19ng

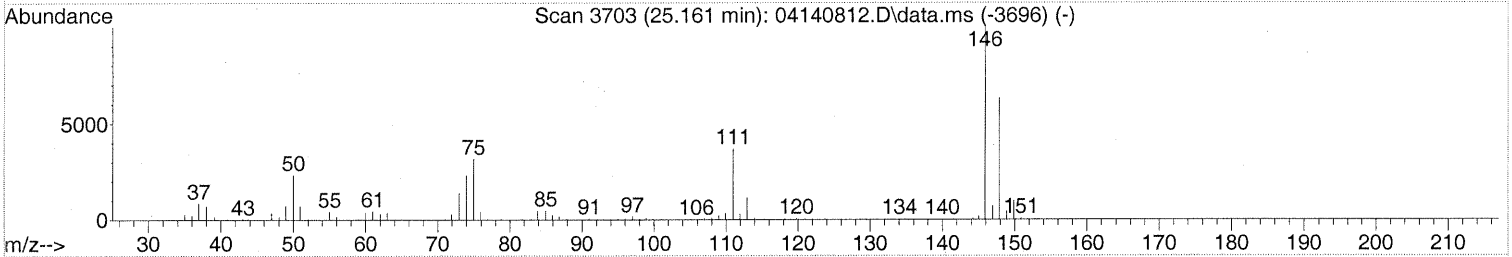
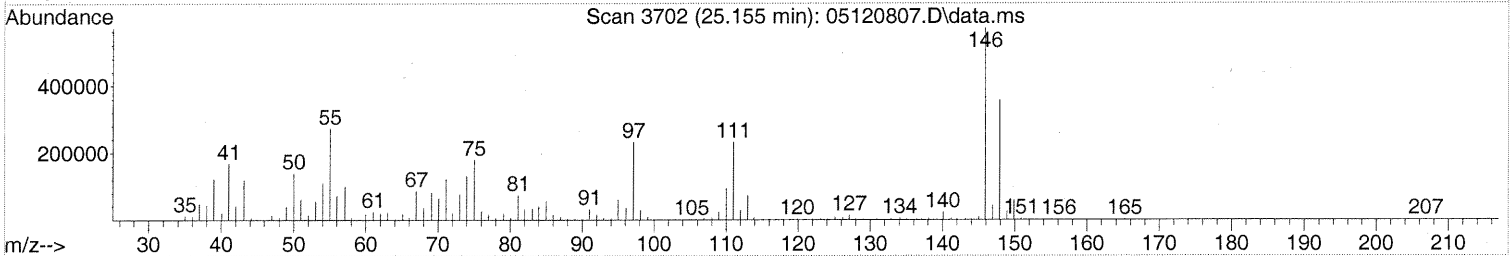
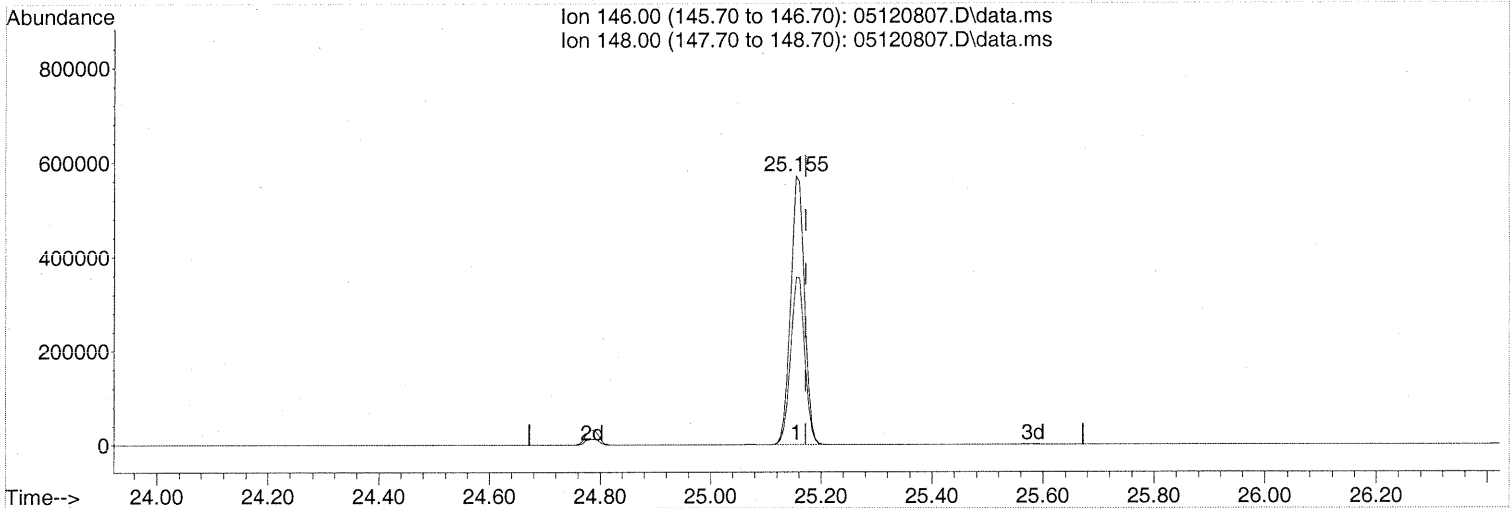
response 2174501

Ion	Exp%	Act%
105.10	100	100
120.10	54.40	44.07
0.00	0.00	0.00
0.00	0.00	0.00

Quantitation Report (Qedit)

Data Path : J:\MS13\DATA\2008\_05\12\  
 Data File : 05120807.D  
 Acq On : 12 May 2008 14:50  
 Operator : RTB  
 Sample : P0801385-003 (1000mL)  
 Misc : ENSR SG41B-20D (-3.4, 3.5)  
 ALS Vial : 3 Sample Multiplier: 1

Quant Time: May 27 16:59:12 2008  
 Quant Method : J:\MS13\METHODS\R13041408.M  
 Quant Title : EPA TO-15 per SOP VOA-TO15 (CASS TO-15/GC-MS)  
 QLast Update : Tue Apr 15 06:47:20 2008  
 Response via : Initial Calibration



TIC: 05120807.D\data.ms

(86) 1,4-Dichlorobenzene (T)

25.155min (-0.017) 21.56ng

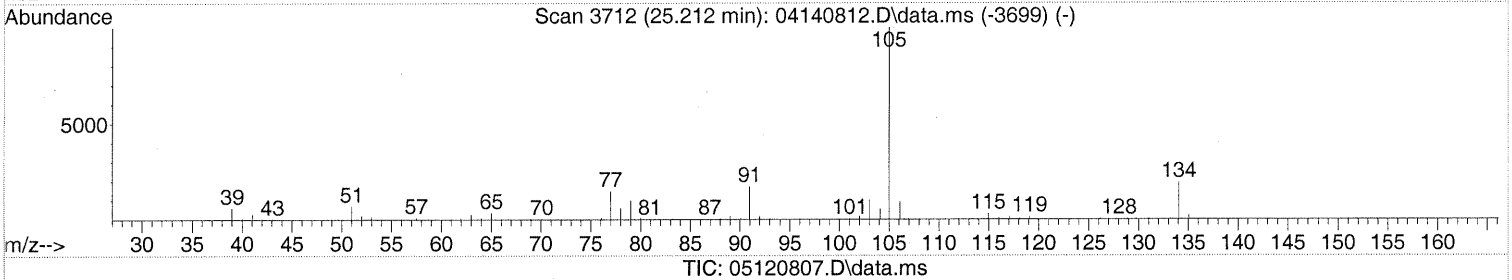
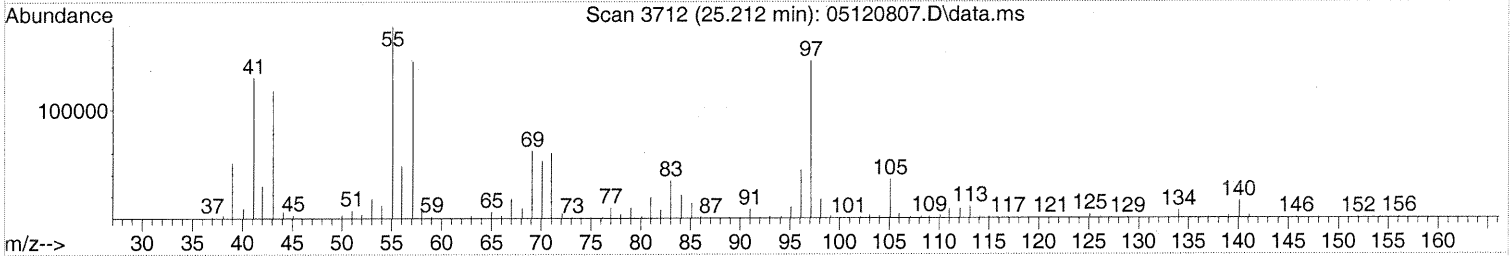
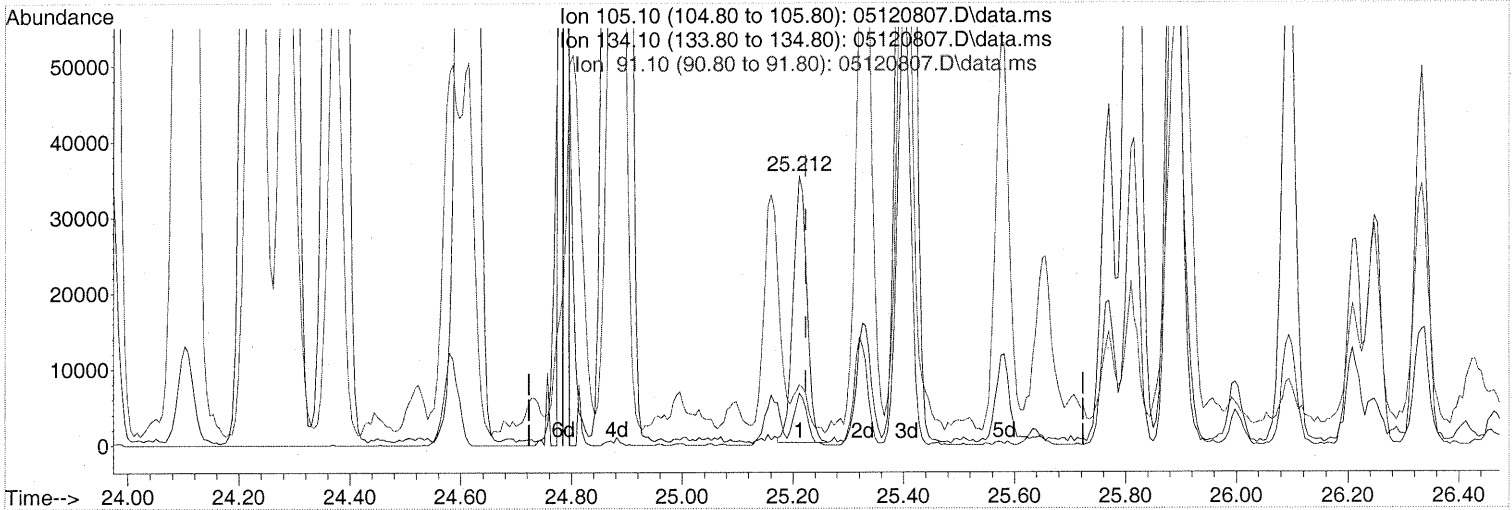
response 1004476

Ion	Exp%	Act%
146.00	100	100
148.00	64.20	63.45
0.00	0.00	0.00
0.00	0.00	0.00

Quantitation Report (Qedit)

Data Path : J:\MS13\DATA\2008\_05\12\  
 Data File : 05120807.D  
 Acq On : 12 May 2008 14:50  
 Operator : RTB  
 Sample : P0801385-003 (1000mL)  
 Misc : ENSR SG41B-20D (-3.4, 3.5)  
 ALS Vial : 3 Sample Multiplier: 1

Quant Time: May 27 16:59:12 2008  
 Quant Method : J:\MS13\METHODS\R13041408.M  
 Quant Title : EPA TO-15 per SOP VOA-TO15 (CASS TO-15/GC-MS)  
 QLast Update : Tue Apr 15 06:47:20 2008  
 Response via : Initial Calibration



(87) sec-Butylbenzene (T)

25.212min (-0.011) 0.58ng

response 61032

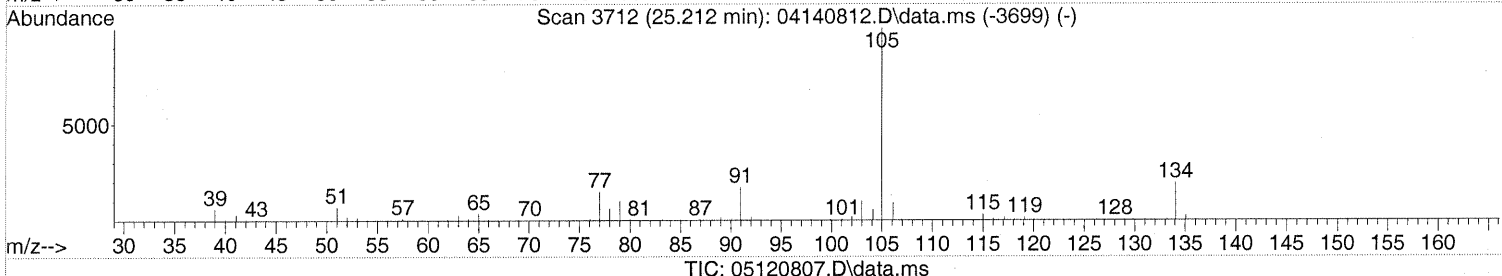
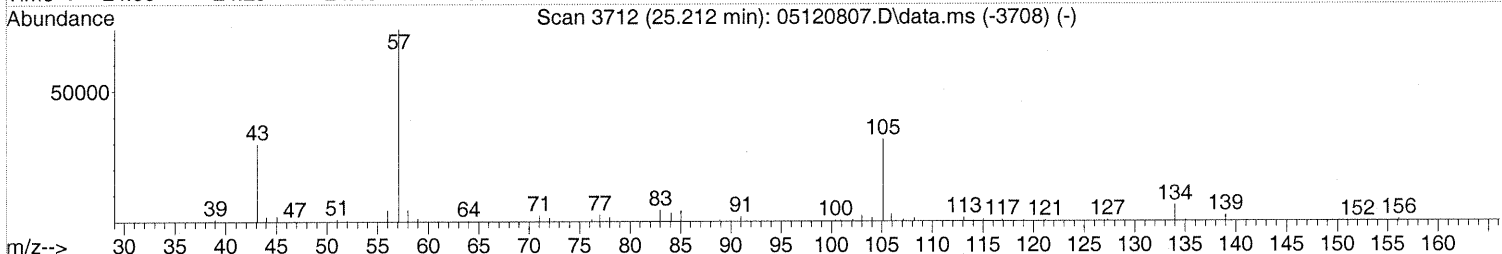
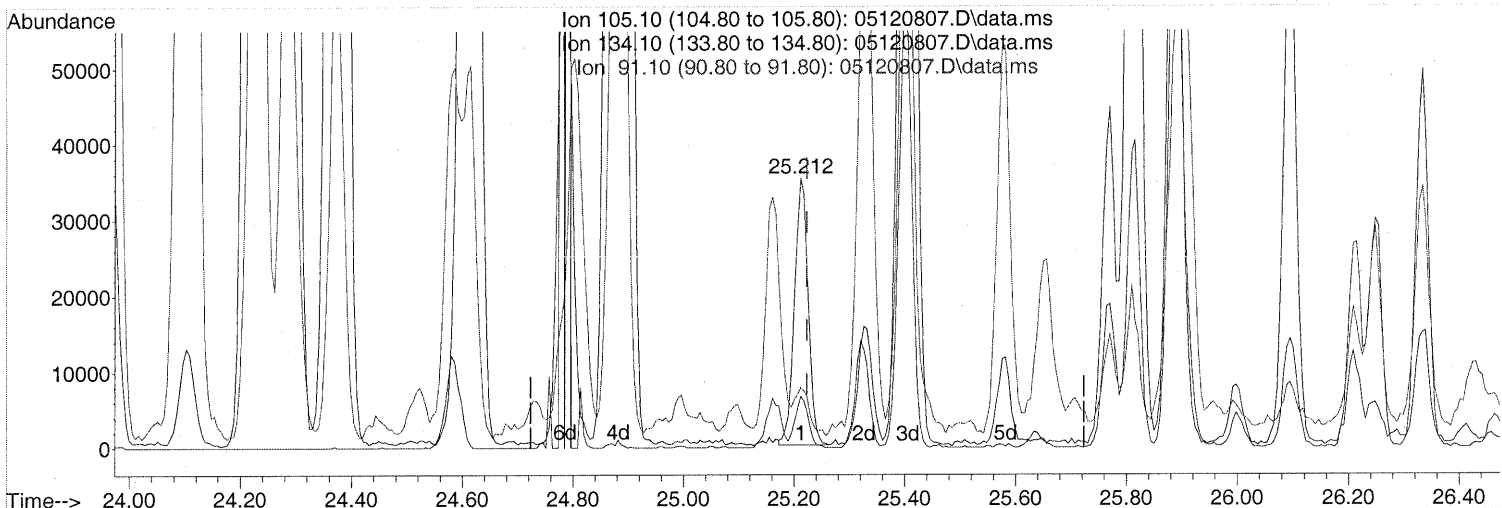
Ion	Exp%	Act%
105.10	100	100
134.10	20.90	18.60
91.10	14.60	19.10
0.00	0.00	0.00

*before subtraction*

Quantitation Report (Qedit)

Data Path : J:\MS13\DATA\2008\_05\12\  
 Data File : 05120807.D  
 Acq On : 12 May 2008 14:50  
 Operator : RTB  
 Sample : P0801385-003 (1000mL)  
 Misc : ENSR SG41B-20D (-3.4, 3.5)  
 ALS Vial : 3 Sample Multiplier: 1

Quant Time: May 27 16:59:12 2008  
 Quant Method : J:\MS13\METHODS\R13041408.M  
 Quant Title : EPA TO-15 per SOP VOA-TO15 (CASS TO-15/GC-MS)  
 QLast Update : Tue Apr 15 06:47:20 2008  
 Response via : Initial Calibration



(87) sec-Butylbenzene (T)

25.212min (-0.011) 0.58ng

response 61032

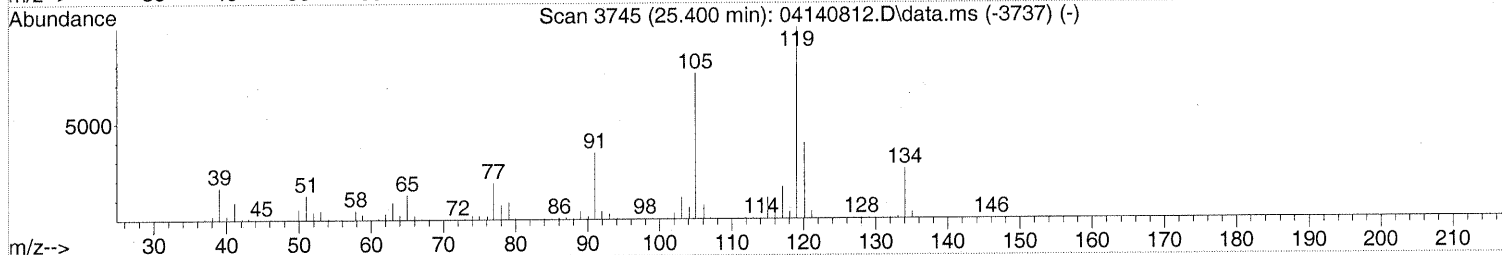
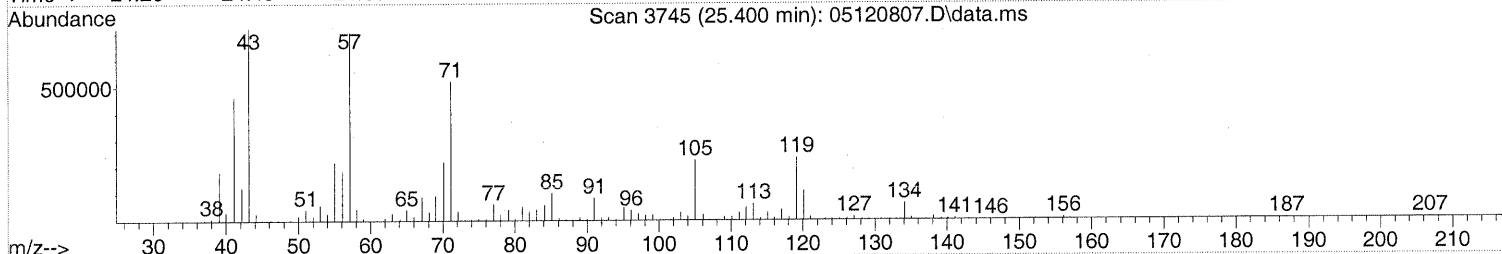
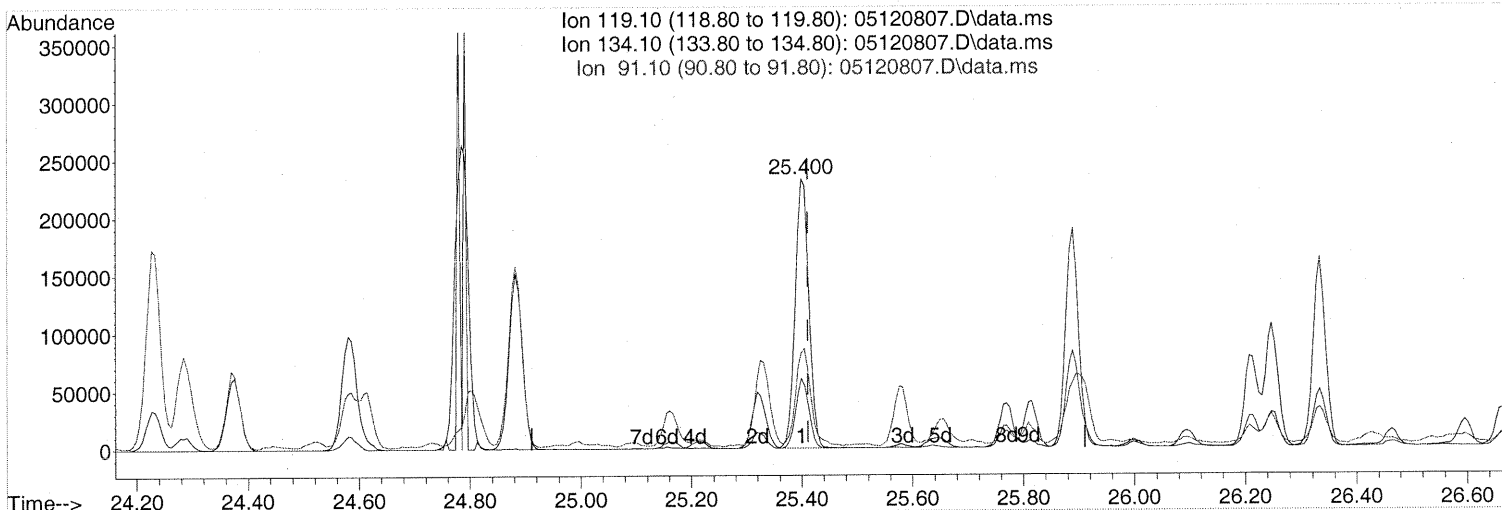
Ion	Exp%	Act%
105.10	100	100
134.10	20.90	18.60
91.10	14.60	19.10
0.00	0.00	0.00

*After subtraction*  
*ms/27/08*  
*ms/28/08*

Quantitation Report (Qedit)

Data Path : J:\MS13\DATA\2008\_05\12\  
 Data File : 05120807.D  
 Acq On : 12 May 2008 14:50  
 Operator : RTB  
 Sample : P0801385-003 (1000mL)  
 Misc : ENSR SG41B-20D (-3.4, 3.5)  
 ALS Vial : 3 Sample Multiplier: 1

Quant Time: May 27 16:59:12 2008  
 Quant Method : J:\MS13\METHODS\R13041408.M  
 Quant Title : EPA TO-15 per SOP VOA-TO15 (CASS TO-15/GC-MS)  
 QLast Update : Tue Apr 15 06:47:20 2008  
 Response via : Initial Calibration



(88) p-Isopropyltoluene (T)

25.400min (-0.011) 4.31ng

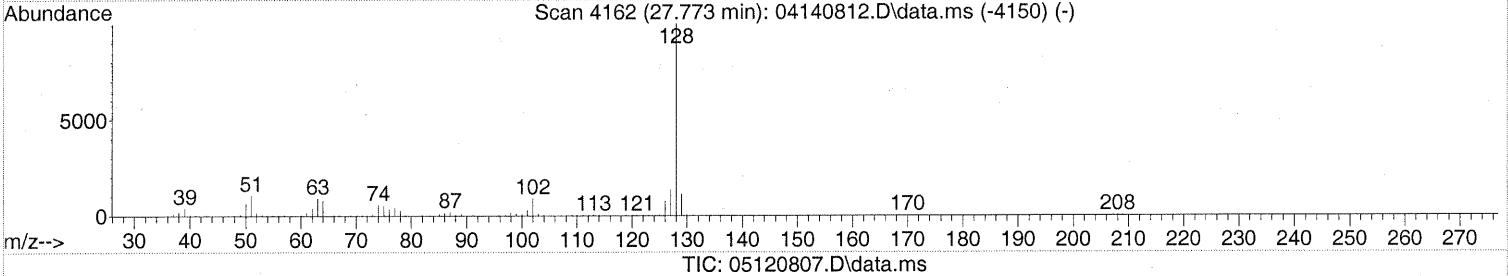
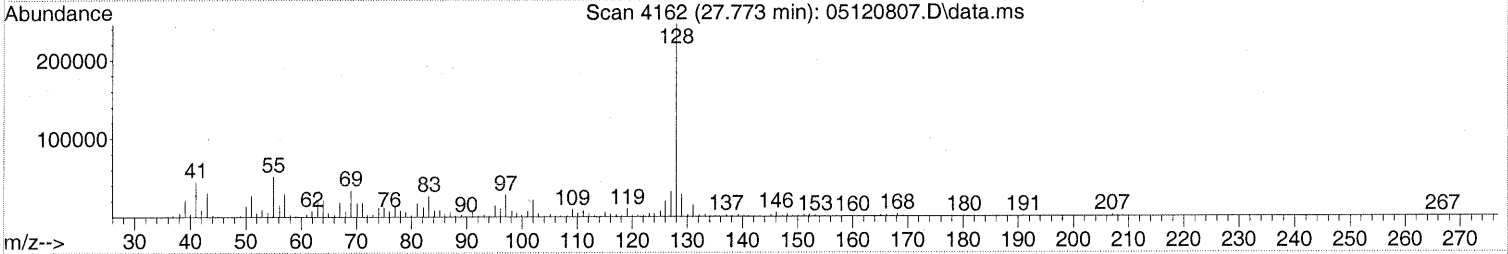
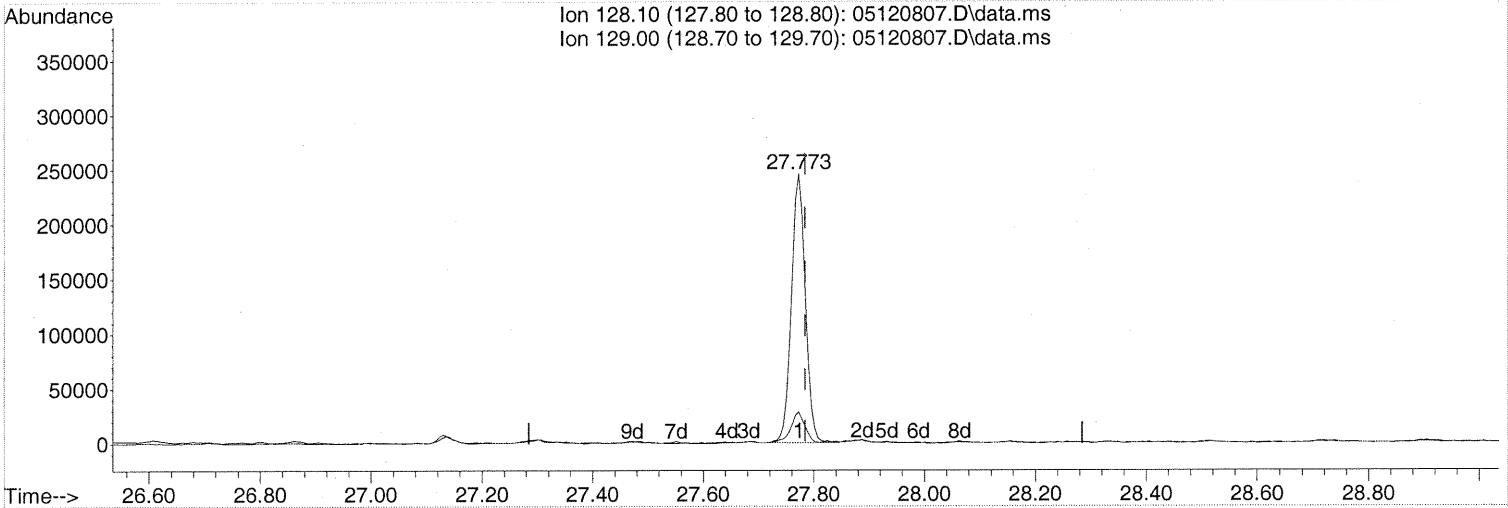
response 396767

Ion	Exp%	Act%
119.10	100	100
134.10	27.20	24.92
91.10	27.10	40.14
0.00	0.00	0.00

Quantitation Report (Qedit)

Data Path : J:\MS13\DATA\2008\_05\12\  
 Data File : 05120807.D  
 Acq On : 12 May 2008 14:50  
 Operator : RTB  
 Sample : P0801385-003 (1000mL)  
 Misc : ENSR SG41B-20D (-3.4, 3.5)  
 ALS Vial : 3 Sample Multiplier: 1

Quant Time: May 27 16:59:12 2008  
 Quant Method : J:\MS13\METHODS\R13041408.M  
 Quant Title : EPA TO-15 per SOP VOA-TO15 (CASS TO-15/GC-MS)  
 QLast Update : Tue Apr 15 06:47:20 2008  
 Response via : Initial Calibration



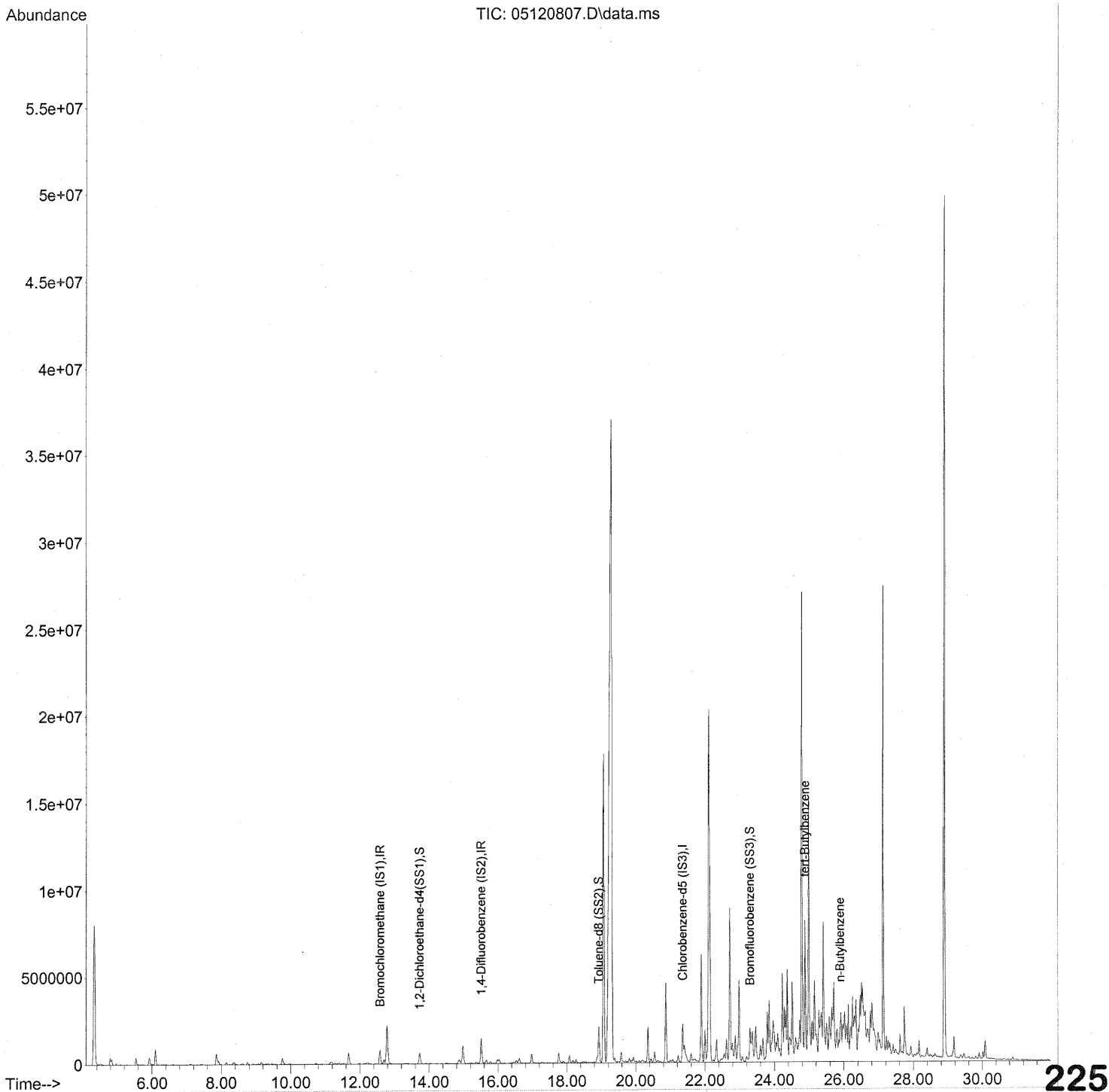
(95) Naphthalene (T)  
 27.773min (-0.011) 4.37ng  
 response 434199

Ion	Exp%	Act%
128.10	100	100
129.00	11.60	12.37
0.00	0.00	0.00
0.00	0.00	0.00



Data Path : J:\MS13\DATA\2008\_05\12\  
 Data File : 05120807.D  
 Acq On : 12 May 2008 2:50 pm  
 Operator : RTB  
 Sample : P0801385-003 (1000mL)  
 Misc : ENSR SG41B-20D (-3.4, 3.5)  
 ALS Vial : 3 Sample Multiplier: 1

Quant Time: May 27 15:44:30 2008  
 Quant Method : J:\MS13\METHODS\S13041408.M  
 Quant Title : TO-15 Tekmar AutoCan/HP 6890/HP 5975 MSD  
 QLast Update : Mon Apr 28 10:06:00 2008  
 Response via : Initial Calibration



Data Path : J:\MS13\DATA\2008\_05\12\  
 Data File : 05120807.D  
 Acq On : 12 May 2008 2:50 pm  
 Operator : RTB  
 Sample : P0801385-003 (1000mL)  
 Misc : ENSR SG41B-20D (-3.4, 3.5)  
 ALS Vial : 3 Sample Multiplier: 1

Quant Time: May 27 15:44:30 2008  
 Quant Method : J:\MS13\METHODS\S13041408.M  
 Quant Title : TO-15 Tekmar AutoCan/HP 6890/HP 5975 MSD  
 QLast Update : Mon Apr 28 10:06:00 2008  
 Response via : Initial Calibration

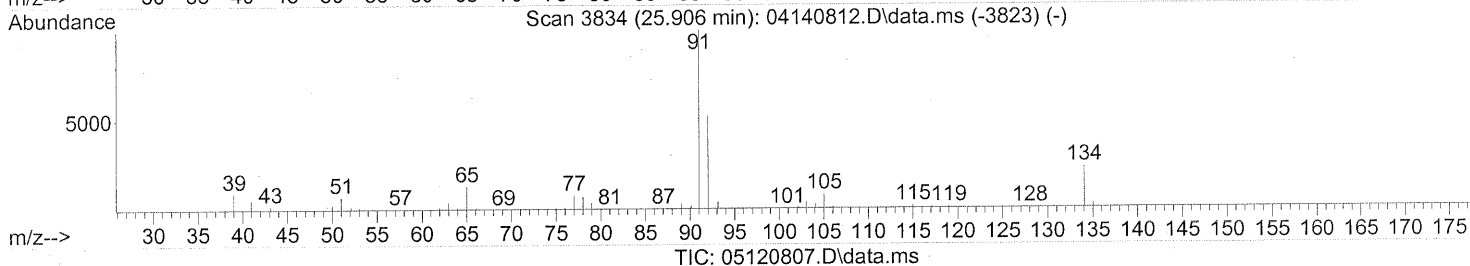
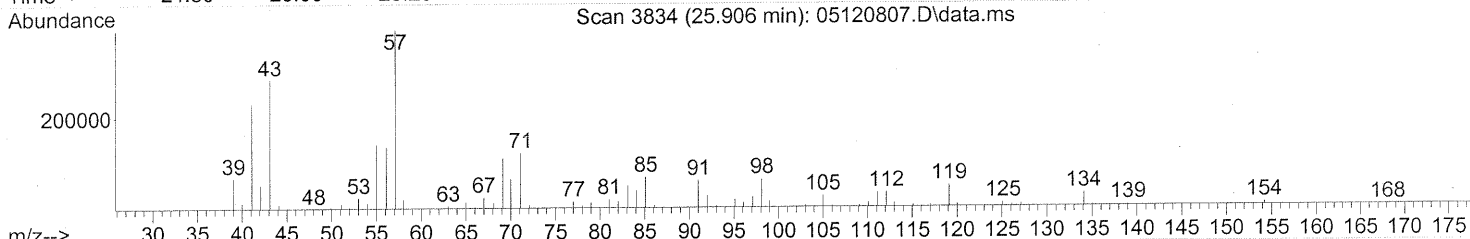
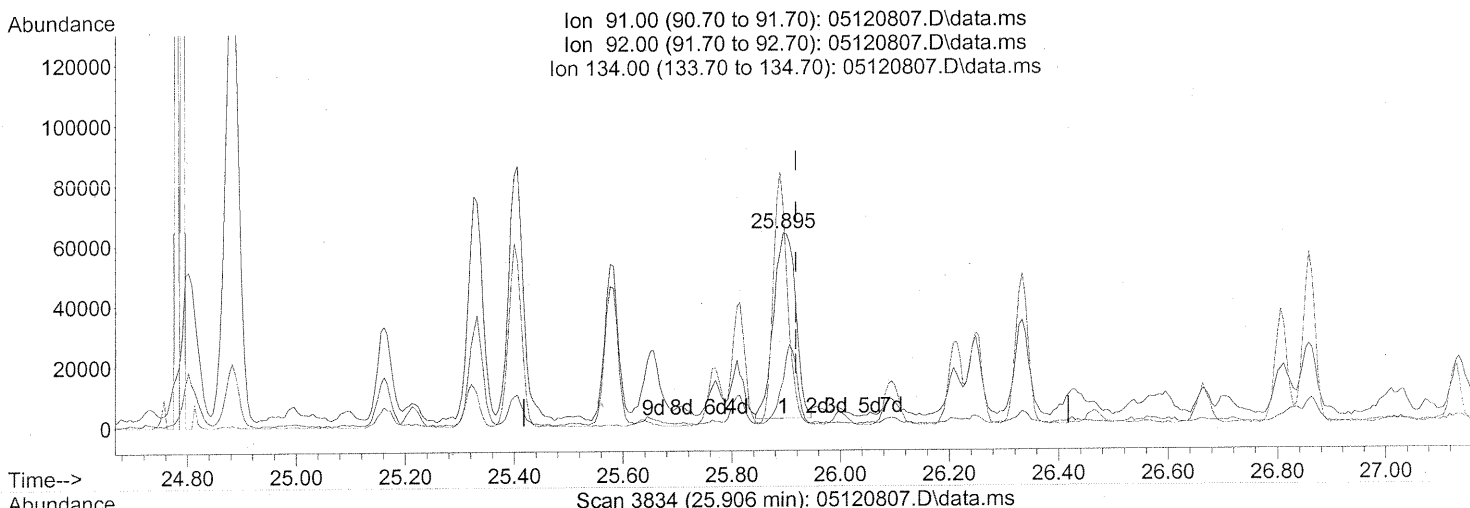
Internal Standards	R.T.	QIon	Response	Conc	Units	Dev (Min)
1) Bromochloromethane (IS1)	12.58	130	365729	25.000	ng	-0.02
3) 1,4-Difluorobenzene (IS2)	15.51	114	1580836	25.000	ng	-0.02
4) Chlorobenzene-d5 (IS3)	21.36	82	777638	25.000	ng	0.00
System Monitoring Compounds						
2) 1,2-Dichloroethane-d4(...)	13.73	65	641979	21.888	ng	-0.02
Spiked Amount	25.000		Recovery	=	87.56%	
5) Toluene-d8 (SS2)	18.93	98	1714841	24.603	ng	0.00
Spiked Amount	25.000		Recovery	=	98.40%	
6) Bromofluorobenzene (SS3)	23.30	174	615318	25.653	ng	0.00
Spiked Amount	25.000		Recovery	=	102.60%	
Target Compounds						
7) tert-Butylbenzene	24.88	119	260224	<del>3.056</del> ng	NR #	55
8) n-Butylbenzene	<u>25.89</u>	91	172733	<u>1.880</u> ng	#	38

(#) = qualifier out of range (m) = manual integration (+) = signals summed

Quantitation Report (Qedit)

Data Path : J:\MS13\DATA\2008\_05\12\  
 Data File : 05120807.D  
 Acq On : 12 May 2008 14:50  
 Operator : RTB  
 Sample : P0801385-003 (1000mL)  
 Misc : ENSR SG41B-20D (-3.4, 3.5)  
 ALS Vial : 3 Sample Multiplier: 1

Quant Time: May 27 15:44:30 2008  
 Quant Method : J:\MS13\METHODS\S13041408.M  
 Quant Title : TO-15 Tekmar AutoCan/HP 6890/HP 5975 MSD  
 QLast Update : Mon Apr 28 10:06:00 2008  
 Response via : Initial Calibration



(8) n-Butylbenzene

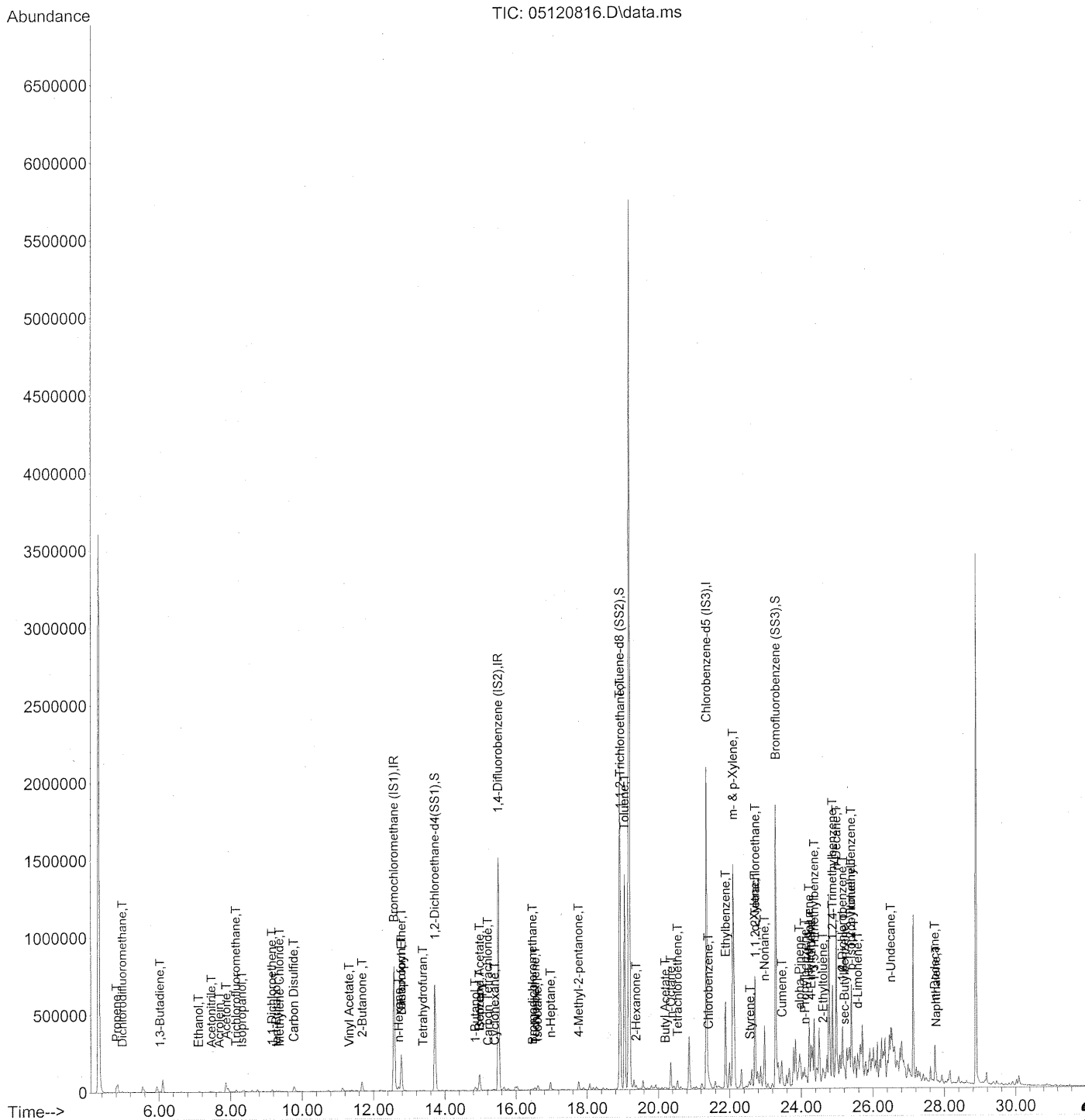
25.895min (-0.023) 1.88ng

response 172733

Ion	Exp%	Act%
91.00	100	100
92.00	55.70	29.45#
134.00	28.80	88.96#
0.00	0.00	0.00

Data Path : J:\MS13\DATA\2008\_05\12\  
Data File : 05120816.D  
Acq On : 12 May 2008 9:49 pm  
Operator : RTB  
Sample : P0801385-003 DIL (100mL)  
Misc : ENSR SG41B-20D (-3.4, 3.5)  
ALS Vial : 3 Sample Multiplier: 1

Quant Time: May 13 11:17:20 2008  
Quant Method : J:\MS13\METHODS\R13041408.M  
Quant Title : EPA TO-15 per SOP VOA-TO15 (CASS TO-15/GC-MS)  
QLast Update : Tue Apr 15 06:47:20 2008  
Response via : Initial Calibration



Data Path : J:\MS13\DATA\2008\_05\12\  
 Data File : 05120816.D  
 Acq On : 12 May 2008 9:49 pm  
 Operator : RTB  
 Sample : P0801385-003 DIL (100mL)  
 Misc : ENSR SG41B-20D (-3.4, 3.5)  
 ALS Vial : 3 Sample Multiplier: 1

Quant Time: May 13 11:17:20 2008  
 Quant Method : J:\MS13\METHODS\R13041408.M  
 Quant Title : EPA TO-15 per SOP VOA-TO15 (CASS TO-15/GC-MS)  
 QLast Update : Tue Apr 15 06:47:20 2008  
 Response via : Initial Calibration

Internal Standards	R.T.	QIon	Response	Conc	Units	Dev (Min)
1) Bromochloromethane (IS1)	12.58	130	385677	25.000	ng	-0.03
37) 1,4-Difluorobenzene (IS2)	15.51	114	1660460	25.000	ng	-0.02
56) Chlorobenzene-d5 (IS3)	21.35	82	773422	25.000	ng	0.00

## System Monitoring Compounds

33) 1,2-Dichloroethane-d4(...)	13.72	65	662488	21.419	ng	-0.03
Spiked Amount	25.000		Recovery =	85.68%	✓	
57) Toluene-d8 (SS2)	18.93	98	1790155	25.823	ng	0.00
Spiked Amount	25.000		Recovery =	103.28%	✓	
73) Bromofluorobenzene (SS3)	23.29	174	604363	25.333	ng	0.00
Spiked Amount	25.000		Recovery =	101.32%	✓	

## Target Compounds

Target Compounds	R.T.	QIon	Response	Conc	Units	Qvalue
2) Propene	4.82	42	25078	0.786	ng	# 45
3) Dichlorodifluoromethane	4.98	85	8175	0.140	ng	96
4) Chloromethane	5.31	50	68	N.D.		
5) Freon 114	0.00	135	0	N.D.		
6) Vinyl Chloride	0.00	62	0	N.D.		
7) 1,3-Butadiene	6.03	54	2321	0.066	ng	# 50
8) Bromomethane	6.51	94	57	N.D.		
9) Chloroethane	0.00	64	0	N.D.		
10) Ethanol	7.10	45	8887	0.408	ng	89
11) Acetonitrile	7.46	41	2690	0.047	ng	# 69
12) Acrolein	7.68	56	1012	0.066	ng	78
13) Acetone	7.88	58	36170	1.694	ng	# 70
14) Trichlorofluoromethane	8.15	101	15046	0.329	ng	96
15) Isopropanol	8.32	45	10631	0.147	ng	96
16) Acrylonitrile	8.66	53	259	N.D.		
17) 1,1-Dichloroethene	9.16	96	7145	0.335	ng	# 81
18) tert-Butanol	9.28	59	4071	0.068	ng	# 63
19) Methylene Chloride	9.37	84	2893	0.118	ng	# 75
20) Allyl Chloride	9.54	41	573	N.D.		
21) Trichlorotrifluoroethane	9.80	151	186	N.D.		
22) Carbon Disulfide	9.77	76	83726	0.921	ng	100
23) trans-1,2-Dichloroethene	0.00	61	0	N.D.		
24) 1,1-Dichloroethane	11.10	63	1533	N.D.		
25) Methyl tert-Butyl Ether	11.18	73	117	N.D.		
26) Vinyl Acetate	11.32	86	1030	0.243	ng	# 15
27) 2-Butanone	11.68	72	27320	1.825	ng	# 80
28) cis-1,2-Dichloroethene	12.34	61	72	N.D.		
29) Diisopropyl Ether	12.79	87	23066	1.173	ng	# 1
30) Ethyl Acetate	12.70	61	300	N.D.		
31) n-Hexane	12.70	57	13513	0.279	ng	92

229

M 5/28/08

Data Path : J:\MS13\DATA\2008\_05\12\  
 Data File : 05120816.D  
 Acq On : 12 May 2008 9:49 pm  
 Operator : RTB  
 Sample : P0801385-003 DIL (100mL)  
 Misc : ENSR SG41B-20D (-3.4, 3.5)  
 ALS Vial : 3 Sample Multiplier: 1

Quant Time: May 13 11:17:20 2008  
 Quant Method : J:\MS13\METHODS\R13041408.M  
 Quant Title : EPA TO-15 per SOP VOA-TO15 (CASS TO-15/GC-MS)  
 QLast Update : Tue Apr 15 06:47:20 2008  
 Response via : Initial Calibration

Internal Standards	R.T.	QIon	Response	Conc	Units	Dev (Min)
32) Chloroform	12.78	83	232598	6.459	ng	99
34) Tetrahydrofuran	13.39	72	1195	0.080	ng #	86
35) Ethyl tert-Butyl Ether	0.00	87	0	N.D.		
36) 1,2-Dichloroethane	13.88	62	105	N.D.		
38) 1,1,1-Trichloroethane	0.00	97	0	N.D.		
39) Isopropyl Acetate	14.99	61	991	0.066	ng #	1
40) 1-Butanol	14.85	56	23295	1.028	ng	92
41) Benzene	14.98	78	125342	1.423	ng	98
42) Carbon Tetrachloride	15.21	117	3585	0.123	ng	91
43) Cyclohexane	15.40	84	2840	0.087	ng #	57
44) tert-Amyl Methyl Ether	0.00	73	0	N.D.		
45) 1,2-Dichloropropane	0.00	63	0	N.D.		
46) Bromodichloromethane	16.47	83	4702	0.157	ng	97
47) Trichloroethene	16.55	130	5347	0.247	ng #	1
48) 1,4-Dioxane	0.00	88	0	N.D.		
49) Isooctane	16.61	57	32824	0.315	ng	63
50) Methyl Methacrylate	16.81	100	59	N.D.		
51) n-Heptane	16.98	71	14350	0.588	ng #	85
52) cis-1,3-Dichloropropene	0.00	75	0	N.D.		
53) 4-Methyl-2-pentanone	17.77	58	19216	0.798	ng	88
54) trans-1,3-Dichloropropene	18.48	75	63	N.D.		
55) 1,1,2-Trichloroethane	18.94	97	162225	7.648	ng #	8
58) Toluene	19.06	91	1257758	14.440	ng #	97
59) 2-Hexanone	19.38	43	13853	0.214	ng #	43
60) Dibromochloromethane	0.00	129	0	N.D.		
61) 1,2-Dibromoethane	0.00	107	0	N.D.		
62) Butyl Acetate	20.19	43	6578	0.101	ng #	60
63) n-Octane	20.35	57	36692	1.797	ng	93
64) Tetrachloroethene	20.54	166	17708	0.812	ng	100
65) Chlorobenzene	21.40	112	4204	0.078	ng #	63
66) Ethylbenzene	21.89	91	491800	5.057	ng	92
67) m- & p-Xylene	22.10	91	1396680	21.483	ng #	90
68) Bromoform	0.00	173	0	N.D.		
69) Styrene	22.57	104	6779	0.121	ng	90
70) o-Xylene	22.71	91	444499	6.353	ng	92
71) n-Nonane	22.98	43	189647	3.385	ng #	82
72) 1,1,2,2-Tetrachloroethane	22.73	83	3947	0.118	ng #	36
74) Cumene	23.46	105	18557	0.209	ng	97
75) alpha-Pinene	23.96	93	77112	1.635	ng	87
76) n-Propylbenzene	24.10	91	68145	0.574	ng	82
77) 3-Ethyltoluene	24.22	105	200652	2.073	ng	98
78) 4-Ethyltoluene	24.28	105	88493	0.993	ng	96
79) 1,3,5-Trimethylbenzene	24.37	105	83019	1.049	ng	95

*ms/28/08*

Data Path : J:\MS13\DATA\2008\_05\12\  
 Data File : 05120816.D  
 Acq On : 12 May 2008 9:49 pm  
 Operator : RTB  
 Sample : P0801385-003 DIL (100mL)  
 Misc : ENSR SG41B-20D (-3.4, 3.5)  
 ALS Vial : 3 Sample Multiplier: 1

Quant Time: May 13 11:17:20 2008  
 Quant Method : J:\MS13\METHODS\R13041408.M  
 Quant Title : EPA TO-15 per SOP VOA-TO15 (CASS TO-15/GC-MS)  
 QLast Update : Tue Apr 15 06:47:20 2008  
 Response via : Initial Calibration

Internal Standards	R.T.	QIon	Response	Conc	Units	Dev(Min)
80) alpha-Methylstyrene	24.58	118	1389	N.D.		
81) 2-Ethyltoluene	24.61	105	62355	0.641	ng	99
82) 1,2,4-Trimethylbenzene	24.88	105	186145	2.082	ng	86
83) n-Decane	24.98	57	384201	7.769	ng	80
84) Benzyl Chloride	25.06	91	544	N.D.		
85) 1,3-Dichlorobenzene	25.08	146	290	N.D.		
86) 1,4-Dichlorobenzene	25.16	146	89779	1.938	ng	100
87) sec-Butylbenzene	25.21	105	6425	0.061	ng	91
88) p-Isopropyltoluene	25.39	119	35063	0.383	ng	88
89) 1,2,3-Trimethylbenzene	25.40	105	37478	0.426	ng	93
90) 1,2-Dichlorobenzene	25.16	146	89779	1.810	ng	99
91) d-Limonene	25.58	68	33538	0.827	ng	93
92) 1,2-Dibromo-3-Chloropr...	25.96	157	76	N.D.		
93) n-Undecane	26.50	57	382848	7.374	ng	# 73
94) 1,2,4-Trichlorobenzene	27.62	180	54	N.D.		
95) Naphthalene	27.77	128	39120	0.396	ng	96
96) n-Dodecane	27.73	57	83081	1.577	ng	92
97) Hexachloro-1,3-butadiene	0.00	225	0	N.D.		

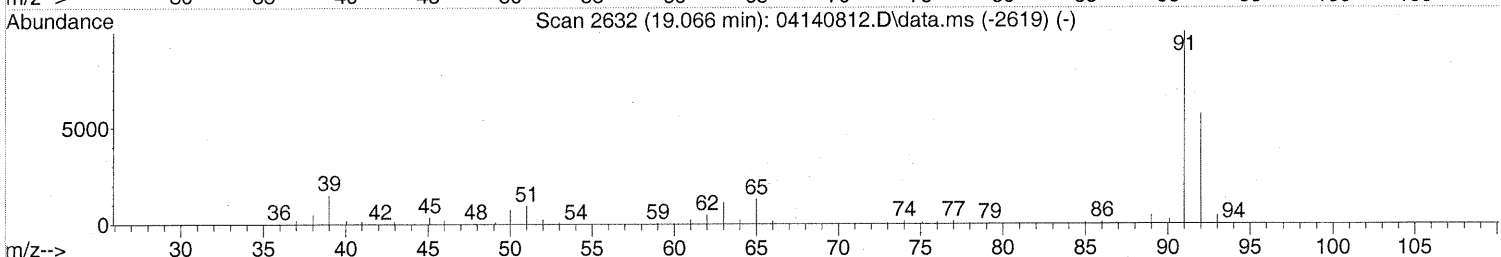
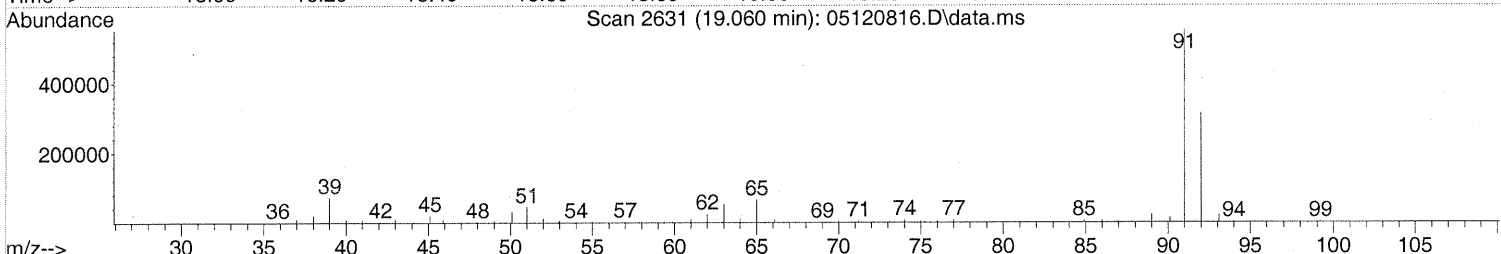
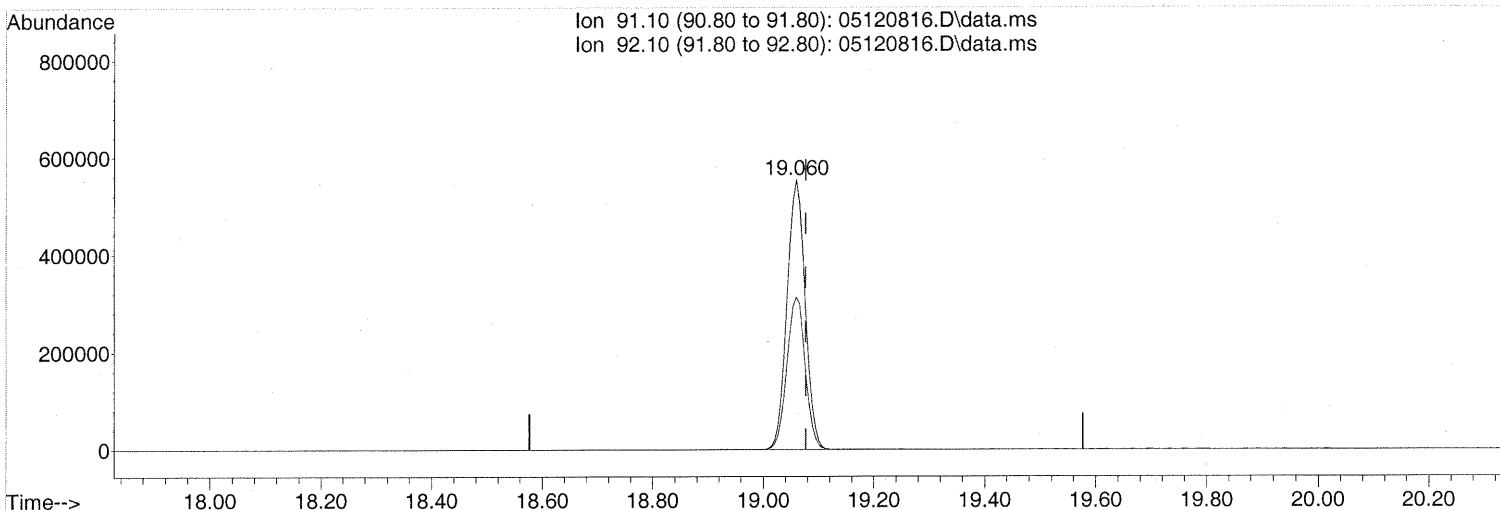
(#) = qualifier out of range (m) = manual integration (+) = signals summed

*LM 5/28/08*

Quantitation Report (Qedit)

Data Path : J:\MS13\DATA\2008\_05\12\  
 Data File : 05120816.D  
 Acq On : 12 May 2008 21:49  
 Operator : RTB  
 Sample : P0801385-003 DIL (100mL)  
 Misc : ENSR SG41B-20D (-3.4, 3.5)  
 ALS Vial : 3 Sample Multiplier: 1

Quant Time: May 13 11:17:20 2008  
 Quant Method : J:\MS13\METHODS\R13041408.M  
 Quant Title : EPA TO-15 per SOP VOA-TO15 (CASS TO-15/GC-MS)  
 QLast Update : Tue Apr 15 06:47:20 2008  
 Response via : Initial Calibration



TIC: 05120816.D\data.ms

(58) Toluene (T)

19.060min (-0.017) 14.44ng

response 1257758

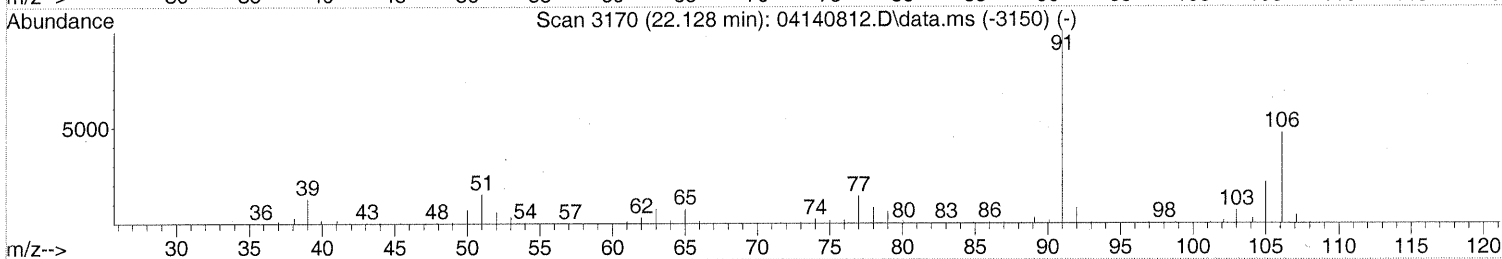
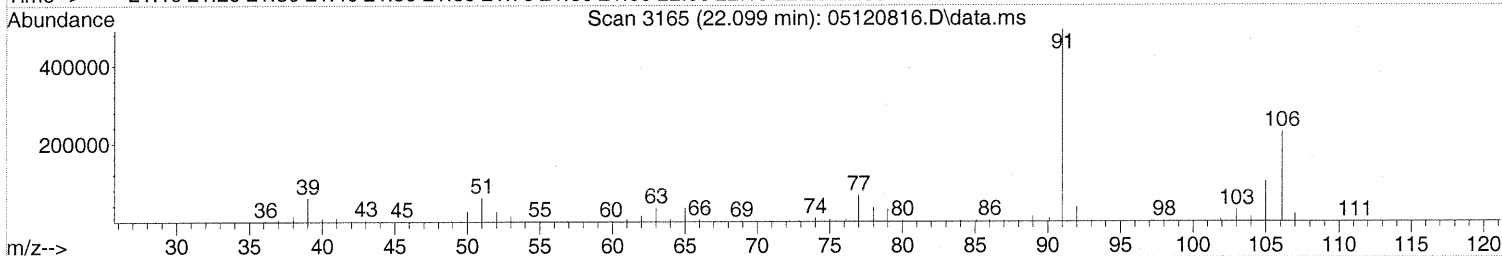
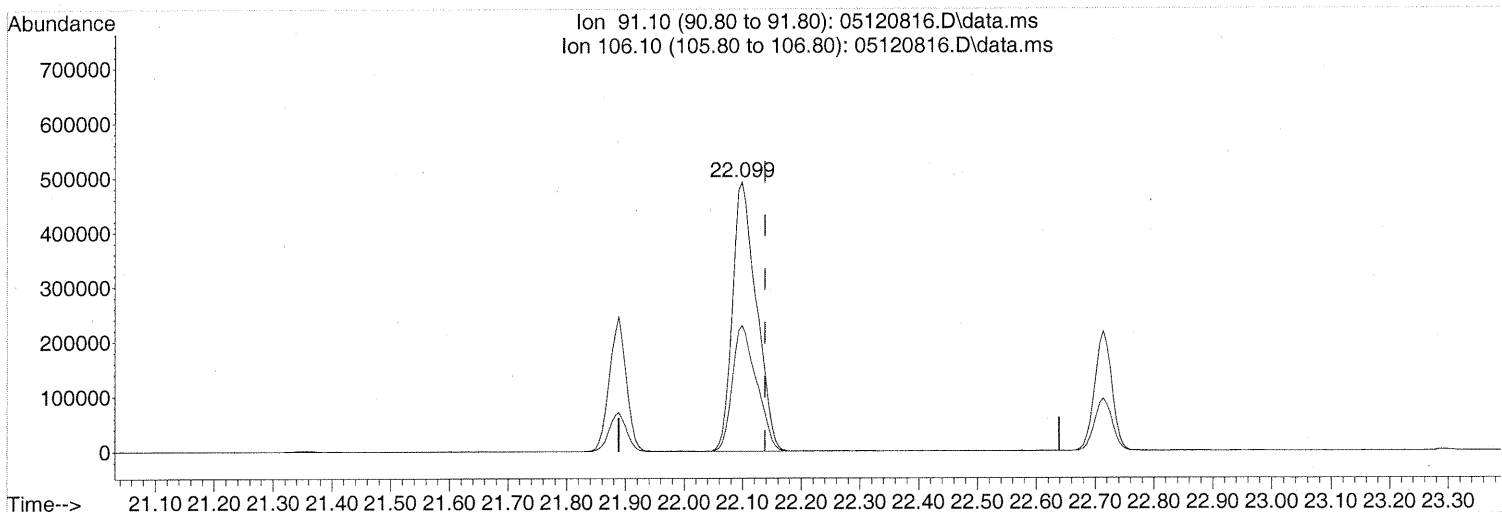
Ion	Exp%	Act%
91.10	100	100
92.10	59.80	57.32
0.00	0.00	0.00
0.00	0.00	0.00



Quantitation Report (Qedit)

Data Path : J:\MS13\DATA\2008\_05\12\  
 Data File : 05120816.D  
 Acq On : 12 May 2008 21:49  
 Operator : RTB  
 Sample : P0801385-003 DIL (100mL)  
 Misc : ENSR SG41B-20D (-3.4, 3.5)  
 ALS Vial : 3 Sample Multiplier: 1

Quant Time: May 13 11:17:20 2008  
 Quant Method : J:\MS13\METHODS\R13041408.M  
 Quant Title : EPA TO-15 per SOP VOA-TO15 (CASS TO-15/GC-MS)  
 QLast Update : Tue Apr 15 06:47:20 2008  
 Response via : Initial Calibration



TIC: 05120816.D\data.ms

(67) m- & p-Xylene (T)

22.099min (-0.040) 21.48ng

response 1396680

Ion	Exp%	Act%
91.10	100	100
106.10	54.60	47.25
0.00	0.00	0.00
0.00	0.00	0.00

**COLUMBIA ANALYTICAL SERVICES, INC.**

RESULTS OF ANALYSIS

Page 1 of 3

**Client:** ENSR  
**Client Sample ID:** SG43B-05  
**Client Project ID:** Phase B Soil Gas / 04020-023-4311

CAS Project ID: P0801385  
 CAS Sample ID: P0801385-004

Test Code: EPA TO-15  
 Instrument ID: Tekmar AUTOCAN/Agilent 5975Binert/6890N/MS13  
 Analyst: Rusty Bravo  
 Sampling Media: 6.0 L Summa Canister  
 Test Notes:  
 Container ID: SC00470

Date Collected: 5/10/08  
 Date Received: 5/12/08  
 Date Analyzed: 5/12/08  
 Volume(s) Analyzed: 1.00 Liter(s)

Initial Pressure (psig): -5.3      Final Pressure (psig): 3.5

Canister Dilution Factor: 1.94

CAS #	Compound	Result	MRL	MDL	Result	MRL	MDL	Data Qualifier
		µg/m <sup>3</sup>	µg/m <sup>3</sup>	µg/m <sup>3</sup>	ppbV	ppbV	ppbV	
75-71-8	Dichlorodifluoromethane (CFC 12)	2.2	0.97	0.097	0.45	0.20	0.020	
74-87-3	Chloromethane	ND	0.19	0.097	ND	0.094	0.047	
76-14-2	1,2-Dichloro-1,1,2,2-tetrafluoroethane (CFC 114)	0.11	0.97	0.097	0.016	0.14	0.014	J
75-01-4	Vinyl Chloride	ND	0.19	0.097	ND	0.076	0.038	
74-83-9	Bromomethane	ND	0.19	0.097	ND	0.050	0.025	
75-00-3	Chloroethane	0.17	0.19	0.097	0.065	0.074	0.037	J
64-17-5	Ethanol	3.1	9.7	0.097	1.6	5.2	0.052	J
67-64-1	Acetone	34	9.7	0.14	14	4.1	0.060	B, M
75-69-4	Trichlorofluoromethane	3.1	0.19	0.097	0.55	0.035	0.017	
107-13-1	Acrylonitrile	0.15	0.97	0.14	0.070	0.45	0.063	J
75-35-4	1,1-Dichloroethene	ND	0.19	0.097	ND	0.049	0.024	
75-65-0	2-Methyl-2-Propanol (tert-Butyl Alcohol)	0.28	0.97	0.14	0.091	0.32	0.047	J
75-09-2	Methylene Chloride	ND	0.97	0.097	ND	0.28	0.028	
107-05-1	3-Chloro-1-propene (Allyl Chloride)	ND	0.19	0.097	ND	0.062	0.031	
76-13-1	Trichlorotrifluoroethane	0.46	0.19	0.11	0.060	0.025	0.014	
75-15-0	Carbon Disulfide	1.3	0.97	0.23	0.41	0.31	0.075	
156-60-5	trans-1,2-Dichloroethene	ND	0.19	0.097	ND	0.049	0.024	
75-34-3	1,1-Dichloroethane	ND	0.19	0.097	ND	0.048	0.024	
1634-04-4	Methyl tert-Butyl Ether	ND	0.19	0.097	ND	0.054	0.027	
108-05-4	Vinyl Acetate	2.5	9.7	0.31	0.70	2.8	0.088	J, M
78-93-3	2-Butanone (MEK)	13	0.97	0.097	4.3	0.33	0.033	
156-59-2	cis-1,2-Dichloroethene	ND	0.19	0.097	ND	0.049	0.024	
108-20-3	Diisopropyl Ether	ND	0.97	0.11	ND	0.23	0.027	
67-66-3	Chloroform	130	0.19	0.11	26	0.040	0.023	

ND = Compound was analyzed for, but not detected above the laboratory detection limit.

MRL = Method Reporting Limit - The minimum quantity of a target analyte that can be confidently determined by the referenced method.

J = The analyte was positively identified below the method reporting limit; the associated numerical value is considered estimated.

B = Analyte was found in the method blank.

M = Matrix interference due to coelution with a non-target compound; results may be biased high.

Verified By:         

Date: 5/28/08

**234**

**COLUMBIA ANALYTICAL SERVICES, INC.**

RESULTS OF ANALYSIS

Page 2 of 3

**Client:** ENSR  
**Client Sample ID:** SG43B-05  
**Client Project ID:** Phase B Soil Gas / 04020-023-4311

CAS Project ID: P0801385  
 CAS Sample ID: P0801385-004

Test Code: EPA TO-15  
 Instrument ID: Tekmar AUTOCAN/Agilent 5975Binert/6890N/MS13  
 Analyst: Rusty Bravo  
 Sampling Media: 6.0 L Summa Canister  
 Test Notes:  
 Container ID: SC00470

Date Collected: 5/10/08  
 Date Received: 5/12/08  
 Date Analyzed: 5/12/08  
 Volume(s) Analyzed: 1.00 Liter(s)

Initial Pressure (psig): -5.3      Final Pressure (psig): 3.5

Canister Dilution Factor: 1.94

CAS #	Compound	Result µg/m <sup>3</sup>	MRL µg/m <sup>3</sup>	MDL µg/m <sup>3</sup>	Result ppbV	MRL ppbV	MDL ppbV	Data Qualifier
637-92-3	Ethyl tert-Butyl Ether	ND	0.97	0.099	ND	0.23	0.024	
107-06-2	1,2-Dichloroethane	ND	0.19	0.097	ND	0.048	0.024	
71-55-6	1,1,1-Trichloroethane	ND	0.19	0.097	ND	0.036	0.018	
71-43-2	<b>Benzene</b>	<b>6.8</b>	0.19	0.097	<b>2.1</b>	0.061	0.030	
56-23-5	<b>Carbon Tetrachloride</b>	<b>4.9</b>	0.19	0.097	<b>0.78</b>	0.031	0.015	
994-05-8	tert-Amyl Methyl Ether	ND	0.97	0.097	ND	0.23	0.023	
78-87-5	1,2-Dichloropropane	ND	0.19	0.097	ND	0.042	0.021	
75-27-4	<b>Bromodichloromethane</b>	<b>0.54</b>	0.19	0.097	<b>0.080</b>	0.029	0.014	
79-01-6	<b>Trichloroethene</b>	<b>0.29</b>	0.19	0.097	<b>0.054</b>	0.036	0.018	
123-91-1	1,4-Dioxane	ND	0.97	0.12	ND	0.27	0.033	
80-62-6	Methyl Methacrylate	ND	0.97	0.15	ND	0.24	0.036	
142-82-5	<b>n-Heptane</b>	<b>0.34</b>	0.97	0.12	<b>0.082</b>	0.24	0.030	<b>J</b>
10061-01-5	cis-1,3-Dichloropropene	ND	0.97	0.10	ND	0.21	0.022	
108-10-1	<b>4-Methyl-2-pentanone</b>	<b>2.7</b>	0.97	0.11	<b>0.65</b>	0.24	0.027	
10061-02-6	trans-1,3-Dichloropropene	ND	0.97	0.12	ND	0.21	0.027	
79-00-5	1,1,2-Trichloroethane	ND	0.19	0.097	ND	0.036	0.018	
108-88-3	<b>Toluene</b>	<b>13</b>	0.97	0.097	<b>3.4</b>	0.26	0.026	
591-78-6	<b>2-Hexanone</b>	<b>1.2</b>	0.97	0.15	<b>0.29</b>	0.24	0.036	
124-48-1	Dibromochloromethane	ND	0.19	0.13	ND	0.023	0.015	
106-93-4	1,2-Dibromoethane	ND	0.19	0.10	ND	0.025	0.014	
111-65-9	<b>n-Octane</b>	<b>1.0</b>	0.97	0.097	<b>0.21</b>	0.21	0.021	
127-18-4	<b>Tetrachloroethene</b>	<b>180</b>	0.19	0.097	<b>27</b>	0.029	0.014	
108-90-7	Chlorobenzene	ND	0.19	0.099	ND	0.042	0.021	

ND = Compound was analyzed for, but not detected above the laboratory detection limit.

MRL = Method Reporting Limit - The minimum quantity of a target analyte that can be confidently determined by the referenced method.

J = The analyte was positively identified below the method reporting limit; the associated numerical value is considered estimated.

## COLUMBIA ANALYTICAL SERVICES, INC.

### RESULTS OF ANALYSIS

Page 3 of 3

Client: **ENSR**  
 Client Sample ID: **SG43B-05**  
 Client Project ID: **Phase B Soil Gas / 04020-023-4311**

CAS Project ID: P0801385  
 CAS Sample ID: P0801385-004

Test Code: EPA TO-15  
 Instrument ID: Tekmar AUTOCAN/Agilent 5975Binert/6890N/MS13  
 Analyst: Rusty Bravo  
 Sampling Media: 6.0 L Summa Canister  
 Test Notes:  
 Container ID: SC00470

Date Collected: 5/10/08  
 Date Received: 5/12/08  
 Date Analyzed: 5/12/08  
 Volume(s) Analyzed: 1.00 Liter(s)

Initial Pressure (psig): -5.3      Final Pressure (psig): 3.5

Canister Dilution Factor: 1.94

CAS #	Compound	Result µg/m³	MRL µg/m³	MDL µg/m³	Result ppbV	MRL ppbV	MDL ppbV	Data Qualifier
100-41-4	Ethylbenzene	8.0	0.97	0.12	1.8	0.22	0.028	
179601-23-1	m,p-Xylenes	40	0.97	0.25	9.1	0.22	0.058	
75-25-2	Bromoform	ND	0.97	0.15	ND	0.094	0.014	
100-42-5	Styrene	0.28	0.97	0.15	0.065	0.23	0.035	J
95-47-6	o-Xylene	14	0.97	0.12	3.3	0.22	0.028	
79-34-5	1,1,2,2-Tetrachloroethane	ND	0.19	0.12	ND	0.028	0.018	
98-82-8	Cumene	0.47	0.97	0.11	0.096	0.20	0.022	J
103-65-1	n-Propylbenzene	0.56	0.97	0.10	0.11	0.20	0.021	J
622-96-8	4-Ethyltoluene	0.93	0.97	0.11	0.19	0.20	0.023	J
108-67-8	1,3,5-Trimethylbenzene	0.97	0.97	0.12	0.20	0.20	0.024	J
98-83-9	alpha-Methylstyrene	ND	0.97	0.14	ND	0.20	0.029	
95-63-6	1,2,4-Trimethylbenzene	2.3	0.97	0.13	0.47	0.20	0.027	
100-44-7	Benzyl Chloride	ND	0.19	0.17	ND	0.037	0.032	
541-73-1	1,3-Dichlorobenzene	ND	0.19	0.12	ND	0.032	0.020	
106-46-7	1,4-Dichlorobenzene	4.5	0.19	0.11	0.74	0.032	0.018	
135-98-8	sec-Butylbenzene	ND	0.97	0.11	ND	0.18	0.021	
99-87-6	4-Isopropyltoluene (p-Cymene)	0.29	0.97	0.13	0.052	0.18	0.023	J
95-50-1	1,2-Dichlorobenzene	ND	0.19	0.13	ND	0.032	0.021	
96-12-8	1,2-Dibromo-3-chloropropane	ND	0.97	0.15	ND	0.10	0.015	
120-82-1	1,2,4-Trichlorobenzene	ND	0.19	0.15	ND	0.026	0.020	
91-20-3	Naphthalene	2.0	0.39	0.14	0.38	0.074	0.027	
87-68-3	Hexachlorobutadiene	ND	0.19	0.17	ND	0.018	0.016	
98-06-6	tert-Butylbenzene	ND	0.39	0.097	ND	0.071	0.018	
104-51-8	n-Butylbenzene	0.43	0.39	0.097	0.078	0.071	0.018	

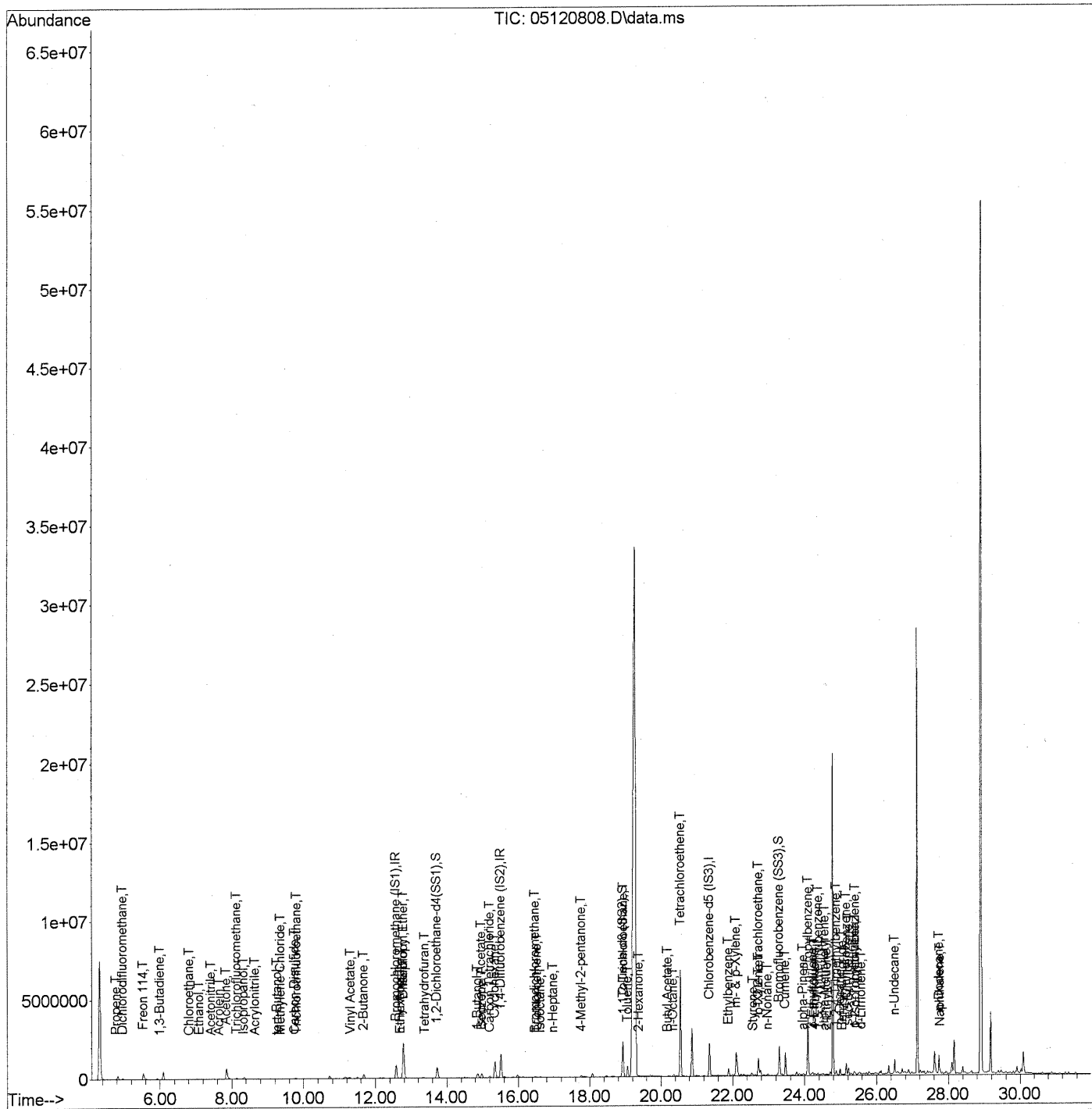
ND = Compound was analyzed for, but not detected above the laboratory detection limit.

MRL = Method Reporting Limit - The minimum quantity of a target analyte that can be confidently determined by the referenced method.

J = The analyte was positively identified below the method reporting limit; the associated numerical value is considered estimated.

Data Path : J:\MS13\DATA\2008\_05\12\  
 Data File : 05120808.D  
 Acq On : 12 May 2008 3:33 pm  
 Operator : RTB  
 Sample : P0801385-004 (1000mL)  
 Misc : ENSR SG43B-05 (-5.3, 3.5)  
 ALS Vial : 5 Sample Multiplier: 1

Quant Time: May 27 15:57:51 2008  
 Quant Method : J:\MS13\METHODS\R13041408.M  
 Quant Title : EPA TO-15 per SOP VOA-TO15 (CASS TO-15/GC-MS)  
 QLast Update : Tue Apr 15 06:47:20 2008  
 Response via : Initial Calibration



Data Path : J:\MS13\DATA\2008\_05\12\  
 Data File : 05120808.D  
 Acq On : 12 May 2008 3:33 pm  
 Operator : RTB  
 Sample : P0801385-004 (1000mL)  
 Misc : ENSR SG43B-05 (-5.3, 3.5)  
 ALS Vial : 5 Sample Multiplier: 1

Quant Time: May 27 15:57:51 2008  
 Quant Method : J:\MS13\METHODS\R13041408.M  
 Quant Title : EPA TO-15 per SOP VOA-TO15 (CASS TO-15/GC-MS)  
 QLast Update : Tue Apr 15 06:47:20 2008  
 Response via : Initial Calibration

Internal Standards	R.T.	QIon	Response	Conc	Units	Dev (Min)
1) Bromochloromethane (IS1)	12.58	130	379812	25.000	ng	-0.03
37) 1,4-Difluorobenzene (IS2)	15.51	114	1672734	25.000	ng	-0.02
56) Chlorobenzene-d5 (IS3)	21.35	82	784338	25.000	ng	0.00

System Monitoring Compounds

33) 1,2-Dichloroethane-d4 (...)	13.72	65	663443	21.781	ng	-0.03 ✓
Spiked Amount	25.000		Recovery	=	87.12%	
57) Toluene-d8 (SS2)	18.93	98	1780863	25.332	ng	0.00 ✓
Spiked Amount	25.000		Recovery	=	101.32%	
73) Bromofluorobenzene (SS3)	23.29	174	601945	24.881	ng	0.00 ✓
Spiked Amount	25.000		Recovery	=	99.52%	

Target Compounds

Target Compounds	R.T.	QIon	Response	Conc	Units	Qvalue
2) Propene	4.79	42	21149	0.673	ng	93
3) Dichlorodifluoromethane	4.96	85	66193	1.155	ng	98
4) Chloromethane	5.28	50	554	N.D.	✓	
5) Freon 114	5.54	135	1607	0.057	ng	70
6) Vinyl Chloride	0.00	62	0	N.D.	✓	
7) 1,3-Butadiene	6.01	54	2301	0.067	ng #	41
8) Bromomethane	6.47	94	69	N.D.	✓	
9) Chloroethane	6.81	64	1626	0.088	ng	75
10) Ethanol	7.09	45	33791m	1.576	ng	
11) Acetonitrile	7.43	41	32550	0.578	ng	96
12) Acrolein	7.64	56	8512	0.562	ng M #	71
13) Acetone	7.85	58	365658	17.392	ng #	70
14) Trichlorofluoromethane	8.14	101	71387	1.585	ng	99
15) Isopropanol	8.33	45	82694	1.162	ng #	61
16) Acrylonitrile	8.65	53	2557	0.078	ng	95
17) 1,1-Dichloroethene	0.00	96	0	N.D.	✓	
18) tert-Butanol	9.26	59	8373	0.142	ng #	71
19) Methylene Chloride	9.36	84	1188	0.049	ng	99
20) Allyl Chloride	9.54	41	436	N.D.	✓	
21) Trichlorotrifluoroethane	9.80	151	4580	0.238	ng #	82
22) Carbon Disulfide	9.76	76	59149	0.661	ng	97
23) trans-1,2-Dichloroethene	10.74	61	1300	N.D.	✓	
24) 1,1-Dichloroethane	11.10	63	84	N.D.	✓	
25) Methyl tert-Butyl Ether	11.18	73	1445	N.D.	✓	
26) Vinyl Acetate	11.31	86	5314	1.272	ng M #	1
27) 2-Butanone	11.67	72	95929	6.506	ng	97
28) cis-1,2-Dichloroethene	12.13	61	66	N.D.	✓	
29) Diisopropyl Ether	12.78	87	238228	12.306	ng NR #	1
30) Ethyl Acetate	12.70	61	411	0.045	ng #	45

Em 5/27/08

Data Path : J:\MS13\DATA\2008\_05\12\  
 Data File : 05120808.D  
 Acq On : 12 May 2008 3:33 pm  
 Operator : RTB  
 Sample : P0801385-004 (1000mL)  
 Misc : ENSR SG43B-05 (-5.3, 3.5)  
 ALS Vial : 5 Sample Multiplier: 1

Quant Time: May 27 15:57:51 2008  
 Quant Method : J:\MS13\METHODS\R13041408.M  
 Quant Title : EPA TO-15 per SOP VOA-TO15 (CASS TO-15/GC-MS)  
 QLast Update : Tue Apr 15 06:47:20 2008  
 Response via : Initial Calibration

Internal Standards	R.T.	QIon	Response	Conc	Units	Dev (Min)
31) n-Hexane	12.70	57	10493	0.220 ng	#	71
32) Chloroform	12.78	83	2355282	66.418 ng		99
34) Tetrahydrofuran	13.38	72	5016	0.340 ng	#	72
35) Ethyl tert-Butyl Ether	0.00	87	0	N.D. ✓		
36) 1,2-Dichloroethane	13.77	62	68	N.D. ✓		
38) 1,1,1-Trichloroethane	14.29	97	1299	N.D. ✓		
39) Isopropyl Acetate	14.97	61	2448	0.161 ng	#	1
40) 1-Butanol	14.86	56	234394	10.267 ng		86
41) Benzene	14.98	78	311886	3.515 ng		100
42) Carbon Tetrachloride	15.21	117	74369	2.534 ng		93
43) Cyclohexane	15.34	84	47016	1.432 ng	#	1
44) tert-Amyl Methyl Ether	15.67	73	56	N.D. ✓		
45) 1,2-Dichloropropane	16.19	63	226	N.D. ✓		
46) Bromodichloromethane	16.47	83	8320	0.276 ng		98
47) Trichloroethene	16.53	130	3285	0.150 ng		95
48) 1,4-Dioxane	16.53	88	342	N.D. ✓		
49) Isooctane	16.62	57	18569	0.177 ng	#	46
50) Methyl Methacrylate	16.81	100	54	N.D. ✓		
51) n-Heptane	16.98	71	4243	0.173 ng		87
52) cis-1,3-Dichloropropene	17.82	75	306	N.D. ✓		
53) 4-Methyl-2-pentanone	17.77	58	33528	1.381 ng		91
54) trans-1,3-Dichloropropene	18.45	75	134	N.D. ✓		
55) 1,1,2-Trichloroethane	18.95	97	158798	7.431 ng	NR #	9
58) Toluene	19.06	91	579157	6.557 ng		96
59) 2-Hexanone	19.38	43	40123	0.610 ng		80
60) Dibromochloromethane	19.63	129	569	N.D. ✓		
61) 1,2-Dibromoethane	19.79	107	57	N.D. ✓		
62) Butyl Acetate	20.19	43	7852	0.119 ng		78
63) n-Octane	20.35	57	10649	0.514 ng		100
64) Tetrachloroethene	20.55	166	2103249	95.102 ng		99
65) Chlorobenzene	21.40	112	2136	N.D. ✓		
66) Ethylbenzene	21.89	91	407809	4.135 ng		92
67) m- & p-Xylene	22.10	91	1348488	20.453 ng		91
68) Bromoform	22.21	173	131	N.D. ✓		
69) Styrene	22.57	104	8111	0.143 ng		88
70) o-Xylene	22.71	91	529999	7.470 ng		92
71) n-Nonane	22.98	43	60727	1.069 ng	#	82
72) 1,1,2,2-Tetrachloroethane	22.72	83	2440	0.072 ng	NR #	1
74) Cumene	23.46	105	21956	0.244 ng		89
75) alpha-Pinene	23.96	93	43381	0.907 ng		96
76) n-Propylbenzene	24.10	91	34727	0.288 ng	NR #	1
77) 3-Ethyltoluene	24.23	105	90214	0.919 ng	yes	98

Em s/27/08

Data Path : J:\MS13\DATA\2008\_05\12\  
 Data File : 05120808.D  
 Acq On : 12 May 2008 3:33 pm  
 Operator : RTB  
 Sample : P0801385-004 (1000mL)  
 Misc : ENSR SG43B-05 (-5.3, 3.5)  
 ALS Vial : 5 Sample Multiplier: 1

Quant Time: May 27 15:57:51 2008  
 Quant Method : J:\MS13\METHODS\R13041408.M  
 Quant Title : EPA TO-15 per SOP VOA-TO15 (CASS TO-15/GC-MS)  
 QLast Update : Tue Apr 15 06:47:20 2008  
 Response via : Initial Calibration

Internal Standards	R.T.	QIon	Response	Conc	Units	Dev (Min)
78) 4-Ethyltoluene	24.28	105	43325	0.479	ng	96
79) 1,3,5-Trimethylbenzene	24.38	105	39997	0.498	ng	97
80) alpha-Methylstyrene	24.56	118	2353	0.055	ng	79 <i>cmpl</i>
81) 2-Ethyltoluene	24.61	105	34659	0.351	ng	99
82) 1,2,4-Trimethylbenzene	24.88	105	108232	1.194	ng	86
83) n-Decane	24.98	57	131301	2.618	ng	83
84) Benzyl Chloride	25.05	91	2838	0.046	ng	92
85) 1,3-Dichlorobenzene	25.08	146	898	N.D.	✓	
86) 1,4-Dichlorobenzene	25.16	146	107766	2.294	ng	100
87) sec-Butylbenzene	25.21	105	4406	0.041	ng	# 85
88) p-Isopropyltoluene	25.40	119	13698	0.148	ng	# 65
89) 1,2,3-Trimethylbenzene	25.40	105	34166	0.383	ng	88
90) 1,2-Dichlorobenzene	25.56	146	720	N.D.	✓	
91) d-Limonene	25.58	68	15462	0.376	ng	99
92) 1,2-Dibromo-3-Chloropr...	26.25	157	193	N.D.	✓	
93) n-Undecane	26.50	57	315250	5.988	ng	75
94) 1,2,4-Trichlorobenzene	27.62	180	315	N.D.	✓	
95) Naphthalene	27.77	128	103413	1.031	ng	98
96) n-Dodecane	27.74	57	343373	6.428	ng	86
97) Hexachloro-1,3-butadiene	0.00	225	0	N.D.	✓	

(#) = qualifier out of range (m) = manual integration (+) = signals summed

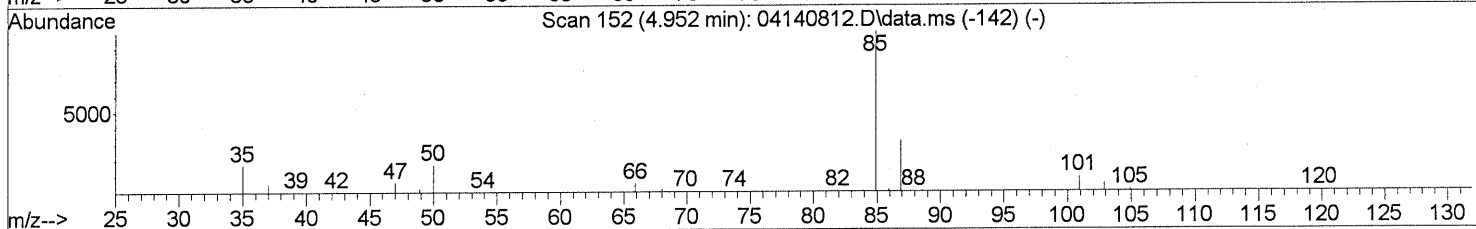
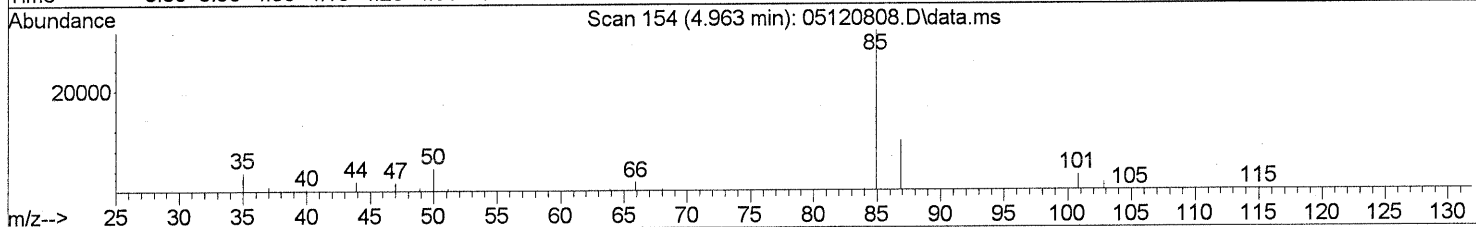
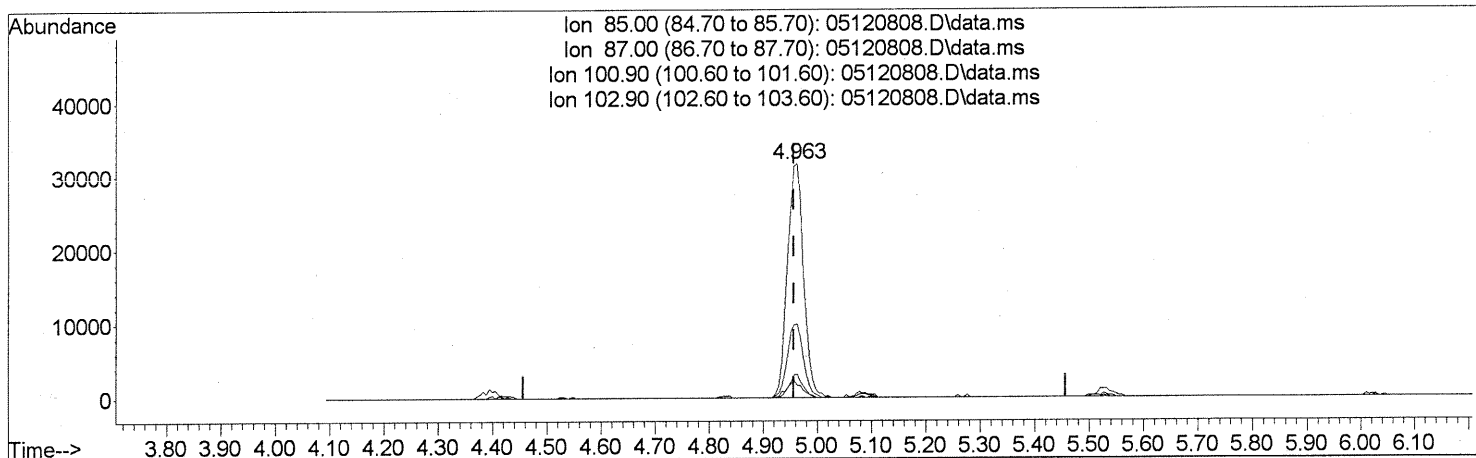
*Em* 5/27/08



Quantitation Report (Qedit)

Data Path : J:\MS13\DATA\2008\_05\12\  
 Data File : 05120808.D  
 Acq On : 12 May 2008 3:33 pm  
 Operator : RTB  
 Sample : P0801385-004 (1000mL)  
 Misc : ENSR SG43B-05 (-5.3, 3.5)  
 ALS Vial : 5 Sample Multiplier: 1

Quant Time: May 12 16:14:11 2008  
 Quant Method : J:\MS13\METHODS\R13041408.M  
 Quant Title : EPA TO-15 per SOP VOA-TO15 (CASS TO-15/GC-MS)  
 QLast Update : Tue Apr 15 06:47:20 2008  
 Response via : Initial Calibration



TIC: 05120808.D\data.ms

(3) Dichlorodifluoromethane (T)

4.963min (+0.006) 1.15ng

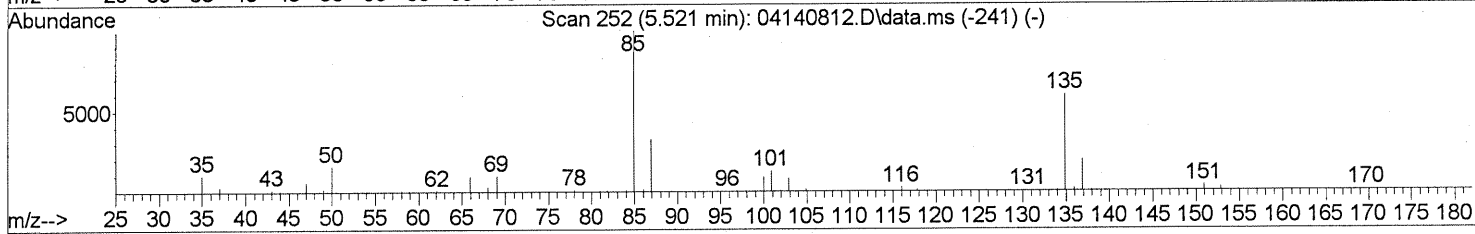
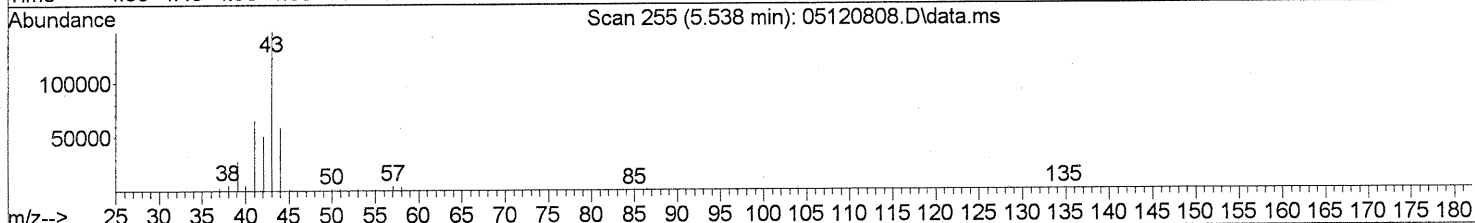
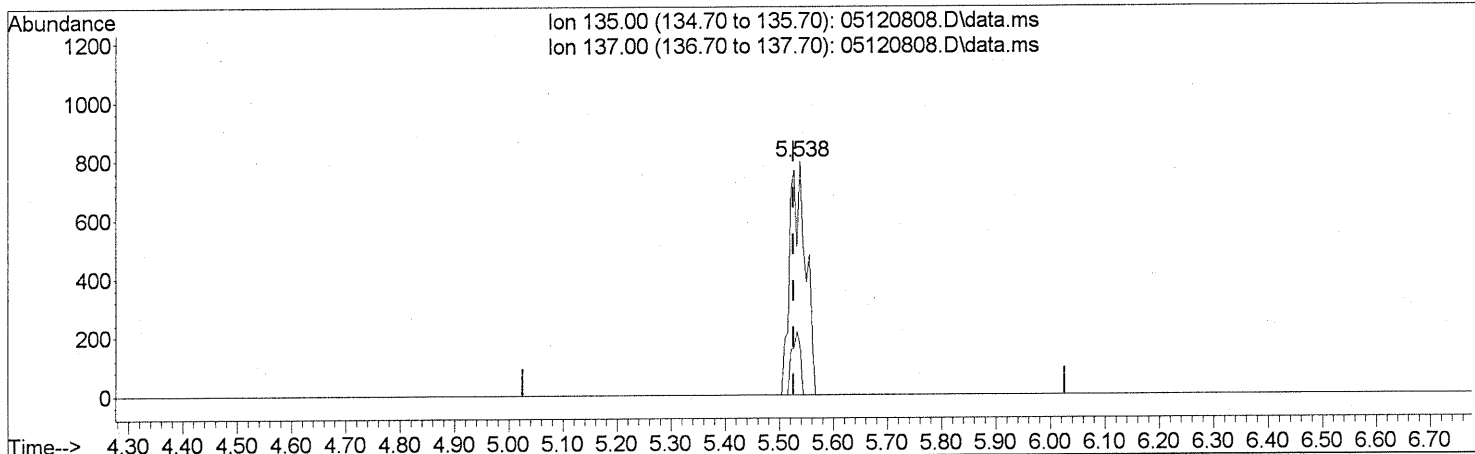
response 66193

Ion	Exp%	Act%
85.00	100	100
87.00	32.50	31.31
100.90	9.30	8.76
102.90	6.00	6.23

Quantitation Report (Qedit)

Data Path : J:\MS13\DATA\2008\_05\12\  
 Data File : 05120808.D  
 Acq On : 12 May 2008 3:33 pm  
 Operator : RTB  
 Sample : P0801385-004 (1000mL)  
 Misc : ENSR SG43B-05 (-5.3, 3.5)  
 ALS Vial : 5 Sample Multiplier: 1

Quant Time: May 12 16:14:11 2008  
 Quant Method : J:\MS13\METHODS\R13041408.M  
 Quant Title : EPA TO-15 per SOP VOA-TO15 (CASS TO-15/GC-MS)  
 QLast Update : Tue Apr 15 06:47:20 2008  
 Response via : Initial Calibration



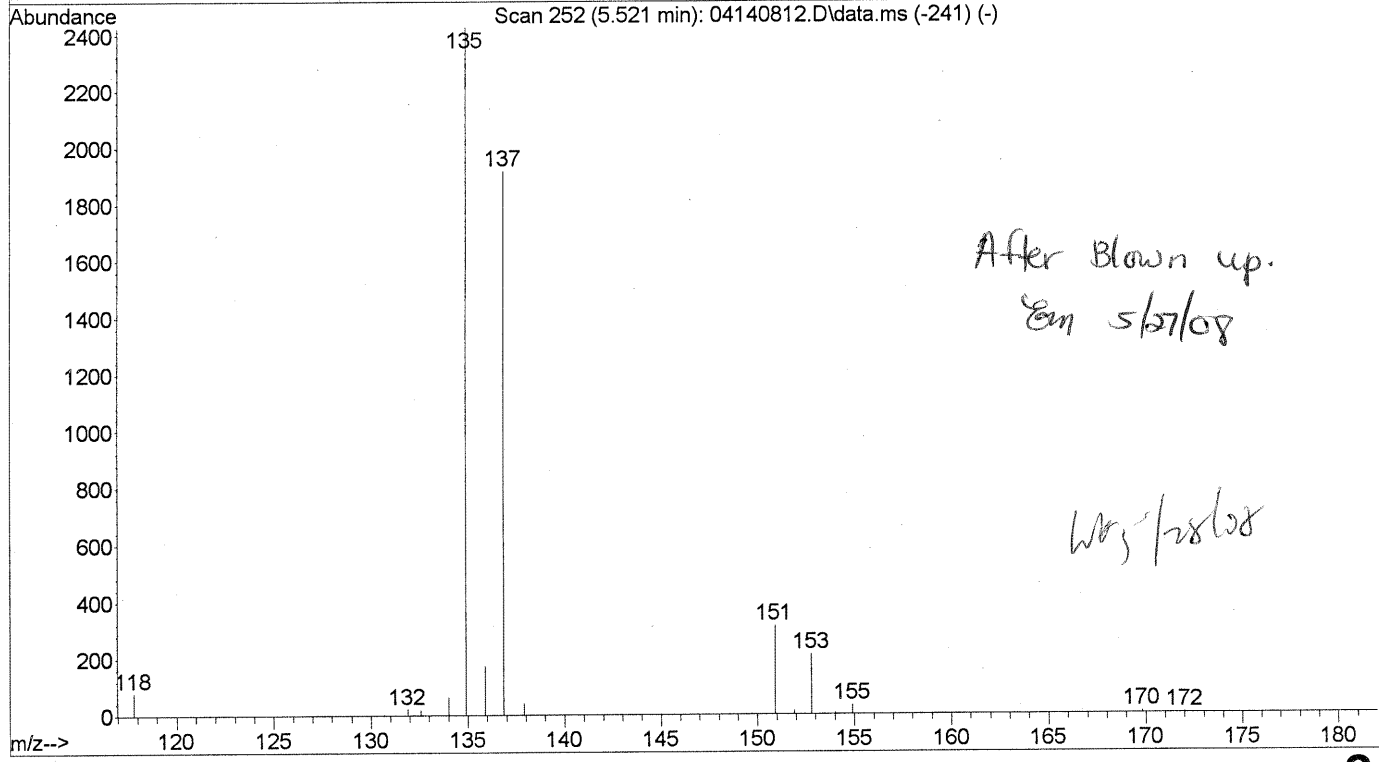
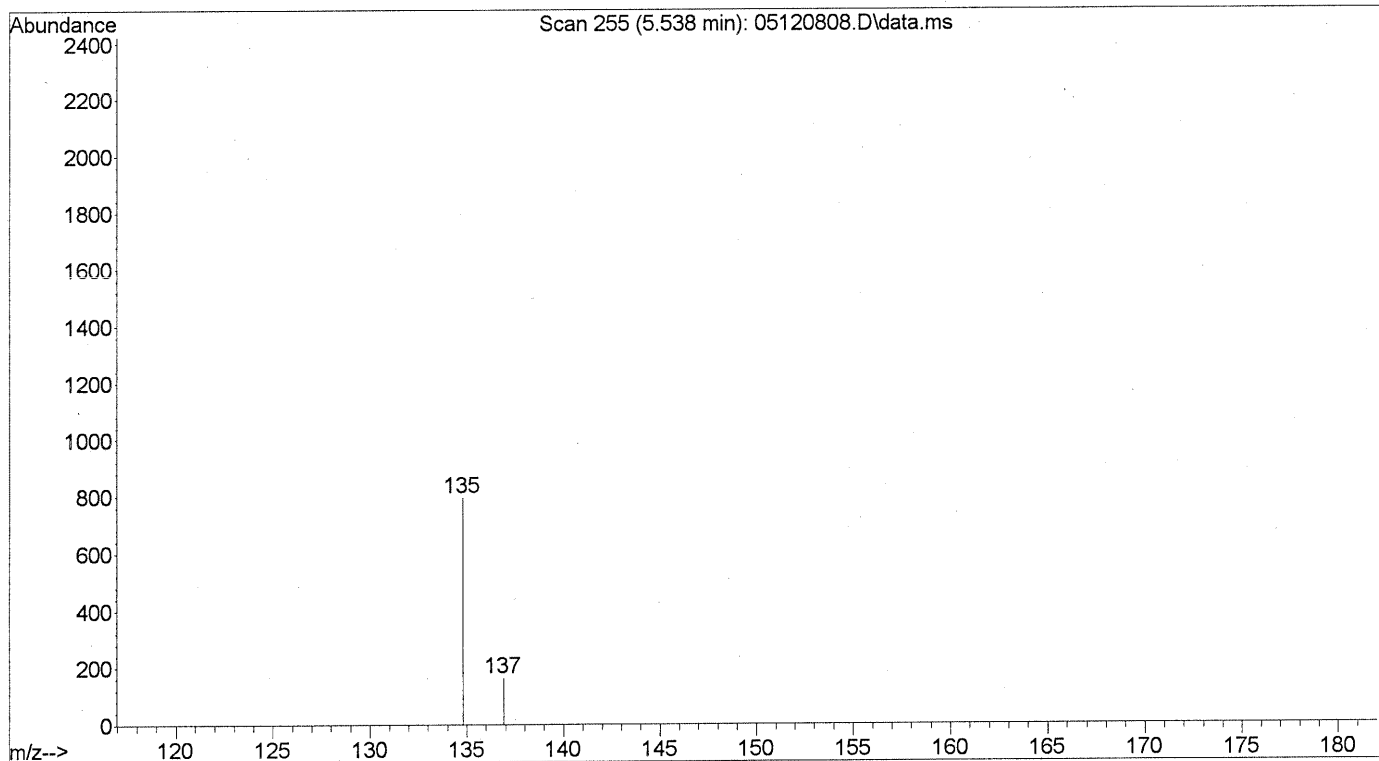
TIC: 05120808.D\data.ms

(5) Freon 114 (T)  
 5.538min (+0.011) 0.06ng  
 response 1607

*Before blow up.*

Ion	Exp%	Act%
135.00	100	100
137.00	31.50	14.69
0.00	0.00	0.00
0.00	0.00	0.00

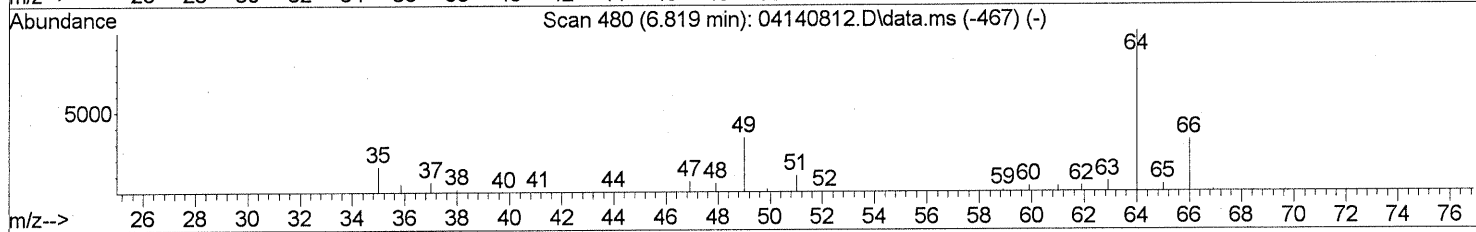
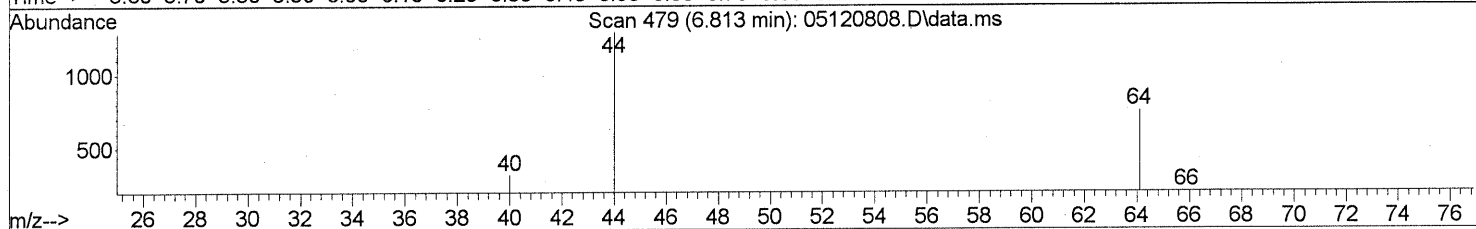
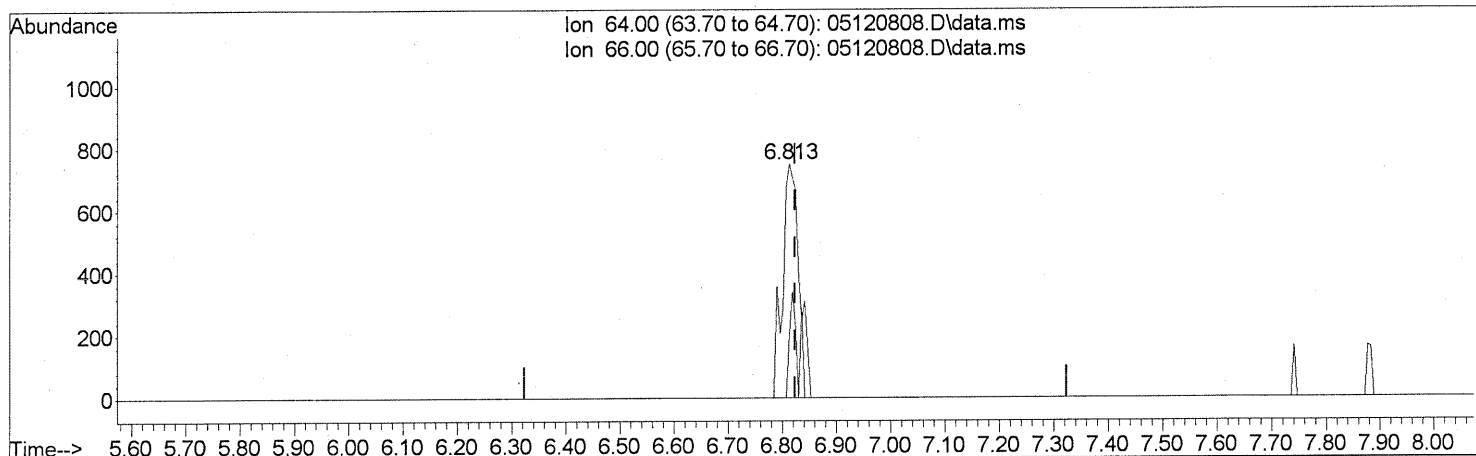
File :J:\MS13\DATA\2008\_05\12\05120808.D  
Operator : RTB  
Acquired : 12 May 2008 3:33 pm using AcqMethod TO15.M  
Instrument : GCMS13  
Sample Name: P0801385-004 (1000mL)  
Misc Info : ENSR SG43B-05 (-5.3, 3.5)  
Vial Number: 5



Quantitation Report (Qedit)

Data Path : J:\MS13\DATA\2008\_05\12\  
 Data File : 05120808.D  
 Acq On : 12 May 2008 3:33 pm  
 Operator : RTB  
 Sample : P0801385-004 (1000mL)  
 Misc : ENSR SG43B-05 (-5.3, 3.5)  
 ALS Vial : 5 Sample Multiplier: 1

Quant Time: May 12 16:14:11 2008  
 Quant Method : J:\MS13\METHODS\R13041408.M  
 Quant Title : EPA TO-15 per SOP VOA-TO15 (CASS TO-15/GC-MS)  
 QLast Update : Tue Apr 15 06:47:20 2008  
 Response via : Initial Calibration



TIC: 05120808.D\data.ms

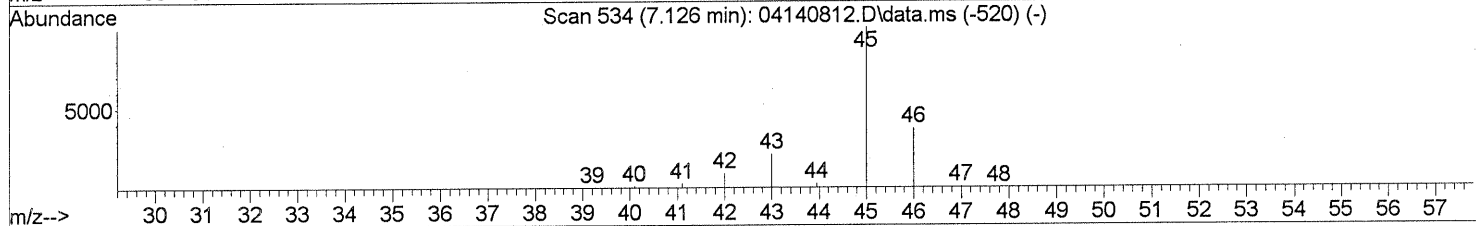
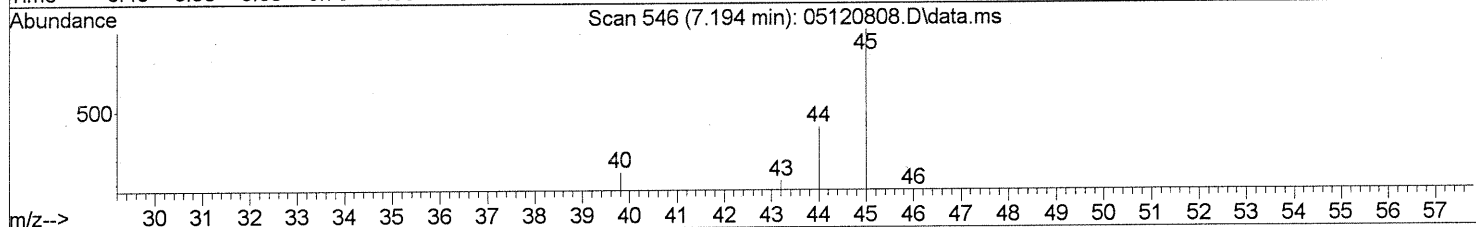
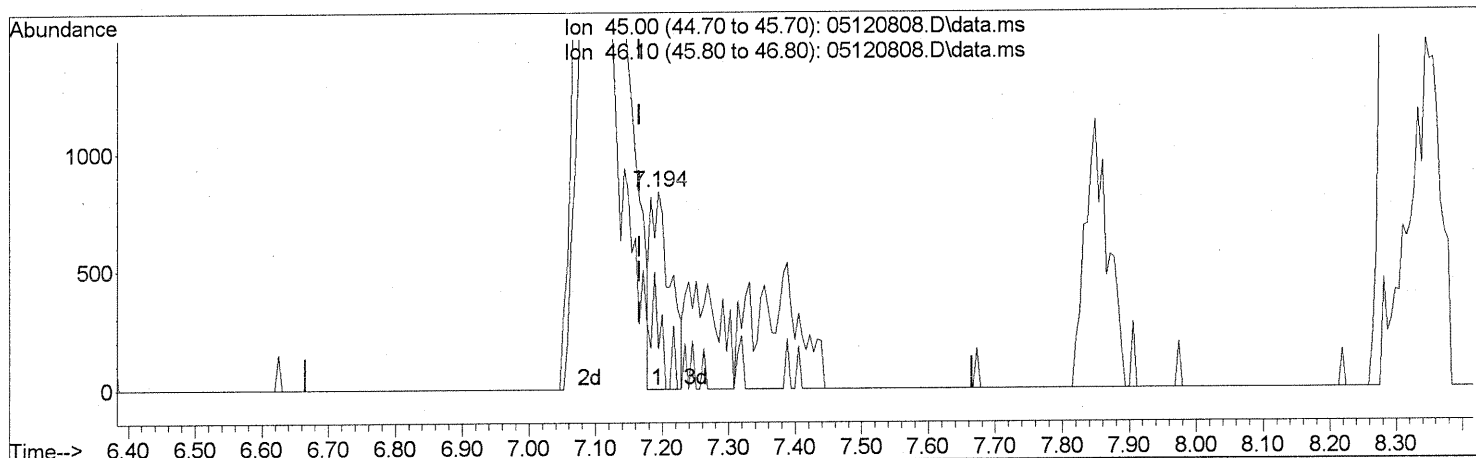
(9) Chloroethane (T)  
 6.813min (-0.011) 0.09ng  
 response 1626

Ion	Exp%	Act%
64.00	100	100
66.00	29.60	16.24
0.00	0.00	0.00
0.00	0.00	0.00

Quantitation Report (Qedit)

Data Path : J:\MS13\DATA\2008\_05\12\  
 Data File : 05120808.D  
 Acq On : 12 May 2008 3:33 pm  
 Operator : RTB  
 Sample : P0801385-004 (1000mL)  
 Misc : ENSR SG43B-05 (-5.3, 3.5)  
 ALS Vial : 5 Sample Multiplier: 1

Quant Time: May 12 16:14:11 2008  
 Quant Method : J:\MS13\METHODS\R13041408.M  
 Quant Title : EPA TO-15 per SOP VOA-TO15 (CASS TO-15/GC-MS)  
 QLast Update : Tue Apr 15 06:47:20 2008  
 Response via : Initial Calibration



TIC: 05120808.D\data.ms

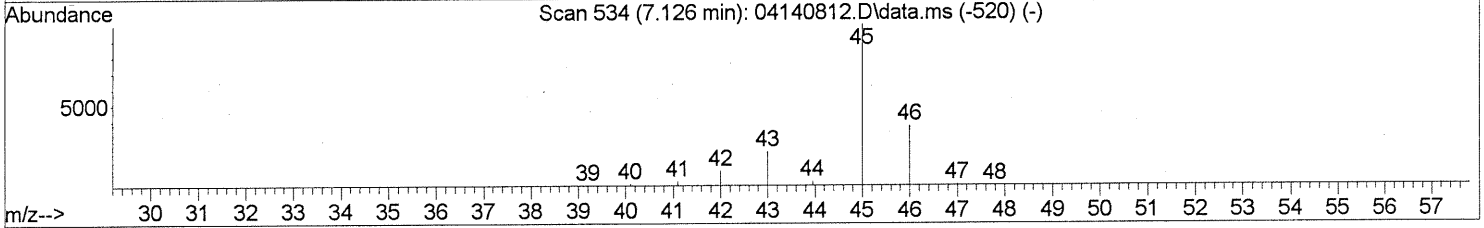
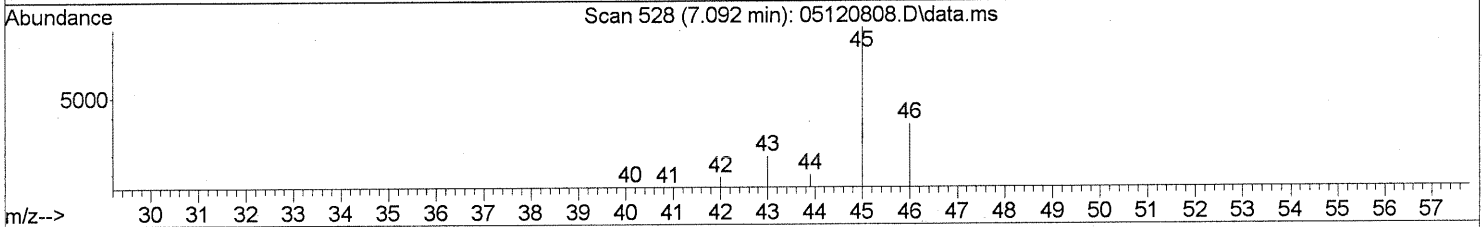
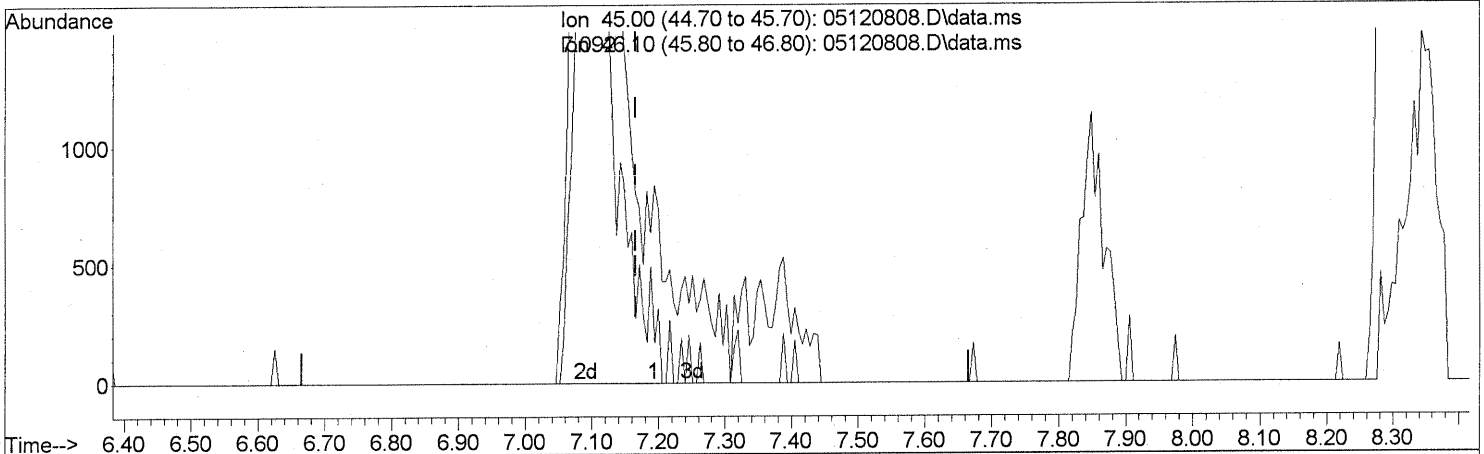
Ion	Exp%	Act%
(10) Ethanol (T)		
7.194min (+0.028)	0.08ng	
response	1709	
45.00	100	100
46.10	41.00	19.54#
0.00	0.00	0.00
0.00	0.00	0.00

*Tailing / Split Peaks*

Quantitation Report (Qedit)

Data Path : J:\MS13\DATA\2008\_05\12\  
 Data File : 05120808.D  
 Acq On : 12 May 2008 3:33 pm  
 Operator : RTB  
 Sample : P0801385-004 (1000mL)  
 Misc : ENSR SG43B-05 (-5.3, 3.5)  
 ALS Vial : 5 Sample Multiplier: 1

Quant Time: May 12 16:14:11 2008  
 Quant Method : J:\MS13\METHODS\R13041408.M  
 Quant Title : EPA TO-15 per SOP VOA-TO15 (CASS TO-15/GC-MS)  
 QLast Update : Tue Apr 15 06:47:20 2008  
 Response via : Initial Calibration



TIC: 05120808.D\data.ms

(10) Ethanol (T)  
 7.092min (-0.074) 1.58ng m  
 response 33791

Ion	Exp%	Act%
45.00	100	100
46.10	41.00	0.99#
0.00	0.00	0.00
0.00	0.00	0.00


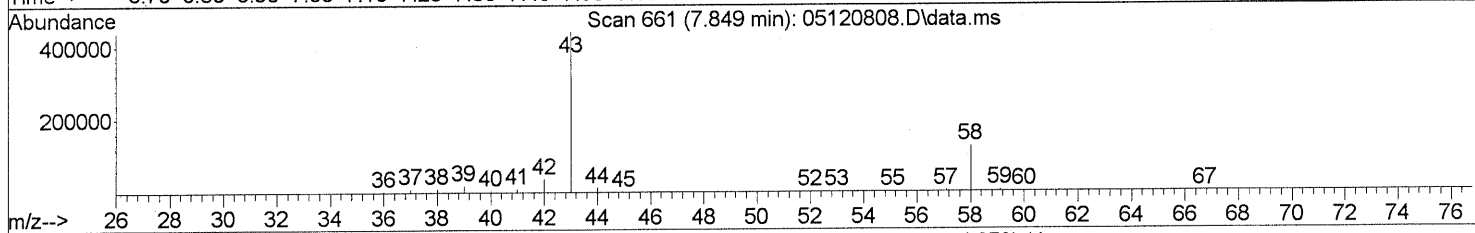
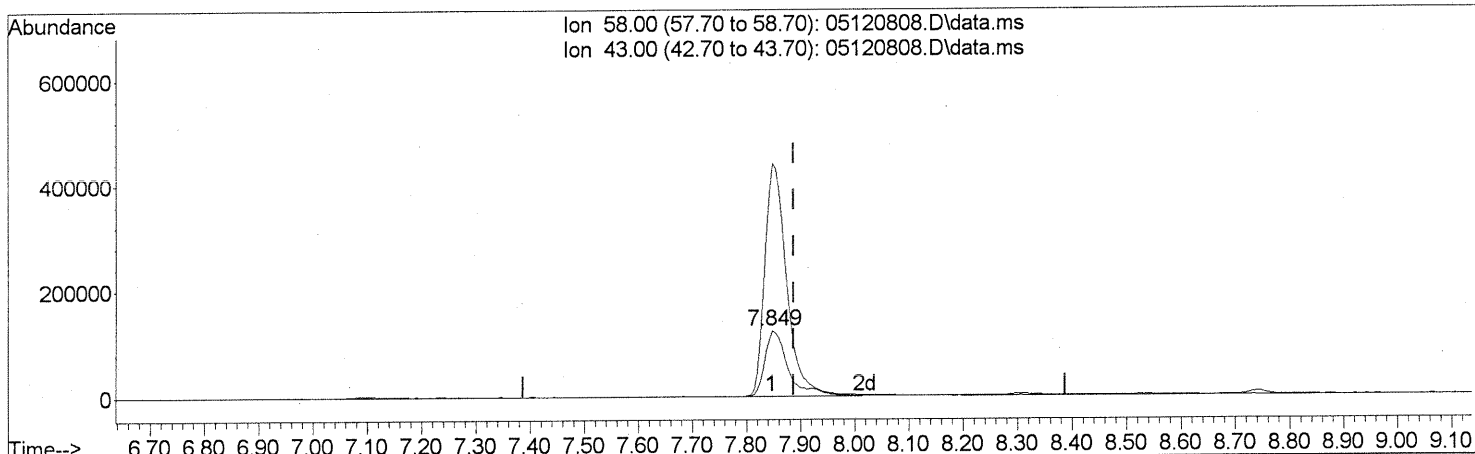
*Int. the whole peak  
 em 5/27/08*

*W/S 5/28/08*

Quantitation Report (Qedit)

Data Path : J:\MS13\DATA\2008\_05\12\  
 Data File : 05120808.D  
 Acq On : 12 May 2008 3:33 pm  
 Operator : RTB  
 Sample : P0801385-004 (1000mL)  
 Misc : ENSR SG43B-05 (-5.3, 3.5)  
 ALS Vial : 5 Sample Multiplier: 1

Quant Time: May 27 15:57:51 2008  
 Quant Method : J:\MS13\METHODS\R13041408.M  
 Quant Title : EPA TO-15 per SOP VOA-TO15 (CASS TO-15/GC-MS)  
 QLast Update : Tue Apr 15 06:47:20 2008  
 Response via : Initial Calibration



TIC: 05120808.D\data.ms

(13) Acetone (T) M

7.849min (-0.039) 17.39ng

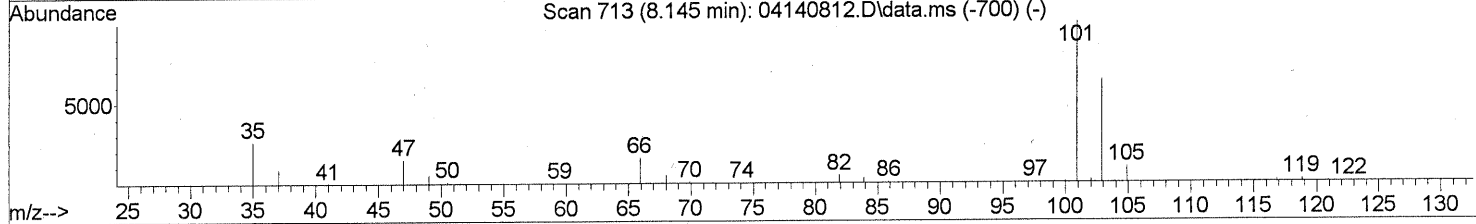
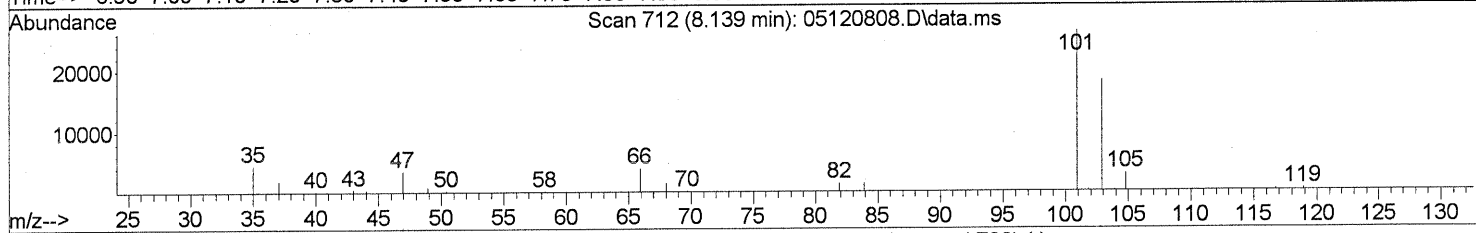
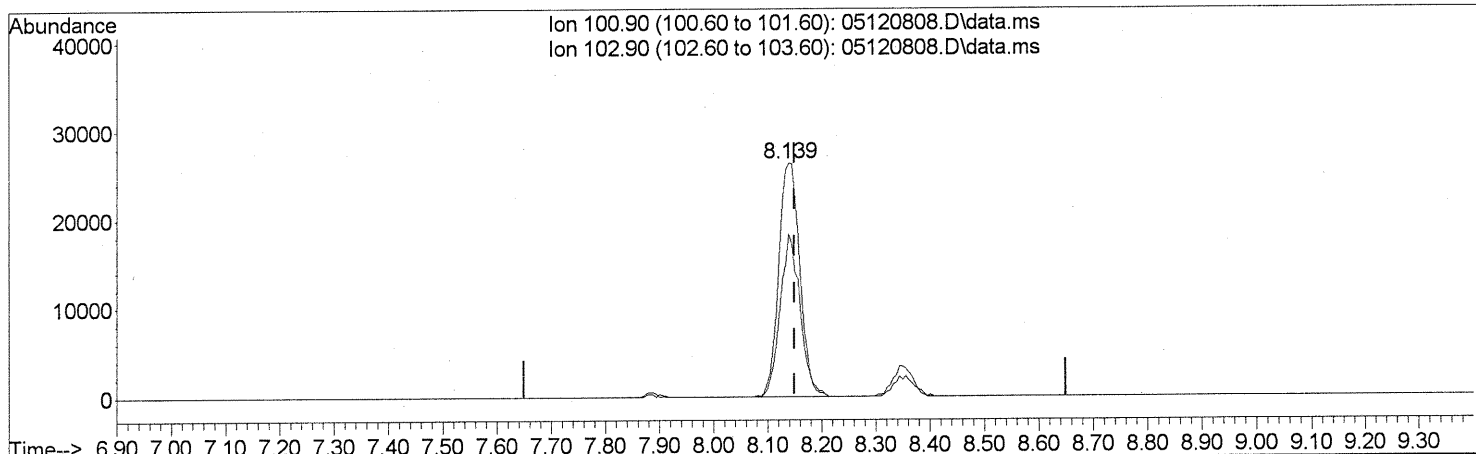
response 365658

Ion	Exp%	Act%
58.00	100	100
43.00	283.10	339.17#
0.00	0.00	0.00
0.00	0.00	0.00

Quantitation Report (Qedit)

Data Path : J:\MS13\DATA\2008\_05\12\  
 Data File : 05120808.D  
 Acq On : 12 May 2008 3:33 pm  
 Operator : RTB  
 Sample : P0801385-004 (1000mL)  
 Misc : ENSR SG43B-05 (-5.3, 3.5)  
 ALS Vial : 5 Sample Multiplier: 1

Quant Time: May 27 15:57:51 2008  
 Quant Method : J:\MS13\METHODS\R13041408.M  
 Quant Title : EPA TO-15 per SOP VOA-TO15 (CASS TO-15/GC-MS)  
 QLast Update : Tue Apr 15 06:47:20 2008  
 Response via : Initial Calibration



TIC: 05120808.D\data.ms

(14) Trichlorofluoromethane (T)  
 8.139min (-0.011) 1.59ng  
 response 71387

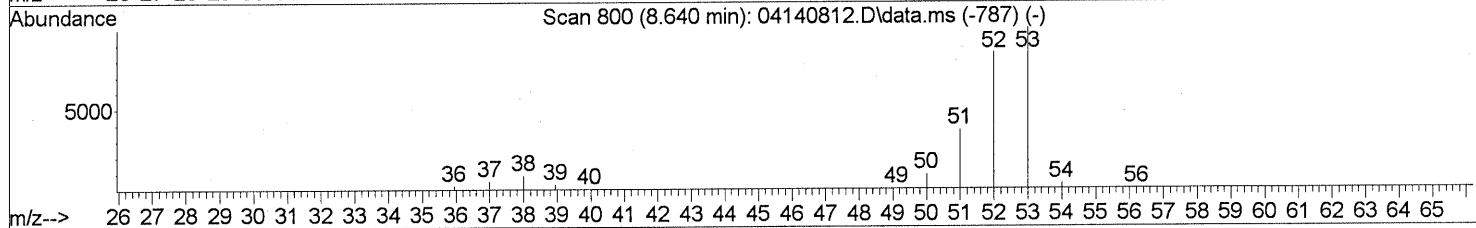
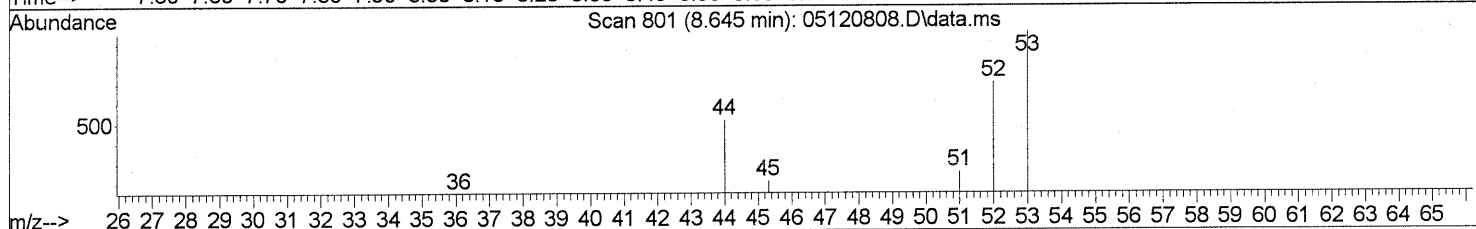
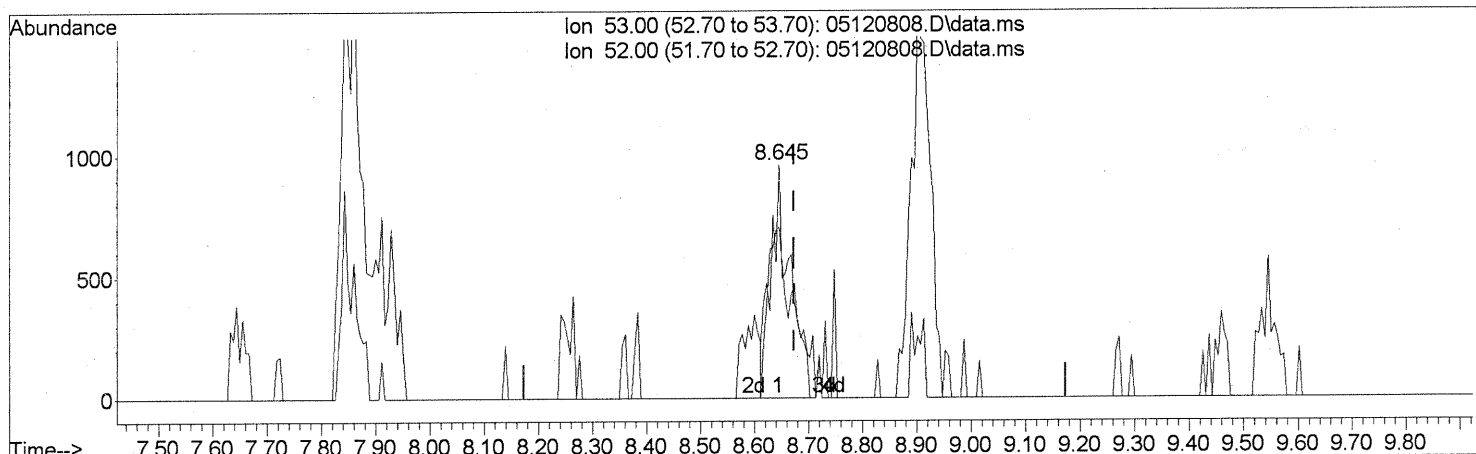
Ion	Exp%	Act%
100.90	100	100
102.90	64.80	65.32
0.00	0.00	0.00
0.00	0.00	0.00



Quantitation Report (Qedit)

Data Path : J:\MS13\DATA\2008\_05\12\  
 Data File : 05120808.D  
 Acq On : 12 May 2008 3:33 pm  
 Operator : RTB  
 Sample : P0801385-004 (1000mL)  
 Misc : ENSR SG43B-05 (-5.3, 3.5)  
 ALS Vial : 5 Sample Multiplier: 1

Quant Time: May 27 15:57:51 2008  
 Quant Method : J:\MS13\METHODS\R13041408.M  
 Quant Title : EPA TO-15 per SOP VOA-TO15 (CASS TO-15/GC-MS)  
 QLast Update : Tue Apr 15 06:47:20 2008  
 Response via : Initial Calibration



TIC: 05120808.D\data.ms



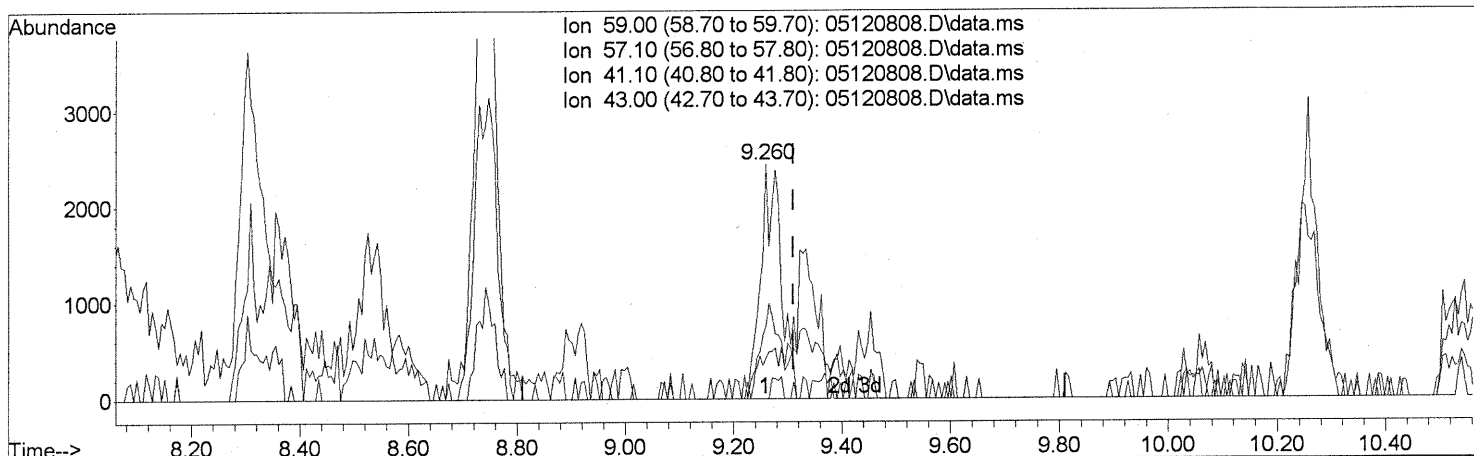
(16) Acrylonitrile (T)  
 8.645min (-0.028) 0.08ng  
 response 2557

Ion	Exp%	Act%
53.00	100	100
52.00	82.50	86.66
0.00	0.00	0.00
0.00	0.00	0.00

Quantitation Report (Qedit)

Data Path : J:\MS13\DATA\2008\_05\12\  
 Data File : 05120808.D  
 Acq On : 12 May 2008 3:33 pm  
 Operator : RTB  
 Sample : P0801385-004 (1000mL)  
 Misc : ENSR SG43B-05 (-5.3, 3.5)  
 ALS Vial : 5 Sample Multiplier: 1

Quant Time: May 27 15:57:51 2008  
 Quant Method : J:\MS13\METHODS\R13041408.M  
 Quant Title : EPA TO-15 per SOP VOA-TO15 (CASS TO-15/GC-MS)  
 QLast Update : Tue Apr 15 06:47:20 2008  
 Response via : Initial Calibration



TIC: 05120808.D\data.ms

(18) tert-Butanol (T)

9.260min (-0.051) 0.14ng

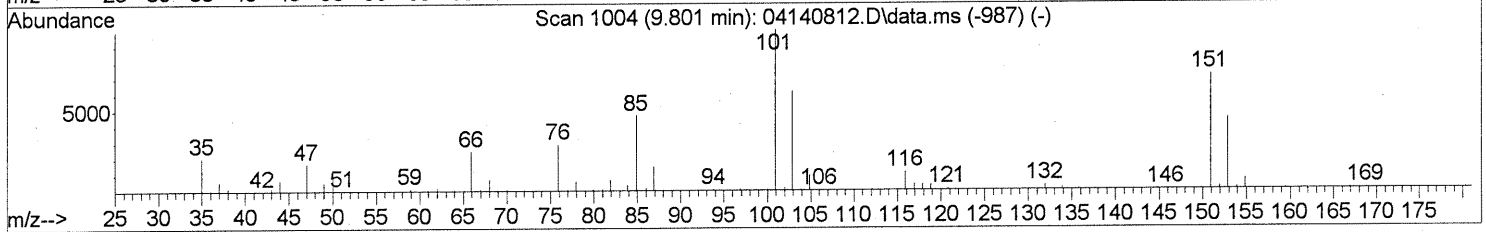
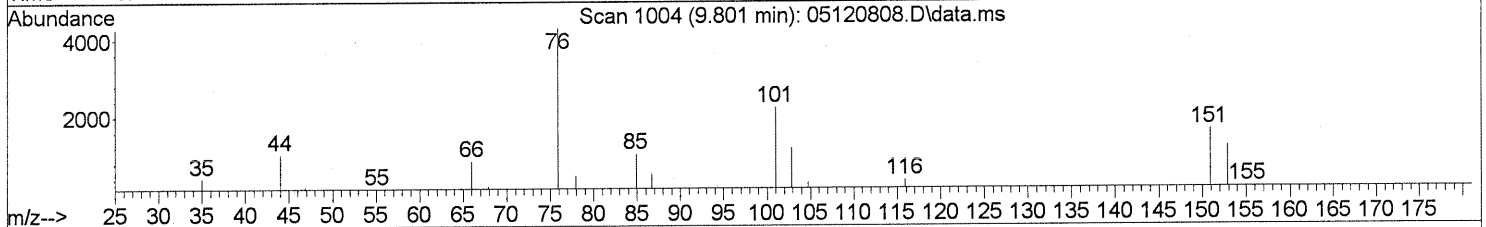
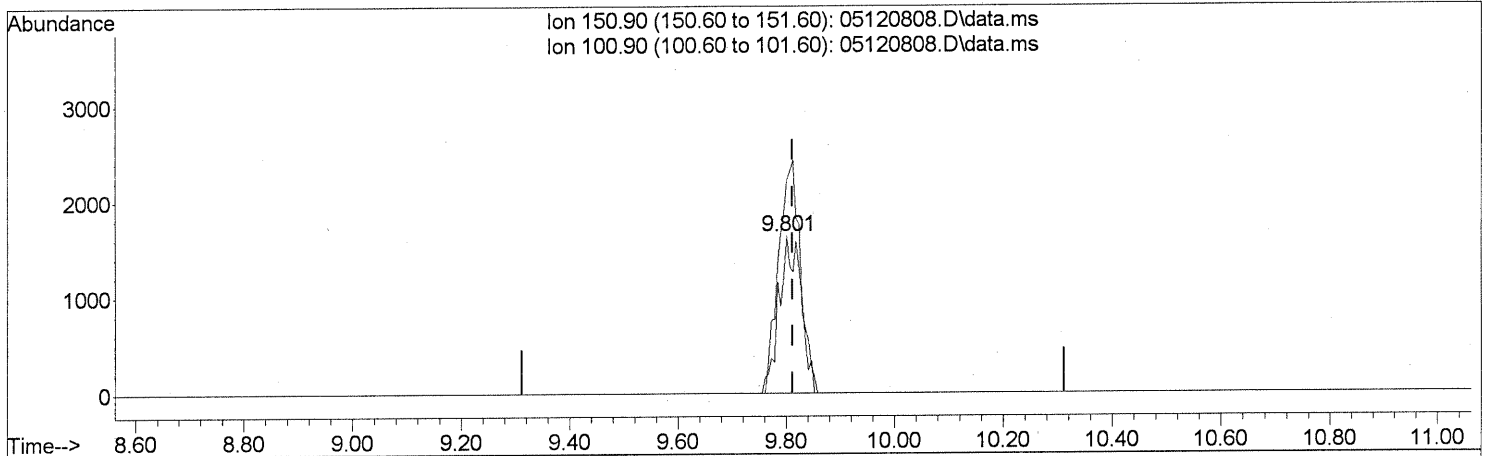
response 8373

Ion	Exp%	Act%
59.00	100	100
57.10	10.30	0.00
41.10	20.10	33.45
43.00	12.30	0.00

Quantitation Report (Qedit)

Data Path : J:\MS13\DATA\2008\_05\12\  
 Data File : 05120808.D  
 Acq On : 12 May 2008 3:33 pm  
 Operator : RTB  
 Sample : P0801385-004 (1000mL)  
 Misc : ENSR SG43B-05 (-5.3, 3.5)  
 ALS Vial : 5 Sample Multiplier: 1

Quant Time: May 27 15:57:51 2008  
 Quant Method : J:\MS13\METHODS\R13041408.M  
 Quant Title : EPA TO-15 per SOP VOA-TO15 (CASS TO-15/GC-MS)  
 QLast Update : Tue Apr 15 06:47:20 2008  
 Response via : Initial Calibration



TIC: 05120808.D\data.ms

(21) Trichlorotrifluoroethane (T)

9.801min (-0.011) 0.24ng


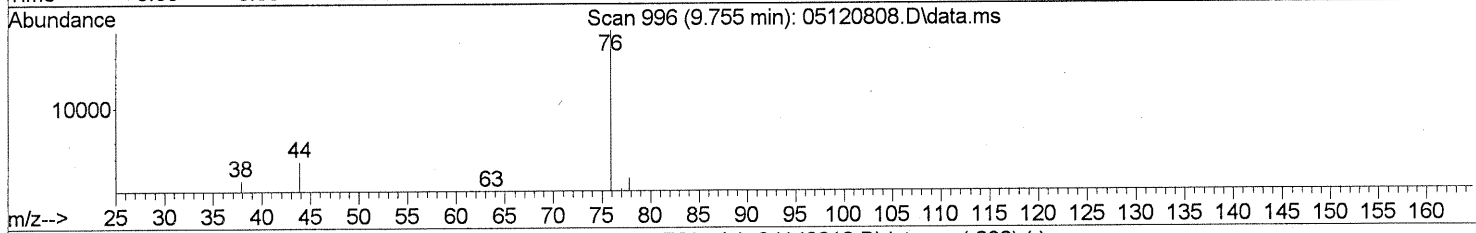
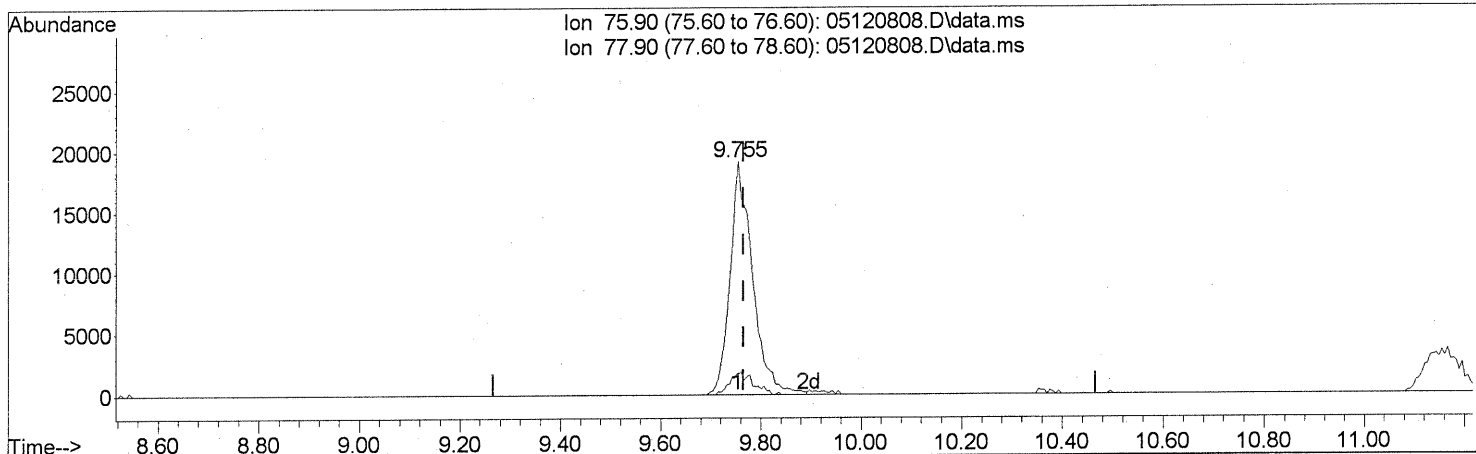
response 4580

Ion	Exp%	Act%
150.90	100	100
100.90	126.50	147.05#
0.00	0.00	0.00
0.00	0.00	0.00

Quantitation Report (Qedit)

Data Path : J:\MS13\DATA\2008\_05\12\  
 Data File : 05120808.D  
 Acq On : 12 May 2008 3:33 pm  
 Operator : RTB  
 Sample : P0801385-004 (1000mL)  
 Misc : ENSR SG43B-05 (-5.3, 3.5)  
 ALS Vial : 5 Sample Multiplier: 1

Quant Time: May 27 15:57:51 2008  
 Quant Method : J:\MS13\METHODS\R13041408.M  
 Quant Title : EPA TO-15 per SOP VOA-TO15 (CASS TO-15/GC-MS)  
 QLast Update : Tue Apr 15 06:47:20 2008  
 Response via : Initial Calibration



TIC: 05120808.D\data.ms


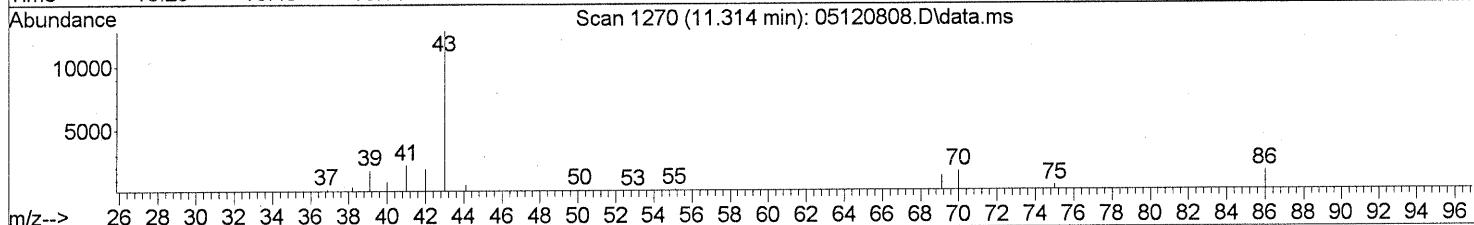
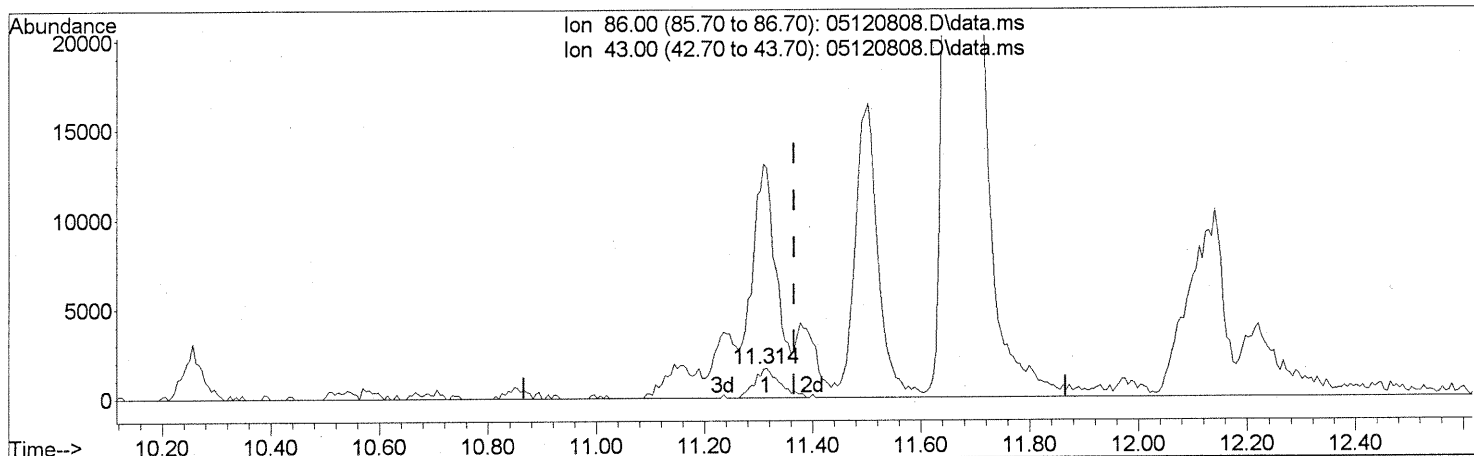
(22) Carbon Disulfide (T)  
 9.755min (-0.011) 0.66ng  
 response 59149

Ion	Exp%	Act%
75.90	100	100
77.90	8.70	9.65
0.00	0.00	0.00
0.00	0.00	0.00

Quantitation Report (Qedit)

Data Path : J:\MS13\DATA\2008\_05\12\  
 Data File : 05120808.D  
 Acq On : 12 May 2008 3:33 pm  
 Operator : RTB  
 Sample : P0801385-004 (1000mL)  
 Misc : ENSR SG43B-05 (-5.3, 3.5)  
 ALS Vial : 5 Sample Multiplier: 1

Quant Time: May 27 15:57:51 2008  
 Quant Method : J:\MS13\METHODS\R13041408.M  
 Quant Title : EPA TO-15 per SOP VOA-TO15 (CASS TO-15/GC-MS)  
 QLast Update : Tue Apr 15 06:47:20 2008  
 Response via : Initial Calibration



TIC: 05120808.D\data.ms

(26) Vinyl Acetate (T) *M*  
 11.314min (-0.052) 1.27ng



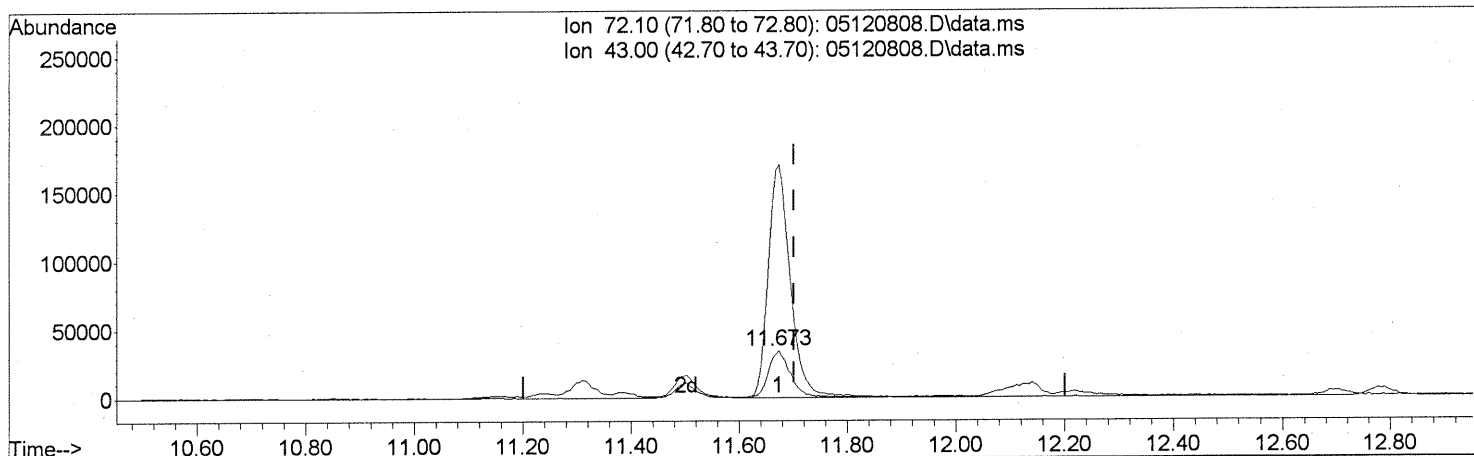
response 5314

Ion	Exp%	Act%
86.00	100	100
43.00	1381.20	745.03#
0.00	0.00	0.00
0.00	0.00	0.00

Quantitation Report (Qedit)

Data Path : J:\MS13\DATA\2008\_05\12\  
 Data File : 05120808.D  
 Acq On : 12 May 2008 3:33 pm  
 Operator : RTB  
 Sample : P0801385-004 (1000mL)  
 Misc : ENSR SG43B-05 (-5.3, 3.5)  
 ALS Vial : 5 Sample Multiplier: 1

Quant Time: May 27 15:57:51 2008  
 Quant Method : J:\MS13\METHODS\R13041408.M  
 Quant Title : EPA TO-15 per SOP VOA-TO15 (CASS TO-15/GC-MS)  
 QLast Update : Tue Apr 15 06:47:20 2008  
 Response via : Initial Calibration



TIC: 05120808.D\data.ms

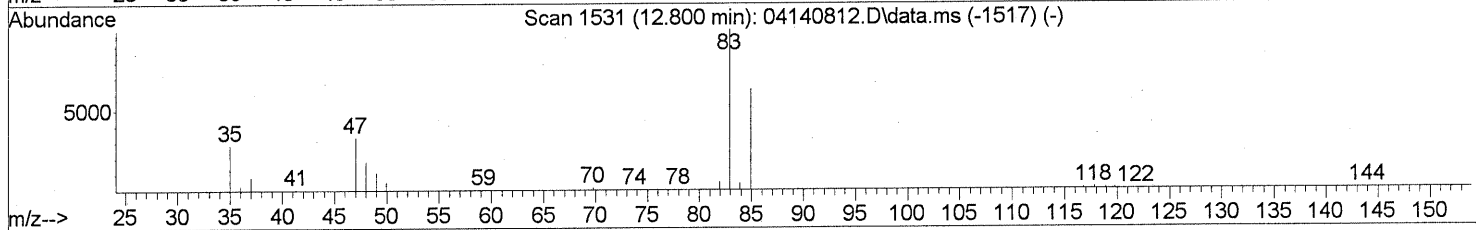
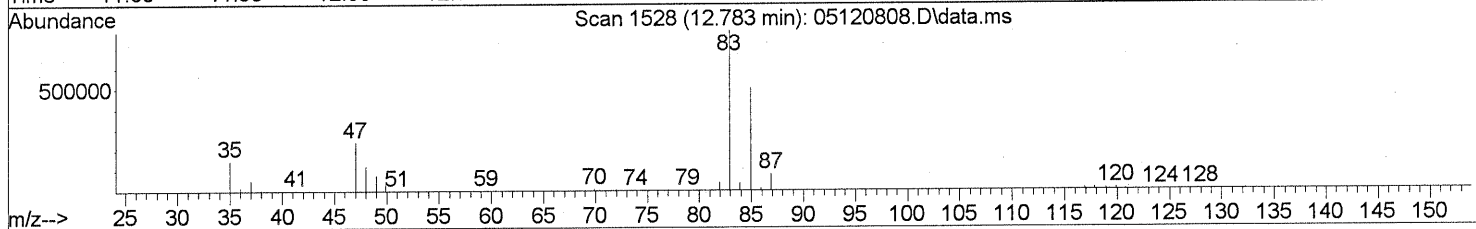
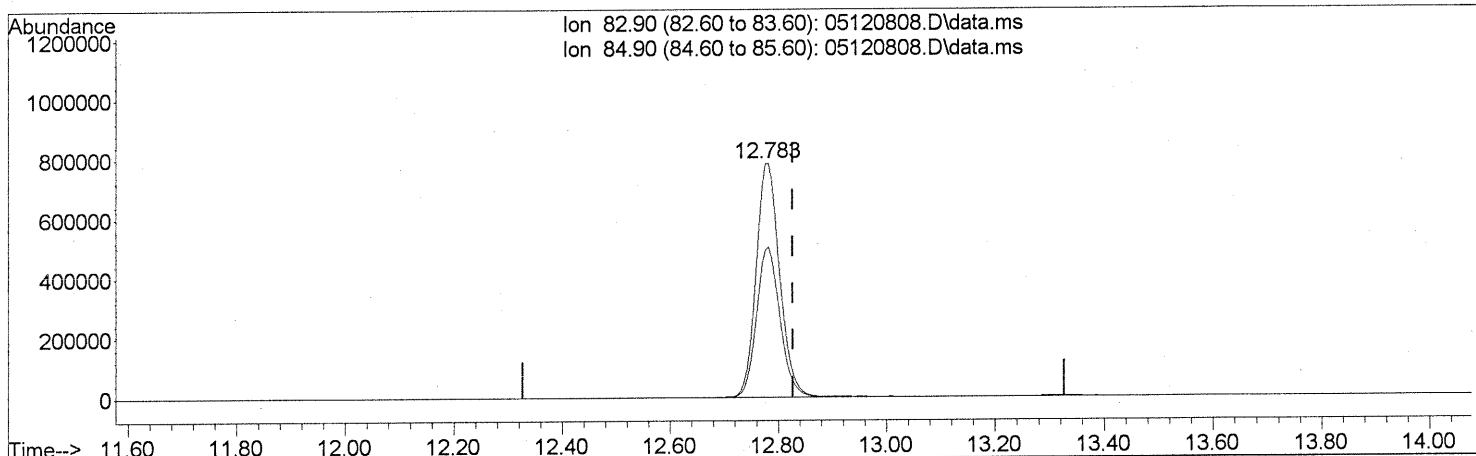
(27) 2-Butanone (T)  
 11.673min (-0.028) 6.51ng  
 response 95929

Ion	Exp%	Act%
72.10	100	100
43.00	506.80	499.30
0.00	0.00	0.00
0.00	0.00	0.00

Quantitation Report (Qedit)

Data Path : J:\MS13\DATA\2008\_05\12\  
 Data File : 05120808.D  
 Acq On : 12 May 2008 3:33 pm  
 Operator : RTB  
 Sample : P0801385-004 (1000mL)  
 Misc : ENSR SG43B-05 (-5.3, 3.5)  
 ALS Vial : 5 Sample Multiplier: 1

Quant Time: May 27 15:57:51 2008  
 Quant Method : J:\MS13\METHODS\R13041408.M  
 Quant Title : EPA TO-15 per SOP VOA-TO15 (CASS TO-15/GC-MS)  
 QLast Update : Tue Apr 15 06:47:20 2008  
 Response via : Initial Calibration



TIC: 05120808.D\data.ms

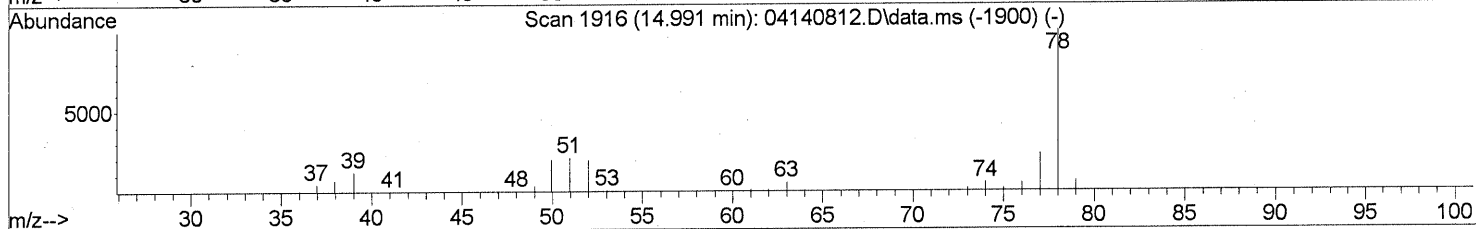
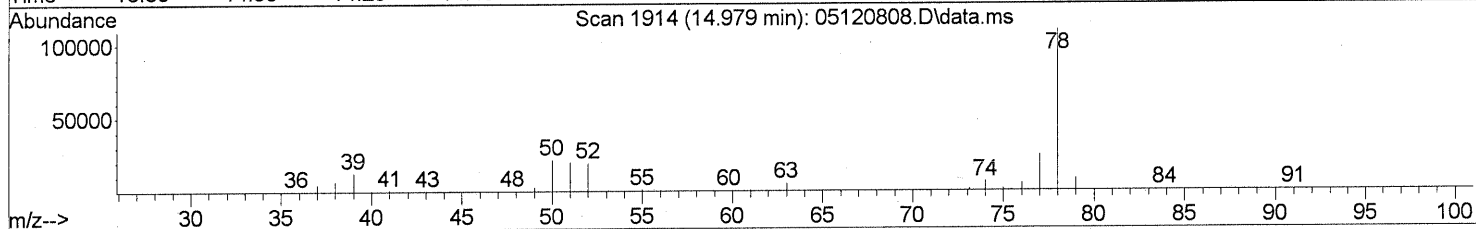
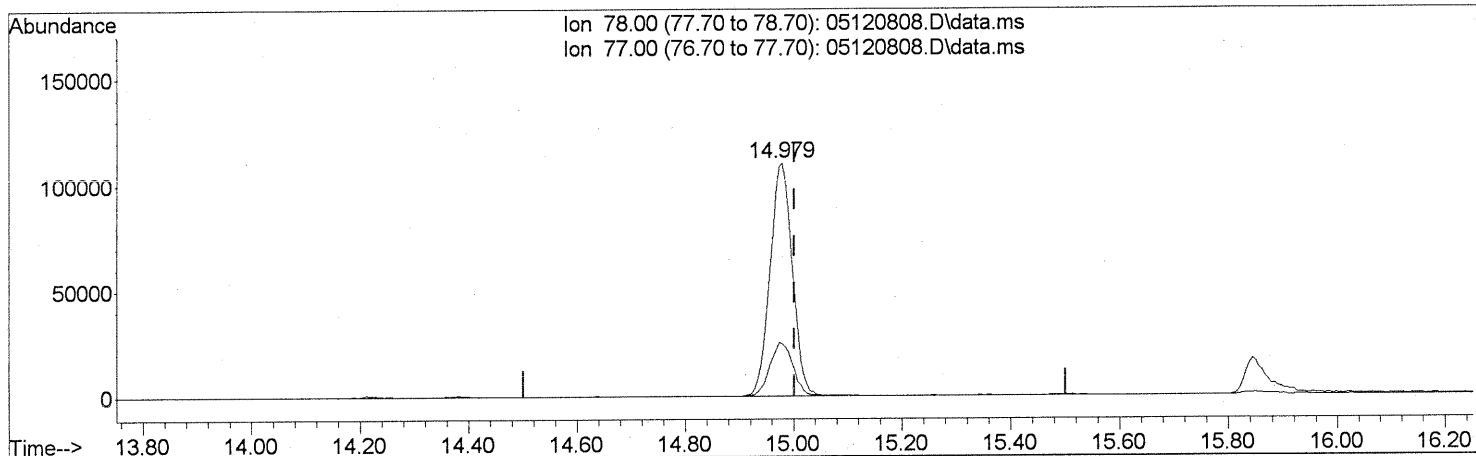
(32) Chloroform (T)  
 12.783min (-0.045) 66.42ng  
 response 2355282

Ion	Exp%	Act%
82.90	100	100
84.90	64.70	63.76
0.00	0.00	0.00
0.00	0.00	0.00

Quantitation Report (Qedit)

Data Path : J:\MS13\DATA\2008\_05\12\  
 Data File : 05120808.D  
 Acq On : 12 May 2008 3:33 pm  
 Operator : RTB  
 Sample : P0801385-004 (1000mL)  
 Misc : ENSR SG43B-05 (-5.3, 3.5)  
 ALS Vial : 5 Sample Multiplier: 1

Quant Time: May 27 15:57:51 2008  
 Quant Method : J:\MS13\METHODS\R13041408.M  
 Quant Title : EPA TO-15 per SOP VOA-TO15 (CASS TO-15/GC-MS)  
 QLast Update : Tue Apr 15 06:47:20 2008  
 Response via : Initial Calibration



TIC: 05120808.D\data.ms

(41) Benzene (T)  
 14.979min (-0.023) 3.51ng  
 response 311886

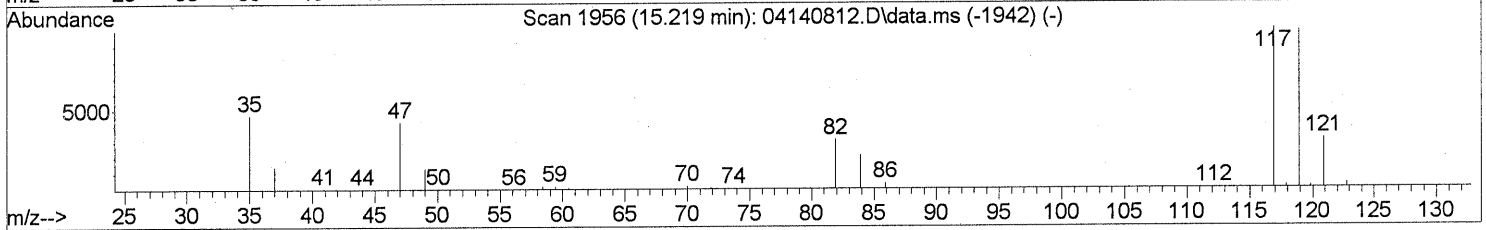
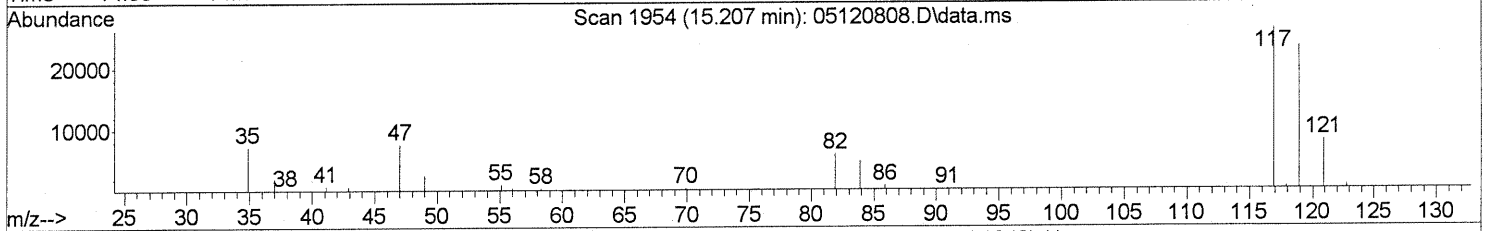
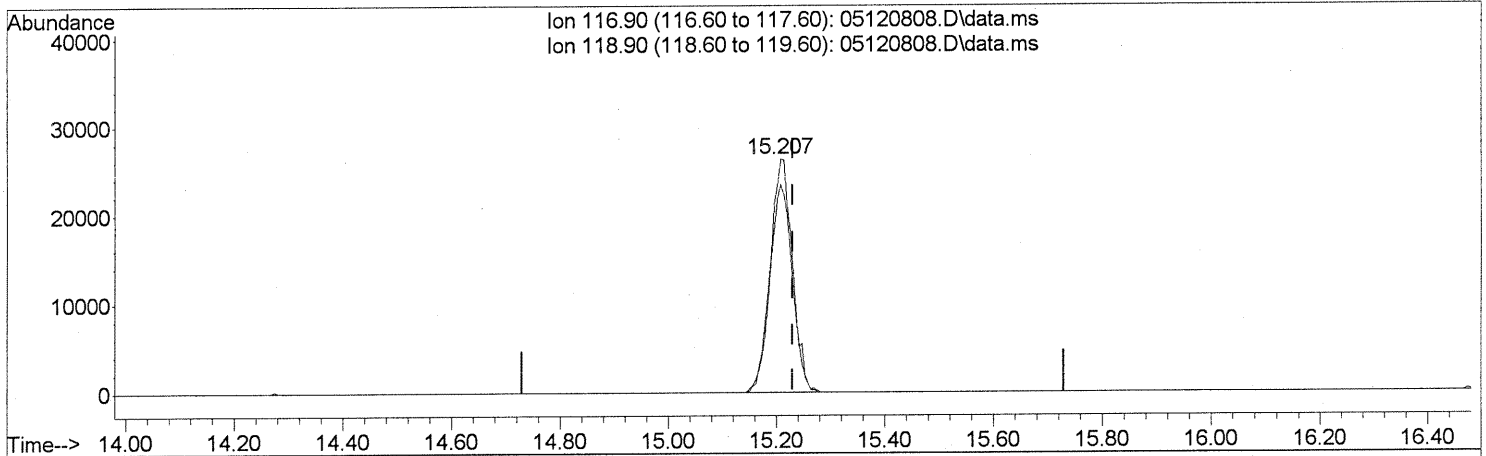
Ion	Exp%	Act%
78.00	100	100
77.00	23.50	23.66
0.00	0.00	0.00
0.00	0.00	0.00



Quantitation Report (Qedit)

Data Path : J:\MS13\DATA\2008\_05\12\  
 Data File : 05120808.D  
 Acq On : 12 May 2008 3:33 pm  
 Operator : RTB  
 Sample : P0801385-004 (1000mL)  
 Misc : ENSR SG43B-05 (-5.3, 3.5)  
 ALS Vial : 5 Sample Multiplier: 1

Quant Time: May 27 15:57:51 2008  
 Quant Method : J:\MS13\METHODS\R13041408.M  
 Quant Title : EPA TO-15 per SOP VOA-TO15 (CASS TO-15/GC-MS)  
 QLast Update : Tue Apr 15 06:47:20 2008  
 Response via : Initial Calibration



TIC: 05120808.D\data.ms

(42) Carbon Tetrachloride (T)

15.207min (-0.023) 2.53ng

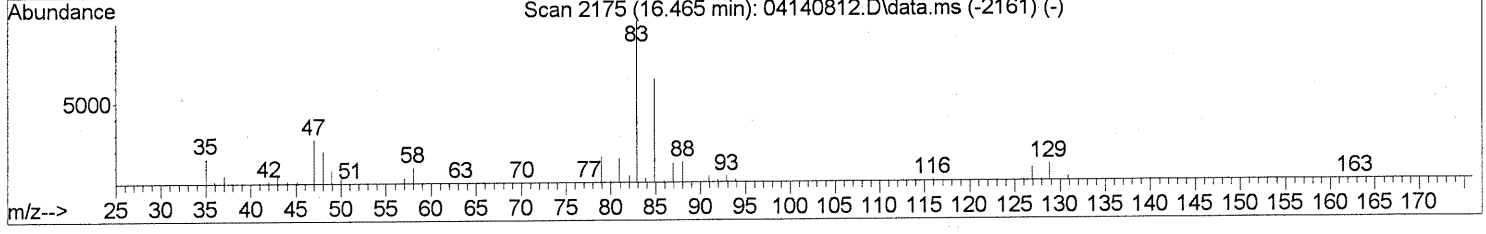
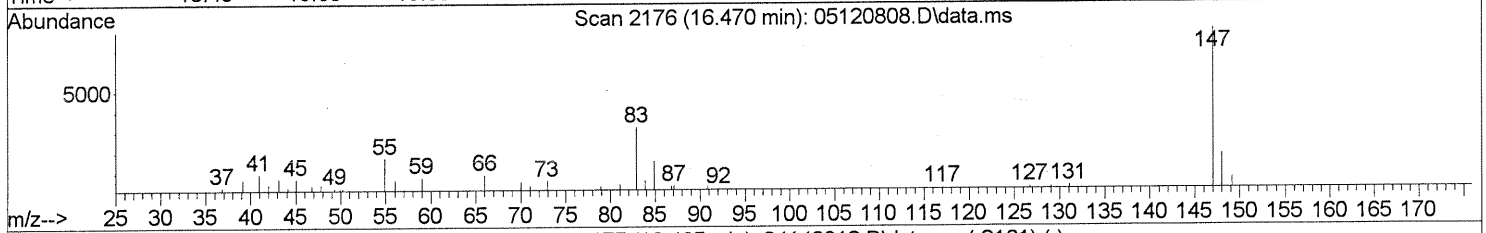
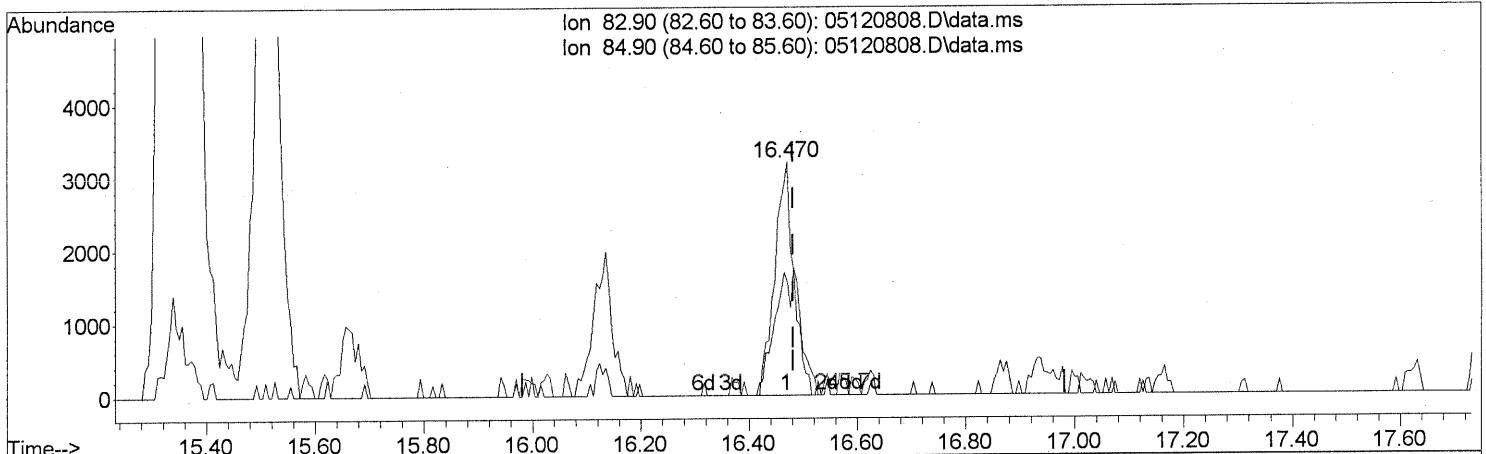
response 74369

Ion	Exp%	Act%
116.90	100	100
118.90	96.60	89.87
0.00	0.00	0.00
0.00	0.00	0.00

Quantitation Report (Qedit)

Data Path : J:\MS13\DATA\2008\_05\12\  
 Data File : 05120808.D  
 Acq On : 12 May 2008 3:33 pm  
 Operator : RTB  
 Sample : P0801385-004 (1000mL)  
 Misc : ENSR SG43B-05 (-5.3, 3.5)  
 ALS Vial : 5 Sample Multiplier: 1

Quant Time: May 27 15:57:51 2008  
 Quant Method : J:\MS13\METHODS\R13041408.M  
 Quant Title : EPA TO-15 per SOP VOA-TO15 (CASS TO-15/GC-MS)  
 QLast Update : Tue Apr 15 06:47:20 2008  
 Response via : Initial Calibration



TIC: 05120808.D\data.ms

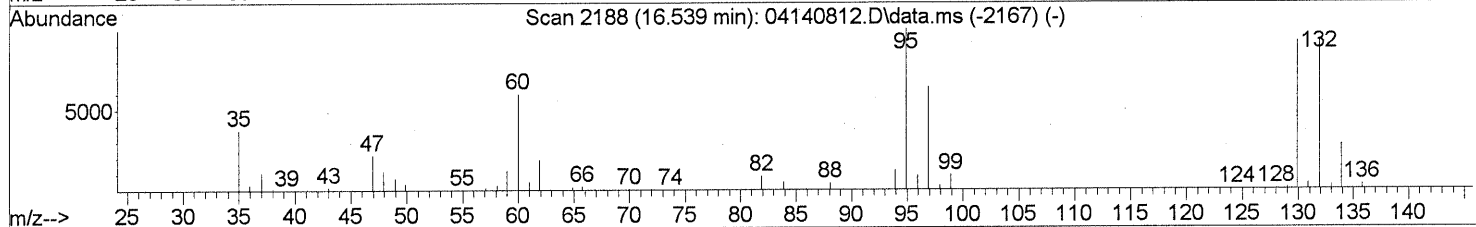
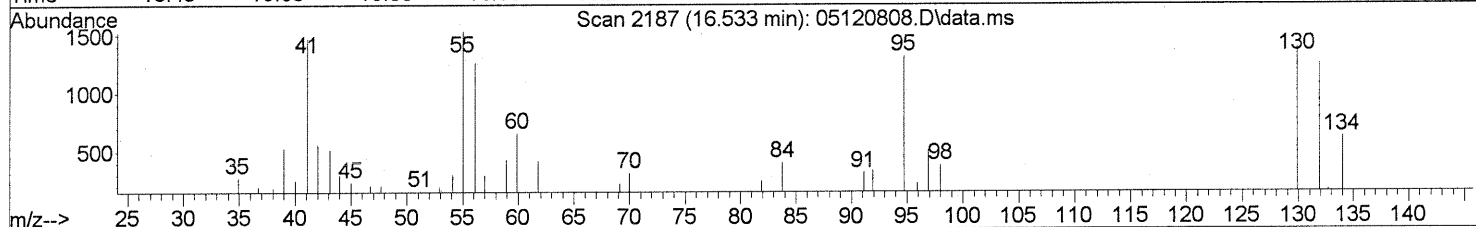
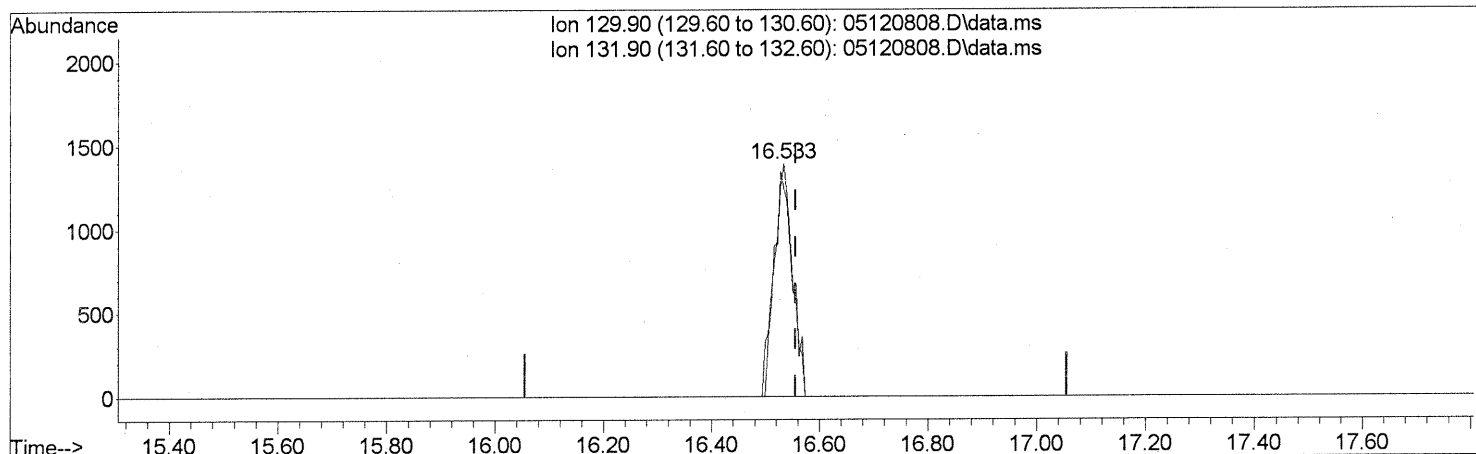
(46) Bromodichloromethane (T)  
 16.470min (-0.011) 0.28ng  
 response 8320

Ion	Exp%	Act%
82.90	100	100
84.90	63.70	62.09
0.00	0.00	0.00
0.00	0.00	0.00

Quantitation Report (Qedit)

Data Path : J:\MS13\DATA\2008\_05\12\  
 Data File : 05120808.D  
 Acq On : 12 May 2008 3:33 pm  
 Operator : RTB  
 Sample : P0801385-004 (1000mL)  
 Misc : ENSR SG43B-05 (-5.3, 3.5)  
 ALS Vial : 5 Sample Multiplier: 1

Quant Time: May 27 15:57:51 2008  
 Quant Method : J:\MS13\METHODS\R13041408.M  
 Quant Title : EPA TO-15 per SOP VOA-TO15 (CASS TO-15/GC-MS)  
 QLast Update : Tue Apr 15 06:47:20 2008  
 Response via : Initial Calibration



TIC: 05120808.D\data.ms

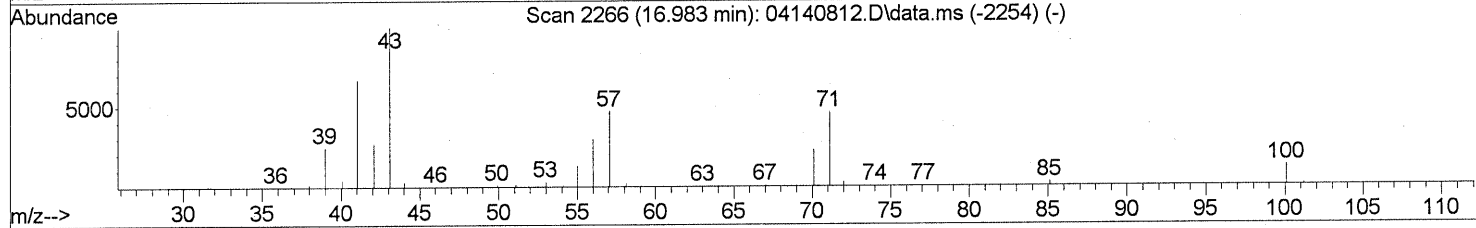
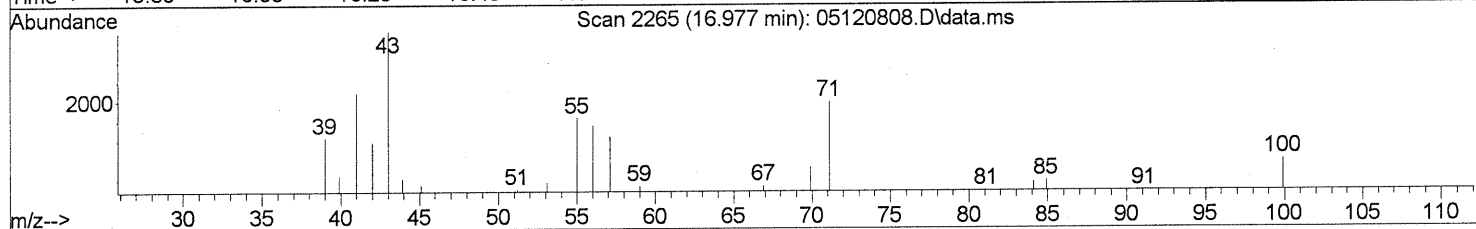
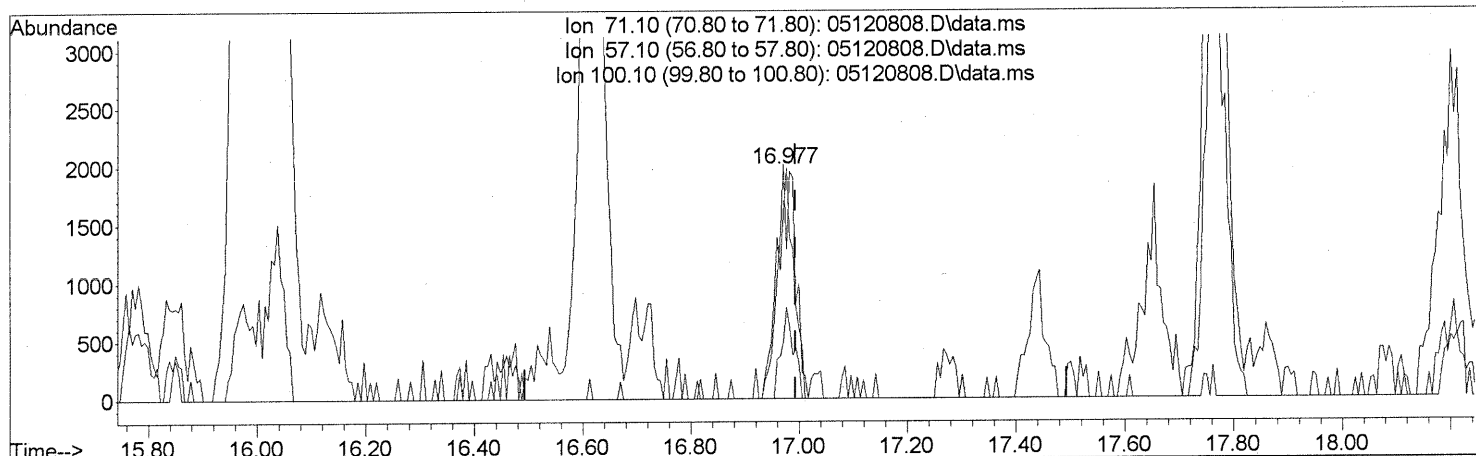
(47) Trichloroethene (T)  
 16.533min (-0.023) 0.15ng  
 response 3285

Ion	Exp%	Act%
129.90	100	100
131.90	101.20	95.80
0.00	0.00	0.00
0.00	0.00	0.00

Quantitation Report (Qedit)

Data Path : J:\MS13\DATA\2008\_05\12\  
 Data File : 05120808.D  
 Acq On : 12 May 2008 3:33 pm  
 Operator : RTB  
 Sample : P0801385-004 (1000mL)  
 Misc : ENSR SG43B-05 (-5.3, 3.5)  
 ALS Vial : 5 Sample Multiplier: 1

Quant Time: May 27 15:57:51 2008  
 Quant Method : J:\MS13\METHODS\R13041408.M  
 Quant Title : EPA TO-15 per SOP VOA-TO15 (CASS TO-15/GC-MS)  
 QLast Update : Tue Apr 15 06:47:20 2008  
 Response via : Initial Calibration



TIC: 05120808.D\data.ms

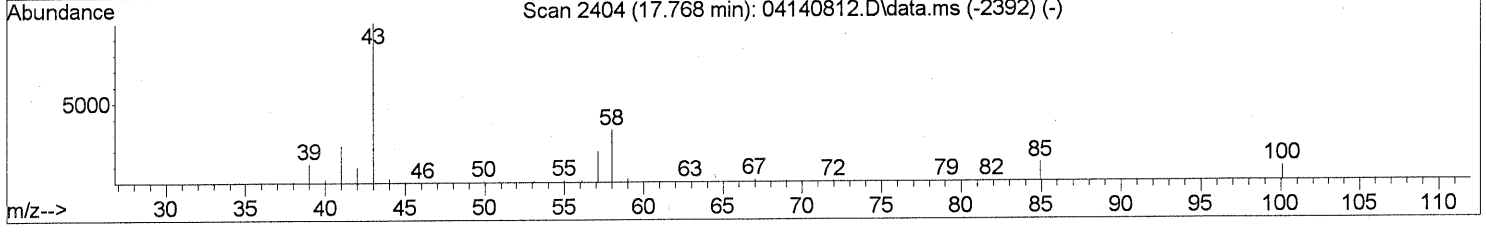
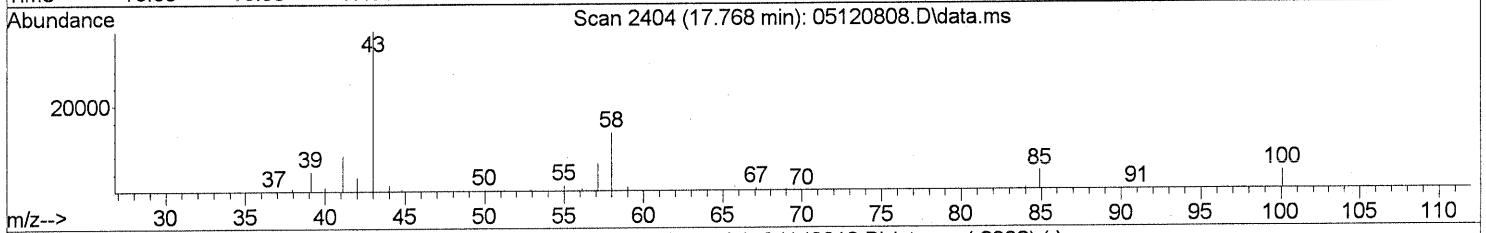
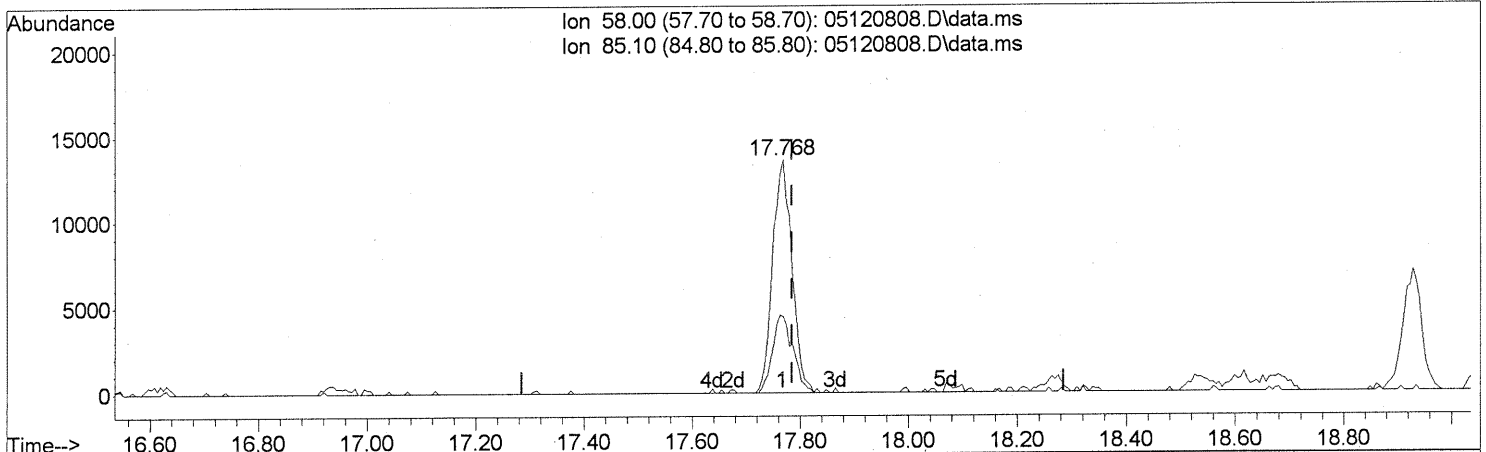
(51) n-Heptane (T)  
 16.977min (-0.017) 0.17ng  
 response 4243

Ion	Exp%	Act%
71.10	100	100
57.10	124.90	106.06
100.10	30.10	29.67
0.00	0.00	0.00

Quantitation Report (Qedit)

Data Path : J:\MS13\DATA\2008\_05\12\  
 Data File : 05120808.D  
 Acq On : 12 May 2008 3:33 pm  
 Operator : RTB  
 Sample : P0801385-004 (1000mL)  
 Misc : ENSR SG43B-05 (-5.3, 3.5)  
 ALS Vial : 5 Sample Multiplier: 1

Quant Time: May 27 15:57:51 2008  
 Quant Method : J:\MS13\METHODS\R13041408.M  
 Quant Title : EPA TO-15 per SOP VOA-TO15 (CASS TO-15/GC-MS)  
 QLast Update : Tue Apr 15 06:47:20 2008  
 Response via : Initial Calibration



TIC: 05120808.D\data.ms

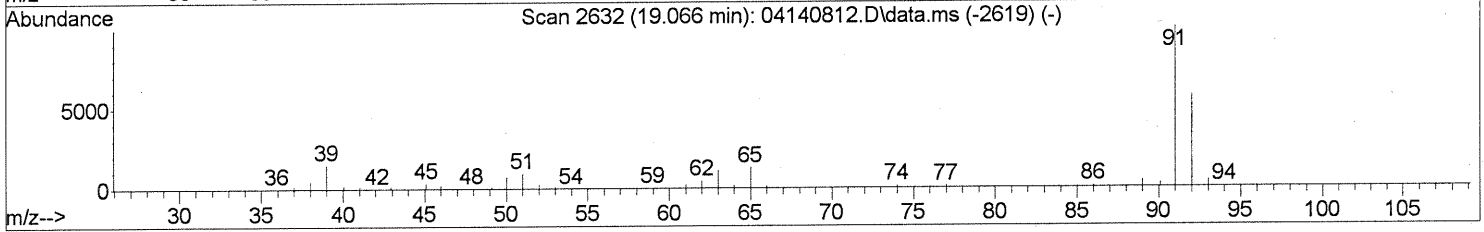
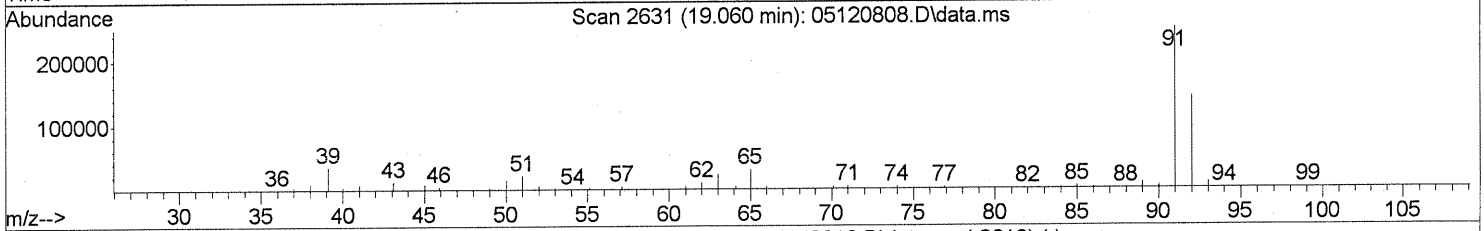
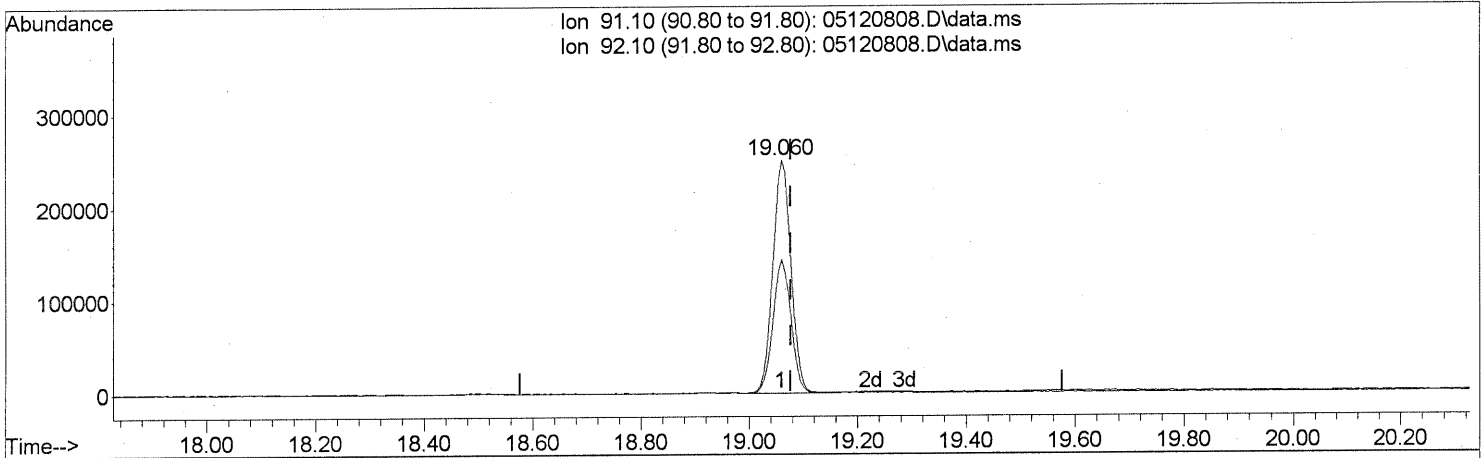
(53) 4-Methyl-2-pentanone (T)  
 17.768min (-0.017) 1.38ng  
 response 33528

Ion	Exp%	Act%
58.00	100	100
85.10	30.10	34.99
0.00	0.00	0.00
0.00	0.00	0.00

Quantitation Report (Qedit)

Data Path : J:\MS13\DATA\2008\_05\12\  
 Data File : 05120808.D  
 Acq On : 12 May 2008 3:33 pm  
 Operator : RTB  
 Sample : P0801385-004 (1000mL)  
 Misc : ENSR SG43B-05 (-5.3, 3.5)  
 ALS Vial : 5 Sample Multiplier: 1

Quant Time: May 27 15:57:51 2008  
 Quant Method : J:\MS13\METHODS\R13041408.M  
 Quant Title : EPA TO-15 per SOP VOA-TO15 (CASS TO-15/GC-MS)  
 QLast Update : Tue Apr 15 06:47:20 2008  
 Response via : Initial Calibration



TIC: 05120808.D\data.ms

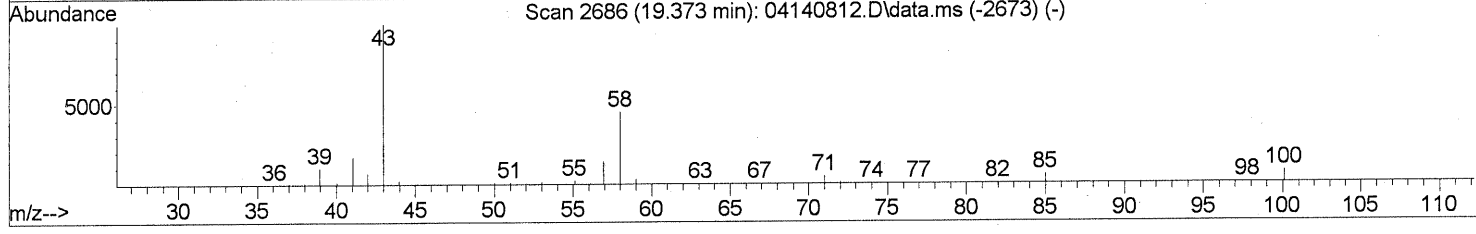
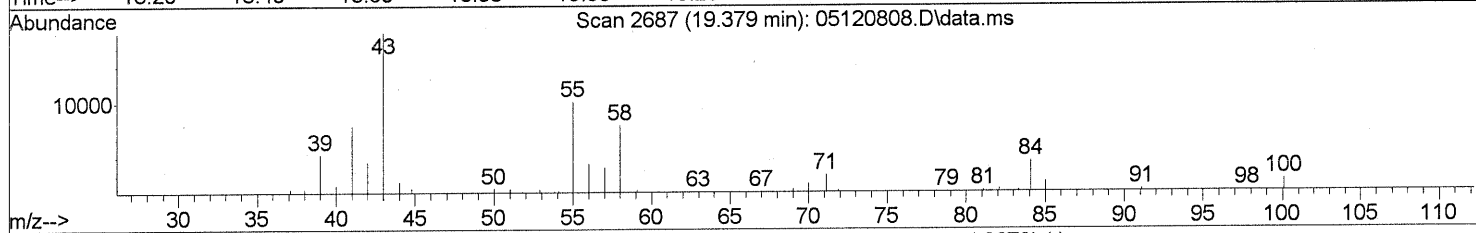
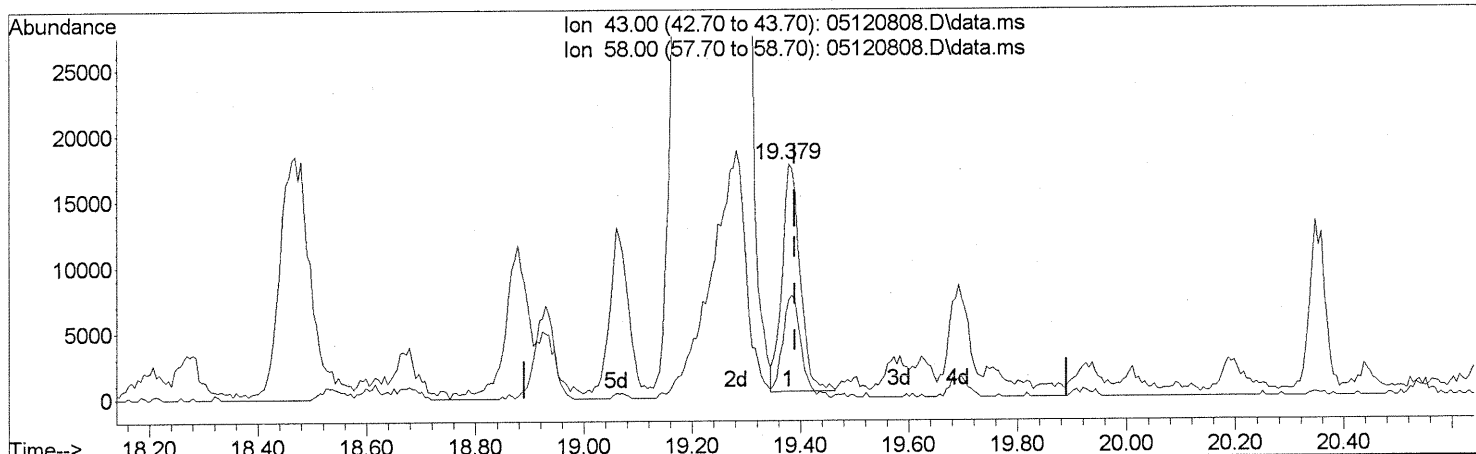
(58) Toluene (T)  
 19.060min (-0.017) 6.56ng  
 response 579157

Ion	Exp%	Act%
91.10	100	100
92.10	59.80	56.76
0.00	0.00	0.00
0.00	0.00	0.00

Quantitation Report (Qedit)

Data Path : J:\MS13\DATA\2008\_05\12\  
 Data File : 05120808.D  
 Acq On : 12 May 2008 3:33 pm  
 Operator : RTB  
 Sample : P0801385-004 (1000mL)  
 Misc : ENSR SG43B-05 (-5.3, 3.5)  
 ALS Vial : 5 Sample Multiplier: 1

Quant Time: May 27 15:57:51 2008  
 Quant Method : J:\MS13\METHODS\R13041408.M  
 Quant Title : EPA TO-15 per SOP VOA-TO15 (CASS TO-15/GC-MS)  
 QLast Update : Tue Apr 15 06:47:20 2008  
 Response via : Initial Calibration



TIC: 05120808.D\data.ms

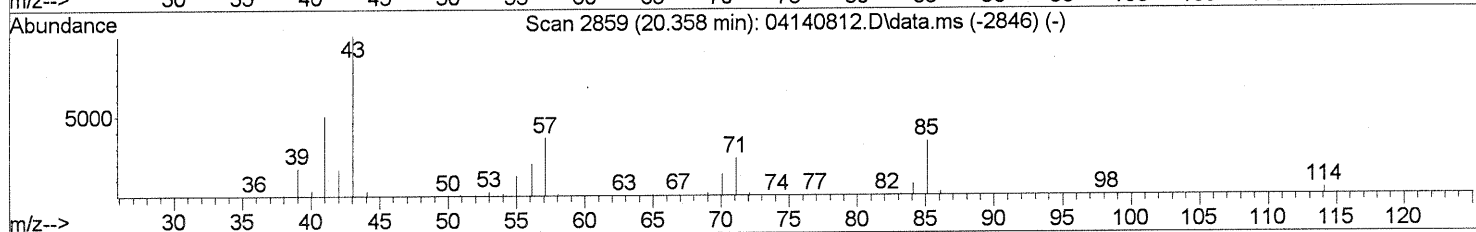
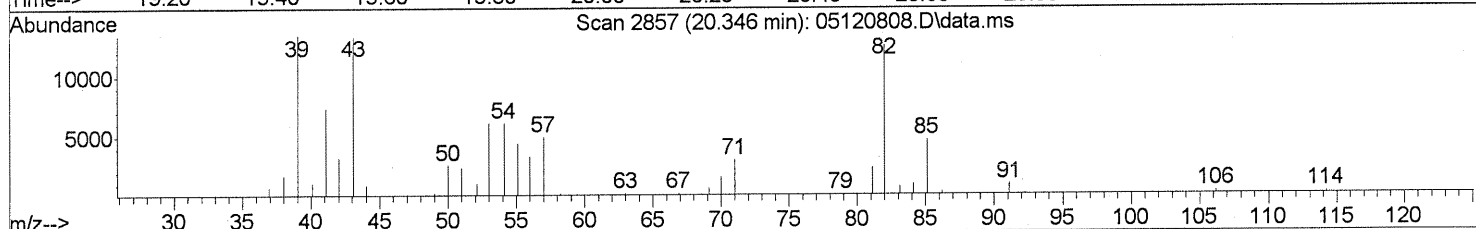
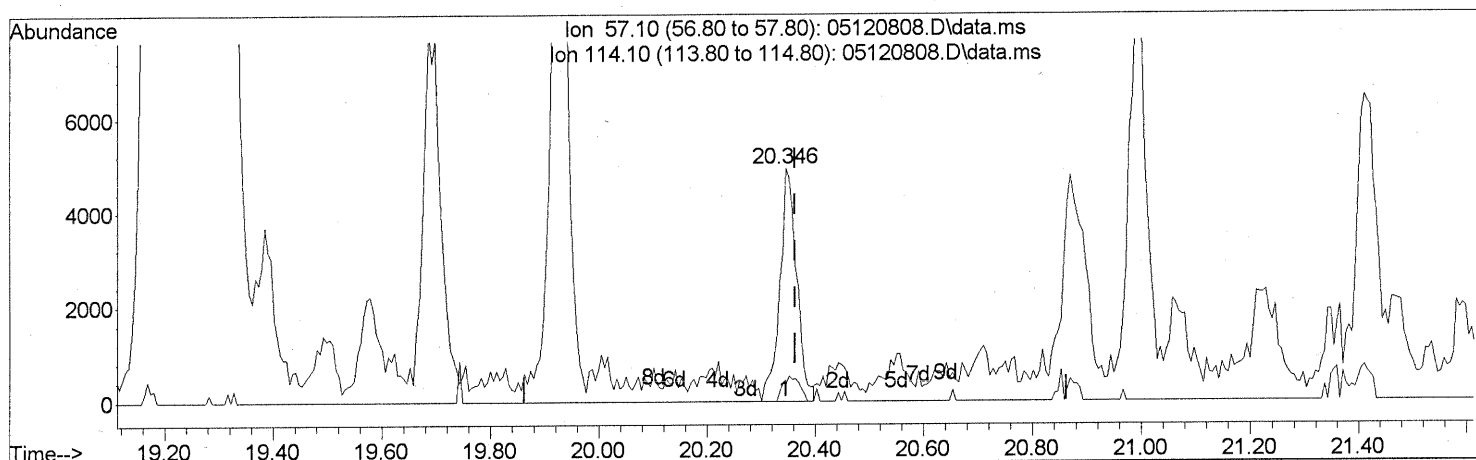
(59) 2-Hexanone (T)  
 19.379min (-0.011) 0.61ng  
 response 40123

Ion	Exp%	Act%
43.00	100	100
58.00	61.70	46.31
0.00	0.00	0.00
0.00	0.00	0.00

Quantitation Report (Qedit)

Data Path : J:\MS13\DATA\2008\_05\12\  
 Data File : 05120808.D  
 Acq On : 12 May 2008 3:33 pm  
 Operator : RTB  
 Sample : P0801385-004 (1000mL)  
 Misc : ENSR SG43B-05 (-5.3, 3.5)  
 ALS Vial : 5 Sample Multiplier: 1

Quant Time: May 27 15:57:51 2008  
 Quant Method : J:\MS13\METHODS\R13041408.M  
 Quant Title : EPA TO-15 per SOP VOA-TO15 (CASS TO-15/GC-MS)  
 QLast Update : Tue Apr 15 06:47:20 2008  
 Response via : Initial Calibration



TIC: 05120808.D\data.ms

(63) n-Octane (T)  
 20.346min (-0.017) 0.51ng  
 response 10649

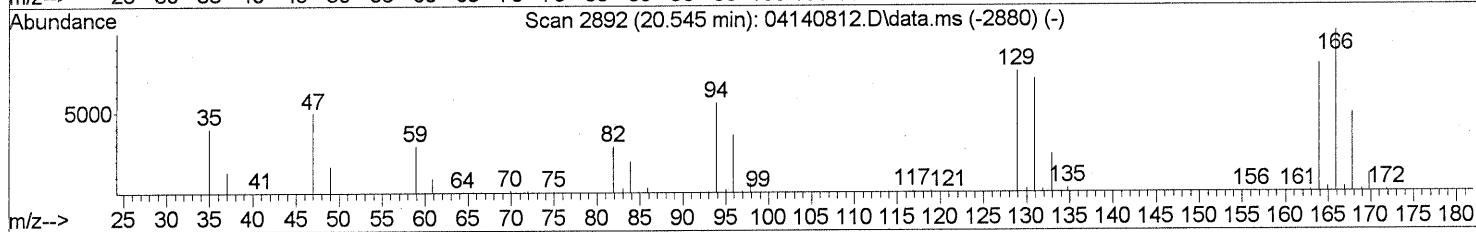
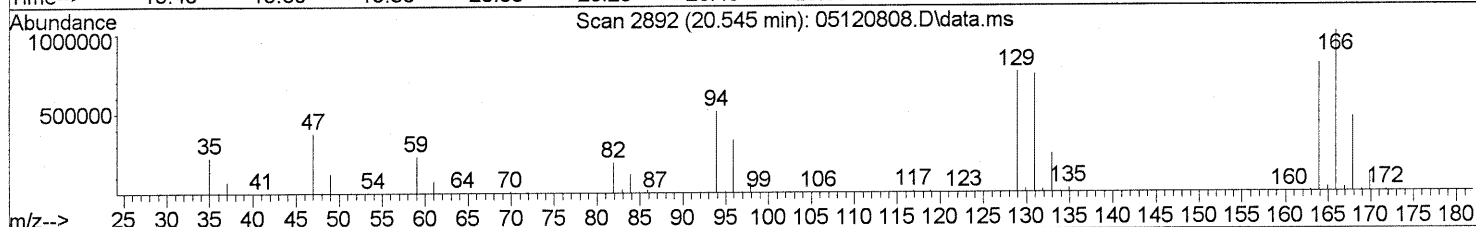
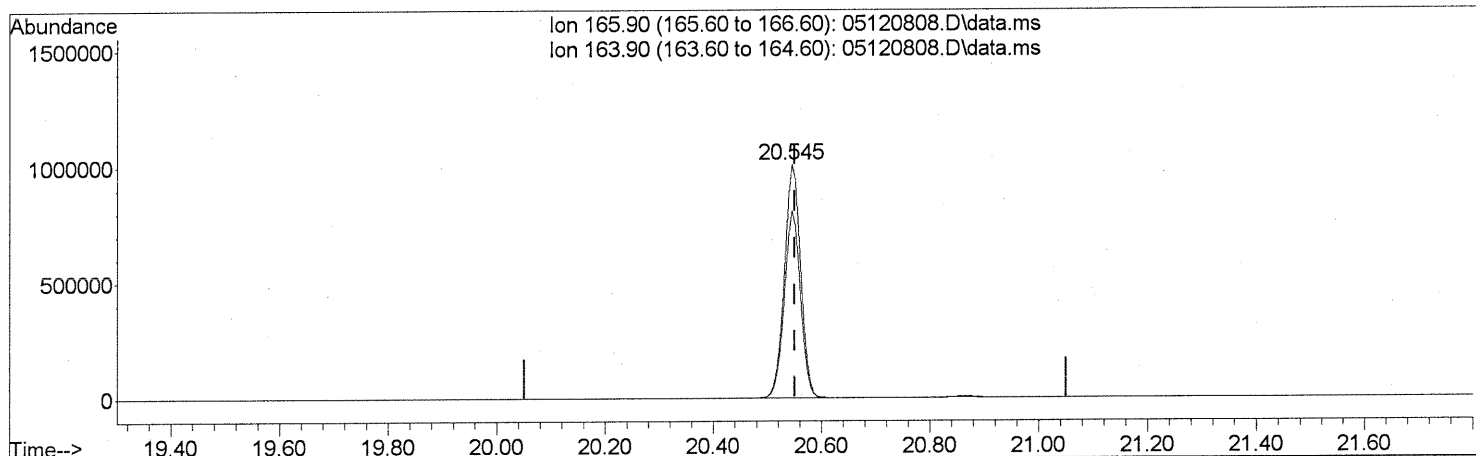
Ion	Exp%	Act%
57.10	100	100
114.10	10.20	10.31
0.00	0.00	0.00
0.00	0.00	0.00



Quantitation Report (Qedit)

Data Path : J:\MS13\DATA\2008\_05\12\  
 Data File : 05120808.D  
 Acq On : 12 May 2008 3:33 pm  
 Operator : RTB  
 Sample : P0801385-004 (1000mL)  
 Misc : ENSR SG43B-05 (-5.3, 3.5)  
 ALS Vial : 5 Sample Multiplier: 1

Quant Time: May 27 15:57:51 2008  
 Quant Method : J:\MS13\METHODS\R13041408.M  
 Quant Title : EPA TO-15 per SOP VOA-TO15 (CASS TO-15/GC-MS)  
 QLast Update : Tue Apr 15 06:47:20 2008  
 Response via : Initial Calibration



TIC: 05120808.D\data.ms

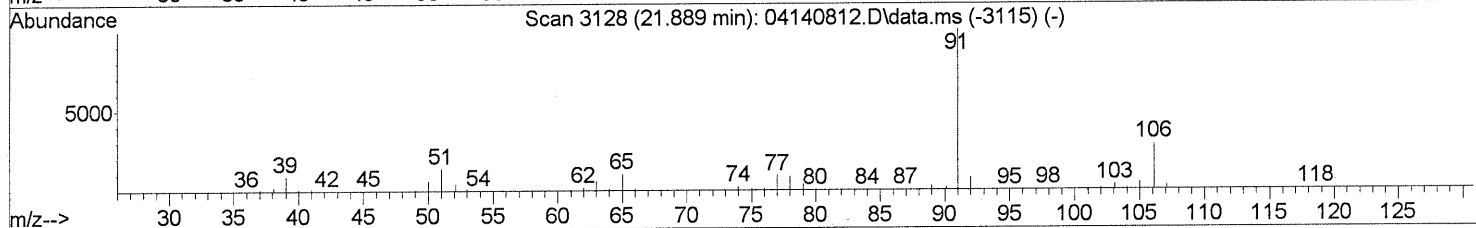
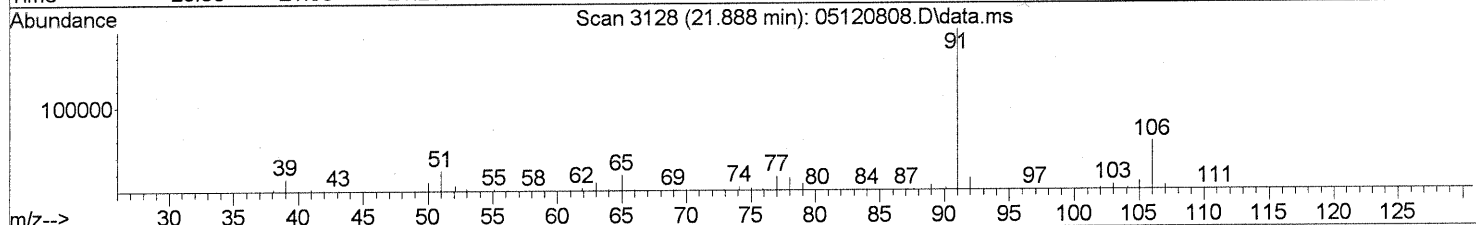
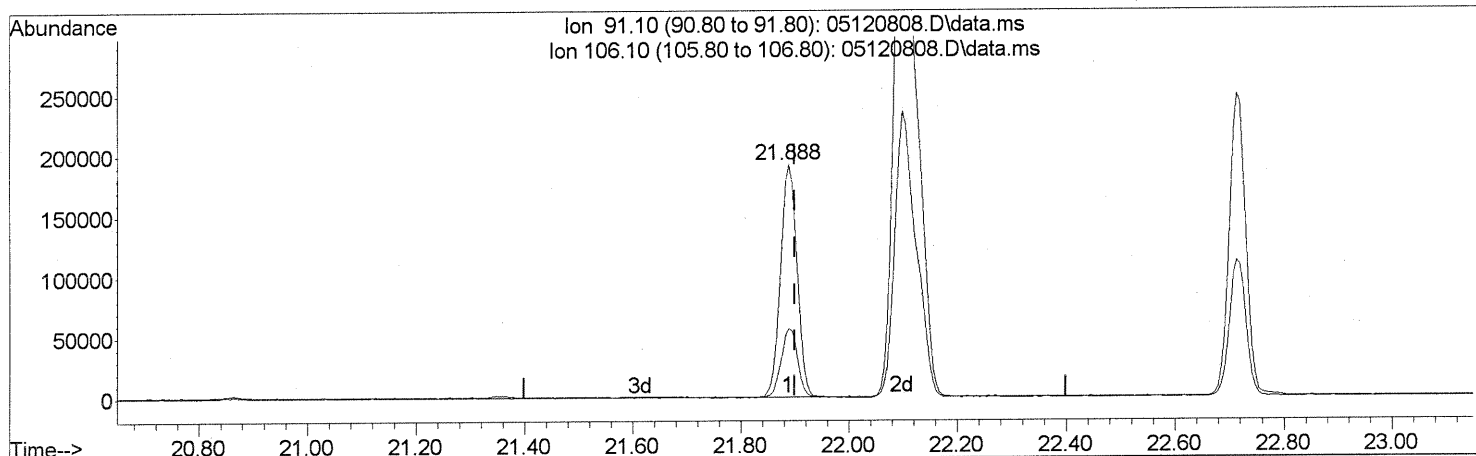
(64) Tetrachloroethene (T)  
 20.545min (-0.006) 95.10ng  
 response 2103249

Ion	Exp%	Act%
165.90	100	100
163.90	78.70	79.49
0.00	0.00	0.00
0.00	0.00	0.00

Quantitation Report (Qedit)

Data Path : J:\MS13\DATA\2008\_05\12\  
 Data File : 05120808.D  
 Acq On : 12 May 2008 3:33 pm  
 Operator : RTB  
 Sample : P0801385-004 (1000mL)  
 Misc : ENSR SG43B-05 (-5.3, 3.5)  
 ALS Vial : 5 Sample Multiplier: 1

Quant Time: May 27 15:57:51 2008  
 Quant Method : J:\MS13\METHODS\R13041408.M  
 Quant Title : EPA TO-15 per SOP VOA-TO15 (CASS TO-15/GC-MS)  
 QLast Update : Tue Apr 15 06:47:20 2008  
 Response via : Initial Calibration



TIC: 05120808.D\data.ms

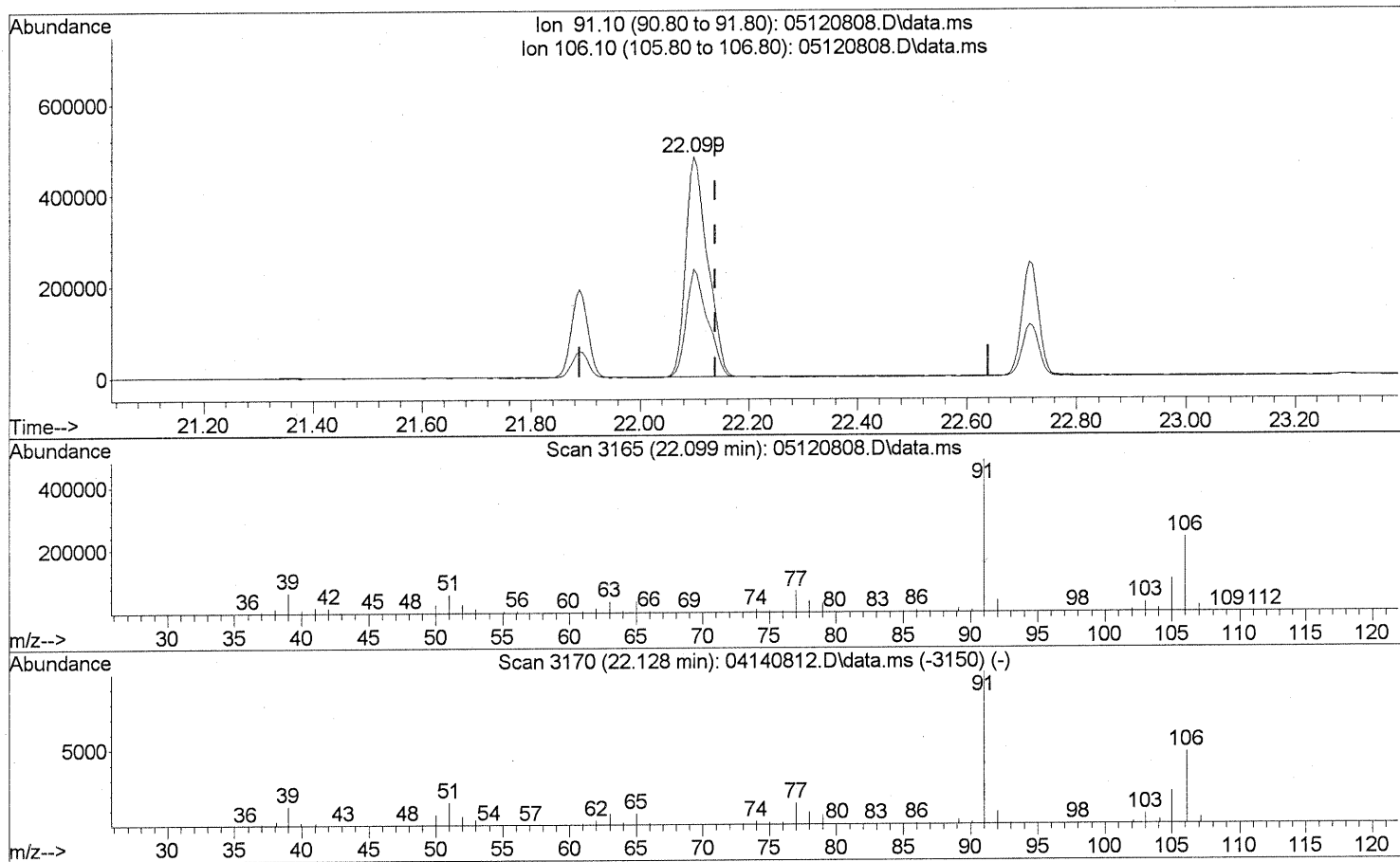
(66) Ethylbenzene (T)  
 21.888min (-0.011) 4.13ng  
 response 407809

Ion	Exp%	Act%
91.10	100	100
106.10	34.10	29.63
0.00	0.00	0.00
0.00	0.00	0.00

Quantitation Report (Qedit)

Data Path : J:\MS13\DATA\2008\_05\12\  
 Data File : 05120808.D  
 Acq On : 12 May 2008 3:33 pm  
 Operator : RTB  
 Sample : P0801385-004 (1000mL)  
 Misc : ENSR SG43B-05 (-5.3, 3.5)  
 ALS Vial : 5 Sample Multiplier: 1

Quant Time: May 27 15:57:51 2008  
 Quant Method : J:\MS13\METHODS\R13041408.M  
 Quant Title : EPA TO-15 per SOP VOA-TO15 (CASS TO-15/GC-MS)  
 QLast Update : Tue Apr 15 06:47:20 2008  
 Response via : Initial Calibration



TIC: 05120808.D\data.ms

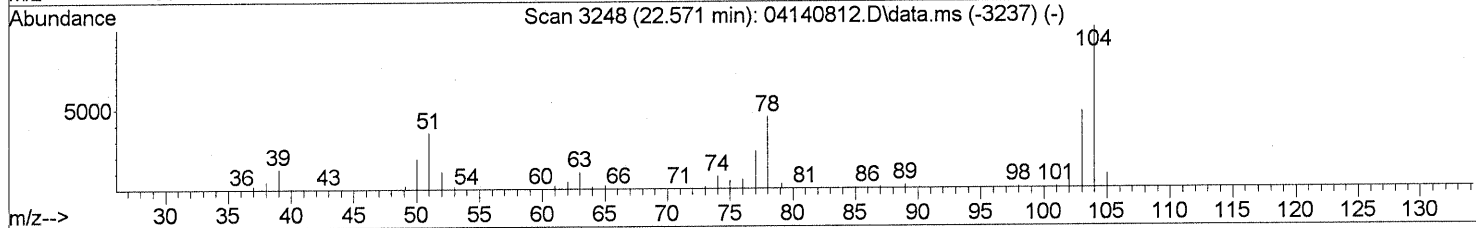
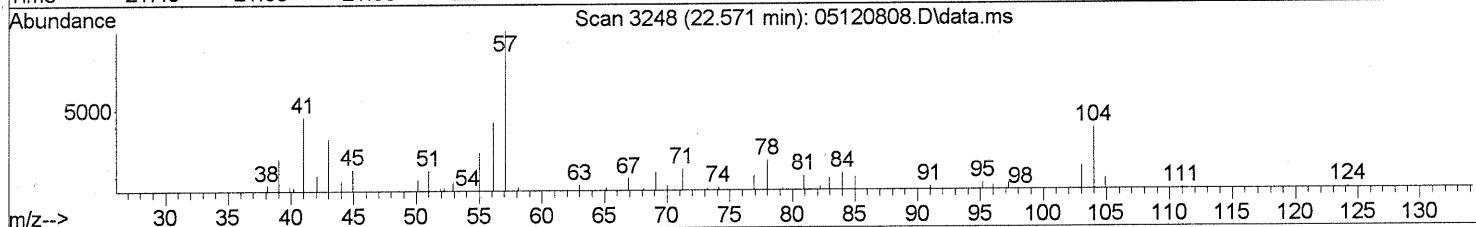
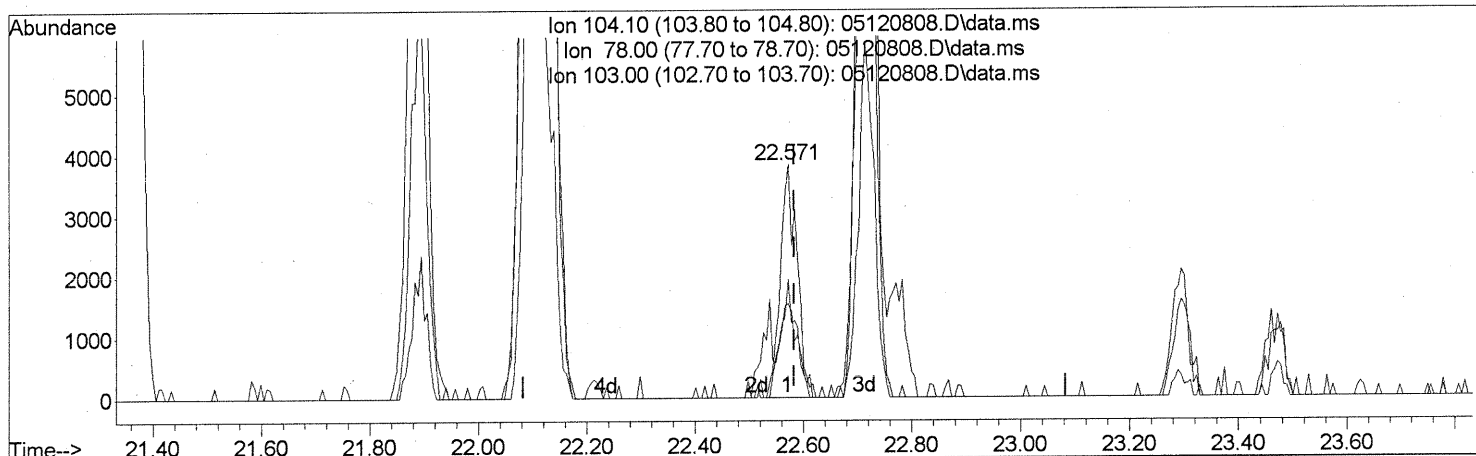
(67) m- & p-Xylene (T)  
 22.099min (-0.040) 20.45ng  
 response 1348488

Ion	Exp%	Act%
91.10	100	100
106.10	54.60	47.85
0.00	0.00	0.00
0.00	0.00	0.00

Quantitation Report (Qedit)

Data Path : J:\MS13\DATA\2008\_05\12\  
 Data File : 05120808.D  
 Acq On : 12 May 2008 3:33 pm  
 Operator : RTB  
 Sample : P0801385-004 (1000mL)  
 Misc : ENSR SG43B-05 (-5.3, 3.5)  
 ALS Vial : 5 Sample Multiplier: 1

Quant Time: May 27 15:57:51 2008  
 Quant Method : J:\MS13\METHODS\R13041408.M  
 Quant Title : EPA TO-15 per SOP VOA-TO15 (CASS TO-15/GC-MS)  
 QLast Update : Tue Apr 15 06:47:20 2008  
 Response via : Initial Calibration



TIC: 05120808.D\data.ms

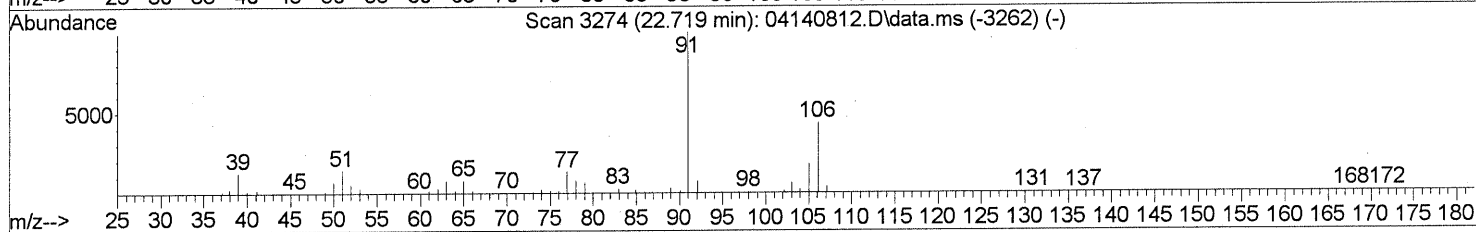
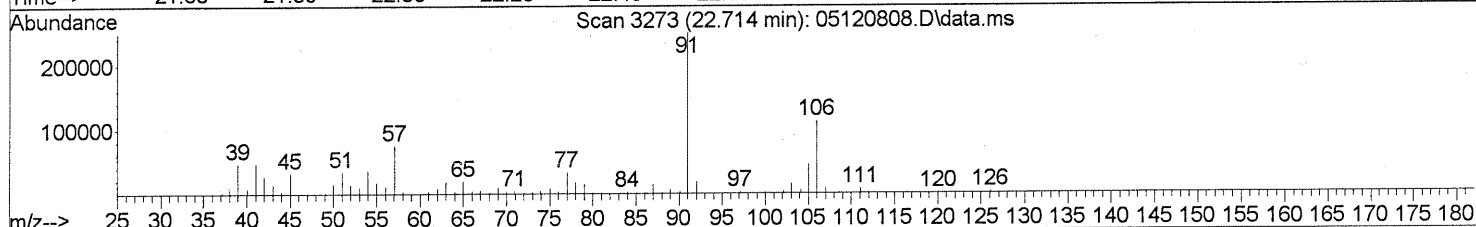
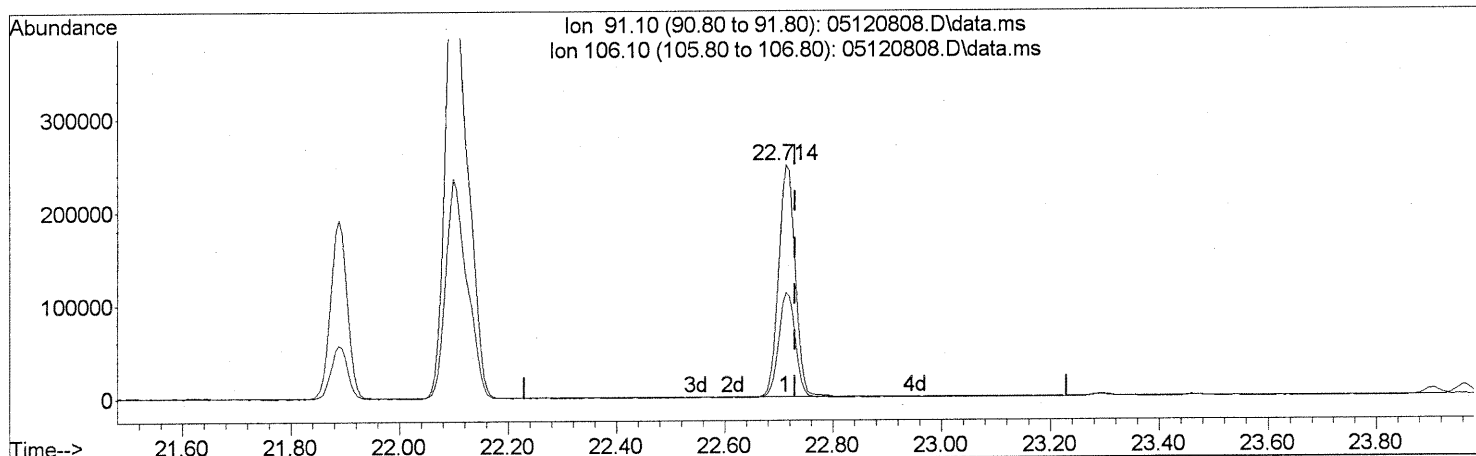
(69) Styrene (T)  
 22.571min (-0.011) 0.14ng  
 response 8111

Ion	Exp%	Act%
104.10	100	100
78.00	39.40	48.51
103.00	47.10	41.19
0.00	0.00	0.00

Quantitation Report (Qedit)

Data Path : J:\MS13\DATA\2008\_05\12\  
 Data File : 05120808.D  
 Acq On : 12 May 2008 3:33 pm  
 Operator : RTB  
 Sample : P0801385-004 (1000mL)  
 Misc : ENSR SG43B-05 (-5.3, 3.5)  
 ALS Vial : 5 Sample Multiplier: 1

Quant Time: May 27 15:57:51 2008  
 Quant Method : J:\MS13\METHODS\R13041408.M  
 Quant Title : EPA TO-15 per SOP VOA-TO15 (CASS TO-15/GC-MS)  
 QLast Update : Tue Apr 15 06:47:20 2008  
 Response via : Initial Calibration



TIC: 05120808.D\data.ms

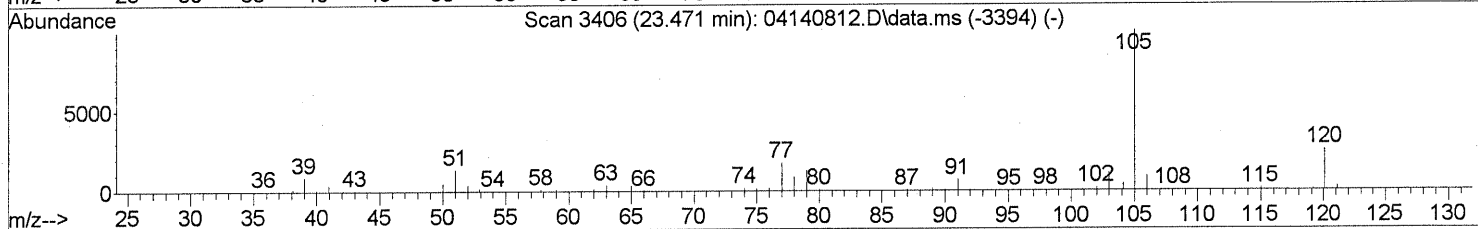
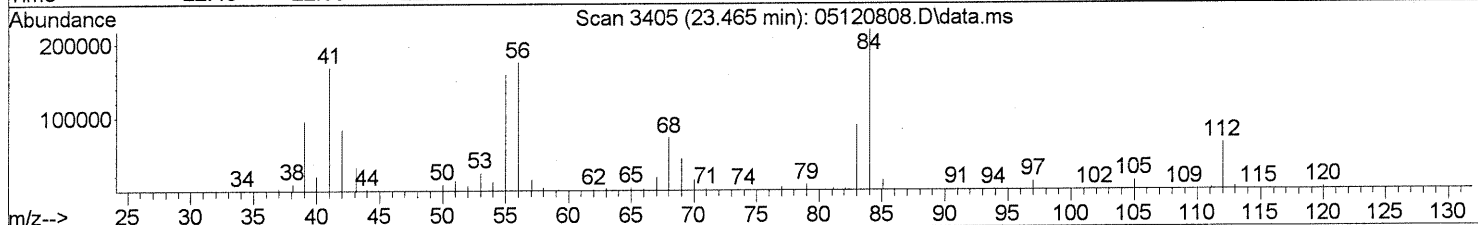
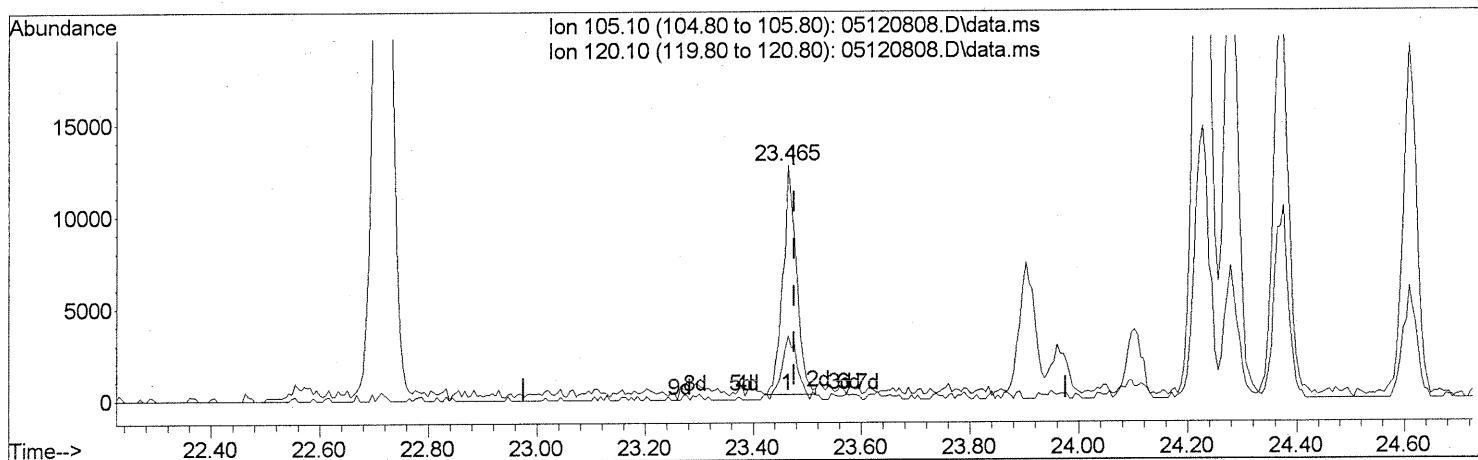
(70) o-Xylene (T)  
 22.714min (-0.017) 7.47ng  
 response 529999

Ion	Exp%	Act%
91.10	100	100
106.10	50.50	44.84
0.00	0.00	0.00
0.00	0.00	0.00

Quantitation Report (Qedit)

Data Path : J:\MS13\DATA\2008\_05\12\  
 Data File : 05120808.D  
 Acq On : 12 May 2008 3:33 pm  
 Operator : RTB  
 Sample : P0801385-004 (1000mL)  
 Misc : ENSR SG43B-05 (-5.3, 3.5)  
 ALS Vial : 5 Sample Multiplier: 1

Quant Time: May 27 15:57:51 2008  
 Quant Method : J:\MS13\METHODS\R13041408.M  
 Quant Title : EPA TO-15 per SOP VOA-TO15 (CASS TO-15/GC-MS)  
 QLast Update : Tue Apr 15 06:47:20 2008  
 Response via : Initial Calibration



TIC: 05120808.D\data.ms

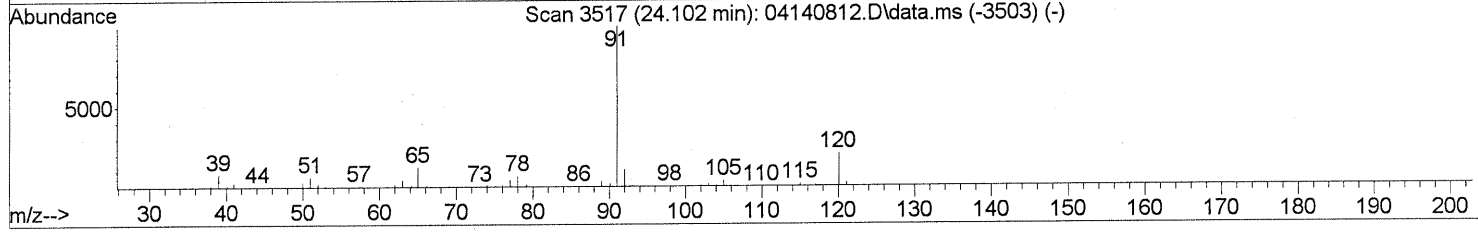
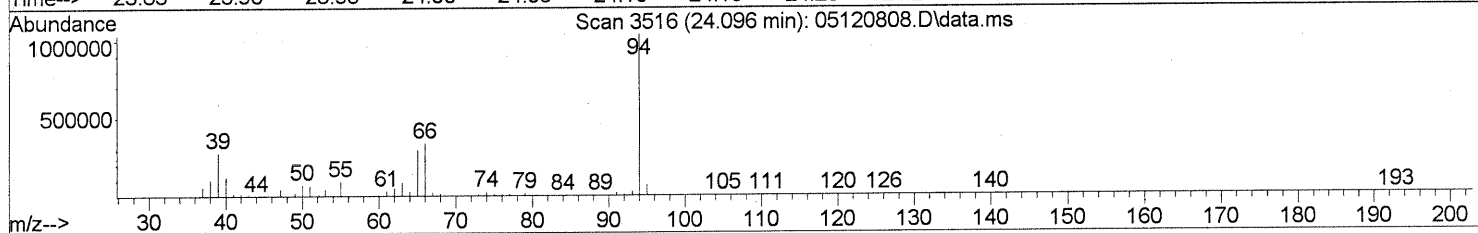
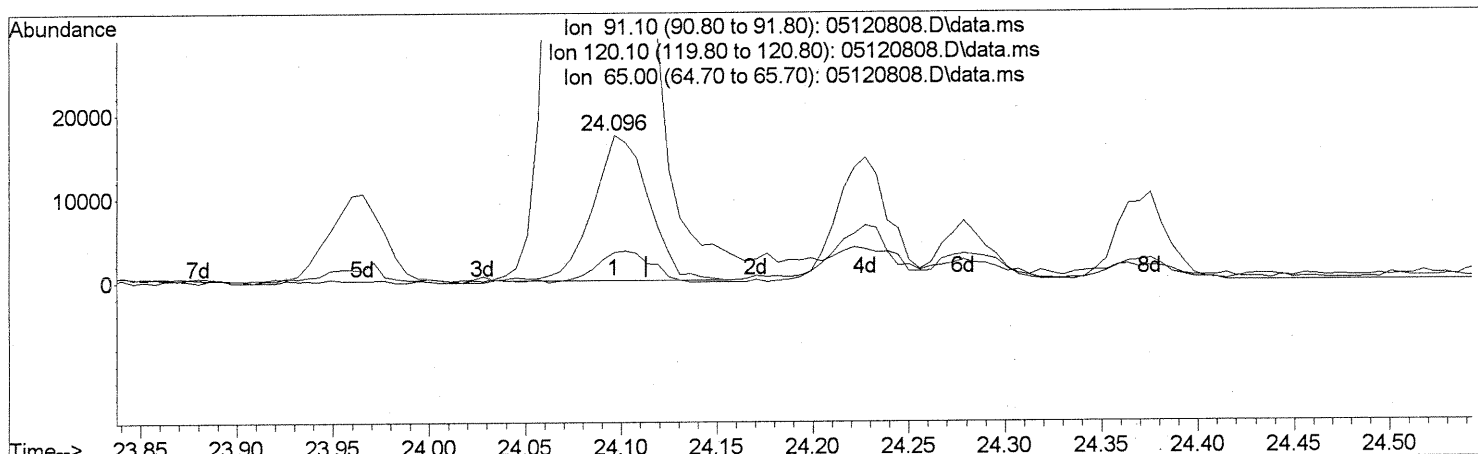
(74) Cumene (T)  
 23.465min (-0.011) 0.24ng  
 response 21956

Ion	Exp%	Act%
105.10	100	100
120.10	26.30	31.84
0.00	0.00	0.00
0.00	0.00	0.00

Quantitation Report (Qedit)

Data Path : J:\MS13\DATA\2008\_05\12\  
 Data File : 05120808.D  
 Acq On : 12 May 2008 3:33 pm  
 Operator : RTB  
 Sample : P0801385-004 (1000mL)  
 Misc : ENSR SG43B-05 (-5.3, 3.5)  
 ALS Vial : 5 Sample Multiplier: 1

Quant Time: May 27 15:57:51 2008  
 Quant Method : J:\MS13\METHODS\R13041408.M  
 Quant Title : EPA TO-15 per SOP VOA-TO15 (CASS TO-15/GC-MS)  
 QLast Update : Tue Apr 15 06:47:20 2008  
 Response via : Initial Calibration



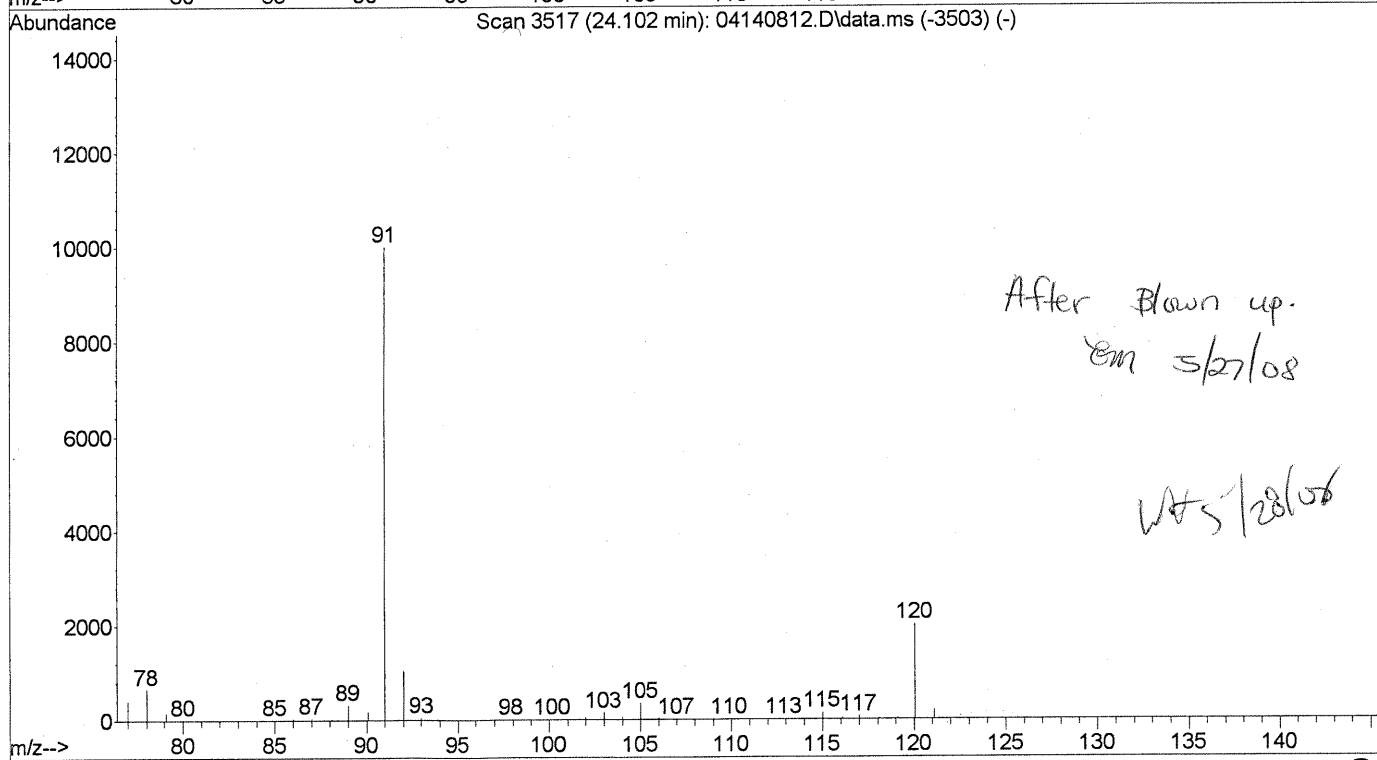
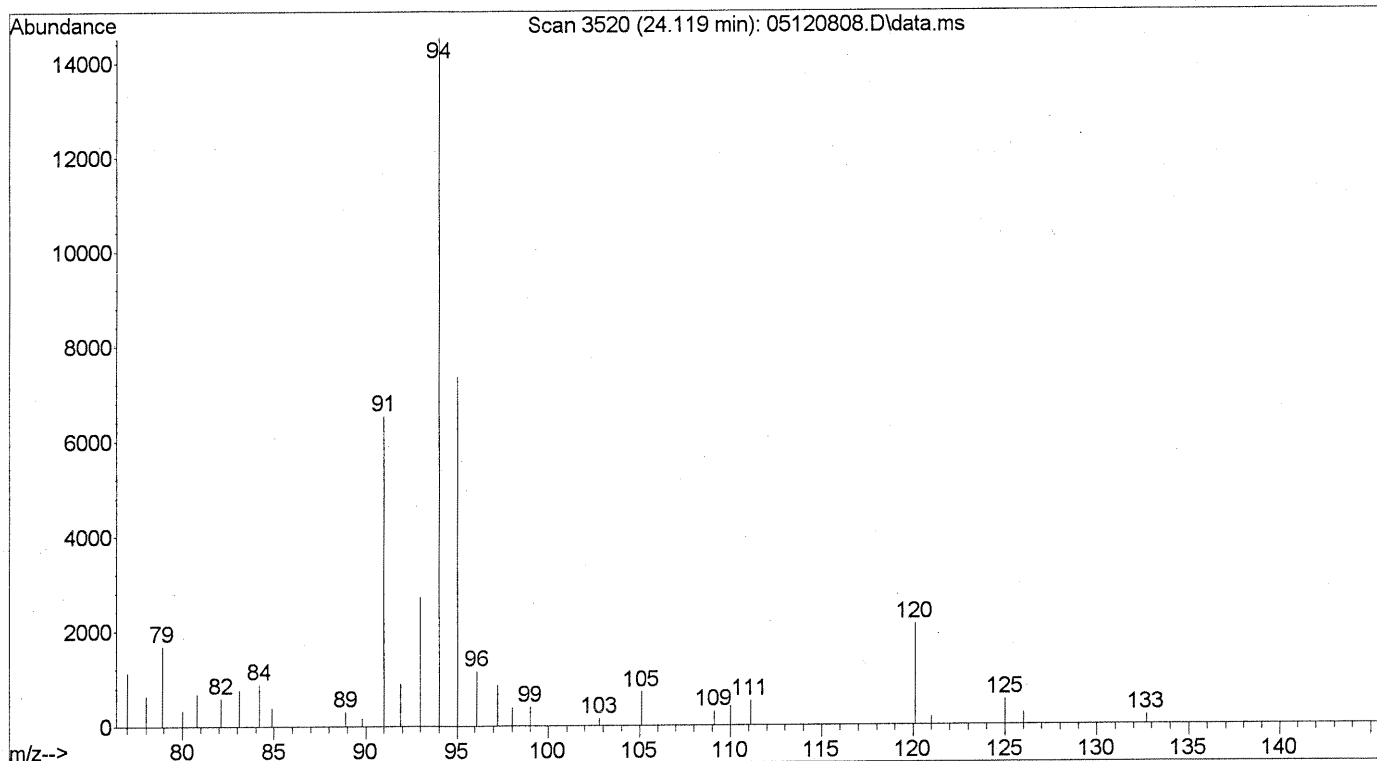
TIC: 05120808.D\data.ms

(76) n-Propylbenzene (T)  
 24.096min (-0.017) 0.29ng  
 response 34727

Ion	Exp%	Act%
91.10	100	100
120.10	23.40	21.42
65.00	11.40	2053.41#
0.00	0.00	0.00

*Before Blown up.*

File : J:\MS13\DATA\2008\_05\12\05120808.D  
Operator : RTB  
Acquired : 12 May 2008 3:33 pm using AcqMethod TO15.M  
Instrument : GCMS13  
Sample Name: P0801385-004 (1000mL)  
Misc Info : ENSR SG43B-05 (-5.3, 3.5)  
Vial Number: 5

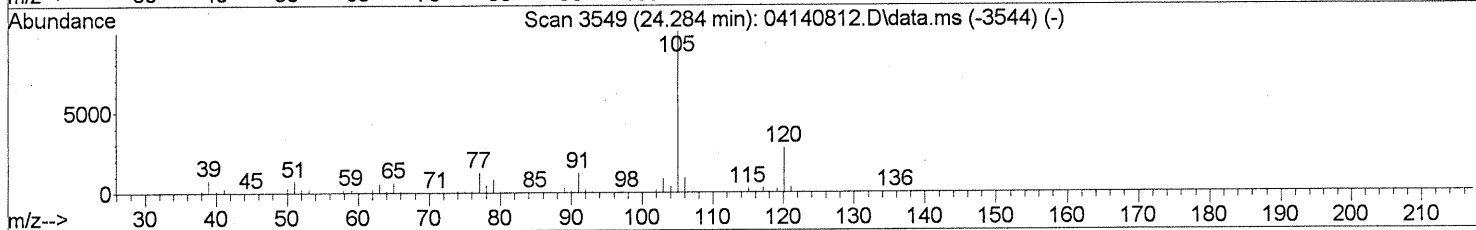
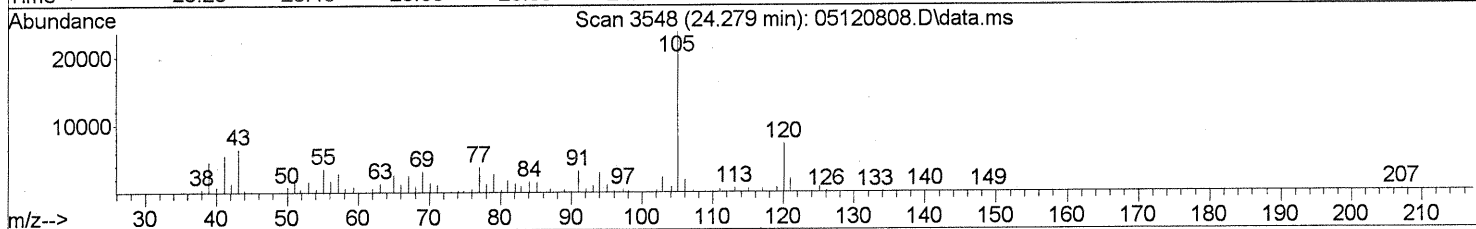
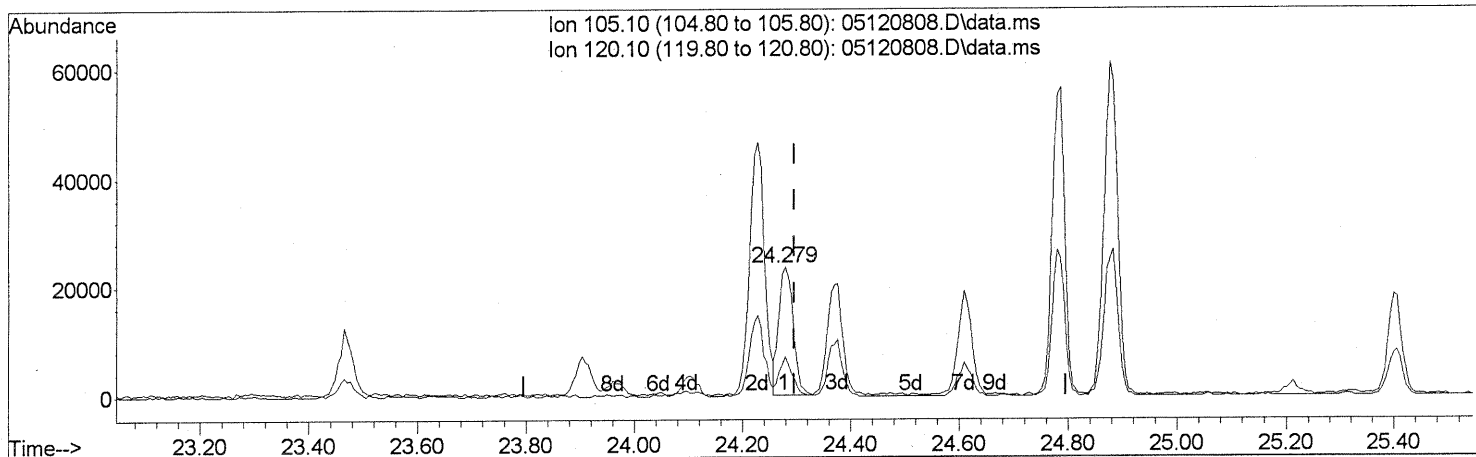




Quantitation Report (Qedit)

Data Path : J:\MS13\DATA\2008\_05\12\  
 Data File : 05120808.D  
 Acq On : 12 May 2008 3:33 pm  
 Operator : RTB  
 Sample : P0801385-004 (1000mL)  
 Misc : ENSR SG43B-05 (-5.3, 3.5)  
 ALS Vial : 5 Sample Multiplier: 1

Quant Time: May 27 15:57:51 2008  
 Quant Method : J:\MS13\METHODS\R13041408.M  
 Quant Title : EPA TO-15 per SOP VOA-TO15 (CASS TO-15/GC-MS)  
 QLast Update : Tue Apr 15 06:47:20 2008  
 Response via : Initial Calibration



TIC: 05120808.D\data.ms

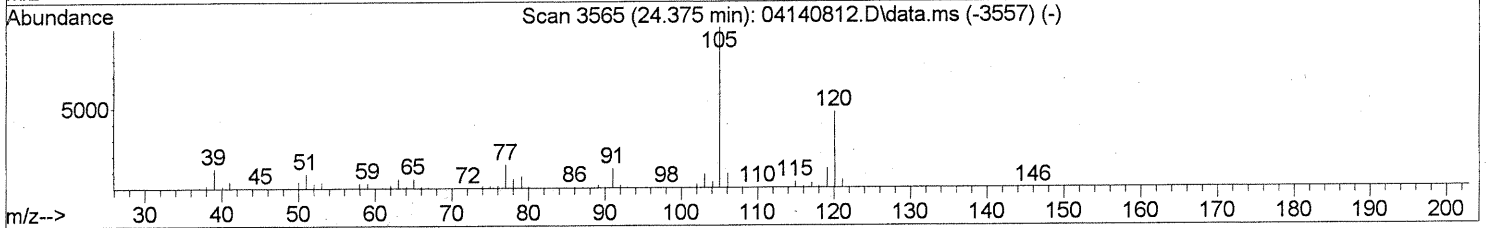
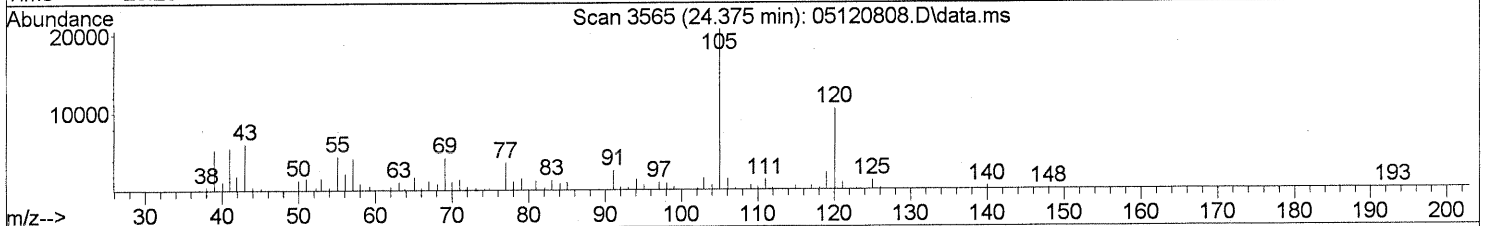
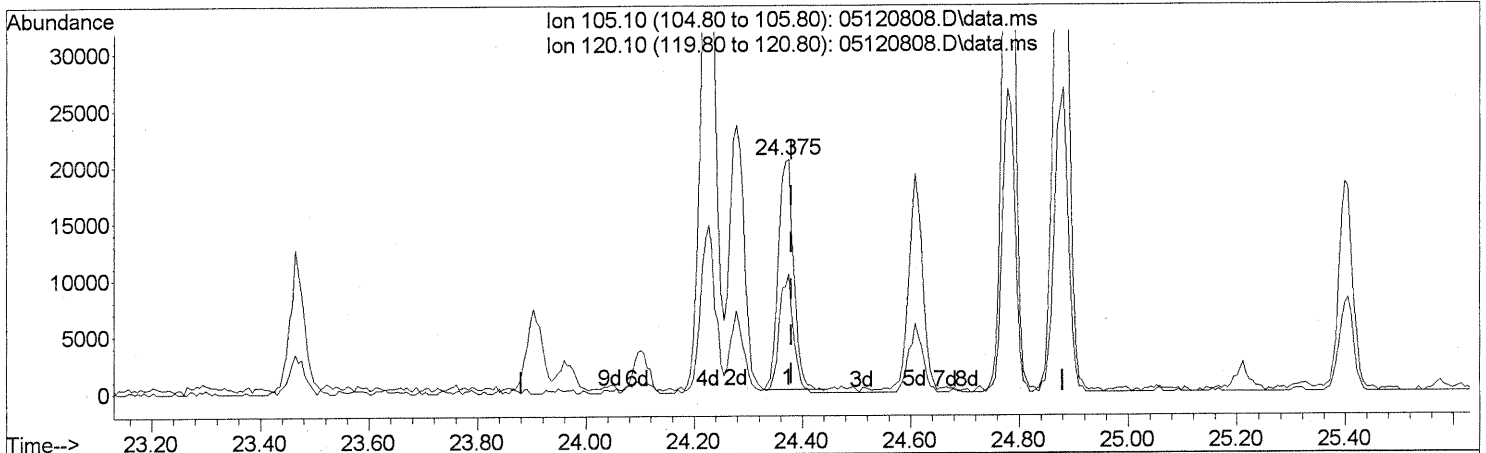
(78) 4-Ethyltoluene (T)  
 24.279min (-0.017) 0.48ng  
 response 43325

Ion	Exp%	Act%
105.10	100	100
120.10	30.40	28.39
0.00	0.00	0.00
0.00	0.00	0.00

Quantitation Report (Qedit)

Data Path : J:\MS13\DATA\2008\_05\12\  
 Data File : 05120808.D  
 Acq On : 12 May 2008 3:33 pm  
 Operator : RTB  
 Sample : P0801385-004 (1000mL)  
 Misc : ENSR SG43B-05 (-5.3, 3.5)  
 ALS Vial : 5 Sample Multiplier: 1

Quant Time: May 27 15:57:51 2008  
 Quant Method : J:\MS13\METHODS\R13041408.M  
 Quant Title : EPA TO-15 per SOP VOA-TO15 (CASS TO-15/GC-MS)  
 QLast Update : Tue Apr 15 06:47:20 2008  
 Response via : Initial Calibration



TIC: 05120808.D\data.ms

(79) 1,3,5-Trimethylbenzene (T)

24.375min (-0.006) 0.50ng

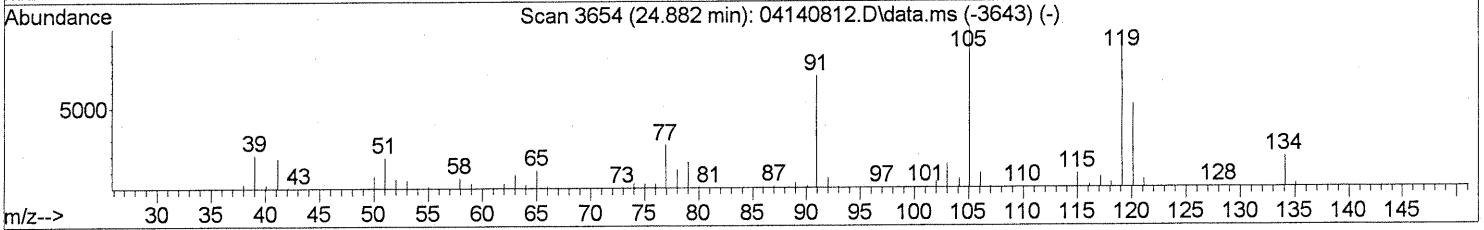
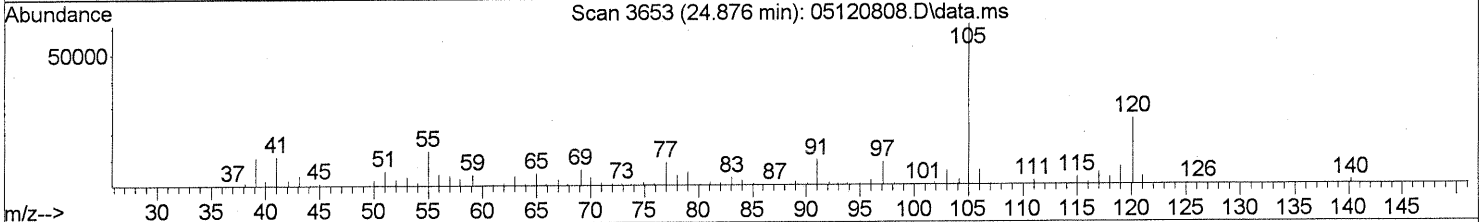
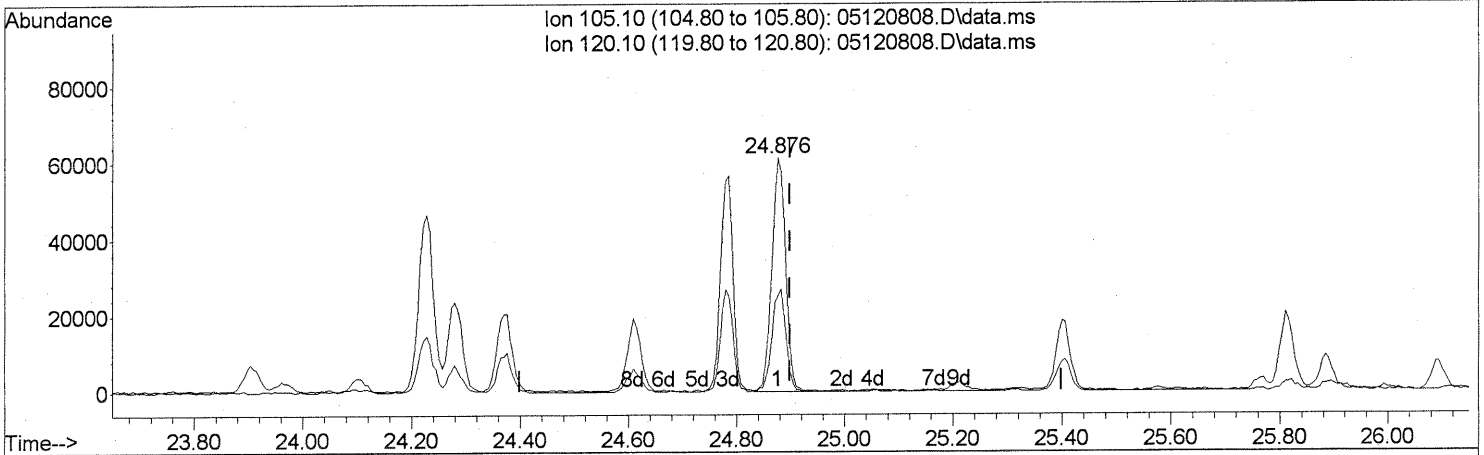
response 39997

Ion	Exp%	Act%
105.10	100	100
120.10	49.40	47.40
0.00	0.00	0.00
0.00	0.00	0.00

Quantitation Report (Qedit)

Data Path : J:\MS13\DATA\2008\_05\12\  
 Data File : 05120808.D  
 Acq On : 12 May 2008 3:33 pm  
 Operator : RTB  
 Sample : P0801385-004 (1000mL)  
 Misc : ENSR SG43B-05 (-5.3, 3.5)  
 ALS Vial : 5 Sample Multiplier: 1

Quant Time: May 27 15:57:51 2008  
 Quant Method : J:\MS13\METHODS\R13041408.M  
 Quant Title : EPA TO-15 per SOP VOA-TO15 (CASS TO-15/GC-MS)  
 QLast Update : Tue Apr 15 06:47:20 2008  
 Response via : Initial Calibration



TIC: 05120808.D\data.ms


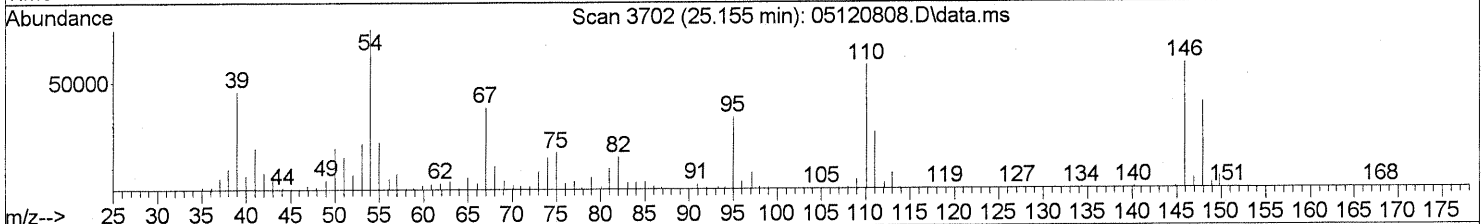
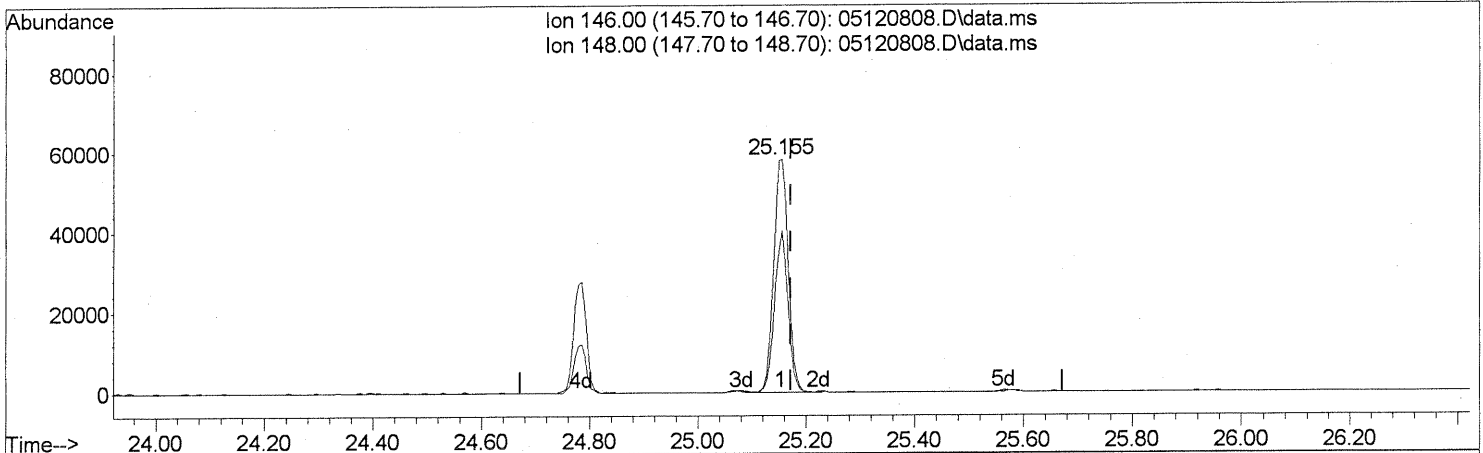
(82) 1,2,4-Trimethylbenzene (T)  
 24.876min (-0.023) 1.19ng  
 response 108232

Ion	Exp%	Act%
105.10	100	100
120.10	54.40	44.28
0.00	0.00	0.00
0.00	0.00	0.00

Quantitation Report (Qedit)

Data Path : J:\MS13\DATA\2008\_05\12\  
 Data File : 05120808.D  
 Acq On : 12 May 2008 3:33 pm  
 Operator : RTB  
 Sample : P0801385-004 (1000mL)  
 Misc : ENSR SG43B-05 (-5.3, 3.5)  
 ALS Vial : 5 Sample Multiplier: 1

Quant Time: May 27 15:57:51 2008  
 Quant Method : J:\MS13\METHODS\R13041408.M  
 Quant Title : EPA TO-15 per SOP VOA-TO15 (CASS TO-15/GC-MS)  
 QLast Update : Tue Apr 15 06:47:20 2008  
 Response via : Initial Calibration



TIC: 05120808.D\data.ms

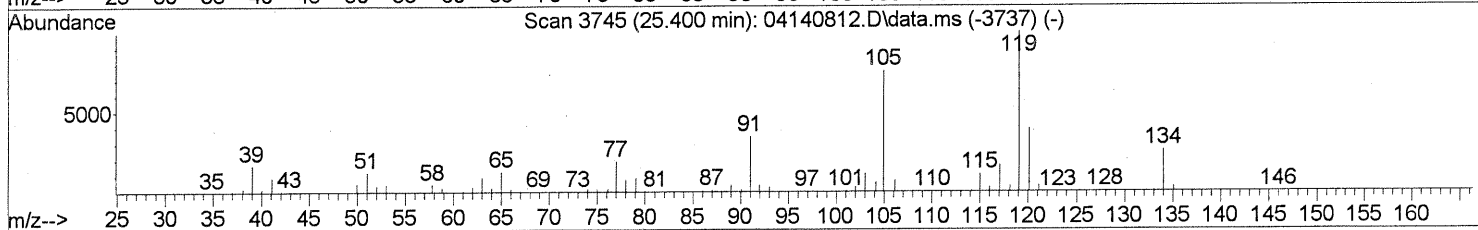
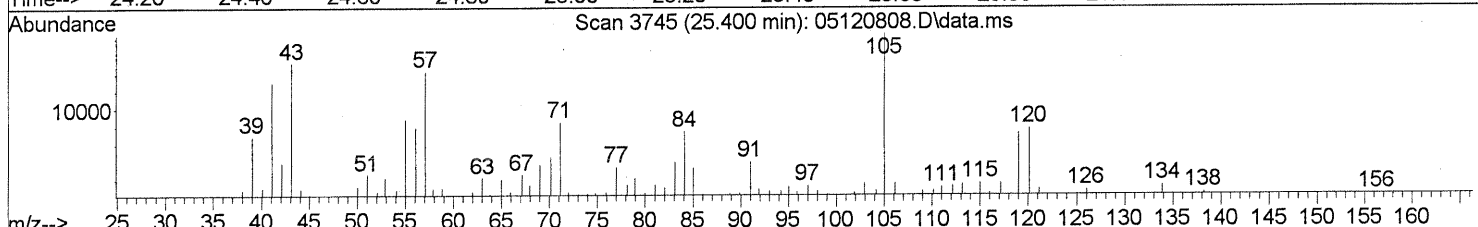
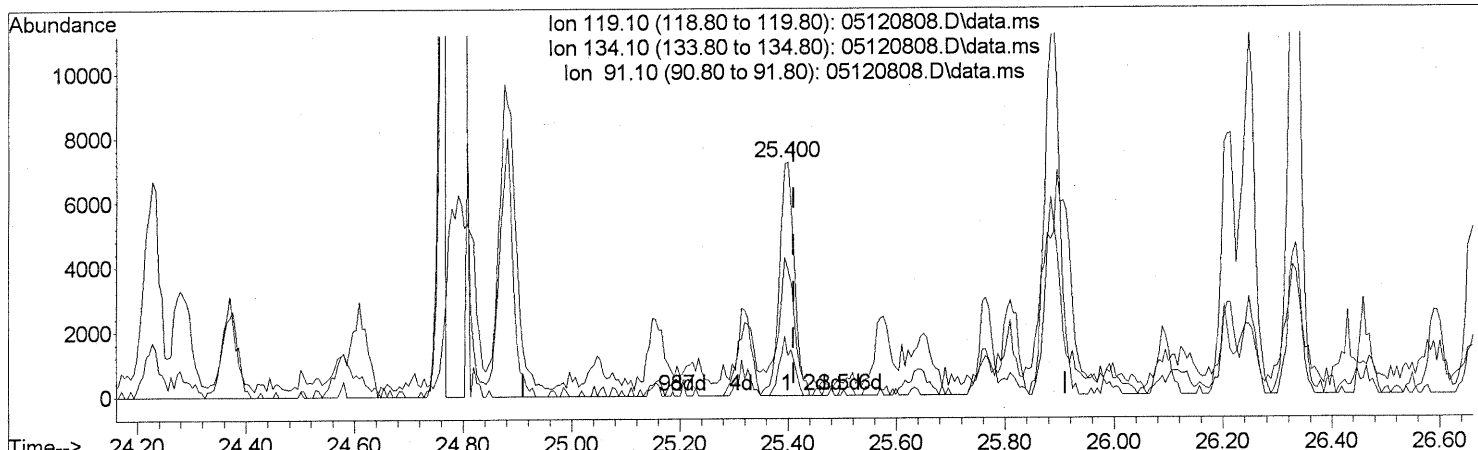
(86) 1,4-Dichlorobenzene (T)  
 25.155min (-0.017) 2.29ng  
 response 107766

Ion	Exp%	Act%
146.00	100	100
148.00	64.20	64.22
0.00	0.00	0.00
0.00	0.00	0.00

Quantitation Report (Qedit)

Data Path : J:\MS13\DATA\2008\_05\12\  
 Data File : 05120808.D  
 Acq On : 12 May 2008 3:33 pm  
 Operator : RTB  
 Sample : P0801385-004 (1000mL)  
 Misc : ENSR SG43B-05 (-5.3, 3.5)  
 ALS Vial : 5 Sample Multiplier: 1

Quant Time: May 27 15:57:51 2008  
 Quant Method : J:\MS13\METHODS\R13041408.M  
 Quant Title : EPA TO-15 per SOP VOA-TO15 (CASS TO-15/GC-MS)  
 QLast Update : Tue Apr 15 06:47:20 2008  
 Response via : Initial Calibration



TIC: 05120808.D\data.ms

(88) p-Isopropyltoluene (T)

25.400min (-0.011) 0.15ng

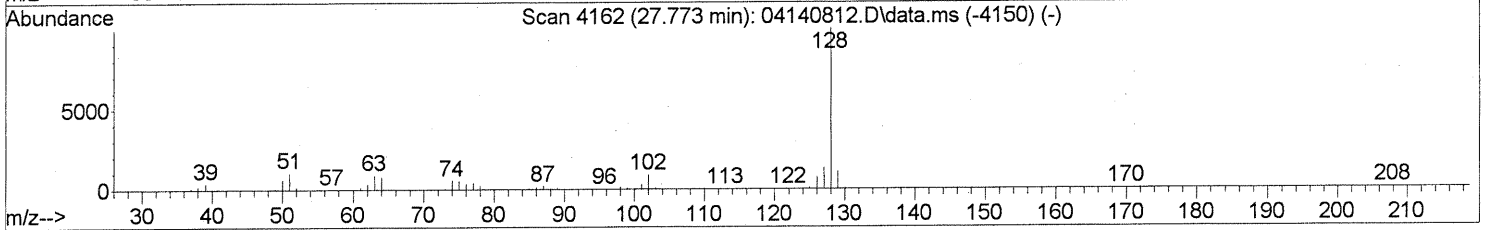
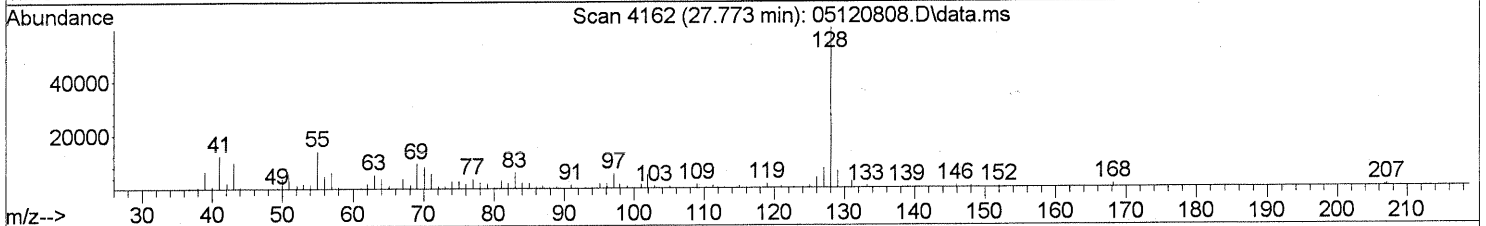
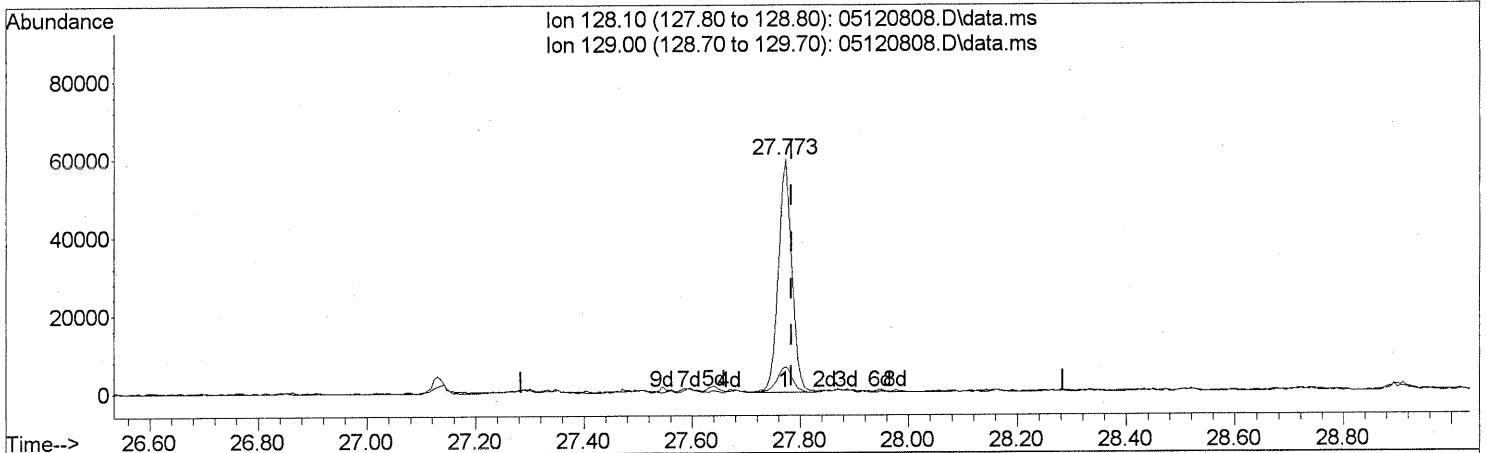
response 13698

Ion	Exp%	Act%
119.10	100	100
134.10	27.20	22.45
91.10	27.10	58.76#
0.00	0.00	0.00

Quantitation Report (Qedit)

Data Path : J:\MS13\DATA\2008\_05\12\  
 Data File : 05120808.D  
 Acq On : 12 May 2008 3:33 pm  
 Operator : RTB  
 Sample : P0801385-004 (1000mL)  
 Misc : ENSR SG43B-05 (-5.3, 3.5)  
 ALS Vial : 5 Sample Multiplier: 1

Quant Time: May 27 15:57:51 2008  
 Quant Method : J:\MS13\METHODS\R13041408.M  
 Quant Title : EPA TO-15 per SOP VOA-TO15 (CASS TO-15/GC-MS)  
 QLast Update : Tue Apr 15 06:47:20 2008  
 Response via : Initial Calibration



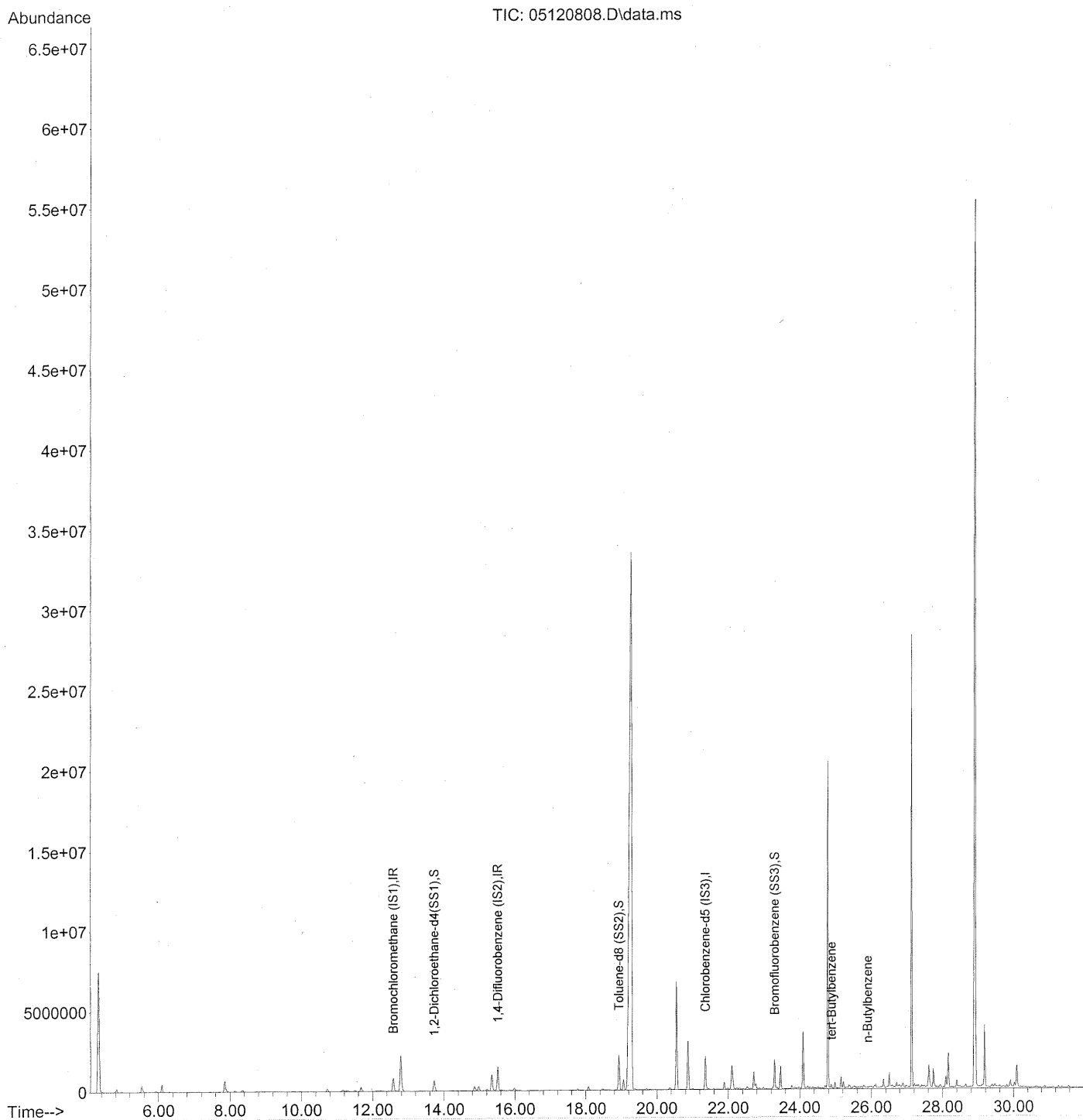
TIC: 05120808.D\data.ms

(95) Naphthalene (T)  
 27.773min (-0.011) 1.03ng  
 response 103413

Ion	Exp%	Act%
128.10	100	100
129.00	11.60	12.26
0.00	0.00	0.00
0.00	0.00	0.00

Data Path : J:\MS13\DATA\2008\_05\12\  
 Data File : 05120808.D  
 Acq On : 12 May 2008 15:33  
 Operator : RTB  
 Sample : P0801385-004 (1000mL)  
 Misc : ENSR SG43B-05 (-5.3, 3.5)  
 ALS Vial : 5 Sample Multiplier: 1

Quant Time: May 27 15:44:32 2008  
 Quant Method : J:\MS13\METHODS\S13041408.M  
 Quant Title : TO-15 Tekmar AutoCan/HP 6890/HP 5975 MSD  
 QLast Update : Mon Apr 28 10:06:00 2008  
 Response via : Initial Calibration



Data Path : J:\MS13\DATA\2008\_05\12\  
 Data File : 05120808.D  
 Acq On : 12 May 2008 15:33  
 Operator : RTB  
 Sample : P0801385-004 (1000mL)  
 Misc : ENSR SG43B-05 (-5.3, 3.5)  
 ALS Vial : 5 Sample Multiplier: 1

Quant Time: May 27 15:44:32 2008  
 Quant Method : J:\MS13\METHODS\S13041408.M  
 Quant Title : TO-15 Tekmar AutoCan/HP 6890/HP 5975 MSD  
 QLast Update : Mon Apr 28 10:06:00 2008  
 Response via : Initial Calibration

Internal Standards	R.T.	QIon	Response	Conc	Units	Dev (Min)
1) Bromochloromethane (IS1)	12.58	130	379812	25.000	ng	-0.03
3) 1,4-Difluorobenzene (IS2)	15.51	114	1672734	25.000	ng	-0.02
4) Chlorobenzene-d5 (IS3)	21.35	82	784338	25.000	ng	0.00
System Monitoring Compounds						
2) 1,2-Dichloroethane-d4(...)	13.72	65	663443	21.781	ng	-0.03
Spiked Amount	25.000			Recovery	=	87.12%
5) Toluene-d8 (SS2)	18.93	98	1780863	25.332	ng	0.00
Spiked Amount	25.000			Recovery	=	101.32%
6) Bromofluorobenzene (SS3)	23.29	174	601945	24.881	ng	0.00
Spiked Amount	25.000			Recovery	=	99.52%
Target Compounds						
7) tert-Butylbenzene	24.88	119	13774	<del>0.160</del>	ng	NR # 54
8) n-Butylbenzene	25.89	91	20343	0.220	ng	✓ # 57

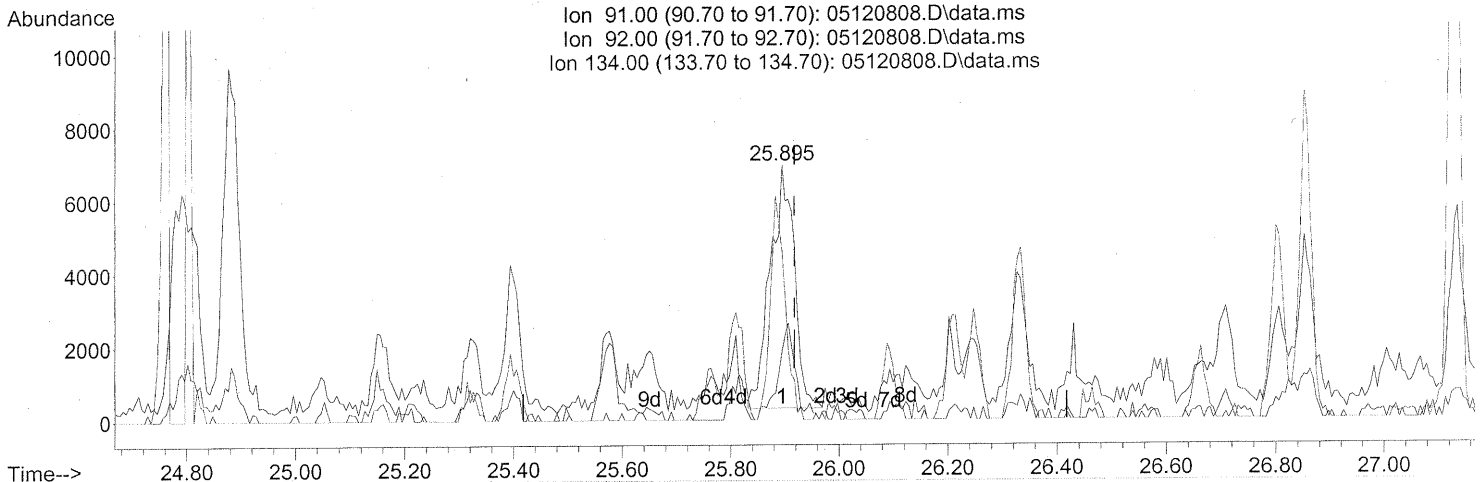
(#) = qualifier out of range (m) = manual integration (+) = signals summed




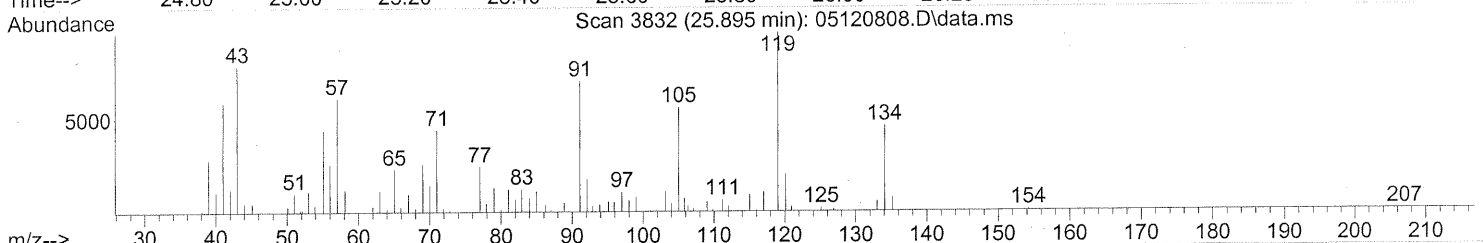
Quantitation Report (Qedit)

Data Path : J:\MS13\DATA\2008\_05\12\  
 Data File : 05120808.D  
 Acq On : 12 May 2008 15:33  
 Operator : RTB  
 Sample : P0801385-004 (1000mL)  
 Misc : ENSR SG43B-05 (-5.3, 3.5)  
 ALS Vial : 5 Sample Multiplier: 1

Quant Time: May 27 15:44:32 2008  
 Quant Method : J:\MS13\METHODS\S13041408.M  
 Quant Title : TO-15 Tekmar AutoCan/HP 6890/HP 5975 MSD  
 QLast Update : Mon Apr 28 10:06:00 2008  
 Response via : Initial Calibration



Ion 91.00 (90.70 to 91.70): 05120808.D\data.ms  
 Ion 92.00 (91.70 to 92.70): 05120808.D\data.ms  
 Ion 134.00 (133.70 to 134.70): 05120808.D\data.ms



(8) n-Butylbenzene

25.895min (-0.023) 0.22ng

response 20343

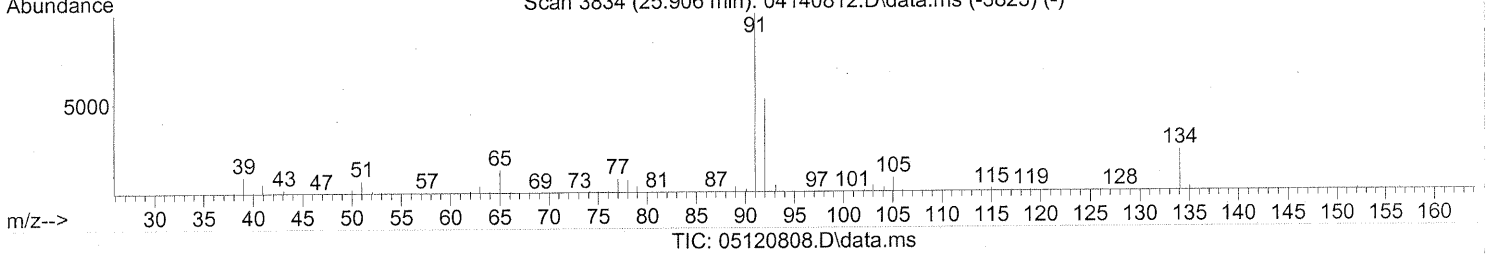
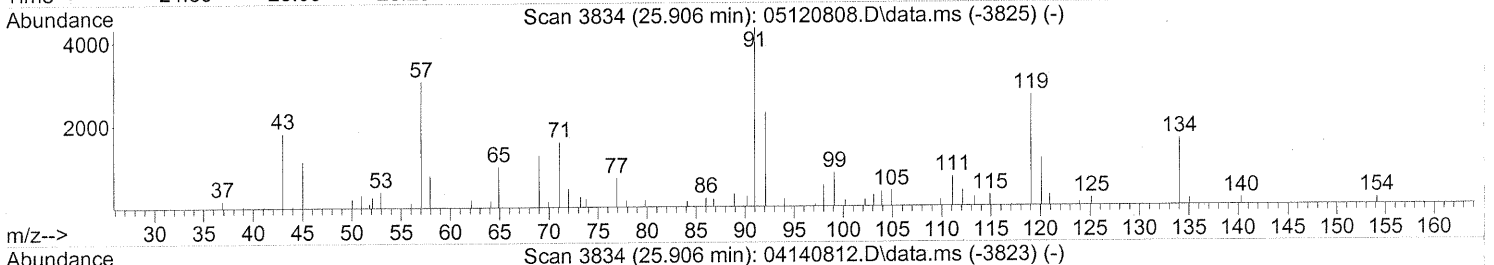
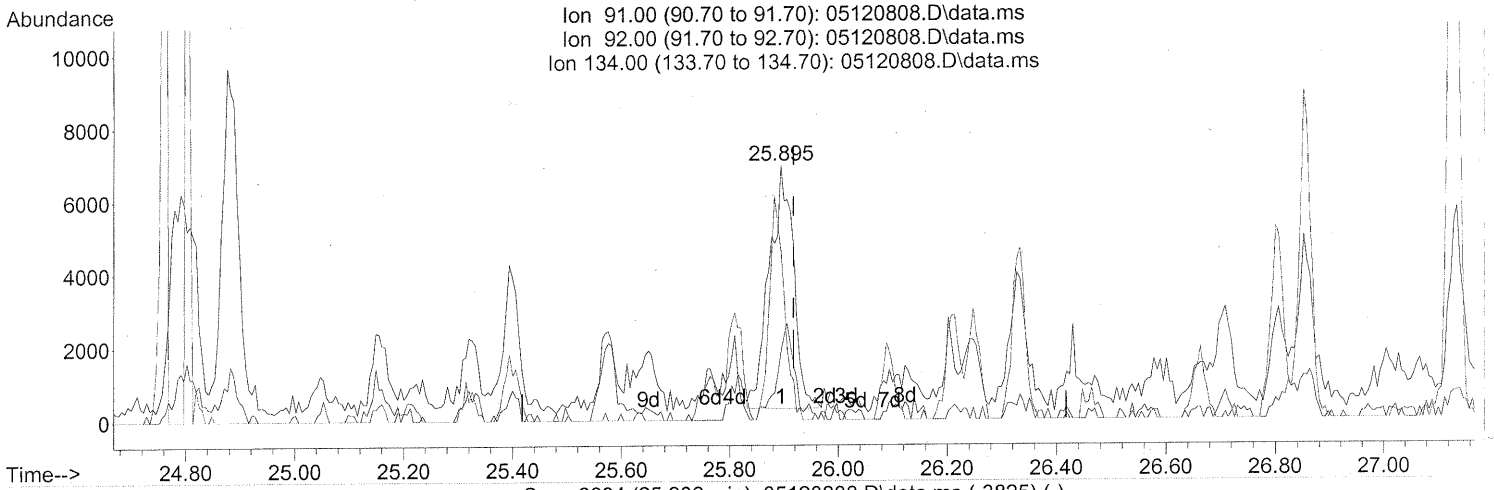
*before substr*

Ion	Exp%	Act%
91.00	100	100
92.00	55.70	29.05#
134.00	28.80	0.00#
0.00	0.00	0.00

Quantitation Report (Qedit)

Data Path : J:\MS13\DATA\2008\_05\12\  
 Data File : 05120808.D  
 Acq On : 12 May 2008 15:33  
 Operator : RTB  
 Sample : P0801385-004 (1000mL)  
 Misc : ENSR SG43B-05 (-5.3, 3.5)  
 ALS Vial : 5 Sample Multiplier: 1

Quant Time: May 27 15:44:32 2008  
 Quant Method : J:\MS13\METHODS\S13041408.M  
 Quant Title : TO-15 Tekmar AutoCan/HP 6890/HP 5975 MSD  
 QLast Update : Mon Apr 28 10:06:00 2008  
 Response via : Initial Calibration



(8) n-Butylbenzene

25.895min (-0.023) 0.22ng

response 20343

Ion	Exp%	Act%
91.00	100	100
92.00	55.70	29.05#
134.00	28.80	0.00#
0.00	0.00	0.00

*after subst.*

*DA 5/27/08*

*WHS/25608*

**COLUMBIA ANALYTICAL SERVICES, INC.**

RESULTS OF ANALYSIS

Page 1 of 3

**Client:** ENSR  
**Client Sample ID:** SG38B-20  
**Client Project ID:** Phase B Soil Gas / 04020-023-4311

CAS Project ID: P0801385  
 CAS Sample ID: P0801385-005

**Test Code:** EPA TO-15  
**Instrument ID:** Tekmar AUTOCAN/Agilent 5975Binert/6890N/MS13  
**Analyst:** Rusty Bravo  
**Sampling Media:** 6.0 L Summa Canister  
**Test Notes:**  
**Container ID:** SC00970

**Date Collected:** 5/10/08  
**Date Received:** 5/12/08  
**Date Analyzed:** 5/12/08  
**Volume(s) Analyzed:** 1.00 Liter(s)

Initial Pressure (psig): -3.0      Final Pressure (psig): 3.5

Canister Dilution Factor: 1.56

CAS #	Compound	Result	MRL	MDL	Result	MRL	MDL	Data Qualifier
		µg/m <sup>3</sup>	µg/m <sup>3</sup>	µg/m <sup>3</sup>	ppbV	ppbV	ppbV	
75-71-8	Dichlorodifluoromethane (CFC 12)	2.2	0.78	0.078	0.44	0.16	0.016	
74-87-3	Chloromethane	ND	0.16	0.078	ND	0.076	0.038	
76-14-2	1,2-Dichloro-1,1,2,2-tetrafluoroethane (CFC 114)	0.10	0.78	0.078	0.014	0.11	0.011	J
75-01-4	Vinyl Chloride	ND	0.16	0.078	ND	0.061	0.031	
74-83-9	Bromomethane	ND	0.16	0.078	ND	0.040	0.020	
75-00-3	Chloroethane	ND	0.16	0.078	ND	0.059	0.030	
64-17-5	Ethanol	2.1	7.8	0.078	1.1	4.1	0.041	J
67-64-1	Acetone	14	7.8	0.11	5.8	3.3	0.048	B
75-69-4	Trichlorofluoromethane	1.2	0.16	0.078	0.22	0.028	0.014	
107-13-1	Acrylonitrile	ND	0.78	0.11	ND	0.36	0.050	
75-35-4	1,1-Dichloroethene	ND	0.16	0.078	ND	0.039	0.020	
75-65-0	2-Methyl-2-Propanol (tert-Butyl Alcohol)	0.26	0.78	0.12	0.085	0.26	0.038	J
75-09-2	Methylene Chloride	0.10	0.78	0.078	0.030	0.22	0.022	J
107-05-1	3-Chloro-1-propene (Allyl Chloride)	ND	0.16	0.078	ND	0.050	0.025	
76-13-1	Trichlorotrifluoroethane	0.60	0.16	0.087	0.078	0.020	0.011	
75-15-0	Carbon Disulfide	1.5	0.78	0.19	0.47	0.25	0.060	
156-60-5	trans-1,2-Dichloroethene	ND	0.16	0.078	ND	0.039	0.020	
75-34-3	1,1-Dichloroethane	ND	0.16	0.078	ND	0.039	0.019	
1634-04-4	Methyl tert-Butyl Ether	ND	0.16	0.078	ND	0.043	0.022	
108-05-4	Vinyl Acetate	0.73	7.8	0.25	0.21	2.2	0.071	J, M
78-93-3	2-Butanone (MEK)	14	0.78	0.078	4.7	0.26	0.026	
156-59-2	cis-1,2-Dichloroethene	ND	0.16	0.078	ND	0.039	0.020	
108-20-3	Diisopropyl Ether	ND	0.78	0.092	ND	0.19	0.022	
67-66-3	Chloroform	75	0.16	0.092	15	0.032	0.019	

ND = Compound was analyzed for, but not detected above the laboratory detection limit.

MRL = Method Reporting Limit - The minimum quantity of a target analyte that can be confidently determined by the referenced method.

J = The analyte was positively identified below the method reporting limit; the associated numerical value is considered estimated.

B = Analyte was found in the method blank.

M = Matrix interference due to coelution with a non-target compound; results may be biased high.

Verified By: CU      Date: 5/28/08

COLUMBIA ANALYTICAL SERVICES, INC.

RESULTS OF ANALYSIS

Page 2 of 3

**Client:** ENSR  
**Client Sample ID:** SG38B-20  
**Client Project ID:** Phase B Soil Gas / 04020-023-4311

CAS Project ID: P0801385  
 CAS Sample ID: P0801385-005

Test Code: EPA TO-15  
 Instrument ID: Tekmar AUTOCAN/Agilent 5975Binert/6890N/MS13  
 Analyst: Rusty Bravo  
 Sampling Media: 6.0 L Summa Canister  
 Test Notes:  
 Container ID: SC00970

Date Collected: 5/10/08  
 Date Received: 5/12/08  
 Date Analyzed: 5/12/08  
 Volume(s) Analyzed: 1.00 Liter(s)

Initial Pressure (psig): -3.0 Final Pressure (psig): 3.5

Canister Dilution Factor: 1.56

CAS #	Compound	Result µg/m <sup>3</sup>	MRL µg/m <sup>3</sup>	MDL µg/m <sup>3</sup>	Result ppbV	MRL ppbV	MDL ppbV	Data Qualifier
637-92-3	Ethyl tert-Butyl Ether	ND	0.78	0.080	ND	0.19	0.019	
107-06-2	1,2-Dichloroethane	ND	0.16	0.078	ND	0.039	0.019	
71-55-6	1,1,1-Trichloroethane	ND	0.16	0.078	ND	0.029	0.014	
71-43-2	<b>Benzene</b>	<b>3.4</b>	0.16	0.078	<b>1.1</b>	0.049	0.024	
56-23-5	<b>Carbon Tetrachloride</b>	<b>7.8</b>	0.16	0.078	<b>1.2</b>	0.025	0.012	
994-05-8	tert-Amyl Methyl Ether	ND	0.78	0.078	ND	0.19	0.019	
78-87-5	1,2-Dichloropropane	ND	0.16	0.078	ND	0.034	0.017	
75-27-4	<b>Bromodichloromethane</b>	<b>1.3</b>	0.16	0.078	<b>0.19</b>	0.023	0.012	
79-01-6	<b>Trichloroethene</b>	<b>0.17</b>	0.16	0.078	<b>0.031</b>	0.029	0.015	
123-91-1	1,4-Dioxane	ND	0.78	0.095	ND	0.22	0.026	
80-62-6	Methyl Methacrylate	ND	0.78	0.12	ND	0.19	0.029	
142-82-5	<b>n-Heptane</b>	<b>0.18</b>	0.78	0.10	<b>0.044</b>	0.19	0.024	<b>J</b>
10061-01-5	cis-1,3-Dichloropropene	ND	0.78	0.081	ND	0.17	0.018	
108-10-1	<b>4-Methyl-2-pentanone</b>	<b>1.8</b>	0.78	0.087	<b>0.44</b>	0.19	0.021	
10061-02-6	trans-1,3-Dichloropropene	ND	0.78	0.098	ND	0.17	0.022	
79-00-5	1,1,2-Trichloroethane	ND	0.16	0.078	ND	0.029	0.014	
108-88-3	<b>Toluene</b>	<b>3.8</b>	0.78	0.078	<b>1.0</b>	0.21	0.021	
591-78-6	<b>2-Hexanone</b>	<b>0.55</b>	0.78	0.12	<b>0.14</b>	0.19	0.029	<b>J</b>
124-48-1	Dibromochloromethane	ND	0.16	0.11	ND	0.018	0.012	
106-93-4	1,2-Dibromoethane	ND	0.16	0.084	ND	0.020	0.011	
111-65-9	<b>n-Octane</b>	<b>0.41</b>	0.78	0.078	<b>0.089</b>	0.17	0.017	<b>J</b>
127-18-4	<b>Tetrachloroethene</b>	<b>4.3</b>	0.16	0.078	<b>0.63</b>	0.023	0.012	
108-90-7	Chlorobenzene	ND	0.16	0.080	ND	0.034	0.017	

ND = Compound was analyzed for, but not detected above the laboratory detection limit.

MRL = Method Reporting Limit - The minimum quantity of a target analyte that can be confidently determined by the referenced method.

J = The analyte was positively identified below the method reporting limit; the associated numerical value is considered estimated.

Verified By:          Date: 5/28/08

**COLUMBIA ANALYTICAL SERVICES, INC.**

RESULTS OF ANALYSIS

Page 3 of 3

**Client:** ENSR  
**Client Sample ID:** SG38B-20  
**Client Project ID:** Phase B Soil Gas / 04020-023-4311

CAS Project ID: P0801385  
 CAS Sample ID: P0801385-005

**Test Code:** EPA TO-15  
**Instrument ID:** Tekmar AUTOCAN/Agilent 5975Binert/6890N/MS13  
**Analyst:** Rusty Bravo  
**Sampling Media:** 6.0 L Summa Canister  
**Test Notes:**  
**Container ID:** SC00970

**Date Collected:** 5/10/08  
**Date Received:** 5/12/08  
**Date Analyzed:** 5/12/08  
**Volume(s) Analyzed:** 1.00 Liter(s)

Initial Pressure (psig): -3.0      Final Pressure (psig): 3.5

Canister Dilution Factor: 1.56

CAS #	Compound	Result µg/m <sup>3</sup>	MRL µg/m <sup>3</sup>	MDL µg/m <sup>3</sup>	Result ppbV	MRL ppbV	MDL ppbV	Data Qualifier
100-41-4	Ethylbenzene	0.93	0.78	0.097	0.21	0.18	0.022	
179601-23-1	m,p-Xylenes	4.1	0.78	0.20	0.95	0.18	0.047	
75-25-2	Bromoform	ND	0.78	0.12	ND	0.075	0.011	
100-42-5	Styrene	0.25	0.78	0.12	0.058	0.18	0.028	J
95-47-6	o-Xylene	1.4	0.78	0.098	0.32	0.18	0.023	
79-34-5	1,1,2,2-Tetrachloroethane	ND	0.16	0.10	ND	0.023	0.015	
98-82-8	Cumene	0.090	0.78	0.087	0.018	0.16	0.018	J
103-65-1	n-Propylbenzene	0.24	0.78	0.081	0.050	0.16	0.017	J
622-96-8	4-Ethyltoluene	0.41	0.78	0.089	0.084	0.16	0.018	J
108-67-8	1,3,5-Trimethylbenzene	0.42	0.78	0.094	0.085	0.16	0.019	J
98-83-9	alpha-Methylstyrene	0.22	0.78	0.11	0.046	0.16	0.024	J
95-63-6	1,2,4-Trimethylbenzene	1.5	0.78	0.11	0.31	0.16	0.022	
100-44-7	Benzyl Chloride	ND	0.16	0.13	ND	0.030	0.026	
541-73-1	1,3-Dichlorobenzene	ND	0.16	0.097	ND	0.026	0.016	
106-46-7	1,4-Dichlorobenzene	4.1	0.16	0.087	0.68	0.026	0.015	
135-98-8	sec-Butylbenzene	ND	0.78	0.090	ND	0.14	0.016	
99-87-6	4-Isopropyltoluene (p-Cymene)	0.20	0.78	0.10	0.037	0.14	0.018	J
95-50-1	1,2-Dichlorobenzene	ND	0.16	0.10	ND	0.026	0.017	
96-12-8	1,2-Dibromo-3-chloropropane	ND	0.78	0.12	ND	0.081	0.012	
120-82-1	1,2,4-Trichlorobenzene	0.19	0.16	0.12	0.025	0.021	0.016	
91-20-3	Naphthalene	2.3	0.31	0.12	0.43	0.060	0.022	
87-68-3	Hexachlorobutadiene	ND	0.16	0.14	ND	0.015	0.013	
98-06-6	tert-Butylbenzene	ND	0.31	0.078	ND	0.057	0.014	
104-51-8	n-Butylbenzene	0.29	0.31	0.078	0.053	0.057	0.014	J

ND = Compound was analyzed for, but not detected above the laboratory detection limit.

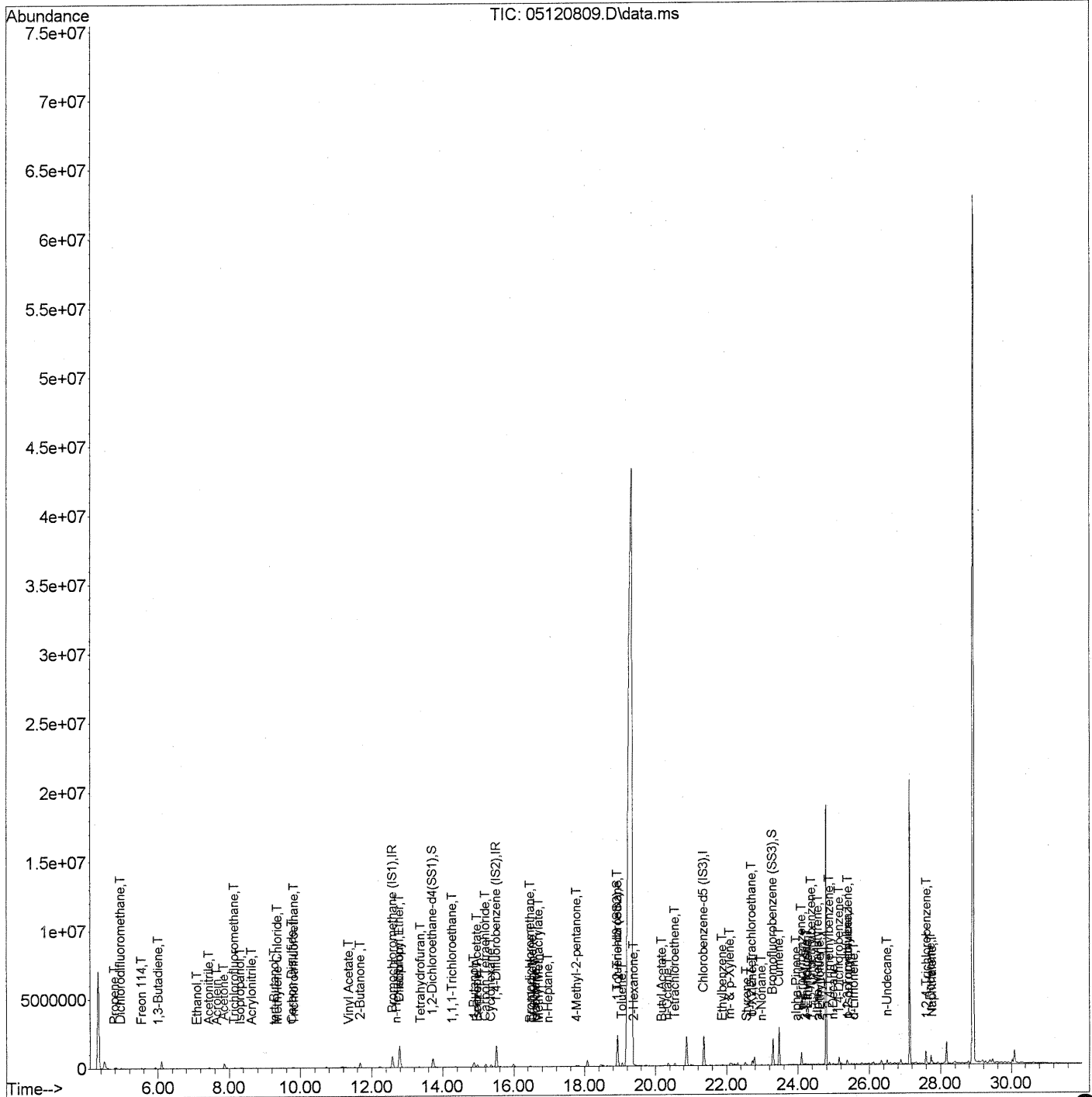
MRL = Method Reporting Limit - The minimum quantity of a target analyte that can be confidently determined by the referenced method.

J = The analyte was positively identified below the method reporting limit; the associated numerical value is considered estimated.

Verified By: CA      Date: 5/28/08      **285**

Data Path : J:\MS13\DATA\2008\_05\12\  
 Data File : 05120809.D  
 Acq On : 12 May 2008 4:29 pm  
 Operator : RTB  
 Sample : P0801385-005 (1000mL)  
 Misc : ENSR SG38B-20 (-3.0, 3.5)  
 ALS Vial : 6 Sample Multiplier: 1

Quant Time: May 27 16:56:36 2008  
 Quant Method : J:\MS13\METHODS\R13041408.M  
 Quant Title : EPA TO-15 per SOP VOA-TO15 (CASS TO-15/GC-MS)  
 QLast Update : Tue Apr 15 06:47:20 2008  
 Response via : Initial Calibration



Data Path : J:\MS13\DATA\2008\_05\12\  
 Data File : 05120809.D  
 Acq On : 12 May 2008 4:29 pm  
 Operator : RTB  
 Sample : P0801385-005 (1000mL)  
 Misc : ENSR SG38B-20 (-3.0, 3.5)  
 ALS Vial : 6 Sample Multiplier: 1

Quant Time: May 27 16:56:36 2008  
 Quant Method : J:\MS13\METHODS\R13041408.M  
 Quant Title : EPA TO-15 per SOP VOA-TO15 (CASS TO-15/GC-MS)  
 QLast Update : Tue Apr 15 06:47:20 2008  
 Response via : Initial Calibration

Internal Standards	R.T.	QIon	Response	Conc	Units	Dev (Min)
1) Bromochloromethane (IS1)	12.58	130	381052	25.000	ng	-0.02
37) 1,4-Difluorobenzene (IS2)	15.51	114	1683477	25.000	ng	-0.02
56) Chlorobenzene-d5 (IS3)	21.36	82	806379	25.000	ng	0.00

System Monitoring Compounds

33) 1,2-Dichloroethane-d4 (...)	13.72	65	675325	22.099	ng	-0.03 ✓
Spiked Amount	25.000		Recovery	=	88.40%	
57) Toluene-d8 (SS2)	18.93	98	1804652	24.968	ng	0.00 ✓
Spiked Amount	25.000		Recovery	=	99.88%	
73) Bromofluorobenzene (SS3)	23.29	174	617963	24.845	ng	0.00 ✓
Spiked Amount	25.000		Recovery	=	99.36%	

Target Compounds

Target Compounds	R.T.	QIon	Response	Conc	Units	Qvalue
2) Propene	4.80	42	46685	1.480	ng	# 64
3) Dichlorodifluoromethane	4.97	85	79456	1.382	ng	97
4) Chloromethane	5.29	50	194	N.D.		
5) Freon 114	5.55	135	1798	0.064	ng	93
6) Vinyl Chloride	0.00	62	0	N.D.		
7) 1,3-Butadiene	6.02	54	3281	0.095	ng	# 35
8) Bromomethane	6.51	94	59	N.D.		
9) Chloroethane	0.00	64	0	N.D.		
10) Ethanol	7.11	45	29301m	1.362	ng	
11) Acetonitrile	7.44	41	62544	1.106	ng	91
12) Acrolein	7.66	56	4722	0.311	ng	84
13) Acetone	7.86	58	187247	8.877	ng	# 69
14) Trichlorofluoromethane	8.15	101	35593	0.788	ng	98
15) Isopropanol	8.32	45	53988	0.756	ng	81
16) Acrylonitrile	8.64	53	1383	0.042	ng	88
17) 1,1-Dichloroethene	0.00	96	0	N.D.		
18) tert-Butanol	9.27	59	9808m	0.166	ng	
19) Methylene Chloride	9.36	84	1616	0.067	ng	# 69
20) Allyl Chloride	9.56	41	766	N.D.		
21) Trichlorotrifluoroethane	9.82	151	7373	0.382	ng	89
22) Carbon Disulfide	9.77	76	84615	0.942	ng	99
23) trans-1,2-Dichloroethene	10.72	61	737	N.D.		
24) 1,1-Dichloroethane	11.16	63	55	N.D.		
25) Methyl tert-Butyl Ether	11.19	73	1184	N.D.		
26) Vinyl Acetate	11.36	86	1963	0.468	ng	# 1
27) 2-Butanone	11.68	72	132244	8.940	ng	# 90
28) cis-1,2-Dichloroethene	0.00	61	0	N.D.		
29) Diisopropyl Ether	12.78	87	177298	9.129	ng	# 1
30) Ethyl Acetate	12.69	61	62	N.D.		

Em 5/27/08

Data Path : J:\MS13\DATA\2008\_05\12\  
 Data File : 05120809.D  
 Acq On : 12 May 2008 4:29 pm  
 Operator : RTB  
 Sample : P0801385-005 (1000mL)  
 Misc : ENSR SG38B-20 (-3.0, 3.5)  
 ALS Vial : 6 Sample Multiplier: 1

Quant Time: May 27 16:56:36 2008  
 Quant Method : J:\MS13\METHODS\R13041408.M  
 Quant Title : EPA TO-15 per SOP VOA-TO15 (CASS TO-15/GC-MS)  
 QLast Update : Tue Apr 15 06:47:20 2008  
 Response via : Initial Calibration

Internal Standards	R.T.	QIon	Response	Conc	Units	Dev (Min)
31) n-Hexane	12.70	57	6914	0.144 ng		90
32) Chloroform	12.78	83	1720120	48.349 ng		99
34) Tetrahydrofuran	13.38	72	5410	0.366 ng	#	78
35) Ethyl tert-Butyl Ether	0.00	87	0	N.D.	✓	
36) 1,2-Dichloroethane	13.79	62	73	N.D.	✓	
38) 1,1,1-Trichloroethane	14.28	97	1613	<del>0.046 ng</del>		86
39) Isopropyl Acetate	14.97	61	1636	0.107 ng	#	1
40) 1-Butanol	14.88	56	306692	13.347 ng		85
41) Benzene	14.98	78	197050	2.206 ng		99
42) Carbon Tetrachloride	15.21	117	147717	5.001 ng		99
43) Cyclohexane	15.35	84	11816	0.358 ng	#	1
44) tert-Amyl Methyl Ether	15.86	73	63	N.D.	✓	
45) 1,2-Dichloropropane	15.98	63	191	N.D.	✓	
46) Bromodichloromethane	16.47	83	24471	0.806 ng		96
47) Trichloroethene	16.53	130	2353	0.107 ng		95
48) 1,4-Dioxane	16.54	88	63	N.D.	✓	
49) Isooctane	16.62	57	4628	0.044 ng	#	55
50) Methyl Methacrylate	16.71	100	388	<del>0.048 ng</del>	#	1
51) n-Heptane	16.98	71	2839	0.115 ng		93
52) cis-1,3-Dichloropropene	17.82	75	1267	N.D.	✓	
53) 4-Methyl-2-pentanone	17.77	58	28188	1.154 ng		86
54) trans-1,3-Dichloropropene	18.43	75	63	N.D.	✓	
55) 1,1,2-Trichloroethane	18.94	97	163867	<del>7.619 ng</del>	NR#	9
58) Toluene	19.06	91	218902	2.410 ng		94
59) 2-Hexanone	19.40	43	23986	<del>0.355 ng</del>	NR #/S	73
60) Dibromochloromethane	19.66	129	754	N.D.	✓	
61) 1,2-Dibromoethane	0.00	107	0	N.D.	✓	
62) Butyl Acetate	20.19	43	6973	0.103 ng		92
63) n-Octane	20.35	57	5656	0.266 ng		89
64) Tetrachloroethene	20.55	166	62189	2.735 ng		100
65) Chlorobenzene	21.42	112	972	N.D.	✓	
66) Ethylbenzene	21.89	91	60457	0.596 ng		94
67) m- & p-Xylene	22.10	91	178495	2.633 ng		91
68) Bromoform	0.00	173	0	N.D.	✓	
69) Styrene	22.57	104	9240	0.158 ng		96
70) o-Xylene	22.72	91	65663	0.900 ng		92
71) n-Nonane	22.98	43	13460	0.230 ng	#	73
72) 1,1,2,2-Tetrachloroethane	22.71	83	1770	<del>0.051 ng</del>	#	28
74) Cumene	23.47	105	5382	0.058 ng		97
75) alpha-Pinene	23.96	93	7480	0.152 ng		78
76) n-Propylbenzene	24.10	91	19331	0.156 ng	#	1
77) 3-Ethyltoluene	24.23	105	48309	0.479 ng		100

Em 5/27/08



Data Path : J:\MS13\DATA\2008\_05\12\  
 Data File : 05120809.D  
 Acq On : 12 May 2008 4:29 pm  
 Operator : RTB  
 Sample : P0801385-005 (1000mL)  
 Misc : ENSR SG38B-20 (-3.0, 3.5)  
 ALS Vial : 6 Sample Multiplier: 1

Quant Time: May 27 16:56:36 2008  
 Quant Method : J:\MS13\METHODS\R13041408.M  
 Quant Title : EPA TO-15 per SOP VOA-TO15 (CASS TO-15/GC-MS)  
 QLast Update : Tue Apr 15 06:47:20 2008  
 Response via : Initial Calibration

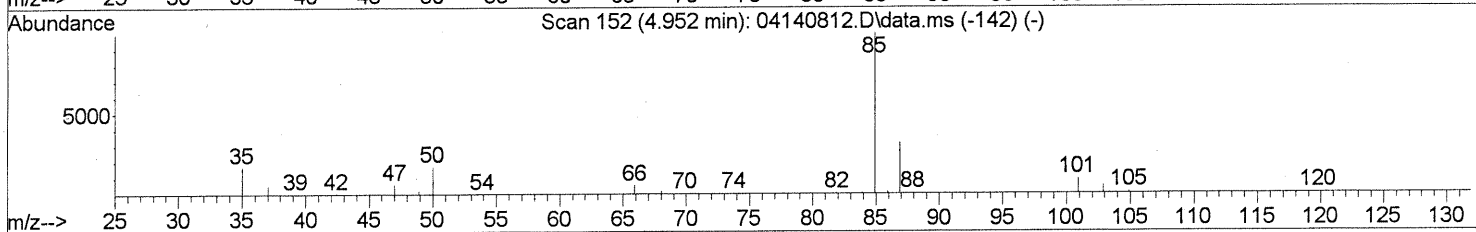
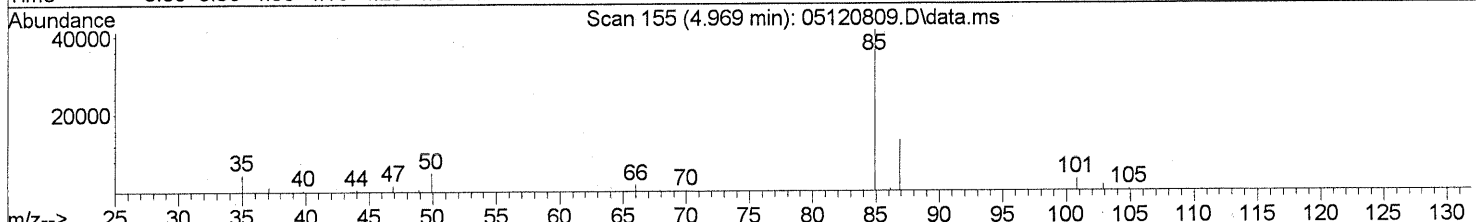
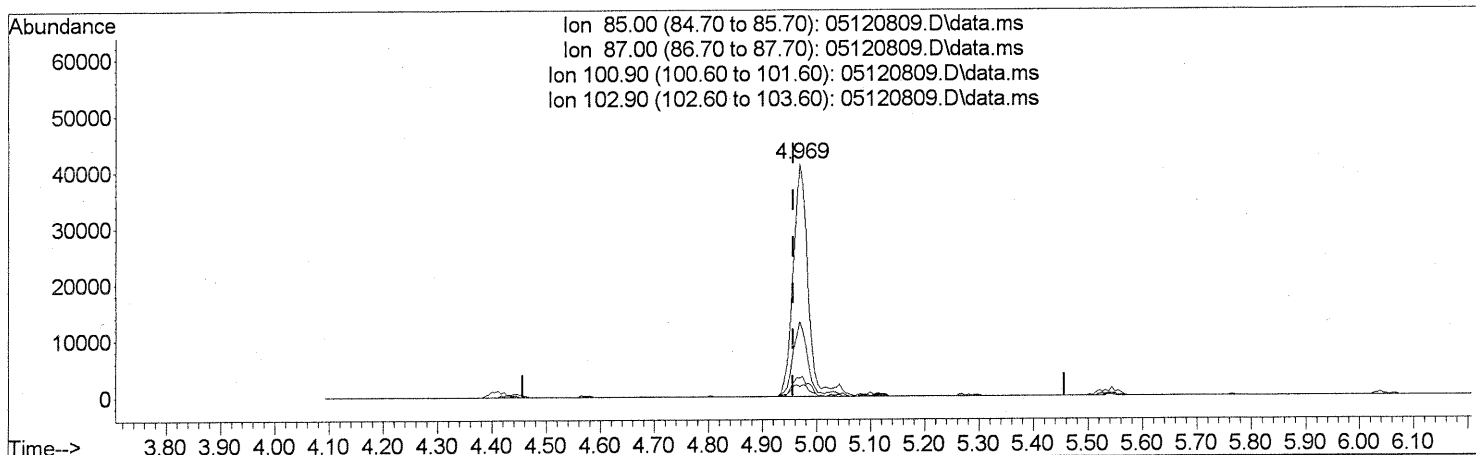
Internal Standards	R.T.	QIon	Response	Conc	Units	Dev (Min)
78) 4-Ethyltoluene	24.28	105	24486	0.264	ng	98
79) 1,3,5-Trimethylbenzene	24.38	105	22081	0.268	ng	98
80) alpha-Methylstyrene	24.56	118	6219	0.142	ng	99
81) 2-Ethyltoluene	24.61	105	20580	0.203	ng	97
82) 1,2,4-Trimethylbenzene	24.88	105	91998	0.987	ng	87
83) n-Decane	24.98	57	40952	0.794	ng	73
84) Benzyl Chloride	25.04	91	1532	N.D.	✓	
85) 1,3-Dichlorobenzene	25.08	146	1842	N.D.	✓	
86) 1,4-Dichlorobenzene	25.15	146	126775	2.625	ng	98
87) sec-Butylbenzene	25.21	105	2770	N.D.	✓	
88) p-Isopropyltoluene	25.40	119	12546	0.131	ng	# 71
89) 1,2,3-Trimethylbenzene	25.41	105	26031	0.284	ng	92
90) 1,2-Dichlorobenzene	25.58	146	655	N.D.	✓	
91) d-Limonene	25.57	68	15997	0.378	ng	94
92) 1,2-Dibromo-3-Chloropr...	26.50	157	389	N.D.	✓	
93) n-Undecane	26.50	57	106683	1.971	ng	# 66
94) 1,2,4-Trichlorobenzene	27.62	180	3878	0.121	ng	93
95) Naphthalene	27.77	128	149140	1.447	ng	100
96) n-Dodecane	27.73	57	193892	3.530	ng	85
97) Hexachloro-1,3-butadiene	0.00	225	0	N.D.	✓	

(#) = qualifier out of range (m) = manual integration (+) = signals summed

Quantitation Report (Qedit)

Data Path : J:\MS13\DATA\2008\_05\12\  
 Data File : 05120809.D  
 Acq On : 12 May 2008 4:29 pm  
 Operator : RTB  
 Sample : P0801385-005 (1000mL)  
 Misc : ENSR SG38B-20 (-3.0, 3.5)  
 ALS Vial : 6 Sample Multiplier: 1

Quant Time: May 27 16:56:36 2008  
 Quant Method : J:\MS13\METHODS\R13041408.M  
 Quant Title : EPA TO-15 per SOP VOA-TO15 (CASS TO-15/GC-MS)  
 QLast Update : Tue Apr 15 06:47:20 2008  
 Response via : Initial Calibration



TIC: 05120809.D\data.ms

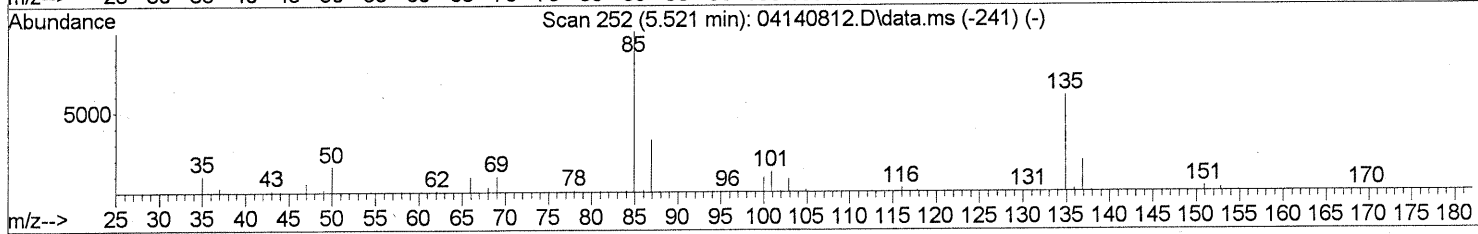
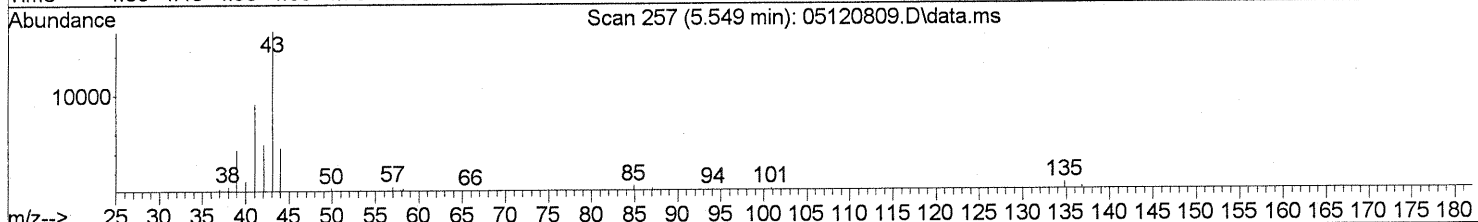
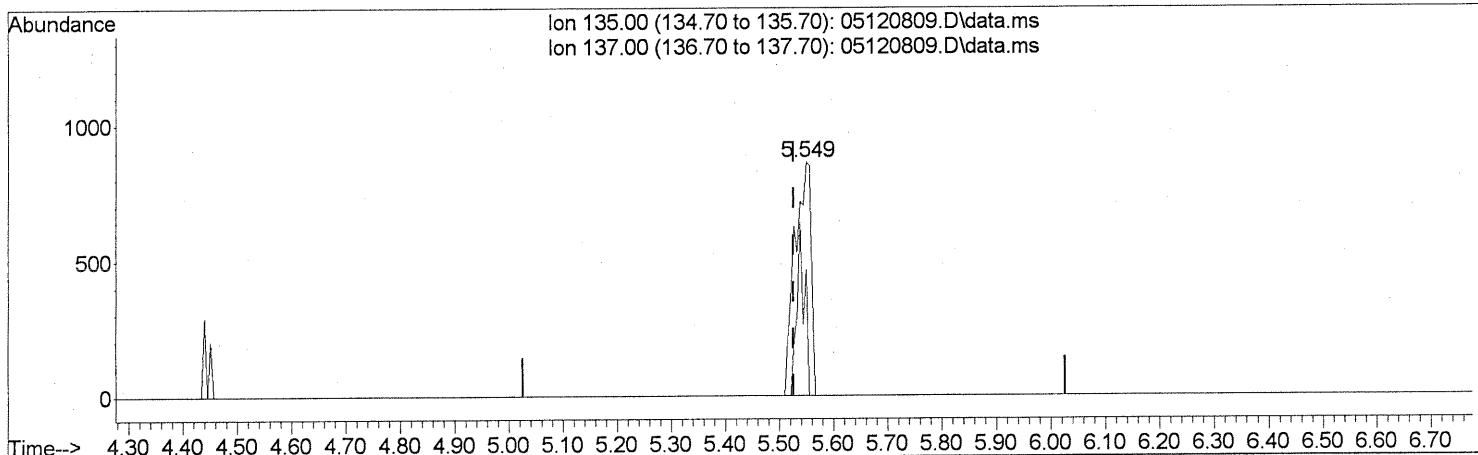
(3) Dichlorodifluoromethane (T)  
 4.969min (+0.011) 1.38ng  
 response 79456

Ion	Exp%	Act%
85.00	100	100
87.00	32.50	30.48
100.90	9.30	9.09
102.90	6.00	5.60

Quantitation Report (Qedit)

Data Path : J:\MS13\DATA\2008\_05\12\  
 Data File : 05120809.D  
 Acq On : 12 May 2008 4:29 pm  
 Operator : RTB  
 Sample : P0801385-005 (1000mL)  
 Misc : ENSR SG38B-20 (-3.0, 3.5)  
 ALS Vial : 6 Sample Multiplier: 1

Quant Time: May 27 16:56:36 2008  
 Quant Method : J:\MS13\METHODS\R13041408.M  
 Quant Title : EPA TO-15 per SOP VOA-TO15 (CASS TO-15/GC-MS)  
 QLast Update : Tue Apr 15 06:47:20 2008  
 Response via : Initial Calibration



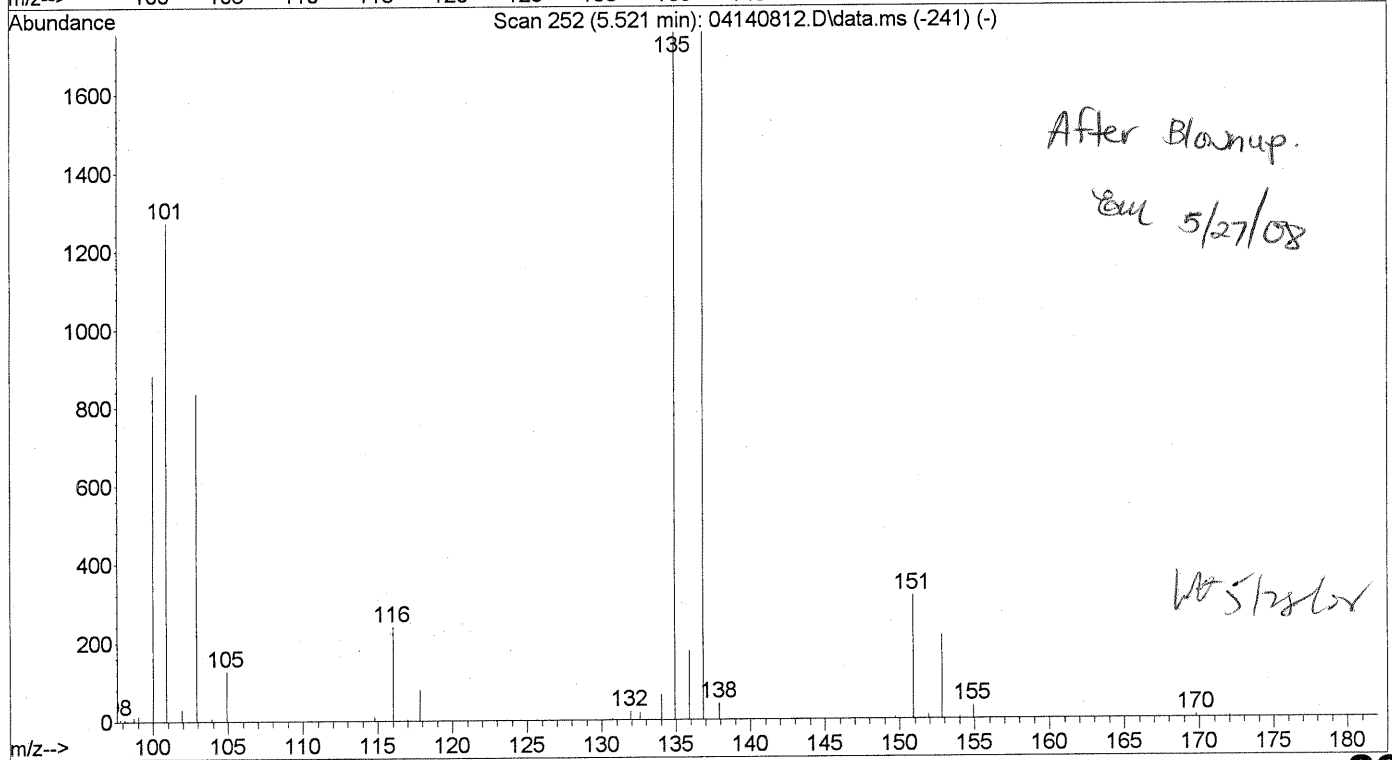
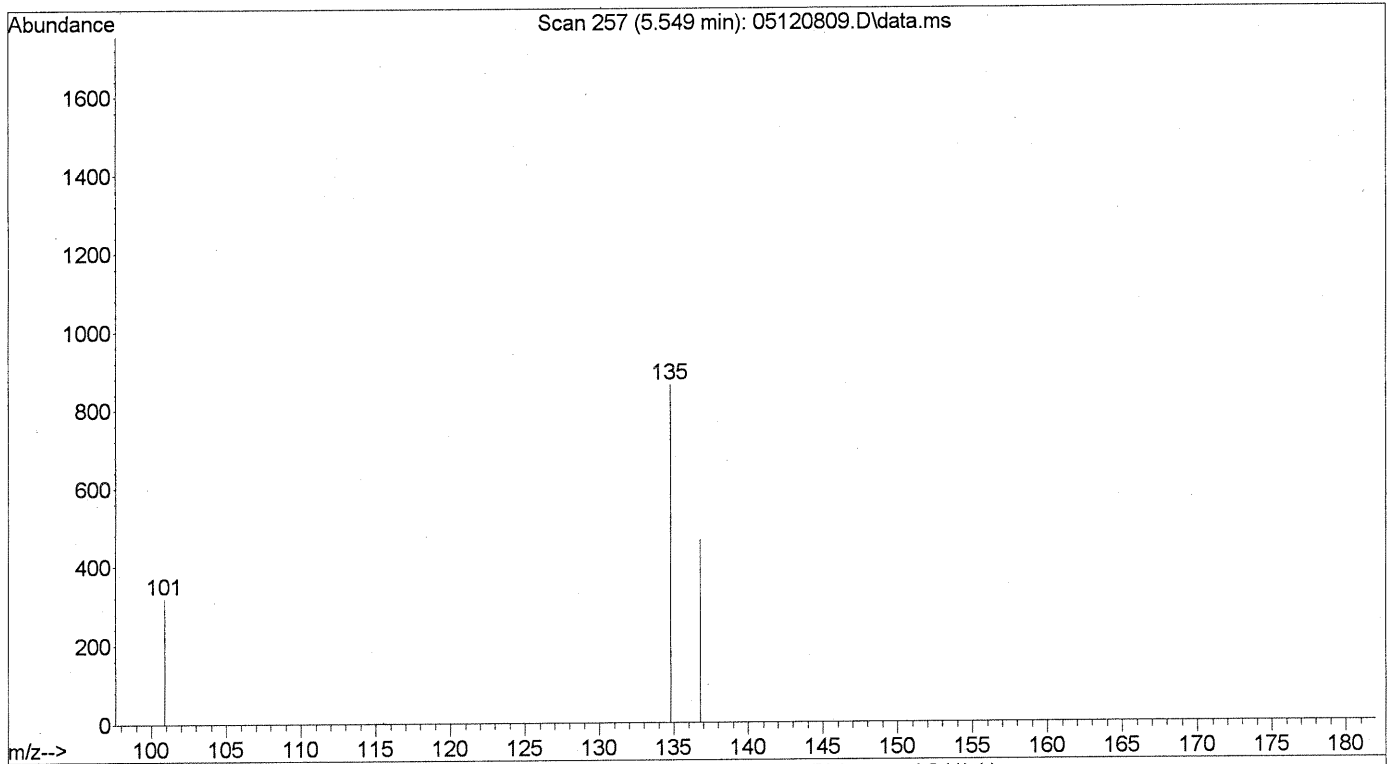
TIC: 05120809.D\data.ms

(5) Freon 114 (T)  
 5.549min (+0.023) 0.06ng  
 response 1798

Ion	Exp%	Act%
135.00	100	100
137.00	31.50	35.15
0.00	0.00	0.00
0.00	0.00	0.00

*Before Blown up.*

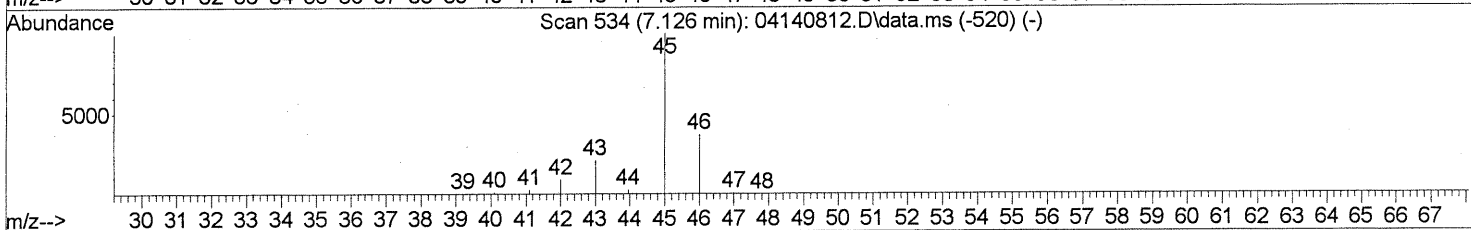
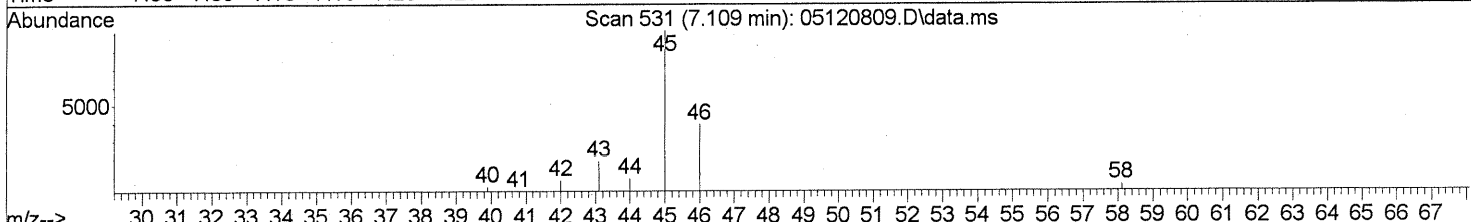
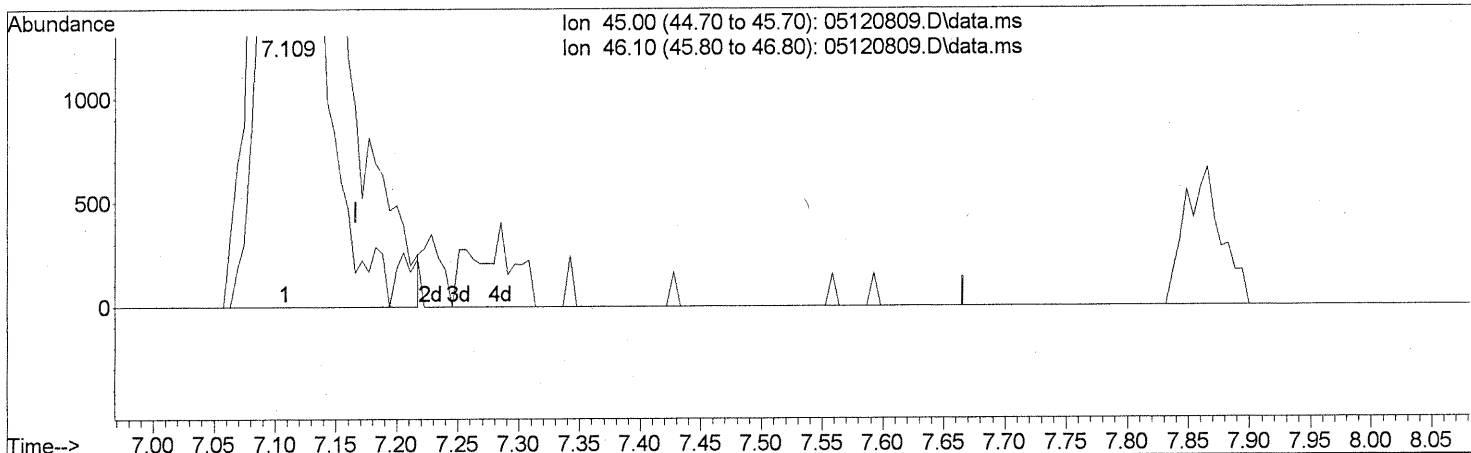
File :J:\MS13\DATA\2008\_05\12\05120809.D  
Operator : RTB  
Acquired : 12 May 2008 4:29 pm using AcqMethod TO15.M  
Instrument : GCMS13  
Sample Name: P0801385-005 (1000mL)  
Misc Info : ENSR SG38B-20 (-3.0, 3.5)  
Vial Number: 6



Quantitation Report (Qedit)

Data Path : J:\MS13\DATA\2008\_05\12\  
 Data File : 05120809.D  
 Acq On : 12 May 2008 4:29 pm  
 Operator : RTB  
 Sample : P0801385-005 (1000mL)  
 Misc : ENSR SG38B-20 (-3.0, 3.5)  
 ALS Vial : 6 Sample Multiplier: 1

Quant Time: May 27 16:54:56 2008  
 Quant Method : J:\MS13\METHODS\R13041408.M  
 Quant Title : EPA TO-15 per SOP VOA-TO15 (CASS TO-15/GC-MS)  
 QLast Update : Tue Apr 15 06:47:20 2008  
 Response via : Initial Calibration



TIC: 05120809.D\data.ms

(10) Ethanol (T)  
 7.109min (-0.057) 1.30ng  
 response 28057

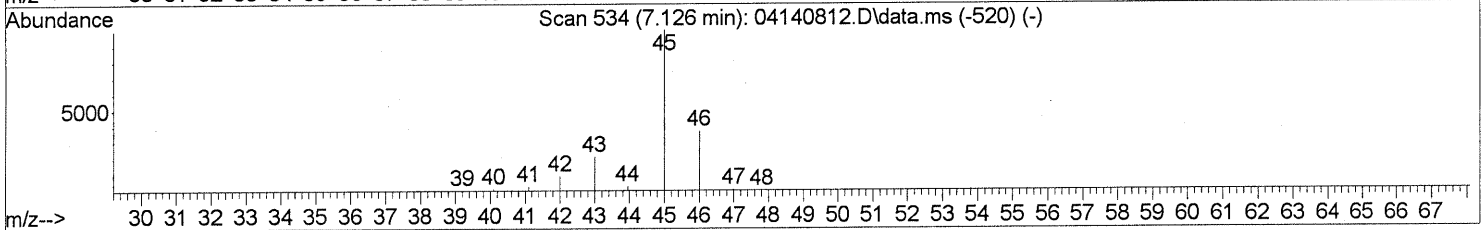
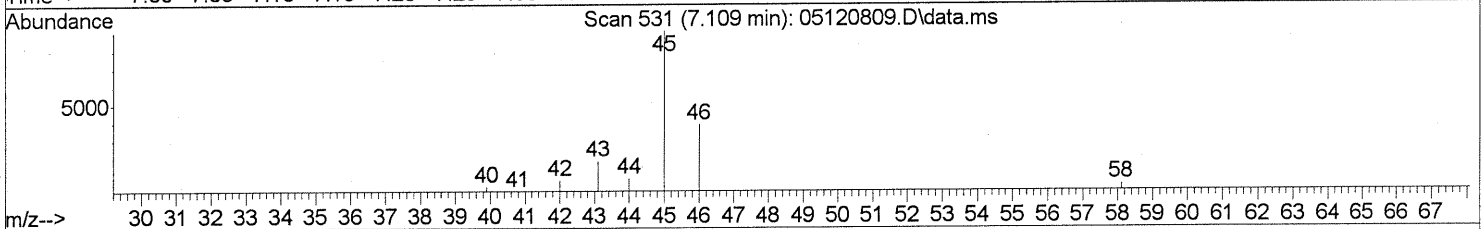
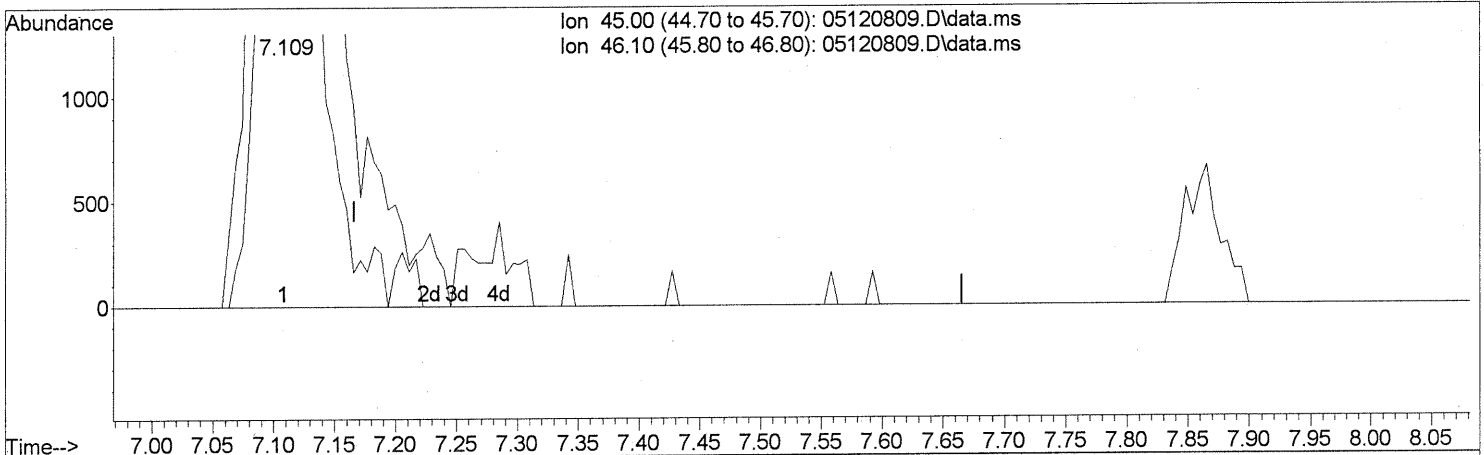
Ion	Exp%	Act%
45.00	100	100
46.10	41.00	36.40
0.00	0.00	0.00
0.00	0.00	0.00

*Tailing*

Quantitation Report (Qedit)

Data Path : J:\MS13\DATA\2008\_05\12\  
 Data File : 05120809.D  
 Acq On : 12 May 2008 4:29 pm  
 Operator : RTB  
 Sample : P0801385-005 (1000mL)  
 Misc : ENSR SG38B-20 (-3.0, 3.5)  
 ALS Vial : 6 Sample Multiplier: 1

Quant Time: May 27 16:54:56 2008  
 Quant Method : J:\MS13\METHODS\R13041408.M  
 Quant Title : EPA TO-15 per SOP VOA-TO15 (CASS TO-15/GC-MS)  
 QLast Update : Tue Apr 15 06:47:20 2008  
 Response via : Initial Calibration



TIC: 05120809.D\data.ms

(10) Ethanol (T)  
 7.109min (-0.057) 1.36ng m  
 response 29301

Ion	Exp%	Act%
45.00	100	100
46.10	41.00	34.85
0.00	0.00	0.00
0.00	0.00	0.00

*Added Tailing*

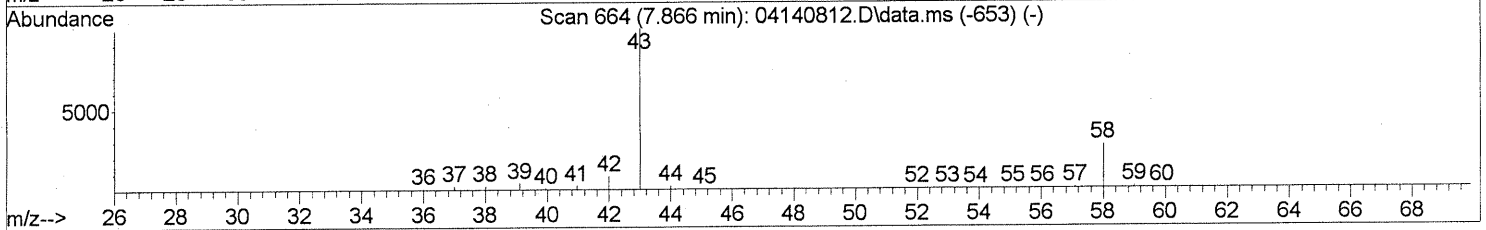
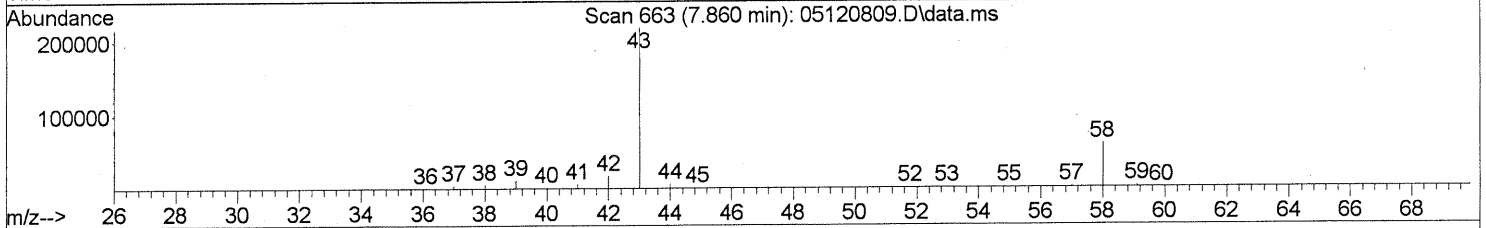
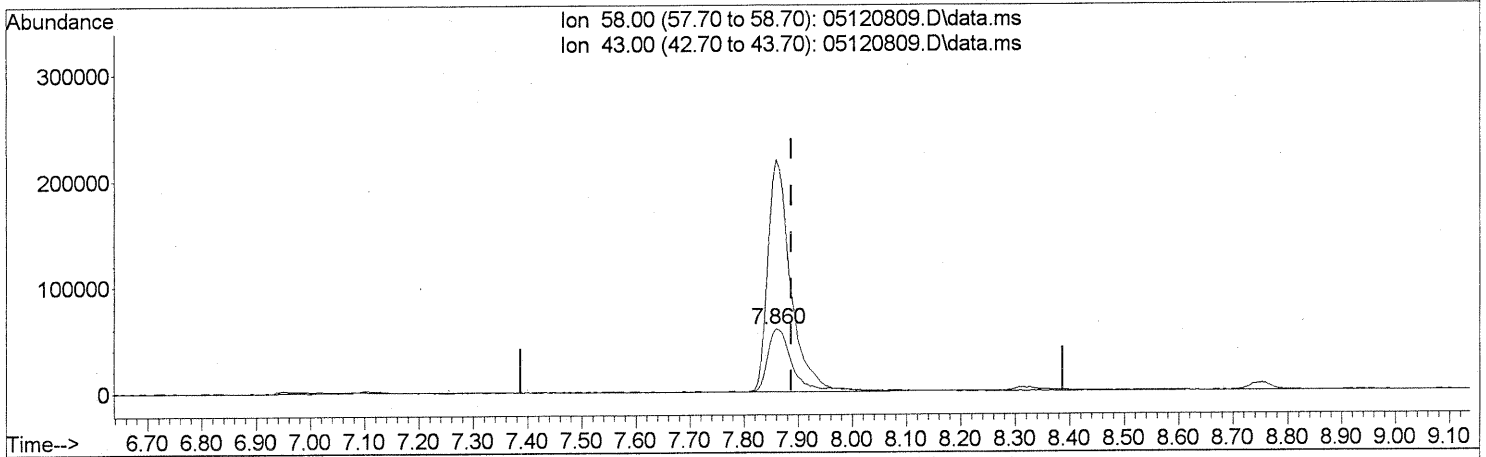
*Em 5/27/08*

*W 5/28/08*

Quantitation Report (Qedit)

Data Path : J:\MS13\DATA\2008\_05\12\  
 Data File : 05120809.D  
 Acq On : 12 May 2008 4:29 pm  
 Operator : RTB  
 Sample : P0801385-005 (1000mL)  
 Misc : ENSR SG38B-20 (-3.0, 3.5)  
 ALS Vial : 6 Sample Multiplier: 1

Quant Time: May 27 16:56:36 2008  
 Quant Method : J:\MS13\METHODS\R13041408.M  
 Quant Title : EPA TO-15 per SOP VOA-TO15 (CASS TO-15/GC-MS)  
 QLast Update : Tue Apr 15 06:47:20 2008  
 Response via : Initial Calibration



TIC: 05120809.D\data.ms

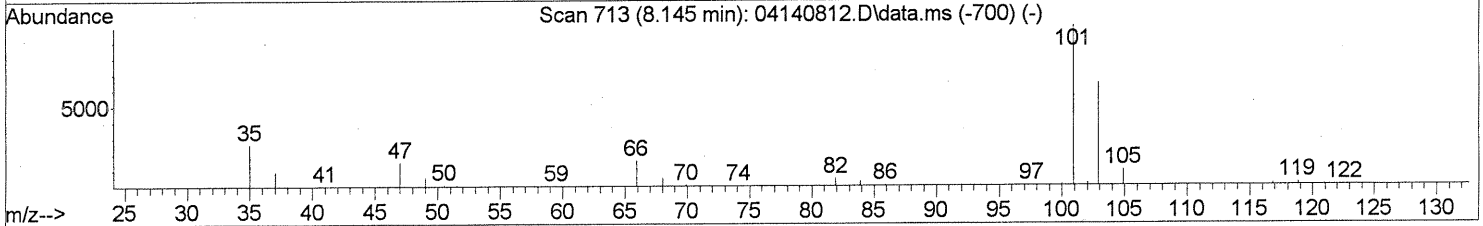
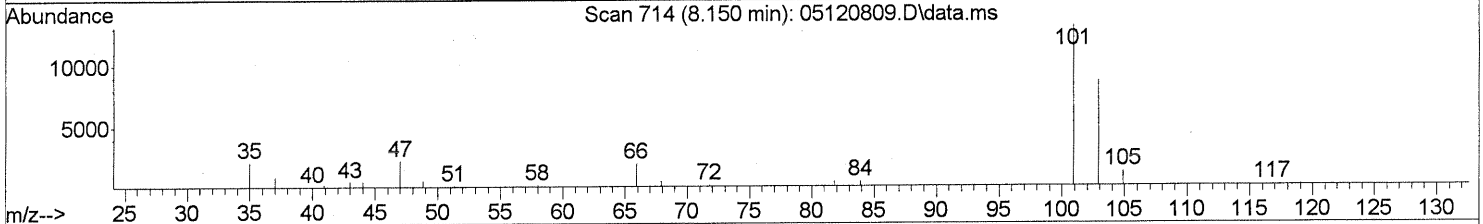
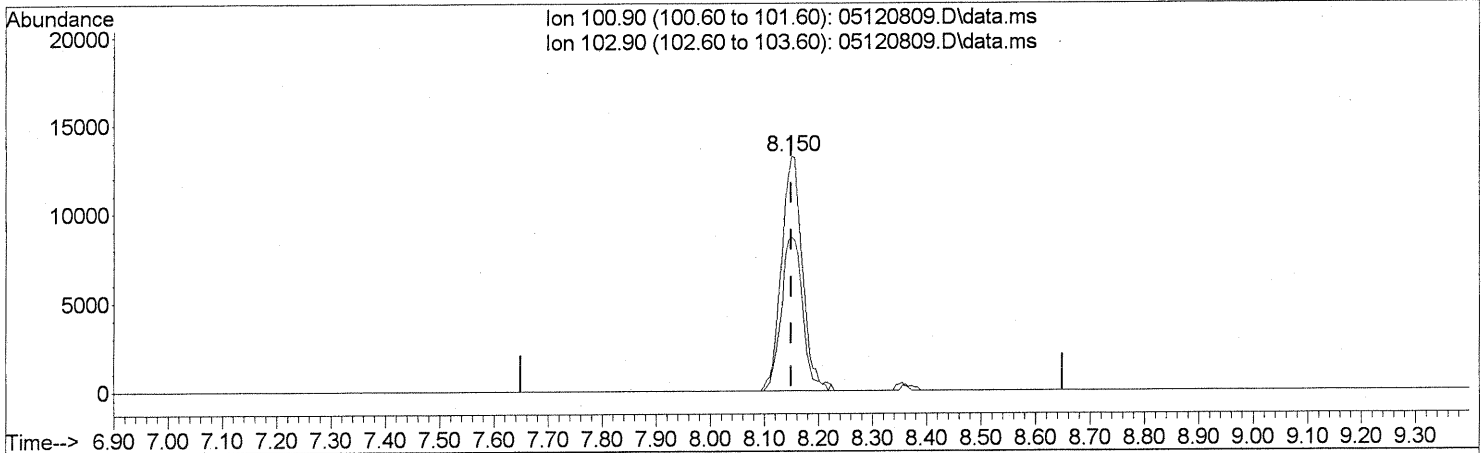
(13) Acetone (T)  
 7.860min (-0.028) 8.88ng  
 response 187247

Ion	Exp%	Act%
58.00	100	100
43.00	283.10	341.22#
0.00	0.00	0.00
0.00	0.00	0.00

Quantitation Report (Qedit)

Data Path : J:\MS13\DATA\2008\_05\12\  
 Data File : 05120809.D  
 Acq On : 12 May 2008 4:29 pm  
 Operator : RTB  
 Sample : P0801385-005 (1000mL)  
 Misc : ENSR SG38B-20 (-3.0, 3.5)  
 ALS Vial : 6 Sample Multiplier: 1

Quant Time: May 27 16:56:36 2008  
 Quant Method : J:\MS13\METHODS\R13041408.M  
 Quant Title : EPA TO-15 per SOP VOA-TO15 (CASS TO-15/GC-MS)  
 QLast Update : Tue Apr 15 06:47:20 2008  
 Response via : Initial Calibration



TIC: 05120809.D\data.ms

(14) Trichlorofluoromethane (T)

8.150min (+0.000) 0.79ng

response 35593

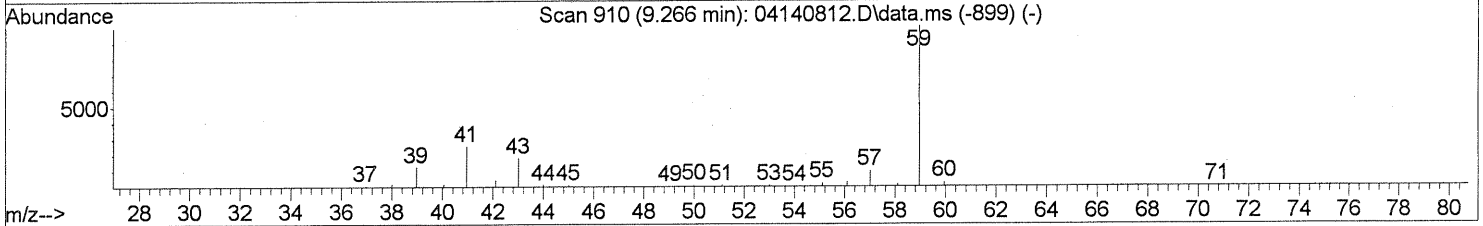
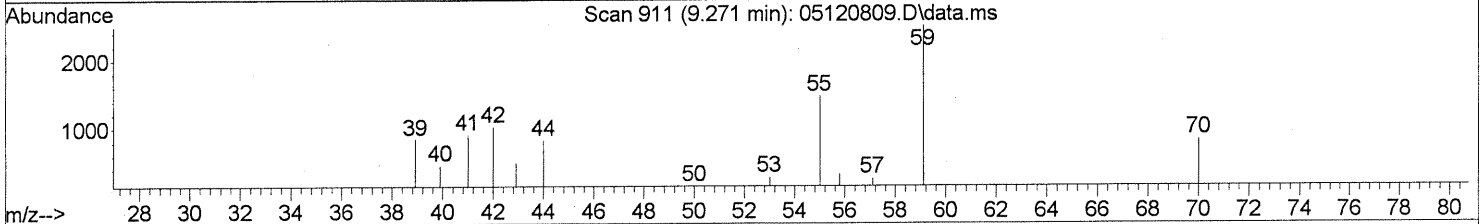
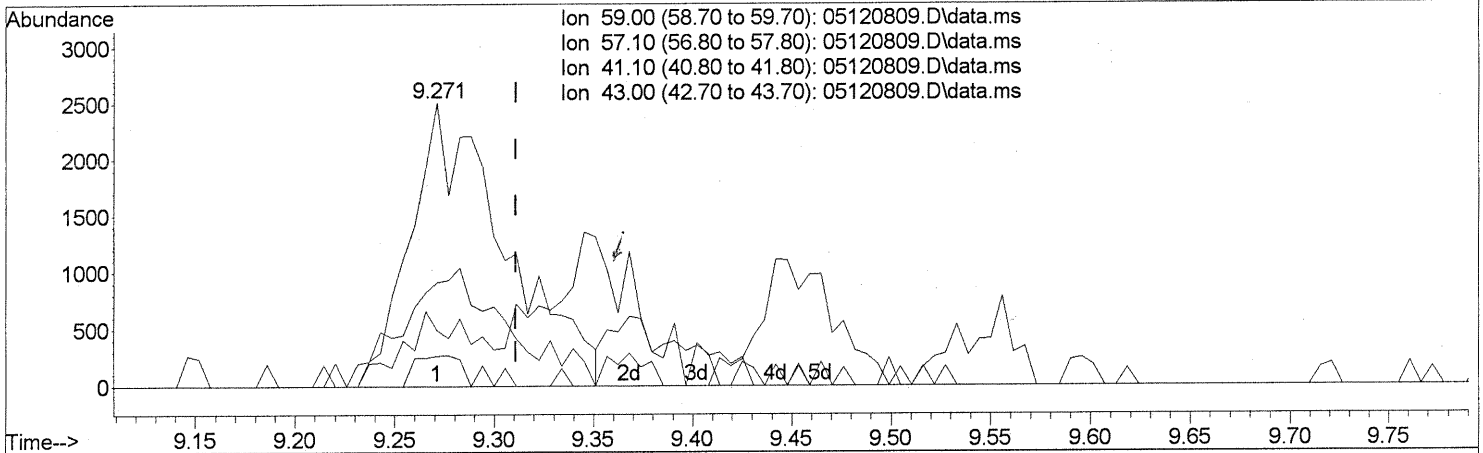
Ion	Exp%	Act%
100.90	100	100
102.90	64.80	66.68
0.00	0.00	0.00
0.00	0.00	0.00



Quantitation Report (Qedit)

Data Path : J:\MS13\DATA\2008\_05\12\  
 Data File : 05120809.D  
 Acq On : 12 May 2008 4:29 pm  
 Operator : RTB  
 Sample : P0801385-005 (1000mL)  
 Misc : ENSR SG38B-20 (-3.0, 3.5)  
 ALS Vial : 6 Sample Multiplier: 1

Quant Time: May 12 17:41:21 2008  
 Quant Method : J:\MS13\METHODS\R13041408.M  
 Quant Title : EPA TO-15 per SOP VOA-TO15 (CASS TO-15/GC-MS)  
 QLast Update : Tue Apr 15 06:47:20 2008  
 Response via : Initial Calibration



TIC: 05120809.D\data.ms

(18) tert-Butanol (T)  
 9.271min (-0.040) 0.14ng  
 response 8224

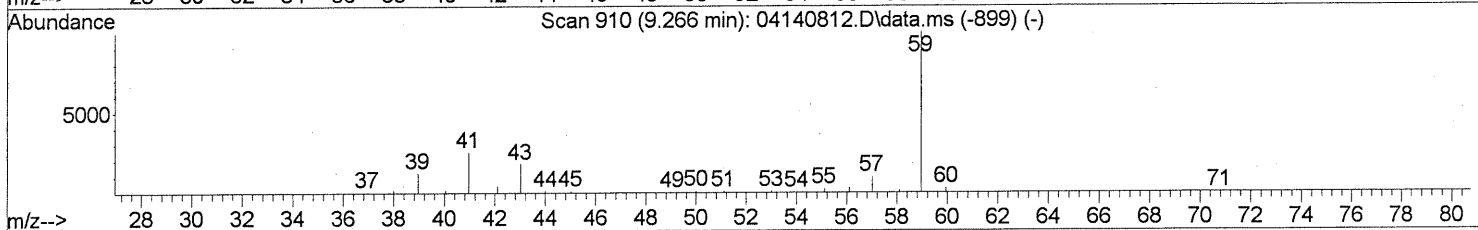
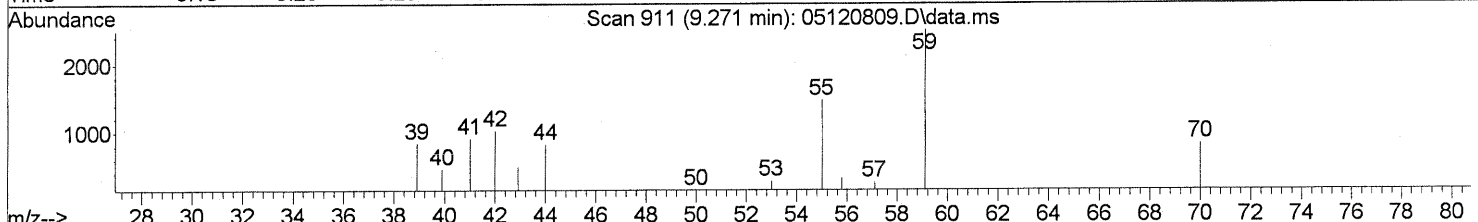
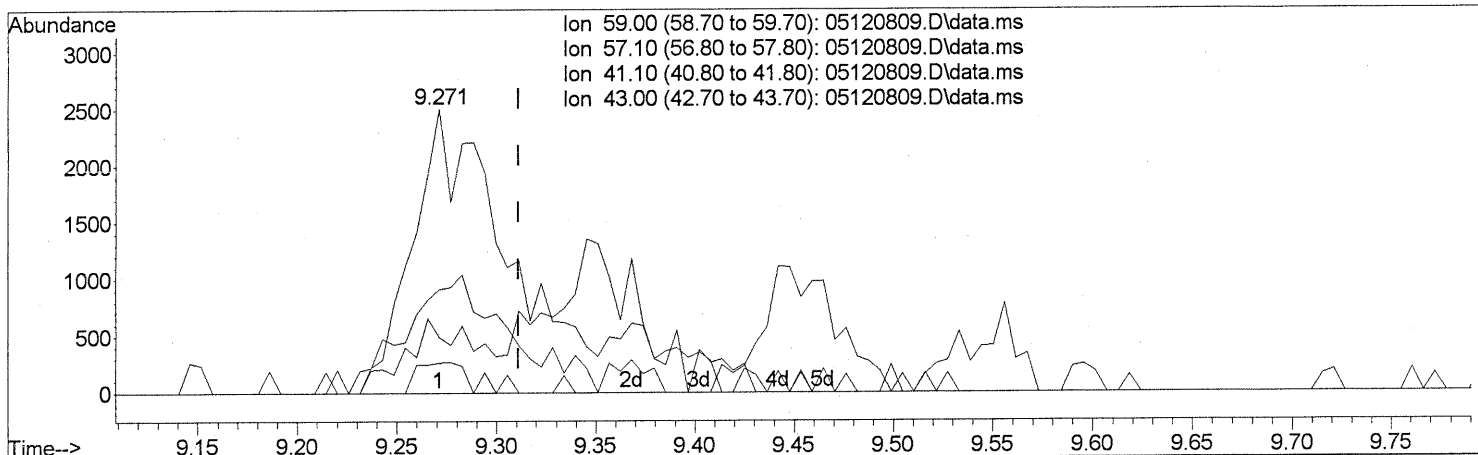
Ion	Exp%	Act%
59.00	100	100
57.10	10.30	5.28
41.10	20.10	46.08#
43.00	12.30	19.03

*Tailing / Split Peaks*

Quantitation Report (Qedit)

Data Path : J:\MS13\DATA\2008\_05\12\  
 Data File : 05120809.D  
 Acq On : 12 May 2008 4:29 pm  
 Operator : RTB  
 Sample : P0801385-005 (1000mL)  
 Misc : ENSR SG38B-20 (-3.0, 3.5)  
 ALS Vial : 6 Sample Multiplier: 1

Quant Time: May 12 17:41:21 2008  
 Quant Method : J:\MS13\METHODS\R13041408.M  
 Quant Title : EPA TO-15 per SOP VOA-TO15 (CASS TO-15/GC-MS)  
 QLast Update : Tue Apr 15 06:47:20 2008  
 Response via : Initial Calibration



TIC: 05120809.D\data.ms

(18) tert-Butanol (T)  
 9.271min (-0.040) 0.17ng m  
 response 9808

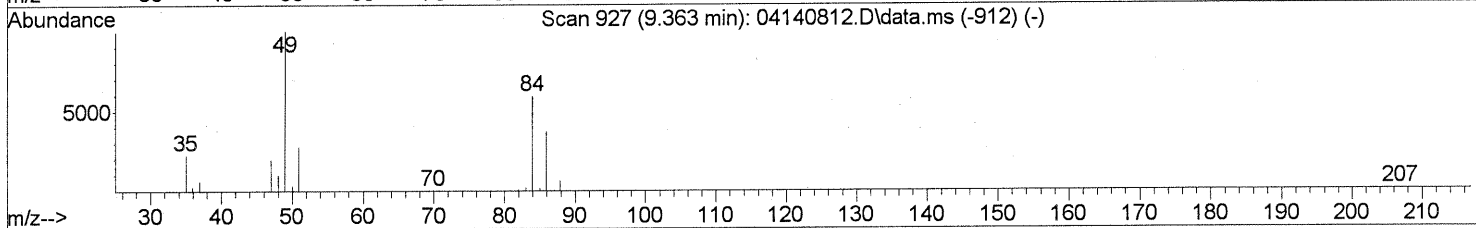
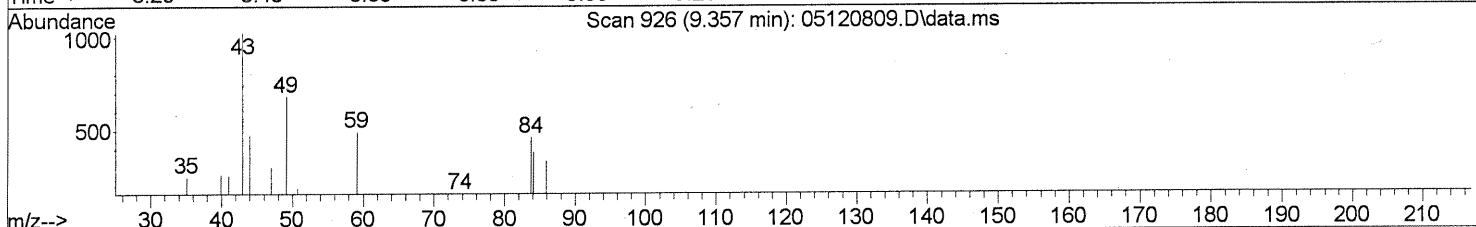
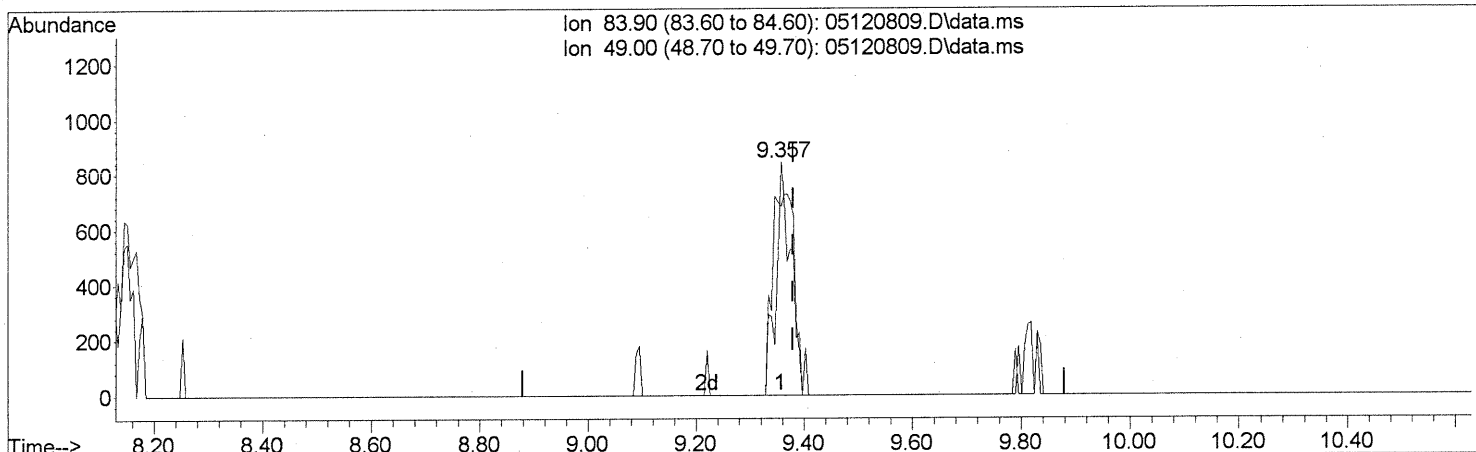
Ion	Exp%	Act%
59.00	100	100
57.10	10.30	4.42
41.10	20.10	38.64
43.00	12.30	15.96

*Int. the whole peak*  
*Em 5/27/08*  
*W 5/28/08*

Quantitation Report (Qedit)

Data Path : J:\MS13\DATA\2008\_05\12\  
 Data File : 05120809.D  
 Acq On : 12 May 2008 4:29 pm  
 Operator : RTB  
 Sample : P0801385-005 (1000mL)  
 Misc : ENSR SG38B-20 (-3.0, 3.5)  
 ALS Vial : 6 Sample Multiplier: 1

Quant Time: May 27 16:56:36 2008  
 Quant Method : J:\MS13\METHODS\R13041408.M  
 Quant Title : EPA TO-15 per SOP VOA-TO15 (CASS TO-15/GC-MS)  
 QLast Update : Tue Apr 15 06:47:20 2008  
 Response via : Initial Calibration



TIC: 05120809.D\data.ms

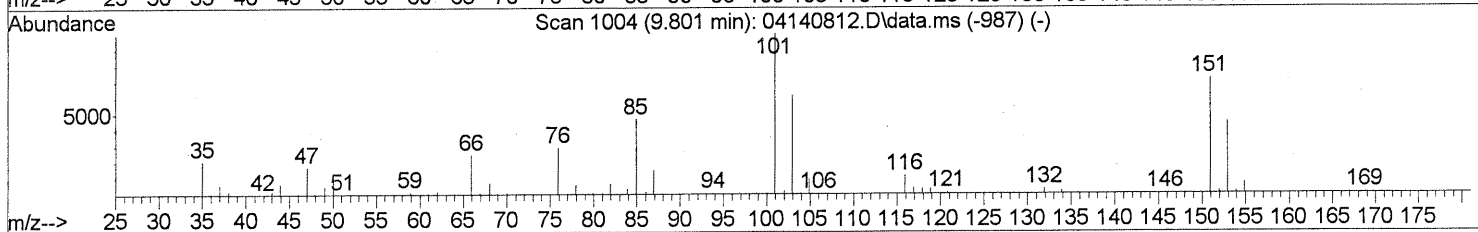
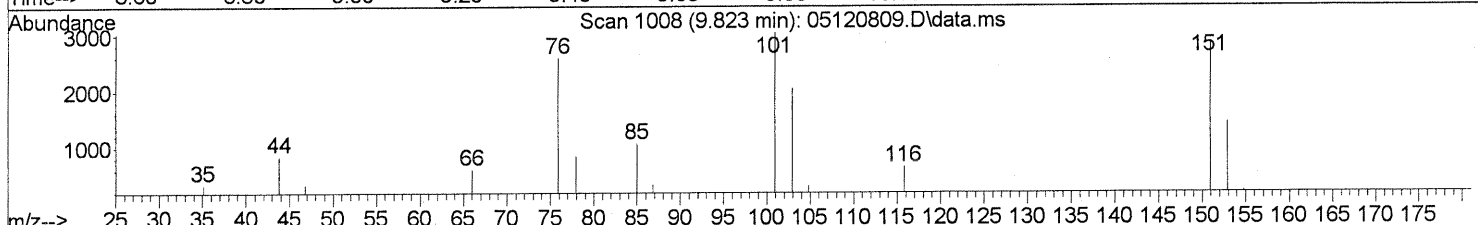
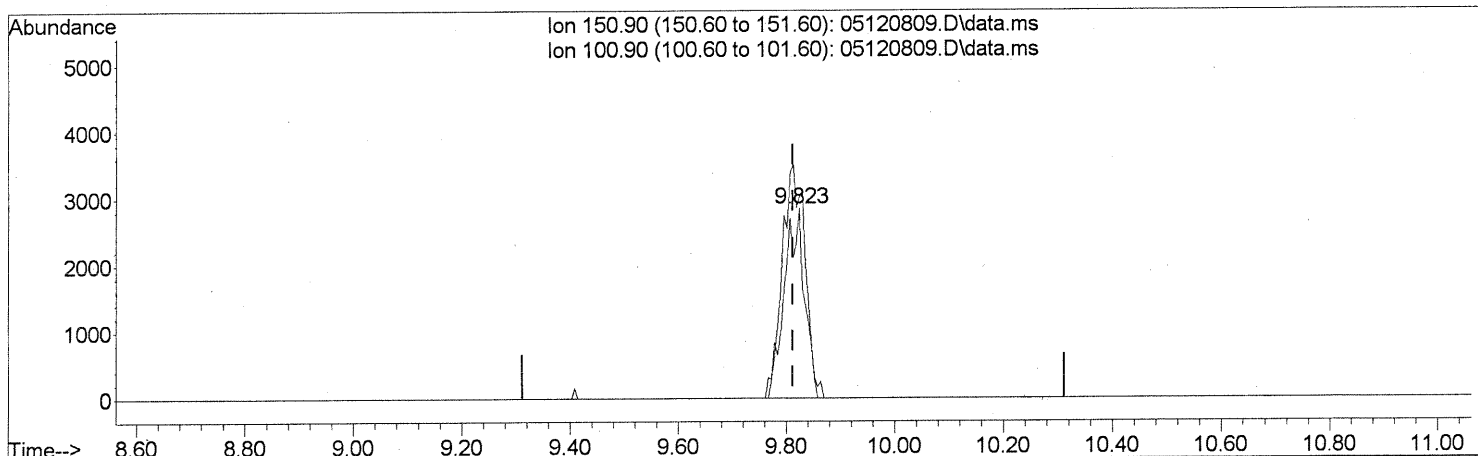
(19) Methylene Chloride (T)  
 9.357min (-0.023) 0.07ng  
 response 1616

Ion	Exp%	Act%
83.90	100	100
49.00	172.90	130.01#
0.00	0.00	0.00
0.00	0.00	0.00

Quantitation Report (Qedit)

Data Path : J:\MS13\DATA\2008\_05\12\  
 Data File : 05120809.D  
 Acq On : 12 May 2008 4:29 pm  
 Operator : RTB  
 Sample : P0801385-005 (1000mL)  
 Misc : ENSR SG38B-20 (-3.0, 3.5)  
 ALS Vial : 6 Sample Multiplier: 1

Quant Time: May 27 16:56:36 2008  
 Quant Method : J:\MS13\METHODS\R13041408.M  
 Quant Title : EPA TO-15 per SOP VOA-TO15 (CASS TO-15/GC-MS)  
 QLast Update : Tue Apr 15 06:47:20 2008  
 Response via : Initial Calibration



TIC: 05120809.D\data.ms

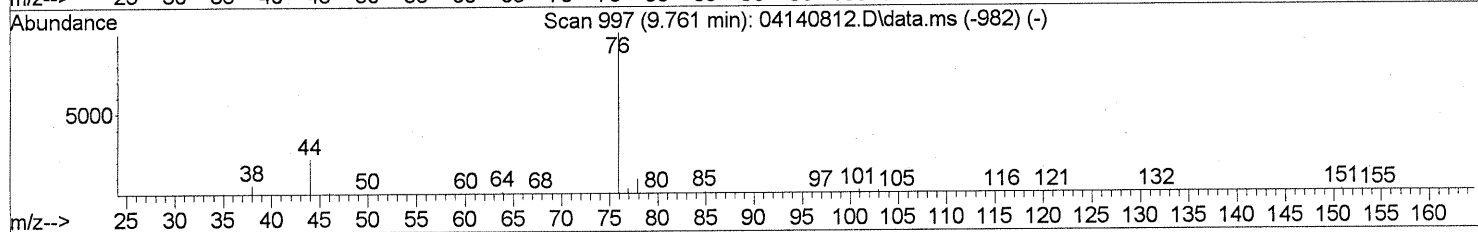
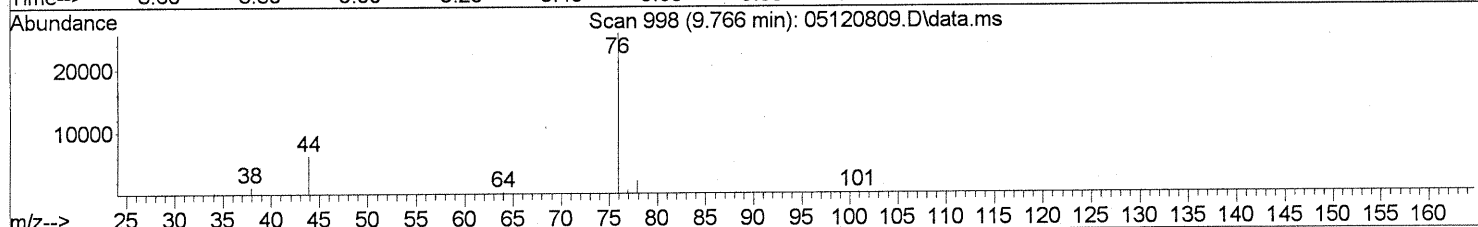
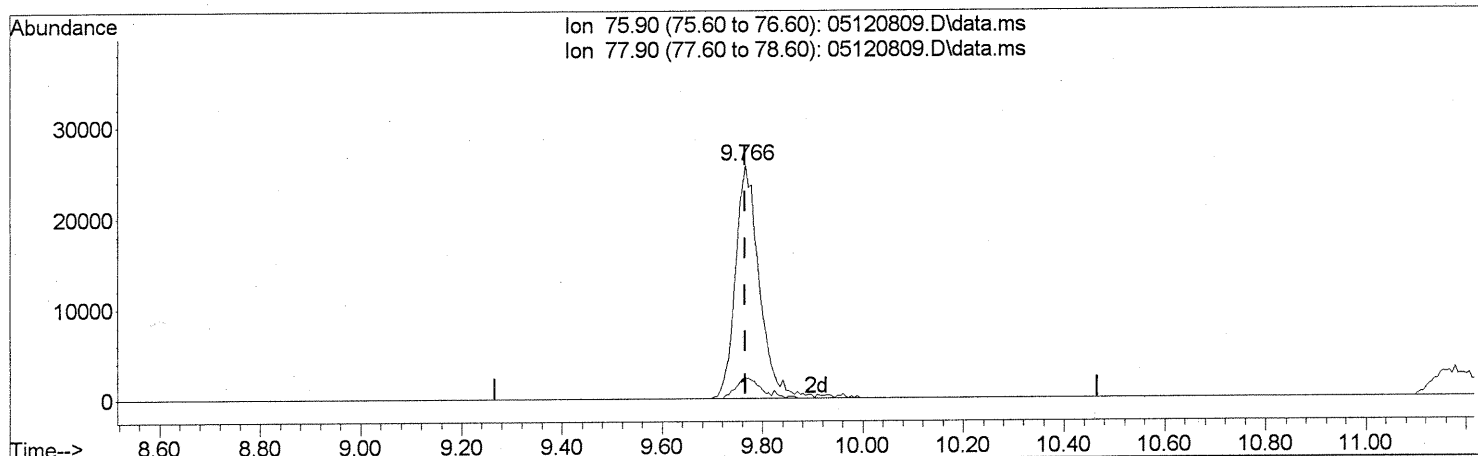
(21) Trichlorotrifluoroethane (T)  
 9.823min (+0.011) 0.38ng  
 response 7373

Ion	Exp%	Act%
150.90	100	100
100.90	126.50	139.20
0.00	0.00	0.00
0.00	0.00	0.00

Quantitation Report (Qedit)

Data Path : J:\MS13\DATA\2008\_05\12\  
 Data File : 05120809.D  
 Acq On : 12 May 2008 4:29 pm  
 Operator : RTB  
 Sample : P0801385-005 (1000mL)  
 Misc : ENSR SG38B-20 (-3.0, 3.5)  
 ALS Vial : 6 Sample Multiplier: 1

Quant Time: May 27 16:56:36 2008  
 Quant Method : J:\MS13\METHODS\R13041408.M  
 Quant Title : EPA TO-15 per SOP VOA-TO15 (CASS TO-15/GC-MS)  
 QLast Update : Tue Apr 15 06:47:20 2008  
 Response via : Initial Calibration



TIC: 05120809.D\data.ms

(22) Carbon Disulfide (T)

9.766min (+0.000) 0.94ng

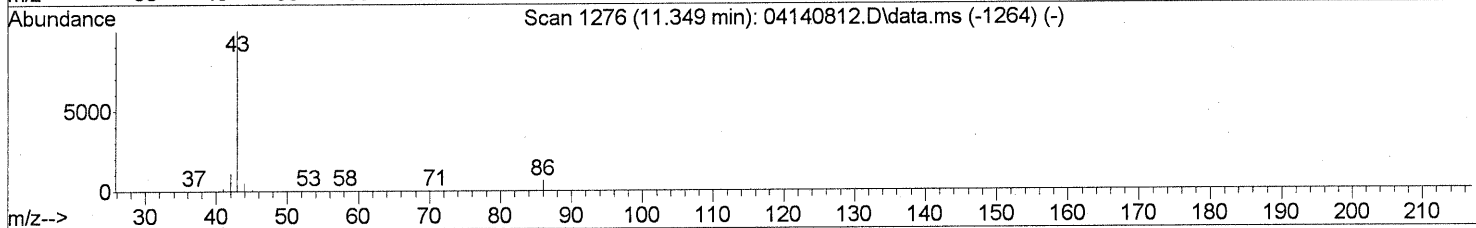
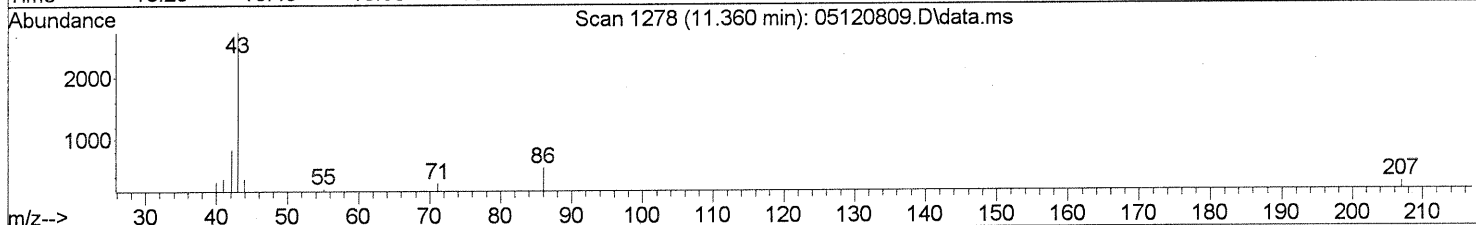
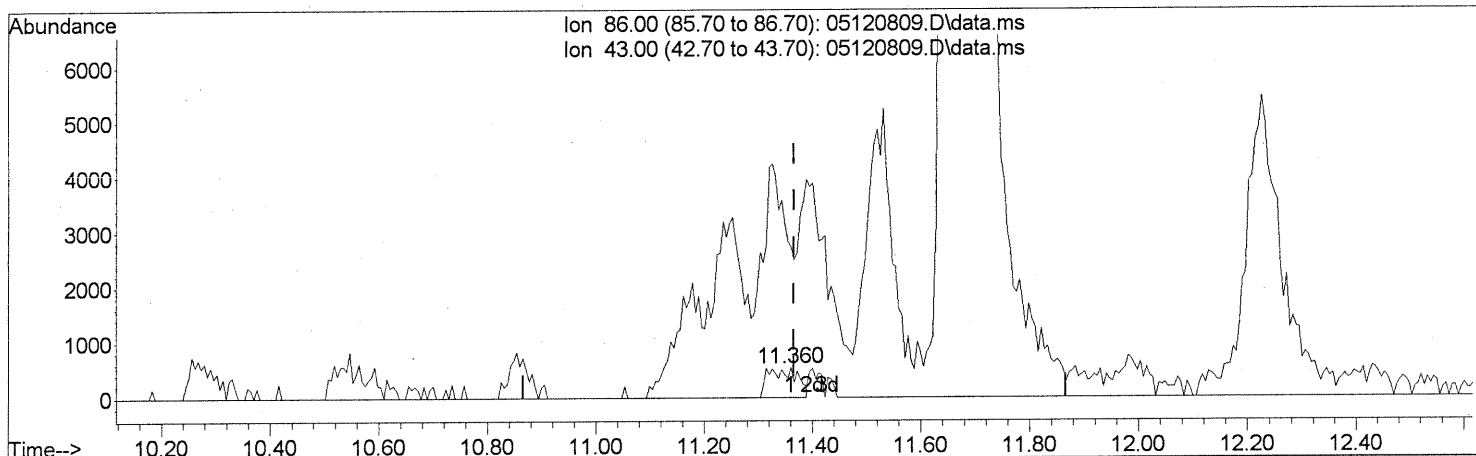
response 84615

Ion	Exp%	Act%
75.90	100	100
77.90	8.70	8.45
0.00	0.00	0.00
0.00	0.00	0.00

Quantitation Report (Qedit)

Data Path : J:\MS13\DATA\2008\_05\12\  
 Data File : 05120809.D  
 Acq On : 12 May 2008 4:29 pm  
 Operator : RTB  
 Sample : P0801385-005 (1000mL)  
 Misc : ENSR SG38B-20 (-3.0, 3.5)  
 ALS Vial : 6 Sample Multiplier: 1

Quant Time: May 27 16:56:36 2008  
 Quant Method : J:\MS13\METHODS\R13041408.M  
 Quant Title : EPA TO-15 per SOP VOA-TO15 (CASS TO-15/GC-MS)  
 QLast Update : Tue Apr 15 06:47:20 2008  
 Response via : Initial Calibration



TIC: 05120809.D\data.ms

(26) Vinyl Acetate (T) M

11.360min (-0.006) 0.47ng


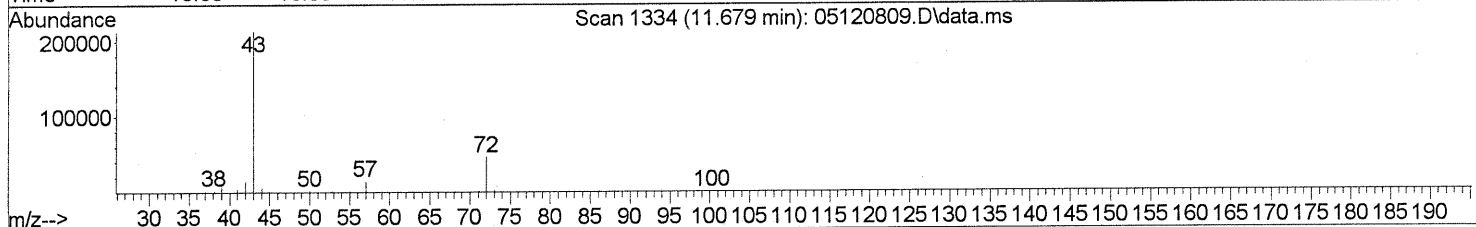
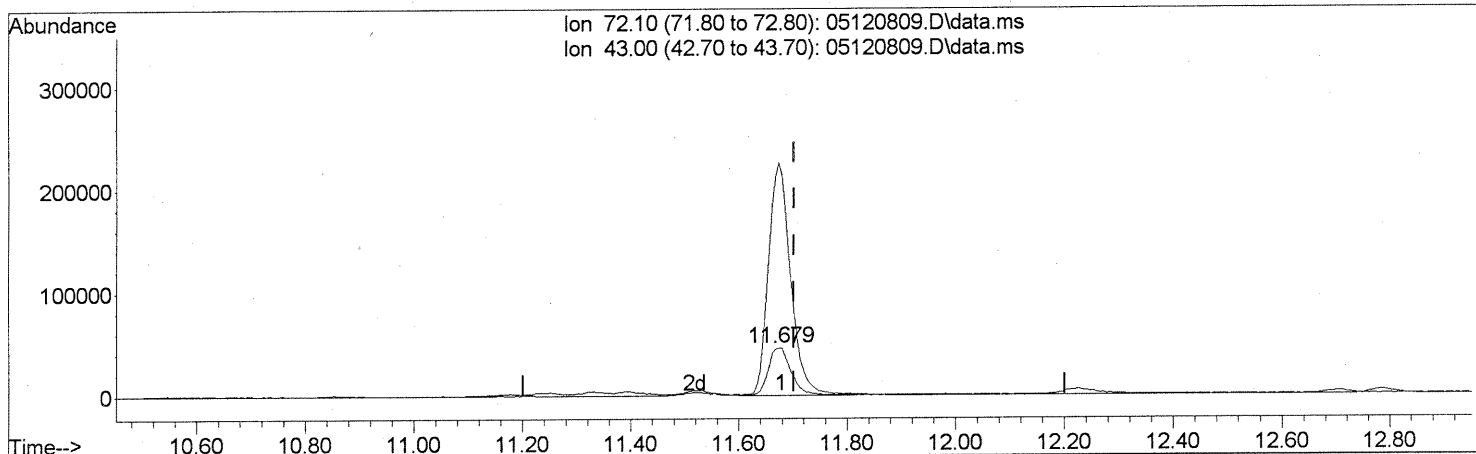
response 1963

Ion	Exp%	Act%
86.00	100	100
43.00	1381.20	0.00#
0.00	0.00	0.00
0.00	0.00	0.00

Quantitation Report (Qedit)

Data Path : J:\MS13\DATA\2008\_05\12\  
 Data File : 05120809.D  
 Acq On : 12 May 2008 4:29 pm  
 Operator : RTB  
 Sample : P0801385-005 (1000mL)  
 Misc : ENSR SG38B-20 (-3.0, 3.5)  
 ALS Vial : 6 Sample Multiplier: 1

Quant Time: May 27 16:56:36 2008  
 Quant Method : J:\MS13\METHODS\R13041408.M  
 Quant Title : EPA TO-15 per SOP VOA-TO15 (CASS TO-15/GC-MS)  
 QLast Update : Tue Apr 15 06:47:20 2008  
 Response via : Initial Calibration



TIC: 05120809.D\data.ms

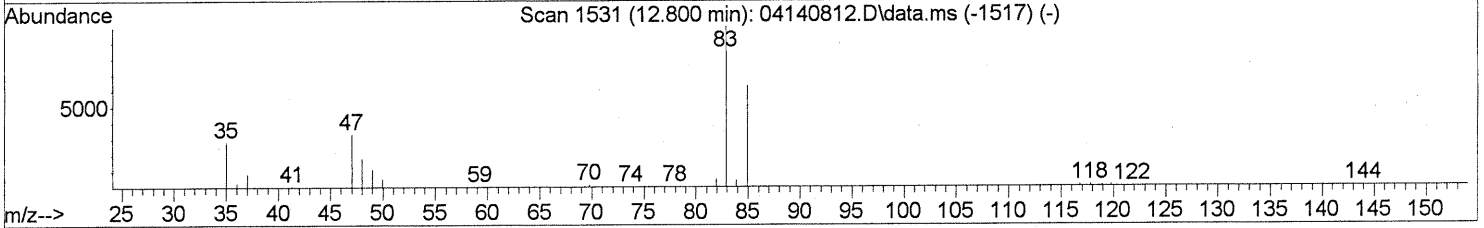
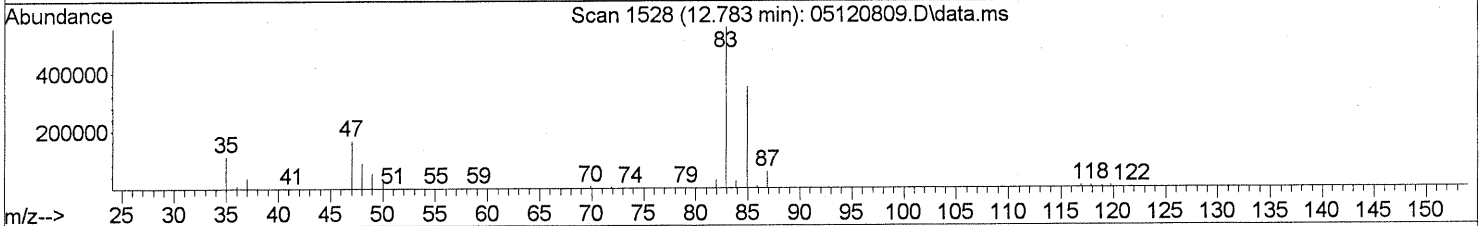
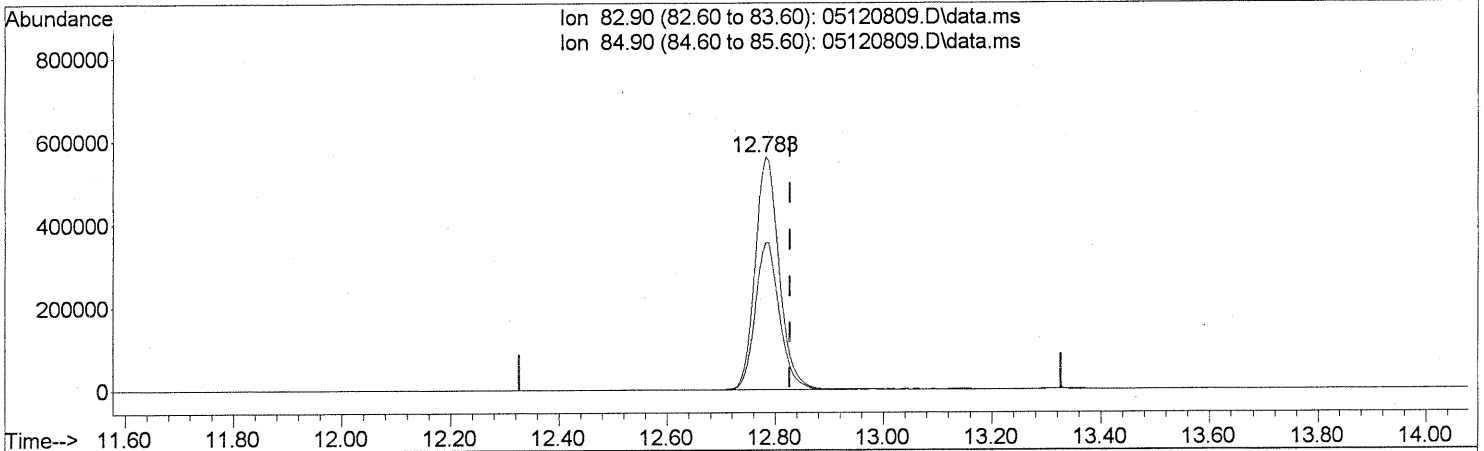
(27) 2-Butanone (T)  
 11.679min (-0.023) 8.94ng  
 response 132244

Ion	Exp%	Act%
72.10	100	100
43.00	506.80	480.25#
0.00	0.00	0.00
0.00	0.00	0.00

Quantitation Report (Qedit)

Data Path : J:\MS13\DATA\2008\_05\12\  
 Data File : 05120809.D  
 Acq On : 12 May 2008 4:29 pm  
 Operator : RTB  
 Sample : P0801385-005 (1000mL)  
 Misc : ENSR SG38B-20 (-3.0, 3.5)  
 ALS Vial : 6 Sample Multiplier: 1

Quant Time: May 27 16:56:36 2008  
 Quant Method : J:\MS13\METHODS\R13041408.M  
 Quant Title : EPA TO-15 per SOP VOA-TO15 (CASS TO-15/GC-MS)  
 QLast Update : Tue Apr 15 06:47:20 2008  
 Response via : Initial Calibration



TIC: 05120809.D\data.ms

(32) Chloroform (T)  
 12.783min (-0.045) 48.35ng  
 response 1720120

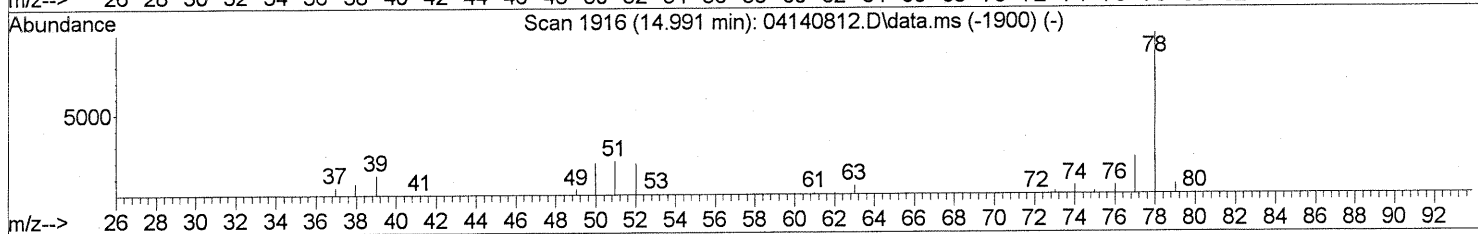
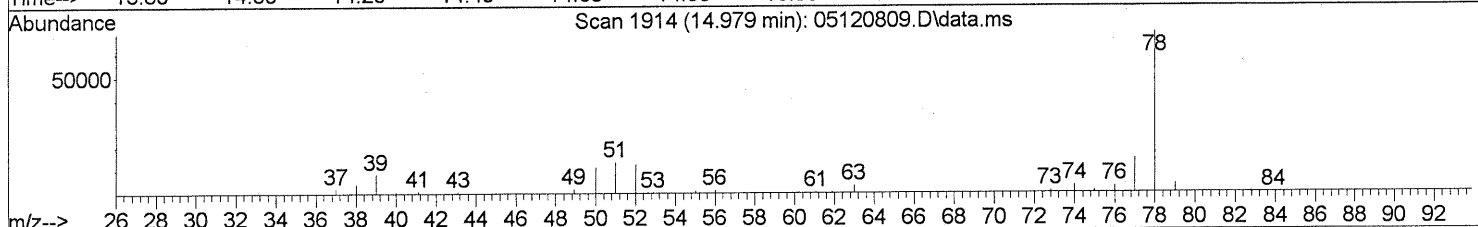
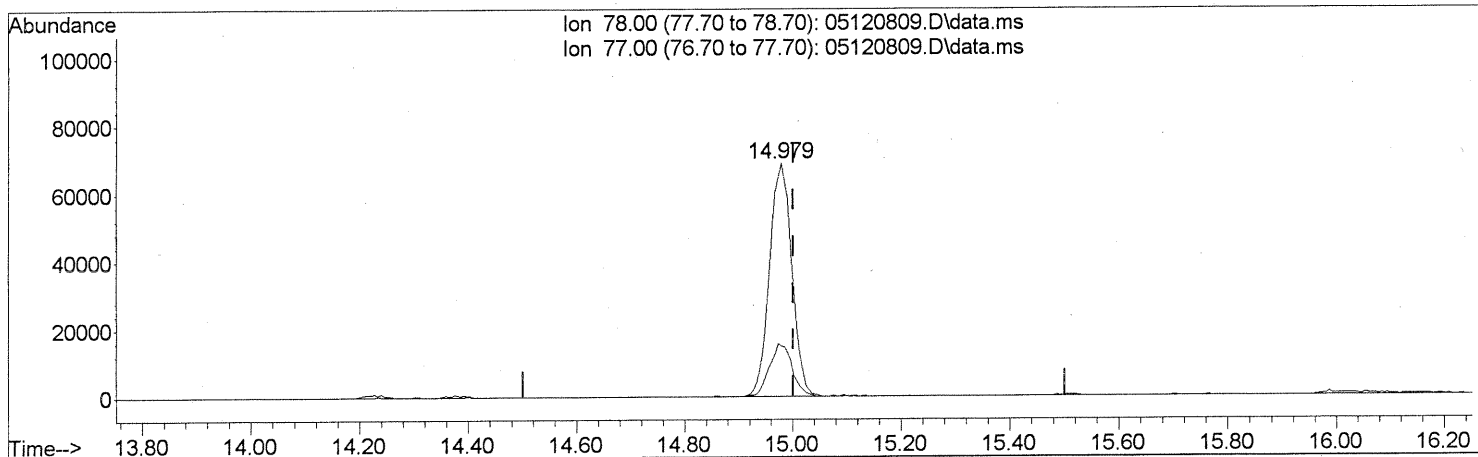
Ion	Exp%	Act%
82.90	100	100
84.90	64.70	63.76
0.00	0.00	0.00
0.00	0.00	0.00



Quantitation Report (Qedit)

Data Path : J:\MS13\DATA\2008\_05\12\  
 Data File : 05120809.D  
 Acq On : 12 May 2008 4:29 pm  
 Operator : RTB  
 Sample : P0801385-005 (1000mL)  
 Misc : ENSR SG38B-20 (-3.0, 3.5)  
 ALS Vial : 6 Sample Multiplier: 1

Quant Time: May 27 16:56:36 2008  
 Quant Method : J:\MS13\METHODS\R13041408.M  
 Quant Title : EPA TO-15 per SOP VOA-TO15 (CASS TO-15/GC-MS)  
 QLast Update : Tue Apr 15 06:47:20 2008  
 Response via : Initial Calibration



TIC: 05120809.D\data.ms

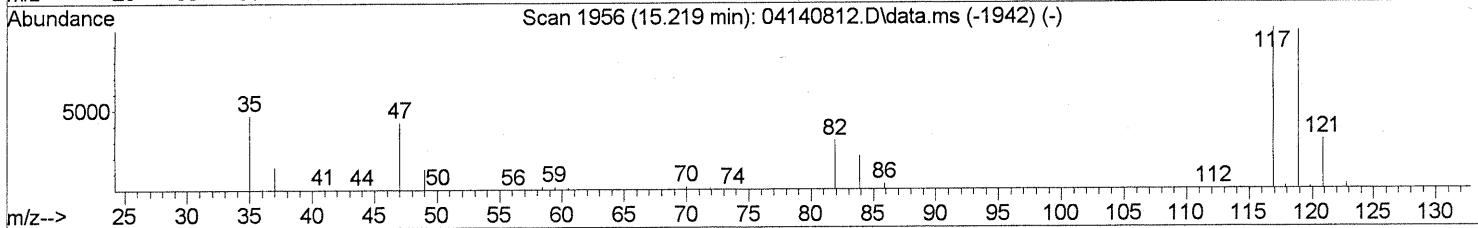
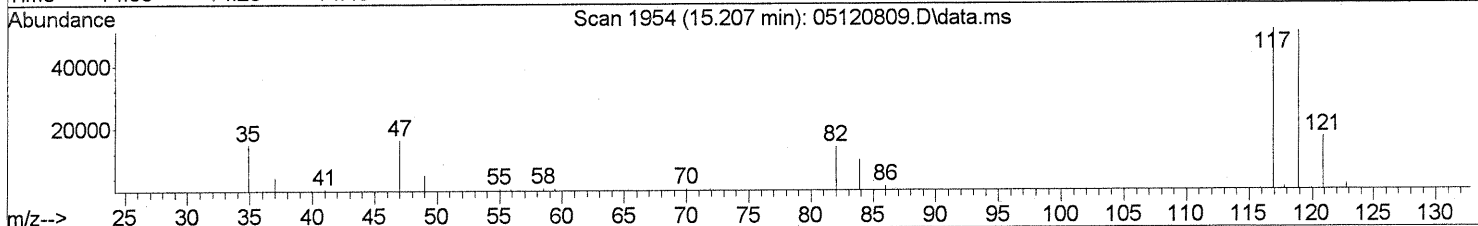
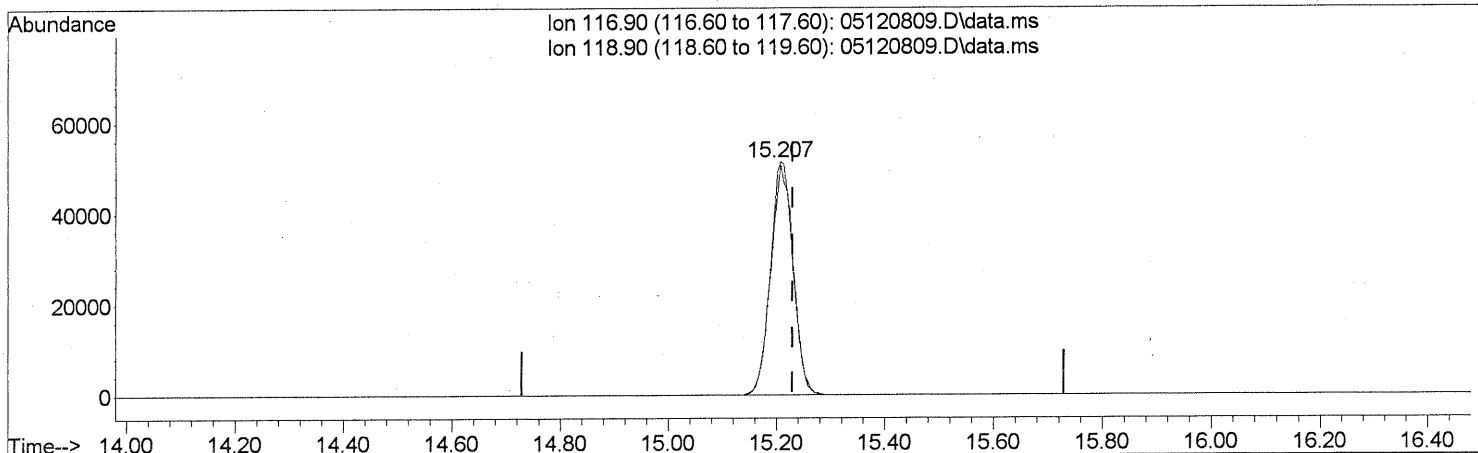
(41) Benzene (T)  
 14.979min (-0.023) 2.21ng  
 response 197050

Ion	Exp%	Act%
78.00	100	100
77.00	23.50	22.87
0.00	0.00	0.00
0.00	0.00	0.00

Quantitation Report (Qedit)

Data Path : J:\MS13\DATA\2008\_05\12\  
 Data File : 05120809.D  
 Acq On : 12 May 2008 4:29 pm  
 Operator : RTB  
 Sample : P0801385-005 (1000mL)  
 Misc : ENSR SG38B-20 (-3.0, 3.5)  
 ALS Vial : 6 Sample Multiplier: 1

Quant Time: May 27 16:56:36 2008  
 Quant Method : J:\MS13\METHODS\R13041408.M  
 Quant Title : EPA TO-15 per SOP VOA-TO15 (CASS TO-15/GC-MS)  
 QLast Update : Tue Apr 15 06:47:20 2008  
 Response via : Initial Calibration



TIC: 05120809.D\data.ms

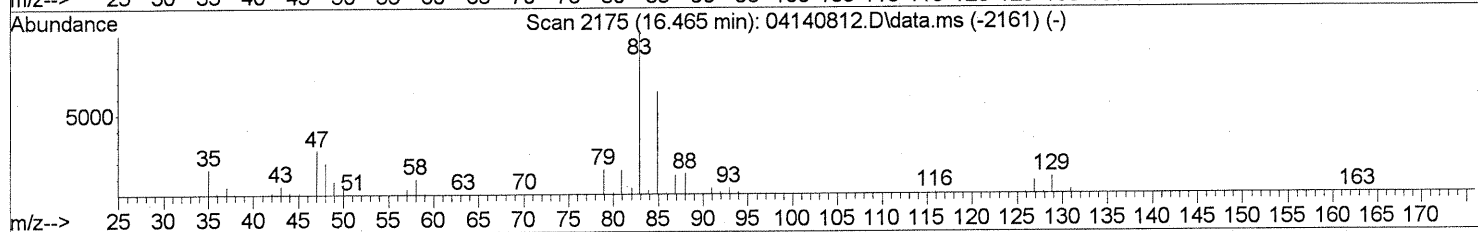
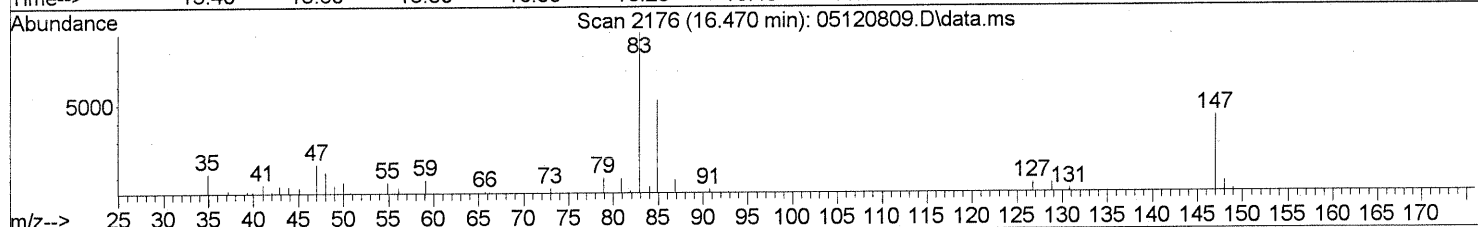
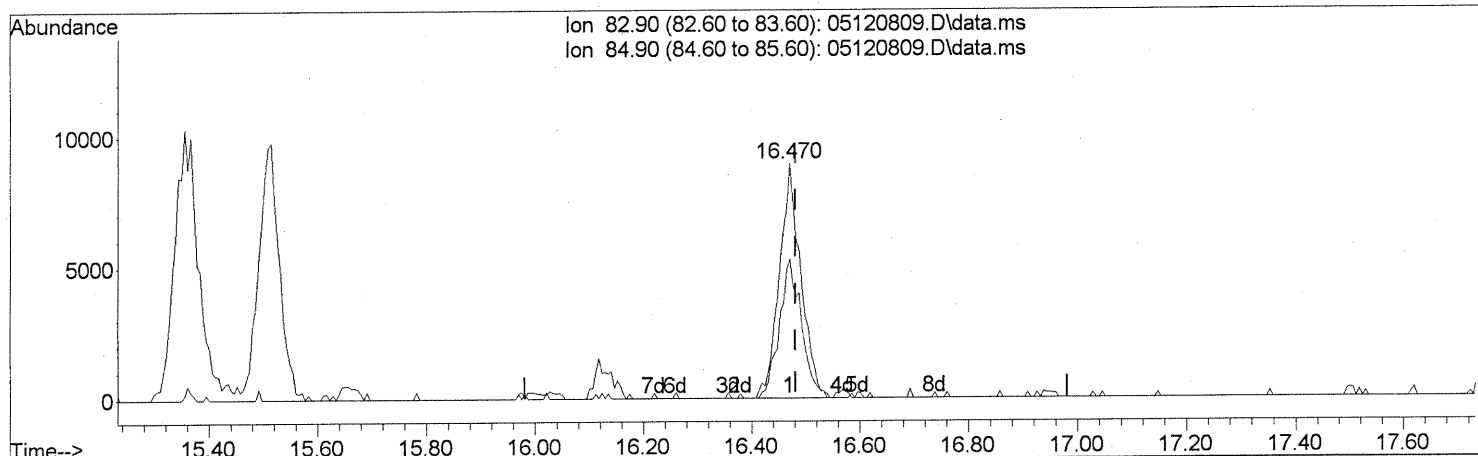
(42) Carbon Tetrachloride (T)  
 15.207min (-0.023) 5.00ng  
 response 147717

Ion	Exp%	Act%
116.90	100	100
118.90	96.60	97.25
0.00	0.00	0.00
0.00	0.00	0.00

Quantitation Report (Qedit)

Data Path : J:\MS13\DATA\2008\_05\12\  
 Data File : 05120809.D  
 Acq On : 12 May 2008 4:29 pm  
 Operator : RTB  
 Sample : P0801385-005 (1000mL)  
 Misc : ENSR SG38B-20 (-3.0, 3.5)  
 ALS Vial : 6 Sample Multiplier: 1

Quant Time: May 27 16:56:36 2008  
 Quant Method : J:\MS13\METHODS\R13041408.M  
 Quant Title : EPA TO-15 per SOP VOA-TO15 (CASS TO-15/GC-MS)  
 QLast Update : Tue Apr 15 06:47:20 2008  
 Response via : Initial Calibration



TIC: 05120809.D\data.ms

(46) Bromodichloromethane (T)

16.470min (-0.011) 0.81ng

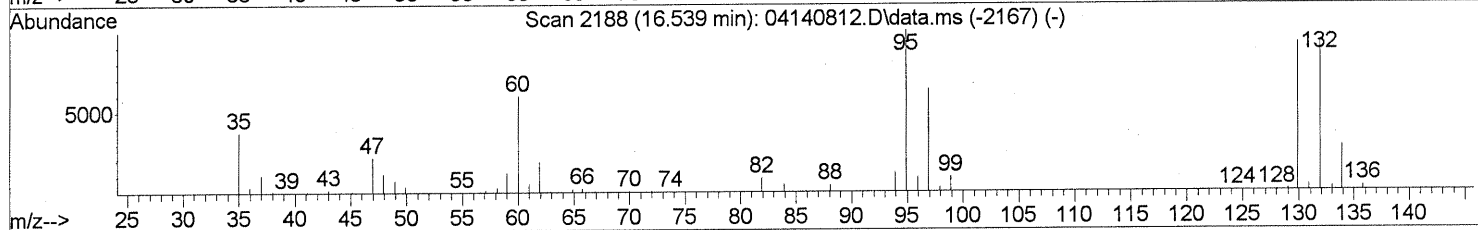
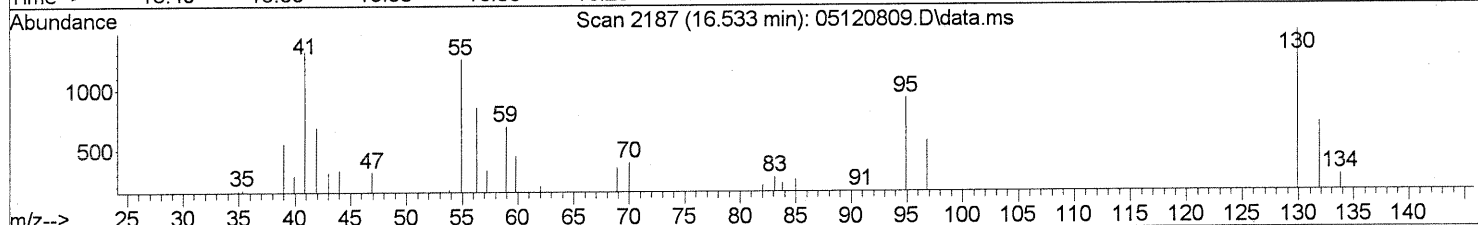
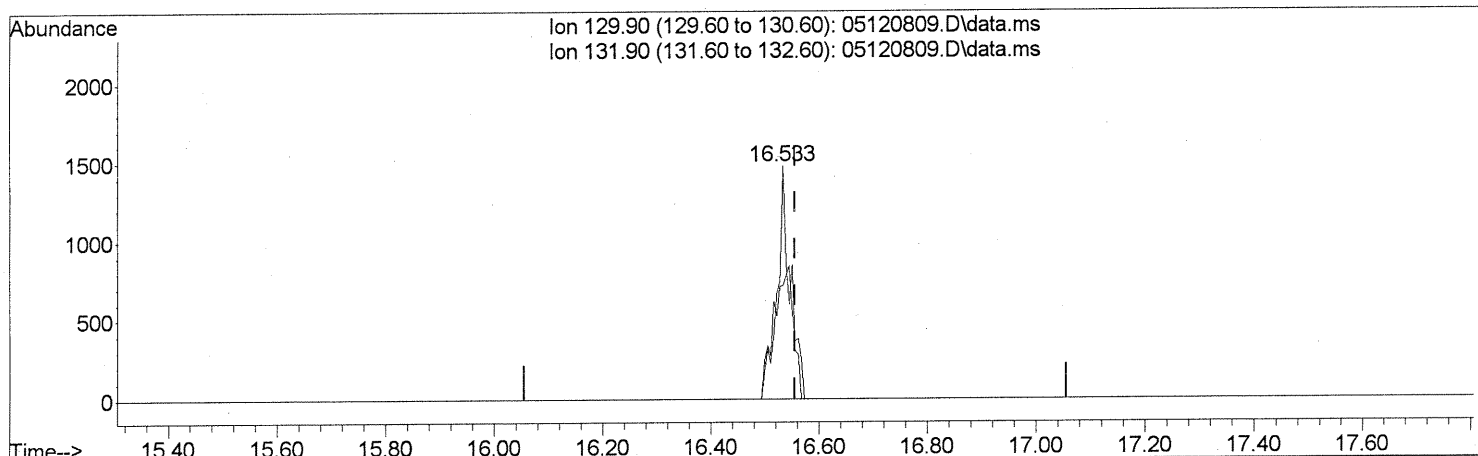
response 24471

Ion	Exp%	Act%
82.90	100	100
84.90	63.70	60.95
0.00	0.00	0.00
0.00	0.00	0.00

Quantitation Report (Qedit)

Data Path : J:\MS13\DATA\2008\_05\12\  
 Data File : 05120809.D  
 Acq On : 12 May 2008 4:29 pm  
 Operator : RTB  
 Sample : P0801385-005 (1000mL)  
 Misc : ENSR SG38B-20 (-3.0, 3.5)  
 ALS Vial : 6 Sample Multiplier: 1

Quant Time: May 27 16:56:36 2008  
 Quant Method : J:\MS13\METHODS\R13041408.M  
 Quant Title : EPA TO-15 per SOP VOA-TO15 (CASS TO-15/GC-MS)  
 QLast Update : Tue Apr 15 06:47:20 2008  
 Response via : Initial Calibration



TIC: 05120809.D\data.ms

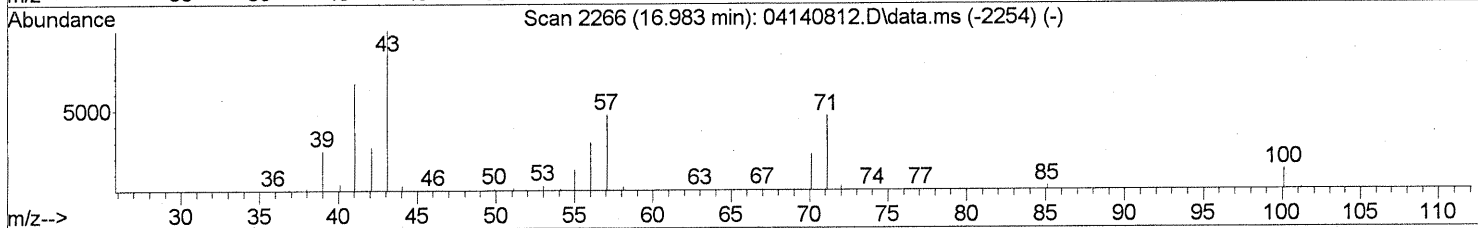
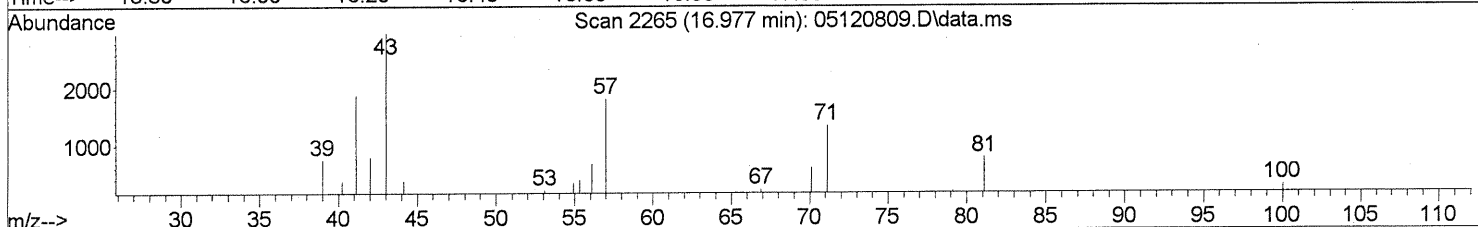
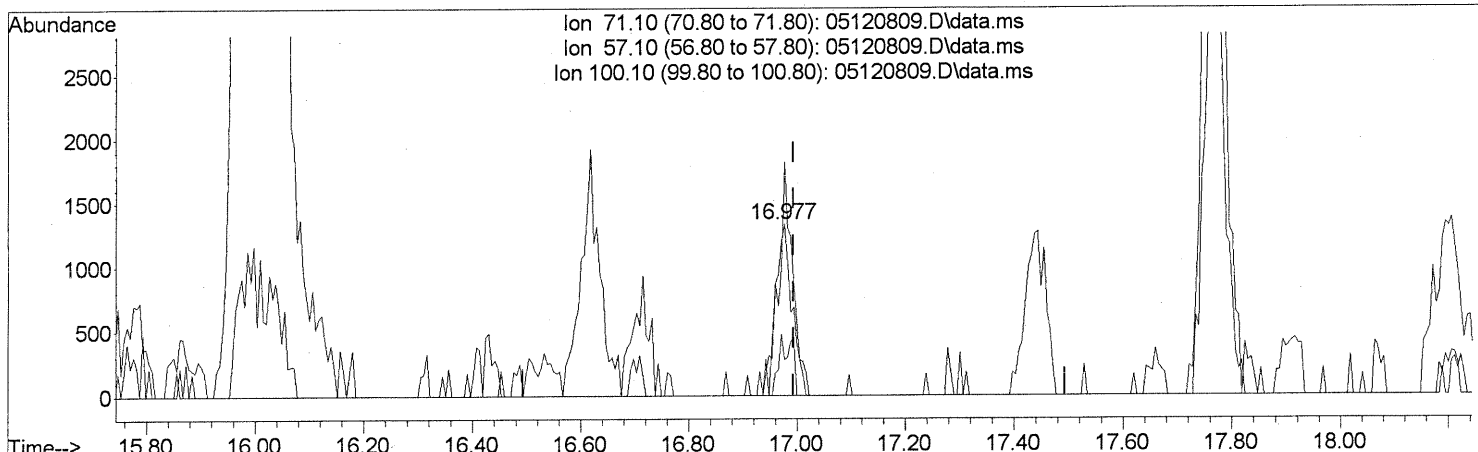
(47) Trichloroethene (T)  
 16.533min (-0.023) 0.11ng  
 response 2353

Ion	Exp%	Act%
129.90	100	100
131.90	101.20	95.84
0.00	0.00	0.00
0.00	0.00	0.00

Quantitation Report (Qedit)

Data Path : J:\MS13\DATA\2008\_05\12\  
 Data File : 05120809.D  
 Acq On : 12 May 2008 4:29 pm  
 Operator : RTB  
 Sample : P0801385-005 (1000mL)  
 Misc : ENSR SG38B-20 (-3.0, 3.5)  
 ALS Vial : 6 Sample Multiplier: 1

Quant Time: May 27 16:56:36 2008  
 Quant Method : J:\MS13\METHODS\R13041408.M  
 Quant Title : EPA TO-15 per SOP VOA-TO15 (CASS TO-15/GC-MS)  
 QLast Update : Tue Apr 15 06:47:20 2008  
 Response via : Initial Calibration



TIC: 05120809.D\data.ms

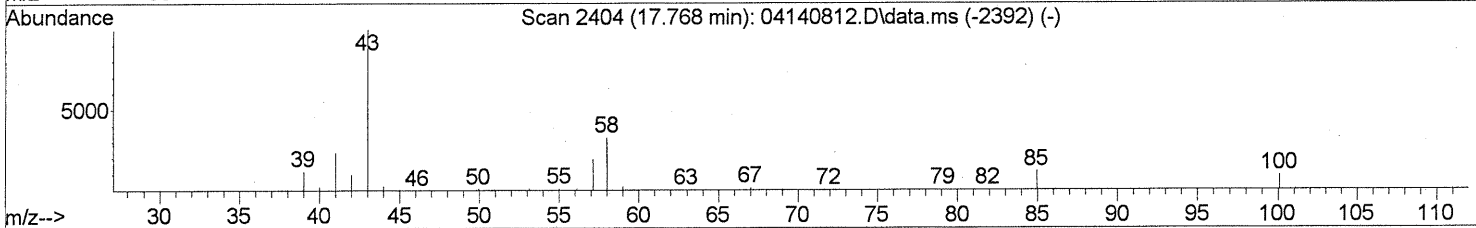
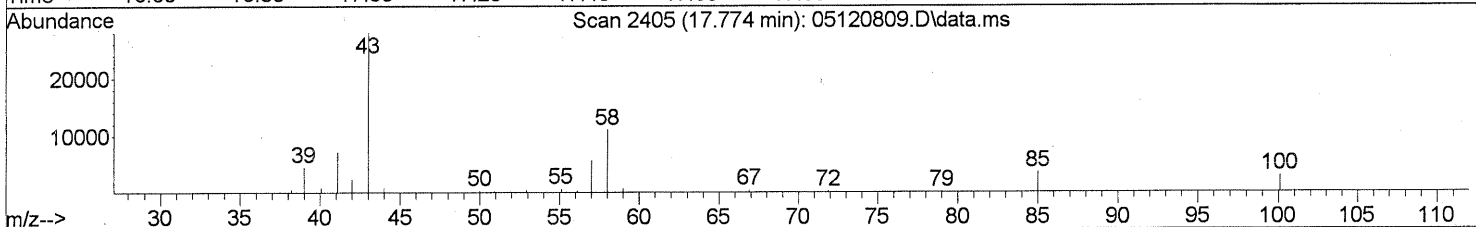
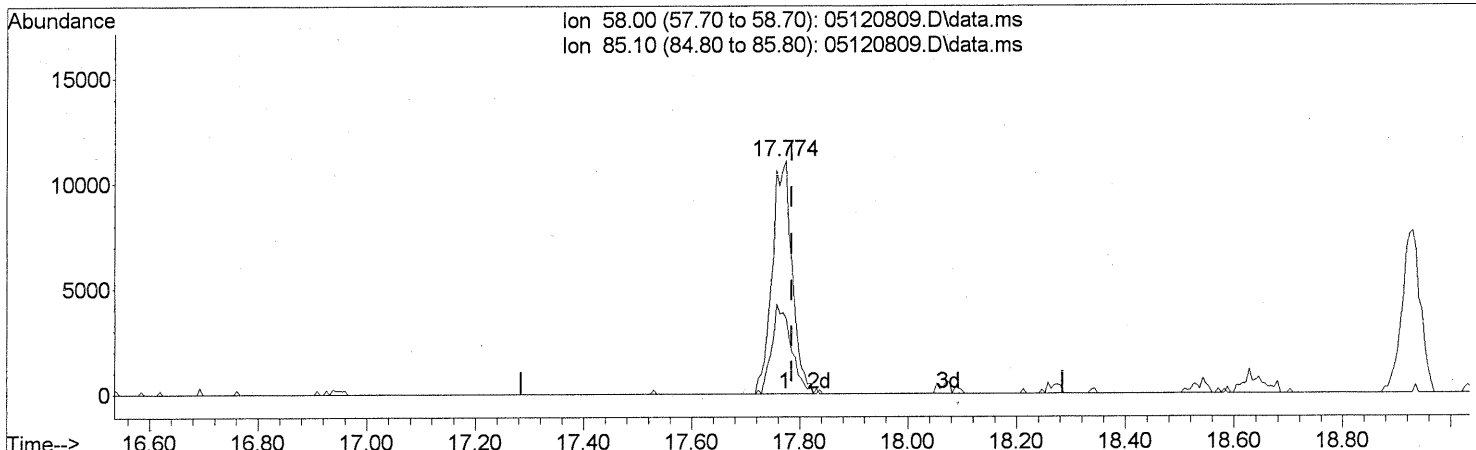
(51) n-Heptane (T)  
 16.977min (-0.017) 0.11ng  
 response 2839

Ion	Exp%	Act%
71.10	100	100
57.10	124.90	117.12
100.10	30.10	27.33
0.00	0.00	0.00

Quantitation Report (Qedit)

Data Path : J:\MS13\DATA\2008\_05\12\  
 Data File : 05120809.D  
 Acq On : 12 May 2008 4:29 pm  
 Operator : RTB  
 Sample : P0801385-005 (1000mL)  
 Misc : ENSR SG38B-20 (-3.0, 3.5)  
 ALS Vial : 6 Sample Multiplier: 1

Quant Time: May 27 16:56:36 2008  
 Quant Method : J:\MS13\METHODS\R13041408.M  
 Quant Title : EPA TO-15 per SOP VOA-TO15 (CASS TO-15/GC-MS)  
 QLast Update : Tue Apr 15 06:47:20 2008  
 Response via : Initial Calibration



TIC: 05120809.D\data.ms

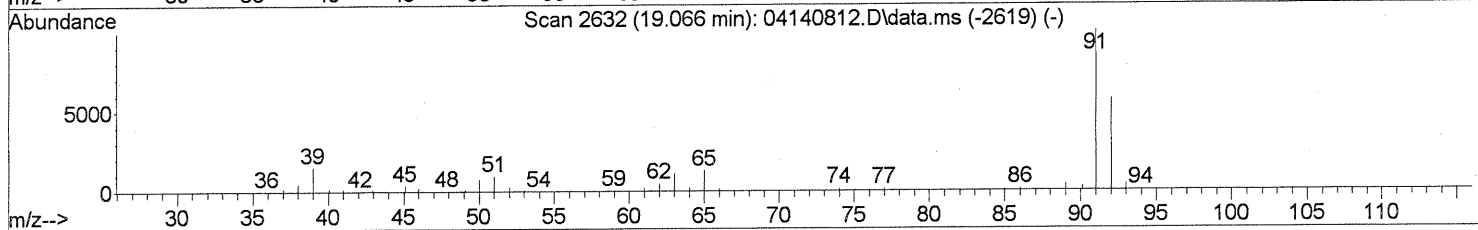
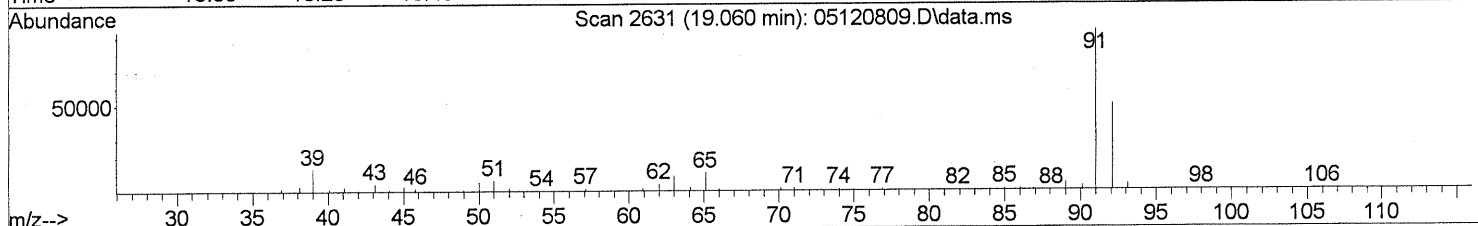
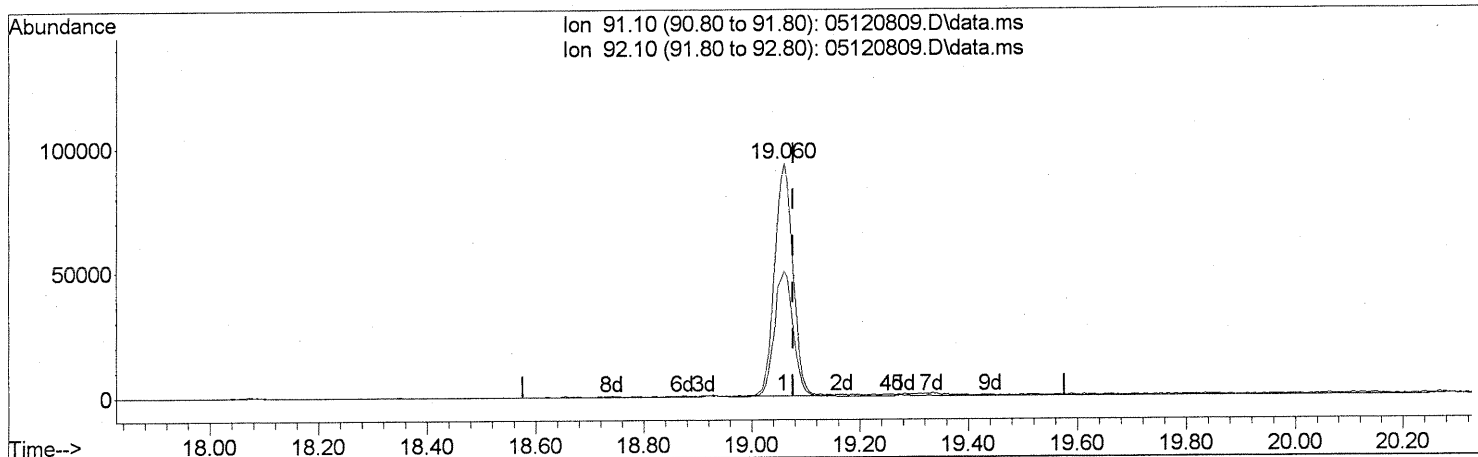
(53) 4-Methyl-2-pentanone (T)  
 17.774min (-0.011) 1.15ng  
 response 28188

Ion	Exp%	Act%
58.00	100	100
85.10	30.10	37.60
0.00	0.00	0.00
0.00	0.00	0.00

Quantitation Report (Qedit)

Data Path : J:\MS13\DATA\2008\_05\12\  
 Data File : 05120809.D  
 Acq On : 12 May 2008 4:29 pm  
 Operator : RTB  
 Sample : P0801385-005 (1000mL)  
 Misc : ENSR SG38B-20 (-3.0, 3.5)  
 ALS Vial : 6 Sample Multiplier: 1

Quant Time: May 27 16:56:36 2008  
 Quant Method : J:\MS13\METHODS\R13041408.M  
 Quant Title : EPA TO-15 per SOP VOA-TO15 (CASS TO-15/GC-MS)  
 QLast Update : Tue Apr 15 06:47:20 2008  
 Response via : Initial Calibration



TIC: 05120809.D\data.ms

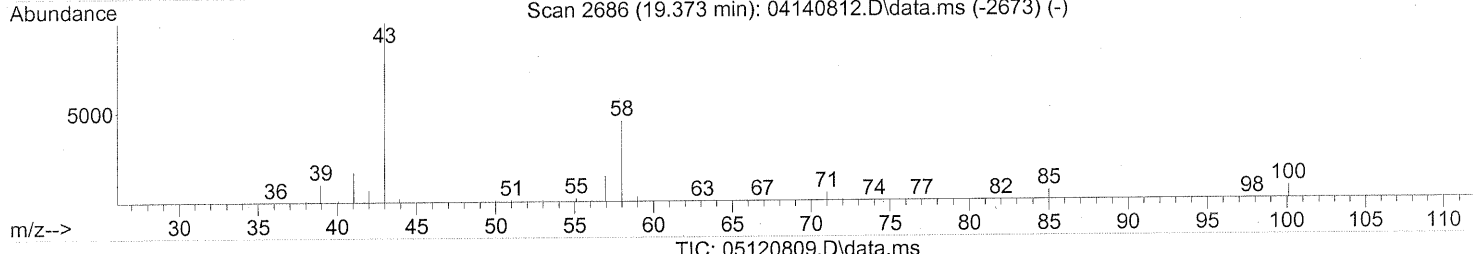
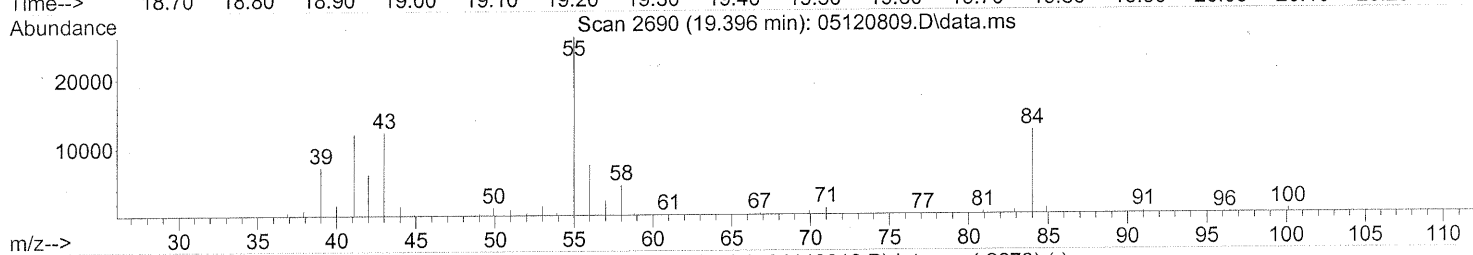
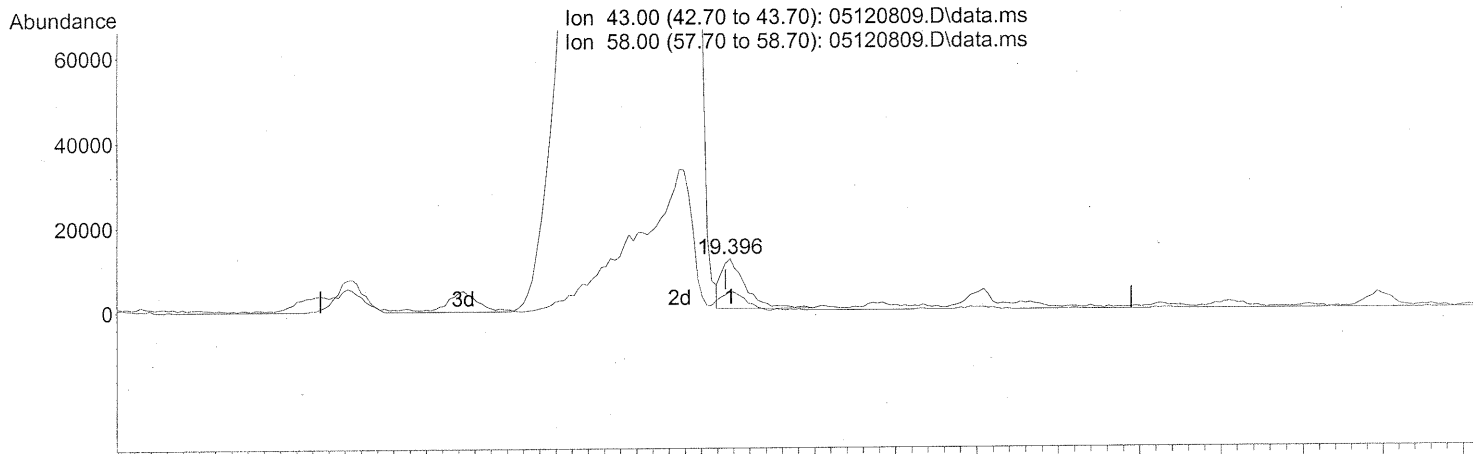
(58) Toluene (T)  
 19.060min (-0.017) 2.41ng  
 response 218902

lon	Exp%	Act%
91.10	100	100
92.10	59.80	54.95
0.00	0.00	0.00
0.00	0.00	0.00

Quantitation Report (Qedit)

Data Path : J:\MS13\DATA\2008\_05\12\  
 Data File : 05120809.D  
 Acq On : 12 May 2008 16:29  
 Operator : RTB  
 Sample : P0801385-005 (1000mL)  
 Misc : ENSR SG38B-20 (-3.0, 3.5)  
 ALS Vial : 6 Sample Multiplier: 1

Quant Time: May 27 16:56:36 2008  
 Quant Method : J:\MS13\METHODS\R13041408.M  
 Quant Title : EPA TO-15 per SOP VOA-TO15 (CASS TO-15/GC-MS)  
 QLast Update : Tue Apr 15 06:47:20 2008  
 Response via : Initial Calibration



(59) 2-Hexanone (T)

19.396min (+0.006) 0.35ng

response 23986

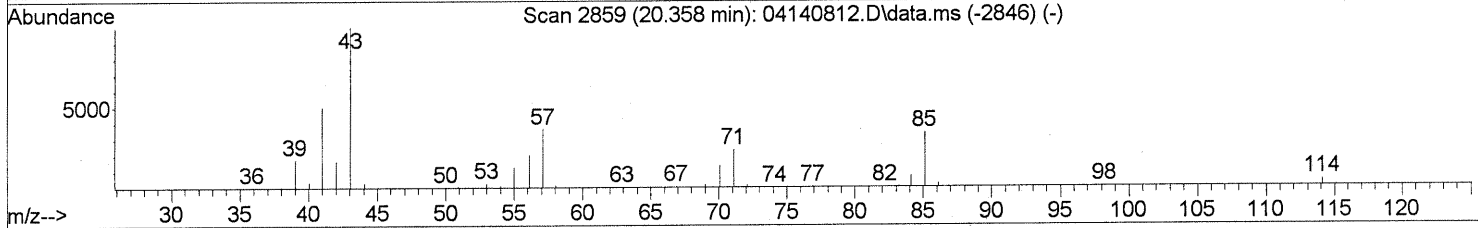
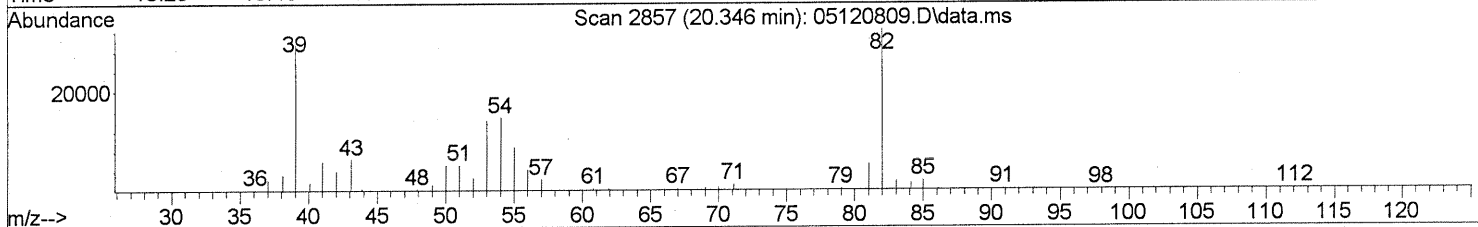
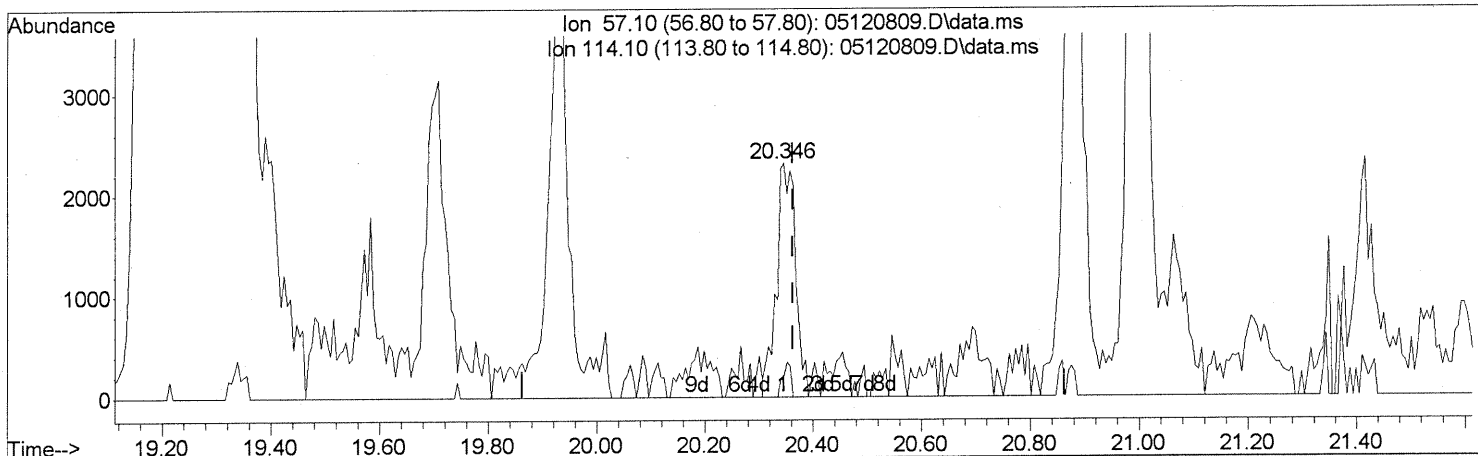
Ion	Exp%	Act%
43.00	100	100
58.00	61.70	41.30#
0.00	0.00	0.00
0.00	0.00	0.00



Quantitation Report (Qedit)

Data Path : J:\MS13\DATA\2008\_05\12\  
 Data File : 05120809.D  
 Acq On : 12 May 2008 4:29 pm  
 Operator : RTB  
 Sample : P0801385-005 (1000mL)  
 Misc : ENSR SG38B-20 (-3.0, 3.5)  
 ALS Vial : 6 Sample Multiplier: 1

Quant Time: May 27 16:56:36 2008  
 Quant Method : J:\MS13\METHODS\R13041408.M  
 Quant Title : EPA TO-15 per SOP VOA-TO15 (CASS TO-15/GC-MS)  
 QLast Update : Tue Apr 15 06:47:20 2008  
 Response via : Initial Calibration

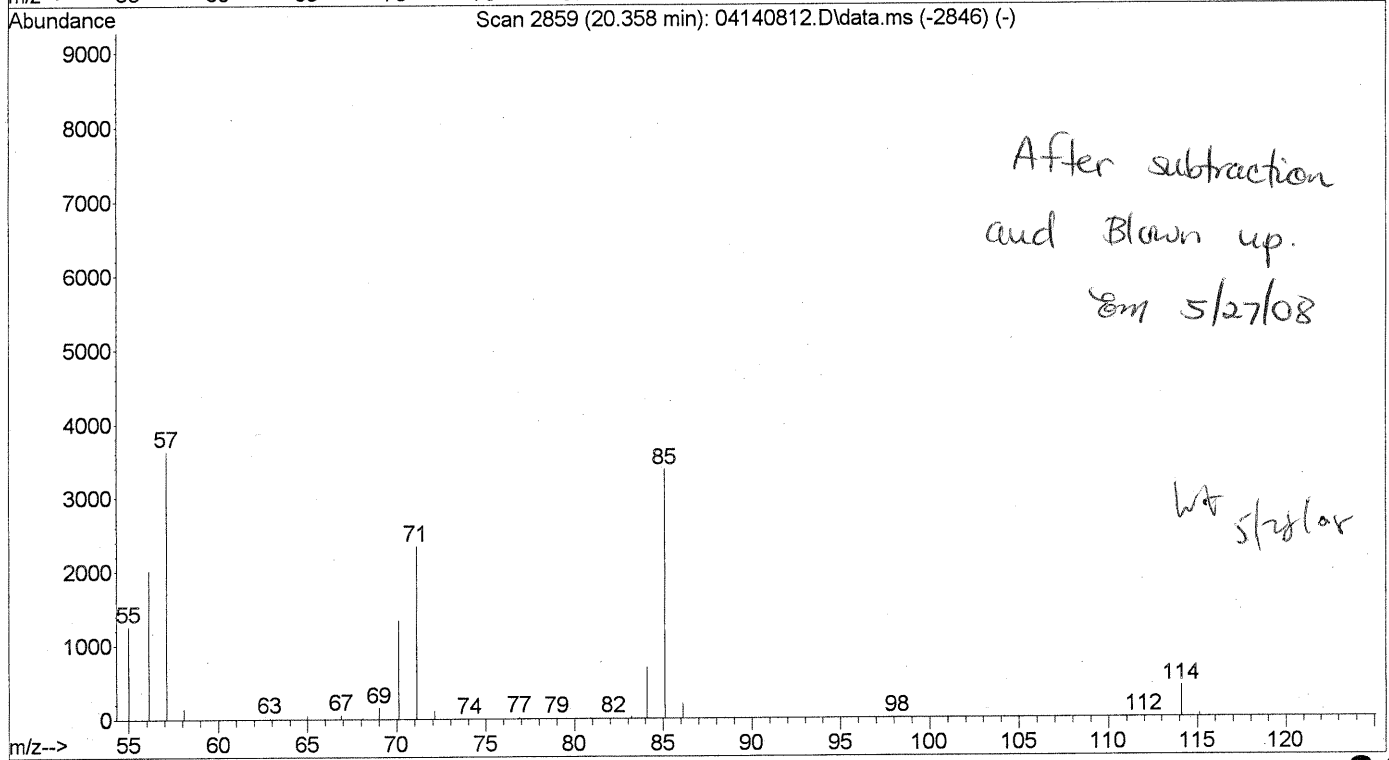
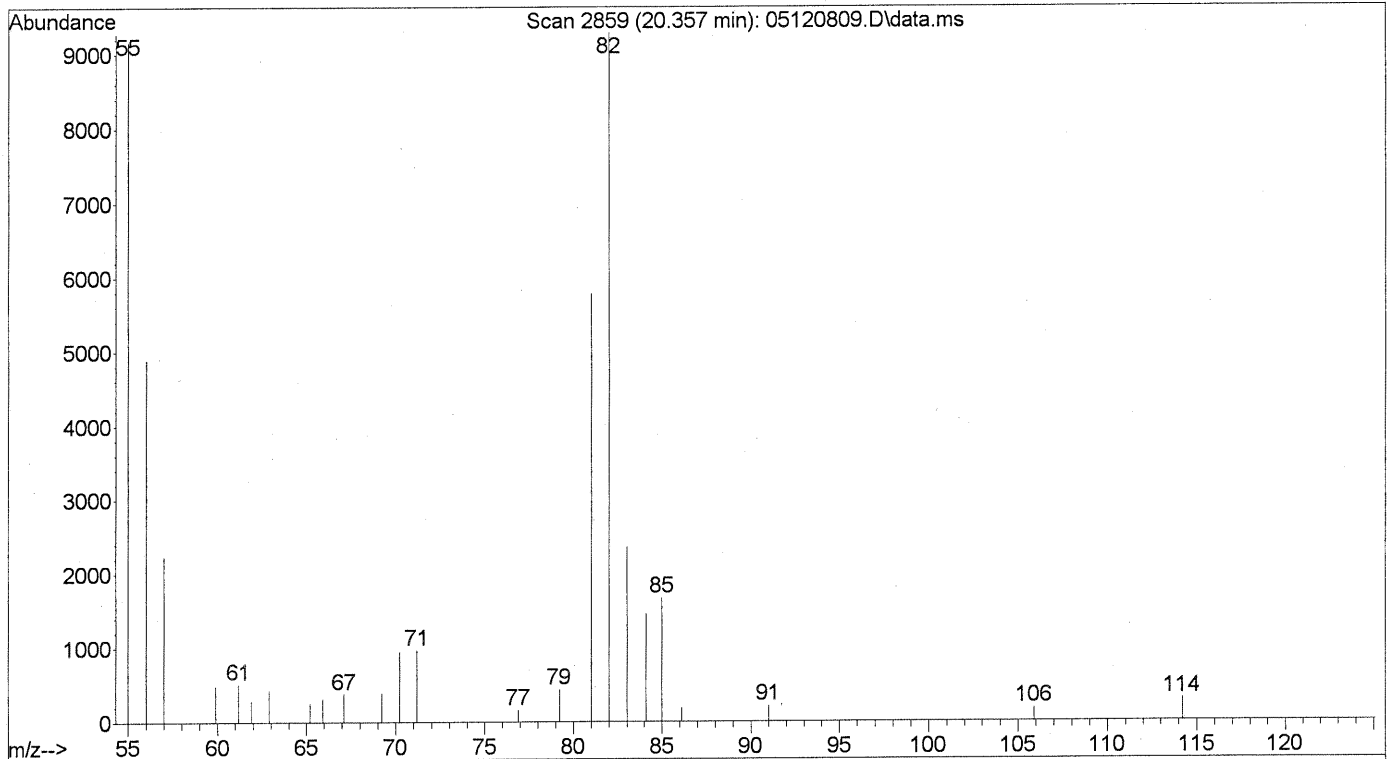


TIC: 05120809.D\data.ms

(63) n-Octane (T)		
20.346min (-0.017)	0.27ng	
response	5656	
Ion	Exp%	Act%
57.10	100	100
114.10	10.20	6.24
0.00	0.00	0.00
0.00	0.00	0.00

*Before subtraction and  
Blown up.*

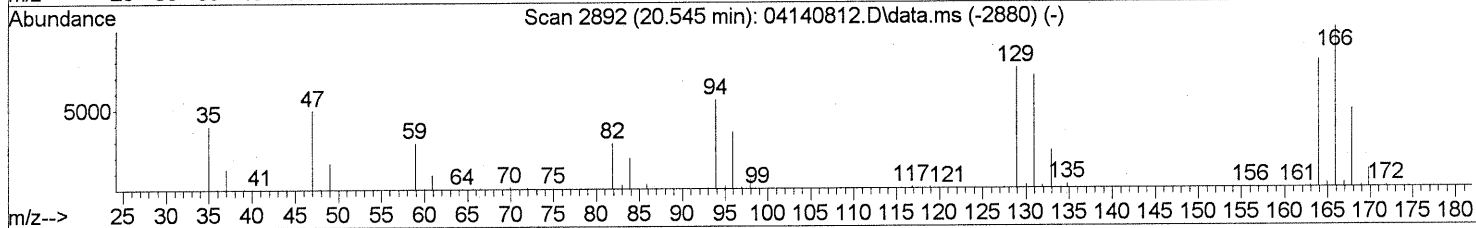
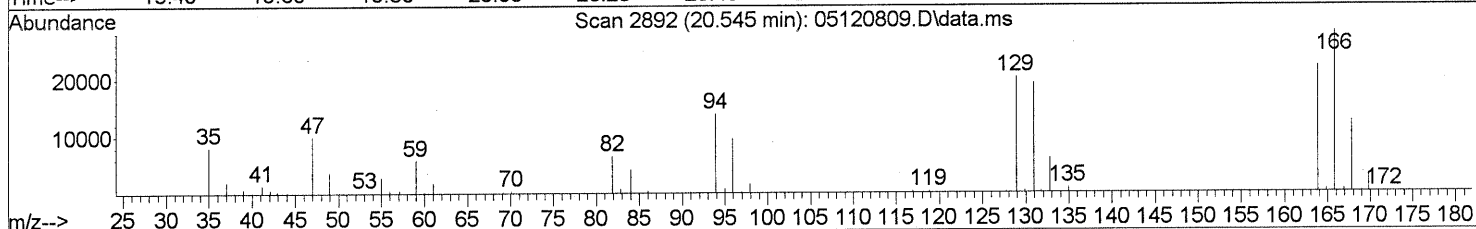
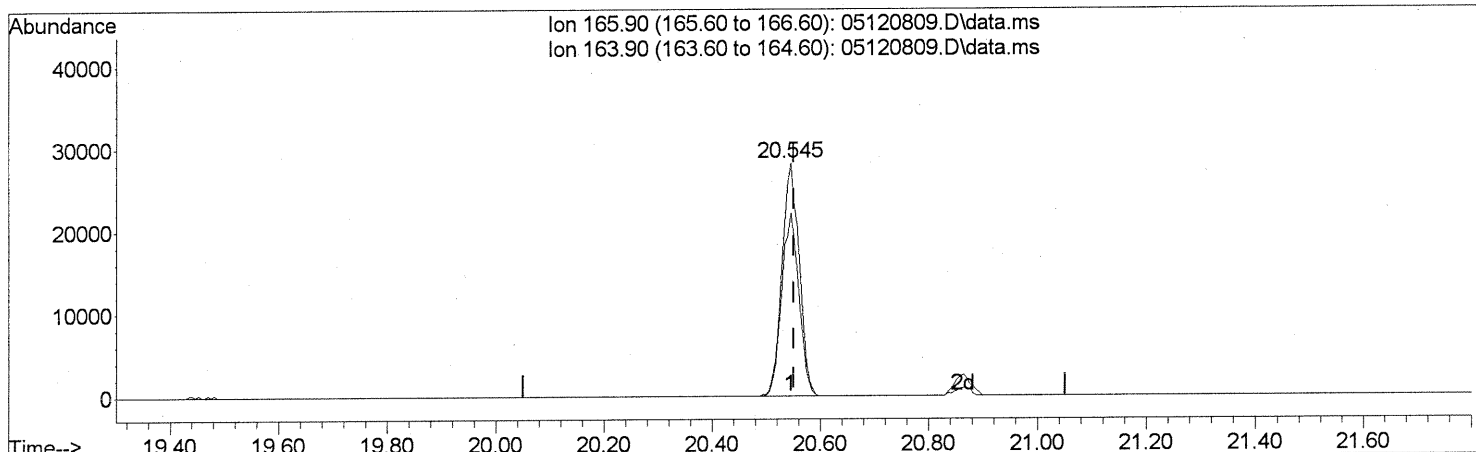
File : J:\MS13\DATA\2008\_05\12\05120809.D  
Operator : RTB  
Acquired : 12 May 2008 4:29 pm using AcqMethod TO15.M  
Instrument : GCMS13  
Sample Name: P0801385-005 (1000mL)  
Misc Info : ENSR SG38B-20 (-3.0, 3.5)  
Vial Number: 6



Quantitation Report (Qedit)

Data Path : J:\MS13\DATA\2008\_05\12\  
 Data File : 05120809.D  
 Acq On : 12 May 2008 4:29 pm  
 Operator : RTB  
 Sample : P0801385-005 (1000mL)  
 Misc : ENSR SG38B-20 (-3.0, 3.5)  
 ALS Vial : 6 Sample Multiplier: 1

Quant Time: May 27 16:56:36 2008  
 Quant Method : J:\MS13\METHODS\R13041408.M  
 Quant Title : EPA TO-15 per SOP VOA-TO15 (CASS TO-15/GC-MS)  
 QLast Update : Tue Apr 15 06:47:20 2008  
 Response via : Initial Calibration



TIC: 05120809.D\data.ms

(64) Tetrachloroethene (T)

20.545min (-0.006) 2.74ng

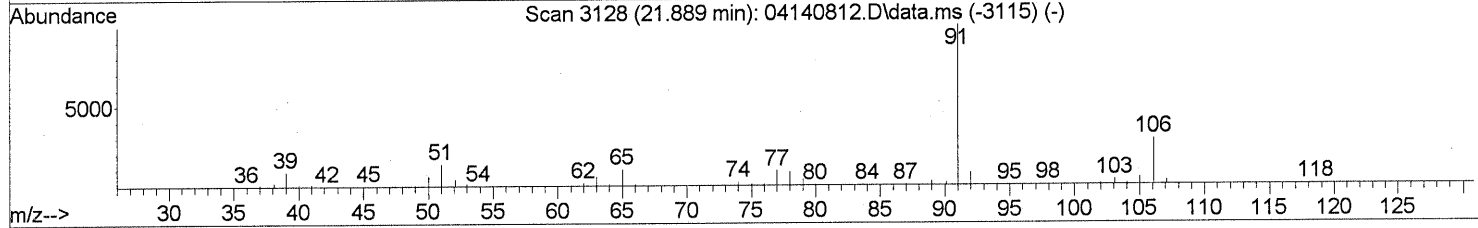
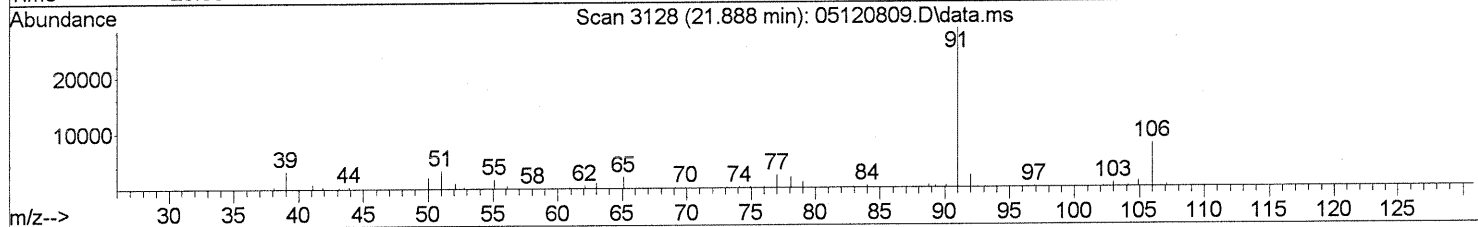
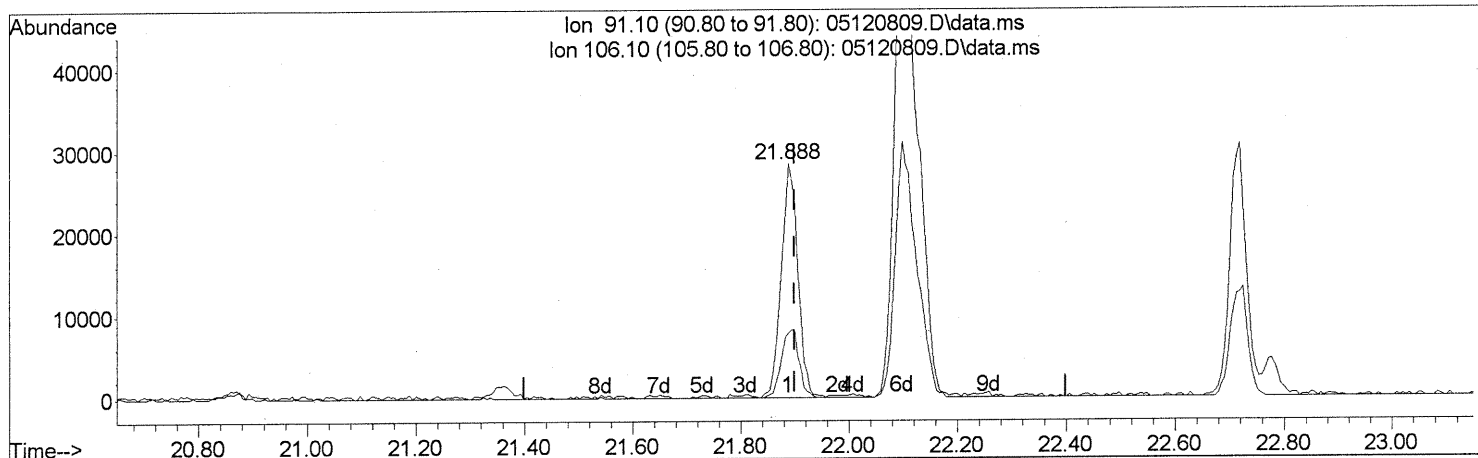
response 62189

Ion	Exp%	Act%
165.90	100	100
163.90	78.70	78.52
0.00	0.00	0.00
0.00	0.00	0.00

Quantitation Report (Qedit)

Data Path : J:\MS13\DATA\2008\_05\12\  
 Data File : 05120809.D  
 Acq On : 12 May 2008 4:29 pm  
 Operator : RTB  
 Sample : P0801385-005 (1000mL)  
 Misc : ENSR SG38B-20 (-3.0, 3.5)  
 ALS Vial : 6 Sample Multiplier: 1

Quant Time: May 27 16:56:36 2008  
 Quant Method : J:\MS13\METHODS\R13041408.M  
 Quant Title : EPA TO-15 per SOP VOA-TO15 (CASS TO-15/GC-MS)  
 QLast Update : Tue Apr 15 06:47:20 2008  
 Response via : Initial Calibration



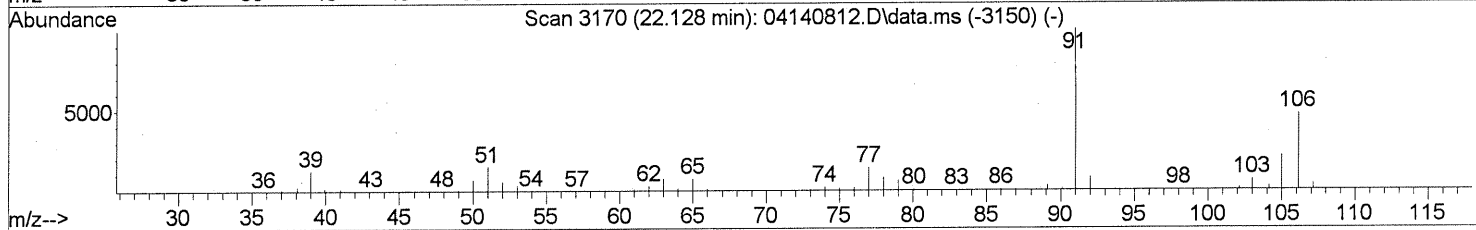
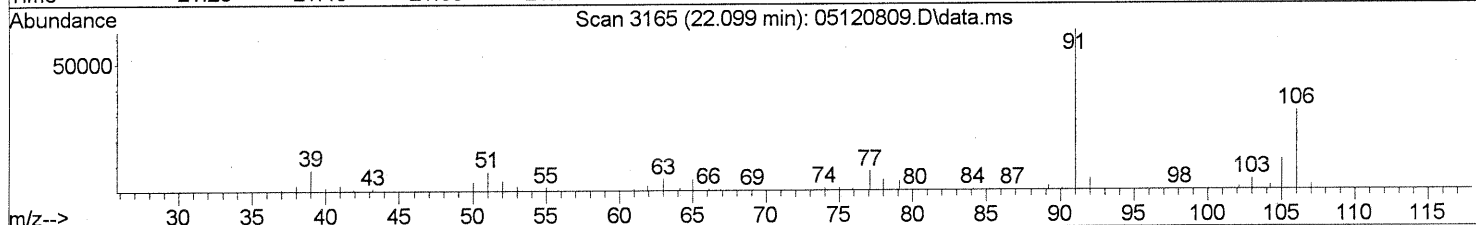
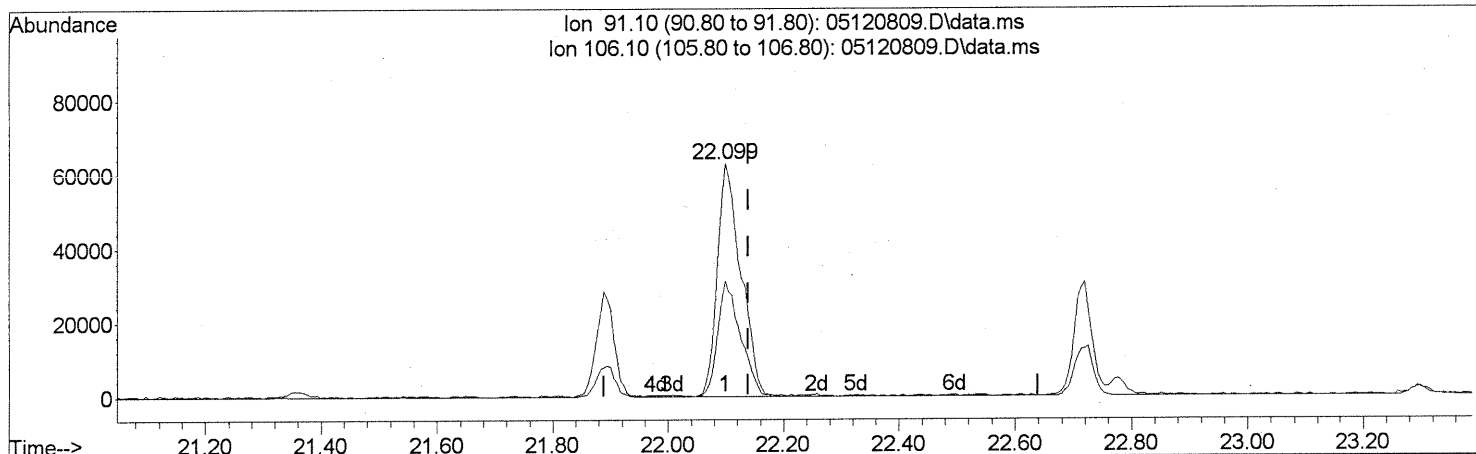
TIC: 05120809.D\data.ms

(66) Ethylbenzene (T)		
21.888min (-0.011) 0.60ng		
response 60457		
Ion	Exp%	Act%
91.10	100	100
106.10	34.10	30.82
0.00	0.00	0.00
0.00	0.00	0.00

Quantitation Report (Qedit)

Data Path : J:\MS13\DATA\2008\_05\12\  
 Data File : 05120809.D  
 Acq On : 12 May 2008 4:29 pm  
 Operator : RTB  
 Sample : P0801385-005 (1000mL)  
 Misc : ENSR SG38B-20 (-3.0, 3.5)  
 ALS Vial : 6 Sample Multiplier: 1

Quant Time: May 27 16:56:36 2008  
 Quant Method : J:\MS13\METHODS\R13041408.M  
 Quant Title : EPA TO-15 per SOP VOA-TO15 (CASS TO-15/GC-MS)  
 QLast Update : Tue Apr 15 06:47:20 2008  
 Response via : Initial Calibration



TIC: 05120809.D\data.ms

(67) m- & p-Xylene (T)

22.099min (-0.040) 2.63ng

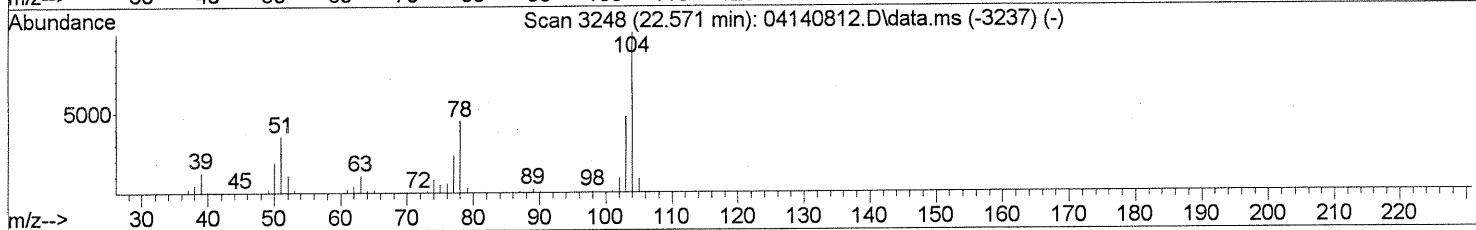
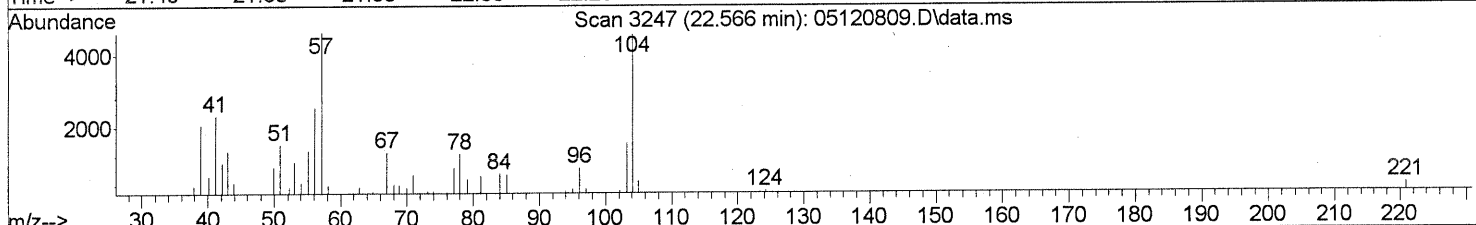
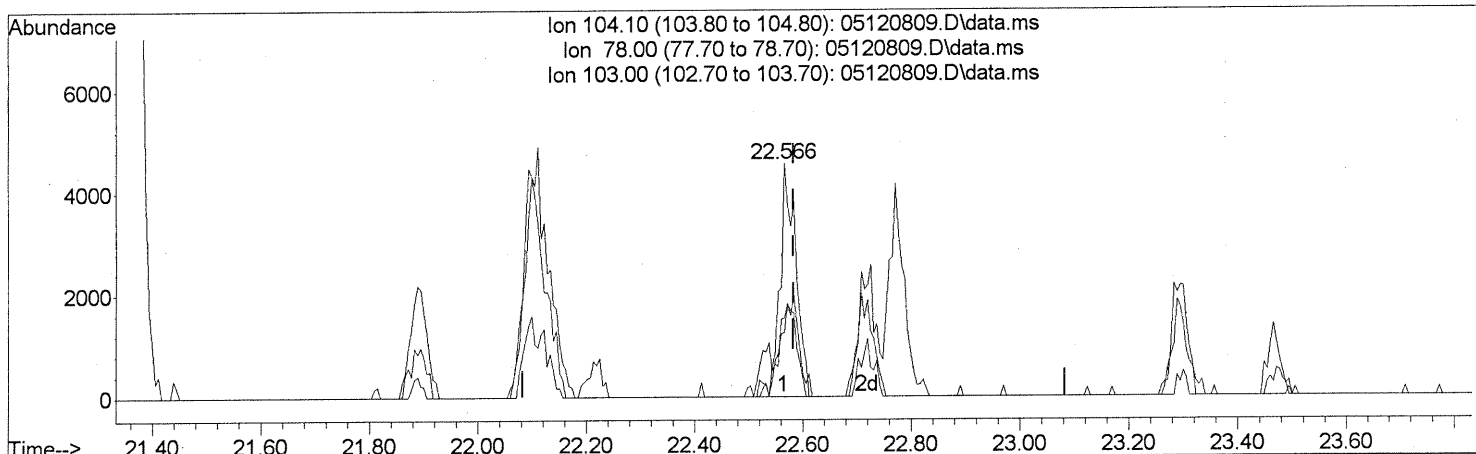
response 178495

Ion	Exp%	Act%
91.10	100	100
106.10	54.60	47.76
0.00	0.00	0.00
0.00	0.00	0.00

Quantitation Report (Qedit)

Data Path : J:\MS13\DATA\2008\_05\12\  
 Data File : 05120809.D  
 Acq On : 12 May 2008 4:29 pm  
 Operator : RTB  
 Sample : P0801385-005 (1000mL)  
 Misc : ENSR SG38B-20 (-3.0, 3.5)  
 ALS Vial : 6 Sample Multiplier: 1

Quant Time: May 27 16:56:36 2008  
 Quant Method : J:\MS13\METHODS\R13041408.M  
 Quant Title : EPA TO-15 per SOP VOA-TO15 (CASS TO-15/GC-MS)  
 QLast Update : Tue Apr 15 06:47:20 2008  
 Response via : Initial Calibration



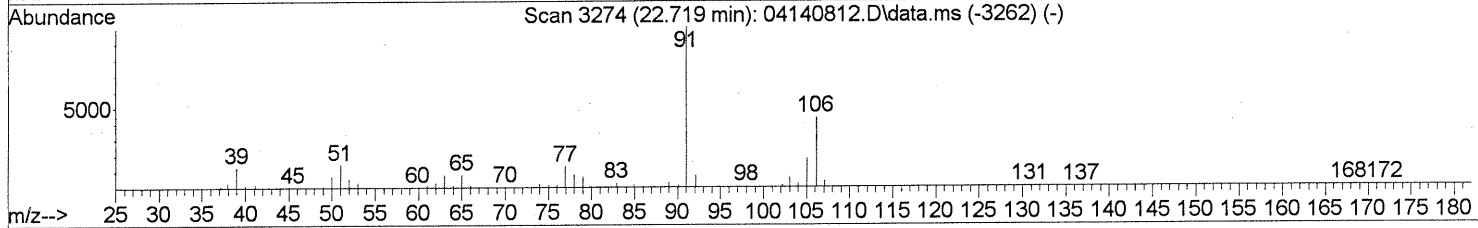
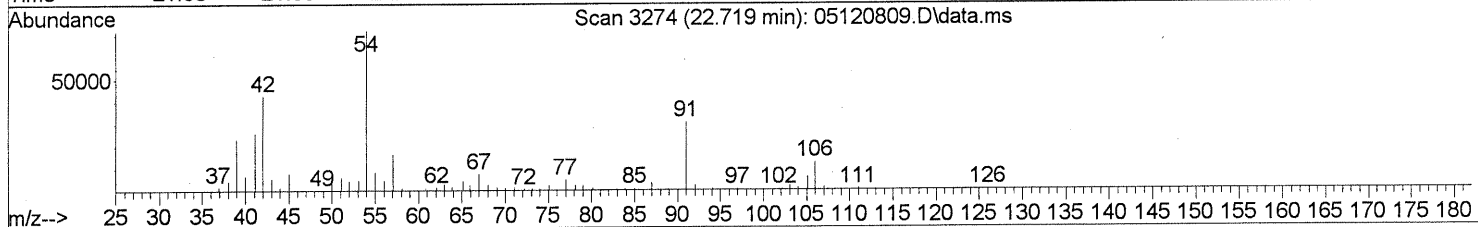
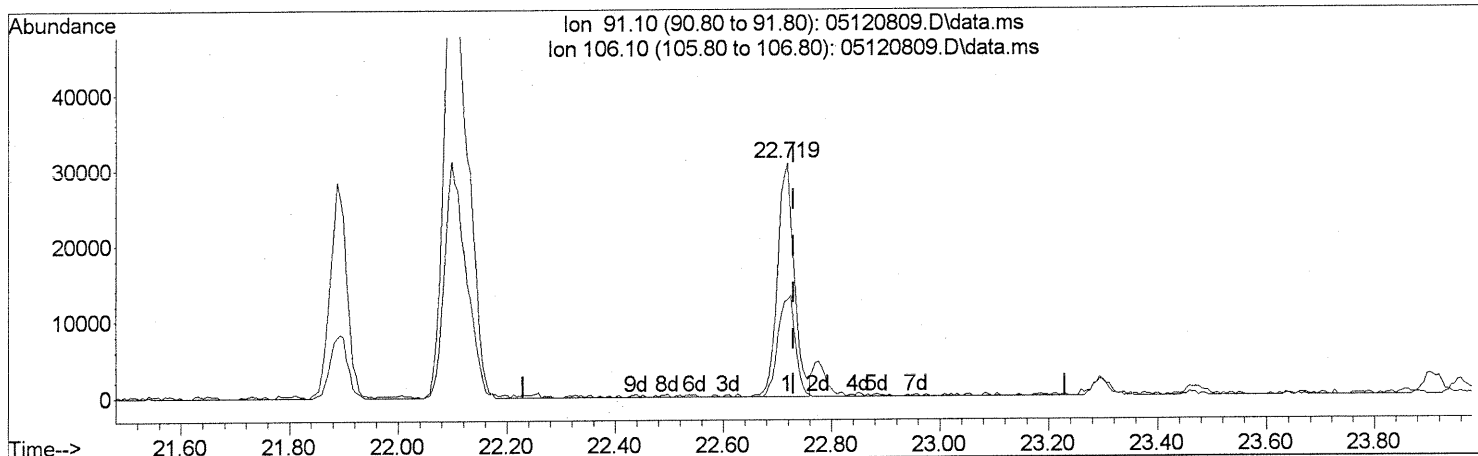
TIC: 05120809.D\data.ms

(69) Styrene (T)		
22.566min (-0.017) 0.16ng		
response 9240		
Ion	Exp%	Act%
104.10	100	100
78.00	39.40	42.05
103.00	47.10	44.04
0.00	0.00	0.00

Quantitation Report (Qedit)

Data Path : J:\MS13\DATA\2008\_05\12\  
 Data File : 05120809.D  
 Acq On : 12 May 2008 4:29 pm  
 Operator : RTB  
 Sample : P0801385-005 (1000mL)  
 Misc : ENSR SG38B-20 (-3.0, 3.5)  
 ALS Vial : 6 Sample Multiplier: 1

Quant Time: May 27 16:56:36 2008  
 Quant Method : J:\MS13\METHODS\R13041408.M  
 Quant Title : EPA TO-15 per SOP VOA-TO15 (CASS TO-15/GC-MS)  
 QLast Update : Tue Apr 15 06:47:20 2008  
 Response via : Initial Calibration



TIC: 05120809.D\data.ms

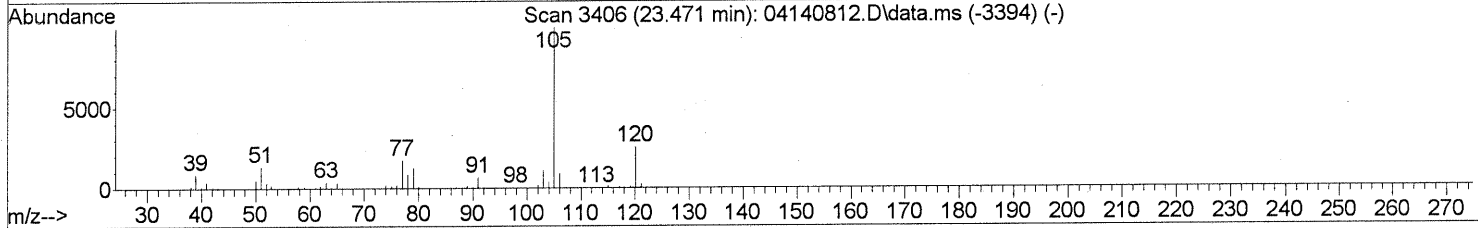

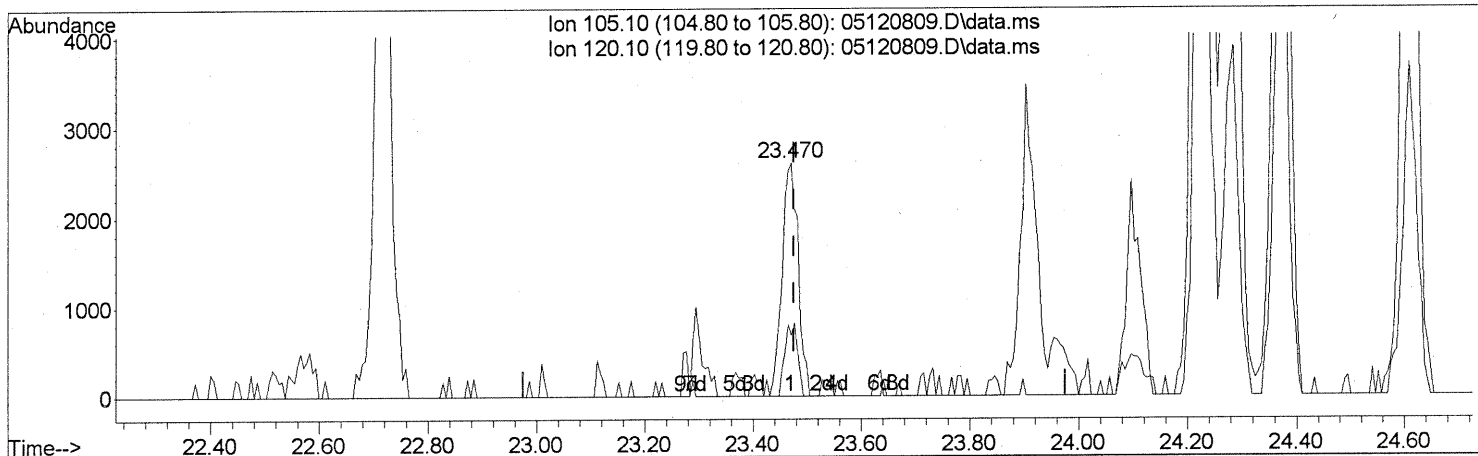
(70) o-Xylene (T)  
 22.719min (-0.011) 0.90ng  
 response 65663

Ion	Exp%	Act%
91.10	100	100
106.10	50.50	44.73
0.00	0.00	0.00
0.00	0.00	0.00

Quantitation Report (Qedit)

Data Path : J:\MS13\DATA\2008\_05\12\  
 Data File : 05120809.D  
 Acq On : 12 May 2008 4:29 pm  
 Operator : RTB  
 Sample : P0801385-005 (1000mL)  
 Misc : ENSR SG38B-20 (-3.0, 3.5)  
 ALS Vial : 6 Sample Multiplier: 1

Quant Time: May 27 16:56:36 2008  
 Quant Method : J:\MS13\METHODS\R13041408.M  
 Quant Title : EPA TO-15 per SOP VOA-TO15 (CASS TO-15/GC-MS)  
 QLast Update : Tue Apr 15 06:47:20 2008  
 Response via : Initial Calibration



TIC: 05120809.D\data.ms

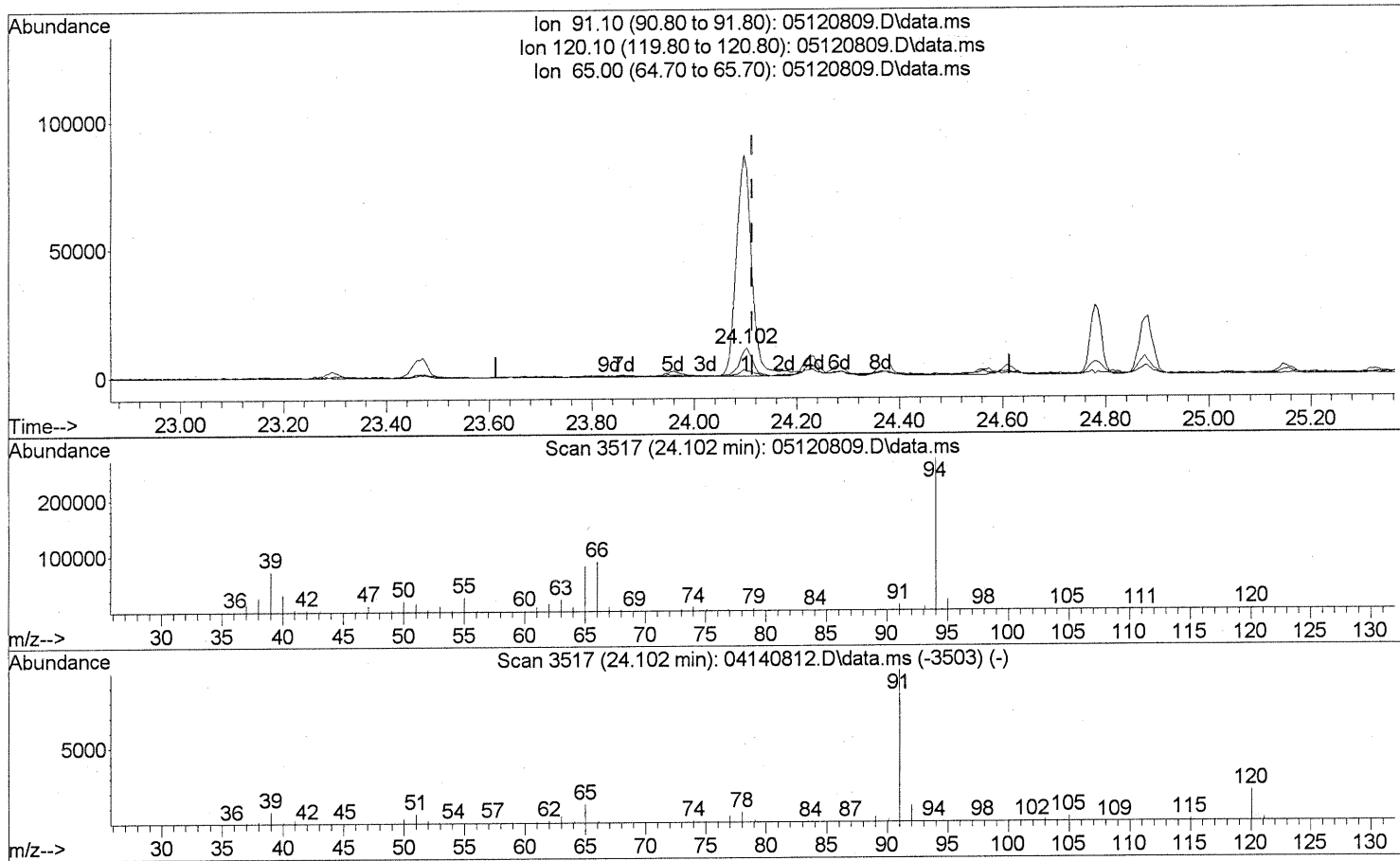
(74) Cumene (T)			
23.470min (-0.006)	0.06ng		
response	5382		
Ion	Exp%	Act%	
105.10	100	100	
120.10	26.30	24.53	
0.00	0.00	0.00	
0.00	0.00	0.00	



Quantitation Report (Qedit)

Data Path : J:\MS13\DATA\2008\_05\12\  
 Data File : 05120809.D  
 Acq On : 12 May 2008 4:29 pm  
 Operator : RTB  
 Sample : P0801385-005 (1000mL)  
 Misc : ENSR SG38B-20 (-3.0, 3.5)  
 ALS Vial : 6 Sample Multiplier: 1

Quant Time: May 27 16:56:36 2008  
 Quant Method : J:\MS13\METHODS\R13041408.M  
 Quant Title : EPA TO-15 per SOP VOA-TO15 (CASS TO-15/GC-MS)  
 QLast Update : Tue Apr 15 06:47:20 2008  
 Response via : Initial Calibration



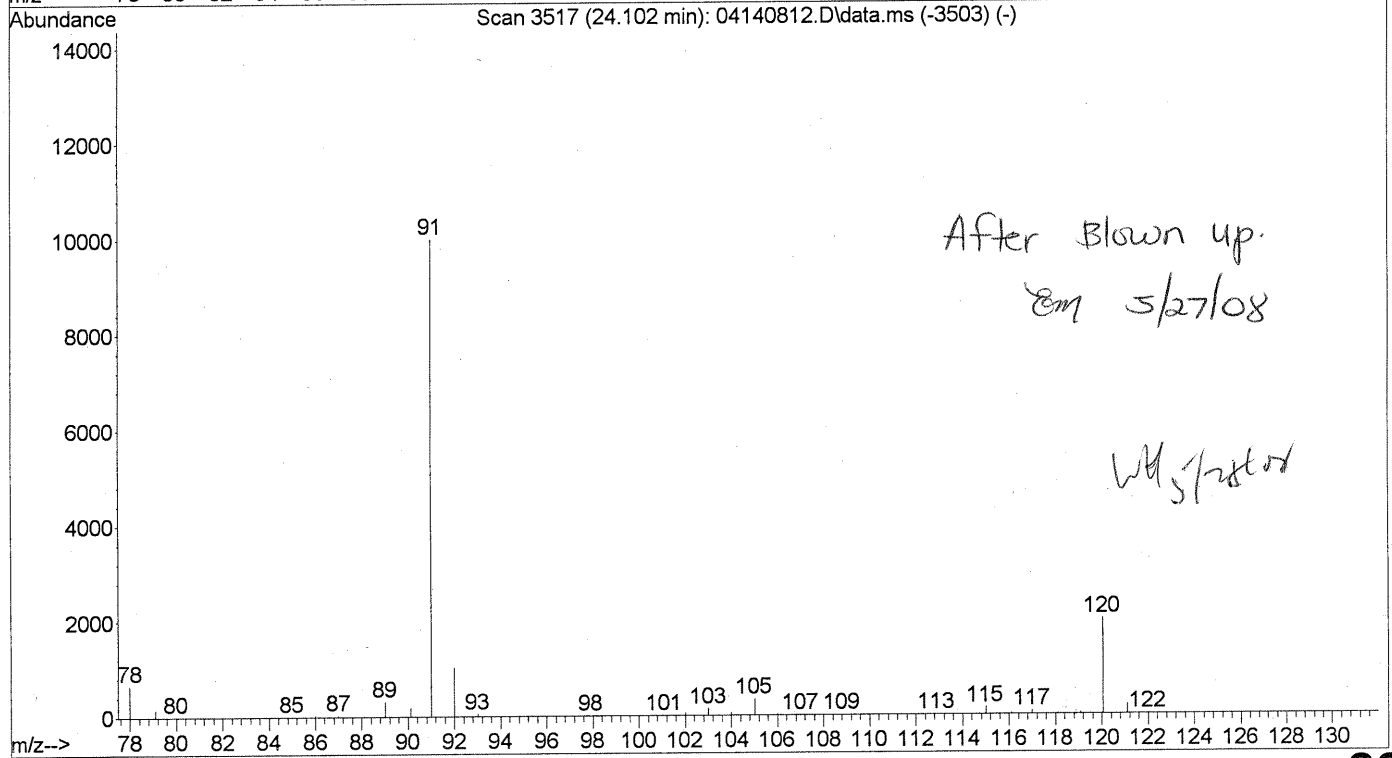
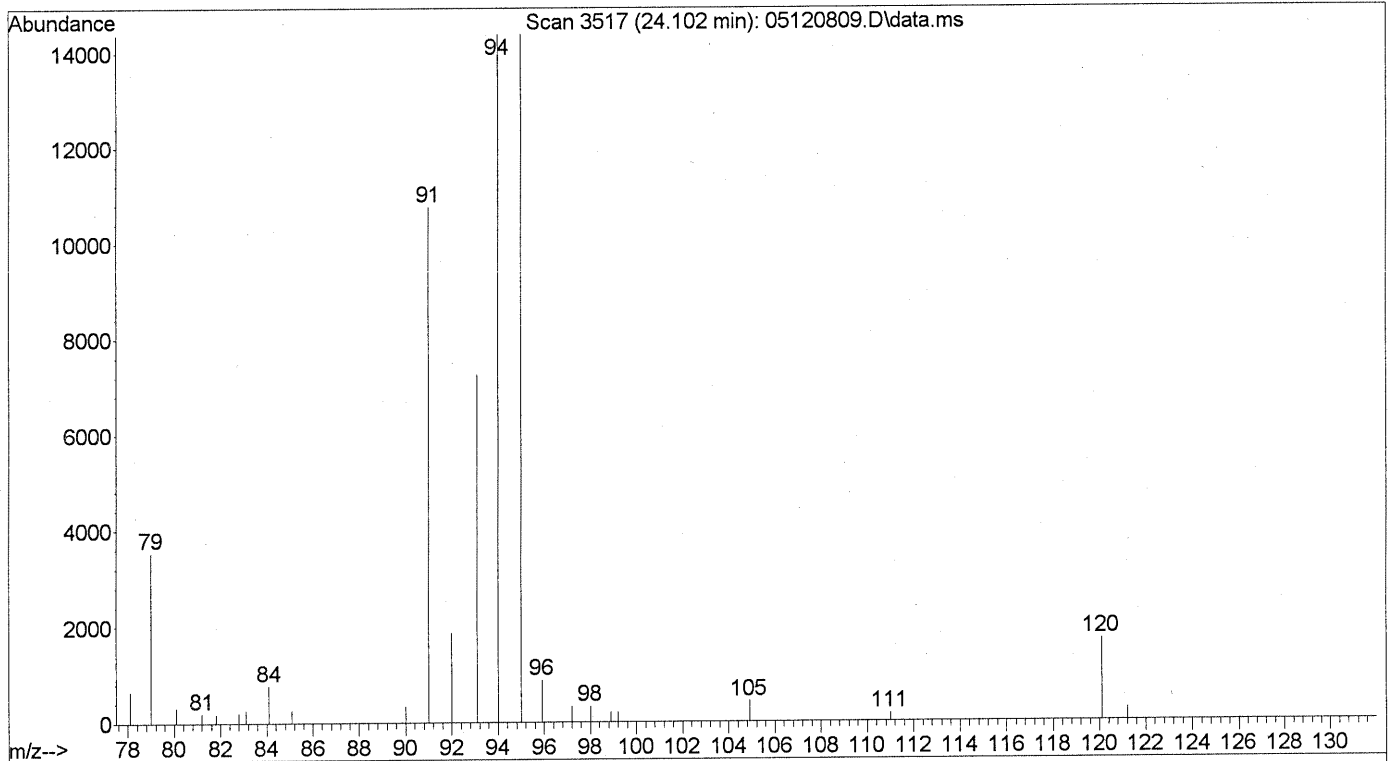
TIC: 05120809.D\data.ms

(76) n-Propylbenzene (T)  
 24.102min (-0.011) 0.16ng  
 response 19331

Ion	Exp%	Act%
91.10	100	100
120.10	23.40	22.20
65.00	11.40	939.84#
0.00	0.00	0.00

*Before Blown up.*

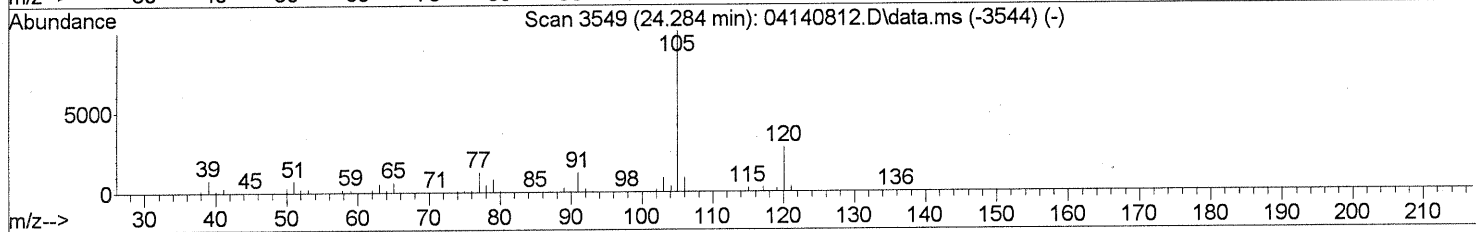
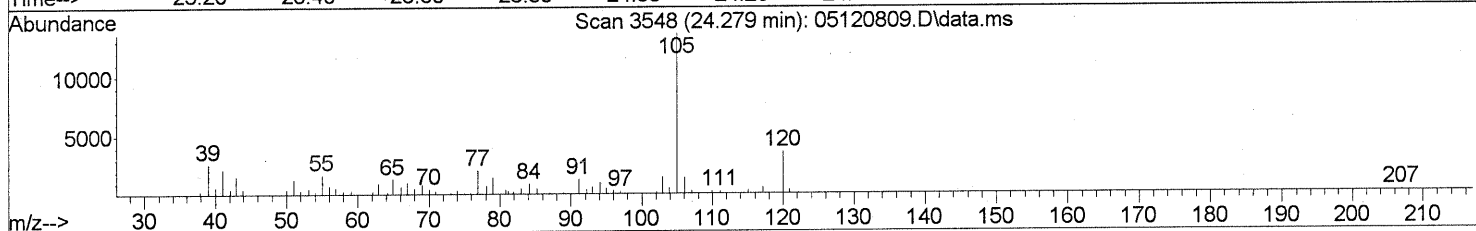
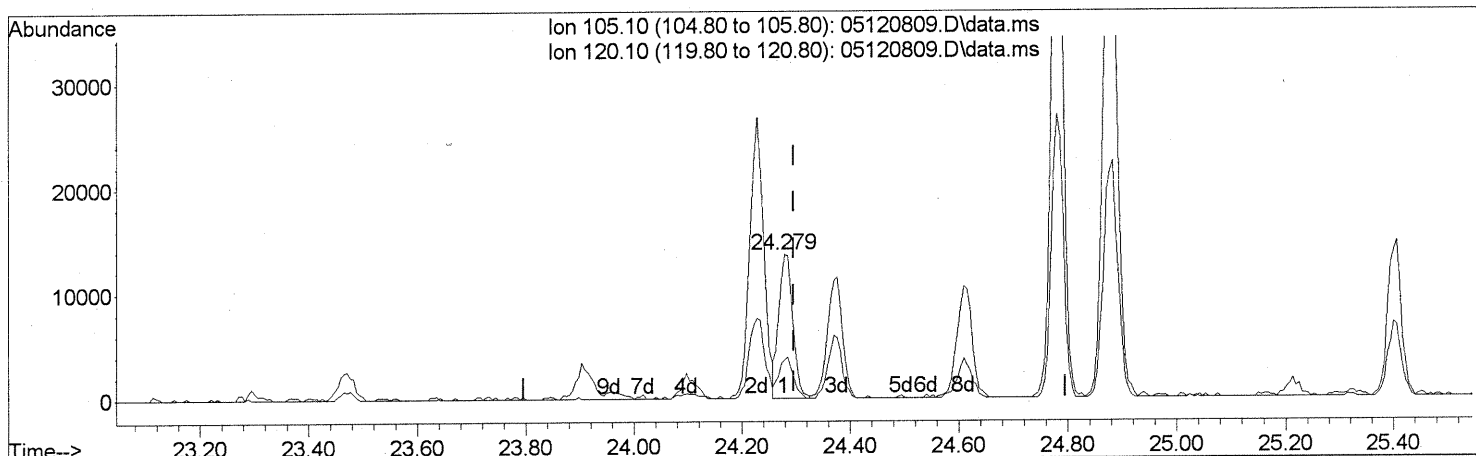
File :J:\MS13\DATA\2008\_05\12\05120809.D  
Operator : RTB  
Acquired : 12 May 2008 4:29 pm using AcqMethod TO15.M  
Instrument : GCMS13  
Sample Name: P0801385-005 (1000mL)  
Misc Info : ENSR SG38B-20 (-3.0, 3.5)  
Vial Number: 6



Quantitation Report (Qedit)

Data Path : J:\MS13\DATA\2008\_05\12\  
 Data File : 05120809.D  
 Acq On : 12 May 2008 4:29 pm  
 Operator : RTB  
 Sample : P0801385-005 (1000mL)  
 Misc : ENSR SG38B-20 (-3.0, 3.5)  
 ALS Vial : 6 Sample Multiplier: 1

Quant Time: May 27 16:56:36 2008  
 Quant Method : J:\MS13\METHODS\R13041408.M  
 Quant Title : EPA TO-15 per SOP VOA-TO15 (CASS TO-15/GC-MS)  
 QLast Update : Tue Apr 15 06:47:20 2008  
 Response via : Initial Calibration



TIC: 05120809.D\data.ms

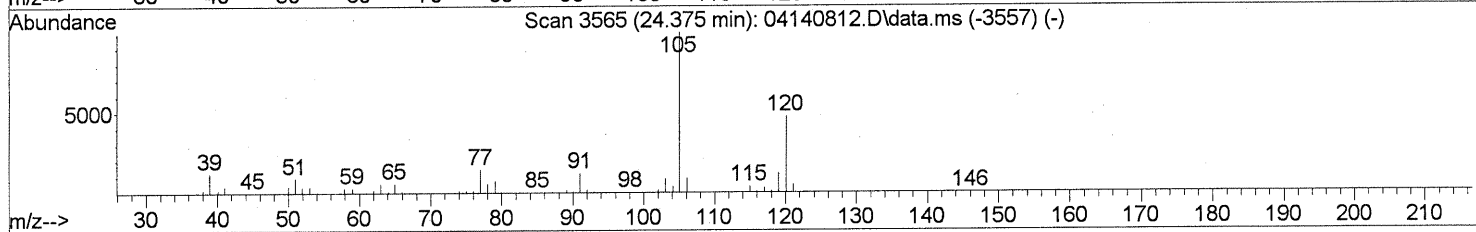
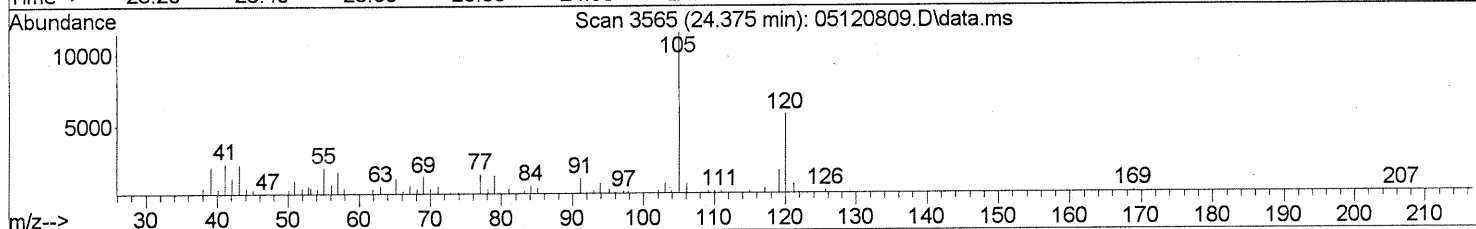
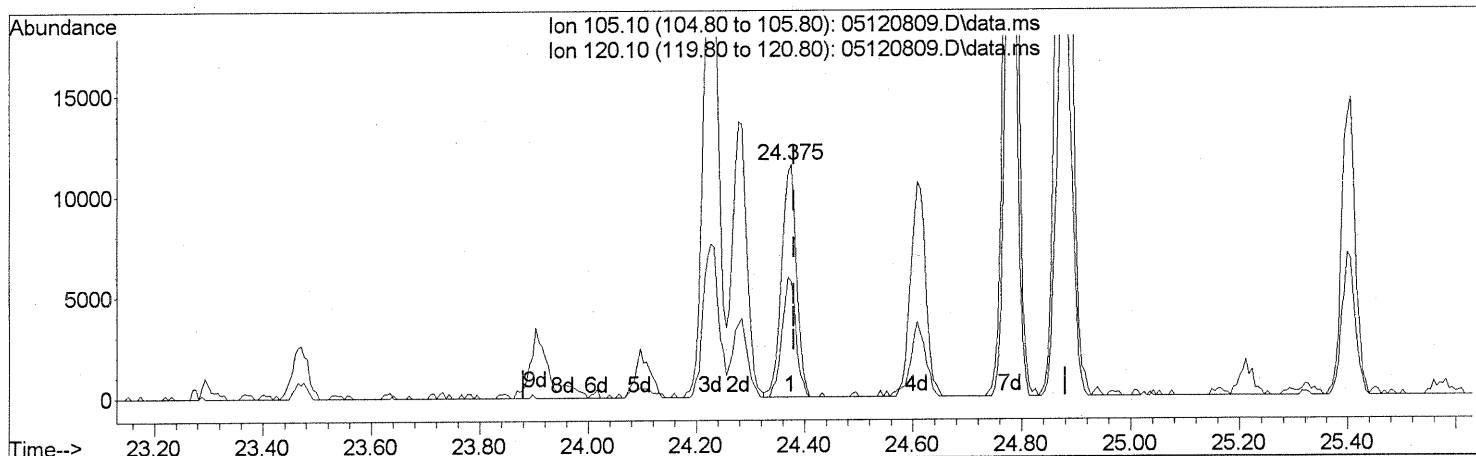
(78) 4-Ethyltoluene (T)  
 24.279min (-0.017) 0.26ng  
 response 24486

Ion	Exp%	Act%
105.10	100	100
120.10	30.40	29.35
0.00	0.00	0.00
0.00	0.00	0.00

Quantitation Report (Qedit)

Data Path : J:\MS13\DATA\2008\_05\12\  
 Data File : 05120809.D  
 Acq On : 12 May 2008 4:29 pm  
 Operator : RTB  
 Sample : P0801385-005 (1000mL)  
 Misc : ENSR SG38B-20 (-3.0, 3.5)  
 ALS Vial : 6 Sample Multiplier: 1

Quant Time: May 27 16:56:36 2008  
 Quant Method : J:\MS13\METHODS\R13041408.M  
 Quant Title : EPA TO-15 per SOP VOA-TO15 (CASS TO-15/GC-MS)  
 QLast Update : Tue Apr 15 06:47:20 2008  
 Response via : Initial Calibration



TIC: 05120809.D\data.ms

(79) 1,3,5-Trimethylbenzene (T)

24.375min (-0.006) 0.27ng

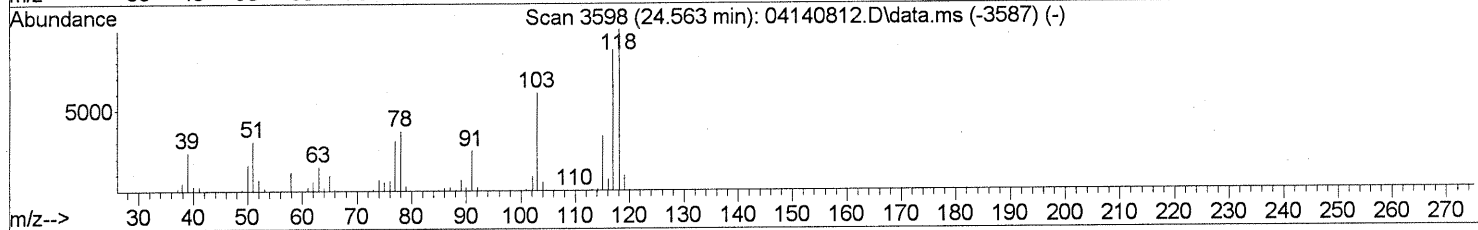
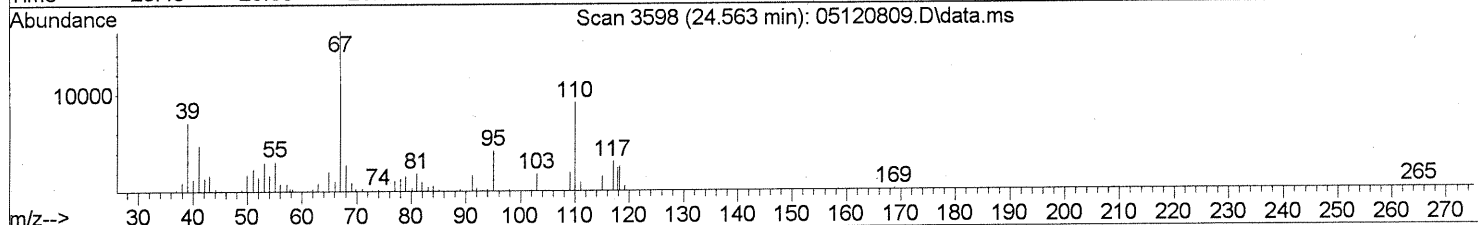
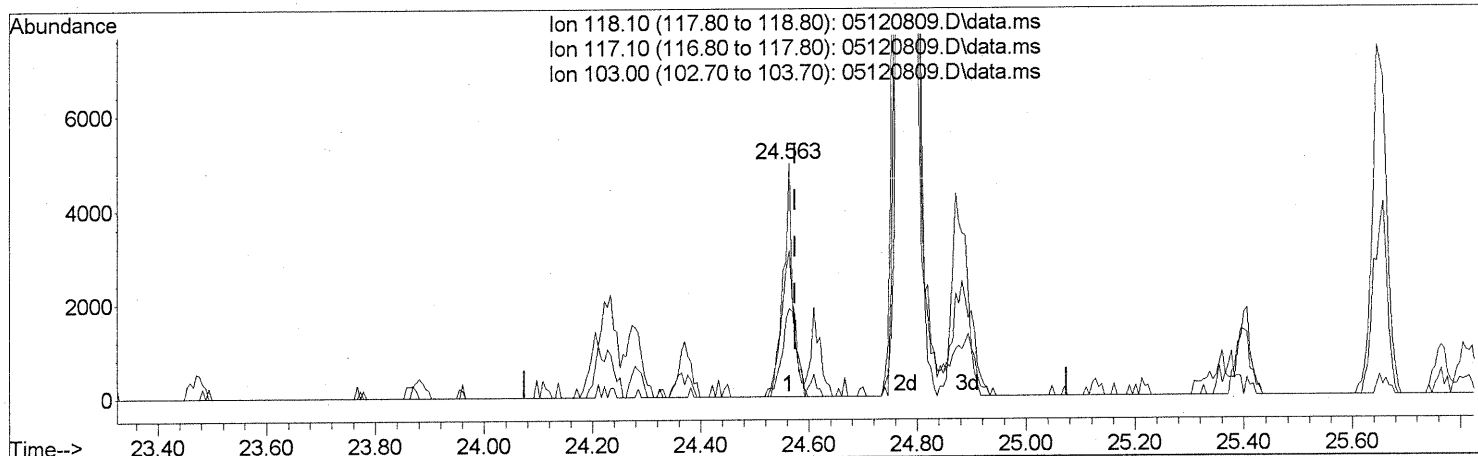
response 22081

Ion	Exp%	Act%
105.10	100	100
120.10	49.40	48.12
0.00	0.00	0.00
0.00	0.00	0.00

Quantitation Report (Qedit)

Data Path : J:\MS13\DATA\2008\_05\12\  
 Data File : 05120809.D  
 Acq On : 12 May 2008 4:29 pm  
 Operator : RTB  
 Sample : P0801385-005 (1000mL)  
 Misc : ENSR SG38B-20 (-3.0, 3.5)  
 ALS Vial : 6 Sample Multiplier: 1

Quant Time: May 27 16:56:36 2008  
 Quant Method : J:\MS13\METHODS\R13041408.M  
 Quant Title : EPA TO-15 per SOP VOA-TO15 (CASS TO-15/GC-MS)  
 QLast Update : Tue Apr 15 06:47:20 2008  
 Response via : Initial Calibration



TIC: 05120809.D\data.ms

(80) alpha-Methylstyrene (T)

24.563min (-0.011) 0.14ng

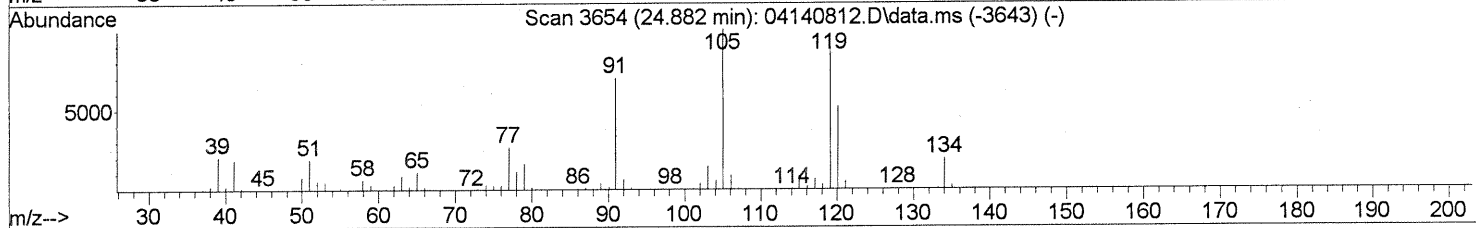
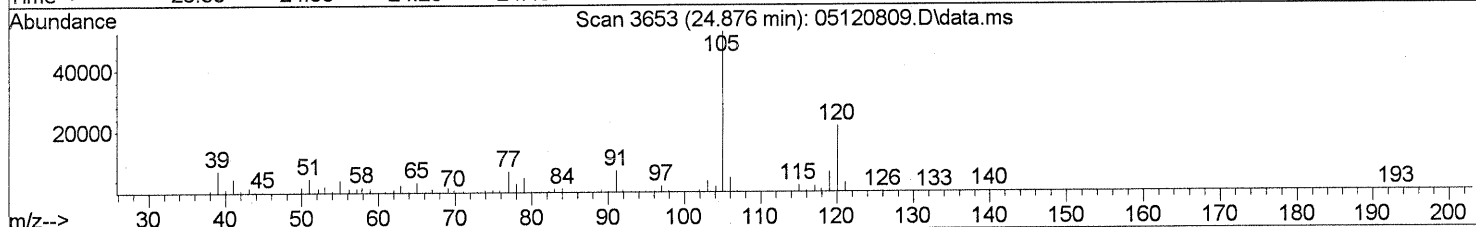
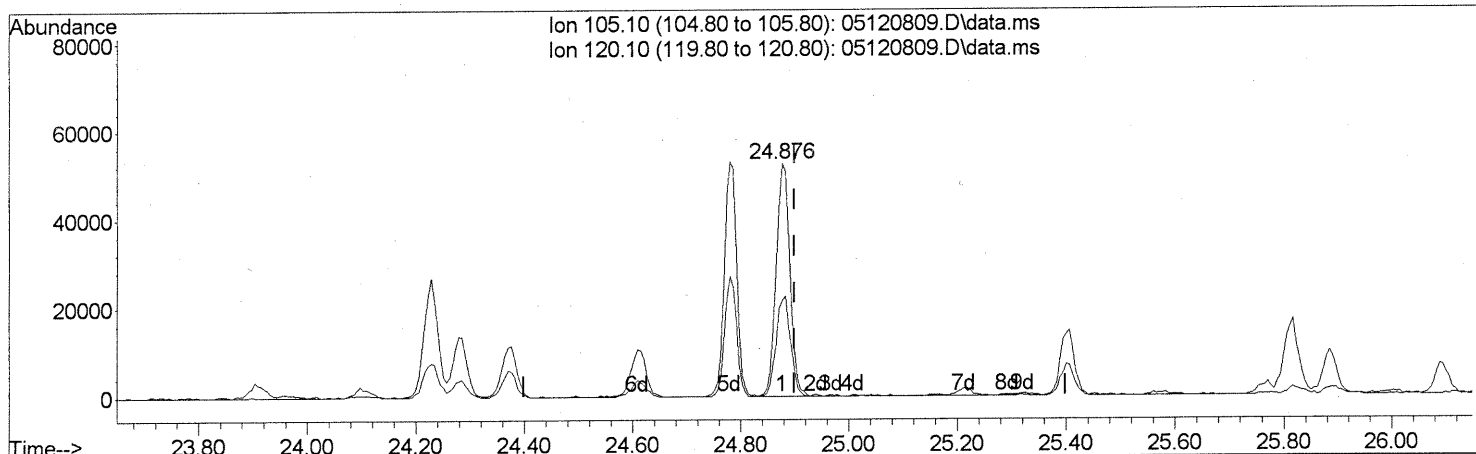
response 6219

Ion	Exp%	Act%
118.10	100	100
117.10	84.10	83.33
103.00	55.30	54.06
0.00	0.00	0.00

Quantitation Report (Qedit)

Data Path : J:\MS13\DATA\2008\_05\12\  
 Data File : 05120809.D  
 Acq On : 12 May 2008 4:29 pm  
 Operator : RTB  
 Sample : P0801385-005 (1000mL)  
 Misc : ENSR SG38B-20 (-3.0, 3.5)  
 ALS Vial : 6 Sample Multiplier: 1

Quant Time: May 27 16:56:36 2008  
 Quant Method : J:\MS13\METHODS\R13041408.M  
 Quant Title : EPA TO-15 per SOP VOA-TO15 (CASS TO-15/GC-MS)  
 QLast Update : Tue Apr 15 06:47:20 2008  
 Response via : Initial Calibration



TIC: 05120809.D\data.ms

(82) 1,2,4-Trimethylbenzene (T)

24.876min (-0.023) 0.99ng

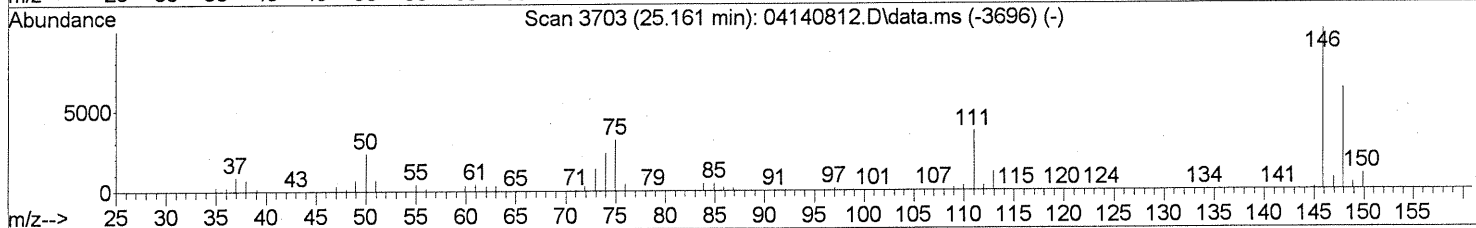
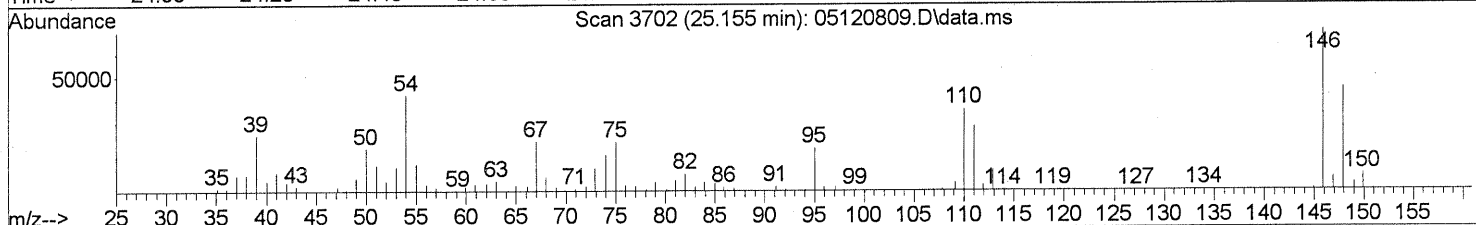
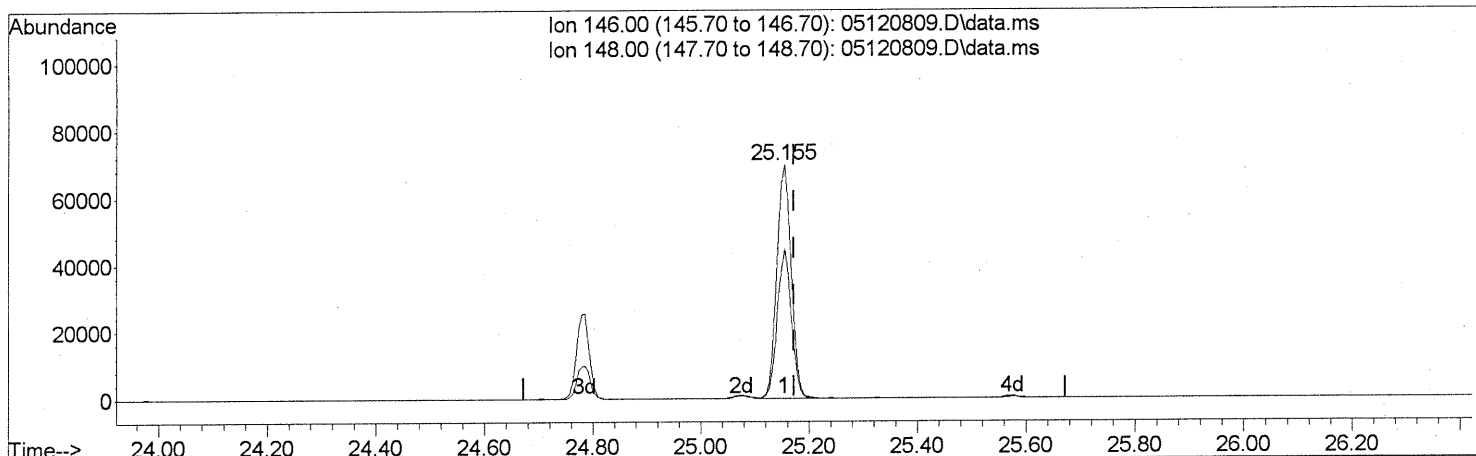
response 91998

Ion	Exp%	Act%
105.10	100	100
120.10	54.40	44.85
0.00	0.00	0.00
0.00	0.00	0.00

Quantitation Report (Qedit)

Data Path : J:\MS13\DATA\2008\_05\12\  
 Data File : 05120809.D  
 Acq On : 12 May 2008 4:29 pm  
 Operator : RTB  
 Sample : P0801385-005 (1000mL)  
 Misc : ENSR SG38B-20 (-3.0, 3.5)  
 ALS Vial : 6 Sample Multiplier: 1

Quant Time: May 27 16:56:36 2008  
 Quant Method : J:\MS13\METHODS\R13041408.M  
 Quant Title : EPA TO-15 per SOP VOA-TO15 (CASS TO-15/GC-MS)  
 QLast Update : Tue Apr 15 06:47:20 2008  
 Response via : Initial Calibration



TIC: 05120809.D\data.ms

(86) 1,4-Dichlorobenzene (T)

25.155min (-0.017) 2.62ng

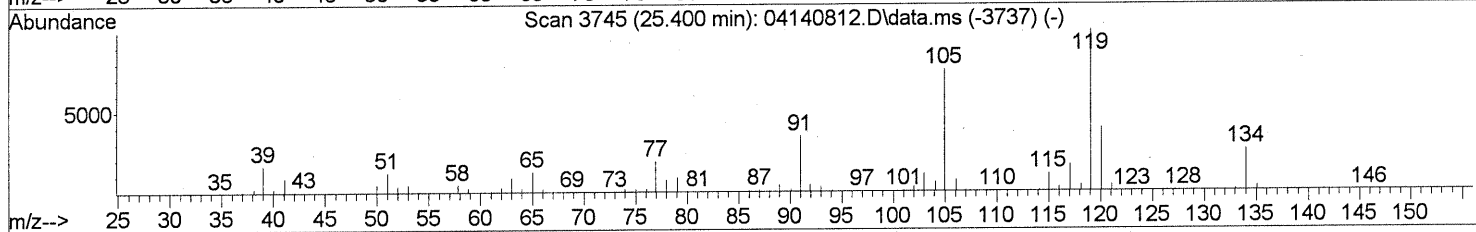
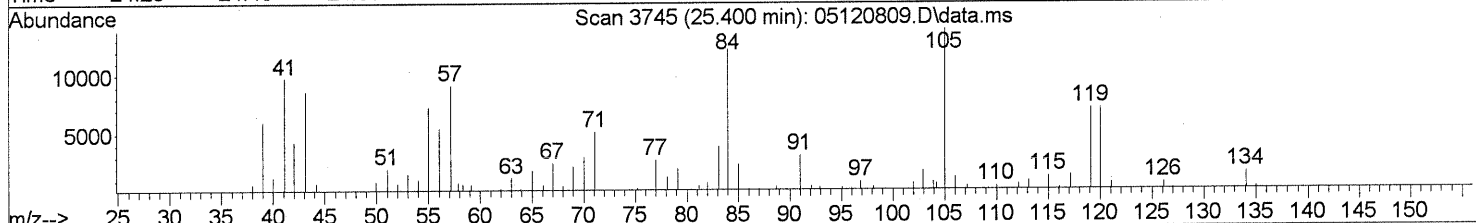
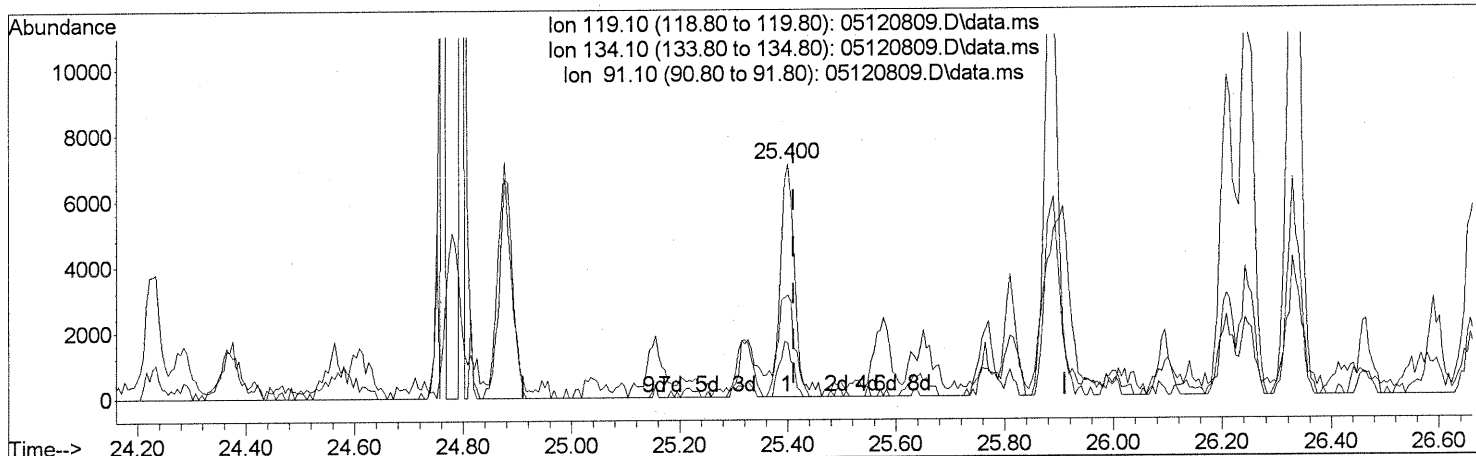
response 126775

Ion	Exp%	Act%
146.00	100	100
148.00	64.20	62.43
0.00	0.00	0.00
0.00	0.00	0.00

Quantitation Report (Qedit)

Data Path : J:\MS13\DATA\2008\_05\12\  
 Data File : 05120809.D  
 Acq On : 12 May 2008 4:29 pm  
 Operator : RTB  
 Sample : P0801385-005 (1000mL)  
 Misc : ENSR SG38B-20 (-3.0, 3.5)  
 ALS Vial : 6 Sample Multiplier: 1

Quant Time: May 27 16:56:36 2008  
 Quant Method : J:\MS13\METHODS\R13041408.M  
 Quant Title : EPA TO-15 per SOP VOA-TO15 (CASS TO-15/GC-MS)  
 QLast Update : Tue Apr 15 06:47:20 2008  
 Response via : Initial Calibration



TIC: 05120809.D\data.ms

(88) p-Isopropyltoluene (T)  
 25.400min (-0.011) 0.13ng  
 response 12546

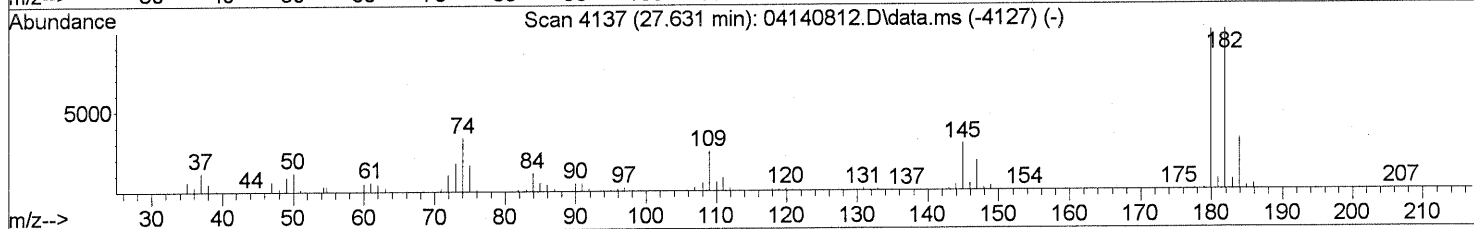
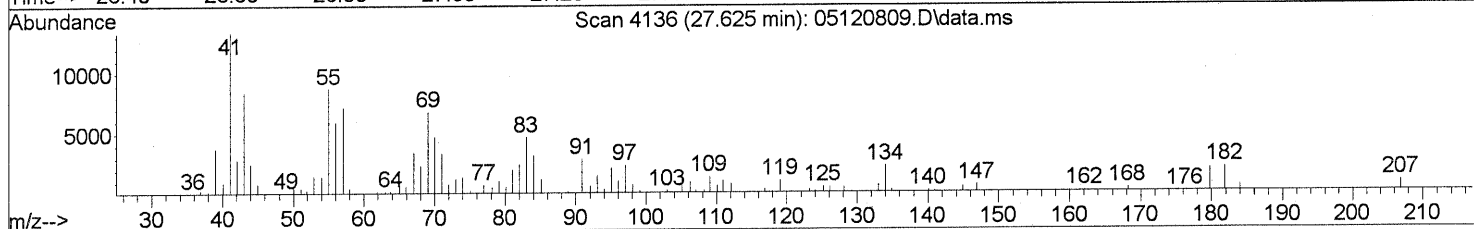
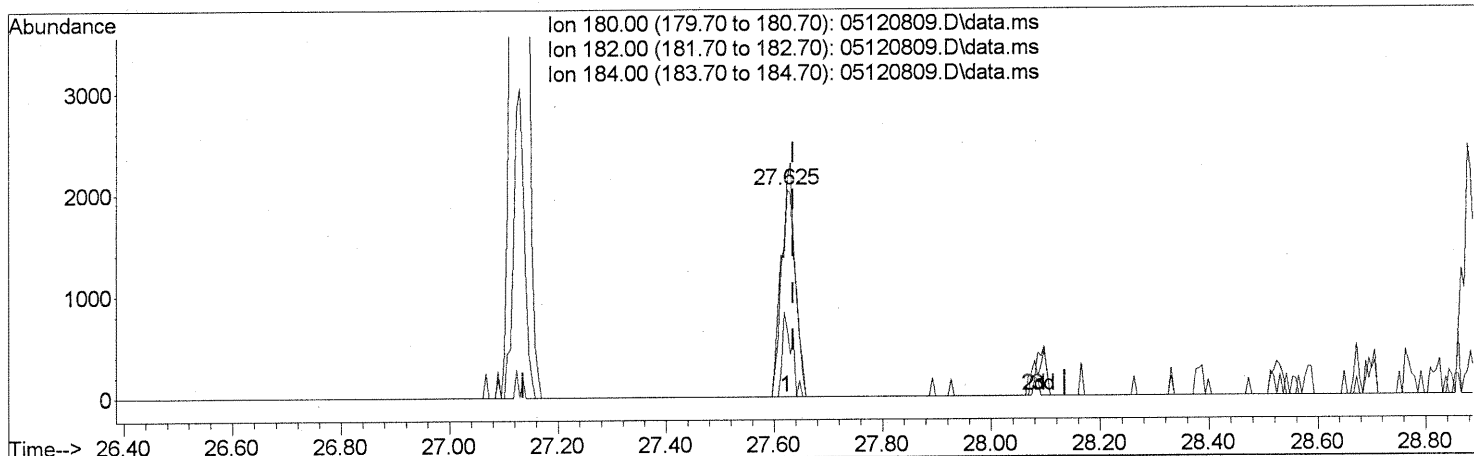
Ion	Exp%	Act%
119.10	100	100
134.10	27.20	23.12
91.10	27.10	53.04#
0.00	0.00	0.00



Quantitation Report (Qedit)

Data Path : J:\MS13\DATA\2008\_05\12\  
 Data File : 05120809.D  
 Acq On : 12 May 2008 4:29 pm  
 Operator : RTB  
 Sample : P0801385-005 (1000mL)  
 Misc : ENSR SG38B-20 (-3.0, 3.5)  
 ALS Vial : 6 Sample Multiplier: 1

Quant Time: May 27 16:56:36 2008  
 Quant Method : J:\MS13\METHODS\R13041408.M  
 Quant Title : EPA TO-15 per SOP VOA-TO15 (CASS TO-15/GC-MS)  
 QLast Update : Tue Apr 15 06:47:20 2008  
 Response via : Initial Calibration



TIC: 05120809.D\data.ms

(94) 1,2,4-Trichlorobenzene (T)

27.625min (-0.011) 0.12ng

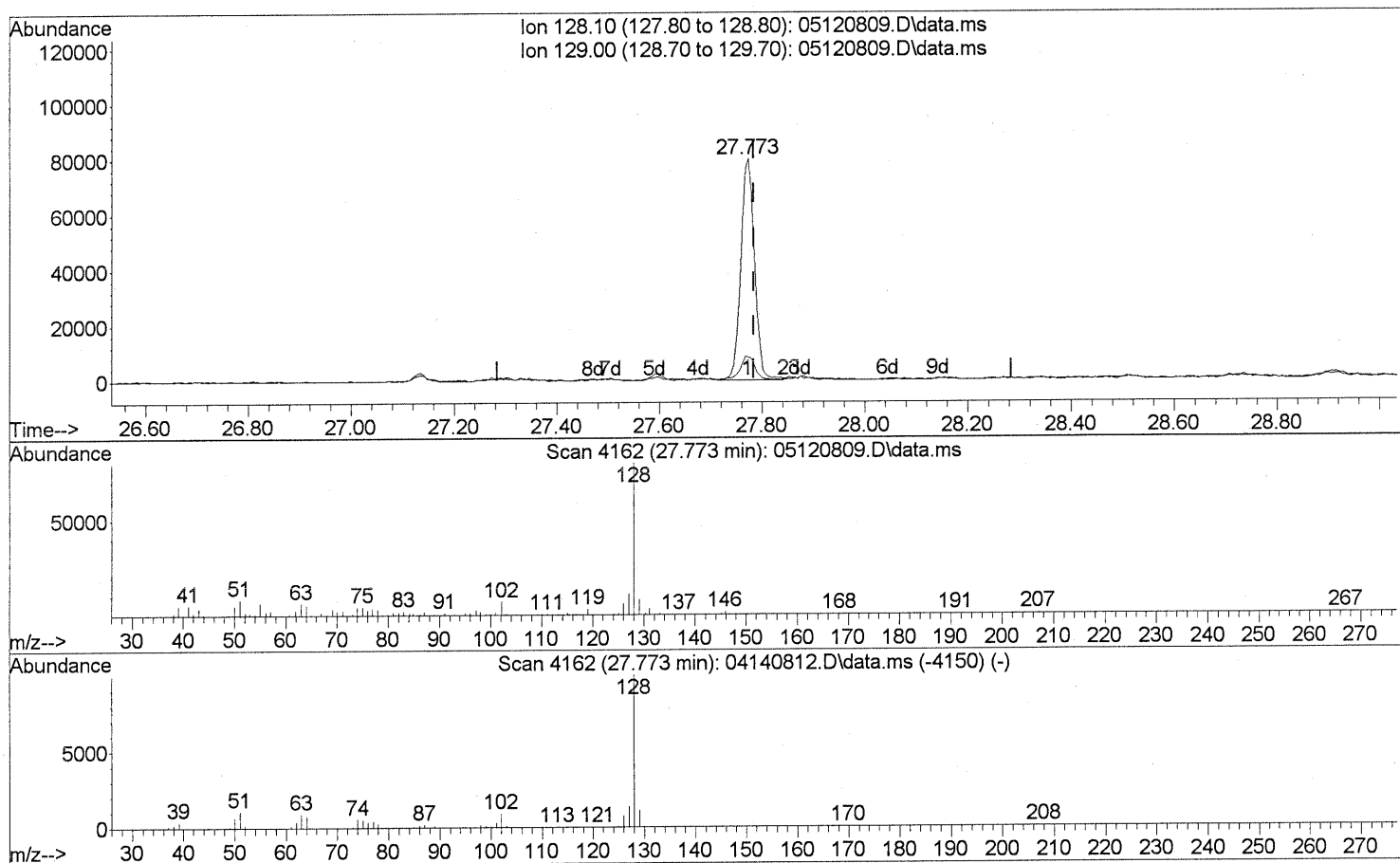
response 3878

Ion	Exp%	Act%
180.00	100	100
182.00	95.20	101.06
184.00	30.30	25.45
0.00	0.00	0.00

Quantitation Report (Qedit)

Data Path : J:\MS13\DATA\2008\_05\12\  
 Data File : 05120809.D  
 Acq On : 12 May 2008 4:29 pm  
 Operator : RTB  
 Sample : P0801385-005 (1000mL)  
 Misc : ENSR SG38B-20 (-3.0, 3.5)  
 ALS Vial : 6 Sample Multiplier: 1

Quant Time: May 27 16:56:36 2008  
 Quant Method : J:\MS13\METHODS\R13041408.M  
 Quant Title : EPA TO-15 per SOP VOA-TO15 (CASS TO-15/GC-MS)  
 QLast Update : Tue Apr 15 06:47:20 2008  
 Response via : Initial Calibration



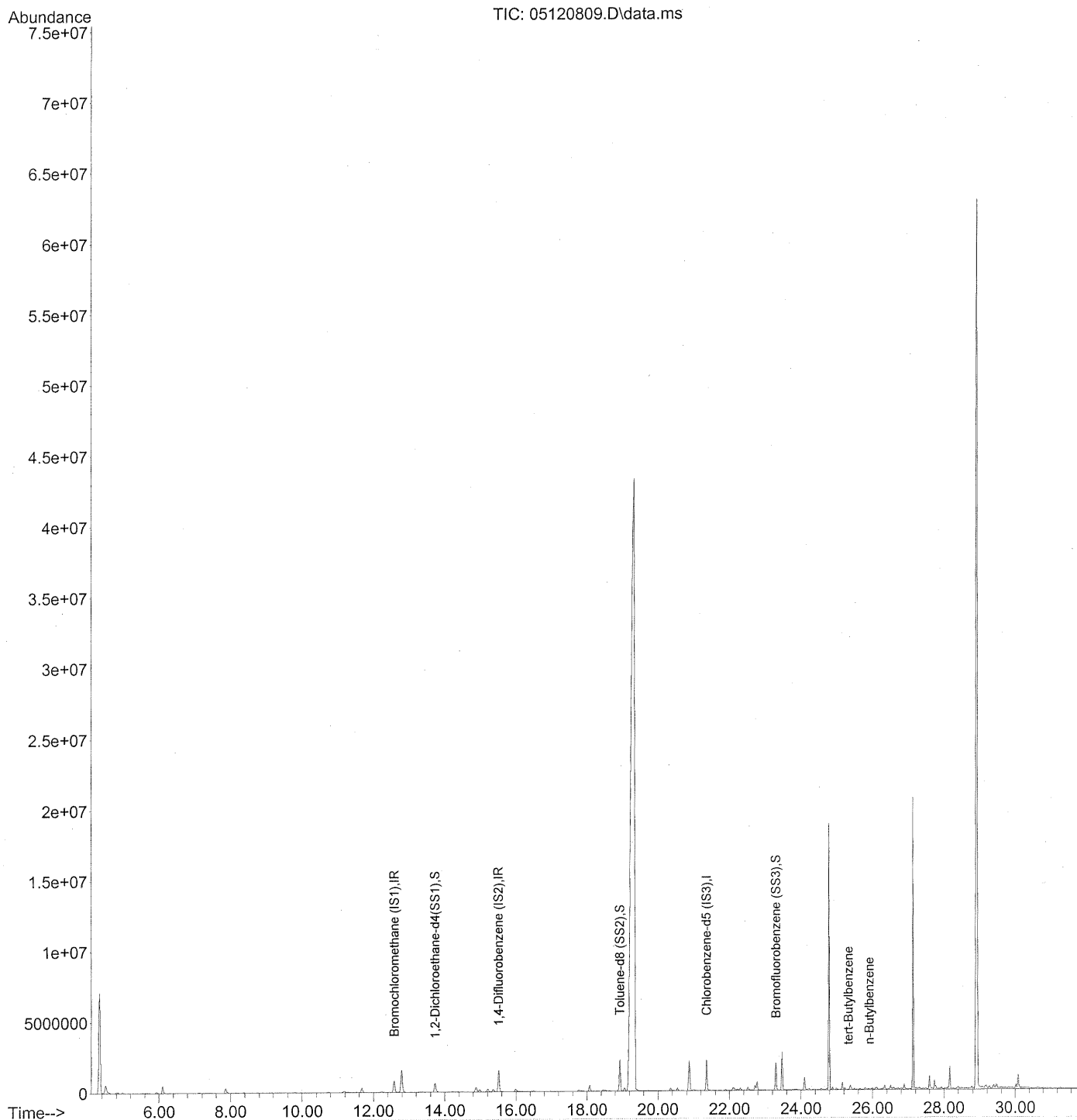
TIC: 05120809.D\data.ms

(95) Naphthalene (T)  
 27.773min (-0.011) 1.45ng  
 response 149140

Ion	Exp%	Act%
128.10	100	100
129.00	11.60	11.69
0.00	0.00	0.00
0.00	0.00	0.00

Data Path : J:\MS13\DATA\2008\_05\12\  
Data File : 05120809.D  
Acq On : 12 May 2008 16:29  
Operator : RTB  
Sample : P0801385-005 (1000mL)  
Misc : ENSR SG38B-20 (-3.0, 3.5)  
ALS Vial : 6 Sample Multiplier: 1

Quant Time: May 27 15:44:34 2008  
Quant Method : J:\MS13\METHODS\S13041408.M  
Quant Title : TO-15 Tekmar AutoCan/HP 6890/HP 5975 MSD  
QLast Update : Mon Apr 28 10:06:00 2008  
Response via : Initial Calibration



Data Path : J:\MS13\DATA\2008\_05\12\  
 Data File : 05120809.D  
 Acq On : 12 May 2008 16:29  
 Operator : RTB  
 Sample : P0801385-005 (1000mL)  
 Misc : ENSR SG38B-20 (-3.0, 3.5)  
 ALS Vial : 6 Sample Multiplier: 1

Quant Time: May 27 15:44:34 2008  
 Quant Method : J:\MS13\METHODS\S13041408.M  
 Quant Title : TO-15 Tekmar AutoCan/HP 6890/HP 5975 MSD  
 QLast Update : Mon Apr 28 10:06:00 2008  
 Response via : Initial Calibration

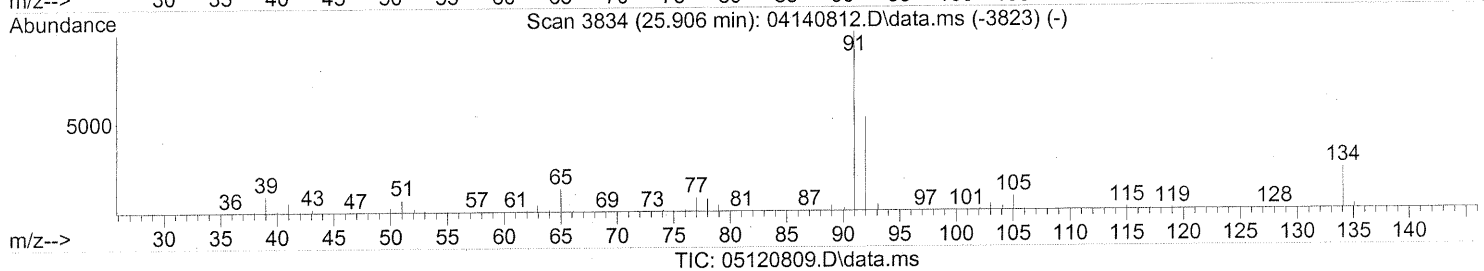
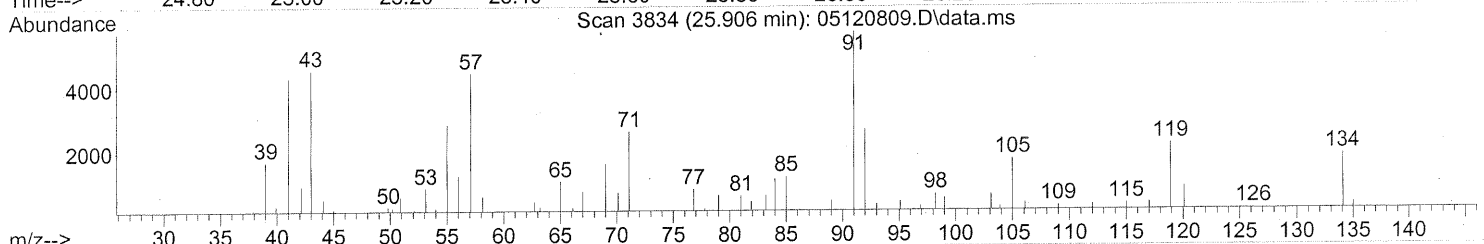
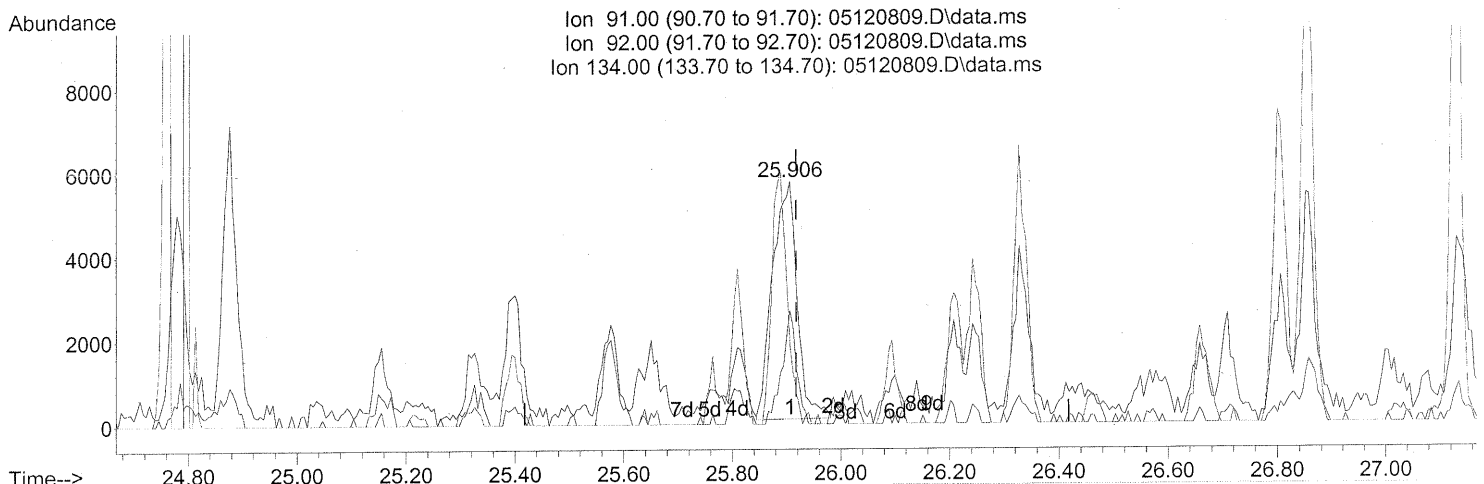
Internal Standards	R.T.	QIon	Response	Conc	Units	Dev(Min)
1) Bromochloromethane (IS1)	12.58	130	381052	25.000	ng	-0.02
3) 1,4-Difluorobenzene (IS2)	15.51	114	1683477	25.000	ng	-0.02
4) Chlorobenzene-d5 (IS3)	21.36	82	806379	25.000	ng	0.00
System Monitoring Compounds						
2) 1,2-Dichloroethane-d4(...)	13.72	65	675325	22.099	ng	-0.03
Spiked Amount	25.000			Recovery	=	88.40%
5) Toluene-d8 (SS2)	18.93	98	1804652	24.968	ng	0.00
Spiked Amount	25.000			Recovery	=	99.88%
6) Bromofluorobenzene (SS3)	23.29	174	617963	24.845	ng	0.00
Spiked Amount	25.000			Recovery	=	99.36%
Target Compounds						
7) tert-Butylbenzene	25.32	119	3541	0.040	ng	96
8) n-Butylbenzene	25.91	91	17656	0.185	ng	# 51

(#) = qualifier out of range (m) = manual integration (+) = signals summed

Quantitation Report (Qedit)

Data Path : J:\MS13\DATA\2008\_05\12\  
 Data File : 05120809.D  
 Acq On : 12 May 2008 16:29  
 Operator : RTB  
 Sample : P0801385-005 (1000mL)  
 Misc : ENSR SG38B-20 (-3.0, 3.5)  
 ALS Vial : 6 Sample Multiplier: 1

Quant Time: May 27 15:44:34 2008  
 Quant Method : J:\MS13\METHODS\S13041408.M  
 Quant Title : TO-15 Tekmar AutoCan/HP 6890/HP 5975 MSD  
 QLast Update : Mon Apr 28 10:06:00 2008  
 Response via : Initial Calibration



(8) n-Butylbenzene

25.906min (-0.011) 0.19ng

response 17656

Ion	Exp%	Act%
91.00	100	100
92.00	55.70	28.36#
134.00	28.80	67.39#
0.00	0.00	0.00

**COLUMBIA ANALYTICAL SERVICES, INC.**

RESULTS OF ANALYSIS

Page 1 of 3

**Client:** ENSR  
**Client Sample ID:** SG40B-05  
**Client Project ID:** Phase B Soil Gas / 04020-023-4311

Test Code: EPA TO-15  
 Instrument ID: Tekmar AUTOCAN/Agilent 5975Binert/6890N/MS13  
 Analyst: Rusty Bravo  
 Sampling Media: 6.0 L Summa Canister  
 Test Notes:  
 Container ID: SC00938

CAS Project ID: P0801385  
 CAS Sample ID: P0801385-006

Date Collected: 5/10/08  
 Date Received: 5/12/08  
 Date Analyzed: 5/12/08  
 Volume(s) Analyzed: 1.00 Liter(s)  
 0.025 Liter(s)

Initial Pressure (psig): -3.3      Final Pressure (psig): 3.5

Canister Dilution Factor: 1.60

CAS #	Compound	Result µg/m <sup>3</sup>	MRL µg/m <sup>3</sup>	MDL µg/m <sup>3</sup>	Result ppbV	MRL ppbV	MDL ppbV	Data Qualifier
75-71-8	Dichlorodifluoromethane (CFC 12)	2.3	0.80	0.080	0.46	0.16	0.016	
74-87-3	Chloromethane	ND	0.16	0.080	ND	0.078	0.039	
76-14-2	1,2-Dichloro-1,1,2,2-tetrafluoroethane (CFC 114)	0.099	0.80	0.080	0.014	0.11	0.011	J
75-01-4	Vinyl Chloride	ND	0.16	0.080	ND	0.063	0.031	
74-83-9	Bromomethane	0.093	0.16	0.080	0.024	0.041	0.021	J
75-00-3	Chloroethane	0.54	0.16	0.080	0.20	0.061	0.030	
64-17-5	Ethanol	2.5	8.0	0.080	1.4	4.2	0.042	J
67-64-1	Acetone	19	8.0	0.12	8.1	3.4	0.049	B
75-69-4	Trichlorofluoromethane	1.5	0.16	0.080	0.26	0.028	0.014	
107-13-1	Acrylonitrile	ND	0.80	0.11	ND	0.37	0.052	
75-35-4	1,1-Dichloroethene	0.48	0.16	0.080	0.12	0.040	0.020	
75-65-0	2-Methyl-2-Propanol (tert-Butyl Alcohol)	0.50	0.80	0.12	0.16	0.26	0.039	J
75-09-2	Methylene Chloride	0.96	0.80	0.080	0.28	0.23	0.023	
107-05-1	3-Chloro-1-propene (Allyl Chloride)	5.5	0.16	0.080	1.8	0.051	0.026	
76-13-1	Trichlorotrifluoroethane	0.51	0.16	0.090	0.067	0.021	0.012	
75-15-0	Carbon Disulfide	0.92	0.80	0.19	0.30	0.26	0.062	
156-60-5	trans-1,2-Dichloroethene	ND	0.16	0.080	ND	0.040	0.020	
75-34-3	1,1-Dichloroethane	0.56	0.16	0.080	0.14	0.040	0.020	
1634-04-4	Methyl tert-Butyl Ether	ND	0.16	0.080	ND	0.044	0.022	
108-05-4	Vinyl Acetate	2.9	8.0	0.26	0.81	2.3	0.073	J, M
78-93-3	2-Butanone (MEK)	5.8	0.80	0.080	2.0	0.27	0.027	
156-59-2	cis-1,2-Dichloroethene	ND	0.16	0.080	ND	0.040	0.020	
108-20-3	Diisopropyl Ether	ND	0.80	0.094	ND	0.19	0.023	
67-66-3	Chloroform	5,000	0.16	0.094	1,000	0.033	0.019	

ND = Compound was analyzed for, but not detected above the laboratory detection limit.

MRL = Method Reporting Limit - The minimum quantity of a target analyte that can be confidently determined by the referenced method.

J = The analyte was positively identified below the method reporting limit; the associated numerical value is considered estimated.

B = Analyte was found in the method blank.

M = Matrix interference due to coelution with a non-target compound; results may be biased high.

Verified By: CA      Date: 5/12/08

**COLUMBIA ANALYTICAL SERVICES, INC.**

RESULTS OF ANALYSIS

Page 2 of 3

**Client:** ENSR  
**Client Sample ID:** SG40B-05  
**Client Project ID:** Phase B Soil Gas / 04020-023-4311

CAS Project ID: P0801385  
CAS Sample ID: P0801385-006

**Test Code:** EPA TO-15  
**Instrument ID:** Tekmar AUTOCAN/Agilent 5975Binert/6890N/MS13  
**Analyst:** Rusty Bravo  
**Sampling Media:** 6.0 L Summa Canister  
**Test Notes:**  
**Container ID:** SC00938

**Date Collected:** 5/10/08  
**Date Received:** 5/12/08  
**Date Analyzed:** 5/12/08  
**Volume(s) Analyzed:** 1.00 Liter(s)  
0.025 Liter(s)

Initial Pressure (psig): -3.3      Final Pressure (psig): 3.5

Canister Dilution Factor: 1.60

CAS #	Compound	Result	MRL	MDL	Result	MRL	MDL	Data
		$\mu\text{g}/\text{m}^3$	$\mu\text{g}/\text{m}^3$	$\mu\text{g}/\text{m}^3$	ppbV	ppbV	ppbV	Qualifier
637-92-3	Ethyl tert-Butyl Ether	ND	0.80	0.082	ND	0.19	0.020	
107-06-2	1,2-Dichloroethane	ND	0.16	0.080	ND	0.040	0.020	
71-55-6	<b>1,1,1-Trichloroethane</b>	<b>2.6</b>	0.16	0.080	<b>0.47</b>	0.029	0.015	
71-43-2	<b>Benzene</b>	<b>4.2</b>	0.16	0.080	<b>1.3</b>	0.050	0.025	
56-23-5	<b>Carbon Tetrachloride</b>	<b>26</b>	0.16	0.080	<b>4.1</b>	0.025	0.013	
994-05-8	tert-Amyl Methyl Ether	ND	0.80	0.080	ND	0.19	0.019	
78-87-5	<b>1,2-Dichloropropane</b>	<b>1.3</b>	0.16	0.080	<b>0.28</b>	0.035	0.017	
75-27-4	<b>Bromodichloromethane</b>	<b>6.3</b>	0.16	0.080	<b>0.94</b>	0.024	0.012	
79-01-6	<b>Trichloroethene</b>	<b>3.3</b>	0.16	0.080	<b>0.61</b>	0.030	0.015	
123-91-1	1,4-Dioxane	ND	0.80	0.098	ND	0.22	0.027	
80-62-6	Methyl Methacrylate	ND	0.80	0.12	ND	0.20	0.029	
142-82-5	<b>n-Heptane</b>	<b>0.58</b>	0.80	0.10	<b>0.14</b>	0.20	0.025	<b>J</b>
10061-01-5	cis-1,3-Dichloropropene	ND	0.80	0.083	ND	0.18	0.018	
108-10-1	<b>4-Methyl-2-pentanone</b>	<b>1.3</b>	0.80	0.090	<b>0.33</b>	0.20	0.022	
10061-02-6	trans-1,3-Dichloropropene	ND	0.80	0.10	ND	0.18	0.022	
79-00-5	1,1,2-Trichloroethane	ND	0.16	0.080	ND	0.029	0.015	
108-88-3	<b>Toluene</b>	<b>7.0</b>	0.80	0.080	<b>1.9</b>	0.21	0.021	
591-78-6	<b>2-Hexanone</b>	<b>1.6</b>	0.80	0.12	<b>0.40</b>	0.20	0.030	
124-48-1	Dibromochloromethane	ND	0.16	0.11	ND	0.019	0.013	
106-93-4	1,2-Dibromoethane	ND	0.16	0.086	ND	0.021	0.011	
111-65-9	<b>n-Octane</b>	<b>1.1</b>	0.80	0.080	<b>0.23</b>	0.17	0.017	
127-18-4	<b>Tetrachloroethene</b>	<b>40</b>	0.16	0.080	<b>6.0</b>	0.024	0.012	
108-90-7	<b>Chlorobenzene</b>	<b>0.44</b>	0.16	0.082	<b>0.096</b>	0.035	0.018	

ND = Compound was analyzed for, but not detected above the laboratory detection limit.

MRL = Method Reporting Limit - The minimum quantity of a target analyte that can be confidently determined by the referenced method.

J = The analyte was positively identified below the method reporting limit; the associated numerical value is considered estimated.

Verified By:                     

Date: 5/28/08

**335**

**COLUMBIA ANALYTICAL SERVICES, INC.**

RESULTS OF ANALYSIS

Page 3 of 3

**Client:** ENSR  
**Client Sample ID:** SG40B-05  
**Client Project ID:** Phase B Soil Gas / 04020-023-4311

CAS Project ID: P0801385  
 CAS Sample ID: P0801385-006

Test Code: EPA TO-15  
 Instrument ID: Tekmar AUTOCAN/Agilent 5975Binert/6890N/MS13  
 Analyst: Rusty Bravo  
 Sampling Media: 6.0 L Summa Canister  
 Test Notes:  
 Container ID: SC00938

Date Collected: 5/10/08  
 Date Received: 5/12/08  
 Date Analyzed: 5/12/08  
 Volume(s) Analyzed: 1.00 Liter(s)  
 0.025 Liter(s)

Initial Pressure (psig): -3.3      Final Pressure (psig): 3.5

Canister Dilution Factor: 1.60

CAS #	Compound	Result µg/m <sup>3</sup>	MRL µg/m <sup>3</sup>	MDL µg/m <sup>3</sup>	Result ppbV	MRL ppbV	MDL ppbV	Data Qualifier
100-41-4	Ethylbenzene	2.6	0.80	0.099	0.60	0.18	0.023	
179601-23-1	m,p-Xylenes	12	0.80	0.21	2.7	0.18	0.048	
75-25-2	Bromoform	ND	0.80	0.12	ND	0.077	0.012	
100-42-5	Styrene	0.15	0.80	0.12	0.034	0.19	0.029	J
95-47-6	o-Xylene	3.6	0.80	0.10	0.82	0.18	0.023	
79-34-5	1,1,2,2-Tetrachloroethane	ND	0.16	0.10	ND	0.023	0.015	
98-82-8	Cumene	0.14	0.80	0.090	0.028	0.16	0.018	J
103-65-1	n-Propylbenzene	0.48	0.80	0.083	0.098	0.16	0.017	J
622-96-8	4-Ethyltoluene	0.70	0.80	0.091	0.14	0.16	0.019	J
108-67-8	1,3,5-Trimethylbenzene	0.66	0.80	0.096	0.13	0.16	0.020	J
98-83-9	alpha-Methylstyrene	ND	0.80	0.12	ND	0.17	0.024	
95-63-6	1,2,4-Trimethylbenzene	1.8	0.80	0.11	0.37	0.16	0.022	
100-44-7	Benzyl Chloride	ND	0.16	0.14	ND	0.031	0.027	
541-73-1	1,3-Dichlorobenzene	ND	0.16	0.099	ND	0.027	0.017	
106-46-7	1,4-Dichlorobenzene	81	0.16	0.090	13	0.027	0.015	
135-98-8	sec-Butylbenzene	ND	0.80	0.093	ND	0.15	0.017	
99-87-6	4-Isopropyltoluene (p-Cymene)	0.37	0.80	0.10	0.067	0.15	0.019	J
95-50-1	1,2-Dichlorobenzene	ND	0.16	0.11	ND	0.027	0.018	
96-12-8	1,2-Dibromo-3-chloropropane	ND	0.80	0.12	ND	0.083	0.013	
120-82-1	1,2,4-Trichlorobenzene	ND	0.16	0.12	ND	0.022	0.016	
91-20-3	Naphthalene	3.2	0.32	0.12	0.61	0.061	0.023	
87-68-3	Hexachlorobutadiene	3.6	0.16	0.14	0.33	0.015	0.014	
98-06-6	tert-Butylbenzene	ND	0.32	0.080	ND	0.058	0.015	
104-51-8	n-Butylbenzene	0.53	0.32	0.080	0.097	0.058	0.015	

ND = Compound was analyzed for, but not detected above the laboratory detection limit.

MRL = Method Reporting Limit - The minimum quantity of a target analyte that can be confidently determined by the referenced method.

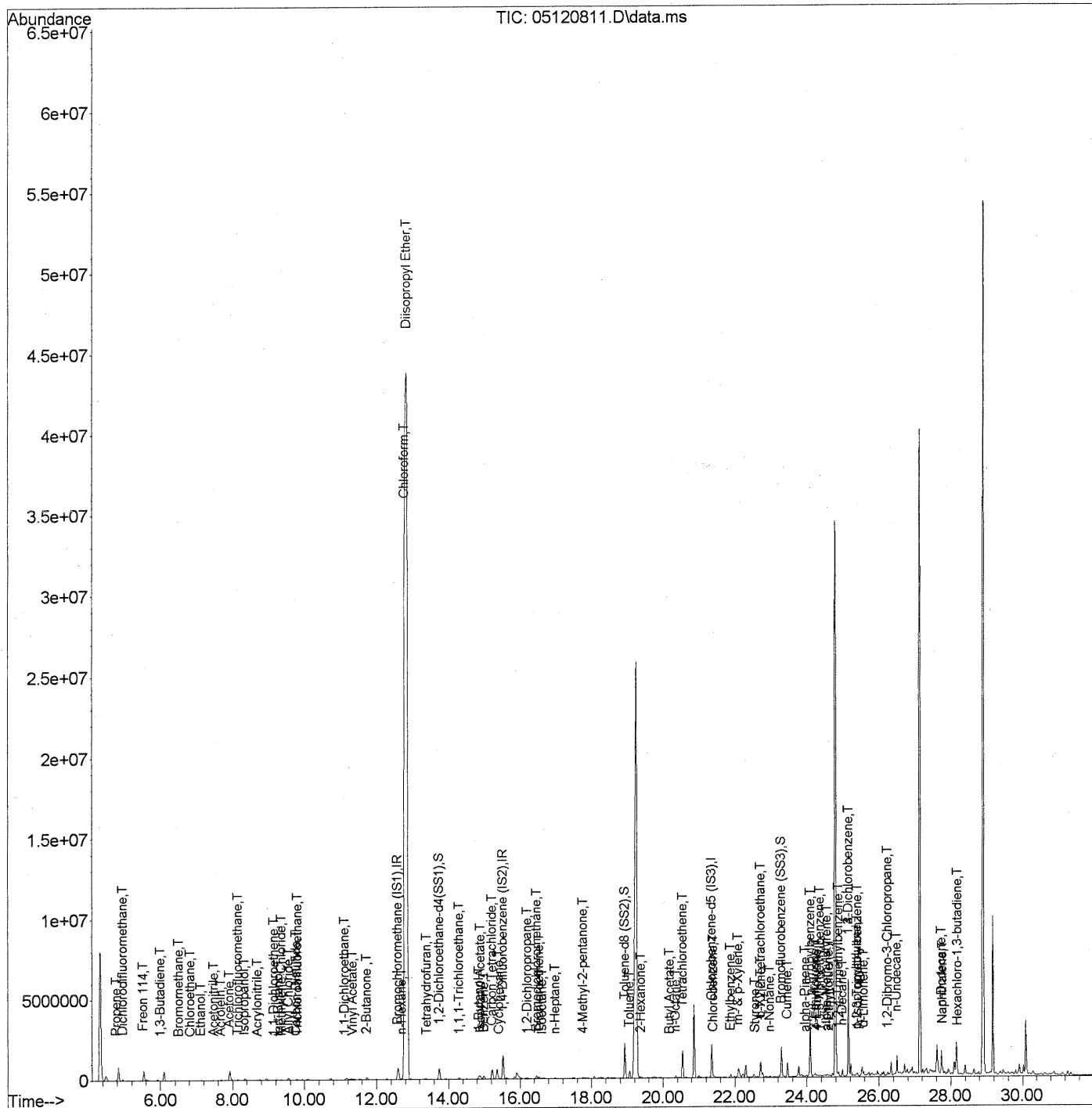
J = The analyte was positively identified below the method reporting limit; the associated numerical value is considered estimated.

Verified By:                      Date: 5/12/08



Data Path : J:\MS13\DATA\2008\_05\12\  
 Data File : 05120811.D  
 Acq On : 12 May 2008 5:55 pm  
 Operator : RTB  
 Sample : P0801385-006 (1000mL)  
 Misc : ENSR SG40B-05 (-3.3, 3.5)  
 ALS Vial : 7 Sample Multiplier: 1

Quant Time: May 27 17:25:02 2008  
 Quant Method : J:\MS13\METHODS\R13041408.M  
 Quant Title : EPA TO-15 per SOP VOA-TO15 (CASS TO-15/GC-MS)  
 QLast Update : Tue Apr 15 06:47:20 2008  
 Response via : Initial Calibration



Data Path : J:\MS13\DATA\2008\_05\12\  
 Data File : 05120811.D  
 Acq On : 12 May 2008 5:55 pm  
 Operator : RTB  
 Sample : P0801385-006 (1000mL)  
 Misc : ENSR SG40B-05 (-3.3, 3.5)  
 ALS Vial : 7 Sample Multiplier: 1

Quant Time: May 27 17:25:02 2008  
 Quant Method : J:\MS13\METHODS\R13041408.M  
 Quant Title : EPA TO-15 per SOP VOA-TO15 (CASS TO-15/GC-MS)  
 QLast Update : Tue Apr 15 06:47:20 2008  
 Response via : Initial Calibration

Internal Standards	R.T.	QIon	Response	Conc	Units	Dev (Min)
1) Bromochloromethane (IS1)	12.60	130	387191	25.000	ng	-0.01
37) 1,4-Difluorobenzene (IS2)	15.52	114	1580750	25.000	ng	-0.01
56) Chlorobenzene-d5 (IS3)	21.35	82	772774	25.000	ng	0.00

System Monitoring Compounds

33) 1,2-Dichloroethane-d4 (...)	13.74	65	626395	20.173	ng	-0.01 ✓
Spiked Amount	25.000		Recovery	=	80.68%	
57) Toluene-d8 (SS2)	18.93	98	1735251	25.052	ng	0.00 ✓
Spiked Amount	25.000		Recovery	=	100.20%	
73) Bromofluorobenzene (SS3)	23.29	174	600114	25.176	ng	0.00 ✓
Spiked Amount	25.000		Recovery	=	100.72%	

Target Compounds

	R.T.	QIon	Response	Conc	Units	Qvalue
2) Propene	4.79	42	20858	0.651	ng #	56
3) Dichlorodifluoromethane	4.96	85	83426	1.428	ng	99
4) Chloromethane	5.32	50	999	N.D.		
5) Freon 114	5.52	135	1760	0.062	ng #	53
6) Vinyl Chloride	5.73	62	193	N.D.		
7) 1,3-Butadiene	6.01	54	1666	0.047	ng #	47
8) Bromomethane	6.51	94	1261	0.058	ng #	77
9) Chloroethane	6.83	64	6339	0.337	ng	93
10) Ethanol	7.11	45	34775m	1.591	ng	
11) Acetonitrile	7.48	41	26979	0.470	ng	81
12) Acrolein	7.68	56	33846	2.192	ng	87
13) Acetone	7.92	58	256399m	11.963	ng	
14) Trichlorofluoromethane	8.15	101	41914	0.913	ng	99
15) Isopropanol	8.33	45	154915	2.136	ng	99
16) Acrylonitrile	8.69	53	2266	0.068	ng #	41
17) 1,1-Dichloroethene	9.16	96	6436	0.301	ng #	70
18) tert-Butanol	9.28	59	18669m	0.310	ng	
19) Methylene Chloride	9.36	84	14850	0.603	ng	86
20) Allyl Chloride	9.55	41	113293	3.444	ng	98
21) Trichlorotrifluoroethane	9.81	151	6268	0.320	ng	87
22) Carbon Disulfide	9.76	76	52400	0.574	ng	99
23) trans-1,2-Dichloroethene	10.81	61	329	N.D.		
24) 1,1-Dichloroethane	11.12	63	15058	0.347	ng	96
25) Methyl tert-Butyl Ether	11.17	73	1604	N.D.		
26) Vinyl Acetate	11.34	86	7612	1.788	ng #	1
27) 2-Butanone	11.73	72	54877	3.651	ng	93
28) cis-1,2-Dichloroethene	0.00	61	0	N.D.		
29) Diisopropyl Ether	12.83	87	15449873	782.865	ng See # 101	1
30) Ethyl Acetate	12.75	61	92	N.D.		

em 5/27/08

Data Path : J:\MS13\DATA\2008\_05\12\  
 Data File : 05120811.D  
 Acq On : 12 May 2008 5:55 pm  
 Operator : RTB  
 Sample : P0801385-006 (1000mL)  
 Misc : ENSR SG40B-05 (-3.3, 3.5)  
 ALS Vial : 7 Sample Multiplier: 1

Quant Time: May 27 17:25:02 2008  
 Quant Method : J:\MS13\METHODS\R13041408.M  
 Quant Title : EPA TO-15 per SOP VOA-TO15 (CASS TO-15/GC-MS)  
 QLast Update : Tue Apr 15 06:47:20 2008  
 Response via : Initial Calibration

Internal Standards	R.T.	QIon	Response	Conc	Units	Dev (Min)
31) n-Hexane	12.70	57	36571	0.751	ng	92
32) Chloroform	12.78	83	58561835	<del>1619.943</del>	<del>ng</del>	<del>See # Dil. 65</del>
34) Tetrahydrofuran	13.40	72	3554	0.236	ng #	74
35) Ethyl tert-Butyl Ether	13.50	87	293	N.D.	✓	
36) 1,2-Dichloroethane	13.90	62	164	N.D.	✓	
38) 1,1,1-Trichloroethane	14.30	97	53319	1.619	ng	98
39) Isopropyl Acetate	14.90	61	764	0.053	ng #	1
40) 1-Butanol	14.85	56	190275	8.819	ng	88
41) Benzene	14.99	78	218880	2.610	ng	98
42) Carbon Tetrachloride	15.22	117	446232	16.089	ng	100
43) Cyclohexane	15.41	84	8553	0.276	ng #	1
44) tert-Amyl Methyl Ether	15.89	73	1485	N.D.	✓	
45) 1,2-Dichloropropane	16.20	63	19502	0.812	ng	98
46) Bromodichloromethane	16.46	83	112058	3.930	ng	100
47) Trichloroethene	16.54	130	42264	2.048	ng	99
48) 1,4-Dioxane	16.50	88	216	N.D.	✓	
49) Isooctane	16.62	57	31458	0.317	ng	58
50) Methyl Methacrylate	16.65	100	62	N.D.	✓	
51) n-Heptane	16.99	71	8358	0.360	ng #	81
52) cis-1,3-Dichloropropene	17.79	75	106	N.D.	✓	
53) 4-Methyl-2-pentanone	17.77	58	19209	0.837	ng #	62
54) trans-1,3-Dichloropropene	18.23	75	141	N.D.	✓	
55) 1,1,2-Trichloroethane	18.70	97	505	N.D.	✓	
58) Toluene	19.06	91	382887	4.400	ng	95
59) 2-Hexanone	19.38	43	65975	1.018	ng	77
60) Dibromochloromethane	19.61	129	432	N.D.	✓	
61) 1,2-Dibromoethane	19.75	107	83	N.D.	✓	
62) Butyl Acetate	20.19	43	5706	0.088	ng #	39
63) n-Octane	20.35	57	13399	0.657	ng	91
64) Tetrachloroethene	20.55	166	549763	25.231	ng	98
65) Chlorobenzene	21.40	112	14945	0.277	ng	96
66) Ethylbenzene	21.89	91	159037	1.637	ng	93
67) m- & p-Xylene	22.10	91	475947	7.327	ng	89
68) Bromoform	0.00	173	0	N.D.	✓	
69) Styrene	22.57	104	5105	0.091	ng #	58
70) o-Xylene	22.71	91	155385	2.223	ng	91
71) n-Nonane	22.98	43	36878	0.659	ng #	76
72) 1,1,2,2-Tetrachloroethane	22.72	83	3343	<del>0.100</del>	<del>ng NR</del>	1
74) Cumene	23.46	105	7751	<del>0.087</del>	<del>ng</del>	94
75) alpha-Pinene	23.95	93	20818	0.442	ng	85
76) n-Propylbenzene	24.10	91	35784	<del>0.302</del>	<del>ng NR</del>	1
77) 3-Ethyltoluene	24.23	105	84545	0.874	ng	95

*com sb/als*

Data Path : J:\MS13\DATA\2008\_05\12\  
 Data File : 05120811.D  
 Acq On : 12 May 2008 5:55 pm  
 Operator : RTB  
 Sample : P0801385-006 (1000mL)  
 Misc : ENSR SG40B-05 (-3.3, 3.5)  
 ALS Vial : 7 Sample Multiplier: 1

Quant Time: May 27 17:25:02 2008  
 Quant Method : J:\MS13\METHODS\R13041408.M  
 Quant Title : EPA TO-15 per SOP VOA-TO15 (CASS TO-15/GC-MS)  
 QLast Update : Tue Apr 15 06:47:20 2008  
 Response via : Initial Calibration

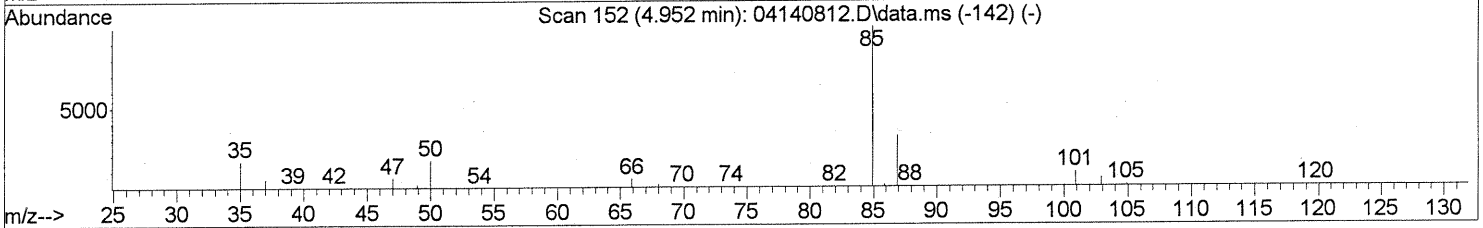
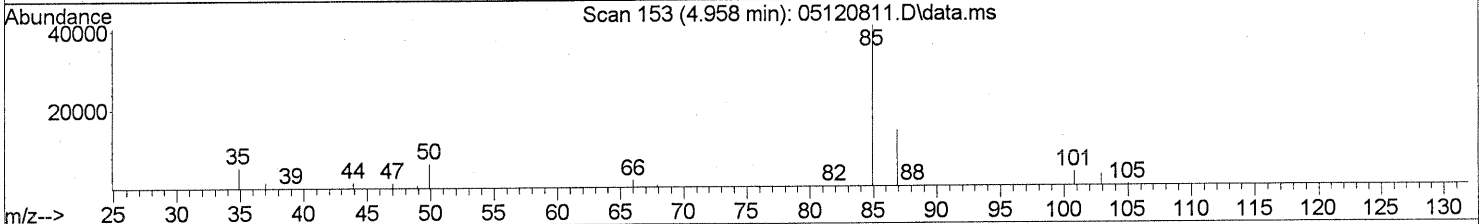
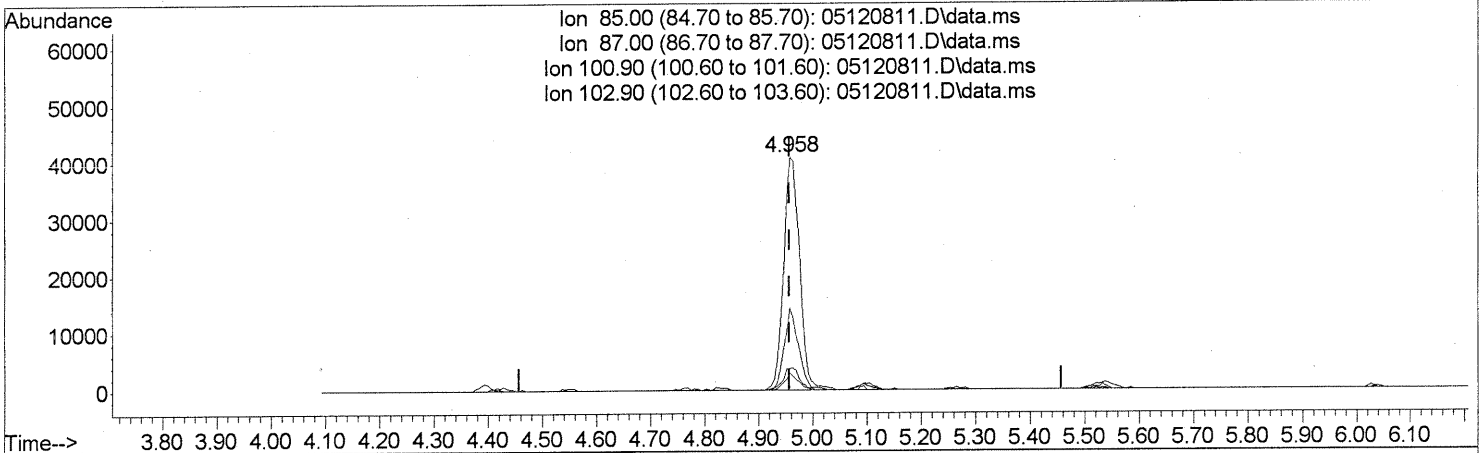
Internal Standards	R.T.	QIon	Response	Conc Units	Dev (Min)
78) 4-Ethyltoluene	24.28	105	39011	0.438 ng	97
79) 1,3,5-Trimethylbenzene	24.37	105	32527	0.411 ng	95
80) alpha-Methylstyrene	24.56	118	2151	0.051 ng #	47
81) 2-Ethyltoluene	24.61	105	28502	0.293 ng	97
82) 1,2,4-Trimethylbenzene	24.88	105	102024	1.142 ng	88
83) n-Decane	24.98	57	144945	2.934 ng	82
84) Benzyl Chloride	25.06	91	1997	N.D. ✓	
85) 1,3-Dichlorobenzene	25.16	146	2332755	<del>48.228 ng</del> NR	100
86) 1,4-Dichlorobenzene	25.16	146	2332755	50.396 ng	100
87) sec-Butylbenzene	25.21	105	3480	N.D. ✓	
88) p-Isopropyltoluene	25.39	119	21068	0.230 ng #	75
89) 1,2,3-Trimethylbenzene	25.40	105	38547	0.439 ng	93
90) 1,2-Dichlorobenzene	25.16	146	2332755	<del>47.058 ng</del> NR	99
91) d-Limonene	25.57	68	66849	1.650 ng	98
92) 1,2-Dibromo-3-Chloropr...	26.24	157	7882	<del>0.600 ng</del> NR #	1
93) n-Undecane	26.50	57	404962	7.807 ng	74
94) 1,2,4-Trichlorobenzene	27.63	180	499	N.D. ✓	
95) Naphthalene	27.77	128	198273	2.007 ng	94
96) n-Dodecane	27.74	57	433856	8.243 ng	85
97) Hexachloro-1,3-butadiene	28.19	225	44104	2.229 ng	97

(#) = qualifier out of range (m) = manual integration (+) = signals summed

Quantitation Report (Qedit)

Data Path : J:\MS13\DATA\2008\_05\12\  
 Data File : 05120811.D  
 Acq On : 12 May 2008 5:55 pm  
 Operator : RTB  
 Sample : P0801385-006 (1000mL)  
 Misc : ENSR SG40B-05 (-3.3, 3.5)  
 ALS Vial : 7 Sample Multiplier: 1

Quant Time: May 27 17:25:02 2008  
 Quant Method : J:\MS13\METHODS\R13041408.M  
 Quant Title : EPA TO-15 per SOP VOA-TO15 (CASS TO-15/GC-MS)  
 QLast Update : Tue Apr 15 06:47:20 2008  
 Response via : Initial Calibration



TIC: 05120811.D\data.ms

(3) Dichlorodifluoromethane (T)

4.958min (+0.000) 1.43ng

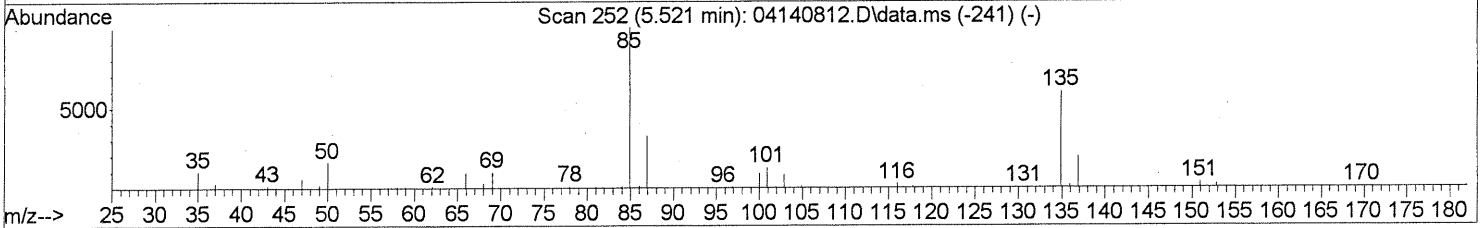

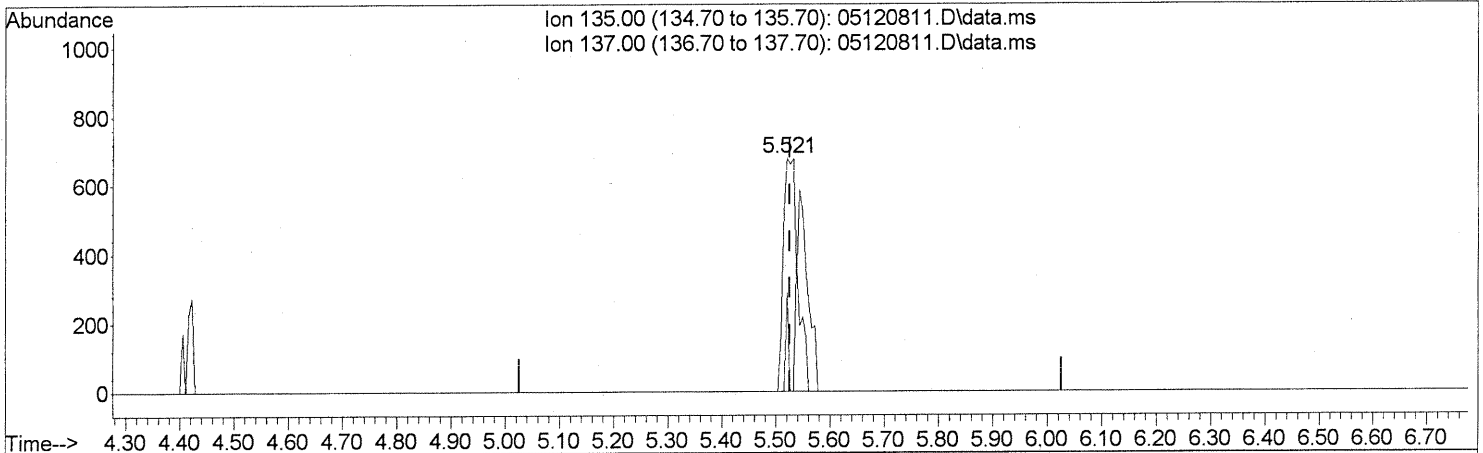
response 83426

Ion	Exp%	Act%
85.00	100	100
87.00	32.50	31.54
100.90	9.30	9.46
102.90	6.00	5.79

Quantitation Report (Qedit)

Data Path : J:\MS13\DATA\2008\_05\12\  
 Data File : 05120811.D  
 Acq On : 12 May 2008 5:55 pm  
 Operator : RTB  
 Sample : P0801385-006 (1000mL)  
 Misc : ENSR SG40B-05 (-3.3, 3.5)  
 ALS Vial : 7 Sample Multiplier: 1

Quant Time: May 27 17:25:02 2008  
 Quant Method : J:\MS13\METHODS\R13041408.M  
 Quant Title : EPA TO-15 per SOP VOA-TO15 (CASS TO-15/GC-MS)  
 QLast Update : Tue Apr 15 06:47:20 2008  
 Response via : Initial Calibration



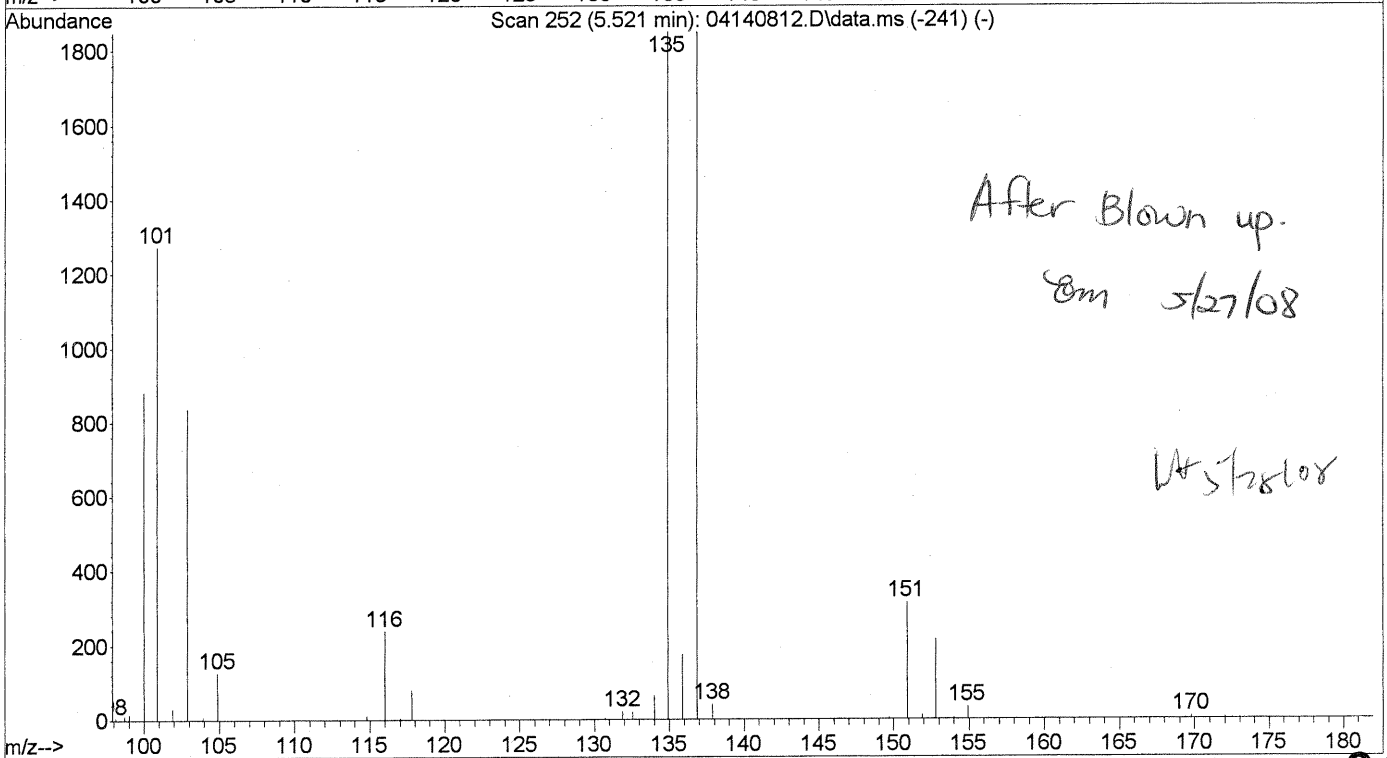
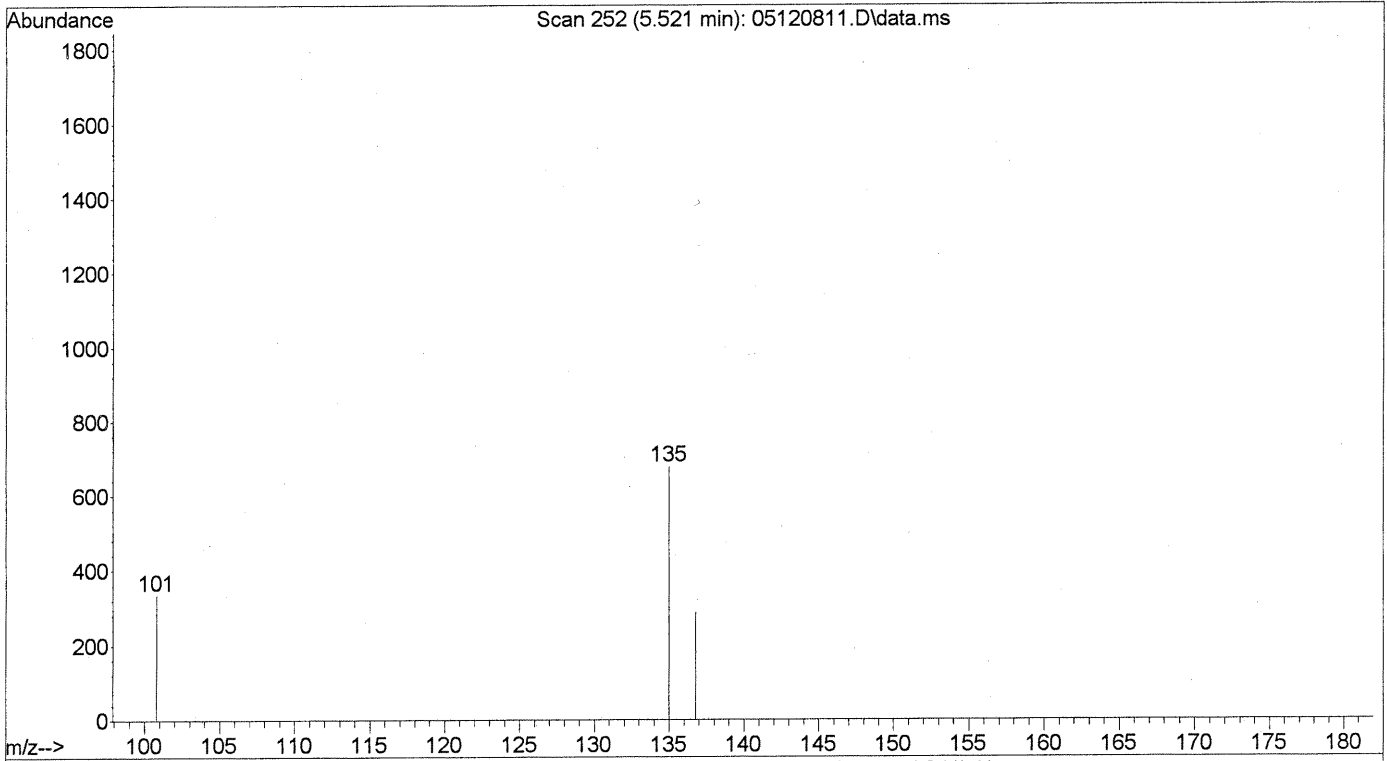
TIC: 05120811.D\data.ms

(5) Freon 114 (T)  
 5.521min (-0.005) 0.06ng  
 response 1760

*Before Blown up.*

Ion	Exp%	Act%
135.00	100	100
137.00	31.50	5.57#
0.00	0.00	0.00
0.00	0.00	0.00


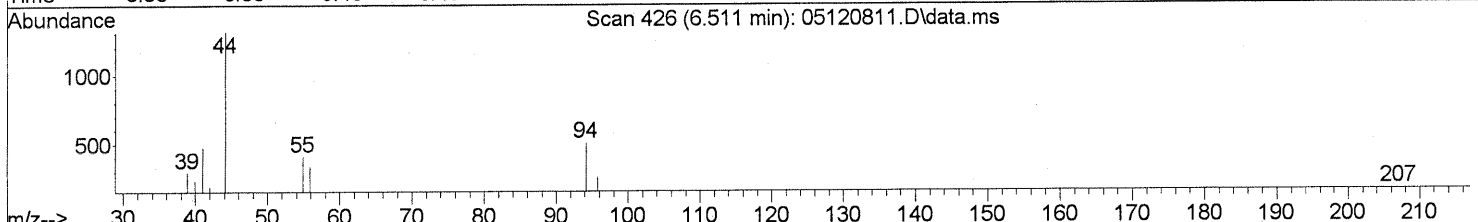
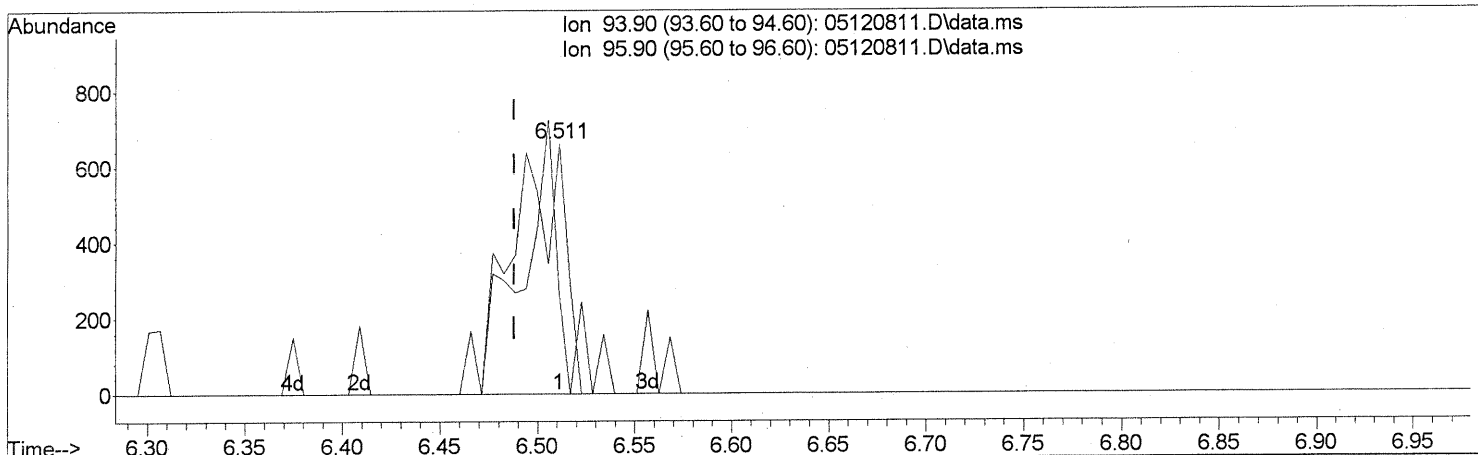
File : J:\MS13\DATA\2008\_05\12\05120811.D  
Operator : RTB  
Acquired : 12 May 2008 5:55 pm using AcqMethod TO15.M  
Instrument : GCMS13  
Sample Name: P0801385-006 (1000mL)  
Misc Info : ENSR SG40B-05 (-3.3, 3.5)  
Vial Number: 7



Quantitation Report (Qedit)

Data Path : J:\MS13\DATA\2008\_05\12\  
 Data File : 05120811.D  
 Acq On : 12 May 2008 5:55 pm  
 Operator : RTB  
 Sample : P0801385-006 (1000mL)  
 Misc : ENSR SG40B-05 (-3.3, 3.5)  
 ALS Vial : 7 Sample Multiplier: 1

Quant Time: May 27 17:25:02 2008  
 Quant Method : J:\MS13\METHODS\R13041408.M  
 Quant Title : EPA TO-15 per SOP VOA-TO15 (CASS TO-15/GC-MS)  
 QLast Update : Tue Apr 15 06:47:20 2008  
 Response via : Initial Calibration



TIC: 05120811.D\data.ms

(8) Bromomethane (T)  
 6.511min (+0.023) 0.06ng  
 response 1261

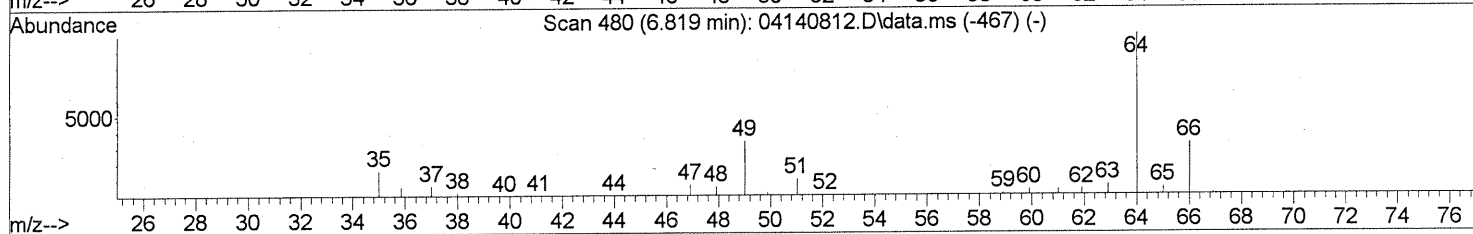
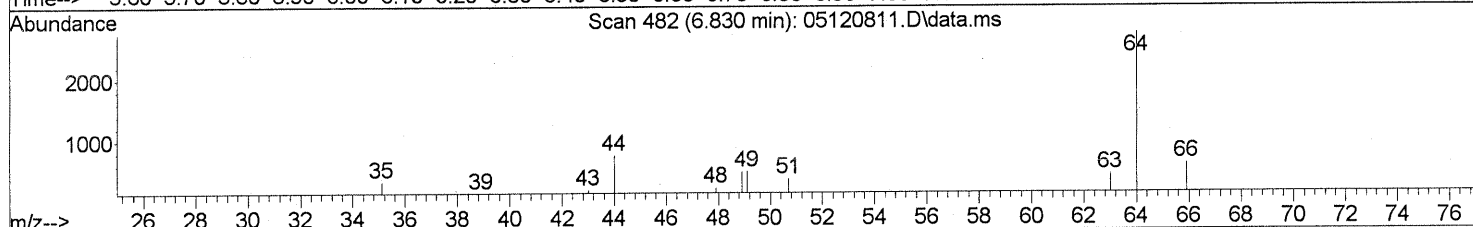
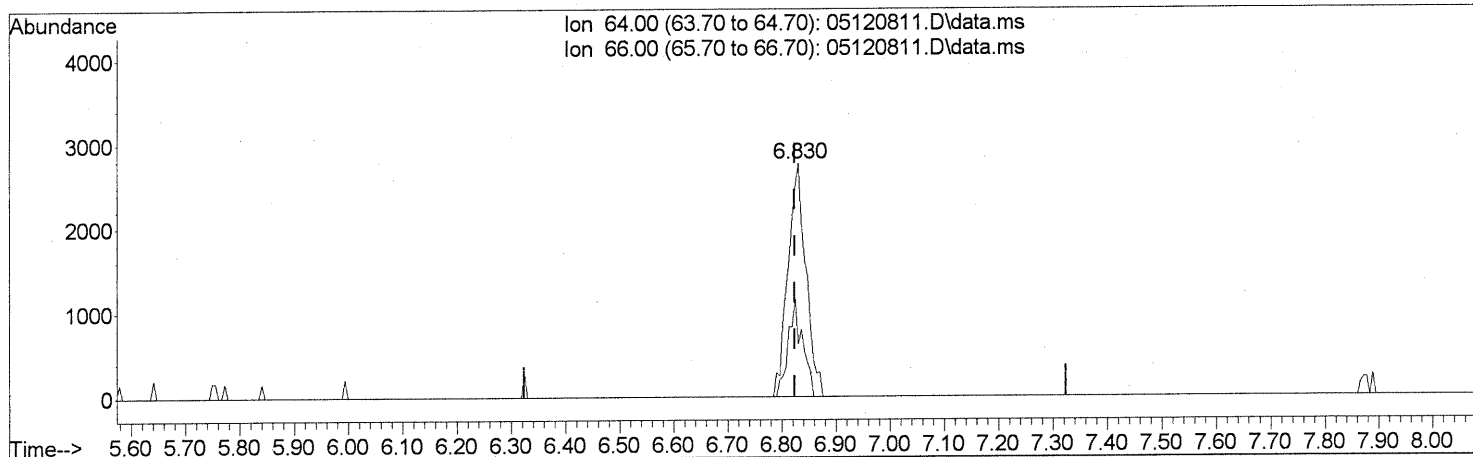
Ion	Exp%	Act%
93.90	100	100
95.90	92.30	70.18#
0.00	0.00	0.00
0.00	0.00	0.00



Quantitation Report (Qedit)

Data Path : J:\MS13\DATA\2008\_05\12\  
 Data File : 05120811.D  
 Acq On : 12 May 2008 5:55 pm  
 Operator : RTB  
 Sample : P0801385-006 (1000mL)  
 Misc : ENSR SG40B-05 (-3.3, 3.5)  
 ALS Vial : 7 Sample Multiplier: 1

Quant Time: May 27 17:25:02 2008  
 Quant Method : J:\MS13\METHODS\R13041408.M  
 Quant Title : EPA TO-15 per SOP VOA-TO15 (CASS TO-15/GC-MS)  
 QLast Update : Tue Apr 15 06:47:20 2008  
 Response via : Initial Calibration



TIC: 05120811.D\data.ms

(9) Chloroethane (T)

6.830min (+0.006) 0.34ng

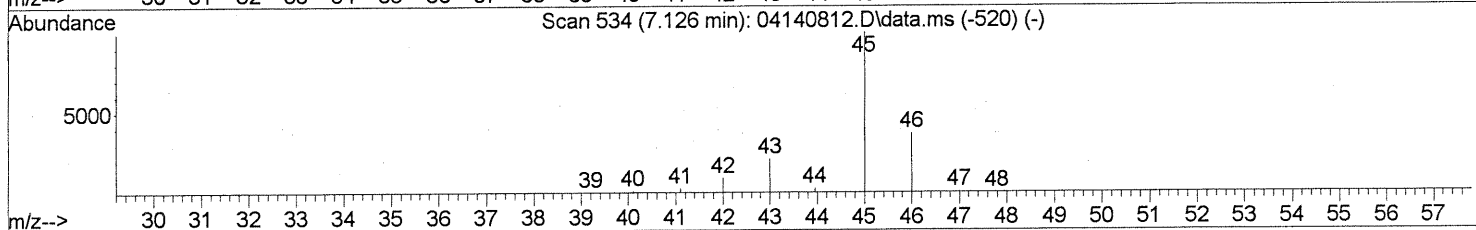
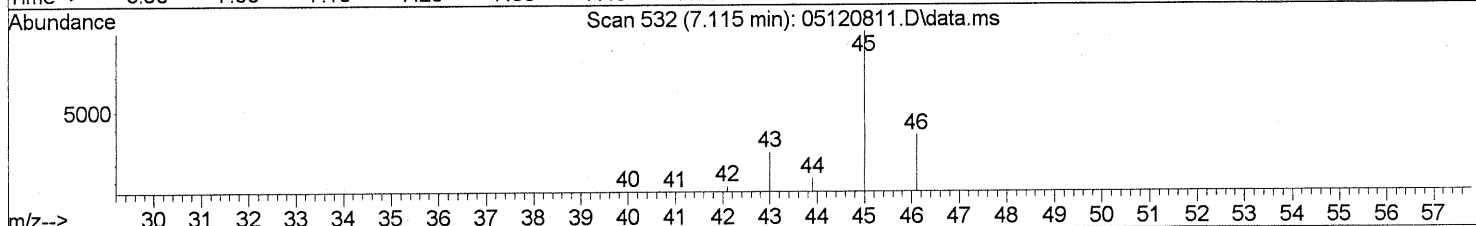
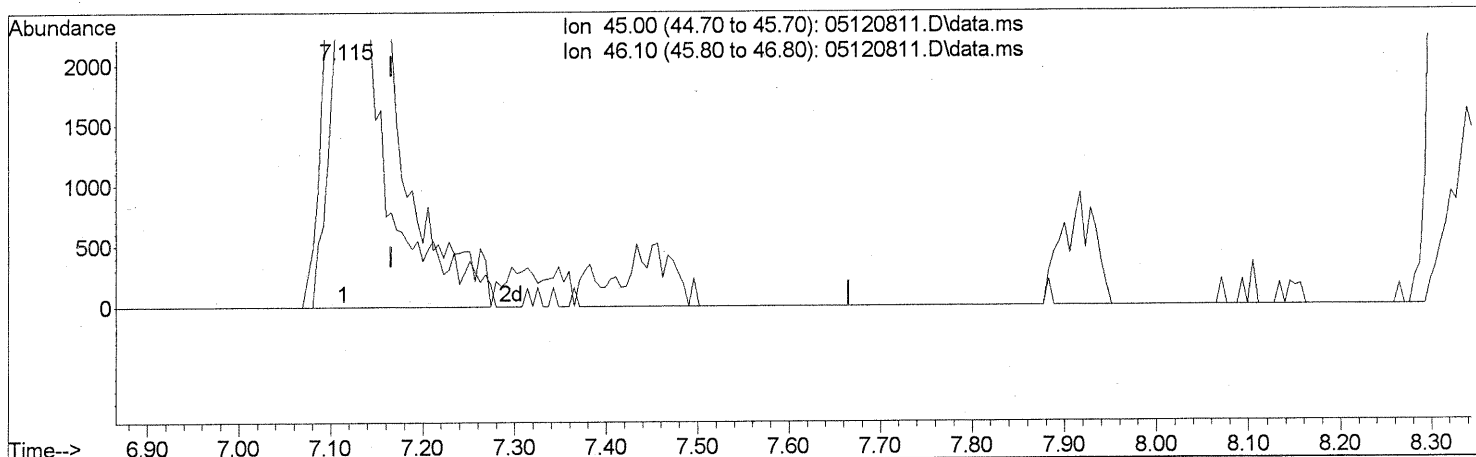
response 6339

Ion	Exp%	Act%
64.00	100	100
66.00	29.60	33.48
0.00	0.00	0.00
0.00	0.00	0.00

Quantitation Report (Qedit)

Data Path : J:\MS13\DATA\2008\_05\12\  
 Data File : 05120811.D  
 Acq On : 12 May 2008 5:55 pm  
 Operator : RTB  
 Sample : P0801385-006 (1000mL)  
 Misc : ENSR SG40B-05 (-3.3, 3.5)  
 ALS Vial : 7 Sample Multiplier: 1

Quant Time: May 12 18:23:25 2008  
 Quant Method : J:\MS13\METHODS\R13041408.M  
 Quant Title : EPA TO-15 per SOP VOA-TO15 (CASS TO-15/GC-MS)  
 QLast Update : Tue Apr 15 06:47:20 2008  
 Response via : Initial Calibration



TIC: 05120811.D\data.ms

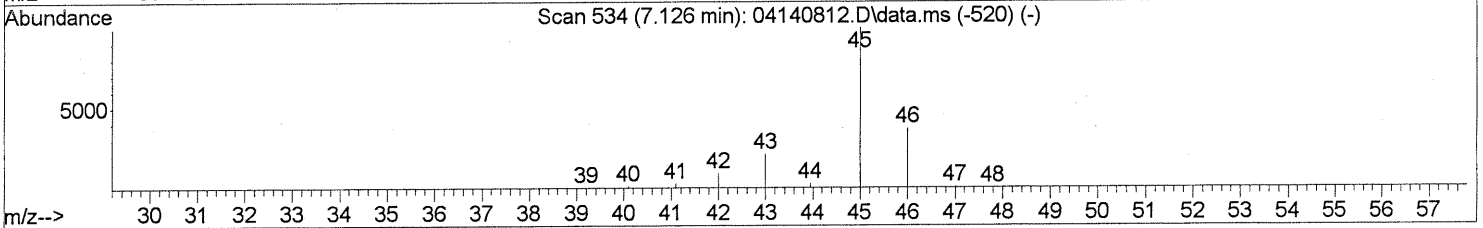
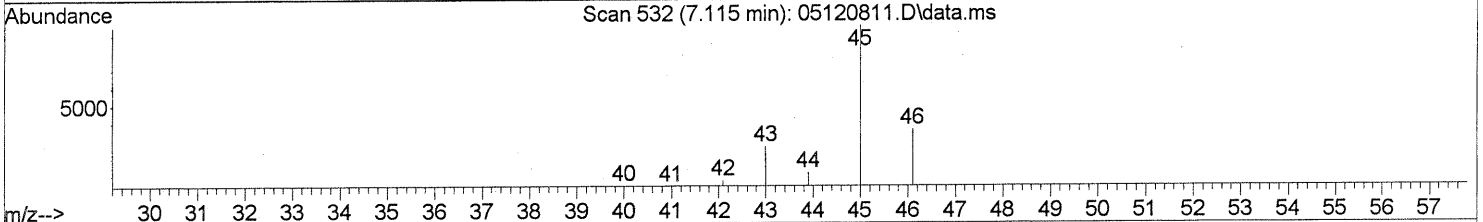
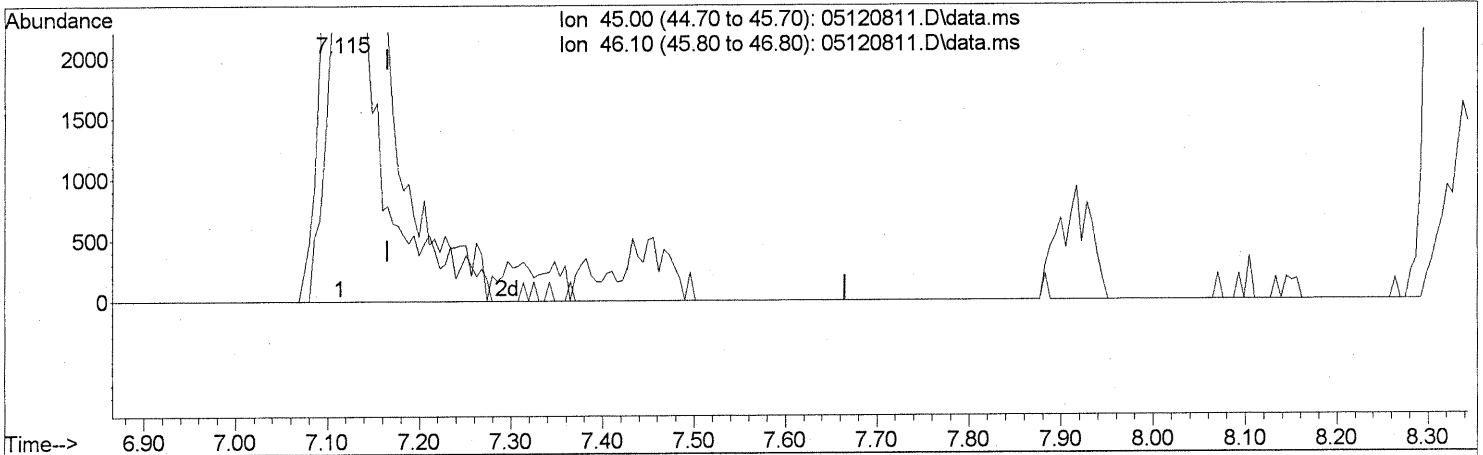
(10) Ethanol (T)			
7.115min (-0.051)	1.44ng		
response	31408		
Ion	Exp%	Act%	
45.00	100	100	
46.10	41.00	40.43	
0.00	0.00	0.00	
0.00	0.00	0.00	

*Tailing*

Quantitation Report (Qedit)

Data Path : J:\MS13\DATA\2008\_05\12\  
 Data File : 05120811.D  
 Acq On : 12 May 2008 5:55 pm  
 Operator : RTB  
 Sample : P0801385-006 (1000mL)  
 Misc : ENSR SG40B-05 (-3.3, 3.5)  
 ALS Vial : 7 Sample Multiplier: 1

Quant Time: May 12 18:23:25 2008  
 Quant Method : J:\MS13\METHODS\R13041408.M  
 Quant Title : EPA TO-15 per SOP VOA-TO15 (CASS TO-15/GC-MS)  
 QLast Update : Tue Apr 15 06:47:20 2008  
 Response via : Initial Calibration



TIC: 05120811.D\data.ms

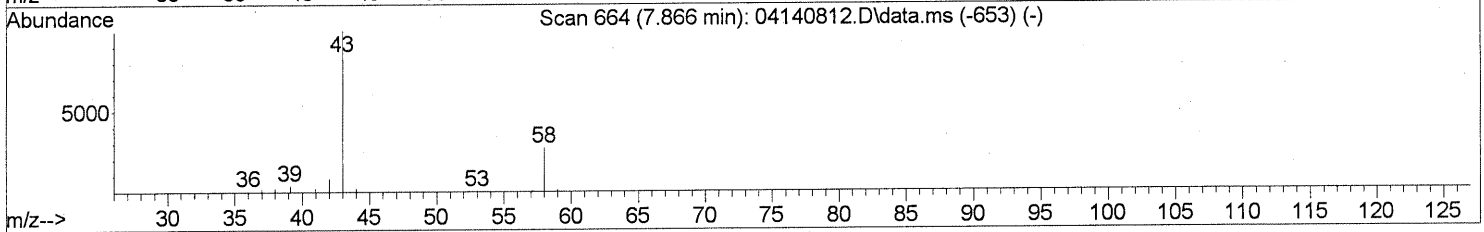
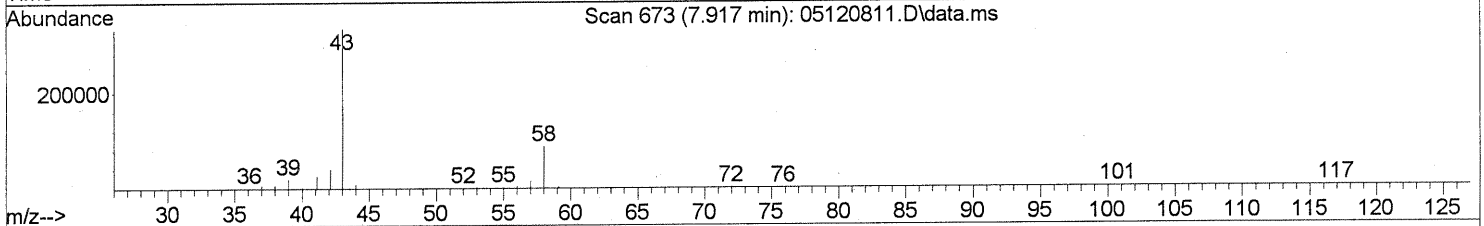
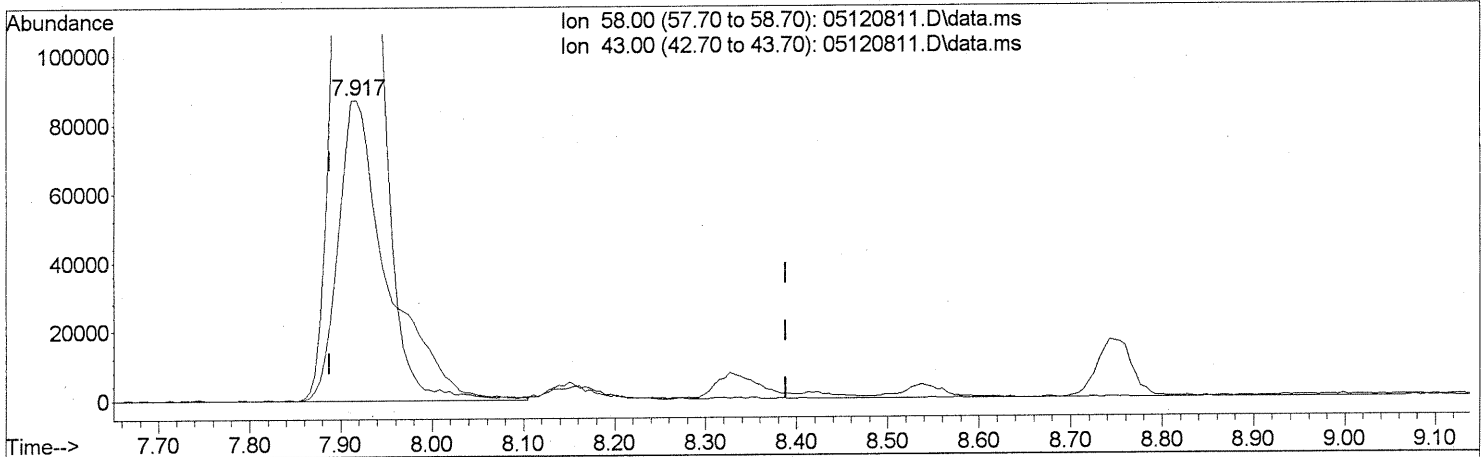
(10) Ethanol (T)			
7.115min (-0.051)	1.59ng m		
response	34775		
Ion	Exp%	Act%	
45.00	100	100	
46.10	41.00	36.51	
0.00	0.00	0.00	
0.00	0.00	0.00	

*Added Tailing*  
*Em 5/27/08*  
*WAS/28/08*

Quantitation Report (Qedit)

Data Path : J:\MS13\DATA\2008\_05\12\  
 Data File : 05120811.D  
 Acq On : 12 May 2008 5:55 pm  
 Operator : RTB  
 Sample : P0801385-006 (1000mL)  
 Misc : ENSR SG40B-05 (-3.3, 3.5)  
 ALS Vial : 7 Sample Multiplier: 1

Quant Time: May 12 18:23:25 2008  
 Quant Method : J:\MS13\METHODS\R13041408.M  
 Quant Title : EPA TO-15 per SOP VOA-TO15 (CASS TO-15/GC-MS)  
 QLast Update : Tue Apr 15 06:47:20 2008  
 Response via : Initial Calibration



TIC: 05120811.D\data.ms

(13) Acetone (T)  
 7.917min (+0.029) 15.27ng  
 response 327198

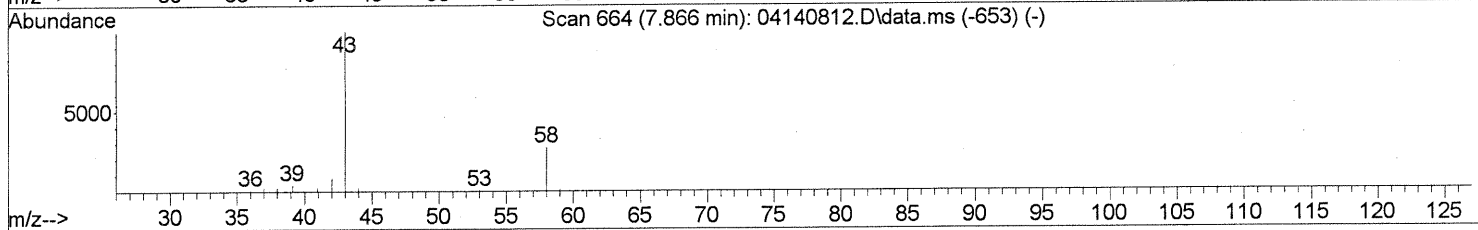
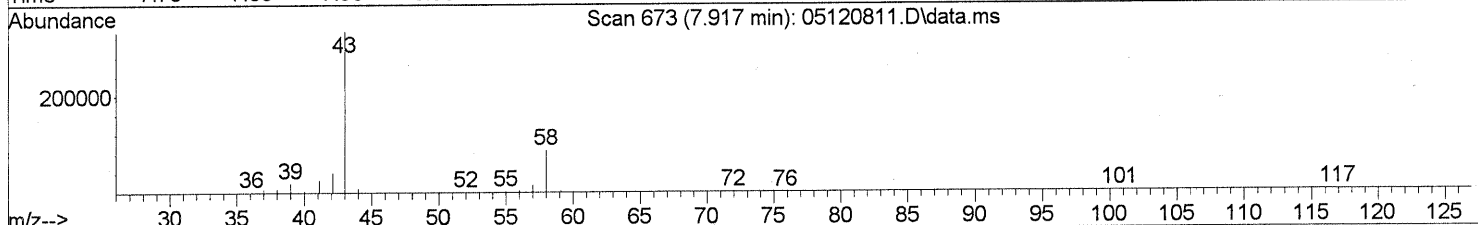
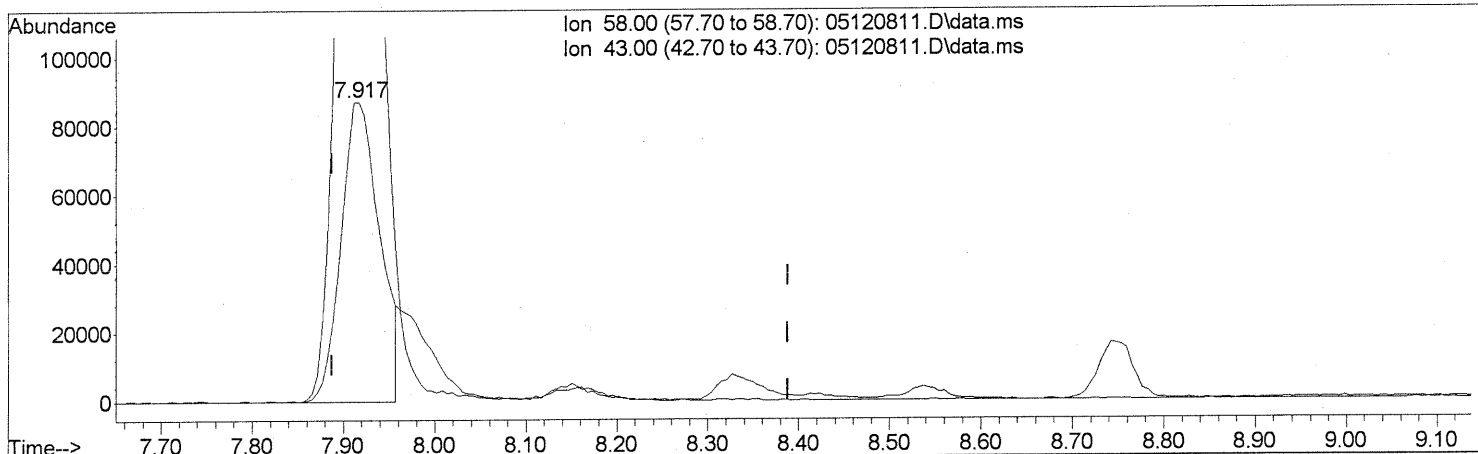
Ion	Exp%	Act%
58.00	100	100
43.00	283.10	285.38
0.00	0.00	0.00
0.00	0.00	0.00

*Shoulder interf.*

Quantitation Report (Qedit)

Data Path : J:\MS13\DATA\2008\_05\12\  
 Data File : 05120811.D  
 Acq On : 12 May 2008 5:55 pm  
 Operator : RTB  
 Sample : P0801385-006 (1000mL)  
 Misc : ENSR SG40B-05 (-3.3, 3.5)  
 ALS Vial : 7 Sample Multiplier: 1

Quant Time: May 12 18:23:25 2008  
 Quant Method : J:\MS13\METHODS\R13041408.M  
 Quant Title : EPA TO-15 per SOP VOA-TO15 (CASS TO-15/GC-MS)  
 QLast Update : Tue Apr 15 06:47:20 2008  
 Response via : Initial Calibration



TIC: 05120811.D\data.ms

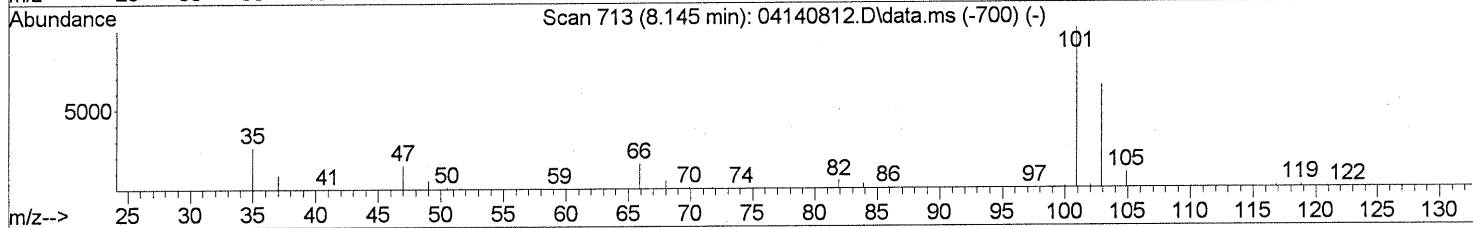
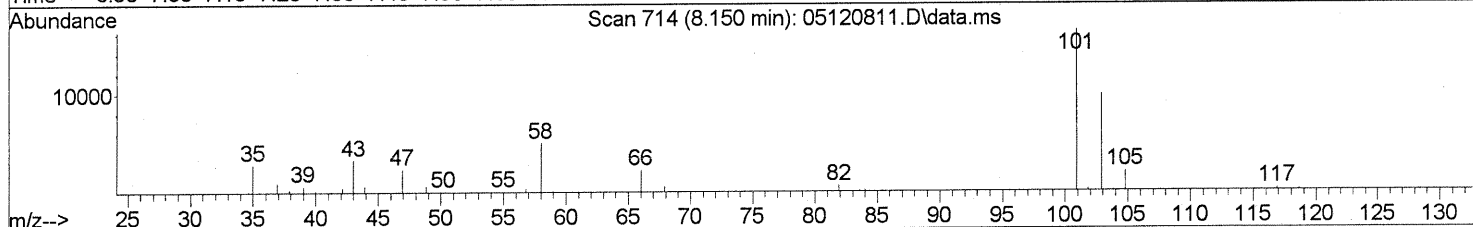
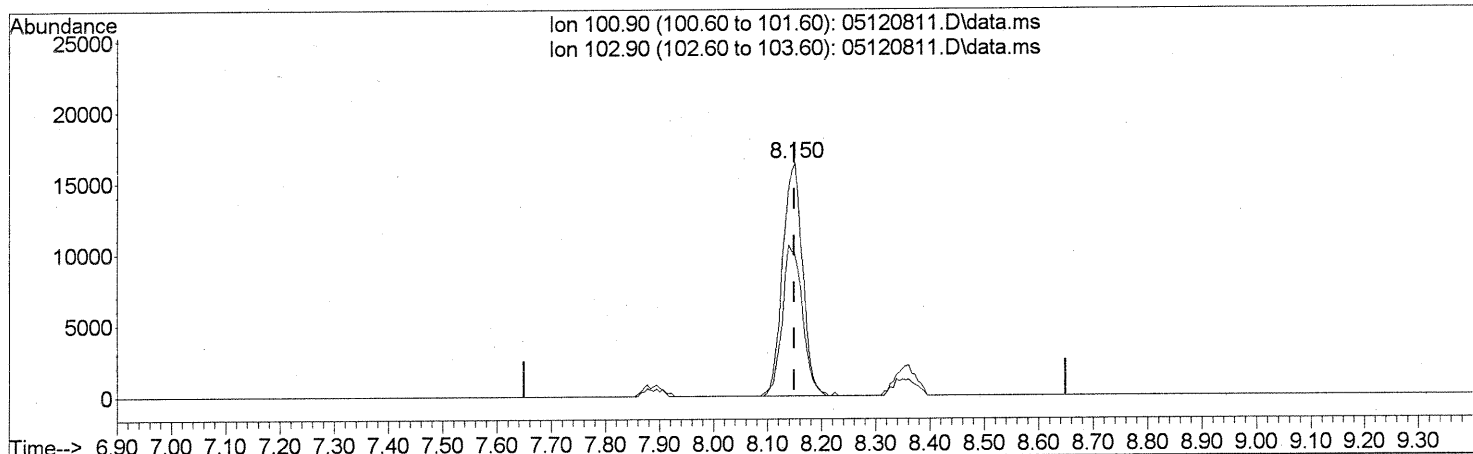
(13) Acetone (T)		
7.917min (+0.029)	11.96ng m	
response	256399	
Ion	Exp%	Act%
58.00	100	100
43.00	283.10	364.18#
0.00	0.00	0.00
0.00	0.00	0.00

*w/o shoulder interf.*  
*em 5/27/08*  
*W.A. Spitzer*

Quantitation Report (Qedit)

Data Path : J:\MS13\DATA\2008\_05\12\  
 Data File : 05120811.D  
 Acq On : 12 May 2008 5:55 pm  
 Operator : RTB  
 Sample : P0801385-006 (1000mL)  
 Misc : ENSR SG40B-05 (-3.3, 3.5)  
 ALS Vial : 7 Sample Multiplier: 1

Quant Time: May 27 17:25:02 2008  
 Quant Method : J:\MS13\METHODS\R13041408.M  
 Quant Title : EPA TO-15 per SOP VOA-TO15 (CASS TO-15/GC-MS)  
 QLast Update : Tue Apr 15 06:47:20 2008  
 Response via : Initial Calibration



TIC: 05120811.D\data.ms

(14) Trichlorofluoromethane (T)

8.150min (+0.000) 0.91ng

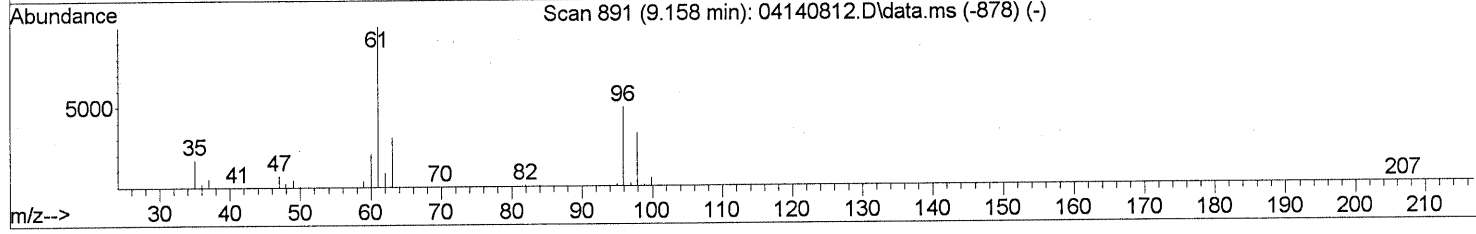
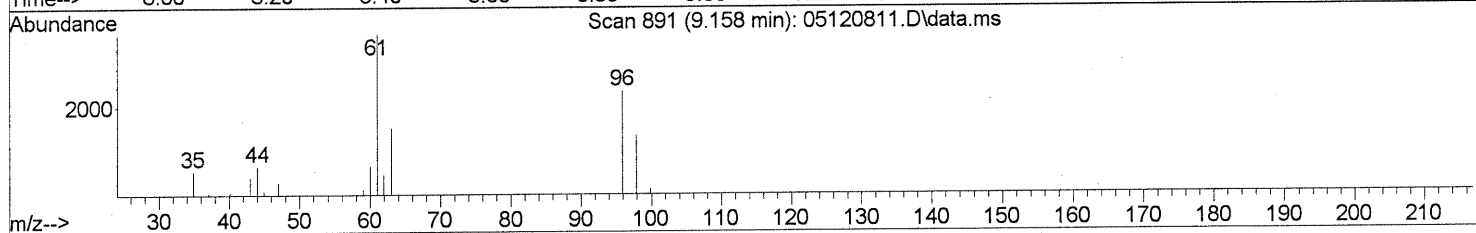
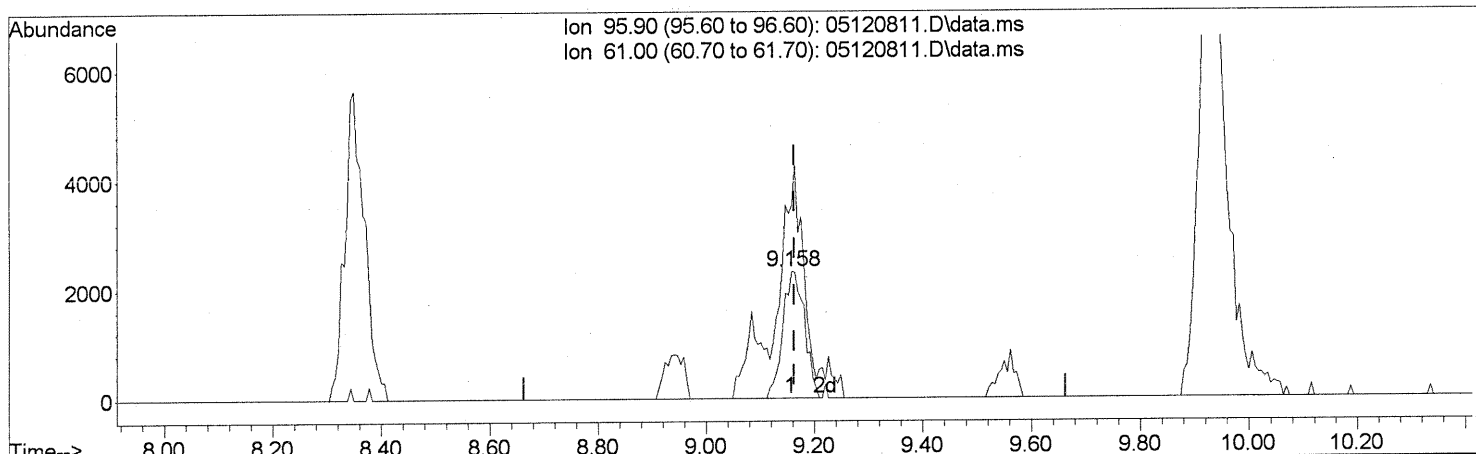
response 41914

Ion	Exp%	Act%
100.90	100	100
102.90	64.80	65.22
0.00	0.00	0.00
0.00	0.00	0.00

Quantitation Report (Qedit)

Data Path : J:\MS13\DATA\2008\_05\12\  
 Data File : 05120811.D  
 Acq On : 12 May 2008 5:55 pm  
 Operator : RTB  
 Sample : P0801385-006 (1000mL)  
 Misc : ENSR SG40B-05 (-3.3, 3.5)  
 ALS Vial : 7 Sample Multiplier: 1

Quant Time: May 27 17:25:02 2008  
 Quant Method : J:\MS13\METHODS\R13041408.M  
 Quant Title : EPA TO-15 per SOP VOA-TO15 (CASS TO-15/GC-MS)  
 QLast Update : Tue Apr 15 06:47:20 2008  
 Response via : Initial Calibration



TIC: 05120811.D\data.ms

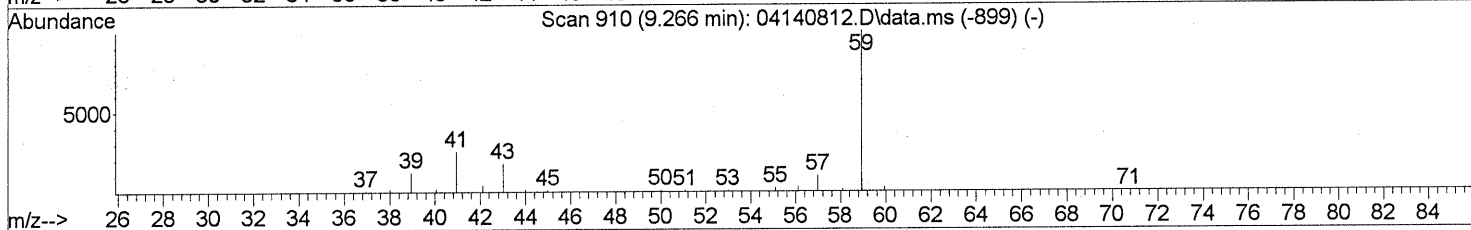
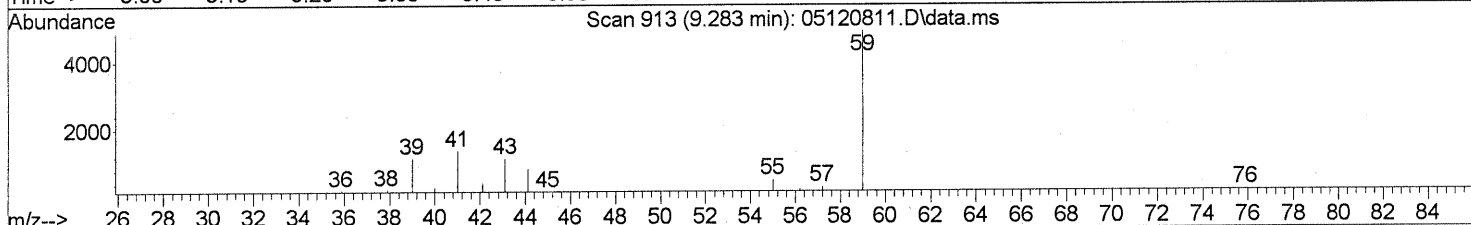
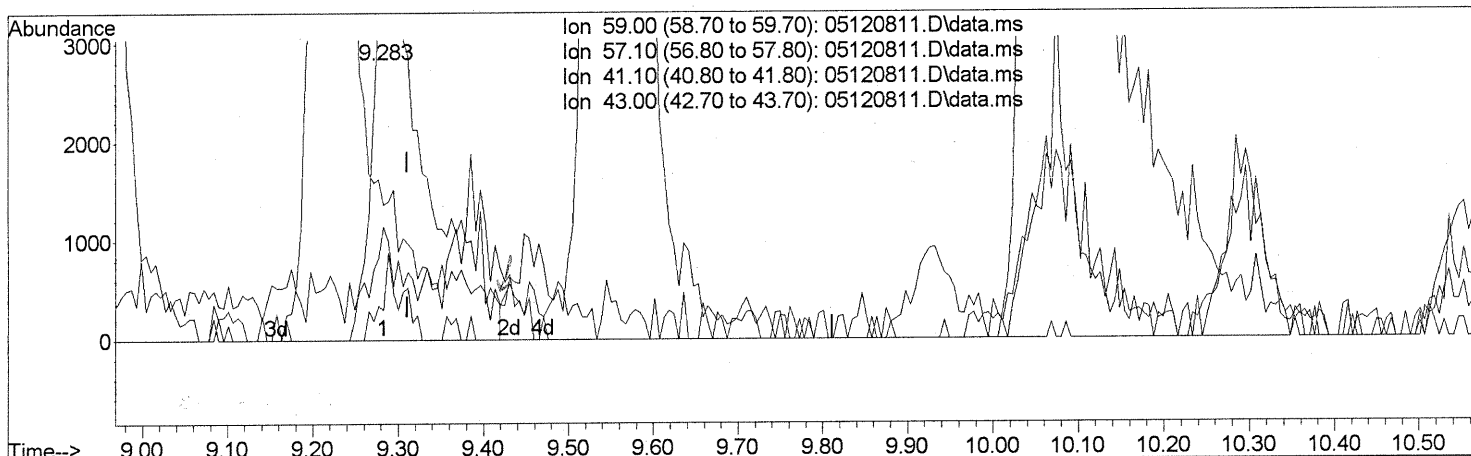
(17) 1,1-Dichloroethene (T)  
 9.158min (-0.005) 0.30ng  
 response 6436

Ion	Exp%	Act%
95.90	100	100
61.00	210.00	162.68#
0.00	0.00	0.00
0.00	0.00	0.00

Quantitation Report (Qedit)

Data Path : J:\MS13\DATA\2008\_05\12\  
 Data File : 05120811.D  
 Acq On : 12 May 2008 5:55 pm  
 Operator : RTB  
 Sample : P0801385-006 (1000mL)  
 Misc : ENSR SG40B-05 (-3.3, 3.5)  
 ALS Vial : 7 Sample Multiplier: 1

Quant Time: May 12 18:23:25 2008  
 Quant Method : J:\MS13\METHODS\R13041408.M  
 Quant Title : EPA TO-15 per SOP VOA-TO15 (CASS TO-15/GC-MS)  
 QLast Update : Tue Apr 15 06:47:20 2008  
 Response via : Initial Calibration



TIC: 05120811.D\data.ms

(18) tert-Butanol (T)  
 9.283min (-0.028) 0.30ng  
 response 17812

Ion	Exp%	Act%
59.00	100	100
57.10	10.30	8.17
41.10	20.10	0.00#
43.00	12.30	18.59

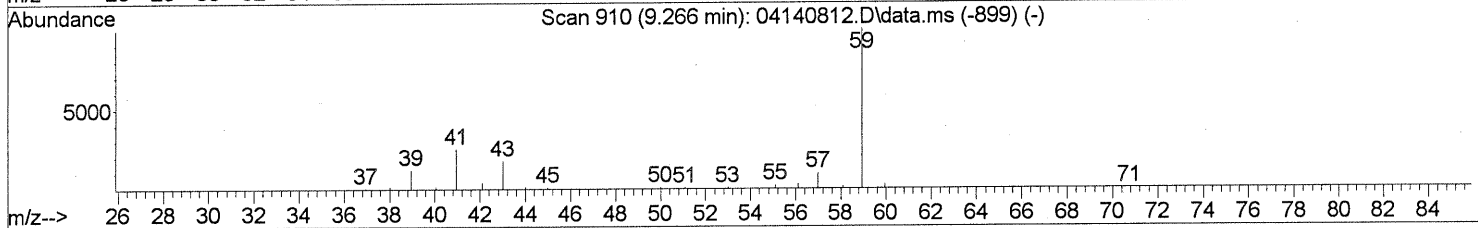
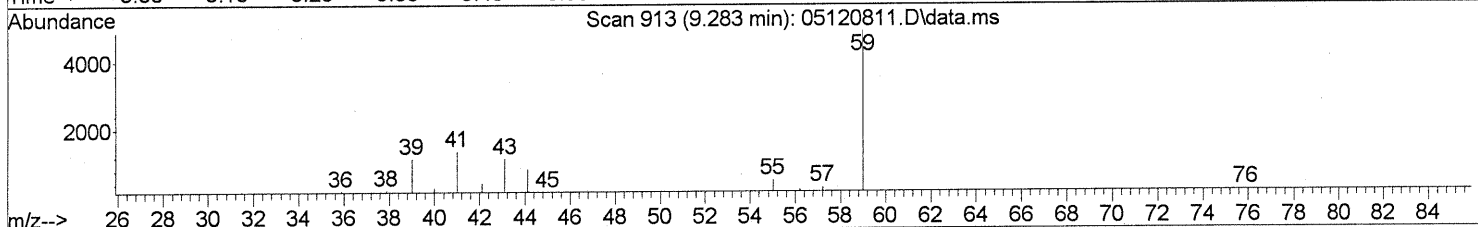
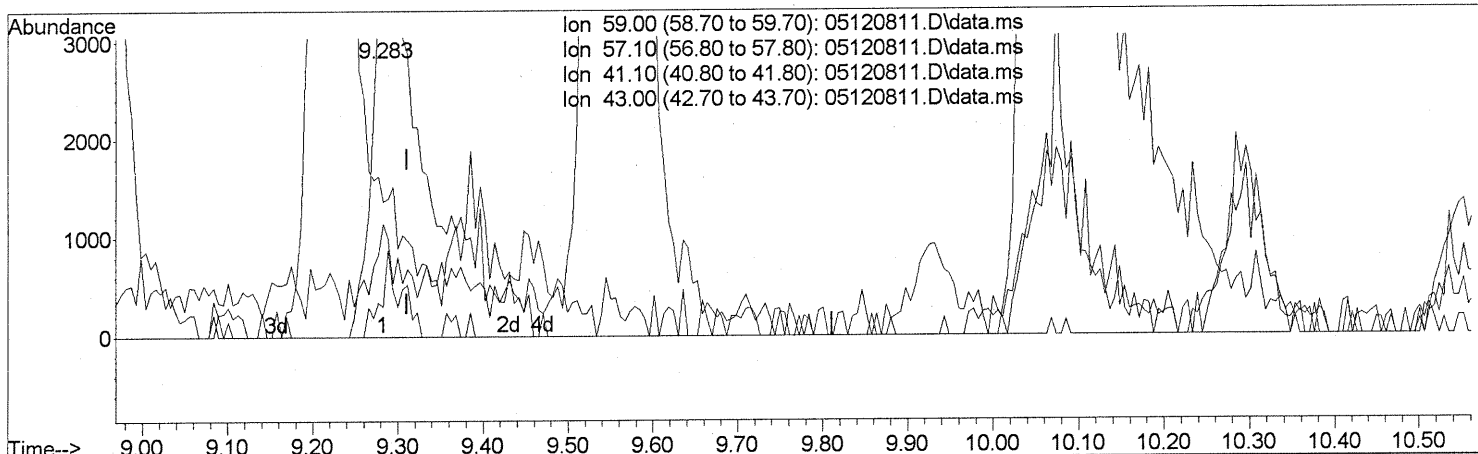
*Tailing / Split Peaks*



Quantitation Report (Qedit)

Data Path : J:\MS13\DATA\2008\_05\12\  
 Data File : 05120811.D  
 Acq On : 12 May 2008 5:55 pm  
 Operator : RTB  
 Sample : P0801385-006 (1000mL)  
 Misc : ENSR SG40B-05 (-3.3, 3.5)  
 ALS Vial : 7 Sample Multiplier: 1

Quant Time: May 12 18:23:25 2008  
 Quant Method : J:\MS13\METHODS\R13041408.M  
 Quant Title : EPA TO-15 per SOP VOA-TO15 (CASS TO-15/GC-MS)  
 QLast Update : Tue Apr 15 06:47:20 2008  
 Response via : Initial Calibration



TIC: 05120811.D\data.ms

Ion	Exp%	Act%
59.00	100	100
57.10	10.30	7.80
41.10	20.10	0.00#
43.00	12.30	17.74

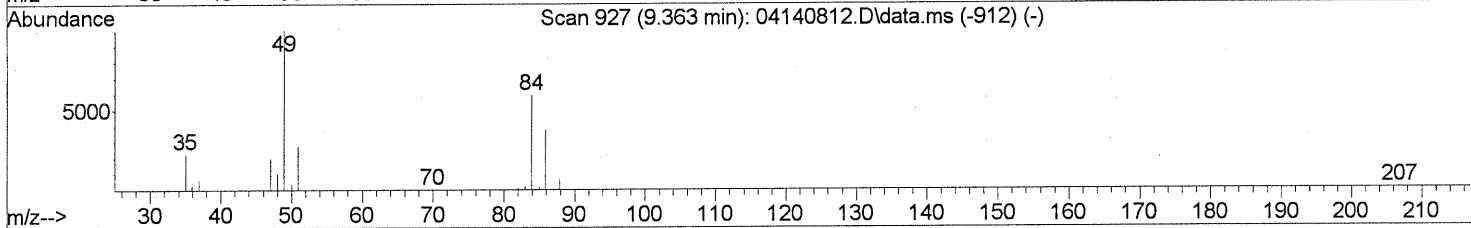
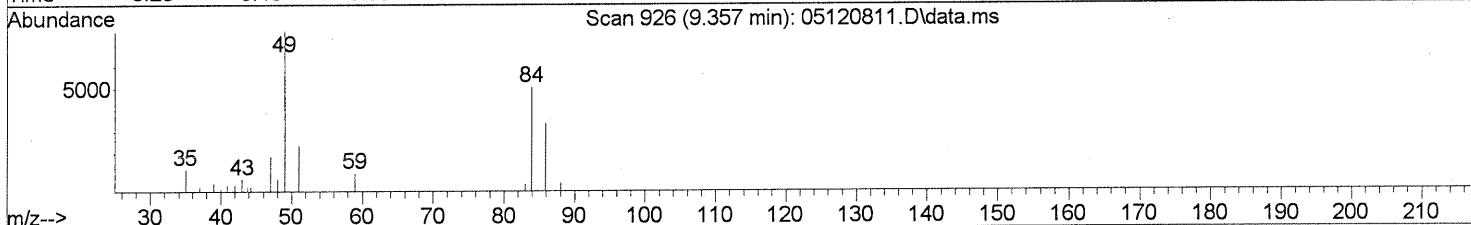
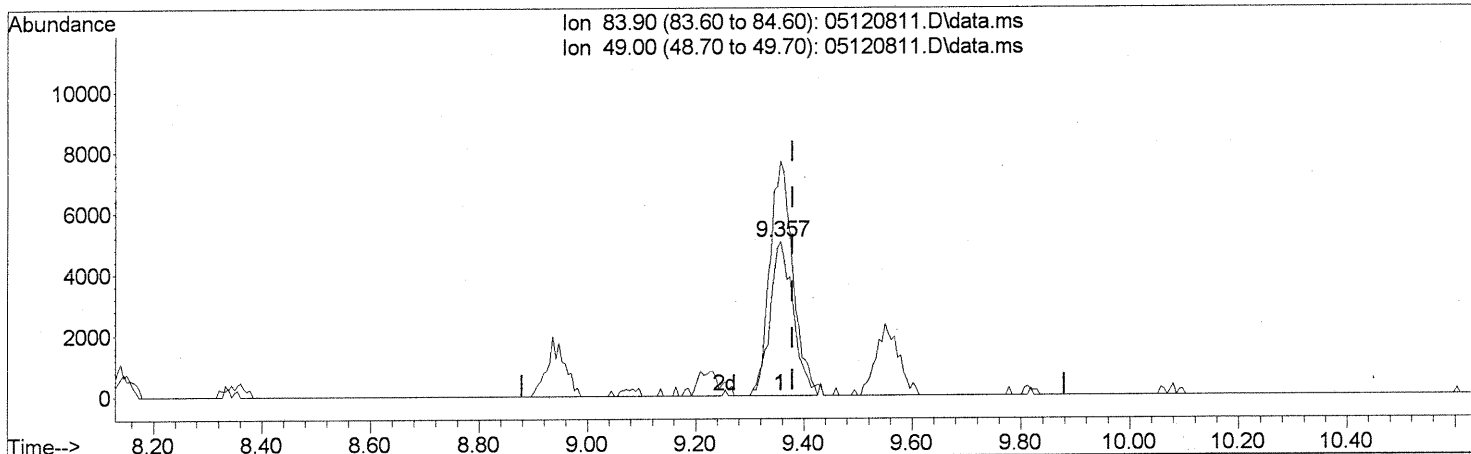
(18) tert-Butanol (T)  
 9.283min (-0.028) 0.31ng m  
 response 18669

*Int. the whole peak*  
*Em 5/27/08*  
*W 5/28/08*

Quantitation Report (Qedit)

Data Path : J:\MS13\DATA\2008\_05\12\  
 Data File : 05120811.D  
 Acq On : 12 May 2008 5:55 pm  
 Operator : RTB  
 Sample : P0801385-006 (1000mL)  
 Misc : ENSR SG40B-05 (-3.3, 3.5)  
 ALS Vial : 7 Sample Multiplier: 1

Quant Time: May 27 17:25:02 2008  
 Quant Method : J:\MS13\METHODS\R13041408.M  
 Quant Title : EPA TO-15 per SOP VOA-TO15 (CASS TO-15/GC-MS)  
 QLast Update : Tue Apr 15 06:47:20 2008  
 Response via : Initial Calibration



TIC: 05120811.D\data.ms

(19) Methylene Chloride (T)

9.357min (-0.023) 0.60ng



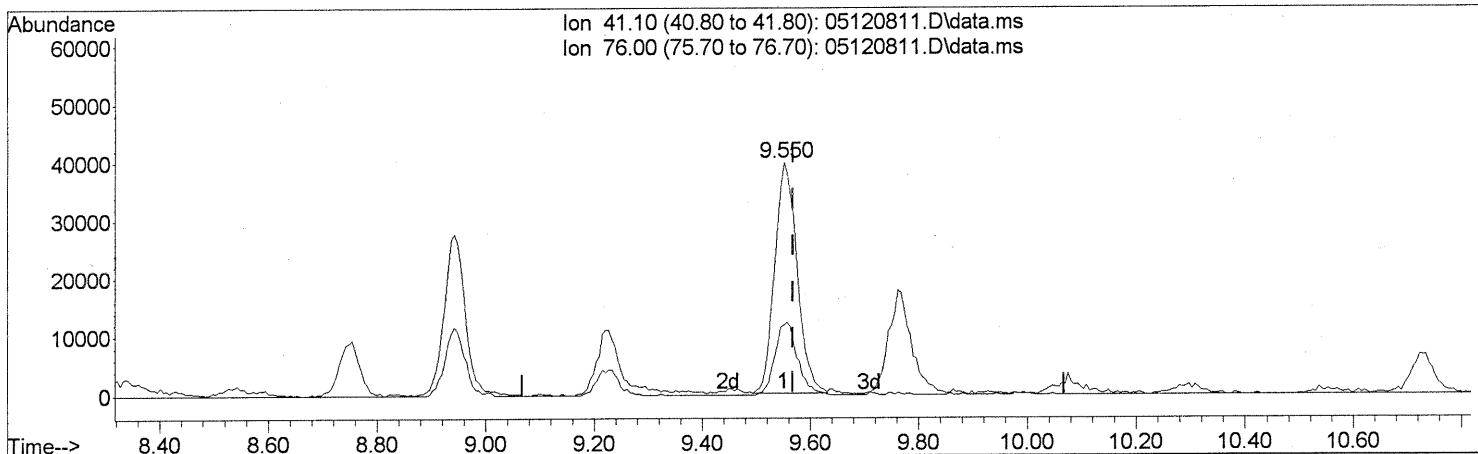
response 14850

Ion	Exp%	Act%
83.90	100	100
49.00	172.90	153.93
0.00	0.00	0.00
0.00	0.00	0.00

Quantitation Report (Qedit)

Data Path : J:\MS13\DATA\2008\_05\12\  
 Data File : 05120811.D  
 Acq On : 12 May 2008 5:55 pm  
 Operator : RTB  
 Sample : P0801385-006 (1000mL)  
 Misc : ENSR SG40B-05 (-3.3, 3.5)  
 ALS Vial : 7 Sample Multiplier: 1

Quant Time: May 27 17:25:02 2008  
 Quant Method : J:\MS13\METHODS\R13041408.M  
 Quant Title : EPA TO-15 per SOP VOA-TO15 (CASS TO-15/GC-MS)  
 QLast Update : Tue Apr 15 06:47:20 2008  
 Response via : Initial Calibration



TIC: 05120811.D\data.ms

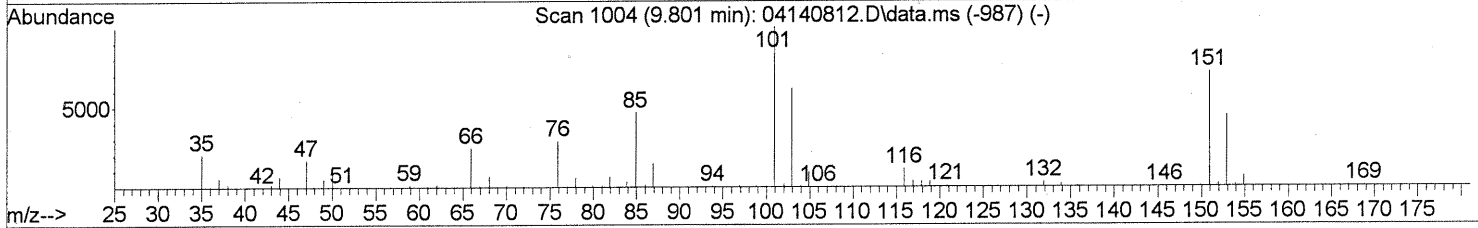
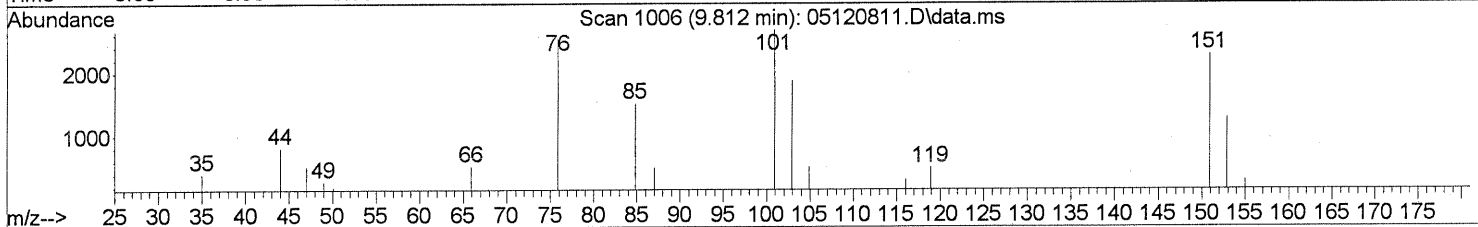
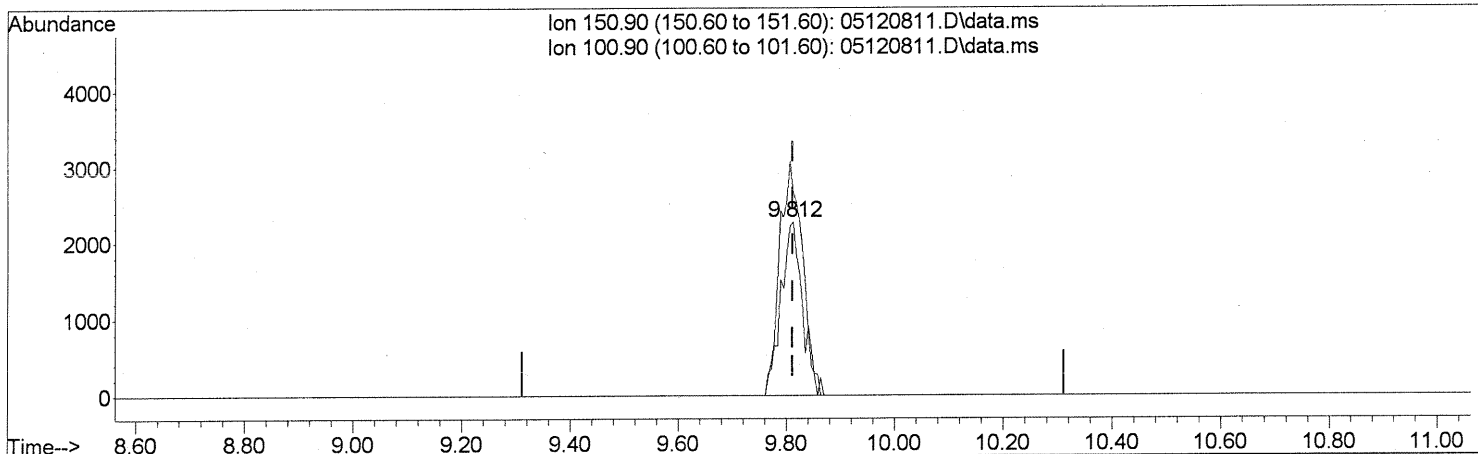
(20) Allyl Chloride (T)  
 9.550min (-0.017) 3.44ng  
 response 113293

Ion	Exp%	Act%
41.10	100	100
76.00	30.20	31.50
0.00	0.00	0.00
0.00	0.00	0.00

Quantitation Report (Qedit)

Data Path : J:\MS13\DATA\2008\_05\12\  
 Data File : 05120811.D  
 Acq On : 12 May 2008 5:55 pm  
 Operator : RTB  
 Sample : P0801385-006 (1000mL)  
 Misc : ENSR SG40B-05 (-3.3, 3.5)  
 ALS Vial : 7 Sample Multiplier: 1

Quant Time: May 27 17:25:02 2008  
 Quant Method : J:\MS13\METHODS\R13041408.M  
 Quant Title : EPA TO-15 per SOP VOA-TO15 (CASS TO-15/GC-MS)  
 QLast Update : Tue Apr 15 06:47:20 2008  
 Response via : Initial Calibration



TIC: 05120811.D\data.ms

(21) Trichlorotrifluoroethane (T)

9.812min (+0.000) 0.32ng

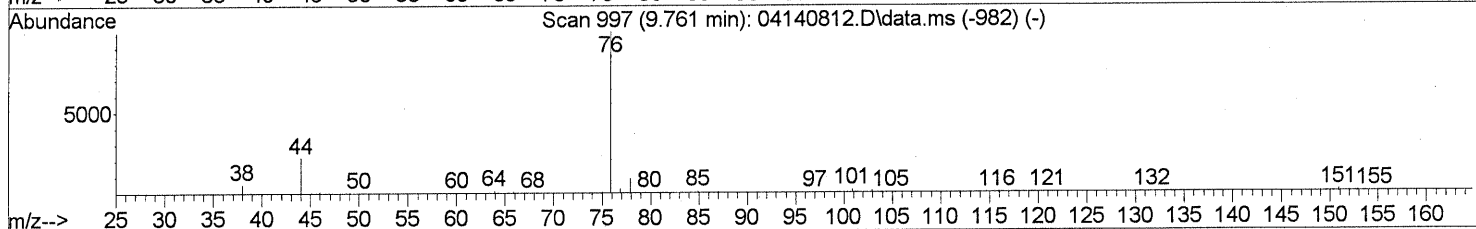
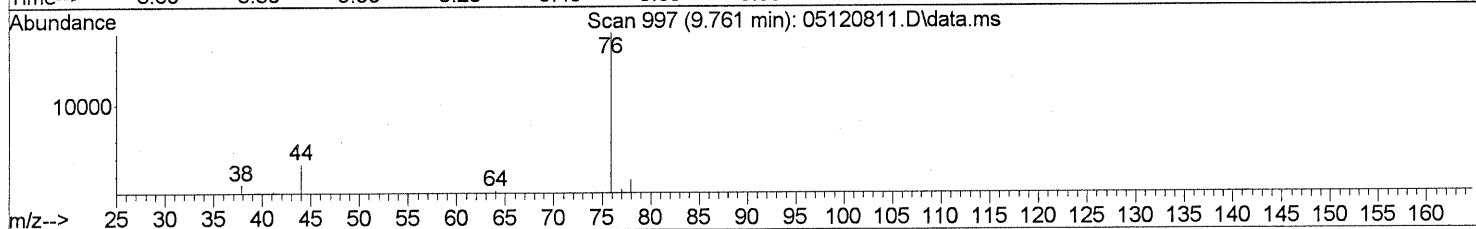
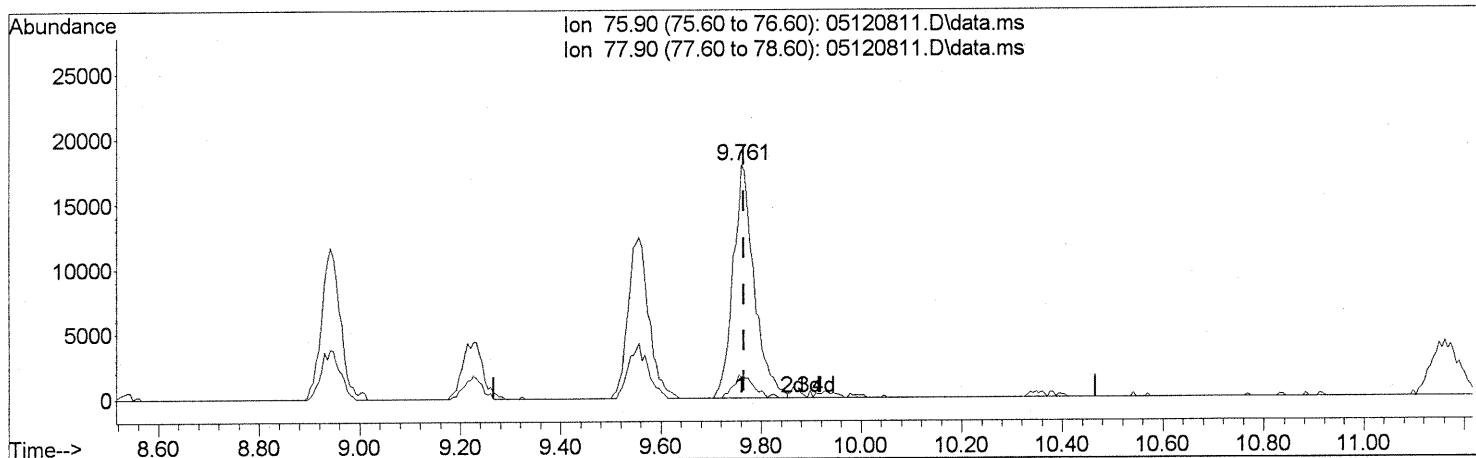
response 6268

Ion	Exp%	Act%
150.90	100	100
100.90	126.50	141.08
0.00	0.00	0.00
0.00	0.00	0.00

Quantitation Report (Qedit)

Data Path : J:\MS13\DATA\2008\_05\12\  
 Data File : 05120811.D  
 Acq On : 12 May 2008 5:55 pm  
 Operator : RTB  
 Sample : P0801385-006 (1000mL)  
 Misc : ENSR SG40B-05 (-3.3, 3.5)  
 ALS Vial : 7 Sample Multiplier: 1

Quant Time: May 27 17:25:02 2008  
 Quant Method : J:\MS13\METHODS\R13041408.M  
 Quant Title : EPA TO-15 per SOP VOA-TO15 (CASS TO-15/GC-MS)  
 QLast Update : Tue Apr 15 06:47:20 2008  
 Response via : Initial Calibration



TIC: 05120811.D\data.ms

(22) Carbon Disulfide (T)

9.761min (-0.005) 0.57ng

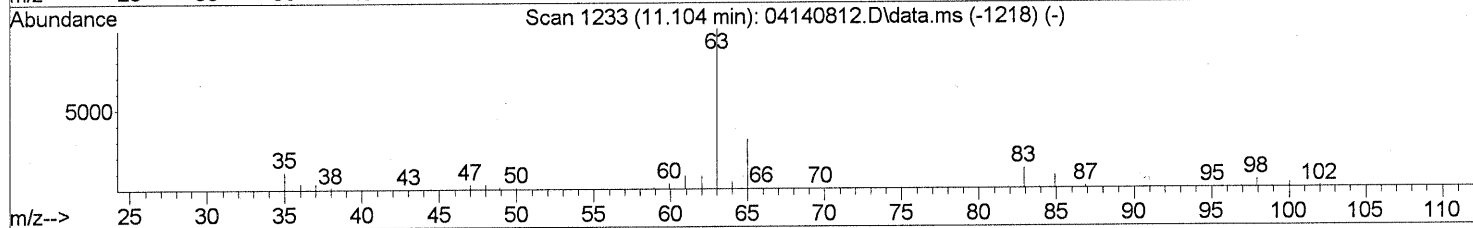
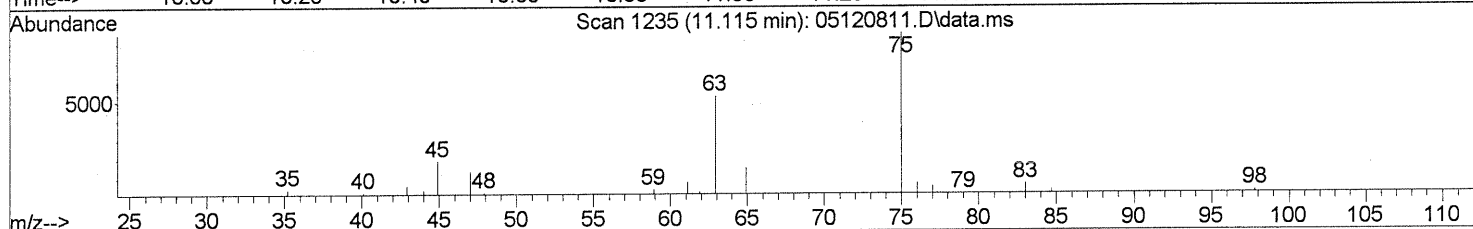
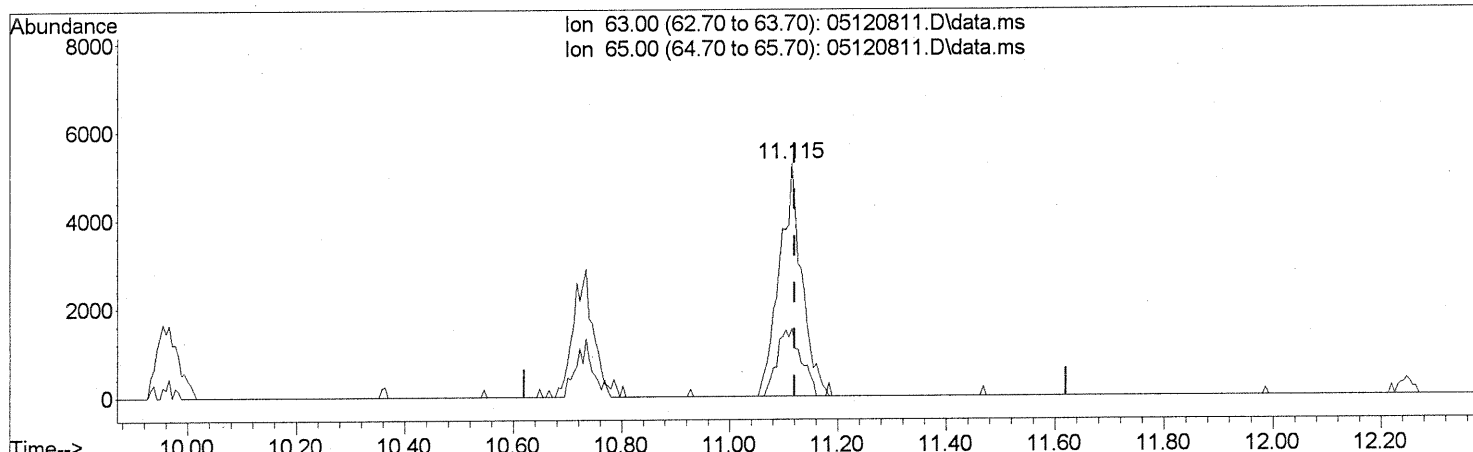
response 52400

Ion	Exp%	Act%
75.90	100	100
77.90	8.70	8.95
0.00	0.00	0.00
0.00	0.00	0.00

Quantitation Report (Qedit)

Data Path : J:\MS13\DATA\2008\_05\12\  
 Data File : 05120811.D  
 Acq On : 12 May 2008 5:55 pm  
 Operator : RTB  
 Sample : P0801385-006 (1000mL)  
 Misc : ENSR SG40B-05 (-3.3, 3.5)  
 ALS Vial : 7 Sample Multiplier: 1

Quant Time: May 27 17:25:02 2008  
 Quant Method : J:\MS13\METHODS\R13041408.M  
 Quant Title : EPA TO-15 per SOP VOA-TO15 (CASS TO-15/GC-MS)  
 QLast Update : Tue Apr 15 06:47:20 2008  
 Response via : Initial Calibration



TIC: 05120811.D\data.ms



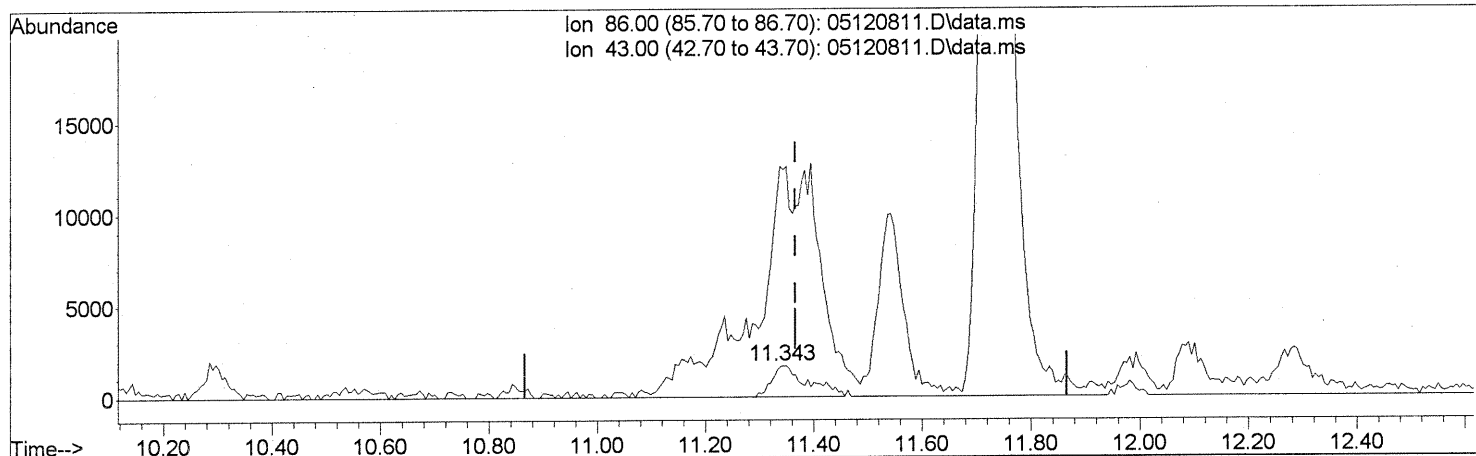
(24) 1,1-Dichloroethane (T)  
 11.115min (-0.005) 0.35ng  
 response 15058

Ion	Exp%	Act%
63.00	100	100
65.00	29.10	31.27
0.00	0.00	0.00
0.00	0.00	0.00

Quantitation Report (Qedit)

Data Path : J:\MS13\DATA\2008\_05\12\  
 Data File : 05120811.D  
 Acq On : 12 May 2008 5:55 pm  
 Operator : RTB  
 Sample : P0801385-006 (1000mL)  
 Misc : ENSR SG40B-05 (-3.3, 3.5)  
 ALS Vial : 7 Sample Multiplier: 1

Quant Time: May 27 17:25:02 2008  
 Quant Method : J:\MS13\METHODS\R13041408.M  
 Quant Title : EPA TO-15 per SOP VOA-TO15 (CASS TO-15/GC-MS)  
 QLast Update : Tue Apr 15 06:47:20 2008  
 Response via : Initial Calibration



TIC: 05120811.D\data.ms

(26) Vinyl Acetate (T) *M*

11.343min (-0.023) 1.79ng



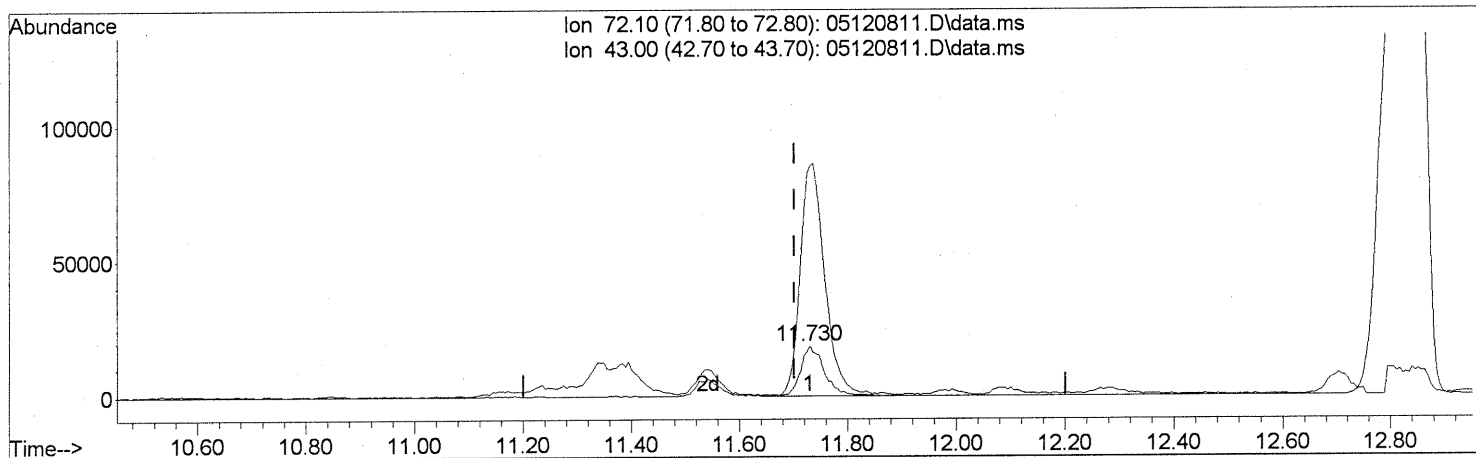
response 7612

Ion	Exp%	Act%
86.00	100	100
43.00	1381.20	0.00#
0.00	0.00	0.00
0.00	0.00	0.00

Quantitation Report (Qedit)

Data Path : J:\MS13\DATA\2008\_05\12\  
 Data File : 05120811.D  
 Acq On : 12 May 2008 5:55 pm  
 Operator : RTB  
 Sample : P0801385-006 (1000mL)  
 Misc : ENSR SG40B-05 (-3.3, 3.5)  
 ALS Vial : 7 Sample Multiplier: 1

Quant Time: May 27 17:25:02 2008  
 Quant Method : J:\MS13\METHODS\R13041408.M  
 Quant Title : EPA TO-15 per SOP VOA-TO15 (CASS TO-15/GC-MS)  
 QLast Update : Tue Apr 15 06:47:20 2008  
 Response via : Initial Calibration



TIC: 05120811.D\data.ms

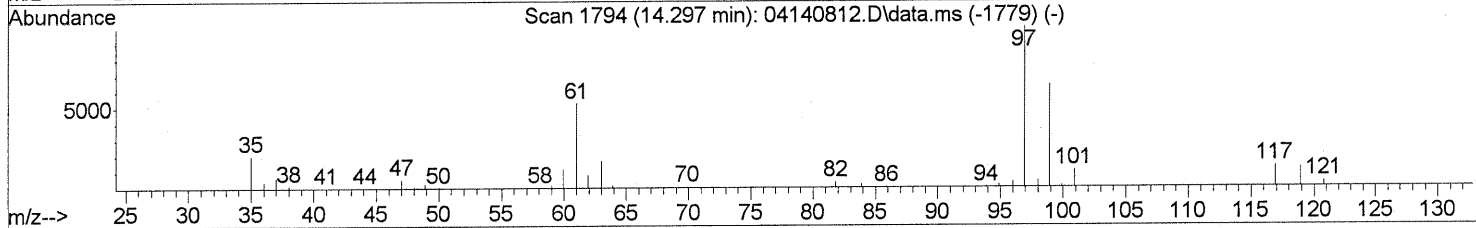
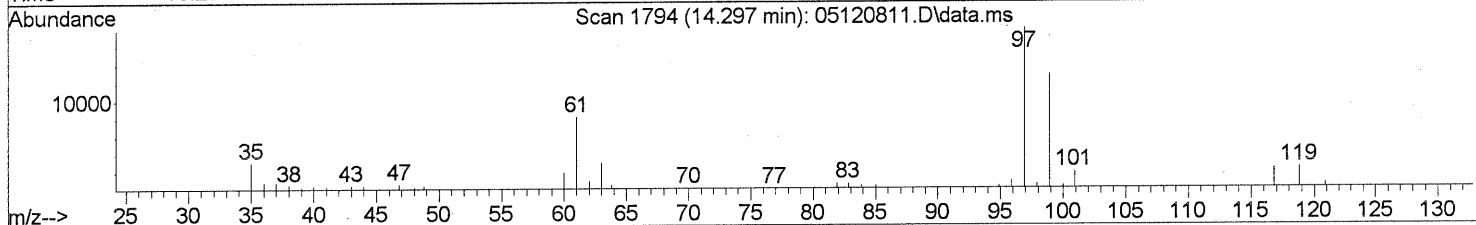
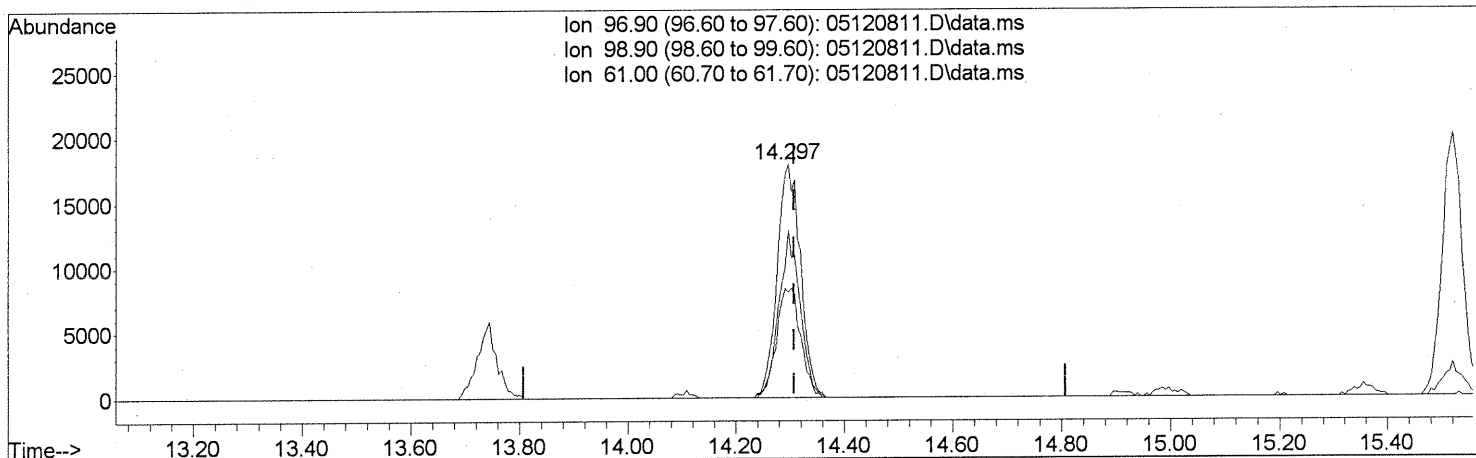
(27) 2-Butanone (T)		
11.730min (+0.029) 3.65ng		
response 54877		
Ion	Exp%	Act%
72.10	100	100
43.00	506.80	487.70
0.00	0.00	0.00
0.00	0.00	0.00



Quantitation Report (Qedit)

Data Path : J:\MS13\DATA\2008\_05\12\  
 Data File : 05120811.D  
 Acq On : 12 May 2008 5:55 pm  
 Operator : RTB  
 Sample : P0801385-006 (1000mL)  
 Misc : ENSR SG40B-05 (-3.3, 3.5)  
 ALS Vial : 7 Sample Multiplier: 1

Quant Time: May 27 17:25:02 2008  
 Quant Method : J:\MS13\METHODS\R13041408.M  
 Quant Title : EPA TO-15 per SOP VOA-TO15 (CASS TO-15/GC-MS)  
 QLast Update : Tue Apr 15 06:47:20 2008  
 Response via : Initial Calibration



TIC: 05120811.D\data.ms

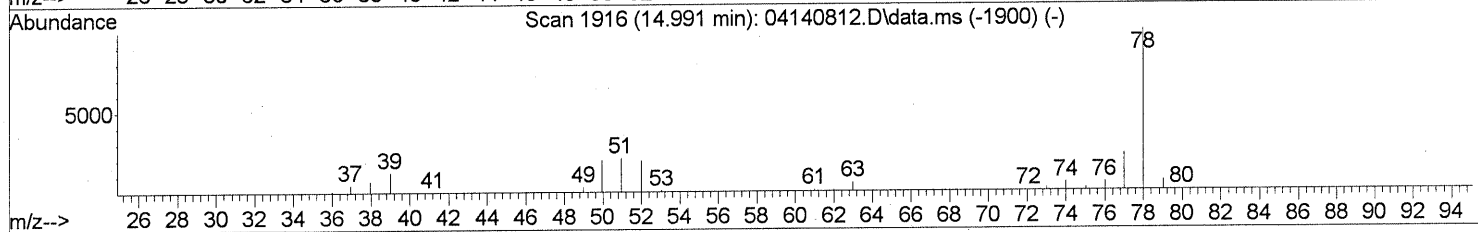

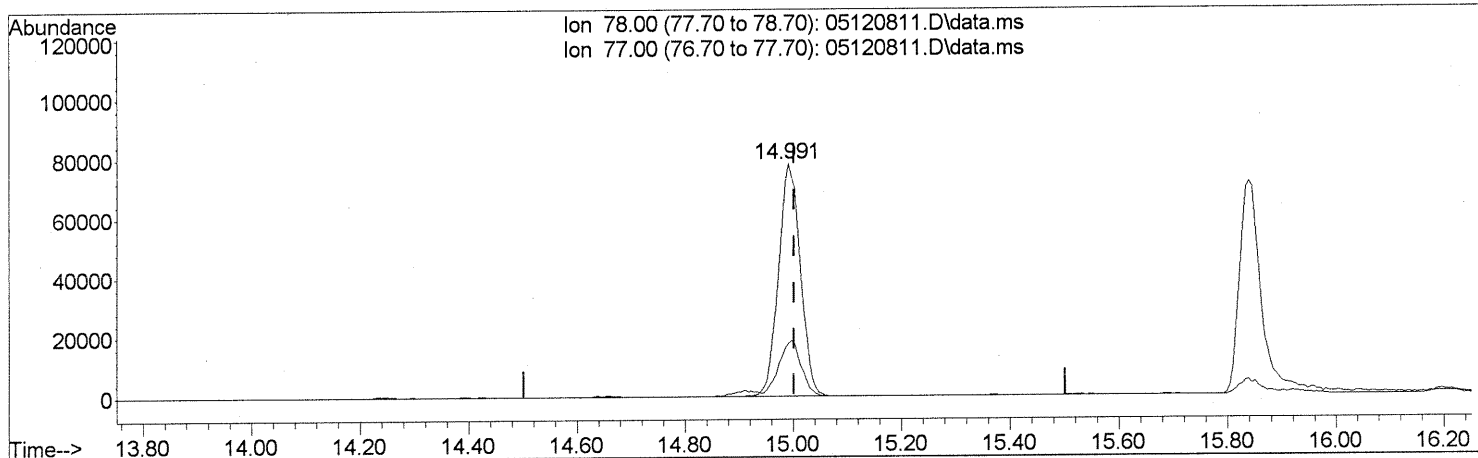
(38) 1,1,1-Trichloroethane (T)  
 14.297min (-0.011) 1.62ng  
 response 53319

Ion	Exp%	Act%
96.90	100	100
98.90	63.40	64.70
61.00	50.50	48.77
0.00	0.00	0.00

Quantitation Report (Qedit)

Data Path : J:\MS13\DATA\2008\_05\12\  
 Data File : 05120811.D  
 Acq On : 12 May 2008 5:55 pm  
 Operator : RTB  
 Sample : P0801385-006 (1000mL)  
 Misc : ENSR SG40B-05 (-3.3, 3.5)  
 ALS Vial : 7 Sample Multiplier: 1

Quant Time: May 27 17:25:02 2008  
 Quant Method : J:\MS13\METHODS\R13041408.M  
 Quant Title : EPA TO-15 per SOP VOA-TO15 (CASS TO-15/GC-MS)  
 QLast Update : Tue Apr 15 06:47:20 2008  
 Response via : Initial Calibration



TIC: 05120811.D\data.ms

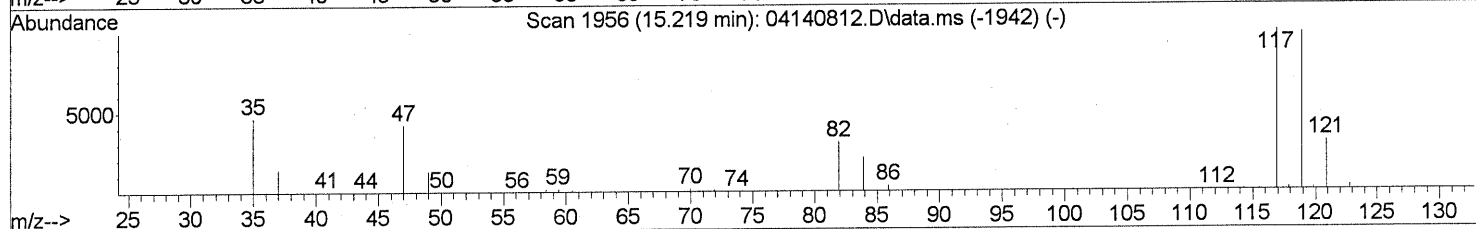
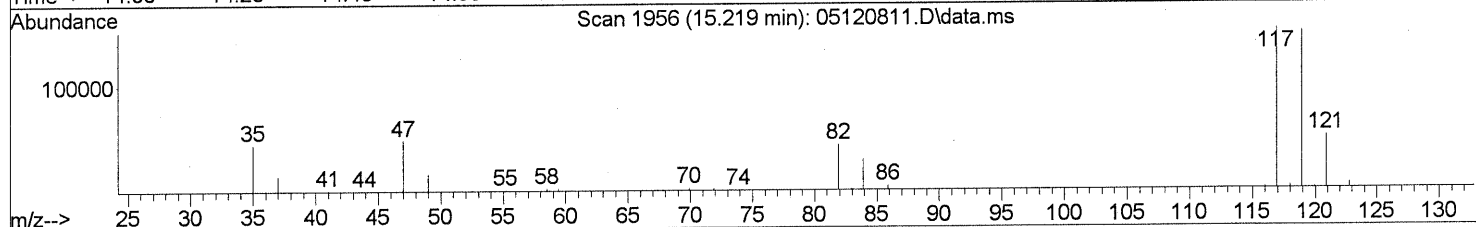
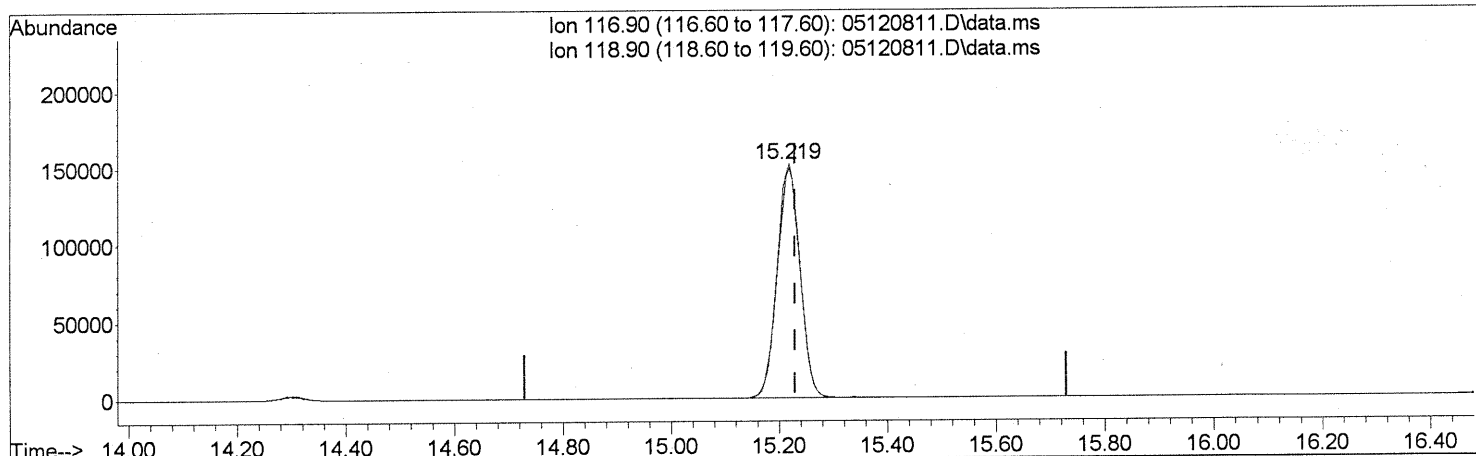
(41) Benzene (T)  
 14.991min (-0.011) 2.61ng  
 response 218880

Ion	Exp%	Act%
78.00	100	100
77.00	23.50	24.34
0.00	0.00	0.00
0.00	0.00	0.00

Quantitation Report (Qedit)

Data Path : J:\MS13\DATA\2008\_05\12\  
 Data File : 05120811.D  
 Acq On : 12 May 2008 5:55 pm  
 Operator : RTB  
 Sample : P0801385-006 (1000mL)  
 Misc : ENSR SG40B-05 (-3.3, 3.5)  
 ALS Vial : 7 Sample Multiplier: 1

Quant Time: May 27 17:25:02 2008  
 Quant Method : J:\MS13\METHODS\R13041408.M  
 Quant Title : EPA TO-15 per SOP VOA-TO15 (CASS TO-15/GC-MS)  
 QLast Update : Tue Apr 15 06:47:20 2008  
 Response via : Initial Calibration



TIC: 05120811.D\data.ms

(42) Carbon Tetrachloride (T)

15.219min (-0.011) 16.09ng


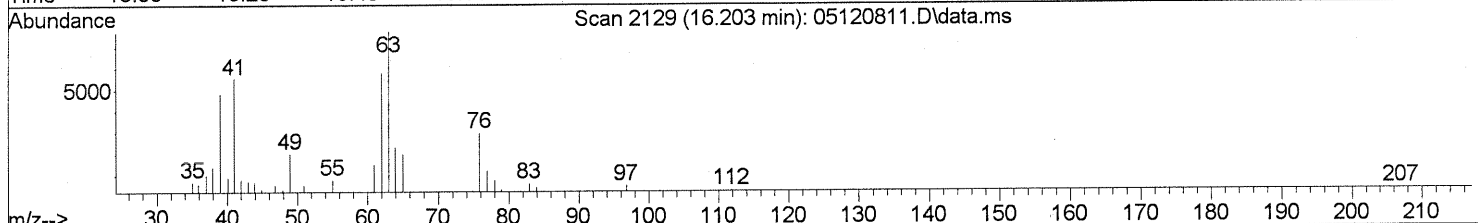
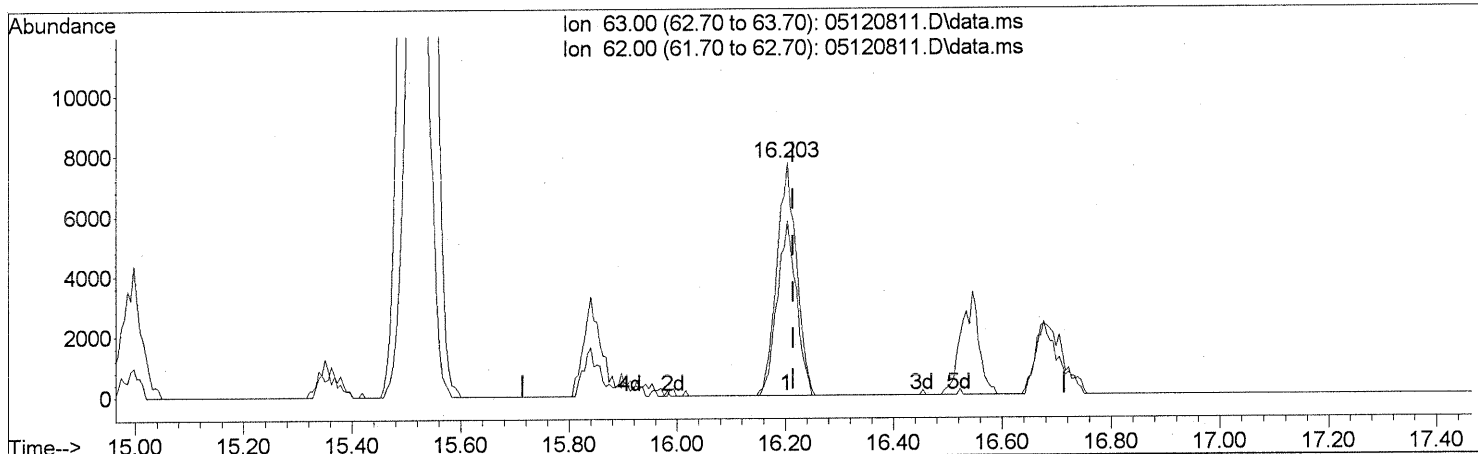
response 446232

Ion	Exp%	Act%
116.90	100	100
118.90	96.60	96.74
0.00	0.00	0.00
0.00	0.00	0.00

Quantitation Report (Qedit)

Data Path : J:\MS13\DATA\2008\_05\12\  
 Data File : 05120811.D  
 Acq On : 12 May 2008 5:55 pm  
 Operator : RTB  
 Sample : P0801385-006 (1000mL)  
 Misc : ENSR SG40B-05 (-3.3, 3.5)  
 ALS Vial : 7 Sample Multiplier: 1

Quant Time: May 27 17:25:02 2008  
 Quant Method : J:\MS13\METHODS\R13041408.M  
 Quant Title : EPA TO-15 per SOP VOA-TO15 (CASS TO-15/GC-MS)  
 QLast Update : Tue Apr 15 06:47:20 2008  
 Response via : Initial Calibration



TIC: 05120811.D\data.ms

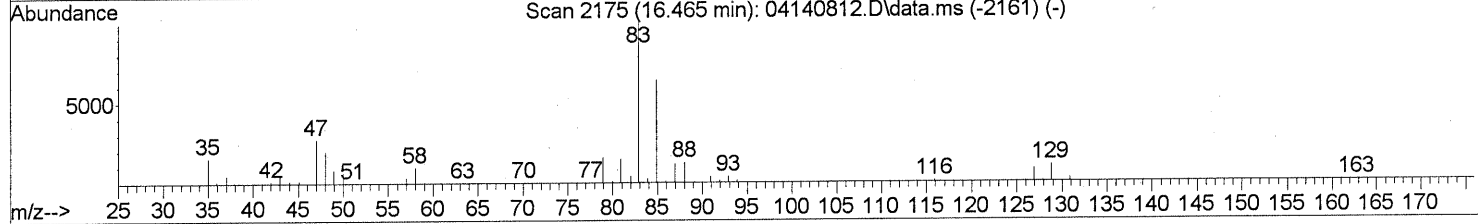
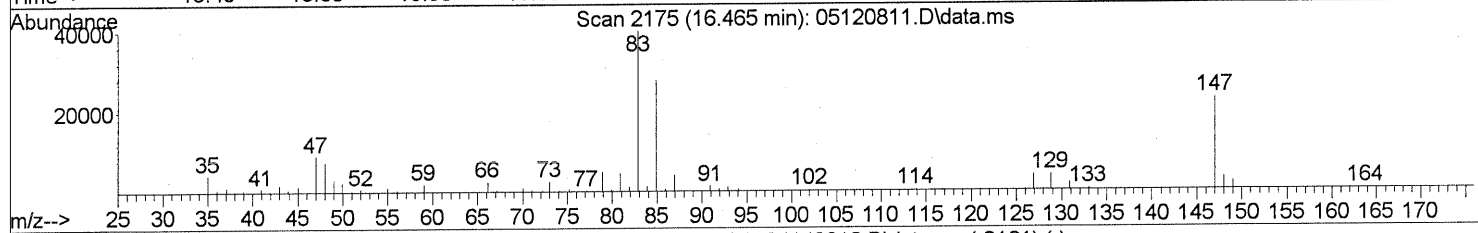
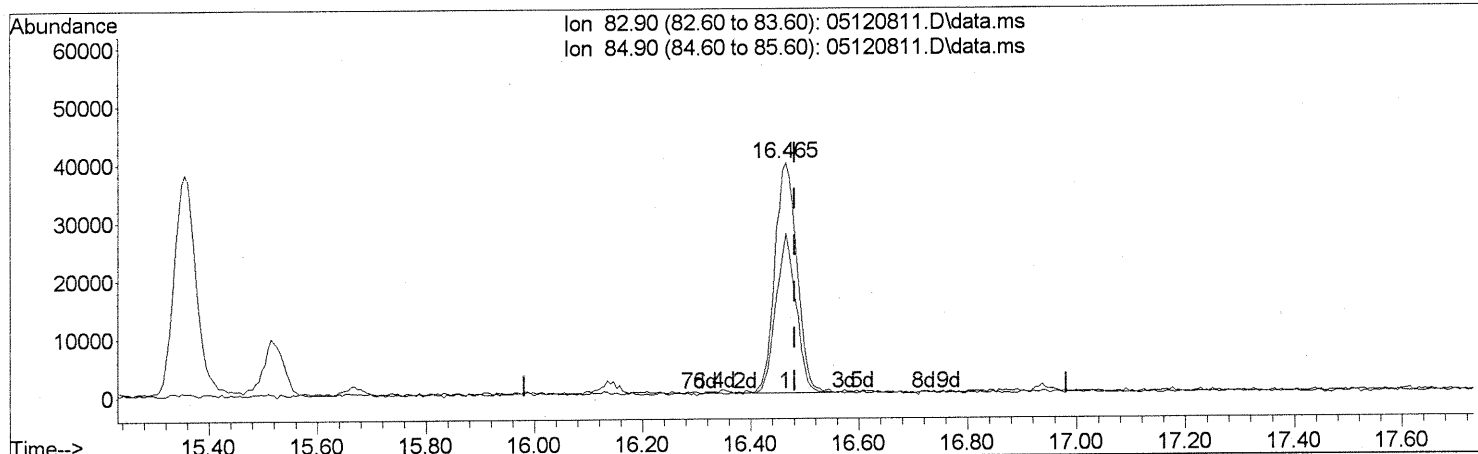
(45) 1,2-Dichloropropane (T)  
 16.203min (-0.011) 0.81ng  
 response 19502

Ion	Exp%	Act%
63.00	100	100
62.00	71.30	72.94
0.00	0.00	0.00
0.00	0.00	0.00

Quantitation Report (Qedit)

Data Path : J:\MS13\DATA\2008\_05\12\  
 Data File : 05120811.D  
 Acq On : 12 May 2008 5:55 pm  
 Operator : RTB  
 Sample : P0801385-006 (1000mL)  
 Misc : ENSR SG40B-05 (-3.3, 3.5)  
 ALS Vial : 7 Sample Multiplier: 1

Quant Time: May 27 17:25:02 2008  
 Quant Method : J:\MS13\METHODS\R13041408.M  
 Quant Title : EPA TO-15 per SOP VOA-TO15 (CASS TO-15/GC-MS)  
 QLast Update : Tue Apr 15 06:47:20 2008  
 Response via : Initial Calibration



TIC: 05120811.D\data.ms

(46) Bromodichloromethane (T)

16.465min (-0.017) 3.93ng

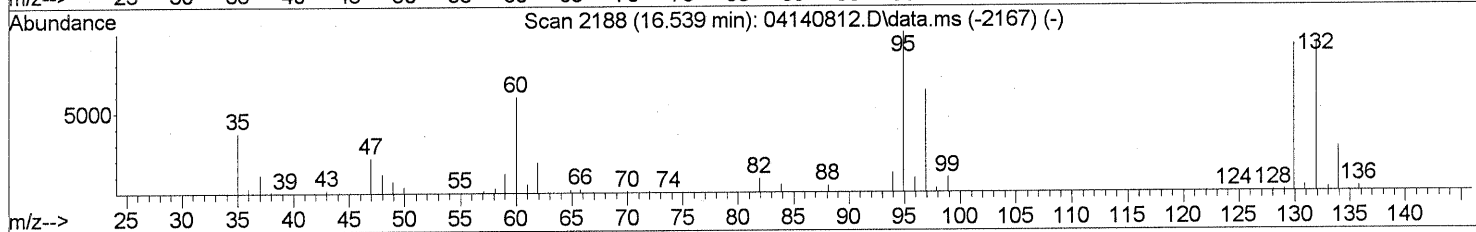
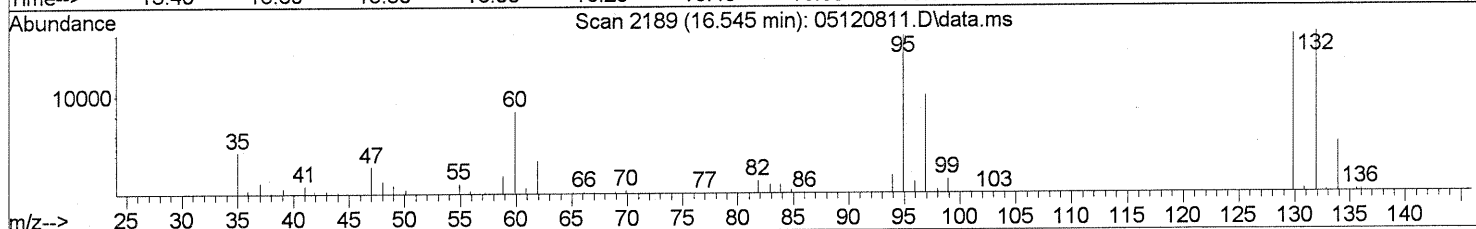
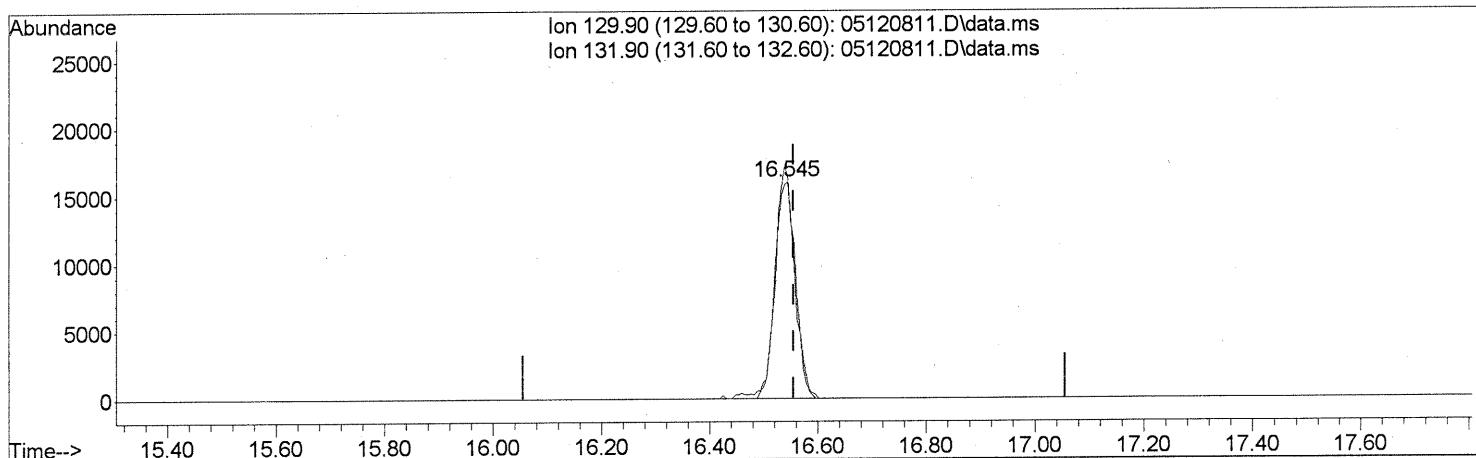
response 112058

Ion	Exp%	Act%
82.90	100	100
84.90	63.70	63.67
0.00	0.00	0.00
0.00	0.00	0.00

Quantitation Report (Qedit)

Data Path : J:\MS13\DATA\2008\_05\12\  
 Data File : 05120811.D  
 Acq On : 12 May 2008 5:55 pm  
 Operator : RTB  
 Sample : P0801385-006 (1000mL)  
 Misc : ENSR SG40B-05 (-3.3, 3.5)  
 ALS Vial : 7 Sample Multiplier: 1

Quant Time: May 27 17:25:02 2008  
 Quant Method : J:\MS13\METHODS\R13041408.M  
 Quant Title : EPA TO-15 per SOP VOA-TO15 (CASS TO-15/GC-MS)  
 QLast Update : Tue Apr 15 06:47:20 2008  
 Response via : Initial Calibration



TIC: 05120811.D\data.ms

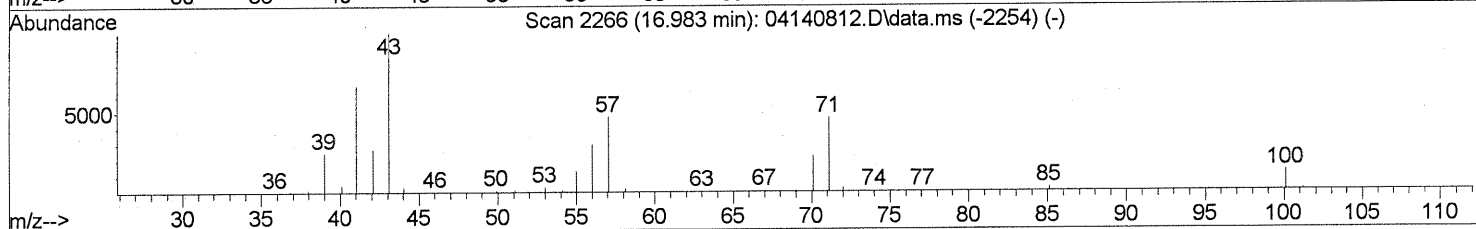
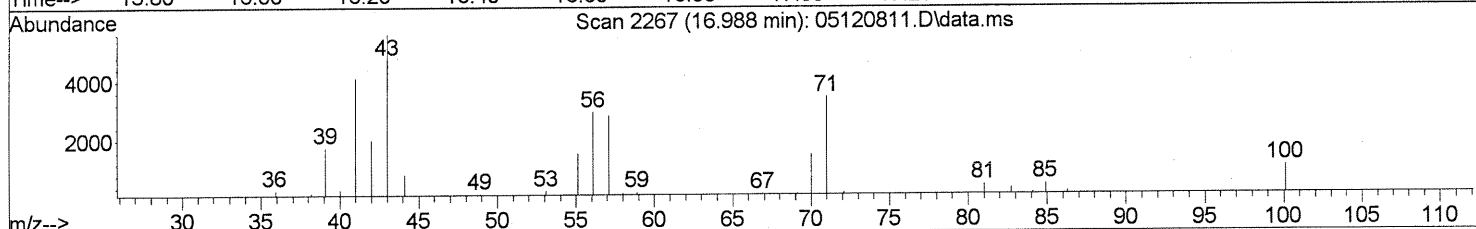
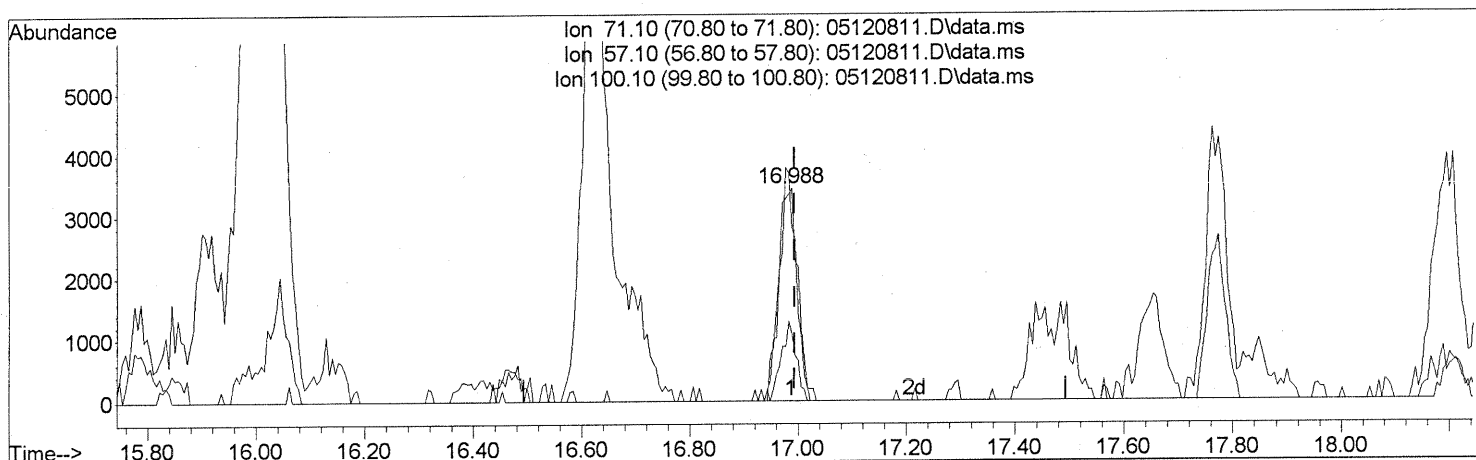
(47) Trichloroethene (T)  
 16.545min (-0.011) 2.05ng  
 response 42264

Ion	Exp%	Act%
129.90	100	100
131.90	101.20	100.23
0.00	0.00	0.00
0.00	0.00	0.00

Quantitation Report (Qedit)

Data Path : J:\MS13\DATA\2008\_05\12\  
 Data File : 05120811.D  
 Acq On : 12 May 2008 5:55 pm  
 Operator : RTB  
 Sample : P0801385-006 (1000mL)  
 Misc : ENSR SG40B-05 (-3.3, 3.5)  
 ALS Vial : 7 Sample Multiplier: 1

Quant Time: May 27 17:25:02 2008  
 Quant Method : J:\MS13\METHODS\R13041408.M  
 Quant Title : EPA TO-15 per SOP VOA-TO15 (CASS TO-15/GC-MS)  
 QLast Update : Tue Apr 15 06:47:20 2008  
 Response via : Initial Calibration



TIC: 05120811.D\data.ms

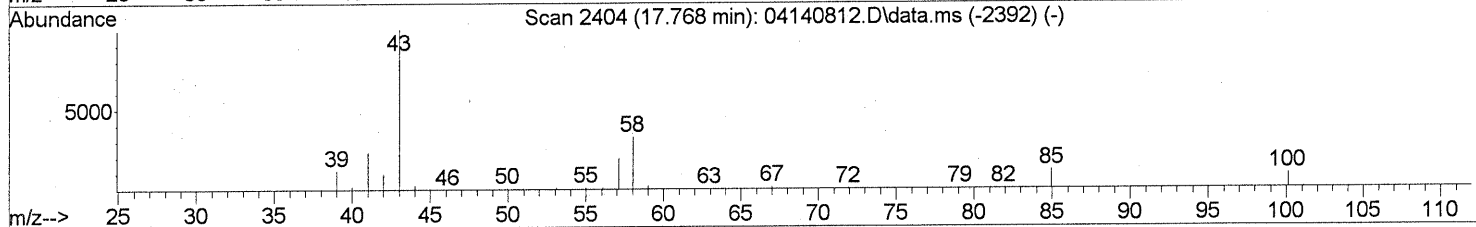
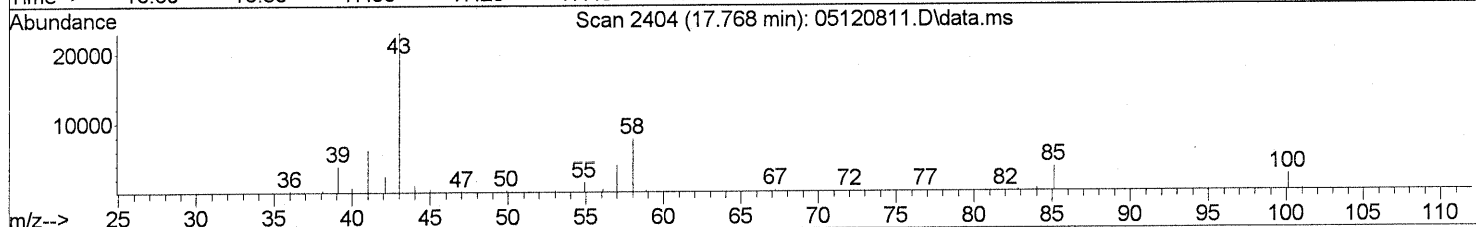
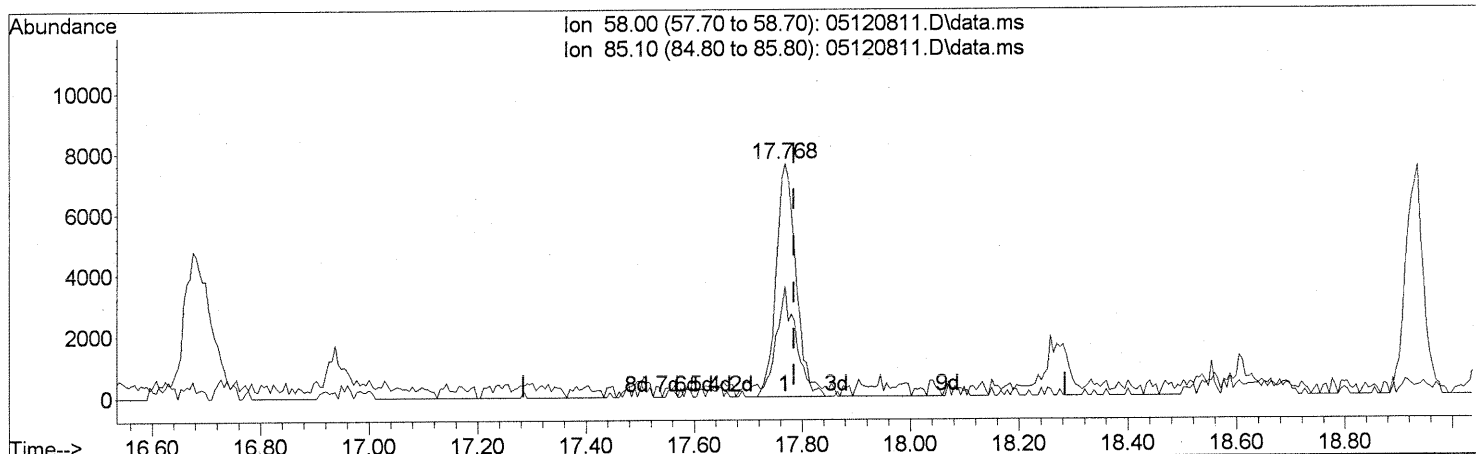
(51) n-Heptane (T)  
 16.988min (-0.005) 0.36ng  
 response 8358

Ion	Exp%	Act%
71.10	100	100
57.10	124.90	98.12#
100.10	30.10	29.52
0.00	0.00	0.00

Quantitation Report (Qedit)

Data Path : J:\MS13\DATA\2008\_05\12\  
 Data File : 05120811.D  
 Acq On : 12 May 2008 5:55 pm  
 Operator : RTB  
 Sample : P0801385-006 (1000mL)  
 Misc : ENSR SG40B-05 (-3.3, 3.5)  
 ALS Vial : 7 Sample Multiplier: 1

Quant Time: May 27 17:25:02 2008  
 Quant Method : J:\MS13\METHODS\R13041408.M  
 Quant Title : EPA TO-15 per SOP VOA-TO15 (CASS TO-15/GC-MS)  
 QLast Update : Tue Apr 15 06:47:20 2008  
 Response via : Initial Calibration



TIC: 05120811.D\data.ms

(53) 4-Methyl-2-pentanone (T)  
 17.768min (-0.017) 0.84ng  
 response 19209

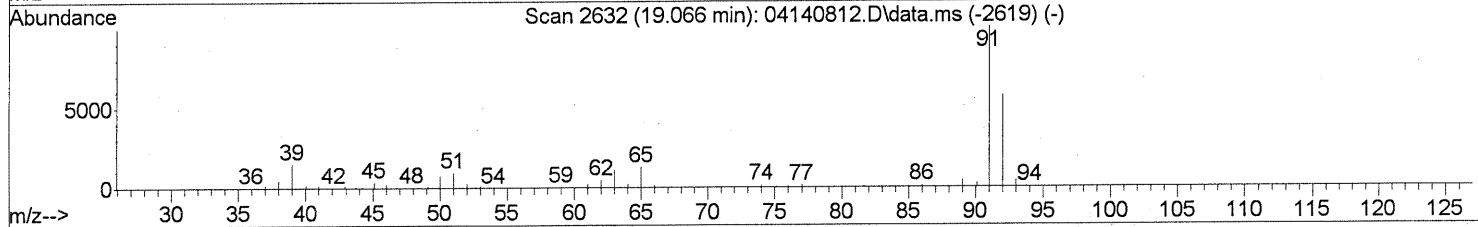
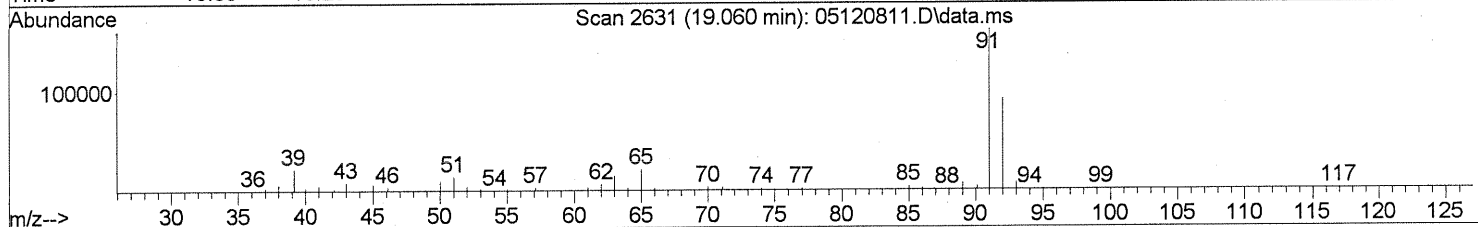
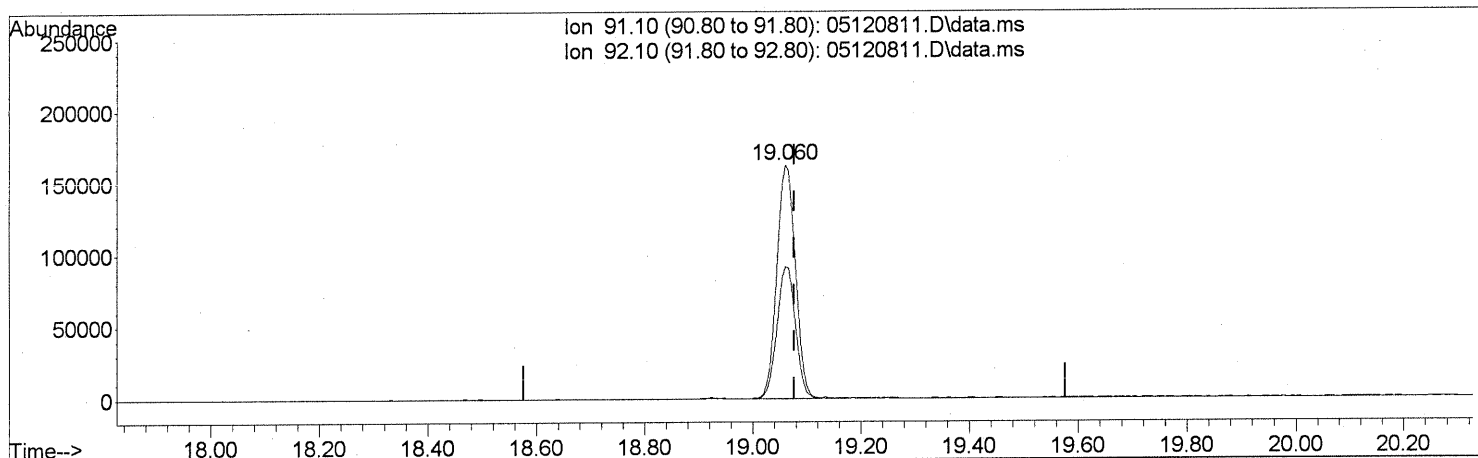
Ion	Exp%	Act%
58.00	100	100
85.10	30.10	50.49#
0.00	0.00	0.00
0.00	0.00	0.00



Quantitation Report (Qedit)

Data Path : J:\MS13\DATA\2008\_05\12\  
 Data File : 05120811.D  
 Acq On : 12 May 2008 5:55 pm  
 Operator : RTB  
 Sample : P0801385-006 (1000mL)  
 Misc : ENSR SG40B-05 (-3.3, 3.5)  
 ALS Vial : 7 Sample Multiplier: 1

Quant Time: May 27 17:25:02 2008  
 Quant Method : J:\MS13\METHODS\R13041408.M  
 Quant Title : EPA TO-15 per SOP VOA-TO15 (CASS TO-15/GC-MS)  
 QLast Update : Tue Apr 15 06:47:20 2008  
 Response via : Initial Calibration



TIC: 05120811.D\data.ms

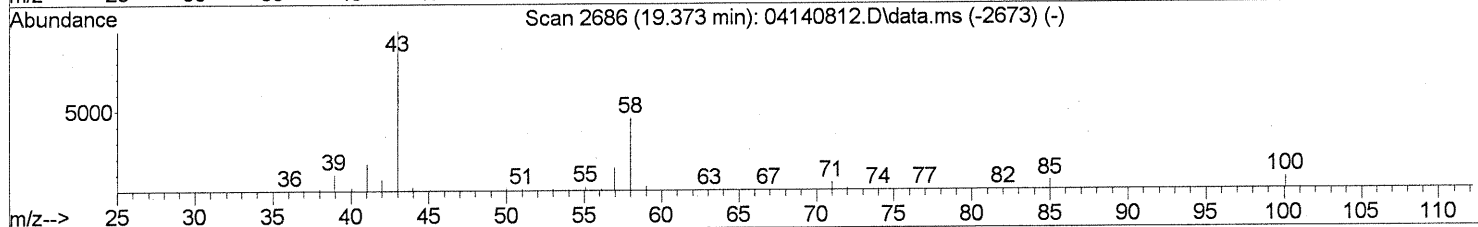
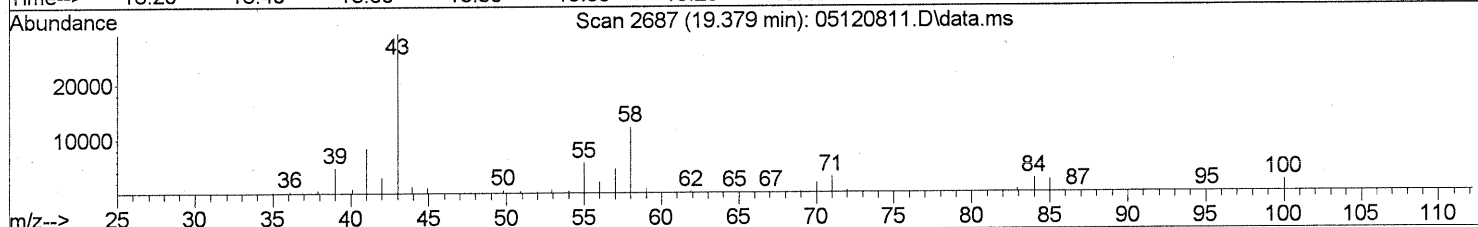
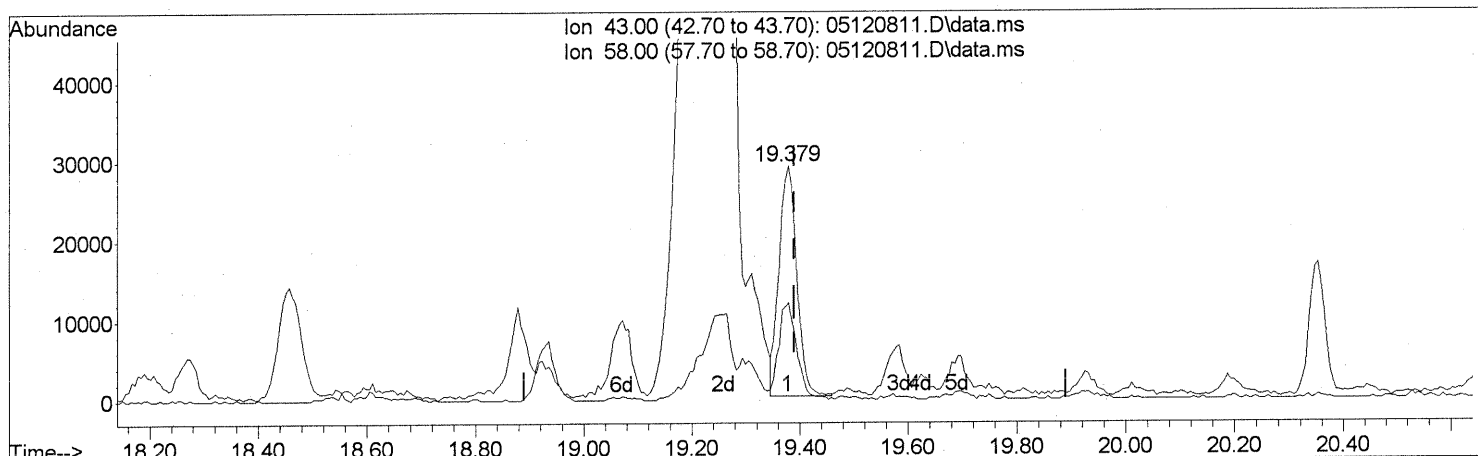
(58) Toluene (T)  
 19.060min (-0.017) 4.40ng  
 response 382887

Ion	Exp%	Act%
91.10	100	100
92.10	59.80	56.06
0.00	0.00	0.00
0.00	0.00	0.00

Quantitation Report (Qedit)

Data Path : J:\MS13\DATA\2008\_05\12\  
 Data File : 05120811.D  
 Acq On : 12 May 2008 5:55 pm  
 Operator : RTB  
 Sample : P0801385-006 (1000mL)  
 Misc : ENSR SG40B-05 (-3.3, 3.5)  
 ALS Vial : 7 Sample Multiplier: 1

Quant Time: May 27 17:25:02 2008  
 Quant Method : J:\MS13\METHODS\R13041408.M  
 Quant Title : EPA TO-15 per SOP VOA-TO15 (CASS TO-15/GC-MS)  
 QLast Update : Tue Apr 15 06:47:20 2008  
 Response via : Initial Calibration



TIC: 05120811.D\data.ms

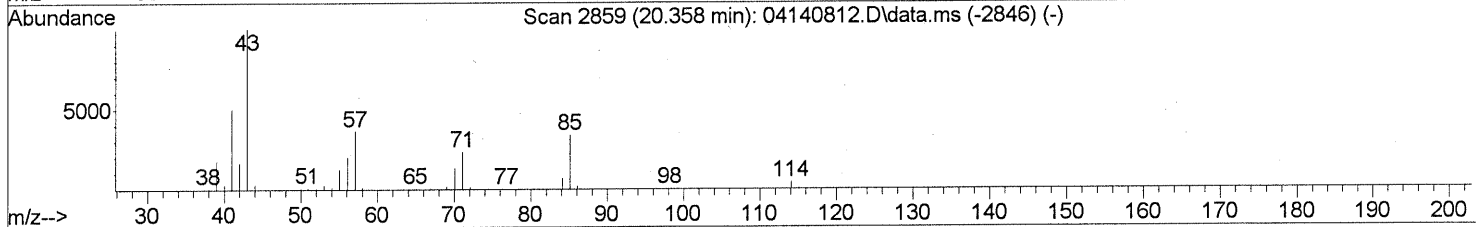
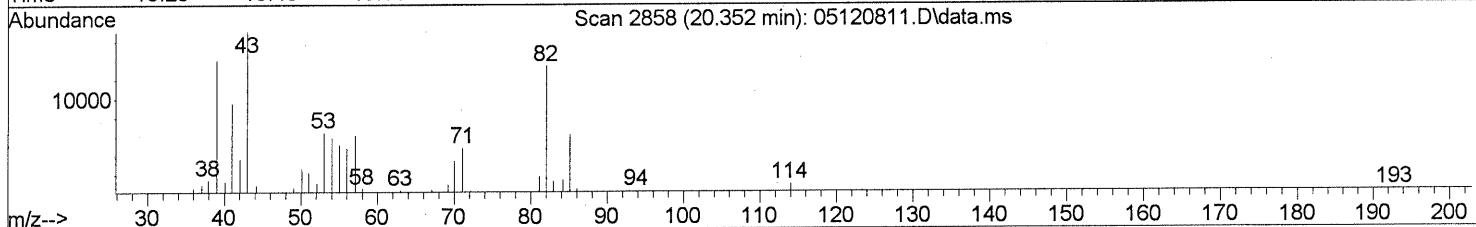
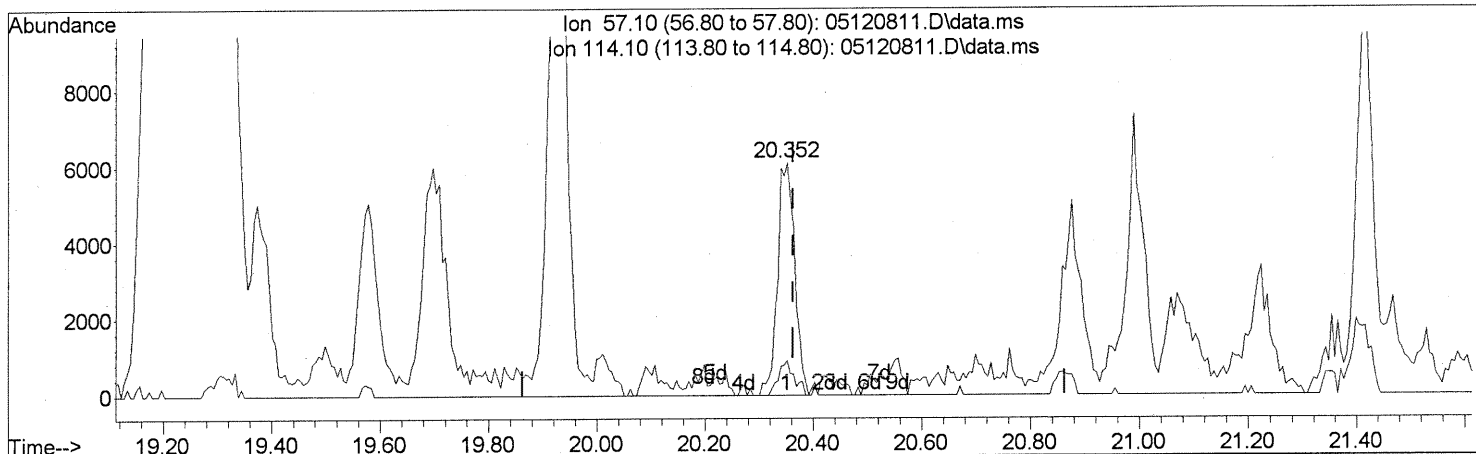
(59) 2-Hexanone (T)  
 19.379min (-0.011) 1.02ng  
 response 65975

Ion	Exp%	Act%
43.00	100	100
58.00	61.70	43.81
0.00	0.00	0.00
0.00	0.00	0.00

Quantitation Report (Qedit)

Data Path : J:\MS13\DATA\2008\_05\12\  
 Data File : 05120811.D  
 Acq On : 12 May 2008 5:55 pm  
 Operator : RTB  
 Sample : P0801385-006 (1000mL)  
 Misc : ENSR SG40B-05 (-3.3, 3.5)  
 ALS Vial : 7 Sample Multiplier: 1

Quant Time: May 27 17:25:02 2008  
 Quant Method : J:\MS13\METHODS\R13041408.M  
 Quant Title : EPA TO-15 per SOP VOA-TO15 (CASS TO-15/GC-MS)  
 QLast Update : Tue Apr 15 06:47:20 2008  
 Response via : Initial Calibration



TIC: 05120811.D\data.ms

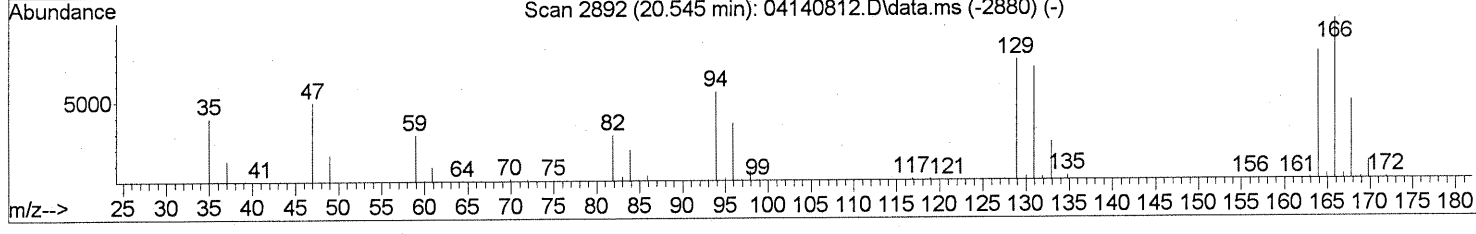
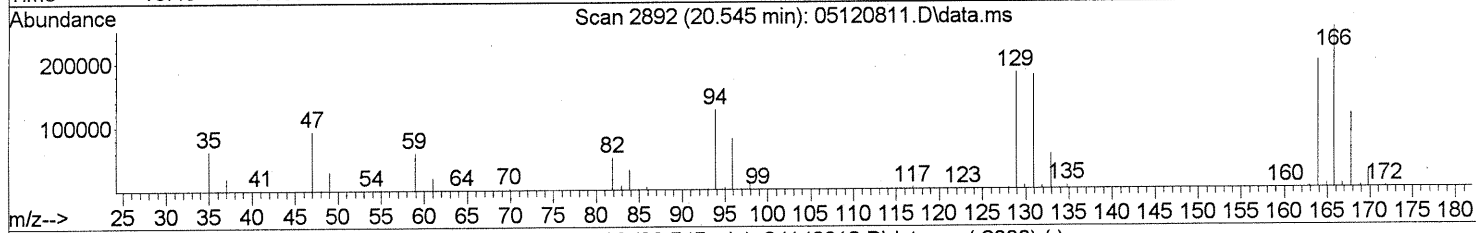
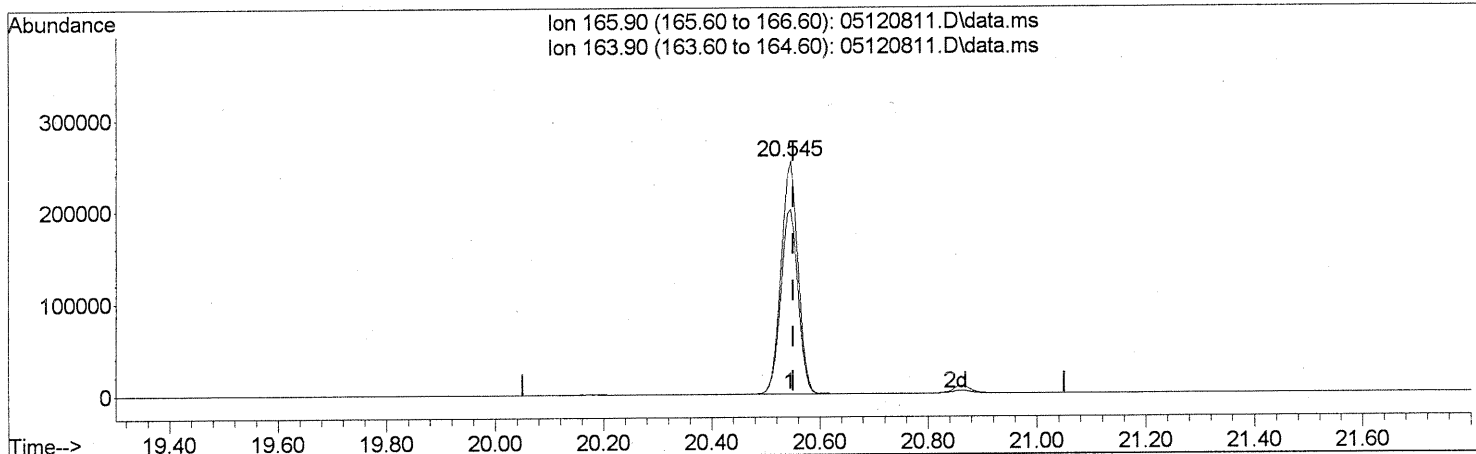
(63) n-Octane (T)  
 20.352min (-0.011) 0.66ng  
 response 13399

Ion	Exp%	Act%
57.10	100	100
114.10	10.20	13.48
0.00	0.00	0.00
0.00	0.00	0.00

Quantitation Report (Qedit)

Data Path : J:\MS13\DATA\2008\_05\12\  
 Data File : 05120811.D  
 Acq On : 12 May 2008 5:55 pm  
 Operator : RTB  
 Sample : P0801385-006 (1000mL)  
 Misc : ENSR SG40B-05 (-3.3, 3.5)  
 ALS Vial : 7 Sample Multiplier: 1

Quant Time: May 27 17:25:02 2008  
 Quant Method : J:\MS13\METHODS\R13041408.M  
 Quant Title : EPA TO-15 per SOP VOA-TO15 (CASS TO-15/GC-MS)  
 QLast Update : Tue Apr 15 06:47:20 2008  
 Response via : Initial Calibration



TIC: 05120811.D\data.ms

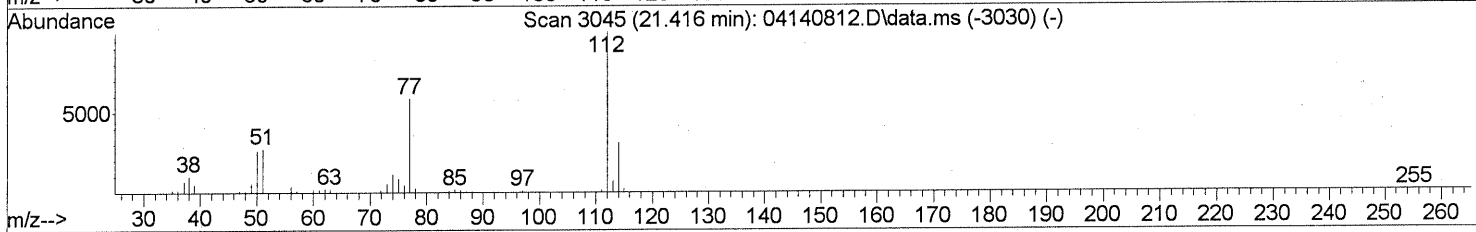

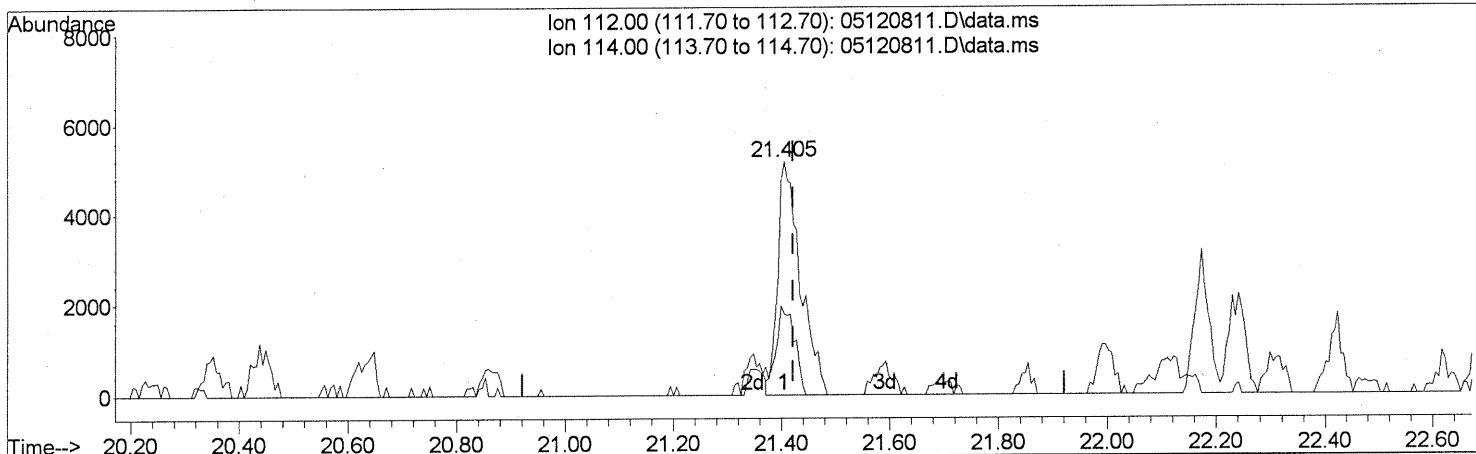
(64) Tetrachloroethene (T)  
 20.545min (-0.005) 25.23ng  
 response 549763

Ion	Exp%	Act%
165.90	100	100
163.90	78.70	80.84
0.00	0.00	0.00
0.00	0.00	0.00

Quantitation Report (Qedit)

Data Path : J:\MS13\DATA\2008\_05\12\  
 Data File : 05120811.D  
 Acq On : 12 May 2008 5:55 pm  
 Operator : RTB  
 Sample : P0801385-006 (1000mL)  
 Misc : ENSR SG40B-05 (-3.3, 3.5)  
 ALS Vial : 7 Sample Multiplier: 1

Quant Time: May 27 17:25:02 2008  
 Quant Method : J:\MS13\METHODS\R13041408.M  
 Quant Title : EPA TO-15 per SOP VOA-TO15 (CASS TO-15/GC-MS)  
 QLast Update : Tue Apr 15 06:47:20 2008  
 Response via : Initial Calibration



TIC: 05120811.D\data.ms

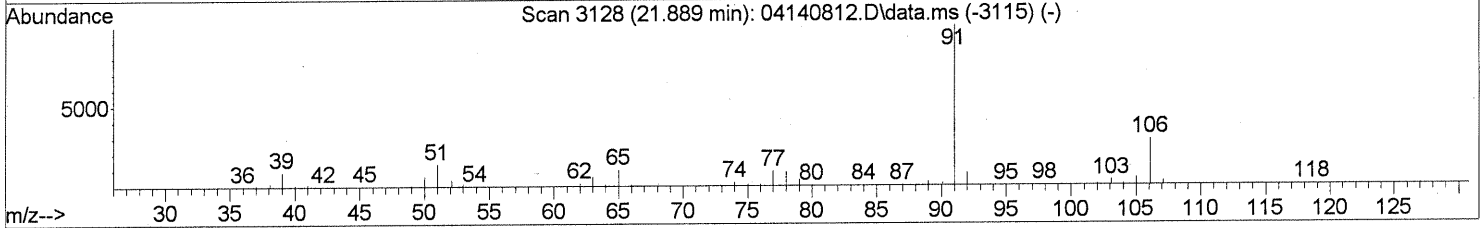
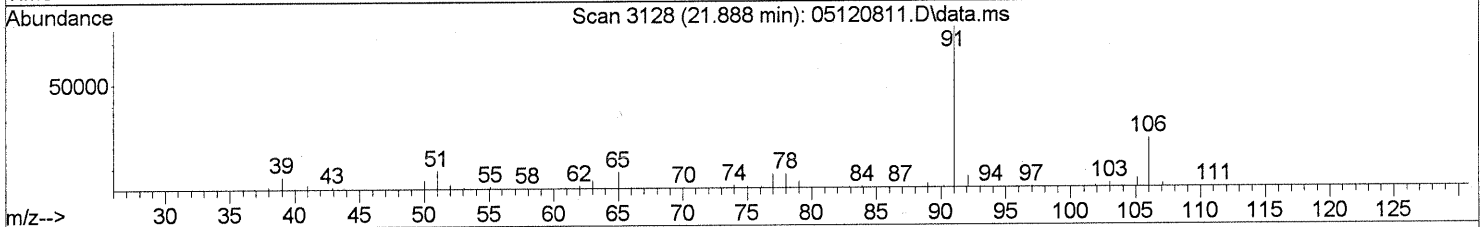
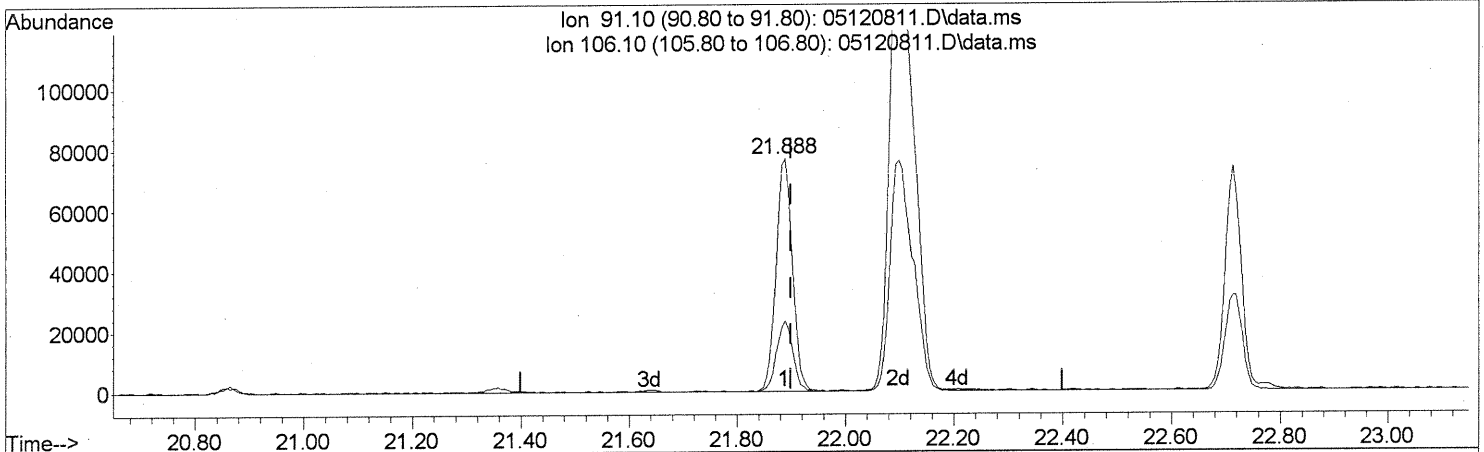
(65) Chlorobenzene (T)  
 21.405min (-0.017) 0.28ng  
 response 14945

Ion	Exp%	Act%
112.00	100	100
114.00	32.40	30.18
0.00	0.00	0.00
0.00	0.00	0.00

Quantitation Report (Qedit)

Data Path : J:\MS13\DATA\2008\_05\12\  
 Data File : 05120811.D  
 Acq On : 12 May 2008 5:55 pm  
 Operator : RTB  
 Sample : P0801385-006 (1000mL)  
 Misc : ENSR SG40B-05 (-3.3, 3.5)  
 ALS Vial : 7 Sample Multiplier: 1

Quant Time: May 27 17:25:02 2008  
 Quant Method : J:\MS13\METHODS\R13041408.M  
 Quant Title : EPA TO-15 per SOP VOA-TO15 (CASS TO-15/GC-MS)  
 QLast Update : Tue Apr 15 06:47:20 2008  
 Response via : Initial Calibration



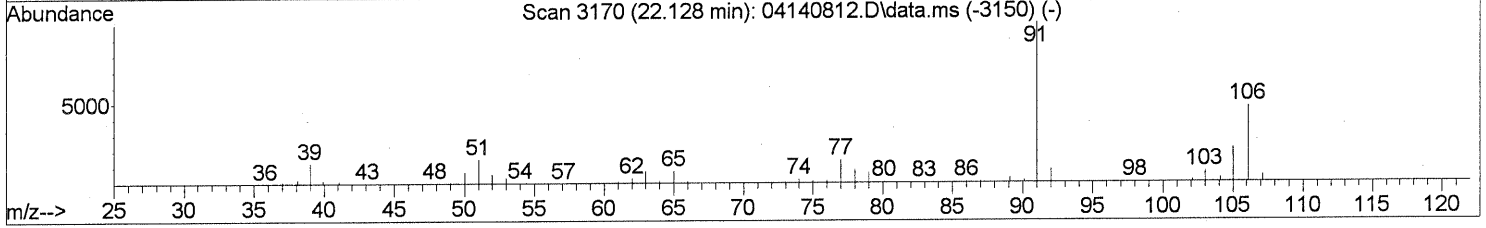
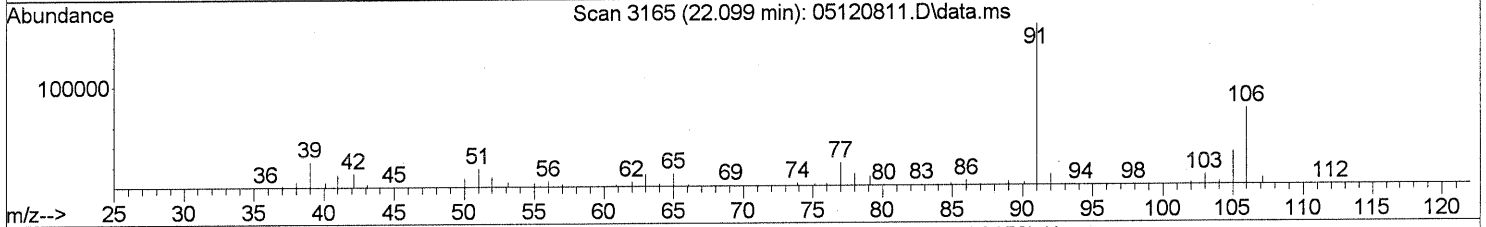
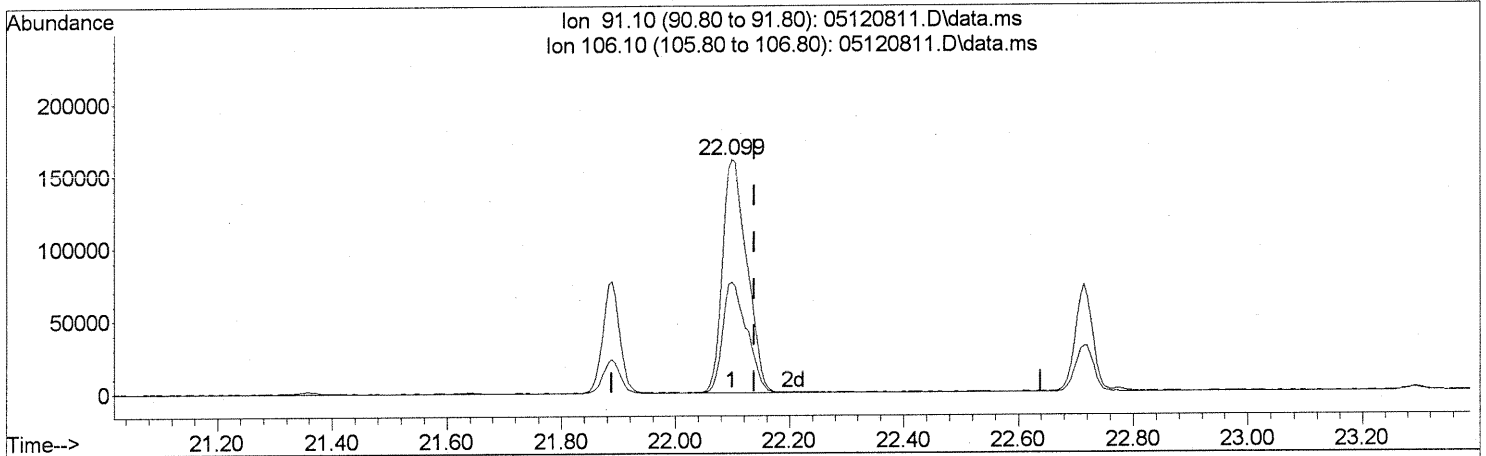
TIC: 05120811.D\data.ms

(66) Ethylbenzene (T)		
21.888min (-0.011)	1.64ng	
response	159037	
Ion	Exp%	Act%
91.10	100	100
106.10	34.10	30.13
0.00	0.00	0.00
0.00	0.00	0.00

Quantitation Report (Qedit)

Data Path : J:\MS13\DATA\2008\_05\12\  
 Data File : 05120811.D  
 Acq On : 12 May 2008 5:55 pm  
 Operator : RTB  
 Sample : P0801385-006 (1000mL)  
 Misc : ENSR SG40B-05 (-3.3, 3.5)  
 ALS Vial : 7 Sample Multiplier: 1

Quant Time: May 27 17:25:02 2008  
 Quant Method : J:\MS13\METHODS\R13041408.M  
 Quant Title : EPA TO-15 per SOP VOA-TO15 (CASS TO-15/GC-MS)  
 QLast Update : Tue Apr 15 06:47:20 2008  
 Response via : Initial Calibration



TIC: 05120811.D\data.ms



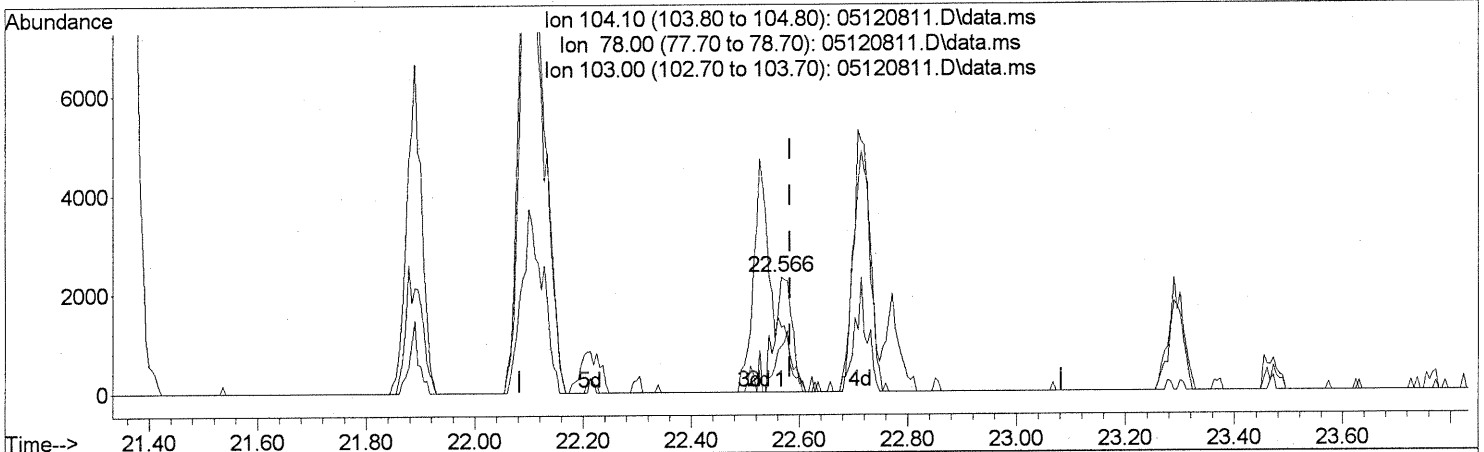
(67) m- & p-Xylene (T)  
 22.099min (-0.040) 7.33ng  
 response 475947

Ion	Exp%	Act%
91.10	100	100
106.10	54.60	46.90
0.00	0.00	0.00
0.00	0.00	0.00

Quantitation Report (Qedit)

Data Path : J:\MS13\DATA\2008\_05\12\  
 Data File : 05120811.D  
 Acq On : 12 May 2008 5:55 pm  
 Operator : RTB  
 Sample : P0801385-006 (1000mL)  
 Misc : ENSR SG40B-05 (-3.3, 3.5)  
 ALS Vial : 7 Sample Multiplier: 1

Quant Time: May 27 17:25:02 2008  
 Quant Method : J:\MS13\METHODS\R13041408.M  
 Quant Title : EPA TO-15 per SOP VOA-TO15 (CASS TO-15/GC-MS)  
 QLast Update : Tue Apr 15 06:47:20 2008  
 Response via : Initial Calibration



TIC: 05120811.D\data.ms

(69) Styrene (T)  
 22.566min (-0.017) 0.09ng  
 response 5105

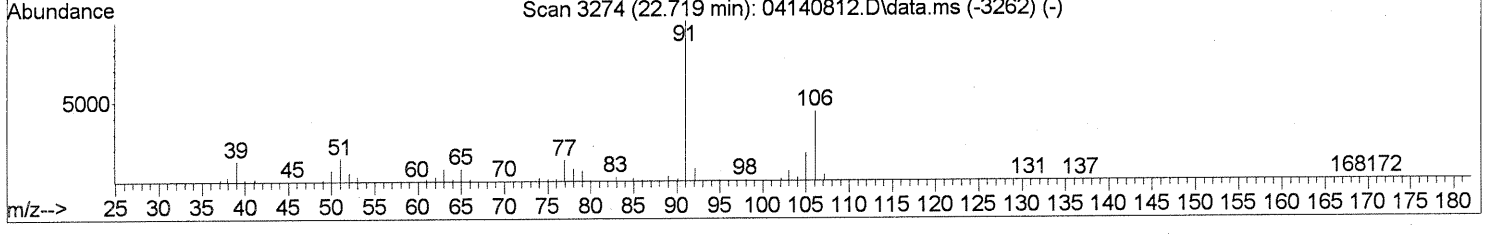
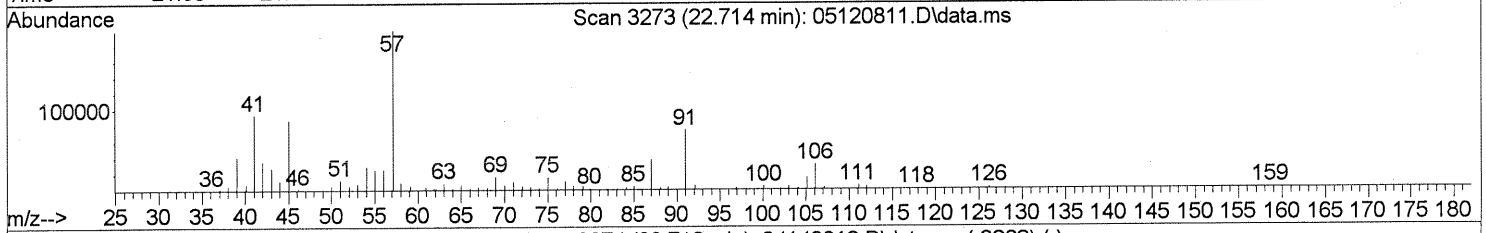
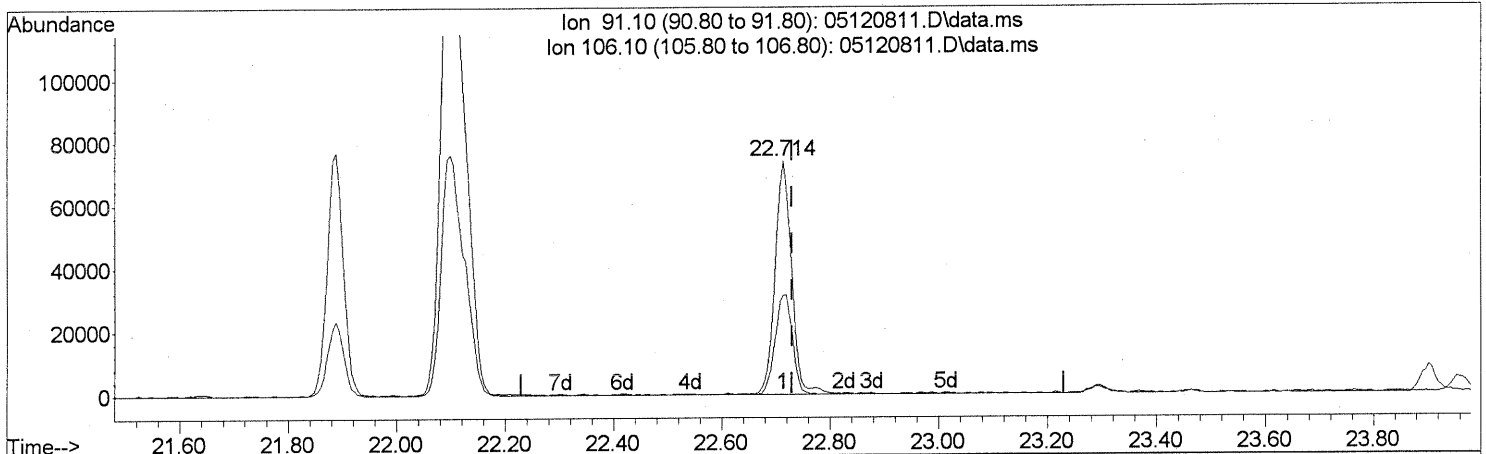
Ion	Exp%	Act%
104.10	100	100
78.00	39.40	44.41
103.00	47.10	0.00#
0.00	0.00	0.00



Quantitation Report (Qedit)

Data Path : J:\MS13\DATA\2008\_05\12\  
 Data File : 05120811.D  
 Acq On : 12 May 2008 5:55 pm  
 Operator : RTB  
 Sample : P0801385-006 (1000mL)  
 Misc : ENSR SG40B-05 (-3.3, 3.5)  
 ALS Vial : 7 Sample Multiplier: 1

Quant Time: May 27 17:25:02 2008  
 Quant Method : J:\MS13\METHODS\R13041408.M  
 Quant Title : EPA TO-15 per SOP VOA-TO15 (CASS TO-15/GC-MS)  
 QLast Update : Tue Apr 15 06:47:20 2008  
 Response via : Initial Calibration



TIC: 05120811.D\data.ms

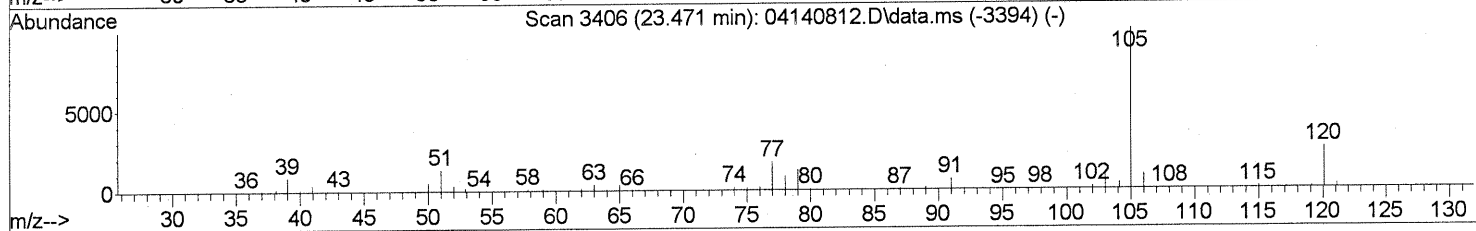
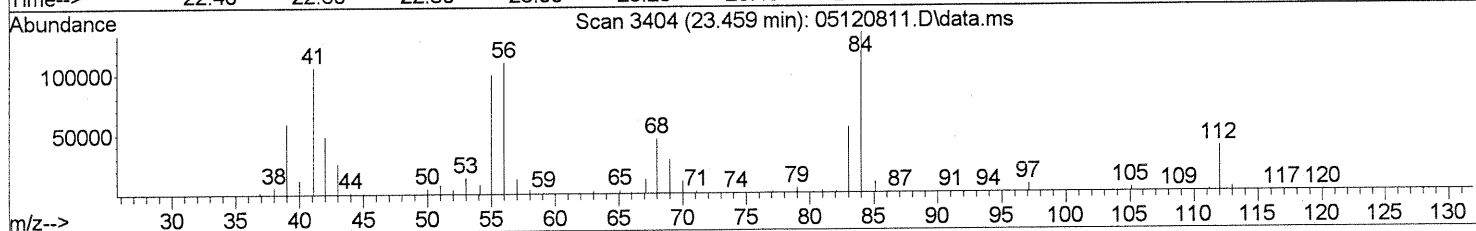
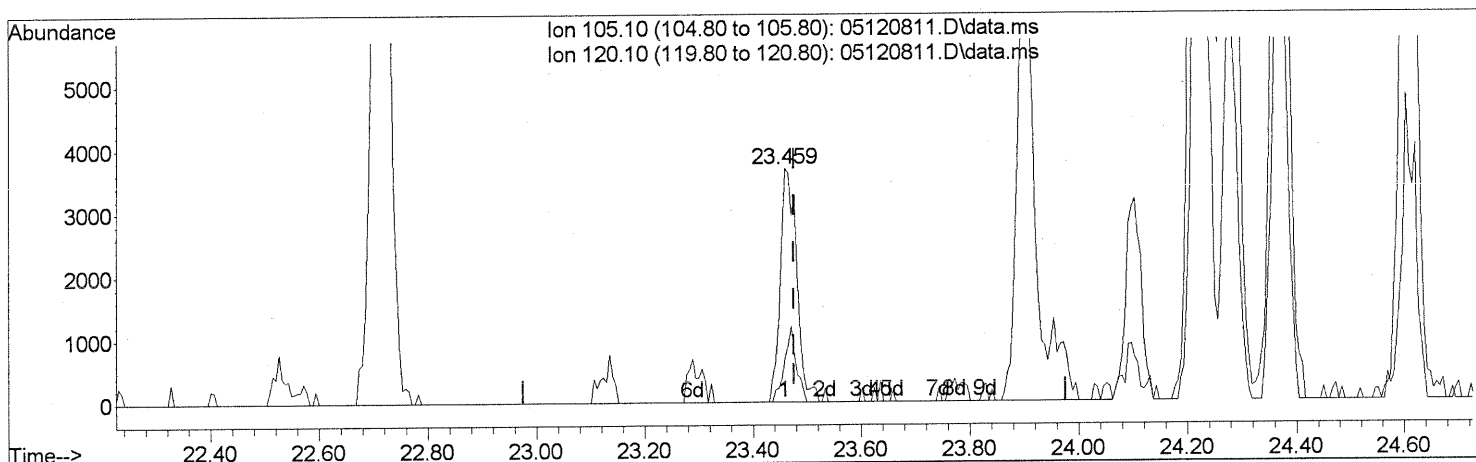
(70) o-Xylene (T)  
 22.714min (-0.017) 2.22ng  
 response 155385

Ion	Exp%	Act%
91.10	100	100
106.10	50.50	44.36
0.00	0.00	0.00
0.00	0.00	0.00

Quantitation Report (Qedit)

Data Path : J:\MS13\DATA\2008\_05\12\  
 Data File : 05120811.D  
 Acq On : 12 May 2008 5:55 pm  
 Operator : RTB  
 Sample : P0801385-006 (1000mL)  
 Misc : ENSR SG40B-05 (-3.3, 3.5)  
 ALS Vial : 7 Sample Multiplier: 1

Quant Time: May 27 17:25:02 2008  
 Quant Method : J:\MS13\METHODS\R13041408.M  
 Quant Title : EPA TO-15 per SOP VOA-TO15 (CASS TO-15/GC-MS)  
 QLast Update : Tue Apr 15 06:47:20 2008  
 Response via : Initial Calibration



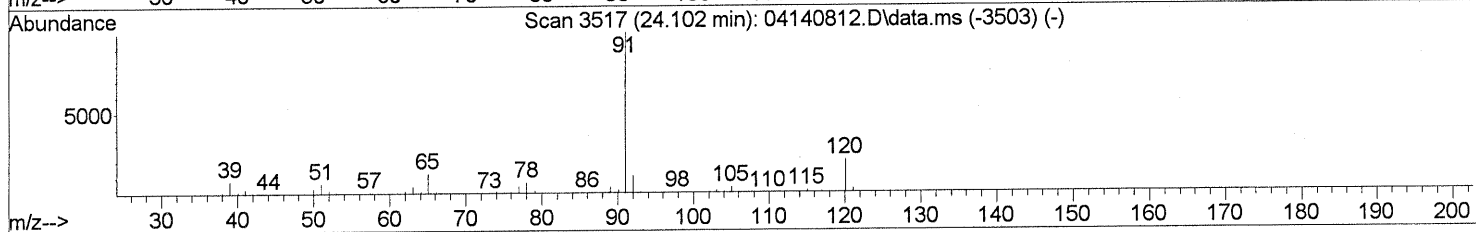
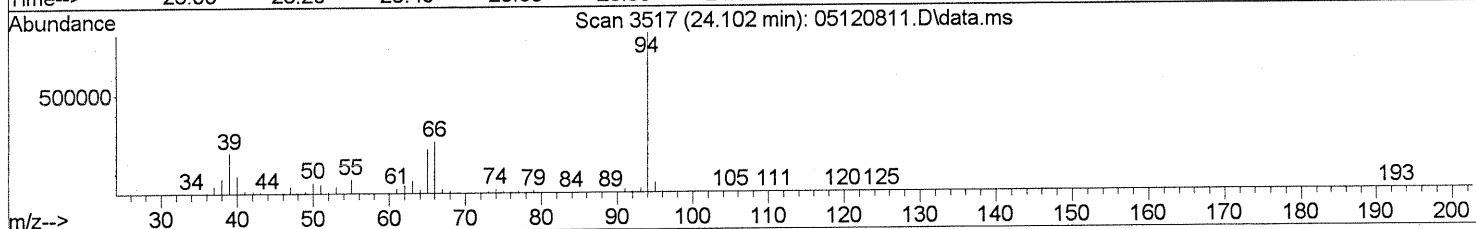
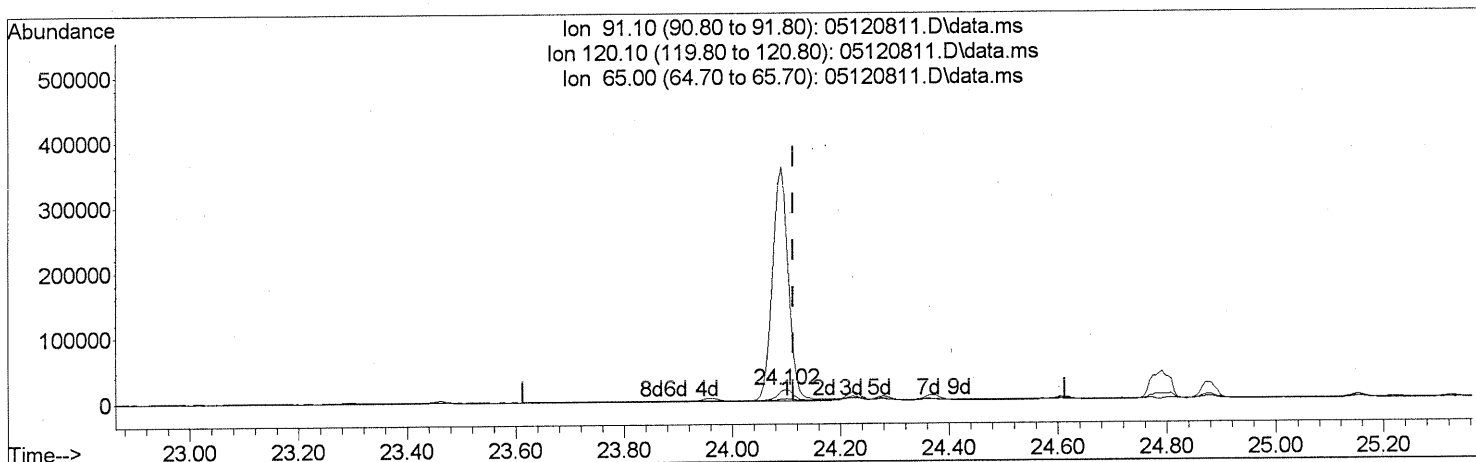
TIC: 05120811.D\data.ms

(74) Cumene (T)		
23.459min (-0.017) 0.09ng		
response 7751		
Ion	Exp%	Act%
105.10	100	100
120.10	26.30	23.42
0.00	0.00	0.00
0.00	0.00	0.00

Quantitation Report (Qedit)

Data Path : J:\MS13\DATA\2008\_05\12\  
 Data File : 05120811.D  
 Acq On : 12 May 2008 5:55 pm  
 Operator : RTB  
 Sample : P0801385-006 (1000mL)  
 Misc : ENSR SG40B-05 (-3.3, 3.5)  
 ALS Vial : 7 Sample Multiplier: 1

Quant Time: May 27 17:25:02 2008  
 Quant Method : J:\MS13\METHODS\R13041408.M  
 Quant Title : EPA TO-15 per SOP VOA-TO15 (CASS TO-15/GC-MS)  
 QLast Update : Tue Apr 15 06:47:20 2008  
 Response via : Initial Calibration



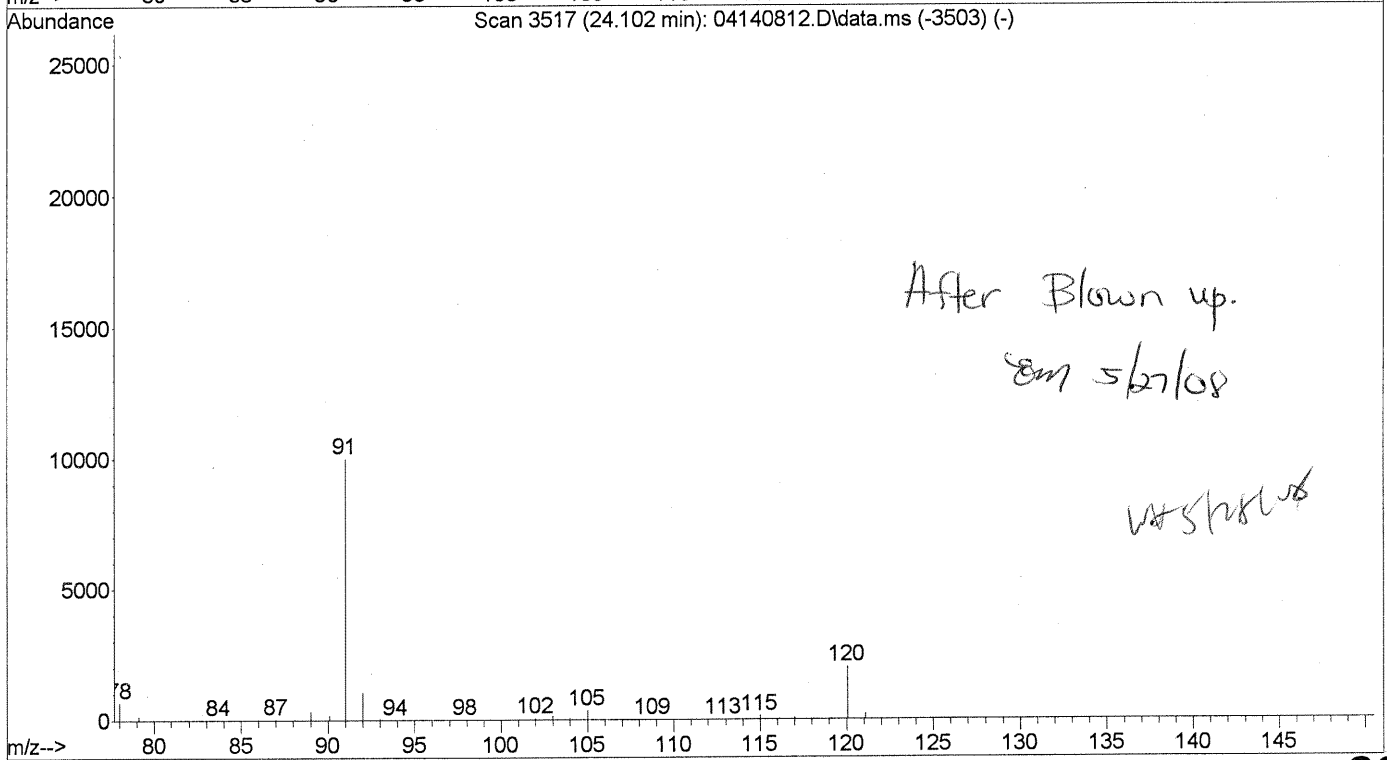
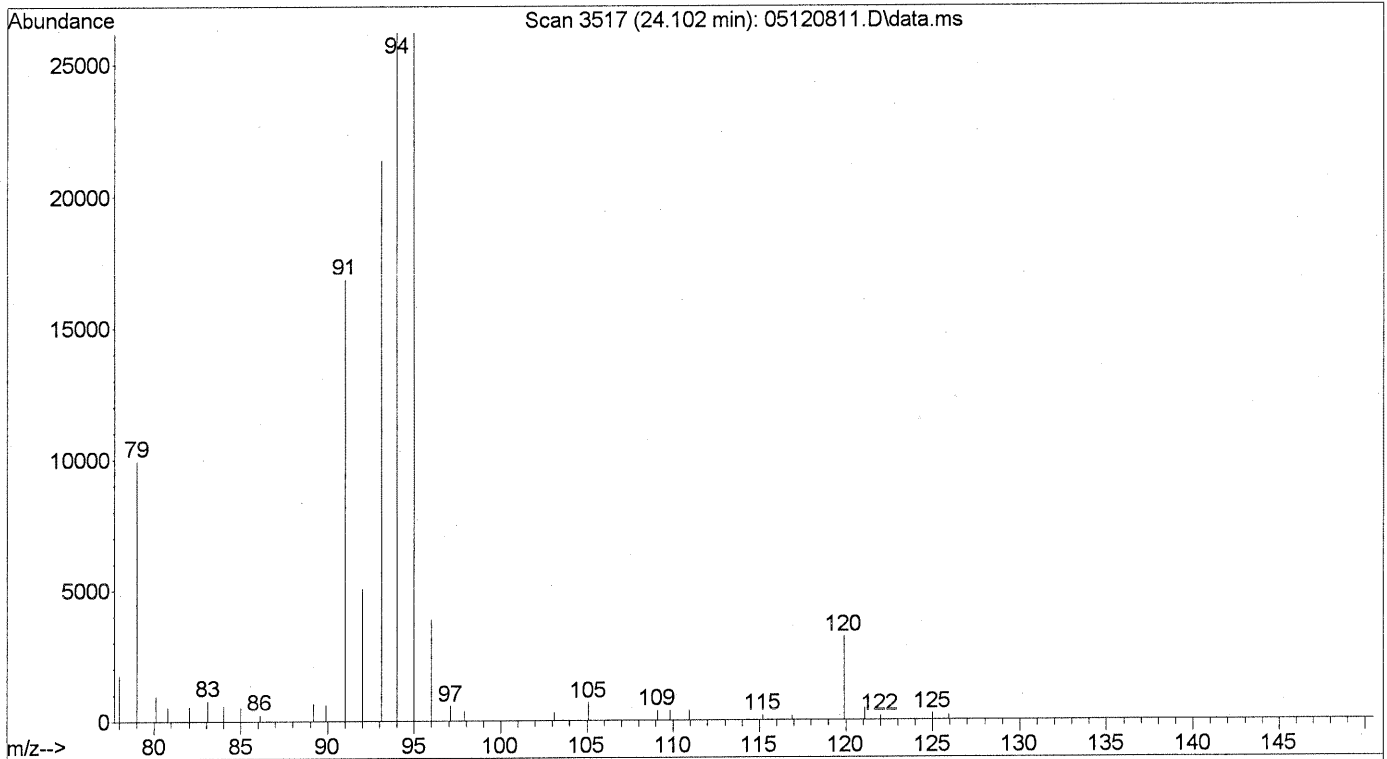
TIC: 05120811.D\data.ms

(76) n-Propylbenzene (T)  
 24.102min (-0.011) 0.30ng  
 response 35784

Ion	Exp%	Act%
91.10	100	100
120.10	23.40	17.67
65.00	11.40	2045.26#
0.00	0.00	0.00

*Before Blown up.*

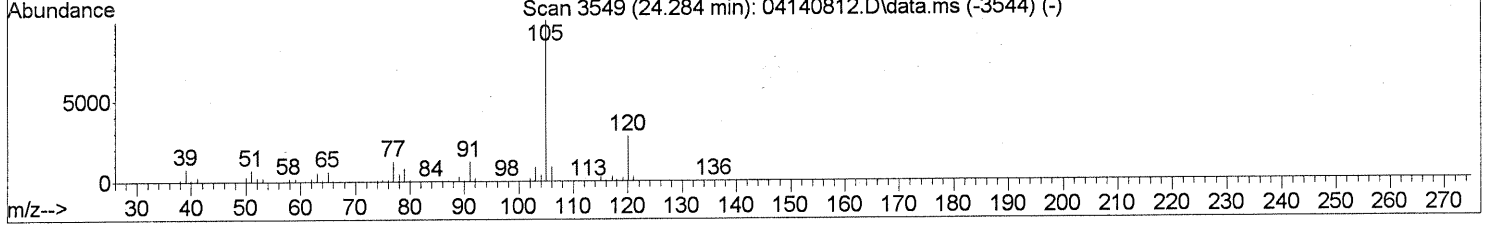

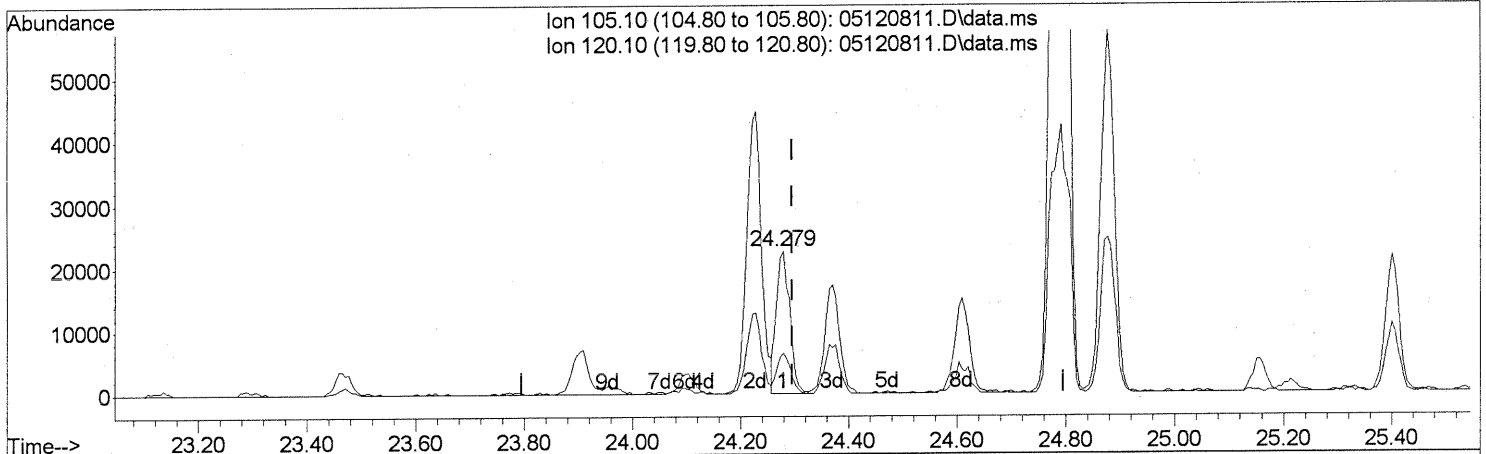
File :J:\MS13\DATA\2008\_05\12\05120811.D  
Operator : RTB  
Acquired : 12 May 2008 5:55 pm using AcqMethod TO15.M  
Instrument : GCMS13  
Sample Name: P0801385-006 (1000mL)  
Misc Info : ENSR SG40B-05 (-3.3, 3.5)  
Vial Number: 7



Quantitation Report (Qedit)

Data Path : J:\MS13\DATA\2008\_05\12\  
 Data File : 05120811.D  
 Acq On : 12 May 2008 5:55 pm  
 Operator : RTB  
 Sample : P0801385-006 (1000mL)  
 Misc : ENSR SG40B-05 (-3.3, 3.5)  
 ALS Vial : 7 Sample Multiplier: 1

Quant Time: May 27 17:25:02 2008  
 Quant Method : J:\MS13\METHODS\R13041408.M  
 Quant Title : EPA TO-15 per SOP VOA-TO15 (CASS TO-15/GC-MS)  
 QLast Update : Tue Apr 15 06:47:20 2008  
 Response via : Initial Calibration



TIC: 05120811.D\data.ms

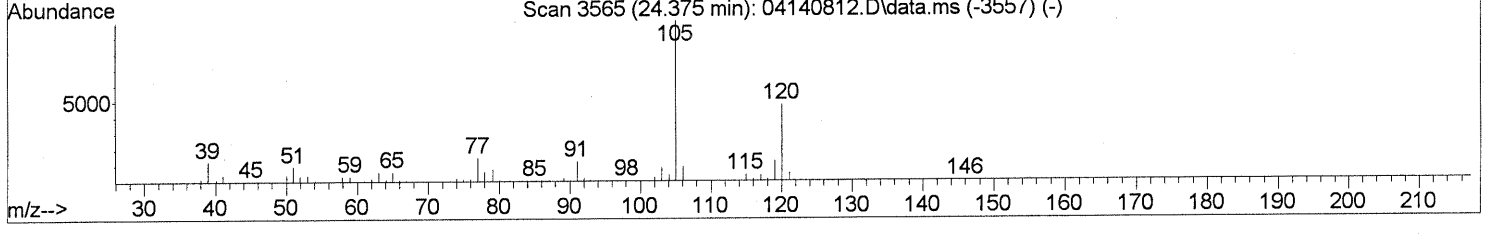
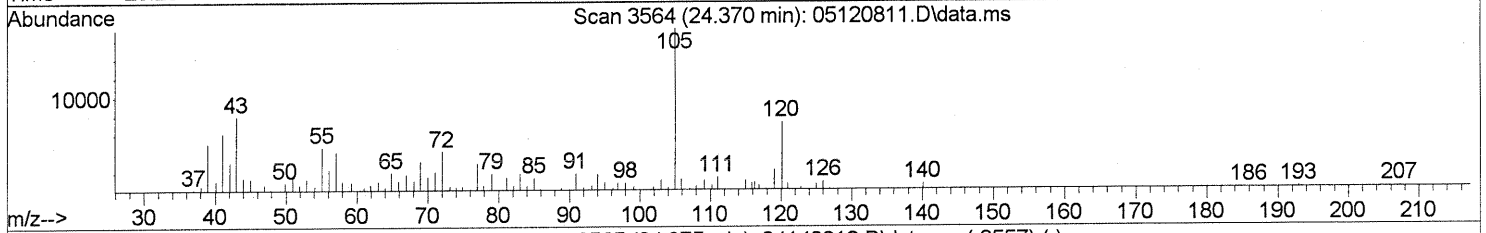
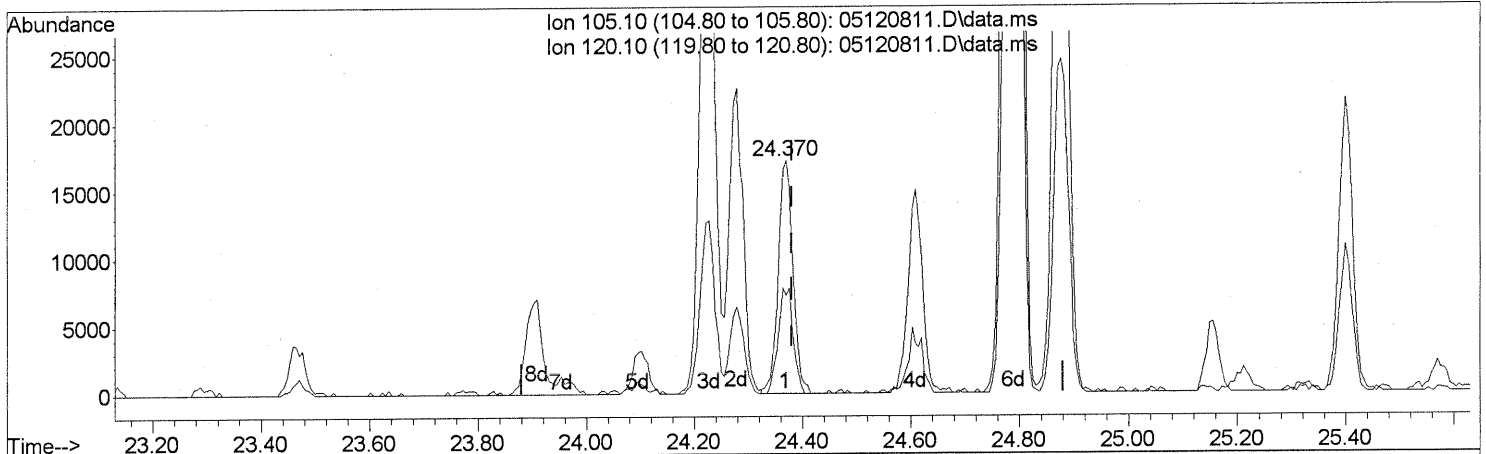
(78) 4-Ethyltoluene (T)  
 24.279min (-0.017) 0.44ng  
 response 39011

Ion	Exp%	Act%
105.10	100	100
120.10	30.40	29.03
0.00	0.00	0.00
0.00	0.00	0.00

Quantitation Report (Qedit)

Data Path : J:\MS13\DATA\2008\_05\12\  
 Data File : 05120811.D  
 Acq On : 12 May 2008 5:55 pm  
 Operator : RTB  
 Sample : P0801385-006 (1000mL)  
 Misc : ENSR SG40B-05 (-3.3, 3.5)  
 ALS Vial : 7 Sample Multiplier: 1

Quant Time: May 27 17:25:02 2008  
 Quant Method : J:\MS13\METHODS\R13041408.M  
 Quant Title : EPA TO-15 per SOP VOA-TO15 (CASS TO-15/GC-MS)  
 QLast Update : Tue Apr 15 06:47:20 2008  
 Response via : Initial Calibration



TIC: 05120811.D\data.ms

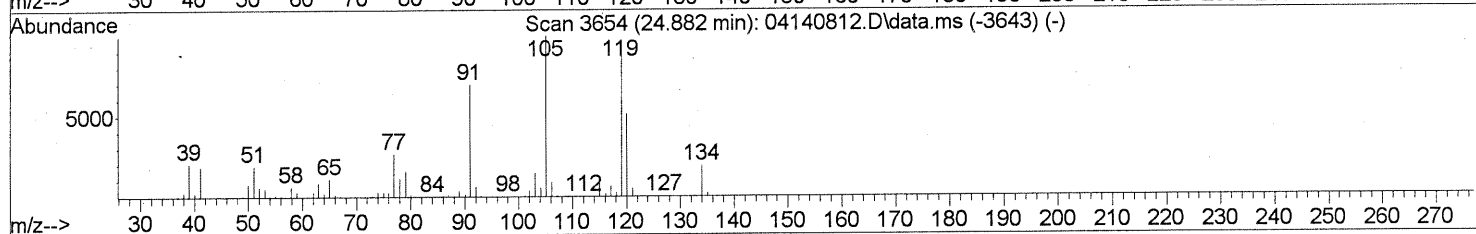
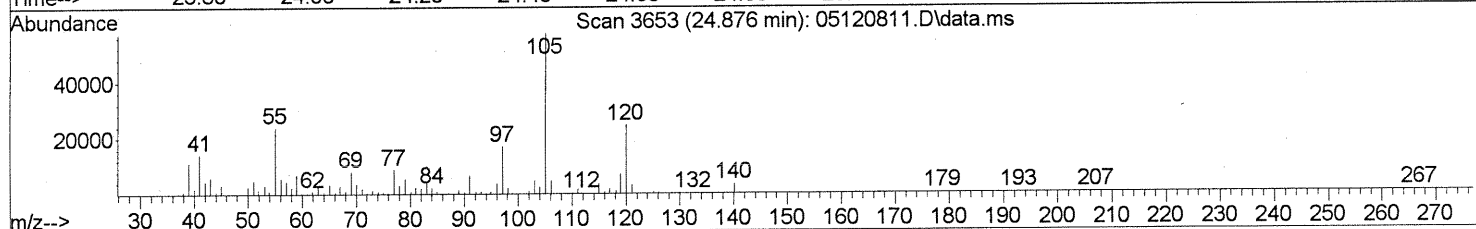
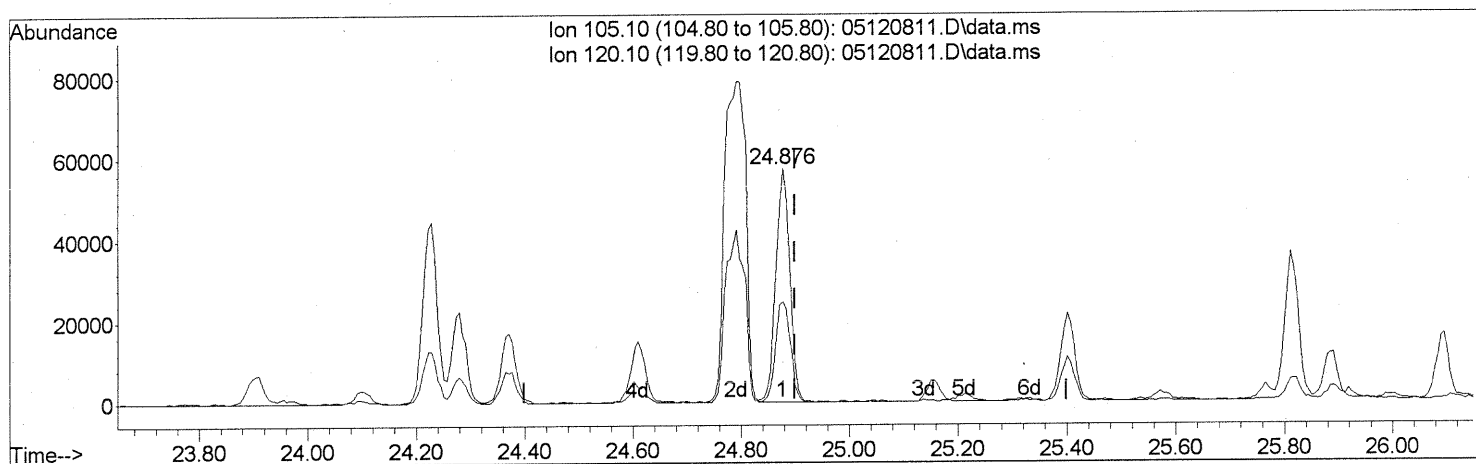
(79) 1,3,5-Trimethylbenzene (T)  
 24.370min (-0.011) 0.41ng  
 response 32527

Ion	Exp%	Act%
105.10	100	100
120.10	49.40	45.90
0.00	0.00	0.00
0.00	0.00	0.00

Quantitation Report (Qedit)

Data Path : J:\MS13\DATA\2008\_05\12\  
 Data File : 05120811.D  
 Acq On : 12 May 2008 5:55 pm  
 Operator : RTB  
 Sample : P0801385-006 (1000mL)  
 Misc : ENSR SG40B-05 (-3.3, 3.5)  
 ALS Vial : 7 Sample Multiplier: 1

Quant Time: May 27 17:25:02 2008  
 Quant Method : J:\MS13\METHODS\R13041408.M  
 Quant Title : EPA TO-15 per SOP VOA-TO15 (CASS TO-15/GC-MS)  
 QLast Update : Tue Apr 15 06:47:20 2008  
 Response via : Initial Calibration



TIC: 05120811.D\data.ms

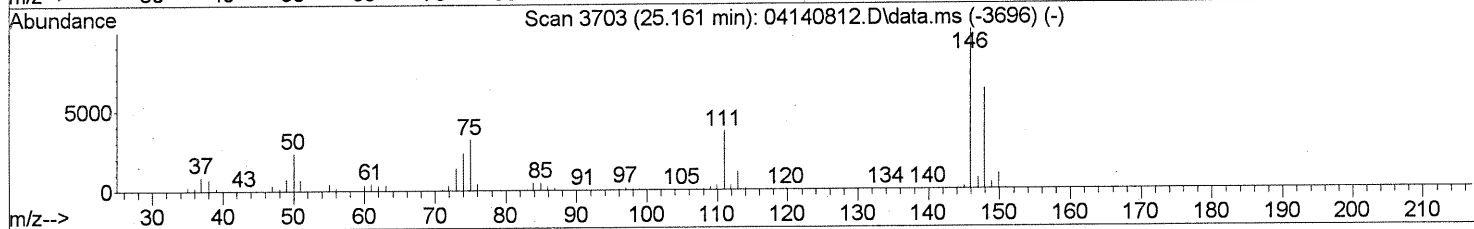
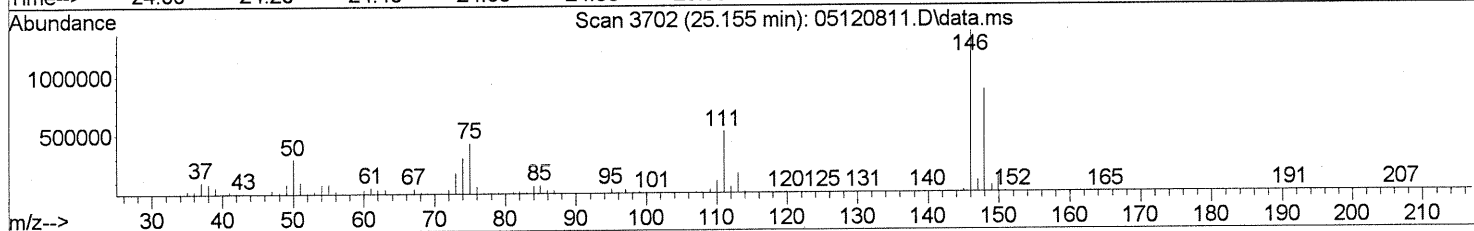
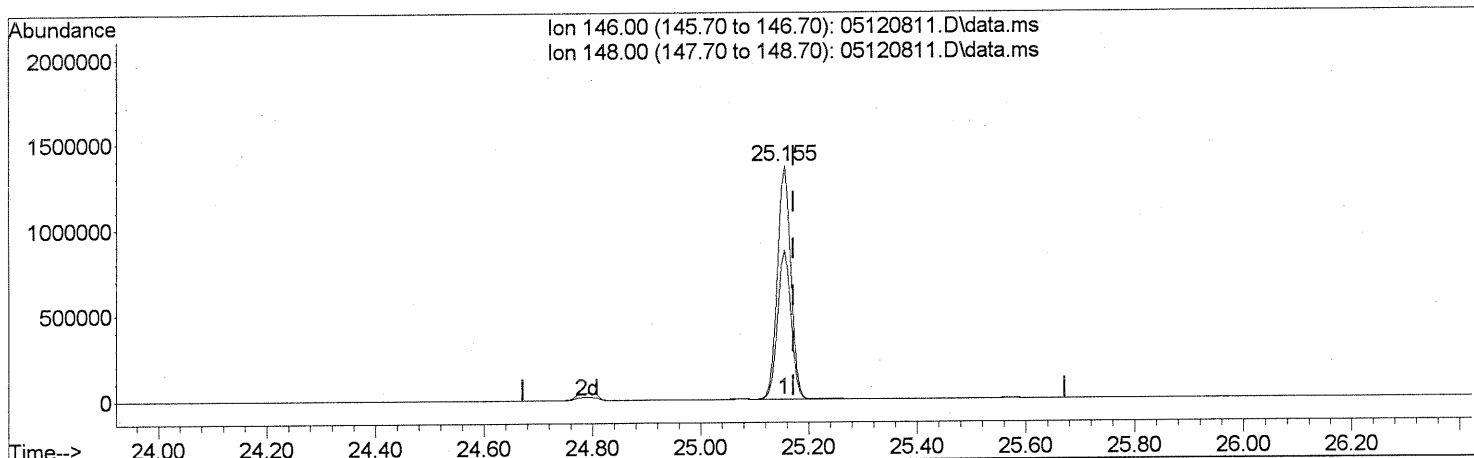
(82) 1,2,4-Trimethylbenzene (T)  
 24.876min (-0.023) 1.14ng  
 response 102024

Ion	Exp%	Act%
105.10	100	100
120.10	54.40	45.85
0.00	0.00	0.00
0.00	0.00	0.00

Quantitation Report (Qedit)

Data Path : J:\MS13\DATA\2008\_05\12\  
 Data File : 05120811.D  
 Acq On : 12 May 2008 5:55 pm  
 Operator : RTB  
 Sample : P0801385-006 (1000mL)  
 Misc : ENSR SG40B-05 (-3.3, 3.5)  
 ALS Vial : 7 Sample Multiplier: 1

Quant Time: May 27 17:25:02 2008  
 Quant Method : J:\MS13\METHODS\R13041408.M  
 Quant Title : EPA TO-15 per SOP VOA-TO15 (CASS TO-15/GC-MS)  
 QLast Update : Tue Apr 15 06:47:20 2008  
 Response via : Initial Calibration



TIC: 05120811.D\data.ms

(86) 1,4-Dichlorobenzene (T)

25.155min (-0.017) 50.40ng

response 2332755

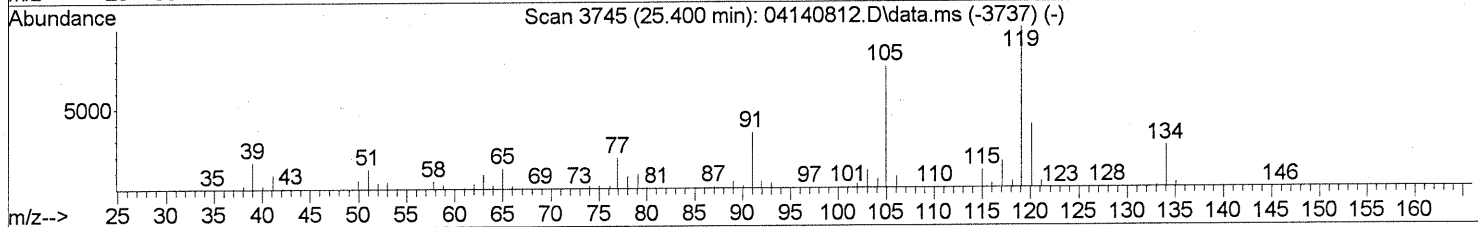
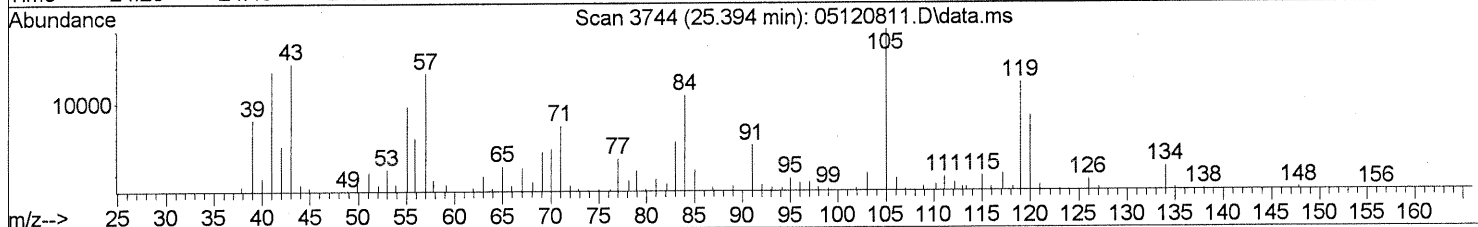
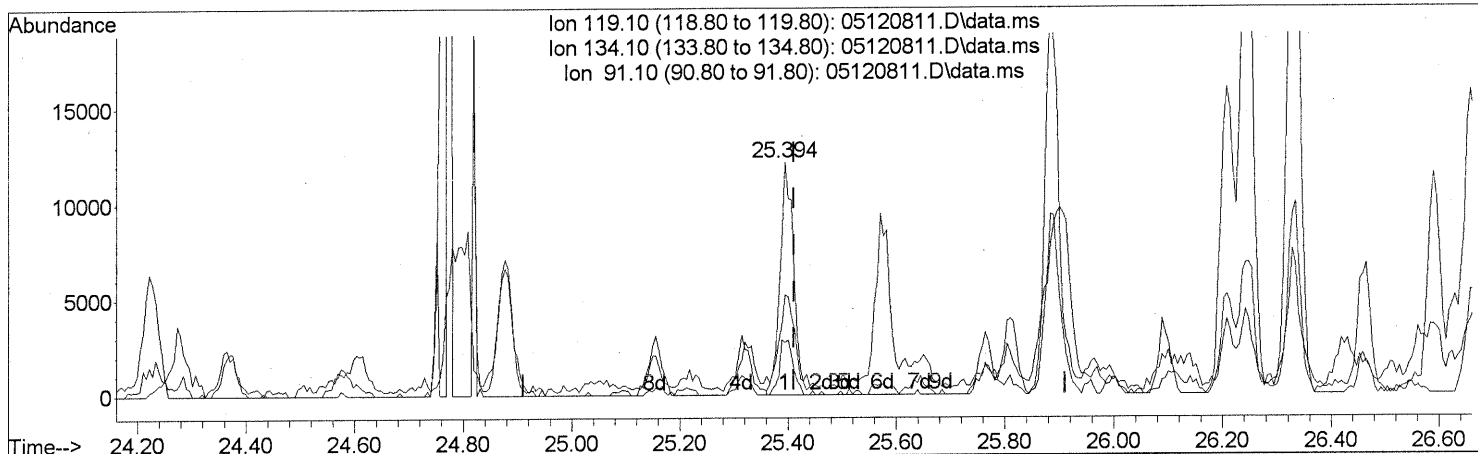
Ion	Exp%	Act%
146.00	100	100
148.00	64.20	63.91
0.00	0.00	0.00
0.00	0.00	0.00



Quantitation Report (Qedit)

Data Path : J:\MS13\DATA\2008\_05\12\  
 Data File : 05120811.D  
 Acq On : 12 May 2008 5:55 pm  
 Operator : RTB  
 Sample : P0801385-006 (1000mL)  
 Misc : ENSR SG40B-05 (-3.3, 3.5)  
 ALS Vial : 7 Sample Multiplier: 1

Quant Time: May 27 17:25:02 2008  
 Quant Method : J:\MS13\METHODS\R13041408.M  
 Quant Title : EPA TO-15 per SOP VOA-TO15 (CASS TO-15/GC-MS)  
 QLast Update : Tue Apr 15 06:47:20 2008  
 Response via : Initial Calibration



TIC: 05120811.D\data.ms

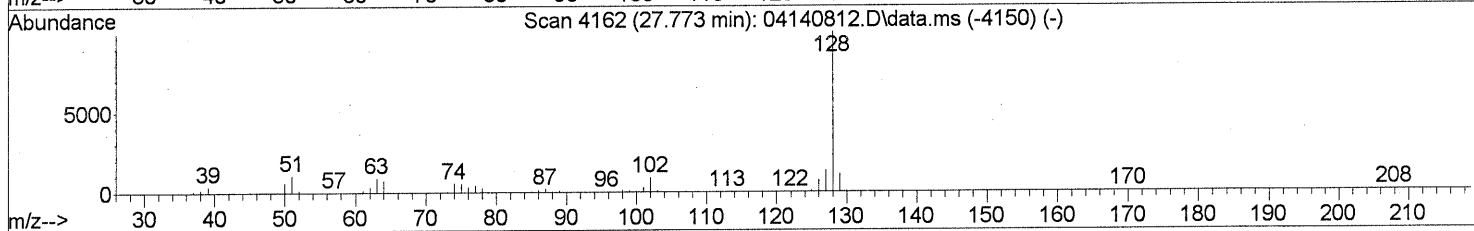
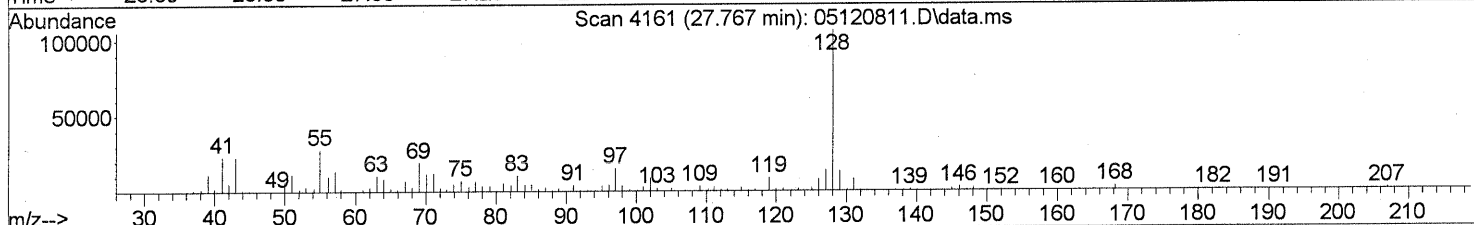
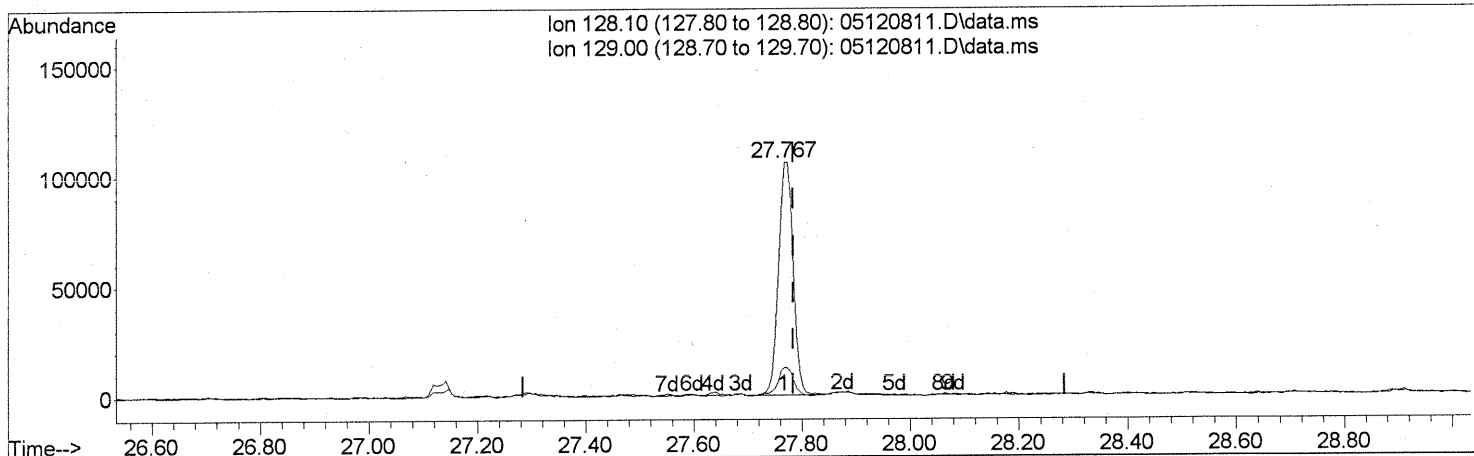
(88) p-Isopropyltoluene (T)  
 25.394min (-0.017) 0.23ng  
 response 21068

Ion	Exp%	Act%
119.10	100	100
134.10	27.20	23.94
91.10	27.10	49.68#
0.00	0.00	0.00

Quantitation Report (Qedit)

Data Path : J:\MS13\DATA\2008\_05\12\  
 Data File : 05120811.D  
 Acq On : 12 May 2008 5:55 pm  
 Operator : RTB  
 Sample : P0801385-006 (1000mL)  
 Misc : ENSR SG40B-05 (-3.3, 3.5)  
 ALS Vial : 7 Sample Multiplier: 1

Quant Time: May 27 17:25:02 2008  
 Quant Method : J:\MS13\METHODS\R13041408.M  
 Quant Title : EPA TO-15 per SOP VOA-TO15 (CASS TO-15/GC-MS)  
 QLast Update : Tue Apr 15 06:47:20 2008  
 Response via : Initial Calibration



TIC: 05120811.D\data.ms

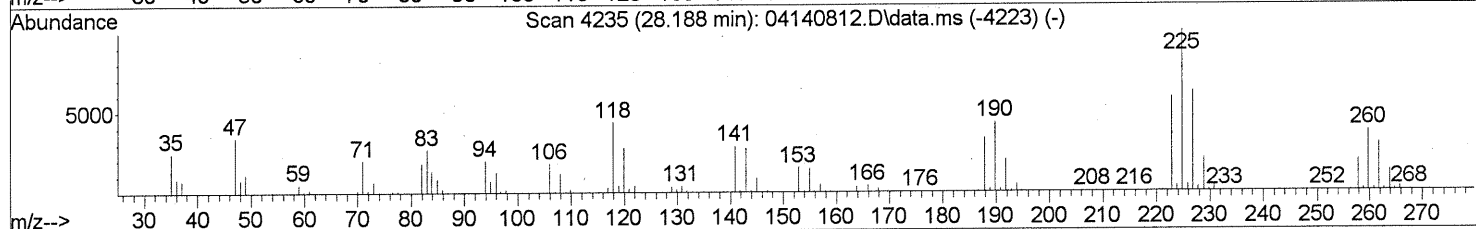
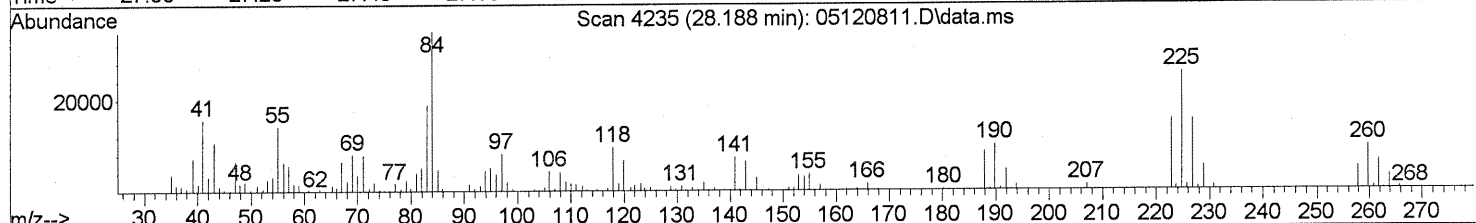
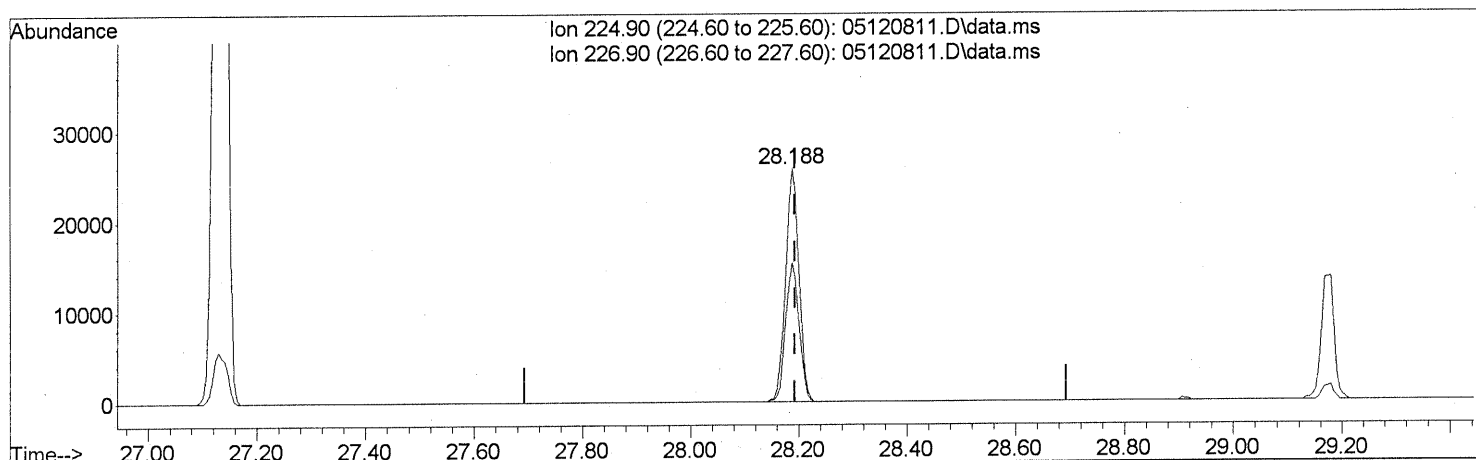
(95) Naphthalene (T)  
 27.767min (-0.017) 2.01ng  
 response 198273

Ion	Exp%	Act%
128.10	100	100
129.00	11.60	14.06
0.00	0.00	0.00
0.00	0.00	0.00

Quantitation Report (Qedit)

Data Path : J:\MS13\DATA\2008\_05\12\  
 Data File : 05120811.D  
 Acq On : 12 May 2008 5:55 pm  
 Operator : RTB  
 Sample : P0801385-006 (1000mL)  
 Misc : ENSR SG40B-05 (-3.3, 3.5)  
 ALS Vial : 7 Sample Multiplier: 1

Quant Time: May 27 17:25:02 2008  
 Quant Method : J:\MS13\METHODS\R13041408.M  
 Quant Title : EPA TO-15 per SOP VOA-TO15 (CASS TO-15/GC-MS)  
 QLast Update : Tue Apr 15 06:47:20 2008  
 Response via : Initial Calibration



TIC: 05120811.D\data.ms

(97) Hexachloro-1,3-butadiene (T)

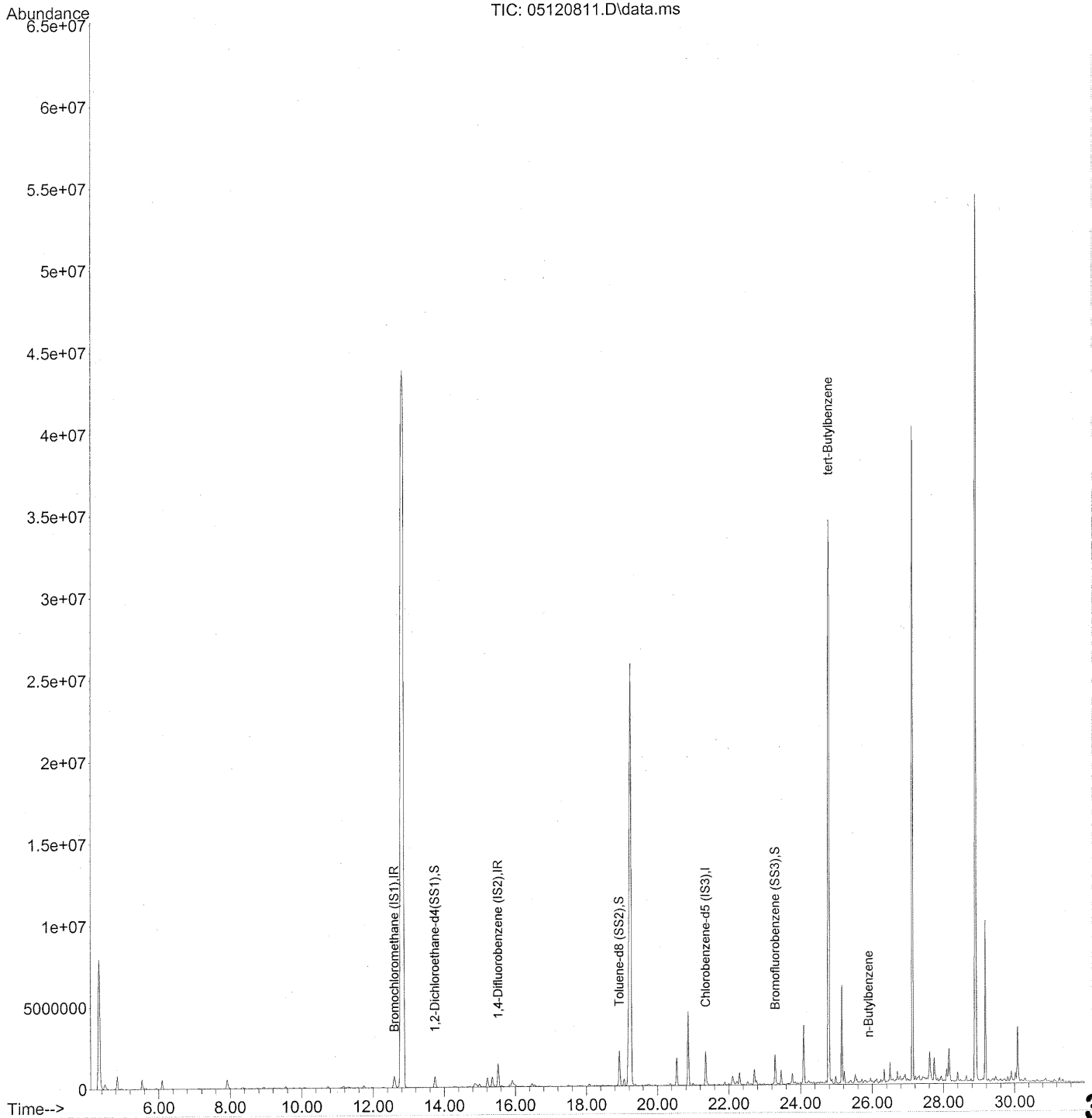
28.188min (-0.005) 2.23ng

response 44104

Ion	Exp%	Act%
224.90	100	100
226.90	62.80	60.11
0.00	0.00	0.00
0.00	0.00	0.00

Data Path : J:\MS13\DATA\2008\_05\12\  
 Data File : 05120811.D  
 Acq On : 12 May 2008 17:55  
 Operator : RTB  
 Sample : P0801385-006 (1000mL)  
 Misc : ENSR SG40B-05 (-3.3, 3.5)  
 ALS Vial : 7 Sample Multiplier: 1

Quant Time: May 27 15:44:38 2008  
 Quant Method : J:\MS13\METHODS\S13041408.M  
 Quant Title : TO-15 Tekmar AutoCan/HP 6890/HP 5975 MSD  
 QLast Update : Mon Apr 28 10:06:00 2008  
 Response via : Initial Calibration



Data Path : J:\MS13\DATA\2008\_05\12\  
 Data File : 05120811.D  
 Acq On : 12 May 2008 17:55  
 Operator : RTB  
 Sample : P0801385-006 (1000mL)  
 Misc : ENSR SG40B-05 (-3.3, 3.5)  
 ALS Vial : 7 Sample Multiplier: 1

Quant Time: May 27 15:44:38 2008  
 Quant Method : J:\MS13\METHODS\S13041408.M  
 Quant Title : TO-15 Tekmar AutoCan/HP 6890/HP 5975 MSD  
 QLast Update : Mon Apr 28 10:06:00 2008  
 Response via : Initial Calibration

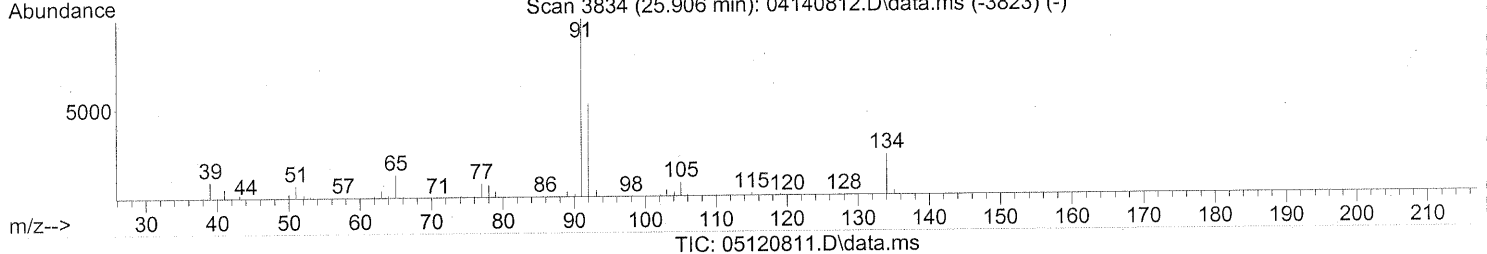
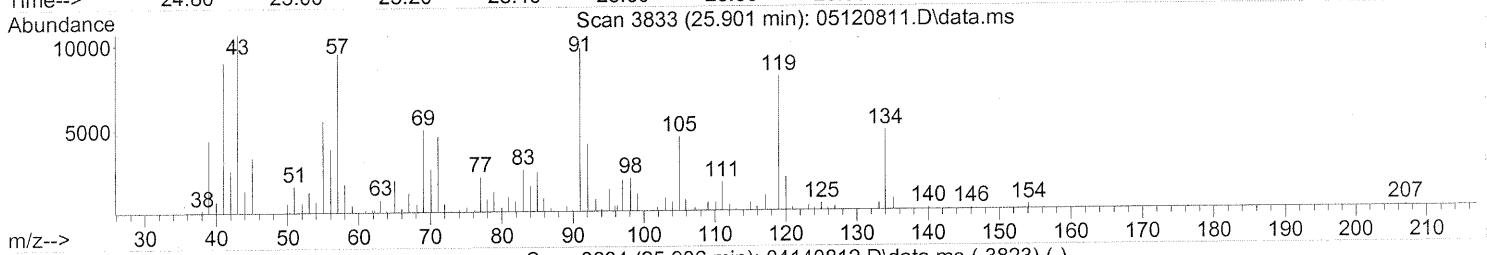
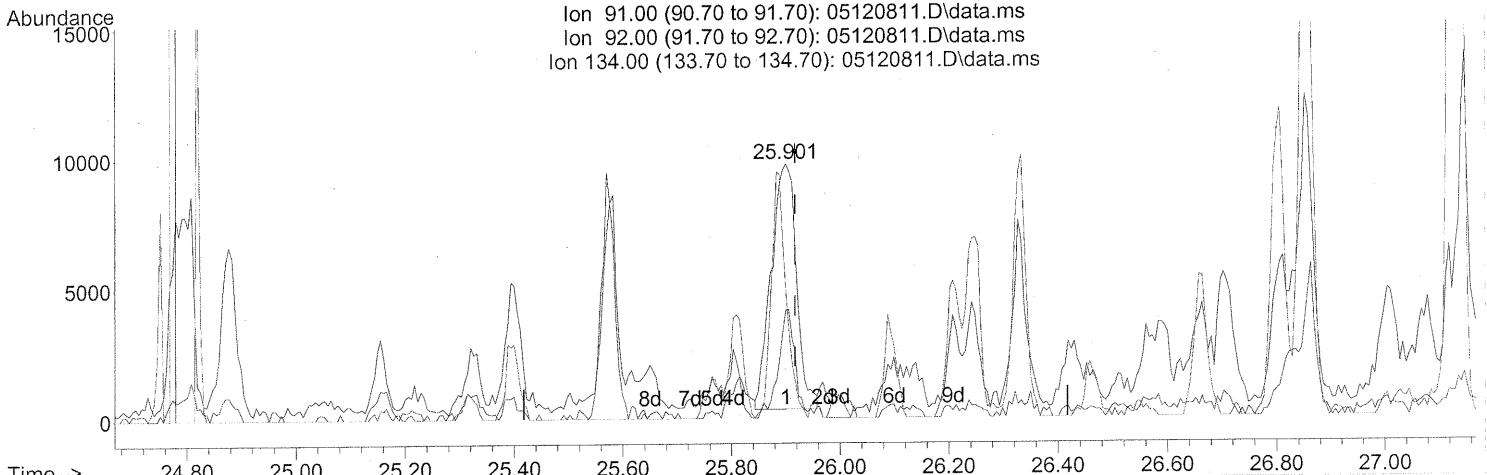
Internal Standards	R.T.	QIon	Response	Conc	Units	Dev(Min)
1) Bromochloromethane (IS1)	12.60	130	387191	25.000	ng	-0.01
3) 1,4-Difluorobenzene (IS2)	15.52	114	1580750	25.000	ng	-0.01
4) Chlorobenzene-d5 (IS3)	21.35	82	772774	25.000	ng	0.00
System Monitoring Compounds						
2) 1,2-Dichloroethane-d4(...)	13.74	65	626395	20.173	ng	-0.01
Spiked Amount	25.000		Recovery	=	80.68%	
5) Toluene-d8 (SS2)	18.93	98	1735251	25.052	ng	0.00
Spiked Amount	25.000		Recovery	=	100.20%	
6) Bromofluorobenzene (SS3)	23.29	174	600114	25.176	ng	0.00
Spiked Amount	25.000		Recovery	=	100.72%	
Target Compounds						
7) tert-Butylbenzene	24.79	119	845486	<del>9.992</del> ng	NR	93
8) n-Butylbenzene	<u>25.90</u>	91	30205	<u>0.331</u> ng	#	58

(#) = qualifier out of range (m) = manual integration (+) = signals summed

Quantitation Report (Qealt)

Data Path : J:\MS13\DATA\2008\_05\12\  
 Data File : 05120811.D  
 Acq On : 12 May 2008 17:55  
 Operator : RTB  
 Sample : P0801385-006 (1000mL)  
 Misc : ENSR SG40B-05 (-3.3, 3.5)  
 ALS Vial : 7 Sample Multiplier: 1

Quant Time: May 27 15:44:38 2008  
 Quant Method : J:\MS13\METHODS\S13041408.M  
 Quant Title : TO-15 Tekmar AutoCan/HP 6890/HP 5975 MSD  
 QLast Update : Mon Apr 28 10:06:00 2008  
 Response via : Initial Calibration

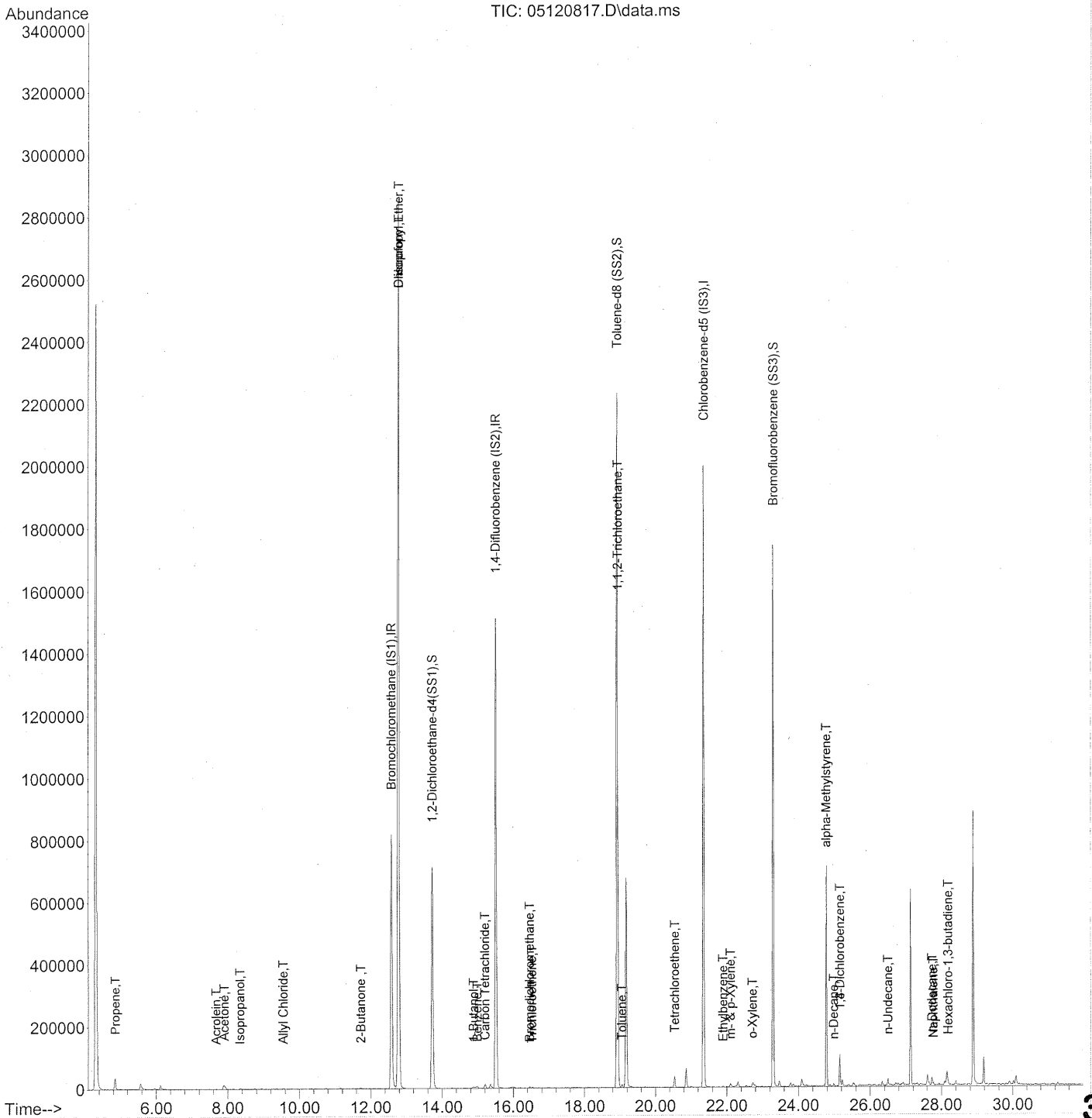


(8) n-Butylbenzene  
 25.901min (-0.017) 0.33ng  
 response 30205

Ion	Exp%	Act%
91.00	100	100
92.00	55.70	29.73#
134.00	28.80	0.00#
0.00	0.00	0.00

Data Path : J:\MS13\DATA\2008\_05\12\  
 Data File : 05120817.D  
 Acq On : 12 May 2008 10:30 pm  
 Operator : RTB  
 Sample : P0801385-006 DIL (25mL)  
 Misc : ENSR SG40B-05 (-3.3, 3.5)  
 ALS Vial : 7 Sample Multiplier: 1

Quant Time: May 13 11:17:24 2008  
 Quant Method : J:\MS13\METHODS\R13041408.M  
 Quant Title : EPA TO-15 per SOP VOA-TO15 (CASS TO-15/GC-MS)  
 QLast Update : Tue Apr 15 06:47:20 2008  
 Response via : Initial Calibration



391

Data Path : J:\MS13\DATA\2008\_05\12\  
 Data File : 05120817.D  
 Acq On : 12 May 2008 10:30 pm  
 Operator : RTB  
 Sample : P0801385-006 DIL (25mL)  
 Misc : ENSR SG40B-05 (-3.3, 3.5)  
 ALS Vial : 7 Sample Multiplier: 1

Quant Time: May 13 11:17:24 2008  
 Quant Method : J:\MS13\METHODS\R13041408.M  
 Quant Title : EPA TO-15 per SOP VOA-TO15 (CASS TO-15/GC-MS)  
 QLast Update : Tue Apr 15 06:47:20 2008  
 Response via : Initial Calibration

Internal Standards	R.T.	QIon	Response	Conc	Units	Dev (Min)
1) Bromochloromethane (IS1)	12.58	130	383903	25.000	ng	-0.03
37) 1,4-Difluorobenzene (IS2)	15.51	114	1663601	25.000	ng	-0.02
56) Chlorobenzene-d5 (IS3)	21.35	82	762697	25.000	ng	0.00

## System Monitoring Compounds

33) 1,2-Dichloroethane-d4(...)	13.72	65	677547	22.007	ng	-0.03
Spiked Amount	25.000		Recovery	=	88.04%	✓
57) Toluene-d8 (SS2)	18.92	98	1801075	26.346	ng	-0.01
Spiked Amount	25.000		Recovery	=	105.40%	✓
73) Bromofluorobenzene (SS3)	23.29	174	582974	24.780	ng	0.00
Spiked Amount	25.000		Recovery	=	99.12%	✓

## Target Compounds

						Qvalue
2) Propene	4.86	42	4552	0.143	ng	# 1
3) Dichlorodifluoromethane	4.98	85	2215	N.D.		
4) Chloromethane	0.00	50	0	N.D.		
5) Freon 114	0.00	135	0	N.D.		
6) Vinyl Chloride	0.00	62	0	N.D.		
7) 1,3-Butadiene	0.00	54	0	N.D.		
8) Bromomethane	0.00	94	0	N.D.		
9) Chloroethane	6.85	64	64	N.D.		
10) Ethanol	7.13	45	543	N.D.		
11) Acetonitrile	7.44	41	138	N.D.		
12) Acrolein	7.67	56	718	0.047	ng	# 64
13) Acetone	7.90	58	10965	0.516	ng	# 82
14) Trichlorofluoromethane	8.16	101	796	N.D.		
15) Isopropanol	8.34	45	3114	0.043	ng	94
16) Acrylonitrile	0.00	53	0	N.D.		
17) 1,1-Dichloroethene	0.00	96	0	N.D.		
18) tert-Butanol	9.29	59	137	N.D.		
19) Methylene Chloride	9.36	84	912	N.D.		
20) Allyl Chloride	9.54	41	2121	0.065	ng	92
21) Trichlorotrifluoroethane	0.00	151	0	N.D.		
22) Carbon Disulfide	9.77	76	1955	N.D.		
23) trans-1,2-Dichloroethene	0.00	61	0	N.D.		
24) 1,1-Dichloroethane	11.11	63	153	N.D.		
25) Methyl tert-Butyl Ether	0.00	73	0	N.D.		
26) Vinyl Acetate	0.00	86	0	N.D.		
27) 2-Butanone	11.72	72	1229	0.082	ng	# 84
28) cis-1,2-Dichloroethene	0.00	61	0	N.D.		
29) Diisopropyl Ether	12.78	87	279649	<del>14.292</del>	<del>ng</del>	# 1
30) Ethyl Acetate	0.00	61	0	N.D.		
31) n-Hexane	12.68	57	331	N.D.		



Data Path : J:\MS13\DATA\2008\_05\12\  
 Data File : 05120817.D  
 Acq On : 12 May 2008 10:30 pm  
 Operator : RTB  
 Sample : P0801385-006 DIL (25mL)  
 Misc : ENSR SG40B-05 (-3.3, 3.5)  
 ALS Vial : 7 Sample Multiplier: 1

Quant Time: May 13 11:17:24 2008  
 Quant Method : J:\MS13\METHODS\R13041408.M  
 Quant Title : EPA TO-15 per SOP VOA-TO15 (CASS TO-15/GC-MS)  
 QLast Update : Tue Apr 15 06:47:20 2008  
 Response via : Initial Calibration

Internal Standards	R.T.	QIon	Response	Conc	Units	Dev (Min)
32) Chloroform	12.78	83	2784971	77.698	ng	99
34) Tetrahydrofuran	0.00	72	0	N.D.		
35) Ethyl tert-Butyl Ether	0.00	87	0	N.D.		
36) 1,2-Dichloroethane	13.77	62	118	N.D.		
38) 1,1,1-Trichloroethane	14.30	97	1101	N.D.		
39) Isopropyl Acetate	0.00	61	0	N.D.		
40) 1-Butanol	14.88	56	4597	0.202	ng	96
41) Benzene	14.99	78	6416	0.073	ng	92
42) Carbon Tetrachloride	15.20	117	9827	0.337	ng	97
43) Cyclohexane	15.41	84	237	N.D.		
44) tert-Amyl Methyl Ether	0.00	73	0	N.D.		
45) 1,2-Dichloropropane	16.17	63	59	N.D.		
46) Bromodichloromethane	16.46	83	2915	0.097	ng	80
47) Trichloroethene	16.52	130	1294	0.060	ng	# 1
48) 1,4-Dioxane	0.00	88	0	N.D.		
49) Isooctane	16.62	57	525	N.D.		
50) Methyl Methacrylate	0.00	100	0	N.D.		
51) n-Heptane	16.97	71	52	N.D.		
52) cis-1,3-Dichloropropene	0.00	75	0	N.D.		
53) 4-Methyl-2-pentanone	0.00	58	0	N.D.		
54) trans-1,3-Dichloropropene	0.00	75	0	N.D.		
55) 1,1,2-Trichloroethane	18.94	97	161352	7.592	ng	# 9
58) Toluene	19.05	91	9079	0.106	ng	96
59) 2-Hexanone	19.40	43	1790	N.D.		
60) Dibromochloromethane	0.00	129	0	N.D.		
61) 1,2-Dibromoethane	0.00	107	0	N.D.		
62) Butyl Acetate	20.29	43	51	N.D.		
63) n-Octane	20.36	57	113	N.D.		
64) Tetrachloroethene	20.55	166	12216	0.568	ng	98
65) Chlorobenzene	21.42	112	203	N.D.		
66) Ethylbenzene	21.89	91	3936	0.041	ng	94
67) m- & p-Xylene	22.10	91	10748	0.168	ng	88
68) Bromoform	0.00	173	0	N.D.		
69) Styrene	0.00	104	0	N.D.		
70) o-Xylene	22.71	91	3294	0.048	ng	97
71) n-Nonane	22.98	43	557	N.D.		
72) 1,1,2,2-Tetrachloroethane	22.32	83	717	N.D.		
74) Cumene	23.48	105	77	N.D.		
75) alpha-Pinene	23.96	93	522	N.D.		
76) n-Propylbenzene	24.10	91	871	N.D.		
77) 3-Ethyltoluene	24.22	105	2145	N.D.		
78) 4-Ethyltoluene	24.29	105	1242	N.D.		
79) 1,3,5-Trimethylbenzene	24.38	105	1004	N.D.		

393

em 5/17/08

Data Path : J:\MS13\DATA\2008\_05\12\  
 Data File : 05120817.D  
 Acq On : 12 May 2008 10:30 pm  
 Operator : RTB  
 Sample : P0801385-006 DIL (25mL)  
 Misc : ENSR SG40B-05 (-3.3, 3.5)  
 ALS Vial : 7 Sample Multiplier: 1

Quant Time: May 13 11:17:24 2008  
 Quant Method : J:\MS13\METHODS\R13041408.M  
 Quant Title : EPA TO-15 per SOP VOA-TO15 (CASS TO-15/GC-MS)  
 QLast Update : Tue Apr 15 06:47:20 2008  
 Response via : Initial Calibration

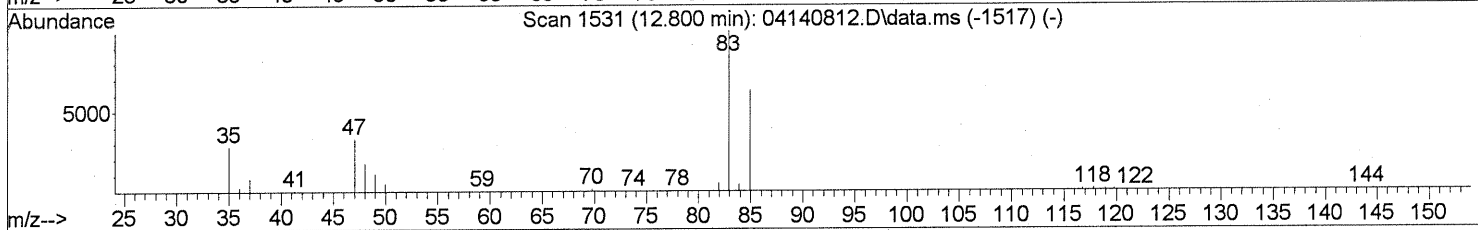
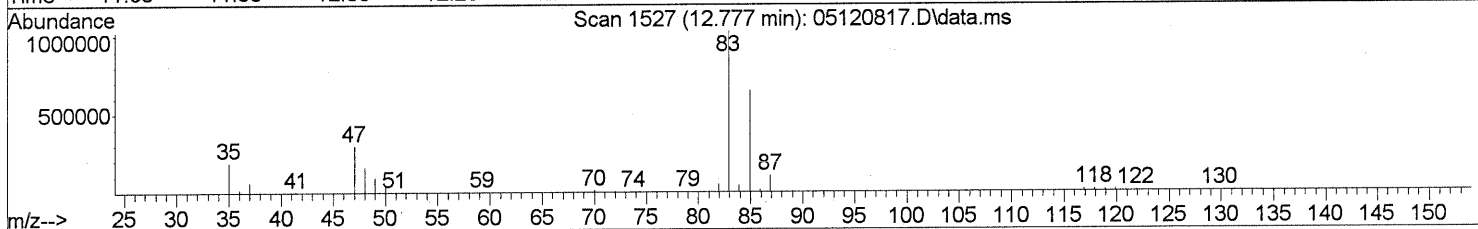
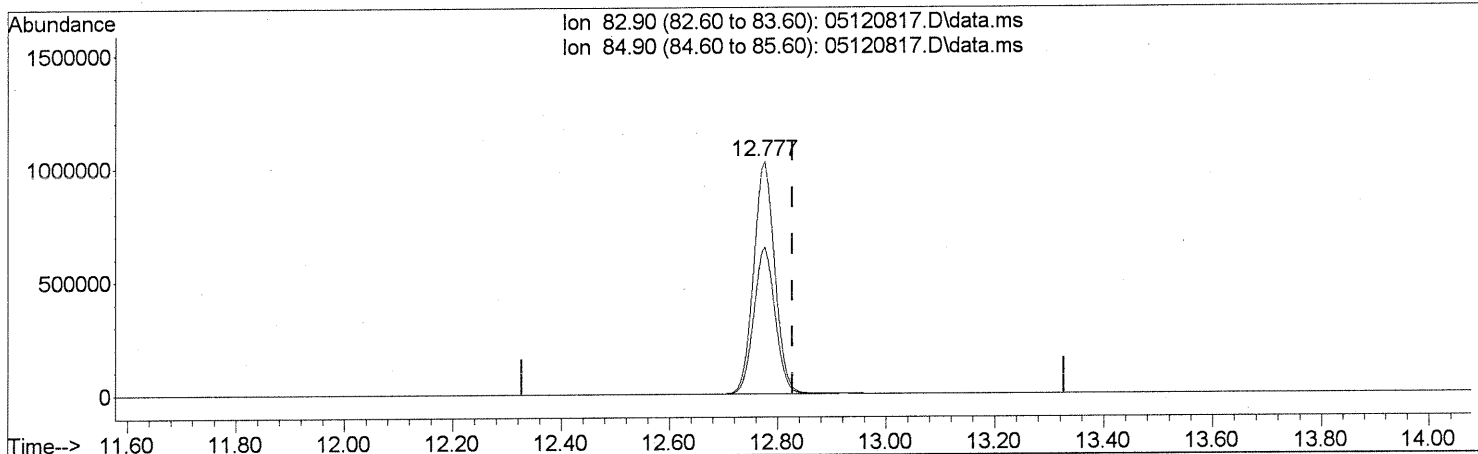
Internal Standards	R.T.	QIon	Response	Conc	Units	Dev(Min)
80) alpha-Methylstyrene	24.77	118	8313	0.201	ng	# 4
81) 2-Ethyltoluene	24.60	105	958	N.D.		
82) 1,2,4-Trimethylbenzene	24.88	105	2214	N.D.		
83) n-Decane	24.98	57	3294	0.068	ng	# 67
84) Benzyl Chloride	25.04	91	55	N.D.		
85) 1,3-Dichlorobenzene	25.16	146	43694	0.915	ng	98
86) 1,4-Dichlorobenzene	25.16	146	43694	0.956	ng	98
87) sec-Butylbenzene	25.41	105	1037	N.D.		
88) p-Isopropyltoluene	25.40	119	653	N.D.		
89) 1,2,3-Trimethylbenzene	25.41	105	1037	N.D.		
90) 1,2-Dichlorobenzene	25.27	146	89	N.D.		
91) d-Limonene	25.58	68	1518	N.D.		
92) 1,2-Dibromo-3-Chloropr...	0.00	157	0	N.D.		
93) n-Undecane	26.50	57	8260	0.161	ng	77
94) 1,2,4-Trichlorobenzene	0.00	180	0	N.D.		
95) Naphthalene	27.77	128	4668	0.048	ng	89
96) n-Dodecane	27.73	57	8565	0.165	ng	89
97) Hexachloro-1,3-butadiene	28.18	225	962	0.049	ng	94

(#) = qualifier out of range (m) = manual integration (+) = signals summed

Quantitation Report (Qedit)

Data Path : J:\MS13\DATA\2008\_05\12\  
 Data File : 05120817.D  
 Acq On : 12 May 2008 10:30 pm  
 Operator : RTB  
 Sample : P0801385-006 DIL (25mL)  
 Misc : ENSR SG40B-05 (-3.3, 3.5)  
 ALS Vial : 7 Sample Multiplier: 1

Quant Time: May 13 11:17:24 2008  
 Quant Method : J:\MS13\METHODS\R13041408.M  
 Quant Title : EPA TO-15 per SOP VOA-TO15 (CASS TO-15/GC-MS)  
 QLast Update : Tue Apr 15 06:47:20 2008  
 Response via : Initial Calibration



TIC: 05120817.D\data.ms

(32) Chloroform (T)  
 12.777min (-0.051) 77.70ng  
 response 2784971

Ion	Exp%	Act%
82.90	100	100
84.90	64.70	63.58
0.00	0.00	0.00
0.00	0.00	0.00

**COLUMBIA ANALYTICAL SERVICES, INC.**

RESULTS OF ANALYSIS

Page 1 of 3

**Client:** ENSR  
**Client Sample ID:** SG40B-05D  
**Client Project ID:** Phase B Soil Gas / 04020-023-4311

CAS Project ID: P0801385  
 CAS Sample ID: P0801385-007

**Test Code:** EPA TO-15  
**Instrument ID:** Tekmar AUTOCAN/Agilent 5975Binert/6890N/MS13  
**Analyst:** Rusty Bravo  
**Sampling Media:** 6.0 L Summa Canister  
**Test Notes:**  
**Container ID:** SC00289

**Date Collected:** 5/10/08  
**Date Received:** 5/12/08  
**Date Analyzed:** 5/12/08  
**Volume(s) Analyzed:** 1.00 Liter(s)  
 0.025 Liter(s)

Initial Pressure (psig): -3.1      Final Pressure (psig): 3.5

Canister Dilution Factor: 1.57

CAS #	Compound	Result µg/m <sup>3</sup>	MRL µg/m <sup>3</sup>	MDL µg/m <sup>3</sup>	Result ppbV	MRL ppbV	MDL ppbV	Data Qualifier
75-71-8	Dichlorodifluoromethane (CFC 12)	2.2	0.79	0.079	0.44	0.16	0.016	
74-87-3	Chloromethane	ND	0.16	0.079	ND	0.076	0.038	
76-14-2	1,2-Dichloro-1,1,2,2-tetrafluoroethane (CFC 114)	0.12	0.79	0.079	0.017	0.11	0.011	J
75-01-4	Vinyl Chloride	ND	0.16	0.079	ND	0.061	0.031	
74-83-9	Bromomethane	0.080	0.16	0.079	0.021	0.040	0.020	J
75-00-3	Chloroethane	0.59	0.16	0.079	0.22	0.060	0.030	
64-17-5	Ethanol	5.3	7.9	0.079	2.8	4.2	0.042	J
67-64-1	Acetone	13	7.9	0.11	5.5	3.3	0.048	B
75-69-4	Trichlorofluoromethane	1.5	0.16	0.079	0.26	0.028	0.014	
107-13-1	Acrylonitrile	ND	0.79	0.11	ND	0.36	0.051	
75-35-4	1,1-Dichloroethene	0.48	0.16	0.079	0.12	0.040	0.020	
75-65-0	2-Methyl-2-Propanol (tert-Butyl Alcohol)	0.29	0.79	0.12	0.096	0.26	0.038	J
75-09-2	Methylene Chloride	1.0	0.79	0.079	0.30	0.23	0.023	
107-05-1	3-Chloro-1-propene (Allyl Chloride)	ND	0.16	0.079	ND	0.050	0.025	
76-13-1	Trichlorotrifluoroethane	0.61	0.16	0.088	0.080	0.020	0.011	
75-15-0	Carbon Disulfide	1.0	0.79	0.19	0.32	0.25	0.061	
156-60-5	trans-1,2-Dichloroethene	ND	0.16	0.079	ND	0.040	0.020	
75-34-3	1,1-Dichloroethane	0.58	0.16	0.079	0.14	0.039	0.019	
1634-04-4	Methyl tert-Butyl Ether	ND	0.16	0.079	ND	0.044	0.022	
108-05-4	Vinyl Acetate	1.8	7.9	0.25	0.50	2.2	0.071	J, M
78-93-3	2-Butanone (MEK)	4.9	0.79	0.079	1.7	0.27	0.027	
156-59-2	cis-1,2-Dichloroethene	ND	0.16	0.079	ND	0.040	0.020	
108-20-3	Diisopropyl Ether	ND	0.79	0.093	ND	0.19	0.022	
67-66-3	Chloroform	5,000	0.16	0.093	1,000	0.032	0.019	

ND = Compound was analyzed for, but not detected above the laboratory detection limit.

MRL = Method Reporting Limit - The minimum quantity of a target analyte that can be confidently determined by the referenced method.

J = The analyte was positively identified below the method reporting limit; the associated numerical value is considered estimated.

B = Analyte was found in the method blank.

M = Matrix interference due to coelution with a non-target compound; results may be biased high.

Verified By: CA

Date: 5/28/08

**396**

**COLUMBIA ANALYTICAL SERVICES, INC.**

RESULTS OF ANALYSIS

Page 2 of 3

**Client:** ENSR  
**Client Sample ID:** SG40B-05D  
**Client Project ID:** Phase B Soil Gas / 04020-023-4311

CAS Project ID: P0801385  
 CAS Sample ID: P0801385-007

Test Code: EPA TO-15  
 Instrument ID: Tekmar AUTOCAN/Agilent 5975Binert/6890N/MS13  
 Analyst: Rusty Bravo  
 Sampling Media: 6.0 L Summa Canister  
 Test Notes:  
 Container ID: SC00289

Date Collected: 5/10/08  
 Date Received: 5/12/08  
 Date Analyzed: 5/12/08  
 Volume(s) Analyzed: 1.00 Liter(s)  
 0.025 Liter(s)

Initial Pressure (psig): -3.1      Final Pressure (psig): 3.5

Canister Dilution Factor: 1.57

CAS #	Compound	Result µg/m <sup>3</sup>	MRL µg/m <sup>3</sup>	MDL µg/m <sup>3</sup>	Result ppbV	MRL ppbV	MDL ppbV	Data Qualifier
637-92-3	Ethyl tert-Butyl Ether	ND	0.79	0.080	ND	0.19	0.019	
107-06-2	<b>1,2-Dichloroethane</b>	<b>0.080</b>	0.16	0.079	<b>0.020</b>	0.039	0.019	<b>J</b>
71-55-6	<b>1,1,1-Trichloroethane</b>	<b>2.6</b>	0.16	0.079	<b>0.48</b>	0.029	0.014	
71-43-2	<b>Benzene</b>	<b>3.1</b>	0.16	0.079	<b>0.97</b>	0.049	0.025	
56-23-5	<b>Carbon Tetrachloride</b>	<b>26</b>	0.16	0.079	<b>4.1</b>	0.025	0.012	
994-05-8	tert-Amyl Methyl Ether	ND	0.79	0.079	ND	0.19	0.019	
78-87-5	<b>1,2-Dichloropropane</b>	<b>0.27</b>	0.16	0.079	<b>0.057</b>	0.034	0.017	
75-27-4	<b>Bromodichloromethane</b>	<b>6.1</b>	0.16	0.079	<b>0.91</b>	0.023	0.012	
79-01-6	<b>Trichloroethene</b>	<b>3.3</b>	0.16	0.079	<b>0.62</b>	0.029	0.015	
123-91-1	1,4-Dioxane	ND	0.79	0.096	ND	0.22	0.027	
80-62-6	Methyl Methacrylate	ND	0.79	0.12	ND	0.19	0.029	
142-82-5	<b>n-Heptane</b>	<b>0.61</b>	0.79	0.10	<b>0.15</b>	0.19	0.025	<b>J</b>
10061-01-5	cis-1,3-Dichloropropene	ND	0.79	0.082	ND	0.17	0.018	
108-10-1	<b>4-Methyl-2-pentanone</b>	<b>1.3</b>	0.79	0.088	<b>0.31</b>	0.19	0.021	
10061-02-6	trans-1,3-Dichloropropene	ND	0.79	0.099	ND	0.17	0.022	
79-00-5	1,1,2-Trichloroethane	ND	0.16	0.079	ND	0.029	0.014	
108-88-3	<b>Toluene</b>	<b>6.9</b>	0.79	0.079	<b>1.8</b>	0.21	0.021	
591-78-6	<b>2-Hexanone</b>	<b>1.5</b>	0.79	0.12	<b>0.37</b>	0.19	0.029	
124-48-1	Dibromochloromethane	ND	0.16	0.11	ND	0.018	0.013	
106-93-4	1,2-Dibromoethane	ND	0.16	0.085	ND	0.020	0.011	
111-65-9	<b>n-Octane</b>	<b>1.0</b>	0.79	0.079	<b>0.22</b>	0.17	0.017	
127-18-4	<b>Tetrachloroethene</b>	<b>38</b>	0.16	0.079	<b>5.6</b>	0.023	0.012	
108-90-7	<b>Chlorobenzene</b>	<b>0.44</b>	0.16	0.080	<b>0.097</b>	0.034	0.017	

ND = Compound was analyzed for, but not detected above the laboratory detection limit.

MRL = Method Reporting Limit - The minimum quantity of a target analyte that can be confidently determined by the referenced method.

J = The analyte was positively identified below the method reporting limit; the associated numerical value is considered estimated.

Verified By:                     

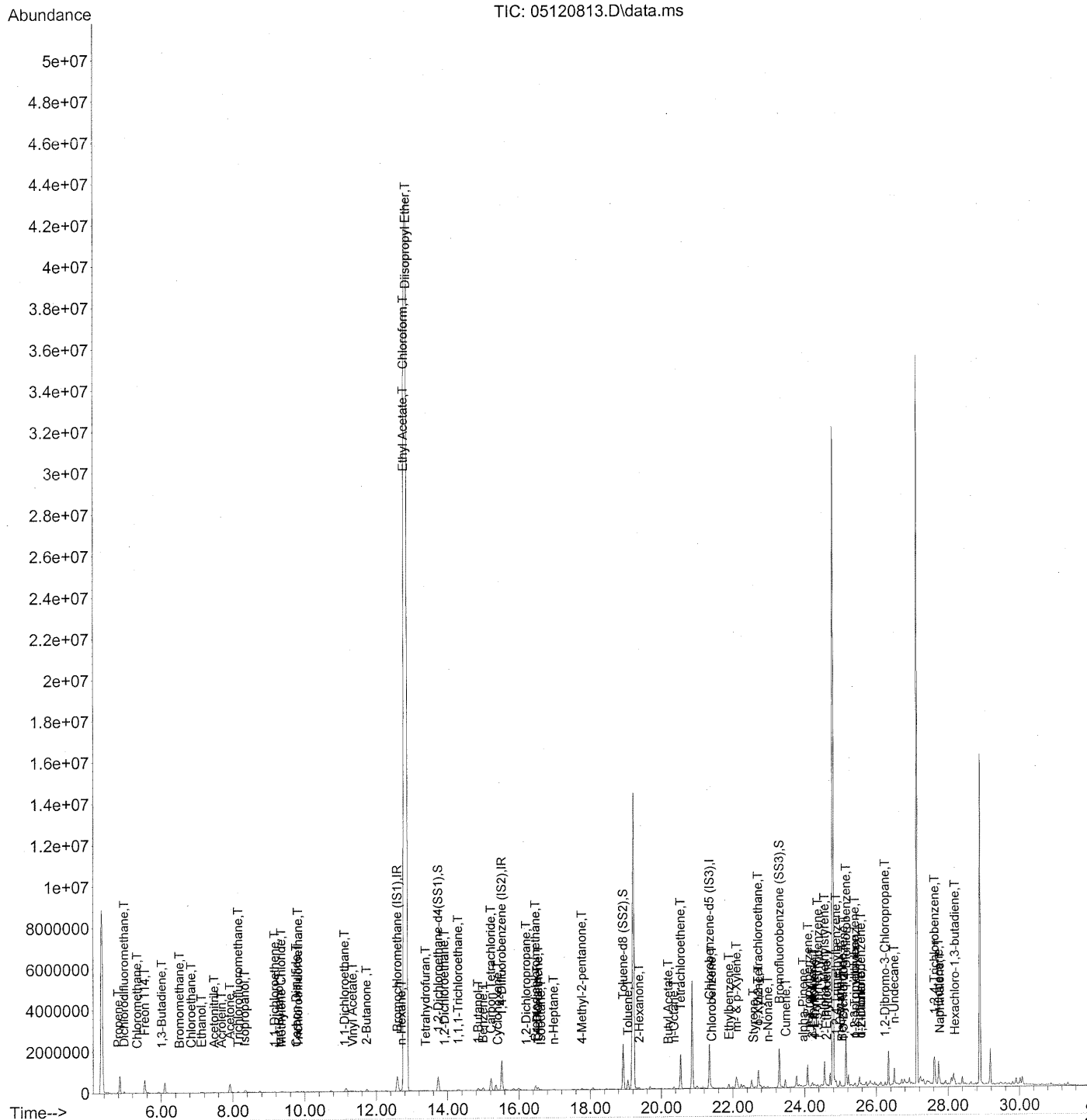
Date: 5/28/08

**397**



Data Path : J:\MS13\DATA\2008\_05\12\  
Data File : 05120813.D  
Acq On : 12 May 2008 19:45  
Operator : RTB  
Sample : P0801385-007 (1000mL)  
Misc : ENSR SG40B-05D (-3.1, 3.5) ✓  
ALS Vial : 8 Sample Multiplier: 1

Quant Time: May 27 15:55:37 2008  
Quant Method : J:\MS13\METHODS\R13041408.M  
Quant Title : EPA TO-15 per SOP VOA-TO15 (CASS TO-15/GC-MS)  
QLast Update : Tue Apr 15 06:47:20 2008  
Response via : Initial Calibration



Data Path : J:\MS13\DATA\2008\_05\12\  
 Data File : 05120813.D  
 Acq On : 12 May 2008 19:45  
 Operator : RTB  
 Sample : P0801385-007 (1000mL)  
 Misc : ENSR SG40B-05D (-3.1, 3.5)  
 ALS Vial : 8 Sample Multiplier: 1

Quant Time: May 27 15:55:37 2008  
 Quant Method : J:\MS13\METHODS\R13041408.M  
 Quant Title : EPA TO-15 per SOP VOA-TO15 (CASS TO-15/GC-MS)  
 QLast Update : Tue Apr 15 06:47:20 2008  
 Response via : Initial Calibration

Internal Standards	R.T.	QIon	Response	Conc	Units	Dev(Min)
1) Bromochloromethane (IS1)	12.59	130	402064	25.000	ng	-0.02
37) 1,4-Difluorobenzene (IS2)	15.52	114	1591654	25.000	ng	-0.01
56) Chlorobenzene-d5 (IS3)	21.35	82	796246	25.000	ng	0.00

System Monitoring Compounds	R.T.	QIon	Response	Conc	Units	Dev(Min)
33) 1,2-Dichloroethane-d4(...)	13.74	65	641924	19.908	ng	-0.01
Spiked Amount				25.000		
				Recovery =		79.64%
57) Toluene-d8 (SS2)	18.93	98	1729092	24.227	ng	0.00
Spiked Amount				25.000		
				Recovery =		96.92%
73) Bromofluorobenzene (SS3)	23.29	174	621315	25.297	ng	0.00
Spiked Amount				25.000		
				Recovery =		101.20%

Target Compounds	R.T.	QIon	Response	Conc	Units	Qvalue
2) Propene	4.79	42	21530	0.647	ng	# 54
3) Dichlorodifluoromethane	4.96	85	83215	1.372	ng	99
4) Chloromethane	5.33	50	2170	0.043	ng	# 50
5) Freon 114	5.54	135	2285	0.077	ng	84
6) Vinyl Chloride	0.00	62	0	N.D.	✓	
7) 1,3-Butadiene	6.02	54	1686	0.046	ng	# 80
8) Bromomethane	6.51	94	1145	0.051	ng	# 72
9) Chloroethane	6.84	64	7355	0.376	ng	94
10) Ethanol	7.13	45	77005m	3.393	ng	
11) Acetonitrile	7.48	41	26603	0.446	ng	96
12) Acrolein	7.69	56	8332	0.520	ng	# 59
13) Acetone	7.92	58	186066	8.360	ng	# 66
14) Trichlorofluoromethane	8.15	101	45006	0.944	ng	98
15) Isopropanol	8.33	45	166472	2.210	ng	97
16) Acrylonitrile	8.66	53	345	N.D.	✓	
17) 1,1-Dichloroethene	9.16	96	6747	0.304	ng	# 83
18) tert-Butanol	9.29	59	11638m	0.186	ng	
19) Methylene Chloride	9.35	84	16831	0.658	ng	# 76
20) Allyl Chloride	9.54	41	1016	N.D.	✓	
21) Trichlorotrifluoroethane	9.81	151	7904	0.388	ng	97
22) Carbon Disulfide	9.77	76	60308	0.636	ng	97
23) trans-1,2-Dichloroethene	10.80	61	370	N.D.	✓	
24) 1,1-Dichloroethane	11.12	63	16668	0.370	ng	91
25) Methyl tert-Butyl Ether	11.16	73	2693	N.D.	✓	
26) Vinyl Acetate	11.34	86	4953	1.120	ng	# 95
27) 2-Butanone	11.73	72	48618	3.115	ng	# 89
28) cis-1,2-Dichloroethene	12.16	61	67	N.D.	✓	
29) Diisopropyl Ether	12.85	87	15246828	743.998	ng	NA # 1
30) Ethyl Acetate	12.78	61	33432	3.436	ng	# 22
31) n-Hexane	12.70	57	47595	0.941	ng	97

400

RT 5/27/08



Data Path : J:\MS13\DATA\2008\_05\12\  
 Data File : 05120813.D  
 Acq On : 12 May 2008 19:45  
 Operator : RTB  
 Sample : P0801385-007 (1000mL)  
 Misc : ENSR SG40B-05D (-3.1, 3.5)  
 ALS Vial : 8 Sample Multiplier: 1

Quant Time: May 27 15:55:37 2008  
 Quant Method : J:\MS13\METHODS\R13041408.M  
 Quant Title : EPA TO-15 per SOP VOA-TO15 (CASS TO-15/GC-MS)  
 QLast Update : Tue Apr 15 06:47:20 2008  
 Response via : Initial Calibration

Internal Standards	R.T.	QIon	Response	Conc	Units	Dev(Min)
32) Chloroform	12.78	83	58389054	<del>1555.416</del>	ng	65
34) Tetrahydrofuran	13.39	72	1792	0.115	ng	1
35) Ethyl tert-Butyl Ether	13.45	87	611	N.D. ✓		
36) 1,2-Dichloroethane	13.91	62	1882	0.051	ng	79
38) 1,1,1-Trichloroethane	14.30	97	55189	1.664	ng	97
39) Isopropyl Acetate	14.95	61	74	N.D.		
40) 1-Butanol	14.85	56	105500	4.856	ng	85
41) Benzene	14.99	78	166233	1.969	ng	100
42) Carbon Tetrachloride	15.21	117	459542	16.456	ng	98
43) Cyclohexane	15.40	84	8583	0.275	ng	1
44) tert-Amyl Methyl Ether	15.87	73	127	N.D. ✓		
45) 1,2-Dichloropropane	16.20	63	4085	0.169	ng	87
46) Bromodichloromethane	16.46	83	112031	3.902	ng	98
47) Trichloroethene	16.54	130	43944	2.115	ng	99
48) 1,4-Dioxane	16.50	88	925	0.062	ng	62
49) Isooctane	16.62	57	24146	0.242	ng	50
50) Methyl Methacrylate	16.71	100	236	N.D. ✓		
51) n-Heptane	16.97	71	9110	0.389	ng	81
52) cis-1,3-Dichloropropene	17.82	75	60	N.D. ✓		
53) 4-Methyl-2-pentanone	17.77	58	18855	0.816	ng	71
54) trans-1,3-Dichloropropene	18.44	75	207	N.D. ✓		
55) 1,1,2-Trichloroethane	18.66	97	621	N.D. ✓		
58) Toluene	19.06	91	396884	4.426	ng	97
59) 2-Hexanone	19.37	43	64162	0.961	ng	77
60) Dibromochloromethane	19.61	129	298	N.D. ✓		
61) 1,2-Dibromoethane	0.00	107	0	N.D. ✓		
62) Butyl Acetate	20.19	43	6714	0.101	ng	66
63) n-Octane	20.35	57	13727	0.653	ng	85
64) Tetrachloroethene	20.55	166	541280	24.109	ng	98
65) Chlorobenzene	21.41	112	15720	0.283	ng	92
66) Ethylbenzene	21.89	91	177053	1.768	ng	92
67) m- & p-Xylene	22.10	91	527359	7.879	ng	90
68) Bromoform	0.00	173	0	N.D. ✓		
69) Styrene	22.57	104	7636	0.132	ng	58
70) o-Xylene	22.71	91	168021	2.333	ng	93
71) n-Nonane	22.98	43	38039	0.659	ng	80
72) 1,1,2,2-Tetrachloroethane	22.71	83	5288	0.154	ng	1
74) Cumene	23.47	105	7882	0.086	ng	60
75) alpha-Pinene	23.96	93	19589	0.403	ng	89
76) n-Propylbenzene	24.10	91	46131	0.377	ng	1
77) 3-Ethyltoluene	24.22	105	94379	0.947	ng	99
78) 4-Ethyltoluene	24.28	105	44219	0.482	ng	97
79) 1,3,5-Trimethylbenzene	24.37	105	34513	0.424	ng	96

401

RM 5/27/08

Data Path : J:\MS13\DATA\2008\_05\12\  
 Data File : 05120813.D  
 Acq On : 12 May 2008 19:45  
 Operator : RTB  
 Sample : P0801385-007 (1000mL)  
 Misc : ENSR SG40B-05D (-3.1, 3.5)  
 ALS Vial : 8 Sample Multiplier: 1

Quant Time: May 27 15:55:37 2008  
 Quant Method : J:\MS13\METHODS\R13041408.M  
 Quant Title : EPA TO-15 per SOP VOA-TO15 (CASS TO-15/GC-MS)  
 QLast Update : Tue Apr 15 06:47:20 2008  
 Response via : Initial Calibration

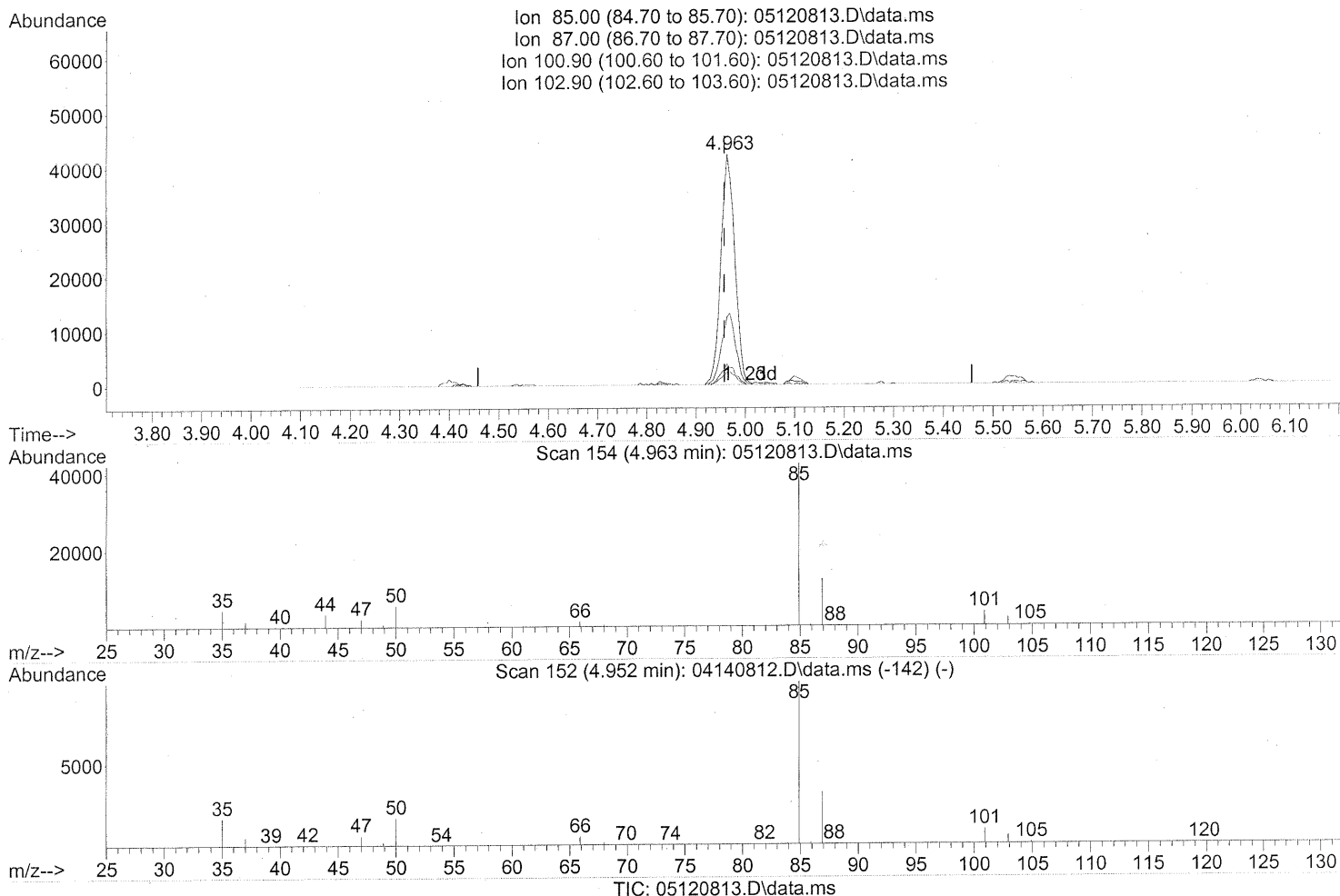
Internal Standards	R.T.	QIon	Response	Conc	Units	Dev(Min)
80) alpha-Methylstyrene	24.56	118	2143	<del>0.050</del>	ng	# 1
81) 2-Ethyltoluene	24.61	105	34648	0.346	ng	97
82) 1,2,4-Trimethylbenzene	<u>24.88</u>	105	104465	<u>1.135</u>	ng	89
83) n-Decane	24.98	57	96035	1.886	ng	77
84) Benzyl Chloride	25.04	91	3350	<del>0.053</del>	ng	96
85) 1,3-Dichlorobenzene	<u>25.08</u>	146	3909	<u>0.078</u>	ng	83
86) 1,4-Dichlorobenzene	<u>25.16</u>	146	1011524	<u>21.208</u>	ng	99
87) sec-Butylbenzene	25.21	105	3660	N.D.	✓	
88) p-Isopropyltoluene	<u>25.40</u>	119	21080	<u>0.224</u>	ng	# 77
89) 1,2,3-Trimethylbenzene	25.40	105	34227	0.378	ng	88
90) 1,2-Dichlorobenzene	25.57	146	2299	<del>0.045</del>	ng	98
91) d-Limonene	25.57	68	39354	0.943	ng	93
92) 1,2-Dibromo-3-Chloropr...	26.24	157	9333	<del>0.690</del>	ng	UR # 52
93) n-Undecane	26.50	57	295972	5.537	ng	74
94) 1,2,4-Trichlorobenzene	27.62	180	1937	<del>0.061</del>	ng	82
95) Naphthalene	<u>27.77</u>	128	167942	<u>1.650</u>	ng	94
96) n-Dodecane	27.73	57	350014	6.454	ng	86
97) Hexachloro-1,3-butadiene	<u>28.19</u>	225	48213	<u>2.365</u>	ng	97

(#) = qualifier out of range (m) = manual integration (+) = signals summed

Quantitation Report (Qedit)

Data Path : J:\MS13\DATA\2008\_05\12\  
 Data File : 05120813.D  
 Acq On : 12 May 2008 19:45  
 Operator : RTB  
 Sample : P0801385-007 (1000mL)  
 Misc : ENSR SG40B-05D (-3.1, 3.5)  
 ALS Vial : 8 Sample Multiplier: 1

Quant Time: May 13 11:17:08 2008  
 Quant Method : J:\MS13\METHODS\R13041408.M  
 Quant Title : EPA TO-15 per SOP VOA-TO15 (CASS TO-15/GC-MS)  
 QLast Update : Tue Apr 15 06:47:20 2008  
 Response via : Initial Calibration



(3) Dichlorodifluoromethane (T)

4.963min (+0.006) 1.37ng

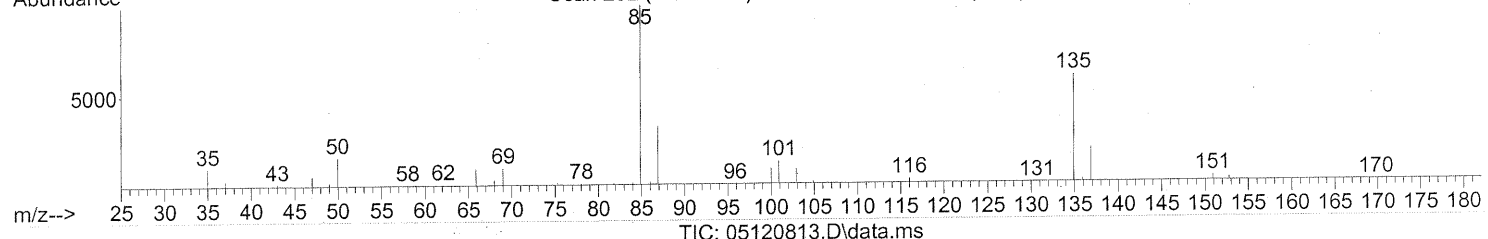

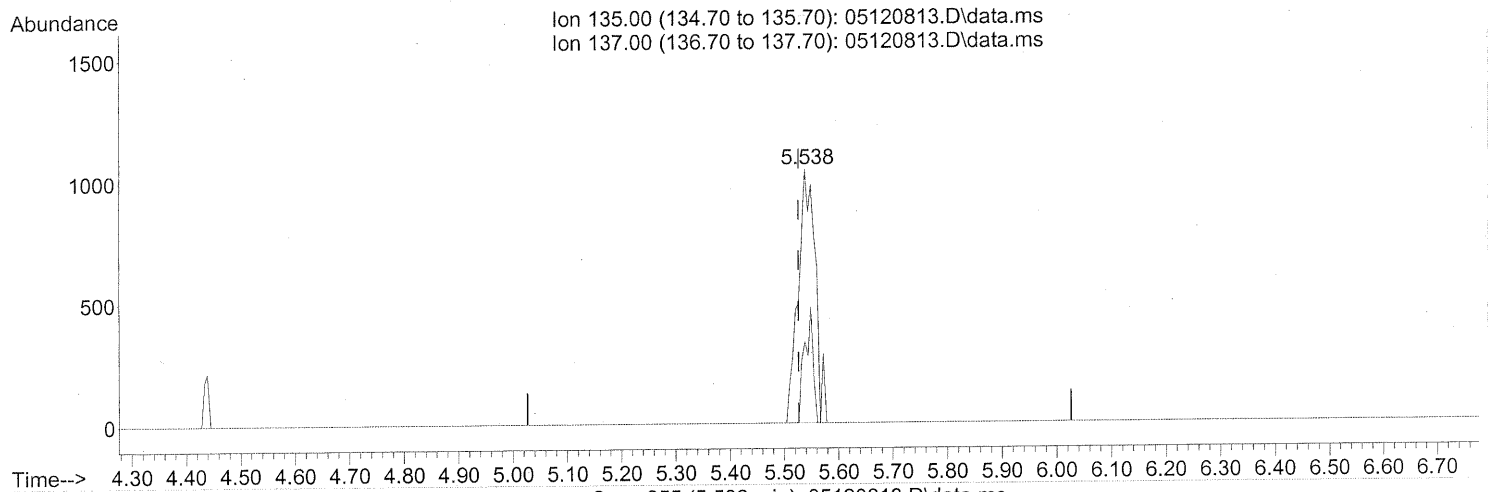
response 83215

Ion	Exp%	Act%
85.00	100	100
87.00	32.50	31.66
100.90	9.30	9.00
102.90	6.00	5.78

Quantitation Report (Qedit)

Data Path : J:\MS13\DATA\2008\_05\12\  
 Data File : 05120813.D  
 Acq On : 12 May 2008 19:45  
 Operator : RTB  
 Sample : P0801385-007 (1000mL)  
 Misc : ENSR SG40B-05D (-3.1, 3.5)  
 ALS Vial : 8 Sample Multiplier: 1

Quant Time: May 27 15:55:37 2008  
 Quant Method : J:\MS13\METHODS\R13041408.M  
 Quant Title : EPA TO-15 per SOP VOA-TO15 (CASS TO-15/GC-MS)  
 QLast Update : Tue Apr 15 06:47:20 2008  
 Response via : Initial Calibration

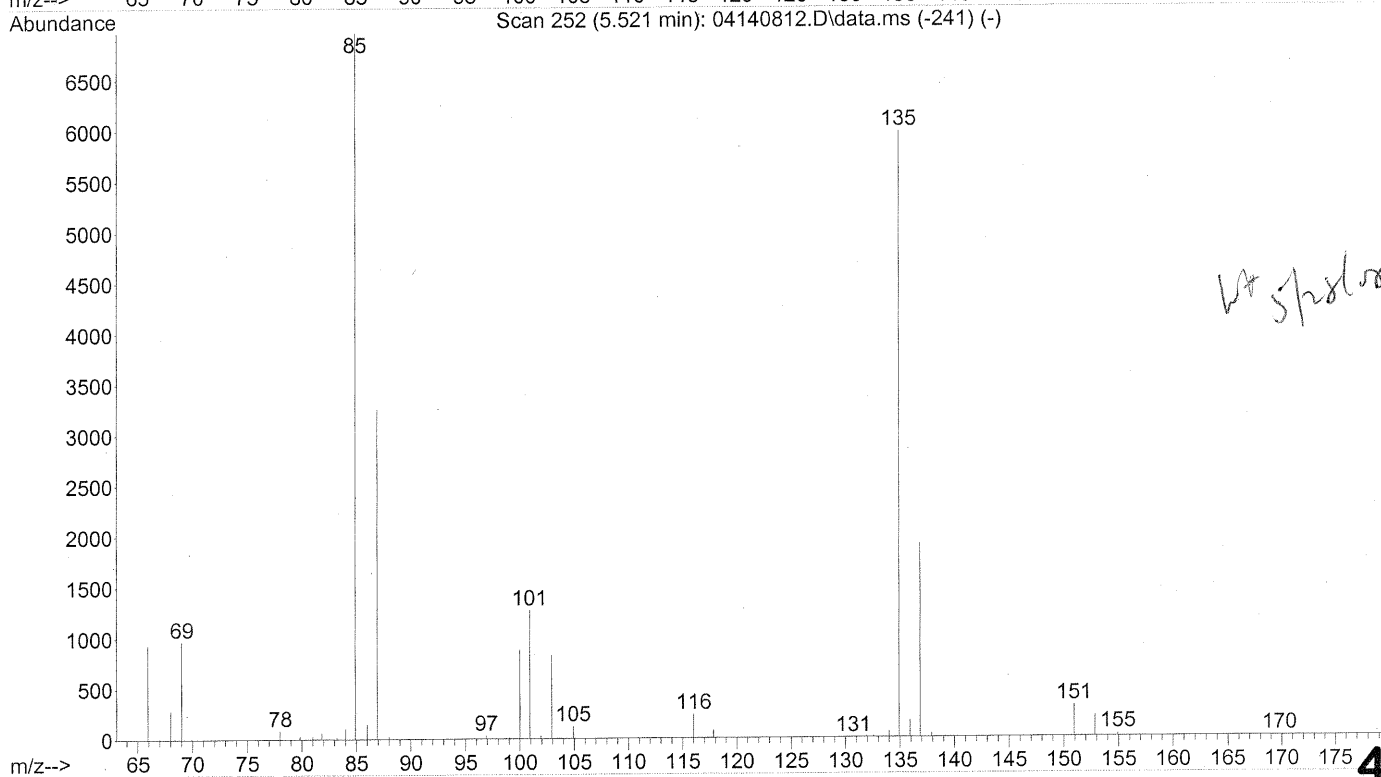
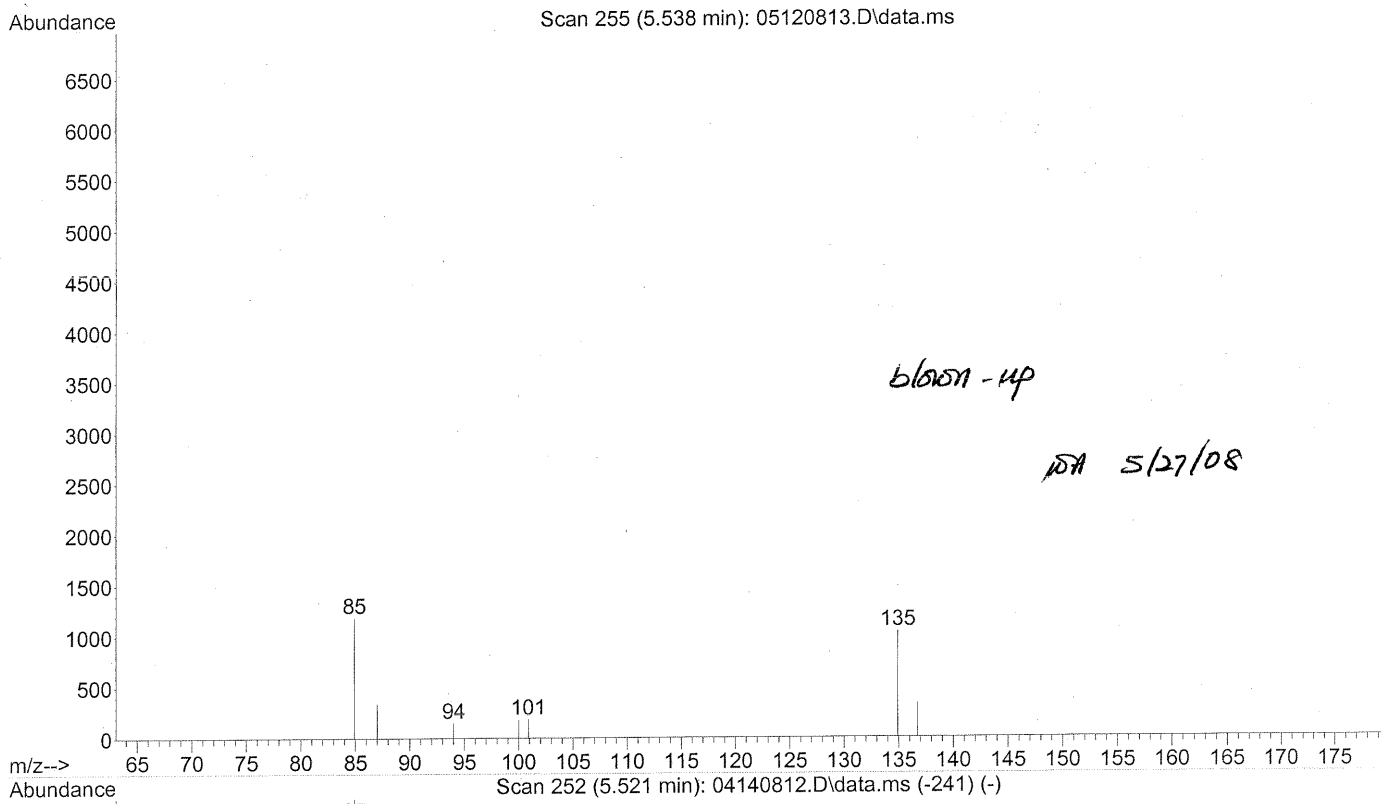


(5) Freon 114 (T)  
 5.538min (+0.011) 0.08ng  
 response 2285

Ion	Exp%	Act%
135.00	100	100
137.00	31.50	22.71
0.00	0.00	0.00
0.00	0.00	0.00

*before blown-up*

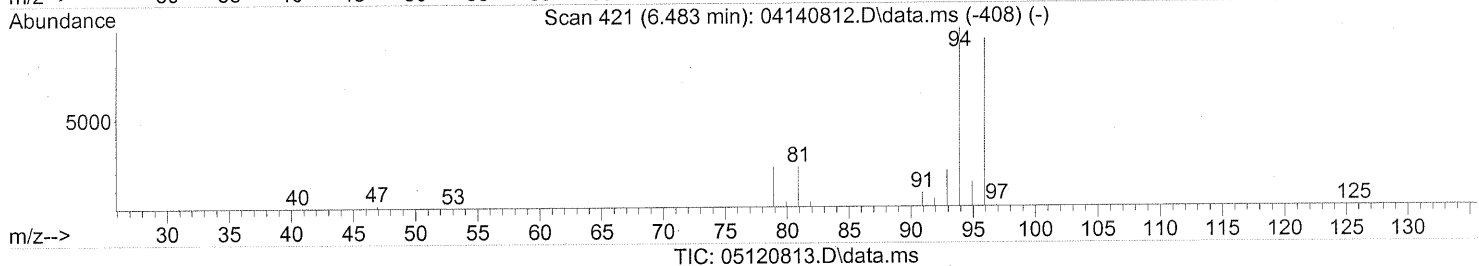
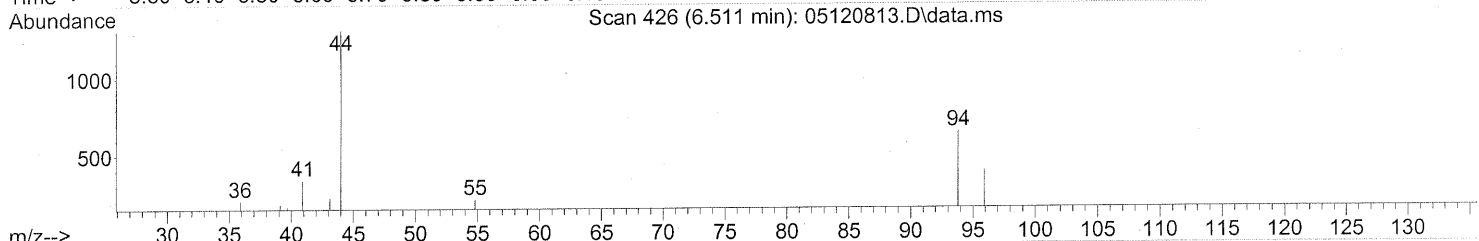
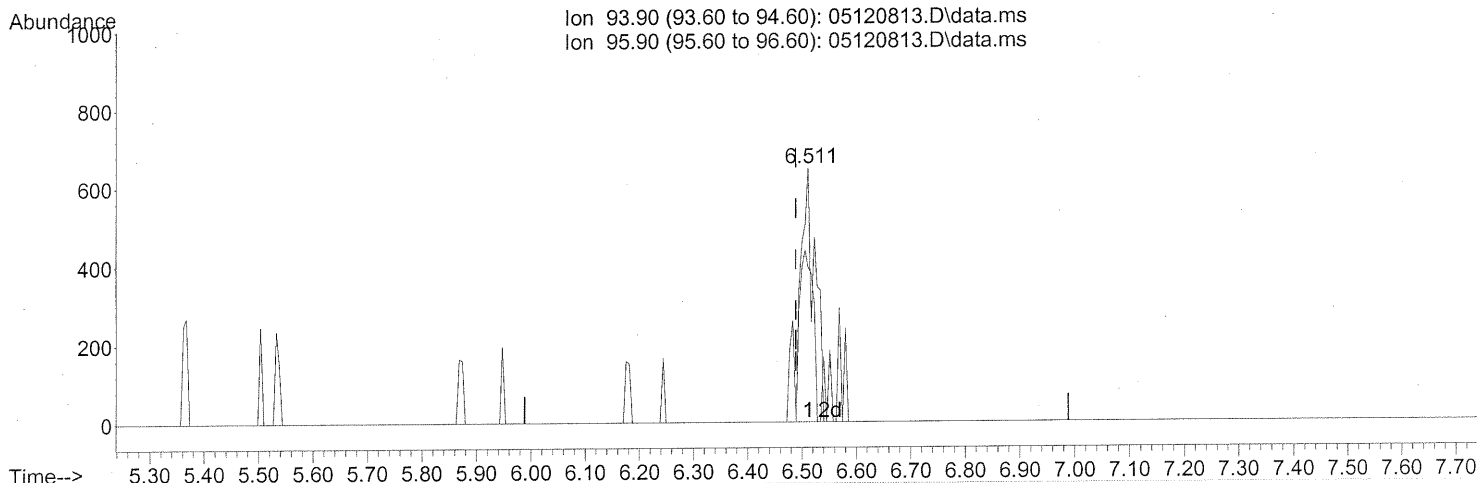
File : J:\MS13\DATA\2008\_05\12\05120813.D  
Operator : RTB  
Acquired : 12 May 2008 19:45 using AcqMethod TO15.M  
Instrument : GCMS13  
Sample Name: P0801385-007 (1000mL)  
Misc Info : ENSR SG40B-05D (-3.1, 3.5)  
Vial Number: 8



Quantitation Report (Qedit)

Data Path : J:\MS13\DATA\2008\_05\12\  
 Data File : 05120813.D  
 Acq On : 12 May 2008 19:45  
 Operator : RTB  
 Sample : P0801385-007 (1000mL)  
 Misc : ENSR SG40B-05D (-3.1, 3.5)  
 ALS Vial : 8 Sample Multiplier: 1

Quant Time: May 27 15:55:37 2008  
 Quant Method : J:\MS13\METHODS\R13041408.M  
 Quant Title : EPA TO-15 per SOP VOA-TO15 (CASS TO-15/GC-MS)  
 QLast Update : Tue Apr 15 06:47:20 2008  
 Response via : Initial Calibration



(8) Bromomethane (T)

6.511min (+0.023) 0.05ng

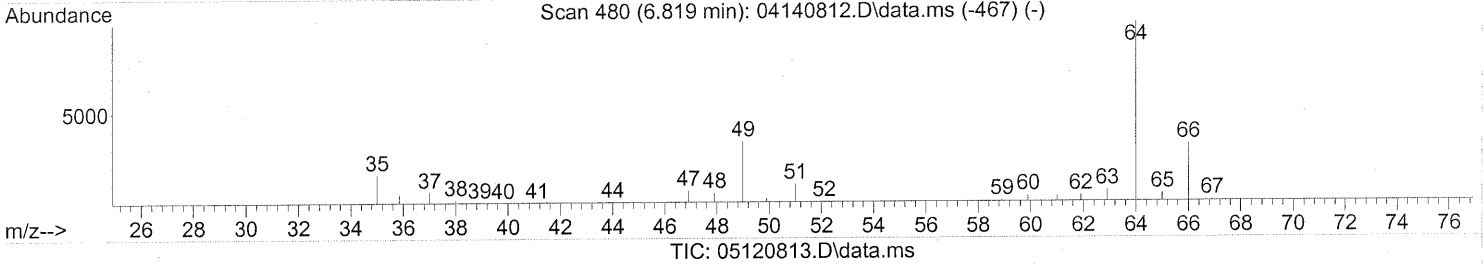
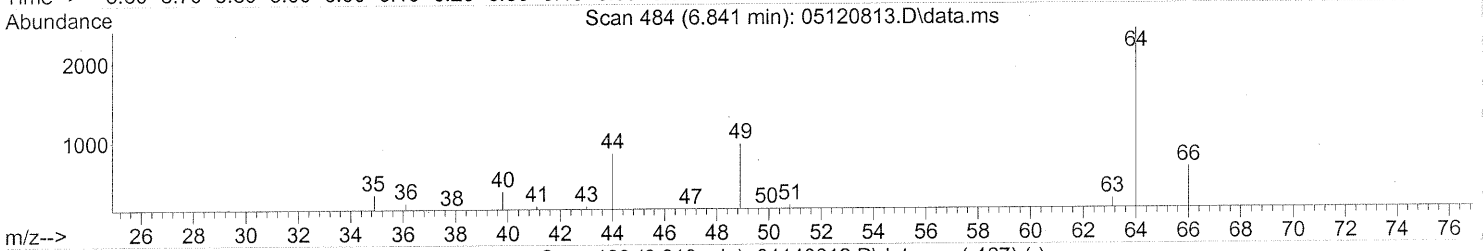
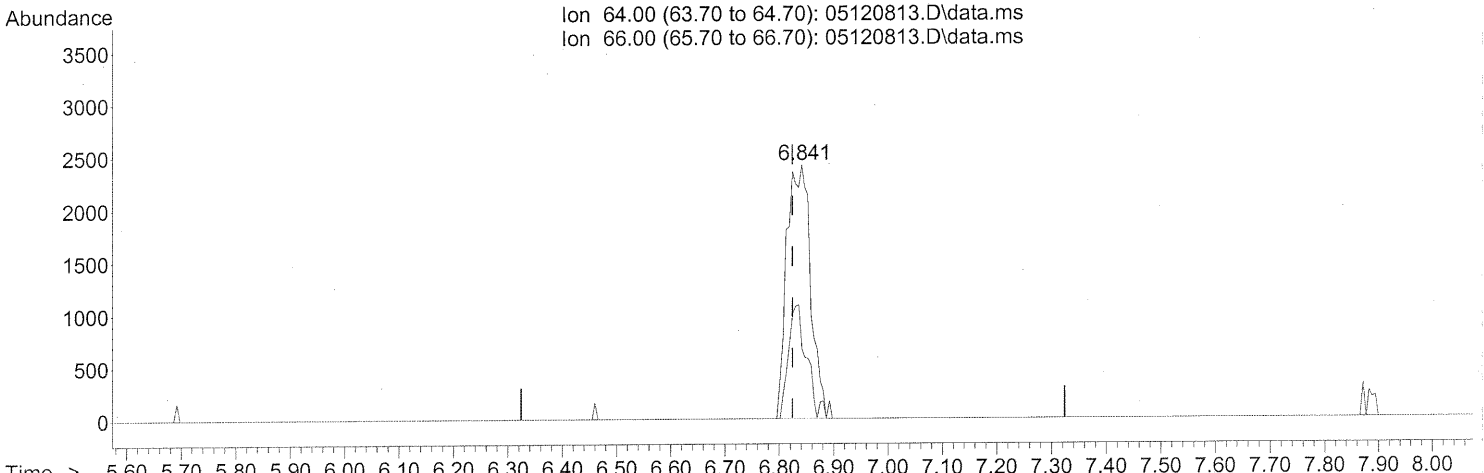
response 1145

Ion	Exp%	Act%
93.90	100	100
95.90	92.30	65.41#
0.00	0.00	0.00
0.00	0.00	0.00

Quantitation Report (Qedit)

Data Path : J:\MS13\DATA\2008\_05\12\  
 Data File : 05120813.D  
 Acq On : 12 May 2008 19:45  
 Operator : RTB  
 Sample : P0801385-007 (1000mL)  
 Misc : ENSR SG40B-05D (-3.1, 3.5)  
 ALS Vial : 8 Sample Multiplier: 1

Quant Time: May 13 11:17:08 2008  
 Quant Method : J:\MS13\METHODS\R13041408.M  
 Quant Title : EPA TO-15 per SOP VOA-TO15 (CASS TO-15/GC-MS)  
 QLast Update : Tue Apr 15 06:47:20 2008  
 Response via : Initial Calibration



(9) Chloroethane (T)

6.841min (+0.017) 0.38ng

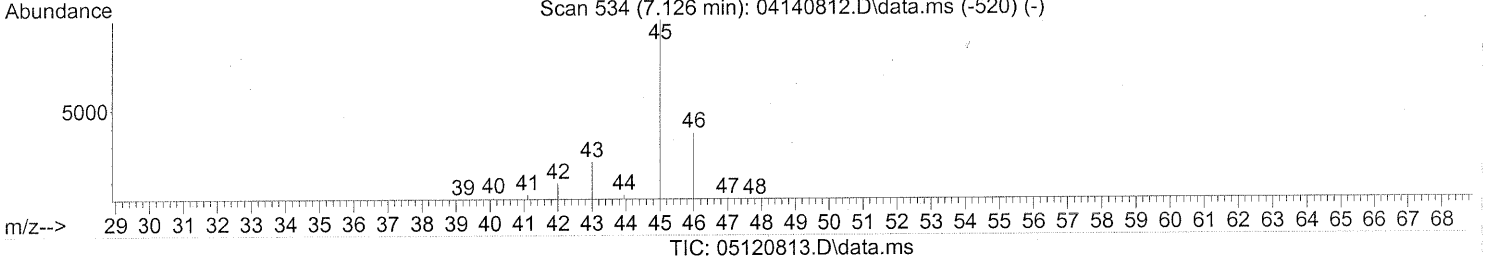
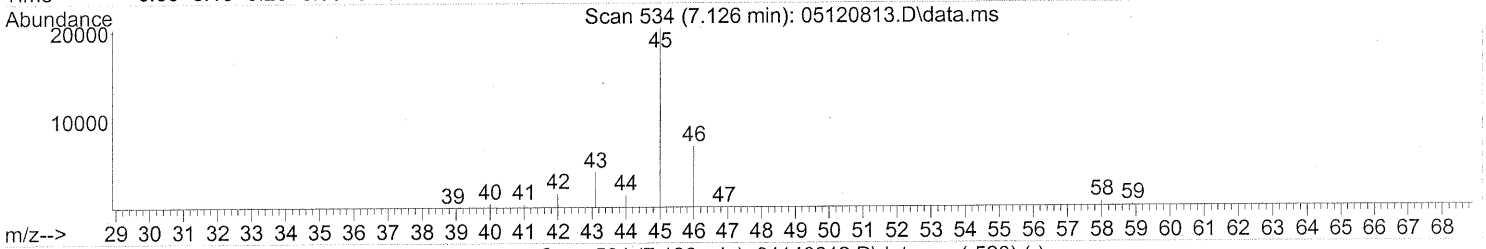
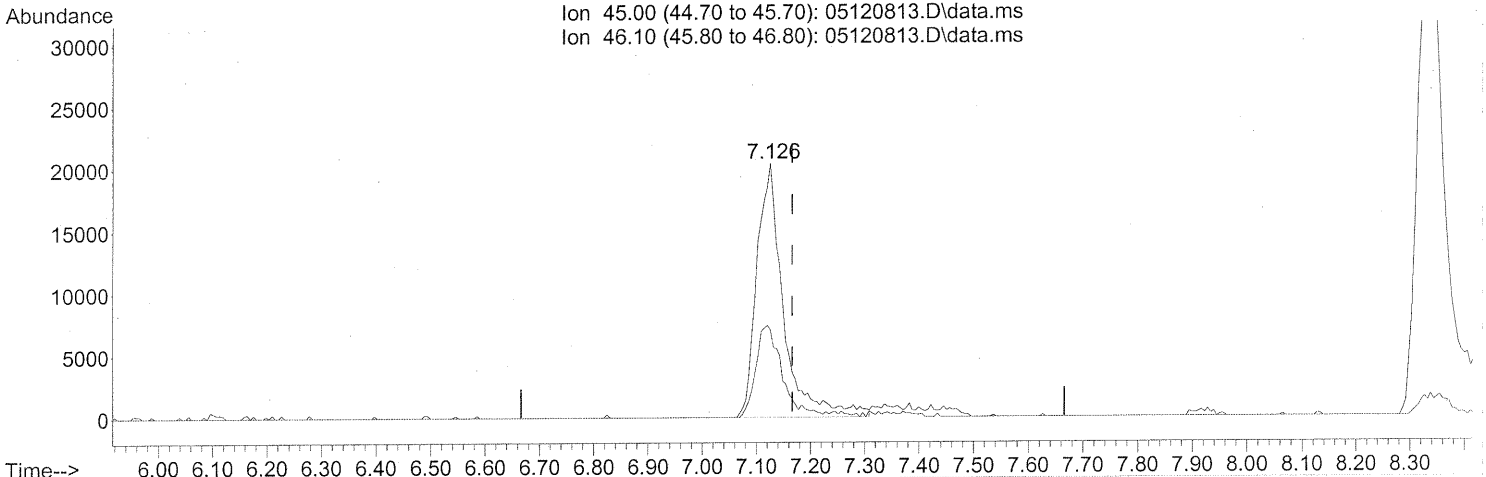
response 7355

Ion	Exp%	Act%
64.00	100	100
66.00	29.60	32.74
0.00	0.00	0.00
0.00	0.00	0.00

Quantitation Report (Qedit)

Data Path : J:\MS13\DATA\2008\_05\12\  
 Data File : 05120813.D  
 Acq On : 12 May 2008 19:45  
 Operator : RTB  
 Sample : P0801385-007 (1000mL)  
 Misc : ENSR SG40B-05D (-3.1, 3.5)  
 ALS Vial : 8 Sample Multiplier: 1

Quant Time: May 13 11:17:08 2008  
 Quant Method : J:\MS13\METHODS\R13041408.M  
 Quant Title : EPA TO-15 per SOP VOA-TO15 (CASS TO-15/GC-MS)  
 QLast Update : Tue Apr 15 06:47:20 2008  
 Response via : Initial Calibration



(10) Ethanol (T)

7.126min (-0.040) 3.08ng

response 69920

*tailing*

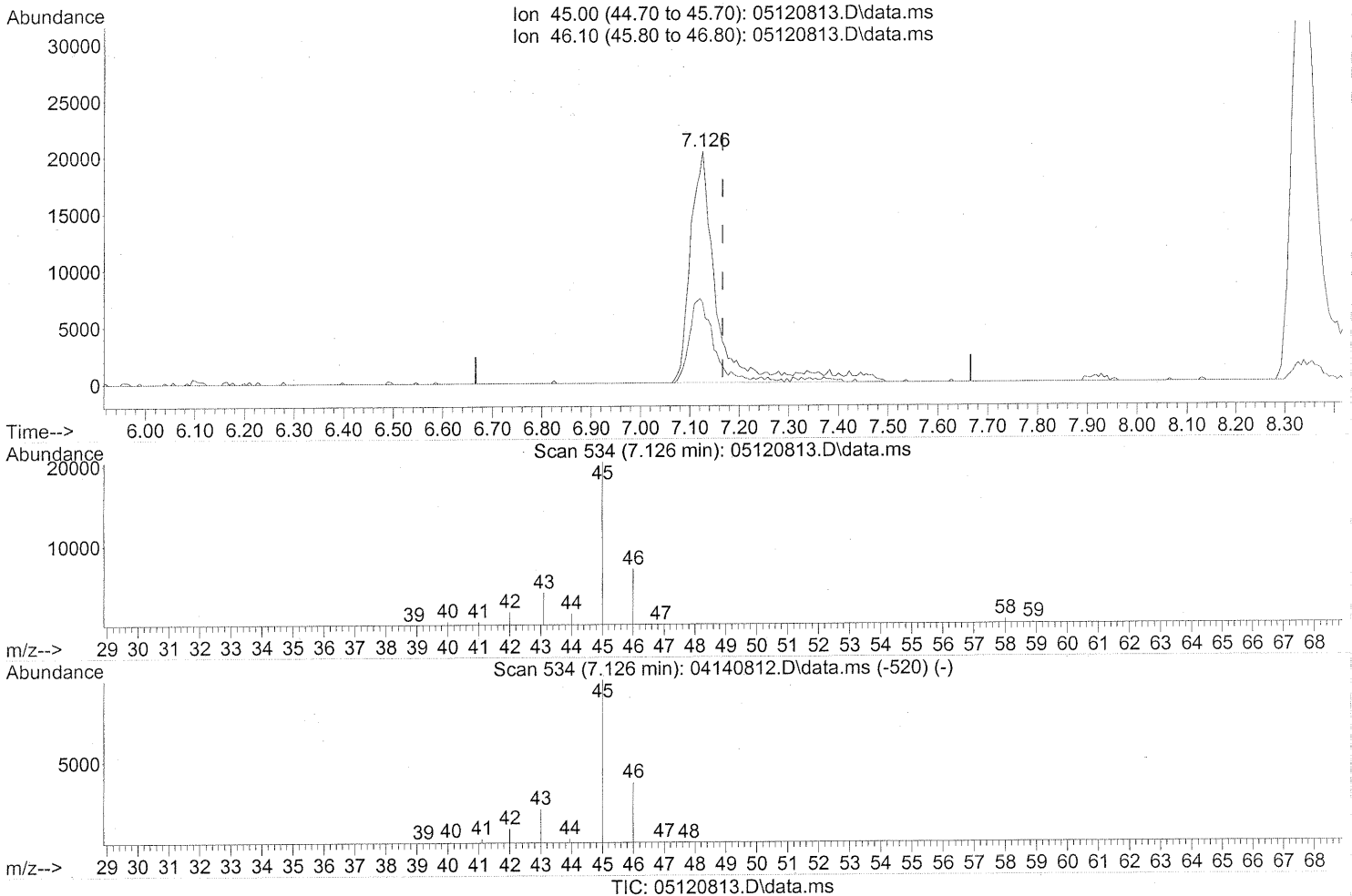
Ion	Exp%	Act%
45.00	100	100
46.10	41.00	35.47
0.00	0.00	0.00
0.00	0.00	0.00



Quantitation Report (Qedit)

Data Path : J:\MS13\DATA\2008\_05\12\  
 Data File : 05120813.D  
 Acq On : 12 May 2008 19:45  
 Operator : RTB  
 Sample : P0801385-007 (1000mL)  
 Misc : ENSR SG40B-05D (-3.1, 3.5)  
 ALS Vial : 8 Sample Multiplier: 1

Quant Time: May 13 11:17:08 2008  
 Quant Method : J:\MS13\METHODS\R13041408.M  
 Quant Title : EPA TO-15 per SOP VOA-TO15 (CASS TO-15/GC-MS)  
 QLast Update : Tue Apr 15 06:47:20 2008  
 Response via : Initial Calibration



(10) Ethanol (T)

7.126min (-0.040) 3.39ng m

response 77005

Ion	Exp%	Act%
45.00	100	100
46.10	41.00	32.20
0.00	0.00	0.00
0.00	0.00	0.00

*incl. tailing*

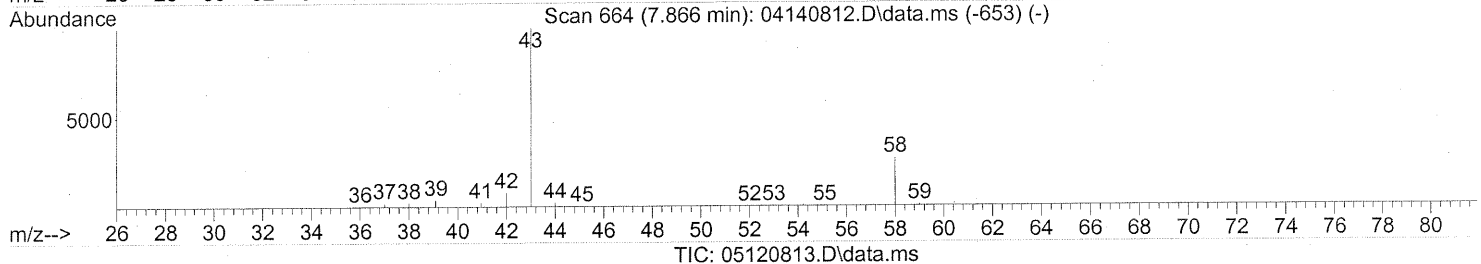
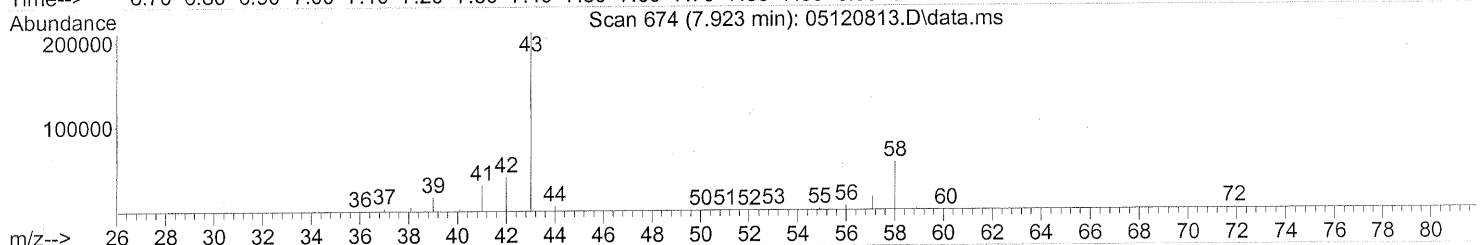
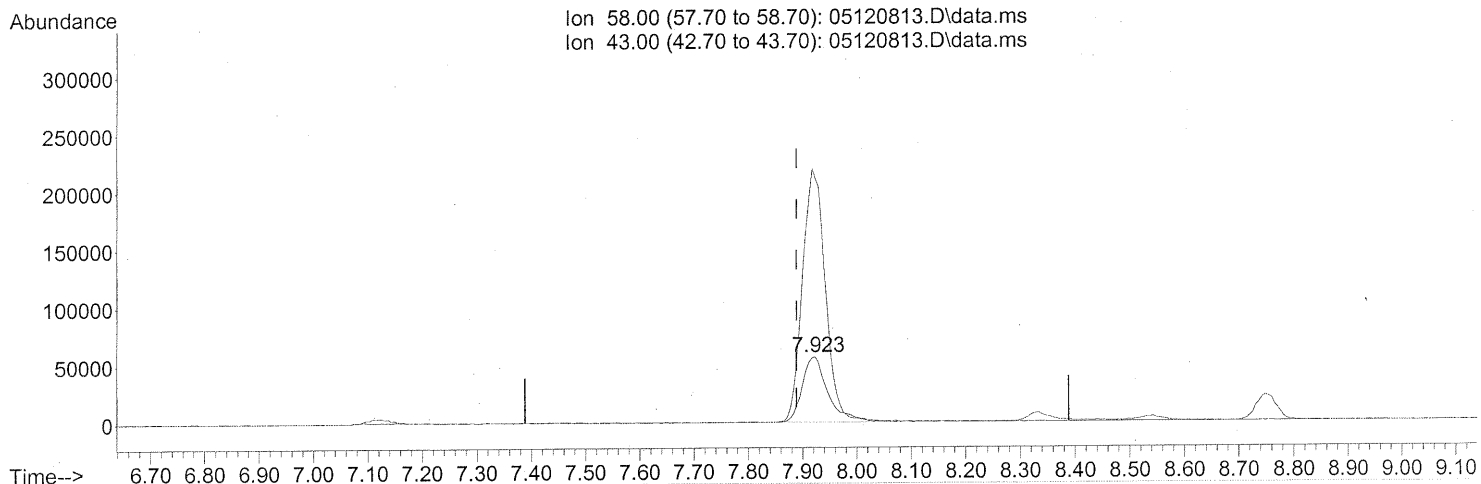
*RT 5/27/08*

*LM 5/28/08*

Quantitation Report (Qedit)

Data Path : J:\MS13\DATA\2008\_05\12\  
 Data File : 05120813.D  
 Acq On : 12 May 2008 19:45  
 Operator : RTB  
 Sample : P0801385-007 (1000mL)  
 Misc : ENSR SG40B-05D (-3.1, 3.5)  
 ALS Vial : 8 Sample Multiplier: 1

Quant Time: May 13 11:17:08 2008  
 Quant Method : J:\MS13\METHODS\R13041408.M  
 Quant Title : EPA TO-15 per SOP VOA-TO15 (CASS TO-15/GC-MS)  
 QLast Update : Tue Apr 15 06:47:20 2008  
 Response via : Initial Calibration



(13) Acetone (T)

7.923min (+0.035) 8.36ng

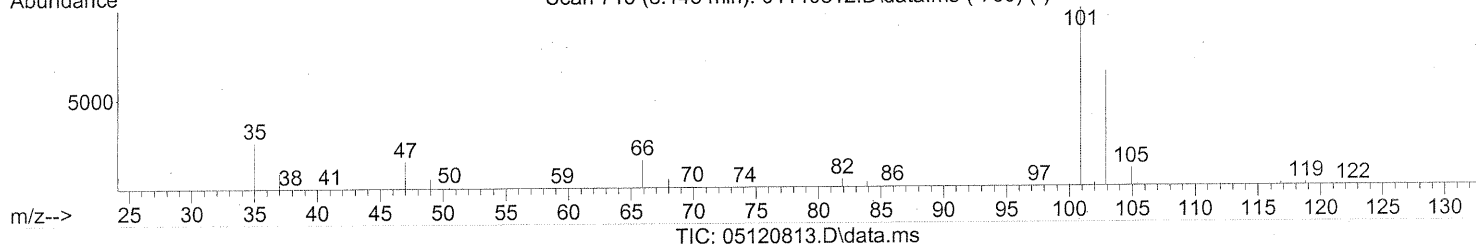
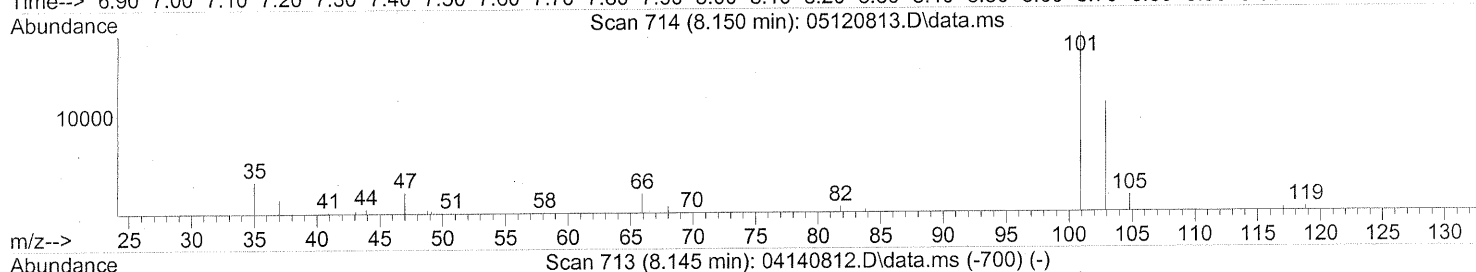
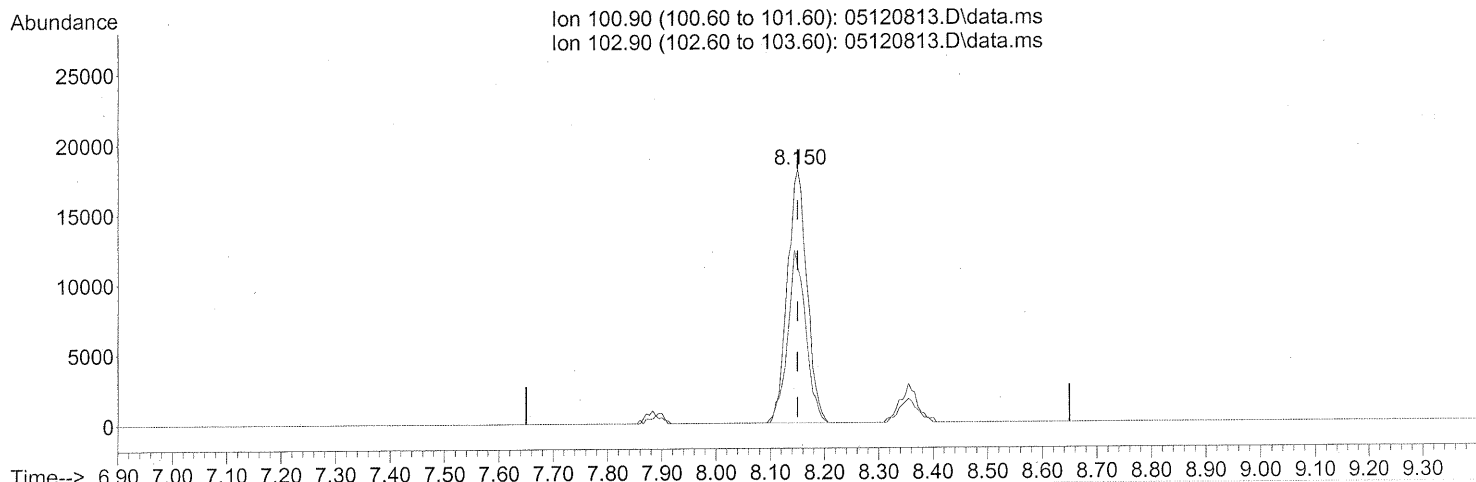
response 186066

Ion	Exp%	Act%
58.00	100	100
43.00	283.10	347.22#
0.00	0.00	0.00
0.00	0.00	0.00

Quantitation Report (Qedit)

Data Path : J:\MS13\DATA\2008\_05\12\  
 Data File : 05120813.D  
 Acq On : 12 May 2008 19:45  
 Operator : RTB  
 Sample : P0801385-007 (1000mL)  
 Misc : ENSR SG40B-05D (-3.1, 3.5)  
 ALS Vial : 8 Sample Multiplier: 1

Quant Time: May 13 11:17:08 2008  
 Quant Method : J:\MS13\METHODS\R13041408.M  
 Quant Title : EPA TO-15 per SOP VOA-TO15 (CASS TO-15/GC-MS)  
 QLast Update : Tue Apr 15 06:47:20 2008  
 Response via : Initial Calibration



(14) Trichlorofluoromethane (T)

8.150min (+0.000) 0.94ng

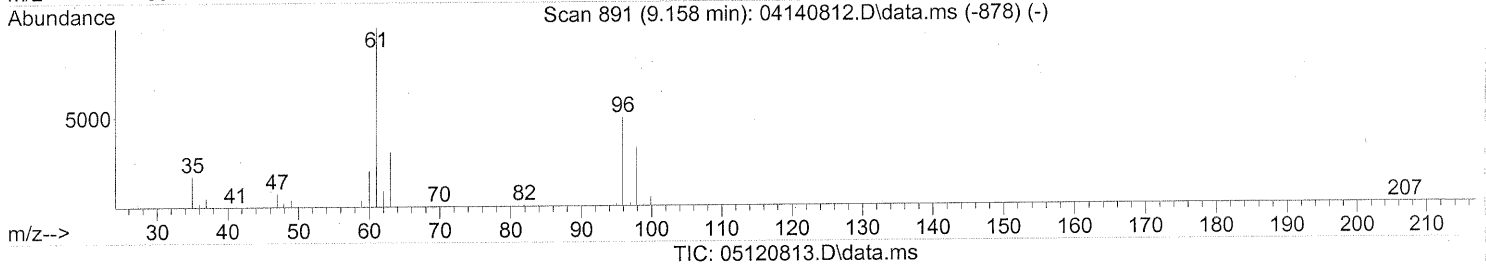
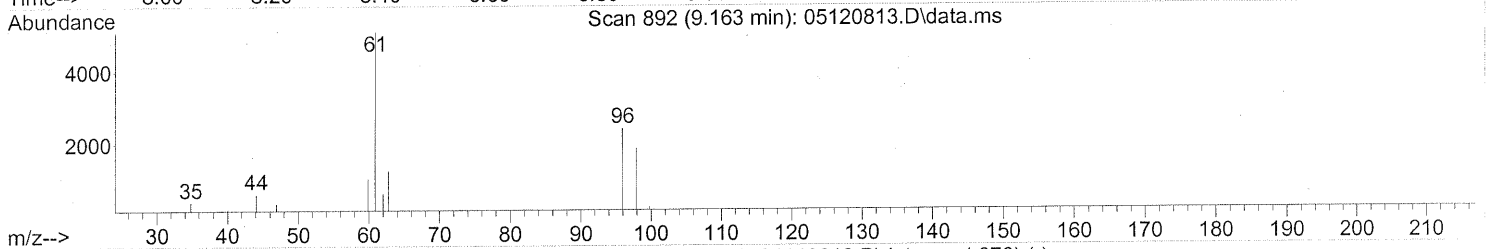
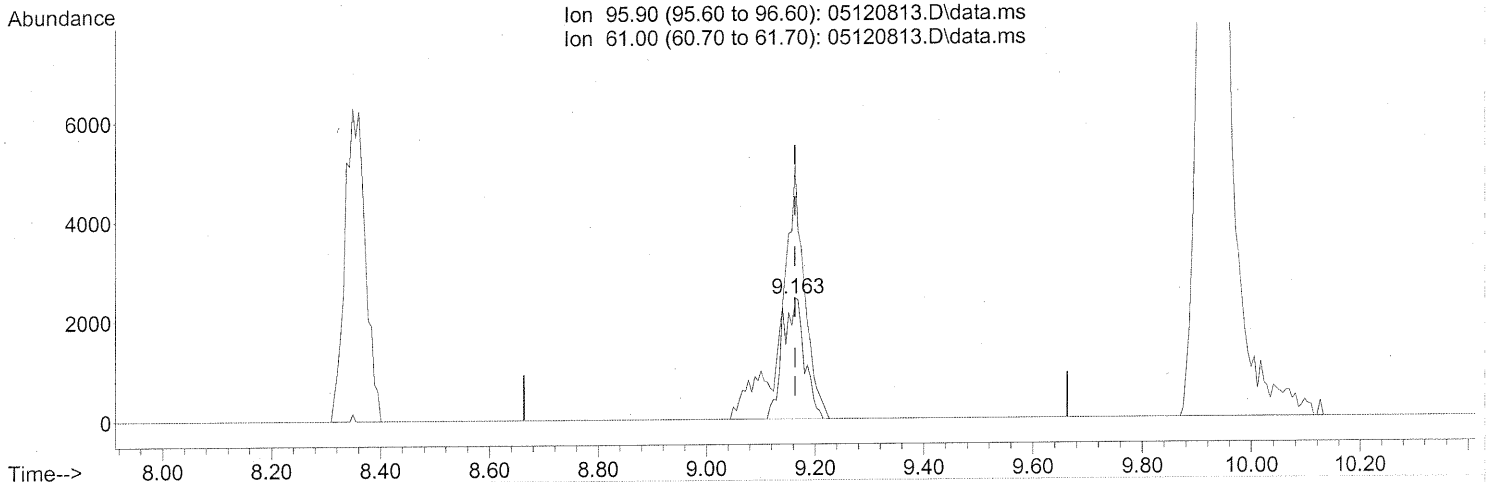
response 45006

Ion	Exp%	Act%
100.90	100	100
102.90	64.80	63.20
0.00	0.00	0.00
0.00	0.00	0.00

Quantitation Report (Qedit)

Data Path : J:\MS13\DATA\2008\_05\12\  
 Data File : 05120813.D  
 Acq On : 12 May 2008 19:45  
 Operator : RTB  
 Sample : P0801385-007 (1000mL)  
 Misc : ENSR SG40B-05D (-3.1, 3.5)  
 ALS Vial : 8 Sample Multiplier: 1

Quant Time: May 13 11:17:08 2008  
 Quant Method : J:\MS13\METHODS\R13041408.M  
 Quant Title : EPA TO-15 per SOP VOA-TO15 (CASS TO-15/GC-MS)  
 QLast Update : Tue Apr 15 06:47:20 2008  
 Response via : Initial Calibration



(17) 1,1-Dichloroethene (T)

9.163min (+0.000) 0.30ng

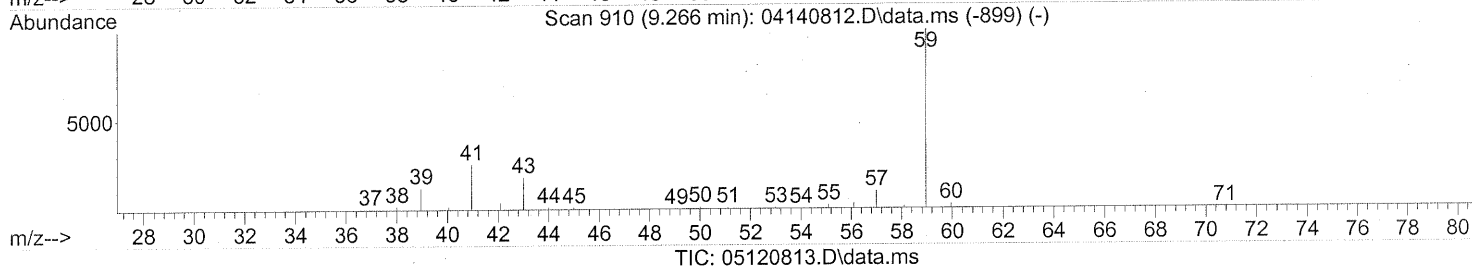
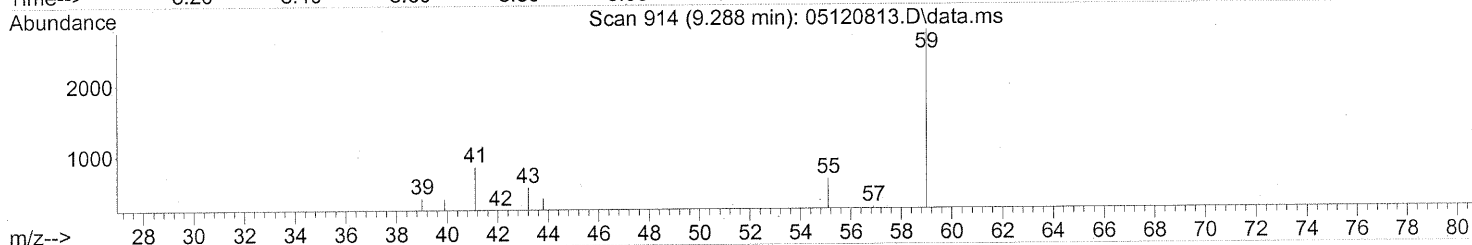
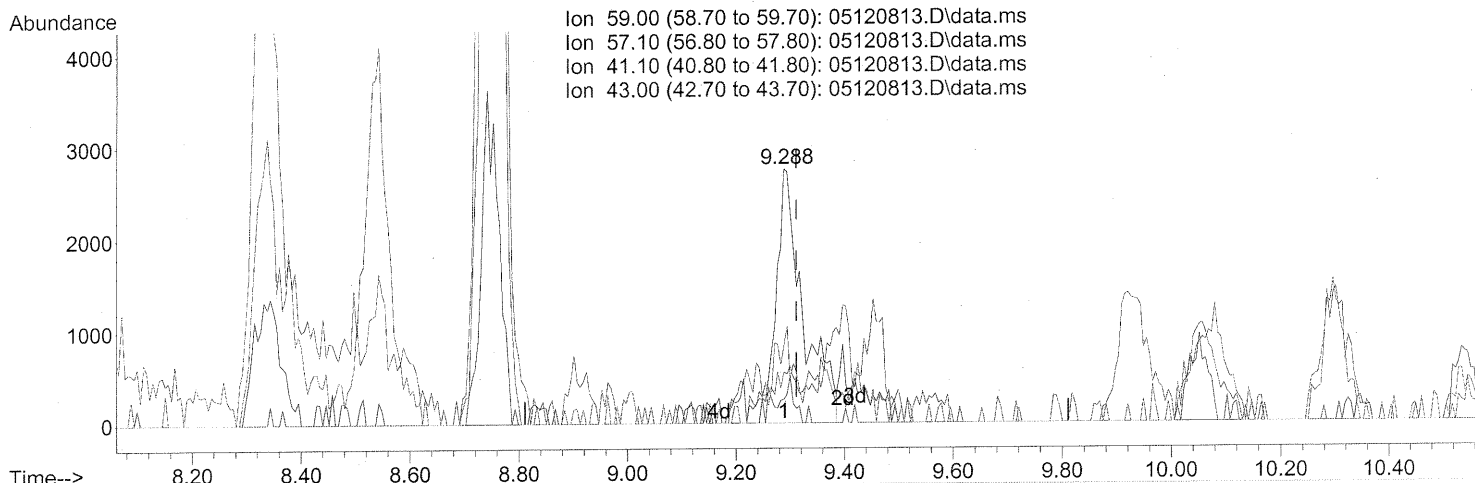
response 6747

Ion	Exp%	Act%
95.90	100	100
61.00	210.00	183.99#
0.00	0.00	0.00
0.00	0.00	0.00

Quantitation Report (Qedit)

Data Path : J:\MS13\DATA\2008\_05\12\  
 Data File : 05120813.D  
 Acq On : 12 May 2008 19:45  
 Operator : RTB  
 Sample : P0801385-007 (1000mL)  
 Misc : ENSR SG40B-05D (-3.1, 3.5)  
 ALS Vial : 8 Sample Multiplier: 1

Quant Time: May 13 11:17:08 2008  
 Quant Method : J:\MS13\METHODS\R13041408.M  
 Quant Title : EPA TO-15 per SOP VOA-TO15 (CASS TO-15/GC-MS)  
 QLast Update : Tue Apr 15 06:47:20 2008  
 Response via : Initial Calibration



(18) tert-Butanol (T)

9.288min (-0.023) 0.15ng

response 9508

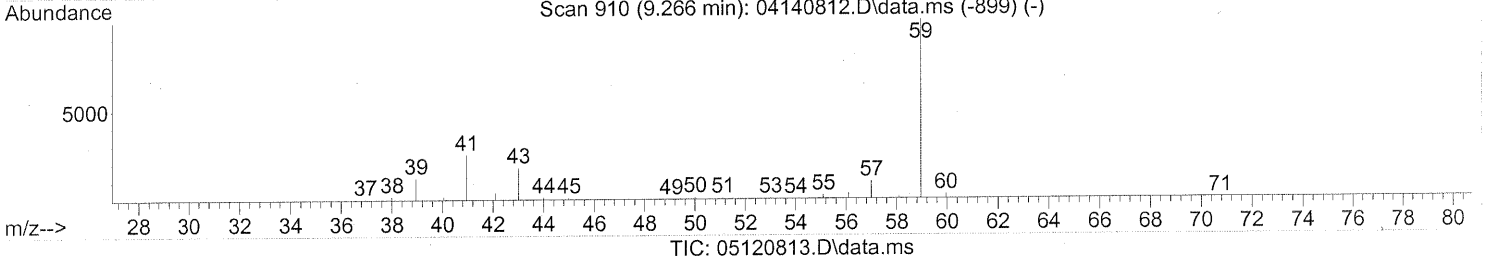
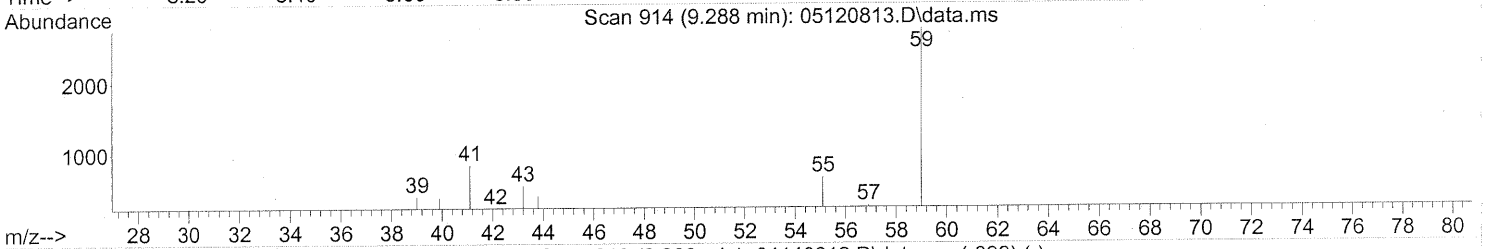
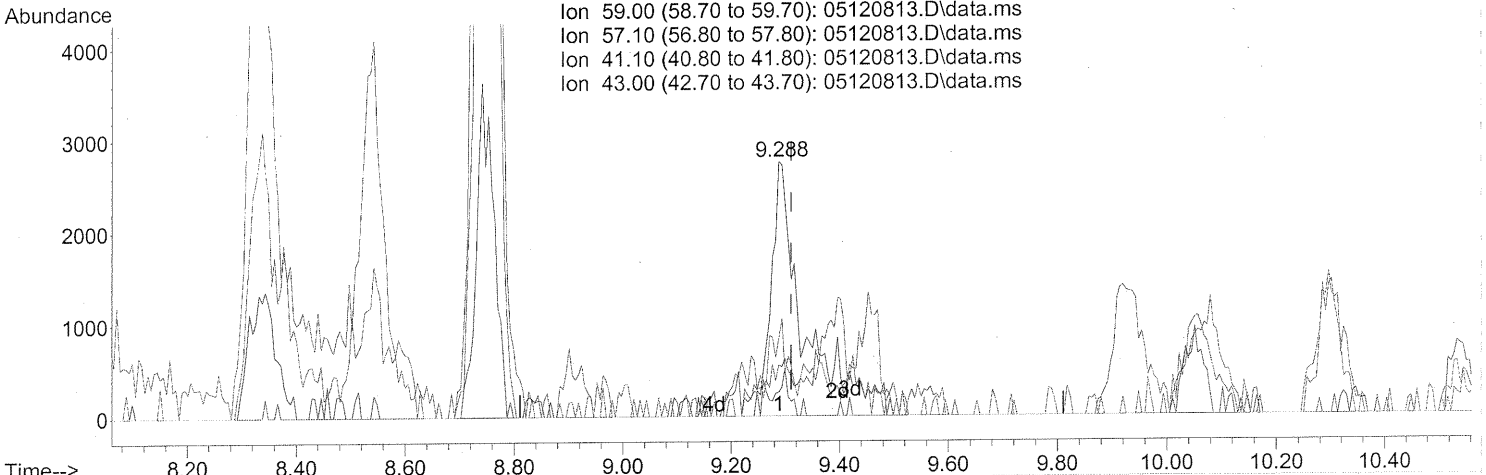
*split peaks*

Ion	Exp%	Act%
59.00	100	100
57.10	10.30	6.73
41.10	20.10	16.74
43.00	12.30	24.31

Quantitation Report (Qedit)

Data Path : J:\MS13\DATA\2008\_05\12\  
 Data File : 05120813.D  
 Acq On : 12 May 2008 19:45  
 Operator : RTB  
 Sample : P0801385-007 (1000mL)  
 Misc : ENSR SG40B-05D (-3.1, 3.5)  
 ALS Vial : 8 Sample Multiplier: 1

Quant Time: May 13 11:17:08 2008  
 Quant Method : J:\MS13\METHODS\R13041408.M  
 Quant Title : EPA TO-15 per SOP VOA-TO15 (CASS TO-15/GC-MS)  
 QLast Update : Tue Apr 15 06:47:20 2008  
 Response via : Initial Calibration



(18) tert-Butanol (T)  
 9.288min (-0.023) 0.19ng m  
 response 11638

Ion	Exp%	Act%
59.00	100	100
57.10	10.30	5.50
41.10	20.10	13.68
43.00	12.30	19.86

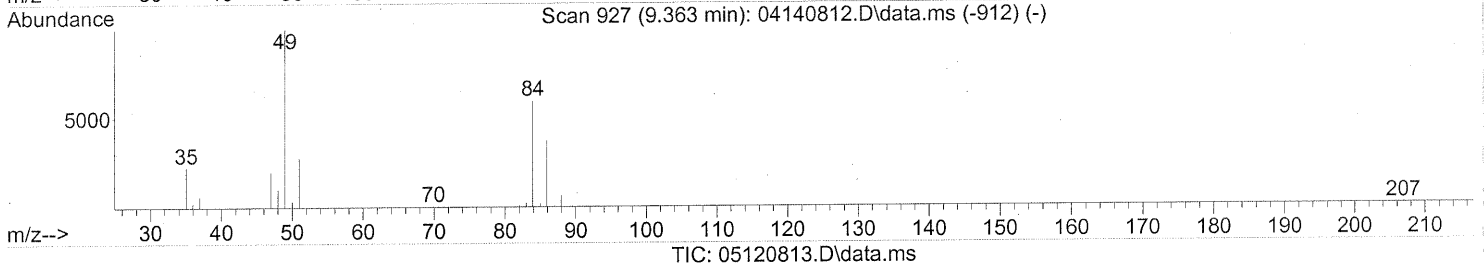
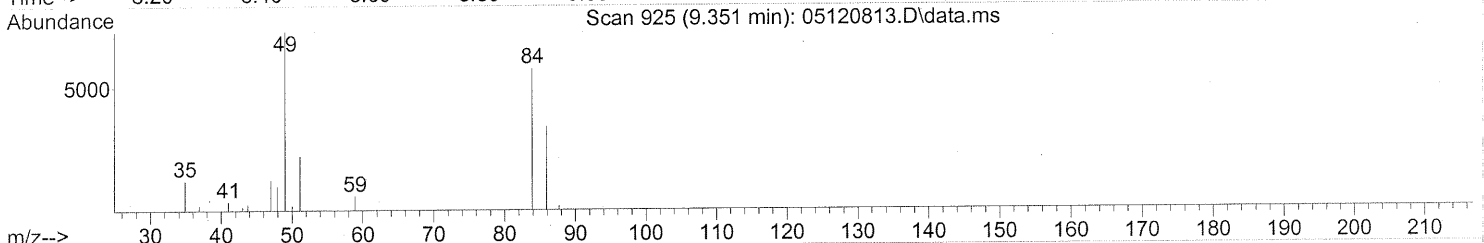
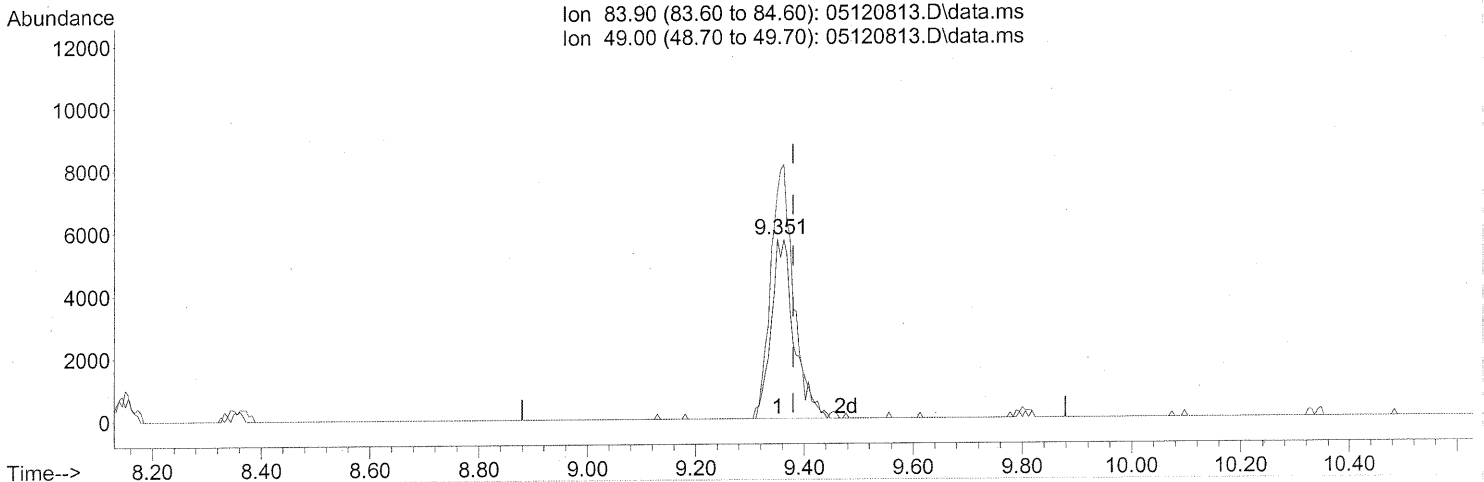
*int. whole peaks*  
*RT 5/12/08*

*W/S 12/08*

Quantitation Report (Qedit)

Data Path : J:\MS13\DATA\2008\_05\12\  
 Data File : 05120813.D  
 Acq On : 12 May 2008 19:45  
 Operator : RTB  
 Sample : P0801385-007 (1000mL)  
 Misc : ENSR SG40B-05D (-3.1, 3.5)  
 ALS Vial : 8 Sample Multiplier: 1

Quant Time: May 13 11:17:08 2008  
 Quant Method : J:\MS13\METHODS\R13041408.M  
 Quant Title : EPA TO-15 per SOP VOA-TO15 (CASS TO-15/GC-MS)  
 QLast Update : Tue Apr 15 06:47:20 2008  
 Response via : Initial Calibration



(19) Methylene Chloride (T)

9.351min (-0.028) 0.66ng

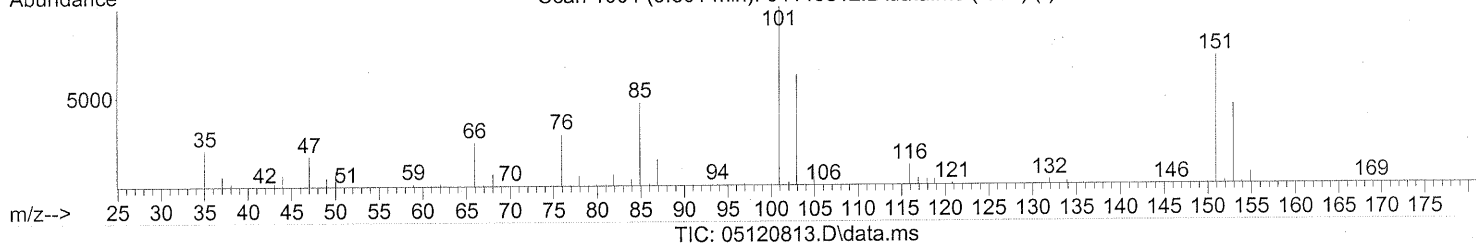
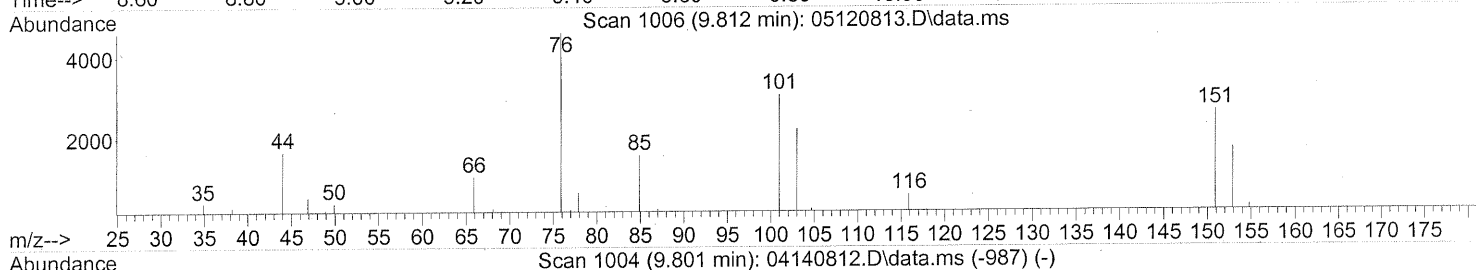
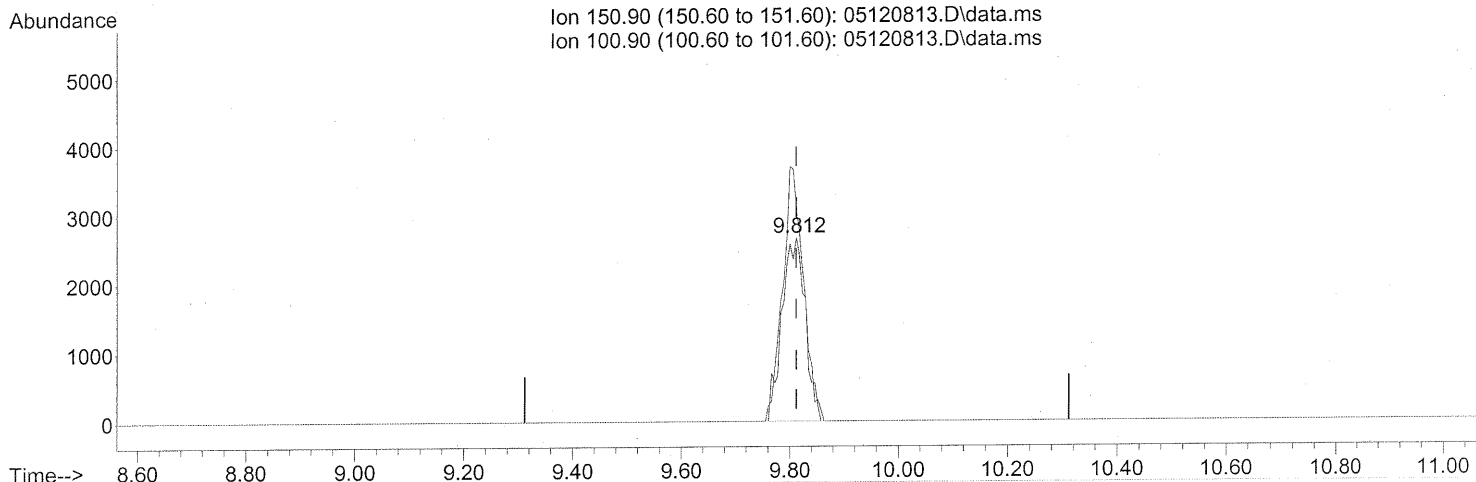
response 16831

Ion	Exp%	Act%
83.90	100	100
49.00	172.90	139.65#
0.00	0.00	0.00
0.00	0.00	0.00

Quantitation Report (Qedit)

Data Path : J:\MS13\DATA\2008\_05\12\  
 Data File : 05120813.D  
 Acq On : 12 May 2008 19:45  
 Operator : RTB  
 Sample : P0801385-007 (1000mL)  
 Misc : ENSR SG40B-05D (-3.1, 3.5)  
 ALS Vial : 8 Sample Multiplier: 1

Quant Time: May 13 11:17:08 2008  
 Quant Method : J:\MS13\METHODS\R13041408.M  
 Quant Title : EPA TO-15 per SOP VOA-TO15 (CASS TO-15/GC-MS)  
 QLast Update : Tue Apr 15 06:47:20 2008  
 Response via : Initial Calibration



(21) Trichlorotrifluoroethane (T)

9.812min (+0.000) 0.39ng

response 7904

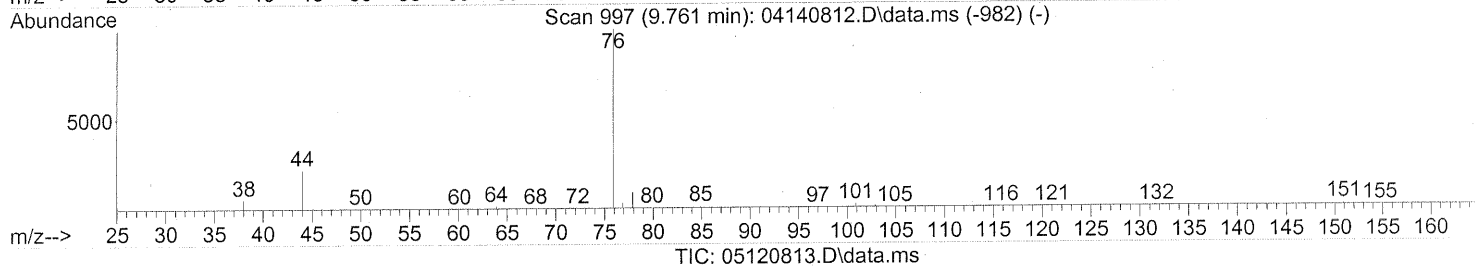
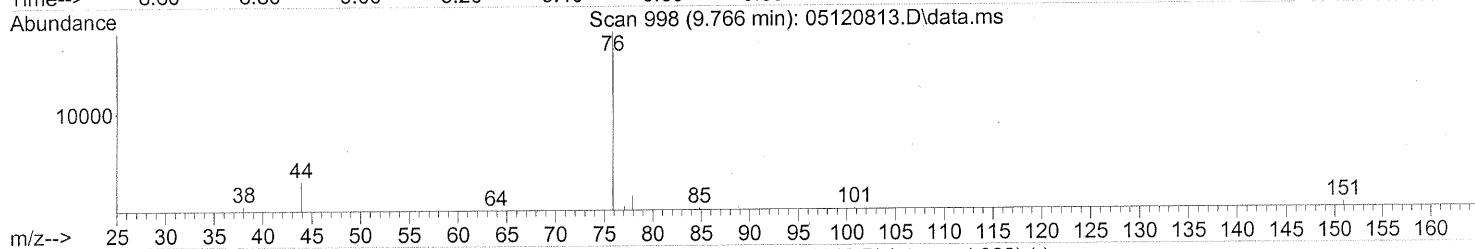
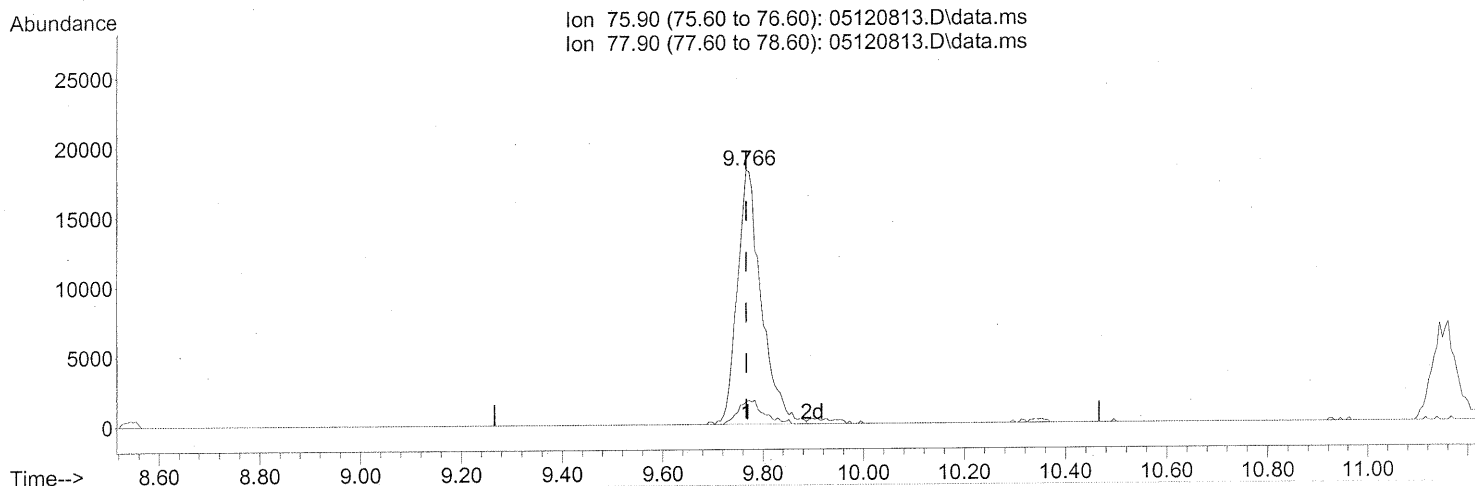
Ion	Exp%	Act%
150.90	100	100
100.90	126.50	123.55
0.00	0.00	0.00
0.00	0.00	0.00



Quantitation Report (Qedit)

Data Path : J:\MS13\DATA\2008\_05\12\  
 Data File : 05120813.D  
 Acq On : 12 May 2008 19:45  
 Operator : RTB  
 Sample : P0801385-007 (1000mL)  
 Misc : ENSR SG40B-05D (-3.1, 3.5)  
 ALS Vial : 8 Sample Multiplier: 1

Quant Time: May 13 11:17:08 2008  
 Quant Method : J:\MS13\METHODS\R13041408.M  
 Quant Title : EPA TO-15 per SOP VOA-TO15 (CASS TO-15/GC-MS)  
 QLast Update : Tue Apr 15 06:47:20 2008  
 Response via : Initial Calibration



(22) Carbon Disulfide (T)

9.766min (+0.000) 0.64ng

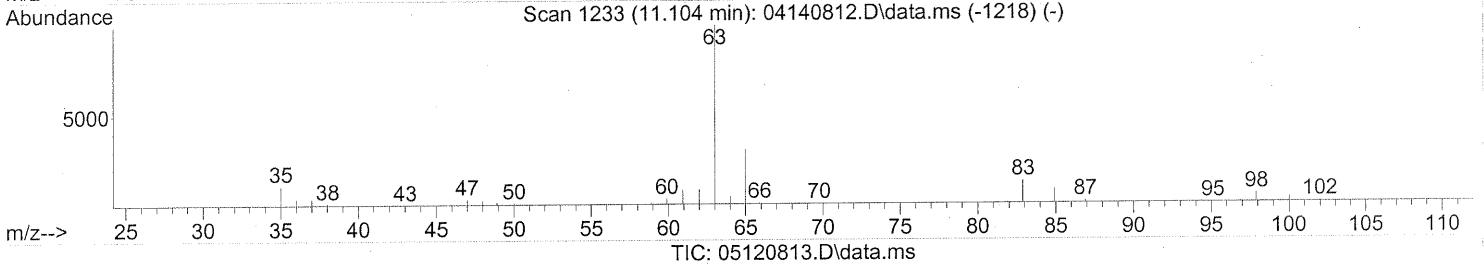
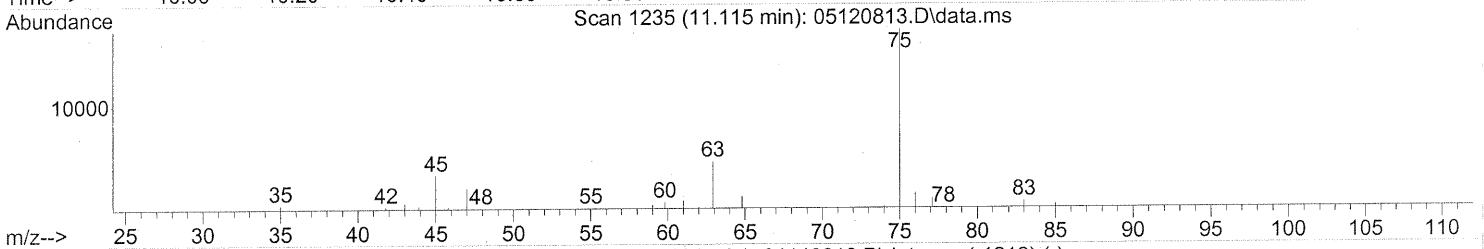
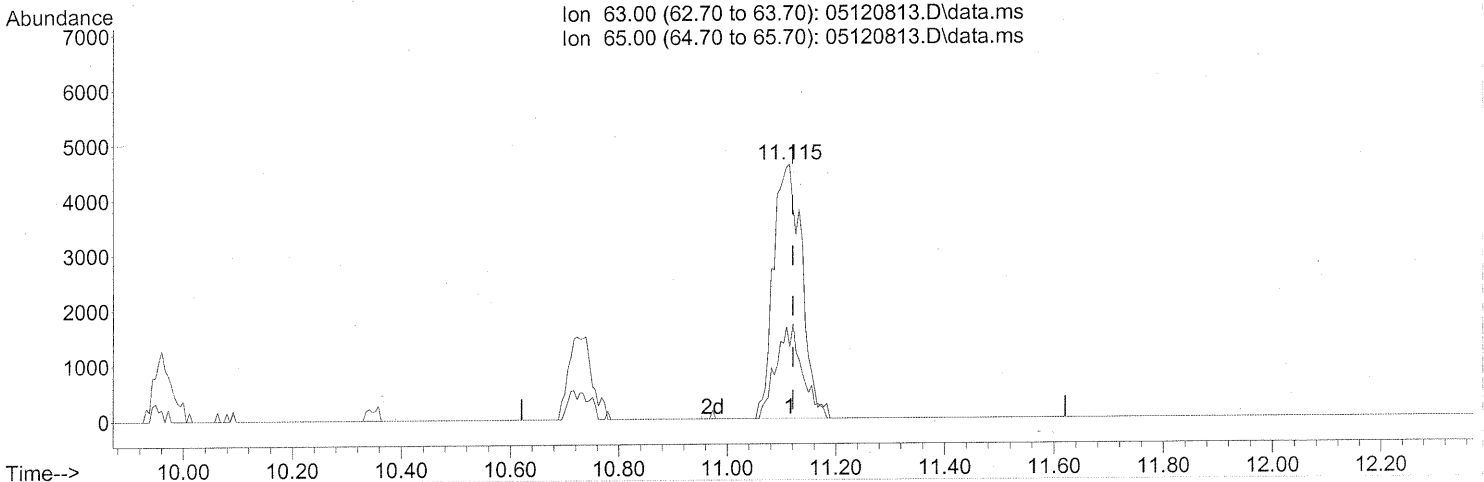
response 60308

Ion	Exp%	Act%
75.90	100	100
77.90	8.70	9.91
0.00	0.00	0.00
0.00	0.00	0.00

Quantitation Report (Qedit)

Data Path : J:\MS13\DATA\2008\_05\12\  
 Data File : 05120813.D  
 Acq On : 12 May 2008 19:45  
 Operator : RTB  
 Sample : P0801385-007 (1000mL)  
 Misc : ENSR SG40B-05D (-3.1, 3.5)  
 ALS Vial : 8 Sample Multiplier: 1

Quant Time: May 13 11:17:08 2008  
 Quant Method : J:\MS13\METHODS\R13041408.M  
 Quant Title : EPA TO-15 per SOP VOA-TO15 (CASS TO-15/GC-MS)  
 QLast Update : Tue Apr 15 06:47:20 2008  
 Response via : Initial Calibration



(24) 1,1-Dichloroethane (T)

11.115min (-0.006) 0.37ng

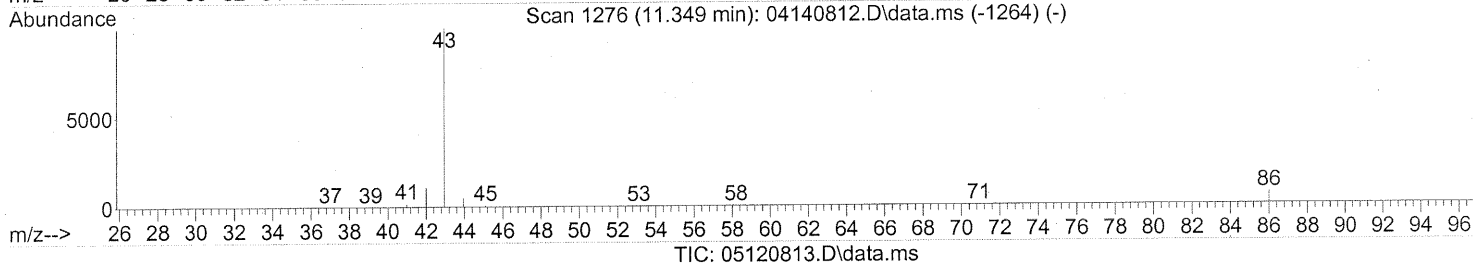

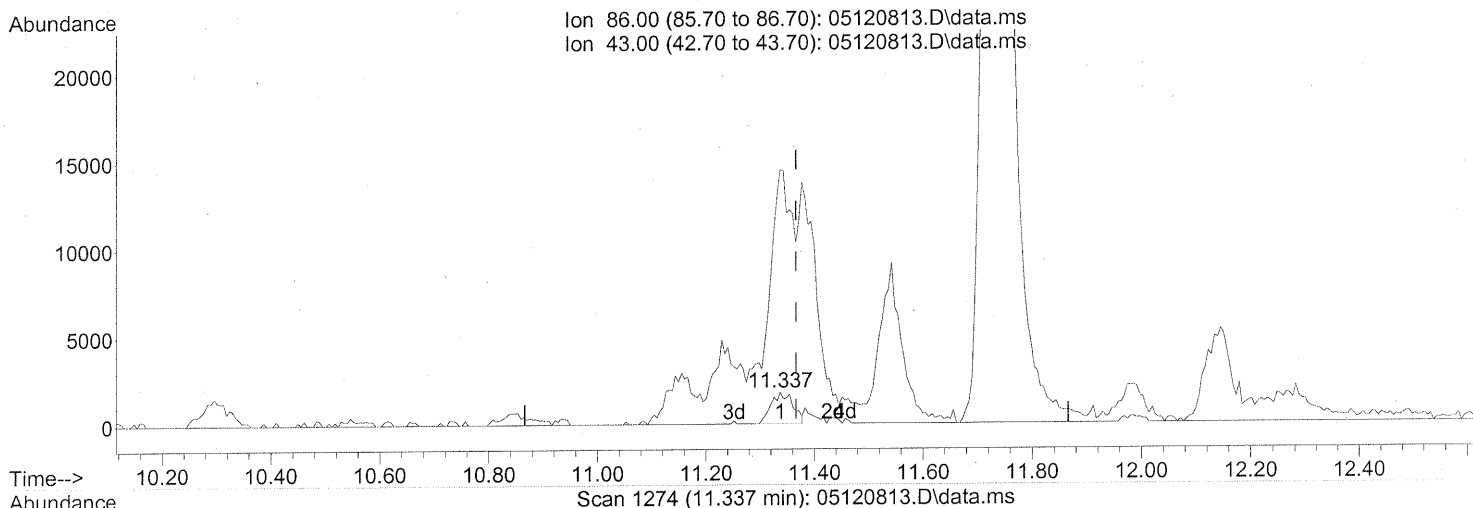
response 16668

Ion	Exp%	Act%
63.00	100	100
65.00	29.10	33.98
0.00	0.00	0.00
0.00	0.00	0.00

Quantitation Report (Qealt)

Data Path : J:\MS13\DATA\2008\_05\12\  
 Data File : 05120813.D  
 Acq On : 12 May 2008 19:45  
 Operator : RTB  
 Sample : P0801385-007 (1000mL)  
 Misc : ENSR SG40B-05D (-3.1, 3.5)  
 ALS Vial : 8 Sample Multiplier: 1

Quant Time: May 13 11:17:08 2008  
 Quant Method : J:\MS13\METHODS\R13041408.M  
 Quant Title : EPA TO-15 per SOP VOA-TO15 (CASS TO-15/GC-MS)  
 QLast Update : Tue Apr 15 06:47:20 2008  
 Response via : Initial Calibration



(26) Vinyl Acetate (T)

11.337min (-0.029) 1.12ng

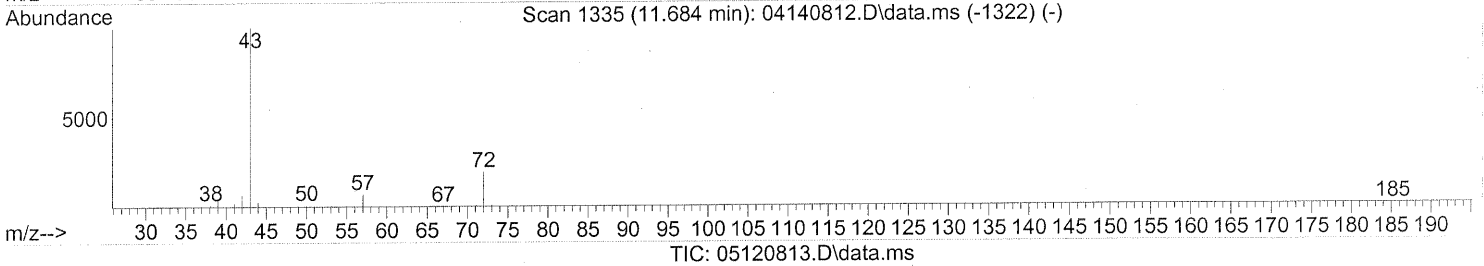

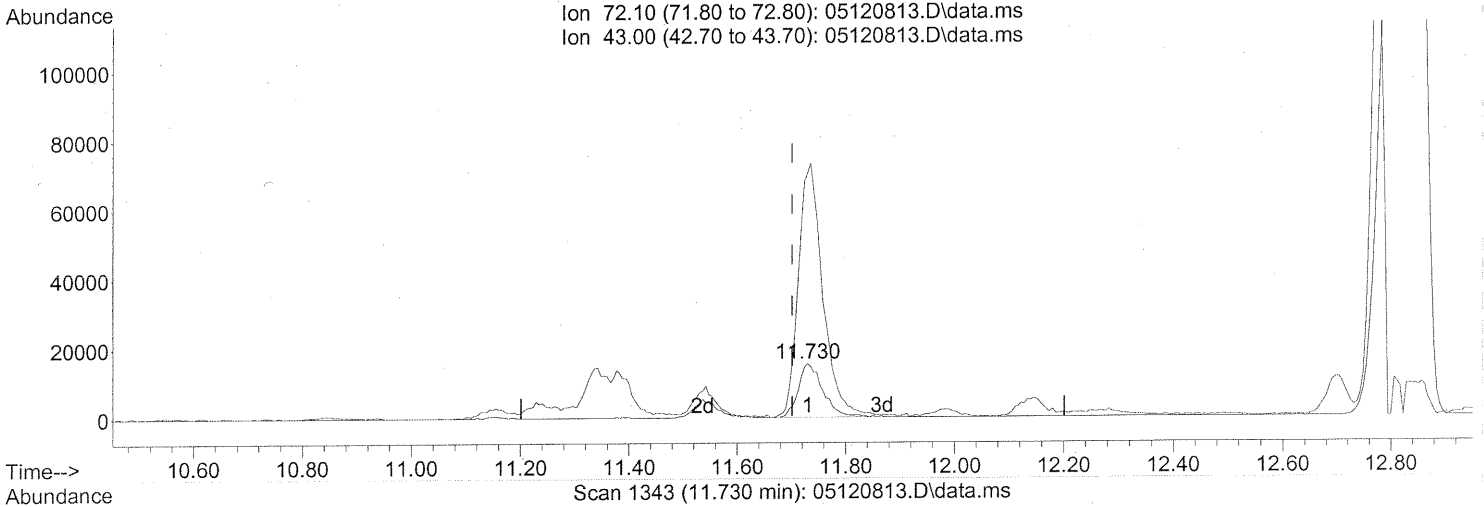
response 4953

Ion	Exp%	Act%
86.00	100	100
43.00	1381.20	1410.52#
0.00	0.00	0.00
0.00	0.00	0.00

Quantitation Report (Qedit)

Data Path : J:\MS13\DATA\2008\_05\12\  
 Data File : 05120813.D  
 Acq On : 12 May 2008 19:45  
 Operator : RTB  
 Sample : P0801385-007 (1000mL)  
 Misc : ENSR SG40B-05D (-3.1, 3.5)  
 ALS Vial : 8 Sample Multiplier: 1

Quant Time: May 13 11:17:08 2008  
 Quant Method : J:\MS13\METHODS\R13041408.M  
 Quant Title : EPA TO-15 per SOP VOA-TO15 (CASS TO-15/GC-MS)  
 QLast Update : Tue Apr 15 06:47:20 2008  
 Response via : Initial Calibration



(27) 2-Butanone (T)

11.730min (+0.029) 3.12ng

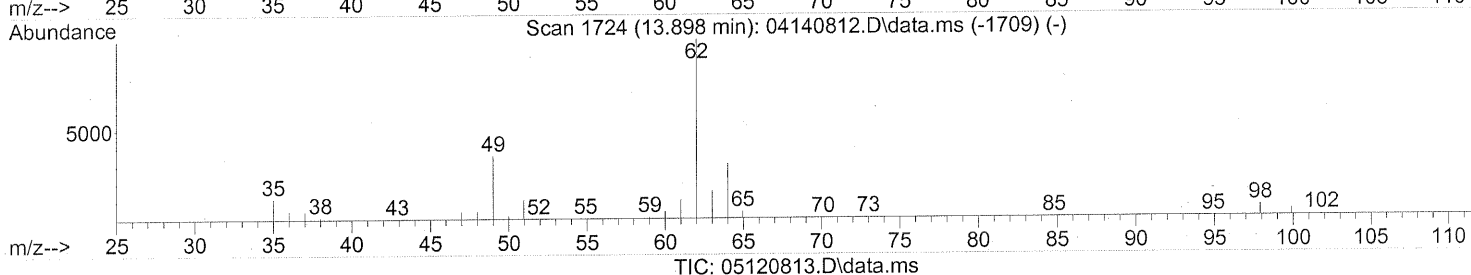
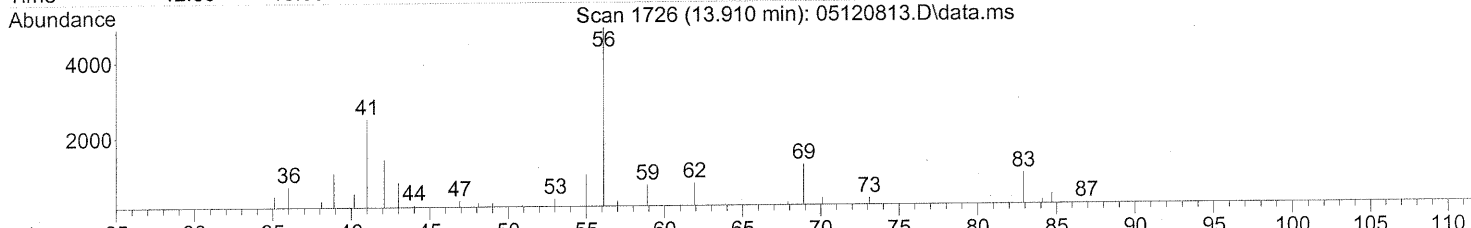
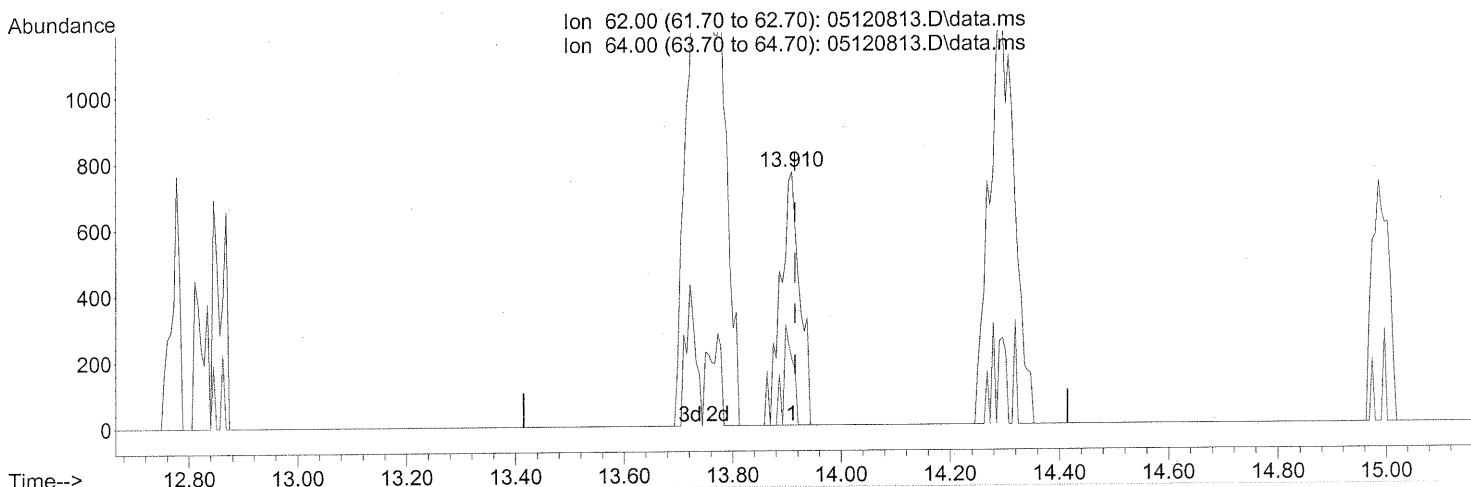
response 48618

Ion	Exp%	Act%
72.10	100	100
43.00	506.80	476.01#
0.00	0.00	0.00
0.00	0.00	0.00

Quantitation Report (Qedit)

Data Path : J:\MS13\DATA\2008\_05\12\  
 Data File : 05120813.D  
 Acq On : 12 May 2008 19:45  
 Operator : RTB  
 Sample : P0801385-007 (1000mL)  
 Misc : ENSR SG40B-05D (-3.1, 3.5)  
 ALS Vial : 8 Sample Multiplier: 1

Quant Time: May 27 15:55:37 2008  
 Quant Method : J:\MS13\METHODS\R13041408.M  
 Quant Title : EPA TO-15 per SOP VOA-TO15 (CASS TO-15/GC-MS)  
 QLast Update : Tue Apr 15 06:47:20 2008  
 Response via : Initial Calibration



(36) 1,2-Dichloroethane (T)

13.910min (-0.006) 0.05ng

*before*

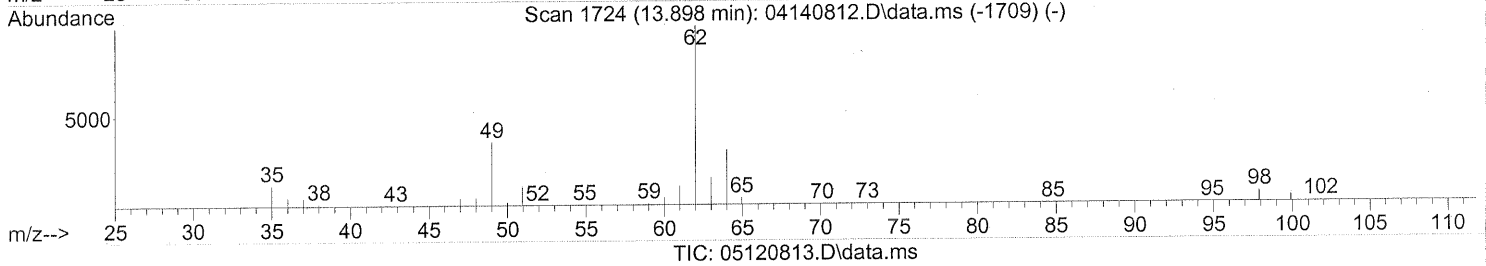
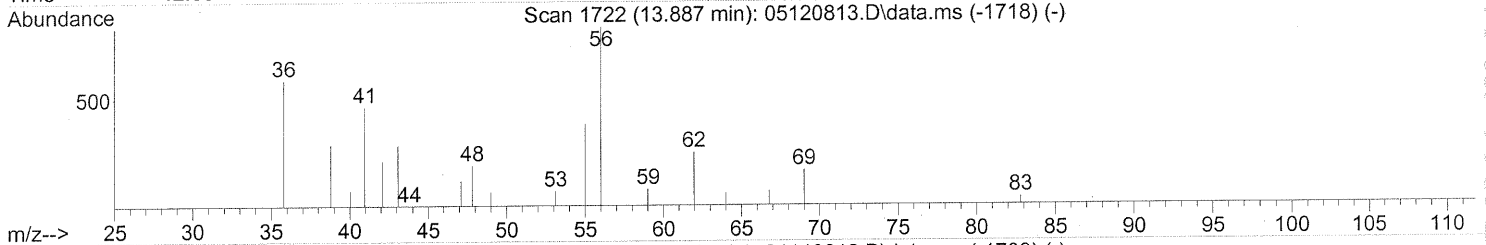
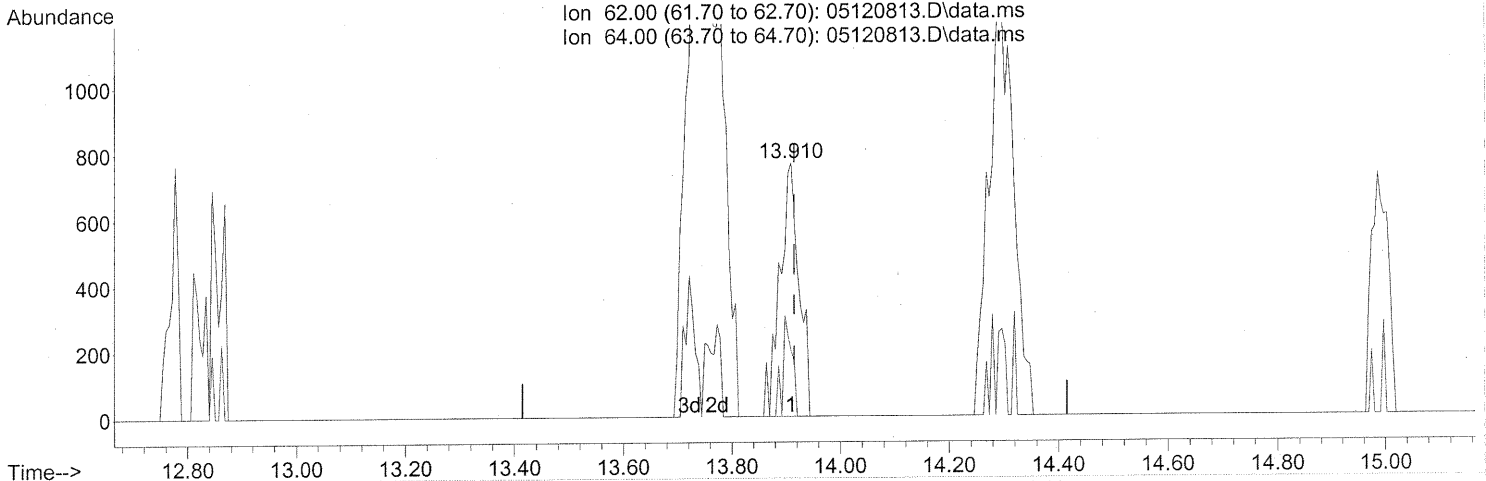
response 1882

Ion	Exp%	Act%
62.00	100	100
64.00	30.90	19.34
0.00	0.00	0.00
0.00	0.00	0.00

Quantitation Report (Qedit)

Data Path : J:\MS13\DATA\2008\_05\12\  
 Data File : 05120813.D  
 Acq On : 12 May 2008 19:45  
 Operator : RTB  
 Sample : P0801385-007 (1000mL)  
 Misc : ENSR SG40B-05D (-3.1, 3.5)  
 ALS Vial : 8 Sample Multiplier: 1

Quant Time: May 27 15:55:37 2008  
 Quant Method : J:\MS13\METHODS\R13041408.M  
 Quant Title : EPA TO-15 per SOP VOA-TO15 (CASS TO-15/GC-MS)  
 QLast Update : Tue Apr 15 06:47:20 2008  
 Response via : Initial Calibration



(36) 1,2-Dichloroethane (T)

13.910min (-0.006) 0.05ng

response 1882

Ion	Exp%	Act%
62.00	100	100
64.00	30.90	19.34
0.00	0.00	0.00
0.00	0.00	0.00

*after subst.*

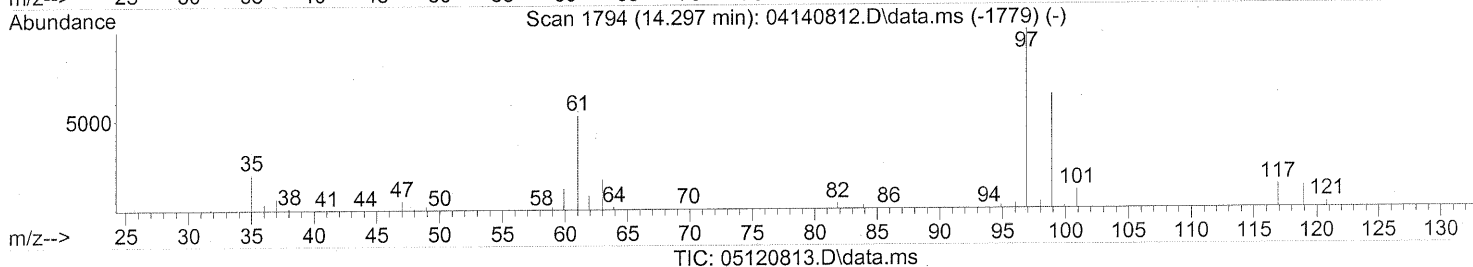
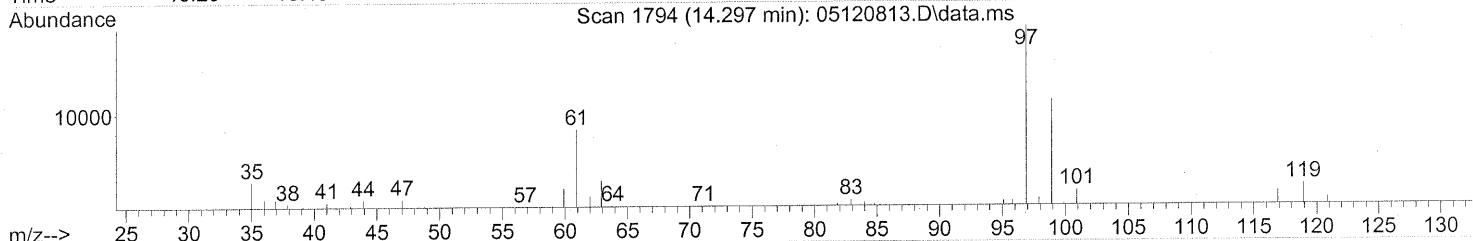
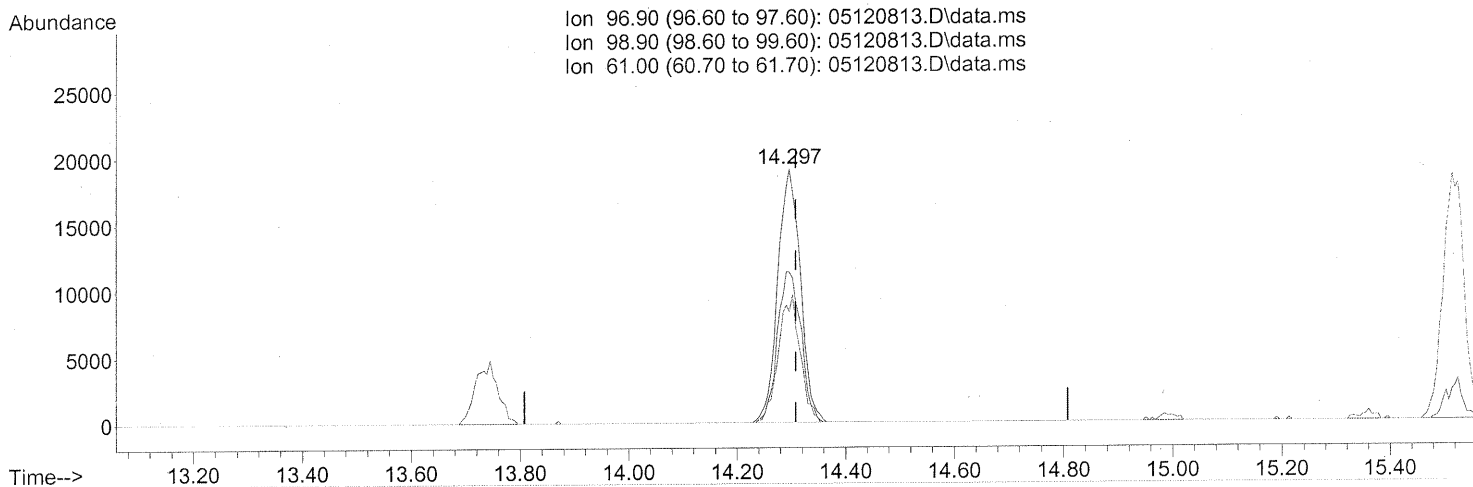
*MS 5/27/08*

*MS 5/28/08*

Quantitation Report (Qeait)

Data Path : J:\MS13\DATA\2008\_05\12\  
 Data File : 05120813.D  
 Acq On : 12 May 2008 19:45  
 Operator : RTB  
 Sample : P0801385-007 (1000mL)  
 Misc : ENSR SG40B-05D (-3.1, 3.5)  
 ALS Vial : 8 Sample Multiplier: 1

Quant Time: May 13 11:17:08 2008  
 Quant Method : J:\MS13\METHODS\R13041408.M  
 Quant Title : EPA TO-15 per SOP VOA-TO15 (CASS TO-15/GC-MS)  
 QLast Update : Tue Apr 15 06:47:20 2008  
 Response via : Initial Calibration



(38) 1,1,1-Trichloroethane (T)

14.297min (-0.011) 1.66ng

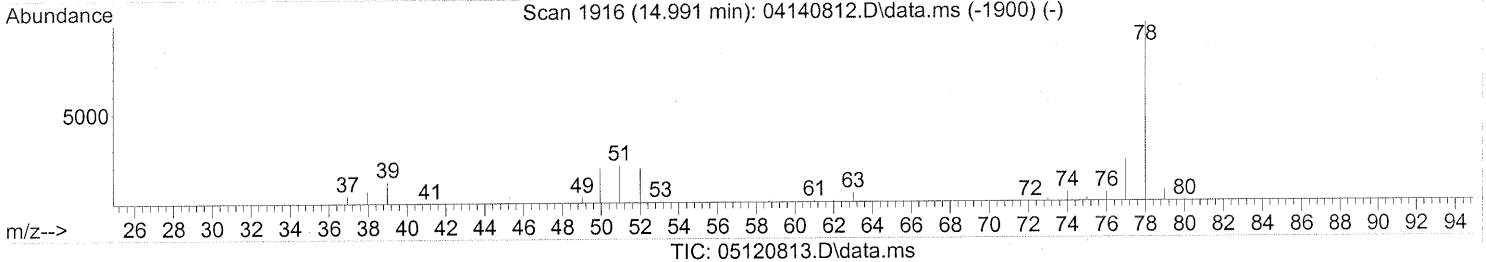
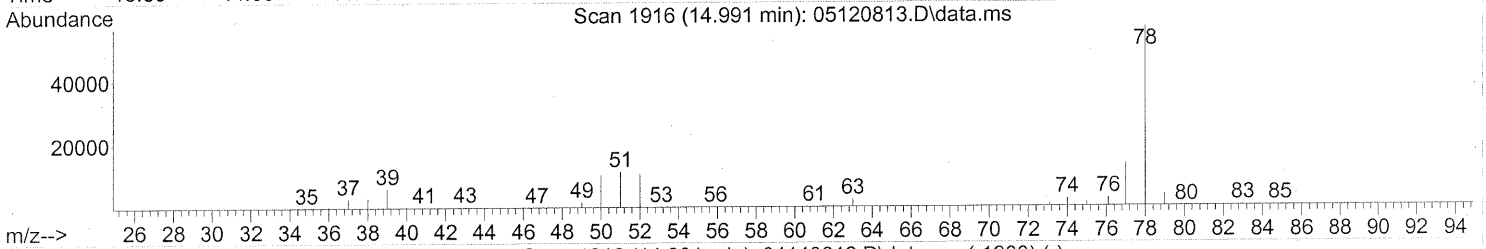
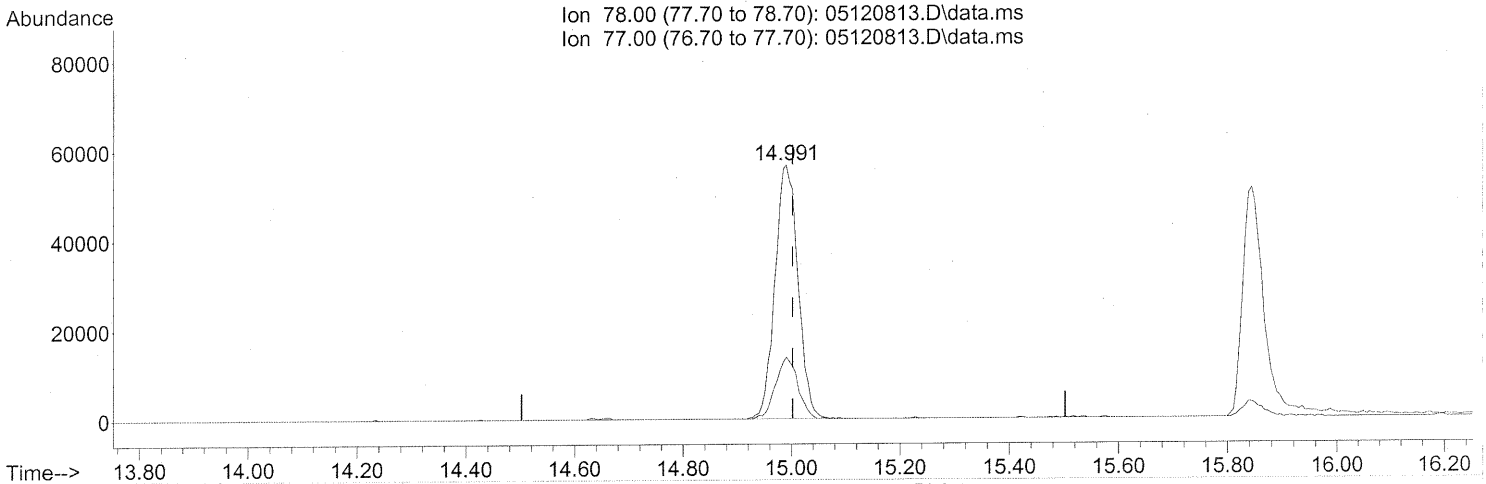
response 55189

Ion	Exp%	Act%
96.90	100	100
98.90	63.40	62.06
61.00	50.50	48.09
0.00	0.00	0.00

Quantitation Report (Qedit)

Data Path : J:\MS13\DATA\2008\_05\12\  
Data File : 05120813.D  
Acq On : 12 May 2008 19:45  
Operator : RTB  
Sample : P0801385-007 (1000mL)  
Misc : ENSR SG40B-05D (-3.1, 3.5)  
ALS Vial : 8 Sample Multiplier: 1

Quant Time: May 13 11:17:08 2008  
Quant Method : J:\MS13\METHODS\R13041408.M  
Quant Title : EPA TO-15 per SOP VOA-TO15 (CASS TO-15/GC-MS)  
QLast Update : Tue Apr 15 06:47:20 2008  
Response via : Initial Calibration



(41) Benzene (T)  
14.991min (-0.011) 1.97ng  
response 166233

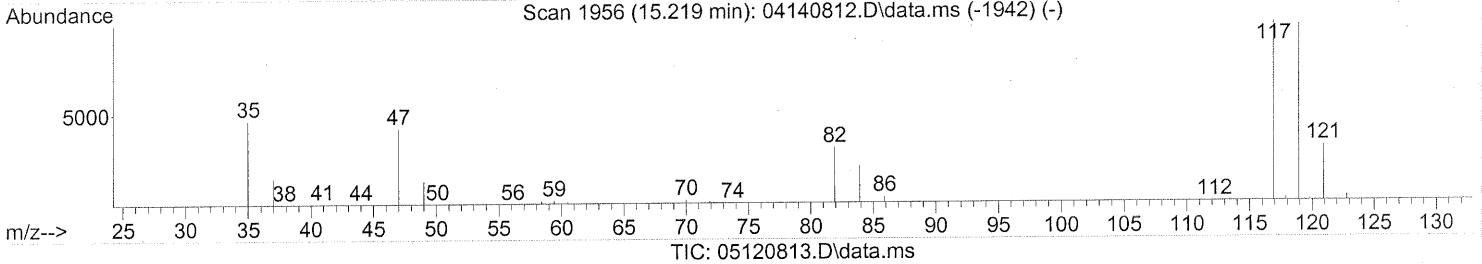
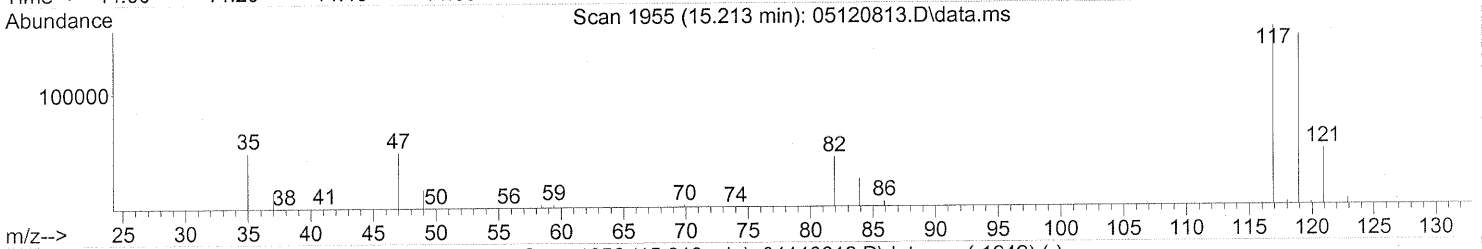
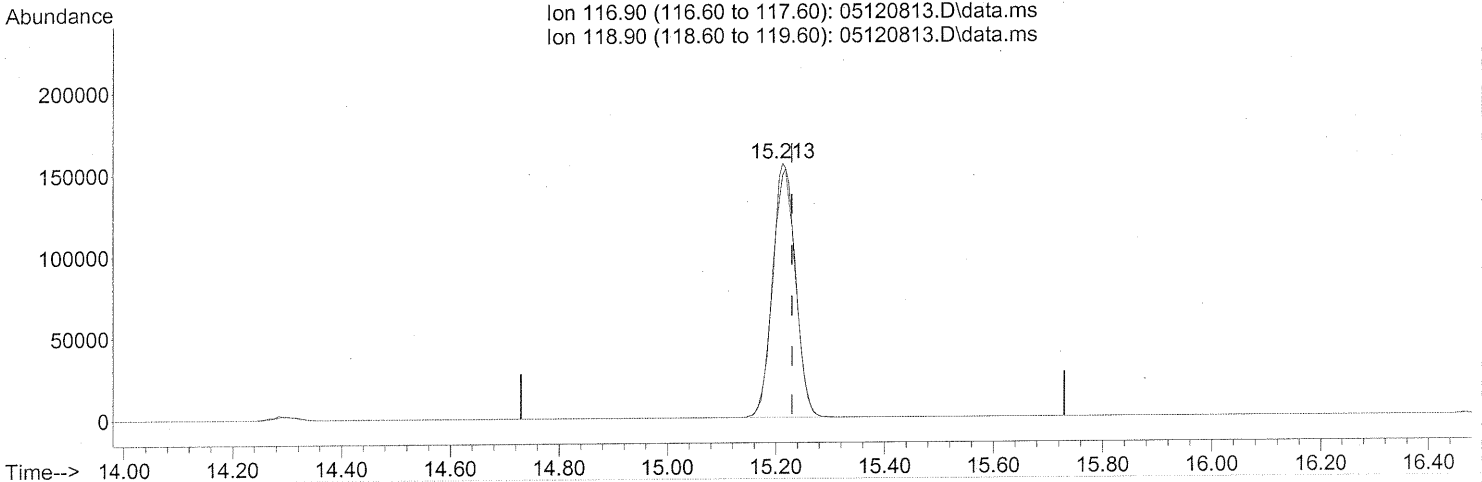
Ion	Exp%	Act%
78.00	100	100
77.00	23.50	23.46
0.00	0.00	0.00
0.00	0.00	0.00



Quantitation Report (Qedit)

Data Path : J:\MS13\DATA\2008\_05\12\  
 Data File : 05120813.D  
 Acq On : 12 May 2008 19:45  
 Operator : RTB  
 Sample : P0801385-007 (1000mL)  
 Misc : ENSR SG40B-05D (-3.1, 3.5)  
 ALS Vial : 8 Sample Multiplier: 1

Quant Time: May 13 11:17:08 2008  
 Quant Method : J:\MS13\METHODS\R13041408.M  
 Quant Title : EPA TO-15 per SOP VOA-TO15 (CASS TO-15/GC-MS)  
 QLast Update : Tue Apr 15 06:47:20 2008  
 Response via : Initial Calibration



(42) Carbon Tetrachloride (T)

15.213min (-0.017) 16.46ng

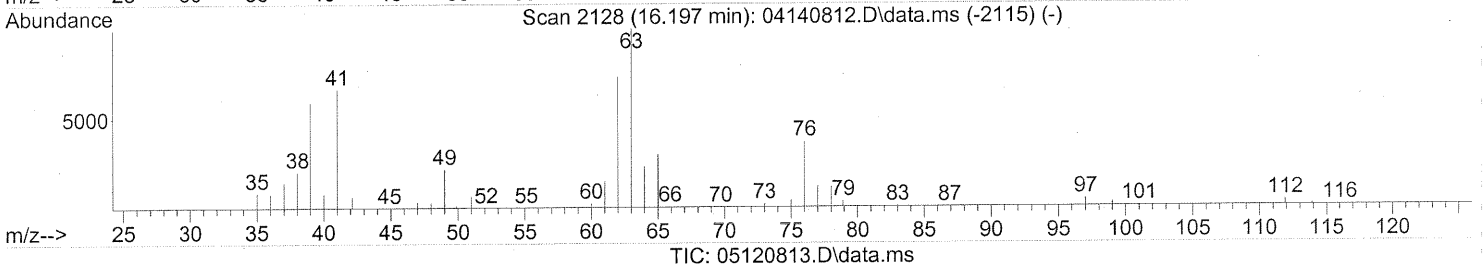
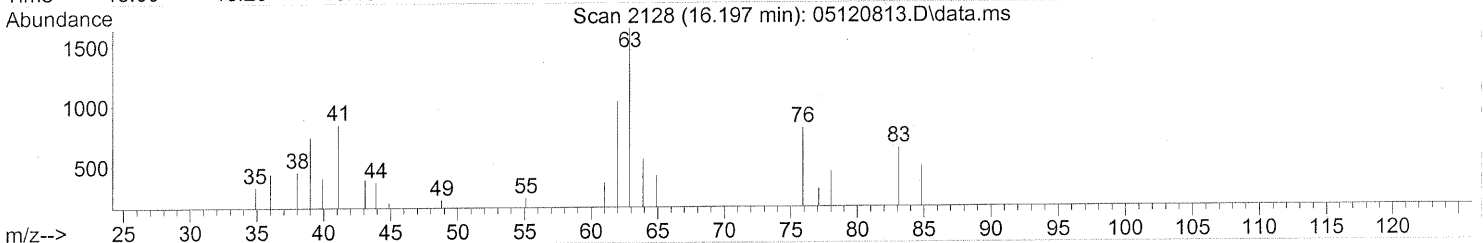
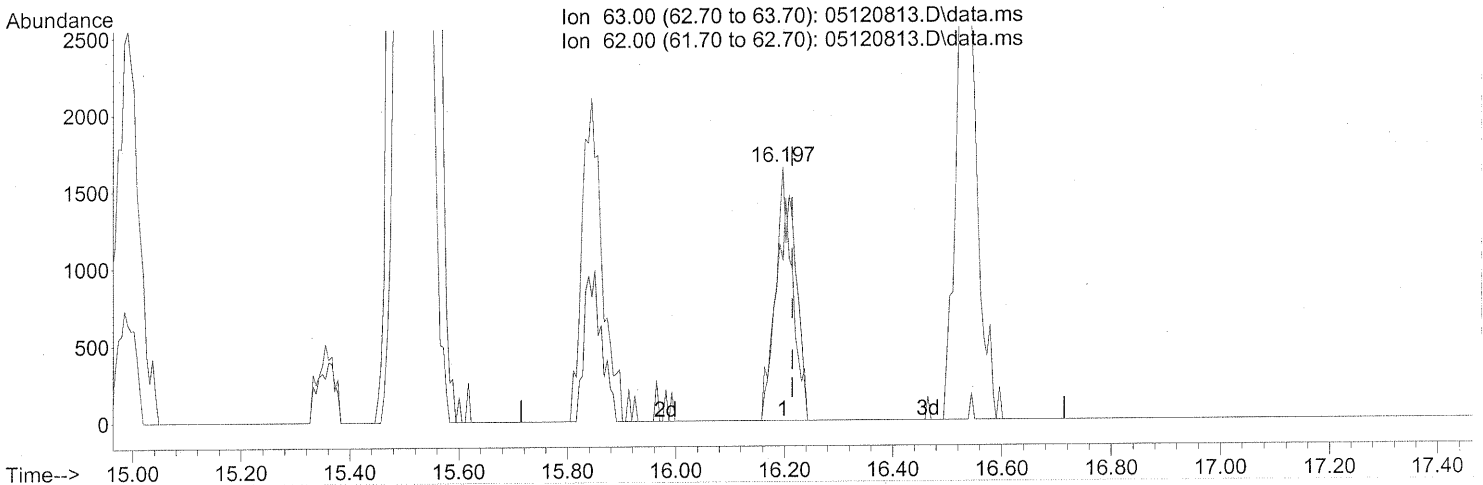
response 459542

Ion	Exp%	Act%
116.90	100	100
118.90	96.60	94.54
0.00	0.00	0.00
0.00	0.00	0.00

Quantitation Report (Qeul)

Data Path : J:\MS13\DATA\2008\_05\12\  
 Data File : 05120813.D  
 Acq On : 12 May 2008 19:45  
 Operator : RTB  
 Sample : P0801385-007 (1000mL)  
 Misc : ENSR SG40B-05D (-3.1, 3.5)  
 ALS Vial : 8 Sample Multiplier: 1

Quant Time: May 13 11:17:08 2008  
 Quant Method : J:\MS13\METHODS\R13041408.M  
 Quant Title : EPA TO-15 per SOP VOA-TO15 (CASS TO-15/GC-MS)  
 QLast Update : Tue Apr 15 06:47:20 2008  
 Response via : Initial Calibration



(45) 1,2-Dichloropropane (T)

16.197min (-0.017) 0.17ng

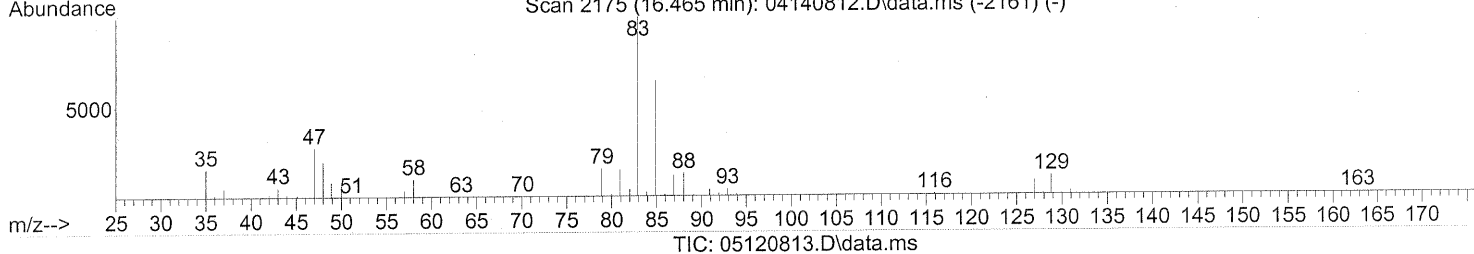
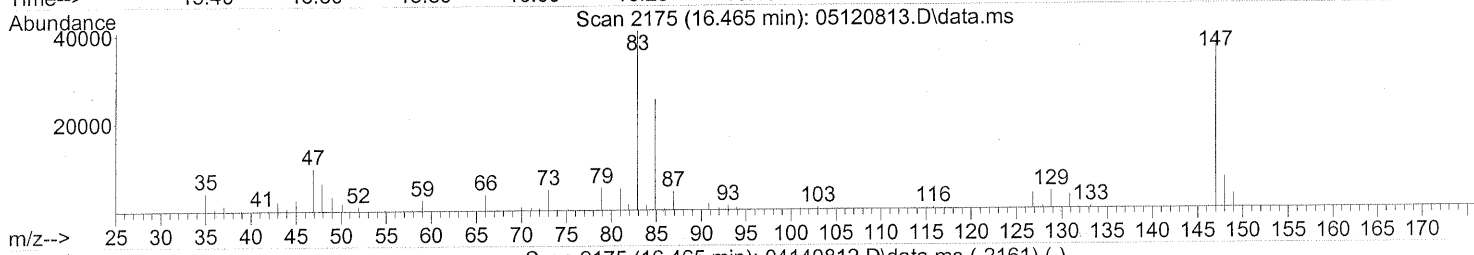
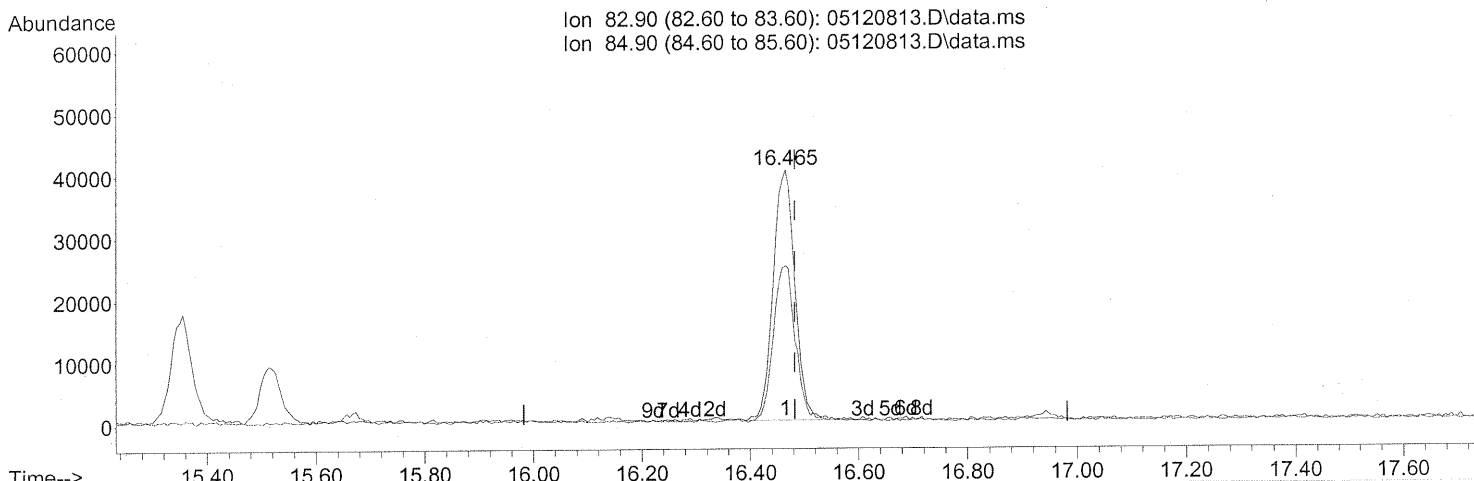
response 4085

Ion	Exp%	Act%
63.00	100	100
62.00	71.30	81.91
0.00	0.00	0.00
0.00	0.00	0.00

Quantitation Report (Qedit)

Data Path : J:\MS13\DATA\2008\_05\12\  
 Data File : 05120813.D  
 Acq On : 12 May 2008 19:45  
 Operator : RTB  
 Sample : P0801385-007 (1000mL)  
 Misc : ENSR SG40B-05D (-3.1, 3.5)  
 ALS Vial : 8 Sample Multiplier: 1

Quant Time: May 13 11:17:08 2008  
 Quant Method : J:\MS13\METHODS\R13041408.M  
 Quant Title : EPA TO-15 per SOP VOA-TO15 (CASS TO-15/GC-MS)  
 QLast Update : Tue Apr 15 06:47:20 2008  
 Response via : Initial Calibration



(46) Bromodichloromethane (T)

16.465min (-0.017) 3.90ng

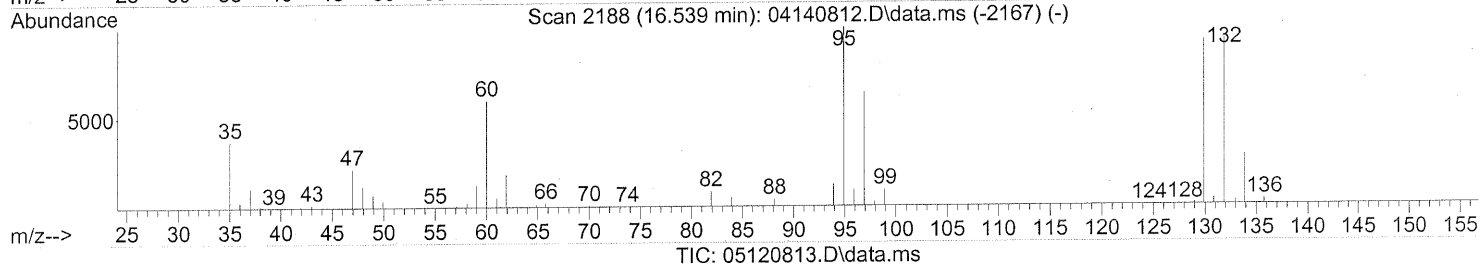
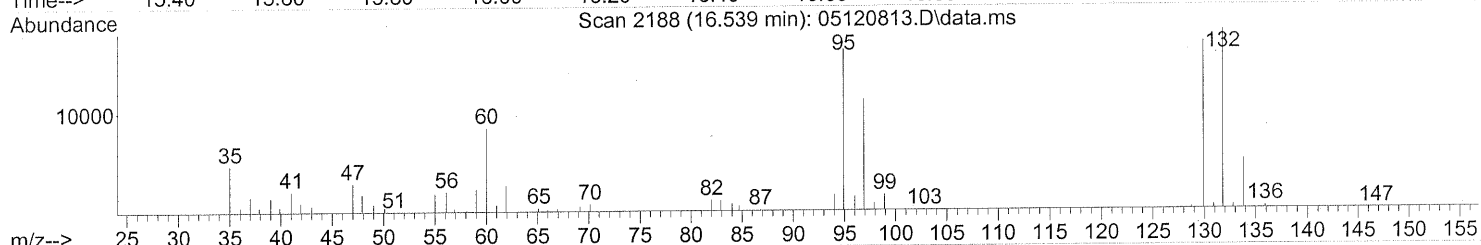
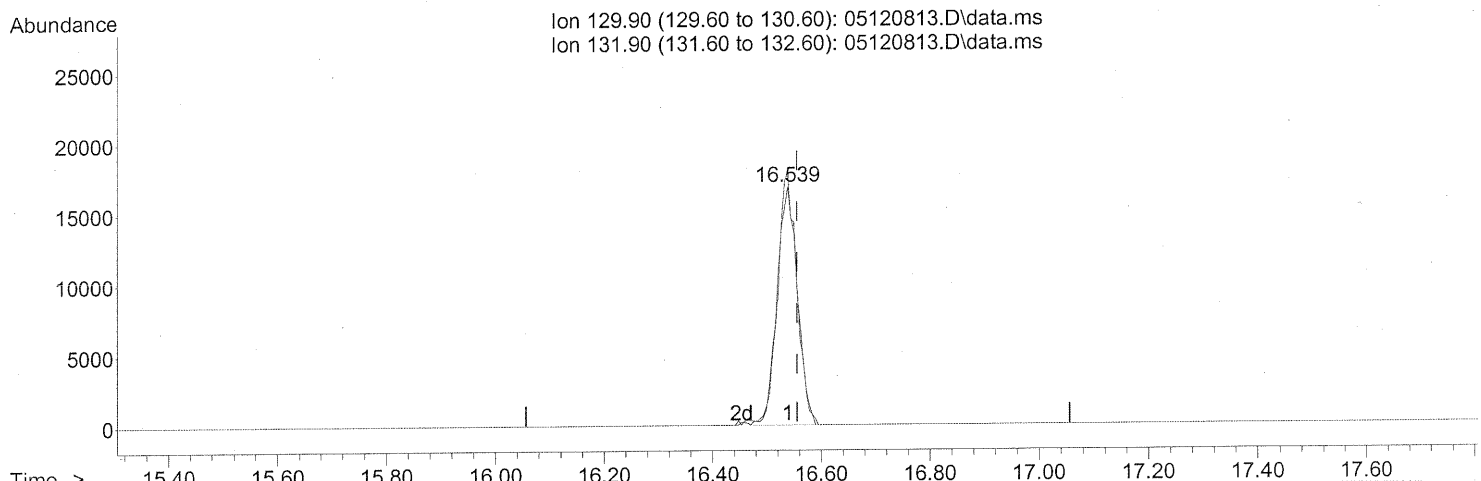
response 112031

Ion	Exp%	Act%
82.90	100	100
84.90	63.70	65.22
0.00	0.00	0.00
0.00	0.00	0.00

Quantitation Report (Qeait)

Data Path : J:\MS13\DATA\2008\_05\12\  
 Data File : 05120813.D  
 Acq On : 12 May 2008 19:45  
 Operator : RTB  
 Sample : P0801385-007 (1000mL)  
 Misc : ENSR SG40B-05D (-3.1, 3.5)  
 ALS Vial : 8 Sample Multiplier: 1

Quant Time: May 13 11:17:08 2008  
 Quant Method : J:\MS13\METHODS\R13041408.M  
 Quant Title : EPA TO-15 per SOP VOA-TO15 (CASS TO-15/GC-MS)  
 QLast Update : Tue Apr 15 06:47:20 2008  
 Response via : Initial Calibration



(47) Trichloroethene (T)

16.539min (-0.017) 2.12ng

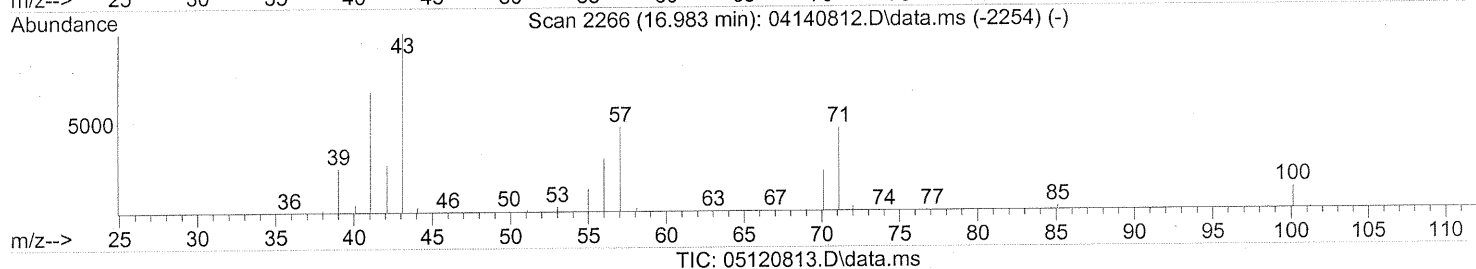
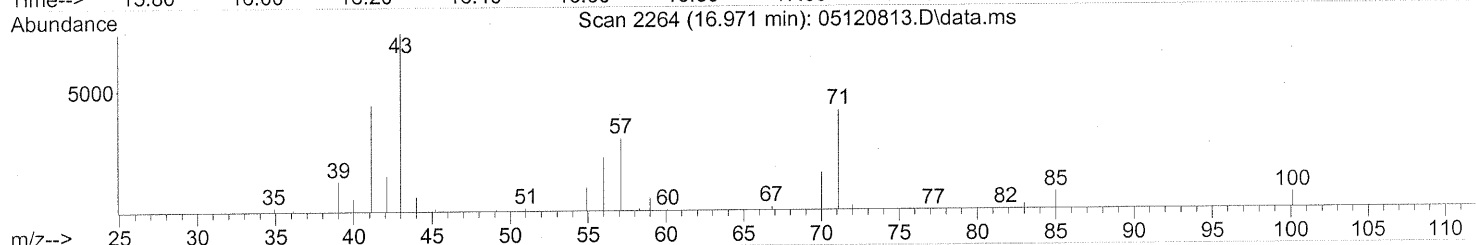
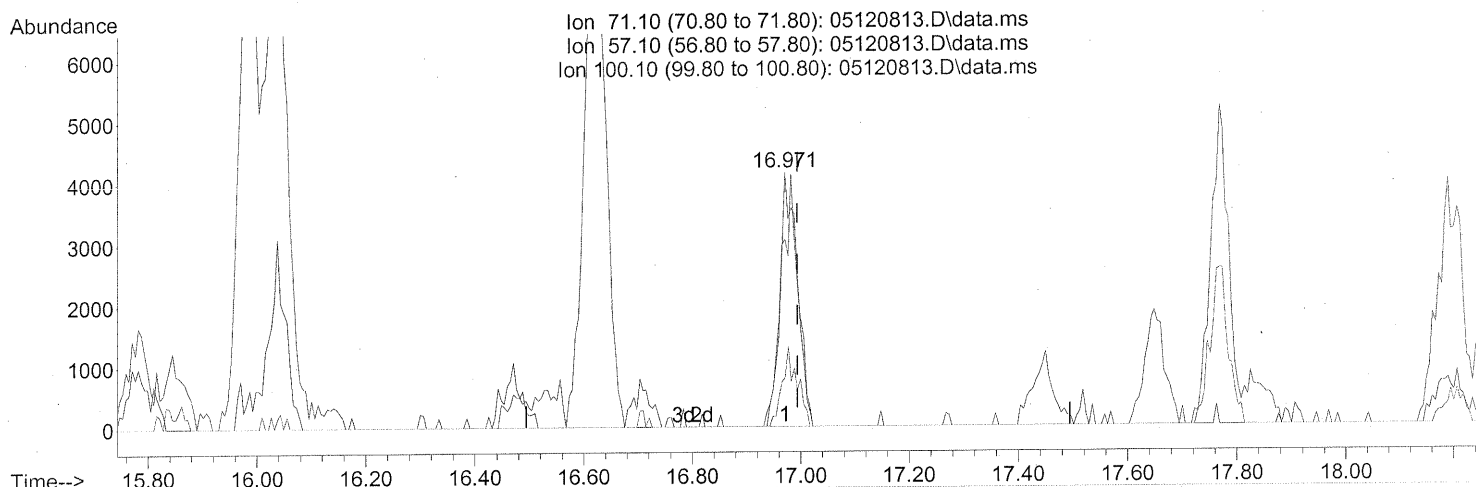
response 43944

Ion	Exp%	Act%
129.90	100	100
131.90	101.20	100.34
0.00	0.00	0.00
0.00	0.00	0.00

Quantitation Report (Qeait)

Data Path : J:\MS13\DATA\2008\_05\12\  
 Data File : 05120813.D  
 Acq On : 12 May 2008 19:45  
 Operator : RTB  
 Sample : P0801385-007 (1000mL)  
 Misc : ENSR SG40B-05D (-3.1, 3.5)  
 ALS Vial : 8 Sample Multiplier: 1

Quant Time: May 13 11:17:08 2008  
 Quant Method : J:\MS13\METHODS\R13041408.M  
 Quant Title : EPA TO-15 per SOP VOA-TO15 (CASS TO-15/GC-MS)  
 QLast Update : Tue Apr 15 06:47:20 2008  
 Response via : Initial Calibration



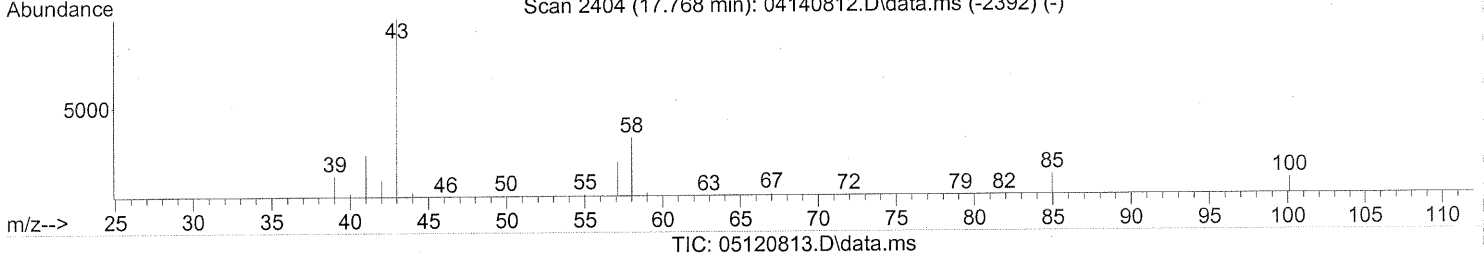
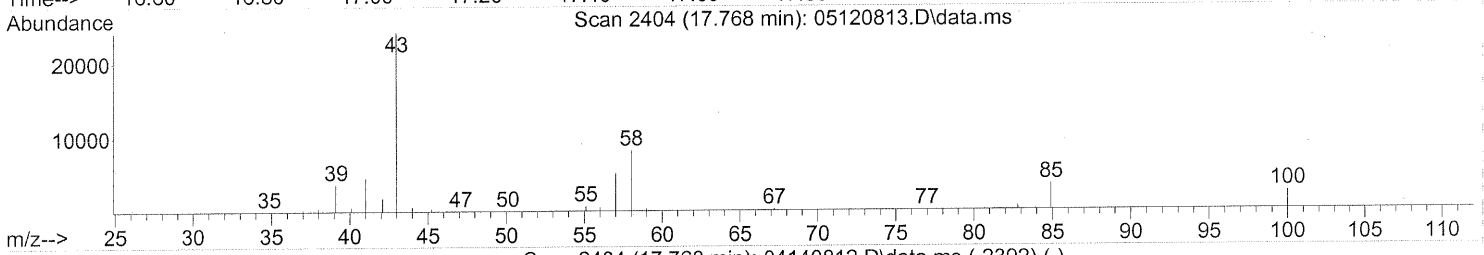
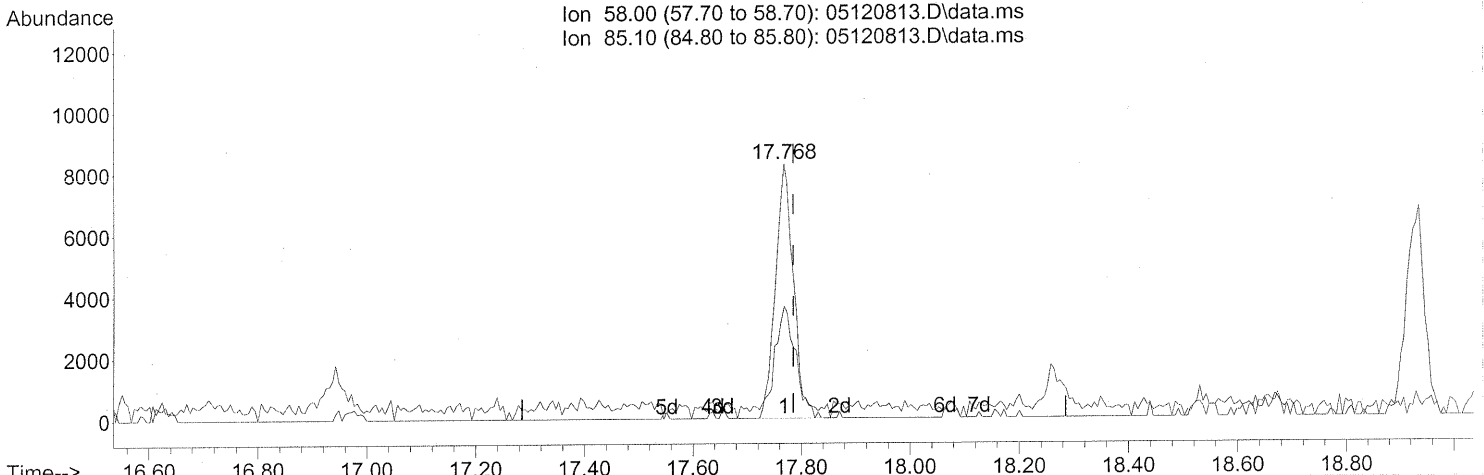
(51) n-Heptane (T)  
 16.971min (-0.023) 0.39ng  
 response 9110

Ion	Exp%	Act%
71.10	100	100
57.10	124.90	99.32#
100.10	30.10	27.30
0.00	0.00	0.00

Quantitation Report (Qealt)

Data Path : J:\MS13\DATA\2008\_05\12\  
 Data File : 05120813.D  
 Acq On : 12 May 2008 19:45  
 Operator : RTB  
 Sample : P0801385-007 (1000mL)  
 Misc : ENSR SG40B-05D (-3.1, 3.5)  
 ALS Vial : 8 Sample Multiplier: 1

Quant Time: May 13 11:17:08 2008  
 Quant Method : J:\MS13\METHODS\R13041408.M  
 Quant Title : EPA TO-15 per SOP VOA-TO15 (CASS TO-15/GC-MS)  
 QLast Update : Tue Apr 15 06:47:20 2008  
 Response via : Initial Calibration



(53) 4-Methyl-2-pentanone (T)

17.768min (-0.017) 0.82ng

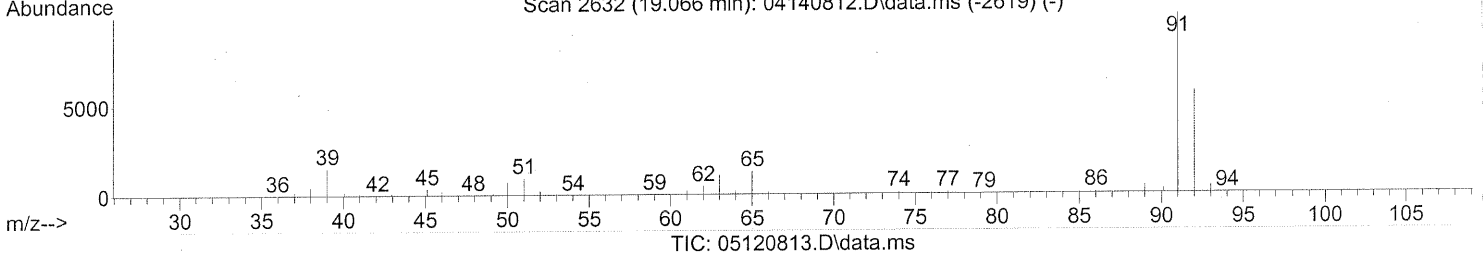
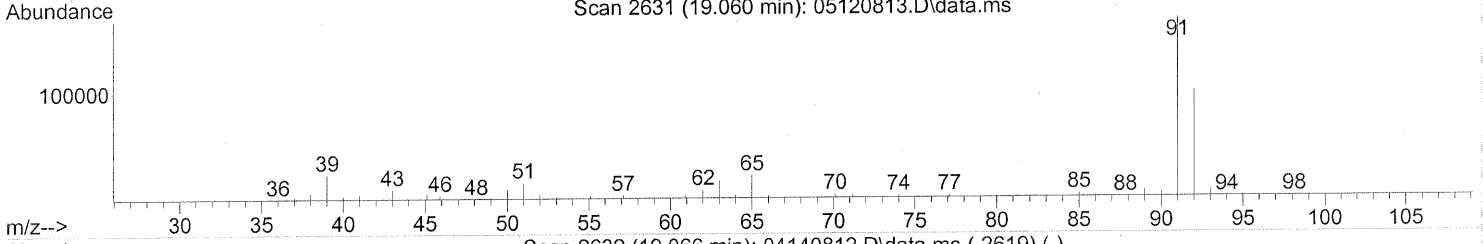
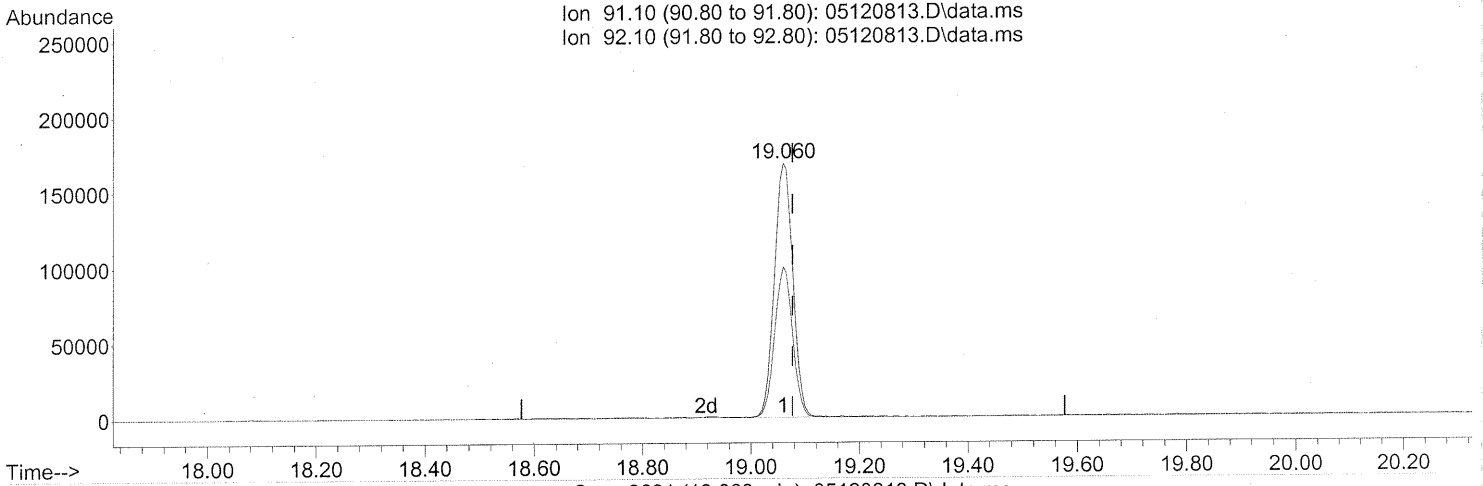
response 18855

Ion	Exp%	Act%
58.00	100	100
85.10	30.10	45.81
0.00	0.00	0.00
0.00	0.00	0.00

Quantitation Report (Qealr)

Data Path : J:\MS13\DATA\2008\_05\12\  
 Data File : 05120813.D  
 Acq On : 12 May 2008 19:45  
 Operator : RTB  
 Sample : P0801385-007 (1000mL)  
 Misc : ENSR SG40B-05D (-3.1, 3.5)  
 ALS Vial : 8 Sample Multiplier: 1

Quant Time: May 13 11:17:08 2008  
 Quant Method : J:\MS13\METHODS\R13041408.M  
 Quant Title : EPA TO-15 per SOP VOA-TO15 (CASS TO-15/GC-MS)  
 QLast Update : Tue Apr 15 06:47:20 2008  
 Response via : Initial Calibration



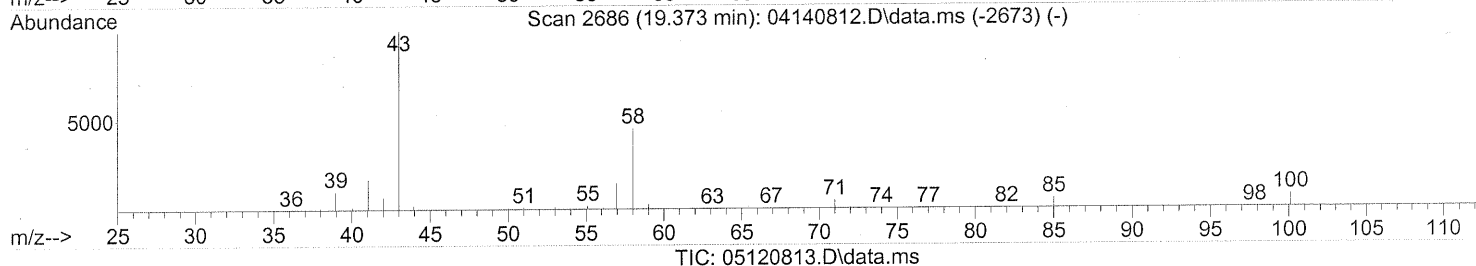
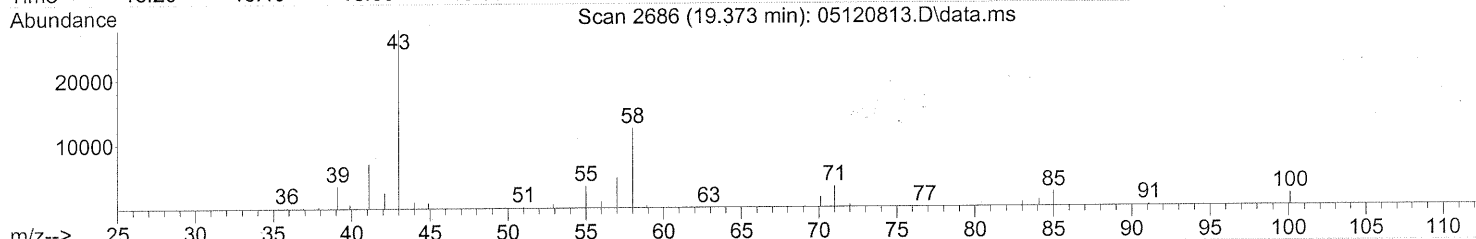
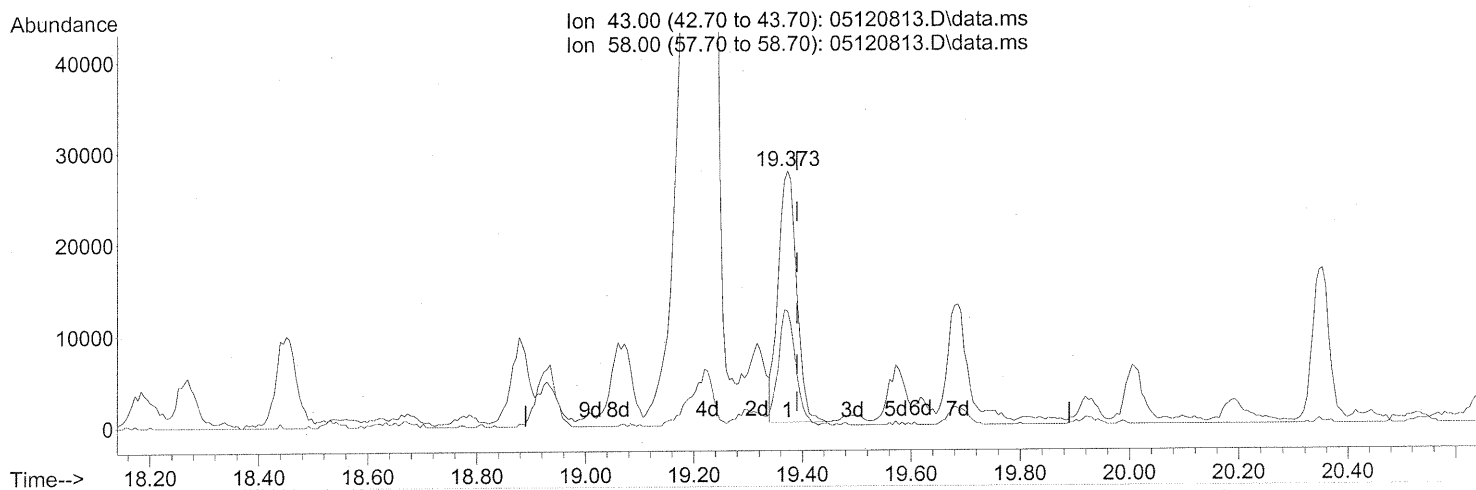
(58) Toluene (T)  
 19.060min (-0.017) 4.43ng  
 response 396884

Ion	Exp%	Act%
91.10	100	100
92.10	59.80	57.68
0.00	0.00	0.00
0.00	0.00	0.00

Quantitation Report (Qedit)

Data Path : J:\MS13\DATA\2008\_05\12\  
 Data File : 05120813.D  
 Acq On : 12 May 2008 19:45  
 Operator : RTB  
 Sample : P0801385-007 (1000mL)  
 Misc : ENSR SG40B-05D (-3.1, 3.5)  
 ALS Vial : 8 Sample Multiplier: 1

Quant Time: May 13 11:17:08 2008  
 Quant Method : J:\MS13\METHODS\R13041408.M  
 Quant Title : EPA TO-15 per SOP VOA-TO15 (CASS TO-15/GC-MS)  
 QLast Update : Tue Apr 15 06:47:20 2008  
 Response via : Initial Calibration



(59) 2-Hexanone (T)  
 19.373min (-0.017) 0.96ng  
 response 64162

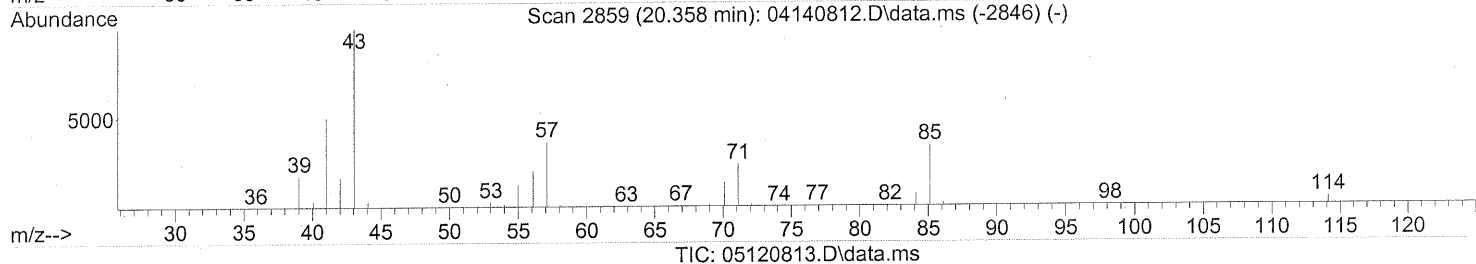
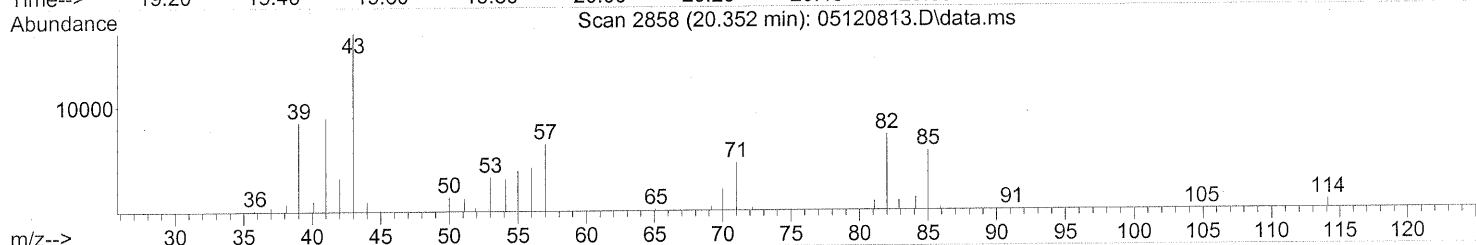
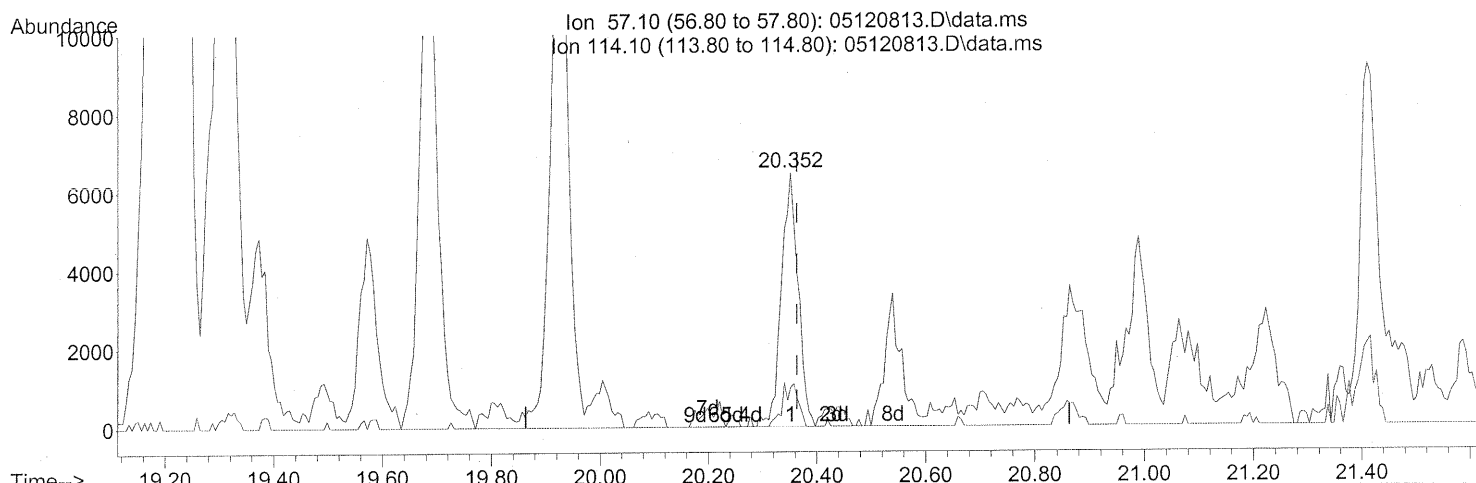
Ion	Exp%	Act%
43.00	100	100
58.00	61.70	43.94
0.00	0.00	0.00
0.00	0.00	0.00



Quantitation Report (Qedit)

Data Path : J:\MS13\DATA\2008\_05\12\  
 Data File : 05120813.D  
 Acq On : 12 May 2008 19:45  
 Operator : RTB  
 Sample : P0801385-007 (1000mL)  
 Misc : ENSR SG40B-05D (-3.1, 3.5)  
 ALS Vial : 8 Sample Multiplier: 1

Quant Time: May 13 11:17:08 2008  
 Quant Method : J:\MS13\METHODS\R13041408.M  
 Quant Title : EPA TO-15 per SOP VOA-TO15 (CASS TO-15/GC-MS)  
 QLast Update : Tue Apr 15 06:47:20 2008  
 Response via : Initial Calibration



(63) n-Octane (T)

20.352min (-0.011) 0.65ng

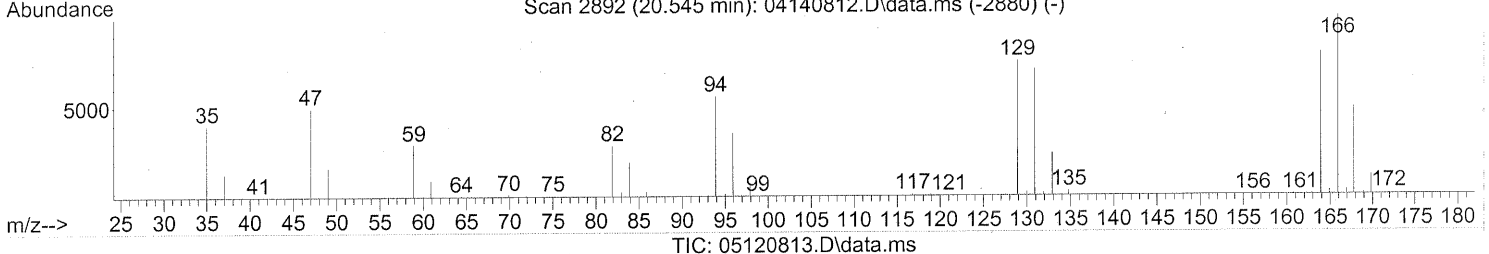
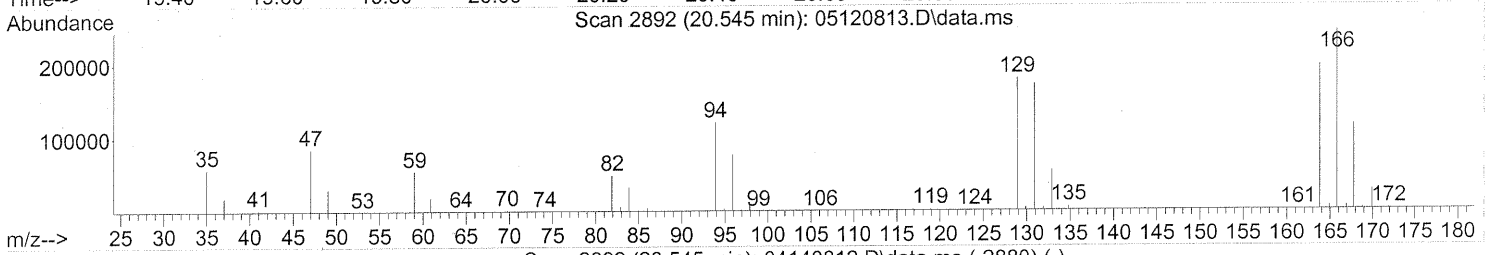
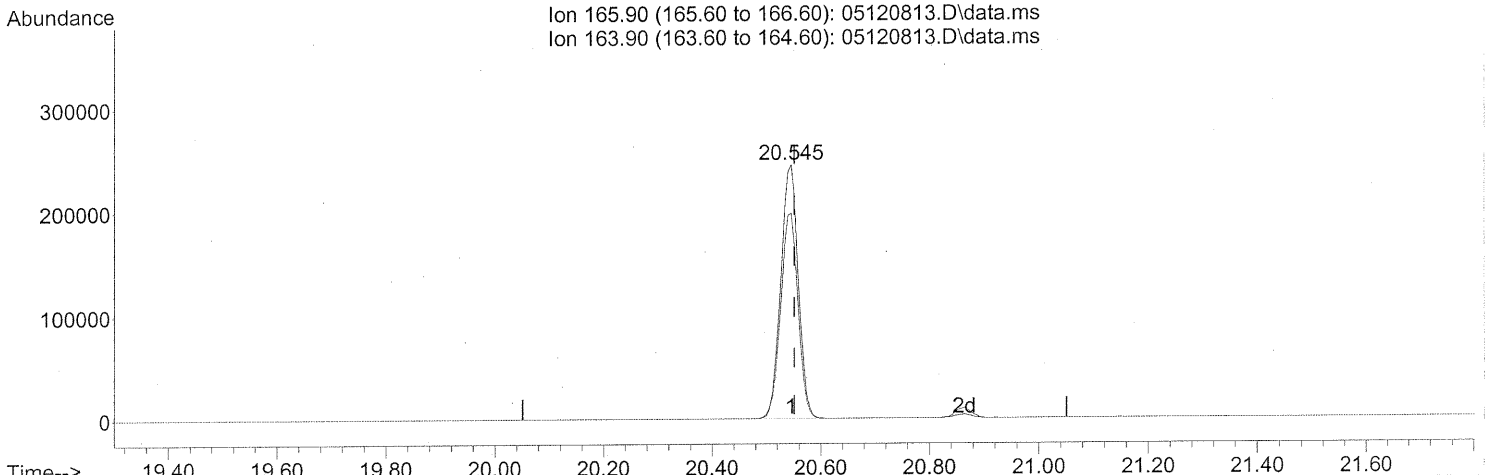
response 13727

Ion	Exp%	Act%
57.10	100	100
114.10	10.20	15.68
0.00	0.00	0.00
0.00	0.00	0.00

Quantitation Report (Qedit)

Data Path : J:\MS13\DATA\2008\_05\12\  
Data File : 05120813.D  
Acq On : 12 May 2008 19:45  
Operator : RTB  
Sample : P0801385-007 (1000mL)  
Misc : ENSR SG40B-05D (-3.1, 3.5)  
ALS Vial : 8 Sample Multiplier: 1

Quant Time: May 13 11:17:08 2008  
Quant Method : J:\MS13\METHODS\R13041408.M  
Quant Title : EPA TO-15 per SOP VOA-TO15 (CASS TO-15/GC-MS)  
QLast Update : Tue Apr 15 06:47:20 2008  
Response via : Initial Calibration



(64) Tetrachloroethene (T)

20.545min (-0.006) 24.11ng

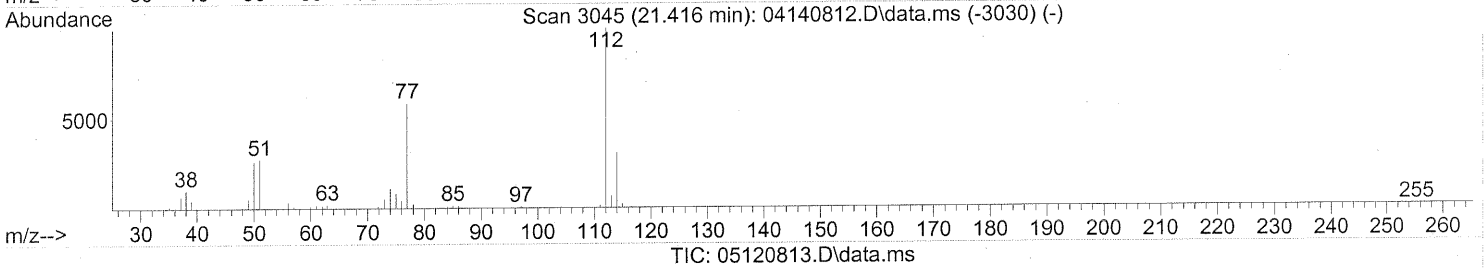
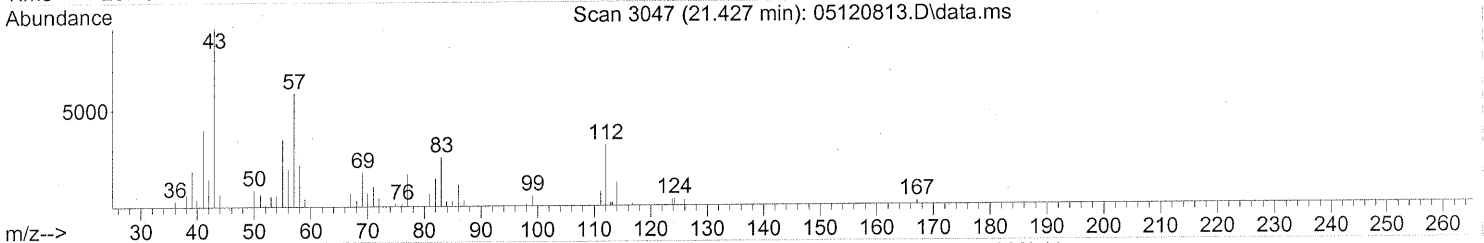
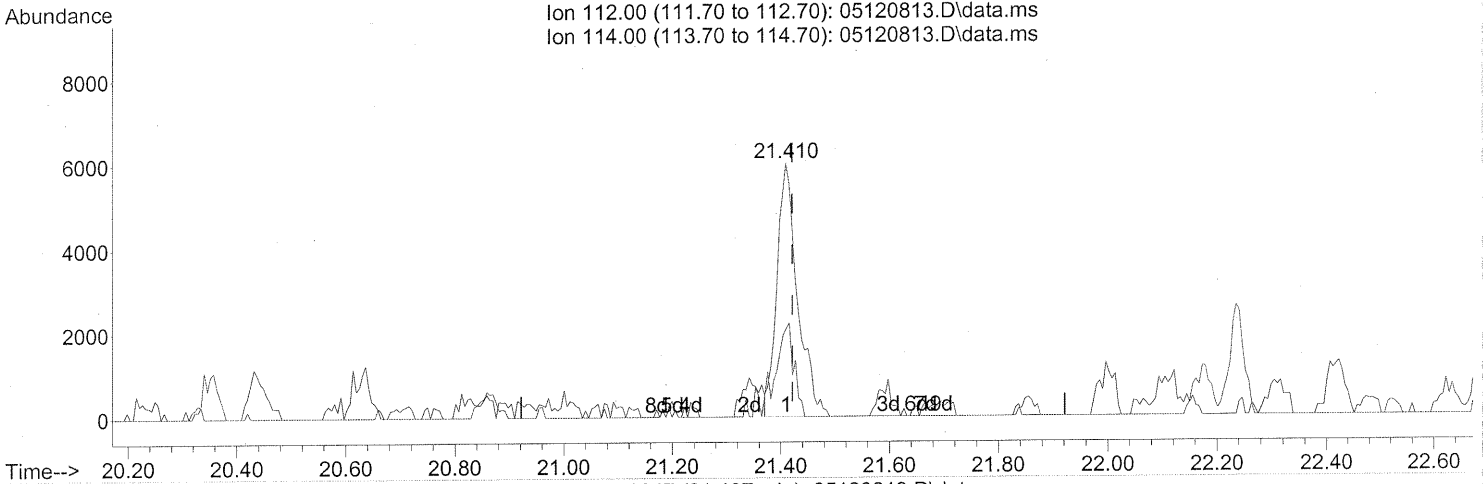
response 541280

Ion	Exp%	Act%
165.90	100	100
163.90	78.70	80.46
0.00	0.00	0.00
0.00	0.00	0.00

Quantitation Report (Qedit)

Data Path : J:\MS13\DATA\2008\_05\12\  
 Data File : 05120813.D  
 Acq On : 12 May 2008 19:45  
 Operator : RTB  
 Sample : P0801385-007 (1000mL)  
 Misc : ENSR SG40B-05D (-3.1, 3.5)  
 ALS Vial : 8 Sample Multiplier: 1

Quant Time: May 13 11:17:08 2008  
 Quant Method : J:\MS13\METHODS\R13041408.M  
 Quant Title : EPA TO-15 per SOP VOA-TO15 (CASS TO-15/GC-MS)  
 QLast Update : Tue Apr 15 06:47:20 2008  
 Response via : Initial Calibration

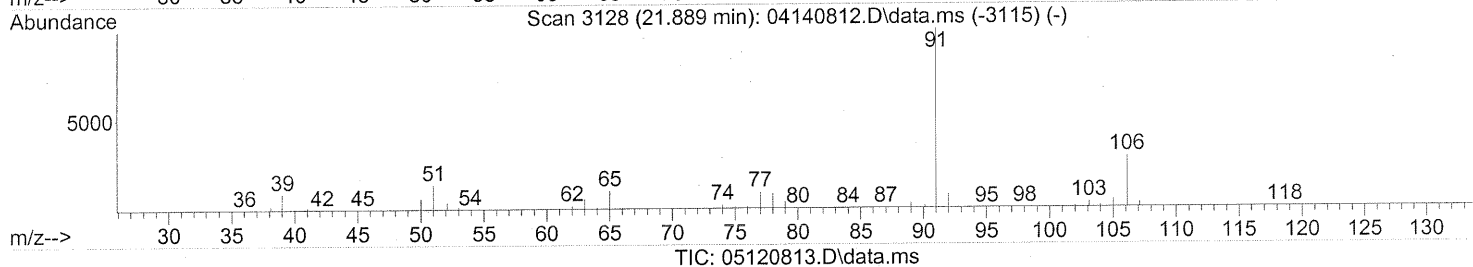
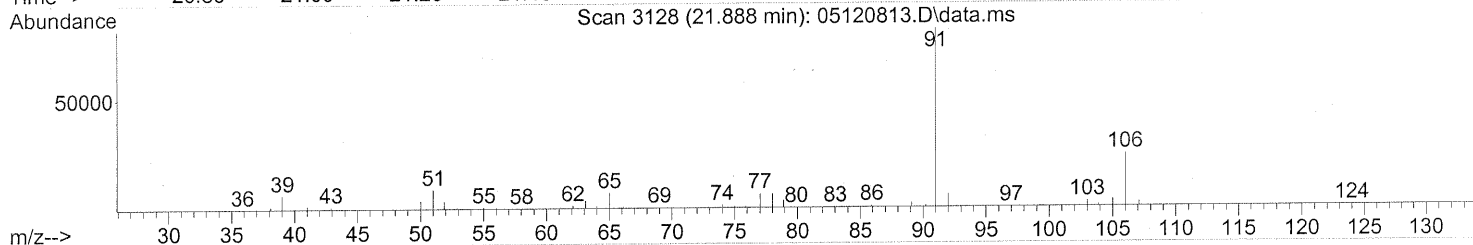
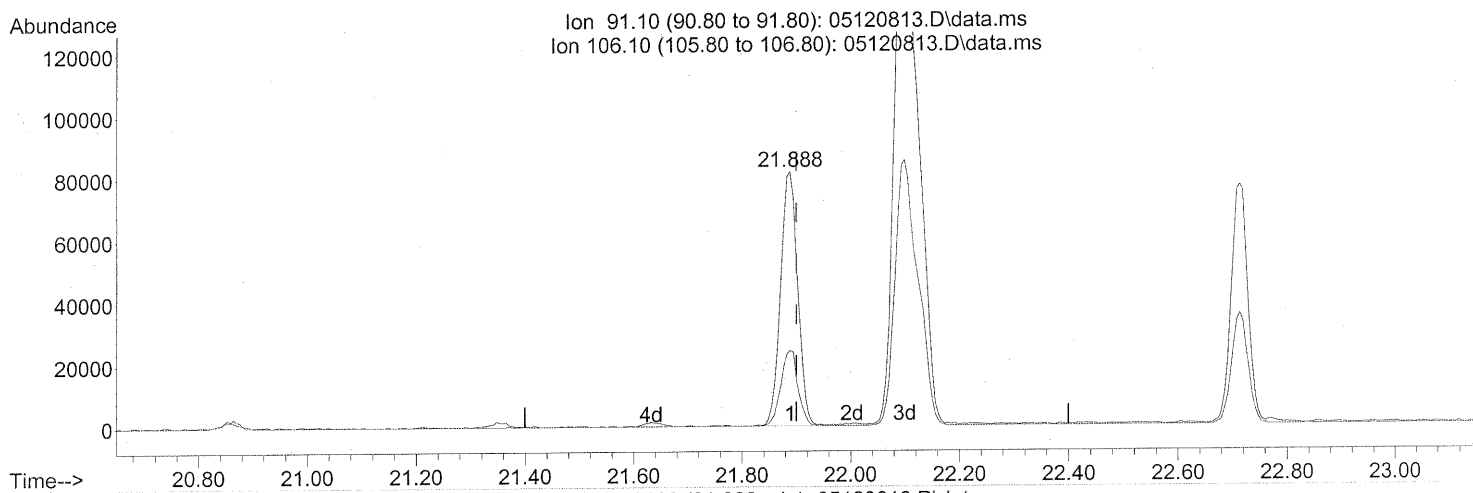


(65) Chlorobenzene (T)  
 21.410min (-0.011) 0.28ng  
 response 15720

Ion	Exp%	Act%
112.00	100	100
114.00	32.40	27.82
0.00	0.00	0.00
0.00	0.00	0.00

Data Path : J:\MS13\DATA\2008\_05\12\  
 Data File : 05120813.D  
 Acq On : 12 May 2008 19:45  
 Operator : RTB  
 Sample : P0801385-007 (1000mL)  
 Misc : ENSR SG40B-05D (-3.1, 3.5)  
 ALS Vial : 8 Sample Multiplier: 1

Quant Time: May 13 11:17:08 2008  
 Quant Method : J:\MS13\METHODS\R13041408.M  
 Quant Title : EPA TO-15 per SOP VOA-TO15 (CASS TO-15/GC-MS)  
 QLast Update : Tue Apr 15 06:47:20 2008  
 Response via : Initial Calibration

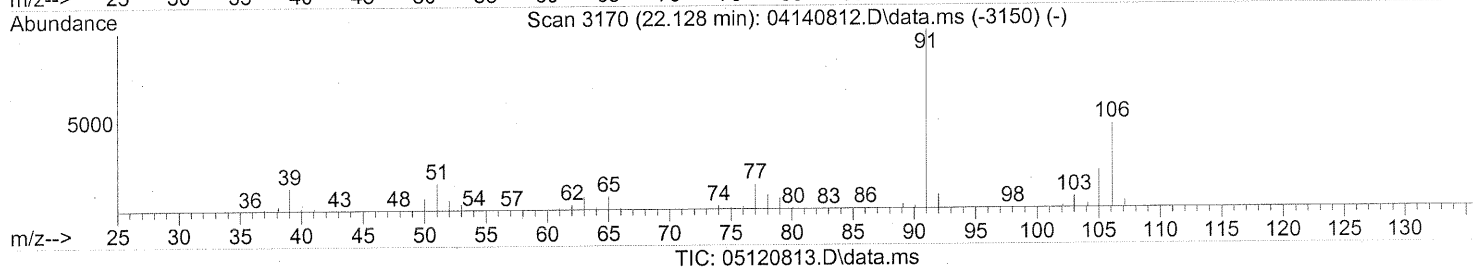
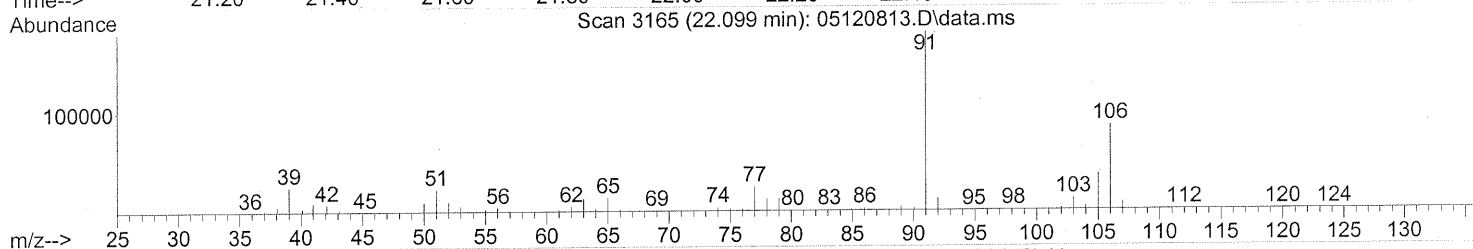
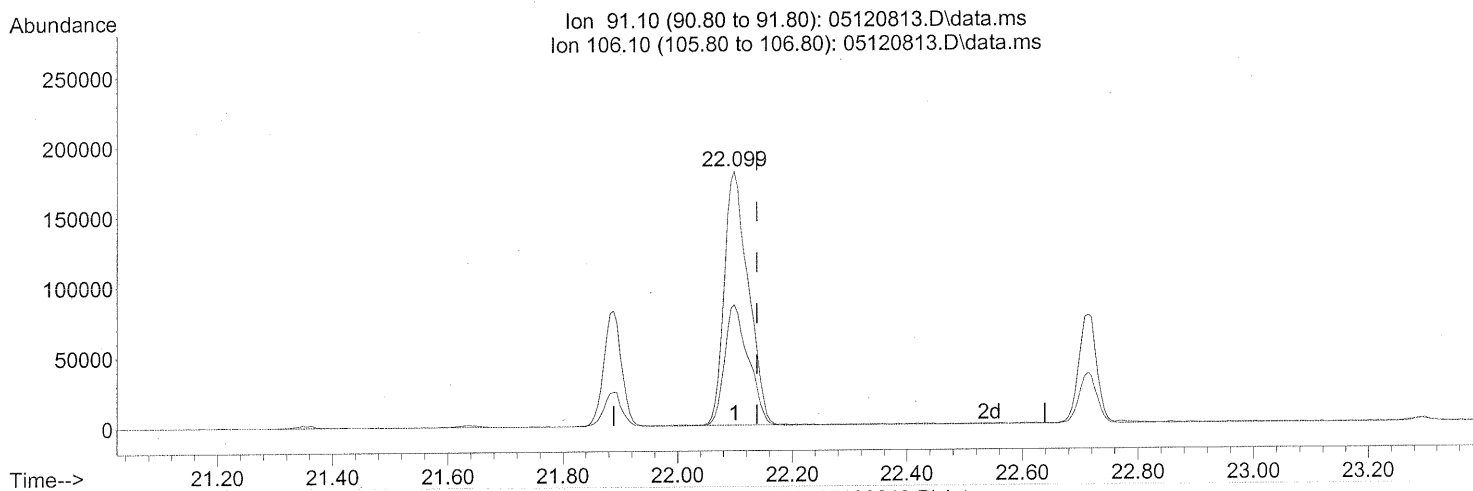


(66) Ethylbenzene (T)  
 21.888min (-0.011) 1.77ng  
 response 177053

Ion	Exp%	Act%
91.10	100	100
106.10	34.10	29.52
0.00	0.00	0.00
0.00	0.00	0.00

Data Path : J:\MS13\DATA\2008\_05\12\  
 Data File : 05120813.D  
 Acq On : 12 May 2008 19:45  
 Operator : RTB  
 Sample : P0801385-007 (1000mL)  
 Misc : ENSR SG40B-05D (-3.1, 3.5)  
 ALS Vial : 8 Sample Multiplier: 1

Quant Time: May 13 11:17:08 2008  
 Quant Method : J:\MS13\METHODS\R13041408.M  
 Quant Title : EPA TO-15 per SOP VOA-TO15 (CASS TO-15/GC-MS)  
 QLast Update : Tue Apr 15 06:47:20 2008  
 Response via : Initial Calibration



(67) m- & p-Xylene (T)

22.099min (-0.040) 7.88ng

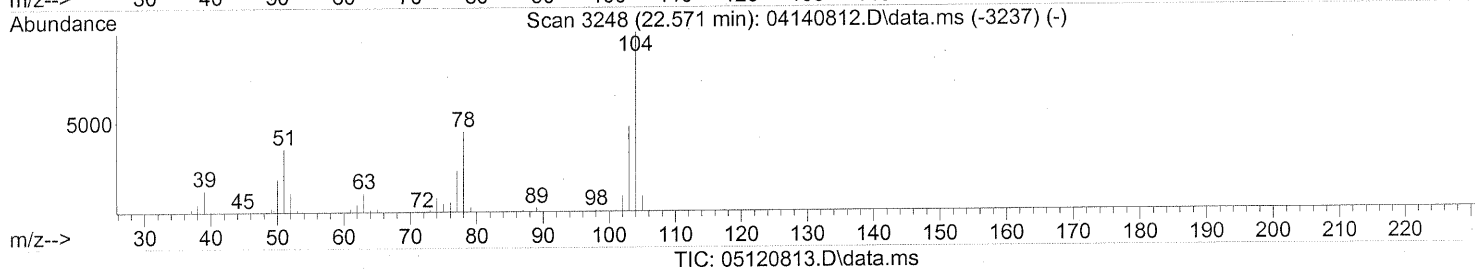
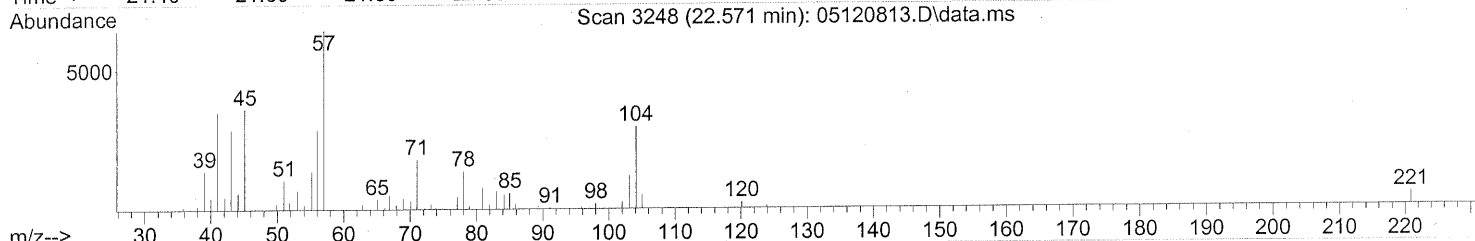
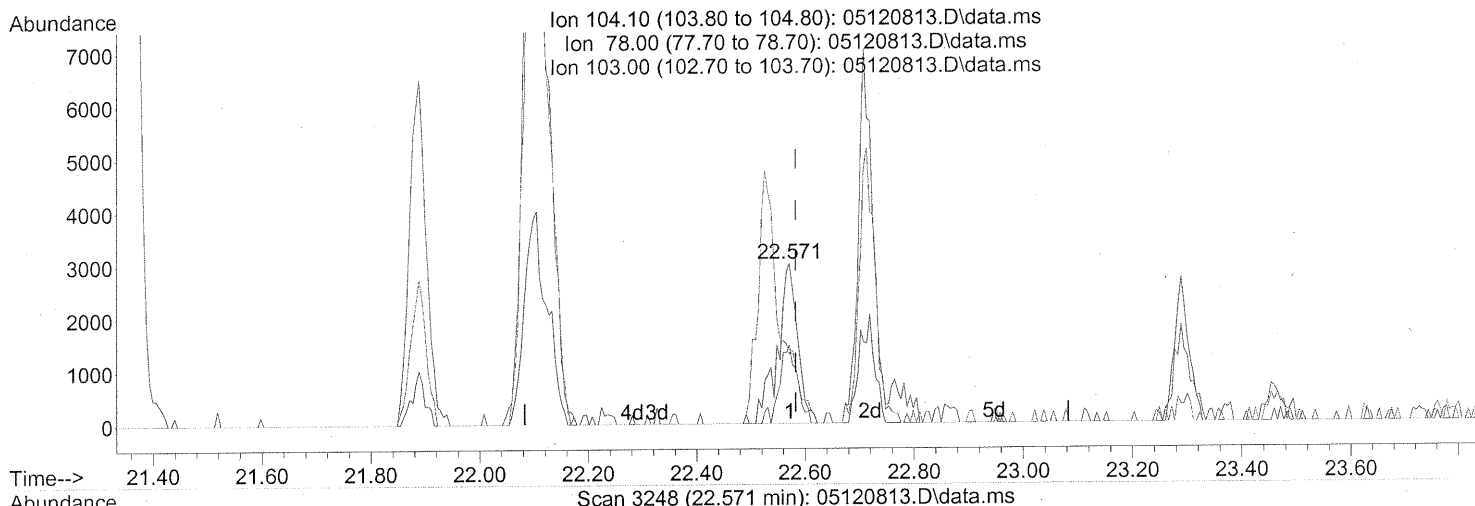
response 527359

Ion	Exp%	Act%
91.10	100	100
106.10	54.60	47.29
0.00	0.00	0.00
0.00	0.00	0.00

Quantitation Report (Qedit)

Data Path : J:\MS13\DATA\2008\_05\12\  
 Data File : 05120813.D  
 Acq On : 12 May 2008 19:45  
 Operator : RTB  
 Sample : P0801385-007 (1000mL)  
 Misc : ENSR SG40B-05D (-3.1, 3.5)  
 ALS Vial : 8 Sample Multiplier: 1

Quant Time: May 13 11:17:08 2008  
 Quant Method : J:\MS13\METHODS\R13041408.M  
 Quant Title : EPA TO-15 per SOP VOA-TO15 (CASS TO-15/GC-MS)  
 QLast Update : Tue Apr 15 06:47:20 2008  
 Response via : Initial Calibration



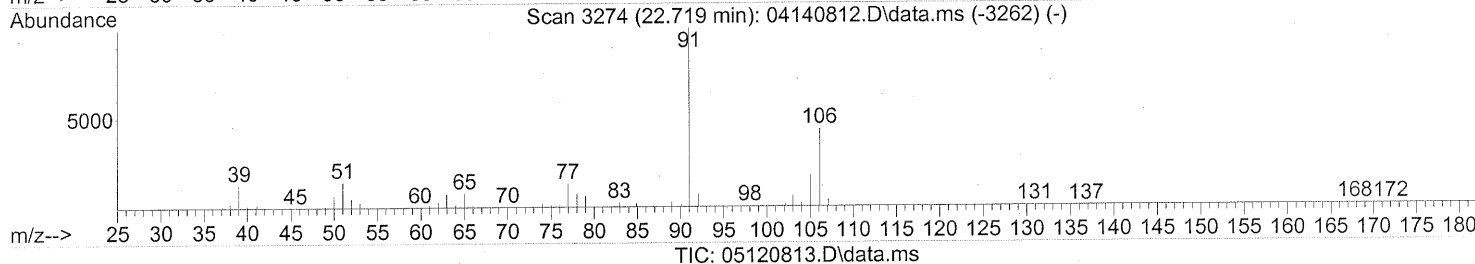
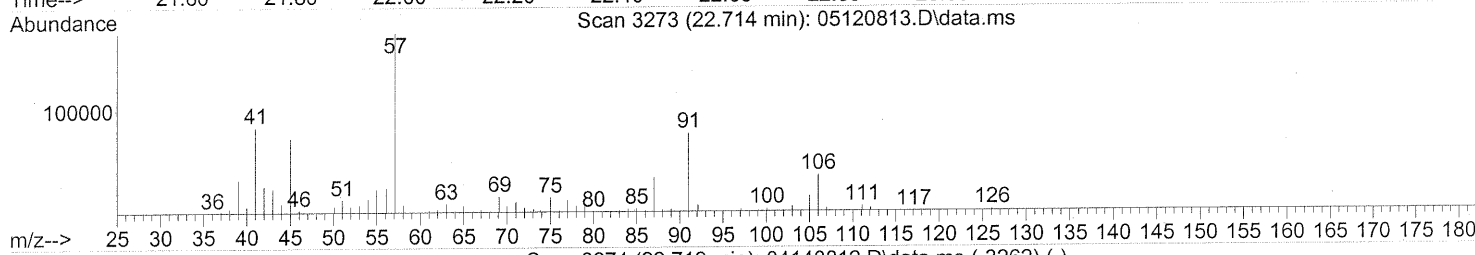
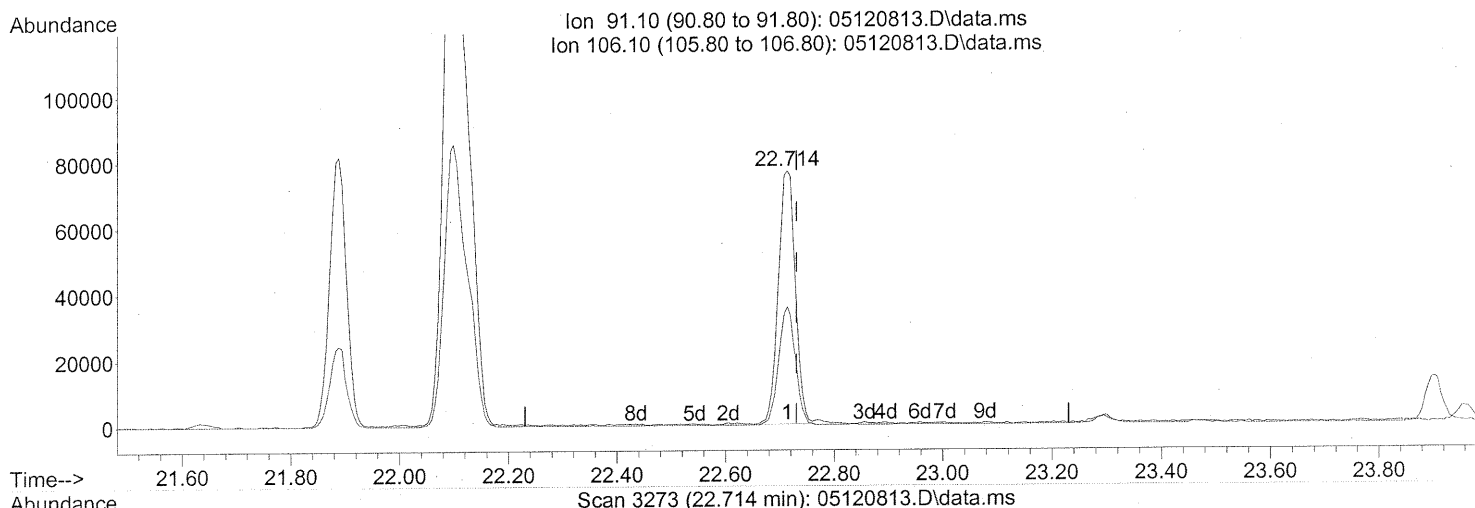
(69) Styrene (T)  
 22.571min (-0.011) 0.13ng  
 response 7636

Ion	Exp%	Act%
104.10	100	100
78.00	39.40	43.67
103.00	47.10	0.00#
0.00	0.00	0.00

Quantitation Report (Qeait)

Data Path : J:\MS13\DATA\2008\_05\12\  
 Data File : 05120813.D  
 Acq On : 12 May 2008 19:45  
 Operator : RTB  
 Sample : P0801385-007 (1000mL)  
 Misc : ENSR SG40B-05D (-3.1, 3.5)  
 ALS Vial : 8 Sample Multiplier: 1

Quant Time: May 13 11:17:08 2008  
 Quant Method : J:\MS13\METHODS\R13041408.M  
 Quant Title : EPA TO-15 per SOP VOA-TO15 (CASS TO-15/GC-MS)  
 QLast Update : Tue Apr 15 06:47:20 2008  
 Response via : Initial Calibration



(70) o-Xylene (T)

22.714min (-0.017) 2.33ng

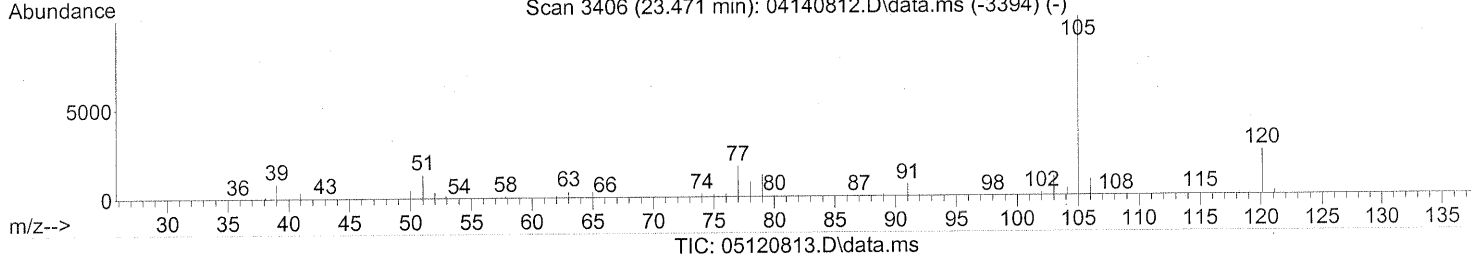
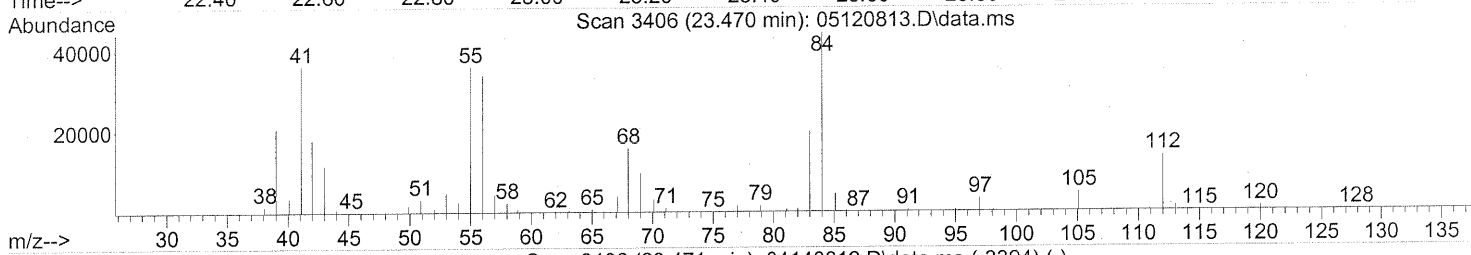
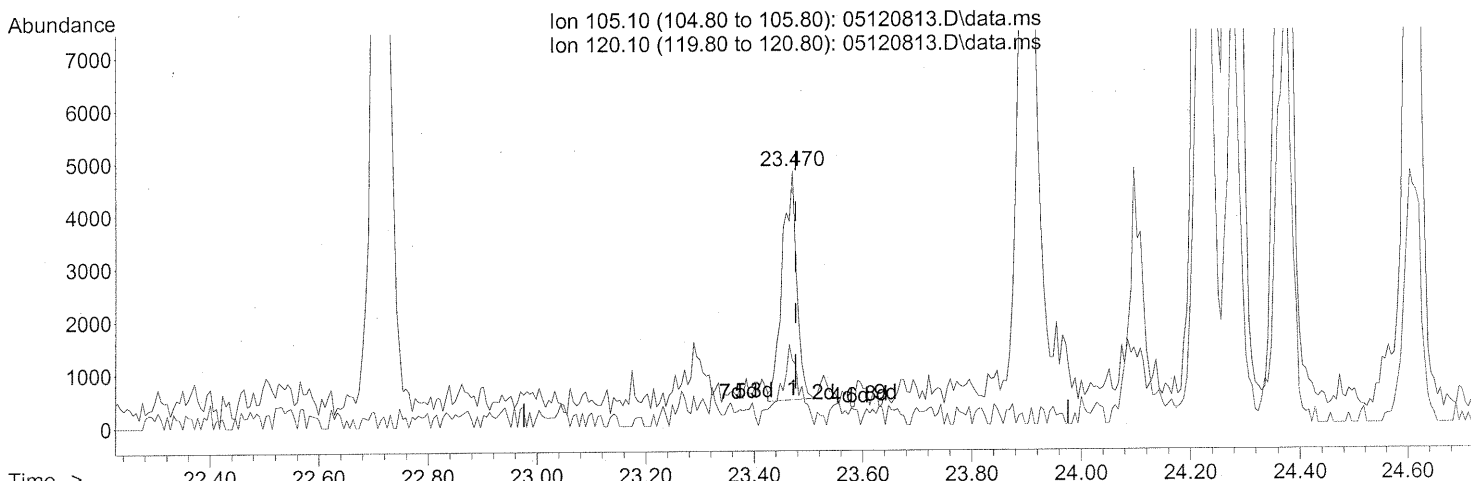
response 168021

Ion	Exp%	Act%
91.10	100	100
106.10	50.50	45.31
0.00	0.00	0.00
0.00	0.00	0.00

Quantitation Report (Qedit)

Data Path : J:\MS13\DATA\2008\_05\12\  
 Data File : 05120813.D  
 Acq On : 12 May 2008 19:45  
 Operator : RTB  
 Sample : P0801385-007 (1000mL)  
 Misc : ENSR SG40B-05D (-3.1, 3.5)  
 ALS Vial : 8 Sample Multiplier: 1

Quant Time: May 27 15:55:37 2008  
 Quant Method : J:\MS13\METHODS\R13041408.M  
 Quant Title : EPA TO-15 per SOP VOA-TO15 (CASS TO-15/GC-MS)  
 QLast Update : Tue Apr 15 06:47:20 2008  
 Response via : Initial Calibration



(74) Cumene (T)

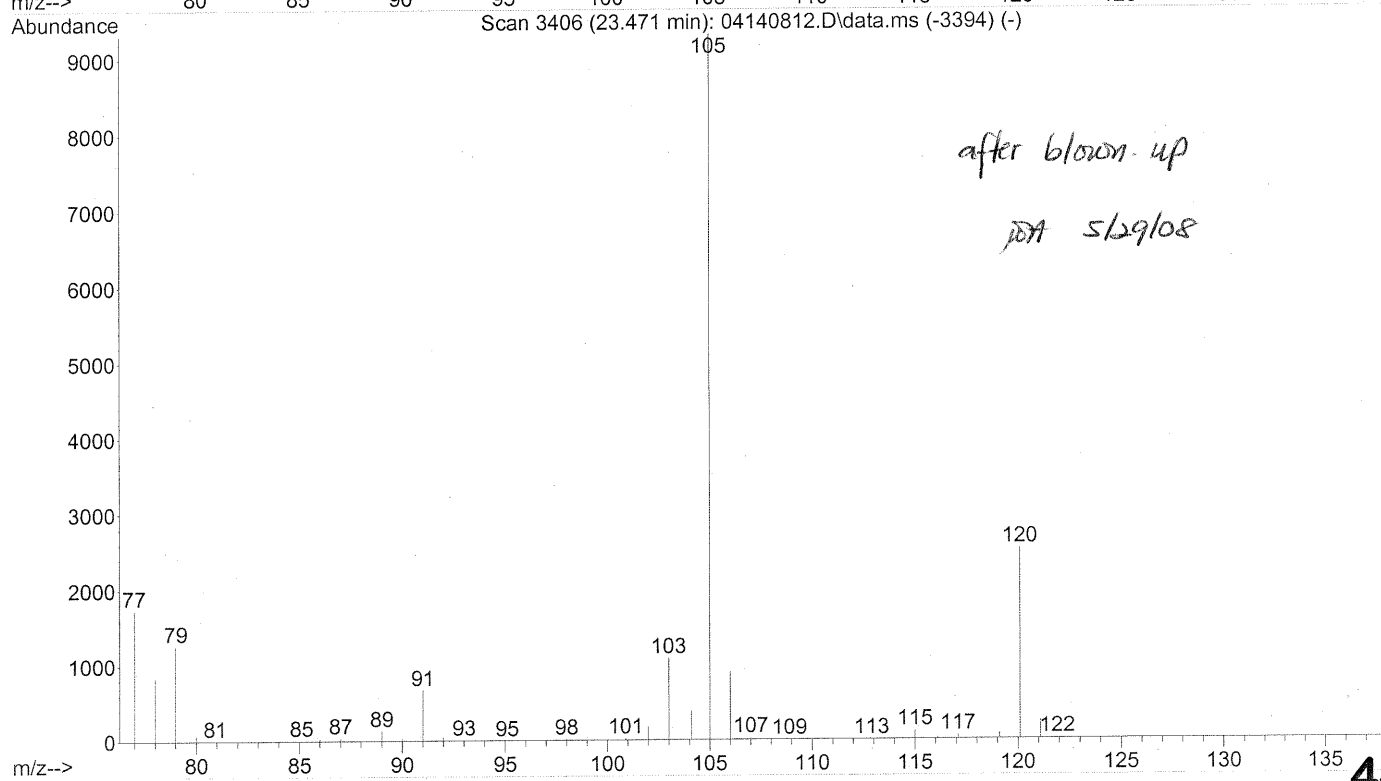
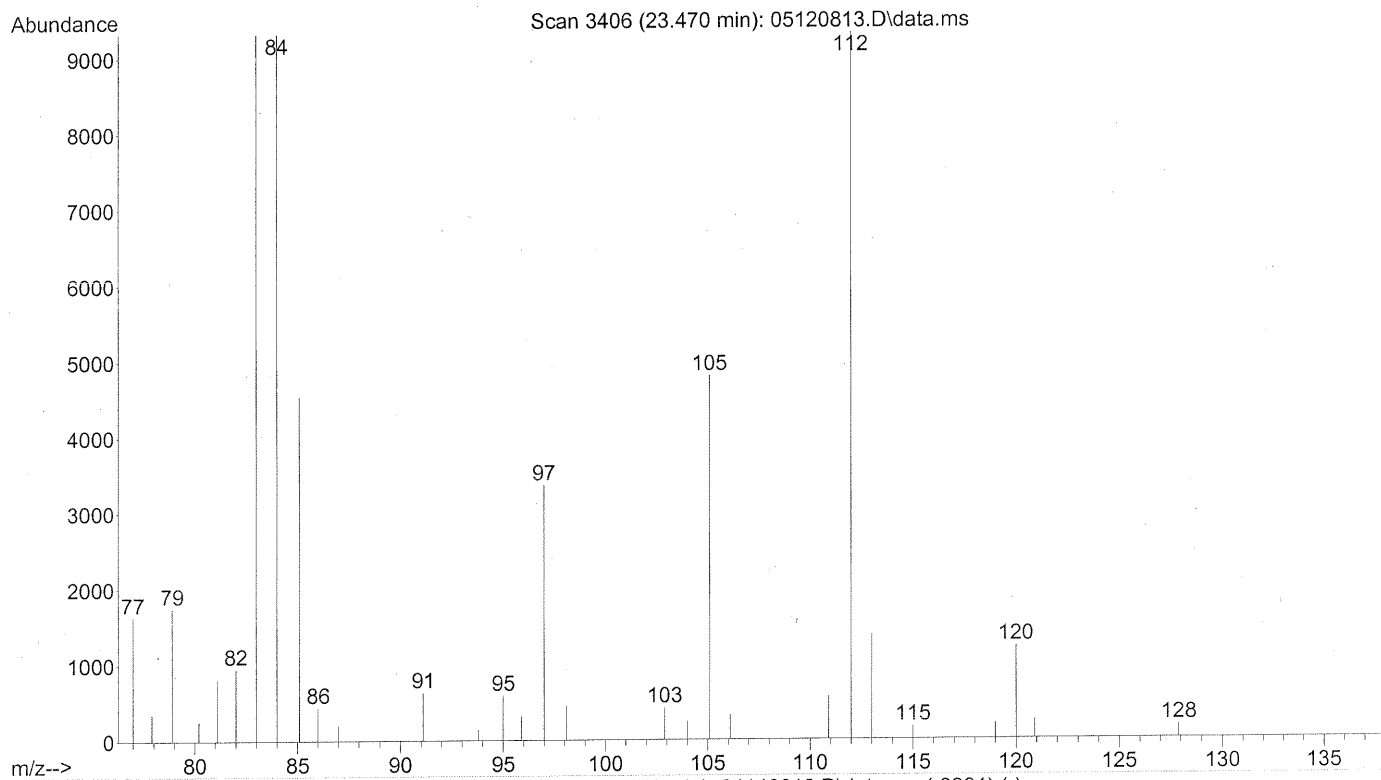
23.470min (-0.006) 0.09ng  
 response 7882

*before blown up*

Ion	Exp%	Act%
105.10	100	100
120.10	26.30	46.59#
0.00	0.00	0.00
0.00	0.00	0.00



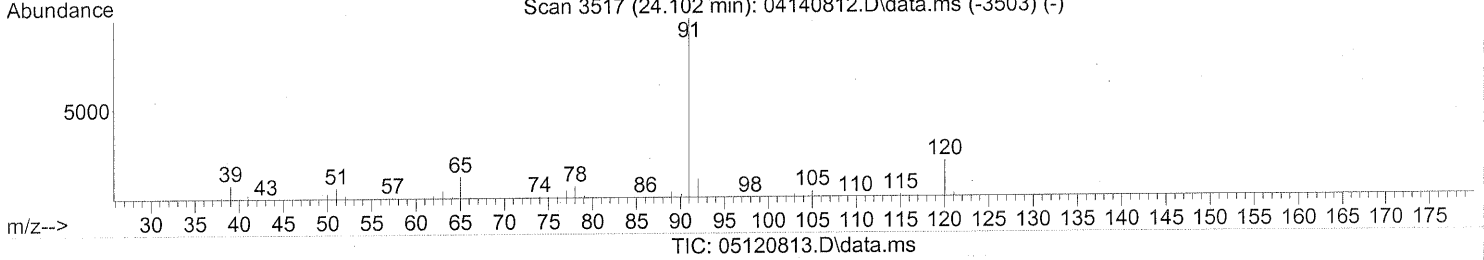
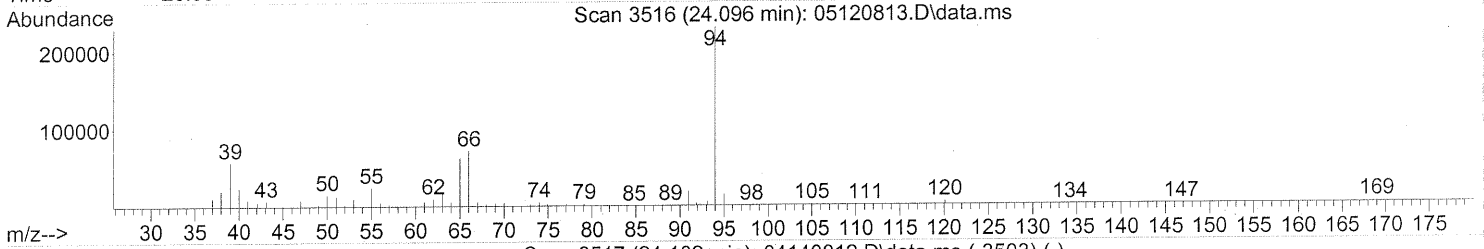
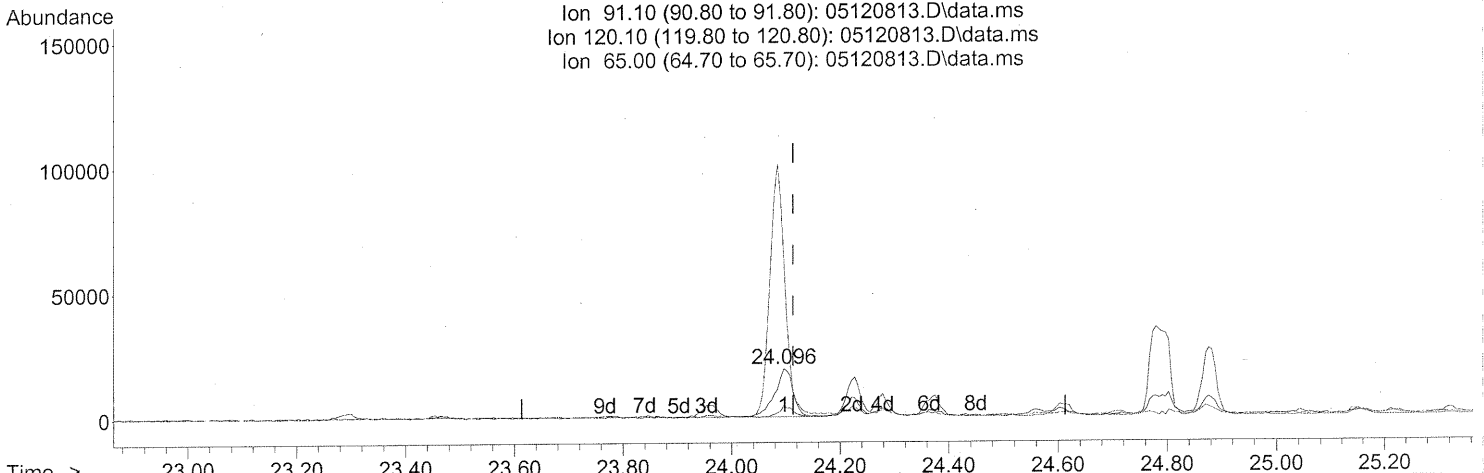
File : J:\MS13\DATA\2008\_05\12\05120813.D  
Operator : RTB  
Acquired : 12 May 2008 19:45 using AcqMethod TO15.M  
Instrument : GCMS13  
Sample Name: P0801385-007 (1000mL)  
Misc Info : ENSR SG40B-05D (-3.1, 3.5)  
Vial Number: 8



Quantitation Report (Qedit)

Data Path : J:\MS13\DATA\2008\_05\12\  
 Data File : 05120813.D  
 Acq On : 12 May 2008 19:45  
 Operator : RTB  
 Sample : P0801385-007 (1000mL)  
 Misc : ENSR SG40B-05D (-3.1, 3.5)  
 ALS Vial : 8 Sample Multiplier: 1

Quant Time: May 13 11:17:08 2008  
 Quant Method : J:\MS13\METHODS\R13041408.M  
 Quant Title : EPA TO-15 per SOP VOA-TO15 (CASS TO-15/GC-MS)  
 QLast Update : Tue Apr 15 06:47:20 2008  
 Response via : Initial Calibration



(76) n-Propylbenzene (T)

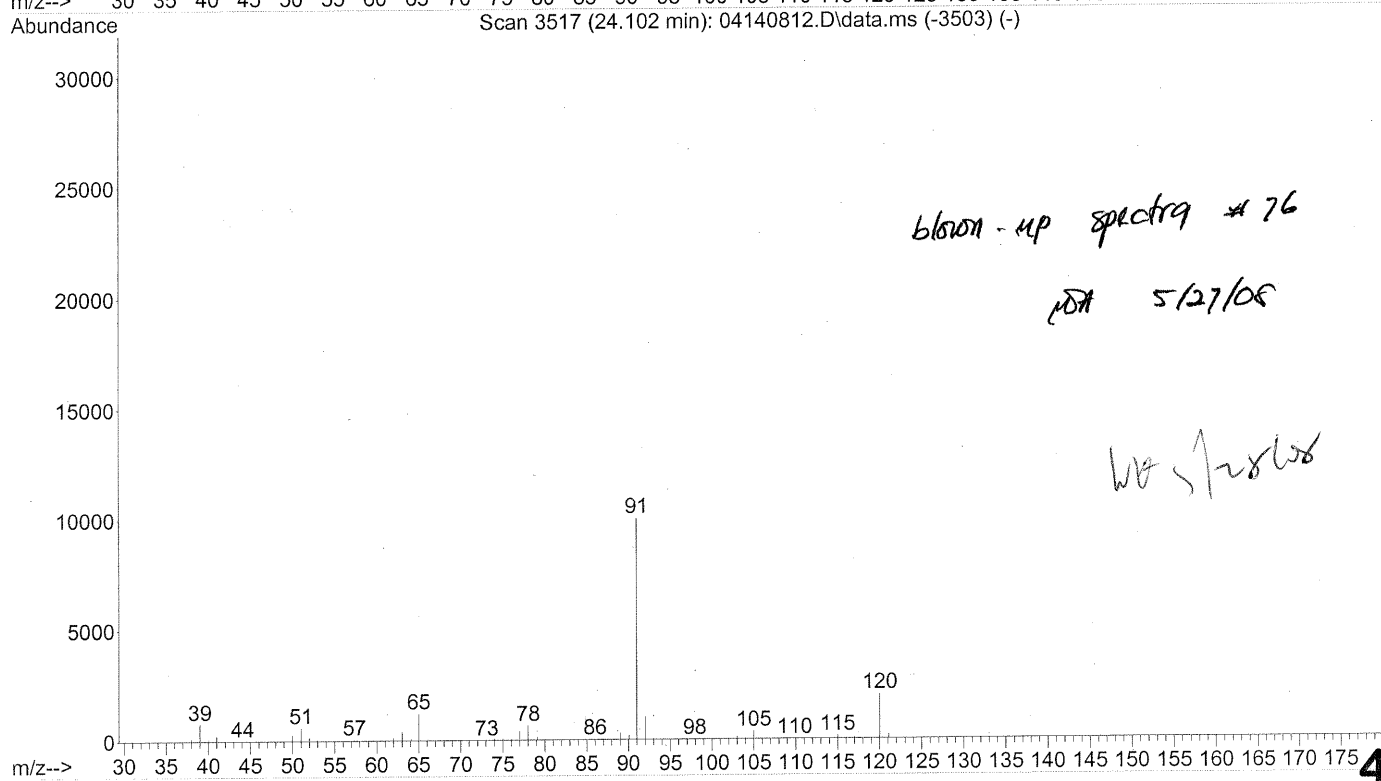
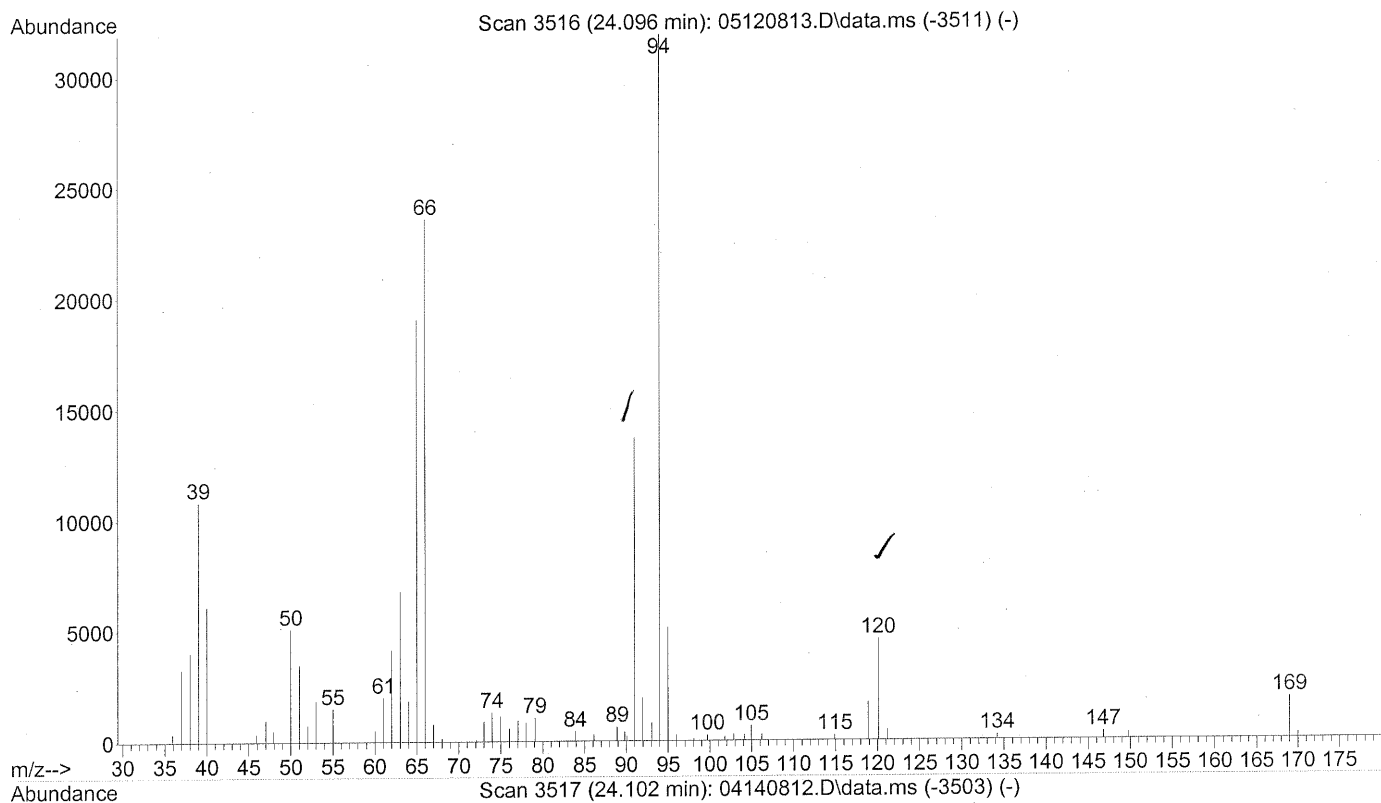
24.096min (-0.017) 0.38ng

response 46131

Ion	Exp%	Act%
91.10	100	100
120.10	23.40	20.40
65.00	11.40	431.31#
0.00	0.00	0.00

*see blown up spectra*

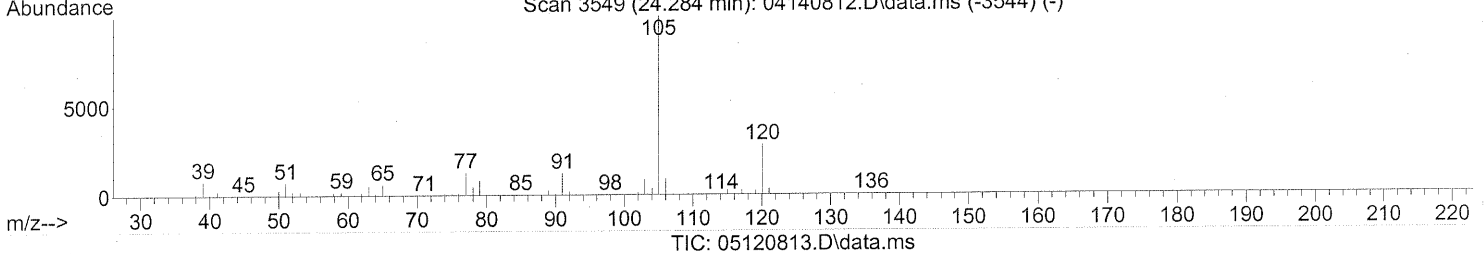
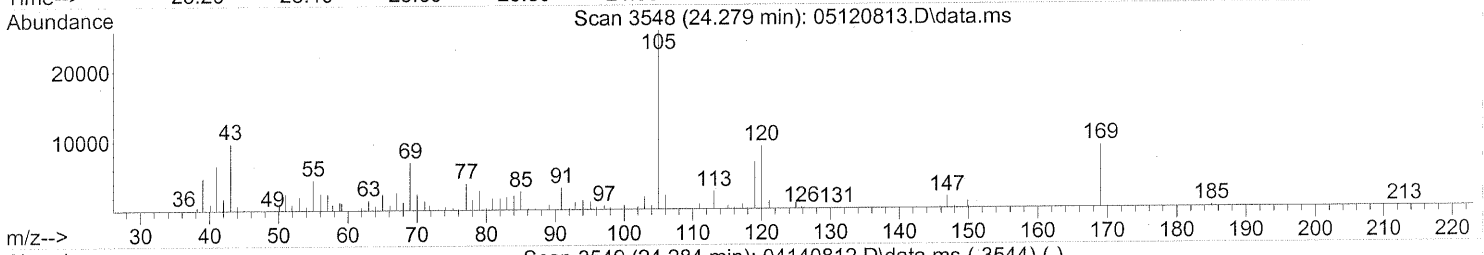
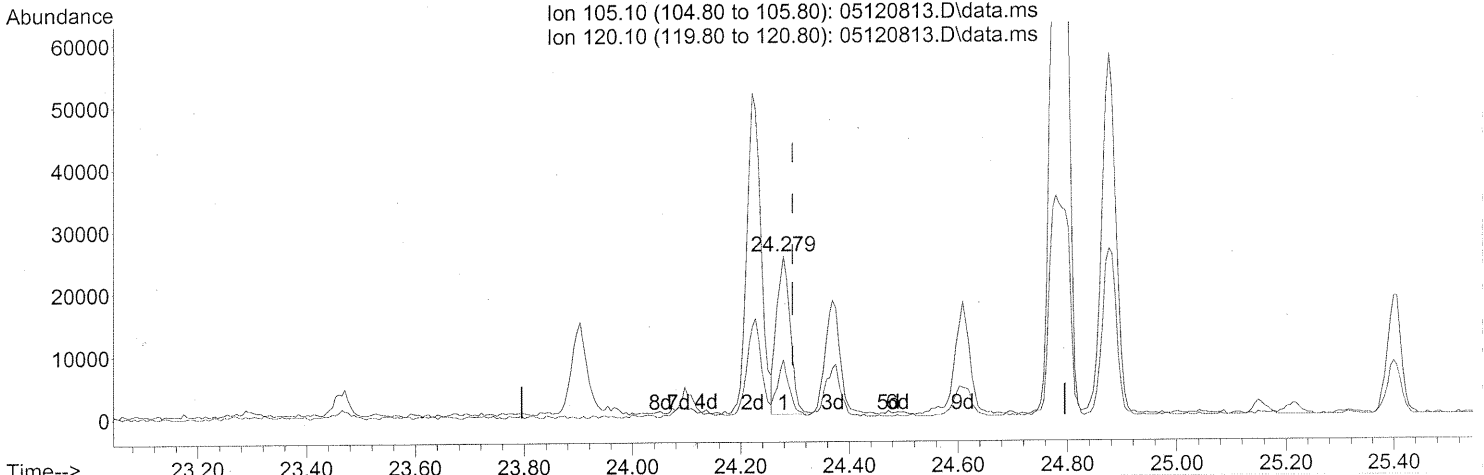
File : J:\MS13\DATA\2008\_05\12\05120813.D  
Operator : RTB  
Acquired : 12 May 2008 19:45 using AcqMethod TO15.M  
Instrument : GCMS13  
Sample Name: P0801385-007 (1000mL)  
Misc Info : ENSR SG40B-05D (-3.1, 3.5)  
Vial Number: 8



Quantitation Report (Qeal1)

Data Path : J:\MS13\DATA\2008\_05\12\  
 Data File : 05120813.D  
 Acq On : 12 May 2008 19:45  
 Operator : RTB  
 Sample : P0801385-007 (1000mL)  
 Misc : ENSR SG40B-05D (-3.1, 3.5)  
 ALS Vial : 8 Sample Multiplier: 1

Quant Time: May 13 11:17:08 2008  
 Quant Method : J:\MS13\METHODS\R13041408.M  
 Quant Title : EPA TO-15 per SOP VOA-TO15 (CASS TO-15/GC-MS)  
 QLast Update : Tue Apr 15 06:47:20 2008  
 Response via : Initial Calibration



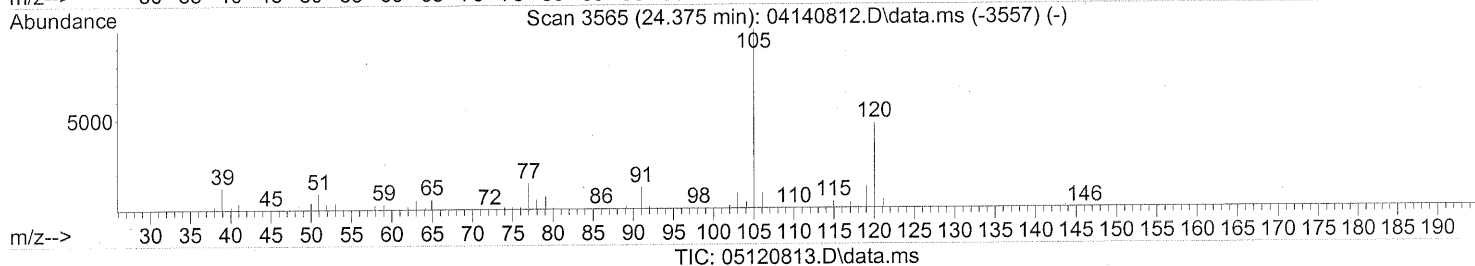
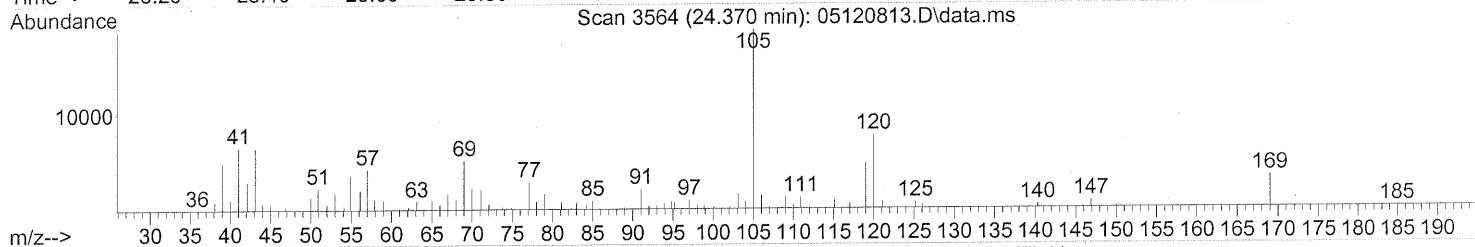
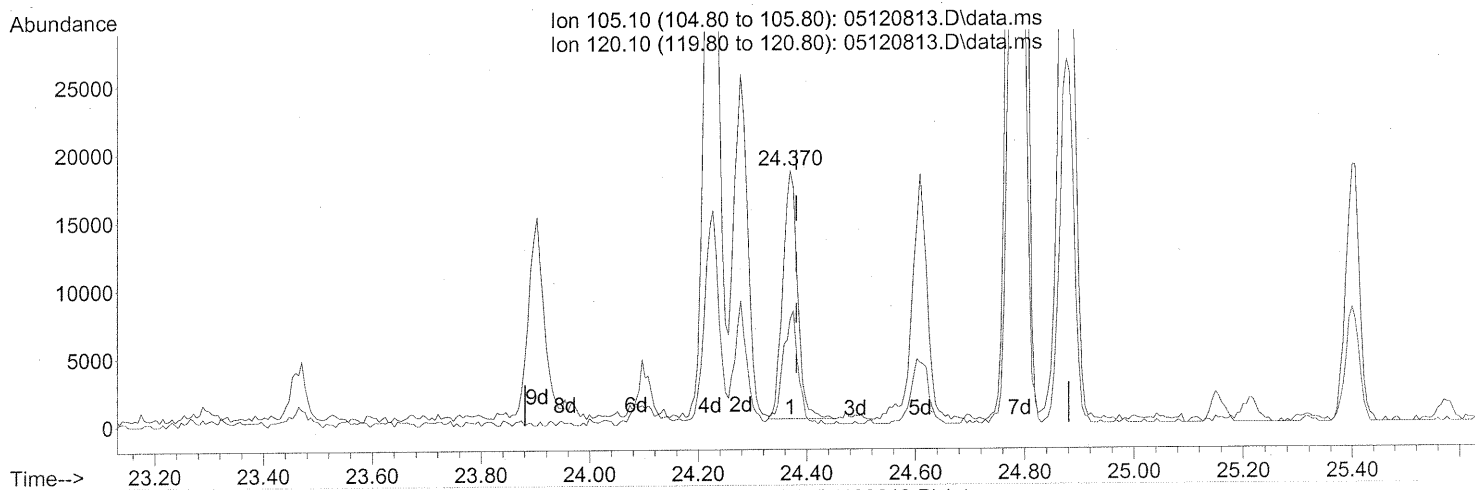
(78) 4-Ethyltoluene (T)  
 24.279min (-0.017) 0.48ng  
 response 44219

Ion	Exp%	Act%
105.10	100	100
120.10	30.40	32.16
0.00	0.00	0.00
0.00	0.00	0.00

Quantitation Report (Qedit)

Data Path : J:\MS13\DATA\2008\_05\12\  
 Data File : 05120813.D  
 Acq On : 12 May 2008 19:45  
 Operator : RTB  
 Sample : P0801385-007 (1000mL)  
 Misc : ENSR SG40B-05D (-3.1, 3.5)  
 ALS Vial : 8 Sample Multiplier: 1

Quant Time: May 13 11:17:08 2008  
 Quant Method : J:\MS13\METHODS\R13041408.M  
 Quant Title : EPA TO-15 per SOP VOA-TO15 (CASS TO-15/GC-MS)  
 QLast Update : Tue Apr 15 06:47:20 2008  
 Response via : Initial Calibration



(79) 1,3,5-Trimethylbenzene (T)

24.370min (-0.011) 0.42ng

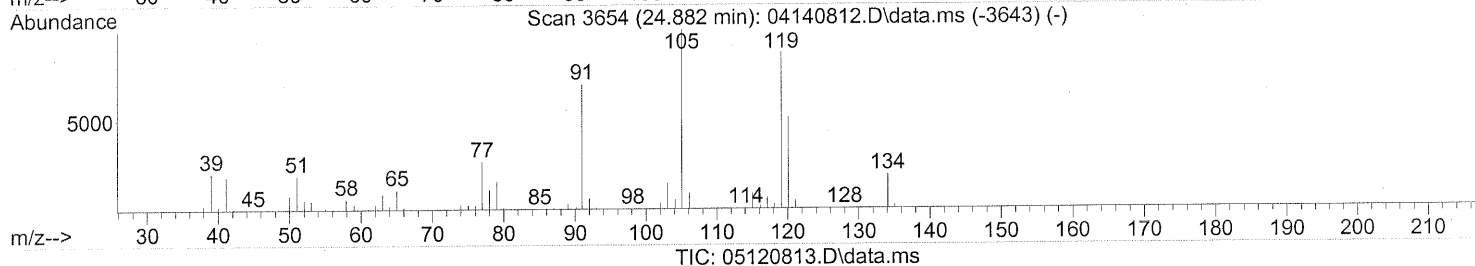
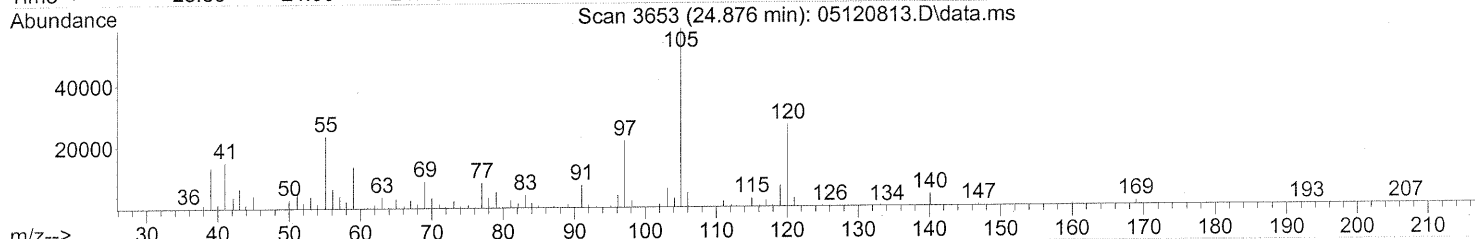
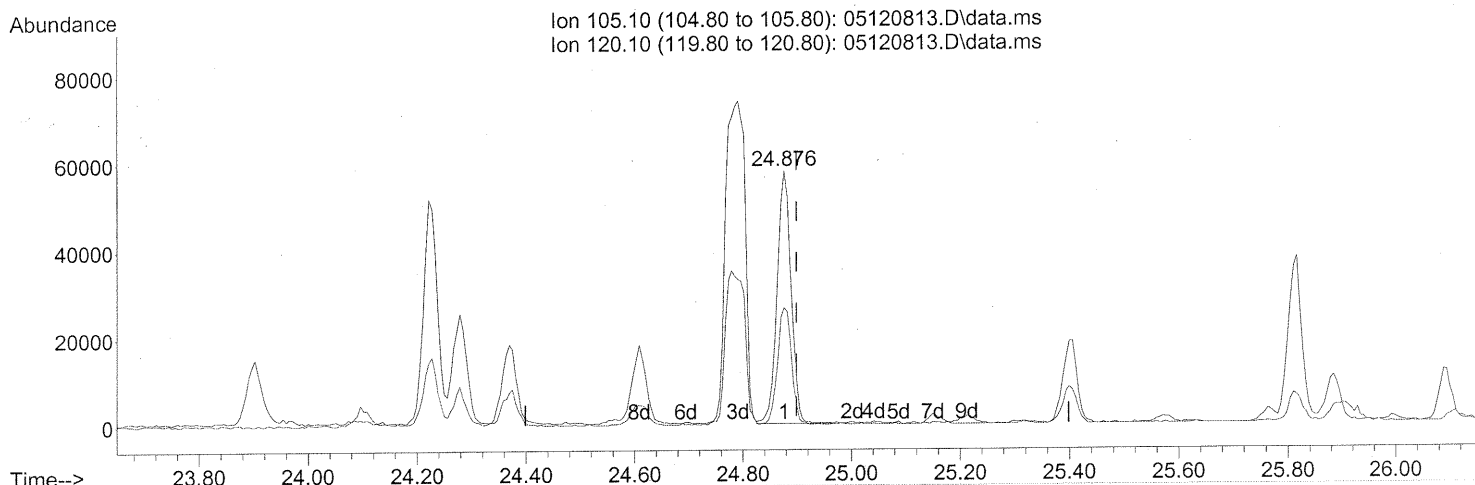
response 34513

Ion	Exp%	Act%
105.10	100	100
120.10	49.40	46.76
0.00	0.00	0.00
0.00	0.00	0.00

Quantitation Report (Qedit)

Data Path : J:\MS13\DATA\2008\_05\12\  
 Data File : 05120813.D  
 Acq On : 12 May 2008 19:45  
 Operator : RTB  
 Sample : P0801385-007 (1000mL)  
 Misc : ENSR SG40B-05D (-3.1, 3.5)  
 ALS Vial : 8 Sample Multiplier: 1

Quant Time: May 13 11:17:08 2008  
 Quant Method : J:\MS13\METHODS\R13041408.M  
 Quant Title : EPA TO-15 per SOP VOA-TO15 (CASS TO-15/GC-MS)  
 QLast Update : Tue Apr 15 06:47:20 2008  
 Response via : Initial Calibration



(82) 1,2,4-Trimethylbenzene (T)

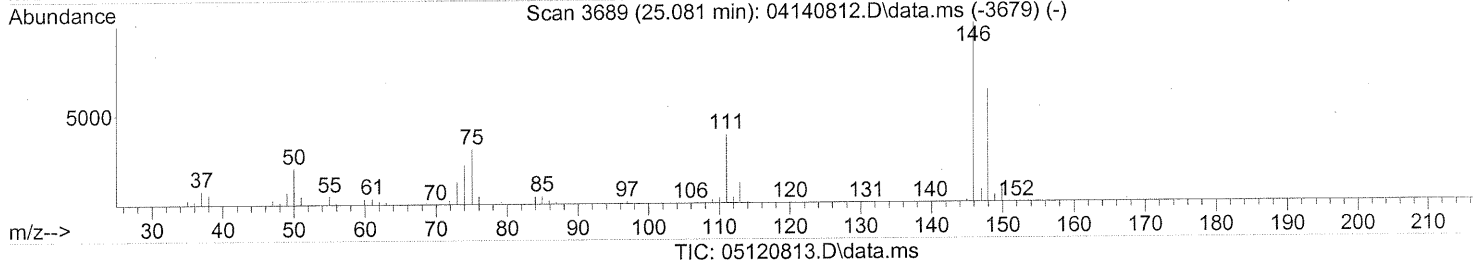
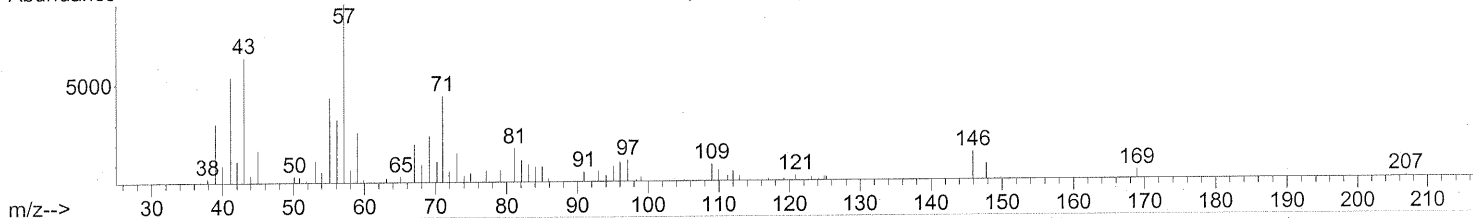
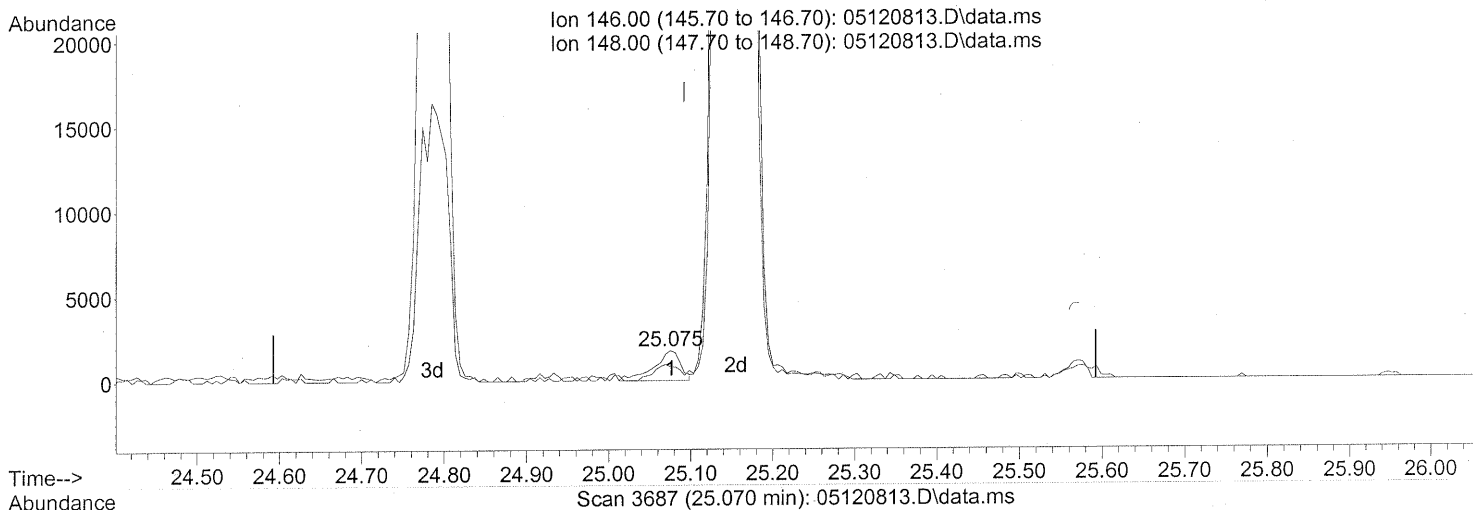
24.876min (-0.023) 1.13ng

response 104465

Ion	Exp%	Act%
105.10	100	100
120.10	54.40	46.22
0.00	0.00	0.00
0.00	0.00	0.00

Data Path : J:\MS13\DATA\2008\_05\12\  
 Data File : 05120813.D  
 Acq On : 12 May 2008 19:45  
 Operator : RTB  
 Sample : P0801385-007 (1000mL)  
 Misc : ENSR SG40B-05D (-3.1, 3.5)  
 ALS Vial : 8 Sample Multiplier: 1

Quant Time: May 13 11:17:08 2008  
 Quant Method : J:\MS13\METHODS\R13041408.M  
 Quant Title : EPA TO-15 per SOP VOA-TO15 (CASS TO-15/GC-MS)  
 QLast Update : Tue Apr 15 06:47:20 2008  
 Response via : Initial Calibration



(85) 1,3-Dichlorobenzene (T)

25.075min (-0.017) 0.08ng

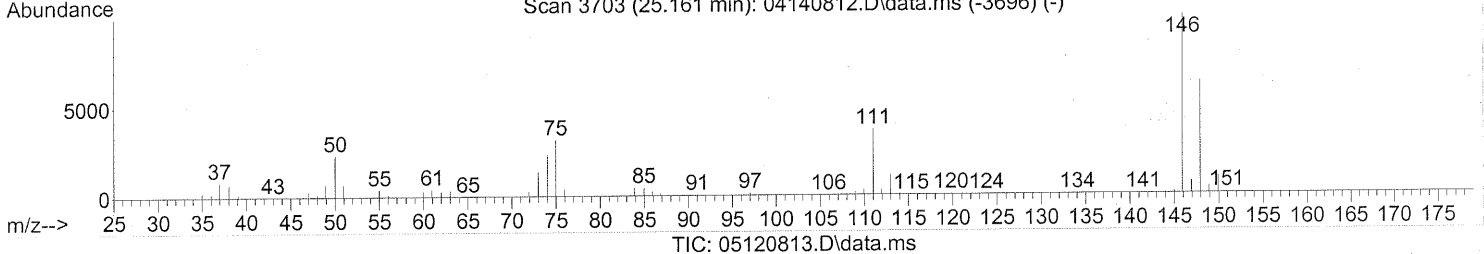

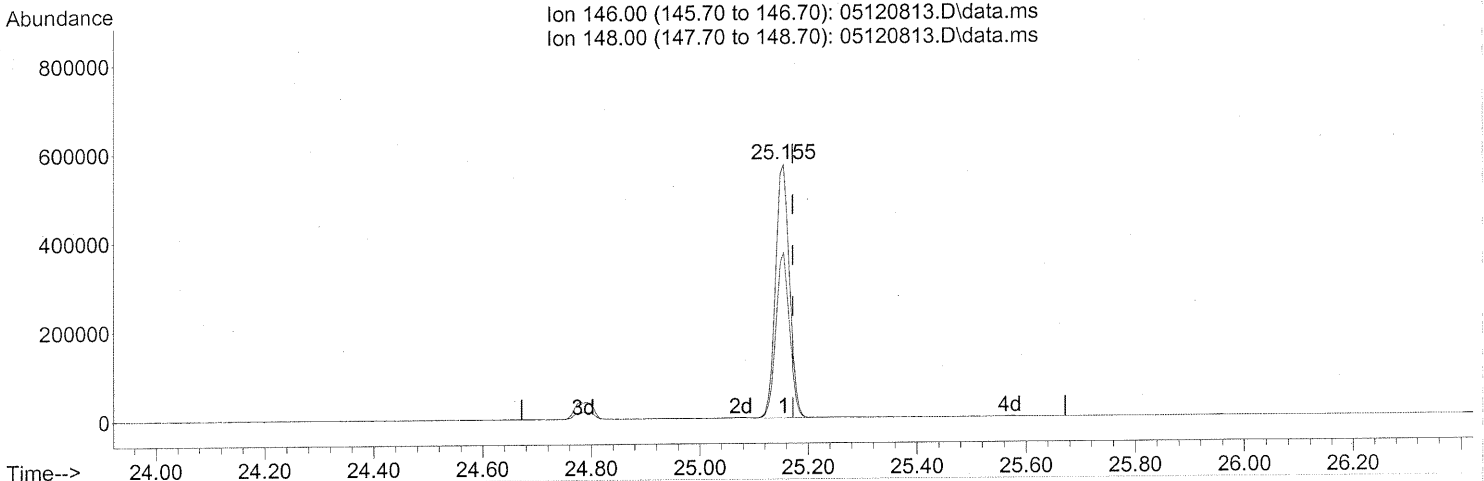
response 3909

Ion	Exp%	Act%
146.00	100	100
148.00	64.00	50.65
0.00	0.00	0.00
0.00	0.00	0.00

Quantitation Report (Qealt)

Data Path : J:\MS13\DATA\2008\_05\12\  
 Data File : 05120813.D  
 Acq On : 12 May 2008 19:45  
 Operator : RTB  
 Sample : P0801385-007 (1000mL)  
 Misc : ENSR SG40B-05D (-3.1, 3.5)  
 ALS Vial : 8 Sample Multiplier: 1

Quant Time: May 13 11:17:08 2008  
 Quant Method : J:\MS13\METHODS\R13041408.M  
 Quant Title : EPA TO-15 per SOP VOA-TO15 (CASS TO-15/GC-MS)  
 QLast Update : Tue Apr 15 06:47:20 2008  
 Response via : Initial Calibration



(86) 1,4-Dichlorobenzene (T)

25.155min (-0.017) 21.21ng

response 1011524

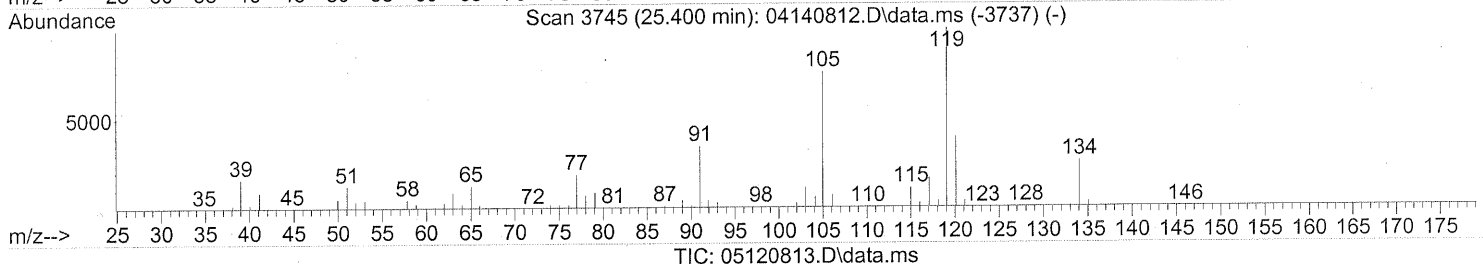
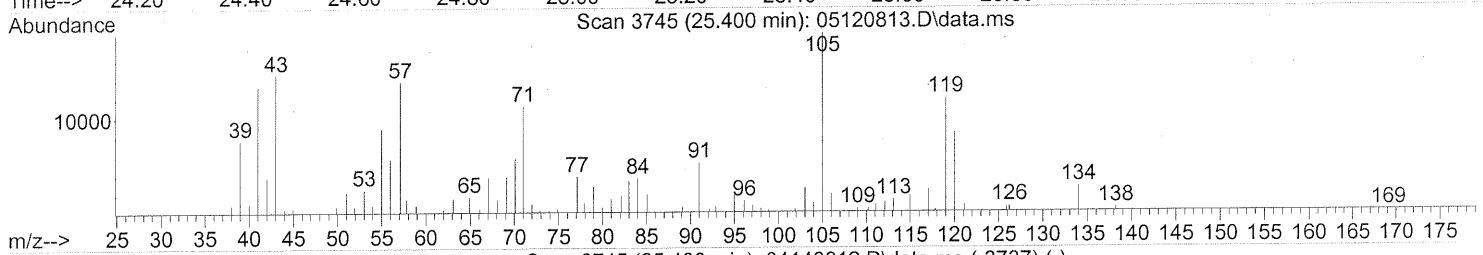
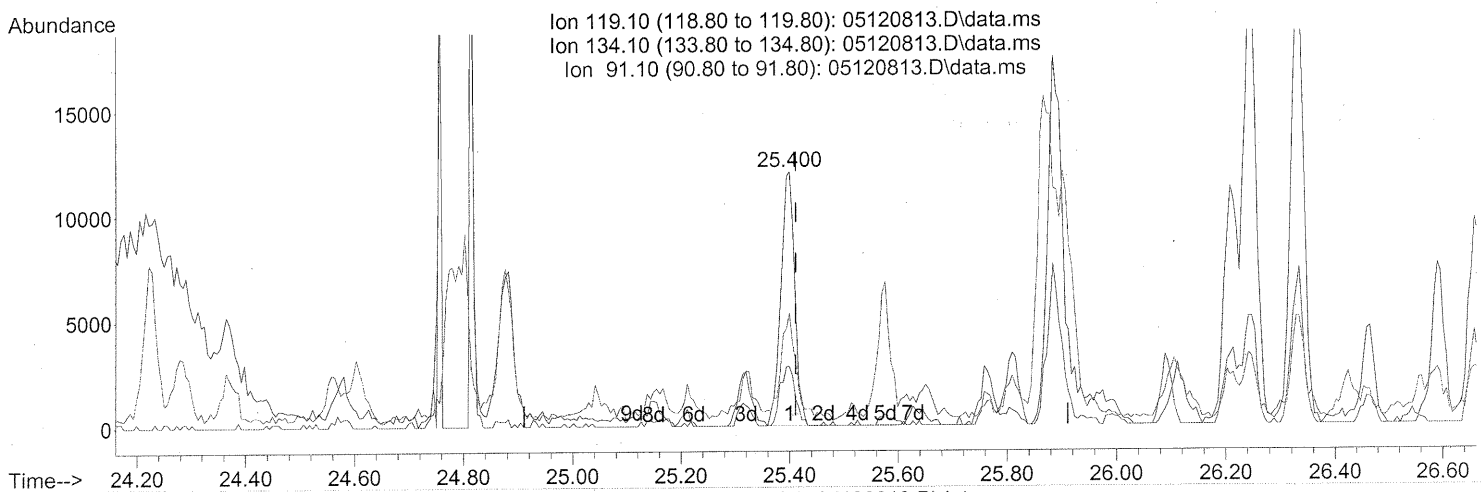
Ion	Exp%	Act%
146.00	100	100
148.00	64.20	63.52
0.00	0.00	0.00
0.00	0.00	0.00



Quantitation Report (Qedit)

Data Path : J:\MS13\DATA\2008\_05\12\  
 Data File : 05120813.D  
 Acq On : 12 May 2008 19:45  
 Operator : RTB  
 Sample : P0801385-007 (1000mL)  
 Misc : ENSR SG40B-05D (-3.1, 3.5)  
 ALS Vial : 8 Sample Multiplier: 1

Quant Time: May 13 11:17:08 2008  
 Quant Method : J:\MS13\METHODS\R13041408.M  
 Quant Title : EPA TO-15 per SOP VOA-TO15 (CASS TO-15/GC-MS)  
 QLast Update : Tue Apr 15 06:47:20 2008  
 Response via : Initial Calibration



(88) p-Isopropyltoluene (T)

25.400min (-0.011) 0.22ng

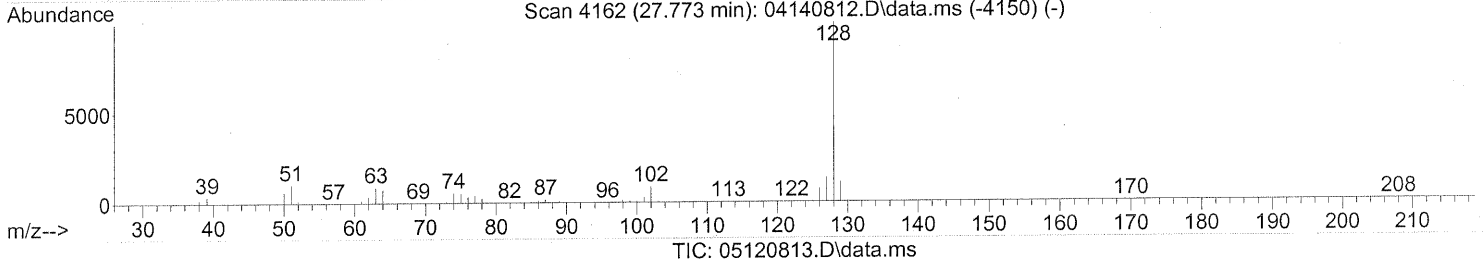
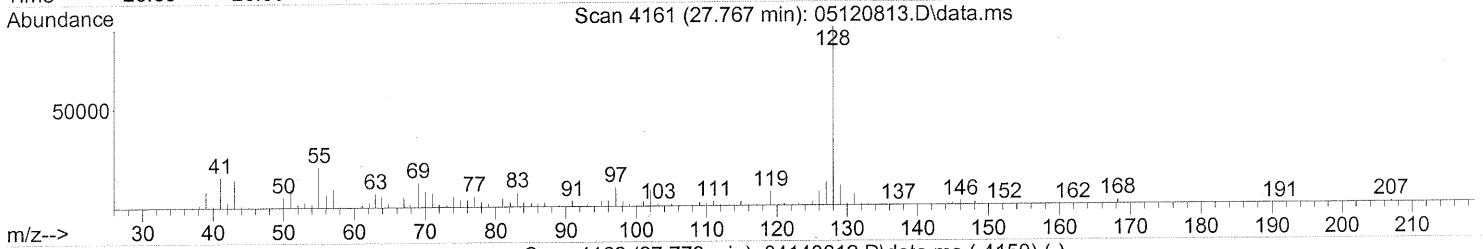
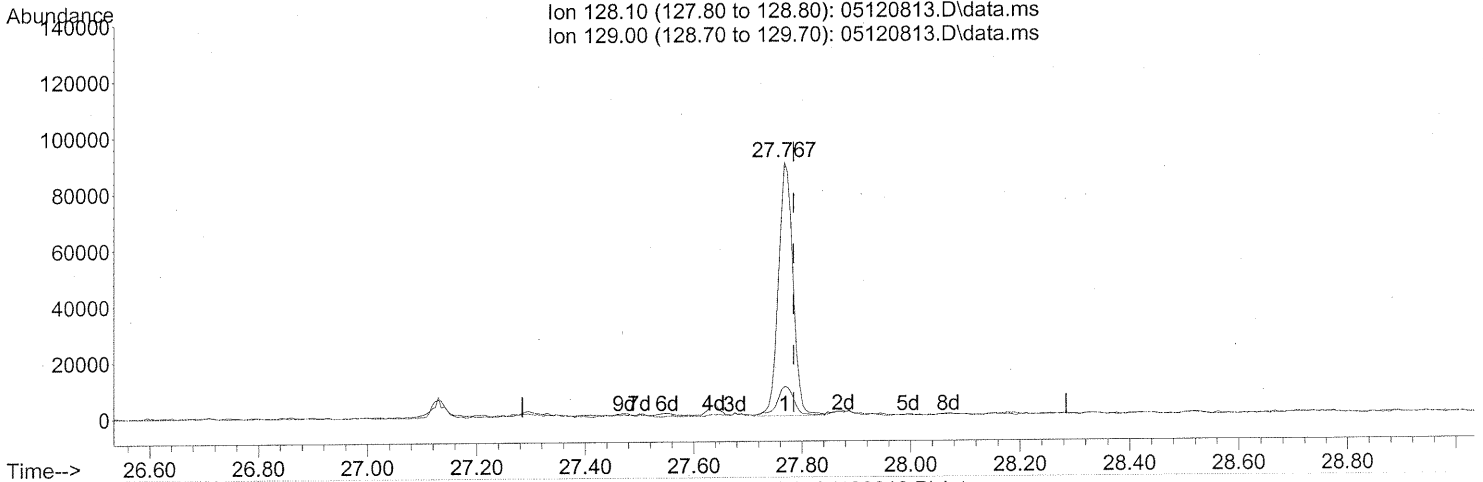
response 21080

Ion	Exp%	Act%
119.10	100	100
134.10	27.20	25.39
91.10	27.10	49.64#
0.00	0.00	0.00

Quantitation Report (Qedit)

Data Path : J:\MS13\DATA\2008\_05\12\  
 Data File : 05120813.D  
 Acq On : 12 May 2008 19:45  
 Operator : RTB  
 Sample : P0801385-007 (1000mL)  
 Misc : ENSR SG40B-05D (-3.1, 3.5)  
 ALS Vial : 8 Sample Multiplier: 1

Quant Time: May 13 11:17:08 2008  
 Quant Method : J:\MS13\METHODS\R13041408.M  
 Quant Title : EPA TO-15 per SOP VOA-TO15 (CASS TO-15/GC-MS)  
 QLast Update : Tue Apr 15 06:47:20 2008  
 Response via : Initial Calibration



(95) Naphthalene (T)  
 27.767min (-0.017) 1.65ng

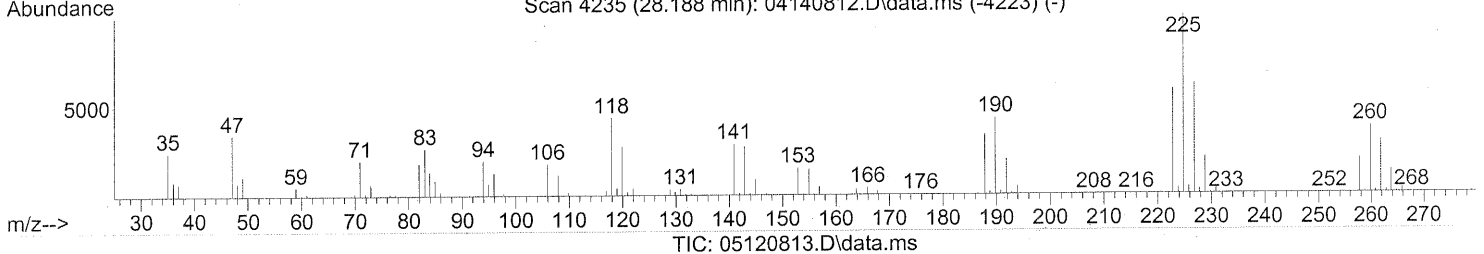
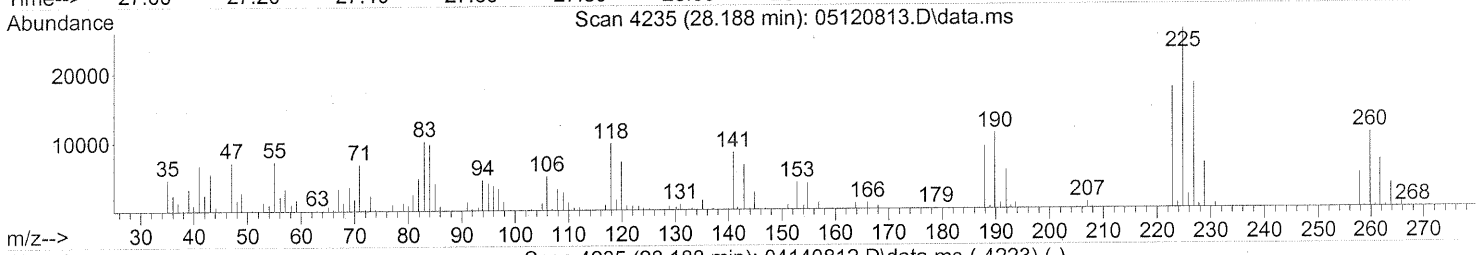
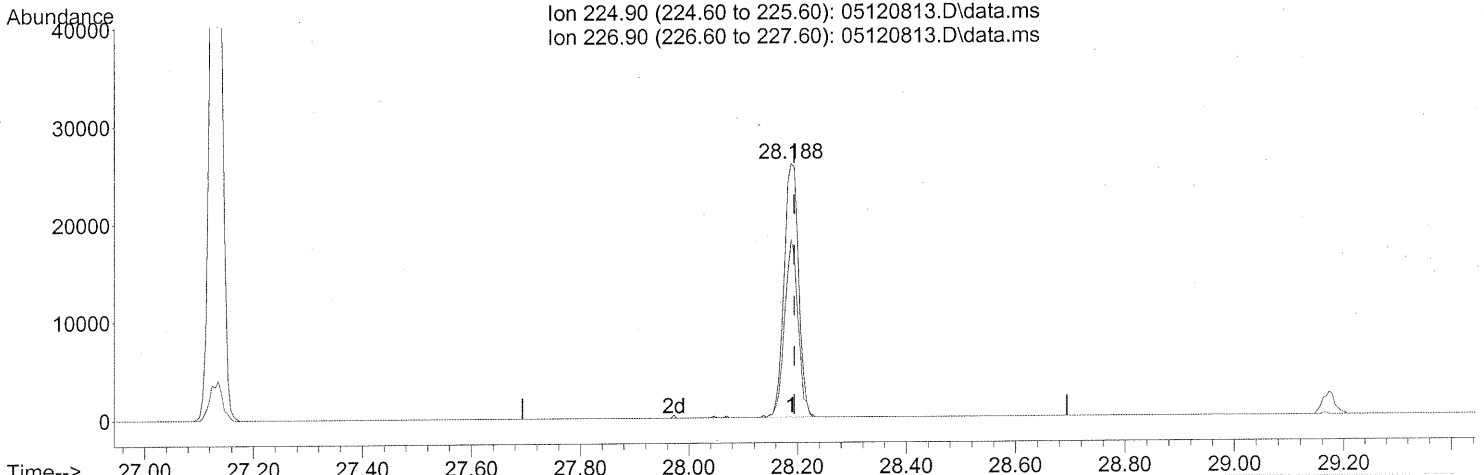
response 167942

Ion	Exp%	Act%
128.10	100	100
129.00	11.60	13.78
0.00	0.00	0.00
0.00	0.00	0.00

Quantitation Report (Qeait)

Data Path : J:\MS13\DATA\2008\_05\12\  
 Data File : 05120813.D  
 Acq On : 12 May 2008 19:45  
 Operator : RTB  
 Sample : P0801385-007 (1000mL)  
 Misc : ENSR SG40B-05D (-3.1, 3.5)  
 ALS Vial : 8 Sample Multiplier: 1

Quant Time: May 13 11:17:08 2008  
 Quant Method : J:\MS13\METHODS\R13041408.M  
 Quant Title : EPA TO-15 per SOP VOA-TO15 (CASS TO-15/GC-MS)  
 QLast Update : Tue Apr 15 06:47:20 2008  
 Response via : Initial Calibration



(97) Hexachloro-1,3-butadiene (T)

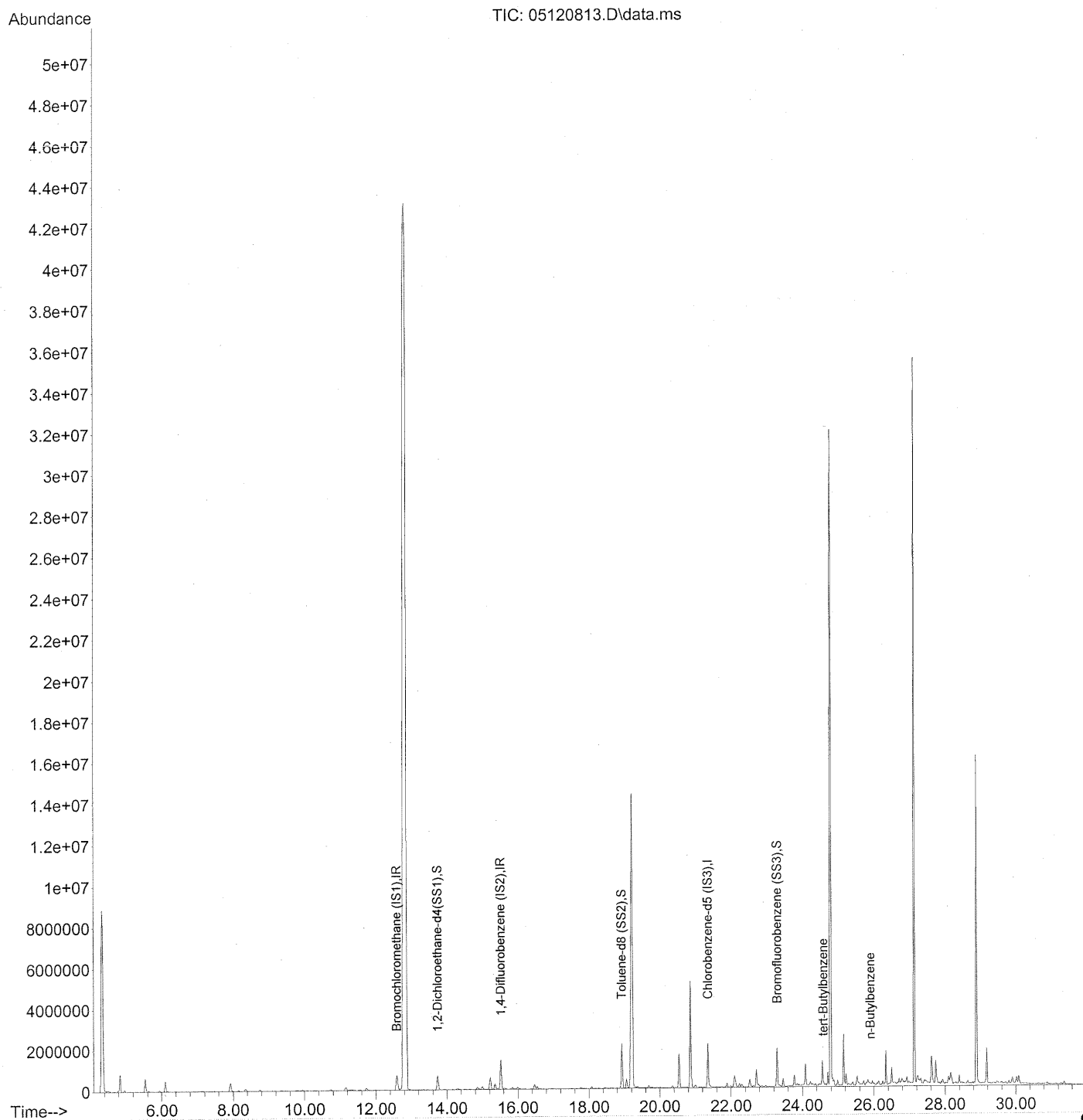
28.188min (-0.006) 2.37ng

response 48213

Ion	Exp%	Act%
224.90	100	100
226.90	62.80	64.74
0.00	0.00	0.00
0.00	0.00	0.00

Data Path : J:\MS13\DATA\2008\_05\12\  
 Data File : 05120813.D  
 Acq On : 12 May 2008 19:45  
 Operator : RTB  
 Sample : P0801385-007 (1000mL)  
 Misc : ENSR SG40B-05D (-3.1, 3.5)  
 ALS Vial : 8 Sample Multiplier: 1

Quant Time: May 27 18:20:34 2008  
 Quant Method : J:\MS13\METHODS\S13041408.M  
 Quant Title : TO-15 Tekmar AutoCan/HP 6890/HP 5975 MSD  
 QLast Update : Mon Apr 28 10:06:00 2008  
 Response via : Initial Calibration



Data Path : J:\MS13\DATA\2008\_05\12\  
 Data File : 05120813.D  
 Acq On : 12 May 2008 19:45  
 Operator : RTB  
 Sample : P0801385-007 (1000mL)  
 Misc : ENSR SG40B-05D (-3.1, 3.5)  
 ALS Vial : 8 Sample Multiplier: 1

Quant Time: May 27 18:20:34 2008  
 Quant Method : J:\MS13\METHODS\S13041408.M  
 Quant Title : TO-15 Tekmar AutoCan/HP 6890/HP 5975 MSD  
 QLast Update : Mon Apr 28 10:06:00 2008  
 Response via : Initial Calibration

Internal Standards	R.T.	QIon	Response	Conc	Units	Dev (Min)
1) Bromochloromethane (IS1)	12.59	130	402064	25.000	ng	-0.02
3) 1,4-Difluorobenzene (IS2)	15.52	114	1591654	25.000	ng	-0.01
4) Chlorobenzene-d5 (IS3)	21.35	82	796246	25.000	ng	0.00
System Monitoring Compounds						
2) 1,2-Dichloroethane-d4(...)	13.74	65	641924	19.908	ng	-0.01
Spiked Amount	25.000		Recovery	=	79.64%	
5) Toluene-d8 (SS2)	18.93	98	1729092	24.227	ng	0.00
Spiked Amount	25.000		Recovery	=	96.92%	
6) Bromofluorobenzene (SS3)	23.29	174	621315	25.297	ng	0.00
Spiked Amount	25.000		Recovery	=	101.20%	
Target Compounds						
7) tert-Butylbenzene	24.58	119	3763	<del>0.043</del>	ng	Qvalue 99
8) n-Butylbenzene	25.90	91	16616m	0.177	ng	

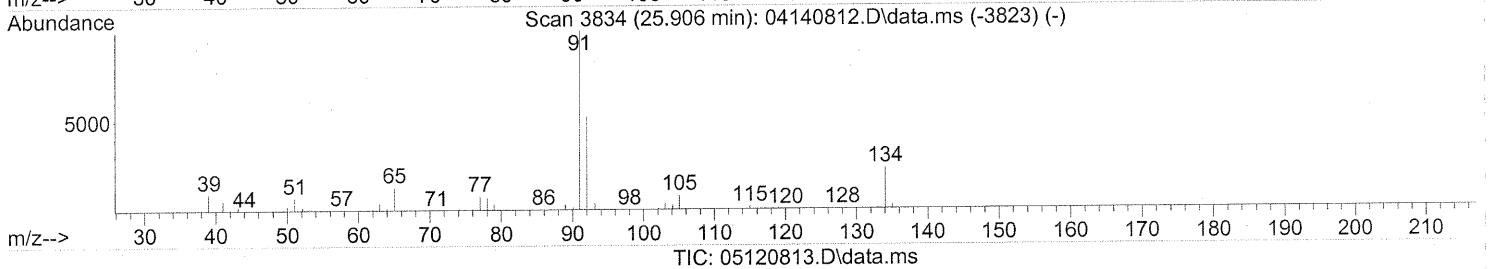
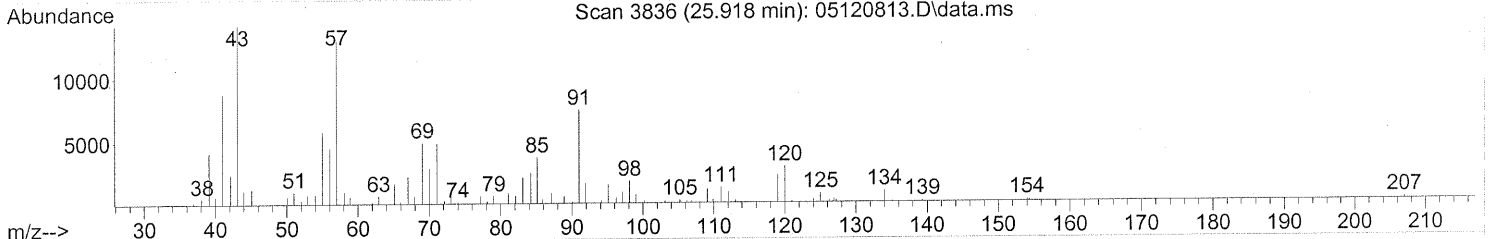
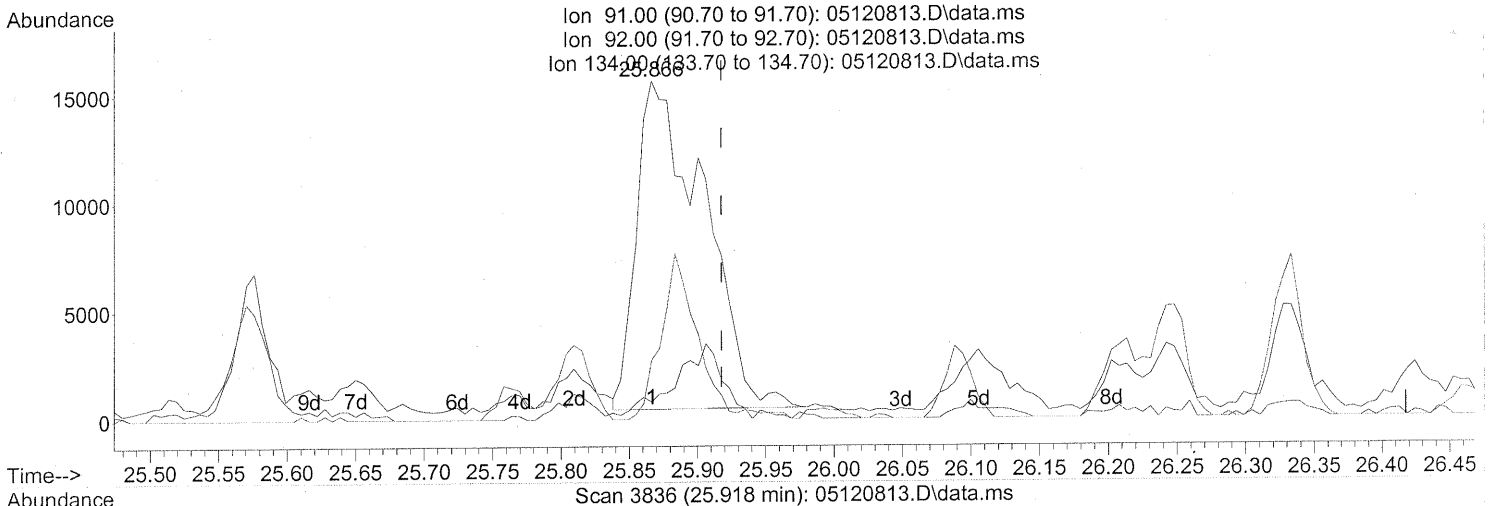
(#) = qualifier out of range (m) = manual integration (+) = signals summed

RTA 5/27/08

453

Data Path : J:\MS13\DATA\2008\_05\12\  
 Data File : 05120813.D  
 Acq On : 12 May 2008 19:45  
 Operator : RTB  
 Sample : P0801385-007 (1000mL)  
 Misc : ENSR SG40B-05D (-3.1, 3.5)  
 ALS Vial : 8 Sample Multiplier: 1

Quant Time: May 27 15:44:42 2008  
 Quant Method : J:\MS13\METHODS\S13041408.M  
 Quant Title : TO-15 Tekmar AutoCan/HP 6890/HP 5975 MSD  
 QLast Update : Mon Apr 28 10:06:00 2008  
 Response via : Initial Calibration



(8) n-Butylbenzene  
 25.866min (-0.051) 0.55ng

response 51616

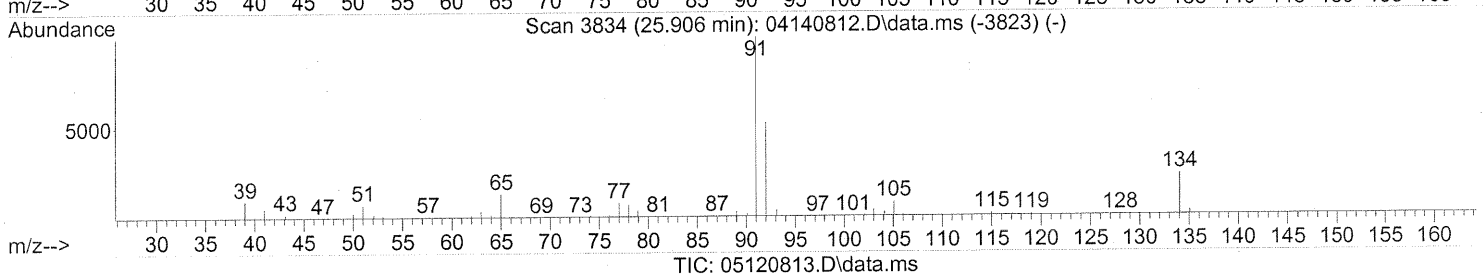
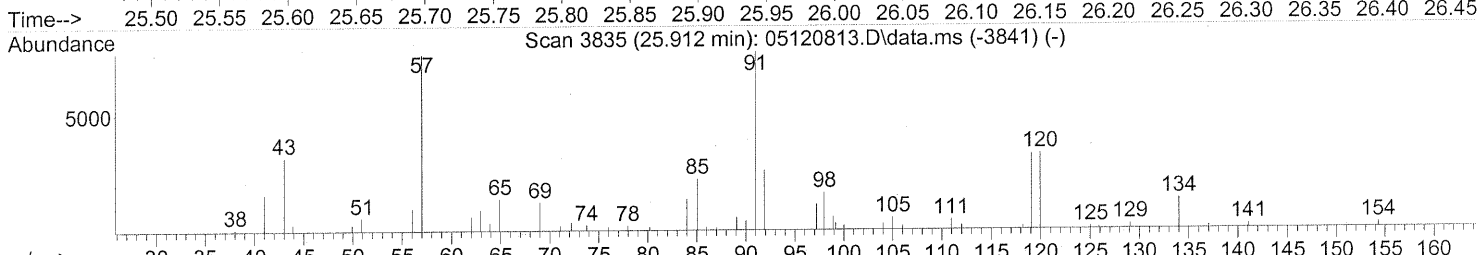
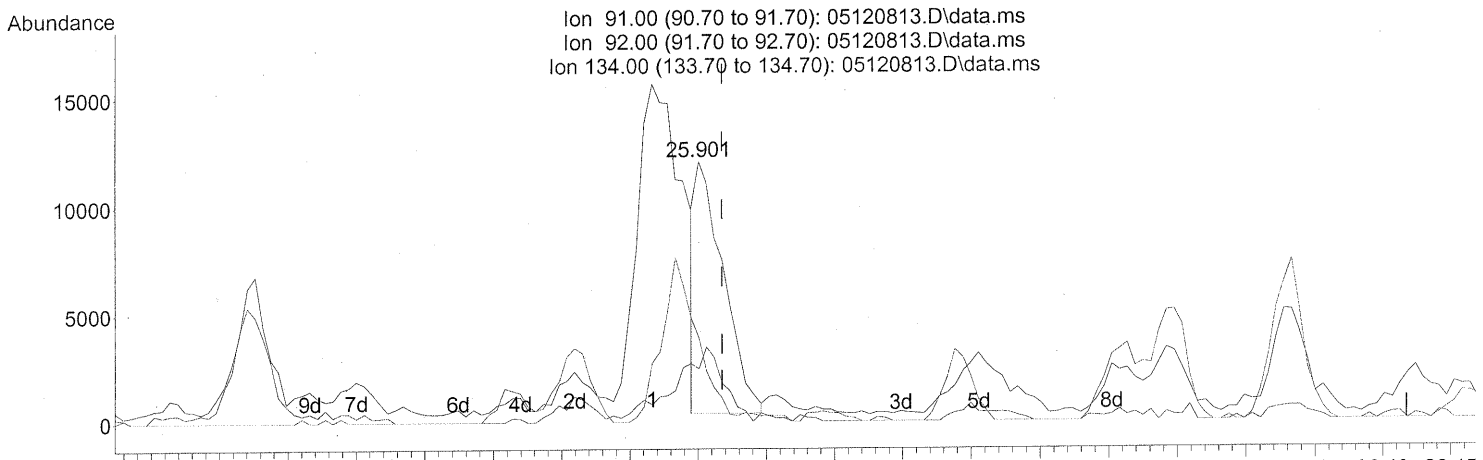
Ion	Exp%	Act%
91.00	100	100
92.00	55.70	0.00#
134.00	28.80	26.73
0.00	0.00	0.00

*interf. peak*

Quantitation Report (Qedit)

Data Path : J:\MS13\DATA\2008\_05\12\  
 Data File : 05120813.D  
 Acq On : 12 May 2008 19:45  
 Operator : RTB  
 Sample : P0801385-007 (1000mL)  
 Misc : ENSR SG40B-05D (-3.1, 3.5)  
 ALS Vial : 8 Sample Multiplier: 1

Quant Time: May 27 15:44:42 2008  
 Quant Method : J:\MS13\METHODS\S13041408.M  
 Quant Title : TO-15 Tekmar AutoCan/HP 6890/HP 5975 MSD  
 QLast Update : Mon Apr 28 10:06:00 2008  
 Response via : Initial Calibration



(8) n-Butylbenzene  
 25.901min (-0.017) 0.18ng m

response 16616

Ion	Exp%	Act%
91.00	100	100
92.00	55.70	0.00#
134.00	28.80	83.02#
0.00	0.00	0.00

*no inter-peak*

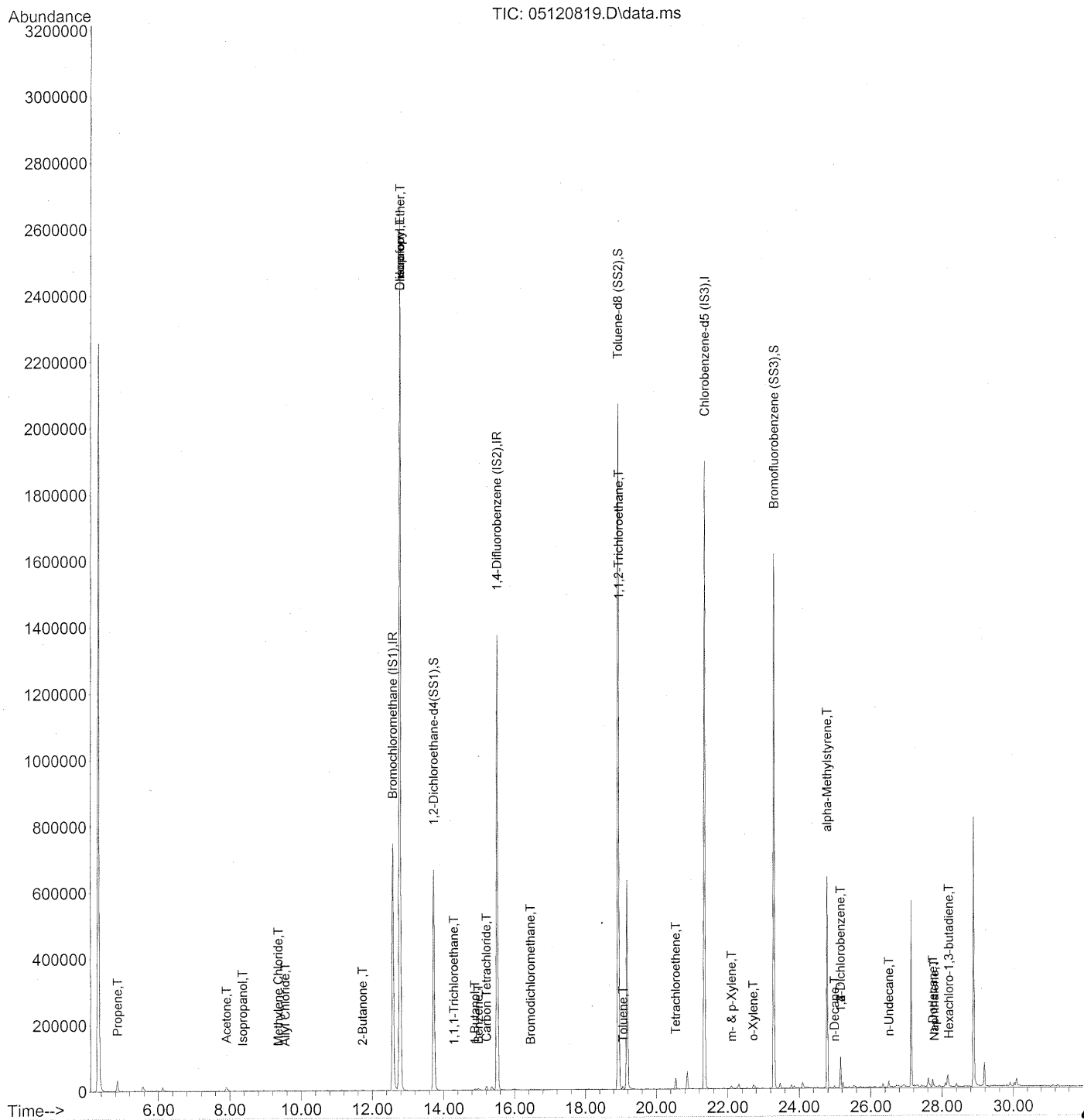
*RT 5/27/08*

*W 5/28/08*

Quantitation Report (Not Reviewed)

Data Path : J:\MS13\DATA\2008\_05\12\  
 Data File : 05120819.D  
 Acq On : 12 May 2008 11:51 pm  
 Operator : RTB  
 Sample : P0801385-007 DIL (25mL)  
 Misc : ENSR SG40B-05D (-3.1, 3.5)  
 ALS Vial : 8 Sample Multiplier: 1

Quant Time: May 13 11:17:36 2008  
 Quant Method : J:\MS13\METHODS\R13041408.M  
 Quant Title : EPA TO-15 per SOP VOA-TO15 (CASS TO-15/GC-MS)  
 QLast Update : Tue Apr 15 06:47:20 2008  
 Response via : Initial Calibration





Data Path : J:\MS13\DATA\2008\_05\12\  
 Data File : 05120819.D  
 Acq On : 12 May 2008 11:51 pm  
 Operator : RTB  
 Sample : P0801385-007 DIL (25mL)  
 Misc : ENSR SG40B-05D (-3.1, 3.5)  
 ALS Vial : 8 Sample Multiplier: 1

Quant Time: May 13 11:17:36 2008  
 Quant Method : J:\MS13\METHODS\R13041408.M  
 Quant Title : EPA TO-15 per SOP VOA-TO15 (CASS TO-15/GC-MS)  
 QLast Update : Tue Apr 15 06:47:20 2008  
 Response via : Initial Calibration

Internal Standards	R.T.	QIon	Response	Conc	Units	Dev (Min)
1) Bromochloromethane (IS1)	12.58	130	347681	25.000	ng	-0.03
37) 1,4-Difluorobenzene (IS2)	15.51	114	1528388	25.000	ng	-0.02
56) Chlorobenzene-d5 (IS3)	21.35	82	718463	25.000	ng	0.00

System Monitoring Compounds	R.T.	QIon	Response	Conc	Units	Dev (Min)
33) 1,2-Dichloroethane-d4 (...)	13.72	65	630959	22.629	ng	-0.03
Spiked Amount				25.000		
				Recovery =	90.52%	✓
57) Toluene-d8 (SS2)	18.92	98	1646468	25.567	ng	-0.01
Spiked Amount				25.000		
				Recovery =	102.28%	✓
73) Bromofluorobenzene (SS3)	23.29	174	539439	24.342	ng	0.00
Spiked Amount				25.000		
				Recovery =	97.36%	✓

Target Compounds	R.T.	QIon	Response	Conc	Units	Qvalue
2) Propene	4.86	42	4337	0.151	ng	# 1
3) Dichlorodifluoromethane	4.99	85	1856	N.D.		
4) Chloromethane	0.00	50	0	N.D.		
5) Freon 114	0.00	135	0	N.D.		
6) Vinyl Chloride	0.00	62	0	N.D.		
7) 1,3-Butadiene	0.00	54	0	N.D.		
8) Bromomethane	0.00	94	0	N.D.		
9) Chloroethane	0.00	64	0	N.D.		
10) Ethanol	7.14	45	707	N.D.		
11) Acetonitrile	7.48	41	1026	N.D.		
12) Acrolein	7.68	56	412	N.D.		
13) Acetone	7.90	58	5797	0.301	ng	# 24
14) Trichlorofluoromethane	8.16	101	675	N.D.		
15) Isopropanol	8.36	45	2985	0.046	ng	91
16) Acrylonitrile	0.00	53	0	N.D.		
17) 1,1-Dichloroethene	0.00	96	0	N.D.		
18) tert-Butanol	9.32	59	602	N.D.		
19) Methylene Chloride	9.36	84	931	0.042	ng	# 57
20) Allyl Chloride	9.55	41	1703	0.058	ng	# 61
21) Trichlorotrifluoroethane	0.00	151	0	N.D.		
22) Carbon Disulfide	9.79	76	2152	N.D.		
23) trans-1,2-Dichloroethene	0.00	61	0	N.D.		
24) 1,1-Dichloroethane	0.00	63	0	N.D.		
25) Methyl tert-Butyl Ether	0.00	73	0	N.D.		
26) Vinyl Acetate	0.00	86	0	N.D.		
27) 2-Butanone	11.72	72	988	0.073	ng	# 51
28) cis-1,2-Dichloroethene	0.00	61	0	N.D.		
29) Diisopropyl Ether	12.78	87	256281	14.462	ng	# 1
30) Ethyl Acetate	0.00	61	0	N.D.		
31) n-Hexane	12.68	57	896	N.D.		

457

RT 5/27/08

Data Path : J:\MS13\DATA\2008\_05\12\  
 Data File : 05120819.D  
 Acq On : 12 May 2008 11:51 pm  
 Operator : RTB  
 Sample : P0801385-007 DIL (25mL)  
 Misc : ENSR SG40B-05D (-3.1, 3.5)  
 ALS Vial : 8 Sample Multiplier: 1

Quant Time: May 13 11:17:36 2008  
 Quant Method : J:\MS13\METHODS\R13041408.M  
 Quant Title : EPA TO-15 per SOP VOA-TO15 (CASS TO-15/GC-MS)  
 QLast Update : Tue Apr 15 06:47:20 2008  
 Response via : Initial Calibration

Internal Standards	R.T.	QIon	Response	Conc	Units	Dev(Min)
32) Chloroform	12.78	83	2576674	79.376	ng	99
34) Tetrahydrofuran	0.00	72	0	N.D.		
35) Ethyl tert-Butyl Ether	0.00	87	0	N.D.		
36) 1,2-Dichloroethane	13.72	62	797	N.D.		
38) 1,1,1-Trichloroethane	14.29	97	1479	0.046	ng	79
39) Isopropyl Acetate	0.00	61	0	N.D.		
40) 1-Butanol	14.88	56	3922	0.188	ng	# 65
41) Benzene	14.98	78	5542	0.068	ng	96
42) Carbon Tetrachloride	15.21	117	9390	0.350	ng	93
43) Cyclohexane	15.41	84	108	N.D.		
44) tert-Amyl Methyl Ether	0.00	73	0	N.D.		
45) 1,2-Dichloropropane	16.20	63	227	N.D.		
46) Bromodichloromethane	16.45	83	2313	0.084	ng	99
47) Trichloroethene	16.53	130	646	N.D.		
48) 1,4-Dioxane	0.00	88	0	N.D.		
49) Isooctane	16.61	57	306	N.D.		
50) Methyl Methacrylate	0.00	100	0	N.D.		
51) n-Heptane	0.00	71	0	N.D.		
52) cis-1,3-Dichloropropene	0.00	75	0	N.D.		
53) 4-Methyl-2-pentanone	0.00	58	0	N.D.		
54) trans-1,3-Dichloropropene	0.00	75	0	N.D.		
55) 1,1,2-Trichloroethane	18.94	97	150184	7.692	ng	# 8
58) Toluene	19.06	91	8130	0.100	ng	97
59) 2-Hexanone	19.38	43	1126	N.D.		
60) Dibromochloromethane	0.00	129	0	N.D.		
61) 1,2-Dibromoethane	0.00	107	0	N.D.		
62) Butyl Acetate	20.35	43	948	N.D.		
63) n-Octane	0.00	57	0	N.D.		
64) Tetrachloroethene	20.54	166	10926	0.539	ng	98
65) Chlorobenzene	21.41	112	173	N.D.		
66) Ethylbenzene	21.88	91	3127	N.D.		
67) m- & p-Xylene	22.10	91	9010	0.149	ng	96
68) Bromoform	0.00	173	0	N.D.		
69) Styrene	22.58	104	127	N.D.		
70) o-Xylene	22.71	91	2993	0.046	ng	88
71) n-Nonane	22.98	43	1104	N.D.		
72) 1,1,2,2-Tetrachloroethane	22.35	83	71	N.D.		
74) Cumene	23.47	105	64	N.D.		
75) alpha-Pinene	23.97	93	222	N.D.		
76) n-Propylbenzene	24.10	91	636	N.D.		
77) 3-Ethyltoluene	24.23	105	1727	N.D.		
78) 4-Ethyltoluene	24.28	105	890	N.D.		
79) 1,3,5-Trimethylbenzene	24.38	105	876	N.D.		

Data Path : J:\MS13\DATA\2008\_05\12\  
 Data File : 05120819.D  
 Acq On : 12 May 2008 11:51 pm  
 Operator : RTB  
 Sample : P0801385-007 DIL (25mL)  
 Misc : ENSR SG40B-05D (-3.1, 3.5)  
 ALS Vial : 8 Sample Multiplier: 1

Quant Time: May 13 11:17:36 2008  
 Quant Method : J:\MS13\METHODS\R13041408.M  
 Quant Title : EPA TO-15 per SOP VOA-TO15 (CASS TO-15/GC-MS)  
 QLast Update : Tue Apr 15 06:47:20 2008  
 Response via : Initial Calibration

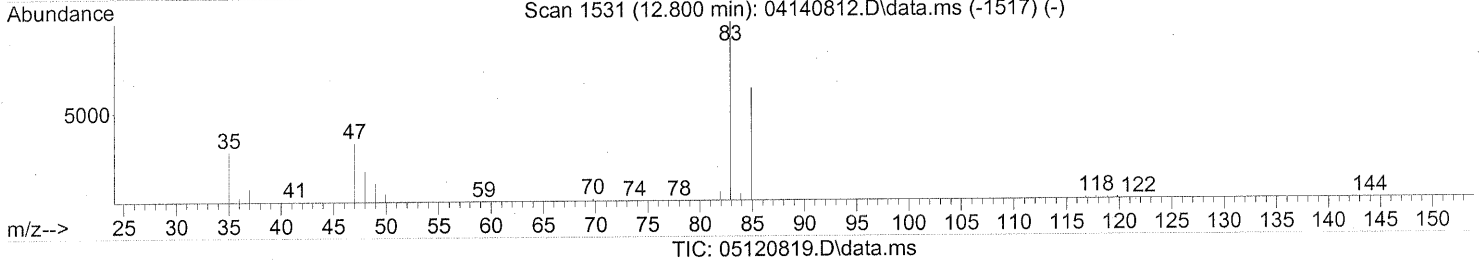
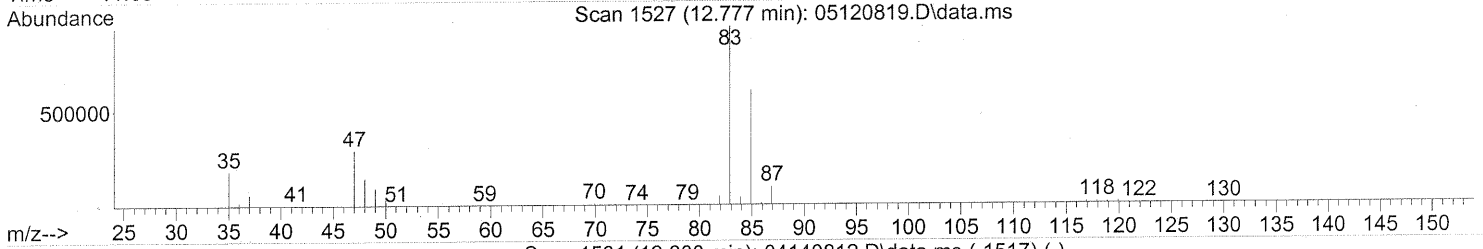
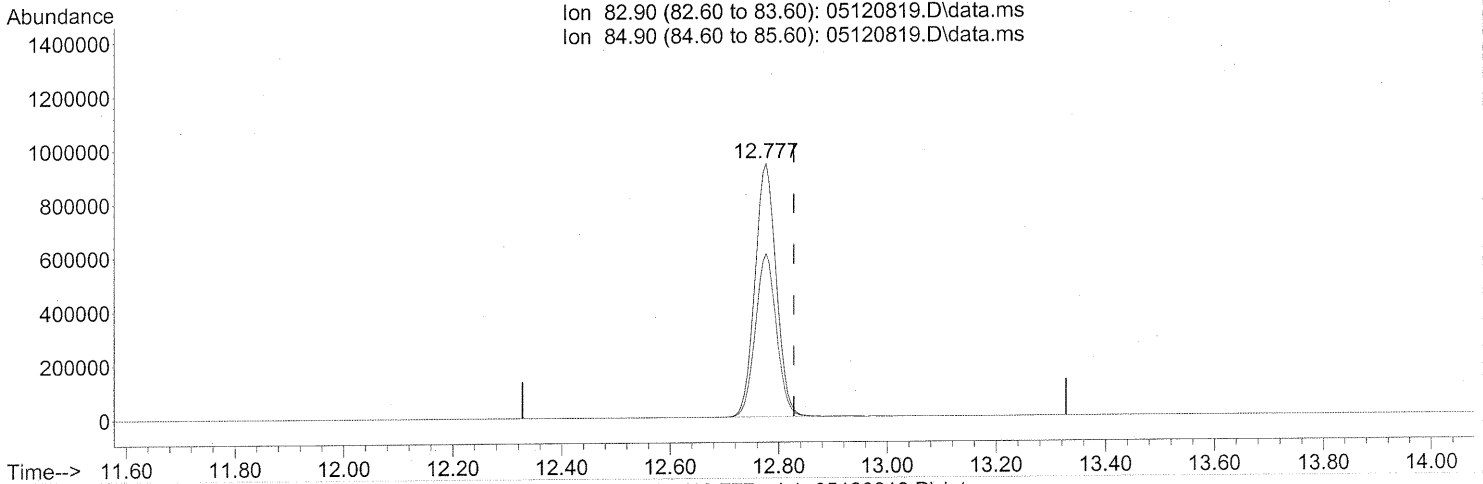
Internal Standards	R.T.	QIon	Response	Conc	Units	Dev(Min)
80) alpha-Methylstyrene	24.78	118	7858	0.202	ng	# 5
81) 2-Ethyltoluene	24.62	105	483	N.D.		
82) 1,2,4-Trimethylbenzene	24.88	105	1762	N.D.		
83) n-Decane	24.99	57	2957	0.064	ng	95
84) Benzyl Chloride	24.88	91	54	N.D.		
85) 1,3-Dichlorobenzene	25.16	146	39722	0.883	ng	99
86) 1,4-Dichlorobenzene	25.16	146	39722	0.923	ng	99
87) sec-Butylbenzene	25.41	105	901	N.D.		
88) p-Isopropyltoluene	25.39	119	445	N.D.		
89) 1,2,3-Trimethylbenzene	25.41	105	901	N.D.		
90) 1,2-Dichlorobenzene	25.16	146	39722	0.862	ng	100
91) d-Limonene	25.58	68	1182	N.D.		
92) 1,2-Dibromo-3-Chloropr...	0.00	157	0	N.D.		
93) n-Undecane	26.50	57	6634	0.138	ng	# 62
94) 1,2,4-Trichlorobenzene	0.00	180	0	N.D.		
95) Naphthalene	27.78	128	4236	0.046	ng	98
96) n-Dodecane	27.74	57	7404	0.151	ng	81
97) Hexachloro-1,3-butadiene	28.19	225	827	0.045	ng	77

(#) = qualifier out of range (m) = manual integration (+) = signals summed

Quantitation Report (Qeait)

Data Path : J:\MS13\DATA\2008\_05\12\  
 Data File : 05120819.D  
 Acq On : 12 May 2008 23:51  
 Operator : RTB  
 Sample : P0801385-007 DIL (25mL)  
 Misc : ENSR SG40B-05D (-3.1, 3.5)  
 ALS Vial : 8 Sample Multiplier: 1

Quant Time: May 13 11:17:36 2008  
 Quant Method : J:\MS13\METHODS\R13041408.M  
 Quant Title : EPA TO-15 per SOP VOA-TO15 (CASS TO-15/GC-MS)  
 QLast Update : Tue Apr 15 06:47:20 2008  
 Response via : Initial Calibration



(32) Chloroform (T)

12.777min (-0.051) 79.38ng

response 2576674

Ion	Exp%	Act%
82.90	100	100
84.90	64.70	63.71
0.00	0.00	0.00
0.00	0.00	0.00

**COLUMBIA ANALYTICAL SERVICES, INC.**

RESULTS OF ANALYSIS

Page 1 of 3

**Client:** ENSR  
**Client Sample ID:** Method Blank  
**Client Project ID:** Phase B Soil Gas / 04020-023-4311

CAS Project ID: P0801385  
 CAS Sample ID: P080512-MB

Test Code: EPA TO-15  
 Instrument ID: Tekmar AUTOCAN/Agilent 5975Binert/6890N/MS13  
 Analyst: Rusty Bravo  
 Sampling Media: 6.0 L Summa Canister  
 Test Notes:

Date Collected: NA  
 Date Received: NA  
 Date Analyzed: 5/12/08  
 Volume(s) Analyzed: 1.00 Liter(s)

Canister Dilution Factor: 1.00

CAS #	Compound	Result µg/m <sup>3</sup>	MRL µg/m <sup>3</sup>	MDL µg/m <sup>3</sup>	Result ppbV	MRL ppbV	MDL ppbV	Data Qualifier
75-71-8	Dichlorodifluoromethane (CFC 12)	ND	0.50	0.050	ND	0.10	0.010	
74-87-3	Chloromethane	ND	0.10	0.050	ND	0.048	0.024	
76-14-2	1,2-Dichloro-1,1,2,2-tetrafluoroethane (CFC 114)	ND	0.50	0.050	ND	0.072	0.0072	
75-01-4	Vinyl Chloride	ND	0.10	0.050	ND	0.039	0.020	
74-83-9	Bromomethane	ND	0.10	0.050	ND	0.026	0.013	
75-00-3	Chloroethane	ND	0.10	0.050	ND	0.038	0.019	
64-17-5	Ethanol	ND	5.0	0.050	ND	2.7	0.027	
67-64-1	<b>Acetone</b>	<b>0.31</b>	5.0	0.073	<b>0.13</b>	2.1	0.031	<b>J</b>
75-69-4	Trichlorofluoromethane	ND	0.10	0.050	ND	0.018	0.0089	
107-13-1	Acrylonitrile	ND	0.50	0.070	ND	0.23	0.032	
75-35-4	1,1-Dichloroethene	ND	0.10	0.050	ND	0.025	0.013	
75-65-0	2-Methyl-2-Propanol (tert-Butyl Alcohol)	ND	0.50	0.074	ND	0.17	0.024	
75-09-2	Methylene Chloride	ND	0.50	0.050	ND	0.14	0.014	
107-05-1	3-Chloro-1-propene (Allyl Chloride)	ND	0.10	0.050	ND	0.032	0.016	
76-13-1	Trichlorotrifluoroethane	ND	0.10	0.056	ND	0.013	0.0073	
75-15-0	Carbon Disulfide	ND	0.50	0.12	ND	0.16	0.039	
156-60-5	trans-1,2-Dichloroethene	ND	0.10	0.050	ND	0.025	0.013	
75-34-3	1,1-Dichloroethane	ND	0.10	0.050	ND	0.025	0.012	
1634-04-4	Methyl tert-Butyl Ether	ND	0.10	0.050	ND	0.028	0.014	
108-05-4	Vinyl Acetate	ND	5.0	0.16	ND	1.4	0.045	
78-93-3	2-Butanone (MEK)	ND	0.50	0.050	ND	0.17	0.017	
156-59-2	cis-1,2-Dichloroethene	ND	0.10	0.050	ND	0.025	0.013	
108-20-3	Diisopropyl Ether	ND	0.50	0.059	ND	0.12	0.014	
67-66-3	Chloroform	ND	0.10	0.059	ND	0.020	0.012	

ND = Compound was analyzed for, but not detected above the laboratory detection limit.

MRL = Method Reporting Limit - The minimum quantity of a target analyte that can be confidently determined by the referenced method.

J = The analyte was positively identified below the method reporting limit; the associated numerical value is considered estimated.

Verified By: CA Date: 5/28/08

**461**

**COLUMBIA ANALYTICAL SERVICES, INC.**

RESULTS OF ANALYSIS

Page 2 of 3

**Client:** ENSR  
**Client Sample ID:** Method Blank  
**Client Project ID:** Phase B Soil Gas / 04020-023-4311

CAS Project ID: P0801385  
 CAS Sample ID: P080512-MB

Test Code: EPA TO-15  
 Instrument ID: Tekmar AUTOCAN/Agilent 5975Binert/6890N/MS13  
 Analyst: Rusty Bravo  
 Sampling Media: 6.0 L Summa Canister  
 Test Notes:

Date Collected: NA  
 Date Received: NA  
 Date Analyzed: 5/12/08  
 Volume(s) Analyzed: 1.00 Liter(s)

Canister Dilution Factor: 1.00

CAS #	Compound	Result µg/m <sup>3</sup>	MRL µg/m <sup>3</sup>	MDL µg/m <sup>3</sup>	Result ppbV	MRL ppbV	MDL ppbV	Data Qualifier
637-92-3	Ethyl tert-Butyl Ether	ND	0.50	0.051	ND	0.12	0.012	
107-06-2	1,2-Dichloroethane	ND	0.10	0.050	ND	0.025	0.012	
71-55-6	1,1,1-Trichloroethane	ND	0.10	0.050	ND	0.018	0.0092	
71-43-2	Benzene	ND	0.10	0.050	ND	0.031	0.016	
56-23-5	Carbon Tetrachloride	ND	0.10	0.050	ND	0.016	0.0080	
994-05-8	tert-Amyl Methyl Ether	ND	0.50	0.050	ND	0.12	0.012	
78-87-5	1,2-Dichloropropane	ND	0.10	0.050	ND	0.022	0.011	
75-27-4	Bromodichloromethane	ND	0.10	0.050	ND	0.015	0.0075	
79-01-6	Trichloroethene	ND	0.10	0.050	ND	0.019	0.0093	
123-91-1	1,4-Dioxane	ND	0.50	0.061	ND	0.14	0.017	
80-62-6	Methyl Methacrylate	ND	0.50	0.075	ND	0.12	0.018	
142-82-5	n-Heptane	ND	0.50	0.064	ND	0.12	0.016	
10061-01-5	cis-1,3-Dichloropropene	ND	0.50	0.052	ND	0.11	0.011	
108-10-1	4-Methyl-2-pentanone	ND	0.50	0.056	ND	0.12	0.014	
10061-02-6	trans-1,3-Dichloropropene	ND	0.50	0.063	ND	0.11	0.014	
79-00-5	1,1,2-Trichloroethane	ND	0.10	0.050	ND	0.018	0.0092	
108-88-3	Toluene	ND	0.50	0.050	ND	0.13	0.013	
591-78-6	2-Hexanone	ND	0.50	0.076	ND	0.12	0.019	
124-48-1	Dibromochloromethane	ND	0.10	0.068	ND	0.012	0.0080	
106-93-4	1,2-Dibromoethane	ND	0.10	0.054	ND	0.013	0.0070	
111-65-9	n-Octane	ND	0.50	0.050	ND	0.11	0.011	
127-18-4	Tetrachloroethene	ND	0.10	0.050	ND	0.015	0.0074	
108-90-7	Chlorobenzene	ND	0.10	0.051	ND	0.022	0.011	

ND = Compound was analyzed for, but not detected above the laboratory detection limit.

MRL = Method Reporting Limit - The minimum quantity of a target analyte that can be confidently determined by the referenced method.

Verified By: CA Date: 5/28/08

**462**

**COLUMBIA ANALYTICAL SERVICES, INC.**

RESULTS OF ANALYSIS

Page 3 of 3

**Client:** ENSR  
**Client Sample ID:** Method Blank  
**Client Project ID:** Phase B Soil Gas / 04020-023-4311

CAS Project ID: P0801385  
 CAS Sample ID: P080512-MB

**Test Code:** EPA TO-15  
**Instrument ID:** Tekmar AUTOCAN/Agilent 5975Binert/6890N/MS13  
**Analyst:** Rusty Bravo  
**Sampling Media:** 6.0 L Summa Canister  
**Test Notes:**

**Date Collected:** NA  
**Date Received:** NA  
**Date Analyzed:** 5/12/08  
**Volume(s) Analyzed:** 1.00 Liter(s)

Canister Dilution Factor: 1.00

CAS #	Compound	Result µg/m <sup>3</sup>	MRL µg/m <sup>3</sup>	MDL µg/m <sup>3</sup>	Result ppbV	MRL ppbV	MDL ppbV	Data Qualifier
100-41-4	Ethylbenzene	ND	0.50	0.062	ND	0.12	0.014	
179601-23-1	m,p-Xylenes	ND	0.50	0.13	ND	0.12	0.030	
75-25-2	Bromoform	ND	0.50	0.076	ND	0.048	0.0074	
100-42-5	Styrene	ND	0.50	0.076	ND	0.12	0.018	
95-47-6	o-Xylene	ND	0.50	0.063	ND	0.12	0.015	
79-34-5	1,1,2,2-Tetrachloroethane	ND	0.10	0.064	ND	0.015	0.0093	
98-82-8	Cumene	ND	0.50	0.056	ND	0.10	0.011	
103-65-1	n-Propylbenzene	ND	0.50	0.052	ND	0.10	0.011	
622-96-8	4-Ethyltoluene	ND	0.50	0.057	ND	0.10	0.012	
108-67-8	1,3,5-Trimethylbenzene	ND	0.50	0.060	ND	0.10	0.012	
98-83-9	alpha-Methylstyrene	ND	0.50	0.073	ND	0.10	0.015	
95-63-6	1,2,4-Trimethylbenzene	ND	0.50	0.069	ND	0.10	0.014	
100-44-7	Benzyl Chloride	ND	0.10	0.086	ND	0.019	0.017	
541-73-1	1,3-Dichlorobenzene	ND	0.10	0.062	ND	0.017	0.010	
106-46-7	1,4-Dichlorobenzene	ND	0.10	0.056	ND	0.017	0.0093	
135-98-8	sec-Butylbenzene	ND	0.50	0.058	ND	0.091	0.011	
99-87-6	4-Isopropyltoluene (p-Cymene)	ND	0.50	0.065	ND	0.091	0.012	
95-50-1	1,2-Dichlorobenzene	ND	0.10	0.066	ND	0.017	0.011	
96-12-8	1,2-Dibromo-3-chloropropane	ND	0.50	0.076	ND	0.052	0.0079	
120-82-1	1,2,4-Trichlorobenzene	ND	0.10	0.076	ND	0.013	0.010	
91-20-3	Naphthalene	ND	0.20	0.074	ND	0.038	0.014	
87-68-3	Hexachlorobutadiene	ND	0.10	0.090	ND	0.0094	0.0084	
98-06-6	tert-Butylbenzene	ND	0.20	0.050	ND	0.036	0.0091	
104-51-8	n-Butylbenzene	ND	0.20	0.050	ND	0.036	0.0091	

ND = Compound was analyzed for, but not detected above the laboratory detection limit.

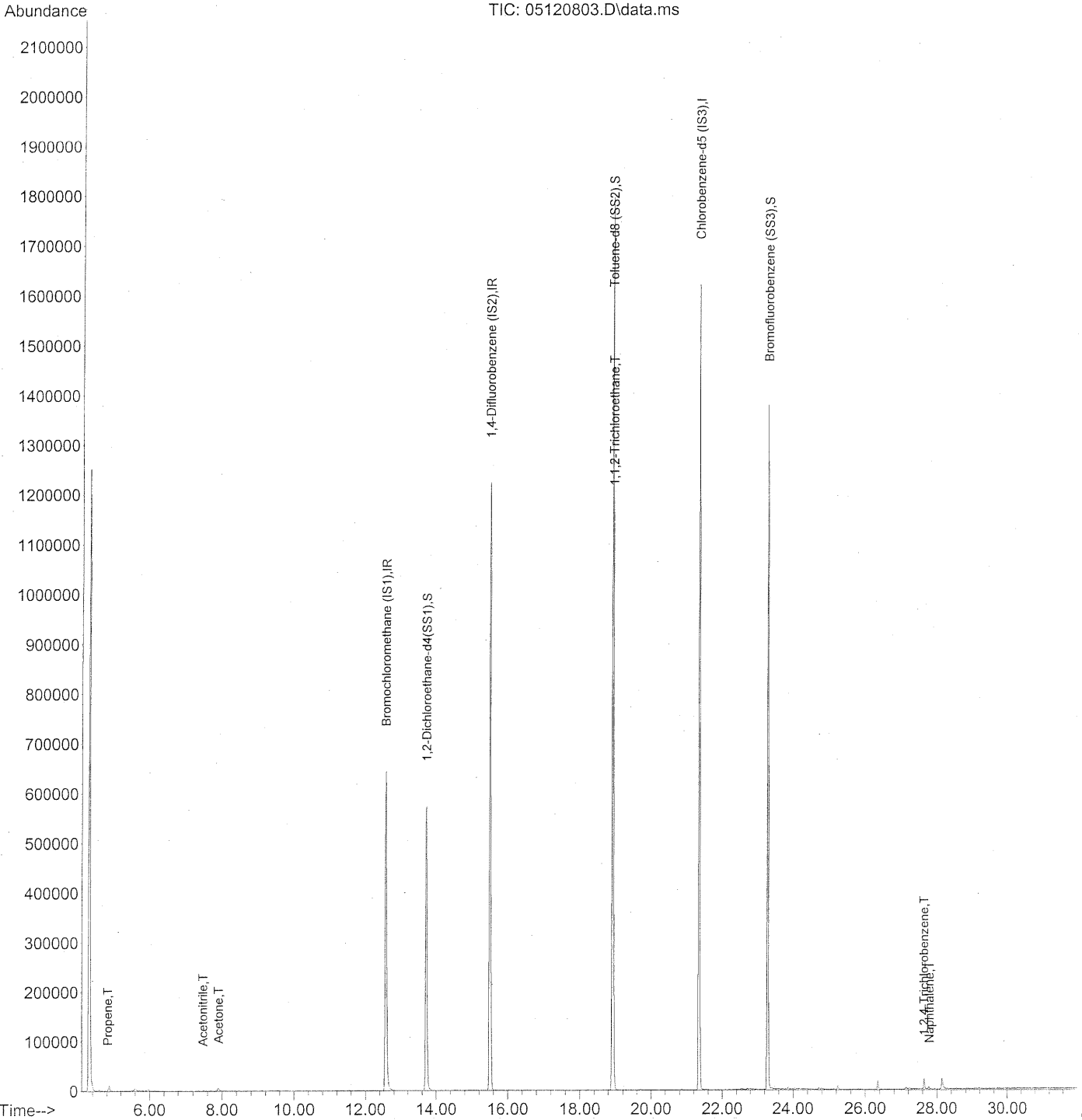
MRL = Method Reporting Limit - The minimum quantity of a target analyte that can be confidently determined by the referenced method.

Verified By: CA Date: 5/28/08

**463**

Data Path : J:\MS13\DATA\2008\_05\12\  
 Data File : 05120803.D  
 Acq On : 12 May 2008 11:00 am  
 Operator : RTB  
 Sample : TO-15 Method Blank (1.0L)  
 Misc : S20-04300802  
 ALS Vial : 4 Sample Multiplier: 1

Quant Time: May 12 11:49:48 2008  
 Quant Method : J:\MS13\METHODS\R13041408.M  
 Quant Title : EPA TO-15 per SOP VOA-TO15 (CASS TO-15/GC-MS)  
 QLast Update : Tue Apr 15 06:47:20 2008  
 Response via : Initial Calibration





Data Path : J:\MS13\DATA\2008\_05\12\  
 Data File : 05120803.D  
 Acq On : 12 May 2008 11:00 am  
 Operator : RTB  
 Sample : TO-15 Method Blank (1.0L)  
 Misc : S20-04300802  
 ALS Vial : 4 Sample Multiplier: 1

Quant Time: May 12 11:49:48 2008  
 Quant Method : J:\MS13\METHODS\R13041408.M  
 Quant Title : EPA TO-15 per SOP VOA-TO15 (CASS TO-15/GC-MS)  
 QLast Update : Tue Apr 15 06:47:20 2008  
 Response via : Initial Calibration

Internal Standards	R.T.	QIon	Response	Conc	Units	Dev(Min)
1) Bromochloromethane (IS1)	12.58	130	301500	25.000	ng	-0.03
37) 1,4-Difluorobenzene (IS2)	15.51	114	1324198	25.000	ng	-0.02
56) Chlorobenzene-d5 (IS3)	21.35	82	603978	25.000	ng	-0.01

System Monitoring Compounds

33) 1,2-Dichloroethane-d4 (...)	13.72	65	544189	22.507	ng	-0.03
Spiked Amount	25.000		Recovery	=	90.04%	✓
57) Toluene-d8 (SS2)	18.92	98	1418776	26.208	ng	-0.01
Spiked Amount	25.000		Recovery	=	104.84%	✓
73) Bromofluorobenzene (SS3)	23.29	174	465328	24.978	ng	0.00
Spiked Amount	25.000		Recovery	=	99.92%	✓

Target Compounds

					Qvalue
2) Propene	4.83	42	1458	<del>0.058 ng</del>	# 1
3) Dichlorodifluoromethane	0.00	85	0	N.D.	
4) Chloromethane	0.00	50	0	N.D.	
5) Freon 114	0.00	135	0	N.D.	
6) Vinyl Chloride	0.00	62	0	N.D.	
7) 1,3-Butadiene	0.00	54	0	N.D.	
8) Bromomethane	0.00	94	0	N.D.	
9) Chloroethane	0.00	64	0	N.D.	
10) Ethanol	7.14	45	569	N.D.	
11) Acetonitrile	7.48	41	1844	<del>0.041 ng</del>	# 26
12) Acrolein	7.67	56	63	N.D.	
13) Acetone	<u>7.91</u>	58	5109	<u>0.306 ng</u> y/s	" 100
14) Trichlorofluoromethane	8.12	101	63	N.D.	
15) Isopropanol	8.36	45	52	N.D.	5/28/08
16) Acrylonitrile	0.00	53	0	N.D.	
17) 1,1-Dichloroethene	0.00	96	0	N.D.	
18) tert-Butanol	9.33	59	74	N.D.	
19) Methylene Chloride	9.36	84	306	N.D.	
20) Allyl Chloride	9.56	41	144	N.D.	
21) Trichlorotrifluoroethane	0.00	151	0	N.D.	
22) Carbon Disulfide	9.78	76	1338	N.D.	
23) trans-1,2-Dichloroethene	0.00	61	0	N.D.	
24) 1,1-Dichloroethane	0.00	63	0	N.D.	
25) Methyl tert-Butyl Ether	0.00	73	0	N.D.	
26) Vinyl Acetate	0.00	86	0	N.D.	
27) 2-Butanone	0.00	72	0	N.D.	
28) cis-1,2-Dichloroethene	0.00	61	0	N.D.	
29) Diisopropyl Ether	0.00	87	0	N.D.	
30) Ethyl Acetate	0.00	61	0	N.D.	
31) n-Hexane	0.00	57	0	N.D.	

5/12/08

Data Path : J:\MS13\DATA\2008\_05\12\  
 Data File : 05120803.D  
 Acq On : 12 May 2008 11:00 am  
 Operator : RTB  
 Sample : TO-15 Method Blank (1.0L)  
 Misc : S20-04300802  
 ALS Vial : 4 Sample Multiplier: 1

Quant Time: May 12 11:49:48 2008  
 Quant Method : J:\MS13\METHODS\R13041408.M  
 Quant Title : EPA TO-15 per SOP VOA-TO15 (CASS TO-15/GC-MS)  
 QLast Update : Tue Apr 15 06:47:20 2008  
 Response via : Initial Calibration

Internal Standards	R.T.	QIon	Response	Conc	Units	Dev(Min)
32) Chloroform	0.00	83	0	N.D.		
34) Tetrahydrofuran	0.00	72	0	N.D.		
35) Ethyl tert-Butyl Ether	0.00	87	0	N.D.		
36) 1,2-Dichloroethane	13.72	62	267	N.D.		
38) 1,1,1-Trichloroethane	0.00	97	0	N.D.		
39) Isopropyl Acetate	0.00	61	0	N.D.		
40) 1-Butanol	14.91	56	85	N.D.		
41) Benzene	14.98	78	449	N.D.		
42) Carbon Tetrachloride	0.00	117	0	N.D.		
43) Cyclohexane	15.46	84	79	N.D.		
44) tert-Amyl Methyl Ether	0.00	73	0	N.D.		
45) 1,2-Dichloropropane	0.00	63	0	N.D.		
46) Bromodichloromethane	0.00	83	0	N.D.		
47) Trichloroethene	0.00	130	0	N.D.		
48) 1,4-Dioxane	16.54	88	69	N.D.		
49) Isooctane	0.00	57	0	N.D.		
50) Methyl Methacrylate	0.00	100	0	N.D.		
51) n-Heptane	0.00	71	0	N.D.		
52) cis-1,3-Dichloropropene	0.00	75	0	N.D.		
53) 4-Methyl-2-pentanone	0.00	58	0	N.D.		
54) trans-1,3-Dichloropropene	0.00	75	0	N.D.		
55) 1,1,2-Trichloroethane	18.94	97	128854	<del>7.617</del> ng	MR#	8
58) Toluene	19.07	91	908	N.D.		
59) 2-Hexanone	19.42	43	222	N.D.		
60) Dibromochloromethane	0.00	129	0	N.D.		
61) 1,2-Dibromoethane	0.00	107	0	N.D.		
62) Butyl Acetate	20.35	43	127	N.D.		
63) n-Octane	20.42	57	76	N.D.		
64) Tetrachloroethene	0.00	166	0	N.D.		
65) Chlorobenzene	21.36	112	219	N.D.		
66) Ethylbenzene	21.90	91	299	N.D.		
67) m- & p-Xylene	22.13	91	492	N.D.		
68) Bromoform	0.00	173	0	N.D.		
69) Styrene	22.58	104	214	N.D.		
70) o-Xylene	22.74	91	799	N.D.		
71) n-Nonane	22.97	43	315	N.D.		
72) 1,1,2,2-Tetrachloroethane	22.70	83	139	N.D.		
74) Cumene	23.46	105	513	N.D.		
75) alpha-Pinene	23.86	93	110	N.D.		
76) n-Propylbenzene	24.11	91	745	N.D.		
77) 3-Ethyltoluene	24.22	105	666	N.D.		
78) 4-Ethyltoluene	24.28	105	539	N.D.		
79) 1,3,5-Trimethylbenzene	24.39	105	1343	N.D.		

5/12/08

Data Path : J:\MS13\DATA\2008\_05\12\  
 Data File : 05120803.D  
 Acq On : 12 May 2008 11:00 am  
 Operator : RTB  
 Sample : TO-15 Method Blank (1.0L)  
 Misc : S20-04300802  
 ALS Vial : 4 Sample Multiplier: 1

Quant Time: May 12 11:49:48 2008  
 Quant Method : J:\MS13\METHODS\R13041408.M  
 Quant Title : EPA TO-15 per SOP VOA-TO15 (CASS TO-15/GC-MS)  
 QLast Update : Tue Apr 15 06:47:20 2008  
 Response via : Initial Calibration

Internal Standards	R.T.	QIon	Response	Conc	Units	Dev(Min)
80) alpha-Methylstyrene	0.00	118	0	N.D.		
81) 2-Ethyltoluene	24.63	105	416	N.D.		
82) 1,2,4-Trimethylbenzene	24.89	105	744	N.D.		
83) n-Decane	24.79	57	65	N.D.		
84) Benzyl Chloride	25.06	91	813	N.D.		
85) 1,3-Dichlorobenzene	25.10	146	156	N.D.		
86) 1,4-Dichlorobenzene	25.16	146	1143	N.D.		
87) sec-Butylbenzene	25.30	105	66	N.D.		
88) p-Isopropyltoluene	25.14	119	58	N.D.		
89) 1,2,3-Trimethylbenzene	25.40	105	138	N.D.		
90) 1,2-Dichlorobenzene	25.57	146	53	N.D.		
91) d-Limonene	0.00	68	0	N.D.		
92) 1,2-Dibromo-3-Chloropr...	0.00	157	0	N.D.		
93) n-Undecane	26.43	57	126	N.D.		
94) 1,2,4-Trichlorobenzene	27.64	180	1009	<del>0.042 ng</del>		87
95) Naphthalene	27.79	128	5444	<del>0.071 ng</del>		90
96) n-Dodecane	27.75	57	144	N.D.		
97) Hexachloro-1,3-butadiene	28.18	225	52	N.D.		

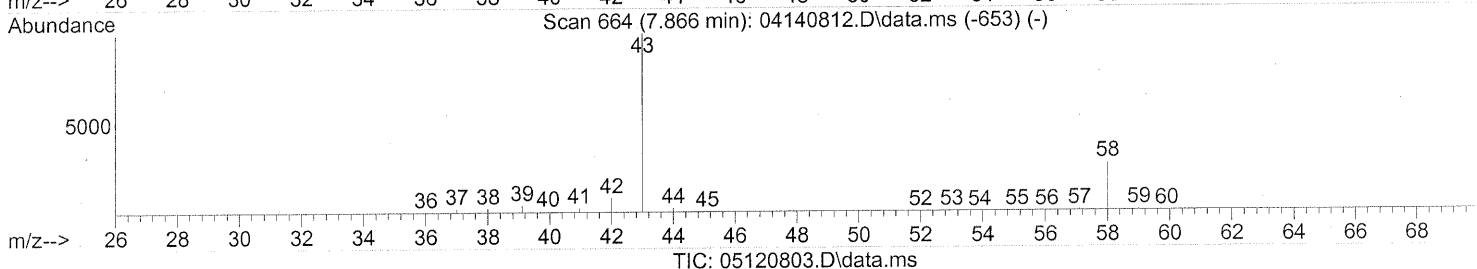
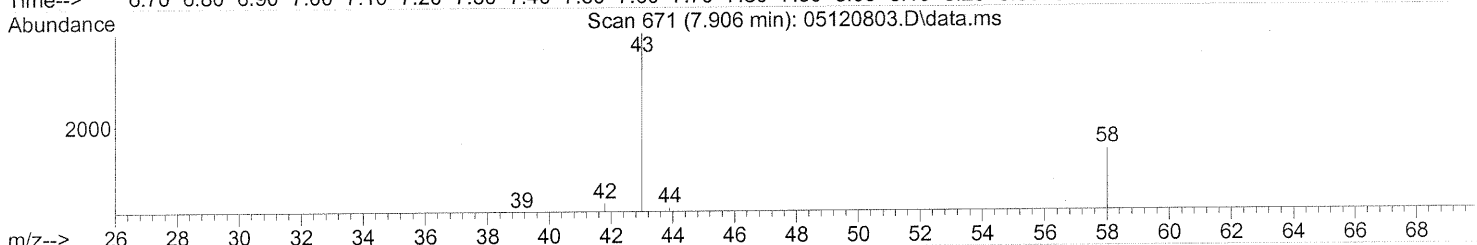
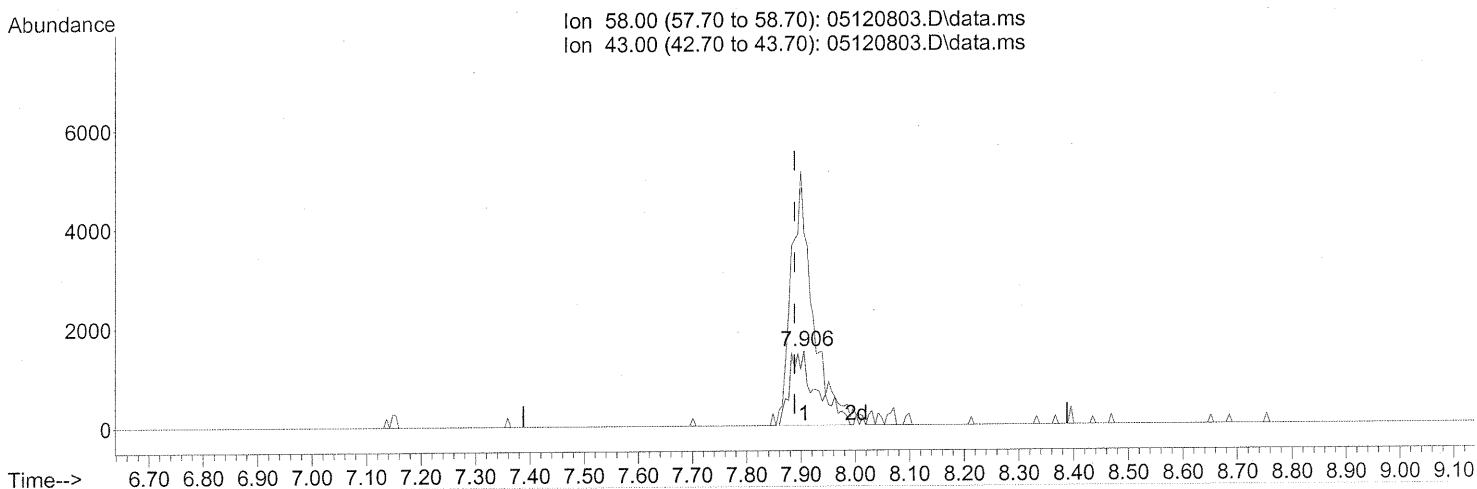
(#) = qualifier out of range (m) = manual integration (+) = signals summed

*Pos/12/08*

Quantitation Report (Qedit)

Data Path : J:\MS13\DATA\2008\_05\12\  
 Data File : 05120803.D  
 Acq On : 12 May 2008 11:00  
 Operator : RTB  
 Sample : TO-15 Method Blank (1.0L)  
 Misc : S20-04300802  
 ALS Vial : 4 Sample Multiplier: 1

Quant Time: May 12 11:49:48 2008  
 Quant Method : J:\MS13\METHODS\R13041408.M  
 Quant Title : EPA TO-15 per SOP VOA-TO15 (CASS TO-15/GC-MS)  
 QLast Update : Tue Apr 15 06:47:20 2008  
 Response via : Initial Calibration




(13) Acetone (T)  
 7.906min (+0.018) 0.31ng  
 response 5109

Ion	Exp%	Act%
58.00	100	100
43.00	283.10	283.72
0.00	0.00	0.00
0.00	0.00	0.00

Data Path : J:\MS13\DATA\2008\_05\12\  
Data File : 05120803.D  
Acq On : 12 May 2008 11:00  
Operator : RTB  
Sample : TO-15 Method Blank (1.0L)  
Misc : S20-04300802  
ALS Vial : 4 Sample Multiplier: 1

Quant Time: May 27 15:44:24 2008  
Quant Method : J:\MS13\METHODS\S13041408.M  
Quant Title : TO-15 Tekmar AutoCan/HP 6890/HP 5975 MSD  
QLast Update : Mon Apr 28 10:06:00 2008  
Response via : Initial Calibration



Data Path : J:\MS13\DATA\2008\_05\12\  
 Data File : 05120803.D  
 Acq On : 12 May 2008 11:00  
 Operator : RTB  
 Sample : TO-15 Method Blank (1.0L)  
 Misc : S20-04300802  
 ALS Vial : 4 Sample Multiplier: 1

Quant Time: May 27 15:44:24 2008  
 Quant Method : J:\MS13\METHODS\S13041408.M  
 Quant Title : TO-15 Tekmar AutoCan/HP 6890/HP 5975 MSD  
 QLast Update : Mon Apr 28 10:06:00 2008  
 Response via : Initial Calibration

Internal Standards	R.T.	QIon	Response	Conc	Units	Dev (Min)
1) Bromochloromethane (IS1)	12.58	130	301500	25.000	ng	-0.03
3) 1,4-Difluorobenzene (IS2)	15.51	114	1324198	25.000	ng	-0.02
4) Chlorobenzene-d5 (IS3)	21.35	82	603978	25.000	ng	-0.01
System Monitoring Compounds						
2) 1,2-Dichloroethane-d4(...)	13.72	65	544189	22.507	ng	-0.03
Spiked Amount	25.000		Recovery	=	90.04%	
5) Toluene-d8 (SS2)	18.92	98	1418776	26.208	ng	-0.01
Spiked Amount	25.000		Recovery	=	104.84%	
6) Bromofluorobenzene (SS3)	23.29	174	465328	24.978	ng	0.00
Spiked Amount	25.000		Recovery	=	99.92%	
Target Compounds						
7) tert-Butylbenzene	24.81	119	250	N.D.		Qvalue
8) n-Butylbenzene	25.87	91	54	N.D.		

(#) = qualifier out of range (m) = manual integration (+) = signals summed

QC SUMMARY FORMS





**COLUMBIA ANALYTICAL SERVICES, INC.**

LABORATORY CONTROL SAMPLE SUMMARY

Page 1 of 3

**Client:** ENSR  
**Client Sample ID:** Lab Control Sample  
**Client Project ID:** Phase B Soil Gas / 04020-023-4311

CAS Project ID: P0801385  
 CAS Sample ID: P080512-LCS

Test Code: EPA TO-15  
 Instrument ID: Tekmar AUTOCAN/Agilent 5975Binert/6890N/MS13  
 Analyst: Rusty Bravo  
 Sampling Media: 6.0 L Summa Canister  
 Test Notes:

Date Collected: NA  
 Date Received: NA  
 Date Analyzed: 5/12/08  
 Volume(s) Analyzed: NA Liter(s)

CAS #	Compound	Spike Amount ng	Result ng	% Recovery	CAS	Data Qualifier
					Acceptance Limits	
75-71-8	Dichlorodifluoromethane (CFC 12)	25.5	22.3	87	69-117	
74-87-3	Chloromethane	24.5	19.1	78	53-131	
76-14-2	1,2-Dichloro-1,1,2,2-tetrafluoroethane (CFC 114)	26.0	23.4	90	58-133	
75-01-4	Vinyl Chloride	24.8	20.9	84	61-127	
74-83-9	Bromomethane	25.0	23.8	95	67-124	
75-00-3	Chloroethane	25.0	23.9	96	69-123	
64-17-5	Ethanol	23.8	19.8	83	56-137	
67-64-1	Acetone	26.8	25.5	95	63-116	
75-69-4	Trichlorofluoromethane	26.3	24.1	92	71-120	
107-13-1	Acrylonitrile	25.5	24.9	98	74-129	
75-35-4	1,1-Dichloroethene	27.8	25.9	93	77-116	
75-65-0	2-Methyl-2-Propanol (tert-Butyl Alcohol)	25.8	25.2	98	35-141	
75-09-2	Methylene Chloride	27.8	23.6	85	71-113	
107-05-1	3-Chloro-1-propene (Allyl Chloride)	26.8	29.4	110	75-127	
76-13-1	Trichlorotrifluoroethane	27.8	25.0	90	63-129	
75-15-0	Carbon Disulfide	25.0	22.5	90	72-122	
156-60-5	trans-1,2-Dichloroethene	26.5	23.7	89	74-118	
75-34-3	1,1-Dichloroethane	26.8	23.7	88	74-118	
1634-04-4	Methyl tert-Butyl Ether	26.8	23.7	88	72-119	
108-05-4	Vinyl Acetate	25.3	29.8	118	32-163	
78-93-3	2-Butanone (MEK)	27.0	26.4	98	71-122	
156-59-2	cis-1,2-Dichloroethene	27.0	23.3	86	74-117	
108-20-3	Diisopropyl Ether	26.3	23.0	87	70-131	
67-66-3	Chloroform	29.8	27.0	91	72-113	



**COLUMBIA ANALYTICAL SERVICES, INC.**

LABORATORY CONTROL SAMPLE SUMMARY

Page 3 of 3

**Client:** ENSR  
**Client Sample ID:** Lab Control Sample  
**Client Project ID:** Phase B Soil Gas / 04020-023-4311

CAS Project ID: P0801385  
 CAS Sample ID: P080512-LCS

Test Code: EPA TO-15  
 Instrument ID: Tekmar AUTOCAN/Agilent 5975Binert/6890N/MS13  
 Analyst: Rusty Bravo  
 Sampling Media: 6.0 L Summa Canister  
 Test Notes:

Date Collected: NA  
 Date Received: NA  
 Date Analyzed: 5/12/08  
 Volume(s) Analyzed: NA Liter(s)

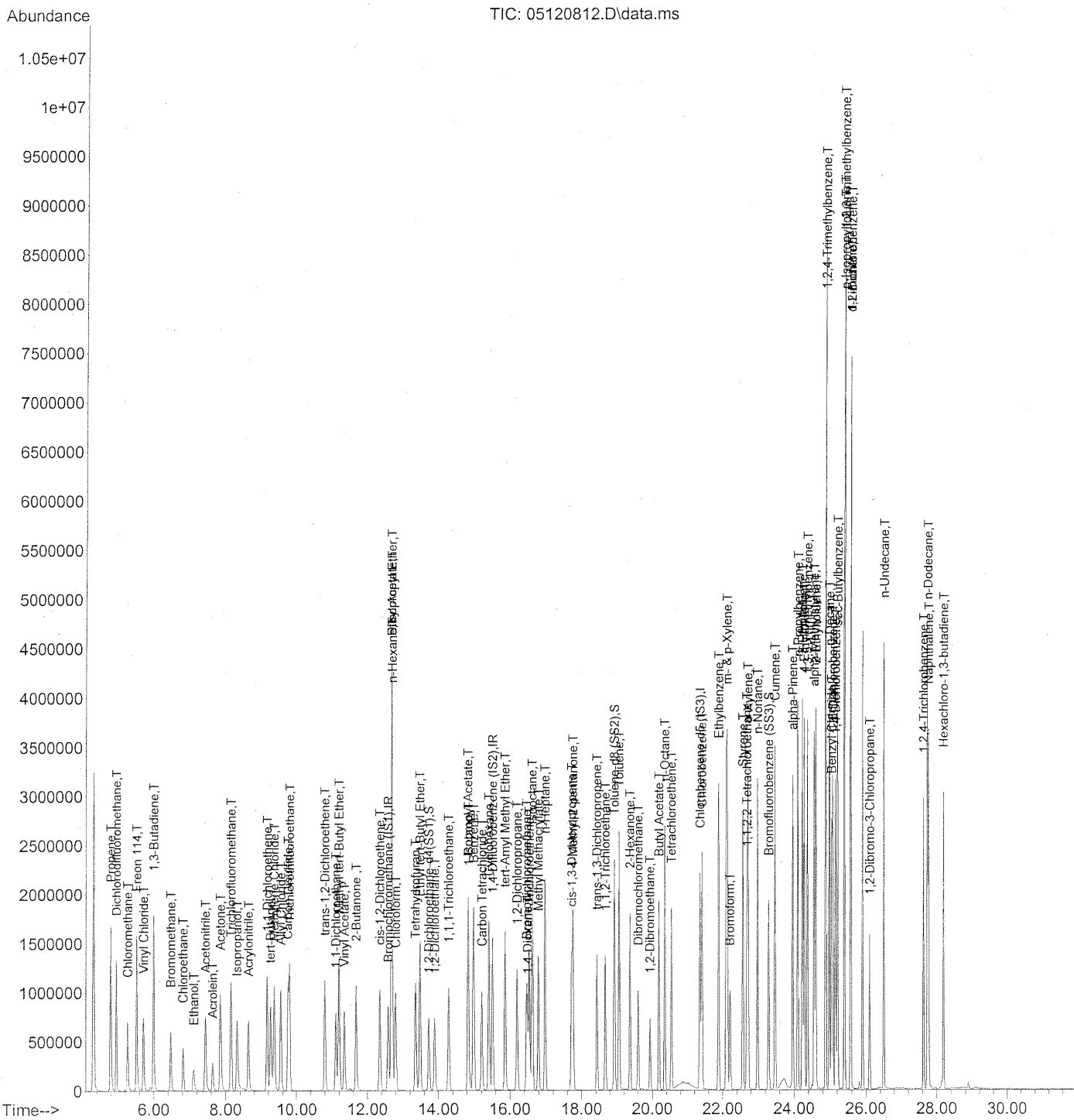
CAS #	Compound	Spike Amount ng	Result ng	% Recovery	CAS	Data Qualifier
					Acceptance Limits	
100-41-4	Ethylbenzene	26.3	26.7	102	79-116	
179601-23-1	m,p-Xylenes	62.5	62.9	101	80-117	
75-25-2	Bromoform	31.3	37.8	121	77-128	
100-42-5	Styrene	26.3	27.2	103	80-124	
95-47-6	o-Xylene	29.8	29.4	99	80-116	
79-34-5	1,1,2,2-Tetrachloroethane	29.8	30.0	101	79-120	
98-82-8	Cumene	27.0	28.1	104	81-119	
103-65-1	n-Propylbenzene	26.3	27.4	104	82-120	
622-96-8	4-Ethyltoluene	26.5	27.1	102	80-119	
108-67-8	1,3,5-Trimethylbenzene	26.0	26.5	102	80-120	
98-83-9	alpha-Methylstyrene	25.5	26.2	103	54-146	
95-63-6	1,2,4-Trimethylbenzene	26.0	25.7	99	80-122	
100-44-7	Benzyl Chloride	25.8	30.2	117	85-131	
541-73-1	1,3-Dichlorobenzene	25.5	25.3	99	81-117	
106-46-7	1,4-Dichlorobenzene	26.3	26.4	100	81-119	
135-98-8	sec-Butylbenzene	26.8	27.2	101	80-124	
99-87-6	4-Isopropyltoluene (p-Cymene)	28.8	29.6	103	78-124	
95-50-1	1,2-Dichlorobenzene	25.8	24.4	95	81-122	
96-12-8	1,2-Dibromo-3-chloropropane	25.8	30.9	120	91-136	
120-82-1	1,2,4-Trichlorobenzene	26.0	27.9	107	75-138	
91-20-3	Naphthalene	26.3	27.9	106	76-143	
87-68-3	Hexachlorobutadiene	26.3	26.9	102	72-128	
98-06-6	tert-Butylbenzene	26.3	25.6	97	70-130	
104-51-8	n-Butylbenzene	26.8	27.3	102	70-130	

Verified By: CA Date: 5/28/08

**475**

Data Path : J:\MS13\DATA\2008\_05\12\  
Data File : 05120812.D  
Acq On : 12 May 2008 6:35 pm  
Operator : RTB  
Sample : 25ng TO-15 LCS  
Misc : S20-04300802/S20-04290803  
ALS Vial : 16 Sample Multiplier: 1

Quant Time: May 12 19:07:56 2008  
Quant Method : J:\MS13\METHODS\R13041408.M  
Quant Title : EPA TO-15 per SOP VOA-TO15 (CASS TO-15/GC-MS)  
QLast Update : Tue Apr 15 06:47:20 2008  
Response via : Initial Calibration



Data Path : J:\MS13\DATA\2008\_05\12\  
 Data File : 05120812.D  
 Acq On : 12 May 2008 6:35 pm  
 Operator : RTB  
 Sample : 25ng TO-15 LCS  
 Misc : S20-04300802/S20-04290803  
 ALS Vial : 16 Sample Multiplier: 1

Quant Time: May 12 19:07:56 2008  
 Quant Method : J:\MS13\METHODS\R13041408.M  
 Quant Title : EPA TO-15 per SOP VOA-TO15 (CASS TO-15/GC-MS)  
 QLast Update : Tue Apr 15 06:47:20 2008  
 Response via : Initial Calibration

Internal Standards	R.T.	QIon	Response	Conc	Units	Dev (Min)
1) Bromochloromethane (IS1)	12.59	130	406558	25.000	ng	-0.02
37) 1,4-Difluorobenzene (IS2)	15.52	114	1737318	25.000	ng	-0.01
56) Chlorobenzene-d5 (IS3)	21.35	82	827975	25.000	ng	0.00

System Monitoring Compounds

33) 1,2-Dichloroethane-d4 (...)	13.73	65	699535	21.455	ng	-0.02
Spiked Amount	25.000		Recovery	=	85.84%	✓
57) Toluene-d8 (SS2)	18.93	98	1858556	25.043	ng	0.00
Spiked Amount	25.000		Recovery	=	100.16%	✓
73) Bromofluorobenzene (SS3)	23.29	174	638994	25.020	ng	0.00
Spiked Amount	25.000		Recovery	=	100.08%	✓

Target Compounds

						Qvalue
2) Propene	4.79	42	786077	23.360	ng	89
3) Dichlorodifluoromethane	4.95	85	1369392	22.322	ng	99
4) Chloromethane	5.27	50	980115	19.117	ng	97
5) Freon 114	5.52	135	701546	23.356	ng	99
6) Vinyl Chloride	5.72	62	998220	20.920	ng	95
7) 1,3-Butadiene	5.99	54	995020	26.968	ng	# 76
8) Bromomethane	6.48	94	545281	23.803	ng	99
9) Chloroethane	6.82	64	472615	23.908	ng	96
10) Ethanol	7.11	45	455444	19.847	ng	95
11) Acetonitrile	7.43	41	1282810	21.271	ng	96
12) Acrolein	7.64	56	385982	23.802	ng	98
13) Acetone	7.86	58	573359	25.477	ng	# 72
14) Trichlorofluoromethane	8.14	101	1160500	24.076	ng	99
15) Isopropanol	8.32	45	1636952m	21.494	ng	
16) Acrylonitrile	8.64	53	868012	24.857	ng	99
17) 1,1-Dichloroethene	9.16	96	581671	25.909	ng	# 81
18) tert-Butanol	9.25	59	1593519	25.229	ng	95
19) Methylene Chloride	9.36	84	609713	23.585	ng	85
20) Allyl Chloride	9.55	41	1014261	29.367	ng	99
21) Trichlorotrifluoroethane	9.81	151	514711	24.990	ng	95
22) Carbon Disulfide	9.76	76	2159275	22.527	ng	96
23) trans-1,2-Dichloroethene	10.80	61	929260	23.748	ng	85
24) 1,1-Dichloroethane	11.10	63	1079516	23.704	ng	95
25) Methyl tert-Butyl Ether	11.19	73	1771108	23.679	ng	86
26) Vinyl Acetate	11.35	86	133182	29.785	ng	# 95
27) 2-Butanone	11.68	72	417006	26.423	ng	# 90
28) cis-1,2-Dichloroethene	12.36	61	858420	23.279	ng	84
29) Diisopropyl Ether	12.69	87	475633	22.953	ng	# 93
30) Ethyl Acetate	12.69	61	251195	25.533	ng	81
31) n-Hexane	12.70	57	1120240	21.908	ng	90

477

*Post/12/08*

Data Path : J:\MS13\DATA\2008\_05\12\  
 Data File : 05120812.D  
 Acq On : 12 May 2008 6:35 pm  
 Operator : RTB  
 Sample : 25ng TO-15 LCS  
 Misc : S20-04300802/S20-04290803  
 ALS Vial : 16 Sample Multiplier: 1

Quant Time: May 12 19:07:56 2008  
 Quant Method : J:\MS13\METHODS\R13041408.M  
 Quant Title : EPA TO-15 per SOP VOA-TO15 (CASS TO-15/GC-MS)  
 QLast Update : Tue Apr 15 06:47:20 2008  
 Response via : Initial Calibration

Internal Standards	R.T.	QIon	Response	Conc	Units	Dev(Min)
32) Chloroform	12.80	83	1025527	27.017	ng	100
34) Tetrahydrofuran	13.35	72	389620	24.682	ng #	90
35) Ethyl tert-Butyl Ether	13.48	87	659606	24.205	ng #	78
36) 1,2-Dichloroethane	13.90	62	818367	21.768	ng	97
38) 1,1,1-Trichloroethane	14.29	97	913213	25.226	ng	98
39) Isopropyl Acetate	14.83	61	391182	24.761	ng #	46
40) 1-Butanol	14.84	56	505176	21.304	ng #	56
41) Benzene	14.99	78	2265514	24.581	ng	99
42) Carbon Tetrachloride	15.22	117	793414	26.029	ng	99
43) Cyclohexane	15.41	84	866571	25.418	ng #	76
44) tert-Amyl Methyl Ether	15.87	73	1646601	25.107	ng	93
45) 1,2-Dichloropropane	16.20	63	617030	23.363	ng	99
46) Bromodichloromethane	16.46	83	807569	25.772	ng	100
47) Trichloroethene	16.54	130	587607	25.914	ng	99
48) 1,4-Dioxane	16.49	88	442471	27.115	ng	80
49) Isooctane	16.62	57	2593374	23.766	ng	78
50) Methyl Methacrylate	16.79	100	218497	26.106	ng #	76
51) n-Heptane	16.98	71	608270	23.823	ng #	79
52) cis-1,3-Dichloropropene	17.73	75	901105	25.097	ng	98
53) 4-Methyl-2-pentanone	17.77	58	594921	23.599	ng	82
54) trans-1,3-Dichloropropene	18.43	75	891800	28.752	ng	100
55) 1,1,2-Trichloroethane	18.67	97	538895	24.281	ng	94
58) Toluene	19.06	91	2389587	25.627	ng	97
59) 2-Hexanone	19.37	43	1669713	24.040	ng	82
60) Dibromochloromethane	19.60	129	651346	28.963	ng	99
61) 1,2-Dibromoethane	19.93	107	624060	28.466	ng	100
62) Butyl Acetate	20.19	43	1849008	26.622	ng	86
63) n-Octane	20.35	57	547851	25.068	ng	93
64) Tetrachloroethene	20.54	166	606224	25.967	ng	99
65) Chlorobenzene	21.41	112	1537757	26.626	ng	100
66) Ethylbenzene	21.89	91	2780777	26.709	ng	93
67) m- & p-Xylene	22.12	91	4378855	62.916	ng	90
68) Bromoform	22.21	173	581804	37.840	ng	98
69) Styrene	22.57	104	1631328	27.159	ng	96
70) o-Xylene	22.71	91	2204606	29.435	ng	92
71) n-Nonane	22.98	43	1462246	24.379	ng #	82
72) 1,1,2,2-Tetrachloroethane	22.69	83	1073202	30.024	ng	97
74) Cumene	23.46	105	2670957	28.114	ng	98
75) alpha-Pinene	23.96	93	1374842	27.225	ng	93
76) n-Propylbenzene	24.10	91	3485302	27.410	ng	96
77) 3-Ethyltoluene	24.23	105	2734823	26.398	ng	97
78) 4-Ethyltoluene	24.28	105	2584445	27.093	ng	97
79) 1,3,5-Trimethylbenzene	24.37	105	2248322	26.539	ng	96

478

*fos/2008*

Data Path : J:\MS13\DATA\2008\_05\12\  
 Data File : 05120812.D  
 Acq On : 12 May 2008 6:35 pm  
 Operator : RTB  
 Sample : 25ng TO-15 LCS  
 Misc : S20-04300802/S20-04290803  
 ALS Vial : 16 Sample Multiplier: 1

Quant Time: May 12 19:07:56 2008  
 Quant Method : J:\MS13\METHODS\R13041408.M  
 Quant Title : EPA TO-15 per SOP VOA-TO15 (CASS TO-15/GC-MS)  
 QLast Update : Tue Apr 15 06:47:20 2008  
 Response via : Initial Calibration

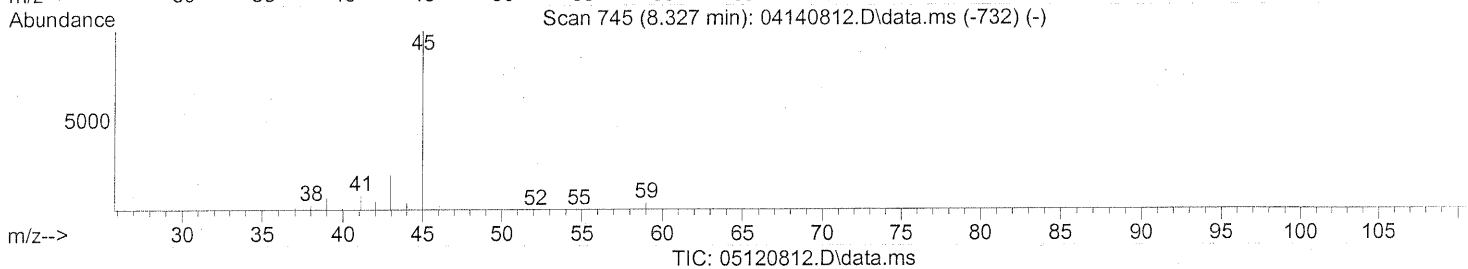
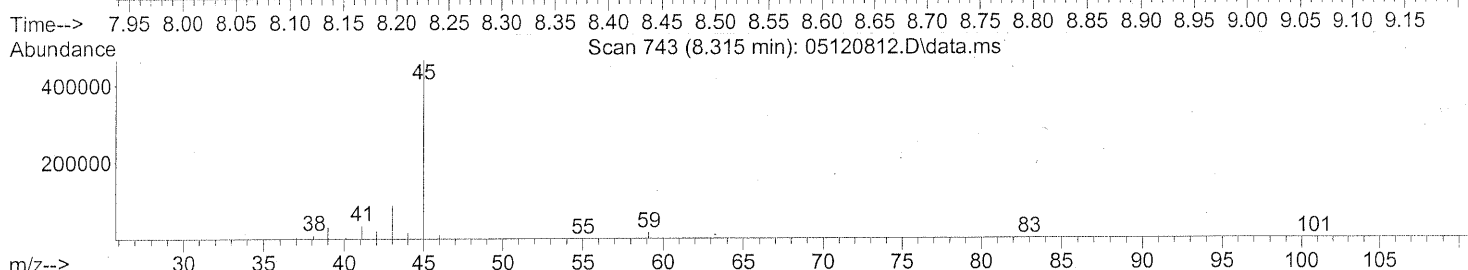
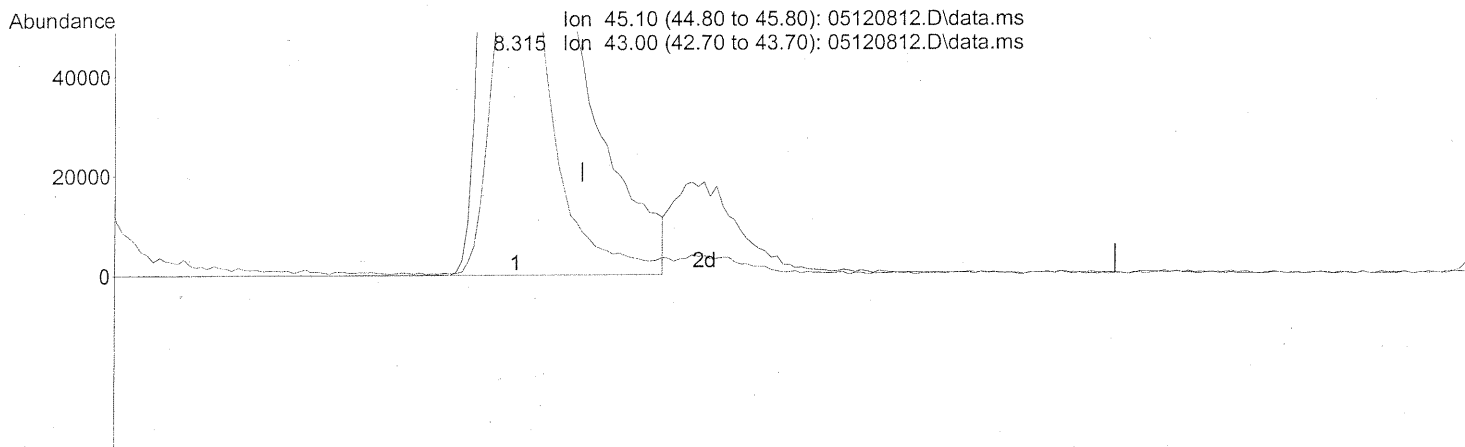
Internal Standards	R.T.	QIon	Response	Conc	Units	Dev (Min)
80) alpha-Methylstyrene	24.56	118	1173581	26.159	ng	97
81) 2-Ethyltoluene	24.61	105	2665769	25.597	ng	98
82) 1,2,4-Trimethylbenzene	24.88	105	2456998	25.666	ng	97
83) n-Decane	24.98	57	1391923	26.293	ng	86
84) Benzyl Chloride	25.05	91	1970351	30.195	ng	96
85) 1,3-Dichlorobenzene	25.08	146	1312896	25.333	ng	100
86) 1,4-Dichlorobenzene	25.15	146	1307897	26.372	ng	99
87) sec-Butylbenzene	25.21	105	3061782	27.242	ng	96
88) p-Isopropyltoluene	25.40	119	2902285	29.611	ng	92
89) 1,2,3-Trimethylbenzene	25.41	105	2585900	27.468	ng	97
90) 1,2-Dichlorobenzene	25.58	146	1296255	24.405	ng	99
91) d-Limonene	25.58	68	987582	22.753	ng	96
92) 1,2-Dibromo-3-Chloropr...	26.11	157	434250	30.861	ng	# 74
93) n-Undecane	26.50	57	1449749	26.084	ng	85
94) 1,2,4-Trichlorobenzene	27.62	180	917483	27.873	ng	97
95) Naphthalene	27.77	128	2949153	27.865	ng	99
96) n-Dodecane	27.74	57	1430214	25.362	ng	84
97) Hexachloro-1,3-butadiene	28.19	225	569222	26.853	ng	100

(#) = qualifier out of range (m) = manual integration (+) = signals summed

*5/12/08*

Data Path : J:\MS13\DATA\2008\_05\12\  
Data File : 05120812.D  
Acq On : 12 May 2008 6:35 pm  
Operator : RTB  
Sample : 25ng TO-15 LCS  
Misc : S20-04300802/S20-04290803  
ALS Vial : 16 Sample Multiplier: 1

Quant Time: May 12 19:07:31 2008  
Quant Method : J:\MS13\METHODS\R13041408.M  
Quant Title : EPA TO-15 per SOP VOA-TO15 (CASS TO-15/GC-MS)  
QLast Update : Tue Apr 15 06:47:20 2008  
Response via : Initial Calibration



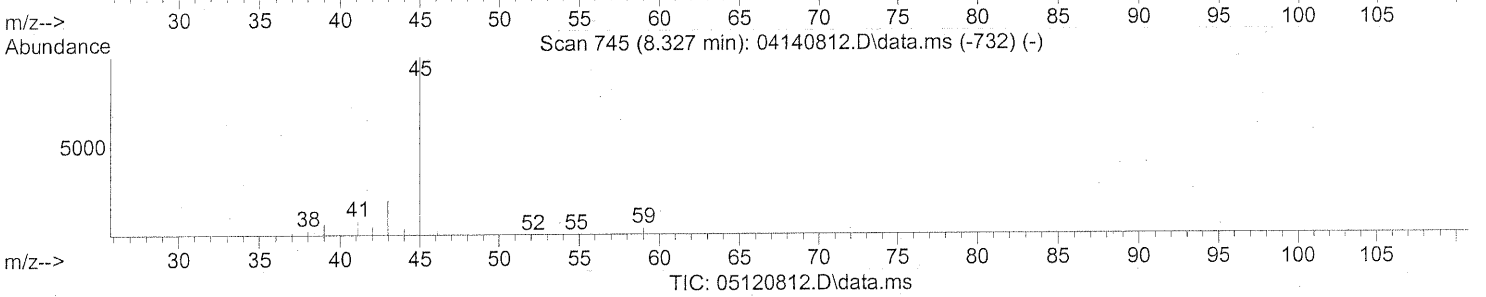

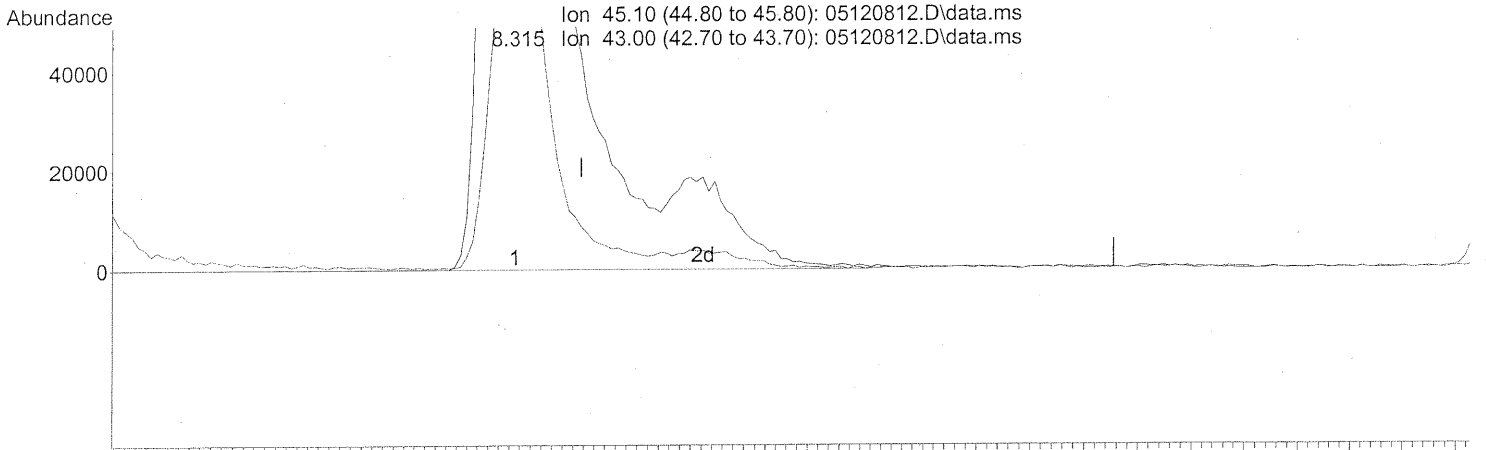
(15) Isopropanol (T)  
8.315min (-0.063) 20.42ng  
response 1554819  
Ion Exp% Act%  
45.10 100 100  
43.00 16.90 20.47  
0.00 0.00 0.00  
0.00 0.00 0.00

*TAILING/SPLIT PEAK*



Data Path : J:\MS13\DATA\2008\_05\12\  
Data File : 05120812.D  
Acq On : 12 May 2008 6:35 pm  
Operator : RTB  
Sample : 25ng TO-15 LCS  
Misc : S20-04300802/S20-04290803  
ALS Vial : 16 Sample Multiplier: 1

Quant Time: May 12 19:07:31 2008  
Quant Method : J:\MS13\METHODS\R13041408.M  
Quant Title : EPA TO-15 per SOP VOA-TO15 (CASS TO-15/GC-MS)  
QLast Update : Tue Apr 15 06:47:20 2008  
Response via : Initial Calibration



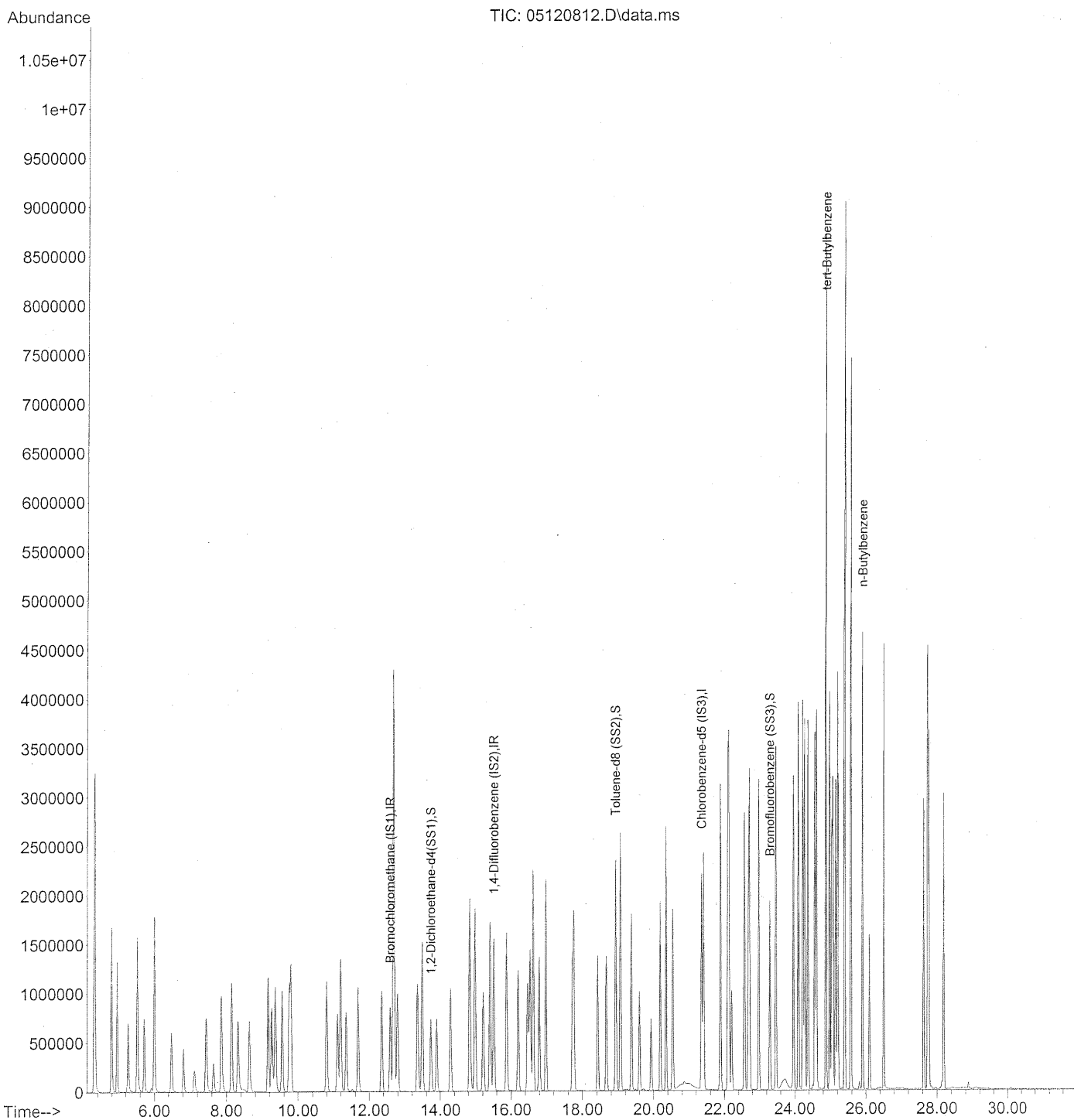
(15) Isopropanol (T)  
8.315min (-0.063) 21.49ng m  
response 1636952

Ion	Exp%	Act%
45.10	100	100
43.00	16.90	19.44
0.00	0.00	0.00
0.00	0.00	0.00

INT. THE WHOLE PEAK  
5/12/08  
EM 5/13/08

Data Path : J:\MS13\DATA\2008\_05\12\  
Data File : 05120812.D  
Acq On : 12 May 2008 18:35  
Operator : RTB  
Sample : 25ng TO-15 LCS  
Misc : S20-04300802/S20-04290803  
ALS Vial : 16 Sample Multiplier: 1

Quant Time: May 27 15:44:40 2008  
Quant Method : J:\MS13\METHODS\S13041408.M  
Quant Title : TO-15 Tekmar AutoCan/HP 6890/HP 5975 MSD  
QLast Update : Mon Apr 28 10:06:00 2008  
Response via : Initial Calibration



Data Path : J:\MS13\DATA\2008\_05\12\  
 Data File : 05120812.D  
 Acq On : 12 May 2008 18:35  
 Operator : RTB  
 Sample : 25ng TO-15 LCS  
 Misc : S20-04300802/S20-04290803  
 ALS Vial : 16 Sample Multiplier: 1

Quant Time: May 27 15:44:40 2008  
 Quant Method : J:\MS13\METHODS\S13041408.M  
 Quant Title : TO-15 Tekmar AutoCan/HP 6890/HP 5975 MSD  
 QLast Update : Mon Apr 28 10:06:00 2008  
 Response via : Initial Calibration

Internal Standards	R.T.	QIon	Response	Conc	Units	Dev(Min)
1) Bromochloromethane (IS1)	12.59	130	406558	25.000	ng	-0.02
3) 1,4-Difluorobenzene (IS2)	15.52	114	1737318	25.000	ng	-0.01
4) Chlorobenzene-d5 (IS3)	21.35	82	827975	25.000	ng	0.00
System Monitoring Compounds						
2) 1,2-Dichloroethane-d4(...)	13.73	65	699535	21.455	ng	-0.02
Spiked Amount	25.000				Recovery =	85.84%
5) Toluene-d8 (SS2)	18.93	98	1858556	25.043	ng	0.00
Spiked Amount	25.000				Recovery =	100.16%
6) Bromofluorobenzene (SS3)	23.29	174	638994	25.020	ng	0.00
Spiked Amount	25.000				Recovery =	100.08%
Target Compounds						Qvalue
7) tert-Butylbenzene	24.88	119	2316510	25.550	ng	100
8) n-Butylbenzene	25.91	91	2665930	27.253	ng	95

(#) = qualifier out of range (m) = manual integration (+) = signals summed

**COLUMBIA ANALYTICAL SERVICES, INC.**

LABORATORY DUPLICATE SUMMARY RESULTS

Page 1 of 3

**Client:** ENSR  
**Client Sample ID:** SG43B-05  
**Client Project ID:** Phase B Soil Gas / 04020-023-4311

CAS Project ID: P0801385  
 CAS Sample ID: P0801385-004DUP

**Test Code:** EPA TO-15  
**Instrument ID:** Tekmar AUTOCAN/Agilent 5975Binert/6890N/MS13  
**Analyst:** Rusty Bravo  
**Sampling Media:** 6.0 L Summa Canister  
**Test Notes:**  
**Container ID:** SC00470

**Date Collected:** 5/10/08  
**Date Received:** 5/12/08  
**Date Analyzed:** 5/12/08  
**Volume(s) Analyzed:** 1.00 Liter(s)

Initial Pressure (psig): -5.3

Final Pressure (psig): 3.5

Canister Dilution Factor: 1.94

Compound	Sample Result		Duplicate Sample Result		Average µg/m <sup>3</sup>	% RPD	RPD Limit	Data Qualifier
	µg/m <sup>3</sup>	ppbV	µg/m <sup>3</sup>	ppbV				
<b>Dichlorodifluoromethane (CFC 12)</b>	2.24	0.453	2.24	0.453	2.24	<b>0</b>	25	
Chloromethane	ND	ND	ND	ND	-	-	25	
<b>1,2-Dichloro-1,1,2,2-tetrafluoroethane (CFC 114)</b>	0.111	0.0158	0.0989	0.0142	0.10495	<b>12</b>	25	<b>J</b>
Vinyl Chloride	ND	ND	ND	ND	-	-	25	
Bromomethane	ND	ND	ND	ND	-	-	25	
<b>Chloroethane</b>	0.171	0.0647	0.178	0.0677	0.1745	<b>4</b>	25	<b>J</b>
<b>Ethanol</b>	3.06	1.62	2.52	1.34	2.79	<b>19</b>	25	<b>J</b>
<b>Acetone</b>	33.7	14.2	33.1	13.9	33.4	<b>2</b>	25	<b>B, M</b>
<b>Trichlorofluoromethane</b>	3.07	0.547	3.12	0.556	3.095	<b>2</b>	25	
<b>Acrylonitrile</b>	0.151	0.0698	0.144	0.0662	0.1475	<b>5</b>	25	<b>J</b>
1,1-Dichloroethene	ND	ND	ND	ND	-	-	25	
<b>2-Methyl-2-Propanol (tert-Butyl Alcohol)</b>	0.275	0.0909	0.277	0.0916	0.276	<b>0.7</b>	25	<b>J</b>
<b>Methylene Chloride</b>	ND	ND	0.144	0.0413	-	-	25	<b>J</b>
3-Chloro-1-propene (Allyl Chloride)	ND	ND	ND	ND	-	-	25	
<b>Trichlorotrifluoroethane</b>	0.462	0.0603	0.541	0.0707	0.5015	<b>16</b>	25	
<b>Carbon Disulfide</b>	1.28	0.412	1.22	0.393	1.25	<b>5</b>	25	
trans-1,2-Dichloroethene	ND	ND	ND	ND	-	-	25	
1,1-Dichloroethane	ND	ND	ND	ND	-	-	25	
Methyl tert-Butyl Ether	ND	ND	ND	ND	-	-	25	
<b>Vinyl Acetate</b>	2.47	0.701	2.07	0.589	2.27	<b>18</b>	25	<b>J, M</b>
<b>2-Butanone (MEK)</b>	12.6	4.28	12.2	4.15	12.4	<b>3</b>	25	
cis-1,2-Dichloroethene	ND	ND	ND	ND	-	-	25	
Diisopropyl Ether	ND	ND	ND	ND	-	-	25	
<b>Chloroform</b>	129	26.4	127	25.9	128	<b>2</b>	25	

ND = Compound was analyzed for, but not detected above the laboratory detection limit.

J = The analyte was positively identified below the method reporting limit; the associated numerical value is considered estimated.

B = Analyte was found in the method blank.

M = Matrix interference due to coelution with a non-target compound; results may be biased high.

Verified By: CA

Date: 5/12/08

**484**



**COLUMBIA ANALYTICAL SERVICES, INC.**

LABORATORY DUPLICATE SUMMARY RESULTS

Page 3 of 3

**Client:** ENSR  
**Client Sample ID:** SG43B-05  
**Client Project ID:** Phase B Soil Gas / 04020-023-4311

CAS Project ID: P0801385  
 CAS Sample ID: P0801385-004DUP

Test Code: EPA TO-15  
 Instrument ID: Tekmar AUTOCAN/Agilent 5975Binert/6890N/MS13  
 Analyst: Rusty Bravo  
 Sampling Media: 6.0 L Summa Canister  
 Test Notes:  
 Container ID: SC00470

Date Collected: 5/10/08  
 Date Received: 5/12/08  
 Date Analyzed: 5/12/08  
 Volume(s) Analyzed: 1.00 Liter(s)

Initial Pressure (psig): -5.3

Final Pressure (psig): 3.5

Canister Dilution Factor: 1.94

Compound	Sample Result		Duplicate Sample Result		Average µg/m <sup>3</sup>	% RPD	RPD Limit	Data Qualifier
	µg/m <sup>3</sup>	ppbV	µg/m <sup>3</sup>	ppbV				
Ethylbenzene	8.02	1.85	8.00	1.84	8.01	0.2	25	
m,p-Xylenes	39.7	9.14	40.0	9.22	39.85	0.8	25	
Bromoform	ND	ND	ND	ND	-	-	25	
Styrene	0.277	0.0652	0.274	0.0643	0.2755	1	25	J
o-Xylene	14.5	3.34	14.5	3.33	14.5	0	25	
1,1,2,2-Tetrachloroethane	ND	ND	ND	ND	-	-	25	
Cumene	0.473	0.0963	0.475	0.0967	0.474	0.4	25	J
n-Propylbenzene	0.559	0.114	0.598	0.122	0.5785	7	25	J
4-Ethyltoluene	0.929	0.189	0.890	0.181	0.9095	4	25	J
1,3,5-Trimethylbenzene	0.966	0.197	0.943	0.192	0.9545	2	25	J
alpha-Methylstyrene	ND	ND	ND	ND	-	-	25	
1,2,4-Trimethylbenzene	2.32	0.471	2.34	0.476	2.33	0.9	25	
Benzyl Chloride	ND	ND	ND	ND	-	-	25	
1,3-Dichlorobenzene	ND	ND	ND	ND	-	-	25	
1,4-Dichlorobenzene	4.45	0.741	4.44	0.738	4.445	0.2	25	
sec-Butylbenzene	ND	ND	ND	ND	-	-	25	
4-Isopropyltoluene (p-Cymene)	0.287	0.0523	0.285	0.0520	0.286	0.7	25	J
1,2-Dichlorobenzene	ND	ND	ND	ND	-	-	25	
1,2-Dibromo-3-chloropropane	ND	ND	ND	ND	-	-	25	
1,2,4-Trichlorobenzene	ND	ND	ND	ND	-	-	25	
Naphthalene	2.00	0.382	1.90	0.362	1.95	5	25	
Hexachlorobutadiene	ND	ND	ND	ND	-	-	25	
tert-Butylbenzene	ND	ND	ND	ND	-	-	25	
n-Butylbenzene	0.427	0.0778	0.386	0.0704	0.4065	10	25	J

ND = Compound was analyzed for, but not detected above the laboratory detection limit.

J = The analyte was positively identified below the method reporting limit; the associated numerical value is considered estimated.

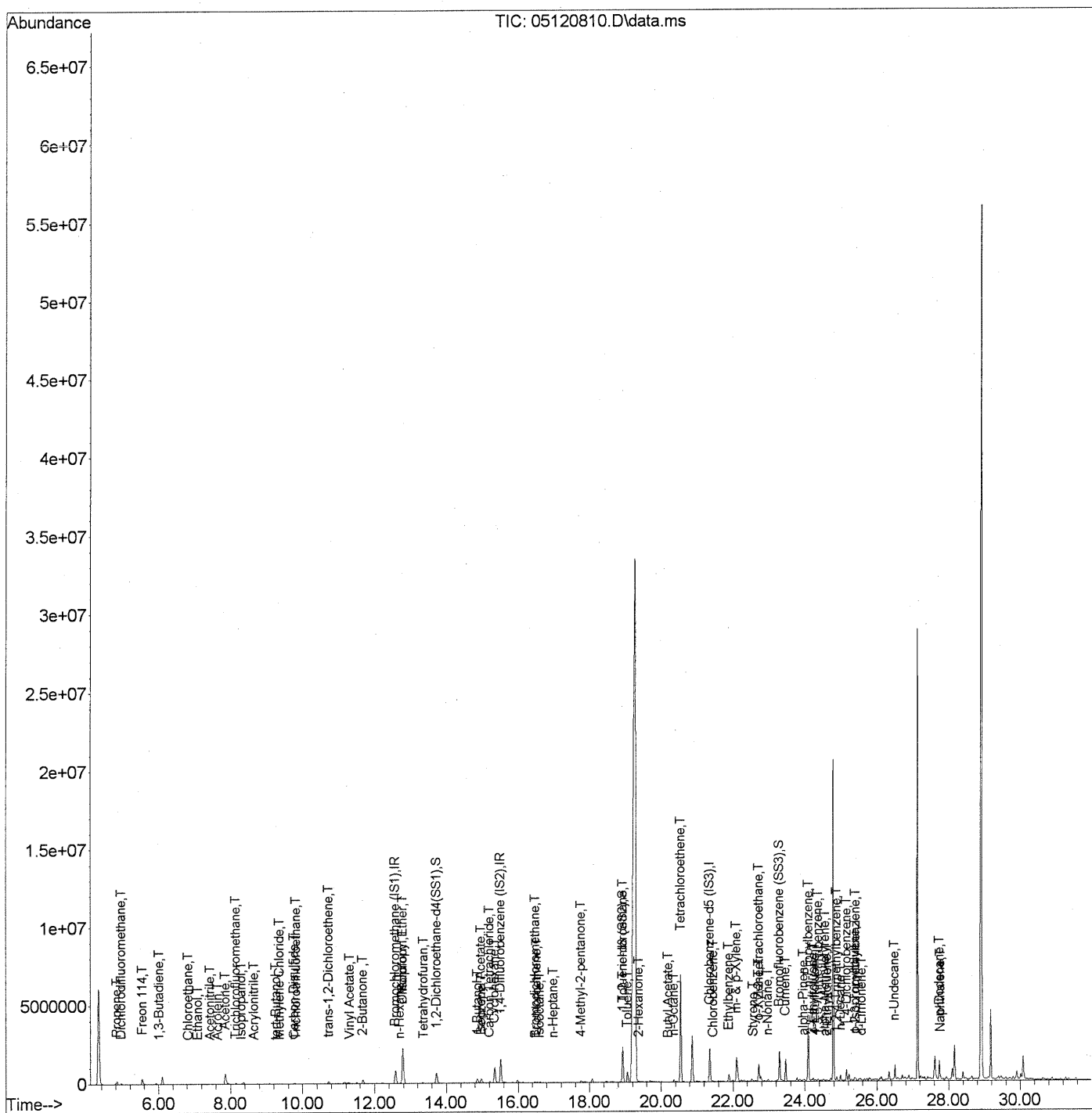
Verified By: CA

Date: 5/12/08

**486**

Data Path : J:\MS13\DATA\2008\_05\12\  
 Data File : 05120810.D  
 Acq On : 12 May 2008 5:12 pm  
 Operator : RTB  
 Sample : P0801385-004 DUP (1000mL)  
 Misc : ENSR SG43B-05 (-5.3, 3.5)  
 ALS Vial : 5 Sample Multiplier: 1

Quant Time: May 27 16:33:57 2008  
 Quant Method : J:\MS13\METHODS\R13041408.M  
 Quant Title : EPA TO-15 per SOP VOA-TO15 (CASS TO-15/GC-MS)  
 QLast Update : Tue Apr 15 06:47:20 2008  
 Response via : Initial Calibration



Data Path : J:\MS13\DATA\2008\_05\12\  
 Data File : 05120810.D  
 Acq On : 12 May 2008 5:12 pm  
 Operator : RTB  
 Sample : P0801385-004 DUP (1000mL)  
 Misc : ENSR SG43B-05 (-5.3, 3.5)  
 ALS Vial : 5 Sample Multiplier: 1

Quant Time: May 27 16:33:57 2008  
 Quant Method : J:\MS13\METHODS\R13041408.M  
 Quant Title : EPA TO-15 per SOP VOA-TO15 (CASS TO-15/GC-MS)  
 QLast Update : Tue Apr 15 06:47:20 2008  
 Response via : Initial Calibration

Internal Standards	R.T.	QIon	Response	Conc	Units	Dev (Min)
1) Bromochloromethane (IS1)	12.58	130	387049	25.000	ng	-0.03
37) 1,4-Difluorobenzene (IS2)	15.51	114	1687482	25.000	ng	-0.02
56) Chlorobenzene-d5 (IS3)	21.36	82	794370	25.000	ng	0.00

System Monitoring Compounds

33) 1,2-Dichloroethane-d4(...)	13.73	65	664358	21.403	ng	-0.02 ✓
Spiked Amount	25.000		Recovery	=	85.60%	
57) Toluene-d8 (SS2)	18.93	98	1805739	25.361	ng	0.00 ✓
Spiked Amount	25.000		Recovery	=	101.44%	
73) Bromofluorobenzene (SS3)	23.29	174	622248	25.395	ng	0.00 ✓
Spiked Amount	25.000		Recovery	=	101.60%	

Target Compounds

	R.T.	QIon	Response	Conc	Units	Qvalue
2) Propene	4.84	42	42604	1.330	ng	# 28
3) Dichlorodifluoromethane	4.97	85	67325	1.153	ng	99
4) Chloromethane	5.28	50	66	N.D.	✓	
5) Freon 114	5.54	135	1465	0.051	ng	64
6) Vinyl Chloride	0.00	62	0	N.D.	✓	
7) 1,3-Butadiene	6.02	54	2542	0.072	ng	# 50
8) Bromomethane	0.00	94	0	N.D.	-	
9) Chloroethane	6.82	64	1739	0.092	ng	# 60
10) Ethanol	7.10	45	28408	1.300	ng	99
11) Acetonitrile	7.44	41	30251	0.527	ng	97
12) Acrolein	7.66	56	7823	0.507	ng	# 58
13) Acetone	7.85	58	365566	17.062	ng	# 71
14) Trichlorofluoromethane	8.15	101	73883	1.610	ng	99
15) Isopropanol	8.31	45	84177	1.161	ng	86
16) Acrylonitrile	8.65	53	2464	0.074	ng	99
17) 1,1-Dichloroethene	0.00	96	0	N.D.	✓	
18) tert-Butanol	9.26	59	8571m	0.143	ng	
19) Methylene Chloride	9.36	84	1811	0.074	ng	# 57
20) Allyl Chloride	9.55	41	672	N.D.	✓	
21) Trichlorotrifluoroethane	9.82	151	5470	0.279	ng	97
22) Carbon Disulfide	9.77	76	57571	0.631	ng	98
23) trans-1,2-Dichloroethene	10.72	61	2398	0.064	ng	NR # 24
24) 1,1-Dichloroethane	11.12	63	93	N.D.	✓	
25) Methyl tert-Butyl Ether	11.18	73	1069	N.D.	✓	
26) Vinyl Acetate	11.31	86	4546	1.068	ng	# 37
27) 2-Butanone	11.67	72	94712	6.304	ng	# 91
28) cis-1,2-Dichloroethene	0.00	61	0	N.D.	-	
29) Diisopropyl Ether	12.78	87	238217	12.075	ng	NR # 1
30) Ethyl Acetate	12.70	61	167	N.D.		

em 5/27/08



Data Path : J:\MS13\DATA\2008\_05\12\  
 Data File : 05120810.D  
 Acq On : 12 May 2008 5:12 pm  
 Operator : RTB  
 Sample : P0801385-004 DUP (1000mL)  
 Misc : ENSR SG43B-05 (-5.3, 3.5)  
 ALS Vial : 5 Sample Multiplier: 1

Quant Time: May 27 16:33:57 2008  
 Quant Method : J:\MS13\METHODS\R13041408.M  
 Quant Title : EPA TO-15 per SOP VOA-TO15 (CASS TO-15/GC-MS)  
 QLast Update : Tue Apr 15 06:47:20 2008  
 Response via : Initial Calibration

Internal Standards	R.T.	QIon	Response	Conc	Units	Dev (Min)
31) n-Hexane	12.70	57	10660	0.219	ng	92
32) Chloroform	12.78	83	2356744	65.216	ng	99
34) Tetrahydrofuran	13.37	72	4506	0.300	ng #	62
35) Ethyl tert-Butyl Ether	0.00	87	0	N.D.	✓	
36) 1,2-Dichloroethane	13.78	62	70	N.D.	✓	
38) 1,1,1-Trichloroethane	14.29	97	1304	N.D.	✓	
39) Isopropyl Acetate	14.97	61	2450	0.160	ng #	1
40) 1-Butanol	14.87	56	240314	10.434	ng	87
41) Benzene	14.98	78	309773	3.460	ng	99
42) Carbon Tetrachloride	15.21	117	67452	2.278	ng	99
43) Cyclohexane	15.35	84	46104	1.392	ng #	1
44) tert-Amyl Methyl Ether	16.01	73	61	N.D.	✓	
45) 1,2-Dichloropropane	16.20	63	178	N.D.	✓	
46) Bromodichloromethane	16.48	83	7897	0.259	ng	93
47) Trichloroethene	16.53	130	3406	0.155	ng	99
48) 1,4-Dioxane	16.53	88	442	N.D.	✓	
49) Isooctane	16.61	57	18648	0.176	ng #	50
50) Methyl Methacrylate	16.78	100	51	N.D.	✓	
51) n-Heptane	16.98	71	4384	0.177	ng	89
52) cis-1,3-Dichloropropene	17.82	75	136	N.D.	✓	
53) 4-Methyl-2-pentanone	17.76	58	32493	1.327	ng	89
54) trans-1,3-Dichloropropene	18.47	75	52	N.D.	✓	
55) 1,1,2-Trichloroethane	18.94	97	160662	7.453	ng NR #	9
58) Toluene	19.06	91	579258	6.475	ng	97
59) 2-Hexanone	19.38	43	40899	0.614	ng	78
60) Dibromochloromethane	19.63	129	633	N.D.	✓	
61) 1,2-Dibromoethane	0.00	107	0	N.D.	✓	
62) Butyl Acetate	20.20	43	9699	0.146	ng	97
63) n-Octane	20.36	57	10211	0.487	ng	94
64) Tetrachloroethene	20.55	166	2135840	95.356	ng	100
65) Chlorobenzene	21.46	112	7222	0.130	ng NR #	42
66) Ethylbenzene	21.89	91	411815	4.123	ng	92
67) m- & p-Xylene	22.10	91	1377621	20.631	ng	90
68) Bromoform	0.00	173	0	N.D.	✓	
69) Styrene	22.57	104	8127	0.141	ng	90
70) o-Xylene	22.72	91	535464	7.452	ng	92
71) n-Nonane	22.98	43	60819	1.057	ng #	81
72) 1,1,2,2-Tetrachloroethane	22.72	83	2699	0.079	ng NR #	1
74) Cumene	23.46	105	22305	0.245	ng	98
75) alpha-Pinene	23.96	93	42782	0.883	ng	93
76) n-Propylbenzene	24.10	91	37524	0.308	ng NR #	1
77) 3-Ethyltoluene	24.23	105	91959	0.925	ng	100

Em 5/27/08 489

Em 5/27/08

Data Path : J:\MS13\DATA\2008\_05\12\  
 Data File : 05120810.D  
 Acq On : 12 May 2008 5:12 pm  
 Operator : RTB  
 Sample : P0801385-004 DUP (1000mL)  
 Misc : ENSR SG43B-05 (-5.3, 3.5)  
 ALS Vial : 5 Sample Multiplier: 1

Quant Time: May 27 16:33:57 2008  
 Quant Method : J:\MS13\METHODS\R13041408.M  
 Quant Title : EPA TO-15 per SOP VOA-TO15 (CASS TO-15/GC-MS)  
 QLast Update : Tue Apr 15 06:47:20 2008  
 Response via : Initial Calibration

Internal Standards	R.T.	QIon	Response	Conc	Units	Dev(Min)
78) 4-Ethyltoluene	24.28	105	42024	0.459	ng	97
79) 1,3,5-Trimethylbenzene	24.37	105	39495	0.486	ng	95
80) alpha-Methylstyrene	24.56	118	2275	0.053	ng #	83
81) 2-Ethyltoluene	24.61	105	33491	0.335	ng	99
82) 1,2,4-Trimethylbenzene	24.88	105	110850	1.207	ng	85
83) n-Decane	24.98	57	133245	2.623	ng	83
84) Benzyl Chloride	25.04	91	1602	N.D.	✓	
85) 1,3-Dichlorobenzene	25.08	146	526	N.D.	✓	
86) 1,4-Dichlorobenzene	25.15	146	108798	2.287	ng	99
87) sec-Butylbenzene	25.21	105	3764	N.D.	✓	
88) p-Isopropyltoluene	25.39	119	13832	0.147	ng #	63
89) 1,2,3-Trimethylbenzene	25.40	105	34940	0.387	ng	87
90) 1,2-Dichlorobenzene	25.58	146	564	N.D.	✓	
91) d-Limonene	25.58	68	16085	0.386	ng	98
92) 1,2-Dibromo-3-Chloropr...	26.24	157	119	N.D.	✓	
93) n-Undecane	26.50	57	330101	6.190	ng	76
94) 1,2,4-Trichlorobenzene	27.62	180	484	N.D.	✓	
95) Naphthalene	27.77	128	99197	0.977	ng	98
96) n-Dodecane	27.74	57	365094	6.748	ng	87
97) Hexachloro-1,3-butadiene	0.00	225	0	N.D.	✓	

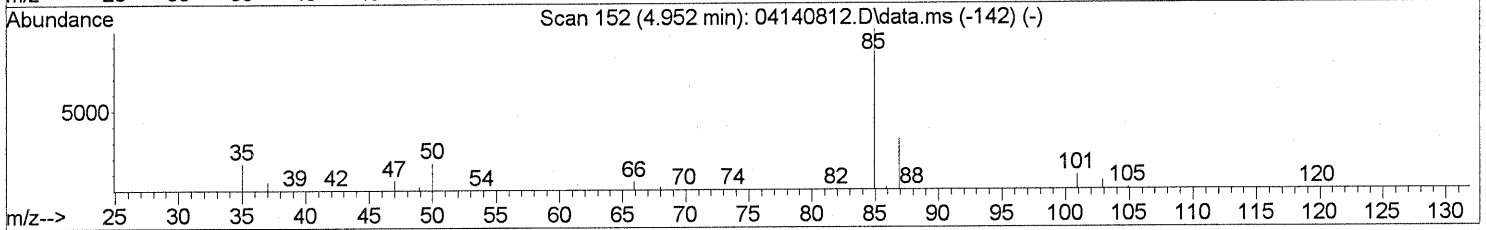
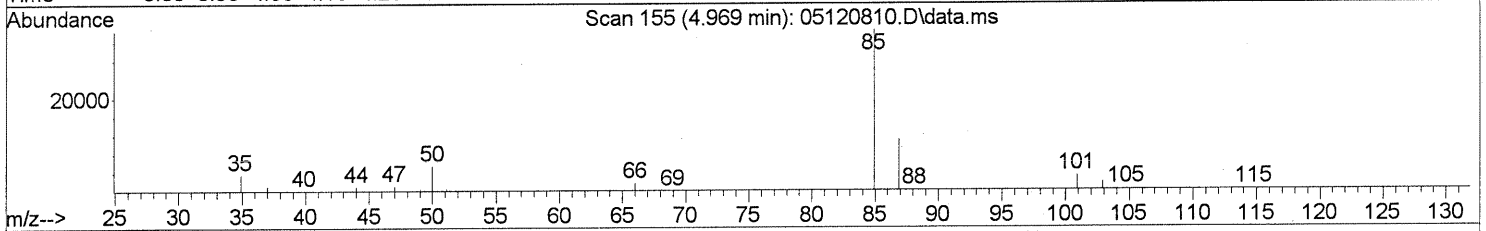
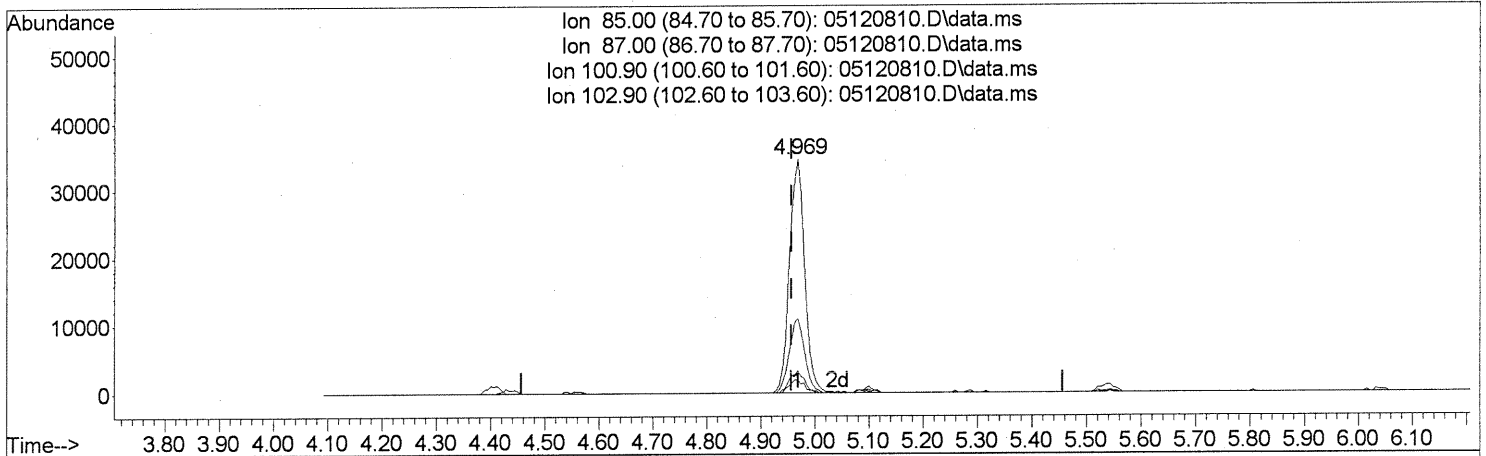
(#) = qualifier out of range (m) = manual integration (+) = signals summed

*Em* 5/27/08

Quantitation Report (Qedit)

Data Path : J:\MS13\DATA\2008\_05\12\  
 Data File : 05120810.D  
 Acq On : 12 May 2008 5:12 pm  
 Operator : RTB  
 Sample : P0801385-004 DUP (1000mL)  
 Misc : ENSR SG43B-05 (-5.3, 3.5)  
 ALS Vial : 5 Sample Multiplier: 1

Quant Time: May 27 16:33:57 2008  
 Quant Method : J:\MS13\METHODS\R13041408.M  
 Quant Title : EPA TO-15 per SOP VOA-TO15 (CASS TO-15/GC-MS)  
 QLast Update : Tue Apr 15 06:47:20 2008  
 Response via : Initial Calibration



TIC: 05120810.D\data.ms

(3) Dichlorodifluoromethane (T)

4.969min (+0.011) 1.15ng

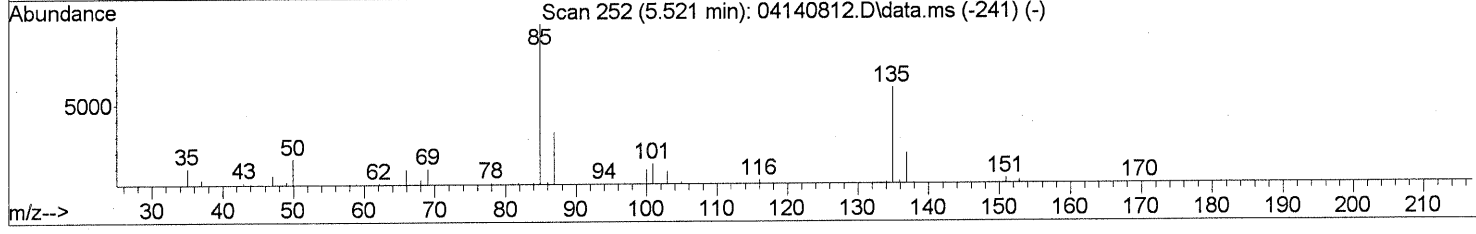

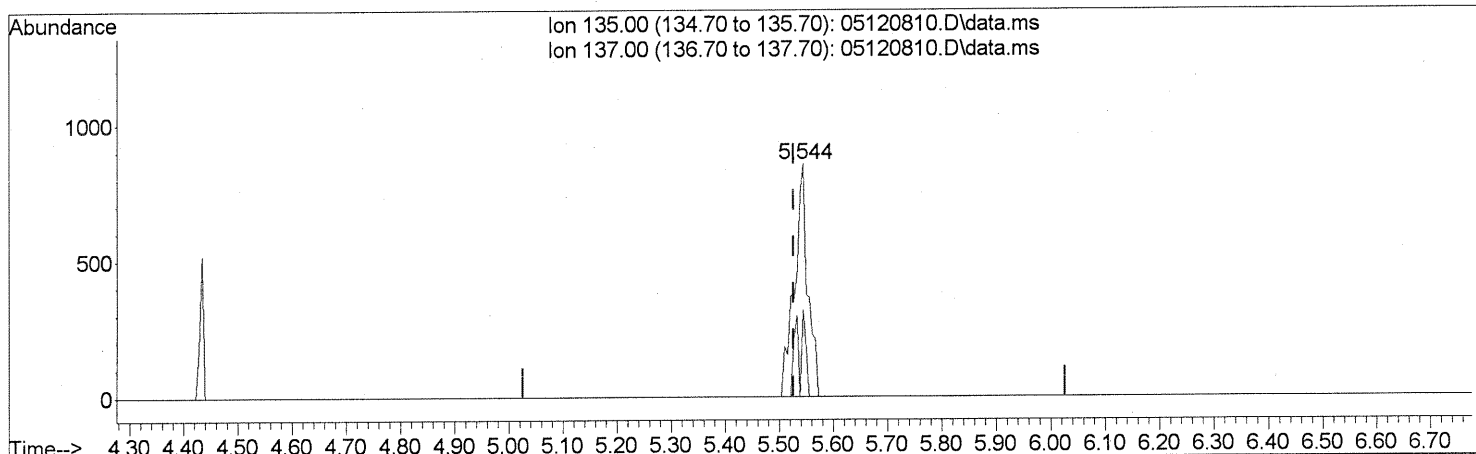
response 67325

Ion	Exp%	Act%
85.00	100	100
87.00	32.50	32.10
100.90	9.30	9.07
102.90	6.00	5.40

Quantitation Report (Qedit)

Data Path : J:\MS13\DATA\2008\_05\12\  
 Data File : 05120810.D  
 Acq On : 12 May 2008 5:12 pm  
 Operator : RTB  
 Sample : P0801385-004 DUP (1000mL)  
 Misc : ENSR SG43B-05 (-5.3, 3.5)  
 ALS Vial : 5 Sample Multiplier: 1

Quant Time: May 27 16:33:57 2008  
 Quant Method : J:\MS13\METHODS\R13041408.M  
 Quant Title : EPA TO-15 per SOP VOA-TO15 (CASS TO-15/GC-MS)  
 QLast Update : Tue Apr 15 06:47:20 2008  
 Response via : Initial Calibration



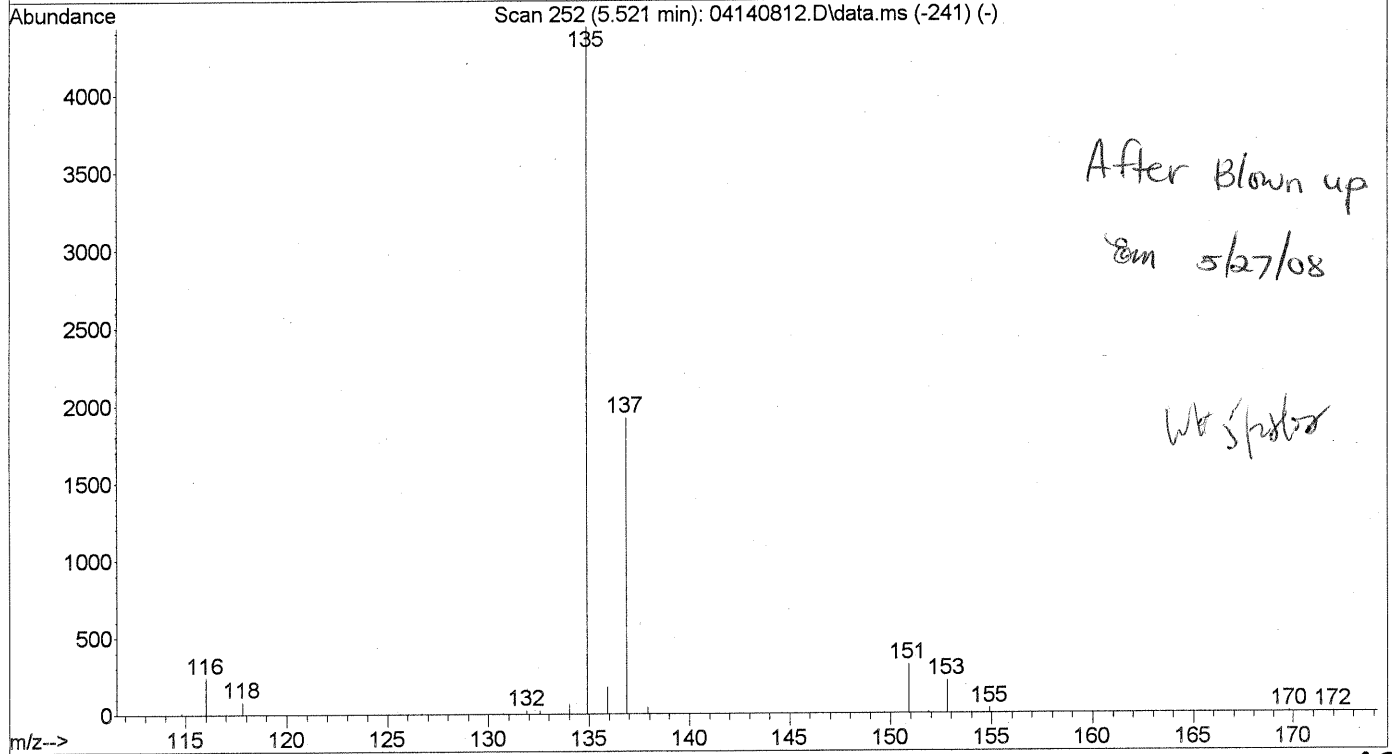
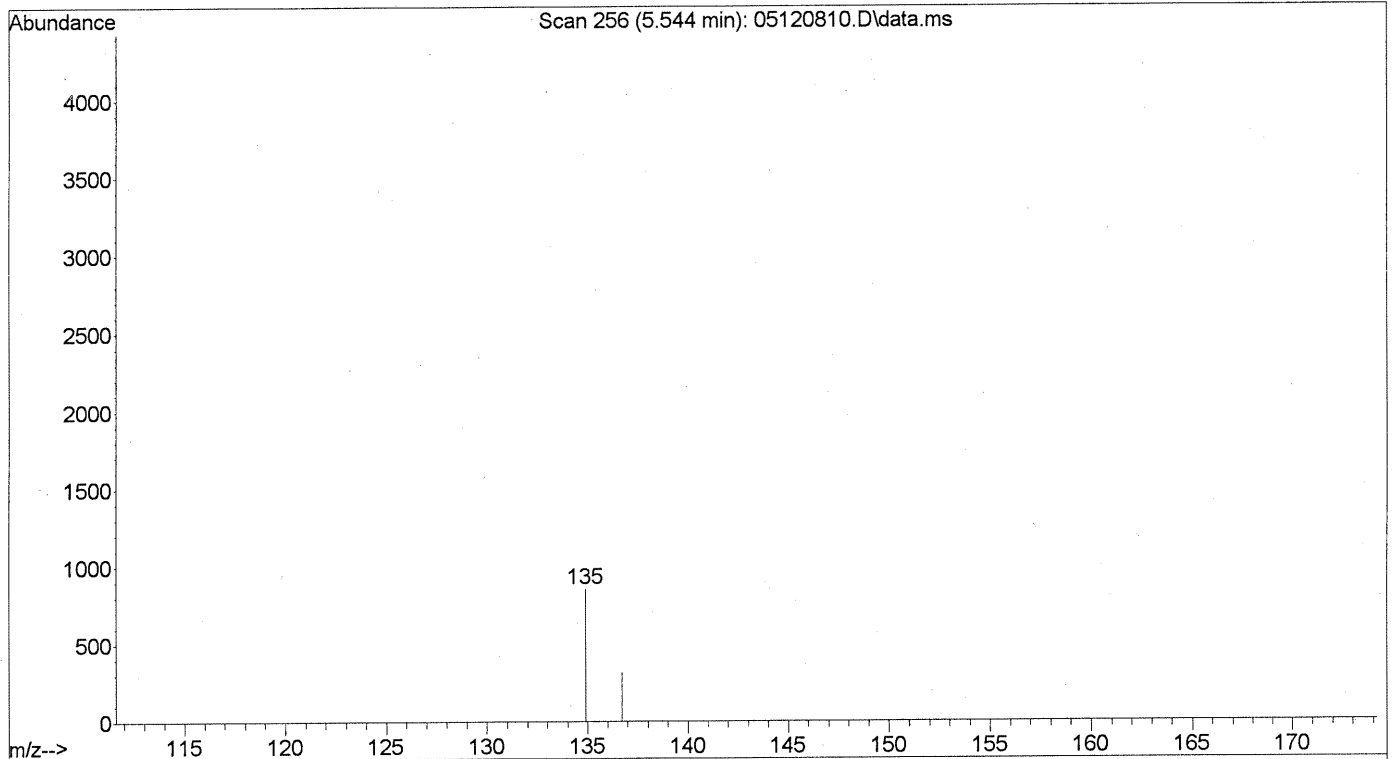
TIC: 05120810.D\data.ms

(5) Freon 114 (T)  
 5.544min (+0.017) 0.05ng  
 response 1465

Ion	Exp%	Act%
135.00	100	100
137.00	31.50	11.60
0.00	0.00	0.00
0.00	0.00	0.00

*Before Blown up*

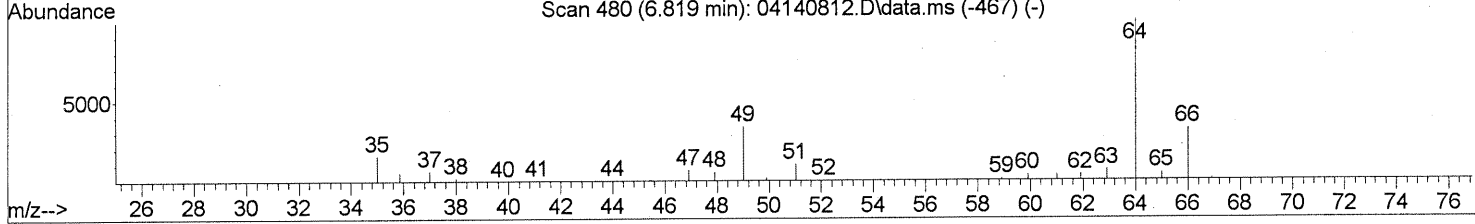
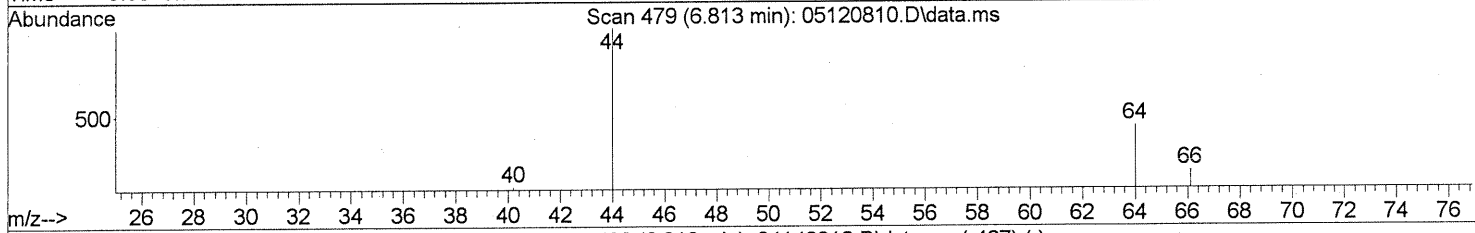
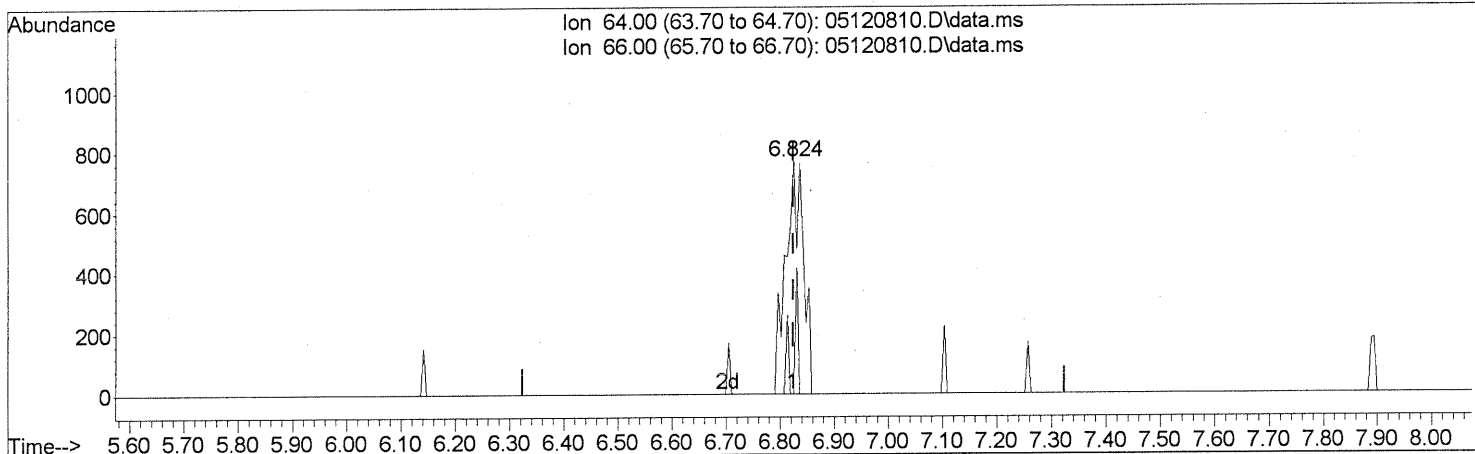
File :J:\MS13\DATA\2008\_05\12\05120810.D  
Operator : RTB  
Acquired : 12 May 2008 5:12 pm using AcqMethod TO15.M  
Instrument : GCMS13  
Sample Name: P0801385-004 DUP (1000mL)  
Misc Info : ENSR SG43B-05 (-5.3, 3.5)  
Vial Number: 5



Quantitation Report (Qedit)

Data Path : J:\MS13\DATA\2008\_05\12\  
 Data File : 05120810.D  
 Acq On : 12 May 2008 5:12 pm  
 Operator : RTB  
 Sample : P0801385-004 DUP (1000mL)  
 Misc : ENSR SG43B-05 (-5.3, 3.5)  
 ALS Vial : 5 Sample Multiplier: 1

Quant Time: May 27 16:33:57 2008  
 Quant Method : J:\MS13\METHODS\R13041408.M  
 Quant Title : EPA TO-15 per SOP VOA-TO15 (CASS TO-15/GC-MS)  
 QLast Update : Tue Apr 15 06:47:20 2008  
 Response via : Initial Calibration



TIC: 05120810.D\data.ms

(9) Chloroethane (T)

6.824min (+0.000) 0.09ng

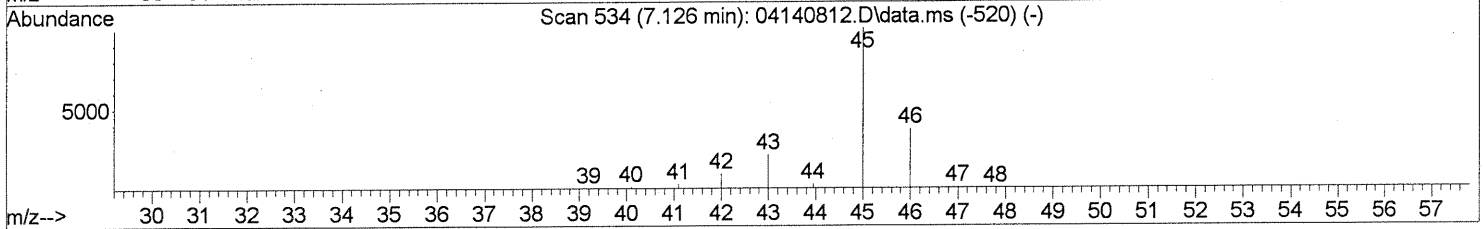
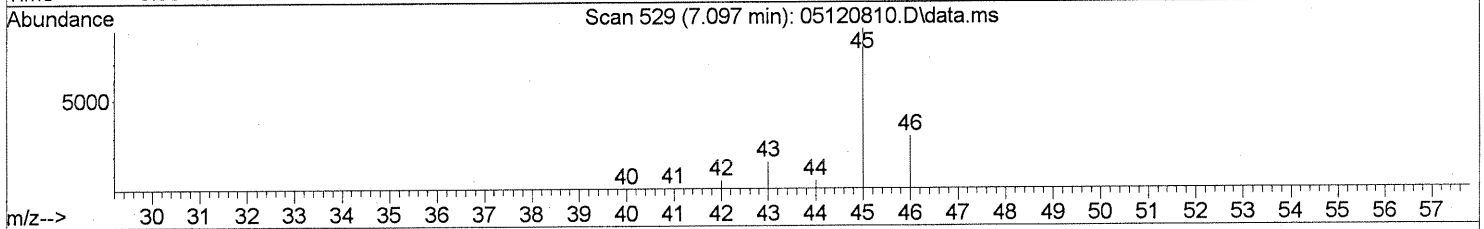
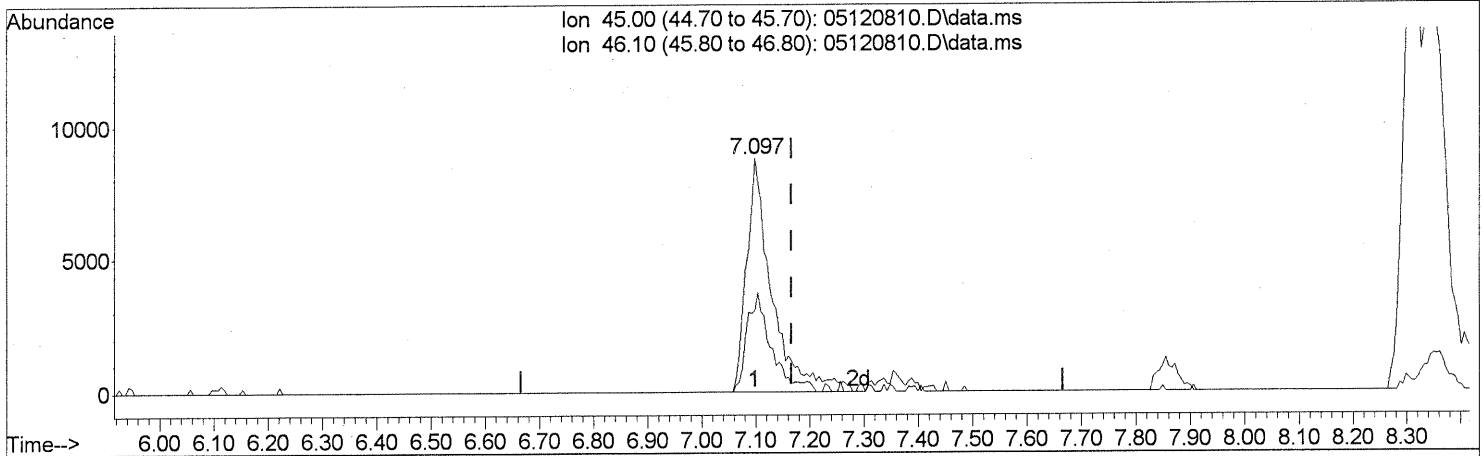
response 1739

Ion	Exp%	Act%
64.00	100	100
66.00	29.60	8.17#
0.00	0.00	0.00
0.00	0.00	0.00

Quantitation Report (Qedit)

Data Path : J:\MS13\DATA\2008\_05\12\  
 Data File : 05120810.D  
 Acq On : 12 May 2008 5:12 pm  
 Operator : RTB  
 Sample : P0801385-004 DUP (1000mL)  
 Misc : ENSR SG43B-05 (-5.3, 3.5)  
 ALS Vial : 5 Sample Multiplier: 1

Quant Time: May 27 16:33:57 2008  
 Quant Method : J:\MS13\METHODS\R13041408.M  
 Quant Title : EPA TO-15 per SOP VOA-TO15 (CASS TO-15/GC-MS)  
 QLast Update : Tue Apr 15 06:47:20 2008  
 Response via : Initial Calibration



TIC: 05120810.D\data.ms

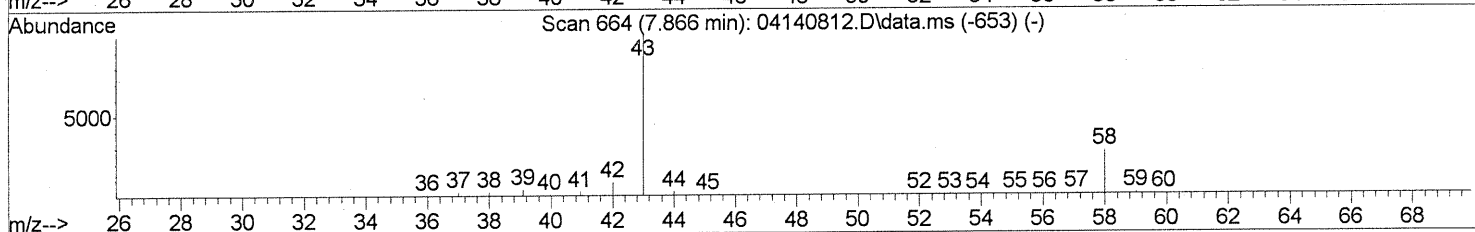
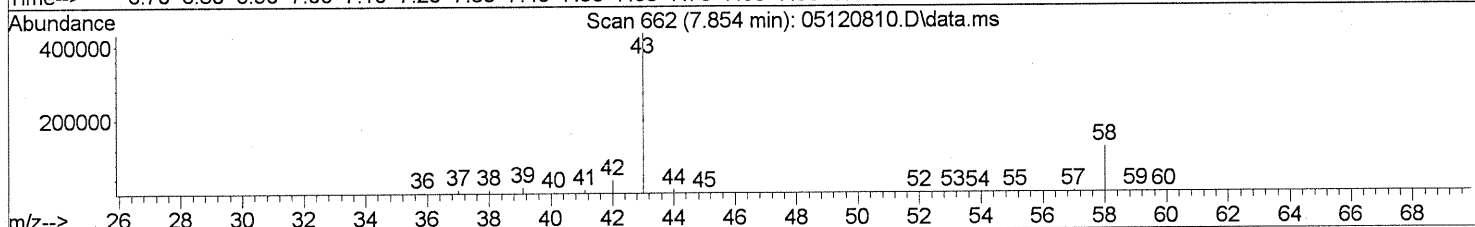
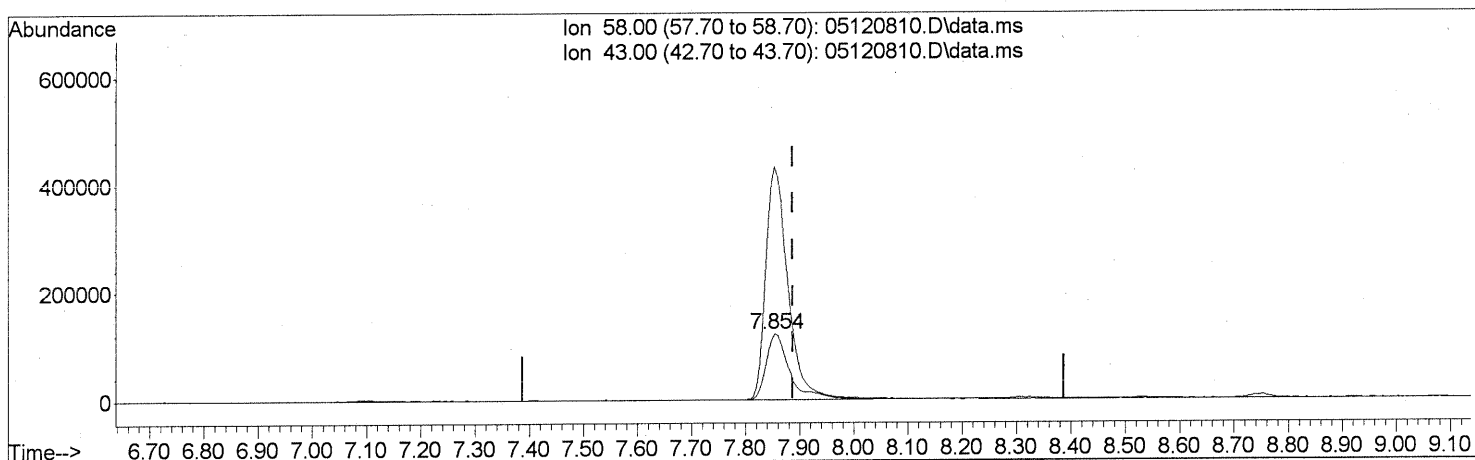
(10) Ethanol (T)  
 7.097min (-0.069) 1.30ng  
 response 28408

Ion	Exp%	Act%
45.00	100	100
46.10	41.00	40.50
0.00	0.00	0.00
0.00	0.00	0.00

Quantitation Report (Qedit)

Data Path : J:\MS13\DATA\2008\_05\12\  
 Data File : 05120810.D  
 Acq On : 12 May 2008 5:12 pm  
 Operator : RTB  
 Sample : P0801385-004 DUP (1000mL)  
 Misc : ENSR SG43B-05 (-5.3, 3.5)  
 ALS Vial : 5 Sample Multiplier: 1

Quant Time: May 27 16:33:57 2008  
 Quant Method : J:\MS13\METHODS\R13041408.M  
 Quant Title : EPA TO-15 per SOP VOA-TO15 (CASS TO-15/GC-MS)  
 QLast Update : Tue Apr 15 06:47:20 2008  
 Response via : Initial Calibration



TIC: 05120810.D\data.ms

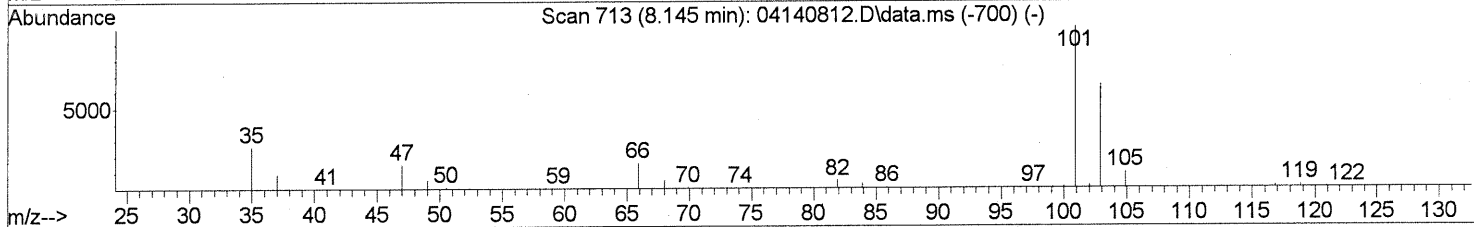
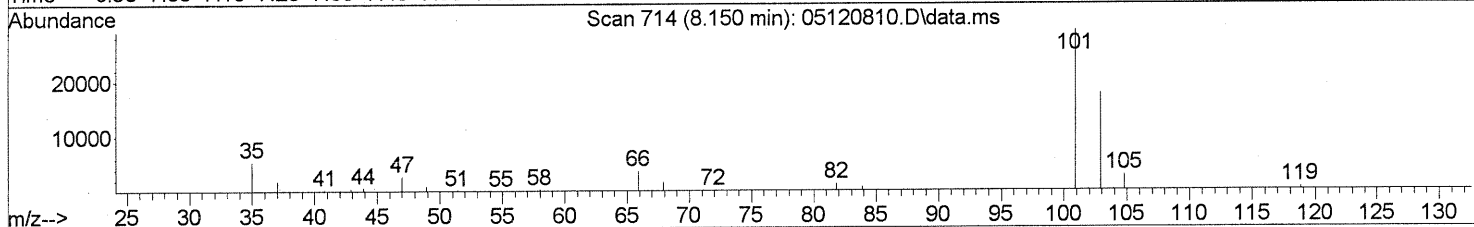
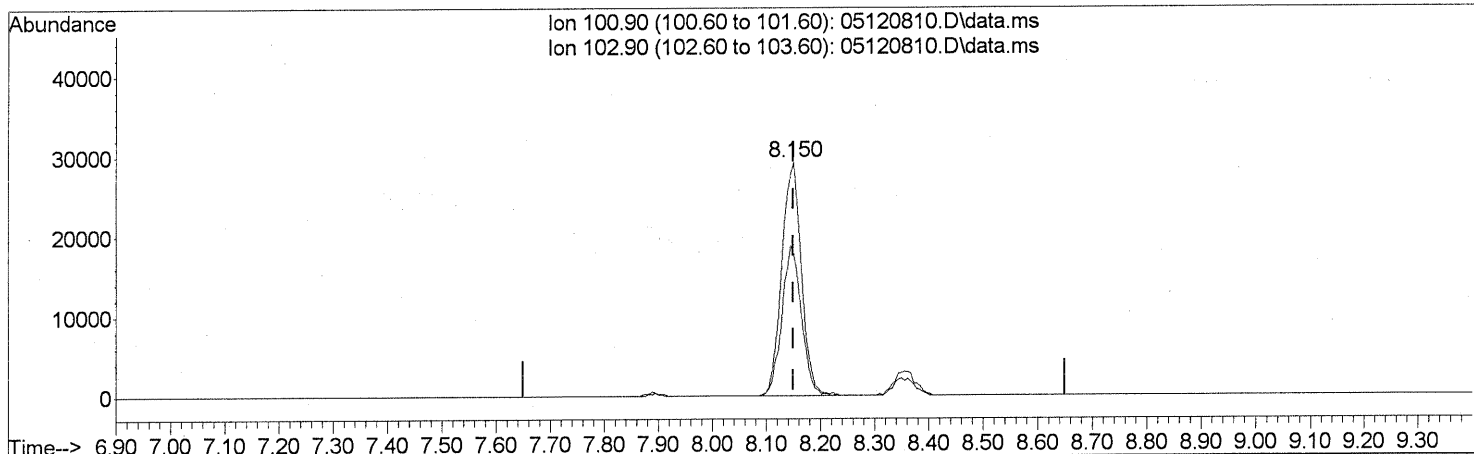
(13) Acetone (T)		
7.854min (-0.034)	17.06ng	
response	365566	
Ion	Exp%	Act%
58.00	100	100
43.00	283.10	337.33#
0.00	0.00	0.00
0.00	0.00	0.00



Quantitation Report (Qedit)

Data Path : J:\MS13\DATA\2008\_05\12\  
 Data File : 05120810.D  
 Acq On : 12 May 2008 5:12 pm  
 Operator : RTB  
 Sample : P0801385-004 DUP (1000mL)  
 Misc : ENSR SG43B-05 (-5.3, 3.5)  
 ALS Vial : 5 Sample Multiplier: 1

Quant Time: May 27 16:33:57 2008  
 Quant Method : J:\MS13\METHODS\R13041408.M  
 Quant Title : EPA TO-15 per SOP VOA-TO15 (CASS TO-15/GC-MS)  
 QLast Update : Tue Apr 15 06:47:20 2008  
 Response via : Initial Calibration



TIC: 05120810.D\data.ms

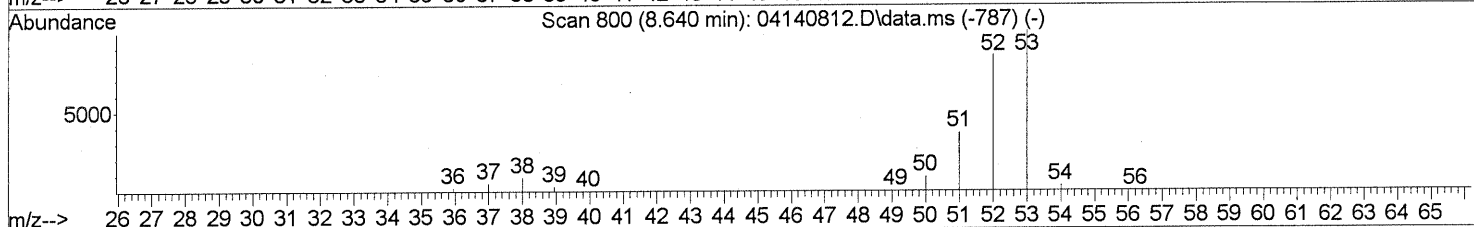
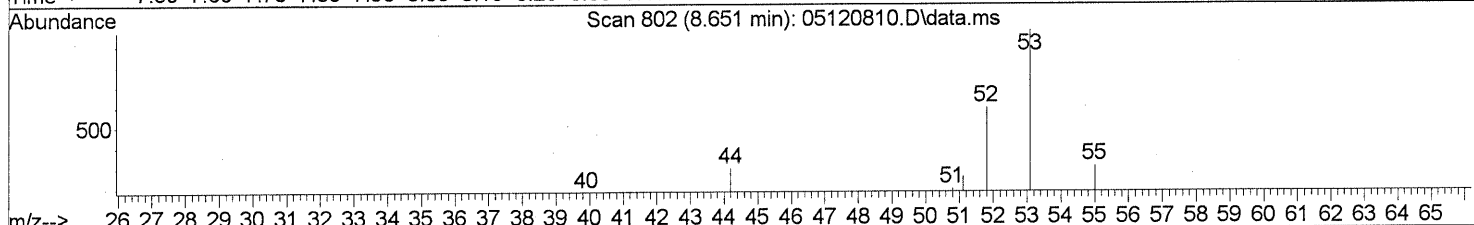
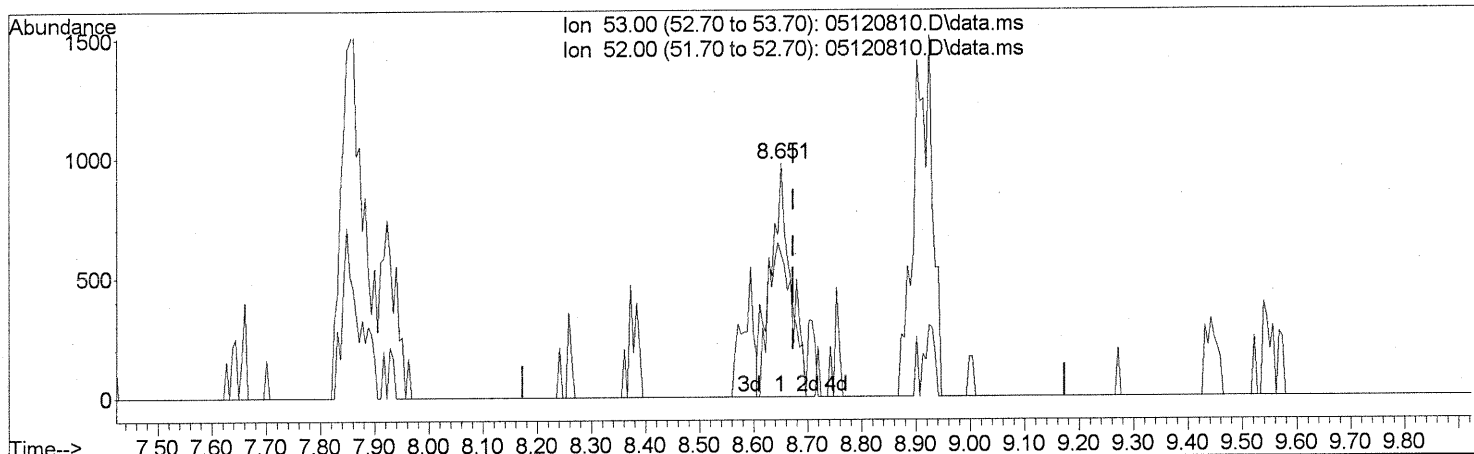
(14) Trichlorofluoromethane (T)  
 8.150min (+0.000) 1.61ng  
 response 73883

Ion	Exp%	Act%
100.90	100	100
102.90	64.80	63.76
0.00	0.00	0.00
0.00	0.00	0.00

Quantitation Report (Qedit)

Data Path : J:\MS13\DATA\2008\_05\12\  
 Data File : 05120810.D  
 Acq On : 12 May 2008 5:12 pm  
 Operator : RTB  
 Sample : P0801385-004 DUP (1000mL)  
 Misc : ENSR SG43B-05 (-5.3, 3.5)  
 ALS Vial : 5 Sample Multiplier: 1

Quant Time: May 27 16:33:57 2008  
 Quant Method : J:\MS13\METHODS\R13041408.M  
 Quant Title : EPA TO-15 per SOP VOA-TO15 (CASS TO-15/GC-MS)  
 QLast Update : Tue Apr 15 06:47:20 2008  
 Response via : Initial Calibration



TIC: 05120810.D\data.ms

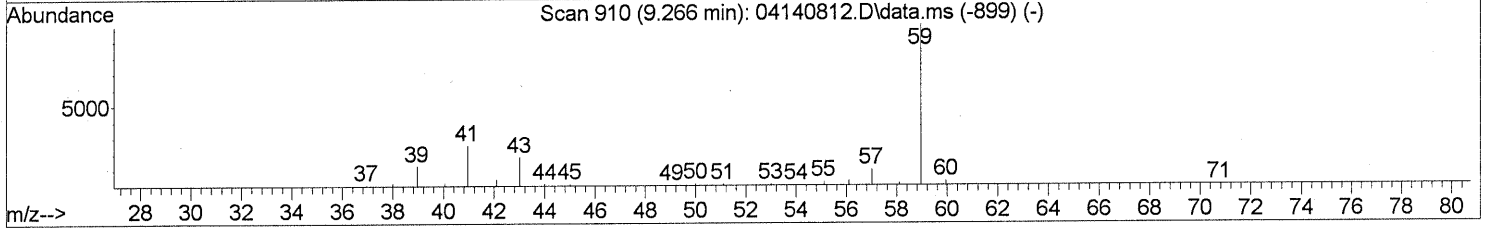
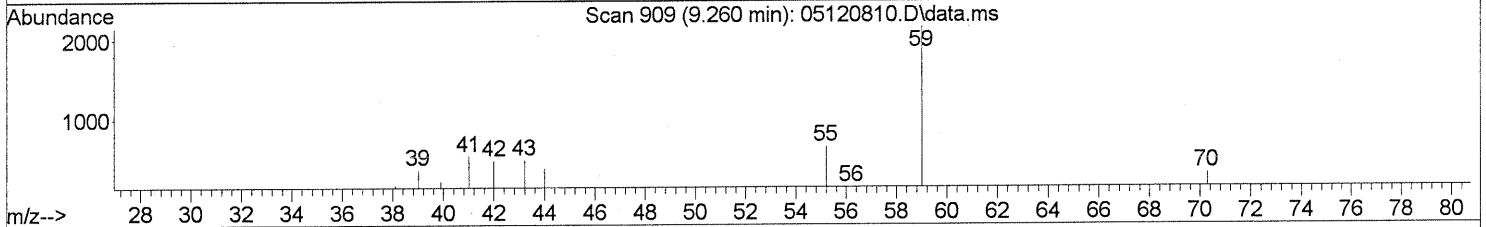
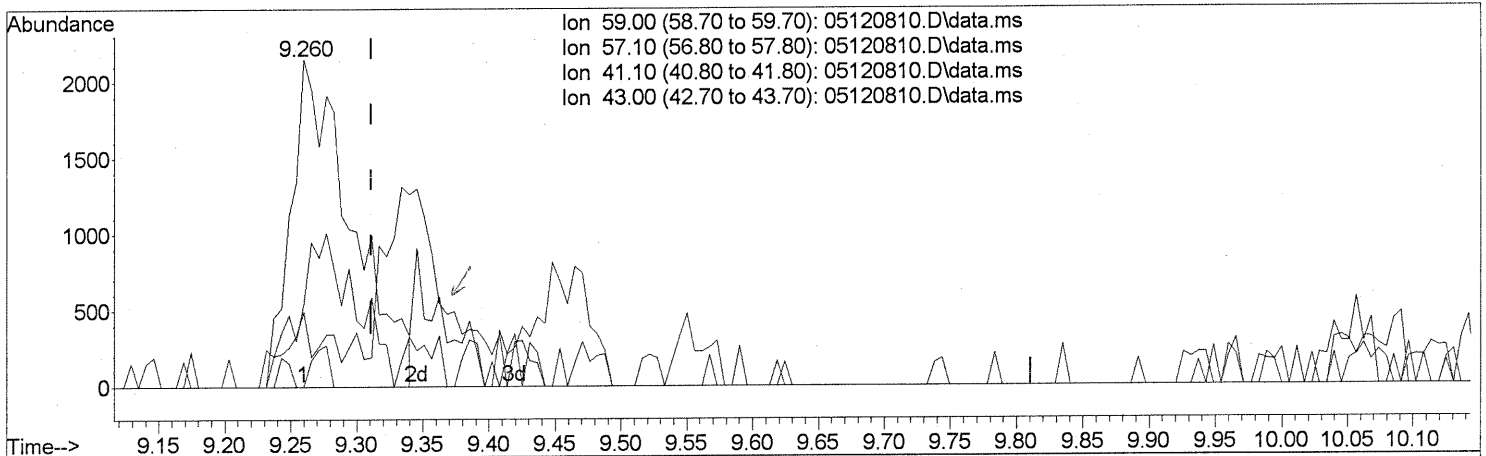
(16) Acrylonitrile (T)  
 8.651min (-0.023) 0.07ng  
 response 2464

Ion	Exp%	Act%
53.00	100	100
52.00	82.50	83.20
0.00	0.00	0.00
0.00	0.00	0.00

Quantitation Report (Qedit)

Data Path : J:\MS13\DATA\2008\_05\12\  
 Data File : 05120810.D  
 Acq On : 12 May 2008 5:12 pm  
 Operator : RTB  
 Sample : P0801385-004 DUP (1000mL)  
 Misc : ENSR SG43B-05 (-5.3, 3.5)  
 ALS Vial : 5 Sample Multiplier: 1

Quant Time: May 12 17:41:34 2008  
 Quant Method : J:\MS13\METHODS\R13041408.M  
 Quant Title : EPA TO-15 per SOP VOA-TO15 (CASS TO-15/GC-MS)  
 QLast Update : Tue Apr 15 06:47:20 2008  
 Response via : Initial Calibration



TIC: 05120810.D\data.ms

(18) tert-Butanol (T)

9.260min (-0.051) 0.11ng

response 6812


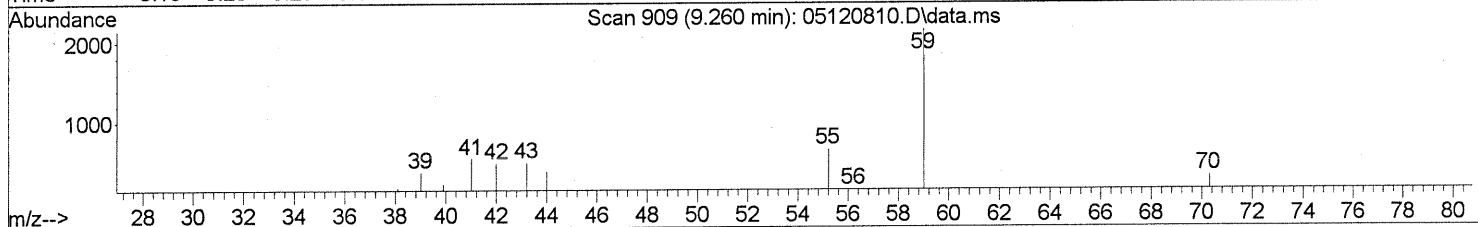
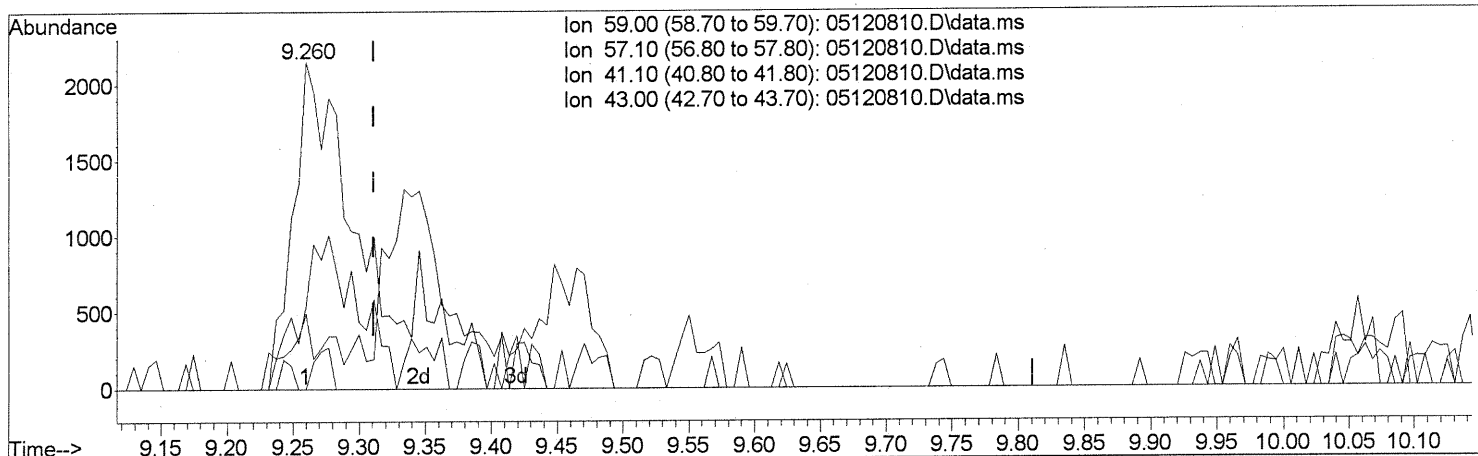
Ion	Exp%	Act%
59.00	100	100
57.10	10.30	1.73
41.10	20.10	0.00#
43.00	12.30	9.84

*Tailing / split peaks*

Quantitation Report (Qedit)

Data Path : J:\MS13\DATA\2008\_05\12\  
 Data File : 05120810.D  
 Acq On : 12 May 2008 5:12 pm  
 Operator : RTB  
 Sample : P0801385-004 DUP (1000mL)  
 Misc : ENSR SG43B-05 (-5.3, 3.5)  
 ALS Vial : 5 Sample Multiplier: 1

Quant Time: May 12 17:41:34 2008  
 Quant Method : J:\MS13\METHODS\R13041408.M  
 Quant Title : EPA TO-15 per SOP VOA-TO15 (CASS TO-15/GC-MS)  
 QLast Update : Tue Apr 15 06:47:20 2008  
 Response via : Initial Calibration



TIC: 05120810.D\data.ms

(18) tert-Butanol (T)  
 9.260min (-0.051) 0.14ng m  
 response 8571

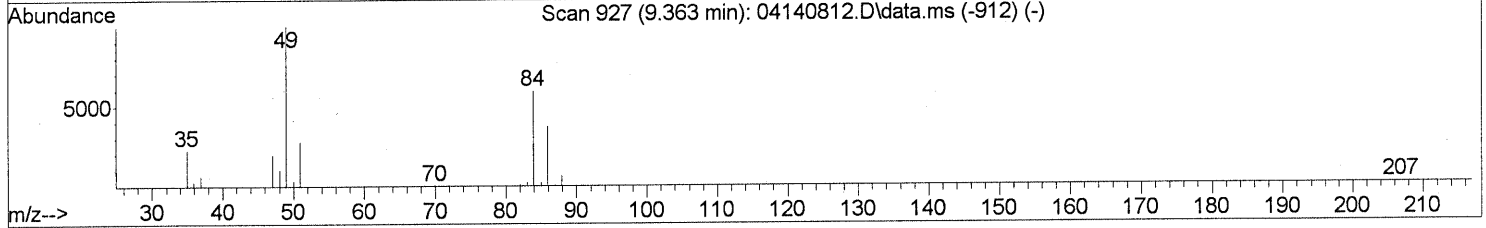
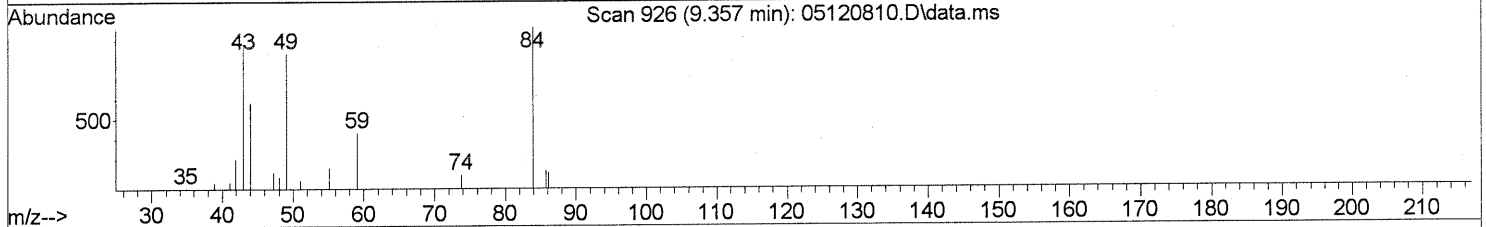
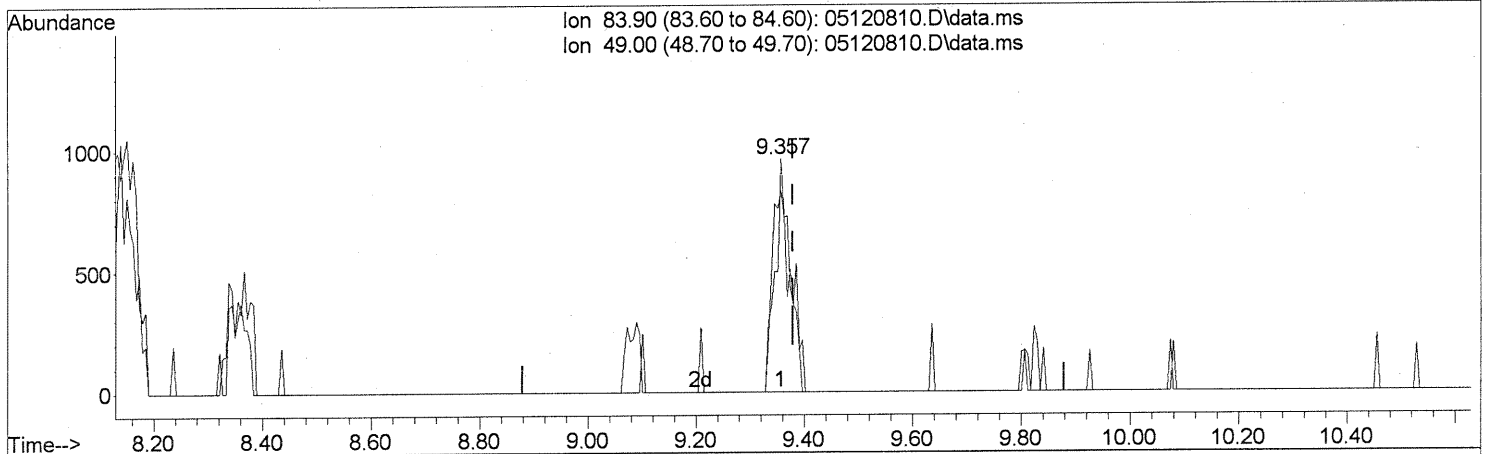
Ion	Exp%	Act%
59.00	100	100
57.10	10.30	1.38
41.10	20.10	0.00#
43.00	12.30	7.82

*Int. the whole peak*  
*Em 5/27/08*  
*WA 5/28/08*

Quantitation Report (Qedit)

Data Path : J:\MS13\DATA\2008\_05\12\  
 Data File : 05120810.D  
 Acq On : 12 May 2008 5:12 pm  
 Operator : RTB  
 Sample : P0801385-004 DUP (1000mL)  
 Misc : ENSR SG43B-05 (-5.3, 3.5)  
 ALS Vial : 5 Sample Multiplier: 1

Quant Time: May 27 16:33:57 2008  
 Quant Method : J:\MS13\METHODS\R13041408.M  
 Quant Title : EPA TO-15 per SOP VOA-TO15 (CASS TO-15/GC-MS)  
 QLast Update : Tue Apr 15 06:47:20 2008  
 Response via : Initial Calibration



TIC: 05120810.D\data.ms

(19) Methylene Chloride (T)

9.357min (-0.023) 0.07ng

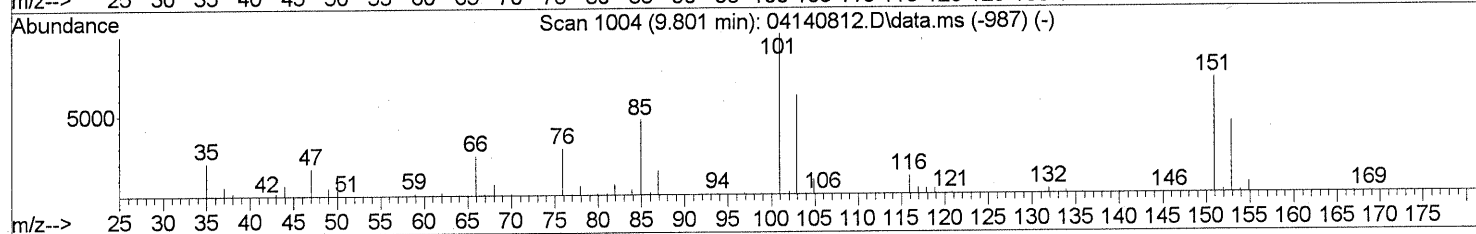
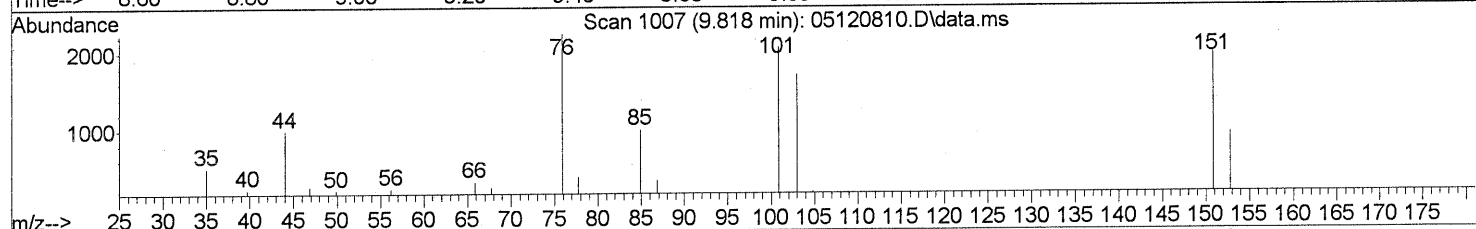
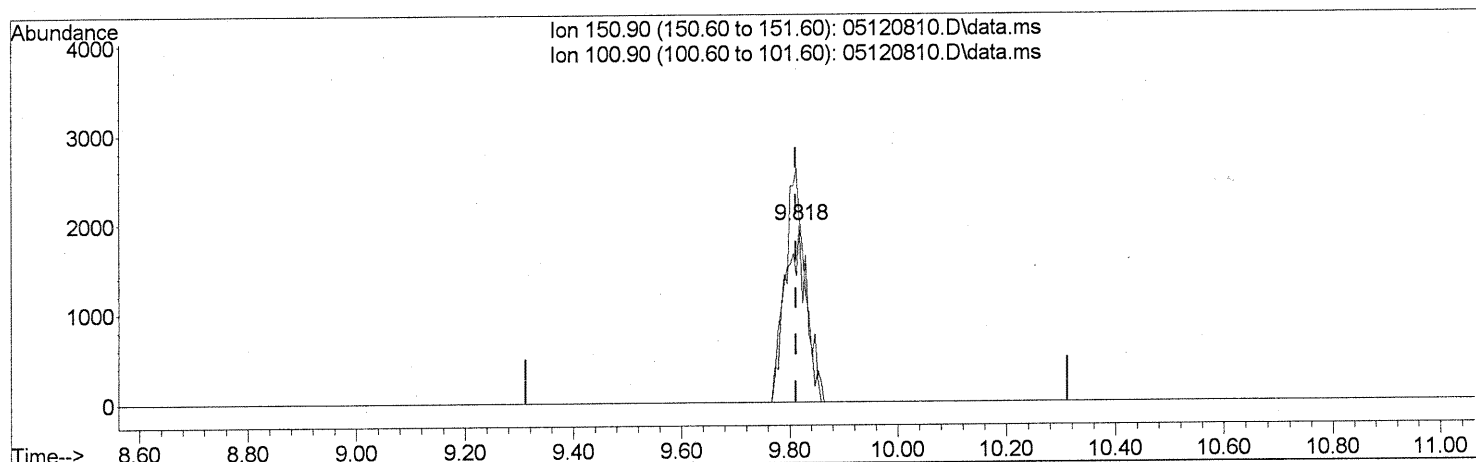
response 1811

Ion	Exp%	Act%
83.90	100	100
49.00	172.90	114.03#
0.00	0.00	0.00
0.00	0.00	0.00

Quantitation Report (Qedit)

Data Path : J:\MS13\DATA\2008\_05\12\  
 Data File : 05120810.D  
 Acq On : 12 May 2008 5:12 pm  
 Operator : RTB  
 Sample : P0801385-004 DUP (1000mL)  
 Misc : ENSR SG43B-05 (-5.3, 3.5)  
 ALS Vial : 5 Sample Multiplier: 1

Quant Time: May 27 16:33:57 2008  
 Quant Method : J:\MS13\METHODS\R13041408.M  
 Quant Title : EPA TO-15 per SOP VOA-TO15 (CASS TO-15/GC-MS)  
 QLast Update : Tue Apr 15 06:47:20 2008  
 Response via : Initial Calibration



TIC: 05120810.D\data.ms

(21) Trichlorotrifluoroethane (T)

9.818min (+0.006) 0.28ng


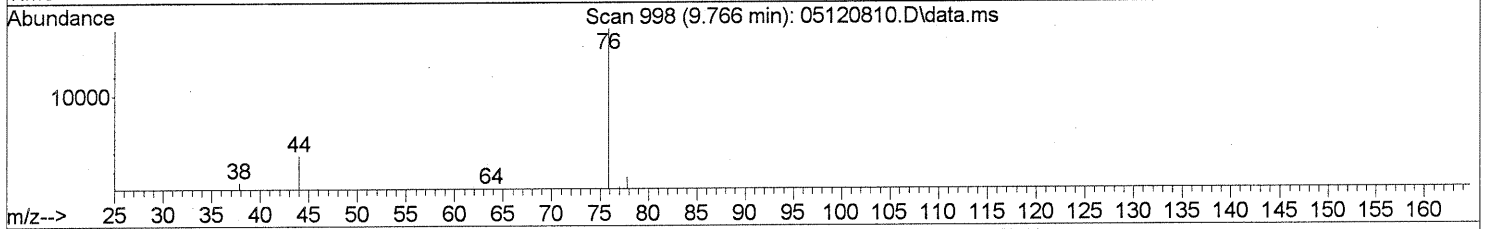
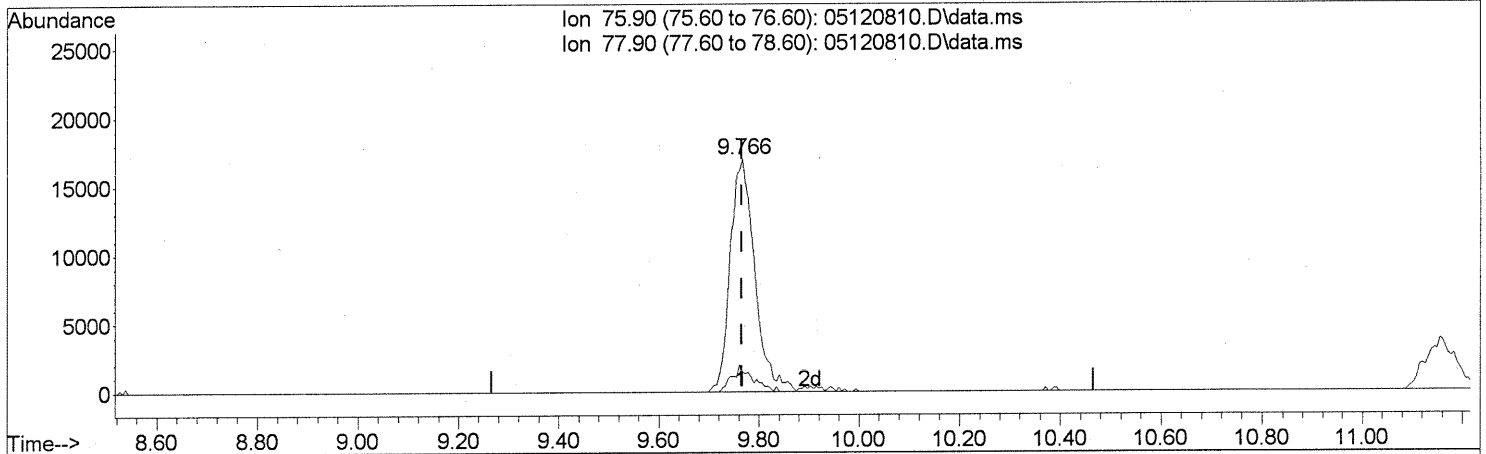
response 5470

Ion	Exp%	Act%
150.90	100	100
100.90	126.50	123.46
0.00	0.00	0.00
0.00	0.00	0.00

Quantitation Report (Qedit)

Data Path : J:\MS13\DATA\2008\_05\12\  
 Data File : 05120810.D  
 Acq On : 12 May 2008 5:12 pm  
 Operator : RTB  
 Sample : P0801385-004 DUP (1000mL)  
 Misc : ENSR SG43B-05 (-5.3, 3.5)  
 ALS Vial : 5 Sample Multiplier: 1

Quant Time: May 27 16:33:57 2008  
 Quant Method : J:\MS13\METHODS\R13041408.M  
 Quant Title : EPA TO-15 per SOP VOA-TO15 (CASS TO-15/GC-MS)  
 QLast Update : Tue Apr 15 06:47:20 2008  
 Response via : Initial Calibration



TIC: 05120810.D\data.ms

(22) Carbon Disulfide (T)

9.766min (+0.000) 0.63ng


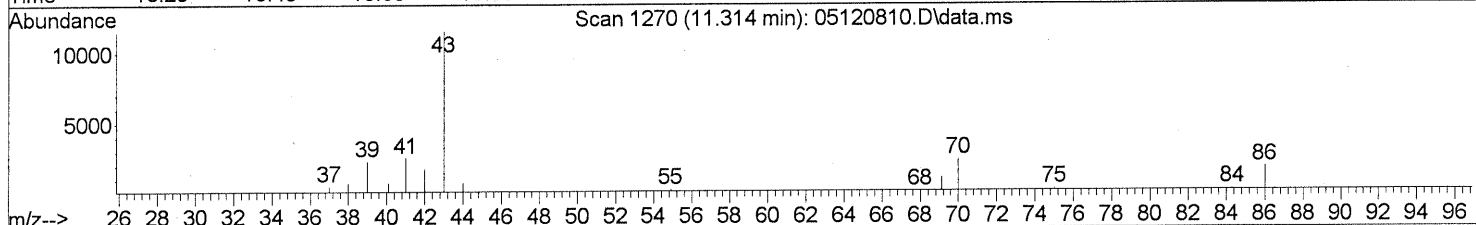
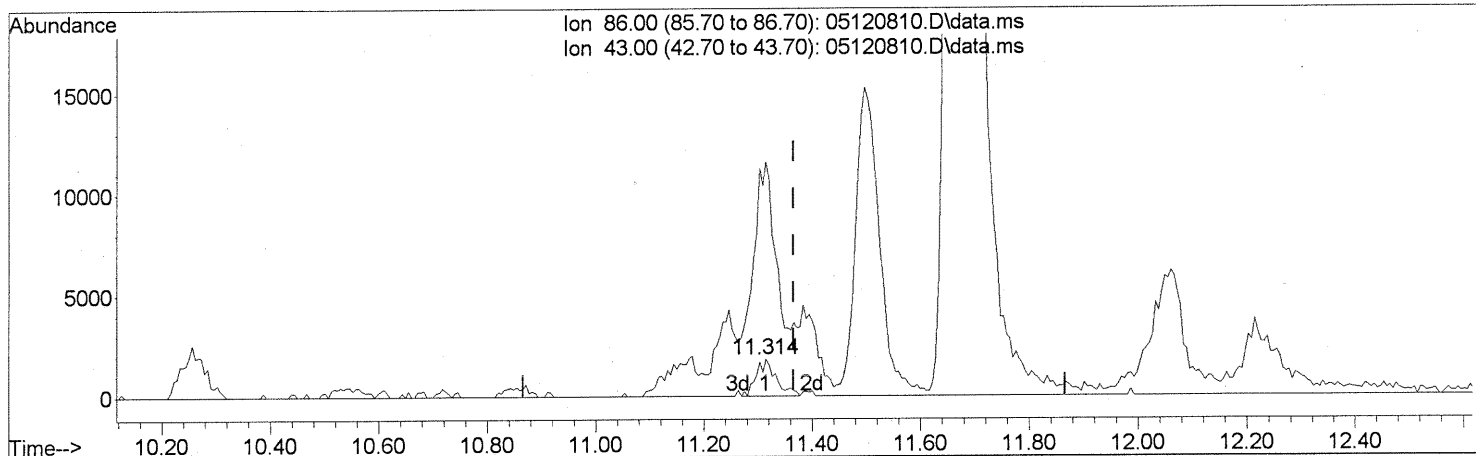
response 57571

Ion	Exp%	Act%
75.90	100	100
77.90	8.70	9.36
0.00	0.00	0.00
0.00	0.00	0.00

Quantitation Report (Qedit)

Data Path : J:\MS13\DATA\2008\_05\12\  
 Data File : 05120810.D  
 Acq On : 12 May 2008 5:12 pm  
 Operator : RTB  
 Sample : P0801385-004 DUP (1000mL)  
 Misc : ENSR SG43B-05 (-5.3, 3.5)  
 ALS Vial : 5 Sample Multiplier: 1

Quant Time: May 27 16:33:57 2008  
 Quant Method : J:\MS13\METHODS\R13041408.M  
 Quant Title : EPA TO-15 per SOP VOA-TO15 (CASS TO-15/GC-MS)  
 QLast Update : Tue Apr 15 06:47:20 2008  
 Response via : Initial Calibration



TIC: 05120810.D\data.ms

(26) Vinyl Acetate (T) *M*

11.314min (-0.052) 1.07ng

response 4546



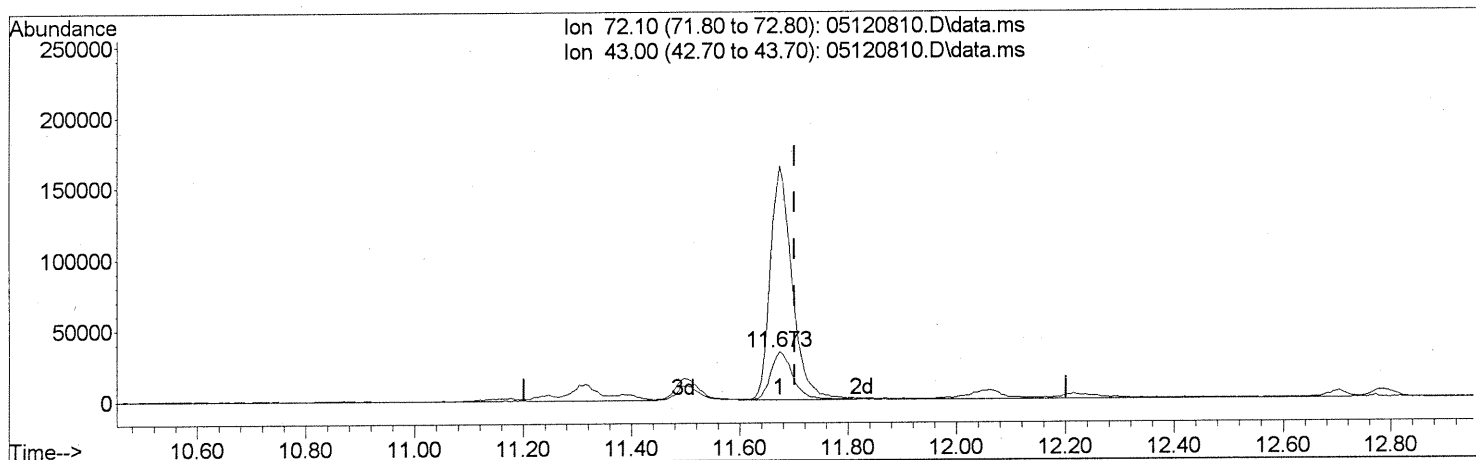
Ion	Exp%	Act%
86.00	100	100
43.00	1381.20	1029.48#
0.00	0.00	0.00
0.00	0.00	0.00



Quantitation Report (Qedit)

Data Path : J:\MS13\DATA\2008\_05\12\  
 Data File : 05120810.D  
 Acq On : 12 May 2008 5:12 pm  
 Operator : RTB  
 Sample : P0801385-004 DUP (1000mL)  
 Misc : ENSR SG43B-05 (-5.3, 3.5)  
 ALS Vial : 5 Sample Multiplier: 1

Quant Time: May 27 16:33:57 2008  
 Quant Method : J:\MS13\METHODS\R13041408.M  
 Quant Title : EPA TO-15 per SOP VOA-TO15 (CASS TO-15/GC-MS)  
 QLast Update : Tue Apr 15 06:47:20 2008  
 Response via : Initial Calibration



TIC: 05120810.D\data.ms



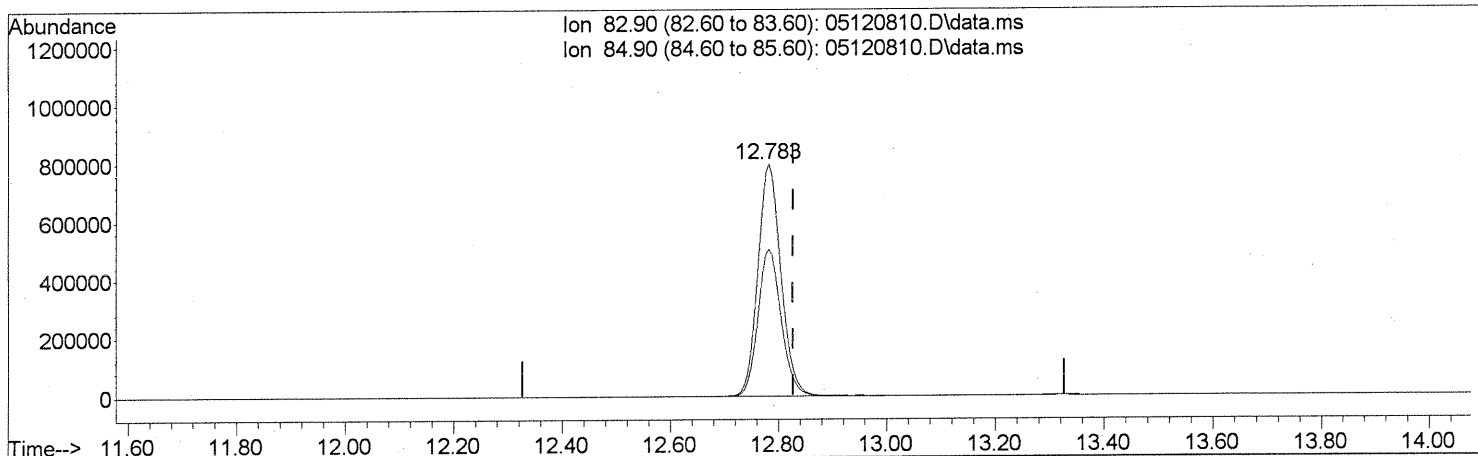
(27) 2-Butanone (T)  
 11.673min (-0.028) 6.30ng  
 response 94712

ion	Exp%	Act%
72.10	100	100
43.00	506.80	483.08#
0.00	0.00	0.00
0.00	0.00	0.00

Quantitation Report (Qedit)

Data Path : J:\MS13\DATA\2008\_05\12\  
 Data File : 05120810.D  
 Acq On : 12 May 2008 5:12 pm  
 Operator : RTB  
 Sample : P0801385-004 DUP (1000mL)  
 Misc : ENSR SG43B-05 (-5.3, 3.5)  
 ALS Vial : 5 Sample Multiplier: 1

Quant Time: May 27 16:33:57 2008  
 Quant Method : J:\MS13\METHODS\R13041408.M  
 Quant Title : EPA TO-15 per SOP VOA-TO15 (CASS TO-15/GC-MS)  
 QLast Update : Tue Apr 15 06:47:20 2008  
 Response via : Initial Calibration



TIC: 05120810.D\data.ms

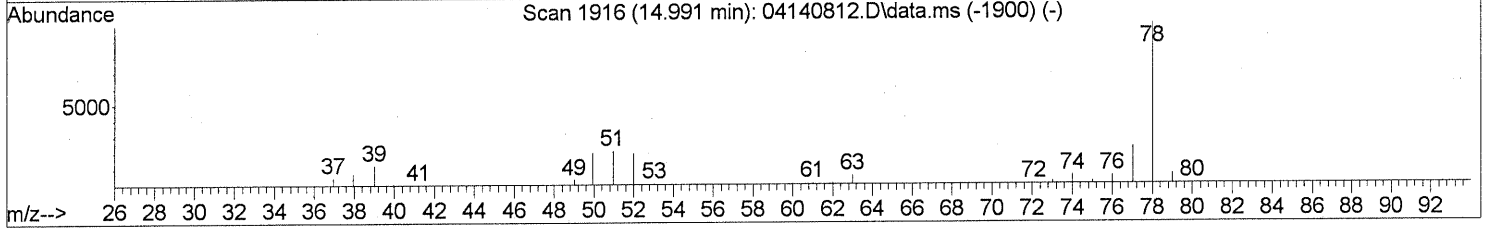
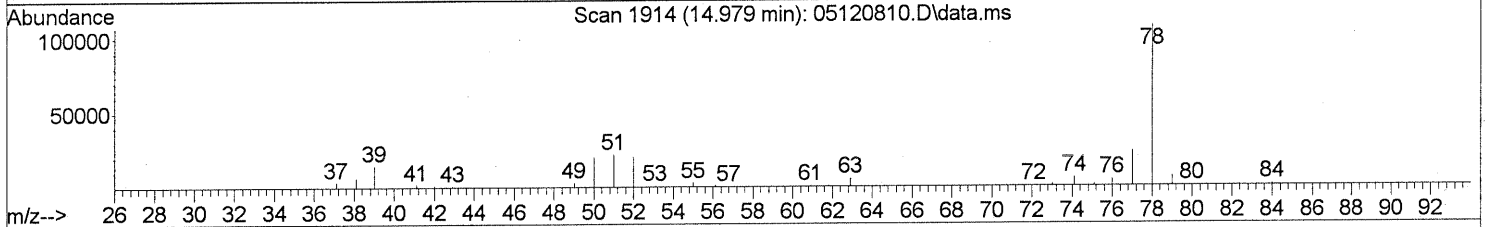
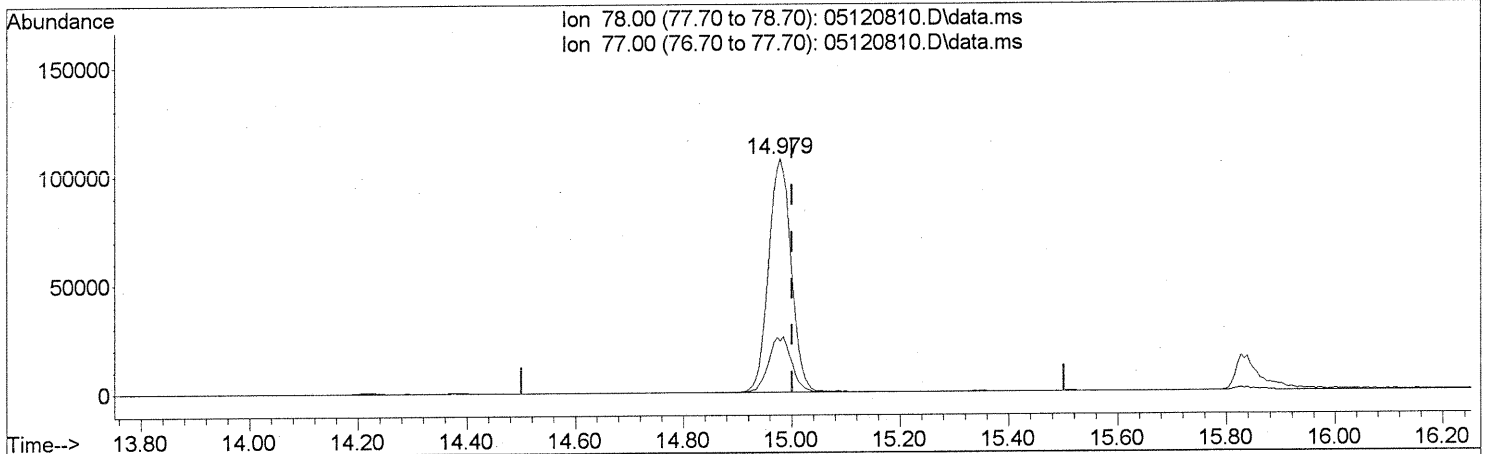
(32) Chloroform (T)  
 12.783min (-0.045) 65.22ng  
 response 2356744

Ion	Exp%	Act%
82.90	100	100
84.90	64.70	63.60
0.00	0.00	0.00
0.00	0.00	0.00

Quantitation Report (Qedit)

Data Path : J:\MS13\DATA\2008\_05\12\  
 Data File : 05120810.D  
 Acq On : 12 May 2008 5:12 pm  
 Operator : RTB  
 Sample : P0801385-004 DUP (1000mL)  
 Misc : ENSR SG43B-05 (-5.3, 3.5)  
 ALS Vial : 5 Sample Multiplier: 1

Quant Time: May 27 16:33:57 2008  
 Quant Method : J:\MS13\METHODS\R13041408.M  
 Quant Title : EPA TO-15 per SOP VOA-TO15 (CASS TO-15/GC-MS)  
 QLast Update : Tue Apr 15 06:47:20 2008  
 Response via : Initial Calibration



TIC: 05120810.D\data.ms

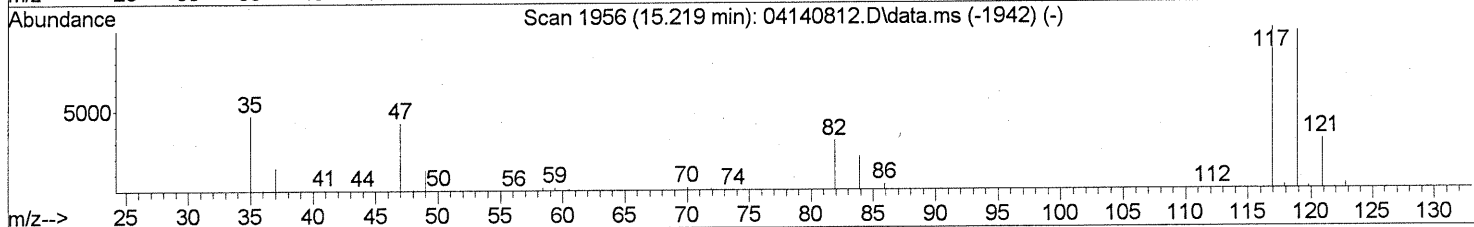
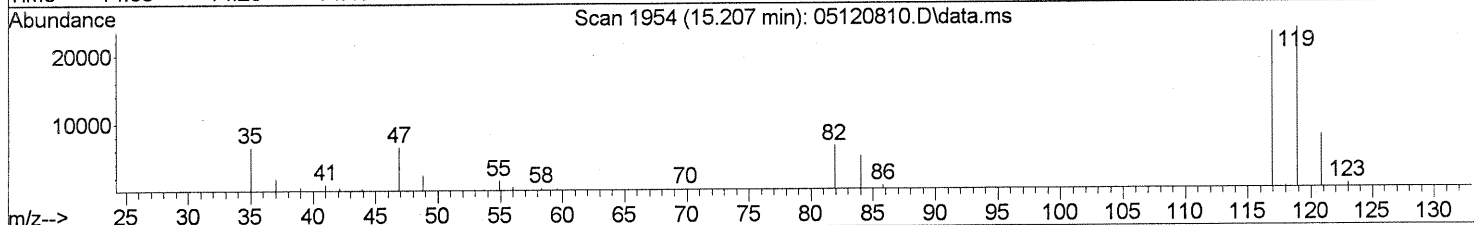
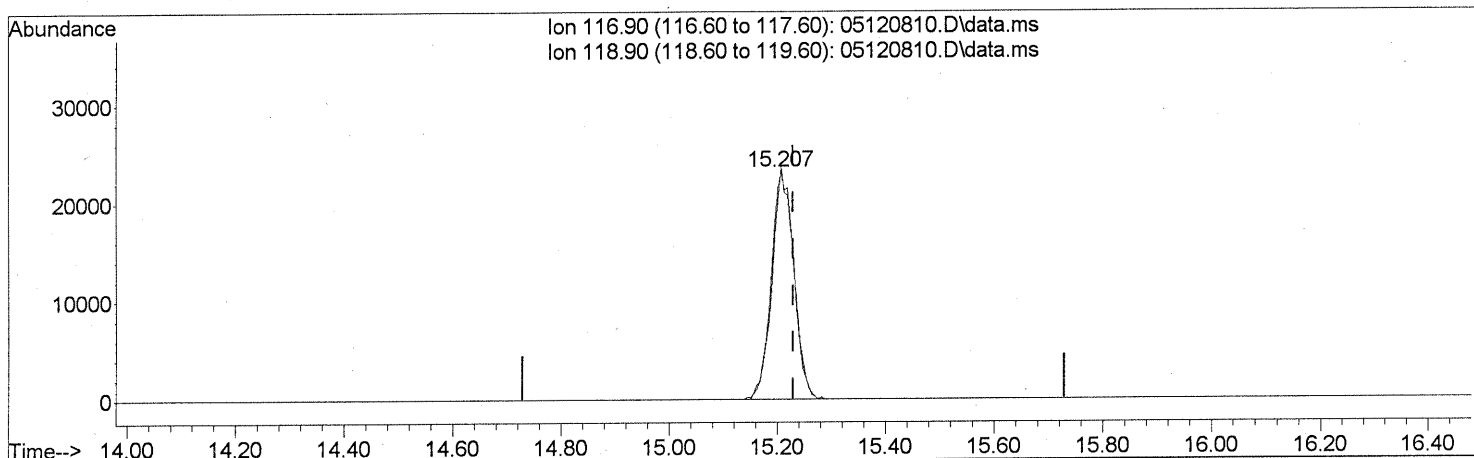
(41) Benzene (T)  
 14.979min (-0.023) 3.46ng  
 response 309773

Ion	Exp%	Act%
78.00	100	100
77.00	23.50	24.01
0.00	0.00	0.00
0.00	0.00	0.00

Quantitation Report (Qedit)

Data Path : J:\MS13\DATA\2008\_05\12\  
 Data File : 05120810.D  
 Acq On : 12 May 2008 5:12 pm  
 Operator : RTB  
 Sample : P0801385-004 DUP (1000mL)  
 Misc : ENSR SG43B-05 (-5.3, 3.5)  
 ALS Vial : 5 Sample Multiplier: 1

Quant Time: May 27 16:33:57 2008  
 Quant Method : J:\MS13\METHODS\R13041408.M  
 Quant Title : EPA TO-15 per SOP VOA-TO15 (CASS TO-15/GC-MS)  
 QLast Update : Tue Apr 15 06:47:20 2008  
 Response via : Initial Calibration



TIC: 05120810.D\data.ms

(42) Carbon Tetrachloride (T)

15.207min (-0.023) 2.28ng

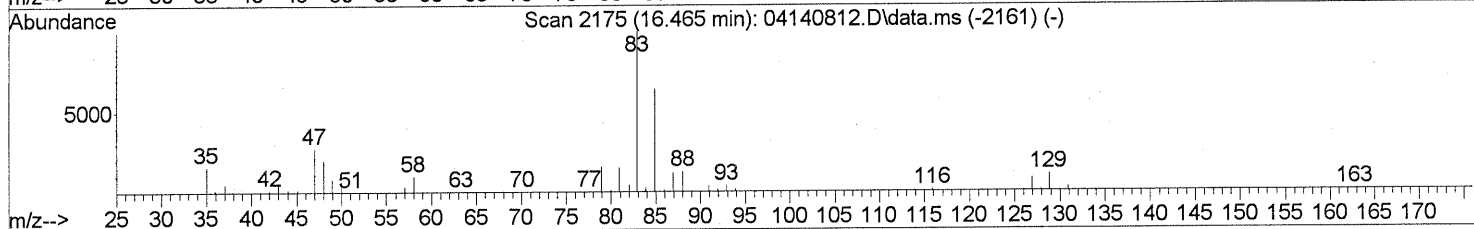
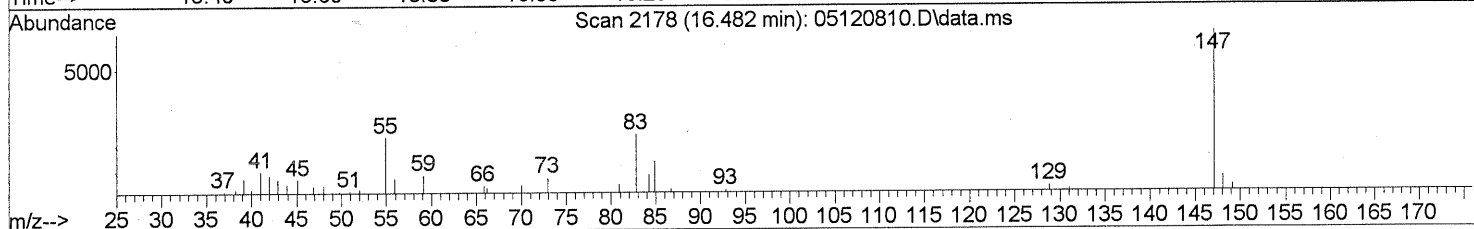
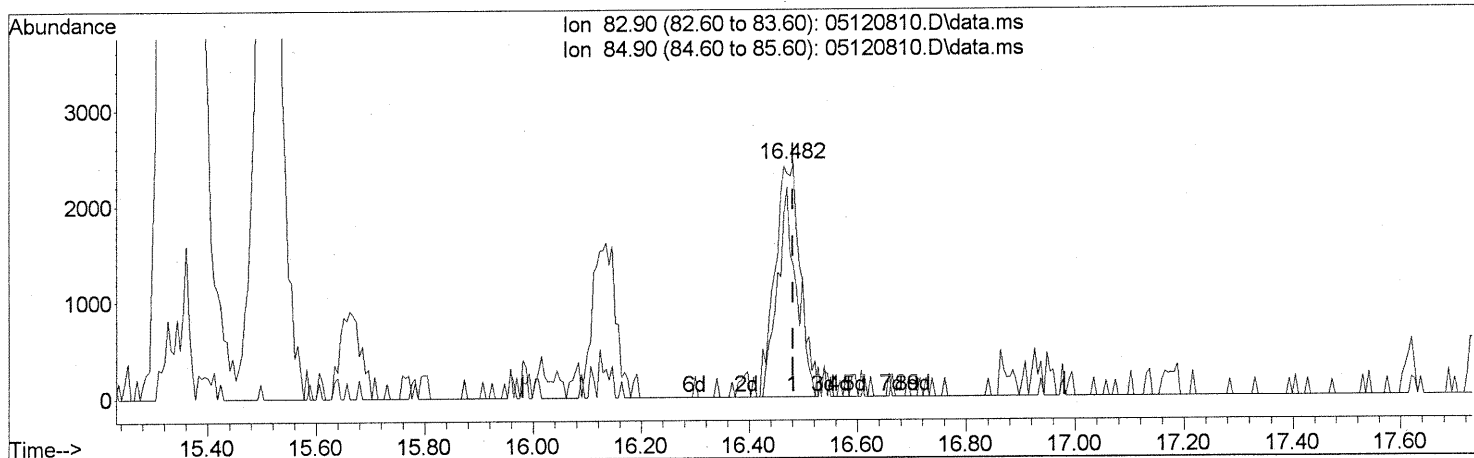
response 67452

Ion	Exp%	Act%
116.90	100	100
118.90	96.60	95.81
0.00	0.00	0.00
0.00	0.00	0.00

Quantitation Report (Qedit)

Data Path : J:\MS13\DATA\2008\_05\12\  
 Data File : 05120810.D  
 Acq On : 12 May 2008 5:12 pm  
 Operator : RTB  
 Sample : P0801385-004 DUP (1000mL)  
 Misc : ENSR SG43B-05 (-5.3, 3.5)  
 ALS Vial : 5 Sample Multiplier: 1

Quant Time: May 27 16:33:57 2008  
 Quant Method : J:\MS13\METHODS\R13041408.M  
 Quant Title : EPA TO-15 per SOP VOA-TO15 (CASS TO-15/GC-MS)  
 QLast Update : Tue Apr 15 06:47:20 2008  
 Response via : Initial Calibration



TIC: 05120810.D\data.ms

(46) Bromodichloromethane (T)

16.482min (+0.000) 0.26ng

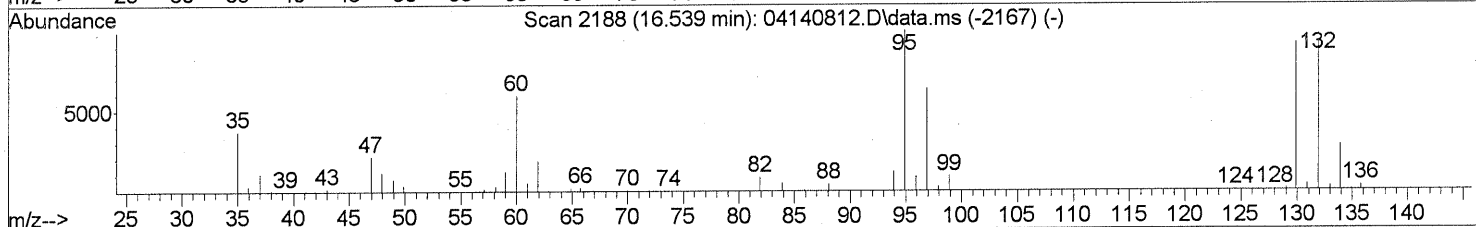
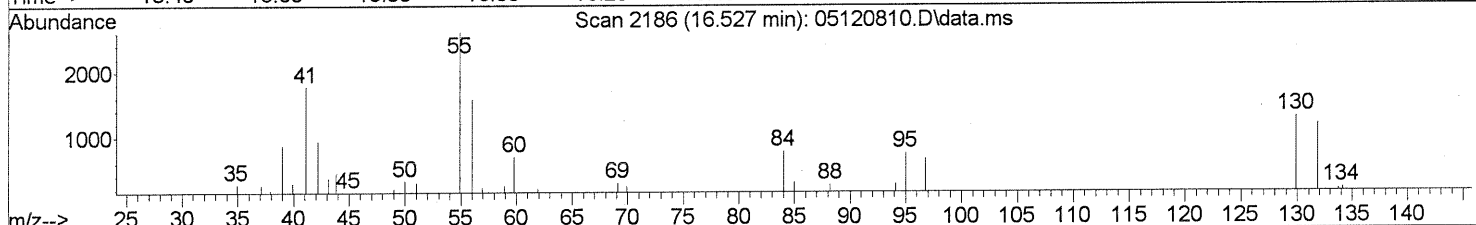
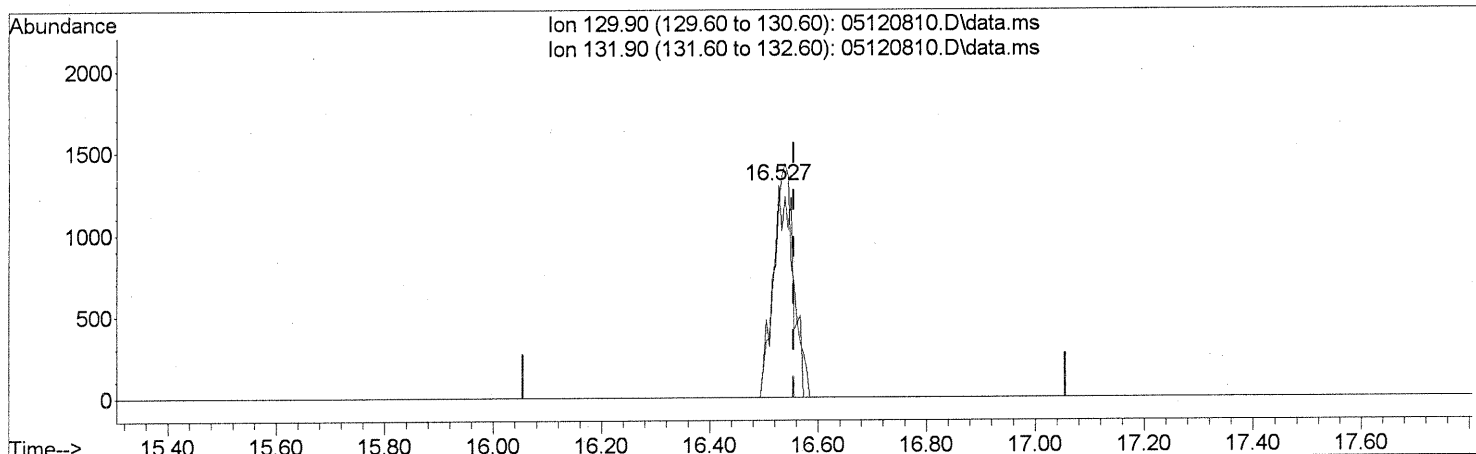
response 7897

Ion	Exp%	Act%
82.90	100	100
84.90	63.70	68.94
0.00	0.00	0.00
0.00	0.00	0.00

Quantitation Report (Qedit)

Data Path : J:\MS13\DATA\2008\_05\12\  
 Data File : 05120810.D  
 Acq On : 12 May 2008 5:12 pm  
 Operator : RTB  
 Sample : P0801385-004 DUP (1000mL)  
 Misc : ENSR SG43B-05 (-5.3, 3.5)  
 ALS Vial : 5 Sample Multiplier: 1

Quant Time: May 27 16:33:57 2008  
 Quant Method : J:\MS13\METHODS\R13041408.M  
 Quant Title : EPA TO-15 per SOP VOA-TO15 (CASS TO-15/GC-MS)  
 QLast Update : Tue Apr 15 06:47:20 2008  
 Response via : Initial Calibration



TIC: 05120810.D\data.ms

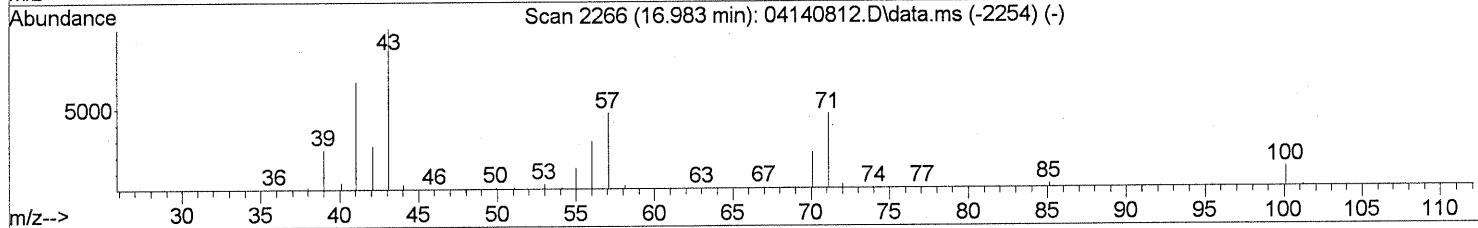
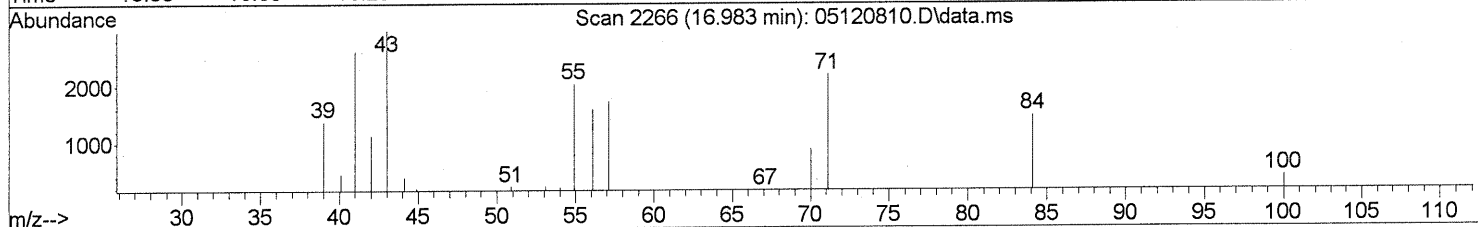
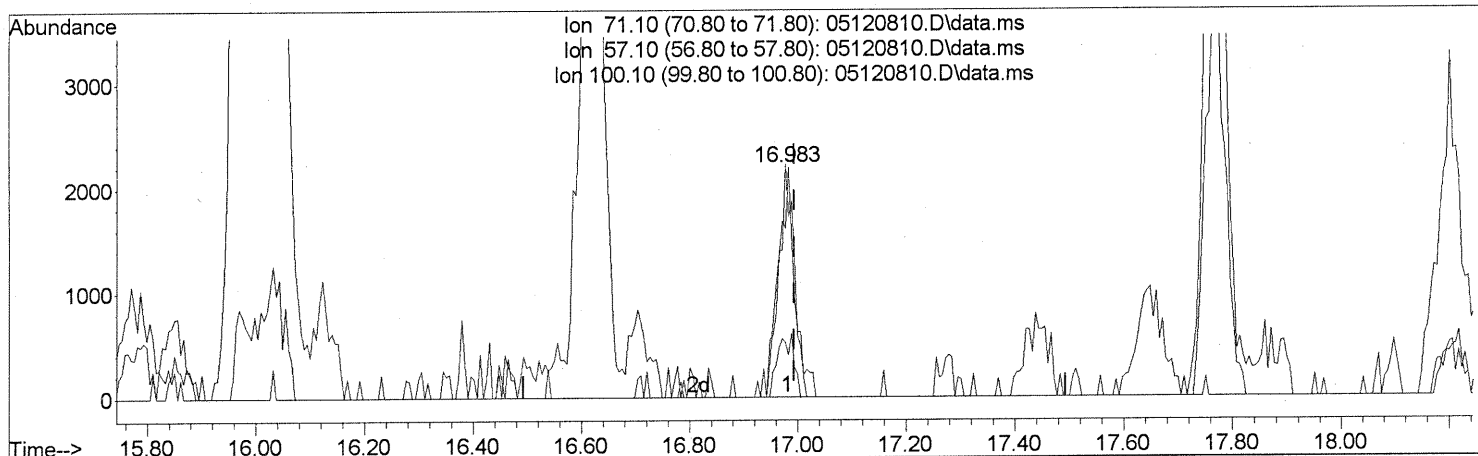
(47) Trichloroethene (T)  
 16.527min (-0.028) 0.15ng  
 response 3406

Ion	Exp%	Act%
129.90	100	100
131.90	101.20	102.50
0.00	0.00	0.00
0.00	0.00	0.00

Quantitation Report (Qedit)

Data Path : J:\MS13\DATA\2008\_05\12\  
 Data File : 05120810.D  
 Acq On : 12 May 2008 5:12 pm  
 Operator : RTB  
 Sample : P0801385-004 DUP (1000mL)  
 Misc : ENSR SG43B-05 (-5.3, 3.5)  
 ALS Vial : 5 Sample Multiplier: 1

Quant Time: May 27 16:33:57 2008  
 Quant Method : J:\MS13\METHODS\R13041408.M  
 Quant Title : EPA TO-15 per SOP VOA-TO15 (CASS TO-15/GC-MS)  
 QLast Update : Tue Apr 15 06:47:20 2008  
 Response via : Initial Calibration



TIC: 05120810.D\data.ms

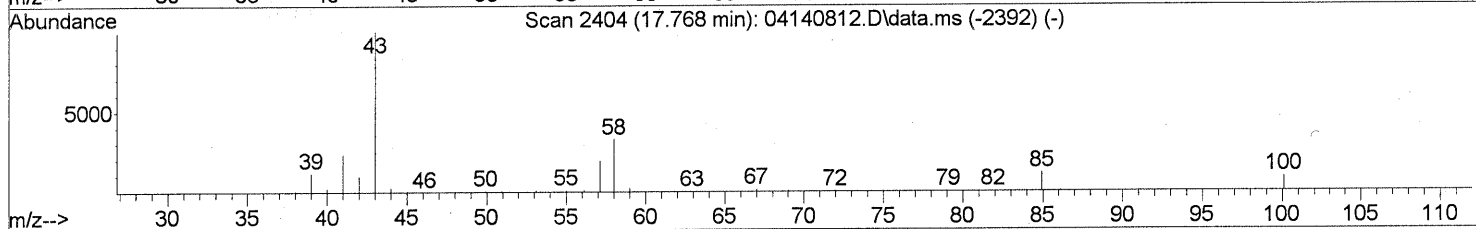
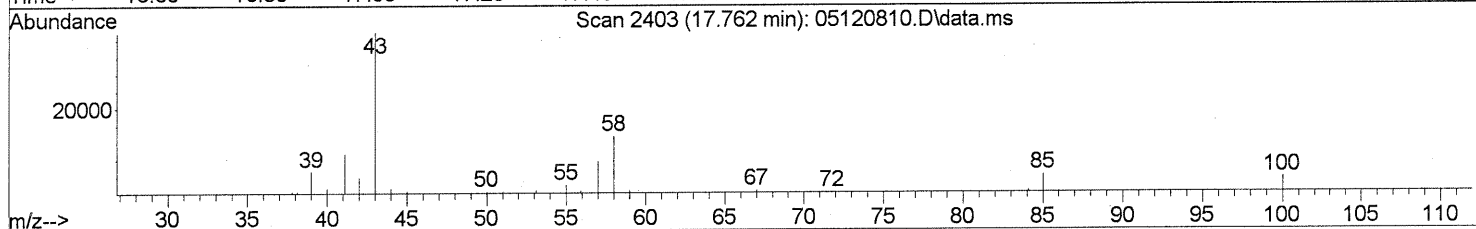
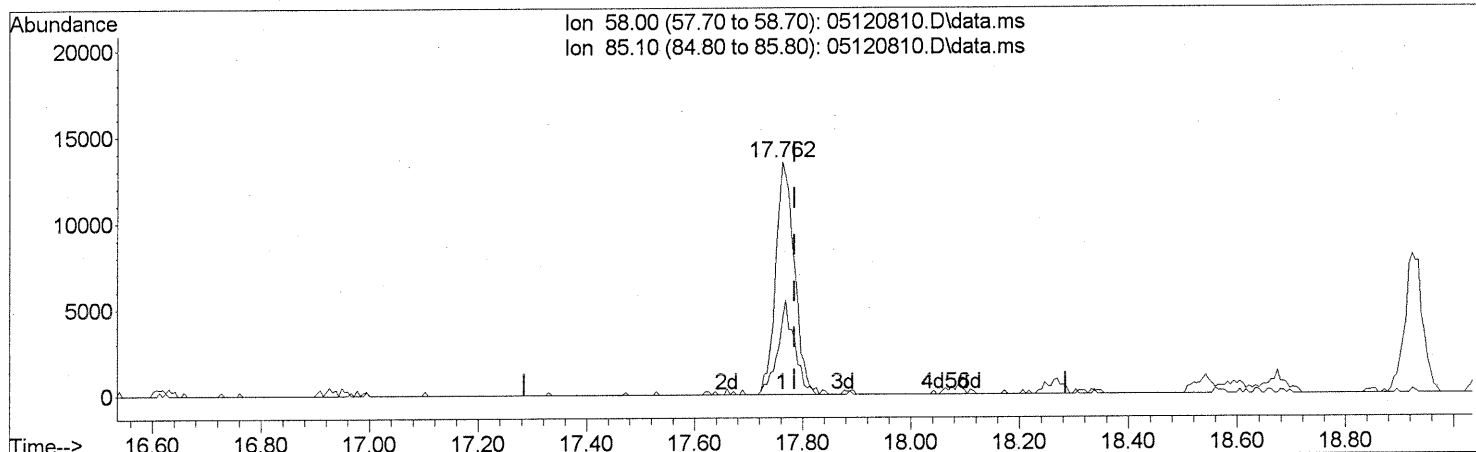
(51) n-Heptane (T)  
 16.983min (-0.011) 0.18ng  
 response 4384

Ion	Exp%	Act%
71.10	100	100
57.10	124.90	110.63
100.10	30.10	28.15
0.00	0.00	0.00

Quantitation Report (Qedit)

Data Path : J:\MS13\DATA\2008\_05\12\  
 Data File : 05120810.D  
 Acq On : 12 May 2008 5:12 pm  
 Operator : RTB  
 Sample : P0801385-004 DUP (1000mL)  
 Misc : ENSR SG43B-05 (-5.3, 3.5)  
 ALS Vial : 5 Sample Multiplier: 1

Quant Time: May 27 16:33:57 2008  
 Quant Method : J:\MS13\METHODS\R13041408.M  
 Quant Title : EPA TO-15 per SOP VOA-TO15 (CASS TO-15/GC-MS)  
 QLast Update : Tue Apr 15 06:47:20 2008  
 Response via : Initial Calibration



TIC: 05120810.D\data.ms

(53) 4-Methyl-2-pentanone (T)  
 17.762min (-0.023) 1.33ng  
 response 32493

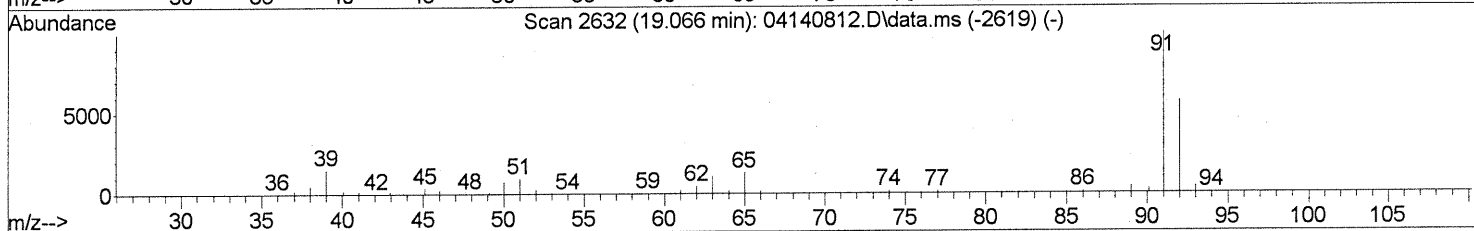
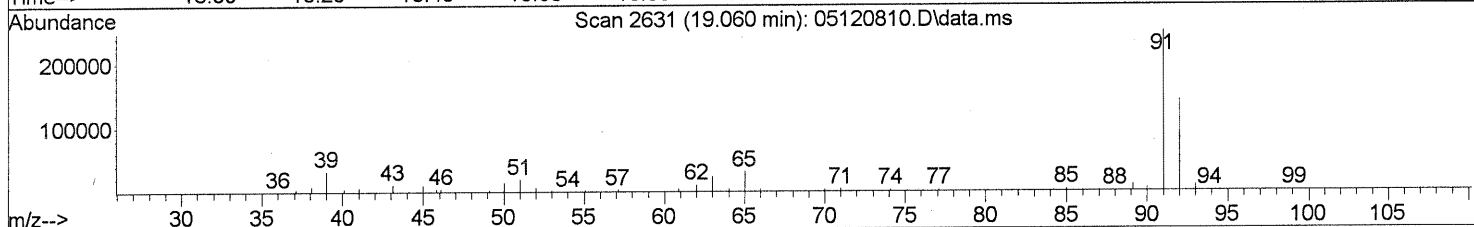
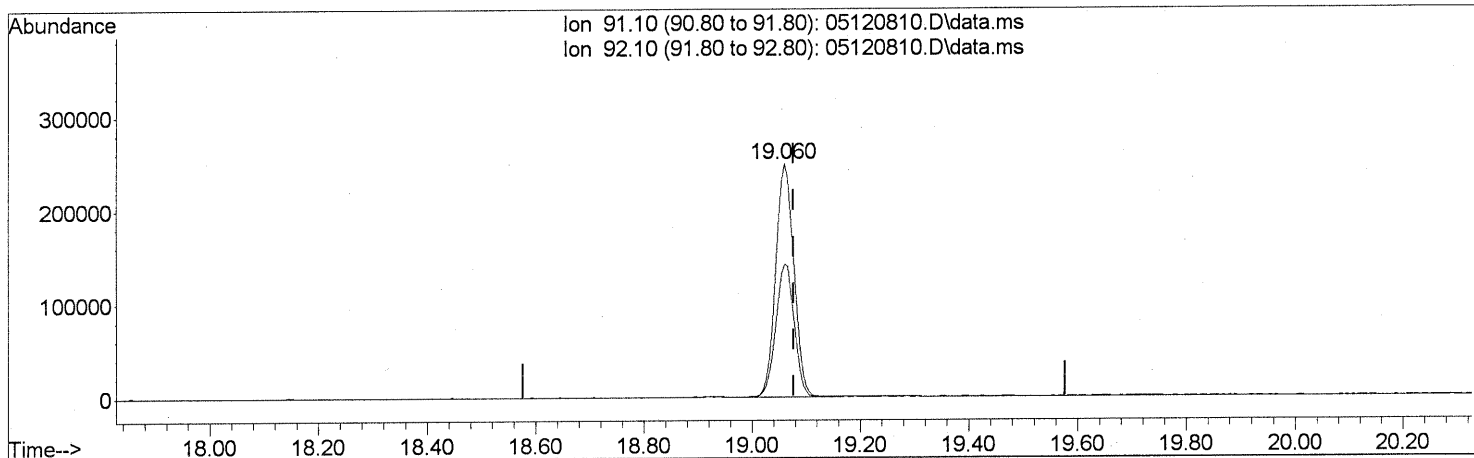
Ion	Exp%	Act%
58.00	100	100
85.10	30.10	36.26
0.00	0.00	0.00
0.00	0.00	0.00



Quantitation Report (Qedit)

Data Path : J:\MS13\DATA\2008\_05\12\  
 Data File : 05120810.D  
 Acq On : 12 May 2008 5:12 pm  
 Operator : RTB  
 Sample : P0801385-004 DUP (1000mL)  
 Misc : ENSR SG43B-05 (-5.3, 3.5)  
 ALS Vial : 5 Sample Multiplier: 1

Quant Time: May 27 16:33:57 2008  
 Quant Method : J:\MS13\METHODS\R13041408.M  
 Quant Title : EPA TO-15 per SOP VOA-TO15 (CASS TO-15/GC-MS)  
 QLast Update : Tue Apr 15 06:47:20 2008  
 Response via : Initial Calibration



TIC: 05120810.D\data.ms

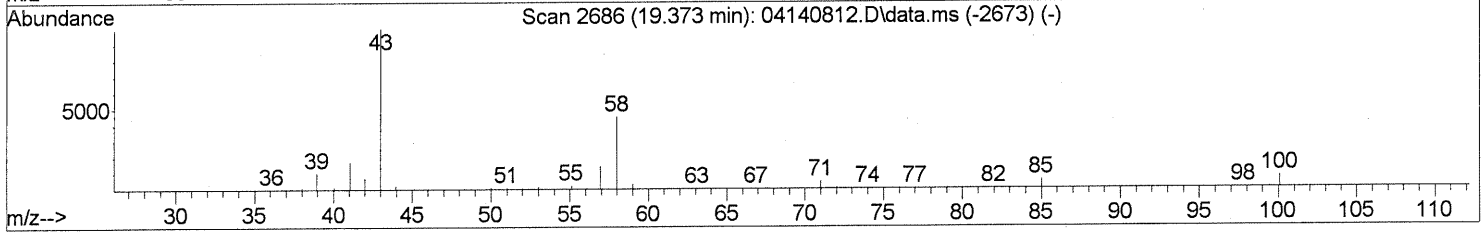
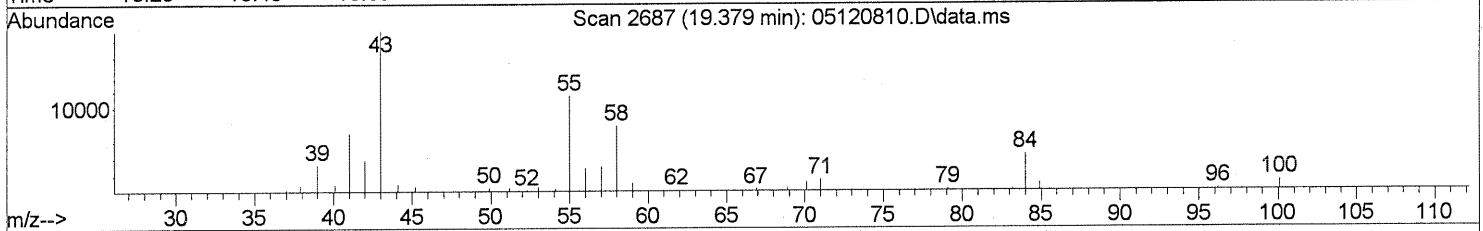
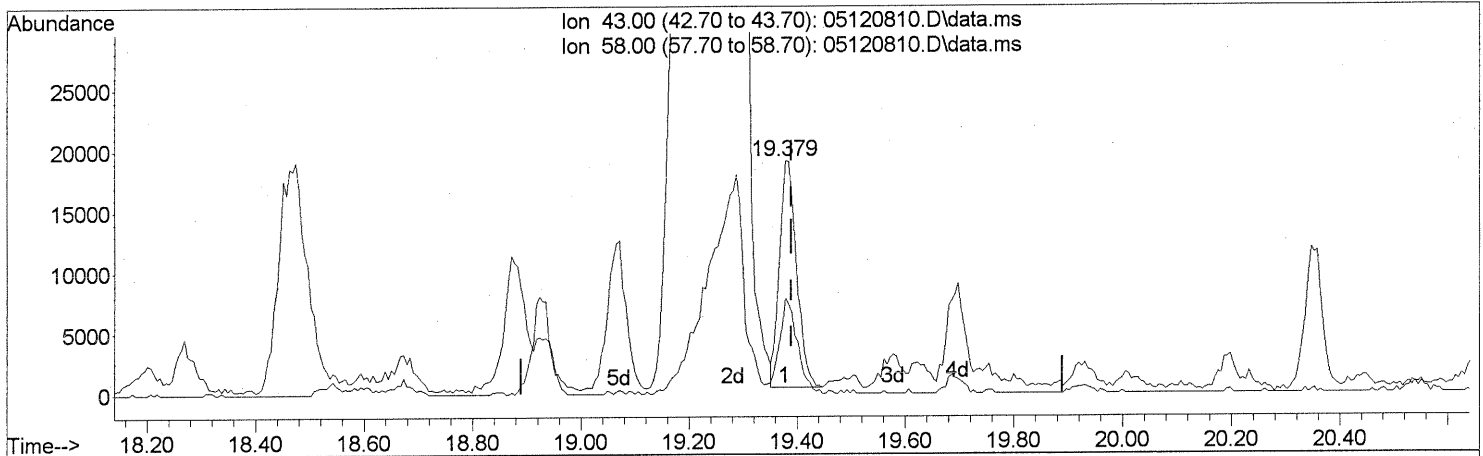
(58) Toluene (T)  
 19.060min (-0.017) 6.48ng  
 response 579258

Ion	Exp%	Act%
91.10	100	100
92.10	59.80	57.43
0.00	0.00	0.00
0.00	0.00	0.00

Quantitation Report (Qedit)

Data Path : J:\MS13\DATA\2008\_05\12\  
 Data File : 05120810.D  
 Acq On : 12 May 2008 5:12 pm  
 Operator : RTB  
 Sample : P0801385-004 DUP (1000mL)  
 Misc : ENSR SG43B-05 (-5.3, 3.5)  
 ALS Vial : 5 Sample Multiplier: 1

Quant Time: May 27 16:33:57 2008  
 Quant Method : J:\MS13\METHODS\R13041408.M  
 Quant Title : EPA TO-15 per SOP VOA-TO15 (CASS TO-15/GC-MS)  
 QLast Update : Tue Apr 15 06:47:20 2008  
 Response via : Initial Calibration



TIC: 05120810.D\data.ms

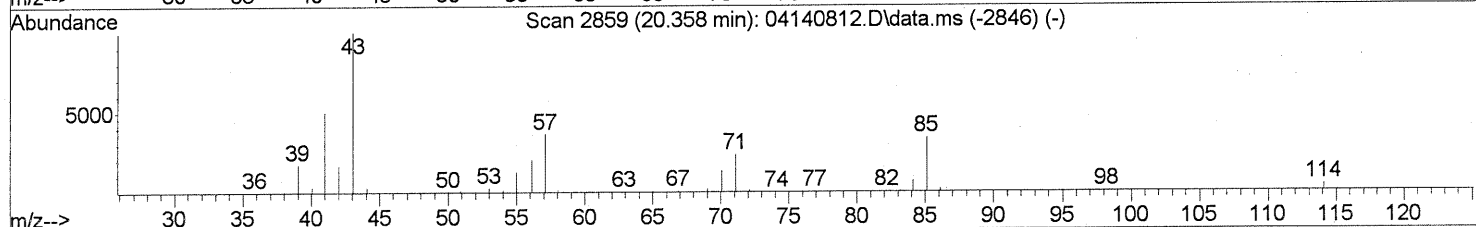
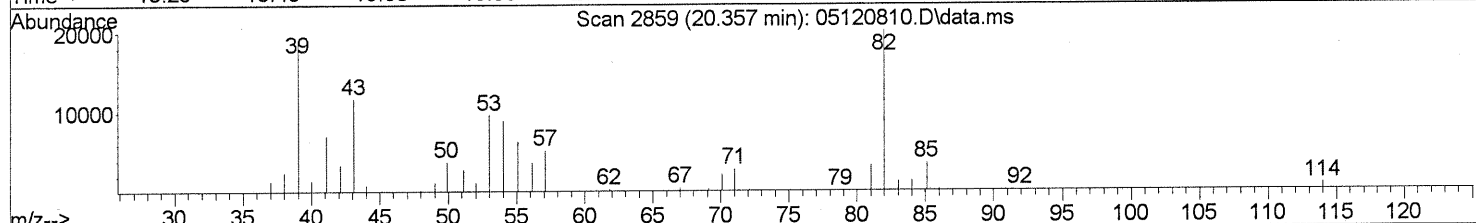
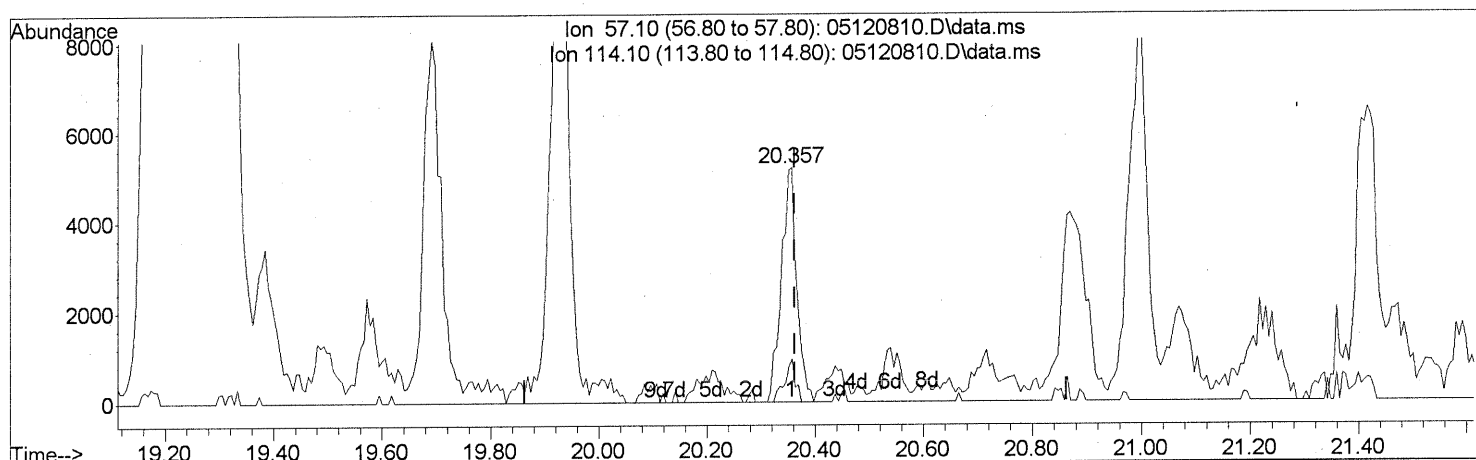
(59) 2-Hexanone (T)  
 19.379min (-0.011) 0.61ng  
 response 40899

Ion	Exp%	Act%
43.00	100	100
58.00	61.70	45.04
0.00	0.00	0.00
0.00	0.00	0.00

Quantitation Report (Qedit)

Data Path : J:\MS13\DATA\2008\_05\12\  
 Data File : 05120810.D  
 Acq On : 12 May 2008 5:12 pm  
 Operator : RTB  
 Sample : P0801385-004 DUP (1000mL)  
 Misc : ENSR SG43B-05 (-5.3, 3.5)  
 ALS Vial : 5 Sample Multiplier: 1

Quant Time: May 27 16:33:57 2008  
 Quant Method : J:\MS13\METHODS\R13041408.M  
 Quant Title : EPA TO-15 per SOP VOA-TO15 (CASS TO-15/GC-MS)  
 QLast Update : Tue Apr 15 06:47:20 2008  
 Response via : Initial Calibration



TIC: 05120810.D\data.ms

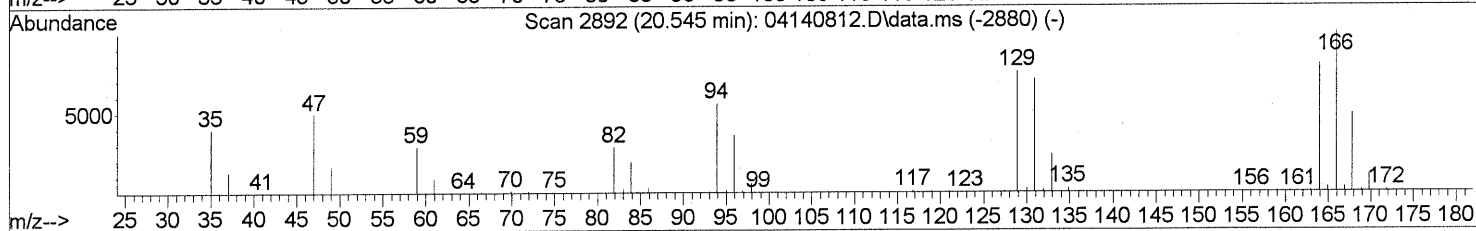
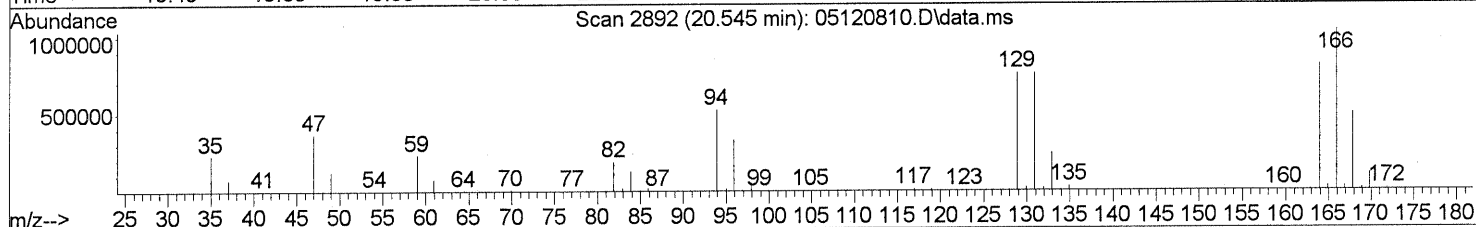
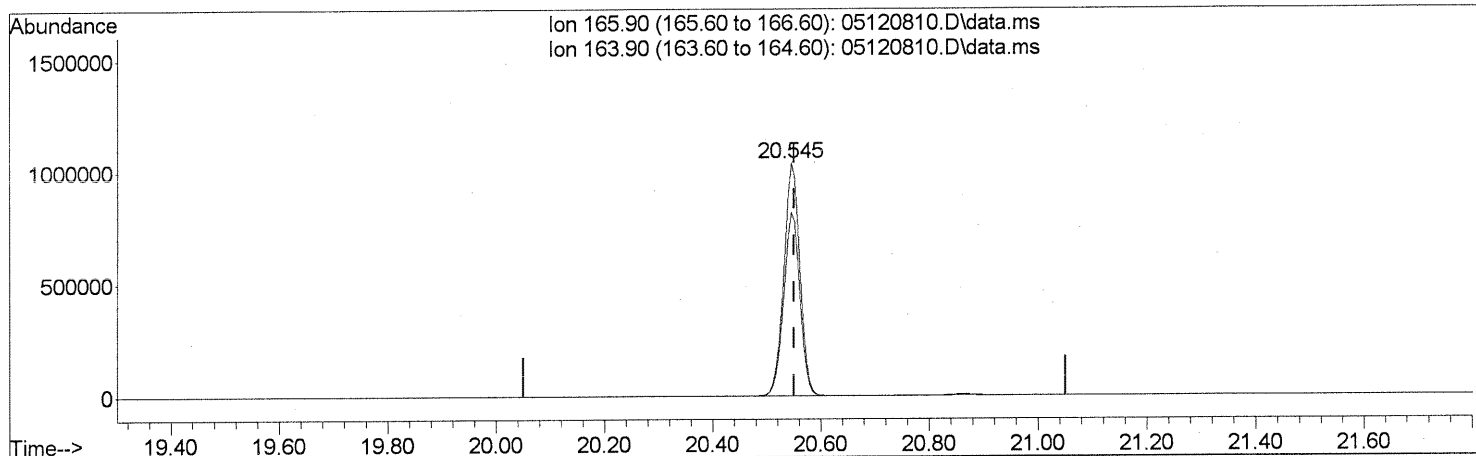
(63) n-Octane (T)  
 20.357min (-0.006) 0.49ng  
 response 10211

Ion	Exp%	Act%
57.10	100	100
114.10	10.20	12.60
0.00	0.00	0.00
0.00	0.00	0.00

Quantitation Report (Qedit)

Data Path : J:\MS13\DATA\2008\_05\12\  
 Data File : 05120810.D  
 Acq On : 12 May 2008 5:12 pm  
 Operator : RTB  
 Sample : P0801385-004 DUP (1000mL)  
 Misc : ENSR SG43B-05 (-5.3, 3.5)  
 ALS Vial : 5 Sample Multiplier: 1

Quant Time: May 27 16:33:57 2008  
 Quant Method : J:\MS13\METHODS\R13041408.M  
 Quant Title : EPA TO-15 per SOP VOA-TO15 (CASS TO-15/GC-MS)  
 QLast Update : Tue Apr 15 06:47:20 2008  
 Response via : Initial Calibration



TIC: 05120810.D\data.ms

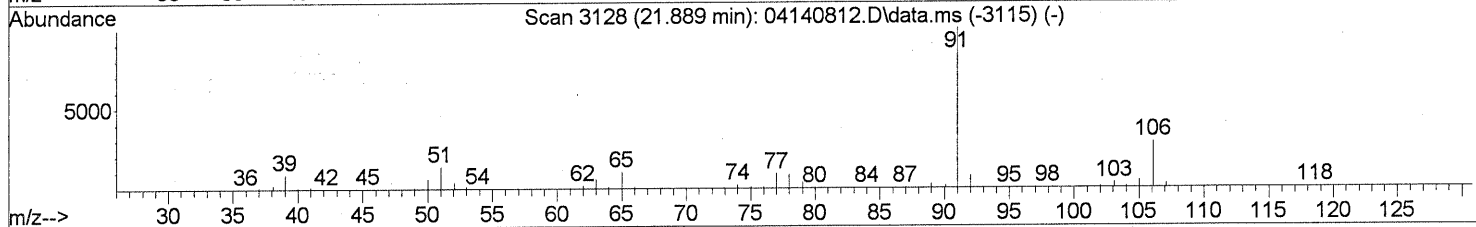

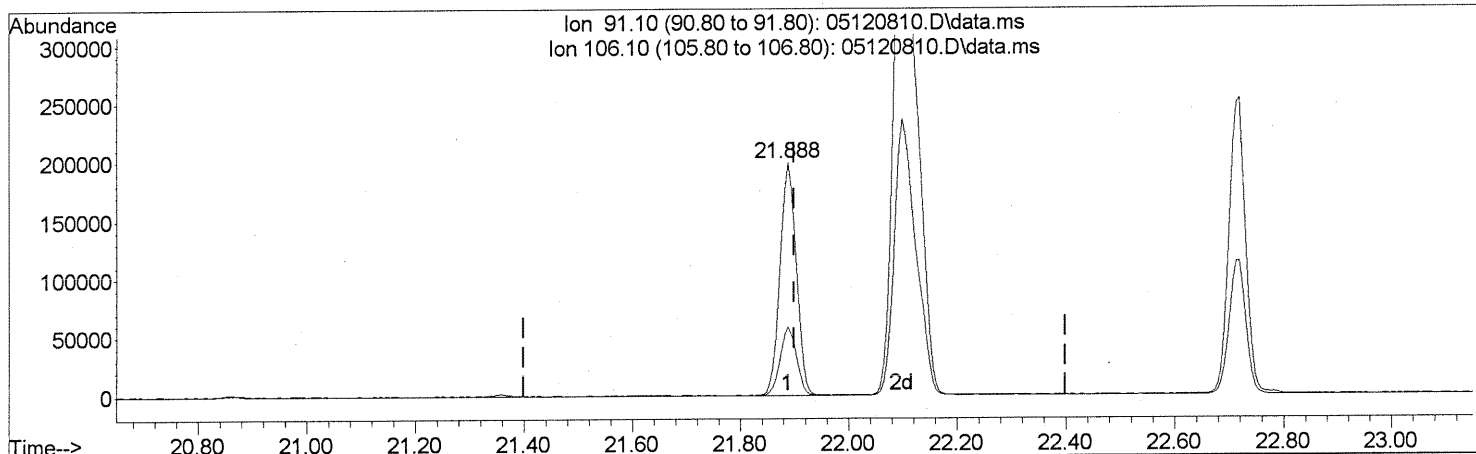
(64) Tetrachloroethene (T)  
 20.545min (-0.006) 95.36ng  
 response 2135840

Ion	Exp%	Act%
165.90	100	100
163.90	78.70	78.97
0.00	0.00	0.00
0.00	0.00	0.00

Quantitation Report (Qedit)

Data Path : J:\MS13\DATA\2008\_05\12\  
 Data File : 05120810.D  
 Acq On : 12 May 2008 5:12 pm  
 Operator : RTB  
 Sample : P0801385-004 DUP (1000mL)  
 Misc : ENSR SG43B-05 (-5.3, 3.5)  
 ALS Vial : 5 Sample Multiplier: 1

Quant Time: May 27 16:33:57 2008  
 Quant Method : J:\MS13\METHODS\R13041408.M  
 Quant Title : EPA TO-15 per SOP VOA-TO15 (CASS TO-15/GC-MS)  
 QLast Update : Tue Apr 15 06:47:20 2008  
 Response via : Initial Calibration



TIC: 05120810.D\data.ms

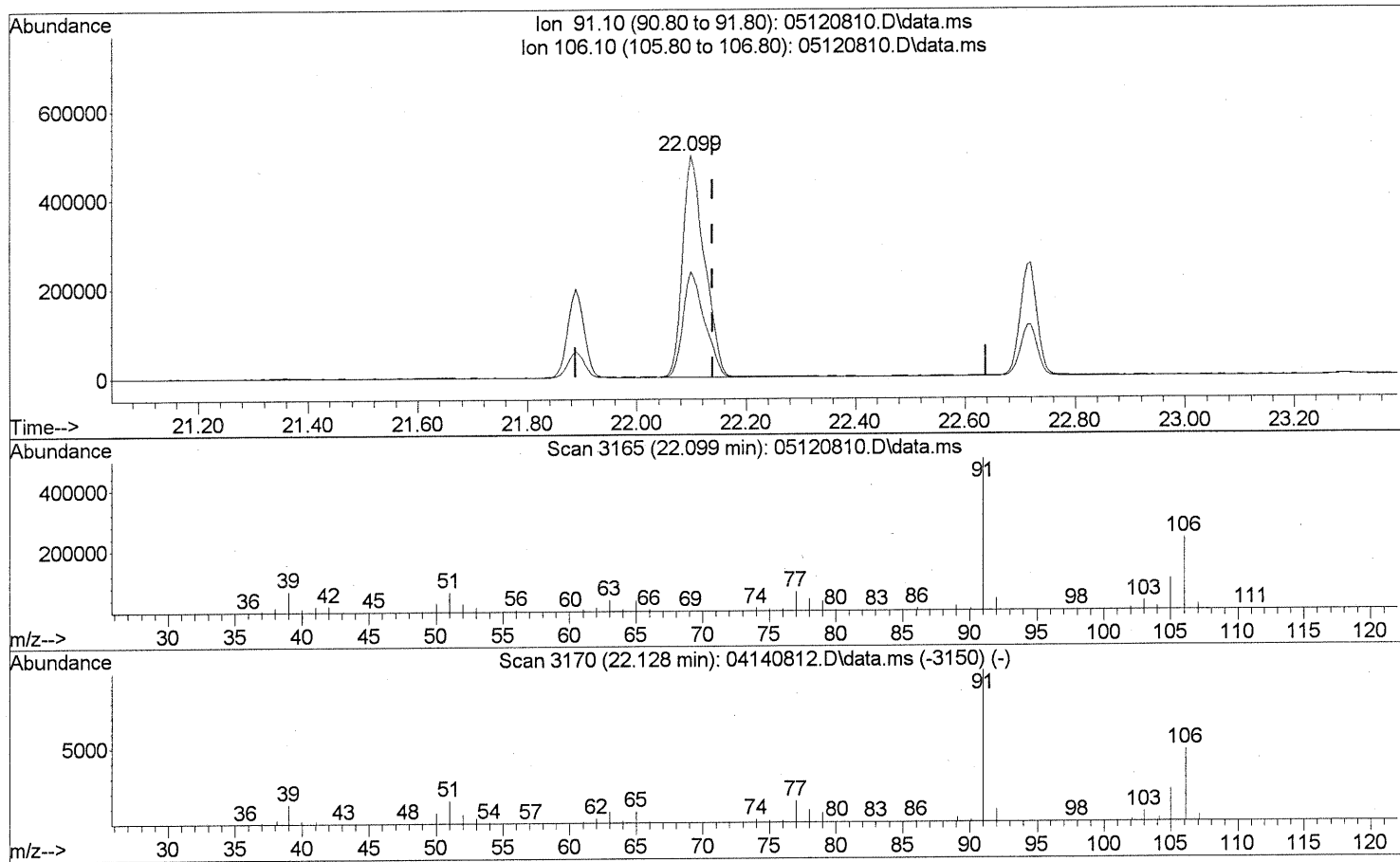
(66) Ethylbenzene (T)  
 21.888min (-0.011) 4.12ng  
 response 411815

Ion	Exp%	Act%
91.10	100	100
106.10	34.10	29.44
0.00	0.00	0.00
0.00	0.00	0.00

Quantitation Report (Qedit)

Data Path : J:\MS13\DATA\2008\_05\12\  
 Data File : 05120810.D  
 Acq On : 12 May 2008 5:12 pm  
 Operator : RTB  
 Sample : P0801385-004 DUP (1000mL)  
 Misc : ENSR SG43B-05 (-5.3, 3.5)  
 ALS Vial : 5 Sample Multiplier: 1

Quant Time: May 27 16:33:57 2008  
 Quant Method : J:\MS13\METHODS\R13041408.M  
 Quant Title : EPA TO-15 per SOP VOA-TO15 (CASS TO-15/GC-MS)  
 QLast Update : Tue Apr 15 06:47:20 2008  
 Response via : Initial Calibration



TIC: 05120810.D\data.ms

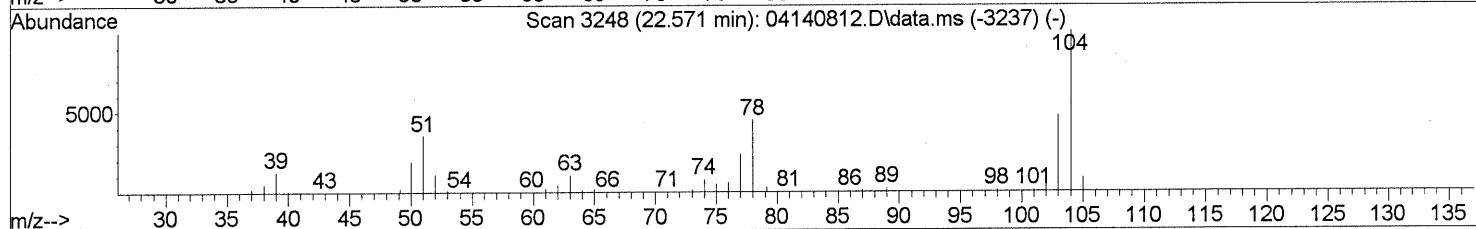
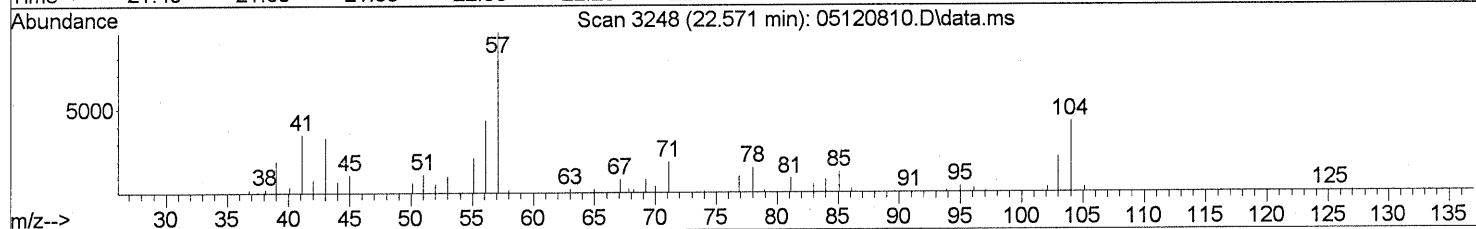
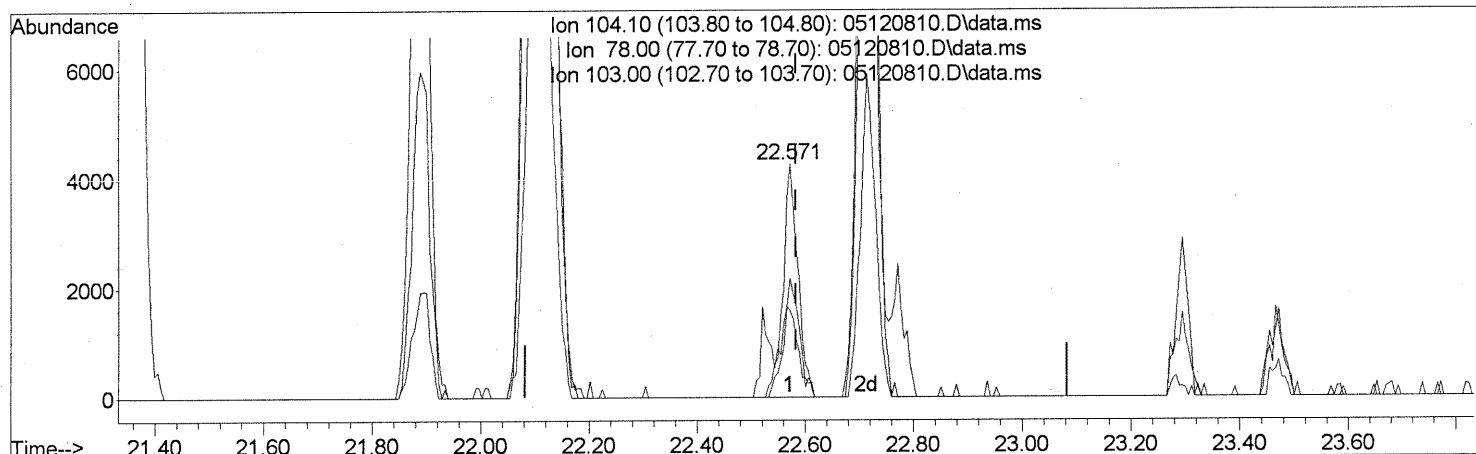
(67) m- & p-Xylene (T)  
 22.099min (-0.040) 20.63ng  
 response 1377621

Ion	Exp%	Act%
91.10	100	100
106.10	54.60	47.22
0.00	0.00	0.00
0.00	0.00	0.00

Quantitation Report (Qedit)

Data Path : J:\MS13\DATA\2008\_05\12\  
 Data File : 05120810.D  
 Acq On : 12 May 2008 5:12 pm  
 Operator : RTB  
 Sample : P0801385-004 DUP (1000mL)  
 Misc : ENSR SG43B-05 (-5.3, 3.5)  
 ALS Vial : 5 Sample Multiplier: 1

Quant Time: May 27 16:33:57 2008  
 Quant Method : J:\MS13\METHODS\R13041408.M  
 Quant Title : EPA TO-15 per SOP VOA-TO15 (CASS TO-15/GC-MS)  
 QLast Update : Tue Apr 15 06:47:20 2008  
 Response via : Initial Calibration



TIC: 05120810.D\data.ms

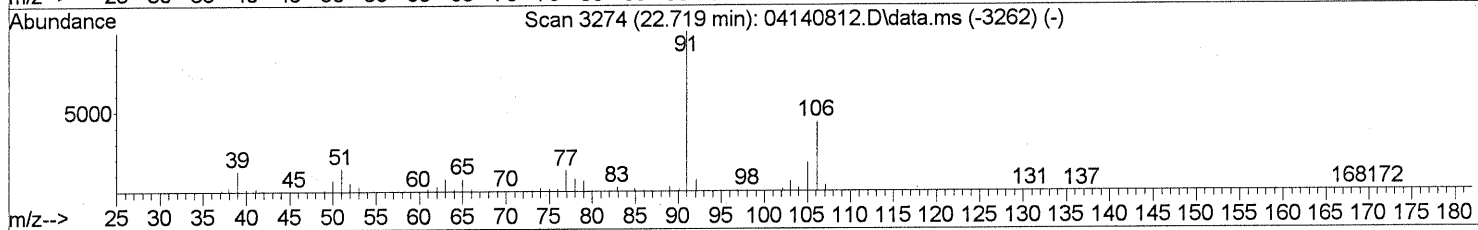
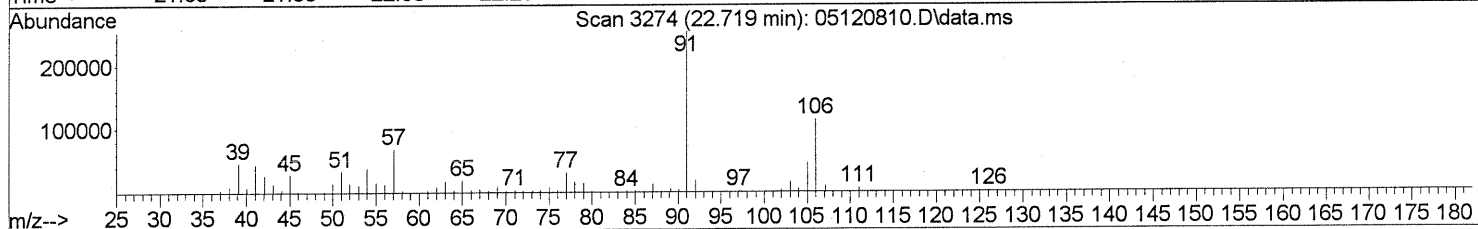
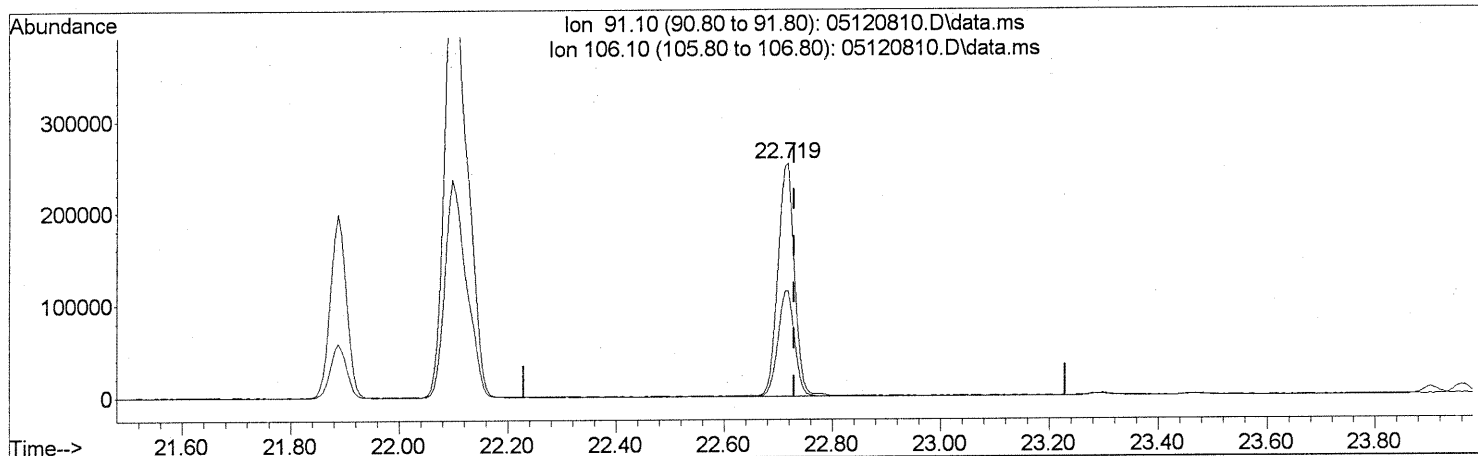
(69) Styrene (T)  
 22.571min (-0.011) 0.14ng  
 response 8127

Ion	Exp%	Act%
104.10	100	100
78.00	39.40	43.34
103.00	47.10	55.63
0.00	0.00	0.00

Quantitation Report (Qedit)

Data Path : J:\MS13\DATA\2008\_05\12\  
 Data File : 05120810.D  
 Acq On : 12 May 2008 5:12 pm  
 Operator : RTB  
 Sample : P0801385-004 DUP (1000mL)  
 Misc : ENSR SG43B-05 (-5.3, 3.5)  
 ALS Vial : 5 Sample Multiplier: 1

Quant Time: May 27 16:33:57 2008  
 Quant Method : J:\MS13\METHODS\R13041408.M  
 Quant Title : EPA TO-15 per SOP VOA-TO15 (CASS TO-15/GC-MS)  
 QLast Update : Tue Apr 15 06:47:20 2008  
 Response via : Initial Calibration



TIC: 05120810.D\data.ms

(70) o-Xylene (T)  
 22.719min (-0.011) 7.45ng  
 response 535464

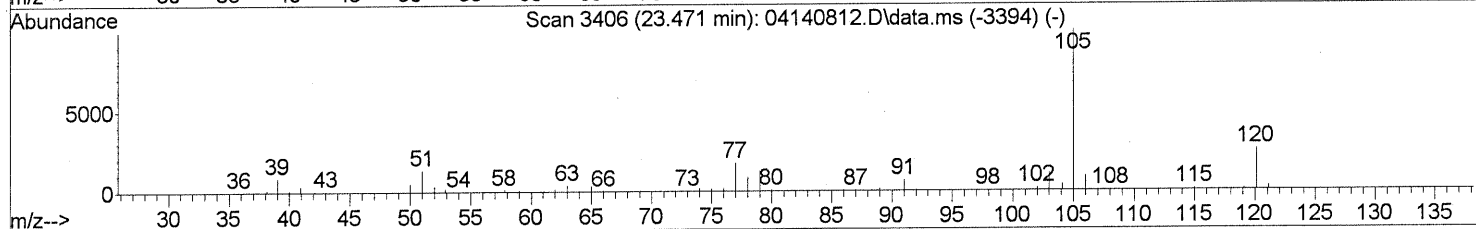
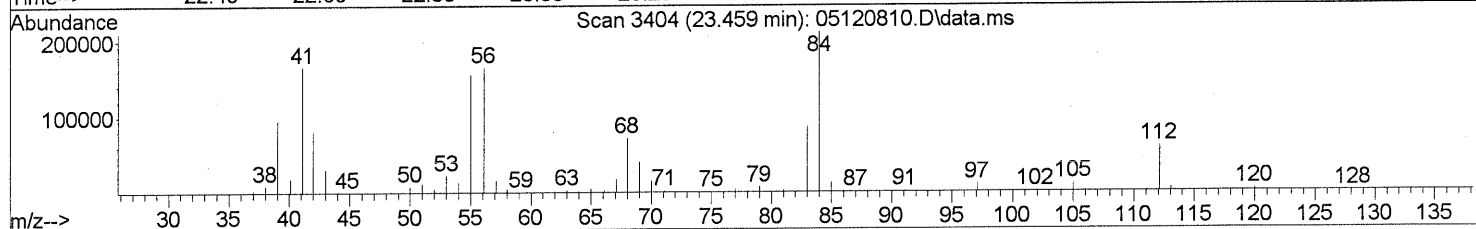
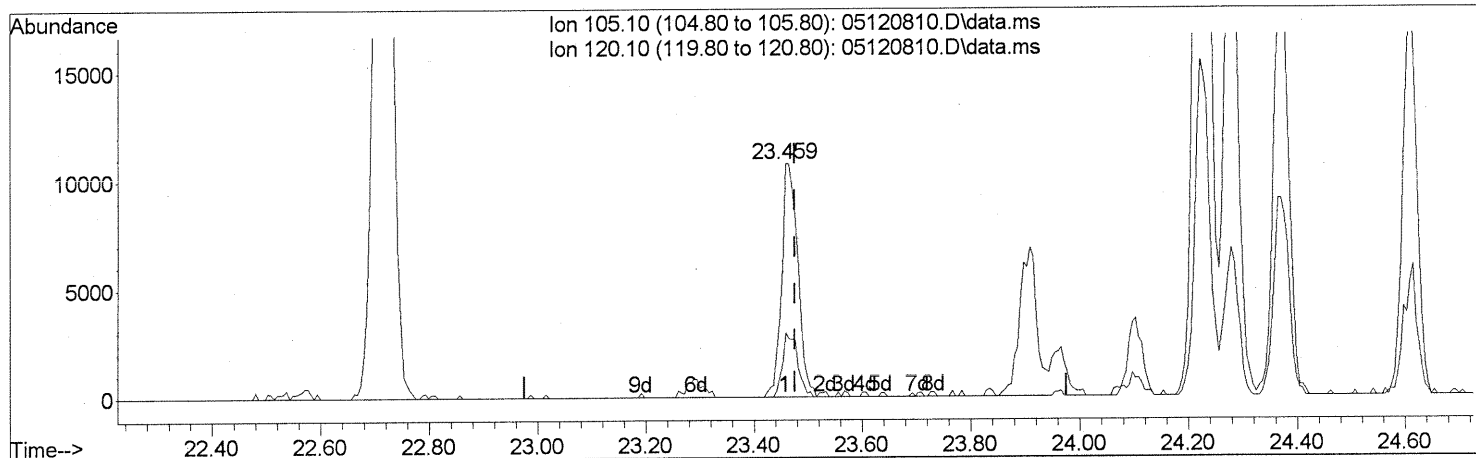
Ion	Exp%	Act%
91.10	100	100
106.10	50.50	44.86
0.00	0.00	0.00
0.00	0.00	0.00



Quantitation Report (Qedit)

Data Path : J:\MS13\DATA\2008\_05\12\  
 Data File : 05120810.D  
 Acq On : 12 May 2008 5:12 pm  
 Operator : RTB  
 Sample : P0801385-004 DUP (1000mL)  
 Misc : ENSR SG43B-05 (-5.3, 3.5)  
 ALS Vial : 5 Sample Multiplier: 1

Quant Time: May 27 16:33:57 2008  
 Quant Method : J:\MS13\METHODS\R13041408.M  
 Quant Title : EPA TO-15 per SOP VOA-TO15 (CASS TO-15/GC-MS)  
 QLast Update : Tue Apr 15 06:47:20 2008  
 Response via : Initial Calibration



TIC: 05120810.D\data.ms



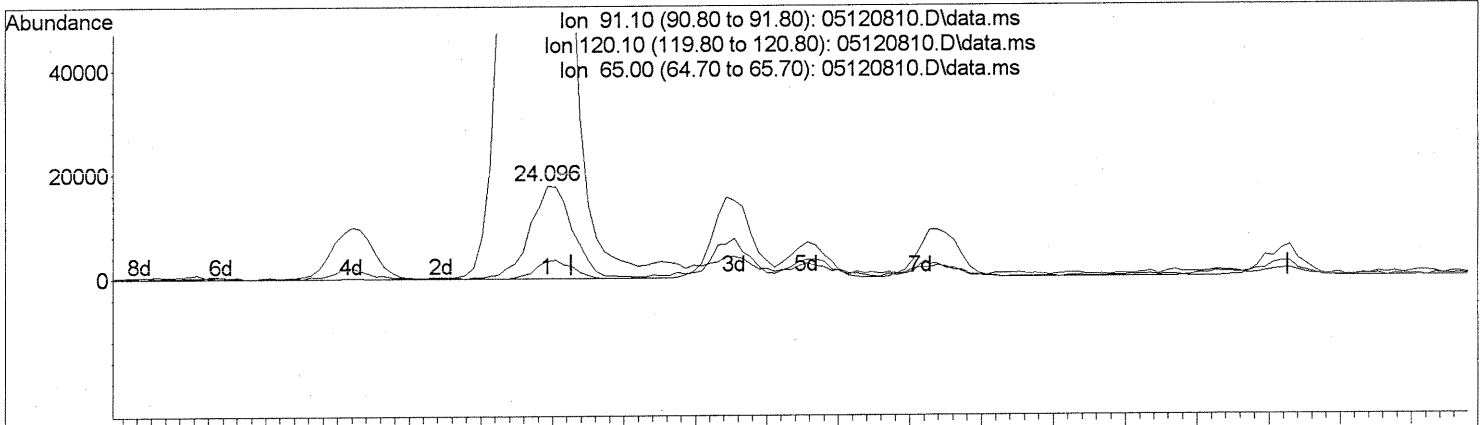
(74) Cumene (T)  
 23.459min (-0.017) 0.24ng  
 response 22305

Ion	Exp%	Act%
105.10	100	100
120.10	26.30	25.41
0.00	0.00	0.00
0.00	0.00	0.00

Quantitation Report (Qedit)

Data Path : J:\MS13\DATA\2008\_05\12\  
 Data File : 05120810.D  
 Acq On : 12 May 2008 5:12 pm  
 Operator : RTB  
 Sample : P0801385-004 DUP (1000mL)  
 Misc : ENSR SG43B-05 (-5.3, 3.5)  
 ALS Vial : 5 Sample Multiplier: 1

Quant Time: May 27 16:33:57 2008  
 Quant Method : J:\MS13\METHODS\R13041408.M  
 Quant Title : EPA TO-15 per SOP VOA-TO15 (CASS TO-15/GC-MS)  
 QLast Update : Tue Apr 15 06:47:20 2008  
 Response via : Initial Calibration



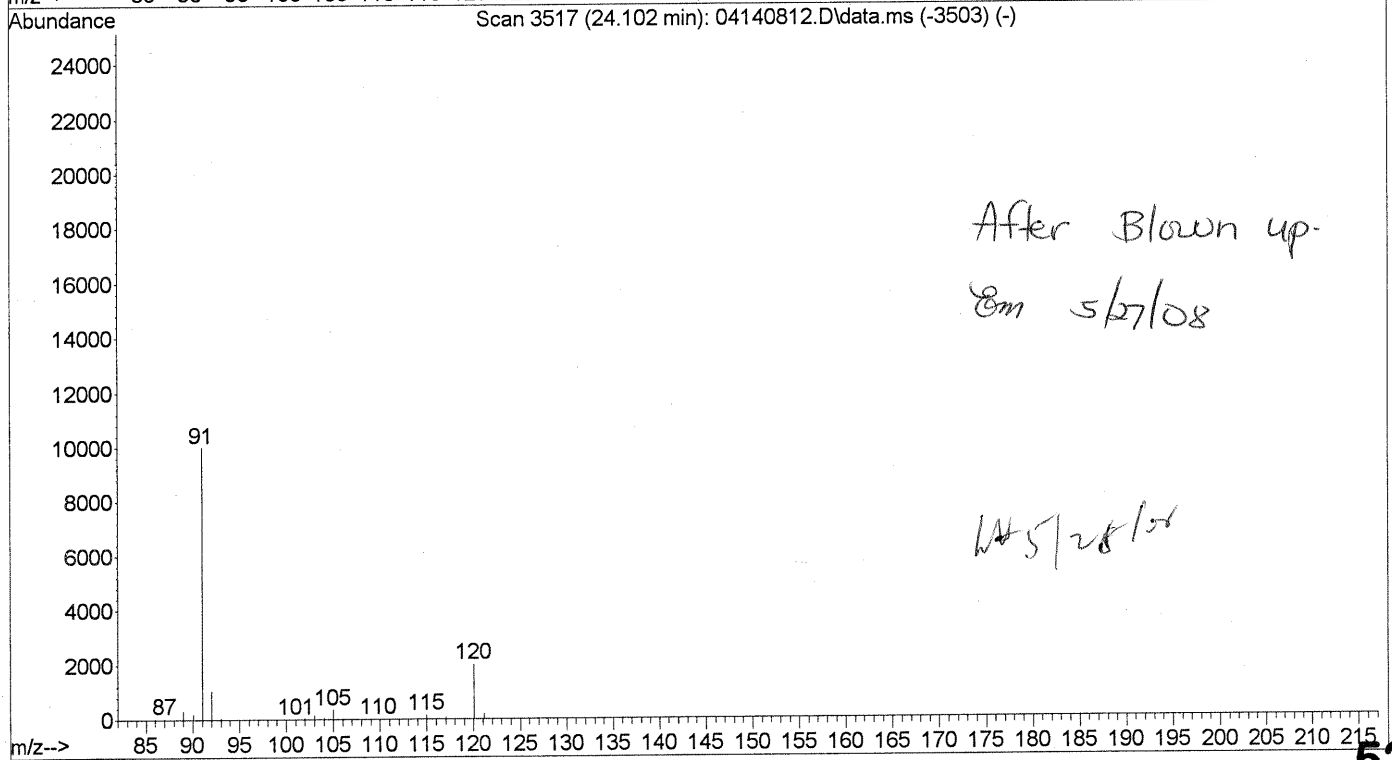
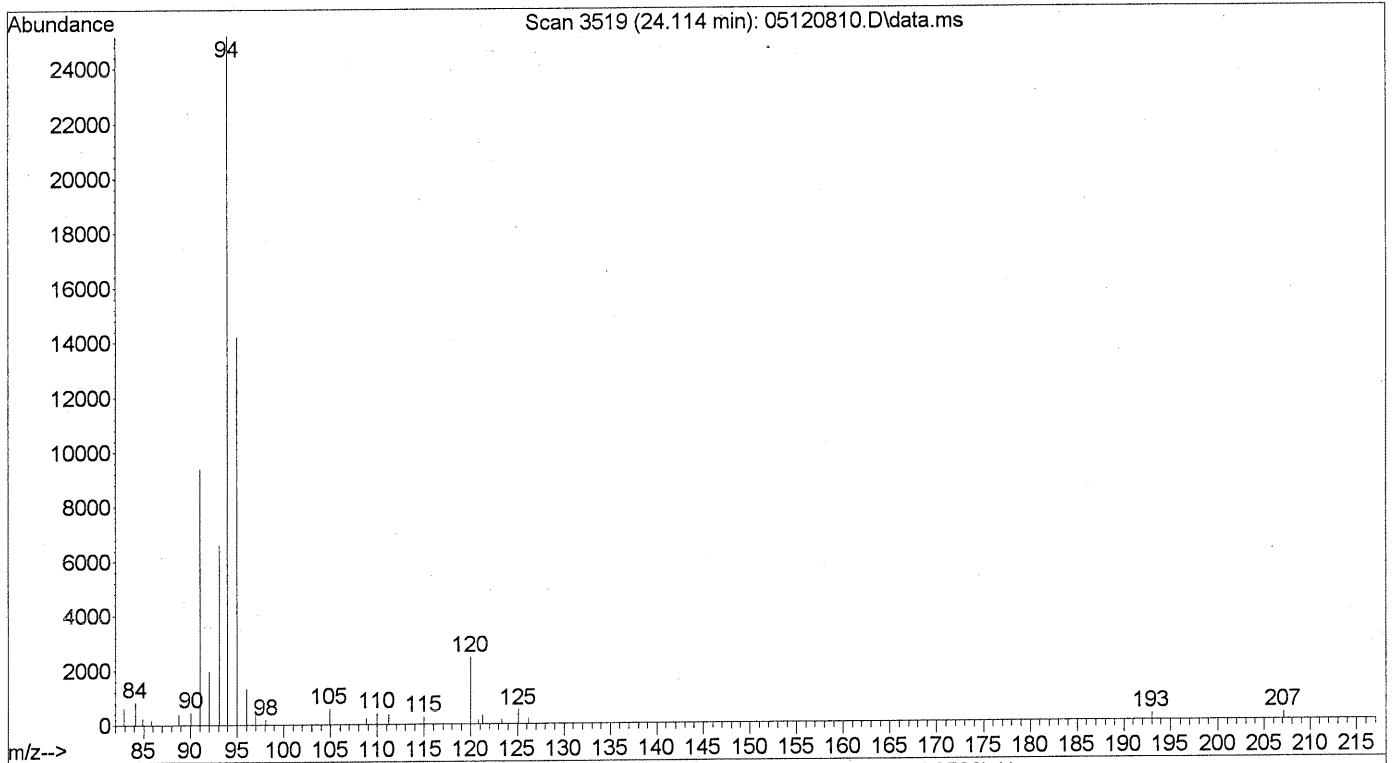
TIC: 05120810.D\data.ms

(76) n-Propylbenzene (T)  
 24.096min (-0.017) 0.31ng  
 response 37524

*Before Blown up.*

Ion	Exp%	Act%
91.10	100	100
120.10	23.40	17.15
65.00	11.40	1967.43#
0.00	0.00	0.00

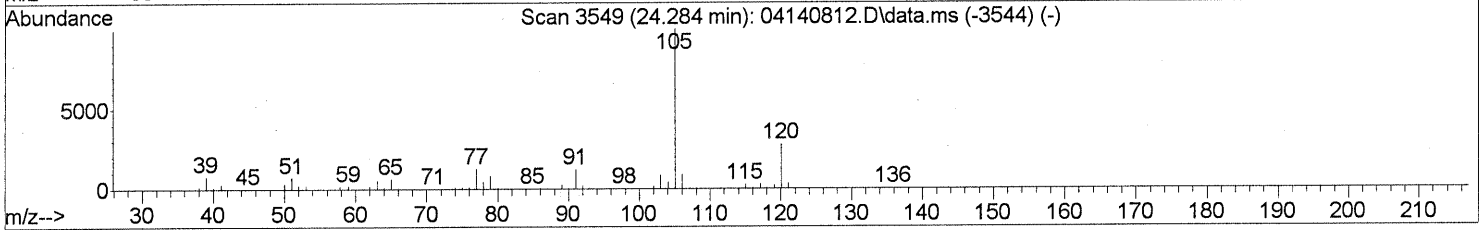
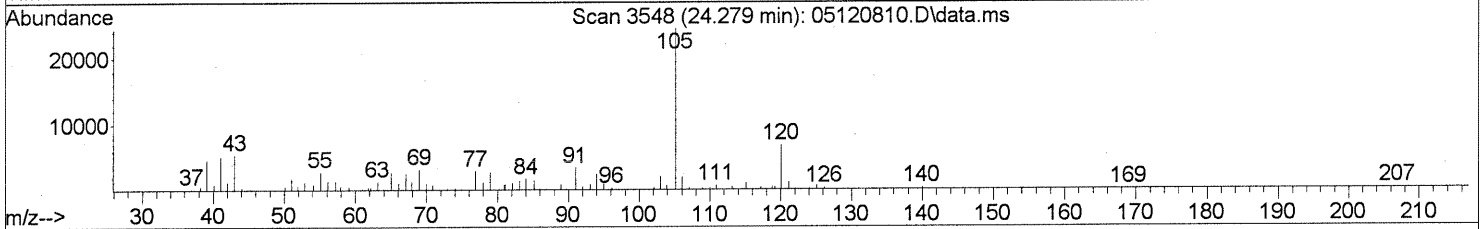
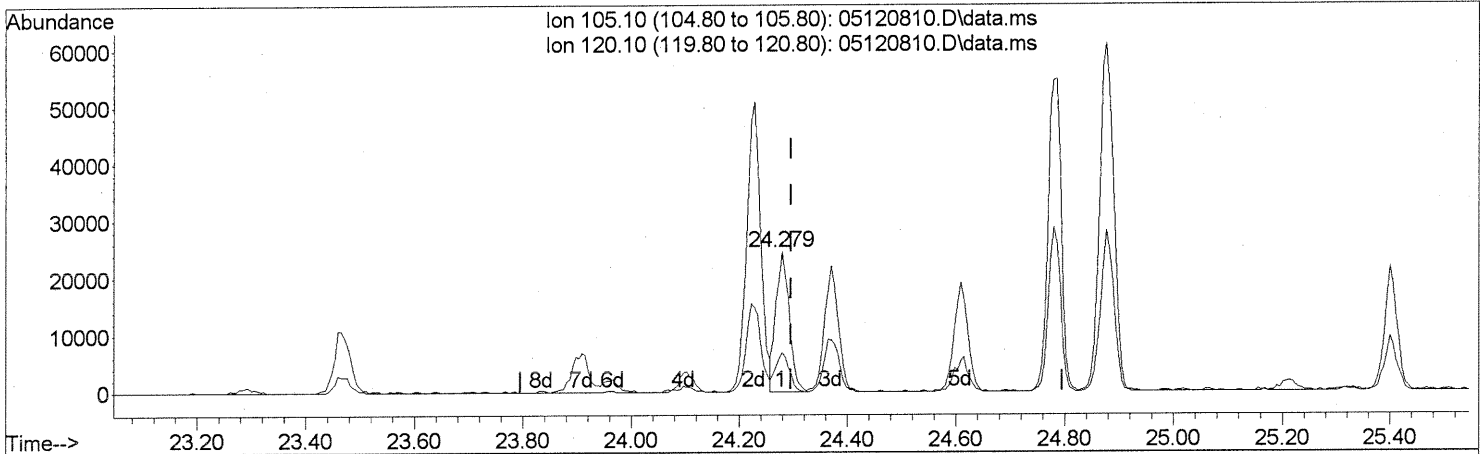
File :J:\MS13\DATA\2008\_05\12\05120810.D  
Operator : RTB  
Acquired : 12 May 2008 5:12 pm using AcqMethod TO15.M  
Instrument : GCMS13  
Sample Name: P0801385-004 DUP (1000mL)  
Misc Info : ENSR SG43B-05 (-5.3, 3.5)  
Vial Number: 5



Quantitation Report (Qedit)

Data Path : J:\MS13\DATA\2008\_05\12\  
 Data File : 05120810.D  
 Acq On : 12 May 2008 5:12 pm  
 Operator : RTB  
 Sample : P0801385-004 DUP (1000mL)  
 Misc : ENSR SG43B-05 (-5.3, 3.5)  
 ALS Vial : 5 Sample Multiplier: 1

Quant Time: May 27 16:33:57 2008  
 Quant Method : J:\MS13\METHODS\R13041408.M  
 Quant Title : EPA TO-15 per SOP VOA-TO15 (CASS TO-15/GC-MS)  
 QLast Update : Tue Apr 15 06:47:20 2008  
 Response via : Initial Calibration



TIC: 05120810.D\data.ms

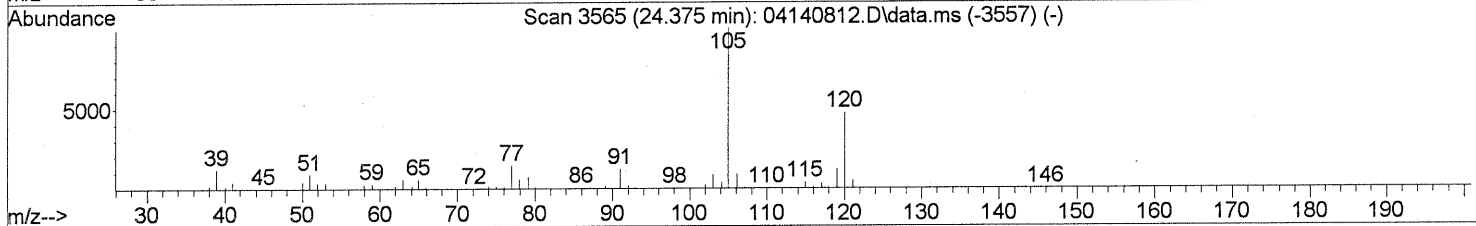
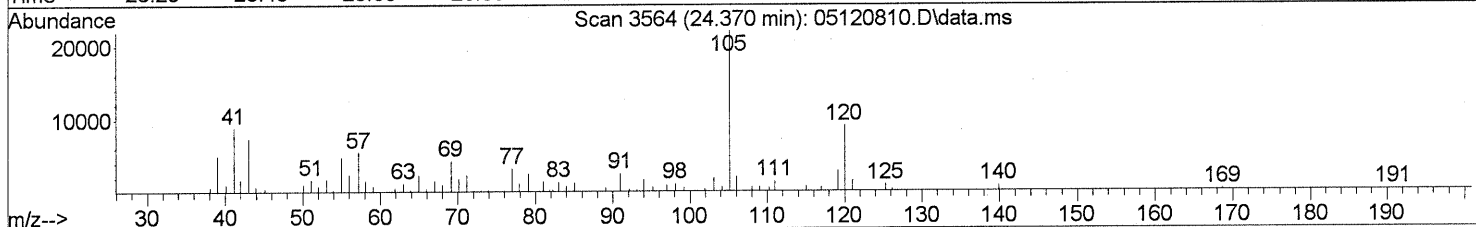
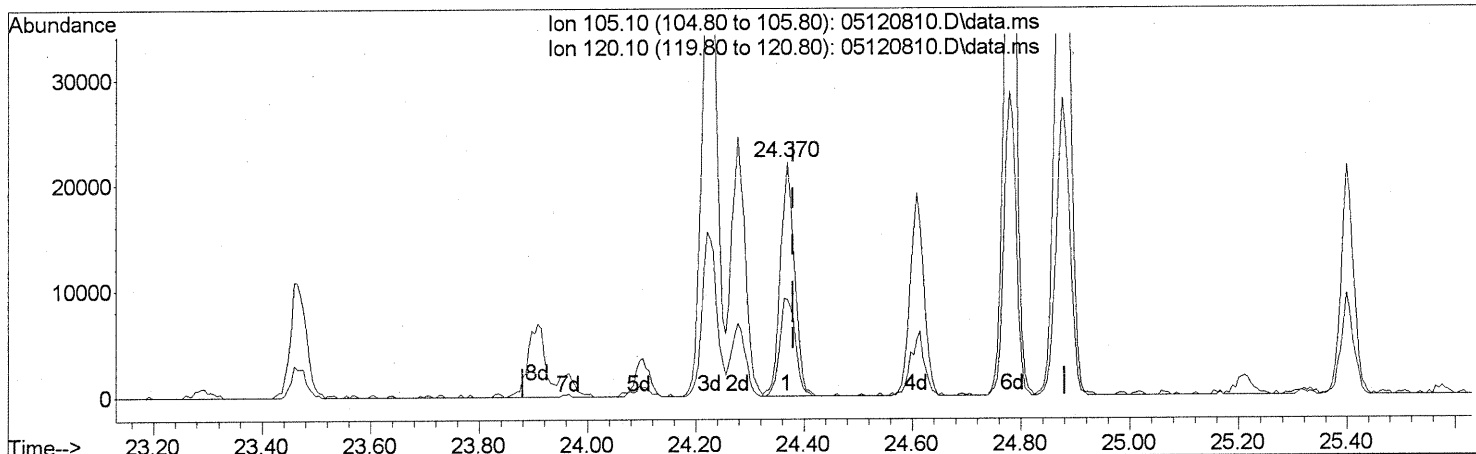
(78) 4-Ethyltoluene (T)  
 24.279min (-0.017) 0.46ng  
 response 42024

Ion	Exp%	Act%
105.10	100	100
120.10	30.40	28.84
0.00	0.00	0.00
0.00	0.00	0.00

Quantitation Report (Qedit)

Data Path : J:\MS13\DATA\2008\_05\12\  
 Data File : 05120810.D  
 Acq On : 12 May 2008 5:12 pm  
 Operator : RTB  
 Sample : P0801385-004 DUP (1000mL)  
 Misc : ENSR SG43B-05 (-5.3, 3.5)  
 ALS Vial : 5 Sample Multiplier: 1

Quant Time: May 27 16:33:57 2008  
 Quant Method : J:\MS13\METHODS\R13041408.M  
 Quant Title : EPA TO-15 per SOP VOA-TO15 (CASS TO-15/GC-MS)  
 QLast Update : Tue Apr 15 06:47:20 2008  
 Response via : Initial Calibration



TIC: 05120810.D\data.ms

(79) 1,3,5-Trimethylbenzene (T)

24.370min (-0.011) 0.49ng

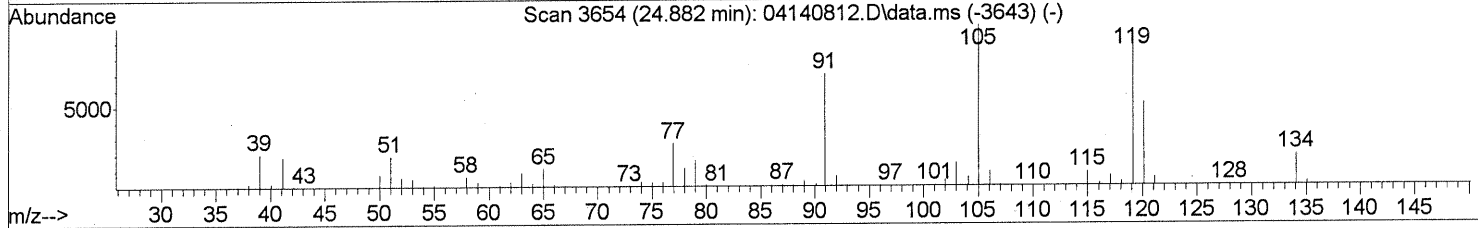
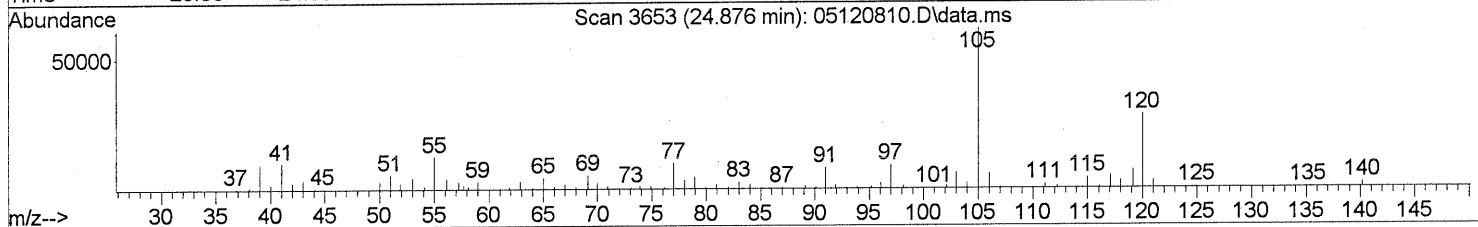
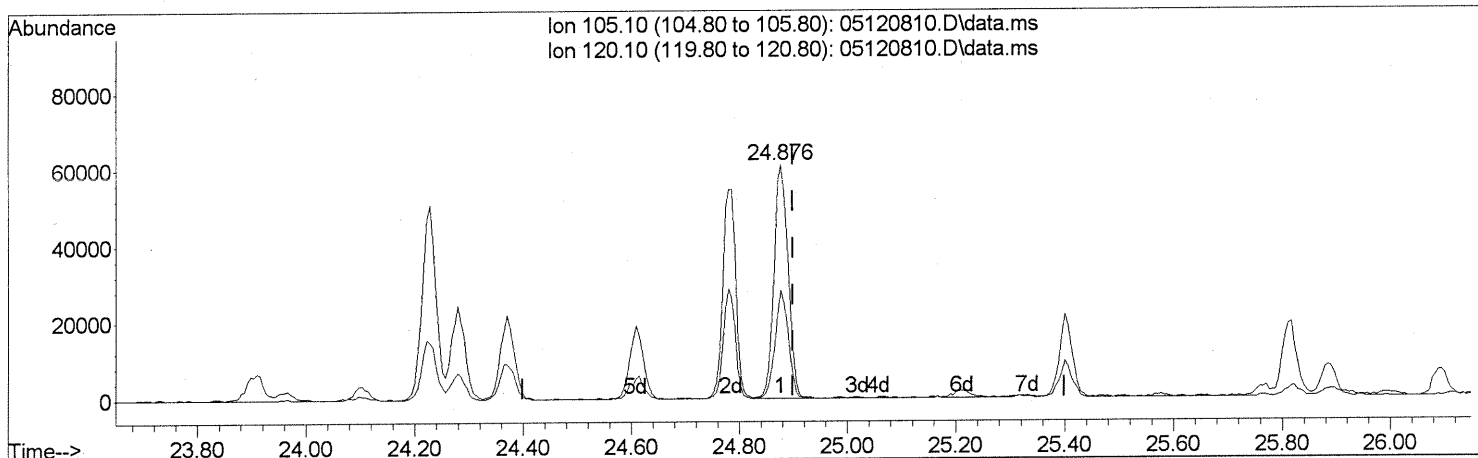
response 39495

Ion	Exp%	Act%
105.10	100	100
120.10	49.40	45.97
0.00	0.00	0.00
0.00	0.00	0.00

Quantitation Report (Qedit)

Data Path : J:\MS13\DATA\2008\_05\12\  
 Data File : 05120810.D  
 Acq On : 12 May 2008 5:12 pm  
 Operator : RTB  
 Sample : P0801385-004 DUP (1000mL)  
 Misc : ENSR SG43B-05 (-5.3, 3.5)  
 ALS Vial : 5 Sample Multiplier: 1

Quant Time: May 27 16:33:57 2008  
 Quant Method : J:\MS13\METHODS\R13041408.M  
 Quant Title : EPA TO-15 per SOP VOA-TO15 (CASS TO-15/GC-MS)  
 QLast Update : Tue Apr 15 06:47:20 2008  
 Response via : Initial Calibration



TIC: 05120810.D\data.ms

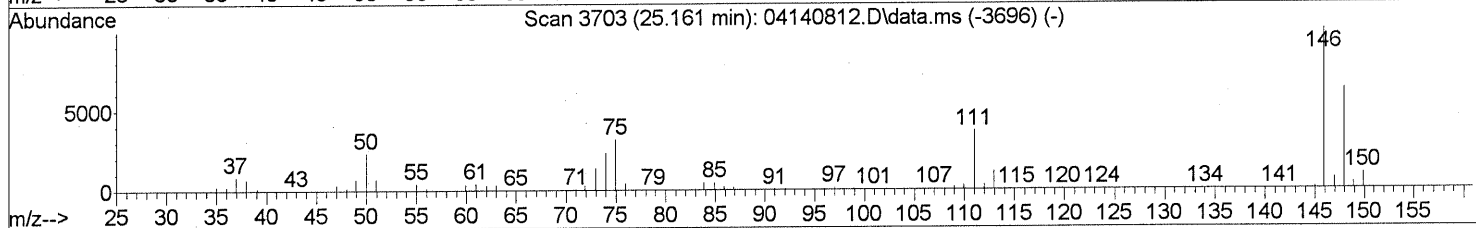
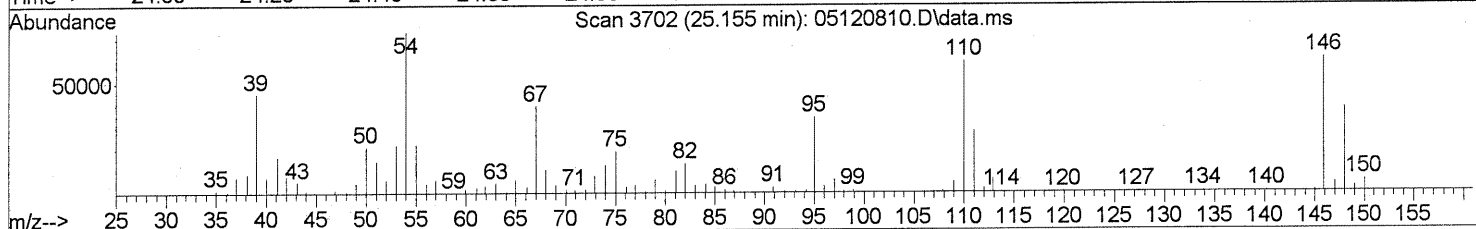
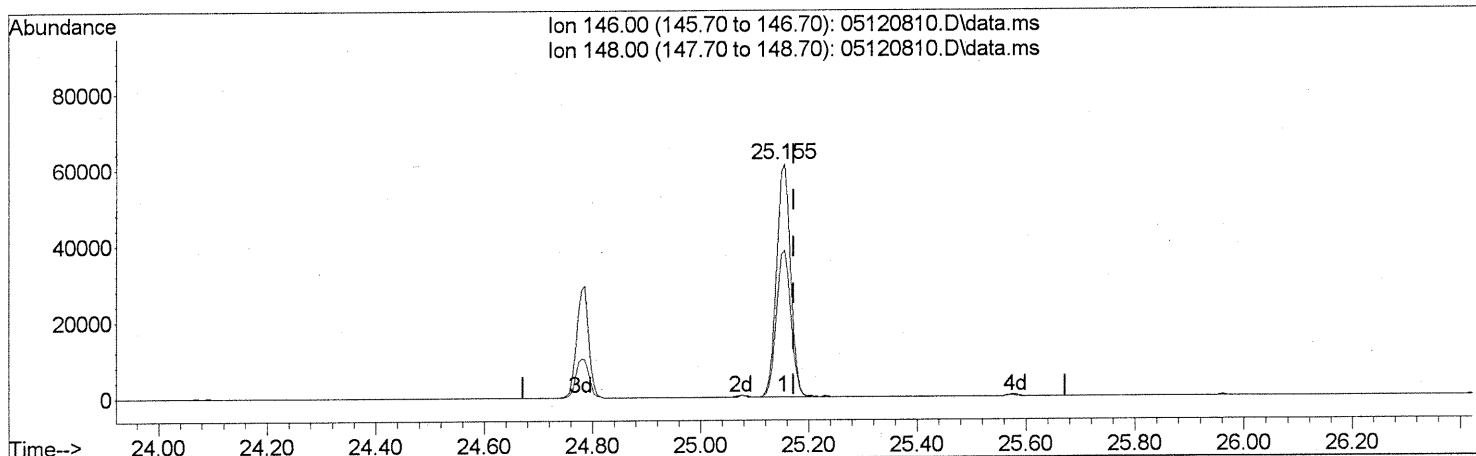
(82) 1,2,4-Trimethylbenzene (T)  
 24.876min (-0.023) 1.21ng  
 response 110850

Ion	Exp%	Act%
105.10	100	100
120.10	54.40	43.56
0.00	0.00	0.00
0.00	0.00	0.00

Quantitation Report (Qedit)

Data Path : J:\MS13\DATA\2008\_05\12\  
 Data File : 05120810.D  
 Acq On : 12 May 2008 5:12 pm  
 Operator : RTB  
 Sample : P0801385-004 DUP (1000mL)  
 Misc : ENSR SG43B-05 (-5.3, 3.5)  
 ALS Vial : 5 Sample Multiplier: 1

Quant Time: May 27 16:33:57 2008  
 Quant Method : J:\MS13\METHODS\R13041408.M  
 Quant Title : EPA TO-15 per SOP VOA-TO15 (CASS TO-15/GC-MS)  
 QLast Update : Tue Apr 15 06:47:20 2008  
 Response via : Initial Calibration



TIC: 05120810.D\data.ms

(86) 1,4-Dichlorobenzene (T)

25.155min (-0.017) 2.29ng

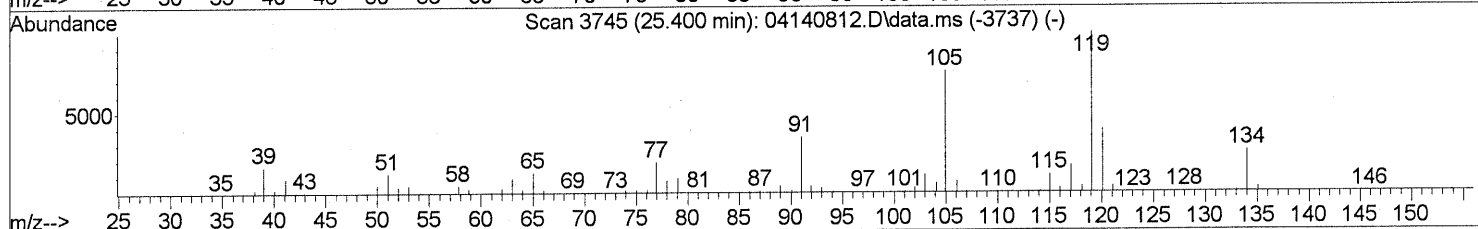
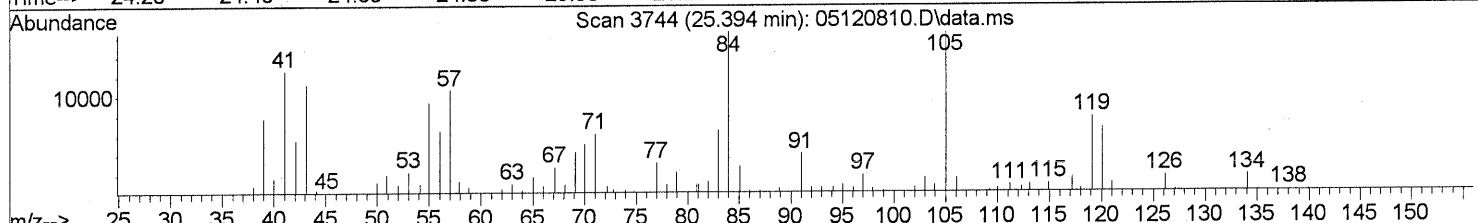
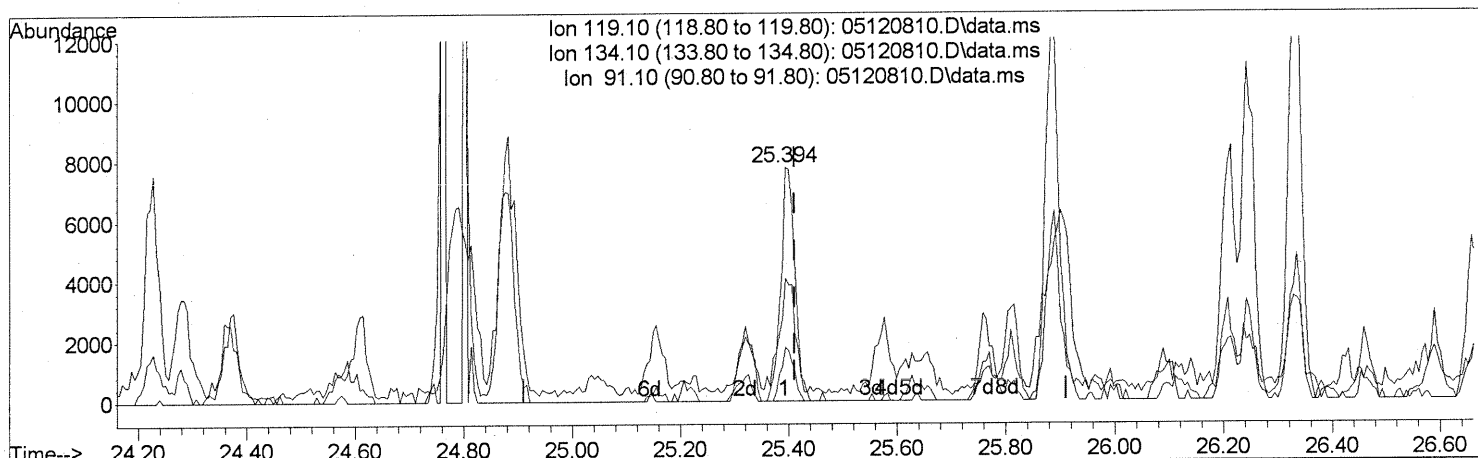
response 108798

Ion	Exp%	Act%
146.00	100	100
148.00	64.20	65.03
0.00	0.00	0.00
0.00	0.00	0.00

Quantitation Report (Qedit)

Data Path : J:\MS13\DATA\2008\_05\12\  
 Data File : 05120810.D  
 Acq On : 12 May 2008 5:12 pm  
 Operator : RTB  
 Sample : P0801385-004 DUP (1000mL)  
 Misc : ENSR SG43B-05 (-5.3, 3.5)  
 ALS Vial : 5 Sample Multiplier: 1

Quant Time: May 27 16:33:57 2008  
 Quant Method : J:\MS13\METHODS\R13041408.M  
 Quant Title : EPA TO-15 per SOP VOA-TO15 (CASS TO-15/GC-MS)  
 QLast Update : Tue Apr 15 06:47:20 2008  
 Response via : Initial Calibration



TIC: 05120810.D\data.ms

(88) p-Isopropyltoluene (T)  
 25.394min (-0.017) 0.15ng  
 response 13832

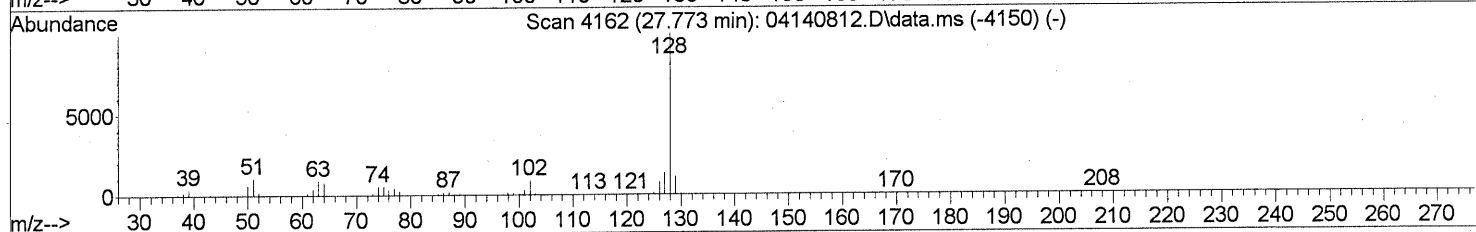
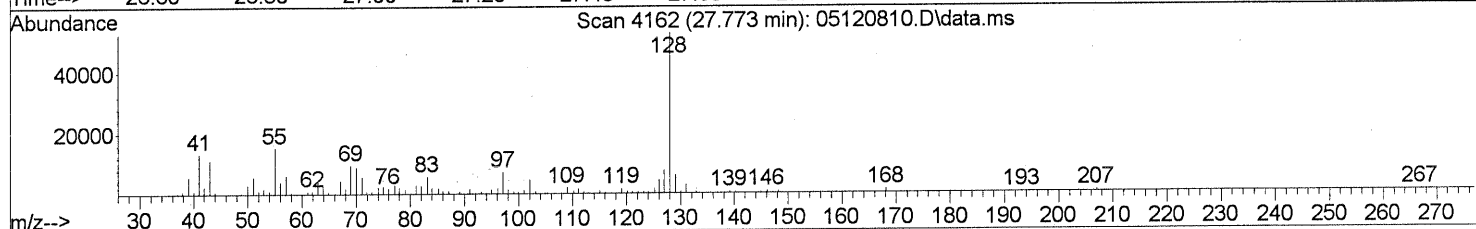
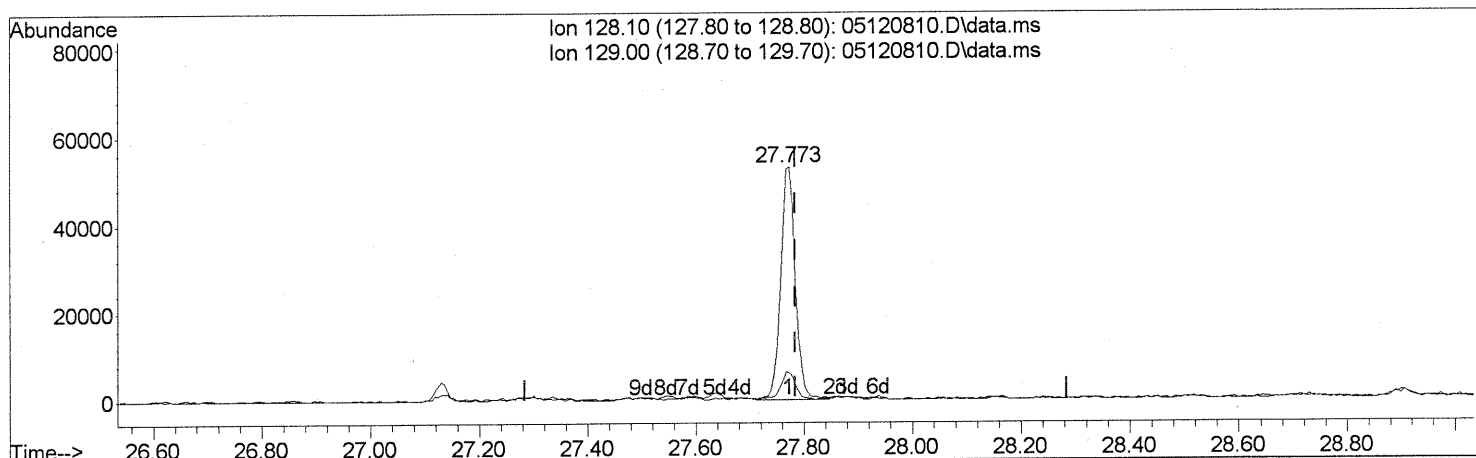
Ion	Exp%	Act%
119.10	100	100
134.10	27.20	21.25
91.10	27.10	59.47#
0.00	0.00	0.00



Quantitation Report (Qedit)

Data Path : J:\MS13\DATA\2008\_05\12\  
 Data File : 05120810.D  
 Acq On : 12 May 2008 5:12 pm  
 Operator : RTB  
 Sample : P0801385-004 DUP (1000mL)  
 Misc : ENSR SG43B-05 (-5.3, 3.5)  
 ALS Vial : 5 Sample Multiplier: 1

Quant Time: May 27 16:33:57 2008  
 Quant Method : J:\MS13\METHODS\R13041408.M  
 Quant Title : EPA TO-15 per SOP VOA-TO15 (CASS TO-15/GC-MS)  
 QLast Update : Tue Apr 15 06:47:20 2008  
 Response via : Initial Calibration



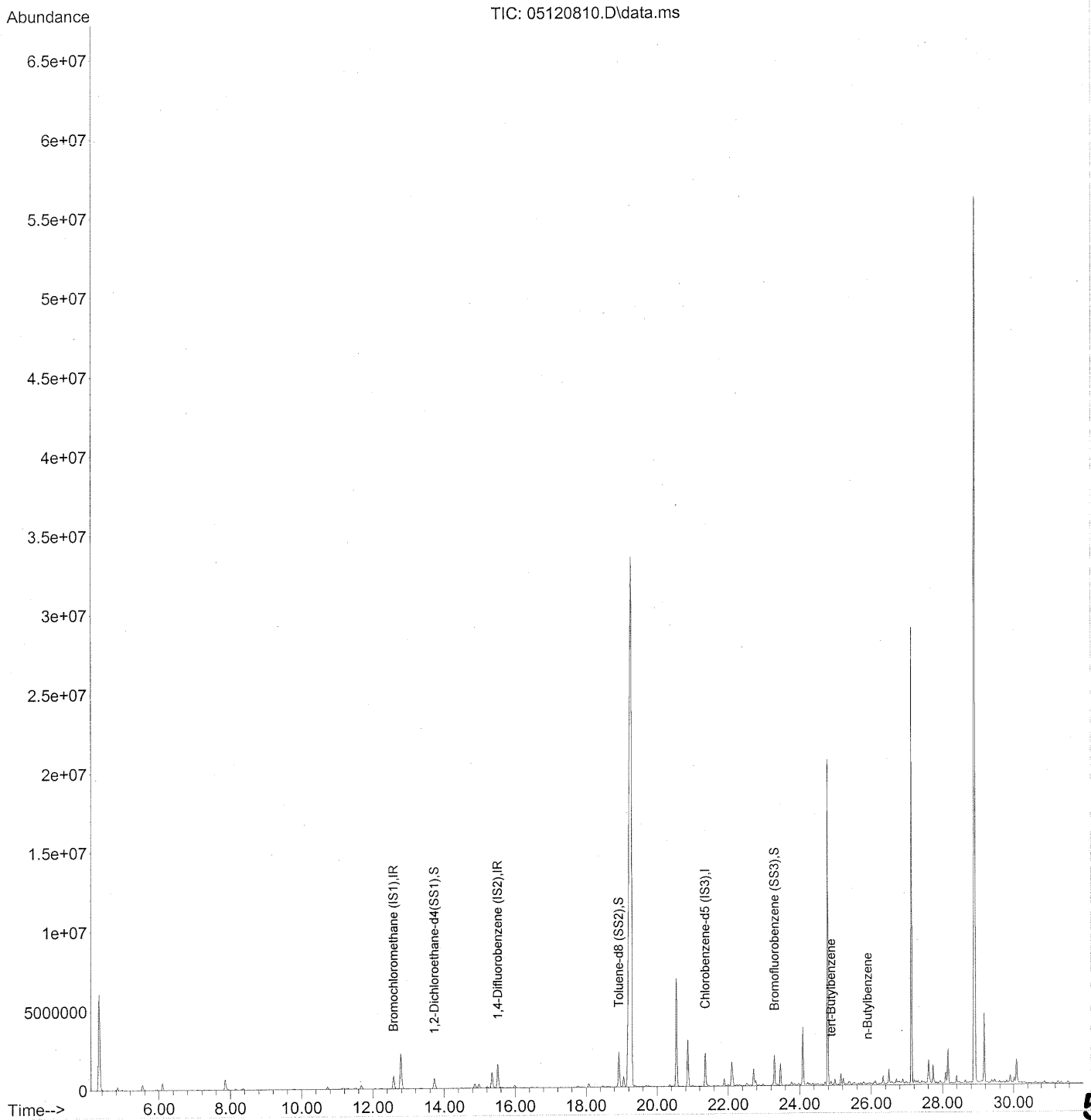
TIC: 05120810.D\data.ms

(95) Naphthalene (T)  
 27.773min (-0.011) 0.98ng  
 response 99197

Ion	Exp%	Act%
128.10	100	100
129.00	11.60	12.22
0.00	0.00	0.00
0.00	0.00	0.00

Data Path : J:\MS13\DATA\2008\_05\12\  
 Data File : 05120810.D  
 Acq On : 12 May 2008 17:12  
 Operator : RTB  
 Sample : P0801385-004 DUP (1000mL)  
 Misc : ENSR SG43B-05 (-5.3, 3.5)  
 ALS Vial : 5 Sample Multiplier: 1

Quant Time: May 27 15:44:36 2008  
 Quant Method : J:\MS13\METHODS\S13041408.M  
 Quant Title : TO-15 Tekmar AutoCan/HP 6890/HP 5975 MSD  
 QLast Update : Mon Apr 28 10:06:00 2008  
 Response via : Initial Calibration



Data Path : J:\MS13\DATA\2008\_05\12\  
 Data File : 05120810.D  
 Acq On : 12 May 2008 17:12  
 Operator : RTB  
 Sample : P0801385-004 DUP (1000mL)  
 Misc : ENSR SG43B-05 (-5.3, 3.5)  
 ALS Vial : 5 Sample Multiplier: 1

Quant Time: May 27 15:44:36 2008  
 Quant Method : J:\MS13\METHODS\S13041408.M  
 Quant Title : TO-15 Tekmar AutoCan/HP 6890/HP 5975 MSD  
 QLast Update : Mon Apr 28 10:06:00 2008  
 Response via : Initial Calibration

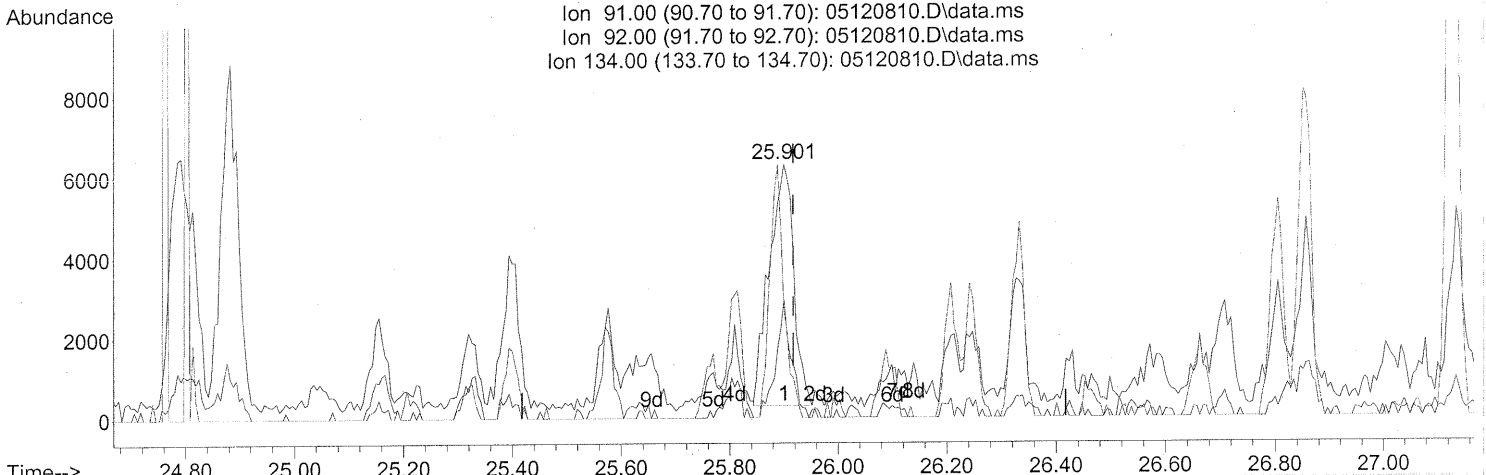
Internal Standards	R.T.	QIon	Response	Conc	Units	Dev(Min)
1) Bromochloromethane (IS1)	12.58	130	387049	25.000	ng	-0.03
3) 1,4-Difluorobenzene (IS2)	15.51	114	1687482	25.000	ng	-0.02
4) Chlorobenzene-d5 (IS3)	21.36	82	794370	25.000	ng	0.00
System Monitoring Compounds						
2) 1,2-Dichloroethane-d4(...)	13.73	65	664358	21.403	ng	-0.02
Spiked Amount	25.000		Recovery	=	85.60%	
5) Toluene-d8 (SS2)	18.93	98	1805739	25.361	ng	0.00
Spiked Amount	25.000		Recovery	=	101.44%	
6) Bromofluorobenzene (SS3)	23.29	174	622248	25.395	ng	0.00
Spiked Amount	25.000		Recovery	=	101.60%	
Target Compounds						
7) tert-Butylbenzene	24.88	119	14659	<del>0.169</del>	ng	# 54
8) n-Butylbenzene	<u>25.90</u>	91	18666	<u>0.199</u>	ng	# 56

(#) = qualifier out of range (m) = manual integration (+) = signals summed

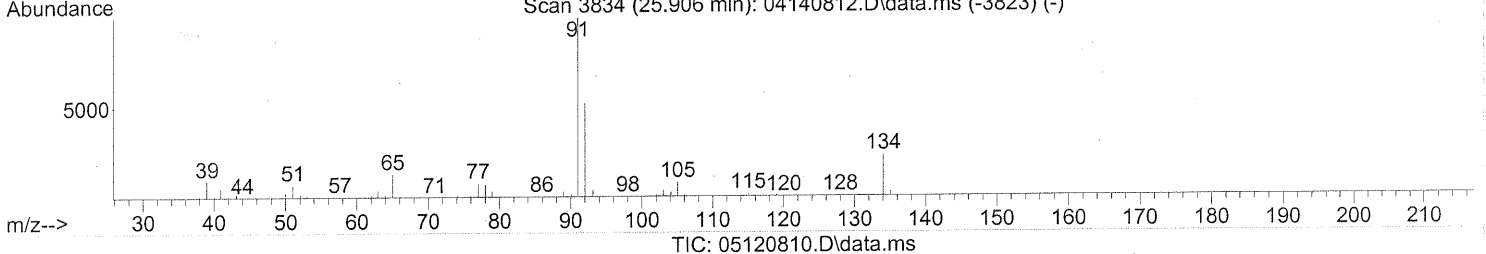
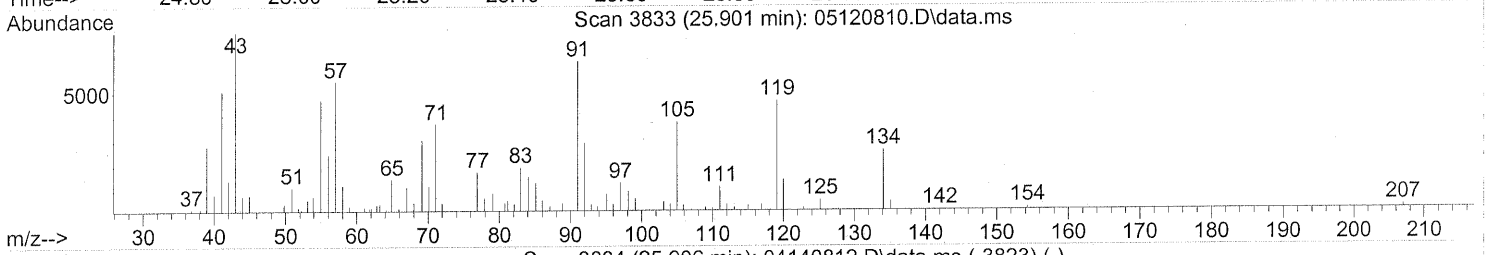
Quantitation Report (Qealr)

Data Path : J:\MS13\DATA\2008\_05\12\  
 Data File : 05120810.D  
 Acq On : 12 May 2008 17:12  
 Operator : RTB  
 Sample : P0801385-004 DUP (1000mL)  
 Misc : ENSR SG43B-05 (-5.3, 3.5)  
 ALS Vial : 5 Sample Multiplier: 1

Quant Time: May 27 15:44:36 2008  
 Quant Method : J:\MS13\METHODS\S13041408.M  
 Quant Title : TO-15 Tekmar AutoCan/HP 6890/HP 5975 MSD  
 QLast Update : Mon Apr 28 10:06:00 2008  
 Response via : Initial Calibration



Ion 91.00 (90.70 to 91.70): 05120810.D\data.ms  
 Ion 92.00 (91.70 to 92.70): 05120810.D\data.ms  
 Ion 134.00 (133.70 to 134.70): 05120810.D\data.ms



(8) n-Butylbenzene

25.901min (-0.017) 0.20ng

response 18666

Ion	Exp%	Act%
91.00	100	100
92.00	55.70	30.76#
134.00	28.80	61.59#
0.00	0.00	0.00



## INITIAL CALIBRATION STANDARDS

Method Path : J:\MS13\METHODS\  
Method File : R13041408.M  
Title : EPA TO-15 per SOP VOA-TO15 (CASS TO-15/GC-MS)  
Last Update : Tue Apr 15 06:34:47 2008  
Response Via : Initial Calibration

Calibration Files

0.1 =04140808.D 0.5 =04140809.D 1.0 =04140810.D 5.0 =04140811.D  
25 =04140812.D 50 =04140813.D 100 =04140814.D

Compound	0.1	0.5	1.0	5.0	25	50	100	Avg	%RSD
1) IR Bromochloromethane (I									
2) Propene	2.452	2.204	2.130	1.859	1.876	1.926	2.038	2.069	10.27
3) Dichlorodifluoromet	4.694	4.061	3.888	3.397	3.443	3.397	3.527	3.772	12.79
4) Chloromethane	4.157	3.523	3.360	2.800	2.942	2.875	2.411	3.153	18.24
5) Freon 114	2.156	2.010	1.780	1.666	1.688	1.720	1.909	1.847	9.99
6) Vinyl Chloride	3.576	3.146	2.884	2.719	2.705	2.677	2.832	2.934	11.09
7) 1,3-Butadiene	2.425	2.398	2.108	2.045	2.210	2.271	2.424	2.269	6.85
8) Bromomethane	1.467	1.491	1.351	1.313	1.380	1.381	1.477	1.409	4.93
9) Chloroethane	1.250	1.383	1.166	1.120	1.166	1.134	1.289	1.216	7.90
10) Ethanol		1.814	1.590	1.369	1.220	1.227	1.246	1.411	17.17
11) Acetonitrile	4.507	4.285	3.799	3.572	3.269	3.231	3.296	3.708	13.87
12) Acrolein	1.168	0.964	0.978	0.956	0.978	0.955	0.981	0.997	7.63
13) Acetone			1.675	1.446	1.291	1.241	1.266	1.384	13.08
14) Trichlorofluorometh	3.367	3.182	2.938	2.718	2.843	2.784	2.916	2.964	7.79
15) Isopropanol	5.258	5.498	4.982	4.096	4.619	4.159	4.169	4.683	12.24
16) Acrylonitrile	1.603	2.347	2.301	2.115	2.246	2.188	2.233	2.147	11.71
17) 1,1-Dichloroethene	1.796	1.345	1.353	1.248	1.306	1.280	1.336	1.381	13.54
18) tert-Butanol	2.760	4.370	4.192	3.892	4.054	3.939	3.982	3.884	13.44
19) Methylene Chloride	2.271	1.699	1.537	1.393	1.425	1.375	1.427	1.590	20.19
20) Allyl Chloride	1.394	2.089	2.003	2.093	2.387	2.393	2.508	2.124	17.60
21) Trichlorotrifluoro	1.525	1.337	1.225	1.176	1.173	1.157	1.272	1.267	10.31
22) Carbon Disulfide	6.261	6.212	5.855	5.495	5.831	5.694	5.911	5.894	4.60
23) trans-1,2-Dichloro	2.610	2.537	2.430	2.174	2.329	2.316	2.447	2.406	6.09
24) 1,1-Dichloroethane	3.226	2.804	2.817	2.625	2.757	2.621	2.752	2.800	7.27
25) Methyl tert-Butyl E	5.668	4.685	4.511	4.184	4.319	4.296	4.533	4.599	10.89
26) Vinyl Acetate			0.210	0.259	0.295	0.297	0.314	0.275	15.06
27) 2-Butanone	0.751	1.106	1.038	0.966	0.989	0.960	0.984	0.970	11.28
28) cis-1,2-Dichloroeth	2.567	2.299	2.259	2.132	2.197	2.173	2.245	2.268	6.33
29) Diisopropyl Ether	1.367	1.321	1.106	1.091	1.188	1.284	1.563	1.274	12.97
30) Ethyl Acetate		0.517	0.519	0.532	0.603	0.651	0.809	0.605	18.70
31) n-Hexane	3.505	2.965	2.931	2.650	2.914	3.119	3.926	3.144	13.72

R13041408.M Tue Apr 15 06:46:57 2008

4/15/08

Method Path : J:\MS13\METHODS\  
Method File : R13041408.M  
Title : EPA TO-15 per SOP VOA-TO15 (CASS TO-15/GC-MS)  
Last Update : Tue Apr 15 06:34:47 2008  
Response Via : Initial Calibration

Calibration Files

0.1 =04140808.D 0.5 =04140809.D 1.0 =04140810.D 5.0 =04140811.D  
25 =04140812.D 50 =04140813.D 100 =04140814.D

Compound	0.1	0.5	1.0	5.0	25	50	100	AVG	%RSD
32) T Chloroform	2.709	2.590	2.305	2.147	2.230	2.152	2.207	2.334	9.61
33) S 1,2-Dichloroethane	2.025	2.037	2.045	1.980	2.032	1.968	1.947	2.005	1.95
34) T Tetrahydrofuran	0.941	1.121	0.914	0.939	0.977	0.958	0.944	0.971	7.10
35) T Ethyl tert-Butyl Et	1.898	1.790	1.642	1.506	1.594	1.582	1.718	1.676	8.07
36) T 1,2-Dichloroethane	2.604	2.445	2.366	2.140	2.256	2.176	2.196	2.312	7.29
37) IR 1,4-Difluorobenzene (	-----ISTD-----								
38) T 1,1,1-Trichloroetha	0.597	0.548	0.484	0.467	0.514	0.501	0.535	0.521	8.34
39) T Isopropyl Acetate	0.216	0.243	0.218	0.208	0.233	0.229	0.246	0.227	6.28
40) T 1-Butanol		0.348	0.341	0.333	0.335	0.337	0.354	0.341	2.42
41) T Benzene	1.598	1.391	1.233	1.207	1.282	1.271	1.302	1.326	10.05
42) T Carbon Tetrachlorid	0.420	0.419	0.409	0.410	0.457	0.460	0.495	0.439	7.40
43) T Cyclohexane	0.524	0.504	0.485	0.458	0.470	0.474	0.519	0.491	5.16
44) T tert-Amyl Methyl Et	0.990	0.926	0.913	0.872	0.949	0.949	1.007	0.944	4.84
45) T 1,2-Dichloropropane	0.471	0.398	0.357	0.345	0.360	0.358	0.371	0.380	11.41
46) T Bromodichloromethan	0.535	0.426	0.415	0.408	0.447	0.447	0.479	0.451	9.80
47) T Trichloroethene	0.334	0.356	0.332	0.290	0.314	0.310	0.349	0.326	7.09
48) T 1,4-Dioxane	0.214	0.228	0.245	0.224	0.235	0.237	0.261	0.235	6.54
49) T Isooctane	1.645	1.647	1.566	1.419	1.541	1.533	1.640	1.570	5.30
50) T Methyl Methacrylate		0.122	0.116	0.110	0.122	0.122	0.130	0.120	5.60
51) T n-Heptane	0.425	0.369	0.350	0.330	0.354	0.354	0.389	0.367	8.46
52) T cis-1,3-Dichloropro	0.476	0.508	0.470	0.492	0.540	0.545	0.586	0.517	8.17
53) T 4-Methyl-2-pentanone	0.352	0.354	0.348	0.338	0.374	0.372	0.402	0.363	5.99
54) T trans-1,3-Dichlorop	0.378	0.426	0.402	0.422	0.481	0.490	0.526	0.446	11.96
55) T 1,1,2-Trichloroetha	0.390	0.327	0.299	0.289	0.301	0.302	0.328	0.319	10.72
56) I Chlorobenzene-d5 (IS3	-----ISTD-----								
57) S Toluene-d8 (SS2)	2.272	2.277	2.272	2.254	2.226	2.195	2.190	2.241	1.65
58) T Toluene	3.203	2.932	2.703	2.597	2.654	2.698	2.923	2.815	7.61
59) T 2-Hexanone	2.033	2.056	1.885	2.050	2.212	2.191	2.254	2.097	6.14
60) T Dibromochloromethan	0.707	0.640	0.614	0.648	0.689	0.696	0.760	0.679	7.26
61) T 1,2-Dibromoethane	0.686	0.662	0.598	0.637	0.672	0.665	0.713	0.662	5.52

536

AD 4/15/08



Method Path : J:\MS13\METHODS\  
 Method File : R13041408.M  
 Title : EPA TO-15 per SOP VOA-TO15 (CASS TO-15/GC-MS)  
 Last Update : Tue Apr 15 06:34:47 2008  
 Response Via : Initial Calibration

Calibration Files

0.1 =04140808.D 0.5 =04140809.D 1.0 =04140810.D 5.0 =04140811.D  
 25 =04140812.D 50 =04140813.D 100 =04140814.D

Compound	0.1	0.5	1.0	5.0	25	50	100	AVG	%RSD
62) T Butyl Acetate	1.716	2.099	1.973	2.080	2.252	2.250	2.310	2.097	9.80
63) T n-Octane	0.662	0.646	0.621	0.608	0.650	0.672	0.759	0.660	7.44
64) T Tetrachloroethene	0.840	0.679	0.651	0.621	0.657	0.682	0.804	0.705	11.76
65) T Chlorobenzene	1.941	1.814	1.643	1.592	1.641	1.687	1.888	1.744	7.82
66) T Ethylbenzene	3.088	3.255	2.941	2.938	3.144	3.221	3.419	3.144	5.51
67) T m- & p-Xylene	1.949	1.991	1.905	1.932	2.128	2.273	2.533	2.101	10.97
68) T Bromoform	0.357	0.414	0.440	0.452	0.497	0.516	0.573	0.464	15.37
69) T Styrene	1.870	1.688	1.621	1.664	1.832	1.885	2.135	1.814	9.73
70) T o-Xylene	2.302	2.103	2.000	2.121	2.240	2.357	2.707	2.261	10.27
71) T n-Nonane	1.879	1.782	1.605	1.709	1.812	1.842	2.048	1.811	7.66
72) T 1,1,2,2-Tetrachloro	1.121	0.978	0.950	1.011	1.079	1.122	1.295	1.079	10.81
73) S Bromofluorobenzene	0.769	0.759	0.763	0.787	0.780	0.766	0.774	0.771	1.27
74) T Cumene	2.608	2.812	2.677	2.690	2.910	3.046	3.338	2.869	8.92
75) T alpha-Pinene	1.407	1.406	1.370	1.410	1.541	1.625	1.914	1.525	12.76
76) T n-Propylbenzene	3.644	3.831	3.646	3.627	3.964	4.064	4.098	3.839	5.35
77) T 3-Ethyltoluene	2.952	2.988	2.887	2.870	3.144	3.348	3.706	3.128	9.75
78) T 4-Ethyltoluene	2.743	2.629	2.642	2.674	2.953	3.130	3.391	2.880	10.13
79) T 1,3,5-Trimethylbenz	2.353	2.372	2.311	2.328	2.570	2.784	3.188	2.558	12.76
80) T alpha-Methylstyrene	1.205	1.157	1.139	1.241	1.400	1.493	1.847	1.355	18.68
81) T 2-Ethyltoluene	3.080	3.009	2.802	2.898	3.189	3.338	3.698	3.145	9.60
82) T 1,2,4-Trimethylbenz	2.299	2.449	2.305	2.439	2.993	3.671	4.078	2.890	24.96
83) T n-Decane	1.404	1.462	1.464	1.468	1.612	1.724	2.055	1.598	14.37
84) T Benzyl Chloride	1.264	1.545	1.540	1.909	2.234	2.424	2.877	1.970	29.06
85) T 1,3-Dichlorobenzene	1.464	1.486	1.378	1.365	1.522	1.647	2.092	1.565	16.03
86) T 1,4-Dichlorobenzene	1.451	1.381	1.367	1.334	1.462	1.562	1.926	1.497	13.60
87) T sec-Butylbenzene	3.289	3.280	3.106	3.135	3.457	3.652	3.836	3.394	7.98
88) T p-Isopropyltoluene	2.438	2.426	2.394	2.507	3.194	3.884	3.873	2.959	23.19
89) T 1,2,3-Trimethylbenz	2.223	2.378	2.292	2.347	2.984	3.642	4.033	2.842	25.79
90) T 1,2-Dichlorobenzene	1.193	1.348	1.294	1.308	1.587	1.938	2.558	1.604	30.54
91) T d-Limonene	1.036	1.056	0.993	1.068	1.334	1.578	2.110	1.311	31.32
92) T 1,2-Dibromo-3-Chlor	0.231	0.382	0.429	0.417	0.469	0.489	0.557	0.425	24.13
93) T n-Undecane	1.492	1.506	1.434	1.555	1.697	1.830	2.234	1.678	16.71

537

DA 4/15/08

Method Path : J:\MS13\METHODS\  
Method File : R13041408.M  
Title : EPA TO-15 per SOP VOA-TO15 (CASS TO-15/GC-MS)  
Last Update : Tue Apr 15 06:34:47 2008  
Response Via : Initial Calibration

Calibration Files

0.1 =04140808.D 0.5 =04140809.D 1.0 =04140810.D 5.0 =04140811.D  
25 =04140812.D 50 =04140813.D 100 =04140814.D

Compound	0.1	0.5	1.0	5.0	25	50	100	Avg	%RSD
94) T 1,2,4-Trichlorobenz	0.796	0.875	0.876	0.899	0.992	1.100	1.419	0.994	21.28
95) T Naphthalene	2.304	3.074	2.991	3.156	3.394	3.589	3.861	3.196	15.60
96) T n-Dodecane	1.646	1.521	1.441	1.519	1.671	1.830	2.290	1.703	16.96
97) T Hexachloro-1,3-buta	0.415	0.578	0.567	0.545	0.638	0.724	1.012	0.640	29.53

(#) = Out of Range

538

DA 4/15/08

**Primary Source Standards Concentrations  
(Working & Initial Calibration)**

4ng/L Std. ID: **S20-04030801**  
 20ng/L Std. ID: **S20-03210809**  
 200ng/L Std. ID: **S20-04020808**

Compounds	Source Std. mg/m <sup>3</sup>	Primary Working Standards			Working STD Conc.(ng/L): Injection (L): ICAL Points:	ICAL Concentrations (Primary Source)						
		5	50	250		0.025	0.025	20	20	200	200	200
		200ng/L	20ng/L	4ng/L		0.1ng	0.5ng	1ng	5ng	25ng	50ng	100ng
Propene	1.08	216	21.6	4.32	NA	0.540	1.08	5.40	27.0	54.0	108	
Dichlorodifluoromethane	1.04	208	20.8	4.16	NA	0.520	1.04	5.20	26.0	52.0	104	
Chloromethane	1.02	204	20.4	4.08	NA	0.510	1.02	5.10	25.5	51.0	102	
Freon-114	1.07	214	21.4	4.28	NA	0.535	1.07	5.35	26.8	53.5	107	
Vinyl Chloride	1.03	206	20.6	4.12	NA	0.515	1.03	5.15	25.8	51.5	103	
1,3-Butadiene	1.09	218	21.8	4.36	NA	0.545	1.09	5.45	27.3	54.5	109	
Bromomethane	1.05	210	21.0	4.20	NA	0.525	1.05	5.25	26.3	52.5	105	
Chloroethane	1.05	210	21.0	4.20	NA	0.525	1.05	5.25	26.3	52.5	105	
Ethanol	0.91	182	18.2	3.64	NA	0.455	0.910	4.55	22.8	45.5	91.0	
Acetonitrile	0.980	196	19.6	3.92	NA	0.490	0.980	4.90	24.5	49.0	98.0	
Acrolein	0.960	192	19.2	3.84	NA	0.480	0.960	4.80	24.0	48.0	96.0	
Acetone	1.11	222	22.2	4.44	NA	0.555	1.11	5.55	27.8	55.5	111	
Trichlorofluoromethane	1.04	208	20.8	4.16	NA	0.520	1.04	5.20	26.0	52.0	104	
Isopropanol	1.03	206	20.6	4.12	NA	0.515	1.03	5.15	25.8	51.5	103	
Acrylonitrile	1.010	202	20.2	4.04	NA	0.505	1.01	5.05	25.3	50.5	101	
1,1-Dichloroethene	1.13	226	22.6	4.52	NA	0.565	1.13	5.65	28.3	56.5	113	
tert-Butanol	1.020	204	20.4	4.08	NA	0.510	1.02	5.10	25.5	51.0	102	
Methylene Chloride	1.12	224	22.4	4.48	NA	0.560	1.12	5.60	28.0	56.0	112	
Allyl Chloride	1.05	210	21.0	4.20	NA	0.525	1.05	5.25	26.3	52.5	105	
Trichlorotrifluoroethane	1.14	228	22.8	4.56	NA	0.570	1.14	5.70	28.5	57.0	114	
Carbon Disulfide	1.00	200	20.0	4.00	NA	0.500	1.00	5.00	25.0	50.0	100	
trans-1,2-Dichloroethene	1.10	220	22.0	4.40	NA	0.550	1.10	5.50	27.5	55.0	110	
1,1-Dichloroethane	1.11	222	22.2	4.44	NA	0.555	1.11	5.55	27.8	55.5	111	
Methyl tert-Butyl Ether	1.11	222	22.2	4.44	NA	0.555	1.11	5.55	27.8	55.5	111	
Vinyl Acetate	0.98	196	19.6	3.92	NA	0.490	0.980	4.90	24.5	49.0	98.0	
2-Butanone	1.12	224	22.4	4.48	NA	0.560	1.12	5.60	28.0	56.0	112	
cis-1,2-Dichloroethene	1.11	222	22.2	4.44	NA	0.555	1.11	5.55	27.8	55.5	111	
Diisopropyl Ether	1.03	206	20.6	4.12	NA	0.515	1.03	5.15	25.8	51.5	103	
Ethyl Acetate	1.27	254	25.4	5.08	NA	0.635	1.27	6.35	31.8	63.5	127	
n-Hexane	1.12	224	22.4	4.48	NA	0.560	1.12	5.60	28.0	56.0	112	
Chloroform	1.29	258	25.8	5.16	NA	0.645	1.29	6.45	32.3	64.5	129	
Tetrahydrofuran	1.11	222	22.2	4.44	NA	0.555	1.11	5.55	27.8	55.5	111	
Ethyl tert-Butyl Ether	1.05	210	21.0	4.20	NA	0.525	1.05	5.25	26.3	52.5	105	
1,2-Dichloroethane	1.10	220	22.0	4.40	NA	0.550	1.10	5.50	27.5	55.0	110	
1,1,1-Trichloroethane	1.10	220	22.0	4.40	NA	0.550	1.10	5.50	27.5	55.0	110	
Isopropyl Acetate	1.010	202	20.2	4.04	NA	0.505	1.01	5.05	25.3	50.5	101	
1-Butanol	0.910	182	18.2	3.64	NA	0.455	0.910	4.55	22.8	45.5	91.0	
Benzene	1.10	220	22.0	4.40	NA	0.550	1.10	5.50	27.5	55.0	110	
Carbon Tetrachloride	1.07	214	21.4	4.28	NA	0.535	1.07	5.35	26.8	53.5	107	
Cyclohexane	1.11	222	22.2	4.44	NA	0.555	1.11	5.55	27.8	55.5	111	
tert-Amyl Methyl Ether	1.04	208	20.8	4.16	NA	0.520	1.04	5.20	26.0	52.0	104	
1,2-Dichloropropane	1.09	218	21.8	4.36	NA	0.545	1.09	5.45	27.3	54.5	109	
Bromodichloromethane	1.15	230	23.0	4.60	NA	0.575	1.15	5.75	28.8	57.5	115	
Trichloroethene	1.14	228	22.8	4.56	NA	0.570	1.14	5.70	28.5	57.0	114	
1,4-Dioxane	1.15	230	23.0	4.60	NA	0.575	1.15	5.75	28.8	57.5	115	
Isooctane	1.04	208	20.8	4.16	NA	0.520	1.04	5.20	26.0	52.0	104	
Methyl Methacrylate	1.06	212	21.2	4.24	NA	0.530	1.06	5.30	26.5	53.0	106	
n-Heptane	1.11	222	22.2	4.44	NA	0.555	1.11	5.55	27.8	55.5	111	
cis-1,3-Dichloropropene	1.04	208	20.8	4.16	NA	0.520	1.04	5.20	26.0	52.0	104	
4-Methyl-2-pentanone	1.05	210	21.0	4.20	NA	0.525	1.05	5.25	26.3	52.5	105	
trans-1,3-Dichloropropene	1.16	232	23.2	4.64	NA	0.580	1.16	5.80	29.0	58.0	116	
1,1,2-Trichloroethane	1.09	218	21.8	4.36	NA	0.545	1.09	5.45	27.3	54.5	109	
Toluene	1.10	220	22.0	4.40	NA	0.550	1.10	5.50	27.5	55.0	110	
2-Hexanone	1.02	204	20.4	4.08	NA	0.510	1.02	5.10	25.5	51.0	102	
Dibromochloromethane	1.11	222	22.2	4.44	NA	0.555	1.11	5.55	27.8	55.5	111	
1,2-Dibromoethane	1.09	218	21.8	4.36	NA	0.545	1.09	5.45	27.3	54.5	109	
n-Butyl Acetate	1.05	210	21.0	4.20	NA	0.525	1.05	5.25	26.3	52.5	105	
n-Octane	1.04	208	20.8	4.16	NA	0.520	1.04	5.20	26.0	52.0	104	
Tetrachloroethene	1.09	218	21.8	4.36	NA	0.545	1.09	5.45	27.3	54.5	109	
Chlorobenzene	1.10	220	22.0	4.40	NA	0.550	1.10	5.50	27.5	55.0	110	
Ethylbenzene	1.08	216	21.6	4.32	NA	0.540	1.08	5.40	27.0	54.0	108	
m-&p-Xylene	2.58	516	51.6	10.32	NA	1.29	2.58	12.9	64.5	129	258	

**Primary Source Standards Concentrations  
(Working & Initial Calibration)**

4ng/L Std. ID: S20-04030801  
 20ng/L Std. ID: S20-03210809  
 200ng/L Std. ID: S20-04020808

Compounds	Source Std. mg/m <sup>3</sup>	Dilution Factors:			Working STD Conc.(ng/L):	ICAL Concentrations (Primary Source)						
		5	50	250		Injection (L):						
		200ng/L	20ng/L	4ng/L		0.025	0.025	0.05	0.25	0.125	0.25	0.50
		Primary Working Standards			ICAL Points:	0.1ng	0.5ng	1ng	5ng	25ng	50ng	100ng
Bromoform	1.31	262	26.2	5.24	NA	0.655	1.31	6.55	32.8	65.5	131	
Styrene	1.08	216	21.6	4.32	NA	0.540	1.08	5.40	27.0	54.0	108	
o-Xylene	1.22	244	24.4	4.88	NA	0.610	1.22	6.10	30.5	61.0	122	
n-Nonane	1.03	206	20.6	4.12	NA	0.515	1.03	5.15	25.8	51.5	103	
1,1,2,2-Tetrachloroethane	1.23	246	24.6	4.92	NA	0.615	1.23	6.15	30.8	61.5	123	
Cumene	1.08	216	21.6	4.32	NA	0.540	1.08	5.40	27.0	54.0	108	
alpha-Pinene	1.06	212	21.2	4.24	NA	0.530	1.06	5.30	26.5	53.0	106	
n-Propylbenzene	1.05	210	21.0	4.20	NA	0.525	1.05	5.25	26.3	52.5	105	
3-Ethyltoluene	1.02	204	20.4	4.08	NA	0.510	1.02	5.10	25.5	51.0	102	
4-Ethyltoluene	1.11	222	22.2	4.44	NA	0.555	1.11	5.55	27.8	55.5	111	
1,3,5-Trimethylbenzene	1.08	216	21.6	4.32	NA	0.540	1.08	5.40	27.0	54.0	108	
alpha-Methylstyrene	1.02	204	20.4	4.08	NA	0.510	1.02	5.10	25.5	51.0	102	
2-Ethyltoluene	0.990	198	19.8	3.96	NA	0.495	0.990	4.95	24.8	49.5	99.0	
1,2,4-Trimethylbenzene	1.10	220	22.0	4.40	NA	0.550	1.10	5.50	27.5	55.0	110	
n-Decane	1.04	208	20.8	4.16	NA	0.520	1.04	5.20	26.0	52.0	104	
Benzyl Chloride	1.07	214	21.4	4.28	NA	0.535	1.07	5.35	26.8	53.5	107	
1,3-Dichlorobenzene	1.06	212	21.2	4.24	NA	0.530	1.06	5.30	26.5	53.0	106	
1,4-Dichlorobenzene	1.10	220	22.0	4.40	NA	0.550	1.10	5.50	27.5	55.0	110	
sec-Butylbenzene	1.07	214	21.4	4.28	NA	0.535	1.07	5.35	26.8	53.5	107	
p-Isopropyltoluene	1.180	236	23.6	4.72	NA	0.590	1.18	5.90	29.5	59.0	118	
1,2,3-Trimethylbenzene	1.10	220	22.0	4.40	NA	0.550	1.10	5.50	27.5	55.0	110	
1,2-Dichlorobenzene	1.08	216	21.6	4.32	NA	0.540	1.08	5.40	27.0	54.0	108	
d-Limonene	1.06	212	21.2	4.24	NA	0.530	1.06	5.30	26.5	53.0	106	
1,2-Dibromo-3-chloropropane	1.04	208	20.8	4.16	NA	0.520	1.04	5.20	26.0	52.0	104	
n-Undecane	1.05	210	21.0	4.20	NA	0.525	1.05	5.25	26.3	52.5	105	
1,2,4-Trichlorobenzene	1.12	224	22.4	4.48	NA	0.560	1.12	5.60	28.0	56.0	112	
Naphthalene	1.05	210	21.0	4.20	NA	0.525	1.05	5.25	26.3	52.5	105	
n-Dodecane	1.06	212	21.2	4.24	NA	0.530	1.06	5.30	26.5	53.0	106	
Hexachloro-1,3-butadiene	1.11	222	22.2	4.44	NA	0.555	1.11	5.55	27.8	55.5	111	

\*Enter Information in the Solid Shaded Areas ONLY.

DA 4/15/08

Method Path : J:\MS13\METHODS\  
 Method File : R13041408.M  
 Title : EPA TO-15 per SOP VOA-TO15 (CASS TO-15/GC-MS)  
 Last Update : Tue Apr 15 06:47:20 2008  
 Response Via : Initial Calibration

#	ID	Conc	ISTD Conc	Path\File
1	0.1	0	25	J:\MS13\DATA\2008_04\14\04140808.D
2	0.5	1	25	J:\MS13\DATA\2008_04\14\04140809.D
3	1.0	1	25	J:\MS13\DATA\2008_04\14\04140810.D
4	5.0	5	25	J:\MS13\DATA\2008_04\14\04140811.D
5	25	27	25	J:\MS13\DATA\2008_04\14\04140812.D
6	50	54	25	J:\MS13\DATA\2008_04\14\04140813.D
7	100	108	25	J:\MS13\DATA\2008_04\14\04140814.D


#	ID	Update Time	Quant Time	Acquisition Time
1	0.1	Apr 15 06:33 2008	Apr 14 19:57 2008	14 Apr 2008 18:59
2	0.5	Apr 15 06:33 2008	Apr 14 20:24 2008	14 Apr 2008 19:40
3	1.0	Apr 15 06:33 2008	Apr 15 06:20 2008	14 Apr 2008 20:21
4	5.0	Apr 15 06:34 2008	Apr 15 06:22 2008	14 Apr 2008 21:01
5	25	Apr 15 06:34 2008	Apr 15 06:24 2008	14 Apr 2008 21:43
6	50	Apr 15 06:34 2008	Apr 15 06:26 2008	14 Apr 2008 22:24
7	100	Apr 15 06:34 2008	Apr 15 06:28 2008	14 Apr 2008 23:04

R13041408.M Tue Apr 15 15:34:11 2008

*DA* 4/15/08

Data Path : J:\MS13\DATA\2008\_04\14\  
Data File : 04140808.D  
Acq On : 14 Apr 2008 18:59  
Operator : WA  
Sample : 0.1ng TO-15 ICAL Standard  
Misc : S20-04140804/S20-04030801  
ALS Vial : 5 Sample Multiplier: 1

Quant Time: Apr 14 19:57:23 2008  
Quant Method : J:\MS13\METHODS\R13041408.M  
Quant Title : EPA TO-15 per SOP VOA-TO15 (CASS TO-15/GC-MS)  
QLast Update : Thu Apr 03 07:50:30 2008  
Response via : Initial Calibration



Data Path : J:\MS13\DATA\2008\_04\14\  
Data File : 04140808.D  
Acq On : 14 Apr 2008 18:59  
Operator : WA  
Sample : 0.1ng TO-15 ICAL Standard  
Misc : S20-04140804/S20-04030801  
ALS Vial : 5 Sample Multiplier: 1

Quant Time: Apr 14 19:57:23 2008  
Quant Method : J:\MS13\METHODS\R13041408.M  
Quant Title : EPA TO-15 per SOP VOA-TO15 (CASS TO-15/GC-MS)  
QLast Update : Thu Apr 03 07:50:30 2008  
Response via : Initial Calibration

Internal Standards	R.T.	QIon	Response	Conc	Units	Dev(Min)
1) Bromochloromethane (IS1)	12.58	130	330672	25.000	ng	-0.03
37) 1,4-Difluorobenzene (IS2)	15.51	114	1516799	25.000	ng	-0.02
56) Chlorobenzene-d5 (IS3)	21.35	82	758152	25.000	ng	0.00

System Monitoring Compounds	R.T.	QIon	Response	Conc	Units	Dev(Min)
33) 1,2-Dichloroethane-d4(...)	13.72	65	669686	21.687	ng	-0.03
Spiked Amount				25.000		
				Recovery =		86.76%
57) Toluene-d8 (SS2)	18.93	98	1722189	28.176	ng	-0.01
Spiked Amount				25.000		
				Recovery =		112.72%
73) Bromofluorobenzene (SS3)	23.29	174	583069	29.861	ng	0.00
Spiked Amount				25.000		
				Recovery =		119.44%

Target Compounds	R.T.	QIon	Response	Conc	Units	Qvalue
2) Propene	4.84	42	3502	0.089	ng	# 58
3) Dichlorodifluoromethane	4.98	85	6457	0.098	ng	93
4) Chloromethane	5.33	50	5608	0.101	ng	85
5) Freon 114	5.55	135	3051	0.113	ng	89
6) Vinyl Chloride	5.77	62	4872	0.096	ng	94
7) 1,3-Butadiene	6.04	54	3496	0.086	ng	# 61
8) Bromomethane	6.52	94	2038	0.079	ng	91
9) Chloroethane	6.84	64	1736	0.070	ng	85
10) Ethanol	7.14	45	905	0.037	ng	# 44
11) Acetonitrile	7.47	41	5842	0.094	ng	83
12) Acrolein	7.68	56	1483	0.078	ng	# 73
13) Acetone	7.89	58	4681	0.186	ng	# 56
14) Trichlorofluoromethane	8.16	101	4631	0.087	ng	96
15) Isopropanol	8.35	45	7164m	0.083	ng	
16) Acrylonitrile	8.67	53	2141m	0.053	ng	
17) 1,1-Dichloroethene	9.17	96	2684	0.107	ng	# 72
18) tert-Butanol	9.34	59	3724	0.049	ng	# 84
19) Methylene Chloride	9.36	84	3365	0.121	ng	95
20) Allyl Chloride	9.56	41	1936	0.047	ng	88
21) Trichlorotrifluoroethane	9.81	151	2299	0.112	ng	96
22) Carbon Disulfide	9.78	76	8282	0.071	ng	93
23) trans-1,2-Dichloroethene	10.80	61	3798	0.082	ng	94
24) 1,1-Dichloroethane	11.10	63	4737	0.089	ng	95
25) Methyl tert-Butyl Ether	11.22	73	8322	0.094	ng	78
26) Vinyl Acetate	0.00	86	0	N.D.		
27) 2-Butanone	11.71	72	1112	0.054	ng	# 72
28) cis-1,2-Dichloroethene	12.34	61	3769	0.086	ng	82
29) Diisopropyl Ether	12.70	87	1863	0.079	ng	# 88
30) Ethyl Acetate	12.72	61	223	0.020	ng	# 71
31) n-Hexane	12.70	57	5193	0.091	ng	98

Data Path : J:\MS13\DATA\2008\_04\14\  
 Data File : 04140808.D  
 Acq On : 14 Apr 2008 18:59  
 Operator : WA  
 Sample : 0.1ng TO-15 ICAL Standard  
 Misc : S20-04140804/S20-04030801  
 ALS Vial : 5 Sample Multiplier: 1

Quant Time: Apr 14 19:57:23 2008  
 Quant Method : J:\MS13\METHODS\R13041408.M  
 Quant Title : EPA TO-15 per SOP VOA-TO15 (CASS TO-15/GC-MS)  
 QLast Update : Thu Apr 03 07:50:30 2008  
 Response via : Initial Calibration

Internal Standards	R.T.	QIon	Response	Conc	Units	Dev (Min)
32) Chloroform	12.79	83	4622	0.106	ng	83
34) Tetrahydrofuran	13.39	72	1382	0.071	ng #	84
35) Ethyl tert-Butyl Ether	13.49	87	2636	0.082	ng #	1
36) 1,2-Dichloroethane	13.88	62	3788	0.087	ng	85
38) 1,1,1-Trichloroethane	14.27	97	3981	0.102	ng #	66
39) Isopropyl Acetate	14.85	61	1323m	0.075	ng	
40) 1-Butanol	14.92	56	786	0.030	ng	79
41) Benzene	14.98	78	10664	0.100	ng	95
42) Carbon Tetrachloride	15.21	117	2729	0.082	ng	88
43) Cyclohexane	15.40	84	3527	0.090	ng #	84
44) tert-Amyl Methyl Ether	15.88	73	6246	0.081	ng	90
45) 1,2-Dichloropropane	16.19	63	3114	0.105	ng	95
46) Bromodichloromethane	16.45	83	3734	0.107	ng	84
47) Trichloroethene	16.54	130	2307	0.102	ng #	78
48) 1,4-Dioxane	16.53	88	1490	0.080	ng #	48
49) Isooctane	16.62	57	10380	0.084	ng	69
50) Methyl Methacrylate	16.81	100	424m	0.045	ng	
51) n-Heptane	16.98	71	2860	0.100	ng #	75
52) cis-1,3-Dichloropropene	17.73	75	3001	0.068	ng	90
53) 4-Methyl-2-pentanone	17.79	58	2240	0.078	ng	94
54) trans-1,3-Dichloropropene	18.45	75	2661	0.069	ng	91
55) 1,1,2-Trichloroethane	18.67	97	2577	0.111	ng	94
58) Toluene	19.07	91	10684	0.119	ng	95
59) 2-Hexanone	19.39	43	6288	0.089	ng #	68
60) Dibromochloromethane	19.60	129	2380	0.115	ng	97
61) 1,2-Dibromoethane	19.94	107	2269	0.098	ng	98
62) Butyl Acetate	20.21	43	5465	0.077	ng #	72
63) n-Octane	20.35	57	2088	0.092	ng	80
64) Tetrachloroethene	20.54	166	2776	0.135	ng	85
65) Chlorobenzene	21.41	112	6476	0.122	ng	65
66) Ethylbenzene	21.89	91	10115	0.099	ng	97
67) m- & p-Xylene	22.13	91	15249	0.225	ng #	52
68) Bromoform	22.22	173	1417	0.097	ng	100
69) Styrene	22.58	104	6125	0.106	ng	95
70) o-Xylene	22.71	91	8518	0.117	ng	82
71) n-Nonane	22.98	43	5870	0.098	ng #	82
72) 1,1,2,2-Tetrachloroethane	22.70	83	4182	0.120	ng	78
74) Cumene	23.46	105	8543	0.095	ng	97
75) alpha-Pinene	23.96	93	4522	0.091	ng #	2
76) n-Propylbenzene	24.11	91	11604	0.097	ng	98
77) 3-Ethyltoluene	24.22	105	9132	0.094	ng	95
78) 4-Ethyltoluene	24.28	105	9233	0.101	ng	96
79) 1,3,5-Trimethylbenzene	24.38	105	7705	0.094	ng	92

544

*WA* 4/15/08



Data Path : J:\MS13\DATA\2008\_04\14\  
Data File : 04140808.D  
Acq On : 14 Apr 2008 18:59  
Operator : WA  
Sample : 0.1ng TO-15 ICAL Standard  
Misc : S20-04140804/S20-04030801  
ALS Vial : 5 Sample Multiplier: 1

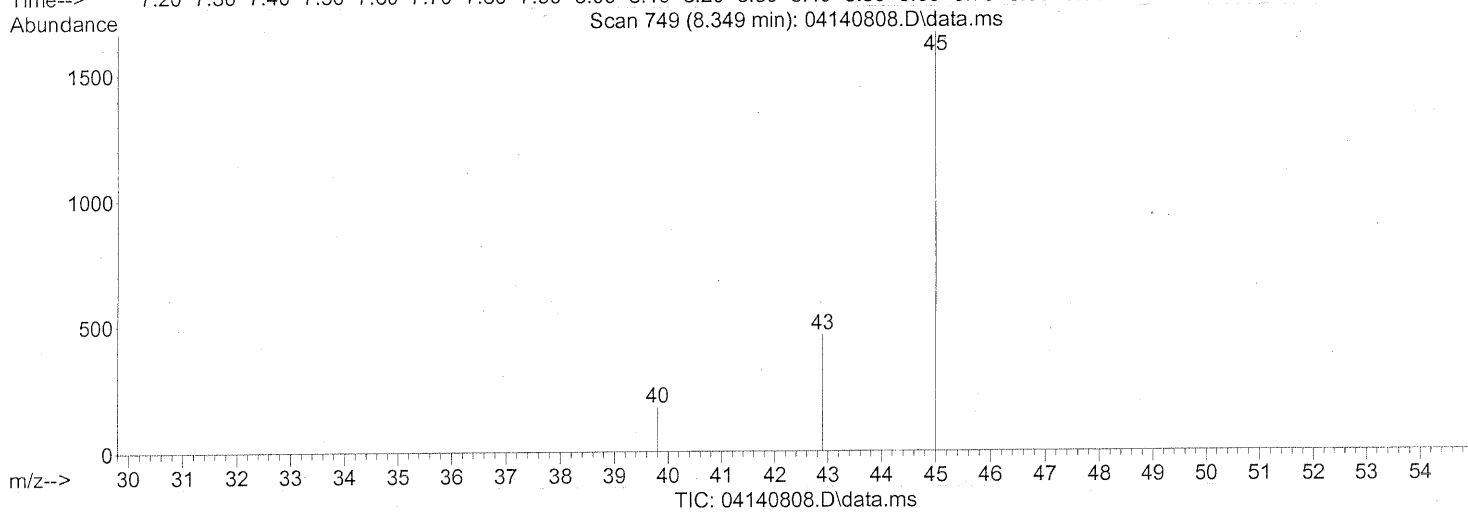
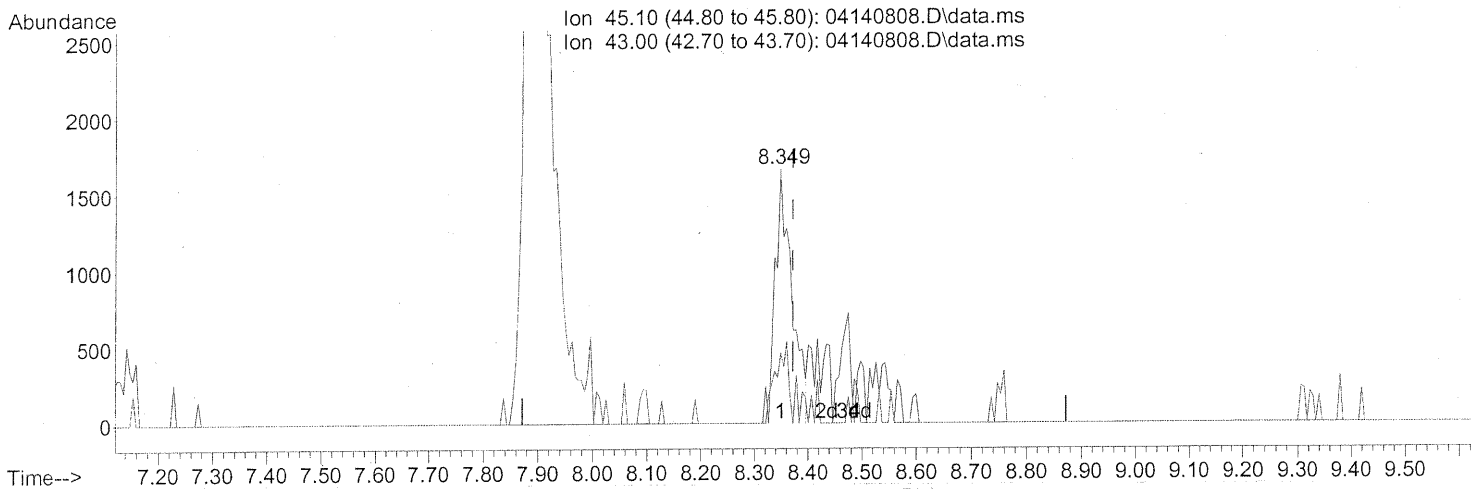
Quant Time: Apr 14 19:57:23 2008  
Quant Method : J:\MS13\METHODS\R13041408.M  
Quant Title : EPA TO-15 per SOP VOA-TO15 (CASS TO-15/GC-MS)  
QLast Update : Thu Apr 03 07:50:30 2008  
Response via : Initial Calibration

Internal Standards	R.T.	QIon	Response	Conc	Units	Dev(Min)
80) alpha-Methylstyrene	24.57	118	3727	0.090	ng	87
81) 2-Ethyltoluene	24.61	105	9246	0.096	ng	90
82) 1,2,4-Trimethylbenzene	24.88	105	7668	0.088	ng	95
83) n-Decane	24.99	57	4427	0.082	ng	84
84) Benzyl Chloride	25.04	91	4100	0.060	ng	97
85) 1,3-Dichlorobenzene	25.08	146	4705	0.110	ng	98
86) 1,4-Dichlorobenzene	25.16	146	4842	0.115	ng	99
87) sec-Butylbenzene	25.22	105	10671	0.102	ng	88
88) p-Isopropyltoluene	25.40	119	8726	0.104	ng	87
89) 1,2,3-Trimethylbenzene	25.40	105	7415	0.088	ng	94
90) 1,2-Dichlorobenzene	25.58	146	3907	0.089	ng	84
91) d-Limonene	25.57	68	3330	0.081	ng	93
92) 1,2-Dibromo-3-Chloropr...	26.12	157	728	0.060	ng	# 18
93) n-Undecane	26.50	57	4750	0.083	ng	86
94) 1,2,4-Trichlorobenzene	27.64	180	2704	0.092	ng	93
95) Naphthalene	27.78	128	7336	0.083	ng	91
96) n-Dodecane	27.74	57	5292	0.094	ng	98
97) Hexachloro-1,3-butadiene	28.19	225	1398	0.080	ng	90

(#) = qualifier out of range (m) = manual integration (+) = signals summed

Data Path : J:\MS13\DATA\2008\_04\14\  
Data File : 04140808.D  
Acq On : 14 Apr 2008 18:59  
Operator : WA  
Sample : 0.1ng TO-15 ICAL Standard  
Misc : S20-04140804/S20-04030801  
ALS Vial : 5 Sample Multiplier: 1

Quant Time: Apr 14 19:49:38 2008  
Quant Method : J:\MS13\METHODS\R13041408.M  
Quant Title : EPA TO-15 per SOP VOA-TO15 (CASS TO-15/GC-MS)  
QLast Update : Thu Apr 03 07:50:30 2008  
Response via : Initial Calibration



(15) Isopropanol (T)

8.349min (-0.023) 0.04ng

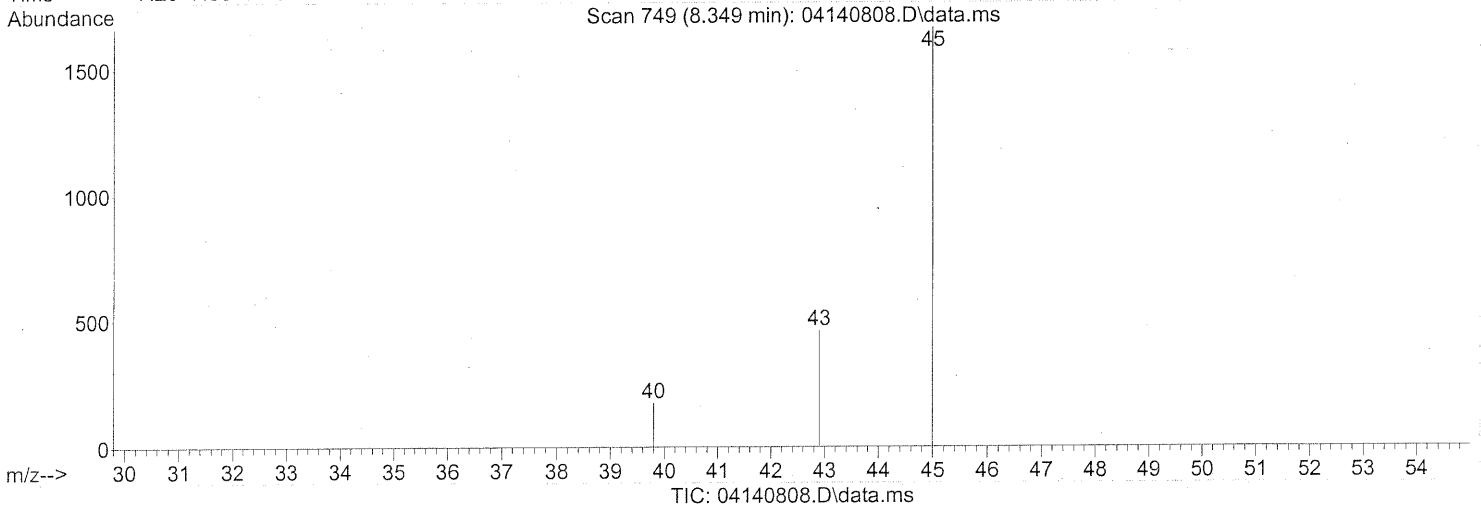
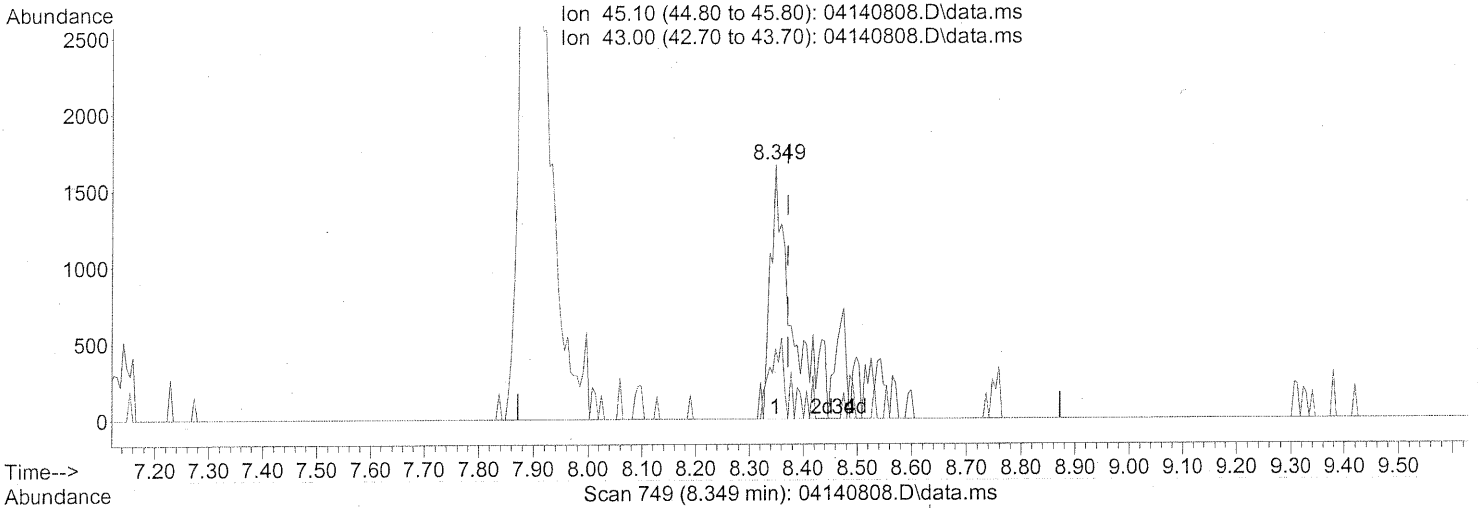
response 3600

*split peaks*

Ion	Exp%	Act%
45.10	100	100
43.00	16.90	24.92
0.00	0.00	0.00
0.00	0.00	0.00

Data Path : J:\MS13\DATA\2008\_04\14\  
Data File : 04140808.D  
Acq On : 14 Apr 2008 6:59 pm  
Operator : WA  
Sample : 0.1ng TO-15 ICAL Standard  
Misc : S20-04140804/S20-04030801  
ALS Vial : 5 Sample Multiplier: 1

Quant Time: Apr 14 19:57:23 2008  
Quant Method : J:\MS13\METHODS\R13041408.M  
Quant Title : EPA TO-15 per SOP VOA-TO15 (CASS TO-15/GC-MS)  
QLast Update : Thu Apr 03 07:50:30 2008  
Response via : Initial Calibration



(15) Isopropanol (T)  
8.349min (-0.023) 0.08ng m

response 7164

Ion	Exp%	Act%
45.10	100	100
43.00	16.90	12.52
0.00	0.00	0.00
0.00	0.00	0.00

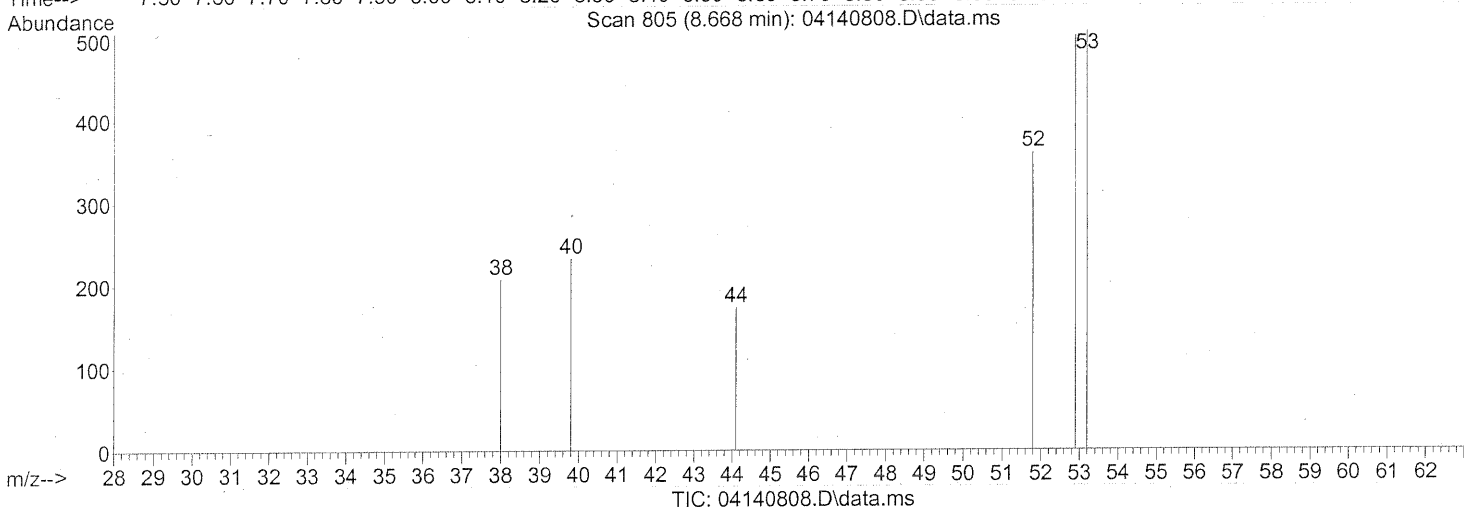
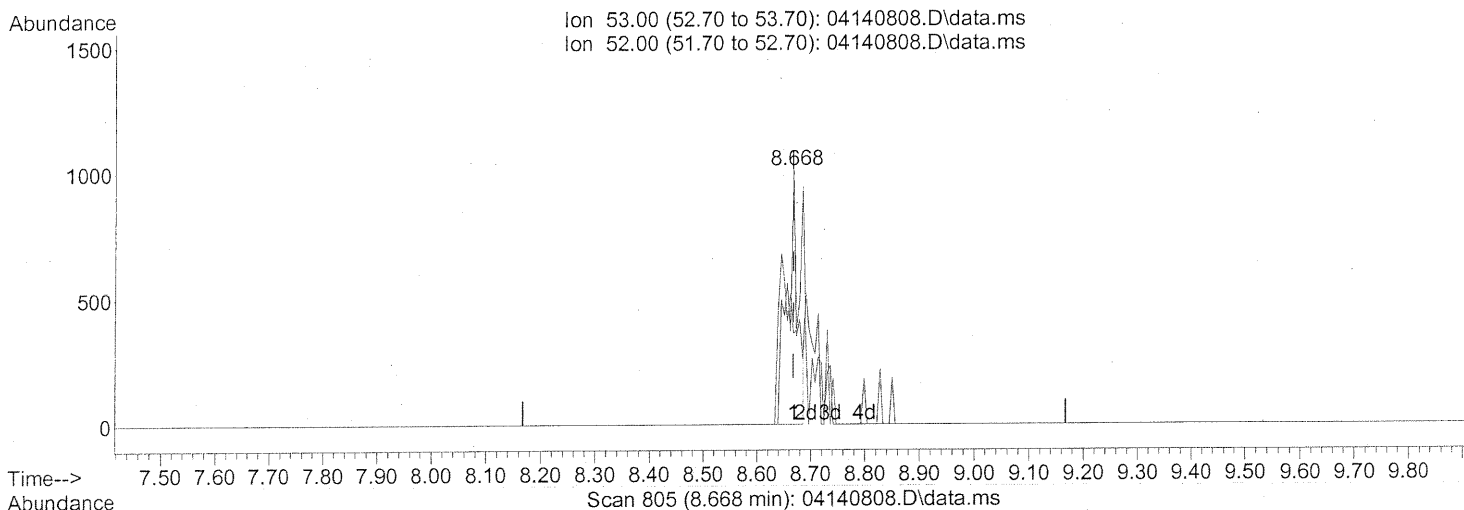
*int. whole peaks*

*PA 4/15/08*

*64/17/08*

Data Path : J:\MS13\DATA\2008\_04\14\  
Data File : 04140808.D  
Acq On : 14 Apr 2008 18:59  
Operator : WA  
Sample : 0.1ng TO-15 ICAL Standard  
Misc : S20-04140804/S20-04030801  
ALS Vial : 5 Sample Multiplier: 1

Quant Time: Apr 14 19:49:38 2008  
Quant Method : J:\MS13\METHODS\R13041408.M  
Quant Title : EPA TO-15 per SOP VOA-TO15 (CASS TO-15/GC-MS)  
QLast Update : Thu Apr 03 07:50:30 2008  
Response via : Initial Calibration



(16) Acrylonitrile (T)

8.668min (+0.000) 0.03ng

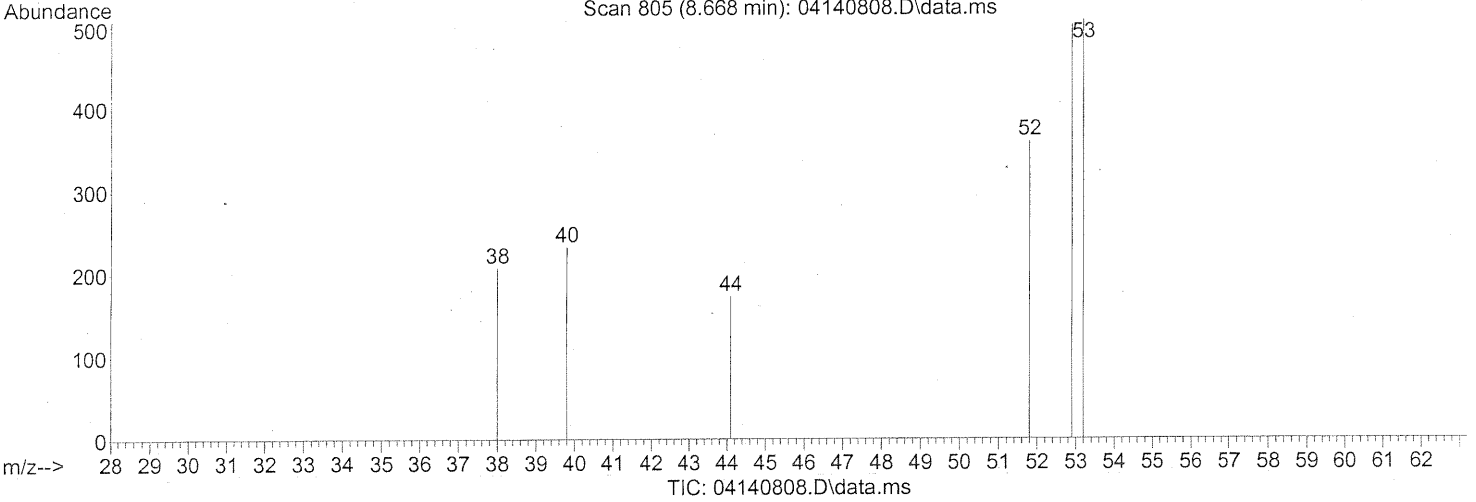
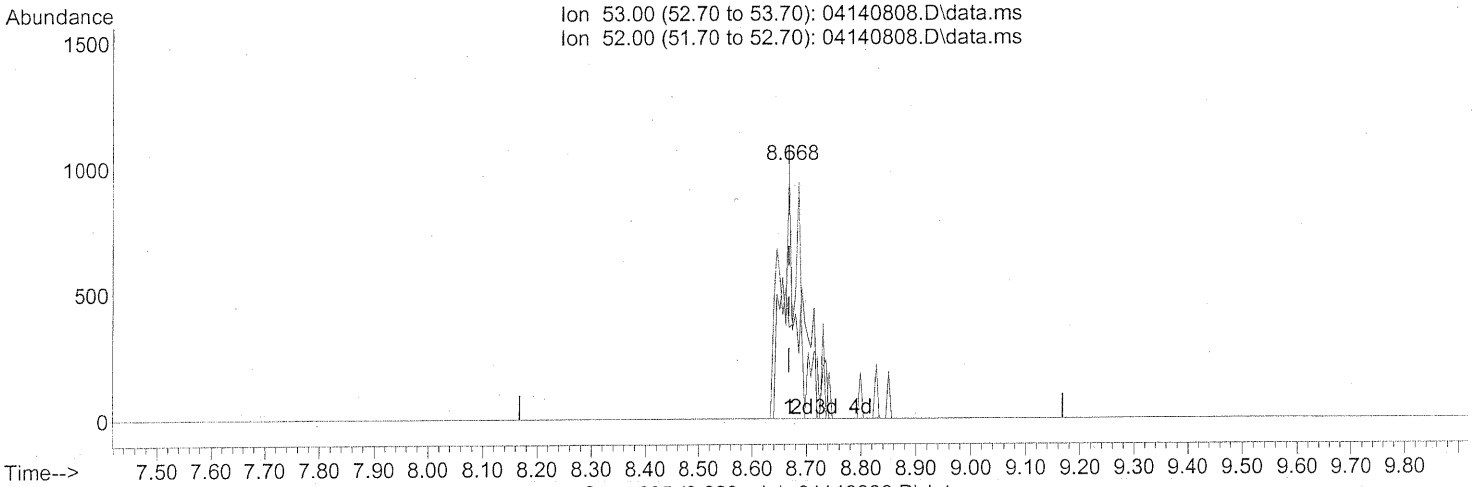
response 1329

*split peaks*

Ion	Exp%	Act%
53.00	100	100
52.00	82.50	0.00#
0.00	0.00	0.00
0.00	0.00	0.00

Data Path : J:\MS13\DATA\2008\_04\14\  
 Data File : 04140808.D  
 Acq On : 14 Apr 2008 18:59  
 Operator : WA  
 Sample : 0.1ng TO-15 ICAL Standard  
 Misc : S20-04140804/S20-04030801  
 ALS Vial : 5 Sample Multiplier: 1

Quant Time: Apr 14 19:49:38 2008  
 Quant Method : J:\MS13\METHODS\R13041408.M  
 Quant Title : EPA TO-15 per SOP VOA-TO15 (CASS TO-15/GC-MS)  
 QLast Update : Thu Apr 03 07:50:30 2008  
 Response via : Initial Calibration



(16) Acrylonitrile (T)

8.668min (+0.000) 0.05ng m

response 2141

Ion	Exp%	Act%
53.00	100	100
52.00	82.50	0.00#
0.00	0.00	0.00
0.00	0.00	0.00

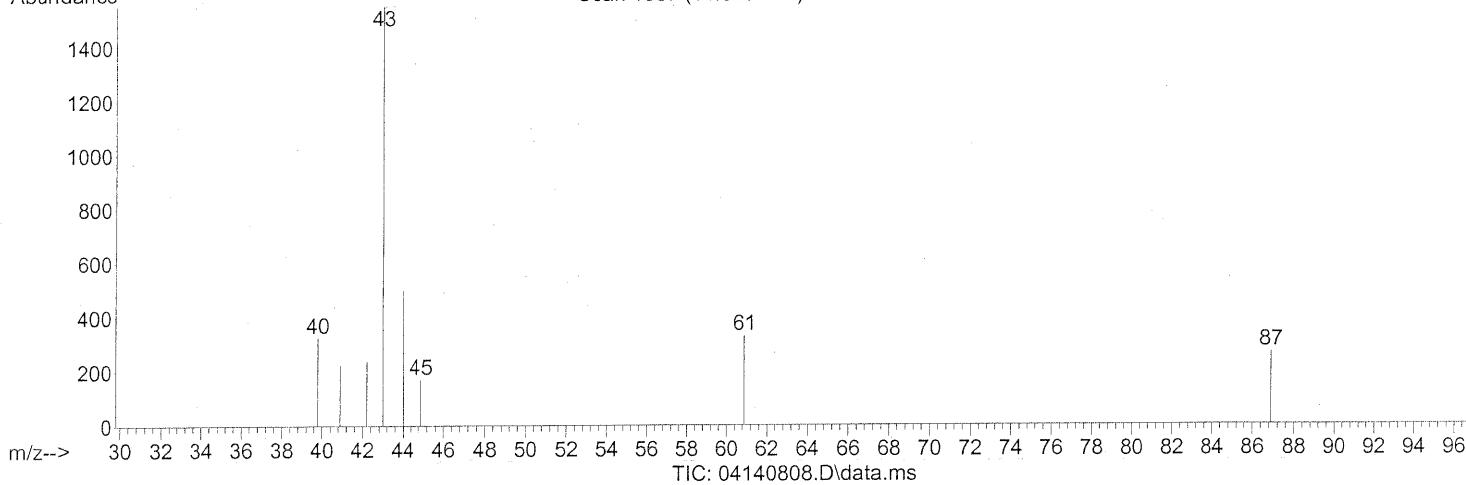
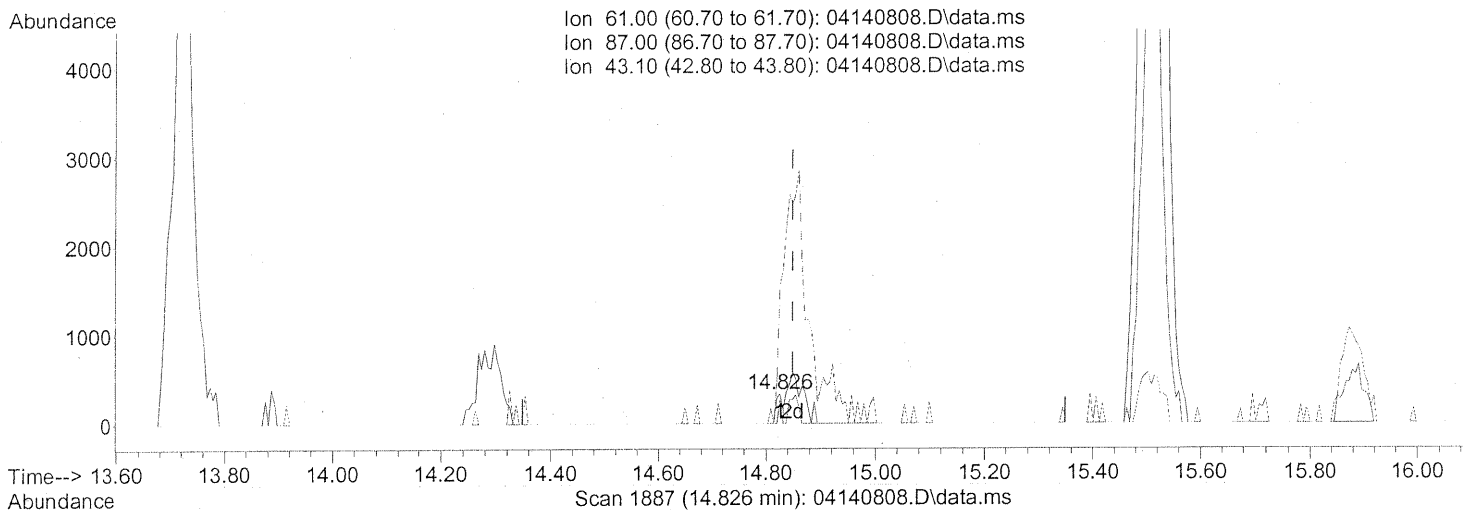
*int. whole peak*

*WA 4/15/08*

*Boa/17/08*

Data Path : J:\MS13\DATA\2008\_04\14\  
Data File : 04140808.D  
Acq On : 14 Apr 2008 18:59  
Operator : WA  
Sample : 0.1ng TO-15 ICAL Standard  
Misc : S20-04140804/S20-04030801  
ALS Vial : 5 Sample Multiplier: 1

Quant Time: Apr 14 19:49:38 2008  
Quant Method : J:\MS13\METHODS\R13041408.M  
Quant Title : EPA TO-15 per SOP VOA-TO15 (CASS TO-15/GC-MS)  
QLast Update : Thu Apr 03 07:50:30 2008  
Response via : Initial Calibration



(39) Isopropyl Acetate (T)

14.826min (-0.023) 0.01ng

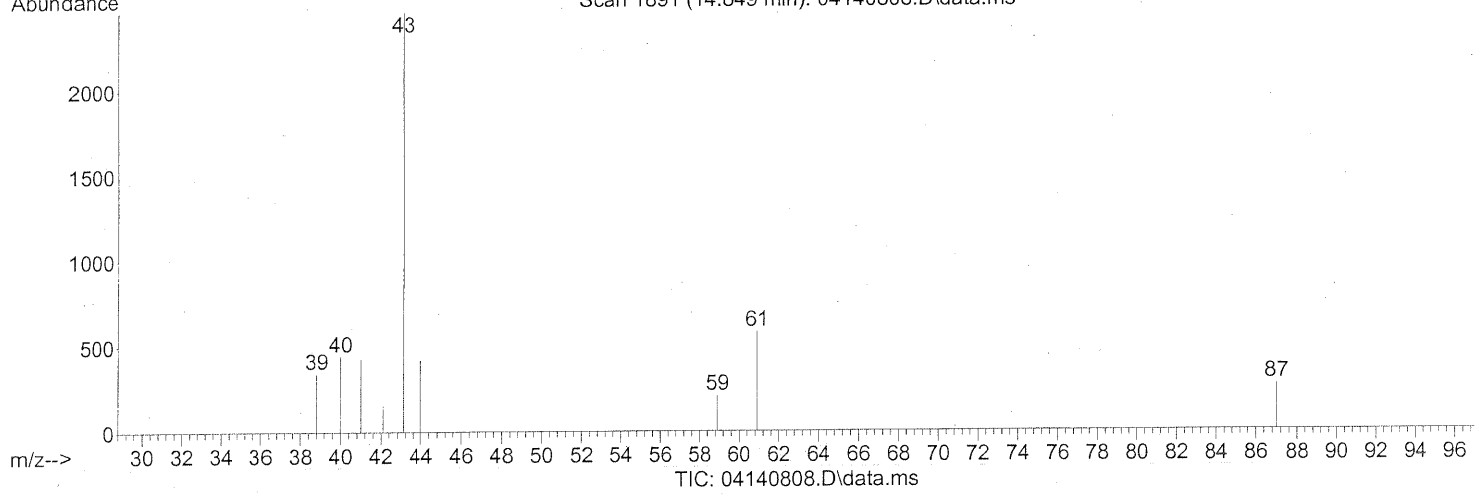
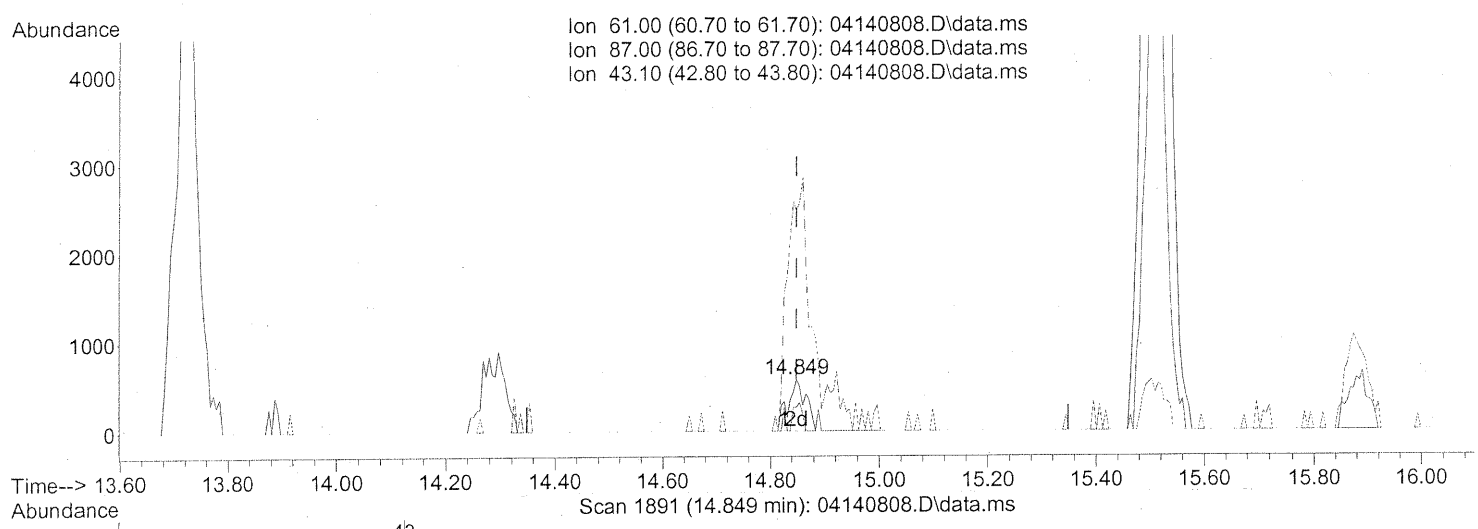
response 261

*split peaks*

Ion	Exp%	Act%
61.00	100	100
87.00	41.70	34.87
43.10	486.60	0.00#
0.00	0.00	0.00

Data Path : J:\MS13\DATA\2008\_04\14\  
Data File : 04140808.D  
Acq On : 14 Apr 2008 18:59  
Operator : WA  
Sample : 0.1ng TO-15 ICAL Standard  
Misc : S20-04140804/S20-04030801  
ALS Vial : 5 Sample Multiplier: 1

Quant Time: Apr 14 19:49:38 2008  
Quant Method : J:\MS13\METHODS\R13041408.M  
Quant Title : EPA TO-15 per SOP VOA-TO15 (CASS TO-15/GC-MS)  
QLast Update : Thu Apr 03 07:50:30 2008  
Response via : Initial Calibration



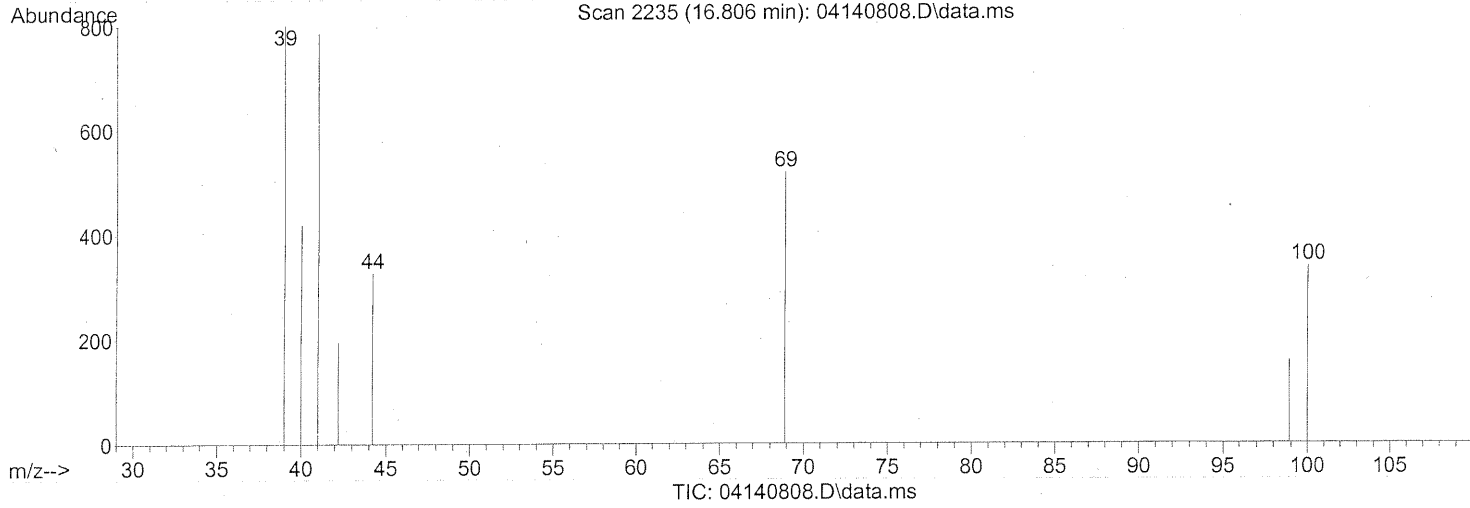
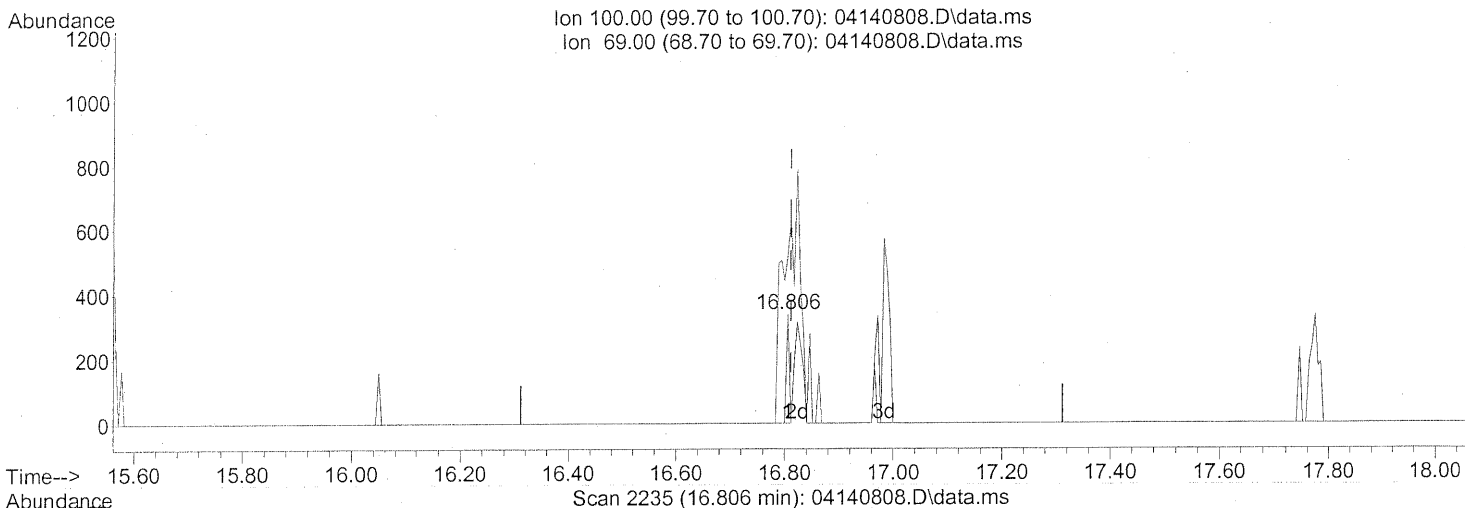
(39) Isopropyl Acetate (T)  
14.849min (+0.000) 0.08ng m  
response 1323

Ion	Exp%	Act%
61.00	100	100
87.00	41.70	6.88#
43.10	486.60	0.00#
0.00	0.00	0.00

*int. whole peaks*  
*WA 4/15/08*  
*F 04/17/08*

Data Path : J:\MS13\DATA\2008\_04\14\  
Data File : 04140808.D  
Acq On : 14 Apr 2008 18:59  
Operator : WA  
Sample : 0.1ng TO-15 ICAL Standard  
Misc : S20-04140804/S20-04030801  
ALS Vial : 5 Sample Multiplier: 1

Quant Time: Apr 14 19:49:38 2008  
Quant Method : J:\MS13\METHODS\R13041408.M  
Quant Title : EPA TO-15 per SOP VOA-TO15 (CASS TO-15/GC-MS)  
QLast Update : Thu Apr 03 07:50:30 2008  
Response via : Initial Calibration



(50) Methyl Methacrylate (T)

16.806min (-0.006) 0.01ng

response 115

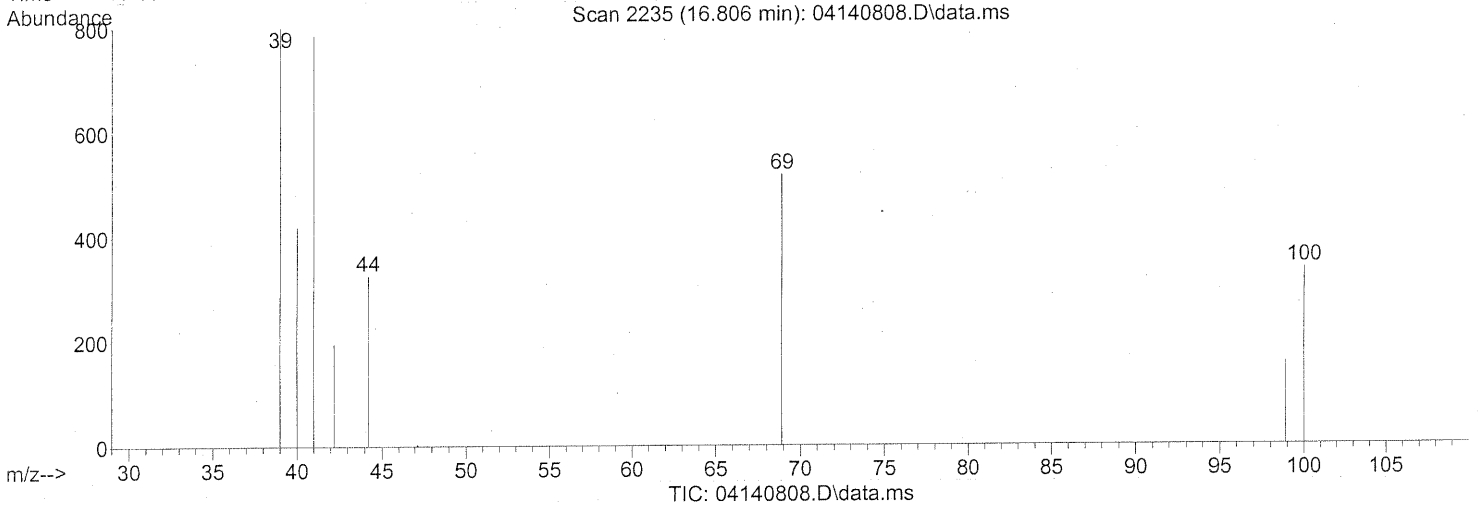
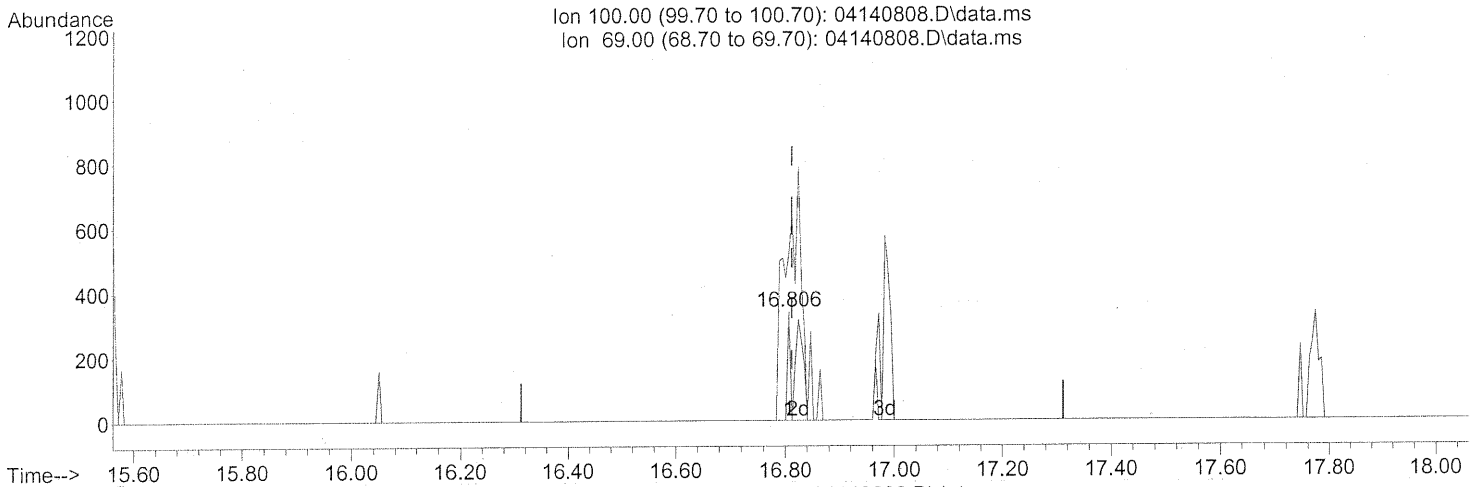
Ion	Exp%	Act%
100.00	100	100
69.00	259.70	0.00#
0.00	0.00	0.00
0.00	0.00	0.00

*improper peak int.*



Data Path : J:\MS13\DATA\2008\_04\14\  
 Data File : 04140808.D  
 Acq On : 14 Apr 2008 6:59 pm  
 Operator : WA  
 Sample : 0.1ng TO-15 ICAL Standard  
 Misc : S20-04140804/S20-04030801  
 ALS Vial : 5 Sample Multiplier: 1

Quant Time: Apr 14 19:57:23 2008  
 Quant Method : J:\MS13\METHODS\R13041408.M  
 Quant Title : EPA TO-15 per SOP VOA-TO15 (CASS TO-15/GC-MS)  
 QLast Update : Thu Apr 03 07:50:30 2008  
 Response via : Initial Calibration



(50) Methyl Methacrylate (T)

16.806min (-0.006) 0.04ng m

response 424

Ion	Exp%	Act%
100.00	100	100
69.00	259.70	0.00#
0.00	0.00	0.00
0.00	0.00	0.00

*int. corr. peak*


*NOT 4/15/08*

*NOT USED*

*304/17/08*

Data Path : J:\MS13\DATA\2008\_04\14\  
Data File : 04140809.D  
Acq On : 14 Apr 2008 19:40  
Operator : WA  
Sample : 0.5ng TO-15 ICAL Standard  
Misc : S20-04140804/S20-03210809  
ALS Vial : 13 Sample Multiplier: 1

Quant Time: Apr 14 20:24:20 2008  
Quant Method : J:\MS13\METHODS\R13041408.M  
Quant Title : EPA TO-15 per SOP VOA-TO15 (CASS TO-15/GC-MS)  
QLast Update : Thu Apr 03 07:50:30 2008  
Response via : Initial Calibration



Data Path : J:\MS13\DATA\2008\_04\14\  
Data File : 04140809.D  
Acq On : 14 Apr 2008 19:40  
Operator : WA  
Sample : 0.5ng TO-15 ICAL Standard  
Misc : S20-04140804/S20-03210809  
ALS Vial : 13 Sample Multiplier: 1

Quant Time: Apr 14 20:24:20 2008  
Quant Method : J:\MS13\METHODS\R13041408.M  
Quant Title : EPA TO-15 per SOP VOA-TO15 (CASS TO-15/GC-MS)  
QLast Update : Thu Apr 03 07:50:30 2008  
Response via : Initial Calibration

Internal Standards	R.T.	QIon	Response	Conc	Units	Dev (Min)
1) Bromochloromethane (IS1)	12.58	130	321232	25.000	ng	-0.03
37) 1,4-Difluorobenzene (IS2)	15.51	114	1468142	25.000	ng	-0.02
56) Chlorobenzene-d5 (IS3)	21.35	82	744311	25.000	ng	0.00

System Monitoring Compounds	R.T.	QIon	Response	Conc	Units	Dev (Min)
33) 1,2-Dichloroethane-d4(...)	13.73	65	654334	21.812	ng	-0.02
Spiked Amount				25.000		
				Recovery	=	87.24%
57) Toluene-d8 (SS2)	18.93	98	1694424	28.237	ng	-0.01
Spiked Amount				25.000		
				Recovery	=	112.96%
73) Bromofluorobenzene (SS3)	23.29	174	565263	29.487	ng	0.00
Spiked Amount				25.000		
				Recovery	=	117.96%

Target Compounds	R.T.	QIon	Response	Conc	Units	Qvalue
2) Propene	4.83	42	15290	0.402	ng	89
3) Dichlorodifluoromethane	4.99	85	27136	0.422	ng	99
4) Chloromethane	5.31	50	23085	0.427	ng	97
5) Freon 114	5.56	135	13818	0.528	ng	96
6) Vinyl Chloride	5.75	62	20819	0.420	ng	98
7) 1,3-Butadiene	6.03	54	16796	0.427	ng	# 71
8) Bromomethane	6.52	94	10055	0.402	ng	98
9) Chloroethane	6.85	64	9331	0.385	ng	94
10) Ethanol	7.13	45	10603m	0.445	ng	
11) Acetonitrile	7.44	41	26981	0.447	ng	86
12) Acrolein	7.66	56	5948	0.321	ng	86
13) Acetone	7.88	58	13071	0.533	ng	# 60
14) Trichlorofluoromethane	8.16	101	21260	0.412	ng	98
15) Isopropanol	8.33	45	36380m	0.434	ng	
16) Acrylonitrile	8.65	53	15227	0.389	ng	94
17) 1,1-Dichloroethene	9.17	96	9768	0.401	ng	99
18) tert-Butanol	9.28	59	28638m	0.386	ng	
19) Methylene Chloride	9.37	84	12223	0.454	ng	91
20) Allyl Chloride	9.56	41	14090	0.350	ng	99
21) Trichlorotrifluoroethane	9.82	151	9793	0.493	ng	96
22) Carbon Disulfide	9.78	76	39910	0.353	ng	99
23) trans-1,2-Dichloroethene	10.80	61	17927	0.397	ng	94
24) 1,1-Dichloroethane	11.11	63	19996	0.385	ng	88
25) Methyl tert-Butyl Ether	11.21	73	33409	0.387	ng	91
26) Vinyl Acetate	11.36	86	1026	0.175	ng	# 31
27) 2-Butanone	11.69	72	7958	0.401	ng	# 91
28) cis-1,2-Dichloroethene	12.35	61	16398	0.383	ng	83
29) Diisopropyl Ether	12.69	87	8744	0.382	ng	# 79
30) Ethyl Acetate	12.70	61	4220	0.396	ng	94
31) n-Hexane	12.70	57	21335	0.384	ng	86

Data Path : J:\MS13\DATA\2008\_04\14\  
 Data File : 04140809.D  
 Acq On : 14 Apr 2008 19:40  
 Operator : WA  
 Sample : 0.5ng TO-15 ICAL Standard  
 Misc : S20-04140804/S20-03210809  
 ALS Vial : 13 Sample Multiplier: 1

Quant Time: Apr 14 20:24:20 2008  
 Quant Method : J:\MS13\METHODS\R13041408.M  
 Quant Title : EPA TO-15 per SOP VOA-TO15 (CASS TO-15/GC-MS)  
 QLast Update : Thu Apr 03 07:50:30 2008  
 Response via : Initial Calibration

Internal Standards	R.T.	QIon	Response	Conc	Units	Dev (Min)
32) Chloroform	12.78	83	21464	0.507	ng	95
34) Tetrahydrofuran	13.37	72	7992	0.421	ng	94
35) Ethyl tert-Butyl Ether	13.49	87	12073	0.385	ng #	78
36) 1,2-Dichloroethane	13.89	62	17281	0.410	ng	91
38) 1,1,1-Trichloroethane	14.29	97	17708	0.470	ng	95
39) Isopropyl Acetate	14.84	61	7193	0.423	ng #	43
40) 1-Butanol	14.89	56	9296	0.369	ng #	32
41) Benzene	14.99	78	44943	0.436	ng	98
42) Carbon Tetrachloride	15.21	117	13169	0.410	ng	99
43) Cyclohexane	15.41	84	16422	0.434	ng #	84
44) tert-Amyl Methyl Ether	15.87	73	28263	0.381	ng	92
45) 1,2-Dichloropropane	16.20	63	12735	0.442	ng	99
46) Bromodichloromethane	16.46	83	14378	0.427	ng	98
47) Trichloroethene	16.53	130	11916	0.545	ng	97
48) 1,4-Dioxane	16.50	88	7698	0.426	ng	97
49) Isooctane	16.62	57	50293	0.421	ng	67
50) Methyl Methacrylate	16.81	100	3798	0.413	ng #	76
51) n-Heptane	16.98	71	12027	0.436	ng #	79
52) cis-1,3-Dichloropropene	17.73	75	15511	0.366	ng	99
53) 4-Methyl-2-pentanone	17.77	58	10899	0.391	ng	88
54) trans-1,3-Dichloropropene	18.43	75	14502	0.388	ng	94
55) 1,1,2-Trichloroethane	18.67	97	10473	0.464	ng	94
58) Toluene	19.06	91	48005	0.544	ng	93
59) 2-Hexanone	19.38	43	31211	0.448	ng	76
60) Dibromochloromethane	19.60	129	10573	0.521	ng	96
61) 1,2-Dibromoethane	19.94	107	10738	0.471	ng	98
62) Butyl Acetate	20.19	43	32810	0.469	ng	83
63) n-Octane	20.35	57	10003	0.449	ng	94
64) Tetrachloroethene	20.54	166	11015	0.547	ng	95
65) Chlorobenzene	21.41	112	29701	0.568	ng	100
66) Ethylbenzene	21.89	91	52327	0.521	ng	88
67) m- & p-Xylene	22.10	91	76463	1.148	ng #	24
68) Bromoform	22.21	173	8077	0.565	ng	100
69) Styrene	22.57	104	27145	0.478	ng	95
70) o-Xylene	22.71	91	38188	0.536	ng	94
71) n-Nonane	22.98	43	27324	0.464	ng #	83
72) 1,1,2,2-Tetrachloroethane	22.69	83	17907	0.523	ng	95
74) Cumene	23.46	105	45202	0.511	ng	96
75) alpha-Pinene	23.96	93	22191	0.456	ng	79
76) n-Propylbenzene	24.10	91	59886	0.509	ng	95
77) 3-Ethyltoluene	24.23	105	45370	0.475	ng	97
78) 4-Ethyltoluene	24.28	105	43433	0.485	ng	99
79) 1,3,5-Trimethylbenzene	24.38	105	38128	0.476	ng	96

Data Path : J:\MS13\DATA\2008\_04\14\  
 Data File : 04140809.D  
 Acq On : 14 Apr 2008 19:40  
 Operator : WA  
 Sample : 0.5ng TO-15 ICAL Standard  
 Misc : S20-04140804/S20-03210809  
 ALS Vial : 13 Sample Multiplier: 1

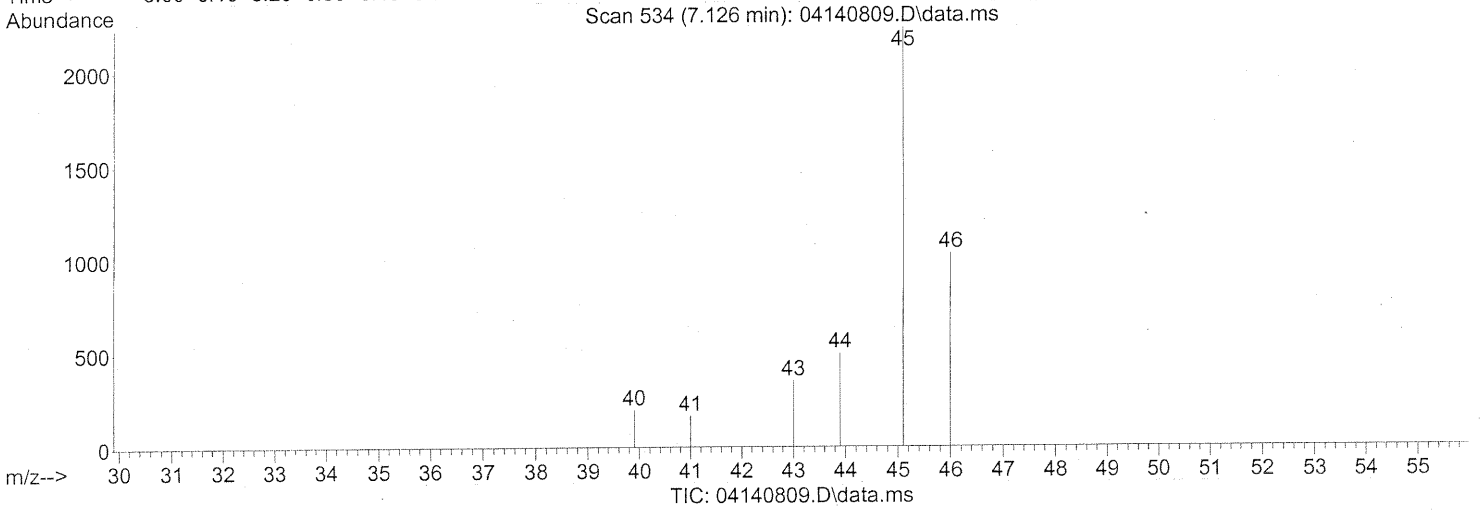
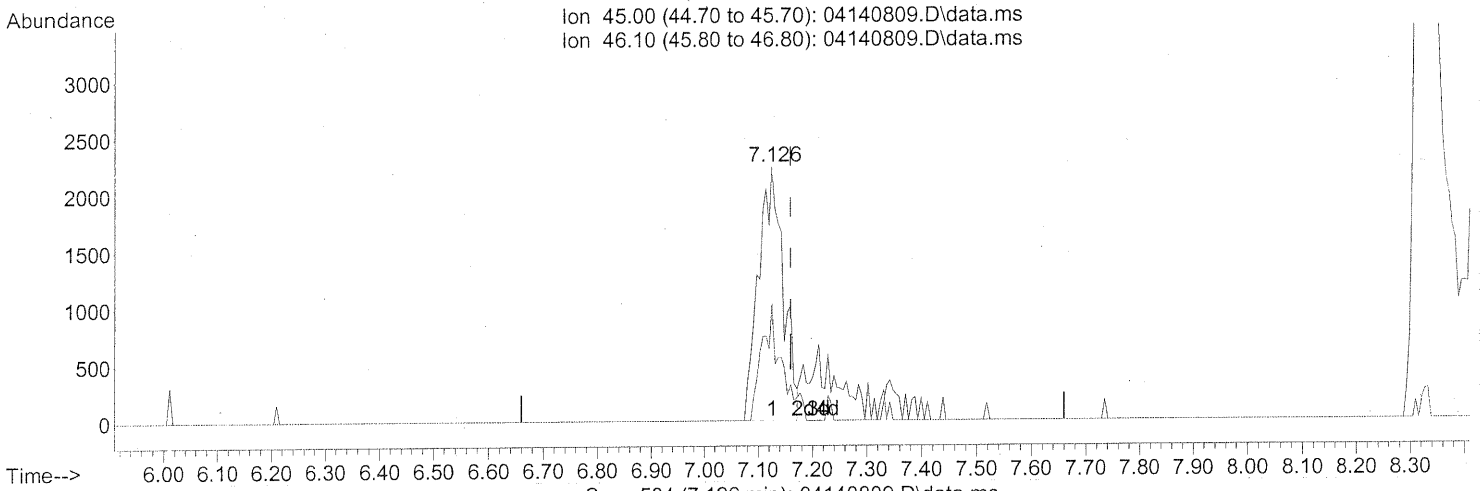
Quant Time: Apr 14 20:24:20 2008  
 Quant Method : J:\MS13\METHODS\R13041408.M  
 Quant Title : EPA TO-15 per SOP VOA-TO15 (CASS TO-15/GC-MS)  
 QLast Update : Thu Apr 03 07:50:30 2008  
 Response via : Initial Calibration

Internal Standards	R.T.	QIon	Response	Conc	Units	Dev (Min)
80) alpha-Methylstyrene	24.56	118	17575	0.432	ng	87
81) 2-Ethyltoluene	24.61	105	44341	0.468	ng	98
82) 1,2,4-Trimethylbenzene	24.88	105	40098	0.467	ng	93
83) n-Decane	24.98	57	22637	0.425	ng	82
84) Benzyl Chloride	25.04	91	24611	0.367	ng	100
85) 1,3-Dichlorobenzene	25.08	146	23450	0.560	ng	93
86) 1,4-Dichlorobenzene	25.16	146	22608	0.547	ng	99
87) sec-Butylbenzene	25.21	105	52247	0.508	ng	95
88) p-Isopropyltoluene	25.39	119	42606	0.518	ng	89
89) 1,2,3-Trimethylbenzene	25.40	105	38936	0.469	ng	95
90) 1,2-Dichlorobenzene	25.58	146	21674	0.504	ng	99
91) d-Limonene	25.58	68	16667	0.411	ng	91
92) 1,2-Dibromo-3-Chloropr...	26.11	157	5914	0.499	ng	# 47
93) n-Undecane	26.50	57	23533	0.417	ng	86
94) 1,2,4-Trichlorobenzene	27.63	180	14591	0.504	ng	99
95) Naphthalene	27.77	128	48051	0.556	ng	99
96) n-Dodecane	27.74	57	23996	0.436	ng	90
97) Hexachloro-1,3-butadiene	28.19	225	9556	0.556	ng	95

(#) = qualifier out of range (m) = manual integration (+) = signals summed

Data Path : J:\MS13\DATA\2008\_04\14\  
 Data File : 04140809.D  
 Acq On : 14 Apr 2008 19:40  
 Operator : WA  
 Sample : 0.5ng TO-15 ICAL Standard  
 Misc : S20-04140804/S20-03210809  
 ALS Vial : 13 Sample Multiplier: 1

Quant Time: Apr 14 20:22:34 2008  
 Quant Method : J:\MS13\METHODS\R13041408.M  
 Quant Title : EPA TO-15 per SOP VOA-TO15 (CASS TO-15/GC-MS)  
 QLast Update : Thu Apr 03 07:50:30 2008  
 Response via : Initial Calibration



(10) Ethanol (T)

7.126min (-0.034) 0.30ng

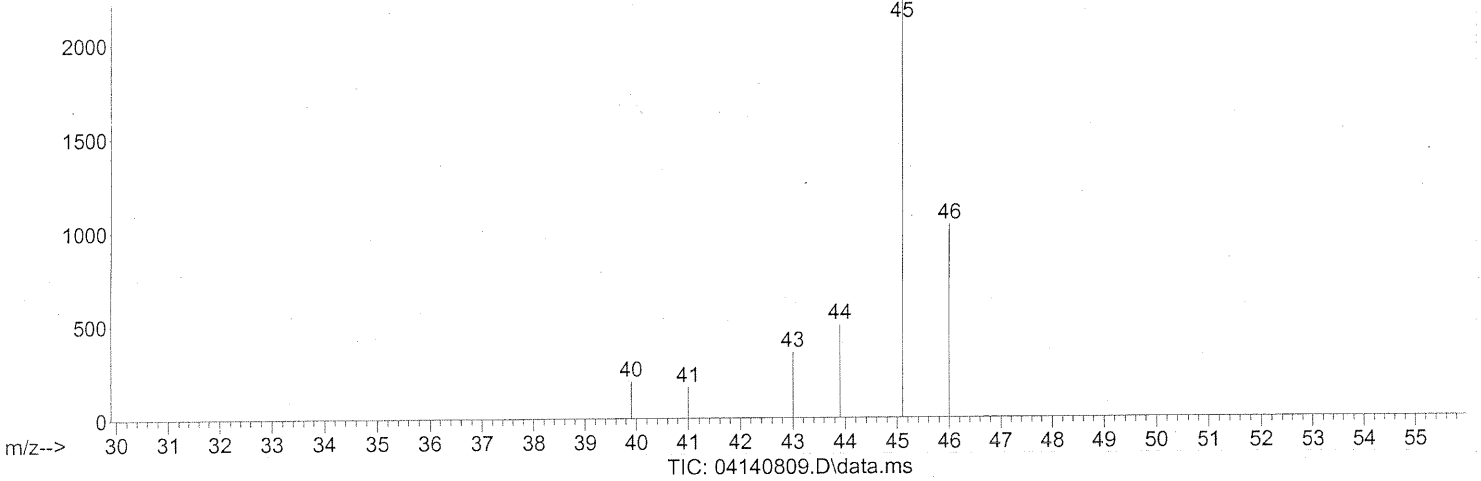
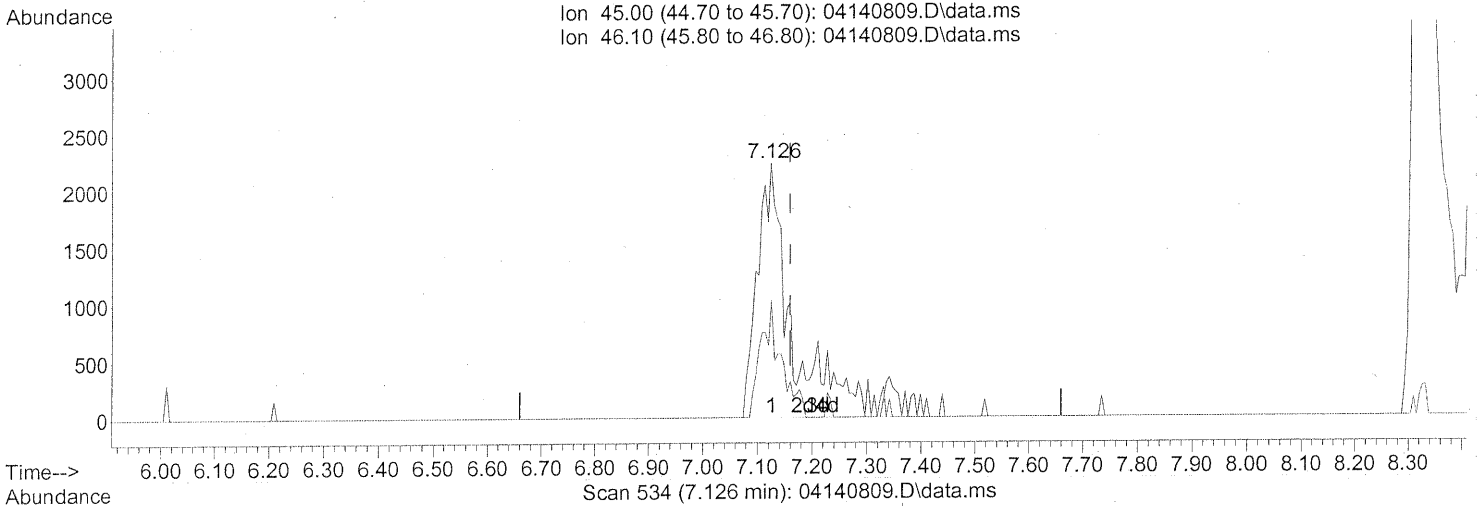
response 7066

*split peaks*

Ion	Exp%	Act%
45.00	100	100
46.10	41.00	37.48
0.00	0.00	0.00
0.00	0.00	0.00

Data Path : J:\MS13\DATA\2008\_04\14\  
 Data File : 04140809.D  
 Acq On : 14 Apr 2008 19:40  
 Operator : WA  
 Sample : 0.5ng TO-15 ICAL Standard  
 Misc : S20-04140804/S20-03210809  
 ALS Vial : 13 Sample Multiplier: 1

Quant Time: Apr 14 20:22:34 2008  
 Quant Method : J:\MS13\METHODS\R13041408.M  
 Quant Title : EPA TO-15 per SOP VOA-TO15 (CASS TO-15/GC-MS)  
 QLast Update : Thu Apr 03 07:50:30 2008  
 Response via : Initial Calibration



(10) Ethanol (T)  
 7.126min (-0.034) 0.45ng m  
 response 10603

Ion	Exp%	Act%
45.00	100	100
46.10	41.00	24.97
0.00	0.00	0.00
0.00	0.00	0.00

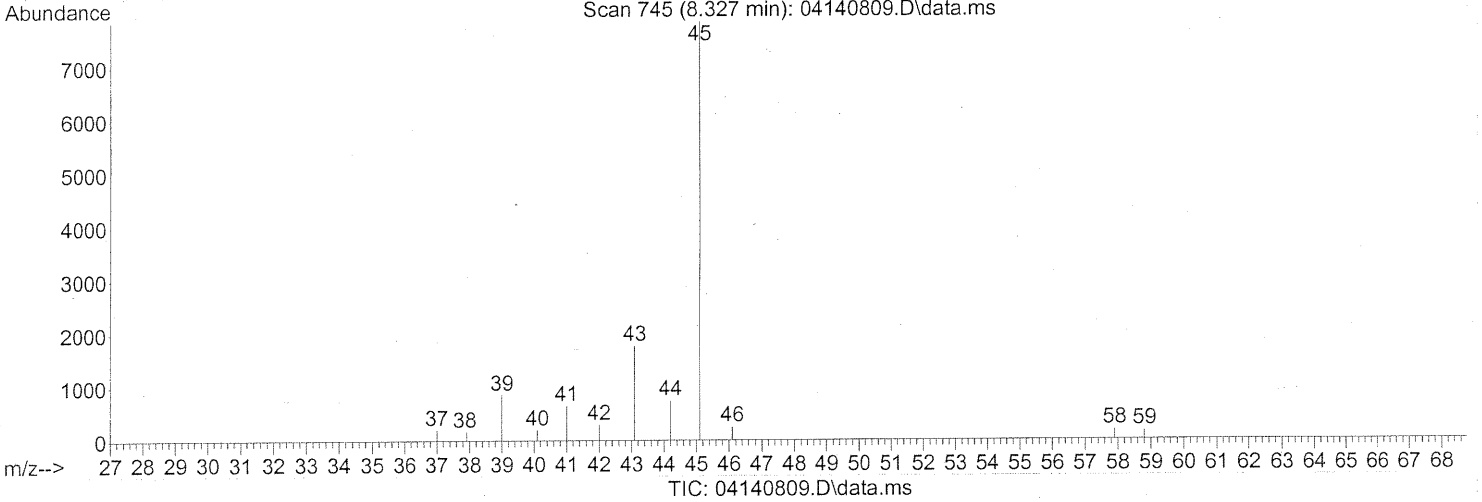
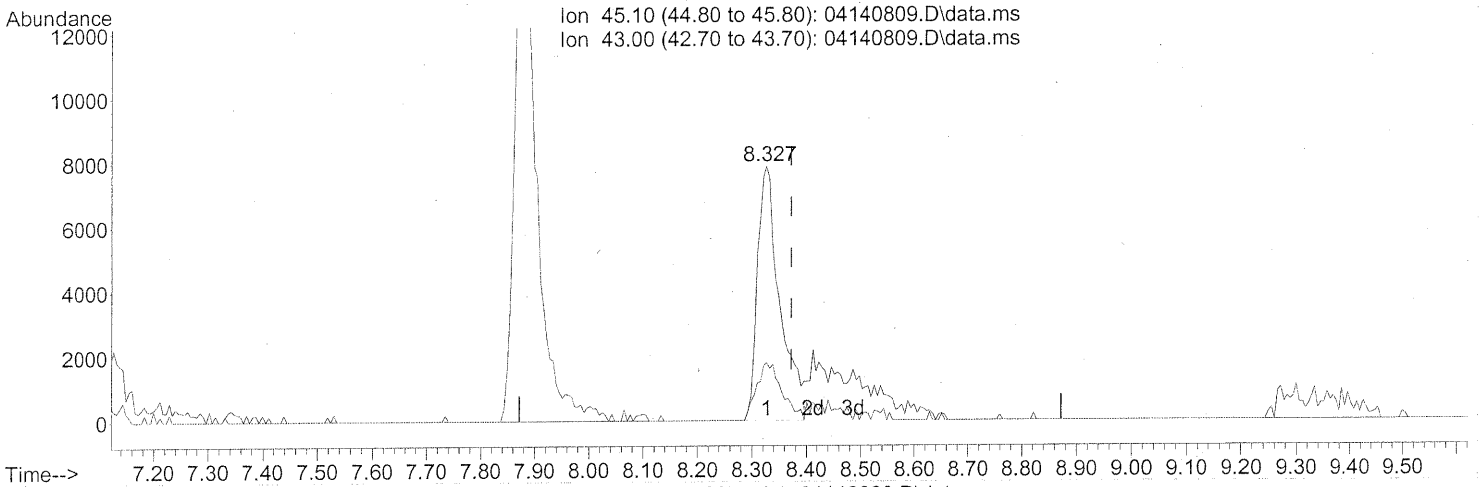
*int. whole pieces*

*4/16/08*

*4/17/08*

Data Path : J:\MS13\DATA\2008\_04\14\  
 Data File : 04140809.D  
 Acq On : 14 Apr 2008 19:40  
 Operator : WA  
 Sample : 0.5ng TO-15 ICAL Standard  
 Misc : S20-04140804/S20-03210809  
 ALS Vial : 13 Sample Multiplier: 1

Quant Time: Apr 14 20:22:34 2008  
 Quant Method : J:\MS13\METHODS\R13041408.M  
 Quant Title : EPA TO-15 per SOP VOA-TO15 (CASS TO-15/GC-MS)  
 QLast Update : Thu Apr 03 07:50:30 2008  
 Response via : Initial Calibration



(15) Isopropanol (T)

8.327min (-0.045) 0.27ng

response 22647

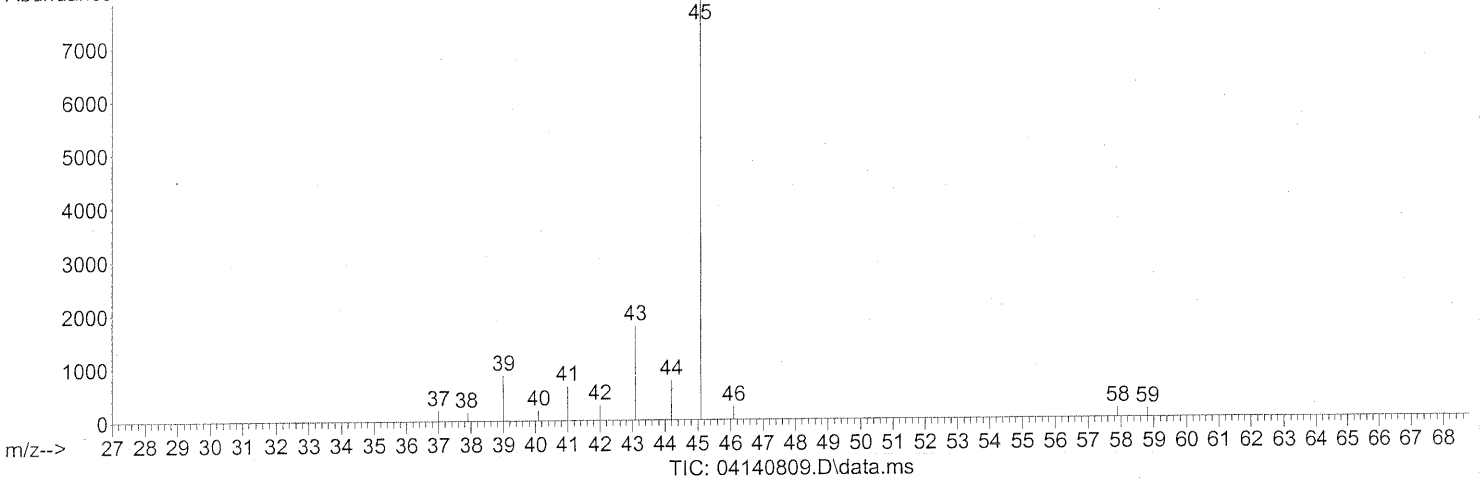
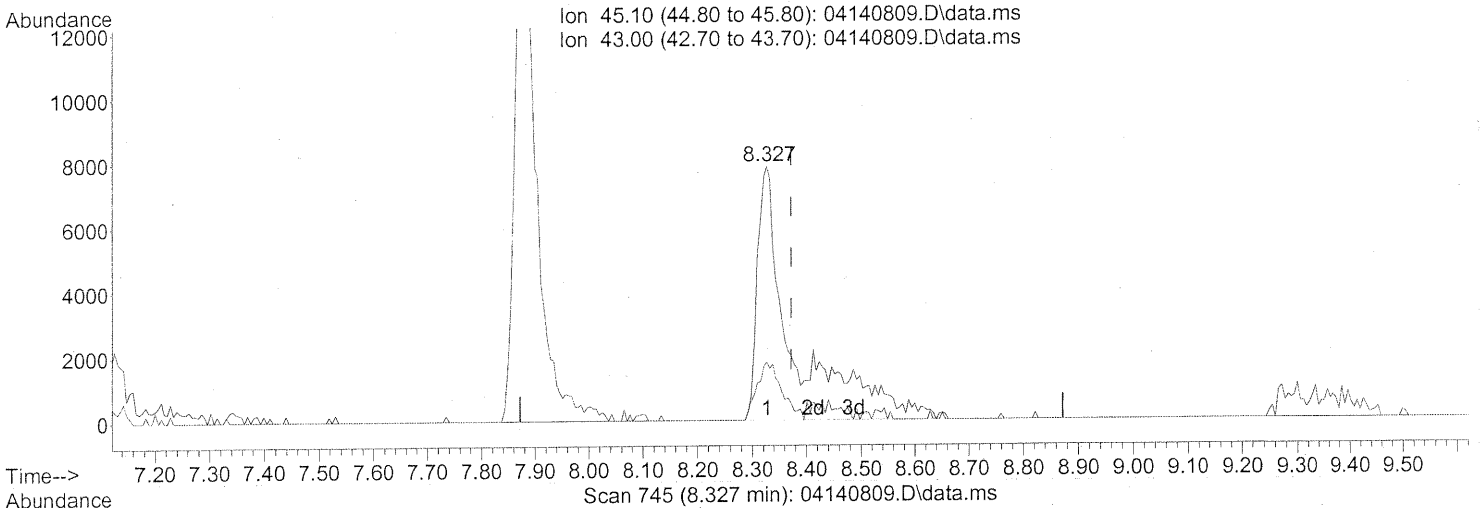
*split peaks*

Ion	Exp%	Act%
45.10	100	100
43.00	16.90	25.13
0.00	0.00	0.00
0.00	0.00	0.00



Data Path : J:\MS13\DATA\2008\_04\14\  
 Data File : 04140809.D  
 Acq On : 14 Apr 2008 19:40  
 Operator : WA  
 Sample : 0.5ng TO-15 ICAL Standard  
 Misc : S20-04140804/S20-03210809  
 ALS Vial : 13 Sample Multiplier: 1

Quant Time: Apr 14 20:22:34 2008  
 Quant Method : J:\MS13\METHODS\R13041408.M  
 Quant Title : EPA TO-15 per SOP VOA-TO15 (CASS TO-15/GC-MS)  
 QLast Update : Thu Apr 03 07:50:30 2008  
 Response via : Initial Calibration



(15) Isopropanol (T)  
 8.327min (-0.045) 0.43ng m  
 response 36380

Ion	Exp%	Act%
45.10	100	100
43.00	16.90	15.64
0.00	0.00	0.00
0.00	0.00	0.00

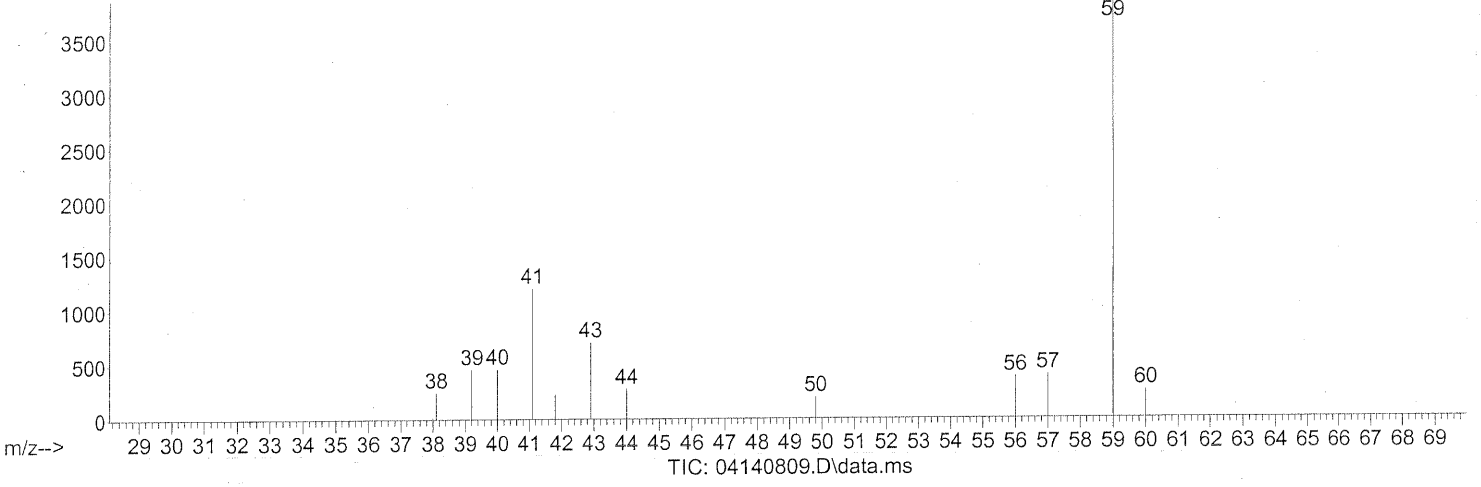
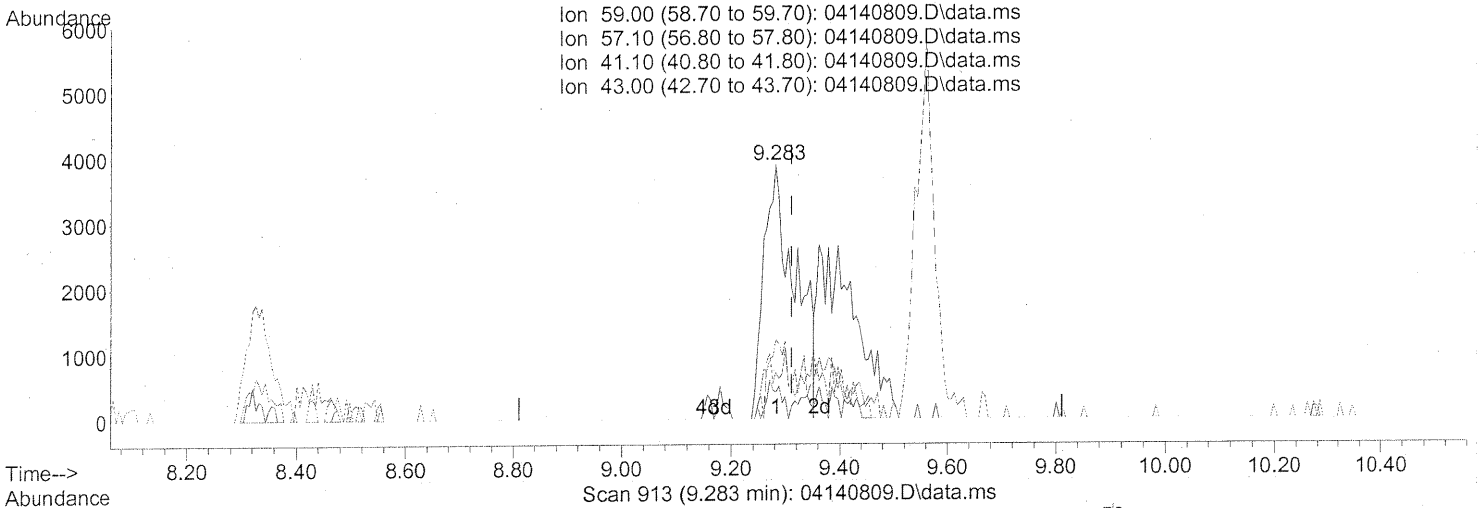
*int. whole peaks*

*WA 4/16/08*

*WA 4/17/08*

Data Path : J:\MS13\DATA\2008\_04\14\  
 Data File : 04140809.D  
 Acq On : 14 Apr 2008 19:40  
 Operator : WA  
 Sample : 0.5ng TO-15 ICAL Standard  
 Misc : S20-04140804/S20-03210809  
 ALS Vial : 13 Sample Multiplier: 1

Quant Time: Apr 14 20:22:34 2008  
 Quant Method : J:\MS13\METHODS\R13041408.M  
 Quant Title : EPA TO-15 per SOP VOA-TO15 (CASS TO-15/GC-MS)  
 QLast Update : Thu Apr 03 07:50:30 2008  
 Response via : Initial Calibration



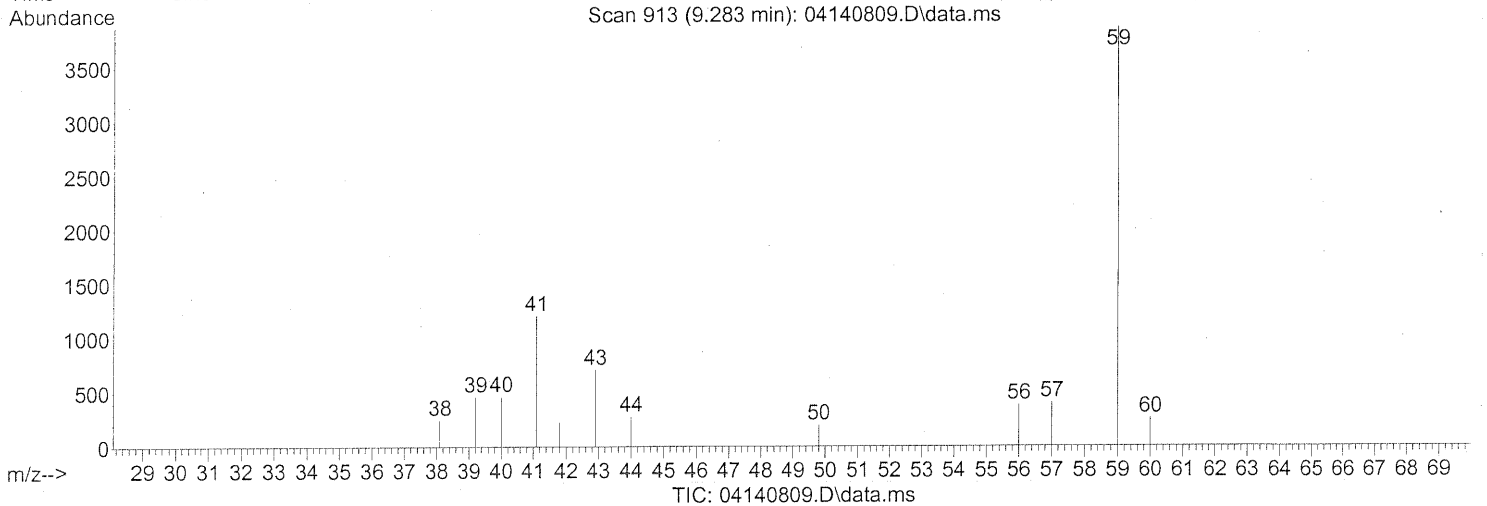
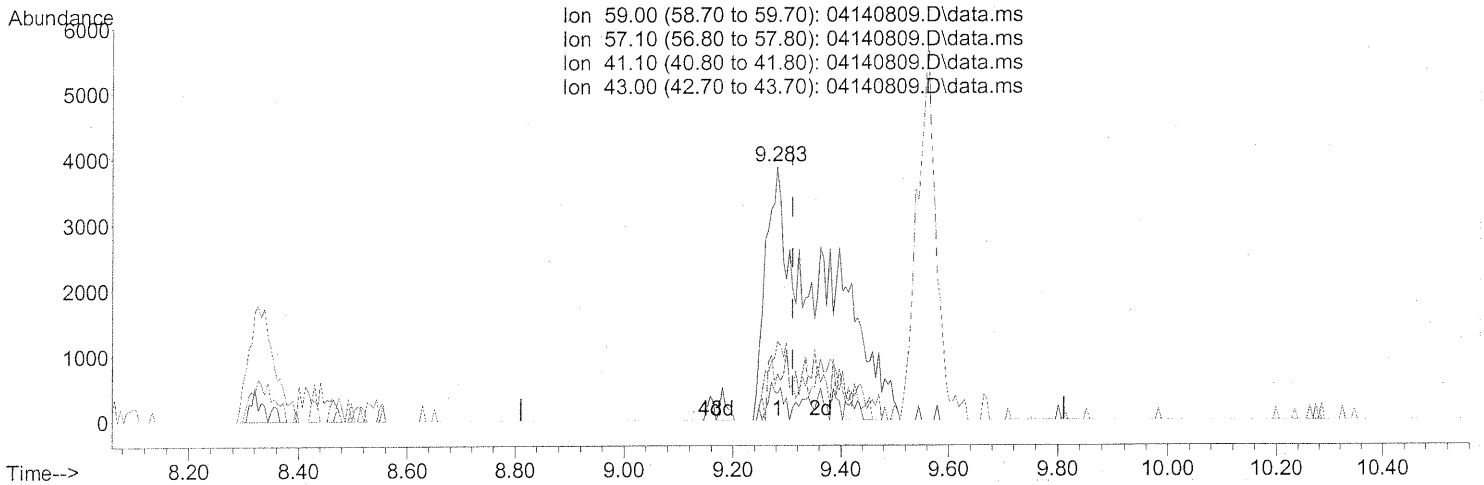
(18) tert-Butanol (T)  
 9.283min (-0.028) 0.21ng  
 response 15479

Ion	Exp%	Act%
59.00	100	100
57.10	10.30	6.96
41.10	20.10	26.03
43.00	12.30	9.52

*split peaks*

Data Path : J:\MS13\DATA\2008\_04\14\  
 Data File : 04140809.D  
 Acq On : 14 Apr 2008 19:40  
 Operator : WA  
 Sample : 0.5ng TO-15 ICAL Standard  
 Misc : S20-04140804/S20-03210809  
 ALS Vial : 13 Sample Multiplier: 1

Quant Time: Apr 14 20:22:34 2008  
 Quant Method : J:\MS13\METHODS\R13041408.M  
 Quant Title : EPA TO-15 per SOP VOA-TO15 (CASS TO-15/GC-MS)  
 QLast Update : Thu Apr 03 07:50:30 2008  
 Response via : Initial Calibration



(18) tert-Butanol (T)  
 9.283min (-0.028) 0.39ng m  
 response 28638

Ion	Exp%	Act%
59.00	100	100
57.10	10.30	3.76
41.10	20.10	14.07
43.00	12.30	5.15

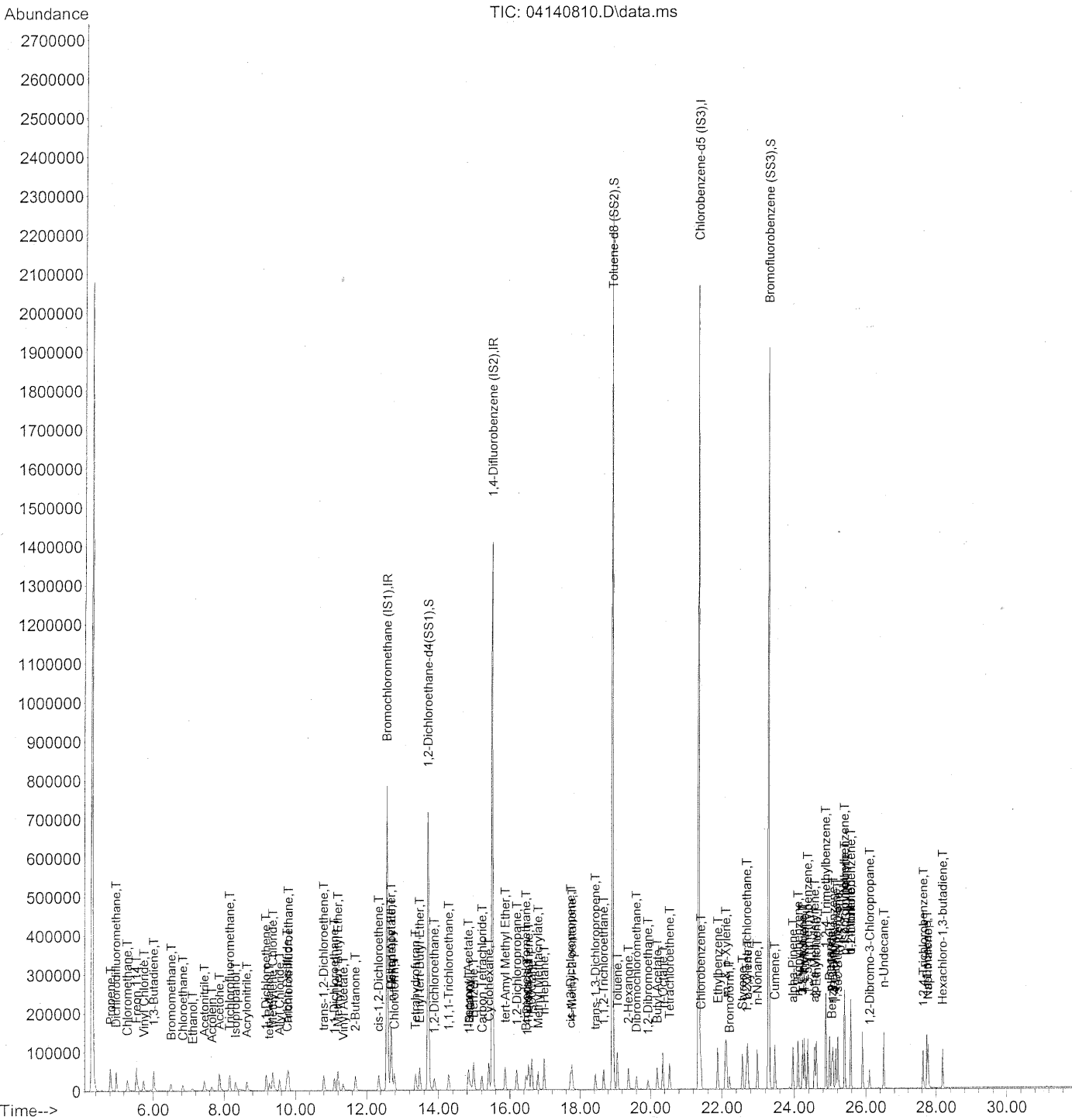
*int. whole peaks*

*4/16/08*

*4/17/08*

Data Path : J:\MS13\DATA\2008\_04\14\  
Data File : 04140810.D  
Acq On : 14 Apr 2008 20:21  
Operator : WA  
Sample : 1ng TO-15 ICAL Standard  
Misc : S20-04140804/S20-03210809  
ALS Vial : 13 Sample Multiplier: 1

Quant Time: Apr 15 06:20:17 2008  
Quant Method : J:\MS13\METHODS\R13041408.M  
Quant Title : EPA TO-15 per SOP VOA-TO15 (CASS TO-15/GC-MS)  
QLast Update : Thu Apr 03 07:50:30 2008  
Response via : Initial Calibration



Data Path : J:\MS13\DATA\2008\_04\14\  
 Data File : 04140810.D  
 Acq On : 14 Apr 2008 20:21  
 Operator : WA  
 Sample : 1ng TO-15 ICAL Standard  
 Misc : S20-04140804/S20-03210809  
 ALS Vial : 13 Sample Multiplier: 1

Quant Time: Apr 15 06:20:17 2008  
 Quant Method : J:\MS13\METHODS\R13041408.M  
 Quant Title : EPA TO-15 per SOP VOA-TO15 (CASS TO-15/GC-MS)  
 QLast Update : Thu Apr 03 07:50:30 2008  
 Response via : Initial Calibration

Internal Standards	R.T.	QIon	Response	Conc	Units	Dev (Min)
1) Bromochloromethane (IS1)	12.58	130	314461	25.000	ng	-0.03
37) 1,4-Difluorobenzene (IS2)	15.51	114	1454647	25.000	ng	-0.02
56) Chlorobenzene-d5 (IS3)	21.35	82	735083	25.000	ng	0.00

System Monitoring Compounds

33) 1,2-Dichloroethane-d4 (...)	13.72	65	643137	21.901	ng	-0.03
Spiked Amount	25.000		Recovery	=	87.60%	
57) Toluene-d8 (SS2)	18.93	98	1669857	28.177	ng	-0.01
Spiked Amount	25.000		Recovery	=	112.72%	
73) Bromofluorobenzene (SS3)	23.29	174	560818	29.623	ng	0.00
Spiked Amount	25.000		Recovery	=	118.48%	

Target Compounds

	R.T.	QIon	Response	Conc	Units	Qvalue
2) Propene	4.81	42	28935	0.777	ng	96
3) Dichlorodifluoromethane	4.97	85	50859	0.808	ng	99
4) Chloromethane	5.29	50	43114	0.814	ng	92
5) Freon 114	5.54	135	23952	0.936	ng	99
6) Vinyl Chloride	5.74	62	37363	0.770	ng	94
7) 1,3-Butadiene	6.02	54	28905	0.751	ng	# 67
8) Bromomethane	6.51	94	17846	0.729	ng	94
9) Chloroethane	6.84	64	15406	0.649	ng	94
10) Ethanol	7.11	45	18205m	0.781	ng	
11) Acetonitrile	7.44	41	46826	0.793	ng	99
12) Acrolein	7.66	56	11810	0.651	ng	95
13) Acetone	7.87	58	23380	0.975	ng	# 58
14) Trichlorofluoromethane	8.15	101	38439	0.761	ng	96
15) Isopropanol	8.31	45	64541m	0.787	ng	
16) Acrylonitrile	8.63	53	29230	0.763	ng	98
17) 1,1-Dichloroethene	9.16	96	19225	0.806	ng	91
18) tert-Butanol	9.25	59	53784m	0.740	ng	
19) Methylene Chloride	9.36	84	21660	0.822	ng	99
20) Allyl Chloride	9.56	41	26454	0.671	ng	98
21) Trichlorotrifluoroethane	9.81	151	17568	0.903	ng	85
22) Carbon Disulfide	9.77	76	73649	0.666	ng	98
23) trans-1,2-Dichloroethene	10.80	61	33628	0.760	ng	88
24) 1,1-Dichloroethane	11.09	63	39329	0.773	ng	96
25) Methyl tert-Butyl Ether	11.20	73	62979	0.745	ng	88
26) Vinyl Acetate	11.35	86	2591	0.451	ng	# 78
27) 2-Butanone	11.68	72	14621	0.752	ng	95
28) cis-1,2-Dichloroethene	12.34	61	31543	0.753	ng	91
29) Diisopropyl Ether	12.69	87	14325	0.639	ng	# 72
30) Ethyl Acetate	12.69	61	8291	0.794	ng	84
31) n-Hexane	12.71	57	41296	0.760	ng	93

565

Data Path : J:\MS13\DATA\2008\_04\14\  
 Data File : 04140810.D  
 Acq On : 14 Apr 2008 20:21  
 Operator : WA  
 Sample : 1ng TO-15 ICAL Standard  
 Misc : S20-04140804/S20-03210809  
 ALS Vial : 13 Sample Multiplier: 1

Quant Time: Apr 15 06:20:17 2008  
 Quant Method : J:\MS13\METHODS\R13041408.M  
 Quant Title : EPA TO-15 per SOP VOA-TO15 (CASS TO-15/GC-MS)  
 QLast Update : Thu Apr 03 07:50:30 2008  
 Response via : Initial Calibration

Internal Standards	R.T.	QIon	Response	Conc	Units	Dev (Min)
32) Chloroform	12.78	83	37394	0.902	ng	96
34) Tetrahydrofuran	13.36	72	12759	0.687	ng	# 86
35) Ethyl tert-Butyl Ether	13.48	87	21688	0.706	ng	# 80
36) 1,2-Dichloroethane	13.89	62	32741	0.793	ng	96
38) 1,1,1-Trichloroethane	14.29	97	30975	0.829	ng	93
39) Isopropyl Acetate	14.84	61	12785	0.758	ng	# 24
40) 1-Butanol	14.87	56	18065m	0.724	ng	
41) Benzene	14.98	78	78933	0.773	ng	96
42) Carbon Tetrachloride	15.22	117	25485	0.801	ng	97
43) Cyclohexane	15.41	84	31356	0.836	ng	# 75
44) tert-Amyl Methyl Ether	15.87	73	55276	0.751	ng	92
45) 1,2-Dichloropropane	16.20	63	22647	0.793	ng	94
46) Bromodichloromethane	16.46	83	27761	0.832	ng	100
47) Trichloroethene	16.53	130	22003	1.016	ng	95
48) 1,4-Dioxane	16.49	88	16367	0.915	ng	80
49) Isooctane	16.62	57	94763	0.801	ng	71
50) Methyl Methacrylate	16.81	100	7124	0.781	ng	# 83
51) n-Heptane	16.98	71	22619	0.827	ng	# 76
52) cis-1,3-Dichloropropene	17.73	75	28447	0.677	ng	97
53) 4-Methyl-2-pentanone	17.77	58	21241	0.770	ng	78
54) trans-1,3-Dichloropropene	18.43	75	27113	0.733	ng	98
55) 1,1,2-Trichloroethane	18.67	97	18987	0.850	ng	96
58) Toluene	19.07	91	87414	1.002	ng	94
59) 2-Hexanone	19.37	43	56543	0.822	ng	81
60) Dibromochloromethane	19.60	129	20024	0.998	ng	98
61) 1,2-Dibromoethane	19.93	107	19169	0.851	ng	94
62) Butyl Acetate	20.19	43	60902	0.882	ng	83
63) n-Octane	20.35	57	18987	0.863	ng	93
64) Tetrachloroethene	20.54	166	20868	1.049	ng	97
65) Chlorobenzene	21.41	112	53156	1.029	ng	95
66) Ethylbenzene	21.89	91	93406	0.942	ng	94
67) m- & p-Xylene	22.12	91	144511	2.196	ng	89
68) Bromoform	22.21	173	16953	1.201	ng	98
69) Styrene	22.57	104	51489	0.919	ng	95
70) o-Xylene	22.71	91	71744	1.020	ng	93
71) n-Nonane	22.98	43	48600	0.835	ng	# 80
72) 1,1,2,2-Tetrachloroethane	22.69	83	34347	1.015	ng	97
74) Cumene	23.46	105	85006	0.973	ng	98
75) alpha-Pinene	23.96	93	42697	0.888	ng	88
76) n-Propylbenzene	24.10	91	112564	0.969	ng	93
77) 3-Ethyltoluene	24.23	105	86580	0.917	ng	92
78) 4-Ethyltoluene	24.28	105	86229	0.975	ng	97
79) 1,3,5-Trimethylbenzene	24.37	105	73399	0.928	ng	97

566

Data Path : J:\MS13\DATA\2008\_04\14\  
 Data File : 04140810.D  
 Acq On : 14 Apr 2008 20:21  
 Operator : WA  
 Sample : 1ng TO-15 ICAL Standard  
 Misc : S20-04140804/S20-03210809  
 ALS Vial : 13 Sample Multiplier: 1

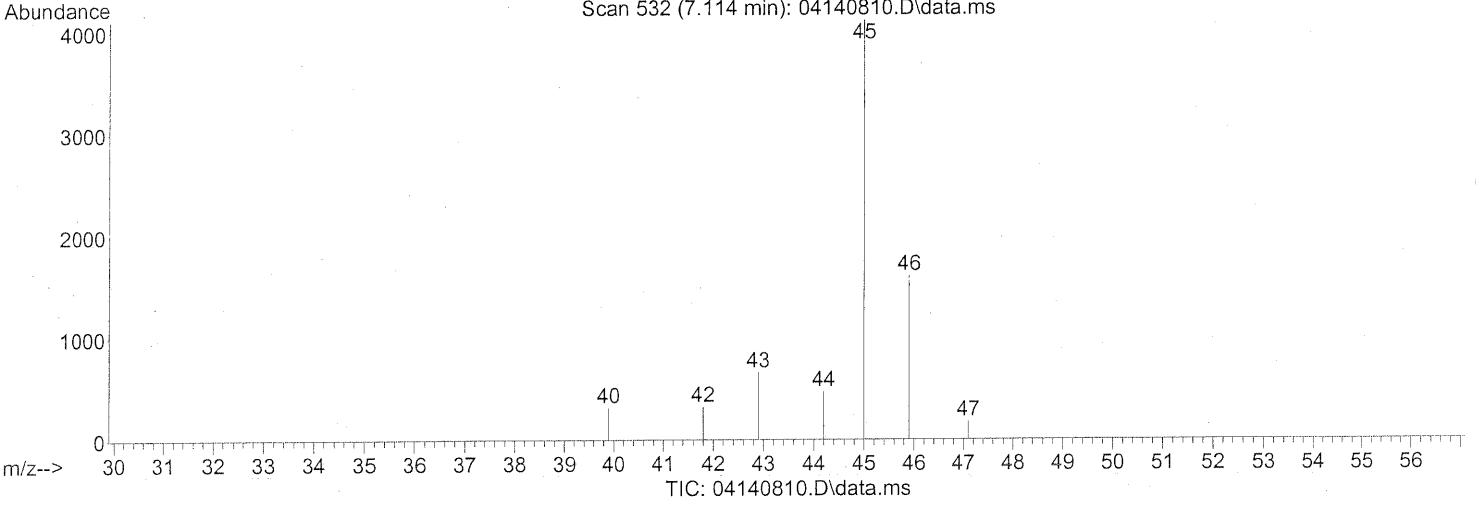
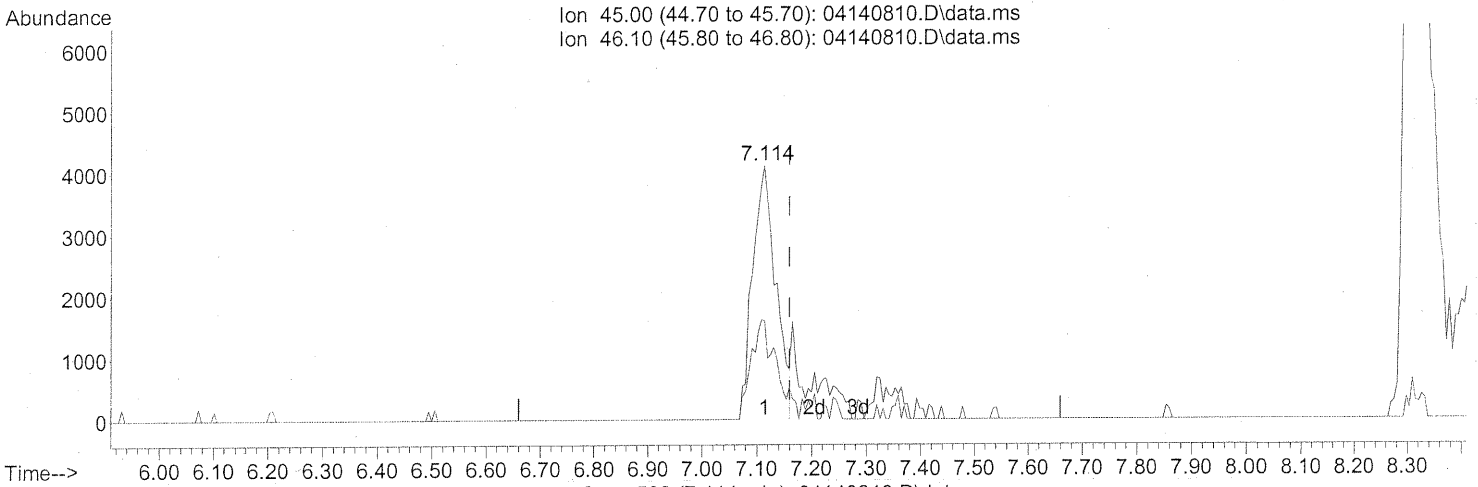
Quant Time: Apr 15 06:20:17 2008  
 Quant Method : J:\MS13\METHODS\R13041408.M  
 Quant Title : EPA TO-15 per SOP VOA-TO15 (CASS TO-15/GC-MS)  
 QLast Update : Thu Apr 03 07:50:30 2008  
 Response via : Initial Calibration

Internal Standards	R.T.	QIon	Response	Conc	Units	Dev(Min)
80) alpha-Methylstyrene	24.56	118	34156	0.850	ng	93
81) 2-Ethyltoluene	24.61	105	81553	0.872	ng	96
82) 1,2,4-Trimethylbenzene	24.88	105	74538	0.879	ng	96
83) n-Decane	24.98	57	44755	0.851	ng	89
84) Benzyl Chloride	25.04	91	48445	0.731	ng	94
85) 1,3-Dichlorobenzene	25.08	146	42950	1.039	ng	99
86) 1,4-Dichlorobenzene	25.16	146	44199	1.083	ng	94
87) sec-Butylbenzene	25.21	105	97717	0.961	ng	95
88) p-Isopropyltoluene	25.39	119	83069	1.023	ng	90
89) 1,2,3-Trimethylbenzene	25.40	105	74125	0.904	ng	96
90) 1,2-Dichlorobenzene	25.58	146	41087	0.967	ng	96
91) d-Limonene	25.58	68	30943	0.772	ng	94
92) 1,2-Dibromo-3-Chloropr...	26.11	157	13130	1.122	ng	# 65
93) n-Undecane	26.50	57	44284	0.794	ng	83
94) 1,2,4-Trichlorobenzene	27.63	180	28841	1.008	ng	99
95) Naphthalene	27.77	128	92340	1.081	ng	95
96) n-Dodecane	27.74	57	44923	0.827	ng	90
97) Hexachloro-1,3-butadiene	28.19	225	18513	1.090	ng	95

(#) = qualifier out of range (m) = manual integration (+) = signals summed

Data Path : J:\MS13\DATA\2008\_04\14\  
 Data File : 04140810.D  
 Acq On : 14 Apr 2008 20:21  
 Operator : WA  
 Sample : 1ng TO-15 ICAL Standard  
 Misc : S20-04140804/S20-03210809  
 ALS Vial : 13 Sample Multiplier: 1

Quant Time: Apr 15 06:18:41 2008  
 Quant Method : J:\MS13\METHODS\R13041408.M  
 Quant Title : EPA TO-15 per SOP VOA-TO15 (CASS TO-15/GC-MS)  
 QLast Update : Thu Apr 03 07:50:30 2008  
 Response via : Initial Calibration



(10) Ethanol (T)  
 7.114min (-0.046) 0.52ng  
 response 12050

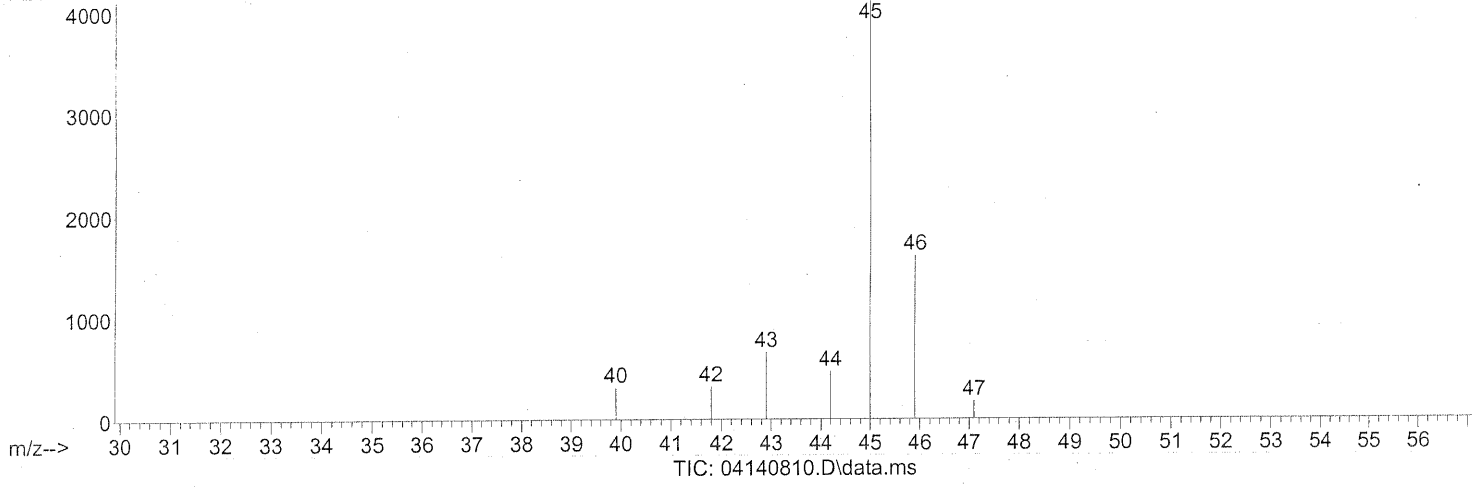
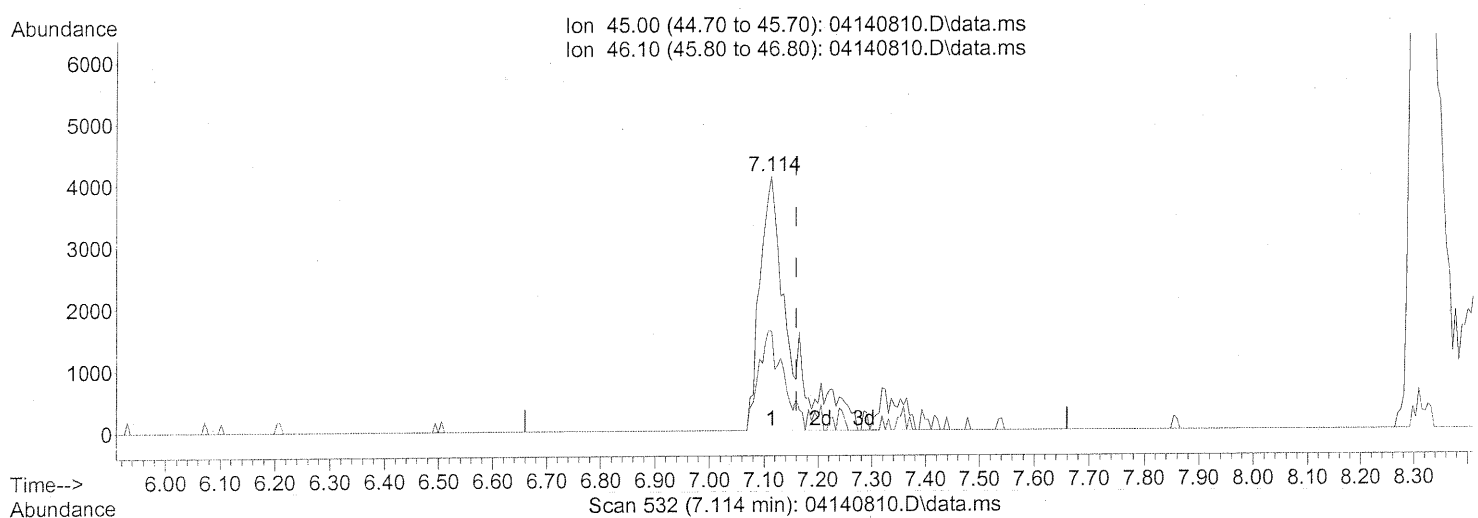
Ion	Exp%	Act%
45.00	100	100
46.10	41.00	43.10
0.00	0.00	0.00
0.00	0.00	0.00

*split peaks*



Data Path : J:\MS13\DATA\2008\_04\14\  
Data File : 04140810.D  
Acq On : 14 Apr 2008 20:21  
Operator : WA  
Sample : 1ng TO-15 ICAL Standard  
Misc : S20-04140804/S20-03210809  
ALS Vial : 13 Sample Multiplier: 1

Quant Time: Apr 15 06:18:41 2008  
Quant Method : J:\MS13\METHODS\R13041408.M  
Quant Title : EPA TO-15 per SOP VOA-TO15 (CASS TO-15/GC-MS)  
QLast Update : Thu Apr 03 07:50:30 2008  
Response via : Initial Calibration



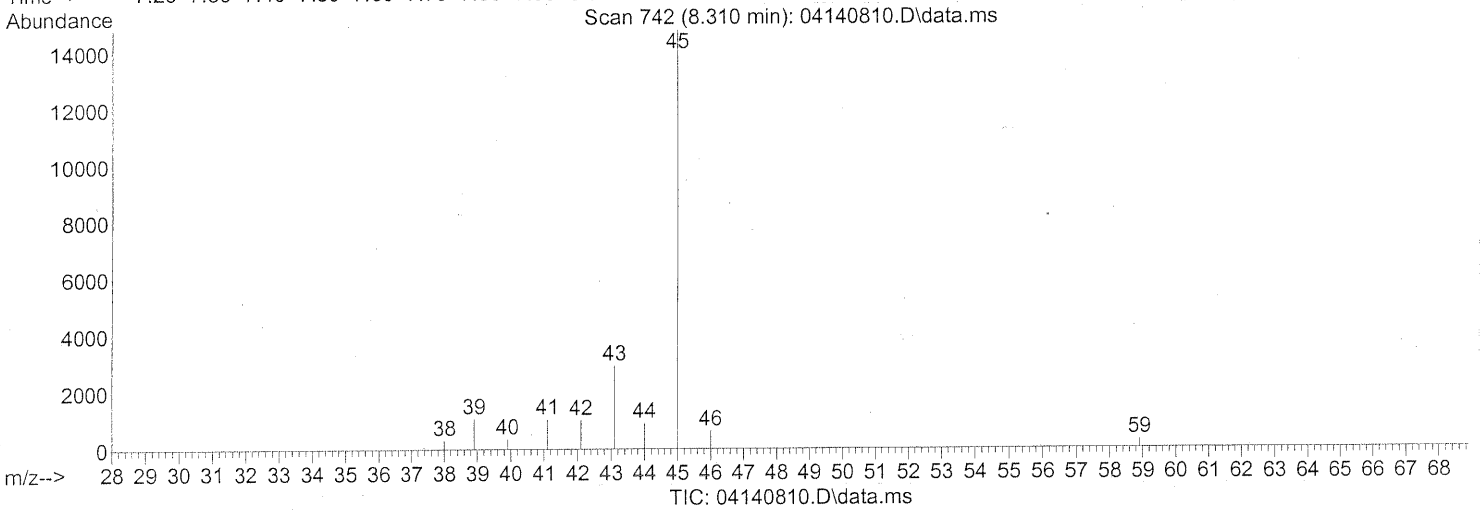
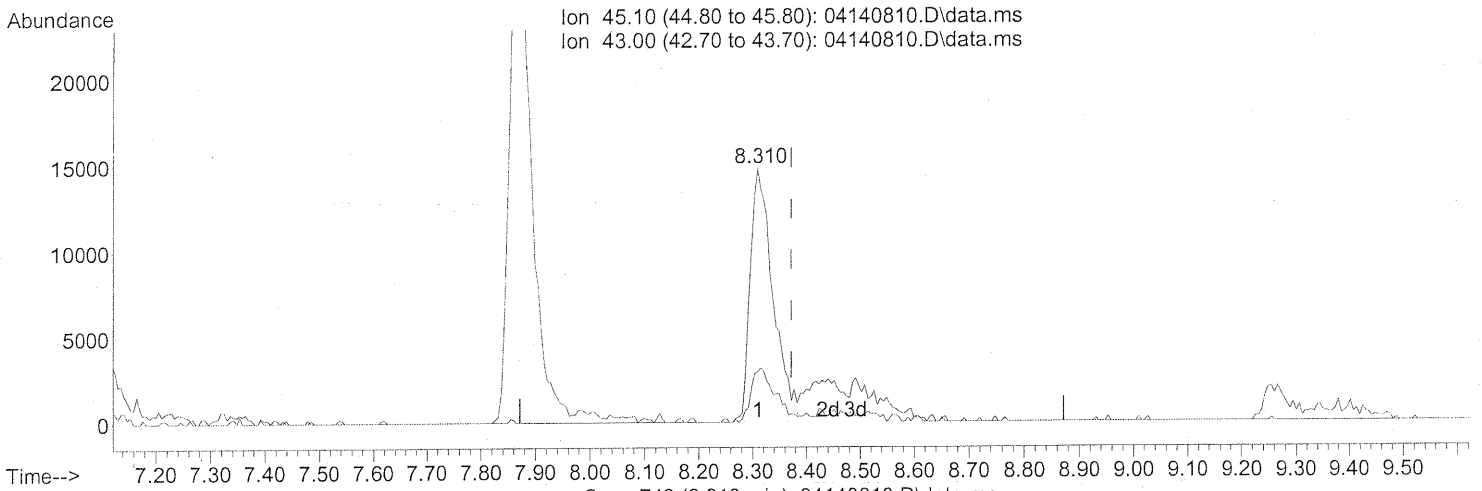
(10) Ethanol (T)  
7.114min (-0.046) 0.78ng m  
response 18205

Ion	Exp%	Act%
45.00	100	100
46.10	41.00	28.53
0.00	0.00	0.00
0.00	0.00	0.00

*int. whole peak*  
*WA 4/16/08*  
*P 4/17/08*

Data Path : J:\MS13\DATA\2008\_04\14\  
 Data File : 04140810.D  
 Acq On : 14 Apr 2008 20:21  
 Operator : WA  
 Sample : 1ng TO-15 ICAL Standard  
 Misc : S20-04140804/S20-03210809  
 ALS Vial : 13 Sample Multiplier: 1

Quant Time: Apr 15 06:18:41 2008  
 Quant Method : J:\MS13\METHODS\R13041408.M  
 Quant Title : EPA TO-15 per SOP VOA-TO15 (CASS TO-15/GC-MS)  
 QLast Update : Thu Apr 03 07:50:30 2008  
 Response via : Initial Calibration



(15) Isopropanol (T)

8.310min (-0.062) 0.53ng

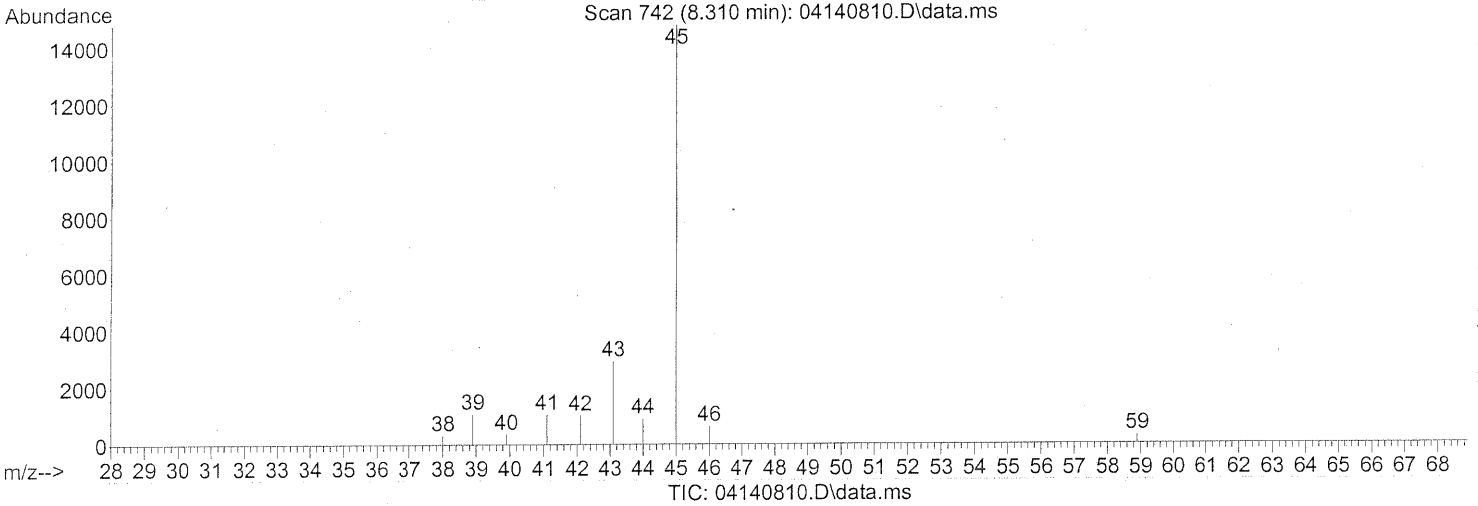
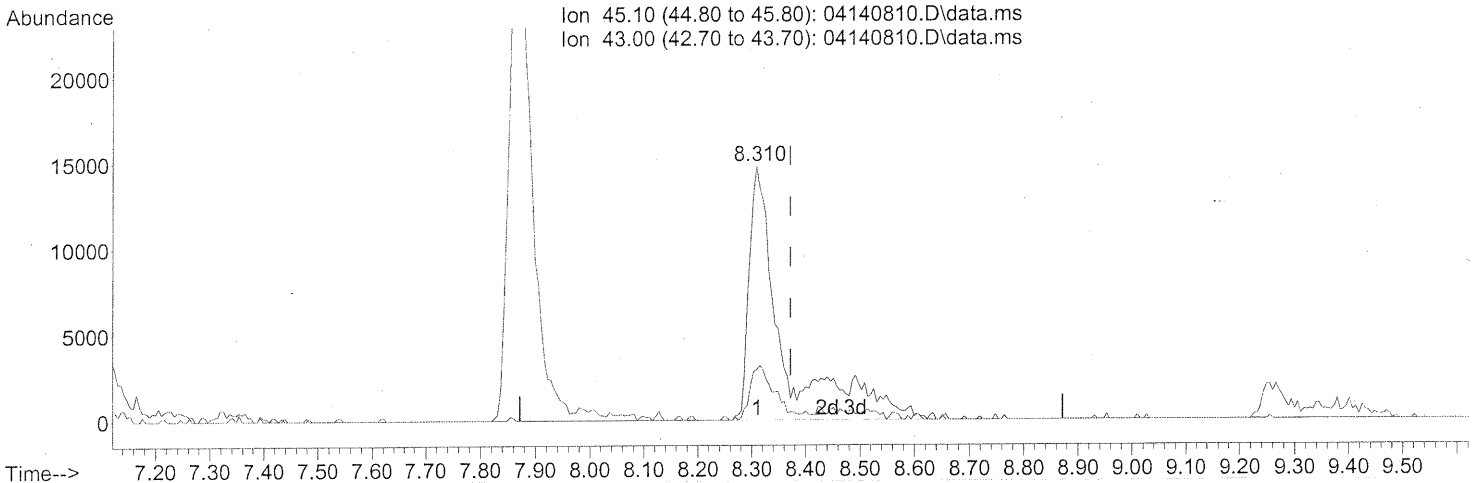
response 43552

Ion	Exp%	Act%
45.10	100	100
43.00	16.90	22.88
0.00	0.00	0.00
0.00	0.00	0.00

*split peaks*

Data Path : J:\MS13\DATA\2008\_04\14\  
Data File : 04140810.D  
Acq On : 14 Apr 2008 20:21  
Operator : WA  
Sample : 1ng TO-15 ICAL Standard  
Misc : S20-04140804/S20-03210809  
ALS Vial : 13 Sample Multiplier: 1

Quant Time: Apr 15 06:18:41 2008  
Quant Method : J:\MS13\METHODS\R13041408.M  
Quant Title : EPA TO-15 per SOP VOA-TO15 (CASS TO-15/GC-MS)  
QLast Update : Thu Apr 03 07:50:30 2008  
Response via : Initial Calibration



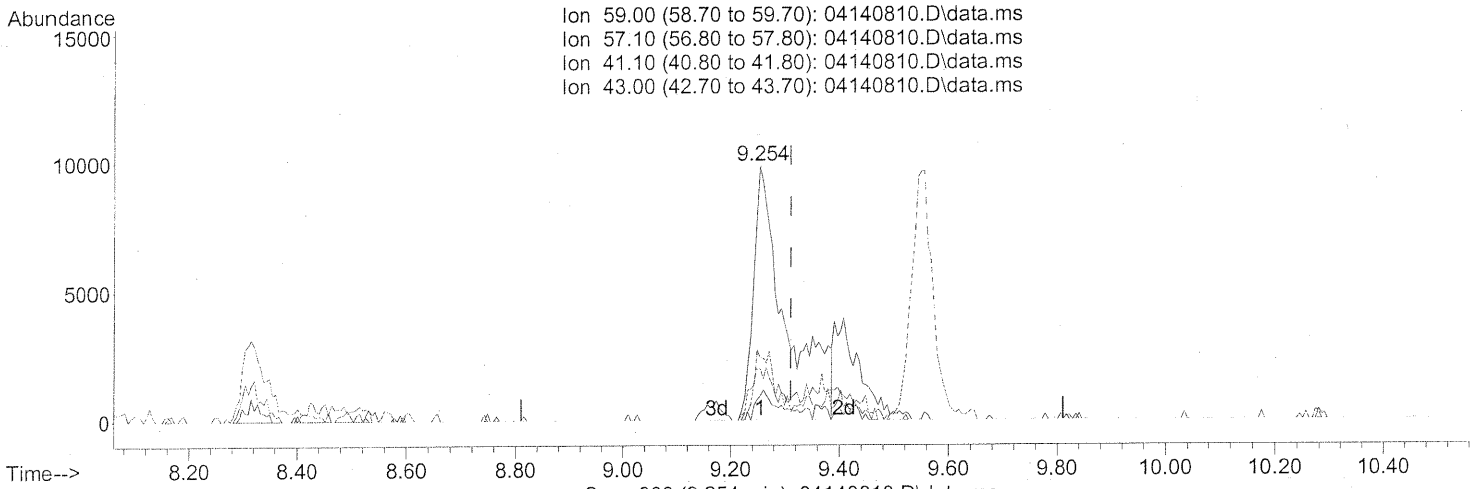
(15) Isopropanol (T)  
8.310min (-0.062) 0.79ng m  
response 64541

Ion	Exp%	Act%
45.10	100	100
43.00	16.90	15.44
0.00	0.00	0.00
0.00	0.00	0.00

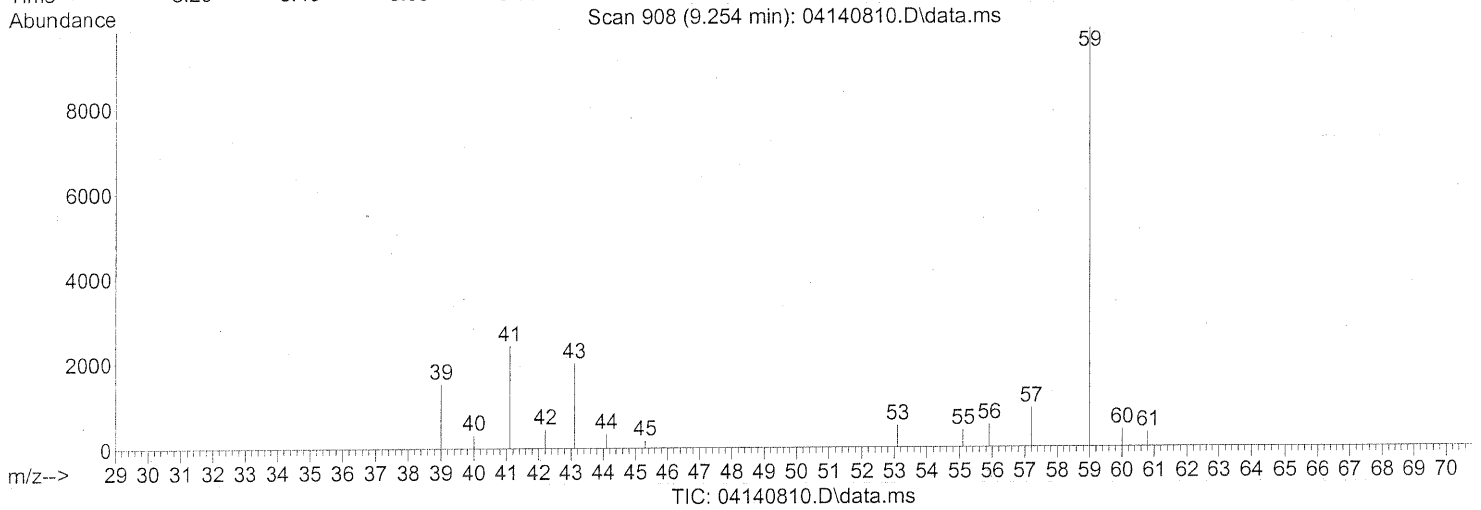
*int. whole peaks*  
*WA 4/16/08*  
*F04/17/08*

Data Path : J:\MS13\DATA\2008\_04\14\  
 Data File : 04140810.D  
 Acq On : 14 Apr 2008 20:21  
 Operator : WA  
 Sample : 1ng TO-15 ICAL Standard  
 Misc : S20-04140804/S20-03210809  
 ALS Vial : 13 Sample Multiplier: 1

Quant Time: Apr 15 06:18:41 2008  
 Quant Method : J:\MS13\METHODS\R13041408.M  
 Quant Title : EPA TO-15 per SOP VOA-TO15 (CASS TO-15/GC-MS)  
 QLast Update : Thu Apr 03 07:50:30 2008  
 Response via : Initial Calibration



Ion 59.00 (58.70 to 59.70): 04140810.D\data.ms  
 Ion 57.10 (56.80 to 57.80): 04140810.D\data.ms  
 Ion 41.10 (40.80 to 41.80): 04140810.D\data.ms  
 Ion 43.00 (42.70 to 43.70): 04140810.D\data.ms



(18) tert-Butanol (T)

9.254min (-0.057) 0.57ng

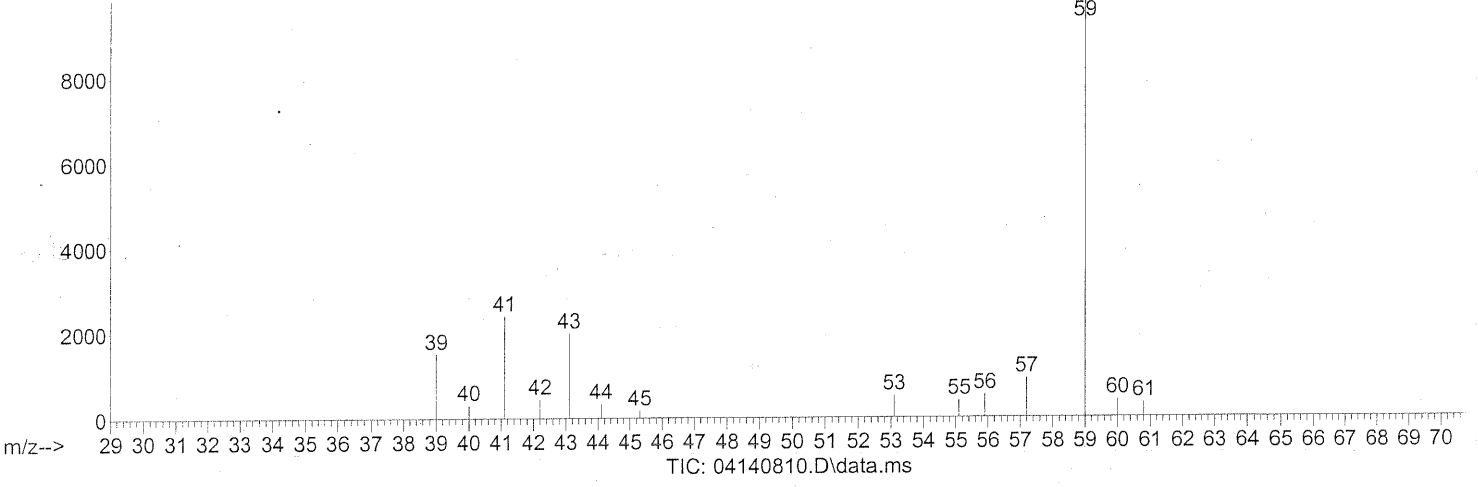
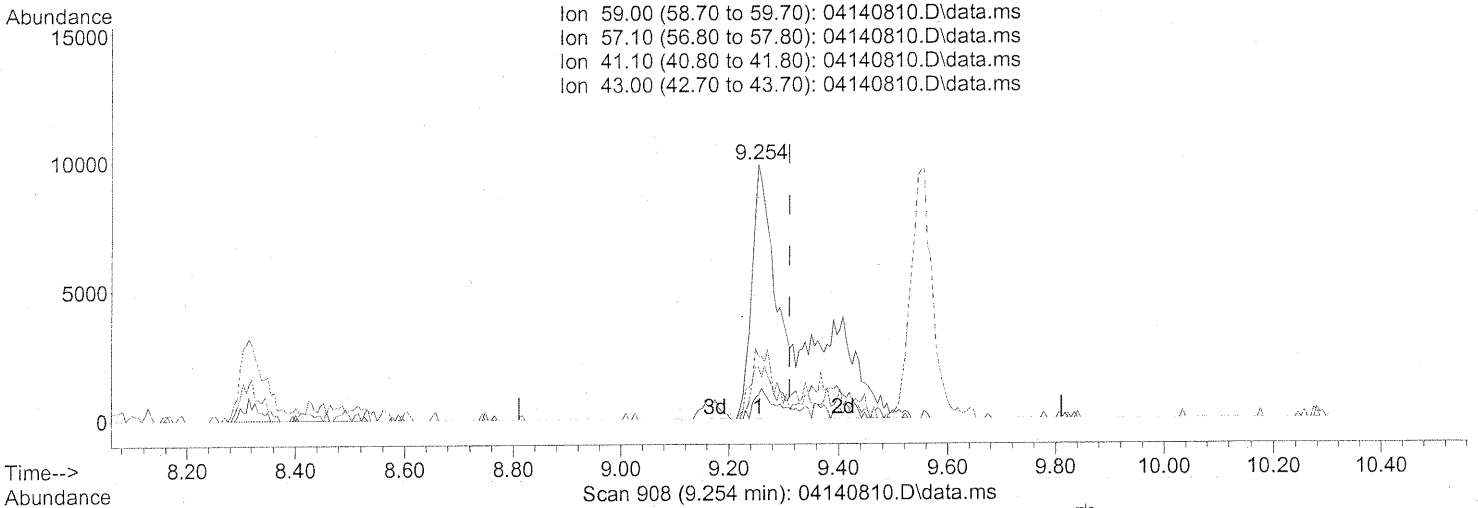
response 41188

Ion	Exp%	Act%
59.00	100	100
57.10	10.30	8.21
41.10	20.10	19.46
43.00	12.30	16.67

*split peaks*

Data Path : J:\MS13\DATA\2008\_04\14\  
 Data File : 04140810.D  
 Acq On : 14 Apr 2008 20:21  
 Operator : WA  
 Sample : 1ng TO-15 ICAL Standard  
 Misc : S20-04140804/S20-03210809  
 ALS Vial : 13 Sample Multiplier: 1

Quant Time: Apr 15 06:18:41 2008  
 Quant Method : J:\MS13\METHODS\R13041408.M  
 Quant Title : EPA TO-15 per SOP VOA-TO15 (CASS TO-15/GC-MS)  
 QLast Update : Thu Apr 03 07:50:30 2008  
 Response via : Initial Calibration



(18) tert-Butanol (T)  
 9.254min (-0.057) 0.74ng m  
 response 53784

Ion	Exp%	Act%
59.00	100	100
57.10	10.30	6.29
41.10	20.10	14.90
43.00	12.30	12.77

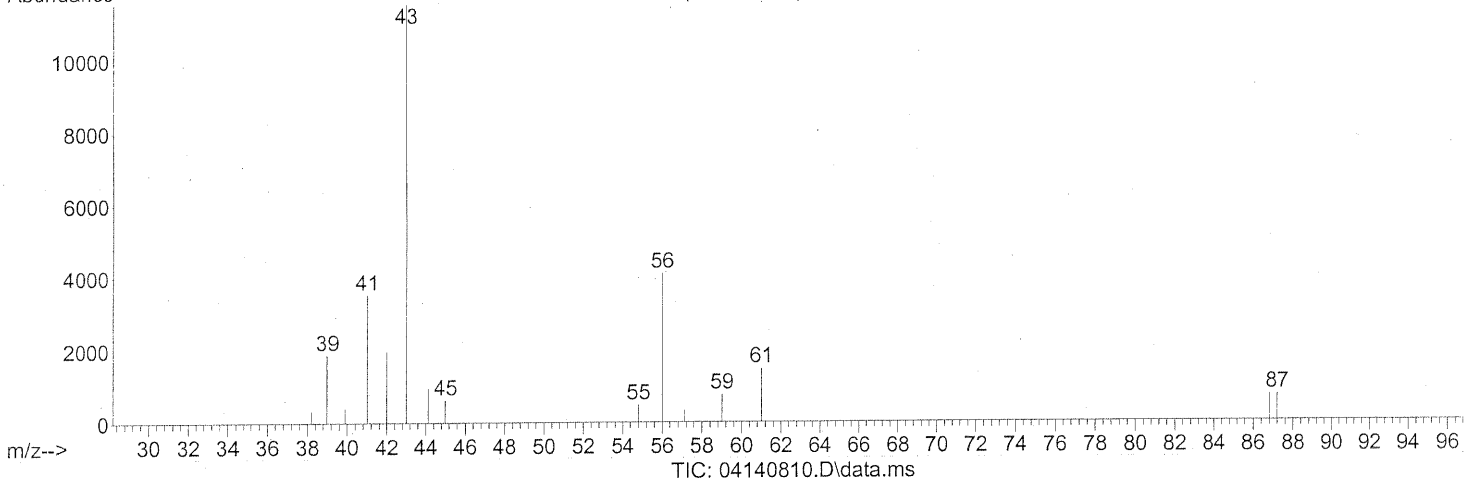
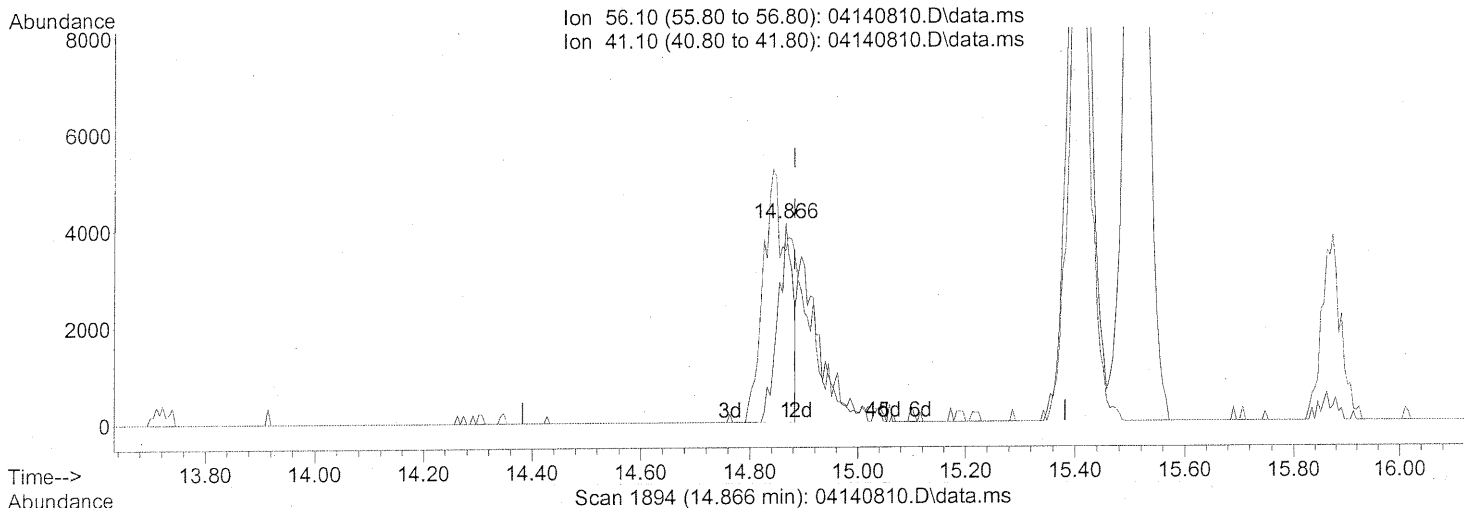
*int. whole peaks*

*WA 4/16/08*

*804/17/08*

Data Path : J:\MS13\DATA\2008\_04\14\  
Data File : 04140810.D  
Acq On : 14 Apr 2008 20:21  
Operator : WA  
Sample : 1ng TO-15 ICAL Standard  
Misc : S20-04140804/S20-03210809  
ALS Vial : 13 Sample Multiplier: 1

Quant Time: Apr 15 06:18:41 2008  
Quant Method : J:\MS13\METHODS\R13041408.M  
Quant Title : EPA TO-15 per SOP VOA-TO15 (CASS TO-15/GC-MS)  
QLast Update : Thu Apr 03 07:50:30 2008  
Response via : Initial Calibration



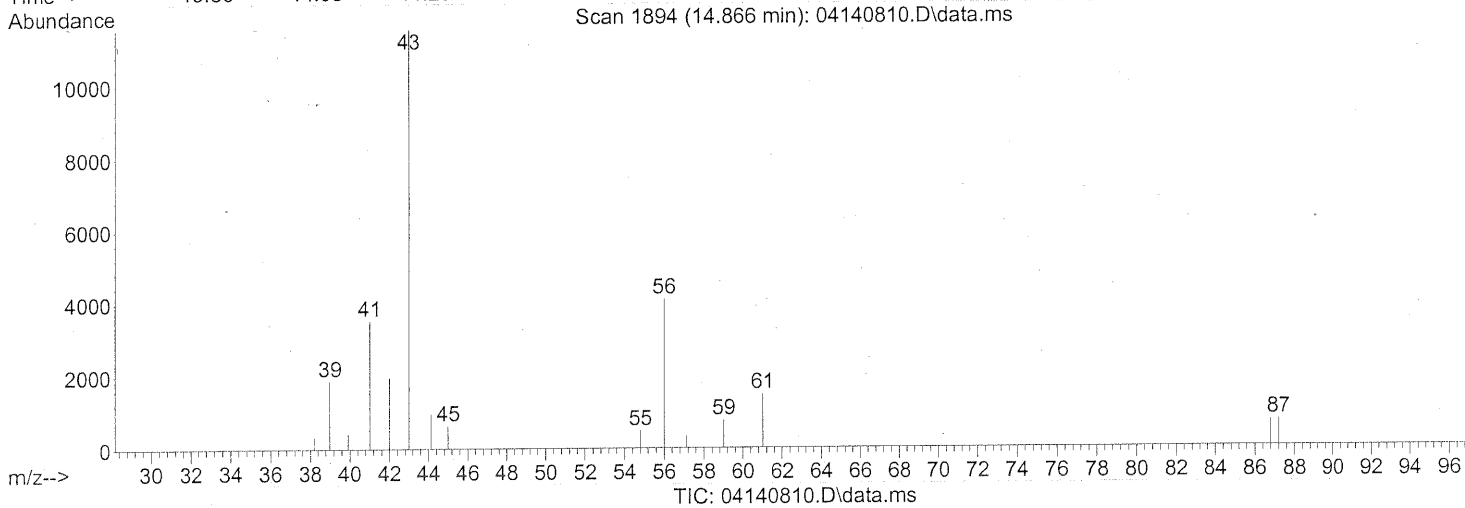
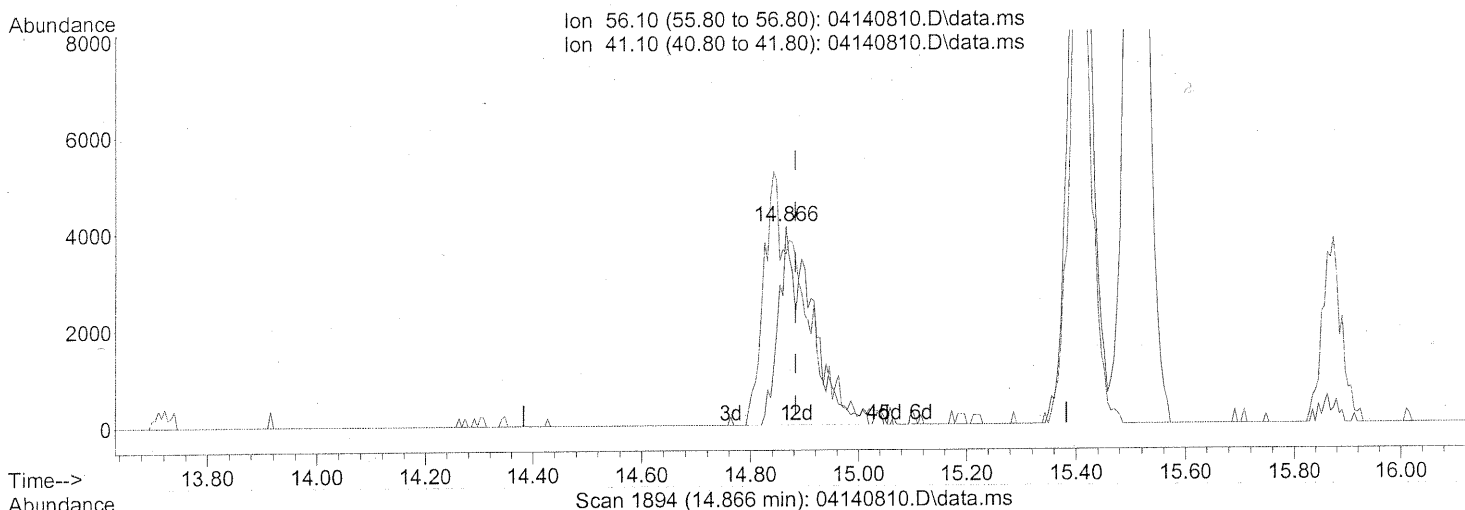
(40) 1-Butanol (T)  
14.866min (-0.017) 0.32ng  
response 7948

*split peaks*

Ion	Exp%	Act%
56.10	100	100
41.10	92.00	0.00#
0.00	0.00	0.00
0.00	0.00	0.00

Data Path : J:\MS13\DATA\2008\_04\14\  
 Data File : 04140810.D  
 Acq On : 14 Apr 2008 20:21  
 Operator : WA  
 Sample : 1ng TO-15 ICAL Standard  
 Misc : S20-04140804/S20-03210809  
 ALS Vial : 13 Sample Multiplier: 1

Quant Time: Apr 15 06:18:41 2008  
 Quant Method : J:\MS13\METHODS\R13041408.M  
 Quant Title : EPA TO-15 per SOP VOA-TO15 (CASS TO-15/GC-MS)  
 QLast Update : Thu Apr 03 07:50:30 2008  
 Response via : Initial Calibration



(40) 1-Butanol (T)

14.866min (-0.017) 0.72ng m

response 18065

Ion	Exp%	Act%
56.10	100	100
41.10	92.00	0.00#
0.00	0.00	0.00
0.00	0.00	0.00

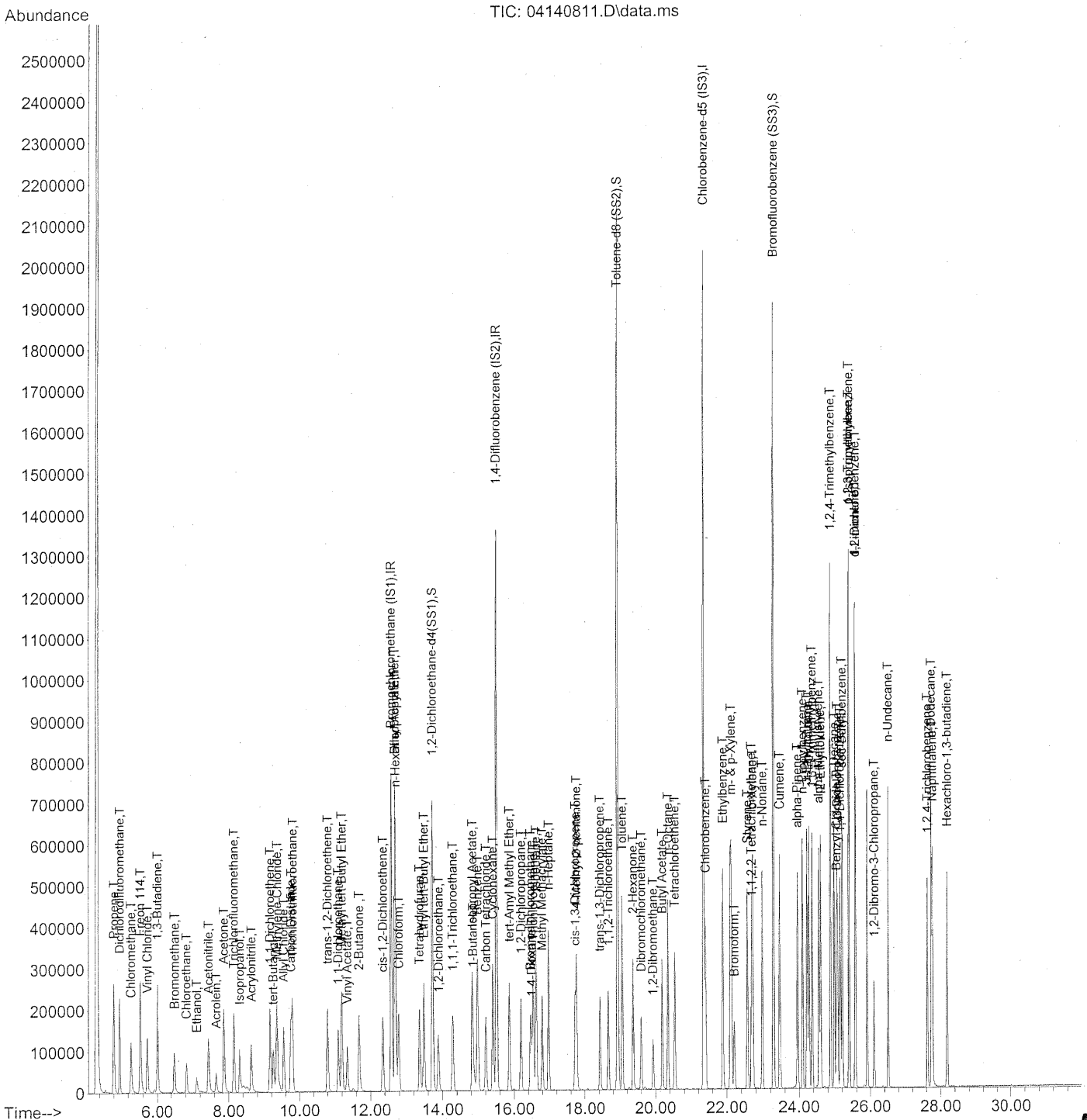
*int. whole peaks*

*DA 4/16/08*

*F. 4/17/08*

Data Path : J:\MS13\DATA\2008\_04\14\  
 Data File : 04140811.D  
 Acq On : 14 Apr 2008 21:01  
 Operator : WA  
 Sample : 5ng TO-15 ICAL Standard  
 Misc : S20-04140804/S20-03210809  
 ALS Vial : 13 Sample Multiplier: 1

Quant Time: Apr 15 06:22:32 2008  
 Quant Method : J:\MS13\METHODS\R13041408.M  
 Quant Title : EPA TO-15 per SOP VOA-TO15 (CASS TO-15/GC-MS)  
 QLast Update : Thu Apr 03 07:50:30 2008  
 Response via : Initial Calibration





Data Path : J:\MS13\DATA\2008\_04\14\  
 Data File : 04140811.D  
 Acq On : 14 Apr 2008 21:01  
 Operator : WA  
 Sample : 5ng TO-15 ICAL Standard  
 Misc : S20-04140804/S20-03210809  
 ALS Vial : 13 Sample Multiplier: 1

Quant Time: Apr 15 06:22:32 2008  
 Quant Method : J:\MS13\METHODS\R13041408.M  
 Quant Title : EPA TO-15 per SOP VOA-TO15 (CASS TO-15/GC-MS)  
 QLast Update : Thu Apr 03 07:50:30 2008  
 Response via : Initial Calibration

Internal Standards	R.T.	QIon	Response	Conc	Units	Dev(Min)
1) Bromochloromethane (IS1)	12.58	130	313584	25.000	ng	-0.02
37) 1,4-Difluorobenzene (IS2)	15.51	114	1406515	25.000	ng	-0.02
56) Chlorobenzene-d5 (IS3)	21.35	82	715799	25.000	ng	0.00

System Monitoring Compounds	R.T.	QIon	Response	Conc	Units	Dev(Min)
33) 1,2-Dichloroethane-d4(...)	13.73	65	620740	21.197	ng	-0.02
Spiked Amount				25.000		
				Recovery	=	84.80%
57) Toluene-d8 (SS2)	18.93	98	1613556	27.961	ng	-0.01
Spiked Amount				25.000		
				Recovery	=	111.84%
73) Bromofluorobenzene (SS3)	23.29	174	563169	30.548	ng	0.00
Spiked Amount				25.000		
				Recovery	=	122.20%

Target Compounds	R.T.	QIon	Response	Conc	Units	Qvalue
2) Propene	4.80	42	125895	3.389	ng	85
3) Dichlorodifluoromethane	4.96	85	221566	3.532	ng	98
4) Chloromethane	5.28	50	179111	3.391	ng	97
5) Freon 114	5.53	135	111807	4.380	ng	99
6) Vinyl Chloride	5.73	62	175637	3.632	ng	96
7) 1,3-Butadiene	6.00	54	139777	3.641	ng	# 74
8) Bromomethane	6.49	94	86439	3.541	ng	99
9) Chloroethane	6.82	64	73739	3.114	ng	92
10) Ethanol	7.11	45	78143m	3.361	ng	
11) Acetonitrile	7.43	41	219546	3.729	ng	96
12) Acrolein	7.65	56	57551	3.184	ng	99
13) Acetone	7.87	58	100677	4.209	ng	# 59
14) Trichlorofluoromethane	8.14	101	177253	3.519	ng	98
15) Isopropanol	8.31	45	264620m	3.234	ng	
16) Acrylonitrile	8.64	53	133967	3.506	ng	98
17) 1,1-Dichloroethene	9.16	96	88422	3.718	ng	94
18) tert-Butanol	9.25	59	248954m	3.436	ng	
19) Methylene Chloride	9.36	84	97826	3.721	ng	97
20) Allyl Chloride	9.55	41	137817	3.506	ng	98
21) Trichlorotrifluoroethane	9.81	151	84097	4.333	ng	96
22) Carbon Disulfide	9.77	76	344640	3.124	ng	96
23) trans-1,2-Dichloroethene	10.80	61	149982	3.400	ng	89
24) 1,1-Dichloroethane	11.10	63	182762	3.601	ng	95
25) Methyl tert-Butyl Ether	11.19	73	291271	3.457	ng	87
26) Vinyl Acetate	11.35	86	15897	2.776	ng	# 83
27) 2-Butanone	11.68	72	67856	3.501	ng	96
28) cis-1,2-Dichloroethene	12.35	61	148407	3.554	ng	92
29) Diisopropyl Ether	12.69	87	70456	3.150	ng	# 76
30) Ethyl Acetate	12.69	61	42353	4.069	ng	86
31) n-Hexane	12.70	57	186162	3.435	ng	93

Data Path : J:\MS13\DATA\2008\_04\14\  
Data File : 04140811.D  
Acq On : 14 Apr 2008 21:01  
Operator : WA  
Sample : 5ng TO-15 ICAL Standard  
Misc : S20-04140804/S20-03210809  
ALS Vial : 13 Sample Multiplier: 1

Quant Time: Apr 15 06:22:32 2008  
Quant Method : J:\MS13\METHODS\R13041408.M  
Quant Title : EPA TO-15 per SOP VOA-TO15 (CASS TO-15/GC-MS)  
QLast Update : Thu Apr 03 07:50:30 2008  
Response via : Initial Calibration

Internal Standards	R.T.	QIon	Response	Conc	Units	Dev (Min)
32) Chloroform	12.79	83	173682	4.201	ng	99
34) Tetrahydrofuran	13.36	72	65400	3.533	ng	96
35) Ethyl tert-Butyl Ether	13.48	87	99161	3.236	ng #	84
36) 1,2-Dichloroethane	13.90	62	147613	3.584	ng	99
38) 1,1,1-Trichloroethane	14.29	97	144607	4.003	ng	97
39) Isopropyl Acetate	14.84	61	58980	3.618	ng #	22
40) 1-Butanol	14.85	56	85220	3.530	ng #	49
41) Benzene	14.98	78	373533	3.783	ng	99
42) Carbon Tetrachloride	15.21	117	123430	4.010	ng	98
43) Cyclohexane	15.41	84	142892	3.941	ng #	78
44) tert-Amyl Methyl Ether	15.87	73	255203	3.588	ng	92
45) 1,2-Dichloropropane	16.20	63	105707	3.829	ng	99
46) Bromodichloromethane	16.46	83	131884	4.086	ng	99
47) Trichloroethene	16.54	130	92877	4.435	ng	98
48) 1,4-Dioxane	16.49	88	72491	4.190	ng	79
49) Isooctane	16.62	57	415119	3.629	ng	68
50) Methyl Methacrylate	16.79	100	32918	3.733	ng #	69
51) n-Heptane	16.98	71	103038	3.895	ng #	81
52) cis-1,3-Dichloropropene	17.73	75	144063	3.545	ng	98
53) 4-Methyl-2-pentanone	17.77	58	99834	3.742	ng	84
54) trans-1,3-Dichloropropene	18.43	75	137643	3.848	ng	100
55) 1,1,2-Trichloroethane	18.67	97	88762	4.109	ng	91
58) Toluene	19.06	91	408986	4.816	ng	95
59) 2-Hexanone	19.37	43	299277	4.467	ng	79
60) Dibromochloromethane	19.60	129	102897	5.268	ng	99
61) 1,2-Dibromoethane	19.93	107	99460	4.533	ng	100
62) Butyl Acetate	20.19	43	312695	4.650	ng	83
63) n-Octane	20.35	57	90575	4.226	ng	96
64) Tetrachloroethene	20.54	166	96957	5.007	ng	99
65) Chlorobenzene	21.41	112	250694	4.986	ng	100
66) Ethylbenzene	21.89	91	454228	4.704	ng	92
67) m- & p-Xylene	22.12	91	713405	11.133	ng	89
68) Bromoform	22.21	173	84675	6.162	ng	98
69) Styrene	22.57	104	257202	4.712	ng	94
70) o-Xylene	22.71	91	370364	5.407	ng	90
71) n-Nonane	22.98	43	252060	4.447	ng #	77
72) 1,1,2,2-Tetrachloroethane	22.69	83	177954	5.400	ng	99
74) Cumene	23.46	105	415849	4.890	ng	98
75) alpha-Pinene	23.96	93	214040	4.572	ng	87
76) n-Propylbenzene	24.10	91	545258	4.819	ng	96
77) 3-Ethyltoluene	24.23	105	419141	4.559	ng	98
78) 4-Ethyltoluene	24.28	105	424905	4.932	ng	96
79) 1,3,5-Trimethylbenzene	24.37	105	359917	4.674	ng	96

DA 4/16/08

Data Path : J:\MS13\DATA\2008\_04\14\  
 Data File : 04140811.D  
 Acq On : 14 Apr 2008 21:01  
 Operator : WA  
 Sample : 5ng TO-15 ICAL Standard  
 Misc : S20-04140804/S20-03210809  
 ALS Vial : 13 Sample Multiplier: 1


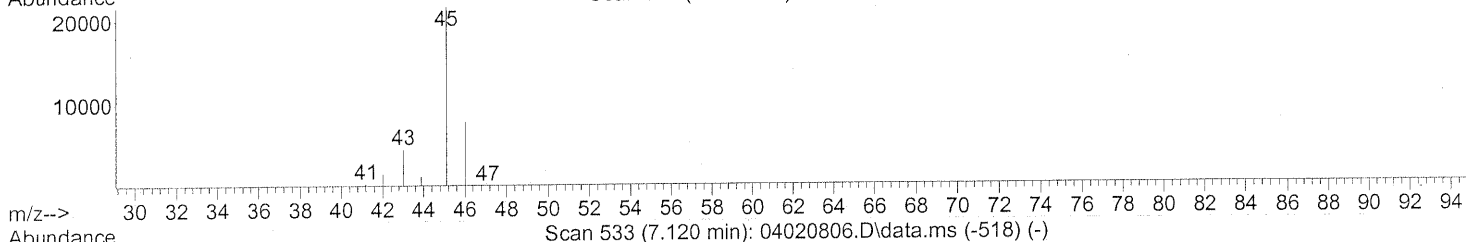
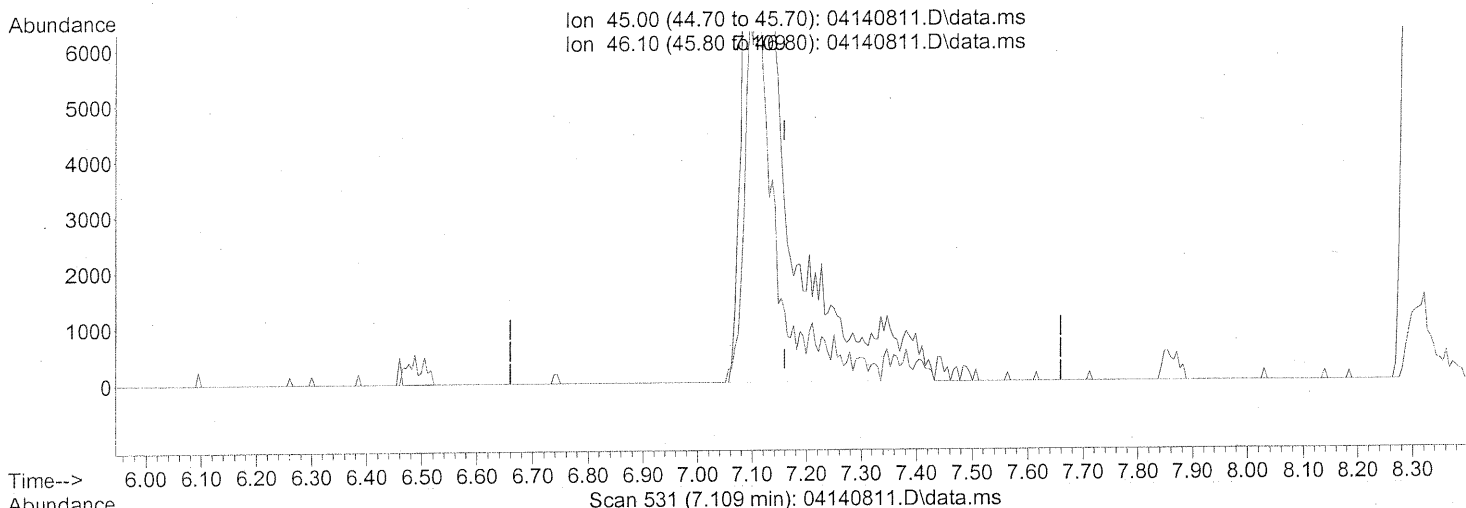
Quant Time: Apr 15 06:22:32 2008  
 Quant Method : J:\MS13\METHODS\R13041408.M  
 Quant Title : EPA TO-15 per SOP VOA-TO15 (CASS TO-15/GC-MS)  
 QLast Update : Thu Apr 03 07:50:30 2008  
 Response via : Initial Calibration

Internal Standards	R.T.	QIon	Response	Conc	Units	Dev (Min)
80) alpha-Methylstyrene	24.56	118	181257	4.631	ng	96
81) 2-Ethyltoluene	24.61	105	410666	4.511	ng	97
82) 1,2,4-Trimethylbenzene	24.88	105	384094	4.654	ng	94
83) n-Decane	24.98	57	218596	4.271	ng	87
84) Benzyl Chloride	25.05	91	292347	4.529	ng	92
85) 1,3-Dichlorobenzene	25.08	146	207129	5.144	ng	99
86) 1,4-Dichlorobenzene	25.16	146	210036	5.286	ng	100
87) sec-Butylbenzene	25.21	105	480271	4.852	ng	95
88) p-Isopropyltoluene	25.40	119	423486	5.356	ng	91
89) 1,2,3-Trimethylbenzene	25.40	105	369517	4.630	ng	95
90) 1,2-Dichlorobenzene	25.58	146	202226	4.888	ng	100
91) d-Limonene	25.58	68	162016	4.151	ng	91
92) 1,2-Dibromo-3-Chloropr...	26.11	157	62082	5.448	ng	# 51
93) n-Undecane	26.50	57	233672	4.303	ng	88
94) 1,2,4-Trichlorobenzene	27.62	180	144138	5.172	ng	96
95) Naphthalene	27.77	128	474438	5.706	ng	97
96) n-Dodecane	27.74	57	230491	4.359	ng	86
97) Hexachloro-1,3-butadiene	28.19	225	86628	5.239	ng	96

(#) = qualifier out of range (m) = manual integration (+) = signals summed

Data Path : J:\MS13\DATA\2008\_04\14\  
Data File : 04140811.D  
Acq On : 14 Apr 2008 21:01  
Operator : WA  
Sample : 5ng TO-15 ICAL Standard  
Misc : S20-04140804/S20-03210809  
ALS Vial : 13 Sample Multiplier: 1

Quant Time: Apr 15 06:21:37 2008  
Quant Method : J:\MS13\METHODS\R13041408.M  
Quant Title : EPA TO-15 per SOP VOA-TO15 (CASS TO-15/GC-MS)  
QLast Update : Thu Apr 03 07:50:30 2008  
Response via : Initial Calibration



(10) Ethanol (T)

7.109min (-0.051) 3.11ng

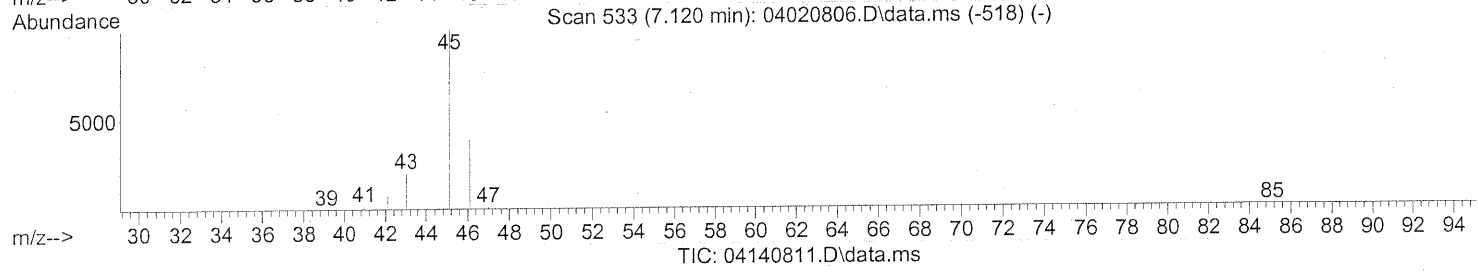

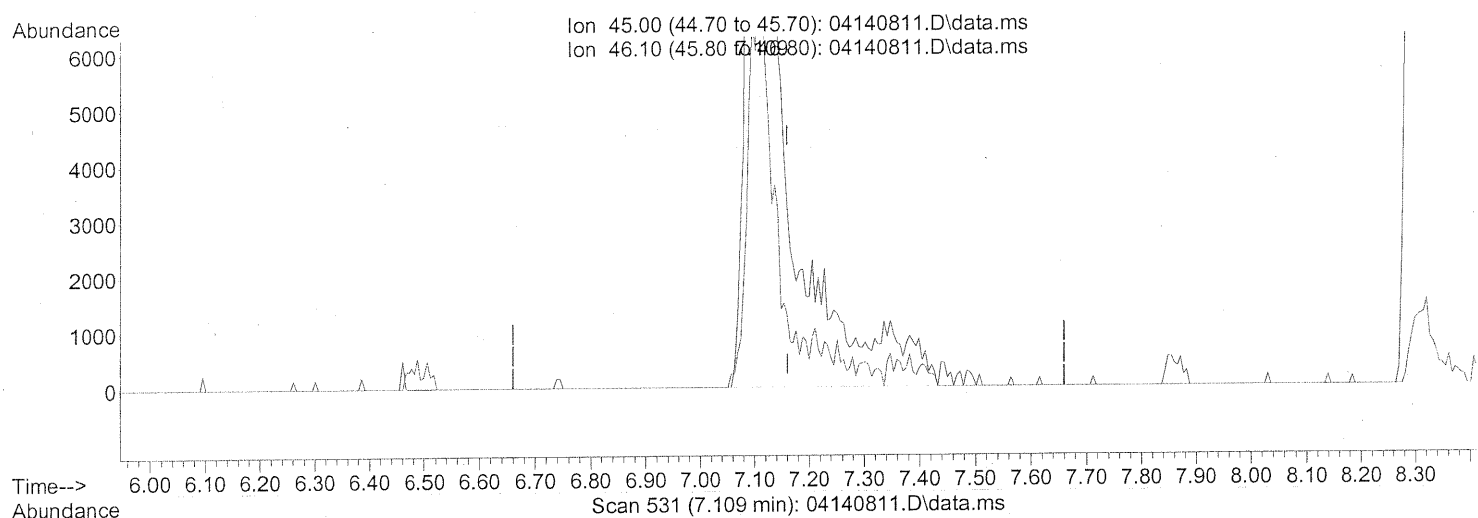
response 72289

*split / tailing*

Ion	Exp%	Act%
45.00	100	100
46.10	41.00	32.99
0.00	0.00	0.00
0.00	0.00	0.00

Data Path : J:\MS13\DATA\2008\_04\14\  
Data File : 04140811.D  
Acq On : 14 Apr 2008 21:01  
Operator : WA  
Sample : 5ng TO-15 ICAL Standard  
Misc : S20-04140804/S20-03210809  
ALS Vial : 13 Sample Multiplier: 1

Quant Time: Apr 15 06:21:37 2008  
Quant Method : J:\MS13\METHODS\R13041408.M  
Quant Title : EPA TO-15 per SOP VOA-TO15 (CASS TO-15/GC-MS)  
QLast Update : Thu Apr 03 07:50:30 2008  
Response via : Initial Calibration



(10) Ethanol (T)  
7.109min (-0.051) 3.36ng m  
response 78143

Ion	Exp%	Act%
45.00	100	100
46.10	41.00	30.52
0.00	0.00	0.00
0.00	0.00	0.00

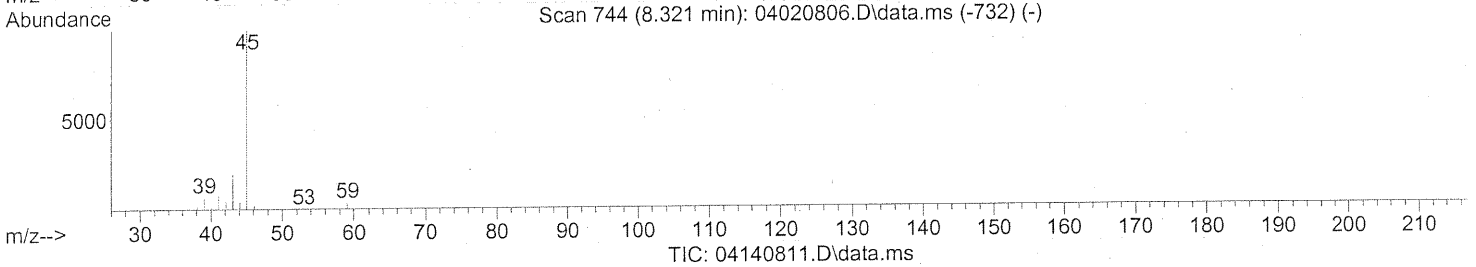
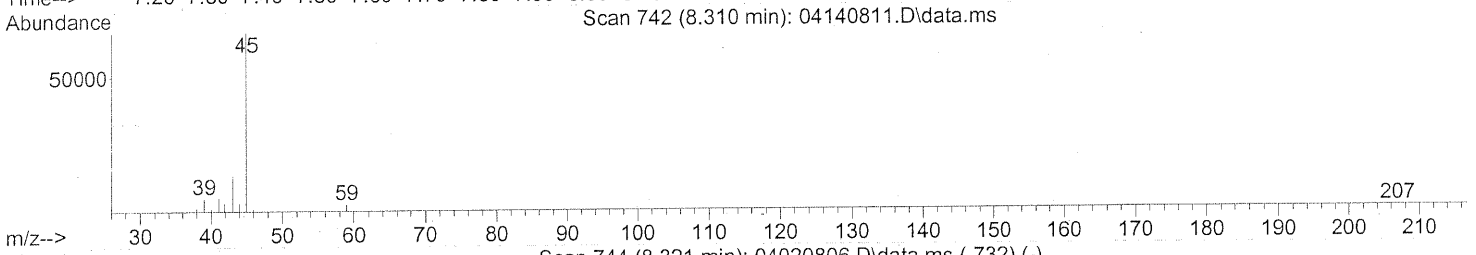
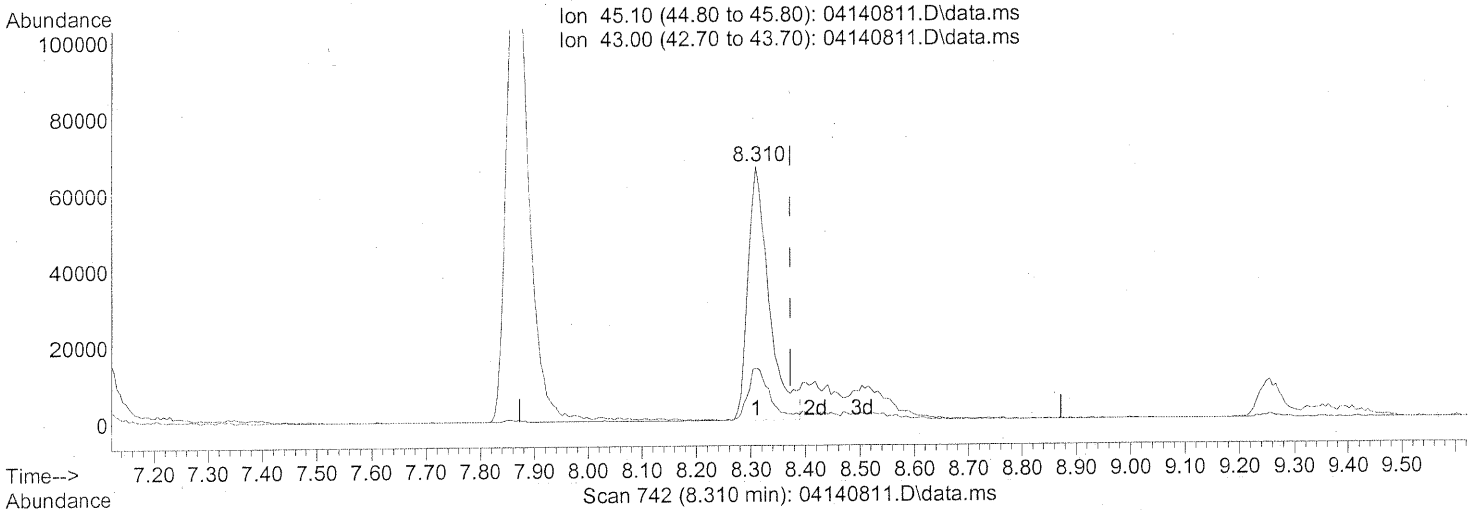
*incl. tailing*

*RA 4/16/08*

*R 04/17/08*

Data Path : J:\MS13\DATA\2008\_04\14\  
 Data File : 04140811.D  
 Acq On : 14 Apr 2008 21:01  
 Operator : WA  
 Sample : 5ng TO-15 ICAL Standard  
 Misc : S20-04140804/S20-03210809  
 ALS Vial : 13 Sample Multiplier: 1

Quant Time: Apr 15 06:21:37 2008  
 Quant Method : J:\MS13\METHODS\R13041408.M  
 Quant Title : EPA TO-15 per SOP VOA-TO15 (CASS TO-15/GC-MS)  
 QLast Update : Thu Apr 03 07:50:30 2008  
 Response via : Initial Calibration



(15) Isopropanol (T)

8.310min (-0.062) 2.20ng

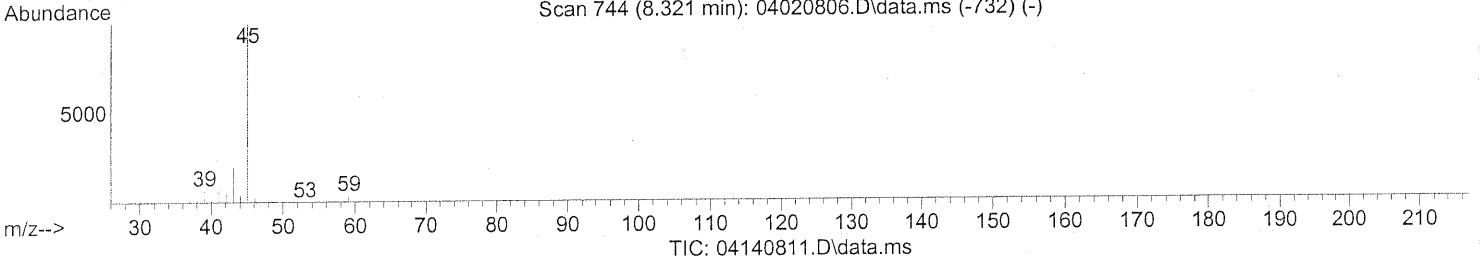
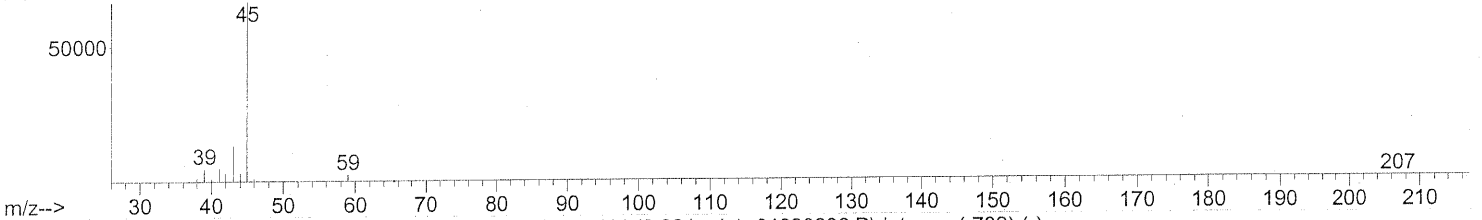
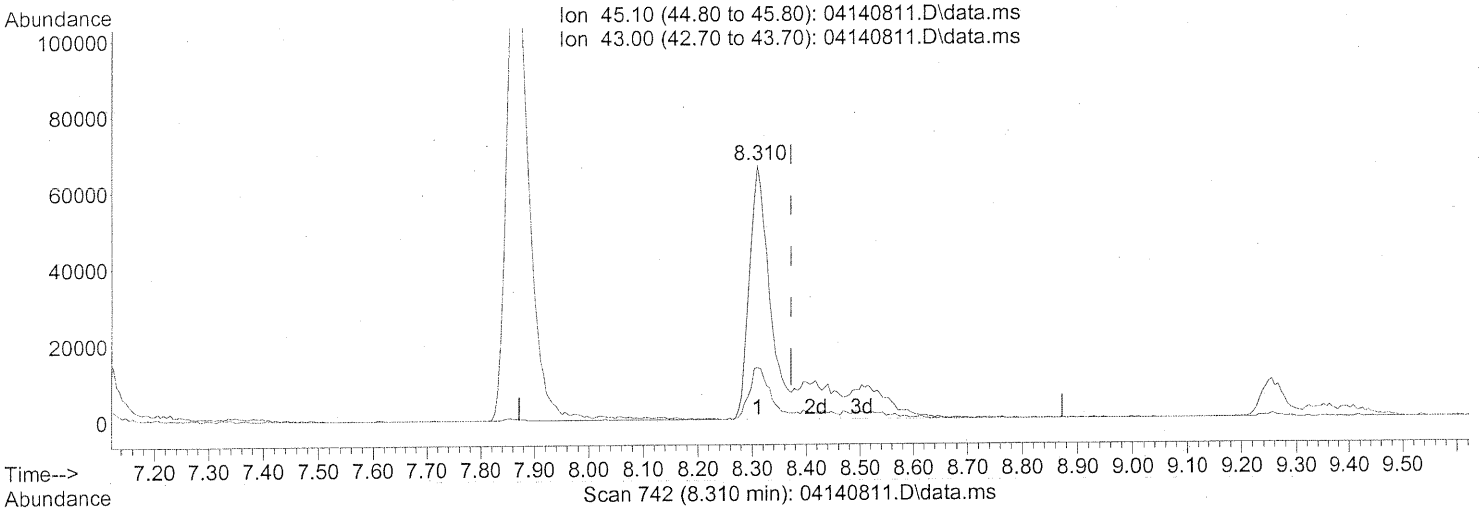
response 180066

Ion	Exp%	Act%
45.10	100	100
43.00	16.90	21.41
0.00	0.00	0.00
0.00	0.00	0.00

*split peaks*

Data Path : J:\MS13\DATA\2008\_04\14\  
Data File : 04140811.D  
Acq On : 14 Apr 2008 21:01  
Operator : WA  
Sample : 5ng TO-15 ICAL Standard  
Misc : S20-04140804/S20-03210809  
ALS Vial : 13 Sample Multiplier: 1

Quant Time: Apr 15 06:21:37 2008  
Quant Method : J:\MS13\METHODS\R13041408.M  
Quant Title : EPA TO-15 per SOP VOA-TO15 (CASS TO-15/GC-MS)  
QLast Update : Thu Apr 03 07:50:30 2008  
Response via : Initial Calibration



(15) Isopropanol (T)  
8.310min (-0.062) 3.23ng m  
response 264620

Ion	Exp%	Act%
45.10	100	100
43.00	16.90	14.57
0.00	0.00	0.00
0.00	0.00	0.00

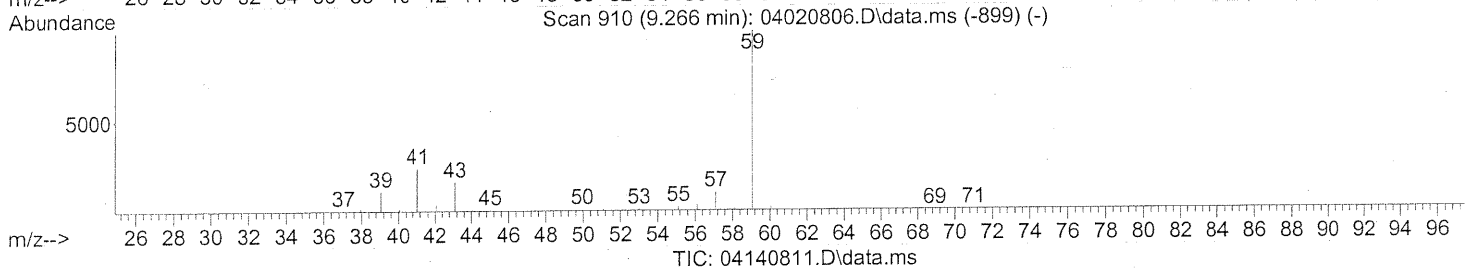
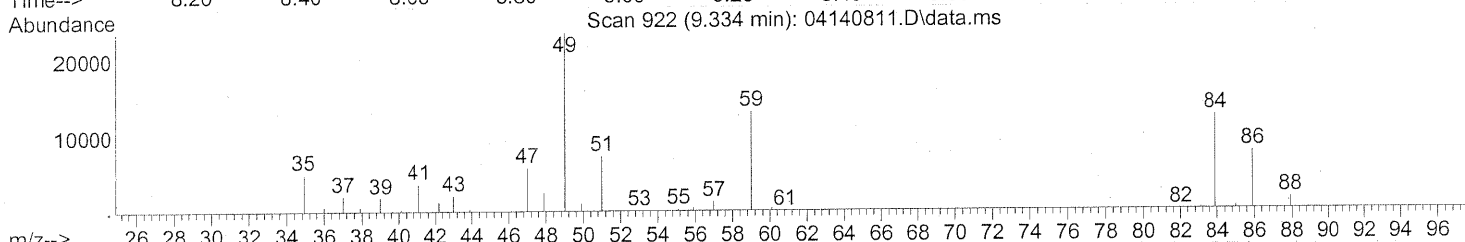
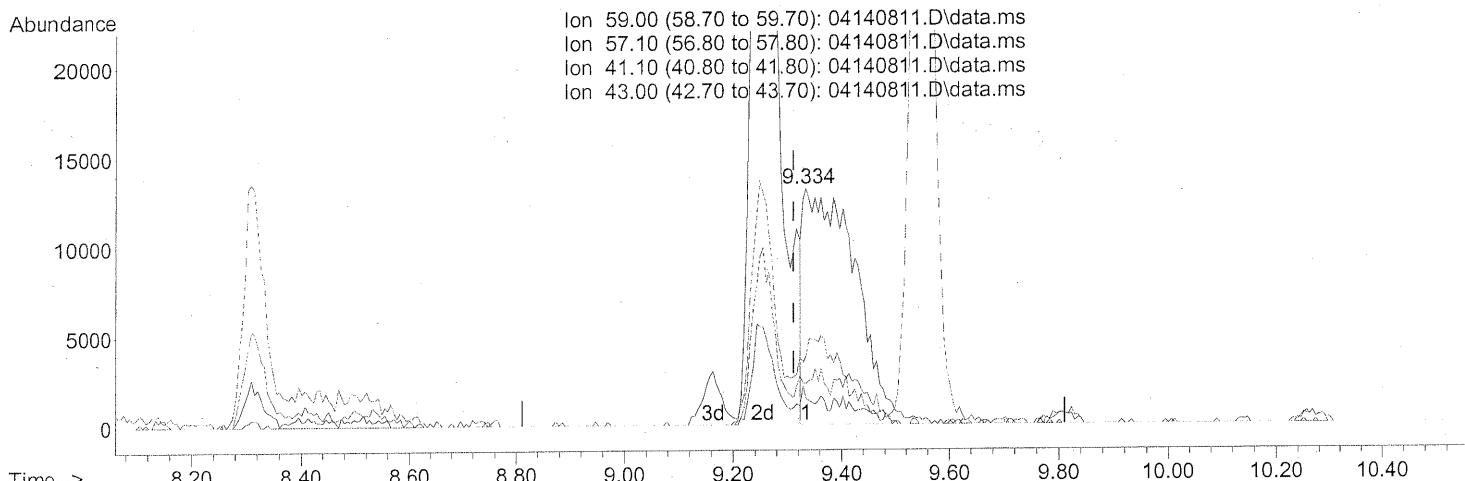
*int. whole peaks*

*WA 4/16/08*

*WA 4/17/08*

Data Path : J:\MS13\DATA\2008\_04\14\  
Data File : 04140811.D  
Acq On : 14 Apr 2008 21:01  
Operator : WA  
Sample : 5ng TO-15 ICAL Standard  
Misc : S20-04140804/S20-03210809  
ALS Vial : 13 Sample Multiplier: 1

Quant Time: Apr 15 06:21:37 2008  
Quant Method : J:\MS13\METHODS\R13041408.M  
Quant Title : EPA TO-15 per SOP VOA-TO15 (CASS TO-15/GC-MS)  
QLast Update : Thu Apr 03 07:50:30 2008  
Response via : Initial Calibration



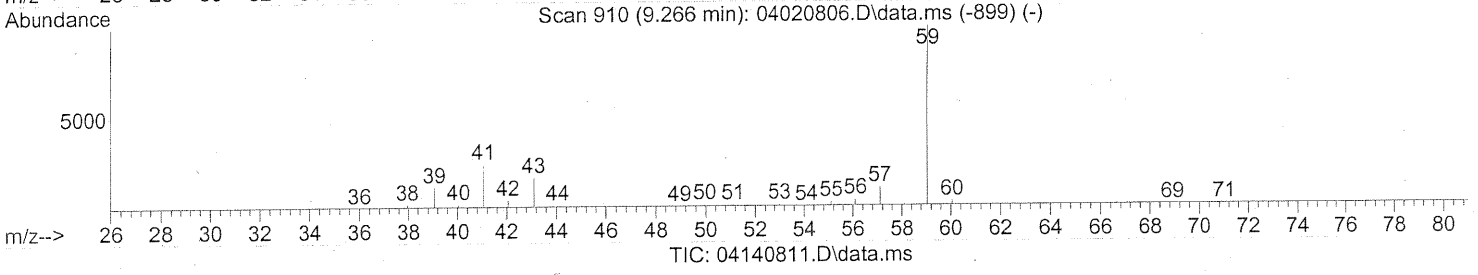
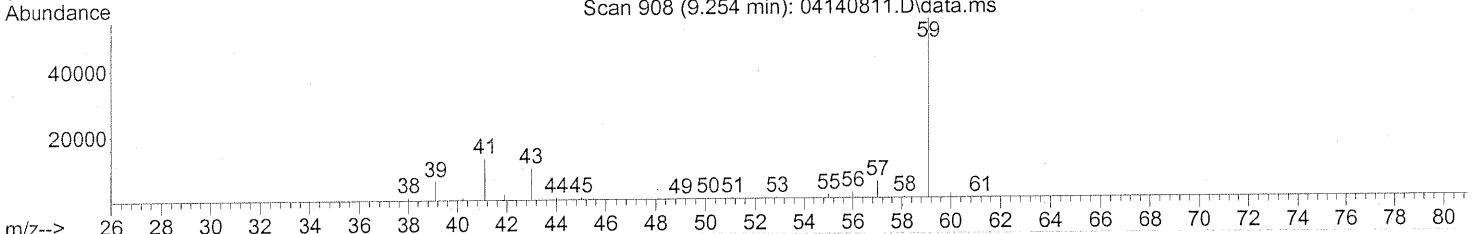
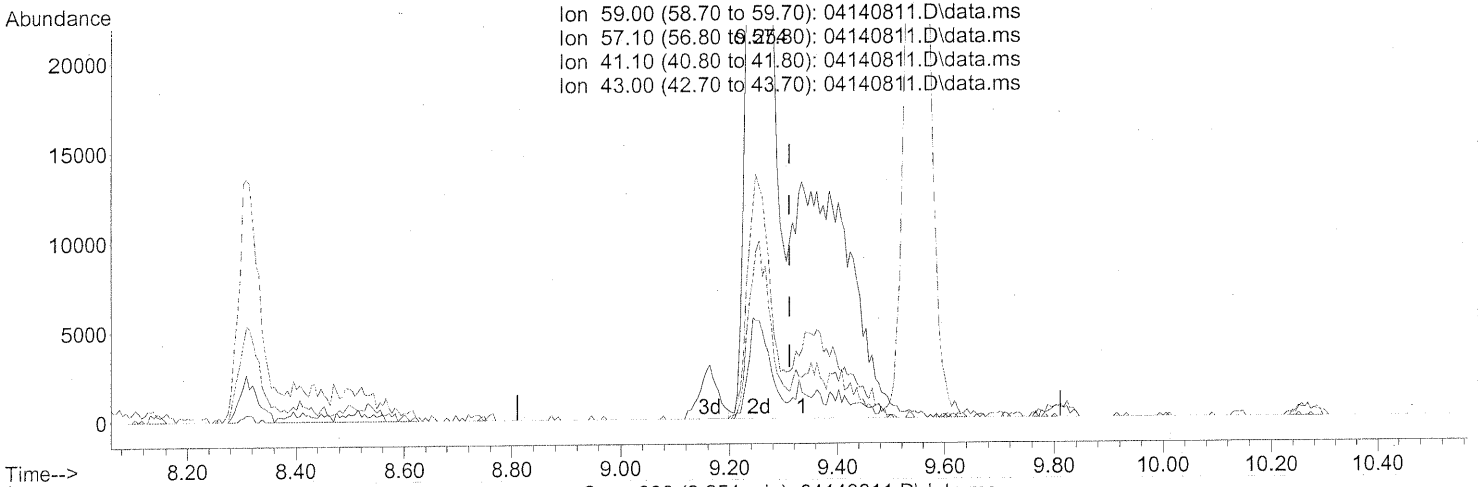
(18) tert-Butanol (T)  
9.334min (+0.023) 1.23ng  
response 88968  
lon Exp% Act%  
59.00 100 100  
57.10 10.30 3.64  
41.10 20.10 0.00#  
43.00 12.30 0.00

*split peaks*



Data Path : J:\MS13\DATA\2008\_04\14\  
 Data File : 04140811.D  
 Acq On : 14 Apr 2008 21:01  
 Operator : WA  
 Sample : 5ng TO-15 ICAL Standard  
 Misc : S20-04140804/S20-03210809  
 ALS Vial : 13 Sample Multiplier: 1

Quant Time: Apr 15 06:21:37 2008  
 Quant Method : J:\MS13\METHODS\R13041408.M  
 Quant Title : EPA TO-15 per SOP VOA-TO15 (CASS TO-15/GC-MS)  
 QLast Update : Thu Apr 03 07:50:30 2008  
 Response via : Initial Calibration



(18) tert-Butanol (T)  
 9.254min (-0.057) 3.44ng m  
 response 248954

Ion	Exp%	Act%
59.00	100	100
57.10	10.30	1.30
41.10	20.10	0.00#
43.00	12.30	0.00

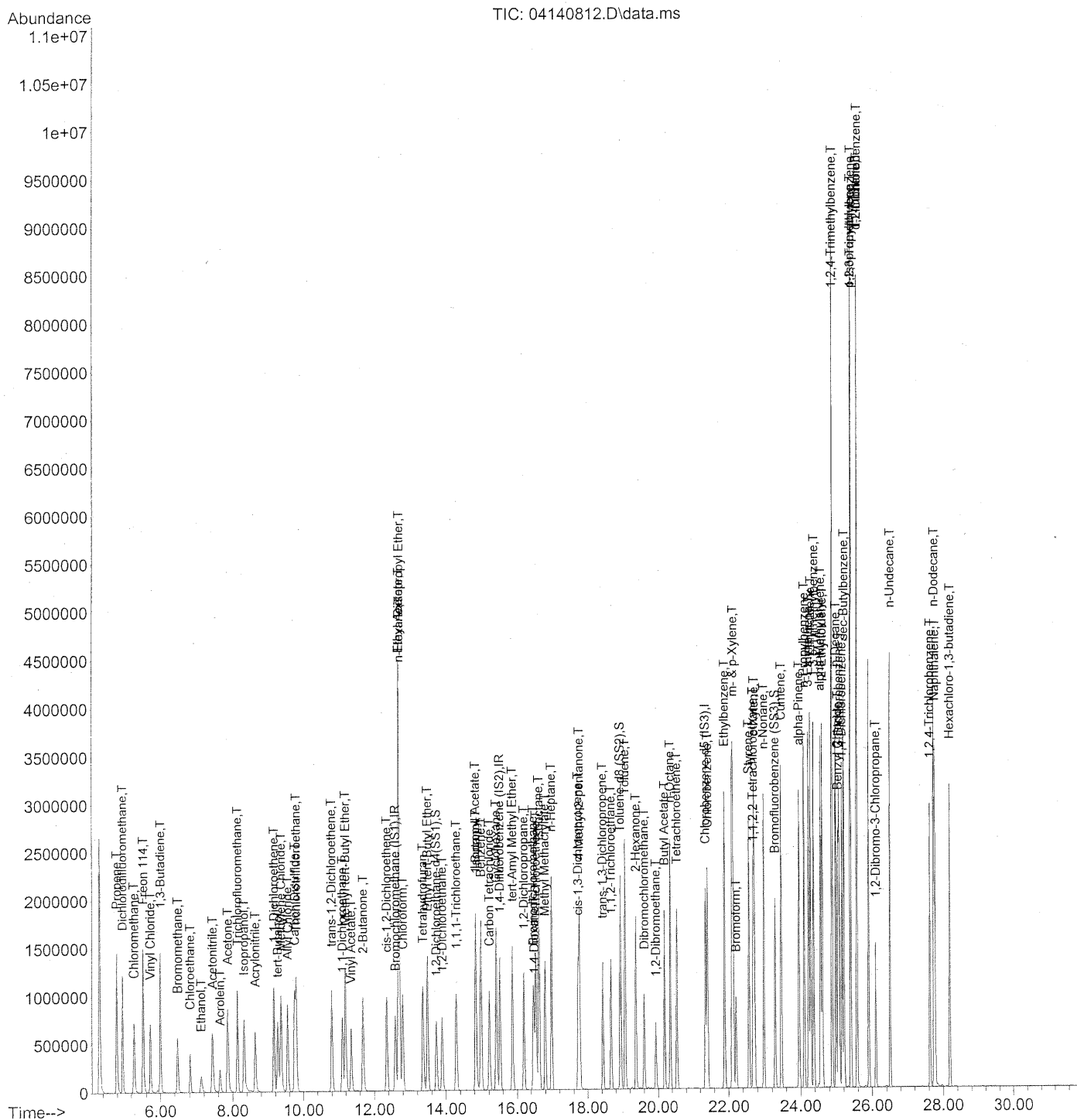
*int. whole peaks*

*RA 4/16/08*

*R 04/17/08*

Data Path : J:\MS13\DATA\2008\_04\14\  
Data File : 04140812.D  
Acq On : 14 Apr 2008 21:43  
Operator : WA  
Sample : 25ng TO-15 ICAL Standard  
Misc : S20-04140804/S20-04020808  
ALS Vial : 4 Sample Multiplier: 1

Quant Time: Apr 15 06:24:41 2008  
Quant Method : J:\MS13\METHODS\R13041408.M  
Quant Title : EPA TO-15 per SOP VOA-TO15 (CASS TO-15/GC-MS)  
QLast Update : Thu Apr 03 07:50:30 2008  
Response via : Initial Calibration



Data Path : J:\MS13\DATA\2008\_04\14\  
 Data File : 04140812.D  
 Acq On : 14 Apr 2008 21:43  
 Operator : WA  
 Sample : 25ng TO-15 ICAL Standard  
 Misc : S20-04140804/S20-04020808  
 ALS Vial : 4 Sample Multiplier: 1

Quant Time: Apr 15 06:24:41 2008  
 Quant Method : J:\MS13\METHODS\R13041408.M  
 Quant Title : EPA TO-15 per SOP VOA-TO15 (CASS TO-15/GC-MS)  
 QLast Update : Thu Apr 03 07:50:30 2008  
 Response via : Initial Calibration

Internal Standards	R.T.	QIon	Response	Conc	Units	Dev (Min)
1) Bromochloromethane (IS1)	12.60	130	332070	25.000	ng	-0.01
37) 1,4-Difluorobenzene (IS2)	15.52	114	1467032	25.000	ng	-0.01
56) Chlorobenzene-d5 (IS3)	21.35	82	762152	25.000	ng	0.00

System Monitoring Compounds	R.T.	QIon	Response	Conc	Units	Dev (Min)
33) 1,2-Dichloroethane-d4 (...)	13.73	65	674919	21.764	ng	-0.02
Spiked Amount	25.000		Recovery	=	87.04%	
57) Toluene-d8 (SS2)	18.93	98	1696875	27.616	ng	-0.01
Spiked Amount	25.000		Recovery	=	110.48%	
73) Bromofluorobenzene (SS3)	23.29	174	594489	30.286	ng	0.00
Spiked Amount	25.000		Recovery	=	121.16%	

Target Compounds	R.T.	QIon	Response	Conc	Units	Qvalue
2) Propene	4.79	42	672960	17.105	ng	90
3) Dichlorodifluoromethane	4.95	85	1189005	17.899	ng	99
4) Chloromethane	5.27	50	996447	17.815	ng	97
5) Freon 114	5.52	135	601060	22.233	ng	100
6) Vinyl Chloride	5.72	62	926947	18.099	ng	97
7) 1,3-Butadiene	6.00	54	801354	19.711	ng	# 75
8) Bromomethane	6.48	94	482161	18.653	ng	98
9) Chloroethane	6.82	64	407498	16.251	ng	95
10) Ethanol	7.13	45	369567m	15.011	ng	
11) Acetonitrile	7.44	41	1063940	17.066	ng	97
12) Acrolein	7.65	56	311781	16.287	ng	99
13) Acetone	7.87	58	476809	18.825	ng	# 60
14) Trichlorofluoromethane	8.14	101	981944	18.410	ng	99
15) Isopropanol	8.33	45	1582931	18.268	ng	93
16) Acrylonitrile	8.64	53	754718	18.652	ng	98
17) 1,1-Dichloroethene	9.16	96	490975	19.497	ng	92
18) tert-Butanol	9.27	59	1372970	17.895	ng	93
19) Methylene Chloride	9.36	84	529930	19.036	ng	95
20) Allyl Chloride	9.55	41	833997	20.033	ng	98
21) Trichlorotrifluoroethane	9.80	151	443941	21.599	ng	92
22) Carbon Disulfide	9.76	76	1936445	16.576	ng	96
23) trans-1,2-Dichloroethene	10.80	61	850827	18.214	ng	92
24) 1,1-Dichloroethane	11.10	63	1018131	18.943	ng	96
25) Methyl tert-Butyl Ether	11.20	73	1594825	17.877	ng	88
26) Vinyl Acetate	11.35	86	96140	15.853	ng	# 76
27) 2-Butanone	11.68	72	367812	17.921	ng	94
28) cis-1,2-Dichloroethene	12.36	61	811321	18.348	ng	92
29) Diisopropyl Ether	12.69	87	406960	17.183	ng	# 73
30) Ethyl Acetate	12.69	61	254557	23.095	ng	88
31) n-Hexane	12.70	57	1083608	18.882	ng	93

587

WA 4/16/08

Data Path : J:\MS13\DATA\2008\_04\14\  
 Data File : 04140812.D  
 Acq On : 14 Apr 2008 21:43  
 Operator : WA  
 Sample : 25ng TO-15 ICAL Standard  
 Misc : S20-04140804/S20-04020808  
 ALS Vial : 4 Sample Multiplier: 1

Quant Time: Apr 15 06:24:41 2008  
 Quant Method : J:\MS13\METHODS\R13041408.M  
 Quant Title : EPA TO-15 per SOP VOA-TO15 (CASS TO-15/GC-MS)  
 QLast Update : Thu Apr 03 07:50:30 2008  
 Response via : Initial Calibration

Internal Standards	R.T.	QIon	Response	Conc	Units	Dev (Min)
32) Chloroform	12.80	83	956625	21.851	ng	98
34) Tetrahydrofuran	13.36	72	360780	18.405	ng	98
35) Ethyl tert-Butyl Ether	13.49	87	556742	17.155	ng #	86
36) 1,2-Dichloroethane	13.90	62	824015	18.894	ng	99
38) 1,1,1-Trichloroethane	14.30	97	830170	22.032	ng	98
39) Isopropyl Acetate	14.84	61	345329	20.309	ng #	30
40) 1-Butanol	14.84	56	447826	17.785	ng #	47
41) Benzene	14.99	78	2068389	20.085	ng	98
42) Carbon Tetrachloride	15.22	117	718394	22.376	ng	99
43) Cyclohexane	15.41	84	767539	20.298	ng #	81
44) tert-Amyl Methyl Ether	15.87	73	1448190	19.521	ng	91
45) 1,2-Dichloropropane	16.20	63	576719	20.028	ng	98
46) Bromodichloromethane	16.46	83	756240	22.466	ng	100
47) Trichloroethene	16.54	130	525239	24.045	ng	98
48) 1,4-Dioxane	16.49	88	396979	22.001	ng	84
49) Isooctane	16.62	57	2351708	19.710	ng	70
50) Methyl Methacrylate	16.80	100	190312	20.691	ng #	68
51) n-Heptane	16.98	71	578179	20.955	ng #	82
52) cis-1,3-Dichloropropene	17.73	75	823511	19.426	ng	98
53) 4-Methyl-2-pentanone	17.77	58	577342	20.749	ng	87
54) trans-1,3-Dichloropropene	18.43	75	819225	21.955	ng	100
55) 1,1,2-Trichloroethane	18.67	97	481442	21.367	ng	92
58) Toluene	19.07	91	2224726	24.602	ng	96
59) 2-Hexanone	19.37	43	1719849	24.112	ng	79
60) Dibromochloromethane	19.61	129	583893	28.073	ng	98
61) 1,2-Dibromoethane	19.94	107	559507	23.950	ng	99
62) Butyl Acetate	20.19	43	1805701	25.220	ng	83
63) n-Octane	20.36	57	515467	22.585	ng	97
64) Tetrachloroethene	20.55	166	547110	26.534	ng	99
65) Chlorobenzene	21.42	112	1376096	25.704	ng	100
66) Ethylbenzene	21.89	91	2587658	25.169	ng	91
67) m- & p-Xylene	22.13	91	4184617	61.330	ng	89
68) Bromoform	22.21	173	497365	33.995	ng	98
69) Styrene	22.57	104	1508280	25.951	ng	95
70) o-Xylene	22.72	91	2083003	28.561	ng	90
71) n-Nonane	22.98	43	1425405	23.621	ng #	78
72) 1,1,2,2-Tetrachloroethane	22.69	83	1013401	28.884	ng	97
74) Cumene	23.47	105	2395512	26.455	ng	98
75) alpha-Pinene	23.97	93	1244786	24.972	ng	90
76) n-Propylbenzene	24.10	91	3178462	26.384	ng	95
77) 3-Ethyltoluene	24.23	105	2444332	24.967	ng	96
78) 4-Ethyltoluene	24.28	105	2502986	27.285	ng	97
79) 1,3,5-Trimethylbenzene	24.38	105	2115805	25.805	ng	96

Data Path : J:\MS13\DATA\2008\_04\14\  
 Data File : 04140812.D  
 Acq On : 14 Apr 2008 21:43  
 Operator : WA  
 Sample : 25ng TO-15 ICAL Standard  
 Misc : S20-04140804/S20-04020808  
 ALS Vial : 4 Sample Multiplier: 1

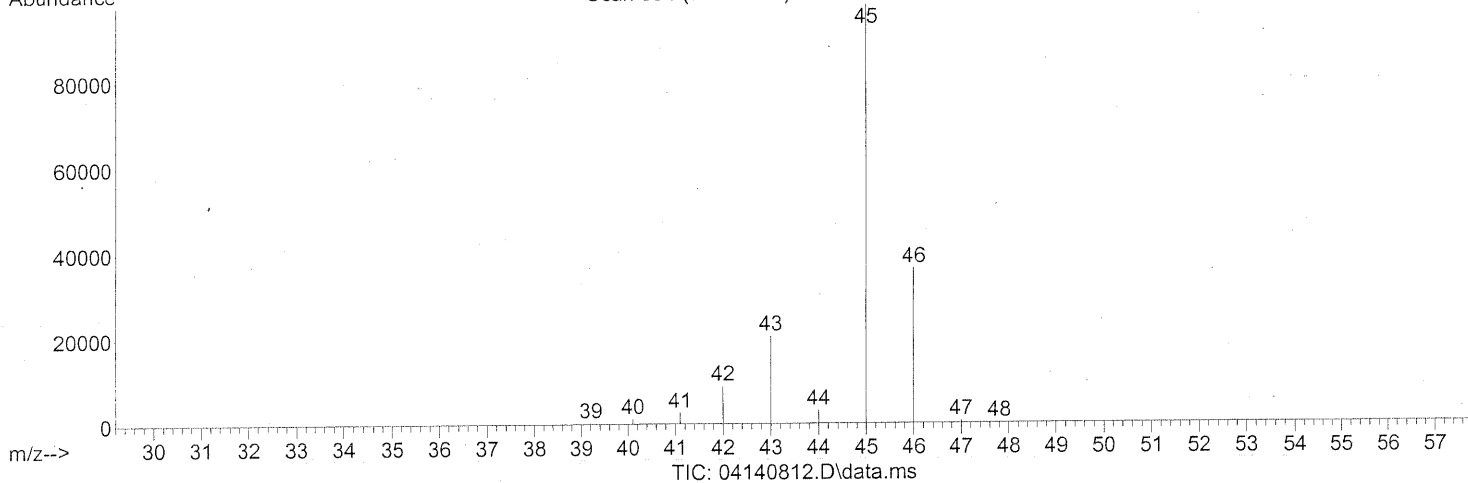
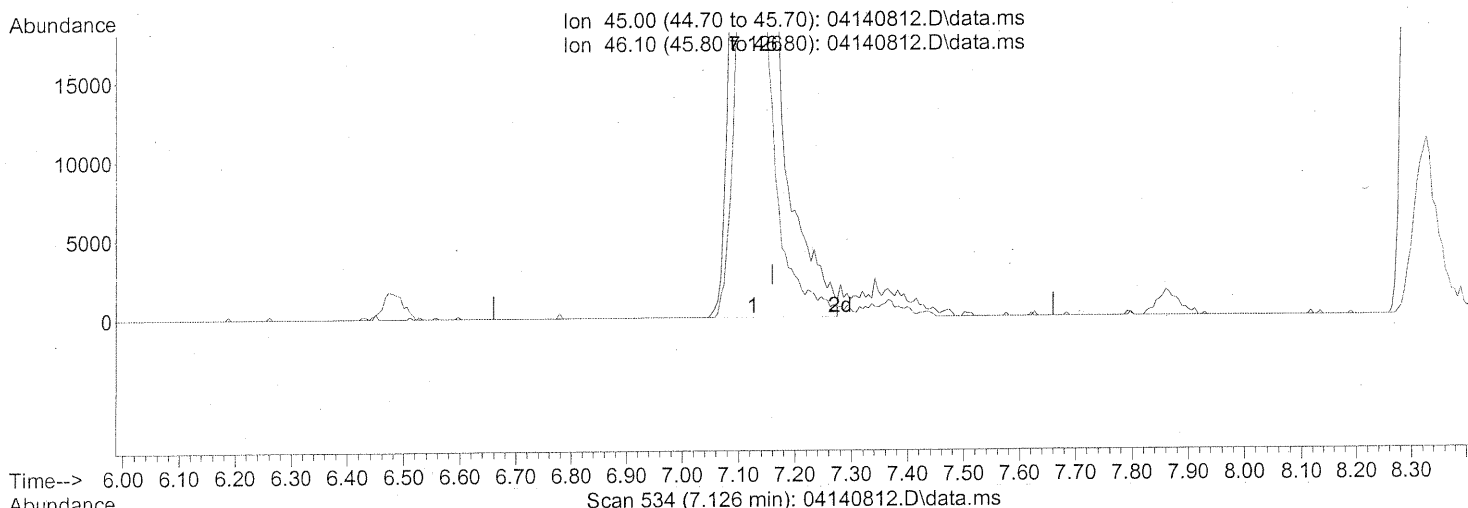
Quant Time: Apr 15 06:24:41 2008  
 Quant Method : J:\MS13\METHODS\R13041408.M  
 Quant Title : EPA TO-15 per SOP VOA-TO15 (CASS TO-15/GC-MS)  
 QLast Update : Thu Apr 03 07:50:30 2008  
 Response via : Initial Calibration

Internal Standards	R.T.	QIon	Response	Conc	Units	Dev (Min)
80) alpha-Methylstyrene	24.56	118	1087973	26.108	ng	96
81) 2-Ethyltoluene	24.61	105	2410901	24.872	ng	97
82) 1,2,4-Trimethylbenzene	24.88	105	2508869	28.548	ng	96
83) n-Decane	24.99	57	1277785	23.445	ng	88
84) Benzyl Chloride	25.05	91	1825642	26.564	ng	94
85) 1,3-Dichlorobenzene	25.08	146	1229700	28.682	ng	100
86) 1,4-Dichlorobenzene	25.16	146	1225313	28.963	ng	99
87) sec-Butylbenzene	25.21	105	2824529	26.797	ng	95
88) p-Isopropyltoluene	25.40	119	2872095	34.115	ng	91
89) 1,2,3-Trimethylbenzene	25.41	105	2501708	29.438	ng	96
90) 1,2-Dichlorobenzene	25.58	146	1306688	29.663	ng	100
91) d-Limonene	25.58	68	1077490	25.929	ng	94
92) 1,2-Dibromo-3-Chloropr...	26.11	157	371616	30.629	ng	# 59
93) n-Undecane	26.50	57	1360612	23.532	ng	88
94) 1,2,4-Trichlorobenzene	27.63	180	846601	28.533	ng	95
95) Naphthalene	27.77	128	2721399	30.741	ng	98
96) n-Dodecane	27.74	57	1350348	23.984	ng	87
97) Hexachloro-1,3-butadiene	28.19	225	540955	30.728	ng	100

(#) = qualifier out of range (m) = manual integration (+) = signals summed

Data Path : J:\MS13\DATA\2008\_04\14\  
Data File : 04140812.D  
Acq On : 14 Apr 2008 21:43  
Operator : WA  
Sample : 25ng TO-15 ICAL Standard  
Misc : S20-04140804/S20-04020808  
ALS Vial : 4 Sample Multiplier: 1

Quant Time: Apr 15 06:24:20 2008  
Quant Method : J:\MS13\METHODS\R13041408.M  
Quant Title : EPA TO-15 per SOP VOA-TO15 (CASS TO-15/GC-MS)  
QLast Update : Thu Apr 03 07:50:30 2008  
Response via : Initial Calibration



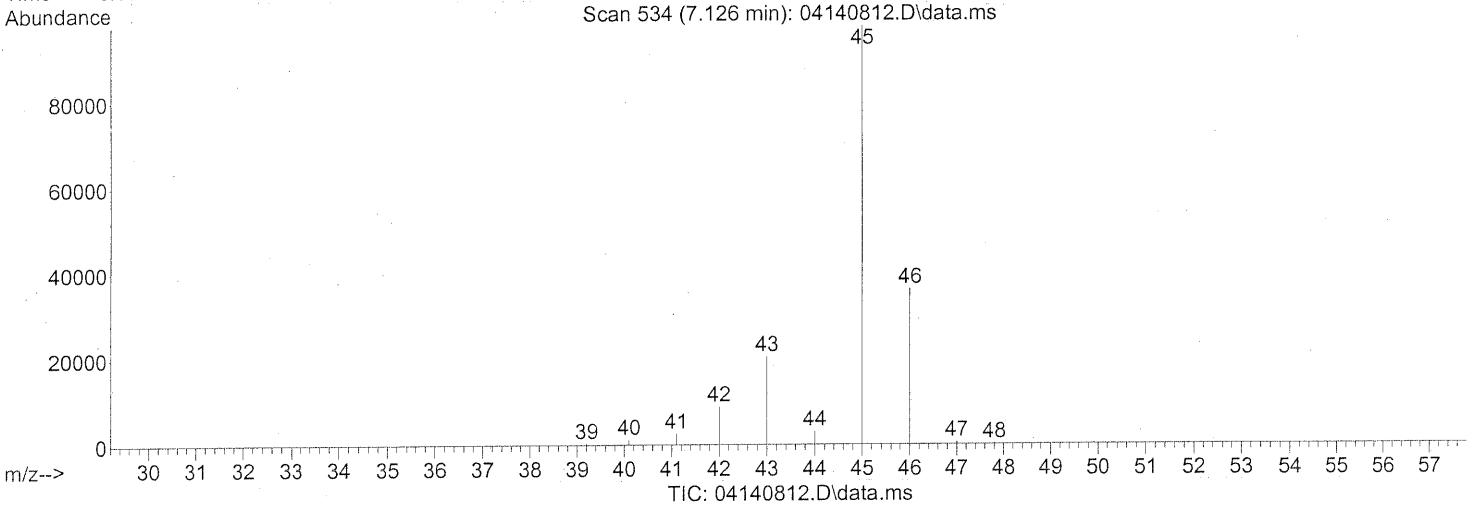
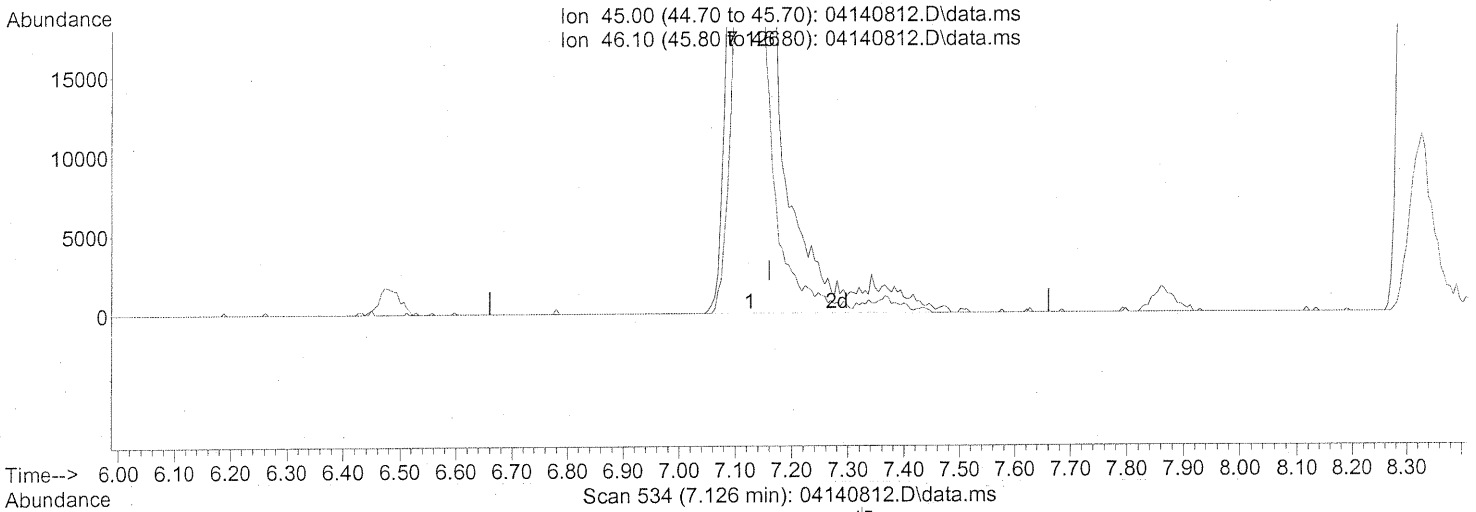
(10) Ethanol (T)  
7.126min (-0.034) 14.45ng  
response 355842

*split / tailing*

Ion	Exp%	Act%
45.00	100	100
46.10	41.00	38.07
0.00	0.00	0.00
0.00	0.00	0.00

Data Path : J:\MS13\DATA\2008\_04\14\  
Data File : 04140812.D  
Acq On : 14 Apr 2008 21:43  
Operator : WA  
Sample : 25ng TO-15 ICAL Standard  
Misc : S20-04140804/S20-04020808  
ALS Vial : 4 Sample Multiplier: 1

Quant Time: Apr 15 06:24:20 2008  
Quant Method : J:\MS13\METHODS\R13041408.M  
Quant Title : EPA TO-15 per SOP VOA-TO15 (CASS TO-15/GC-MS)  
QLast Update : Thu Apr 03 07:50:30 2008  
Response via : Initial Calibration



(10) Ethanol (T)

7.126min (-0.034) 15.01ng m

response 369567

Ion	Exp%	Act%
45.00	100	100
46.10	41.00	36.65
0.00	0.00	0.00
0.00	0.00	0.00

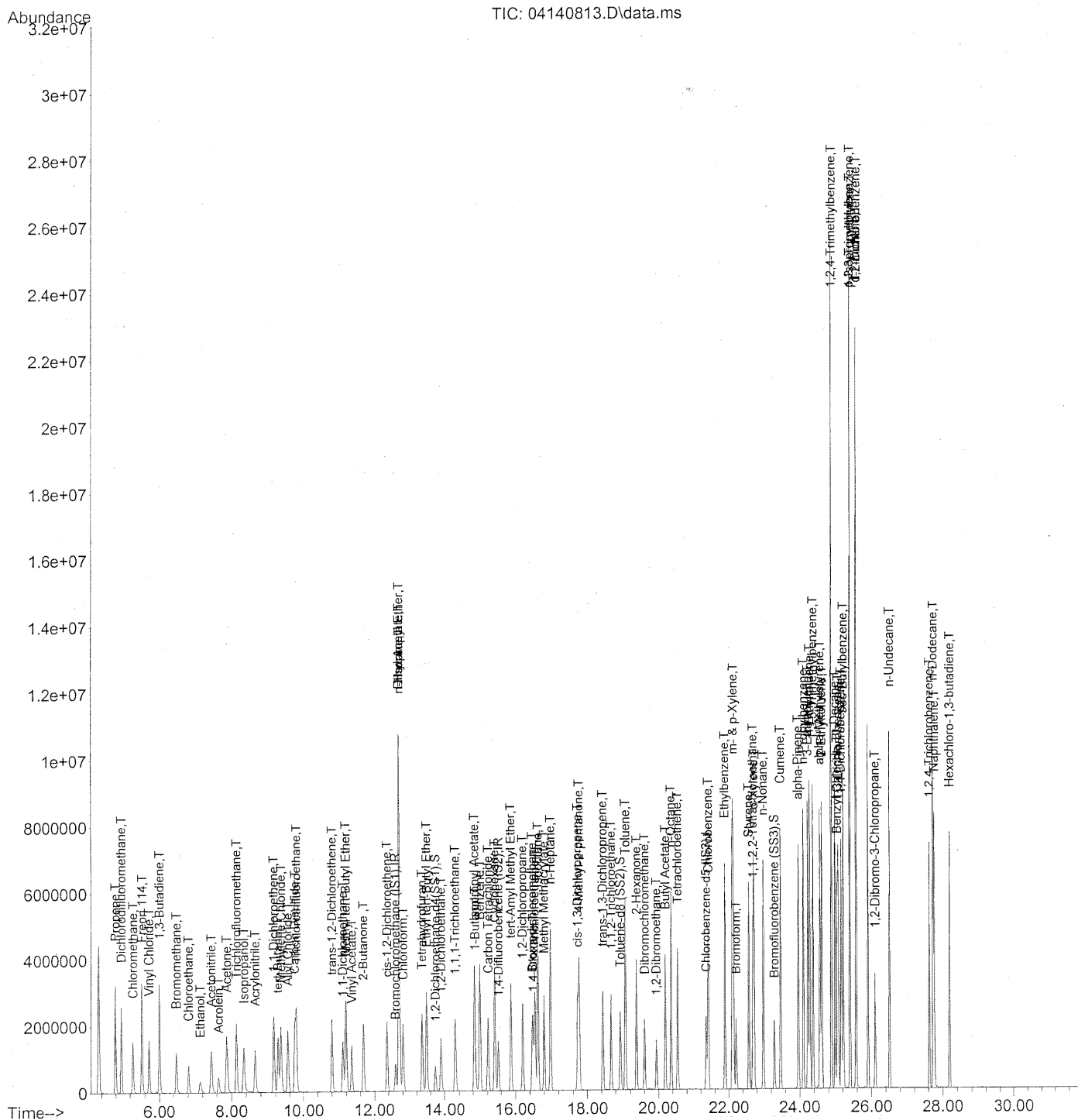
*incl. tailing*

*PA 4/16/08*

*PA 4/17/08*

Data Path : J:\MS13\DATA\2008\_04\14\  
Data File : 04140813.D  
Acq On : 14 Apr 2008 22:24  
Operator : WA  
Sample : 50ng TO-15 ICAL Standard  
Misc : S20-04140804/S20-04020808  
ALS Vial : 4 Sample Multiplier: 1

Quant Time: Apr 15 06:26:42 2008  
Quant Method : J:\MS13\METHODS\R13041408.M  
Quant Title : EPA TO-15 per SOP VOA-TO15 (CASS TO-15/GC-MS)  
QLast Update : Thu Apr 03 07:50:30 2008  
Response via : Initial Calibration





Data Path : J:\MS13\DATA\2008\_04\14\  
 Data File : 04140813.D  
 Acq On : 14 Apr 2008 22:24  
 Operator : WA  
 Sample : 50ng TO-15 ICAL Standard  
 Misc : S20-04140804/S20-04020808  
 ALS Vial : 4 Sample Multiplier: 1

Quant Time: Apr 15 06:26:42 2008  
 Quant Method : J:\MS13\METHODS\R13041408.M  
 Quant Title : EPA TO-15 per SOP VOA-TO15 (CASS TO-15/GC-MS)  
 QLast Update : Thu Apr 03 07:50:30 2008  
 Response via : Initial Calibration

Internal Standards	R.T.	QIon	Response	Conc	Units	Dev (Min)
1) Bromochloromethane (IS1)	12.60	130	359135	25.000	ng	0.00
37) 1,4-Difluorobenzene (IS2)	15.53	114	1580077	25.000	ng	0.00
56) Chlorobenzene-d5 (IS3)	21.36	82	818772	25.000	ng	0.00

System Monitoring Compounds	R.T.	QIon	Response	Conc	Units	Dev (Min)
33) 1,2-Dichloroethane-d4(...)	13.74	65	706628	21.069	ng	0.00
Spiked Amount				25.000		
					Recovery =	84.28%
57) Toluene-d8 (SS2)	18.93	98	1797014	27.224	ng	0.00
Spiked Amount				25.000		
					Recovery =	108.88%
73) Bromofluorobenzene (SS3)	23.30	174	626773	29.723	ng	0.00
Spiked Amount				25.000		
					Recovery =	118.88%

Target Compounds	R.T.	QIon	Response	Conc	Units	Qvalue
2) Propene	4.79	42	1494115	35.115	ng	90
3) Dichlorodifluoromethane	4.95	85	2537266	35.317	ng	99
4) Chloromethane	5.28	50	2106258	34.819	ng	97
5) Freon 114	5.53	135	1321916	45.213	ng	99
6) Vinyl Chloride	5.72	62	1980229	35.751	ng	96
7) 1,3-Butadiene	6.00	54	1778388	40.447	ng	# 76
8) Bromomethane	6.48	94	1041693	37.263	ng	100
9) Chloroethane	6.82	64	855335	31.541	ng	96
10) Ethanol	7.14	45	802216m	30.129	ng	
11) Acetonitrile	7.45	41	2274356	33.733	ng	96
12) Acrolein	7.65	56	658477	31.805	ng	99
13) Acetone	7.87	58	989790	36.133	ng	# 59
14) Trichlorofluoromethane	8.14	101	2079897	36.056	ng	98
15) Isopropanol	8.34	45	3077080m	32.835	ng	
16) Acrylonitrile	8.65	53	1587115	36.268	ng	97
17) 1,1-Dichloroethene	9.16	96	1039085	38.154	ng	94
18) tert-Butanol	9.28	59	2885669	34.776	ng	89
19) Methylene Chloride	9.37	84	1106480	36.752	ng	97
20) Allyl Chloride	9.56	41	1804544	40.079	ng	98
21) Trichlorotrifluoroethane	9.81	151	947778	42.638	ng	91
22) Carbon Disulfide	9.76	76	4089706	32.370	ng	96
23) trans-1,2-Dichloroethene	10.81	61	1829530	36.213	ng	92
24) 1,1-Dichloroethane	11.11	63	2089949	35.955	ng	95
25) Methyl tert-Butyl Ether	11.20	73	3425202	35.500	ng	88
26) Vinyl Acetate	11.36	86	208979	31.862	ng	# 79
27) 2-Butanone	11.68	72	772056	34.783	ng	94
28) cis-1,2-Dichloroethene	12.36	61	1732408	36.226	ng	93
29) Diisopropyl Ether	12.70	87	950117	37.093	ng	# 80
30) Ethyl Acetate	12.70	61	593406	49.781	ng	87
31) n-Hexane	12.70	57	2508991	40.425	ng	92

Data Path : J:\MS13\DATA\2008\_04\14\  
 Data File : 04140813.D  
 Acq On : 14 Apr 2008 22:24  
 Operator : WA  
 Sample : 50ng TO-15 ICAL Standard  
 Misc : S20-04140804/S20-04020808  
 ALS Vial : 4 Sample Multiplier: 1

Quant Time: Apr 15 06:26:42 2008  
 Quant Method : J:\MS13\METHODS\R13041408.M  
 Quant Title : EPA TO-15 per SOP VOA-TO15 (CASS TO-15/GC-MS)  
 QLast Update : Thu Apr 03 07:50:30 2008  
 Response via : Initial Calibration

Internal Standards	R.T.	QIon	Response	Conc	Units	Dev (Min)
32) Chloroform	12.81	83	1994360	42.122	ng	99
34) Tetrahydrofuran	13.36	72	764002	36.038	ng	98
35) Ethyl tert-Butyl Ether	13.49	87	1193455	34.004	ng	# 85
36) 1,2-Dichloroethane	13.90	62	1718931	36.444	ng	99
38) 1,1,1-Trichloroethane	14.30	97	1742008	42.924	ng	97
39) Isopropyl Acetate	14.84	61	731723	39.953	ng	# 28
40) 1-Butanol	14.86	56	968057	35.694	ng	# 46
41) Benzene	15.00	78	4417532	39.826	ng	99
42) Carbon Tetrachloride	15.22	117	1555430	44.981	ng	98
43) Cyclohexane	15.42	84	1663679	40.848	ng	# 82
44) tert-Amyl Methyl Ether	15.87	73	3119689	39.043	ng	90
45) 1,2-Dichloropropane	16.20	63	1234355	39.798	ng	99
46) Bromodichloromethane	16.47	83	1622745	44.758	ng	99
47) Trichloroethene	16.54	130	1118235	47.528	ng	99
48) 1,4-Dioxane	16.50	88	862754	44.395	ng	85
49) Isooctane	16.63	57	5039242	39.214	ng	70
50) Methyl Methacrylate	16.81	100	409572	41.343	ng	# 69
51) n-Heptane	16.99	71	1242949	41.826	ng	# 82
52) cis-1,3-Dichloropropene	17.73	75	1789811	39.200	ng	98
53) 4-Methyl-2-pentanone	17.77	58	1234835	41.203	ng	87
54) trans-1,3-Dichloropropene	18.43	75	1796165	44.693	ng	99
55) 1,1,2-Trichloroethane	18.68	97	1038954	42.812	ng	92
58) Toluene	19.07	91	4859246	50.019	ng	97
59) 2-Hexanone	19.38	43	3659388	47.756	ng	79
60) Dibromochloromethane	19.61	129	1265618	56.643	ng	98
61) 1,2-Dibromoethane	19.94	107	1186210	47.265	ng	100
62) Butyl Acetate	20.19	43	3868036	50.289	ng	83
63) n-Octane	20.36	57	1145169	46.706	ng	95
64) Tetrachloroethene	20.55	166	1217980	54.984	ng	99
65) Chlorobenzene	21.42	112	3038611	52.833	ng	99
66) Ethylbenzene	21.89	91	5696327	51.574	ng	92
67) m- & p-Xylene	22.13	91	9603967	131.023	ng	90
68) Bromoform	22.21	173	1107855	70.486	ng	98
69) Styrene	22.58	104	3333547	53.390	ng	94
70) o-Xylene	22.73	91	4708895	60.101	ng	91
71) n-Nonane	22.99	43	3106010	47.912	ng	# 79
72) 1,1,2,2-Tetrachloroethane	22.70	83	2259437	59.945	ng	97
74) Cumene	23.47	105	5386210	55.370	ng	99
75) alpha-Pinene	23.97	93	2820523	52.669	ng	90
76) n-Propylbenzene	24.11	91	6987398	53.990	ng	96
77) 3-Ethyltoluene	24.23	105	5592875	53.177	ng	98
78) 4-Ethyltoluene	24.28	105	5688789	57.725	ng	98
79) 1,3,5-Trimethylbenzene	24.38	105	4924010	55.901	ng	97

Data Path : J:\MS13\DATA\2008\_04\14\  
 Data File : 04140813.D  
 Acq On : 14 Apr 2008 22:24  
 Operator : WA  
 Sample : 50ng TO-15 ICAL Standard  
 Misc : S20-04140804/S20-04020808  
 ALS Vial : 4 Sample Multiplier: 1

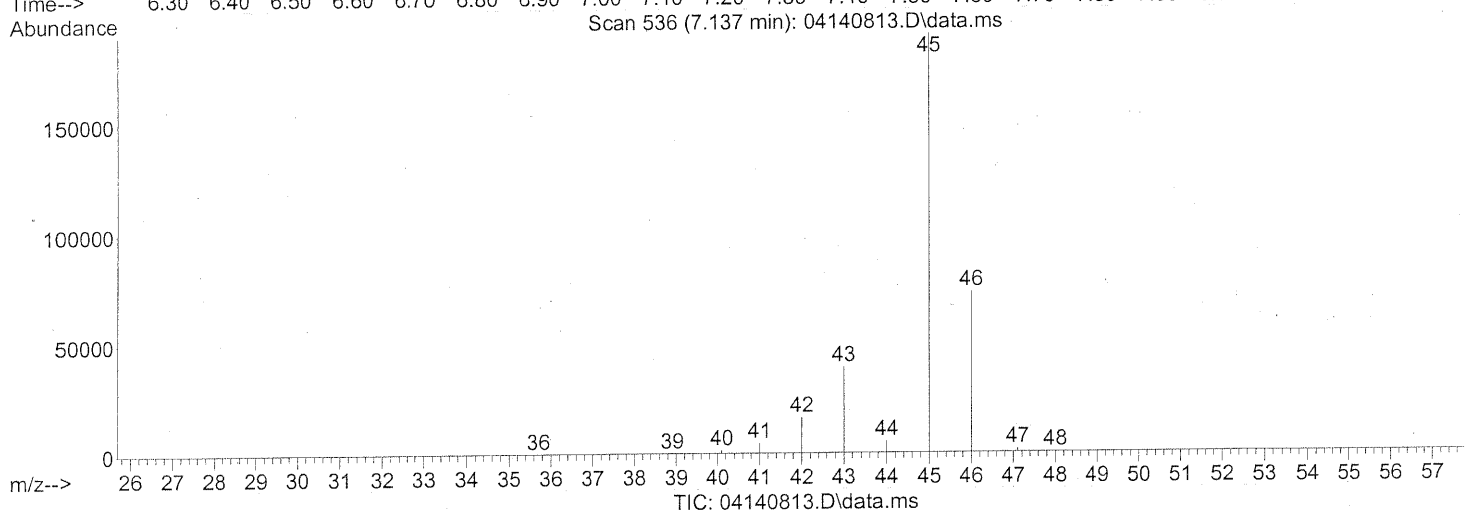
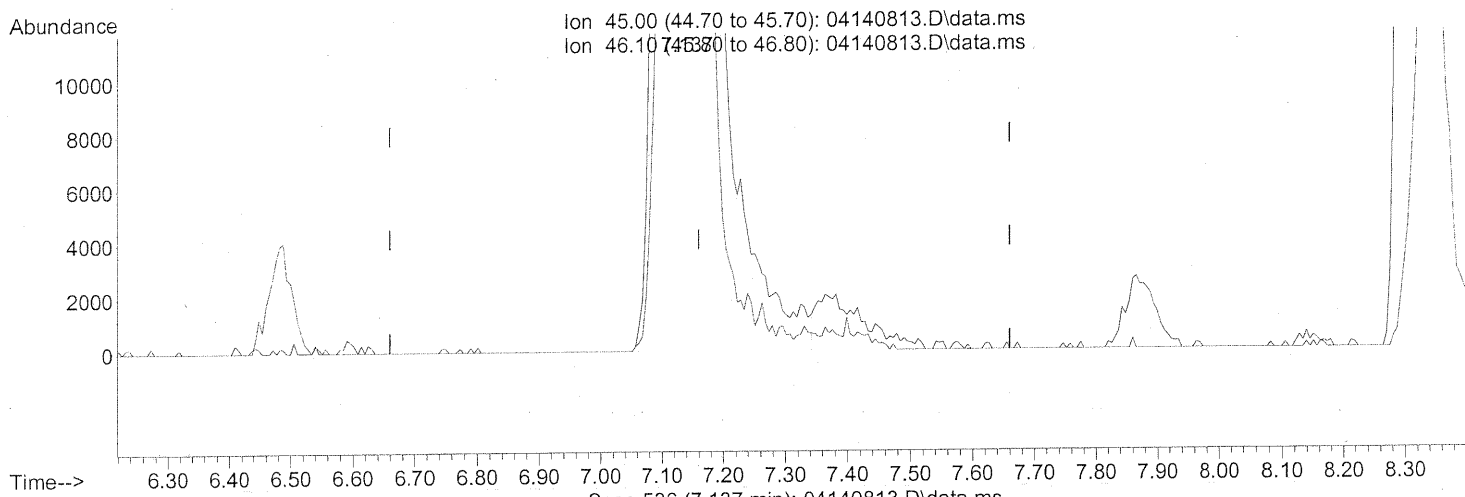
Quant Time: Apr 15 06:26:42 2008  
 Quant Method : J:\MS13\METHODS\R13041408.M  
 Quant Title : EPA TO-15 per SOP VOA-TO15 (CASS TO-15/GC-MS)  
 QLast Update : Thu Apr 03 07:50:30 2008  
 Response via : Initial Calibration

Internal Standards	R.T.	QIon	Response	Conc	Units	Dev(Min)
80) alpha-Methylstyrene	24.57	118	2494368	55.717	ng	96
81) 2-Ethyltoluene	24.62	105	5410812	51.961	ng	98
82) 1,2,4-Trimethylbenzene	24.89	105	6613440	70.050	ng	98
83) n-Decane	24.99	57	2936499	50.154	ng	88
84) Benzyl Chloride	25.05	91	4246418	57.516	ng	95
85) 1,3-Dichlorobenzene	25.08	146	2859135	62.075	ng	100
86) 1,4-Dichlorobenzene	25.16	146	2814320	61.922	ng	99
87) sec-Butylbenzene	25.22	105	6398402	56.506	ng	96
88) p-Isopropyltoluene	25.41	119	7505085	82.980	ng	91
89) 1,2,3-Trimethylbenzene	25.41	105	6559967	71.853	ng	99
90) 1,2-Dichlorobenzene	25.58	146	3427526	72.428	ng	99
91) d-Limonene	25.58	68	2738620	61.346	ng	95
92) 1,2-Dibromo-3-Chloropr...	26.11	157	833376	63.938	ng	# 62
93) n-Undecane	26.50	57	3146465	50.655	ng	87
94) 1,2,4-Trichlorobenzene	27.63	180	2017846	63.304	ng	96
95) Naphthalene	27.78	128	6171260	64.890	ng	99
96) n-Dodecane	27.74	57	3177225	52.528	ng	86
97) Hexachloro-1,3-butadiene	28.19	225	1315241	69.543	ng	100

(#) = qualifier out of range (m) = manual integration (+) = signals summed

Data Path : J:\MS13\DATA\2008\_04\14\  
Data File : 04140813.D  
Acq On : 14 Apr 2008 22:24  
Operator : WA  
Sample : 50ng TO-15 ICAL Standard  
Misc : S20-04140804/S20-04020808  
ALS Vial : 4 Sample Multiplier: 1

Quant Time: Apr 15 06:25:57 2008  
Quant Method : J:\MS13\METHODS\R13041408.M  
Quant Title : EPA TO-15 per SOP VOA-TO15 (CASS TO-15/GC-MS)  
QLast Update : Thu Apr 03 07:50:30 2008  
Response via : Initial Calibration



(10) Ethanol (T)

7.137min (-0.023) 29.70ng

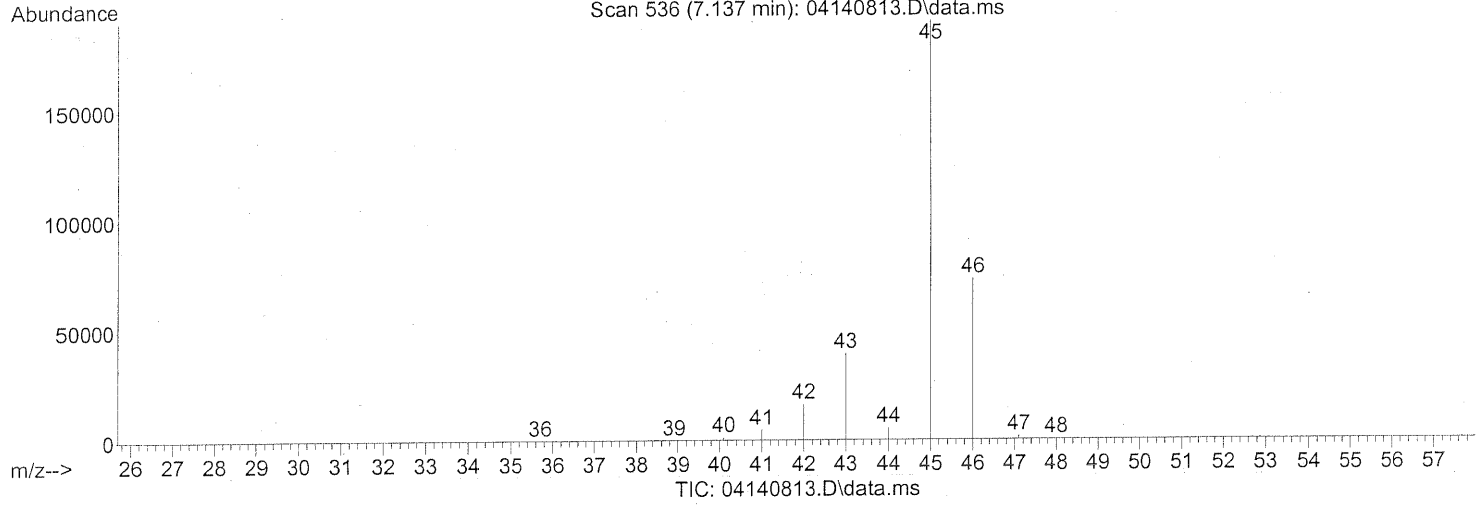
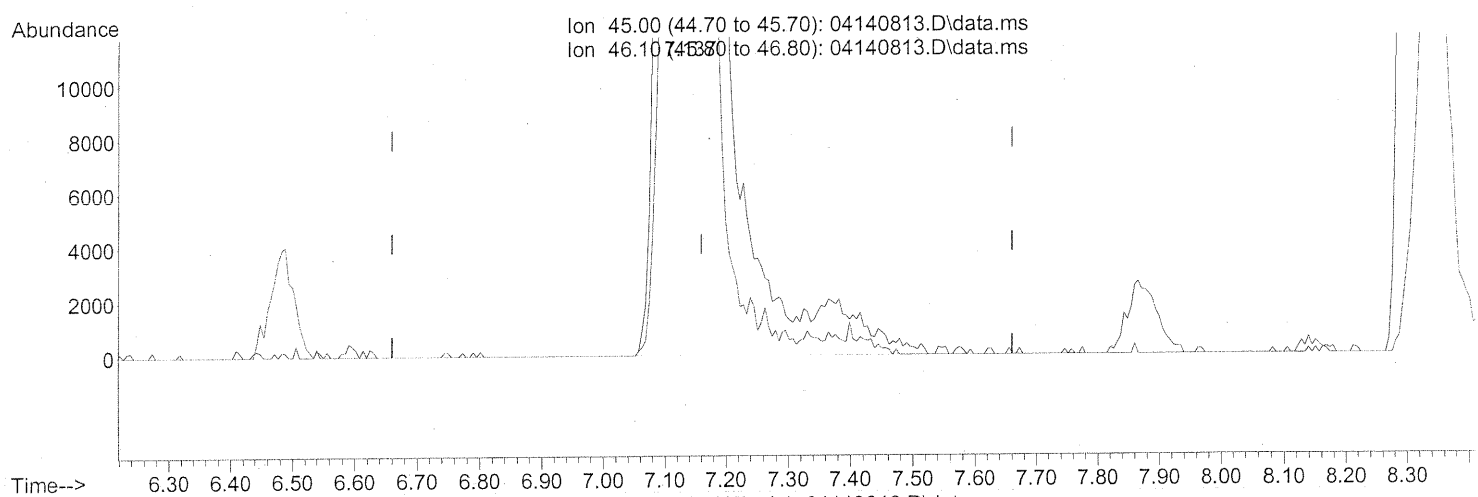
response 790799

*tailing*

Ion	Exp%	Act%
45.00	100	100
46.10	41.00	38.13
0.00	0.00	0.00
0.00	0.00	0.00

Data Path : J:\MS13\DATA\2008\_04\14\  
Data File : 04140813.D  
Acq On : 14 Apr 2008 22:24  
Operator : WA  
Sample : 50ng TO-15 ICAL Standard  
Misc : S20-04140804/S20-04020808  
ALS Vial : 4 Sample Multiplier: 1

Quant Time: Apr 15 06:25:57 2008  
Quant Method : J:\MS13\METHODS\R13041408.M  
Quant Title : EPA TO-15 per SOP VOA-TO15 (CASS TO-15/GC-MS)  
QLast Update : Thu Apr 03 07:50:30 2008  
Response via : Initial Calibration



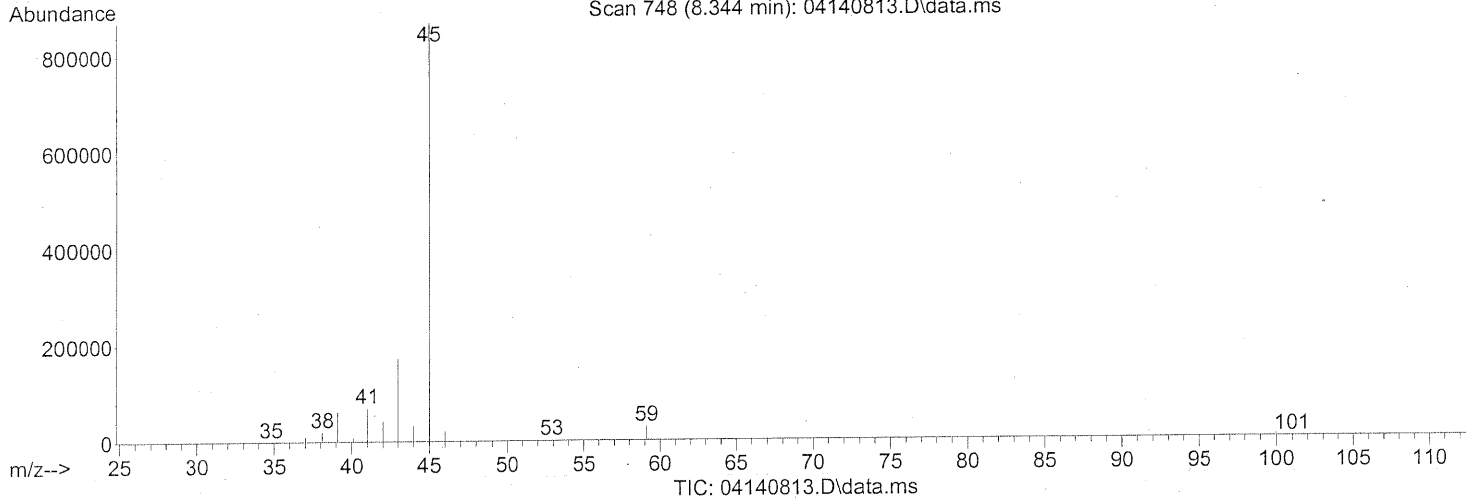
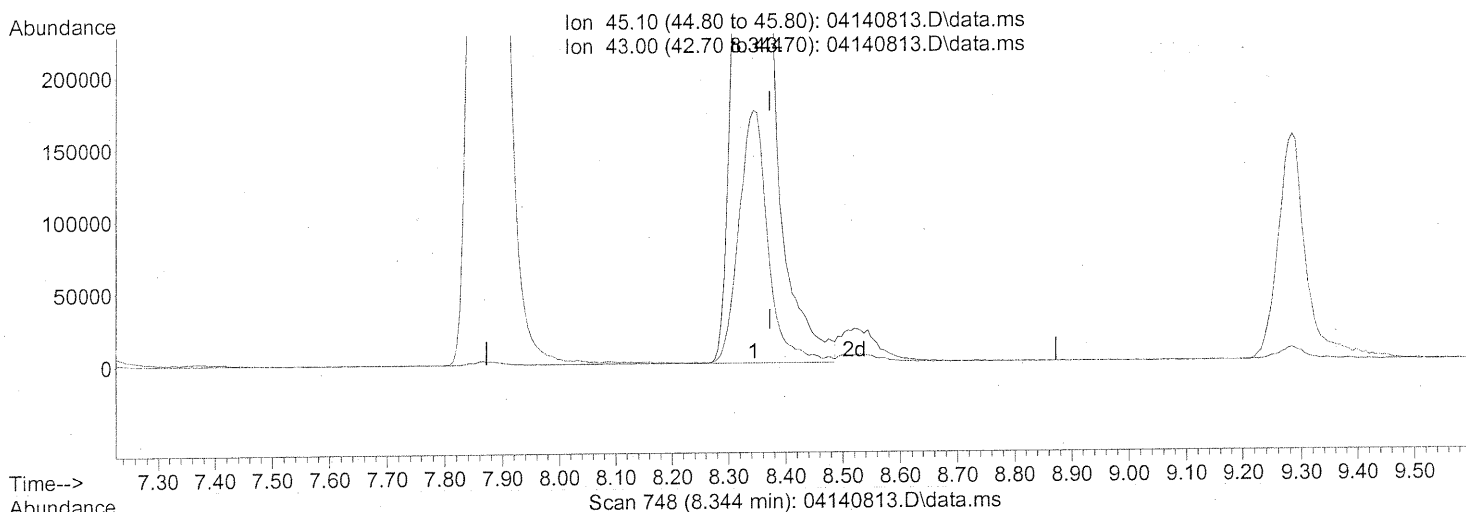
(10) Ethanol (T)  
7.137min (-0.023) 30.13ng m  
response 802216

Ion	Exp%	Act%
45.00	100	100
46.10	41.00	37.59
0.00	0.00	0.00
0.00	0.00	0.00

*incl. tailing*  
*WA 4/16/08*  
*F 4/17/08*

Data Path : J:\MS13\DATA\2008\_04\14\  
 Data File : 04140813.D  
 Acq On : 14 Apr 2008 22:24  
 Operator : WA  
 Sample : 50ng TO-15 ICAL Standard  
 Misc : S20-04140804/S20-04020808  
 ALS Vial : 4 Sample Multiplier: 1

Quant Time: Apr 15 06:25:57 2008  
 Quant Method : J:\MS13\METHODS\R13041408.M  
 Quant Title : EPA TO-15 per SOP VOA-TO15 (CASS TO-15/GC-MS)  
 QLast Update : Thu Apr 03 07:50:30 2008  
 Response via : Initial Calibration



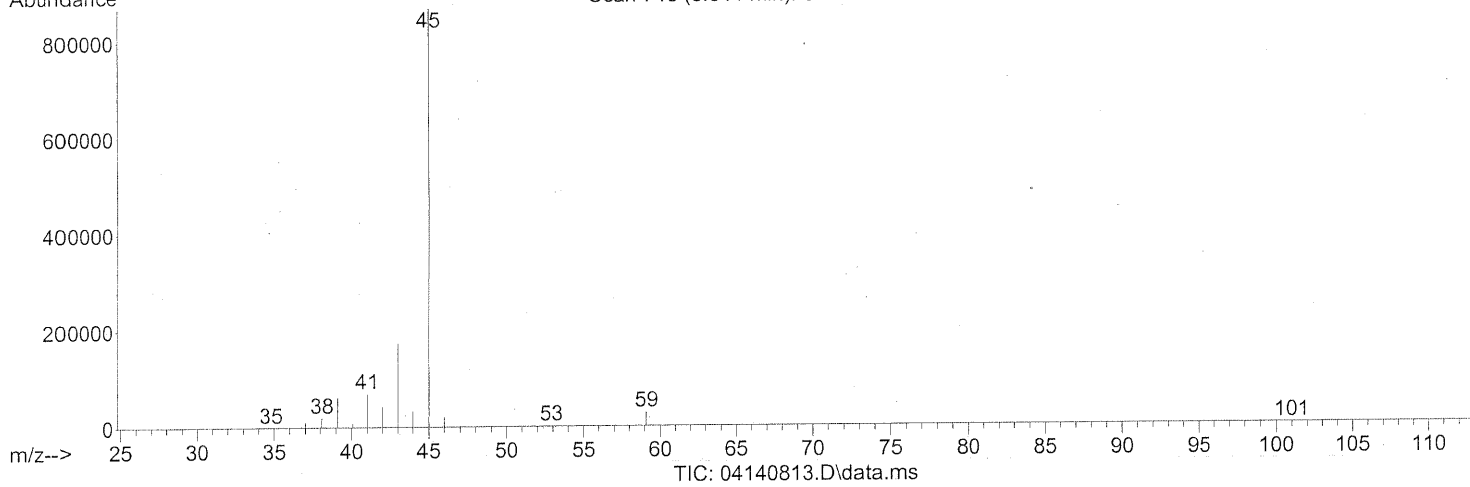
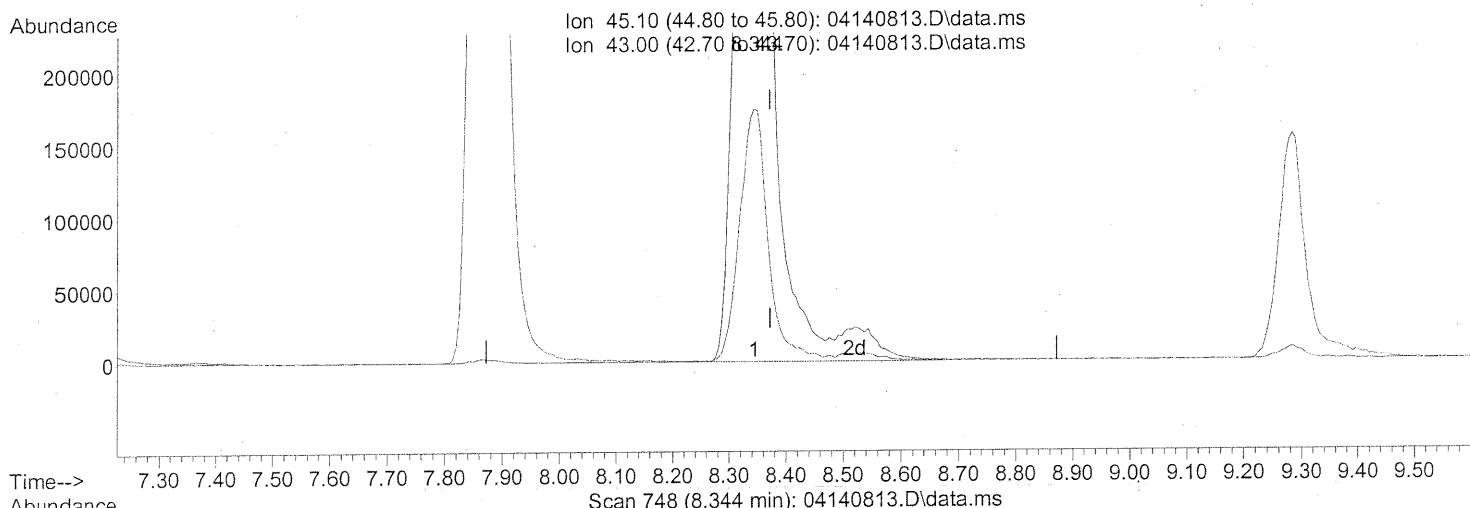
(15) Isopropanol (T)  
 8.344min (-0.028) 31.68ng  
 response 2968987

*split peaks*

Ion	Exp%	Act%
45.10	100	100
43.00	16.90	20.32
0.00	0.00	0.00
0.00	0.00	0.00

Data Path : J:\MS13\DATA\2008\_04\14\  
Data File : 04140813.D  
Acq On : 14 Apr 2008 22:24  
Operator : WA  
Sample : 50ng TO-15 ICAL Standard  
Misc : S20-04140804/S20-04020808  
ALS Vial : 4 Sample Multiplier: 1

Quant Time: Apr 15 06:25:57 2008  
Quant Method : J:\MS13\METHODS\R13041408.M  
Quant Title : EPA TO-15 per SOP VOA-TO15 (CASS TO-15/GC-MS)  
QLast Update : Thu Apr 03 07:50:30 2008  
Response via : Initial Calibration



(15) Isopropanol (T)  
8.344min (-0.028) 32.84ng m  
response 3077080

Ion	Exp%	Act%
45.10	100	100
43.00	16.90	19.61
0.00	0.00	0.00
0.00	0.00	0.00

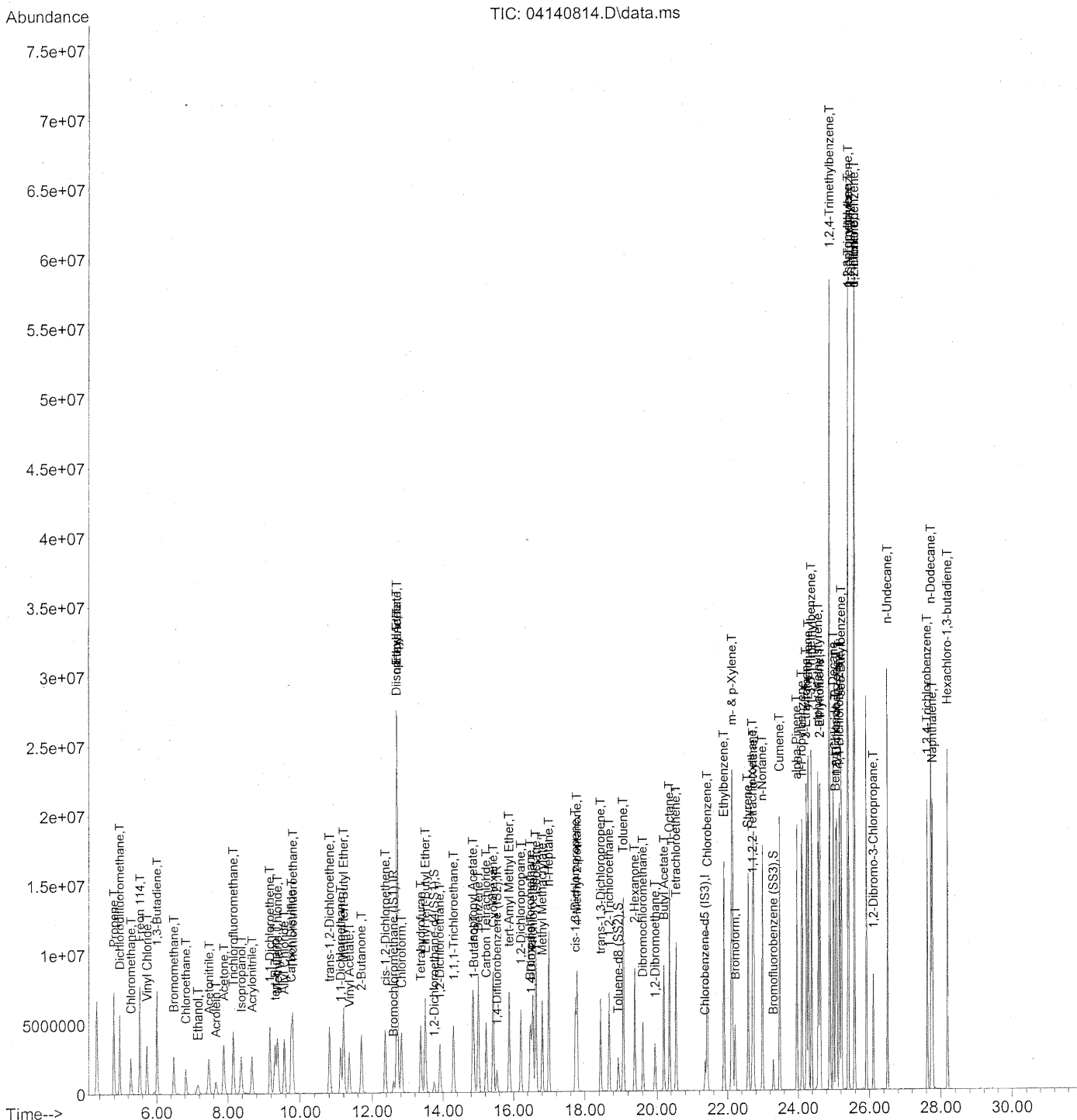
*int. whole peaks*

*WA 4/16/08*

*4/17/08*

Data Path : J:\MS13\DATA\2008\_04\14\  
Data File : 04140814.D  
Acq On : 14 Apr 2008 23:04  
Operator : WA  
Sample : 100ng TO-15 ICAL Standard  
Misc : S20-04140804/S20-04020808  
ALS Vial : 4 Sample Multiplier: 1

Quant Time: Apr 15 06:28:17 2008  
Quant Method : J:\MS13\METHODS\R13041408.M  
Quant Title : EPA TO-15 per SOP VOA-TO15 (CASS TO-15/GC-MS)  
QLast Update : Thu Apr 03 07:50:30 2008  
Response via : Initial Calibration





Data Path : J:\MS13\DATA\2008\_04\14\  
 Data File : 04140814.D  
 Acq On : 14 Apr 2008 23:04  
 Operator : WA  
 Sample : 100ng TO-15 ICAL Standard  
 Misc : S20-04140804/S20-04020808  
 ALS Vial : 4 Sample Multiplier: 1

Quant Time: Apr 15 06:28:17 2008  
 Quant Method : J:\MS13\METHODS\R13041408.M  
 Quant Title : EPA TO-15 per SOP VOA-TO15 (CASS TO-15/GC-MS)  
 QLast Update : Thu Apr 03 07:50:30 2008  
 Response via : Initial Calibration

Internal Standards	R.T.	QIon	Response	Conc	Units	Dev (Min)
1) Bromochloromethane (IS1)	12.61	130	379040	25.000	ng	0.00
37) 1,4-Difluorobenzene (IS2)	15.53	114	1673737	25.000	ng	0.00
56) Chlorobenzene-d5 (IS3)	21.36	82	871036	25.000	ng	0.00

System Monitoring Compounds	R.T.	QIon	Response	Conc	Units	Dev (Min)
33) 1,2-Dichloroethane-d4 (...)	13.75	65	738132	20.853	ng	0.00
Spiked Amount			Recovery	=	83.40%	
57) Toluene-d8 (SS2)	18.93	98	1908001	27.171	ng	0.00
Spiked Amount			Recovery	=	108.68%	
73) Bromofluorobenzene (SS3)	23.30	174	674346	30.060	ng	0.00
Spiked Amount			Recovery	=	120.24%	

Target Compounds	R.T.	QIon	Response	Conc	Units	Qvalue
2) Propene	4.79	42	3337708	74.324	ng	91
3) Dichlorodifluoromethane	4.96	85	5560943	73.339	ng	99
4) Chloromethane	5.28	50	3729310	58.412	ng	97
5) Freon 114	5.53	135	3097182	100.368	ng	99
6) Vinyl Chloride	5.73	62	4423044	75.661	ng	95
7) 1,3-Butadiene	6.00	54	4005951	86.326	ng	# 75
8) Bromomethane	6.49	94	2351722	79.707	ng	99
9) Chloroethane	6.82	64	2051767	71.687	ng	96
10) Ethanol	7.17	45	1718886m	61.166	ng	
11) Acetonitrile	7.47	41	4896836	68.815	ng	96
12) Acrolein	7.67	56	1427932	65.349	ng	99
13) Acetone	7.89	58	2130633	73.695	ng	# 60
14) Trichlorofluoromethane	8.15	101	4597540	75.515	ng	99
15) Isopropanol	8.38	45	6510791m	65.827	ng	
16) Acrylonitrile	8.67	53	3418887	74.024	ng	97
17) 1,1-Dichloroethene	9.16	96	2288970	79.635	ng	92
18) tert-Butanol	9.31	59	6157599	70.310	ng	89
19) Methylene Chloride	9.38	84	2423001	76.255	ng	96
20) Allyl Chloride	9.57	41	3992555	84.017	ng	98
21) Trichlorotrifluoroethane	9.81	151	2198878	93.726	ng	91
22) Carbon Disulfide	9.77	76	8961871	67.208	ng	95
23) trans-1,2-Dichloroethene	10.81	61	4081464	76.545	ng	92
24) 1,1-Dichloroethane	11.12	63	4631185	75.490	ng	95
25) Methyl tert-Butyl Ether	11.21	73	7628277	74.911	ng	88
26) Vinyl Acetate	11.37	86	466007	67.319	ng	# 83
27) 2-Butanone	11.70	72	1671209	71.338	ng	97
28) cis-1,2-Dichloroethene	12.37	61	3778700	74.867	ng	92
29) Diisopropyl Ether	12.70	87	2440418	90.272	ng	# 94
30) Ethyl Acetate	12.71	61	1557022	123.759	ng	84
31) n-Hexane	12.71	57	6665924	101.761	ng	93

601

Data Path : J:\MS13\DATA\2008\_04\14\  
 Data File : 04140814.D  
 Acq On : 14 Apr 2008 23:04  
 Operator : WA  
 Sample : 100ng TO-15 ICAL Standard  
 Misc : S20-04140804/S20-04020808  
 ALS Vial : 4 Sample Multiplier: 1

Quant Time: Apr 15 06:28:17 2008  
 Quant Method : J:\MS13\METHODS\R13041408.M  
 Quant Title : EPA TO-15 per SOP VOA-TO15 (CASS TO-15/GC-MS)  
 QLast Update : Thu Apr 03 07:50:30 2008  
 Response via : Initial Calibration

Internal Standards	R.T.	QIon	Response	Conc	Units	Dev (Min)
32) Chloroform	12.83	83	4316526	86.380	ng	99
34) Tetrahydrofuran	13.37	72	1589023	71.018	ng	99
35) Ethyl tert-Butyl Ether	13.50	87	2735274	73.840	ng #	83
36) 1,2-Dichloroethane	13.92	62	3662540	73.573	ng	98
38) 1,1,1-Trichloroethane	14.31	97	3939251	91.634	ng	98
39) Isopropyl Acetate	14.85	61	1662836	85.713	ng #	39
40) 1-Butanol	14.88	56	2156684	75.071	ng #	48
41) Benzene	15.00	78	9584981	81.578	ng	97
42) Carbon Tetrachloride	15.23	117	3543916	96.750	ng	98
43) Cyclohexane	15.43	84	3854975	89.355	ng #	81
44) tert-Amyl Methyl Ether	15.88	73	7009525	82.815	ng	91
45) 1,2-Dichloropropane	16.21	63	2710579	82.504	ng	98
46) Bromodichloromethane	16.48	83	3687281	96.011	ng	100
47) Trichloroethene	16.56	130	2661846	106.806	ng	99
48) 1,4-Dioxane	16.51	88	2011287	97.704	ng	85
49) Isooctane	16.64	57	11420328	83.897	ng	71
50) Methyl Methacrylate	16.81	100	922903	87.946	ng #	71
51) n-Heptane	16.99	71	2893140	91.908	ng #	82
52) cis-1,3-Dichloropropene	17.74	75	4082390	84.409	ng	99
53) 4-Methyl-2-pentanone	17.79	58	2827913	89.080	ng	87
54) trans-1,3-Dichloropropene	18.45	75	4082000	95.887	ng	100
55) 1,1,2-Trichloroethane	18.68	97	2391548	93.033	ng	91
58) Toluene	19.08	91	11200759	108.379	ng	100
59) 2-Hexanone	19.39	43	8010039	98.260	ng	81
60) Dibromochloromethane	19.61	129	2939424	123.660	ng	98
61) 1,2-Dibromoethane	19.95	107	2707908	101.424	ng	99
62) Butyl Acetate	20.20	43	8449300	103.259	ng	85
63) n-Octane	20.36	57	2750356	105.442	ng	95
64) Tetrachloroethene	20.55	166	3051653	129.497	ng	99
65) Chlorobenzene	21.42	112	7234910	118.246	ng	99
66) Ethylbenzene	21.90	91	12863620	109.477	ng	97
67) m- & p-Xylene	22.14	91	22765274	291.943	ng	97
68) Bromoform	22.22	173	2617030	156.514	ng	98
69) Styrene	22.58	104	8032744	120.934	ng	93
70) o-Xylene	22.73	91	11508642	138.075	ng	95
71) n-Nonane	22.99	43	7349726	106.571	ng #	82
72) 1,1,2,2-Tetrachloroethane	22.70	83	5547895	138.358	ng	98
74) Cumene	23.48	105	12560717	121.377	ng	96
75) alpha-Pinene	23.97	93	7070026	124.101	ng	90
76) n-Propylbenzene	24.11	91	14992434	108.892	ng	95
77) 3-Ethyltoluene	24.24	105	13171114	117.717	ng	96
78) 4-Ethyltoluene	24.30	105	13115560	125.099	ng	92
79) 1,3,5-Trimethylbenzene	24.38	105	11996184	128.018	ng	96

602

*WA* 4/16/08

Data Path : J:\MS13\DATA\2008\_04\14\  
Data File : 04140814.D  
Acq On : 14 Apr 2008 23:04  
Operator : WA  
Sample : 100ng TO-15 ICAL Standard  
Misc : S20-04140804/S20-04020808  
ALS Vial : 4 Sample Multiplier: 1

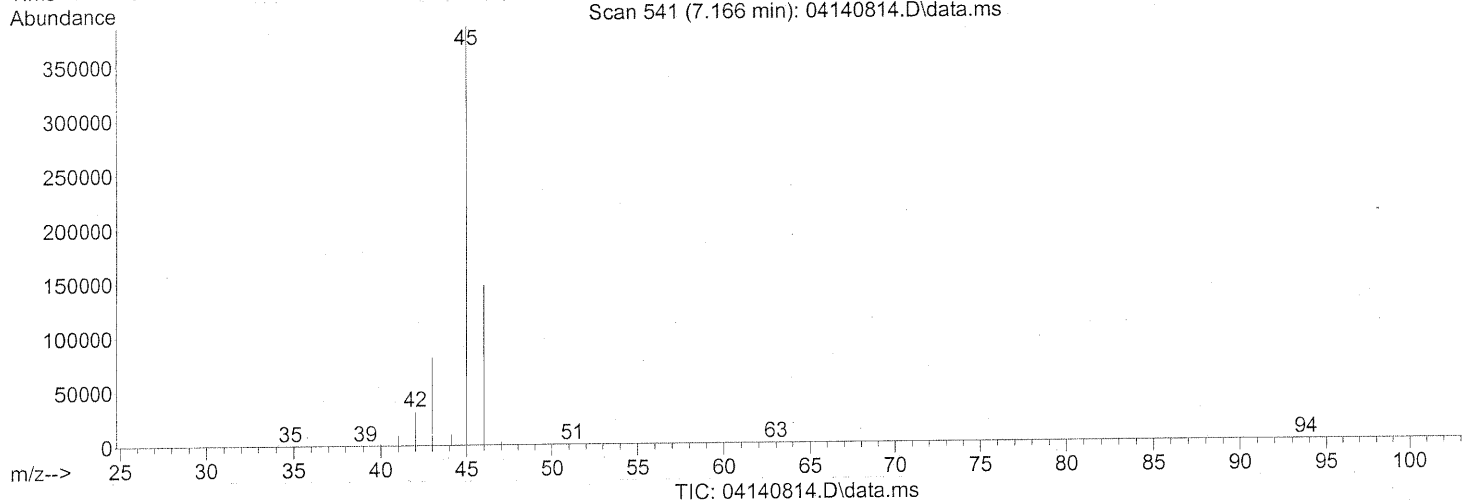
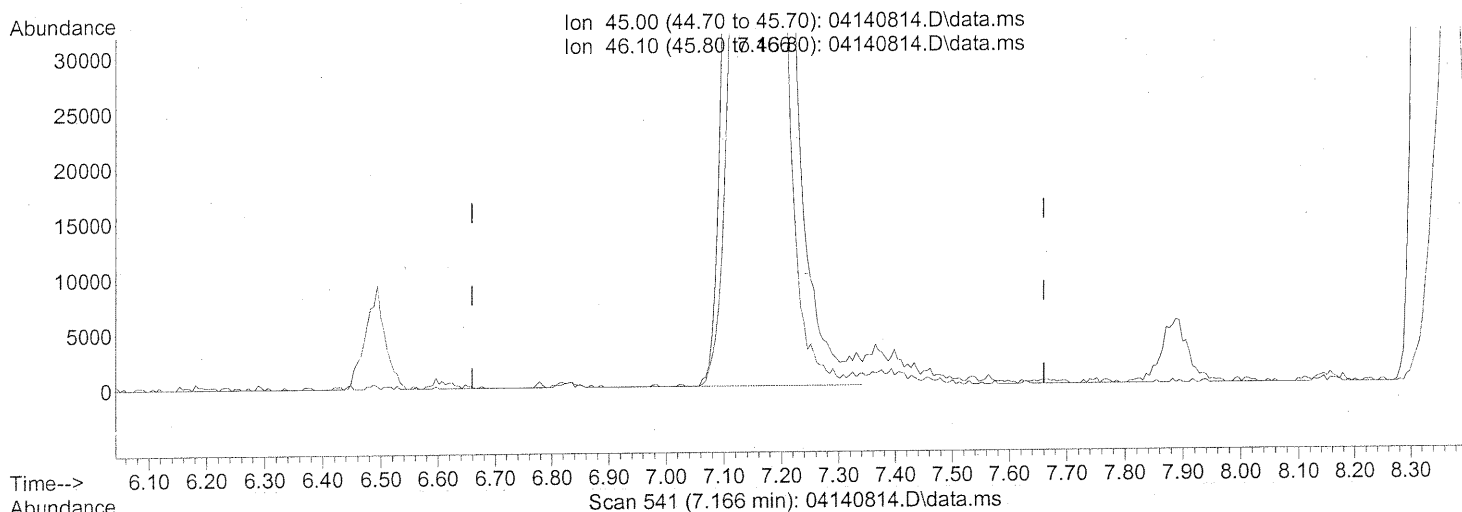
Quant Time: Apr 15 06:28:17 2008  
Quant Method : J:\MS13\METHODS\R13041408.M  
Quant Title : EPA TO-15 per SOP VOA-TO15 (CASS TO-15/GC-MS)  
QLast Update : Thu Apr 03 07:50:30 2008  
Response via : Initial Calibration

Internal Standards	R.T.	QIon	Response	Conc	Units	Dev(Min)
80) alpha-Methylstyrene	24.57	118	6563154	137.807	ng	95
81) 2-Ethyltoluene	24.63	105	12754976	115.139	ng	96
82) 1,2,4-Trimethylbenzene	24.90	105	15629562	155.615	ng	87
83) n-Decane	25.00	57	7447447	119.568	ng	85
84) Benzyl Chloride	25.06	91	10726388	136.566	ng	99
85) 1,3-Dichlorobenzene	25.09	146	7724653	157.649	ng	99
86) 1,4-Dichlorobenzene	25.17	146	7381200	152.660	ng	99
87) sec-Butylbenzene	25.22	105	14301505	118.722	ng	89
88) p-Isopropyltoluene	25.41	119	15925026	165.511	ng	# 70
89) 1,2,3-Trimethylbenzene	25.42	105	15455833	159.135	ng	86
90) 1,2-Dichlorobenzene	25.59	146	9624011	191.165	ng	94
91) d-Limonene	25.59	68	7792659	164.085	ng	100
92) 1,2-Dibromo-3-Chloropr...	26.11	157	2017145	145.472	ng	# 65
93) n-Undecane	26.51	57	8173344	123.688	ng	82
94) 1,2,4-Trichlorobenzene	27.64	180	5538389	163.325	ng	95
95) Naphthalene	27.78	128	14124345	139.605	ng	95
96) n-Dodecane	27.74	57	8456134	131.415	ng	80
97) Hexachloro-1,3-butadiene	28.19	225	3915632	194.616	ng	99

(#) = qualifier out of range (m) = manual integration (+) = signals summed

Data Path : J:\MS13\DATA\2008\_04\14\  
Data File : 04140814.D  
Acq On : 14 Apr 2008 23:04  
Operator : WA  
Sample : 100ng TO-15 ICAL Standard  
Misc : S20-04140804/S20-04020808  
ALS Vial : 4 Sample Multiplier: 1

Quant Time: Apr 15 06:27:38 2008  
Quant Method : J:\MS13\METHODS\R13041408.M  
Quant Title : EPA TO-15 per SOP VOA-TO15 (CASS TO-15/GC-MS)  
QLast Update : Thu Apr 03 07:50:30 2008  
Response via : Initial Calibration



(10) Ethanol (T)

7.166min (+0.006) 60.49ng

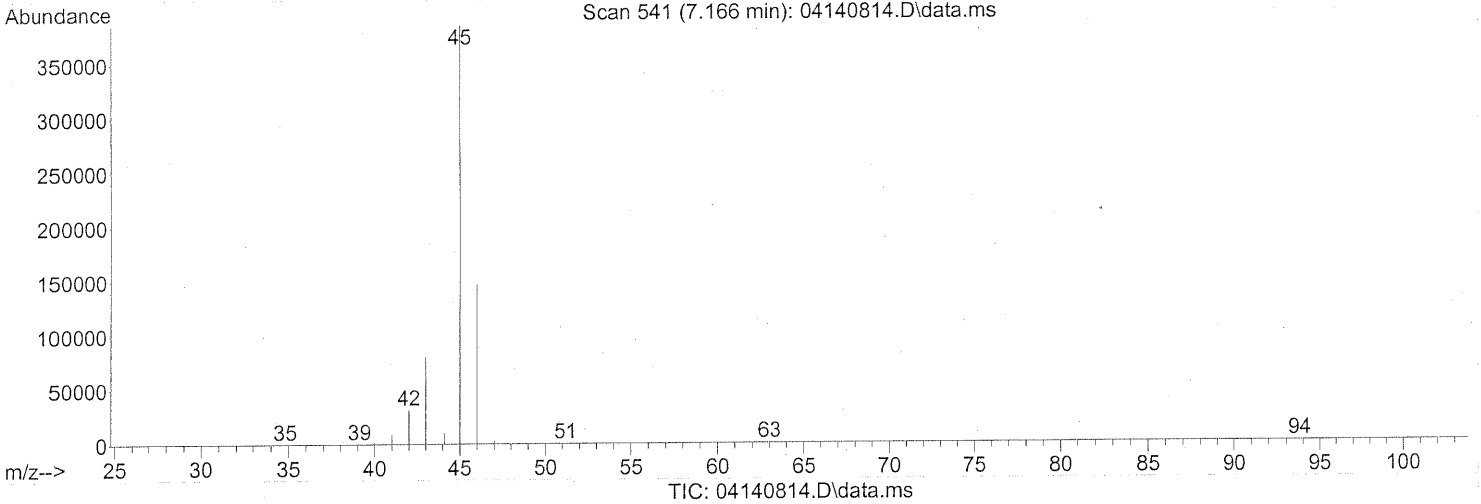
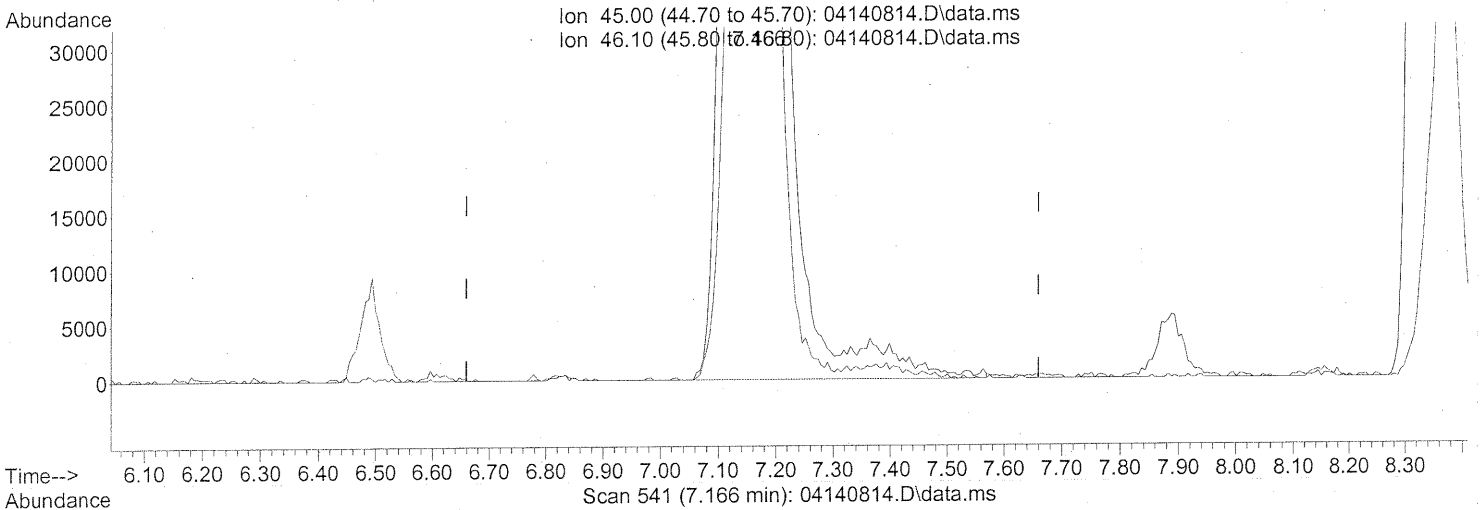
response 1699865

*split / tailing*

Ion	Exp%	Act%
45.00	100	100
46.10	41.00	38.00
0.00	0.00	0.00
0.00	0.00	0.00

Data Path : J:\MS13\DATA\2008\_04\14\  
Data File : 04140814.D  
Acq On : 14 Apr 2008 23:04  
Operator : WA  
Sample : 100ng TO-15 ICAL Standard  
Misc : S20-04140804/S20-04020808  
ALS Vial : 4 Sample Multiplier: 1

Quant Time: Apr 15 06:27:38 2008  
Quant Method : J:\MS13\METHODS\R13041408.M  
Quant Title : EPA TO-15 per SOP VOA-TO15 (CASS TO-15/GC-MS)  
QLast Update : Thu Apr 03 07:50:30 2008  
Response via : Initial Calibration



(10) Ethanol (T)  
7.166min (+0.006) 61.17ng m  
response 1718886

Ion	Exp%	Act%
45.00	100	100
46.10	41.00	37.58
0.00	0.00	0.00
0.00	0.00	0.00

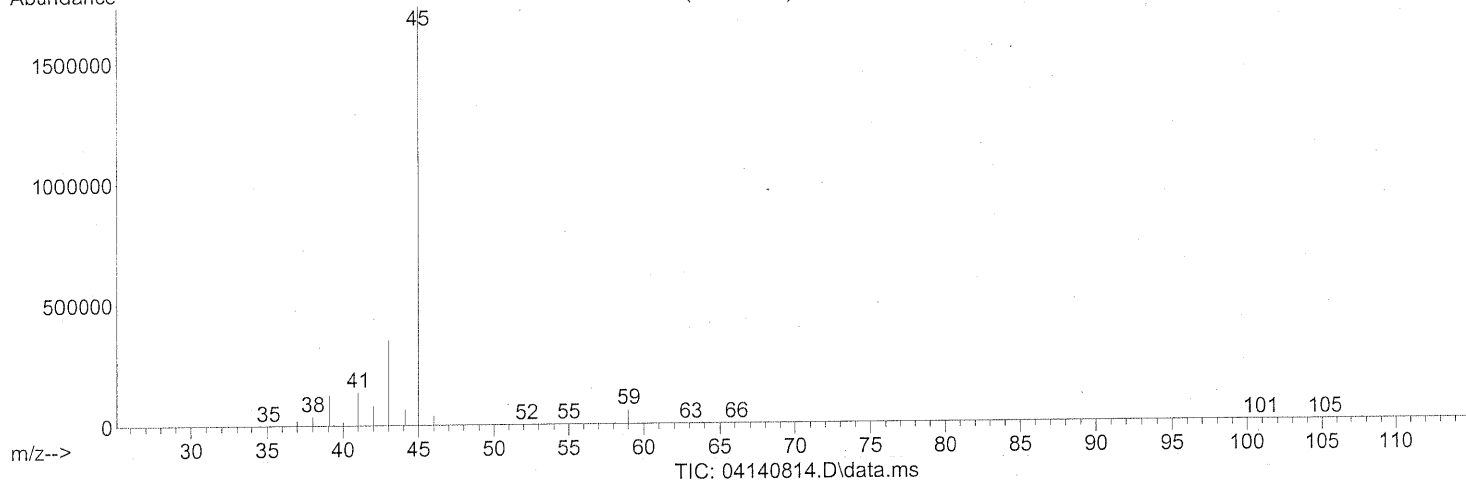
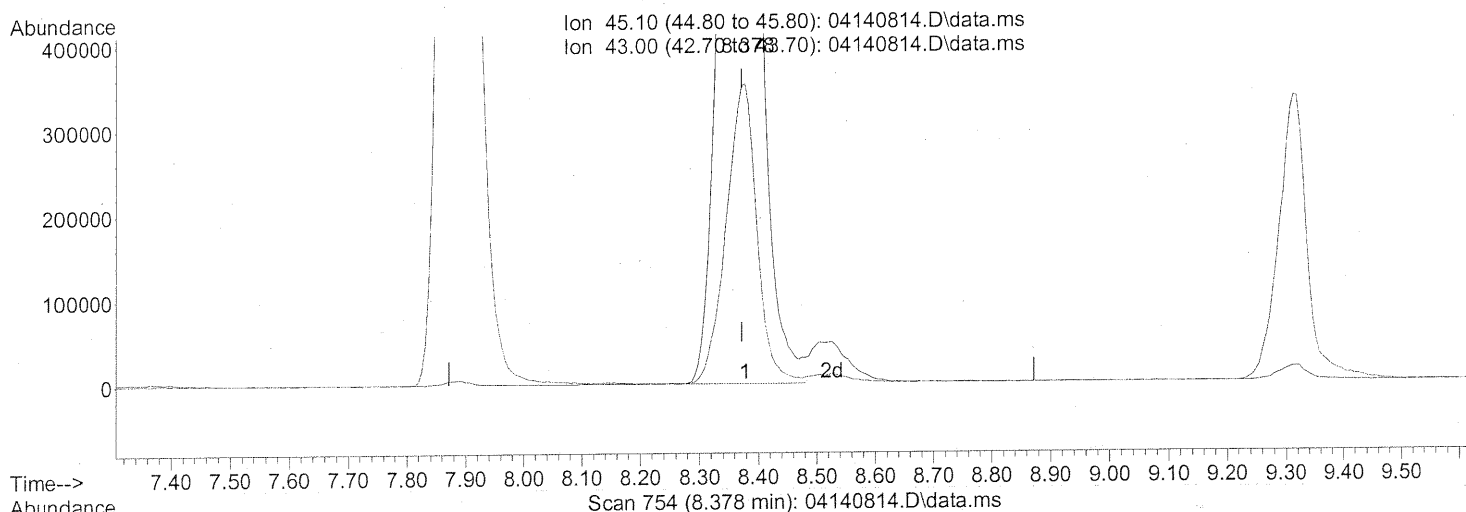
*incl. tailing*

*WA 4/16/08*

*FOA/17/08*

Data Path : J:\MS13\DATA\2008\_04\14\  
Data File : 04140814.D  
Acq On : 14 Apr 2008 23:04  
Operator : WA  
Sample : 100ng TO-15 ICAL Standard  
Misc : S20-04140804/S20-04020808  
ALS Vial : 4 Sample Multiplier: 1

Quant Time: Apr 15 06:27:38 2008  
Quant Method : J:\MS13\METHODS\R13041408.M  
Quant Title : EPA TO-15 per SOP VOA-TO15 (CASS TO-15/GC-MS)  
QLast Update : Thu Apr 03 07:50:30 2008  
Response via : Initial Calibration



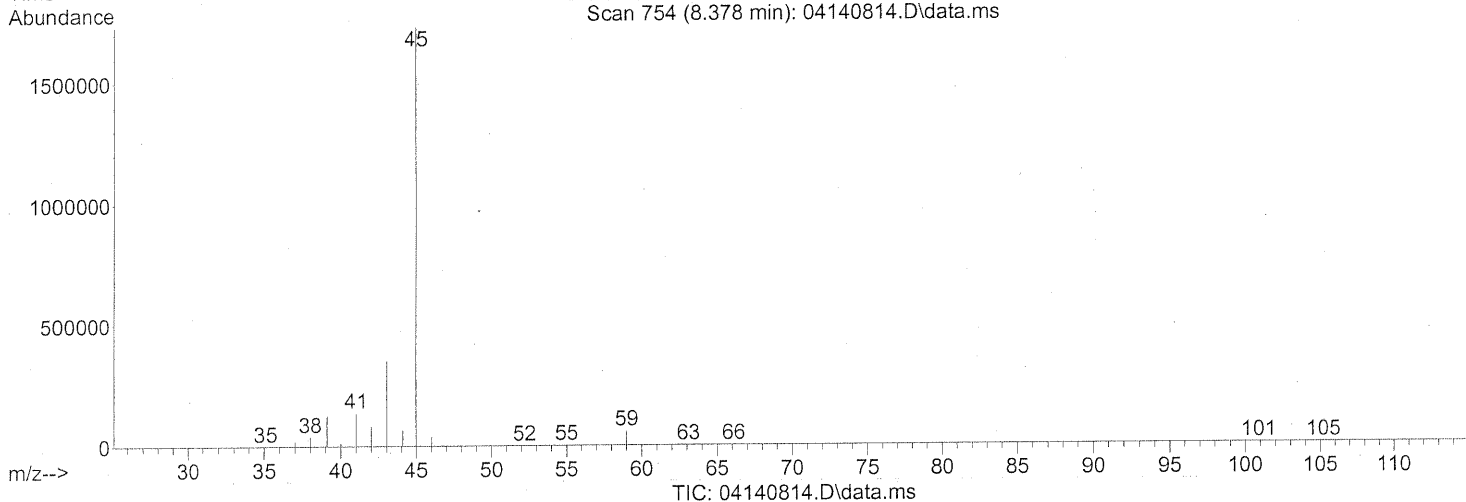
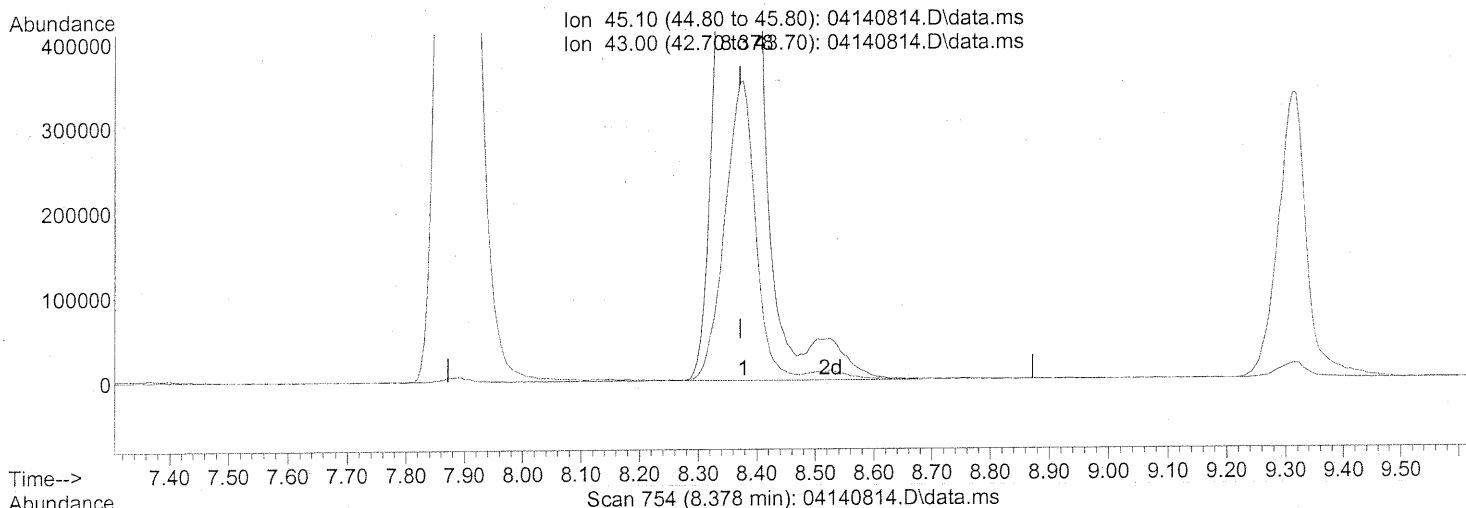
(15) Isopropanol (T)  
8.378min (+0.006) 63.56ng  
response 6286656

*split peaks*

Ion	Exp%	Act%
45.10	100	100
43.00	16.90	20.11
0.00	0.00	0.00
0.00	0.00	0.00

Data Path : J:\MS13\DATA\2008\_04\14\  
Data File : 04140814.D  
Acq On : 14 Apr 2008 23:04  
Operator : WA  
Sample : 100ng TO-15 ICAL Standard  
Misc : S20-04140804/S20-04020808  
ALS Vial : 4 Sample Multiplier: 1

Quant Time: Apr 15 06:27:38 2008  
Quant Method : J:\MS13\METHODS\R13041408.M  
Quant Title : EPA TO-15 per SOP VOA-TO15 (CASS TO-15/GC-MS)  
QLast Update : Thu Apr 03 07:50:30 2008  
Response via : Initial Calibration



(15) Isopropanol (T)  
8.378min (+0.006) 65.83ng m  
response 6510791

Ion	Exp%	Act%
45.10	100	100
43.00	16.90	19.42
0.00	0.00	0.00
0.00	0.00	0.00

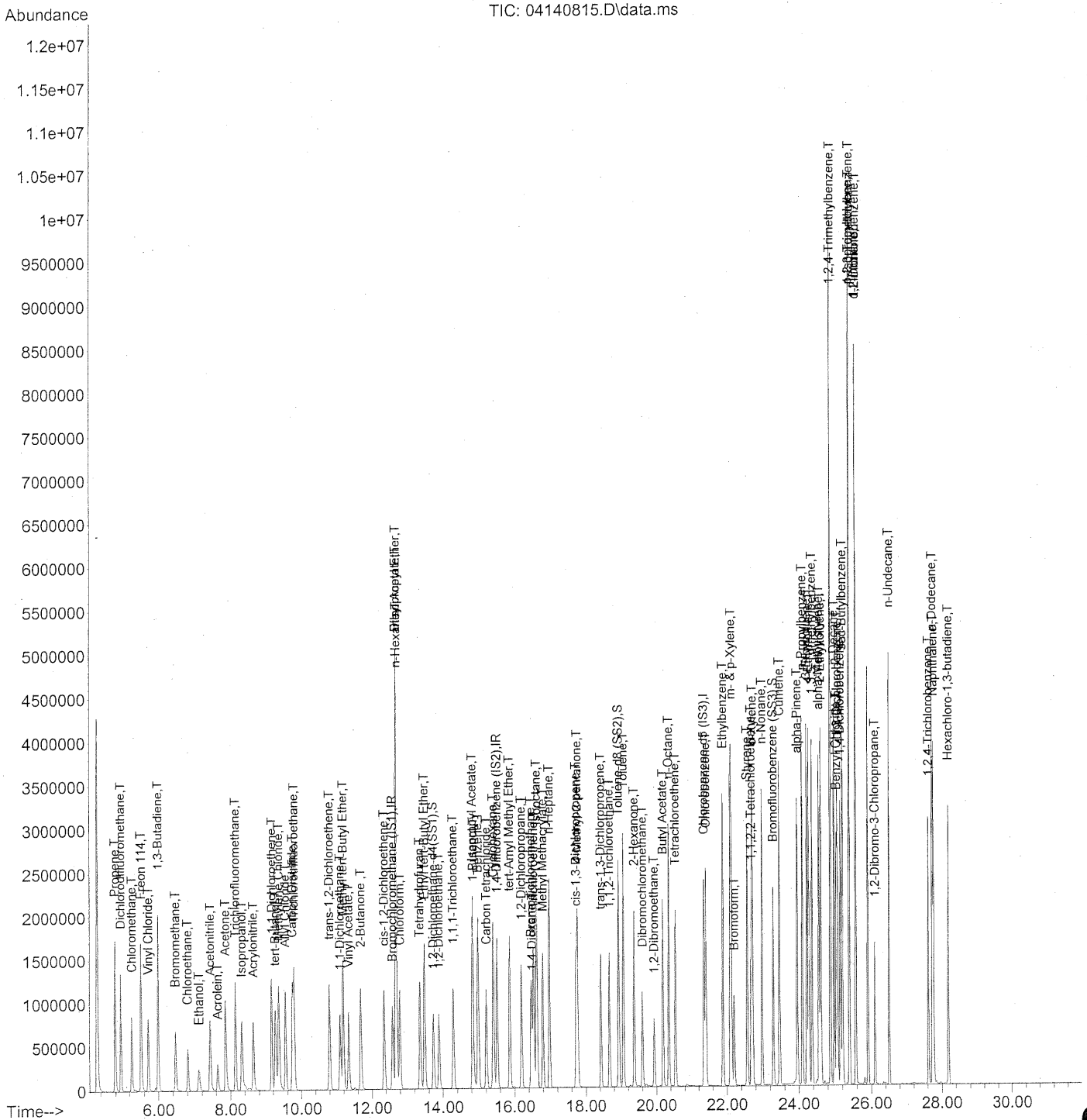
*incl. int. whole peaks*

*WA 4/16/08*

*F04/17/08*

Data Path : J:\MS13\DATA\2008\_04\14\  
Data File : 04140815.D  
Acq On : 14 Apr 2008 23:45  
Operator : WA  
Sample : 25ng TO-15 ICV Standard  
Misc : S20-04140804/S20-04040804  
ALS Vial : 16 Sample Multiplier: 1

Quant Time: Apr 15 06:48:51 2008  
Quant Method : J:\MS13\METHODS\R13041408.M  
Quant Title : EPA TO-15 per SOP VOA-TO15 (CASS TO-15/GC-MS)  
QLast Update : Tue Apr 15 06:47:20 2008  
Response via : Initial Calibration





Data Path : J:\MS13\DATA\2008\_04\14\  
 Data File : 04140815.D  
 Acq On : 14 Apr 2008 23:45  
 Operator : WA  
 Sample : 25ng TO-15 ICV Standard  
 Misc : S20-04140804/S20-04040804  
 ALS Vial : 16 Sample Multiplier: 1

Quant Time: Apr 15 06:48:51 2008  
 Quant Method : J:\MS13\METHODS\R13041408.M  
 Quant Title : EPA TO-15 per SOP VOA-TO15 (CASS TO-15/GC-MS)  
 QLast Update : Tue Apr 15 06:47:20 2008  
 Response via : Initial Calibration

Internal Standards	R.T.	QIon	Response	Conc	Units	Dev (Min)
1) Bromochloromethane (IS1)	12.59	130	402323	25.000	ng	-0.02
37) 1,4-Difluorobenzene (IS2)	15.52	114	1799195	25.000	ng	-0.01
56) Chlorobenzene-d5 (IS3)	21.36	82	899268	25.000	ng	0.00

System Monitoring Compounds

33) 1,2-Dichloroethane-d4 (...)	13.73	65	796514	24.687	ng	-0.02
Spiked Amount	25.000		Recovery	=	98.76%	
57) Toluene-d8 (SS2)	18.93	98	2007332	24.904	ng	0.00
Spiked Amount	25.000		Recovery	=	99.60%	
73) Bromofluorobenzene (SS3)	23.29	174	678298	24.454	ng	0.00
Spiked Amount	25.000		Recovery	=	97.80%	

Target Compounds

						Qvalue
2) Propene	4.79	42	812659	24.404	ng	90
3) Dichlorodifluoromethane	4.95	85	1376403	22.673	ng	99
4) Chloromethane	5.27	50	1150551	22.678	ng	97
5) Freon 114	5.52	135	718887	24.185	ng	100
6) Vinyl Chloride	5.71	62	1089924	23.083	ng	96
7) 1,3-Butadiene	5.99	54	1100149	30.131	ng	# 76
8) Bromomethane	6.48	94	587100	25.899	ng	98
9) Chloroethane	6.81	64	501238	25.623	ng	96
10) Ethanol	7.12	45	514214m	22.644	ng	
11) Acetonitrile	7.44	41	1439658	24.123	ng	97
12) Acrolein	7.64	56	393970	24.550	ng	98
13) Acetone	7.86	58	573236	25.739	ng	# 63
14) Trichlorofluoromethane	8.14	101	1195874	25.071	ng	99
15) Isopropanol	8.32	45	1795159m	23.820	ng	
16) Acrylonitrile	8.64	53	929763	26.906	ng	98
17) 1,1-Dichloroethene	9.16	96	593272	26.703	ng	90
18) tert-Butanol	9.26	59	1706507	27.302	ng	90
19) Methylene Chloride	9.36	84	623916	24.389	ng	94
20) Allyl Chloride	9.54	41	1075294	31.462	ng	98
21) Trichlorotrifluoroethane	9.80	151	517618	25.396	ng	91
22) Carbon Disulfide	9.76	76	2363815	24.920	ng	96
23) trans-1,2-Dichloroethene	10.80	61	1003176	25.906	ng	91
24) 1,1-Dichloroethane	11.10	63	1164180	25.832	ng	96
25) Methyl tert-Butyl Ether	11.19	73	1896288	25.620	ng	88
26) Vinyl Acetate	11.35	86	132547	29.955	ng	# 87
27) 2-Butanone	11.68	72	436147	27.926	ng	100
28) cis-1,2-Dichloroethene	12.36	61	943201	25.847	ng	92
29) Diisopropyl Ether	12.69	87	485978	23.699	ng	# 87
30) Ethyl Acetate	12.69	61	272560	27.996	ng	84
31) n-Hexane	12.70	57	1233662	24.380	ng	93

609

Data Path : J:\MS13\DATA\2008\_04\14\  
 Data File : 04140815.D  
 Acq On : 14 Apr 2008 23:45  
 Operator : WA  
 Sample : 25ng TO-15 ICV Standard  
 Misc : S20-04140804/S20-04040804  
 ALS Vial : 16 Sample Multiplier: 1

Quant Time: Apr 15 06:48:51 2008  
 Quant Method : J:\MS13\METHODS\R13041408.M  
 Quant Title : EPA TO-15 per SOP VOA-TO15 (CASS TO-15/GC-MS)  
 QLast Update : Tue Apr 15 06:47:20 2008  
 Response via : Initial Calibration

Internal Standards	R.T.	QIon	Response	Conc	Units	Dev (Min)
32) Chloroform	12.80	83	1101851	29.333	ng	99
34) Tetrahydrofuran	13.35	72	414917	26.561	ng	96
35) Ethyl tert-Butyl Ether	13.48	87	680275	25.226	ng	# 83
36) 1,2-Dichloroethane	13.89	62	928504	24.958	ng	99
38) 1,1,1-Trichloroethane	14.29	97	953172	25.425	ng	99
39) Isopropyl Acetate	14.83	61	423334	25.875	ng	# 35
40) 1-Butanol	14.85	56	615240	25.054	ng	# 57
41) Benzene	14.99	78	2359469	24.720	ng	98
42) Carbon Tetrachloride	15.22	117	820340	25.987	ng	100
43) Cyclohexane	15.41	84	903388	25.586	ng	# 80
44) tert-Amyl Methyl Ether	15.87	73	1749071	25.752	ng	92
45) 1,2-Dichloropropane	16.20	63	678431	24.804	ng	99
46) Bromodichloromethane	16.46	83	880836	27.143	ng	100
47) Trichloroethene	16.54	130	591829	25.203	ng	100
48) 1,4-Dioxane	16.49	88	472013	27.931	ng	84
49) Isooctane	16.62	57	2817594	24.933	ng	73
50) Methyl Methacrylate	16.80	100	224964	25.954	ng	# 66
51) n-Heptane	16.98	71	641023	24.242	ng	# 81
52) cis-1,3-Dichloropropene	17.73	75	972858	26.163	ng	99
53) 4-Methyl-2-pentanone	17.77	58	664693	25.460	ng	86
54) trans-1,3-Dichloropropene	18.43	75	971123	30.232	ng	100
55) 1,1,2-Trichloroethane	18.67	97	564478	24.559	ng	90
58) Toluene	19.07	91	2505167	24.737	ng	97
59) 2-Hexanone	19.37	43	1913999	25.372	ng	80
60) Dibromochloromethane	19.61	129	664433	27.203	ng	99
61) 1,2-Dibromoethane	19.94	107	642961	27.003	ng	99
62) Butyl Acetate	20.19	43	2113209	28.014	ng	84
63) n-Octane	20.35	57	597691	25.180	ng	95
64) Tetrachloroethene	20.55	166	608547	24.000	ng	100
65) Chlorobenzene	21.42	112	1528340	24.365	ng	99
66) Ethylbenzene	21.89	91	2860827	25.299	ng	91
67) m- & p-Xylene	22.13	91	4528775	59.912	ng	89
68) Bromoform	22.21	173	564282	33.791	ng	98
69) Styrene	22.57	104	1634354	25.052	ng	95
70) o-Xylene	22.72	91	2298442	28.255	ng	91
71) n-Nonane	22.98	43	1591778	24.435	ng	# 80
72) 1,1,2,2-Tetrachloroethane	22.69	83	1126877	29.026	ng	97
74) Cumene	23.47	105	2716122	26.322	ng	98
75) alpha-Pinene	23.97	93	1373512	25.042	ng	90
76) n-Propylbenzene	24.10	91	3581396	25.933	ng	95
77) 3-Ethyltoluene	24.23	105	2740566	24.357	ng	97
78) 4-Ethyltoluene	24.28	105	2665450	25.727	ng	97
79) 1,3,5-Trimethylbenzene	24.38	105	2286477	24.849	ng	96

Data Path : J:\MS13\DATA\2008\_04\14\  
 Data File : 04140815.D  
 Acq On : 14 Apr 2008 23:45  
 Operator : WA  
 Sample : 25ng TO-15 ICV Standard  
 Misc : S20-04140804/S20-04040804  
 ALS Vial : 16 Sample Multiplier: 1



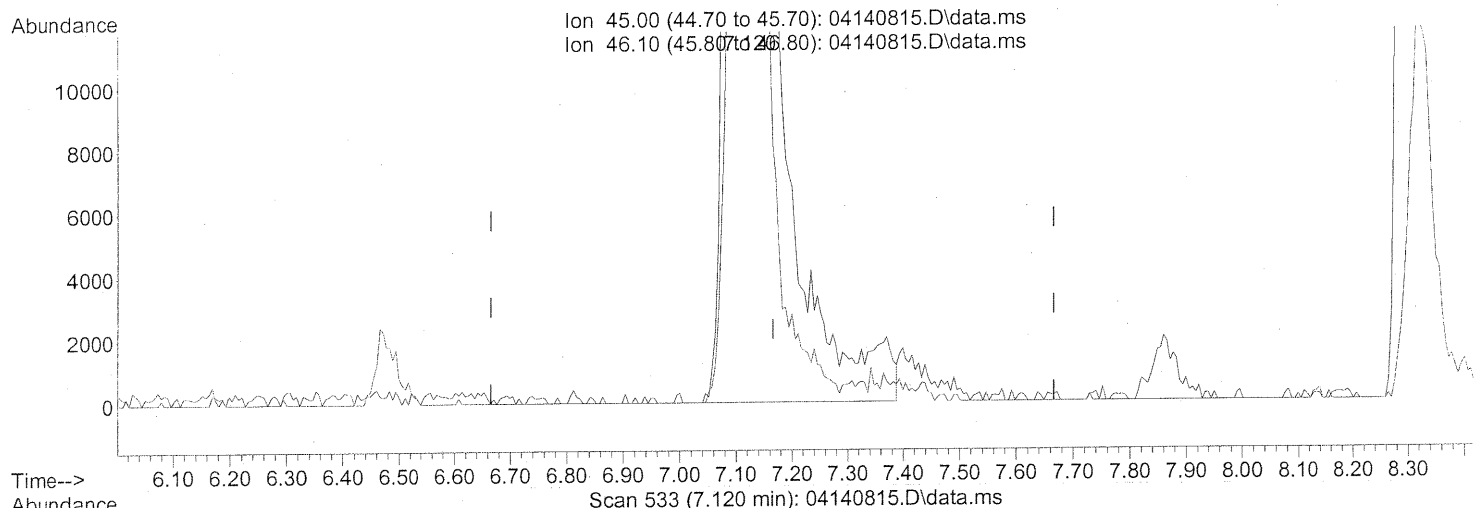
Quant Time: Apr 15 06:48:51 2008  
 Quant Method : J:\MS13\METHODS\R13041408.M  
 Quant Title : EPA TO-15 per SOP VOA-TO15 (CASS TO-15/GC-MS)  
 QLast Update : Tue Apr 15 06:47:20 2008  
 Response via : Initial Calibration

Internal Standards	R.T.	QIon	Response	Conc	Units	Dev(Min)
80) alpha-Methylstyrene	24.56	118	1147662	23.553	ng	96
81) 2-Ethyltoluene	24.61	105	2676977	23.667	ng	97
82) 1,2,4-Trimethylbenzene	24.88	105	2652414	25.511	ng	97
83) n-Decane	24.99	57	1438401	25.017	ng	88
84) Benzyl Chloride	25.05	91	1996569	28.171	ng	94
85) 1,3-Dichlorobenzene	25.08	146	1318130	23.418	ng	99
86) 1,4-Dichlorobenzene	25.16	146	1299460	24.124	ng	99
87) sec-Butylbenzene	25.21	105	3116911	25.534	ng	95
88) p-Isopropyltoluene	25.40	119	3142163	29.517	ng	91
89) 1,2,3-Trimethylbenzene	25.41	105	2803039	27.414	ng	96
90) 1,2-Dichlorobenzene	25.58	146	1341857	23.261	ng	100
91) d-Limonene	25.58	68	1105741	23.455	ng	93
92) 1,2-Dibromo-3-Chloropr...	26.11	157	401319	26.260	ng	# 58
93) n-Undecane	26.50	57	1510474	25.022	ng	87
94) 1,2,4-Trichlorobenzene	27.63	180	874742	24.467	ng	95
95) Naphthalene	27.77	128	2949991	25.664	ng	98
96) n-Dodecane	27.74	57	1449715	23.670	ng	87
97) Hexachloro-1,3-butadiene	28.19	225	557927	24.233	ng	99

(#) = qualifier out of range (m) = manual integration (+) = signals summed

Data Path : J:\MS13\DATA\2008\_04\14\  
Data File : 04140815.D  
Acq On : 14 Apr 2008 23:45  
Operator : WA  
Sample : 25ng TO-15 ICV Standard  
Misc : S20-04140804/S20-04040804  
ALS Vial : 16 Sample Multiplier: 1

Quant Time: Apr 15 06:47:48 2008  
Quant Method : J:\MS13\METHODS\R13041408.M  
Quant Title : EPA TO-15 per SOP VOA-TO15 (CASS TO-15/GC-MS)  
QLast Update : Tue Apr 15 06:47:20 2008  
Response via : Initial Calibration



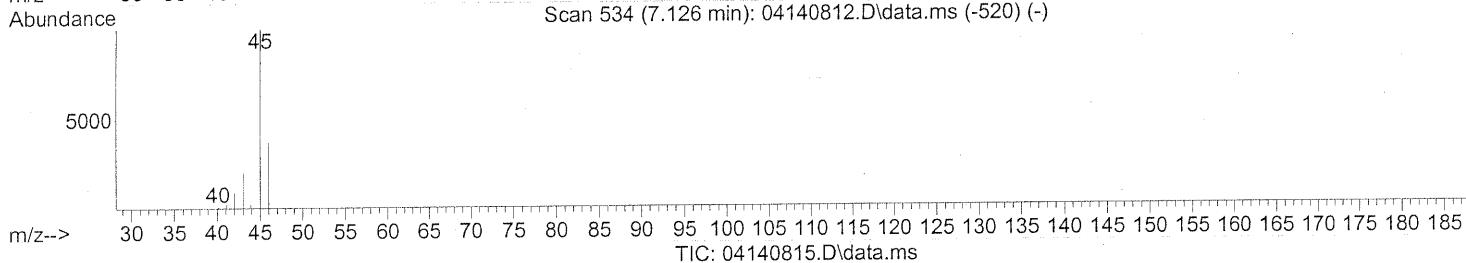

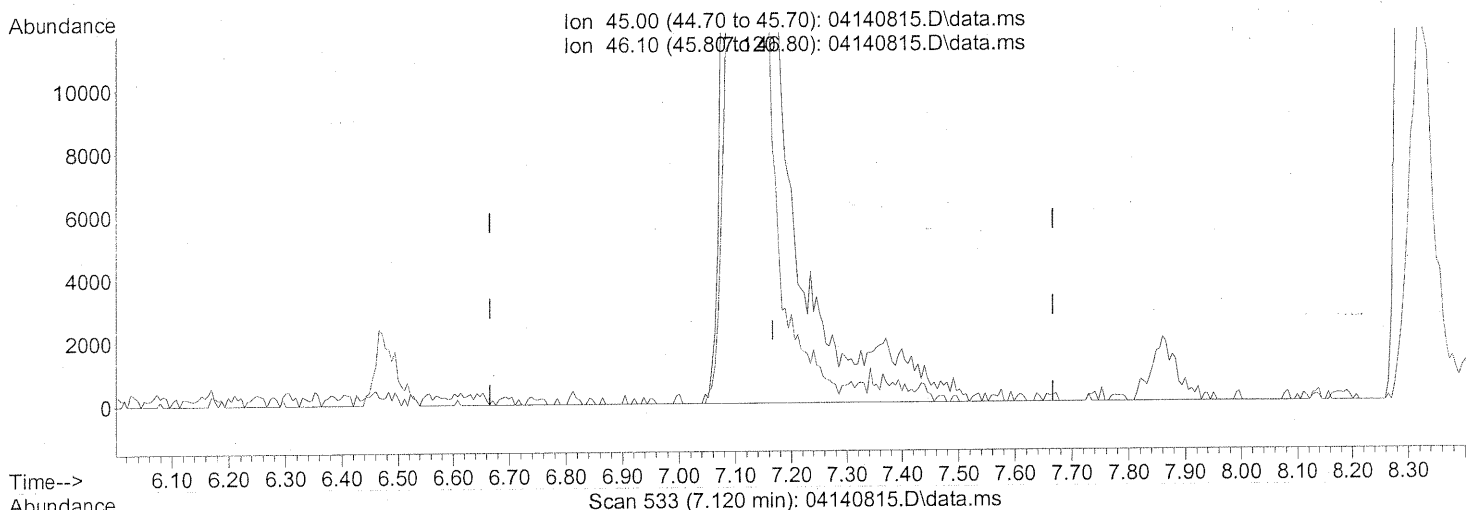
(10) Ethanol (T)  
7.120min (-0.046) 22.34ng  
response 507294

*tailing*

Ion	Exp%	Act%
45.00	100	100
46.10	41.00	37.44
0.00	0.00	0.00
0.00	0.00	0.00

Data Path : J:\MS13\DATA\2008\_04\14\  
Data File : 04140815.D  
Acq On : 14 Apr 2008 23:45  
Operator : WA  
Sample : 25ng TO-15 ICV Standard  
Misc : S20-04140804/S20-04040804  
ALS Vial : 16 Sample Multiplier: 1

Quant Time: Apr 15 06:47:48 2008  
Quant Method : J:\MS13\METHODS\R13041408.M  
Quant Title : EPA TO-15 per SOP VOA-TO15 (CASS TO-15/GC-MS)  
QLast Update : Tue Apr 15 06:47:20 2008  
Response via : Initial Calibration



(10) Ethanol (T)  
7.120min (-0.046) 22.64ng m  
response 514214

Ion	Exp%	Act%
45.00	100	100
46.10	41.00	36.94
0.00	0.00	0.00
0.00	0.00	0.00

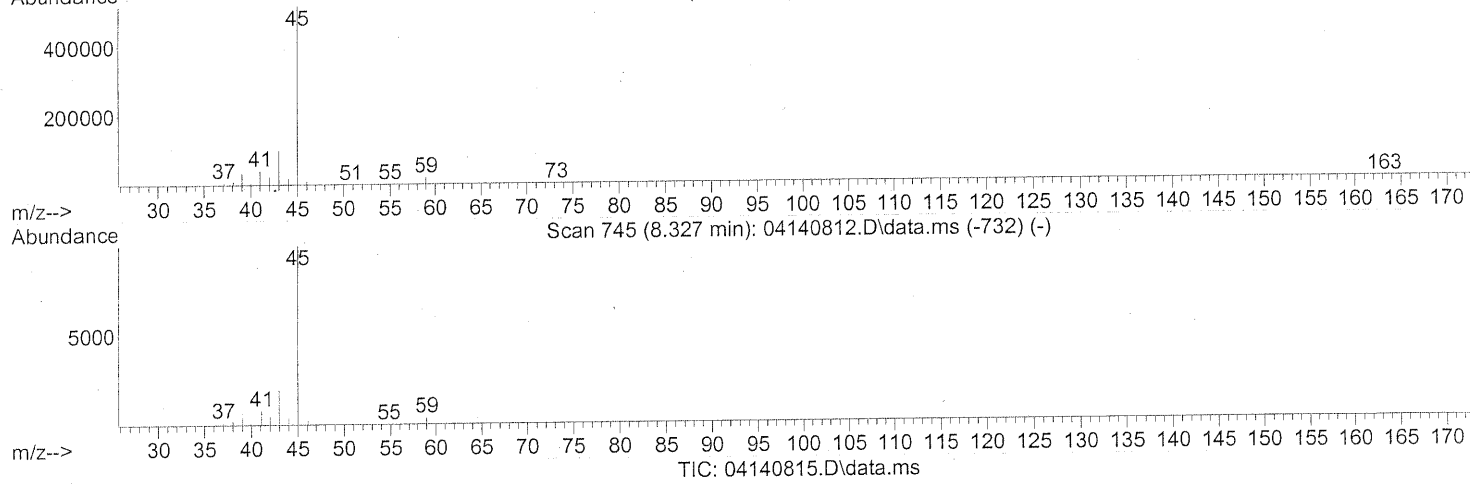
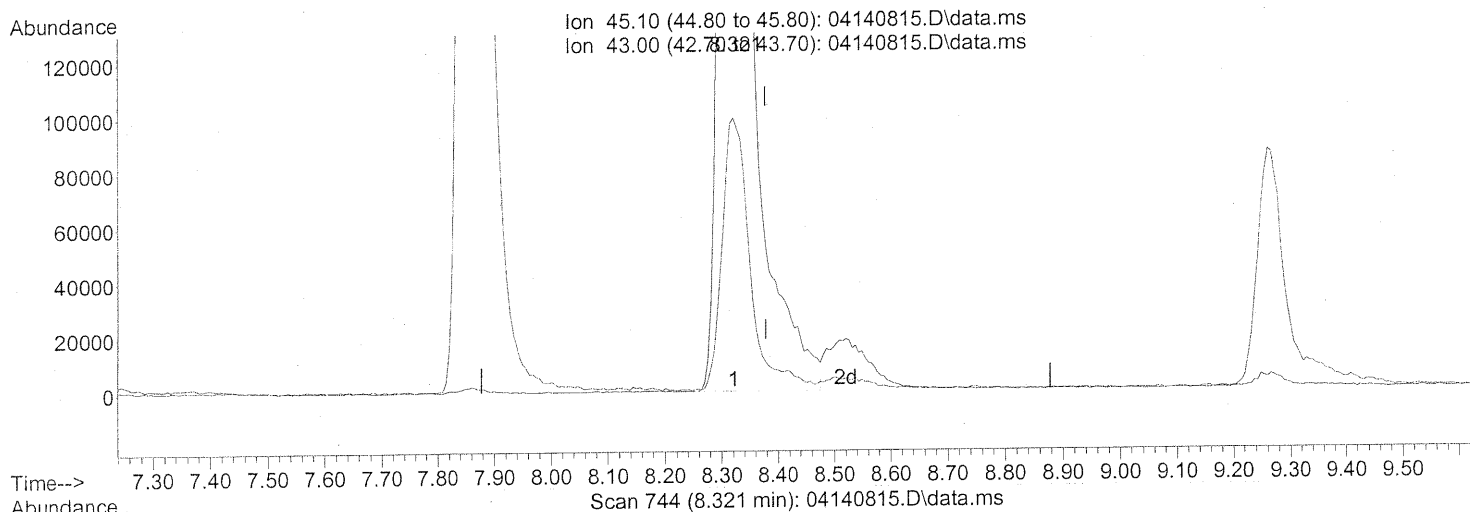
*incl. tailing*

*WA 4/16/08*

*4/17/08*

Data Path : J:\MS13\DATA\2008\_04\14\  
Data File : 04140815.D  
Acq On : 14 Apr 2008 23:45  
Operator : WA  
Sample : 25ng TO-15 ICV Standard  
Misc : S20-04140804/S20-04040804  
ALS Vial : 16 Sample Multiplier: 1

Quant Time: Apr 15 06:47:48 2008  
Quant Method : J:\MS13\METHODS\R13041408.M  
Quant Title : EPA TO-15 per SOP VOA-TO15 (CASS TO-15/GC-MS)  
QLast Update : Tue Apr 15 06:47:20 2008  
Response via : Initial Calibration



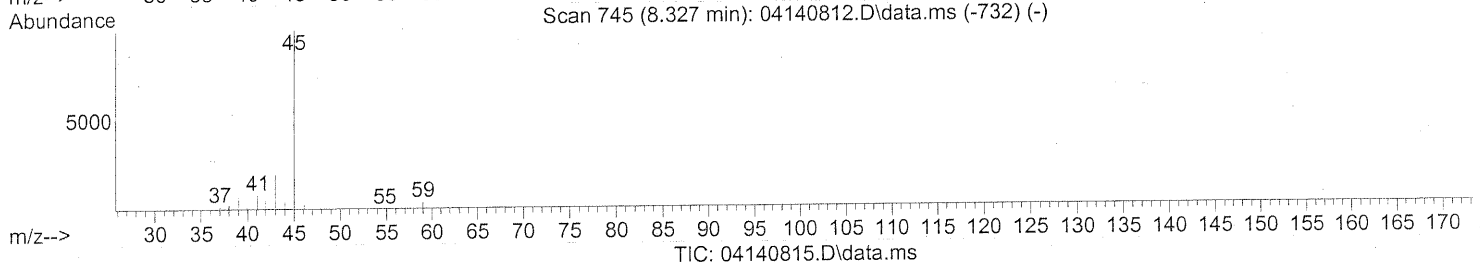
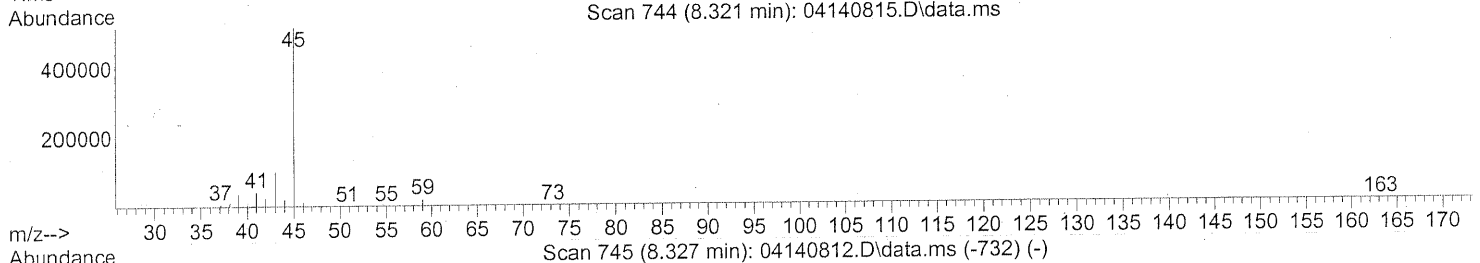
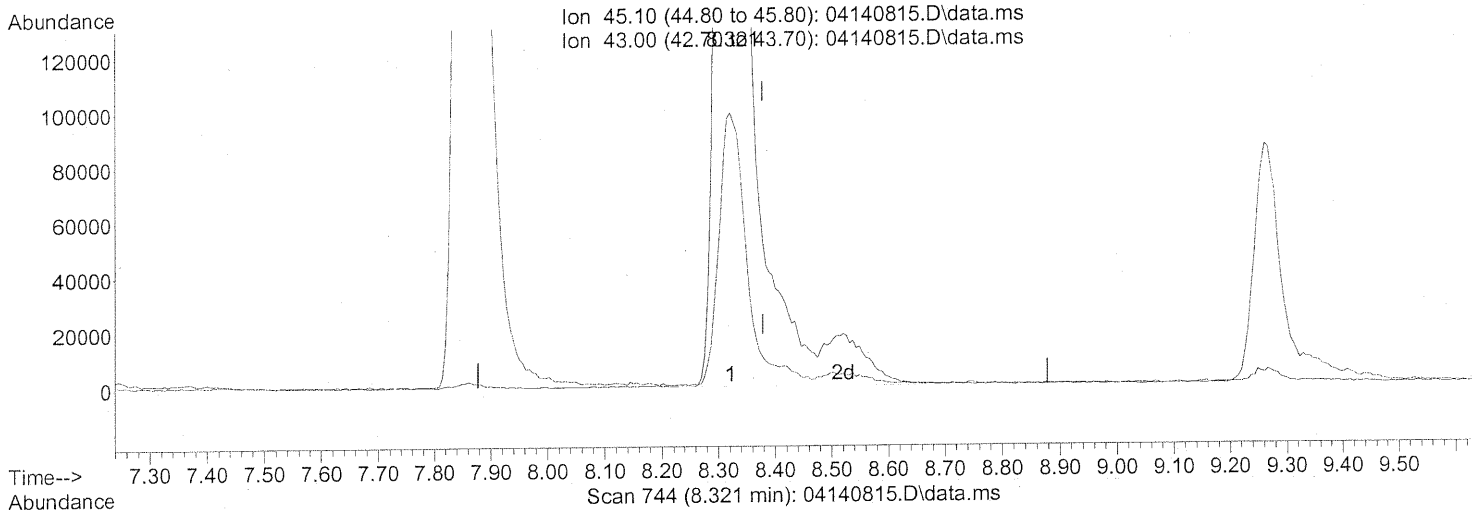
(15) Isopropanol (T)  
8.321min (-0.057) 22.52ng  
response 1697041

*split peaks*

Ion	Exp%	Act%
45.10	100	100
43.00	16.90	20.01
0.00	0.00	0.00
0.00	0.00	0.00

Data Path : J:\MS13\DATA\2008\_04\14\  
Data File : 04140815.D  
Acq On : 14 Apr 2008 23:45  
Operator : WA  
Sample : 25ng TO-15 ICV Standard  
Misc : S20-04140804/S20-04040804  
ALS Vial : 16 Sample Multiplier: 1

Quant Time: Apr 15 06:47:48 2008  
Quant Method : J:\MS13\METHODS\R13041408.M  
Quant Title : EPA TO-15 per SOP VOA-TO15 (CASS TO-15/GC-MS)  
QLast Update : Tue Apr 15 06:47:20 2008  
Response via : Initial Calibration



(15) Isopropanol (T)  
8.321min (-0.057) 23.82ng m  
response 1795159

Ion	Exp%	Act%
45.10	100	100
43.00	16.90	18.91
0.00	0.00	0.00
0.00	0.00	0.00

*int. whole plates*

*WA 4/16/08*

*WA 04/17/08*

**INITIAL CALIBRATION VERIFICATION CHECK SHEET**

Data File Name: 04140815.D  
 Data File Path: J:\MS13\DATA\2008\_04\14\  
 Operator: WA  
 Date Acquired: 4/14/08 23:45  
 Acq. Method File: TO15.M  
 Sample Name: 25ng TO-15 ICV Standard  
 Misc Info: S20-04140804/S20-04040804  
 Instrument Name: GCMS13

#	Name Compound	Ret. Time	Amt. (ng)	Spike Amt.(ng)	% Rec.	Lower Limit	Upper Limit	* OR Fail
2)	Propene	4.79	24.40	26.3	92.8	70	130	*
3)	Dichlorodifluoromethane	4.95	22.67	25.5	88.9	70	130	*
4)	Chloromethane	5.27	22.68	24.5	92.6	70	130	*
5)	Freon 114	5.52	24.19	26.0	93.0	70	130	*
6)	Vinyl Chloride	5.71	23.08	24.8	93.1	70	130	*
7)	1,3-Butadiene	5.99	30.13	30.0	100.4	70	130	*
8)	Bromomethane	6.48	25.90	25.0	103.6	70	130	*
9)	Chloroethane	6.81	25.62	25.0	102.5	70	130	*
10)	Ethanol	7.12	22.64	23.8	95.1	70	130	*
11)	Acetonitrile	7.44	24.12	25.3	95.3	70	130	*
12)	Acrolein	7.64	24.55	24.8	99.0	70	130	*
13)	Acetone	7.86	25.74	26.8	96.0	70	130	*
14)	Trichlorofluoromethane	8.14	25.07	26.3	95.3	70	130	*
15)	Isopropanol	8.32	23.82	25.8	92.3	70	130	*
16)	Acrylonitrile	8.64	26.91	25.5	105.5	70	130	*
17)	1,1-Dichloroethene	9.16	26.70	27.8	96.1	70	130	*
18)	tert-Butanol	9.26	27.30	25.8	105.8	70	130	*
19)	Methylene Chloride	9.36	24.39	27.8	87.7	70	130	*
20)	Allyl Chloride	9.54	31.46	26.8	117.4	70	130	*
21)	Trichlorotrifluoroethane	9.80	25.40	27.8	91.4	70	130	*
22)	Carbon Disulfide	9.76	24.92	25.0	99.7	70	130	*
23)	trans-1,2-Dichloroethene	10.80	25.91	26.5	97.8	70	130	*
24)	1,1-Dichloroethane	11.10	25.83	26.8	96.4	70	130	*
25)	Methyl tert-Butyl Ether	11.19	25.62	26.8	95.6	70	130	*
26)	Vinyl Acetate	11.35	29.96	25.3	118.4	70	130	*
27)	2-Butanone	11.68	27.93	27.0	103.4	70	130	*
28)	cis-1,2-Dichloroethene	12.36	25.85	27.0	95.7	70	130	*
29)	Diisopropyl Ether	12.69	23.70	26.3	90.1	70	130	*
30)	Ethyl Acetate	12.69	28.00	29.3	95.6	70	130	*
31)	n-Hexane	12.70	24.38	27.0	90.3	70	130	*
32)	Chloroform	12.80	29.33	29.8	98.4	70	130	*
34)	Tetrahydrofuran	13.35	26.56	26.8	99.1	70	130	*
35)	Ethyl tert-Butyl Ether	13.48	25.23	26.0	97.0	70	130	*
36)	1,2-Dichloroethane	13.89	24.96	26.3	94.9	70	130	*
38)	1,1,1-Trichloroethane	14.29	25.42	26.8	94.9	70	130	*
39)	Isopropyl Acetate	14.83	25.87	25.5	101.5	70	130	*

WA 4/16/08



**INITIAL CALIBRATION VERIFICATION CHECK SHEET**

Data File Name: 04140815.D  
 Data File Path: J:\MS13\DATA\2008\_04\14\  
 Operator: WA  
 Date Acquired: 4/14/08 23:45  
 Acq. Method File: TO15.M  
 Sample Name: 25ng TO-15 ICV Standard  
 Misc Info: S20-04140804/S20-04040804  
 Instrument Name: GCMS13

#	Name Compound	Ret. Time	Amt. (ng)	Spike Amt.(ng)	% Rec.	Lower Limit	Upper Limit	* OR Fail
40)	1-Butanol	14.85	25.05	24.8	101.0	70	130	*
41)	Benzene	14.99	24.72	27.0	91.6	70	130	*
42)	Carbon Tetrachloride	15.22	25.99	26.0	99.9	70	130	*
43)	Cyclohexane	15.41	25.59	26.8	95.5	70	130	*
44)	tert-Amyl Methyl Ether	15.87	25.75	26.0	99.0	70	130	*
45)	1,2-Dichloropropane	16.20	24.80	26.5	93.6	70	130	*
46)	Bromodichloromethane	16.46	27.14	27.8	97.6	70	130	*
47)	Trichloroethene	16.54	25.20	27.3	92.3	70	130	*
48)	1,4-Dioxane	16.49	27.93	27.5	101.6	70	130	*
49)	Isooctane	16.62	24.93	26.3	94.8	70	130	*
50)	Methyl Methacrylate	16.80	25.95	25.8	100.6	70	130	*
51)	n-Heptane	16.98	24.24	26.8	90.5	70	130	*
52)	cis-1,3-Dichloropropene	17.73	26.16	25.0	104.7	70	130	*
53)	4-Methyl-2-pentanone	17.77	25.46	27.5	92.6	70	130	*
54)	trans-1,3-Dichloropropene	18.43	30.23	28.0	108.0	70	130	*
55)	1,1,2-Trichloroethane	18.67	24.56	26.3	93.4	70	130	*
58)	Toluene	19.07	24.74	26.5	93.3	70	130	*
59)	2-Hexanone	19.37	25.37	26.3	96.5	70	130	*
60)	Dibromochloromethane	19.61	27.20	27.0	100.8	70	130	*
61)	1,2-Dibromoethane	19.94	27.00	26.3	102.7	70	130	*
62)	Butyl Acetate	20.19	28.01	26.3	106.5	70	130	*
63)	n-Octane	20.35	25.18	26.0	96.8	70	130	*
64)	Tetrachloroethene	20.55	24.00	26.0	92.3	70	130	*
65)	Chlorobenzene	21.42	24.37	26.5	91.9	70	130	*
66)	Ethylbenzene	21.89	25.30	26.3	96.2	70	130	*
67)	m- & p-Xylene	22.13	59.91	62.5	95.9	70	130	*
68)	Bromoform	22.21	33.79	31.3	108.0	70	130	*
69)	Styrene	22.57	25.05	26.3	95.3	70	130	*
70)	o-Xylene	22.72	28.25	29.8	94.8	70	130	*
71)	n-Nonane	22.98	24.43	26.0	94.0	70	130	*
72)	1,1,2,2-Tetrachloroethane	22.69	29.03	29.8	97.4	70	130	*
74)	Cumene	23.47	26.32	27.0	97.5	70	130	*
75)	alpha-Pinene	23.97	25.04	26.3	95.2	70	130	*
76)	n-Propylbenzene	24.10	25.93	26.3	98.6	70	130	*
77)	3-Ethyltoluene	24.23	24.36	25.5	95.5	70	130	*

INITIAL CALIBRATION VERIFICATION CHECK SHEET

Data File Name: 04140815.D  
 Data File Path: J:\MS13\DATA\2008\_04\14\  
 Operator: WA  
 Date Acquired: 4/14/08 23:45  
 Acq. Method File: TO15.M  
 Sample Name: 25ng TO-15 ICV Standard  
 Misc Info: S20-04140804/S20-04040804  
 Instrument Name: GCMS13

#	Name <u>Compound</u>	Ret. <u>Time</u>	Amt. <u>(ng)</u>	Spike <u>Amt.(ng)</u>	% <u>Rec.</u>	Lower <u>Limit</u>	Upper <u>Limit</u>	* OR <u>Fail</u>
78)	4-Ethyltoluene	<b>24.28</b>	<b>25.73</b>	<b>26.5</b>	<b>97.1</b>	70	130	*
79)	1,3,5-Trimethylbenzene	<b>24.38</b>	<b>24.85</b>	<b>26.0</b>	<b>95.6</b>	70	130	*
80)	alpha-Methylstyrene	24.56	23.55	25.5	92.4	70	130	*
81)	2-Ethyltoluene	24.61	23.67	24.8	95.4	70	130	*
82)	1,2,4-Trimethylbenzene	<b>24.88</b>	<b>25.51</b>	<b>26.0</b>	<b>98.1</b>	70	130	*
83)	n-Decane	24.99	25.02	26.3	95.1	70	130	*
84)	Benzyl Chloride	<b>25.05</b>	<b>28.17</b>	<b>25.8</b>	<b>109.2</b>	70	130	*
85)	1,3-Dichlorobenzene	<b>25.08</b>	<b>23.42</b>	<b>25.5</b>	<b>91.8</b>	70	130	*
86)	1,4-Dichlorobenzene	<b>25.16</b>	<b>24.12</b>	<b>26.3</b>	<b>91.7</b>	70	130	*
87)	sec-Butylbenzene	25.21	25.53	26.8	95.3	70	130	*
88)	p-Isopropyltoluene	25.40	29.52	28.8	102.5	70	130	*
89)	1,2,3-Trimethylbenzene	25.41	27.41	28.5	96.2	70	130	*
90)	1,2-Dichlorobenzene	<b>25.58</b>	<b>23.26</b>	<b>25.8</b>	<b>90.2</b>	70	130	*
91)	d-Limonene	<b>25.58</b>	<b>23.46</b>	<b>26.0</b>	<b>90.2</b>	70	130	*
92)	1,2-Dibromo-3-Chloropropane	<b>26.11</b>	<b>26.26</b>	<b>25.8</b>	<b>101.8</b>	70	130	*
93)	n-Undecane	26.50	25.02	26.5	94.4	70	130	*
94)	1,2,4-Trichlorobenzene	<b>27.63</b>	<b>24.47</b>	<b>26.0</b>	<b>94.1</b>	70	130	*
95)	Naphthalene	<b>27.77</b>	<b>25.66</b>	<b>26.3</b>	<b>97.6</b>	70	130	*
96)	n-Dodecane	27.74	23.67	26.5	89.3	70	130	*
97)	Hexachloro-1,3-butadiene	<b>28.19</b>	<b>24.23</b>	<b>26.3</b>	<b>92.1</b>	70	130	*

Bold = 67 Compound List

Method Path : J:\MS13\METHODS\  
 Method File : S13041408.M  
 Title : TO-15 Tekmar AutoCan/HP 6890/HP 5975 MSD  
 Last Update : Mon Apr 28 10:04:59 2008  
 Response Via : Initial Calibration

Calibration Files

0.1 =04140808.D 0.5 =04140809.D 1.0 =04140810.D 5.0 =04140811.D  
 25 =04140812.D 50 =04140813.D 100 =04140814.D

Compound	0.1	0.5	1.0	5.0	25	50	100	Avg	%RSD
1) IR Bromochloromethane (I									
2) S 1,2-Dichloroethane-	2.025	2.037	2.045	1.980	2.032	1.968	1.947	2.005	1.95
3) IR 1,4-Difluorobenzene (									
4) I Chlorobenzene-d5 (IS3									
5) S Toluene-d8 (SS2)	2.272	2.277	2.272	2.254	2.226	2.195	2.190	2.241	1.65
6) S Bromofluorobenzene	0.769	0.759	0.763	0.787	0.780	0.766	0.774	0.771	1.27
7) tert-Butylbenzene	2.158	2.296	2.193	2.209	2.823	3.456	4.028	2.738	27.07
8) n-Butylbenzene	2.766	2.728	2.727	2.744	3.060	3.226	3.424	2.954	9.65

(#) = Out of Range

619

Method Path : J:\MS13\METHODS\  
 Method File : S13041408.M  
 Title : TO-15 Tekmar AutoCan/HP 6890/HP 5975 MSD  
 Last Update : Mon Apr 28 10:06:00 2008  
 Response Via : Initial Calibration

#	ID	Conc	ISTD Conc	Path\File
1	0.1	0	25	J:\MS13\DATA\2008_04\14\04140808.D
2	0.5	1	25	J:\MS13\DATA\2008_04\14\04140809.D
3	1.0	1	25	J:\MS13\DATA\2008_04\14\04140810.D
4	5.0	5	25	J:\MS13\DATA\2008_04\14\04140811.D
5	25	26	25	J:\MS13\DATA\2008_04\14\04140812.D
6	50	52	25	J:\MS13\DATA\2008_04\14\04140813.D
7	100	104	25	J:\MS13\DATA\2008_04\14\04140814.D


#	ID	Update Time	Quant Time	Acquisition Time
1	0.1	Apr 28 10:03 2008	Apr 28 09:59 2008	14 Apr 2008 18:59
2	0.5	Apr 28 10:03 2008	Apr 28 09:59 2008	14 Apr 2008 19:40
3	1.0	Apr 28 10:03 2008	Apr 28 10:00 2008	14 Apr 2008 20:21
4	5.0	Apr 28 10:04 2008	Apr 28 10:00 2008	14 Apr 2008 21:01
5	25	Apr 28 10:04 2008	Apr 28 10:00 2008	14 Apr 2008 21:43
6	50	Apr 28 10:04 2008	Apr 28 10:02 2008	14 Apr 2008 22:24
7	100	Apr 28 10:04 2008	Apr 28 10:02 2008	14 Apr 2008 23:04

S13041408.M Thu May 08 16:19:56 2008

*5/8/08*

Data Path : J:\MS13\DATA\2008\_04\14\  
 Data File : 04140808.D  
 Acq On : 14 Apr 2008 18:59  
 Operator : WA  
 Sample : 0.1ng TO-15 ICAL Standard  
 Misc : S20-04140804/S20-04030801  
 ALS Vial : 5 Sample Multiplier: 1

Quant Time: Apr 28 09:59:02 2008  
 Quant Method : J:\MS13\METHODS\S13041408.M  
 Quant Title : TO-15 Tekmar AutoCan/HP 6890/HP 5975 MSD  
 QLast Update : Thu Apr 24 11:49:59 2008  
 Response via : Initial Calibration



Data Path : J:\MS13\DATA\2008\_04\14\  
 Data File : 04140808.D  
 Acq On : 14 Apr 2008 18:59  
 Operator : WA  
 Sample : 0.1ng TO-15 ICAL Standard  
 Misc : S20-04140804/S20-04030801  
 ALS Vial : 5 Sample Multiplier: 1

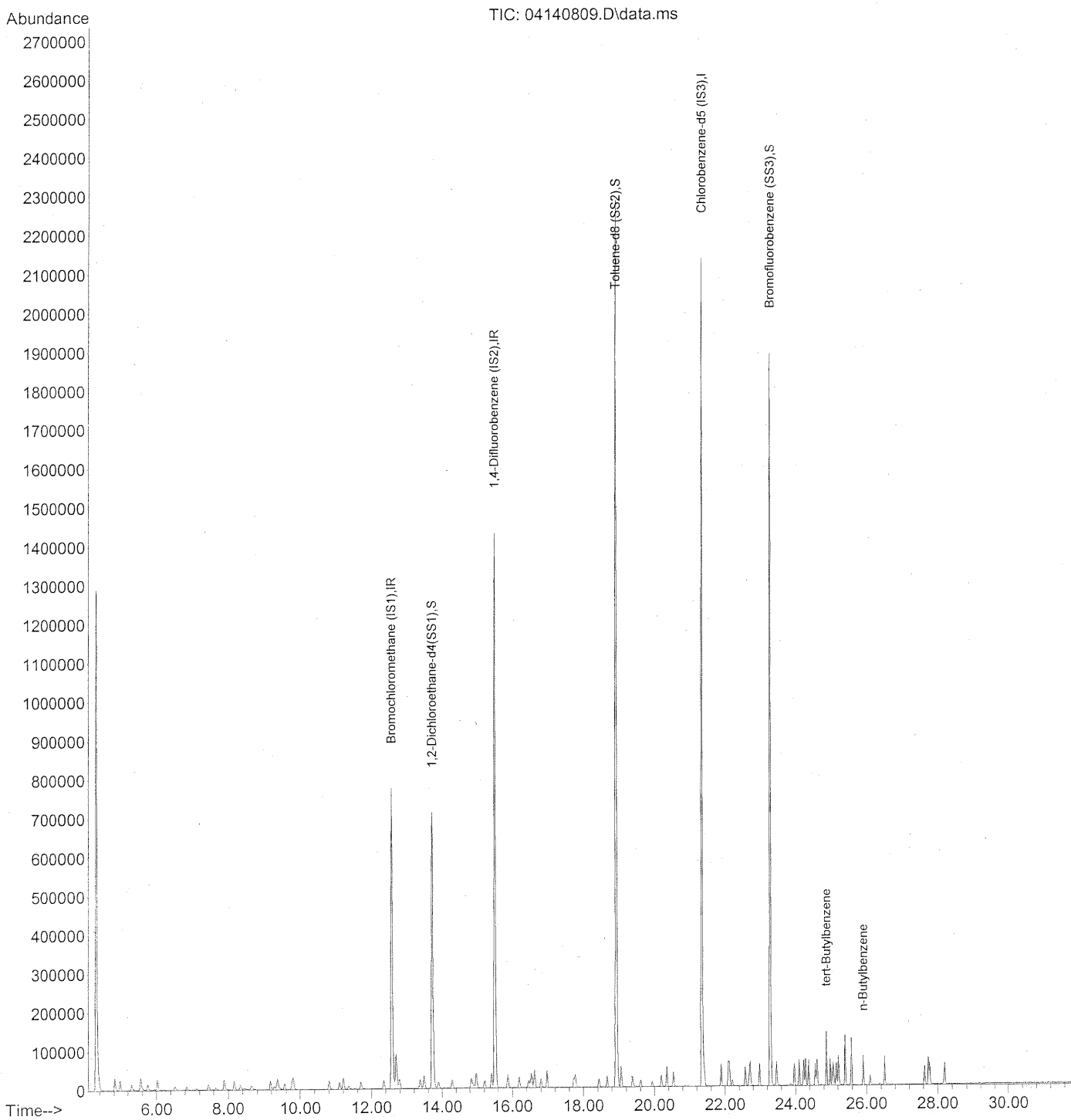
Quant Time: Apr 28 09:59:02 2008  
 Quant Method : J:\MS13\METHODS\S13041408.M  
 Quant Title : TO-15 Tekmar AutoCan/HP 6890/HP 5975 MSD  
 QLast Update : Thu Apr 24 11:49:59 2008  
 Response via : Initial Calibration

Internal Standards	R.T.	QIon	Response	Conc	Units	Dev(Min)
1) Bromochloromethane (IS1)	12.58	130	330672	25.000	ng	-0.04
3) 1,4-Difluorobenzene (IS2)	15.51	114	1516799	25.000	ng	-0.03
4) Chlorobenzene-d5 (IS3)	21.35	82	758152	25.000	ng	-0.01
System Monitoring Compounds						
2) 1,2-Dichloroethane-d4(...)	13.72	65	669686	31.921	ng	-0.03
Spiked Amount	25.000		Recovery	=	127.68%	
5) Toluene-d8 (SS2)	18.93	98	1722189	29.398	ng	-0.02
Spiked Amount	25.000		Recovery	=	117.60%	
6) Bromofluorobenzene (SS3)	23.29	174	583069	20.588	ng	-0.01
Spiked Amount	25.000		Recovery	=	82.36%	
Target Compounds						
7) tert-Butylbenzene	24.88	119	6805	0.087	ng	99
8) n-Butylbenzene	25.91	91	8975	0.107	ng	# 89

(#) = qualifier out of range (m) = manual integration (+) = signals summed

Data Path : J:\MS13\DATA\2008\_04\14\  
 Data File : 04140809.D  
 Acq On : 14 Apr 2008 19:40  
 Operator : WA  
 Sample : 0.5ng TO-15 ICAL Standard  
 Misc : S20-04140804/S20-03210809  
 ALS Vial : 13 Sample Multiplier: 1

Quant Time: Apr 28 09:59:45 2008  
 Quant Method : J:\MS13\METHODS\S13041408.M  
 Quant Title : TO-15 Tekmar AutoCan/HP 6890/HP 5975 MSD  
 QLast Update : Thu Apr 24 11:49:59 2008  
 Response via : Initial Calibration



Data Path : J:\MS13\DATA\2008\_04\14\  
 Data File : 04140809.D  
 Acq On : 14 Apr 2008 19:40  
 Operator : WA  
 Sample : 0.5ng TO-15 ICAL Standard  
 Misc : S20-04140804/S20-03210809  
 ALS Vial : 13 Sample Multiplier: 1

Quant Time: Apr 28 09:59:45 2008  
 Quant Method : J:\MS13\METHODS\S13041408.M  
 Quant Title : TO-15 Tekmar AutoCan/HP 6890/HP 5975 MSD  
 QLast Update : Thu Apr 24 11:49:59 2008  
 Response via : Initial Calibration

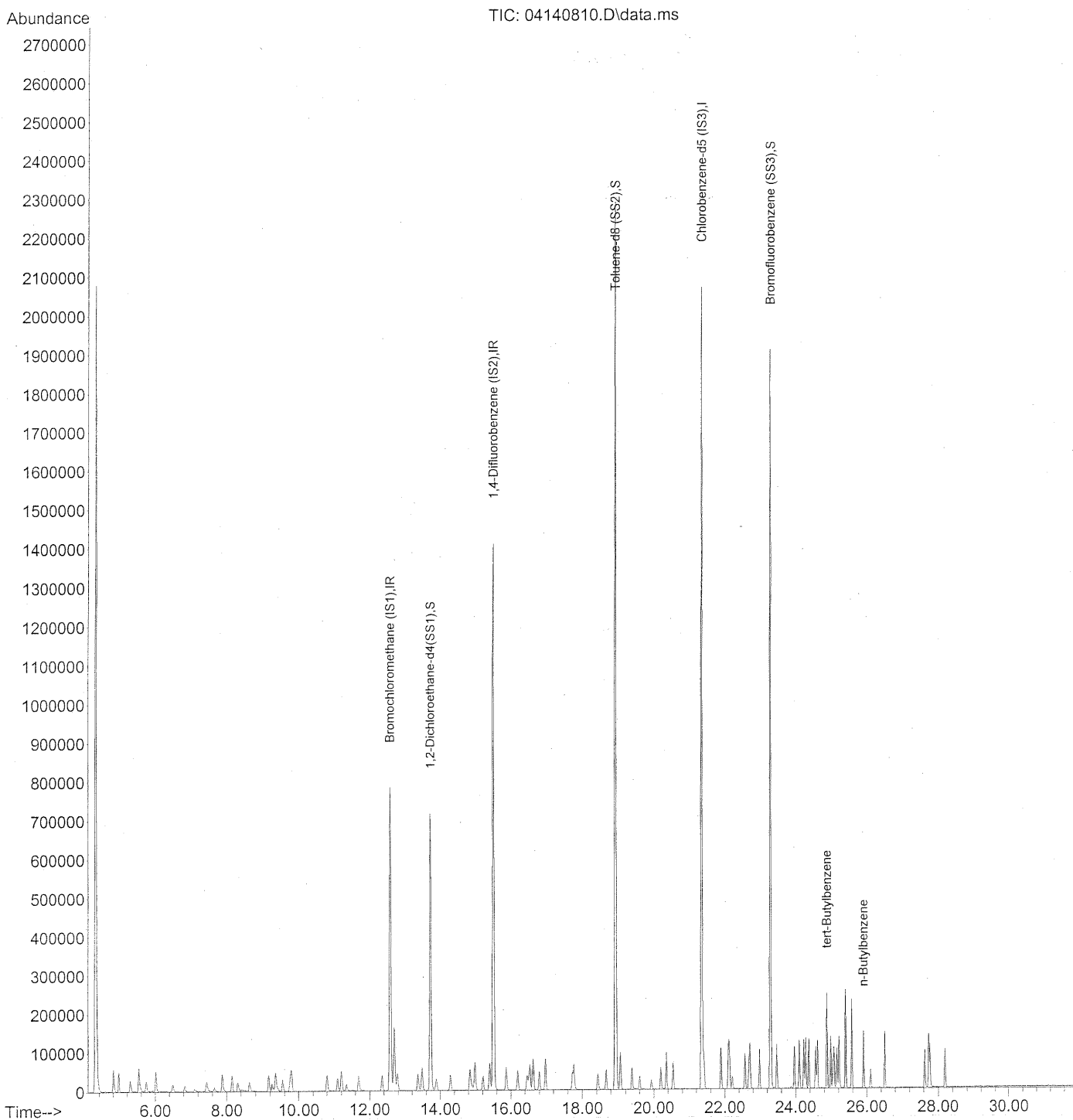
Internal Standards	R.T.	QIon	Response	Conc	Units	Dev(Min)
1) Bromochloromethane (IS1)	12.58	130	321232	25.000	ng	-0.04
3) 1,4-Difluorobenzene (IS2)	15.51	114	1468142	25.000	ng	-0.02
4) Chlorobenzene-d5 (IS3)	21.35	82	744311	25.000	ng	-0.01
System Monitoring Compounds						
2) 1,2-Dichloroethane-d4(...)	13.73	65	654334	32.106	ng	-0.03
Spiked Amount	25.000		Recovery	=	128.44%	
5) Toluene-d8 (SS2)	18.93	98	1694424	29.462	ng	-0.02
Spiked Amount	25.000		Recovery	=	117.84%	
6) Bromofluorobenzene (SS3)	23.29	174	565263	20.330	ng	-0.01
Spiked Amount	25.000		Recovery	=	81.32%	
Target Compounds						
7) tert-Butylbenzene	24.88	119	35550	0.461	ng	98
8) n-Butylbenzene	25.91	91	43452	0.527	ng	95

(#) = qualifier out of range (m) = manual integration (+) = signals summed



Data Path : J:\MS13\DATA\2008\_04\14\  
 Data File : 04140810.D  
 Acq On : 14 Apr 2008 20:21  
 Operator : WA  
 Sample : 1ng TO-15 ICAL Standard  
 Misc : S20-04140804/S20-03210809  
 ALS Vial : 13 Sample Multiplier: 1

Quant Time: Apr 28 10:00:01 2008  
 Quant Method : J:\MS13\METHODS\S13041408.M  
 Quant Title : TO-15 Tekmar AutoCan/HP 6890/HP 5975 MSD  
 QLast Update : Thu Apr 24 11:49:59 2008  
 Response via : Initial Calibration



Data Path : J:\MS13\DATA\2008\_04\14\  
 Data File : 04140810.D  
 Acq On : 14 Apr 2008 20:21  
 Operator : WA  
 Sample : 1ng TO-15 ICAL Standard  
 Misc : S20-04140804/S20-03210809  
 ALS Vial : 13 Sample Multiplier: 1

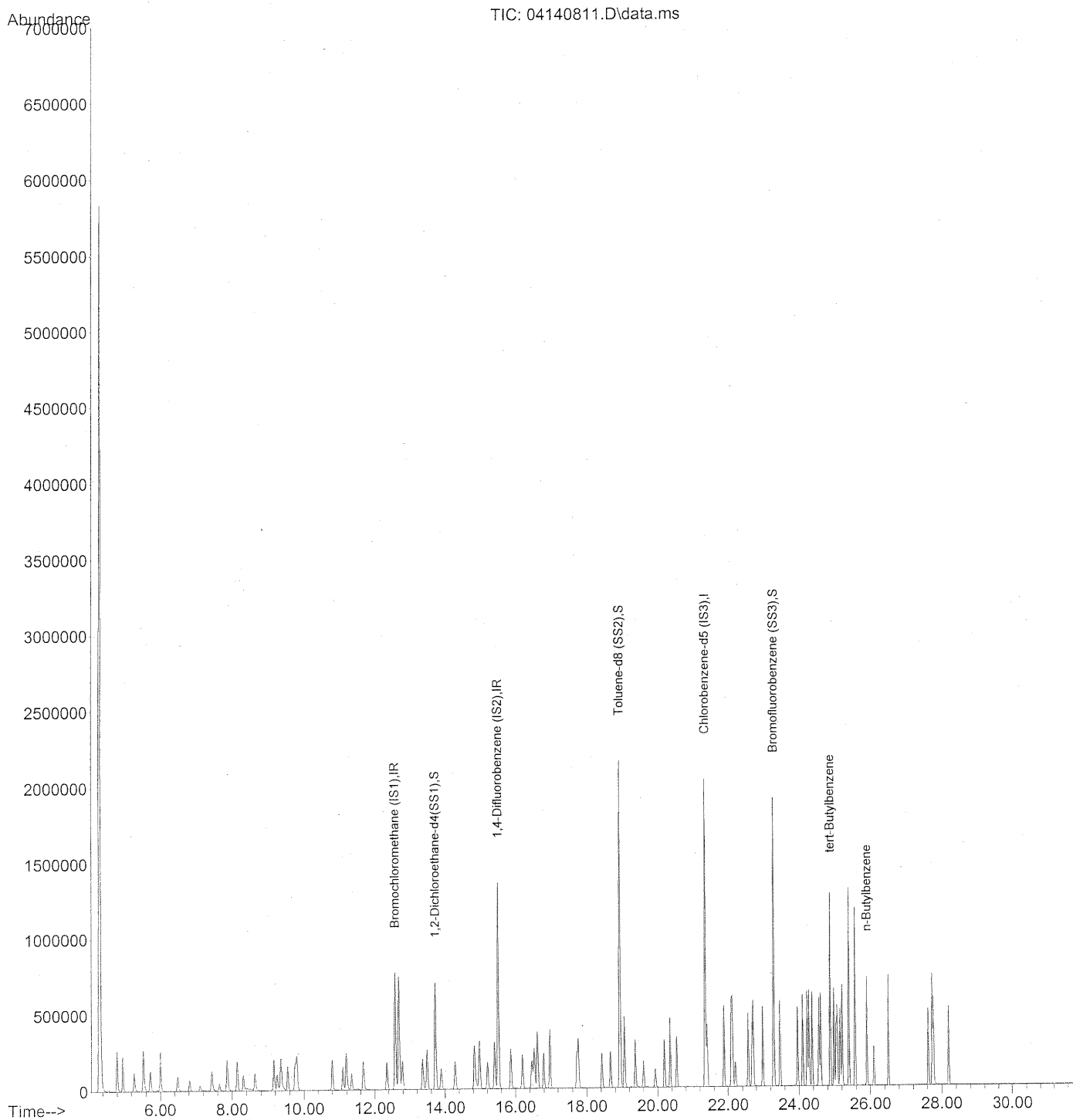
Quant Time: Apr 28 10:00:01 2008  
 Quant Method : J:\MS13\METHODS\S13041408.M  
 Quant Title : TO-15 Tekmar AutoCan/HP 6890/HP 5975 MSD  
 QLast Update : Thu Apr 24 11:49:59 2008  
 Response via : Initial Calibration

Internal Standards	R.T.	QIon	Response	Conc	Units	Dev (Min)
1) Bromochloromethane (IS1)	12.58	130	314461	25.000	ng	-0.04
3) 1,4-Difluorobenzene (IS2)	15.51	114	1454647	25.000	ng	-0.02
4) Chlorobenzene-d5 (IS3)	21.35	82	735083	25.000	ng	-0.01
System Monitoring Compounds						
2) 1,2-Dichloroethane-d4(...)	13.72	65	643137	32.236	ng	-0.03
Spiked Amount				25.000		Recovery = 128.96%
5) Toluene-d8 (SS2)	18.93	98	1669857	29.400	ng	-0.02
Spiked Amount				25.000		Recovery = 117.60%
6) Bromofluorobenzene (SS3)	23.29	174	560818	20.424	ng	-0.01
Spiked Amount				25.000		Recovery = 81.68%
Target Compounds						
7) tert-Butylbenzene	24.88	119	67068	0.880	ng	Qvalue 98
8) n-Butylbenzene	25.91	91	85803	1.054	ng	91

(#) = qualifier out of range (m) = manual integration (+) = signals summed

Data Path : J:\MS13\DATA\2008\_04\14\  
 Data File : 04140811.D  
 Acq On : 14 Apr 2008 21:01  
 Operator : WA  
 Sample : 5ng TO-15 ICAL Standard  
 Misc : S20-04140804/S20-03210809  
 ALS Vial : 13 Sample Multiplier: 1

Quant Time: Apr 28 10:00:13 2008  
 Quant Method : J:\MS13\METHODS\S13041408.M  
 Quant Title : TO-15 Tekmar AutoCan/HP 6890/HP 5975 MSD  
 QLast Update : Thu Apr 24 11:49:59 2008  
 Response via : Initial Calibration



Data Path : J:\MS13\DATA\2008\_04\14\  
 Data File : 04140811.D  
 Acq On : 14 Apr 2008 21:01  
 Operator : WA  
 Sample : 5ng TO-15 ICAL Standard  
 Misc : S20-04140804/S20-03210809  
 ALS Vial : 13 Sample Multiplier: 1

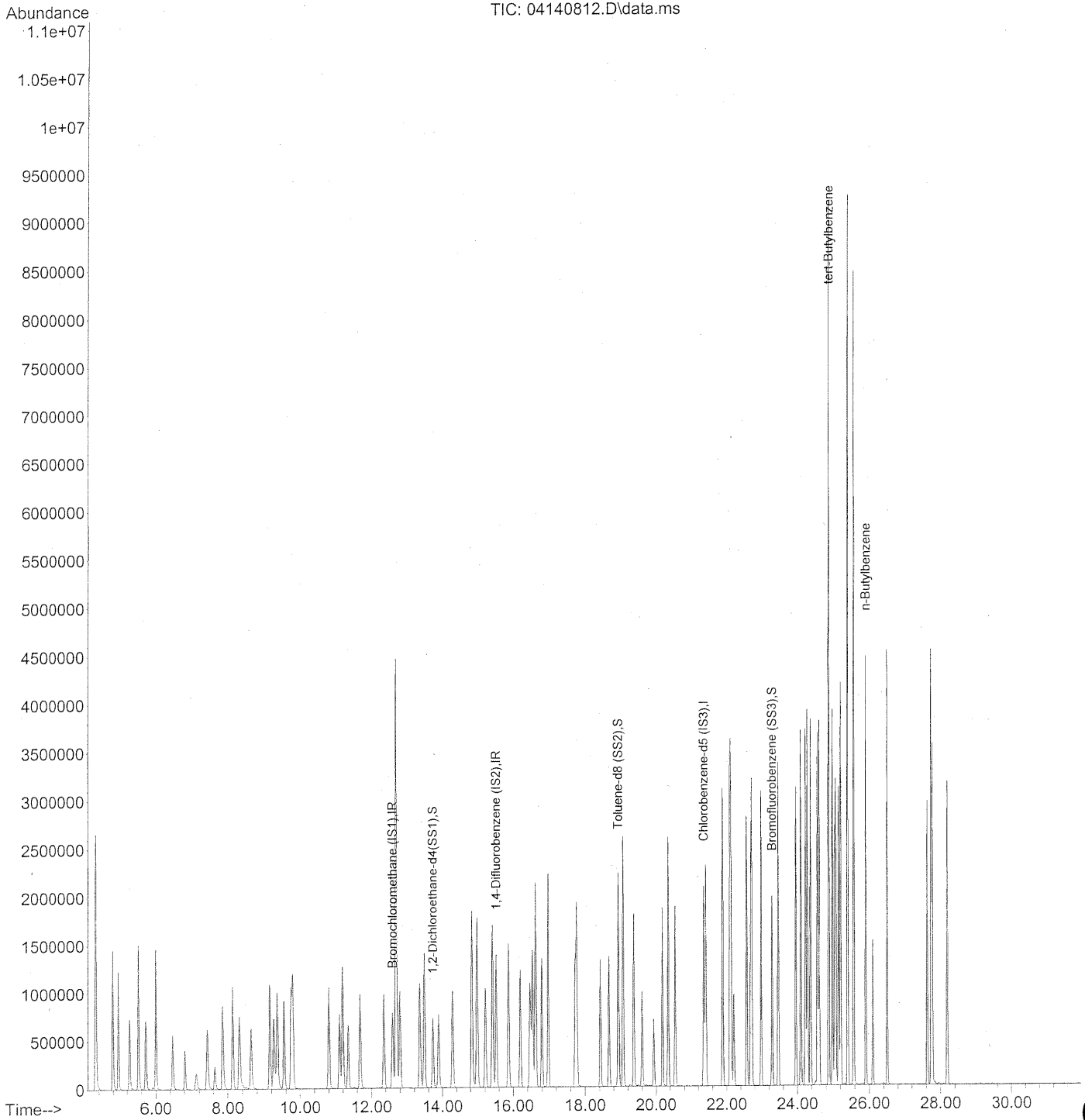
Quant Time: Apr 28 10:00:13 2008  
 Quant Method : J:\MS13\METHODS\S13041408.M  
 Quant Title : TO-15 Tekmar AutoCan/HP 6890/HP 5975 MSD  
 QLast Update : Thu Apr 24 11:49:59 2008  
 Response via : Initial Calibration

Internal Standards	R.T.	QIon	Response	Conc	Units	Dev (Min)
1) Bromochloromethane (IS1)	12.58	130	313584	25.000	ng	-0.03
3) 1,4-Difluorobenzene (IS2)	15.51	114	1406515	25.000	ng	-0.02
4) Chlorobenzene-d5 (IS3)	21.35	82	715799	25.000	ng	-0.01
System Monitoring Compounds						
2) 1,2-Dichloroethane-d4 (...)	13.73	65	620740	31.200	ng	-0.03
Spiked Amount	25.000		Recovery	=	124.80%	
5) Toluene-d8 (SS2)	18.93	98	1613556	29.174	ng	-0.02
Spiked Amount	25.000		Recovery	=	116.68%	
6) Bromofluorobenzene (SS3)	23.29	174	563169	21.062	ng	-0.01
Spiked Amount	25.000		Recovery	=	84.24%	
Target Compounds						
7) tert-Butylbenzene	24.88	119	328918	4.434	ng	Qvalue 99
8) n-Butylbenzene	25.91	91	420404	5.303	ng	# 94

(#) = qualifier out of range (m) = manual integration (+) = signals summed

Data Path : J:\MS13\DATA\2008\_04\14\  
 Data File : 04140812.D  
 Acq On : 14 Apr 2008 21:43  
 Operator : WA  
 Sample : 25ng TO-15 ICAL Standard  
 Misc : S20-04140804/S20-04020808  
 ALS Vial : 4 Sample Multiplier: 1

Quant Time: Apr 28 10:00:26 2008  
 Quant Method : J:\MS13\METHODS\S13041408.M  
 Quant Title : TO-15 Tekmar AutoCan/HP 6890/HP 5975 MSD  
 QLast Update : Thu Apr 24 11:49:59 2008  
 Response via : Initial Calibration



Data Path : J:\MS13\DATA\2008\_04\14\  
 Data File : 04140812.D  
 Acq On : 14 Apr 2008 21:43  
 Operator : WA  
 Sample : 25ng TO-15 ICAL Standard  
 Misc : S20-04140804/S20-04020808  
 ALS Vial : 4 Sample Multiplier: 1

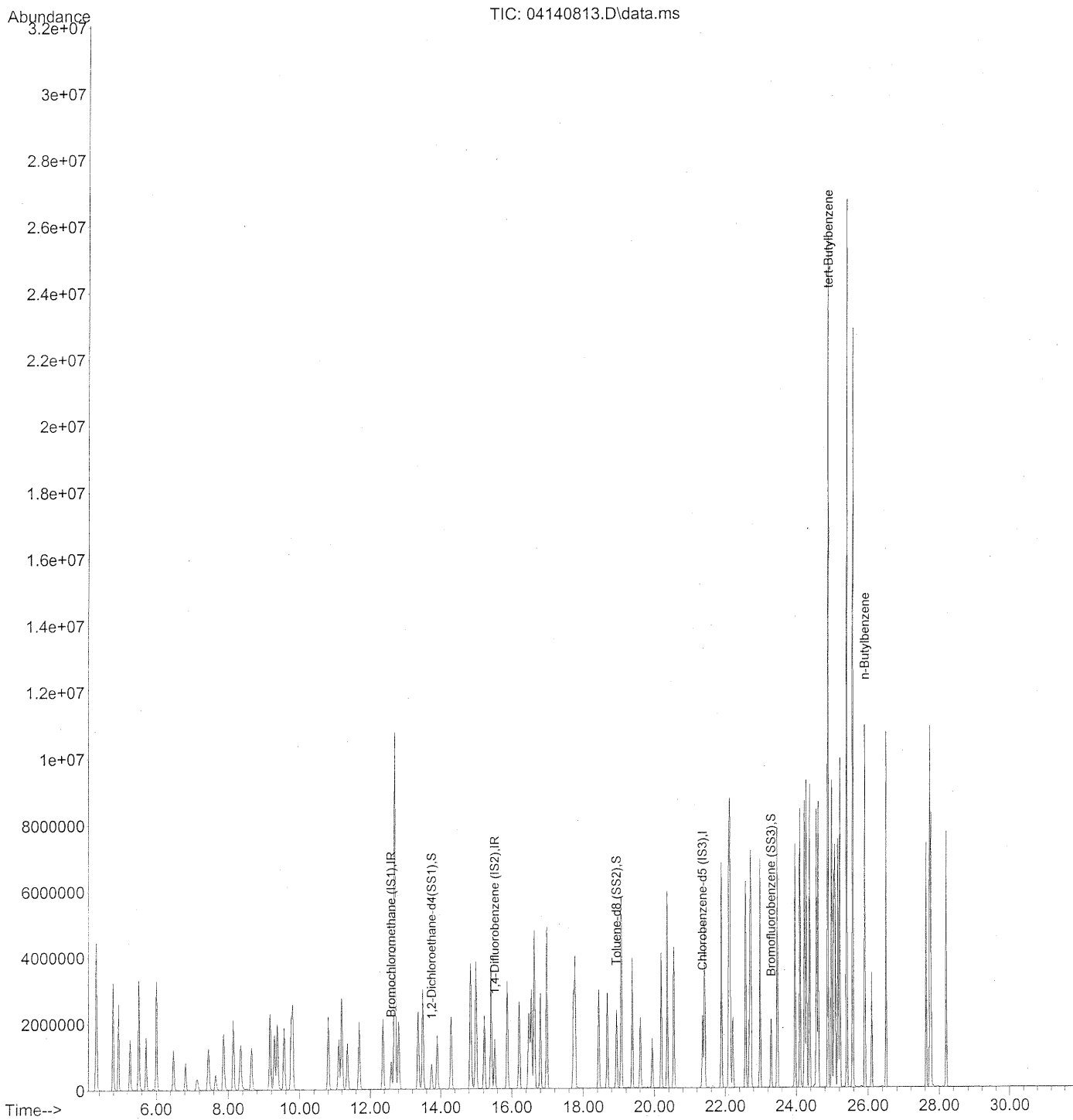
Quant Time: Apr 28 10:00:26 2008  
 Quant Method : J:\MS13\METHODS\S13041408.M  
 Quant Title : TO-15 Tekmar AutoCan/HP 6890/HP 5975 MSD  
 QLast Update : Thu Apr 24 11:49:59 2008  
 Response via : Initial Calibration

Internal Standards	R.T.	QIon	Response	Conc	Units	Dev(Min)
1) Bromochloromethane (IS1)	12.60	130	332070	25.000	ng	-0.02
3) 1,4-Difluorobenzene (IS2)	15.52	114	1467032	25.000	ng	-0.02
4) Chlorobenzene-d5 (IS3)	21.35	82	762152	25.000	ng	-0.01
System Monitoring Compounds						
2) 1,2-Dichloroethane-d4(...)	13.73	65	674919	32.035	ng	-0.02
Spiked Amount	25.000		Recovery	=	128.16%	
5) Toluene-d8 (SS2)	18.93	98	1696875	28.814	ng	-0.02
Spiked Amount	25.000		Recovery	=	115.24%	
6) Bromofluorobenzene (SS3)	23.29	174	594489	20.881	ng	-0.01
Spiked Amount	25.000		Recovery	=	83.52%	
Target Compounds						
7) tert-Butylbenzene	24.88	119	2237377	28.326	ng	Qvalue 99
8) n-Butylbenzene	25.91	91	2499993	29.618	ng	# 93

(#) = qualifier out of range (m) = manual integration (+) = signals summed

Data Path : J:\MS13\DATA\2008\_04\14\  
 Data File : 04140813.D  
 Acq On : 14 Apr 2008 22:24  
 Operator : WA  
 Sample : 50ng TO-15 ICAL Standard  
 Misc : S20-04140804/S20-04020808  
 ALS Vial : 4 Sample Multiplier: 1

Quant Time: Apr 28 10:02:07 2008  
 Quant Method : J:\MS13\METHODS\S13041408.M  
 Quant Title : TO-15 Tekmar AutoCan/HP 6890/HP 5975 MSD  
 QLast Update : Thu Apr 24 11:49:59 2008  
 Response via : Initial Calibration



Data Path : J:\MS13\DATA\2008\_04\14\  
 Data File : 04140813.D  
 Acq On : 14 Apr 2008 22:24  
 Operator : WA  
 Sample : 50ng TO-15 ICAL Standard  
 Misc : S20-04140804/S20-04020808  
 ALS Vial : 4 Sample Multiplier: 1

Quant Time: Apr 28 10:02:07 2008  
 Quant Method : J:\MS13\METHODS\S13041408.M  
 Quant Title : TO-15 Tekmar AutoCan/HP 6890/HP 5975 MSD  
 QLast Update : Thu Apr 24 11:49:59 2008  
 Response via : Initial Calibration

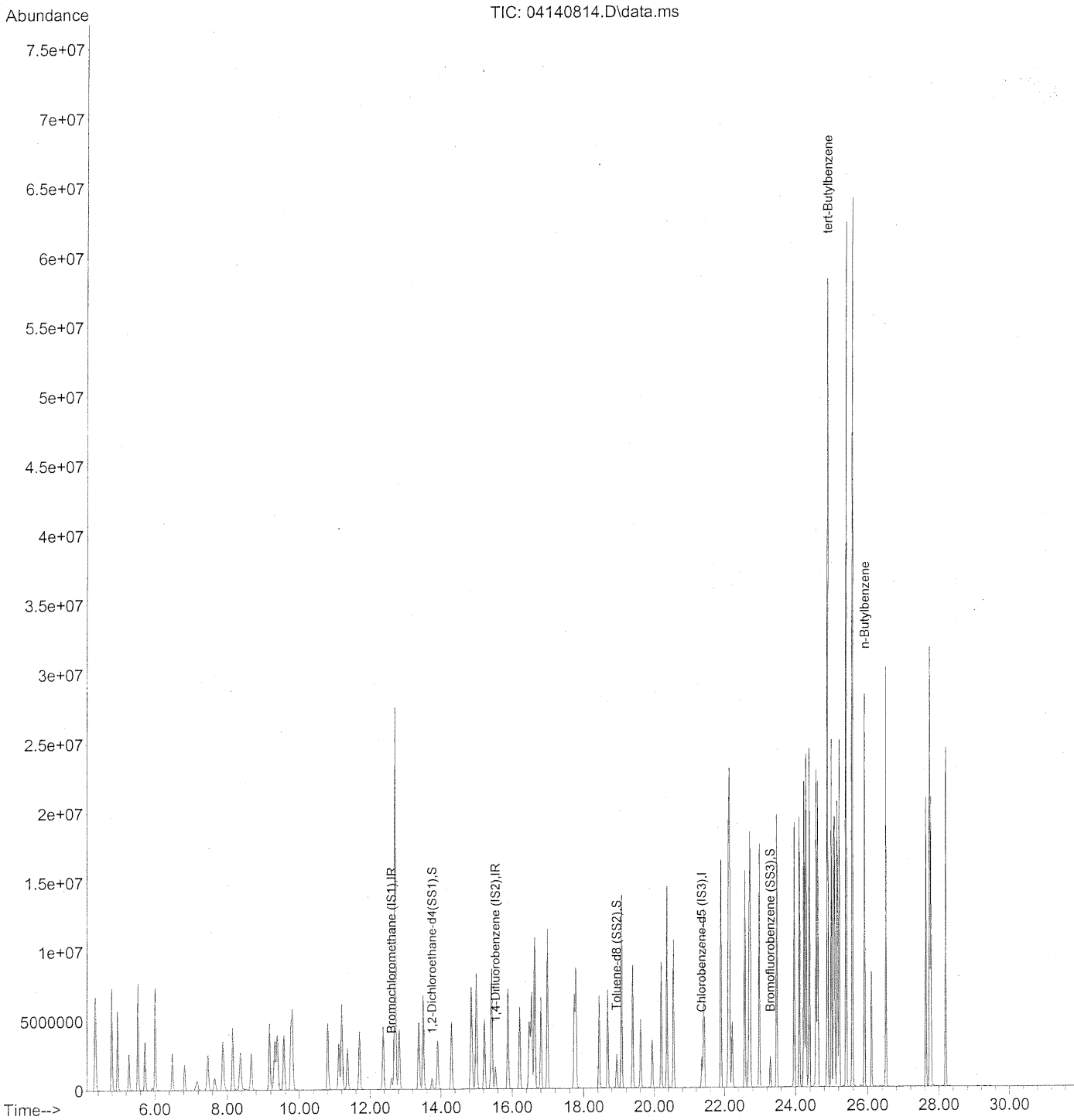
Internal Standards	R.T.	QIon	Response	Conc	Units	Dev (Min)
1) Bromochloromethane (IS1)	12.60	130	359135	25.000	ng	-0.02
3) 1,4-Difluorobenzene (IS2)	15.53	114	1580077	25.000	ng	-0.01
4) Chlorobenzene-d5 (IS3)	21.36	82	818772	25.000	ng	0.00
System Monitoring Compounds						
2) 1,2-Dichloroethane-d4(...)	13.74	65	706628	31.013	ng	-0.01
Spiked Amount	25.000		Recovery	=	124.04%	
5) Toluene-d8 (SS2)	18.93	98	1797014	28.405	ng	-0.01
Spiked Amount	25.000		Recovery	=	113.60%	
6) Bromofluorobenzene (SS3)	23.30	174	626773	20.493	ng	0.00
Spiked Amount	25.000		Recovery	=	81.96%	
Target Compounds						Qvalue
7) tert-Butylbenzene	24.89	119	5885640	69.362	ng	99
8) n-Butylbenzene	25.91	91	5651986	62.329	ng	95

(#) = qualifier out of range (m) = manual integration (+) = signals summed



Data Path : J:\MS13\DATA\2008\_04\14\  
 Data File : 04140814.D  
 Acq On : 14 Apr 2008 23:04  
 Operator : WA  
 Sample : 100ng TO-15 ICAL Standard  
 Misc : S20-04140804/S20-04020808  
 ALS Vial : 4 Sample Multiplier: 1

Quant Time: Apr 28 10:02:19 2008  
 Quant Method : J:\MS13\METHODS\S13041408.M  
 Quant Title : TO-15 Tekmar AutoCan/HP 6890/HP 5975 MSD  
 QLast Update : Thu Apr 24 11:49:59 2008  
 Response via : Initial Calibration



Data Path : J:\MS13\DATA\2008\_04\14\  
 Data File : 04140814.D  
 Acq On : 14 Apr 2008 23:04  
 Operator : WA  
 Sample : 100ng TO-15 ICAL Standard  
 Misc : S20-04140804/S20-04020808  
 ALS Vial : 4 Sample Multiplier: 1

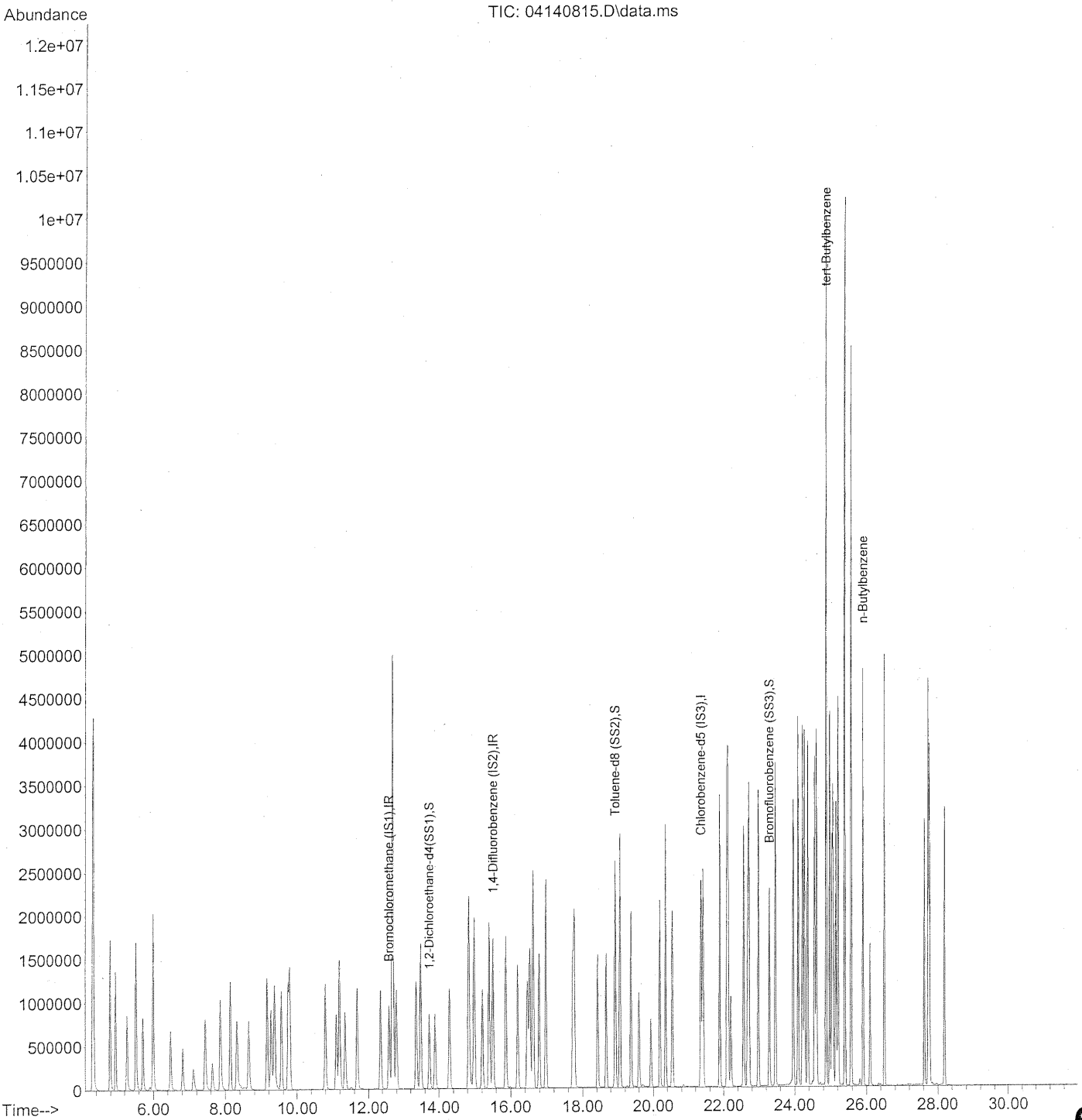
Quant Time: Apr 28 10:02:19 2008  
 Quant Method : J:\MS13\METHODS\S13041408.M  
 Quant Title : TO-15 Tekmar AutoCan/HP 6890/HP 5975 MSD  
 QLast Update : Thu Apr 24 11:49:59 2008  
 Response via : Initial Calibration

Internal Standards	R.T.	QIon	Response	Conc	Units	Dev (Min)
1) Bromochloromethane (IS1)	12.61	130	379040	25.000	ng	-0.01
3) 1,4-Difluorobenzene (IS2)	15.53	114	1673737	25.000	ng	0.00
4) Chlorobenzene-d5 (IS3)	21.36	82	871036	25.000	ng	0.00
System Monitoring Compounds						
2) 1,2-Dichloroethane-d4 (...)	13.75	65	738132	30.694	ng	0.00
Spiked Amount				25.000		Recovery = 122.76%
5) Toluene-d8 (SS2)	18.93	98	1908001	28.349	ng	-0.01
Spiked Amount				25.000		Recovery = 113.40%
6) Bromofluorobenzene (SS3)	23.30	174	674346	20.725	ng	0.00
Spiked Amount				25.000		Recovery = 82.92%
Target Compounds						
7) tert-Butylbenzene	24.89	119	14594545	161.676	ng	# 90
8) n-Butylbenzene	25.92	91	12764675	132.321	ng	93

(#) = qualifier out of range (m) = manual integration (+) = signals summed

Data Path : J:\MS13\DATA\2008\_04\14\  
 Data File : 04140815.D  
 Acq On : 14 Apr 2008 23:45  
 Operator : WA  
 Sample : 25ng TO-15 ICV Standard  
 Misc : S20-04140804/S20-04040804  
 ALS Vial : 16 Sample Multiplier: 1

Quant Time: Apr 28 10:08:37 2008  
 Quant Method : J:\MS13\METHODS\S13041408.M  
 Quant Title : TO-15 Tekmar AutoCan/HP 6890/HP 5975 MSD  
 QLast Update : Mon Apr 28 10:06:00 2008  
 Response via : Initial Calibration



Data Path : J:\MS13\DATA\2008\_04\14\  
 Data File : 04140815.D  
 Acq On : 14 Apr 2008 23:45  
 Operator : WA  
 Sample : 25ng TO-15 ICV Standard  
 Misc : S20-04140804/S20-04040804  
 ALS Vial : 16 Sample Multiplier: 1

Quant Time: Apr 28 10:08:37 2008  
 Quant Method : J:\MS13\METHODS\S13041408.M  
 Quant Title : TO-15 Tekmar AutoCan/HP 6890/HP 5975 MSD  
 QLast Update : Mon Apr 28 10:06:00 2008  
 Response via : Initial Calibration

Internal Standards	R.T.	QIon	Response	Conc	Units	Dev(Min)	
1) Bromochloromethane (IS1)	12.59	130	402323	25.000	ng	-0.02	
3) 1,4-Difluorobenzene (IS2)	15.52	114	1799195	25.000	ng	-0.01	
4) Chlorobenzene-d5 (IS3)	21.36	82	899268	25.000	ng	0.00	
System Monitoring Compounds							
2) 1,2-Dichloroethane-d4(...)	13.73	65	796514	24.687	ng	-0.02	
Spiked Amount	25.000						Recovery = 98.76%
5) Toluene-d8 (SS2)	18.93	98	2007332	24.904	ng	0.00	
Spiked Amount	25.000						Recovery = 99.60%
6) Bromofluorobenzene (SS3)	23.29	174	678298	24.454	ng	0.00	
Spiked Amount	25.000						Recovery = 97.80%
Target Compounds							
7) tert-Butylbenzene	24.88	119	2453272	24.914	ng		Qvalue 99
8) n-Butylbenzene	25.91	91	2723795	25.637	ng		94

(#) = qualifier out of range (m) = manual integration (+) = signals summed

**INITIAL CALIBRATION VERIFICATION CHECK SHEET**

Data File Name: 04140815.D  
Data File Path: J:\MS13\DATA\2008\_04\14\  
Operator: WA  
Date Acquired: 4/14/08 23:45  
Acq. Method File: TO15.M  
Sample Name: 25ng TO-15 ICV Standard  
Misc Info: S20-04140804/S20-04040804  
Instrument Name: GCMS13

#	<u>Name</u> <u>Compound</u>	<u>Ret.</u> <u>Time</u>	<u>Amt.</u> <u>(ng)</u>	<u>Spike</u> <u>Amt.(ng)</u>	<u>%</u> <u>Rec.</u>	<u>Lower</u> <u>Limit</u>	<u>Upper</u> <u>Limit</u>	<u>* OR</u> <u>Fail</u>
7)	tert-Butylbenzene	24.88	24.91	26.3	94.7	70	130	*
8)	n-Butylbenzene	25.91	25.64	26.8	95.7	70	130	*

*WA 5/9/08*

CONTINUING CALIBRATION STANDARDS

Data Path : J:\MS13\DATA\2008\_05\12\  
 Data File : 05120802.D  
 Acq On : 12 May 2008 9:52 am  
 Operator : CJP  
 Sample : 25ng TO-15 CCV STD  
 Misc : S20-04300802/S20-04250805  
 ALS Vial : 4 Sample Multiplier: 1

Quant Time: May 12 10:23:45 2008  
 Quant Method : J:\MS13\METHODS\R13041408.M  
 Quant Title : EPA TO-15 per SOP VOA-TO15 (CASS TO-15/GC-MS)  
 QLast Update : Tue Apr 15 06:47:20 2008  
 Response via : Initial Calibration

Min. RRF : 0.000 Min. Rel. Area : 50% Max. R.T. Dev 0.33min  
 Max. RRF Dev : 30% Max. Rel. Area : 200%

Compound	AvgRF	CCRF	%Dev	Area%	Dev (min)
1 IR Bromochloromethane (IS1)	1.000	1.000	0.0	90	-0.02
2 T Propene	2.069	1.734	16.2	83	0.00
3 T Dichlorodifluoromethane	3.772	3.215	14.8	84	0.00
4 T Chloromethane	3.153	2.526	19.9	77	-0.01
5 T Freon 114	1.847	1.551	16.0	82	0.00
6 T Vinyl Chloride	2.934	2.363	19.5	78	-0.01
7 T 1,3-Butadiene	2.269	1.888	16.8	77	-0.01
8 T Bromomethane	1.409	1.217	13.6	79	-0.01
9 T Chloroethane	1.216	1.048	13.8	81	-0.01
10 T Ethanol	1.411	1.145	18.9	84	-0.05
11 T Acetonitrile	3.708	3.025	18.4	83	-0.04
12 T Acrolein	0.997	0.913	8.4	84	-0.02
13 T Acetone	1.384	1.195	13.7	83	-0.03
14 T Trichlorofluoromethane	2.964	2.565	13.5	81	-0.01
15 T Isopropanol	4.683	3.984	14.9	77	-0.06
16 T Acrylonitrile	2.147	1.991	7.3	79	-0.03
17 T 1,1-Dichloroethene	1.381	1.219	11.7	84	0.00
18 T tert-Butanol	3.884	3.683	5.2	81	-0.05
19 T Methylene Chloride	1.590	1.325	16.7	83	-0.02
20 T Allyl Chloride	2.124	2.251	-6.0	84	-0.02
21 T Trichlorotrifluoroethane	1.267	1.140	10.0	87	0.00
22 T Carbon Disulfide	5.894	5.157	12.5	79	-0.01
23 T trans-1,2-Dichloroethene	2.406	2.097	12.8	81	-0.02
24 T 1,1-Dichloroethane	2.800	2.451	12.5	80	-0.02
25 T Methyl tert-Butyl Ether	4.599	3.947	14.2	82	-0.02
26 T Vinyl Acetate	0.275	0.284	-3.3	86	-0.02
27 T 2-Butanone	0.970	0.918	5.4	83	-0.02
28 T cis-1,2-Dichloroethene	2.268	1.912	15.7	78	-0.02
29 T Diisopropyl Ether	1.274	1.064	16.5	80	-0.02
30 T Ethyl Acetate	0.605	0.532	12.1	79	-0.02
31 T n-Hexane	3.144	2.548	19.0	78	-0.02
32 T Chloroform	2.334	1.953	16.3	79	-0.03
33 S 1,2-Dichloroethane-d4 (SS1)	2.005	1.840	8.2	81	-0.02
34 T Tetrahydrofuran	0.971	0.878	9.6	81	-0.02
35 T Ethyl tert-Butyl Ether	1.676	1.484	11.5	83	-0.02
36 T 1,2-Dichloroethane	2.312	1.966	15.0	78	-0.02
37 IR 1,4-Difluorobenzene (IS2)	1.000	1.000	0.0	90	-0.02
38 T 1,1,1-Trichloroethane	0.521	0.462	11.3	81	-0.02

*Pos/12/08*

Data Path : J:\MS13\DATA\2008\_05\12\  
 Data File : 05120802.D  
 Acq On : 12 May 2008 9:52 am  
 Operator : CJP  
 Sample : 25ng TO-15 CCV STD  
 Misc : S20-04300802/S20-04250805  
 ALS Vial : 4 Sample Multiplier: 1

Quant Time: May 12 10:23:45 2008  
 Quant Method : J:\MS13\METHODS\R13041408.M  
 Quant Title : EPA TO-15 per SOP VOA-TO15 (CASS TO-15/GC-MS)  
 QLast Update : Tue Apr 15 06:47:20 2008  
 Response via : Initial Calibration

Min. RRF : 0.000 Min. Rel. Area : 50% Max. R.T. Dev 0.33min  
 Max. RRF Dev : 30% Max. Rel. Area : 200%

	Compound	AvgRF	CCRF	%Dev	Area%	Dev (min)
39 T	Isopropyl Acetate	0.227	0.211	7.0	81	-0.02
40 T	1-Butanol	0.341	0.316	7.3	85	-0.03
41 T	Benzene	1.326	1.153	13.0	81	-0.02
42 T	Carbon Tetrachloride	0.439	0.431	1.8	85	-0.02
43 T	Cyclohexane	0.491	0.442	10.0	84	-0.02
44 T	tert-Amyl Methyl Ether	0.944	0.856	9.3	81	-0.02
45 T	1,2-Dichloropropane	0.380	0.325	14.5	81	-0.02
46 T	Bromodichloromethane	0.451	0.401	11.1	81	-0.02
47 T	Trichloroethene	0.326	0.295	9.5	84	-0.02
48 T	1,4-Dioxane	0.235	0.214	8.9	82	-0.02
49 T	Isooctane	1.570	1.386	11.7	81	-0.02
50 T	Methyl Methacrylate	0.120	0.118	1.7	86	-0.02
51 T	n-Heptane	0.367	0.314	14.4	80	-0.01
52 T	cis-1,3-Dichloropropene	0.517	0.495	4.3	82	-0.02
53 T	4-Methyl-2-pentanone	0.363	0.333	8.3	80	-0.02
54 T	trans-1,3-Dichloropropene	0.446	0.433	2.9	81	-0.02
55 T	1,1,2-Trichloroethane	0.319	0.278	12.9	83	-0.02
56 I	Chlorobenzene-d5 (IS3)	1.000	1.000	0.0	81	0.00
57 S	Toluene-d8 (SS2)	2.241	2.338	-4.3	85	0.00
58 T	Toluene	2.815	2.699	4.1	82	-0.02
59 T	2-Hexanone	2.097	2.139	-2.0	78	-0.02
60 T	Dibromochloromethane	0.679	0.721	-6.2	85	-0.01
61 T	1,2-Dibromoethane	0.662	0.683	-3.2	82	-0.02
62 T	Butyl Acetate	2.097	2.221	-5.9	80	-0.01
63 T	n-Octane	0.660	0.629	4.7	78	-0.01
64 T	Tetrachloroethene	0.705	0.694	1.6	85	0.00
65 T	Chlorobenzene	1.744	1.708	2.1	84	-0.01
66 T	Ethylbenzene	3.144	3.143	0.0	81	-0.01
67 T	m- & p-Xylene	2.101	2.095	0.3	80	-0.02
68 T	Bromoform	0.464	0.532	-14.7	87	-0.02
69 T	Styrene	1.814	1.841	-1.5	81	-0.01
70 T	o-Xylene	2.261	2.214	2.1	80	-0.02
71 T	n-Nonane	1.811	1.709	5.6	76	-0.01
72 T	1,1,2,2-Tetrachloroethane	1.079	1.074	0.5	81	-0.02
73 S	Bromofluorobenzene (SS3)	0.771	0.796	-3.2	83	0.00
74 T	Cumene	2.869	2.924	-1.9	81	-0.01
75 T	alpha-Pinene	1.525	1.526	-0.1	80	-0.01
76 T	n-Propylbenzene	3.839	3.983	-3.8	81	-0.01

640

*Bas/2/08*



Data Path : J:\MS13\DATA\2008\_05\12\  
 Data File : 05120802.D  
 Acq On : 12 May 2008 9:52 am  
 Operator : CJP  
 Sample : 25ng TO-15 CCV STD  
 Misc : S20-04300802/S20-04250805  
 ALS Vial : 4 Sample Multiplier: 1

Quant Time: May 12 10:23:45 2008  
 Quant Method : J:\MS13\METHODS\R13041408.M  
 Quant Title : EPA TO-15 per SOP VOA-TO15 (CASS TO-15/GC-MS)  
 QLast Update : Tue Apr 15 06:47:20 2008  
 Response via : Initial Calibration

Min. RRF : 0.000 Min. Rel. Area : 50% Max. R.T. Dev 0.33min  
 Max. RRF Dev : 30% Max. Rel. Area : 200%

Compound	AvgRF	CCRF	%Dev	Area%	Dev (min)
77 T 3-Ethyltoluene	3.128	3.238	-3.5	83	-0.01
78 T 4-Ethyltoluene	2.880	2.956	-2.6	81	-0.02
79 T 1,3,5-Trimethylbenzene	2.558	2.602	-1.7	82	-0.01
80 T alpha-Methylstyrene	1.355	1.412	-4.2	82	-0.01
81 T 2-Ethyltoluene	3.145	3.250	-3.3	83	-0.01
82 T 1,2,4-Trimethylbenzene	2.890	2.866	0.8	78	-0.02
83 T n-Decane	1.598	1.607	-0.6	81	-0.02
84 T Benzyl Chloride	1.970	2.279	-15.7	83	-0.02
85 T 1,3-Dichlorobenzene	1.565	1.601	-2.3	85	-0.02
86 T 1,4-Dichlorobenzene	1.497	1.538	-2.7	85	-0.02
87 T sec-Butylbenzene	3.394	3.540	-4.3	83	-0.01
88 T p-Isopropyltoluene	2.959	3.096	-4.6	79	-0.01
89 T 1,2,3-Trimethylbenzene	2.842	2.884	-1.5	78	-0.01
90 T 1,2-Dichlorobenzene	1.604	1.573	1.9	80	-0.01
91 T d-Limonene	1.311	1.216	7.2	74	-0.01
92 T 1,2-Dibromo-3-Chloropropane	0.425	0.534	-25.6	92	-0.01
93 T n-Undecane	1.678	1.665	0.8	79	0.00
94 T 1,2,4-Trichlorobenzene	0.994	1.040	-4.6	85	-0.01
95 T Naphthalene	3.196	3.492	-9.3	83	-0.01
96 T n-Dodecane	1.703	1.638	3.8	79	-0.01
97 T Hexachloro-1,3-butadiene	0.640	0.663	-3.6	84	0.00

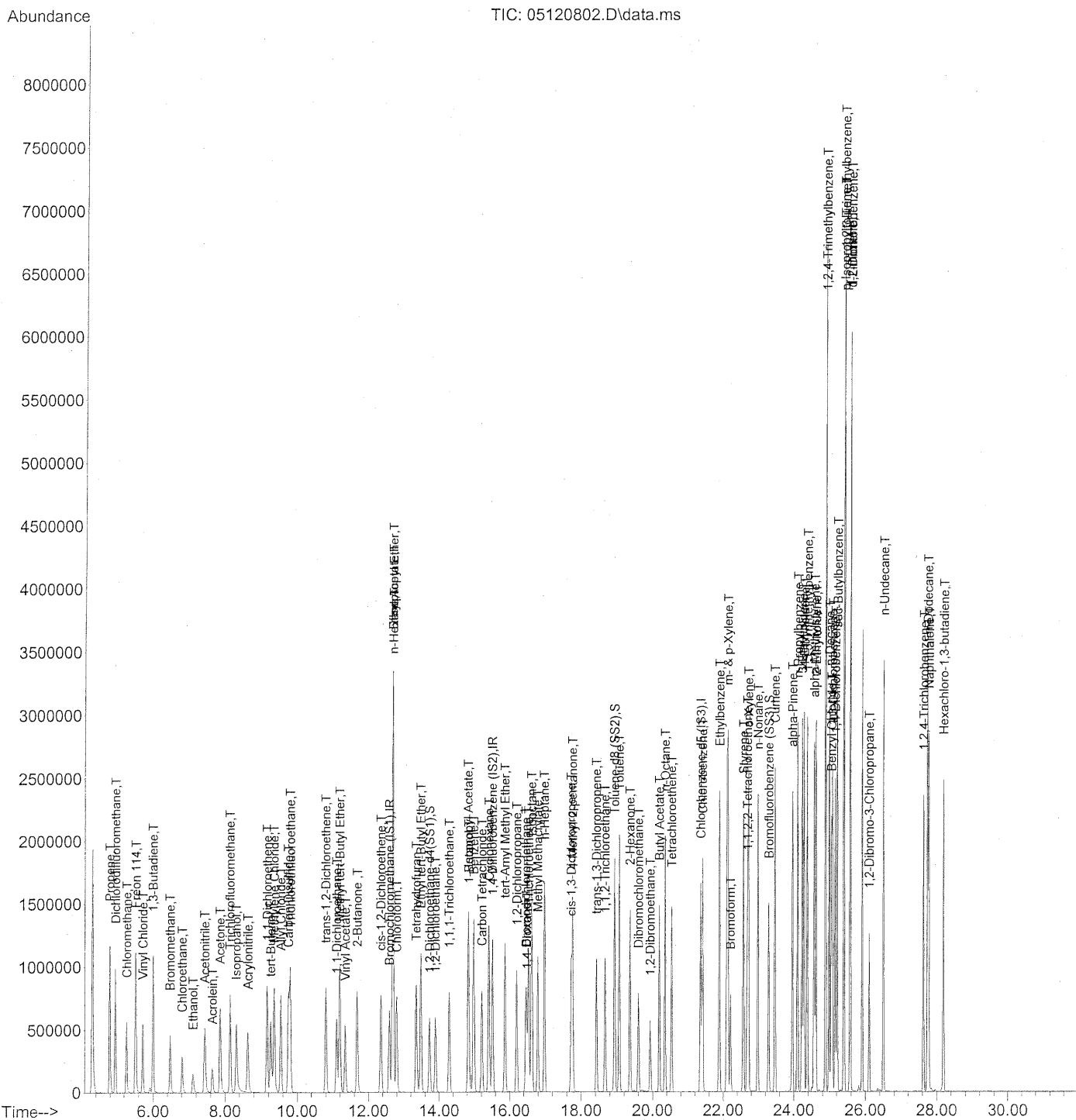
(#) = Out of Range

SPCC's out = 0 CCC's out = 0

*7/5/12/08*

Data Path : J:\MS13\DATA\2008\_05\12\  
Data File : 05120802.D  
Acq On : 12 May 2008 9:52 am  
Operator : CJP  
Sample : 25ng TO-15 CCV STD  
Misc : S20-04300802/S20-04250805  
ALS Vial : 4 Sample Multiplier: 1

Quant Time: May 12 10:23:45 2008  
Quant Method : J:\MS13\METHODS\R13041408.M  
Quant Title : EPA TO-15 per SOP VOA-TO15 (CASS TO-15/GC-MS)  
QLast Update : Tue Apr 15 06:47:20 2008  
Response via : Initial Calibration



Data Path : J:\MS13\DATA\2008\_05\12\  
 Data File : 05120802.D  
 Acq On : 12 May 2008 9:52 am  
 Operator : CJP  
 Sample : 25ng TO-15 CCV STD  
 Misc : S20-04300802/S20-04250805  
 ALS Vial : 4 Sample Multiplier: 1

Quant Time: May 12 10:23:45 2008  
 Quant Method : J:\MS13\METHODS\R13041408.M  
 Quant Title : EPA TO-15 per SOP VOA-TO15 (CASS TO-15/GC-MS)  
 QLast Update : Tue Apr 15 06:47:20 2008  
 Response via : Initial Calibration

Internal Standards	R.T.	QIon	Response	Conc	Units	Dev(Min)
1) Bromochloromethane (IS1)	12.59	130	297636	25.000	ng	-0.02
37) 1,4-Difluorobenzene (IS2)	15.51	114	1318074	25.000	ng	-0.02
56) Chlorobenzene-d5 (IS3)	21.35	82	617112	25.000	ng	0.00

System Monitoring Compounds

33) 1,2-Dichloroethane-d4 (...)	13.73	65	547598	22.942	ng	-0.02
Spiked Amount	25.000		Recovery	=	91.76%	✓
57) Toluene-d8 (SS2)	18.93	98	1442560	26.080	ng	0.00
Spiked Amount	25.000		Recovery	=	104.32%	✓
73) Bromofluorobenzene (SS3)	23.29	174	491425	25.817	ng	0.00
Spiked Amount	25.000		Recovery	=	103.28%	✓

Target Compounds

						Qvalue
2) Propene	4.79	42	557346	22.624	ng	90
3) Dichlorodifluoromethane	4.95	85	995135	22.158	ng	100
4) Chloromethane	5.27	50	766941	20.434	ng	98
5) Freon 114	5.52	135	494719	22.498	ng	99
6) Vinyl Chloride	5.71	62	725844	20.779	ng	97
7) 1,3-Butadiene	5.99	54	613695	22.720	ng	# 77
8) Bromomethane	6.48	94	381084	22.724	ng	99
9) Chloroethane	6.81	64	328188	22.678	ng	97
10) Ethanol	7.11	45	310723	18.495	ng	94
11) Acetonitrile	7.43	41	882338	19.985	ng	96
12) Acrolein	7.64	56	260910	21.977	ng	99
13) Acetone	7.86	58	395521	24.006	ng	# 64
14) Trichlorofluoromethane	8.14	101	793873	22.497	ng	99
15) Isopropanol	8.32	45	1223717	21.948	ng	94
16) Acrylonitrile	8.64	53	599782	23.461	ng	97
17) 1,1-Dichloroethene	9.16	96	410685	24.987	ng	# 84
18) tert-Butanol	9.26	59	1118017	24.178	ng	95
19) Methylene Chloride	9.36	84	441620	23.335	ng	90
20) Allyl Chloride	9.54	41	704662	27.869	ng	100
21) Trichlorotrifluoroethane	9.81	151	386813	25.654	ng	97
22) Carbon Disulfide	9.76	76	1534845	21.872	ng	96
23) trans-1,2-Dichloroethene	10.80	61	686692	23.971	ng	87
24) 1,1-Dichloroethane	11.10	63	811099	24.328	ng	96
25) Methyl tert-Butyl Ether	11.19	73	1306469	23.859	ng	87
26) Vinyl Acetate	11.34	86	82786	25.290	ng	# 93
27) 2-Butanone	11.68	72	306181	26.500	ng	98
28) cis-1,2-Dichloroethene	12.35	61	632760	23.439	ng	87
29) Diisopropyl Ether	12.69	87	326939	21.551	ng	# 81
30) Ethyl Acetate	12.69	61	201263	27.944	ng	87
31) n-Hexane	12.70	57	849252	22.687	ng	90

*805/12/08*

Data Path : J:\MS13\DATA\2008\_05\12\  
 Data File : 05120802.D  
 Acq On : 12 May 2008 9:52 am  
 Operator : CJP  
 Sample : 25ng TO-15 CCV STD  
 Misc : S20-04300802/S20-04250805  
 ALS Vial : 4 Sample Multiplier: 1

Quant Time: May 12 10:23:45 2008  
 Quant Method : J:\MS13\METHODS\R13041408.M  
 Quant Title : EPA TO-15 per SOP VOA-TO15 (CASS TO-15/GC-MS)  
 QLast Update : Tue Apr 15 06:47:20 2008  
 Response via : Initial Calibration

Internal Standards	R.T.	QIon	Response	Conc	Units	Dev(Min)
32) Chloroform	12.79	83	750972	27.024	ng	99
34) Tetrahydrofuran	13.35	72	290711	25.156	ng	95
35) Ethyl tert-Butyl Ether	13.48	87	464801	23.298	ng #	80
36) 1,2-Dichloroethane	13.89	62	643643	23.386	ng	98
38) 1,1,1-Trichloroethane	14.29	97	669177	24.365	ng	99
39) Isopropyl Acetate	14.83	61	281440	23.481	ng #	36
40) 1-Butanol	14.84	56	379966	21.121	ng #	54
41) Benzene	14.99	78	1671720	23.908	ng	99
42) Carbon Tetrachloride	15.21	117	608405	26.308	ng	97
43) Cyclohexane	15.41	84	647678	25.040	ng #	78
44) tert-Amyl Methyl Ether	15.87	73	1173649	23.587	ng	92
45) 1,2-Dichloropropane	16.20	63	467373	23.325	ng	98
46) Bromodichloromethane	16.46	83	609601	25.642	ng	100
47) Trichloroethene	16.54	130	443102	25.757	ng	100
48) 1,4-Dioxane	16.49	88	325111	26.260	ng	82
49) Isooctane	16.62	57	1900299	22.954	ng	76
50) Methyl Methacrylate	16.80	100	164524	25.910	ng #	75
51) n-Heptane	16.98	71	459985	23.745	ng #	81
52) cis-1,3-Dichloropropene	17.72	75	678978	24.925	ng	98
53) 4-Methyl-2-pentanone	17.77	58	462233	24.168	ng	85
54) trans-1,3-Dichloropropene	18.43	75	661411	28.107	ng	100
55) 1,1,2-Trichloroethane	18.67	97	400753	23.800	ng	94
58) Toluene	19.06	91	1832265	26.365	ng	96
59) 2-Hexanone	19.37	43	1346166	26.004	ng	81
60) Dibromochloromethane	19.60	129	494575	29.506	ng	99
61) 1,2-Dibromoethane	19.93	107	460593	28.189	ng	99
62) Butyl Acetate	20.19	43	1441845	27.854	ng	85
63) n-Octane	20.35	57	403501	24.772	ng	94
64) Tetrachloroethene	20.55	166	467575	26.871	ng	99
65) Chlorobenzene	21.41	112	1159340	26.933	ng	100
66) Ethylbenzene	21.89	91	2094854	26.996	ng	92
67) m- & p-Xylene	22.12	91	3336141	64.313	ng	90
68) Bromoform	22.21	173	430626	37.578	ng	99
69) Styrene	22.57	104	1227277	27.414	ng	96
70) o-Xylene	22.71	91	1666517	29.853	ng	92
71) n-Nonane	22.98	43	1088262	24.343	ng #	80
72) 1,1,2,2-Tetrachloroethane	22.69	83	816339	30.641	ng	98
74) Cumene	23.46	105	1948729	27.520	ng	99
75) alpha-Pinene	23.96	93	998233	26.522	ng	92
76) n-Propylbenzene	24.10	91	2585743	27.284	ng	96
77) 3-Ethyltoluene	24.23	105	2038245	26.397	ng	97
78) 4-Ethyltoluene	24.28	105	2028291	28.528	ng	97
79) 1,3,5-Trimethylbenzene	24.37	105	1734435	27.468	ng	96

644

*Post/2/08*

Data Path : J:\MS13\DATA\2008\_05\12\  
 Data File : 05120802.D  
 Acq On : 12 May 2008 9:52 am  
 Operator : CJP  
 Sample : 25ng TO-15 CCV STD  
 Misc : S20-04300802/S20-04250805  
 ALS Vial : 4 Sample Multiplier: 1

Quant Time: May 12 10:23:45 2008  
 Quant Method : J:\MS13\METHODS\R13041408.M  
 Quant Title : EPA TO-15 per SOP VOA-TO15 (CASS TO-15/GC-MS)  
 QLast Update : Tue Apr 15 06:47:20 2008  
 Response via : Initial Calibration

Internal Standards	R.T.	QIon	Response	Conc	Units	Dev (Min)
80) alpha-Methylstyrene	24.56	118	888718	26.578	ng	97
81) 2-Ethyltoluene	24.61	105	1989635	25.633	ng	98
82) 1,2,4-Trimethylbenzene	24.88	105	1945642	27.269	ng	96
83) n-Decane	24.98	57	1031686	26.147	ng	87
84) Benzyl Chloride	25.05	91	1507848	31.003	ng	95
85) 1,3-Dichlorobenzene	25.08	146	1047448	27.117	ng	99
86) 1,4-Dichlorobenzene	25.16	146	1044090	28.246	ng	99
87) sec-Butylbenzene	25.21	105	2342026	27.958	ng	96
88) p-Isopropyltoluene	25.40	119	2254776	30.865	ng	92
89) 1,2,3-Trimethylbenzene	25.41	105	1957822	27.903	ng	97
90) 1,2-Dichlorobenzene	25.58	146	1048621	26.489	ng	99
91) d-Limonene	25.58	68	795617	24.593	ng	95
92) 1,2-Dibromo-3-Chloropr...	26.10	157	342736	32.680	ng	# 74
93) n-Undecane	26.50	57	1081211	26.100	ng	87
94) 1,2,4-Trichlorobenzene	27.63	180	718908	29.303	ng	96
95) Naphthalene	27.77	128	2267315	28.743	ng	98
96) n-Dodecane	27.73	57	1071776	25.500	ng	85
97) Hexachloro-1,3-butadiene	28.19	225	454952	28.796	ng	99

(#) = qualifier out of range (m) = manual integration (+) = signals summed

*05/12/08*

Data Path : J:\MS13\DATA\2008\_05\12\  
 Data File : 05120802.D  
 Acq On : 12 May 2008 9:52  
 Operator : CJP  
 Sample : 25ng TO-15 CCV STD  
 Misc : S20-04300802/S20-04250805  
 ALS Vial : 4 Sample Multiplier: 1

Quant Time: May 27 15:44:21 2008  
 Quant Method : J:\MS13\METHODS\S13041408.M  
 Quant Title : TO-15 Tekmar AutoCan/HP 6890/HP 5975 MSD  
 QLast Update : Mon Apr 28 10:06:00 2008  
 Response via : Initial Calibration

Min. RRF : 0.000 Min. Rel. Area : 50% Max. R.T. Dev 0.33min  
 Max. RRF Dev : 30% Max. Rel. Area : 200%

	Compound	AvgRF	CCRF	%Dev	Area%	Dev(min)
1 IR	Bromochloromethane (IS1)	1.000	1.000	0.0	90	-0.02
2 S	1,2-Dichloroethane-d4 (SS1)	2.005	1.840	8.2	81	-0.02
3 IR	1,4-Difluorobenzene (IS2)	1.000	1.000	0.0	90	-0.02
4 I	Chlorobenzene-d5 (IS3)	1.000	1.000	0.0	81	0.00
5 S	Toluene-d8 (SS2)	2.241	2.338	-4.3	85	0.00
6 S	Bromofluorobenzene (SS3)	0.771	0.796	-3.2	83	0.00
7	tert-Butylbenzene	2.738	2.730	0.3	78	-0.01
8	n-Butylbenzene	2.954	3.093	-4.7	82	-0.01

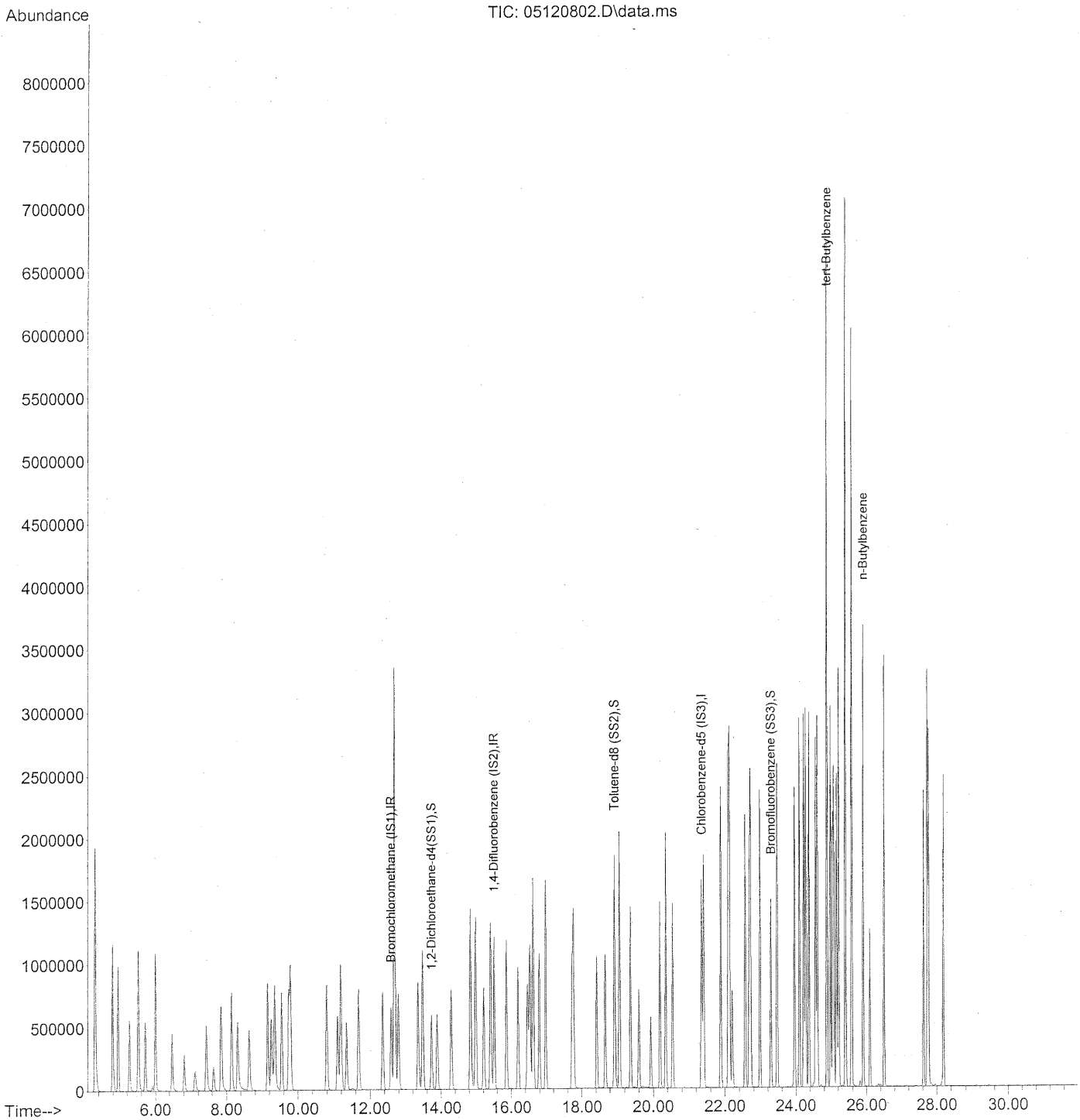
(#) = Out of Range

SPCC's out = 0 CCC's out = 0

*DA* 5/27/08

Data Path : J:\MS13\DATA\2008\_05\12\  
 Data File : 05120802.D  
 Acq On : 12 May 2008 9:52  
 Operator : CJP  
 Sample : 25ng TO-15 CCV STD  
 Misc : S20-04300802/S20-04250805  
 ALS Vial : 4 Sample Multiplier: 1

Quant Time: May 27 15:44:21 2008  
 Quant Method : J:\MS13\METHODS\S13041408.M  
 Quant Title : TO-15 Tekmar AutoCan/HP 6890/HP 5975 MSD  
 QLast Update : Mon Apr 28 10:06:00 2008  
 Response via : Initial Calibration



Data Path : J:\MS13\DATA\2008\_05\12\  
 Data File : 05120802.D  
 Acq On : 12 May 2008 9:52  
 Operator : CJP  
 Sample : 25ng TO-15 CCV STD  
 Misc : S20-04300802/S20-04250805  
 ALS Vial : 4 Sample Multiplier: 1

Quant Time: May 27 15:44:21 2008  
 Quant Method : J:\MS13\METHODS\S13041408.M  
 Quant Title : TO-15 Tekmar AutoCan/HP 6890/HP 5975 MSD  
 QLast Update : Mon Apr 28 10:06:00 2008  
 Response via : Initial Calibration

Internal Standards	R.T.	QIon	Response	Conc	Units	Dev (Min)
1) Bromochloromethane (IS1)	12.59	130	297636	25.000	ng	-0.02
3) 1,4-Difluorobenzene (IS2)	15.51	114	1318074	25.000	ng	-0.02
4) Chlorobenzene-d5 (IS3)	21.35	82	617112	25.000	ng	0.00
System Monitoring Compounds						
2) 1,2-Dichloroethane-d4 (...)	13.73	65	547598	22.942	ng	-0.02
Spiked Amount						Recovery = 91.76%
5) Toluene-d8 (SS2)	18.93	98	1442560	26.080	ng	0.00
Spiked Amount						Recovery = 104.32%
6) Bromofluorobenzene (SS3)	23.29	174	491425	25.817	ng	0.00
Spiked Amount						Recovery = 103.28%
Target Compounds						
7) tert-Butylbenzene	24.88	119	1751790	25.924	ng	Qvalue 100
8) n-Butylbenzene	25.91	91	2045896	28.061	ng	94

(#) = qualifier out of range (m) = manual integration (+) = signals summed

*SA 5/27/08*

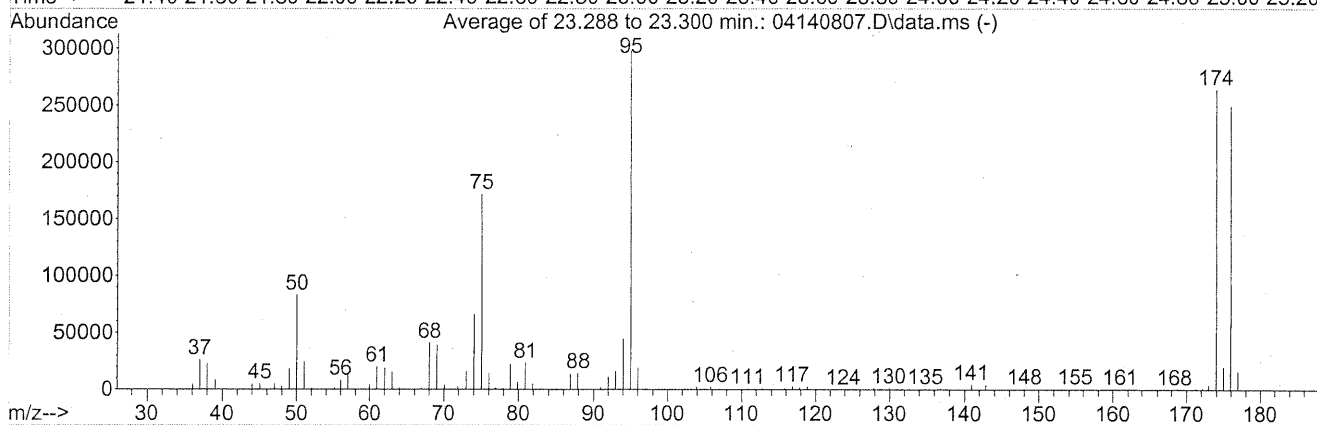
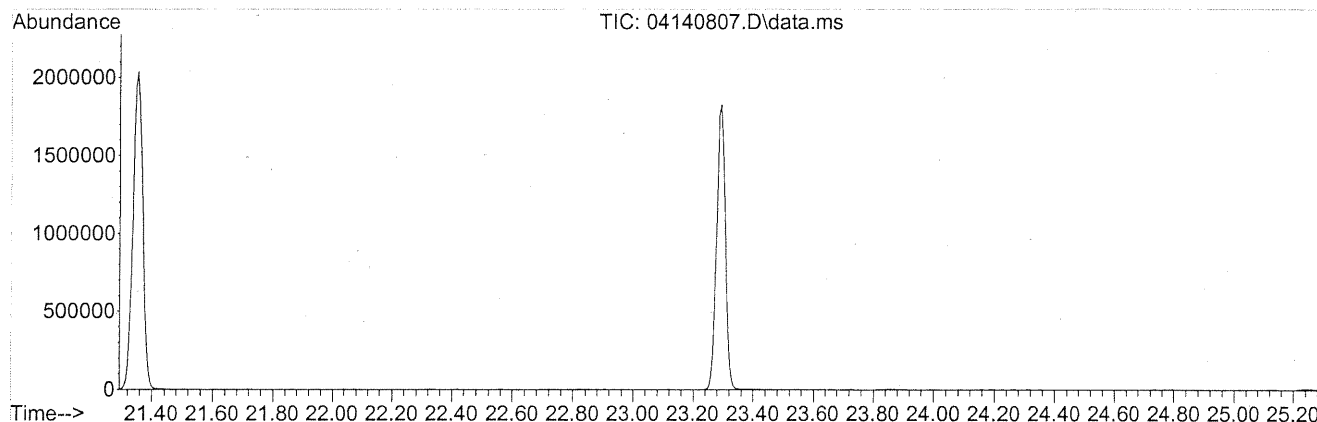


## BFB TUNING & MASS CALIBRATIONS

Data Path : J:\MS13\DATA\2008\_04\14\  
 Data File : 04140807.D  
 Acq On : 14 Apr 2008 18:18  
 Operator : WA  
 Sample : BFB Tune Standard (200ml)  
 Misc : S20-04140804  
 ALS Vial : 4 Sample Multiplier: 1

Integration File: RTEINT.P

Method : J:\MS13\METHODS\R13041408.M  
 Title : EPA TO-15 per SOP VOA-TO15 (CASS TO-15/GC-MS)  
 Last Update : Tue Apr 15 06:47:20 2008



AutoFind: Scans 3374, 3375, 3376; Background Corrected with Scan 3363

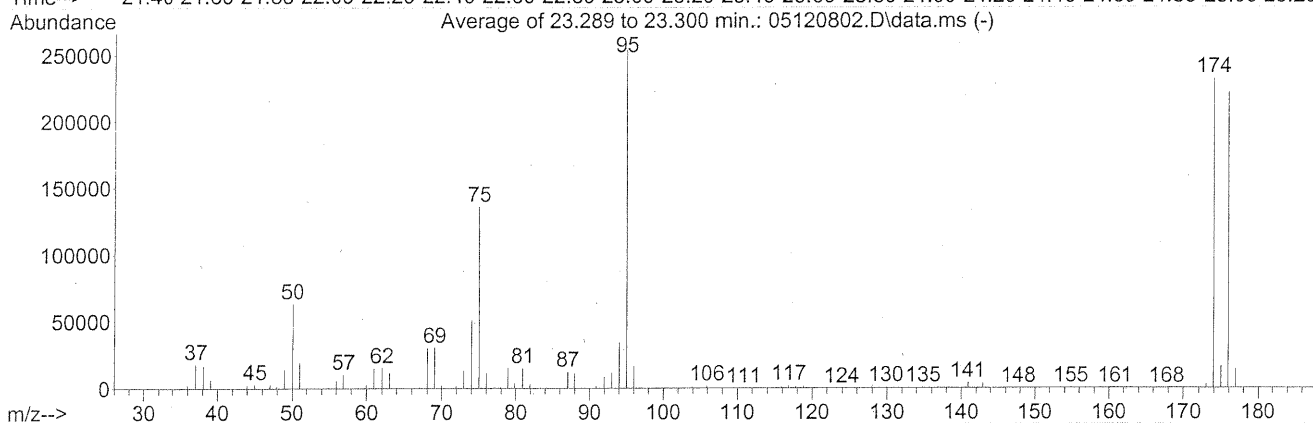
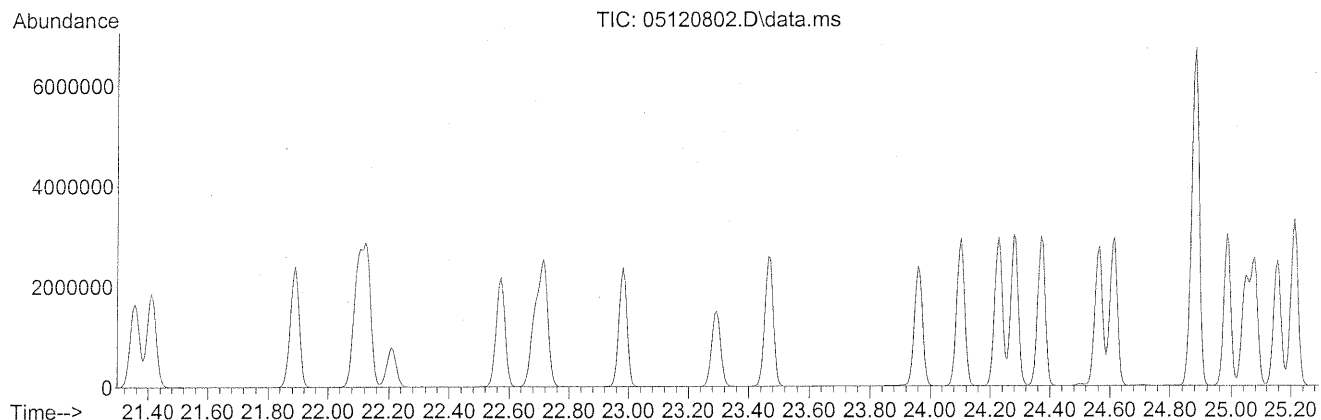
Target Mass	Rel. to Mass	Lower Limit%	Upper Limit%	Rel. Abn%	Raw Abn	Result Pass/Fail
50	95	8	40	27.9	83021	PASS
75	95	30	66	57.6	171669	PASS
95	95	100	100	100.0	297792	PASS
96	95	5	9	6.3	18818	PASS
173	174	0.00	2	1.5	4055	PASS
174	95	50	120	88.7	264171	PASS
175	174	4	9	7.6	20123	PASS
176	174	93	101	94.5	249664	PASS
177	176	5	9	6.3	15749	PASS

WA 4/17/08

Data Path : J:\MS13\DATA\2008\_05\12\  
 Data File : 05120802.D  
 Acq On : 12 May 2008 9:52 am  
 Operator : CJP  
 Sample : 25ng TO-15 CCV STD  
 Misc : S20-04300802/S20-04250805  
 ALS Vial : 4 Sample Multiplier: 1

Integration File: RTEINT.P

Method : J:\MS13\METHODS\R13041408.M  
 Title : EPA TO-15 per SOP VOA-TO15 (CASS TO-15/GC-MS)  
 Last Update : Tue Apr 15 06:47:20 2008



AutoFind: Scans 3374, 3375, 3376; Background Corrected with Scan 3363

Target Mass	Rel. to Mass	Lower Limit%	Upper Limit%	Rel. Abn%	Raw Abn	Result Pass/Fail
50	95	8	40	25.0	63504	PASS
75	95	30	66	53.6	136021	PASS
95	95	100	100	100.0	253867	PASS
96	95	5	9	6.5	16561	PASS
173	174	0.00	2	1.5	3501	PASS
174	95	50	120	91.5	232256	PASS
175	174	4	9	7.2	16749	PASS
176	174	93	101	95.5	221845	PASS
177	176	5	9	6.5	14395	PASS

8/05/12/08

RUN LOGS

74

	Date/Time	File Name	Sample ID	Misc Info	Operator	Vial	Comment		Date	
7	04/14/08 18:18	04140807.D	BFB Tune Standard (200ml)	S20-04140804	WA	4				
8	04/14/08 18:59	04140808.D	0.1ng TO-15 ICAL Standard	S20-04140804/S20-04030801	WA	5	CAL saved as R13041408.H Range 0.1 - 1000 ng, except Atrazine: 1.0 - 7100 Ethin. Eth. H-Hydrocortisone 1. BUNAD: 0.5 - 100	28	04/16/	
9	04/14/08 19:40	04140809.D	0.5ng TO-15 ICAL Standard	S20-04140804/S20-03210809	WA	13			29	04/16/
10	04/14/08 20:21	04140810.D	1ng TO-15 ICAL Standard	S20-04140804/S20-03210809	WA	13				
11	04/14/08 21:01	04140811.D	5ng TO-15 ICAL Standard	S20-04140804/S20-03210809	WA	13				
12	04/14/08 21:43	04140812.D	25ng TO-15 ICAL Standard	S20-04140804/S20-04020808	WA	4				
13	04/14/08 22:24	04140813.D	50ng TO-15 ICAL Standard	S20-04140804/S20-04020808	WA	4				
14	04/14/08 23:04	04140814.D	100ng TO-15 ICAL Standard	S20-04140804/S20-04020808	WA	4				
15	04/14/08 23:45	04140815.D	25ng TO-15 ICV Standard	S20-04140804/S20-04040804	WA	16	Passed all Comps			
16	04/15/08 0:26	04140816.D	Blank (200ml)	Test	WA	4				
17	04/15/08 1:07	04140817.D	S20-04170801 (25ml)	Test	WA	3				
18	04/15/08 1:48	04140818.D	S20-04170801 (50ml)	Test	WA	3				
19	04/15/08 2:29	04140819.D	S20-04170801 (250ml)	Test	WA	3				
20	04/15/08 6:10	04140820.D	S20-04170802 (125ml)	Test	WA	1				
21	04/15/08 6:57	04140821.D	S20-04170802 (250ml)	Test	WA	1				

1	04/15/08 7:38	04150801.D	25ng MAPH CCV Standard	S20-04140804/S20-04140802	WA	1			
2	04/15/08 9:33	04150802.D	TO-15/MAPH Method Blank (1000ml)	S20-04140804	WA	1			
3	04/15/08 10:14	04150803.D	25ng MAPH LCS STD	S20-04140804/S20-04140803	WA	2			
4	04/15/08 10:55	04150804.D	P0800967-003 (100ml)	Test	WA	8			
5	04/15/08 11:37	04150805.D	P0800967-001 (1000ml)	██████████ (-0.8, 3.8)	WA	6			
6	04/15/08 12:18	04150806.D	P0800967-002 (1000ml)	Test	WA	7			
7	04/15/08 13:01	04150807.D	P0800967-004 (1000ml)	██████████ (-1.9, 3.5)	WA	9			
8	04/15/08 13:42	04150808.D	P0800967-005 (1000ml)	██████████ (-1.2, 3.5)	WA	10			
9	04/15/08 14:23	04150809.D	P0800967-001 DUP (1000ml)	██████████ (-0.8, 3.8)	WA	6			
10	04/15/08 15:04	04150810.D	P0800967-006 (1000ml)	██████████ (-3.4, 3.7)	WA	11			
11	04/15/08 15:47	04150811.D	P0800967-007 (1000ml)	██████████ (-3.3, 3.5)	WA	12			
12	04/15/08 16:28	04150812.D	P0800967-003 (1000ml)	██████████ (1.2, 3.6)	WA	8			
13	04/15/08 17:29	04150813.D	25ng TO-15 CCV Standard	S20-04140804/S20-04020808	RTB	4	Passed		
14	04/15/08 18:30	04150814.D	TO-15 Method Blank (1.0L)	S20-04140804	RTB	4	Passed		
15	04/15/08 19:13	04150815.D	CAS QC Can/FC/Gauge (1.0L)	AC00885/FC00597/AVG00798	RTB	1	Passed for NR# 8391		
16	04/15/08 19:56	04150816.D	CAS QC Can/FC/Gauge (1.0L)	AC00584/FC00174/AVG00797	RTB	2			
17	04/15/08 20:39	04150817.D	CAS QC Can/FC/Gauge (1.0L)	AC00294/FC00628/AVG00796	RTB	3			
18	04/15/08 21:22	04150818.D	CAS QC Can/FC/Gauge (1.0L)	AC00991/FC00697/AVG00722	RTB	5			
19	04/15/08 22:05	04150819.D	CAS QC Can/FC/Gauge (1.0L)	AC00582/FC00540/AVG00588	RTB	6			
20	04/15/08 22:48	04150820.D	CAS QC Can/FC/Gauge (1.0L)	AC01136/FC00269/AVG00808	RTB	7			
21	04/15/08 23:31	04150821.D	CAS QC Can/FC/Gauge (1.0L)	AC00292/FC00536/AVG00809	RTB	8			
22	04/15/08 0:14	04150822.D	CAS QC Can/FC/Gauge (1.0L)	AC01273/FC00565/AVG00804	RTB	9			
23	04/16/08 0:57	04150823.D	CAS QC Can/FC/Gauge (1.0L)	AC00803/FC00676/AVG00800	RTB	10			
24	04/16/08 1:40	04150824.D	CAS QC Can/FC/Gauge (1.0L)	AC01320/FC00548/AVG00777	RTB	11			
25	04/16/08 2:23	04150825.D	CAS QC Can/FC/Gauge (1.0L)	AC00753/FC00549/AVG00786	RTB	12			
26	04/16/08 3:06	04150826.D	CAS QC Can/FC/Gauge (1.0L)	AC01157/FC00583/AVG00776	RTB	13			
27	04/16/08 3:40	04150827.D	CAS QC Can/FC/Gauge (1.0L)	AC00522/FC00305/AVG00781	RTB	14			

653

	DATE/TIME	FILENAME	SAMPLE ID	MISC. INFO	AS POS	INIT	COMMENT
22	05/07/08 8:43	05070822.D	Blank (100mL)	Test	4	RB	
23	05/08/08 7:23	05070823.D	Blank (100mL)	Test	4	RB	
24	05/08/08 8:04	05070824.D	S20-03100803 (50mL)	Test	15	RB	
1	05/08/08 8:41	05080801.D	25ng TO-15 CCV Standard	S20-04300802/S20-04250805	C	RB	- Passed
2	05/08/08 9:24	05080802.D	TO-15 Method Blank (1.0L)	S20-04300802	4	RB	- Passed
3	05/08/08 10:05	05080803.D	25ng TO-15 LCS	S20-04300802/S20-04110810	16	RB	- Passed
4	05/08/08 12:19	05080804.D	P0801342-001 (10mL)	[REDACTED]	4	RB	
5	05/08/08 1:04	05080805.D	P0801342-002 (10mL)	[REDACTED]	4	RB	
6	05/08/08 1:45	05080806.D	P0801342-003 (10mL)	[REDACTED]	4	RB	
7	05/08/08 2:30	05080807.D	P0801342-001 DIL (1mL)	[REDACTED]	4	RB	
8	05/08/08 3:10	05080808.D	P0801342-002 DIL (1mL)	[REDACTED]	4	RB	
9	05/08/08 3:52	05080809.D	P0801342-003 DIL (1mL)	[REDACTED]	4	RB	
10	05/08/08 4:33	05080810.D	P0801342-003 DUP DIL (1mL)	[REDACTED]	4	RB	- Passed
11	05/08/08 5:14	05080811.D	P0801342-003 DUP (10mL)	[REDACTED]	4	RB	- Passed
12	05/08/08 6:25	05080812.D	P0801305-001 DIL (0.50mL)	[REDACTED]	4	RB	- Case File; vol. too low
13	05/08/08 7:09	05080813.D	P0801305-001 DIL (10mL)	[REDACTED]	4	RB	
14	05/08/08 7:54	05080814.D	Blank (100mL)	Test	4	RB	
15	05/09/08 7:23	05080815.D	Blank (100mL)	Test	4	RB	
16	05/09/08 8:04	05080816.D	S20-03100803 (50mL)	Test	15	RB	

1	05/09/08 8:41	05090801.D	25ng TO-15 CCV Standard	S20-04300802/S20-04250805	C	RB	- Passed
2	05/09/08 9:24	05090802.D	TO-15 Method Blank (1.0L)	S20-04300802	4	RB	- Passed
3	05/09/08 10:05	05090803.D	25ng TO-15 LCS	S20-04300802/S20-04110810	16	RB	- Passed
4	05/09/08 11:24	05090804.D	P0801339-001 (20mL)	[REDACTED]	1	RB	- Case File; run @ 1.0L
5	05/09/08 12:18	05090805.D	P0801339-002 (1000mL)	[REDACTED]	2	RB	
6	05/09/08 1:01	05090806.D	P0801339-003 (1000mL)	[REDACTED]		RB	
7	05/09/08 1:43	05090807.D	P0801339-004 (1000mL)	[REDACTED]	5	RB	
8	05/09/08 2:26	05090808.D	P0801339-001 (1000mL)	[REDACTED]	1	RB	
9	05/09/08 3:09	05090809.D	P0801339-003 DUP (1000mL)	[REDACTED]	3	RB	- Passed
10	05/09/08 4:12	05090810.D	P0801339-003 (100mL)	[REDACTED]	3	RB	- Case File; run by mistake
11	05/09/08 6:26	05090811.D	P0801339-003 (100mL)	[REDACTED]	3	RB	
12	05/09/08 7:07	05090812.D	P0801339-003 (100mL)	[REDACTED]	3	RB	
13	05/09/08 7:48	05090813.D	P0801339-003 (100mL)	[REDACTED]	3	RB	
14	05/09/08 8:29	05090814.D	P0801339-003 (100mL)	[REDACTED]	3	RB	
15	05/09/08 9:10	05090815.D	P0801339-003 (100mL)	[REDACTED]	3	RB	
16	05/09/08 9:51	05090816.D	P0801339-003 (100mL)	[REDACTED]	3	RB	
17	05/09/08 10:31	05090817.D	P0801339-003 (100mL)	[REDACTED]	3	RB	
18	05/09/08 11:14	05090818.D	P0801347-001 (1000mL)	[REDACTED]	6	RB	- Case File; use 05/12 run
19	05/09/08 11:54	05090819.D	P0801347-001 DIL (100mL)	[REDACTED]	6	RB	
20	05/10/08 0:37	05090820.D	P0801347-002 (1000mL)	[REDACTED]	7	RB	
21	05/10/08 1:18	05090821.D	P0801347-002 DIL (100mL)	[REDACTED]	7	RB	

1	05/12/08 8:44	05120801.D	Blank (100mL)		4	RB	
2	05/12/08 9:52	05120802.D	25ng TO-15 CCV STD	S20-04300802/S20-04250805	C	RB	- Passed
3	05/12/08 11:00	05120803.D	TO-15 Method Blank (1.0L)	S20-04300802	4	RB	- Passed

	DATE/TIME
4	05/12/0
5	05/12/0
6	05/12/0
7	05/12/0
8	05/12/0
9	05/12/0
10	05/12/0
11	05/12/0
12	05/12/0
13	05/12/0
14	05/12/0
15	05/12/0
16	05/12/0
17	05/12/0
18	05/12/0
19	05/12/0
20	05/13/0
21	05/13/0
22	05/13/0
23	05/13/0
24	05/13/0
25	05/13/0
26	05/13/0
1	05/13/0
2	05/13/0
3	05/13/0
4	05/13/0
5	05/13/0
6	05/13/0
7	05/13/0
8	05/13/0
9	05/13/0
10	05/13/0
11	05/13/0
12	05/13/0
13	05/13/0
14	05/13/0
15	05/13/0
16	05/13/0
17	05/13/0
18	05/13/0
19	05/13/0
20	05/13/0
21	05/13/0
22	05/13/0
23	05/13/0
24	05/13/0

	DATE/TIME	FILENAME	SAMPLE ID	MISC. INFO	AS POS	INIT	COMMENT
4	05/12/08 12:12	05120804.D	S20-04110810 (250mL)	Test	16	RB	
5	05/12/08 13:09	05120805.D	P0801385-001 (75mL)	ENSR SG64B-05 (-5.6, 3.5)	1	RB	
6	05/12/08 14:08	05120806.D	P0801385-002 (1000mL)	ENSR SG41B-20 (-3.7, 3.5)	2	RB	
7	05/12/08 14:50	05120807.D	P0801385-003 (1000mL)	ENSR SG41B-20D (-3.4, 3.5)	3	RB	
8	05/12/08 15:33	05120808.D	P0801385-004 (1000mL)	ENSR SG43B-05 (-5.3, 3.5)	4	RB	
9	05/12/08 16:29	05120809.D	P0801385-005 (1000mL)	ENSR SG38B-20 (-3.0, 3.5)	5	RB	
10	05/12/08 17:12	05120810.D	P0801385-004 DUP (1000mL)	ENSR SG43B-05 (-5.3, 3.5)	4	RB	- Passed
11	05/12/08 17:55	05120811.D	P0801385-006 (1000mL)	ENSR SG40B-05 (-3.3, 3.5)	7	RB	
12	05/12/08 18:35	05120812.D	25ng TO-15 LCS	S20-04300802/S20-04290803	16	RB	- Passed
13	05/12/08 19:45	05120813.D	P0801385-007 (1000mL)	ENSR SG40B-05D (-3.1, 3.5)	8	RB	
14	05/12/08 20:27	05120814.D	P0801385-001 (1000mL)	ENSR SG64B-05 (-5.6, 3.5)	1	RB	
15	05/12/08 21:08	05120815.D	P0801385-002 DIL (100mL)	ENSR SG41B-20 (-3.7, 3.5)	2	RB	
16	05/12/08 21:49	05120816.D	P0801385-003 DIL (100mL)	ENSR SG41B-20D (-3.4, 3.5)	3	RB	
17	05/12/08 22:30	05120817.D	P0801385-006 DIL (25mL)	ENSR SG40B-05 (-3.3, 3.5)	7	RB	
18	05/12/08 23:10	05120818.D	P0801385-006 DIL (20mL)	ENSR SG40B-05 (-3.3, 3.5)	7	RB	
19	05/12/08 23:51	05120819.D	P0801385-007 DIL (25mL)	ENSR SG40B-05D (-3.1, 3.5)	8	RB	
20	05/13/08 0:32	05120820.D	P0801385-007 DIL (20mL)	ENSR SG40B-05D (-3.1, 3.5)	8	RB	
21	05/13/08 1:14	05120821.D	P0801347-001 (1000mL)	[REDACTED]	9	RB	
22	05/13/08 1:55	05120822.D	P0801347-001 DIL (100mL)	[REDACTED]	9	RB	
23	05/13/08 2:38	05120823.D	P0801347-002 (1000mL)	[REDACTED]	10	RB	
24	05/13/08 3:23	05120824.D	Blank (100mL)	Test	4	RB	
25	05/13/08 6:38	05120825.D	Blank (100mL)	Test	4	RB	
26	05/13/08 7:20	05120826.D	S20-03100803 (50mL)	Test	15	RB	

1	05/13/08 7:57	05130801.D	25ng TO-15 CCV Standard	S20-04300802/S20-04250805	C	RB	- Passed
2	05/13/08 8:38	05130802.D	25ng MAPH CCV Standard	S20-04300802/S20-04280802	13	RB	- Passed
3	05/13/08 9:20	05130803.D	TO-15 Method Blank (1.0L)	S20-04300802	4	RB	- Passed
4	05/13/08 10:01	05130804.D	25ng TO-15 LCS	S20-04300802/S20-04290803	16	RB	- Passed
5	05/13/08 11:33	05130805.D	25ng MAPH LCS	S20-04300802/S20-05060803	14	RB	- Passed
6	05/13/08 12:34	05130806.D	25ng MAPH LCSD	S20-04300802/S20-05060803	14	RB	- Failed/not used
7	05/13/08 13:15	05130807.D	25ng TO-15 LCSD	S20-04300802/S20-04290803	16	RB	- Passed
8	05/13/08 14:46	05130808.D	25ng MAPH LCSD	S20-04300802/S20-05060803	14	RB	- Passed
9	05/13/08 15:51	05130809.D	P0801379-001 (400mL)	[REDACTED]	1	RB	
10	05/13/08 16:31	05130810.D	P0801352-001 (1000mL)	[REDACTED]	2	RB	
11	05/13/08 17:13	05130811.D	P0801352-002 (1000mL)	[REDACTED]	3	RB	
12	05/13/08 17:54	05130812.D	P0801379-001 DUP (400mL)	[REDACTED]	1	RB	- Passed
13	05/13/08 18:34	05130813.D	P0801352-003 (1000mL)	[REDACTED]	5	RB	
14	05/13/08 19:19	05130814.D	P0801352-004 (1000mL)	[REDACTED]	6	RB	
15	05/13/08 20:10	05130815.D	P0801379-005 (0.10mL)	[REDACTED]	0.1) 4	RB	- Case File; Is filed
16	05/13/08 20:52	05130816.D	P0801353-001 (1000mL)	[REDACTED]	7	RB	
17	05/13/08 21:35	05130817.D	P0801353-002 (1000mL)	[REDACTED]	8	RB	
18	05/13/08 22:17	05130818.D	P0801353-003 (1000mL)	[REDACTED]	9	RB	
19	05/13/08 23:00	05130819.D	P0801353-004 (1000mL)	[REDACTED]	10	RB	
20	05/13/08 23:41	05130820.D	P0801309-001 (50mL)	[REDACTED]	11	RB	
21	05/14/08 0:21	05130821.D	P0801379-002 (400mL)	[REDACTED]	12	RB	
22	05/14/08 1:02	05130822.D	P0801379-004 (400mL)	[REDACTED]	11	RB	
23	05/14/08 1:43	05130823.D	P0801379-006 (400mL)	[REDACTED]	11	RB	
24	05/14/08 2:24	05130824.D	P0801379-007 (400mL)	[REDACTED]	11	RB	

11-12-13-14-15-16-17-18-19-20-21-22-23-24