



July 26, 2012

NPDES Compliance Coordinator
Nevada Division of Environmental Protection
Bureau of Water Pollution Control
901 South Stewart Street, Suite 4001
Carson City, Nevada 89701-5249

Dear NPDES Compliance Coordinator:

Subject: NPDES Permit NV0023060 – Discharge Monitoring Reports – 2nd Quarter 2012

The Nevada Environmental Response Trust (NERT) maintains NPDES Permit NV0023060 for discharge of treated water, as part of their on-going effort to capture and treat groundwater containing perchlorate in the Henderson area. The attached Discharge Monitoring Reports (DMRs) (Attachment 1) reflect information associated with the remediation efforts, i.e. surface discharge of treated water near the Las Vegas Wash. Included with this correspondence are the April, May, and June 2012 DMRs. Analytical summaries are included in Attachment 2, with the supporting analytical reports supplied in electronic format on a CD included in Attachment 3.

During the reporting period, the biological perchlorate remediation process continued to demonstrate compliance with the monthly average perchlorate concentration limitation of 18 µg/L (ppb). Please note that analyses of "Attachment A" analytes, for the treated discharge, continue to indicate that there is no significant increase in "other constituents" due to the treatment for perchlorate reduction.

Per the permit, daily discrete samples of the influent and effluent are collected and composited weekly for perchlorate analysis. NERT has one discrepancy to note during this reporting period. Please note that both the influent and effluent composite samples for the week dated June 23, did not include a sample from June 19, due to an error made during collection of the samples on that day. The composite samples for the week dated June 23 included the other six days of the week and perchlorate was not detected in the effluent composite sample. There is no indication that the perchlorate treatment system was operating abnormally on June 19.

Listed separately are analytical results for four Las Vegas Wash locations, one of which is required for evaluation of the permit's authorized mixing zone (please see the information related to the LVW 5.5 control point), as well as the upgradient on-site groundwater well. Please note the wash location LVW 5.5 was within Table I.2 limits for total dissolved solids (TDS) and total inorganic nitrogen (TIN). Analytical summaries are included in Attachment 2 for your convenience in reviewing the information, with supporting analytical reports provided in electronic format on a CD included in Attachment 3.

During the reporting period, there was no activity regarding permit condition I.A.3.d.ii.

As required by permit condition I.A.20, a report describing the biological process generated solid waste is included as Attachment 4.

Should you have any questions concerning this report, please contact Kimberly Kuwabara at (510) 420-2525 or kkuwabara@environcorp.com or Susan Crowley at (702) 592-7727 or smcrowley@cox.net. Thank you.

Sincerely,



Allan J. DeLorme, P.E.
Managing Principal

Overnight Mail
Attachments

cc: Please see attached distribution sheet



Distribution for DMRs
- 7-16-12.xls

NERT Document Distribution List

Updated: 16-Jul-12

Document Name: NPDES Quarterly DMR Report (e-copies provided via e-mail distribution)

Name (Last, First)	Firm	Distribution		
		Hard	e-Copy	Cvr Only
Land King	NDEP			
King Val	NDEP			
Nejima Jim	NDEP		X	
Lovato Greg	NDEP			
Sous Nadir	NDEP		X	
Tinney Al	NDEP		X	
Palm Jon	NDEP		X	
Harbour Shannon	NDEP			
Black Paul	Neptune			
Hackenberry Paul	Hackenberry			
Copeland Teri	Neptune			
Gratson Dave	Neptune			
Otani-Fehling Joanna	Neptune			
Pohlmann Brenda	COH			
Mulroy Pat	SNWA			
Goff Mike	SNWA			
Liesing Joe	SNWA			
Kaplan Mitch	EPA, Reg 9			
Compliance Coordinator	NDEP	X	X	
Compliance Coordinator	DAQEM			
Juma Ebrahim	CCDAQEM			
Public Repository	Library			

Name (Last, First)	Firm	Distribution		
		Hard	e-Copy	Cvr Only
Paque Matt	Tronox Counsel			
Stater Rick	Tronox			
Crowley Susan	Crowley Environmental	X	X	
Krish Ed	EJKrish		X	
Steinberg Andrew	Trust		X	
DeLorme Allan	Environ		X	
Travers Mark	Environ		X	
Schmidt-Kuwabara Kimberly	Environ		X	
Singhal Alka	Environ		X	
Pekala John	Environ		X	
Ritchie Chris	Environ		X	
Kubacki Steve	Veolia		X	
Speckin Russell	Veolia		X	
Brown Michele	Veolia		X	
Stowers Kirk	Broadbent			
Sahu Rahjijt	BMI			
Crouse George	Syngenta			
Erickson Lee	Stautfer			
Kelly Joe	Montrose			
Sundberg Paul	Montrose			
Gibson Jeff	AmPac			
Richards Curt	Olin			
Bellotti Michael	Olin			
Wilkinson Craig	Timet			
Mack Joel	Montrose Counsel			

NPDES Permit NV0023060 – 2nd Q 2012 DMR
CEM Certification

I hereby certify that I am responsible for the services described in this document and for the preparation of this document. The services described in this document have been provided in a manner consistent with the current standards of the profession and, to the best of my knowledge, comply with all applicable federal, state and local statutes, regulations and ordinances.

Susan Crowley 7-20-12

Susan Crowley
CEM 1428, expires 3-8-13

ATTACHMENT 1

Discharge Monitoring Reports (DMR)



12 April DMR.xls

April 2012



12 May DMR.xls

May 2012



12 June DMR.xls

June 2012

NATIONAL POLLUTANT DISCHARGE ELIMINATION SYSTEM (NPDES)

DISCHARGE MONITORING REPORT (DMR)

NV 0023060	001
PERMIT NUMBER	DISCHARGE NUMBER

NOTE: Read instructions before completing this form

NO DISCHARGE

MONITORING PERIOD			
YEAR	MO	DAY	TO
12	04	01	30

FROM

PERMITTEE NAME/ADDRESS
 Name: Nevada Environmental Response Trust
 Address: CO Veolia Water NA
 510 Fourth Street
 Henderson, NV, 89015
 Facility: Nevada Environmental Response Trust
 Location: Henderson, NV
 Attn: Susan M. Crowley

PARAMETER	QUANTITY OR LOADING		QUANTITY OR CONCENTRATION		NO. EX	FREQUENCY OF ANALYSIS	SAMPLE TYPE
	30 Day Ave	7 Day Average	30 Day Ave (mg/l)	7 Day Ave (mg/l)			
Flow	1.29	1.31	*****	*****	0	Cont	Flow Meter
Effluent	1.45 MGD Maximum	1.75 MGD Maximum	*****	*****			
BOD5 (Inhibited)	*****	*****	1.0	1.0	0	Weekly	Discrete
Influent	*****	*****	Monitor & Report	Monitor & Report			
BOD5 (Inhibited)	*****	*****	1.4	2.4	0	Weekly	Discrete
Effluent	*****	*****	25 mg/L	40 mg/L			
Perchlorate FBR	*****	*****	110	120	0	Weekly	Comp
Influent	*****	*****	Monitor & Report	Monitor & Report			
Perchlorate FBR	*****	*****	0.25	0.25	0	Weekly	Comp
Effluent	*****	*****	18 ug/l	Monitor & Report			
pH	*****	*****	6.80	7.40	0	Weekly	Discrete
Effluent	*****	*****	6.5 Minimum	9.0 Maximum			
Hexavalent Chromium	*****	*****	0.036	0.051	0	Weekly	Discrete
Influent	*****	*****	Monitor & Report	Monitor & Report			

CERTIFY UNDER PENALTY OF LAW THAT THIS DOCUMENT AND ALL ATTACHMENTS WERE PREPARED UNDER MY DIRECTION OR SUPERVISION IN ACCORDANCE WITH A SYSTEM DESIGNED TO ASSURE THAT QUALIFIED PERSONNEL PROPERLY GATHER AND EVALUATE THE INFORMATION SUBMITTED. BASED ON MY INQUIRY OF THE PERSON OR PERSONS WHO MANAGE THE SYSTEM, OR THOSE PERSONS DIRECTLY RESPONSIBLE FOR GATHERING THE INFORMATION, THE INFORMATION SUBMITTED IS, TO THE BEST OF MY KNOWLEDGE AND BELIEF, TRUE, ACCURATE, AND COMPLETE. I AM AWARE THAT THERE ARE SIGNIFICANT PENALTIES FOR SUBMITTING FALSE INFORMATION, INCLUDING THE POSSIBILITY OF FINE AND IMPRISONMENT FOR KNOWING VIOLATIONS.

NAME/TITLE PRINCIPAL EXECUTIVE OFFICER
Susan Crowley

CEM 1428, exp 3-8-13

TYPED OR PRINTED

SIGNATURE OF PRINCIPAL EXECUTIVE OFFICER

AREA CODE 702 NUMBER 592-7727

YEAR 2012 MONTH July DAY 16

TELEPHONE

OFFICER OR AUTHORIZED AGENT

NATIONAL POLLUTANT DISCHARGE ELIMINATION SYSTEM (NPDES)

DISCHARGE MONITORING REPORT (DMR)

PERMIT NUMBER: NV 0023060
 DISCHARGE NUMBER: 001

NO DISCHARGE

NOTE: Read instructions before completing this form

MONITORING PERIOD
 FROM: YEAR 12 MO 04 DAY 01 TO YEAR 12 MO 04 DAY 30

PERMITTEE NAME/ADDRESS
 Name: Nevada Environmental Response Trust
 Address: CO Veolia Water NA
 510 Fourth Street
 Henderson, NV. 89015
 Facility: Nevada Environmental Response Trust
 Location: Henderson, NV
 Attn: Susan M. Crowley

PARAMETER	QUANTITY OR LOADING			QUALITY OR CONCENTRATION			NO. EX	FREQUENCY OF ANALYSIS	SAMPLE TYPE
	30 Day Ave	7 Day Average	UNITS	30 Day Ave (mg/l)	7 Day Ave (mg/l)	UNITS			
Hexavalent Chromium	*****	*****	****	0.000	0.000	MG/L	0	Weekly	Discrete
Effluent	*****	*****	****	Monitor & Report	0.01 mg/l	Monitor & Report			
Total Chromium	*****	*****	****	0.044	0.058	MG/L	0	Weekly	Discrete
Influent	*****	*****	****	Monitor & Report	Monitor & Report	Monitor & Report			
Total Chromium	*****	*****	****	0.006	0.008	MG/L	0	Weekly	Discrete
Effluent	*****	*****	****	Monitor & Report	0.1 mg/l	Monitor & Report			
Total Suspended Solids	*****	*****	****	13.40	16.00	MG/L	0	Weekly	Discrete
Effluent	*****	*****	****	135 mg/l	Monitor & Report	1,634 lbs/day			
Iron, Total	*****	*****	****	1.98	2.60	MG/L	0	Weekly	Discrete
Effluent	*****	*****	****	10 mg/l	Monitor & Report	121.03 lbs/day			
Manganese	*****	*****	****	0.62	*****	MG/L	0	Quarterly	Discrete
Effluent	*****	*****	****	5 mg/l	NA	60.52 lbs/day			
Total Phosphorus, as P	*****	*****	****	0.017	0.034	MG/L	0	Weekly	Discrete
Influent	*****	*****	****	Monitor & Report	Monitor & Report	Monitor & Report			

CERTIFY UNDER PENALTY OF LAW THAT THIS DOCUMENT AND ALL ATTACHMENTS WERE PREPARED UNDER MY DIRECTION OR SUPERVISION IN ACCORDANCE WITH A SYSTEM DESIGNED TO ASSURE THAT QUALIFIED PERSONNEL PROPERLY GATHER AND EVALUATE THE INFORMATION SUBMITTED. BASED ON MY INQUIRY OF THE PERSON OR PERSONS WHO MANAGE THE SYSTEM, OR THOSE PERSONS DIRECTLY RESPONSIBLE FOR GATHERING THE INFORMATION, THE INFORMATION SUBMITTED IS, TO THE BEST OF MY KNOWLEDGE AND BELIEF, TRUE, ACCURATE, AND COMPLETE. I AM AWARE THAT THERE ARE SIGNIFICANT PENALTIES FOR SUBMITTING FALSE INFORMATION, INCLUDING THE POSSIBILITY OF FINE AND IMPRISONMENT FOR KNOWING VIOLATIONS.

NAME/TITLE PRINCIPAL EXECUTIVE OFFICER
Susan Crowley
 CEM 1428, exp 3-8-13
 TYPED OR PRINTED

Susan Crowley
 SIGNATURE OF PRINCIPAL EXECUTIVE OFFICER
 OFFICER OR AUTHORIZED AGENT

TELEPHONE: _____
 DATE: _____
 AREA CODE: 702
 NUMBER: 592-7727
 YEAR: 2012
 MONTH: July
 DAY: 16

COMMENT AND EXPANATION OF ANY VIOLATIONS (Reference all attachments here)

NATIONAL POLLUTANT DISCHARGE ELIMINATION SYSTEM (NPDES)

PERMITTEE NAME/ADDRESS
 Name: Nevada Environmental Response Trust
 Address: CO Veolia Water NA

510 Fourth Street
 Henderson, NV, 89015
 Facility: Nevada Environmental Response Trust
 Location: Henderson, NV
 Attn: Susan M. Crowley

DISCHARGE MONITORING REPORT (DMR)
 NV 0023060
 PERMIT NUMBER 001

NO DISCHARGE

NOTE: Read instructions before completing this form

MONITORING PERIOD
 FROM YEAR 12 MO 04 DAY 01 TO YEAR 12 MO 04 DAY 30

PARAMETER	QUANTITY OR LOADING			QUALITY OR CONCENTRATION			NO. EX	FREQUENCY OF ANALYSIS	SAMPLE TYPE
	30 Day Ave	7 Day Average	UNITS	30 Day Ave (mg/l)	7 Day Ave (mg/l)	30 Day Ave (lbs/day)			
Total Phosphorus, as P Effluent	*****	*****	****	0.164	0.260	1.786	0	Weekly	Discrete
	*****	*****	****	Monitor & Report	Monitor & Report	20 lbs/day			
Total Ammonia, as N Effluent	*****	*****	****	0.07	0.14	0.74	0	Weekly	Discrete
	*****	*****	****	Monitor & Report	Monitor & Report	40 lbs/day			
Attachment A	*****	*****	****	Please see attached results			0	Quarterly	Discrete
Effluent	*****	*****	****	Monitor & Report	Monitor & Report	Monitor & Report			
	*****	*****	****	4	5	*****	0	Weekly	Discrete
Color	*****	*****	****	Monitor & Report	Monitor & Report	*****			
	*****	*****	****	13.30	20.00	*****	0	Weekly	Discrete
Influent	*****	*****	****	Monitor & Report	Monitor & Report	*****			
	*****	*****	****	13.30	20.00	*****	0	Weekly	Discrete
Color	*****	*****	****	Monitor & Report	Monitor & Report	*****			
	*****	*****	****	10.30	13.00	111.35	0	Weekly	Discrete
Total Inorganic Nitrogen, as N Influent	*****	*****	****	Monitor & Report	Monitor & Report	Monitor & Report			
	*****	*****	****	0.31	0.75	3.33	0	Weekly	Discrete
Total Inorganic Nitrogen, as N Effluent	*****	*****	****	Monitor & Report	Monitor & Report	Monitor & Report			
	*****	*****	****	0.31	0.75	3.33	0	Weekly	Discrete

S.M. Crowley
 SIGNATURE OF PRINCIPAL EXECUTIVE
 OFFICER OR AUTHORIZED AGENT

DATE
 TELEPHONE
 NUMBER 592-7727
 AREA CODE 702
 YEAR 2012
 MONTH July
 DAY 16

CERTIFY UNDER PENALTY OF LAW THAT THIS DOCUMENT AND ALL ATTACHMENTS WERE PREPARED UNDER MY DIRECTION OR SUPERVISION IN ACCORDANCE WITH A SYSTEM DESIGNED TO ASSURE THAT QUALIFIED PERSONNEL PROPERLY GATHER AND EVALUATE THE INFORMATION SUBMITTED. BASED ON MY INQUIRY OF THE PERSON OR PERSONS WHO MANAGE THE SYSTEM, OR THOSE PERSONS DIRECTLY RESPONSIBLE FOR GATHERING THE INFORMATION, THE INFORMATION SUBMITTED IS, TO THE BEST OF MY KNOWLEDGE AND BELIEF, TRUE, ACCURATE, AND COMPLETE. I AM AWARE THAT THERE ARE SIGNIFICANT PENALTIES FOR SUBMITTING FALSE INFORMATION, INCLUDING THE POSSIBILITY OF FINE AND IMPRISONMENT FOR KNOWING VIOLATIONS.

NAME/TITLE PRINCIPAL EXECUTIVE OFFICER
 Susan Crowley
 CEM 1428, exp 3-8-13
 TYPED OR PRINTED

COMMENT AND EXPANATION OF ANY VIOLATIONS (Reference all attachments here)

NATIONAL POLLUTANT DISCHARGE ELIMINATION SYSTEM (NPDES)

PERMITTEE NAME/ADDRESS

Name: Nevada Environmental Response Trust
 Address: CO Veolia Water NA
 510 Fourth Street
 Henderson, NV. 89015
 Facility: Nevada Environmental Response Trust
 Location: Henderson, NV
 Attn: Susan M. Crowley

DISCHARGE MONITORING REPORT (DMR)
 NV 0023060
 PERMIT NUMBER

001
 DISCHARGE NUMBER

NO DISCHARGE NOTE: Read instructions before completing this form

MONITORING PERIOD
 FROM YEAR 12 MO 04 DAY 01 TO YEAR 12 MO 04 DAY 30

PARAMETER	QUANTITY OR LOADING			QUALITY OR CONCENTRATION			NO. EX	FREQUENCY OF ANALYSIS	SAMPLE TYPE
	30 Day Ave	7 Day Average	UNITS	30 Day Ave (mg/l)	7 Day Ave (mg/l)	UNITS			
Sulfate	*****	*****	****	1,450	*****	MG/L	0	Monthly	Discrete
	*****	*****	****	Monitor & Report	*****	Monitor & Report			
Influent	*****	*****	****	1,500	*****	MG/L	0	Monthly	Discrete
	*****	*****	****	Monitor & Report	*****	Monitor & Report			
Total Dissolved Solids	*****	*****	****	5,200	*****	MG/L	0	Quarterly	Discrete
	*****	*****	****	Monitor & Report	*****	Monitor & Report			
Influent	*****	*****	****	5,100	*****	MG/L	0	Quarterly	Discrete
	*****	*****	****	Monitor & Report	*****	Monitor & Report			
Effluent	*****	*****	****	0.01	*****	MG/L	0	Monthly	Discrete
	*****	*****	****	Monitor & Report	*****	Monitor & Report			
Sulfide	*****	*****	****	0.01	*****	MG/L	0	Monthly	Discrete
	*****	*****	****	Monitor & Report	*****	Monitor & Report			
Influent	*****	*****	****	0.13	*****	MG/L	0	Monthly	Discrete
	*****	*****	****	Monitor & Report	*****	Monitor & Report			
Sulfide	*****	*****	****	0.13	*****	MG/L	0	Monthly	Discrete
	*****	*****	****	Monitor & Report	*****	Monitor & Report			
Effluent	*****	*****	****	0.67	*****	MG/L	0	Quarterly	Discrete
	*****	*****	****	Monitor & Report	*****	Monitor & Report			
Oil & Grease	*****	*****	****	0.67	*****	MG/L	0	Quarterly	Discrete
	*****	*****	****	Monitor & Report	*****	Monitor & Report			
Influent	*****	*****	****	Monitor & Report	*****	Monitor & Report			
	*****	*****	****	Monitor & Report	*****	Monitor & Report			

CERTIFY UNDER PENALTY OF LAW THAT THIS DOCUMENT AND ALL ATTACHMENTS WERE PREPARED UNDER MY DIRECTION OR SUPERVISION IN ACCORDANCE WITH A SYSTEM DESIGNED TO ASSURE THAT QUALIFIED PERSONNEL PROPERLY GATHER AND EVALUATE THE INFORMATION SUBMITTED. BASED ON MY INQUIRY OF THE PERSON OR PERSONS WHO MANAGE THE SYSTEM OR THOSE PERSONS DIRECTLY RESPONSIBLE FOR GATHERING THE INFORMATION, THE INFORMATION SUBMITTED IS, TO THE BEST OF MY KNOWLEDGE AND BELIEF, TRUE, ACCURATE, AND COMPLETE. I AM AWARE THAT THERE ARE SIGNIFICANT PENALTIES FOR SUBMITTING FALSE INFORMATION, INCLUDING THE POSSIBILITY OF FINE AND IMPRISONMENT FOR KNOWING VIOLATIONS.

NAME/TITLE PRINCIPAL EXECUTIVE OFFICER
 Susan Crowley
 CEM 1428, exp 3-8-13
 TYPED OR PRINTED

TELEPHONE
 592-7727
 NUMBER
 702
 AREA CODE
 SIGNATURE OF PRINCIPAL EXECUTIVE OFFICER
 OFFICER OR AUTHORIZED AGENT

DATE
 2012
 YEAR
 July
 MONTH
 16
 DAY

COMMENT AND EXPANATION OF ANY VIOLATIONS (Reference all attachments here)

NATIONAL POLLUTANT DISCHARGE ELIMINATION SYSTEM (NPDES)

PERMITTEE NAME/ADDRESS
 Name: Nevada Environmental Response Trust
 Address: CO Veolia Water NA
 510 Fourth Street
 Henderson, NV, 89015
 Facility: Nevada Environmental Response Trust
 Location: Henderson, NV
 Attn: Susan M. Crowley

DISCHARGE MONITORING REPORT (DMR)
 NV 0023060
 PERMIT NUMBER 001
 DISCHARGE NUMBER

NO DISCHARGE
 NOTE: Read instructions before completing this form

MONITORING PERIOD
 FROM YEAR 12 MO 04 DAY 01 TO YEAR 12 MO 04 DAY 30

PARAMETER	QUANTITY OR LOADING			QUALITY OR CONCENTRATION			NO. EX	FREQUENCY OF ANALYSIS	SAMPLE TYPE
	30 Day Ave	7 Day Average	UNITS	30 Day Ave (mg/l)	7 Day Ave (mg/l)	UNITS			
Oil & Grease Effluent	*****	*****	****	1.70	*****	MG/L	0	Quarterly	Discrete
	*****	*****	****	Monitor & Report	*****	Monitor & Report			
Boron Effluent	*****	*****	****	2.50	*****	MG/L	0	Quarterly	Discrete
	*****	*****	****	Monitor & Report	*****	Monitor & Report			
Dissolved Oxygen Effluent	*****	*****	****	7.27	7.65	MG/L	0	Weekly	Discrete
	*****	*****	****	Monitor & Report	Monitor & Report	Monitor & Report			
Nitrate as N Effluent	*****	*****	****	0.26	*****	MG/L	0	Monthly	Discrete
	*****	*****	****	Monitor & Report	*****	Monitor & Report			
Kjeldahl Nitrogen as N Influent	*****	*****	****	0.04	0.08	MG/L	0	Weekly	Discrete
	*****	*****	****	Monitor & Report	Monitor & Report	Monitor & Report			
Kjeldahl Nitrogen as N Effluent	*****	*****	****	0.89	0.96	MG/L	0	Weekly	Discrete
	*****	*****	****	Monitor & Report	Monitor & Report	Monitor & Report			
Chloride Influent	*****	*****	****	1.800	*****	MG/L	0	Quarterly	Discrete
	*****	*****	****	Monitor & Report	*****	Monitor & Report			

CERTIFY UNDER PENALTY OF LAW THAT THIS DOCUMENT AND ALL ATTACHMENTS WERE PREPARED UNDER MY DIRECTION OR SUPERVISION IN ACCORDANCE WITH A SYSTEM DESIGNED TO ASSURE THAT QUALIFIED PERSONNEL PROPERLY GATHER AND EVALUATE THE INFORMATION SUBMITTED. BASED ON MY INQUIRY OF THE PERSON OR PERSONS WHO MANAGE THE SYSTEM, OR THOSE PERSONS DIRECTLY RESPONSIBLE FOR GATHERING THE INFORMATION, THE INFORMATION SUBMITTED IS, TO THE BEST OF MY KNOWLEDGE AND BELIEF, TRUE, ACCURATE, AND COMPLETE. I AM AWARE THAT THERE ARE SIGNIFICANT PENALTIES FOR SUBMITTING FALSE INFORMATION, INCLUDING THE POSSIBILITY OF FINE AND IMPRISONMENT FOR KNOWING VIOLATIONS.

NAME/TITLE PRINCIPAL EXECUTIVE OFFICER
 Susan Crowley
 CEM 1428, exp 3-8-13
 TYPED OR PRINTED

SIGNATURE OF PRINCIPAL EXECUTIVE OFFICER
Susan Crowley

OFFICER OR AUTHORIZED AGENT

TELEPHONE DATE

702 592-7727 2012 July 16

AREA CODE NUMBER YEAR MONTH DAY

COMMENT AND EXPANATION OF ANY VIOLATIONS (Reference all attachments here)

NATIONAL POLLUTANT DISCHARGE ELIMINATION SYSTEM (NPDES)

DISCHARGE MONITORING REPORT (DMR)

PERMITTEE NAME/ADDRESS
 Name: Nevada Environmental Response Trust
 Address: CO Veolia Water NA
 510 Fourth Street
 Henderson, NV. 89015
 Facility: Nevada Environmental Response Trust
 Location: Henderson, NV
 Attn: Susan M. Crowley

NV 0023060	001
PERMIT NUMBER	DISCHARGE NUMBER

NO DISCHARGE

NOTE: Read instructions before completing this form

MONITORING PERIOD					
YEAR	MO	DAY	YEAR	MO	DAY
12	05	01	12	05	31
FROM			TO		

PARAMETER	QUANTITY OR LOADING			QUALITY OR CONCENTRATION			NO. EX	FREQUENCY OF ANALYSIS	SAMPLE TYPE
	30 Day Ave	7 Day Average	UNITS	30 Day Ave (mg/l)	7 Day Ave (mg/l)	30 Day Ave (lbs/day)			
Flow	1.28	1.29	MGD	*****	*****	*****	0	Cont	Flow Meter
Effluent	1.45 MGD Maximum	1.75 MGD Maximum	*****	*****	*****	*****	0	*****	*****
BOD5 (Inhibited)	*****	*****	****	1.0	1.0	10.73	0	Weekly	Discrete
Influent	*****	*****	****	Monitor & Report	Monitor & Report	Monitor & Report	0	*****	*****
BOD5 (Inhibited)	*****	*****	****	3.7	11.0	39.97	0	Weekly	Discrete
Effluent	*****	*****	****	25 mg/L	40 mg/L	254 lbs/day	0	*****	*****
Perchlorate FBR	*****	*****	****	110	120	1,168	0	Weekly	Comp
Influent	*****	*****	****	Monitor & Report	Monitor & Report	Monitor & Report	0	*****	*****
Perchlorate FBR	*****	*****	****	0.25	0.25	0.00	0	Weekly	Comp
Effluent	*****	*****	****	18 ug/l	Monitor & Report	0.22 lbs/day	0	*****	*****
pH	*****	*****	****	7.20	7.40	*****	0	Weekly	Discrete
Effluent	*****	*****	****	6.5 Minimum	9.0 Maximum	*****	0	*****	*****
Hexavalent Chormium	*****	*****	****	0.048	0.052	0.503	0	Weekly	Discrete
Influent	*****	*****	****	Monitor & Report	Monitor & Report	Monitor & Report	0	*****	*****
<p>I CERTIFY UNDER PENALTY OF LAW THAT THIS DOCUMENT AND ALL ATTACHMENTS WERE PREPARED UNDER MY DIRECTION OR SUPERVISION IN ACCORDANCE WITH A SYSTEM DESIGNED TO ASSURE THAT QUALIFIED PERSONNEL PROPERLY GATHER AND EVALUATE THE INFORMATION SUBMITTED. BASED ON MY INQUIRY OF THE PERSON OR PERSONS WHO MANAGE THE SYSTEM, OR THOSE PERSONS DIRECTLY RESPONSIBLE FOR GATHERING THE INFORMATION, THE INFORMATION SUBMITTED IS, TO THE BEST OF MY KNOWLEDGE AND BELIEF, TRUE, ACCURATE, AND COMPLETE. I AM AWARE THAT THERE ARE SIGNIFICANT PENALTIES FOR SUBMITTING FALSE INFORMATION, INCLUDING THE POSSIBILITY OF FINE AND IMPRISONMENT FOR KNOWING VIOLATIONS.</p>									
NAME/TITLE PRINCIPAL EXECUTIVE OFFICER Susan Crowley			TELEPHONE			DATE			
CEM 1428. sxd 3-8-13 TYPED OR PRINTED			702 592-7727			2012 July			16
			702 AREA NUMBER			2012 YEAR MONTH			DAY
			OFFICER OR AUTHORIZED AGENT						

COMMENT AND EXPANATION OF ANY VIOLATIONS (Reference all attachments here)

NATIONAL POLLUTANT DISCHARGE ELIMINATION SYSTEM (NPDES)

PERMITTEE NAME/ADDRESS
 Name: Nevada Environmental Response Trust
 Address: CO Veolia Water NA
 510 Fourth Street
 Henderson, NV, 89015
 Facility: Nevada Environmental Response Trust
 Location: Henderson, NV
 Attn: Susan M. Crowley


NV 0023060
 DISCHARGE NUMBER 001
 PERMIT NUMBER

MONITORING PERIOD
 YEAR MO DAY TO YEAR MO DAY
 12 05 01 TO 12 05 31

NO DISCHARGE []
 NOTE: Read instructions before completing this form

PARAMETER	QUANTITY OR LOADING			QUALITY OR CONCENTRATION			UNITS	NO. EX	FREQUENCY OF ANALYSIS	SAMPLE TYPE
	30 Day Ave	7 Day Average	30 Day Ave	7 Day Ave	30 Day Ave					
Hexavalent Chromium	SAMPLE MEASUREMENT	*****	0.000	0.000	0.000	0.000	MG/L	0	Weekly	Discrete
	PERMIT REQUIREMENT	*****	*****	Monitor & Report	0.01 mg/l	Monitor & Report				
Total Chromium	SAMPLE MEASUREMENT	*****	0.042	0.042	0.056	0.566	MG/L	0	Weekly	Discrete
	PERMIT REQUIREMENT	*****	*****	Monitor & Report	Monitor & Report	Monitor & Report				
Total Chromium	SAMPLE MEASUREMENT	*****	0.008	0.008	0.009	0.077	MG/L	0	Weekly	Discrete
	PERMIT REQUIREMENT	*****	*****	Monitor & Report	0.1 mg/l	Monitor & Report				
Effluent	SAMPLE MEASUREMENT	*****	14.50	14.50	17.00	148.45	MG/L	0	Weekly	Discrete
	PERMIT REQUIREMENT	*****	*****	135 mg/l	Monitor & Report	1,634 lbs/day				
Iron, Total	SAMPLE MEASUREMENT	*****	2.93	2.93	3.40	28.04	MG/L	0	Weekly	Discrete
	PERMIT REQUIREMENT	*****	*****	10 mg/l	Monitor & Report	121.03 lbs/day				
Effluent	SAMPLE MEASUREMENT	*****	5 mg/l	5 mg/l	NA	60.52 lbs/day	MG/L	0	Quarterly	Discrete
	PERMIT REQUIREMENT	*****	*****	*****	*****	*				
Total Phosphorus, as P	SAMPLE MEASUREMENT	*****	0.019	0.019	0.053	0.107	MG/L	0	Weekly	Discrete
	PERMIT REQUIREMENT	*****	*****	Monitor & Report	Monitor & Report	Monitor & Report				
Influent	SAMPLE MEASUREMENT	*****	*****	*****	*****	*****				
	PERMIT REQUIREMENT	*****	*****	*****	*****	*****				

NAME/TITLE PRINCIPAL EXECUTIVE OFFICER
 Susan Crowley
 CEM 1428, exp 3-8-13
 TYPED OR PRINTED

SIGNATURE OF PRINCIPAL EXECUTIVE OFFICER


OFFICER OR AUTHORIZED AGENT

TELEPHONE NUMBER 592-7727
 AREA CODE 702

DATE
 YEAR 2012 MONTH July DAY 16

COMMENT AND EXPANATION OF ANY VIOLATIONS (Reference all attachments here)
 * Monitoring frequency is quarterly. Please See April 2012 DMR for analyte information.

NATIONAL POLLUTANT DISCHARGE ELIMINATION SYSTEM (NPDES)

PERMITTEE NAME/ADDRESS
 Name: Nevada Environmental Response Trust
 Address: CO Veolia Water NA
 510 Fourth Street
 Henderson, NV, 89015
 Facility: Nevada Environmental Response Trust
 Location: Henderson, NV
 Attn: Susan M. Crowley


DISCHARGE MONITORING REPORT (DMR)
 NV 0023060
 PERMIT NUMBER

MONITORING PERIOD
 FROM 12 05 01 TO 12 05 31
 YEAR MO DAY

NO DISCHARGE
 NOTE: Read instructions before completing this form

PARAMETER	QUANTITY OR LOADING			QUALITY OR CONCENTRATION			NO. EX	FREQUENCY OF ANALYSIS	SAMPLE TYPE
	30 Day Ave	7 Day Average	UNITS	30 Day Ave (mg/l)	7 Day Ave (mg/l)	30 Day Ave (lbs/day)			
Total Phosphorus, as P	*****	*****	****	0.200	0.340	1.494	0	Weekly	Discrete
	*****	*****	****	Monitor & Report	Monitor & Report	20 lbs/day			
Effluent	*****	*****	****	0.13	0.16	1.40	0	Weekly	Discrete
	*****	*****	****	Monitor & Report	Monitor & Report	40 lbs/day			
Attachment A	*****	*****	****	Please see attached results			0	Quarterly	Discrete
	*****	*****	****	Monitor & Report	Monitor & Report	Monitor & Report			
Effluent	*****	*****	****	6	10	*****	0	Weekly	Discrete
	*****	*****	****	Monitor & Report	Monitor & Report	*****			
Color	*****	*****	****	17.50	30.00	*****	0	Weekly	Discrete
	*****	*****	****	Monitor & Report	Monitor & Report	*****			
Influent	*****	*****	****	12.65	20.00	133.99	0	Weekly	Discrete
	*****	*****	****	Monitor & Report	Monitor & Report	Monitor & Report			
Color	*****	*****	****	0.48	0.86	5.09	0	Weekly	Discrete
	*****	*****	****	Monitor & Report	Monitor & Report	Monitor & Report			

NAME/TITLE PRINCIPAL EXECUTIVE OFFICER
Susan Crowley
 CEIM 1428, exp 3-8-13
 TYPED OR PRINTED

SIGNATURE OF PRINCIPAL EXECUTIVE OFFICER OR AUTHORIZED AGENT

 OFFICER OR AUTHORIZED AGENT

TELEPHONE
 702 592-7727
 AREA CODE NUMBER

DATE
 2012 July 16
 YEAR MONTH DAY

NATIONAL POLLUTANT DISCHARGE ELIMINATION SYSTEM (NPDES)

PERMITTEE NAME/ADDRESS

Name: Nevada Environmental Response Trust
 Address: CO Veolia Water NA
 510 Fourth Street
 Henderson, NV, 89015
 Location: Henderson, NV
 Attn: Susan M. Crowley

DISCHARGE MONITORING REPORT (DMR)

NV 0023060
 PERMIT NUMBER

MONITORING PERIOD

FROM: YEAR 12 MO 05 DAY 01 TO YEAR 12 MO 05 DAY 31

NO DISCHARGE
 NOTE: Read instructions before completing this form

PARAMETER	QUANTITY OR LOADING			QUANTITY OR CONCENTRATION			UNITS	NO. EX	FREQUENCY OF ANALYSIS	SAMPLE TYPE
	30 Day Ave	7 Day Average	UNITS	30 Day Ave (mg/l)	7 Day Ave (mg/l)	UNITS				
Sulfate	SAMPLE MEASUREMENT	*****	****	*****	1,500	MG/L	0	Monthly	Discrete	
	PERMIT REQUIREMENT	*****	*****	*****	Monitor & Report	MG/L	0	Monthly	Discrete	
Influent	SAMPLE MEASUREMENT	*****	****	*****	1,400	MG/L	0	Monthly	Discrete	
	PERMIT REQUIREMENT	*****	*****	*****	Monitor & Report	MG/L	0	Monthly	Discrete	
Total Dissolved Solids	SAMPLE MEASUREMENT	*****	****	*****	*	MG/L	0	Quarterly	Discrete	
	PERMIT REQUIREMENT	*****	*****	*****	Monitor & Report	MG/L	0	Quarterly	Discrete	
Total Dissolved Solids	SAMPLE MEASUREMENT	*****	****	*****	*	MG/L	0	Quarterly	Discrete	
	PERMIT REQUIREMENT	*****	*****	*****	Monitor & Report	MG/L	0	Quarterly	Discrete	
Sulfide	SAMPLE MEASUREMENT	*****	****	*****	0.01	MG/L	0	Monthly	Discrete	
	PERMIT REQUIREMENT	*****	*****	*****	Monitor & Report	MG/L	0	Monthly	Discrete	
Sulfide	SAMPLE MEASUREMENT	*****	****	*****	0.13	MG/L	0	Monthly	Discrete	
	PERMIT REQUIREMENT	*****	*****	*****	Monitor & Report	MG/L	0	Monthly	Discrete	
Oil & Grease	SAMPLE MEASUREMENT	*****	****	*****	*	MG/L	0	Quarterly	Discrete	
	PERMIT REQUIREMENT	*****	*****	*****	Monitor & Report	MG/L	0	Quarterly	Discrete	

CERTIFY UNDER PENALTY OF LAW THAT THIS DOCUMENT AND ALL ATTACHMENTS WERE PREPARED UNDER MY DIRECTION OR SUPERVISION IN ACCORDANCE WITH A SYSTEM DESIGNED TO ASSURE THAT QUALIFIED PERSONNEL PROPERLY GATHER AND EVALUATE THE INFORMATION SUBMITTED. BASED ON MY INQUIRY OF THE PERSON OR PERSONS WHO MANAGE THE SYSTEM OR THOSE PERSONS DIRECTLY RESPONSIBLE FOR GATHERING THE INFORMATION, THE INFORMATION SUBMITTED IS, TO THE BEST OF MY KNOWLEDGE AND BELIEF, TRUE, ACCURATE, AND COMPLETE. I AM AWARE THAT THERE ARE SIGNIFICANT PENALTIES FOR SUBMITTING FALSE INFORMATION, INCLUDING THE POSSIBILITY OF FINE AND IMPRISONMENT FOR KNOWING VIOLATIONS.

TELEPHONE: 592-7727
 DATE: July 2012
 AREA CODE: 702
 NUMBER: 592-7727

NAME/TITLE PRINCIPAL EXECUTIVE OFFICER
Susan Crowley
 CEM 1428, exp 3-8-13
 TYPED OR PRINTED

SIGNATURE OF PRINCIPAL EXECUTIVE OFFICER: *Susan Crowley*
 OFFICER OR AUTHORIZED AGENT

COMMENT AND EXPANATION OF ANY VIOLATIONS (Reference all attachments here)
 * Monitoring frequency is quarterly. Please See April 2012 DMR for analyte information.

NATIONAL POLLUTANT DISCHARGE ELIMINATION SYSTEM (NPDES)

PERMITTEE NAME/ADDRESS

Name: Nevada Environmental Response Trust
 Address: CO Veolia Water NA
 510 Fourth Street
 Henderson, NV. 89015
 Facility: Nevada Environmental Response Trust
 Location: Henderson, NV
 Attn: Susan M. Crowley

DISCHARGE MONITORING REPORT (DMR)

NV 0023060
 PERMIT NUMBER

DISCHARGE NUMBER 001

NO DISCHARGE []
 NOTE: Read instructions before completing this form

MONITORING PERIOD
 YEAR MO DAY TO YEAR MO DAY
 12 05 01 TO 12 05 31

PARAMETER	QUANTITY OR LOADING		QUANTITY OR CONCENTRATION		UNITS	NO. EX	FREQUENCY OF ANALYSIS	SAMPLE TYPE
	30 Day Ave	7 Day Average	30 Day Ave (mg/l)	7 Day Ave (mg/l)				
Oil & Grease	*****	*****	*****	*****	MG/L	0	Quarterly	Discrete
Effluent	*****	*****	*****	*****	MG/L	0	Quarterly	Discrete
Boron	*****	*****	*****	*****	MG/L	0	Quarterly	Discrete
Effluent	*****	*****	*****	*****	MG/L	0	Quarterly	Discrete
Dissolved Oxygen	*****	*****	7.40	66.21	MG/L	0	Weekly	Discrete
Effluent	*****	*****	*****	*****	MG/L	0	Monthly	Discrete
Nitrate as N	*****	*****	0.41	4.29	MG/L	0	Monthly	Discrete
Effluent	*****	*****	*****	*****	MG/L	0	Weekly	Discrete
Kjeldahl Nitrogen as N	*****	*****	0.10	0.23	MG/L	0	Weekly	Discrete
Influent	*****	*****	*****	*****	MG/L	0	Weekly	Discrete
Kjeldahl Nitrogen as N	*****	*****	2.94	7.68	MG/L	0	Weekly	Discrete
Effluent	*****	*****	*****	*****	MG/L	0	Quarterly	Discrete
Chloride	*****	*****	*****	*****	MG/L	0	Quarterly	Discrete
Influent	*****	*****	*****	*****	MG/L	0	Quarterly	Discrete

CERTIFY UNDER PENALTY OF LAW THAT THIS DOCUMENT AND ALL ATTACHMENTS WERE PREPARED UNDER MY DIRECTION OR SUPERVISION IN ACCORDANCE WITH A SYSTEM DESIGNED TO ASSURE THAT QUALIFIED PERSONNEL PROPERLY GATHER AND EVALUATE THE INFORMATION SUBMITTED. BASED ON MY INQUIRY OF THE PERSON OR PERSONS WHO MANAGE THE SYSTEM OR THOSE PERSONS DIRECTLY RESPONSIBLE FOR GATHERING THE INFORMATION, THE INFORMATION SUBMITTED IS, TO THE BEST OF MY KNOWLEDGE AND BELIEF, TRUE, ACCURATE, AND COMPLETE. I AM AWARE THAT THERE ARE SIGNIFICANT PENALTIES FOR SUBMITTING FALSE INFORMATION, INCLUDING THE POSSIBILITY OF FINE AND IMPRISONMENT FOR KNOWING VIOLATIONS.

NAME/TITLE PRINCIPAL EXECUTIVE OFFICER
 Susan Crowley
 CEM 1428, exp 3-8-13
 TYPED OR PRINTED

Susan Crowley
 SIGNATURE OF PRINCIPAL EXECUTIVE OFFICER OR AUTHORIZED AGENT

TELEPHONE DATE
 AREA CODE NUMBER YEAR MONTH DAY
 702 592-7727 2012 July 16

COMMENT AND EXPLANATION OF ANY VIOLATIONS (Reference all attachments here)
 * Monitoring frequency is quarterly. Please See April 2012 DMR for analyte information.

NATIONAL POLLUTANT DISCHARGE ELIMINATION SYSTEM (NPDES)

PERMITTEE NAME/ADDRESS
 Name: Nevada Environmental Response Trust
 Address: CO Veolia Water NA
 510 Fourth Street
 Henderson, NV. 89015
 Facility: Nevada Environmental Response Trust
 Location: Henderson, NV
 Attn: Susan M. Crowley

DISCHARGE MONITORING REPORT (DMR)
 NV 0023060
 PERMIT NUMBER 001
 DISCHARGE NUMBER

MONITORING PERIOD
 FROM 12 05 01 TO 12 05 31
 YEAR MO DAY YEAR MO DAY

NOTE: Read instructions before completing this form
 NO DISCHARGE

PARAMETER	QUANTITY OR LOADING		QUALITY OR CONCENTRATION			NO. EX	FREQUENCY OF ANALYSIS	SAMPLE TYPE
	30 Day Ave	7 Day Average	30 Day Ave (mg/l)	7 Day Ave (mg/l)	30 Day Ave (lbs/day)			
Chloride	*****	*****	*****	*****	MG/L	0	Quarterly	Discrete
Effluent	*****	*****	*****	*****	Monitor & Report			
Chlorate	*****	*****	*****	*****	220	0	Monthly	Discrete
Influent	*****	*****	*****	*****	Monitor & Report			
Chlorate	*****	*****	*****	*****	0.03	0	Monthly	Discrete
Effluent	*****	*****	*****	*****	Monitor & Report			
	*****	*****	*****	*****	0.27	0		
	*****	*****	*****	*****	Monitor & Report			
	*****	*****	*****	*****	0	0		
	*****	*****	*****	*****	0	0		

S.M. Crowley
 SIGNATURE OF PRINCIPAL EXECUTIVE
 OFFICER OR AUTHORIZED AGENT

702
 AREA CODE
 NUMBER

2012
 YEAR
 MONTH

16
 DAY

TELEPHONE

NAME/TITLE PRINCIPAL EXECUTIVE OFFICER
 Susan Crowley
 CEM 1428, exp 3-8-13
 TYPED OR PRINTED

COMMENT AND EXPANATION OF ANY VIOLATIONS (Reference all attachments here)
 * Monitoring frequency is quarterly. Please See April 2012 DMR for analyte information.

NATIONAL POLLUTANT DISCHARGE ELIMINATION SYSTEM (NPDES)

PERMITTEE NAME/ADDRESS
 Name: Nevada Environmental Response Trust
 Address: CO Veolia Water NA
 510 Fourth Street
 Henderson, NV, 89015

DISCHARGE MONITORING REPORT (DMR)
 NV 0023060
 PERMIT NUMBER: 001
 DISCHARGE NUMBER

MONITORING PERIOD
 FROM 12 06 01 TO 12 06 30
 YEAR MO DAY YEAR MO DAY

NO DISCHARGE
 NOTE: Read instructions before completing this form

PARAMETER	QUANTITY OR LOADING				QUALITY OR CONCENTRATION				NO EX	FREQUENCY OF ANALYSIS	SAMPLE TYPE
	30 Day Ave	7 Day Average	UNITS	30 Day Ave (mg/l)	7 Day Ave (mg/l)	30 Day Ave (lbs/day)	UNITS	30 Day Ave (lbs/day)			
Flow	1.28	1.33	MGD	*****	*****	*****	*****	*****	0	Cont	Flow Meter
Effluent	1.45 MGD Maximum	1.75 MGD Maximum	*****	*****	*****	*****	*****	*****	0	Weekly	Discrete
BOD5 (Inhibited)	*****	*****	*****	1.0	1.0	10.84	MG/L	Monitor & Report	0	Weekly	Discrete
Influent	*****	*****	*****	2.5	5.1	33.40	MG/L	Monitor & Report	0	Weekly	Discrete
BOD5 (Inhibited)	*****	*****	*****	25 mg/L	40 mg/L	254 lbs/day	MG/L	Monitor & Report	0	Weekly	Discrete
Effluent	*****	*****	*****	100	105	1,083	MG/L	Monitor & Report	0	Weekly	Comp
Perchlorate FBR	*****	*****	*****	1.02	2.00	0.00	UG/L	Monitor & Report	0	Weekly	Comp
Influent	*****	*****	*****	18 ug/l	7.5	0.22 lbs/day	SU	Monitor & Report	0	Weekly	Discrete
Perchlorate FBR	*****	*****	*****	7.1	9.0 Maximum	*****	*****	Monitor & Report	0	Weekly	Discrete
Effluent	*****	*****	*****	0.035	0.036	0.375	MG/L	Monitor & Report	0	Weekly	Discrete
pH	*****	*****	*****	*****	*****	*****	*****	Monitor & Report	0	Weekly	Discrete
Effluent	*****	*****	*****	*****	*****	*****	*****	Monitor & Report	0	Weekly	Discrete
Hexavalent Chromium	*****	*****	*****	*****	*****	*****	*****	Monitor & Report	0	Weekly	Discrete
Influent	*****	*****	*****	*****	*****	*****	*****	Monitor & Report	0	Weekly	Discrete

Susan Crowley
 SIGNATURE OF PRINCIPAL EXECUTIVE OFFICER

CERTIFY UNDER PENALTY OF LAW THAT THIS DOCUMENT AND ALL ATTACHMENTS WERE PREPARED UNDER THE DIRECTION OR SUPERVISION IN ACCORDANCE WITH A SYSTEM DESIGNED TO ASSURE THAT QUALIFIED PERSONNEL PROPERLY OBTAIN AND EVALUATE THE INFORMATION SUBMITTED. BASED ON MY INQUIRY OF THE PERSON OR PERSONS WHO MANAGE THE SYSTEM, OR THOSE PERSONS DIRECTLY RESPONSIBLE FOR GATHERING THE INFORMATION, THE INFORMATION SUBMITTED IS, TO THE BEST OF MY KNOWLEDGE AND BELIEF, TRUE, ACCURATE, AND COMPLETE. I AM AWARE THAT THERE ARE SIGNIFICANT PENALTIES FOR SUBMITTING FALSE INFORMATION, INCLUDING THE POSSIBILITY OF FINE AND IMPRISONMENT FOR KNOWING VIOLATIONS.

NAME/TITLE PRINCIPAL EXECUTIVE OFFICER
 Susan Crowley
 CEM 142B, exp 3-8-13
 TYPED OR PRINTED

TELEPHONE
 702 592-7727
 AREA CODE NUMBER

DATE
 12 7 20
 YEAR MONTH DAY

OFFICER OR AUTHORIZED AGENT

NATIONAL POLLUTANT DISCHARGE ELIMINATION SYSTEM (NPDES)

PERMITTEE NAME/ADDRESS

Name: Nevada Environmental Response Trust
 Address: CO Veolia Water NA
 510 Fourth Street
 Henderson, NV . 89015

Facility: Nevada Environmental Response Trust
 Location: Henderson, NV
 Attn: Susan M. Crowley

DISCHARGE MONITORING REPORT (DMR)

NV 0023060
 PERMIT NUMBER

MONITORING PERIOD

FROM 12 06 01 TO 12 06 30
 YEAR MO DAY YEAR MO DAY

NO DISCHARGE

NOTE: Read instructions before completing this form

PARAMETER	QUANTITY OR LOADING			QUALITY OR CONCENTRATION			UNITS	NO. EX	FREQUENCY OF ANALYSIS	SAMPLE TYPE
	30 Day Ave	7 Day Average	30 Day Ave (mg/l)	7 Day Ave (mg/l)	30 Day Ave (lbs/day)	30 Day Ave (mg/l)				
Hexavalent Chromium	SAMPLE MEASUREMENT	*****	*****	0.000	0.000	0.000	MG/L	0	Weekly	Discrete
	PERMIT REQUIREMENT	*****	*****	Monitor & Report	0.01 mg/l	Monitor & Report				
Total Chromium	SAMPLE MEASUREMENT	*****	*****	0.046	0.060	0.413	MG/L	0	Weekly	Discrete
	PERMIT REQUIREMENT	*****	*****	Monitor & Report	Monitor & Report	Monitor & Report				
Total Chromium	SAMPLE MEASUREMENT	*****	*****	0.009	0.011	0.101	MG/L	0	Weekly	Discrete
	PERMIT REQUIREMENT	*****	*****	Monitor & Report	0.1 mg/l	Monitor & Report				
Effluent	SAMPLE MEASUREMENT	*****	*****	15.75	20.00	174.33	MG/L	0	Weekly	Discrete
	PERMIT REQUIREMENT	*****	*****	135 mg/l	Monitor & Report	1,634 lbs/day				
Iron, Total	SAMPLE MEASUREMENT	*****	*****	3.50	4.30	43.01	MG/L	0	Weekly	Discrete
	PERMIT REQUIREMENT	*****	*****	10 mg/l	Monitor & Report	121.03 lbs/day				
Effluent	SAMPLE MEASUREMENT	*****	*****	*	*****	*	MG/L	0	Quarterly	Discrete
	PERMIT REQUIREMENT	*****	*****	5 mg/l	NA	60.52 lbs/day				
Manganese	SAMPLE MEASUREMENT	*****	*****	0.045	0.060	0.588	MG/L	0	Weekly	Discrete
	PERMIT REQUIREMENT	*****	*****	Monitor & Report	Monitor & Report	Monitor & Report				
Total Phosphorus, as P	SAMPLE MEASUREMENT	*****	*****	*****	*****	*****				
	PERMIT REQUIREMENT	*****	*****	*****	*****	*****				

CERTIFY UNDER PENALTY OF LAW THAT THIS DOCUMENT AND ALL ATTACHMENTS WERE PREPARED UNDER MY DIRECTION OR SUPERVISION IN ACCORDANCE WITH A SYSTEM DESIGNED TO ASSURE THAT QUALIFIED PERSONNEL PROPERLY GATHER AND EVALUATE THE INFORMATION SUBMITTED. BASED ON MY INQUIRY OF THE PERSON OR PERSONS WHO MANAGE THE SYSTEM OR THOSE PERSONS DIRECTLY RESPONSIBLE FOR GATHERING THE INFORMATION, THE INFORMATION SUBMITTED IS, TO THE BEST OF MY KNOWLEDGE AND BELIEF, TRUE, ACCURATE, AND COMPLETE. I AM AWARE THAT THERE ARE SIGNIFICANT PENALTIES FOR SUBMITTING FALSE INFORMATION, INCLUDING THE POSSIBILITY OF FINE AND IMPRISONMENT FOR KNOWING VIOLATIONS.

NAME/TITLE PRINCIPAL EXECUTIVE OFFICER
 Susan Crowley
 CEIM 1428, exp 3-8-13
 TYPED OR PRINTED

SIGNATURE OF PRINCIPAL EXECUTIVE OFFICER
Susan Crowley

OFFICER OR AUTHORIZED AGENT

TELEPHONE NUMBER 592-7727

DATE 7 MONTH 20 DAY

COMMENT AND EXPANATION OF ANY VIOLATIONS (Reference all attachments here)
 * Monitoring frequency is quarterly. Please See April 2012 DMR for analyte information.

NATIONAL POLLUTANT DISCHARGE ELIMINATION SYSTEM (NPDES)

PERMITTEE NAME/ADDRESS

Name: Nevada Environmental Response Trust
 Address: CO Veolia Water NA
 510 Fourth Street
 Henderson, NV. 89015

Facility: Nevada Environmental Response Trust
 Location: Henderson, NV
 Attn: Susan M. Crowley

DISCHARGE MONITORING REPORT (DMR)
 NV 0023060
 PERMIT NUMBER

DISCHARGE NUMBER
 001

MONITORING PERIOD
 FROM YEAR 12 MO 06 DAY 01 TO YEAR 12 MO 06 DAY 30

NO DISCHARGE
 NOTE: Read instructions before completing this form

PARAMETER	QUANTITY OR LOADING			QUALITY OR CONCENTRATION			NO. EX	FREQUENCY OF ANALYSIS	SAMPLE TYPE
	30 Day Ave	7 Day Average	UNITS	30 Day Ave (mg/l)	7 Day Ave (mg/l)	30 Day Ave (lbs/day)			
Total Phosphorus, as P Effluent	SAMPLE MEASUREMENT	*****	****	0.191	0.350	2.575	0	Weekly	Discrete
	PERMIT REQUIREMENT	*****	****	Monitor & Report	Monitor & Report	20 lbs/day			
Total Ammonia, as N Effluent	SAMPLE MEASUREMENT	*****	****	0.11	0.23	1.17	0	Weekly	Discrete
	PERMIT REQUIREMENT	*****	****	Monitor & Report	Monitor & Report	40 lbs/day			
Attachment A Effluent	SAMPLE MEASUREMENT	*****	****	Please see attached results			0	Quarterly	Discrete
	PERMIT REQUIREMENT	*****	****	Monitor & Report	Monitor & Report	Monitor & Report			
Color Influent	SAMPLE MEASUREMENT	*****	****	6	10	*****	0	Weekly	Discrete
	PERMIT REQUIREMENT	*****	****	Monitor & Report	Monitor & Report	*****			
Color Effluent	SAMPLE MEASUREMENT	*****	****	27.50	40.00	*****	0	Weekly	Discrete
	PERMIT REQUIREMENT	*****	****	Monitor & Report	Monitor & Report	*****			
Total Inorganic Nitrogen, as N Influent	SAMPLE MEASUREMENT	*****	****	10.50	11.00	114.27	0	Weekly	Discrete
	PERMIT REQUIREMENT	*****	****	Monitor & Report	Monitor & Report	Monitor & Report			
Total Inorganic Nitrogen, as N Effluent	SAMPLE MEASUREMENT	*****	****	0.21	0.23	2.18	0	Weekly	Discrete
	PERMIT REQUIREMENT	*****	****	Monitor & Report	Monitor & Report	Monitor & Report			

CERTIFY UNDER PENALTY OF LAW THAT THIS DOCUMENT AND ALL ATTACHMENTS WERE PREPARED UNDER MY DIRECTION OR SUPERVISION IN ACCORDANCE WITH A SYSTEM DESIGNED TO ASSURE THAT QUALIFIED PERSONNEL PROPERLY GATHER AND EVALUATE THE INFORMATION SUBMITTED. BASED ON MY INQUIRY OF THE PERSON OR PERSONS WHO MANAGE THE SYSTEM, OR THOSE PERSONS DIRECTLY RESPONSIBLE FOR GATHERING THE INFORMATION, THE INFORMATION SUBMITTED IS, TO THE BEST OF MY KNOWLEDGE AND BELIEF, TRUE, ACCURATE, AND COMPLETE. I AM AWARE THAT THERE ARE SIGNIFICANT PENALTIES FOR SUBMITTING FALSE INFORMATION, INCLUDING THE POSSIBILITY OF FINE AND IMPRISONMENT FOR KNOWING VIOLATIONS.

Susan Crowley
 SIGNATURE OF PRINCIPAL EXECUTIVE OFFICER
 OFFICER OR AUTHORIZED AGENT

TELEPHONE
 DATE

AREA CODE
 NUMBER
 YEAR
 MONTH
 DAY

COMMENT AND EXPANATION OF ANY VIOLATIONS (Reference all attachments here)

NATIONAL POLLUTANT DISCHARGE ELIMINATION SYSTEM (NPDES)

PERMITTEE NAME/ADDRESS
 Name: Nevada Environmental Response Trust
 Address: CO Veolia Water NA
 510 Fourth Street
 Henderson, NV. 89015
 Facility: Nevada Environmental Response Trust
 Location: Henderson, NV
 Attn: Susan M. Crowley

DISCHARGE MONITORING REPORT (DMR)
 NV 0023060
 PERMIT NUMBER
 DISCHARGE NUMBER
 001

NO DISCHARGE
 NOTE: Read instructions before completing this form

MONITORING PERIOD
 FROM YEAR MO DAY TO YEAR MO DAY
 12 06 01 TO 12 06 30

PARAMETER	QUANTITY OR LOADING		QUALITY OR CONCENTRATION			UNITS	NO. EX	FREQUENCY OF ANALYSIS	SAMPLE TYPE
	30 Day Ave	7 Day Average	30 Day Ave (mg/l)	7 Day Ave (mg/l)	30 Day Ave (lbs/day)				
Sulfate	*****	*****	*****	*****	13,459	0	Monthly	Discrete	
	*****	*****	*****	*****	Monitor & Report				
Influent	*****	*****	*****	*****	12,146	0	Monthly	Discrete	
	*****	*****	*****	*****	Monitor & Report				
Total Dissolved Solids	*****	*****	*****	*****	MG/L	0	Quarterly	Discrete	
	*****	*****	*****	*****	Monitor & Report				
Influent	*****	*****	*****	*****	MG/L	0	Quarterly	Discrete	
	*****	*****	*****	*****	Monitor & Report				
Total Dissolved Solids	*****	*****	*****	*****	MG/L	0	Quarterly	Discrete	
	*****	*****	*****	*****	Monitor & Report				
Effluent	*****	*****	*****	*****	MG/L	0	Monthly	Discrete	
	*****	*****	*****	*****	Monitor & Report				
Sulfide	*****	*****	*****	*****	MG/L	0	Monthly	Discrete	
	*****	*****	*****	*****	Monitor & Report				
Influent	*****	*****	*****	*****	MG/L	0	Monthly	Discrete	
	*****	*****	*****	*****	Monitor & Report				
Sulfide	*****	*****	*****	*****	MG/L	0	Monthly	Discrete	
	*****	*****	*****	*****	Monitor & Report				
Effluent	*****	*****	*****	*****	MG/L	0	Quarterly	Discrete	
	*****	*****	*****	*****	Monitor & Report				
Oil & Grease	*****	*****	*****	*****	MG/L	0	Quarterly	Discrete	
	*****	*****	*****	*****	Monitor & Report				
Influent	*****	*****	*****	*****	MG/L	0	Quarterly	Discrete	
	*****	*****	*****	*****	Monitor & Report				

CERTIFY UNDER PENALTY OF LAW THAT THIS DOCUMENT AND ALL ATTACHMENTS WERE PREPARED UNDER THE DIRECTION OR SUPERVISION IN ACCORDANCE WITH A SYSTEM DESIGNED TO ASSURE THAT QUALIFIED PERSONNEL PROPERLY GATHER AND EVALUATE THE INFORMATION SUBMITTED. BASED ON MY INQUIRY OF THE PERSON OR PERSONS WHO MANAGE THE SYSTEM, OR THOSE PERSONS DIRECTLY RESPONSIBLE FOR GATHERING THE INFORMATION, THE INFORMATION SUBMITTED IS, TO THE BEST OF MY KNOWLEDGE AND BELIEF, TRUE, ACCURATE, AND COMPLETE. I AM AWARE THAT THERE ARE SIGNIFICANT PENALTIES FOR SUBMITTING FALSE INFORMATION, INCLUDING THE POSSIBILITY OF FINE AND IMPRISONMENT FOR KNOWING VIOLATIONS.

NAME/TITLE PRINCIPAL EXECUTIVE OFFICER
 Susan Crowley
 CEM 1428, exp 3-8-13
 TYPED OR PRINTED

TELEPHONE
 AREA NUMBER CODE
 702 592-7727
 SIGNATURE OF PRINCIPAL EXECUTIVE OFFICER
 OFFICER OR AUTHORIZED AGENT

COMMENT AND EXPANATION OF ANY VIOLATIONS (Reference all attachments here)
 * Monitoring frequency is quarterly. Please See April 2012 DMR for analyte information.

NATIONAL POLLUTANT DISCHARGE ELIMINATION SYSTEM (NPDES)

PERMITTEE NAME/ADDRESS
 Name: Nevada Environmental Response Trust
 Address: CO Veolia Water NA
 510 Fourth Street
 Henderson, NV. 89015
 Facility: Nevada Environmental Response Trust
 Location: Henderson, NV
 Attn: Susan M. Crowley

DISCHARGE MONITORING REPORT (DMR)
 NV 0023060
 PERMIT NUMBER

001
 DISCHARGE NUMBER

MONITORING PERIOD
 FROM YEAR 12 MO 06 DAY 01 TO YEAR 12 MO 06 DAY 30

NO DISCHARGE
 NOTE: Read instructions before completing this form

PARAMETER	QUANTITY OR LOADING			QUALITY OR CONCENTRATION			NO. EX	FREQUENCY OF ANALYSIS	SAMPLE TYPE
	30 Day Ave	7 Day Average	UNITS	30 Day Ave (mg/l)	7 Day Ave (mg/l)	UNITS			
Oil & Grease	*****	*****	****	*****	*****	MG/L	0	Quarterly	Discrete
	*****	*****	****	*****	*****	Monitor & Report			
Effluent	*****	*****	****	*****	*****	MG/L	0	Quarterly	Discrete
	*****	*****	****	*****	*****	Monitor & Report			
Boron	*****	*****	****	*****	*****	MG/L	0	Quarterly	Discrete
	*****	*****	****	*****	*****	Monitor & Report			
Effluent	*****	*****	****	*****	*****	MG/L	0	Weekly	Discrete
	*****	*****	****	*****	*****	Monitor & Report			
Dissolved Oxygen	*****	*****	****	*****	*****	MG/L	0	Monthly	Discrete
	*****	*****	****	*****	*****	Monitor & Report			
Effluent	*****	*****	****	*****	*****	MG/L	0	Monthly	Discrete
	*****	*****	****	*****	*****	Monitor & Report			
Nitrate as N	*****	*****	****	*****	*****	MG/L	0	Weekly	Discrete
	*****	*****	****	*****	*****	Monitor & Report			
Effluent	*****	*****	****	*****	*****	MG/L	0	Weekly	Discrete
	*****	*****	****	*****	*****	Monitor & Report			
Kjeldahl Nitrogen as N	*****	*****	****	*****	*****	MG/L	0	Weekly	Discrete
	*****	*****	****	*****	*****	Monitor & Report			
Influent	*****	*****	****	*****	*****	MG/L	0	Weekly	Discrete
	*****	*****	****	*****	*****	Monitor & Report			
Kjeldahl Nitrogen as N	*****	*****	****	*****	*****	MG/L	0	Weekly	Discrete
	*****	*****	****	*****	*****	Monitor & Report			
Effluent	*****	*****	****	*****	*****	MG/L	0	Quarterly	Discrete
	*****	*****	****	*****	*****	Monitor & Report			
Chloride	*****	*****	****	*****	*****	MG/L	0	Quarterly	Discrete
	*****	*****	****	*****	*****	Monitor & Report			
Influent	*****	*****	****	*****	*****	MG/L	0	Quarterly	Discrete
	*****	*****	****	*****	*****	Monitor & Report			

CERTIFY UNDER PENALTY OF LAW THAT THIS DOCUMENT AND ALL ATTACHMENTS WERE PREPARED UNDER THE DIRECTION OR SUPERVISION IN ACCORDANCE WITH A SYSTEM DESIGNED TO ASSURE THAT QUALIFIED PERSONNEL PROPERLY GATHER AND EVALUATE THE INFORMATION SUBMITTED. BASED ON MY INQUIRY OF THE PERSON OR PERSONS WHO MANAGE THE SYSTEM, OR THOSE PERSONS DIRECTLY RESPONSIBLE FOR GATHERING THE INFORMATION, THE INFORMATION SUBMITTED IS, TO THE BEST OF MY KNOWLEDGE AND BELIEF, TRUE, ACCURATE, AND COMPLETE. I AM AWARE THAT THERE ARE SIGNIFICANT PENALTIES FOR SUBMITTING FALSE INFORMATION, INCLUDING THE POSSIBILITY OF FINE AND IMPRISONMENT FOR KNOWING VIOLATIONS.

NAME/TITLE PRINCIPAL EXECUTIVE OFFICER
Susan Crowley
 CE1428, exp 3-8-13
 TYPED OR PRINTED

Susan Crowley
 SIGNATURE OF PRINCIPAL EXECUTIVE OFFICER OR AUTHORIZED AGENT

TELEPHONE
 AREA NUMBER CODE
 702 592-7727
 YEAR MONTH DAY
 12 7 20

COMMENT AND EXPLANATION OF ANY VIOLATIONS (Reference all attachments here)
 * Monitoring frequency is quarterly. Please See April 2012 DMR for analyte information.

NATIONAL POLLUTANT DISCHARGE ELIMINATION SYSTEM (NPDES)


PERMITTEE NAME/ADDRESS
 Name: Nevada Environmental Response Trust
 Address: CO Veolia Water NA
 510 Fourth Street
 Henderson, NV. 89015
 Facility: Nevada Environmental Response Trust
 Location: Henderson, NV
 Attn: Susan M. Crowley

DISCHARGE MONITORING REPORT (DMR)
 NV 0023060
 PERMIT NUMBER

001
 DISCHARGE NUMBER

MONITORING PERIOD
 FROM YEAR 12 MO 07 DAY 01 TO YEAR 12 MO 07 DAY 31

NO DISCHARGE
 NOTE: Read instructions before completing this form

PARAMETER	QUANTITY OR LOADING			QUALITY OR CONCENTRATION			UNITS	NO. EX	FREQUENCY OF ANALYSIS	SAMPLE TYPE		
	30 Day Ave	7 Day Average	UNITS	30 Day Ave (mg/l)	7 Day Ave (mg/l)	30 Day Ave (lbs/day)						
Chloride	*****	*****	****	*****	*****	*	MG/L	0	Quarterly	Discrete		
	*****	*****	****	*****	*****	Monitor & Report						
Effluent	*****	*****	****	*****	*****	220	MG/L	0	Monthly	Discrete		
	*****	*****	****	*****	*****	Monitor & Report						
Chlorate	*****	*****	****	*****	*****	0.00	MG/L	0	Monthly	Discrete		
	*****	*****	****	*****	*****	Monitor & Report						
Influent	*****	*****	****	*****	*****	0.00	MG/L	0	Monthly	Discrete		
	*****	*****	****	*****	*****	Monitor & Report						
Chlorate	*****	*****	****	*****	*****	0.00	MG/L	0	Monthly	Discrete		
	*****	*****	****	*****	*****	Monitor & Report						
Effluent	*****	*****	****	*****	*****	0.00	MG/L	0	Monthly	Discrete		
	*****	*****	****	*****	*****	Monitor & Report						
Chloride	*****	*****	****	*****	*****	0.00	MG/L	0	Monthly	Discrete		
	*****	*****	****	*****	*****	Monitor & Report						
Effluent	*****	*****	****	*****	*****	0.00	MG/L	0	Monthly	Discrete		
	*****	*****	****	*****	*****	Monitor & Report						
Chlorate	*****	*****	****	*****	*****	0.00	MG/L	0	Monthly	Discrete		
	*****	*****	****	*****	*****	Monitor & Report						
Effluent	*****	*****	****	*****	*****	0.00	MG/L	0	Monthly	Discrete		
	*****	*****	****	*****	*****	Monitor & Report						
CERTIFY UNDER PENALTY OF LAW THAT THIS DOCUMENT AND ALL ATTACHMENTS WERE PREPARED UNDER MY DIRECTION OR SUPERVISION IN ACCORDANCE WITH A SYSTEM DESIGNED TO ASSURE THAT QUALIFIED PERSONNEL PROPERLY GATHER AND EVALUATE THE INFORMATION SUBMITTED. BASED ON MY INQUIRY OF THE PERSON OR PERSONS WHO MANAGE THE SYSTEM, OR THOSE PERSONS DIRECTLY RESPONSIBLE FOR GATHERING THE INFORMATION, THE INFORMATION SUBMITTED IS, TO THE BEST OF MY KNOWLEDGE AND BELIEF, TRUE, ACCURATE, AND COMPLETE. I AM AWARE THAT THERE ARE SIGNIFICANT PENALTIES FOR SUBMITTING FALSE INFORMATION, INCLUDING THE POSSIBILITY OF FINE AND IMPRISONMENT FOR KNOWING VIOLATIONS.												
NAME/TITLE PRINCIPAL EXECUTIVE OFFICER Susan Crowley							TELEPHONE 592-7727		DATE 12 7 20			
CEIM 1428, exp 3-8-13							AREA CODE 702		YEAR MONTH DAY 12 7 20			
TYPED OR PRINTED							SIGNATURE OF PRINCIPAL EXECUTIVE OFFICER 				OFFICER OR AUTHORIZED AGENT	

COMMENT AND EXPANATION OF ANY VIOLATIONS (Reference all attachments here)
 * Monitoring frequency is quarterly. Please See April 2012 DMR for analyte information.

ATTACHMENT 2

Summary of Supporting Analytical

Inf-Eff.xlsx

Influent and Effluent

Inf-Comp n
Eff-Comp.xlsx

Influent and Effluent Composites

Wash.xlsx

Wash

Wash - Mix Zone
Evaluation.xlsx

LWW 5.5 Mix Zone Evaluation

M-10.xlsx

M-10

FBR Solids.xlsx

FBR Solids

NPDES Permit NV0023060 - 2nd Q 2012 - Influent and Effluent Analytical Summary

<u>Sample Date</u>	<u>Sample ID</u>	<u>Analyte</u>	<u>Final</u>	<u>Units</u>	<u>MRL</u>	<u>Method</u>
4/2/2012	Influent	Ammonia Nitrogen	ND	mg/L	0.05	EPA 350.1
4/2/2012	Influent	Apparent Color	5	ACU	3	SM 2120B
4/2/2012	Influent	Chlorate by IC	230000	ug/L	20	EPA 300.0
4/2/2012	Influent	Chromium Total ICAP	0.055	mg/L	0.01	EPA 200.7
4/2/2012	Influent	Hexavalent chromium(Dissolved)	51	ug/L	0.02	EPA 218.6
4/2/2012	Influent	Kjeldahl Nitrogen	ND	mg/L	0.2	EPA 351.2
4/2/2012	Influent	Nitrate as Nitrogen by IC	10	mg/L	0.1	EPA 300.0
4/2/2012	Influent	Nitrate as NO3 (calc)	45	mg/L	0.44	EPA 300.0
4/2/2012	Influent	Nitrite Nitrogen by IC	ND	mg/L	0.013	EPA 300.0
4/2/2012	Influent	Perchlorate	92000	ug/L	4	EPA 314.0
4/2/2012	Influent	Sulfate	1500	mg/L	0.5	EPA 300.0
4/2/2012	Influent	Sulfide,Total	ND	mg/L	0.05	SM4500SD/376.2
4/2/2012	Influent	Total Inorganic Nitrogen-Calc	10	mg/L	0.2	CALC_300.0
4/2/2012	Influent	Total Nitrate, Nitrite-N, CALC	10	mg/L	0.1	EPA 300.0
4/2/2012	Influent	Total phosphorus as P	0.034	mg/L	0.02	SM4500-PE/EPA 365.1
4/2/2012	Effluent	Ammonia Nitrogen	0.14	mg/L	0.05	EPA 350.1
4/2/2012	Effluent	Apparent Color	15	ACU	3	SM 2120B
4/2/2012	Effluent	Chlorate by IC	ND	ug/L	20	EPA 300.0
4/2/2012	Effluent	Chromium Total ICAP	ND	mg/L	0.01	EPA 200.7
4/2/2012	Effluent	Hexavalent chromium(Dissolved)	ND	ug/L	0.02	EPA 218.6
4/2/2012	Effluent	Iron Total ICAP	1.8	mg/L	0.02	EPA 200.7
4/2/2012	Effluent	Kjeldahl Nitrogen	0.81	mg/L	0.2	EPA 351.2
4/2/2012	Effluent	Nitrate as Nitrogen by IC	0.61	mg/L	0.013	EPA 300.0
4/2/2012	Effluent	Nitrite Nitrogen by IC	ND	mg/L	0.013	EPA 300.0
4/2/2012	Effluent	Perchlorate	ND	ug/L	4	EPA 314.0
4/2/2012	Effluent	pH	6.9	Units	0.1	SM4500-HB
4/2/2012	Effluent	Sulfate	1500	mg/L	0.5	EPA 300.0
4/2/2012	Effluent	Sulfide,Total	ND	mg/L	0.05	SM4500SD/376.2
4/2/2012	Effluent	Total Inorganic Nitrogen-Calc	0.75	mg/L	0.2	CALC_300.0
4/2/2012	Effluent	Total phosphorus as P	0.12	mg/L	0.02	SM4500-PE/EPA 365.1
4/2/2012	Effluent	Total Suspended Solids (TSS)	11	mg/L	10	SM 2540D
4/4/2012	Influent	Carbonaceous BOD	ND	mg/L	3	SM 5210B
4/4/2012	Effluent	Carbonaceous BOD	ND	mg/L	3	SM 5210B
4/9/2012	Influent	1,1,1-Trichloroethane	ND	ug/L	0.5	EPA 624
4/9/2012	Influent	1,1,2,2-Tetrachloroethane	ND	ug/L	0.5	EPA 624
4/9/2012	Influent	1,1,2-Trichloroethane	ND	ug/L	0.5	EPA 624
4/9/2012	Influent	1,1-Dichloroethane	1.3	ug/L	0.5	EPA 624
4/9/2012	Influent	1,1-Dichloroethylene	ND	ug/L	0.5	EPA 624
4/9/2012	Influent	1,2,4-Trichlorobenzene	ND	ug/L	5	EPA 625
4/9/2012	Influent	1,2-Dichloroethane	ND	ug/L	0.5	EPA 624
4/9/2012	Influent	1,2-Dichloropropane	ND	ug/L	0.5	EPA 624
4/9/2012	Influent	1,2-Diphenylhydrazine	ND	ug/L	10	EPA 625
4/9/2012	Influent	2,3,7,8-TCDD	ND	pg/L	5	EPA 1613B
4/9/2012	Influent	2,4,5-Trichlorophenol	ND	ug/L	5	EPA 625
4/9/2012	Influent	2,4,6-Trichlorophenol	ND	ug/L	5	EPA 625
4/9/2012	Influent	2,4-Dichlorophenol	ND	ug/L	5	EPA 625
4/9/2012	Influent	2,4-Dimethylphenol	ND	ug/L	5	EPA 625
4/9/2012	Influent	2,4-Dinitrophenol	ND	ug/L	50	EPA 625
4/9/2012	Influent	2,4-Dinitrotoluene	ND	ug/L	5	EPA 625
4/9/2012	Influent	2,6-Dinitrotoluene	ND	ug/L	5	EPA 625
4/9/2012	Influent	2-Butanone (MEK)	ND	ug/L	5	EPA 624
4/9/2012	Influent	2-Chloroethylvinylether	ND	ug/L	0.5	EPA 8260
4/9/2012	Influent	2-Chloronaphthalene	ND	ug/L	5	EPA 625
4/9/2012	Influent	2-Chlorophenol	ND	ug/L	5	EPA 625
4/9/2012	Influent	2-Hexanone	ND	ug/L	10	EPA 624
4/9/2012	Influent	2-Methylnaphthalene	ND	ug/L	5	EPA 625
4/9/2012	Influent	2-Methylphenol	ND	ug/L	5	EPA 625
4/9/2012	Influent	2-Nitroaniline	ND	ug/L	10	EPA 625

NPDES Permit NV0023060 - 2nd Q 2012 - Influent and Effluent Analytical Summary

<u>Sample Date</u>	<u>Sample ID</u>	<u>Analyte</u>	<u>Final</u>	<u>Units</u>	<u>MRL</u>	<u>Method</u>
4/9/2012	Influent	2-Nitrophenol	ND	ug/L	5	EPA 625
4/9/2012	Influent	3,3-Dichlorobenzidine	ND	ug/L	50	EPA 625
4/9/2012	Influent	3-Nitroaniline	ND	ug/L	20	EPA 625
4/9/2012	Influent	4,4-DDD	ND	ug/L	0.098	EPA 608
4/9/2012	Influent	4,4-DDE	ND	ug/L	0.098	EPA 608
4/9/2012	Influent	4,4-DDT	ND	ug/L	0.098	EPA 608
4/9/2012	Influent	4,6-Dinitro-o-cresol	ND	ug/L	50	EPA 625
4/9/2012	Influent	4-Bromophenylphenylether	ND	ug/L	5	EPA 625
4/9/2012	Influent	4-Chloroaniline	ND	ug/L	5	EPA 625
4/9/2012	Influent	4-Chlorophenylphenylether	ND	ug/L	5	EPA 625
4/9/2012	Influent	4-Methyl-2-Pentanone (MIBK)	ND	ug/L	5	EPA 624
4/9/2012	Influent	4-Methylphenol	ND	ug/L	5	EPA 625
4/9/2012	Influent	4-Nitroaniline	ND	ug/L	20	EPA 625
4/9/2012	Influent	4-Nitrophenol	ND	ug/L	10	EPA 625
4/9/2012	Influent	Acenaphthene	ND	ug/L	5	EPA 625
4/9/2012	Influent	Acenaphthylene	ND	ug/L	5	EPA 625
4/9/2012	Influent	Acetone	ND	ug/L	10	EPA 624
4/9/2012	Influent	Acrolein (Screen)	NA	ug/L	25	EPA 624
4/9/2012	Influent	Acrylonitrile (Screen)	NA	ug/L	25	EPA 624
4/9/2012	Influent	Aldrin	ND	ug/L	0.098	EPA 608
4/9/2012	Influent	alpha-BHC	0.26	ug/L	0.098	EPA 608
4/9/2012	Influent	alpha-Chlordane	ND	ug/L	0.098	EPA 608
4/9/2012	Influent	Aniline	ND	ug/L	10	EPA 625
4/9/2012	Influent	Anthracene	ND	ug/L	5	EPA 625
4/9/2012	Influent	Antimony Total ICAP/MS	ND	ug/L	1	EPA 200.8
4/9/2012	Influent	Apparent Color	5	ACU	3	SM 2120B
4/9/2012	Influent	Arsenic III	30	ug/L	1	EPA 200.8
4/9/2012	Influent	Arsenic Total ICAP/MS	160	ug/L	1	EPA 200.8
4/9/2012	Influent	Arsenic Total ICAP/MS	75	ug/L	1	EPA 200.8
4/9/2012	Influent	Arsenic V	46	ug/L	1	EPA 200.8
4/9/2012	Influent	Asbestos by TEM - >10 microns	ND	MFL	0.2	EPA 100.2
4/9/2012	Influent	Atrazine	ND	ug/L	0.05	EPA 525.2
4/9/2012	Influent	Barium Total ICAP/MS	36	ug/L	2	EPA 200.8
4/9/2012	Influent	Benzene	ND	ug/L	0.5	EPA 624
4/9/2012	Influent	Benzdine	ND	ug/L	50	EPA 625
4/9/2012	Influent	Benzo(a)anthracene	ND	ug/L	5	EPA 625
4/9/2012	Influent	Benzo(a)pyrene	ND	ug/L	0.02	EPA 525.2
4/9/2012	Influent	Benzo(a)pyrene	ND	ug/L	5	EPA 625
4/9/2012	Influent	Benzo(b)fluoranthene	ND	ug/L	5	EPA 625
4/9/2012	Influent	Benzo(g,h,i)perylene	ND	ug/L	10	EPA 625
4/9/2012	Influent	Benzo(k)fluoranthene	ND	ug/L	5	EPA 625
4/9/2012	Influent	Benzoic Acid	ND	ug/L	50	EPA 625
4/9/2012	Influent	Benzyl Alcohol	ND	ug/L	5	EPA 625
4/9/2012	Influent	Beryllium Total ICAP/MS	ND	ug/L	1	EPA 200.8
4/9/2012	Influent	beta-BHC	0.39	ug/L	0.098	EPA 608
4/9/2012	Influent	Biochemical Oxygen Demand,Totl	ND	mg/L	3	SM5210B 405.1
4/9/2012	Influent	bis(2-Chloroethoxy)methane	ND	ug/L	10	EPA 625
4/9/2012	Influent	bis(2-Chloroethyl)ether	ND	ug/L	10	EPA 625
4/9/2012	Influent	bis(2-Chloroisopropyl)ether	ND	ug/L	10	EPA 625
4/9/2012	Influent	Boron Total ICAP	2.5	mg/L	0.05	EPA 200.7
4/9/2012	Influent	Bromodichloromethane	ND	ug/L	0.5	EPA 624
4/9/2012	Influent	Bromoform	ND	ug/L	0.5	EPA 624
4/9/2012	Influent	Bromomethane (Methyl Bromide)	ND	ug/L	0.5	EPA 624
4/9/2012	Influent	Butylbenzylphthalate	ND	ug/L	5	EPA 625
4/9/2012	Influent	Cadmium Total ICAP/MS	ND	ug/L	0.5	EPA 200.8
4/9/2012	Influent	Carbon disulfide	ND	ug/L	0.5	EPA 624
4/9/2012	Influent	Carbon Tetrachloride	ND	ug/L	0.5	EPA 624
4/9/2012	Influent	Chemical Oxygen Demand (COD)	ND	mg/L	5	EPA 410.4

NPDES Permit NV0023060 - 2nd Q 2012 - Influent and Effluent Analytical Summary

<u>Sample Date</u>	<u>Sample ID</u>	<u>Analyte</u>	<u>Final</u>	<u>Units</u>	<u>MRL</u>	<u>Method</u>
4/9/2012	Influent	Chloride	1800	mg/L	1	EPA 300.0
4/9/2012	Influent	Chlorobenzene	ND	ug/L	0.5	EPA 624
4/9/2012	Influent	Chlorodibromomethane	ND	ug/L	0.5	EPA 624
4/9/2012	Influent	Chloroethane	ND	ug/L	0.5	EPA 624
4/9/2012	Influent	Chloroform (Trichloromethane)	39	ug/L	0.5	EPA 624
4/9/2012	Influent	Chloromethane(Methyl Chloride)	ND	ug/L	0.5	EPA 624
4/9/2012	Influent	Chromium Total ICAP	0.047	mg/L	0.01	EPA 200.7
4/9/2012	Influent	Chrysene	ND	ug/L	5	EPA 625
4/9/2012	Influent	cis-1,2-Dichloroethylene	ND	ug/L	0.5	EPA 624
4/9/2012	Influent	cis-1,3-Dichloropropene	ND	ug/L	0.5	EPA 624
4/9/2012	Influent	Copper Total ICAP/MS	61	ug/L	2	EPA 200.8
4/9/2012	Influent	Cyanide by manual distillation	ND	mg/L	0.005	EPA 335.4
4/9/2012	Influent	delta-BHC	0.46	ug/L	0.098	EPA 608
4/9/2012	Influent	Di-(2-Ethylhexyl)adipate	ND	ug/L	0.6	EPA 525.2
4/9/2012	Influent	Di(2-Ethylhexyl)phthalate	ND	ug/L	0.6	EPA 525.2
4/9/2012	Influent	Di(2-Ethylhexyl)phthalate	ND	ug/L	4	EPA 625
4/9/2012	Influent	Dibenz(a,h)anthracene	ND	ug/L	10	EPA 625
4/9/2012	Influent	Dibenzofuran	ND	ug/L	5	EPA 625
4/9/2012	Influent	Dichlorodifluoromethane	ND	ug/L	0.5	EPA 624
4/9/2012	Influent	Dichloromethane	ND	ug/L	0.5	EPA 624
4/9/2012	Influent	Dieldrin	ND	ug/L	0.098	EPA 608
4/9/2012	Influent	Diethylphthalate	ND	ug/L	5	EPA 625
4/9/2012	Influent	Dimethylphthalate	ND	ug/L	5	EPA 625
4/9/2012	Influent	Di-n-butylphthalate	ND	ug/L	10	EPA 625
4/9/2012	Influent	Di-n-octylphthalate	ND	ug/L	10	EPA 625
4/9/2012	Influent	Endosulfan I (Alpha)	ND	ug/L	0.098	EPA 608
4/9/2012	Influent	Endosulfan II (Beta)	ND	ug/L	0.098	EPA 608
4/9/2012	Influent	Endosulfan Sulfate	ND	ug/L	0.098	EPA 608
4/9/2012	Influent	Endrin	ND	ug/L	0.098	EPA 608
4/9/2012	Influent	Endrin Aldehyde	ND	ug/L	0.098	EPA 608
4/9/2012	Influent	Endrin Ketone	ND	ug/L	0.098	EPA 608
4/9/2012	Influent	Ethyl benzene	ND	ug/L	0.5	EPA 624
4/9/2012	Influent	Fluoranthene	ND	ug/L	5	EPA 625
4/9/2012	Influent	Fluorene	ND	ug/L	5	EPA 625
4/9/2012	Influent	Gamma-BHC	ND	ug/L	0.098	EPA 608
4/9/2012	Influent	gamma-Chlordane	ND	ug/L	0.098	EPA 608
4/9/2012	Influent	Heptachlor	ND	ug/L	0.098	EPA 608
4/9/2012	Influent	Heptachlor Epoxide	ND	ug/L	0.098	EPA 608
4/9/2012	Influent	Hexachlorobenzene	ND	ug/L	0.05	EPA 525.2
4/9/2012	Influent	Hexachlorobenzene	ND	ug/L	5	EPA 625
4/9/2012	Influent	Hexachlorobutadiene	ND	ug/L	10	EPA 625
4/9/2012	Influent	Hexachlorocyclopentadiene	ND	ug/L	0.05	EPA 525.2
4/9/2012	Influent	Hexachlorocyclopentadiene	ND	ug/L	10	EPA 625
4/9/2012	Influent	Hexachloroethane	ND	ug/L	5	EPA 625
4/9/2012	Influent	Hexavalent chromium(Dissolved)	43	ug/L	0.02	EPA 218.6
4/9/2012	Influent	Indeno(1,2,3-c,d)pyrene	ND	ug/L	10	EPA 625
4/9/2012	Influent	Iron Total ICAP	0.021	mg/L	0.02	EPA 200.7
4/9/2012	Influent	Isophorone	ND	ug/L	5	EPA 625
4/9/2012	Influent	Kjeldahl Nitrogen	ND	mg/L	0.2	EPA 351.2
4/9/2012	Influent	Lead Total ICAP/MS	ND	ug/L	0.5	EPA 200.8
4/9/2012	Influent	m,p-Xylenes	ND	ug/L	0.5	EPA 624
4/9/2012	Influent	Magnesium Total ICAP	130	mg/L	0.1	EPA 200.7
4/9/2012	Influent	Manganese Total ICAP	0.52	mg/L	0.002	EPA 200.7
4/9/2012	Influent	m-Dichlorobenzene (1,3-DCB)	ND	ug/L	0.5	EPA 624
4/9/2012	Influent	Mercury	ND	ug/L	0.2	EPA 245.1
4/9/2012	Influent	Methoxychlor	ND	ug/L	0.982	EPA 608
4/9/2012	Influent	Methyl Tert-butyl ether (MTBE)	ND	ug/L	0.5	EPA 624
4/9/2012	Influent	Molinate	ND	ug/L	0.1	EPA 525.2

NPDES Permit NV0023060 - 2nd Q 2012 - Influent and Effluent Analytical Summary

<u>Sample Date</u>	<u>Sample ID</u>	<u>Analyte</u>	<u>Final</u>	<u>Units</u>	<u>MRL</u>	<u>Method</u>
4/9/2012	Influent	Molybdenum Total ICAP/MS	70	ug/L	2	EPA 200.8
4/9/2012	Influent	Naphthalene	ND	ug/L	5	EPA 625
4/9/2012	Influent	Nickel Total ICAP/MS	25	ug/L	5	EPA 200.8
4/9/2012	Influent	Nitrobenzene	ND	ug/L	5	EPA 625
4/9/2012	Influent	N-Nitrosodimethylamine	ND	ug/L	5	EPA 625
4/9/2012	Influent	N-Nitrosodi-N-propylamine	ND	ug/L	5	EPA 625
4/9/2012	Influent	N-Nitrosodiphenylamine	ND	ug/L	5	EPA 625
4/9/2012	Influent	o-Dichlorobenzene (1,2-DCB)	ND	ug/L	0.5	EPA 624
4/9/2012	Influent	Oil and Grease by 1664(subbed)	ND	mg/L	5	EPA 1664
4/9/2012	Influent	o-Xylene	ND	ug/L	0.5	EPA 624
4/9/2012	Influent	PCB 1016 Aroclor	ND	ug/L	0.982	EPA 608
4/9/2012	Influent	PCB 1221 Aroclor	ND	ug/L	0.982	EPA 608
4/9/2012	Influent	PCB 1232 Aroclor	ND	ug/L	0.982	EPA 608
4/9/2012	Influent	PCB 1242 Aroclor	ND	ug/L	0.982	EPA 608
4/9/2012	Influent	PCB 1248 Aroclor	ND	ug/L	0.982	EPA 608
4/9/2012	Influent	PCB 1254 Aroclor	ND	ug/L	0.982	EPA 608
4/9/2012	Influent	PCB 1260 Aroclor	ND	ug/L	0.982	EPA 608
4/9/2012	Influent	p-Chloro-m-cresol	ND	ug/L	5	EPA 625
4/9/2012	Influent	p-Dichlorobenzene (1,4-DCB)	ND	ug/L	0.5	EPA 624
4/9/2012	Influent	Pentachlorophenol	ND	ug/L	20	EPA 625
4/9/2012	Influent	Phenanthrene	ND	ug/L	5	EPA 625
4/9/2012	Influent	Phenol	ND	ug/L	5	EPA 625
4/9/2012	Influent	Potassium Total ICAP	27	mg/L	1	EPA 200.7
4/9/2012	Influent	Pyrene	ND	ug/L	5	EPA 625
4/9/2012	Influent	Radium 226	<0.935	pCi/L	0.935	EPA 903.1
4/9/2012	Influent	Radium 226 Minimal Detectable	0.935	pCi/L	0	EPA 903.1
4/9/2012	Influent	Radium 226 Two Sigma Error	0.411	pCi/L	0	EPA 903.1
4/9/2012	Influent	Radium 228	<0.741	pCi/L	0.741	EPA 904.0
4/9/2012	Influent	Radium 228 Minimum Detectable	0.741	pCi/L	0	EPA 904.0
4/9/2012	Influent	Radium 228 Two Sigma Error	0.326	pCi/L	0	EPA 904.0
4/9/2012	Influent	Selenium Total ICAP/MS	ND	ug/L	5	EPA 200.8
4/9/2012	Influent	Silver Total ICAP/MS	ND	ug/L	0.5	EPA 200.8
4/9/2012	Influent	Simazine	ND	ug/L	0.05	EPA 525.2
4/9/2012	Influent	Sodium Total ICAP	1200	mg/L	1	EPA 200.7
4/9/2012	Influent	Strontium Total ICAP	8.5	mg/L	0.01	EPA 200.7
4/9/2012	Influent	Styrene	ND	ug/L	0.5	EPA 624
4/9/2012	Influent	Sulfate	1400	mg/L	0.5	EPA 300.0
4/9/2012	Influent	Surfactants	1.2	mg/L	0.05	SM 5540C/EPA 425.1
4/9/2012	Influent	Tetrachloroethylene (PCE)	ND	ug/L	0.5	EPA 624
4/9/2012	Influent	Tetrahydrofuran	ND	ug/L	10	EPA 624
4/9/2012	Influent	Thallium Total ICAP/MS	ND	ug/L	1	EPA 200.8
4/9/2012	Influent	Thiobencarb (ELAP)	ND	ug/L	0.2	EPA 525.2
4/9/2012	Influent	Toluene	ND	ug/L	0.5	EPA 624
4/9/2012	Influent	Total 1,3-Dichloropropene	ND	ug/L	1	EPA 624
4/9/2012	Influent	Total Dissolved Solids (TDS)	5200	mg/L	10	E160.1/SM2540C
4/9/2012	Influent	Total Organic Carbon	2.2	mg/L	0.3	SM5310C/E415.3
4/9/2012	Influent	Total phosphorus as P	0.028	mg/L	0.02	SM4500-PE/EPA 365.1
4/9/2012	Influent	Total Suspended Solids (TSS)	ND	mg/L	10	SM 2540D
4/9/2012	Influent	Toxaphene	ND	ug/L	1.96	EPA 608
4/9/2012	Influent	trans-1,2-Dichloroethylene	ND	ug/L	0.5	EPA 624
4/9/2012	Influent	trans-1,3-Dichloropropene	ND	ug/L	0.5	EPA 624
4/9/2012	Influent	Trichloroethylene (TCE)	ND	ug/L	0.5	EPA 624
4/9/2012	Influent	Trichlorofluoromethane	ND	ug/L	0.5	EPA 624
4/9/2012	Influent	Vanadium Total ICAP/MS	100	ug/L	3	EPA 200.8
4/9/2012	Influent	Vinyl Acetate	ND	ug/L	10	EPA 624
4/9/2012	Influent	Vinyl chloride (VC)	ND	ug/L	0.3	EPA 624
4/9/2012	Influent	Zinc Total ICAP/MS	ND	ug/L	20	EPA 200.8
4/9/2012	Effluent	1,1,1-Trichloroethane	ND	ug/L	0.5	EPA 624

NPDES Permit NV0023060 - 2nd Q 2012 - Influent and Effluent Analytical Summary

<u>Sample Date</u>	<u>Sample ID</u>	<u>Analyte</u>	<u>Final</u>	<u>Units</u>	<u>MRL</u>	<u>Method</u>
4/9/2012	Effluent	1,1,2,2-Tetrachloroethane	ND	ug/L	0.5	EPA 624
4/9/2012	Effluent	1,1,2-Trichloroethane	ND	ug/L	0.5	EPA 624
4/9/2012	Effluent	1,1-Dichloroethane	0.95	ug/L	0.5	EPA 624
4/9/2012	Effluent	1,1-Dichloroethylene	ND	ug/L	0.5	EPA 624
4/9/2012	Effluent	1,2,4-Trichlorobenzene	ND	ug/L	5	EPA 625
4/9/2012	Effluent	1,2-Dichloroethane	ND	ug/L	0.5	EPA 624
4/9/2012	Effluent	1,2-Dichloropropane	ND	ug/L	0.5	EPA 624
4/9/2012	Effluent	1,2-Diphenylhydrazine	ND	ug/L	10	EPA 625
4/9/2012	Effluent	2,3,7,8-TCDD	ND	pg/L	5	EPA 1613B
4/9/2012	Effluent	2,4,5-Trichlorophenol	ND	ug/L	5	EPA 625
4/9/2012	Effluent	2,4,6-Trichlorophenol	ND	ug/L	5	EPA 625
4/9/2012	Effluent	2,4-Dichlorophenol	ND	ug/L	5	EPA 625
4/9/2012	Effluent	2,4-Dimethylphenol	ND	ug/L	5	EPA 625
4/9/2012	Effluent	2,4-Dinitrophenol	ND	ug/L	50	EPA 625
4/9/2012	Effluent	2,4-Dinitrotoluene	ND	ug/L	5	EPA 625
4/9/2012	Effluent	2,6-Dinitrotoluene	ND	ug/L	5	EPA 625
4/9/2012	Effluent	2-Butanone (MEK)	ND	ug/L	5	EPA 624
4/9/2012	Effluent	2-Chloroethylvinylether	ND	ug/L	0.5	EPA 8260
4/9/2012	Effluent	2-Chloronaphthalene	ND	ug/L	5	EPA 625
4/9/2012	Effluent	2-Chlorophenol	ND	ug/L	5	EPA 625
4/9/2012	Effluent	2-Hexanone	ND	ug/L	10	EPA 624
4/9/2012	Effluent	2-Methylnaphthalene	ND	ug/L	5	EPA 625
4/9/2012	Effluent	2-Methylphenol	ND	ug/L	5	EPA 625
4/9/2012	Effluent	2-Nitroaniline	ND	ug/L	10	EPA 625
4/9/2012	Effluent	2-Nitrophenol	ND	ug/L	5	EPA 625
4/9/2012	Effluent	3,3-Dichlorobenzidine	ND	ug/L	50	EPA 625
4/9/2012	Effluent	3-Nitroaniline	ND	ug/L	20	EPA 625
4/9/2012	Effluent	4,4-DDD	ND	ug/L	0.095	EPA 608
4/9/2012	Effluent	4,4-DDE	ND	ug/L	0.095	EPA 608
4/9/2012	Effluent	4,4-DDT	ND	ug/L	0.095	EPA 608
4/9/2012	Effluent	4,6-Dinitro-o-cresol	ND	ug/L	50	EPA 625
4/9/2012	Effluent	4-Bromophenylphenylether	ND	ug/L	5	EPA 625
4/9/2012	Effluent	4-Chloroaniline	ND	ug/L	5	EPA 625
4/9/2012	Effluent	4-Chlorophenylphenylether	ND	ug/L	5	EPA 625
4/9/2012	Effluent	4-Methyl-2-Pentanone (MIBK)	ND	ug/L	5	EPA 624
4/9/2012	Effluent	4-Methylphenol	ND	ug/L	5	EPA 625
4/9/2012	Effluent	4-Nitroaniline	ND	ug/L	20	EPA 625
4/9/2012	Effluent	4-Nitrophenol	ND	ug/L	10	EPA 625
4/9/2012	Effluent	Acenaphthene	ND	ug/L	5	EPA 625
4/9/2012	Effluent	Acenaphthylene	ND	ug/L	5	EPA 625
4/9/2012	Effluent	Acetone	ND	ug/L	10	EPA 624
4/9/2012	Effluent	Acrolein (Screen)	NA	ug/L	25	EPA 624
4/9/2012	Effluent	Acrylonitrile (Screen)	NA	ug/L	25	EPA 624
4/9/2012	Effluent	Aldrin	ND	ug/L	0.095	EPA 608
4/9/2012	Effluent	alpha-BHC	0.11	ug/L	0.095	EPA 608
4/9/2012	Effluent	alpha-Chlordane	ND	ug/L	0.095	EPA 608
4/9/2012	Effluent	Aniline	ND	ug/L	10	EPA 625
4/9/2012	Effluent	Anthracene	ND	ug/L	5	EPA 625
4/9/2012	Effluent	Antimony Total ICAP/MS	ND	ug/L	1	EPA 200.8
4/9/2012	Effluent	Apparent Color	15	ACU	3	SM 2120B
4/9/2012	Effluent	Arsenic III	8.2	ug/L	1	EPA 200.8
4/9/2012	Effluent	Arsenic Total ICAP/MS	20	ug/L	1	EPA 200.8
4/9/2012	Effluent	Arsenic V	12	ug/L	1	EPA 200.8
4/9/2012	Effluent	Asbestos by TEM - >10 microns	ND	MFL	3.8	EPA 100.2
4/9/2012	Effluent	Atrazine	ND	ug/L	0.05	EPA 525.2
4/9/2012	Effluent	Barium Total ICAP/MS	23	ug/L	2	EPA 200.8
4/9/2012	Effluent	Benzene	ND	ug/L	0.5	EPA 624
4/9/2012	Effluent	Benzidine	ND	ug/L	50	EPA 625

NPDES Permit NV0023060 - 2nd Q 2012 - Influent and Effluent Analytical Summary

<u>Sample Date</u>	<u>Sample ID</u>	<u>Analyte</u>	<u>Final</u>	<u>Units</u>	<u>MRL</u>	<u>Method</u>
4/9/2012	Effluent	Benzo(a)anthracene	ND	ug/L	5	EPA 625
4/9/2012	Effluent	Benzo(a)pyrene	ND	ug/L	0.02	EPA 525.2
4/9/2012	Effluent	Benzo(a)pyrene	ND	ug/L	5	EPA 625
4/9/2012	Effluent	Benzo(b)fluoranthene	ND	ug/L	5	EPA 625
4/9/2012	Effluent	Benzo(g,h,i)perylene	ND	ug/L	10	EPA 625
4/9/2012	Effluent	Benzo(k)fluoranthene	ND	ug/L	5	EPA 625
4/9/2012	Effluent	Benzoic Acid	ND	ug/L	50	EPA 625
4/9/2012	Effluent	Benzyl Alcohol	ND	ug/L	5	EPA 625
4/9/2012	Effluent	Beryllium Total ICAP/MS	ND	ug/L	1	EPA 200.8
4/9/2012	Effluent	beta-BHC	0.29	ug/L	0.095	EPA 608
4/9/2012	Effluent	Biochemical Oxygen Demand,Totl	ND	mg/L	3	SM5210B 405.1
4/9/2012	Effluent	bis(2-Chloroethoxy)methane	ND	ug/L	10	EPA 625
4/9/2012	Effluent	bis(2-Chloroethyl)ether	ND	ug/L	10	EPA 625
4/9/2012	Effluent	bis(2-Chloroisopropyl)ether	ND	ug/L	10	EPA 625
4/9/2012	Effluent	Boron Total ICAP	2.5	mg/L	0.05	EPA 200.7
4/9/2012	Effluent	Bromodichloromethane	ND	ug/L	0.5	EPA 624
4/9/2012	Effluent	Bromoform	ND	ug/L	0.5	EPA 624
4/9/2012	Effluent	Bromomethane (Methyl Bromide)	ND	ug/L	0.5	EPA 624
4/9/2012	Effluent	Butylbenzylphthalate	ND	ug/L	5	EPA 625
4/9/2012	Effluent	Cadmium Total ICAP/MS	0.63	ug/L	0.5	EPA 200.8
4/9/2012	Effluent	Carbon disulfide	ND	ug/L	0.5	EPA 624
4/9/2012	Effluent	Carbon Tetrachloride	ND	ug/L	0.5	EPA 624
4/9/2012	Effluent	Chemical Oxygen Demand (COD)	ND	mg/L	5	EPA 410.4
4/9/2012	Effluent	Chloride	1700	mg/L	1	EPA 300.0
4/9/2012	Effluent	Chlorobenzene	ND	ug/L	0.5	EPA 624
4/9/2012	Effluent	Chlorodibromomethane	ND	ug/L	0.5	EPA 624
4/9/2012	Effluent	Chloroethane	ND	ug/L	0.5	EPA 624
4/9/2012	Effluent	Chloroform (Trichloromethane)	1	ug/L	0.5	EPA 624
4/9/2012	Effluent	Chloromethane(Methyl Chloride)	ND	ug/L	0.5	EPA 624
4/9/2012	Effluent	Chromium Total ICAP	ND	mg/L	0.01	EPA 200.7
4/9/2012	Effluent	Chrysene	ND	ug/L	5	EPA 625
4/9/2012	Effluent	cis-1,2-Dichloroethylene	ND	ug/L	0.5	EPA 624
4/9/2012	Effluent	cis-1,3-Dichloropropene	ND	ug/L	0.5	EPA 624
4/9/2012	Effluent	Copper Total ICAP/MS	ND	ug/L	2	EPA 200.8
4/9/2012	Effluent	Cyanide by manual distillation	ND	mg/L	0.005	EPA 335.4
4/9/2012	Effluent	delta-BHC	0.27	ug/L	0.095	EPA 608
4/9/2012	Effluent	Di-(2-Ethylhexyl)adipate	ND	ug/L	0.6	EPA 525.2
4/9/2012	Effluent	Di(2-Ethylhexyl)phthalate	ND	ug/L	0.6	EPA 525.2
4/9/2012	Effluent	Di(2-Ethylhexyl)phthalate	ND	ug/L	4	EPA 625
4/9/2012	Effluent	Dibenz(a,h)anthracene	ND	ug/L	10	EPA 625
4/9/2012	Effluent	Dibenzofuran	ND	ug/L	5	EPA 625
4/9/2012	Effluent	Dichlorodifluoromethane	ND	ug/L	0.5	EPA 624
4/9/2012	Effluent	Dichloromethane	ND	ug/L	0.5	EPA 624
4/9/2012	Effluent	Dieldrin	ND	ug/L	0.095	EPA 608
4/9/2012	Effluent	Diethylphthalate	ND	ug/L	5	EPA 625
4/9/2012	Effluent	Dimethylphthalate	ND	ug/L	5	EPA 625
4/9/2012	Effluent	Di-n-butylphthalate	ND	ug/L	10	EPA 625
4/9/2012	Effluent	Di-n-octylphthalate	ND	ug/L	10	EPA 625
4/9/2012	Effluent	Endosulfan I (Alpha)	ND	ug/L	0.095	EPA 608
4/9/2012	Effluent	Endosulfan II (Beta)	ND	ug/L	0.095	EPA 608
4/9/2012	Effluent	Endosulfan Sulfate	ND	ug/L	0.095	EPA 608
4/9/2012	Effluent	Endrin	ND	ug/L	0.095	EPA 608
4/9/2012	Effluent	Endrin Aldehyde	ND	ug/L	0.095	EPA 608
4/9/2012	Effluent	Endrin Ketone	ND	ug/L	0.095	EPA 608
4/9/2012	Effluent	Ethyl benzene	ND	ug/L	0.5	EPA 624
4/9/2012	Effluent	Fluoranthene	ND	ug/L	5	EPA 625
4/9/2012	Effluent	Fluorene	ND	ug/L	5	EPA 625
4/9/2012	Effluent	Gamma-BHC	ND	ug/L	0.095	EPA 608

NPDES Permit NV0023060 - 2nd Q 2012 - Influent and Effluent Analytical Summary

<u>Sample Date</u>	<u>Sample ID</u>	<u>Analyte</u>	<u>Final</u>	<u>Units</u>	<u>MRL</u>	<u>Method</u>
4/9/2012	Effluent	gamma-Chlordane	ND	ug/L	0.095	EPA 608
4/9/2012	Effluent	Heptachlor	ND	ug/L	0.095	EPA 608
4/9/2012	Effluent	Heptachlor Epoxide	ND	ug/L	0.095	EPA 608
4/9/2012	Effluent	Hexachlorobenzene	ND	ug/L	0.05	EPA 525.2
4/9/2012	Effluent	Hexachlorobenzene	ND	ug/L	5	EPA 625
4/9/2012	Effluent	Hexachlorobutadiene	ND	ug/L	10	EPA 625
4/9/2012	Effluent	Hexachlorocyclopentadiene	ND	ug/L	0.05	EPA 525.2
4/9/2012	Effluent	Hexachlorocyclopentadiene	ND	ug/L	10	EPA 625
4/9/2012	Effluent	Hexachloroethane	ND	ug/L	5	EPA 625
4/9/2012	Effluent	Hexavalent chromium(Dissolved)	ND	ug/L	0.02	EPA 218.6
4/9/2012	Effluent	Indeno(1,2,3-c,d)pyrene	ND	ug/L	10	EPA 625
4/9/2012	Effluent	Iron Total ICAP	1.9	mg/L	0.02	EPA 200.7
4/9/2012	Effluent	Isophorone	ND	ug/L	5	EPA 625
4/9/2012	Effluent	Kjeldahl Nitrogen	0.96	mg/L	0.2	EPA 351.2
4/9/2012	Effluent	Lead Total ICAP/MS	ND	ug/L	0.5	EPA 200.8
4/9/2012	Effluent	m,p-Xylenes	ND	ug/L	0.5	EPA 624
4/9/2012	Effluent	Magnesium Total ICAP	130	mg/L	0.1	EPA 200.7
4/9/2012	Effluent	Manganese Total ICAP/MS	620	ug/L	2	EPA 200.8
4/9/2012	Effluent	m-Dichlorobenzene (1,3-DCB)	ND	ug/L	0.5	EPA 624
4/9/2012	Effluent	Mercury	ND	ug/L	0.2	EPA 245.1
4/9/2012	Effluent	Methoxychlor	ND	ug/L	0.952	EPA 608
4/9/2012	Effluent	Methyl Tert-butyl ether (MTBE)	ND	ug/L	0.5	EPA 624
4/9/2012	Effluent	Molinate	ND	ug/L	0.1	EPA 525.2
4/9/2012	Effluent	Molybdenum Total ICAP/MS	270	ug/L	2	EPA 200.8
4/9/2012	Effluent	Naphthalene	ND	ug/L	5	EPA 625
4/9/2012	Effluent	Nickel Total ICAP/MS	42	ug/L	5	EPA 200.8
4/9/2012	Effluent	Nitrobenzene	ND	ug/L	5	EPA 625
4/9/2012	Effluent	N-Nitrosodimethylamine	ND	ug/L	5	EPA 625
4/9/2012	Effluent	N-Nitrosodi-N-propylamine	ND	ug/L	5	EPA 625
4/9/2012	Effluent	N-Nitrosodiphenylamine	ND	ug/L	5	EPA 625
4/9/2012	Effluent	o-Dichlorobenzene (1,2-DCB)	ND	ug/L	0.5	EPA 624
4/9/2012	Effluent	Oil and Grease by 1664(subbed)	ND	mg/L	5	EPA 1664
4/9/2012	Effluent	o-Xylene	ND	ug/L	0.5	EPA 624
4/9/2012	Effluent	PCB 1016 Aroclor	ND	ug/L	0.952	EPA 608
4/9/2012	Effluent	PCB 1221 Aroclor	ND	ug/L	0.952	EPA 608
4/9/2012	Effluent	PCB 1232 Aroclor	ND	ug/L	0.952	EPA 608
4/9/2012	Effluent	PCB 1242 Aroclor	ND	ug/L	0.952	EPA 608
4/9/2012	Effluent	PCB 1248 Aroclor	ND	ug/L	0.952	EPA 608
4/9/2012	Effluent	PCB 1254 Aroclor	ND	ug/L	0.952	EPA 608
4/9/2012	Effluent	PCB 1260 Aroclor	ND	ug/L	0.952	EPA 608
4/9/2012	Effluent	p-Chloro-m-cresol	ND	ug/L	5	EPA 625
4/9/2012	Effluent	p-Dichlorobenzene (1,4-DCB)	ND	ug/L	0.5	EPA 624
4/9/2012	Effluent	Pentachlorophenol	ND	ug/L	20	EPA 625
4/9/2012	Effluent	pH	6.8	Units	0.1	SM4500-HB
4/9/2012	Effluent	Phenanthrene	ND	ug/L	5	EPA 625
4/9/2012	Effluent	Phenol	ND	ug/L	5	EPA 625
4/9/2012	Effluent	Potassium Total ICAP	26	mg/L	1	EPA 200.7
4/9/2012	Effluent	Pyrene	ND	ug/L	5	EPA 625
4/9/2012	Effluent	Radium 226	<0.965	pCi/L	0.965	EPA 903.1
4/9/2012	Effluent	Radium 226 Minimal Detectable	0.965	pCi/L	0	EPA 903.1
4/9/2012	Effluent	Radium 226 Two Sigma Error	0.398	pCi/L	0	EPA 903.1
4/9/2012	Effluent	Radium 228	<0.909	pCi/L	0.909	EPA 904.0
4/9/2012	Effluent	Radium 228 Minimum Detectable	0.909	pCi/L	0	EPA 904.0
4/9/2012	Effluent	Radium 228 Two Sigma Error	0.412	pCi/L	0	EPA 904.0
4/9/2012	Effluent	Selenium Total ICAP/MS	ND	ug/L	5	EPA 200.8
4/9/2012	Effluent	Silver Total ICAP/MS	ND	ug/L	0.5	EPA 200.8
4/9/2012	Effluent	Simazine	ND	ug/L	0.05	EPA 525.2
4/9/2012	Effluent	Sodium Total ICAP	1200	mg/L	1	EPA 200.7

NPDES Permit NV0023060 - 2nd Q 2012 - Influent and Effluent Analytical Summary

Sample Date	Sample ID	Analyte	Final	Units	MRL	Method
4/9/2012	Effluent	Strontium Total ICAP	8.5	mg/L	0.01	EPA 200.7
4/9/2012	Effluent	Styrene	ND	ug/L	0.5	EPA 624
4/9/2012	Effluent	Sulfate	1500	mg/L	0.5	EPA 300.0
4/9/2012	Effluent	Surfactants	0.18	mg/L	0.05	SM 5540C/EPA 425.1
4/9/2012	Effluent	Tetrachloroethylene (PCE)	ND	ug/L	0.5	EPA 624
4/9/2012	Effluent	Tetrahydrofuran	ND	ug/L	10	EPA 624
4/9/2012	Effluent	Thallium Total ICAP/MS	ND	ug/L	1	EPA 200.8
4/9/2012	Effluent	Thiobencarb (ELAP)	ND	ug/L	0.2	EPA 525.2
4/9/2012	Effluent	Toluene	ND	ug/L	0.5	EPA 624
4/9/2012	Effluent	Total 1,3-Dichloropropene	ND	ug/L	1	EPA 624
4/9/2012	Effluent	Total Dissolved Solids (TDS)	5100	mg/L	10	E160.1/SM2540C
4/9/2012	Effluent	Total Organic Carbon	2	mg/L	0.3	SM5310C/E415.3
4/9/2012	Effluent	Total phosphorus as P	0.26	mg/L	0.02	SM4500-PE/EPA 365.1
4/9/2012	Effluent	Total Suspended Solids (TSS)	15	mg/L	10	SM 2540D
4/9/2012	Effluent	Toxaphene	ND	ug/L	2	EPA 608
4/9/2012	Effluent	trans-1,2-Dichloroethylene	ND	ug/L	0.5	EPA 624
4/9/2012	Effluent	trans-1,3-Dichloropropene	ND	ug/L	0.5	EPA 624
4/9/2012	Effluent	Trichloroethylene (TCE)	ND	ug/L	0.5	EPA 624
4/9/2012	Effluent	Trichlorofluoromethane	ND	ug/L	0.5	EPA 624
4/9/2012	Effluent	Vanadium Total ICAP/MS	25	ug/L	3	EPA 200.8
4/9/2012	Effluent	Vinyl Acetate	ND	ug/L	10	EPA 624
4/9/2012	Effluent	Vinyl chloride (VC)	ND	ug/L	0.3	EPA 624
4/9/2012	Effluent	Zinc Total ICAP/MS	ND	ug/L	20	EPA 200.8
4/11/2012	Influent	Carbonaceous BOD	ND	mg/L	3	SM 5210B
4/11/2012	Effluent	Carbonaceous BOD	ND	mg/L	3	SM 5210B
4/12/2012	Influent	Ammonia Nitrogen	ND	mg/L	0.05	EPA 350.1
4/12/2012	Influent	Chlorate by IC	220000	ug/L	10	EPA 300.0
4/12/2012	Influent	Nitrate as Nitrogen by IC	13	mg/L	0.1	EPA 300.0
4/12/2012	Influent	Nitrate as NO3 (calc)	56	mg/L	0.44	EPA 300.0
4/12/2012	Influent	Nitrite Nitrogen by IC	ND	mg/L	0.013	EPA 300.0
4/12/2012	Influent	Perchlorate	84000	ug/L	4	EPA 314.0
4/12/2012	Influent	Total Inorganic Nitrogen-Calc	13	mg/L	0.2	CALC_300.0
4/12/2012	Influent	Total Nitrate, Nitrite-N, CALC	13	mg/L	0.1	EPA 300.0
4/12/2012	Effluent	Ammonia Nitrogen	0.053	mg/L	0.05	EPA 350.1
4/12/2012	Effluent	Chlorate by IC	ND	ug/L	10	EPA 300.0
4/12/2012	Effluent	Nitrate as Nitrogen by IC	ND	mg/L	0.013	EPA 300.0
4/12/2012	Effluent	Nitrite Nitrogen by IC	ND	mg/L	0.013	EPA 300.0
4/12/2012	Effluent	Perchlorate	ND	ug/L	4	EPA 314.0
4/12/2012	Effluent	Total Inorganic Nitrogen-Calc	ND	mg/L	0.2	CALC_300.0
4/16/2012	Influent	Ammonia Nitrogen	ND	mg/L	0.05	EPA 350.1
4/16/2012	Influent	Apparent Color	ND	ACU	3	SM 2120B
4/16/2012	Influent	Chlorate by IC	210000	ug/L	10	EPA 300.0
4/16/2012	Influent	Chromium Total ICAP	0.058	mg/L	0.01	EPA 200.7
4/16/2012	Influent	Hexavalent chromium(Dissolved)	45	ug/L	0.02	EPA 218.6
4/16/2012	Influent	Kjeldahl Nitrogen	ND	mg/L	0.2	EPA 351.2
4/16/2012	Influent	Nitrate as Nitrogen by IC	9.7	mg/L	0.1	EPA 300.0
4/16/2012	Influent	Nitrate as NO3 (calc)	43	mg/L	0.44	EPA 300.0
4/16/2012	Influent	Nitrite Nitrogen by IC	ND	mg/L	0.013	EPA 300.0
4/16/2012	Influent	Perchlorate	110000	ug/L	4	EPA 314.0
4/16/2012	Influent	Total Inorganic Nitrogen-Calc	9.7	mg/L	0.2	CALC_300.0
4/16/2012	Influent	Total Nitrate, Nitrite-N, CALC	9.7	mg/L	0.1	EPA 300.0
4/16/2012	Influent	Total phosphorus as P	ND	mg/L	0.02	SM4500-PE/EPA 365.1
4/16/2012	Effluent	Ammonia Nitrogen	0.058	mg/L	0.05	EPA 350.1
4/16/2012	Effluent	Apparent Color	ND	ACU	3	SM 2120B
4/16/2012	Effluent	Chlorate by IC	62	ug/L	10	EPA 300.0
4/16/2012	Effluent	Chromium Total ICAP	ND	mg/L	0.01	EPA 200.7
4/16/2012	Effluent	Hexavalent chromium(Dissolved)	ND	ug/L	0.02	EPA 218.6
4/16/2012	Effluent	Iron Total ICAP	2.6	mg/L	0.02	EPA 200.7

NPDES Permit NV0023060 - 2nd Q 2012 - Influent and Effluent Analytical Summary

<u>Sample Date</u>	<u>Sample ID</u>	<u>Analyte</u>	<u>Final</u>	<u>Units</u>	<u>MRL</u>	<u>Method</u>
4/16/2012	Effluent	Kjeldahl Nitrogen	0.85	mg/L	0.2	EPA 351.2
4/16/2012	Effluent	Nitrate as Nitrogen by IC	ND	mg/L	0.013	EPA 300.0
4/16/2012	Effluent	Nitrite Nitrogen by IC	ND	mg/L	0.013	EPA 300.0
4/16/2012	Effluent	Perchlorate	ND	ug/L	4	EPA 314.0
4/16/2012	Effluent	pH	6.8	Units	0.1	SM4500-HB
4/16/2012	Effluent	Total Inorganic Nitrogen-Calc	ND	mg/L	0.2	CALC_300.0
4/16/2012	Effluent	Total phosphorus as P	0.2	mg/L	0.02	SM4500-PE/EPA 365.1
4/16/2012	Effluent	Total Suspended Solids (TSS)	16	mg/L	10	SM 2540D
4/18/2012	Influent	Carbonaceous BOD	ND	mg/L	3	SM 5210B
4/18/2012	Effluent	Carbonaceous BOD	ND	mg/L	3	SM 5210B
4/23/2012	Influent	Ammonia Nitrogen	ND	mg/L	0.05	EPA 350.1
4/23/2012	Influent	Apparent Color	5	ACU	3	SM 2120B
4/23/2012	Influent	Chlorate by IC	220000	ug/L	10	EPA 300.0
4/23/2012	Influent	Chromium Total ICAP	0.026	mg/L	0.01	EPA 200.7
4/23/2012	Influent	Hexavalent chromium(Dissolved)	21	ug/L	0.02	EPA 218.6
4/23/2012	Influent	Kjeldahl Nitrogen	ND	mg/L	0.2	EPA 351.2
4/23/2012	Influent	Nitrate as Nitrogen by IC	9.6	mg/L	0.1	EPA 300.0
4/23/2012	Influent	Nitrate as NO3 (calc)	42	mg/L	0.44	EPA 300.0
4/23/2012	Influent	Nitrite Nitrogen by IC	ND	mg/L	0.013	EPA 300.0
4/23/2012	Influent	Perchlorate	110000	ug/L	4	EPA 314.0
4/23/2012	Influent	Total Inorganic Nitrogen-Calc	9.6	mg/L	0.2	CALC_300.0
4/23/2012	Influent	Total Nitrate, Nitrite-N, CALC	9.6	mg/L	0.1	EPA 300.0
4/23/2012	Influent	Total phosphorus as P	ND	mg/L	0.02	SM4500-PE/EPA 365.1
4/23/2012	Effluent	Ammonia Nitrogen	ND	mg/L	0.05	EPA 350.1
4/23/2012	Effluent	Apparent Color	15	ACU	3	SM 2120B
4/23/2012	Effluent	Chlorate by IC	ND	ug/L	10	EPA 300.0
4/23/2012	Effluent	Chromium Total ICAP	ND	mg/L	0.01	EPA 200.7
4/23/2012	Effluent	Hexavalent chromium(Dissolved)	ND	ug/L	0.02	EPA 218.6
4/23/2012	Effluent	Iron Total ICAP	1.4	mg/L	0.02	EPA 200.7
4/23/2012	Effluent	Kjeldahl Nitrogen	0.86	mg/L	0.2	EPA 351.2
4/23/2012	Effluent	Nitrate as Nitrogen by IC	ND	mg/L	0.013	EPA 300.0
4/23/2012	Effluent	Nitrite Nitrogen by IC	ND	mg/L	0.013	EPA 300.0
4/23/2012	Effluent	Perchlorate	ND	ug/L	4	EPA 314.0
4/23/2012	Effluent	pH	7	Units	0.1	SM4500-HB
4/23/2012	Effluent	Total Inorganic Nitrogen-Calc	ND	mg/L	0.2	CALC_300.0
4/23/2012	Effluent	Total phosphorus as P	0.092	mg/L	0.02	SM4500-PE/EPA 365.1
4/23/2012	Effluent	Total Suspended Solids (TSS)	12	mg/L	10	SM 2540D
4/25/2012	Influent	Carbonaceous BOD	ND	mg/L	3	SM 5210B
4/25/2012	Effluent	Carbonaceous BOD	ND	mg/L	3	SM 5210B
4/30/2012	Influent	Ammonia Nitrogen	ND	mg/L	0.05	EPA 350.1
4/30/2012	Influent	Apparent Color	5	ACU	3	SM 2120B
4/30/2012	Influent	Chlorate by IC	2000000	ug/L	10	EPA 300.0
4/30/2012	Influent	Chromium Total ICAP	0.032	mg/L	0.01	EPA 200.7
4/30/2012	Influent	Hexavalent chromium(Dissolved)	22	ug/L	0.02	EPA 218.6
4/30/2012	Influent	Kjeldahl Nitrogen	ND	mg/L	0.2	EPA 351.2
4/30/2012	Influent	Nitrate as Nitrogen by IC	9.2	mg/L	0.1	EPA 300.0
4/30/2012	Influent	Nitrate as NO3 (calc)	40	mg/L	0.44	EPA 300.0
4/30/2012	Influent	Nitrite Nitrogen by IC	ND	mg/L	0.013	EPA 300.0
4/30/2012	Influent	Perchlorate	97000	ug/L	4	EPA 314.0
4/30/2012	Influent	Total Inorganic Nitrogen-Calc	9.2	mg/L	0.2	CALC_300.0
4/30/2012	Influent	Total Nitrate, Nitrite-N, CALC	9.2	mg/L	0.1	EPA 300.0
4/30/2012	Influent	Total phosphorus as P	ND	mg/L	0.02	SM4500-PE/EPA 365.1
4/30/2012	Effluent	Ammonia Nitrogen	0.087	mg/L	0.05	EPA 350.1
4/30/2012	Effluent	Apparent Color	20	ACU	3	SM 2120B
4/30/2012	Effluent	Chlorate by IC	ND	ug/L	10	EPA 300.0
4/30/2012	Effluent	Chromium Total ICAP	ND	mg/L	0.01	EPA 200.7
4/30/2012	Effluent	Hexavalent chromium(Dissolved)	ND	ug/L	0.02	EPA 218.6
4/30/2012	Effluent	Iron Total ICAP	2.2	mg/L	0.02	EPA 200.7

NPDES Permit NV0023060 - 2nd Q 2012 - Influent and Effluent Analytical Summary

<u>Sample Date</u>	<u>Sample ID</u>	<u>Analyte</u>	<u>Final</u>	<u>Units</u>	<u>MRL</u>	<u>Method</u>
4/30/2012	Effluent	Kjeldahl Nitrogen	0.96	mg/L	0.2	EPA 351.2
4/30/2012	Effluent	Nitrate as Nitrogen by IC	ND	mg/L	0.013	EPA 300.0
4/30/2012	Effluent	Nitrite Nitrogen by IC	ND	mg/L	0.013	EPA 300.0
4/30/2012	Effluent	Perchlorate	ND	ug/L	4	EPA 314.0
4/30/2012	Effluent	pH	7.4	Units	0.1	SM4500-HB
4/30/2012	Effluent	Total Inorganic Nitrogen-Calc	ND	mg/L	0.2	CALC_300.0
4/30/2012	Effluent	Total phosphorus as P	0.15	mg/L	0.02	SM4500-PE/EPA 365.1
4/30/2012	Effluent	Total Suspended Solids (TSS)	13	mg/L	10	SM 2540D
5/2/2012	Influent	Carbonaceous BOD	ND	mg/L	3	SM 5210B
5/2/2012	Effluent	Carbonaceous BOD	ND	mg/L	3	SM 5210B
5/7/2012	Influent	Ammonia Nitrogen	ND	mg/L	0.05	EPA 350.1
5/7/2012	Influent	Apparent Color	5	ACU	3	SM 2120B
5/7/2012	Influent	Chlorate by IC	210000	ug/L	10	EPA 300.0
5/7/2012	Influent	Chromium Total ICAP	0.056	mg/L	0.01	EPA 200.7
5/7/2012	Influent	Hexavalent chromium(Dissolved)	52	ug/L	0.02	EPA 218.6
5/7/2012	Influent	Kjeldahl Nitrogen	ND	mg/L	0.2	EPA 351.2
5/7/2012	Influent	Nitrate as Nitrogen by IC	9.9	mg/L	0.1	EPA 300.0
5/7/2012	Influent	Nitrate as NO3 (calc)	43	mg/L	0.44	EPA 300.0
5/7/2012	Influent	Nitrite Nitrogen by IC	ND	mg/L	0.013	EPA 300.0
5/7/2012	Influent	Perchlorate	110000	ug/L	4	EPA 314.0
5/7/2012	Influent	Sulfate	1500	mg/L	0.5	EPA 300.0
5/7/2012	Influent	Sulfide,Total	ND	mg/L	0.05	SM4500SD/376.2
5/7/2012	Influent	Total Inorganic Nitrogen-Calc	9.9	mg/L	0.2	CALC_300.0
5/7/2012	Influent	Total Nitrate, Nitrite-N, CALC	9.9	mg/L	0.1	EPA 300.0
5/7/2012	Influent	Total phosphorus as P	ND	mg/L	0.02	SM4500-PE/EPA 365.1
5/7/2012	Effluent	Ammonia Nitrogen	0.11	mg/L	0.05	EPA 350.1
5/7/2012	Effluent	Apparent Color	20	ACU	3	SM 2120B
5/7/2012	Effluent	Chlorate by IC	ND	ug/L	10	EPA 300.0
5/7/2012	Effluent	Chromium Total ICAP	ND	mg/L	0.01	EPA 200.7
5/7/2012	Effluent	Hexavalent chromium(Dissolved)	ND	ug/L	0.02	EPA 218.6
5/7/2012	Effluent	Iron Total ICAP	2.6	mg/L	0.02	EPA 200.7
5/7/2012	Effluent	Kjeldahl Nitrogen	0.72	mg/L	0.2	EPA 351.2
5/7/2012	Effluent	Nitrate as Nitrogen by IC	ND	mg/L	0.013	EPA 300.0
5/7/2012	Effluent	Nitrite Nitrogen by IC	ND	mg/L	0.013	EPA 300.0
5/7/2012	Effluent	Perchlorate	ND	ug/L	4	EPA 314.0
5/7/2012	Effluent	pH	7.4	Units	0.1	SM4500-HB
5/7/2012	Effluent	Sulfate	1400	mg/L	0.5	EPA 300.0
5/7/2012	Effluent	Sulfide,Total	ND	mg/L	0.05	SM4500SD/376.2
5/7/2012	Effluent	Total Inorganic Nitrogen-Calc	ND	mg/L	0.2	CALC_300.0
5/7/2012	Effluent	Total phosphorus as P	0.14	mg/L	0.02	SM4500-PE/EPA 365.1
5/7/2012	Effluent	Total Suspended Solids (TSS)	17	mg/L	10	SM 2540D
5/9/2012	Influent	Carbonaceous BOD	ND	mg/L	3	SM 5210B
5/9/2012	Effluent	Carbonaceous BOD	3.3	mg/L	3	SM 5210B
5/14/2012	Influent	Ammonia Nitrogen	ND	mg/L	0.05	EPA 350.1
5/14/2012	Influent	Apparent Color	5	ACU	3	SM 2120B
5/14/2012	Influent	Chlorate by IC	230000	ug/L	10	EPA 300.0
5/14/2012	Influent	Chromium Total ICAP	0.051	mg/L	0.01	EPA 200.7
5/14/2012	Influent	Hexavalent chromium(Dissolved)	43	ug/L	0.02	EPA 218.6
5/14/2012	Influent	Kjeldahl Nitrogen	ND	mg/L	0.2	EPA 351.2
5/14/2012	Influent	Nitrate as Nitrogen by IC	9.7	mg/L	0.1	EPA 300.0
5/14/2012	Influent	Nitrate as NO3 (calc)	43	mg/L	0.44	EPA 300.0
5/14/2012	Influent	Nitrite Nitrogen by IC	ND	mg/L	0.013	EPA 300.0
5/14/2012	Influent	Perchlorate	92000	ug/L	4	EPA 314.0
5/14/2012	Influent	Total Inorganic Nitrogen-Calc	9.7	mg/L	0.2	CALC_300.0
5/14/2012	Influent	Total Nitrate, Nitrite-N, CALC	9.7	mg/L	0.1	EPA 300.0
5/14/2012	Influent	Total phosphorus as P	ND	mg/L	0.02	SM4500-PE/EPA 365.1
5/14/2012	Effluent	Ammonia Nitrogen	0.11	mg/L	0.05	EPA 350.1
5/14/2012	Effluent	Apparent Color	30	ACU	3	SM 2120B

NPDES Permit NV0023060 - 2nd Q 2012 - Influent and Effluent Analytical Summary

Sample Date	Sample ID	Analyte	Final	Units	MRL	Method
5/14/2012	Effluent	Chlorate by IC	ND	ug/L	10	EPA 300.0
5/14/2012	Effluent	Chromium Total ICAP	ND	mg/L	0.01	EPA 200.7
5/14/2012	Effluent	Hexavalent chromium(Dissolved)	ND	ug/L	0.02	EPA 218.6
5/14/2012	Effluent	Iron Total ICAP	2.7	mg/L	0.02	EPA 200.7
5/14/2012	Effluent	Nitrate as Nitrogen by IC	ND	mg/L	0.013	EPA 300.0
5/14/2012	Effluent	Nitrite Nitrogen by IC	ND	mg/L	0.013	EPA 300.0
5/14/2012	Effluent	Perchlorate	ND	ug/L	4	EPA 314.0
5/14/2012	Effluent	pH	7.2	Units	0.1	SM4500-HB
5/14/2012	Effluent	Total Inorganic Nitrogen-Calc	ND	mg/L	0.2	CALC_300.0
5/14/2012	Effluent	Total Suspended Solids (TSS)	11	mg/L	10	SM 2540D
5/16/2012	Influent	Carbonaceous BOD	ND	mg/L	3	SM 5210B
5/16/2012	Effluent	Carbonaceous BOD	ND	mg/L	3	SM 5210B
5/21/2012	Influent	Ammonia Nitrogen	ND	mg/L	0.05	EPA 350.1
5/21/2012	Influent	Apparent Color	5	ACU	3	SM 2120B
5/21/2012	Influent	Chlorate by IC	230000	ug/L	10	EPA 300.0
5/21/2012	Influent	Chromium Total ICAP	0.017	mg/L	0.01	EPA 200.7
5/21/2012	Influent	Hexavalent chromium(Dissolved)	15	ug/L	0.02	EPA 218.6
5/21/2012	Influent	Kjeldahl Nitrogen	ND	mg/L	0.2	EPA 351.2
5/21/2012	Influent	Nitrate as Nitrogen by IC	11	mg/L	0.1	EPA 300.0
5/21/2012	Influent	Nitrate as NO3 (calc)	48	mg/L	0.44	EPA 300.0
5/21/2012	Influent	Nitrite Nitrogen by IC	ND	mg/L	0.013	EPA 300.0
5/21/2012	Influent	Perchlorate	110000	ug/L	4	EPA 314.0
5/21/2012	Influent	Total Inorganic Nitrogen-Calc	11	mg/L	0.2	CALC_300.0
5/21/2012	Influent	Total Nitrate, Nitrite-N, CALC	11	mg/L	0.1	EPA 300.0
5/21/2012	Influent	Total phosphorus as P	ND	mg/L	0.02	SM4500-PE/EPA 365.1
5/21/2012	Effluent	Alpha, Min Detectable Activity	2.08	pCi/L	0	SM 7110C
5/21/2012	Effluent	Alpha, Two Sigma Error	2.8	pCi/L	0	SM 7110C
5/21/2012	Effluent	Ammonia Nitrogen	0.16	mg/L	0.05	EPA 350.1
5/21/2012	Effluent	Apparent Color	15	ACU	3	SM 2120B
5/21/2012	Effluent	Chlorate by IC	ND	ug/L	10	EPA 300.0
5/21/2012	Effluent	Chromium Total ICAP	ND	mg/L	0.01	EPA 200.7
5/21/2012	Effluent	Gross Alpha by Coprecipitation	14	pCi/L	2.08	SM 7110C
5/21/2012	Effluent	Hexavalent chromium(Dissolved)	0.13	ug/L	0.02	EPA 218.6
5/21/2012	Effluent	Iron Total ICAP	3.4	mg/L	0.02	EPA 200.7
5/21/2012	Effluent	Kjeldahl Nitrogen	7	mg/L	0.2	EPA 351.2
5/21/2012	Effluent	Nitrate as Nitrogen by IC	0.49	mg/L	0.013	EPA 300.0
5/21/2012	Effluent	Nitrite Nitrogen by IC	ND	mg/L	0.013	EPA 300.0
5/21/2012	Effluent	Perchlorate	ND	ug/L	4	EPA 314.0
5/21/2012	Effluent	pH	7.2	Units	0.1	SM4500-HB
5/21/2012	Effluent	Total Inorganic Nitrogen-Calc	0.66	mg/L	0.2	CALC_300.0
5/21/2012	Effluent	Total phosphorus as P	0.12	mg/L	0.02	SM4500-PE/EPA 365.1
5/21/2012	Effluent	Total Suspended Solids (TSS)	15	mg/L	10	SM 2540D
5/23/2012	Influent	Carbonaceous BOD	ND	mg/L	3	SM 5210B
5/23/2012	Effluent	Carbonaceous BOD	ND	mg/L	3	SM 5210B
5/29/2012	Influent	Ammonia Nitrogen	ND	mg/L	0.05	EPA 350.1
5/29/2012	Influent	Apparent Color	10	ACU	3	SM 2120B
5/29/2012	Influent	Chlorate by IC	210000	ug/L	10	EPA 300.0
5/29/2012	Influent	Chromium Total ICAP	0.045	mg/L	0.01	EPA 200.7
5/29/2012	Influent	Hexavalent chromium(Dissolved)	44	ug/L	0.02	EPA 218.6
5/29/2012	Influent	Kjeldahl Nitrogen	0.26	mg/L	0.2	EPA 351.2
5/29/2012	Influent	Nitrate as Nitrogen by IC	20	mg/L	0.1	EPA 300.0
5/29/2012	Influent	Nitrate as NO3 (calc)	86	mg/L	0.44	EPA 300.0
5/29/2012	Influent	Nitrite Nitrogen by IC	ND	mg/L	0.013	EPA 300.0
5/29/2012	Influent	Perchlorate	94000	ug/L	4	EPA 314.0
5/29/2012	Influent	Total Inorganic Nitrogen-Calc	20	mg/L	0.2	CALC_300.0
5/29/2012	Influent	Total Nitrate, Nitrite-N, CALC	20	mg/L	0.1	EPA 300.0
5/29/2012	Influent	Total phosphorus as P	0.053	mg/L	0.02	SM4500-PE/EPA 365.1
5/29/2012	Effluent	Ammonia Nitrogen	0.15	mg/L	0.05	EPA 350.1

NPDES Permit NV0023060 - 2nd Q 2012 - Influent and Effluent Analytical Summary

<u>Sample Date</u>	<u>Sample ID</u>	<u>Analyte</u>	<u>Final</u>	<u>Units</u>	<u>MRL</u>	<u>Method</u>
5/29/2012	Effluent	Apparent Color	5	ACU	3	SM 2120B
5/29/2012	Effluent	Chlorate by IC	ND	ug/L	10	EPA 300.7
5/29/2012	Effluent	Chromium Total ICAP	ND	mg/L	0.01	EPA 200.7
5/29/2012	Effluent	Hexavalent chromium(Dissolved)	0.046	ug/L	0.02	EPA 218.6
5/29/2012	Effluent	Iron Total ICAP	3	mg/L	0.02	EPA 200.7
5/29/2012	Effluent	Kjeldahl-Nitrogen	1.1	mg/L	0.2	EPA 351.2
5/29/2012	Effluent	Nitrate as Nitrogen by IC	0.7	mg/L	0.013	EPA 300.0
5/29/2012	Effluent	Nitrite Nitrogen by IC	ND	mg/L	0.013	EPA 300.0
5/29/2012	Effluent	Perchlorate	ND	ug/L	4	EPA 314.0
5/29/2012	Effluent	pH	7.2	Units	0.1	SM4500-HB
5/29/2012	Effluent	Total Inorganic Nitrogen-Calc	0.86	mg/L	0.2	CALC_300.0
5/29/2012	Effluent	Total phosphorus as P	0.34	mg/L	0.02	SM4500-PE/EPA 365.1
5/29/2012	Effluent	Total Suspended Solids (TSS)	15	mg/L	10	SM 2540D
5/30/2012	Influent	Carbonaceous BOD	ND	mg/L	3	SM 5210B
5/30/2012	Effluent	Carbonaceous BOD	11	mg/L	3	SM 5210B
6/4/2012	Influent	Ammonia Nitrogen	ND	mg/L	0.05	EPA 350.1
6/4/2012	Influent	Apparent Color	5	ACU	3	SM 2120B
6/4/2012	Influent	Chlorate by IC	240000	ug/L	10	EPA 300.0
6/4/2012	Influent	Chromium Total ICAP	0.039	mg/L	0.01	EPA 200.7
6/4/2012	Influent	Hexavalent chromium(Dissolved)	36	ug/L	0.02	EPA 218.6
6/4/2012	Influent	Kjeldahl Nitrogen	ND	mg/L	0.2	EPA 351.2
6/4/2012	Influent	Nitrate as Nitrogen by IC	11	mg/L	0.1	EPA 300.0
6/4/2012	Influent	Nitrate as NO3 (calc)	48	mg/L	0.44	EPA 300.0
6/4/2012	Influent	Nitrite Nitrogen by IC	ND	mg/L	0.013	EPA 300.0
6/4/2012	Influent	Perchlorate	110000	ug/L	4	EPA 314.0
6/4/2012	Influent	Sulfate	1400	mg/L	0.5	EPA 300.0
6/4/2012	Influent	Sulfide,Total	ND	mg/L	0.05	SM4500SD/376.2
6/4/2012	Influent	Total Inorganic Nitrogen-Calc	11	mg/L	0.2	CALC_300.0
6/4/2012	Influent	Total Nitrate, Nitrite-N, CALC	11	mg/L	0.1	EPA 300.0
6/4/2012	Influent	Total phosphorus as P	0.06	mg/L	0.02	SM4500-PE/EPA 365.1
6/4/2012	Effluent	Ammonia Nitrogen	0.14	mg/L	0.05	EPA 350.1
6/4/2012	Effluent	Apparent Color	25	ACU	3	SM 2120B
6/4/2012	Effluent	Chlorate by IC	ND	ug/L	10	EPA 300.0
6/4/2012	Effluent	Chromium Total ICAP	ND	mg/L	0.01	EPA 200.7
6/4/2012	Effluent	Hexavalent chromium(Dissolved)	ND	ug/L	0.02	EPA 218.6
6/4/2012	Effluent	Iron Total ICAP	4.3	mg/L	0.02	EPA 200.7
6/4/2012	Effluent	Kjeldahl Nitrogen	1.5	mg/L	0.2	EPA 351.2
6/4/2012	Effluent	Nitrate as Nitrogen by IC	ND	mg/L	0.013	EPA 300.0
6/4/2012	Effluent	Nitrite Nitrogen by IC	ND	mg/L	0.013	EPA 300.0
6/4/2012	Effluent	Perchlorate	ND	ug/L	4	EPA 314.0
6/4/2012	Effluent	pH	7.4	Units	0.1	SM4500-HB
6/4/2012	Effluent	Sulfate	1100	mg/L	0.5	EPA 300.0
6/4/2012	Effluent	Sulfide,Total	ND	mg/L	0.05	SM4500SD/376.2
6/4/2012	Effluent	Total Inorganic Nitrogen-Calc	ND	mg/L	0.2	CALC_300.0
6/4/2012	Effluent	Total phosphorus as P	0.35	mg/L	0.02	SM4500-PE/EPA 365.1
6/4/2012	Effluent	Total Suspended Solids (TSS)	18	mg/L	10	SM 2540D
6/6/2012	Influent	Carbonaceous BOD	ND	mg/L	3	SM 5210B
6/6/2012	Effluent	Carbonaceous BOD	5.1	mg/L	3	SM 5210B
6/11/2012	Influent	Ammonia Nitrogen	ND	mg/L	0.05	EPA 350.1
6/11/2012	Influent	Apparent Color	5	ACU	3	SM 2120B
6/11/2012	Influent	Chlorate by IC	200000	ug/L	10	EPA 300.0
6/11/2012	Influent	Chromium Total ICAP	0.037	mg/L	0.01	EPA 200.7
6/11/2012	Influent	Hexavalent chromium(Dissolved)	33	ug/L	0.02	EPA 218.6
6/11/2012	Influent	Kjeldahl Nitrogen	ND	mg/L	0.2	EPA 351.2
6/11/2012	Influent	Nitrate as Nitrogen by IC	10	mg/L	0.1	EPA 300.0
6/11/2012	Influent	Nitrite Nitrogen by IC	ND	mg/L	0.013	EPA 300.0
6/11/2012	Influent	Perchlorate	110000	ug/L	4	EPA 314.0
6/11/2012	Influent	Total Inorganic Nitrogen-Calc	10	mg/L	0.2	CALC_300.0

NPDES Permit NV0023060 - 2nd Q 2012 - Influent and Effluent Analytical Summary

<u>Sample Date</u>	<u>Sample ID</u>	<u>Analyte</u>	<u>Final</u>	<u>Units</u>	<u>MRL</u>	<u>Method</u>
6/11/2012	Influent	Total Nitrate, Nitrite-N, CALC	10	mg/L	0.1	EPA 300.0
6/11/2012	Influent	Total phosphorus as P	0.048	mg/L	0.02	SM4500-PE/EPA 365.1
6/11/2012	Effluent	Ammonia Nitrogen	0.074	mg/L	0.05	EPA 350.1
6/11/2012	Effluent	Apparent Color	25	ACU	3	SM 2120B
6/11/2012	Effluent	Chlorate by IC	ND	ug/L	10	EPA 300.0
6/11/2012	Effluent	Chromium Total ICAP	ND	mg/L	0.01	EPA 200.7
6/11/2012	Effluent	Hexavalent chromium(Dissolved)	ND	ug/L	0.02	EPA 218.6
6/11/2012	Effluent	Iron Total ICAP	3.6	mg/L	0.02	EPA 200.7
6/11/2012	Effluent	Kjeldahl Nitrogen	0.72	mg/L	0.2	EPA 351.2
6/11/2012	Effluent	Nitrate as Nitrogen by IC	ND	mg/L	0.013	EPA 300.0
6/11/2012	Effluent	Nitrite Nitrogen by IC	ND	mg/L	0.013	EPA 300.0
6/11/2012	Effluent	Perchlorate	ND	ug/L	4	EPA 314.0
6/11/2012	Effluent	pH	7.5	Units	0.1	SM4500-HB
6/11/2012	Effluent	Total Inorganic Nitrogen-Calc	ND	mg/L	0.2	CALC_300.0
6/11/2012	Effluent	Total phosphorus as P	0.12	mg/L	0.02	SM4500-PE/EPA 365.1
6/11/2012	Effluent	Total Suspended Solids (TSS)	14	mg/L	10	SM 2540D
6/13/2012	Influent	Carbonaceous BOD	ND	mg/L	3	SM 5210B
6/13/2012	Effluent	Carbonaceous BOD	ND	mg/L	3	SM 5210B
6/18/2012	Influent	Ammonia Nitrogen	0.061	mg/L	0.05	EPA 350.1
6/18/2012	Influent	Apparent Color	5	ACU	3	SM 2120B
6/18/2012	Influent	Chlorate by IC	210000	ug/L	20	EPA 300.0
6/18/2012	Influent	Chromium Total ICAP	0.06	mg/L	0.01	EPA 200.7
6/18/2012	Influent	Hexavalent chromium(Dissolved)	58	ug/L	0.02	EPA 218.6
6/18/2012	Influent	Kjeldahl Nitrogen	ND	mg/L	0.2	EPA 351.2
6/18/2012	Influent	Nitrate as Nitrogen by IC	11	mg/L	0.1	EPA 300.0
6/18/2012	Influent	Nitrite Nitrogen by IC	ND	mg/L	0.013	EPA 300.0
6/18/2012	Influent	Perchlorate	96000	ug/L	4	EPA 314.0
6/18/2012	Influent	Total Inorganic Nitrogen-Calc	11	mg/L	0.2	CALC_300.0
6/18/2012	Influent	Total Nitrate, Nitrite-N, CALC	11	mg/L	0.1	EPA 300.0
6/18/2012	Influent	Total phosphorus as P	0.048	mg/L	0.02	SM4500-PE/EPA 365.1
6/18/2012	Effluent	Alpha, Min Detectable Activity	1.42	pCi/L	0	SM 7110C
6/18/2012	Effluent	Alpha, Two Sigma Error	2.17	pCi/L	0	SM 7110C
6/18/2012	Effluent	Ammonia Nitrogen	ND	mg/L	0.05	EPA 350.1
6/18/2012	Effluent	Apparent Color	40	ACU	3	SM 2120B
6/18/2012	Effluent	Chlorate by IC	ND	ug/L	20	EPA 300.0
6/18/2012	Effluent	Chromium Total ICAP	0.011	mg/L	0.01	EPA 200.7
6/18/2012	Effluent	Gross Alpha by Coprecipitation	18.2	pCi/L	1.42	SM 7110C
6/18/2012	Effluent	Hexavalent chromium(Dissolved)	ND	ug/L	0.02	EPA 218.6
6/18/2012	Effluent	Iron Total ICAP	4	mg/L	0.02	EPA 200.7
6/18/2012	Effluent	Kjeldahl Nitrogen	0.86	mg/L	0.2	EPA 351.2
6/18/2012	Effluent	Nitrate as Nitrogen by IC	ND	mg/L	0.013	EPA 300.0
6/18/2012	Effluent	Nitrite Nitrogen by IC	ND	mg/L	0.013	EPA 300.0
6/18/2012	Effluent	Perchlorate	ND	ug/L	0.5	EPA 314.0
6/18/2012	Effluent	pH	7.3	Units	0.1	SM4500-HB
6/18/2012	Effluent	Total Inorganic Nitrogen-Calc	ND	mg/L	0.2	CALC_300.0
6/18/2012	Effluent	Total phosphorus as P	0.095	mg/L	0.02	SM4500-PE/EPA 365.1
6/18/2012	Effluent	Total Suspended Solids (TSS)	20	mg/L	10	SM 2540D
6/20/2012	Influent	Carbonaceous BOD	ND	mg/L	3	SM 5210B
6/20/2012	Effluent	Carbonaceous BOD	3	mg/L	3	SM 5210B
6/25/2012	Influent	Ammonia Nitrogen	ND	mg/L	0.05	EPA 350.1
6/25/2012	Influent	Apparent Color	10	ACU	3	SM 2120B
6/25/2012	Influent	Chlorate by IC	210000	ug/L	10	EPA 300.0
6/25/2012	Influent	Chromium Total ICAP	0.048	mg/L	0.01	EPA 200.7
6/25/2012	Influent	Hexavalent chromium(Dissolved)	51	ug/L	0.02	EPA 218.6
6/25/2012	Influent	Kjeldahl Nitrogen	ND	mg/L	0.2	EPA 351.2
6/25/2012	Influent	Nitrate as Nitrogen by IC	10	mg/L	0.1	EPA 300.0
6/25/2012	Influent	Nitrite Nitrogen by IC	ND	mg/L	0.013	EPA 300.0
6/25/2012	Influent	Perchlorate	90000	ug/L	4	EPA 314.0

NPDES Permit NV0023060 - 2nd Q 2012 - Influent and Effluent Analytical Summary

<u>Sample Date</u>	<u>Sample ID</u>	<u>Analyte</u>	<u>Final</u>	<u>Units</u>	<u>MRL</u>	<u>Method</u>
6/25/2012	Influent	Total Inorganic Nitrogen-Calc	10	mg/L	0.2	CALC_300.0
6/25/2012	Influent	Total Nitrate, Nitrite-N, CALC	10	mg/L	0.1	EPA 300.0
6/25/2012	Influent	Total phosphorus as P	0.022	mg/L	0.02	SM4500-PE/EPA 365.1
6/25/2012	Effluent	Ammonia Nitrogen	0.23	mg/L	0.05	EPA 350.1
6/25/2012	Effluent	Apparent Color	20	ACU	3	SM 2120B
6/25/2012	Effluent	Chlorate by IC	ND	ug/L	10	EPA 300.0
6/25/2012	Effluent	Chromium Total ICAP	ND	mg/L	0.01	EPA 200.7
6/25/2012	Effluent	Hexavalent chromium(Dissolved)	0.081	ug/L	0.02	EPA 218.6
6/25/2012	Effluent	Iron Total ICAP	2.1	mg/L	0.02	EPA 200.7
6/25/2012	Effluent	Kjeldahl Nitrogen	1.3	mg/L	0.2	EPA 351.2
6/25/2012	Effluent	Nitrate as Nitrogen by IC	ND	mg/L	0.013	EPA 300.0
6/25/2012	Effluent	Nitrite Nitrogen by IC	ND	mg/L	0.013	EPA 300.0
6/25/2012	Effluent	Perchlorate	ND	ug/L	1	EPA 314.0
6/25/2012	Effluent	pH	7.1	Units	0.1	SM4500-HB
6/25/2012	Effluent	Total Inorganic Nitrogen-Calc	0.23	mg/L	0.2	CALC_300.0
6/25/2012	Effluent	Total phosphorus as P	0.2	mg/L	0.02	SM4500-PE/EPA 365.1
6/25/2012	Effluent	Total Suspended Solids (TSS)	11	mg/L	10	SM 2540D
6/27/2012	Influent	Carbonaceous BOD	ND	mg/L	3	SM 5210B
6/27/2012	Effluent	Carbonaceous BOD	ND	mg/L	3	SM 5210B

NPDES Permit NV0023060 - 2nd Q 12 - Influent and Effluent Perchlorate Analytical Summary

<u>Sample Date</u>	<u>Sample ID</u>	<u>Analyte</u>	<u>Result</u>	<u>Units</u>	<u>MRL</u>	<u>Method</u>
4/7/2012	Influent-Comp	Perchlorate	120000	ug/L	4	EPA 314.0
4/7/2012	Effluent-Comp	Perchlorate	ND	ug/L	4	EPA 314.0
4/14/2012	Influent-Comp	Perchlorate	100000	ug/L	4	EPA 314.0
4/14/2012	Effluent-Comp	Perchlorate	ND	ug/L	4	EPA 314.0
4/21/2012	Influent-Comp	Perchlorate	110000	ug/L	4	EPA 314.0
4/21/2012	Effluent-Comp	Perchlorate	ND	ug/L	4	EPA 314.0
4/28/2012	Influent-Comp	Perchlorate	110000	ug/L	4	EPA 314.0
4/28/2012	Effluent-Comp	Perchlorate	ND	ug/L	4	EPA 314.0
5/5/2012	Influent-Comp	Perchlorate	120000	ug/L	4	EPA 314.0
5/5/2012	Effluent-Comp	Perchlorate	ND	ug/L	4	EPA 314.0
5/12/2012	Influent-Comp	Perchlorate	120000	ug/L	4	EPA 314.0
5/12/2012	Effluent-Comp	Perchlorate	ND	ug/L	4	EPA 314.0
5/19/2012	Influent-Comp	Perchlorate	100000	ug/L	4	EPA 314.0
5/19/2012	Effluent-Comp	Perchlorate	ND	ug/L	4	EPA 314.0
5/26/2012	Influent-Comp	Perchlorate	98000	ug/L	4	EPA 314.0
5/26/2012	Effluent-Comp	Perchlorate	ND	ug/L	4	EPA 314.0
6/2/2012	Influent-Comp	Perchlorate	100000	ug/L	4	EPA 314.0
6/2/2012	Effluent-Comp	Perchlorate	ND	ug/L	4	EPA 314.0
6/9/2012	Influent-Comp	Perchlorate	100000	ug/L	4	EPA 314.0
6/9/2012	Effluent-Comp	Perchlorate	ND	ug/L	0.5	EPA 314.0
6/16/2012	Influent-Comp	Perchlorate	95000	ug/L	4	EPA 314.0
6/16/2012	Effluent-Comp	Perchlorate	ND	ug/L	0.5	EPA 314.0
6/23/2012	Influent-Comp*	Perchlorate	105000	ug/L	20000	EPA 314.0
6/23/2012	Effluent-Comp*	Perchlorate	ND	ug/L	8	EPA 314.0
6/30/2012	Influent-Comp	Perchlorate	99000	ug/L	4	EPA 314.0
6/30/2012	Effluent-Comp	Perchlorate	ND	ug/L	4	EPA 314.0

* Please note both the influent and effluent composite samples for the week dated 6/23/2012 did not include a sample from 6/19/2012, due to an error made during collection of the samples on 6/19/2012.

NPDES Permit NV0023060 - 2nd Q 12 - Wash Locations Analytical Summary

<u>Sample Date</u>	<u>Sample ID</u>	<u>Analyte</u>	<u>Result</u>	<u>Units</u>	<u>MRL</u>	<u>Method</u>
4/2/2012	LVW 0.55	Ammonia Nitrogen	ND	mg/L	0.05	EPA 350.1
4/2/2012	LVW 0.55	Perchlorate	56	ug/L	4	EPA 314.0
4/2/2012	LVW 0.55	Total phosphorus as P	0.052	mg/L	0.02	SM4500-PE/EPA 365.1
4/2/2012	LVW 5.5	Alpha, Min Detectable Activity	2.5	pCi/L	0	SM 7110C
4/2/2012	LVW 5.5	Alpha, Two Sigma Error	1.79	pCi/L	0	SM 7110C
4/2/2012	LVW 5.5	Ammonia Nitrogen	ND	mg/L	0.05	EPA 350.1
4/2/2012	LVW 5.5	Apparent Color	15	ACU	3	SM 2120B
4/2/2012	LVW 5.5	Boron Total ICAP	0.59	mg/L	0.05	EPA 200.7
4/2/2012	LVW 5.5	Chloride	310	mg/L	1	EPA 300.0
4/2/2012	LVW 5.5	Chromium Total ICAP	ND	mg/L	0.01	EPA 200.7
4/2/2012	LVW 5.5	Gross Alpha by Coprecipitation	4.34	pCi/L	2.5	SM 7110C
4/2/2012	LVW 5.5	Iron Total ICAP	0.085	mg/L	0.02	EPA 200.7
4/2/2012	LVW 5.5	Manganese Total ICAP	0.038	mg/L	0.002	EPA 200.7
4/2/2012	LVW 5.5	Nitrate as Nitrogen by IC	13	mg/L	0.1	EPA 300.0
4/2/2012	LVW 5.5	Nitrite Nitrogen by IC	ND	mg/L	0.013	EPA 300.0
4/2/2012	LVW 5.5	Perchlorate	20	ug/L	4	EPA 314.0
4/2/2012	LVW 5.5	Total Dissolved Solids (TDS)	1500	mg/L	10	E160.1/SM2540C
4/2/2012	LVW 5.5	Total Inorganic Nitrogen-Calc	13	mg/L	0.2	CALC_300.0
4/2/2012	LVW 6.05	Alpha, Min Detectable Activity	1.83	pCi/L	0	SM 7110C
4/2/2012	LVW 6.05	Alpha, Two Sigma Error	1.74	pCi/L	0	SM 7110C
4/2/2012	LVW 6.05	Ammonia Nitrogen	ND	mg/L	0.05	EPA 350.1
4/2/2012	LVW 6.05	Apparent Color	15	ACU	3	SM 2120B
4/2/2012	LVW 6.05	Boron Total ICAP	0.56	mg/L	0.05	EPA 200.7
4/2/2012	LVW 6.05	Chloride	320	mg/L	1	EPA 300.0
4/2/2012	LVW 6.05	Chromium Total ICAP	ND	mg/L	0.01	EPA 200.7
4/2/2012	LVW 6.05	Gross Alpha by Coprecipitation	4.87	pCi/L	1.83	SM 7110C
4/2/2012	LVW 6.05	Iron Total ICAP	0.14	mg/L	0.02	EPA 200.7
4/2/2012	LVW 6.05	Manganese Total ICAP	0.036	mg/L	0.002	EPA 200.7
4/2/2012	LVW 6.05	Nitrate as Nitrogen by IC	13	mg/L	0.1	EPA 300.0
4/2/2012	LVW 6.05	Nitrite Nitrogen by IC	ND	mg/L	0.013	EPA 300.0
4/2/2012	LVW 6.05	Perchlorate	20	ug/L	4	EPA 314.0
4/2/2012	LVW 6.05	Total Dissolved Solids (TDS)	1600	mg/L	10	E160.1/SM2540C
4/2/2012	LVW 6.05	Total Inorganic Nitrogen-Calc	13	mg/L	0.2	CALC_300.0
4/2/2012	LVW UPGRADIENT	Alpha, Min Detectable Activity	1.71	pCi/L	0	SM 7110C
4/2/2012	LVW UPGRADIENT	Alpha, Two Sigma Error	1.75	pCi/L	0	SM 7110C
4/2/2012	LVW UPGRADIENT	Ammonia Nitrogen	ND	mg/L	0.05	EPA 350.1
4/2/2012	LVW UPGRADIENT	Apparent Color	15	ACU	3	SM 2120B
4/2/2012	LVW UPGRADIENT	Boron Total ICAP	0.57	mg/L	0.05	EPA 200.7
4/2/2012	LVW UPGRADIENT	Chloride	280	mg/L	1	EPA 300.0
4/2/2012	LVW UPGRADIENT	Chromium Total ICAP	ND	mg/L	0.01	EPA 200.7
4/2/2012	LVW UPGRADIENT	Gross Alpha by Coprecipitation	5.13	pCi/L	1.71	SM 7110C
4/2/2012	LVW UPGRADIENT	Iron Total ICAP	0.11	mg/L	0.02	EPA 200.7
4/2/2012	LVW UPGRADIENT	Manganese Total ICAP	0.032	mg/L	0.002	EPA 200.7
4/2/2012	LVW UPGRADIENT	Nitrate as Nitrogen by IC	14	mg/L	0.1	EPA 300.0
4/2/2012	LVW UPGRADIENT	Nitrite Nitrogen by IC	ND	mg/L	0.013	EPA 300.0
4/2/2012	LVW UPGRADIENT	Perchlorate	22	ug/L	4	EPA 314.0
4/2/2012	LVW UPGRADIENT	Total Dissolved Solids (TDS)	1600	mg/L	10	E160.1/SM2540C
4/2/2012	LVW UPGRADIENT	Total Inorganic Nitrogen-Calc	14	mg/L	0.2	CALC_300.0
4/16/2012	LVW 0.55	Ammonia Nitrogen	ND	mg/L	0.05	EPA 350.1
4/16/2012	LVW 0.55	Perchlorate	48	ug/L	4	EPA 314.0
4/16/2012	LVW 0.55	Total phosphorus as P	ND	mg/L	0.02	SM4500-PE/EPA 365.1
4/16/2012	LVW 5.5	Ammonia Nitrogen	ND	mg/L	0.05	EPA 350.1
4/16/2012	LVW 5.5	Nitrate as Nitrogen by IC	11	mg/L	0.1	EPA 300.0
4/16/2012	LVW 5.5	Nitrite Nitrogen by IC	ND	mg/L	0.013	EPA 300.0
4/16/2012	LVW 5.5	Perchlorate	26	ug/L	4	EPA 314.0
4/16/2012	LVW 5.5	Total Inorganic Nitrogen-Calc	11	mg/L	0.2	CALC_300.0
4/16/2012	LVW 6.05	Ammonia Nitrogen	ND	mg/L	0.05	EPA 350.1
4/16/2012	LVW 6.05	Nitrate as Nitrogen by IC	10	mg/L	0.1	EPA 300.0

NPDES Permit NV0023060 - 2nd Q 12 - Wash Locations Analytical Summary

Sample Date	Sample ID	Analyte	Result	Units	MRL	Method
4/16/2012	LVW 6.05	Nitrite Nitrogen by IC	ND	mg/L	0.013	EPA 300.0
4/16/2012	LVW 6.05	Perchlorate	24	ug/L	4	EPA 314.0
4/16/2012	LVW 6.05	Total Inorganic Nitrogen-Calc	10	mg/L	0.2	CALC_300.0
4/16/2012	LVW UPGRADIENT	Ammonia Nitrogen	ND	mg/L	0.05	EPA 350.1
4/16/2012	LVW UPGRADIENT	Nitrate as Nitrogen by IC	12	mg/L	0.1	EPA 300.0
4/16/2012	LVW UPGRADIENT	Nitrite Nitrogen by IC	ND	mg/L	0.013	EPA 300.0
4/16/2012	LVW UPGRADIENT	Perchlorate	27	ug/L	4	EPA 314.0
4/16/2012	LVW UPGRADIENT	Total Inorganic Nitrogen-Calc	12	mg/L	0.2	CALC_300.0
5/7/2012	LVW 0.55	Ammonia Nitrogen	ND	mg/L	0.05	EPA 350.1
5/7/2012	LVW 0.55	Perchlorate	38	ug/L	4	EPA 314.0
5/7/2012	LVW 0.55	Total phosphorus as P	0.045	mg/L	0.02	SM4500-PE/EPA 365.1
5/7/2012	LVW 5.5	Alpha, Min Detectable Activity	1.92	pCi/L	0	SM 7110C
5/7/2012	LVW 5.5	Alpha, Two Sigma Error	1.58	pCi/L	0	SM 7110C
5/7/2012	LVW 5.5	Ammonia Nitrogen	0.096	mg/L	0.05	EPA 350.1
5/7/2012	LVW 5.5	Gross Alpha by Coprecipitation	3.68	pCi/L	1.92	SM 7110C
5/7/2012	LVW 5.5	Nitrate as Nitrogen by IC	14	mg/L	0.1	EPA 300.0
5/7/2012	LVW 5.5	Nitrite Nitrogen by IC	ND	mg/L	0.05	EPA 300.0
5/7/2012	LVW 5.5	Perchlorate	27	ug/L	4	EPA 314.0
5/7/2012	LVW 5.5	Total Inorganic Nitrogen-Calc	14	mg/L	0.2	CALC_300.0
5/7/2012	LVW 6.05	Alpha, Min Detectable Activity	2.07	pCi/L	0	SM 7110C
5/7/2012	LVW 6.05	Alpha, Two Sigma Error	1.22	pCi/L	0	SM 7110C
5/7/2012	LVW 6.05	Ammonia Nitrogen	ND	mg/L	0.05	EPA 350.1
5/7/2012	LVW 6.05	Gross Alpha by Coprecipitation	<2.07	pCi/L	2.07	SM 7110C
5/7/2012	LVW 6.05	Nitrate as Nitrogen by IC	14	mg/L	0.1	EPA 300.0
5/7/2012	LVW 6.05	Nitrite Nitrogen by IC	ND	mg/L	0.05	EPA 300.0
5/7/2012	LVW 6.05	Perchlorate	15	ug/L	4	EPA 314.0
5/7/2012	LVW 6.05	Total Inorganic Nitrogen-Calc	14	mg/L	0.2	CALC_300.0
5/7/2012	LVW UPGRADIENT	Alpha, Min Detectable Activity	0.788	pCi/L	0	SM 7110C
5/7/2012	LVW UPGRADIENT	Alpha, Two Sigma Error	0.561	pCi/L	0	SM 7110C
5/7/2012	LVW UPGRADIENT	Ammonia Nitrogen	0.11	mg/L	0.05	EPA 350.1
5/7/2012	LVW UPGRADIENT	Gross Alpha by Coprecipitation	2.1	pCi/L	0.788	SM 7110C
5/7/2012	LVW UPGRADIENT	Nitrate as Nitrogen by IC	13	mg/L	0.1	EPA 300.0
5/7/2012	LVW UPGRADIENT	Nitrite Nitrogen by IC	ND	mg/L	0.05	EPA 300.0
5/7/2012	LVW UPGRADIENT	Perchlorate	25	ug/L	4	EPA 314.0
5/7/2012	LVW UPGRADIENT	Total Inorganic Nitrogen-Calc	14	mg/L	0.2	CALC_300.0
5/21/2012	LVW 0.55	Ammonia Nitrogen	ND	mg/L	0.05	EPA 350.1
5/21/2012	LVW 0.55	Perchlorate	47	ug/L	4	EPA 314.0
5/21/2012	LVW 0.55	Total phosphorus as P	0.034	mg/L	0.02	SM4500-PE/EPA 365.1
5/21/2012	LVW 5.5	Alpha, Min Detectable Activity	1.42	pCi/L	0	SM 7110C
5/21/2012	LVW 5.5	Alpha, Two Sigma Error	1.29	pCi/L	0	SM 7110C
5/21/2012	LVW 5.5	Ammonia Nitrogen	ND	mg/L	0.05	EPA 350.1
5/21/2012	LVW 5.5	Gross Alpha by Coprecipitation	2.83	pCi/L	1.42	SM 7110C
5/21/2012	LVW 5.5	Nitrate as Nitrogen by IC	15	mg/L	0.1	EPA 300.0
5/21/2012	LVW 5.5	Nitrite Nitrogen by IC	ND	mg/L	0.05	EPA 300.0
5/21/2012	LVW 5.5	Perchlorate	22	ug/L	4	EPA 314.0
5/21/2012	LVW 5.5	Total Inorganic Nitrogen-Calc	15	mg/L	0.2	CALC_300.0
5/21/2012	LVW 6.05	Alpha, Min Detectable Activity	1.96	pCi/L	0	SM 7110C
5/21/2012	LVW 6.05	Alpha, Two Sigma Error	1.48	pCi/L	0	SM 7110C
5/21/2012	LVW 6.05	Ammonia Nitrogen	ND	mg/L	0.05	EPA 350.1
5/21/2012	LVW 6.05	Gross Alpha by Coprecipitation	3.3	pCi/L	1.96	SM 7110C
5/21/2012	LVW 6.05	Nitrate as Nitrogen by IC	14	mg/L	0.1	EPA 300.0
5/21/2012	LVW 6.05	Nitrite Nitrogen by IC	ND	mg/L	0.05	EPA 300.0
5/21/2012	LVW 6.05	Perchlorate	22	ug/L	4	EPA 314.0
5/21/2012	LVW 6.05	Total Inorganic Nitrogen-Calc	14	mg/L	0.2	CALC_300.0
5/21/2012	LVW UPGRADIENT	Alpha, Min Detectable Activity	0.741	pCi/L	0	SM 7110C
5/21/2012	LVW UPGRADIENT	Alpha, Two Sigma Error	0.865	pCi/L	0	SM 7110C
5/21/2012	LVW UPGRADIENT	Ammonia Nitrogen	ND	mg/L	0.05	EPA 350.1
5/21/2012	LVW UPGRADIENT	Gross Alpha by Coprecipitation	3.31	pCi/L	0.741	SM 7110C

NPDES Permit NV0023060 - 2nd Q 12 - Wash Locations Analytical Summary

<u>Sample Date</u>	<u>Sample ID</u>	<u>Analyte</u>	<u>Result</u>	<u>Units</u>	<u>MRL</u>	<u>Method</u>
5/21/2012	LVW UPGRADIENT	Nitrate as Nitrogen by IC	14	mg/L	0.1	EPA 300.0
5/21/2012	LVW UPGRADIENT	Nitrite Nitrogen by IC	ND	mg/L	0.05	EPA 300.0
5/21/2012	LVW UPGRADIENT	Perchlorate	21	ug/L	4	EPA 314.0
5/21/2012	LVW UPGRADIENT	Total Inorganic Nitrogen-Calc	14	mg/L	0.2	CALC_300.0
6/4/2012	LVW 0.55	Ammonia Nitrogen	ND	mg/L	0.05	EPA 350.1
6/4/2012	LVW 0.55	Perchlorate	42	ug/L	4	EPA 314.0
6/4/2012	LVW 0.55	Total phosphorus as P	0.098	mg/L	0.02	SM4500-PE/EPA 365.1
6/4/2012	LVW 5.5	Ammonia Nitrogen	ND	mg/L	0.05	EPA 350.1
6/4/2012	LVW 5.5	Nitrate as Nitrogen by IC	14	mg/L	0.1	EPA 300.0
6/4/2012	LVW 5.5	Nitrite Nitrogen by IC	ND	mg/L	0.013	EPA 300.0
6/4/2012	LVW 5.5	Perchlorate	20	ug/L	4	EPA 314.0
6/4/2012	LVW 5.5	Total Inorganic Nitrogen-Calc	14	mg/L	0.2	CALC_300.0
6/4/2012	LVW 6.05	Ammonia Nitrogen	ND	mg/L	0.05	EPA 350.1
6/4/2012	LVW 6.05	Nitrate as Nitrogen by IC	14	mg/L	0.1	EPA 300.0
6/4/2012	LVW 6.05	Nitrite Nitrogen by IC	ND	mg/L	0.013	EPA 300.0
6/4/2012	LVW 6.05	Perchlorate	20	ug/L	4	EPA 314.0
6/4/2012	LVW 6.05	Total Inorganic Nitrogen-Calc	14	mg/L	0.2	CALC_300.0
6/4/2012	LVW UPGRADIENT	Ammonia Nitrogen	0.067	mg/L	0.05	EPA 350.1
6/4/2012	LVW UPGRADIENT	Nitrate as Nitrogen by IC	14	mg/L	0.1	EPA 300.0
6/4/2012	LVW UPGRADIENT	Nitrite Nitrogen by IC	ND	mg/L	0.013	EPA 300.0
6/4/2012	LVW UPGRADIENT	Perchlorate	22	ug/L	4	EPA 314.0
6/4/2012	LVW UPGRADIENT	Total Inorganic Nitrogen-Calc	14	mg/L	0.2	CALC_300.0
6/18/2012	LVW 0.55	Ammonia Nitrogen	ND	mg/L	0.05	EPA 350.1
6/18/2012	LVW 0.55	Perchlorate	47	ug/L	2	EPA 314.0
6/18/2012	LVW 0.55	Total phosphorus as P	0.1	mg/L	0.02	SM4500-PE/EPA 365.1
6/18/2012	LVW 5.5	Ammonia Nitrogen	ND	mg/L	0.05	EPA 350.1
6/18/2012	LVW 5.5	Nitrate as Nitrogen by IC	13	mg/L	0.1	EPA 300.0
6/18/2012	LVW 5.5	Nitrite Nitrogen by IC	ND	mg/L	0.013	EPA 300.0
6/18/2012	LVW 5.5	Perchlorate	23	ug/L	2	EPA 314.0
6/18/2012	LVW 5.5	Total Inorganic Nitrogen-Calc	13	mg/L	0.2	CALC_300.0
6/18/2012	LVW 6.05	Ammonia Nitrogen	ND	mg/L	0.05	EPA 350.1
6/18/2012	LVW 6.05	Nitrate as Nitrogen by IC	13	mg/L	0.1	EPA 300.0
6/18/2012	LVW 6.05	Nitrite Nitrogen by IC	ND	mg/L	0.013	EPA 300.0
6/18/2012	LVW 6.05	Perchlorate	22	ug/L	2	EPA 314.0
6/18/2012	LVW 6.05	Total Inorganic Nitrogen-Calc	13	mg/L	0.2	CALC_300.0
6/18/2012	LVW UPGRADIENT	Ammonia Nitrogen	ND	mg/L	0.05	EPA 350.1
6/18/2012	LVW UPGRADIENT	Nitrate as Nitrogen by IC	13	mg/L	0.1	EPA 300.0
6/18/2012	LVW UPGRADIENT	Nitrite Nitrogen by IC	ND	mg/L	0.013	EPA 300.0
6/18/2012	LVW UPGRADIENT	Perchlorate	24	ug/L	2	EPA 314.0
6/18/2012	LVW UPGRADIENT	Total Inorganic Nitrogen-Calc	13	mg/L	0.2	CALC_300.0

NPDES Permit NV0023060 - 2nd Q 12 - Wash Locations Analytical Summary

<u>Sample Date</u>	<u>Sample ID</u>	<u>Analyte</u>	<u>Result</u>	<u>Units</u>	<u>MRL</u>	<u>Method</u>	<u>Mix Zone Limits</u>
4/2/2012	LVW 5.5	Total Dissolved Solids (TDS)	1500	mg/L	10	E160.1/SM2540C	2400
4/2/2012	LVW 5.5	Total Inorganic Nitrogen-Calc	13	mg/L	0.2	CALC_300.0	17
4/16/2012	LVW 5.5	Total Inorganic Nitrogen-Calc	11	mg/L	0.2	CALC_300.0	"
5/7/2012	LVW 5.5	Total Inorganic Nitrogen-Calc	14	mg/L	0.2	CALC_300.0	"
5/21/2012	LVW 5.5	Total Inorganic Nitrogen-Calc	15	mg/L	0.2	CALC_300.0	"
6/4/2012	LVW 5.5	Total Inorganic Nitrogen-Calc	14	mg/L	0.2	CALC_300.0	"
6/18/2012	LVW 5.5	Total Inorganic Nitrogen-Calc	13	mg/L	0.2	CALC_300.0	"

NPDES Permit NV0023060 - 2nd Q 12 - Upgradient Well Analytical Summary

<u>Sample Date</u>	<u>Sample ID</u>	<u>Analyte</u>	<u>Result</u>	<u>Units</u>	<u>MRL</u>	<u>Method</u>
5/21/2012	M-10	Total Inorganic Nitrogen-Calc	1.7	mg/L	0.2	CALC_300.0
5/21/2012	M-10	Total Dissolved Solids (TDS)	2800	mg/L	10	E160.1/SM2540C
5/21/2012	M-10	Total Dissolved Solids (TDS)	2800	mg/L	10	E160.1/SM2540C
5/21/2012	M-10	Boron Total ICAP	2.8	mg/L	0.05	EPA 200.7
5/21/2012	M-10	Chromium Total ICAP	0.54	mg/L	0.01	EPA 200.7
5/21/2012	M-10	Iron Total ICAP	4.7	mg/L	0.02	EPA 200.7
5/21/2012	M-10	Manganese Total ICAP	0.17	mg/L	0.002	EPA 200.7
5/21/2012	M-10	Chloride	260	mg/L	1	EPA 300.0
5/21/2012	M-10	Nitrate as Nitrogen by IC	1.7	mg/L	0.1	EPA 300.0
5/21/2012	M-10	Nitrite Nitrogen by IC	ND	mg/L	0.013	EPA 300.0
5/21/2012	M-10	Nitrate as Nitrogen by IC	1.8	mg/L	0.1	EPA 300.0
5/21/2012	M-10	Nitrate as NO3 (calc)	8	mg/L	0.44	EPA 300.0
5/21/2012	M-10	Perchlorate	13000	ug/L	4	EPA 314.0
5/21/2012	M-10	Ammonia Nitrogen	ND	mg/L	0.05	EPA 350.1
5/21/2012	M-10	Chromium Total ICAP	0.52	mg/L	0.01	EPA 6010
5/21/2012	M-10	Hexavalent chromium (Cr VI)	0.032	mg/L	0.005	EPA 7196
5/21/2012	M-10	pH	7.4	Units	0.1	EPA 9040
5/21/2012	M-10	Chlorate by IC	120000	ug/L	10	EPA 9056
5/21/2012	M-10	Nitrate as Nitrogen by IC	1.8	mg/L	0.1	EPA 9056
5/21/2012	M-10	Nitrate as NO3 (calc)	8	mg/L	0.44	EPA 9056


NPDES Permit NV0023060 - 2nd Q 12 - FBR Biosolids Analytical Summary

<u>Sample Date</u>	<u>Sample ID</u>	<u>Analyte</u>	<u>Result</u>	<u>Units</u>	<u>MRL</u>	<u>Method</u>
4/2/2012	FBR BIOLOGICAL SOLIDS	Arsenic	550	mg/kg	4.6	EPA 6010
4/2/2012	FBR BIOLOGICAL SOLIDS	Cadmium	1.0 J	mg/kg	4.6	EPA 6010
4/2/2012	FBR BIOLOGICAL SOLIDS	Chromium	590	mg/kg	4.6	EPA 6010
4/2/2012	FBR BIOLOGICAL SOLIDS	Copper	230	mg/kg	4.6	EPA 6010
4/2/2012	FBR BIOLOGICAL SOLIDS	Lead	1.6 J	mg/kg	4.6	EPA 6010
4/2/2012	FBR BIOLOGICAL SOLIDS	Molybdenum	1500	mg/kg	23	EPA 6010
4/2/2012	FBR BIOLOGICAL SOLIDS	Nickel	35	mg/kg	4.6	EPA 6010
4/2/2012	FBR BIOLOGICAL SOLIDS	Selenium	69	mg/kg	4.6	EPA 6010
4/2/2012	FBR BIOLOGICAL SOLIDS	Silver	ND	mg/kg	4.6	EPA 6010
4/2/2012	FBR BIOLOGICAL SOLIDS	Zinc	300	mg/kg	9.3	EPA 6010
4/2/2012	FBR BIOLOGICAL SOLIDS	Mercury	ND	mg/kg	0.5	EPA 7471A
4/2/2012	FBR BIOLOGICAL SOLIDS	4,4-DDD	32	ug/kg	20	EPA 8081A
4/2/2012	FBR BIOLOGICAL SOLIDS	4,4-DDE	ND	ug/kg	20	EPA 8081A
4/2/2012	FBR BIOLOGICAL SOLIDS	4,4-DDT	35	ug/kg	20	EPA 8081A
4/2/2012	FBR BIOLOGICAL SOLIDS	Aldrin	ND	ug/kg	10	EPA 8081A
4/2/2012	FBR BIOLOGICAL SOLIDS	Alpha-BHC	240	ug/kg	10	EPA 8081A
4/2/2012	FBR BIOLOGICAL SOLIDS	Alpha-Chlordane	ND	ug/kg	10	EPA 8081A
4/2/2012	FBR BIOLOGICAL SOLIDS	Beta-BHC	220	ug/kg	10	EPA 8081A
4/2/2012	FBR BIOLOGICAL SOLIDS	Delta-BHC	340	ug/kg	10	EPA 8081A
4/2/2012	FBR BIOLOGICAL SOLIDS	Dieldrin	ND	ug/kg	20	EPA 8081A
4/2/2012	FBR BIOLOGICAL SOLIDS	Endosulfan I	ND	ug/kg	10	EPA 8081A
4/2/2012	FBR BIOLOGICAL SOLIDS	Endosulfan II	ND	ug/kg	20	EPA 8081A
4/2/2012	FBR BIOLOGICAL SOLIDS	Endosulfan sulfate	ND	ug/kg	20	EPA 8081A
4/2/2012	FBR BIOLOGICAL SOLIDS	Endrin	ND	ug/kg	20	EPA 8081A
4/2/2012	FBR BIOLOGICAL SOLIDS	Endrin Aldehyde	ND	ug/kg	20	EPA 8081A
4/2/2012	FBR BIOLOGICAL SOLIDS	Endrin Ketone	ND	ug/kg	20	EPA 8081A
4/2/2012	FBR BIOLOGICAL SOLIDS	Gamma-BHC	ND	ug/kg	10	EPA 8081A
4/2/2012	FBR BIOLOGICAL SOLIDS	Gamma-Chlordane	ND	ug/kg	10	EPA 8081A
4/2/2012	FBR BIOLOGICAL SOLIDS	Heptachlor	ND	ug/kg	10	EPA 8081A
4/2/2012	FBR BIOLOGICAL SOLIDS	Heptachlor Epoxide	ND	ug/kg	10	EPA 8081A
4/2/2012	FBR BIOLOGICAL SOLIDS	Methoxychlor	ND	ug/kg	100	EPA 8081A
4/2/2012	FBR BIOLOGICAL SOLIDS	Toxaphene	ND	ug/kg	250	EPA 8081A
4/2/2012	FBR BIOLOGICAL SOLIDS	PCB 1016	ND	ug/kg	250	EPA 8082
4/2/2012	FBR BIOLOGICAL SOLIDS	PCB 1016 Aroclor	ND	ug/kg	250	EPA 8082
4/2/2012	FBR BIOLOGICAL SOLIDS	PCB 1221 Aroclor	ND	ug/kg	250	EPA 8082
4/2/2012	FBR BIOLOGICAL SOLIDS	PCB 1232 Aroclor	ND	ug/kg	250	EPA 8082
4/2/2012	FBR BIOLOGICAL SOLIDS	PCB 1242 Aroclor	ND	ug/kg	250	EPA 8082
4/2/2012	FBR BIOLOGICAL SOLIDS	PCB 1248 Aroclor	ND	ug/kg	250	EPA 8082
4/2/2012	FBR BIOLOGICAL SOLIDS	PCB 1254 Aroclor	ND	ug/kg	250	EPA 8082
4/2/2012	FBR BIOLOGICAL SOLIDS	PCB 1260 Aroclor	ND	ug/kg	250	EPA 8082

J - The analyte was either detected at or greater than the SQL and less than the MRL, or did not meet any one of the required QC criteria.

ATTACHMENT 3

Supporting Analytical Reports



I hereby certify that all laboratory analytical data was generated by a laboratory certified by the NDEP for each constituent and media presented herein, exceptions and corresponding justifications are provided below.

Susan M. Crowley, CEM 1428, exp 3-8-13

ATTACHMENT 4

FBR Solids Report **(Analytical report included on CD in Attachment 3)**



2nd Quarter 2012
Sludge Report submit



July 17, 2012

RE: FBR Biological Solids 2nd Quarter Reporting

To whom it may concern,

The NDEP Authorization to Discharge Permit No. NV0023060 section I.A.11 requires facilities that generate and dispose of sludge to monitor certain constituents; the frequency of monitoring depends on the amount of sludge produced.

The FBR Perchlorate Reduction Process generated 25.99 dry metric tons of biological solids in the second quarter of 2012. This extrapolates to an expected production of 103.97 metric TPY of dry FBR biological solids.

Attached for your review is the 2nd Quarter 2012 sludge monitoring results reported in mg/kg of dry sludge based on MWH Laboratories analysis (MWH Service Report #392849 for Environ International Corp.)

Please contact me if there are any questions. I will send a hard copy by mail with the attachments.

Sincerely,

A handwritten signature in black ink, appearing to read "RS", written over a horizontal line.

Russell Speckin
Veolia Water

CC: Via email w/ attachments
Steve Kubacki
Sachin Chawla

Veolia Water North America
PO Box 90578 Henderson, NV 89009
Tel 702-566-6001/Fax 702-566-9030
www.Veoliawaterna.com

Detail Contract Activity Report

April 01, 2012 to June 30, 2012

Specific Contract: ET-INTERCO VEOLIA WATER

All Ticket Types
History and Waiting

All Facilities

ET-INTERCO VEOLIA WATER

Ticket Date	Facility & Ticket Number	Customer	Truck	Material	Billing Quantity	Ordered Quantity	Minimum Quantity
04/04/2012 I	70 94525	099017 - ET - INTERCO	5068	SW-SLUDGE	9.72 TN	0.00	\$0.00.00
04/09/2012 I	70 94787	099017 - ET - INTERCO	5068	SW-SLUDGE	1.42 TN	0.00	\$0.00.00
04/17/2012 I	70 95206	099017 - ET - INTERCO	6130	SW-SLUDGE	10.88 TN	0.00	\$0.00.00
04/21/2012 I	70 95481	099017 - ET - INTERCO	6135	SW-SLUDGE	7.32 TN	0.00	\$0.00.00
04/25/2012 I	70 95733	099017 - ET - INTERCO	5068	SW-SLUDGE	6.09 TN	0.00	\$0.00.00
05/01/2012 I	70 96144	099017 - ET - INTERCO	6150	SW-SLUDGE	6.21 TN	0.00	\$0.00.00
05/04/2012 I	70 96402	099017 - ET - INTERCO	6133	SW-SLUDGE	2.15 TN	0.00	\$0.00.00
05/08/2012 I	70 96701	099017 - ET - INTERCO	6101	SW-SLUDGE	4.74 TN	0.00	\$0.00.00
05/12/2012 I	70 97077	099017 - ET - INTERCO	6128	SW-SLUDGE	5.45 TN	0.00	\$0.00.00
05/21/2012 I	70 98274	099017 - ET - INTERCO	5068	SW-SLUDGE	8.92 TN	0.00	\$0.00.00
05/25/2012 I	70 98670	099017 - ET - INTERCO	5068	SW-SLUDGE	8.82 TN	0.00	\$0.00.00
05/30/2012 I	70 98959	099017 - ET - INTERCO	5068	SW-SLUDGE	7.59 TN	0.00	\$0.00.00
06/04/2012 I	70 99429	099017 - ET - INTERCO	5068	SW-SLUDGE	7.22 TN	0.00	\$0.00.00
06/09/2012 I	70 10023	099017 - ET - INTERCO	6139	SW-SLUDGE	6.33 TN	0.00	\$0.00.00
06/13/2012 I	70 100236	099017 - ET - INTERCO	5068	SW-SLUDGE	6.91 TN	0.00	\$0.00.00
06/20/2012 I	70 100672	099017 - ET - INTERCO	5068	SW-SLUDGE	6.75 TN	0.00	\$0.00.00
06/27/2012 I	70 101090	099017 - ET - INTERCO	6114	SW-SLUDGE	9.28 TN	0.00	\$0.00.00

Tickets Reported: 17 Items Reported: 17

Contract Totals:

Material Summary	Weight		Volume		Count		Billing Quantity	Material Total	Tax Total
	Inbound	Outbound	Inbound	Outbound	Inbound	Outbound			
WA - SW-SLUDGE	115.80	0.00 TN	0.00	0.00 YD	0.00	0.00	115.80 TN		

Tickets Reported: 17 Items Reported: 17

Cash Totals:
Invoice Totals:
Report Totals: