

September 12, 2011

TestAmerica Project Number: G1I010460

PO/Contract: 21-26719E

John Pekala
ENVIRON International Corp.
1702 E. Highland Avenue Suite
Phoenix, AZ 85016

Dear Mr. Pekala,

This report contains the analytical results for the sample received under chain of custody by TestAmerica on September 1, 2011. This sample is associated with your Henderson NV project.

The test results in this report meet all NELAC requirements for parameters that accreditation is required or available. Any exceptions to NELAC requirements are noted in the case narrative. The case narrative is an integral part of this report.

If you have any questions, please feel free to call me at (916) 374-4383.

Sincerely,



DAVID R. ALLTUCKER
Project Manager

Table of Contents

TestAmerica West Sacramento Project Number G1I010460

Case Narrative

Quality Assurance Program

Sample Description Information

Chain of Custody Documentation

SOLID, 8290, Dioxins/Furans, HRGC/HRMS

Sample: 1

Sample Data Sheet

Method Blank Report

Laboratory QC Reports

General Chemistry - Various Methods

Samples: 1

Sample Data Sheet

Method Blank Report

Laboratory QC Reports

Case Narrative

TestAmerica West Sacramento Project Number G1I010460

SOLID, 8290, Dioxins/Furans, HRGC/HRMS

Sample(s): 1

Several analytes in the above sample and in the method blank (MB) have been qualified with a "Q" flag due to the ion abundance ratios being outside of criteria. The analytes have been reported as an "estimated maximum possible concentration" (EMPC) because the quantitation is based on the theoretical ion abundance ratio for these analytes.

The internal standard recoveries for 13C-OCDD are lower than the method recommended goal. Generally, data quality is not considered affected if the internal standard signal-to-noise ratio is greater than 10:1, which is achieved for all internal standards in the above samples. All detection limits are below the lower calibration limit and there is no adverse impact on data quality.

The matrix spike/matrix spike duplicate (MS/MSD) associated with this extraction batch has recoveries outside the established control limits for OCDD. Acceptable laboratory control sample (LCS) data demonstrate that the analytical system is in control. This anomaly is most likely matrix related.

The result for 2, 3, 7, 8-TCDF is reported from the confirmation analysis that occurred on September 8, 2011.

There were no other anomalies associated with this project.

TestAmerica Laboratories West Sacramento Certifications/Accreditations

Certifying State	Certificate #	Certifying State	Certificate #
A2LA (DoD-ELAP)	2928-01	New Mexico	NA
Alaska	UST-055	New York*	11666
Arizona	AZ0708	Oregon*	CA 200005
Arkansas	88-0691	Pennsylvania*	68-1272
California*	01119CA	South Carolina	87014
Colorado	NA	Texas*	T104704399-08-TX
Connecticut	PH-0691	UCMR	CA00044
Florida*	E87570	US Fish & Wildlife	LE148388-0
Georgia	960	USDA Foreign Plant	37-82605
Guam	10-009r	USDA Foreign Soil	P330-09-00055
Hawaii	NA	Utah*	QUAN1
Illinois*	002701	Virginia	178
Kansas*	E-10375	Washington	C581
Louisiana*	01944	West Virginia	9930C, 334
Michigan	9947	Wisconsin	998204680
Nevada	CA44	Wyoming	8TMS-Q
New Jersey*	CA005		

*NELAP accredited. A more detailed parameter list is available upon request. *Updated 5/25/2011*

QC Parameter Definitions

QC Batch: The QC batch consists of a set of up to 20 field samples that behave similarly (i.e., same matrix) and are processed using the same procedures, reagents, and standards at the same time.

Method Blank: An analytical control consisting of all reagents, which may include internal standards and surrogates, and is carried through the entire analytical procedure. The method blank is used to define the level of laboratory background contamination.

Laboratory Control Sample and Laboratory Control Sample Duplicate (LCS/LCSD): An aliquot of blank matrix spiked with known amounts of representative target analytes. The LCS (and LCSD as required) is carried through the entire analytical process and is used to monitor the accuracy of the analytical process independent of potential matrix effects. If an LCSD is performed, it may also be used to evaluate the precision of the process.

Duplicate Sample (DU): Different aliquots of the same sample are analyzed to evaluate the precision of an analysis.

Surrogates: Organic compounds not expected to be detected in field samples, which behave similarly to target analytes. These are added to every sample within a batch at a known concentration to determine the efficiency of the sample preparation and analytical process.

Matrix Spike and Matrix Spike Duplicate (MS/MSD): An MS is an aliquot of a matrix fortified with known quantities of specific compounds and subjected to an entire analytical procedure in order to indicate the appropriateness of the method for a particular matrix. The percent recovery for the respective compound(s) is then calculated. The MSD is a second aliquot of the same matrix as the matrix spike, also spiked, in order to determine the precision of the method.

Isotope Dilution: For isotope dilution methods, isotopically labeled analogs (internal standards) of the native target analytes are spiked into the sample at time of extraction. These internal standards are used for quantitation, and monitor and correct for matrix effects. Since matrix effects on method performance can be judged by the recovery of these analogs, there is little added benefit of performing MS/MSD for these methods. MS/MSD are only performed for client or QAPP requirements.

Control Limits: The reported control limits are either based on laboratory historical data, method requirements, or project data quality objectives. The control limits represent the estimated uncertainty of the test results.

Sample Summary

TestAmerica West Sacramento Project Number G1I010460

<u>WO#</u>	<u>Sample #</u>	<u>Client Sample ID</u>	<u>Sampling Date</u>	<u>Received Date</u>
ML7AF	1	CS-D31A-1	8/31/2011 10:55 AM	9/1/2011 08:50 AM

Notes(s):

- The analytical results of the samples listed above are presented on the following pages.
- All calculations are performed before rounding to avoid round-off errors in calculated results.
- Results noted as "ND" were not detected at or above the stated limit.
- This report must not be reproduced, except in full, without the written approval of the laboratory.
- Results for the following parameters are never reported on a dry weight basis: color, corrosivity, density, flashpoint, ignitability, layers, odor, paint filter test, pH, porosity, pressure, reactivity, redox potential, specific gravity, spot tests, solids, solubility, temperature, viscosity, and weight.

PROJECT NAME / FACILITY ID: NERT FIELD PERSON: Dan Clark
 PROJECT NUMBER: 21-26719E DATE: 8/31/11 PROJECT MANAGER: John Pekala
 PROJECT LOCATION: Henderson, NV LABORATORY: Test America West Sacramento

IS THIS A UST PROJECT OR IS EDF REQUIRED? Y N IF YES, GLOBAL ID #: _____ WO#: 21-26719E

SAMPLER: SIGNATURE:	YEAR	SAMPLE DATE	SAMPLE TIME	SAMPLE DEPTH	MATRIX (S) SOIL (G) GAS (W) WATER	NUMBER OF CONTAINERS	FILTERED/UNFILTERED (F/U)	PRESERVATION (SEE KEY)	ANALYSIS REQUIRED		COMMENTS
									Dioxins / PCBs / BTEX	314	
<u>D. Clark</u>	<u>2011</u>	<u>8/31</u>	<u>1055</u>	<u>0.5</u>	<u>S</u>	<u>1</u>	<u>U</u>	<u>No</u>	<u>X</u>	<u>X</u>	<u>Questions to Dan Clark</u>
											<u>Dan Clark</u>
											<u>510-420-2563</u>
											<u>Results to Dan Clark,</u>
											<u>John Pekala.</u>
											<u>dclark@environcorp.com</u>
											<u>jpekala@environcorp.com</u>
<u>D. Clark 8/31/11</u>											
TOTAL											
		<u>X</u>	<u>X</u>	<u>X</u>	<u>X</u>	<u>X</u>	<u>X</u>	<u>X</u>	<u>X</u>	<u>1</u>	

RELINQUISHED BY: D. Clark 1200 TIME/DATE: 8/31/11 1300 RECEIVED BY: J. Beck TIME/DATE: 8/31/11
 RELINQUISHED BY: [Signature] 1200 TIME/DATE: 8/31/11 RECEIVED BY: J. Beck TIME/DATE: 9/1/11 935
 RELINQUISHED BY: [Signature] TIME/DATE: _____ RECEIVED BY: [Signature] TIME/DATE: _____

TURNAROUND TIME (CIRCLE ONE) 24 HOURS 48 HOURS 72 HOURS
 5 DAYS - NORMAL

IF SEALED, SEAL INTEGRITY _____ INTACT: Y N
 SAMPLE INTEGRITY _____ INTACT: Y N Temp _____



THE LEADER IN ENVIRONMENTAL TESTING

LOT RECEIPT CHECKLIST
TestAmerica West Sacramento

CLIENT Environ PM DA LOG# 72659

LOT# (QUANTIMS ID) 611010460 QUOTE# 88682 LOCATION W/LA

DATE RECEIVED 9/1/11 TIME RECEIVED 8:50 Checked (v) [x]

DELIVERED BY [x] FEDEX [] ON TRAC [] OTHER [] GOLDENSTATE [] UPS [] EZ PARCEL [] TAL COURIER [] TAL SF [] CLIENT [x]

SHIPPING CONTAINER(S) [] TAL [x] CLIENT [] N/A [x]

CUSTODY SEAL STATUS [x] INTACT [] BROKEN [] N/A [x]

CUSTODY SEAL #(S) 173755

COC #(S) na [x]

TEMPERATURE BLANK Observed: NA Corrected: NA

SAMPLE TEMPERATURE - (TEMPERATURES ARE IN °C)

Observed: 4 Average 4 Corrected Average 4

LABORATORY THERMOMETER ID:

IR UNIT: #4 [x] #5 [] OTHER []

JS 9/1/11
Initials Date

pH MEASURED [] YES [] ANOMALY [x] N/A [x]

LABELED BY..... [x]

LABELS CHECKED BY..... [x]

PEER REVIEW [] NA [x]

SHORT HOLD TEST NOTIFICATION []

SAMPLE RECEIVING [x]

WETCHEM [x] N/A [x]

VOA-ENCORES [x] N/A [x]

[] METALS NOTIFIED OF FILTER/PRESERVE VIA VERBAL & EMAIL [x] N/A [x]

[x] COMPLETE SHIPMENT RECEIVED IN GOOD CONDITION WITH APPROPRIATE TEMPERATURES, CONTAINERS, PRESERVATIVES [] N/A [x]

[] CLOUSEAU [] TEMPERATURE EXCEEDED (2 °C - 6 °C)*1 [x] N/A [x]

[x] WET ICE [] BLUE ICE [] GEL PACK [] NO COOLING AGENTS USED [] PM NOTIFIED [x]

JS 9/1/11
Initials Date

Notes.....

*1 Acceptable temperature range for State of Wisconsin samples is <=4°C.

Lot ID: G11010460

	1	2	3	4	5	6	7	8	9	10	11	12	13	14	15	16	17	18	19	20
VOA*	/	/	/	/	/	/	/	/	/	/	/	/	/	/	/	/	/	/	/	/
VOAh*	/	/	/	/	/	/	/	/	/	/	/	/	/	/	/	/	/	/	/	/
AGB																				
AGBs																				
250AGB																				
250AGBs																				
250AGBn																				
500AGB																				
___AGJ																				
500AGJ																				
250AGJ																				
125AGJ																				
___CGJ																				
500CGJ																				
250CGJ	1																			
125CGJ																				
PJ																				
PJn																				
500PJ																				
500PJn																				
500PJna																				
500PJzn/na																				
250PJ																				
250PJn																				
250PJna																				
250PJzn/na																				
Acetate Tube																				
___CT																				
Encore																				
Folder/filter																				
PUF																				
Petri/Filter																				
XAD Trap																				
Ziploc																				
	1	2	3	4	5	6	7	8	9	10	11	12	13	14	15	16	17	18	19	20

h = hydrochloric acid s = sulfuric acid na = sodium hydroxide n = nitric acid zn = zinc acetate

Number of VOAs with air bubbles present / total number of VOA's

ORIGIN ID: LASA (702) 429-1264
DAN NATAC
TESTAMERICA
6000 S. EASTERN AVENUE
SUITE #5E
LAS VEGAS, NV 89119
UNITED STATES US

SHIP DATE: 31AUG11
ACTWGT: 19.2 LB
CAD: 819897/CAFE2472

BILL RECIPIENT

Printed on 8/31/11 10:23 AM


TO **SAMPLE RECEIVING**
TESTAMERICA
880 RIVERSIDE PARKWAY

WEST SACRAMENTO CA 95605

(916) 373-5600
IMU:
PG:

REF:

DEPT:



FedEx
Express




THU - 01 SEP A1
PRIORITY OVERNIGHT

TRK# **4806 8565 9815**
0201

XH BLUA

95605
CA-US
SMF



K08C2/4286/0047

**SOLID, 8290,
Dioxins/Furans,
HRGC/HRMS**

ENVIRON International Corp.

Sample ID: CS-D31A-1

Trace Level Organic Compounds

SW846 8290

Lot - Sample #....: G1I010460 - 001
 Date Sampled....: 08/31/11
 Prep Date....: 09/02/11
 Prep Batch #: 1252154
 Initial Wgt/Vol : 10.81 g

Work Order #....: ML7AF1AJ
 Date Received....: 09/01/11
 Analysis Date....: 09/08/11
 Dilution Factor....: 0.92
 Analyst ID....: Sonia Ouni

Matrix....: SO
 Instrument ID....: 3D5
 % Moisture....: 6.3
 Units.....: pg/g

<u>PARAMETER</u>	<u>RESULT</u>		<u>REPORTING LIMIT</u>	<u>ESTIMATED DETECTION LIMIT</u>	<u>TEF FACTOR</u>	<u>TEQ CONCENTRATION</u>
2,3,7,8-TCDD	ND		0.99	0.14	1	0
1,2,3,7,8-PeCDD	ND		4.9	0.26	1	0
1,2,3,4,7,8-HxCDD	ND		4.9	0.25	0.1	0
1,2,3,6,7,8-HxCDD	ND		4.9	0.19	0.1	0
1,2,3,7,8,9-HxCDD	ND		4.9	0.21	0.1	0
1,2,3,4,6,7,8-HpCDD	1.3	JB	4.9	0.34	0.01	0.013
OCDD	12	B	9.9	0.67	0.0003	0.0036
2,3,7,8-TCDF	1.1	CON	0.99	0.56	0.1	0.11
1,2,3,7,8-PeCDF	2.0	J	4.9	0.22	0.03	0.060
2,3,4,7,8-PeCDF	1.0	J Q	4.9	0.23	0.3	0.30
1,2,3,4,7,8-HxCDF	4.7	JB	4.9	0.14	0.1	0.47
1,2,3,6,7,8-HxCDF	2.8	JB	4.9	0.11	0.1	0.28
2,3,4,6,7,8-HxCDF	0.60	J	4.9	0.13	0.1	0.060
1,2,3,7,8,9-HxCDF	0.33	J Q	4.9	0.16	0.1	0.033
1,2,3,4,6,7,8-HpCDF	9.6	B	4.9	0.23	0.01	0.096
1,2,3,4,7,8,9-HpCDF	4.7	JB	4.9	0.28	0.01	0.047
OCDF	26	B	9.9	0.63	0.0003	0.0078

Total TEQ Concentration

1.5

<u>INTERNAL STANDARDS</u>	<u>PERCENT RECOVERY</u>	<u>RECOVERY LIMITS</u>
13C-2,3,7,8-TCDD	55	40 - 135
13C-1,2,3,7,8-PeCDD	48	40 - 135
13C-1,2,3,6,7,8-HxCDD	52	40 - 135
13C-1,2,3,4,6,7,8-HpCDD	47	40 - 135
13C-OCDD	35	40 - 135
13C-2,3,7,8-TCDF	58	40 - 135
13C-1,2,3,7,8-PeCDF	53	40 - 135
13C-1,2,3,4,7,8-HxCDF	49	40 - 135
13C-1,2,3,4,6,7,8-HpCDF	49	40 - 135

QUALIFIERS

Results and reporting limits have been adjusted for dry weight.

ENVIRON International Corp.

Sample ID: CS-D31A-1

Trace Level Organic Compounds

SW846 8290

Lot - Sample #....:	G1I010460 - 001	Work Order #....:	ML7AF1AJ	Matrix....:	SO
Date Sampled....:	08/31/11	Date Received....:	09/01/11	Instrument ID....:	3D5
Prep Date....:	09/02/11	Analysis Date....:	09/08/11	% Moisture....:	6.3
Prep Batch #:	1252154	Dilution Factor....:	0.92	Units....:	pg/g
Initial Wgt/Vol :	10.81 g	Analyst ID....:	Sonia Ouni		

Notes:

WHO TEFs for human risk assessment based on the conclusions of the World Health Organization meeting in Geneva, Switzerland, June 2005.

- * Surrogate recovery is outside stated control limits.
- B Method blank contamination. The associated method blank contains the target analyte at a reportable level.
- CON Confirmation analysis.
- J Estimated Result.
- Q Estimated maximum possible concentration (EMPC).

QC DATA ASSOCIATION SUMMARY

GLI010460

Sample Preparation and Analysis Control Numbers

<u>SAMPLE#</u>	<u>MATRIX</u>	<u>ANALYTICAL METHOD</u>	<u>LEACH BATCH #</u>	<u>PREP BATCH #</u>	<u>MS RUN#</u>
001	SO	SW846 8290		1245140	1245117
	SO	SW846 8290		1252154	1252074
	SO	ASTM D 2216-90		1244164	1244098
	SO	EPA-DW1 314.0		1249092	1249032

Method Blank Report
Trace Level Organic Compounds
SW846 8290

Lot - Sample #....: G1I090000 - 154B	Work Order #....: MMCJR1AA	Matrix....: SOLID
Date Sampled....: 08/31/11	Date Received....: 09/01/11	Dilution Factor: 1
Prep Date....: 09/02/11	Analysis Date....: 09/08/11	Percent Moisture: 0.0
Prep Batch #: 1252154	Instrument ID....: 3D5	
Initial Wgt/Vol : 10 g	Analyst ID....: Sonia Ouni	

<u>PARAMETER</u>	<u>RESULT</u>	<u>REPORTING LIMIT</u>	<u>ESTIMATED DETECTION LIMIT</u>	<u>UNITS</u>
2,3,7,8-TCDD	ND	1.0	0.089	pg/g
1,2,3,7,8-PeCDD	ND	5.0	0.16	pg/g
1,2,3,4,7,8-HxCDD	ND	5.0	0.12	pg/g
1,2,3,6,7,8-HxCDD	ND	5.0	0.091	pg/g
1,2,3,7,8,9-HxCDD	ND	5.0	0.10	pg/g
1,2,3,4,6,7,8-HpCDD	0.18 J Q	5.0	0.15	pg/g
OCDD	1.4 J	10	0.21	pg/g
2,3,7,8-TCDF	ND	1.0	0.079	pg/g
1,2,3,7,8-PeCDF	ND	5.0	0.12	pg/g
2,3,4,7,8-PeCDF	ND	5.0	0.13	pg/g
1,2,3,4,7,8-HxCDF	0.56 J	5.0	0.11	pg/g
1,2,3,6,7,8-HxCDF	0.29 J	5.0	0.089	pg/g
2,3,4,6,7,8-HxCDF	ND	5.0	0.10	pg/g
1,2,3,7,8,9-HxCDF	ND	5.0	0.12	pg/g
1,2,3,4,6,7,8-HpCDF	0.79 J	5.0	0.083	pg/g
1,2,3,4,7,8,9-HpCDF	0.77 J	5.0	0.099	pg/g
OCDF	1.8 J	10	0.25	pg/g

<u>INTERNAL STANDARDS</u>	<u>PERCENT RECOVERY</u>	<u>RECOVERY LIMITS</u>
13C-2,3,7,8-TCDD	66	40 - 135
13C-1,2,3,7,8-PeCDD	62	40 - 135
13C-1,2,3,6,7,8-HxCDD	78	40 - 135
13C-1,2,3,4,6,7,8-HpCDD	72	40 - 135
13C-OCDD	66	40 - 135
13C-2,3,7,8-TCDF	68	40 - 135
13C-1,2,3,7,8-PeCDF	68	40 - 135
13C-1,2,3,4,7,8-HxCDF	69	40 - 135
13C-1,2,3,4,6,7,8-HpCDF	75	40 - 135

QUALIFIERS

Results and reporting limits have been adjusted for dry weight.

- J Estimated Result.
- Q Estimated maximum possible concentration (EMPC).

LABORATORY CONTROL SAMPLE DATA REPORT

Trace Level Organic Compounds

Client Lot # ...: G1I010460	Work Order # ...: MMCJR1AC-LCS	Matrix : SOLID
LCS Lot-Sample# : G1I090000 - 154		
Prep Date : 09/02/11	Analysis Date ..: 09/08/11	
Prep Batch # ...: 1252154		
Dilution Factor : 1		
Analyst ID.....: Sonia Ouni	Instrument ID..: 3D5	Method.....: SW846 8290
Initial Wgt/Vol: 10 g		

<u>PARAMETER</u>	<u>SPIKE AMOUNT</u>	<u>MEASURED AMOUNT</u>	<u>UNITS</u>	<u>PERCENT RECOVERY</u>	<u>RECOVERY LIMITS</u>
2,3,7,8-TCDD	20.0	18.4	pg/g	92	(60 - 138)
1,2,3,7,8-PeCDD	100	100	pg/g	100	(70 - 122)
1,2,3,4,7,8-HxCDD	100	102	pg/g	102	(60 - 138)
1,2,3,6,7,8-HxCDD	100	100	pg/g	100	(68 - 136)
1,2,3,7,8,9-HxCDD	100	100	pg/g	100	(68 - 138)
1,2,3,4,6,7,8-HpCDD	100	100	pg/g	100	(71 - 128)
OCDD	200	217	pg/g	108	(70 - 128)
2,3,7,8-TCDF	20.0	18.9	pg/g	94	(56 - 158)
1,2,3,7,8-PeCDF	100	97.7	pg/g	98	(69 - 134)
2,3,4,7,8-PeCDF	100	98.8	pg/g	99	(70 - 131)
1,2,3,4,7,8-HxCDF	100	99.4	pg/g	99	(74 - 128)
1,2,3,6,7,8-HxCDF	100	94.4	pg/g	94	(67 - 140)
2,3,4,6,7,8-HxCDF	100	98.3	pg/g	98	(71 - 137)
1,2,3,7,8,9-HxCDF	100	102	pg/g	102	(72 - 134)
1,2,3,4,6,7,8-HpCDF	100	97.1	pg/g	97	(71 - 134)
1,2,3,4,7,8,9-HpCDF	100	93.7	pg/g	94	(68 - 129)
OCDF	200	207	pg/g	103	(63 - 141)

<u>INTERNAL STANDARD</u>	<u>PERCENT RECOVERY</u>	<u>RECOVERY LIMITS</u>
13C-2,3,7,8-TCDD	65	(40 - 135)
13C-1,2,3,7,8-PeCDD	61	(40 - 135)
13C-1,2,3,6,7,8-HxCDD	67	(40 - 135)
13C-1,2,3,4,6,7,8-HpCDD	70	(40 - 135)
13C-OCDD	72	(40 - 135)
13C-2,3,7,8-TCDF	63	(40 - 135)
13C-1,2,3,7,8-PeCDF	64	(40 - 135)
13C-1,2,3,4,7,8-HxCDF	66	(40 - 135)
13C-1,2,3,4,6,7,8-HpCDF	73	(40 - 135)

Notes:

Calculations are performed before rounding to avoid round-off errors in calculated results.

Bold print denotes control parameters

MATRIX/MATRIX SPIKE DATA REPORT

Trace Level Organic Compounds

Client Lot # ...:	G1I010460	Work Order # ...:	ML7AF1AK-MS	Matrix	SOLID
OS Lot-Sample# :	G1I010460 - 001		ML7AF1AL-MSD		
Prep Date	09/02/11	Analysis Date ...:	09/08/11		
Prep Batch # ...:	1252154				
Dilution Factor :	0.92				
Analyst ID.....:	Sonia Ouni	Instrument ID...:	3D5	Method.....:	SW846 8290
Initial Wgt/Vol:	10.81 g				

PARAMETER	SAMPLE AMOUNT	SPIKE AMOUNT	MEASURED AMOUNT	UNITS	PERCENT RECOVERY	RECOVERY LIMITS	RPD	RPD LIMITS
2,3,7,8-TCDD	ND	19.7	19.9	pg/g	101	(60 - 138)		
	ND	20.6	20.1	pg/g	98	(60 - 138)	1.2	(0 - 30)
1,2,3,7,8-PeCDD	ND	98.4	102	pg/g	104	(70 - 122)		
	ND	103	103	pg/g	100	(70 - 122)	0.10	(0 - 29)
1,2,3,4,7,8-HxCDD	ND	98.4	103	pg/g	105	(60 - 138)		
	ND	103	116	pg/g	113	(60 - 138)	12	(0 - 36)
1,2,3,6,7,8-HxCDD	ND	98.4	107	pg/g	109	(68 - 136)		
	ND	103	107	pg/g	104	(68 - 136)	0.12	(0 - 36)
1,2,3,7,8,9-HxCDD	ND	98.4	106	pg/g	108	(68 - 138)		
	ND	103	108	pg/g	105	(68 - 138)	2.0	(0 - 31)
1,2,3,4,6,7,8-HpCDD	1.3	98.4	110	pg/g	111 B	(71 - 128)		
	1.3	103	113	pg/g	109 B	(71 - 128)	2.5	(0 - 28)
OCDD	12	197	276	pg/g	134 a B	(70 - 128)		
	12	206	285	pg/g	132 a B	(70 - 128)	3.1	(0 - 32)
2,3,7,8-TCDF	1.1	19.7	19.8	pg/g	95 CON	(56 - 158)		
	1.1	20.6	20.2	pg/g	93 CON	(56 - 158)	1.9	(0 - 30)
1,2,3,7,8-PeCDF	2.0	98.4	100	pg/g	100	(69 - 134)		
	2.0	103	101	pg/g	96	(69 - 134)	0.36	(0 - 27)
2,3,4,7,8-PeCDF	1.0	98.4	108	pg/g	108	(70 - 131)		
	1.0	103	110	pg/g	106	(70 - 131)	2.5	(0 - 31)
1,2,3,4,7,8-HxCDF	4.7	98.4	102	pg/g	99 B	(74 - 128)		
	4.7	103	106	pg/g	99 B	(74 - 128)	4.1	(0 - 32)
1,2,3,6,7,8-HxCDF	2.8	98.4	92.8	pg/g	91 B	(67 - 140)		
	2.8	103	99.1	pg/g	94 B	(67 - 140)	6.6	(0 - 38)
2,3,4,6,7,8-HxCDF	0.60	98.4	99.9	pg/g	101	(71 - 137)		
	0.60	103	101	pg/g	98	(71 - 137)	1.4	(0 - 35)
1,2,3,7,8,9-HxCDF	0.33	98.4	102	pg/g	104	(72 - 134)		
	0.33	103	108	pg/g	105	(72 - 134)	5.3	(0 - 36)
1,2,3,4,6,7,8-HpCDF	9.6	98.4	110	pg/g	102 B	(71 - 134)		
	9.6	103	114	pg/g	101 B	(71 - 134)	3.6	(0 - 33)
1,2,3,4,7,8,9-HpCDF	4.7	98.4	115	pg/g	113 B	(68 - 129)		
	4.7	103	113	pg/g	105 B	(68 - 129)	2.6	(0 - 35)
OCDF	26	197	252	pg/g	115 B	(63 - 141)		
	26	206	265	pg/g	117 B	(63 - 141)	5.3	(0 - 45)

MATRIX/MATRIX SPIKE DATA REPORT

Trace Level Organic Compounds

Client Lot # ...: G1I010460	Work Order # ...: ML7AF1AK-MS	Matrix : SOLID
OS Lot-Sample# : G1I010460 - 001	ML7AF1AL-MSD	
Prep Date : 09/02/11	Analysis Date ..: 09/08/11	
Prep Batch # ...: 1252154		
Dilution Factor : 0.92		
Analyst ID.....: Sonia Ouni	Instrument ID...: 3D5	Method.....: SW846 8290
Initial Wgt/Vol: 10.81 g		

<u>INTERNAL STANDARD</u>	<u>PERCENT RECOVERY</u>	<u>RECOVERY LIMITS</u>
13C-2,3,7,8-TCDD	53	(40 - 135)
	59	(40 - 135)
13C-1,2,3,7,8-PeCDD	54	(40 - 135)
	60	(40 - 135)
13C-1,2,3,6,7,8-HxCDD	49	(40 - 135)
	59	(40 - 135)
13C-1,2,3,4,6,7,8-HpCDD	50	(40 - 135)
	65	(40 - 135)
13C-OCDD	39 *	(40 - 135)
	61	(40 - 135)
13C-2,3,7,8-TCDF	56	(40 - 135)
	60	(40 - 135)
13C-1,2,3,7,8-PeCDF	55	(40 - 135)
	59	(40 - 135)
13C-1,2,3,4,7,8-HxCDF	52	(40 - 135)
	62	(40 - 135)
13C-1,2,3,4,6,7,8-HpCDF	50	(40 - 135)
	64	(40 - 135)

Notes:

Calculations are performed before rounding to avoid round-off errors in calculated results.

Bold print denotes control parameters

* Surrogate recovery is outside stated control limits.

a Spiked analyte recovery is outside stated control limits.

B Method blank contamination. The associated method blank contains the target analyte at a reportable level.

CON Confirmation analysis.

General Chemistry - Various Methods

ENVIRON International Corp.

Client Sample ID: CS-D31A-1

General Chemistry

Lot-Sample #...: G1I010460-001
Date Sampled...: 08/31/11
% Moisture.....: 6.3

Work Order #...: ML7AF
Date Received...: 09/01/11

Matrix.....: SO

<u>PARAMETER</u>	<u>RESULT</u>	<u>RL</u>	<u>UNITS</u>	<u>METHOD</u>	<u>PREPARATION- ANALYSIS DATE</u>	<u>PREP BATCH #</u>
Percent Moisture	6.3		%	ASTM D 2216-90	09/01-09/02/11	1244164
			Dilution Factor: 1			
Perchlorate	27700	4270	ug/kg	EPA-DW1 314.0	09/01-09/02/11	1249092
			Dilution Factor: 100			

NOTE(S) :

RL Reporting Limit

Results and reporting limits have been adjusted for dry weight.

QC DATA ASSOCIATION SUMMARY

G1I010460

Sample Preparation and Analysis Control Numbers

<u>SAMPLE#</u>	<u>MATRIX</u>	<u>ANALYTICAL METHOD</u>	<u>LEACH BATCH #</u>	<u>PREP BATCH #</u>	<u>MS RUN#</u>
001	SO	SW846 8290		1252154	1252074
	SO	ASTM D 2216-90		1244164	1244098
	SO	EPA-DW1 314.0		1249092	1249032

METHOD BLANK REPORT

General Chemistry

Client Lot #...: G1I010460

Matrix.....: SOLID

<u>PARAMETER</u>	<u>RESULT</u>	<u>REPORTING</u> <u>LIMIT</u>	<u>UNITS</u>	<u>METHOD</u>	<u>PREPARATION-</u> <u>ANALYSIS DATE</u>	<u>PREP</u> <u>BATCH #</u>
Perchlorate	ND	Work Order #: ML8RD1AA 40.0	ug/kg	MB Lot-Sample #: EPA-DW1 314.0	G1I060000-092 09/01-09/02/11	1249092

Dilution Factor: 1

NOTE(S) :

Calculations are performed before rounding to avoid round-off errors in calculated results.

LABORATORY CONTROL SAMPLE EVALUATION REPORT

General Chemistry

Client Lot #...: G1I010460

Matrix.....: SOLID

<u>PARAMETER</u>	<u>PERCENT RECOVERY</u>	<u>RECOVERY LIMITS</u>	<u>METHOD</u>	<u>PREPARATION- ANALYSIS DATE</u>	<u>PREP BATCH #</u>
Perchlorate	95	Work Order #: ML8RD1AC (75 - 125)	LCS Lot-Sample#: G1I060000-092 EPA-DW1 314.0	09/01-09/02/11	1249092

Dilution Factor: 1

NOTE(S) :

Calculations are performed before rounding to avoid round-off errors in calculated results.

LABORATORY CONTROL SAMPLE DATA REPORT

General Chemistry

Client Lot #....: G1I010460

Matrix.....: SOLID

<u>PARAMETER</u>	<u>SPIKE</u> <u>AMOUNT</u>	<u>MEASURED</u> <u>AMOUNT</u>	<u>UNITS</u>	<u>PERCNT</u> <u>RECVRY</u>	<u>METHOD</u>	<u>PREPARATION-</u> <u>ANALYSIS DATE</u>	<u>PREP</u> <u>BATCH #</u>
Perchlorate	500	475	ug/kg	95	EPA-DW1 314.0	09/01-09/02/11	1249092

Work Order #: ML8RD1AC LCS Lot-Sample#: G1I060000-092
Dilution Factor: 1

NOTE(S) :

Calculations are performed before rounding to avoid round-off errors in calculated results.

MATRIX SPIKE SAMPLE EVALUATION REPORT

General Chemistry

Client Lot #...: G1I010460

Matrix.....: SO

Date Sampled...: 08/31/11

Date Received...: 09/01/11

<u>PARAMETER</u>	<u>PERCENT RECOVERY</u>	<u>RECOVERY LIMITS</u>	<u>RPD</u>	<u>RPD LIMITS</u>	<u>METHOD</u>	<u>PREPARATION- ANALYSIS DATE</u>	<u>PREP BATCH #</u>
Perchlorate			WO#:	ML7AF1AG-MS/ML7AF1AH-MSD	MS	Lot-Sample #:	G1I010460-001
	95	(75 - 125)			EPA-DW1 314.0	09/01-09/02/11	1249092
	97	(75 - 125)	1.1	(0-20)	EPA-DW1 314.0	09/01-09/02/11	1249092

Dilution Factor: 1

NOTE(S) :

Calculations are performed before rounding to avoid round-off errors in calculated results.
Results and reporting limits have been adjusted for dry weight.

MATRIX SPIKE SAMPLE DATA REPORT

General Chemistry

Client Lot #...: G1I010460
Date Sampled...: 08/31/11

Date Received...: 09/01/11

Matrix.....: SO

PARAMETER	SAMPLE AMOUNT	SPIKE AMT	MEASRD AMOUNT	UNITS	PERCNT RECVRY	RPD	METHOD	PREPARATION- ANALYSIS DATE	PREP BATCH #
Perchlorate			WO#: ML7AF1AG-MS/ML7AF1AH-MSD				MS Lot-Sample #:	G1I010460-001	
	27700	53500	78700	ug/kg	95		EPA-DW1 314.0	09/01-09/02/11	1249092
	27700	53500	79500	ug/kg	97	1.1	EPA-DW1 314.0	09/01-09/02/11	1249092

Dilution Factor: 1

NOTE(S) :

Calculations are performed before rounding to avoid round-off errors in calculated results.
Results and reporting limits have been adjusted for dry weight.

SAMPLE DUPLICATE EVALUATION REPORT

General Chemistry

Client Lot #....: G1I010460

Work Order #....: MLRGW-SMP
MLRGW-DUP

Matrix.....: SOLID

Date Sampled...: 08/17/11

Date Received...: 08/18/11

% Moisture.....: 7.6

<u>PARAM RESULT</u>	<u>DUPLICATE RESULT</u>	<u>UNITS</u>	<u>RPD</u>	<u>RPD LIMIT</u>	<u>METHOD</u>	<u>PREPARATION- ANALYSIS DATE</u>	<u>PREP BATCH #</u>
Percent Moisture	7.6	%	0.32	(0-20)	ASTM D 2216-90	09/01-09/02/11	1244164
	7.7						

Dilution Factor: 1

SD Lot-Sample #: G1H170502-002

**SOLID, 8290,
Dioxins/Furans,
HRGC/HRMS**

ICV/CCV Summaries/
Run Logs

Initial Calibration Checklist Dioxin Methods

ICAL ID ICA1027103D5(8290, 1613, Tetras)

Method ID 8290, 1613B Date Scanned _____

Column ID DB5 Instrument ID 3D5

STD ID's ST1027, A, B, C, D STD Solution 100xN342/335/46/327/337

GC Program OCDD25 Multiplier Setting 350V

Analyzed By MG/AM Date Analyzed 10/27/10

Prepared By JRB Date Prepared 11/3/10

Reviewed By M.G Date Reviewed 11/3/10

Curve summary present?	✓	✓
Hardcopies of chromatograms for CS1-CS5 present?	✓	✓
Copy of log-file present?	✓	✓
Static resolution check present?	✓	✓
Target file RT's correct?	✓	✓
%RSD within method-specified limits?*	✓	✓
Signal-to-noise criteria met?	✓	✓
Isotopic ratios within limits?	✓	✓
High point free of saturation?	✓	✓
Are chromatographic windows correct?	✓	✓
Manual reintegration's checked and hardcopies included?	NA	NA

COMMENTS:

CS3 RTs : 13c-1,2,3,4-TCDD = 27.64 ; 13c-1,2,3,7,8,9-HxCDD = 42.46

*Method 8290/TO9/M0023A: %RSD ≤20% for natives, ≤30% for labeled compounds; S/N ≥10
 Method 1613B: %RSD ≤ 20% natives, ≤30% labeled compounds; S/N ≥10
 Method 23: %RSD ≤ values specified in Table 5, Method 23; S/N ≥ 2.5

Dataset: C:\MassLynx\JAN2010.PRO\ICA1027103D58290.qld

Last Altered: Wednesday, November 03, 2010 10:34:08 Pacific Daylight Time

Printed: Wednesday, November 03, 2010 10:35:28 Pacific Daylight Time

Method: C:\MassLynx\JAN2010.PRO\MethDB\82903D5OCDD25.mdb 03 Nov 2010 10:33:18

Calibration: 03 Nov 2010 10:34:07

#	Name	RRF Mean	RRF SD	RRF %Rel SD
1	13C-1,2,3,4-TCDD	1.00000	0.00000	0.00000
2				
3	13C-2,3,7,8-TCDF	1.34741	0.14628	10.85626
4	2,3,7,8-TCDF	1.01573	0.03566	3.51093
5	Total TCDFs	1.01573	0.03566	3.51093
6				
7	13C-2,3,7,8-TCDD	0.85429	0.04949	5.79308
8	2,3,7,8-TCDD	1.10816	0.05426	4.89670
9	Total TCDDs	1.10816	0.05426	4.89670
10				
11	37CL-2,3,7,8-TCDD	0.56553	0.03113	5.50541
12				
13	13C-1,2,3,7,8-PeCDF	1.11756	0.09114	8.15532
14	1,2,3,7,8-PeCDF	1.03884	0.07201	6.93184
15	2,3,4,7,8-PeCDF	1.01576	0.07123	7.01205
16	Total F2 PeCDFs	1.02730	0.07148	6.95818
17	Total F1 PeCDFs	1.02730	0.07148	6.95818
18				
19	13C-1,2,3,7,8-PeCDD	0.72133	0.05266	7.30022
20	1,2,3,7,8-PeCDD	1.03063	0.07219	7.00407
21	Total PeCDDs	1.03063	0.07219	7.00408
22				
23	13C-1,2,3,7,8,9-HxCDD	1.00000	0.00000	0.00000
24				
25	13C-1,2,3,4,7,8-HxCDF	1.09334	0.04381	4.00711
26	1,2,3,4,7,8-HxCDF	1.21580	0.07331	6.03007
27	1,2,3,6,7,8-HxCDF	1.49813	0.06986	4.66328
28	2,3,4,6,7,8-HxCDF	1.32407	0.07740	5.84588
29	1,2,3,7,8,9-HxCDF	1.08252	0.05039	4.65493
30	Total HxCDFs	1.28013	0.06041	4.71917
31				
32	13C-1,2,3,6,7,8-HxCDD	0.97190	0.05159	5.30777
33	1,2,3,4,7,8-HxCDD	0.86863	0.06833	7.86675
34	1,2,3,6,7,8-HxCDD	1.15691	0.05115	4.42117
35	1,2,3,7,8,9-HxCDD	1.02520	0.07949	7.75387
36	Total HxCDDs	1.01691	0.06045	5.94398
37				
38	13C-1,2,3,4,6,7,8-HpCDF	0.96489	0.05470	5.66868
39	1,2,3,4,6,7,8-HpCDF	1.37318	0.09611	6.99876
40	1,2,3,4,7,8,9-HpCDF	1.14527	0.12550	10.95847
41	Total HpCDFs	1.25922	0.10975	8.71586
42				
43	13C-1,2,3,4,6,7,8-HpCDD	0.85758	0.03736	4.35681
44	1,2,3,4,6,7,8-HpCDD	1.04888	0.09265	8.83361
45	Total HpCDDs	1.04888	0.09265	8.83361
46				
47	13C-OCDD	0.63748	0.02575	4.03899

Dataset: C:\MassLynx\JAN2010.PRO\ICA1027103D58290.qld

Last Altered: Wednesday, November 03, 2010 10:34:08 Pacific Daylight Time

Printed: Wednesday, November 03, 2010 10:35:28 Pacific Daylight Time

#	Name	RRF Mean	RRF SD	RRF %Rel SD
48	OCDF	1.50681	0.13308	8.83207
49	OCDD	1.19407	0.08673	7.26331
50				
51				
52	Function 1 PFK			
53	Function 2 PFK	14411.70200	17254.92008	119.72854
54	Function 3 PFK			
55	Function 4 PFK	11038.13600	0.00000	0.00000
56	Function 5 PFK	13931.21600	0.00000	0.00000
57	TCDF PCDPE	33.29150	42.82930	128.64936
58	F1 PeCDF PCDPE	89.59840	95.81828	106.94195
59	F2 PeCDF PCDPE	76.93700	77.09982	100.21163
60	HXCDF PCDPE	31.07500	26.45581	85.13534
61	HPCDF PCDPE	106.08050	91.01242	85.79562
62	OCDF PCDPE	234.41900	373.49839	159.32940

Dataset: C:\MassLynx\JAN2010.PRO\ICA1027103D58290.qld

Last Altered: Wednesday, November 03, 2010 10:34:08 Pacific Daylight Time

Printed: Wednesday, November 03, 2010 10:34:53 Pacific Daylight Time

Method: C:\MassLynx\JAN2010.PRO\MethDB\82903D5OCDD25.mdb 03 Nov 2010 10:33:18

Calibration: 03 Nov 2010 10:34:07

Name: 27OC103D5_3, Date: 27-Oct-2010, Time: 12:58:56, ID: ST1027, Description: CS1 10DXN342

#	Name	Trace	RT	Response	RRF	Ratio	Ratio Flag	Mod. Date
1	13C-1,2,3,4-TCDD	331.9368	27.65	1576164	1.00000	0.780	NO	
2								
3	13C-2,3,7,8-TCDF	315.9419	26.96	2325002	1.47510	0.776	NO	
4	2,3,7,8-TCDF	303.9016	26.99	11808	1.01573	0.766	NO	
5	Total TCDFs	303.9016						
6								
7	13C-2,3,7,8-TCDD	331.9368	27.89	1387854	0.88053	0.818	NO	
8	2,3,7,8-TCDD	319.8965	27.91	7549	1.08789	0.770	NO	
9	Total TCDDs	319.8965						
10								
11	37CL-2,3,7,8-TCDD	327.8847	27.94	4802	0.60930			
12								
13	13C-1,2,3,7,8-PeCDF	351.9000	33.43	1867698	1.18496	1.615	NO	
14	1,2,3,7,8-PeCDF	339.8597	33.45	44619	0.95560	1.601	NO	
15	2,3,4,7,8-PeCDF	339.8597	35.14	43839	0.93888	1.500	NO	
16	Total F2 PeCDFs	339.8597						
17	Total F1 PeCDFs	339.8597						
18								
19	13C-1,2,3,7,8-PeCDD	367.8949	36.05	1212306	0.76915	1.574	NO	
20	1,2,3,7,8-PeCDD	355.8546	36.09	28526	0.94121	1.524	NO	
21	Total PeCDDs	355.8546						
22								
23	13C-1,2,3,7,8,9-HxCDD	401.8559	42.46	1155193	1.00000	1.170	NO	
24								
25	13C-1,2,3,4,7,8-HxCDF	383.8639	41.27	1275797	1.10440	0.528	NO	
26	1,2,3,4,7,8-HxCDF	373.8208	41.27	35752	1.12094	1.196	NO	
27	1,2,3,6,7,8-HxCDF	373.8208	41.40	47111	1.47708	1.236	NO	
28	2,3,4,6,7,8-HxCDF	373.8208	41.98	39466	1.23738	1.279	NO	
29	1,2,3,7,8,9-HxCDF	373.8208	42.63	33153	1.03946	1.298	NO	
30	Total HxCDFs	373.8208						
31								
32	13C-1,2,3,6,7,8-HxCDD	401.8559	42.18	1158602	1.00295	1.298	NO	
33	1,2,3,4,7,8-HxCDD	389.8157	42.11	21914	0.75658	1.239	NO	
34	1,2,3,6,7,8-HxCDD	389.8157	42.20	32192	1.11141	1.227	NO	
35	1,2,3,7,8,9-HxCDD	389.8157	42.47	26219	0.90520	1.212	NO	
36	Total HxCDDs	389.8157						
37								
38	13C-1,2,3,4,6,7,8-HpCDF	417.8253	44.08	1188155	1.02853	0.436	NO	
39	1,2,3,4,6,7,8-HpCDF	407.7818	44.09	36925	1.24311	0.974	NO	
40	1,2,3,4,7,8,9-HpCDF	407.7818	45.31	29147	0.98124	1.067	NO	
41	Total HpCDFs	407.7818						
42								
43	13C-1,2,3,4,6,7,8-HpCDD	435.8169	44.96	1021537	0.88430	1.007	NO	
44	1,2,3,4,6,7,8-HpCDD	423.7766	44.98	24579	0.96245	0.994	NO	
45	Total HpCDDs	423.7766						
46								

Dataset: C:\MassLynx\JAN2010.PRO\ICA1027103D58290.qld

Last Altered: Wednesday, November 03, 2010 10:34:08 Pacific Daylight Time

Printed: Wednesday, November 03, 2010 10:34:53 Pacific Daylight Time

Name: 27OC103D5_3, Date: 27-Oct-2010, Time: 12:58:56, ID: ST1027, Description: CS1 10DXN342

#	Name	Trace	RT	Response	RRF	Ratio	Ratio Flag	Mod.Date
47	13C-OCDD	469.7779	47.67	1472266	0.63724	0.947	NO	
48	OCDF	441.7428	47.81	48962	1.33026	0.957	NO	
49	OCDD	457.7377	47.69	39597	1.07582	0.816	NO	
50								
51								
52	Function 1 PFK	330.97...						
53	Function 2 PFK	342.97...						
54	Function 3 PFK	380.97...						
55	Function 4 PFK	430.97...						
56	Function 5 PFK	442.97...						
57	TCDF PCDPE	375.8364	23.46	7	6.73000			
58	F1 PeCDF PCDPE	409.79...	24.49	26	25.787...			
59	F2 PeCDF PCDPE	409.7974	38.57	91	91.151...			
60	HXCDF PCDPE	445.7555						
61	HPCDF PCDPE	479.7165	45.59	170	170.43...			
62	OCDF PCDPE	513.67...						

Dataset: C:\MassLynx\JAN2010.PRO\ICA1027103D58290.qld

Last Altered: Wednesday, November 03, 2010 10:34:08 Pacific Daylight Time

Printed: Wednesday, November 03, 2010 10:34:53 Pacific Daylight Time

Name: 27OC103D5_4, Date: 27-Oct-2010, Time: 13:55:26, ID: ST1027A, Description: CS2 10DXN335

#	Name	Trace	RT	Response	RRF	Ratio	Ratio Flag	Mod Date
1	13C-1,2,3,4-TCDD	331.9368	27.65	1608868	1.00000	0.786	NO	
2								
3	13C-2,3,7,8-TCDF	315.9419	26.97	2151224	1.33710	0.797	NO	
4	2,3,7,8-TCDF	303.9016	26.99	41063	0.95440	0.819	NO	
5	Total TCDFs	303.9016						
6								
7	13C-2,3,7,8-TCDD	331.9368	27.91	1350508	0.83942	0.762	NO	
8	2,3,7,8-TCDD	319.8965	27.92	27662	1.02414	0.844	NO	
9	Total TCDDs	319.8965						
10								
11	37CL-2,3,7,8-TCDD	327.8847	27.92	16979	0.52767			
12								
13	13C-1,2,3,7,8-PeCDF	351.9000	33.43	1763022	1.09582	1.582	NO	
14	1,2,3,7,8-PeCDF	339.8597	33.45	170661	0.96800	1.573	NO	
15	2,3,4,7,8-PeCDF	339.8597	35.15	165365	0.93797	1.561	NO	
16	Total F2 PeCDFs	339.8597						
17	Total F1 PeCDFs	339.8597						
18								
19	13C-1,2,3,7,8-PeCDD	367.8949	36.05	1137536	0.70704	1.627	NO	
20	1,2,3,7,8-PeCDD	355.8546	36.09	109632	0.96377	1.597	NO	
21	Total PeCDDs	355.8546						
22								
23	13C-1,2,3,7,8,9-HxCDD	401.8559	42.46	1082706	1.00000	1.282	NO	
24								
25	13C-1,2,3,4,7,8-HxCDF	383.8639	41.27	1246734	1.15150	0.518	NO	
26	1,2,3,4,7,8-HxCDF	373.8208	41.29	143908	1.15428	1.213	NO	
27	1,2,3,6,7,8-HxCDF	373.8208	41.40	178235	1.42962	1.241	NO	
28	2,3,4,6,7,8-HxCDF	373.8208	41.98	155075	1.24385	1.258	NO	
29	1,2,3,7,8,9-HxCDF	373.8208	42.64	127346	1.02143	1.311	NO	
30	Total HxCDFs	373.8208						
31								
32	13C-1,2,3,6,7,8-HxCDD	401.8559	42.19	1084810	1.00194	1.266	NO	
33	1,2,3,4,7,8-HxCDD	389.8157	42.12	93878	0.86539	1.270	NO	
34	1,2,3,6,7,8-HxCDD	389.8157	42.20	120895	1.11444	1.298	NO	
35	1,2,3,7,8,9-HxCDD	389.8157	42.47	106766	0.98419	1.257	NO	
36	Total HxCDDs	389.8157						
37								
38	13C-1,2,3,4,6,7,8-HpCDF	417.8253	44.09	1093229	1.00972	0.443	NO	
39	1,2,3,4,6,7,8-HpCDF	407.7818	44.09	142483	1.30332	1.015	NO	
40	1,2,3,4,7,8,9-HpCDF	407.7818	45.33	113616	1.03927	1.014	NO	
41	Total HpCDFs	407.7818						
42								
43	13C-1,2,3,4,6,7,8-HpCDD	435.8169	44.96	980531	0.90563	1.113	NO	
44	1,2,3,4,6,7,8-HpCDD	423.7766	44.98	93065	0.94913	1.020	NO	
45	Total HpCDDs	423.7766						
46								
47	13C-OCDD	469.7779	47.68	1381576	0.63802	0.923	NO	
48	OCDF	441.7428	47.81	194658	1.40896	0.946	NO	
49	OCDD	457.7377	47.69	157358	1.13897	0.808	NO	

Dataset: C:\MassLynx\JAN2010.PRO\ICA1027103D58290.qld

Last Altered: Wednesday, November 03, 2010 10:34:08 Pacific Daylight Time

Printed: Wednesday, November 03, 2010 10:34:53 Pacific Daylight Time

Name: 27OC103D5_4, Date: 27-Oct-2010, Time: 13:55:26, ID: ST1027A, Description: CS2 10DXN335

#	Name	Trace	RT	Response	RRF	Ratio	Ratio Flag	Mod Date
50								
51								
52	Function 1 PFK	330.97...						
53	Function 2 PFK	342.97...	36.93	2211	2210.6...			
54	Function 3 PFK	380.97...						
55	Function 4 PFK	430.97...	45.71	11038	11038....			
56	Function 5 PFK	442.97...	49.48	13931	13931....			
57	TCDF PCDPE	375.8364	23.43	95	95.226...			
58	F1 PeCDF PCDPE	409.79...	24.48	254	254.22...			
59	F2 PeCDF PCDPE	409.7974	38.58	180	180.02...			
60	HXCDF PCDPE	445.7555	41.85	70	70.337...			
61	HPCDF PCDPE	479.7165						
62	OCDF PCDPE	513.67...	47.82	18	17.703...			

Dataset: C:\MassLynx\JAN2010.PRO\CA1027103D58290.qld

Last Altered: Wednesday, November 03, 2010 10:34:08 Pacific Daylight Time

Printed: Wednesday, November 03, 2010 10:34:53 Pacific Daylight Time

Name: 27OC103D5_5, Date: 27-Oct-2010, Time: 14:50:32, ID: ST1027B, Description: CS3 10DXN461

#	Name	Trace	RT	Response	RRF	Ratio	Ratio Flag	Mod Date
1	13C-1,2,3,4-TCDD	331.9368	27.64	1375404	1.00000	0.765	NO	
2								
3	13C-2,3,7,8-TCDF	315.9419	26.96	2082151	1.51385	0.813	NO	
4	2,3,7,8-TCDF	303.9016	26.97	214442	1.02991	0.775	NO	
5	Total TCDFs	303.9016						
6								
7	13C-2,3,7,8-TCDD	331.9368	27.89	1275095	0.92707	0.780	NO	
8	2,3,7,8-TCDD	319.8965	27.91	148369	1.16359	0.797	NO	
9	Total TCDDs	319.8965						
10								
11	37CL-2,3,7,8-TCDD	327.8847	27.91	79838	0.58047			
12								
13	13C-1,2,3,7,8-PeCDF	351.9000	33.42	1702398	1.23774	1.600	NO	
14	1,2,3,7,8-PeCDF	339.8597	33.44	948190	1.11395	1.586	NO	
15	2,3,4,7,8-PeCDF	339.8597	35.14	921196	1.08223	1.589	NO	
16	Total F2 PeCDFs	339.8597						
17	Total F1 PeCDFs	339.8597						
18								
19	13C-1,2,3,7,8-PeCDD	367.8949	36.05	1078497	0.78413	1.548	NO	
20	1,2,3,7,8-PeCDD	355.8546	36.08	584398	1.08373	1.577	NO	
21	Total PeCDDs	355.8546						
22								
23	13C-1,2,3,7,8,9-HxCDD	401.8559	42.46	1133593	1.00000	1.291	NO	
24								
25	13C-1,2,3,4,7,8-HxCDF	383.8639	41.26	1260062	1.11156	0.509	NO	
26	1,2,3,4,7,8-HxCDF	373.8208	41.27	807464	1.28163	1.262	NO	
27	1,2,3,6,7,8-HxCDF	373.8208	41.40	1015266	1.61145	1.251	NO	
28	2,3,4,6,7,8-HxCDF	373.8208	41.96	873990	1.38722	1.226	NO	
29	1,2,3,7,8,9-HxCDF	373.8208	42.63	690415	1.09584	1.213	NO	
30	Total HxCDFs	373.8208						
31								
32	13C-1,2,3,6,7,8-HxCDD	401.8559	42.18	1152266	1.01647	1.284	NO	
33	1,2,3,4,7,8-HxCDD	389.8157	42.11	503771	0.87440	1.246	NO	
34	1,2,3,6,7,8-HxCDD	389.8157	42.20	711335	1.23467	1.304	NO	
35	1,2,3,7,8,9-HxCDD	389.8157	42.47	632644	1.09809	1.347	NO	
36	Total HxCDDs	389.8157						
37								
38	13C-1,2,3,4,6,7,8-HpCDF	417.8253	44.08	1092727	0.96395	0.431	NO	
39	1,2,3,4,6,7,8-HpCDF	407.7818	44.09	796318	1.45749	1.072	NO	
40	1,2,3,4,7,8,9-HpCDF	407.7818	45.31	664549	1.21631	1.043	NO	
41	Total HpCDFs	407.7818						
42								
43	13C-1,2,3,4,6,7,8-HpCDD	435.8169	44.96	954749	0.84223	1.059	NO	
44	1,2,3,4,6,7,8-HpCDD	423.7766	44.98	557536	1.16792	1.116	NO	
45	Total HpCDDs	423.7766						
46								
47	13C-OCDD	469.7779	47.67	1366369	0.60267	0.908	NO	
48	OCDF	441.7428	47.80	1130587	1.65488	0.904	NO	
49	OCDD	457.7377	47.68	885919	1.29675	0.903	NO	

Dataset: C:\MassLynx\JAN2010.PRO\ICA1027103D58290.qld

Last Altered: Wednesday, November 03, 2010 10:34:08 Pacific Daylight Time

Printed: Wednesday, November 03, 2010 10:34:53 Pacific Daylight Time

Name: 27OC103D5_5, Date: 27-Oct-2010, Time: 14:50:32, ID: ST1027B, Description: CS3 10DXN461

#	Name	Trace	RT	Response	RRF	Ratio	Ratio Flag	Mod Date
50								
51								
52	Function 1 PFK	330.97...						
53	Function 2 PFK	342.97...	36.97	26613	26612...			
54	Function 3 PFK	380.97...						
55	Function 4 PFK	430.97...						
56	Function 5 PFK	442.97...						
57	TCDF PCDPE	375.8364	23.40	29	28.567...			
58	F1 PeCDF PCDPE	409.79...	24.51	19	19.178...			
59	F2 PeCDF PCDPE	409.7974						
60	HXCDF PCDPE	445.7555	41.80	23	23.064...			
61	HPCDF PCDPE	479.7165						
62	OCDF PCDPE	513.67...	47.80	20	19.858...			

Dataset: C:\MassLynx\JAN2010\PROVICA1027103D58290.qld

Last Altered: Wednesday, November 03, 2010 10:34:08 Pacific Daylight Time

Printed: Wednesday, November 03, 2010 10:34:53 Pacific Daylight Time

Name: 27OC103D5_6, Date: 27-Oct-2010, Time: 15:44:13, ID: ST1027C, Description: CS4 10DXN337

#	Name	Trace	RT	Response	RRF	Ratio	Ratio Flag	Mod Date
1	13C-1,2,3,4-TCDD	331.9368	27.64	1868290	1.00000	0.782	NO	
2								
3	13C-2,3,7,8-TCDF	315.9419	26.96	2297924	1.22996	0.798	NO	
4	2,3,7,8-TCDF	303.9016	26.97	957569	1.04178	0.777	NO	
5	Total TCDFs	303.9016						
6								
7	13C-2,3,7,8-TCDD	331.9368	27.89	1526974	0.81731	0.775	NO	
8	2,3,7,8-TCDD	319.8965	27.91	688983	1.12802	0.799	NO	
9	Total TCDDs	319.8965						
10								
11	37CL-2,3,7,8-TCDD	327.8847	27.91	409897	0.54849			
12								
13	13C-1,2,3,7,8-PeCDF	351.9000	33.39	1937778	1.03719	1.555	NO	
14	1,2,3,7,8-PeCDF	339.8597	33.43	4195240	1.08249	1.527	NO	
15	2,3,4,7,8-PeCDF	339.8597	35.13	4094914	1.05660	1.565	NO	
16	Total F2 PeCDFs	339.8597						
17	Total F1 PeCDFs	339.8597						
18								
19	13C-1,2,3,7,8-PeCDD	367.8949	36.03	1252492	0.67040	1.637	NO	
20	1,2,3,7,8-PeCDD	355.8546	36.06	2738149	1.09308	1.600	NO	
21	Total PeCDDs	355.8546						
22								
23	13C-1,2,3,7,8,9-HxCDD	401.8559	42.44	1403823	1.00000	1.334	NO	
24								
25	13C-1,2,3,4,7,8-HxCDF	383.8639	41.26	1469243	1.04660	0.522	NO	
26	1,2,3,4,7,8-HxCDF	373.8208	41.27	3740728	1.27301	1.251	NO	
27	1,2,3,6,7,8-HxCDF	373.8208	41.40	4441088	1.51135	1.271	NO	
28	2,3,4,6,7,8-HxCDF	373.8208	41.96	3990391	1.35797	1.205	NO	
29	1,2,3,7,8,9-HxCDF	373.8208	42.63	3280250	1.11631	1.281	NO	
30	Total HxCDFs	373.8208						
31								
32	13C-1,2,3,6,7,8-HxCDD	401.8559	42.17	1255717	0.89450	1.330	NO	
33	1,2,3,4,7,8-HxCDD	389.8157	42.11	2335074	0.92978	1.257	NO	
34	1,2,3,6,7,8-HxCDD	389.8157	42.18	2957699	1.17769	1.281	NO	
35	1,2,3,7,8,9-HxCDD	389.8157	42.46	2683508	1.06852	1.267	NO	
36	Total HxCDDs	389.8157						
37								
38	13C-1,2,3,4,6,7,8-HpCDF	417.8253	44.08	1267916	0.90319	0.455	NO	
39	1,2,3,4,6,7,8-HpCDF	407.7818	44.09	3694784	1.45703	0.983	NO	
40	1,2,3,4,7,8,9-HpCDF	407.7818	45.31	3164220	1.24780	0.993	NO	
41	Total HpCDFs	407.7818						
42								
43	13C-1,2,3,4,6,7,8-HpCDD	435.8169	44.95	1138691	0.81114	1.089	NO	
44	1,2,3,4,6,7,8-HpCDD	423.7766	44.96	2500933	1.09816	1.025	NO	
45	Total HpCDDs	423.7766						
46								
47	13C-OCDD	469.7779	47.67	1780576	0.63419	0.878	NO	
48	OCDF	441.7428	47.80	5625768	1.57976	0.870	NO	
49	OCDD	457.7377	47.68	4391060	1.23304	0.948	NO	

Dataset: C:\MassLynx\JAN2010.PRO\ICA1027103D58290.qld

Last Altered: Wednesday, November 03, 2010 10:34:08 Pacific Daylight Time

Printed: Wednesday, November 03, 2010 10:34:53 Pacific Daylight Time

Name: 27OC103D5_6, Date: 27-Oct-2010, Time: 15:44:13, ID: ST1027C, Description: CS4 10DXN337

#	Name	Trace	RT	Response	RRF	Ratio	Ratio Flag	Mod Date
50								
51								
52	Function 1 PFK	330.97...						
53	Function 2 PFK	342.97...						
54	Function 3 PFK	380.97...						
55	Function 4 PFK	430.97...						
56	Function 5 PFK	442.97...						
57	TCDF PCDPE	375.8364						
58	F1 PeCDF PCDPE	409.79...	24.51		66	66.313...		
59	F2 PeCDF PCDPE	409.7974	38.57		10	10.409...		
60	HXCDF PCDPE	445.7555	41.79		17	17.143...		
61	HPCDF PCDPE	479.7165	45.73		42	41.725...		
62	OCDF PCDPE	513.67...						

Dataset: C:\MassLynx\JAN2010.PRO\ICA1027103D58290.qld

Last Altered: Wednesday, November 03, 2010 10:34:08 Pacific Daylight Time

Printed: Wednesday, November 03, 2010 10:34:53 Pacific Daylight Time

Name: 27OC103D5_7, Date: 27-Oct-2010, Time: 16:37:19, ID: ST1027D, Description: CS5 10DXN339

#	Name	Trace	RT	Response	RRF	Ratio	Ratio Flag	Mod.Date
1	13C-1,2,3,4-TCDD	331.9368	27.65	1934291	1.00000	0.782	NO	
2								
3	13C-2,3,7,8-TCDF	315.9419	26.96	2284454	1.18103	0.794	NO	
4	2,3,7,8-TCDF	303.9016	26.99	4737279	1.03685	0.776	NO	
5	Total TCDFs	303.9016						
6								
7	13C-2,3,7,8-TCDD	331.9368	27.91	1561243	0.80714	0.758	NO	
8	2,3,7,8-TCDD	319.8965	27.92	3550706	1.13714	0.793	NO	
9	Total TCDDs	319.8965						
10								
11	37CL-2,3,7,8-TCDD	327.8847	27.92	2173147	0.56174			
12								
13	13C-1,2,3,7,8-PeCDF	351.9000	33.43	1996338	1.03208	1.601	NO	
14	1,2,3,7,8-PeCDF	339.8597	33.46	21444365	1.07418	1.558	NO	
15	2,3,4,7,8-PeCDF	339.8597	35.17	21223594	1.06313	1.570	NO	
16	Total F2 PeCDFs	339.8597						
17	Total F1 PeCDFs	339.8597						
18								
19	13C-1,2,3,7,8-PeCDD	367.8949	36.06	1307418	0.67592	1.631	NO	
20	1,2,3,7,8-PeCDD	355.8546	36.10	14006981	1.07135	1.596	NO	
21	Total PeCDDs	355.8546						
22								
23	13C-1,2,3,7,8,9-HxCDD	401.8559	42.46	1436152	1.00000	1.391	NO	
24								
25	13C-1,2,3,4,7,8-HxCDF	383.8639	41.27	1511751	1.05264	0.525	NO	
26	1,2,3,4,7,8-HxCDF	373.8208	41.29	18883740	1.24913	1.257	NO	
27	1,2,3,6,7,8-HxCDF	373.8208	41.41	22088728	1.46114	1.255	NO	
28	2,3,4,6,7,8-HxCDF	373.8208	41.98	21072390	1.39391	1.247	NO	
29	1,2,3,7,8,9-HxCDF	373.8208	42.64	17227125	1.13955	1.238	NO	
30	Total HxCDFs	373.8208						
31								
32	13C-1,2,3,6,7,8-HxCDD	401.8559	42.18	1355175	0.94362	1.346	NO	
33	1,2,3,4,7,8-HxCDD	389.8157	42.12	12426760	0.91699	1.233	NO	
34	1,2,3,6,7,8-HxCDD	389.8157	42.20	15534968	1.14634	1.261	NO	
35	1,2,3,7,8,9-HxCDD	389.8157	42.47	14500328	1.07000	1.261	NO	
36	Total HxCDDs	389.8157						
37								
38	13C-1,2,3,4,6,7,8-HpCDF	417.8253	44.09	1319934	0.91908	0.444	NO	
39	1,2,3,4,6,7,8-HpCDF	407.7818	44.10	18544132	1.40493	1.038	NO	
40	1,2,3,4,7,8,9-HpCDF	407.7818	45.33	16389884	1.24172	1.050	NO	
41	Total HpCDFs	407.7818						
42								
43	13C-1,2,3,4,6,7,8-HpCDD	435.8169	44.98	1212963	0.84459	1.063	NO	
44	1,2,3,4,6,7,8-HpCDD	423.7766	44.98	12939091	1.06673	1.053	NO	
45	Total HpCDDs	423.7766						
46								
47	13C-OCDD	469.7779	47.68	1939614	0.67528	0.863	NO	
48	OCDF	441.7428	47.81	30262128	1.56021	0.894	NO	
49	OCDD	457.7377	47.69	23775615	1.22579	0.895	NO	

Dataset: C:\MassLynx\JAN2010.PRO\ICA1027103D58290.qld

Last Altered: Wednesday, November 03, 2010 10:34:08 Pacific Daylight Time

Printed: Wednesday, November 03, 2010 10:34:53 Pacific Daylight Time

Name: 27OC103D5_7, Date: 27-Oct-2010, Time: 16:37:19, ID: ST1027D, Description: CS5 10DXN339

#	Name	Trace	RT	Response	RRF	Ratio	Ratio Flag	Mod Date
50								
51								
52	Function 1 PFK	330.97...						
53	Function 2 PFK	342.97...						
54	Function 3 PFK	380.97...						
55	Function 4 PFK	430.97...						
56	Function 5 PFK	442.97...						
57	TCDF PCDPE	375.8364	23.39		3	2.64300		
58	F1 PeCDF PCDPE	409.79...	24.39		82	82.492...		
59	F2 PeCDF PCDPE	409.7974	38.49		26	26.163...		
60	HXCDF PCDPE	445.7555	41.79		14	13.756...		
61	HPCDF PCDPE	479.7165						
62	OCDF PCDPE	513.67...	47.82		666	665.69...		

Sample List Report

MassLynx 4.1

Sample List: C:\MassLynx\JAN2010.PRO\SampleDB\27OC103D5.SPL
 Last Modified: Thursday, October 28, 2010 10:20:32 Pacific Daylight Time
 Printed: Thursday, October 28, 2010 10:20:38 Pacific Daylight Time

Page 1 of 3

Page Position (1, 1)

	File Name	File Text	Sample ID	Meth/Matrix	BOX #	Sample Size
1	27OC103D5_1	DB-5 CPSM 3732-09	CP1027	---	---	1.000000
2	27OC103D5_2	Solvent Blank C-14	SB1027	---	---	1.000000
3	27OC103D5_3	CS1 10DXN342	ST1027	---	---	1.000000
4	27OC103D5_4	CS2 10DXN335	ST1027A	---	---	1.000000
5	27OC103D5_5	CS3 10DXN461	ST1027B	---	---	1.000000
6	27OC103D5_6	CS4 10DXN337	ST1027C	---	---	1.000000
7	27OC103D5_7	CS5 10DXN339	ST1027D	---	---	1.000000
8	27OC103D5_8	Solvent Blank C-14	SB1027A	---	---	1.000000
9	27OC103D5_9	2nd Source 10DXN340	ST1027E	---	---	1.000000
10	27OC103D5_10	DB-5 CPSM 3732-09	CP1027A	---	---	1.000000
11	27OC103D5_11	CS3 10DXN461	ST1027F	---	---	1.000000
12	27OC103D5_12	Solvent Blank C-14	SB1027B	---	---	1.000000
13	27OC103D5_13	GOJ010588-1MB 0285273 MG, AM	L8A9J-1-AAB	1613B/Solid	90	10.000000
14	27OC103D5_14	GOJ010588-1LCS 0285273 MG, AM	L8A9J-1-ACC	1613B/Solid	---	10.000000
15	27OC103D5_15	GOJ010581-9 RI 0288320 B8HC3 MG, AM	L7V4J-1-AC	1613B/Solid	87	20.130000
16	27OC103D5_16	GOJ010588-1 0285273 B8HF0 MG, AM	L7V89-1-AC	1613B/Solid	90	15.690000
17	27OC103D5_17	GOJ010588-2 0285273 B8HF2 MG, AM	L7V7E-1-AC	1613B/Solid	---	20.370000
18	27OC103D5_18	GOJ010588-3 0285273 B8HF3 MG, AM	L7V7G-1-AC	1613B/Solid	---	20.610000
19	27OC103D5_19	Solvent Blank C-14	SB1027C	---	---	1.000000
20	27OC103D5_20	CS3 10DXN461	ST1027G	---	---	1.000000
21	27OC103D5_21	DB-5 CPSM 3732-09	CP1027B	---	---	1.000000
22	27OC103D5_22	CS3 10DXN461	ST1027H	---	---	1.000000
23	27OC103D5_23	Solvent Blank C-14	SB1027D	---	---	1.000000
24	27OC103D5_24	GOJ010588-4 0285273 B8HF4 MG, AM	L7V7J-1-AC	1613B/Solid	90	20.300000
25	27OC103D5_25	GOJ010588-5 0285273 B8HG1 MG, AM	L7V7N-1-AC	1613B/Solid	---	19.700000
26	27OC103D5_26	GOJ010588-6 0285273 B8HG3 MG, AM	L7V7P-1-AC	1613B/Solid	---	20.160000
27	27OC103D5_27	GOJ010588-7 0285273 B8HG8 MG, AM	L7V7Q-1-AC	1613B/Solid	---	20.190000
28	27OC103D5_28	GOJ010588-8 0285273 B8H54 MG, AM	L7V7R-1-AC	1613B/Solid	---	12.920000
29	27OC103D5_29	GOJ010588-9 0285273 B8H55 MG, AM	L7V7T-1-AC	1613B/Solid	---	12.570000
30	27OC103D5_30	Solvent Blank C-14	SB1027E	---	---	1.000000
31	27OC103D5_31	CS3 10DXN461	ST1027I	---	---	1.000000
32	27OC103D5_32	DB-5 CPSM 3732-09	CP1027C	---	---	1.000000
33	27OC103D5_33	CS3 10DXN461	ST1027J	---	---	1.000000
34	27OC103D5_34	Solvent Blank C-14	SB1027F	---	---	1.000000
35	27OC103D5_35	GOJ010588-11 0285273 B8H57 MG, AM	L7V7W-1-AC	1613B/Solid	90	12.800000
36	27OC103D5_36	GOJ010588-12 0285273 B8H58 MG, AM	L7V7X-1-AC	1613B/Solid	---	13.140000
37	27OC103D5_37	GOJ010588-13 0285273 B8H59 MG, AM	L7V70-1-AC	1613B/Solid	---	18.620000
38	27OC103D5_38	GOJ010588-14 0285273 B8H60 MG, AM	L7V71-1-AC	1613B/Solid	---	20.330000
39	27OC103D5_39	GOJ010588-15 0285273 B8H61 MG, AM	L7V72-1-AC	1613B/Solid	---	18.680000
40	27OC103D5_40	GOJ010588-16 0285273 B8H66 MG, AM	L7V73-1-AC	1613B/Solid	---	20.110000
41	27OC103D5_41	GOJ010588-17 0285273 B8H69 MG, AM	L7V74-1-AC	1613B/Solid	---	20.670000
42	27OC103D5_42	Solvent Blank C-14	SB1027G	---	---	1.000000
43	27OC103D5_43	CS3 10DXN461	ST1027K	---	---	1.000000
44	27OC103D5_44	DB-5 CPSM 3732-09	CP1027D	---	---	1.000000
45	27OC103D5_45	CS3 10DXN461	ST1027L	---	---	1.000000
46	27OC103D5_46	Solvent Blank C-14	SB1027H	---	---	1.000000
47	27OC103D5_47	GOJ010588-18 0285273 B8H75 MG, AM	L7V75-1-AC	1613B/Solid	90	20.790000
48	27OC103D5_48	GOJ010588-19 0285273 B8H76 MG, AM	L7V76-1-AC	1613B/Solid	---	20.610000
49	27OC103D5_49	GOJ010588-20 0285273 B8H89 MG, AM	L7V77-1-AC	1613B/Solid	---	11.140000
50	27OC103D5_50	GOJ010588-10 0285273 B8H56 MG, AM	L7V7V-1-AC	1613B/Solid	---	12.920000
51	27OC103D5_51	Solvent Blank C-14	SB1027I	---	---	1.000000
52	27OC103D5_52	CS3 10DXN461	ST1027M	---	---	1.000000
53	27OC103D5_53	DB-5 CPSM 3732-09	CP1027E	---	---	1.000000

reviewed
 by
 MS 10/28/10

Sample List Report

MassLynx 4.1

Sample List: C:\MassLynx\JAN2010.PRO\SampleDB\27OC103D5.SPL

Page 2 of 3

Last Modified: Thursday, October 28, 2010 10:12:40 Pacific Daylight Time

Printed: Thursday, October 28, 2010 10:12:48 Pacific Daylight Time

Page Position (2, 1)

Units	Bottle	FV_uL	Inj Vol	Sam Typ	Analyst	MS File	Ini File	ConA	ConB	ConC	ConD	ConE
--	Tray01:1	--	2.000000	Analyte	MG	OCDD25	OCDD25	--	--	--	--	--
--	Tray01:3	--	2.000000	Analyte	MG	OCDD25	OCDD25	--	--	--	--	--
--	Tray01:4	--	2.000000	Standard	MG	OCDD25	OCDD25	0.5	2.5	5	100	200
--	Tray01:5	--	2.000000	Standard	MG	OCDD25	OCDD25	2	10	20	100	200
--	Tray01:2	--	2.000000	Standard	MG	OCDD25	OCDD25	10	50	100	100	200
--	Tray01:6	--	2.000000	Standard	MG	OCDD25	OCDD25	40	200	400	100	200
--	Tray01:7	--	2.000000	Standard	MG	OCDD25	OCDD25	200	1000	2000	100	200
--	Tray01:3	--	2.000000	Analyte	MG	OCDD25	OCDD25	--	--	--	--	--
--	Tray01:8	--	2.000000	Analyte	MG	OCDD25	OCDD25	--	--	--	2000	4000
--	Tray01:1	--	2.000000	Analyte	MG	OCDD25	OCDD25	--	--	--	--	--
--	Tray01:2	--	2.000000	Analyte	MG	OCDD25	OCDD25	10	50	100	100	200
--	Tray01:3	--	2.000000	Analyte	MG	OCDD25	OCDD25	--	--	--	--	--
g	Tray01:13	20	2.000000	Analyte	MG, AM	OCDD25	OCDD25	--	--	--	2000	4000
g	Tray01:14	20	2.000000	Analyte	MG, AM	OCDD25	OCDD25	--	--	--	2000	4000
g	Tray01:15	20	2.000000	Analyte	MG, AM	OCDD25	OCDD25	--	--	--	2000	4000
g	Tray01:16	20	2.000000	Analyte	MG, AM	OCDD25	OCDD25	--	--	--	2000	4000
g	Tray01:17	20	2.000000	Analyte	MG, AM	OCDD25	OCDD25	--	--	--	2000	4000
g	Tray01:18	20	2.000000	Analyte	MG, AM	OCDD25	OCDD25	--	--	--	2000	4000
--	Tray01:3	--	2.000000	Analyte	MG, AM	OCDD25	OCDD25	--	--	--	--	--
--	Tray01:2	--	2.000000	Analyte	MG, AM	OCDD25	OCDD25	10	50	100	100	200
--	Tray01:1	--	2.000000	Analyte	MG, AM	OCDD25	OCDD25	--	--	--	--	--
--	Tray01:2	--	2.000000	Analyte	MG, AM	OCDD25	OCDD25	10	50	100	100	200
--	Tray01:3	--	2.000000	Analyte	MG, AM	OCDD25	OCDD25	--	--	--	--	--
g	Tray01:24	20	2.000000	Analyte	MG, AM	OCDD25	OCDD25	--	--	--	2000	4000
g	Tray01:25	20	2.000000	Analyte	MG, AM	OCDD25	OCDD25	--	--	--	2000	4000
g	Tray01:26	20	2.000000	Analyte	MG, AM	OCDD25	OCDD25	--	--	--	2000	4000
g	Tray01:27	20	2.000000	Analyte	MG, AM	OCDD25	OCDD25	--	--	--	2000	4000
g	Tray01:28	20	2.000000	Analyte	MG, AM	OCDD25	OCDD25	--	--	--	2000	4000
g	Tray01:29	20	2.000000	Analyte	MG, AM	OCDD25	OCDD25	--	--	--	2000	4000
--	Tray01:3	--	2.000000	Analyte	MG, AM	OCDD25	OCDD25	--	--	--	--	--
--	Tray01:2	--	2.000000	Analyte	MG, AM	OCDD25	OCDD25	10	50	100	100	200
--	Tray01:1	--	2.000000	Analyte	MG, AM	OCDD25	OCDD25	--	--	--	--	--
--	Tray01:2	--	2.000000	Analyte	MG, AM	OCDD25	OCDD25	10	50	100	100	200
--	Tray01:3	--	2.000000	Analyte	MG, AM	OCDD25	OCDD25	--	--	--	--	--
g	Tray01:36	20	2.000000	Analyte	MG, AM	OCDD25	OCDD25	--	--	--	2000	4000
g	Tray01:37	20	2.000000	Analyte	MG, AM	OCDD25	OCDD25	--	--	--	2000	4000
g	Tray01:38	20	2.000000	Analyte	MG, AM	OCDD25	OCDD25	--	--	--	2000	4000
g	Tray01:39	20	2.000000	Analyte	MG, AM	OCDD25	OCDD25	--	--	--	2000	4000
g	Tray01:40	20	2.000000	Analyte	MG, AM	OCDD25	OCDD25	--	--	--	2000	4000
g	Tray01:41	20	2.000000	Analyte	MG, AM	OCDD25	OCDD25	--	--	--	2000	4000
g	Tray01:42	20	2.000000	Analyte	MG, AM	OCDD25	OCDD25	--	--	--	2000	4000
--	Tray01:3	--	2.000000	Analyte	MG, AM	OCDD25	OCDD25	--	--	--	--	--
--	Tray01:2	--	2.000000	Analyte	MG, AM	OCDD25	OCDD25	10	50	100	100	200
--	Tray01:1	--	2.000000	Analyte	MG, AM	OCDD25	OCDD25	--	--	--	--	--
--	Tray01:2	--	2.000000	Analyte	MG, AM	OCDD25	OCDD25	10	50	100	100	200
--	Tray01:3	--	2.000000	Analyte	MG, AM	OCDD25	OCDD25	--	--	--	--	--
g	Tray01:48	20	2.000000	Analyte	MG, AM	OCDD25	OCDD25	--	--	--	2000	4000
g	Tray01:49	20	2.000000	Analyte	MG, AM	OCDD25	OCDD25	--	--	--	2000	4000
g	Tray01:50	20	2.000000	Analyte	MG, AM	OCDD25	OCDD25	--	--	--	2000	4000
g	Tray01:30	20	2.000000	Analyte	MG, AM	OCDD25	OCDD25	--	--	--	2000	4000
--	Tray01:3	--	2.000000	Analyte	MG, AM	OCDD25	OCDD25	--	--	--	--	--
--	Tray01:2	--	2.000000	Analyte	MG, AM	OCDD25	OCDD25	10	50	100	100	200
--	Tray01:1	--	2.000000	Analyte	MG, AM	OCDD25	OCDD25	--	--	--	--	--

Sample List Report

MassLynx 4.1

Sample List: C:\MassLynx\JAN2010.PRO\SampleDB\27OC103D5.SPL

Page 3 of 3

Last Modified: Thursday, October 28, 2010 10:12:40 Pacific Daylight Time

Printed: Thursday, October 28, 2010 10:12:48 Pacific Daylight Time


Page Position (3, 1)

ConF	ConG	Process	Process Options	Action On Error
---	---	---	---	---
---	---	---	---	---
.5	100	---	---	---
2	100	---	---	---
10	100	---	---	---
40	100	---	---	---
200	100	---	---	---
---	---	---	---	---
400	2000	ResolutionCheck	C:\MassLynx\Autospec\dioxinendres.dat	Ignore Error
---	---	ResolutionCheck	C:\MassLynx\Autospec\dioxinendres.dat	Ignore Error
10	100	ResolutionCheck	C:\MassLynx\Autospec\dioxinendres.dat	Ignore Error
---	---	---	---	---
800	2000	---	---	---
800	2000	---	---	---
800	2000	---	---	---
800	2000	---	---	---
800	2000	---	---	---
800	2000	---	---	---
---	---	---	---	---
10	100	ResolutionCheck	C:\MassLynx\Autospec\dioxinendres.dat	Ignore Error
---	---	ResolutionCheck	C:\MassLynx\Autospec\dioxinendres.dat	Ignore Error
10	100	ResolutionCheck	C:\MassLynx\Autospec\dioxinendres.dat	Ignore Error
---	---	---	---	---
800	2000	---	---	---
800	2000	---	---	---
800	2000	---	---	---
800	2000	---	---	---
800	2000	---	---	---
800	2000	---	---	---
---	---	---	---	---
10	100	ResolutionCheck	C:\MassLynx\Autospec\dioxinendres.dat	Ignore Error
---	---	ResolutionCheck	C:\MassLynx\Autospec\dioxinendres.dat	Ignore Error
10	100	ResolutionCheck	C:\MassLynx\Autospec\dioxinendres.dat	Ignore Error
---	---	---	---	---
800	2000	---	---	---
800	2000	---	---	---
800	2000	---	---	---
800	2000	---	---	---
800	2000	---	---	---
800	2000	---	---	---
---	---	---	---	---
10	100	ResolutionCheck	C:\MassLynx\Autospec\dioxinendres.dat	Ignore Error
---	---	ResolutionCheck	C:\MassLynx\Autospec\dioxinendres.dat	Ignore Error
10	100	ResolutionCheck	C:\MassLynx\Autospec\dioxinendres.dat	Ignore Error
---	---	---	---	---
800	2000	---	---	---
800	2000	---	---	---
800	2000	---	---	---
800	2000	---	---	---
---	---	---	---	---
10	100	ResolutionCheck	C:\MassLynx\Autospec\dioxinendres.dat	Ignore Error
---	---	ResolutionCheck	C:\MassLynx\Autospec\dioxinendres.dat	Ignore Error
10	100	ResolutionCheck	C:\MassLynx\Autospec\dioxinendres.dat	Ignore Error
---	---	---	---	---
800	2000	---	---	---
800	2000	---	---	---
800	2000	---	---	---
800	2000	---	---	---
---	---	---	---	---
10	100	ResolutionCheck	C:\MassLynx\Autospec\dioxinendres.dat	Ignore Error
---	---	ResolutionCheck	C:\MassLynx\Autospec\dioxinendres.dat	Ignore Error

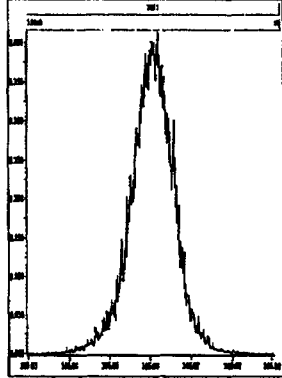
File: Experiment: OCDD25.exp Reference: Pfk.ref Function: 1 @ 200 (ppm)

Printed: Wednesday, October 27, 2010 11:08:23 Pacific Daylight Time

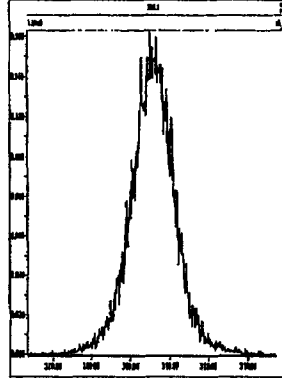
M 292.9824 R 12133



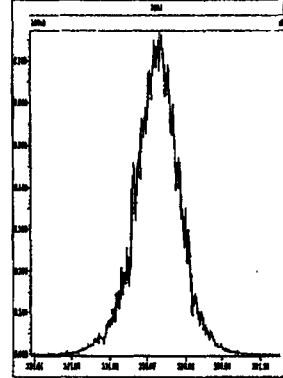
M 304.9824 R 11683



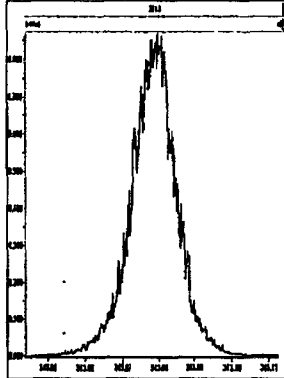
M 318.9792 R 12255



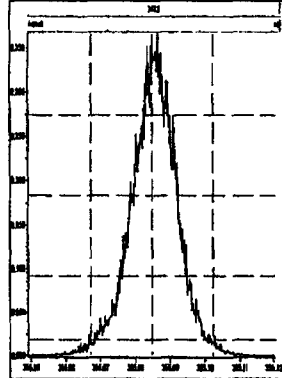
M 330.9792 R 11852



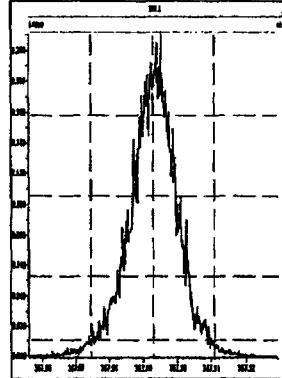
M 342.9792 R 11010



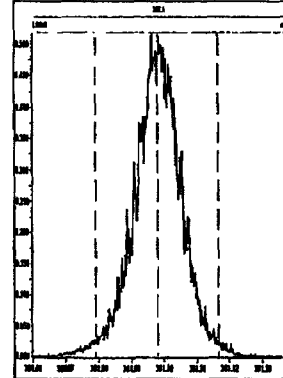
M 354.9792 R 10965



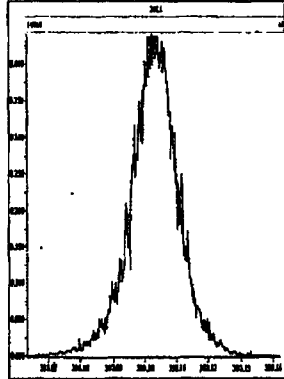
M 366.9792 R 10963



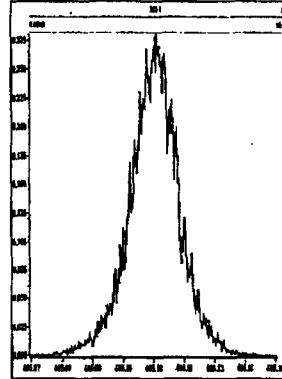
M 380.9760 R 11263



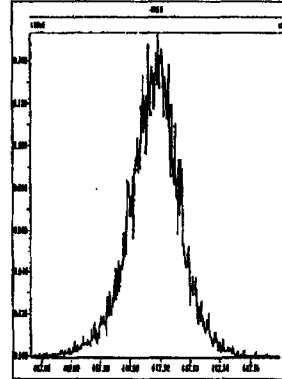
M 392.9760 R 10417



M 404.9760 R 10373



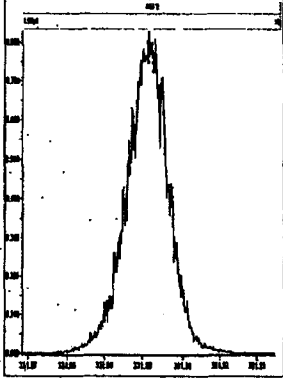
M 416.9760 R 10963



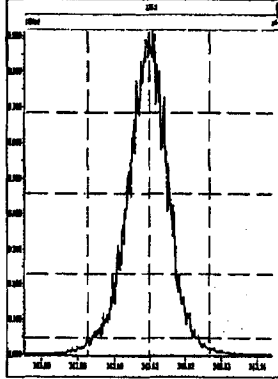
File: Experiment: OCDD25.exp Reference: Pfk.ref Function: 2 @ 200 (ppm)

Printed: Wednesday, October 27, 2010 11:09:07 Pacific Daylight Time

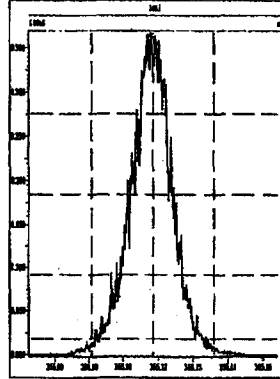
M 330.9792 R 12754



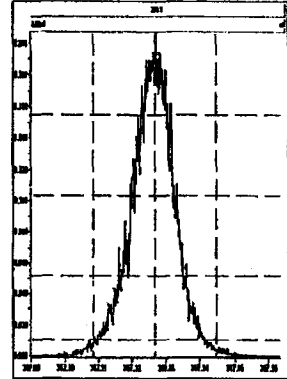
M 342.9792 R 11361



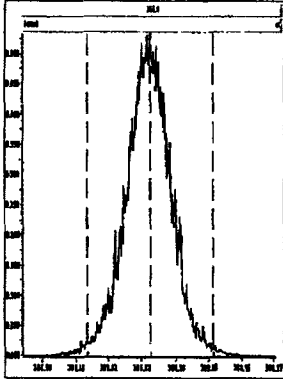
M 354.9792 R 12816



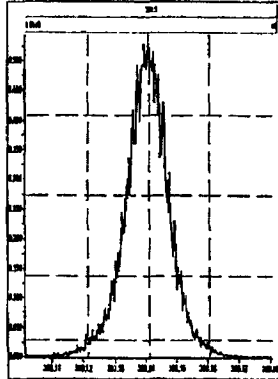
M 366.9792 R 11574



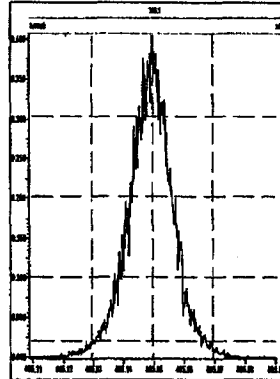
M 380.9760 R 11362



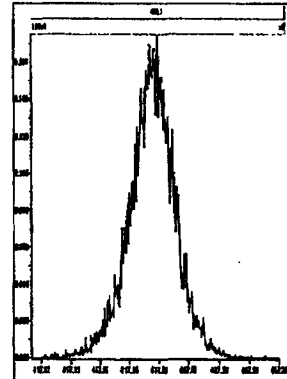
M 392.9760 R 11258



M 404.9760 R 11628



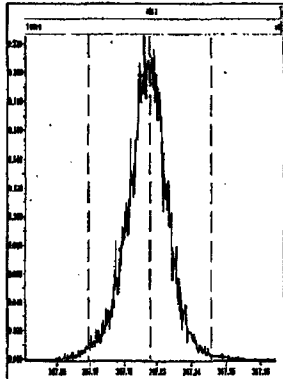
M 416.9760 R 11061




File: Experiment: OCDD25.exp Reference: Pfk.ref Function: 3 @ 200 (ppm)

Printed: Wednesday, October 27, 2010 11:09:49 Pacific Daylight Time

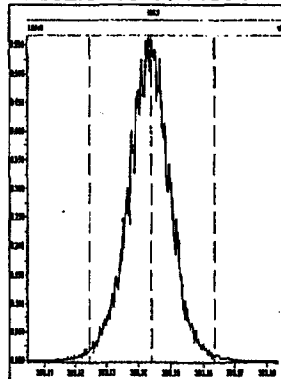
M 366.9792 R 12195



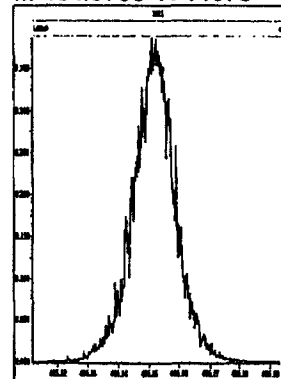
M 380.9760 R 12885



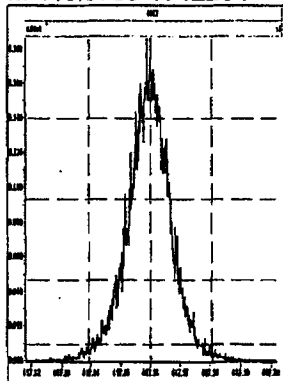
M 392.9760 R 11964



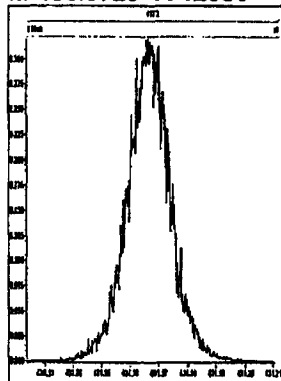
M 404.9760 R 11678



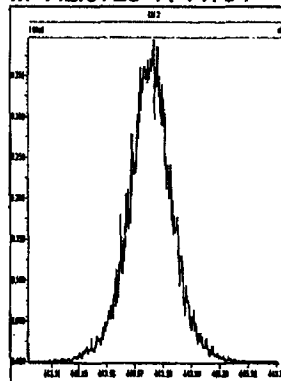
M 416.9760 R 12254



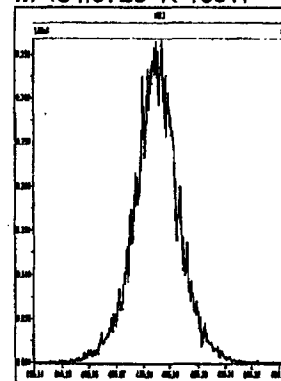
M 430.9728 R 12080



M 442.9728 R 11794



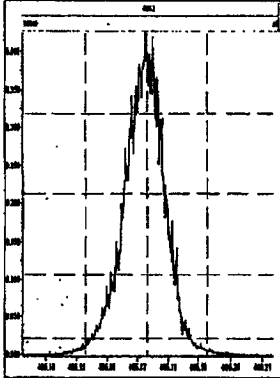
M 454.9728 R 10917



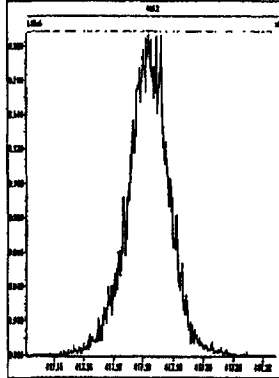
File: Experiment: OCDD25.exp Reference: Pfk.ref Function: 4 @ 200 (ppm)

Printed: Wednesday, October 27, 2010 11:10:21 Pacific Daylight Time

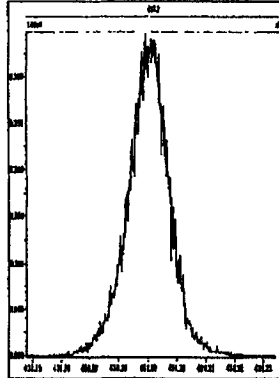
M 404.9760 R 12137



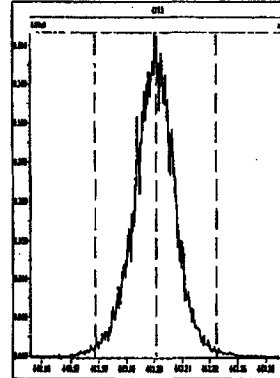
M 416.9760 R 14204



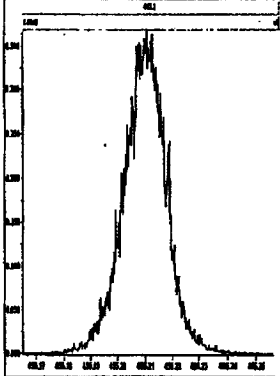
M 430.9728 R 12076



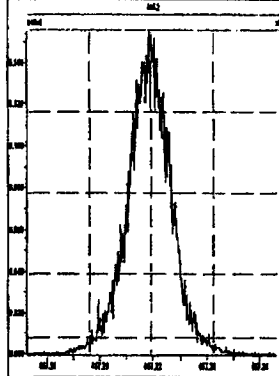
M 442.9728 R 12313



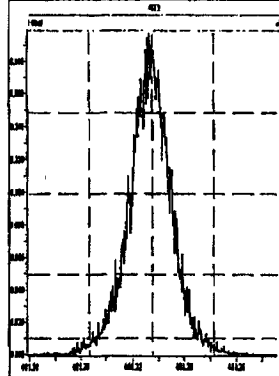
M 454.9728 R 12196



M 466.9728 R 12376



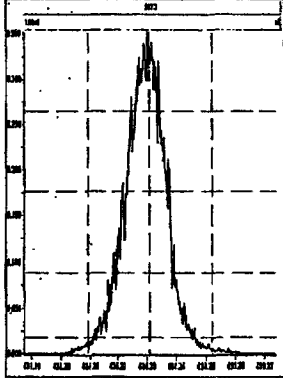
M 480.9696 R 11964



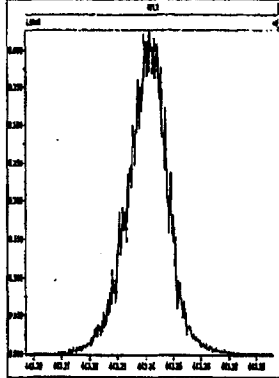
File: Experiment: OCDD25.exp Reference: Pfk.ref Function: 5 @ 200 (ppm)

Printed: Wednesday, October 27, 2010 11:10:52 Pacific Daylight Time

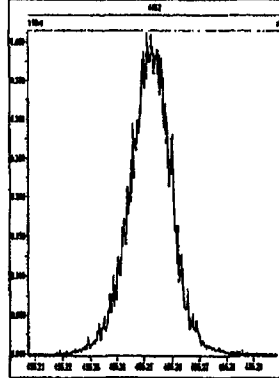
M 430.9728 R 12255



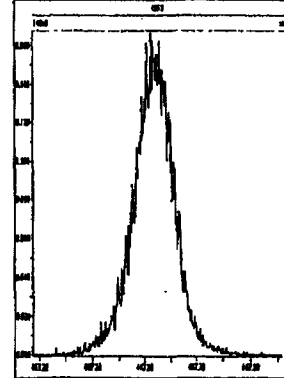
M 442.9728 R 12135



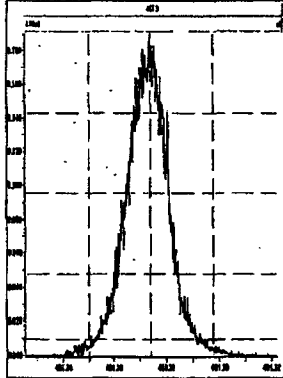
M 454.9728 R 12498



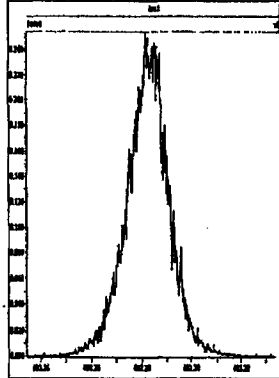
M 466.9728 R 12751



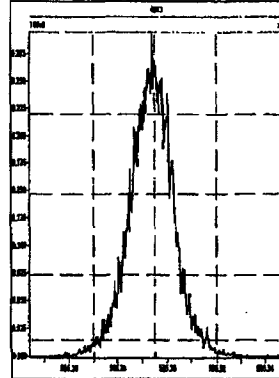
M 480.9696 R 12195



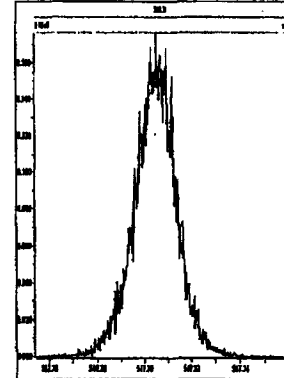
M 492.9696 R 12952



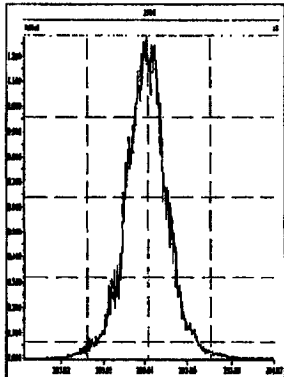
M 504.9696 R 12075



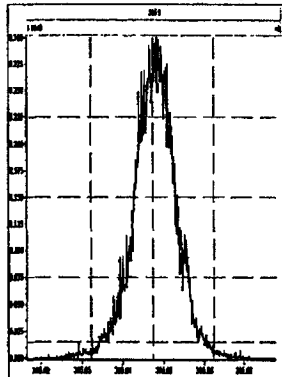
M 516.9697 R 12376



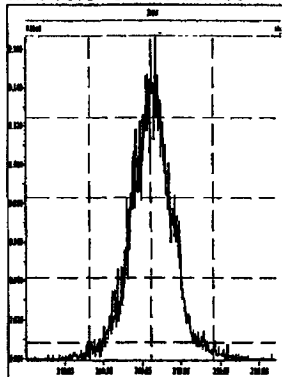
M 292.9824 R 12562



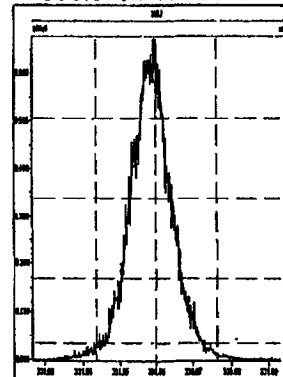
M 304.9824 R 12763



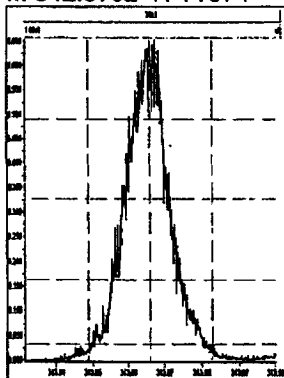
M 318.9792 R 13269



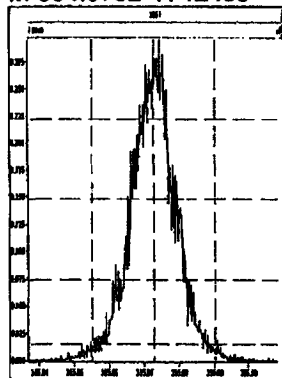
M 330.9792 R 12019



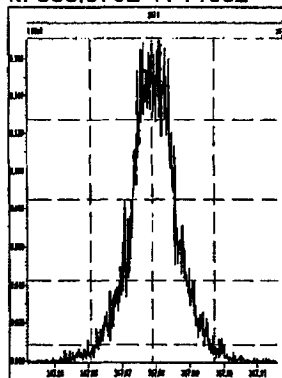
M 342.9792 R 11574



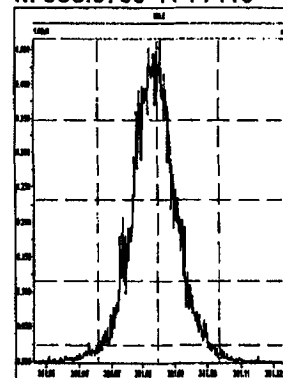
M 354.9792 R 12486



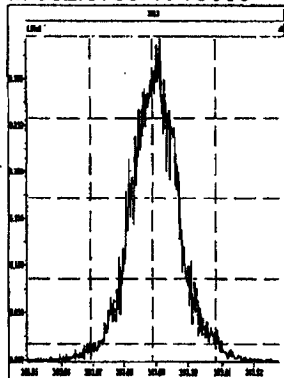
M 366.9792 R 11502



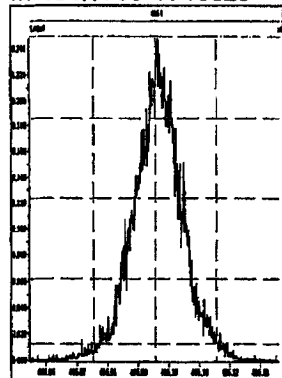
M 380.9760 R 11416



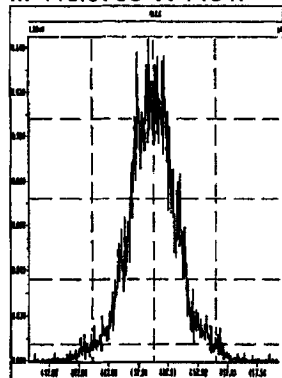
M 392.9760 R 10663



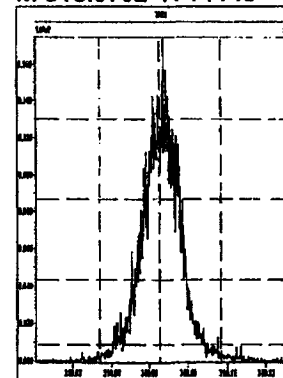
M 404.9760 R 10823



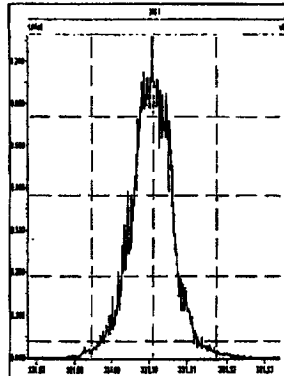
M 416.9760 R 11547



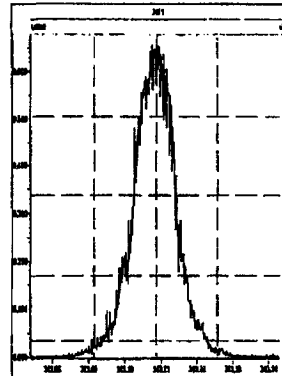
M 318.9792 R 14145



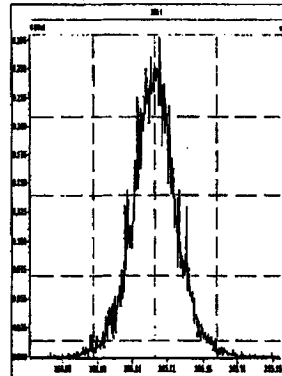
M 330.9792 R 13927



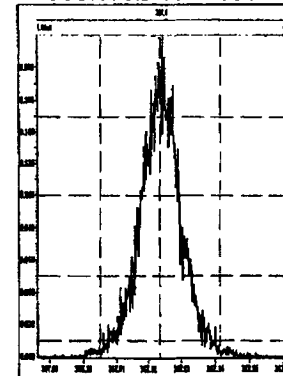
M 342.9792 R 12854



M 354.9792 R 12600

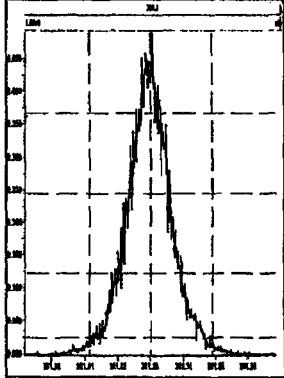


M 366.9792 R 13189

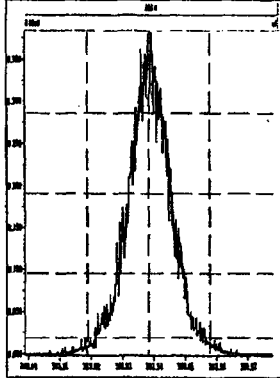


Printed: Wednesday, October 27, 2010 19:41:57 Pacific Daylight Time

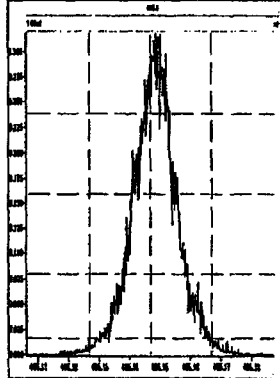
M 380.9760 R 11765



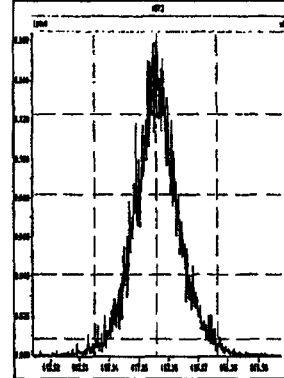
M 392.9760 R 11765



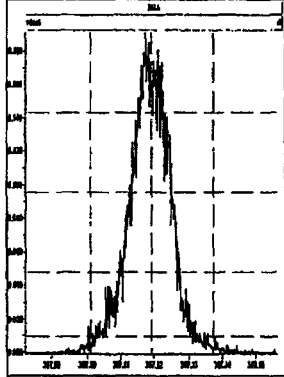
M 404.9760 R 12377



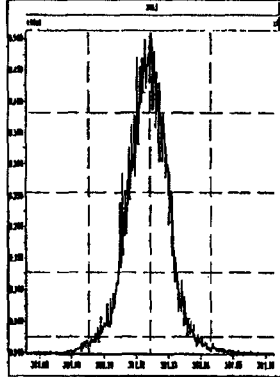
M 416.9760 R 12269



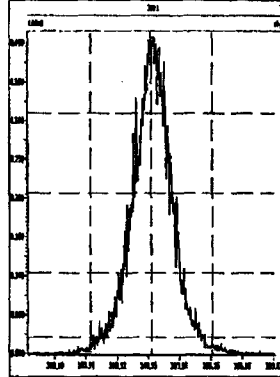
M 366.9792 R 13023



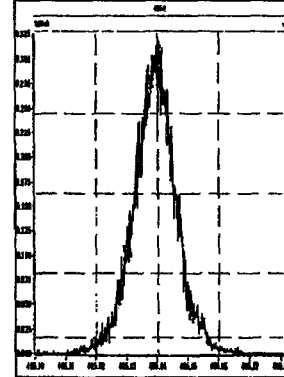
M 380.9760 R 13130



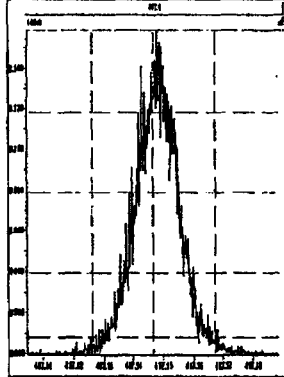
M 392.9760 R 12958



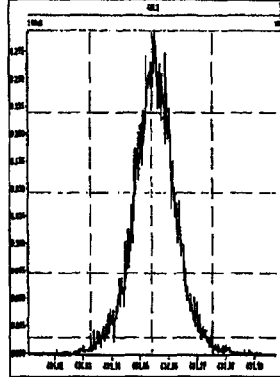
M 404.9760 R 12419



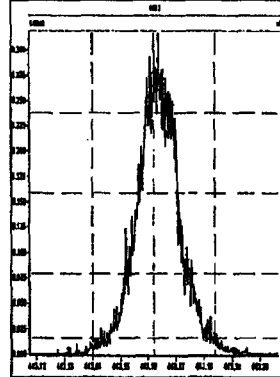
M 416.9760 R 13058



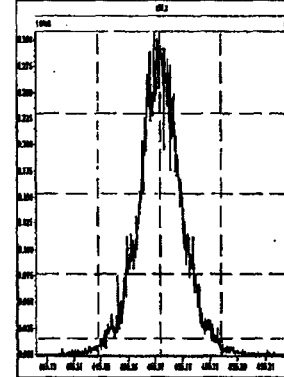
M 430.9728 R 12946



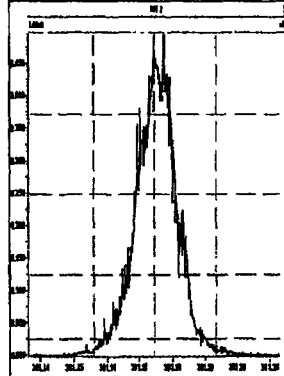
M 442.9728 R 12278



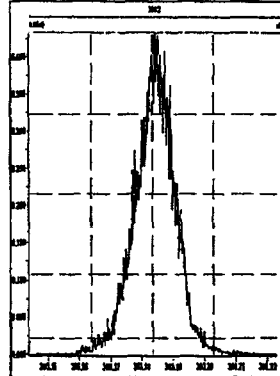
M 454.9728 R 12177



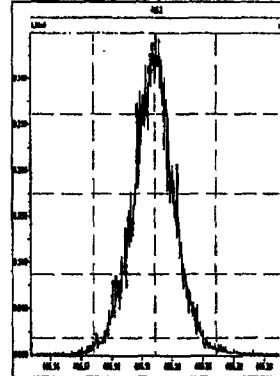
M 380.9760 R 13196



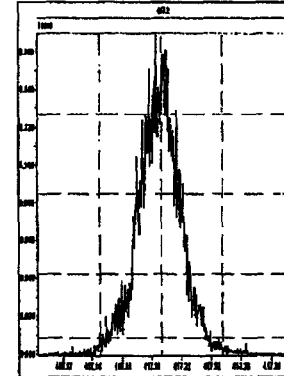
M 392.9760 R 12828



M 404.9760 R 12658

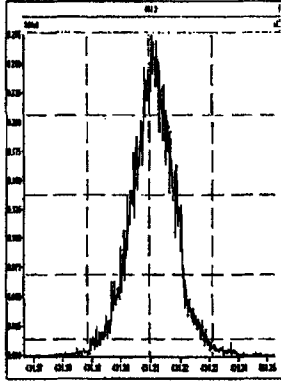


M 416.9760 R 12634

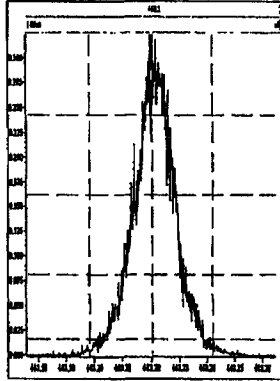


Printed: Wednesday, October 27, 2010 19:41:57 Pacific Daylight Time

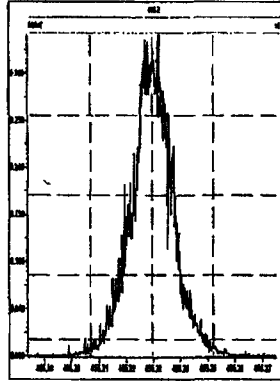
M 430.9728 R 12477



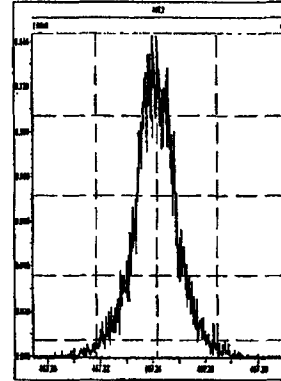
M 442.9728 R 12499



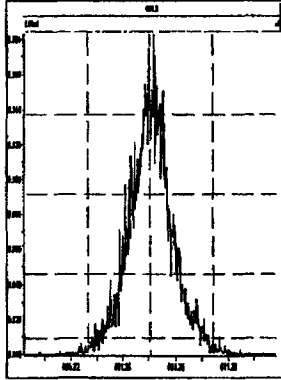
M 454.9728 R 12146



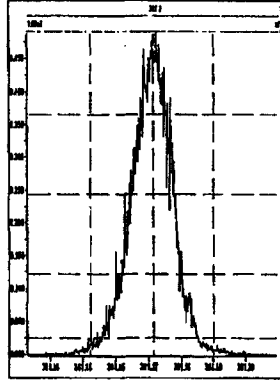
M 466.9728 R 12510



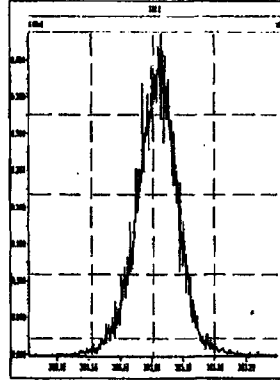
M 480.9696 R 12920



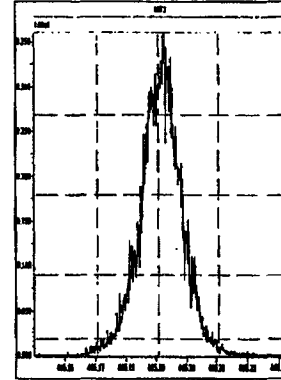
M 380.9760 R 13090



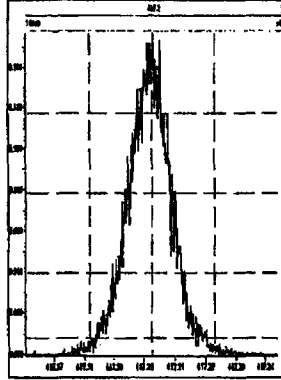
M 392.9760 R 13018



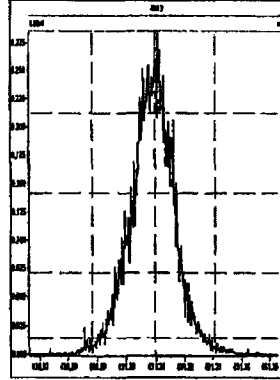
M 404.9760 R 12510



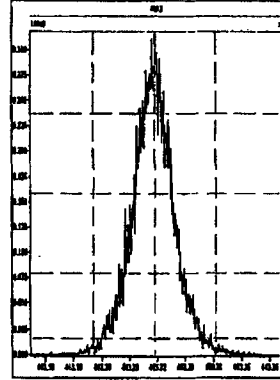
M 416.9760 R 12722



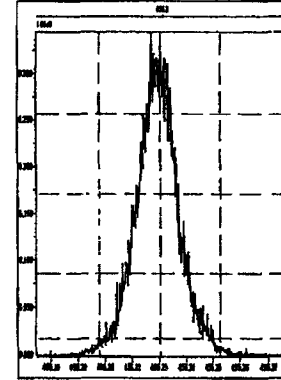
M 430.9728 R 12755



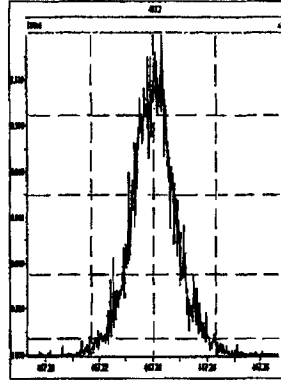
M 442.9728 R 12531



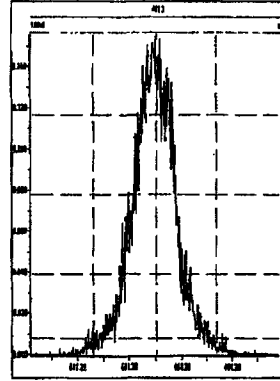
M 454.9728 R 11994



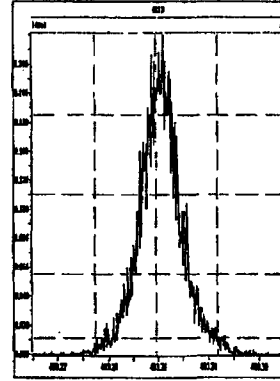
M 466.9728 R 12823



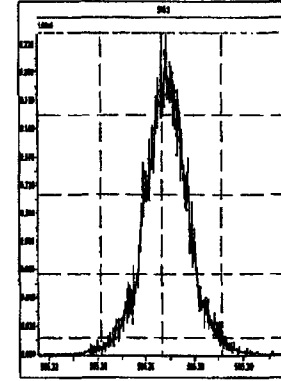
M 480.9696 R 13328



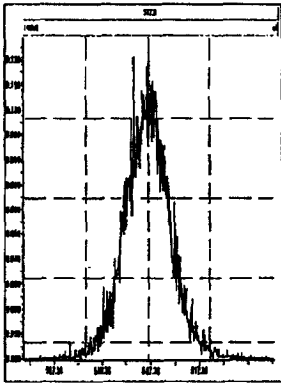
M 492.9696 R 13123



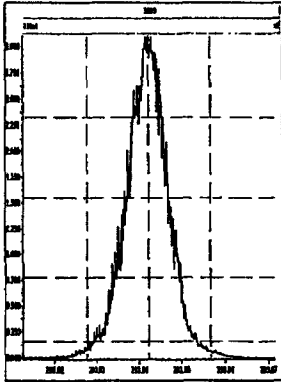
M 504.9696 R 12570



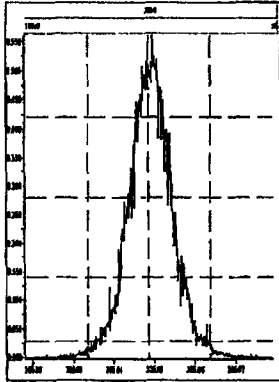
M 516.9697 R 12410



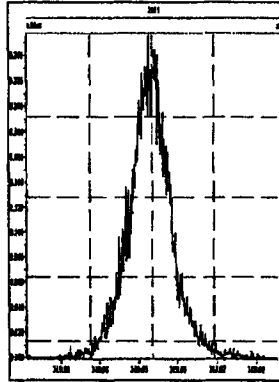
M 292.9824 R 12416



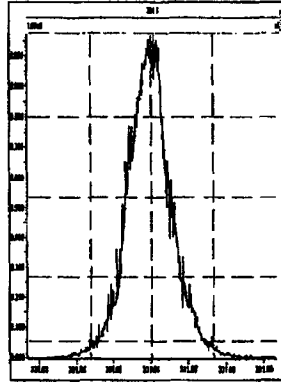
M 304.9824 R 12766



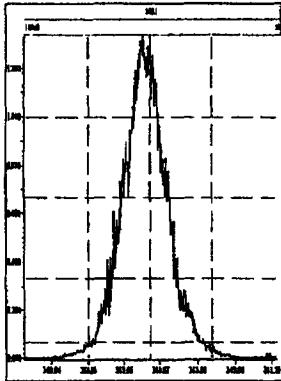
M 318.9792 R 12726



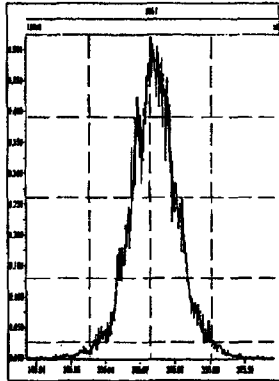
M 330.9792 R 11501



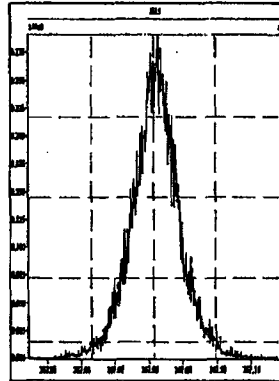
M 342.9792 R 11421



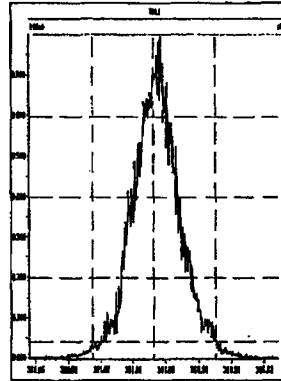
M 354.9792 R 11272



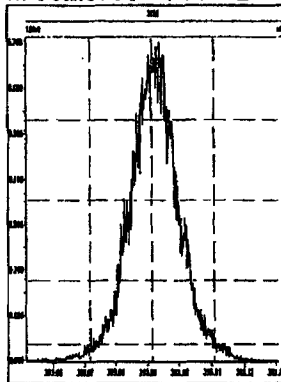
M 366.9792 R 11522



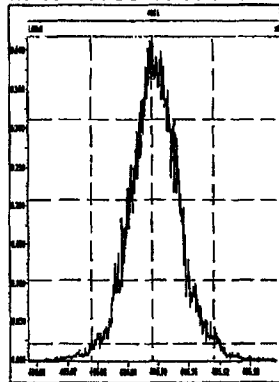
M 380.9760 R 10683



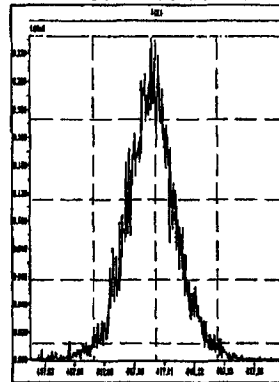
M 392.9760 R 11062



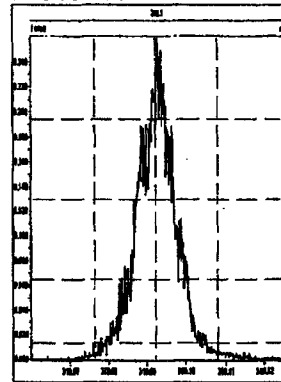
M 404.9760 R 10166



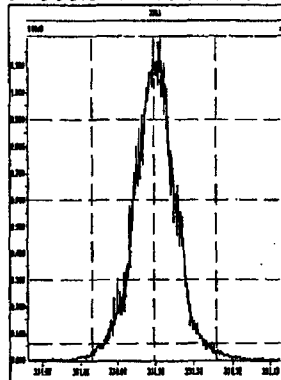
M 416.9760 R 11516



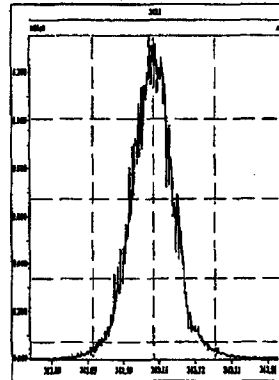
M 318.9792 R 13815



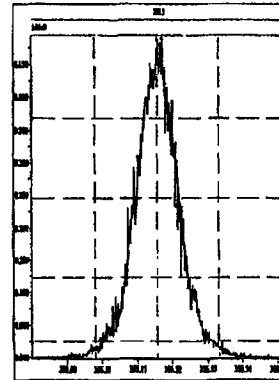
M 330.9792 R 12854



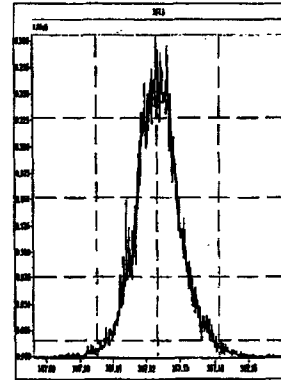
M 342.9792 R 12048



M 354.9792 R 11971

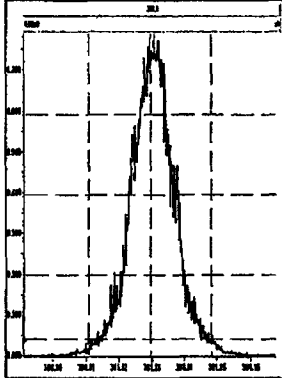


M 366.9792 R 12142

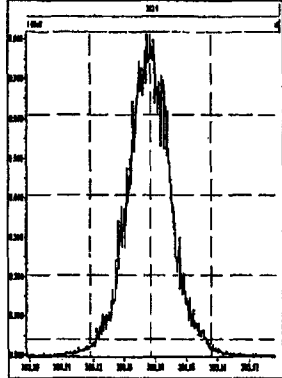


Printed: Wednesday, October 27, 2010 21:03:36 Pacific Daylight Time

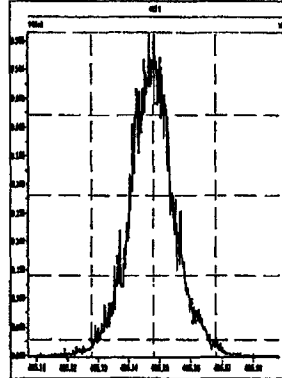
M 380.9760 R 11767



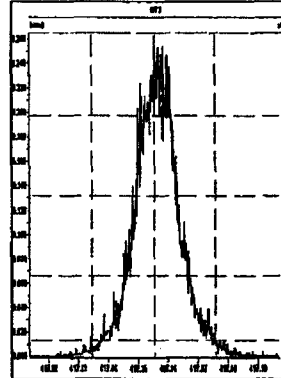
M 392.9760 R 11458



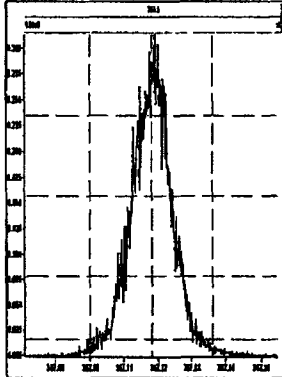
M 404.9760 R 11261



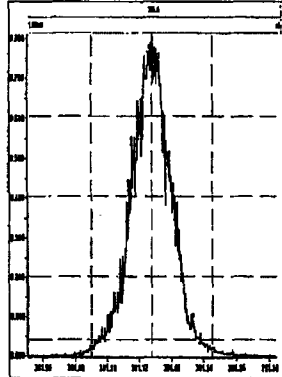
M 416.9760 R 12234



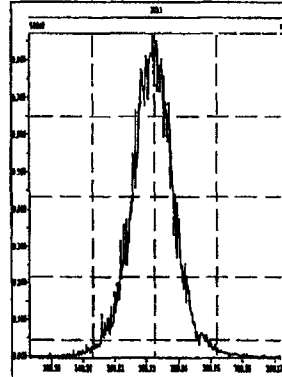
M 366.9792 R 12732



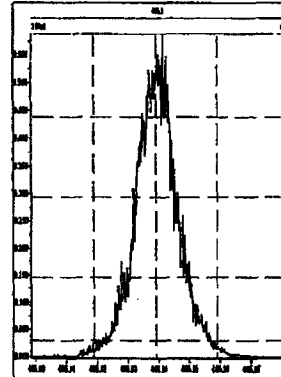
M 380.9760 R 12791



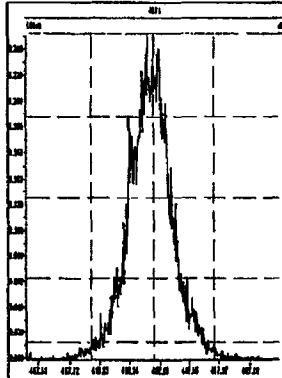
M 392.9760 R 12626



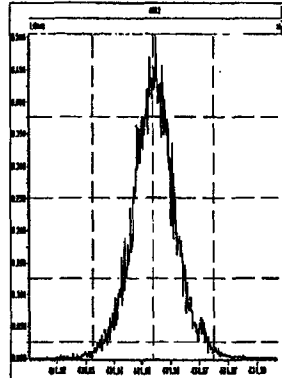
M 404.9760 R 11932



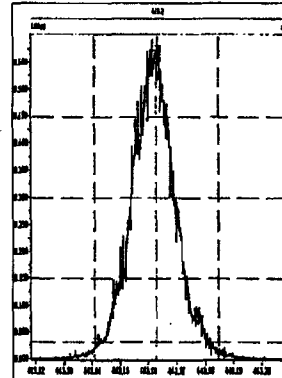
M 416.9760 R 12801



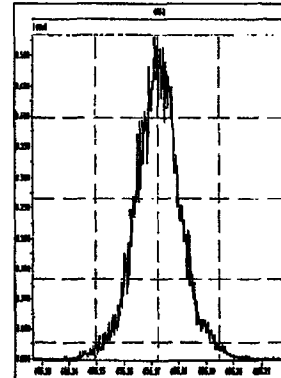
M 430.9728 R 12285



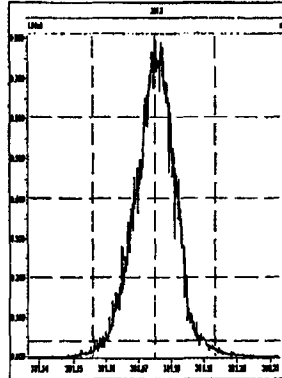
M 442.9728 R 12109



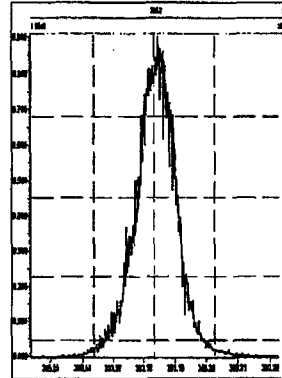
M 454.9728 R 11818



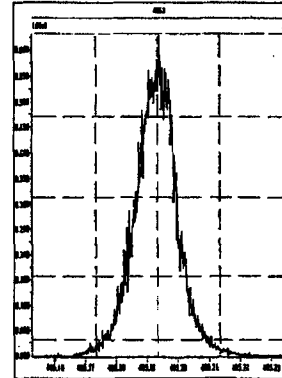
M 380.9760 R 12825



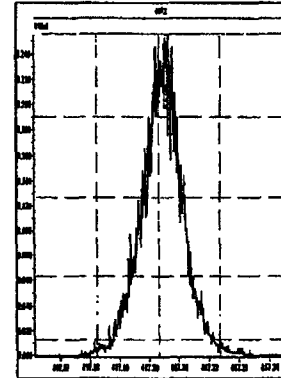
M 392.9760 R 12196



M 404.9760 R 12021

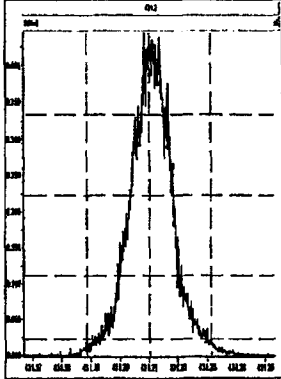


M 416.9760 R 12502

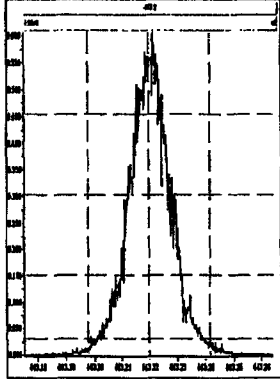


Printed: Wednesday, October 27, 2010 21:03:36 Pacific Daylight Time

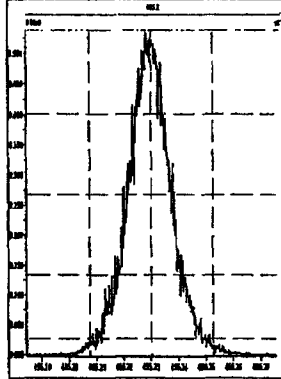
M 430.9728 R 11932



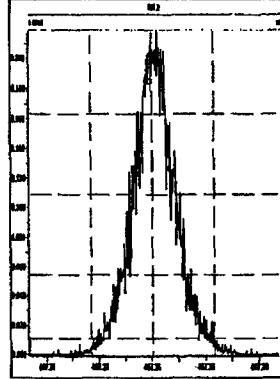
M 442.9728 R 12029



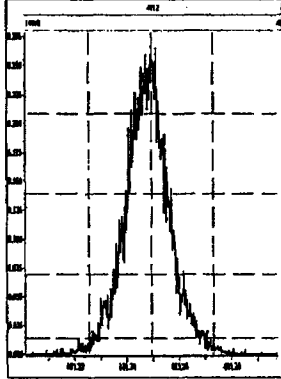
M 454.9728 R 12315



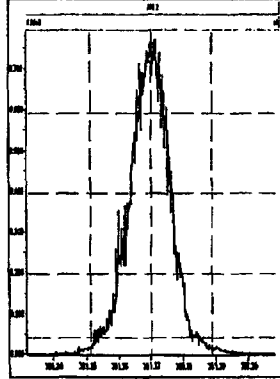
M 466.9728 R 12698



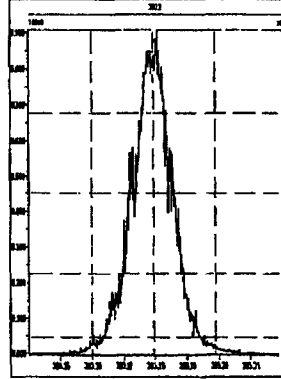
M 480.9696 R 12269



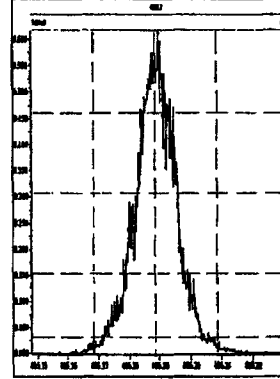
M 380.9760 R 12823



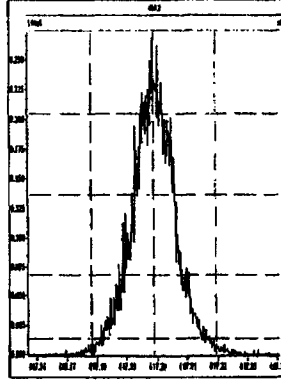
M 392.9760 R 12626



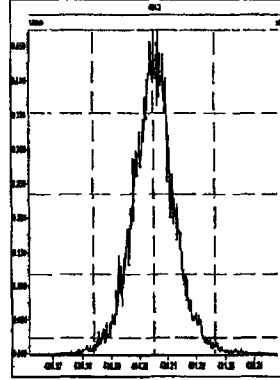
M 404.9760 R 13393



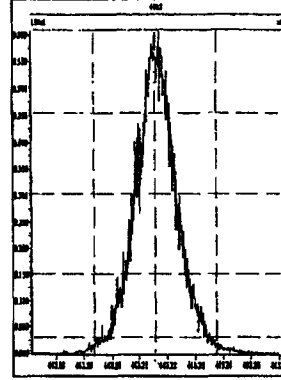
M 416.9760 R 12755



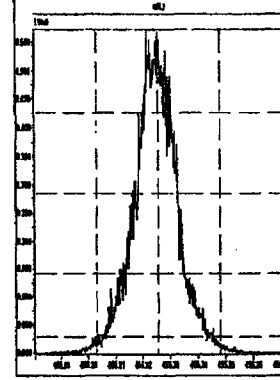
M 430.9728 R 12406



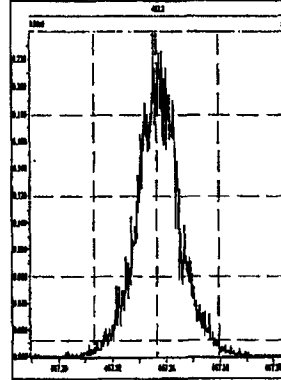
M 442.9728 R 12029



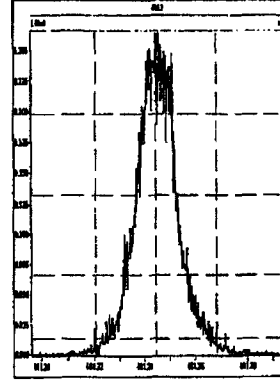
M 454.9728 R 11852



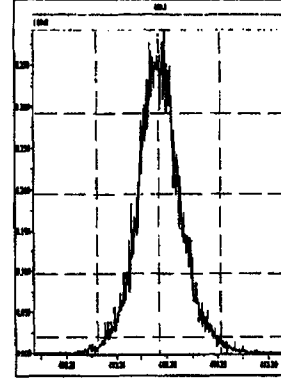
M 466.9728 R 12107



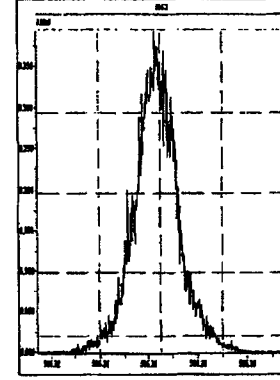
M 480.9696 R 12049



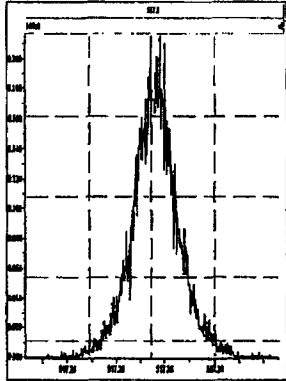
M 492.9696 R 11940

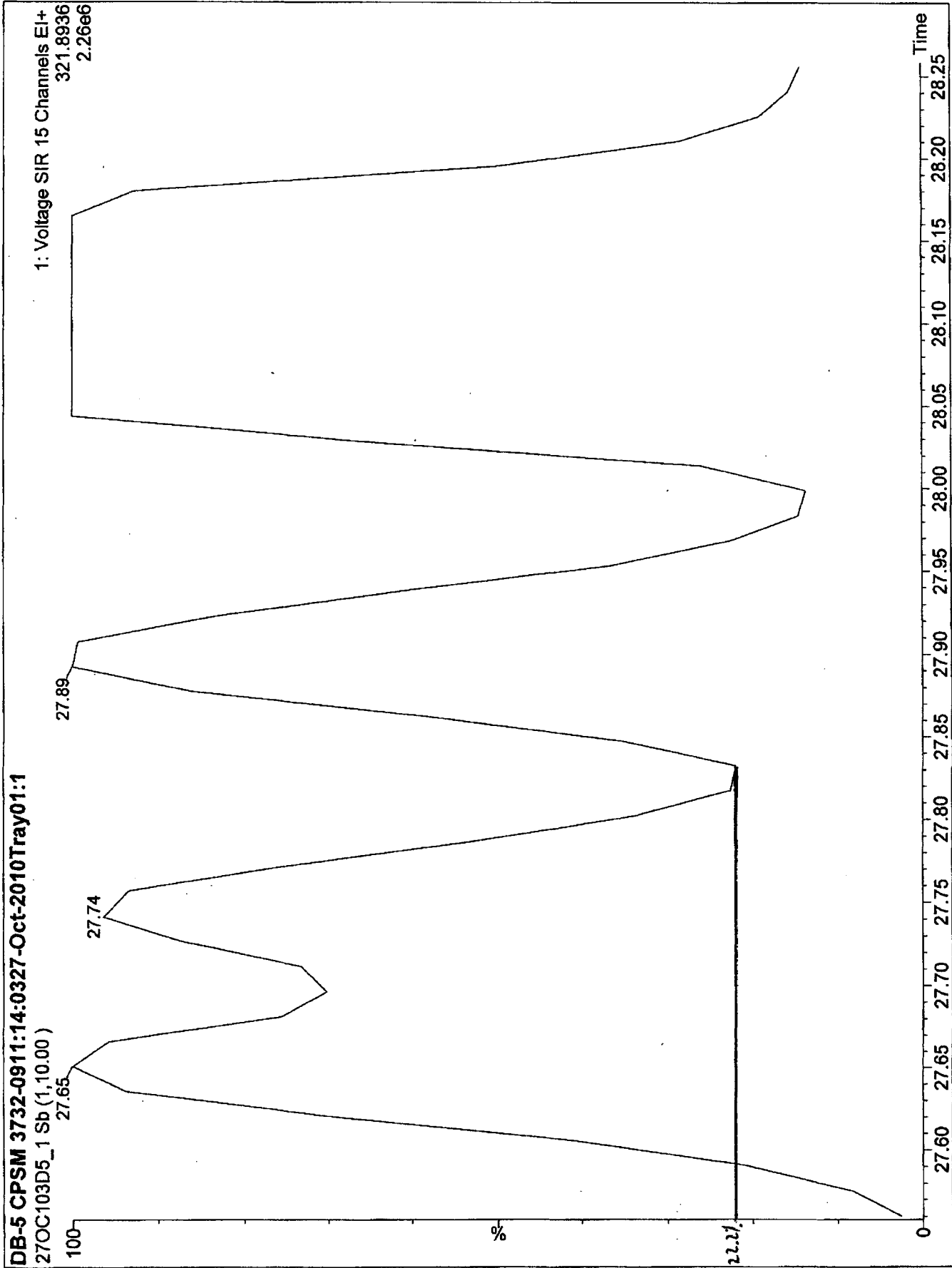


M 504.9696 R 12209



M 516.9697 R 11627





Dataset: C:\MassLynx\JAN2010.PRO\ICA1027103D582902NDRSRCE.qld

Last Altered: Wednesday, November 03, 2010 10:57:10 Pacific Daylight Time
Printed: Wednesday, November 03, 2010 10:57:56 Pacific Daylight Time

Method: C:\MassLynx\JAN2010.PRO\MethDB\82903D5OCDD25.mdb 03 Nov 2010 10:33:18
Calibration: C:\MassLynx\JAN2010.PRO\CurveDB\ICA1027103D58290.cdb 03 Nov 2010 10:34:07

Name: 27OC103D5_9, Date: 27-Oct-2010, Time: 18:40:41, ID: ST1027E, Description: 2nd Source 10DXN340, Task:

# Name	Type	Sample Size	RT	Prd RT	RRF:M	Abs Reso	Conc	EMPC	%Rec	EDL	Ratio	Prd Ratio	Ratio	Mod Date
1 13C-1,2,3,4-TCDD		1.000	27.65	27.64	1.000	1511786.13	2000.0000	2000.0000	100.0	2.2245	0.748	0.770	NO	
2														
3 13C-2,3,7,8-TCDF		1.000	26.96	26.97	1.347	2298661.19	2256.9155	2256.9155	112.8	1.7787	0.763	0.770	NO	
4 2,3,7,8-TCDF		1.000	26.97	26.97	1.016	208535.32	178.6302	178.6302		0.4256	0.759	0.770	NO	
5 Total TCDFs		1.000		21.44	1.016		178.6302	178.6302		0.4256				
6														
7 13C-2,3,7,8-TCDD		1.000	27.89	27.92	0.854	1454114.56	2251.8102	2251.8102	112.6	2.6039	0.757	0.770	NO	
8 2,3,7,8-TCDD		1.000	27.91	27.92	1.108	146032.16	181.2505	181.2505		0.6223	0.766	0.770	NO	
9 Total TCDDs		1.000		19.55	1.108		181.2505	181.2505		0.6223				
10														
11 37CL-2,3,7,8-TCDD		1.000	27.92	27.92	0.566	188430.88	440.7907	0.0000	110.2	0.7152				
12														
13 13C-1,2,3,7,8-PeCDF		1.000	33.42	33.43	1.118	1893403.88	2241.3647	2241.3647	112.1	3.6854	1.631	1.550	NO	
14 1,2,3,7,8-PeCDF		1.000	33.44	33.44	1.039	458413.81	466.1160	466.1160		1.1498	1.579	1.550	NO	
15 2,3,4,7,8-PeCDF		1.000	35.15	35.14	1.016	442933.70	460.6103	460.6103		1.1759	1.550	1.550	NO	
16 Total F2 PeCDFs		1.000		34.47	1.027		926.7263	926.7263		1.1627				
17 Total F1 PeCDFs		1.000		36.56	1.027		0.2337	0.1749		0.6270				
18														
19 13C-1,2,3,7,8-PeCDD		1.000	36.05	36.05	0.721	1270744.84	2330.5909	2330.5909	116.5	2.3767	1.609	1.550	NO	
20 1,2,3,7,8-PeCDD		1.000	36.08	36.09	1.031	299762.75	457.7705	457.7705		1.2335	1.569	1.550	NO	
21 Total PeCDDs		1.000		31.10	1.031		457.7705	457.7705		1.2335				
22														
23 13C-1,2,3,7,8,9-HxCDD		1.000	42.46	42.46	1.000	1168156.25	2000.0000	2000.0000	100.0	1.3375	1.424	1.240	NO	
24														
25 13C-1,2,3,4,7,8-HxCDF		1.000	41.26	41.28	1.093	1317798.63	2063.5851	2063.5851	103.2	3.7072	0.516	0.510	NO	
26 1,2,3,4,7,8-HxCDF		1.000	41.27	41.27	1.216	398818.03	495.3483	495.3483		0.8567	1.263	1.240	NO	
27 1,2,3,6,7,8-HxCDF		1.000	41.40	41.38	1.498	510048.56	516.7059	516.7059		0.6952	1.303	1.240	NO	
28 2,3,4,6,7,8-HxCDF		1.000	41.96	41.96	1.324	403379.03	462.3649	462.3649		0.7866	1.227	1.240	NO	
29 1,2,3,7,8,9-HxCDF		1.000	42.63	42.62	1.083	345715.67	484.6908	484.6908		0.9621	1.288	1.240	NO	
30 Total HxCDFs		1.000		0.00	1.280		1959.1089	1959.1089		0.8136				
31														

MassLynx 4.1

Quantify Sample Summary Report

Dataset: C:\MassLynx\JAN2010.PRO\ICA1027103D582902NDSRCE.qld

Last Altered: Wednesday, November 03, 2010 10:57:10 Pacific Daylight Time
 Printed: Wednesday, November 03, 2010 10:57:56 Pacific Daylight Time

Name: 27OC103D5_9, Date: 27-Oct-2010, Time: 18:40:41, ID: ST1027E, Description: 2nd Source 10DXN340, Task:

#	Name	Trace	Sample Size	RT	Ptd RT	RRF	M	Abs Resp	Comp	EMPC	%Rec	EDL	Ratio	Ptd Ratio	Ratio	Mod Date
32	13C-1,2,3,6,7,8-HxCDD	401.8559	1.000	42.18	42.19	0.972		1242032.31	2187.9741	2187.9741	109.4	1.3762	1.359	1.240		NO
33	1,2,3,4,7,8-HxCDD	389.8157	1.000	42.11	42.12	0.869		240592.21	446.0115	446.0115	1.0739	1.0739	1.273	1.240		NO
34	1,2,3,6,7,8-HxCDD	389.8157	1.000	42.20	42.19	1.157		327149.55	455.3480	455.3480	0.8063	0.8063	1.305	1.240		NO
35	1,2,3,7,8,9-HxCDD	389.8157	1.000	42.47	42.46	1.025		305437.20	479.7456	479.7456	0.9099	0.9099	1.297	1.240		NO
36	Total HxCDDs	389.8157	1.000		0.00	1.017			1381.1051	1381.1051		0.9173				
37																
38	13C-1,2,3,4,6,7,8-HpCDF	417.8253	1.000	44.08	44.08	0.965		1200548.38	2130.2437	2130.2437	106.5	6.4852	0.434	0.440		NO
39	1,2,3,4,6,7,8-HpCDF	407.7818	1.000	44.08	44.08	1.373		378499.09	459.1863	459.1863	1.4949	1.4949	1.038	1.040		NO
40	1,2,3,4,7,8,9-HpCDF	407.7818	1.000	45.31	45.31	1.145		304159.05	442.4291	442.4291	1.7924	1.7924	1.043	1.040		NO
41	Total HpCDFs	407.7818	1.000		0.00	1.259			901.6154	901.6154		1.6302				
42																
43	13C-1,2,3,4,6,7,8-HpCDD	435.8169	1.000	44.96	44.96	0.858		1086401.25	2168.9303	2168.9303	108.4	6.4479	1.057	1.040		NO
44	1,2,3,4,6,7,8-HpCDD	423.7766	1.000	44.98	44.98	1.049		258122.15	453.0431	453.0431	1.3285	1.3285	1.047	1.040		NO
45	Total HpCDDs	423.7766	1.000		0.00	1.049			453.0431	453.0431		1.3285				
46																
47	13C-OCDD	469.7779	1.000	47.67	47.68	0.637		1543486.56	4145.3892	4145.3892	103.6	10.8481	0.932	0.890		NO
48	OCDF	441.7428	1.000	47.80	47.80	1.507		536701.05	923.0604	923.0604	2.4563	2.4563	0.884	0.890		NO
49	OCDD	457.7377	1.000	47.68	47.68	1.194		443813.03	963.2203	963.2203	2.6540	2.6540	0.894	0.890		NO
50																
51																
52	Function 1 PFK	330.97920	1.000													
53	Function 2 PFK	342.97920	1.000	36.90	36.91	14411....		8955.92	0.6214		62.1	2.4968				
54	Function 3 PFK	380.97600	1.000													
55	Function 4 PFK	430.97290	1.000	45.71	45.71	11038....		2928.02	0.2653		26.5	1.2025				
56	Function 5 PFK	442.97280	1.000													
57	TCDF PCDFE	375.8364	1.000	23.46	23.43	33.291		43.38	1.3032		130.3	0.3022				
58	F1 PeCDF PCDFE	409.79740	1.000													
59	F2 PeCDF PCDFE	409.7974	1.000	38.54	38.56	76.937		33.60	0.4367		43.7	0.4289				
60	HxCDF PCDFE	445.7555	1.000	41.75	41.85	31.075		27.47	0.8839		88.4	0.3838				
61	HpCDF PCDFE	479.7165	1.000	45.77	45.69	106.081		172.69	1.6280		162.8	0.2484				
62	OCDF PCDFE	513.67750	1.000													

Test America – West Sacramento

Initial Calibration Checklist
Dioxin Methods



ICAL ID (DB225, DB225A1R) 1214105D2

Method ID 1613B, 8290, T09, 23, 0023A Date Scanned _____

Column ID DB225 Instrument ID 5D2

STD ID's ST1214, ST1214A → D STD Solution 10DXN (503 → 507)

GC Program DB225 Multiplier Setting 750 kv

Analyzed By KSS Date Analyzed 12-14-10

Prepared By KSS Date Prepared 12-15-10

Reviewed By AS Date Reviewed 12-15-10

Curve summary present?	✓	✓
Hardcopies of chromatograms for CS1-CS5 present?	✓	✓
Copy of log-file present?	✓	✓
Beginning and Ending Static resolution check present?	✓	✓
DLM02.2: Beginning and ending CPSM blow ups present?	✓	✓
DLM02.2: CPSM valley < 25%. Resolution documented below? **	✓	✓
Target file RT's correct?	✓	✓
%RSD within method-specified limits?*	✓	✓
Signal-to-noise criteria met?	✓	✓
Isotopic ratios within limits?	✓	✓
High point free of saturation?	✓	✓
Are chromatographic windows correct?	✓	✓
DLM02.2: Absolute retention time for 13C12-1,2,3,4-TCDD > 25 minutes on a DB-5 column or 13C12-1,2,3,4-TCDD > 15 minutes on a DB-225 column? ICAL CSS Absolute RT = 15:18	✓	✓
Manual reintegration's checked and hardcopies included?	NA	N/A

COMMENTS:

CPSM 1 valley = 17% ; CPSM 2 valley = 17%

- * Method 8290/T09/M0023A: %RSD ≤ 20% for natives, ≤ 30% for labeled compounds; S/N ≥ 10
Method 1613B/DLM02.2: %RSD ≤ 20% natives, ≤ 30% labeled compounds; S/N ≥ 10
Method 23: %RSD ≤ values specified in Table 5, Method 23; S/N ≥ 2.5
- ** DLM02.2 CPSM Criteria: 25% valley between 2378 TCDF (DB-225)/TCDD (DB-5) and its closest eluters normalized to the 2378 peak

Run: 14DE10B5D2 Analyte: DB225 Cal: DB2251214105D2

ST1214 :10DXN503 CS11214 KSS ST1214A :10DXN504 CS21214A ST1214B :10DXN505 CS31414B
 ST1214C :10DXN506 CS41214C ST1214D :10DXN507 CS51214D

Name	Mean	S. D.	RSD	14DE10B5D214DE10B5D214DE10B5D214DE10B5D214DE10B5D2												
				S3	S4	S5	S6	S7	RRF1	RRF2	RRF3	RRF4	RRF5			
13C-1,2,3,4-TCDD	-	-	- %	-	-	-	-	-	-	-	-	-	-	-	-	-
13C-2,3,7,8-TCDF	2.023	0.106	5.26 %	1.92	2.07	2.18	2.00	1.94	2.07	2.18	2.00	1.94	2.07	2.18	2.00	1.94
2,3,7,8-TCDF	1.012	0.027	2.71 %	1.04	1.03	0.98	1.01	1.00	1.03	0.98	1.01	1.00	1.03	0.98	1.01	1.00
13C-2,3,7,8-TCDD	0.985	0.061	6.17 %	0.99	1.01	1.05	0.99	0.89	1.01	1.05	0.99	0.89	1.01	1.05	0.99	0.89
2,3,7,8-TCDD	1.562	0.050	3.20 %	1.59	1.61	1.54	1.59	1.48	1.61	1.54	1.59	1.48	1.61	1.54	1.59	1.48
37Cl-2,3,7,8-TCDD	1.749	0.132	7.54 %	1.74	1.85	1.86	1.77	1.53	1.85	1.86	1.77	1.53	1.85	1.86	1.77	1.53

Run #1 Filename 14DE10B5D2 S: 3 I: 1
Acquired: 14-DEC-10 14:15:32 Processed: 14-DEC-10 15:29:03
Run: 14DE10B5D2 Analyte: DB225 Cal: DB2251214105D2

Comments:

Sample text: ST1214 :10DXN503 CS11214 KSS

Name	Resp	RA	RT	RRF		Mod?
13C-1,2,3,4-TCDD	198210300	0.80 y	15:19	-	100.00	n
13C-2,3,7,8-TCDF	380145000	0.79 y	16:32	1.918	100.00	n
2,3,7,8-TCDF	1983432	0.71 y	16:33	1.044	0.50	n
13C-2,3,7,8-TCDD	196387400	0.78 y	15:00	0.991	100.00	n
2,3,7,8-TCDD	1557338	0.81 y	15:01	1.586	0.50	n
37Cl-2,3,7,8-TCDD	1725766	1.00 y	15:01	1.741	0.50	n

Run #2 Filename 14DE10B5D2 S: 4 I: 1
Acquired: 14-DEC-10 14:51:46 Processed: 14-DEC-10 15:29:03
Run: 14DE10B5D2 Analyte: DB225 Cal: DB2251214105D2

Comments:

Sample text: ST1214A :10DXN504 CS21214A KSS

Name	Resp	RA	RT	RRF		Mod?
13C-1,2,3,4-TCDD	187943700	0.80 y	15:19	-	100.00	n
13C-2,3,7,8-TCDF	389377000	0.80 y	16:32	2.072	100.00	n
2,3,7,8-TCDF	8053700	0.72 y	16:33	1.034	2.00	n
13C-2,3,7,8-TCDD	189250100	0.79 y	15:00	1.007	100.00	n
2,3,7,8-TCDD	6102500	0.83 y	15:01	1.612	2.00	n
37Cl-2,3,7,8-TCDD	6946640	1.00 y	15:01	1.848	2.00	n

Run #3 Filename 14DE10B5D2 S: 5 I: 1
Acquired: 14-DEC-10 15:28:06 Processed: 14-DEC-10 15:57:02
Run: 14DE10B5D2 Analyte: DB225 Cal: DB2251214105D2
Comments:
Sample text: ST1214B :10DXN505 CS31414B KSS

Name	Resp	RA	RT	RRF		Mod?
13C-1,2,3,4-TCDD	177466300	0.83 y	15:18	-	100.00	n
13C-2,3,7,8-TCDF	387007000	0.78 y	16:32	2.181	100.00	n
2,3,7,8-TCDF	37792600	0.73 y	16:33	0.977	10.00	n
13C-2,3,7,8-TCDD	186625100	0.81 y	14:59	1.052	100.00	n
2,3,7,8-TCDD	28785200	0.78 y	15:01	1.542	10.00	n
37Cl-2,3,7,8-TCDD	32922600	1.00 y	15:01	1.855	10.00	n

Run #4 Filename 14DE10B5D2 S: 6 I: 1
Acquired: 14-DEC-10 16:04:28 Processed: 14-DEC-10 16:28:31
Run: 14DE10B5D2 Analyte: DB225 Cal: DB2251214105D2

Comments:

Sample text: ST1214C :10DXN506 CS41214C KSS

Name	Resp	RA	RT	RRF		Mod?
13C-1,2,3,4-TCDD	182473800	0.78 y	15:18	-	100.00	n
13C-2,3,7,8-TCDF	364998000	0.79 y	16:32	2.000	100.00	n
2,3,7,8-TCDF	147314700	0.71 y	16:32	1.009	40.00	n
13C-2,3,7,8-TCDD	180660100	0.80 y	15:00	0.990	100.00	n
2,3,7,8-TCDD	114557500	0.78 y	15:00	1.585	40.00	n
37Cl-2,3,7,8-TCDD	129089600	1.00 y	15:00	1.769	40.00	n

Run #5 Filename 14DE10B5D2 S: 7 I: 1
Acquired: 14-DEC-10 16:40:49 Processed: 14-DEC-10 17:13:09
Run: 14DE10B5D2 Analyte: DB225 Cal: DB2251214105D2

Comments:

Sample text: ST1214D :10DXN507 CS51214D KSS

Name	Resp	RA	RT	RRF		Mod?
13C-1,2,3,4-TCDD	202676800	0.80 y	15:18	-	100.00	n
13C-2,3,7,8-TCDF	393685000	0.80 y	16:31	1.942	100.00	n
2,3,7,8-TCDF	784363000	0.73 y	16:32	0.996	200.00	n
13C-2,3,7,8-TCDD	179577700	0.79 y	14:59	0.886	100.00	n
2,3,7,8-TCDD	533290000	0.79 y	15:00	1.485	200.00	n
37C1-2,3,7,8-TCDD	620084000	1.00 y	15:00	1.530	200.00	n

Quantitation Summary

TestAmerica West Sacramento

Run text: ST1214E Sample text: ST1214E :10DXN340 Second Source KSS
 Run #6 Filename: 14DE10B5D2 S: 9 I: 1 Results: 14DE10B5D2DB225
 Acquired: 14-DEC-10 17:53:39 Processed: 14-DEC-10 18:26:25
 Run: 14DE10B5D2 Analyte: DB225 Cal: DB2251214105D2
 Factor 1: 800.000 Factor 2: 20.000 Sample size: 1.000000 *spiked @ 200 ppb*

Name	Resp	RA	RT	RRF	Conc	EDL	Rec	M
13C-1,2,3,4-TCDD	168736500	0.79 y	15:15	-	88.92	-	-	n
13C-2,3,7,8-TCDF	382850000	0.80 y	16:29	2.02	2243.55	10.19	112.2	n
2,3,7,8-TCDF	366090000	0.72 y	16:29	1.01	189.00 (94.5% R)	1.72	-	n
13C-2,3,7,8-TCDD	166332300	0.81 y	14:57	0.99	2001.34	9.02	100.1	n
2,3,7,8-TCDD	249919000	0.78 y	14:57	1.56	192.37 (96.1% R)	2.86	-	n
37Cl-2,3,7,8-TCDD	57132800	1.00 y	14:57	1.75	387.28	4.57	96.8	n

12/15/10 KSS

Data file	Smp	Work Order	Sample ID	FV-uL	Method/Matrix	Box	Size	U
14DE10B5D2	1	CP1214	DB-225 3732-11 CPS1214 KSS				1.0000	
14DE10B5D2	2	SB1214	Solvent Blank C-14 SB1214 KSS				1.0000	
14DE10B5D2	3	ST1214	10DXN503 CS11214 KSS				1.0000	
14DE10B5D2	4	ST1214A	10DXN504 CS21214A KSS				1.0000	
14DE10B5D2	5	ST1214B	10DXN505 CS31414B KSS				1.0000	
14DE10B5D2	6	ST1214C	10DXN506 CS41214C KSS				1.0000	
14DE10B5D2	7	ST1214D	10DXN507 CS51214D KSS				1.0000	
14DE10B5D2	8	SB1214A	Solvent Blank C-14 SB1214A KSS				1.0000	
14DE10B5D2	9	ST1214E	10DXN340 Second Source KSS				1.0000	
14DE10B5D2	10	CP1214A	DB-225 3732-11 CPS1214A KSS				1.0000	
14DE10B5D2	11						1.0000	
14DE10B5D2	12						1.0000	
14DE10B5D2	13						1.0000	
14DE10B5D2	14						1.0000	
14DE10B5D2	15						1.0000	
14DE10B5D2	16						1.0000	
14DE10B5D2	17						1.0000	
14DE10B5D2	18						1.0000	

109 file
 12-15-10

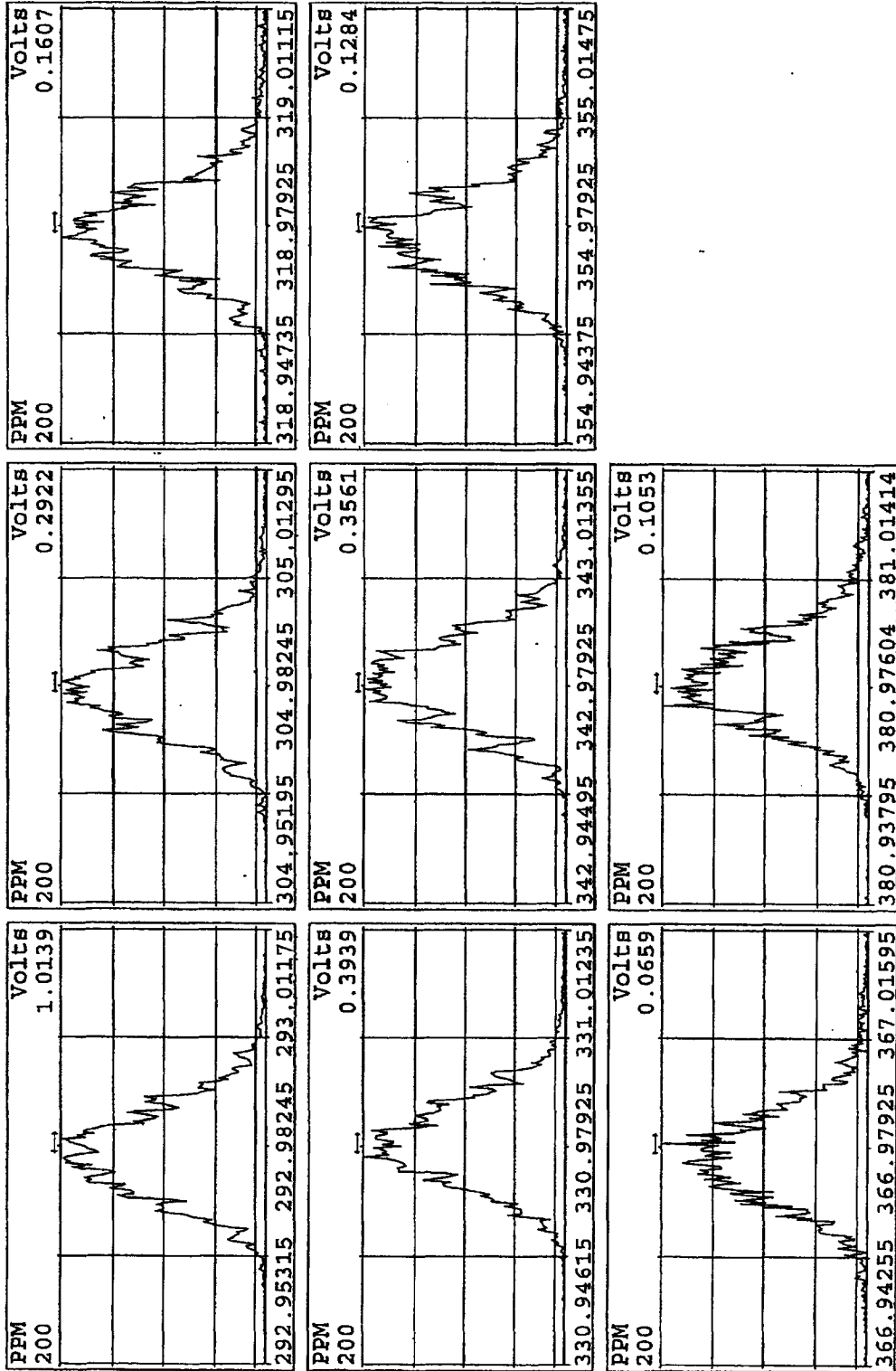
KSS 12-14-10

Data file	Smp	Work Order	Sample ID	FV-uL	Method/Matrix	Box	Size	U
14DE10B5D2	1	CP1214	DB-225 3732-11 CPS1214 KSS				1.0000	
14DE10B5D2	2	SB1214	Solvent Blank C-14 SB1214 KSS				1.0000	
14DE10B5D2	3	ST1214	10DXN503 CS11214 KSS				1.0000	
14DE10B5D2	4	ST1214A	10DXN504 CS21214A KSS				1.0000	
14DE10B5D2	5	ST1214B	10DXN505 CS31414B KSS				1.0000	
14DE10B5D2	6	ST1214C	10DXN506 CS41214C KSS				1.0000	
14DE10B5D2	7	ST1214D	10DXN507 CS51214D KSS				1.0000	
14DE10B5D2	8	SB1214A	Solvent Blank C-14 SB1214A KSS				1.0000	
14DE10B5D2	9	ST1214E	10DXN340 Second Source KSS				1.0000	
14DE10B5D2	10	CP1214A	DB-225 3732-11 CPS1214A KSS				1.0000	
14DE10B5D2	11						1.0000	
14DE10B5D2	12						1.0000	
14DE10B5D2	13						1.0000	
14DE10B5D2	14						1.0000	
14DE10B5D2	15						1.0000	
14DE10B5D2	16						1.0000	
14DE10B5D2	17						1.0000	
14DE10B5D2	18						1.0000	

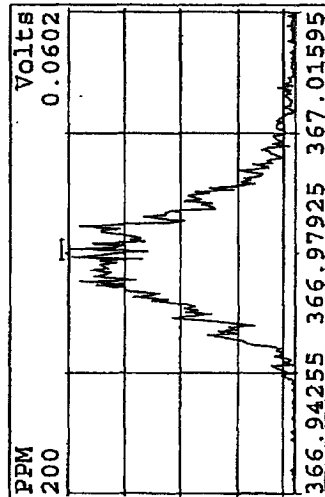
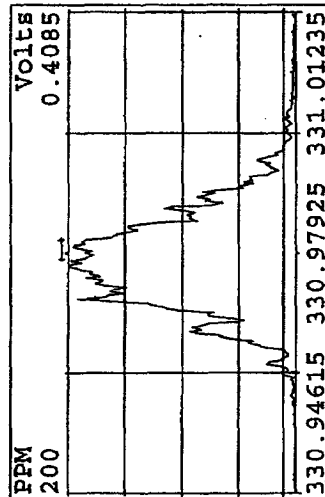
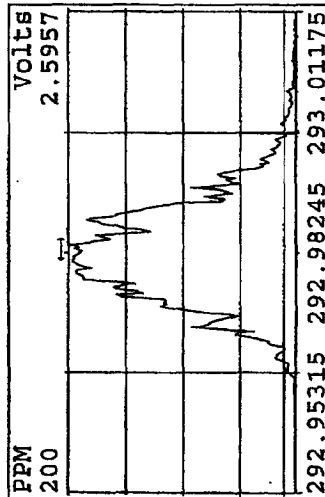
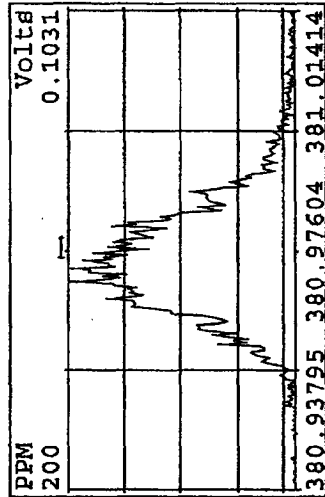
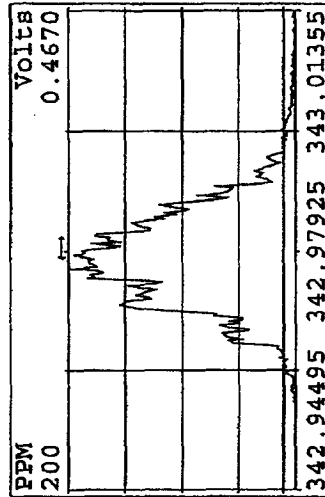
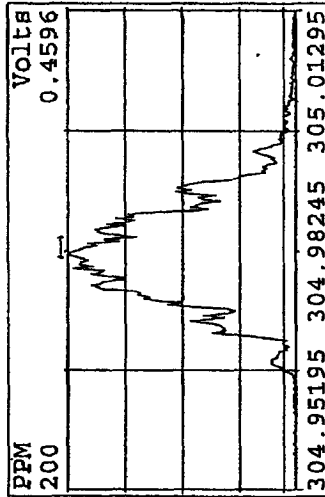
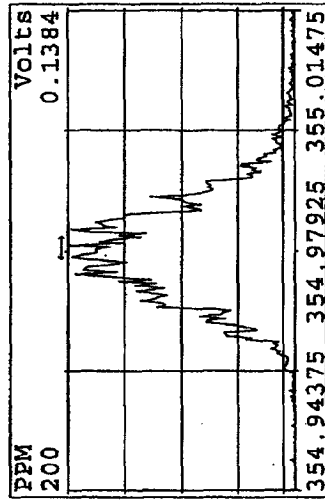
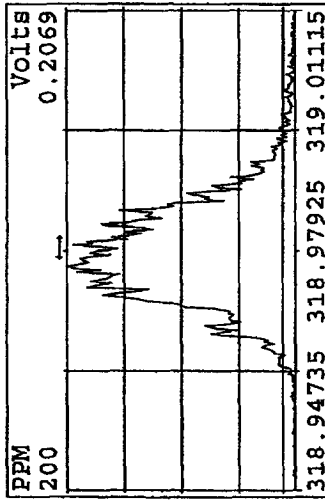
KSS 12-14-10

109 Hg/Pl
 SK
 12-15-10

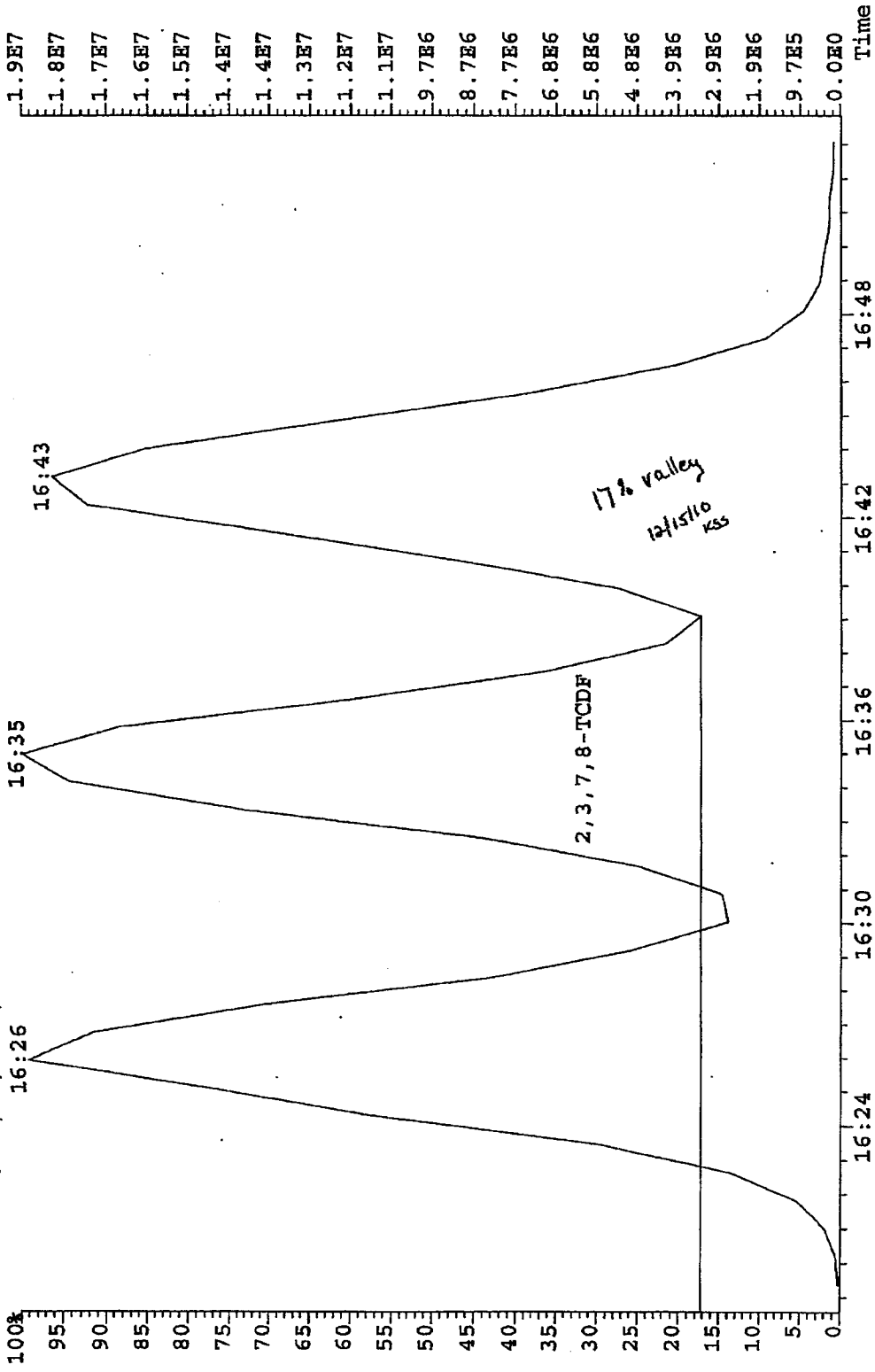
Peak Locate Examination: 14-DEC-2010: 13:01 File: 14DE10B5D2
 Experiment: DB225RES Function: 1 Reference: PFK



Peak Locate Examination: 14-DEC-2010:19:44 File: RESCHK14DE10B5D2
 Experiment: DE225RHS Function: 1 Reference: PFK



File: 14DE10B5D2 #1-1241 Acq: 14-DEC-2010 13:03:01 GC EI+ Voltage SIR 70SE
 Sample#1 Text: CP1214 ;DB-225 3732-11 CPS1214 KSS Exp: DB225RHS
 303.9016 BSUB(128,15,-3.0)



Daily Calibration Checklist Dioxin Methods

Method ID 8290, 8290A

Associated ICAL DB225 121410502

Column ID DB225

Instrument ID 502

STD ID ST0908, ST0908A

STD Solution 11DXN207

Analyzed by M.G., A.M.

Date Analyzed 9/8/11

Std. Pkg. By M.G.

Date Std. Pkg. Assembled 9/9/11

Std. Pkg. Reviewed By Ksh

Date Std. Pkg. Reviewed 9/9/11

DAILY STANDARD PACKAGE	INITIATED	REVIEWED
Standard, CPSM, and Solvent Blank present?	✓	✓
Copy of log-file and Beginning Static Resolution present?	✓	✓
CPSM blow up present?	✓	✓
Curve Summary present?	✓	✓
Summary of Method criteria present or documented below?	✓	✓
Daily standard within method specified limits?*	✓	✓
Analyte retention times correct?	✓	✓
Isotopic ratios within limits?	✓	✓
CPSM valley ≤ method specified limits? **	✓	✓
Are chromatographic windows correct?	✓	✓
Samples analyzed within 12 hrs of daily standard?	✓	✓
Manual reintegration's checked and hardcopies included?	NA	NA
Ending Standard present?	✓	✓
Ending Static Resolutions present	✓	✓
Absolute retention times for 13C12-1,2,3,4-TCDD and 13C12-1,2,3,7,8,9-HxCDD are within +/- 15 seconds of the retention times in the Initial Calibration? (required for all 1613B samples)	NA	NA

COMMENTS:

* Method 8290/TO9/M0023A: (beginning) ≤ 20% from curve RRFs for native analytes, ≤ 30% from curve RRFs for labeled compounds.

Method 8290/TO9/M0023A: (ending) ≤ 25% from curve RRFs for native analytes, ≤ 35% from curve RRFs for labeled compounds.

Method 23: See Method 23 Daily Standard Criteria, Table 5.

Method 1613B: See, Method 1613B or Method 1613B Tetras Daily Standard Criteria,

** Method 23/0023A CPSM Criteria: 25% valley between 2378 TCDF (DB-225)/TCDD (DB-5) and its closest eluters normalized to the smallest peak of the triplet

Method 1613B/8290/TO9 CPSM Criteria: 25% valley between 2378 TCDF (DB-225)/TCDD (DB-5) and its closest eluters normalized to the 2378 peak

Run text: ST0908
Run #7 Filename 08SE115D2 S: 2 I: 1
Acquired: 8-SEP-11 09:30:28
Run: 08SE115D2 Analyte: DB225

File text: ST0908 :CS3 11DXN207, MG
Processed: 8-SEP-11 22:53:16
Cal: DB2251214105D2 Results: 08SE115D2DB225

Name	Resp	RA	RT	RRF	Amount	Dev'n	Mod?
13C-1,2,3,4-TCDD	47788300	0.79 y	15:13	-	100.00	-	n
13C-2,3,7,8-TCDF	95639600	0.81 y	16:25	2.00	100.00	-1.1	n
2,3,7,8-TCDF	9142680	0.77 y	16:27	0.96	10.00	-5.5	n
13C-2,3,7,8-TCDD	43819500	0.79 y	14:56	0.92	100.00	-6.9	n
2,3,7,8-TCDD	6675550	0.79 y	14:56	1.52	10.00	-2.5	n
37Cl-2,3,7,8-TCDD	6742360	1.00 y	14:56	1.41	10.00	-19.3	n

Run text: ST0908A File text: ST0908A :CS3 11DXN207, MG
Run #22 Filename 08SE115D2 S: 19 I: 1
Acquired: 8-SEP-11 19:44:59 Processed: 9-SEP-11 12:51:31
Run: 08SE115D2 Analyte: DB225 Cal: DB2251214105D2 Results: 08SE115D2DB225

Name	Resp	RA	RT	RRF	Amount	Dev'n	Mod?
13C-1,2,3,4-TCDD	55024000	0.77 y	15:13	-	100.00	-	n
13C-2,3,7,8-TCDF	111475000	0.80 y	16:26	2.03	100.00	0.2	n
2,3,7,8-TCDF	10396570	0.78 y	16:27	0.93	10.00	-7.8	n
13C-2,3,7,8-TCDD	50853700	0.77 y	14:57	0.92	100.00	-6.2	n
2,3,7,8-TCDD	7839210	0.80 y	14:57	1.54	10.00	-1.3	n
37Cl-2,3,7,8-TCDD	7324200	1.00 y	14:57	1.33	10.00	-23.9	n

Data file	Smp	Work Order	Sample ID	FV-uL	Method/Matrix	Box	Size	U
08SE115D2	1	CP0908	DB-225 CPSM 3732-11, MG				1.0000	
08SE115D2	2	ST0908	CS3 11DXN207, MG				1.0000	
08SE115D2	3	SB0908	Solvent Blank C-14, MG				1.0000	
08SE115D2	4	ML51L-1-AA	G1H310000-44B, 1243044, DELK01, MG	20	1613B/WATER	EP17	1.0000	L
08SE115D2	5	ML51L-1-AC	G1H310000-44C, 1243044, DLCS01, MG	20	1613B/WATER		1.0000	L
08SE115D2	6	MLQ7V-1-AA	G1H170477-1, 1243044, D6GW8, MG	20	1613B/WATER		1.0000	L
08SE115D2	7	MLTL4-1-AA	G1H180492-13	20	8290/SOLID	87	1.0580	g
08SE115D2	8	MLTL6-1-AA	G1H180492-14	20	8290/SOLID		2.1080	g
08SE115D2	9	MLTLD-1-AA	G1H180492-7	20	8290/SOLID		3.0150	g
08SE115D2	10	MLTLT-1-AA	G1H180492-8	20	8290/SOLID		4.2480	g
08SE115D2	11	MLTLV-1-AA	G1H180492-9	20	8290/SOLID		3.1530	g
08SE115D2	12	ML7AF-1-AD	G1I010460-1	20	8290/SOLID	82	10.8100	g
08SE115D2	13	ML0DG-1-AA	G1H240411-1 (10X)	20	8290A/WATER	EP17	0.5126	L
08SE115D2	14	ML7AF-1-AE	G1I010460-1S	20	8290/SOLID	82	10.8500	g
08SE115D2	15	ML7AF-1-AF	G1I010460-1D	20	8290/SOLID		10.3800	g
08SE115D2	16	ML699-1-AC	G1I010458-1	20	8290/SOLID		5.7700	g
08SE115D2	17	SB0908A	Solvent Blank C-14, MG				1.0000	
08SE115D2	18	CP0908A	DB-225 CPSM 3732-11, MG				1.0000	
08SE115D2	19	ST0908A	CS3 11DXN207, MG				1.0000	
08SE115D2	20						1.0000	
08SE115D2	21						1.0000	
08SE115D2	22						1.0000	
08SE115D2	23						1.0000	
08SE115D2	24						1.0000	
08SE115D2	25						1.0000	
08SE115D2	26						1.0000	

MG, AM 09-08-11

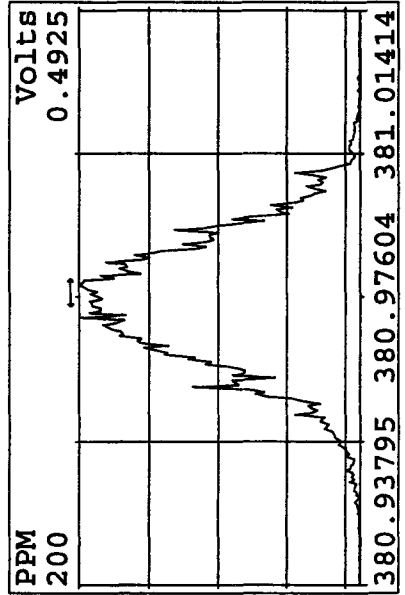
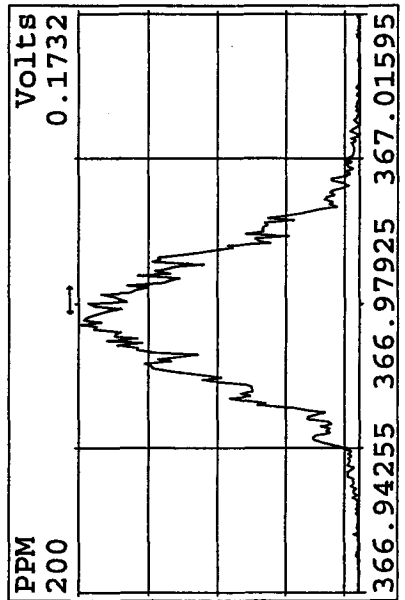
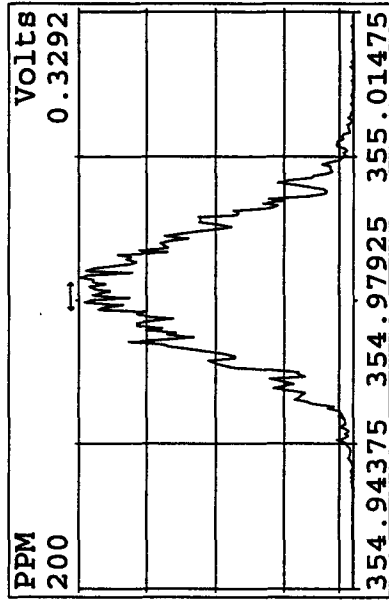
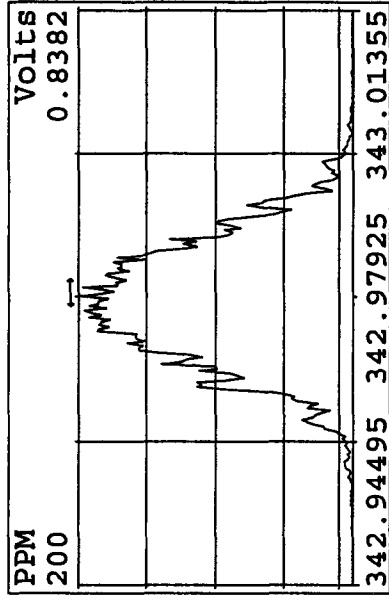
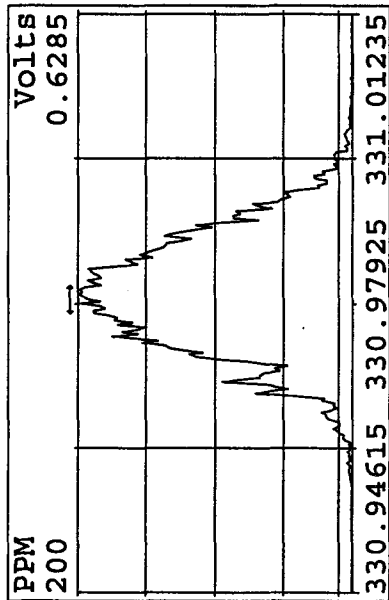
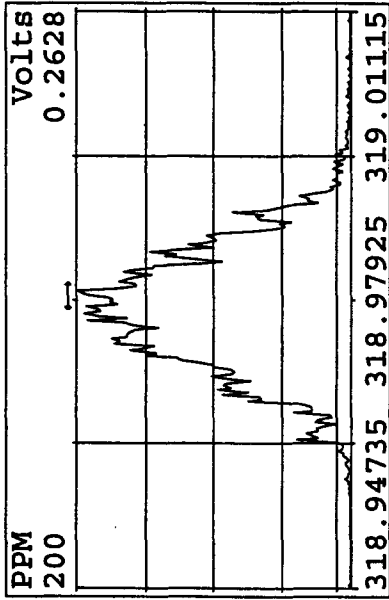
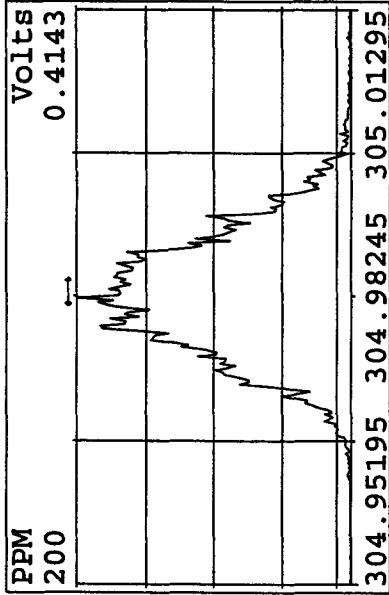
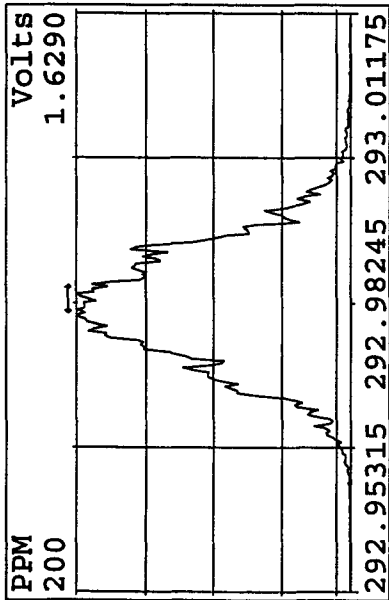
log file checked
9-08-11 AM

Data file	Smp	Work Order	Sample ID	FV-uL	Method/Matrix	Box	Size	U
08SE115D2	1	CP0908	DB-225 CP5M 3732-11, MG				1.0000	
08SE115D2	2	ST0908	CS3 11DXN207, MG				1.0000	
08SE115D2	3	SB0908	Solvent Blank C-14, MG				1.0000	
08SE115D2	4	ML51L-1-AA	GIH310000-44B, 1243044, DBLK01, MG	20	1613B/WATER	EP17	1.0000	L
08SE115D2	5	ML51L-1-AC	GIH310000-44C, 1243044, DLCS01, MG	20	1613B/WATER		1.0000	L
08SE115D2	6	MLQ7V-1-AA	GIH170477-1, 1243044, D6GW8, MG	20	1613B/WATER		1.0000	L
08SE115D2	7	MLTL4-1-AA	GIH180492-13	20	8290/SOLID	87	1.0580	g
08SE115D2	8	MLTL6-1-AA	GIH180492-14	20	8290/SOLID		2.1080	g
08SE115D2	9	MLTLD-1-AA	GIH180492-7	20	8290/SOLID		3.0150	g
08SE115D2	10	MLTLT-1-AA	GIH180492-8	20	8290/SOLID		4.2480	g
08SE115D2	11	MLTLV-1-AA	GIH180492-9	20	8290/SOLID		3.1530	g
08SE115D2	12	ML7AF-1-AD	GI1010460-1	20	8290/SOLID	82	10.8100	g
08SE115D2	13	MLODG-1-AA	GIH240411-1 (10X)	20	8290A/WATER	EP17	0.5126	L
08SE115D2	14	ML7AF-1-AE	GI1010460-1S	20	8290/SOLID	82	10.8500	g
08SE115D2	15	ML7AF-1-AF	GI1010460-ID	20	8290/SOLID		10.3800	g
08SE115D2	16	ML699-1-AC	GI1010458-1	20	8290/SOLID		5.7700	g
08SE115D2	17	SB0908A	Solvent Blank C-14, MG				1.0000	
08SE115D2	18	CP0908A	DB-225 CP5M 3732-11, MG				1.0000	
08SE115D2	19	ST0908A	CS3 11DXN207, MG				1.0000	
08SE115D2	20						1.0000	
08SE115D2	21						1.0000	
08SE115D2	22						1.0000	
08SE115D2	23						1.0000	
08SE115D2	24						1.0000	
08SE115D2	25						1.0000	
08SE115D2	26						1.0000	

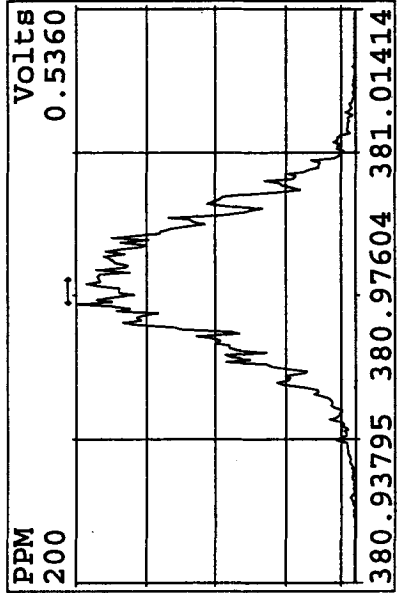
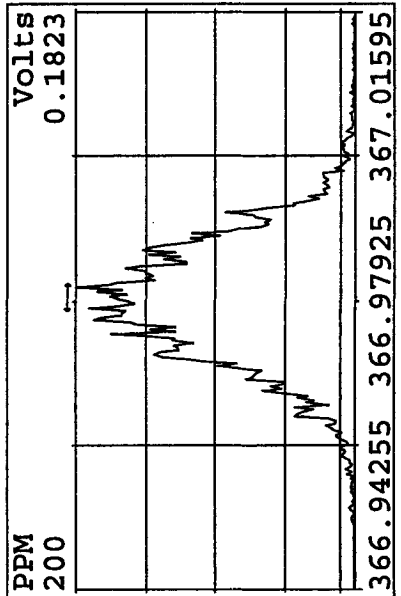
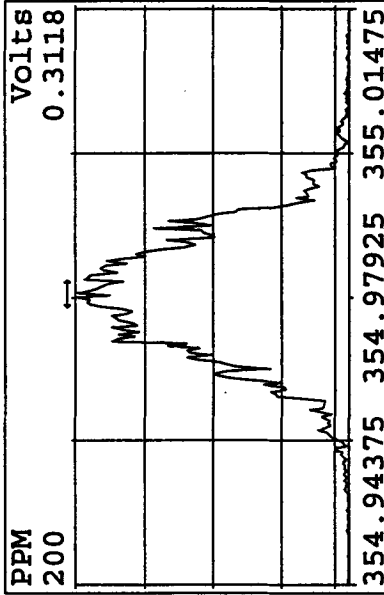
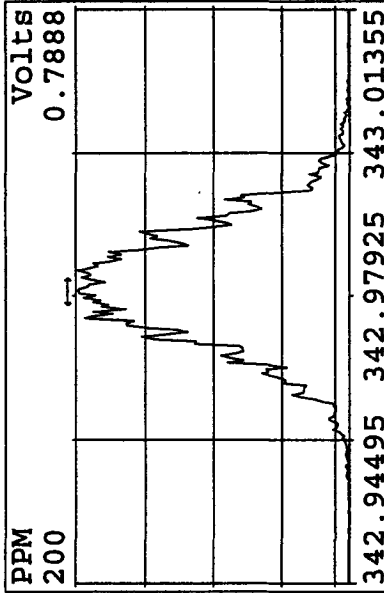
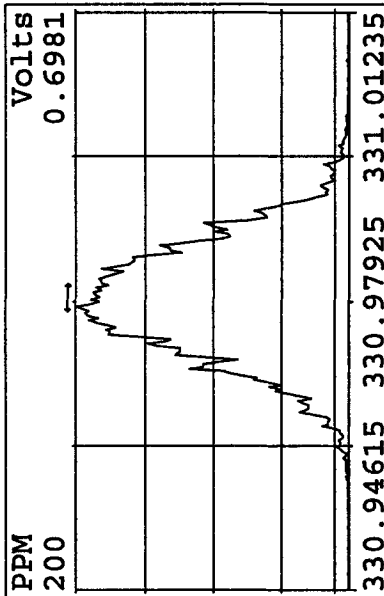
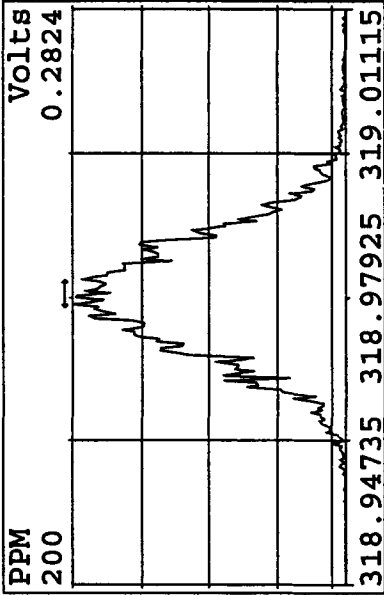
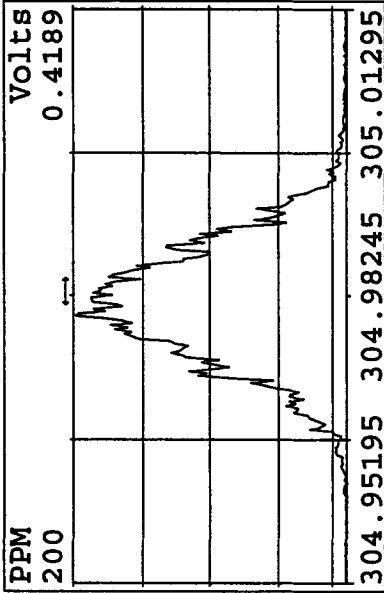
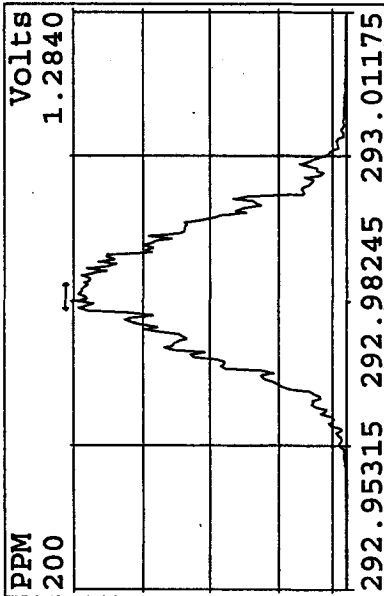
MG, AM 09-08-11

log file checked
9-08-11 AM

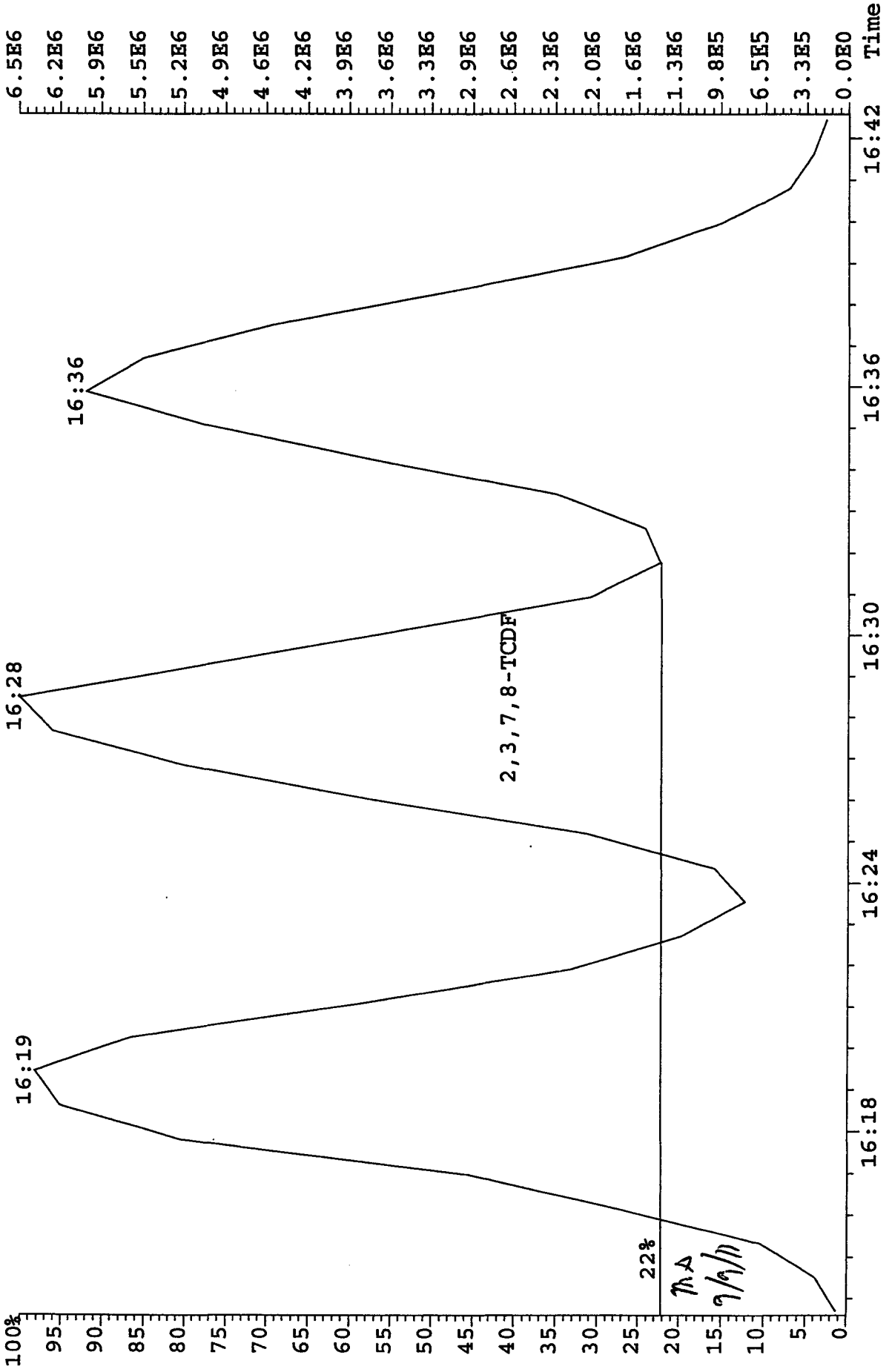
Peak Locate Examination: 8-SEP-2011:08:52 File:08SE115D2
 Experiment:DB225RES Function:1 Reference:PFK



Peak Locate Examination: 8-SEP-2011:20:26 File:RESCHK08SE115D2
 Experiment:DB225RES Function:1 Reference:PFK



File:08SE115D2 #1-1479 Acq: 8-SEP-2011 08:54:24 GC EI+ Voltage SIR 70SE
 Sample#1 Text:CP0908 :DB-225 CPSM 3732-11, MG Exp:DB225RES
 305.8987 BSUB(1000,15,-3.0)



Daily Calibration Checklist Dioxin Methods

Method ID 8290, 8290A
 Column ID DB5
 STD ID ST0906E, ST0906F
 Analyzed by K.S.S.
 Std. Pkg. By M.G.
 Std. Pkg. Reviewed By V.S.

Associated ICAL 1CA1027103058290
 Instrument ID 305
 STD Solution 11DXN207
 Date Analyzed 9/8/11
 Date Std. Pkg. Assembled 9/9/11
 Date Std. Pkg. Reviewed 9.9.11

DAILY STANDARD PACKAGE	INITIATED	REVIEWED
Standard, CPSM, and Solvent Blank present?	✓	✓
Copy of log-file and Beginning Static Resolution present?	✓	✓
CPSM blow up present?	✓	✓
Curve Summary present?	✓	✓
Summary of Method criteria present or documented below?	✓	✓
Daily standard within method specified limits?*	✓	✓
Analyte retention times correct?	✓	✓
Isotopic ratios within limits?	✓	✓
CPSM valley ≤ method specified limits? **	✓	✓
Are chromatographic windows correct?	✓	✓
Samples analyzed within 12 hrs of daily standard?	✓	✓
Manual reintegration's checked and hardcopies included?	NA	NA
Ending Standard present?	✓	✓
Ending Static Resolutions present	✓	✓
Absolute retention times for 13C12-1,2,3,4-TCDD and 13C12-1,2,3,7,8,9-HxCDD are within +/- 15 seconds of the retention times in the Initial Calibration? (required for all 1613B samples)	NA	NA

COMMENTS: _____

* Method 8290/TO9/M0023A: (beginning) ≤ 20% from curve RRFs for native analytes, ≤ 30% from curve RRFs for labeled compounds.
 Method 8290/TO9/M0023A: (ending) ≤ 25% from curve RRFs for native analytes, ≤ 35% from curve RRFs for labeled compounds.
 Method 23: See Method 23 Daily Standard Criteria, Table 5.
 Method 1613B: See, Method 1613B or Method 1613B Tetras Daily Standard Criteria,
 ** Method 23/0023A CPSM Criteria: 25% valley between 2378 TCDF (DB-225)/TCDD (DB-5) and its closest eluters normalized to the smallest peak of the triplet
 Method 1613B/8290/TO9 CPSM Criteria: 25% valley between 2378 TCDF (DB-225)/TCDD (DB-5) and its closest eluters normalized to the 2378 peak.

Dataset: C:\MassLynx\JAN2011.PRO\06SE113D58290E.qld

3D5

Last Altered: Thursday, September 08, 2011 17:33:43 Pacific Daylight Time

Printed: Thursday, September 08, 2011 17:35:17 Pacific Daylight Time

Method: C:\MassLynx\JAN2011.PRO\MethDB\82903D5OCDD25.mdb 16 Aug 2011 11:35:50

Calibration: C:\MassLynx\JAN2011.PRO\CurveDB\ICA1027103D58290.cdb 03 Nov 2010 10:34:07

Name: 06SE113D5_56, Date: 08-Sep-2011, Time: 13:31:51, ID: ST0906E, Description: CS3 11DXN207

#	Name	Response	RT	Pred RT	RRF M	RRF	Conc	%Dev	%Rec	ActRatio	PreRatio	RatioFL	Mod D
1	13C-1,2,3,4-TCDD	1009446	27.63	27.64	1.00000	1.00000	100.00	0.0	100.0	0.779	0.770		NO
2													
3	13C-2,3,7,8-TCDF	1459622	26.94	26.90	1.34741	1.44596	107.31	7.3	107.3	0.784	0.770		NO
4	2,3,7,8-TCDF	140104	26.95	26.96	1.01573	0.95987	9.45	-5.5	94.5	0.738	0.770		NO
5	Total TCDFs			21.44	1.01573		9.45						
6													
7	13C-2,3,7,8-TCDD	920359	27.88	27.88	0.85429	0.91175	106.73	6.7	106.7	0.742	0.770		NO
8	2,3,7,8-TCDD	99298	27.91	27.89	1.10816	1.07890	9.74	-2.6	97.4	0.791	0.770		NO
9	Total TCDDs			19.55	1.10816		9.74						
10													
11	37CL-2,3,7,8-TCDD	62929	27.89	27.89	0.56553	0.62340	11.02	10.2	110.2				
12													
13	13C-1,2,3,7,8-PeCDF	1317308	33.40	33.40	1.11756	1.30498	116.77	16.8	116.8	1.581	1.550		NO
14	1,2,3,7,8-PeCDF	638566	33.44	33.43	1.03884	0.96950	46.66	-6.7	93.3	1.518	1.550		NO
15	2,3,4,7,8-PeCDF	603440	35.14	35.15	1.01576	0.91617	45.10	-9.8	90.2	1.526	1.550		NO
16	Total F2 PeCDFs			34.47	1.02730		91.76						
17	Total F1 PeCDFs			36.56	1.02730		0.03						
18													
19	13C-1,2,3,7,8-PeCDD	754448	36.05	36.07	0.72133	0.74739	103.61	3.6	103.6	1.646	1.550		NO
20	1,2,3,7,8-PeCDD	388673	36.07	36.07	1.03063	1.03035	49.99	-0.0	100.0	1.609	1.550		NO
21	Total PeCDDs			31.10	1.03063		49.99						
22													
23	13C-1,2,3,7,8,9-HxCDD	930455	42.44	42.42	1.00000	1.00000	100.00	0.0	100.0	1.251	1.240		NO
24													
25	13C-1,2,3,4,7,8-HxCDF	1003986	41.26	41.25	1.09334	1.07903	98.69	-1.3	98.7	0.512	0.510		NO
26	1,2,3,4,7,8-HxCDF	581094	41.27	41.27	1.21580	1.15758	47.61	-4.8	95.2	1.253	1.240		NO
27	1,2,3,6,7,8-HxCDF	717898	41.39	41.39	1.49813	1.43010	47.73	-4.5	95.5	1.323	1.240		NO
28	2,3,4,6,7,8-HxCDF	601283	41.96	41.97	1.32407	1.19779	45.23	-9.5	90.5	1.261	1.240		NO
29	1,2,3,7,8,9-HxCDF	553944	42.63	42.62	1.08252	1.10349	50.97	1.9	101.9	1.177	1.240		NO
30	Total HxCDFs			0.00	1.28013		191.54						
31													
32	13C-1,2,3,6,7,8-HxCDD	923249	42.18	42.17	0.97190	0.99226	102.09	2.1	102.1	1.277	1.240		NO
33	1,2,3,4,7,8-HxCDD	374438	42.11	42.11	0.86863	0.81113	46.69	-6.6	93.4	1.288	1.240		NO
34	1,2,3,6,7,8-HxCDD	503622	42.20	42.19	1.15691	1.09098	47.15	-5.7	94.3	1.260	1.240		NO
35	1,2,3,7,8,9-HxCDD	492990	42.45	42.45	1.02520	1.06795	52.08	4.2	104.2	1.265	1.240		NO
36	Total HxCDDs			0.00	1.01691		145.93						
37													
38	13C-1,2,3,4,6,7,8-HpCDF	809036	44.06	44.05	0.96489	0.86951	90.11	-9.9	90.1	0.450	0.440		NO
39	1,2,3,4,6,7,8-HpCDF	531099	44.07	44.07	1.37318	1.31292	47.81	-4.4	95.6	1.033	1.040		NO
40	1,2,3,4,7,8,9-HpCDF	422938	45.29	45.28	1.14527	1.04554	45.65	-8.7	91.3	1.033	1.040		NO
41	Total HpCDFs			0.00	1.25922		93.45						
42													
43	13C-1,2,3,4,6,7,8-HpCDD	706286	44.94	44.92	0.85758	0.75908	88.51	-11.5	88.5	1.102	1.040		NO
44	1,2,3,4,6,7,8-HpCDD	372152	44.95	44.95	1.04888	1.05383	50.24	0.5	100.5	1.079	1.040		NO
45	Total HpCDDs			0.04	1.04888		50.24						

Dataset: C:\MassLynx\JAN2011.PRO\06SE113D58290E.qld

3D5

Last Altered: Thursday, September 08, 2011 17:33:43 Pacific Daylight Time

Printed: Thursday, September 08, 2011 17:35:17 Pacific Daylight Time

Name: 06SE113D5_56, Date: 08-Sep-2011, Time: 13:31:51, ID: ST0906E, Description: CS3 11DXN207

#	Name	Response	RT	Pred RT	RRF	M	RRF	Conc	%Dev	%Rec	ActRatio	PreRatio	RatioFL	Mod D
47	13C-OCDD	1110203	47.64	47.63	0.63748		0.59659	187.17	-6.4	93.6	0.931	0.890		NO
48	OCDF	818804	47.77	47.76	1.50681		1.47505	97.89	-2.1	97.9	0.927	0.890		NO
49	OCDD	693172	47.65	47.65	1.19407		1.24873	104.58	4.6	104.6	0.953	0.890		NO
50														
51														
52	Function 1 PFK			28.66										
53	Function 2 PFK			36.91	14411....									
54	Function 3 PFK			41.66										
55	Function 4 PFK			45.71	11038....									
56	Function 5 PFK			49.48	13931....									
57	TCDF PCDPE			23.43	33.291...									
58	F1 PeCDF PCDPE	33	24.53	24.48	89.598...		33.341...	0.37	-62.8	37.2				
59	F2 PeCDF PCDPE	46	38.60	38.58	76.937...		45.667...	0.59	-40.6	59.4				
60	HXCDF PCDPE	33	41.87	41.85	31.075...		33.442...	1.08	7.6	107.6				
61	HPCDF PCDPE	29	45.72	45.69	106.08...		28.779...	0.27	-72.9	27.1				
62	OCDF PCDPE			47.82	234.41...									

Dataset: C:\MassLynx\JAN2011.PRO\06SE113D58290E.qld

3D5

Last Altered: Friday, September 09, 2011 09:02:54 Pacific Daylight Time

Printed: Friday, September 09, 2011 10:04:00 Pacific Daylight Time

Method: C:\MassLynx\JAN2011.PRO\MethDB\82903D5OCDD25.mdb 16 Aug 2011 11:35:50

Calibration: C:\MassLynx\JAN2011.PRO\CurveDB\CA1027103D58290.cdb 03 Nov 2010 10:34:07

Name: 06SE113D5_67, Date: 08-Sep-2011, Time: 23:18:26, ID: ST0906F, Description: CS3 11DXN207

#	Name	Response	RT	Pred.RT	RRF.M	RRF	Conc	%Dev	%Rec	ActRatio	PreRatio	RatioFL	Mod.D
1	13C-1,2,3,4-TCDD	932996	27.65	27.65	1.00000	1.00000	100.00	0.0	100.0	0.796	0.770	NO	
2													
3	13C-2,3,7,8-TCDF	1335602	26.95	26.90	1.34741	1.43152	106.24	6.2	106.2	0.798	0.770	NO	
4	2,3,7,8-TCDF	131230	26.97	26.97	1.01573	0.98255	9.67	-3.3	96.7	0.759	0.770	NO	
5	Total TCDFs			21.44	1.01573		9.67						
6													
7	13C-2,3,7,8-TCDD	822978	27.89	27.90	0.85429	0.88208	103.25	3.3	103.3	0.787	0.770	NO	
8	2,3,7,8-TCDD	89826	27.92	27.91	1.10816	1.09148	9.85	-1.5	98.5	0.752	0.770	NO	
9	Total TCDDs			19.55	1.10816		9.85						
10													
11	37CL-2,3,7,8-TCDD	53327	27.92	27.91	0.56553	0.57156	10.11	1.1	101.1				
12													
13	13C-1,2,3,7,8-PeCDF	1096195	33.44	33.42	1.11756	1.17492	105.13	5.1	105.1	1.617	1.550	NO	
14	1,2,3,7,8-PeCDF	538949	33.46	33.47	1.03884	0.98331	47.33	-5.3	94.7	1.538	1.550	NO	
15	2,3,4,7,8-PeCDF	518014	35.17	35.19	1.01576	0.94511	46.52	-7.0	93.0	1.542	1.550	NO	
16	Total F2 PeCDFs			34.47	1.02730		93.85						
17	Total F1 PeCDFs			36.56	1.02730								
18													
19	13C-1,2,3,7,8-PeCDD	717211	36.07	36.09	0.72133	0.76872	106.57	6.6	106.6	1.627	1.550	NO	
20	1,2,3,7,8-PeCDD	372909	36.11	36.09	1.03063	1.03988	50.45	0.9	100.9	1.639	1.550	NO	
21	Total PeCDDs			31.10	1.03063		50.45						
22													
23	13C-1,2,3,7,8,9-HxCDD	803372	42.45	42.42	1.00000	1.00000	100.00	0.0	100.0	1.388	1.240	NO	
24													
25	13C-1,2,3,4,7,8-HxCDF	898194	41.27	41.26	1.09334	1.11803	102.26	2.3	102.3	0.510	0.510	NO	
26	1,2,3,4,7,8-HxCDF	511394	41.28	41.28	1.21580	1.13872	46.83	-6.3	93.7	1.241	1.240	NO	
27	1,2,3,6,7,8-HxCDF	635537	41.41	41.40	1.49813	1.41514	47.23	-5.5	94.5	1.258	1.240	NO	
28	2,3,4,6,7,8-HxCDF	574840	41.97	41.98	1.32407	1.27999	48.34	-3.3	96.7	1.250	1.240	NO	
29	1,2,3,7,8,9-HxCDF	515958	42.64	42.63	1.08252	1.14888	53.07	6.1	106.1	1.266	1.240	NO	
30	Total HxCDFs			0.00	1.28013		195.46						
31													
32	13C-1,2,3,6,7,8-HxCDD	843589	42.19	42.18	0.97190	1.05006	108.04	8.0	108.0	1.284	1.240	NO	
33	1,2,3,4,7,8-HxCDD	331951	42.12	42.13	0.86863	0.78700	45.30	-9.4	90.6	1.259	1.240	NO	
34	1,2,3,6,7,8-HxCDD	456481	42.21	42.21	1.15691	1.08224	46.77	-6.5	93.5	1.280	1.240	NO	
35	1,2,3,7,8,9-HxCDD	431624	42.47	42.47	1.02520	1.02331	49.91	-0.2	99.8	1.261	1.240	NO	
36	Total HxCDDs			0.00	1.01691		141.98						
37													
38	13C-1,2,3,4,6,7,8-HpCDF	874055	44.07	44.06	0.96489	1.08798	112.76	12.8	112.8	0.475	0.440	NO	
39	1,2,3,4,6,7,8-HpCDF	549912	44.08	44.08	1.37318	1.25830	45.82	-8.4	91.6	1.016	1.040	NO	
40	1,2,3,4,7,8,9-HpCDF	465059	45.30	45.29	1.14527	1.06414	46.46	-7.1	92.9	1.013	1.040	NO	
41	Total HpCDFs			0.00	1.25922		92.28						
42													
43	13C-1,2,3,4,6,7,8-HpCDD	780793	44.95	44.93	0.85758	0.97189	113.33	13.3	113.3	1.085	1.040	NO	
44	1,2,3,4,6,7,8-HpCDD	389027	44.96	44.96	1.04888	0.99649	47.50	-5.0	95.0	1.072	1.040	NO	
45	Total HpCDDs			0.05	1.04888		47.50						

Dataset: C:\MassLynx\JAN2011.PRO\06SE113D58290E.qld

3D5

Last Altered: Friday, September 09, 2011 09:02:54 Pacific Daylight Time

Printed: Friday, September 09, 2011 10:04:00 Pacific Daylight Time

Name: 06SE113D5_67, Date: 08-Sep-2011, Time: 23:18:26, ID: ST0906F, Description: CS3 11DXN207

#	Name	Response	RT	Pred.RT	RRF.M	RRF	Conc	%Dev	%Rec	ActRatio	PreRatio	RatioFL	Mod.D
47	13C-OCDD	1247197	47.65	47.64	0.63748	0.77623	243.53	21.8	121.8	0.971	0.890		NO
48	OCDF	913264	47.79	47.77	1.50681	1.46451	97.19	-2.8	97.2	0.891	0.890		NO
49	OCDD	744165	47.66	47.66	1.19407	1.19334	99.94	-0.1	99.9	0.925	0.890		NO
50													
51													
52	Function 1 PFK	10904	28.66	28.66		10904....							
53	Function 2 PFK			36.91	14411....								
54	Function 3 PFK			41.66									
55	Function 4 PFK			45.71	11038....								
56	Function 5 PFK	2424	49.47	49.48	13931....	2423.6...	0.17	-82.6	17.4				
57	TCDF PCDPE	56	23.43	23.43	33.291...	55.543...	1.67	66.8	166.8				
58	F1 PeCDF PCDPE			24.48	89.598...								
59	F2 PeCDF PCDPE			38.58	76.937...								
60	HXCDF PCDPE	242	41.78	41.85	31.075...	241.52...	7.77	677.2	777.2				
61	HPCDF PCDPE			45.69	106.08...								
62	OCDF PCDPE			47.82	234.41...								

Sample List Report

MassLynx 4.1

Sample List: C:\MassLynx\JAN2011.PRO\SampleDB\06SE113D5.SPL
 Last Modified: Thursday, September 08, 2011 17:18:23 Pacific Daylight Time
 Printed: Thursday, September 08, 2011 17:19:37 Pacific Daylight Time

Page 1 of 6

Page Position (1, 1)

	File Name	File Text	Sample ID	Meth/Matrix	BOX #
1	06SE113D5_1	DB-5 CPSM 3732-15	CPS0906	—	
2	06SE113D5_2	CS3 11DXN207	ST0906	—	
3	06SE113D5_3	Solvent Blank C-14	SB0906	—	
4	06SE113D5_4	G1H260000-077C (483-1LCS) RI 1238077 KSS	ML26V-1-ACC	1613B/Water	83
5	06SE113D5_5	G1H300000-108B (476-1MB) 1242108 KSS	ML49N-1-AAB	8290/Water	EPA17
6	06SE113D5_6	G1H160476-1 1242108 KSS	MLPQF-1-AA	8290/Water	EPA17
7	06SE113D5_7	G1H160476-1MS 1242108 KSS	MLPQF-1-ACS	8290/Water	EPA17
8	06SE113D5_8	G1H160476-1SD 1242108 KSS	MLPQF-1-ADD	8290/Water	EPA17
9	06SE113D5_9	G1H160476-2 1242108 KSS	MLPQH-1-AA	8290/Water	EPA17
10	06SE113D5_10	G1H160476-3 1242108 KSS	MLPQJ-1-AA	8290/Water	EPA17
11	06SE113D5_11	G1H300000-108C (476-1LCS) 1242108 KSS	ML49N-1-ACC	8290/Water	EPA17
12	06SE113D5_12	CS3 11DXN207	ST0906A	—	
13	06SE113D5_13	DB-5 CPSM 3732-15	CPS0906A	—	
14	06SE113D5_14	Solvent Blank C-14	SB0906A	—	
15	06SE113D5_15	G1I010000-85B (240467-1MB) 1244085	ML64P-1-AAB	1613B/Water	86
16	06SE113D5_16	G1I010000-85C (240467-1LCS) 1244085	ML64P-1-ACC	1613B/Water	86
17	06SE113D5_17	G1I010000-85L (240467-1DCS) 1244085	ML64P-1-ADL	1613B/Water	86
18	06SE113D5_18	G1H130417-14 1237137	MLMHW-1-AC	8290/Solid	81
19	06SE113D5_19	G1H130417-15 1237137	MLMHX-1-AC	8290/Solid	81
20	06SE113D5_20	G1H130417-16 1237137	MLMH0-1-AC	8290/Solid	81
21	06SE113D5_21	G1H130417-17 1237137	MLMH1-1-AC	8290/Solid	81
22	06SE113D5_22	Solvent Blank C-14	SB0906B	—	
23	06SE113D5_23	CS3 11DXN207	ST0906B	—	
24	06SE113D5_24	DB-5 CPSM 3732-15	CPS0906B	—	
25	06SE113D5_25	G1H240411-2MB 1242102	ML47T-1-AA	8290/Waste	EPA17
26	06SE113D5_26	G1H310000-44B 1243044 DBLK01, MG	ML51L-1-AA	1613B/Water	EPA17
27	06SE113D5_27	G1H310000-44C 1243044 DLCS01, MG	ML51L-1-AC	1613B/Water	EPA17
28	06SE113D5_28	G1H190475-1 1244086	MLVGD-1-AA	1613B/Water	86
29	06SE113D5_29	G1H170477-1 1243044 D6GW8, MG	MLQ7V-1-AA	1613B/Water	EPA17
30	06SE113D5_30	G1H170477-2 1243044 D6GX2, MG	MLQ7W-1-AA	1613B/Water	EPA17
31	06SE113D5_31	G1H170477-3 1243044 D6GX5, MG	MLQ70-1-AA	1613B/Water	EPA17
32	06SE113D5_32	G1H170477-4 1243044 D6GX7, MG	MLQ75-1-AA	1613B/Water	EPA17
33	06SE113D5_33	G1H240411-2LCS 1242102	ML47T-1-AC	8290/Waste	EPA17
34	06SE113D5_34	CS3 11DXN207	ST0906C	—	
35	06SE113D5_35	DB-5 CPSM 3732-15	CPS0906C	—	
36	06SE113D5_36	Solvent Blank C-14	SB0906D	—	
37	06SE113D5_37	G1H170477-5 1243044 D6GX9, MG	MLQ76-1-AA	1613B/Water	EPA17
38	06SE113D5_38	G1H170477-6 1243044 D6GY0, MG	MLQ77-1-AA	1613B/Water	EPA17
39	06SE113D5_39	G1H170477-7 1243044 D6GY2, MG	MLQ78-1-AA	1613B/Water	EPA17
40	06SE113D5_40	G1H170477-8 1243044 D6GX1, MG	MLQ8A-1-AA	1613B/Water	EPA17
41	06SE113D5_41	G1H170477-9 1243044 D6GX3, MG	MLW3X-1-AA	1613B/Water	EPA17
42	06SE113D5_42	G1H170477-10 1243044 D6GX4, MG	MLW4D-1-AA	1613B/Water	EPA17
43	06SE113D5_43	G1H170477-11 1243044 D6GX6, MG	MLW4E-1-AA	1613B/Water	EPA17
44	06SE113D5_44	Solvent Blank C-14	SB0906E	—	
45	06SE113D5_45	CS3 11DXN207	ST0906D	—	
46	06SE113D5_46	DB-5 CPSM 3732-15	CPS0906D	—	
47	06SE113D5_47	G1I020000-140B 1245140	ML79J-1-AA	8290/Solid	82
48	06SE113D5_48	G1H170477-12 1243044 D6GY1, MG	MLW4F-1-AA	1613B/Water	EPA17
49	06SE113D5_49	G1H170477-13 1243044 D6GY3, MG	MLW4G-1-AA	1613B/Water	EPA17
50	06SE113D5_50	G1H240411-1 1242111	ML0DG-1-AA	8290/Water	EPA17
51	06SE113D5_51	G1I010458-1 1245140	ML699-1-AC	8290/Solid	82
52	06SE113D5_52	G1I010460-1 1245140	ML7AF-1-AD	8290/Solid	82
53	06SE113D5_53	G1I010460-1S 1245140	ML7AF-1-AE	8290/Solid	82
54	06SE113D5_54	G1I010460-1D 1245140	ML7AF-1-AF	8290/Solid	82
55	06SE113D5_55	G1I020000-140C 1245140	ML79J-1-AC	8290/Solid	82
56	06SE113D5_56	CS3 11DXN207	ST0906E	—	
57	06SE113D5_57	DB-5 CPSM 3732-15	CPS0906E	—	
58	06SE113D5_58	G1H250000-97B 1237097	ML129-1-AA	23/Air	84

Sample List Report

MassLynx 4.1

Sample List: C:\MassLynx\JAN2011.PRO\SampleDB\06SE113D5.SPL
 Last Modified: Thursday, September 08, 2011 17:18:23 Pacific Daylight Time
 Printed: Thursday, September 08, 2011 17:19:37 Pacific Daylight Time

Page 4 of 6

Page Position (1, 2)

File Name	File Text	Sample ID	Meth/Matrix	BOX #
59 06SE113D5_59	G1I010460-1 1245140	ML7AF-1-AD	8290/Solid	82
60 06SE113D5_60	G1I010458-1 1245140	ML699-1-AC	8290/Solid	82
61 06SE113D5_61	G1H240411-1 (10x) 1242111	ML0DG-1-AA	8290A/Water	EPA17
62 06SE113D5_62	G1H250000-97C 1237097	ML129-1-AC	23/Air	84
63 06SE113D5_63	G1H190487-1 1237097	MLVKL-1-AA	23/Air	84
64 06SE113D5_64	G1H190487-2 1237097	MLVKM-1-AA	23/Air	84
65 06SE113D5_65	G1H190487-3 1237097	MLVKN-1-AA	23/Air	84
66 06SE113D5_66	Solvent Blank C-14	SB0906F	—	
67 06SE113D5_67	CS3 11DXN207	ST0906F	—	
68 06SE113D5_68	DB-5 CPSM 3732-15	CPS0906F	—	
69 06SE113D5_69	Solvent Blank C-14	SB0906G	—	
70 06SE113D5_70	G1H230495-1 1237097	MLX5J-1-AA	23/Air	84
71 06SE113D5_71	G1H230495-2 1237097	MLX5K-1-AA	23/Air	84
72 06SE113D5_72	G1H230495-3 1237097	MLX5L-1-AA	23/Air	84
73 06SE113D5_73	G1H230495-4 1237097	MLX5M-1-AA	23/Air	84
74 06SE113D5_74	G1H230495-5 1237097	MLX5N-1-AA	23/Air	84
75 06SE113D5_75	G1H230495-6 1237097	MLX5P-1-AA	23/Air	84
76 06SE113D5_76	G1H230495-7 1237097	MLX5Q-1-AA	23/Air	84
77 06SE113D5_77	Solvent Blank C-14	SB0906H	—	
78 06SE113D5_78	CS3 11DXN207	ST0906G	—	
79 06SE113D5_79	DB-5 CPSM 3732-15	CPS0906G	—	
80 06SE113D5_80	Solvent Blank C-14	SB0906I	—	
81 06SE113D5_81	G1H240411-2 1242102	ML0DJ-1-AA	8290/Waste	EPA17
82 06SE113D5_82	G1H240411-3 1242102	ML0DK-1-AA	8290/Waste	EPA17

reviewed
to
#78
by MS
9/9/11

Sample List Report

MassLynx 4.1

Sample List: C:\MassLynx\JAN2011.PRO\SampleDB\06SE113D5.SPL
 Last Modified: Thursday, September 08, 2011 17:18:23 Pacific Daylight Time
 Printed: Thursday, September 08, 2011 17:19:37 Pacific Daylight Time

Page 2 of 6

Page Position (2, 1)

Sample Size	Bottle	Units	FV_uL	Inj Vol	Sam Typ	Analyst	MS File	Inl File	ConA	ConB	ConC
1.000000	Tray1:1	---	---	2.000000	Analyte	KSS	OCDD25	OCDD25	---	---	---
1.000000	Tray1:2	---	---	2.000000	Analyte	KSS	OCDD25	OCDD25	10	50	100
1.000000	Tray1:3	---	---	2.000000	Analyte	KSS	OCDD25	OCDD25	---	---	---
1.000000	Tray1:4	L	20	2.000000	Analyte	KSS	OCDD25	OCDD25	---	---	---
1.000000	Tray1:5	L	20	2.000000	Analyte	KSS	OCDD25	OCDD25	---	---	---
1.011960	Tray1:6	L	20	2.000000	Analyte	KSS	OCDD25	OCDD25	---	---	---
1.008870	Tray1:7	L	20	2.000000	Analyte	KSS	OCDD25	OCDD25	---	---	---
1.015670	Tray1:8	L	20	2.000000	Analyte	KSS	OCDD25	OCDD25	---	---	---
1.005420	Tray1:9	L	20	2.000000	Analyte	KSS	OCDD25	OCDD25	---	---	---
1.011970	Tray1:10	L	20	2.000000	Analyte	KSS	OCDD25	OCDD25	---	---	---
1.000000	Tray1:11	L	20	2.000000	Analyte	KSS	OCDD25	OCDD25	---	---	---
1.000000	Tray1:2	---	---	2.000000	Analyte	KSS	OCDD25	OCDD25	10	50	100
1.000000	Tray1:1	---	---	2.000000	Analyte	KSS, AM	OCDD25	OCDD25	---	---	---
1.000000	Tray1:3	---	---	2.000000	Analyte	KSS, AM	OCDD25	OCDD25	---	---	---
1.000000	Tray1:12	L	20	2.000000	Analyte	KSS, AM	OCDD25	OCDD25	---	---	---
1.000000	Tray1:13	L	20	2.000000	Analyte	KSS, AM	OCDD25	OCDD25	---	---	---
1.000000	Tray1:14	L	20	2.000000	Analyte	KSS, AM	OCDD25	OCDD25	---	---	---
10.040000	Tray1:15	g	20	2.000000	Analyte	KSS, AM	OCDD25	OCDD25	---	---	---
10.430000	Tray1:16	g	20	2.000000	Analyte	KSS, AM	OCDD25	OCDD25	---	---	---
10.060000	Tray1:17	g	20	2.000000	Analyte	KSS, AM	OCDD25	OCDD25	---	---	---
10.220000	Tray1:18	g	20	2.000000	Analyte	KSS, AM	OCDD25	OCDD25	---	---	---
1.000000	Tray1:3	---	---	2.000000	Analyte	KSS, AM	OCDD25	OCDD25	---	---	---
1.000000	Tray1:2	---	---	2.000000	Analyte	KSS, AM	OCDD25	OCDD25	10	50	100
1.000000	Tray1:1	---	---	2.000000	Analyte	KSS	OCDD25	OCDD25	---	---	---
0.100000	Tray1:19	g	20	2.000000	Analyte	KSS	OCDD25	OCDD25	---	---	---
1.000000	Tray1:20	L	20	2.000000	Analyte	KSS	OCDD25	OCDD25	---	---	---
1.000000	Tray1:21	L	20	2.000000	Analyte	KSS	OCDD25	OCDD25	---	---	---
1.017300	Tray1:22	L	20	2.000000	Analyte	KSS	OCDD25	OCDD25	---	---	---
1.000000	Tray1:23	L	20	2.000000	Analyte	KSS	OCDD25	OCDD25	---	---	---
1.044100	Tray1:24	L	20	2.000000	Analyte	KSS	OCDD25	OCDD25	---	---	---
1.035770	Tray1:25	L	20	2.000000	Analyte	KSS	OCDD25	OCDD25	---	---	---
1.030990	Tray1:26	L	20	2.000000	Analyte	KSS	OCDD25	OCDD25	---	---	---
0.100000	Tray1:27	g	20	2.000000	Analyte	KSS	OCDD25	OCDD25	---	---	---
1.000000	Tray1:2	---	---	2.000000	Analyte	KSS	OCDD25	OCDD25	10	50	100
1.000000	Tray1:1	---	---	2.000000	Analyte	KSS	OCDD25	OCDD25	---	---	---
1.000000	Tray1:3	---	---	2.000000	Analyte	KSS	OCDD25	OCDD25	---	---	---
1.033180	Tray1:28	L	20	2.000000	Analyte	KSS	OCDD25	OCDD25	---	---	---
1.041200	Tray1:29	L	20	2.000000	Analyte	KSS	OCDD25	OCDD25	---	---	---
1.048310	Tray1:30	L	20	2.000000	Analyte	KSS	OCDD25	OCDD25	---	---	---
1.052460	Tray1:31	L	20	2.000000	Analyte	KSS	OCDD25	OCDD25	---	---	---
1.034250	Tray1:32	L	20	2.000000	Analyte	KSS	OCDD25	OCDD25	---	---	---
1.042900	Tray1:33	L	20	2.000000	Analyte	KSS	OCDD25	OCDD25	---	---	---
1.038600	Tray1:34	L	20	2.000000	Analyte	KSS	OCDD25	OCDD25	---	---	---
1.000000	Tray1:3	---	---	2.000000	Analyte	KSS	OCDD25	OCDD25	---	---	---
1.000000	Tray1:2	---	---	2.000000	Analyte	KSS	OCDD25	OCDD25	10	50	100
1.000000	Tray1:1	---	---	2.000000	Analyte	KSS	OCDD25	OCDD25	---	---	---
10.000000	Tray1:39	g	20	2.000000	Analyte	KSS	OCDD25	OCDD25	---	---	---
1.038200	Tray1:35	L	20	2.000000	Analyte	KSS	OCDD25	OCDD25	---	---	---
1.058600	Tray1:36	L	20	2.000000	Analyte	KSS	OCDD25	OCDD25	---	---	---
0.512560	Tray1:45	L	20	2.000000	Analyte	KSS	OCDD25	OCDD25	---	---	---
5.770000	Tray1:41	g	20	2.000000	Analyte	KSS	OCDD25	OCDD25	---	---	---
10.810000	Tray1:42	g	20	2.000000	Analyte	KSS	OCDD25	OCDD25	---	---	---
10.850000	Tray1:43	g	20	2.000000	Analyte	KSS	OCDD25	OCDD25	---	---	---
10.380000	Tray1:44	g	20	2.000000	Analyte	KSS	OCDD25	OCDD25	---	---	---
10.000000	Tray1:40	g	20	2.000000	Analyte	KSS	OCDD25	OCDD25	---	---	---
1.000000	Tray1:2	---	---	2.000000	Analyte	KSS	OCDD25	OCDD25	10	50	100
1.000000	Tray1:1	---	---	2.000000	Analyte	KSS	OCDD25	OCDD25	---	---	---
0.500000	Tray1:46	Sample	20	2.000000	Analyte	KSS	OCDD25	OCDD25	---	---	---

Sample List Report

MassLynx 4.1

Sample List: C:\MassLynx\JAN2011.PRO\SampleDB\06SE113D5.SPL
Last Modified: Thursday, September 08, 2011 17:18:23 Pacific Daylight Time
Printed: Thursday, September 08, 2011 17:19:37 Pacific Daylight Time

Page 5 of 6

Page Position (2, 2)

Sample Size	Bottle	Units	FV_uL	Inj Vol	Sam Typ	Analyst	MS File	Inl File	ConA	ConB	ConC
10.810000	Tray1:42	g	20	2.000000	Analyte	KSS	OCDD25	OCDD25	--	--	--
5.770000	Tray1:41	g	20	2.000000	Analyte	KSS	OCDD25	OCDD25	--	--	--
0.512560	Tray1:48	L	20	2.000000	Analyte	KSS	OCDD25	OCDD25	--	--	--
0.500000	Tray1:47	Sample	20	2.000000	Analyte	KSS	OCDD25	OCDD25	--	--	--
0.500000	Tray1:49	Sample	20	2.000000	Analyte	KSS	OCDD25	OCDD25	--	--	--
0.500000	Tray1:50	Sample	20	2.000000	Analyte	KSS	OCDD25	OCDD25	--	--	--
0.500000	Tray1:51	Sample	20	2.000000	Analyte	KSS	OCDD25	OCDD25	--	--	--
1.000000	Tray1:3	--	--	2.000000	Analyte	KSS	OCDD25	OCDD25	--	--	--
1.000000	Tray1:2	--	--	2.000000	Analyte	KSS	OCDD25	OCDD25	10	50	100
1.000000	Tray1:1	--	--	2.000000	Analyte	KSS	OCDD25	OCDD25	--	--	--
1.000000	Tray1:3	--	--	2.000000	Analyte	KSS	OCDD25	OCDD25	--	--	--
0.500000	Tray1:52	Sample	20	2.000000	Analyte	KSS	OCDD25	OCDD25	--	--	--
0.500000	Tray1:53	Sample	20	2.000000	Analyte	KSS	OCDD25	OCDD25	--	--	--
0.500000	Tray1:54	Sample	20	2.000000	Analyte	KSS	OCDD25	OCDD25	--	--	--
0.500000	Tray1:55	Sample	20	2.000000	Analyte	KSS	OCDD25	OCDD25	--	--	--
0.500000	Tray1:56	Sample	20	2.000000	Analyte	KSS	OCDD25	OCDD25	--	--	--
0.500000	Tray1:57	Sample	20	2.000000	Analyte	KSS	OCDD25	OCDD25	--	--	--
0.500000	Tray1:58	Sample	20	2.000000	Analyte	KSS	OCDD25	OCDD25	--	--	--
1.000000	Tray1:3	--	--	2.000000	Analyte	KSS	OCDD25	OCDD25	--	--	--
1.000000	Tray1:2	--	--	2.000000	Analyte	KSS	OCDD25	OCDD25	10	50	100
1.000000	Tray1:1	--	--	2.000000	Analyte	KSS	OCDD25	OCDD25	--	--	--
1.000000	Tray1:3	--	--	2.000000	Analyte	KSS	OCDD25	OCDD25	--	--	--
0.100000	Tray1:37	g	20	2.000000	Analyte	KSS	OCDD25	OCDD25	--	--	--
0.102000	Tray1:38	g	20	2.000000	Analyte	KSS	OCDD25	OCDD25	--	--	--

Sample List Report

MassLynx 4.1

Sample List: C:\MassLynx\JAN2011.PRO\SampleDB\06SE113D5.SPL
 Last Modified: Thursday, September 08, 2011 17:18:23 Pacific Daylight Time
 Printed: Thursday, September 08, 2011 17:19:37 Pacific Daylight Time

Page 3 of 6

Page Position (3, 1)

ConD	ConE	ConF	ConG	Process	Process Options	Action On Error
---	---	---	---	---	---	---
100	200	10	100	---	---	---
---	---	---	---	---	---	---
2000	4000	800	2000	ResolutionCheck	C:\MassLynx\Autospec\dioxinendres.dat	Ignore Error
2000	4000	800	2000	---	---	---
2000	4000	800	2000	---	---	---
2000	4000	800	2000	---	---	---
2000	4000	800	2000	---	---	---
2000	4000	800	2000	---	---	---
2000	4000	800	2000	---	---	---
2000	4000	800	2000	ResolutionCheck	C:\MassLynx\Autospec\dioxinendres.dat	Ignore Error
100	200	10	100	ResolutionCheck	C:\MassLynx\Autospec\dioxinendres.dat	Ignore Error
---	---	---	---	---	---	---
---	---	---	---	---	---	---
2000	4000	800	2000	---	---	---
2000	4000	800	2000	---	---	---
2000	4000	800	2000	---	---	---
2000	4000	800	2000	---	---	---
2000	4000	800	2000	---	---	---
2000	4000	800	2000	---	---	---
---	---	---	---	ResolutionCheck	C:\MassLynx\Autospec\dioxinendres.dat	Ignore Error
100	200	10	100	ResolutionCheck	C:\MassLynx\Autospec\dioxinendres.dat	Ignore Error
---	---	---	---	---	---	---
2000	4000	800	2000	---	---	---
2000	4000	800	2000	---	---	---
2000	4000	800	2000	---	---	---
2000	4000	800	2000	ResolutionCheck	C:\MassLynx\Autospec\dioxinendres.dat	Ignore Error
2000	4000	800	2000	---	---	---
2000	4000	800	2000	---	---	---
2000	4000	800	2000	---	---	---
2000	4000	800	2000	ResolutionCheck	C:\MassLynx\Autospec\dioxinendres.dat	Ignore Error
100	200	10	100	ResolutionCheck	C:\MassLynx\Autospec\dioxinendres.dat	Ignore Error
---	---	---	---	---	---	---
---	---	---	---	---	---	---
2000	4000	800	2000	---	---	---
2000	4000	800	2000	---	---	---
2000	4000	800	2000	---	---	---
2000	4000	800	2000	---	---	---
2000	4000	800	2000	---	---	---
2000	4000	800	2000	---	---	---
2000	4000	800	2000	---	---	---
2000	4000	800	2000	---	---	---
2000	4000	800	2000	ResolutionCheck	C:\MassLynx\Autospec\dioxinendres.dat	Ignore Error
100	200	10	100	ResolutionCheck	C:\MassLynx\Autospec\dioxinendres.dat	Ignore Error
---	---	---	---	---	---	---
---	---	---	---	---	---	---
2000	4000	800	2000	---	---	---
2000	4000	800	2000	---	---	---
2000	4000	800	2000	---	---	---
2000	4000	800	2000	---	---	---
2000	4000	800	2000	---	---	---
2000	4000	800	2000	---	---	---
2000	4000	800	2000	---	---	---
2000	4000	800	2000	ResolutionCheck	C:\MassLynx\Autospec\dioxinendres.dat	Ignore Error
100	200	10	100	ResolutionCheck	C:\MassLynx\Autospec\dioxinendres.dat	Ignore Error
---	---	---	---	---	---	---
2000	4000	2000	2000	---	---	---

Sample List Report

MassLynx 4.1

Sample List: C:\MassLynx\JAN2011.PRO\SampleDB\06SE113D5.SPL
 Last Modified: Thursday, September 08, 2011 17:18:23 Pacific Daylight Time
 Printed: Thursday, September 08, 2011 17:19:37 Pacific Daylight Time

Page 6 of 6

Page Position (3, 2)

ConD	ConE	ConF	ConG	Process	Process Options	Action On Error
2000	4000	800	2000	---	---	---
2000	4000	800	2000	---	---	---
2000	4000	800	2000	---	---	---
2000	4000	2000	2000	---	---	---
2000	4000	2000	2000	---	---	---
2000	4000	2000	2000	---	---	---
2000	4000	2000	2000	---	---	---
---	---	---	---	ResolutionCheck	C:\MassLynx\Autospec\dioxinendres.dat	Ignore Error
100	200	10	100	ResolutionCheck	C:\MassLynx\Autospec\dioxinendres.dat	Ignore Error
---	---	---	---	---	---	---
---	---	---	---	---	---	---
2000	4000	2000	2000	---	---	---
2000	4000	2000	2000	---	---	---
2000	4000	2000	2000	---	---	---
2000	4000	2000	2000	---	---	---
2000	4000	2000	2000	---	---	---
2000	4000	2000	2000	---	---	---
---	---	---	---	ResolutionCheck	C:\MassLynx\Autospec\dioxinendres.dat	Ignore Error
100	200	10	100	ResolutionCheck	C:\MassLynx\Autospec\dioxinendres.dat	Ignore Error
---	---	---	---	---	---	---
---	---	---	---	---	---	---
2000	4000	800	2000	---	---	---
2000	4000	800	2000	---	---	---

Sample List Report

MassLynx 4.1

Sample List: C:\MassLynx\JAN2011.PRO\SampleDB\06SE113D5.SPL

Page 1 of 6

Last Modified: Thursday, September 08, 2011 17:18:23 Pacific Daylight Time

Printed: Thursday, September 08, 2011 17:19:37 Pacific Daylight Time

Page Position (1, 1)

File Name	File Text	Sample ID	Meth/Matrix	BOX #
1	06SE113D5_1	DB-5 CPSM 3732-15	CPS0906	---
2	06SE113D5_2	CS3 11DXN207	ST0906	---
3	06SE113D5_3	Solvent Blank C-14	SB0906	---
4	06SE113D5_4	G1H260000-077C (483-1LCS) RI 1238077 KSS	ML26V-1-ACC	1613B/Water 83
5	06SE113D5_5	G1H300000-108B (476-1MB) 1242108 KSS	ML49N-1-AAB	8290/Water EPA17
6	06SE113D5_6	G1H160476-1 1242108 KSS	MLPQF-1-AA	8290/Water EPA17
7	06SE113D5_7	G1H160476-1MS 1242108 KSS	MLPQF-1-ACS	8290/Water EPA17
8	06SE113D5_8	G1H160476-1SD 1242108 KSS	MLPQF-1-ADD	8290/Water EPA17
9	06SE113D5_9	G1H160476-2 1242108 KSS	MLPQH-1-AA	8290/Water EPA17
10	06SE113D5_10	G1H160476-3 1242108 KSS	MLPQJ-1-AA	8290/Water EPA17
11	06SE113D5_11	G1H300000-108C (476-1LCS) 1242108 KSS	ML49N-1-ACC	8290/Water EPA17
12	06SE113D5_12	CS3 11DXN207	ST0906A	---
13	06SE113D5_13	DB-5 CPSM 3732-15	CPS0906A	---
14	06SE113D5_14	Solvent Blank C-14	SB0906A	---
15	06SE113D5_15	G1I010000-85B (240467-1MB) 1244085	ML64P-1-AAB	1613B/Water 86
16	06SE113D5_16	G1I010000-85C (240467-1LCS) 1244085	ML64P-1-ACC	1613B/Water 86
17	06SE113D5_17	G1I010000-85L (240467-1DCS) 1244085	ML64P-1-ADL	1613B/Water 86
18	06SE113D5_18	G1H130417-14 1237137	MLMHV-1-AC	8290/Solid 81
19	06SE113D5_19	G1H130417-15 1237137	MLMHX-1-AC	8290/Solid 81
20	06SE113D5_20	G1H130417-16 1237137	MLMH0-1-AC	8290/Solid 81
21	06SE113D5_21	G1H130417-17 1237137	MLMH1-1-AC	8290/Solid 81
22	06SE113D5_22	Solvent Blank C-14	SB0906B	---
23	06SE113D5_23	CS3 11DXN207	ST0906B	---
24	06SE113D5_24	DB-5 CPSM 3732-15	CPS0906B	---
25	06SE113D5_25	G1H240411-2MB 1242102	ML47T-1-AA	8290/Waste EPA17
26	06SE113D5_26	G1H310000-44B 1243044 DBLK01, MG	ML51L-1-AA	1613B/Water EPA17
27	06SE113D5_27	G1H310000-44C 1243044 DLCS01, MG	ML51L-1-AC	1613B/Water EPA17
28	06SE113D5_28	G1H190475-1 1244086	MLVGD-1-AA	1613B/Water 86
29	06SE113D5_29	G1H170477-1 1243044 D6GW8, MG	MLQ7V-1-AA	1613B/Water EPA17
30	06SE113D5_30	G1H170477-2 1243044 D6GX2, MG	MLQ7W-1-AA	1613B/Water EPA17
31	06SE113D5_31	G1H170477-3 1243044 D6GX5, MG	MLQ70-1-AA	1613B/Water EPA17
32	06SE113D5_32	G1H170477-4 1243044 D6GX7, MG	MLQ75-1-AA	1613B/Water EPA17
33	06SE113D5_33	G1H240411-2LCS 1242102	ML47T-1-AC	8290/Waste EPA17
34	06SE113D5_34	CS3 11DXN207	ST0906C	---
35	06SE113D5_35	DB-5 CPSM 3732-15	CPS0906C	---
36	06SE113D5_36	Solvent Blank C-14	SB0906D	---
37	06SE113D5_37	G1H170477-5 1243044 D6GX9, MG	MLQ76-1-AA	1613B/Water EPA17
38	06SE113D5_38	G1H170477-6 1243044 D6GY0, MG	MLQ77-1-AA	1613B/Water EPA17
39	06SE113D5_39	G1H170477-7 1243044 D6GY2, MG	MLQ78-1-AA	1613B/Water EPA17
40	06SE113D5_40	G1H170477-8 1243044 D6GX1, MG	MLQ8A-1-AA	1613B/Water EPA17
41	06SE113D5_41	G1H170477-9 1243044 D6GX3, MG	MLW3X-1-AA	1613B/Water EPA17
42	06SE113D5_42	G1H170477-10 1243044 D6GX4, MG	MLW4D-1-AA	1613B/Water EPA17
43	06SE113D5_43	G1H170477-11 1243044 D6GX6, MG	MLW4E-1-AA	1613B/Water EPA17
44	06SE113D5_44	Solvent Blank C-14	SB0906E	---
45	06SE113D5_45	CS3 11DXN207	ST0906D	---
46	06SE113D5_46	DB-5 CPSM 3732-15	CPS0906D	---
47	06SE113D5_47	G1I020000-140B 1245140	ML79J-1-AA	8290/Solid 82
48	06SE113D5_48	G1H170477-12 1243044 D6GY1, MG	MLW4F-1-AA	1613B/Water EPA17
49	06SE113D5_49	G1H170477-13 1243044 D6GY3, MG	MLW4G-1-AA	1613B/Water EPA17
50	06SE113D5_50	G1H240411-1 1242111	ML0DG-1-AA	8290A/Water EPA17
51	06SE113D5_51	G1I010458-1 1245140	ML699-1-AC	8290/Solid 82
52	06SE113D5_52	G1I010460-1 1245140	ML7AF-1-AD	8290/Solid 82
53	06SE113D5_53	G1I010460-1S 1245140	ML7AF-1-AE	8290/Solid 82
54	06SE113D5_54	G1I010460-1D 1245140	ML7AF-1-AF	8290/Solid 82
55	06SE113D5_55	G1I020000-140C 1245140	ML79J-1-AC	8290/Solid 82
56	06SE113D5_56	CS3 11DXN207	ST0906E	---
57	06SE113D5_57	DB-5 CPSM 3732-15	CPS0906E	---
58	06SE113D5_58	G1H250000-97B 1237097	ML129-1-AA	23/Air 84

Sample List Report

MassLynx 4.1

Sample List: C:\MassLynx\JAN2011.PRO\SampleDB\06SE113D5.SPL
 Last Modified: Thursday, September 08, 2011 17:18:23 Pacific Daylight Time
 Printed: Thursday, September 08, 2011 17:19:37 Pacific Daylight Time

Page 4 of 6

Page Position (1, 2)

File Name	File Text	Sample ID	Meth/Matrix	BOX #
59	06SE113D5_59	G1I010460-1 1245140	ML7AF-1-AD	8290/Solid 82
60	06SE113D5_60	G1I010458-1 1245140	ML699-1-AC	8290/Solid 82
61	06SE113D5_61	G1H240411-1 (10x) 1242111	ML0DG-1-AA	8290A/Water EPA17
62	06SE113D5_62	G1H250000-97C 1237097	ML129-1-AC	23/Air 84
63	06SE113D5_63	G1H190487-1 1237097	MLVKL-1-AA	23/Air 84
64	06SE113D5_64	G1H190487-2 1237097	MLVKM-1-AA	23/Air 84
65	06SE113D5_65	G1H190487-3 1237097	MLVKN-1-AA	23/Air 84
66	06SE113D5_66	Solvent Blank C-14	SB0906F	---
67	06SE113D5_67	CS3 11DXN207	ST0906F	---
68	06SE113D5_68	DB-5 CPSM 3732-15	CPS0906F	---
69	06SE113D5_69	Solvent Blank C-14	SB0906G	---
70	06SE113D5_70	G1H230495-1 1237097	MLX5J-1-AA	23/Air 84
71	06SE113D5_71	G1H230495-2 1237097	MLX5K-1-AA	23/Air 84
72	06SE113D5_72	G1H230495-3 1237097	MLX5L-1-AA	23/Air 84
73	06SE113D5_73	G1H230495-4 1237097	MLX5M-1-AA	23/Air 84
74	06SE113D5_74	G1H230495-5 1237097	MLX5N-1-AA	23/Air 84
75	06SE113D5_75	G1H230495-6 1237097	MLX5P-1-AA	23/Air 84
76	06SE113D5_76	G1H230495-7 1237097	MLX5Q-1-AA	23/Air 84
77	06SE113D5_77	Solvent Blank C-14	SB0906H	---
78	06SE113D5_78	CS3 11DXN207	ST0906G	---
79	06SE113D5_79	DB-5 CPSM 3732-15	CPS0906G	---
80	06SE113D5_80	Solvent Blank C-14	SB0906I	---
81	06SE113D5_81	G1H240411-2 1242102	ML0DJ-1-AA	8290/Waste EPA17
82	06SE113D5_82	G1H240411-3 1242102	ML0DK-1-AA	8290/Waste EPA17

reviewed
to
#78
by ms
9/9/11

Sample List Report

MassLynx 4.1

Sample List: C:\MassLynx\JAN2011.PRO\SampleDB\06SE113D5.SPL
Last Modified: Thursday, September 08, 2011 17:18:23 Pacific Daylight Time
Printed: Thursday, September 08, 2011 17:19:37 Pacific Daylight Time

Table with 12 columns: Sample Size, Bottle, Units, FV_uL, Inj Vol, Sam Typ, Analyst, MS File, Inl File, ConA, ConB, ConC. It lists various sample entries with their respective parameters and values.

Sample List Report

MassLynx 4.1

Sample List: C:\MassLynx\JAN2011.PRO\SampleDB\06SE113D5.SPL
 Last Modified: Thursday, September 08, 2011 17:18:23 Pacific Daylight Time
 Printed: Thursday, September 08, 2011 17:19:37 Pacific Daylight Time

Page 5 of 6

Page Position (2, 2)

Sample Size	Bottle	Units	FV_uL	Inj Vol	Sam Typ	Analyst	MS File	Inl File	ConA	ConB	ConC
10.810000	Tray1:42	g	20	2.000000	Analyte	KSS	OCDD25	OCDD25	--	--	--
5.770000	Tray1:41	g	20	2.000000	Analyte	KSS	OCDD25	OCDD25	--	--	--
0.512560	Tray1:48	L	20	2.000000	Analyte	KSS	OCDD25	OCDD25	--	--	--
0.500000	Tray1:47	Sample	20	2.000000	Analyte	KSS	OCDD25	OCDD25	--	--	--
0.500000	Tray1:49	Sample	20	2.000000	Analyte	KSS	OCDD25	OCDD25	--	--	--
0.500000	Tray1:50	Sample	20	2.000000	Analyte	KSS	OCDD25	OCDD25	--	--	--
0.500000	Tray1:51	Sample	20	2.000000	Analyte	KSS	OCDD25	OCDD25	--	--	--
1.000000	Tray1:3	--	--	2.000000	Analyte	KSS	OCDD25	OCDD25	--	--	--
1.000000	Tray1:2	--	--	2.000000	Analyte	KSS	OCDD25	OCDD25	10	50	100
1.000000	Tray1:1	--	--	2.000000	Analyte	KSS	OCDD25	OCDD25	--	--	--
1.000000	Tray1:3	--	--	2.000000	Analyte	KSS	OCDD25	OCDD25	--	--	--
0.500000	Tray1:52	Sample	20	2.000000	Analyte	KSS	OCDD25	OCDD25	--	--	--
0.500000	Tray1:53	Sample	20	2.000000	Analyte	KSS	OCDD25	OCDD25	--	--	--
0.500000	Tray1:54	Sample	20	2.000000	Analyte	KSS	OCDD25	OCDD25	--	--	--
0.500000	Tray1:55	Sample	20	2.000000	Analyte	KSS	OCDD25	OCDD25	--	--	--
0.500000	Tray1:56	Sample	20	2.000000	Analyte	KSS	OCDD25	OCDD25	--	--	--
0.500000	Tray1:57	Sample	20	2.000000	Analyte	KSS	OCDD25	OCDD25	--	--	--
0.500000	Tray1:58	Sample	20	2.000000	Analyte	KSS	OCDD25	OCDD25	--	--	--
1.000000	Tray1:3	--	--	2.000000	Analyte	KSS	OCDD25	OCDD25	--	--	--
1.000000	Tray1:2	--	--	2.000000	Analyte	KSS	OCDD25	OCDD25	10	50	100
1.000000	Tray1:1	--	--	2.000000	Analyte	KSS	OCDD25	OCDD25	--	--	--
1.000000	Tray1:3	--	--	2.000000	Analyte	KSS	OCDD25	OCDD25	--	--	--
0.100000	Tray1:37	g	20	2.000000	Analyte	KSS	OCDD25	OCDD25	--	--	--
0.102000	Tray1:38	g	20	2.000000	Analyte	KSS	OCDD25	OCDD25	--	--	--

Sample List Report

MassLynx 4.1

Sample List: C:\MassLynx\JAN2011.PRO\SampleDB\06SE113D5.SPL
 Last Modified: Thursday, September 08, 2011 17:18:23 Pacific Daylight Time
 Printed: Thursday, September 08, 2011 17:19:37 Pacific Daylight Time

Page 3 of 6

Page Position (3, 1)

ConD	ConE	ConF	ConG	Process	Process Options	Action On Error
—	—	—	—	—	—	—
100	200	10	100	—	—	—
—	—	—	—	—	—	—
2000	4000	800	2000	ResolutionCheck	C:\MassLynx\Autospec\dioxinendres.dat	Ignore Error
2000	4000	800	2000	—	—	—
2000	4000	800	2000	—	—	—
2000	4000	800	2000	—	—	—
2000	4000	800	2000	—	—	—
2000	4000	800	2000	—	—	—
2000	4000	800	2000	ResolutionCheck	C:\MassLynx\Autospec\dioxinendres.dat	Ignore Error
100	200	10	100	ResolutionCheck	C:\MassLynx\Autospec\dioxinendres.dat	Ignore Error
—	—	—	—	—	—	—
—	—	—	—	—	—	—
2000	4000	800	2000	—	—	—
2000	4000	800	2000	—	—	—
2000	4000	800	2000	—	—	—
2000	4000	800	2000	—	—	—
2000	4000	800	2000	—	—	—
2000	4000	800	2000	—	—	—
2000	4000	800	2000	ResolutionCheck	C:\MassLynx\Autospec\dioxinendres.dat	Ignore Error
100	200	10	100	ResolutionCheck	C:\MassLynx\Autospec\dioxinendres.dat	Ignore Error
—	—	—	—	—	—	—
2000	4000	800	2000	—	—	—
2000	4000	800	2000	—	—	—
2000	4000	800	2000	ResolutionCheck	C:\MassLynx\Autospec\dioxinendres.dat	Ignore Error
2000	4000	800	2000	—	—	—
2000	4000	800	2000	—	—	—
2000	4000	800	2000	—	—	—
2000	4000	800	2000	ResolutionCheck	C:\MassLynx\Autospec\dioxinendres.dat	Ignore Error
100	200	10	100	ResolutionCheck	C:\MassLynx\Autospec\dioxinendres.dat	Ignore Error
—	—	—	—	—	—	—
—	—	—	—	—	—	—
2000	4000	800	2000	—	—	—
2000	4000	800	2000	—	—	—
2000	4000	800	2000	—	—	—
2000	4000	800	2000	—	—	—
2000	4000	800	2000	—	—	—
2000	4000	800	2000	—	—	—
2000	4000	800	2000	ResolutionCheck	C:\MassLynx\Autospec\dioxinendres.dat	Ignore Error
100	200	10	100	ResolutionCheck	C:\MassLynx\Autospec\dioxinendres.dat	Ignore Error
—	—	—	—	—	—	—
2000	4000	800	2000	—	—	—
2000	4000	800	2000	—	—	—
2000	4000	800	2000	—	—	—
2000	4000	800	2000	—	—	—
2000	4000	800	2000	—	—	—
2000	4000	800	2000	—	—	—
2000	4000	800	2000	ResolutionCheck	C:\MassLynx\Autospec\dioxinendres.dat	Ignore Error
100	200	10	100	ResolutionCheck	C:\MassLynx\Autospec\dioxinendres.dat	Ignore Error
—	—	—	—	—	—	—
2000	4000	800	2000	—	—	—
2000	4000	800	2000	—	—	—
2000	4000	800	2000	—	—	—
2000	4000	800	2000	—	—	—
2000	4000	800	2000	—	—	—
2000	4000	800	2000	ResolutionCheck	C:\MassLynx\Autospec\dioxinendres.dat	Ignore Error
100	200	10	100	ResolutionCheck	C:\MassLynx\Autospec\dioxinendres.dat	Ignore Error
—	—	—	—	—	—	—
2000	4000	2000	2000	—	—	—

Sample List Report

MassLynx 4.1

Sample List: C:\MassLynx\JAN2011.PRO\SampleDB\06SE113D5.SPL
 Last Modified: Thursday, September 08, 2011 17:18:23 Pacific Daylight Time
 Printed: Thursday, September 08, 2011 17:19:37 Pacific Daylight Time

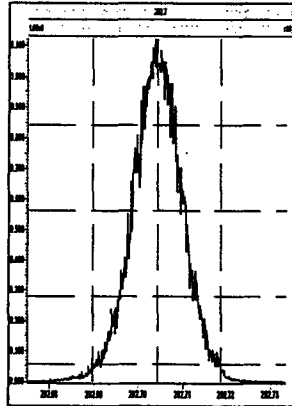
Page 6 of 6

Page Position (3, 2)

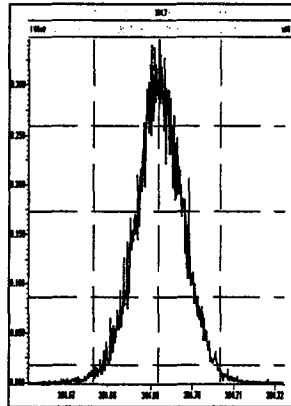
ConD	ConE	ConF	ConG	Process	Process Options	Action On Error
2000	4000	800	2000	---	---	---
2000	4000	800	2000	---	---	---
2000	4000	800	2000	---	---	---
2000	4000	2000	2000	---	---	---
2000	4000	2000	2000	---	---	---
2000	4000	2000	2000	---	---	---
2000	4000	2000	2000	---	---	---
---	---	---	---	ResolutionCheck	C:\MassLynx\Autospec\dioxinendres.dat	Ignore Error
100	200	10	100	ResolutionCheck	C:\MassLynx\Autospec\dioxinendres.dat	Ignore Error
---	---	---	---	---	---	---
---	---	---	---	---	---	---
2000	4000	2000	2000	---	---	---
2000	4000	2000	2000	---	---	---
2000	4000	2000	2000	---	---	---
2000	4000	2000	2000	---	---	---
2000	4000	2000	2000	---	---	---
2000	4000	2000	2000	---	---	---
---	---	---	---	ResolutionCheck	C:\MassLynx\Autospec\dioxinendres.dat	Ignore Error
100	200	10	100	ResolutionCheck	C:\MassLynx\Autospec\dioxinendres.dat	Ignore Error
---	---	---	---	---	---	---
---	---	---	---	---	---	---
2000	4000	800	2000	---	---	---
2000	4000	800	2000	---	---	---

Printed: Thursday, September 08, 2011 13:31:44 Pacific Daylight Time

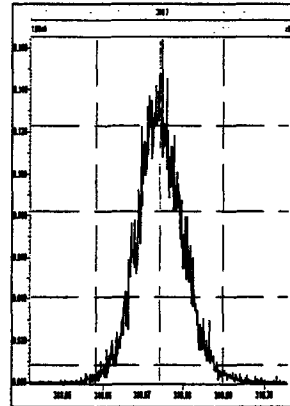
M 292.9824 R 10989



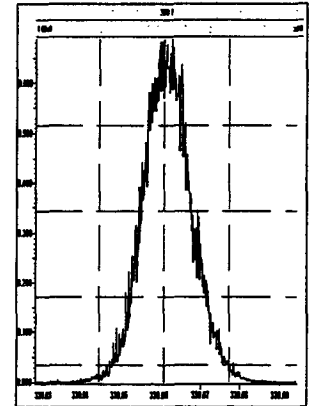
M 304.9824 R 11605



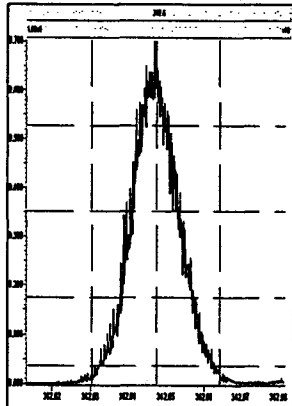
M 318.9792 R 12583



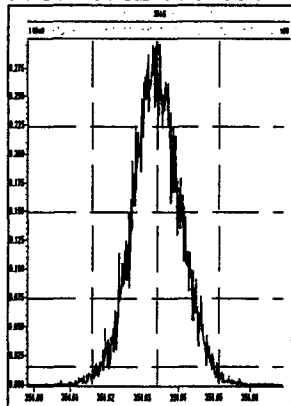
M 330.9792 R 11552



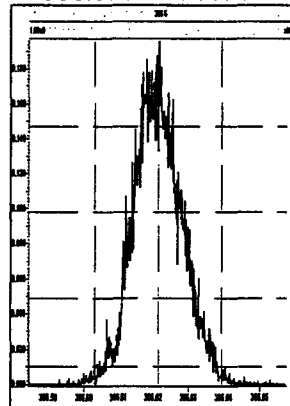
M 342.9792 R 11161



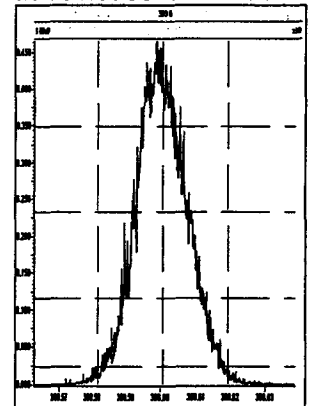
M 354.9792 R 11554



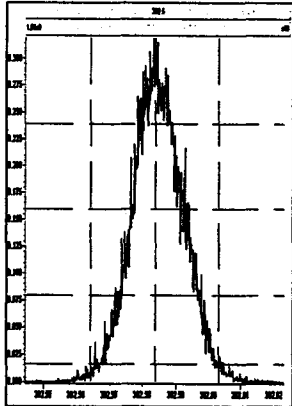
M 366.9792 R 11767



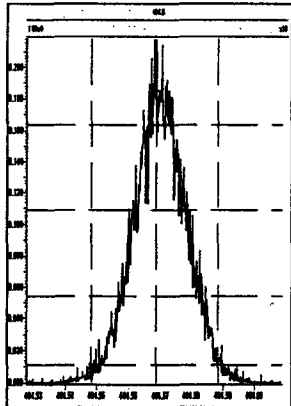
M 380.9760 R 11290



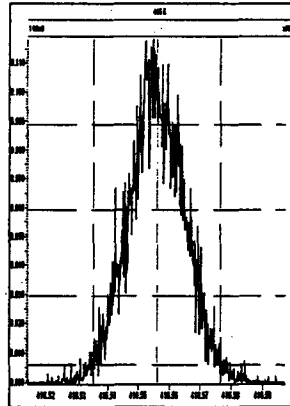
M 392.9760 R 10661



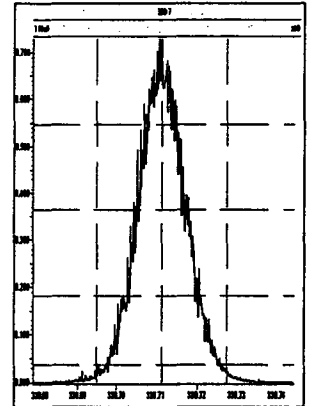
M 404.9760 R 10688



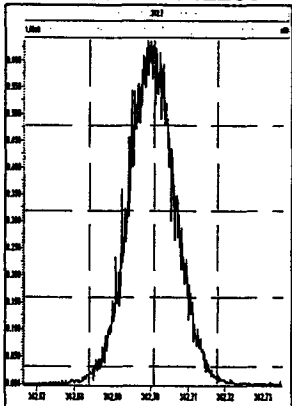
M 416.9760 R 10686



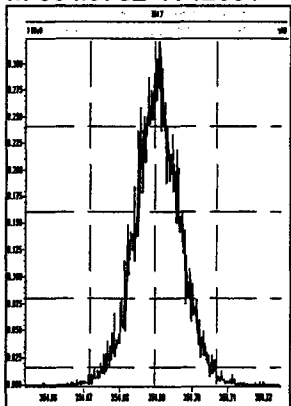
M 330.9792 R 11793



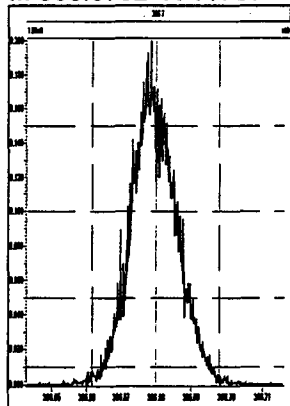
M 342.9792 R 12285



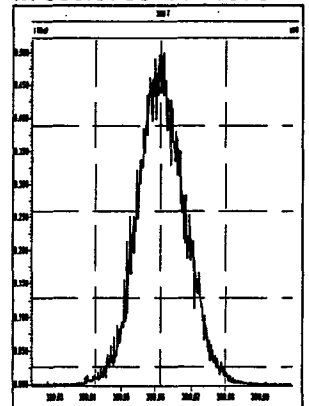
M 354.9792 R 12091



M 366.9792 R 11737

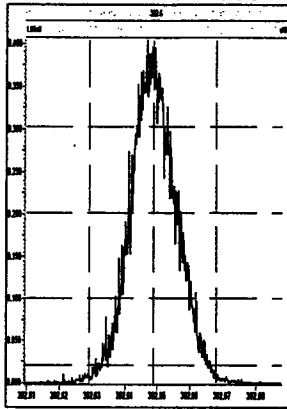


M 380.9760 R 11878

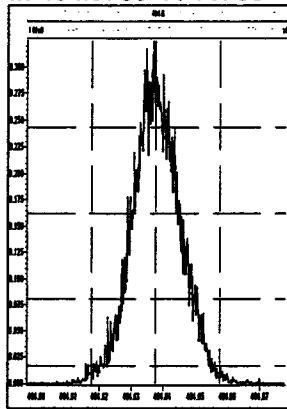


Printed: Thursday, September 08, 2011 13:31:44 Pacific Daylight Time

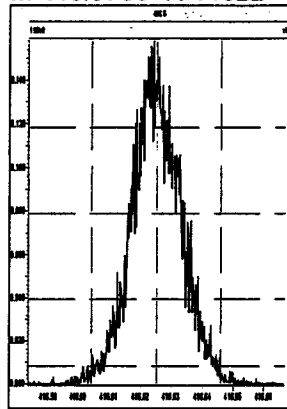
M 392.9760 R 12358



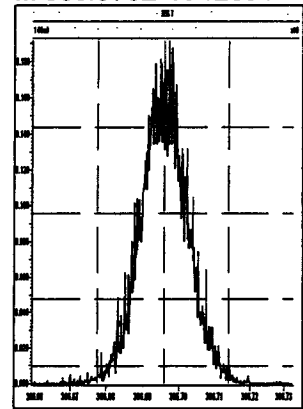
M 404.9760 R 11765



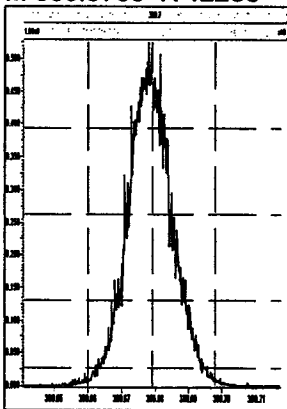
M 416.9760 R 11522



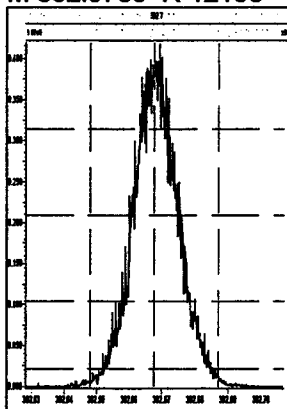
M 366.9792 R 12894



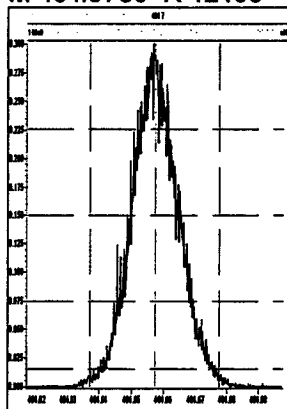
M 380.9760 R 12285



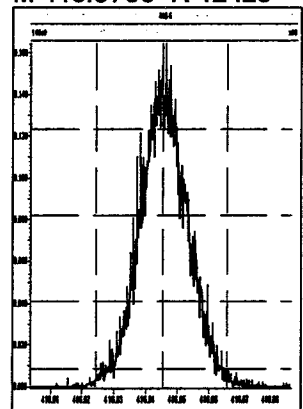
M 392.9760 R 12138



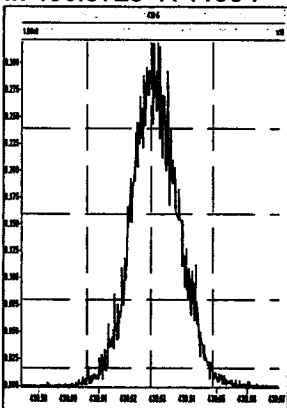
M 404.9760 R 12196



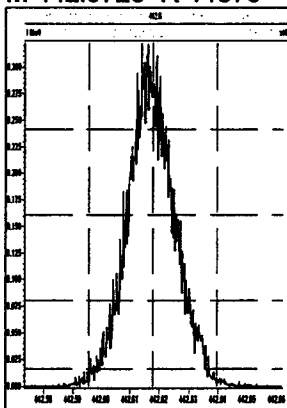
M 416.9760 R 12428



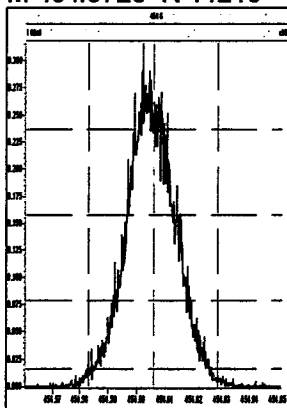
M 430.9728 R 11904



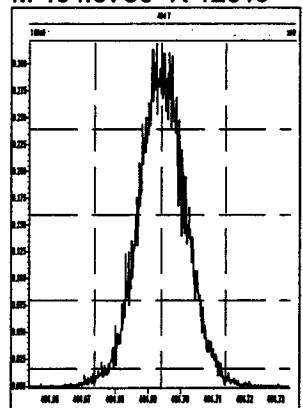
M 442.9728 R 11879



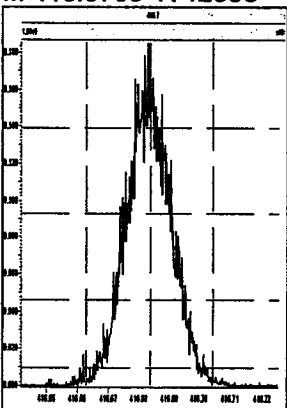
M 454.9728 R 11210



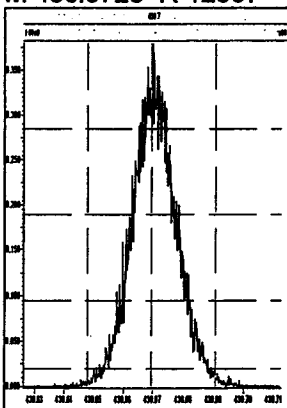
M 404.9760 R 12019



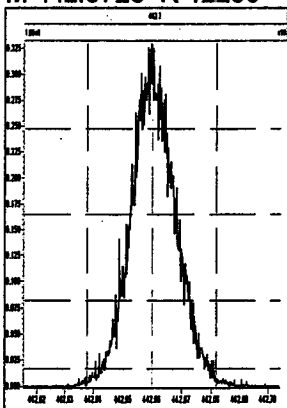
M 416.9760 R 12855



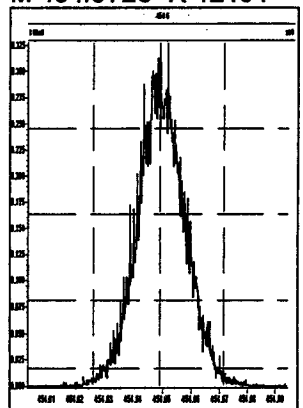
M 430.9728 R 12607



M 442.9728 R 12290

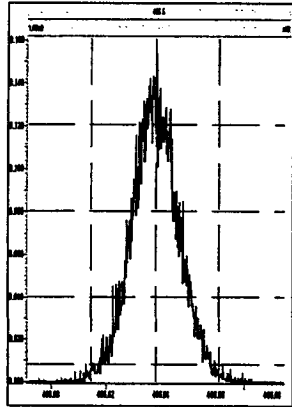


M 454.9728 R 12194

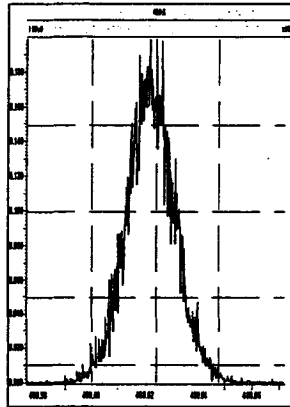


Printed: Thursday, September 08, 2011 13:31:44 Pacific Daylight Time

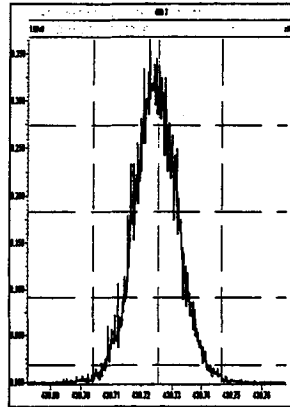
M 466.9728 R 11468



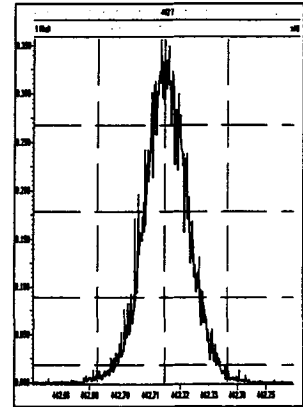
M 480.9696 R 11656



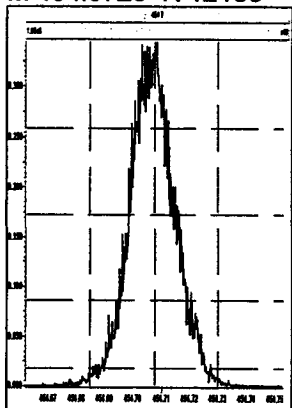
M 430.9728 R 13023



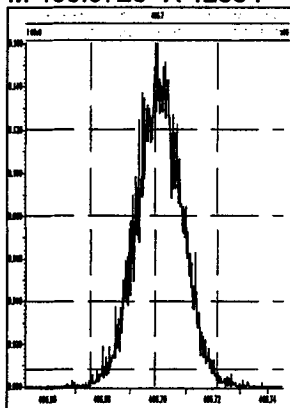
M 442.9728 R 12408



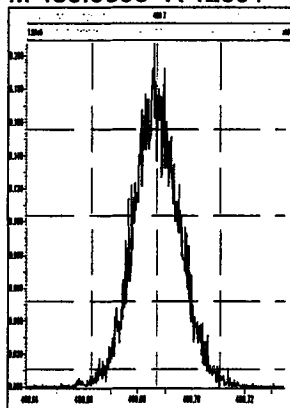
M 454.9728 R 12165



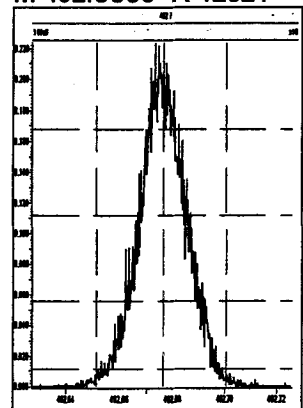
M 466.9728 R 12634



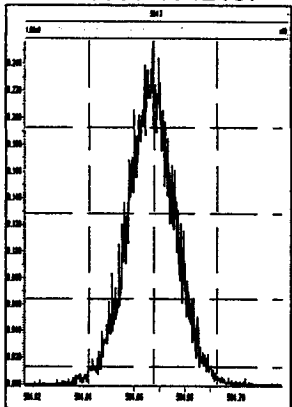
M 480.9696 R 12691



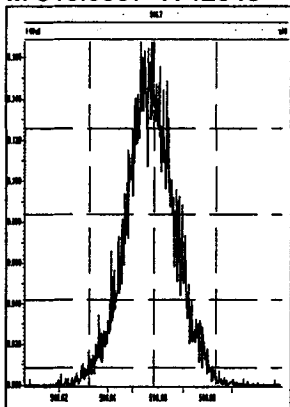
M 492.9696 R 12021



M 504.9696 R 12107

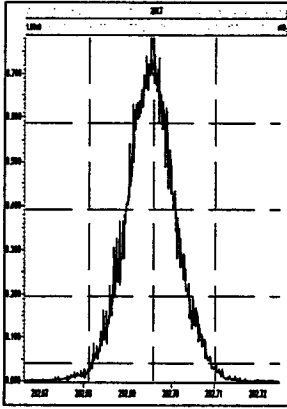


M 516.9697 R 12046

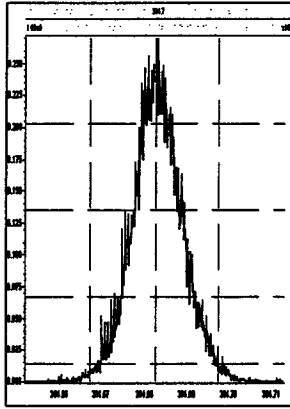


Printed: Friday, September 09, 2011 00:18:07 Pacific Daylight Time

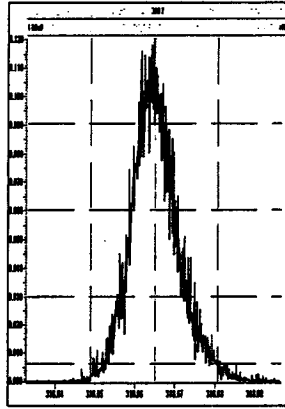
M 292.9824 R 10661



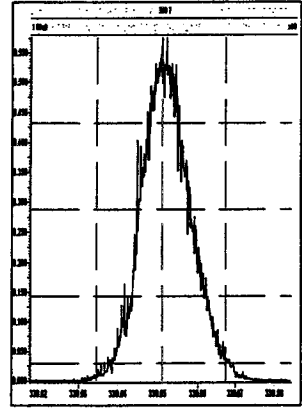
M 304.9824 R 11347



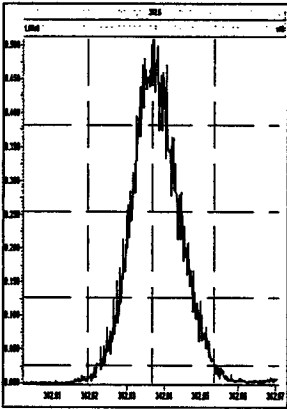
M 318.9792 R 11631



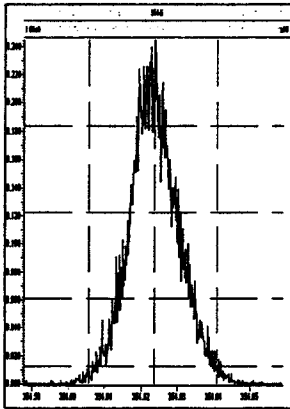
M 330.9792 R 11240



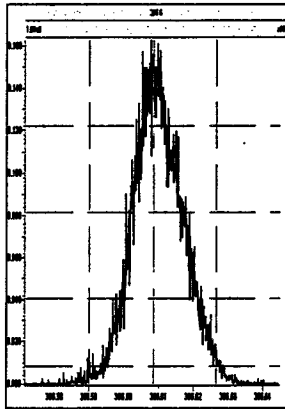
M 342.9792 R 11014



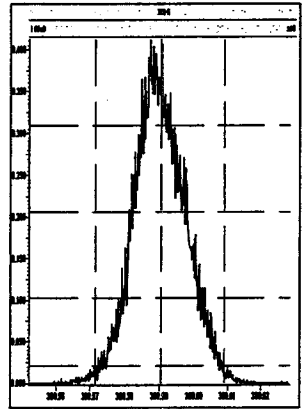
M 354.9792 R 10991



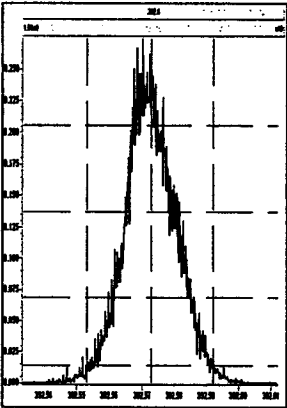
M 366.9792 R 10788



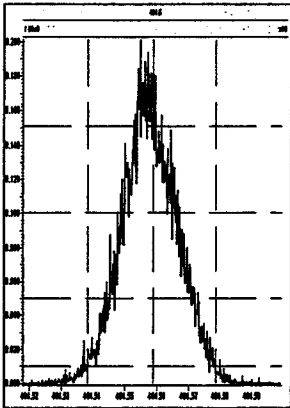
M 380.9760 R 11364



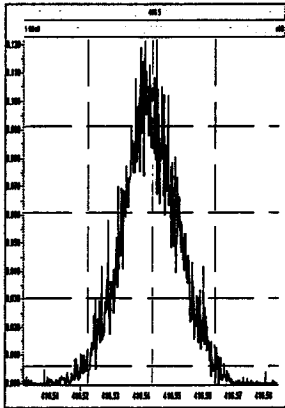
M 392.9760 R 10972



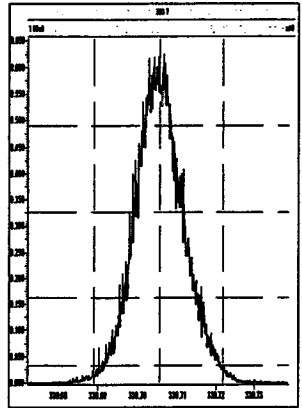
M 404.9760 R 10638



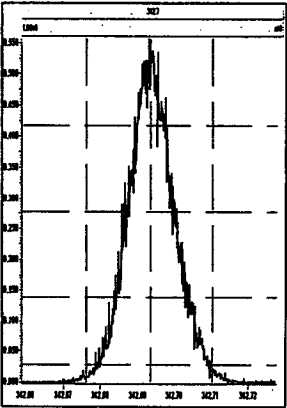
M 416.9760 R 11037



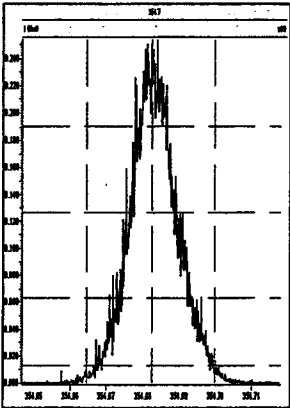
M 330.9792 R 11160



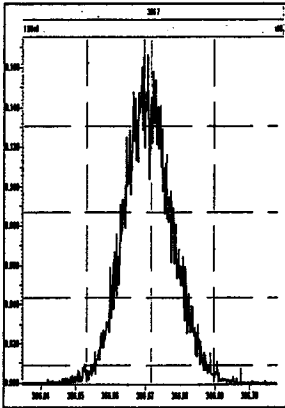
M 342.9792 R 11344



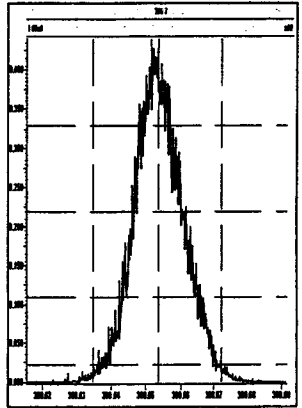
M 354.9792 R 11565



M 366.9792 R 11685

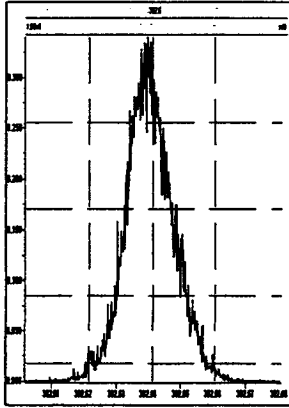


M 380.9760 R 11712

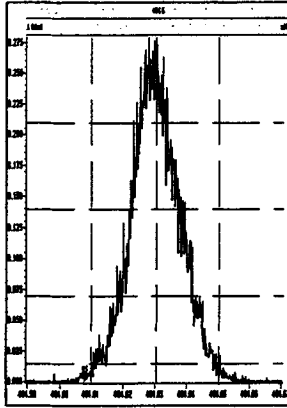


Printed: Friday, September 09, 2011 00:18:07 Pacific Daylight Time

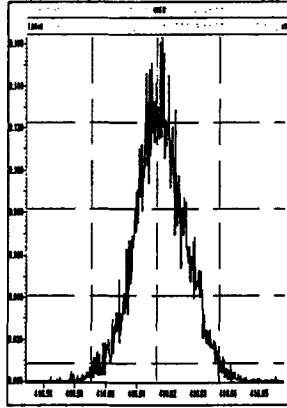
M 392.9760 R 11603



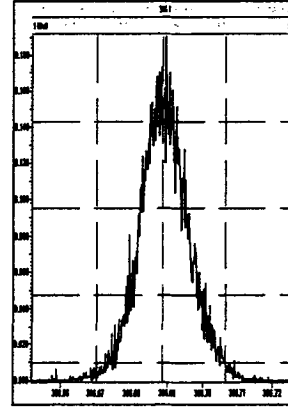
M 404.9760 R 11657



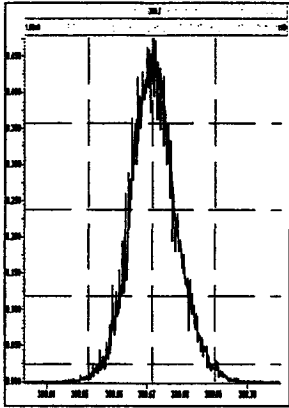
M 416.9760 R 11443



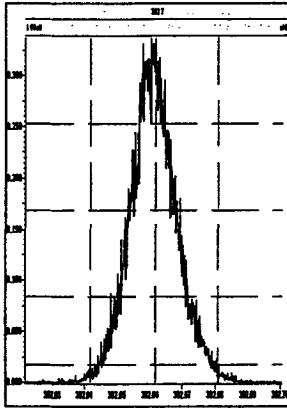
M 366.9792 R 11685



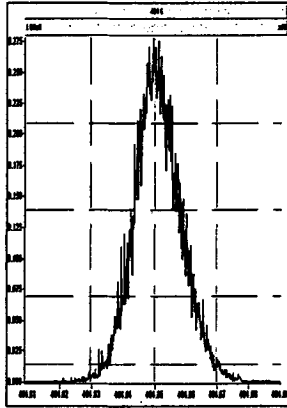
M 380.9760 R 12168



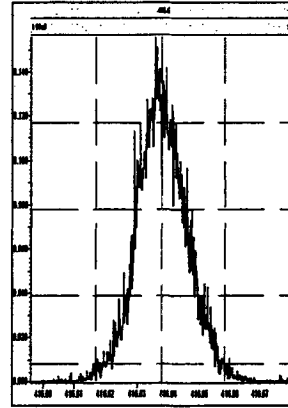
M 392.9760 R 12021



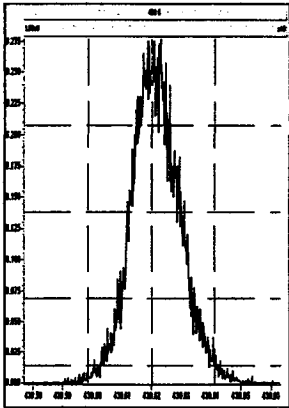
M 404.9760 R 11746



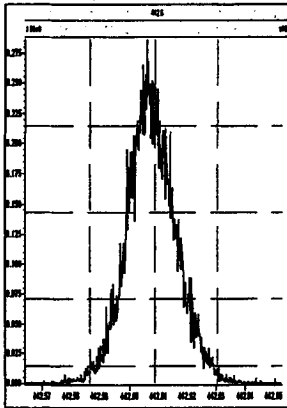
M 416.9760 R 12056



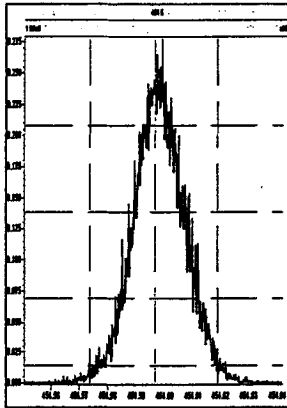
M 430.9728 R 11432



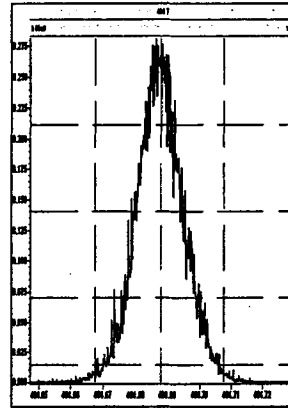
M 442.9728 R 11487



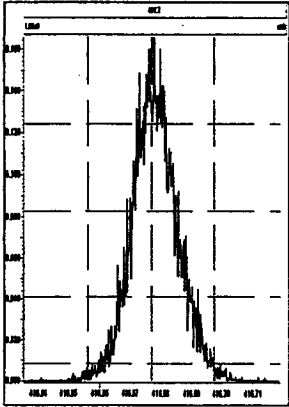
M 454.9728 R 11287



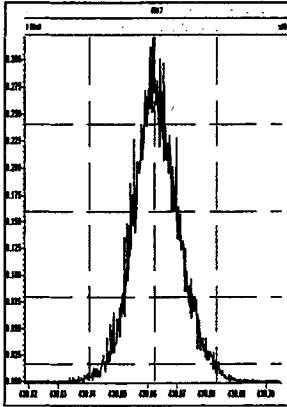
M 404.9760 R 11337



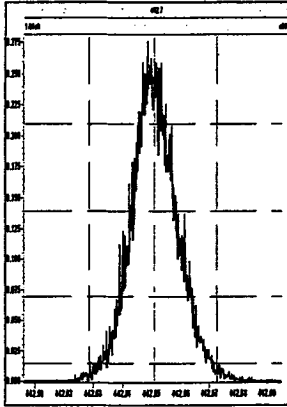
M 416.9760 R 12334



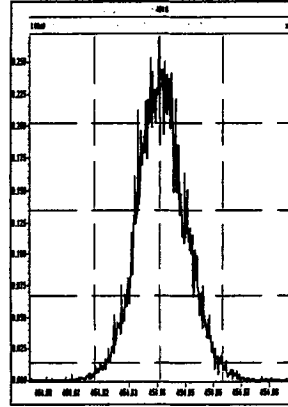
M 430.9728 R 11961



M 442.9728 R 11966

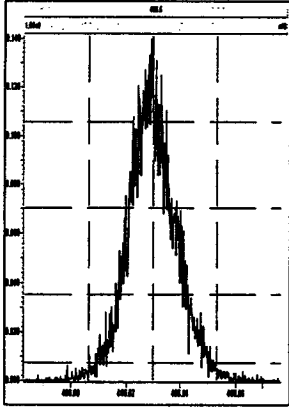


M 454.9728 R 11504

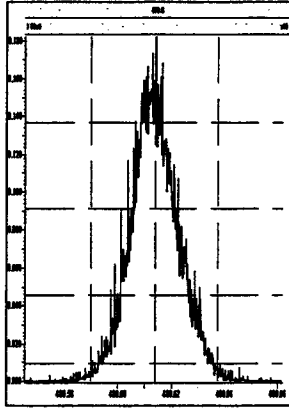


Printed: Friday, September 09, 2011 00:18:07 Pacific Daylight Time

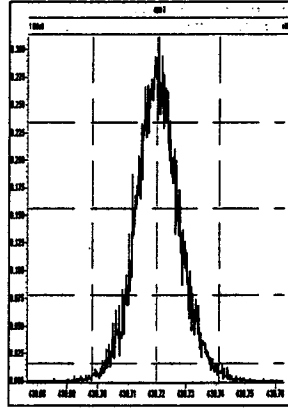
M 466.9728 R 12616



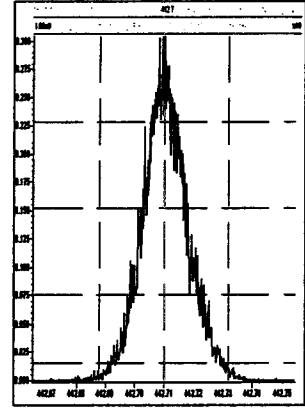
M 480.9696 R 11487



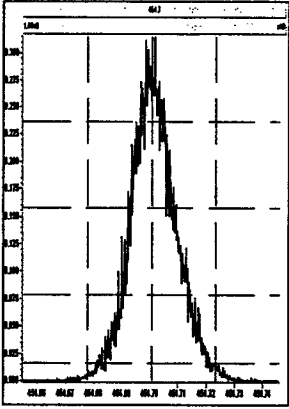
M 430.9728 R 12019



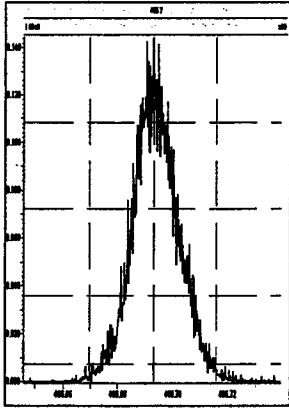
M 442.9728 R 11876



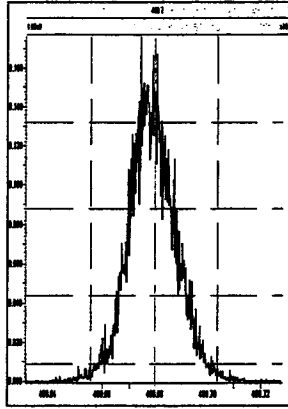
M 454.9728 R 12504



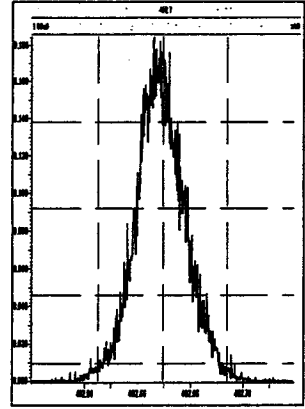
M 466.9728 R 12378



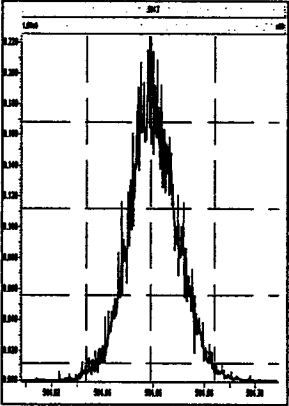
M 480.9696 R 12225



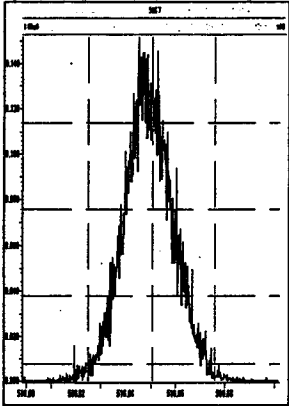
M 492.9696 R 11904



M 504.9696 R 11312



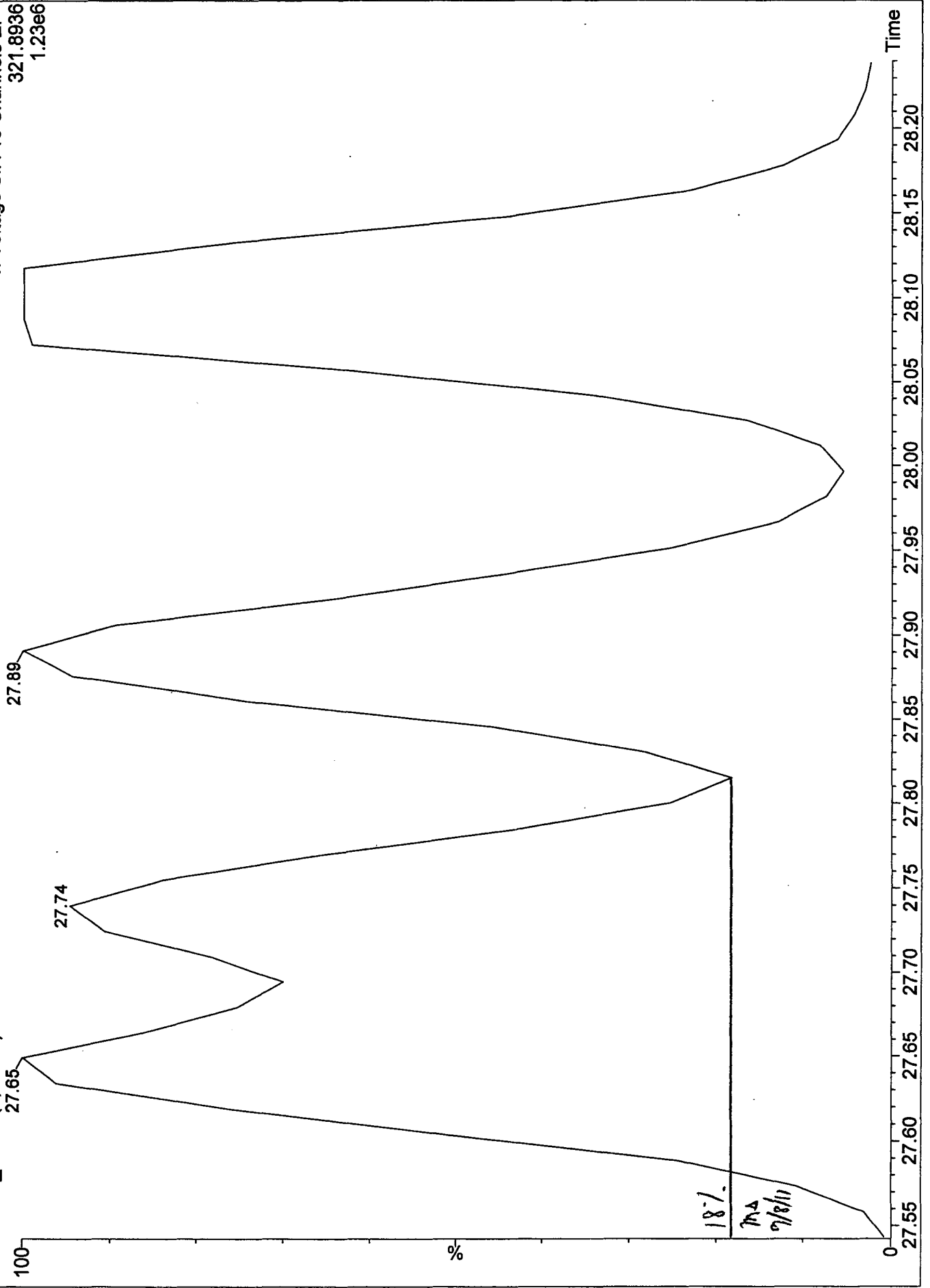
M 516.9697 R 11446



DB-5 CPSM 3732-1514:33:1508-Sep-2011Tray1:1

06SE113D5_57 Sb (1,10.00)

1: Voltage SIR 15 Channels EI+
321.8936
1.23e6



Daily Calibration Checklist Dioxin Methods

Method ID 8290, 8290A

Associated ICAL ICAL27103058290

Column ID DB5

Instrument ID 305

STD ID ST0906D, ST0906E

STD Solution 11DX N207

Analyzed by K.S.V

Date Analyzed 9/8/11

Std. Pkg. By M.G

Date Std. Pkg. Assembled 9/9/11

Std. Pkg. Reviewed By VS

Date Std. Pkg. Reviewed 9.9.11

DAILY STANDARD PACKAGE	INITIATED	REVIEWED
Standard, CPSM, and Solvent Blank present?	✓	✓
Copy of log-file and Beginning Static Resolution present?	✓	✓
CPSM blow up present?	✓	✓
Curve Summary present?	✓	✓
Summary of Method criteria present or documented below?	✓	✓
Daily standard within method specified limits?*	✓	✓
Analyte retention times correct?	✓	✓
Isotopic ratios within limits?	✓	✓
CPSM valley ≤ method specified limits? **	✓	✓
Are chromatographic windows correct?	✓	✓
Samples analyzed within 12 hrs of daily standard?	✓	✓
Manual reintegration's checked and hardcopies included?	NA	NA
Ending Standard present?	✓	✓
Ending Static Resolutions present	✓	✓
Absolute retention times for 13C12-1,2,3,4-TCDD and 13C12-1,2,3,7,8,9-HxCDD are within +/- 15 seconds of the retention times in the Initial Calibration? (required for all 1613B samples)	NA	NA

COMMENTS: _____

* Method 8290/TO9/M0023A: (beginning) ≤ 20% from curve RRFs for native analytes, ≤ 30% from curve RRFs for labeled compounds.

Method 8290/TO9/M0023A: (ending) ≤ 25% from curve RRFs for native analytes, ≤ 35% from curve RRFs for labeled compounds.

Method 23: See Method 23 Daily Standard Criteria, Table 5.

Method 1613B: See, Method 1613B or Method 1613B Tetras Daily Standard Criteria,

** Method 23/0023A CPSM Criteria: 25% valley between 2378 TCDF.(DB-225)/TCDD (DB-5) and its closest eluters normalized to the smallest peak of the triplet

Method 1613B/8290/TO9 CPSM Criteria: 25% valley between 2378 TCDF (DB-225)/TCDD (DB-5) and its closest eluters normalized to the 2378 peak.

Dataset: C:\MassLynx\JAN2011.PRO\06SE113D58290D.qld

3D5

Last Altered: Thursday, September 08, 2011 14:23:06 Pacific Daylight Time

Printed: Thursday, September 08, 2011 14:25:13 Pacific Daylight Time

Method: C:\MassLynx\JAN2011.PRO\MethDB\82903D5OCDD25.mdb 16 Aug 2011 11:35:50

Calibration: C:\MassLynx\JAN2011.PRO\CurveDB\ICA1027103D58290.cdb 03 Nov 2010 10:34:07

Name: 06SE113D5_45, Date: 08-Sep-2011, Time: 03:50:30, ID: ST0906D, Description: CS3 11DXN207

#	Name	Response	RT	Pred.RT	RRF:M	RRF	Conc	%Dev	%Rec	ActRatio	PreRatio	RatioFlt	Mod D
1	13C-1,2,3,4-TCDD	1203422	27.63	27.64	1.00000	1.00000	100.00	0.0	100.0	0.779	0.770	NO	
2													
3	13C-2,3,7,8-TCDF	1689505	26.94	26.90	1.34741	1.40392	104.19	4.2	104.2	0.810	0.770	NO	
4	2,3,7,8-TCDF	168589	26.97	26.96	1.01573	0.99786	9.82	-1.8	98.2	0.762	0.770	NO	
5	Total TCDFs			21.44	1.01573		9.82						
6													
7	13C-2,3,7,8-TCDD	1069678	27.88	27.88	0.85429	0.88886	104.05	4.0	104.0	0.749	0.770	NO	
8	2,3,7,8-TCDD	112019	27.89	27.89	1.10816	1.04723	9.45	-5.5	94.5	0.780	0.770	NO	
9	Total TCDDs			19.55	1.10816		9.45						
10													
11	37CL-2,3,7,8-TCDD	68964	27.91	27.89	0.56553	0.57306	10.13	1.3	101.3				
12													
13	13C-1,2,3,7,8-PeCDF	1388194	33.40	33.40	1.11756	1.15354	103.22	3.2	103.2	1.625	1.550	NO	
14	1,2,3,7,8-PeCDF	689107	33.43	33.43	1.03884	0.99281	47.78	-4.4	95.6	1.543	1.550	NO	
15	2,3,4,7,8-PeCDF	662678	35.14	35.15	1.01576	0.95473	47.00	-6.0	94.0	1.560	1.550	NO	
16	Total F2 PeCDFs			34.47	1.02730		94.78						
17	Total F1 PeCDFs			36.56	1.02730		0.06						
18													
19	13C-1,2,3,7,8-PeCDD	834380	36.04	36.07	0.72133	0.69334	96.12	-3.9	96.1	1.481	1.550	NO	
20	1,2,3,7,8-PeCDD	450561	36.06	36.06	1.03063	1.07999	52.39	4.8	104.8	1.666	1.550	NO	
21	Total PeCDDs			31.10	1.03063		52.39						
22													
23	13C-1,2,3,7,8,9-HxCDD	950442	42.44	42.42	1.00000	1.00000	100.00	0.0	100.0	1.405	1.240	NO	
24													
25	13C-1,2,3,4,7,8-HxCDF	1052933	41.25	41.25	1.09334	1.10784	101.33	1.3	101.3	0.508	0.510	NO	
26	1,2,3,4,7,8-HxCDF	654785	41.27	41.26	1.21580	1.24373	51.15	2.3	102.3	1.221	1.240	NO	
27	1,2,3,6,7,8-HxCDF	820034	41.38	41.38	1.49813	1.55762	51.99	4.0	104.0	1.199	1.240	NO	
28	2,3,4,6,7,8-HxCDF	697295	41.96	41.96	1.32407	1.32448	50.02	0.0	100.0	1.300	1.240	NO	
29	1,2,3,7,8,9-HxCDF	607449	42.63	42.61	1.08252	1.15382	53.29	6.6	106.6	1.188	1.240	NO	
30	Total HxCDFs			0.00	1.28013		206.44						
31													
32	13C-1,2,3,6,7,8-HxCDD	1004752	42.17	42.17	0.97190	1.05714	108.77	8.8	108.8	1.409	1.240	NO	
33	1,2,3,4,7,8-HxCDD	410137	42.11	42.10	0.86863	0.81639	46.99	-6.0	94.0	1.238	1.240	NO	
34	1,2,3,6,7,8-HxCDD	562643	42.18	42.18	1.15691	1.11996	48.40	-3.2	96.8	1.299	1.240	NO	
35	1,2,3,7,8,9-HxCDD	529457	42.45	42.44	1.02520	1.05391	51.40	2.8	102.8	1.400	1.240	NO	
36	Total HxCDDs			0.00	1.01691		146.80						
37													
38	13C-1,2,3,4,6,7,8-HpCDF	1005052	44.06	44.05	0.96489	1.05746	109.59	9.6	109.6	0.465	0.440	NO	
39	1,2,3,4,6,7,8-HpCDF	640474	44.06	44.07	1.37318	1.27451	46.41	-7.2	92.8	0.985	1.040	NO	
40	1,2,3,4,7,8,9-HpCDF	513220	45.29	45.28	1.14527	1.02128	44.59	-10.8	89.2	1.040	1.040	NO	
41	Total HpCDFs			0.00	1.25922		90.99						
42													
43	13C-1,2,3,4,6,7,8-HpCDD	835188	44.92	44.92	0.85758	0.87874	102.47	2.5	102.5	1.085	1.040	NO	
44	1,2,3,4,6,7,8-HpCDD	428120	44.94	44.93	1.04888	1.02521	48.87	-2.3	97.7	1.058	1.040	NO	
45	Total HpCDDs			0.02	1.04888		48.87						

Dataset: C:\MassLynx\JAN2011.PRO\06SE113D58290D.qld

3D5

Last Altered: Thursday, September 08, 2011 14:23:06 Pacific Daylight Time

Printed: Thursday, September 08, 2011 14:25:13 Pacific Daylight Time

Name: 06SE113D5_45, Date: 08-Sep-2011, Time: 03:50:30, ID: ST0906D, Description: CS3 11DXN207

#	Name	Response	RT	Pred:RT	RRF: M	RRF	Conc	%Dev	%Rec	ActRatio	PreRatio	RatioFl	Mod.D
47	13C-OCDD	1205464	47.64	47.63	0.63748	0.63416	198.96	-0.5	99.5	0.969	0.890	NO	
48	OCDF	919473	47.77	47.76	1.50681	1.52551	101.24	1.2	101.2	0.952	0.890	NO	
49	OCDD	706209	47.65	47.65	1.19407	1.17168	98.12	-1.9	98.1	0.850	0.890	NO	
50													
51													
52	Function 1 PFK			28.66									
53	Function 2 PFK	24013	36.94	36.91	14411....	24012....	1.67	66.6	166.6				
54	Function 3 PFK			41.66									
55	Function 4 PFK			45.71	11038....								
56	Function 5 PFK			49.48	13931....								
57	TCDF PCDPE	9	23.46	23.43	33.291...	8.69900	0.26	-73.9	26.1				
58	F1 PeCDF PCDPE	10	24.50	24.48	89.598...	9.78700	0.11	-89.1	10.9				
59	F2 PeCDF PCDPE			38.58	76.937...								
60	HXCDF PCDPE	9	41.79	41.85	31.075...	8.70100	0.28	-72.0	28.0				
61	HPCDF PCDPE	137	45.71	45.69	106.08...	137.02...	1.29	29.2	129.2				
62	OCDF PCDPE	11	47.80	47.82	234.41...	11.471...	0.05	-95.1	4.9				

Dataset: C:\MassLynx\JAN2011.PRO\06SE113D58290D.qld

3D5

Last Altered: Thursday, September 08, 2011 14:23:06 Pacific Daylight Time

Printed: Thursday, September 08, 2011 14:25:13 Pacific Daylight Time

Name: 06SE113D5_56, Date: 08-Sep-2011, Time: 13:31:51, ID: ST0906E, Description: CS3 11DXN207

#	Name	Response	RT	Pred.RT	IRRF	M	IRRF	Conc	%Dev	%Rec	ACRatio	PreRatio	RatioEL	Mod.D
1	13C-1,2,3,4-TCDD	1009446	27.63	27.64	1.00000		1.00000	100.00	0.0	100.0	0.779	0.770		NO
2														
3	13C-2,3,7,8-TCDF	1459622	26.94	26.90	1.34741		1.44596	107.31	7.3	107.3	0.784	0.770		NO
4	2,3,7,8-TCDF	140104	26.95	26.96	1.01573		0.95987	9.45	-5.5	94.5	0.738	0.770		NO
5	Total TCDFs			21.44	1.01573			9.45						
6														
7	13C-2,3,7,8-TCDD	920359	27.88	27.88	0.85429		0.91175	106.73	6.7	106.7	0.742	0.770		NO
8	2,3,7,8-TCDD	99298	27.91	27.89	1.10816		1.07890	9.74	-2.6	97.4	0.791	0.770		NO
9	Total TCDDs			19.55	1.10816			9.74						
10														
11	37CL-2,3,7,8-TCDD	62929	27.89	27.89	0.56553		0.62340	11.02	10.2	110.2				
12														
13	13C-1,2,3,7,8-PeCDF	1317308	33.40	33.40	1.11756		1.30498	116.77	16.8	116.8	1.581	1.550		NO
14	1,2,3,7,8-PeCDF	638566	33.44	33.43	1.03884		0.96950	46.66	-6.7	93.3	1.518	1.550		NO
15	2,3,4,7,8-PeCDF	603440	35.14	35.15	1.01576		0.91617	45.10	-9.8	90.2	1.526	1.550		NO
16	Total F2 PeCDFs			34.47	1.02730			91.76						
17	Total F1 PeCDFs			36.56	1.02730			0.03						
18														
19	13C-1,2,3,7,8-PeCDD	754448	36.05	36.07	0.72133		0.74739	103.61	3.6	103.6	1.646	1.550		NO
20	1,2,3,7,8-PeCDD	388673	36.07	36.07	1.03063		1.03035	49.99	-0.0	100.0	1.609	1.550		NO
21	Total PeCDDs			31.10	1.03063			49.99						
22														
23	13C-1,2,3,7,8,9-HxCDD	930455	42.44	42.42	1.00000		1.00000	100.00	0.0	100.0	1.251	1.240		NO
24														
25	13C-1,2,3,4,7,8-HxCDF	1003986	41.26	41.25	1.09334		1.07903	98.69	-1.3	98.7	0.512	0.510		NO
26	1,2,3,4,7,8-HxCDF	581094	41.27	41.27	1.21580		1.15758	47.61	-4.8	95.2	1.253	1.240		NO
27	1,2,3,6,7,8-HxCDF	717898	41.39	41.39	1.49813		1.43010	47.73	-4.5	95.5	1.323	1.240		NO
28	2,3,4,6,7,8-HxCDF	601283	41.96	41.97	1.32407		1.19779	45.23	-9.5	90.5	1.261	1.240		NO
29	1,2,3,7,8,9-HxCDF	553944	42.63	42.62	1.08252		1.10349	50.97	1.9	101.9	1.177	1.240		NO
30	Total HxCDFs			0.00	1.28013			191.54						
31														
32	13C-1,2,3,6,7,8-HxCDD	923249	42.18	42.17	0.97190		0.99226	102.09	2.1	102.1	1.277	1.240		NO
33	1,2,3,4,7,8-HxCDD	374438	42.11	42.11	0.86863		0.81113	46.69	-6.6	93.4	1.288	1.240		NO
34	1,2,3,6,7,8-HxCDD	503622	42.20	42.19	1.15691		1.09098	47.15	-5.7	94.3	1.260	1.240		NO
35	1,2,3,7,8,9-HxCDD	492990	42.45	42.45	1.02520		1.06795	52.08	4.2	104.2	1.265	1.240		NO
36	Total HxCDDs			0.00	1.01691			145.93						
37														
38	13C-1,2,3,4,6,7,8-HpCDF	809036	44.06	44.05	0.96489		0.86951	90.11	-9.9	90.1	0.450	0.440		NO
39	1,2,3,4,6,7,8-HpCDF	531099	44.07	44.07	1.37318		1.31292	47.81	-4.4	95.6	1.033	1.040		NO
40	1,2,3,4,7,8,9-HpCDF	422938	45.29	45.28	1.14527		1.04554	45.65	-8.7	91.3	1.033	1.040		NO
41	Total HpCDFs			0.00	1.25922			93.45						
42														
43	13C-1,2,3,4,6,7,8-HpCDD	706286	44.94	44.92	0.85758		0.75908	88.51	-11.5	88.5	1.102	1.040		NO
44	1,2,3,4,6,7,8-HpCDD	372152	44.95	44.95	1.04888		1.05383	50.24	0.5	100.5	1.079	1.040		NO
45	Total HpCDDs			0.04	1.04888			50.24						
46														
47	13C-OCDD	1110203	47.64	47.63	0.63748		0.59659	187.17	-6.4	93.6	0.931	0.890		NO
48	OCDF	818804	47.77	47.76	1.50681		1.47505	97.89	-2.1	97.9	0.927	0.890		NO
49	OCDD	693172	47.65	47.65	1.19407		1.24873	104.58	4.6	104.6	0.953	0.890		NO

Dataset: C:\MassLynx\JAN2011.PRO\06SE113D58290D.qld

3D5

Last Altered: Thursday, September 08, 2011 14:23:06 Pacific Daylight Time

Printed: Thursday, September 08, 2011 14:25:13 Pacific Daylight Time

Name: 06SE113D5_56, Date: 08-Sep-2011, Time: 13:31:51, ID: ST0906E, Description: CS3 11DXN207

#	Name	Response	RT	Pred RT	RRF (M)	RRF	Conc	%Dev	%Rec	ActRatio	PreRatio	RatioFL	Mod.D
50													
51													
52	Function 1 PFK			28.66									
53	Function 2 PFK			36.91	14411....								
54	Function 3 PFK			41.66									
55	Function 4 PFK			45.71	11038....								
56	Function 5 PFK			49.48	13931....								
57	TCDF PCDPE			23.43	33.291...								
58	F1 PeCDF PCDPE	33	24.53	24.48	89.598...	33.341...	0.37	-62.8	37.2				
59	F2 PeCDF PCDPE	46	38.60	38.58	76.937...	45.667...	0.59	-40.6	59.4				
60	HXCDF PCDPE	33	41.87	41.85	31.075...	33.442...	1.08	7.6	107.6				
61	HPCDF PCDPE	29	45.72	45.69	106.08...	28.779...	0.27	-72.9	27.1				
62	OCDF PCDPE			47.82	234.41...								

Sample List Report

MassLynx 4.1

Sample List: C:\MassLynx\JAN2011.PRO\SampleDB\06SE113D5.SPL
 Last Modified: Thursday, September 08, 2011 17:18:23 Pacific Daylight Time
 Printed: Thursday, September 08, 2011 17:19:37 Pacific Daylight Time

Page 1 of 6

Page Position (1, 1)

	File Name	File Text	Sample ID	Meth/Matrix	BOX #
1	06SE113D5_1	DB-5 CPSM 3732-15	CPS0906	---	
2	06SE113D5_2	CS3 11DXN207	ST0906	---	
3	06SE113D5_3	Solvent Blank C-14	SB0906	---	
4	06SE113D5_4	G1H260000-077C (483-1LCS) RI 1238077 KSS	ML26V-1-ACC	1613B/Water	83
5	06SE113D5_5	G1H300000-108B (476-1MB) 1242108 KSS	ML49N-1-AAB	8290/Water	EPA17
6	06SE113D5_6	G1H160476-1 1242108 KSS	MLPQF-1-AA	8290/Water	EPA17
7	06SE113D5_7	G1H160476-1MS 1242108 KSS	MLPQF-1-ACS	8290/Water	EPA17
8	06SE113D5_8	G1H160476-1SD 1242108 KSS	MLPQF-1-ADD	8290/Water	EPA17
9	06SE113D5_9	G1H160476-2 1242108 KSS	MLPQH-1-AA	8290/Water	EPA17
10	06SE113D5_10	G1H160476-3 1242108 KSS	MLPQJ-1-AA	8290/Water	EPA17
11	06SE113D5_11	G1H300000-108C (476-1LCS) 1242108 KSS	ML49N-1-ACC	8290/Water	EPA17
12	06SE113D5_12	CS3 11DXN207	ST0906A	---	
13	06SE113D5_13	DB-5 CPSM 3732-15	CPS0906A	---	
14	06SE113D5_14	Solvent Blank C-14	SB0906A	---	
15	06SE113D5_15	G1I010000-85B (240467-1MB) 1244085	ML64P-1-AAB	1613B/Water	86
16	06SE113D5_16	G1I010000-85C (240467-1LCS) 1244085	ML64P-1-ACC	1613B/Water	86
17	06SE113D5_17	G1I010000-85L (240467-1DCS) 1244085	ML64P-1-ADL	1613B/Water	86
18	06SE113D5_18	G1H130417-14 1237137	MLMHW-1-AC	8290/Solid	81
19	06SE113D5_19	G1H130417-15 1237137	MLMHX-1-AC	8290/Solid	81
20	06SE113D5_20	G1H130417-16 1237137	MLMH0-1-AC	8290/Solid	81
21	06SE113D5_21	G1H130417-17 1237137	MLMH1-1-AC	8290/Solid	81
22	06SE113D5_22	Solvent Blank C-14	SB0906B	---	
23	06SE113D5_23	CS3 11DXN207	ST0906B	---	
24	06SE113D5_24	DB-5 CPSM 3732-15	CPS0906B	---	
25	06SE113D5_25	G1H240411-2MB 1242102	ML47T-1-AA	8290/Waste	EPA17
26	06SE113D5_26	G1H310000-44B 1243044 DBLK01, MG	ML51L-1-AA	1613B/Water	EPA17
27	06SE113D5_27	G1H310000-44C 1243044 DLCS01, MG	ML51L-1-AC	1613B/Water	EPA17
28	06SE113D5_28	G1H190475-1 1244086	MLVGD-1-AA	1613B/Water	86
29	06SE113D5_29	G1H170477-1 1243044 D6GW8, MG	MLQ7V-1-AA	1613B/Water	EPA17
30	06SE113D5_30	G1H170477-2 1243044 D6GX2, MG	MLQ7W-1-AA	1613B/Water	EPA17
31	06SE113D5_31	G1H170477-3 1243044 D6GX5, MG	MLQ70-1-AA	1613B/Water	EPA17
32	06SE113D5_32	G1H170477-4 1243044 D6GX7, MG	MLQ75-1-AA	1613B/Water	EPA17
33	06SE113D5_33	G1H240411-2LCS 1242102	ML47T-1-AC	8290/Waste	EPA17
34	06SE113D5_34	CS3 11DXN207	ST0906C	---	
35	06SE113D5_35	DB-5 CPSM 3732-15	CPS0906C	---	
36	06SE113D5_36	Solvent Blank C-14	SB0906D	---	
37	06SE113D5_37	G1H170477-5 1243044 D6GX9, MG	MLQ76-1-AA	1613B/Water	EPA17
38	06SE113D5_38	G1H170477-6 1243044 D6GY0, MG	MLQ77-1-AA	1613B/Water	EPA17
39	06SE113D5_39	G1H170477-7 1243044 D6GY2, MG	MLQ78-1-AA	1613B/Water	EPA17
40	06SE113D5_40	G1H170477-8 1243044 D6GX1, MG	MLQ8A-1-AA	1613B/Water	EPA17
41	06SE113D5_41	G1H170477-9 1243044 D6GX3, MG	MLW3X-1-AA	1613B/Water	EPA17
42	06SE113D5_42	G1H170477-10 1243044 D6GX4, MG	MLW4D-1-AA	1613B/Water	EPA17
43	06SE113D5_43	G1H170477-11 1243044 D6GX6, MG	MLW4E-1-AA	1613B/Water	EPA17
44	06SE113D5_44	Solvent Blank C-14	SB0906E	---	
45	06SE113D5_45	CS3 11DXN207	ST0906D	---	
46	06SE113D5_46	DB-5 CPSM 3732-15	CPS0906D	---	
47	06SE113D5_47	G1I020000-140B 1245140	ML79J-1-AA	8290/Solid	82
48	06SE113D5_48	G1H170477-12 1243044 D6GY1, MG	MLW4F-1-AA	1613B/Water	EPA17
49	06SE113D5_49	G1H170477-13 1243044 D6GY3, MG	MLW4G-1-AA	1613B/Water	EPA17
50	06SE113D5_50	G1H240411-1 1242111	ML0DG-1-AA	8290A/Water	EPA17
51	06SE113D5_51	G1I010458-1 1245140	ML699-1-AC	8290/Solid	82
52	06SE113D5_52	G1I010460-1 1245140	ML7AF-1-AD	8290/Solid	82
53	06SE113D5_53	G1I010460-1S 1245140	ML7AF-1-AE	8290/Solid	82
54	06SE113D5_54	G1I010460-1D 1245140	ML7AF-1-AF	8290/Solid	82
55	06SE113D5_55	G1I020000-140C 1245140	ML79J-1-AC	8290/Solid	82
56	06SE113D5_56	CS3 11DXN207	ST0906E	---	
57	06SE113D5_57	DB-5 CPSM 3732-15	CPS0906E	---	
58	06SE113D5_58	G1H250000-97B 1237097	ML129-1-AA	23/Air	84

Sample List Report

MassLynx 4.1

Sample List: C:\MassLynx\JAN2011.PRO\SampleDB\06SE113D5.SPL
 Last Modified: Thursday, September 08, 2011 17:18:23 Pacific Daylight Time
 Printed: Thursday, September 08, 2011 17:19:37 Pacific Daylight Time

Page 4 of 6

Page Position (1, 2)

File Name	File Text	Sample ID	Meth/Matrix	BOX #
59 06SE113D5_59	G1I010460-1 1245140	ML7AF-1-AD	8290/Solid	82
60 06SE113D5_60	G1I010458-1 1245140	ML699-1-AC	8290/Solid	82
61 06SE113D5_61	G1H240411-1 (10x) 1242111	ML0DG-1-AA	8290A/Water	EPA17
62 06SE113D5_62	G1H250000-97C 1237097	ML129-1-AC	23/Air	84
63 06SE113D5_63	G1H190487-1 1237097	MLVKL-1-AA	23/Air	84
64 06SE113D5_64	G1H190487-2 1237097	MLVKM-1-AA	23/Air	84
65 06SE113D5_65	G1H190487-3 1237097	MLVKN-1-AA	23/Air	84
66 06SE113D5_66	Solvent Blank C-14	SB0906F	—	
67 06SE113D5_67	CS3 11DXN207	ST0906F	—	
68 06SE113D5_68	DB-5 CPSM 3732-15	CPS0906F	—	
69 06SE113D5_69	Solvent Blank C-14	SB0906G	—	
70 06SE113D5_70	G1H230495-1 1237097	MLX5J-1-AA	23/Air	84
71 06SE113D5_71	G1H230495-2 1237097	MLX5K-1-AA	23/Air	84
72 06SE113D5_72	G1H230495-3 1237097	MLX5L-1-AA	23/Air	84
73 06SE113D5_73	G1H230495-4 1237097	MLX5M-1-AA	23/Air	84
74 06SE113D5_74	G1H230495-5 1237097	MLX5N-1-AA	23/Air	84
75 06SE113D5_75	G1H230495-6 1237097	MLX5P-1-AA	23/Air	84
76 06SE113D5_76	G1H230495-7 1237097	MLX5Q-1-AA	23/Air	84
77 06SE113D5_77	Solvent Blank C-14	SB0906H	—	
78 06SE113D5_78	CS3 11DXN207	ST0906G	—	
79 06SE113D5_79	DB-5 CPSM 3732-15	CPS0906G	—	
80 06SE113D5_80	Solvent Blank C-14	SB0906I	—	
81 06SE113D5_81	G1H240411-2 1242102	ML0DJ-1-AA	8290/Waste	EPA17
82 06SE113D5_82	G1H240411-3 1242102	ML0DK-1-AA	8290/Waste	EPA17

*reviewed
to
#78
by ms
9/9/11*

Sample List Report

MassLynx 4.1

Sample List: C:\MassLynx\JAN2011.PRO\SampleDB\06SE113D5.SPL
 Last Modified: Thursday, September 08, 2011 17:18:23 Pacific Daylight Time
 Printed: Thursday, September 08, 2011 17:19:37 Pacific Daylight Time

Page 2 of 6

Page Position (2, 1)

Sample Size	Bottle	Units	FV_uL	Inj Vol	Sam Typ	Analyst	MS File	Inl File	ConA	ConB	ConC
1.000000	Tray1:1	—	—	2.000000	Analyte	KSS	OCDD25	OCDD25	—	—	—
1.000000	Tray1:2	—	—	2.000000	Analyte	KSS	OCDD25	OCDD25	10	50	100
1.000000	Tray1:3	—	—	2.000000	Analyte	KSS	OCDD25	OCDD25	—	—	—
1.000000	Tray1:4	L	20	2.000000	Analyte	KSS	OCDD25	OCDD25	—	—	—
1.000000	Tray1:5	L	20	2.000000	Analyte	KSS	OCDD25	OCDD25	—	—	—
1.011960	Tray1:6	L	20	2.000000	Analyte	KSS	OCDD25	OCDD25	—	—	—
1.008870	Tray1:7	L	20	2.000000	Analyte	KSS	OCDD25	OCDD25	—	—	—
1.015670	Tray1:8	L	20	2.000000	Analyte	KSS	OCDD25	OCDD25	—	—	—
1.005420	Tray1:9	L	20	2.000000	Analyte	KSS	OCDD25	OCDD25	—	—	—
1.011970	Tray1:10	L	20	2.000000	Analyte	KSS	OCDD25	OCDD25	—	—	—
1.000000	Tray1:11	L	20	2.000000	Analyte	KSS	OCDD25	OCDD25	—	—	—
1.000000	Tray1:2	—	—	2.000000	Analyte	KSS	OCDD25	OCDD25	10	50	100
1.000000	Tray1:1	—	—	2.000000	Analyte	KSS, AM	OCDD25	OCDD25	—	—	—
1.000000	Tray1:3	—	—	2.000000	Analyte	KSS, AM	OCDD25	OCDD25	—	—	—
1.000000	Tray1:12	L	20	2.000000	Analyte	KSS, AM	OCDD25	OCDD25	—	—	—
1.000000	Tray1:13	L	20	2.000000	Analyte	KSS, AM	OCDD25	OCDD25	—	—	—
1.000000	Tray1:14	L	20	2.000000	Analyte	KSS, AM	OCDD25	OCDD25	—	—	—
10.040000	Tray1:15	g	20	2.000000	Analyte	KSS, AM	OCDD25	OCDD25	—	—	—
10.430000	Tray1:16	g	20	2.000000	Analyte	KSS, AM	OCDD25	OCDD25	—	—	—
10.060000	Tray1:17	g	20	2.000000	Analyte	KSS, AM	OCDD25	OCDD25	—	—	—
10.220000	Tray1:18	g	20	2.000000	Analyte	KSS, AM	OCDD25	OCDD25	—	—	—
1.000000	Tray1:3	—	—	2.000000	Analyte	KSS, AM	OCDD25	OCDD25	—	—	—
1.000000	Tray1:2	—	—	2.000000	Analyte	KSS, AM	OCDD25	OCDD25	10	50	100
1.000000	Tray1:1	—	—	2.000000	Analyte	KSS	OCDD25	OCDD25	—	—	—
0.100000	Tray1:19	g	20	2.000000	Analyte	KSS	OCDD25	OCDD25	—	—	—
1.000000	Tray1:20	L	20	2.000000	Analyte	KSS	OCDD25	OCDD25	—	—	—
1.000000	Tray1:21	L	20	2.000000	Analyte	KSS	OCDD25	OCDD25	—	—	—
1.017300	Tray1:22	L	20	2.000000	Analyte	KSS	OCDD25	OCDD25	—	—	—
1.000000	Tray1:23	L	20	2.000000	Analyte	KSS	OCDD25	OCDD25	—	—	—
1.044100	Tray1:24	L	20	2.000000	Analyte	KSS	OCDD25	OCDD25	—	—	—
1.035770	Tray1:25	L	20	2.000000	Analyte	KSS	OCDD25	OCDD25	—	—	—
1.030990	Tray1:26	L	20	2.000000	Analyte	KSS	OCDD25	OCDD25	—	—	—
0.100000	Tray1:27	g	20	2.000000	Analyte	KSS	OCDD25	OCDD25	—	—	—
1.000000	Tray1:2	—	—	2.000000	Analyte	KSS	OCDD25	OCDD25	10	50	100
1.000000	Tray1:1	—	—	2.000000	Analyte	KSS	OCDD25	OCDD25	—	—	—
1.000000	Tray1:3	—	—	2.000000	Analyte	KSS	OCDD25	OCDD25	—	—	—
1.033180	Tray1:28	L	20	2.000000	Analyte	KSS	OCDD25	OCDD25	—	—	—
1.041200	Tray1:29	L	20	2.000000	Analyte	KSS	OCDD25	OCDD25	—	—	—
1.048310	Tray1:30	L	20	2.000000	Analyte	KSS	OCDD25	OCDD25	—	—	—
1.052460	Tray1:31	L	20	2.000000	Analyte	KSS	OCDD25	OCDD25	—	—	—
1.034250	Tray1:32	L	20	2.000000	Analyte	KSS	OCDD25	OCDD25	—	—	—
1.042900	Tray1:33	L	20	2.000000	Analyte	KSS	OCDD25	OCDD25	—	—	—
1.038600	Tray1:34	L	20	2.000000	Analyte	KSS	OCDD25	OCDD25	—	—	—
1.000000	Tray1:3	—	—	2.000000	Analyte	KSS	OCDD25	OCDD25	—	—	—
1.000000	Tray1:2	—	—	2.000000	Analyte	KSS	OCDD25	OCDD25	10	50	100
1.000000	Tray1:1	—	—	2.000000	Analyte	KSS	OCDD25	OCDD25	—	—	—
10.000000	Tray1:39	g	20	2.000000	Analyte	KSS	OCDD25	OCDD25	—	—	—
1.038200	Tray1:35	L	20	2.000000	Analyte	KSS	OCDD25	OCDD25	—	—	—
1.058600	Tray1:36	L	20	2.000000	Analyte	KSS	OCDD25	OCDD25	—	—	—
0.512560	Tray1:45	L	20	2.000000	Analyte	KSS	OCDD25	OCDD25	—	—	—
5.770000	Tray1:41	g	20	2.000000	Analyte	KSS	OCDD25	OCDD25	—	—	—
10.810000	Tray1:42	g	20	2.000000	Analyte	KSS	OCDD25	OCDD25	—	—	—
10.850000	Tray1:43	g	20	2.000000	Analyte	KSS	OCDD25	OCDD25	—	—	—
10.380000	Tray1:44	g	20	2.000000	Analyte	KSS	OCDD25	OCDD25	—	—	—
10.000000	Tray1:40	g	20	2.000000	Analyte	KSS	OCDD25	OCDD25	—	—	—
1.000000	Tray1:2	—	—	2.000000	Analyte	KSS	OCDD25	OCDD25	10	50	100
1.000000	Tray1:1	—	—	2.000000	Analyte	KSS	OCDD25	OCDD25	—	—	—
0.500000	Tray1:46	Sample	20	2.000000	Analyte	KSS	OCDD25	OCDD25	—	—	—

Sample List Report

MassLynx 4.1

Sample List: C:\MassLynx\JAN2011.PRO\SampleDB\06SE113D5.SPL
 Last Modified: Thursday, September 08, 2011 17:18:23 Pacific Daylight Time
 Printed: Thursday, September 08, 2011 17:19:37 Pacific Daylight Time

Page 5 of 6

Page Position (2, 2)

Sample Size	Bottle	Units	FV_uL	Inj Vol	Sam Typ	Analyst	MS File	Ini File	ConA	ConB	ConC
10.810000	Tray1:42	g	20	2.000000	Analyte	KSS	OCDD25	OCDD25	—	—	—
5.770000	Tray1:41	g	20	2.000000	Analyte	KSS	OCDD25	OCDD25	—	—	—
0.512560	Tray1:48	L	20	2.000000	Analyte	KSS	OCDD25	OCDD25	—	—	—
0.500000	Tray1:47	Sample	20	2.000000	Analyte	KSS	OCDD25	OCDD25	—	—	—
0.500000	Tray1:49	Sample	20	2.000000	Analyte	KSS	OCDD25	OCDD25	—	—	—
0.500000	Tray1:50	Sample	20	2.000000	Analyte	KSS	OCDD25	OCDD25	—	—	—
0.500000	Tray1:51	Sample	20	2.000000	Analyte	KSS	OCDD25	OCDD25	—	—	—
1.000000	Tray1:3	—	—	2.000000	Analyte	KSS	OCDD25	OCDD25	—	—	—
1.000000	Tray1:2	—	—	2.000000	Analyte	KSS	OCDD25	OCDD25	10	50	100
1.000000	Tray1:1	—	—	2.000000	Analyte	KSS	OCDD25	OCDD25	—	—	—
1.000000	Tray1:3	—	—	2.000000	Analyte	KSS	OCDD25	OCDD25	—	—	—
0.500000	Tray1:52	Sample	20	2.000000	Analyte	KSS	OCDD25	OCDD25	—	—	—
0.500000	Tray1:53	Sample	20	2.000000	Analyte	KSS	OCDD25	OCDD25	—	—	—
0.500000	Tray1:54	Sample	20	2.000000	Analyte	KSS	OCDD25	OCDD25	—	—	—
0.500000	Tray1:55	Sample	20	2.000000	Analyte	KSS	OCDD25	OCDD25	—	—	—
0.500000	Tray1:56	Sample	20	2.000000	Analyte	KSS	OCDD25	OCDD25	—	—	—
0.500000	Tray1:57	Sample	20	2.000000	Analyte	KSS	OCDD25	OCDD25	—	—	—
0.500000	Tray1:58	Sample	20	2.000000	Analyte	KSS	OCDD25	OCDD25	—	—	—
1.000000	Tray1:3	—	—	2.000000	Analyte	KSS	OCDD25	OCDD25	—	—	—
1.000000	Tray1:2	—	—	2.000000	Analyte	KSS	OCDD25	OCDD25	10	50	100
1.000000	Tray1:1	—	—	2.000000	Analyte	KSS	OCDD25	OCDD25	—	—	—
1.000000	Tray1:3	—	—	2.000000	Analyte	KSS	OCDD25	OCDD25	—	—	—
0.100000	Tray1:37	g	20	2.000000	Analyte	KSS	OCDD25	OCDD25	—	—	—
0.102000	Tray1:38	g	20	2.000000	Analyte	KSS	OCDD25	OCDD25	—	—	—

Sample List Report

MassLynx 4.1

Sample List: C:\MassLynx\JAN2011.PRO\SampleDB\06SE113D5.SPL
 Last Modified: Thursday, September 08, 2011 17:18:23 Pacific Daylight Time
 Printed: Thursday, September 08, 2011 17:19:37 Pacific Daylight Time

Page 3 of 6

Page Position (3, 1)

ConD	ConE	ConF	ConG	Process	Process Options	Action On Error
---	---	---	---	---	---	---
100	200	10	100	---	---	---
---	---	---	---	---	---	---
2000	4000	800	2000	ResolutionCheck	C:\MassLynx\Autospec\dioxinendres.dat	Ignore Error
2000	4000	800	2000	---	---	---
2000	4000	800	2000	---	---	---
2000	4000	800	2000	---	---	---
2000	4000	800	2000	---	---	---
2000	4000	800	2000	---	---	---
2000	4000	800	2000	---	---	---
2000	4000	800	2000	ResolutionCheck	C:\MassLynx\Autospec\dioxinendres.dat	Ignore Error
100	200	10	100	ResolutionCheck	C:\MassLynx\Autospec\dioxinendres.dat	Ignore Error
---	---	---	---	---	---	---
---	---	---	---	---	---	---
2000	4000	800	2000	---	---	---
2000	4000	800	2000	---	---	---
2000	4000	800	2000	---	---	---
2000	4000	800	2000	---	---	---
2000	4000	800	2000	---	---	---
2000	4000	800	2000	---	---	---
2000	4000	800	2000	---	---	---
---	---	---	---	ResolutionCheck	C:\MassLynx\Autospec\dioxinendres.dat	Ignore Error
100	200	10	100	ResolutionCheck	C:\MassLynx\Autospec\dioxinendres.dat	Ignore Error
---	---	---	---	---	---	---
2000	4000	800	2000	---	---	---
2000	4000	800	2000	---	---	---
2000	4000	800	2000	---	---	---
2000	4000	800	2000	ResolutionCheck	C:\MassLynx\Autospec\dioxinendres.dat	Ignore Error
2000	4000	800	2000	---	---	---
2000	4000	800	2000	---	---	---
2000	4000	800	2000	---	---	---
2000	4000	800	2000	---	---	---
2000	4000	800	2000	ResolutionCheck	C:\MassLynx\Autospec\dioxinendres.dat	Ignore Error
100	200	10	100	ResolutionCheck	C:\MassLynx\Autospec\dioxinendres.dat	Ignore Error
---	---	---	---	---	---	---
---	---	---	---	---	---	---
2000	4000	800	2000	---	---	---
2000	4000	800	2000	---	---	---
2000	4000	800	2000	---	---	---
2000	4000	800	2000	---	---	---
2000	4000	800	2000	---	---	---
2000	4000	800	2000	---	---	---
2000	4000	800	2000	---	---	---
2000	4000	800	2000	---	---	---
2000	4000	800	2000	---	---	---
2000	4000	800	2000	ResolutionCheck	C:\MassLynx\Autospec\dioxinendres.dat	Ignore Error
100	200	10	100	ResolutionCheck	C:\MassLynx\Autospec\dioxinendres.dat	Ignore Error
---	---	---	---	---	---	---
2000	4000	800	2000	---	---	---
2000	4000	800	2000	---	---	---
2000	4000	800	2000	---	---	---
2000	4000	800	2000	---	---	---
2000	4000	800	2000	---	---	---
2000	4000	800	2000	---	---	---
2000	4000	800	2000	---	---	---
2000	4000	800	2000	ResolutionCheck	C:\MassLynx\Autospec\dioxinendres.dat	Ignore Error
100	200	10	100	ResolutionCheck	C:\MassLynx\Autospec\dioxinendres.dat	Ignore Error
---	---	---	---	---	---	---
2000	4000	2000	2000	---	---	---

Sample List Report

MassLynx 4.1

Sample List: C:\MassLynx\JAN2011.PRO\SampleDB\06SE113D5.SPL
 Last Modified: Thursday, September 08, 2011 17:18:23 Pacific Daylight Time
 Printed: Thursday, September 08, 2011 17:19:37 Pacific Daylight Time

Page 6 of 6

Page Position (3, 2)

ConD	ConE	ConF	ConG	Process	Process Options	Action On Error
2000	4000	800	2000	---	---	---
2000	4000	800	2000	---	---	---
2000	4000	800	2000	---	---	---
2000	4000	2000	2000	---	---	---
2000	4000	2000	2000	---	---	---
2000	4000	2000	2000	---	---	---
2000	4000	2000	2000	---	---	---
---	---	---	---	ResolutionCheck	C:\MassLynx\Autospec\dioxinendres.dat	Ignore Error
100	200	10	100	ResolutionCheck	C:\MassLynx\Autospec\dioxinendres.dat	Ignore Error
---	---	---	---	---	---	---
---	---	---	---	---	---	---
2000	4000	2000	2000	---	---	---
2000	4000	2000	2000	---	---	---
2000	4000	2000	2000	---	---	---
2000	4000	2000	2000	---	---	---
2000	4000	2000	2000	---	---	---
2000	4000	2000	2000	---	---	---
---	---	---	---	ResolutionCheck	C:\MassLynx\Autospec\dioxinendres.dat	Ignore Error
100	200	10	100	ResolutionCheck	C:\MassLynx\Autospec\dioxinendres.dat	Ignore Error
---	---	---	---	---	---	---
---	---	---	---	---	---	---
2000	4000	800	2000	---	---	---
2000	4000	800	2000	---	---	---

Sample List Report

MassLynx 4.1

Sample List: C:\MassLynx\JAN2011.PRO\SampleDB\06SE113D5.SPL
 Last Modified: Thursday, September 08, 2011 17:18:23 Pacific Daylight Time
 Printed: Thursday, September 08, 2011 17:19:37 Pacific Daylight Time

Page 1 of 6

Page Position (1, 1)

	File Name	File Text	Sample ID	Meth/Matrix	BOX #
1	06SE113D5_1	DB-5 CPSM 3732-15	CPS0906	---	
2	06SE113D5_2	CS3 11DXN207	ST0906	---	
3	06SE113D5_3	Solvent Blank C-14	SB0906	---	
4	06SE113D5_4	G1H260000-077C (483-1LCS) RI 1238077 KSS	ML26V-1-ACC	1613B/Water	83
5	06SE113D5_5	G1H300000-108B (476-1MB) 1242108 KSS	ML49N-1-AAB	8290/Water	EPA17
6	06SE113D5_6	G1H160476-1 1242108 KSS	MLPQF-1-AA	8290/Water	EPA17
7	06SE113D5_7	G1H160476-1MS 1242108 KSS	MLPQF-1-ACS	8290/Water	EPA17
8	06SE113D5_8	G1H160476-1SD 1242108 KSS	MLPQF-1-ADD	8290/Water	EPA17
9	06SE113D5_9	G1H160476-2 1242108 KSS	MLPQH-1-AA	8290/Water	EPA17
10	06SE113D5_10	G1H160476-3 1242108 KSS	MLPQJ-1-AA	8290/Water	EPA17
11	06SE113D5_11	G1H300000-108C (476-1LCS) 1242108 KSS	ML49N-1-ACC	8290/Water	EPA17
12	06SE113D5_12	CS3 11DXN207	ST0906A	---	
13	06SE113D5_13	DB-5 CPSM 3732-15	CPS0906A	---	
14	06SE113D5_14	Solvent Blank C-14	SB0906A	---	
15	06SE113D5_15	G1I010000-85B (240467-1MB) 1244085	ML64P-1-AAB	1613B/Water	86
16	06SE113D5_16	G1I010000-85C (240467-1LCS) 1244085	ML64P-1-ACC	1613B/Water	86
17	06SE113D5_17	G1I010000-85L (240467-1DCS) 1244085	ML64P-1-ADL	1613B/Water	86
18	06SE113D5_18	G1H130417-14 1237137	MLMHV-1-AC	8290/Solid	81
19	06SE113D5_19	G1H130417-15 1237137	MLMHX-1-AC	8290/Solid	81
20	06SE113D5_20	G1H130417-16 1237137	MLMH0-1-AC	8290/Solid	81
21	06SE113D5_21	G1H130417-17 1237137	MLMH1-1-AC	8290/Solid	81
22	06SE113D5_22	Solvent Blank C-14	SB0906B	---	
23	06SE113D5_23	CS3 11DXN207	ST0906B	---	
24	06SE113D5_24	DB-5 CPSM 3732-15	CPS0906B	---	
25	06SE113D5_25	G1H240411-2MB 1242102	ML47T-1-AA	8290/Waste	EPA17
26	06SE113D5_26	G1H310000-44B 1243044 DBLK01, MG	ML51L-1-AA	1613B/Water	EPA17
27	06SE113D5_27	G1H310000-44C 1243044 DLCS01, MG	ML51L-1-AC	1613B/Water	EPA17
28	06SE113D5_28	G1H190475-1 1244086	MLVGD-1-AA	1613B/Water	86
29	06SE113D5_29	G1H170477-1 1243044 D6GW8, MG	MLQ7V-1-AA	1613B/Water	EPA17
30	06SE113D5_30	G1H170477-2 1243044 D6GX2, MG	MLQ7W-1-AA	1613B/Water	EPA17
31	06SE113D5_31	G1H170477-3 1243044 D6GX5, MG	MLQ70-1-AA	1613B/Water	EPA17
32	06SE113D5_32	G1H170477-4 1243044 D6GX7, MG	MLQ75-1-AA	1613B/Water	EPA17
33	06SE113D5_33	G1H240411-2LCS 1242102	ML47T-1-AC	8290/Waste	EPA17
34	06SE113D5_34	CS3 11DXN207	ST0906C	---	
35	06SE113D5_35	DB-5 CPSM 3732-15	CPS0906C	---	
36	06SE113D5_36	Solvent Blank C-14	SB0906D	---	
37	06SE113D5_37	G1H170477-5 1243044 D6GX9, MG	MLQ76-1-AA	1613B/Water	EPA17
38	06SE113D5_38	G1H170477-6 1243044 D6GY0, MG	MLQ77-1-AA	1613B/Water	EPA17
39	06SE113D5_39	G1H170477-7 1243044 D6GY2, MG	MLQ78-1-AA	1613B/Water	EPA17
40	06SE113D5_40	G1H170477-8 1243044 D6GX1, MG	MLQ8A-1-AA	1613B/Water	EPA17
41	06SE113D5_41	G1H170477-9 1243044 D6GX3, MG	MLW3X-1-AA	1613B/Water	EPA17
42	06SE113D5_42	G1H170477-10 1243044 D6GX4, MG	MLW4D-1-AA	1613B/Water	EPA17
43	06SE113D5_43	G1H170477-11 1243044 D6GX6, MG	MLW4E-1-AA	1613B/Water	EPA17
44	06SE113D5_44	Solvent Blank C-14	SB0906E	---	
45	06SE113D5_45	CS3 11DXN207	ST0906D	---	
46	06SE113D5_46	DB-5 CPSM 3732-15	CPS0906D	---	
47	06SE113D5_47	G1I020000-140B 1245140	ML79J-1-AA	8290/Solid	82
48	06SE113D5_48	G1H170477-12 1243044 D6GY1, MG	MLW4F-1-AA	1613B/Water	EPA17
49	06SE113D5_49	G1H170477-13 1243044 D6GY3, MG	MLW4G-1-AA	1613B/Water	EPA17
50	06SE113D5_50	G1H240411-1 1242111	ML0DG-1-AA	8290A/Water	EPA17
51	06SE113D5_51	G1I010458-1 1245140	ML699-1-AC	8290/Solid	82
52	06SE113D5_52	G1I010460-1 1245140	ML7AF-1-AD	8290/Solid	82
53	06SE113D5_53	G1I010460-1S 1245140	ML7AF-1-AE	8290/Solid	82
54	06SE113D5_54	G1I010460-1D 1245140	ML7AF-1-AF	8290/Solid	82
55	06SE113D5_55	G1I020000-140C 1245140	ML79J-1-AC	8290/Solid	82
56	06SE113D5_56	CS3 11DXN207	ST0906E	---	
57	06SE113D5_57	DB-5 CPSM 3732-15	CPS0906E	---	
58	06SE113D5_58	G1H250000-97B 1237097	ML129-1-AA	23/Air	84

Sample List Report

MassLynx 4.1

Sample List: C:\MassLynx\JAN2011.PRO\SampleDB\06SE113D5.SPL
Last Modified: Thursday, September 08, 2011 17:18:23 Pacific Daylight Time
Printed: Thursday, September 08, 2011 17:19:37 Pacific Daylight Time

Page 4 of 6

Page Position (1, 2)

File Name	File Text	Sample ID	Meth/Matrix	BOX #
59 06SE113D5_59	G11010460-1 1245140	ML7AF-1-AD	8290/Solid	82
60 06SE113D5_60	G11010458-1 1245140	ML699-1-AC	8290/Solid	82
61 06SE113D5_61	G1H240411-1 (10x) 1242111	ML0DG-1-AA	8290A/Water	EPA17
62 06SE113D5_62	G1H250000-97C 1237097	ML129-1-AC	23/Air	84
63 06SE113D5_63	G1H190487-1 1237097	MLVKL-1-AA	23/Air	84
64 06SE113D5_64	G1H190487-2 1237097	MLVKM-1-AA	23/Air	84
65 06SE113D5_65	G1H190487-3 1237097	MLVKN-1-AA	23/Air	84
66 06SE113D5_66	Solvent Blank C-14	SB0906F	—	
67 06SE113D5_67	CS3 11DXN207	ST0906F	—	
68 06SE113D5_68	DB-5 CPSM 3732-15	CPS0906F	—	
69 06SE113D5_69	Solvent Blank C-14	SB0906G	—	
70 06SE113D5_70	G1H230495-1 1237097	MLX5J-1-AA	23/Air	84
71 06SE113D5_71	G1H230495-2 1237097	MLX5K-1-AA	23/Air	84
72 06SE113D5_72	G1H230495-3 1237097	MLX5L-1-AA	23/Air	84
73 06SE113D5_73	G1H230495-4 1237097	MLX5M-1-AA	23/Air	84
74 06SE113D5_74	G1H230495-5 1237097	MLX5N-1-AA	23/Air	84
75 06SE113D5_75	G1H230495-6 1237097	MLX5P-1-AA	23/Air	84
76 06SE113D5_76	G1H230495-7 1237097	MLX5Q-1-AA	23/Air	84
77 06SE113D5_77	Solvent Blank C-14	SB0906H	—	
78 06SE113D5_78	CS3 11DXN207	ST0906G	—	
79 06SE113D5_79	DB-5 CPSM 3732-15	CPS0906G	—	
80 06SE113D5_80	Solvent Blank C-14	SB0906I	—	
81 06SE113D5_81	G1H240411-2 1242102	ML0DJ-1-AA	8290/Waste	EPA17
82 06SE113D5_82	G1H240411-3 1242102	ML0DK-1-AA	8290/Waste	EPA17

reviewed
to
#78
by M.S.
9/9/11

Sample List Report

MassLynx 4.1

Sample List: C:\MassLynx\JAN2011.PRO\SampleDB\06SE113D5.SPL
 Last Modified: Thursday, September 08, 2011 17:18:23 Pacific Daylight Time
 Printed: Thursday, September 08, 2011 17:19:37 Pacific Daylight Time

Page 2 of 6

Page Position (2, 1)

Sample Size	Bottle	Units	FV_uL	Inj Vol	Sam Typ	Analyst	MS File	Inl File	ConA	ConB	ConC
1.000000	Tray1:1	—	—	2.000000	Analyte	KSS	OCDD25	OCDD25	—	—	—
1.000000	Tray1:2	—	—	2.000000	Analyte	KSS	OCDD25	OCDD25	10	50	100
1.000000	Tray1:3	—	—	2.000000	Analyte	KSS	OCDD25	OCDD25	—	—	—
1.000000	Tray1:4	L	20	2.000000	Analyte	KSS	OCDD25	OCDD25	—	—	—
1.000000	Tray1:5	L	20	2.000000	Analyte	KSS	OCDD25	OCDD25	—	—	—
1.011960	Tray1:6	L	20	2.000000	Analyte	KSS	OCDD25	OCDD25	—	—	—
1.008870	Tray1:7	L	20	2.000000	Analyte	KSS	OCDD25	OCDD25	—	—	—
1.015670	Tray1:8	L	20	2.000000	Analyte	KSS	OCDD25	OCDD25	—	—	—
1.005420	Tray1:9	L	20	2.000000	Analyte	KSS	OCDD25	OCDD25	—	—	—
1.011970	Tray1:10	L	20	2.000000	Analyte	KSS	OCDD25	OCDD25	—	—	—
1.000000	Tray1:11	L	20	2.000000	Analyte	KSS	OCDD25	OCDD25	—	—	—
1.000000	Tray1:2	—	—	2.000000	Analyte	KSS	OCDD25	OCDD25	10	50	100
1.000000	Tray1:1	—	—	2.000000	Analyte	KSS, AM	OCDD25	OCDD25	—	—	—
1.000000	Tray1:3	—	—	2.000000	Analyte	KSS, AM	OCDD25	OCDD25	—	—	—
1.000000	Tray1:12	L	20	2.000000	Analyte	KSS, AM	OCDD25	OCDD25	—	—	—
1.000000	Tray1:13	L	20	2.000000	Analyte	KSS, AM	OCDD25	OCDD25	—	—	—
1.000000	Tray1:14	L	20	2.000000	Analyte	KSS, AM	OCDD25	OCDD25	—	—	—
10.040000	Tray1:15	g	20	2.000000	Analyte	KSS, AM	OCDD25	OCDD25	—	—	—
10.430000	Tray1:16	g	20	2.000000	Analyte	KSS, AM	OCDD25	OCDD25	—	—	—
10.060000	Tray1:17	g	20	2.000000	Analyte	KSS, AM	OCDD25	OCDD25	—	—	—
10.220000	Tray1:18	g	20	2.000000	Analyte	KSS, AM	OCDD25	OCDD25	—	—	—
1.000000	Tray1:3	—	—	2.000000	Analyte	KSS, AM	OCDD25	OCDD25	—	—	—
1.000000	Tray1:2	—	—	2.000000	Analyte	KSS, AM	OCDD25	OCDD25	10	50	100
1.000000	Tray1:1	—	—	2.000000	Analyte	KSS	OCDD25	OCDD25	—	—	—
0.100000	Tray1:19	g	20	2.000000	Analyte	KSS	OCDD25	OCDD25	—	—	—
1.000000	Tray1:20	L	20	2.000000	Analyte	KSS	OCDD25	OCDD25	—	—	—
1.000000	Tray1:21	L	20	2.000000	Analyte	KSS	OCDD25	OCDD25	—	—	—
1.017300	Tray1:22	L	20	2.000000	Analyte	KSS	OCDD25	OCDD25	—	—	—
1.000000	Tray1:23	L	20	2.000000	Analyte	KSS	OCDD25	OCDD25	—	—	—
1.044100	Tray1:24	L	20	2.000000	Analyte	KSS	OCDD25	OCDD25	—	—	—
1.035770	Tray1:25	L	20	2.000000	Analyte	KSS	OCDD25	OCDD25	—	—	—
1.030990	Tray1:26	L	20	2.000000	Analyte	KSS	OCDD25	OCDD25	—	—	—
0.100000	Tray1:27	g	20	2.000000	Analyte	KSS	OCDD25	OCDD25	—	—	—
1.000000	Tray1:2	—	—	2.000000	Analyte	KSS	OCDD25	OCDD25	10	50	100
1.000000	Tray1:1	—	—	2.000000	Analyte	KSS	OCDD25	OCDD25	—	—	—
1.000000	Tray1:3	—	—	2.000000	Analyte	KSS	OCDD25	OCDD25	—	—	—
1.033180	Tray1:28	L	20	2.000000	Analyte	KSS	OCDD25	OCDD25	—	—	—
1.041200	Tray1:29	L	20	2.000000	Analyte	KSS	OCDD25	OCDD25	—	—	—
1.048310	Tray1:30	L	20	2.000000	Analyte	KSS	OCDD25	OCDD25	—	—	—
1.052460	Tray1:31	L	20	2.000000	Analyte	KSS	OCDD25	OCDD25	—	—	—
1.034250	Tray1:32	L	20	2.000000	Analyte	KSS	OCDD25	OCDD25	—	—	—
1.042900	Tray1:33	L	20	2.000000	Analyte	KSS	OCDD25	OCDD25	—	—	—
1.038600	Tray1:34	L	20	2.000000	Analyte	KSS	OCDD25	OCDD25	—	—	—
1.000000	Tray1:3	—	—	2.000000	Analyte	KSS	OCDD25	OCDD25	—	—	—
1.000000	Tray1:2	—	—	2.000000	Analyte	KSS	OCDD25	OCDD25	10	50	100
1.000000	Tray1:1	—	—	2.000000	Analyte	KSS	OCDD25	OCDD25	—	—	—
10.000000	Tray1:39	g	20	2.000000	Analyte	KSS	OCDD25	OCDD25	—	—	—
1.038200	Tray1:35	L	20	2.000000	Analyte	KSS	OCDD25	OCDD25	—	—	—
1.058600	Tray1:36	L	20	2.000000	Analyte	KSS	OCDD25	OCDD25	—	—	—
0.512560	Tray1:45	L	20	2.000000	Analyte	KSS	OCDD25	OCDD25	—	—	—
5.770000	Tray1:41	g	20	2.000000	Analyte	KSS	OCDD25	OCDD25	—	—	—
10.810000	Tray1:42	g	20	2.000000	Analyte	KSS	OCDD25	OCDD25	—	—	—
10.850000	Tray1:43	g	20	2.000000	Analyte	KSS	OCDD25	OCDD25	—	—	—
10.380000	Tray1:44	g	20	2.000000	Analyte	KSS	OCDD25	OCDD25	—	—	—
10.000000	Tray1:40	g	20	2.000000	Analyte	KSS	OCDD25	OCDD25	—	—	—
1.000000	Tray1:2	—	—	2.000000	Analyte	KSS	OCDD25	OCDD25	10	50	100
1.000000	Tray1:1	—	—	2.000000	Analyte	KSS	OCDD25	OCDD25	—	—	—
0.500000	Tray1:46	Sample	20	2.000000	Analyte	KSS	OCDD25	OCDD25	—	—	—

Sample List Report

MassLynx 4.1

Sample List: C:\MassLynx\JAN2011.PRO\SampleDB\06SE113D5.SPL
 Last Modified: Thursday, September 08, 2011 17:18:23 Pacific Daylight Time
 Printed: Thursday, September 08, 2011 17:19:37 Pacific Daylight Time

Page 5 of 6

Page Position (2, 2)

Sample Size	Bottle	Units	FV_uL	Inj Vol	Sam Typ	Analyst	MS File	Inl File	ConA	ConB	ConC
10.810000	Tray1:42	g	20	2.000000	Analyte	KSS	OCDD25	OCDD25	—	—	—
5.770000	Tray1:41	g	20	2.000000	Analyte	KSS	OCDD25	OCDD25	—	—	—
0.512560	Tray1:48	L	20	2.000000	Analyte	KSS	OCDD25	OCDD25	—	—	—
0.500000	Tray1:47	Sample	20	2.000000	Analyte	KSS	OCDD25	OCDD25	—	—	—
0.500000	Tray1:49	Sample	20	2.000000	Analyte	KSS	OCDD25	OCDD25	—	—	—
0.500000	Tray1:50	Sample	20	2.000000	Analyte	KSS	OCDD25	OCDD25	—	—	—
0.500000	Tray1:51	Sample	20	2.000000	Analyte	KSS	OCDD25	OCDD25	—	—	—
1.000000	Tray1:3	—	—	2.000000	Analyte	KSS	OCDD25	OCDD25	—	—	—
1.000000	Tray1:2	—	—	2.000000	Analyte	KSS	OCDD25	OCDD25	10	50	100
1.000000	Tray1:1	—	—	2.000000	Analyte	KSS	OCDD25	OCDD25	—	—	—
1.000000	Tray1:3	—	—	2.000000	Analyte	KSS	OCDD25	OCDD25	—	—	—
0.500000	Tray1:52	Sample	20	2.000000	Analyte	KSS	OCDD25	OCDD25	—	—	—
0.500000	Tray1:53	Sample	20	2.000000	Analyte	KSS	OCDD25	OCDD25	—	—	—
0.500000	Tray1:54	Sample	20	2.000000	Analyte	KSS	OCDD25	OCDD25	—	—	—
0.500000	Tray1:55	Sample	20	2.000000	Analyte	KSS	OCDD25	OCDD25	—	—	—
0.500000	Tray1:56	Sample	20	2.000000	Analyte	KSS	OCDD25	OCDD25	—	—	—
0.500000	Tray1:57	Sample	20	2.000000	Analyte	KSS	OCDD25	OCDD25	—	—	—
0.500000	Tray1:58	Sample	20	2.000000	Analyte	KSS	OCDD25	OCDD25	—	—	—
1.000000	Tray1:3	—	—	2.000000	Analyte	KSS	OCDD25	OCDD25	—	—	—
1.000000	Tray1:2	—	—	2.000000	Analyte	KSS	OCDD25	OCDD25	10	50	100
1.000000	Tray1:1	—	—	2.000000	Analyte	KSS	OCDD25	OCDD25	—	—	—
1.000000	Tray1:3	—	—	2.000000	Analyte	KSS	OCDD25	OCDD25	—	—	—
0.100000	Tray1:37	g	20	2.000000	Analyte	KSS	OCDD25	OCDD25	—	—	—
0.102000	Tray1:38	g	20	2.000000	Analyte	KSS	OCDD25	OCDD25	—	—	—

Sample List Report

MassLynx 4.1

Sample List: C:\MassLynx\JAN2011.PRO\SampleDB\06SE113D5.SPL

Page 3 of 6

Last Modified: Thursday, September 08, 2011 17:18:23 Pacific Daylight Time

Printed: Thursday, September 08, 2011 17:19:37 Pacific Daylight Time

Page Position (3, 1)

ConD	ConE	ConF	ConG	Process	Process Options	Action On Error
---	---	---	---	---	---	---
100	200	10	100	---	---	---
---	---	---	---	---	---	---
2000	4000	800	2000	ResolutionCheck	C:\MassLynx\Autospec\dioxinendres.dat	Ignore Error
2000	4000	800	2000	---	---	---
2000	4000	800	2000	---	---	---
2000	4000	800	2000	---	---	---
2000	4000	800	2000	---	---	---
2000	4000	800	2000	---	---	---
2000	4000	800	2000	ResolutionCheck	C:\MassLynx\Autospec\dioxinendres.dat	Ignore Error
100	200	10	100	ResolutionCheck	C:\MassLynx\Autospec\dioxinendres.dat	Ignore Error
---	---	---	---	---	---	---
---	---	---	---	---	---	---
2000	4000	800	2000	---	---	---
2000	4000	800	2000	---	---	---
2000	4000	800	2000	---	---	---
2000	4000	800	2000	---	---	---
2000	4000	800	2000	---	---	---
2000	4000	800	2000	---	---	---
2000	4000	800	2000	ResolutionCheck	C:\MassLynx\Autospec\dioxinendres.dat	Ignore Error
100	200	10	100	ResolutionCheck	C:\MassLynx\Autospec\dioxinendres.dat	Ignore Error
---	---	---	---	---	---	---
2000	4000	800	2000	---	---	---
2000	4000	800	2000	---	---	---
2000	4000	800	2000	---	---	---
2000	4000	800	2000	ResolutionCheck	C:\MassLynx\Autospec\dioxinendres.dat	Ignore Error
2000	4000	800	2000	---	---	---
2000	4000	800	2000	---	---	---
2000	4000	800	2000	---	---	---
2000	4000	800	2000	ResolutionCheck	C:\MassLynx\Autospec\dioxinendres.dat	Ignore Error
100	200	10	100	ResolutionCheck	C:\MassLynx\Autospec\dioxinendres.dat	Ignore Error
---	---	---	---	---	---	---
---	---	---	---	---	---	---
2000	4000	800	2000	---	---	---
2000	4000	800	2000	---	---	---
2000	4000	800	2000	---	---	---
2000	4000	800	2000	---	---	---
2000	4000	800	2000	---	---	---
2000	4000	800	2000	---	---	---
2000	4000	800	2000	ResolutionCheck	C:\MassLynx\Autospec\dioxinendres.dat	Ignore Error
100	200	10	100	ResolutionCheck	C:\MassLynx\Autospec\dioxinendres.dat	Ignore Error
---	---	---	---	---	---	---
---	---	---	---	---	---	---
2000	4000	800	2000	---	---	---
2000	4000	800	2000	---	---	---
2000	4000	800	2000	---	---	---
2000	4000	800	2000	---	---	---
2000	4000	800	2000	---	---	---
2000	4000	800	2000	---	---	---
2000	4000	800	2000	ResolutionCheck	C:\MassLynx\Autospec\dioxinendres.dat	Ignore Error
100	200	10	100	ResolutionCheck	C:\MassLynx\Autospec\dioxinendres.dat	Ignore Error
---	---	---	---	---	---	---
2000	4000	2000	2000	---	---	---

Sample List Report

MassLynx 4.1

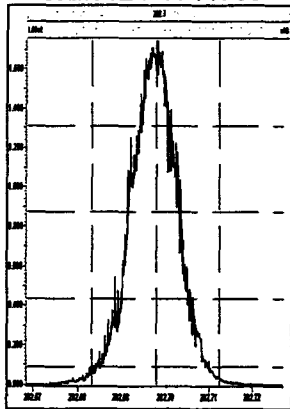
Sample List: C:\MassLynx\JAN2011.PRO\SampleDB\06SE113D5.SPL
 Last Modified: Thursday, September 08, 2011 17:18:23 Pacific Daylight Time
 Printed: Thursday, September 08, 2011 17:19:37 Pacific Daylight Time

Page 6 of 6

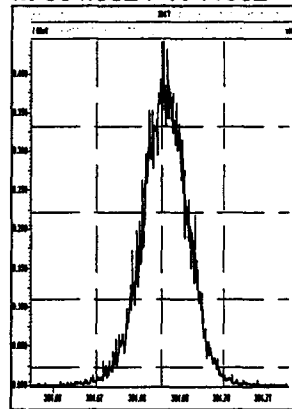
Page Position (3, 2)

ConD	ConE	ConF	ConG	Process	Process Options	Action On Error
2000	4000	800	2000	--	--	--
2000	4000	800	2000	--	--	--
2000	4000	800	2000	--	--	--
2000	4000	2000	2000	--	--	--
2000	4000	2000	2000	--	--	--
2000	4000	2000	2000	--	--	--
2000	4000	2000	2000	--	--	--
--	--	--	--	ResolutionCheck	C:\MassLynx\Autospec\dioxinendres.dat	Ignore Error
100	200	10	100	ResolutionCheck	C:\MassLynx\Autospec\dioxinendres.dat	Ignore Error
--	--	--	--	--	--	--
--	--	--	--	--	--	--
2000	4000	2000	2000	--	--	--
2000	4000	2000	2000	--	--	--
2000	4000	2000	2000	--	--	--
2000	4000	2000	2000	--	--	--
2000	4000	2000	2000	--	--	--
2000	4000	2000	2000	--	--	--
2000	4000	2000	2000	--	--	--
--	--	--	--	ResolutionCheck	C:\MassLynx\Autospec\dioxinendres.dat	Ignore Error
100	200	10	100	ResolutionCheck	C:\MassLynx\Autospec\dioxinendres.dat	Ignore Error
--	--	--	--	--	--	--
--	--	--	--	--	--	--
2000	4000	800	2000	--	--	--
2000	4000	800	2000	--	--	--

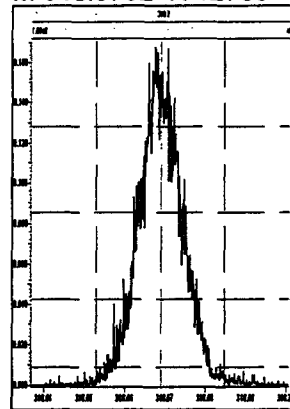
M 292.9824 R 11739



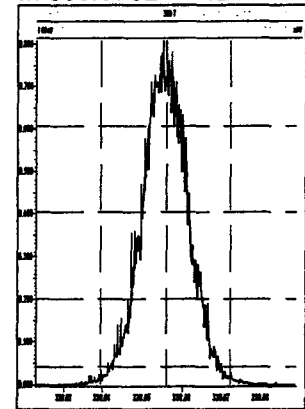
M 304.9824 R 11682



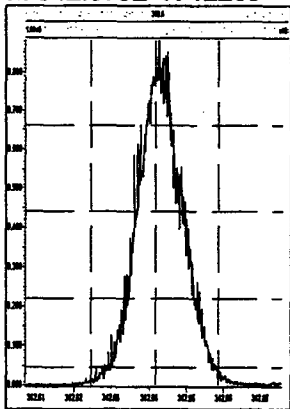
M 318.9792 R 12788



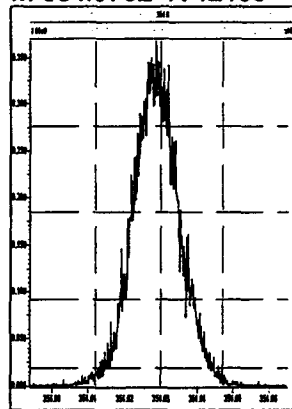
M 330.9792 R 12158



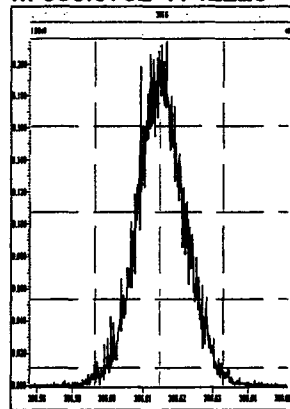
M 342.9792 R 12259



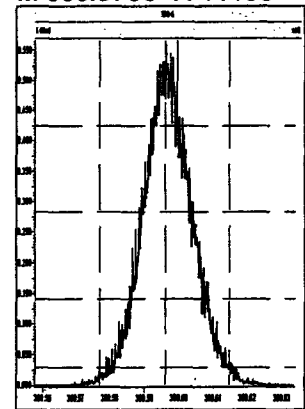
M 354.9792 R 12165



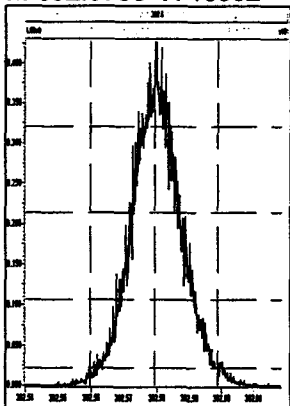
M 366.9792 R 12228



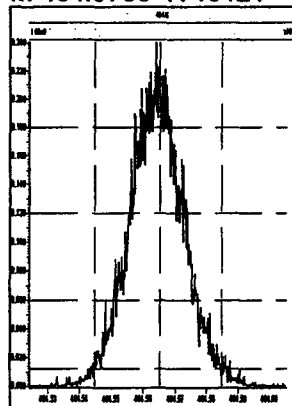
M 380.9760 R 11186



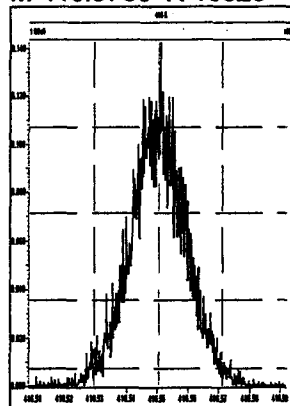
M 392.9760 R 10992



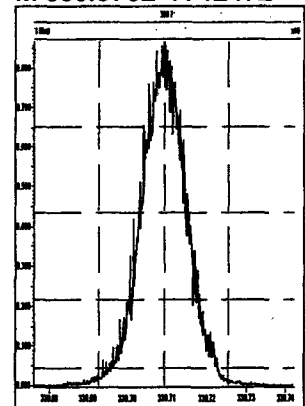
M 404.9760 R 10121



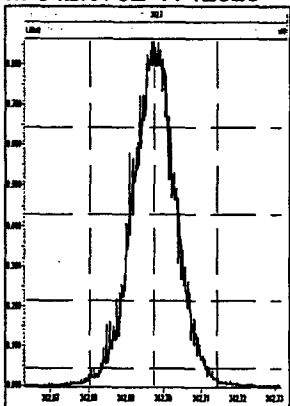
M 416.9760 R 10626



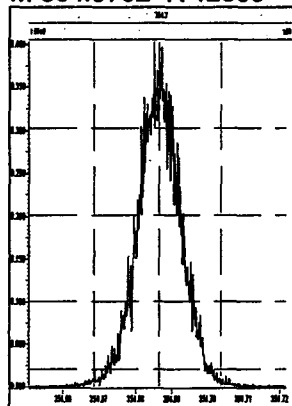
M 330.9792 R 12472



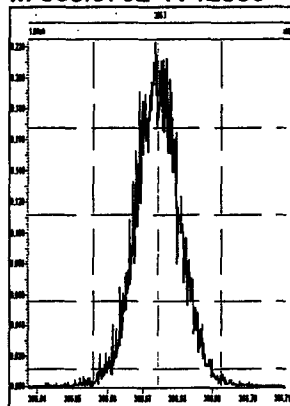
M 342.9792 R 12628



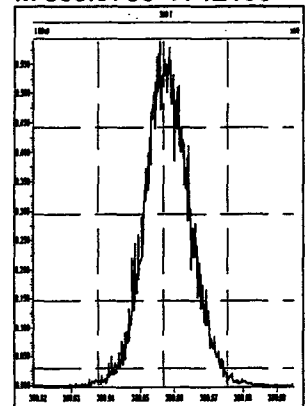
M 354.9792 R 12806



M 366.9792 R 12855

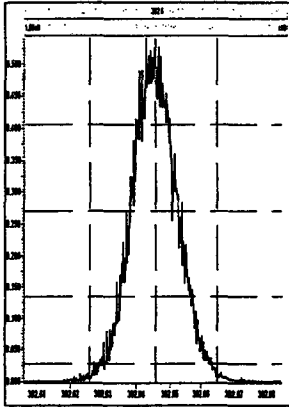


M 380.9760 R 12136

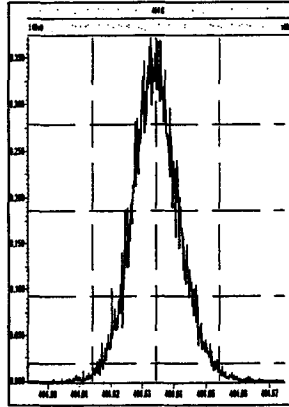


Printed: Thursday, September 08, 2011 03:50:25 Pacific Daylight Time

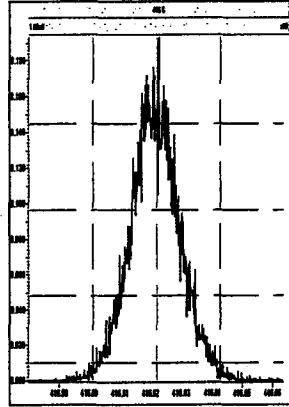
M 392.9760 R 12205



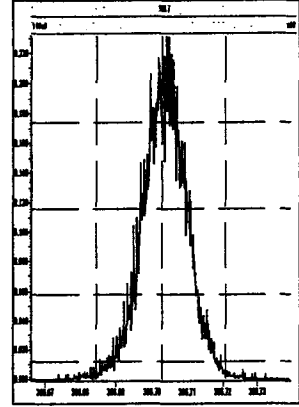
M 404.9760 R 11737



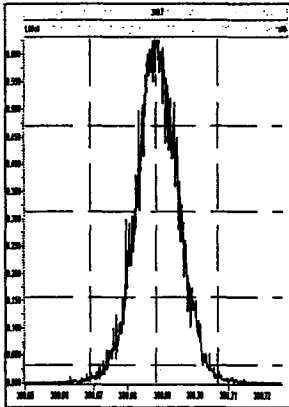
M 416.9760 R 11921



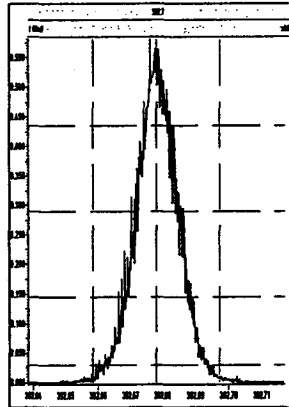
M 366.9792 R 12825



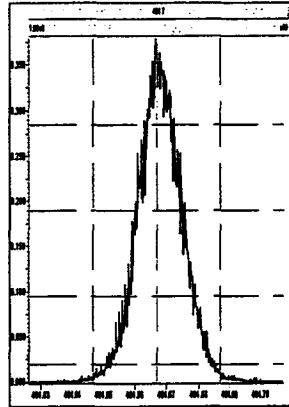
M 380.9760 R 12956



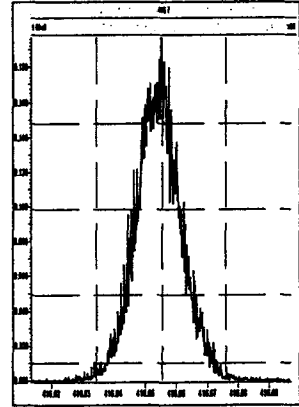
M 392.9760 R 12993



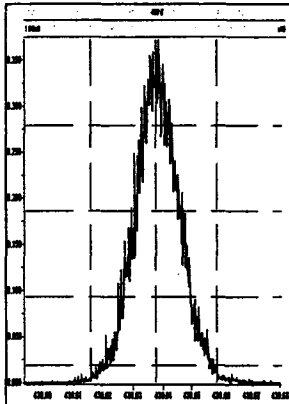
M 404.9760 R 12626



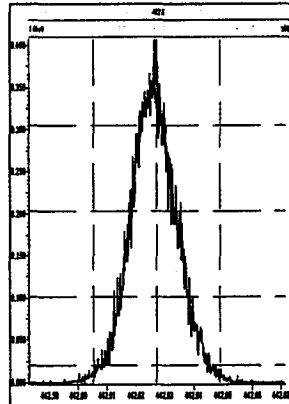
M 416.9760 R 12351



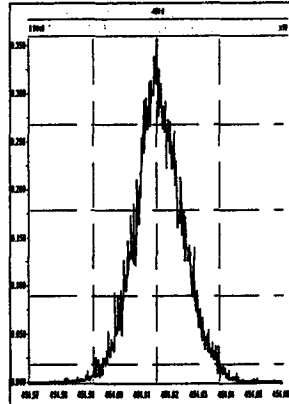
M 430.9728 R 11905



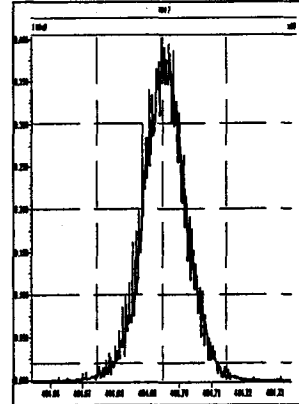
M 442.9728 R 11934



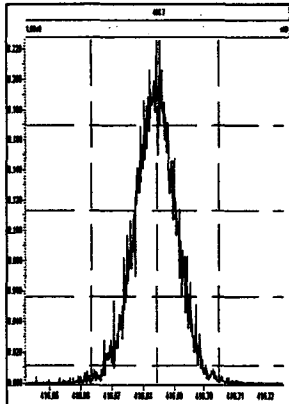
M 454.9728 R 11236



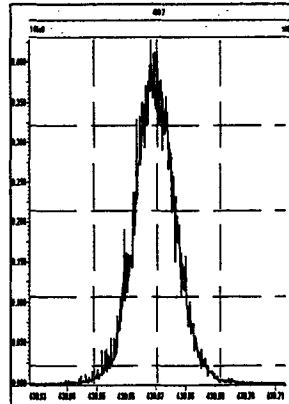
M 404.9760 R 12820



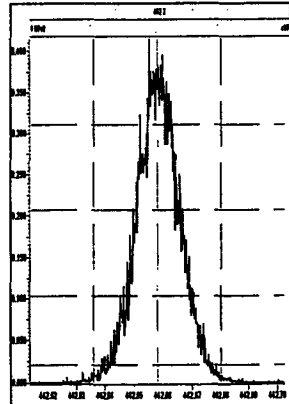
M 416.9760 R 13819



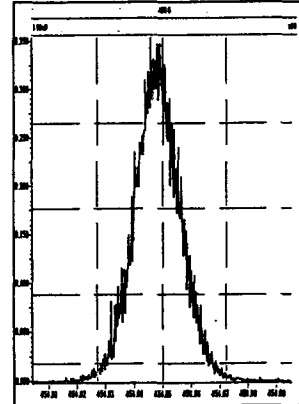
M 430.9728 R 13815



M 442.9728 R 12598

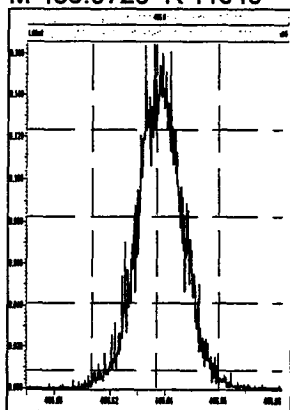


M 454.9728 R 12290

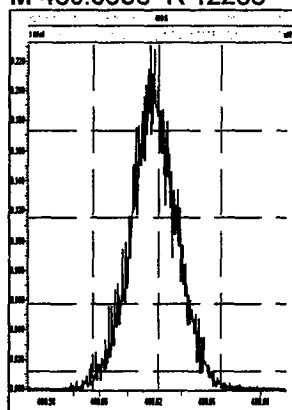


Printed: Thursday, September 08, 2011 03:50:25 Pacific Daylight Time

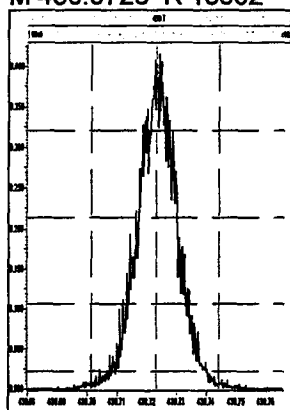
M 466.9728 R 11940



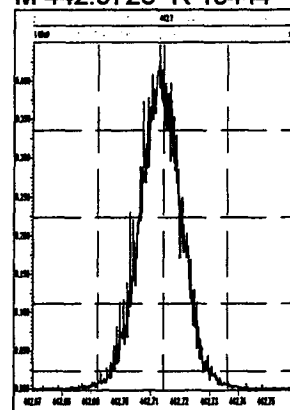
M 480.9696 R 12288



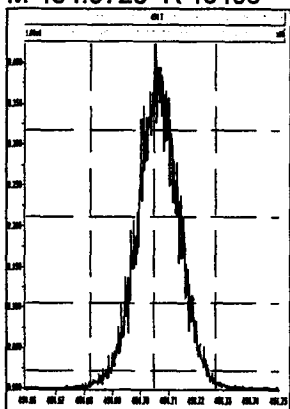
M 430.9728 R 13592



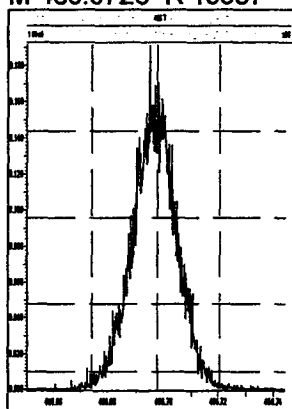
M 442.9728 R 13444



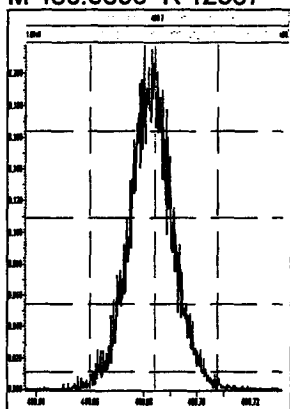
M 454.9728 R 13406



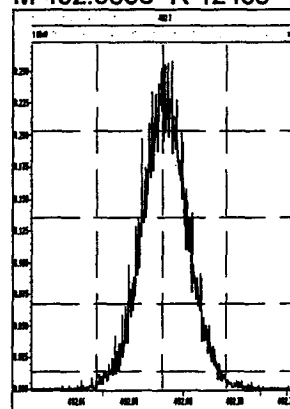
M 466.9728 R 13587



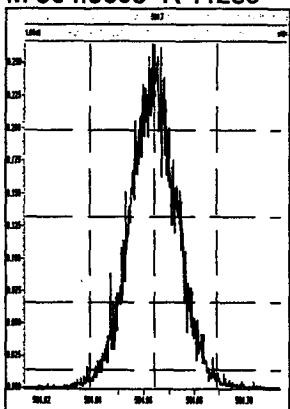
M 480.9696 R 12887



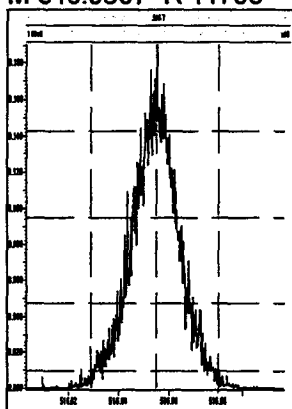
M 492.9696 R 12438



M 504.9696 R 11286

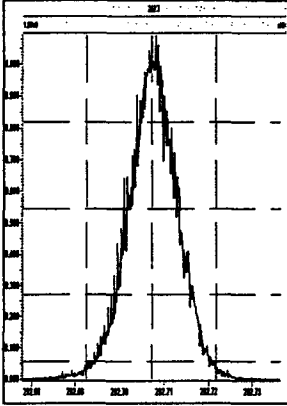


M 516.9697 R 11793

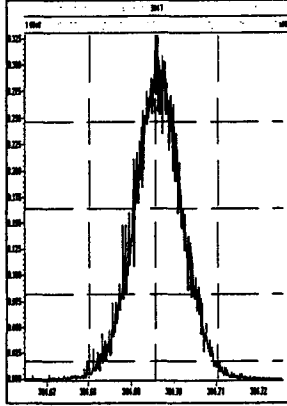


Printed: Thursday, September 08, 2011 14:31:30 Pacific Daylight Time

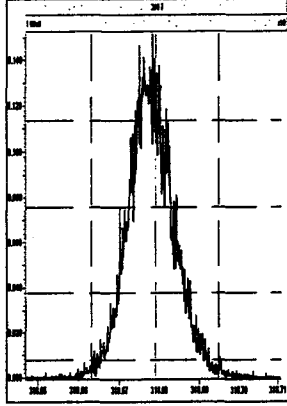
M 292.9824 R 11415



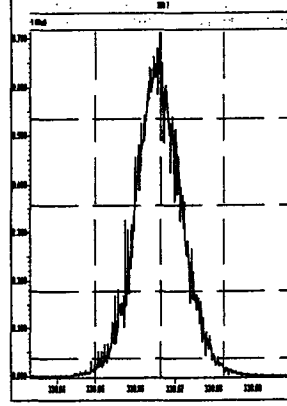
M 304.9824 R 11848



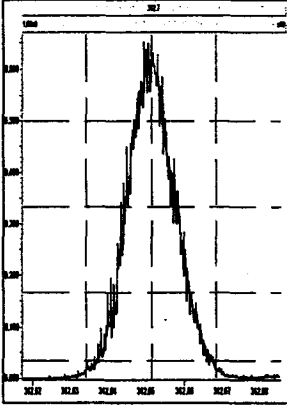
M 318.9792 R 12048



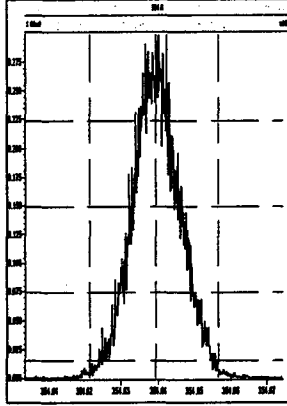
M 330.9792 R 12053



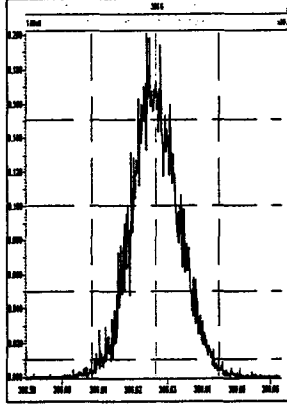
M 342.9792 R 11825



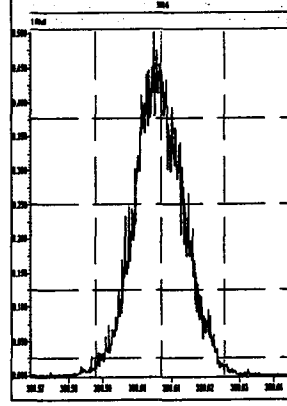
M 354.9792 R 11991



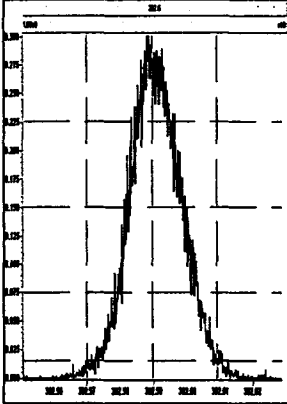
M 366.9792 R 12026



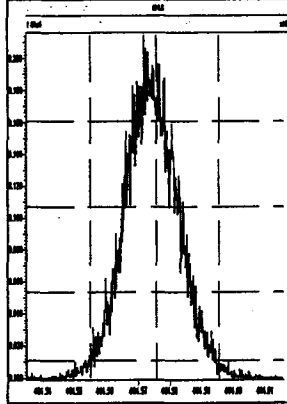
M 380.9760 R 11494



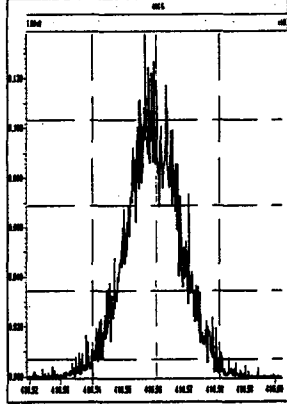
M 392.9760 R 11337



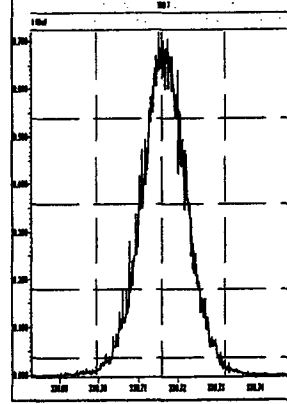
M 404.9760 R 10506



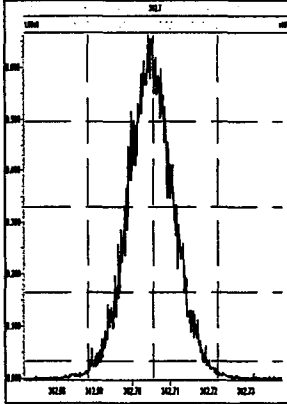
M 416.9760 R 10799



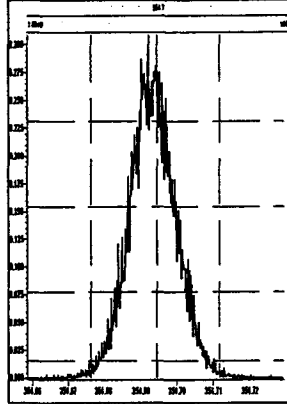
M 330.9792 R 11990



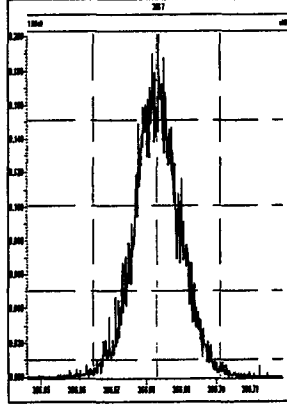
M 342.9792 R 11961



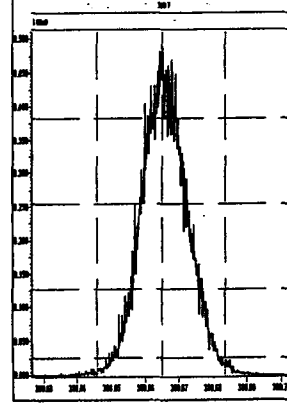
M 354.9792 R 12077



M 366.9792 R 11683

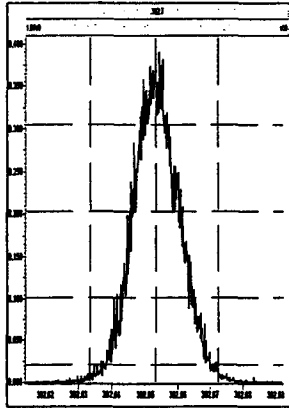


M 380.9760 R 11793

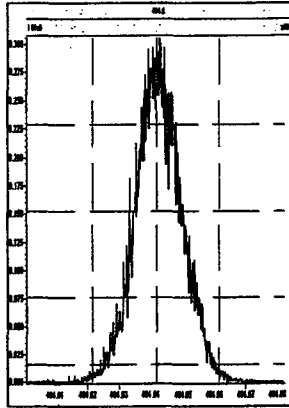


Printed: Thursday, September 08, 2011 14:31:30 Pacific Daylight Time

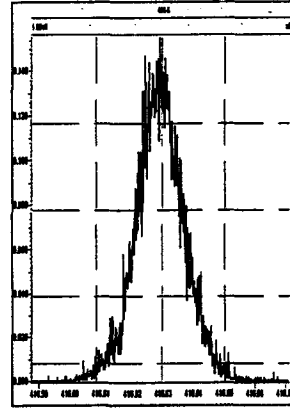
M 392.9760 R 12502



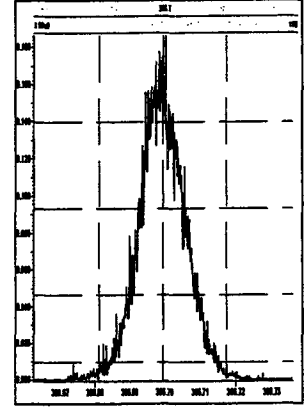
M 404.9760 R 11820



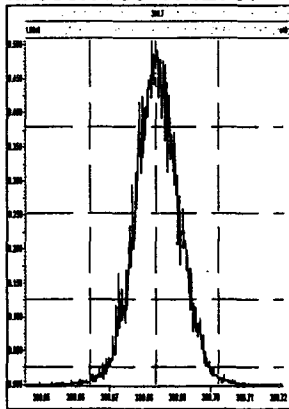
M 416.9760 R 11900



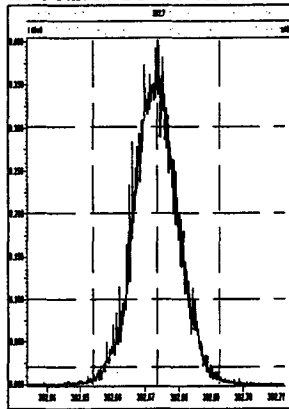
M 366.9792 R 12078



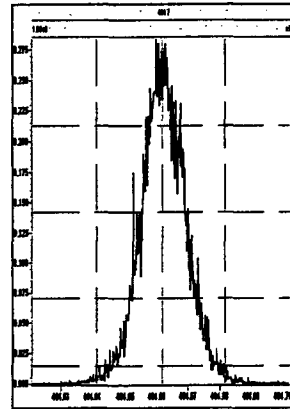
M 380.9760 R 12797



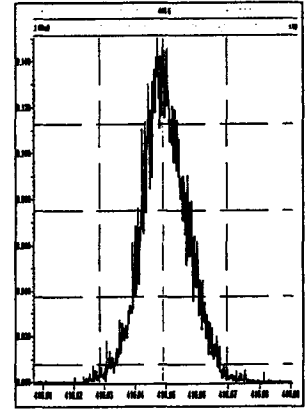
M 392.9760 R 12442



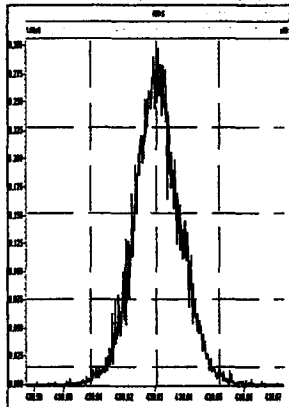
M 404.9760 R 12570



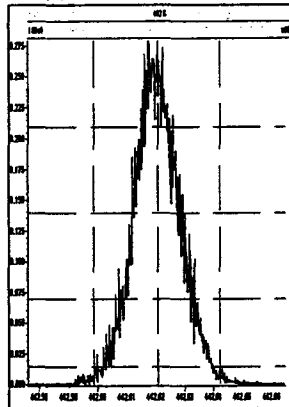
M 416.9760 R 12794



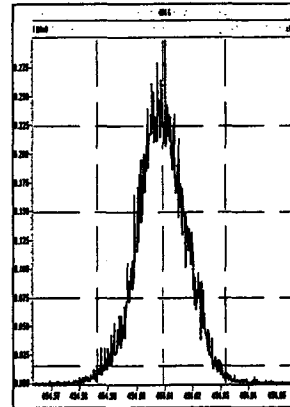
M 430.9728 R 12502



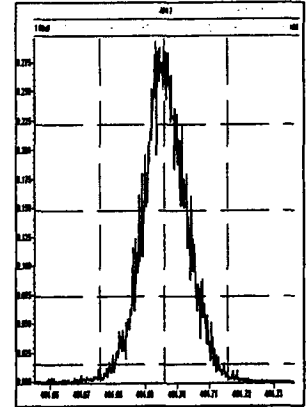
M 442.9728 R 11932



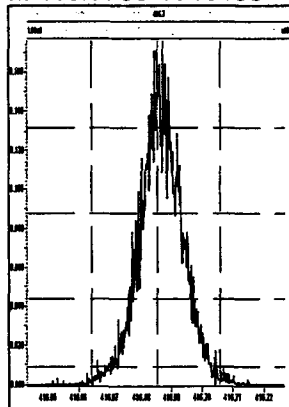
M 454.9728 R 11993



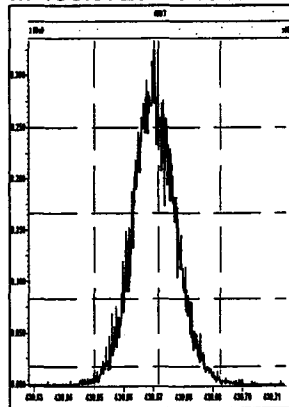
M 404.9760 R 13054



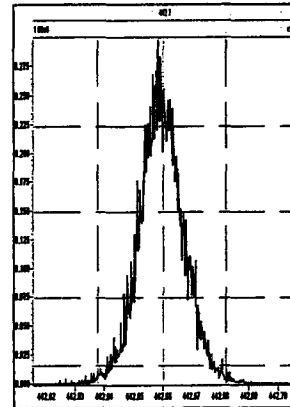
M 416.9760 R 13130



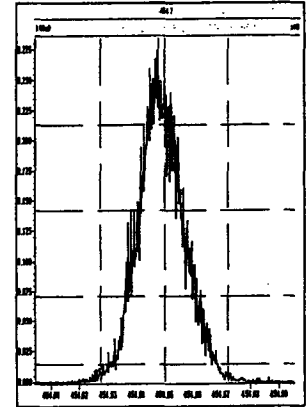
M 430.9728 R 13481



M 442.9728 R 12759

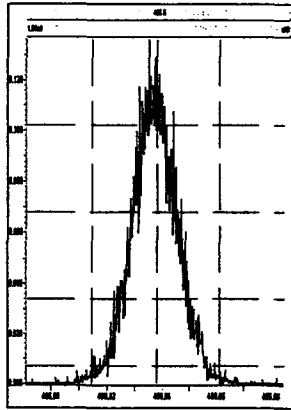


M 454.9728 R 12791

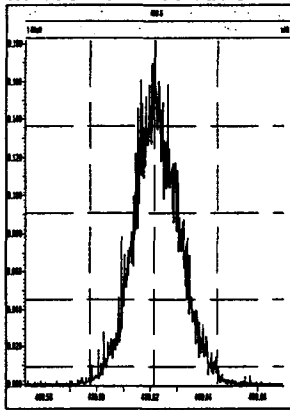


Printed: Thursday, September 08, 2011 14:31:30 Pacific Daylight Time

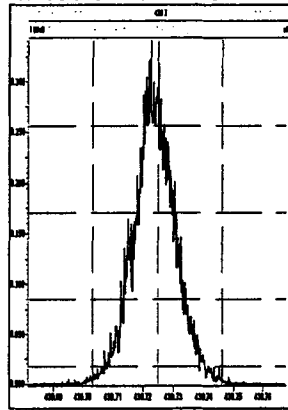
M 466.9728 R 12886



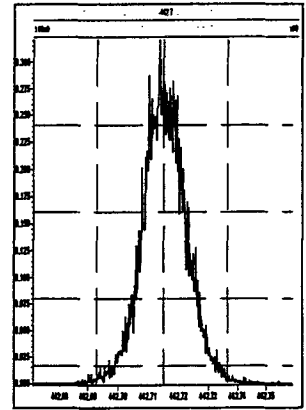
M 480.9696 R 12702



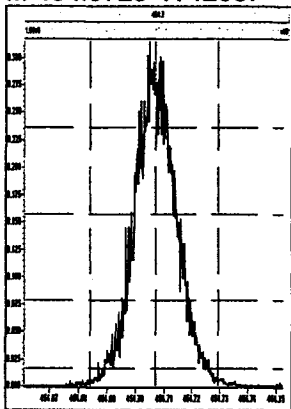
M 430.9728 R 13412



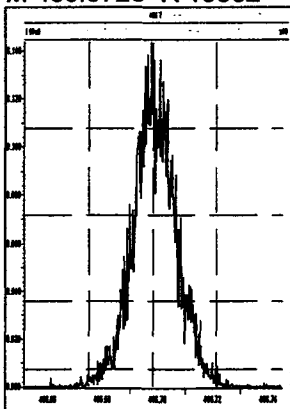
M 442.9728 R 13088



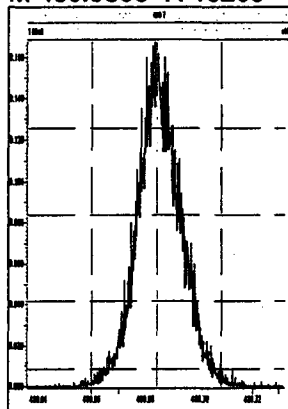
M 454.9728 R 12537



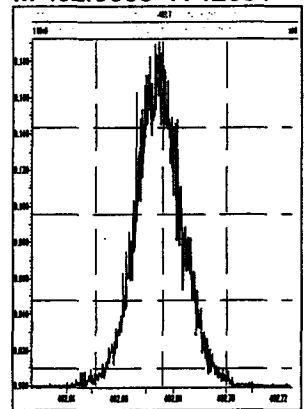
M 466.9728 R 13382



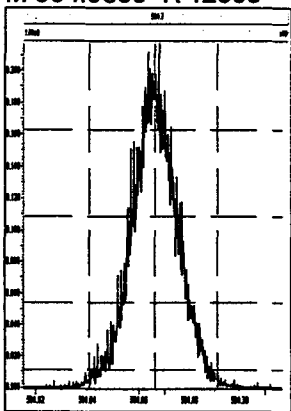
M 480.9696 R 13208



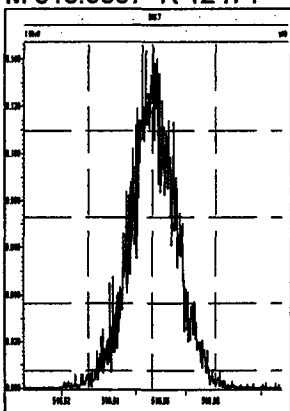
M 492.9696 R 12854

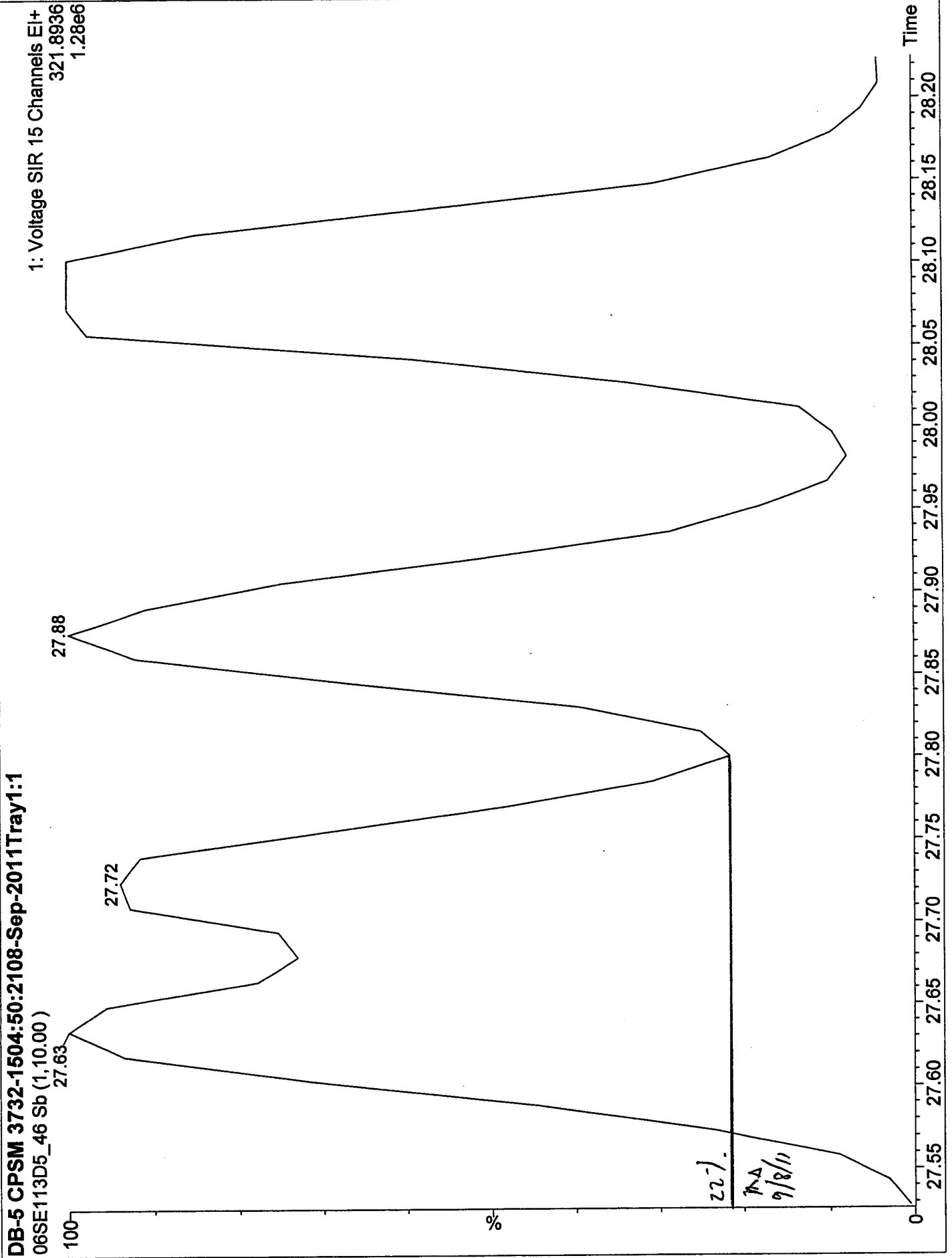


M 504.9696 R 12603



M 516.9697 R 12471





THIS IS NOT AN INVOICE

BILL TO:

ENVIRON International Corp
8725 West Higgins Drive
Suite 725, IL 60631

REPORT SENT TO:

John Pekala
ENVIRON International Corp.
1702 E. Highland Avenue Suite, AZ 8501

PHONE: 773 272-3500 FAX: 602 734-7701

PHONE: 602 734-7710 FAX: 602 734-7701

LOT ID. : G1I010460 QUOTE: 088682

P.O. NUMBER :

SAMPLE RECEIVING DATE : 9/01/11

PROJECT NUMBER :

SAMPLING SITE : Henderson NV

REPORT RECIPIENT : John Pekala

REPORT DATE : 0/00/00

QUANT PARAMETER	UNIT COST	AMOUNT
1 SOLID, D 2216-90, Moisture, Percent (D22	.00	.00
1 SOLID, 314.0, Perchlorate	70.00	70.00
1 SOLID, 8290, Dioxins/Furans, HRGC/HRMS	575.00	575.00
1 SOLID, 8290, Dioxins/Furans, Screening	300.00	<u>300.00</u>
		945.00

Sample Extraction/Preparation Log
Copies and Checklists

Data Checklist
HRGCMS/LRGCMS Analyses

Batch #: 1252154 9/9/2011 MW Method ID: Dioxins/Furans, HRGC/HRMS (8290)
1245140

	<u>DB-5</u>	<u>DB-225</u>
Data Analyst:	<u>OS</u>	<u>OS</u>
Date initiated:	<u>9-9-11</u>	<u>9-9-11</u>
Reviewer:	<u>MW</u>	<u>MW</u>
Date reviewed:	<u>9/9/2011</u>	<u>9/9/2011</u>

QA/QC verification:	<u>Initiated</u> <u>DB-5</u>	<u>Reviewed</u> <u>DB-5</u>	<u>Initiated</u> <u>DB-225</u> (High Res Only)	<u>Reviewed</u> <u>DB-225</u> (High Res Only)
-Daily standard package(s) present?	<u>/</u>	<u>✓</u>	<u>NA</u>	<u>NA</u>
-Method Blank present?	<u>/</u>	<u>✓</u>	<u>NA</u>	<u>NA</u>
-LCS/DCS copy present and meets native recovery criteria?	<u>/</u>	<u>✓</u>	<u>NA</u>	<u>NA</u>
-Internal standard recoveries within limits?*	<u>①</u>	<u>①</u>	<u>/</u>	<u>✓</u>
-Ion ratios within + 15% of theoretical values?	<u>/</u>	<u>✓</u>	<u>/</u>	<u>✓</u>
-Other QC (Dup,MS;SD) within specs?*	<u>/</u>	<u>✓</u>	<u>/</u>	<u>✓</u>

Sample Analysis:	<u>Initiated</u> <u>DB-5</u>	<u>Reviewed</u> <u>DB-5</u>	<u>Initiated</u> <u>DB-225</u> (High Res Only)	<u>Reviewed</u> <u>DB-225</u> (High Res Only)
-Correct sample aliquot used?	<u>/</u>	<u>✓</u>	<u>/</u>	<u>✓</u>
-All raw data present?	<u>/</u>	<u>✓</u>	<u>/</u>	<u>✓</u>
-Standard target DL's used? If RL's are used specify: _____	<u>/</u>	<u>✓</u>	<u>/</u>	<u>✓</u>
-DL's below TDL / <u>LCL</u> (please circle)?	<u>/</u>	<u>✓</u>	<u>/</u>	<u>✓</u>
-All positives reported at levels greater than method blank DL's?	<u>/</u>	<u>✓</u>	<u>/</u>	<u>✓</u>
-Correct RRF's used for method?	<u>/</u>	<u>✓</u>	<u>/</u>	<u>✓</u>
-Internal standard amounts correct for method?	<u>/</u>	<u>✓</u>	<u>/</u>	<u>✓</u>
-Target analytes are not saturated?	<u>NA</u>	<u>NA</u>	<u>NA</u>	<u>NA</u>
-Dilution/splitting of extract taken into account?	<u>NA</u>	<u>NA</u>	<u>NA</u>	<u>NA</u>
-Have dilution calculations been verified?	<u>NA</u>	<u>NA</u>	<u>NA</u>	<u>NA</u>
-Has a manual calculation for the sequence(s) been verified?	<u>/</u>	<u>✓</u>	<u>/</u>	<u>✓</u>
-Are retention times (RT) correct?	<u>/</u>	<u>✓</u>	<u>/</u>	<u>✓</u>
-Manual integrations checked?	<u>/</u>	<u>✓</u>	<u>NA</u>	<u>NA</u>

Comments: (Use other side if necessary)

① See NCM # 07-012838

* **Recovery limits:**

NCASI 551:	40-120%***
Method 8290:	40-135%***
Method 1613:	25-150%***
Method 23:	40-130%***(Cl4-Cl6), 25-130%(Cl7-8), 70-130%(surr.)
PCBs:	25-150%***
Method 8280:	40-120%***
DFLM01.0:	25-150%***
Method 1614:	25-150%***

**RPD limits:

50%
20%
50%
50%
50%

*** Lower recoveries are acceptable if I.S. S/N ≥10:1 and DL's are <LCL for target analytes.

**TestAmerica West Sacramento
High Resolution Prep Log
Dioxin/Furan Solid Extraction**

Batch: 1245140
MS Run #: 1245117
Prep Date: 9/2/2011

Shared QC Batch: 6760
Shares QC With: NA

Internal COC:
Delivered to Inst.: 9/2/11
Inst Receipt:

Method: IN 8290
Matrix: A SOLID
Extraction: 4W SOXHLET (NOMINAL)
QC: 01 STANDARD TEST SET
SAC: IN - A - 4W - 01

Soxhlet/Soxtherm time on 11:30 Soxhlet/Soxtherm time off: 1:30

Reagent	Supplier	Lot #
Toluene	Baker	K14P20
Hexane	Baker	K14E23
H2SO4	Baker	ke3057
20% DCM:Hexane	NA	3630-117B
65% DCM:Hexane	NA	3630-119A
1:1 DCM:Cyclohexane	NA	
75:20:5	NA	
DCM:Hexane:Benzene	NA	
Silica Gel	NA	4022-22D
Acid Alumina	MP-BJO	79
5% Carbon:Silica Gel		

Sample ID	Suff	Work Order	Extraction Hold Time Expires	Sample size	Final Volume		Analysis Hold Time Expires	Extraction ID	Round Bottom ID	Rotovap ID
					20uL	Other				
G11010458 - 1		ML6991AC	9/30/2011	5.37	-	NA	10/17/2011	ES-84	NA	NA
G11010460 - 1		ML7AF1AD	9/30/2011	10.7	-		10/17/2011	EA-2A		
G11010460 - 1	S	ML7AF1AE	9/30/2011	10.65	-		10/17/2011	ES-2A		
G11010460 - 1	D	ML7AF1AF	9/30/2011	10.38	-		10/17/2011	EU-13		
G11020000 - 140	B	ML79J1AC	9/30/2011	10.60	-		10/17/2011	E1-15		
G11020000 - 140	C	ML79J1AD	9/30/2011	10.00	-		10/17/2011	E2-28		

* See attached sheet for sample volumes recorded from scale

Comments/NCMs:

ID	Spike Exp Date:	Spiked By:	Witnessed By:	Date:
1.0ml 11DXN224	8.25.12	be	am	9.2.11
50.0ml 11DXN107	8.21.12	be	am	9.2.11
1.0ml 11DXN214	5/12/12	CFR	CFR	9/06/11
20uL 11DXP211	8/11/12	CFR	CFR	9/6/11

Split/Archive Analyst/Date	Option C Analyst/Date	IFB Analyst/Date	D2 Analyst/Date
	CFR 9/06/11	MC/9/6/11	

RQC058

TestAmerica Laboratories, Inc.
EXTRACTION BENCH WORKSHEET

Run Date: 9/09/11
Time: 17:20:54

LEV	LEV	LEV	LEV
<u>1</u>	<u>2</u>	<u>1</u>	<u>2</u>
Y	Y	Y	Y
-	-	-	-
-	-	-	-

Blank Check MS/MSD
Weights/Volumes Spike & Surrogate Worksheet
Vial contains correct volume
Labels, greenbars, worksheets
computer batch: correct & all match
Anomalies to Extraction Method

Expanded Deliverable
COC Completed
Bench Sheet Copied
Package Submitted to Analytical Group
Bench Sheet Copied per COC

Extractionist: 000183 Nial Maloney
Concentrationist: 006625 Elizabeth Nguyen

* QC BATCH: 1245140 *
* PREP DATE: 9/02/11 17:53
* COMP DATE: 9/06/11 15:11

Reviewer/Date: NGUYENE / 9/02/11
Dioxins/Furans, HRGC/HRMS (8290)
SOXHLET (NOMINAL)

EXTR	ANL	LOT#	MSRUN#/ WORK ORDER	TEST FLGS	EXT	MTH	MATRIX	INIT/VOL	PH"S ADJ1	ADJ2	EXTRACTION VOL	EXCHANGE VOL	SOLVENTS SURROGATE ID	SPIKE STANDARD/ SURROGATE ID	
9/30/11	9/09/11	ML699-1-AC	GLI010458-001	DR	4W	IN	SOLID	5.77g 20.00uL	NA	NA	TOL	300.0	C14	20.0	1.0ML IS 11DXN224
COMMENTS:															
9/30/11	9/09/11	ML7AF-1-AD	GLI010460-001	DR	4W	IN	SOLID	10.81g 20.00uL	NA	NA	TOL	300.0	C14	20.0	1.0ML IS 11DXN224
COMMENTS:															
9/30/11	9/09/11	ML7AF-1-AES	GLI010460-001	DR	4W	IN	SOLID	10.85g 20.00uL	NA	NA	TOL	300.0	C14	20.0	50.0UL NS 11DXN107 1.0ML IS 11DXN224
COMMENTS:															
9/30/11	9/09/11	ML7AF-1-AFD	GLI010460-001	DR	4W	IN	SOLID	10.38g 20.00uL	NA	NA	TOL	300.0	C14	20.0	50.0UL NS 11DXN107 1.0ML IS 11DXN224
COMMENTS:															
9/30/11	0/00/00	ML79J-1-ACB	GLI020000-140		4W	IN	SOLID	10.00g 20.00uL	NA	NA	TOL	300.0	C14	20.0	1.0ML IS 11DXN224
COMMENTS:															
9/30/11	0/00/00	ML79J-1-ADC	GLI020000-140		4W	IN	SOLID	10.00g 20.00uL	NA	NA	TOL	300.0	C14	20.0	50.0UL NS 11DXN107 1.0ML IS 11DXN224
COMMENTS:															

R = RUSH C = CLP
E = EPA 600 D = EXP.DEL)
M = CLIENT REQ MS/MSD

NUMBER OF WORK ORDERS IN BATCH: 6

Preparation Data Review Checklist

Prep Batch(es) 1245140

Test: 82905

Prep Date: 9.2.11

Holding Times: 1/20/11 NCM: Y N

A. Spike Witness/Batch setup	Spike Witness	Reviewer
1. Holding times checked? NCMs filed as appropriate	✓	✓
2. QAS checked for QC instructions (LCS, LCSD, MS, MSD, etc)	✓	✓
3. Amount of samples in hood match amount of samples on bench sheet. Sample IDS match.	✓	NA
4. Worksheets have been checked for required spiking compounds	✓	✓
5. Spiking volumes are correctly documented	✓	✓
6. Std ID numbers on spike labels match numbers on bench sheet	✓	NA
7. Expiration dates have been checked	✓	✓
8. Calibration expiration dates on pipettors have been checked	✓	NA
9. Spiker and spike witness have signed and dated bench sheet	✓	✓
B. Weights and Volumes		
1. Recorded weights are in anticipated range	NA	✓
2. Balance upload or raw data for weights is included	NA	✓
3. Weights and volumes have been transcribed correctly to LIMS.	NA	✓
4. Weights are not targeted to meet exact weights.	NA	✓
5. Each weight or volume measurement is a unique record (no dittos or line downs)	NA	✓
C. Standards and Reagents		
1. Lot numbers for all reagents, including clean up stages, are recorded.	NA	✓
2. Are dates and analysts for cleanups recorded?	NA	✓
3. Are correct IDs used for standards? Are expiration dates to day/month/year, when listed?	NA	✓
D. Documentation		
1. Are all nonconformances documented appropriately?	NA	✓
2. QuantIMs entry correct, including dates and times.	NA	✓
3. Are all fields completed?	NA	✓

Spike witness: AM

Date: 9-02-11

2nd Level Reviewer: Murray

Date: 9/2/2011

Comments:

General Chemistry - Various Methods

Perchlorate by IC

Sequence: 090211B
Operator: rogersj

Page 1 of 2
Printed: 9/6/2011 09:21:25

Title:
Datatype: SACP205B_local
Location: ICS-2000\2011\September 11
Timebase: ICS-2000
#Samples: 32

Created: 9/2/2011 10:47:40 by rogersj
(Modified, not saved)

No.	Name	Amount	Dil. Factor	Weight	Inj. Date/Time	Program	Type
		Perchlorate ECD_1					
1	S0	n.a.	1.0000	1.0000	8/11/2011 11:26:02	ICS-2000	Standard
2	STD1	0.948	1.0000	1.0000	8/11/2011 11:41:26	ICS-2000	Standard
3	STD2	4.237	1.0000	1.0000	8/11/2011 11:56:51	ICS-2000	Standard
4	STD3	19.833	1.0000	1.0000	8/11/2011 12:12:15	ICS-2000	Standard
5	STD4	40.268	1.0000	1.0000	8/11/2011 12:27:40	ICS-2000	Standard
6	STD5	59.827	1.0000	1.0000	8/11/2011 12:43:04	ICS-2000	Standard
7	STD6	79.408	1.0000	1.0000	8/11/2011 12:58:29	ICS-2000	Standard
8	STD7	100.480	1.0000	1.0000	8/11/2011 13:13:53	ICS-2000	Standard
9	QCS/ICV 50 PPB	49.498	1.0000	1.0000	9/2/2011 10:54:47	ICS-2000	Unknown
10	ICB	n.a.	1.0000	1.0000	9/2/2011 11:10:12	ICS-2000	Unknown
11	ICCS 1 PPB	0.823	1.0000	1.0000	9/2/2011 11:25:36	ICS-2000	Unknown
12	ICCS 4 PPB	3.224	1.0000	1.0000	9/2/2011 11:41:01	ICS-2000	Unknown
13	IPC/MCT 25 PPB @ 600 PPM	20.477	1.0000	1.0000	9/2/2011 11:56:26	ICS-2000	Unknown
14	IDOC1	37.202	1.0000	1.0000	9/2/2011 12:11:50	ICS-2000	Unknown
15	IDOC2	37.402	1.0000	1.0000	9/2/2011 12:27:15	ICS-2000	Unknown
16	IDOC3	37.055	1.0000	1.0000	9/2/2011 12:42:39	ICS-2000	Unknown
17	IDOC4	37.137	1.0000	1.0000	9/2/2011 12:58:03	ICS-2000	Unknown
18	MB	n.a.	1.0000	1.0000	9/2/2011 13:13:28	ICS-2000	Unknown
19	LCS	475.372	1.0000	0.1000	9/2/2011 13:28:52	ICS-2000	Unknown
20	DCS	472.832	1.0000	0.1000	9/2/2011 13:44:17	ICS-2000	Unknown
21	CCV 60 PPB	55.608	1.0000	1.0000	9/2/2011 13:59:41	ICS-2000	Unknown
22	CCB	n.a.	1.0000	1.0000	9/2/2011 14:18:32	ICS-2000	Unknown
23	G1i010460-1	1460.427	1.0000	1.0000	9/2/2011 14:33:57	ICS-2000	Unknown
24	G1i010460-1 1000X	2659.964	1000.0000	1.0000	9/2/2011 14:49:21	ICS-2000	Unknown
25	MISSED INJECTION	n.a.	1.0000	1.0000	9/2/2011 15:08:49	ICS-2000	Unknown
26	G1H220418-2	0.113	1.0000	20.0000	9/2/2011 15:25:41	ICS-2000	Unknown
27	G1i010460-1 100X	25973.000	100.0000	0.0998	9/2/2011 15:45:34	ICS-2000	Unknown
28	G1i010460-1MS 100X	73678.333	100.0000	0.0998	9/2/2011 16:11:33	ICS-2000	Unknown
29	G1i010460-1SD 100X	74471.486	100.0000	0.0998	9/2/2011 16:26:58	ICS-2000	Unknown
30	CCV 100 PPB	96.984	1.0000	1.0000	9/2/2011 16:42:22	ICS-2000	Unknown
31	CCB	n.a.	1.0000	1.0000	9/2/2011 16:57:46	ICS-2000	Unknown
32	GOODBYE	n.a.	1.0000	1.0000	9/2/2011 17:13:11	SHUTDOWN	Unknown

Sequence: 090211B
Operator: rogersj

Title:
Datasource: SACP205B_local
Location: ICS-2000\2011\September 11
Timebase: ICS-2000
#Samples: 32

Created: 9/2/2011 10:47:40 by rogersj
(Modified, not saved)

No.	Name	Method	Status	Inj. Vol.	Comment
1	S0	perchlorate	Finished	1000.0	
2	STD1	perchlorate	Finished	1000.0	
3	STD2	perchlorate	Finished	1000.0	
4	STD3	perchlorate	Finished	1000.0	
5	STD4	perchlorate	Finished	1000.0	
6	STD5	perchlorate	Finished	1000.0	
7	STD6	perchlorate	Finished	1000.0	
8	STD7	perchlorate	Finished	1000.0	
9	QCS/ICV 50 PPB	perchlorate	Finished	1000.0	
10	ICB	perchlorate	Finished	1000.0	
11	ICCS 1 PPB	perchlorate	Finished	1000.0	
12	ICCS 4 PPB	perchlorate	Finished	1000.0	
13	IPC/MCT 25 PPB @ 600 PPM	perchlorate	Finished	1000.0	
14	IDOC1	perchlorate	Finished	1000.0	
15	IDOC2	perchlorate	Finished	1000.0	
16	IDOC3	perchlorate	Finished	1000.0	
17	IDOC4	perchlorate	Finished	1000.0	
18	MB	perchlorate	Finished	1000.0	
19	LCS	perchlorate	Finished	1000.0	
20	DCS	perchlorate	Finished	1000.0	
21	CCV 60 PPB	perchlorate	Finished	1000.0	
22	CCB	perchlorate	Finished	1000.0	
23	G1i010460-1	perchlorate	Finished	1000.0	
24	G1i010460-1 1000X	perchlorate	Finished	1000.0	
25	MISSED INJECTION	perchlorate	Finished	1000.0	
26	G1H220418-2	perchlorate	Finished	1000.0	
27	G1i010460-1 100X	perchlorate	Finished	1000.0	
28	G1i010460-1MS 100X	perchlorate	Finished	1000.0	
29	G1i010460-1SD 100X	perchlorate	Finished	1000.0	
30	CCV 100 PPB	perchlorate	Finished	1000.0	
31	CCB	perchlorate	Finished	1000.0	
32	GOODBYE	perchlorate	Finished	1000.0	

RQC050

TestAmerica Laboratories, Inc.
WET CHEM BATCHSHEET

Run Date: 9/06/11
Time: 10:32:45

TestAmerica West Sacramen

PRODUCTION FIGURES - WET CHEM

<u>TOTAL</u> <u>NUMBER</u>	<u>SAMPLE</u> <u>NUMBER</u>	<u>QC</u>	<u>RE-RUN</u> <u>MATRIX</u>	<u>RE-RUN</u> <u>OTHER</u>	<u>MISC</u> <u>NUMBER</u>	<u>TOTAL</u> <u>HOURS</u>	<u>EXPANDED</u> <u>DELIVERABLE</u>
-------------------------------	--------------------------------	-----------	--------------------------------	-------------------------------	------------------------------	------------------------------	---------------------------------------

METHOD: 1U Perchlorate (314.0)
 QC BATCH #: 1249092
 PREP DATE: 9/01/11 13:00
 COMP DATE: 9/01/11 14:00
 USER: ALLTUCKD

INITIALS: _____
 PREP _____
 ANAL _____
 DATA ENTRY:
 INITIALS _____
 DATE _____

<u>Work Order</u>	<u>Lab Number</u>	<u>Structured</u> <u>Analysis</u>	<u>Exp.</u> <u>Del.</u>	<u>Analysis</u> <u>Date</u>	<u>Sample ID:</u>
ML7AF-1-AC	G-1I010460-001	XX A 82 1U 01	Y-D	_____	CS-D31A-1
ML7AF-1-AH	G-1I010460-001-D	XX A 82 1U 01	Y-D	_____	CS-D31A-1
ML7AF-1-AG	G-1I010460-001-S	XX A 82 1U 01	Y-D	_____	CS-D31A-1
ML8RD-1-AA	G-1I060000-092-B	XX A 82 1U 01		_____	INTRA-LAB BLANK
ML8RD-1-AC	G-1I060000-092-C	XX A 82 1U 01		_____	INTRA-LAB CHECK

Control Limits

(75-125)

(75-125)

(75-125)

PDE115

TestAmerica Laboratories, Inc.
Inorganics Batch Review
QC Batch 1249092

Date 9/06/2011
Time 9:52:57

Method Code: 1U Perchlorate (314.0)
Analyst: David R. Alltucker

Work Order ML7AF-1-AC	Result 25973	Units ug/kg	LDL/Dil 4000	Prep. - Anal. 09/01-09/02/11	Total Solids 93.67	PSRL Flag N	R/R	Rounded Result 27,700	Output LDL 4,270	Dil. 100.00
ML8RD-1-AA	ND	ug/kg	40	09/01-09/02/11	.00			ND	40.0	1.00

Notes:
Results and reporting limits have been adjusted for dry weight.

Check Standard

Work Order ML8RD-1-AC	Exception Code	True Spike 500	Measured Spike 475.372	Percent Recovered 95.07	Prep. - Anal. 09/01-09/02/11	Control Limits (75-125)	Dil. 1.00
--------------------------	-------------------	----------------------	------------------------------	-------------------------------	---------------------------------	-------------------------------	--------------

Notes:

MS - MSD	Exception Code	Measured Sample 25973	True Spike 50100	Measured Spike 73678.333	Dup. 74471.486	Pct. SPIKE 95.22	Recovered DUP 96.80	RPD 1.07	Prep. - Anal. 09/01-09/02/11	Dil. 1.00
----------	-------------------	-----------------------------	------------------------	--------------------------------	-------------------	------------------------	---------------------------	-------------	---------------------------------	--------------

Notes:
Results and reporting limits have been adjusted for dry weight.

TEST	TOTAL #	SAMPLE #	QC #	PRODUCTION TOTALS	MATRIX #	OTHER #	MISC #	HOURS
	0	0	0	0	0	0	0	.0

File Name: 090211B
 Chemist: D.Alltucker
 Date: 9/2/2011

RL = 40 ug/L

<u>Sample ID</u>	<u>Criteria</u>	<u>True Value (ug/L)</u>	<u>Result</u>	<u>% Rec</u>	<u>Acceptance Criteria</u>	<u>Pass/Fail</u>
<i>Blank</i>	baseline noise	n/a	<u>0</u>	n/a	noise < 0.005	PASS
<i>QCS/ICS</i>	% Recovery	50	<u>49.498</u>	99%	90% - 110%	PASS
<i>ICB</i>	< 1/2 MRL	n/a	<u>0</u>	n/a	< 1/2 MRL	PASS
<i>IPC/MCT</i>	% Recovery	25	<u>20.477</u>	82%	80% - 120%	PASS
	PD _{A/H} (ICV vs MCT)	n/a	6.0%	n/a	< 25%	PASS
	A/H ICV	<u>0.273</u>				
	A/H MCT	<u>0.29</u>				
	Retention Time Shift	n/a	1.0%	n/a	< 5%	PASS
	RT ICV	<u>8.617</u>				
	RT MCT	<u>8.527</u>				
	ΔEC of IPC/MCT	n/a	4%	n/a	< 10%	PASS
	Original EC	<u>4990</u>				
	Daily EC	<u>4810</u>				
<i>ICCS</i>	% Recovery	4	<u>3.224</u>	81%	75% - 125%	PASS
	% Recovery	1	<u>0.823</u>	82%	75% - 125%	PASS

Instrument ID: IC5

File ID: 081111A

Chemist: JDR

SOP: WS-WC-0010

Date: 8/11/2011

Reporting Analytes: Perchlorate

Reporting Method: EPA method: 314.0

Instrument Calibration Date: 8/11/2011

Instrument Cal Expiration Date: 9/11/2011

Calibration Standard Concentrations (ppb)

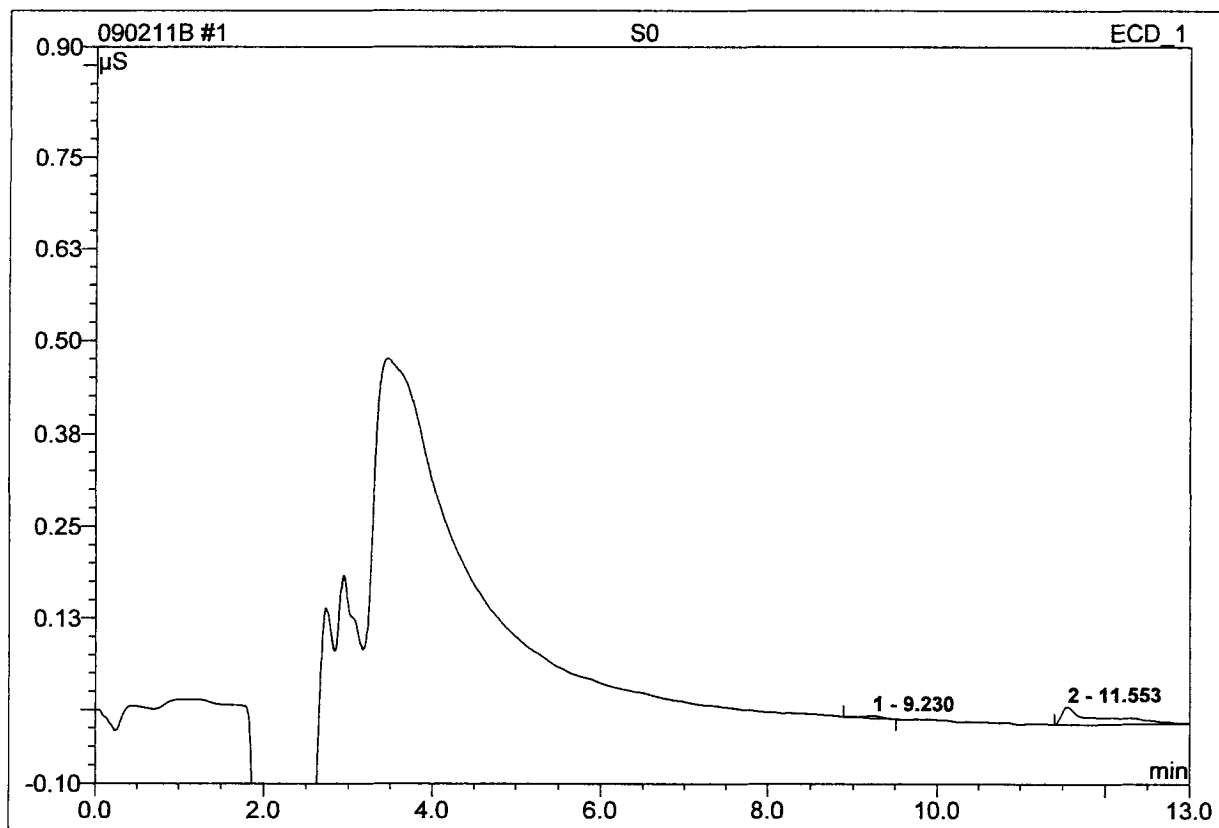
Perchlorate

Standard	Level	Working Standard ID	Stock standard ID	Prepared	Expire
1R	1 ppb	11GCM0425	11GCM0190	8/11/2011	9/11/2011
2R	4 ppb	11GCM0426	11GCM0190	8/11/2011	9/11/2011
3R	20 ppb	11GCM0427	11GCM0190	8/11/2011	9/11/2011
4R	40 ppb	11GCM0428	11GCM0190	8/11/2011	9/11/2011
5R	60 ppb	11GCM0429	11GCM0190	8/11/2011	9/11/2011
6R	80 ppb	11GCM0430	11GCM0190	8/11/2011	9/11/2011
7R	100 ppb	11GCM0431	11GCM0190	8/11/2011	9/11/2011
ICV	50 ppb	11GCM0433	11GCM0187	8/11/2011	9/11/2011

MCT Standard Concentrations

Standard	Level of Perchlorate	Level of Anions	Working Standard ID
MCT @ 200	25 ppb	200 ppm (Chloride, Sulfate, Carbonate each)	NA
MCT @ 600	25 ppb	600 ppm (Chloride, Sulfate, Carbonate each)	11GCM0432

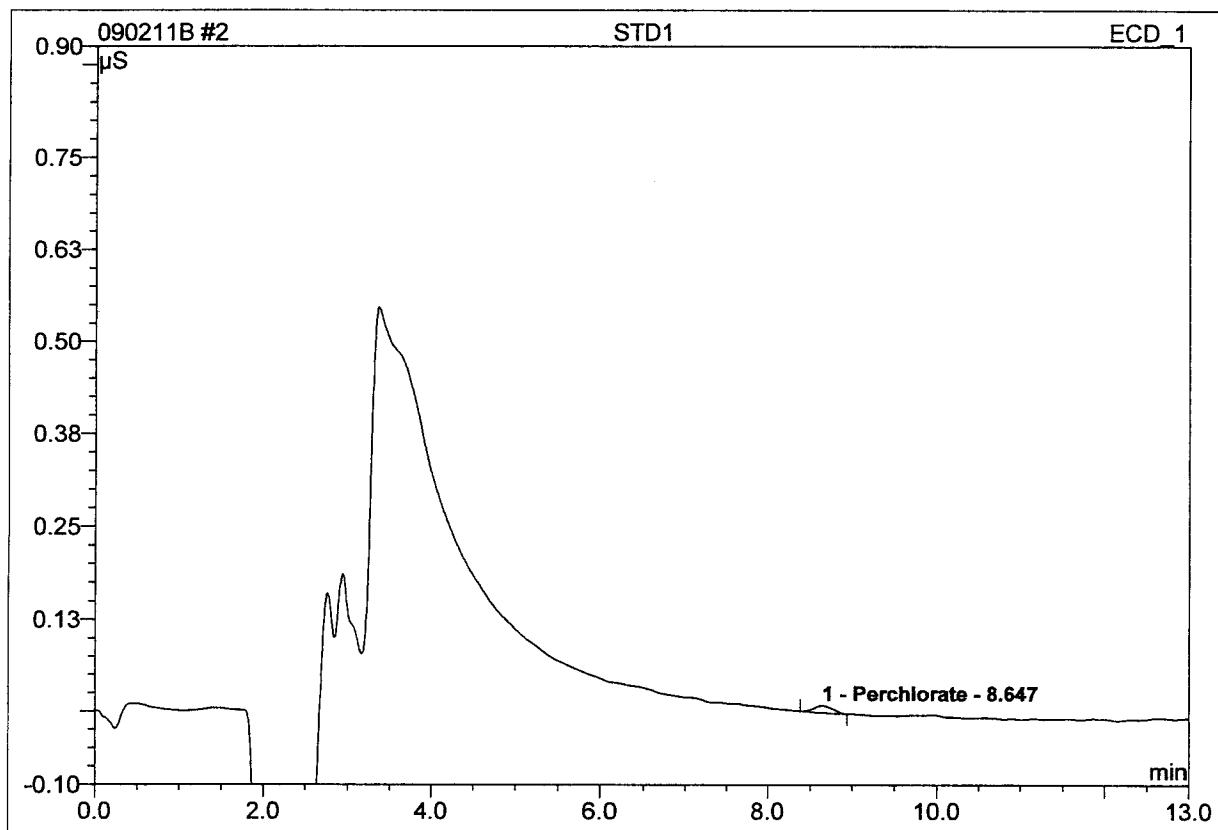
Sample Name:	S0	Comment:	
Sample Type:	standard	Injection Volume (uL):	1000.0
Control Program:	ICS-2000	Dilution Factor:	1.0000
Quantif. Method:	perchlorate	Sample Weight:	1.0000
Recording Time:	8/11/2011 11:26	Operator:	rogersj



No.	Ret.Time min	Peak Name	Height μS	Area μS*min	Rel.Area %	Amount μg/L	Type
1	9.23	n.a.	0.003	0.00097	7.21	n.a.	BMB
2	11.55	n.a.	0.024	0.01252	92.79	n.a.	BMB
Total:			0.028	0.013	100.00	0.000	

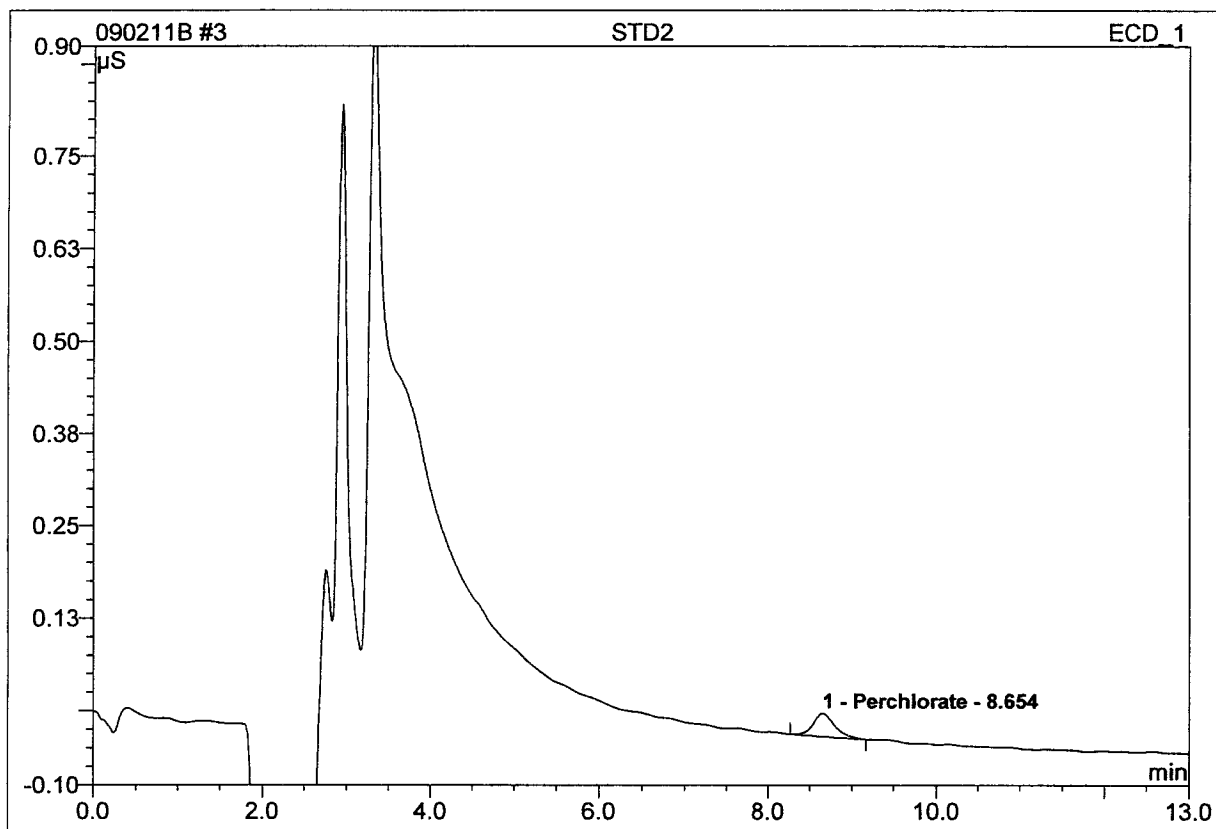
Sample Name: **STD1**
 Sample Type: **standard**
 Control Program: **ICS-2000**
 Quantif. Method: **perchlorate**
 Recording Time: **8/11/2011 11:41**

Comment:
 Injection Volume (uL): **1000.0**
 Dilution Factor: **1.0000**
 Sample Weight: **1.0000**
 Operator: **rogersj**



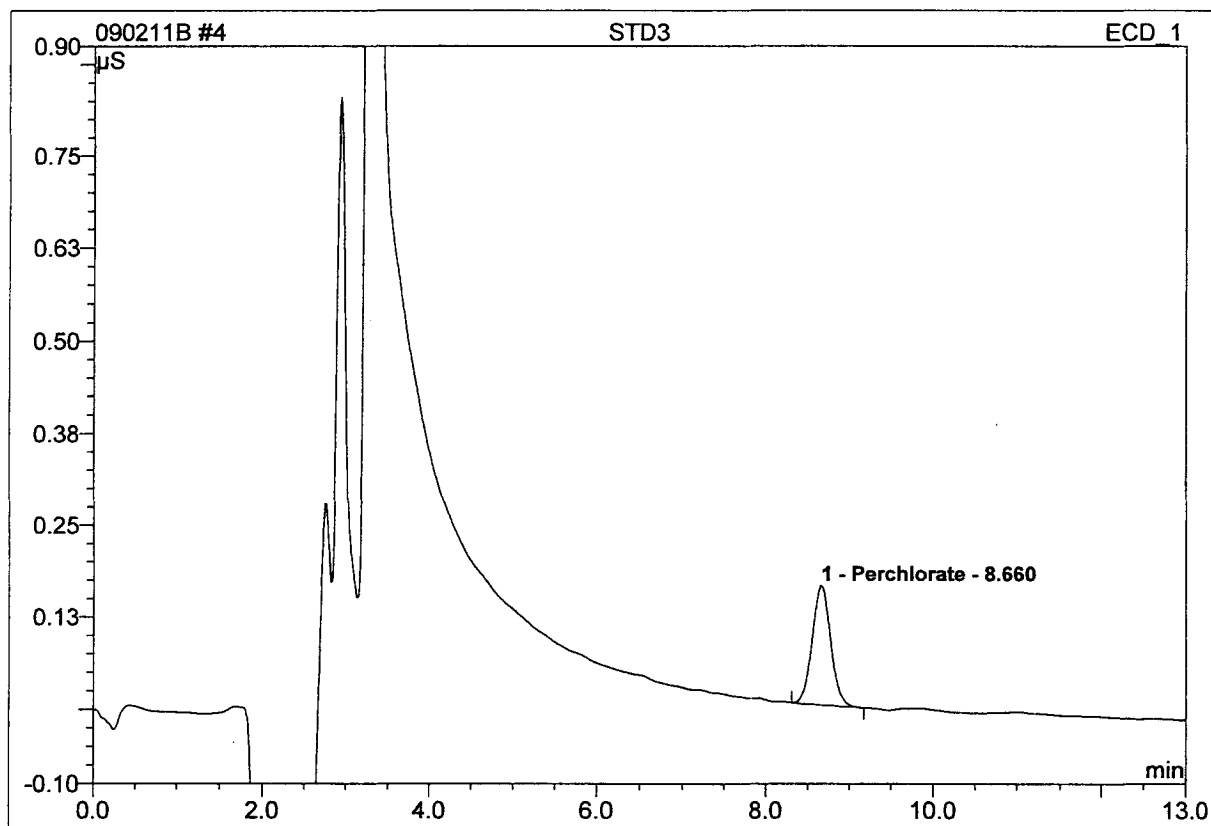
No.	Ret.Time min	Peak Name	Height μS	Area μS*min	Rel.Area %	Amount μg/L	Type
1	8.65	Perchlorate	0.009	0.00237	100.00	0.948	BMB
Total:			0.009	0.002	100.00	0.948	

Sample Name:	STD2	Comment:	
Sample Type:	standard	Injection Volume (uL):	1000.0
Control Program:	ICS-2000	Dilution Factor:	1.0000
Quantif. Method:	perchlorate	Sample Weight:	1.0000
Recording Time:	8/11/2011 11:56	Operator:	rogersj



No.	Ret.Time min	Peak Name	Height μS	Area μS*min	Rel.Area %	Amount μg/L	Type
1	8.65	Perchlorate	0.031	0.00919	100.00	4.237	BMB
Total:			0.031	0.009	100.00	4.237	

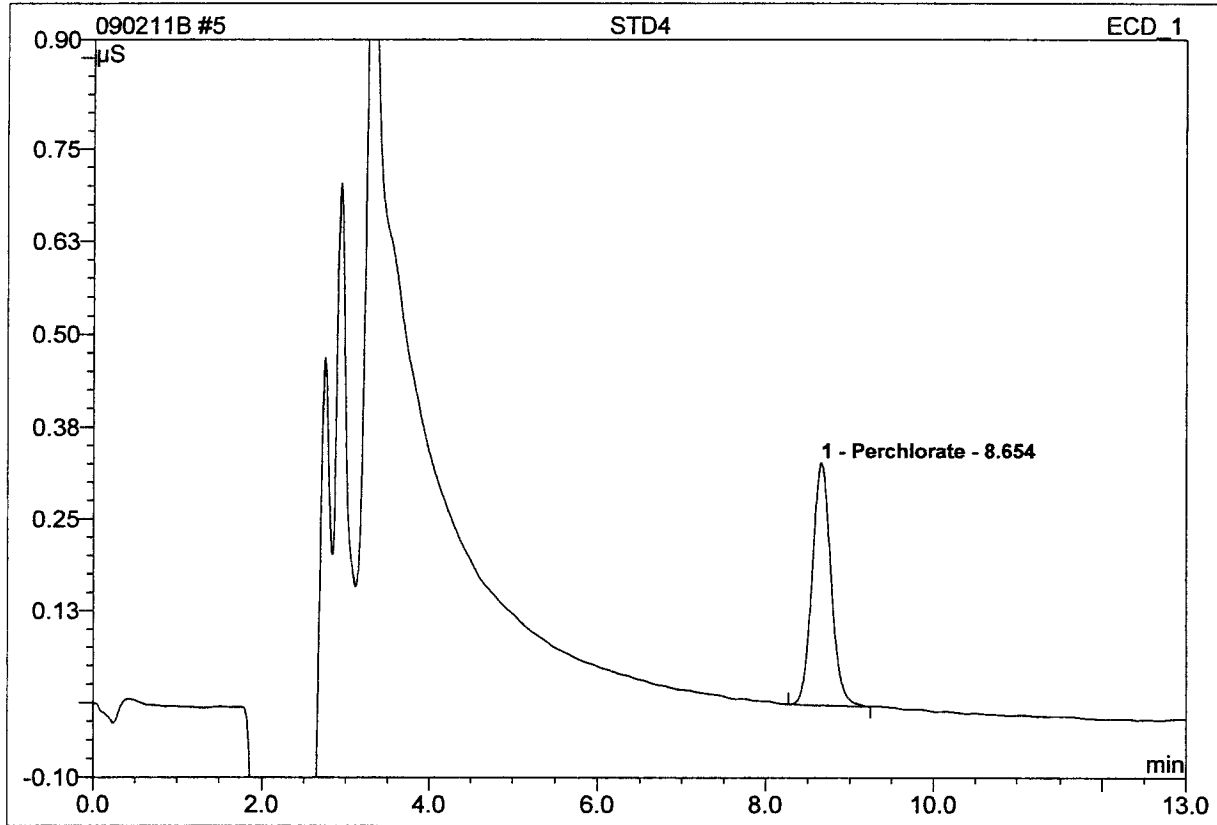
Sample Name:	STD3	Comment:	
Sample Type:	standard	Injection Volume (uL):	1000.0
Control Program:	ICS-2000	Dilution Factor:	1.0000
Quantif. Method:	perchlorate	Sample Weight:	1.0000
Recording Time:	8/11/2011 12:12	Operator:	rogersj



No.	Ret.Time min	Peak Name	Height μS	Area μS*min	Rel.Area %	Amount μg/L	Type
1	8.66	Perchlorate	0.162	0.04206	100.00	19.833	BMB
Total:			0.162	0.042	100.00	19.833	

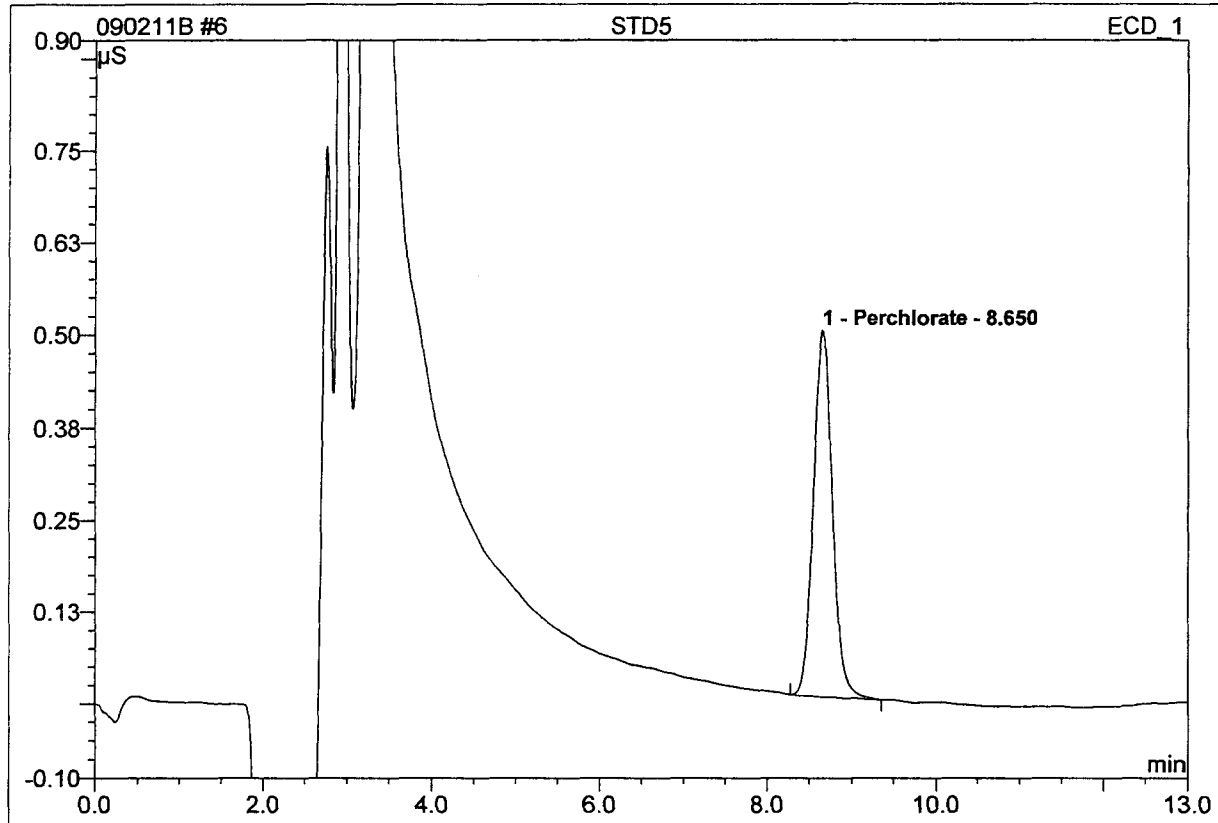
Sample Name: **STD4**
 Sample Type: **standard**
 Control Program: **ICS-2000**
 Quantif. Method: **perchlorate**
 Recording Time: **8/11/2011 12:27**

Comment:
 Injection Volume (uL): **1000.0**
 Dilution Factor: **1.0000**
 Sample Weight: **1.0000**
 Operator: **rogersj**



No.	Ret.Time min	Peak Name	Height μS	Area μS*min	Rel.Area %	Amount μg/L	Type
1	8.65	Perchlorate	0.330	0.08648	100.00	40.268	BMB
Total:			0.330	0.086	100.00	40.268	

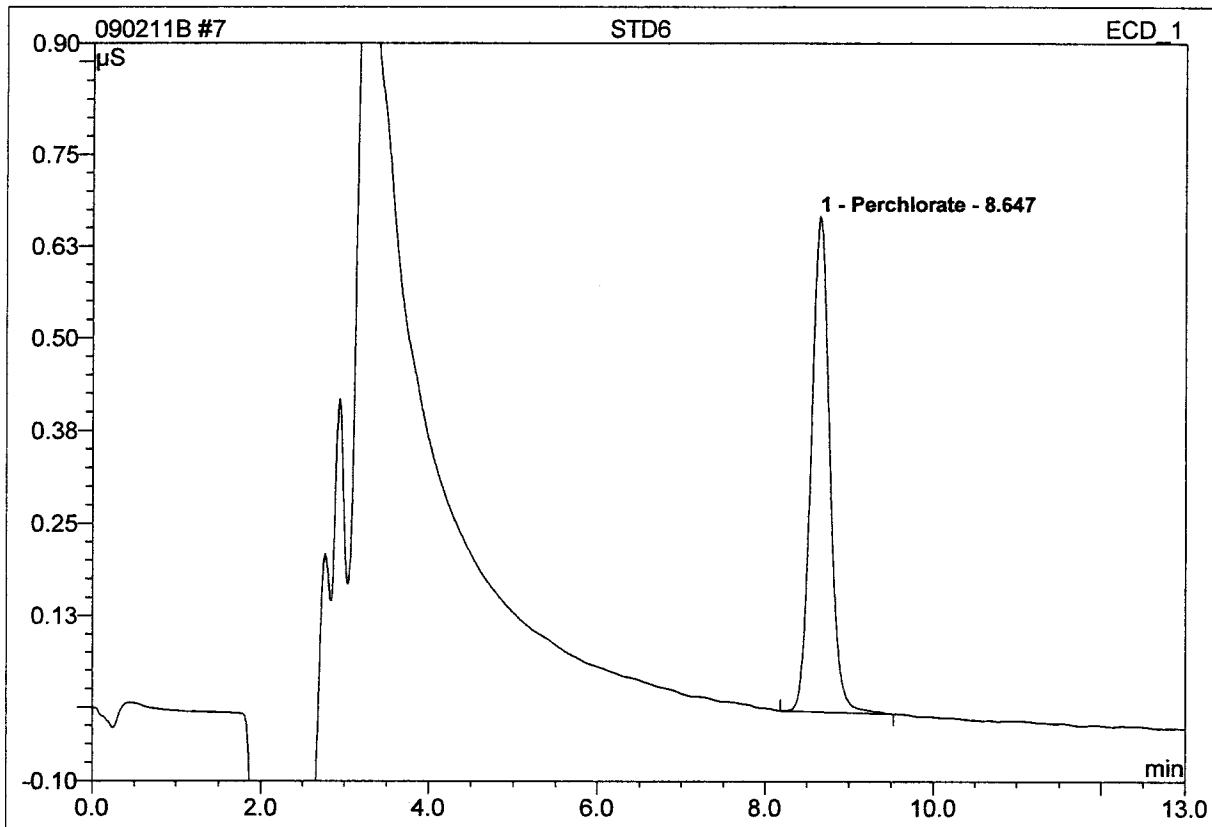
Sample Name:	STD5	Comment:	
Sample Type:	standard	Injection Volume (uL):	1000.0
Control Program:	ICS-2000	Dilution Factor:	1.0000
Quantif. Method:	perchlorate	Sample Weight:	1.0000
Recording Time:	8/11/2011 12:43	Operator:	rogersj



No.	Ret.Time min	Peak Name	Height μS	Area μS*min	Rel.Area %	Amount μg/L	Type
1	8.65	Perchlorate	0.497	0.13043	100.00	59.827	BMB
Total:			0.497	0.130	100.00	59.827	

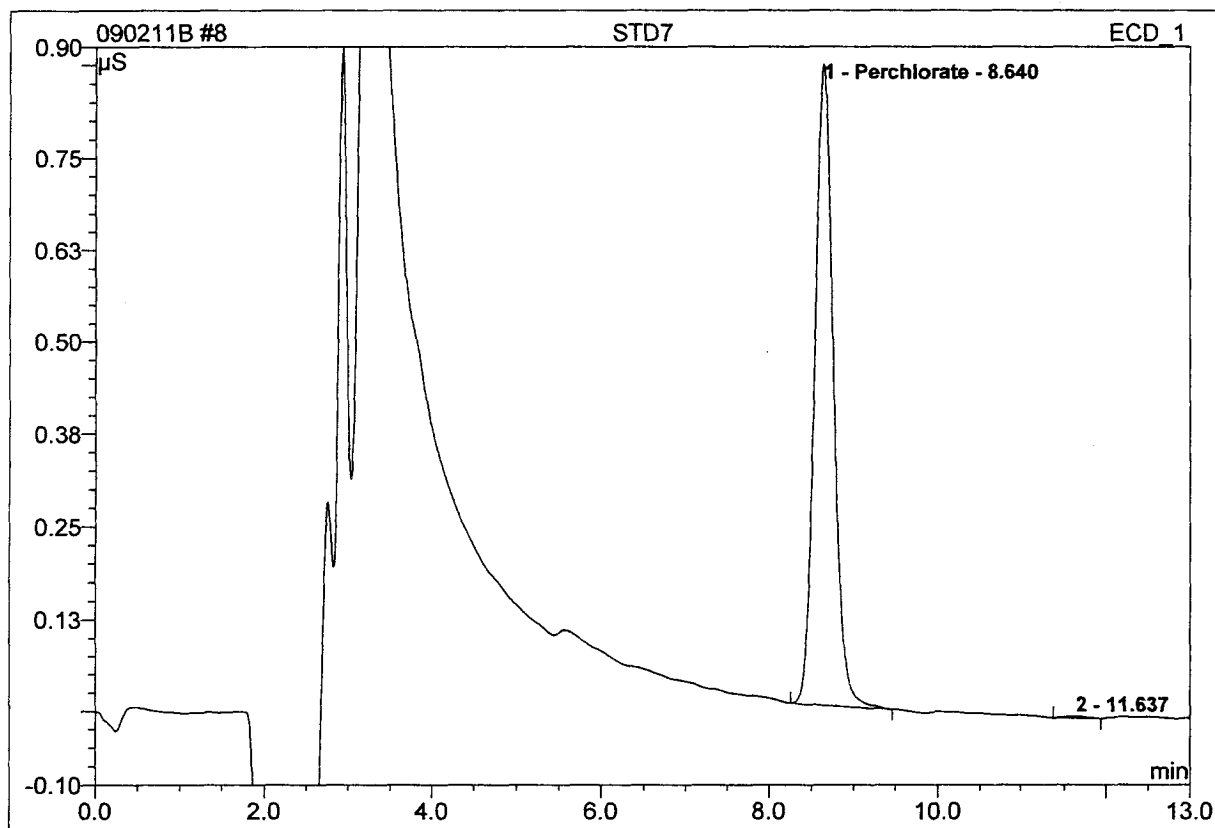
Sample Name: **STD6**
 Sample Type: **standard**
 Control Program: **ICS-2000**
 Quantif. Method: **perchlorate**
 Recording Time: **8/11/2011 12:58**

Comment:
 Injection Volume (uL): **1000.0**
 Dilution Factor: **1.0000**
 Sample Weight: **1.0000**
 Operator: **rogersj**



No.	Ret.Time min	Peak Name	Height µS	Area µS*min	Rel.Area %	Amount µg/L	Type
1	8.65	Perchlorate	0.672	0.17582	100.00	79.408	BMB
Total:			0.672	0.176	100.00	79.408	

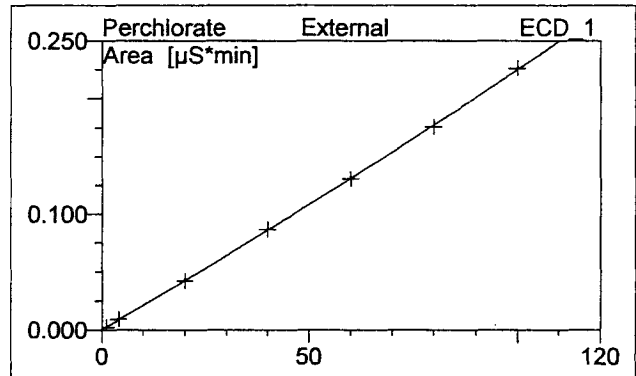
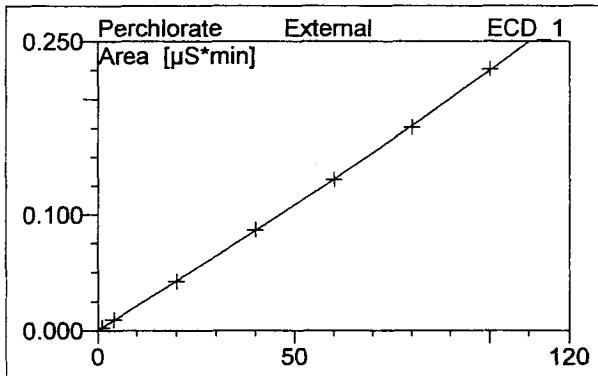
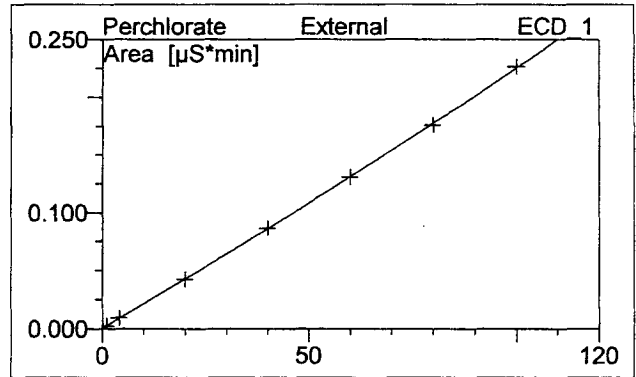
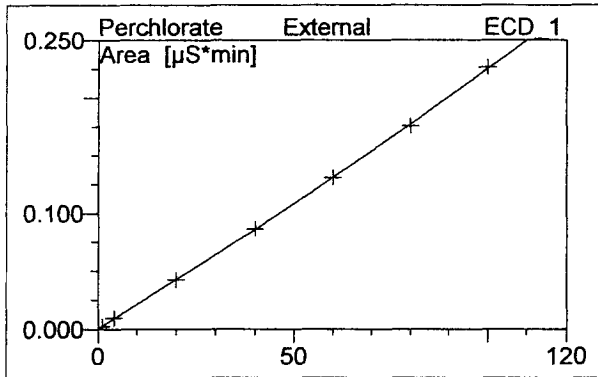
Sample Name:	STD7	Comment:	
Sample Type:	standard	Injection Volume (uL):	1000.0
Control Program:	ICS-2000	Dilution Factor:	1.0000
Quantif. Method:	perchlorate	Sample Weight:	1.0000
Recording Time:	8/11/2011 13:13	Operator:	rogersj



No.	Ret.Time min	Peak Name	Height µS	Area µS*min	Rel.Area %	Amount µg/L	Type
1	8.64	Perchlorate	0.868	0.22623	99.67	100.480	BMB
2	11.64	n.a.	0.002	0.00074	0.33	n.a.	BMB
Total:			0.870	0.227	100.00	100.480	

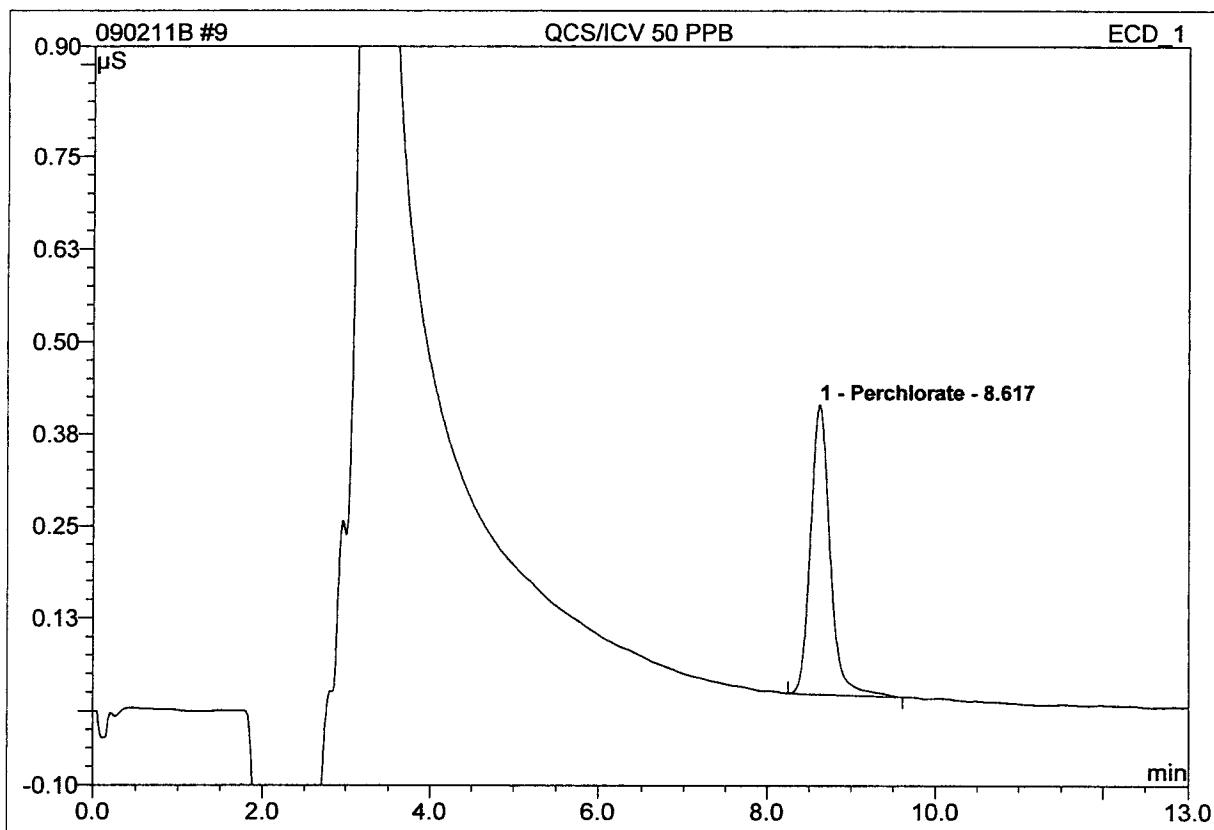
8 STD7

<p>Sample Name: STD7 Vial Number: 119 Sample Type: standard Control Program: ICS-2000 Quantif. Method: perchlorate Recording Time: 8/11/2011 13:13 Run Time (min): 13.00</p>	<p>Injection Volume: 1000.0 Channel: ECD_1 Wavelength: n.a. Bandwidth: n.a. Dilution Factor: 1.0000 Sample Weight: 1.0000 Sample Amount: 1.0000</p>
---	--



No.	Ret.Time min	Peak Name	Cal.Type	Points	Corr.Coeff. %	Offset	Slope	Curve
1	8.64	Perchlorate	XQOff	7	99.9725	0.0004	0.002064	0.0000018
2	11.64	n.a.	n.a.	n.a.	n.a.	n.a.	n.a.	n.a.
Average:					99.9725	0.0004	0.0021	0.0000

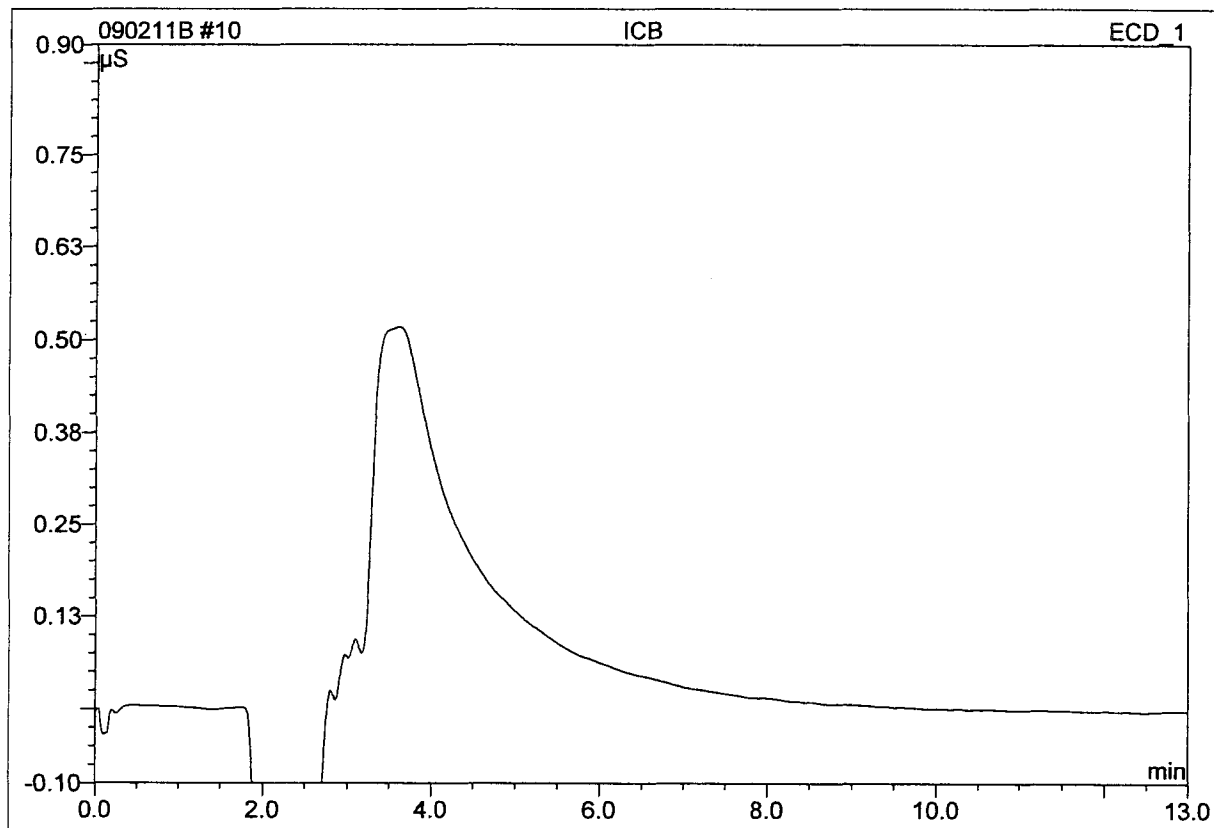
Sample Name:	QCS/ICV 50 PPB	Comment:	
Sample Type:	unknown	Injection Volume (uL):	1000.0
Control Program:	ICS-2000	Dilution Factor:	1.0000
Quantif. Method:	perchlorate	Sample Weight:	1.0000
Recording Time:	9/2/2011 10:54	Operator:	rogersj



No.	Ret.Time min	Peak Name	Height μS	Area μS*min	Rel.Area %	Amount μg/L	Type
1	8.62	Perchlorate	0.392	0.10705	100.00	49.498	BMB
Total:			0.392	0.107	100.00	49.498	

99%
TV=50

Sample Name:	ICB	Comment:	
Sample Type:	unknown	Injection Volume (uL):	1000.0
Control Program:	ICS-2000	Dilution Factor:	1.0000
Quantif. Method:	perchlorate	Sample Weight:	1.0000
Recording Time:	9/2/2011 11:10	Operator:	rogersj

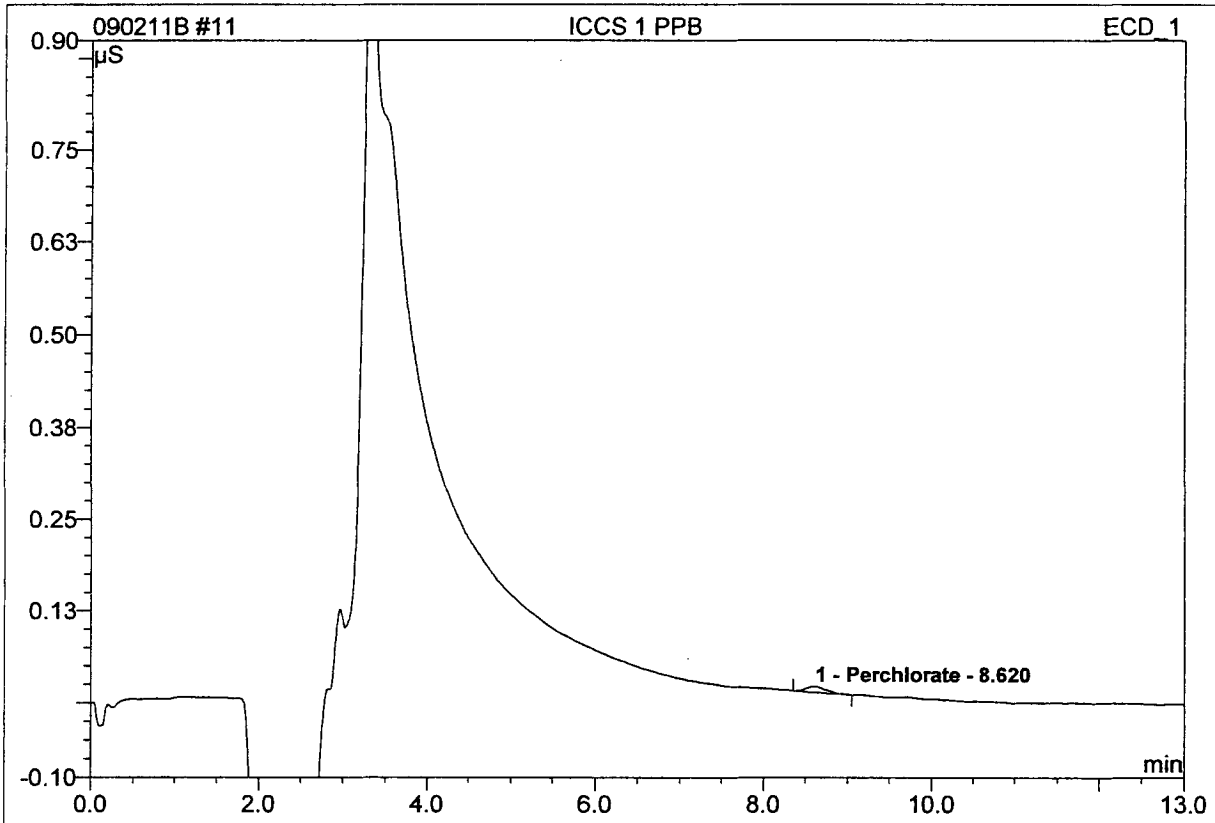


No.	Ret.Time min	Peak Name	Height μS	Area μS*min	Rel.Area %	Amount μg/L	Type
Total:			0.000	0.000	0.00	0.000	

(ND)

Sample Name: **ICCS 1 PPB**
 Sample Type: **unknown**
 Control Program: **ICS-2000**
 Quantif. Method: **perchlorate**
 Recording Time: **9/2/2011 11:25**

Comment:
 Injection Volume (uL): **1000.0**
 Dilution Factor: **1.0000**
 Sample Weight: **1.0000**
 Operator: **rogersj**

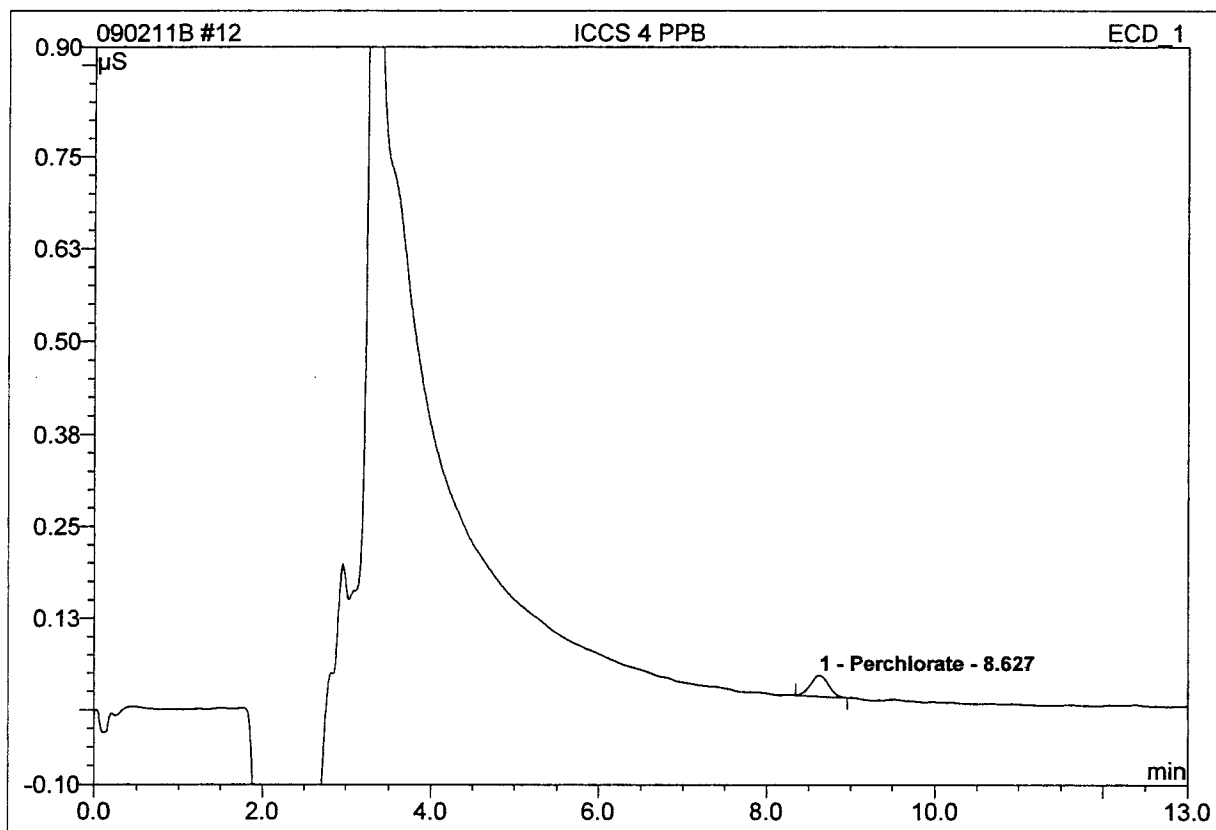


No.	Ret.Time min	Peak Name	Height μS	Area μS*min	Rel.Area %	Amount μg/L	Type
1	8.62	Perchlorate	0.008	0.00211	100.00	0.823	BMB
Total:			0.008	0.002	100.00	0.823	

82%
N=1.0

Sample Name: **ICCS 4 PPB**
 Sample Type: **unknown**
 Control Program: **ICS-2000**
 Quantif. Method: **perchlorate**
 Recording Time: **9/2/2011 11:41**

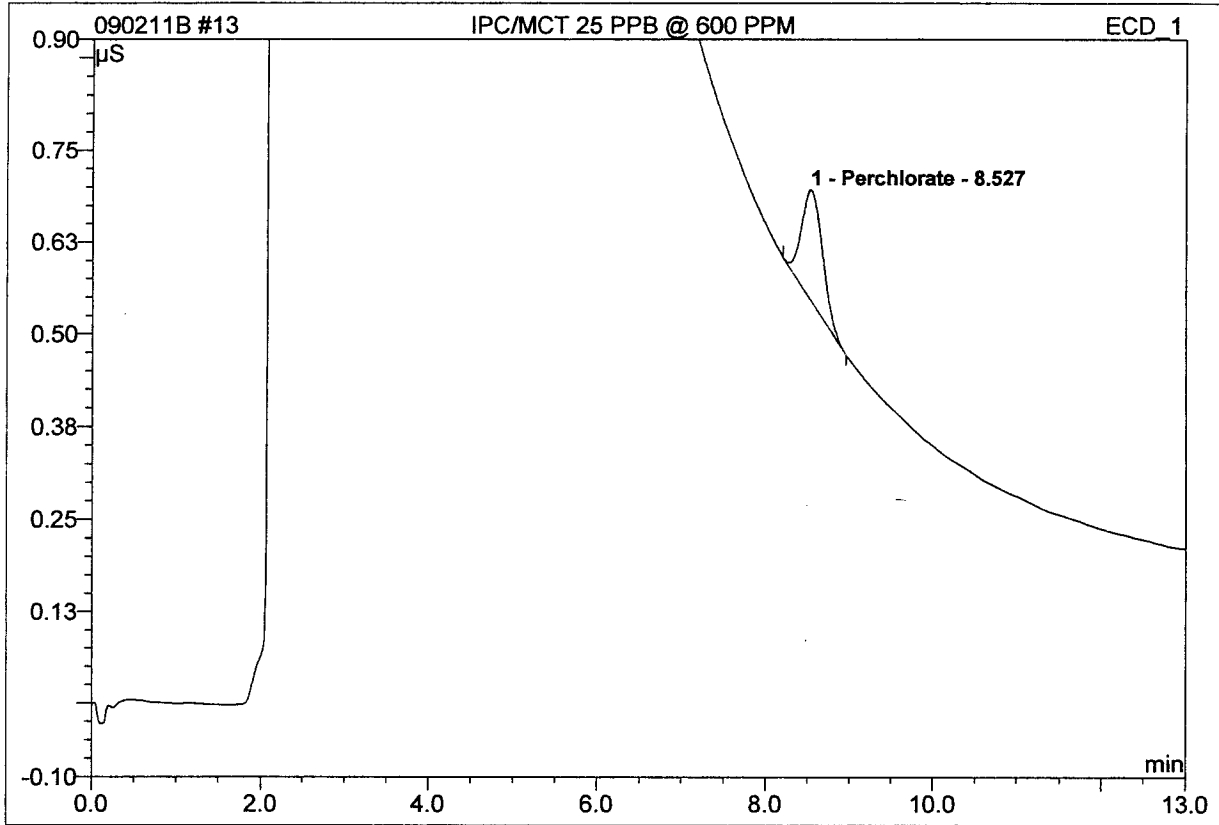
Comment:
 Injection Volume (uL): **1000.0**
 Dilution Factor: **1.0000**
 Sample Weight: **1.0000**
 Operator: **rogersj**



No.	Ret.Time min	Peak Name	Height μS	Area μS*min	Rel.Area %	Amount μg/L	Type
1	8.63	Perchlorate	0.029	0.00708	100.00	3.224	BMB
Total:			0.029	0.007	100.00	3.224	

812
TV=4.0

Sample Name:	IPC/MCT 25 PPB @ 600 PPM	Comment:	
Sample Type:	unknown	Injection Volume (uL):	1000.0
Control Program:	ICS-2000	Dilution Factor:	1.0000
Quantif. Method:	perchlorate	Sample Weight:	1.0000
Recording Time:	9/2/2011 11:56	Operator:	rogersj

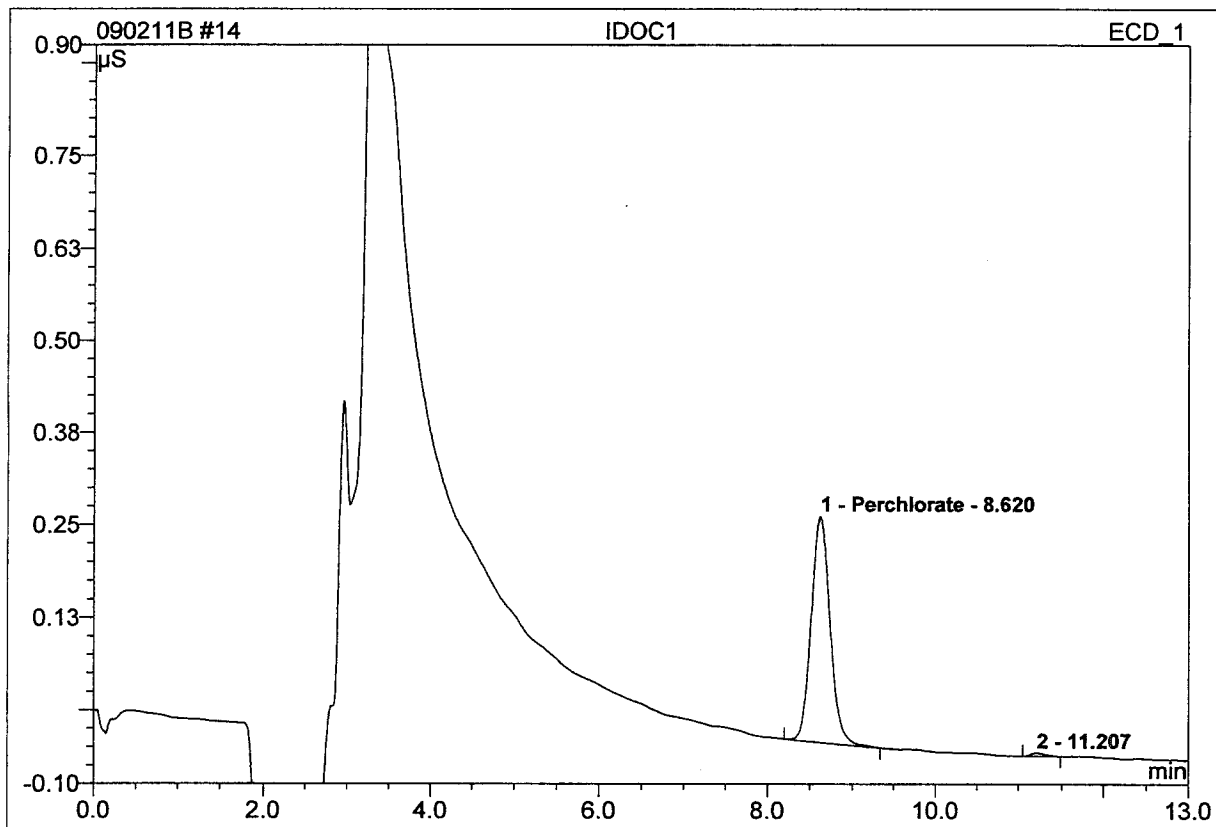


No.	Ret.Time min	Peak Name	Height μS	Area μS*min	Rel.Area %	Amount μg/L	Type
1	8.53	Perchlorate	0.150	0.04344	100.00	20.477	BMB
Total:			0.150	0.043	100.00	20.477	

82%
TU=25

Sample Name: **IDOC1**
 Sample Type: **unknown**
 Control Program: **ICS-2000**
 Quantif. Method: **perchlorate**
 Recording Time: **9/2/2011 12:11**

Comment:
 Injection Volume (uL): **1000.0**
 Dilution Factor: **1.0000**
 Sample Weight: **1.0000**
 Operator: **rogersj**

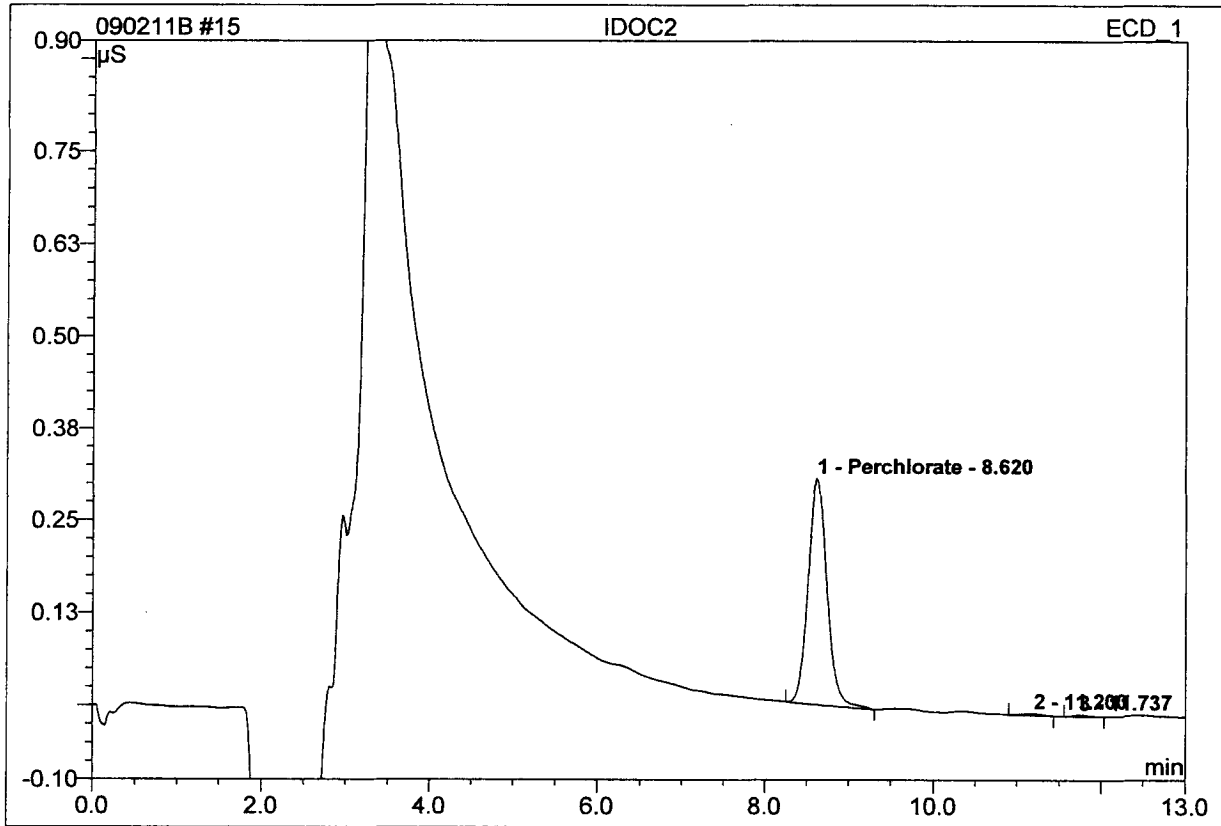


No.	Ret.Time min	Peak Name	Height μS	Area μS*min	Rel.Area %	Amount μg/L	Type
1	8.62	Perchlorate	0.305	0.07972	98.85	37.202	BMB
2	11.21	n.a.	0.005	0.00092	1.15	n.a.	BMB
Total:			0.310	0.081	100.00	37.202	

93%
TV=40

Sample Name: IDOC2
 Sample Type: unknown
 Control Program: ICS-2000
 Quantif. Method: perchlorate
 Recording Time: 9/2/2011 12:27

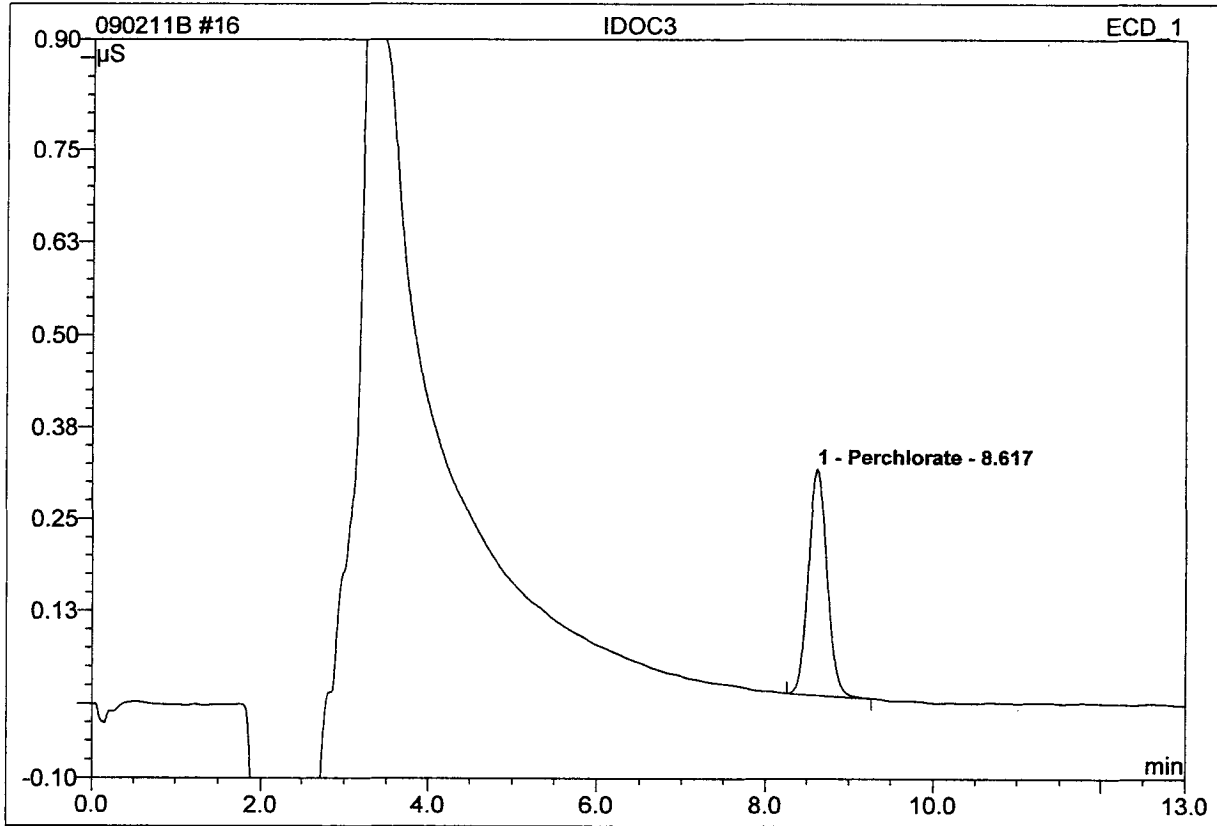
Comment:
 Injection Volume (uL): 1000.0
 Dilution Factor: 1.0000
 Sample Weight: 1.0000
 Operator: rogersj



No.	Ret.Time min	Peak Name	Height µS	Area µS*min	Rel.Area %	Amount µg/L	Type
1	8.62	Perchlorate	0.306	0.08016	98.42	37.402	BMB
2	11.20	n.a.	0.002	0.00073	0.90	n.a.	BMB
3	11.74	n.a.	0.002	0.00055	0.68	n.a.	BMB
Total:			0.310	0.081	100.00	37.402	

94%
TV=40

Sample Name:	IDOC3	Comment:	
Sample Type:	unknown	Injection Volume (uL):	1000.0
Control Program:	ICS-2000	Dilution Factor:	1.0000
Quantif. Method:	perchlorate	Sample Weight:	1.0000
Recording Time:	9/2/2011 12:42	Operator:	rogersj

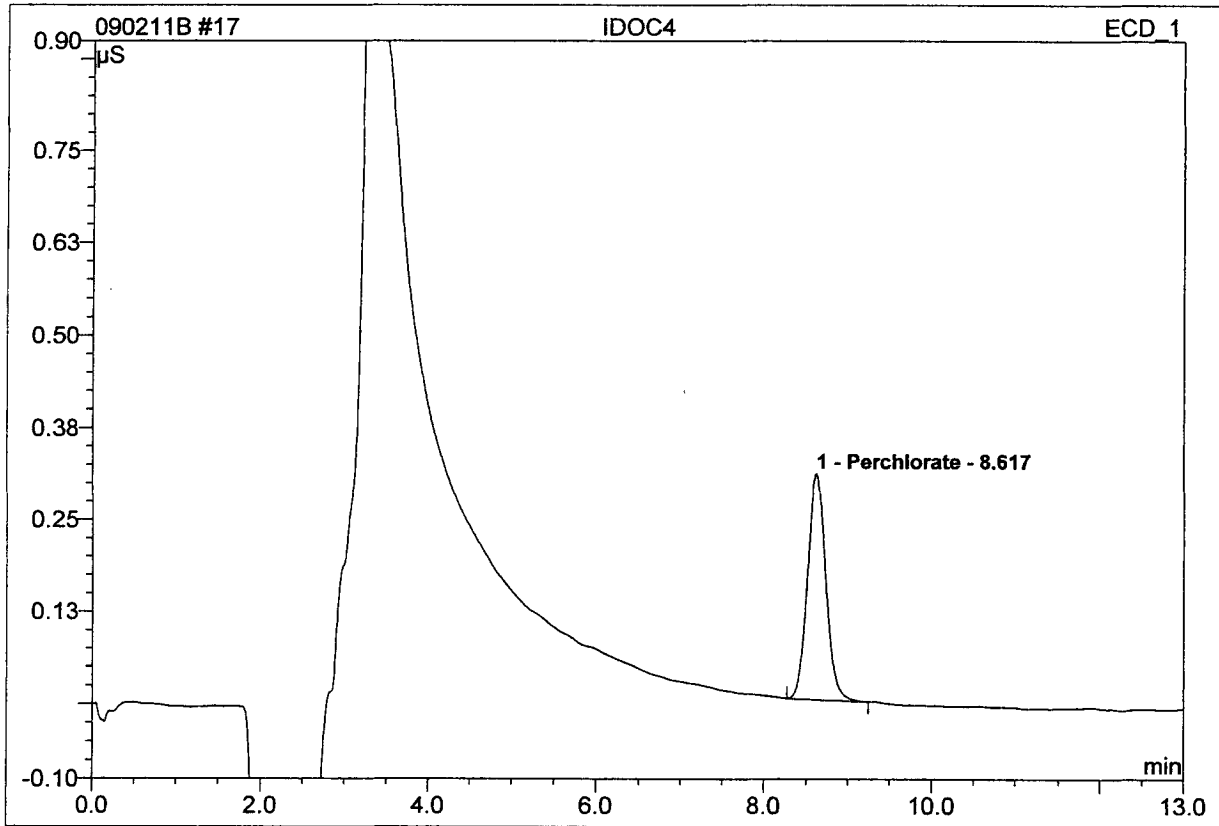


No.	Ret.Time min	Peak Name	Height μS	Area μS*min	Rel.Area %	Amount μg/L	Type
1	8.62	Perchlorate	0.306	0.07940	100.00	37.055	BMB
Total:			0.306	0.079	100.00	37.055	

93%
TV=40

Sample Name: **IDOC4**
 Sample Type: **unknown**
 Control Program: **ICS-2000**
 Quantif. Method: **perchlorate**
 Recording Time: **9/2/2011 12:58**

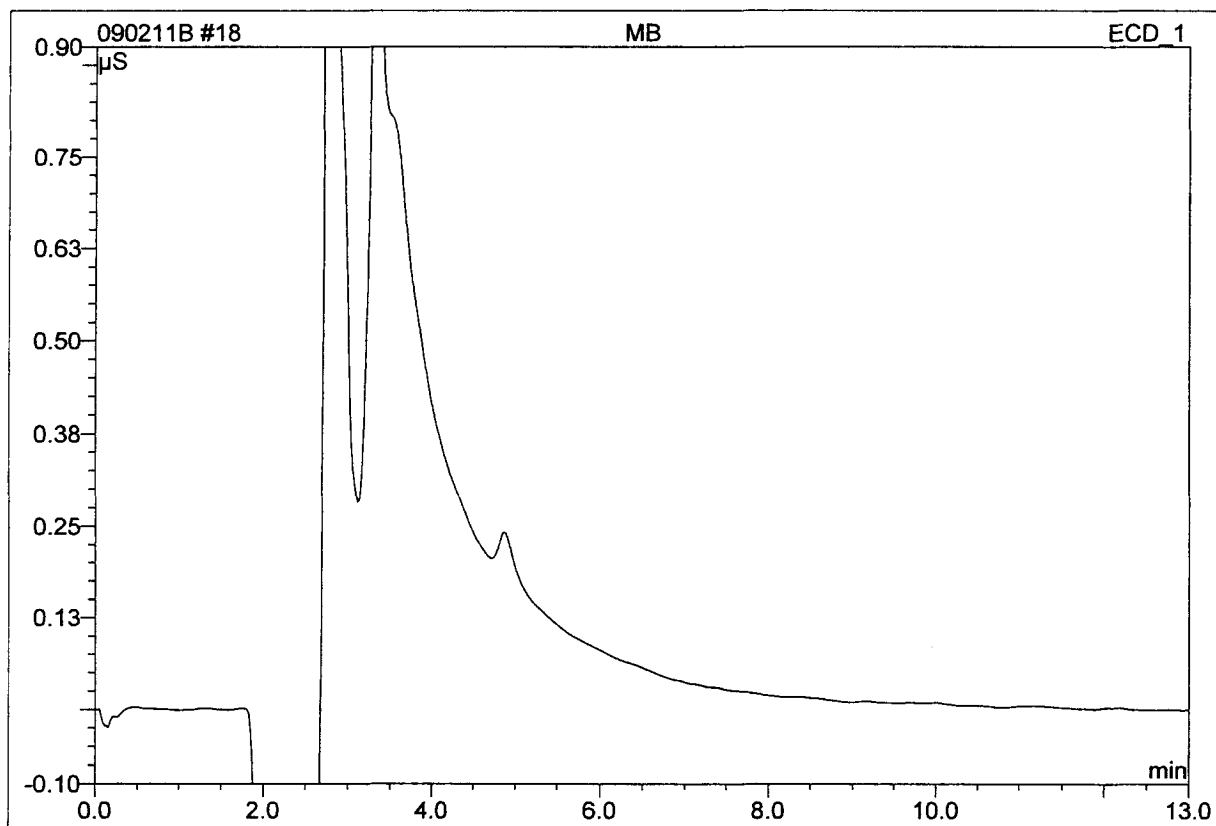
Comment:
 Injection Volume (uL): **1000.0**
 Dilution Factor: **1.0000**
 Sample Weight: **1.0000**
 Operator: **rogersj**



No.	Ret.Time min	Peak Name	Height μS	Area μS*min	Rel.Area %	Amount μg/L	Type
1	8.62	Perchlorate	0.307	0.07958	100.00	37.137	BMB
Total:			0.307	0.080	100.00	37.137	

93%
n=40

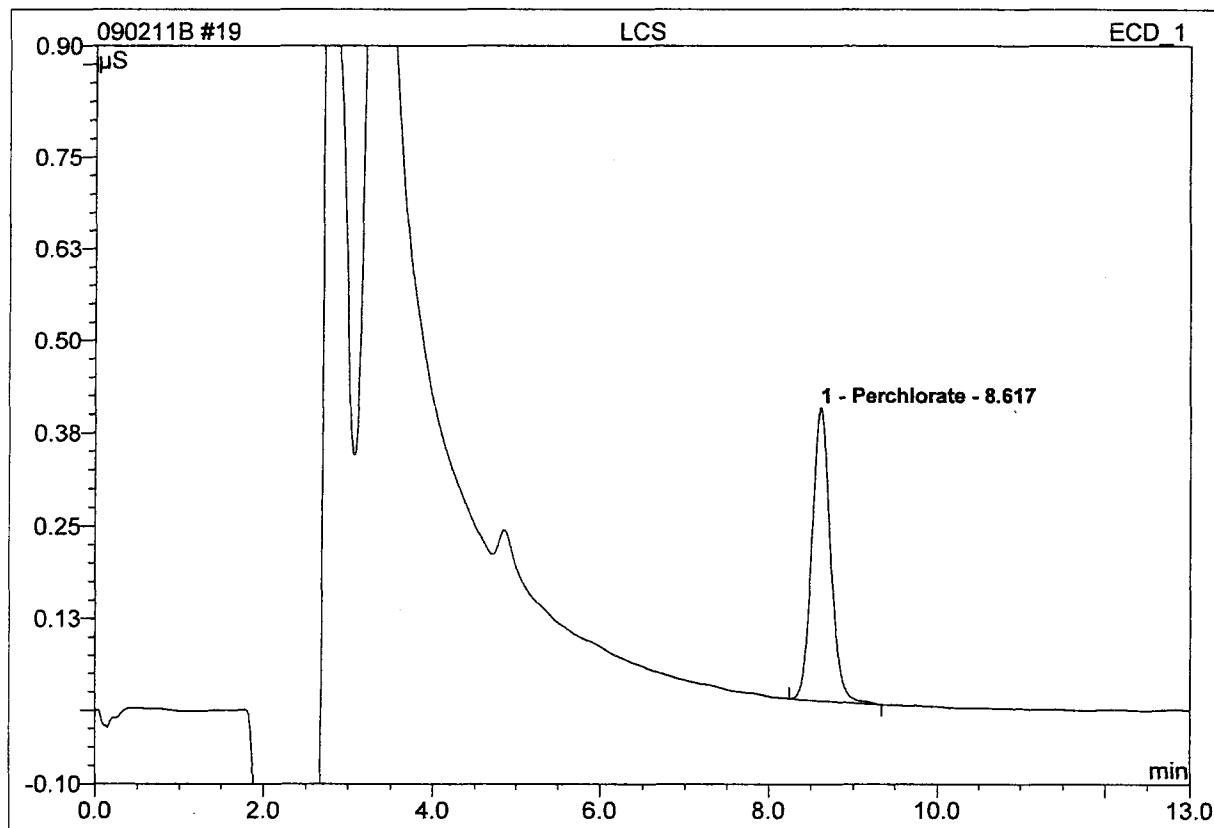
Sample Name:	MB	Comment:	
Sample Type:	unknown	Injection Volume (uL):	1000.0
Control Program:	ICS-2000	Dilution Factor:	1.0000
Quantif. Method:	perchlorate	Sample Weight:	1.0000
Recording Time:	9/2/2011 13:13	Operator:	rogersj



No.	Ret.Time min	Peak Name	Height µS	Area µS*min	Rel.Area %	Amount µg/L	Type
Total:			0.000	0.000	0.00	0.000	

ND

Sample Name:	LCS	Comment:	
Sample Type:	unknown	Injection Volume (uL):	1000.0
Control Program:	ICS-2000	Dilution Factor:	1.0000
Quantif. Method:	perchlorate	Sample Weight:	0.1000
Recording Time:	9/2/2011 13:28	Operator:	rogersj

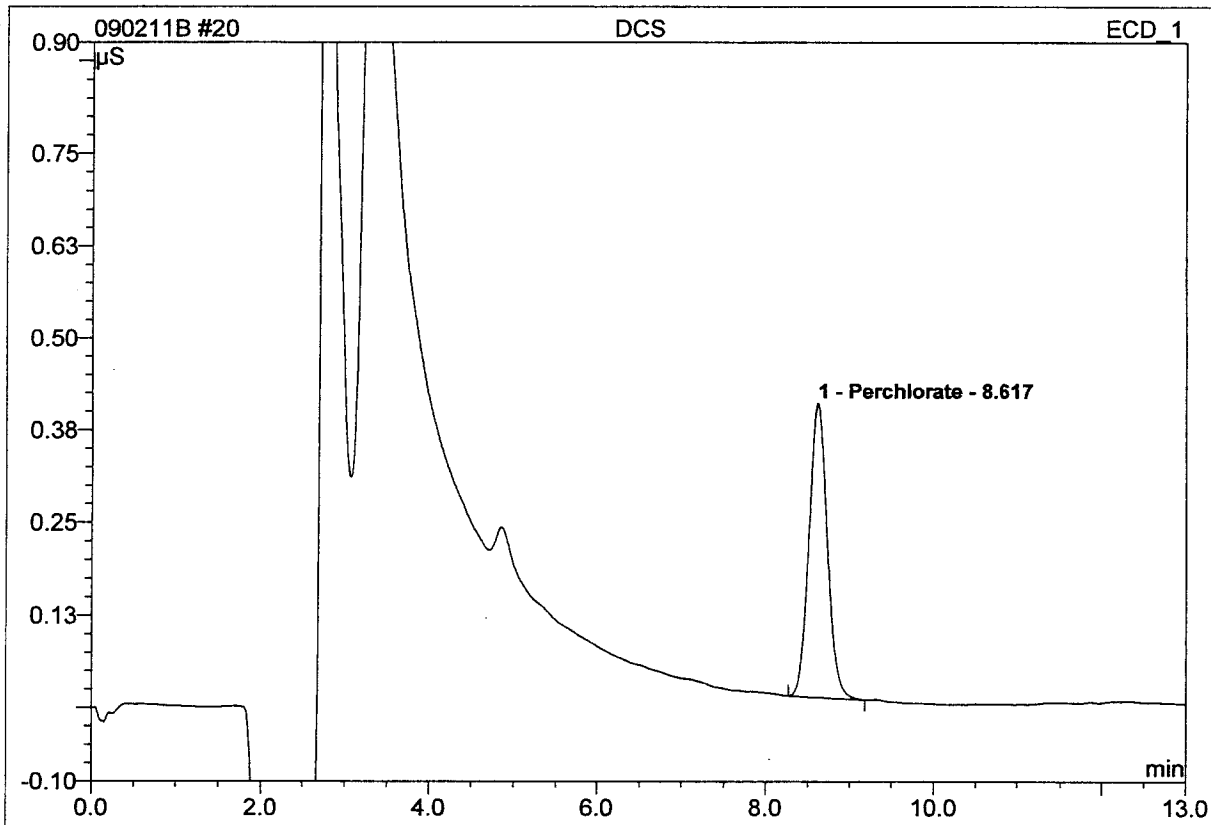


No.	Ret. Time min	Peak Name	Height μS	Area μS*min	Rel. Area %	Amount μg/L	Type
1	8.62	Perchlorate	0.396	0.10265	100.00	475.372	BMB
Total:			0.396	0.103	100.00	475.372	

956
TV=500

wipe value = $47.53 \frac{\mu\text{g}}{\text{L}} \times \frac{0.05\text{L}}{\text{wipe}} = 2.38$
TV=2.5

Sample Name:	DCS	Comment:	
Sample Type:	unknown	Injection Volume (uL):	1000.0
Control Program:	ICS-2000	Dilution Factor:	1.0000
Quantif. Method:	perchlorate	Sample Weight:	0.1000
Recording Time:	9/2/2011 13:44	Operator:	rogersj



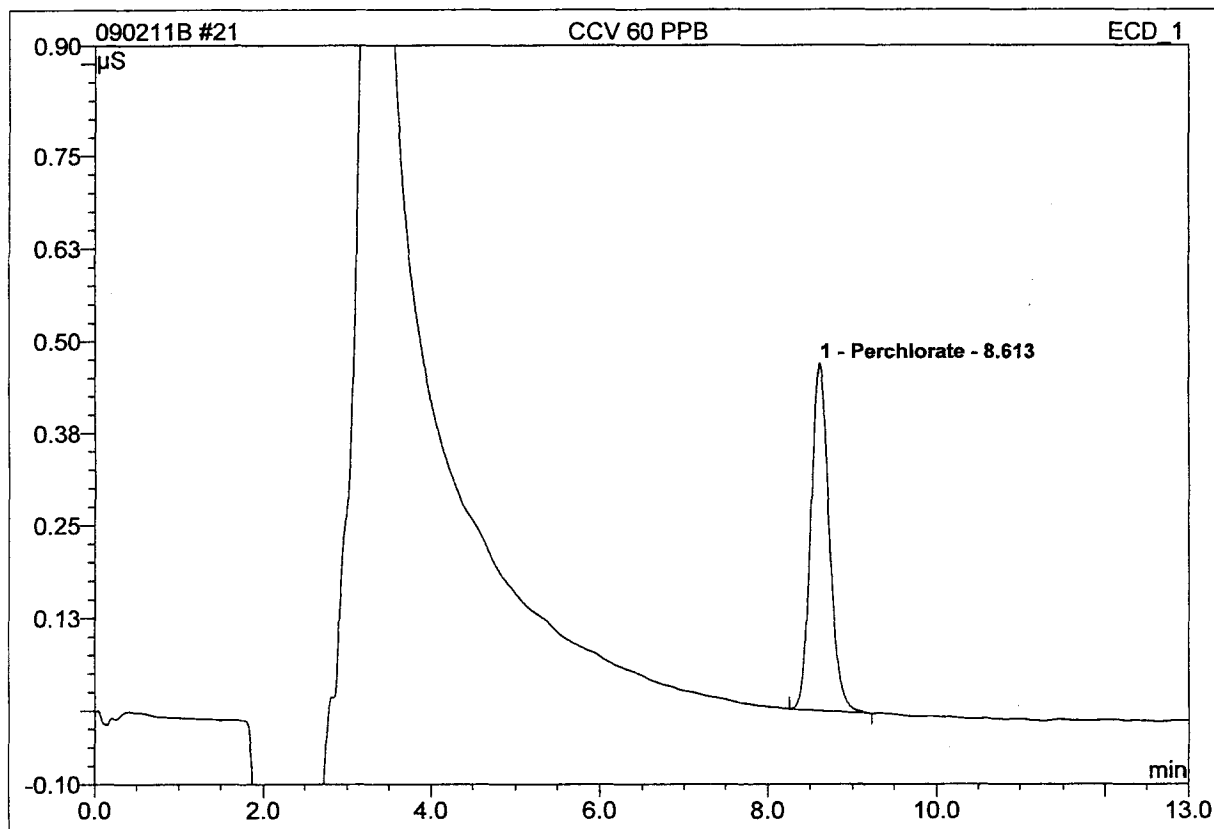
No.	Ret. Time min	Peak Name	Height µS	Area µS*min	Rel. Area %	Amount µg/L	Type
1	8.62	Perchlorate	0.397	0.10208	100.00	472.832	BMB
Total:			0.397	0.102	100.00	472.832	

94%
TV = 500

wipe value = $47.28 \frac{\mu\text{g}}{\text{L}} \times \frac{.05 \text{ L}}{\text{wipe}} = 2.36$
TV = 2.5

Sample Name: **CCV 60 PPB**
 Sample Type: **unknown**
 Control Program: **ICS-2000**
 Quantif. Method: **perchlorate**
 Recording Time: **9/2/2011 13:59**

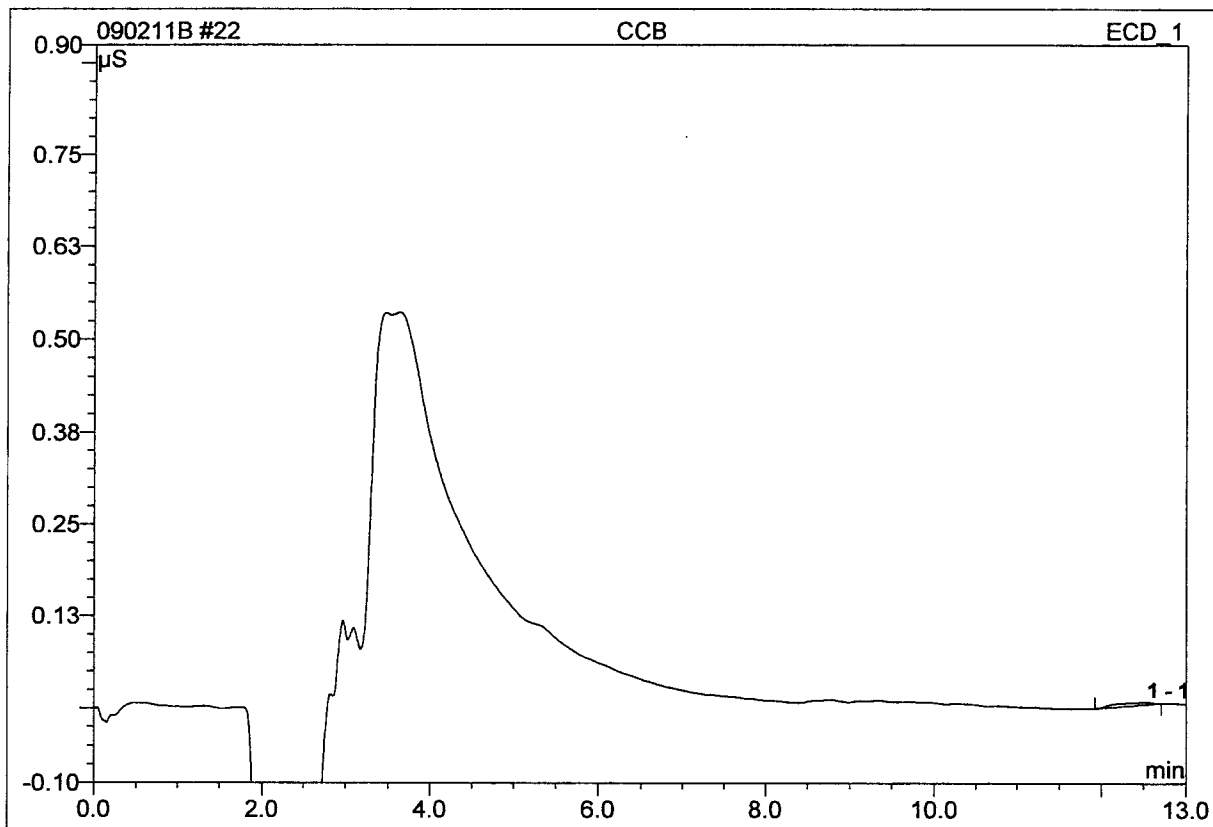
Comment:
 Injection Volume (uL): **1000.0**
 Dilution Factor: **1.0000**
 Sample Weight: **1.0000**
 Operator: **rogersj**



No.	Ret.Time min	Peak Name	Height μS	Area μS*min	Rel.Area %	Amount μg/L	Type
1	8.61	Perchlorate	0.470	0.12083	100.00	55.608	BMB
Total:			0.470	0.121	100.00	55.608	

93%
TV=60

Sample Name:	CCB	Comment:	
Sample Type:	unknown	Injection Volume (uL):	1000.0
Control Program:	ICS-2000	Dilution Factor:	1.0000
Quantif. Method:	perchlorate	Sample Weight:	1.0000
Recording Time:	9/2/2011 14:18	Operator:	rogersj

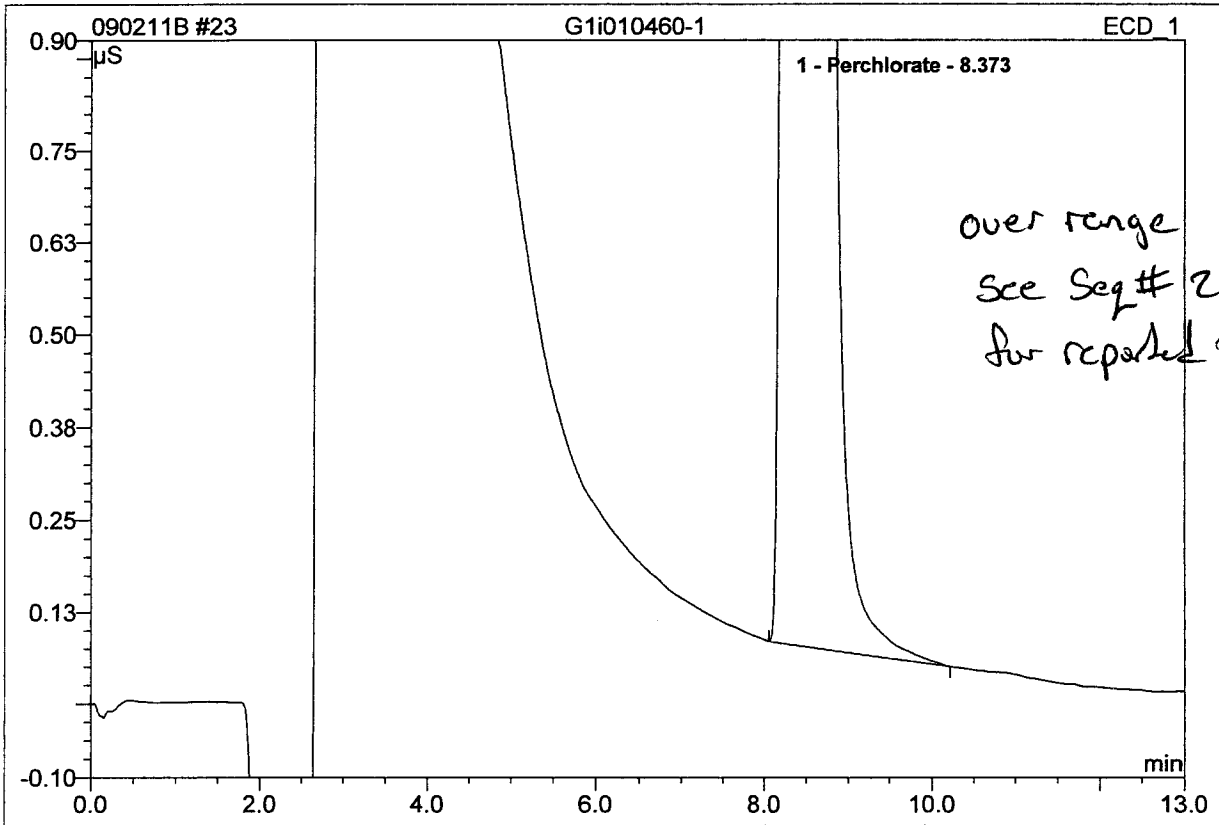


No.	Ret.Time min	Peak Name	Height μS	Area μS*min	Rel.Area %	Amount μg/L	Type
1	12.54	n.a.	0.003	0.00223	100.00	n.a.	BMB
Total:			0.003	0.002	100.00	0.000	

ND

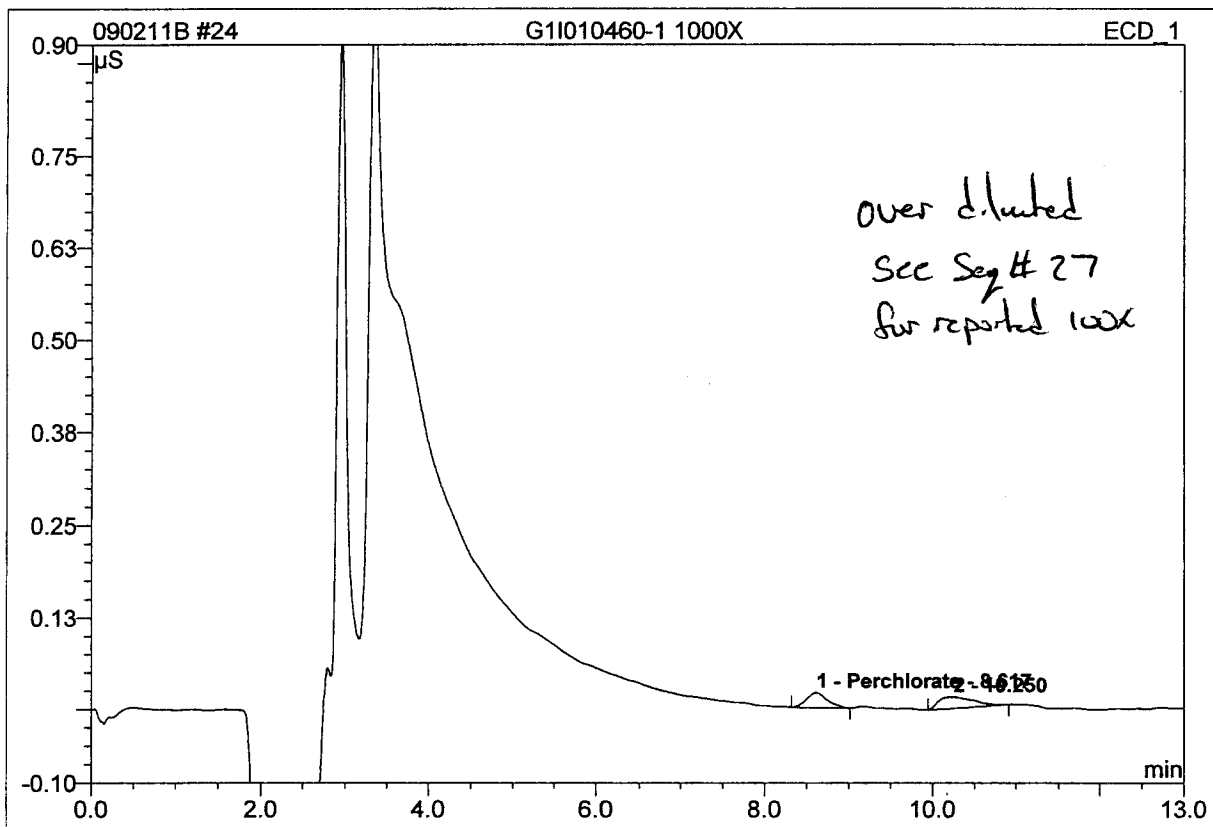
Sample Name: **G1i010460-1**
 Sample Type: **unknown**
 Control Program: **ICS-2000**
 Quantif. Method: **perchlorate**
 Recording Time: **9/2/2011 14:33**

Comment:
 Injection Volume (uL): **1000.0**
 Dilution Factor: **1.0000**
 Sample Weight: **1.0000**
 Operator: **rogersj**



No.	Ret.Time min	Peak Name	Height μS	Area μS*min	Rel.Area %	Amount μg/L	Type
1	8.37	Perchlorate	#####	6.90733	100.00	1460.427	BMB
Total:			#####	6.907	100.00	1460.427	

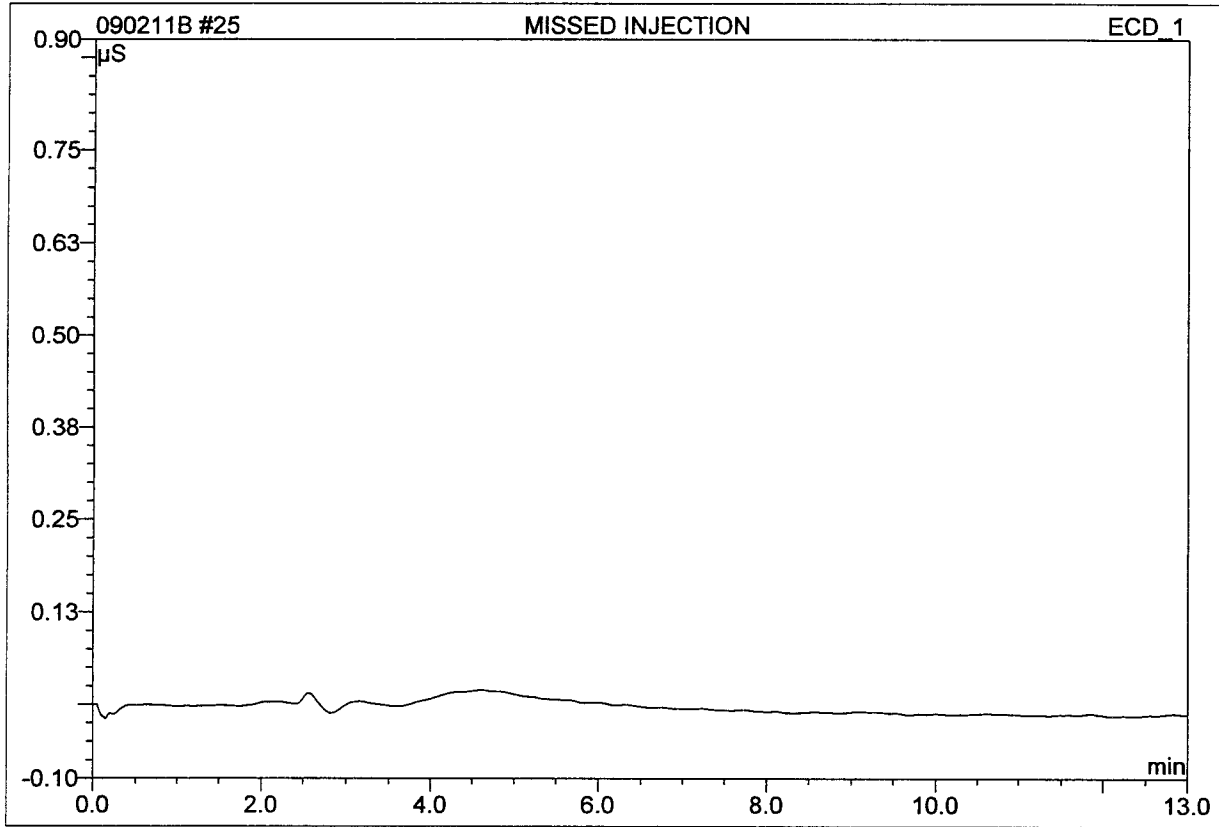
Sample Name:	G11010460-1 1000X	Comment:	
Sample Type:	unknown	Injection Volume (uL):	1000.0
Control Program:	ICS-2000	Dilution Factor:	1000.0000
Quantif. Method:	perchlorate	Sample Weight:	1.0000
Recording Time:	9/2/2011 14:49	Operator:	rogersj



No.	Ret.Time min	Peak Name	Height μ S	Area μ S*min	Rel.Area %	Amount μ g/L	Type
1	8.62	Perchlorate	0.020	0.00591	44.24	2659.964	BMB
2	10.25	n.a.	0.016	0.00745	55.76	n.a.	BMB
Total:			0.036	0.013	100.00	2659.964	

Sample Name: **MISSED INJECTION**
 Sample Type: **unknown**
 Control Program: **ICS-2000**
 Quantif. Method: **perchlorate**
 Recording Time: **9/2/2011 15:08**

Comment:
 Injection Volume (uL): **1000.0**
 Dilution Factor: **1.0000**
 Sample Weight: **1.0000**
 Operator: **rogersj**

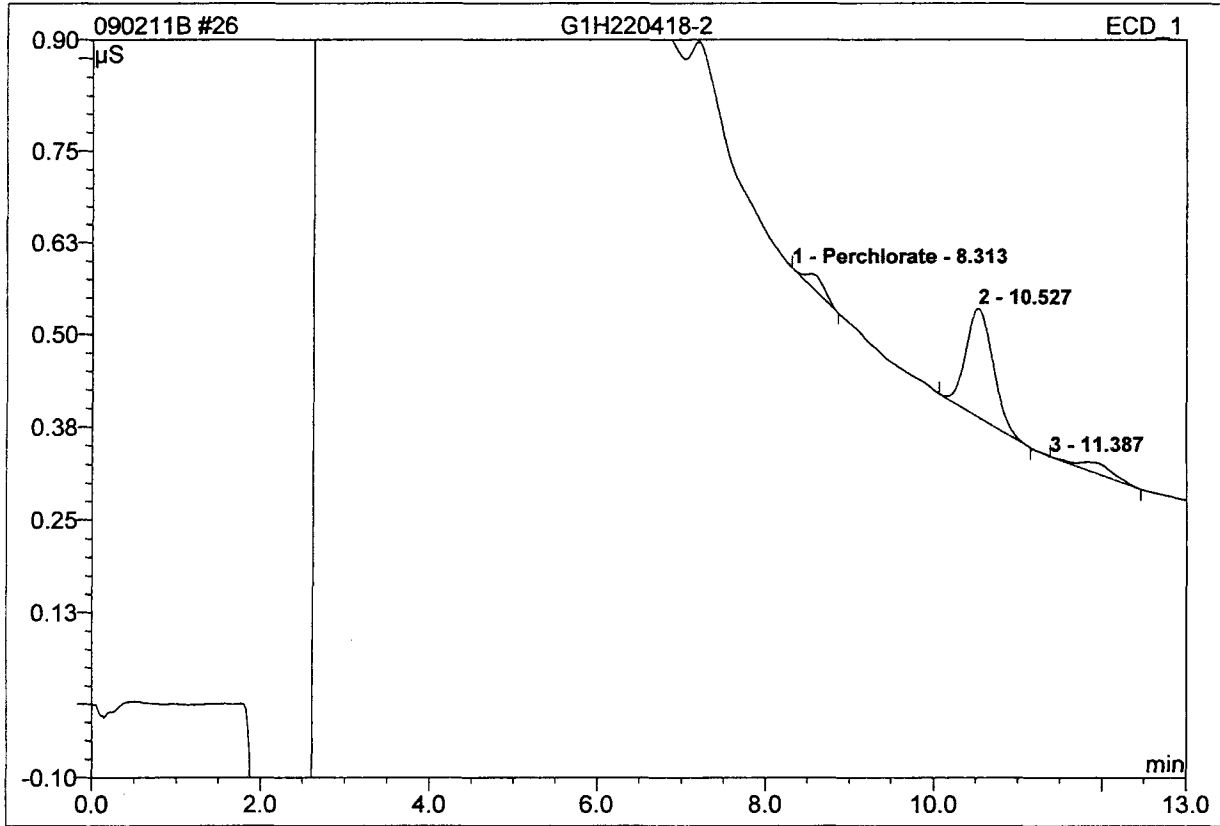


No.	Ret.Time min	Peak Name	Height μS	Area μS*min	Rel.Area %	Amount μg/L	Type
Total:			0.000	0.000	0.00	0.000	

nk

Sample Name: **G1H220418-2**
 Sample Type: **unknown**
 Control Program: **ICS-2000**
 Quantif. Method: **perchlorate**
 Recording Time: **9/2/2011 15:25**

Comment:
 Injection Volume (uL): **1000.0**
 Dilution Factor: **1.0000**
 Sample Weight: **20.0000**
 Operator: **rogersj**

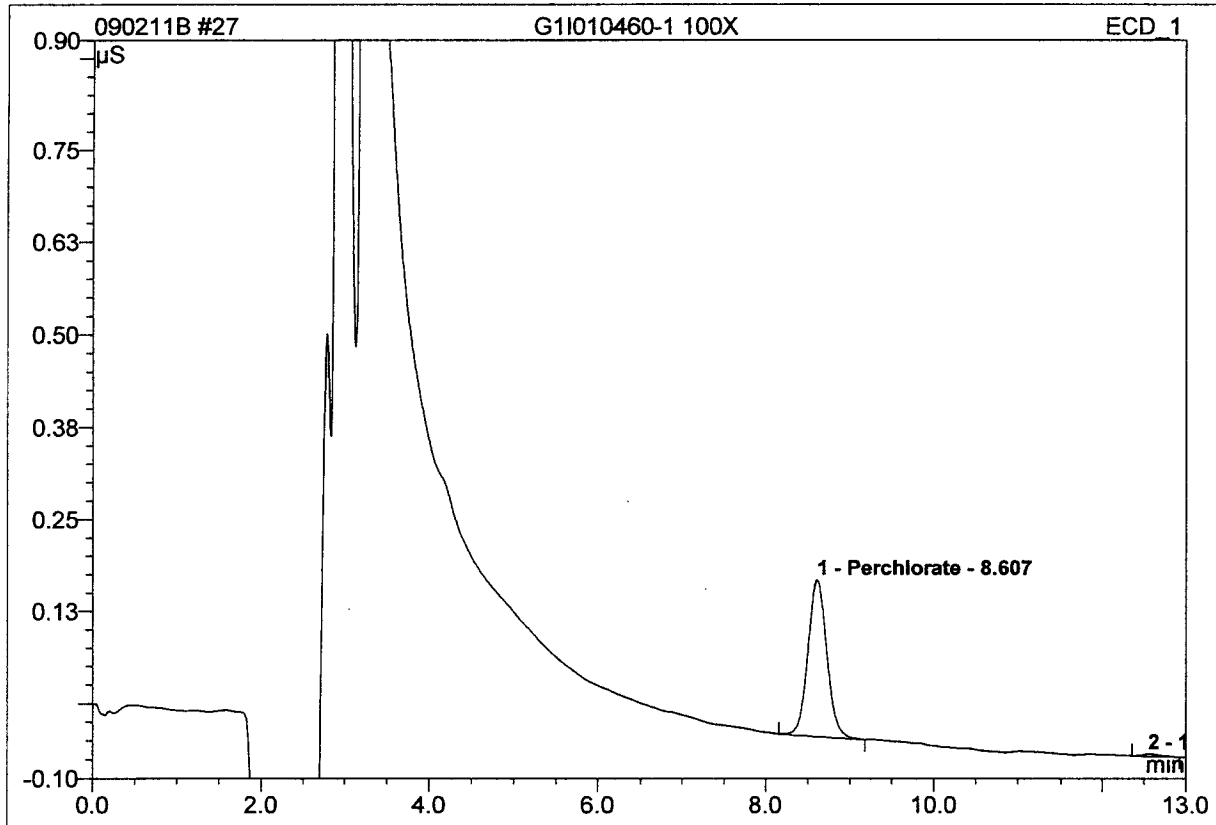


No.	Ret.Time min	Peak Name	Height μS	Area μS*min	Rel.Area %	Amount μg/L	Type
1	8.31	Perchlorate	0.000	0.00510	7.61	0.113	BMB
2	10.53	n.a.	0.147	0.05572	83.18	n.a.	BMB
3	11.39	n.a.	0.000	0.00617	9.21	n.a.	BMB
Total:			0.147	0.067	100.00	0.113	

wipe

Sample Name: **G11010460-1 100X**
 Sample Type: **unknown**
 Control Program: **ICS-2000**
 Quantif. Method: **perchlorate**
 Recording Time: **9/2/2011 15:45**

Comment:
 Injection Volume (uL): **1000.0**
 Dilution Factor: **100.0000** ✓
 Sample Weight: ① **0.0998**
 Operator: **rogersj**

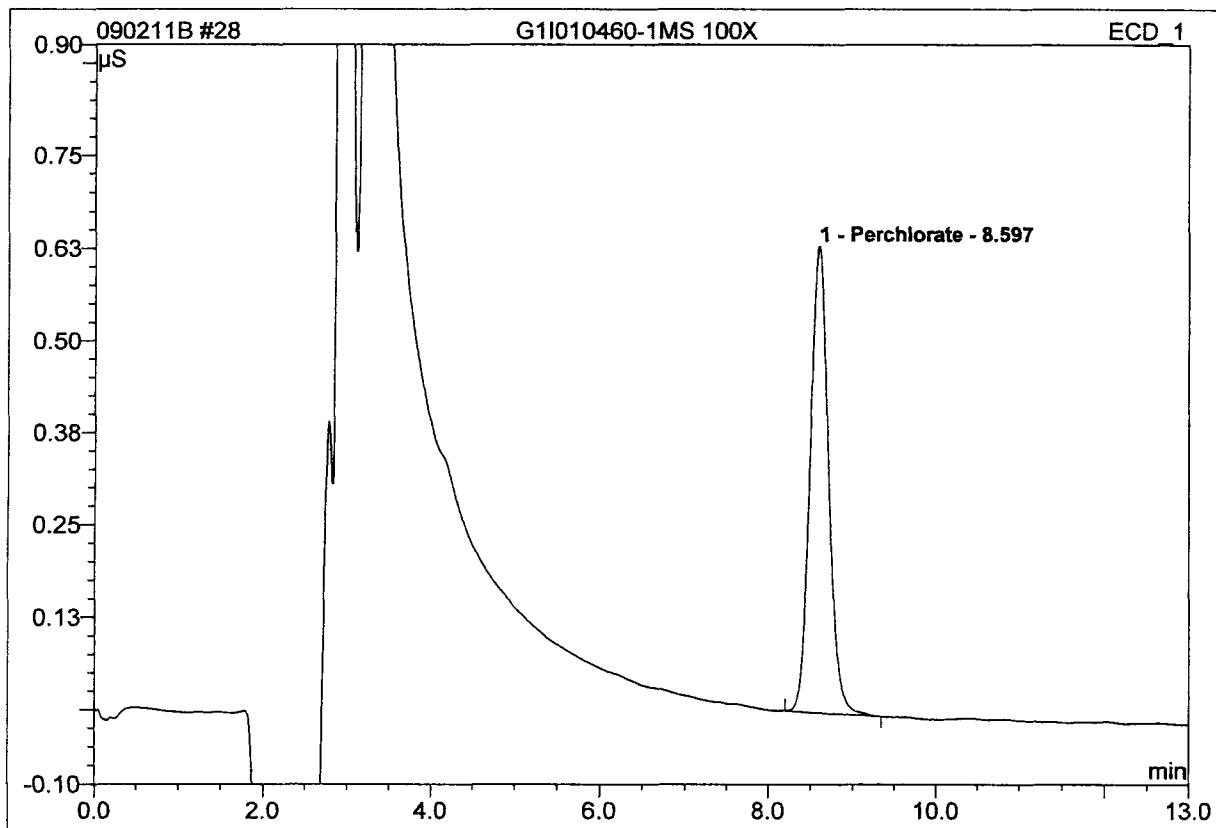


No.	Ret.Time min	Peak Name	Height μS	Area μS*min	Rel.Area %	Amount μg/L	Type
1	8.61	Perchlorate	0.212	0.05514	98.46	25973.000	BMB
2	12.55	n.a.	0.003	0.00086	1.54	n.a.	BMB
Total:			0.215	0.056	100.00	25973.000	

① $\frac{4.99 \text{ g}}{50 \text{ mL}} = 0.0998 \frac{\text{g}}{\text{mL}}$
 9.7-11

Sample Name: G1I010460-1MS 100X
 Sample Type: unknown
 Control Program: ICS-2000
 Quantif. Method: perchlorate
 Recording Time: 9/2/2011 16:11

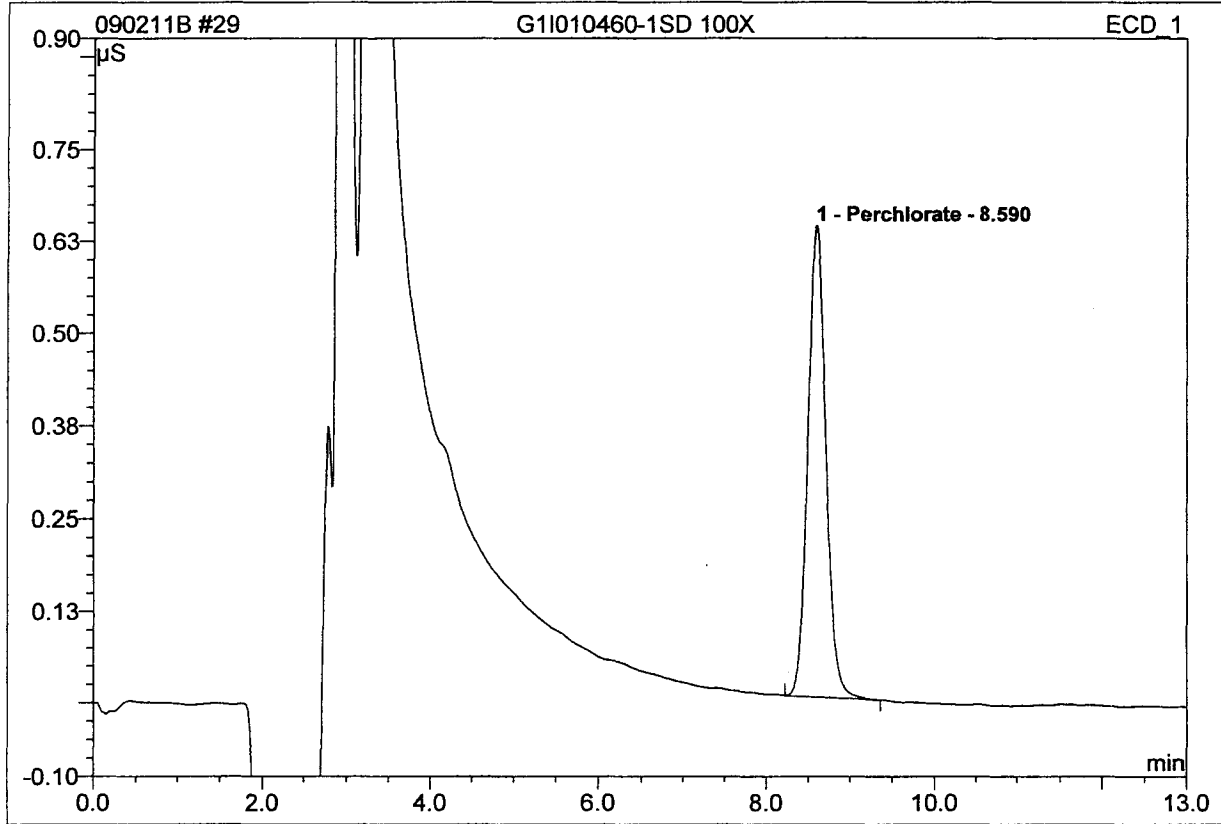
Comment:
 Injection Volume (uL): 1000.0
 Dilution Factor: 100.0000
 Sample Weight: 0.0998
 Operator: rogersj



No.	Ret.Time min	Peak Name	Height μS	Area μS*min	Rel.Area %	Amount μg/L	Type
1	8.60	Perchlorate	0.632	0.16205	100.00	73678.333	BMB
Total:			0.632	0.162	100.00	73678.333	

95%
spike = 50,100

Sample Name:	G11010460-1SD 100X	Comment:	
Sample Type:	unknown	Injection Volume (uL):	1000.0
Control Program:	ICS-2000	Dilution Factor:	100.0000
Quantif. Method:	perchlorate	Sample Weight:	0.0998
Recording Time:	9/2/2011 16:26	Operator:	rogersj

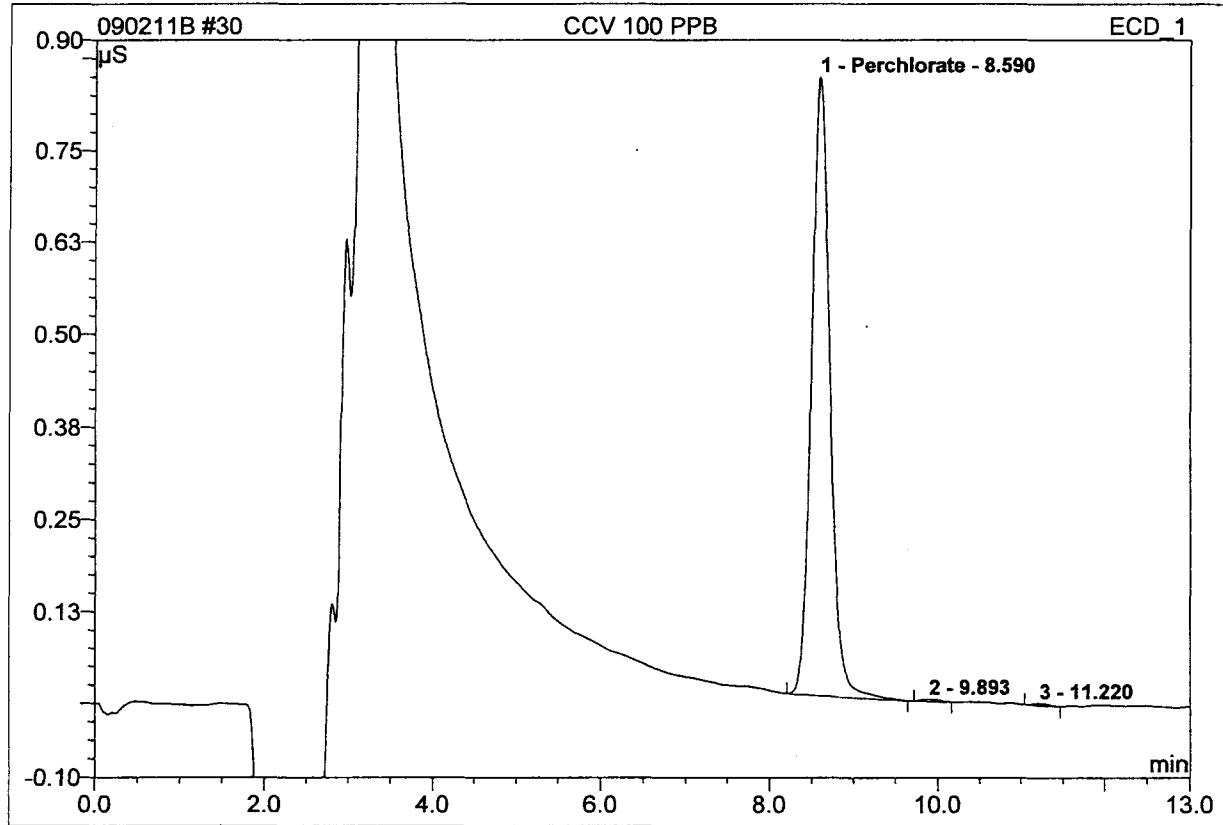


No.	Ret.Time min	Peak Name	Height μS	Area μS*min	Rel.Area %	Amount μg/L	Type
1	8.59	Perchlorate	0.638	0.16390	100.00	74471.486	BMB
Total:			0.638	0.164	100.00	74471.486	

97.2
spike = 50,100

Sample Name: **CCV 100 PPB**
 Sample Type: **unknown**
 Control Program: **ICS-2000**
 Quantif. Method: **perchlorate**
 Recording Time: **9/2/2011 16:42**

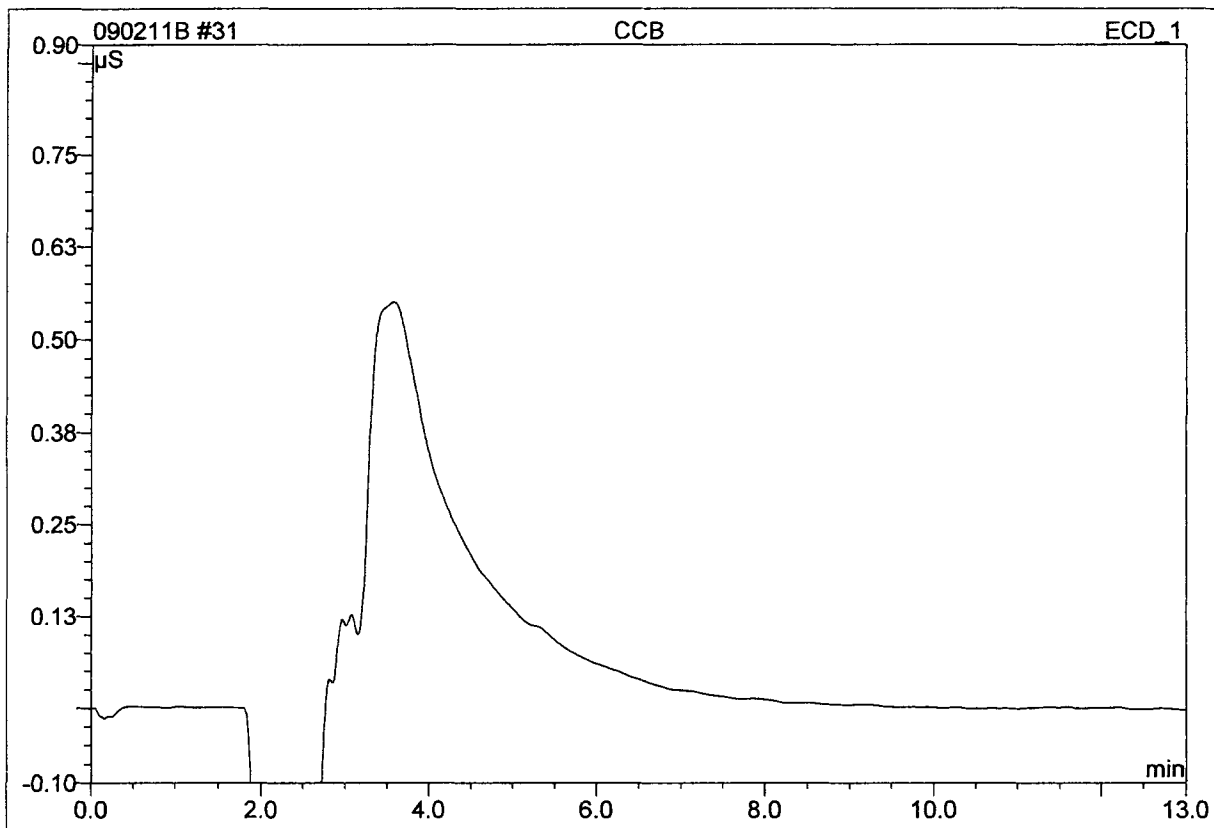
Comment:
 Injection Volume (uL): **1000.0**
 Dilution Factor: **1.0000**
 Sample Weight: **1.0000**
 Operator: **rogersj**



No.	Ret.Time min	Peak Name	Height μS	Area μS*min	Rel.Area %	Amount μg/L	Type
1	8.59	Perchlorate	0.839	0.21776	99.37	96.984	BMB
2	9.89	n.a.	0.003	0.00076	0.35	n.a.	BMB
3	11.22	n.a.	0.003	0.00062	0.28	n.a.	BMB
Total:			0.844	0.219	100.00	96.984	

977
TV=100

Sample Name:	CCB	Comment:	
Sample Type:	unknown	Injection Volume (uL):	1000.0
Control Program:	ICS-2000	Dilution Factor:	1.0000
Quantif. Method:	perchlorate	Sample Weight:	1.0000
Recording Time:	9/2/2011 16:57	Operator:	rogersj



No.	Ret.Time min	Peak Name	Height μS	Area μS*min	Rel.Area %	Amount μg/L	Type
Total:			0.000	0.000	0.00	0.000	

ND

Sample Name:	GOODBYE	Comment:	
Sample Type:	unknown	Injection Volume (uL):	1000.0
Control Program:	SHUTDOWN	Dilution Factor:	1.0000
Quantif. Method:	perchlorate	Sample Weight:	1.0000
Recording Time:	9/2/2011 17:13	Operator:	rogersj

090211B #32	GOODBYE	ECD 1
Can't open raw data file "C:\Chromel\data\ICS-2000\2011\September 11\090211B.SEQ\ECD_1.CHL\32218.acd". The system cannot find the file specified.		

n.a.	n.a.	n.a.	n.a.	n.a.	n.a.	n.a.	n.a.
	n.a.		n.a.	n.a.	n.a.	n.a.	
Total:			0.000	0.000	0.00	0.000	

Lots: G11H220418, G11E010460, IDOCs

Analysis: 314

Date(s): 9/2/11

Analyst: DRA

Level 1 Review:

	YES	NO	N/A
1. Samples properly preserved/verified	<input checked="" type="checkbox"/>	<input type="checkbox"/>	<input checked="" type="checkbox"/>
2. Run setup meets std criteria (Curve,ICV,ICB,CCV,etc)	<input checked="" type="checkbox"/>	<input type="checkbox"/>	<input type="checkbox"/>
3. Calibration criteria met (R=0.995, R ² =0.990)	<input checked="" type="checkbox"/>	<input type="checkbox"/>	<input type="checkbox"/>
4. Second source std in control	<input checked="" type="checkbox"/>	<input type="checkbox"/>	<input type="checkbox"/>
5. Batch QC in control (LCS,MB,MS/MSD,DCS-if necessary)	<input checked="" type="checkbox"/>	<input type="checkbox"/>	<input type="checkbox"/>
6. Calculations checked	<input checked="" type="checkbox"/>	<input type="checkbox"/>	<input type="checkbox"/>
7. QAS/QAPP consulted for client specific requirements	<input checked="" type="checkbox"/>	<input type="checkbox"/>	<input type="checkbox"/>
8. Standard tracking #'s recorded on runlog/benchsheet	<input checked="" type="checkbox"/>	<input type="checkbox"/>	<input type="checkbox"/>
9. Manual integration performed, documented & approved	<input type="checkbox"/>	<input type="checkbox"/>	<input checked="" type="checkbox"/>
10. Copy of run log included with data package	<input checked="" type="checkbox"/>	<input type="checkbox"/>	<input type="checkbox"/>
11. Copy of conductivity screen logbook (314.0 only)	<input checked="" type="checkbox"/>	<input type="checkbox"/>	<input type="checkbox"/>

Level 1 Data Review:

1. Benchsheet complete	<input checked="" type="checkbox"/>	<input type="checkbox"/>	<input checked="" type="checkbox"/> 9/2/11
2. QAS/QAPP consulted for client specific data entry	<input checked="" type="checkbox"/>	<input type="checkbox"/>	<input type="checkbox"/>
3. Copy of prep sheet/checklist submitted	<input checked="" type="checkbox"/>	<input type="checkbox"/>	<input type="checkbox"/>
4. NCM(s) submitted	<input type="checkbox"/>	<input type="checkbox"/>	<input checked="" type="checkbox"/>

Completed by and Date: [Signature]

Level 2 Review:

1. Level 1 checklist complete & verified	<input checked="" type="checkbox"/>	<input type="checkbox"/>	<input type="checkbox"/>
2. Deviations, NCM(s), holding times checked & approved	<input type="checkbox"/>	<input type="checkbox"/>	<input checked="" type="checkbox"/>
3. Reprep/Reanalysis documented and chemist notified	<input checked="" type="checkbox"/>	<input type="checkbox"/>	<input type="checkbox"/>
4. Client specific criteria met	<input checked="" type="checkbox"/>	<input type="checkbox"/>	<input type="checkbox"/>
5. Data entry checked and released in LIMS	<input checked="" type="checkbox"/>	<input type="checkbox"/>	<input type="checkbox"/>
6. Indication on benchsheet of review (dated and initialed)	<input checked="" type="checkbox"/>	<input type="checkbox"/>	<input type="checkbox"/>
7. Manual integration reviewed, approved (dated and initialed)	<input type="checkbox"/>	<input type="checkbox"/>	<input checked="" type="checkbox"/>
8. Copy of run log included with data package	<input checked="" type="checkbox"/>	<input type="checkbox"/>	<input type="checkbox"/>
9. Copy of conductivity screen logbook (314.0 only)	<input checked="" type="checkbox"/>	<input type="checkbox"/>	<input type="checkbox"/>

Completed by and Date: [Signature] 9-8-11

Comments:

Sample Preparation Logs

% Moisture/Solid Worksheet

QCBATCH: 1244164

Analyzed by: garrett

Report created: 9/2/11 11:31:13 AM

Lot ID	WorkOrder	Pan Tare	Sample Wet Wt	Sample Dry Wt	Wt Diff (Water)	Percent Water	Percent Solid	Reporting Limit	Foot Note	Date Time
G1H170502-2	MLRGW1A4	0.99	8.71	8.12	0.59	7.64 ✓	92.36	0.1		9/2/11 10:26:09 AM
G1H170502-2	MLRGW1CA	1.02	10.02	9.33	0.69	7.67 ✓	92.33	0.1		9/2/11 10:26:15 AM
G1H170502-3	MLRGX1AA	0.99	12.99	12.25	0.74	6.17	93.83	0.1		9/2/11 10:26:22 AM
G1H170502-4	MLRG01AA	1.00	13.49	12.94	0.55	4.40	95.60	0.1		9/2/11 10:26:29 AM
G1H170502-5	MLRG11AA	1.01	15.11	14.50	0.61	4.33	95.67	0.1		9/2/11 10:26:36 AM
G1H170502-6	MLRG21AA	1.04	12.00	11.60	0.40	3.65	96.35	0.1		9/2/11 10:26:42 AM
G1H170502-7	MLRG31AA	1.02	16.54	16.02	0.52	3.35	96.65	0.1		9/2/11 10:26:49 AM
G1H170502-8	MLRG41AA	1.03	14.08	13.01	1.07	8.20	91.80	0.1		9/2/11 10:26:55 AM
G1H180504-2	MLTQH1AA	1.01	9.15	8.80	0.35	4.30	95.70	0.1		9/2/11 10:27:02 AM
G1H180504-3	MLTQJ1AA	1.01	15.77	15.04	0.73	4.95	95.05	0.1		9/2/11 10:27:10 AM
G1H180504-4	MLTQK1AA	1.01	11.43	9.65	1.78	17.08	82.92	0.1		9/2/11 10:27:16 AM
G1H180504-5	MLTQL1AA	0.98	18.64	16.93	1.71	9.68	90.32	0.1		9/2/11 10:27:23 AM
G1H180504-6	MLTQM1AA	0.98	13.87	13.37	0.50	3.88	96.12	0.1		9/2/11 10:27:29 AM
G1H180504-7	MLTQN1AA	1.03	17.26	15.08	2.18	13.43	86.57	0.1		9/2/11 10:27:35 AM
G1H180504-8	MLTQP1AA	0.97	12.98	11.71	1.27	10.57	89.43	0.1		9/2/11 10:27:42 AM
G1H260476-1	ML3H81AA	1.00	13.19	13.12	0.07	0.57	99.43	0.1		9/2/11 10:27:49 AM
G1H300428-1	ML5CM1AA	0.98	9.44	9.35	0.09	1.06	98.94	0.1		9/2/11 10:27:55 AM
G1H300428-2	ML5CR1AA	1.00	10.78	10.74	0.04	0.41	99.59	0.1		9/2/11 11:30:48 AM
G1I010460-1	ML7AF1AA	1.03	8.92	8.42	0.50	6.34	93.66			9/2/11 11:31:10 AM

*Raw
5/2/11*

All weights are in grams.
 Sample weights (wet & dry) include the weight (tare) of the sample pan.
 Wt. Diff. = sample wet weight (+ tare) - sample dry weight (+ tare).
 % Water = (Wt. Diff./sample wet weight - pan tare)*100
 % Solid = 100 - percent Water

% RPD = $\frac{7.64 - 7.67}{7.66} \times 100 = 0.3$ Pass