



July 24, 2009

Mr. Frank Hagar  
Northgate Environmental Management, Inc.  
1100 Quail St., Suite 102  
Newport Beach, California 92660

Re: Tronox Henderson  
Work Order: 230340

Dear Mr. Hagar:

GEL Laboratories, LLC (GEL) appreciates the opportunity to provide the enclosed analytical results for the sample(s) we received on June 05, 2009, June 10, 2009, June 11, 2009, June 12, 2009, June 13, 2009, June 16, 2009, June 17, 2009, June 18, 2009, June 19, 2009, June 24, 2009, May 22, 2009, May 29, 2009 and May 30, 2009. This original data report has been prepared and reviewed in accordance with GEL's standard operating procedures.

Our policy is to provide high quality, personalized analytical services to enable you to meet your analytical needs on time every time. We trust that you will find everything in order and to your satisfaction. If you have any questions, please do not hesitate to call me at (843) 556-8171, ext. 4453.

Sincerely,

Edith Kent  
Project Manager

Chain of Custody: 2027.001.00006, 2027.001.00010, 2027.001.00042, 2027.001.00058, 2027.001.00064, 2027.001.00072, 2027.001.00078, 2027.001.00082, 2027.001.00091, 2027.001.00094, 2027.001.00101, 2027.001.00116 and 2027.01.00002

Enclosures

**Tronox LLC**  
**Tronox Henderson**  
**SDG:230340**

## Table of Contents

<b>Case Narrative</b> .....	<b>1</b>
<b>Chain of Custody and Supporting Documentation</b> .....	<b>4</b>
<b>Laboratory Certifications</b> .....	<b>52</b>
<b>Radiological Analysis</b> .....	<b>54</b>
Sample Data Summary .....	72
Quality Control Data .....	92
Raw Data .....	98
Thorium .....	99
Uranium.....	130
Radium 228 .....	161
Radium 226.....	171
<b>Method Calibration Data</b> .....	<b>177</b>
Alpha Spectroscopy .....	178
Gas Flow Proportional Counters.....	628
Lucas Cell Counters .....	712
Lucas 1 .....	713
Lucas 2.....	736
Lucas 3.....	756
Lucas 4.....	776
Lucas 5.....	791
Lucas 7 .....	812
<b>Background and Efficiency Data</b> .....	<b>828</b>
<b>Runlogs</b> .....	<b>1023</b>

# **Case Narrative**

**CASE NARRATIVE**  
**for**  
**Tronox LLC**  
**Tronox Henderson**  
**SDG:230340**

**July 24, 2009**

**Laboratory Identification:**

GEL Laboratories LLC  
2040 Savage Road  
Charleston, South Carolina 29407  
(843) 556-8171

**Summary**

**Sample receipt**

The samples arrived at GEL Laboratories LLC, Charleston, South Carolina on June 05, 2009, June 10, 2009, June 11, 2009, June 12, 2009, June 13, 2009, June 16, 2009, June 17, 2009, June 18, 2009, June 19, 2009, June 24, 2009, May 22, 2009, May 29, 2009 and May 30, 2009 for analysis. Shipping container temperatures were checked, documented, and within specifications. The samples were delivered with proper chain of custody documentation and signatures. All sample containers arrived without any visible signs of tampering or breakage. Samples M-78B and FB052809 were canceled per the client after receipt of the samples. Sample M-142B DISS was received by the lab but was not listed on the chain of custody. The client sent a revised COC for this sample. There were no times of collection written on COC 2027.001.00101. A revised COC was sent. Samples received on June 16, 2009 had the following issues: the sample label on the container for M-130B DISS was labeled M-130B, the samples containers for M-130B had that ID handwritten on the bottle but had a different ID on the label, and the COC did not have HNO<sub>3</sub> checked as a sample preservative. A revised COC was sent to include the proper preservation on the chain. Please refer to the attached e-mails for further details.

**Items of Note**

The client was notified that the SDG was closed on June 24, 2009. The client was notified that the SDG would be reported late due to QC issues. The following samples exceed the Tronox QA program sample result uncertainty limit of 30% when activity is between 2 and 5 times the MDA for Ra-226 with the samples counted the maximum count time: 230340009, 230340012, 230340014, 230340015, 230340019, 1201869814. The following samples exceed the Tronox QA program sample result uncertainty limit of 30% when activity is between 2 and 5 times the MDA for U-235 with the samples counted the maximum count time: 230340002, 230340004, 230340020 and lab DUP, 230340015 and lab DUP. The following samples exceed the Tronox QA program sample result uncertainty limit of 30% when activity is greater than 5 times the MDA for U-235 with the samples counted the maximum count time: 230340006, 230340011, 230340012. The following samples do not meet the Tronox QA program sample result uncertainty limit of <30% with results greater than 5 times the MDA for Th-230 with the samples counted the maximum count time: lab DUP. The following samples do not meet the Tronox QA program sample result uncertainty limit of <30% with results greater than 5 times the MDA for Th-232 with the samples counted the maximum count time: 230340015. The following samples do not meet the Tronox QA program sample result uncertainty limit of <30% with results between 2 and 5 times the MDA for Th-230 with the samples counted the maximum count time: 230340013, 230340019. The following samples did not meet the Tronox QA program reporting limits for Thorium due to reduced aliquots on reanalysis to improve the tracer yield recoveries with the samples counted the maximum count time: 230340013 and lab DUP for Th-228 and Th-232. The method blanks did not meet the detection limits for Th-228, Th-230, and Th-232 due to keeping the blank aliquot consistent with the sample aliquots. The following samples do not meet the Tronox QA program tracer yield requirements of 70-120% due to matrix issues with the samples counted the maximum count time: 230340004, 230340006, 230340008, 230340009, 230340011, 230340012, 230340016, 230340017, 230340018, 230340020, lab DUP, and MS. Additionally, sample 230340020 and its lab DUP did not meet the duplication requirements for Th-230 due to matrix. The following samples did not meet the Tronox

QA program reporting limits for Uranium due to reduced aliquots on reanalysis to improve the tracer yield recoveries with the samples counted the maximum count time: 230340003 for U-235/236, 230340007 and the lab DUP for U-233/234, U-235/236, and U-238. The following samples did not meet the Tronox QA program reporting limits for Thorium due to reduced aliquots on reanalysis to improve the tracer yield recoveries with the samples counted the maximum count time: 230340001, 230340002, 230340003, 230340004, 230340007, 230340008, 230340009, 230340011, 230340012, 230340014, 230340016, 230340017, 230340018, 230340020, and lab DUP for Th-228, Th-230, and Th-232. Please refer to the attached e-mails for further details.

### **Sample Identification**

The laboratory received the following samples:

<u>Laboratory ID</u>	<u>Client ID</u>
230340001	MC-3B-Filt
230340002	MC-3B
230340003	EB052709
230340004	M-127B
230340006	M-127B Filtered
230340007	FB060409
230340008	H-28AB
230340009	AA-BW-02B
230340011	M-142B
230340012	M-142B DISS
230340013	M-130B
230340014	M-130BDISS
230340015	M-29B
230340016	M-78B
230340017	M-128B
230340018	M-128BDISS
230340019	H-38B
230340020	M-125B

### **Case Narrative**

Sample analyses were conducted using methodology as outlined in GEL Laboratories, LLC (GEL) Standard Operating Procedures. Any technical or administrative problems during analysis, data review, and reduction are contained in the analytical case narratives in the enclosed data package.

### **Data Package**

The enclosed data package contains the following sections: Case Narrative, Chain of Custody, Cooler Receipt Checklist, Data Package Qualifier Definitions and data from the following fractions: Radiochemistry.

This data package, to the best of my knowledge, is in compliance with technical and administrative requirements.



Edith Kent

Project Manager

**Chain of Custody  
and  
Supporting  
Documentation**

**CHAIN-OF-CUSTODY / Analytical Request Document**  
The Chain-of-Custody is a LEGAL DOCUMENT. All relevant fields must be completed and accurate.

2303401.

COC Number 2027.01.00002  
Page: 1 of 1  
Cooler # 1

Required Ship to Lab:		Required Project Information:		Required Invoice Information:		TAT: Standard 21 day		Flush	Mark One							
Lab Name:	GEL	Site ID #:		Send Invoice to:	Susan Crowley - Tronox	If Rush, Date due		<input checked="" type="checkbox"/>								
Address:	2040 Savaige Rd	Project #:	202701.12K	Address:	360 W. Lake Mead Pkwy	QC level Required:	Standard		Mark one							
Lab PM:	Edith Kent	Site Address:	360 W. Lake Mead Pkwy Henderson NV	City/State:	Henderson NV	Phone #:	702-651-2234		Special							
Phone/Fax:	843-769-7385	City:	Henderson NV	Reimbursement project?	Y	Non-reimbursement project?			Mark one							
Lab PM email:	EMK@GEL.COM	Site PM Name:	Derrick Willis	Send EDD to:	Cindy Arnold@NIGEM.COM	MA MCP Cert?			CT RCP Cert?							
Applicable Lab Quote #:		Phone/Fax:	949-315-3365	CC Hardcopy report to:		Lab Project ID (lab use):										
		Site PM Email:	Derrick.willis@GEL.COM	CC Hardcopy report to:		Requested Analyses										
#	SAMPLE ID	MATRIX CODE	SAMPLE TYPE	SAMPLE DATE	SAMPLE TIME	# OF CONTAINERS	FIELD FILTERED? (Y/N)	UNPRESERVED	H2SO4	HNO3	HCl	NaOH	Na2S2O3	Methanol	Other	Comments/Lab Sample I.D.
1	MC-3B-F: H	WA	G	5-21-09	12:35	1	Y									
2	MC-3B-F: I T	WA	G	5-21-09	12:35	1	Y									
3	MC-3B-F: I T	WA	G	5-21-09	12:35	2	Y									
4																
5																
6																
7																
8																
9																
10																
11																
12																

Additional Comments/Special Instructions:

RELINQUISHED BY / AFFILIATION	DATE	TIME	ACCEPTED BY / AFFILIATION	DATE	TIME	SAMPLE RECEIPT CONDITIONS
Richard Cooke / GEL	5/24/09	17:00	Richard Cooke / GEL	5/24/09	17:00	Temp in OC
						Sample Intact?
						Samples on Ice?
						Trip Blank?

SHIPPING METHOD: (mark as appropriate)  SAMPLER NAME AND SIGNATURE  
 UPS COURIER FEDEX  PRINT Name of SAMPLER: Richard Cooke  
 SIGNATURE of SAMPLER: Richard Cooke 5/24/09  
 UPS MAIL  
 TIME: 1700





# SAMPLE RECEIPT & REVIEW FORM

Client: <u>NORTHSTAR</u>		SDG/ARCOC/Work Order: <u>230340 76</u>	
Received By: <u>NK</u>		Date Received: <u>5-22-09</u>	
Suspected Hazard Information	Yes	No	*If Counts > x2 area background on samples not marked "radioactive", contact the Radiation Safety Group of further investigation.
COC/Samples marked as radioactive?		<input checked="" type="checkbox"/>	Maximum Counts Observed*: <u>9m-10</u>
Classified Radioactive II or III by RSO?		<input checked="" type="checkbox"/>	
COC/Samples marked containing PCBs?		<input checked="" type="checkbox"/>	
Shipped as a DOT Hazardous?		<input checked="" type="checkbox"/>	Hazard Class Shipped: UN#:
Samples identified as Foreign Soil?		<input checked="" type="checkbox"/>	

Sample Receipt Criteria		Yes	NA	No	Comments/Qualifiers (Required for Non-Conforming Items)
1	Shipping containers received intact and sealed?	<input checked="" type="checkbox"/>			Circle Applicable: seals broken    damaged container    leaking container    other (describe)
2	Samples requiring cold preservation within 0 ≤ 6 deg. C?	<input checked="" type="checkbox"/>			Preservation Method: <u>Ice bags</u> blue ice    dry ice    none    other (describe) <u>3C</u>
3	Chain of custody documents included with shipment?	<input checked="" type="checkbox"/>			
4	Sample containers intact and sealed?	<input checked="" type="checkbox"/>			Circle Applicable: seals broken    damaged container    leaking container    other (describe)
5	Samples requiring chemical preservation at proper pH?	<input checked="" type="checkbox"/>			Sample ID's, containers affected and observed pH: If Preservation added, Lot#:
6	VOA vials free of headspace (defined as < 6mm bubble)?	<input checked="" type="checkbox"/>			Sample ID's and containers affected:
7	Are Encore containers present?			<input checked="" type="checkbox"/>	(If yes, immediately deliver to Volatiles laboratory)
8	Samples received within holding time?	<input checked="" type="checkbox"/>			Id's and tests affected:
9	Sample ID's on COC match ID's on bottles?	<input checked="" type="checkbox"/>			Sample ID's and containers affected:
10	Date & time on COC match date & time on bottles?	<input checked="" type="checkbox"/>			Sample ID's affected:
11	Number of containers received match number indicated on COC?	<input checked="" type="checkbox"/>			Sample ID's affected:
12	COC form is properly signed in relinquished/received sections?	<input checked="" type="checkbox"/>			

Comments:  
FX 8664 1712 0544

PM (or PMA) review: Initials EDR Date 5/22/09



Client: <u>TPONOX / NORHEATE</u>		SDG/ARCOC/Work Order: <u>2027.001.00006</u>	
Received By: <u>ML</u>		Date Received: <u>5-29-09</u>	
Suspected Hazard Information	Yes	No	*If Counts > x2 area background on samples not marked "radioactive", contact the Radiation Safety Group of further investigation.
COC/Samples marked as radioactive?		<input checked="" type="checkbox"/>	Maximum Counts Observed*: <u>CPM 20</u>
Classified Radioactive II or III by RSO?		<input checked="" type="checkbox"/>	
COC/Samples marked containing PCBs?		<input checked="" type="checkbox"/>	
Shipped as a DOT Hazardous?		<input checked="" type="checkbox"/>	Hazard Class Shipped: _____ UN#: _____
Samples identified as Foreign Soil?		<input checked="" type="checkbox"/>	

Sample Receipt Criteria		Yes	NA	No	Comments/Qualifiers (Required for Non-Conforming Items)
1	Shipping containers received intact and sealed?	<input checked="" type="checkbox"/>			Circle Applicable: seals broken    damaged container    leaking container    other (describe)
2	Samples requiring cold preservation within 0 ≤ 6 deg. C?	<input checked="" type="checkbox"/>			Preservation Method: <u>ice bags</u> blue ice    dry ice    none    other (describe) <u>3° 4°</u>
3	Chain of custody documents included with shipment?	<input checked="" type="checkbox"/>			
4	Sample containers intact and sealed?	<input checked="" type="checkbox"/>			Circle Applicable: seals broken    damaged container    leaking container    other (describe)
5	Samples requiring chemical preservation at proper pH?	<input checked="" type="checkbox"/>			Sample ID's, containers affected and observed pH: If Preservation added, Lot#:
6	VOA vials free of headspace (defined as < 6mm bubble)?		<input checked="" type="checkbox"/>		Sample ID's and containers affected:
7	Are Encore containers present?			<input checked="" type="checkbox"/>	(If yes, immediately deliver to Volatiles laboratory)
8	Samples received within holding time?	<input checked="" type="checkbox"/>			Id's and tests affected:
9	Sample ID's on COC match ID's on bottles?	<input checked="" type="checkbox"/>			Sample ID's and containers affected:
10	Date & time on COC match date & time on bottles?	<input checked="" type="checkbox"/>			Sample ID's affected:
11	Number of containers received match number indicated on COC?	<input checked="" type="checkbox"/>			Sample ID's affected:
12	COC form is properly signed in relinquished/received sections?	<input checked="" type="checkbox"/>			

Comments:

FX 7976 2944 3295    3°  
7976 2943 2405    4°

PM (or PMA) review: Initials EM Date 5/29/09



**SAMPLE RECEIPT & REVIEW FORM**

Client: <u>TRONOX / NORTH GATE</u>		SDG/ARCOC/Work Order: <u>230340</u>
Received By: <u>MK</u>		Date Received: <u>5-30-09</u>
Suspected Hazard Information	Yes	No
COC/Samples marked as radioactive?		<input checked="" type="checkbox"/>
Classified Radioactive II or III by RSO?		<input checked="" type="checkbox"/>
COC/Samples marked containing PCBs?		<input checked="" type="checkbox"/>
Shipped as a DOT Hazardous?		<input checked="" type="checkbox"/>
Samples identified as Foreign Soil?		<input checked="" type="checkbox"/>

\*If Counts > x2 area background on samples not marked "radioactive", contact the Radiation Safety Group of further investigation.

Maximum Counts Observed\*: dyn 20

Hazard Class Shipped: \_\_\_\_\_ UN#: \_\_\_\_\_

Sample Receipt Criteria		Yes	NA	No	Comments/Qualifiers (Required for Non-Conforming Items)
1	Shipping containers received intact and sealed?	<input checked="" type="checkbox"/>			Circle Applicable: seals broken    damaged container    leaking container    other (describe)
2	Samples requiring cold preservation within 0 ≤ 6 deg. C?	<input checked="" type="checkbox"/>			Preservation Method: <u>ice bags</u> blue ice    dry ice    none    other (describe)
3	Chain of custody documents included with shipment?	<input checked="" type="checkbox"/>			
4	Sample containers intact and sealed?	<input checked="" type="checkbox"/>			Circle Applicable: seals broken    damaged container    leaking container    other (describe)
5	Samples requiring chemical preservation at proper pH?	<input checked="" type="checkbox"/>			Sample ID's, containers affected and observed pH: If Preservation added, Lot#:
6	VOA vials free of headspace (defined as < 6mm bubble)?	<input checked="" type="checkbox"/>			Sample ID's and containers affected:
7	Are Encore containers present?			<input checked="" type="checkbox"/>	(If yes, immediately deliver to Volatiles laboratory)
8	Samples received within holding time?	<input checked="" type="checkbox"/>			Id's and tests affected:
9	Sample ID's on COC match ID's on bottles?	<input checked="" type="checkbox"/>			Sample ID's and containers affected:
10	Date & time on COC match date & time on bottles?	<input checked="" type="checkbox"/>			Sample ID's affected:
11	Number of containers received match number indicated on COC?	<input checked="" type="checkbox"/>			Sample ID's affected:
12	COC form is properly signed in relinquished/received sections?	<input checked="" type="checkbox"/>			

Comments:

FX 7966 4759 2440

PM (or PMA) review: Initials emh Date 6/1/09 REC'd 5/30/09



Client: <u>KEPP/NORTHGATE</u>		SDG/ARCOC/Work Order: <u>230340</u>	
Received By: <u>mk</u>		Date Received: <u>6-5-09</u>	
<b>Suspected Hazard Information</b>	Yes	No	*If Counts > x2 area background on samples not marked "radioactive", contact the Radiation Safety Group of further investigation.
COC/Samples marked as radioactive?		<input checked="" type="checkbox"/>	Maximum Counts Observed*: <u>OK 20</u>
Classified Radioactive II or III by RSO?		<input checked="" type="checkbox"/>	
COC/Samples marked containing PCBs?		<input checked="" type="checkbox"/>	
Shipped as a DOT Hazardous?		<input checked="" type="checkbox"/>	Hazard Class Shipped: _____ UN#: _____
Samples identified as Foreign Soil?		<input checked="" type="checkbox"/>	

Sample Receipt Criteria		Yes	NA	No	Comments/Qualifiers (Required for Non-Conforming Items)
1	Shipping containers received intact and sealed?	<input checked="" type="checkbox"/>			Circle Applicable: seals broken    damaged container    leaking container    other (describe)
2	Samples requiring cold preservation within 0 ≤ 6 deg. C?	<input checked="" type="checkbox"/>			Preservation Method: <u>ice bags</u> blue ice    dry ice    none    other (describe) <u>3c</u>
3	Chain of custody documents included with shipment?	<input checked="" type="checkbox"/>			
4	Sample containers intact and sealed?	<input checked="" type="checkbox"/>			Circle Applicable: seals broken    damaged container    leaking container    other (describe)
5	Samples requiring chemical preservation at proper pH?	<input checked="" type="checkbox"/>			Sample ID's, containers affected and observed pH: If Preservation added, Lot#:
6	VOA vials free of headspace (defined as < 6mm bubble)?	<input checked="" type="checkbox"/>			Sample ID's and containers affected:
7	Are Encore containers present?			<input checked="" type="checkbox"/>	(If yes, immediately deliver to Volatiles laboratory)
8	Samples received within holding time?	<input checked="" type="checkbox"/>			Id's and tests affected:
9	Sample ID's on COC match ID's on bottles?	<input checked="" type="checkbox"/>			Sample ID's and containers affected:
10	Date & time on COC match date & time on bottles?	<input checked="" type="checkbox"/>			Sample ID's affected:
11	Number of containers received match number indicated on COC?	<input checked="" type="checkbox"/>			Sample ID's affected:
12	COC form is properly signed in relinquished/received sections?	<input checked="" type="checkbox"/>			

Comments:

FY 7976 5508 800

PM (or PMA) review: Initials gll Date 6/5/09







# SAMPLE RECEIPT & REVIEW FORM

Client: <u>KERR/NORTHGATE</u>		SDG/ARCOC/Work Order: <u>2303401</u>	
Received By: <u>MK</u>		Date Received: <u>6-10-09</u>	
Suspected Hazard Information		Yes	No
COC/Samples marked as radioactive?			<input checked="" type="checkbox"/>
Classified Radioactive II or III by RSO?			<input checked="" type="checkbox"/>
COC/Samples marked containing PCBs?			<input checked="" type="checkbox"/>
Shipped as a DOT Hazardous?			<input checked="" type="checkbox"/>
Samples identified as Foreign Soil?			<input checked="" type="checkbox"/>
		*If Counts > x2 area background on samples not marked "radioactive", contact the Radiation Safety Group of further investigation.	
		Maximum Counts Observed*: <u>open ID</u>	
		Hazard Class Shipped: _____ UN#: _____	

Sample Receipt Criteria		Yes	NA	No	Comments/Qualifiers (Required for Non-Conforming Items)
1	Shipping containers received intact and sealed?	<input checked="" type="checkbox"/>			Circle Applicable: seals broken    damaged container    leaking container    other (describe)
2	Samples requiring cold preservation within 0 ≤ 6 deg. C?		<input checked="" type="checkbox"/>		Preservation Method: <u>3 ice bags</u> blue ice    dry ice    none    other (describe)
3	Chain of custody documents included with shipment?	<input checked="" type="checkbox"/>			
4	Sample containers intact and sealed?	<input checked="" type="checkbox"/>			Circle Applicable: seals broken    damaged container    leaking container    other (describe)
5	Samples requiring chemical preservation at proper pH?	<input checked="" type="checkbox"/>			Sample ID's, containers affected and observed pH: If Preservation added, Lot#:
6	VOA vials free of headspace (defined as < 6mm bubble)?	<input checked="" type="checkbox"/>			Sample ID's and containers affected:
7	Are Encore containers present?			<input checked="" type="checkbox"/>	(If yes, immediately deliver to Volatiles laboratory)
8	Samples received within holding time?	<input checked="" type="checkbox"/>			Id's and tests affected:
9	Sample ID's on COC match ID's on bottles?	<input checked="" type="checkbox"/>			Sample ID's and containers affected:
10	Date & time on COC match date & time on bottles?	<input checked="" type="checkbox"/>			Sample ID's affected:
11	Number of containers received match number indicated on COC?	<input checked="" type="checkbox"/>			Sample ID's affected:
12	COC form is properly signed in relinquished/received sections?	<input checked="" type="checkbox"/>			

Comments:

FX 7976 6727 1132

PM (or PMA) review: Initials EM Date 6/10/09

20090550087

2303467



1100 Quail Street, Suite 102, Newport Beach, CA 92660  
(949) 260-9293

**CHAIN-OF-CUSTODY / Analytical Request Document**

The Chain-of-Custody is a LEGAL DOCUMENT. All relevant fields must be completed and accurate.

COC No. 2027.001.00064  
Page: 1 of 1  
Cooler # 1 of 1

Required Ship to Lab:		Required Project Information:		Required Invoice Information:		TAT: Standard 30 day		Rush		Mark One														
Lab Name: GEL Laboratories, LLC		Site ID #: TRONOX LLC, HENDERSON		Send Invoice to: Susan Crowley Tronox LLC		If Rush, Date due																		
Address: 2040 Savage Road		Project #: 2027.001		Address: PO Box 55		QC level Required: Standard		Special		EPA Stage Mark one														
Charleston, SC 29407		Site Address: 560 W. Lake Mead Drive		City/State: Henderson, NV 89009		Phone #: (949)260-9293		NJ Reduced Deliverable Package?		4														
Lab PM: Edith M. Kent		City: Henderson		State: NV		Reimbursement project? <input checked="" type="checkbox"/>		MA MCP Cert?		CT RCP Cert?														
Phone/Fax: (843)566-8171		Site PM Name: Derrick Willis		Send EDD to: frank.hagar@ngem.com		Non-reimbursement project? <input checked="" type="checkbox"/>		MA MCP Cert?		CT RCP Cert?														
Lab PM email: emk@gel.com		Phone/Fax: 949-375-7004		CC Hardcopy report to: PDF Electronic Version Only		Frank Hagar Northgate Environmental Management, Inc		MA MCP Cert?		CT RCP Cert?														
Applicable Lab Quote #:		Site PM Email: derrick.willis@ngem.com		CC Hardcopy report to: see additional comments below		frank.hagar@ngem.com		MA MCP Cert?		CT RCP Cert?														
#	ITEM #	SAMPLE ID	Character per box. (A-Z, 0-9 / -)	Samples IDs MUST BE UNIQUE	Matrix Codes	Matrix	Vial Matrix Codes	Matrix Code	SAMPLE TYPE	G-RAB C-COMP	FIELD FILTERED? (Y/N)	# OF CONTAINERS	SAMPLE TIME	DATE	TIME	ACCEPTED BY	AFFILIATION	DATE	TIME	Sample Receipt Conditions	Temp in 00	Samples on Ice?	Sample Intact?	Trip Blank?
1	AA-BW-02B	One			WG	WATER	WP	WG	G	N	1	12:00	6/10/2009	13:50	6/10	13:00	6/10	13:00	Y/N	Y/N	Y/N	Y/N	Y/N	Y/N
2	AA-BW-02B	One			WG	WATER	WP	WG	G	N	1	12:00	6/10/2009	13:50	6/10	13:00	6/10	13:00	Y/N	Y/N	Y/N	Y/N	Y/N	Y/N
3	AA-BW-02B	One			WG	WATER	WP	WG	G	N	2	12:00	6/10/2009	13:50	6/10	13:00	6/10	13:00	Y/N	Y/N	Y/N	Y/N	Y/N	Y/N
4																								
5																								
6																								
7																								
8																								
9																								
10																								
11																								
12																								

**Additional Comments/Special Instructions:**  
**FULL DIGESTION SPECIFICATION**  
**EMSL HASL 300\* - DOE EMSL HASL 300 modified (alpha spectroscopy) Thorium (isotopic) and Uranium (isotopic)**

All PDF reports and EDDs will be uploaded to:  
 Northgate Environmental Management, Inc.  
 FTP site address provided to labs  
 Notifications provided to:  
 cindy.armold@ngem.com  
 frank.hagar@ngem.com

SHEETING METHOD (mark as appropriate) SAMPLE NAME AND SIGNATURE  
 UPS COURIER FEDEX PRINT Name of SAMPLER: Dana R. Brown  
 SIGNATURE OF SAMPLER: [Signature]  
 DATE SIGNED: 6/10/2009  
 TIME: 13:50  
 US MAIL



SAMPLE RECEIPT & REVIEW FORM

Client: Kerr/NorHeate SDG/ARCO/Work Order: 2303401

Received By: MKL Date Received: 6-11-09

Suspected Hazard Information	Yes	No	*If Counts > x2 area background on samples not marked "radioactive", contact the Radiation Safety Group of further investigation.
COC/Samples marked as radioactive?		<input checked="" type="checkbox"/>	Maximum Counts Observed*: <u>Gen 20</u>
Classified Radioactive II or III by RSO?		<input checked="" type="checkbox"/>	
COC/Samples marked containing PCBs?		<input checked="" type="checkbox"/>	
Shipped as a DOT Hazardous?		<input checked="" type="checkbox"/>	Hazard Class Shipped: UN#:
Samples identified as Foreign Soil?		<input checked="" type="checkbox"/>	

Sample Receipt Criteria		Yes	NA	No	Comments/Qualifiers (Required for Non-Conforming Items)
1	Shipping containers received intact and sealed?	<input checked="" type="checkbox"/>			Circle Applicable: seals broken    damaged container    leaking container    other (describe)
2	Samples requiring cold preservation within 0 ≤ 6 deg. C?		<input checked="" type="checkbox"/>		Preservation Method: <u>Ice bags</u> blue ice    dry ice    none    other (describe) <u>3c</u>
3	Chain of custody documents included with shipment?	<input checked="" type="checkbox"/>			
4	Sample containers intact and sealed?	<input checked="" type="checkbox"/>			Circle Applicable: seals broken    damaged container    leaking container    other (describe)
5	Samples requiring chemical preservation at proper pH?	<input checked="" type="checkbox"/>			Sample ID's, containers affected and observed pH: If Preservation added, Lot#:
6	VOA vials free of headspace (defined as < 6mm bubble)?		<input checked="" type="checkbox"/>		Sample ID's and containers affected:
7	Are Encore containers present?			<input checked="" type="checkbox"/>	(If yes, immediately deliver to Volatiles laboratory)
8	Samples received within holding time?	<input checked="" type="checkbox"/>			Id's and tests affected:
9	Sample ID's on COC match ID's on bottles?	<input checked="" type="checkbox"/>			Sample ID's and containers affected:
10	Date & time on COC match date & time on bottles?	<input checked="" type="checkbox"/>			Sample ID's affected:
11	Number of containers received match number indicated on COC?	<input checked="" type="checkbox"/>			Sample ID's affected:
12	COC form is properly signed in relinquished/received sections?	<input checked="" type="checkbox"/>			

Comments:

F8 7976 7101 2900

PM (or PMA) review: Initials ER Date 6/11/09

20090550087



1100 Quail Street, Suite 102, Newport Beach, CA 92660  
(949) 260-9293

### CHAIN-OF-CUSTODY / Analytical Request Document

The Chain-of-Custody is a LEGAL DOCUMENT. All relevant fields must be completed and accurate.

COC No. 2027.001.00072  
Page: 1 of 1  
Cooler # 1 of 1

Required Ship to Lab:			Required Project Information:			Required Invoice Information:			TAT: Standard 30 day			Rush	Mark One																														
Lab Name: GEL Laboratories, LLC			Site ID #: TRONOX LLC, HENDERSON			Send Invoice to: Susan Crowley Tronox LLC			If Rush, Date due			<input checked="" type="checkbox"/>																															
Address: 2040 Savage Road			Project #: 2027.001			Address: PO Box 55																																					
Charleston, SC 29407			Site Address: 560 W. Lake Mead Drive			City/State: Henderson, NV 89009			Phone #: (949)260-9293			Special	EPA Stage																														
Lab PM: Edith M. Kent			City: Henderson			State: NV			Reimbursement project? <input checked="" type="checkbox"/>			<input checked="" type="checkbox"/>	4																														
Phone/Fax: (843)556-8171			Site PM Name: Derrick Willis			Send EDD to: frank.hagar@ngem.com			Non-reimbursement project? <input checked="" type="checkbox"/>			<input checked="" type="checkbox"/>																															
Lab PM email: emk@gel.com			Phone/Fax: 949-375-7004			CC Hardcopy report to: PDF Electronic Version Only			MA MCP Cert? <input type="checkbox"/>			<input checked="" type="checkbox"/>																															
Applicable Lab Quote #:			Site PM Email: derrick.willis@ngem.com			CC Hardcopy report to: (see additional comments below)			MA MCP Cert? <input type="checkbox"/>			<input type="checkbox"/>																															
#	ITEM	SAMPLE ID	Character per box. (A-Z, 0-9 / , -)	Samples IDs MUST BE UNIQUE	Valid Matrix Codes	MATRIX	MATRIX CODE	SAMPLE TYPE	G-GRAB C-COMP	SAMPLE DATE	SAMPLE TIME	#OF CONTAINERS	FIELD FILTERED? (Y/N)	PRESERVATIVES							Temp in 00	Samples On Ice?	Sample Intact?	Trip Blank?																			
														W	WS	WA	WV	WV	WA	WV					WA	WV	WA	WV	WA	WV	WA	WV	WA	WV	WA	WV	WA						
1		M-78B				WATER SURFACE WATER SLUDGE SLURRY WASTE OTHER	WG	G		6/11/2009	13:45	1	N	<input checked="" type="checkbox"/>	<input checked="" type="checkbox"/>	<input checked="" type="checkbox"/>	<input checked="" type="checkbox"/>	<input checked="" type="checkbox"/>	<input checked="" type="checkbox"/>	<input checked="" type="checkbox"/>	<input checked="" type="checkbox"/>	<input checked="" type="checkbox"/>	<input checked="" type="checkbox"/>	<input checked="" type="checkbox"/>	1 L Poly Clear																		
2		M-78B				GROUNDWATER FREE PRODUCT SOIL WASTE AIR SOLID	WG	G		6/11/2009	13:45	1	N	<input checked="" type="checkbox"/>	<input checked="" type="checkbox"/>	<input checked="" type="checkbox"/>	<input checked="" type="checkbox"/>	<input checked="" type="checkbox"/>	<input checked="" type="checkbox"/>	<input checked="" type="checkbox"/>	<input checked="" type="checkbox"/>	<input checked="" type="checkbox"/>	<input checked="" type="checkbox"/>	<input checked="" type="checkbox"/>	1 L Poly Clear																		
3		M-78B				AMBIENT AIR SOIL GAS	WG	G		6/11/2009	13:45	2	N	<input checked="" type="checkbox"/>	<input checked="" type="checkbox"/>	<input checked="" type="checkbox"/>	<input checked="" type="checkbox"/>	<input checked="" type="checkbox"/>	<input checked="" type="checkbox"/>	<input checked="" type="checkbox"/>	<input checked="" type="checkbox"/>	<input checked="" type="checkbox"/>	<input checked="" type="checkbox"/>	<input checked="" type="checkbox"/>	2 x 1L Poly Clear																		
4																																											
5																																											
6																																											
7																																											
8																																											
9																																											
10																																											
11																																											
12																																											
Additional Comments/Special Instructions:														RELINQUISHED BY - AFFILIATION	DATE	TIME	ACCEPTED BY - AFFILIATION	DATE	TIME	Sample Receipt Conditions																							
FULL DIGESTION SPECIFICATION EMSL HASL 300* - DOE EMSL HASL 300 modified (alpha spectroscopy) Thorium (Isotopic) and Uranium (Isotopic)														<i>Victoria Hansen</i>	6/11/09	1600	<i>Victoria Hansen</i>	6-11-09	1600	Y/N	Y/N	Y/N	Y/N	Y/N	Y/N	Y/N	Y/N	Y/N	Y/N	Y/N	Y/N	Y/N	Y/N	Y/N	Y/N	Y/N	Y/N	Y/N	Y/N	Y/N	Y/N		
All PDF reports and EDDs will be uploaded to: Northgate Environmental Management, Inc. FTP site address provided to labs Notifications provided to: cindy.aimold@ngem.com frank.hagar@ngem.com														UPS COURIER FEDEX			<i>Victoria Hansen</i>				UPS MAIL																						

Client: <u>Trenox</u>		SDG/ARCOC/Work Order: <u>230340</u>	
Received By: <u>C. Duffy</u>		Date Received: <u>6/12/09</u>	
Suspected Hazard Information	Yes	No	*If Counts > x2 area background on samples not marked "radioactive", contact the Radiation Safety Group of further investigation.
COC/Samples marked as radioactive?		X	Maximum Counts Observed*: <u>20</u>
Classified Radioactive II or III by RSO?		X	
COC/Samples marked containing PCBs?		X	
Shipped as a DOT Hazardous?		X	Hazard Class Shipped: UN#:
Samples identified as Foreign Soil?		X	

Sample Receipt Criteria		Yes	NA	No	Comments/Qualifiers (Required for Non-Conforming Items)
1	Shipping containers received intact and sealed?	X			Circle Applicable: seals broken    damaged container    leaking container    other (describe)
2	Samples requiring cold preservation within 0 ≤ 6 deg. C?	X	X		Preservation Method: <u>ice bags</u> blue ice    dry ice    none    other (describe) <u>40</u>
3	Chain of custody documents included with shipment?	X			
4	Sample containers intact and sealed?	X			Circle Applicable: seals broken    damaged container    leaking container    other (describe)
5	Samples requiring chemical preservation at proper pH?	X			Sample ID's, containers affected and observed pH: If Preservation added, Lot#:
6	VOA vials free of headspace (defined as < 6mm bubble)?		X		Sample ID's and containers affected:
7	Are Encore containers present?			X	(If yes, immediately deliver to Volatiles laboratory)
8	Samples received within holding time?	X			Id's and tests affected:
9	Sample ID's on COC match ID's on bottles?	X			Sample ID's and containers affected:
10	Date & time on COC match date & time on bottles?	X			Sample ID's affected:
11	Number of containers received match number indicated on COC?	X			Sample ID's affected:
12	COC form is properly signed in relinquished/received sections?	X			

Comments: 7966 8787 6890

PM (or PMA) review: Initials EM Date 6/12/09

200905520087

230340



**CHAIN-OF-CUSTODY / Analytical Request Document**  
The Chain-of-Custody is a LEGAL DOCUMENT. All relevant fields must be completed and accurate.

1100 Quail Street, Suite 102, Newport Beach, CA 92660  
(949) 260-9233

COC No. 2027.001.00078  
Page: 1 of 1  
Cooler # 1 of 1

**Required Ship to Lab:**  
Lab Name: **GEL Laboratories, LLC**  
Address: **2040 Savage Road**  
**Charleston, SC 29407**  
Lab PM: **Edith M. Kent**  
Phone/Fax: **(843)956-8171**  
Lab PM email: **emk@gel.com**  
Applicable Lab Quote #:

**Required Project Information:**  
Site ID #: **TRONOX LLC, HENDERSON**  
Project #: **2027.001**  
Site Address: **560 W. Lake Mead Drive**  
City: **Henderson** State: **NV**  
Lab PM Name: **Derrick Willis**  
Phone/Fax: **949-375-7004**  
Site PM Email: **derrick.willis@ngem.com**

**Required Invoice Information:**  
Send Invoice to: **Susan Crowley**  
Address: **PO Box 55**  
City/State: **Henderson, NV 89009** Phone #: **(949)260-9293**  
Reimbursement project?  Non-reimbursement project?   
Send EDD to: **Frank Hagar Northgate Environmental Management, Inc**  
CC Hardcopy report to: **PDF Electronic Version Only**

TAT: Standard 30 day  Rush  
If Rush, Date due  
QC level Required: Standard  Special EPA Stage **4**  
NJ Reduced Deliverable Package?   
MA MCP Cert?  CT RCP Cert?   
Mark One

ITEM #	SAMPLE ID	Character per box. (A-Z, 0-9 / -)	SAMPLE ID	Matrix Code	SAMPLE TYPE	SAMPLE DATE	SAMPLE TIME	#OF CONTAINERS	FIELD FILTERED? (Y/N)	Preservatives	Requested Analytes	DATE	TIME	Temp in 00	Samples On Ice?	Sample Intact?	Trip Blank?
1	M-142B	One	WG	G	6/12/2009	9:45		1	N	Unpreserved H2SO4 HNO3 HCl Na2S2O3 Methanol Other	EPA 809.1 radium-226 EPA 804.0 radium-228 EPA HASL 300*	X					
2	M-142B	One	WG	G	6/12/2009	9:45		1	N			X					
3	M-142B	One	WG	G	6/12/2009	9:45		2	N			X					
4																	
5																	
6																	
7																	
8																	
9																	
10																	
11																	
12																	

**Additional Comments/Special Instructions:**  
FULL DIGESTION SPECIFICATION  
EMSL HASL 300\* - DOE EMSL HASL 300 modified (alpha spectroscopy) Thorium (isotopic) and Uranium (isotopic)

All PDF reports and EDDs will be uploaded to:  
Northgate Environmental Management, Inc.  
FTP site address provided to labs  
Notifications provided to:  
cindy.arnold@ngem.com  
frank.hagar@ngem.com

**REIMBURSEMENT BY AFFILIATION**     **DATE**     **TIME**     **ACCEPTED BY AFFILIATION**

	<i>[Signature]</i>	6-24-1700	6:45	<i>[Signature]</i>

**Shipping Method (mark as appropriate)**     **SAMPLER MAIL AND SIGNATURE**

UPS COURIER/FEDEX     PRINT Name of SAMPLER: Doug Davis     DATE Signed: 6-28-09     Time: 1700

US MAIL     SIGNATURE of SAMPLER: *[Signature]*



Client: <u>Kerr/Northeast</u>		SDG/ARCOC/Work Order: <u>2303401</u>	
Received By: <u>MK</u>		Date Received: <u>6-13-09</u>	
Suspected Hazard Information	Yes	No	*If Counts > x2 area background on samples not marked "radioactive", contact the Radiation Safety Group of further investigation.
COC/Samples marked as radioactive?		<input checked="" type="checkbox"/>	Maximum Counts Observed*: <u>atm 20</u>
Classified Radioactive II or III by RSO?		<input checked="" type="checkbox"/>	
COC/Samples marked containing PCBs?		<input checked="" type="checkbox"/>	
Shipped as a DOT Hazardous?		<input checked="" type="checkbox"/>	Hazard Class Shipped: UN#:
Samples identified as Foreign Soil?		<input checked="" type="checkbox"/>	

Sample Receipt Criteria	Yes	NA	No	Comments/Qualifiers (Required for Non-Conforming Items)
1 Shipping containers received intact and sealed?	<input checked="" type="checkbox"/>			Circle Applicable: seals broken    damaged container    leaking container    other (describe)
2 Samples requiring cold preservation within 0 ≤ 6 deg. C?		<input checked="" type="checkbox"/>		Preservation Method: ice bags    blue ice    dry ice <u>none</u> other (describe) <u>22c</u>
3 Chain of custody documents included with shipment?	<input checked="" type="checkbox"/>			
4 Sample containers intact and sealed?	<input checked="" type="checkbox"/>			Circle Applicable: seals broken    damaged container    leaking container    other (describe)
5 Samples requiring chemical preservation at proper pH?	<input checked="" type="checkbox"/>			Sample ID's, containers affected and observed pH: If Preservation added, Lot#:
6 VOA vials free of headspace (defined as < 6mm bubble)?		<input checked="" type="checkbox"/>		Sample ID's and containers affected:
7 Are Encore containers present?			<input checked="" type="checkbox"/>	(If yes, immediately deliver to Volatiles laboratory)
8 Samples received within holding time?	<input checked="" type="checkbox"/>			ID's and tests affected:
9 Sample ID's on COC match ID's on bottles?			<input checked="" type="checkbox"/>	Sample ID's and containers affected: <u>* see Below</u>
10 Date & time on COC match date & time on bottles?	<input checked="" type="checkbox"/>			Sample ID's affected:
11 Number of containers received match number indicated on COC?			<input checked="" type="checkbox"/>	Sample ID's affected: <u>* see Below</u>
12 COC form is properly signed in relinquished/received sections?	<input checked="" type="checkbox"/>			

Comments:

received 8 containers  
4 with ID M-142B 6-12-09 0945  
4 with ID M-142B DISS 6-12-09 0945 - these are Filtered

FX 7976 7859 9601

PM (or PMA) review: Initials EM

Date 6/15/09 rec'd 6/13/09

**CHAIN-OF-CUSTODY / Analytical Request Document**

The Chain-of-Custody is a LEGAL DOCUMENT. All relevant fields must be completed and accurate.

**Required Ship to Lab:**  
Lab Name: GEL Laboratories, LLC  
Address: 2040 Savage Road  
Charleston, SC 29407

**Required Project Information:**  
Site ID #: TRONOX LLC, HENDERSON  
Project #: 2027.001  
Site Address: 560 W. Lake Mead Drive  
City: Henderson State: NV  
Lab PM: Edith M. Kent (643) 566-5171  
Lab PM email: emk@gel.com

**Required Invoice Information:**  
Send Invoice to: Susan Crowley  
Address: PO Box 85  
City/State: Henderson, NV 89009  
Phone #: (949) 260-8293  
Reimbursement project?  Non-reimbursement project?  Mark one  
Send EDD to: Frank Hagar, Northgate Environmental Management, Inc. (949) 260-8293  
CC Hardcopy report to: PDF Hardcopy report to: PDF Electronic Verdon Only

**Applicable Lab Quote #:**  
Site PM Name: Derrick Willis  
Phone/Fax: 949-375-7004  
Site PM Email: derrick.willis@ngem.com

TAT: Standard 30 day  Rush  Mark One  
If Rush, Date due \_\_\_\_\_  
QC level Required: Standard  Special EPA Stage Mark one 4  
NJ Reduced Deliverable Package?   
IMA MCP Cert?  CT RCP Cert?  Mark One  
Lab Project ID (lab use) \_\_\_\_\_

ITEM #	SAMPLE ID Character per box. (A-Z, 0-9 / -) Samples IDs MUST BE UNIQUE	Matrix	MTRX CODE	SAMP GRAB C-COMP	FIELD FILTERED? (Y/N)	# OF CONTAINERS	SAMPLE TIME	SAMPLE DATE	PRESERVATIVES	Comments/Lab Sample I.D.
1	M-142B	One	WG	G	N	1	9:45	6/12/2009	X	1 L Poly Clear
2	M-142B	One	WG	G	N	1	9:45	6/12/2009	X	1 L Poly Clear
3	M-142B	One	WG	G	N	2	9:45	6/12/2009	X	2 x 1 L Poly Clear
4	M-142B.D.1.S.S	One	MG	G	Y	1	09:45	6/12/2009	X	1 L-Poly Clear
5	M-142B.D.1.S.S	One	MG	G	Y	1	09:45	6/12/2009	X	1 L-Poly Clear
6	M-142B.D.1.S.S	One	MG	G	Y	2	09:45	6/12/2009	X	2 x 1 L Poly Clear

Requested Analyses	Temp in OC	Samples on Ice?	Sample Intact?	Trip Blank?	DATE	TIME	RECEIVED BY APPLICATION	
							DATE	TIME
					6-12-09	16:53		

SHIPMENT METHOD: (mark off appropriate) **USPS COURIER/FEDEX** SAMPLER NAME: 330 D SIGNATURE: Doug Davis  
SIGNATURE OF SAMPLER: [Signature] DATE SIGNED: 6-12-09 TIME: 17:03

Additional Comments/Special Instructions:  
**FULL DIGESTION SPECIFICATION  
EML HASL 300\* - DOE EML HASL 300 modified (alpha spectroscopy) Thorium (isotopic) and Uranium (isotopic)**

All PDF reports and EDDs will be uploaded to: Northgate Environmental Management, Inc. FTP site address provided to labs  
Notifications provided to: jindy.armold@ngem.com  
frank.hagar@ngem.com



2303401



1100 Quail Street, Suite 102, Newport Beach, CA 92660 (949) 260-9293

### CHAIN-OF-CUSTODY / Analytical Request Document

The Chain-of-Custody is a LEGAL DOCUMENT. All relevant fields must be completed and accurate.

COC No. 2027.001.00082  
Page: 1 of 1  
Cooler # 1 of 1

<b>Required Ship to Lab:</b> Lab Name: GEL Laboratories, LLC Address: 12040 Savage Road Charleston, SC 29407		<b>Required Project Information:</b> Site ID #: TRONOX LLC, HENDERSON Project #: 2027.001 Site Address: 560 W. Lake Mead Drive City: Henderson State: NV		<b>Required Invoice Information:</b> Send Invoice to: Susan Crowley Tronox LLC Address: PO Box 55 City/State: Henderson, NV 89009 Phone #: (949)260-9293		TAT: Standard 30 day <input checked="" type="checkbox"/> Rush <input type="checkbox"/>		Mark One
Lab PM: Edith M. Kent Phone/Fax: (843)556-8171 emk@gel.com		Reimbursement project? <input checked="" type="checkbox"/> Non-reimbursement project? Send EDD to: Frank Hagar Northgate Environmental Management, Inc frank.hagar@ngem.com		City/State: Henderson, NV 89009 Phone #: (949)260-9293		QC level Required: Standard <input type="checkbox"/> Special EPA Stage 4 <input type="checkbox"/>		Mark one
Lab PM email: emk@gel.com		Site PM Name: Derrick Willis Phone/Fax: 949-375-7004 Site PM Email: derrick.willis@ngem.com		Send EDD to: Frank Hagar Northgate Environmental Management, Inc frank.hagar@ngem.com		MA MCP Cert? <input type="checkbox"/> CT RCP Cert? <input type="checkbox"/>		Mark One

ITEM #	SAMPLE ID	Character per box. (A-Z, 0-9 / - / .)	Samples IDs MUST BE UNIQUE	Valid Matrix Codes	MATRIX	MATRIX CODE	SAMPLE TYPE	G-GRAB C-COMP	SAMPLE DATE	SAMPLE TIME	# OF CONTAINERS	FIELD FILTERED? (Y/N)	PRESERVATIVES							Comments/Lab Sample I.D.				
													UNPRESERVED	H2SO4	HNO3	HCl	NaOH	Na2S2O3	Methanol		Other			
1	M-130B				WG	G	G	6/15/2009	10:45		1	N	X										1 L Poly Clear	
2	M-130B				WG	G	G	6/15/2009	10:45		1	N	X											1 L Poly Clear
3	M-130B				WG	G	G	6/15/2009	10:45		2	N	X											2 x 1L Poly Clear
4	M-130BDISS				WG	G	G	6/15/2009	10:45		1	Y	X											1 L Poly Clear
5	M-130BDISS				WG	G	G	6/15/2009	10:45		1	Y	X											1 L Poly Clear
6	M-130BDISS				WG	G	G	6/15/2009	10:45		2	Y	X											2 x 1L Poly Clear

REQUISITIONED BY (AFFILIATION)	DATE	TIME	ACCEPTED BY (AFFILIATION)	DATE	TIME	SAMPLE RECEIPT CONDITIONS	Temp in OC	Samples on Ice?	Sample Intact?	Trip Blank?
<i>DM</i>	6/15	1700	<i>Mike Jordan</i>	6-16-09	0900	23	Y/N	Y/N	Y/N	Y/N

SHIPPING METHOD: (mark as appropriate) **UPS COURIER FEDEX**  **US MAIL**

PRINT NAME OF SAMPLER: *Doug Davis*  
SIGNATURE OF SAMPLER: *Doug Davis*  
DATE SIGNED: 6/15 TIME: 1700

**Additional Comments/Special Instructions:**  
**FULL DIGESTION SPECIFICATION**  
**EMSL HASL 300° - DOE EMSL HASL 300 modified (alpha spectroscopy) Thorium (isotopic) and Uranium (isotopic)**

All PDF reports and EDDs will be uploaded to:  
 Northgate Environmental Management, Inc.  
 FTP site address provided to labs  
 Notifications provided to:  
 cindy.arnold@ngem.com  
 frank.hagar@ngem.com



### SAMPLE RECEIPT & REVIEW FORM

Client: <u>KERR / NORTHGATE</u>		SDG/ARCO/Work Order: <u>2003407</u>	
Received By: <u>AK</u>		Date Received: <u>6-16-09</u>	
Suspected Hazard Information	Yes	No	*If Counts > x2 area background on samples not marked "radioactive", contact the Radiation Safety Group of further investigation.
COC/Samples marked as radioactive?		<input checked="" type="checkbox"/>	Maximum Counts Observed*: <u>CN- 30</u>
Classified Radioactive II or III by RSO?		<input checked="" type="checkbox"/>	
COC/Samples marked containing PCBs?		<input checked="" type="checkbox"/>	
Shipped as a DOT Hazardous?		<input checked="" type="checkbox"/>	Hazard Class Shipped: _____ UN#: _____
Samples identified as Foreign Soil?		<input checked="" type="checkbox"/>	

Sample Receipt Criteria		Yes	NA	No	Comments/Qualifiers (Required for Non-Conforming Items)
1	Shipping containers received intact and sealed?	<input checked="" type="checkbox"/>			Circle Applicable: seals broken    damaged container    leaking container    other (describe)
2	Samples requiring cold preservation within 0 ≤ 6 deg. C?		<input checked="" type="checkbox"/>		ice bags    blue ice    Preservation Method: dry ice <u>none</u> other (describe) <u>23 °C</u>
3	Chain of custody documents included with shipment?	<input checked="" type="checkbox"/>			
4	Sample containers intact and sealed?	<input checked="" type="checkbox"/>			Circle Applicable: seals broken    damaged container    leaking container    other (describe)
5	Samples requiring chemical preservation at proper pH?	<input checked="" type="checkbox"/>			Sample ID's, containers affected and observed pH: If Preservation added, Lot#:
6	VOA vials free of headspace (defined as < 6mm bubble)?		<input checked="" type="checkbox"/>		Sample ID's and containers affected:
7	Are Encore containers present?			<input checked="" type="checkbox"/>	(if yes, immediately deliver to Volatiles laboratory)
8	Samples received within holding time?	<input checked="" type="checkbox"/>			Id's and tests affected:
9	Sample ID's on COC match ID's on bottles?			<input checked="" type="checkbox"/>	Sample ID's and containers affected: <u>* see below</u>
10	Date & time on COC match date & time on bottles?	<input checked="" type="checkbox"/>			Sample ID's affected:
11	Number of containers received match number indicated on COC?	<input checked="" type="checkbox"/>			Sample ID's affected:
12	COC form is properly signed in relinquished/received sections?	<input checked="" type="checkbox"/>			

Comments:

\* 2 bottles that are filtered have ID = M-130B ON LABEL  
 3 bottles that are NOT filtered have ID = M-78B ON LABEL  
 "M-130B" HAND WRITTEN ON BOTTLES.

PM (or PMA) review: Initials CS Date 6/16/09  
 FX 7966 9617 4540



1100 Canal Street, Suite 102, Newport Beach, CA 92660  
(949) 265-9233

**CHAIN-OF-CUSTODY / Analytical Request Document**

The Chain-of-Custody is a LEGAL DOCUMENT. All relevant fields must be completed and accurate.

COC No. 2027.001.00082  
Page: 1 of 1  
Cooler # 1 of 1

Required Ship to Lab:			Required Project Information:			Required Invoice Information:			TAT: Standard 30 day		Rush		Mark One				
Lab Name: GEL Laboratories, LLC			Site ID #: TROHOX LLC, HENDERBON			Send Invoice to: Susan Crowley Trolox LLC											
Address: 2040 Savage Road			Project #: 2027.001			Address: PO Box 55											
Charleston, SC 29407			Site Address: 650 W. Lake Mead Drive			City/State: Henderson, NV 89009			Phone #: (649)265-9233		Special		EPA Stage				
Lab P/N: Edith M. Kont			City: Henderson			State: NV			Reimbursement project? <input checked="" type="checkbox"/>		Non-reimbursement project? <input type="checkbox"/>		Mark one				
Phone/Fac: (843)556-4171			Site PM Name: Derrick Willis			Send EDD to: frank.hagar@ngem.com			Reimbursement project? <input checked="" type="checkbox"/>		Non-reimbursement project? <input type="checkbox"/>		Mark one				
Lab PM email: emk@gel.com			Phone/Fac: 848-375-7004			CC Hardcopy report to: pdf@ngem.com			Reimbursement project? <input checked="" type="checkbox"/>		Non-reimbursement project? <input type="checkbox"/>		Mark one				
Applicable Lab Quote #:			Site PM Email: derrick.willis@ngem.com			CC Hardcopy report to: see additional comments below											
<b>ITEM #</b>	<b>SAMPLE ID</b> Character per box. (A-Z, 0-9 /, -) Samples ID's MUST BE UNIQUE	One	<b>Matrix</b> MATERIALS SWAMP MUD SEDIMENT SLUDGE SOIL SOLID SOLID LIQUID WATER OTHER	<b>MATRIX CODE</b>	<b>SAMPLE TYPE</b> G-Swab C-COMP	<b>SAMPLE DATE</b>	<b>SAMPLE TIME</b>	<b># OF CONTAINERS</b>	<b>FIELD FILTERED? (Y/N)</b>	<b>Preservatives</b> H2SO4 HNO3 HCl None None None None	<b>Requested Analyses</b> EPA 8231 Residues EPA 8210 Residues EPA 8211 Residues EPA 8212 Residues EPA 8213 Residues EPA 8214 Residues EPA 8215 Residues EPA 8216 Residues EPA 8217 Residues EPA 8218 Residues EPA 8219 Residues EPA 8220 Residues EPA 8221 Residues EPA 8222 Residues EPA 8223 Residues EPA 8224 Residues EPA 8225 Residues EPA 8226 Residues EPA 8227 Residues EPA 8228 Residues EPA 8229 Residues EPA 8230 Residues	<b>Comments/Lab Sample I.D.</b> 1 L Poly Clear 1 L Poly Clear 2 x 1L Poly Clear 1 L Poly Clear 1 L Poly Clear 2 x 1L Poly Clear	<b>Temp In COC</b>	<b>Samples</b> Sample Infect?	<b>Sample Receipt Conditions</b>	<b>Temp In COC</b>	<b>Blank</b>
M-130B				WG	G	6/15/2009	10:45	1	N			1 L Poly Clear	25	Y/N	Y/N	Y/N	
M-130B				WG	G	6/15/2009	10:45	1	N			1 L Poly Clear		Y/N	Y/N	Y/N	
M-130B				WG	G	6/15/2009	10:45	2	N			2 x 1L Poly Clear		Y/N	Y/N	Y/N	
M-130BDISS				WG	G	6/15/2009	10:45	1	Y			1 L Poly Clear		Y/N	Y/N	Y/N	
M-130BDISS				WG	G	6/15/2009	10:45	1	Y			1 L Poly Clear		Y/N	Y/N	Y/N	
M-130BDISS				WG	G	6/15/2009	10:45	2	Y			2 x 1L Poly Clear		Y/N	Y/N	Y/N	

**Additional Comments/Special Instructions:**  
 FULL DIGESTION SPECIFICATION  
 EMSL HASL 300° - DOE EMSL HASL 300 modified (alpha spectroscopy) Thorium (radioisotope) and Uranium (radioisotope)

All PDF reports and EDDs will be uploaded to:  
 Northgate Environmental Management, Inc.  
 FTP site address provided to labs  
 Notifications provided to:  
 chroy.amold@ngem.com  
 frank.hagar@ngem.com

UPS COURIER FEDEX (PRINT NAME OF CARRIER)  
 SIGNATURE AT SAMPLE: Doug Davis  
 DATE SIGNED: 6/15  
 TIME: 17:00  
 US MAIL





### SAMPLE RECEIPT & REVIEW FORM

Client: <u>YERR/NOER/GRATE</u>		SDG/ARCOC/Work Order: <u>2303401</u>	
Received By: <u>MK</u>		Date Received: <u>6-17-09</u>	
Suspected Hazard Information	Yes	No	*If Counts > x2 area background on samples not marked "radioactive", contact the Radiation Safety Group of further investigation.
COC/Samples marked as radioactive?		<input checked="" type="checkbox"/>	Maximum Counts Observed*: <u>CKN 20</u>
Classified Radioactive II or III by RSO?		<input checked="" type="checkbox"/>	
COC/Samples marked containing PCBs?		<input checked="" type="checkbox"/>	
Shipped as a DOT Hazardous?		<input checked="" type="checkbox"/>	Hazard Class Shipped: _____ UN#: _____
Samples identified as Foreign Soil?		<input checked="" type="checkbox"/>	

Sample Receipt Criteria	Yes	NA	No	Comments/Qualifiers (Required for Non-Conforming Items)
1 Shipping containers received intact and sealed?	<input checked="" type="checkbox"/>			Circle Applicable: seals broken    damaged container    leaking container    other (describe)
2 Samples requiring cold preservation within 0 ≤ 6 deg. C?		<input checked="" type="checkbox"/>		ice bags    blue ice    dry ice <u>none</u> other (describe) <u>23°</u>
3 Chain of custody documents included with shipment?	<input checked="" type="checkbox"/>			
4 Sample containers intact and sealed?	<input checked="" type="checkbox"/>			Circle Applicable: seals broken    damaged container    leaking container    other (describe)
5 Samples requiring chemical preservation at proper pH?	<input checked="" type="checkbox"/>			Sample ID's, containers affected and observed pH: If Preservation added, Lot#:
6 VOA vials free of headspace (defined as < 6mm bubble)?	<input checked="" type="checkbox"/>			Sample ID's and containers affected:
7 Are Encore containers present?			<input checked="" type="checkbox"/>	(If yes, immediately deliver to Volatiles laboratory)
8 Samples received within holding time?	<input checked="" type="checkbox"/>			Id's and tests affected:
9 Sample ID's on COC match ID's on bottles?	<input checked="" type="checkbox"/>			Sample ID's and containers affected:
10 Date & time on COC match date & time on bottles?	<input checked="" type="checkbox"/>			Sample ID's affected:
11 Number of containers received match number indicated on COC?	<input checked="" type="checkbox"/>			Sample ID's affected:
12 COC form is properly signed in relinquished/received sections?	<input checked="" type="checkbox"/>			

Comments:

FX 7966 9973 7850

PM (or PMA) review: Initials EM Date 6/17/09

20090550087

2303407



1100 Quail Street, Suite 102, Newport Beach, CA 92660  
(949) 260-9293

### CHAIN-OF-CUSTODY / Analytical Request Document

The Chain-of-Custody is a LEGAL DOCUMENT. All relevant fields must be completed and accurate.

COC No. 2027.001.00094  
Page: 1 of 1  
Cooler # 1 of 1

Required Ship to Lab:		Required Project Information:		Required Invoice Information:		TAT: Standard 30 day		Rush		Mark One							
Lab Name: GEL Laboratories, LLC		Site ID #: TRONOX LLC, HENDERSON		Send Invoice to: Susan Crowley Tronox LLC		City/State: Henderson, NV 89009		Phone #: (949)260-9293		QC level Required: Standard		Special EPA Stage		Mark One			
Address: 2040 Savage Road		Project #: 2027.001		Address: PO Box 55		Reimbursement project? <input checked="" type="checkbox"/>		Non-reimbursement project? <input type="checkbox"/>		NJ Reduced Deliverable Package?		MA MCP Cert?		CT RCP Cert?		Mark One	
Charleston, SC 29407		Site Address: 560 W. Lake Mead Drive		City/State: Henderson, NV		Send EDD to: Frank Hagar Northgate Environmental Management, Inc		Send EDD to: frank.hagar@ngem.com		CC Hardcopy report to: PDF Electronic Version Only		Lab Project ID (lab use)					
Lab P/M: Edith M. Kent		City: Henderson		State: NV		Site PM Name: Derrick Willis		Phone/Fax: 949-375-7004		Site PM Email: derrick.willis@ngem.com							
Phone/Fax: (843)556-8171		Site PM Name: Derrick Willis		Phone/Fax: 949-375-7004		Site PM Email: derrick.willis@ngem.com											
Lab PM email: emk@gel.com		Applicable Lab Quote #:															
Valid Matrix Codes		MATRIX		WATER		WATER		WATER		WATER		WATER		WATER		WATER	
SAMPLE ID		Character per box.		(A-Z, 0-9 / -)		Samples IDs MUST BE UNIQUE											
1 M-78B		WG		G		6/17/2009		8:58		1		N		X		2 L Poly Clear	
2 M-78B		WG		G		6/17/2009		8:58		1		N		X		2 L Poly Clear	
3																	
4																	
5																	
6																	
7																	
8																	
9																	
10																	
11																	
12																	

RT INQUIRED BY / CALIBRATION	DATE	ACCREDITED BY / CALIBRATION	DATE	TEMP IN 00	SAMPLES on Ice?	SAMPLE Intact?	TRIP Blank?
Derrick Willis	6/17/13	Derrick Willis	6/17/13	23	Y/N	Y/N	Y/N
Derrick Willis	6/17/13	Derrick Willis	6/17/13		Y/N	Y/N	Y/N

UPS COURIER FEDEX  
SIGNATURE OF SAMPLER: Doug Davis  
DATE SIGNED: 6/17  
TIME: 133

Additional Comments/Special Instructions:  
FULL DIGESTION SPECIFICATION  
EMSL HASL 300\* - DOE EMSL HASL 300 modified (alpha spectroscopy) Thorium (isotopic) and Uranium (isotopic)

All PDF reports and EDDs will be uploaded to:  
Northgate Environmental Management, Inc.  
FTP site address provided to labs  
Notifications provided to:  
cindy.armold@ngem.com  
frank.hagar@ngem.com



# SAMPLE RECEIPT & REVIEW FORM

Client: <u>Keefe Northgate</u>		SDG/ARCO/Work Order: <u>230340</u>	
Received By: <u>MK</u>		Date Received: <u>6/18/09</u>	
Suspected Hazard Information	Yes	No	*If Counts > x2 area background on samples not marked "radioactive", contact the Radiation Safety Group of further investigation.
COC/Samples marked as radioactive?		<input checked="" type="checkbox"/>	Maximum Counts Observed*: <u>gen 20</u>
Classified Radioactive II or III by RSO?		<input checked="" type="checkbox"/>	
COC/Samples marked containing PCBs?		<input checked="" type="checkbox"/>	
Shipped as a DOT Hazardous?		<input checked="" type="checkbox"/>	Hazard Class Shipped: _____ UN#: _____
Samples identified as Foreign Soil?		<input checked="" type="checkbox"/>	

Sample Receipt Criteria	Yes	NA	No	Comments/Qualifiers (Required for Non-Conforming Items)
1 Shipping containers received intact and sealed?	<input checked="" type="checkbox"/>			Circle Applicable: seals broken    damaged container    leaking container    other (describe)
2 Samples requiring cold preservation within 0 ≤ 6 deg. C?		<input checked="" type="checkbox"/>		ice bags    blue ice    Preservation Method: dry ice <u>none</u> other (describe) <u>23c</u>
3 Chain of custody documents included with shipment?	<input checked="" type="checkbox"/>			
4 Sample containers intact and sealed?	<input checked="" type="checkbox"/>			Circle Applicable: seals broken    damaged container    leaking container    other (describe)
5 Samples requiring chemical preservation at proper pH?	<input checked="" type="checkbox"/>			Sample ID's, containers affected and observed pH: If Preservation added, Lot#:
6 VOA vials free of headspace (defined as < 6mm bubble)?		<input checked="" type="checkbox"/>		Sample ID's and containers affected:
7 Are Encore containers present?			<input checked="" type="checkbox"/>	(If yes, immediately deliver to Volatiles laboratory)
8 Samples received within holding time?	<input checked="" type="checkbox"/>			Id's and tests affected:
9 Sample ID's on COC match ID's on bottles?	<input checked="" type="checkbox"/>			Sample ID's and containers affected:
10 Date & time on COC match date & time on bottles?	<input checked="" type="checkbox"/>			Sample ID's affected:
11 Number of containers received match number indicated on COC?	<input checked="" type="checkbox"/>			Sample ID's affected:
12 COC form is properly signed in relinquished/received sections?	<input checked="" type="checkbox"/>			

Comments:

FX 7976 9110 1046

PM (or PMA) review: Initials om Date \_\_\_\_\_

20090550087

230340%



**CHAIN-OF-CUSTODY / Analytical Request Document**  
The Chain-of-Custody is a LEGAL DOCUMENT. All relevant fields must be completed and accurate.

COC No. 2027.001.00101  
Page: 1 of 1  
Cooler # 1 of 1

Required Ship to Lab:		Required Project Information:		Required Invoice Information:		TAT: Standard 30 day		Rush		Mark One																			
Lab Name: GEL Laboratories, LLC		Site ID #: TRONOX LLC, HENDERSON		Send Invoice to: Susan Crowley Tronox LLC		Address: PO Box 55																							
Address: 2040 Savage Road		Project #: 2027.001		City/State: Henderson, NV 89009		Phone #: (949)260-9293		QC level Required: Standard		Special EPA Stage Mark One																			
Charleston, SC 29407		Site Address: 560 W. Lake Mead Drive		Reimbursement project? <input checked="" type="checkbox"/>		Non-reimbursement project? <input type="checkbox"/>		NJ Reduced Deliverable Package?		EPA 4																			
Lab PM: Edith M. Kent		City: Henderson		State: NV				MA MCP Cert?		CT RCP Cert?																			
Phone/Fax: (843)556-8171		Site PM Name: Derrick Willis		Send EDD to: frank.hagar@ngem.com				MA MCP Cert?		CT RCP Cert?																			
Lab PM email: emk@gel.com		Phone/Fax: 949-375-7004		CC Hardcopy report to: PDF Electronic Version Only				Lab Project ID (lab use)																					
Applicable Lab Quote #:		Site PM Email: derrick.willis@ngem.com		CC Hardcopy report to: see additional comments below				Requested Analyses																					
#	ITEM	SAMPLE ID	Character per box. (A-Z, 0-9 /, -) Samples IDs MUST BE UNIQUE	Valid Matrix Codes	MATRIX	G-RAB TYPE	SAMPLE DATE	SAMPLE TIME	# OF CONTAINERS	FIELD FILTERED? (Y/N)	PRESERVATIVES						Comments/Lab Sample I.D.												
											H2SO4	HNO3	HCl	NaOH	Na2S2O3	Methanol		Other											
1		M-128B		WG	WG	G	6/18/2009		1	N	X							2 L Poly Clear											
2		M-128B		WG	WG	G	6/18/2009		1	N	X							2 L Poly Clear											
3		M-128BDISS		WG	WG	G	6/18/2009		1	Y	X							2 L Poly Clear											
4		M-128BDISS		WG	WG	G	6/18/2009		1	Y	X							2 L Poly Clear											
5		H-38B		WG	WG	G	6/18/2009		1	N	X							2 L Poly Clear											
6		H-38B		WG	WG	G	6/18/2009		1	N	X							2 L Poly Clear											
7																													
8																													
9																													
10																													
11																													
12																													
Additional Comments/Special Instructions:												DATE		TIME		Sample Receipt Conditions		Temp in 00		Trip Blank?									
FULL DIGESTION SPECIFICATION EMSL HASL 300* - DOE EMSL HASL 300 modified (alpha spectroscopy) Thorium (isotopic) and Uranium (isotopic)												6/18/09		1:00		6/18/09		6:00		26°		Y/N		Y/N		Y/N		Y/N	
All PDF reports and EDDs will be uploaded to: Northgate Environmental Management, Inc. FTP site address provided to labs Notifications provided to: cindy.amold@ngem.com frank.hagar@ngem.com												6/18/09		1:00		6/18/09		6:00		26°		Y/N		Y/N		Y/N		Y/N	
Shipping Method: (mark as appropriate)												DATE SIGNED		TIME		SIGNATURE OF SAMPLER		DATE SIGNED		TIME		SIGNATURE OF SAMPLER		DATE SIGNED		TIME		SIGNATURE OF SAMPLER	
UPS COURIER												6/18/09		1:00		Doug Davis		6/18/09		6:00		Doug Davis		6/18/09		6:00		Doug Davis	
US MAIL																													





# SAMPLE RECEIPT & REVIEW FORM

Client: KERR/NORTHGATE SDG/ARCOC/Work Order: 230340

Received By: ML Date Received: 6-19-09

<b>Suspected Hazard Information</b>	Yes	No	*If Counts > x2 area background on samples not marked "radioactive", contact the Radiation Safety Group of further investigation.
COC/Samples marked as radioactive?		<input checked="" type="checkbox"/>	Maximum Counts Observed*: <u>open 20</u>
Classified Radioactive II or III by RSO?		<input checked="" type="checkbox"/>	
COC/Samples marked containing PCBs?		<input checked="" type="checkbox"/>	
Shipped as a DOT Hazardous?		<input checked="" type="checkbox"/>	Hazard Class Shipped: _____ UN#: _____
Samples identified as Foreign Soil?		<input checked="" type="checkbox"/>	

Sample Receipt Criteria		Yes	NA	No	Comments/Qualifiers (Required for Non-Conforming Items)
1	Shipping containers received intact and sealed?	<input checked="" type="checkbox"/>			Circle Applicable: seals broken    damaged container    leaking container    other (describe)
2	Samples requiring cold preservation within 0 ≤ 6 deg. C?		<input checked="" type="checkbox"/>		ice bags    blue ice    dry ice <u>none</u> other (describe) <u>26c</u>
3	Chain of custody documents included with shipment?	<input checked="" type="checkbox"/>			
4	Sample containers intact and sealed?	<input checked="" type="checkbox"/>			Circle Applicable: seals broken    damaged container    leaking container    other (describe)
5	Samples requiring chemical preservation at proper pH?	<input checked="" type="checkbox"/>			Sample ID's, containers affected and observed pH: If Preservation added, Lot#:
6	VOA vials free of headspace (defined as < 6mm bubble)?		<input checked="" type="checkbox"/>		Sample ID's and containers affected:
7	Are Encore containers present?			<input checked="" type="checkbox"/>	(If yes, immediately deliver to Volatiles laboratory)
8	Samples received within holding time?	<input checked="" type="checkbox"/>			Id's and tests affected:
9	Sample ID's on COC match ID's on bottles?	<input checked="" type="checkbox"/>			Sample ID's and containers affected:
10	Date & time on COC match date & time on bottles?			<input checked="" type="checkbox"/>	Sample ID's affected: <u>NO Times on chain - see below</u>
11	Number of containers received match number indicated on COC?	<input checked="" type="checkbox"/>			Sample ID's affected:
12	COC form is properly signed in relinquished/received sections?	<input checked="" type="checkbox"/>			

Comments: TIME ON LABELS

M-128B = 0840  
M-128B DISS = 0840  
H-38B = 1240

FX 7967 0768 4226

PM (or PMA) review: Initials ML Date 6/19/09







Client: KEPR/NORTHGATE SDG/ARCOC/Work Order: 230340-1.

Received By: MF Date Received: 6-24-09

Suspected Hazard Information	Yes	No	*If Counts > x2 area background on samples not marked "radioactive", contact the Radiation Safety Group of further investigation.
COC/Samples marked as radioactive?		<input checked="" type="checkbox"/>	Maximum Counts Observed*: <u>cpm 20</u>
Classified Radioactive II or III by RSO?		<input checked="" type="checkbox"/>	
COC/Samples marked containing PCBs?		<input checked="" type="checkbox"/>	
Shipped as a DOT Hazardous?		<input checked="" type="checkbox"/>	Hazard Class Shipped: UN#:
Samples identified as Foreign Soil?		<input checked="" type="checkbox"/>	

Sample Receipt Criteria	Yes	NA	No	Comments/Qualifiers (Required for Non-Conforming Items)
1 Shipping containers received intact and sealed?	<input checked="" type="checkbox"/>			Circle Applicable: seals broken    damaged container    leaking container    other (describe)
2 Samples requiring cold preservation within 0 ≤ 6 deg. C?		<input checked="" type="checkbox"/>		Preservation Method: ice bags    blue ice    dry ice <u>none</u> other (describe) <u>25°</u>
3 Chain of custody documents included with shipment?	<input checked="" type="checkbox"/>			
4 Sample containers intact and sealed?	<input checked="" type="checkbox"/>			Circle Applicable: seals broken    damaged container    leaking container    other (describe)
5 Samples requiring chemical preservation at proper pH?				Sample ID's, containers affected and observed pH: If Preservation added, Lot#:
6 VOA vials free of headspace (defined as < 6mm bubble)?		<input checked="" type="checkbox"/>		Sample ID's and containers affected:
7 Are Encore containers present?			<input checked="" type="checkbox"/>	(if yes, immediately deliver to Volatiles laboratory)
8 Samples received within holding time?	<input checked="" type="checkbox"/>			Id's and tests affected:
9 Sample ID's on COC match ID's on bottles?	<input checked="" type="checkbox"/>			Sample ID's and containers affected:
10 Date & time on COC match date & time on bottles?	<input checked="" type="checkbox"/>			Sample ID's affected:
11 Number of containers received match number indicated on COC?	<input checked="" type="checkbox"/>			Sample ID's affected:
12 COC form is properly signed in relinquished/received sections?	<input checked="" type="checkbox"/>			

Comments:  
  
FX 7967 1818 7090 25°  
      "      "      7148 25°

PM (or PMA) review: Initials EM Date 6/24/09

**Subject:** Re: FW: Cancel all analysis for FB052809 (Field Blank)  
**From:** Heather Shaffer <Heather.Shaffer@gel.com>  
**Date:** Tue, 02 Jun 2009 12:39:55 -0400  
**To:** Cindy Arnold <carnold@ngem.com>  
**CC:** Edie Kent <emk@gel.com>

Thank you Cindy. The analysis has been canceled for FB052809. This was in an open/hold work order, so no analysis had been started.

Thanks,  
Heather

Cindy Arnold wrote:

Greetings Heather,

Please find the original post from yesterday, sent to Edie.

Have a great day!

Cindy

----- Original Message ----- Date: 6/1/2009 10:39 PM From: Cindy Arnold <[carnold@ngem.com](mailto:carnold@ngem.com)>  
[To:dkocher@EMSL.com](mailto:dkocher@EMSL.com), [emk@gel.com](mailto:emk@gel.com), [jjaege@caslab.com](mailto:jjaege@caslab.com), [ledrosa@alpha-analytical.com](mailto:ledrosa@alpha-analytical.com),  
[Michael.Phillips@testamericainc.com](mailto:Michael.Phillips@testamericainc.com), [RandyG@alpha-analytical.com](mailto:RandyG@alpha-analytical.com), [SSiegel@EMSL.com](mailto:SSiegel@EMSL.com)  
[Cc:carnold@ngem.com](mailto:Cc:carnold@ngem.com), [derrick.willis@ngem.com](mailto:derrick.willis@ngem.com), [frank.hagar@ngem.com](mailto:frank.hagar@ngem.com) Subject: Cancel all analysis for  
FB052809 (Field Blank)

**Please cancel all analysis for FB052809 and alert us of any prep charges ASAP.**

Frank please add the collection of a Field Blank back into the field sampling que during the remaining Area 1 GW sampling.

Thanks,

Cindy Arnold

--  
Heather Shaffer  
Project Manager Assistant  
GEL Laboratories, LLC  
2040 Savage Road  
Charleston, SC (USA) 29407  
Main: 843.556.8171 x 4505  
Fax: 843.766.1178  
E-mail: [heather.shaffer@gel.com](mailto:heather.shaffer@gel.com)  
Web: [www.gel.com](http://www.gel.com)

**Subject:** RE: GEL SDGs Definition  
**From:** "Cindy Arnold" <carnold@ngem.com>  
**Date:** Wed, 10 Jun 2009 02:54:24 +0000  
**To:** emk@gel.com  
**CC:** Team.Kent@gel.com

Thanks Edie

----- Original Message ----- On 6/5/2009 3:33 PM Edie Kent wrote:  
Cindy:

As we discussed, GEL will keep the SDGs for the Henderson project open until receipt of 20 samples with QC sample included if available. Soil and water SDGs will be kept separate. The due date will be calculated based on the date that the SDG is closed which will be upon receipt of the last sample in the SDG. Upon closure of the SDG, we will send you an e-mail notification that the SDG has been closed and provide you a list of the sample IDs contained in that SDG. Additionally, as we also discussed, we may need to divide samples received on some chains into two SDGs in order to keep SDGs at a maximum of 20 samples with QC included.

Edie

--  
Edith M. Kent  
Project Manager  
GEL Laboratories, LLC  
2040 Savage Road  
Charleston, SC (USA) 29407  
Direct: 843.769.7385 x4453  
Main: 843.556.8171  
Fax: 843.766.1178  
E-mail: emk@gel.com  
Web: www.gel.com

**Subject:** RE: Henderson Samples Received Saturday - Please Advise

**From:** <frank.hagar@ngem.com>

**Date:** Mon, 15 Jun 2009 06:33:21 -0700

**To:** "Edie Kent" <emk@gel.com>, "Derrick Willis" <Derrick.Willis@ngem.com>, "Victoria Hansen" <Victoria.Hansen@gesnevada.com>

**CC:** "Cindy Arnold" <Cindy.Arnold@ngem.com>, "Team Kent" <Team.Kent@gel.com>

I will have the field sampler send an amended COC to include the filtered samples

Frank Hagar, C.Hg., C.E.G.  
Hydrogeologist

Northgate Environmental Management, Inc.  
1100 Quail Street, Suite 102, Newport Beach, CA 92660  
main (949) 260-9293; cell (949) 689-9987;  
fax (949) 315-3365  
<http://www.ngem.com/>

CONFIDENTIALITY NOTICE:

This e-mail and its attachments from Northgate Environmental Management, Inc. contain information that is confidential and/or privileged and is intended for the sole use of the individual or entity named above. Any disclosure, copying, distribution, dissemination, or use of this information by any other person than the intended recipient is prohibited. If you have received this e-mail in error, please notify the sender via e-mail or by calling us at 510-839-0688.

Frank haagr

-----Original Message-----

From: Edie Kent [<mailto:emk@gel.com>]

Sent: Monday, June 15, 2009 6:29 AM

To: Derrick Willis

Cc: Cindy Arnold; Frank Hagar; Team Kent

Subject: Henderson Samples Received Saturday - Please Advise

GEL received 4 sample containers labeled M-142B and 4 containers labeled M-142B DISS. Sample M-142B was listed on the chain of custody. Sample M-142B DISS was not. Please advise.

Edie

--

Edith M. Kent  
Project Manager  
GEL Laboratories, LLC  
2040 Savage Road  
Charleston, SC (USA) 29407  
Direct: 843.769.7385 x4453  
Main: 843.556.8171  
Fax: 843.766.1178  
E-mail: [emk@gel.com](mailto:emk@gel.com)  
Web: [www.gel.com](http://www.gel.com)

**Subject:** [spam] RE: Tronox Henderson Samples Received at GEL 6/16/09  
**From:** "Frank Hagar" <frank.hagar@ngem.com>  
**Date:** Tue, 16 Jun 2009 14:53:21 -0700  
**To:** "Heather Shaffer" <Heather.Shaffer@gel.com>, "Cindy Arnold" <Cindy.Arnold@ngem.com>, <Derrick.Willis@ngem.com>  
**CC:** "Edie Kent" <emk@gel.com>

Heather,

Thanks for the info. These problems should be rectified by the end of the week.

1. The M-130B filtered bottles should be labeled M-130BDISS
2. The handwritten M-130B is the correct label
3. We will send a modified COC to deal with the HNO3 problem

 **Frank Hagar, C.Hg., C.E.G.**  
Hydrogeologist

Northgate Environmental Management, Inc.  
1100 Quail Street, Suite 102, Newport Beach, CA 92660  
main (949) 260-9293; cell (949) 689-9987;  
fax (949) 315-3365  
<http://www.ngem.com/>

**CONFIDENTIALITY NOTICE:**

This e-mail and its attachments from Northgate Environmental Management, Inc. contain information that is confidential and/or privileged and is intended for the sole use of the individual or entity named above. Any disclosure, copying, distribution, dissemination, or use of this information by any other person than the intended recipient is prohibited. If you have received this e-mail in error, please notify the sender via e-mail or by calling us at 510-839-0688.

---

**From:** Heather Shaffer [mailto:Heather.Shaffer@gel.com]  
**Sent:** Tuesday, June 16, 2009 9:54 AM  
**To:** Cindy Arnold; Frank.Hagar@ngem.com; Derrick.Willis@ngem.com  
**Cc:** Edie Kent  
**Subject:** Tronox Henderson Samples Received at GEL 6/16/09

We had several discrepancies in the sample IDs and containers received today:

1. 2 bottles that we received that are filtered have the ID M-130B on the label (it looks like the DISS was left off the container label). Please verify that these containers should in fact be DISS.
2. 3 bottles that were not filtered have the ID M-78B on the label, but M-130B is hand written on the bottle.
3. The COC does not have the HNO3 box checked off for the Ra 228, U, and Th containers. The samples were all received preserved with HNO3.

I have attached the chain and SRR (with the login technicians notes) for the samples we received today.

Thank you,  
Heather

--

Heather Shaffer  
Project Manager Assistant  
GEL Laboratories, LLC  
2040 Savage Road  
Charleston, SC (USA) 29407



Main: 843.556.8171 x 4505  
Fax: 843.766.1178  
E-mail: [heather.shaffer@gel.com](mailto:heather.shaffer@gel.com)  
Web: [www.gel.com](http://www.gel.com)

**Subject:** Samples Received 6/19/09, COC# 2027.001.00101

**From:** Edie Kent <emk@gel.com>

**Date:** Fri, 19 Jun 2009 11:12:59 -0400

**To:** Cindy Arnold <Cindy.Arnold@ngem.com>, Frank Hagar <Frank.Hagar@ngem.com>, Derrick Willis <Derrick.Willis@ngem.com>, Team Kent <Team.Kent@gel.com>

There were no times of collection written on the chain of custody. We used the times listed on the sample containers.

Edie

--

Edith M. Kent  
Project Manager  
GEL Laboratories, LLC  
2040 Savage Road  
Charleston, SC (USA) 29407  
Direct: 843.769.7385 x4453  
Main: 843.556.8171  
Fax: 843.766.1178  
E-mail: [emk@gel.com](mailto:emk@gel.com)  
Web: [www.gel.com](http://www.gel.com)

**Subject:** Water Samples Received Today, COC# 2027.001.00116

**From:** Edie Kent <emk@gel.com>

**Date:** Wed, 24 Jun 2009 13:16:46 -0400

**To:** Cindy Arnold <Cindy.Arnold@ngem.com>, Frank Hagar <Frank.Hagar@ngem.com>, Derrick Willis <Derrick.Willis@ngem.com>, Team Kent <Team.Kent@gel.com>

We received M-125B and M-125DISS today and both are QC samples. One will be logged in the first open water SDG, 230340, and that SDG will then be closed. The other sample will be logged in the new open SDG, 232135, which will remain open.

Edie

--

Edith M. Kent  
Project Manager  
GEL Laboratories, LLC  
2040 Savage Road  
Charleston, SC (USA) 29407  
Direct: 843.769.7385 x4453  
Main: 843.556.8171  
Fax: 843.766.1178  
E-mail: [emk@gel.com](mailto:emk@gel.com)  
Web: [www.gel.com](http://www.gel.com)

**Subject:** RE: Hold on Water Samples Delivered 6/12/09

**From:** <frank.hagar@ngem.com>

**Date:** Thu, 25 Jun 2009 08:44:28 -0700

**To:** "Phillips, Michael" <Michael.Phillips@testamericainc.com>, "Edie Kent" <emk@gel.com>

**CC:** "Carlton Beechler" <cbeechler@caslab.com>, "Janice Jaeger" <jjaeger@caslab.com>, "Latricia Edrosa" <ledrosa@alpha-analytical.com>, "Cindy Arnold" <Cindy.Arnold@ngem.com>, <dana.brown@ngem.com>, "Derrick Willis" <derrick.willis@ngem.com>, "Crowley, Susan [Contractor]" <Susan.Crowley@tronox.com>, "Victoria Hansen" <Victoria.Hansen@gesnevada.com>, "Richard Cooke" <richard.cooke@gesnevada.com>, "Heather Shaffer" <heather.shaffer@gel.com>

That is correct -- the 6/12/09 samples were to be disposed of and the later samples are the resample events.

Please analyze 6/18/09 (COC# 2027.001.00088) and sample M-78B on 6/19/09 (COC#2027.001.00092) per the COC information

Thanks  
Frank Hagar

-----Original Message-----

From: Phillips, Michael [<mailto:Michael.Phillips@testamericainc.com>]  
Sent: Thursday, June 25, 2009 8:16 AM  
To: Edie Kent; [frank.hagar@ngem.com](mailto:frank.hagar@ngem.com)  
Cc: Carlton Beechler; Janice Jaeger; Latricia Edrosa; Cindy Arnold; [dana.brown@ngem.com](mailto:dana.brown@ngem.com); Derrick Willis; Crowley, Susan [Contractor]; Victoria Hansen; Richard Cooke; Heather Shaffer  
Subject: RE: Hold on Water Samples Delivered 6/12/09

Frank,

As an additional clarification, after your e-mail below concerning samples to be delivered on 6/12/09, we did receive sample M-39B on 6/18/09 (COC# 2027.001.00088) and sample M-78B on 6/19/09 (COC# 2027.001.00092). Since the dates of receipt are later than 6/12/09 and the samples are on different COCs from the ones mentioned in your e-mail, are these from a re-sampling event and are they okay to analyze? Thanks.

MICHAEL P. PHILLIPS  
Project Manager  
TestAmerica  
THE LEADER IN ENVIRONMENTAL TESTING  
4955 Yarrow Street  
Arvada, CO 80002  
Tel 303-736-0157 | Fax 303-432-8925  
[www.testamericainc.com](http://www.testamericainc.com)

Please let us know if we met your expectations by rating the service you received from TestAmerica on this project by visiting our website at:  
Project Feedback

-----Original Message-----

From: Edie Kent [<mailto:emk@gel.com>]  
Sent: Thursday, June 25, 2009 8:29 AM  
To: [frank.hagar@ngem.com](mailto:frank.hagar@ngem.com)  
Cc: 'Carlton Beechler'; 'Janice Jaeger'; Phillips, Michael; 'Latricia Edrosa'; 'Cindy Arnold'; [dana.brown@ngem.com](mailto:dana.brown@ngem.com); 'Derrick Willis'; 'Crowley, Susan [Contractor]'; 'Victoria Hansen'; 'Richard Cooke'; Heather Shaffer  
Subject: Re: Hold on Water Samples Delivered 6/12/09

Frank:

I don't believe we received a followup e-mail concerning these samples.

Could you send me the e-mail concerning the sample disposition?

Edie

[frank.hagar@ngem.com](mailto:frank.hagar@ngem.com) wrote:

Please hold extraction and analysis on water samples that you are receiving tomorrow. I will advise as to how to proceed before noon

PDT.

The sample numbers are M-39B and M-78B.

The COC numbers are

2027.001.00071

2027.001.00072

2027.001.00073

2027.001.00074

We may have to resample these wells after evaluation of field parameters and field methods used to collect the samples.

Thanks

NGlogo\* Frank Hagar, C.Hg., C.E.G.\*

Hydrogeologist

Northgate Environmental Management, Inc.  
1100 Quail Street, Suite 102, Newport Beach, CA 92660 main (949)  
260-9293; cell (949) 689-9987;

fax (949) 315-3365  
<http://www.ngem.com/>

CONFIDENTIALITY NOTICE:

This e-mail and its attachments from Northgate Environmental Management, Inc. contain information that is confidential and/or privileged and is intended for the sole use of the individual or entity named above. Any disclosure, copying, distribution, dissemination, or use of this information by any other person than the

intended recipient is prohibited. If you have received this e-mail in

error, please notify the sender via e-mail or by calling us at 510-839-0688.

--

Edith M. Kent  
Project Manager  
GEL Laboratories, LLC  
2040 Savage Road  
Charleston, SC (USA) 29407  
Direct: 843.769.7385 x4453  
Main: 843.556.8171  
Fax: 843.766.1178  
E-mail: [emk@gel.com](mailto:emk@gel.com)  
Web: [www.gel.com](http://www.gel.com)

CONFIDENTIALITY NOTICE: This e-mail and any files transmitted with it are the property of The GEL Group, Inc. and its affiliates. All rights, including without limitation copyright, are reserved. The proprietary information contained in this e-mail message, and any files transmitted with it, is intended for the use of the recipient(s) named above. If the reader of this e-mail is not the intended recipient, you are hereby notified that you have received this e-mail in error and that any review, distribution or copying of this e-mail or any files transmitted with it is strictly prohibited. If you have received this e-mail in error, please notify the sender immediately and delete the original message and any files transmitted. The unauthorized use of this e-mail or any files transmitted with it is prohibited and disclaimed by The GEL Group, Inc. and its affiliates.

CONFIDENTIALITY NOTICE: This e-mail communication, including any attachments, may contain privileged or confidential information for specific individuals and is protected by law. If you are not the intended recipient(s), you are hereby notified that any dissemination, distribution or copying of this communication is strictly prohibited and you should delete this message and its attachments from your computer without retaining any copies. If you have received this communication in error, please reply to the sender immediately. We appreciate your cooperation.

Please consider the environment before printing this e-mail.

**Subject:** RE: RE: COC #2 Cindy <=> RE: Re: Samples Received 6/19/09, COC# 2027.001.00101  
**From:** "Victoria Hansen" <Victoria.Hansen@gesnevada.com>  
**Date:** Tue, 30 Jun 2009 07:46:39 -0700  
**To:** "Cindy Arnold" <carnold@ngem.com>, <frank.hagar@ngem.com>, <Heather.Shaffer@gel.com>, <emk@gel.com>, <Cindy.Arnold@ngem.com>, "Richard Cooke" <richard.cooke@gesnevada.com>  
**CC:** <Derrick.Willis@ngem.com>

Hello All,

Here is the amended CoC.

**-Victoria Hansen-**

GES - Geotechnical & Environmental Services, Inc.

Environmental Staff Scientist

Office: 702.365.1001

Cell: 702.275.8386

Fax: 702.341.7120

Email: [victoria.hansen@gesnevada.com](mailto:victoria.hansen@gesnevada.com)

[www.gesnevada.com](http://www.gesnevada.com)



*We make the ground work for you...<sup>SM</sup>*

---

**From:** Cindy Arnold [mailto:carnold@ngem.com]  
**Sent:** Friday, June 26, 2009 1:46 PM  
**To:** frank.hagar@ngem.com; carnold@ngem.com; Heather.Shaffer@gel.com; emk@gel.com; Cindy.Arnold@ngem.com; Richard Cooke; Victoria Hansen  
**Cc:** Derrick.Willis@ngem.com  
**Subject:** RE: RE: COC #2 Cindy <=> RE: Re: Samples Received 6/19/09, COC# 2027.001.00101

I'm requesting that GES amend the dates to the COC and resubmit please.

Thanks, Cindy

----- Original Message ----- On 6/26/2009 9:38 PM wrote:

This was a verbal OK on times since there was corroborating evidence on the labels. No amendment request issued to GES.

**From:** Cindy Arnold [mailto:carnold@ngem.com]  
**Sent:** Friday, June 26, 2009 2:22 PM  
**To:** Heather.Shaffer@gel.com; emk@gel.com; Cindy.Arnold@ngem.com; richard.cooke@gesnevada.com; Victoria.Hansen@gesnevada.com  
**Cc:** Frank.Hagar@ngem.com; Derrick.Willis@ngem.com  
**Subject:** COC #2 Cindy <=> RE: Re: Samples Received 6/19/09, COC# 2027.001.00101

Victoria, Different COC, please amend the dates collected today and resend to all users on this post please.

I'm not sure where the breakdown is.....this ones' from 6/18/09? COC request should not take more than 2 days to turn around. *I'd like to hear from the labs on COC issues not addressed within 2 days please.*

Everyones assistance is needed to make this project a success. Thanks for your help, Cindy

----- Original Message ----- On 6/26/2009 8:16 PM Heather Shaffer wrote:

Cindy,

We also have not received a revised COC for this one either.

Thanks,  
Heather

Edie Kent wrote:

There were no times of collection written on the chain of custody. We used the times listed on the sample containers.

Edie

-- Heather Shaffer Project Manager Assistant GEL Laboratories, LLC 2040 Savage Road Char...

**CONFIDENTIALITY NOTICE:** This e-mail and any files transmitted with it are the property of The GEL Group, Inc. and its affiliates. All rights, including without limitation copyright, are reserved. The proprietary information contained in this e-mail message, and any files transmitted with it, is intended for the use of the recipient(s) named above. If the reader of this e-mail is not the intended recipient, you are hereby notified that you have received this e-mail in error and that any review, distribution or copying of this e-mail or any files transmitted with it is strictly prohibited. If you have received this e-mail in error, please notify the sender immediately and delete the original message and any files transmitted. The unauthorized use of this e-mail or any files transmitted with it is prohibited and disclaimed by The GEL Group, Inc. and its affiliates.

GEL CoC 2027.001.00101 amended.pdf	<b>Content-Description:</b> GEL CoC 2027.001.00101 amended.pdf <b>Content-Type:</b> application/octet-stream <b>Content-Encoding:</b> base64
------------------------------------	--



**Subject:** SDG 230340 Reporting Status

**From:** Edie Kent <emk@gel.com>

**Date:** Tue, 21 Jul 2009 15:05:00 -0400

**To:** Cindy Arnold <Cindy.Arnold@ngem.com>, Frank Hagar <Frank.Hagar@ngem.com>, Derrick Willis <Derrick.Willis@ngem.com>, Team Kent <Team.Kent@gel.com>

Cindy:

SDG 230340 is due on the 22nd. The earliest that we will be able to report this data is the 23rd. As I mentioned in my previous e-mail, the water samples have additional material falling out during the Iron Hydroxide precipitation, which seems to be causing issues with the chemistry.

For this particular SDG, the Thorium analysis originally had really low tracer yields on most of the samples (most had yields less than 9%). The lab reduced the aliquot by half in order to try and achieve better tracer yields. The yields for many of the samples are better; however, there are still some with really low yields (4% or less) and the resolution is really poor on the quality control sample which we suspect is a detector error. Pending the results of the recount of the QC sample, the lab may need to clean-up and reprep about 5 or so of the samples.

Edie

--

Edith M. Kent

Project Manager

GEL Laboratories, LLC

2040 Savage Road

Charleston, SC (USA) 29407

Direct: 843.769.7385 x4453

Main: 843.556.8171

Fax: 843.766.1178

E-mail: [emk@gel.com](mailto:emk@gel.com)

Web: [www.gel.com](http://www.gel.com)

**Subject:** SDGs 230340 and 233107 Alpha Spec U issues

**From:** Heather Shaffer <Heather.Shaffer@gel.com>

**Date:** Wed, 22 Jul 2009 16:53:44 -0400

**To:** Cindy Arnold <Cindy.Arnold@ngem.com>, Frank Hagar <Frank.Hagar@ngem.com>, Derrick Willis <Derrick.Willis@ngem.com>

**CC:** Edie Kent <emk@gel.com>, heather Shaffer <hea01394@gel.com>

Cindy,

The following samples exceed the Tronox QA program sample result uncertainty limit of 30%, for U-235, with an activity between 2 times and five times the MDA. The samples were counted the maximum count time.

MC-3B, GEL ID 230340002

M-127B, GEL ID 230340004

M-125B, GEL ID 230340020 and the lab duplicate sample

EB070809, GEL ID 233107021

The following samples exceed the Tronox QA program sample result uncertainty limit of 30%, for U-235, with an activity greater than five times the MDA. The samples were counted the maximum count time.

M-127B Filtered, GEL ID 230340006

M-142B, GEL ID 230340011

M-142BDiss, GEL ID 230340012

The lab has noted that an increased aliquot size might be helpful in improving the counting uncertainty. However, to do so would result in U-234 tailing into the U-235 region of interest and possibly lower the tracer recoveries. For these samples, the lab did originally prep with a larger aliquot which did result in lower tracer yields and so the aliquots had to be reduced by half in order to produce acceptable tracer yields. GEL has counted each sample being reported for the maximum possible count time.

The following samples did not meet the detection limits due to reduced aliquots on the reanalysis to improve the tracer yield recoveries. The samples were counted the maximum count time.

EB052709, GEL ID 230340003, did not meet DL for U-235/236

FB060409, GEL ID 230340007, did not meet the DL for U-233/234, U-235/236, and U-238

EB071009-SO, GEL ID 233107022 (and the lab duplicate sample), did not meet the DL for U-233/234, U-235/236, and U-238

This information will be referenced in the PM case narrative for this data package and a copy of this e-mail will be included in the data package.

Thank you,  
Heather

--

Heather Shaffer  
Project Manager Assistant  
GEL Laboratories, LLC  
2040 Savage Road  
Charleston, SC (USA) 29407  
Main: 843.556.8171 x 4505  
Fax: 843.766.1178  
E-mail: [heather.shaffer@gel.com](mailto:heather.shaffer@gel.com)  
Web: [www.gel.com](http://www.gel.com)

**Subject:** SDG 230340 Alpha Spec Thorium Issues

**From:** Edie Kent <emk@gel.com>

**Date:** Fri, 24 Jul 2009 17:42:23 -0400

**To:** Cindy Arnold <Cindy.Arnold@ngem.com>, Frank Hagar <Frank.Hagar@ngem.com>, Derrick Willis <Derrick.Willis@ngem.com>, Team Kent <Team.Kent@gel.com>

**CC:** Martha Harrison <Martha.Harrison@gel.com>

The following samples do not meet the Tronox QA program required detection limits for Th-228, Th-230, and Th-232 analysis due to reduced aliquot size: MC-3B-Filt (230340001), MC-3B (230340002), EB052709 (230340003), M-127B (230340004), FB060409 (230340007), H-28AB (230340008), AA-BW-02B (230340009), M-142B (230340011), M-142B DISS (230340012), M-130BDISS (230340014), M-78B (230340016), M-128B (230340017), M-128BDISS (230340018), M-125B (230340020), and lab DUP of M-130B (1201886233).

The following samples do not meet the Tronox QA program required detection limits for Th-230 and Th-232 analysis due to reduced aliquot size: M-127B Filtered (230340006) and H-38B (230340019).

The following samples do not meet the Tronox QA program required detection limits for Th-228 and Th-232 analysis due to reduced aliquot size: M-130B (230340013) and lab DUP of MC-3B (1201882930).

Aliquots were reduced on the reanalysis in order to improve the tracer yield recoveries achieved. The Method Blanks 1201882929 and 1201886232 do not meet the detection limits for Th-228, Th-230, and Th-232 due to keeping the blank aliquot consistent with the sample aliquots.

The following samples do not meet the Tronox QA program tracer yield requirements of 70-120% due to matrix issues: M-127B (230340004), M-127B Filtered (230340006), H-28AB (230340008), AA-BW-02B (230340009), M-142B (230340011), M-142B DISS (230340012), M-78B (230340016), M-128B (230340017), M-128BDISS (230340018), M-125B (230340020), lab DUP of M-125B (1201882930), and MS of M-125B (1201882932). The GEL standard tracer yield requirements of 15 to 125 percent were met. The samples have an assortment of odors as well as an oily residue and many had additional material falling out during the Iron Hydroxide precipitation. The aliquots were reduced on the reanalysis, as well as the samples were taken dry, muffled, leached, then digested in order to try and achieve the best possible tracer yields for these particular samples. The samples were counted for 1000 minutes in order to achieve the best possible MDA's.

Sample M-125B (230340020) and it's lab Duplicate 1201882930 do not meet the duplication requirements for Th-230. There is no activity being reported for the sample and the difference is most likely due to the matrix of the samples.

The following samples do not meet the Tronox QA program sample result uncertainty limit of <30% with results greater than 5 times the MDA for Th-230: Lab Duplicate sample 1201882930. The following samples do not meet the Tronox QA program sample result uncertainty limit of <30% with results greater than 5 times the MDA for Th-232: M-29B (230340015). This was due to the reduced aliquot sized used on the reanalysis in order to achieve better tracer yield recoveries. The following samples do not meet the Tronox QA program sample result uncertainty limit of <30% with results between 2 and 5 times the MDA for Th-230: M-130B (230340013) and H-38B (230340019). This was due to the reduced aliquot sized used on the reanalysis in order to achieve better tracer yield recoveries. Samples were counted for the maximum count time of 1000 minutes to achieve the lowest Uncertainty values possible.

Edie

--

Edith M. Kent  
Project Manager  
GEL Laboratories, LLC  
2040 Savage Road  
Charleston, SC (USA) 29407  
Direct: 843.769.7385 x4453  
Main: 843.556.8171  
Fax: 843.766.1178  
E-mail: [emk@gel.com](mailto:emk@gel.com)  
Web: [www.gel.com](http://www.gel.com)



**Subject:** SDG 230340 Alpha Spec Uranium Issues

**From:** Edie Kent <emk@gel.com>

**Date:** Fri, 24 Jul 2009 17:49:03 -0400

**To:** Cindy Arnold <Cindy.Arnold@ngem.com>, Frank Hagar <Frank.Hagar@ngem.com>, Derrick Willis <Derrick.Willis@ngem.com>, Team Kent <Team.Kent@gel.com>

**CC:** Martha Harrison <Martha.Harrison@gel.com>

The following samples do not meet the Tronox QA program sample result uncertainty limit of <30% with results between 2 and 5 times the MDA for U-235: M-29B (230340015) and its lab dup.

Edie

--

Edith M. Kent  
Project Manager  
GEL Laboratories, LLC  
2040 Savage Road  
Charleston, SC (USA) 29407  
Direct: 843.769.7385 x4453  
Main: 843.556.8171  
Fax: 843.766.1178  
E-mail: [emk@gel.com](mailto:emk@gel.com)  
Web: [www.gel.com](http://www.gel.com)

**Subject:** SDG 230340 Ra-226 Issue

**From:** Edie Kent <emk@gel.com>

**Date:** Fri, 24 Jul 2009 18:05:08 -0400

**To:** Cindy Arnold <Cindy.Arnold@ngem.com>, Frank Hagar <Frank.Hagar@ngem.com>, Derrick Willis <Derrick.Willis@ngem.com>, Team Kent <Team.Kent@gel.com>

**CC:** Martha Harrison <Martha.Harrison@gel.com>

The following samples exceed the Tronox QA program sample result uncertainty limit of 30% for Ra-226 with an activity between 2 times and five times the MDA. The samples were counted the maximum count time.

AA-BW-02B: 230340009  
M-142B DISS: 230340012  
M-130BDISS: 230340014  
M-29B: 230340015  
H-38B: 230340019  
M-125B: lab DUP of 230340020, 1201869814

Edie

--

Edith M. Kent  
Project Manager  
GEL Laboratories, LLC  
2040 Savage Road  
Charleston, SC (USA) 29407  
Direct: 843.769.7385 x4453  
Main: 843.556.8171  
Fax: 843.766.1178  
E-mail: [emk@gel.com](mailto:emk@gel.com)  
Web: [www.gel.com](http://www.gel.com)

# **Laboratory Certifications**

**List of current GEL Certifications as of 24 July 2009**

<b>State</b>	<b>Certification</b>
Arizona	AZ0668
Arkansas	88-0651
CLIA	42D0904046
California – NELAP	01151CA
Colorado	GEL
Connecticut	PH-0169
Dept. of Navy	NFESC 413
EPA Region 5	WG-15J
Florida – NELAP	E87156
Georgia	E87156 (FL/NELAP)
Georgia DW	967
Hawaii	N/A
ISO 17025	2567.01
Idaho	SC00012
Illinois – NELAP	200029
Indiana	C-SC-01
Kansas – NELAP	E-10332
Kentucky	90129
Louisiana – NELAP	03046
Maryland	270
Massachusetts	M-SC012
Nevada	SC00012
New Jersey – NELAP	SC002
New Mexico	FL NELAP E87156
New York – NELAP	11501
North Carolina	233
North Carolina DW	45709
Oklahoma	9904
Pennsylvania – NELAP	68-00485
South Carolina	10120001/10120002
Tennessee	TN 02934
Texas – NELAP	T104704235-07B-TX
U.S. Dept. of Agriculture	S-52597
Utah – NELAP	GEL
Vermont	VT87156
Virginia	00151
Washington	C1641



# RADIOLOGICAL ANALYSIS

**Radiochemistry Case Narrative  
Tronox LLC (KERR)  
SDG 230340**

**Method/Analysis Information**

**Product:** Alphaspec Th, Liquid  
Analytical Method: DOE EML HASL-300, Th-01-RC Modified  
Analytical Batch Number: 886050

<b>Sample ID</b>	<b>Client ID</b>
230340001	MC-3B-Filt
230340003	EB052709
230340004	M-127B
230340006	M-127B Filtered
230340007	FB060409
230340008	H-28AB
230340009	AA-BW-02B
230340011	M-142B
230340012	M-142B DISS
230340016	M-78B
230340017	M-128B
230340018	M-128BDISS
230340020	M-125B
1201882929	Method Blank (MB)
1201882930	230340020(M-125B) Sample Duplicate (DUP)
1201882932	230340020(M-125B) Matrix Spike (MS)
1201882934	Laboratory Control Sample (LCS)

The samples in this SDG were analyzed on an "as received" basis.

**SOP Reference**

Procedure for preparation, analysis and reporting of analytical data are controlled by GEL Laboratories LLC as Standard Operating Procedure (SOP). The data discussed in this narrative has been analyzed in accordance with GL-RAD-A-038 REV# 12.

**Calibration Information:**

**Calibration Information**

All initial and continuing calibration requirements have been met.

**Standards Information**

Standard solution(s) for these analyses are NIST traceable and used before the expiration date(s).

**Sample Geometry**

All counting sources were prepared in the same geometry as the calibration standards.

**Quality Control (QC) Information:****Blank Information**

The blank volume is representative of the sample volume in this batch.

**Designated QC**

The following sample was used for QC: 230340020 (M-125B).

**QC Information**

Refer to Non-Conformance Report.

**Technical Information:****Holding Time**

All sample procedures for this sample set were performed within the required holding time.

**Sample Re-prep/Re-analysis**

Sample 230340020 (M-125B) was recounted due to poor resolution. Samples were repped due to high carrier/tracer yield. Sample 230340020 (M-125B) was cleaned-up and recounted due to poor resolution.

**Miscellaneous Information:****NCR Documentation**

Nonconformance reports are generated to document any procedural anomalies that may deviate from referenced SOP or contractual documents. The following NCR was generated for this SDG: NCR 714838 was generated due to RDL less than MDA, Failed Recovery for Surrogate or Tracer, Failed RPD for DUP and Other. 1. Samples 230340001, 003, 004, 007, 008, 009, 011, 012, 016, 017, 018, 020, and 022 do not meet the detection limits for Th-228, Th-230, and Th-232 due to reduced aliquot size. Sample 230340006 does not meet the detection limits for Th-230 and Th-232, Sample 233107021 does not meet the detection limits for Th-228 and Th-232, and Duplicate sample 1201882930 does not meet the detection limits for Th-228 and Th-232 due to reduced aliquot size. Aliquots were reduced on the reanalysis in order to improve the tracer yield recoveries achieved. The Method Blank 1201882929 does not meet the detection limits for Th-228, Th-230, and Th-232 due to keeping the blank aliquot consistent with the sample aliquots. 2. Samples 230340004, 006, 008, 009, 011, 012, 016, 017, 018, 020, 1201882930, and 1201882932 do not meet the client tracer yield requirements of 70 to 120 percent due to the matrix of the samples, however the GEL standard tracer yield requirements of 15 to 125 percent were met. Samples have an assortment of odors as well as an oily residue and many had additional material falling out during the Iron Hydroxide precipitation. The aliquots were reduced on the second analysis, as well as the samples were taken dry, muffled, leached, then digested in order to try and achieve the best possible tracer yields for these particular samples. 3. Samples 230340021 and 1201882930 have Th-230 results greater than 5 times the MDA and Uncertainties greater than 30 percent due to the reduced aliquot sized used on the reanalysis in order to achieve better tracer yield recoveries. Samples were counted for the maximum count time of 1000 minutes to achieve the lowest Uncertainty values possible. 4. Sample 230340020 and Duplicate

1201882930 do not meet the duplication requirements for Th-230. There is no activity being reported for sample 230340020 and difference is most likely due to the matrix of the samples. 1. Client notified. Reporting results. 2. Client notified. Reporting results. 3. Client notified. Reporting results. 4. Client notified. Reporting results.

**Manual Integration**

No manual integrations were performed on data in this batch.

**Additional Comments**

The aliquot for the Matrix Spike was reduced due to limited sample volume.

**Qualifier information**

Manual qualifiers were not required.

**Method/Analysis Information**

**Product:** Alphaspec Th, Liquid  
Analytical Method: DOE EML HASL-300, Th-01-RC Modified  
Analytical Batch Number: 887272

<b>Sample ID</b>	<b>Client ID</b>
230340002	MC-3B
230340013	M-130B
230340014	M-130BDISS
230340015	M-29B
230340019	H-38B
1201886232	Method Blank (MB)
1201886233	230340013(M-130B) Sample Duplicate (DUP)
1201886234	230340013(M-130B) Matrix Spike (MS)
1201886235	Laboratory Control Sample (LCS)

The samples in this SDG were analyzed on an "as received" basis.

**SOP Reference**

Procedure for preparation, analysis and reporting of analytical data are controlled by GEL Laboratories LLC as Standard Operating Procedure (SOP). The data discussed in this narrative has been analyzed in accordance with GL-RAD-A-038 REV# 12.

**Calibration Information:**

**Calibration Information**

All initial and continuing calibration requirements have been met.

**Standards Information**

Standard solution(s) for these analyses are NIST traceable and used before the expiration date(s).

### **Sample Geometry**

All counting sources were prepared in the same geometry as the calibration standards.

### **Quality Control (QC) Information:**

#### **Blank Information**

The blank volume is representative of the sample volume in this batch.

#### **Designated QC**

The following sample was used for QC: 230340013 (M-130B).

#### **QC Information**

Refer to Non-Conformance Report.

### **Technical Information:**

#### **Holding Time**

All sample procedures for this sample set were performed within the required holding time.

#### **Sample Re-prep/Re-analysis**

Samples 230340002 (MC-3B), 230340013 (M-130B), 230340014 (M-130BDISS), 230340015 (M-29B) and 230340019 (H-38B) were reprepared twice due to low tracer yields.

### **Miscellaneous Information:**

#### **NCR Documentation**

Nonconformance reports are generated to document any procedural anomalies that may deviate from referenced SOP or contractual documents. The following NCR was generated for this SDG: NCR 714983 was generated due to RDL less than MDA and Other. 1. Samples 230340002, 230340014, and Duplicate Sample 1201886233 do not meet the detection limits for Th-228, Th-230, and Th-232 due to small aliquots used. Sample 230340013 does not meet the detection limits for Th-228 and Th-232 and Sample 230340019 does not meet the detection limits for Th-230 and Th-232 due to small aliquots used. Aliquots were reduced on the second analysis and even further on the third analysis in order to improve the tracer yield recoveries achieved. The method blank 1201886232 does not meet the detection limits for Th-228, Th-230, and Th-232 due to keeping the blank aliquots consistent with the sample aliquots. 2. Samples 230340013 and 230340019 have Th-230 results between 2 and 5 times the MDA and Uncertainties greater than 30 percent due to the reduced aliquot sized used on the reanalysis in order to achieve better tracer yield recoveries. Sample 230340015 has a Th-232 result greater than five times the MDA and an Uncertainty greater than 30 percent also due to the reduced aliquot sized used on the reanalysis in order to achieve better tracer yield recoveries. Samples were counted for the maximum count time of 1000 minutes to achieve the lowest Uncertainty values possible. 1. Client notified. Reporting results. 2. Client notified. Reporting results.

#### **Manual Integration**

No manual integrations were performed on data in this batch.

#### **Additional Comments**

Additional comments were not required for this sample set.

**Qualifier information**

Manual qualifiers were not required.

**Method/Analysis Information**

**Product:** Alphaspec U, Liquid  
Analytical Method: DOE EML HASL-300, U-02-RC Modified  
Analytical Batch Number: 886099

<b>Sample ID</b>	<b>Client ID</b>
230340001	MC-3B-Filt
230340002	MC-3B
230340003	EB052709
230340004	M-127B
230340006	M-127B Filtered
230340007	FB060409
230340008	H-28AB
230340009	AA-BW-02B
230340011	M-142B
230340012	M-142B DISS
230340013	M-130B
230340014	M-130BDISS
230340016	M-78B
230340017	M-128B
230340018	M-128BDISS
230340019	H-38B
230340020	M-125B
1201883066	Method Blank (MB)
1201883067	230340020(M-125B) Sample Duplicate (DUP)
1201883069	230340020(M-125B) Matrix Spike (MS)
1201883071	Laboratory Control Sample (LCS)

The samples in this SDG were analyzed on an "as received" basis.

**SOP Reference**

Procedure for preparation, analysis and reporting of analytical data are controlled by GEL Laboratories LLC as Standard Operating Procedure (SOP). The data discussed in this narrative has been analyzed in accordance with GL-RAD-A-011 REV# 17.

**Calibration Information:**

**Calibration Information**

All initial and continuing calibration requirements have been met.

**Standards Information**

Standard solution(s) for these analyses are NIST traceable and used before the expiration date(s).

**Sample Geometry**

All counting sources were prepared in the same geometry as the calibration standards.

**Quality Control (QC) Information:****Blank Information**

The blank volume is representative of the sample volume in this batch.

**Designated QC**

The following sample was used for QC: 230340020 (M-125B).

**QC Information**

Refer to Non-Conformance Report.

**Technical Information:****Holding Time**

All sample procedures for this sample set were performed within the required holding time.

**Sample Re-prep/Re-analysis**

Batch was re-prepped due to low tracer yields. Aliquots were reduced upon reanalysis in order to better the tracer yield recoveries.

**Miscellaneous Information:****NCR Documentation**

Nonconformance reports are generated to document any procedural anomalies that may deviate from referenced SOP or contractual documents. The following NCR was generated for this SDG: NCR 714055 was generated due to RDL less than MDA and Other. 1. Samples 230340002, 230340004, 230340020, 233107021, and 1201883067 (Duplicate of 230340020) have uncertainty greater than 30 percent of the U-235 result, U-235 activity between 2 and 5 times the MDA and were counted for the maximum count time of 1000 minutes. Samples 230340006, 230340011, and 230340012 have uncertainty greater than 30 percent of the U-235 result, U-235 activity greater than 5 times the MDA and were counted for the maximum count time of 1000 minutes. With regards to meeting the uncertainty requirements, it should be noted that GEL is not meeting these requirements for U-235 in many of the samples due to the absence of significant U-235 activity in the samples and due to the aliquots being reduced by half in order to produce acceptable tracer yields. GEL has counted each sample being reported for the maximum possible count time to ensure that the best possible uncertainties are being reported. 2. Sample 230340003 did not meet the detection limits for U-235/6, and samples 230340007 and 233107022 did not meet the detection limits for U-233/234, U-235/6 and U-238 due to the reduced aliquots on the reanalysis to improve the tracer yield recoveries. The method blank, 1201883066, did not meet the detection limit for U-233/234 and U-238 due to keeping the blank aliquot consistent with the sample aliquots. Samples were counted for 1000 minutes to attain the lowest MDA's possible. 1. Reporting results. 2. Reporting results.

**Manual Integration**

No manual integrations were performed on data in this batch.

**Additional Comments**

The aliquot for the Matrix Spike was reduced due to limited sample volume.

**Qualifier information**

Manual qualifiers were not required.

**Method/Analysis Information**

**Product:** Alphaspec U, Liquid  
**Analytical Method:** DOE EML HASL-300, U-02-RC Modified  
**Analytical Batch Number:** 886965

<b>Sample ID</b>	<b>Client ID</b>
230340015	M-29B
1201885420	Method Blank (MB)
1201885421	230340015(M-29B) Sample Duplicate (DUP)
1201885422	230340015(M-29B) Matrix Spike (MS)
1201885423	Laboratory Control Sample (LCS)

The samples in this SDG were analyzed on an "as received" basis.

**SOP Reference**

Procedure for preparation, analysis and reporting of analytical data are controlled by GEL Laboratories LLC as Standard Operating Procedure (SOP). The data discussed in this narrative has been analyzed in accordance with GL-RAD-A-011 REV# 17.

**Calibration Information:****Calibration Information**

All initial and continuing calibration requirements have been met.

**Standards Information**

Standard solution(s) for these analyses are NIST traceable and used before the expiration date(s).

**Sample Geometry**

All counting sources were prepared in the same geometry as the calibration standards.

**Quality Control (QC) Information:****Blank Information**

The blank volume is representative of the sample volume in this batch.

**Designated QC**



The following sample was used for QC: 230340015 (M-29B).

**QC Information**

Refer to Non-Conformance Report.

**Technical Information:**

**Holding Time**

All sample procedures for this sample set were performed within the required holding time.

**Sample Re-prep/Re-analysis**

Sample 230340015 (M-29B) was reprepared twice due to low tracer yield recovery.

**Miscellaneous Information:**

**NCR Documentation**

Nonconformance reports are generated to document any procedural anomalies that may deviate from referenced SOP or contractual documents. The following NCR was generated for this SDG: NCR 714938 was generated due to Other. 1. Sample 230340015 and duplicate 1201885421 have activity greater than two times but less than five times the MDA and respective uncertainties greater than 30 percent of the sample activities. The sample and duplicate were counted 1000 minutes to achieve the best possible uncertainty. 1. Project Manager notified. Reporting results.

**Manual Integration**

No manual integrations were performed on data in this batch.

**Additional Comments**

The aliquot for the Matrix Spike was reduced due to limited sample volume.

**Qualifier information**

Manual qualifiers were not required.

**Method/Analysis Information**

<b>Product:</b>	<b>GFPC, Ra228, Liquid</b>
Analytical Method:	EPA 904.0/SW846 9320 Modified
Analytical Batch Number:	881075

<b>Sample ID</b>	<b>Client ID</b>
230340001	MC-3B-Filt
230340002	MC-3B
230340003	EB052709
230340004	M-127B
230340006	M-127B Filtered
230340007	FB060409
230340008	H-28AB
230340009	AA-BW-02B
230340011	M-142B
230340012	M-142B DISS
230340013	M-130B
230340014	M-130BDISS
230340015	M-29B
230340016	M-78B
230340017	M-128B
230340018	M-128BDISS
230340019	H-38B
230340020	M-125B
1201871002	Method Blank (MB)
1201871003	230340020(M-125B) Sample Duplicate (DUP)
1201871004	230340020(M-125B) Matrix Spike (MS)
1201871005	Laboratory Control Sample (LCS)

The samples in this SDG were analyzed on an "as received" basis.

#### **SOP Reference**

Procedure for preparation, analysis and reporting of analytical data are controlled by GEL Laboratories LLC as Standard Operating Procedure (SOP). The data discussed in this narrative has been analyzed in accordance with GL-RAD-A-009 REV# 15.

#### **Calibration Information:**

##### **Calibration Information**

All initial and continuing calibration requirements have been met.

##### **Standards Information**

Standard solution(s) for these analyses are NIST traceable and used before the expiration date(s).

##### **Sample Geometry**

All counting sources were prepared in the same geometry as the calibration standards.

#### **Quality Control (QC) Information:**

##### **Blank Information**

The blank volume is representative of the sample volume in this batch.

##### **Designated QC**

The following sample was used for QC: 230340020 (M-125B).

**QC Information**

All of the QC samples met the required acceptance limits.

**Technical Information:****Holding Time**

All sample procedures for this sample set were performed within the required holding time.

**Sample Re-prep/Re-analysis**

Samples 230340001 (MC-3B-Filt), 230340012 (M-142B DISS), 230340017 (M-128B) and 230340019 (H-38B) were recounted to verify sample results. Second counts being reported.

**Chemical Recoveries**

All chemical recoveries meet the required acceptance limits for this sample set.

**Miscellaneous Information:****NCR Documentation**

Nonconformance reports are generated to document any procedural anomalies that may deviate from referenced SOP or contractual documents. A nonconformance report (NCR) was not generated for this SDG.

**Additional Comments**

Additional comments were not required for this sample set.

**Qualifier information**

Manual qualifiers were not required.

**Method/Analysis Information**

**Product:** Lucas Cell, Ra226, liquid

Analytical Method: EPA 903.1 Modified

Analytical Batch Number: 880590

<b>Sample ID</b>	<b>Client ID</b>
230340001	MC-3B-Filt
230340002	MC-3B
230340003	EB052709
230340004	M-127B
230340006	M-127B Filtered
230340007	FB060409
230340008	H-28AB
230340009	AA-BW-02B
230340011	M-142B
230340012	M-142B DISS
230340013	M-130B
230340014	M-130BDISS
230340015	M-29B
230340016	M-78B
230340017	M-128B
230340018	M-128BDISS
230340019	H-38B
230340020	M-125B
1201869813	Method Blank (MB)
1201869814	230340020(M-125B) Sample Duplicate (DUP)
1201869815	230340020(M-125B) Matrix Spike (MS)
1201869816	Laboratory Control Sample (LCS)

The samples in this SDG were analyzed on an "as received" basis.

#### **SOP Reference**

Procedure for preparation, analysis and reporting of analytical data are controlled by GEL Laboratories LLC as Standard Operating Procedure (SOP). The data discussed in this narrative has been analyzed in accordance with GL-RAD-A-008 REV# 12.

#### **Calibration Information:**

##### **Calibration Information**

All initial and continuing calibration requirements have been met.

##### **Standards Information**

Standard solution(s) for these analyses are NIST traceable and used before the expiration date(s).

##### **Sample Geometry**

All counting sources were prepared in the same geometry as the calibration standards.

#### **Quality Control (QC) Information:**

##### **Blank Information**

The blank volume is representative of the sample volume in this batch.

##### **Designated QC**

The following sample was used for QC: 230340020 (M-125B).

**QC Information**

Refer to Non-Conformance Report.

**Technical Information:**

**Holding Time**

All sample procedures for this sample set were performed within the required holding time.

**Sample Re-prep/Re-analysis**

None of the samples in this sample set required reprep or reanalysis.

**Miscellaneous Information:**

**NCR Documentation**

Nonconformance reports are generated to document any procedural anomalies that may deviate from referenced SOP or contractual documents. The following NCR was generated for this SDG: NCR 711165 was generated due to Other. 1. Samples 230340009, 230340012, 230340014, 230340015, 230340019, and 1201869814 had an activity between 2 times and 5 times the MDA. Samples were counted the maximum time. 1. Reporting results

**Additional Comments**

Additional comments were not required for this sample set.

**Qualifier information**

Manual qualifiers were not required.

**Certification Statement**

Where the analytical method has been performed under NELAP certification, the analysis has met all of the requirements of the NELAC standard unless otherwise noted in the analytical case narrative.

**Review Validation:**

GEL requires all analytical data to be verified by a qualified data validator. In addition, all data designated for CLP or CLP-like packaging will receive a third level validation upon completion of the data package.

**The following data validator verified the information presented in this case narrative:**

**Reviewer/Date:** \_\_\_\_\_  7/24/09

**COMPANY - WIDE NONCONFORMANCE REPORT**

<b>Mo.Day Yr.</b> 14-JUL-09	<b>Division:</b> Radiochemistry	<b>Quality Criteria:</b> Specifications	<b>Type:</b> Process
<b>Instrument Type:</b> LSC	<b>Test / Method:</b> EPA 903.1 Modified	<b>Matrix Type:</b> Liquid	<b>Client Code:</b> KERR
<b>Batch ID:</b> 880590	<b>Sample Numbers:</b> See Below		
<b>Potentially affected work order(s)(SDG): 230340</b>			
<b>Application Issues:</b> Other			
<b>Specification and Requirements Nonconformance Description:</b>		<b>NRG Disposition:</b>	
1. Samples 230340009, 230340012, 230340014, 230340015, 230340019, and 1201869814 had an activity between 2 times and 5 times the MDA. Samples were counted the maximum time.		1. Reporting results	

**Originator's Name:**  
Takesha Mungo      14-JUL-09

**Data Validator/Group Leader:**  
Layota Yom      15-JUL-09

**COMPANY - WIDE NONCONFORMANCE REPORT**

<b>Mo.Day Yr.</b> 22-JUL-09	<b>Division:</b> Radiochemistry	<b>Quality Criteria:</b> Specifications	<b>Type:</b> Process
<b>Instrument Type:</b> ALPHA SPECTROMETER	<b>Test / Method:</b> DOE EML HASL-300, U-02-RC Modified	<b>Matrix Type:</b> Liquid	<b>Client Code:</b> KERR
<b>Batch ID:</b> 886099	<b>Sample Numbers:</b> See Below		

**Potentially affected work order(s)(SDG): 230340,233107**

**Application Issues:**

RDL less than MDA

Other

<b>Specification and Requirements Nonconformance Description:</b>	<b>NRG Disposition:</b>
<p>1. Samples 230340002, 230340004, 230340020, 233107021, and and 1201883067 (Duplicate of 230340020) have uncertainty greater than 30 percent of the U-235 result, U-235 activity between 2 and 5 times the MDA and were counted for the maximum count time of 1000 minutes. Samples 230340006, 230340011, and 230340012 have uncertainty greater than 30 percent of the U-235 result, U-235 activity greater than 5 times the MDA and were counted for the maximum count time of 1000 minutes. With regards to meeting the uncertainty requirements, it should be noted that GEL is not meeting these requirements for U-235 in many of the samples due to the absence of significant U-235 activity in the samples and due to the aliquots being reduced by half in order to produce acceptable tracer yields. GEL has counted each sample being reported for the maximum possible count time to ensure that the best possible uncertainties are being reported.</p> <p>2. Sample 230340003 did not meet the detection limits for U-235/6, and samples 230340007 and 233107022 did not meet the detection limits for U-233/234, U-235/6 and U-238 due to the reduced aliquots on the reanalysis to improve the tracer yield recoveries. The method blank, 1201883066, did not meet the detection limit for U-233/234 and U-238 due to keeping the blank aliquot consistent with the sample aliquots. Samples were counted for 1000 minutes to attain the lowest MDA's possible.</p>	<p>1. Reporting results.</p> <p>2. Reporting results.</p>

**Originator's Name:**

Jessica Downey 22-JUL-09

**Data Validator/Group Leader:**

Eric Brimstin 22-JUL-09

**COMPANY - WIDE NONCONFORMANCE REPORT**

<b>Mo.Day Yr.</b> 24-JUL-09	<b>Division:</b> Radiochemistry	<b>Quality Criteria:</b> Specifications	<b>Type:</b> Process
<b>Instrument Type:</b> ALPHA SPECTROMETER	<b>Test / Method:</b> DOE EML HASL-300, Th-01-RC Modified	<b>Matrix Type:</b> Liquid	<b>Client Code:</b> KERR
<b>Batch ID:</b> 886050	<b>Sample Numbers:</b> See Below		

**Potentially affected work order(s)(SDG): 230340,233107**

**Application Issues:**

- RDL less than MDA
- Failed Recovery for Surrogate or Tracer
- Failed RPD for DUP
- Other

**Specification and Requirements  
Nonconformance Description:**

1. Samples 230340001, 003, 004, 007, 008, 009, 011, 012, 016, 017, 018, 020, and 022 do not meet the detection limits for Th-228, Th-230, and Th-232 due to reduced aliquot size. Sample 230340006 does not meet the detection limits for Th-230 and Th-232, Sample 233107021 does not meet the detection limits for Th-228 and Th-232, and Duplicate sample 1201882930 does not meet the detection limits for Th-228 and Th-232 due to reduced aliquot size. Aliquots were reduced on the reanalysis in order to improve the tracer yield recoveries achieved. The Method Blank 1201882929 does not meet the detection limits for Th-228, Th-230, and Th-232 due to keeping the blank aliquot consistent with the sample aliquots.
2. Samples 230340004, 006, 008, 009, 011, 012, 016, 017, 018, 020, 1201882930, and 1201882932 do not meet the client tracer yield requirements of 70 to 120 percent due to the matrix of the samples, however the GEL standard tracer yield requirements of 15 to 125 percent were met. Samples have an assortment of odors as well as an oily residue and many had additional material falling out during the Iron Hydroxide precipitation. The aliquots were reduced on the second analysis, as well as the samples were taken dry, muffled, leached, then digested in order to try and achieve the best possible tracer yields for these particular samples.
3. Samples 230340021 and 1201882930 have Th-230 results greater than 5 times the MDA and Uncertainties greater than 30 percent due to the reduced aliquot sized used on the reanalysis in order to achieve better tracer yield recoveries. Samples were counted for the maximum count time of 1000 minutes to achieve the lowest Uncertainty values possible.
4. Sample 230340020 and Duplicate 1201882930 do not meet the duplication requirements for Th-230. There is no activity being reported for sample 230340020 and difference is most likely due to the matrix of the samples.

**NRG Disposition:**

1. Client notified. Reporting results.
2. Client notified. Reporting results.
3. Client notified. Reporting results.
4. Client notified. Reporting results.

**Originator's Name:**

Jessica Downey 24-JUL-09

**Data Validator/Group Leader:**

Eric Brimstin 24-JUL-09



**COMPANY - WIDE NONCONFORMANCE REPORT**

<b>Mo.Day Yr.</b> 24-JUL-09	<b>Division:</b> Radiochemistry	<b>Quality Criteria:</b> Specifications	<b>Type:</b> Product
<b>Instrument Type:</b> ALPHA SPECTROMETER	<b>Test / Method:</b> DOE EML HASL-300, U-02-RC Modified	<b>Matrix Type:</b> Liquid	<b>Client Code:</b> KERR
<b>Batch ID:</b> 886965	<b>Sample Numbers:</b> See Below.		
<b>Potentially affected work order(s)(SDG): 230340</b>			
<b>Application Issues:</b> Other			
<b>Specification and Requirements Nonconformance Description:</b>		<b>NRG Disposition:</b>	
1. Sample 230340015 and duplicate 1201885421 have activity greater than two times but less than five times the MDA and respective uncertainties greater than 30 percent of the sample activities. The sample and duplicate were counted 1000 minutes to achieve the best possible uncertainty.		1. Project Manager notified. Reporting results.	

**Originator's Name:**

Eric Brimstin            24-JUL-09

**Data Validator/Group Leader:**

Jessica Downey            24-JUL-09

**COMPANY - WIDE NONCONFORMANCE REPORT**

<b>Mo.Day Yr.</b> 24-JUL-09	<b>Division:</b> Radiochemistry	<b>Quality Criteria:</b> Specifications	<b>Type:</b> Process
<b>Instrument Type:</b> ALPHA SPECTROMETER	<b>Test / Method:</b> DOE EML HASL-300, Th-01-RC Modified	<b>Matrix Type:</b> Liquid	<b>Client Code:</b> KERR
<b>Batch ID:</b> 887272	<b>Sample Numbers:</b> See Below		

**Potentially affected work order(s)(SDG): 230340**

**Application Issues:**

RDL less than MDA

Other

**Specification and Requirements  
Nonconformance Description:**

**NRG Disposition:**

1. Samples 230340002, 230340014, and Duplicate Sample 1201886233 do not meet the detection limits for Th-228, Th-230, and Th-232 due to small aliquots used. Sample 230340013 does not meet the detection limits for Th-228 and Th-232 and Sample 230340019 does not meet the detection limits for Th-230 and Th-232 due to small aliquots used. Aliquots were reduced on the second analysis and even further on the third analysis in order to improve the tracer yield recoveries achieved. The method blank 1201886232 does not meet the detection limits for Th-228, Th-230, and Th-232 due to keeping the blank aliquots consistent with the sample aliquots.
2. Samples 230340013 and 230340019 have Th-230 results between 2 and 5 times the MDA and Uncertainties greater than 30 percent due to the reduced aliquot sized used on the reanalysis in order to achieve better tracer yield recoveries. Sample 230340015 has a Th-232 result greater than five times the MDA and an Uncertainty greater than 30 percent also due to the reduced aliquot sized used on the reanalysis in order to achieve better tracer yield recoveries. Samples were counted for the maximum count time of 1000 minutes to achieve the lowest Uncertainty values possible.

1. Client notified. Reporting results.
2. Client notified. Reporting results.

**Originator's Name:**

Jessica Downey      24-JUL-09

**Data Validator/Group Leader:**

Eric Brimstin                      24-JUL-09

# SAMPLE DATA SUMMARY

# GEL LABORATORIES LLC

2040 Savage Road Charleston SC 29407 - (843) 556-8171 - www.gel.com

## Certificate of Analysis Report for

KERR003 Tronox LLC

Client SDG: 230340 GEL Work Order: 230340

**The Qualifiers in this report are defined as follows:**

- \* A quality control analyte recovery is outside of specified acceptance criteria
- \*\* Analyte is a surrogate compound
- U Analyte was analyzed for, but not detected above the MDL, MDA, or LOD.

Where the analytical method has been performed under NELAP certification, the analysis has met all of the requirements of the NELAC standard unless qualified on the Certificate of Analysis.

The designation ND, if present, appears in the result column when the analyte concentration is not detected above the detection limit.

This data report has been prepared and reviewed in accordance with GEL Laboratories LLC standard operating procedures. Please direct any questions to your Project Manager, Edith Kent.



---

Reviewed by

# GEL LABORATORIES LLC

2040 Savage Road Charleston SC 29407 - (843) 556-8171 - www.gel.com

## Certificate of Analysis

Company : Northgate Environmental  
Management, Inc.  
Address : 1100 Quail St., Suite 102  
Newport Beach, California 92660

Report Date: July 24, 2009

Contact: Mr. Frank Hagar  
Project: **Tronox Henderson**

Client Sample ID: MC-3B-Filt  
Sample ID: 230340001  
Matrix: WQ  
Collect Date: 21-MAY-09 12:35  
Receive Date: 22-MAY-09  
Collector: Client

Project: KERRHenderson  
Client ID: KERR003

Parameter	Qualifier	Result	Uncertainty	DL	RL	Units	DF	Analyst	Date	Time	Batch	Method
<b>Rad Alpha Spec Analysis</b>												
<i>Alphaspec Th, Liquid "As Received"</i>												
Thorium-228	U	0.017	+/-0.0657	0.122	0.030	pCi/L		HAK	07/20/09	2142	886050	1
								B				
Thorium-230	U	-0.00566	+/-0.0192	0.0542	0.030	pCi/L						
Thorium-232	U	-0.00566	+/-0.0192	0.0542	0.030	pCi/L						
<i>Alphaspec U, Liquid "As Received"</i>												
Uranium-233/234	U	0.00406	+/-0.0148	0.0337	0.030	pCi/L		HAK	07/20/09	2135	886099	2
								B				
Uranium-235/236		0.0163	+/-0.0185	0.0163	0.030	pCi/L						
Uranium-238	U	0.00882	+/-0.0122	0.0132	0.030	pCi/L						
<b>Rad Gas Flow Proportional Counting</b>												
<i>GFPC, Ra228, Liquid "As Received"</i>												
Radium-228		3.35	+/-1.45	2.33	3.00	pCi/L		DXM	07/03/09	1610	881075	3
								2				
<b>Rad Radium-226</b>												
<i>Lucas Cell, Ra226, liquid "As Received"</i>												
Radium-226	U	-0.134	+/-0.157	0.410	1.00	pCi/L		KSD1	07/13/09	1530	880590	4

**The following Analytical Methods were performed**

Method	Description	Analyst Comments
1	DOE EML HASL-300, Th-01-RC Modified	
2	DOE EML HASL-300, U-02-RC Modified	
3	EPA 904.0/SW846 9320 Modified	
4	EPA 903.1 Modified	

Surrogate/Tracer recovery	Test	Result	Nominal	Recovery%	Acceptable Limits
Actinium-227 Tracer	Alphaspec Th, Liquid "As Received"			76.8	(15%-125%)
Uranium-232 Tracer	Alphaspec U, Liquid "As Received"			101	(15%-125%)
Barium-133 Tracer	GFPC, Ra228, Liquid "As Received"			81.3	(15%-125%)

# GEL LABORATORIES LLC

2040 Savage Road Charleston SC 29407 - (843) 556-8171 - www.gel.com

## Certificate of Analysis

Company : Northgate Environmental  
Management, Inc.  
Address : 1100 Quail St., Suite 102  
Newport Beach, California 92660

Report Date: July 24, 2009

Contact: Mr. Frank Hagar  
Project: **Tronox Henderson**

Client Sample ID: MC-3B  
Sample ID: 230340002  
Matrix: WG  
Collect Date: 27-MAY-09 17:00  
Receive Date: 29-MAY-09  
Collector: Client

Project: KERRHenderson  
Client ID: KERR003

Parameter	Qualifier	Result	Uncertainty	DL	RL	Units	DF	Analyst	Date	Time	Batch	Method
<b>Rad Alpha Spec Analysis</b>												
<i>Alphaspec Th, Liquid "As Received"</i>												
Thorium-228	U	-0.0207	+/-0.0704	0.199	0.030	pCi/L		HAK	07/23/09	2052	887272	1
								B				
Thorium-230	U	-0.0621	+/-0.0811	0.229	0.030	pCi/L						
Thorium-232	U	-0.0207	+/-0.0703	0.198	0.030	pCi/L						
<i>Alphaspec U, Liquid "As Received"</i>												
Uranium-233/234		5.96	+/-0.343	0.0394	0.030	pCi/L		HAK	07/20/09	2135	886099	2
								B				
Uranium-235/236		0.248	+/-0.0798	0.0486	0.030	pCi/L						
Uranium-238		4.25	+/-0.290	0.0394	0.030	pCi/L						
<b>Rad Gas Flow Proportional Counting</b>												
<i>GFPC, Ra228, Liquid "As Received"</i>												
Radium-228	U	1.82	+/-1.39	2.21	3.00	pCi/L		DXM	07/03/09	1250	881075	3
								2				
<b>Rad Radium-226</b>												
<i>Lucas Cell, Ra226, liquid "As Received"</i>												
Radium-226	U	0.202	+/-0.170	0.221	1.00	pCi/L		KSD1	07/13/09	1530	880590	4

**The following Analytical Methods were performed**

Method	Description	Analyst Comments
1	DOE EML HASL-300, Th-01-RC Modified	
2	DOE EML HASL-300, U-02-RC Modified	
3	EPA 904.0/SW846 9320 Modified	
4	EPA 903.1 Modified	

Surrogate/Tracer recovery	Test	Result	Nominal	Recovery%	Acceptable Limits
Actinium-227 Tracer	Alphaspec Th, Liquid "As Received"			83.5	(15%-125%)
Uranium-232 Tracer	Alphaspec U, Liquid "As Received"			85.7	(15%-125%)
Barium-133 Tracer	GFPC, Ra228, Liquid "As Received"			80.7	(15%-125%)

# GEL LABORATORIES LLC

2040 Savage Road Charleston SC 29407 - (843) 556-8171 - www.gel.com

## Certificate of Analysis

Company : Northgate Environmental  
Management, Inc.  
Address : 1100 Quail St., Suite 102  
Newport Beach, California 92660

Report Date: July 24, 2009

Contact: Mr. Frank Hagar  
Project: **Tronox Henderson**

Client Sample ID: EB052709  
Sample ID: 230340003  
Matrix: WG  
Collect Date: 27-MAY-09 14:00  
Receive Date: 29-MAY-09  
Collector: Client

Project: KERRHenderson  
Client ID: KERR003

Parameter	Qualifier	Result	Uncertainty	DL	RL	Units	DF	Analyst	Date	Time	Batch	Method
<b>Rad Alpha Spec Analysis</b>												
<i>Alphaspec Th, Liquid "As Received"</i>												
Thorium-228	U	0.0327	+/-0.050	0.088	0.030	pCi/L		HAK	07/20/09	2142	886050	1
								B				
Thorium-230	U	0.0163	+/-0.0238	0.0416	0.030	pCi/L						
Thorium-232	U	-0.00544	+/-0.0151	0.0416	0.030	pCi/L						
<i>Alphaspec U, Liquid "As Received"</i>												
Uranium-233/234		0.0558	+/-0.0328	0.0332	0.030	pCi/L		HAK	07/20/09	2135	886099	2
								B				
Uranium-235/236	U	0.0161	+/-0.0235	0.041	0.030	pCi/L						
Uranium-238	U	0.026	+/-0.024	0.0332	0.030	pCi/L						
<b>Rad Gas Flow Proportional Counting</b>												
<i>GFPC, Ra228, Liquid "As Received"</i>												
Radium-228		2.20	+/-1.32	1.97	3.00	pCi/L		DXM	07/03/09	1250	881075	3
								2				
<b>Rad Radium-226</b>												
<i>Lucas Cell, Ra226, liquid "As Received"</i>												
Radium-226	U	0.372	+/-0.344	0.546	1.00	pCi/L		KSD1	07/13/09	1605	880590	4

**The following Analytical Methods were performed**

Method	Description	Analyst Comments
1	DOE EML HASL-300, Th-01-RC Modified	
2	DOE EML HASL-300, U-02-RC Modified	
3	EPA 904.0/SW846 9320 Modified	
4	EPA 903.1 Modified	

Surrogate/Tracer recovery	Test	Result	Nominal	Recovery%	Acceptable Limits
Actinium-227 Tracer	Alphaspec Th, Liquid "As Received"			82.3	(15%-125%)
Uranium-232 Tracer	Alphaspec U, Liquid "As Received"			97.8	(15%-125%)
Barium-133 Tracer	GFPC, Ra228, Liquid "As Received"			82.7	(15%-125%)

# GEL LABORATORIES LLC

2040 Savage Road Charleston SC 29407 - (843) 556-8171 - www.gel.com

## Certificate of Analysis

Company : Northgate Environmental  
Management, Inc.  
Address : 1100 Quail St., Suite 102  
Newport Beach, California 92660

Report Date: July 24, 2009

Contact: Mr. Frank Hagar  
Project: **Tronox Henderson**

Client Sample ID: M-127B  
Sample ID: 230340004  
Matrix: WG  
Collect Date: 28-MAY-09 16:30  
Receive Date: 30-MAY-09  
Collector: Client

Project: KERRHenderson  
Client ID: KERR003

Parameter	Qualifier	Result	Uncertainty	DL	RL	Units	DF	Analyst	Date	Time	Batch	Method
<b>Rad Alpha Spec Analysis</b>												
<i>Alphaspec Th, Liquid "As Received"</i>												
Thorium-228	U	0.138	+/-0.159	0.264	0.030	pCi/L		HAK	07/20/09	2142	886050	1
								B				
Thorium-230	U	0.00	+/-0.0546	0.151	0.030	pCi/L						
Thorium-232	U	0.0591	+/-0.0863	0.151	0.030	pCi/L						
<i>Alphaspec U, Liquid "As Received"</i>												
Uranium-233/234		4.33	+/-0.286	0.0469	0.030	pCi/L		HAK	07/20/09	2135	886099	2
								B				
Uranium-235/236		0.200	+/-0.0701	0.0463	0.030	pCi/L						
Uranium-238		3.12	+/-0.243	0.0469	0.030	pCi/L						
<b>Rad Gas Flow Proportional Counting</b>												
<i>GFPC, Ra228, Liquid "As Received"</i>												
Radium-228		3.76	+/-1.58	2.20	3.00	pCi/L		DXM	07/03/09	1250	881075	3
								2				
<b>Rad Radium-226</b>												
<i>Lucas Cell, Ra226, liquid "As Received"</i>												
Radium-226		0.539	+/-0.329	0.458	1.00	pCi/L		KSD1	07/13/09	1605	880590	4

**The following Analytical Methods were performed**

Method	Description	Analyst Comments
1	DOE EML HASL-300, Th-01-RC Modified	
2	DOE EML HASL-300, U-02-RC Modified	
3	EPA 904.0/SW846 9320 Modified	
4	EPA 903.1 Modified	

Surrogate/Tracer recovery	Test	Result	Nominal	Recovery%	Acceptable Limits
Actinium-227 Tracer	Alphaspec Th, Liquid "As Received"			22.2	(15%-125%)
Uranium-232 Tracer	Alphaspec U, Liquid "As Received"			87.5	(15%-125%)
Barium-133 Tracer	GFPC, Ra228, Liquid "As Received"			83.4	(15%-125%)



# GEL LABORATORIES LLC

2040 Savage Road Charleston SC 29407 - (843) 556-8171 - www.gel.com

## Certificate of Analysis

Company : Northgate Environmental  
Management, Inc.  
Address : 1100 Quail St., Suite 102  
Newport Beach, California 92660

Report Date: July 24, 2009

Contact: Mr. Frank Hagar  
Project: **Tronox Henderson**

Client Sample ID:	M-127B Filtered	Project:	KERRHenderson
Sample ID:	230340006	Client ID:	KERR003
Matrix:	WG		
Collect Date:	28-MAY-09 16:30		
Receive Date:	30-MAY-09		
Collector:	Client		

Parameter	Qualifier	Result	Uncertainty	DL	RL	Units	DF	AnalystDate	Time	Batch	Method
<b>Rad Alpha Spec Analysis</b>											
<i>Alphaspec Th, Liquid "As Received"</i>											
Thorium-228		0.213	+/-0.139	0.190	0.030	pCi/L		HAK 07/20/09	2142	886050	1
										B	
Thorium-230	U	-0.0142	+/-0.0481	0.136	0.030	pCi/L					
Thorium-232	U	0.00	+/-0.0393	0.109	0.030	pCi/L					
<i>Alphaspec U, Liquid "As Received"</i>											
Uranium-233/234		3.76	+/-0.266	0.0466	0.030	pCi/L		HAK 07/20/09	2136	886099	2
										B	
Uranium-235/236		0.198	+/-0.0677	0.018	0.030	pCi/L					
Uranium-238		2.70	+/-0.225	0.0466	0.030	pCi/L					
<b>Rad Gas Flow Proportional Counting</b>											
<i>GFPC, Ra228, Liquid "As Received"</i>											
Radium-228		3.16	+/-1.93	2.98	3.00	pCi/L		DXM 07/03/09	1251	881075	3
										2	
<b>Rad Radium-226</b>											
<i>Lucas Cell, Ra226, liquid "As Received"</i>											
Radium-226		0.615	+/-0.352	0.471	1.00	pCi/L		KSD1 07/13/09	1605	880590	4

**The following Analytical Methods were performed**

Method	Description	Analyst Comments
1	DOE EML HASL-300, Th-01-RC Modified	
2	DOE EML HASL-300, U-02-RC Modified	
3	EPA 904.0/SW846 9320 Modified	
4	EPA 903.1 Modified	

Surrogate/Tracer recovery	Test	Result	Nominal	Recovery%	Acceptable Limits
Actinium-227 Tracer	Alphaspec Th, Liquid "As Received"			29.6	(15%-125%)
Uranium-232 Tracer	Alphaspec U, Liquid "As Received"			91.4	(15%-125%)
Barium-133 Tracer	GFPC, Ra228, Liquid "As Received"			70.7	(15%-125%)

# GEL LABORATORIES LLC

2040 Savage Road Charleston SC 29407 - (843) 556-8171 - www.gel.com

## Certificate of Analysis

Company : Northgate Environmental  
Management, Inc.  
Address : 1100 Quail St., Suite 102  
Newport Beach, California 92660

Report Date: July 24, 2009

Contact: Mr. Frank Hagar  
Project: **Tronox Henderson**

Client Sample ID: FB060409  
Sample ID: 230340007  
Matrix: WG  
Collect Date: 04-JUN-09 12:15  
Receive Date: 05-JUN-09  
Collector: Client

Project: KERRHenderson  
Client ID: KERR003

Parameter	Qualifier	Result	Uncertainty	DL	RL	Units	DF	Analyst	Date	Time	Batch	Method
<b>Rad Alpha Spec Analysis</b>												
<i>Alphaspec Th, Liquid "As Received"</i>												
Thorium-228	U	0.00	+/-0.0482	0.0966	0.030	pCi/L		HAK	07/20/09	2142	886050	1
								B				
Thorium-230	U	-0.0157	+/-0.0271	0.0701	0.030	pCi/L						
Thorium-232	U	-0.00523	+/-0.0178	0.0501	0.030	pCi/L						
<i>Alphaspec U, Liquid "As Received"</i>												
Uranium-233/234	U	-0.00912	+/-0.015	0.0425	0.030	pCi/L		HAK	07/20/09	2136	886099	2
								B				
Uranium-235/236	U	-0.00548	+/-0.0186	0.0525	0.030	pCi/L						
Uranium-238	U	0.00886	+/-0.0246	0.049	0.030	pCi/L						
<b>Rad Gas Flow Proportional Counting</b>												
<i>GFPC, Ra228, Liquid "As Received"</i>												
Radium-228	U	1.40	+/-1.19	1.89	3.00	pCi/L		DXM	07/03/09	1251	881075	3
								2				
<b>Rad Radium-226</b>												
<i>Lucas Cell, Ra226, liquid "As Received"</i>												
Radium-226	U	0.0989	+/-0.266	0.505	1.00	pCi/L		KSD1	07/13/09	1605	880590	4

**The following Analytical Methods were performed**

Method	Description	Analyst Comments
1	DOE EML HASL-300, Th-01-RC Modified	
2	DOE EML HASL-300, U-02-RC Modified	
3	EPA 904.0/SW846 9320 Modified	
4	EPA 903.1 Modified	

Surrogate/Tracer recovery	Test	Result	Nominal	Recovery%	Acceptable Limits
Actinium-227 Tracer	Alphaspec Th, Liquid "As Received"			84.2	(15%-125%)
Uranium-232 Tracer	Alphaspec U, Liquid "As Received"			97.8	(15%-125%)
Barium-133 Tracer	GFPC, Ra228, Liquid "As Received"			74.2	(15%-125%)

# GEL LABORATORIES LLC

2040 Savage Road Charleston SC 29407 - (843) 556-8171 - www.gel.com

## Certificate of Analysis

Company : Northgate Environmental  
Management, Inc.  
Address : 1100 Quail St., Suite 102  
Newport Beach, California 92660

Report Date: July 24, 2009

Contact: Mr. Frank Hagar  
Project: **Tronox Henderson**

Client Sample ID: H-28AB  
Sample ID: 230340008  
Matrix: WG  
Collect Date: 09-JUN-09 10:45  
Receive Date: 10-JUN-09  
Collector: Client

Project: KERRHenderson  
Client ID: KERR003

Parameter	Qualifier	Result	Uncertainty	DL	RL	Units	DF	Analyst	Date	Time	Batch	Method
<b>Rad Alpha Spec Analysis</b>												
<i>Alphaspec Th, Liquid "As Received"</i>												
Thorium-228	U	-0.0171	+/-0.100	0.199	0.030	pCi/L		HAK	07/20/09	2142	886050	1
								B				
Thorium-230	U	0.00	+/-0.041	0.0944	0.030	pCi/L						
Thorium-232	U	-0.00853	+/-0.0237	0.0653	0.030	pCi/L						
<i>Alphaspec U, Liquid "As Received"</i>												
Uranium-233/234		28.4	+/-0.702	0.0499	0.030	pCi/L		HAK	07/20/09	2136	886099	2
								B				
Uranium-235/236		1.10	+/-0.154	0.0167	0.030	pCi/L						
Uranium-238		20.8	+/-0.601	0.0346	0.030	pCi/L						
<b>Rad Gas Flow Proportional Counting</b>												
<i>GFPC, Ra228, Liquid "As Received"</i>												
Radium-228	U	1.90	+/-1.63	2.65	3.00	pCi/L		DXM	07/03/09	1251	881075	3
								2				
<b>Rad Radium-226</b>												
<i>Lucas Cell, Ra226, liquid "As Received"</i>												
Radium-226	U	0.219	+/-0.268	0.450	1.00	pCi/L		KSD1	07/13/09	1605	880590	4

**The following Analytical Methods were performed**

Method	Description	Analyst Comments
1	DOE EML HASL-300, Th-01-RC Modified	
2	DOE EML HASL-300, U-02-RC Modified	
3	EPA 904.0/SW846 9320 Modified	
4	EPA 903.1 Modified	

Surrogate/Tracer recovery	Test	Result	Nominal	Recovery%	Acceptable Limits
Actinium-227 Tracer	Alphaspec Th, Liquid "As Received"			50.3	(15%-125%)
Uranium-232 Tracer	Alphaspec U, Liquid "As Received"			101	(15%-125%)
Barium-133 Tracer	GFPC, Ra228, Liquid "As Received"			73.5	(15%-125%)

# GEL LABORATORIES LLC

2040 Savage Road Charleston SC 29407 - (843) 556-8171 - www.gel.com

## Certificate of Analysis

Company : Northgate Environmental  
Management, Inc.  
Address : 1100 Quail St., Suite 102  
Newport Beach, California 92660

Report Date: July 24, 2009

Contact: Mr. Frank Hagar  
Project: **Tronox Henderson**

Client Sample ID: AA-BW-02B  
Sample ID: 230340009  
Matrix: WG  
Collect Date: 10-JUN-09 12:00  
Receive Date: 11-JUN-09  
Collector: Client

Project: KERRHenderson  
Client ID: KERR003

Parameter	Qualifier	Result	Uncertainty	DL	RL	Units	DF	Analyst	Date	Time	Batch	Method
<b>Rad Alpha Spec Analysis</b>												
<i>Alphaspec Th, Liquid "As Received"</i>												
Thorium-228	U	-0.0612	+/-0.0857	0.189	0.030	pCi/L		HAK	07/20/09	2142	886050	1
								B				
Thorium-230	U	-0.00874	+/-0.0383	0.0966	0.030	pCi/L						
Thorium-232	U	0.00	+/-0.0242	0.0669	0.030	pCi/L						
<i>Alphaspec U, Liquid "As Received"</i>												
Uranium-233/234		23.4	+/-0.635	0.0642	0.030	pCi/L		HAK	07/20/09	2136	886099	2
								B				
Uranium-235/236		1.17	+/-0.160	0.061	0.030	pCi/L						
Uranium-238		18.1	+/-0.558	0.0493	0.030	pCi/L						
<b>Rad Gas Flow Proportional Counting</b>												
<i>GFPC, Ra228, Liquid "As Received"</i>												
Radium-228		2.37	+/-1.45	2.22	3.00	pCi/L		DXM	07/03/09	1251	881075	3
								2				
<b>Rad Radium-226</b>												
<i>Lucas Cell, Ra226, liquid "As Received"</i>												
Radium-226		0.822	+/-0.343	0.337	1.00	pCi/L		KSD1	07/13/09	1605	880590	4

**The following Analytical Methods were performed**

Method	Description	Analyst Comments
1	DOE EML HASL-300, Th-01-RC Modified	
2	DOE EML HASL-300, U-02-RC Modified	
3	EPA 904.0/SW846 9320 Modified	
4	EPA 903.1 Modified	

Surrogate/Tracer recovery	Test	Result	Nominal	Recovery%	Acceptable Limits
Actinium-227 Tracer	Alphaspec Th, Liquid "As Received"			51.4	(15%-125%)
Uranium-232 Tracer	Alphaspec U, Liquid "As Received"			99.6	(15%-125%)
Barium-133 Tracer	GFPC, Ra228, Liquid "As Received"			82.5	(15%-125%)

# GEL LABORATORIES LLC

2040 Savage Road Charleston SC 29407 - (843) 556-8171 - www.gel.com

## Certificate of Analysis

Company : Northgate Environmental  
Management, Inc.  
Address : 1100 Quail St., Suite 102  
Newport Beach, California 92660

Report Date: July 24, 2009

Contact: Mr. Frank Hagar  
Project: **Tronox Henderson**

Client Sample ID: M-142B  
Sample ID: 230340011  
Matrix: WG  
Collect Date: 12-JUN-09 09:45  
Receive Date: 13-JUN-09  
Collector: Client

Project: KERRHenderson  
Client ID: KERR003

Parameter	Qualifier	Result	Uncertainty	DL	RL	Units	DF	Analyst	Date	Time	Batch	Method
<b>Rad Alpha Spec Analysis</b>												
<i>Alphaspec Th, Liquid "As Received"</i>												
Thorium-228	U	-0.0298	+/-0.109	0.241	0.030	pCi/L		HAK	07/20/09	2142	886050	1
								B				
Thorium-230	U	0.0149	+/-0.0506	0.114	0.030	pCi/L						
Thorium-232	U	0.0745	+/-0.0773	0.114	0.030	pCi/L						
<i>Alphaspec U, Liquid "As Received"</i>												
Uranium-233/234		3.97	+/-0.258	0.0417	0.030	pCi/L		HAK	07/20/09	2136	886099	2
								B				
Uranium-235/236		0.215	+/-0.0668	0.0162	0.030	pCi/L						
Uranium-238		2.81	+/-0.217	0.0333	0.030	pCi/L						
<b>Rad Gas Flow Proportional Counting</b>												
<i>GFPC, Ra228, Liquid "As Received"</i>												
Radium-228	U	1.59	+/-1.66	2.76	3.00	pCi/L		DXM	07/03/09	1251	881075	3
								2				
<b>Rad Radium-226</b>												
<i>Lucas Cell, Ra226, liquid "As Received"</i>												
Radium-226	U	0.483	+/-0.370	0.558	1.00	pCi/L		KSD1	07/13/09	1655	880590	4

**The following Analytical Methods were performed**

Method	Description	Analyst Comments
1	DOE EML HASL-300, Th-01-RC Modified	
2	DOE EML HASL-300, U-02-RC Modified	
3	EPA 904.0/SW846 9320 Modified	
4	EPA 903.1 Modified	

Surrogate/Tracer recovery	Test	Result	Nominal	Recovery%	Acceptable Limits
Actinium-227 Tracer	Alphaspec Th, Liquid "As Received"			29.6	(15%-125%)
Uranium-232 Tracer	Alphaspec U, Liquid "As Received"			99.4	(15%-125%)
Barium-133 Tracer	GFPC, Ra228, Liquid "As Received"			76.7	(15%-125%)

# GEL LABORATORIES LLC

2040 Savage Road Charleston SC 29407 - (843) 556-8171 - www.gel.com

## Certificate of Analysis

Company : Northgate Environmental  
Management, Inc.  
Address : 1100 Quail St., Suite 102  
Newport Beach, California 92660

Report Date: July 24, 2009

Contact: Mr. Frank Hagar  
Project: **Tronox Henderson**

Client Sample ID:	M-142B DISS	Project:	KERRHenderson
Sample ID:	230340012	Client ID:	KERR003
Matrix:	WG		
Collect Date:	12-JUN-09 09:45		
Receive Date:	13-JUN-09		
Collector:	Client		

Parameter	Qualifier	Result	Uncertainty	DL	RL	Units	DF	Analyst	Date	Time	Batch	Method
<b>Rad Alpha Spec Analysis</b>												
<i>Alphaspec Th, Liquid "As Received"</i>												
Thorium-228	U	0.083	+/-0.142	0.254	0.030	pCi/L		HAK	07/20/09	2142	886050	1
								B				
Thorium-230	U	0.0166	+/-0.0727	0.159	0.030	pCi/L						
Thorium-232	U	-0.0166	+/-0.046	0.127	0.030	pCi/L						
<i>Alphaspec U, Liquid "As Received"</i>												
Uranium-233/234		4.23	+/-0.262	0.0559	0.030	pCi/L		HAK	07/20/09	2136	886099	2
								B				
Uranium-235/236		0.222	+/-0.0662	0.0155	0.030	pCi/L						
Uranium-238		2.72	+/-0.209	0.0125	0.030	pCi/L						
<b>Rad Gas Flow Proportional Counting</b>												
<i>GFPC, Ra228, Liquid "As Received"</i>												
Radium-228	U	0.479	+/-1.62	2.77	3.00	pCi/L		DXM	07/03/09	1607	881075	3
								2				
<b>Rad Radium-226</b>												
<i>Lucas Cell, Ra226, liquid "As Received"</i>												
Radium-226		0.869	+/-0.328	0.300	1.00	pCi/L		KSD1	07/13/09	1655	880590	4

**The following Analytical Methods were performed**

Method	Description	Analyst Comments
1	DOE EML HASL-300, Th-01-RC Modified	
2	DOE EML HASL-300, U-02-RC Modified	
3	EPA 904.0/SW846 9320 Modified	
4	EPA 903.1 Modified	

Surrogate/Tracer recovery	Test	Result	Nominal	Recovery%	Acceptable Limits
Actinium-227 Tracer	Alphaspec Th, Liquid "As Received"			26.5	(15%-125%)
Uranium-232 Tracer	Alphaspec U, Liquid "As Received"			104	(15%-125%)
Barium-133 Tracer	GFPC, Ra228, Liquid "As Received"			78.7	(15%-125%)

# GEL LABORATORIES LLC

2040 Savage Road Charleston SC 29407 - (843) 556-8171 - www.gel.com

## Certificate of Analysis

Company : Northgate Environmental  
Management, Inc.  
Address : 1100 Quail St., Suite 102  
Newport Beach, California 92660

Report Date: July 24, 2009

Contact: Mr. Frank Hagar  
Project: **Tronox Henderson**

Client Sample ID: M-130B  
Sample ID: 230340013  
Matrix: WG  
Collect Date: 15-JUN-09 10:45  
Receive Date: 16-JUN-09  
Collector: Client

Project: KERRHenderson  
Client ID: KERR003

Parameter	Qualifier	Result	Uncertainty	DL	RL	Units	DF	Analyst	Date	Time	Batch	Method
<b>Rad Alpha Spec Analysis</b>												
<i>Alphaspec Th, Liquid "As Received"</i>												
Thorium-228	U	0.110	+/-0.135	0.226	0.030	pCi/L		HAK	07/23/09	2052	887272	1
												B
Thorium-230		0.0551	+/-0.0623	0.0551	0.030	pCi/L						
Thorium-232	U	0.0184	+/-0.036	0.0551	0.030	pCi/L						
<i>Alphaspec U, Liquid "As Received"</i>												
Uranium-233/234		12.4	+/-0.465	0.0501	0.030	pCi/L		HAK	07/20/09	2136	886099	2
												B
Uranium-235/236		0.487	+/-0.104	0.0429	0.030	pCi/L						
Uranium-238		8.25	+/-0.379	0.0136	0.030	pCi/L						
<b>Rad Gas Flow Proportional Counting</b>												
<i>GFPC, Ra228, Liquid "As Received"</i>												
Radium-228	U	0.523	+/-1.18	2.10	3.00	pCi/L		DXM	07/03/09	1251	881075	3
												2
<b>Rad Radium-226</b>												
<i>Lucas Cell, Ra226, liquid "As Received"</i>												
Radium-226	U	0.372	+/-0.302	0.463	1.00	pCi/L		KSD1	07/13/09	1655	880590	4

**The following Analytical Methods were performed**

Method	Description	Analyst Comments
1	DOE EML HASL-300, Th-01-RC Modified	
2	DOE EML HASL-300, U-02-RC Modified	
3	EPA 904.0/SW846 9320 Modified	
4	EPA 903.1 Modified	

Surrogate/Tracer recovery	Test	Result	Nominal	Recovery%	Acceptable Limits
Actinium-227 Tracer	Alphaspec Th, Liquid "As Received"			93.0	(15%-125%)
Uranium-232 Tracer	Alphaspec U, Liquid "As Received"			96.4	(15%-125%)
Barium-133 Tracer	GFPC, Ra228, Liquid "As Received"			81.9	(15%-125%)

# GEL LABORATORIES LLC

2040 Savage Road Charleston SC 29407 - (843) 556-8171 - www.gel.com

## Certificate of Analysis

Company : Northgate Environmental  
Management, Inc.  
Address : 1100 Quail St., Suite 102  
Newport Beach, California 92660

Report Date: July 24, 2009

Contact: Mr. Frank Hagar  
Project: **Tronox Henderson**

Client Sample ID:	M-130BDISS	Project:	KERRHenderson
Sample ID:	230340014	Client ID:	KERR003
Matrix:	WG		
Collect Date:	15-JUN-09 10:45		
Receive Date:	16-JUN-09		
Collector:	Client		

Parameter	Qualifier	Result	Uncertainty	DL	RL	Units	DF	Analyst	Date	Time	Batch	Method
<b>Rad Alpha Spec Analysis</b>												
<i>Alphaspec Th, Liquid "As Received"</i>												
Thorium-228	U	0.0587	+/-0.101	0.187	0.030	pCi/L		HAK	07/23/09	2052	887272	1
												B
Thorium-230	U	-0.0195	+/-0.101	0.240	0.030	pCi/L						
Thorium-232	U	0.0195	+/-0.0383	0.0586	0.030	pCi/L						
<i>Alphaspec U, Liquid "As Received"</i>												
Uranium-233/234		13.3	+/-0.482	0.0731	0.030	pCi/L		HAK	07/20/09	2136	886099	2
												B
Uranium-235/236		0.525	+/-0.111	0.0688	0.030	pCi/L						
Uranium-238		9.26	+/-0.402	0.050	0.030	pCi/L						
<b>Rad Gas Flow Proportional Counting</b>												
<i>GFPC, Ra228, Liquid "As Received"</i>												
Radium-228		4.03	+/-1.81	2.64	3.00	pCi/L		DXM	07/03/09	1251	881075	3
												2
<b>Rad Radium-226</b>												
<i>Lucas Cell, Ra226, liquid "As Received"</i>												
Radium-226		0.751	+/-0.328	0.332	1.00	pCi/L		KSD1	07/13/09	1655	880590	4

**The following Analytical Methods were performed**

Method	Description	Analyst Comments
1	DOE EML HASL-300, Th-01-RC Modified	
2	DOE EML HASL-300, U-02-RC Modified	
3	EPA 904.0/SW846 9320 Modified	
4	EPA 903.1 Modified	

Surrogate/Tracer recovery	Test	Result	Nominal	Recovery%	Acceptable Limits
Actinium-227 Tracer	Alphaspec Th, Liquid "As Received"			89.8	(15%-125%)
Uranium-232 Tracer	Alphaspec U, Liquid "As Received"			98.0	(15%-125%)
Barium-133 Tracer	GFPC, Ra228, Liquid "As Received"			79.1	(15%-125%)



# GEL LABORATORIES LLC

2040 Savage Road Charleston SC 29407 - (843) 556-8171 - www.gel.com

## Certificate of Analysis

Company : Northgate Environmental  
Management, Inc.  
Address : 1100 Quail St., Suite 102  
Newport Beach, California 92660

Report Date: July 24, 2009

Contact: Mr. Frank Hagar  
Project: **Tronox Henderson**

Client Sample ID: M-29B  
Sample ID: 230340015  
Matrix: WG  
Collect Date: 16-JUN-09 09:00  
Receive Date: 17-JUN-09  
Collector: Client

Project: KERRHenderson  
Client ID: KERR003

Parameter	Qualifier	Result	Uncertainty	DL	RL	Units	DF	Analyst	Date	Time	Batch	Method
<b>Rad Alpha Spec Analysis</b>												
<i>Alphaspec Th, Liquid "As Received"</i>												
Thorium-228		1.59	+/-0.394	0.314	0.030	pCi/L		HAK	07/23/09	2052	887272	1
								B				
Thorium-230		1.20	+/-0.333	0.241	0.030	pCi/L						
Thorium-232		0.937	+/-0.286	0.167	0.030	pCi/L						
<i>Alphaspec U, Liquid "As Received"</i>												
Uranium-233/234		6.77	+/-0.484	0.110	0.030	pCi/L		HAK	07/23/09	0912	886965	2
								B				
Uranium-235/236		0.320	+/-0.128	0.122	0.030	pCi/L						
Uranium-238		4.92	+/-0.411	0.0683	0.030	pCi/L						
<b>Rad Gas Flow Proportional Counting</b>												
<i>GFPC, Ra228, Liquid "As Received"</i>												
Radium-228		3.29	+/-1.45	1.99	3.00	pCi/L		DXM	07/03/09	1247	881075	3
								2				
<b>Rad Radium-226</b>												
<i>Lucas Cell, Ra226, liquid "As Received"</i>												
Radium-226		1.55	+/-0.540	0.545	1.00	pCi/L		KSD1	07/13/09	1655	880590	4

**The following Analytical Methods were performed**

Method	Description	Analyst Comments
1	DOE EML HASL-300, Th-01-RC Modified	
2	DOE EML HASL-300, U-02-RC Modified	
3	EPA 904.0/SW846 9320 Modified	
4	EPA 903.1 Modified	

Surrogate/Tracer recovery	Test	Result	Nominal	Recovery%	Acceptable Limits
Actinium-227 Tracer	Alphaspec Th, Liquid "As Received"			82.5	(15%-125%)
Uranium-232 Tracer	Alphaspec U, Liquid "As Received"			98.2	(15%-125%)
Barium-133 Tracer	GFPC, Ra228, Liquid "As Received"			78.4	(15%-125%)

# GEL LABORATORIES LLC

2040 Savage Road Charleston SC 29407 - (843) 556-8171 - www.gel.com

## Certificate of Analysis

Company : Northgate Environmental  
Management, Inc.  
Address : 1100 Quail St., Suite 102  
Newport Beach, California 92660

Report Date: July 24, 2009

Contact: Mr. Frank Hagar  
Project: **Tronox Henderson**

Client Sample ID: M-78B  
Sample ID: 230340016  
Matrix: WG  
Collect Date: 17-JUN-09 08:58  
Receive Date: 18-JUN-09  
Collector: Client

Project: KERRHenderson  
Client ID: KERR003

Parameter	Qualifier	Result	Uncertainty	DL	RL	Units	DF	Analyst	Date	Time	Batch	Method
<b>Rad Alpha Spec Analysis</b>												
<i>Alphaspec Th, Liquid "As Received"</i>												
Thorium-228	U	0.166	+/-0.129	0.185	0.030	pCi/L		HAK	07/20/09	2142	886050	1
								B				
Thorium-230	U	0.0301	+/-0.059	0.115	0.030	pCi/L						
Thorium-232	U	0.0151	+/-0.0511	0.115	0.030	pCi/L						
<i>Alphaspec U, Liquid "As Received"</i>												
Uranium-233/234		22.5	+/-0.622	0.0134	0.030	pCi/L		HAK	07/20/09	2136	886099	2
								B				
Uranium-235/236		1.04	+/-0.149	0.0166	0.030	pCi/L						
Uranium-238		15.2	+/-0.512	0.0429	0.030	pCi/L						
<b>Rad Gas Flow Proportional Counting</b>												
<i>GFPC, Ra228, Liquid "As Received"</i>												
Radium-228	U	1.50	+/-1.14	1.78	3.00	pCi/L		DXM	07/03/09	1247	881075	3
								2				
<b>Rad Radium-226</b>												
<i>Lucas Cell, Ra226, liquid "As Received"</i>												
Radium-226		0.539	+/-0.324	0.415	1.00	pCi/L		KSD1	07/13/09	1655	880590	4

**The following Analytical Methods were performed**

Method	Description	Analyst Comments
1	DOE EML HASL-300, Th-01-RC Modified	
2	DOE EML HASL-300, U-02-RC Modified	
3	EPA 904.0/SW846 9320 Modified	
4	EPA 903.1 Modified	

Surrogate/Tracer recovery	Test	Result	Nominal	Recovery%	Acceptable Limits
Actinium-227 Tracer	Alphaspec Th, Liquid "As Received"			29.4	(15%-125%)
Uranium-232 Tracer	Alphaspec U, Liquid "As Received"			97.8	(15%-125%)
Barium-133 Tracer	GFPC, Ra228, Liquid "As Received"			83.2	(15%-125%)

# GEL LABORATORIES LLC

2040 Savage Road Charleston SC 29407 - (843) 556-8171 - www.gel.com

## Certificate of Analysis

Company : Northgate Environmental  
Management, Inc.  
Address : 1100 Quail St., Suite 102  
Newport Beach, California 92660

Report Date: July 24, 2009

Contact: Mr. Frank Hagar  
Project: **Tronox Henderson**

Client Sample ID: M-128B  
Sample ID: 230340017  
Matrix: WG  
Collect Date: 18-JUN-09 08:40  
Receive Date: 19-JUN-09  
Collector: Client

Project: KERRHenderson  
Client ID: KERR003

Parameter	Qualifier	Result	Uncertainty	DL	RL	Units	DF	AnalystDate	Time	Batch	Method
<b>Rad Alpha Spec Analysis</b>											
<i>Alphaspec Th, Liquid "As Received"</i>											
Thorium-228	U	0.0588	+/-0.184	0.347	0.030	pCi/L		HAK 07/20/09	2142	886050	1
								B			
Thorium-230	U	-0.0196	+/-0.115	0.262	0.030	pCi/L					
Thorium-232	U	0.0196	+/-0.0858	0.187	0.030	pCi/L					
<i>Alphaspec U, Liquid "As Received"</i>											
Uranium-233/234		9.21	+/-0.396	0.0544	0.030	pCi/L		HAK 07/20/09	2136	886099	2
								B			
Uranium-235/236		0.312	+/-0.0823	0.0419	0.030	pCi/L					
Uranium-238		6.82	+/-0.341	0.0489	0.030	pCi/L					
<b>Rad Gas Flow Proportional Counting</b>											
<i>GFPC, Ra228, Liquid "As Received"</i>											
Radium-228		3.20	+/-1.27	2.02	3.00	pCi/L		DXM 07/03/09	1607	881075	3
								2			
<b>Rad Radium-226</b>											
<i>Lucas Cell, Ra226, liquid "As Received"</i>											
Radium-226		0.587	+/-0.315	0.380	1.00	pCi/L		KSD1 07/13/09	1725	880590	4

**The following Analytical Methods were performed**

Method	Description	Analyst Comments
1	DOE EML HASL-300, Th-01-RC Modified	
2	DOE EML HASL-300, U-02-RC Modified	
3	EPA 904.0/SW846 9320 Modified	
4	EPA 903.1 Modified	

Surrogate/Tracer recovery	Test	Result	Nominal	Recovery%	Acceptable Limits
Actinium-227 Tracer	Alphaspec Th, Liquid "As Received"			23.1	(15%-125%)
Uranium-232 Tracer	Alphaspec U, Liquid "As Received"			96.2	(15%-125%)
Barium-133 Tracer	GFPC, Ra228, Liquid "As Received"			87.0	(15%-125%)

# GEL LABORATORIES LLC

2040 Savage Road Charleston SC 29407 - (843) 556-8171 - www.gel.com

## Certificate of Analysis

Company : Northgate Environmental  
Management, Inc.  
Address : 1100 Quail St., Suite 102  
Newport Beach, California 92660

Report Date: July 24, 2009

Contact: Mr. Frank Hagar  
Project: **Tronox Henderson**

Client Sample ID: M-128BDISS  
Sample ID: 230340018  
Matrix: WG  
Collect Date: 18-JUN-09 08:40  
Receive Date: 19-JUN-09  
Collector: Client

Project: KERRHenderson  
Client ID: KERR003

Parameter	Qualifier	Result	Uncertainty	DL	RL	Units	DF	Analyst	Date	Time	Batch	Method
<b>Rad Alpha Spec Analysis</b>												
<i>Alphaspec Th, Liquid "As Received"</i>												
Thorium-228	U	-0.0544	+/-0.138	0.308	0.030	pCi/L		HAK	07/20/09	2142	886050	1
								B				
Thorium-230	U	0.0181	+/-0.0794	0.174	0.030	pCi/L						
Thorium-232	U	-0.0362	+/-0.0615	0.174	0.030	pCi/L						
<i>Alphaspec U, Liquid "As Received"</i>												
Uranium-233/234		9.37	+/-0.413	0.0679	0.030	pCi/L		HAK	07/20/09	2136	886099	2
								B				
Uranium-235/236		0.361	+/-0.0914	0.0446	0.030	pCi/L						
Uranium-238		6.72	+/-0.350	0.0521	0.030	pCi/L						
<b>Rad Gas Flow Proportional Counting</b>												
<i>GFPC, Ra228, Liquid "As Received"</i>												
Radium-228		4.02	+/-1.68	2.40	3.00	pCi/L		DXM	07/03/09	1248	881075	3
								2				
<b>Rad Radium-226</b>												
<i>Lucas Cell, Ra226, liquid "As Received"</i>												
Radium-226	U	0.324	+/-0.270	0.414	1.00	pCi/L		KSD1	07/13/09	1725	880590	4

**The following Analytical Methods were performed**

Method	Description	Analyst Comments
1	DOE EML HASL-300, Th-01-RC Modified	
2	DOE EML HASL-300, U-02-RC Modified	
3	EPA 904.0/SW846 9320 Modified	
4	EPA 903.1 Modified	

Surrogate/Tracer recovery	Test	Result	Nominal	Recovery%	Acceptable Limits
Actinium-227 Tracer	Alphaspec Th, Liquid "As Received"			24.0	(15%-125%)
Uranium-232 Tracer	Alphaspec U, Liquid "As Received"			96.8	(15%-125%)
Barium-133 Tracer	GFPC, Ra228, Liquid "As Received"			81.7	(15%-125%)

# GEL LABORATORIES LLC

2040 Savage Road Charleston SC 29407 - (843) 556-8171 - www.gel.com

## Certificate of Analysis

Company : Northgate Environmental  
Management, Inc.  
Address : 1100 Quail St., Suite 102  
Newport Beach, California 92660

Report Date: July 24, 2009

Contact: Mr. Frank Hagar  
Project: **Tronox Henderson**

Client Sample ID: H-38B  
Sample ID: 230340019  
Matrix: WG  
Collect Date: 18-JUN-09 12:40  
Receive Date: 19-JUN-09  
Collector: Client

Project: KERRHenderson  
Client ID: KERR003

Parameter	Qualifier	Result	Uncertainty	DL	RL	Units	DF	Analyst	Date	Time	Batch	Method
<b>Rad Alpha Spec Analysis</b>												
<i>Alphaspec Th, Liquid "As Received"</i>												
Thorium-228		0.242	+/-0.155	0.168	0.030	pCi/L		HAK	07/23/09	2052	887272	1
								B				
Thorium-230	U	0.0439	+/-0.086	0.168	0.030	pCi/L						
Thorium-232	U	0.0439	+/-0.0608	0.0658	0.030	pCi/L						
<i>Alphaspec U, Liquid "As Received"</i>												
Uranium-233/234		47.4	+/-1.01	0.0996	0.030	pCi/L		HAK	07/20/09	2136	886099	2
								B				
Uranium-235/236		1.85	+/-0.228	0.106	0.030	pCi/L						
Uranium-238		33.2	+/-0.849	0.104	0.030	pCi/L						
<b>Rad Gas Flow Proportional Counting</b>												
<i>GFPC, Ra228, Liquid "As Received"</i>												
Radium-228		4.25	+/-1.43	2.23	3.00	pCi/L		DXM	07/03/09	1607	881075	3
								2				
<b>Rad Radium-226</b>												
<i>Lucas Cell, Ra226, liquid "As Received"</i>												
Radium-226		1.04	+/-0.415	0.454	1.00	pCi/L		KSD1	07/13/09	1725	880590	4

**The following Analytical Methods were performed**

Method	Description	Analyst Comments
1	DOE EML HASL-300, Th-01-RC Modified	
2	DOE EML HASL-300, U-02-RC Modified	
3	EPA 904.0/SW846 9320 Modified	
4	EPA 903.1 Modified	

Surrogate/Tracer recovery	Test	Result	Nominal	Recovery%	Acceptable Limits
Actinium-227 Tracer	Alphaspec Th, Liquid "As Received"			82.0	(15%-125%)
Uranium-232 Tracer	Alphaspec U, Liquid "As Received"			82.0	(15%-125%)
Barium-133 Tracer	GFPC, Ra228, Liquid "As Received"			75.1	(15%-125%)

# GEL LABORATORIES LLC

2040 Savage Road Charleston SC 29407 - (843) 556-8171 - www.gel.com

## Certificate of Analysis

Company : Northgate Environmental  
Management, Inc.  
Address : 1100 Quail St., Suite 102  
Newport Beach, California 92660

Report Date: July 24, 2009

Contact: Mr. Frank Hagar  
Project: **Tronox Henderson**

Client Sample ID: M-125B  
Sample ID: 230340020  
Matrix: WG  
Collect Date: 23-JUN-09 10:14  
Receive Date: 24-JUN-09  
Collector: Client

Project: KERRHenderson  
Client ID: KERR003

Parameter	Qualifier	Result	Uncertainty	DL	RL	Units	DF	Analyst	Date	Time	Batch	Method
<b>Rad Alpha Spec Analysis</b>												
<i>Alphaspec Th, Liquid "As Received"</i>												
Thorium-228	U	-0.00978	+/-0.0959	0.193	0.030	pCi/L		HAK	07/23/09	2052	886050	1
								B				
Thorium-230	U	-0.0195	+/-0.0661	0.149	0.030	pCi/L						
Thorium-232	U	-0.0195	+/-0.0604	0.140	0.030	pCi/L						
<i>Alphaspec U, Liquid "As Received"</i>												
Uranium-233/234		8.14	+/-0.385	0.0633	0.030	pCi/L		HAK	07/20/09	2136	886099	2
								B				
Uranium-235/236		0.344	+/-0.0963	0.084	0.030	pCi/L						
Uranium-238		5.56	+/-0.319	0.0722	0.030	pCi/L						
<b>Rad Gas Flow Proportional Counting</b>												
<i>GFPC, Ra228, Liquid "As Received"</i>												
Radium-228	U	1.56	+/-1.36	2.23	3.00	pCi/L		DXM	07/03/09	1252	881075	3
								2				
<b>Rad Radium-226</b>												
<i>Lucas Cell, Ra226, liquid "As Received"</i>												
Radium-226		0.651	+/-0.369	0.501	1.00	pCi/L		KSD1	07/13/09	1725	880590	4

**The following Analytical Methods were performed**

Method	Description	Analyst Comments
1	DOE EML HASL-300, Th-01-RC Modified	
2	DOE EML HASL-300, U-02-RC Modified	
3	EPA 904.0/SW846 9320 Modified	
4	EPA 903.1 Modified	

Surrogate/Tracer recovery	Test	Result	Nominal	Recovery%	Acceptable Limits
Actinium-227 Tracer	Alphaspec Th, Liquid "As Received"			43.3	(15%-125%)
Uranium-232 Tracer	Alphaspec U, Liquid "As Received"			97.6	(15%-125%)
Barium-133 Tracer	GFPC, Ra228, Liquid "As Received"			86.2	(15%-125%)

# QUALITY CONTROL DATA

# GEL LABORATORIES LLC

2040 Savage Road Charleston, SC 29407 - (843) 556-8171 - www.gel.com

## QC Summary

Report Date: July 24, 2009  
Page 1 of 5

Northgate Environmental Management, Inc.

1100 Quail St., Suite 102  
Newport Beach, California

Contact: Mr. Frank Hagar

Workorder: 230340

Parmname	NOM	Sample	Qual	QC	Units	RPD%	REC%	Range	Anlst	Date	Time
<b>Rad Alpha Spec</b>											
Batch	886050										
QC1201882930	230340020	DUP									
Thorium-228		U	-0.00978	U	0.0464	pCi/L	307		N/A	HAKB	07/20/09 21:43
			+/-0.0959		+/-0.070						
Thorium-230		U	-0.0195		0.133	pCi/L	269*	(0% - 100%)			
			+/-0.0661		+/-0.0581						
Thorium-232		U	-0.0195	U	0.0133	pCi/L	1050		N/A		
			+/-0.0604		+/-0.026						
QC1201882934	LCS										
Thorium-228				U	0.0101	pCi/L					07/20/09 21:43
					+/-0.0505						
Thorium-230	5.35				5.83	pCi/L	109	(75%-125%)			
					+/-0.336						
Thorium-232				U	0.0101	pCi/L		(75%-125%)			
					+/-0.0198						
QC1201882929	MB										
Thorium-228				U	-0.0292	pCi/L					07/20/09 21:43
					+/-0.0447						
Thorium-230				U	-0.00485	pCi/L					
					+/-0.0213						
Thorium-232				U	0.00	pCi/L					
					+/-0.00951						
QC1201882932	230340020	MS									
Thorium-228		U	-0.00978	U	-0.128	pCi/L					07/20/09 21:43
			+/-0.0959		+/-0.240						
Thorium-230	21.4	U	-0.0195		22.3	pCi/L	104	(75%-125%)			
			+/-0.0661		+/-1.53						
Thorium-232		U	-0.0195	U	-0.255	pCi/L		(75%-125%)			
			+/-0.0604		+/-0.187						
Batch	886099										
QC1201883067	230340020	DUP									
Uranium-233/234			8.14		7.72	pCi/L	5.25	(0% - 20%)	HAKB		07/20/09 21:36
			+/-0.385		+/-0.368						
Uranium-235/236			0.344		0.345	pCi/L	0.244	(0% - 100%)			
			+/-0.0963		+/-0.0925						
Uranium-238			5.56		5.42	pCi/L	2.70	(0% - 20%)			
			+/-0.319		+/-0.308						
QC1201883071	LCS										
Uranium-233/234					6.14	pCi/L					07/20/09 21:36
					+/-0.336						
Uranium-235/236					0.352	pCi/L					
					+/-0.0919						
Uranium-238	6.30				6.42	pCi/L	102	(75%-125%)			



# GEL LABORATORIES LLC

2040 Savage Road Charleston, SC 29407 - (843) 556-8171 - www.gel.com

## QC Summary

Workorder: 230340

Page 2 of 5

Parmname	NOM	Sample	Qual	QC	Units	RPD%	REC%	Range	Anlst	Date	Time
<b>Rad Alpha Spec</b>											
Batch	886099										
QC1201883066	MB			+/-0.342							
Uranium-233/234			U	-0.018	pCi/L				HAKB	07/20/09	21:36
				+/-0.0322							
Uranium-235/236			U	0.00582	pCi/L						
				+/-0.0114							
Uranium-238			U	0.0141	pCi/L						
				+/-0.0306							
QC1201883069	230340020	MS									
Uranium-233/234				8.14	32.7	pCi/L				07/20/09	21:36
				+/-0.385	+/-1.54						
Uranium-235/236				0.344	1.68	pCi/L					
				+/-0.0963	+/-0.402						
Uranium-238	25.2			5.56	30.3	pCi/L	98.2	(75%-125%)			
				+/-0.319	+/-1.48						
Batch	886965										
QC1201885421	230340015	DUP									
Uranium-233/234				6.77	7.38	pCi/L	8.57	(0% - 20%)	HAKB	07/23/09	09:13
				+/-0.484	+/-0.520						
Uranium-235/236				0.320	0.221	pCi/L	36.6	(0% - 100%)			
				+/-0.128	+/-0.127						
Uranium-238				4.92	4.79	pCi/L	2.63	(0% - 20%)			
				+/-0.411	+/-0.422						
QC1201885423	LCS										
Uranium-233/234				11.5	11.5	pCi/L				07/23/09	09:13
				+/-0.635	+/-0.635						
Uranium-235/236				0.538	0.538	pCi/L					
				+/-0.164	+/-0.164						
Uranium-238	12.6			13.1	13.1	pCi/L	104	(75%-125%)			
				+/-0.677	+/-0.677						
QC1201885420	MB										
Uranium-233/234			U	-0.0267	-0.0267	pCi/L				07/23/09	09:12
				+/-0.0752	+/-0.0752						
Uranium-235/236			U	-0.0573	-0.0573	pCi/L					
				+/-0.0674	+/-0.0674						
Uranium-238			U	-0.0928	-0.0928	pCi/L					
				+/-0.063	+/-0.063						
QC1201885422	230340015	MS									
Uranium-233/234				6.77	29.8	pCi/L				07/23/09	09:13
				+/-0.484	+/-1.41						
Uranium-235/236				0.320	1.52	pCi/L					
				+/-0.128	+/-0.353						
Uranium-238	25.2			4.92	29.0	pCi/L	95.6	(75%-125%)			
				+/-0.411	+/-1.39						
Batch	887272										

# GEL LABORATORIES LLC

2040 Savage Road Charleston, SC 29407 - (843) 556-8171 - www.gel.com

## QC Summary

Workorder: 230340

Page 3 of 5

Parmname	NOM	Sample	Qual	QC	Units	RPD%	REC%	Range	Anlst	Date	Time
<b>Rad Alpha Spec</b>											
Batch	887272										
QC1201886233	230340013	DUP									
Thorium-228		U	0.110	U	-0.0605	pCi/L	685		N/AHAKB	07/23/09	20:52
			+/-0.135		+/-0.142						
Thorium-230			0.0551	U	0.0201	pCi/L	92.9		N/A		
			+/-0.0623		+/-0.0683						
Thorium-232		U	0.0184	U	-0.0805	pCi/L	318		N/A		
			+/-0.036		+/-0.0882						
QC1201886235	LCS										
Thorium-228					0.258	pCi/L				07/23/09	20:52
					+/-0.119						
Thorium-230	21.4				18.7	pCi/L	87.4	(75%-125%)			
					+/-1.01						
Thorium-232					0.115	pCi/L		(75%-125%)			
					+/-0.0794						
QC1201886232	MB										
Thorium-228				U	0.126	pCi/L				07/23/09	20:52
					+/-0.130						
Thorium-230				U	0.00	pCi/L					
					+/-0.0492						
Thorium-232				U	-0.0502	pCi/L					
					+/-0.0984						
QC1201886234	230340013	MS									
Thorium-228		U	0.110	U	0.223	pCi/L				07/23/09	20:52
			+/-0.135		+/-0.173						
Thorium-230	21.4		0.0551		24.7	pCi/L	115	(75%-125%)			
			+/-0.0623		+/-1.38						
Thorium-232		U	0.0184	U	-0.0202	pCi/L		(75%-125%)			
			+/-0.036		+/-0.0686						
<b>Rad Gas Flow</b>											
Batch	881075										
QC1201871003	230340020	DUP									
Radium-228		U	1.56	U	1.93	pCi/L	0.00		N/ADXM2	07/03/09	12:48
			+/-1.36		+/-1.63						
QC1201871005	LCS										
Radium-228	20.6				18.4	pCi/L	89.5	(75%-125%)		07/03/09	13:59
					+/-3.96						
QC1201871002	MB										
Radium-228				U	1.62	pCi/L				07/03/09	12:52
					+/-1.46						
QC1201871004	230340020	MS									
Radium-228	54.9	U	1.56		58.8	pCi/L	107	(75%-125%)		07/03/09	13:59
			+/-1.36		+/-11.9						
<b>Rad Ra-226</b>											
Batch	880590										
QC1201869814	230340020	DUP									
Radium-226			0.651		0.790	pCi/L	19.3	(0% - 100%)	KSD1	07/13/09	17:25
			+/-0.369		+/-0.329						

# GEL LABORATORIES LLC

2040 Savage Road Charleston, SC 29407 - (843) 556-8171 - www.gel.com

## QC Summary

Workorder: 230340

Page 4 of 5

Parmname	NOM	Sample	Qual	QC	Units	RPD%	REC%	Range	Anlst	Date	Time
<b>Rad Ra-226</b>											
Batch	880590										
QC1201869816	LCS										
Radium-226	24.2			19.6	pCi/L		81.1	(75%-125%)	KSD1	07/13/09	17:55
				+/-1.47							
QC1201869813	MB										
Radium-226			U	0.156	pCi/L					07/13/09	17:25
				+/-0.220							
QC1201869815	230340020 MS										
Radium-226	121	0.651		138	pCi/L		114	(75%-125%)		07/13/09	17:55
		+/-0.369		+/-10.5							

**Notes:**

The Qualifiers in this report are defined as follows:

- \*\* Analyte is a surrogate compound
- < Result is less than value reported
- > Result is greater than value reported
- A The TIC is a suspected aldol-condensation product
- B For General Chemistry and Organic analysis the target analyte was detected in the associated blank.
- BD Results are either below the MDC or tracer recovery is low
- C Analyte has been confirmed by GC/MS analysis
- D Results are reported from a diluted aliquot of the sample
- F Estimated Value
- H Analytical holding time was exceeded
- J Value is estimated
- M M if above MDC and less than LLD
- M Matrix Related Failure
- N/A RPD or %Recovery limits do not apply.
- ND Analyte concentration is not detected above the detection limit
- NJ Consult Case Narrative, Data Summary package, or Project Manager concerning this qualifier
- R Sample results are rejected
- U Analyte was analyzed for, but not detected above the MDL, MDA, or LOD.
- UI Gamma Spectroscopy--Uncertain identification
- X Consult Case Narrative, Data Summary package, or Project Manager concerning this qualifier
- Y QC Samples were not spiked with this compound
- ^ RPD of sample and duplicate evaluated using +/-RL. Concentrations are <5X the RL. Qualifier Not Applicable for Radiochemistry.
- h Preparation or preservation holding time was exceeded

# GEL LABORATORIES LLC

2040 Savage Road Charleston, SC 29407 - (843) 556-8171 - www.gel.com

## QC Summary

Workorder: 230340

Page 5 of 5

<u>Parmname</u>	<u>NOM</u>	<u>Sample Qual</u>	<u>QC</u>	<u>Units</u>	<u>RPD%</u>	<u>REC%</u>	<u>Range</u>	<u>Anlst</u>	<u>Date</u>	<u>Time</u>
-----------------	------------	--------------------	-----------	--------------	-------------	-------------	--------------	--------------	-------------	-------------

N/A indicates that spike recovery limits do not apply when sample concentration exceeds spike conc. by a factor of 4 or more.

^ The Relative Percent Difference (RPD) obtained from the sample duplicate (DUP) is evaluated against the acceptance criteria when the sample is greater than five times (5X) the contract required detection limit (RL). In cases where either the sample or duplicate value is less than 5X the RL, a control limit of +/- the RL is used to evaluate the DUP result.

\* Indicates that a Quality Control parameter was not within specifications.

For PS, PSD, and SDILT results, the values listed are the measured amounts, not final concentrations.

Where the analytical method has been performed under NELAP certification, the analysis has met all of the requirements of the NELAC standard unless qualified on the QC Summary.

**RAW DATA**

# THORIUM

**Radiochemistry Batch Checklist, Rev 9**

Batch# 886050 Product: TN Date: 7/24/09

Criteria:	Yes	No	Comments
Sample Solids are less than or equal to 100 mg for GAB.			N/A
Samples have been blank corrected (if required)			N/A
If activity less 10* MDA/ MDC, error is 150% or less of sample activity. If greater 10* MDA/ MDC, error is 40% or less. If below the MDA/ MDC, error is okay.	/		
Instrument source check is within limits.	/		
Instrument bkg check is within limits.	/		
Method RDL/ LLD has been met.		/	NCR# 714838
If duplicate activities are less 5* MDA/ MDC, then RPD is 100% or less. If greater 5* MDA/ MDC, then RPD 20% or less. If below the MDA/ MDC, the RPD is 0%.		/	NCR# 714838
Or meets the client's required RER acceptance criteria.		/	CASE NARRATIVE
Tracer yield is 15-125% . Carrier yield 25-125%.		/	7/24/09
Or meets the client's contract acceptance criteria.		/	NCR# 714838
Method blank is less than the RDL/ LLD. (If rad samples, < 5% of lowest activity)	/		
Sample was run within hold time.	/		
Sample was correctly preserved if required.	/		
Smears Taken for Radioactive batches.			N/A
Method Spike and LCS are within 75-125% or meets the client's contract acceptance criteria.	/		
No blank spaces on data forms.	/		
All line outs initialed and dated.	/		
No transcription errors are apparent.	/		
Aux data is correct.	/		N/A
Client Special requirements page has been checked.	/		
Raw Data and/ or spectrum are included and properly stated.	/		
QC data entered into QC database and batch is in REVW	/		
Hit notification complete (if necessary)			N/A
Batch entered into Case Narrative.	/		
Batch non-conformances completed, if applicable.	/		NCR# 714838
Batch non-conformances second reviewed and disposition verified to be completed.	/		NCR# 714838
Aliquot Correction completed if required.			N/A
Review sample historical results if available (If REMP, results above MDC have been verified by historical results, recount or re-analysis.)	/		

GEL Laboratories, LLC

revised 8/1/08

Primary Review Performed By:

*[Signature]* 7/24/09

Secondary Review Performed By:

*[Signature]* 7/24/09

7/16-7/22  
KLR

# Thorium (Ac-227 Tracer) Que Sheet

17-JUL-09

Batch #: 886050    Analyst: HAKB    First Client Due Date: 22-JUL-09    Internal Due Date: 16-JUL-09  
 Tracer Isotope: Ac-227    Tracer Code: 0387-B-102    Expiration Date: 7/31/09    Vol: 0.1    Ac-227 Separation Date/Time: 7/20/09 @ 1345 hrs  
 LCS Isotope: Th-230    LCS Code: A2796-J    Expiration Date: 4/13/10    Vol: 0.1  
 Spike Isotope: Th-230    Spike Code: A2796-J    Expiration Date: 4/13/10    Vol: 0.1  
 Prep Date: 7/17/09    Initials: HAKB    Pipet ID: 2971058    Balance ID: 16750207    Witness: MDA 7/17/09

Sample ID	Client Description	Type	Hazard Code	Min CRDL	Matrix	Client	Collection Date	Pos.	Label #	Wet/Dry Aliquot (g/1/f)	Th Det #
230340001-2	MC-3B-RH	SAMPLE		.03 pC/L	WATER	KERR003	21-MAY-09	1	1	0.400	173
230340002-2	MC-3B	SAMPLE		.03 pC/L	WATER	KERR003	27-MAY-09	2	2	0.400	174
230340003-2	EB052709	SAMPLE		.03 pC/L	WATER	KERR003	27-MAY-09	3	3	0.400	175
230340004-2	M-127B	SAMPLE		.03 pC/L	WATER	KERR003	28-MAY-09	4	4	0.400	176
230340006-2	M-127B Filtered	SAMPLE		.03 pC/L	WATER	KERR003	28-MAY-09	5	5	0.400	177
230340007-2	FB060409	SAMPLE		.03 pC/L	WATER	KERR003	04-JUN-09	6	6	0.400	178
230340008-2	H-28AB	SAMPLE		.03 pC/L	WATER	KERR003	09-JUN-09	7	7	0.400	179
230340009-2	AA-BW-02B	SAMPLE		.03 pC/L	WATER	KERR003	10-JUN-09	8	8	0.400	180
230340011-2	M-142B	SAMPLE		.03 pC/L	WATER	KERR003	12-JUN-09	9	9	0.400	181
230340012-2	M-142B DISS	SAMPLE		.03 pC/L	WATER	KERR003	12-JUN-09	10	10	0.400	182
230340013-2	M-130B	SAMPLE		.03 pC/L	WATER	KERR003	15-JUN-09	11	11	0.400	183
230340014-2	M-130BDISS	SAMPLE		.03 pC/L	WATER	KERR003	15-JUN-09	12	12	0.400	184
230340015-2	M-89B	SAMPLE		.03 pC/L	WATER	KERR003	16-JUN-09	13	13	0.400	185
230340016-2	M-78B	SAMPLE		.03 pC/L	WATER	KERR003	17-JUN-09	14	14	0.400	186
230340017-2	M-128B	SAMPLE		.03 pC/L	WATER	KERR003	18-JUN-09	15	15	0.400	187
230340018-2	M-128BDISS	SAMPLE		.03 pC/L	WATER	KERR003	18-JUN-09	16	16	0.400	188
230340019-2	H-38B	SAMPLE		.03 pC/L	WATER	KERR003	18-JUN-09	17	17	0.400	189
230340020-2	M-125B	SAMPLE		.03 pC/L	WATER	KERR003	23-JUN-09	18	18	0.400	190
233107021-1	EB070809-SO	SAMPLE		.03 pC/L	WATER	KERR003	08-JUL-09	19	19	0.400	191
233107022-1	EB071009-SO	SAMPLE		.03 pC/L	WATER	KERR003	10-JUL-09	20	20	0.400	192
1201882929-1	MB for batch 886050	MB		UCF pC/L to	WATER	QC ACCOUNT		21	21	0.400	193
1201882930-2	M-125B(230340020DUP)	DUP		.03 pC/L	WATER	QC ACCOUNT	23-JUN-09	22	22	0.400	194
1201882932-2	M-125B(230340020MS)	MS		.03 pC/L	WATER	QC ACCOUNT	23-JUN-09	23	23	0.100	195
1201882934-1	LCS for batch 886050	LCS		UCF pC/L to	WATER	QC ACCOUNT		24	24	0.400	196

Choose SOP Used: GL-RAD-A-038

- GL-RAD-A-045
- GL-RAD-A-043
- GL-RAD-A-032

Solid Sample Dissolution by: **LEACH or DIGESTION**

Data Reviewed By: *[Signature]* 7/24/09



GEL Laboratories LLC  
ALPHA SPECTROSCOPY REPORT

BATCH NUMBER: 886050  
SAMPLE DATE : 20-JUL-2009 13:45:00

SAMPLE ID : S0230340001\_TH  
SAMPLE QTY: 0.400 L

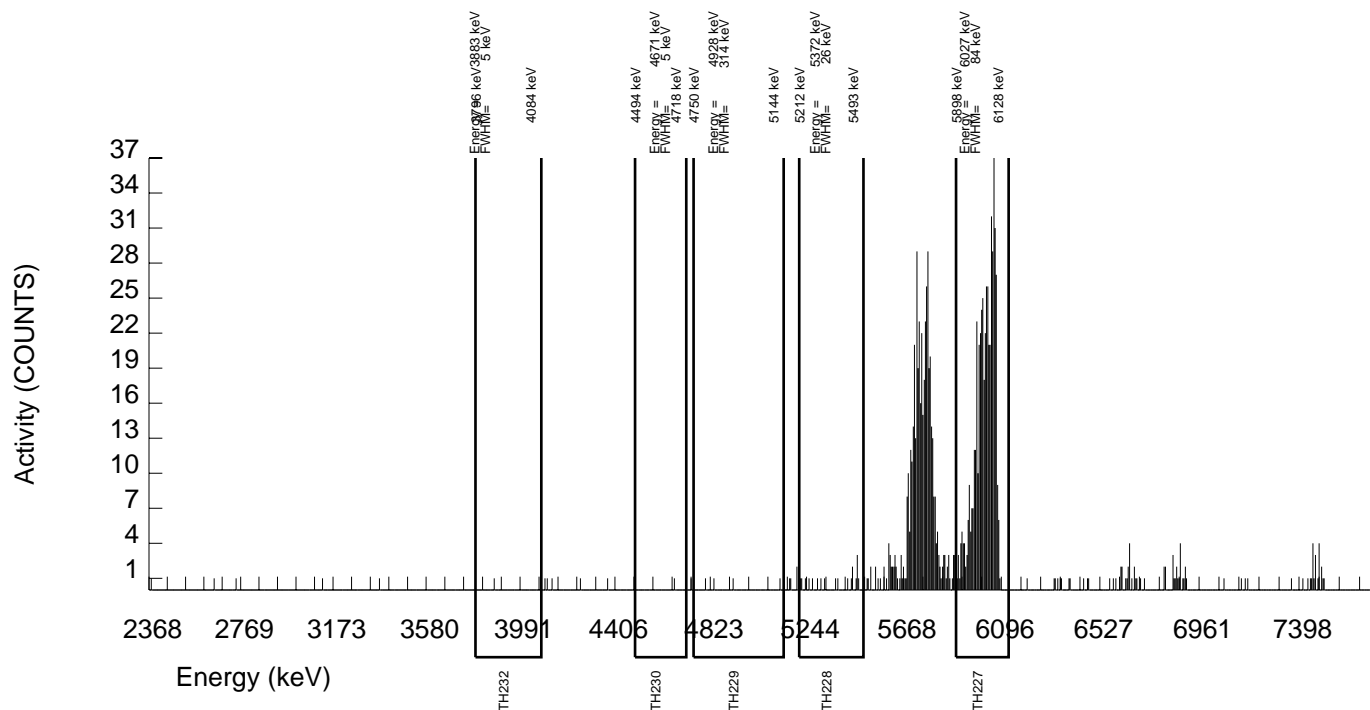
DETECTOR NUMBER :74431  
AVERAGE %EFFICIENCY :25.9323  
% YIELD : 76.773

COUNT DATE:20-JUL-2009 21:42:19  
ELAPSED LIVE TIME(SEC): 60000.00  
ANALYST :HAKB

MS/MSD ID : A2796-J ISOTOPE : TH-230 PCI/L : 5.351E+00	LCS/LCSD ID : A2796-J ISOTOPE : TH-230 PCI/L : 5.351E+00	TRACER ID : 0387-B-102 ISOTOPE : AC227 NOMINAL : 3.92527 dpm RESULTS : 3.01357 dpm	LIB FILE : ENV_ALPHA_TH.N BKG FILE : B173.CNF;109 BKG DATE : 19-JUL-2009 EFF FILE : W173.CNF;33 CAL DATE : 22-JUN-2009
---	---	--	--

NUCLIDE ACTIVITY SUMMARY

NUCLIDE	ENERGY	GROSS AREA	NET AREA	BKG AREA	BKG Sg	%ABUN	ACTIVITY pCi/L	TPU 1.96-SIGMA	MDA pCi/L	Lc pCi/L	UNC pCi/L
AC-227	6038.010	524.000	519.000	5.000	2.2361	68.10000	4.42E+00	4.52E-01	1.14E-01	4.43E-02	3.84E-01
TH-228	5363.000	19.000	3.000	16.000	4.0000	99.94000	1.70E-02	6.57E-02	1.22E-01	5.27E-02	6.57E-02
TH229	4900.000	4.000	-2.000	6.000	2.4495	99.52000	-1.14E-02	3.52E-02	8.18E-02	3.24E-02	3.52E-02
TH-230	4625.000	1.000	-1.000	2.000	1.4142	100.0000	-5.66E-03	1.92E-02	5.42E-02	1.86E-02	1.92E-02
TH-232	3972.000	1.000	-1.000	2.000	1.4142	100.0000	-5.66E-03	1.92E-02	5.42E-02	1.86E-02	1.92E-02



GEL Laboratories LLC  
ALPHA SPECTROSCOPY REPORT

BATCH NUMBER: 886050  
SAMPLE DATE : 20-JUL-2009 13:45:00

SAMPLE ID : S0230340003\_TH  
SAMPLE QTY: 0.400 L

DETECTOR NUMBER :74433  
AVERAGE %EFFICIENCY :25.1599  
% YIELD : 82.333

COUNT DATE:20-JUL-2009 21:42:24  
ELAPSED LIVE TIME(SEC): 60000.00  
ANALYST :HAKB

MS/MSD  
ID : A2796-J  
ISOTOPE : TH-230  
PCI/L : 5.351E+00

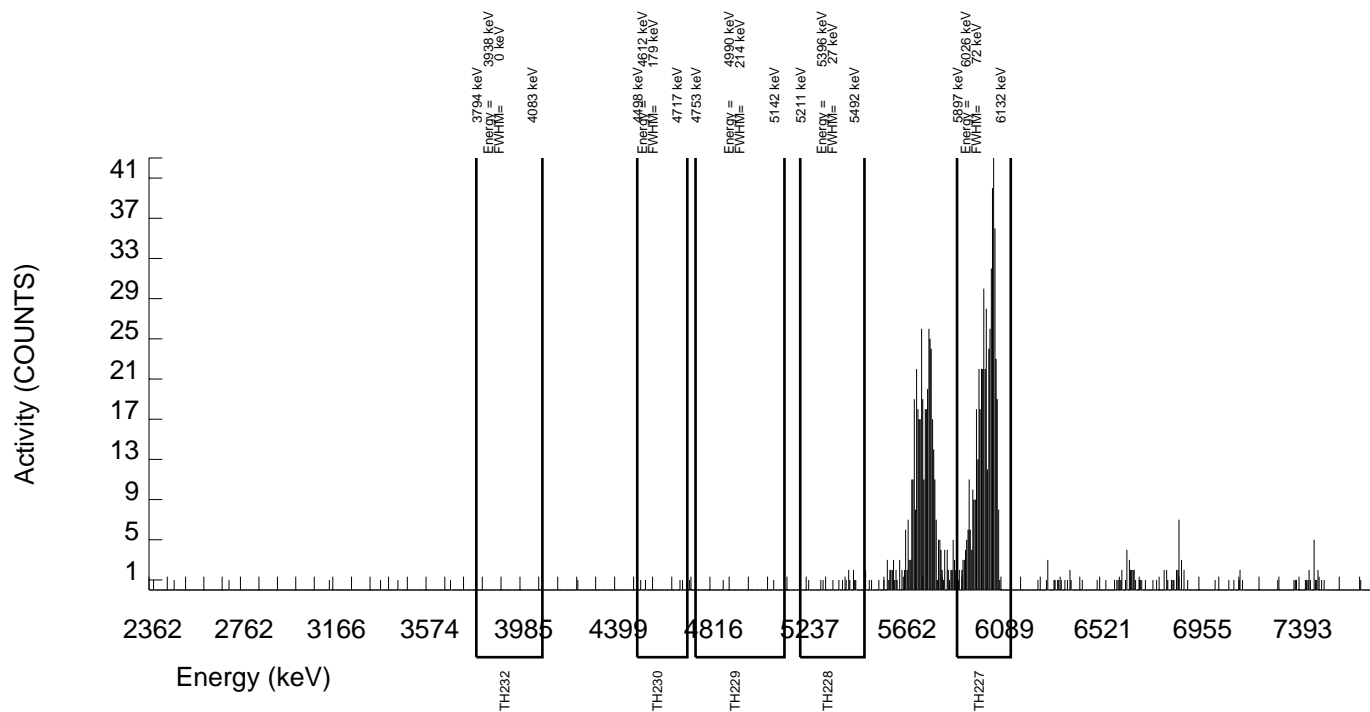
LCS/LCSD  
ID : A2796-J  
ISOTOPE : TH-230  
PCI/L : 5.351E+00

TRACER  
ID : 0387-B-102  
ISOTOPE : AC227  
NOMINAL : 3.92527 dpm  
RESULTS : 3.23178 dpm

LIB FILE : ENV\_ALPHA\_TH.N  
BKG FILE : B175.CNF;109  
BKG DATE : 19-JUL-2009  
EFF FILE : W175.CNF;33  
CAL DATE : 22-JUN-2009

NUCLIDE ACTIVITY SUMMARY

NUCLIDE	ENERGY	GROSS AREA	NET AREA	BKG AREA	BKG Sg	%ABUN	ACTIVITY pCi/L	TPU 1.96-SIGMA	MDA pCi/L	Lc pCi/L	UNC pCi/L
AC-227	6038.010	540.000	540.000	0.000	0.0000	68.10000	4.42E+00	4.42E-01	2.46E-02	0.00E+00	3.73E-01
TH-228	5363.000	14.000	6.000	8.000	2.8284	99.94000	3.27E-02	5.01E-02	8.80E-02	3.58E-02	5.00E-02
TH229	4900.000	2.000	0.000	2.000	1.4142	99.52000	0.00E+00	2.14E-02	5.23E-02	1.80E-02	2.14E-02
TH-230	4625.000	4.000	3.000	1.000	1.0000	100.0000	1.63E-02	2.38E-02	4.16E-02	1.26E-02	2.38E-02
TH-232	3972.000	0.000	-1.000	1.000	1.0000	100.0000	-5.44E-03	1.51E-02	4.16E-02	1.26E-02	1.51E-02



GEL Laboratories LLC  
ALPHA SPECTROSCOPY REPORT

BATCH NUMBER: 886050  
SAMPLE DATE : 20-JUL-2009 13:45:00

SAMPLE ID : S0230340004\_TH  
SAMPLE QTY: 0.400 L

DETECTOR NUMBER :74434  
AVERAGE %EFFICIENCY :25.7939  
% YIELD : 22.159

COUNT DATE:20-JUL-2009 21:42:26  
ELAPSED LIVE TIME(SEC): 60000.00  
ANALYST :HAKB

MS/MSD  
ID : A2796-J  
ISOTOPE : TH-230  
PCI/L : 5.351E+00

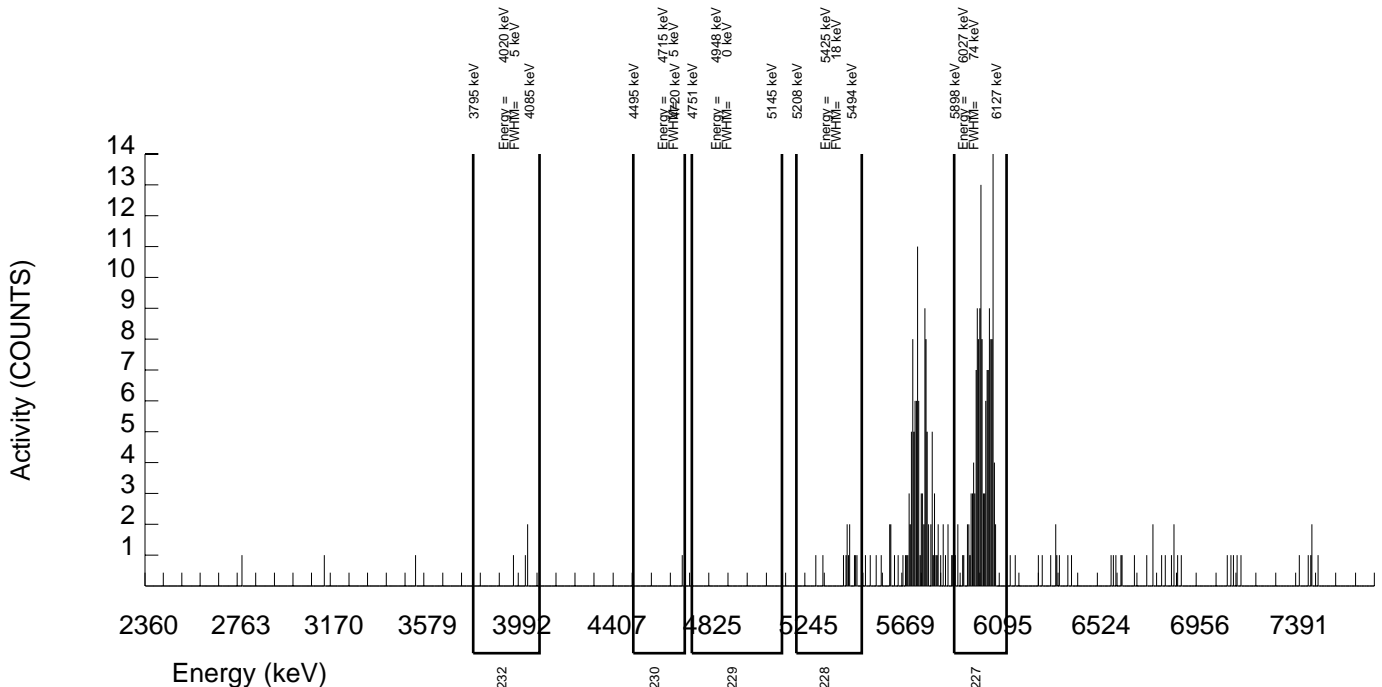
LCS/LCSD  
ID : A2796-J  
ISOTOPE : TH-230  
PCI/L : 5.351E+00

TRACER  
ID : 0387-B-102  
ISOTOPE : AC227  
NOMINAL : 3.92527 dpm  
RESULTS : 0.86981 dpm

LIB FILE : ENV\_ALPHA\_TH.N  
BKG FILE : B176.CNF;109  
BKG DATE : 19-JUL-2009  
EFF FILE : W176.CNF;33  
CAL DATE : 22-JUN-2009

NUCLIDE ACTIVITY SUMMARY

NUCLIDE	ENERGY	GROSS AREA	NET AREA	BKG AREA	BKG Sg	%ABUN	ACTIVITY pCi/L	TPU 1.96-SIGMA	MDA pCi/L	Lc pCi/L	UNC pCi/L
AC-227	6038.010	150.000	149.000	1.000	1.0000	68.10000	4.42E+00	7.53E-01	2.27E-01	6.90E-02	7.15E-01
TH-228	5363.000	12.000	7.000	5.000	2.2361	99.94000	1.38E-01	1.60E-01	2.64E-01	1.03E-01	1.59E-01
TH229	4900.000	0.000	-3.000	3.000	1.7321	99.52000	-5.94E-02	7.76E-02	2.19E-01	7.98E-02	7.76E-02
TH-230	4625.000	1.000	0.000	1.000	1.0000	100.0000	0.00E+00	5.46E-02	1.51E-01	4.58E-02	5.46E-02
TH-232	3972.000	4.000	3.000	1.000	1.0000	100.0000	5.91E-02	8.64E-02	1.51E-01	4.58E-02	8.63E-02



GEL Laboratories LLC  
ALPHA SPECTROSCOPY REPORT

BATCH NUMBER: 886050  
SAMPLE DATE : 20-JUL-2009 13:45:00

SAMPLE ID : S0230340006\_TH  
SAMPLE QTY: 0.400 L

DETECTOR NUMBER :74435  
AVERAGE %EFFICIENCY :26.8178  
% YIELD : 29.610

COUNT DATE:20-JUL-2009 21:42:29  
ELAPSED LIVE TIME(SEC): 60000.00  
ANALYST :HAKB

MS/MSD  
ID : A2796-J  
ISOTOPE : TH-230  
PCI/L : 5.351E+00

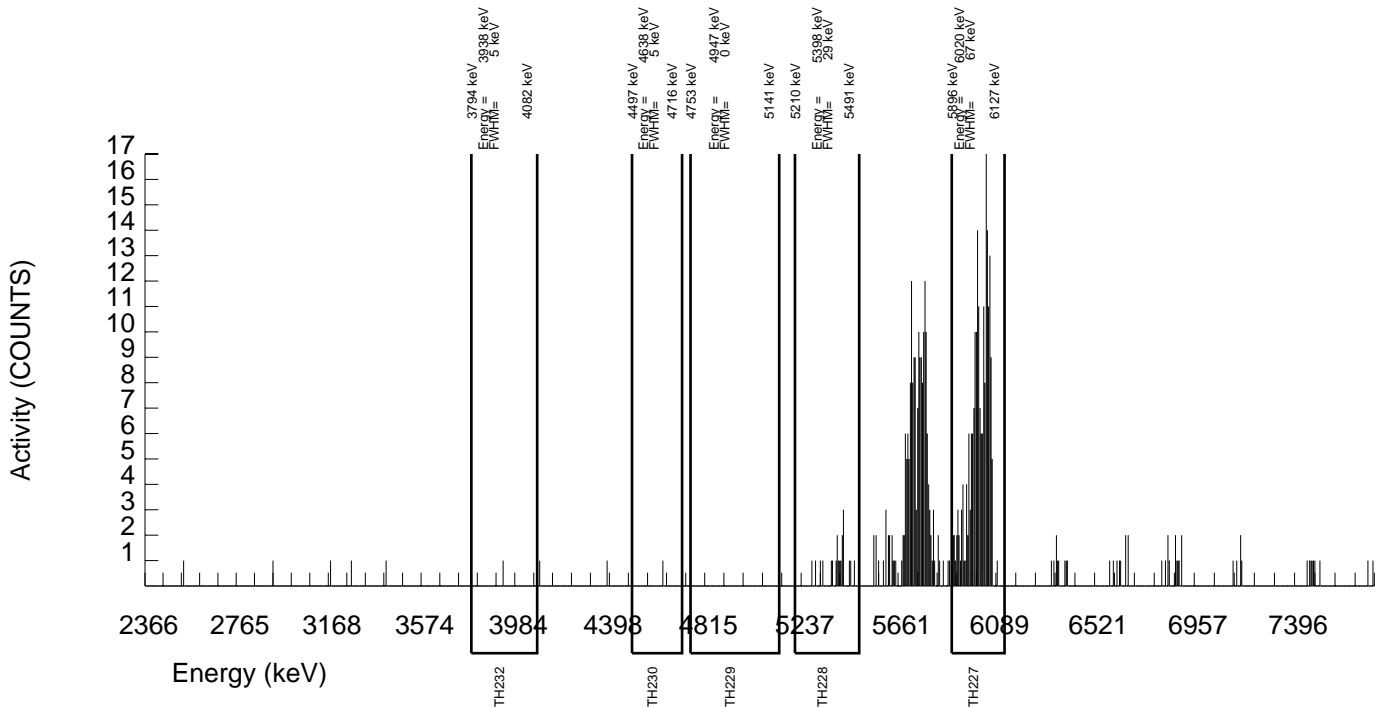
LCS/LCSD  
ID : A2796-J  
ISOTOPE : TH-230  
PCI/L : 5.351E+00

TRACER  
ID : 0387-B-102  
ISOTOPE : AC227  
NOMINAL : 3.92527 dpm  
RESULTS : 1.16226 dpm

LIB FILE : ENV\_ALPHA\_TH.N  
BKG FILE : B177.CNF;109  
BKG DATE : 19-JUL-2009  
EFF FILE : W177.CNF;33  
CAL DATE : 22-JUN-2009

NUCLIDE ACTIVITY SUMMARY

NUCLIDE	ENERGY	GROSS AREA	NET AREA	BKG AREA	BKG Sg	%ABUN	ACTIVITY pCi/L	TPU 1.96-SIGMA	MDA pCi/L	Lc pCi/L	UNC pCi/L
AC-227	6038.010	210.000	207.000	3.000	1.7321	68.10000	4.42E+00	6.56E-01	2.36E-01	8.60E-02	6.11E-01
TH-228	5363.000	20.000	15.000	5.000	2.2361	99.94000	2.13E-01	1.40E-01	1.90E-01	7.39E-02	1.39E-01
TH229	4900.000	0.000	-1.000	1.000	1.0000	99.52000	-1.43E-02	3.95E-02	1.09E-01	3.32E-02	3.95E-02
TH-230	4625.000	1.000	-1.000	2.000	1.4142	100.0000	-1.42E-02	4.82E-02	1.36E-01	4.67E-02	4.81E-02
TH-232	3972.000	1.000	0.000	1.000	1.0000	100.0000	0.00E+00	3.93E-02	1.09E-01	3.30E-02	3.93E-02

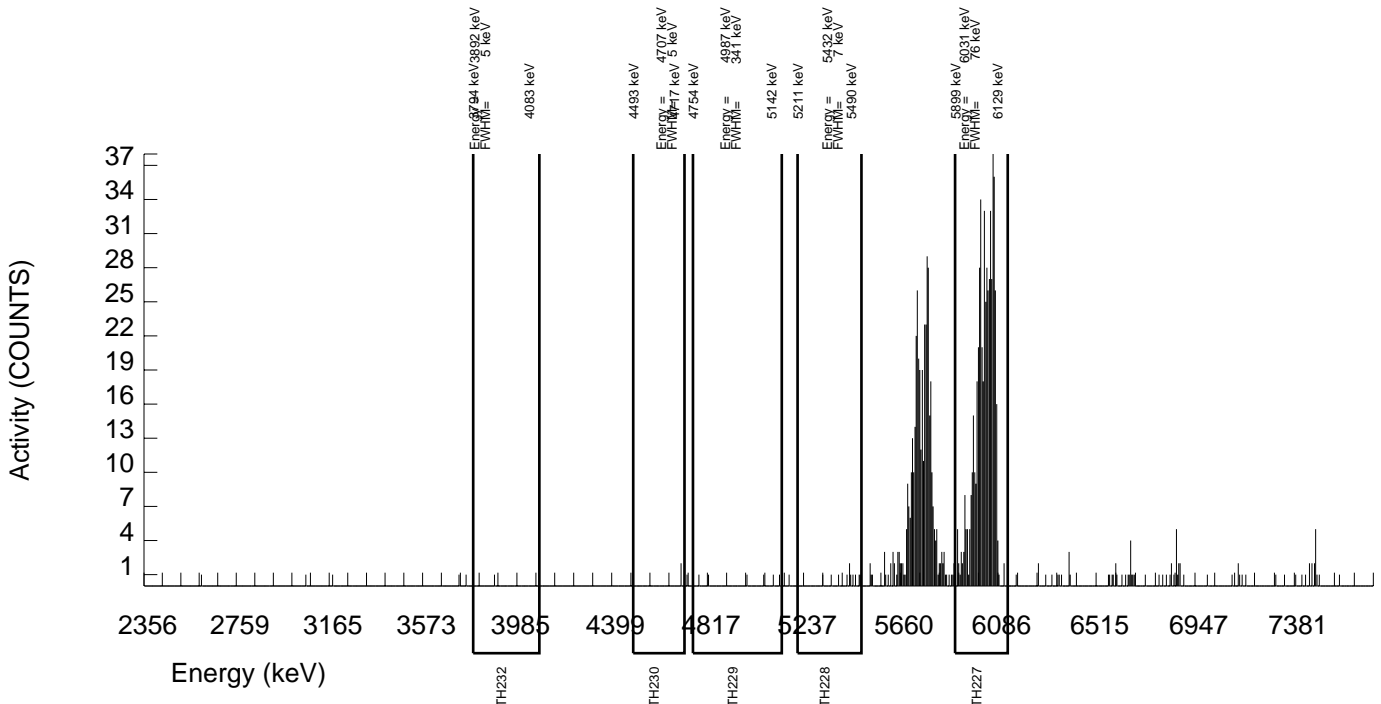


GEL Laboratories LLC  
ALPHA SPECTROSCOPY REPORT

BATCH NUMBER: 886050 SAMPLE DATE : 20-JUL-2009 13:45:00		SAMPLE ID : S0230340007_TH SAMPLE QTY: 0.400 L	
DETECTOR NUMBER :74436 AVERAGE %EFFICIENCY :25.5683 % YIELD : 84.168		COUNT DATE:20-JUL-2009 21:42:31 ELAPSED LIVE TIME(SEC): 60000.00 ANALYST :HAKB	
MS/MSD ID : A2796-J ISOTOPE : TH-230 PCI/L : 5.351E+00	LCS/LCSD ID : A2796-J ISOTOPE : TH-230 PCI/L : 5.351E+00	TRACER ID : 0387-B-102 ISOTOPE : AC227 NOMINAL : 3.92527 dpm RESULTS : 3.30383 dpm	LIB FILE : ENV_ALPHA_TH.N BKG FILE : B178.CNF;109 BKG DATE : 19-JUL-2009 EFF FILE : W178.CNF;33 CAL DATE : 22-JUN-2009

NUCLIDE ACTIVITY SUMMARY

NUCLIDE	ENERGY	GROSS AREA	NET AREA	BKG AREA	BKG Sg	%ABUN	ACTIVITY pCi/L	TPU 1.96-SIGMA	MDA pCi/L	Lc pCi/L	UNC pCi/L
AC-227	6038.010	562.000	561.000	1.000	1.0000	68.10000	4.42E+00	4.37E-01	6.03E-02	1.83E-02	3.66E-01
TH-228	5363.000	11.000	0.000	11.000	3.3166	99.94000	0.00E+00	4.82E-02	9.66E-02	4.04E-02	4.82E-02
TH229	4900.000	6.000	0.000	6.000	2.4495	99.52000	0.00E+00	3.57E-02	7.57E-02	3.00E-02	3.57E-02
TH-230	4625.000	2.000	-3.000	5.000	2.2361	100.0000	-1.57E-02	2.71E-02	7.01E-02	2.72E-02	2.71E-02
TH-232	3972.000	1.000	-1.000	2.000	1.4142	100.0000	-5.23E-03	1.78E-02	5.01E-02	1.72E-02	1.78E-02



GEL Laboratories LLC  
ALPHA SPECTROSCOPY REPORT

BATCH NUMBER: 886050  
SAMPLE DATE : 20-JUL-2009 13:45:00

SAMPLE ID : S0230340008\_TH  
SAMPLE QTY: 0.400 L

DETECTOR NUMBER :74437  
AVERAGE %EFFICIENCY :26.2236  
% YIELD : 50.322

COUNT DATE:20-JUL-2009 21:42:33  
ELAPSED LIVE TIME(SEC): 60000.00  
ANALYST :HAKB

MS/MSD  
ID : A2796-J  
ISOTOPE : TH-230  
PCI/L : 5.351E+00

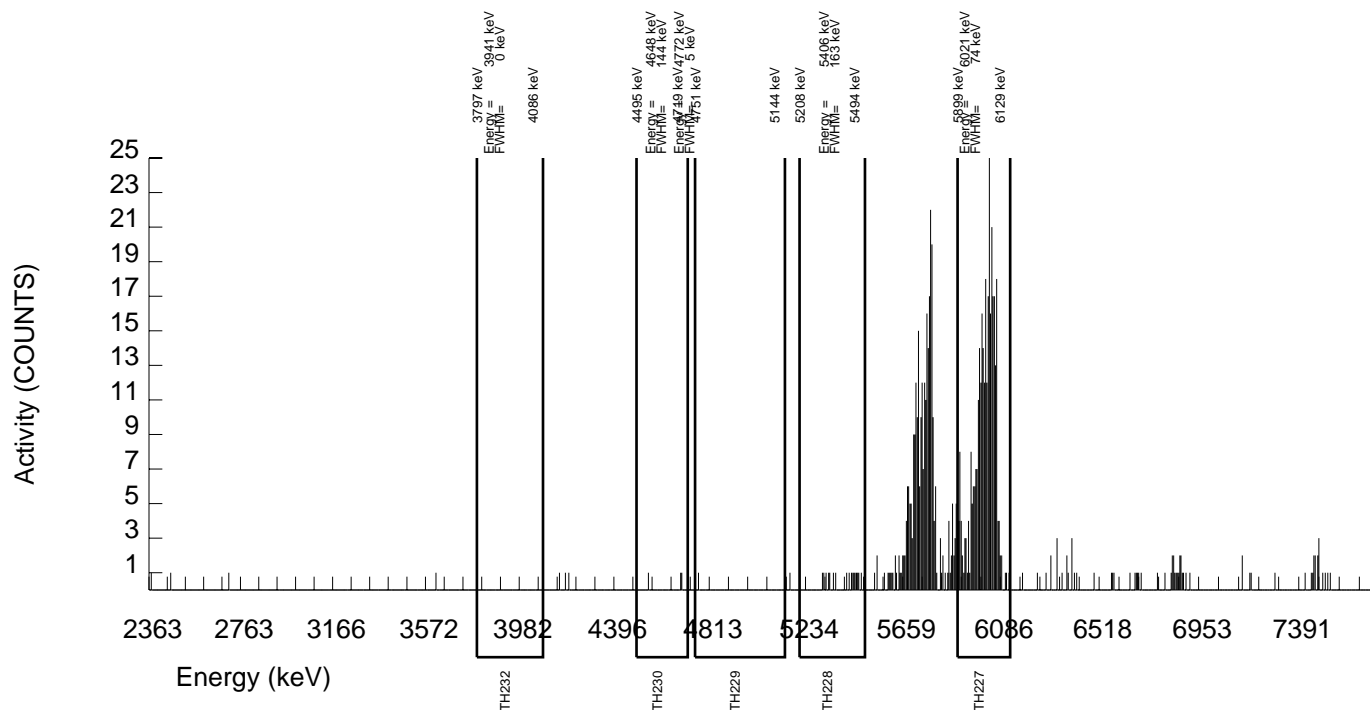
LCS/LCSD  
ID : A2796-J  
ISOTOPE : TH-230  
PCI/L : 5.351E+00

TRACER  
ID : 0387-B-102  
ISOTOPE : AC227  
NOMINAL : 3.92527 dpm  
RESULTS : 1.97526 dpm

LIB FILE : ENV\_ALPHA\_TH.N  
BKG FILE : B179.CNF;109  
BKG DATE : 19-JUL-2009  
EFF FILE : W179.CNF;33  
CAL DATE : 22-JUN-2009

NUCLIDE ACTIVITY SUMMARY

NUCLIDE	ENERGY	GROSS AREA	NET AREA	BKG AREA	BKG Sg	%ABUN	ACTIVITY pCi/L	TPU 1.96-SIGMA	MDA pCi/L	Lc pCi/L	UNC pCi/L
AC-227	6038.010	346.000	344.000	2.000	1.4142	68.10000	4.42E+00	5.27E-01	1.23E-01	4.23E-02	4.70E-01
TH-228	5363.000	17.000	-2.000	19.000	4.3589	99.94000	-1.71E-02	1.00E-01	1.99E-01	8.66E-02	1.00E-01
TH229	4900.000	1.000	-3.000	4.000	2.0000	99.52000	-2.57E-02	3.76E-02	1.06E-01	3.99E-02	3.76E-02
TH-230	4625.000	3.000	0.000	3.000	1.7321	100.0000	0.00E+00	4.10E-02	9.44E-02	3.44E-02	4.10E-02
TH-232	3972.000	0.000	-1.000	1.000	1.0000	100.0000	-8.53E-03	2.37E-02	6.53E-02	1.99E-02	2.37E-02



GEL Laboratories LLC  
ALPHA SPECTROSCOPY REPORT

BATCH NUMBER: 886050  
SAMPLE DATE : 20-JUL-2009 13:45:00

SAMPLE ID : S0230340009\_TH  
SAMPLE QTY: 0.400 L

DETECTOR NUMBER :74438  
AVERAGE %EFFICIENCY :25.0665  
% YIELD : 51.420

COUNT DATE:20-JUL-2009 21:42:36  
ELAPSED LIVE TIME(SEC): 60000.00  
ANALYST :HAKB

MS/MSD  
ID : A2796-J  
ISOTOPE : TH-230  
PCI/L : 5.351E+00

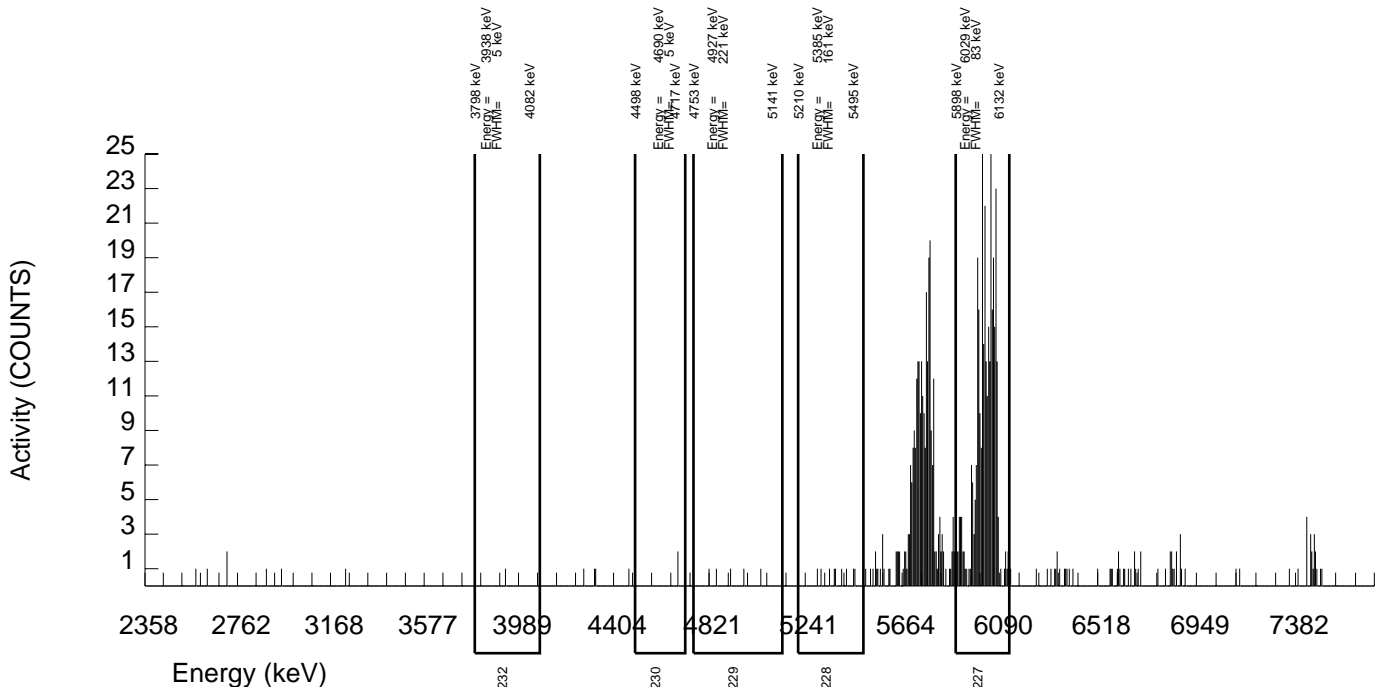
LCS/LCSD  
ID : A2796-J  
ISOTOPE : TH-230  
PCI/L : 5.351E+00

TRACER  
ID : 0387-B-102  
ISOTOPE : AC227  
NOMINAL : 3.92527 dpm  
RESULTS : 2.01838 dpm

LIB FILE : ENV\_ALPHA\_TH.N  
BKG FILE : B180.CNF;111  
BKG DATE : 19-JUL-2009  
EFF FILE : W180.CNF;33  
CAL DATE : 22-JUN-2009

NUCLIDE ACTIVITY SUMMARY

NUCLIDE	ENERGY	GROSS AREA	NET AREA	BKG AREA	BKG Sg	%ABUN	ACTIVITY pCi/L	TPU 1.96-SIGMA	MDA pCi/L	Lc pCi/L	UNC pCi/L
AC-227	6038.010	347.000	336.000	11.000	3.3166	68.10000	4.42E+00	5.43E-01	2.42E-01	1.02E-01	4.88E-01
TH-228	5363.000	9.000	-7.000	16.000	4.0000	99.94000	-6.12E-02	8.57E-02	1.89E-01	8.14E-02	8.57E-02
TH229	4900.000	5.000	0.000	5.000	2.2361	99.52000	0.00E+00	5.44E-02	1.18E-01	4.57E-02	5.44E-02
TH-230	4625.000	2.000	-1.000	3.000	1.7321	100.0000	-8.74E-03	3.83E-02	9.66E-02	3.52E-02	3.83E-02
TH-232	3972.000	1.000	0.000	1.000	1.0000	100.0000	0.00E+00	2.42E-02	6.69E-02	2.03E-02	2.42E-02



GEL Laboratories LLC  
ALPHA SPECTROSCOPY REPORT

BATCH NUMBER: 886050  
SAMPLE DATE : 20-JUL-2009 13:45:00

SAMPLE ID : S0230340011\_TH  
SAMPLE QTY: 0.400 L

DETECTOR NUMBER :74439  
AVERAGE %EFFICIENCY :25.5664  
% YIELD : 29.559

COUNT DATE:20-JUL-2009 21:42:38  
ELAPSED LIVE TIME(SEC): 60000.00  
ANALYST :HAKB

MS/MSD  
ID : A2796-J  
ISOTOPE : TH-230  
PCI/L : 5.351E+00

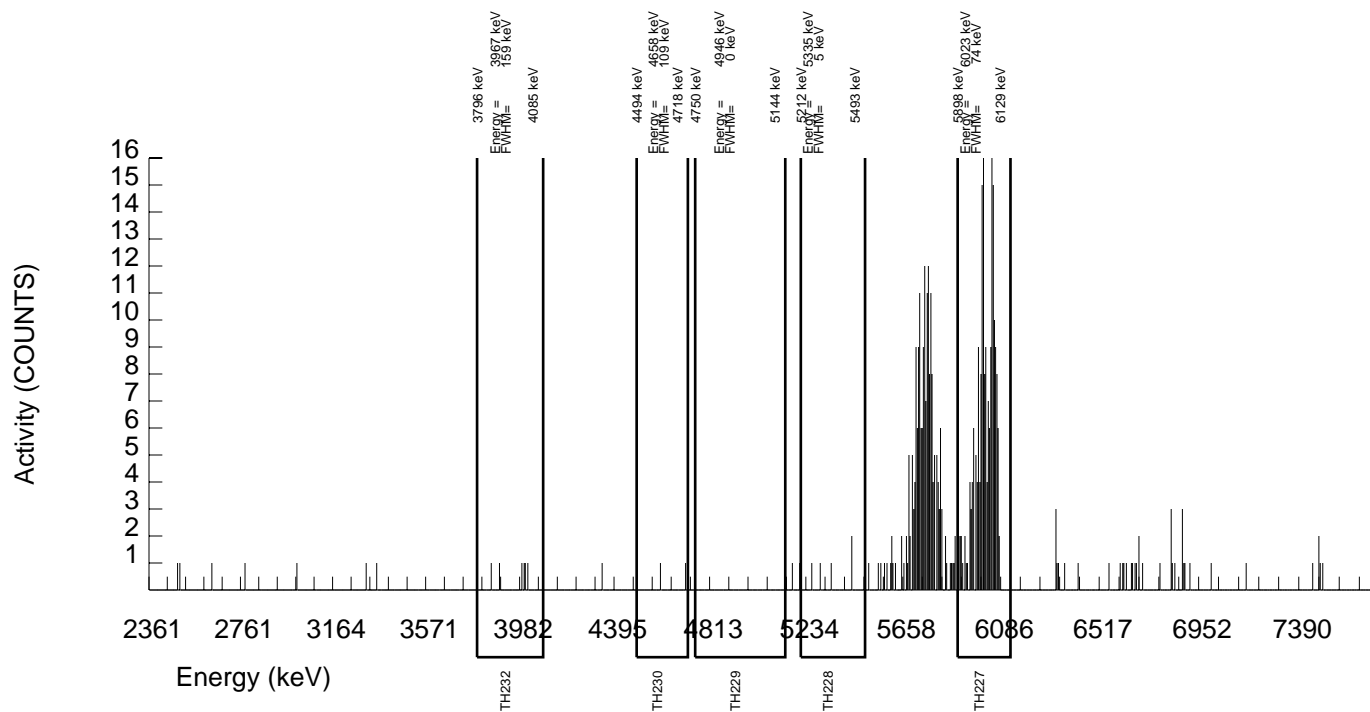
LCS/LCSD  
ID : A2796-J  
ISOTOPE : TH-230  
PCI/L : 5.351E+00

TRACER  
ID : 0387-B-102  
ISOTOPE : AC227  
NOMINAL : 3.92527 dpm  
RESULTS : 1.16026 dpm

LIB FILE : ENV\_ALPHA\_TH.N  
BKG FILE : B181.CNF;109  
BKG DATE : 19-JUL-2009  
EFF FILE : W181.CNF;33  
CAL DATE : 22-JUN-2009

NUCLIDE ACTIVITY SUMMARY

NUCLIDE	ENERGY	GROSS AREA	NET AREA	BKG AREA	BKG Sg	%ABUN	ACTIVITY pCi/L	TPU 1.96-SIGMA	MDA pCi/L	Lc pCi/L	UNC pCi/L
AC-227	6038.010	198.000	197.000	1.000	1.0000	68.10000	4.42E+00	6.65E-01	1.72E-01	5.22E-02	6.20E-01
TH-228	5363.000	6.000	-2.000	8.000	2.8284	99.94000	-2.98E-02	1.09E-01	2.41E-01	9.82E-02	1.09E-01
TH229	4900.000	0.000	-3.000	3.000	1.7321	99.52000	-4.49E-02	5.87E-02	1.66E-01	6.03E-02	5.87E-02
TH-230	4625.000	2.000	1.000	1.000	1.0000	100.0000	1.49E-02	5.06E-02	1.14E-01	3.47E-02	5.06E-02
TH-232	3972.000	6.000	5.000	1.000	1.0000	100.0000	7.45E-02	7.74E-02	1.14E-01	3.47E-02	7.73E-02





GEL Laboratories LLC  
ALPHA SPECTROSCOPY REPORT

BATCH NUMBER: 886050  
SAMPLE DATE : 20-JUL-2009 13:45:00

SAMPLE ID : S0230340012\_TH  
SAMPLE QTY: 0.400 L

DETECTOR NUMBER :74440  
AVERAGE %EFFICIENCY :25.5841  
% YIELD : 26.540

COUNT DATE:20-JUL-2009 21:42:41  
ELAPSED LIVE TIME(SEC): 60000.00  
ANALYST :HAKB

MS/MSD  
ID : A2796-J  
ISOTOPE : TH-230  
PCI/L : 5.351E+00

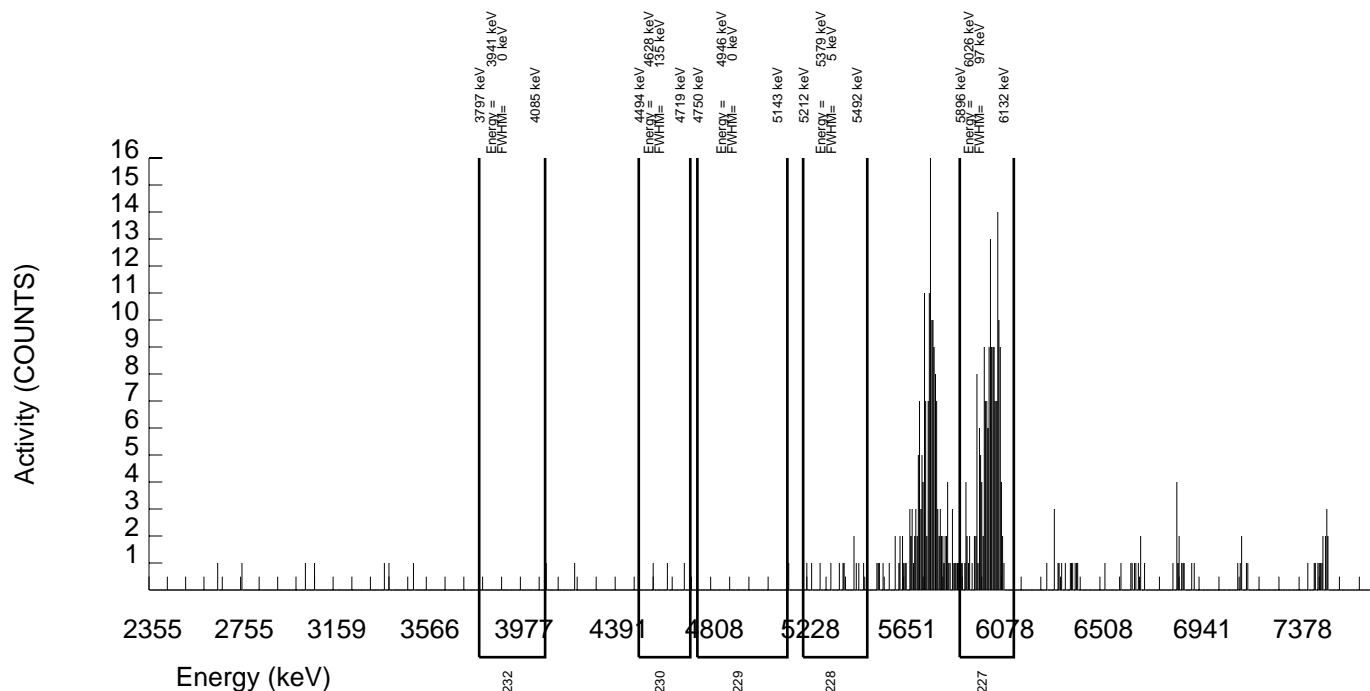
LCS/LCSD  
ID : A2796-J  
ISOTOPE : TH-230  
PCI/L : 5.351E+00

TRACER  
ID : 0387-B-102  
ISOTOPE : AC227  
NOMINAL : 3.92527 dpm  
RESULTS : 1.04175 dpm

LIB FILE : ENV\_ALPHA\_TH.N  
BKG FILE : B182.CNF;109  
BKG DATE : 19-JUL-2009  
EFF FILE : W182.CNF;33  
CAL DATE : 22-JUN-2009

NUCLIDE ACTIVITY SUMMARY

NUCLIDE	ENERGY	GROSS AREA	NET AREA	BKG AREA	BKG Sg	%ABUN	ACTIVITY pCi/L	TPU 1.96-SIGMA	MDA pCi/L	Lc pCi/L	UNC pCi/L
AC-227	6038.010	177.000	177.000	0.000	0.0000	68.10000	4.42E+00	6.93E-01	7.49E-02	0.00E+00	6.51E-01
TH-228	5363.000	12.000	5.000	7.000	2.6458	99.94000	8.30E-02	1.42E-01	2.54E-01	1.02E-01	1.42E-01
TH229	4900.000	0.000	-4.000	4.000	2.0000	99.52000	-6.67E-02	7.30E-02	2.05E-01	7.75E-02	7.30E-02
TH-230	4625.000	3.000	1.000	2.000	1.4142	100.0000	1.66E-02	7.27E-02	1.59E-01	5.46E-02	7.27E-02
TH-232	3972.000	0.000	-1.000	1.000	1.0000	100.0000	-1.66E-02	4.60E-02	1.27E-01	3.86E-02	4.60E-02



GEL Laboratories LLC  
ALPHA SPECTROSCOPY REPORT

BATCH NUMBER: 886050  
SAMPLE DATE : 20-JUL-2009 13:45:00

SAMPLE ID : S0230340016\_TH  
SAMPLE QTY: 0.400 L

DETECTOR NUMBER :68616  
AVERAGE %EFFICIENCY :25.4593  
% YIELD : 29.382

COUNT DATE:20-JUL-2009 21:42:52  
ELAPSED LIVE TIME(SEC): 60000.00  
ANALYST :HAKB

MS/MSD  
ID : A2796-J  
ISOTOPE : TH-230  
PCI/L : 5.351E+00

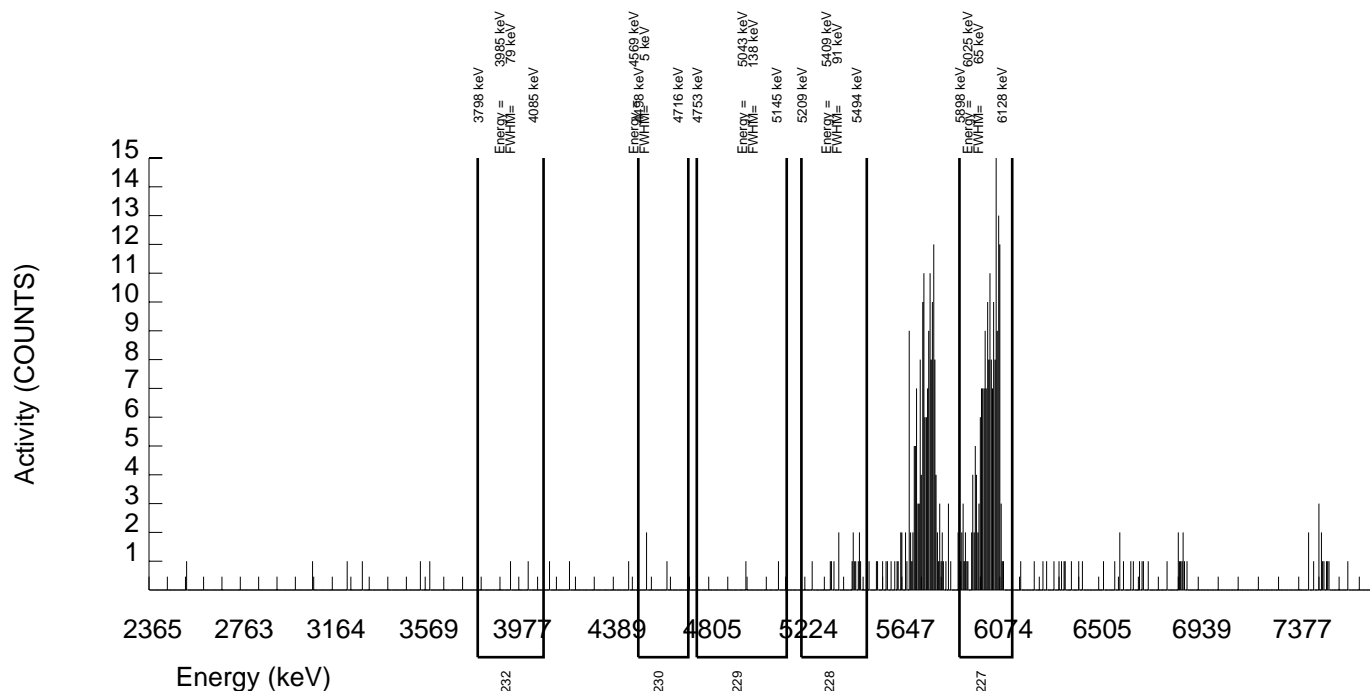
LCS/LCSD  
ID : A2796-J  
ISOTOPE : TH-230  
PCI/L : 5.351E+00

TRACER  
ID : 0387-B-102  
ISOTOPE : AC227  
NOMINAL : 3.92527 dpm  
RESULTS : 1.15332 dpm

LIB FILE : ENV\_ALPHA\_TH.N  
BKG FILE : B186.CNF;91  
BKG DATE : 19-JUL-2009  
EFF FILE : W186.CNF;34  
CAL DATE : 22-JUN-2009

NUCLIDE ACTIVITY SUMMARY

NUCLIDE	ENERGY	GROSS AREA	NET AREA	BKG AREA	BKG Sg	%ABUN	ACTIVITY pCi/L	TPU 1.96-SIGMA	MDA pCi/L	Lc pCi/L	UNC pCi/L
AC-227	6038.010	197.000	195.000	2.000	1.4142	68.10000	4.42E+00	6.71E-01	2.17E-01	7.46E-02	6.27E-01
TH-228	5363.000	15.000	11.000	4.000	2.0000	99.94000	1.66E-01	1.29E-01	1.85E-01	7.01E-02	1.29E-01
TH229	4900.000	2.000	2.000	0.000	0.0000	99.52000	3.03E-02	4.20E-02	4.54E-02	0.00E+00	4.19E-02
TH-230	4625.000	3.000	2.000	1.000	1.0000	100.0000	3.01E-02	5.90E-02	1.15E-01	3.50E-02	5.90E-02
TH-232	3972.000	2.000	1.000	1.000	1.0000	100.0000	1.51E-02	5.11E-02	1.15E-01	3.50E-02	5.11E-02



GEL Laboratories LLC  
ALPHA SPECTROSCOPY REPORT

BATCH NUMBER: 886050  
SAMPLE DATE : 20-JUL-2009 13:45:00

SAMPLE ID : S0230340017\_TH  
SAMPLE QTY: 0.400 L

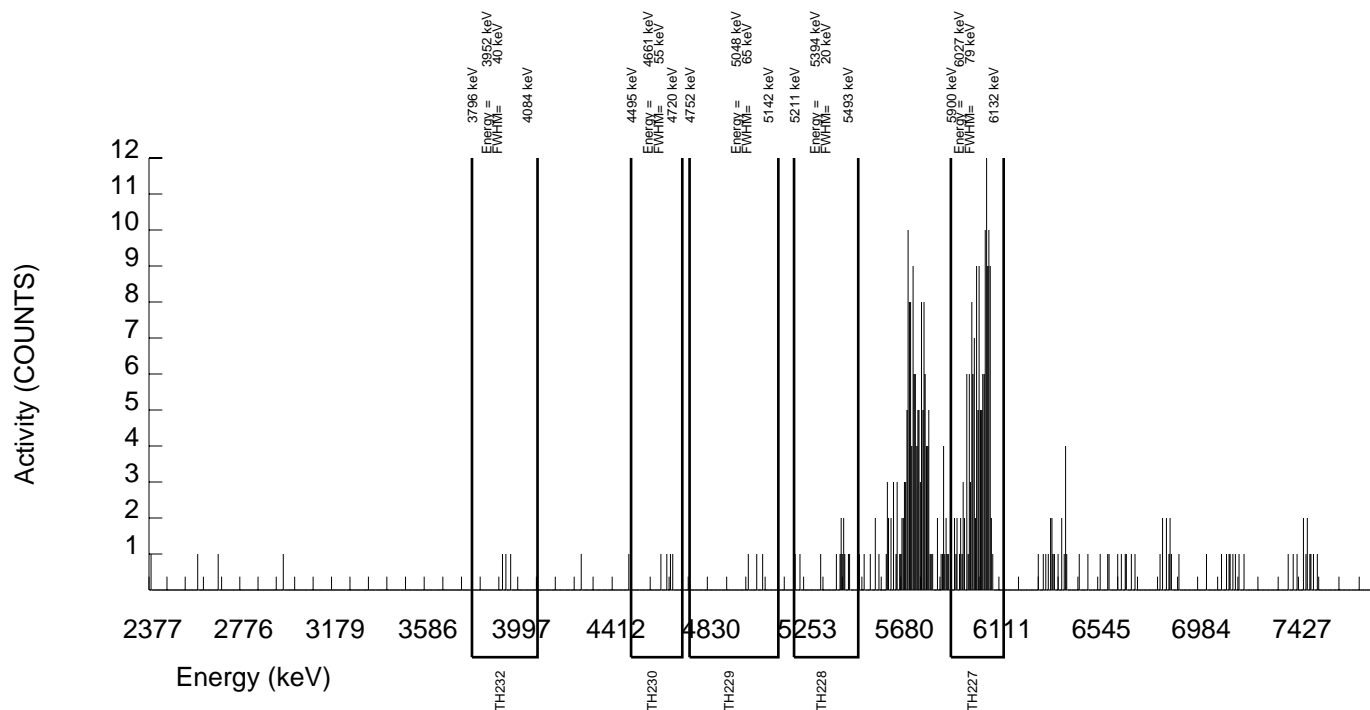
DETECTOR NUMBER :68620  
AVERAGE %EFFICIENCY :24.8701  
% YIELD : 23.137

COUNT DATE:20-JUL-2009 21:42:54  
ELAPSED LIVE TIME(SEC): 60000.00  
ANALYST :HAKB

MS/MSD ID : A2796-J ISOTOPE : TH-230 PCI/L : 5.351E+00	LCS/LCSD ID : A2796-J ISOTOPE : TH-230 PCI/L : 5.351E+00	TRACER ID : 0387-B-102 ISOTOPE : AC227 NOMINAL : 3.92527 dpm RESULTS : 0.90819 dpm	LIB FILE : ENV_ALPHA_TH.N BKG FILE : B187.CNF;91 BKG DATE : 19-JUL-2009 EFF FILE : W187.CNF;33 CAL DATE : 22-JUN-2009
---	---	--	---

NUCLIDE ACTIVITY SUMMARY

NUCLIDE	ENERGY	GROSS AREA	NET AREA	BKG AREA	BKG Sg	%ABUN	ACTIVITY pCi/L	TPU 1.96-SIGMA	MDA pCi/L	Lc pCi/L	UNC pCi/L
AC-227	6038.010	152.000	150.000	2.000	1.4142	68.10000	4.42E+00	7.60E-01	2.82E-01	9.70E-02	7.17E-01
TH-228	5363.000	13.000	3.000	10.000	3.1623	99.94000	5.88E-02	1.84E-01	3.47E-01	1.44E-01	1.84E-01
TH229	4900.000	3.000	-4.000	7.000	2.6458	99.52000	-7.87E-02	1.22E-01	3.01E-01	1.21E-01	1.22E-01
TH-230	4625.000	4.000	-1.000	5.000	2.2361	100.0000	-1.96E-02	1.15E-01	2.62E-01	1.02E-01	1.15E-01
TH-232	3972.000	3.000	1.000	2.000	1.4142	100.0000	1.96E-02	8.58E-02	1.87E-01	6.44E-02	8.58E-02



GEL Laboratories LLC  
ALPHA SPECTROSCOPY REPORT

BATCH NUMBER: 886050  
SAMPLE DATE : 20-JUL-2009 13:45:00

SAMPLE ID : S0230340018\_TH  
SAMPLE QTY: 0.400 L

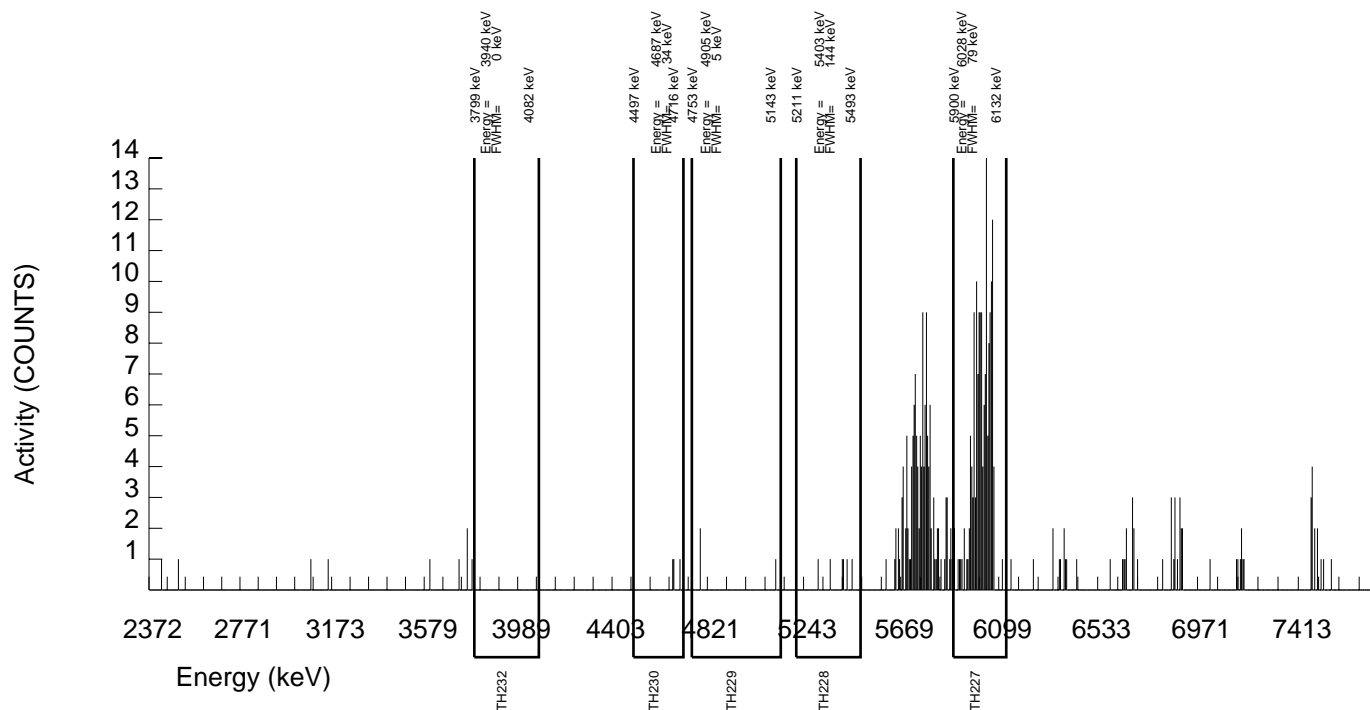
DETECTOR NUMBER :68621  
AVERAGE %EFFICIENCY :25.8624  
% YIELD : 24.029

COUNT DATE:20-JUL-2009 21:42:56  
ELAPSED LIVE TIME(SEC): 60000.00  
ANALYST :HAKB

MS/MSD ID : A2796-J ISOTOPE : TH-230 PCI/L : 5.351E+00	LCS/LCSD ID : A2796-J ISOTOPE : TH-230 PCI/L : 5.351E+00	TRACER ID : 0387-B-102 ISOTOPE : AC227 NOMINAL : 3.92527 dpm RESULTS : 0.94321 dpm	LIB FILE : ENV_ALPHA_TH.N BKG FILE : B188.CNF;91 BKG DATE : 19-JUL-2009 EFF FILE : W188.CNF;34 CAL DATE : 22-JUN-2009
---	---	--	---

NUCLIDE ACTIVITY SUMMARY

NUCLIDE	ENERGY	GROSS AREA	NET AREA	BKG AREA	BKG Sg	%ABUN	ACTIVITY pCi/L	TPU 1.96-SIGMA	MDA pCi/L	Lc pCi/L	UNC pCi/L
AC-227	6038.010	163.000	162.000	1.000	1.0000	68.10000	4.42E+00	7.25E-01	2.09E-01	6.35E-02	6.85E-01
TH-228	5363.000	6.000	-3.000	9.000	3.0000	99.94000	-5.44E-02	1.38E-01	3.08E-01	1.27E-01	1.38E-01
TH229	4900.000	3.000	-1.000	4.000	2.0000	99.52000	-1.82E-02	9.44E-02	2.24E-01	8.47E-02	9.44E-02
TH-230	4625.000	3.000	1.000	2.000	1.4142	100.0000	1.81E-02	7.94E-02	1.74E-01	5.96E-02	7.94E-02
TH-232	3972.000	0.000	-2.000	2.000	1.4142	100.0000	-3.62E-02	6.15E-02	1.74E-01	5.96E-02	6.15E-02



GEL Laboratories LLC  
ALPHA SPECTROSCOPY REPORT

BATCH NUMBER: 886050  
SAMPLE DATE : 20-JUL-2009 13:45:00

SAMPLE ID : S0230340020\_TH  
SAMPLE QTY: 0.400 L

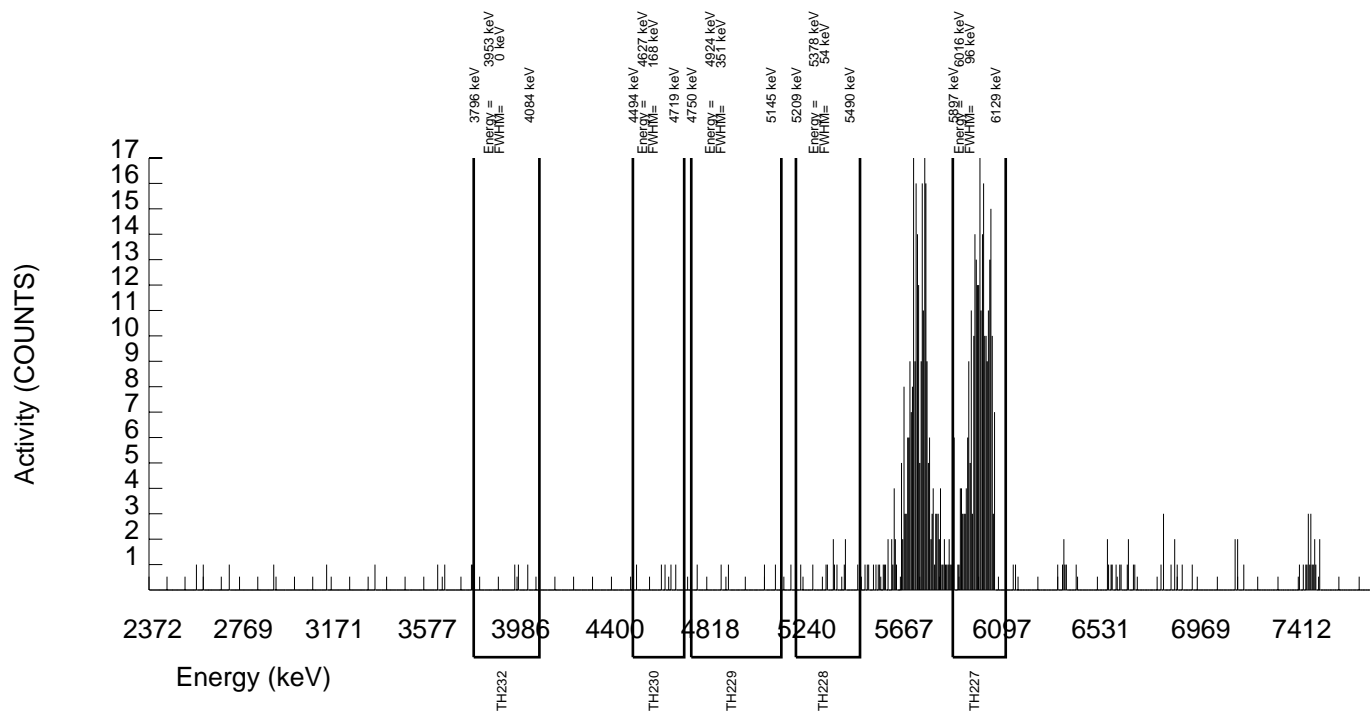
DETECTOR NUMBER :78900  
AVERAGE %EFFICIENCY :26.7253  
% YIELD : 43.253

COUNT DATE:23-JUL-2009 20:52:33  
ELAPSED LIVE TIME(SEC): 60000.00  
ANALYST :HAKB

MS/MSD ID : A2796-J ISOTOPE : TH-230 PCI/L : 5.351E+00	LCS/LCSD ID : A2796-J ISOTOPE : TH-230 PCI/L : 5.351E+00	TRACER ID : 0387-B-102 ISOTOPE : AC227 NOMINAL : 3.92527 dpm RESULTS : 1.69779 dpm	LIB FILE : ENV_ALPHA_TH.N BKG FILE : B200.CNF;37 BKG DATE : 19-JUL-2009 EFF FILE : W200.CNF;32 CAL DATE : 23-JUL-2009
---	---	--	---

NUCLIDE ACTIVITY SUMMARY

NUCLIDE	ENERGY	GROSS AREA	NET AREA	BKG AREA	BKG Sg	%ABUN	ACTIVITY pCi/L	TPU 1.96-SIGMA	MDA pCi/L	Lc pCi/L	UNC pCi/L
AC-227	6038.010	276.000	270.000	6.000	2.4495	68.10000	4.42E+00	5.89E-01	2.36E-01	9.33E-02	5.39E-01
TH-228	5363.000	12.000	-1.000	13.000	3.6056	99.94000	-9.78E-03	9.59E-02	1.93E-01	8.21E-02	9.59E-02
TH229	4900.000	6.000	-8.000	14.000	3.7417	99.52000	-7.83E-02	8.58E-02	2.00E-01	8.52E-02	8.58E-02
TH-230	4625.000	5.000	-2.000	7.000	2.6458	100.0000	-1.95E-02	6.61E-02	1.49E-01	6.00E-02	6.61E-02
TH-232	3972.000	4.000	-2.000	6.000	2.4495	100.0000	-1.95E-02	6.04E-02	1.40E-01	5.55E-02	6.04E-02



GEL Laboratories LLC  
ALPHA SPECTROSCOPY REPORT

BATCH NUMBER: 886050  
SAMPLE DATE : 20-JUL-2009 13:45:00

SAMPLE ID : S1201882929\_TH  
SAMPLE QTY: 0.400 L

DETECTOR NUMBER :68627  
AVERAGE %EFFICIENCY :26.1662  
% YIELD : 88.697

COUNT DATE:20-JUL-2009 21:43:08  
ELAPSED LIVE TIME(SEC): 60000.00  
ANALYST :HAKB

MS/MSD  
ID : A2796-J  
ISOTOPE : TH-230  
PCI/L : 5.351E+00

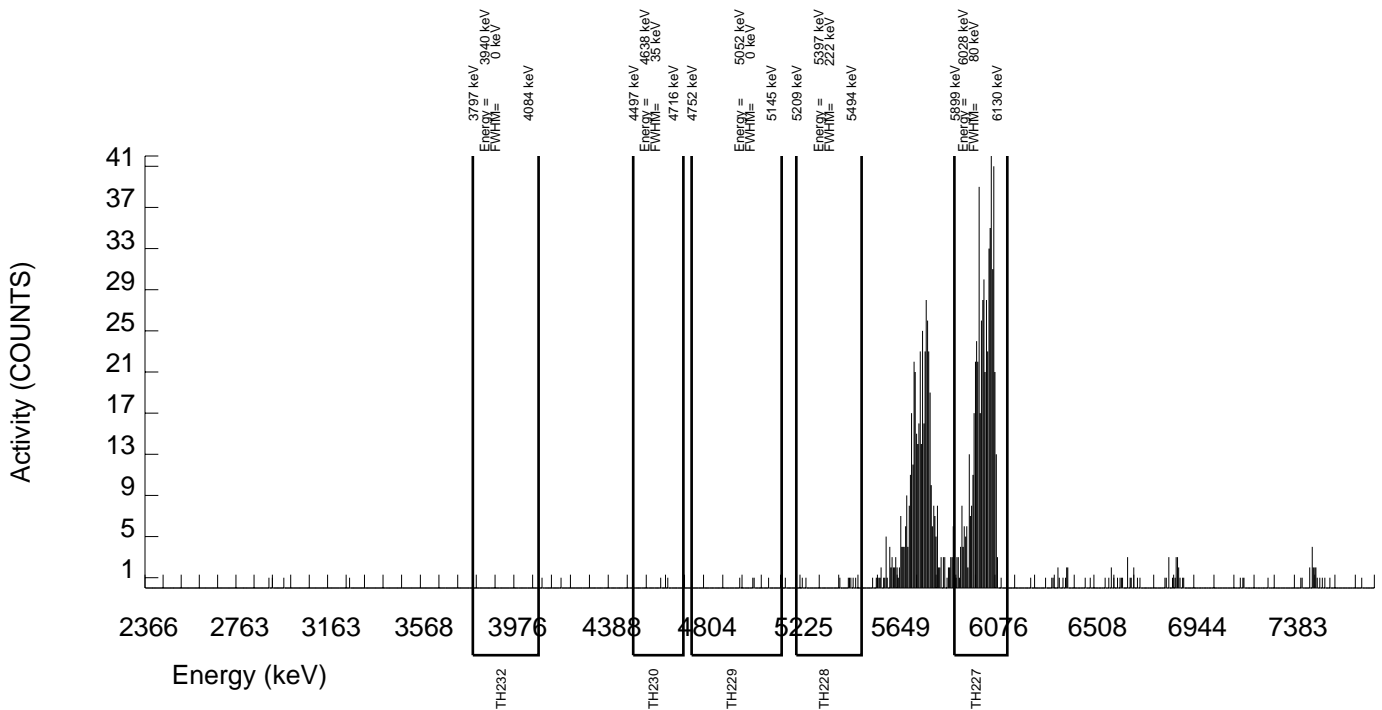
LCS/LCSD  
ID : A2796-J  
ISOTOPE : TH-230  
PCI/L : 5.351E+00

TRACER  
ID : 0387-B-102  
ISOTOPE : AC227  
NOMINAL : 3.92527 dpm  
RESULTS : 3.48159 dpm

LIB FILE : ENV\_ALPHA\_TH.N  
BKG FILE : B193.CNF;93  
BKG DATE : 19-JUL-2009  
EFF FILE : W193.CNF;32  
CAL DATE : 22-JUN-2009

NUCLIDE ACTIVITY SUMMARY

NUCLIDE	ENERGY	GROSS AREA	NET AREA	BKG AREA	BKG Sg	%ABUN	ACTIVITY pCi/L	TPU 1.96-SIGMA	MDA pCi/L	Lc pCi/L	UNC pCi/L
AC-227	6038.010	608.000	605.000	3.000	1.7321	68.10000	4.42E+00	4.36E-01	8.08E-02	2.94E-02	3.54E-01
TH-228	5363.000	8.000	-6.000	14.000	3.7417	99.94000	-2.92E-02	4.47E-02	9.92E-02	4.23E-02	4.47E-02
TH229	4900.000	5.000	1.000	4.000	2.0000	99.52000	4.88E-03	2.87E-02	6.00E-02	2.27E-02	2.87E-02
TH-230	4625.000	2.000	-1.000	3.000	1.7321	100.0000	-4.85E-03	2.13E-02	5.37E-02	1.96E-02	2.13E-02
TH-232	3972.000	0.000	0.000	0.000	0.0000	100.0000	0.00E+00	9.51E-03	1.46E-02	0.00E+00	9.51E-03



GEL Laboratories LLC  
ALPHA SPECTROSCOPY REPORT

BATCH NUMBER: 886050  
SAMPLE DATE : 20-JUL-2009 13:45:00

SAMPLE ID : S1201882930\_TH  
SAMPLE QTY: 0.400 L

DETECTOR NUMBER :68635  
AVERAGE %EFFICIENCY :25.6886  
% YIELD : 66.154

COUNT DATE:20-JUL-2009 21:43:11  
ELAPSED LIVE TIME(SEC): 60000.00  
ANALYST :HAKB

MS/MSD  
ID : A2796-J  
ISOTOPE : TH-230  
PCI/L : 5.351E+00

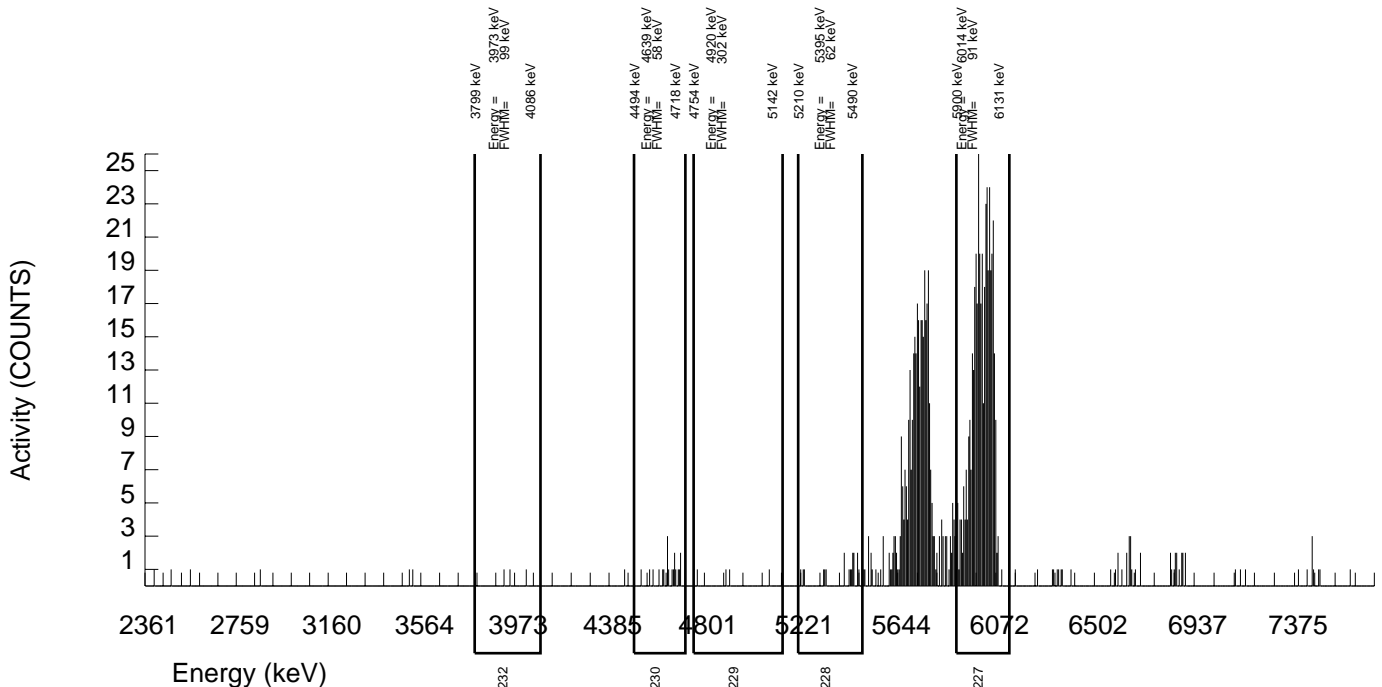
LCS/LCSD  
ID : A2796-J  
ISOTOPE : TH-230  
PCI/L : 5.351E+00

TRACER  
ID : 0387-B-102  
ISOTOPE : AC227  
NOMINAL : 3.92527 dpm  
RESULTS : 2.59673 dpm

LIB FILE : ENV\_ALPHA\_TH.N  
BKG FILE : B194.CNF;91  
BKG DATE : 19-JUL-2009  
EFF FILE : W194.CNF;33  
CAL DATE : 22-JUN-2009

NUCLIDE ACTIVITY SUMMARY

NUCLIDE	ENERGY	GROSS AREA	NET AREA	BKG AREA	BKG Sg	%ABUN	ACTIVITY pCi/L	TPU 1.96-SIGMA	MDA pCi/L	Lc pCi/L	UNC pCi/L
AC-227	6038.010	443.000	443.000	0.000	0.0000	68.10000	4.42E+00	4.76E-01	2.99E-02	0.00E+00	4.12E-01
TH-228	5363.000	18.000	7.000	11.000	3.3166	99.94000	4.64E-02	7.01E-02	1.22E-01	5.12E-02	7.00E-02
TH229	4900.000	4.000	2.000	2.000	1.4142	99.52000	1.33E-02	3.20E-02	6.38E-02	2.19E-02	3.20E-02
TH-230	4625.000	20.000	20.000	0.000	0.0000	100.0000	1.33E-01	5.85E-02	1.99E-02	0.00E+00	5.81E-02
TH-232	3972.000	3.000	2.000	1.000	1.0000	100.0000	1.33E-02	2.60E-02	5.07E-02	1.54E-02	2.60E-02



GEL Laboratories LLC  
ALPHA SPECTROSCOPY REPORT

BATCH NUMBER: 886050  
SAMPLE DATE : 20-JUL-2009 13:45:00

SAMPLE ID : S1201882932\_TH  
SAMPLE QTY: 0.100 L

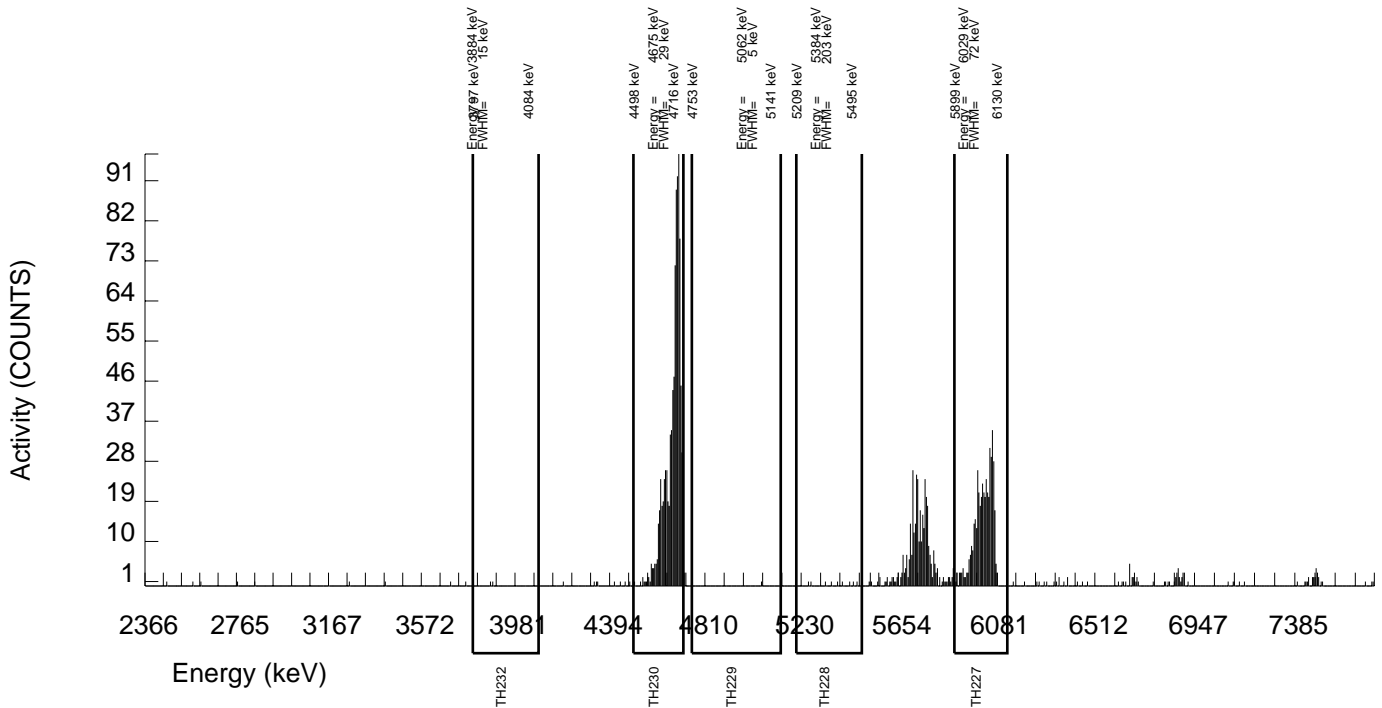
DETECTOR NUMBER :68636  
AVERAGE %EFFICIENCY :25.6559  
% YIELD : 68.930

COUNT DATE:20-JUL-2009 21:43:14  
ELAPSED LIVE TIME(SEC): 60000.00  
ANALYST :HAKB

MS/MSD ID : A2796-J ISOTOPE : TH-230 PCI/L : 2.140E+01	LCS/LCSD ID : A2796-J ISOTOPE : TH-230 PCI/L : 2.140E+01	TRACER ID : 0387-B-102 ISOTOPE : AC227 NOMINAL : 3.92527 dpm RESULTS : 2.70570 dpm	LIB FILE : ENV_ALPHA_TH.N BKG FILE : B195.CNF;97 BKG DATE : 19-JUL-2009 EFF FILE : W195.CNF;32 CAL DATE : 22-JUN-2009
---	---	--	---

NUCLIDE ACTIVITY SUMMARY

NUCLIDE	ENERGY	GROSS AREA	NET AREA	BKG AREA	BKG Sg	%ABUN	ACTIVITY pCi/L	TPU 1.96-SIGMA	MDA pCi/L	Lc pCi/L	UNC pCi/L
AC-227	6038.010	469.000	461.000	8.000	2.8284	68.10000	1.77E+01	1.93E+00	6.20E-01	2.52E-01	1.64E+00
TH-228	5363.000	9.000	-5.000	14.000	3.7417	99.94000	-1.28E-01	2.40E-01	5.21E-01	2.22E-01	2.40E-01
TH229	4900.000	1.000	-10.000	11.000	3.3166	99.52000	-2.56E-01	1.74E-01	4.72E-01	1.97E-01	1.74E-01
TH-230	4625.000	910.000	877.000	33.000	5.7446	100.0000	2.23E+01	2.00E+00	7.57E-01	3.40E-01	1.53E+00
TH-232	3972.000	2.000	-10.000	12.000	3.4641	100.0000	-2.55E-01	1.87E-01	4.87E-01	2.05E-01	1.87E-01





GEL Laboratories LLC  
ALPHA SPECTROSCOPY REPORT

BATCH NUMBER: 886050  
SAMPLE DATE : 20-JUL-2009 13:45:00

SAMPLE ID : S1201882934\_TH  
SAMPLE QTY: 0.400 L

DETECTOR NUMBER :68637  
AVERAGE %EFFICIENCY :25.7956  
% YIELD : 86.551

COUNT DATE:20-JUL-2009 21:43:16  
ELAPSED LIVE TIME(SEC): 60000.00  
ANALYST :HAKB

MS/MSD  
ID : A2796-J  
ISOTOPE : TH-230  
PCI/L : 5.351E+00

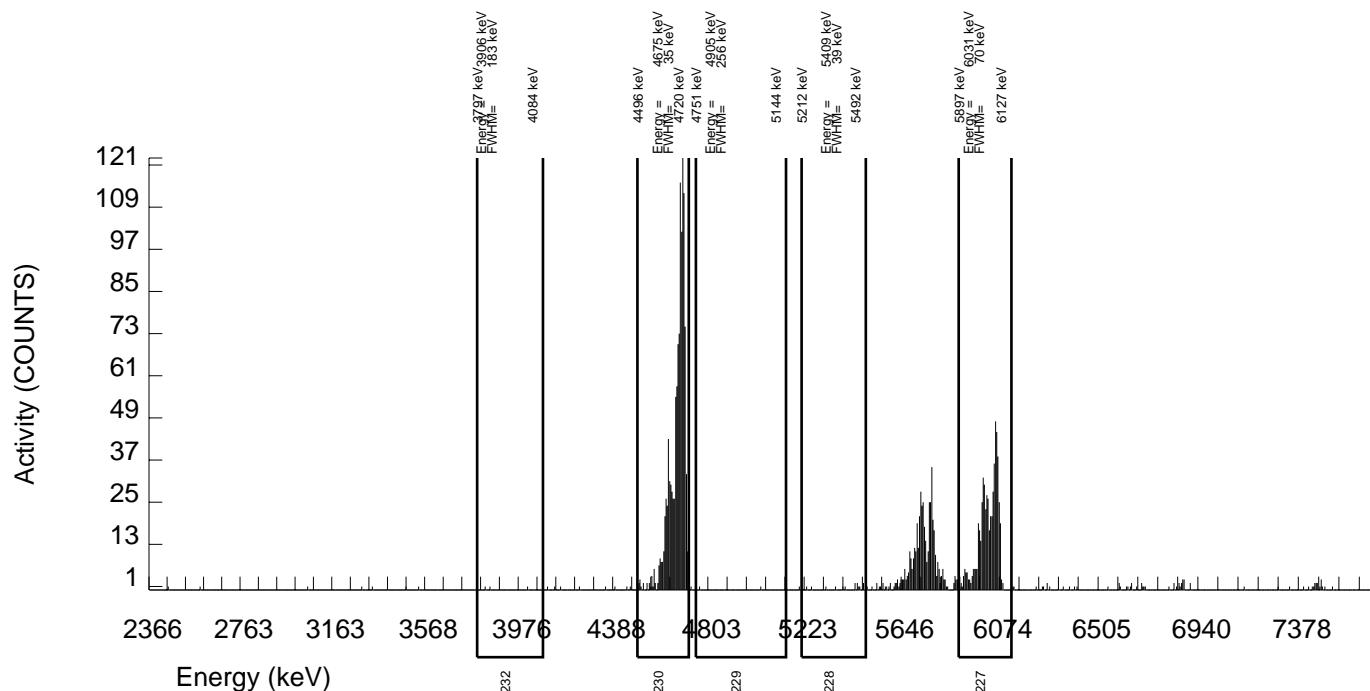
LCS/LCSD  
ID : A2796-J  
ISOTOPE : TH-230  
PCI/L : 5.351E+00

TRACER  
ID : 0387-B-102  
ISOTOPE : AC227  
NOMINAL : 3.92527 dpm  
RESULTS : 3.39737 dpm

LIB FILE : ENV\_ALPHA\_TH.N  
BKG FILE : B196.CNF;92  
BKG DATE : 19-JUL-2009  
EFF FILE : W196.CNF;33  
CAL DATE : 22-JUN-2009

NUCLIDE ACTIVITY SUMMARY

NUCLIDE	ENERGY	GROSS AREA	NET AREA	BKG AREA	BKG Sg	%ABUN	ACTIVITY pCi/L	TPU 1.96-SIGMA	MDA pCi/L	Lc pCi/L	UNC pCi/L
AC-227	6038.010	583.000	582.000	1.000	1.0000	68.10000	4.42E+00	4.32E-01	5.81E-02	1.77E-02	3.60E-01
TH-228	5363.000	14.000	2.000	12.000	3.4641	99.94000	1.01E-02	5.05E-02	9.66E-02	4.07E-02	5.05E-02
TH229	4900.000	2.000	-1.000	3.000	1.7321	99.52000	-5.07E-03	2.22E-02	5.60E-02	2.04E-02	2.22E-02
TH-230	4625.000	1155.000	1155.000	0.000	0.0000	100.0000	5.83E+00	4.60E-01	1.51E-02	0.00E+00	3.36E-01
TH-232	3972.000	3.000	2.000	1.000	1.0000	100.0000	1.01E-02	1.98E-02	3.86E-02	1.17E-02	1.98E-02



**Radiochemistry Batch Checklist, Rev 9**

Batch# 887072 Product: Th Date: 7/24/09

Criteria:	Yes	No	Comments
Sample Solids are less than or equal to 100 mg for GAB.			NA
Samples have been blank corrected (if required)			NA
If activity less 10* MDA/ MDC, error is 150% or less of sample activity. If greater 10* MDA/ MDC, error is 40% or less. If below the MDA/ MDC, error is okay.	/		
Instrument source check is within limits.	/		
Instrument bkg check is within limits.	/		
Method RDL/ LLD has been met.		/	NCR# 714983
If duplicate activities are less 5* MDA/ MDC, then RPD is 100% or less. If greater 5* MDA/ MDC, then RPD 20% or less. If below the MDA/ MDC, the RPD is 0%.	/		
Or meets the client's required RER acceptance criteria.	/		
Tracer yield is 15-125% . Carrier yield 25-125%.	/		
Or meets the client's contract acceptance criteria.	/		
Method blank is less than the RDL/ LLD. (If rad samples, < 5% of lowest activity)	/		
Sample was run within hold time.	/		
Sample was correctly preserved if required.	/		
Smears Taken for Radioactive batches.			NA
Method Spike and LCS are within 75-125% or meets the client's contract acceptance criteria.	/		
No blank spaces on data forms.	/		
All line outs initialed and dated.	/		
No transcription errors are apparent.			NA
Aux data is correct.			NA
Client Special requirements page has been checked.	/		
Raw Data and/ or spectrum are included and properly stated.	/		
QC data entered into QC database and batch is in REVW	/		
Hit notification complete (if necessary)			NA
Batch entered into Case Narrative.	/		
Batch non-conformances completed, if applicable.	/		NCR# 714983
Batch non-conformances second reviewed and disposition verified to be completed.	✓		NCR# 714983
Aliquot Correction completed if required.			NA
Review sample historical results if available (If REMF, results above MDC have been verified by historical results, recount or re-analysis.)	/		

GEL Laboratories, LLC

revised 8/1/08

Primary Review Performed By: [Signature] 7/24/09

Secondary Review Performed By: [Signature] 7/24/09

7/11-8/02  
166R

# Thorium (Ac-227 Tracer) Que Sheet

22-JUL-09

Batch #: 887272    Analyst: HAKB    First Client Due Date: 22-JUL-09    Internal Due Date: 1-JUL-09  
 Tracer Isotope: Ac-227    Tracer Code: 0387-B-10Z    Expiration Date: 7/31/09    Vol: 0.1    Ac-227 Separation Date/Time: 7/23/09 @ 1030 hrs  
 LCS Isotope: Th-230    LCS Code: A2196-J    Expiration Date: 4/13/10    Vol: 0.1  
 Spike Isotope: Th-230    Spike Code: A2196-J    Expiration Date: 4/13/10    Vol: 0.1  
 Prep Date: 7/22/09    Initials: ~~AKB~~    Pipet ID: 2971058    Balance ID: 3041027-444    Witness: MDA 7/22/09  
 16750207 7/22/09

Sample ID	Client Description	Type	Hazard Code	Min CRDL	Matrix	Client	Collection Date	Pos.	Label #	Aliquot (g) (f)	Th Det #
230340002-3	MC-3B	SAMPLE		.03 pCi/L	WATER	KERR003	27-MAY-09	1	301	0.100	201
230340013-3	M-130B	SAMPLE		.03 pCi/L	WATER	KERR003	15-JUN-09	2	302	0.100	202
230340014-3	M-130B DISS	SAMPLE		.03 pCi/L	WATER	KERR003	15-JUN-09	3	303	0.100	203
230340015-3	M-29B	SAMPLE		.03 pCi/L	WATER	KERR003	16-JUN-09	4	304	0.100	204
230340019-3	H-38B	SAMPLE		.03 pCi/L	WATER	KERR003	18-JUN-09	5	305	0.100	205
1201886232-1	MB for batch 887272	MB		UCF pCi/L to	WATER	QC ACCOUNT	15-JUN-09	6	306	0.100	206
1201886233-3	M-130B(230340013DUP)	DUP		.03 pCi/L	WATER	QC ACCOUNT	15-JUN-09	7	307	0.100	207
1201886234-3	M-130B(230340013MS)	MS		.03 pCi/L	WATER	QC ACCOUNT	15-JUN-09	8	308	0.100	208
1201886235-1	LCS for batch 887272	LCS		UCF pCi/L to	WATER	QC ACCOUNT		9	309	0.100	213

MA 07/24/09

*[Signature]*

Solid Sample Dissolution by: LEACH or DIGESTION  
 Circle One

Choose SOP Used: GL-RAD-A-038 ✓

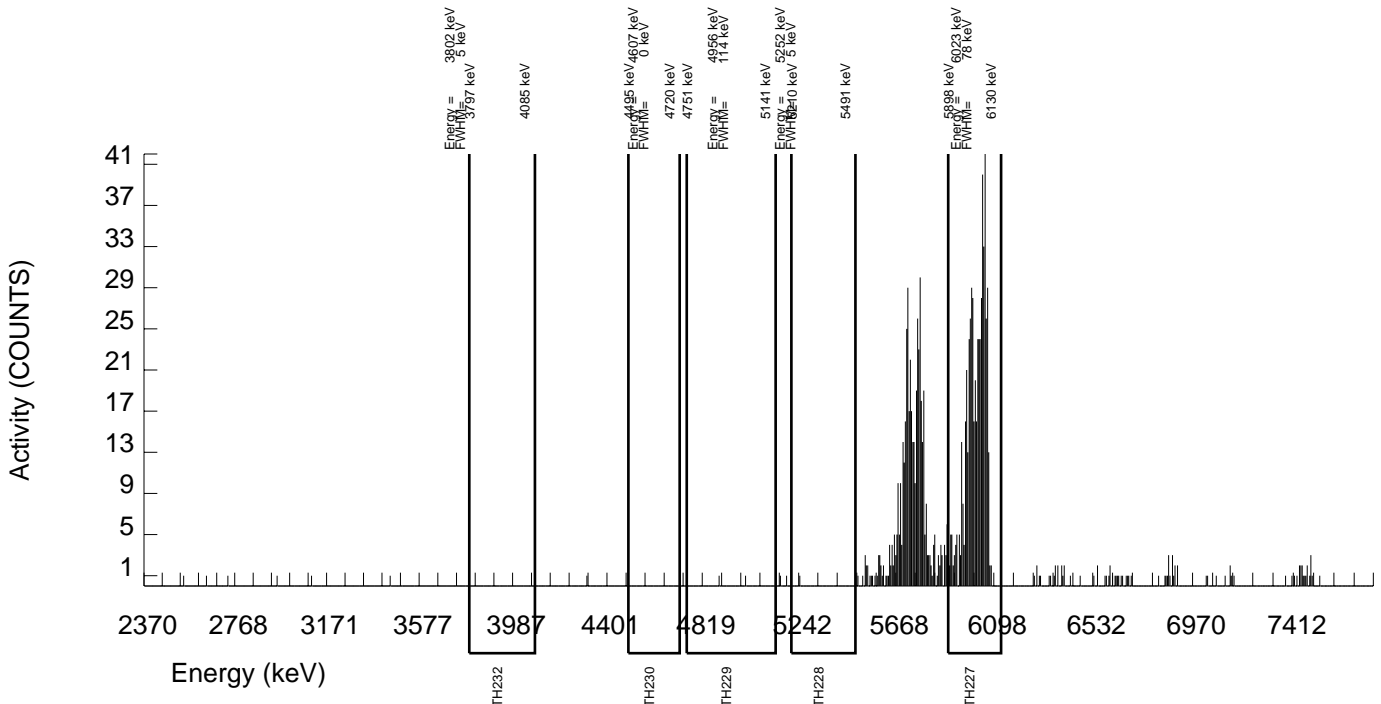
- GL-RAD-A-045 \_\_\_\_\_
- GL-RAD-A-043 \_\_\_\_\_
- GL-RAD-A-032 \_\_\_\_\_

GEL Laboratories LLC  
ALPHA SPECTROSCOPY REPORT

BATCH NUMBER: 887272 SAMPLE DATE : 23-JUL-2009 10:30:00		SAMPLE ID : S0230340002_TH SAMPLE QTY: 0.100 L	
DETECTOR NUMBER :78902 AVERAGE %EFFICIENCY :26.0694 % YIELD : 83.471		COUNT DATE:23-JUL-2009 20:52:35 ELAPSED LIVE TIME(SEC): 60000.00 ANALYST :HAKB	
MS/MSD ID : A2796-J ISOTOPE : TH-230 PCI/L : 2.140E+01	LCS/LCSD ID : A2796-J ISOTOPE : TH-230 PCI/L : 2.140E+01	TRACER ID : 0387-B-102 ISOTOPE : AC227 NOMINAL : 3.92429 dpm RESULTS : 3.27563 dpm	LIB FILE : ENV_ALPHA_TH.N BKG FILE : B201.CNF;37 BKG DATE : 19-JUL-2009 EFF FILE : W201.CNF;32 CAL DATE : 23-JUL-2009

NUCLIDE ACTIVITY SUMMARY

NUCLIDE	ENERGY	GROSS AREA	NET AREA	BKG AREA	BKG Sg	%ABUN	ACTIVITY pCi/L	TPU 1.96-SIGMA	MDA pCi/L	Lc pCi/L	UNC pCi/L
AC-227	6038.010	566.000	565.000	1.000	1.0000	68.10000	1.77E+01	1.75E+00	2.39E-01	7.28E-02	1.46E+00
TH-228	5363.000	1.000	-1.000	2.000	1.4142	99.94000	-2.07E-02	7.04E-02	1.99E-01	6.82E-02	7.04E-02
TH229	4900.000	2.000	-1.000	3.000	1.7321	99.52000	-2.08E-02	9.12E-02	2.30E-01	8.38E-02	9.12E-02
TH-230	4625.000	0.000	-3.000	3.000	1.7321	100.0000	-6.21E-02	8.12E-02	2.29E-01	8.34E-02	8.11E-02
TH-232	3972.000	1.000	-1.000	2.000	1.4142	100.0000	-2.07E-02	7.03E-02	1.98E-01	6.81E-02	7.03E-02



GEL Laboratories LLC  
ALPHA SPECTROSCOPY REPORT

BATCH NUMBER: 887272  
SAMPLE DATE : 23-JUL-2009 10:30:00

SAMPLE ID : S0230340013\_TH  
SAMPLE QTY: 0.100 L

DETECTOR NUMBER :78903  
AVERAGE %EFFICIENCY :26.3766  
% YIELD : 93.012

COUNT DATE:23-JUL-2009 20:52:38  
ELAPSED LIVE TIME(SEC): 60000.00  
ANALYST :HAKB

MS/MSD  
ID : A2796-J  
ISOTOPE : TH-230  
PCI/L : 2.140E+01

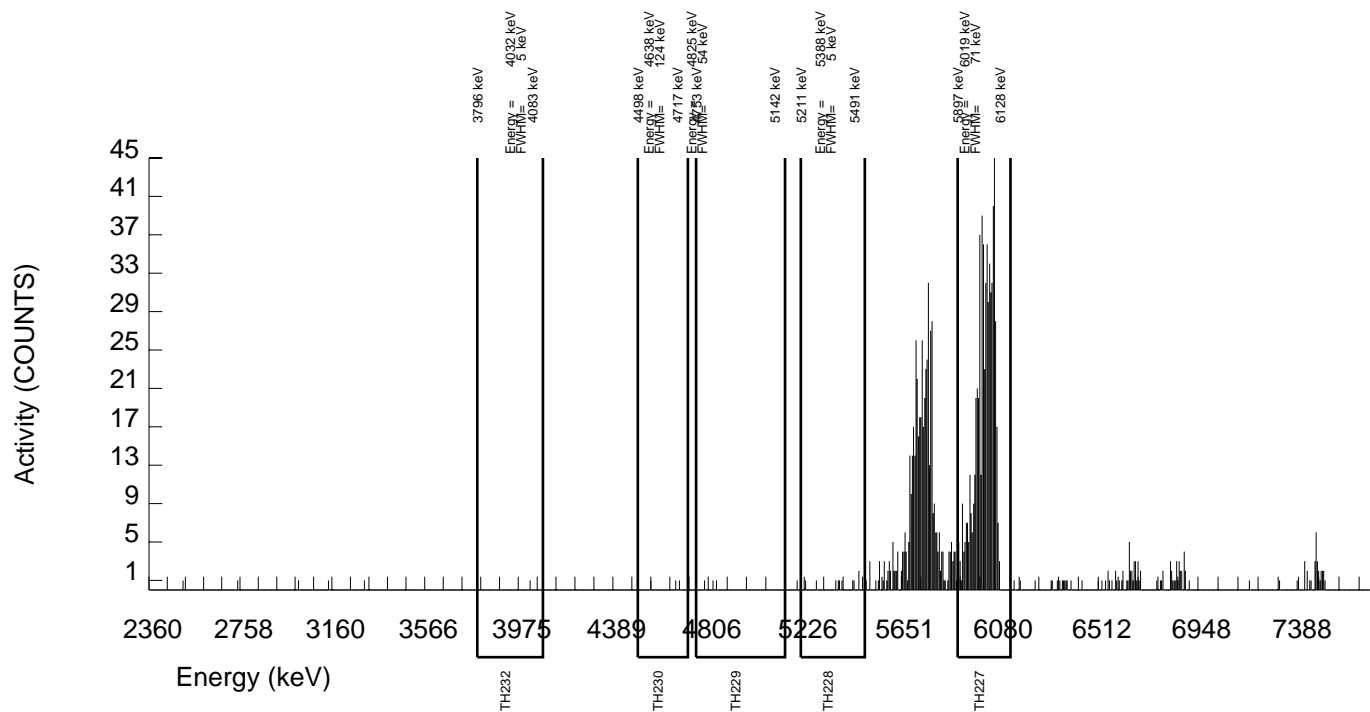
LCS/LCSD  
ID : A2796-J  
ISOTOPE : TH-230  
PCI/L : 2.140E+01

TRACER  
ID : 0387-B-102  
ISOTOPE : AC227  
NOMINAL : 3.92429 dpm  
RESULTS : 3.65004 dpm

LIB FILE : ENV\_ALPHA\_TH.N  
BKG FILE : B202.CNF;37  
BKG DATE : 19-JUL-2009  
EFF FILE : W202.CNF;32  
CAL DATE : 23-JUL-2009

NUCLIDE ACTIVITY SUMMARY

NUCLIDE	ENERGY	GROSS AREA	NET AREA	BKG AREA	BKG Sg	%ABUN	ACTIVITY pCi/L	TPU 1.96-SIGMA	MDA pCi/L	Lc pCi/L	UNC pCi/L
AC-227	6038.010	639.000	637.000	2.000	1.4142	68.10000	1.77E+01	1.68E+00	2.66E-01	9.13E-02	1.38E+00
TH-228	5363.000	10.000	6.000	4.000	2.0000	99.94000	1.10E-01	1.35E-01	2.26E-01	8.55E-02	1.35E-01
TH229	4900.000	3.000	2.000	1.000	1.0000	99.52000	3.69E-02	7.23E-02	1.41E-01	4.29E-02	7.23E-02
TH-230	4625.000	3.000	3.000	0.000	0.0000	100.0000	5.51E-02	6.24E-02	5.51E-02	0.00E+00	6.23E-02
TH-232	3972.000	1.000	1.000	0.000	0.0000	100.0000	1.84E-02	3.60E-02	5.51E-02	0.00E+00	3.60E-02



GEL Laboratories LLC  
ALPHA SPECTROSCOPY REPORT

BATCH NUMBER: 887272  
SAMPLE DATE : 23-JUL-2009 10:30:00

SAMPLE ID : S0230340014\_TH  
SAMPLE QTY: 0.100 L

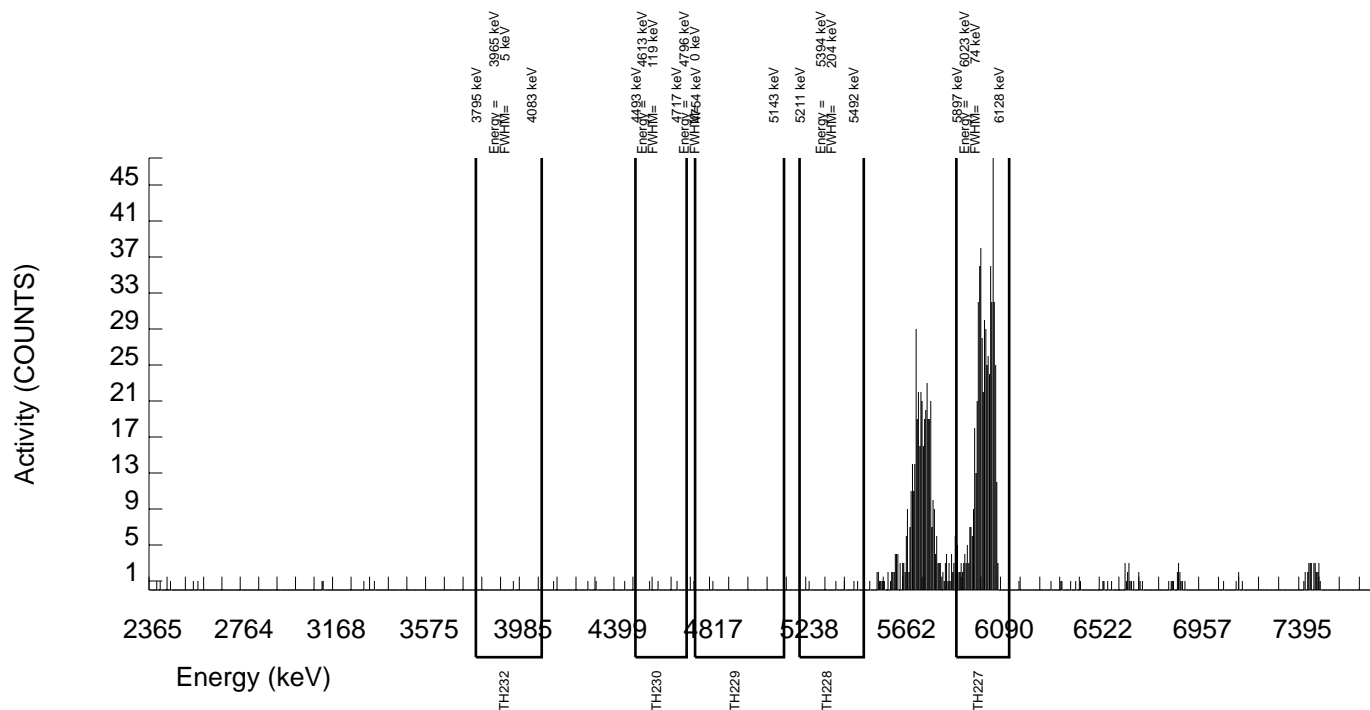
DETECTOR NUMBER :78905  
AVERAGE %EFFICIENCY :25.6941  
% YIELD : 89.786

COUNT DATE:23-JUL-2009 20:52:40  
ELAPSED LIVE TIME(SEC): 60000.00  
ANALYST :HAKB

MS/MSD ID : A2796-J ISOTOPE : TH-230 PCI/L : 2.140E+01	LCS/LCSD ID : A2796-J ISOTOPE : TH-230 PCI/L : 2.140E+01	TRACER ID : 0387-B-102 ISOTOPE : AC227 NOMINAL : 3.92429 dpm RESULTS : 3.52348 dpm	LIB FILE : ENV_ALPHA_TH.N BKG FILE : B203.CNF;37 BKG DATE : 19-JUL-2009 EFF FILE : W203.CNF;32 CAL DATE : 23-JUL-2009
---	---	--	---

NUCLIDE ACTIVITY SUMMARY

NUCLIDE	ENERGY	GROSS AREA	NET AREA	BKG AREA	BKG Sg	%ABUN	ACTIVITY pCi/L	TPU 1.96-SIGMA	MDA pCi/L	Lc pCi/L	UNC pCi/L
AC-227	6038.010	600.000	599.000	1.000	1.0000	68.10000	1.77E+01	1.71E+00	2.26E-01	6.87E-02	1.42E+00
TH-228	5363.000	5.000	3.000	2.000	1.4142	99.94000	5.87E-02	1.01E-01	1.87E-01	6.43E-02	1.01E-01
TH229	4900.000	2.000	-5.000	7.000	2.6458	99.52000	-9.81E-02	1.15E-01	3.00E-01	1.21E-01	1.15E-01
TH-230	4625.000	3.000	-1.000	4.000	2.0000	100.0000	-1.95E-02	1.01E-01	2.40E-01	9.08E-02	1.01E-01
TH-232	3972.000	1.000	1.000	0.000	0.0000	100.0000	1.95E-02	3.83E-02	5.86E-02	0.00E+00	3.83E-02



GEL Laboratories LLC  
ALPHA SPECTROSCOPY REPORT

BATCH NUMBER: 887272  
SAMPLE DATE : 23-JUL-2009 10:30:00

SAMPLE ID : S0230340015\_TH  
SAMPLE QTY: 0.100 L

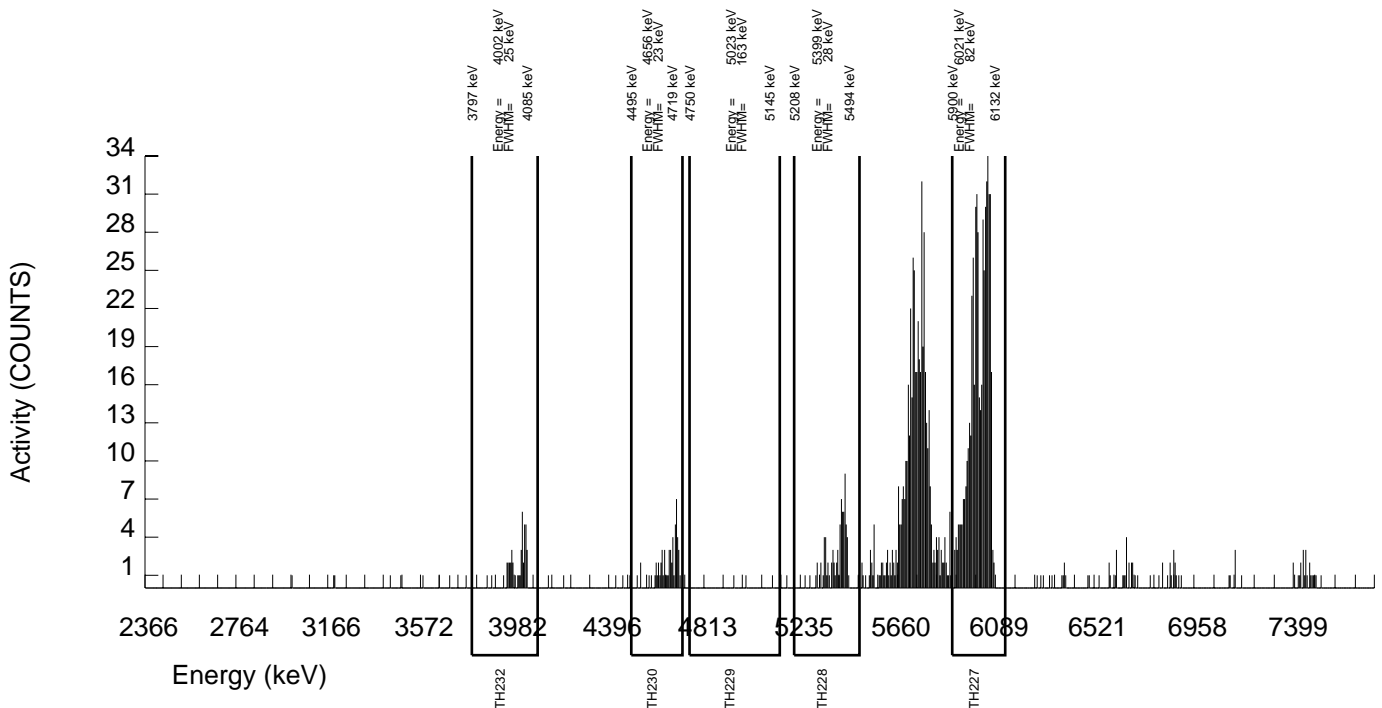
DETECTOR NUMBER :78907  
AVERAGE %EFFICIENCY :25.0649  
% YIELD : 82.514

COUNT DATE:23-JUL-2009 20:52:43  
ELAPSED LIVE TIME(SEC): 60000.00  
ANALYST :HAKB

MS/MSD ID : A2796-J ISOTOPE : TH-230 PCI/L : 2.140E+01	LCS/LCSD ID : A2796-J ISOTOPE : TH-230 PCI/L : 2.140E+01	TRACER ID : 0387-B-102 ISOTOPE : AC227 NOMINAL : 3.92429 dpm RESULTS : 3.23808 dpm	LIB FILE : ENV_ALPHA_TH.N BKG FILE : B204.CNF;37 BKG DATE : 19-JUL-2009 EFF FILE : W204.CNF;32 CAL DATE : 23-JUL-2009
---	---	--	---

NUCLIDE ACTIVITY SUMMARY

NUCLIDE	ENERGY	GROSS AREA	NET AREA	BKG AREA	BKG Sg	%ABUN	ACTIVITY pCi/L	TPU 1.96-SIGMA	MDA pCi/L	Lc pCi/L	UNC pCi/L
AC-227	6038.010	540.000	537.000	3.000	1.7321	68.10000	1.77E+01	1.78E+00	3.64E-01	1.33E-01	1.50E+00
TH-228	5363.000	79.000	73.000	6.000	2.4495	99.94000	1.59E+00	4.03E-01	3.14E-01	1.24E-01	3.94E-01
TH229	4900.000	3.000	-8.000	11.000	3.3166	99.52000	-1.75E-01	1.61E-01	4.03E-01	1.69E-01	1.60E-01
TH-230	4625.000	58.000	55.000	3.000	1.7321	100.0000	1.20E+00	3.40E-01	2.41E-01	8.78E-02	3.33E-01
TH-232	3972.000	44.000	43.000	1.000	1.0000	100.0000	9.37E-01	2.91E-01	1.67E-01	5.07E-02	2.86E-01



GEL Laboratories LLC  
ALPHA SPECTROSCOPY REPORT

BATCH NUMBER: 887272  
SAMPLE DATE : 23-JUL-2009 10:30:00

SAMPLE ID : S0230340019\_TH  
SAMPLE QTY: 0.100 L

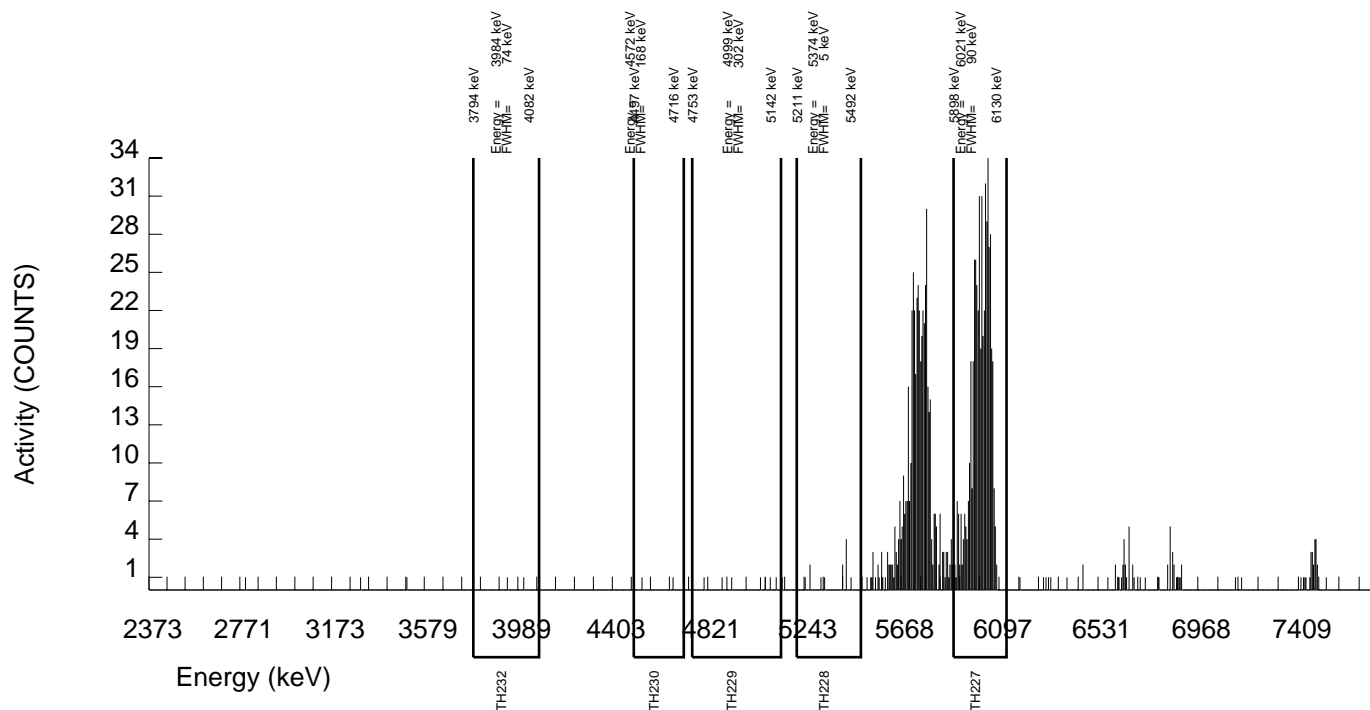
DETECTOR NUMBER :78908  
AVERAGE %EFFICIENCY :25.0334  
% YIELD : 82.002

COUNT DATE:23-JUL-2009 20:52:45  
ELAPSED LIVE TIME(SEC): 60000.00  
ANALYST :HAKB

MS/MSD ID : A2796-J ISOTOPE : TH-230 PCI/L : 2.140E+01	LCS/LCSD ID : A2796-J ISOTOPE : TH-230 PCI/L : 2.140E+01	TRACER ID : 0387-B-102 ISOTOPE : AC227 NOMINAL : 3.92429 dpm RESULTS : 3.21800 dpm	LIB FILE : ENV_ALPHA_TH.N BKG FILE : B205.CNF;37 BKG DATE : 19-JUL-2009 EFF FILE : W205.CNF;32 CAL DATE : 23-JUL-2009
---	---	--	---

NUCLIDE ACTIVITY SUMMARY

NUCLIDE	ENERGY	GROSS AREA	NET AREA	BKG AREA	BKG Sg	%ABUN	ACTIVITY pCi/L	TPU 1.96-SIGMA	MDA pCi/L	Lc pCi/L	UNC pCi/L
AC-227	6038.010	534.000	533.000	1.000	1.0000	68.10000	1.77E+01	1.78E+00	2.54E-01	7.72E-02	1.50E+00
TH-228	5363.000	12.000	11.000	1.000	1.0000	99.94000	2.42E-01	1.56E-01	1.68E-01	5.11E-02	1.55E-01
TH229	4900.000	7.000	5.000	2.000	1.4142	99.52000	1.10E-01	1.30E-01	2.11E-01	7.25E-02	1.30E-01
TH-230	4625.000	3.000	2.000	1.000	1.0000	100.0000	4.39E-02	8.61E-02	1.68E-01	5.10E-02	8.60E-02
TH-232	3972.000	2.000	2.000	0.000	0.0000	100.0000	4.39E-02	6.09E-02	6.58E-02	0.00E+00	6.08E-02





GEL Laboratories LLC  
ALPHA SPECTROSCOPY REPORT

BATCH NUMBER: 887272  
SAMPLE DATE : 23-JUL-2009 10:30:00

SAMPLE ID : S1201886232\_TH  
SAMPLE QTY: 0.100 L

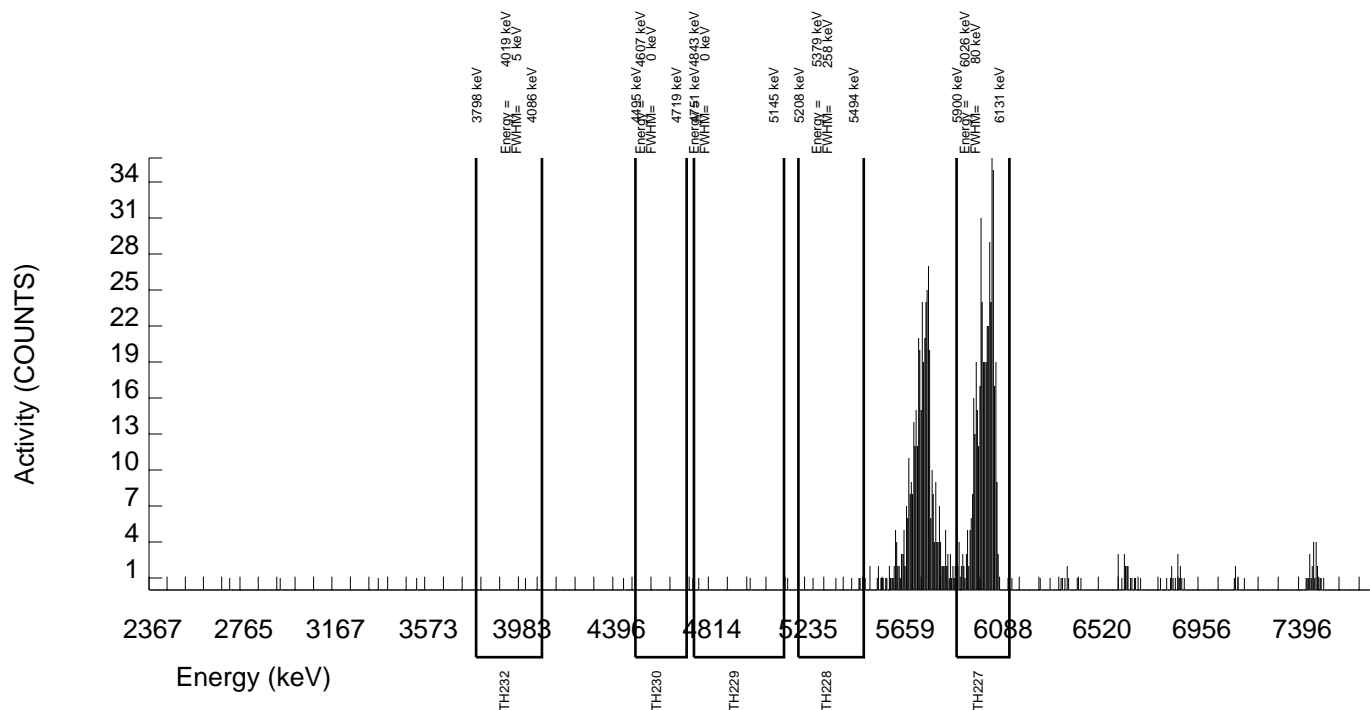
DETECTOR NUMBER :78909  
AVERAGE %EFFICIENCY :25.6293  
% YIELD : 70.027

COUNT DATE:23-JUL-2009 20:52:48  
ELAPSED LIVE TIME(SEC): 60000.00  
ANALYST :HAKB

MS/MSD ID : A2796-J ISOTOPE : TH-230 PCI/L : 2.140E+01	LCS/LCSD ID : A2796-J ISOTOPE : TH-230 PCI/L : 2.140E+01	TRACER ID : 0387-B-102 ISOTOPE : AC227 NOMINAL : 3.92429 dpm RESULTS : 2.74808 dpm	LIB FILE : ENV_ALPHA_TH.N BKG FILE : B206.CNF;37 BKG DATE : 19-JUL-2009 EFF FILE : W206.CNF;32 CAL DATE : 23-JUL-2009
---	---	--	---

NUCLIDE ACTIVITY SUMMARY

NUCLIDE	ENERGY	GROSS AREA	NET AREA	BKG AREA	BKG Sg	%ABUN	ACTIVITY pCi/L	TPU 1.96-SIGMA	MDA pCi/L	Lc pCi/L	UNC pCi/L
AC-227	6038.010	471.000	466.000	5.000	2.2361	68.10000	1.77E+01	1.88E+00	5.08E-01	1.97E-01	1.62E+00
TH-228	5363.000	6.000	5.000	1.000	1.0000	99.94000	1.26E-01	1.31E-01	1.92E-01	5.85E-02	1.30E-01
TH229	4900.000	3.000	1.000	2.000	1.4142	99.52000	2.52E-02	1.11E-01	2.42E-01	8.30E-02	1.11E-01
TH-230	4625.000	0.000	0.000	0.000	0.0000	100.0000	0.00E+00	4.92E-02	7.53E-02	0.00E+00	4.92E-02
TH-232	3972.000	1.000	-2.000	3.000	1.7321	100.0000	-5.02E-02	9.84E-02	2.78E-01	1.01E-01	9.84E-02



GEL Laboratories LLC  
ALPHA SPECTROSCOPY REPORT

BATCH NUMBER: 887272  
SAMPLE DATE : 23-JUL-2009 10:30:00

SAMPLE ID : S1201886233\_TH  
SAMPLE QTY: 0.100 L

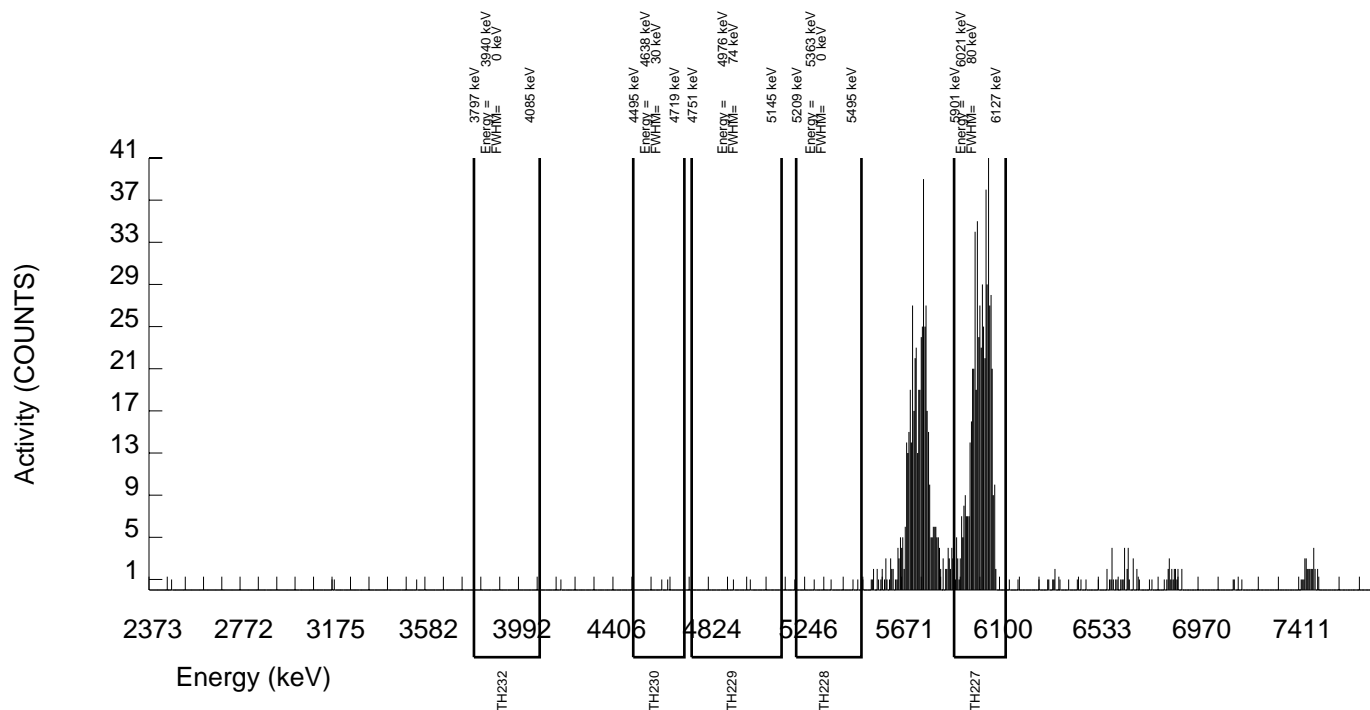
DETECTOR NUMBER :78910  
AVERAGE %EFFICIENCY :25.5856  
% YIELD : 87.458

COUNT DATE:23-JUL-2009 20:52:50  
ELAPSED LIVE TIME(SEC): 60000.00  
ANALYST :HAKB

MS/MSD ID : A2796-J ISOTOPE : TH-230 PCI/L : 2.140E+01	LCS/LCSD ID : A2796-J ISOTOPE : TH-230 PCI/L : 2.140E+01	TRACER ID : 0387-B-102 ISOTOPE : AC227 NOMINAL : 3.92429 dpm RESULTS : 3.43211 dpm	LIB FILE : ENV_ALPHA_TH.N BKG FILE : B207.CNF;37 BKG DATE : 19-JUL-2009 EFF FILE : W207.CNF;32 CAL DATE : 23-JUL-2009
---	---	--	---

NUCLIDE ACTIVITY SUMMARY

NUCLIDE	ENERGY	GROSS AREA	NET AREA	BKG AREA	BKG Sg	%ABUN	ACTIVITY pCi/L	TPU 1.96-SIGMA	MDA pCi/L	Lc pCi/L	UNC pCi/L
AC-227	6038.010	583.000	581.000	2.000	1.4142	68.10000	1.77E+01	1.73E+00	2.91E-01	1.00E-01	1.44E+00
TH-228	5363.000	5.000	-3.000	8.000	2.8284	99.94000	-6.05E-02	1.42E-01	3.26E-01	1.33E-01	1.42E-01
TH229	4900.000	2.000	-1.000	3.000	1.7321	99.52000	-2.02E-02	8.87E-02	2.24E-01	8.15E-02	8.87E-02
TH-230	4625.000	2.000	1.000	1.000	1.0000	100.0000	2.01E-02	6.83E-02	1.54E-01	4.68E-02	6.83E-02
TH-232	3972.000	0.000	-4.000	4.000	2.0000	100.0000	-8.05E-02	8.82E-02	2.48E-01	9.37E-02	8.82E-02



GEL Laboratories LLC  
ALPHA SPECTROSCOPY REPORT

BATCH NUMBER: 887272  
SAMPLE DATE : 23-JUL-2009 10:30:00

SAMPLE ID : S1201886234\_TH  
SAMPLE QTY: 0.100 L

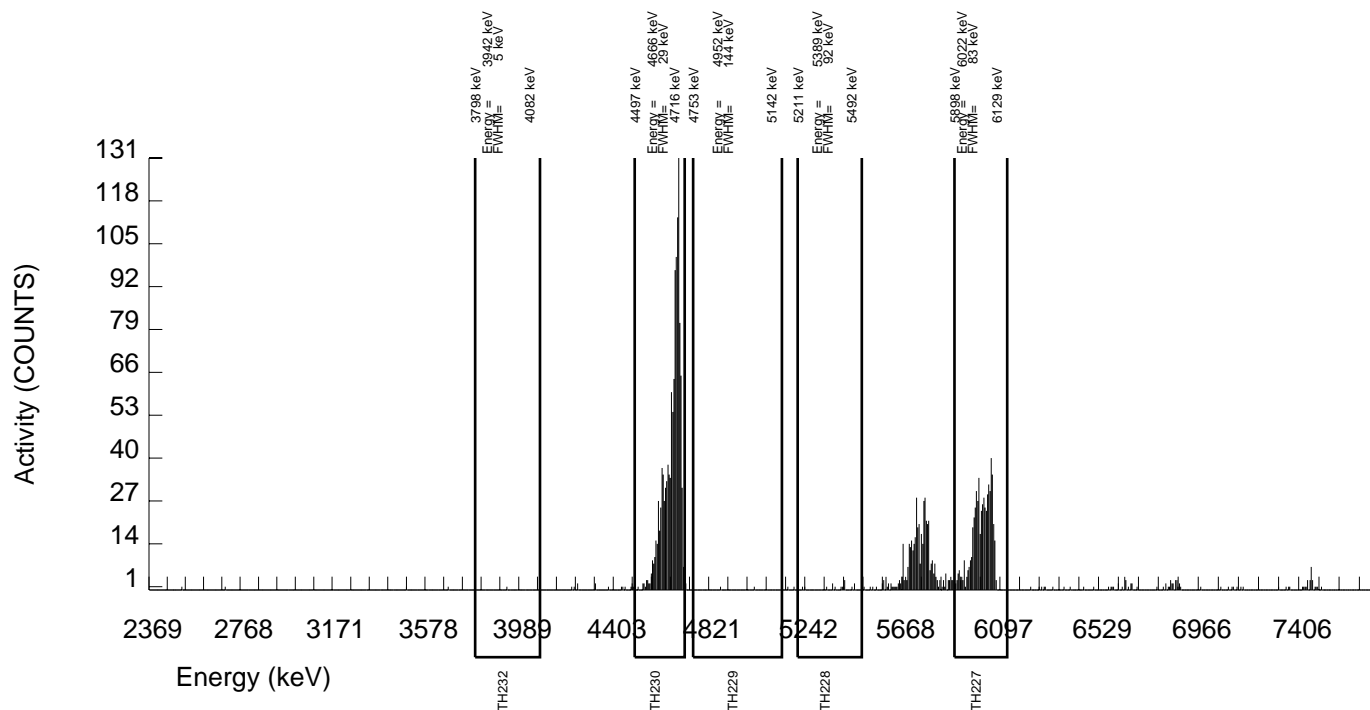
DETECTOR NUMBER :78911  
AVERAGE %EFFICIENCY :25.2767  
% YIELD : 88.222

COUNT DATE:23-JUL-2009 20:52:53  
ELAPSED LIVE TIME(SEC): 60000.00  
ANALYST :HAKB

MS/MSD ID : A2796-J ISOTOPE : TH-230 PCI/L : 2.140E+01	LCS/LCSD ID : A2796-J ISOTOPE : TH-230 PCI/L : 2.140E+01	TRACER ID : 0387-B-102 ISOTOPE : AC227 NOMINAL : 3.92429 dpm RESULTS : 3.46209 dpm	LIB FILE : ENV_ALPHA_TH.N BKG FILE : B208.CNF;37 BKG DATE : 19-JUL-2009 EFF FILE : W208.CNF;32 CAL DATE : 23-JUL-2009
---	---	--	---

NUCLIDE ACTIVITY SUMMARY

NUCLIDE	ENERGY	GROSS AREA	NET AREA	BKG AREA	BKG Sg	%ABUN	ACTIVITY pCi/L	TPU 1.96-SIGMA	MDA pCi/L	Lc pCi/L	UNC pCi/L
AC-227	6038.010	582.000	579.000	3.000	1.7321	68.10000	1.77E+01	1.73E+00	3.38E-01	1.23E-01	1.45E+00
TH-228	5363.000	15.000	11.000	4.000	2.0000	99.94000	2.23E-01	1.73E-01	2.49E-01	9.41E-02	1.73E-01
TH229	4900.000	2.000	-1.000	3.000	1.7321	99.52000	-2.03E-02	8.90E-02	2.24E-01	8.18E-02	8.90E-02
TH-230	4625.000	1222.000	1222.000	0.000	0.0000	100.0000	2.47E+01	1.92E+00	6.06E-02	0.00E+00	1.38E+00
TH-232	3972.000	1.000	-1.000	2.000	1.4142	100.0000	-2.02E-02	6.86E-02	1.94E-01	6.65E-02	6.86E-02



GEL Laboratories LLC  
ALPHA SPECTROSCOPY REPORT

BATCH NUMBER: 887272  
SAMPLE DATE : 23-JUL-2009 10:30:00

SAMPLE ID : S1201886235\_TH  
SAMPLE QTY: 0.100 L

DETECTOR NUMBER :79192  
AVERAGE %EFFICIENCY :36.3125  
% YIELD : 86.654

COUNT DATE:23-JUL-2009 20:52:55  
ELAPSED LIVE TIME(SEC): 60000.00  
ANALYST :HAKB

MS/MSD  
ID : A2796-J  
ISOTOPE : TH-230  
PCI/L : 2.140E+01

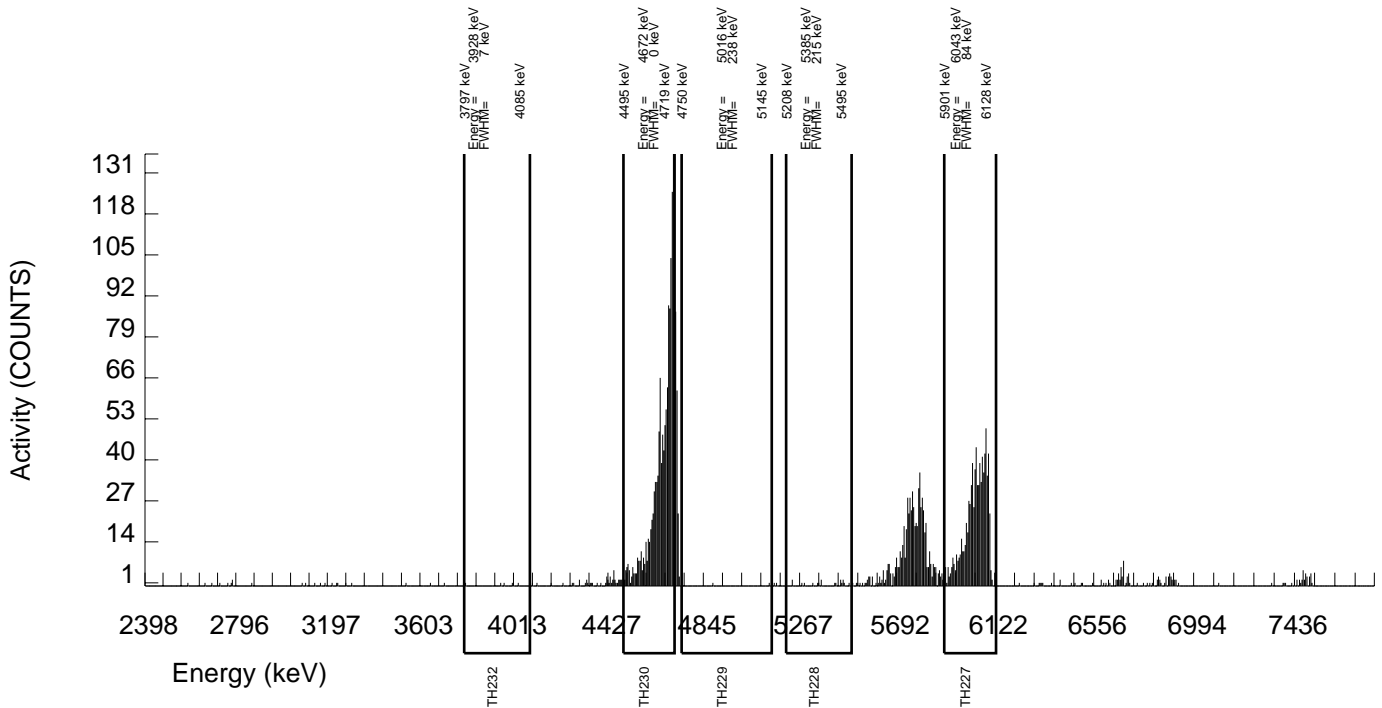
LCS/LCSD  
ID : A2796-J  
ISOTOPE : TH-230  
PCI/L : 2.140E+01

TRACER  
ID : 0387-B-102  
ISOTOPE : AC227  
NOMINAL : 3.92429 dpm  
RESULTS : 3.40054 dpm

LIB FILE : ENV\_ALPHA\_TH.N  
BKG FILE : B213.CNF;17  
BKG DATE : 19-JUL-2009  
EFF FILE : W213.CNF;8  
CAL DATE : 30-JUN-2009

NUCLIDE ACTIVITY SUMMARY

NUCLIDE	ENERGY	GROSS AREA	NET AREA	BKG AREA	BKG Sg	%ABUN	ACTIVITY pCi/L	TPU 1.96-SIGMA	MDA pCi/L	Lc pCi/L	UNC pCi/L
AC-227	6038.010	818.000	817.000	1.000	1.0000	68.10000	1.77E+01	1.54E+00	1.66E-01	5.03E-02	1.21E+00
TH-228	5363.000	18.000	18.000	0.000	0.0000	99.94000	2.58E-01	1.20E-01	4.30E-02	0.00E+00	1.19E-01
TH229	4900.000	2.000	2.000	0.000	0.0000	99.52000	2.88E-02	3.99E-02	4.32E-02	0.00E+00	3.99E-02
TH-230	4625.000	1308.000	1308.000	0.000	0.0000	100.0000	1.87E+01	1.43E+00	4.29E-02	0.00E+00	1.01E+00
TH-232	3972.000	8.000	8.000	0.000	0.0000	100.0000	1.15E-01	7.96E-02	4.29E-02	0.00E+00	7.94E-02



# URANIUM

**Radiochemistry Batch Checklist, Rev 9**

Batch# 886099 Product: 4 Date: 7/22/09

Criteria:	Yes	No	Comments
Sample Solids are less than or equal to 100 mg for GAB.			NA
Samples have been blank corrected (if required)			NA
If activity less 10* MDA/ MDC, error is 150% or less of sample activity. If greater 10* MDA/ MDC, error is 40% or less. If below the MDA/ MDC, error is okay.	/		
Instrument source check is within limits.	/		
Instrument bkg check is within limits.		/	
Method RDL/ LLD has been met.			NCR# 7140SS
If duplicate activities are less 5* MDA/ MDC, then RPD is 100% or less. If greater 5* MDA/ MDC, then RPD 20% or less. If below the MDA/ MDC, the RPD is 0%.	/		
Or meets the client's required RER acceptance criteria.	/		
Tracer yield is 15-125% . Carrier yield 25-125%.	/		
Or meets the client's contract acceptance criteria.	/		
Method blank is less than the RDL/ LLD.	/		
(If rad samples, < 5% of lowest activity)	/		
Sample was run within hold time.	/		
Sample was correctly preserved if required.	/		
Smears Taken for Radioactive batches.			NA
Method Spike and LCS are within 75-125% or meets the client's contract acceptance criteria.	/		
No blank spaces on data forms. -	/		
All line outs initialed and dated.	/		
No transcription errors are apparent.			
Aux data is correct.			NA
Client Special requirements page has been checked.	/		
Raw Data and/ or spectrum are included and properly stated.	/		
QC data entered into QC database and batch is in REVW	/		
Hit notification complete (if necessary)	/		NA
Batch entered into Case Narrative.	/		
Batch non-conformances completed, if applicable.	/		NCR# 7140SS
Batch non-conformances second reviewed and disposition verified to be completed.	✓		NCR# 7140SS
Aliquot Correction completed if required.			AAA
Review sample historical results if available (If REMF, results above MDC have been verified by historical results, recount or re-analysis.)	/		

GEL Laboratories, LLC

revised 8/1/08

Primary Review Performed By: [Signature] 7/22/09

Secondary Review Performed By: [Signature] 7/22/09

7/16/09  
KSR

# Uranium Que Sheet

17-JUL-09

Batch #: 886099  
 Analyst: HAKB  
 First Client Due Date: 22-JUL-09  
 Internal Due Date: 16-JUL-09  
 Tracer Isotope: U-232  
 Tracer Code: 1283-B  
 Expiration Date: 12/16/09  
 Vol: 0.1  
 LCS Isotope: U-238  
 LCS Code: 1163-G  
 Expiration Date: 4/16/10  
 Vol: 0.1  
 Spike Isotope: U-238  
 Spike Code: 1163-G  
 Expiration Date: 4/16/10  
 Vol: 0.1  
 Prep Date: 7/17/09  
 Initials: HAKB  
 Pipet ID: 281058  
 Balance ID: 16750207

Witness: MDA 7/19/09

Sample ID	Client Description	Type	Hazard Code	Min CRDL	Matrix	Client	Collection Date	Pos.	Label #	Wet Dry Aliquot (g (10))	U Det #
230340001-2	MC-3B-Filt	SAMPLE		.03 pCi/L	WATER	KERR003	21-MAY-09	1	1	0.400	113
230340002-2	MC-3B	SAMPLE		.03 pCi/L	WATER	KERR003	27-MAY-09	2	2	0.400	114
230340003-2	EB052709	SAMPLE		.03 pCi/L	WATER	KERR003	27-MAY-09	3	3	0.400	115
230340004-2	M-127B	SAMPLE		.03 pCi/L	WATER	KERR003	28-MAY-09	4	4	0.400	116
230340006-2	M-127B Filtered	SAMPLE		.03 pCi/L	WATER	KERR003	28-MAY-09	5	5	0.400	117
230340007-2	FB060409	SAMPLE		.03 pCi/L	WATER	KERR003	04-JUN-09	6	6	0.400	118
230340008-2	H-28AB	SAMPLE		.03 pCi/L	WATER	KERR003	09-JUN-09	7	7	0.400	121
230340009-2	AA-BW-02B	SAMPLE		.03 pCi/L	WATER	KERR003	10-JUN-09	8	8	0.400	122
230340011-2	M-142B	SAMPLE		.03 pCi/L	WATER	KERR003	12-JUN-09	9	9	0.400	123
230340012-2	M-142B DISS	SAMPLE		.03 pCi/L	WATER	KERR003	12-JUN-09	10	10	0.400	124
230340013-2	M-130B	SAMPLE		.03 pCi/L	WATER	KERR003	15-JUN-09	11	11	0.400	125
230340014-2	M-130B DISS	SAMPLE		.03 pCi/L	WATER	KERR003	15-JUN-09	12	12	0.400	126
230340016-2	M-29B	SAMPLE		.03 pCi/L	WATER	KERR003	16-JUN-09	13	13	0.400	127
230340016-2	M-78B	SAMPLE		.03 pCi/L	WATER	KERR003	17-JUN-09	14	14	0.400	128
230340017-2	M-128B	SAMPLE		.03 pCi/L	WATER	KERR003	18-JUN-09	15	15	0.400	129
230340018-2	M-128B DISS	SAMPLE		.03 pCi/L	WATER	KERR003	18-JUN-09	16	16	0.400	130
230340019-2	H-38B	SAMPLE		.03 pCi/L	WATER	KERR003	18-JUN-09	17	17	0.400	133
230340020-2	M-125B	SAMPLE		.03 pCi/L	WATER	KERR003	23-JUN-09	18	18	0.400	134
233107021-1	EB070809-SO	SAMPLE		.03 pCi/L	WATER	KERR003	08-JUL-09	19	19	0.400	135
233107022-1	EB071009-SO	SAMPLE		.03 pCi/L	WATER	KERR003	10-JUL-09	20	20	0.400	136
1201883066-1	MB for batch 886099	MB		UCF pCi/L to pCi	WATER	QC ACCOUNT		21	21	0.400	137
1201883067-2	M-125B(230340020DUP)	DUP		.03 pCi/L	WATER	QC ACCOUNT	23-JUN-09	22	22	0.400	138
1201883069-2	M-125B(230340020MS)	MS		.03 pCi/L	WATER	QC ACCOUNT	23-JUN-09	23	23	0.100	139
1201883071-1	LCS for batch 886099	LCS		UCF pCi/L to pCi	WATER	QC ACCOUNT		24	24	0.400	140

Data Reviewed By: *[Signature]* 7/22/09

Solid Sample Dissolution by: LEACH or DIGESTION  
Circle One

Choose SOP used: GL-RAD-A-011  
 GL-RAD-A-038  
 GL-RAD-A-045  
 GL-RAD-A-043

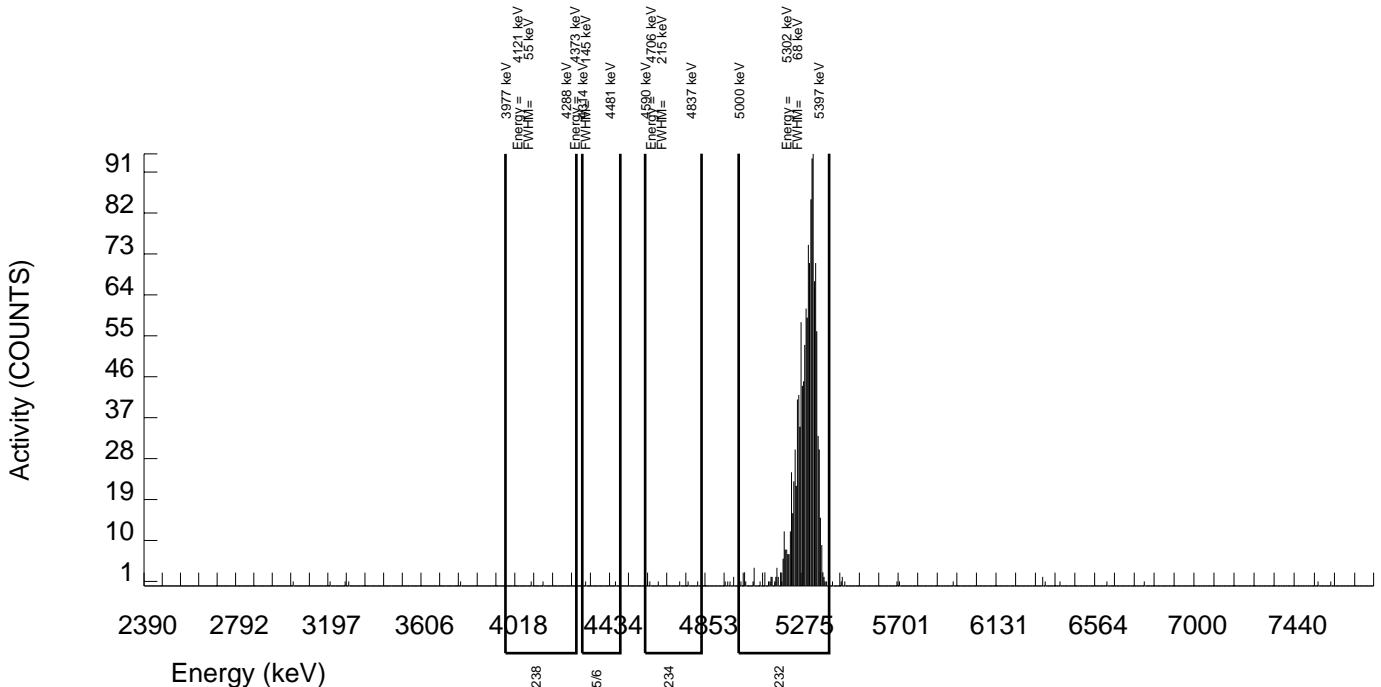
GEL Laboratories LLC  
ALPHA SPECTROSCOPY REPORT

BATCH NUMBER: 886099 SAMPLE DATE : 21-MAY-2009 00:00:00		SAMPLE ID : S0230340001_UU SAMPLE QTY: 0.400 L	
DETECTOR NUMBER :45-111B4 AVERAGE %EFFICIENCY :25.1992 % YIELD : 101.377		COUNT DATE:20-JUL-2009 21:35:51 ELAPSED LIVE TIME(SEC): 60000.00 ANALYST :HAKB	
MS/MSD ID : 1163-G ISOTOPE : U-238 PCI/L : 6.297E+00	LCS/LCSD ID : 1163-G ISOTOPE : U-238 PCI/L : 6.297E+00	TRACER ID : 1283-B ISOTOPE : U232 NOMINAL : 5.30091 dpm RESULTS : 5.37392 dpm	LIB FILE : ENV_ALPHA_UU.N BKG FILE : B113.CNF;377 BKG DATE : 19-JUL-2009 EFF FILE : W113.CNF;110 CAL DATE : 15-JUL-2009

NUCLIDE ACTIVITY SUMMARY

NUCLIDE	ENERGY	GROSS AREA	NET AREA	BKG AREA	BKG Sg	%ABUN	ACTIVITY pCi/L	TPU 1.96-SIGMA	MDA pCi/L	Lc pCi/L	UNC pCi/L
U-3/4	4763.020	6.000	0.920	1.000	1.0000	100.0000	4.06E-03	1.48E-02	3.37E-02	1.03E-02	1.48E-02
U232	5302.100	1355.000	1352.000	3.000	1.7321	100.0000	5.97E+00	8.68E-01	4.88E-02	1.78E-02	3.19E-01
U-235	4391.000	3.000	3.000	0.000	0.0000	80.90000	1.63E-02	1.86E-02	1.63E-02	0.00E+00	1.85E-02
U-238	4184.730	2.000	2.000	0.000	0.0000	100.0000	8.82E-03	1.23E-02	1.32E-02	0.00E+00	1.22E-02

NOTE: Corrections made to U-3/4 net area due to tracer impurity





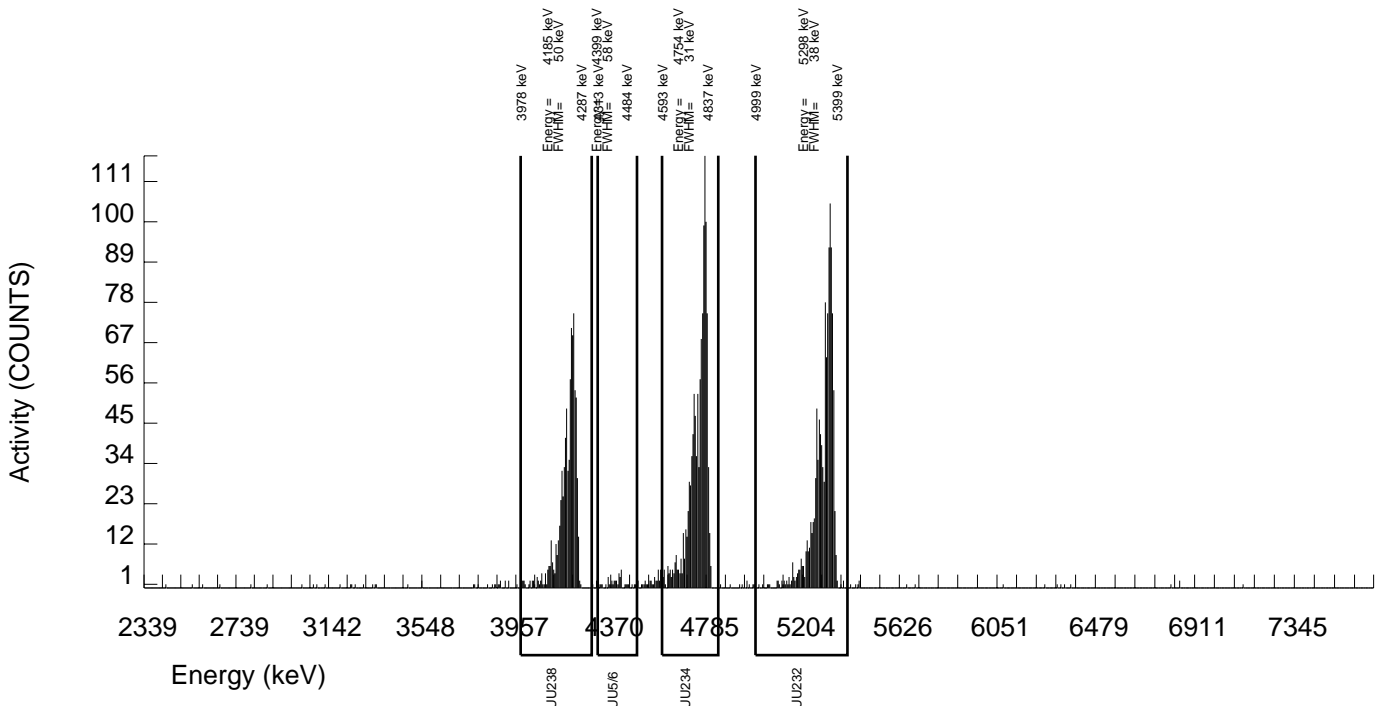
GEL Laboratories LLC  
ALPHA SPECTROSCOPY REPORT

BATCH NUMBER: 886099 SAMPLE DATE : 27-MAY-2009 00:00:00		SAMPLE ID : S0230340002_UU SAMPLE QTY: 0.400 L	
DETECTOR NUMBER :78258 AVERAGE %EFFICIENCY :25.5655 % YIELD : 85.661		COUNT DATE:20-JUL-2009 21:35:53 ELAPSED LIVE TIME(SEC): 60000.00 ANALYST :HAKB	
MS/MSD ID : 1163-G ISOTOPE : U-238 PCI/L : 6.297E+00	LCS/LCSD ID : 1163-G ISOTOPE : U-238 PCI/L : 6.297E+00	TRACER ID : 1283-B ISOTOPE : U232 NOMINAL : 5.30006 dpm RESULTS : 4.54006 dpm	LIB FILE : ENV_ALPHA_UU.N BKG FILE : B114.CNF;378 BKG DATE : 19-JUL-2009 EFF FILE : W114.CNF;106 CAL DATE : 15-JUL-2009

NUCLIDE ACTIVITY SUMMARY

NUCLIDE	ENERGY	GROSS AREA	NET AREA	BKG AREA	BKG Sg	%ABUN	ACTIVITY pCi/L	TPU 1.96-SIGMA	MDA pCi/L	Lc pCi/L	UNC pCi/L
U-3/4	4763.020	1164.000	1159.502	1.000	1.0000	100.0000	5.96E+00	8.87E-01	3.94E-02	1.20E-02	3.43E-01
U232	5302.100	1167.000	1159.000	8.000	2.8284	100.0000	5.97E+00	8.88E-01	8.32E-02	3.39E-02	3.46E-01
U-235	4391.000	40.000	39.000	1.000	1.0000	80.90000	2.48E-01	8.67E-02	4.86E-02	1.48E-02	7.98E-02
U-238	4184.730	827.000	826.000	1.000	1.0000	100.0000	4.25E+00	6.51E-01	3.94E-02	1.20E-02	2.90E-01

NOTE: Corrections made to U-3/4 net area due to tracer impurity



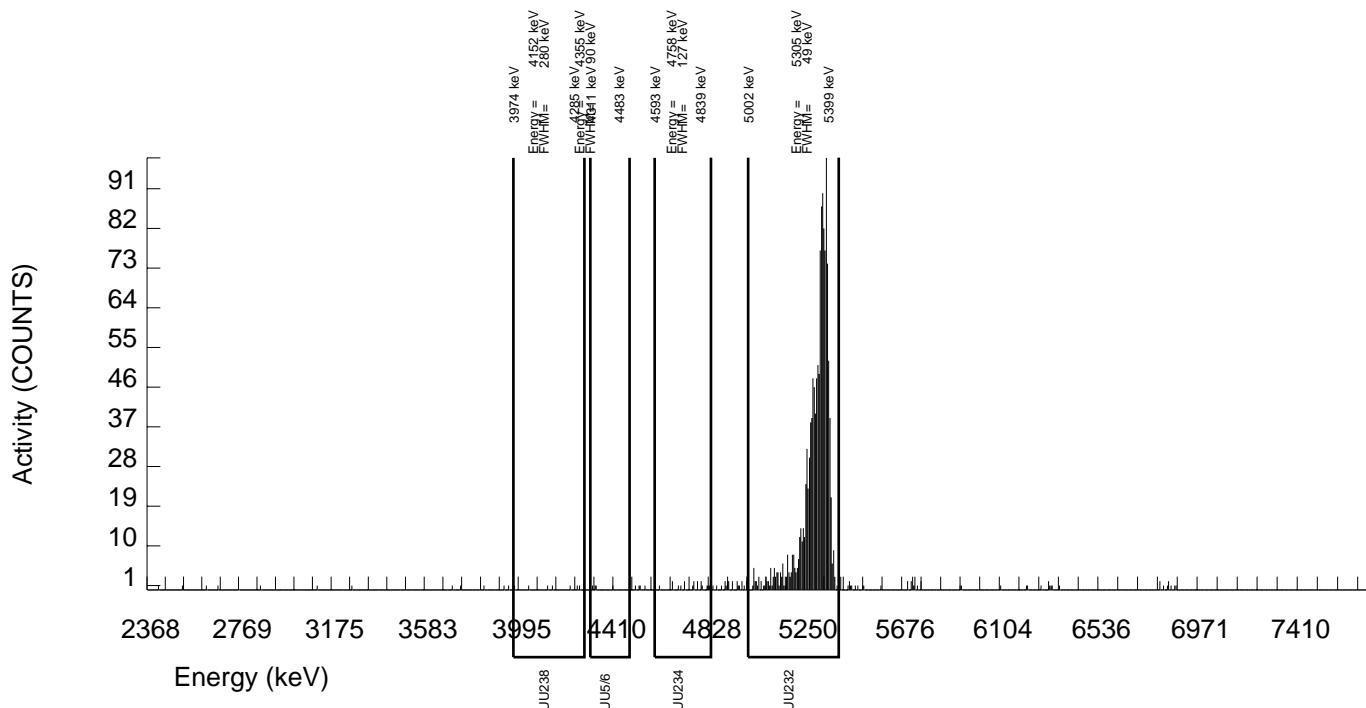
GEL Laboratories LLC  
ALPHA SPECTROSCOPY REPORT

BATCH NUMBER: 886099 SAMPLE DATE : 27-MAY-2009 00:00:00		SAMPLE ID : S0230340003_UU SAMPLE QTY: 0.400 L	
DETECTOR NUMBER :45-132FF4 AVERAGE %EFFICIENCY :26.5489 % YIELD : 97.789		COUNT DATE:20-JUL-2009 21:35:55 ELAPSED LIVE TIME(SEC): 60000.00 ANALYST :HAKB	
MS/MSD ID : 1163-G ISOTOPE : U-238 PCI/L : 6.297E+00	LCS/LCSD ID : 1163-G ISOTOPE : U-238 PCI/L : 6.297E+00	TRACER ID : 1283-B ISOTOPE : U232 NOMINAL : 5.30007 dpm RESULTS : 5.18290 dpm	LIB FILE : ENV_ALPHA_UU.N BKG FILE : B115.CNF;381 BKG DATE : 19-JUL-2009 EFF FILE : W115.CNF;126 CAL DATE : 15-JUL-2009

NUCLIDE ACTIVITY SUMMARY

NUCLIDE	ENERGY	GROSS AREA	NET AREA	BKG AREA	BKG Sg	%ABUN	ACTIVITY pCi/L	TPU 1.96-SIGMA	MDA pCi/L	Lc pCi/L	UNC pCi/L
U-3/4	4763.020	18.000	12.854	1.000	1.0000	100.0000	5.58E-02	3.36E-02	3.32E-02	1.01E-02	3.28E-02
U232	5302.100	1376.000	1374.000	2.000	1.4142	100.0000	5.97E+00	8.66E-01	4.16E-02	1.43E-02	3.16E-01
U-235	4391.000	4.000	3.000	1.000	1.0000	80.90000	1.61E-02	2.36E-02	4.10E-02	1.25E-02	2.35E-02
U-238	4184.730	7.000	6.000	1.000	1.0000	100.0000	2.60E-02	2.43E-02	3.32E-02	1.01E-02	2.40E-02

NOTE: Corrections made to U-3/4 net area due to tracer impurity



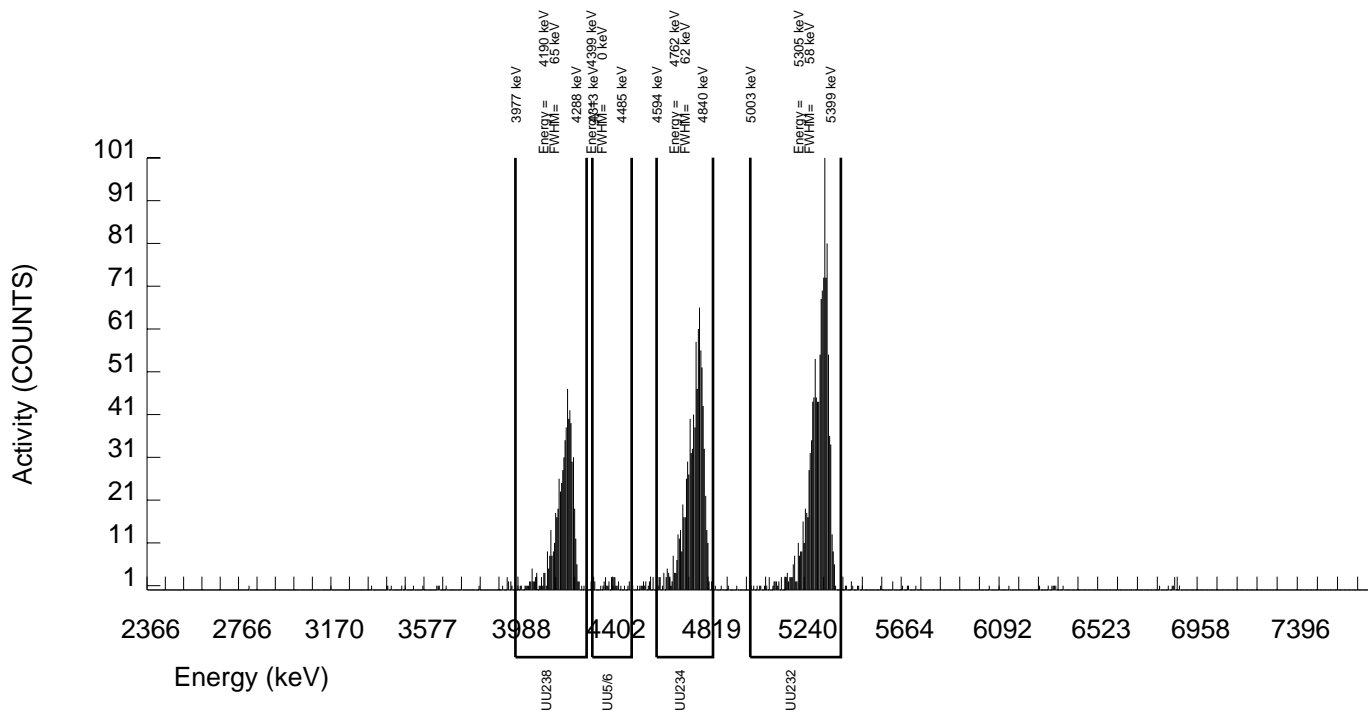
GEL Laboratories LLC  
ALPHA SPECTROSCOPY REPORT

BATCH NUMBER: 886099 SAMPLE DATE : 28-MAY-2009 00:00:00		SAMPLE ID : S0230340004_UU SAMPLE QTY: 0.400 L	
DETECTOR NUMBER :45-132FF2 AVERAGE %EFFICIENCY :26.2927 % YIELD : 87.531		COUNT DATE:20-JUL-2009 21:35:58 ELAPSED LIVE TIME(SEC): 60000.00 ANALYST :HAKB	
MS/MSD ID : 1163-G ISOTOPE : U-238 PCI/L : 6.297E+00	LCS/LCSD ID : 1163-G ISOTOPE : U-238 PCI/L : 6.297E+00	TRACER ID : 1283-B ISOTOPE : U232 NOMINAL : 5.29993 dpm RESULTS : 4.63910 dpm	LIB FILE : ENV_ALPHA_UU.N BKG FILE : B116.CNF;372 BKG DATE : 19-JUL-2009 EFF FILE : W116.CNF;94 CAL DATE : 15-JUL-2009

NUCLIDE ACTIVITY SUMMARY

NUCLIDE	ENERGY	GROSS AREA	NET AREA	BKG AREA	BKG Sg	%ABUN	ACTIVITY pCi/L	TPU 1.96-SIGMA	MDA pCi/L	Lc pCi/L	UNC pCi/L
U-3/4	4763.020	891.000	885.324	2.000	1.4142	100.0000	4.33E+00	6.57E-01	4.69E-02	1.61E-02	2.86E-01
U232	5302.100	1226.000	1218.000	8.000	2.8284	100.0000	5.97E+00	8.82E-01	7.92E-02	3.22E-02	3.37E-01
U-235	4391.000	34.000	33.000	1.000	1.0000	80.90000	2.00E-01	7.52E-02	4.63E-02	1.41E-02	7.01E-02
U-238	4184.730	639.000	637.000	2.000	1.4142	100.0000	3.12E+00	4.90E-01	4.69E-02	1.61E-02	2.43E-01

NOTE: Corrections made to U-3/4 net area due to tracer impurity



GEL Laboratories LLC  
ALPHA SPECTROSCOPY REPORT

BATCH NUMBER: 886099  
SAMPLE DATE : 28-MAY-2009 00:00:00

SAMPLE ID : S0230340006\_UU  
SAMPLE QTY: 0.400 L

DETECTOR NUMBER :33450  
AVERAGE %EFFICIENCY :25.3585  
% YIELD : 91.352

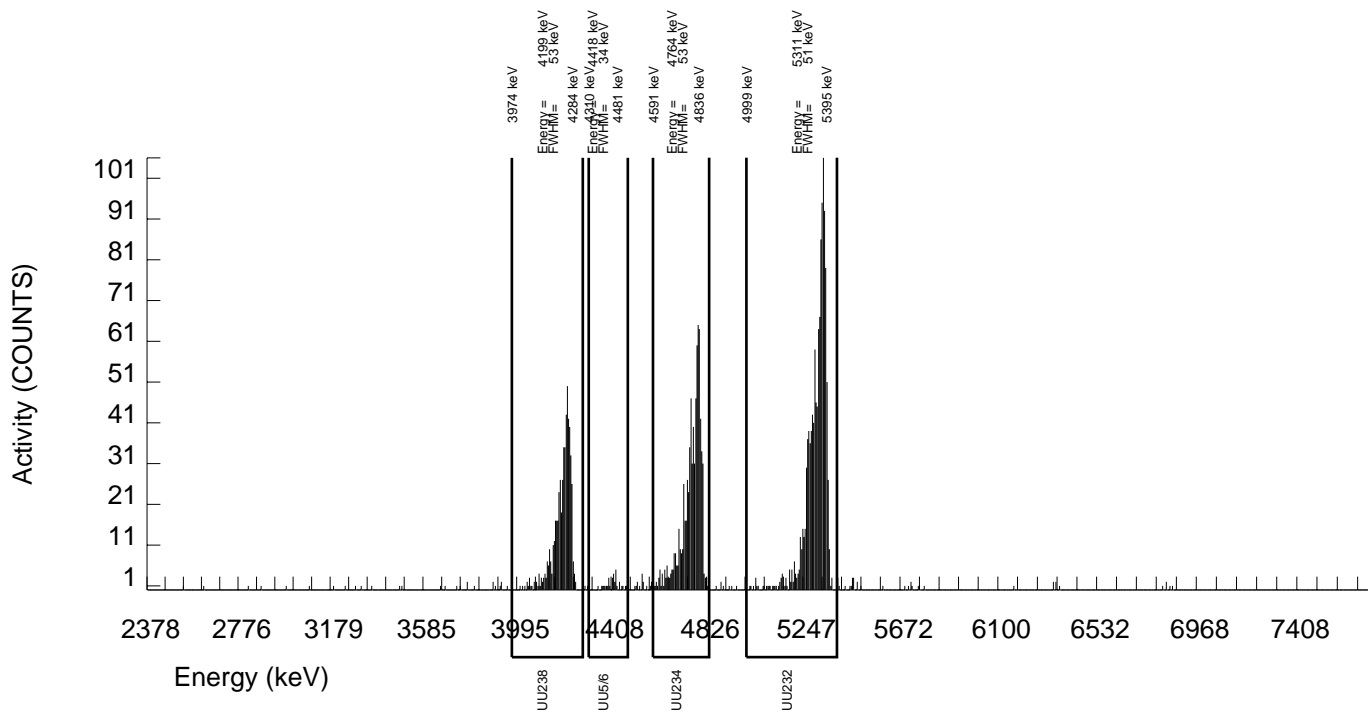
COUNT DATE:20-JUL-2009 21:36:01  
ELAPSED LIVE TIME(SEC): 60000.00  
ANALYST :HAKB

MS/MSD ID : 1163-G ISOTOPE : U-238 PCI/L : 6.297E+00	LCS/LCSD ID : 1163-G ISOTOPE : U-238 PCI/L : 6.297E+00	TRACER ID : 1283-B ISOTOPE : U232 NOMINAL : 5.29993 dpm RESULTS : 4.84159 dpm	LIB FILE : ENV_ALPHA_UU.N BKG FILE : B117.CNF;382 BKG DATE : 19-JUL-2009 EFF FILE : W117.CNF;106 CAL DATE : 15-JUL-2009
---	---	---	---

NUCLIDE ACTIVITY SUMMARY

NUCLIDE	ENERGY	GROSS AREA	NET AREA	BKG AREA	BKG Sg	%ABUN	ACTIVITY pCi/L	TPU 1.96-SIGMA	MDA pCi/L	Lc pCi/L	UNC pCi/L
U-3/4	4763.020	779.000	773.300	2.000	1.4142	100.0000	3.76E+00	5.78E-01	4.66E-02	1.60E-02	2.66E-01
U232	5302.100	1234.000	1226.000	8.000	2.8284	100.0000	5.97E+00	8.81E-01	7.87E-02	3.20E-02	3.36E-01
U-235	4391.000	33.000	33.000	0.000	0.0000	80.90000	1.98E-01	7.29E-02	1.80E-02	0.00E+00	6.77E-02
U-238	4184.730	558.000	556.000	2.000	1.4142	100.0000	2.70E+00	4.32E-01	4.66E-02	1.60E-02	2.25E-01

NOTE: Corrections made to U-3/4 net area due to tracer impurity



GEL Laboratories LLC  
ALPHA SPECTROSCOPY REPORT

BATCH NUMBER: 886099  
SAMPLE DATE : 4-JUN-2009 00:00:00.

SAMPLE ID : S0230340007\_UU  
SAMPLE QTY: 0.400 L

DETECTOR NUMBER :75544  
AVERAGE %EFFICIENCY :25.9868  
% YIELD : 97.796

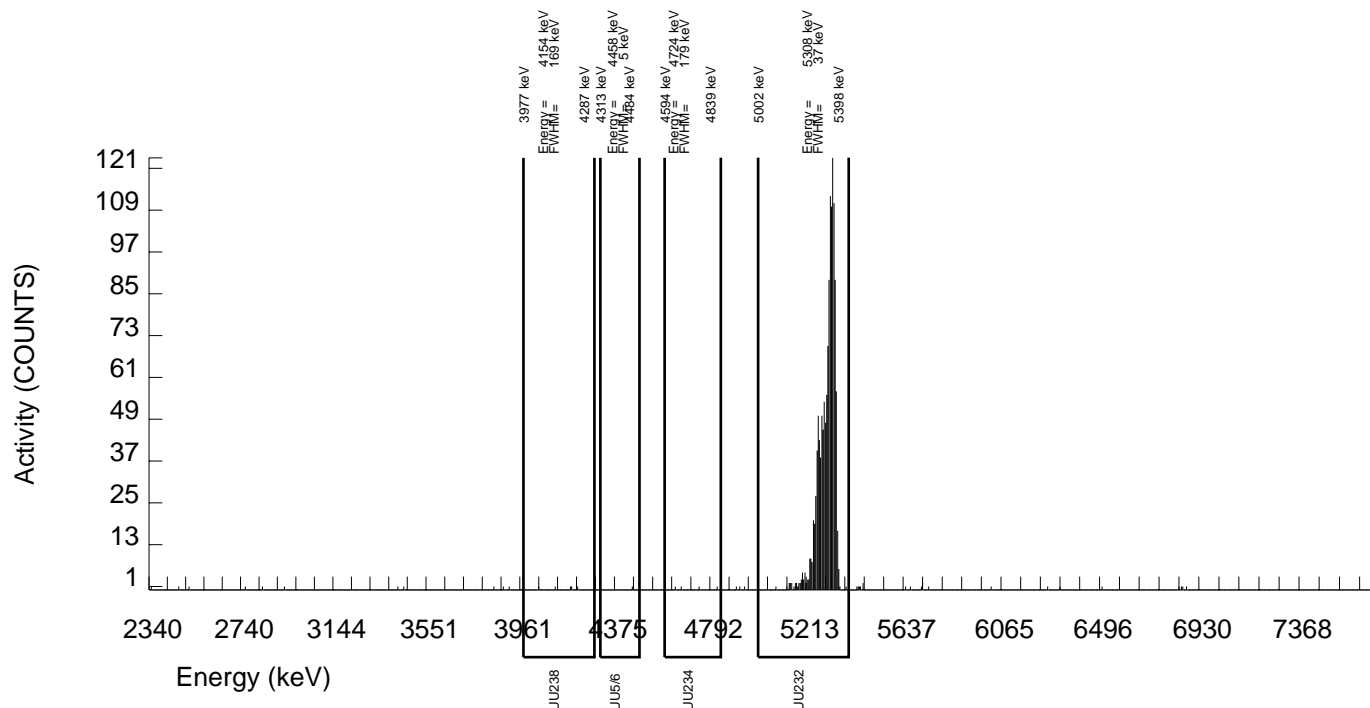
COUNT DATE:20-JUL-2009 21:36:03  
ELAPSED LIVE TIME(SEC): 60000.00  
ANALYST :HAKB

MS/MSD ID : 1163-G ISOTOPE : U-238 PCI/L : 6.297E+00	LCS/LCSD ID : 1163-G ISOTOPE : U-238 PCI/L : 6.297E+00	TRACER ID : 1283-B ISOTOPE : U232 NOMINAL : 5.29894 dpm RESULTS : 5.18215 dpm	LIB FILE : ENV_ALPHA_UU.N BKG FILE : B118.CNF;377 BKG DATE : 19-JUL-2009 EFF FILE : W118.CNF;103 CAL DATE : 15-JUL-2009
---	---	---	---

NUCLIDE ACTIVITY SUMMARY

NUCLIDE	ENERGY	GROSS AREA	NET AREA	BKG AREA	BKG Sg	%ABUN	ACTIVITY pCi/L	TPU 1.96-SIGMA	MDA pCi/L	Lc pCi/L	UNC pCi/L
U-3/4	4763.020	4.000	-2.059	2.000	1.4142	100.0000	-9.12E-03	1.51E-02	4.25E-02	1.46E-02	1.50E-02
U232	5302.100	1348.000	1345.000	3.000	1.7321	100.0000	5.97E+00	8.68E-01	4.91E-02	1.79E-02	3.20E-01
U-235	4391.000	1.000	-1.000	2.000	1.4142	80.90000	-5.48E-03	1.86E-02	5.25E-02	1.80E-02	1.86E-02
U-238	4184.730	5.000	2.000	3.000	1.7321	100.0000	8.86E-03	2.46E-02	4.90E-02	1.79E-02	2.46E-02

NOTE: Corrections made to U-3/4 net area due to tracer impurity



GEL Laboratories LLC  
ALPHA SPECTROSCOPY REPORT

BATCH NUMBER: 886099  
SAMPLE DATE : 9-JUN-2009 00:00:00.

SAMPLE ID : S0230340008\_UU  
SAMPLE QTY: 0.400 L

DETECTOR NUMBER :75545  
AVERAGE %EFFICIENCY :24.8150  
% YIELD : 100.510

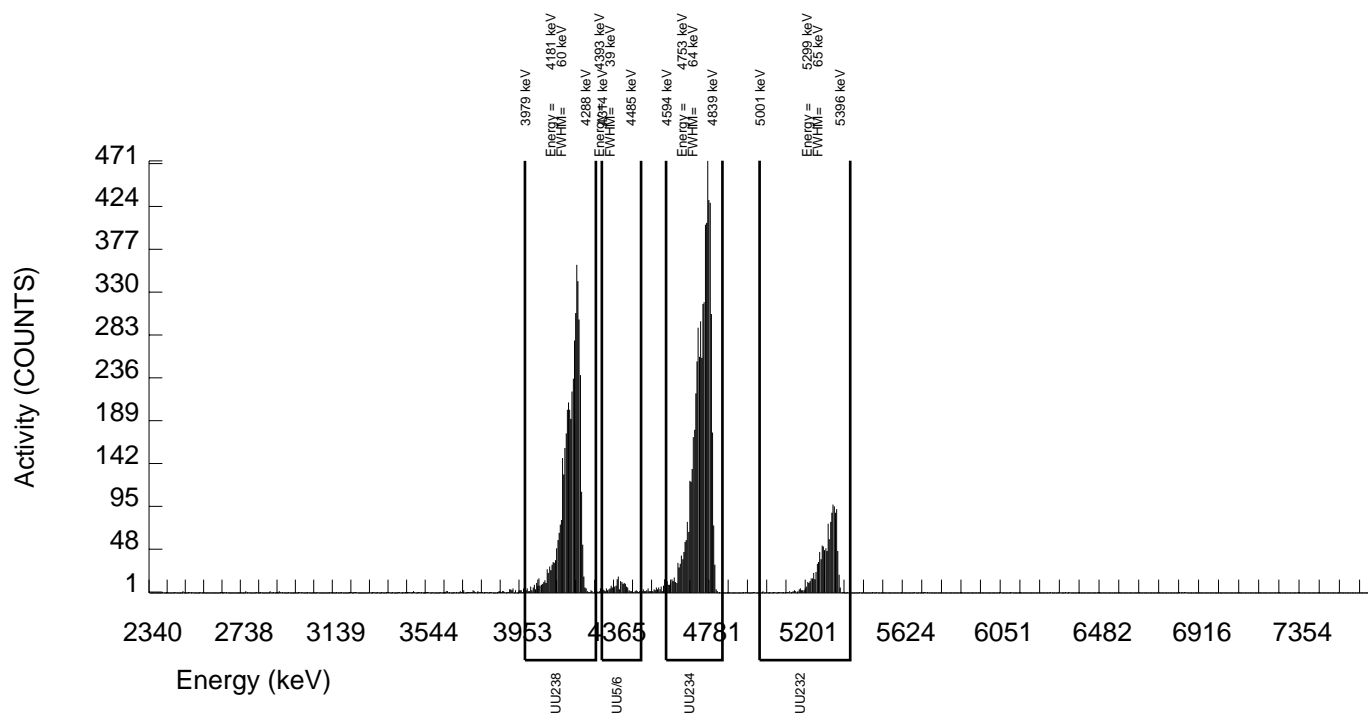
COUNT DATE:20-JUL-2009 21:36:05  
ELAPSED LIVE TIME(SEC): 60000.00  
ANALYST :HAKB

MS/MSD ID : 1163-G ISOTOPE : U-238 PCI/L : 6.297E+00	LCS/LCSD ID : 1163-G ISOTOPE : U-238 PCI/L : 6.297E+00	TRACER ID : 1283-B ISOTOPE : U232 NOMINAL : 5.29825 dpm RESULTS : 5.32529 dpm	LIB FILE : ENV_ALPHA_UU.N BKG FILE : B121.CNF;377 BKG DATE : 19-JUL-2009 EFF FILE : W121.CNF;104 CAL DATE : 15-JUL-2009
---	---	---	---

NUCLIDE ACTIVITY SUMMARY

NUCLIDE	ENERGY	GROSS AREA	NET AREA	BKG AREA	BKG Sg	%ABUN	ACTIVITY pCi/L	TPU 1.96-SIGMA	MDA pCi/L	Lc pCi/L	UNC pCi/L
U-3/4	4763.020	6295.000	6288.017	3.000	1.7321	100.0000	2.84E+01	3.91E+00	4.99E-02	1.82E-02	7.02E-01
U232	5302.100	1323.000	1320.000	3.000	1.7321	100.0000	5.97E+00	8.70E-01	5.00E-02	1.82E-02	3.23E-01
U-235	4391.000	197.000	197.000	0.000	0.0000	80.90000	1.10E+00	2.14E-01	1.67E-02	0.00E+00	1.54E-01
U-238	4184.730	4611.000	4610.000	1.000	1.0000	100.0000	2.08E+01	2.88E+00	3.46E-02	1.05E-02	6.01E-01

NOTE: Corrections made to U-3/4 net area due to tracer impurity



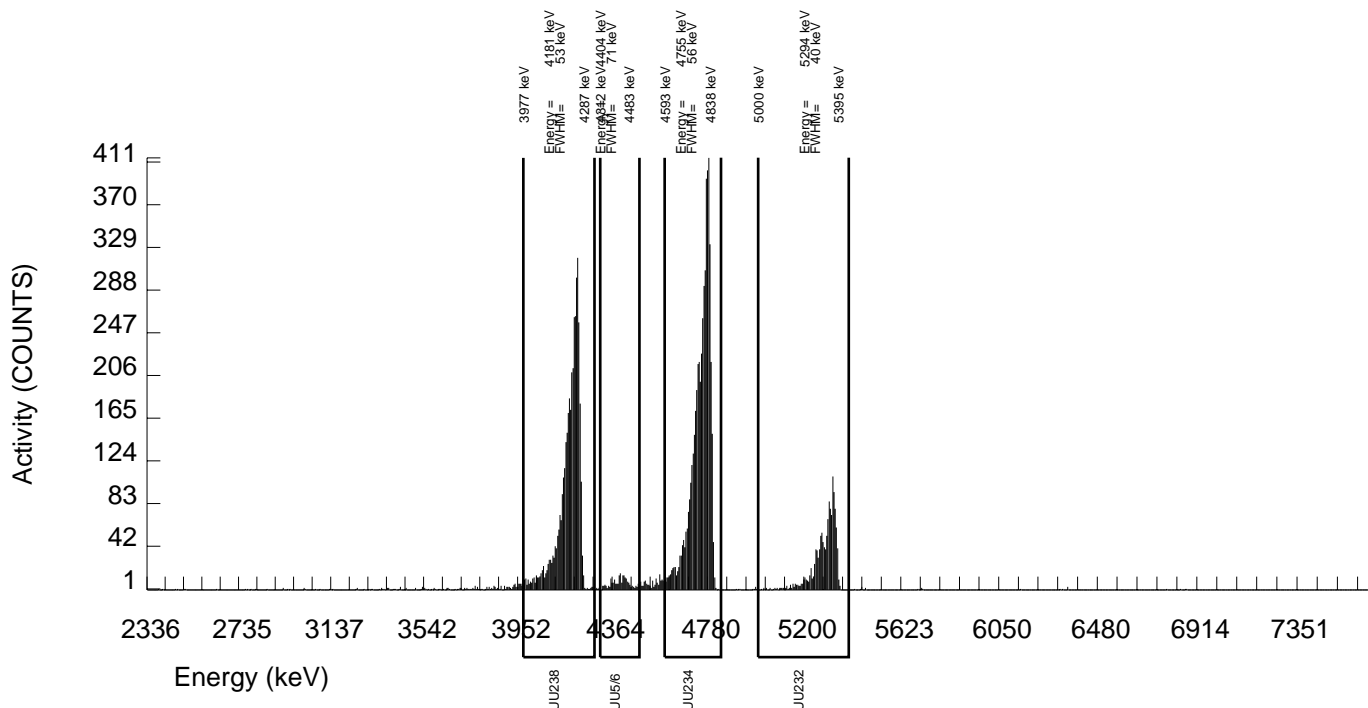
GEL Laboratories LLC  
ALPHA SPECTROSCOPY REPORT

BATCH NUMBER: 886099 SAMPLE DATE : 10-JUN-2009 00:00:00		SAMPLE ID : S0230340009_UU SAMPLE QTY: 0.400 L	
DETECTOR NUMBER :75546 AVERAGE %EFFICIENCY :25.3549 % YIELD : 99.563		COUNT DATE:20-JUL-2009 21:36:07 ELAPSED LIVE TIME(SEC): 60000.00 ANALYST :HAKB	
MS/MSD ID : 1163-G ISOTOPE : U-238 PCI/L : 6.297E+00	LCS/LCSD ID : 1163-G ISOTOPE : U-238 PCI/L : 6.297E+00	TRACER ID : 1283-B ISOTOPE : U232 NOMINAL : 5.29811 dpm RESULTS : 5.27493 dpm	LIB FILE : ENV_ALPHA_UU.N BKG FILE : B122.CNF;379 BKG DATE : 19-JUL-2009 EFF FILE : W122.CNF;107 CAL DATE : 15-JUL-2009

NUCLIDE ACTIVITY SUMMARY

NUCLIDE	ENERGY	GROSS AREA	NET AREA	BKG AREA	BKG Sg	%ABUN	ACTIVITY pCi/L	TPU 1.96-SIGMA	MDA pCi/L	Lc pCi/L	UNC pCi/L
U-3/4	4763.020	5265.000	5254.968	6.000	2.4495	100.0000	2.34E+01	3.24E+00	6.42E-02	2.54E-02	6.35E-01
U232	5302.100	1347.000	1336.000	11.000	3.3166	100.0000	5.97E+00	8.70E-01	8.23E-02	3.45E-02	3.23E-01
U-235	4391.000	216.000	213.000	3.000	1.7321	80.90000	1.17E+00	2.26E-01	6.10E-02	2.22E-02	1.60E-01
U-238	4184.730	4064.000	4061.000	3.000	1.7321	100.0000	1.81E+01	2.52E+00	4.93E-02	1.80E-02	5.58E-01

NOTE: Corrections made to U-3/4 net area due to tracer impurity



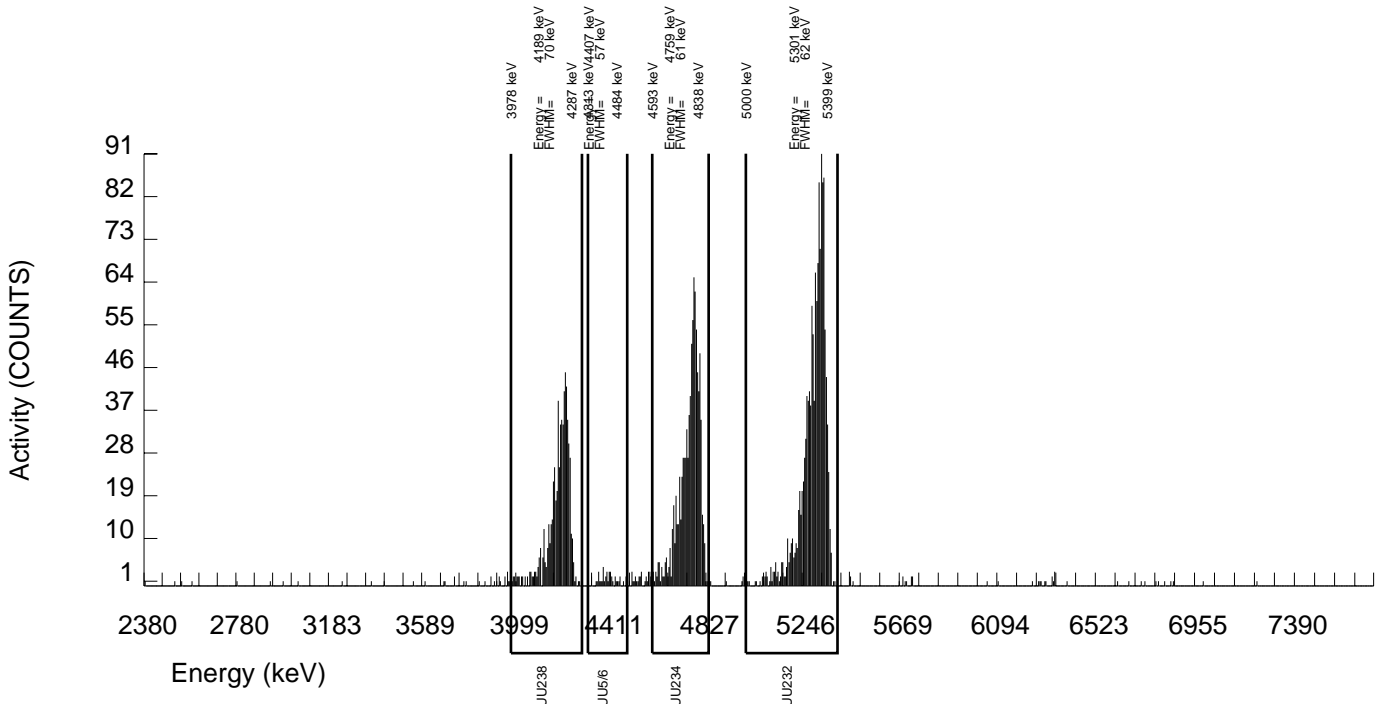
GEL Laboratories LLC  
ALPHA SPECTROSCOPY REPORT

BATCH NUMBER: 886099 SAMPLE DATE : 12-JUN-2009 00:00:00		SAMPLE ID : S0230340011_UU SAMPLE QTY: 0.400 L	
DETECTOR NUMBER :45-142V3 AVERAGE %EFFICIENCY :25.9996 % YIELD : 99.419		COUNT DATE:20-JUL-2009 21:36:10 ELAPSED LIVE TIME(SEC): 60000.00 ANALYST :HAKB	
MS/MSD ID : 1163-G ISOTOPE : U-238 PCI/L : 6.297E+00	LCS/LCSD ID : 1163-G ISOTOPE : U-238 PCI/L : 6.297E+00	TRACER ID : 1283-B ISOTOPE : U232 NOMINAL : 5.29783 dpm RESULTS : 5.26706 dpm	LIB FILE : ENV_ALPHA_UU.N BKG FILE : B123.CNF;377 BKG DATE : 19-JUL-2009 EFF FILE : W123.CNF;103 CAL DATE : 15-JUL-2009

NUCLIDE ACTIVITY SUMMARY

NUCLIDE	ENERGY	GROSS AREA	NET AREA	BKG AREA	BKG Sg	%ABUN	ACTIVITY pCi/L	TPU 1.96-SIGMA	MDA pCi/L	Lc pCi/L	UNC pCi/L
U-3/4	4763.020	917.000	910.872	2.000	1.4142	100.0000	3.97E+00	5.96E-01	4.17E-02	1.43E-02	2.58E-01
U232	5302.100	1379.000	1368.000	11.000	3.3166	100.0000	5.97E+00	8.67E-01	8.04E-02	3.36E-02	3.19E-01
U-235	4391.000	40.000	40.000	0.000	0.0000	80.90000	2.15E-01	7.28E-02	1.62E-02	0.00E+00	6.68E-02
U-238	4184.730	645.000	644.000	1.000	1.0000	100.0000	2.81E+00	4.37E-01	3.33E-02	1.01E-02	2.17E-01

NOTE: Corrections made to U-3/4 net area due to tracer impurity





GEL Laboratories LLC  
ALPHA SPECTROSCOPY REPORT

BATCH NUMBER: 886099  
SAMPLE DATE : 12-JUN-2009 00:00:00

SAMPLE ID : S0230340012\_UU  
SAMPLE QTY: 0.400 L

DETECTOR NUMBER :45-142V2  
AVERAGE %EFFICIENCY :25.8792  
% YIELD : 104.408

COUNT DATE:20-JUL-2009 21:36:13  
ELAPSED LIVE TIME(SEC): 60000.00  
ANALYST :HAKB

MS/MSD  
ID : 1163-G  
ISOTOPE : U-238  
PCI/L : 6.297E+00

LCS/LCSD  
ID : 1163-G  
ISOTOPE : U-238  
PCI/L : 6.297E+00

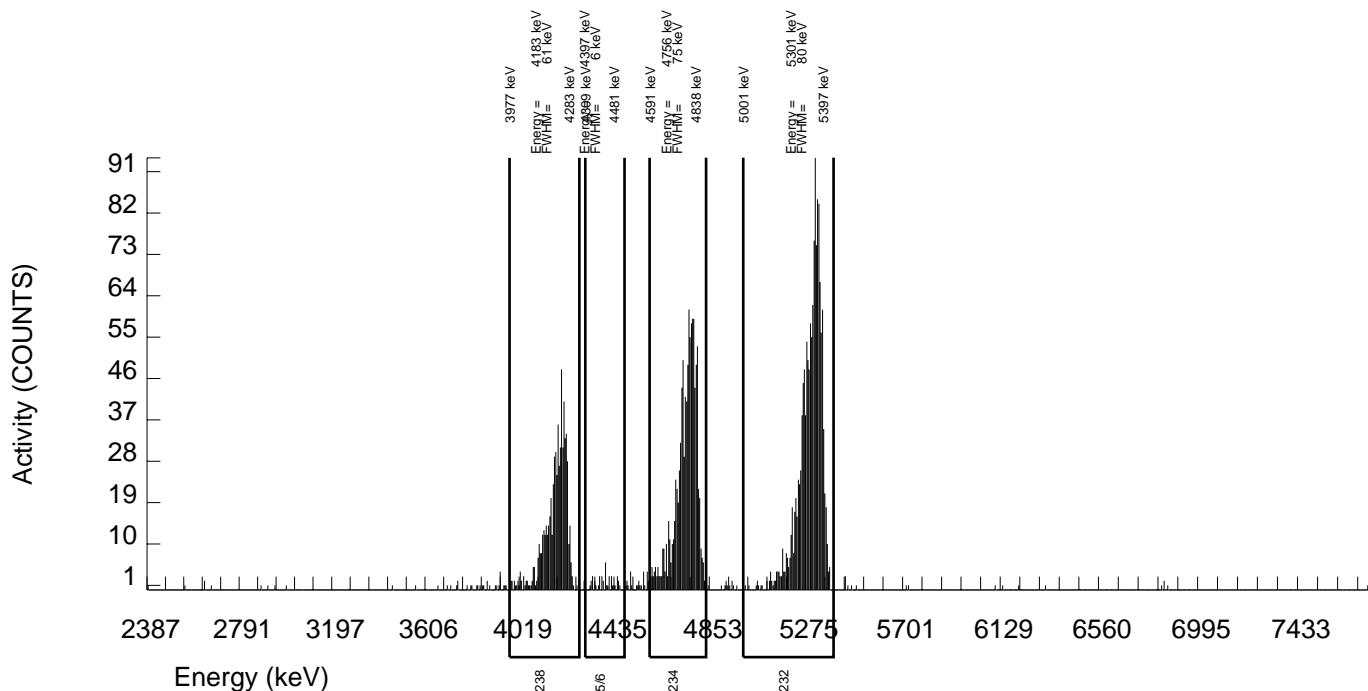
TRACER  
ID : 1283-B  
ISOTOPE : U232  
NOMINAL : 5.29783 dpm  
RESULTS : 5.53139 dpm

LIB FILE : ENV\_ALPHA\_UU.N  
BKG FILE : B124.CNF;373  
BKG DATE : 19-JUL-2009  
EFF FILE : W124.CNF;99  
CAL DATE : 15-JUL-2009

NUCLIDE ACTIVITY SUMMARY

NUCLIDE	ENERGY	GROSS AREA	NET AREA	BKG AREA	BKG Sg	%ABUN	ACTIVITY pCi/L	TPU 1.96-SIGMA	MDA pCi/L	Lc pCi/L	UNC pCi/L
U-3/4	4763.020	1025.000	1015.685	5.000	2.2361	100.0000	4.23E+00	6.27E-01	5.59E-02	2.17E-02	2.62E-01
U232	5302.100	1437.000	1430.000	7.000	2.6458	100.0000	5.97E+00	8.62E-01	6.39E-02	2.57E-02	3.11E-01
U-235	4391.000	43.000	43.000	0.000	0.0000	80.90000	2.22E-01	7.26E-02	1.55E-02	0.00E+00	6.62E-02
U-238	4184.730	652.000	652.000	0.000	0.0000	100.0000	2.72E+00	4.21E-01	1.25E-02	0.00E+00	2.09E-01

NOTE: Corrections made to U-3/4 net area due to tracer impurity



GEL Laboratories LLC  
ALPHA SPECTROSCOPY REPORT

BATCH NUMBER: 886099  
SAMPLE DATE : 15-JUN-2009 00:00:00

SAMPLE ID : S0230340013\_UU  
SAMPLE QTY: 0.400 L

DETECTOR NUMBER :75547  
AVERAGE %EFFICIENCY :25.7695  
% YIELD : 96.421

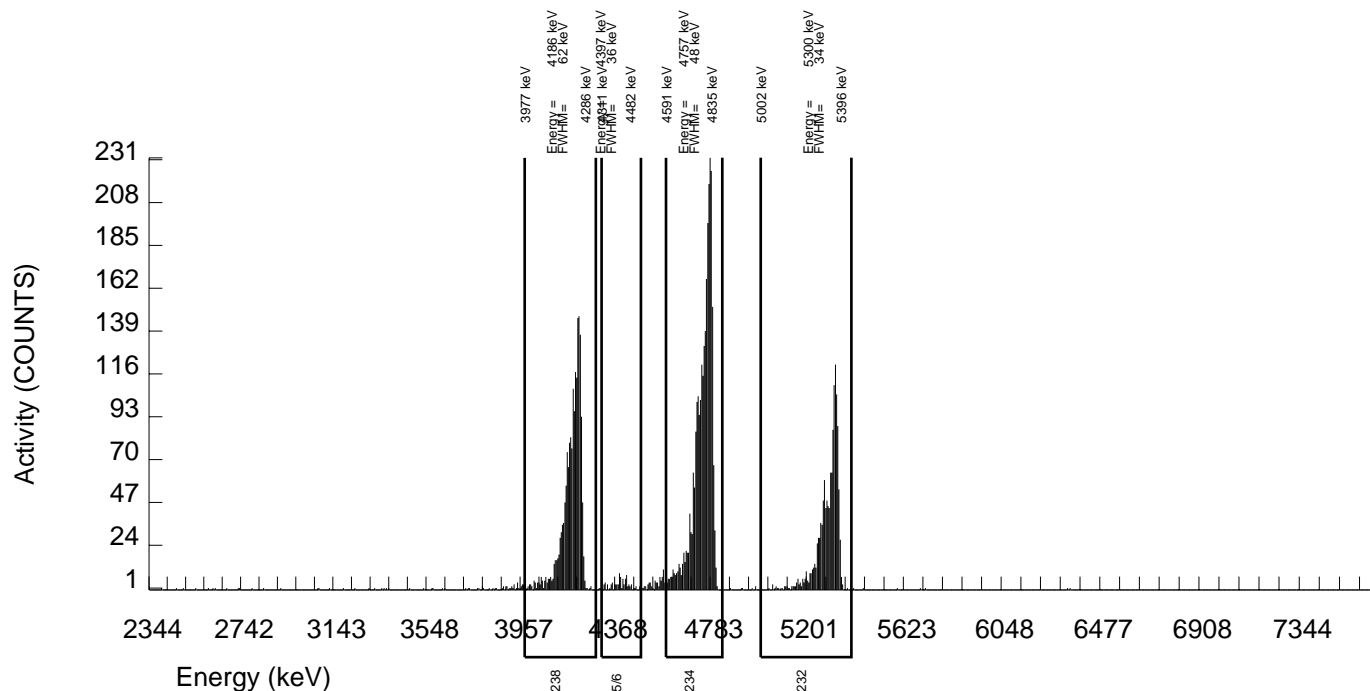
COUNT DATE:20-JUL-2009 21:36:16  
ELAPSED LIVE TIME(SEC): 60000.00  
ANALYST :HAKB

MS/MSD ID : 1163-G ISOTOPE : U-238 PCI/L : 6.297E+00	LCS/LCSD ID : 1163-G ISOTOPE : U-238 PCI/L : 6.297E+00	TRACER ID : 1283-B ISOTOPE : U232 NOMINAL : 5.29740 dpm RESULTS : 5.10782 dpm	LIB FILE : ENV_ALPHA_UU.N BKG FILE : B125.CNF;383 BKG DATE : 19-JUL-2009 EFF FILE : W125.CNF;117 CAL DATE : 17-JUL-2009
---	---	---	---

NUCLIDE ACTIVITY SUMMARY

NUCLIDE	ENERGY	GROSS AREA	NET AREA	BKG AREA	BKG Sg	%ABUN	ACTIVITY pCi/L	TPU 1.96-SIGMA	MDA pCi/L	Lc pCi/L	UNC pCi/L
U-3/4	4763.020	2745.000	2738.032	3.000	1.7321	100.0000	1.24E+01	1.74E+00	5.01E-02	1.83E-02	4.65E-01
U232	5302.100	1317.000	1315.000	2.000	1.4142	100.0000	5.97E+00	8.70E-01	4.35E-02	1.49E-02	3.23E-01
U-235	4391.000	88.000	87.000	1.000	1.0000	80.90000	4.87E-01	1.23E-01	4.29E-02	1.30E-02	1.04E-01
U-238	4184.730	1821.000	1821.000	0.000	0.0000	100.0000	8.25E+00	1.18E+00	1.36E-02	0.00E+00	3.79E-01

NOTE: Corrections made to U-3/4 net area due to tracer impurity



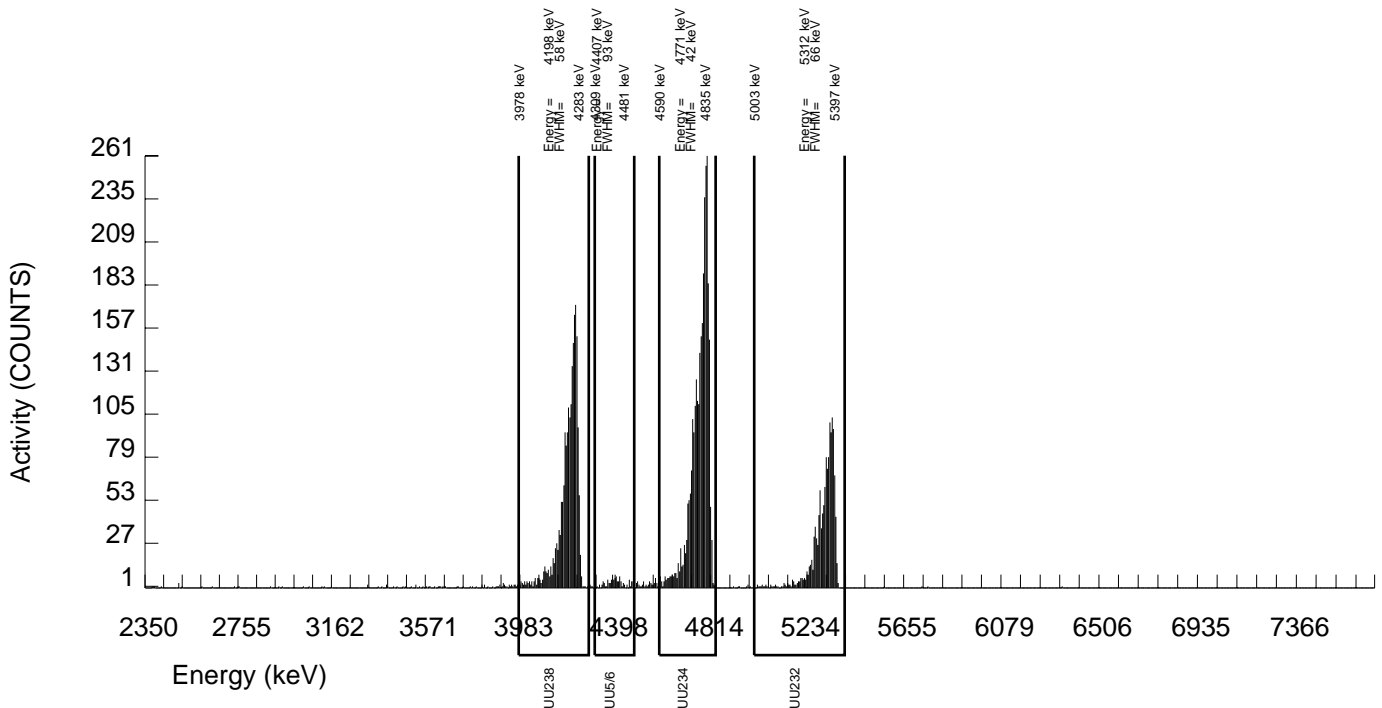
GEL Laboratories LLC  
ALPHA SPECTROSCOPY REPORT

BATCH NUMBER: 886099 SAMPLE DATE : 15-JUN-2009 00:00:00		SAMPLE ID : S0230340014_UU SAMPLE QTY: 0.400 L	
DETECTOR NUMBER :75548 AVERAGE %EFFICIENCY :25.4104 % YIELD : 98.007		COUNT DATE:20-JUL-2009 21:36:19 ELAPSED LIVE TIME(SEC): 60000.00 ANALYST :HAKB	
MS/MSD ID : 1163-G ISOTOPE : U-238 PCI/L : 6.297E+00	LCS/LCSD ID : 1163-G ISOTOPE : U-238 PCI/L : 6.297E+00	TRACER ID : 1283-B ISOTOPE : U232 NOMINAL : 5.29740 dpm RESULTS : 5.19180 dpm	LIB FILE : ENV_ALPHA_UU.N BKG FILE : B126.CNF;382 BKG DATE : 19-JUL-2009 EFF FILE : W126.CNF;119 CAL DATE : 17-JUL-2009

NUCLIDE ACTIVITY SUMMARY

NUCLIDE	ENERGY	GROSS AREA	NET AREA	BKG AREA	BKG Sg	%ABUN	ACTIVITY pCi/L	TPU 1.96-SIGMA	MDA pCi/L	Lc pCi/L	UNC pCi/L
U-3/4	4763.020	2950.000	2938.022	8.000	2.8284	100.0000	1.33E+01	1.87E+00	7.31E-02	2.98E-02	4.82E-01
U232	5302.100	1334.000	1318.000	16.000	4.0000	100.0000	5.97E+00	8.73E-01	9.78E-02	4.21E-02	3.26E-01
U-235	4391.000	98.000	94.000	4.000	2.0000	80.90000	5.25E-01	1.32E-01	6.88E-02	2.60E-02	1.11E-01
U-238	4184.730	2050.000	2047.000	3.000	1.7321	100.0000	9.26E+00	1.32E+00	5.00E-02	1.82E-02	4.02E-01

NOTE: Corrections made to U-3/4 net area due to tracer impurity



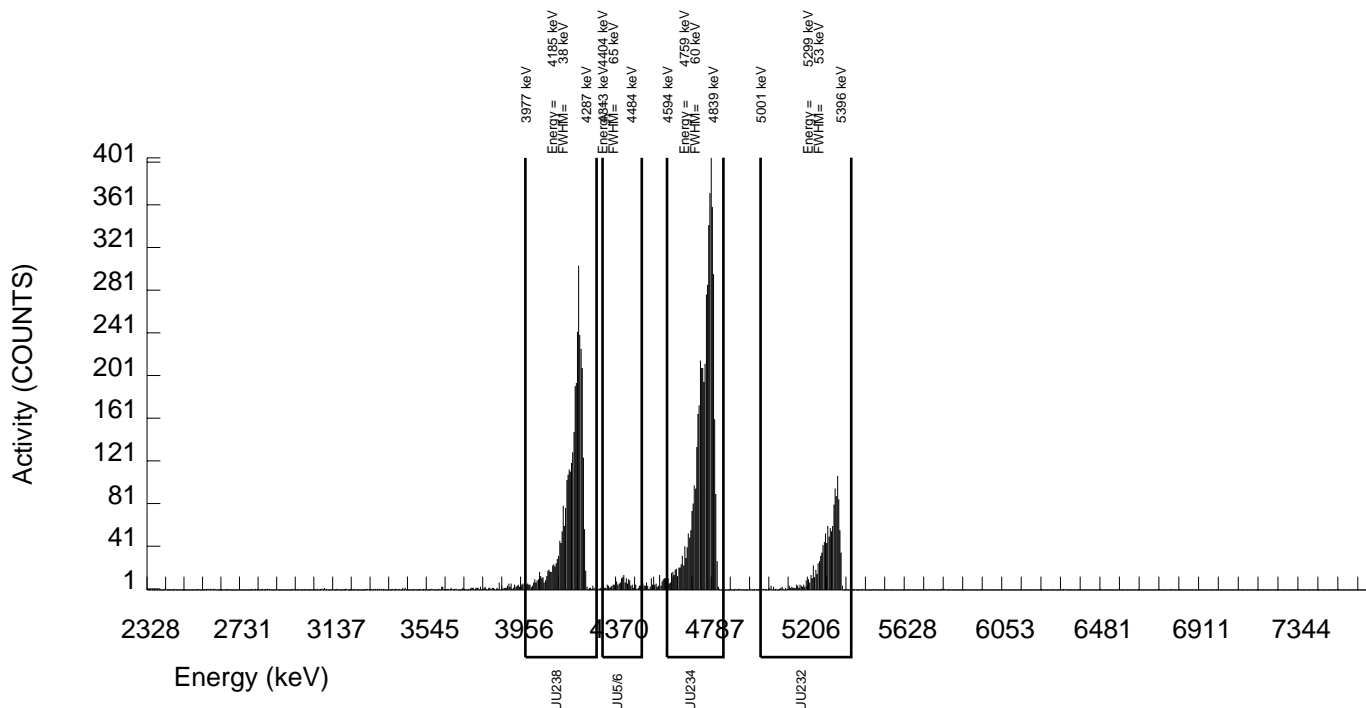
GEL Laboratories LLC  
ALPHA SPECTROSCOPY REPORT

BATCH NUMBER: 886099 SAMPLE DATE : 17-JUN-2009 00:00:00		SAMPLE ID : S0230340016_UU SAMPLE QTY: 0.400 L	
DETECTOR NUMBER :75549 AVERAGE %EFFICIENCY :25.6855 % YIELD : 97.840		COUNT DATE:20-JUL-2009 21:36:24 ELAPSED LIVE TIME(SEC): 60000.00 ANALYST :HAKB	
MS/MSD ID : 1163-G ISOTOPE : U-238 PCI/L : 6.297E+00	LCS/LCSD ID : 1163-G ISOTOPE : U-238 PCI/L : 6.297E+00	TRACER ID : 1283-B ISOTOPE : U232 NOMINAL : 5.29713 dpm RESULTS : 5.18269 dpm	LIB FILE : ENV_ALPHA_UU.N BKG FILE : B128.CNF;390 BKG DATE : 19-JUL-2009 EFF FILE : W128.CNF;120 CAL DATE : 17-JUL-2009

NUCLIDE ACTIVITY SUMMARY

NUCLIDE	ENERGY	GROSS AREA	NET AREA	BKG AREA	BKG Sg	%ABUN	ACTIVITY pCi/L	TPU 1.96-SIGMA	MDA pCi/L	Lc pCi/L	UNC pCi/L
U-3/4	4763.020	5014.000	5009.986	0.000	0.0000	100.0000	2.25E+01	3.10E+00	1.34E-02	0.00E+00	6.22E-01
U232	5302.100	1335.000	1330.000	5.000	2.2361	100.0000	5.97E+00	8.70E-01	6.01E-02	2.33E-02	3.22E-01
U-235	4391.000	188.000	188.000	0.000	0.0000	80.90000	1.04E+00	2.05E-01	1.66E-02	0.00E+00	1.49E-01
U-238	4184.730	3398.000	3396.000	2.000	1.4142	100.0000	1.52E+01	2.12E+00	4.29E-02	1.47E-02	5.12E-01

NOTE: Corrections made to U-3/4 net area due to tracer impurity



GEL Laboratories LLC  
ALPHA SPECTROSCOPY REPORT

BATCH NUMBER: 886099  
SAMPLE DATE : 18-JUN-2009 00:00:00

SAMPLE ID : S0230340017\_UU  
SAMPLE QTY: 0.400 L

DETECTOR NUMBER :76227  
AVERAGE %EFFICIENCY :26.4453  
% YIELD : 96.243

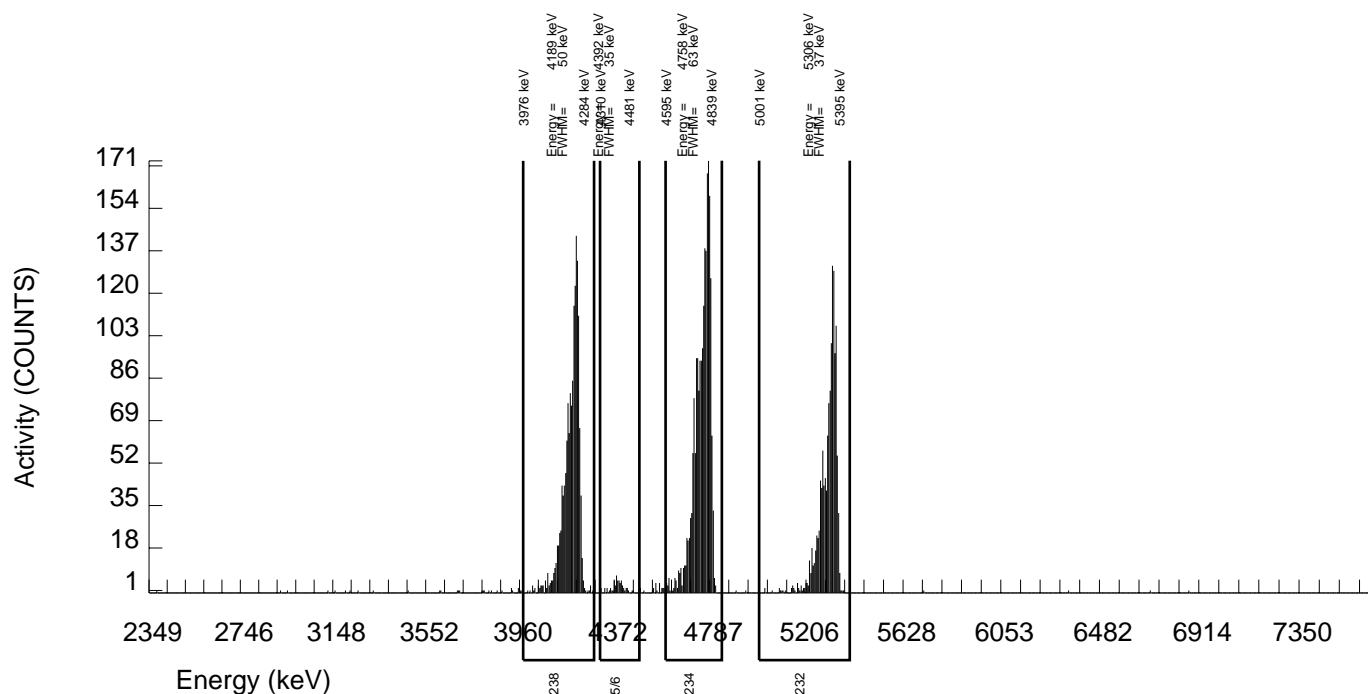
COUNT DATE:20-JUL-2009 21:36:26  
ELAPSED LIVE TIME(SEC): 60000.00  
ANALYST :HAKB

MS/MSD ID : 1163-G ISOTOPE : U-238 PCI/L : 6.297E+00	LCS/LCSD ID : 1163-G ISOTOPE : U-238 PCI/L : 6.297E+00	TRACER ID : 1283-B ISOTOPE : U232 NOMINAL : 5.29699 dpm RESULTS : 5.09800 dpm	LIB FILE : ENV_ALPHA_UU.N BKG FILE : B129.CNF;381 BKG DATE : 19-JUL-2009 EFF FILE : W129.CNF;115 CAL DATE : 17-JUL-2009
---	---	---	---

NUCLIDE ACTIVITY SUMMARY

NUCLIDE	ENERGY	GROSS AREA	NET AREA	BKG AREA	BKG Sg	%ABUN	ACTIVITY pCi/L	TPU 1.96-SIGMA	MDA pCi/L	Lc pCi/L	UNC pCi/L
U-3/4	4763.020	2090.000	2081.935	4.000	2.0000	100.0000	9.21E+00	1.31E+00	5.44E-02	2.06E-02	3.96E-01
U232	5302.100	1347.000	1347.000	0.000	0.0000	100.0000	5.97E+00	8.67E-01	1.33E-02	0.00E+00	3.19E-01
U-235	4391.000	58.000	57.000	1.000	1.0000	80.90000	3.12E-01	9.25E-02	4.19E-02	1.27E-02	8.23E-02
U-238	4184.730	1545.000	1542.000	3.000	1.7321	100.0000	6.82E+00	9.84E-01	4.89E-02	1.78E-02	3.41E-01

NOTE: Corrections made to U-3/4 net area due to tracer impurity



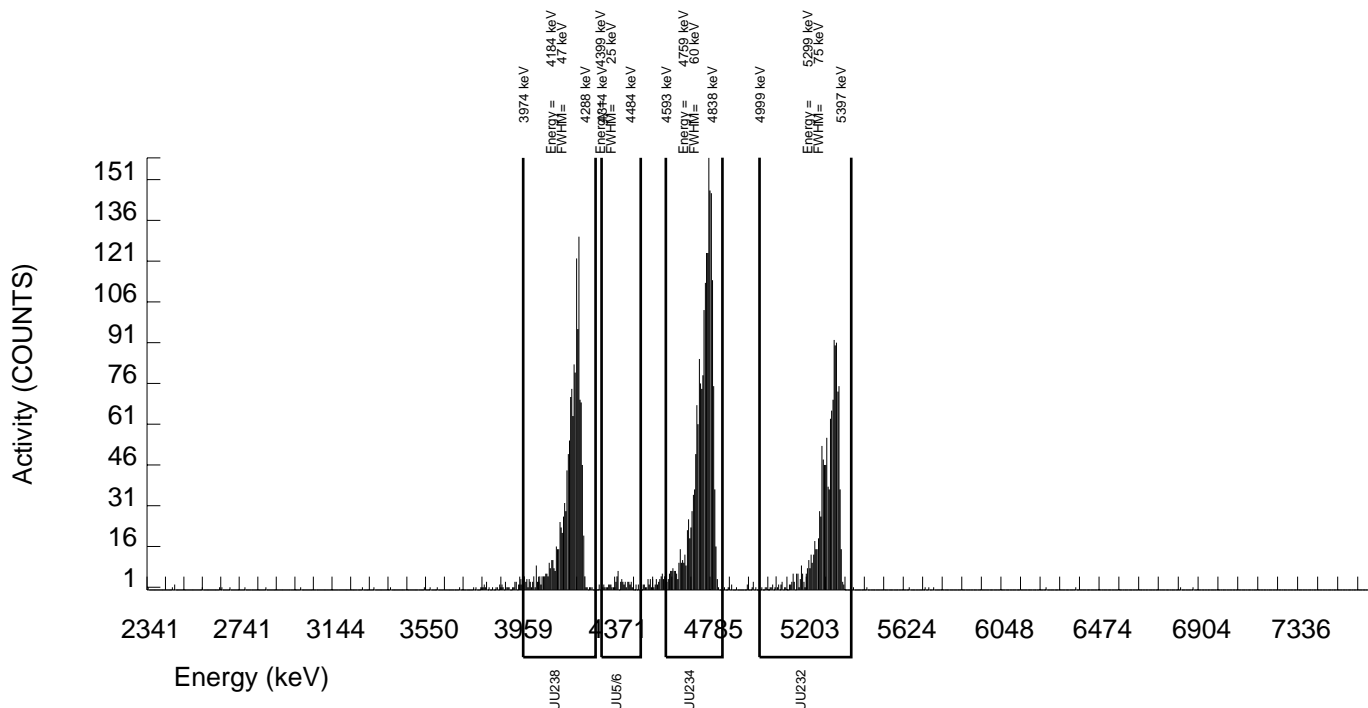
GEL Laboratories LLC  
ALPHA SPECTROSCOPY REPORT

BATCH NUMBER: 886099 SAMPLE DATE : 18-JUN-2009 00:00:00		SAMPLE ID : S0230340018_UU SAMPLE QTY: 0.400 L	
DETECTOR NUMBER :76228 AVERAGE %EFFICIENCY :24.6806 % YIELD : 96.770		COUNT DATE:20-JUL-2009 21:36:28 ELAPSED LIVE TIME(SEC): 60000.00 ANALYST :HAKB	
MS/MSD ID : 1163-G ISOTOPE : U-238 PCI/L : 6.297E+00	LCS/LCSD ID : 1163-G ISOTOPE : U-238 PCI/L : 6.297E+00	TRACER ID : 1283-B ISOTOPE : U232 NOMINAL : 5.29699 dpm RESULTS : 5.12592 dpm	LIB FILE : ENV_ALPHA_UU.N BKG FILE : B130.CNF;381 BKG DATE : 19-JUL-2009 EFF FILE : W130.CNF;117 CAL DATE : 17-JUL-2009

NUCLIDE ACTIVITY SUMMARY

NUCLIDE	ENERGY	GROSS AREA	NET AREA	BKG AREA	BKG Sg	%ABUN	ACTIVITY pCi/L	TPU 1.96-SIGMA	MDA pCi/L	Lc pCi/L	UNC pCi/L
U-3/4	4763.020	1997.000	1987.186	6.000	2.4495	100.0000	9.37E+00	1.34E+00	6.79E-02	2.69E-02	4.13E-01
U232	5302.100	1268.000	1264.000	4.000	2.0000	100.0000	5.97E+00	8.76E-01	5.81E-02	2.20E-02	3.30E-01
U-235	4391.000	63.000	62.000	1.000	1.0000	80.90000	3.61E-01	1.04E-01	4.46E-02	1.36E-02	9.14E-02
U-238	4184.730	1428.000	1425.000	3.000	1.7321	100.0000	6.72E+00	9.78E-01	5.21E-02	1.90E-02	3.50E-01

NOTE: Corrections made to U-3/4 net area due to tracer impurity



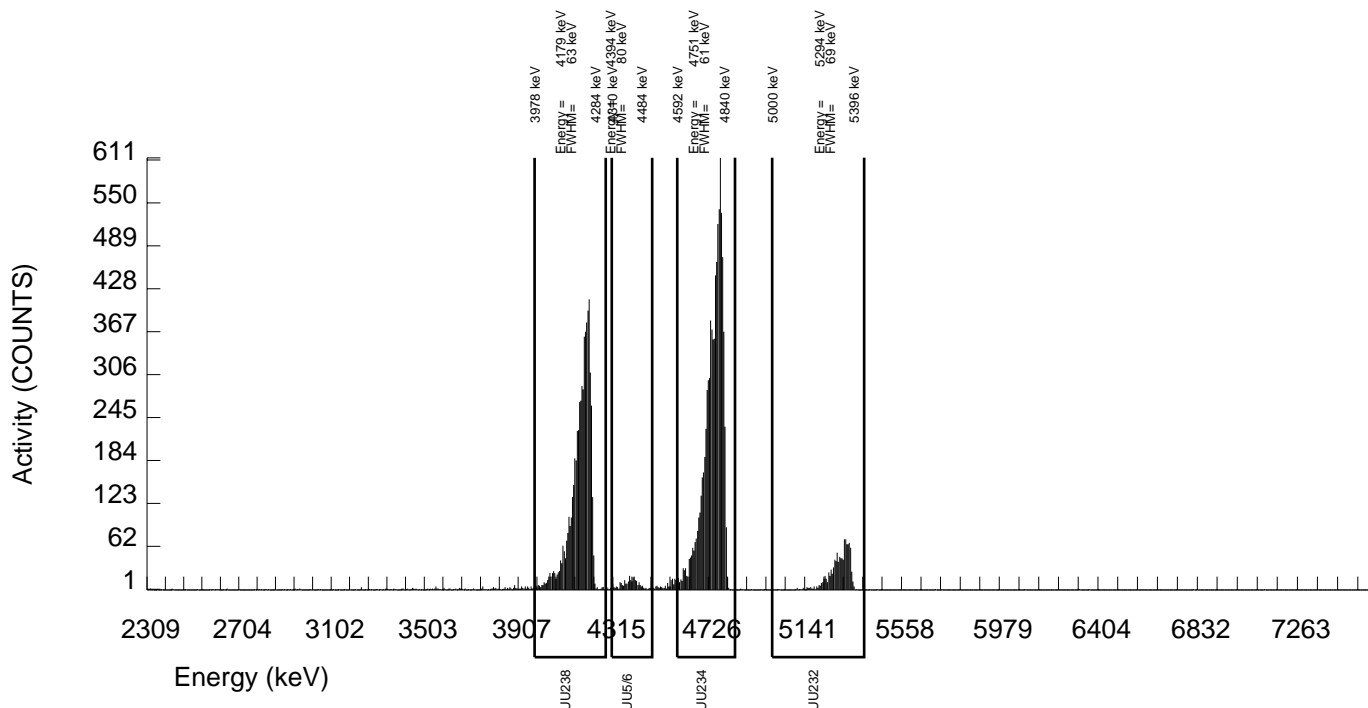
GEL Laboratories LLC  
ALPHA SPECTROSCOPY REPORT

BATCH NUMBER: 886099 SAMPLE DATE : 18-JUN-2009 00:00:00		SAMPLE ID : S0230340019_UU SAMPLE QTY: 0.400 L	
DETECTOR NUMBER :76229 AVERAGE %EFFICIENCY :24.4375 % YIELD : 81.960		COUNT DATE:20-JUL-2009 21:36:31 ELAPSED LIVE TIME(SEC): 60000.00 ANALYST :HAKB	
MS/MSD ID : 1163-G ISOTOPE : U-238 PCI/L : 6.297E+00	LCS/LCSD ID : 1163-G ISOTOPE : U-238 PCI/L : 6.297E+00	TRACER ID : 1283-B ISOTOPE : U232 NOMINAL : 5.29699 dpm RESULTS : 4.34140 dpm	LIB FILE : ENV_ALPHA_UU.N BKG FILE : B133.CNF;365 BKG DATE : 19-JUL-2009 EFF FILE : W133.CNF;109 CAL DATE : 17-JUL-2009

NUCLIDE ACTIVITY SUMMARY

NUCLIDE	ENERGY	GROSS AREA	NET AREA	BKG AREA	BKG Sg	%ABUN	ACTIVITY pCi/L	TPU 1.96-SIGMA	MDA pCi/L	Lc pCi/L	UNC pCi/L
U-3/4	4763.020	8438.000	8424.801	10.000	3.1623	100.0000	4.74E+01	6.63E+00	9.96E-02	4.14E-02	1.01E+00
U232	5302.100	1073.000	1060.000	13.000	3.6056	100.0000	5.97E+00	9.02E-01	1.11E-01	4.72E-02	3.63E-01
U-235	4391.000	273.000	266.000	7.000	2.6458	80.90000	1.85E+00	3.43E-01	1.06E-01	4.28E-02	2.28E-01
U-238	4184.730	5924.000	5913.000	11.000	3.3166	100.0000	3.32E+01	4.68E+00	1.04E-01	4.34E-02	8.49E-01

NOTE: Corrections made to U-3/4 net area due to tracer impurity



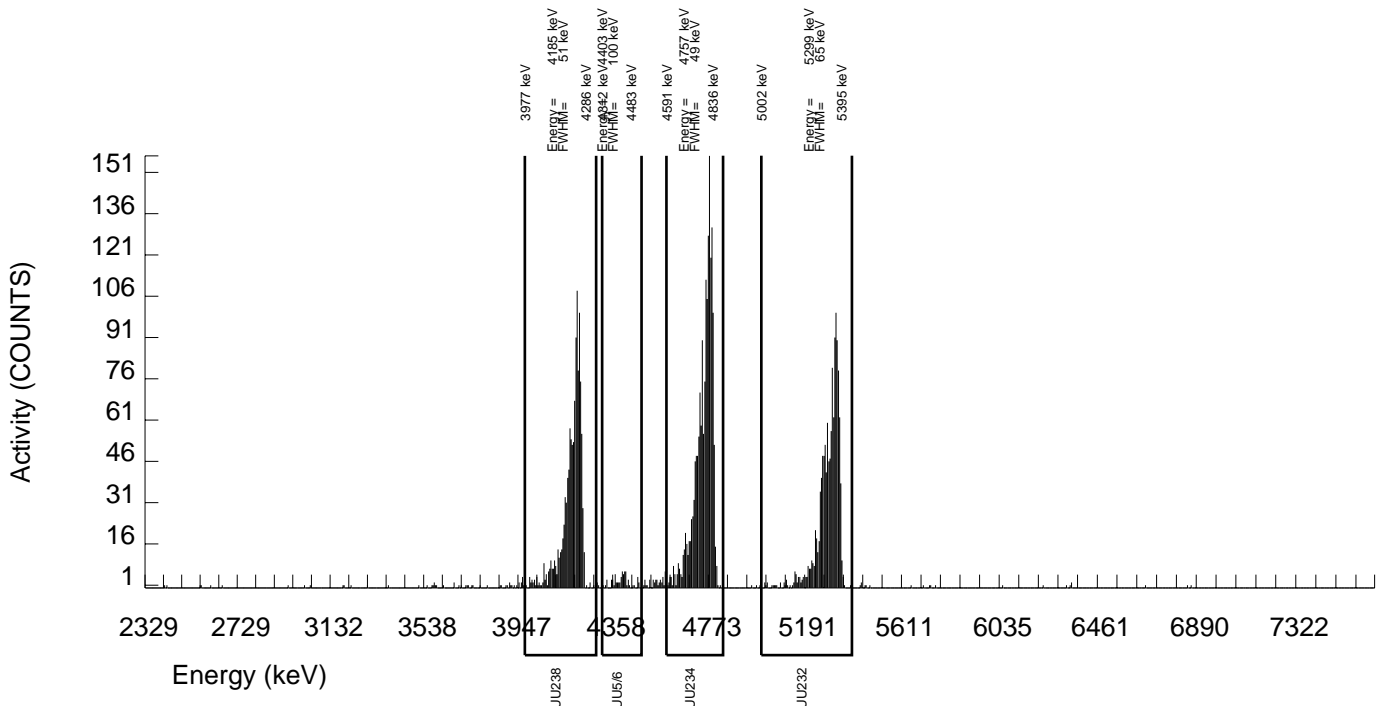
GEL Laboratories LLC  
ALPHA SPECTROSCOPY REPORT

BATCH NUMBER: 886099 SAMPLE DATE : 23-JUN-2009 00:00:00		SAMPLE ID : S0230340020_UU SAMPLE QTY: 0.400 L	
DETECTOR NUMBER :76230 AVERAGE %EFFICIENCY :24.4609 % YIELD : 97.562		COUNT DATE:20-JUL-2009 21:36:34 ELAPSED LIVE TIME(SEC): 60000.00 ANALYST :HAKB	
MS/MSD ID : 1163-G ISOTOPE : U-238 PCI/L : 6.297E+00	LCS/LCSD ID : 1163-G ISOTOPE : U-238 PCI/L : 6.297E+00	TRACER ID : 1283-B ISOTOPE : U232 NOMINAL : 5.29629 dpm RESULTS : 5.16718 dpm	LIB FILE : ENV_ALPHA_UU.N BKG FILE : B134.CNF;364 BKG DATE : 19-JUL-2009 EFF FILE : W134.CNF;113 CAL DATE : 17-JUL-2009

NUCLIDE ACTIVITY SUMMARY

NUCLIDE	ENERGY	GROSS AREA	NET AREA	BKG AREA	BKG Sg	%ABUN	ACTIVITY pCi/L	TPU 1.96-SIGMA	MDA pCi/L	Lc pCi/L	UNC pCi/L
U-3/4	4763.020	1734.000	1725.189	5.000	2.2361	100.0000	8.14E+00	1.17E+00	6.33E-02	2.45E-02	3.85E-01
U232	5302.100	1274.000	1263.000	11.000	3.3166	100.0000	5.96E+00	8.77E-01	8.70E-02	3.64E-02	3.32E-01
U-235	4391.000	65.000	59.000	6.000	2.4495	80.90000	3.44E-01	1.07E-01	8.40E-02	3.32E-02	9.63E-02
U-238	4184.730	1186.000	1179.000	7.000	2.6458	100.0000	5.56E+00	8.22E-01	7.22E-02	2.90E-02	3.19E-01

NOTE: Corrections made to U-3/4 net area due to tracer impurity





GEL Laboratories LLC  
ALPHA SPECTROSCOPY REPORT

BATCH NUMBER: 886099  
SAMPLE DATE : 17-JUL-2009 00:00:00

SAMPLE ID : S1201883066\_UU  
SAMPLE QTY: 0.400 L

DETECTOR NUMBER :64288  
AVERAGE %EFFICIENCY :25.5270  
% YIELD : 93.710

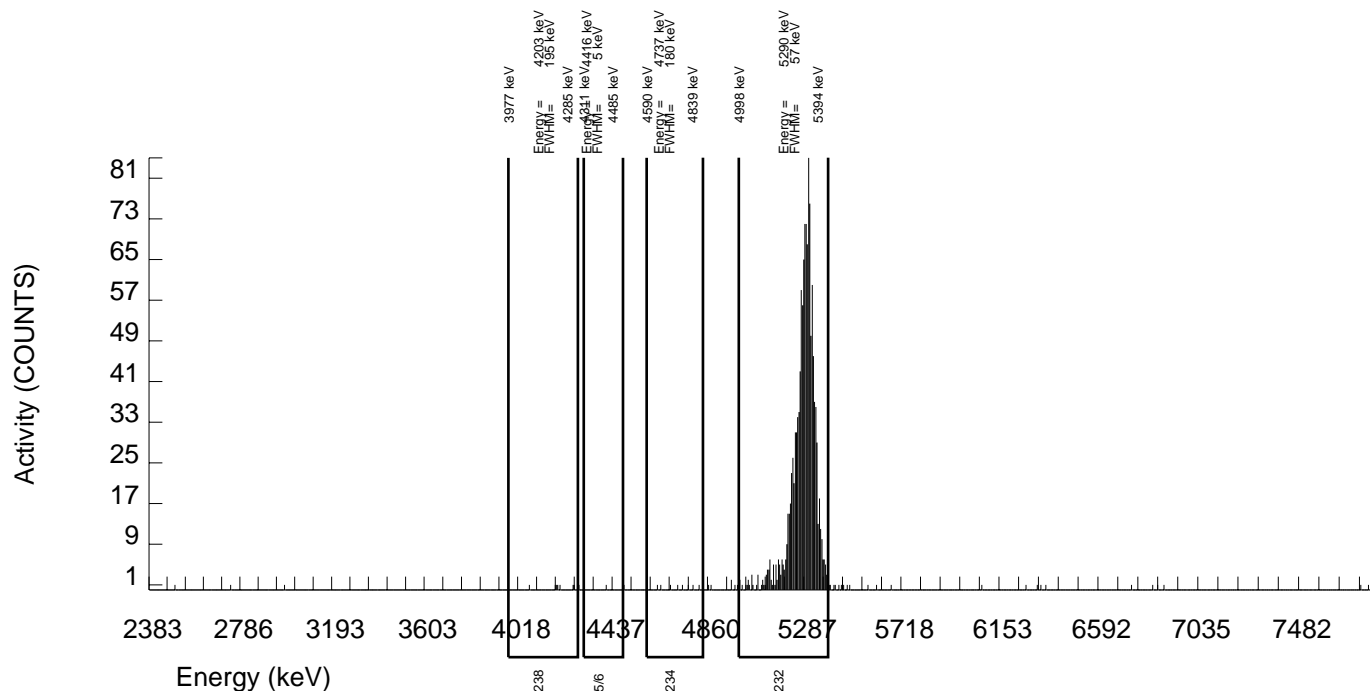
COUNT DATE:20-JUL-2009 21:36:42  
ELAPSED LIVE TIME(SEC): 60000.00  
ANALYST :HAKB

MS/MSD	LCS/LCSD	TRACER	LIB FILE : ENV_ALPHA_UU.N
ID : 1163-G	ID : 1163-G	ID : 1283-B	BKG FILE : B137.CNF;330
ISOTOPE : U-238	ISOTOPE : U-238	ISOTOPE : U232	BKG DATE : 19-JUL-2009
PCI/L : 6.297E+00	PCI/L : 6.297E+00	NOMINAL : 5.29294 dpm	EFF FILE : W137.CNF;90
		RESULTS : 4.96000 dpm	CAL DATE : 17-JUL-2009

NUCLIDE ACTIVITY SUMMARY

NUCLIDE	ENERGY	GROSS AREA	NET AREA	BKG AREA	BKG Sg	%ABUN	ACTIVITY pCi/L	TPU 1.96-SIGMA	MDA pCi/L	Lc pCi/L	UNC pCi/L
U-3/4	4763.020	8.000	-3.821	8.000	2.8284	100.0000	-1.80E-02	3.22E-02	7.61E-02	3.10E-02	3.22E-02
U232	5302.100	1274.000	1266.000	8.000	2.8284	100.0000	5.96E+00	8.76E-01	7.61E-02	3.10E-02	3.30E-01
U-235	4391.000	1.000	1.000	0.000	0.0000	80.90000	5.82E-03	1.14E-02	1.75E-02	0.00E+00	1.14E-02
U-238	4184.730	7.000	3.000	4.000	2.0000	100.0000	1.41E-02	3.07E-02	5.79E-02	2.19E-02	3.06E-02

NOTE: Corrections made to U-3/4 net area due to tracer impurity



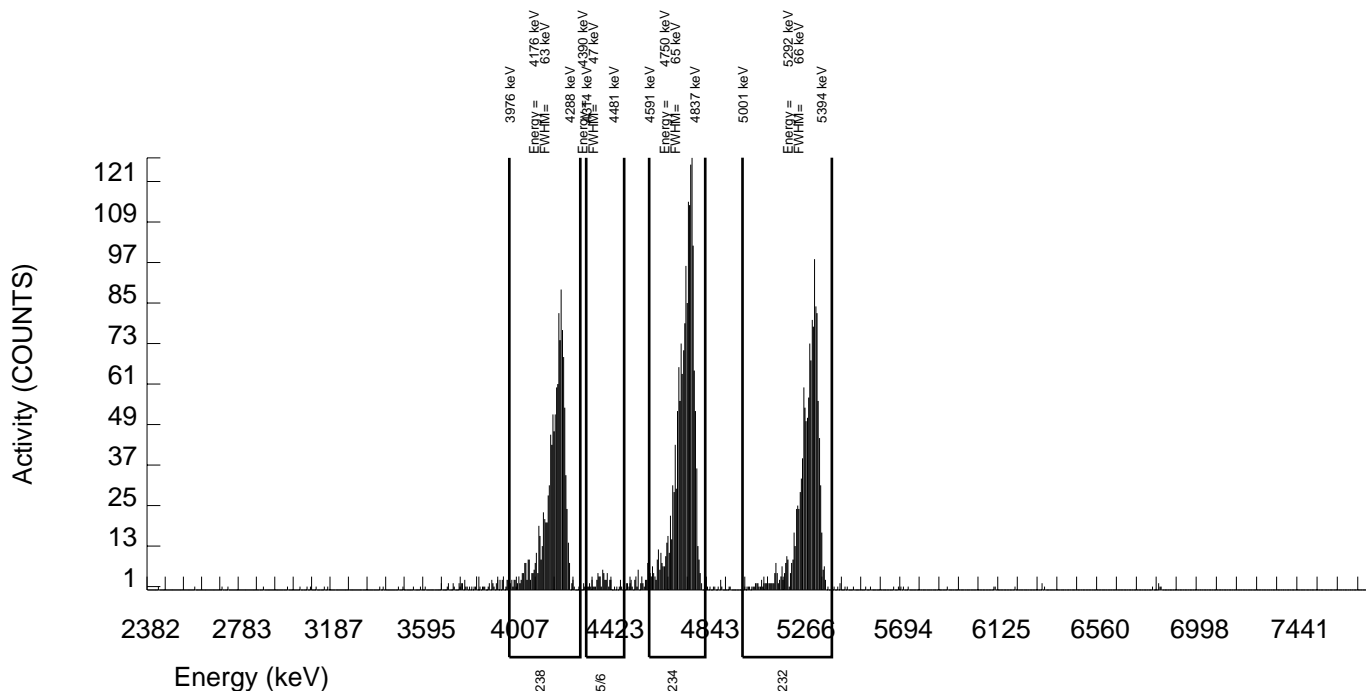
GEL Laboratories LLC  
ALPHA SPECTROSCOPY REPORT

BATCH NUMBER: 886099 SAMPLE DATE : 23-JUN-2009 00:00:00		SAMPLE ID : S1201883067_UU SAMPLE QTY: 0.400 L	
DETECTOR NUMBER :65877 AVERAGE %EFFICIENCY :25.4635 % YIELD : 98.247		COUNT DATE:20-JUL-2009 21:36:45 ELAPSED LIVE TIME(SEC): 60000.00 ANALYST :HAKB	
MS/MSD ID : 1163-G ISOTOPE : U-238 PCI/L : 6.297E+00	LCS/LCSD ID : 1163-G ISOTOPE : U-238 PCI/L : 6.297E+00	TRACER ID : 1283-B ISOTOPE : U232 NOMINAL : 5.29629 dpm RESULTS : 5.20346 dpm	LIB FILE : ENV_ALPHA_UU.N BKG FILE : B138.CNF;335 BKG DATE : 19-JUL-2009 EFF FILE : W138.CNF;90 CAL DATE : 17-JUL-2009

NUCLIDE ACTIVITY SUMMARY

NUCLIDE	ENERGY	GROSS AREA	NET AREA	BKG AREA	BKG Sg	%ABUN	ACTIVITY pCi/L	TPU 1.96-SIGMA	MDA pCi/L	Lc pCi/L	UNC pCi/L
U-3/4	4763.020	1731.000	1716.005	11.000	3.3166	100.0000	7.72E+00	1.11E+00	8.30E-02	3.47E-02	3.68E-01
U232	5302.100	1336.000	1324.000	12.000	3.4641	100.0000	5.96E+00	8.72E-01	8.61E-02	3.63E-02	3.24E-01
U-235	4391.000	67.000	62.000	5.000	2.2361	80.90000	3.45E-01	1.04E-01	7.46E-02	2.89E-02	9.25E-02
U-238	4184.730	1211.000	1203.000	8.000	2.8284	100.0000	5.42E+00	7.97E-01	7.27E-02	2.96E-02	3.08E-01

NOTE: Corrections made to U-3/4 net area due to tracer impurity



GEL Laboratories LLC  
ALPHA SPECTROSCOPY REPORT

BATCH NUMBER: 886099  
SAMPLE DATE : 23-JUN-2009 00:00:00

SAMPLE ID : S1201883069\_UU  
SAMPLE QTY: 0.100 L

DETECTOR NUMBER :76231  
AVERAGE %EFFICIENCY :25.0427  
% YIELD : 96.352

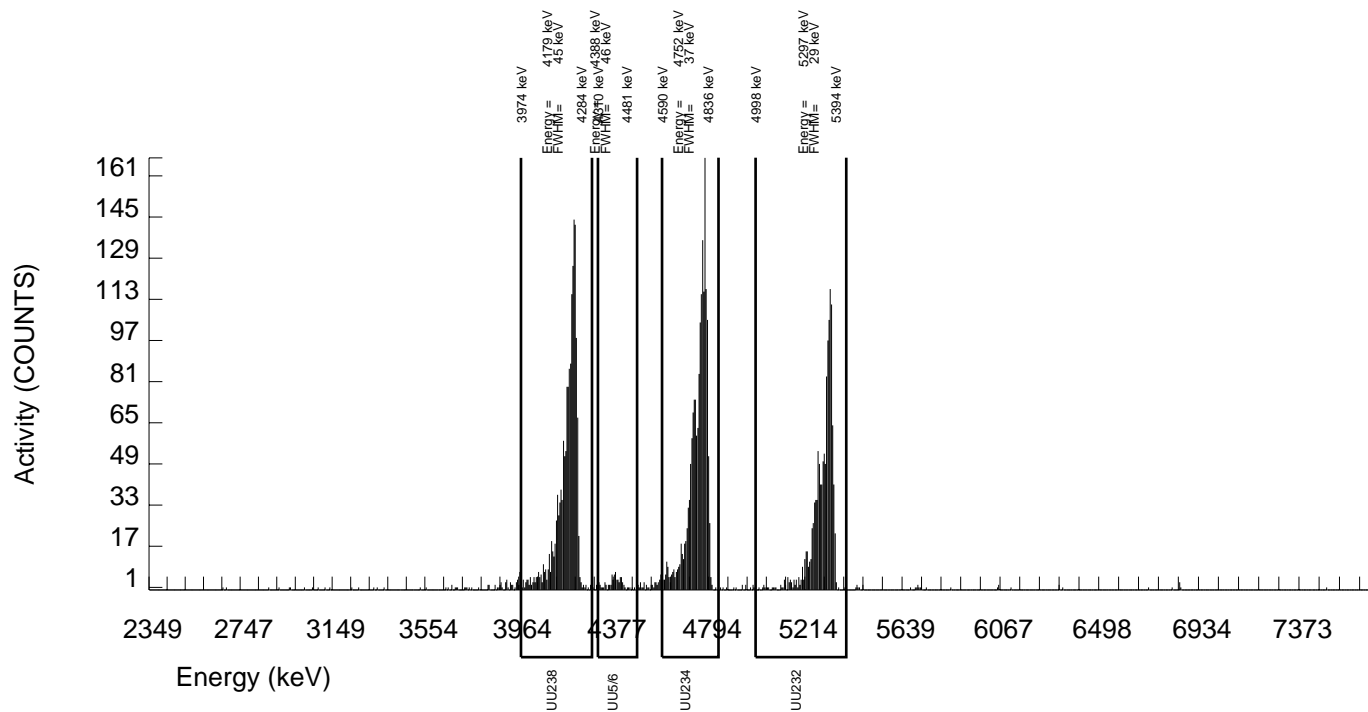
COUNT DATE:20-JUL-2009 21:36:48  
ELAPSED LIVE TIME(SEC): 60000.00  
ANALYST :HAKB

MS/MSD ID : 1163-G ISOTOPE : U-238 PCI/L : 2.519E+01	LCS/LCSD ID : 1163-G ISOTOPE : U-238 PCI/L : 2.519E+01	TRACER ID : 1283-B ISOTOPE : U232 NOMINAL : 5.29629 dpm RESULTS : 5.10308 dpm	LIB FILE : ENV_ALPHA_UU.N BKG FILE : B139.CNF;332 BKG DATE : 19-JUL-2009 EFF FILE : W139.CNF;90 CAL DATE : 17-JUL-2009
---	---	---	--

NUCLIDE ACTIVITY SUMMARY

NUCLIDE	ENERGY	GROSS AREA	NET AREA	BKG AREA	BKG Sg	%ABUN	ACTIVITY pCi/L	TPU 1.96-SIGMA	MDA pCi/L	Lc pCi/L	UNC pCi/L
U-3/4	4763.020	1760.000	1751.146	5.000	2.2361	100.0000	3.27E+01	4.79E+00	2.50E-01	9.71E-02	1.54E+00
U232	5302.100	1284.000	1277.000	7.000	2.6458	100.0000	2.39E+01	3.56E+00	2.86E-01	1.15E-01	1.32E+00
U-235	4391.000	76.000	73.000	3.000	1.7321	80.90000	1.68E+00	4.65E-01	2.55E-01	9.30E-02	4.02E-01
U-238	4184.730	1625.000	1623.000	2.000	1.4142	100.0000	3.03E+01	4.46E+00	1.79E-01	6.14E-02	1.48E+00

NOTE: Corrections made to U-3/4 net area due to tracer impurity



GEL Laboratories LLC  
ALPHA SPECTROSCOPY REPORT

BATCH NUMBER: 886099  
SAMPLE DATE : 17-JUL-2009 00:00:00

SAMPLE ID : S1201883071\_UU  
SAMPLE QTY: 0.400 L

DETECTOR NUMBER :78771  
AVERAGE %EFFICIENCY :25.5149  
% YIELD : 93.088

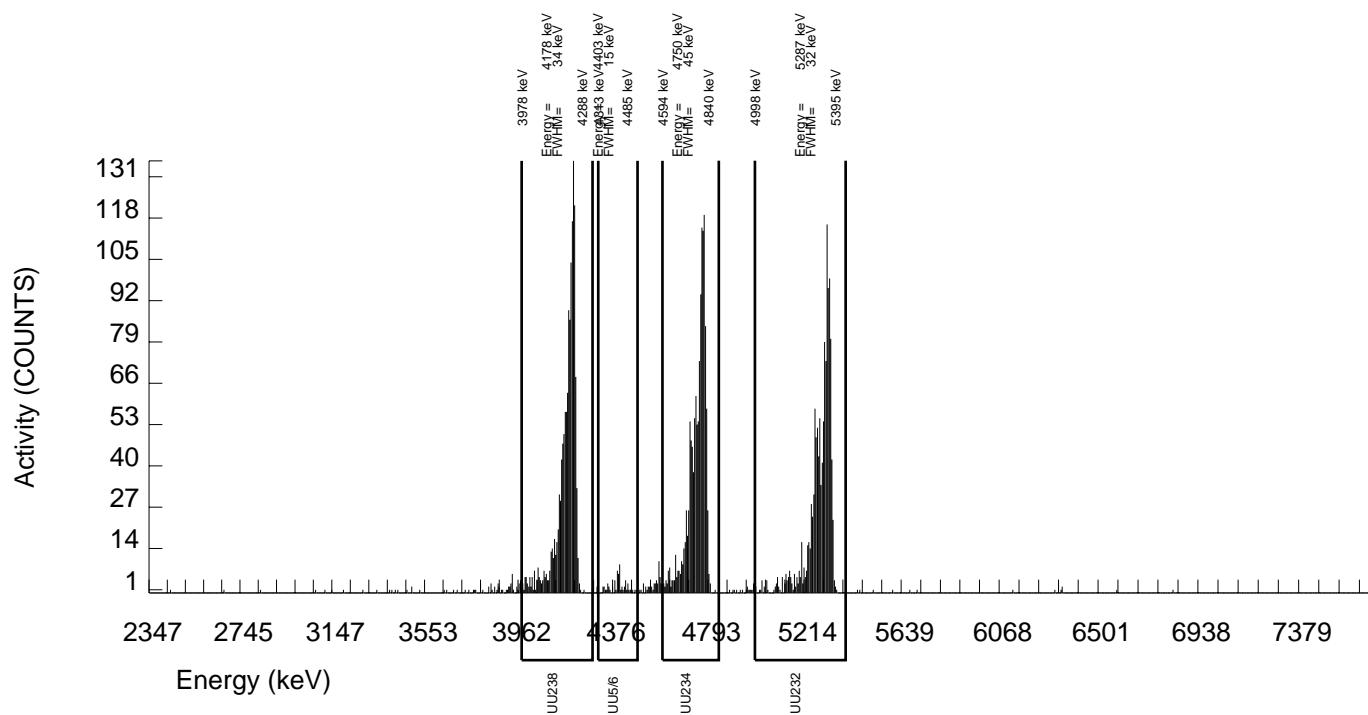
COUNT DATE:20-JUL-2009 21:36:50  
ELAPSED LIVE TIME(SEC): 60000.00  
ANALYST :HAKB

MS/MSD ID : 1163-G ISOTOPE : U-238 PCI/L : 6.297E+00	LCS/LCSD ID : 1163-G ISOTOPE : U-238 PCI/L : 6.297E+00	TRACER ID : 1283-B ISOTOPE : U232 NOMINAL : 5.29294 dpm RESULTS : 4.92709 dpm	LIB FILE : ENV_ALPHA_UU.N BKG FILE : B140.CNF;332 BKG DATE : 19-JUL-2009 EFF FILE : W140.CNF;95 CAL DATE : 17-JUL-2009
---	---	---	--

NUCLIDE ACTIVITY SUMMARY

NUCLIDE	ENERGY	GROSS AREA	NET AREA	BKG AREA	BKG Sg	%ABUN	ACTIVITY pCi/L	TPU 1.96-SIGMA	MDA pCi/L	Lc pCi/L	UNC pCi/L
U-3/4	4763.020	1305.000	1295.207	6.000	2.4495	100.0000	6.14E+00	9.02E-01	6.83E-02	2.70E-02	3.36E-01
U232	5302.100	1268.000	1257.000	11.000	3.3166	100.0000	5.96E+00	8.78E-01	8.74E-02	3.66E-02	3.32E-01
U-235	4391.000	62.000	60.000	2.000	1.4142	80.90000	3.52E-01	1.04E-01	5.61E-02	1.93E-02	9.19E-02
U-238	4184.730	1356.000	1354.000	2.000	1.4142	100.0000	6.42E+00	9.40E-01	4.54E-02	1.56E-02	3.42E-01

NOTE: Corrections made to U-3/4 net area due to tracer impurity



**Radiochemistry Batch Checklist, Rev 9**

Batch# 886965 Product: U Date: 7/24/09

Criteria:	Yes	No	Comments
Sample Solids are less than or equal to 100 mg for GAB.			N/A
Samples have been blank corrected (if required)			N/A
If activity less 10* MDA/ MDC, error is 150% or less of sample activity. If greater 10* MDA/ MDC, error is 40% or less. If below the MDA/ MDC, error is okay.	✓		
Instrument source check is within limits.	✓		
Instrument bkg check is within limits.	✓		
Method RDL/ LLD has been met.	✓		
If duplicate activities are less 5* MDA/ MDC, then RPD is 100% or less. If greater 5* MDA/ MDC, then RPD 20% or less. If below the MDA/ MDC, the RPD is 0%.	✓		
Or meets the client's required RER acceptance criteria.	✓		
Tracer yield is 15-125% . Carrier yield 25-125%.	✓		
Or meets the client's contract acceptance criteria.	✓		
Method blank is less than the RDL/ LLD.	✓		
(If rad samples, < 5% of lowest activity)	✓		
Sample was run within hold time.	✓		
Sample was correctly preserved if required.	✓		
Smears Taken for Radioactive batches.			N/A
Method Spike and LCS are within 75-125% or meets the client's contract acceptance criteria.	✓		
No blank spaces on data forms.	✓		
All line outs initialed and dated.	✓		
No transcription errors are apparent.	✓		
Aux data is correct.			N/A
Client Special requirements page has been checked.	✓		
Raw Data and/ or spectrum are included and properly stasured.	✓		
QC data entered into QC database and batch is in REVW	✓		
Hit notification complete (if necessary)			N/A
Batch entered into Case Narrative.	✓		7/24/09
Batch non-conformances completed, if applicable.	✓		N/A NCR# 714938
Batch non-conformances second reviewed and disposition verified to be completed.	✓		N/A NCR# 714938
Aliquot Correction completed if required.			N/A
Review sample historical results if available (If REMP, results above MDC have been verified by historical results, recount or re-analysis.)	✓		

GEL Laboratories, LLC

revised 8/1/08

Primary Review Performed By: [Signature] 7/24/09

Secondary Review Performed By: [Signature] 7/24/09

KERR

7/16 - 7/22

9v

# Uranium Que Sheet

21-JUL-09

Internal Due Date: 16-JUL-09

First Client Due Date: 22-JUL-09

Analyst: HAKB

Batch #: 886965

Tracer Isotope: U-232  
 LCS Isotope: U-238  
 Spike Isotope: U-238  
 Prep Date: 7/22/09

Tracer Code: 1283-β  
 LCS Code: 1163-6  
 Spike Code: 1163-6  
 Initials: HAKB

Expiration Date: 12/16/09  
 Expiration Date: 4/16/10  
 Expiration Date: 4/16/10  
 Balance ID: 16750207

Vol: 0.1  
 Vol: 0.1  
 Vol: 0.1

Witness: KM 7-22-09

Sample ID	Client Description	Type	Hazard Code	Min CRDL	Matrix	Client	Collection Date	Pos.	Label #	Wet/Dry Aliquot (g/l)	U Det #
230340015-3	M-29B	SAMPLE		.03 pCi/L	WATER	KERR003	16-JUN-09	1	1	0.200	131
1201885420-1	MB for batch 886965	MB		UCF pCi/L to pCi	WATER	QC ACCOUNT		2	2	0.200	133
1201885421-3	M-29B(230340015DUP)	DUP		.03 pCi/L	WATER	QC ACCOUNT	16-JUN-09	3	3	0.200	134
1201885422-3	M-29B(230340015MS)	MS		.03 pCi/L	WATER	QC ACCOUNT	16-JUN-09	4	4	0.100	135
1201885423-1	LCS for batch 886965	LCS		UCF pCi/L to pCi	WATER	QC ACCOUNT		5	5	0.200	136

NA Ess 7/24/09  
 Solid Sample Dissolution by: LEACH or DIGESTION  
 Circle One

Choose SOP used: GL-RAD-A-011  
 GL-RAD-A-038  
 GL-RAD-A-045  
 GL-RAD-A-043

Data Reviewed By: [Signature] 7/24/09

GEL Laboratories LLC  
ALPHA SPECTROSCOPY REPORT

BATCH NUMBER: 886965  
SAMPLE DATE : 16-JUN-2009 00:00:00

SAMPLE ID : S0230340015\_UU  
SAMPLE QTY: 0.200 L

DETECTOR NUMBER :33448  
AVERAGE %EFFICIENCY :25.7020  
% YIELD : 98.224

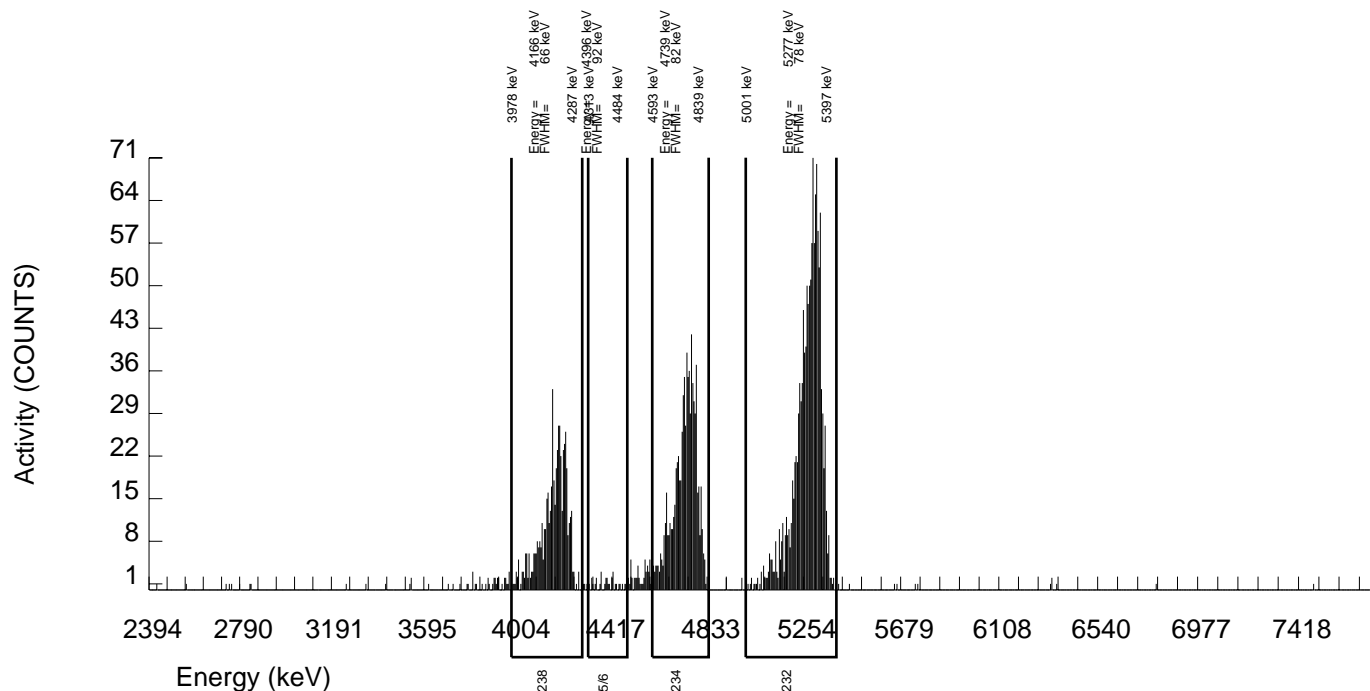
COUNT DATE:23-JUL-2009 09:12:54  
ELAPSED LIVE TIME(SEC): 60000.00  
ANALYST :HAKB

MS/MSD ID : 1163-G ISOTOPE : U-238 PCI/L : 1.259E+01	LCS/LCSD ID : 1163-G ISOTOPE : U-238 PCI/L : 1.259E+01	TRACER ID : 1283-B ISOTOPE : U232 NOMINAL : 5.29727 dpm RESULTS : 5.20321 dpm	LIB FILE : ENV_ALPHA_UU.N BKG FILE : B131.CNF;377 BKG DATE : 19-JUL-2009 EFF FILE : W131.CNF;114 CAL DATE : 17-JUL-2009
---	---	---	---

NUCLIDE ACTIVITY SUMMARY

NUCLIDE	ENERGY	GROSS AREA	NET AREA	BKG AREA	BKG Sg	%ABUN	ACTIVITY pCi/L	TPU 1.96-SIGMA	MDA pCi/L	Lc pCi/L	UNC pCi/L
U-3/4	4763.020	767.000	758.968	4.000	2.0000	100.0000	6.77E+00	1.04E+00	1.10E-01	4.15E-02	4.84E-01
U232	5302.100	1344.000	1336.000	8.000	2.8284	100.0000	1.19E+01	1.74E+00	1.44E-01	5.88E-02	6.44E-01
U-235	4391.000	32.000	29.000	3.000	1.7321	80.90000	3.20E-01	1.35E-01	1.22E-01	4.44E-02	1.28E-01
U-238	4184.730	552.000	551.000	1.000	1.0000	100.0000	4.92E+00	7.83E-01	6.83E-02	2.08E-02	4.11E-01

NOTE: Corrections made to U-3/4 net area due to tracer impurity



GEL Laboratories LLC  
ALPHA SPECTROSCOPY REPORT

BATCH NUMBER: 886965  
SAMPLE DATE : 22-JUL-2009 00:00:00

SAMPLE ID : S1201885420\_UU  
SAMPLE QTY: 0.200 L

DETECTOR NUMBER :76229  
AVERAGE %EFFICIENCY :24.4375  
% YIELD : 99.364

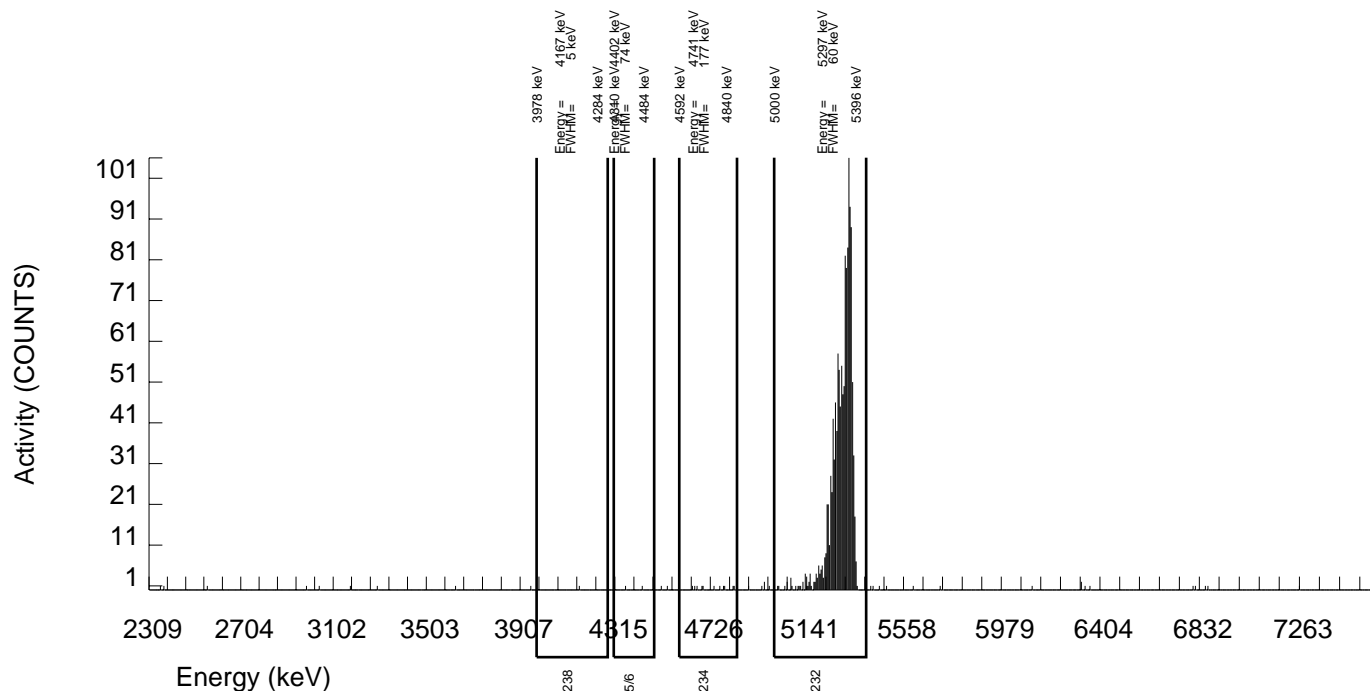
COUNT DATE:23-JUL-2009 09:12:59  
ELAPSED LIVE TIME(SEC): 60000.00  
ANALYST :HAKB

MS/MSD ID : 1163-G ISOTOPE : U-238 PCI/L : 1.259E+01	LCS/LCSD ID : 1163-G ISOTOPE : U-238 PCI/L : 1.259E+01	TRACER ID : 1283-B ISOTOPE : U232 NOMINAL : 5.29225 dpm RESULTS : 5.25857 dpm	LIB FILE : ENV_ALPHA_UU.N BKG FILE : B133.CNF;365 BKG DATE : 19-JUL-2009 EFF FILE : W133.CNF;109 CAL DATE : 17-JUL-2009
---	---	---	---

NUCLIDE ACTIVITY SUMMARY

NUCLIDE	ENERGY	GROSS AREA	NET AREA	BKG AREA	BKG Sg	%ABUN	ACTIVITY pCi/L	TPU 1.96-SIGMA	MDA pCi/L	Lc pCi/L	UNC pCi/L
U-3/4	4763.020	11.000	-2.878	10.000	3.1623	100.0000	-2.67E-02	7.52E-02	1.64E-01	6.82E-02	7.52E-02
U232	5302.100	1298.000	1285.000	13.000	3.6056	100.0000	1.19E+01	1.75E+00	1.83E-01	7.78E-02	6.58E-01
U-235	4391.000	2.000	-5.000	7.000	2.6458	80.90000	-5.73E-02	6.74E-02	1.76E-01	7.06E-02	6.74E-02
U-238	4184.730	1.000	-10.000	11.000	3.3166	100.0000	-9.28E-02	6.30E-02	1.71E-01	7.16E-02	6.30E-02

NOTE: Corrections made to U-3/4 net area due to tracer impurity





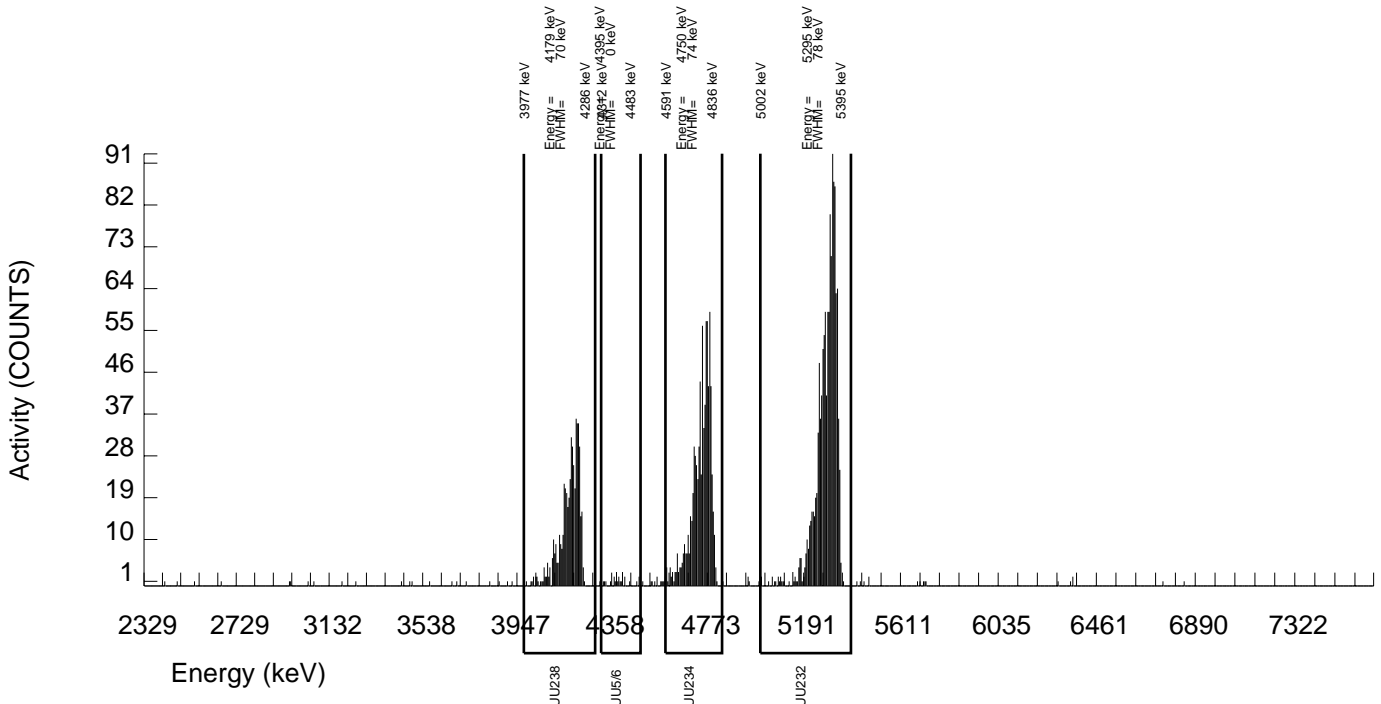
GEL Laboratories LLC  
ALPHA SPECTROSCOPY REPORT

BATCH NUMBER: 886965 SAMPLE DATE : 16-JUN-2009 00:00:00		SAMPLE ID : S1201885421_UU SAMPLE QTY: 0.200 L	
DETECTOR NUMBER :76230 AVERAGE %EFFICIENCY :24.4609 % YIELD : 97.878		COUNT DATE:23-JUL-2009 09:13:02 ELAPSED LIVE TIME(SEC): 60000.00 ANALYST :HAKB	
MS/MSD ID : 1163-G ISOTOPE : U-238 PCI/L : 1.259E+01	LCS/LCSD ID : 1163-G ISOTOPE : U-238 PCI/L : 1.259E+01	TRACER ID : 1283-B ISOTOPE : U232 NOMINAL : 5.29727 dpm RESULTS : 5.18484 dpm	LIB FILE : ENV_ALPHA_UU.N BKG FILE : B134.CNF;364 BKG DATE : 19-JUL-2009 EFF FILE : W134.CNF;113 CAL DATE : 17-JUL-2009

NUCLIDE ACTIVITY SUMMARY

NUCLIDE	ENERGY	GROSS AREA	NET AREA	BKG AREA	BKG Sg	%ABUN	ACTIVITY pCi/L	TPU 1.96-SIGMA	MDA pCi/L	Lc pCi/L	UNC pCi/L
U-3/4	4763.020	793.000	784.176	5.000	2.2361	100.0000	7.38E+00	1.13E+00	1.26E-01	4.89E-02	5.20E-01
U232	5302.100	1278.000	1267.000	11.000	3.3166	100.0000	1.19E+01	1.75E+00	1.74E-01	7.27E-02	6.63E-01
U-235	4391.000	25.000	19.000	6.000	2.4495	80.90000	2.21E-01	1.30E-01	1.67E-01	6.63E-02	1.27E-01
U-238	4184.730	516.000	509.000	7.000	2.6458	100.0000	4.79E+00	7.76E-01	1.44E-01	5.79E-02	4.22E-01

NOTE: Corrections made to U-3/4 net area due to tracer impurity



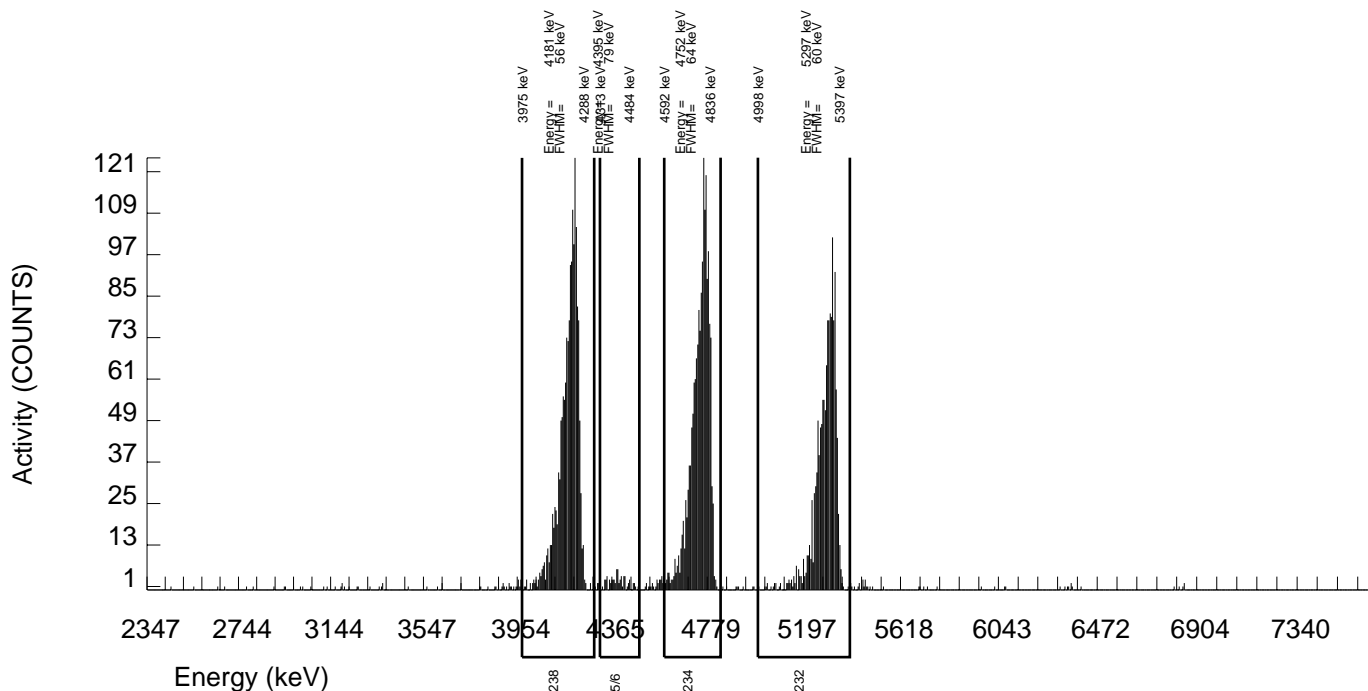
GEL Laboratories LLC  
ALPHA SPECTROSCOPY REPORT

BATCH NUMBER: 886965 SAMPLE DATE : 16-JUN-2009 00:00:00		SAMPLE ID : S1201885422_UU SAMPLE QTY: 0.100 L	
DETECTOR NUMBER :64270 AVERAGE %EFFICIENCY :25.5982 % YIELD : 101.723		COUNT DATE:23-JUL-2009 09:13:05 ELAPSED LIVE TIME(SEC): 60000.00 ANALYST :HAKB	
MS/MSD ID : 1163-G ISOTOPE : U-238 PCI/L : 2.519E+01	LCS/LCSD ID : 1163-G ISOTOPE : U-238 PCI/L : 2.519E+01	TRACER ID : 1283-B ISOTOPE : U232 NOMINAL : 5.29727 dpm RESULTS : 5.38855 dpm	LIB FILE : ENV_ALPHA_UU.N BKG FILE : B135.CNF;376 BKG DATE : 19-JUL-2009 EFF FILE : W135.CNF;124 CAL DATE : 17-JUL-2009

NUCLIDE ACTIVITY SUMMARY

NUCLIDE	ENERGY	GROSS AREA	NET AREA	BKG AREA	BKG Sg	%ABUN	ACTIVITY pCi/L	TPU 1.96-SIGMA	MDA pCi/L	Lc pCi/L	UNC pCi/L
U-3/4	4763.020	1724.000	1719.841	0.000	0.0000	100.0000	2.98E+01	4.26E+00	5.19E-02	0.00E+00	1.41E+00
U232	5302.100	1386.000	1378.000	8.000	2.8284	100.0000	2.39E+01	3.46E+00	2.80E-01	1.14E-01	1.27E+00
U-235	4391.000	71.000	71.000	0.000	0.0000	80.90000	1.52E+00	4.08E-01	6.41E-02	0.00E+00	3.53E-01
U-238	4184.730	1676.000	1675.000	1.000	1.0000	100.0000	2.90E+01	4.15E+00	1.32E-01	4.02E-02	1.39E+00

NOTE: Corrections made to U-3/4 net area due to tracer impurity



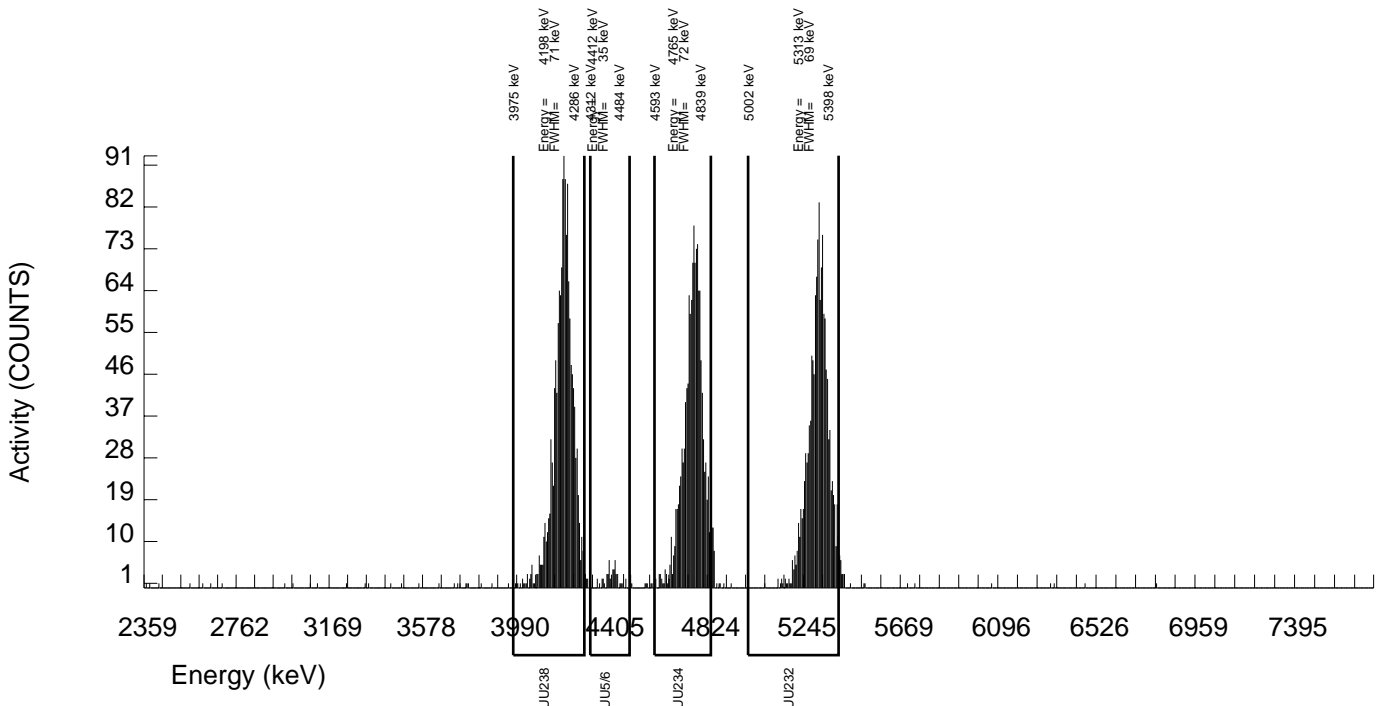
GEL Laboratories LLC  
ALPHA SPECTROSCOPY REPORT

BATCH NUMBER: 886965 SAMPLE DATE : 22-JUL-2009 00:00:00		SAMPLE ID : S1201885423_UU SAMPLE QTY: 0.200 L	
DETECTOR NUMBER :68549 AVERAGE %EFFICIENCY :24.6765 % YIELD : 100.621		COUNT DATE:23-JUL-2009 09:13:06 ELAPSED LIVE TIME(SEC): 60000.00 ANALYST :HAKB	
MS/MSD ID : 1163-G ISOTOPE : U-238 PCI/L : 1.259E+01	LCS/LCSD ID : 1163-G ISOTOPE : U-238 PCI/L : 1.259E+01	TRACER ID : 1283-B ISOTOPE : U232 NOMINAL : 5.29225 dpm RESULTS : 5.32514 dpm	LIB FILE : ENV_ALPHA_UU.N BKG FILE : B136.CNF;375 BKG DATE : 19-JUL-2009 EFF FILE : W136.CNF;125 CAL DATE : 17-JUL-2009

NUCLIDE ACTIVITY SUMMARY

NUCLIDE	ENERGY	GROSS AREA	NET AREA	BKG AREA	BKG Sg	%ABUN	ACTIVITY pCi/L	TPU 1.96-SIGMA	MDA pCi/L	Lc pCi/L	UNC pCi/L
U-3/4	4763.020	1277.000	1269.034	4.000	2.0000	100.0000	1.15E+01	1.69E+00	1.12E-01	4.22E-02	6.35E-01
U232	5302.100	1322.000	1314.000	8.000	2.8284	100.0000	1.19E+01	1.74E+00	1.47E-01	5.97E-02	6.48E-01
U-235	4391.000	52.000	48.000	4.000	2.0000	80.90000	5.38E-01	1.80E-01	1.38E-01	5.22E-02	1.64E-01
U-238	4184.730	1447.000	1445.000	2.000	1.4142	100.0000	1.31E+01	1.90E+00	8.69E-02	2.98E-02	6.77E-01

NOTE: Corrections made to U-3/4 net area due to tracer impurity



# RADIUM 228

### Radiochemistry Batch Checklist, Rev 9

Batch# 881075

Product: Ra 228

Date: 7/5/09

Criteria:	Yes	No	Comments
Sample Solids are less than or equal to 100 mg for GAB.			NA
Samples have been blank corrected (if required)			NA
If activity less 10* MDA/ MDC, error is 150% or less of sample activity. If greater 10* MDA/ MDC, error is 40% or less. If below the MDA/ MDC, error is okay.	✓		
Instrument source check is within limits.	✓		
Instrument bkg check is within limits.	✓		
Method RDL/ LLD has been met.	✓		
If duplicate activities are less 5* MDA/ MDC, then RPD is 100% or less. If greater 5* MDA/ MDC, then RPD 20% or less. If below the MDA/ MDC, the RPD is 0%.	✓		
Or meets the client's required RER acceptance criteria.	✓		
Tracer yield is 15-125% . Carrier yield 25-125%.	✓		
Or meets the client's contract acceptance criteria.	✓		
Method blank is less than the RDL/ LLD. (If rad samples, < 5% of lowest activity)	✓		
Sample was run within hold time.	✓		
Sample was correctly preserved if required.	✓		
Smears Taken for Radioactive batches.	✓		
Method Spike and LCS are within 75-125% or meets the client's contract acceptance criteria.	✓		
No blank spaces on data forms. All line outs initialed and dated. No transcription errors are apparent.	✓		
Aux data is correct.			NA
Client Special requirements page has been checked.	✓		
Raw Data and/ or spectrum are included and properly stated.	✓		
QC data entered into QC database and batch is in REVW	✓		
Hit notification complete (if necessary)			NA
Batch entered into Case Narrative.	✓		
Batch non-conformances completed, if applicable.			NA
Batch non-conformances second reviewed and disposition verified to be completed.			NA
Aliquot Correction completed if required.			NA
Review sample historical results if available (If REMP, results above MDC have been verified by historical results, recount or re-analysis.)	✓		

GEL Laboratories, LLC

revised 8/1/08

Primary Review Performed By: Mary Mizzell

Secondary Review Performed By: [Signature]

KERR  
7/22

# Radium-228 Que Sheet

Batch #: 881075      Analyst: DXM2      First Client Due Date: 07/22/2009      Internal Due Date: 07/11/2009  
 Spike Isotope: Radium-228      Spike Code: 0503-B      Expiration Date: 9/13/09      Vol: 0.1  
 LCS Isotope: Radium-228      LCS Code: 0503-B      Expiration Date: 9/13/09      Vol: 0.1  
 Tracer Isotope: Barium-133      Tracer Code: 0112-3      Expiration Date: 2/17/10      Vol: 0.1  
 Prep Date: 6/29/09      Initials: JRS      Pipet ID: 2766953      Balance ID: 17955160      Ac-228 Separation Date/Time: 7-3-09 0645  
 Ac-228 Ingrow: 6-30-09 11:00      Witness: MSB c/29/09

Sample ID	Client Description	Type	Hazard Code	Min CRDL	Matrix	Client	Collect Date & Time	Pos. #	Vol (mL)	Det #	Ba Yield (%)	Gamma Det. #
230340001-1	MC-3B-FIH	SAMPLE		3 pCi/L	WATER	KERR003	21-MAY-09 12:35 PM	1	400	3A	81.31	9D
230340002-1	MC-3B	SAMPLE		3 pCi/L	WATER	KERR003	27-MAY-09 05:00 PM	2	400	3C	80.70	
230340003-1	EB052709	SAMPLE		3 pCi/L	WATER	KERR003	27-MAY-09 02:00 PM	3	400	3D	82.67	
230340004-1	M-127B	SAMPLE		3 pCi/L	WATER	KERR003	28-MAY-09 04:30 PM	4	400	4A	83.39	
230340006-1	M-127B Filtered	SAMPLE		3 pCi/L	WATER	KERR003	28-MAY-09 04:30 PM	5	400	4D	70.67	
230340007-1	FB060409	SAMPLE		3 pCi/L	WATER	KERR003	04-JUN-09 12:15 PM	6	400	5A	74.17	
230340008-1	H-28AB	SAMPLE		3 pCi/L	WATER	KERR003	09-JUN-09 10:45 AM	7	400	5B	73.51	
230340009-1	AA-BW-02B	SAMPLE		3 pCi/L	WATER	KERR003	10-JUN-09 12:00 PM	8	400	5C	82.55	
230340011-1	M-142B	SAMPLE		3 pCi/L	WATER	KERR003	12-JUN-09 09:45 AM	9	400	5D	76.65	
230340012-1	M-142B DISS	SAMPLE		3 pCi/L	WATER	KERR003	12-JUN-09 09:45 AM	10	400	5B	78.71	12A 12D
230340013-1	M-130B	SAMPLE		3 pCi/L	WATER	KERR003	15-JUN-09 10:45 AM	11	400	8A	81.93	
230340014-1	M-130B DISS	SAMPLE		3 pCi/L	WATER	KERR003	15-JUN-09 10:45 AM	12	400	9D	79.08	
*230340015-1	M-29B	SAMPLE		3 pCi/L	WATER	KERR003	16-JUN-09 09:00 AM	13	400	11B	78.98	
230340016-1	M-78B	SAMPLE		3 pCi/L	WATER	KERR003	17-JUN-09 08:58 AM	14	400	12B	83.17	
230340017-1	M-128B	SAMPLE		3 pCi/L	WATER	KERR003	18-JUN-09 08:40 AM	15	400	13A	82.00	13B
230340018-1	M-128B DISS	SAMPLE		3 pCi/L	WATER	KERR003	18-JUN-09 08:40 AM	16	400	13C	81.72	13B
230340019-1	H-38B	SAMPLE		3 pCi/L	WATER	KERR003	18-JUN-09 12:40 PM	17	400	13D	75.08	
230340020-1	M-125B	SAMPLE		3 pCi/L	WATER	KERR003	23-JUN-09 10:14 AM	18	400	2B	86.17	
1201871002-1	MB for batch 881075	MB		3 pCi/L	WATER	QC ACCOUNT		19	400	4C	76.85	
1201871003-1	M-125B(230340020DUP)	DUP		3 pCi/L	WATER	QC ACCOUNT	23-JUN-09 10:14 AM	20	400	12D	75.75	
1201871004-1	M-125B(230340020MS)	MS		3 pCi/L	WATER	QC ACCOUNT	23-JUN-09 10:14 AM	21	150	1C	72.57	
1201871005-1	LCS for batch 881075	LCS		3 pCi/L	WATER	QC ACCOUNT		22	400	1D	76.77	

\* NVM 7/5/09      daisy

Data Reviewed By: Maymazzell 7/5/09

Comments:

# Radium-228 Liquid

Filename : RA228.XLS  
 File type : Excel  
 Version # : 1.2.3

Spike SN : 0503-B  
 Spike Exp Date : 9/13/2009  
 Spike Activity (dpm/ml) : 182.54  
 Spike Volume Added : 0.10

Pipet, 0.1 ml Stdev : +/- 0.000701 ml  
 Pipet, 0.5 ml Stdev : +/- 0.002564 ml  
 Pipet, 1 ml Stdev : +/- 0.005480 ml

LCS SN : 0503-B  
 LCS Exp Date : 9/13/2009  
 LCS Activity (dpm/ml) : 182.54  
 LCS Volume Added : 0.10

Procedure Code : GFC28RAL  
 Parmname : Radium-228

Required MDA : 3 pCi/L  
 Half-life of Ra-228 : 5.75 years  
 Half-life of Ac-228 : 6.13 hours  
 Batch counted on : PIC  
 BKG Count time : 500 min

Tracer SN : 0112-J  
 Tracer Exp Date : 2/17/2010  
 Tracer Volume Added : 0.10

Batch : 881075  
 Analyst : DXM2  
 Prep Date : 6/29/2009

Ra-228 Abundance : 1  
 Ra-228 Method Uncertainty : 0.1268

Calibration Date : 7/2/2009  
 Calibration Due Date : 7/31/2010

Pos.	Sample Characteristics			Sample Date/Time	Tracer Calculations			Tracer Samp.		
	Sample ID	Sample Aliquot L	Sample Aliquot StDev. L		Tracer Concentration (cpm) (Ba-133 Ref.)	Tracer Count Uncertainty (cpm)	Tracer Concentration (cpm) (Ba-133 Samp.)	Tracer Count Uncertainty (cpm)	Tracer Aliquot (mL)	Tracer Aliquot StDev. (mL)
1	230340001.1	0.4000	1.9669E-05	5/21/2009 12:35	242.4	4.00%	197.1	4.51%	0.1	0.000701
2	230340002.1	0.4000	1.9669E-05	5/27/2009 17:00	244.5	3.98%	197.3	4.50%	0.1	0.000701
3	230340003.1	0.4000	1.9669E-05	5/27/2009 14:00	242.4	4.00%	200.4	4.46%	0.1	0.000701
4	230340004.1	0.4000	1.9669E-05	5/28/2009 16:30	244.5	3.98%	203.9	4.42%	0.1	0.000701
5	230340006.1	0.4000	1.9669E-05	5/28/2009 16:30	244.5	3.98%	172.8	4.87%	0.1	0.000701
6	230340007.1	0.4000	1.9669E-05	6/4/2009 12:15	242.4	4.00%	179.8	4.76%	0.1	0.000701
7	230340008.1	0.4000	1.9669E-05	6/9/2009 10:45	242.4	4.00%	178.2	4.78%	0.1	0.000701
8	230340009.1	0.4000	1.9669E-05	6/10/2009 12:00	242.4	4.00%	200.1	4.47%	0.1	0.000701
9	230340011.1	0.4000	1.9669E-05	6/12/2009 9:45	242.4	4.00%	185.8	4.66%	0.1	0.000701
10	230340012.1	0.4000	1.9669E-05	6/12/2009 9:45	242.4	4.00%	190.8	4.59%	0.1	0.000701
11	230340013.1	0.4000	1.9669E-05	6/15/2009 10:45	242.4	4.00%	198.6	4.49%	0.1	0.000701
12	230340014.1	0.4000	1.9669E-05	6/15/2009 10:45	242.4	4.00%	191.7	4.58%	0.1	0.000701
13	230340015.1	0.4000	1.9669E-05	6/16/2009 9:00	242.4	4.00%	190.0	4.60%	0.1	0.000701
14	230340016.1	0.4000	1.9669E-05	6/17/2009 8:58	242.4	4.00%	201.6	4.45%	0.1	0.000701
15	230340017.1	0.4000	1.9669E-05	6/18/2009 8:40	242.4	4.00%	210.9	4.33%	0.1	0.000701
16	230340018.1	0.4000	1.9669E-05	6/18/2009 8:40	242.4	4.00%	198.1	4.49%	0.1	0.000701
17	230340019.1	0.4000	1.9669E-05	6/18/2009 12:40	242.4	4.00%	182.0	4.72%	0.1	0.000701
18	230340020.1	0.4000	1.9669E-05	6/23/2009 10:14	232.1	4.10%	200.0	4.47%	0.1	0.000701
19	1201871002.1	0.4000	1.9669E-05	6/29/2009 0:00	244.5	3.98%	187.9	4.63%	0.1	0.000701
20	1201871003.1	0.4000	1.9669E-05	6/23/2009 10:14	244.5	3.98%	185.3	4.67%	0.1	0.000701
21	1201871004.1	0.1500	1.4035E-05	6/23/2009 10:14	242.4	4.00%	175.9	4.82%	0.1	0.000701
22	1201871005.1	0.4000	1.9669E-05	6/29/2009 0:00	244.5	3.98%	187.7	4.64%	0.1	0.000701

Count raw Data																
Pos.	Detector ID	Counting Time (min.)		Gross Counts		Beta cpm	Detector Efficiency (cpm/dpm)	Detector Efficiency Error (cpm/dpm)	Weekly Bkg Count Time (min.)	Separation Date/Time	Count Start Date/Time	Ra-228 Decay	Ac-228 Decay	Ac-228 Count Correction	Calculated Sample Recovery %	Sample Recovery Error %
		Alpha	Beta	Alpha	Beta											
1	9D	390	650	32	650	1.667	0.6433	0.00816	1.292	7/3/2009 6:45	7/3/2009 16:10	0.986	0.345	1.412	81.31%	3.17%
2	3C	60	72	7	72	1.200	0.6164	0.00535	0.822	7/3/2009 6:45	7/3/2009 12:50	0.988	0.502	1.058	80.70%	3.16%
3	3D	60	65	11	65	1.083	0.5994	0.00464	0.630	7/3/2009 6:45	7/3/2009 12:50	0.988	0.502	1.058	82.67%	3.16%
4	4A	60	102	8	102	1.700	0.6208	0.00744	0.890	7/3/2009 6:45	7/3/2009 12:51	0.988	0.502	1.058	83.39%	3.13%
5	4D	60	97	16	97	1.617	0.5873	0.00816	1.070	7/3/2009 6:45	7/3/2009 12:51	0.990	0.501	1.058	70.67%	3.30%
6	5A	60	46	8	46	0.767	0.6258	0.00816	0.496	7/3/2009 6:45	7/3/2009 12:51	0.992	0.501	1.058	74.17%	3.26%
7	5B	60	85	9	85	1.417	0.6280	0.00816	1.050	7/3/2009 6:45	7/3/2009 12:51	0.992	0.501	1.058	73.51%	3.27%
8	5C	60	88	15	88	1.467	0.6368	0.00816	0.946	7/3/2009 6:45	7/3/2009 12:51	0.993	0.501	1.058	82.55%	3.16%
9	5D	60	94	12	94	1.567	0.6237	0.00816	1.248	7/3/2009 6:45	7/3/2009 12:51	0.993	0.501	1.058	76.65%	3.23%
10	12D	390	687	44	687	1.762	0.6320	0.00816	1.710	7/3/2009 6:45	7/3/2009 16:07	0.993	0.347	1.412	78.71%	3.20%
11	8A	60	54	7	54	0.900	0.6247	0.00816	0.788	7/3/2009 6:45	7/3/2009 12:51	0.994	0.501	1.058	81.93%	3.17%
12	9D	60	129	3	129	2.150	0.6433	0.00816	1.292	7/3/2009 6:45	7/3/2009 12:51	0.994	0.501	1.058	79.08%	3.20%
13	11B	60	82	19	82	1.367	0.6372	0.00816	0.674	7/3/2009 6:45	7/3/2009 12:47	0.995	0.505	1.058	78.38%	3.21%
14	12B	60	56	4	56	0.933	0.6352	0.00816	0.598	7/3/2009 6:45	7/3/2009 12:47	0.995	0.505	1.058	83.17%	3.15%
15	13B	390	614	33	614	1.574	0.6526	0.00816	1.180	7/3/2009 6:45	7/3/2009 16:07	0.995	0.347	1.412	87.00%	3.11%
16	13B	60	125	28	125	2.083	0.6526	0.00816	1.180	7/3/2009 6:45	7/3/2009 12:48	0.995	0.504	1.058	81.72%	3.17%
17	13D	390	566	47	566	1.451	0.6377	0.00816	1.010	7/3/2009 6:45	7/3/2009 16:07	0.995	0.346	1.412	75.08%	3.25%
18	2B	90	159	8	159	1.767	0.6167	0.00383	1.428	7/3/2009 6:45	7/3/2009 12:52	0.997	0.500	1.087	86.17%	3.19%
19	4C	90	141	10	141	1.567	0.6052	0.00426	1.260	7/3/2009 6:45	7/3/2009 12:52	0.998	0.500	1.087	76.85%	3.21%
20	12D	90	188	7	188	2.089	0.6320	0.00816	1.710	7/3/2009 6:45	7/3/2009 12:48	0.997	0.504	1.087	75.79%	3.22%
21	1C	30	134	3	134	4.467	0.6176	0.00344	0.716	7/3/2009 6:45	7/3/2009 13:59	0.997	0.441	1.029	72.57%	3.28%
22	1D	30	113	10	113	3.767	0.6043	0.00511	0.524	7/3/2009 6:45	7/3/2009 13:59	0.998	0.441	1.029	76.77%	3.21%



- Notes:  
 1 - Results are decay corrected to Sample Date/Time  
 2 - Reference date for Spike Activity (dpm/ml) is the batch Prep Date  
 3 - Spike Nominals are decay corrected to Sample Date/Time  
 \* - RPD changed to 0% due to activity below MDA for 1201871003.1

Results Pos.	Decision Level pCi/L	Critical Level pCi/L	Required MDA pCi/L	MDA pCi/L	Sample Conc. pCi/L	Sample Act. Error pCi/L	Net Count Rate CPM	Net Count Rate Error CPM	2 SIGMA Counting Uncertainty pCi/L	2 SIGMA Total Prop. Uncertainty pCi/L	Sample QC	Sample Type	RPD	RER	Nominal pCi/L	Recovery
1	1.6008	1.1302	3	2.3291	3.3520	0.2234	0.3747	0.0828	1.4521	1.6879		SAMPLE				
2	1.3931	0.9835	3	2.2084	1.8245	0.3905	0.3780	0.1471	1.3918	1.4683		SAMPLE				
3	1.2241	0.8643	3	1.9707	2.1963	0.3082	0.4533	0.1390	1.3197	1.4347		SAMPLE				
4	1.3926	0.9832	3	2.1982	3.7559	0.2166	0.8100	0.1735	1.5771	1.8479		SAMPLE				
5	1.9061	1.3457	3	2.9809	3.1644	0.3138	0.5467	0.1705	1.9349	2.0992		SAMPLE				
6	1.1583	0.8177	3	1.8938	1.3983	0.4348	0.2707	0.1173	1.1882	1.2414		SAMPLE				
7	1.6917	1.1944	3	2.6480	1.9016	0.4386	0.3667	0.1603	1.6299	1.7017		SAMPLE				
8	1.4102	0.9956	3	2.2189	2.3713	0.3134	0.5207	0.1623	1.4487	1.5713		SAMPLE				
9	1.7798	1.2566	3	2.7634	1.5948	0.5318	0.3187	0.1691	1.6591	1.7089		SAMPLE				
10	1.9119	1.3498	3	2.7711	0.4787	1.7289	0.0515	0.0891	1.6218	1.6265		SAMPLE				
11	1.3201	0.9320	3	2.0975	0.5232	1.1500	0.1120	0.1287	1.1788	1.1864		SAMPLE				
12	1.7010	1.2009	3	2.6369	4.0334	0.2308	0.8580	0.1960	1.8060	2.0819		SAMPLE				
13	1.2408	0.8760	3	1.9894	3.2885	0.2267	0.6927	0.1553	1.4454	1.6741		SAMPLE				
14	1.1047	0.7799	3	1.7843	1.5048	0.3873	0.3353	0.1294	1.1384	1.2021		SAMPLE				
15	1.3889	0.9805	3	2.0236	3.2031	0.2053	0.3944	0.0800	1.2733	1.5152		SAMPLE				
16	1.5403	1.0875	3	2.3976	4.0237	0.2157	0.9033	0.1926	1.6812	1.9730		SAMPLE				
17	1.5240	1.0760	3	2.2260	4.2512	0.1749	0.4413	0.0758	1.4307	1.8003		SAMPLE				
18	1.4727	1.0398	3	2.2335	1.5644	0.4439	0.3387	0.1500	1.3577	1.4157		SAMPLE				
19	1.5779	1.1140	3	2.4037	1.6158	0.4615	0.3067	0.1412	1.4578	1.5156		MB				
20	1.7737	1.2523	3	2.6740	1.9263	0.4320	0.3789	0.1632	1.6261	1.6998	230340020.1	DUP	0.0%		54.9174	107.1%
21	5.8127	4.1038	3	9.7760	58.8273	0.1085	3.7507	0.3877	11.9189	19.2436	230340020.1	MS			20.5562	89.5%
22	1.7984	1.2697	3	3.1067	18.3943	0.1145	3.2427	0.3558	3.9560	6.1583		LCS				

SampleID	Instr	Time (min.)	Alpha Counts	Beta Counts	Count Start Time	Count End Time	Machine
230340001	9D	390	32	650	7/3/2009 16:10	7/3/2009 22:40	Protean
230340002	3C	60	7	72	7/3/2009 12:50	7/3/2009 13:50	Protean
230340003	3D	60	11	65	7/3/2009 12:50	7/3/2009 13:50	Protean
230340004	4A	60	8	102	7/3/2009 12:50	7/3/2009 13:50	Protean
230340006	4D	60	16	97	7/3/2009 12:51	7/3/2009 13:51	Protean
230340007	5A	60	8	46	7/3/2009 12:51	7/3/2009 13:51	Protean
230340008	5B	60	9	85	7/3/2009 12:51	7/3/2009 13:51	Protean
230340009	5C	60	15	88	7/3/2009 12:51	7/3/2009 13:51	Protean
230340011	5D	60	12	94	7/3/2009 12:51	7/3/2009 13:51	Protean
230340012	12D	390	44	687	7/3/2009 16:07	7/3/2009 22:37	Protean
230340013	8A	60	7	54	7/3/2009 12:51	7/3/2009 13:51	Protean
230340014	9D	60	3	129	7/3/2009 12:51	7/3/2009 13:51	Protean
230340015	11B	60	19	82	7/3/2009 12:47	7/3/2009 13:47	Protean
230340016	12B	60	4	56	7/3/2009 12:47	7/3/2009 13:47	Protean
230340017	13B	390	33	614	7/3/2009 16:07	7/3/2009 22:37	Protean
230340018	13B	60	28	125	7/3/2009 12:48	7/3/2009 13:48	Protean
230340019	13D	390	47	566	7/3/2009 16:07	7/3/2009 22:37	Protean
230340020	2B	90	8	159	7/3/2009 12:52	7/3/2009 14:22	Protean
1201871002	4C	90	10	141	7/3/2009 12:52	7/3/2009 14:22	Protean
1201871003	12D	90	7	188	7/3/2009 12:48	7/3/2009 14:18	Protean
1201871004	1C	30	3	134	7/3/2009 13:59	7/3/2009 14:29	Protean
1201871005	1D	30	10	113	7/3/2009 13:59	7/3/2009 14:29	Protean

ASSAY 30-Jun-09 11:52:03

Protocol id 9 228\_REC2  
Time limit 180  
Count limit 50000  
Isotope Ba-133  
Protocol date 9-Apr-07 10:02:22  
Run id. 35

POS	RACK	BATCH	TIME	COUNTS	CPM	ERROR	% RECOVERY	COUNT TIME
1	90	1	180	818	242.4	4		11:52:06
2	90	2	180	682	197.1	4.51	81.31	11:55:18
<del>3</del>	<del>90</del>	<del>3</del>	<del>180</del>	<del>579</del>	<del>162.6</del>	<del>5.05</del>	<del>67.08 - 2</del>	<del>11:58:29</del>
4	90	4	180	692	200.4	4.46	82.67	12:01:40
<del>5</del>	<del>90</del>	<del>5</del>	<del>180</del>	<del>587</del>	<del>165.2</del>	<del>5</del>	<del>68.15 - 4</del>	<del>12:04:52</del>
<del>6</del>	<del>92</del>	<del>6</del>	<del>180</del>	<del>543</del>	<del>150.7</del>	<del>5.28</del>	<del>62.17 - 5</del>	<del>12:08:16</del>
7	92	7	180	631	179.8	4.76	74.17	12:11:28
8	92	8	180	626	178.2	4.78	73.51	12:14:39
9	92	9	180	692	200.1	4.47	82.55	12:17:51
10	92	10	180	649	185.8	4.66	76.65	12:21:02
11	33	11	180	664	190.8	4.59	78.71	12:24:26
12	33	12	180	687	198.6	4.49	81.93	12:27:38
13	33	13	180	666	191.7	4.58	79.08	12:30:49
14	33	14	180	661	190	4.6	78.38	12:34:01
15	33	15	180	696	201.6	4.45	83.17	12:37:12
16	60	16	180	724	210.9	4.33	87.00	12:40:37
17	60	17	180	686	198.1	4.49	81.72	12:43:48
18	60	18	180	637	182	4.72	75.08	12:46:59
<del>19</del>	<del>60</del>	<del>19</del>	<del>180</del>	<del>532</del>	<del>146.9</del>	<del>5.37</del>	<del>60.60 - 18</del>	<del>12:50:11</del>
<del>20</del>	<del>60</del>	<del>20</del>	<del>180</del>	<del>571</del>	<del>160.1</del>	<del>5.1</del>	<del>66.05 - 19</del>	<del>12:53:22</del>
<del>21</del>	<del>66</del>	<del>21</del>	<del>180</del>	<del>595</del>	<del>167.8</del>	<del>4.95</del>	<del>69.22 - 20</del>	<del>12:56:47</del>
22	66	22	180	619	175.9	4.82	72.57	12:59:58
23	66	23	180	593	167.1	4.97	68.94 - 22	13:03:10

\*NL  
7/1/09

END OF ASSAY

ASSAY 1-Jul-09 16:16:39

Protocol id 8 228\_REC  
Time limit 180  
Count limit 50000  
Isotope Ba-133  
Protocol date 9-Apr-07 10:03:07  
Run id. 58

POS	RACK	BATCH	TIME	COUNTS	CPM	ERROR	% RECOVERY	COUNT	TIME
1	98	1	180	825	244.5	3.98			16:16:41
2	98	2	180	683	197.3	4.5	80.70	2	16:19:53
3	98	3	180	703	203.9	4.42	83.39	4	16:23:04
4	98	4	180	610	172.8	4.87	70.67	5	16:26:15
<del>5</del>	<del>98</del>	<del>5</del>	<del>180</del>	<del>595</del>	<del>168</del>	<del>4.95</del>	<del>68.71</del>	<del>18</del>	<del>16:29:27</del>
6	51	6	180	655	187.9	4.63	76.85	19	16:32:52
7	51	7	180	647	185.3	4.67	75.79	20	16:36:03
8	51	8	180	654	187.7	4.64	76.77	22	16:39:14

11/7/09

END OF ASSAY

ASSAY 2-Jul-09 7:01:47

Protocol id 9 228\_REC2  
Time limit 180  
Count limit 50000  
Isotope Ba-133  
Protocol date 9-Apr-07 10:02:22  
Run id. 41

POS	RACK	BATCH	TIME	COUNTS	CPM	ERROR	% RECOVERY	COUNT TIME
1	87	1	180	788	232.1	4.1		07:01:54
2	87	2	180	691	200	4.47	86.17 %	07:05:06

END OF ASSAY

# RADIUM 226

### Radiochemistry Batch Checklist, Rev 9

Batch# 880590 Product: Radium 226 Date: 7-14-09

Criteria:	Yes	No	Comments
Sample Solids are less than or equal to 100 mg for GAB.			NA
Samples have been blank corrected (if required)			NA
If activity less 10* MDA/ MDC, error is 150% or less of sample activity. If greater 10* MDA/ MDC, error is 40% or less. If below the MDA/ MDC, error is okay.	✓		
Instrument source check is within limits.	✓		
Instrument bkg check is within limits.	✓		
Method RDL/ LLD has been met.			
If duplicate activities are less 5* MDA/ MDC, then RPD is 100% or less. If greater 5* MDA/ MDC, then RPD 20% or less. If below the MDA/ MDC, the RPD is 0%.	✓		
Or meets the client's required RER acceptance criteria.			
Tracer yield is 15-125% . Carrier yield 25-125%.	✓		
Or meets the client's contract acceptance criteria.			
Method blank is less than the RDL/ LLD. (If rad samples, < 5% of lowest activity)	✓		
Sample was run within hold time.	✓		
Sample was correctly preserved if required.			NA
Smears Taken for Radioactive batches.			NA
Method Spike and LCS are within 75-125% or meets the client's contract acceptance criteria.	✓		
No blank spaces on data forms.	✓		
All line outs initialed and dated.	✓		
No transcription errors are apparent.			
Aux data is correct.			NA
Client Special requirements page has been checked.	✓		
Raw Data and/ or spectrum are included and properly stasured.	✓		
QC data entered into QC database and batch is in REVW	✓		
Hit notification complete (if necessary)			NA
Batch entered into Case Narrative.	✓		
Batch non-conformances completed, if applicable.			NCR 21 71165
Batch non-conformances second reviewed and disposition verified to be completed.	✓		GEL 71165
Aliquot Correction completed if required.			NA
Review sample historical results if available (If REMF, results above MDC have been verified by historical results, recount or re-analysis.)	✓		

GEL Laboratories, LLC

revised 8/1/08

Primary Review Performed By: 

KERR 7-22-09

Secondary Review Performed By: 

# Radium-226 Que Sheet

06/26/2009

General Engineering Laboratories, Radiochemistry Division

Batch #: 880590

Analyst: KSD1

Internal Due Date: 07/11/2009

Spike Isotope: Radium-226

Expiration Date: 7/23/09

Nom Conc: 170.8353

LCS Isotope: Radium-226

Expiration Date: 7/23/09

Nom Conc: 24.6666

Prep Date: 7/14/09

Pipet ID: 146306

Initials: HD

Witness: DL-7909

Sample Count Time: 30 (Min)

Bkg Count Time: 30 (Min)

Sample I	Client Description	Type	Hazard Code	Matrix	Min CRDL	Client	Vol (mL)	End Init Degas Date/Tin	End LN De-em Date/Time	Start Count Date/Time	Cell #	Det #	Bkg counts	Total Counts
230340001-1	MC-3B-FIH	SAMPLE		WATER	1 pCi/L	KERR003	500	7/14/09 1600	7/13/09 1100	7/13/09 1530	505	5	7	2
230340002-1	MC-3B	SAMPLE		WATER	1 pCi/L	KERR003	500	7/14/09 1600	7/13/09 1100	7/13/09 1530	705	7	1	8
230340003-1	EB052709	SAMPLE		WATER	1 pCi/L	KERR003	500	7/14/09 1600	7/13/09 1100	7/13/09 1605	106	1	8	19
230340004-1	M-127B	SAMPLE		WATER	1 pCi/L	KERR003	500	7/14/09 1600	7/13/09 1100	7/13/09 1605	204	2	8	27
230340006-1	M-127B Filtered	SAMPLE		WATER	1 pCi/L	KERR003	500	7/14/09 1600	7/13/09 1100	7/13/09 1605	301	3	7	27
230340007-1	FB060409	SAMPLE		WATER	1 pCi/L	KERR003	500	7/14/09 1600	7/13/09 1100	7/13/09 1605	410	4	7	10
230340008-1	H-28AB	SAMPLE		WATER	1 pCi/L	KERR003	500	7/14/09 1600	7/13/09 1100	7/13/09 1605	507	5	4	10
230340009-1	AA-BW-02B	SAMPLE		WATER	1 pCi/L	KERR003	500	7/14/09 1600	7/13/09 1100	7/13/09 1605	710	7	3	30
230340011-1	M-142B	SAMPLE		WATER	1 pCi/L	KERR003	500	7/14/09 1600	7/13/09 1100	7/13/09 1605	107	1	8	22
230340012-1	M-142B DISS	SAMPLE		WATER	1 pCi/L	KERR003	500	7/14/09 1600	7/13/09 1100	7/13/09 1605	210	2	3	35
230340013-1	M-130B	SAMPLE		WATER	1 pCi/L	KERR003	500	7/14/09 1600	7/13/09 1100	7/13/09 1605	303	3	8	21
230340014-1	M-130BDISS	SAMPLE		WATER	1 pCi/L	KERR003	500	7/14/09 1600	7/13/09 1100	7/13/09 1605	409	4	3	28
230340015-1	M-29B	SAMPLE		WATER	1 pCi/L	KERR003	500	7/14/09 1600	7/13/09 1100	7/13/09 1605	504	5	6	47
230340016-1	M-78B	SAMPLE		WATER	1 pCi/L	KERR003	500	7/14/09 1600	7/13/09 1100	7/13/09 1605	701	7	4	20
230340017-1	M-128B	SAMPLE		WATER	1 pCi/L	KERR003	500	7/14/09 1600	7/13/09 1100	7/13/09 1605	104	1	4	23
230340018-1	M-128BDISS	SAMPLE		WATER	1 pCi/L	KERR003	500	7/14/09 1600	7/13/09 1100	7/13/09 1605	203	2	7	19
230340019-1	H-38B	SAMPLE		WATER	1 pCi/L	KERR003	500	7/14/09 1600	7/13/09 1100	7/13/09 1605	307	3	8	39
230340020-1	M-125B	SAMPLE		WATER	1 pCi/L	KERR003	500	7/14/09 1600	7/13/09 1100	7/13/09 1605	410	4	8	29
1201869813-1	MB for batch 880590	MB		WATER	1 pCi/L	QC ACCOUNT	500	7/14/09 1600	7/13/09 1100	7/13/09 1605	512	5	4	7
1201869814-1	M-125B(230340020DUP)	DUP		WATER	1 pCi/L	QC ACCOUNT	500	7/14/09 1600	7/13/09 1100	7/13/09 1605	703	7	3	30
1201869815-1	M-125B(230340020MS)	MS		WATER	1 pCi/L	QC ACCOUNT	500	7/14/09 1600	7/13/09 1100	7/13/09 1605	100	1	8	685
1201869816-1	LCS for batch 880590	LCS		WATER	1 pCi/L	QC ACCOUNT	500	7/14/09 1600	7/13/09 1100	7/13/09 1605	207	2	3	696

dailies 7-14-09

Data Reviewed By:  7-14-09

Comments: Instrument ID's: LUCAS1:90988, LUCAS2:136917, LUCAS3:90989, LUCAS4:102753, LUC5:132286, LUC6:170055



# Radium-226 Liquid

Filename : RA226.XLS  
 File type : Excel  
 Version # : 1.2.4

Pipet, 0.1 ml Stdev : +/- 0.000701 ml  
 Pipet, 0.5 ml Stdev : +/- 0.002564 ml  
 Pipet, 1 ml Stdev : +/- 0.005480 ml

Spike S/N : 0638-H  
 Spike Exp Date : 7/23/2009  
 Spike Activity (dpm/ml): 268.25  
 Spike Volume Added: 0.10

Batch : 880590  
 Analyst : KSD1  
 Prep Date : 7/9/2009  
 Ra-226 Abundance : 1  
 Ra-226 Method Uncertainty : 0.0918

Procedure Code : LUC26RAL  
 Parmname : Radium-226  
 Required MDA : 1 pCi/L  
 Half-life of Ra-226 : 1600 years  
 Half-life of Rn-222: 3.823 days  
 Batch counted on : LUCAS CELL DETECTOR  
 BKG Count time : 30 min

LCS S/N : 0638-H  
 LCS Exp Date : 7/23/2009  
 LCS Activity (dpm/ml): 268.25  
 LCS Volume Added: 0.10

Pos.	Sample Characteristics		Sample Aliquot StDev. L	Sample Date/Time	Counting			Weekly Background			Detector Efficiency (cpm/dpm)	
	Sample ID	Sample Aliquot L			Cell Number	Time (min.)	Gross Counts	CPM	Counts	CPM		Count Time (min.)
1	230340001.1	0.5000	2.0256E-05	5/21/2009 12:35	505	30	2	0.067	7	0.233	30	2.3310
2	230340002.1	0.5000	2.0256E-05	5/27/2009 17:00	705	30	8	0.267	1	0.033	30	2.1600
3	230340003.1	0.5000	2.0256E-05	5/27/2009 14:00	108	30	17	0.633	8	0.267	30	1.8400
4	230340004.1	0.5000	2.0256E-05	5/28/2009 16:30	204	30	29	0.900	8	0.267	30	2.1930
5	230340006.1	0.5000	2.0256E-05	5/28/2009 16:30	301	30	27	0.900	7	0.233	30	2.0210
6	230340007.1	0.5000	2.0256E-05	6/4/2009 12:15	410	30	10	0.333	7	0.233	30	1.8860
7	230340008.1	0.5000	2.0256E-05	6/9/2009 10:45	507	30	10	0.333	4	0.133	30	1.7010
8	230340009.1	0.5000	2.0256E-05	6/10/2009 12:00	710	30	30	1.000	3	0.100	30	2.0420
9	230340011.1	0.5000	2.0256E-05	6/12/2009 9:45	107	30	22	0.733	8	0.267	30	1.7730
10	230340012.1	0.5000	2.0256E-05	6/12/2009 9:45	210	30	35	1.167	3	0.100	30	2.2530
11	230340013.1	0.5000	2.0256E-05	6/15/2009 10:45	303	30	21	0.700	8	0.267	30	2.1360
12	230340014.1	0.5000	2.0256E-05	6/15/2009 10:45	409	30	28	0.933	3	0.100	30	2.0360
13	230340015.1	0.5000	2.0256E-05	6/16/2009 9:00	504	30	47	1.567	6	0.200	30	1.6150
14	230340016.1	0.5000	2.0256E-05	6/17/2009 8:58	701	30	20	0.667	4	0.133	30	1.8150
15	230340017.1	0.5000	2.0256E-05	6/18/2009 8:40	104	30	23	0.767	4	0.133	30	1.9730
16	230340018.1	0.5000	2.0256E-05	6/18/2009 8:40	203	30	19	0.633	7	0.233	30	2.2540
17	230340019.1	0.5000	2.0256E-05	6/18/2009 12:40	307	30	39	1.300	6	0.200	30	1.9310
18	230340020.1	0.5000	2.0256E-05	6/23/2009 10:14	412	30	29	0.967	8	0.267	30	1.9670
19	1201869813.1	0.5000	2.0256E-05	7/9/2009 0:00	512	30	9	0.300	4	0.133	30	1.9560
20	1201869814.1	0.5000	2.0256E-05	6/23/2009 10:14	703	30	30	1.000	3	0.100	30	2.0830
21	1201869815.1	0.1000	1.1370E-05	6/23/2009 10:14	106	30	685	22.833	8	0.267	30	1.4860
22	1201869816.1	0.5000	2.0256E-05	7/9/2009 0:00	207	30	696	23.200	3	0.100	30	2.1460

Detector Efficiency Error (cpm/dpm)	Cell Calibration Date	Cell Calibration Due Date	De-Gas Date/Time	Rn-222 Ingrow		Count Start Date/Time	Rn-222 Corrections		Ra-226 Decay
				End Date/Time	De-Gas to Ingrow		Ingrow to Count	During Count	
0.14377	3/25/2009	3/25/2010	7/9/2009 16:00	7/13/2009 11:00	7/13/2009 15:30	0.497	0.967	1.002	1.000
0.08547	11/21/2009	11/21/2009	7/9/2009 16:00	7/13/2009 11:00	7/13/2009 15:30	0.497	0.967	1.002	1.000
0.09580	8/29/2009	8/29/2009	7/9/2009 16:00	7/13/2009 11:30	7/13/2009 16:05	0.499	0.966	1.002	1.000
0.07722	12/19/2008	12/19/2009	7/9/2009 16:00	7/13/2009 11:30	7/13/2009 16:05	0.499	0.966	1.002	1.000
0.06082	2/4/2009	2/4/2010	7/9/2009 16:00	7/13/2009 11:30	7/13/2009 16:05	0.499	0.966	1.002	1.000
0.12371	3/2/2009	3/2/2010	7/9/2009 16:00	7/13/2009 11:30	7/13/2009 16:05	0.499	0.966	1.002	1.000
0.14377	3/25/2009	3/25/2010	7/9/2009 16:00	7/13/2009 11:30	7/13/2009 16:05	0.499	0.966	1.002	1.000
0.08547	11/21/2008	11/21/2009	7/9/2009 16:00	7/13/2009 11:30	7/13/2009 16:05	0.499	0.966	1.002	1.000
0.09580	8/29/2008	8/29/2009	7/9/2009 16:00	7/13/2009 13:00	7/13/2009 16:55	0.505	0.971	1.002	1.000
0.07722	12/19/2008	12/19/2009	7/9/2009 16:00	7/13/2009 13:00	7/13/2009 16:55	0.505	0.971	1.002	1.000
0.06082	2/4/2009	2/4/2010	7/9/2009 16:00	7/13/2009 13:00	7/13/2009 16:55	0.505	0.971	1.002	1.000
0.12371	3/2/2009	3/2/2010	7/9/2009 16:00	7/13/2009 13:00	7/13/2009 16:55	0.505	0.971	1.002	1.000
0.14377	3/25/2009	3/25/2010	7/9/2009 16:00	7/13/2009 13:00	7/13/2009 16:55	0.505	0.971	1.002	1.000
0.08547	11/21/2008	11/21/2009	7/9/2009 16:00	7/13/2009 13:00	7/13/2009 16:55	0.505	0.971	1.002	1.000
0.09580	8/29/2008	8/29/2009	7/9/2009 16:00	7/13/2009 13:30	7/13/2009 17:25	0.507	0.971	1.002	1.000
0.07722	12/19/2008	12/19/2009	7/9/2009 16:00	7/13/2009 13:30	7/13/2009 17:25	0.507	0.971	1.002	1.000
0.06082	2/4/2009	2/4/2010	7/9/2009 16:00	7/13/2009 13:30	7/13/2009 17:25	0.507	0.971	1.002	1.000
0.12371	3/2/2009	3/2/2010	7/9/2009 16:00	7/13/2009 13:30	7/13/2009 17:25	0.507	0.971	1.002	1.000
0.14377	3/25/2009	3/25/2010	7/9/2009 16:00	7/13/2009 13:30	7/13/2009 17:25	0.507	0.971	1.002	1.000
0.08547	11/21/2008	11/21/2009	7/9/2009 16:00	7/13/2009 13:30	7/13/2009 17:25	0.507	0.971	1.002	1.000
0.09580	8/29/2008	8/29/2009	7/9/2009 16:00	7/13/2009 14:00	7/13/2009 17:55	0.508	0.971	1.002	1.000
0.07722	12/19/2008	12/19/2009	7/9/2009 16:00	7/13/2009 14:00	7/13/2009 17:55	0.508	0.971	1.002	1.000

- Notes:  
 1 - Results are decay corrected to Sample Date/Time  
 2 - Reference date for Spike Activity (dpm/ml) is the batch Prep Date  
 3 - Spike Nominals are decay corrected to Sample Date/Time

Pos.	Decision Level pCi/L	Critical Level pCi/L	Required MDA pCi/L	MDA pCi/L	Sample Act. Conc. pCi/L	Sample Act. Error pCi/L	Net Count Rate CPM	Net Count Rate Error CPM	2 SIGMA		Sample QC	Sample Type	RPD	RER	Nominal pCi/L	Recovery
									Counting Uncertainty pCi/L	Total Prop. Uncertainty pCi/L						
1	0.2533	0.1647	1	0.4097	-0.1338	0.6170	-0.1667	0.1000	0.1574	0.1576		SAMPLE				
2	0.0952	0.0672	1	0.2210	0.2022	0.4370	0.2333	0.1000	0.1698	0.1769		SAMPLE				
3	0.3150	0.2224	1	0.5461	0.3717	0.4820	0.3667	0.1732	0.3442	0.3575		SAMPLE				
4	0.2643	0.1866	1	0.4582	0.5387	0.3208	0.6333	0.1972	0.3288	0.3523		SAMPLE				
5	0.2682	0.1894	1	0.4710	0.6153	0.2978	0.6667	0.1944	0.3516	0.3759		SAMPLE				
6	0.2874	0.2029	1	0.5048	0.0989	1.3799	0.1000	0.1374	0.2664	0.2681		SAMPLE				
7	0.2409	0.1701	1	0.4498	0.2193	0.6400	0.2000	0.1247	0.2681	0.2779		SAMPLE				
8	0.1798	0.1227	1	0.3367	0.8222	0.2293	0.9000	0.1915	0.3428	0.3980		SAMPLE				
9	0.3216	0.2270	1	0.5576	0.4831	0.4028	0.4667	0.1826	0.3704	0.3911		SAMPLE				
10	0.1550	0.1094	1	0.3003	0.8689	0.2075	1.0667	0.2055	0.3281	0.3865		SAMPLE				
11	0.2669	0.1885	1	0.4628	0.3723	0.4187	0.4333	0.1795	0.3023	0.3128		SAMPLE				
12	0.1715	0.1211	1	0.3323	0.7512	0.2548	0.8333	0.1856	0.3279	0.3987		SAMPLE				
13	0.3057	0.2159	1	0.5453	1.5530	0.2285	1.3667	0.2427	0.5405	0.7495		SAMPLE				
14	0.2221	0.1568	1	0.4148	0.5393	0.3179	0.5333	0.1633	0.3236	0.3497		SAMPLE				
15	0.2036	0.1437	1	0.3801	0.5869	0.2898	0.6333	0.1732	0.3146	0.3497		SAMPLE				
16	0.2357	0.1664	1	0.4140	0.3245	0.4319	0.4000	0.1700	0.2702	0.2808		SAMPLE				
17	0.2548	0.1799	1	0.4544	1.0416	0.2122	1.1000	0.2236	0.4150	0.4720		SAMPLE				
18	0.2888	0.2039	1	0.5007	0.6507	0.3150	0.7000	0.2028	0.3694	0.4184		SAMPLE				
19	0.2053	0.1450	1	0.3834	0.1558	0.7353	0.1667	0.1202	0.2202	0.2263		SAMPLE				
20	0.1670	0.1179	1	0.3236	0.7900	0.2293	0.9000	0.1915	0.3234	0.3824		MB				
21	1.9043	1.3445	1	3.3019	138.3286	0.1034	22.5667	0.8775	10.5426	37.4861	230340020.1	DUP	19.3%		120.8353	113.9%
22	0.1615	0.1140	1	0.3129	19.6095	0.0861	23.1000	0.8813	1.4663	4.8382	230340020.1	MS			24.1666	81.1%
												LCS				

# METHOD CALIBRATION DATA

# ALPHA SPECTROSCOPY

## Alpha Spectroscopy Calibration Sources

The following is a summary of the procedure performed for preparing mixed alpha calibration standards:

A calibration stock solution was prepared by combining the following in a volumetric flask and diluting to 50 ml (51.4561 grams). These individual standards were first verified by direct precipitation of small aliquots of each standard (as described in Attachment I).

Isotope	Serial #	amount used (g)	dpm (note 1)
Gd-148	64445-278	0.2471	212.159287
Np-237	4341	1.8075	204.438594
Cm-244	4320A	7.2704	240.144737

Note 1: Dpm values are decay corrected to 2/7/2003.

Forty one weighted aliquots were then directly precipitated using Neodymium Flouride /HF system. The sources were then mounted on 0.1Poly-propylene filters and taped securely to 1 inch stainless steel planchettes for counting in an Alpha Spectroscopy system. The liquid fraction that passes through the filter is collected, traced with Am-241 and prepared for counting using the identical procedure. These samples are counted to ensure there is no more than 1% loss in the filtering processes. All sources pass this requirement. The DPM information for each source is listed in attachment II.

Certificate files were then created on the Alpha system used for acquisition and processing of data. Each source is assigned a name (AESS-001 through AESS-041). The information for the source activities is entered into the certificate files appropriate for the detector being used.

For example: If source AESS-001 is used for calibrating detector 25, the source data is entered into the certificate file name [env\_alpha.cer]U025.cer.

The computer software uses these certificate files to calculate an energy calibration and determine the efficiency of the detector after counting the source.

*Ante Hill*  
4/1/03

2002 Alpha Eff Source Stock Verification

Curium-244

Isotope	Value pCi/g
SSTOCK2002A2_AM	106.000
SSTOCK2002B2_AM	106.000
SSTOCK2002C2_AM	106.000

Mean Value (Counting) = 106.000 98.04%  
 Stdev = 0 pCi/g

Target = 108.1230  
 Lower Limit = 106  
 Upper Limit = 106  
 Rule 1 Pass/Fail Pass  
 Two sigma = 0  
 10 % of Mean = 10.6  
 Rule 2 (Pass/Fail) Pass

*PASS*  
 ① Fair 3.5/10

Neptunium-237

Isotope	Value pCi/g
SSTOCK2002A2_AM	90.100
SSTOCK2002B2_AM	87.200
SSTOCK2002C2_AM	93.500

Mean Value (Counting) = 90.267 98.02%  
 Stdev = 3.153305144 pCi/g

Target = 92.0900  
 Lower Limit = 83.96005638  
 Upper Limit = 96.57327696  
 Rule 1 Pass/Fail Pass  
 Two sigma = 6.306610289  
 10 % of Mean = 9.026666667  
 Rule 2 (Pass/Fail) Pass

Gadolinium-148

Isotope	Value pCi/g
SSTOCK2002A2_AM	95.080
SSTOCK2002B2_AM	93.750
SSTOCK2002C2_AM	96.560

Mean Value (Counting) = 95.463 99.81%  
 Stdev = 1.503074627 pCi/g

Target = 95.6460  
 Lower Limit = 92.45718408  
 Upper Limit = 98.46948259  
 Rule 1 Pass/Fail Pass  
 Two sigma = 3.006148253  
 10 % of Mean = 9.546333333  
 Rule 2 (Pass/Fail) Pass

The analyst prepared three standard verification sources for the mixed alpha stock standard using 0.1030 g for source #1, 0.1035 g for source #2 and 0.1028 g for source #3. Each standard was combined with 1.0 mL of Am-243 standard 0454-A and 0.1 mL of Nd carrier in a disposable centrifuge tube. Four mL of 2 M HCl was added to each standard and then diluted with 4 mL of DI water. 5 mL of ascorbic acid was added to each sample then one mL of 48% HF was added to precipitate Nd (and Curium) fluoride. After 30 minutes, each sample was filtered following routine procedures for alpha spectroscopy source preparation. Each source was counted using routine alpha spec procedures. pCi/L values for the Mixed Alpha Stock were calculated and compared to Am-243 certified values.

① The rule failed because the 3 results from 3 sources were the same. Therefore, the stdev was zero. The intent of this <sup>rule</sup> is to ensure an appropriate amount of counts are achieved for proper determinations. ~~Since~~ For each standard the # of counts achieved was

Just under 10000 which has a counting error of nearly 1%. Because the standard's bias is < 2% from the known value the standard is acceptable.

*Robert J. ... 021203*

Attachment II

Mixed alpha isotope	Reference date = Source	Stock Dpm/g	Reference date	Half-life (years)	amount used for mixed	Dpm/g mixed	Decay corr dpm/g
Gd-148	64445-278 (0502)	44354.59289	9/5/2002	74.60	0.2471	212.9974853	212.159287
Np-237	Srm 4341 (0493)	5820	3/1/1992	2.14E+06	1.8075	204.4393182	204.438594
Cm-244	SRM 4320a (0490)	2223.6	2/1/1996	18.1	7.2704	314.1796879	240.144737
Source	Amount of standard used	dpm Gd-148	dpm Np-237	dpm Cm-244	dps Gd-148	dps Np-237	dps Cm-244
AESS-001	1.0362	219.839	211.839	248.838	3.664	3.531	4.147
AESS-002	1.0344	219.458	211.471	248.406	3.658	3.525	4.140
AESS-003	1.034	219.373	211.390	248.310	3.656	3.523	4.138
AESS-004	1.0331	219.182	211.206	248.094	3.653	3.520	4.135
AESS-005	1.0353	219.649	211.655	248.622	3.661	3.528	4.144
AESS-006	1.0331	219.182	211.206	248.094	3.653	3.520	4.135
AESS-007	1.0348	219.542	211.553	248.502	3.659	3.526	4.142
AESS-008	1.0363	219.861	211.860	248.862	3.664	3.531	4.148
AESS-009	1.0352	219.627	211.635	248.598	3.660	3.527	4.143
AESS-010	1.0346	219.500	211.512	248.454	3.658	3.525	4.141
AESS-011	1.0353	219.649	211.655	248.622	3.661	3.528	4.144
AESS-012	1.0367	219.946	211.941	248.958	3.666	3.532	4.149
AESS-013	1.0396	220.561	212.534	249.654	3.676	3.542	4.161
AESS-014	1.0368	219.967	211.962	248.982	3.666	3.533	4.150
AESS-015	1.0363	219.861	211.860	248.862	3.664	3.531	4.148
AESS-016	1.0353	219.649	211.655	248.622	3.661	3.528	4.144
AESS-017	1.0356	219.712	211.717	248.694	3.662	3.529	4.145
AESS-018	1.0359	219.776	211.778	248.766	3.663	3.530	4.146
AESS-019	1.0349	219.564	211.574	248.526	3.659	3.526	4.142
AESS-020	1.0361	219.818	211.819	248.814	3.664	3.530	4.147
AESS-021	1.0348	219.542	211.553	248.502	3.659	3.526	4.142
AESS-022	1.0353	219.649	211.655	248.622	3.661	3.528	4.144
AESS-023	1.0353	219.649	211.655	248.622	3.661	3.528	4.144
AESS-024	1.0343	219.436	211.451	248.382	3.657	3.524	4.140
AESS-025	1.0364	219.882	211.880	248.886	3.665	3.531	4.148
AESS-026	1.0336	219.288	211.308	248.214	3.655	3.522	4.137
AESS-027	1.0353	219.649	211.655	248.622	3.661	3.528	4.144
AESS-028	1.0366	219.924	211.921	248.934	3.665	3.532	4.149



Attachment II

AESS-029	1.0355	219.691	211.696	248.670	3.662	3.528	4.144
AESS-030	1.0349	219.564	211.574	248.526	3.659	3.526	4.142
AESS-031	1.0343	219.436	211.451	248.382	3.657	3.524	4.140
AESS-032	1.0326	219.076	211.103	247.973	3.651	3.518	4.133
AESS-033	1.0308	218.694	210.735	247.541	3.645	3.512	4.126
AESS-034	1.0314	218.821	210.858	247.685	3.647	3.514	4.128
AESS-035	1.0303	218.588	210.633	247.421	3.643	3.511	4.124
AESS-036	1.0343	219.436	211.451	248.382	3.657	3.524	4.140
AESS-037	1.0353	219.649	211.655	248.622	3.661	3.528	4.144
AESS-038	1.0373	220.073	212.064	249.102	3.668	3.534	4.152
AESS-039	1.0334	219.245	211.267	248.166	3.654	3.521	4.136
AESS-040	1.0346	219.500	211.512	248.454	3.658	3.525	4.141
AESS-041	1.0352	219.627	211.635	248.598	3.660	3.527	4.143



0490  
0491

# National Institute of Standards & Technology

## Certificate

### Standard Reference Material 4320A Curium-244 Radioactivity Standard

This Standard Reference Material (SRM) consists of radioactive curium-244 nitrate and nitric acid dissolved in 5 mL of distilled water. The solution is contained in a flame-sealed NIST borosilicate-glass ampoule. The SRM is intended for the calibration of alpha-particle counting instruments and for the monitoring of radiochemical procedures.

#### Radiological Hazard

The SRM ampoule contains curium-244 with a total activity of approximately 200 Bq. Curium-244 decays by alpha-particle emission to plutonium-240, which also decays by alpha-particle emission. None of the alpha particles escape from the SRM ampoule. During the decay process X-rays and gamma rays with energies from 40 keV to 1100 keV are also emitted. Most of these photons escape from the SRM ampoule but their intensities are so small that they do not represent a radiation hazard. Approximate unshielded dose rates at several distances (as of the reference time) are given in note [a]\*. The SRM should be used only by persons qualified to handle radioactive material.

#### Chemical Hazard

The SRM ampoule contains nitric acid ( $\text{HNO}_3$ ) with a concentration of 1 mole per liter of water. The solution is corrosive and represents a health hazard if it comes in contact with eyes or skin. If the ampoule is to be opened to transfer the solution, the recommended procedure is given on page 2. The ampoule should be opened only by persons qualified to handle both radioactive material and strong acid solution.

#### Storage and Handling

The SRM should be stored and used at a temperature between 5 and 65 °C. The solution in an unopened ampoule should remain stable and homogeneous until at least February 2006.

The ampoule (or any subsequent container) should always be clearly marked as containing radioactive material. If the ampoule is transported it should be packed, marked, labeled, and shipped in accordance with the applicable national, international, and carrier regulations. The solution in the ampoule is a dangerous good (hazardous material) both because of the radioactivity and because of the strong acid.

#### Preparation

This Standard Reference Material was prepared in the Physics Laboratory, Ionizing Radiation Division, Radioactivity Group, J.M.R. Hutchinson, Group Leader. The overall technical direction and physical measurements leading to certification were provided by L.L. Lucas of the Radioactivity Group.

The support aspects involved in the preparation, certification, and issuance of this SRM were coordinated through the Standard Reference Materials Program by N.M. Trahey.

Gaithersburg, Maryland 20899  
February 1996 (Text only revised November 1997)

Thomas E. Gills, Chief  
Standard Reference Materials Program

### Recommended Procedure for Opening the SRM Ampoule

- 1) If the SRM solution is to be diluted, it is recommended that the diluting solution have a composition comparable to that of the SRM solution.
- 2) Wear eye protection, gloves, and protective clothing and work over a tray with absorbent paper in it. Work in a fume hood. In addition to the radioactive material, the solution contains strong acid and is corrosive.
- 3) Shake the ampoule to wet all of the inside surface of the ampoule. Return the ampoule to the upright position.
- 4) Check that all of the liquid has drained out of the neck of the ampoule. If necessary, gently tap the neck to speed the process.
- 5) Holding the ampoule upright, score the narrowest part of the neck with a scribe or diamond pencil.
- 6) Lightly wet the scored line. This reduces the crack propagation velocity and makes for a cleaner break.
- 7) Hold the ampoule upright with a paper towel, a wiper, or a support jig. Position the scored line away from you. Using a paper towel or wiper to avoid contamination, snap off the top of the ampoule by pressing the narrowest part of the neck away from you while pulling the tip of the ampoule towards you.
- 8) Transfer the solution from the ampoule using a pycnometer or a pipet with dispenser handle.  
**NEVER PIPETTE BY MOUTH**
- 9) Seal any unused SRM solution in a flame-sealed glass ampoule, if possible, to minimize the evaporation loss.

See also reference [4]\*.

PROPERTIES OF SRM 4320A  
(Certified values are shown in bold type)

Source identification number	NIST SRM 4320A		
Physical Properties:			
Source description	Liquid in flame-sealed NIST borosilicate-glass ampoule		
Ampoule specifications	Body outside diameter	(16.5 ± 0.5) mm	
	Wall Thickness	(0.60 ± 0.04) mm	
	Barium content	Less than 2.5%	
	Lead-oxide content	Less than 0.02%	
	Other heavy elements	Trace quantities	
Solution density	(1.030 ± 0.002) g·mL <sup>-1</sup> at 22.8 °C [b]*		
Solution mass	Approximately 5.15 g		
Chemical Properties:			
Solution composition	Chemical Formula	Concentration (mol·L <sup>-1</sup> )	Mass Fraction (g·g <sup>-1</sup> )
	H <sub>2</sub> O	54	0.94
	HNO <sub>3</sub>	1.0	0.06
	HCl	<0.001	<4 × 10 <sup>-5</sup>
	<sup>244</sup> Cm +3	5 × 10 <sup>-11</sup>	1 × 10 <sup>-11</sup>
Radiological Properties:			
Radionuclide	Curium-244		
Reference time	1230 EST, 1 February 1996 [c]		
Massic activity of the solution [d]	37.06 Bq·g <sup>-1</sup> 24.12 Bq·g <sup>-1</sup>		
Relative expanded uncertainty (k=2)	0.68% [e] [f]		
Alpha-particle-emitting daughters	Plutonium-240: (0.22 ± 0.11) Bq·g <sup>-1</sup> [b] [c]		
Alpha-particle-emitting impurities	Curium-243: (0.005 ± 0.004) Bq·g <sup>-1</sup> [b] [g]		
Photon-emitting impurities	None detected [h]		
Half lives used in the decay corrections	Curium-244: (18.10 ± 0.02) a [i] Plutonium-240: (6563 ± 7) a [i]		
Calibration method	Two 4π liquid-scintillation counting systems		

37.06 x 2      2004

6

- [i] The stated uncertainty is the standard uncertainty. See reference [5].
- [j] Relative standard uncertainty of the input quantity  $x_i$ .
- [k] The relative change in the output quantity  $y$  divided by the relative change in the input quantity  $x_i$ . If  $|\partial y/\partial x_i| \cdot (x_i/y) = 1.0$ , then a 1% change in  $x_i$  results in a 1% change in  $y$ . If  $|\partial y/\partial x_i| \cdot (x_i/y) = 0.05$ , then a 1% change in  $x_i$  results in a 0.05% change in  $y$ .
- [m] Relative component of combined standard uncertainty of output quantity  $y$ , rounded to two significant figures or less. The relative component of combined standard uncertainty of  $y$  is given by  $u_i(y)/y = |\partial y/\partial x_i| \cdot u(x_i)/y = |\partial y/\partial x_i| \cdot (x_i/y) \cdot u(x_i)/x_i$ . The numerical values of  $u(x_i)/x_i$ ,  $|\partial y/\partial x_i| \cdot (x_i/y)$ , and  $u_i(y)/y$ , all dimensionless quantities, are listed in columns 3, 4, and 5, respectively. Thus, the value in column 5 is equal to the value in column 4 multiplied by the value in column 3. The input quantities are independent, or very nearly so. Hence the covariances are zero or negligible.
- [n] The relative standard uncertainty of  $\lambda \cdot t$  is determined by the relative standard uncertainty of  $\lambda$  (i.e., of the half life). The relative standard uncertainty of  $t$  is negligible.
- [p]  $|\partial y/\partial x_i| \cdot (x_i/y) = |\lambda \cdot t|$
- [q] The live time is determined by counting the pulses from a gated oscillator.
- [r] The standard uncertainty given is for the detected Cm-243 impurity.  $|\partial y/\partial x_i| \cdot (x_i/y) = \{(\text{response per Bq of impurity})/(\text{response per Bq of Cm-244})\} \cdot \{(\text{Bq of impurity})/(\text{Bq of Cm-244})\}$ .
- [s] The standard uncertainty for each undetected impurity that might reasonably be expected to be present is estimated to be equal to the estimated limit of detection for that impurity, i.e.  $u(x_i)/x_i = 100\%$ .  $|\partial y/\partial x_i| \cdot (x_i/y) = \{(\text{response per Bq of impurity})/(\text{response per Bq of Cm-244})\} \cdot \{(\text{Bq of impurity})/(\text{Bq of Cm-244})\}$ . Thus  $u_i(y)/y$  is the relative change in  $y$  if the impurity were present with a massic activity equal to the estimated limit of detection.

#### REFERENCES

- [1] International Organization for Standardization (ISO), *ISO Standards Handbook - Quantities and Units*, 1993. Available from the American National Standards Institute, 11 West 42nd Street, New York, NY 10036, U.S.A. 1-212-642-4900.
- [2] International Organization for Standardization (ISO), *Guide to the Expression of Uncertainty in Measurement*, 1993. Available from the American National Standards Institute, 11 West 42nd Street, New York, NY 10036, U.S.A. 1-212-642-4900. (Listed under ISO miscellaneous publications as "ISO Guide to the Expression 1993".)
- [3] B. N. Taylor and C. E. Kuyatt, *Guidelines for Evaluating and Expressing the Uncertainty of NIST Measurement Results*, NIST Technical Note 1297, 1994. Available from the Superintendent of Documents, U.S. Government Printing Office, Washington, DC 20407, U.S.A.
- [4] National Council on Radiation Protection and Measurements Report No. 58, *A Handbook of Radioactivity Measurements Procedures*, Second Edition, 1985. Available from the National Council on Radiation Protection and Measurements, 7910 Woodmont Avenue, Bethesda, MD 20814 U.S.A.
- [5] Evaluated Nuclear Structure Data File (ENSDF), February 1996.



# CERTIFICATE OF CALIBRATION

Standard Radionuclide Source

64445-278

Gd-148 5 mL Liquid in Flame Sealed Vial

This standard radionuclide source was prepared gravimetrically from a calibrated master liquid radionuclide solution source. The master source was calibrated by liquid scintillation counting.

ANALYTICS maintains traceability to the National Institute of Standards and Technology through Measurements Assurance Programs as described in USNRC Reg. Guide 4.15, Revision 1.

Radionuclide purity and calibration were checked using a germanium gamma spectrometer system. The nuclear decay rate and assay date for this source are given below.

ISOTOPE:	Gd-148
ACTIVITY (dps):	<u>3.759 E3</u>
HALF-LIFE:	<u>74.6 years</u>
CALIBRATION DATE:	September 5, 2002 12:00 EST
TOTAL UNCERTAINTY*:	2.7%
SYSTEMATIC:	1.9%
RANDOM:	0.8%

99% confidence level.

5.08493 grams 0.1M HCl solution.

P O NUMBER 3207RD, Item 1

SOURCE PREPARED BY:

M.D. Currie  
M.D. Currie, Radiochemist

Q A APPROVED:

100. [Signature] 9-6-02

25  
31  
30  
31  
31  
7

0493



# National Institute of Standards & Technology

## Certificate

### Standard Reference Material 4341 Radioactivity Standard

Radionuclide	Neptunium-237
Source identification	SRM 4341
Source description	Liquid in flame-sealed NIST borosilicate-glass ampoule <sup>(1)*</sup>
Solution mass	Approximately 5 grams
Solution composition	Neptunium-237 in 2 mol·L <sup>-1</sup> nitric acid
Reference time	March 1992
Radioactivity concentration	97.0 Bq·g <sup>-1</sup>
Overall uncertainty	1.28 percent <sup>(2)</sup>
Photon-emitting impurities	None detected <sup>(3)</sup>
Alpha-particle-emitting impurities	None detected <sup>(4)</sup>
Half life	(2.14 ± 0.11) × 10 <sup>6</sup> years <sup>(5)</sup>
Measuring instrument	NIST "0.8π" α defined-solid-angle counter with scintillation detector

This standard reference material was prepared in the Physics Laboratory, Ionizing Radiation Division, Radioactivity Group, J.M. Robin Hutchinson, Acting Group Leader.

Gaithersburg, MD  
January 1993

William P. Reed, Chief  
Standard Reference Materials Program

\*Notes on back

## NOTES

- (1) Approximately five milliliters of solution. Ampoule specifications:
- |                      |                        |
|----------------------|------------------------|
| body diameter        | $16.5 \pm 0.5$ mm      |
| wall thickness       | $0.60 \pm 0.04$ mm     |
| barium content       | less than 2.5 percent  |
| lead oxide content   | less than 0.02 percent |
| other heavy elements | trace quantities       |
- (2) The overall uncertainty was formed by taking three times the quadratic combination of the standard deviations of the mean, or approximations thereof, for the following:
- |  |              |
|--|--------------|
| a) alpha-particle-emission-rate measurements         | 0.34 percent |
| b) background  | 0.01 percent |
| c) livetime  | 0.10 percent |
| d) detection efficiency                              | 0.16 percent |
| e) count-rate-vs-energy extrapolation to zero energy | 0.10 percent |
| f) half life   | 0.00 percent |
| g) gravimetric measurements                          | 0.10 percent |
| h) alpha-emitting impurities                         | 0.10 percent |
- (3) The protactinium-233 daughter of neptunium-237 is approximately in equilibrium.  
The limit of detection for photon-emitting impurities is
- $0.19 \text{ } \gamma \cdot \text{s}^{-1} \cdot \text{g}^{-1}$  for energies between 30 and 307 keV and  
 $0.01 \text{ } \gamma \cdot \text{s}^{-1} \cdot \text{g}^{-1}$  for energies between 317 and 1750 keV,  
provided that the impurity photons are separated in energy by 5 keV or more  
from photons emitted in the decay of neptunium-237 and progeny.
- (4) The limit of detection for alpha-particle-emitting impurities is
- $0.10 \text{ } \alpha \cdot \text{s}^{-1} \cdot \text{g}^{-1}$  for energies between 1.0 and 4.3 MeV and  
 $0.05 \text{ } \alpha \cdot \text{s}^{-1} \cdot \text{g}^{-1}$  for energies between 4.9 and 10 MeV.
- (5) Evaluated Nuclear Structure Data File (ENSDF), February 1990.

For further information please contact Dr. J.M. Robin Hutchinson at NIST.  
Telephone: (301) 975-5532  
FAX: (301) 926-7416



## Subsection 1: Energy Calibration

The Energy Calibration energy=Cal\_Zero+(e1\*C)+(e2\*C^2)

where : Cal\_Zero = Energy Calibration Zero  
 e1 = Energy Calibration Slope  
 e2 = Energy Calibration Quadratic  
 C = Channel

Instrument : CHAMBER 001  
 Detector : 78788  
 Calibration Date/Time : 6-JUL-2009 14:30:47  
 Calibration Source Id : AESS-001

Cal. Isotopes	Source Id	Expiration Date	Standard Energy	Actual Energy
GD-148	6445-278	2/28/10	3183.000	3183.307
NP-237	4341	2/28/10	4768.800	4769.611
CM-244	4320A	2/28/10	5795.020	5795.576

Energy/Channel Equation : see above  
 Energy Calibration Zero : 2636.547  
 Energy Calibration Slope : 5.562682  
 Energy Calibration Quadratic : 4.2404264E-04  
 Energy Calibration Range : 8777.000

Instrument : CHAMBER 002  
 Detector : 78266  
 Calibration Date/Time : 6-JUL-2009 14:31:01  
 Calibration Source Id : AESS-002

Cal. Isotopes	Source Id	Expiration Date	Standard Energy	Actual Energy
GD-148	6445-278	2/28/10	3183.000	3183.381
NP-237	4341	2/28/10	4768.800	4769.059
CM-244	4320A	2/28/10	5795.020	5795.281

Energy/Channel Equation : see above  
 Energy Calibration Zero : 2457.268  
 Energy Calibration Slope : 5.068144  
 Energy Calibration Quadratic : 3.1073095E-04  
 Energy Calibration Range : 7973.000

Instrument : CHAMBER 003  
 Detector : 67617  
 Calibration Date/Time : 1-JUL-2009 14:34:18  
 Calibration Source Id : AESS-003

Cal. Isotopes	Source Id	Expiration Date	Standard Energy	Actual Energy
GD-148	6445-278	2/28/10	3183.000	3256.624
NP-237	4341	2/28/10	4768.800	4498.057
CM-244	4320A	2/28/10	5795.020	5643.440

Energy/Channel Equation : see above  
 Energy Calibration Zero : 2303.136  
 Energy Calibration Slope : 5.574179  
 Energy Calibration Quadratic : -3.1479710E-04  
 Energy Calibration Range : 7681.000

Instrument : CHAMBER 004  
 Detector : 64279  
 Calibration Date/Time : 6-JUL-2009 14:31:14  
 Calibration Source Id : AESS-004

Cal. Isotopes	Source Id	Expiration Date	Standard Energy	Actual Energy
GD-148	6445-278	2/28/10	3183.000	3182.700
NP-237	4341	2/28/10	4768.800	4768.502
CM-244	4320A	2/28/10	5795.020	5794.708

Energy/Channel Equation : see above  
 Energy Calibration Zero : 2548.030  
 Energy Calibration Slope : 5.181645  
 Energy Calibration Quadratic : 3.6983294E-04  
 Energy Calibration Range : 8242.000

Instrument : CHAMBER 005  
 Detector : 67612  
 Calibration Date/Time : 6-JUL-2009 14:31:33  
 Calibration Source Id : AESS-005

Cal. Isotopes	Source Id	Expiration Date	Standard Energy	Actual Energy
GD-148	6445-278	2/28/10	3183.000	3239.511
NP-237	4341	2/28/10	4768.800	4822.857
CM-244	4320A	2/28/10	5795.020	5760.225

Energy/Channel Equation : see above  
 Energy Calibration Zero : 2540.769  
 Energy Calibration Slope : 4.586285  
 Energy Calibration Quadratic : 1.2606301E-03  
 Energy Calibration Range : 8559.000

Instrument : CHAMBER 006  
 Detector : 67613  
 Calibration Date/Time : 6-JUL-2009 14:31:42  
 Calibration Source Id : AESS-006

Cal. Isotopes	Source Id	Expiration Date	Standard Energy	Actual Energy
GD-148	6445-278	2/28/10	3183.000	3183.980
NP-237	4341	2/28/10	4768.800	4771.889
CM-244	4320A	2/28/10	5795.020	5798.332

Energy/Channel Equation : see above  
 Energy Calibration Zero : 2362.189  
 Energy Calibration Slope : 4.968290  
 Energy Calibration Quadratic : 2.9507218E-04  
 Energy Calibration Range : 7759.000

Instrument : CHAMBER 007  
 Detector : 67607  
 Calibration Date/Time : 6-JUL-2009 14:31:52  
 Calibration Source Id : AESS-007

Cal. Isotopes	Source Id	Expiration Date	Standard Energy	Actual Energy
GD-148	6445-278	2/28/10	3183.000	3182.695
NP-237	4341	2/28/10	4768.800	4768.799
CM-244	4320A	2/28/10	5795.020	5795.021

Energy/Channel Equation : see above  
 Energy Calibration Zero : 2433.790  
 Energy Calibration Slope : 5.142394  
 Energy Calibration Quadratic : 3.0138035E-04  
 Energy Calibration Range : 8016.000

Instrument : CHAMBER 008  
 Detector : 78788  
 Calibration Date/Time : 6-JUL-2009 14:32:01  
 Calibration Source Id : AESS-008

Cal. Isotopes	Source Id	Expiration Date	Standard Energy	Actual Energy
GD-148	6445-278	2/28/10	3183.000	3183.000
NP-237	4341	2/28/10	4768.800	4768.588
CM-244	4320A	2/28/10	5795.020	5795.020

Energy/Channel Equation : see above  
 Energy Calibration Zero : 2373.661  
 Energy Calibration Slope : 4.981515  
 Energy Calibration Quadratic : 2.9968601E-04  
 Energy Calibration Range : 7789.000

Instrument : CHAMBER 009  
 Detector : 72528  
 Calibration Date/Time : 6-JUL-2009 14:32:10  
 Calibration Source Id : AESS-009

Cal. Isotopes	Source Id	Expiration Date	Standard Energy	Actual Energy
GD-148	6445-278	2/28/10	3183.000	3183.000
NP-237	4341	2/28/10	4768.800	4768.963
CM-244	4320A	2/28/10	5795.020	5795.020

Energy/Channel Equation : see above  
 Energy Calibration Zero : 2376.116  
 Energy Calibration Slope : 4.955449  
 Energy Calibration Quadratic : 3.2997411E-04  
 Energy Calibration Range : 7796.000

Instrument : CHAMBER 010  
 Detector : 72529  
 Calibration Date/Time : 6-JUL-2009 14:32:19  
 Calibration Source Id : AESS-010

Cal. Isotopes	Source Id	Expiration Date	Standard Energy	Actual Energy
GD-148	6445-278	2/28/10	3183.000	3183.261
NP-237	4341	2/28/10	4768.800	4769.006
CM-244	4320A	2/28/10	5795.020	5795.021

Energy/Channel Equation : see above  
 Energy Calibration Zero : 2373.375  
 Energy Calibration Slope : 4.948005  
 Energy Calibration Quadratic : 2.8748735E-04  
 Energy Calibration Range : 7742.000

Instrument : CHAMBER 011  
 Detector : 72531  
 Calibration Date/Time : 6-JUL-2009 14:32:29  
 Calibration Source Id : AESS-011

Cal. Isotopes	Source Id	Expiration Date	Standard Energy	Actual Energy
GD-148	6445-278	2/28/10	3183.000	3183.184
NP-237	4341	2/28/10	4768.800	4768.906
CM-244	4320A	2/28/10	5795.020	5795.321

Energy/Channel Equation : see above  
 Energy Calibration Zero : 2353.106  
 Energy Calibration Slope : 4.984596  
 Energy Calibration Quadratic : 3.1995389E-04  
 Energy Calibration Range : 7793.000

Instrument : CHAMBER 012  
 Detector : 67594  
 Calibration Date/Time : 6-JUL-2009 14:32:37  
 Calibration Source Id : AESS-012

Cal. Isotopes	Source Id	Expiration Date	Standard Energy	Actual Energy
GD-148	6445-278	2/28/10	3183.000	3183.008
NP-237	4341	2/28/10	4768.800	4768.801
CM-244	4320A	2/28/10	5795.020	5795.019

Energy/Channel Equation : see above  
 Energy Calibration Zero : 2380.096  
 Energy Calibration Slope : 4.961268  
 Energy Calibration Quadratic : 2.7943935E-04  
 Energy Calibration Range : 7753.000

Instrument : CHAMBER 013  
 Detector : 78790  
 Calibration Date/Time : 6-JUL-2009 14:32:45  
 Calibration Source Id : AESS-013

Cal. Isotopes	Source Id	Expiration Date	Standard Energy	Actual Energy
GD-148	6445-278	2/28/10	3183.000	3182.992
NP-237	4341	2/28/10	4768.800	4768.663
CM-244	4320A	2/28/10	5795.020	5795.020

Energy/Channel Equation : see above  
 Energy Calibration Zero : 2357.626  
 Energy Calibration Slope : 4.921106  
 Energy Calibration Quadratic : 2.8607668E-04  
 Energy Calibration Range : 7697.000

Instrument : CHAMBER 014  
 Detector : 67616  
 Calibration Date/Time : 6-JUL-2009 14:32:56  
 Calibration Source Id : AESS-014

Cal. Isotopes	Source Id	Expiration Date	Standard Energy	Actual Energy
GD-148	6445-278	2/28/10	3183.000	3183.000
NP-237	4341	2/28/10	4768.800	4768.800
CM-244	4320A	2/28/10	5795.020	5794.876

Energy/Channel Equation : see above  
 Energy Calibration Zero : 2354.365  
 Energy Calibration Slope : 4.948353  
 Energy Calibration Quadratic : 3.2476214E-04  
 Energy Calibration Range : 7762.000

Instrument : CHAMBER 015  
 Detector : 61581  
 Calibration Date/Time : 6-JUL-2009 14:33:12  
 Calibration Source Id : AESS-015

Cal. Isotopes	Source Id	Expiration Date	Standard Energy	Actual Energy
GD-148	6445-278	2/28/10	3183.000	3182.620
NP-237	4341	2/28/10	4768.800	4768.609
CM-244	4320A	2/28/10	5795.020	5794.858

Energy/Channel Equation : see above  
 Energy Calibration Zero : 2344.469  
 Energy Calibration Slope : 4.895294  
 Energy Calibration Quadratic : 3.0532407E-04  
 Energy Calibration Range : 7677.000

Instrument : CHAMBER 016  
 Detector : 78774  
 Calibration Date/Time : 6-JUL-2009 14:33:38  
 Calibration Source Id : AESS-016

Cal. Isotopes	Source Id	Expiration Date	Standard Energy	Actual Energy
GD-148	6445-278	2/28/10	3183.000	3183.282
NP-237	4341	2/28/10	4768.800	4769.068
CM-244	4320A	2/28/10	5795.020	5795.020

Energy/Channel Equation : see above  
 Energy Calibration Zero : 2356.850  
 Energy Calibration Slope : 4.876907  
 Energy Calibration Quadratic : 3.2479633E-04  
 Energy Calibration Range : 7691.000

Instrument : CHAMBER 017  
 Detector : 78791  
 Calibration Date/Time : 6-JUL-2009 14:33:47  
 Calibration Source Id : AESS-017

Cal. Isotopes	Source Id	Expiration Date	Standard Energy	Actual Energy
GD-148	6445-278	2/28/10	3183.000	3183.000
NP-237	4341	2/28/10	4768.800	4768.882
CM-244	4320A	2/28/10	5795.020	5795.156

Energy/Channel Equation : see above  
 Energy Calibration Zero : 2369.181  
 Energy Calibration Slope : 4.952589  
 Energy Calibration Quadratic : 3.2460166E-04  
 Energy Calibration Range : 7781.000

Instrument : CHAMBER 018  
 Detector : 21063  
 Calibration Date/Time : 15-JUL-2009 07:50:05  
 Calibration Source Id : AESS-018

Cal. Isotopes	Source Id	Expiration Date	Standard Energy	Actual Energy
GD-148	6445-278	2/28/10	3183.000	3183.276
NP-237	4341	2/28/10	4768.800	4768.965
CM-244	4320A	2/28/10	5795.020	5795.020

Energy/Channel Equation : see above  
 Energy Calibration Zero : 2350.011  
 Energy Calibration Slope : 4.971119  
 Energy Calibration Quadratic : 3.1396872E-04  
 Energy Calibration Range : 7770.000

Instrument : CHAMBER 019  
 Detector : 78786  
 Calibration Date/Time : 6-JUL-2009 14:34:03  
 Calibration Source Id : AESS-019

Cal. Isotopes	Source Id	Expiration Date	Standard Energy	Actual Energy
GD-148	6445-278	2/28/10	3183.000	3183.635
NP-237	4341	2/28/10	4768.800	4769.628
CM-244	4320A	2/28/10	5795.020	5795.798

Energy/Channel Equation : see above  
 Energy Calibration Zero : 2346.014  
 Energy Calibration Slope : 5.054453  
 Energy Calibration Quadratic : 2.2688090E-04  
 Energy Calibration Range : 7760.000

Instrument : CHAMBER 020  
 Detector : 78787  
 Calibration Date/Time : 6-JUL-2009 14:34:12  
 Calibration Source Id : AESS-020

Cal. Isotopes	Source Id	Expiration Date	Standard Energy	Actual Energy
GD-148	6445-278	2/28/10	3183.000	3183.000
NP-237	4341	2/28/10	4768.800	4768.800
CM-244	4320A	2/28/10	5795.020	5795.020

Energy/Channel Equation : see above  
 Energy Calibration Zero : 2339.467  
 Energy Calibration Slope : 4.972310  
 Energy Calibration Quadratic : 3.0532698E-04  
 Energy Calibration Range : 7751.000

Instrument : CHAMBER 021  
 Detector : 67047  
 Calibration Date/Time : 6-JUL-2009 14:34:21  
 Calibration Source Id : AESS-021

Cal. Isotopes	Source Id	Expiration Date	Standard Energy	Actual Energy
GD-148	6445-278	2/28/10	3183.000	3183.000
NP-237	4341	2/28/10	4768.800	4768.800
CM-244	4320A	2/28/10	5795.020	5795.020

Energy/Channel Equation : see above  
 Energy Calibration Zero : 2271.765  
 Energy Calibration Slope : 4.961651  
 Energy Calibration Quadratic : 2.7429842E-04  
 Energy Calibration Range : 7640.000

Instrument : CHAMBER 022  
 Detector : 72530  
 Calibration Date/Time : 6-JUL-2009 14:34:44  
 Calibration Source Id : AESS-022

Cal. Isotopes	Source Id	Expiration Date	Standard Energy	Actual Energy
GD-148	6445-278	2/28/10	3183.000	3183.024
NP-237	4341	2/28/10	4768.800	4769.027
CM-244	4320A	2/28/10	5795.020	5795.021

Energy/Channel Equation : see above  
 Energy Calibration Zero : 2380.245  
 Energy Calibration Slope : 4.952941  
 Energy Calibration Quadratic : 3.0796995E-04  
 Energy Calibration Range : 7775.000

Instrument : CHAMBER 023  
 Detector : 78264  
 Calibration Date/Time : 6-JUL-2009 14:34:52  
 Calibration Source Id : AESS-023

Cal. Isotopes	Source Id	Expiration Date	Standard Energy	Actual Energy
GD-148	6445-278	2/28/10	3183.000	3183.366
NP-237	4341	2/28/10	4768.800	4768.800
CM-244	4320A	2/28/10	5795.020	5795.020

Energy/Channel Equation : see above  
 Energy Calibration Zero : 2380.600  
 Energy Calibration Slope : 5.002743  
 Energy Calibration Quadratic : 2.8062947E-04  
 Energy Calibration Range : 7798.000

Instrument : CHAMBER 024  
 Detector : 76542  
 Calibration Date/Time : 6-JUL-2009 14:35:01  
 Calibration Source Id : AESS-024

Cal. Isotopes	Source Id	Expiration Date	Standard Energy	Actual Energy
GD-148	6445-278	2/28/10	3183.000	3183.000
NP-237	4341	2/28/10	4768.800	4768.799
CM-244	4320A	2/28/10	5795.020	5795.021

Energy/Channel Equation : see above  
 Energy Calibration Zero : 2346.716  
 Energy Calibration Slope : 4.980215  
 Energy Calibration Quadratic : 2.5087653E-04  
 Energy Calibration Range : 7710.000



Instrument : CHAMBER 025  
 Detector : 45-149AA5  
 Calibration Date/Time : 6-JUL-2009 14:35:10  
 Calibration Source Id : AESS-025

Cal. Isotopes	Source Id	Expiration Date	Standard Energy	Actual Energy
GD-148	6445-278	2/28/10	3183.000	3183.237
NP-237	4341	2/28/10	4768.800	4769.932
CM-244	4320A	2/28/10	5795.020	5795.518

Energy/Channel Equation : see above  
 Energy Calibration Zero : 2322.042  
 Energy Calibration Slope : 4.860308  
 Energy Calibration Quadratic : 3.0488655E-04  
 Energy Calibration Range : 7619.000

Instrument : CHAMBER 026  
 Detector : 78204  
 Calibration Date/Time : 6-JUL-2009 14:35:19  
 Calibration Source Id : AESS-026

Cal. Isotopes	Source Id	Expiration Date	Standard Energy	Actual Energy
GD-148	6445-278	2/28/10	3183.000	3182.984
NP-237	4341	2/28/10	4768.800	4768.684
CM-244	4320A	2/28/10	5795.020	5794.748

Energy/Channel Equation : see above  
 Energy Calibration Zero : 2360.724  
 Energy Calibration Slope : 4.928299  
 Energy Calibration Quadratic : 3.4985787E-04  
 Energy Calibration Range : 7774.000

Instrument : CHAMBER 027  
 Detector : 42484  
 Calibration Date/Time : 6-JUL-2009 14:35:28  
 Calibration Source Id : AESS-027

Cal. Isotopes	Source Id	Expiration Date	Standard Energy	Actual Energy
GD-148	6445-278	2/28/10	3183.000	3182.621
NP-237	4341	2/28/10	4768.800	4767.888
CM-244	4320A	2/28/10	5795.020	5793.806

Energy/Channel Equation : see above  
 Energy Calibration Zero : 2398.616  
 Energy Calibration Slope : 5.038840  
 Energy Calibration Quadratic : 3.1374834E-04  
 Energy Calibration Range : 7887.000

Instrument : CHAMBER 028  
 Detector : 78792  
 Calibration Date/Time : 6-JUL-2009 14:35:37  
 Calibration Source Id : AESS-028

Cal. Isotopes	Source Id	Expiration Date	Standard Energy	Actual Energy
GD-148	6445-278	2/28/10	3183.000	3183.000
NP-237	4341	2/28/10	4768.800	4768.799
CM-244	4320A	2/28/10	5795.020	5795.021

Energy/Channel Equation : see above  
 Energy Calibration Zero : 2321.462  
 Energy Calibration Slope : 4.941727  
 Energy Calibration Quadratic : 3.3650306E-04  
 Energy Calibration Range : 7735.000

Instrument : CHAMBER 029  
 Detector : 33454  
 Calibration Date/Time : 6-JUL-2009 14:35:45  
 Calibration Source Id : AESS-029

Cal. Isotopes	Source Id	Expiration Date	Standard Energy	Actual Energy
GD-148	6445-278	2/28/10	3183.000	3183.000
NP-237	4341	2/28/10	4768.800	4768.895
CM-244	4320A	2/28/10	5795.020	5795.021

Energy/Channel Equation : see above  
 Energy Calibration Zero : 2356.431  
 Energy Calibration Slope : 4.907866  
 Energy Calibration Quadratic : 3.0104505E-04  
 Energy Calibration Range : 7698.000

Instrument : CHAMBER 030  
 Detector : 33447  
 Calibration Date/Time : 6-JUL-2009 14:35:54  
 Calibration Source Id : AESS-030

Cal. Isotopes	Source Id	Expiration Date	Standard Energy	Actual Energy
GD-148	6445-278	2/28/10	3183.000	3183.000
NP-237	4341	2/28/10	4768.800	4768.338
CM-244	4320A	2/28/10	5795.020	5794.792

Energy/Channel Equation : see above  
 Energy Calibration Zero : 2374.233  
 Energy Calibration Slope : 4.948391  
 Energy Calibration Quadratic : 3.0175908E-04  
 Energy Calibration Range : 7758.000

Instrument : CHAMBER 031  
 Detector : 67042  
 Calibration Date/Time : 15-JUL-2009 07:50:24  
 Calibration Source Id : AESS-031

Cal. Isotopes	Source Id	Expiration Date	Standard Energy	Actual Energy
GD-148	6445-278	2/28/10	3183.000	3182.352
NP-237	4341	2/28/10	4768.800	4768.800
CM-244	4320A	2/28/10	5795.020	5795.020

Energy/Channel Equation : see above  
 Energy Calibration Zero : 2369.164  
 Energy Calibration Slope : 4.941464  
 Energy Calibration Quadratic : 3.3644502E-04  
 Energy Calibration Range : 7782.000

Instrument : CHAMBER 032  
 Detector : 67041  
 Calibration Date/Time : 15-JUL-2009 07:50:35  
 Calibration Source Id : AESS-032

Cal. Isotopes	Source Id	Expiration Date	Standard Energy	Actual Energy
GD-148	6445-278	2/28/10	3183.000	3182.693
NP-237	4341	2/28/10	4768.800	4768.915
CM-244	4320A	2/28/10	5795.020	5795.021

Energy/Channel Equation : see above  
 Energy Calibration Zero : 2370.431  
 Energy Calibration Slope : 4.915299  
 Energy Calibration Quadratic : 3.7063286E-04  
 Energy Calibration Range : 7792.000

Instrument : CHAMBER 033  
 Detector : 78785  
 Calibration Date/Time : 6-JUL-2009 14:36:20  
 Calibration Source Id : AESS-033

Cal. Isotopes	Source Id	Expiration Date	Standard Energy	Actual Energy
GD-148	6445-278	2/28/10	3183.000	3183.000
NP-237	4341	2/28/10	4768.800	4768.822
CM-244	4320A	2/28/10	5795.020	5795.221

Energy/Channel Equation : see above  
 Energy Calibration Zero : 2378.215  
 Energy Calibration Slope : 4.936105  
 Energy Calibration Quadratic : 3.4599172E-04  
 Energy Calibration Range : 7796.000

Instrument : CHAMBER 034  
 Detector : 61586  
 Calibration Date/Time : 15-JUL-2009 07:50:46  
 Calibration Source Id : AESS-034

Cal. Isotopes	Source Id	Expiration Date	Standard Energy	Actual Energy
GD-148	6445-278	2/28/10	3183.000	3182.661
NP-237	4341	2/28/10	4768.800	4768.799
CM-244	4320A	2/28/10	5795.020	5795.021

Energy/Channel Equation : see above  
 Energy Calibration Zero : 2338.228  
 Energy Calibration Slope : 4.969683  
 Energy Calibration Quadratic : 3.5388564E-04  
 Energy Calibration Range : 7798.000

Instrument : CHAMBER 035  
 Detector : 78202  
 Calibration Date/Time : 6-JUL-2009 14:36:36  
 Calibration Source Id : AESS-035

Cal. Isotopes	Source Id	Expiration Date	Standard Energy	Actual Energy
GD-148	6445-278	2/28/10	3183.000	3183.000
NP-237	4341	2/28/10	4768.800	4768.571
CM-244	4320A	2/28/10	5795.020	5794.874

Energy/Channel Equation : see above  
 Energy Calibration Zero : 2334.698  
 Energy Calibration Slope : 4.957491  
 Energy Calibration Quadratic : 3.3283085E-04  
 Energy Calibration Range : 7760.000

Instrument : CHAMBER 036  
 Detector : 78203  
 Calibration Date/Time : 6-JUL-2009 14:36:45  
 Calibration Source Id : AESS-036

Cal. Isotopes	Source Id	Expiration Date	Standard Energy	Actual Energy
GD-148	6445-278	2/28/10	3183.000	3183.000
NP-237	4341	2/28/10	4768.800	4768.768
CM-244	4320A	2/28/10	5795.020	5795.020

Energy/Channel Equation : see above  
 Energy Calibration Zero : 2354.938  
 Energy Calibration Slope : 4.922945  
 Energy Calibration Quadratic : 3.4444858E-04  
 Energy Calibration Range : 7757.000

Instrument : CHAMBER 037  
 Detector : 45-149BB5  
 Calibration Date/Time : 6-JUL-2009 14:36:53  
 Calibration Source Id : AESS-037  
 Cal. Isotopes Source Id Expiration Date Standard Energy Actual Energy  
 GD-148 6445-278 2/28/10 3183.000 3183.484  
 NP-237 4341 2/28/10 4768.800 4769.580  
 CM-244 4320A 2/28/10 5795.020 5795.541  
 Energy/Channel Equation : see above  
 Energy Calibration Zero : 2384.709  
 Energy Calibration Slope : 4.946308  
 Energy Calibration Quadratic : 2.5989802E-04  
 Energy Calibration Range : 7722.000

Instrument : CHAMBER 038  
 Detector : 72532  
 Calibration Date/Time : 8-JUL-2009 07:31:06  
 Calibration Source Id : AESS-038  
 Cal. Isotopes Source Id Expiration Date Standard Energy Actual Energy  
 GD-148 6445-278 2/28/10 3183.000 3183.361  
 NP-237 4341 2/28/10 4768.800 4769.277  
 CM-244 4320A 2/28/10 5795.020 5795.217  
 Energy/Channel Equation : see above  
 Energy Calibration Zero : 2373.087  
 Energy Calibration Slope : 4.930811  
 Energy Calibration Quadratic : 3.3542284E-04  
 Energy Calibration Range : 7774.000

Instrument : CHAMBER 039  
 Detector : 45-149BB2  
 Calibration Date/Time : 6-JUL-2009 14:37:12  
 Calibration Source Id : AESS-039  
 Cal. Isotopes Source Id Expiration Date Standard Energy Actual Energy  
 GD-148 6445-278 2/28/10 3183.000 3182.536  
 NP-237 4341 2/28/10 4768.800 4768.350  
 CM-244 4320A 2/28/10 5795.020 5794.833  
 Energy/Channel Equation : see above  
 Energy Calibration Zero : 2383.948  
 Energy Calibration Slope : 4.914604  
 Energy Calibration Quadratic : 3.1003577E-04  
 Energy Calibration Range : 7742.000

Instrument : CHAMBER 040  
 Detector : 78773  
 Calibration Date/Time : 6-JUL-2009 14:37:21  
 Calibration Source Id : AESS-040

Cal. Isotopes	Source Id	Expiration Date	Standard Energy	Actual Energy
GD-148	6445-278	2/28/10	3183.000	3183.000
NP-237	4341	2/28/10	4768.800	4768.799
CM-244	4320A	2/28/10	5795.020	5795.021

Energy/Channel Equation : see above  
 Energy Calibration Zero : 2353.545  
 Energy Calibration Slope : 4.888068  
 Energy Calibration Quadratic : 3.4239746E-04  
 Energy Calibration Range : 7718.000

Instrument : CHAMBER 041  
 Detector : 78205  
 Calibration Date/Time : 6-JUL-2009 14:37:34  
 Calibration Source Id : AESS-041

Cal. Isotopes	Source Id	Expiration Date	Standard Energy	Actual Energy
GD-148	6445-278	2/28/10	3183.000	3182.714
NP-237	4341	2/28/10	4768.800	4768.652
CM-244	4320A	2/28/10	5795.020	5794.887

Energy/Channel Equation : see above  
 Energy Calibration Zero : 2361.504  
 Energy Calibration Slope : 4.933050  
 Energy Calibration Quadratic : 3.6094084E-04  
 Energy Calibration Range : 7791.000

Instrument : CHAMBER 042  
 Detector : 78793  
 Calibration Date/Time : 6-JUL-2009 14:37:44  
 Calibration Source Id : AESS-042

Cal. Isotopes	Source Id	Expiration Date	Standard Energy	Actual Energy
GD-148	6445-278	2/28/10	3183.000	3183.000
NP-237	4341	2/28/10	4768.800	4768.799
CM-244	4320A	2/28/10	5795.020	5795.021

Energy/Channel Equation : see above  
 Energy Calibration Zero : 2376.865  
 Energy Calibration Slope : 4.914897  
 Energy Calibration Quadratic : 3.2152777E-04  
 Energy Calibration Range : 7747.000

Instrument : CHAMBER 043  
 Detector : 76543  
 Calibration Date/Time : 6-JUL-2009 14:37:56  
 Calibration Source Id : AESS-043  
 Cal. Isotopes Source Id Expiration Date Standard Energy Actual Energy  
 GD-148 6445-278 2/28/10 3183.000 3183.000  
 NP-237 4341 2/28/10 4768.800 4768.800  
 CM-244 4320A 2/28/10 5795.020 5795.020  
 Energy/Channel Equation : see above  
 Energy Calibration Zero : 2368.689  
 Energy Calibration Slope : 4.938226  
 Energy Calibration Quadratic : 3.2137471E-04  
 Energy Calibration Range : 7762.000

Instrument : CHAMBER 044  
 Detector : 79459  
 Calibration Date/Time : 7-JUL-2009 13:33:56  
 Calibration Source Id : AESS-044  
 Cal. Isotopes Source Id Expiration Date Standard Energy Actual Energy  
 GD-148 6445-278 2/28/10 3183.000 3183.000  
 NP-237 4341 2/28/10 4768.800 4768.945  
 CM-244 4320A 2/28/10 5795.020 5795.104  
 Energy/Channel Equation : see above  
 Energy Calibration Zero : 2362.983  
 Energy Calibration Slope : 4.923144  
 Energy Calibration Quadratic : 3.4992688E-04  
 Energy Calibration Range : 7771.000

Instrument : CHAMBER 045  
 Detector : 67601  
 Calibration Date/Time : 15-JUL-2009 07:50:59  
 Calibration Source Id : AESS-045  
 Cal. Isotopes Source Id Expiration Date Standard Energy Actual Energy  
 GD-148 6445-278 2/28/10 3183.000 3183.000  
 NP-237 4341 2/28/10 4768.800 4768.800  
 CM-244 4320A 2/28/10 5795.020 5795.020  
 Energy/Channel Equation : see above  
 Energy Calibration Zero : 2360.907  
 Energy Calibration Slope : 4.934806  
 Energy Calibration Quadratic : 3.2861135E-04  
 Energy Calibration Range : 7759.000

Instrument : CHAMBER 046  
 Detector : 76544  
 Calibration Date/Time : 6-JUL-2009 14:38:21  
 Calibration Source Id : AESS-046

Cal. Isotopes	Source Id	Expiration Date	Standard Energy	Actual Energy
GD-148	6445-278	2/28/10	3183.000	3183.000
NP-237	4341	2/28/10	4768.800	4768.832
CM-244	4320A	2/28/10	5795.020	5795.020

Energy/Channel Equation : see above  
 Energy Calibration Zero : 2363.131  
 Energy Calibration Slope : 4.885582  
 Energy Calibration Quadratic : 3.3954665E-04  
 Energy Calibration Range : 7722.000

Instrument : CHAMBER 047  
 Detector : 46-089B1  
 Calibration Date/Time : 6-JUL-2009 14:38:30  
 Calibration Source Id : AESS-047

Cal. Isotopes	Source Id	Expiration Date	Standard Energy	Actual Energy
GD-148	6445-278	2/28/10	3183.000	3183.000
NP-237	4341	2/28/10	4768.800	4768.917
CM-244	4320A	2/28/10	5795.020	5795.028

Energy/Channel Equation : see above  
 Energy Calibration Zero : 2358.735  
 Energy Calibration Slope : 4.953376  
 Energy Calibration Quadratic : 3.2229861E-04  
 Energy Calibration Range : 7769.000

Instrument : CHAMBER 048  
 Detector : 42483  
 Calibration Date/Time : 6-JUL-2009 14:38:39  
 Calibration Source Id : AESS-048

Cal. Isotopes	Source Id	Expiration Date	Standard Energy	Actual Energy
GD-148	6445-278	2/28/10	3183.000	3182.757
NP-237	4341	2/28/10	4768.800	4768.527
CM-244	4320A	2/28/10	5795.020	5794.876

Energy/Channel Equation : see above  
 Energy Calibration Zero : 2379.156  
 Energy Calibration Slope : 4.959531  
 Energy Calibration Quadratic : 2.8168198E-04  
 Energy Calibration Range : 7753.000



Instrument : CHAMBER 065  
 Detector : 68551  
 Calibration Date/Time : 9-JUL-2009 13:06:51  
 Calibration Source Id : AESS-001

Cal. Isotopes	Source Id	Expiration Date	Standard Energy	Actual Energy
GD-148	6445-278	2/28/10	3183.000	3181.934
NP-237	4341	2/28/10	4768.800	4768.222
CM-244	4320A	2/28/10	5795.020	5794.627

Energy/Channel Equation : see above  
 Energy Calibration Zero : 2383.031  
 Energy Calibration Slope : 4.912300  
 Energy Calibration Quadratic : 3.2574762E-04  
 Energy Calibration Range : 7755.000

Instrument : CHAMBER 066  
 Detector : 46-089C1  
 Calibration Date/Time : 9-JUL-2009 13:07:05  
 Calibration Source Id : AESS-002

Cal. Isotopes	Source Id	Expiration Date	Standard Energy	Actual Energy
GD-148	6445-278	2/28/10	3183.000	3182.612
NP-237	4341	2/28/10	4768.800	4768.619
CM-244	4320A	2/28/10	5795.020	5794.832

Energy/Channel Equation : see above  
 Energy Calibration Zero : 2375.985  
 Energy Calibration Slope : 4.975531  
 Energy Calibration Quadratic : 2.7539468E-04  
 Energy Calibration Range : 7760.000

Instrument : CHAMBER 067  
 Detector : 46-089B4  
 Calibration Date/Time : 9-JUL-2009 13:07:16  
 Calibration Source Id : AESS-003

Cal. Isotopes	Source Id	Expiration Date	Standard Energy	Actual Energy
GD-148	6445-278	2/28/10	3183.000	3182.025
NP-237	4341	2/28/10	4768.800	4768.287
CM-244	4320A	2/28/10	5795.020	5794.643

Energy/Channel Equation : see above  
 Energy Calibration Zero : 2392.470  
 Energy Calibration Slope : 4.972788  
 Energy Calibration Quadratic : 2.7622253E-04  
 Energy Calibration Range : 7774.000

Instrument : CHAMBER 068  
 Detector : 78794  
 Calibration Date/Time : 9-JUL-2009 13:07:28  
 Calibration Source Id : AESS-004

Cal. Isotopes	Source Id	Expiration Date	Standard Energy	Actual Energy
GD-148	6445-278	2/28/10	3183.000	3182.711
NP-237	4341	2/28/10	4768.800	4768.483
CM-244	4320A	2/28/10	5795.020	5794.734

Energy/Channel Equation : see above  
 Energy Calibration Zero : 2363.543  
 Energy Calibration Slope : 4.977541  
 Energy Calibration Quadratic : 3.1141064E-04  
 Energy Calibration Range : 7787.000

Instrument : CHAMBER 069  
 Detector : 78795  
 Calibration Date/Time : 9-JUL-2009 13:07:42  
 Calibration Source Id : AESS-005

Cal. Isotopes	Source Id	Expiration Date	Standard Energy	Actual Energy
GD-148	6445-278	2/28/10	3183.000	3182.689
NP-237	4341	2/28/10	4768.800	4768.583
CM-244	4320A	2/28/10	5795.020	5794.896

Energy/Channel Equation : see above  
 Energy Calibration Zero : 2376.120  
 Energy Calibration Slope : 4.922992  
 Energy Calibration Quadratic : 3.4665639E-04  
 Energy Calibration Range : 7781.000

Instrument : CHAMBER 070  
 Detector : 46-089B2  
 Calibration Date/Time : 9-JUL-2009 13:07:53  
 Calibration Source Id : AESS-006

Cal. Isotopes	Source Id	Expiration Date	Standard Energy	Actual Energy
GD-148	6445-278	2/28/10	3183.000	3182.107
NP-237	4341	2/28/10	4768.800	4768.384
CM-244	4320A	2/28/10	5795.020	5794.512

Energy/Channel Equation : see above  
 Energy Calibration Zero : 2386.604  
 Energy Calibration Slope : 4.939598  
 Energy Calibration Quadratic : 2.9686227E-04  
 Energy Calibration Range : 7756.000

Instrument : CHAMBER 071  
 Detector : 64259  
 Calibration Date/Time : 9-JUL-2009 13:08:07  
 Calibration Source Id : AESS-007

Cal. Isotopes	Source Id	Expiration Date	Standard Energy	Actual Energy
GD-148	6445-278	2/28/10	3183.000	3182.519
NP-237	4341	2/28/10	4768.800	4768.421
CM-244	4320A	2/28/10	5795.020	5794.714

Energy/Channel Equation : see above  
 Energy Calibration Zero : 2381.008  
 Energy Calibration Slope : 4.974834  
 Energy Calibration Quadratic : 3.0491504E-04  
 Energy Calibration Range : 7795.000

Instrument : CHAMBER 072  
 Detector : 45-149AA3  
 Calibration Date/Time : 9-JUL-2009 13:08:19  
 Calibration Source Id : AESS-008

Cal. Isotopes	Source Id	Expiration Date	Standard Energy	Actual Energy
GD-148	6445-278	2/28/10	3183.000	3182.621
NP-237	4341	2/28/10	4768.800	4768.489
CM-244	4320A	2/28/10	5795.020	5794.766

Energy/Channel Equation : see above  
 Energy Calibration Zero : 2365.531  
 Energy Calibration Slope : 4.947875  
 Energy Calibration Quadratic : 2.9255319E-04  
 Energy Calibration Range : 7739.000

Instrument : CHAMBER 073  
 Detector : 78775  
 Calibration Date/Time : 9-JUL-2009 13:08:30  
 Calibration Source Id : AESS-009

Cal. Isotopes	Source Id	Expiration Date	Standard Energy	Actual Energy
GD-148	6445-278	2/28/10	3183.000	3182.442
NP-237	4341	2/28/10	4768.800	4768.180
CM-244	4320A	2/28/10	5795.020	5794.629

Energy/Channel Equation : see above  
 Energy Calibration Zero : 2339.856  
 Energy Calibration Slope : 4.937759  
 Energy Calibration Quadratic : 3.0114278E-04  
 Energy Calibration Range : 7712.000

Instrument : CHAMBER 074  
 Detector : 78266  
 Calibration Date/Time : 9-JUL-2009 13:08:42  
 Calibration Source Id : AESS-010

Cal. Isotopes	Source Id	Expiration Date	Standard Energy	Actual Energy
GD-148	6445-278	2/28/10	3183.000	3182.764
NP-237	4341	2/28/10	4768.800	4768.637
CM-244	4320A	2/28/10	5795.020	5795.020

Energy/Channel Equation : see above  
 Energy Calibration Zero : 2353.120  
 Energy Calibration Slope : 4.981784  
 Energy Calibration Quadratic : 2.9874133E-04  
 Energy Calibration Range : 7768.000

Instrument : CHAMBER 075  
 Detector : 68550  
 Calibration Date/Time : 9-JUL-2009 13:08:53  
 Calibration Source Id : AESS-011

Cal. Isotopes	Source Id	Expiration Date	Standard Energy	Actual Energy
GD-148	6445-278	2/28/10	3183.000	3182.163
NP-237	4341	2/28/10	4768.800	4768.299
CM-244	4320A	2/28/10	5795.020	5794.726

Energy/Channel Equation : see above  
 Energy Calibration Zero : 2364.223  
 Energy Calibration Slope : 4.955623  
 Energy Calibration Quadratic : 3.1275101E-04  
 Energy Calibration Range : 7767.000

Instrument : CHAMBER 076  
 Detector : 78779  
 Calibration Date/Time : 9-JUL-2009 13:09:04  
 Calibration Source Id : AESS-012

Cal. Isotopes	Source Id	Expiration Date	Standard Energy	Actual Energy
GD-148	6445-278	2/28/10	3183.000	3182.983
NP-237	4341	2/28/10	4768.800	4768.736
CM-244	4320A	2/28/10	5795.020	5794.908

Energy/Channel Equation : see above  
 Energy Calibration Zero : 2353.316  
 Energy Calibration Slope : 4.951778  
 Energy Calibration Quadratic : 3.2127454E-04  
 Energy Calibration Range : 7761.000

Instrument : CHAMBER 077  
 Detector : 67576  
 Calibration Date/Time : 9-JUL-2009 13:09:15  
 Calibration Source Id : AESS-013

Cal. Isotopes	Source Id	Expiration Date	Standard Energy	Actual Energy
GD-148	6445-278	2/28/10	3183.000	3183.001
NP-237	4341	2/28/10	4768.800	4768.613
CM-244	4320A	2/28/10	5795.020	5795.021

Energy/Channel Equation : see above  
 Energy Calibration Zero : 2361.225  
 Energy Calibration Slope : 4.943738  
 Energy Calibration Quadratic : 2.9529908E-04  
 Energy Calibration Range : 7733.000

Instrument : CHAMBER 078  
 Detector : 67577  
 Calibration Date/Time : 9-JUL-2009 13:09:25  
 Calibration Source Id : AESS-014

Cal. Isotopes	Source Id	Expiration Date	Standard Energy	Actual Energy
GD-148	6445-278	2/28/10	3183.000	3182.605
NP-237	4341	2/28/10	4768.800	4768.392
CM-244	4320A	2/28/10	5795.020	5794.652

Energy/Channel Equation : see above  
 Energy Calibration Zero : 2395.349  
 Energy Calibration Slope : 4.935272  
 Energy Calibration Quadratic : 3.3427982E-04  
 Energy Calibration Range : 7800.000

Instrument : CHAMBER 079  
 Detector : 67598  
 Calibration Date/Time : 9-JUL-2009 13:09:33  
 Calibration Source Id : AESS-015

Cal. Isotopes	Source Id	Expiration Date	Standard Energy	Actual Energy
GD-148	6445-278	2/28/10	3183.000	3182.660
NP-237	4341	2/28/10	4768.800	4768.547
CM-244	4320A	2/28/10	5795.020	5794.894

Energy/Channel Equation : see above  
 Energy Calibration Zero : 2369.373  
 Energy Calibration Slope : 4.904424  
 Energy Calibration Quadratic : 3.2698381E-04  
 Energy Calibration Range : 7734.000

Instrument : CHAMBER 080  
 Detector : 78197  
 Calibration Date/Time : 9-JUL-2009 13:09:43  
 Calibration Source Id : AESS-016

Cal. Isotopes	Source Id	Expiration Date	Standard Energy	Actual Energy
GD-148	6445-278	2/28/10	3183.000	3184.302
NP-237	4341	2/28/10	4768.800	4771.069
CM-244	4320A	2/28/10	5795.020	5795.787

Energy/Channel Equation : see above  
 Energy Calibration Zero : 2345.798  
 Energy Calibration Slope : 5.019492  
 Energy Calibration Quadratic : 2.4690092E-04  
 Energy Calibration Range : 7745.000

Instrument : CHAMBER 081  
 Detector : 72533  
 Calibration Date/Time : 9-JUL-2009 13:09:58  
 Calibration Source Id : AESS-017

Cal. Isotopes	Source Id	Expiration Date	Standard Energy	Actual Energy
GD-148	6445-278	2/28/10	3183.000	3128.274
NP-237	4341	2/28/10	4768.800	4679.048
CM-244	4320A	2/28/10	5795.020	5545.961

Energy/Channel Equation : see above  
 Energy Calibration Zero : 2299.761  
 Energy Calibration Slope : 8.847325  
 Energy Calibration Quadratic : -4.6356809E-03  
 Energy Calibration Range : 6499.000

Instrument : CHAMBER 082  
 Detector : 64263  
 Calibration Date/Time : 9-JUL-2009 13:10:11  
 Calibration Source Id : AESS-018

Cal. Isotopes	Source Id	Expiration Date	Standard Energy	Actual Energy
GD-148	6445-278	2/28/10	3183.000	3182.523
NP-237	4341	2/28/10	4768.800	4768.330
CM-244	4320A	2/28/10	5795.020	5794.746

Energy/Channel Equation : see above  
 Energy Calibration Zero : 2391.756  
 Energy Calibration Slope : 4.946808  
 Energy Calibration Quadratic : 3.5040258E-04  
 Energy Calibration Range : 7825.000

Instrument : CHAMBER 083  
 Detector : 64278  
 Calibration Date/Time : 9-JUL-2009 13:10:22  
 Calibration Source Id : AESS-019  
 Cal. Isotopes Source Id Expiration Date Standard Energy Actual Energy  
 GD-148 6445-278 2/28/10 3183.000 3183.000  
 NP-237 4341 2/28/10 4768.800 4769.394  
 CM-244 4320A 2/28/10 5795.020 5795.019  
 Energy/Channel Equation : see above  
 Energy Calibration Zero : 2373.863  
 Energy Calibration Slope : 5.042446  
 Energy Calibration Quadratic : 2.3603256E-04  
 Energy Calibration Range : 7785.000

Instrument : CHAMBER 084  
 Detector : 78265  
 Calibration Date/Time : 9-JUL-2009 13:10:32  
 Calibration Source Id : AESS-020  
 Cal. Isotopes Source Id Expiration Date Standard Energy Actual Energy  
 GD-148 6445-278 2/28/10 3183.000 3183.000  
 NP-237 4341 2/28/10 4768.800 4768.800  
 CM-244 4320A 2/28/10 5795.020 5795.274  
 Energy/Channel Equation : see above  
 Energy Calibration Zero : 2362.172  
 Energy Calibration Slope : 5.013323  
 Energy Calibration Quadratic : 2.8020472E-04  
 Energy Calibration Range : 7790.000

Instrument : CHAMBER 085  
 Detector : 78776  
 Calibration Date/Time : 9-JUL-2009 13:10:43  
 Calibration Source Id : AESS-021  
 Cal. Isotopes Source Id Expiration Date Standard Energy Actual Energy  
 GD-148 6445-278 2/28/10 3183.000 3183.000  
 NP-237 4341 2/28/10 4768.800 4768.799  
 CM-244 4320A 2/28/10 5795.020 5795.021  
 Energy/Channel Equation : see above  
 Energy Calibration Zero : 2367.102  
 Energy Calibration Slope : 4.983326  
 Energy Calibration Quadratic : 2.9771921E-04  
 Energy Calibration Range : 7782.000

Instrument : CHAMBER 086  
 Detector : 78198  
 Calibration Date/Time : 9-JUL-2009 13:10:52  
 Calibration Source Id : AESS-022

Cal. Isotopes	Source Id	Expiration Date	Standard Energy	Actual Energy
GD-148	6445-278	2/28/10	3183.000	3183.000
NP-237	4341	2/28/10	4768.800	4768.643
CM-244	4320A	2/28/10	5795.020	5795.021

Energy/Channel Equation : see above  
 Energy Calibration Zero : 2354.748  
 Energy Calibration Slope : 5.010773  
 Energy Calibration Quadratic : 2.3814633E-04  
 Energy Calibration Range : 7735.000

Instrument : CHAMBER 087  
 Detector : 78199  
 Calibration Date/Time : 9-JUL-2009 13:11:02  
 Calibration Source Id : AESS-023

Cal. Isotopes	Source Id	Expiration Date	Standard Energy	Actual Energy
GD-148	6445-278	2/28/10	3183.000	3183.000
NP-237	4341	2/28/10	4768.800	4768.799
CM-244	4320A	2/28/10	5795.020	5795.021

Energy/Channel Equation : see above  
 Energy Calibration Zero : 2338.424  
 Energy Calibration Slope : 4.984921  
 Energy Calibration Quadratic : 2.3201770E-04  
 Energy Calibration Range : 7686.000

Instrument : CHAMBER 088  
 Detector : 33452  
 Calibration Date/Time : 9-JUL-2009 13:11:13  
 Calibration Source Id : AESS-024

Cal. Isotopes	Source Id	Expiration Date	Standard Energy	Actual Energy
GD-148	6445-278	2/28/10	3183.000	3183.001
NP-237	4341	2/28/10	4768.800	4768.468
CM-244	4320A	2/28/10	5795.020	5795.021

Energy/Channel Equation : see above  
 Energy Calibration Zero : 2351.689  
 Energy Calibration Slope : 4.964746  
 Energy Calibration Quadratic : 2.3151403E-04  
 Energy Calibration Range : 7678.000



Instrument : CHAMBER 089  
 Detector : 78262  
 Calibration Date/Time : 9-JUL-2009 13:11:23  
 Calibration Source Id : AESS-025

Cal. Isotopes	Source Id	Expiration Date	Standard Energy	Actual Energy
GD-148	6445-278	2/28/10	3183.000	3182.808
NP-237	4341	2/28/10	4768.800	4768.497
CM-244	4320A	2/28/10	5795.020	5794.868

Energy/Channel Equation : see above  
 Energy Calibration Zero : 2357.358  
 Energy Calibration Slope : 4.998539  
 Energy Calibration Quadratic : 3.0872814E-04  
 Energy Calibration Range : 7800.000

Instrument : CHAMBER 090  
 Detector : 78263  
 Calibration Date/Time : 9-JUL-2009 13:11:39  
 Calibration Source Id : AESS-026

Cal. Isotopes	Source Id	Expiration Date	Standard Energy	Actual Energy
GD-148	6445-278	2/28/10	3183.000	3182.574
NP-237	4341	2/28/10	4768.800	4768.547
CM-244	4320A	2/28/10	5795.020	5794.930

Energy/Channel Equation : see above  
 Energy Calibration Zero : 2367.561  
 Energy Calibration Slope : 4.900284  
 Energy Calibration Quadratic : 3.4428819E-04  
 Energy Calibration Range : 7746.000

Instrument : CHAMBER 091  
 Detector : 78259  
 Calibration Date/Time : 9-JUL-2009 13:11:52  
 Calibration Source Id : AESS-027

Cal. Isotopes	Source Id	Expiration Date	Standard Energy	Actual Energy
GD-148	6445-278	2/28/10	3183.000	3182.675
NP-237	4341	2/28/10	4768.800	4768.729
CM-244	4320A	2/28/10	5795.020	5794.997

Energy/Channel Equation : see above  
 Energy Calibration Zero : 2370.658  
 Energy Calibration Slope : 4.954311  
 Energy Calibration Quadratic : 3.4313111E-04  
 Energy Calibration Range : 7804.000

Instrument : CHAMBER 092  
 Detector : 79457  
 Calibration Date/Time : 10-JUL-2009 08:15:23  
 Calibration Source Id : AESS-028

Cal. Isotopes	Source Id	Expiration Date	Standard Energy	Actual Energy
GD-148	6445-278	2/28/10	3183.000	3183.000
NP-237	4341	2/28/10	4768.800	4768.799
CM-244	4320A	2/28/10	5795.020	5795.021

Energy/Channel Equation : see above  
 Energy Calibration Zero : 2351.067  
 Energy Calibration Slope : 4.974295  
 Energy Calibration Quadratic : 2.6989207E-04  
 Energy Calibration Range : 7728.000

Instrument : CHAMBER 093  
 Detector : 33206  
 Calibration Date/Time : 9-JUL-2009 13:12:10  
 Calibration Source Id : AESS-029

Cal. Isotopes	Source Id	Expiration Date	Standard Energy	Actual Energy
GD-148	6445-278	2/28/10	3183.000	3182.697
NP-237	4341	2/28/10	4768.800	4768.674
CM-244	4320A	2/28/10	5795.020	5794.907

Energy/Channel Equation : see above  
 Energy Calibration Zero : 2369.563  
 Energy Calibration Slope : 4.914497  
 Energy Calibration Quadratic : 3.2562285E-04  
 Energy Calibration Range : 7743.000

Instrument : CHAMBER 094  
 Detector : 78267  
 Calibration Date/Time : 9-JUL-2009 13:12:19  
 Calibration Source Id : AESS-030

Cal. Isotopes	Source Id	Expiration Date	Standard Energy	Actual Energy
GD-148	6445-278	2/28/10	3183.000	3182.761
NP-237	4341	2/28/10	4768.800	4768.682
CM-244	4320A	2/28/10	5795.020	5794.852

Energy/Channel Equation : see above  
 Energy Calibration Zero : 2363.085  
 Energy Calibration Slope : 4.944716  
 Energy Calibration Quadratic : 3.0186711E-04  
 Energy Calibration Range : 7743.000

Instrument : CHAMBER 095  
 Detector : 64279  
 Calibration Date/Time : 9-JUL-2009 13:12:27  
 Calibration Source Id : AESS-031

Cal. Isotopes	Source Id	Expiration Date	Standard Energy	Actual Energy
GD-148	6445-278	2/28/10	3183.000	3182.666
NP-237	4341	2/28/10	4768.800	4768.801
CM-244	4320A	2/28/10	5795.020	5795.020

Energy/Channel Equation : see above  
 Energy Calibration Zero : 2355.533  
 Energy Calibration Slope : 4.950543  
 Energy Calibration Quadratic : 2.9788527E-04  
 Energy Calibration Range : 7737.000

Instrument : CHAMBER 096  
 Detector : 67605  
 Calibration Date/Time : 9-JUL-2009 13:12:36  
 Calibration Source Id : AESS-032

Cal. Isotopes	Source Id	Expiration Date	Standard Energy	Actual Energy
GD-148	6445-278	2/28/10	3183.000	3183.000
NP-237	4341	2/28/10	4768.800	4768.747
CM-244	4320A	2/28/10	5795.020	5795.020

Energy/Channel Equation : see above  
 Energy Calibration Zero : 2347.386  
 Energy Calibration Slope : 4.941090  
 Energy Calibration Quadratic : 3.3197468E-04  
 Energy Calibration Range : 7755.000

Instrument : CHAMBER 097  
 Detector : 67599  
 Calibration Date/Time : 9-JUL-2009 13:12:44  
 Calibration Source Id : AESS-033

Cal. Isotopes	Source Id	Expiration Date	Standard Energy	Actual Energy
GD-148	6445-278	2/28/10	3183.000	3183.000
NP-237	4341	2/28/10	4768.800	4769.290
CM-244	4320A	2/28/10	5795.020	5795.020

Energy/Channel Equation : see above  
 Energy Calibration Zero : 2363.267  
 Energy Calibration Slope : 4.928224  
 Energy Calibration Quadratic : 3.4786455E-04  
 Energy Calibration Range : 7775.000

Instrument : CHAMBER 098  
 Detector : 68644  
 Calibration Date/Time : 9-JUL-2009 13:12:53  
 Calibration Source Id : AESS-034  
 Cal. Isotopes Source Id Expiration Date Standard Energy Actual Energy  
 GD-148 6445-278 2/28/10 3183.000 3182.282  
 NP-237 4341 2/28/10 4768.800 4768.479  
 CM-244 4320A 2/28/10 5795.020 5794.637  
 Energy/Channel Equation : see above  
 Energy Calibration Zero : 2385.389  
 Energy Calibration Slope : 4.950438  
 Energy Calibration Quadratic : 3.5501088E-04  
 Energy Calibration Range : 7827.000

Instrument : CHAMBER 099  
 Detector : 70317  
 Calibration Date/Time : 9-JUL-2009 13:13:03  
 Calibration Source Id : AESS-035  
 Cal. Isotopes Source Id Expiration Date Standard Energy Actual Energy  
 GD-148 6445-278 2/28/10 3183.000 3183.000  
 NP-237 4341 2/28/10 4768.800 4768.752  
 CM-244 4320A 2/28/10 5795.020 5795.020  
 Energy/Channel Equation : see above  
 Energy Calibration Zero : 2368.685  
 Energy Calibration Slope : 4.893388  
 Energy Calibration Quadratic : 3.5426160E-04  
 Energy Calibration Range : 7751.000

Instrument : CHAMBER 100  
 Detector : 79456  
 Calibration Date/Time : 9-JUL-2009 13:13:12  
 Calibration Source Id : AESS-046  
 Cal. Isotopes Source Id Expiration Date Standard Energy Actual Energy  
 GD-148 6445-278 2/28/10 3183.000 3183.000  
 NP-237 4341 2/28/10 4768.800 4768.705  
 CM-244 4320A 2/28/10 5795.020 5794.913  
 Energy/Channel Equation : see above  
 Energy Calibration Zero : 2354.623  
 Energy Calibration Slope : 4.898829  
 Energy Calibration Quadratic : 3.4345602E-04  
 Energy Calibration Range : 7731.000

Instrument : CHAMBER 101  
 Detector : 64253  
 Calibration Date/Time : 9-JUL-2009 13:13:22  
 Calibration Source Id : AESS-037

Cal. Isotopes	Source Id	Expiration Date	Standard Energy	Actual Energy
GD-148	6445-278	2/28/10	3183.000	3182.469
NP-237	4341	2/28/10	4768.800	4767.637
CM-244	4320A	2/28/10	5795.020	5794.300

Energy/Channel Equation : see above  
 Energy Calibration Zero : 2410.698  
 Energy Calibration Slope : 4.933665  
 Energy Calibration Quadratic : 3.2843428E-04  
 Energy Calibration Range : 7807.000

Instrument : CHAMBER 102  
 Detector : 72525  
 Calibration Date/Time : 9-JUL-2009 13:13:31  
 Calibration Source Id : AESS-038

Cal. Isotopes	Source Id	Expiration Date	Standard Energy	Actual Energy
GD-148	6445-278	2/28/10	3183.000	3183.000
NP-237	4341	2/28/10	4768.800	4768.443
CM-244	4320A	2/28/10	5795.020	5794.909

Energy/Channel Equation : see above  
 Energy Calibration Zero : 2363.658  
 Energy Calibration Slope : 4.864605  
 Energy Calibration Quadratic : 3.5245687E-04  
 Energy Calibration Range : 7715.000

Instrument : CHAMBER 103  
 Detector : 79461  
 Calibration Date/Time : 9-JUL-2009 13:13:40  
 Calibration Source Id : AESS-039

Cal. Isotopes	Source Id	Expiration Date	Standard Energy	Actual Energy
GD-148	6445-278	2/28/10	3183.000	3183.000
NP-237	4341	2/28/10	4768.800	4768.789
CM-244	4320A	2/28/10	5795.020	5795.020

Energy/Channel Equation : see above  
 Energy Calibration Zero : 2389.068  
 Energy Calibration Slope : 4.916300  
 Energy Calibration Quadratic : 3.4528042E-04  
 Energy Calibration Range : 7785.000

Instrument : CHAMBER 104  
 Detector : 72524  
 Calibration Date/Time : 9-JUL-2009 13:13:48  
 Calibration Source Id : AESS-040

Cal. Isotopes	Source Id	Expiration Date	Standard Energy	Actual Energy
GD-148	6445-278	2/28/10	3183.000	3183.000
NP-237	4341	2/28/10	4768.800	4768.800
CM-244	4320A	2/28/10	5795.020	5794.853

Energy/Channel Equation : see above  
 Energy Calibration Zero : 2353.445  
 Energy Calibration Slope : 4.898041  
 Energy Calibration Quadratic : 3.2613348E-04  
 Energy Calibration Range : 7711.000

Instrument : CHAMBER 105  
 Detector : 78777  
 Calibration Date/Time : 9-JUL-2009 13:13:56  
 Calibration Source Id : AESS-041

Cal. Isotopes	Source Id	Expiration Date	Standard Energy	Actual Energy
GD-148	6445-278	2/28/10	3183.000	3182.693
NP-237	4341	2/28/10	4768.800	4768.750
CM-244	4320A	2/28/10	5795.020	5794.773

Energy/Channel Equation : see above  
 Energy Calibration Zero : 2376.710  
 Energy Calibration Slope : 4.874049  
 Energy Calibration Quadratic : 3.5893198E-04  
 Energy Calibration Range : 7744.000

Instrument : CHAMBER 106  
 Detector : 64274  
 Calibration Date/Time : 9-JUL-2009 13:14:04  
 Calibration Source Id : AESS-042

Cal. Isotopes	Source Id	Expiration Date	Standard Energy	Actual Energy
GD-148	6445-278	2/28/10	3183.000	3183.001
NP-237	4341	2/28/10	4768.800	4768.799
CM-244	4320A	2/28/10	5795.020	5795.021

Energy/Channel Equation : see above  
 Energy Calibration Zero : 2388.689  
 Energy Calibration Slope : 4.927028  
 Energy Calibration Quadratic : 3.4706845E-04  
 Energy Calibration Range : 7798.000

Instrument : CHAMBER 107  
 Detector : 67578  
 Calibration Date/Time : 9-JUL-2009 13:14:15  
 Calibration Source Id : AESS-043  
 Cal. Isotopes Source Id Expiration Date Standard Energy Actual Energy  
 GD-148 6445-278 2/28/10 3183.000 3182.693  
 NP-237 4341 2/28/10 4768.800 4768.881  
 CM-244 4320A 2/28/10 5795.020 5795.021  
 Energy/Channel Equation : see above  
 Energy Calibration Zero : 2362.860  
 Energy Calibration Slope : 4.955241  
 Energy Calibration Quadratic : 3.3647806E-04  
 Energy Calibration Range : 7790.000

Instrument : CHAMBER 108  
 Detector : 78778  
 Calibration Date/Time : 10-JUL-2009 08:15:33  
 Calibration Source Id : AESS-044  
 Cal. Isotopes Source Id Expiration Date Standard Energy Actual Energy  
 GD-148 6445-278 2/28/10 3183.000 3183.000  
 NP-237 4341 2/28/10 4768.800 4768.799  
 CM-244 4320A 2/28/10 5795.020 5795.021  
 Energy/Channel Equation : see above  
 Energy Calibration Zero : 2360.573  
 Energy Calibration Slope : 4.897293  
 Energy Calibration Quadratic : 3.3521929E-04  
 Energy Calibration Range : 7727.000

Instrument : CHAMBER 109  
 Detector : 79463  
 Calibration Date/Time : 9-JUL-2009 13:14:36  
 Calibration Source Id : AESS-045  
 Cal. Isotopes Source Id Expiration Date Standard Energy Actual Energy  
 GD-148 6445-278 2/28/10 3183.000 3183.000  
 NP-237 4341 2/28/10 4768.800 4768.800  
 CM-244 4320A 2/28/10 5795.020 5795.020  
 Energy/Channel Equation : see above  
 Energy Calibration Zero : 2361.218  
 Energy Calibration Slope : 4.898855  
 Energy Calibration Quadratic : 3.6102085E-04  
 Energy Calibration Range : 7756.000

Instrument : CHAMBER 110  
 Detector : 67602  
 Calibration Date/Time : 9-JUL-2009 13:15:06  
 Calibration Source Id : AESS-046  
 Cal. Isotopes Source Id Expiration Date Standard Energy Actual Energy  
 GD-148 6445-278 2/28/10 3183.000 3151.318  
 NP-237 4341 2/28/10 4768.800 4743.843  
 CM-244 4320A 2/28/10 5795.020 5748.494  
 Energy/Channel Equation : see above  
 Energy Calibration Zero : 2393.627  
 Energy Calibration Slope : 5.263870  
 Energy Calibration Quadratic : 7.2507857E-05  
 Energy Calibration Range : 7860.000

Instrument : CHAMBER 111  
 Detector : 79462  
 Calibration Date/Time : 9-JUL-2009 13:15:22  
 Calibration Source Id : AESS-047  
 Cal. Isotopes Source Id Expiration Date Standard Energy Actual Energy  
 GD-148 6445-278 2/28/10 3183.000 3183.000  
 NP-237 4341 2/28/10 4768.800 4768.800  
 CM-244 4320A 2/28/10 5795.020 5795.021  
 Energy/Channel Equation : see above  
 Energy Calibration Zero : 2359.279  
 Energy Calibration Slope : 4.970932  
 Energy Calibration Quadratic : 3.2777866E-04  
 Energy Calibration Range : 7793.000

Instrument : CHAMBER 112  
 Detector : 78261  
 Calibration Date/Time : 9-JUL-2009 13:15:42  
 Calibration Source Id : AESS-048  
 Cal. Isotopes Source Id Expiration Date Standard Energy Actual Energy  
 GD-148 6445-278 2/28/10 3183.000 3183.000  
 NP-237 4341 2/28/10 4768.800 4769.029  
 CM-244 4320A 2/28/10 5795.020 5795.070  
 Energy/Channel Equation : see above  
 Energy Calibration Zero : 2372.776  
 Energy Calibration Slope : 4.930915  
 Energy Calibration Quadratic : 3.0952421E-04  
 Energy Calibration Range : 7747.000



Instrument : CHAMBER 113  
 Detector : 45-111B4  
 Calibration Date/Time : 15-JUL-2009 13:43:32  
 Calibration Source Id : AESS-001

Cal. Isotopes	Source Id	Expiration Date	Standard Energy	Actual Energy
GD-148	6445-278	2/28/10	3183.000	3183.143
NP-237	4341	2/28/10	4768.800	4769.352
CM-244	4320A	2/28/10	5795.020	5795.169

Energy/Channel Equation : see above  
 Energy Calibration Zero : 2384.808  
 Energy Calibration Slope : 5.000635  
 Energy Calibration Quadratic : 2.7049560E-04  
 Energy Calibration Range : 7789.000

Instrument : CHAMBER 114  
 Detector : 78258  
 Calibration Date/Time : 15-JUL-2009 13:43:44  
 Calibration Source Id : AESS-007

Cal. Isotopes	Source Id	Expiration Date	Standard Energy	Actual Energy
GD-148	6445-278	2/28/10	3183.000	3183.317
NP-237	4341	2/28/10	4768.800	4768.936
CM-244	4320A	2/28/10	5795.020	5795.187

Energy/Channel Equation : see above  
 Energy Calibration Zero : 2334.310  
 Energy Calibration Slope : 4.976188  
 Energy Calibration Quadratic : 2.4765823E-04  
 Energy Calibration Range : 7690.000

Instrument : CHAMBER 115  
 Detector : 45-132FF4  
 Calibration Date/Time : 15-JUL-2009 13:43:54  
 Calibration Source Id : AESS-002

Cal. Isotopes	Source Id	Expiration Date	Standard Energy	Actual Energy
GD-148	6445-278	2/28/10	3183.000	3183.299
NP-237	4341	2/28/10	4768.800	4768.906
CM-244	4320A	2/28/10	5795.020	5795.021

Energy/Channel Equation : see above  
 Energy Calibration Zero : 2362.743  
 Energy Calibration Slope : 4.999947  
 Energy Calibration Quadratic : 2.6256693E-04  
 Energy Calibration Range : 7758.000

Instrument : CHAMBER 116  
 Detector : 45-132FF2  
 Calibration Date/Time : 15-JUL-2009 13:44:05  
 Calibration Source Id : AESS-008

Cal. Isotopes	Source Id	Expiration Date	Standard Energy	Actual Energy
GD-148	6445-278	2/28/10	3183.000	3183.000
NP-237	4341	2/28/10	4768.800	4768.799
CM-244	4320A	2/28/10	5795.020	5795.021

Energy/Channel Equation : see above  
 Energy Calibration Zero : 2361.201  
 Energy Calibration Slope : 4.980864  
 Energy Calibration Quadratic : 2.6853522E-04  
 Energy Calibration Range : 7743.000

Instrument : CHAMBER 117  
 Detector : 33450  
 Calibration Date/Time : 15-JUL-2009 13:44:15  
 Calibration Source Id : AESS-003

Cal. Isotopes	Source Id	Expiration Date	Standard Energy	Actual Energy
GD-148	6445-278	2/28/10	3183.000	3183.341
NP-237	4341	2/28/10	4768.800	4769.249
CM-244	4320A	2/28/10	5795.020	5795.149

Energy/Channel Equation : see above  
 Energy Calibration Zero : 2372.642  
 Energy Calibration Slope : 4.960156  
 Energy Calibration Quadratic : 2.9082331E-04  
 Energy Calibration Range : 7757.000

Instrument : CHAMBER 118  
 Detector : 75544  
 Calibration Date/Time : 15-JUL-2009 13:44:26  
 Calibration Source Id : AESS-009

Cal. Isotopes	Source Id	Expiration Date	Standard Energy	Actual Energy
GD-148	6445-278	2/28/10	3183.000	3183.240
NP-237	4341	2/28/10	4768.800	4768.906
CM-244	4320A	2/28/10	5795.020	5795.021

Energy/Channel Equation : see above  
 Energy Calibration Zero : 2335.434  
 Energy Calibration Slope : 4.978148  
 Energy Calibration Quadratic : 2.6964993E-04  
 Energy Calibration Range : 7716.000

Instrument : CHAMBER 119  
 Detector : 74429  
 Calibration Date/Time : 2-FEB-2009 15:15:38  
 Calibration Source Id : AESS-004

Cal. Isotopes	Source Id	Expiration Date	Standard Energy	Actual Energy
GD-148	6445-278	2/28/10	3183.000	3069.001
NP-237	4341	2/28/10	4768.800	4669.281
CM-244	4320A	2/28/10	5795.020	5706.875

Energy/Channel Equation : see above  
 Energy Calibration Zero : 2437.949  
 Energy Calibration Slope : 5.036866  
 Energy Calibration Quadratic :  
 Energy Calibration Range : 7596.000

Instrument : CHAMBER 120  
 Detector : 74430  
 Calibration Date/Time : 16-JUL-2009 09:29:36  
 Calibration Source Id : AESS-010

Cal. Isotopes	Source Id	Expiration Date	Standard Energy	Actual Energy
GD-148	6445-278	2/28/10	3183.000	3183.243
NP-237	4341	2/28/10	4768.800	4768.978
CM-244	4320A	2/28/10	5795.020	5795.142

Energy/Channel Equation : see above  
 Energy Calibration Zero : 2311.106  
 Energy Calibration Slope : 4.960131  
 Energy Calibration Quadratic : 2.6160042E-04  
 Energy Calibration Range : 7665.000

Instrument : CHAMBER 121  
 Detector : 75545  
 Calibration Date/Time : 15-JUL-2009 13:44:36  
 Calibration Source Id : AESS-005

Cal. Isotopes	Source Id	Expiration Date	Standard Energy	Actual Energy
GD-148	6445-278	2/28/10	3183.000	3183.000
NP-237	4341	2/28/10	4768.800	4768.799
CM-244	4320A	2/28/10	5795.020	5795.188

Energy/Channel Equation : see above  
 Energy Calibration Zero : 2334.679  
 Energy Calibration Slope : 4.950221  
 Energy Calibration Quadratic : 2.8347687E-04  
 Energy Calibration Range : 7701.000

Instrument : CHAMBER 122  
 Detector : 75546  
 Calibration Date/Time : 15-JUL-2009 13:44:46  
 Calibration Source Id : AESS-011  
 Cal. Isotopes Source Id Expiration Date Standard Energy Actual Energy  
 GD-148 6445-278 2/28/10 3183.000 3183.172  
 NP-237 4341 2/28/10 4768.800 4769.003  
 CM-244 4320A 2/28/10 5795.020 5795.020  
 Energy/Channel Equation : see above  
 Energy Calibration Zero : 2330.980  
 Energy Calibration Slope : 4.960747  
 Energy Calibration Quadratic : 2.7343398E-04  
 Energy Calibration Range : 7698.000

Instrument : CHAMBER 123  
 Detector : 45-142V3  
 Calibration Date/Time : 15-JUL-2009 13:44:55  
 Calibration Source Id : AESS-006  
 Cal. Isotopes Source Id Expiration Date Standard Energy Actual Energy  
 GD-148 6445-278 2/28/10 3183.000 3183.316  
 NP-237 4341 2/28/10 4768.800 4769.249  
 CM-244 4320A 2/28/10 5795.020 5795.021  
 Energy/Channel Equation : see above  
 Energy Calibration Zero : 2374.720  
 Energy Calibration Slope : 4.978360  
 Energy Calibration Quadratic : 2.5058995E-04  
 Energy Calibration Range : 7735.000

Instrument : CHAMBER 124  
 Detector : 45-142V2  
 Calibration Date/Time : 15-JUL-2009 13:45:05  
 Calibration Source Id : AESS-012  
 Cal. Isotopes Source Id Expiration Date Standard Energy Actual Energy  
 GD-148 6445-278 2/28/10 3183.000 3182.701  
 NP-237 4341 2/28/10 4768.800 4768.518  
 CM-244 4320A 2/28/10 5795.020 5794.902  
 Energy/Channel Equation : see above  
 Energy Calibration Zero : 2382.371  
 Energy Calibration Slope : 5.018754  
 Energy Calibration Quadratic : 2.4640319E-04  
 Energy Calibration Range : 7780.000

Instrument : CHAMBER 125  
 Detector : 75547  
 Calibration Date/Time : 17-JUL-2009 14:23:54  
 Calibration Source Id : AESS-013  
 Cal. Isotopes Source Id Expiration Date Standard Energy Actual Energy  
 GD-148 6445-278 2/28/10 3183.000 3183.386  
 NP-237 4341 2/28/10 4768.800 4768.801  
 CM-244 4320A 2/28/10 5795.020 5795.165  
  
 Energy/Channel Equation : see above  
 Energy Calibration Zero : 2338.781  
 Energy Calibration Slope : 4.955306  
 Energy Calibration Quadratic : 2.6291917E-04  
 Energy Calibration Range : 7689.000

Instrument : CHAMBER 126  
 Detector : 75548  
 Calibration Date/Time : 17-JUL-2009 14:24:06  
 Calibration Source Id : AESS-019  
 Cal. Isotopes Source Id Expiration Date Standard Energy Actual Energy  
 GD-148 6445-278 2/28/10 3183.000 3183.000  
 NP-237 4341 2/28/10 4768.800 4768.801  
 CM-244 4320A 2/28/10 5795.020 5795.019  
  
 Energy/Channel Equation : see above  
 Energy Calibration Zero : 2345.216  
 Energy Calibration Slope : 5.042264  
 Energy Calibration Quadratic : 1.8960494E-04  
 Energy Calibration Range : 7707.000

Instrument : CHAMBER 127  
 Detector : 78770  
 Calibration Date/Time : 17-JUL-2009 14:24:19  
 Calibration Source Id : AESS-014  
 Cal. Isotopes Source Id Expiration Date Standard Energy Actual Energy  
 GD-148 6445-278 2/28/10 3183.000 3183.168  
 NP-237 4341 2/28/10 4768.800 4769.036  
 CM-244 4320A 2/28/10 5795.020 5795.095  
  
 Energy/Channel Equation : see above  
 Energy Calibration Zero : 2333.395  
 Energy Calibration Slope : 4.961254  
 Energy Calibration Quadratic : 2.6867207E-04  
 Energy Calibration Range : 7695.000

Instrument : CHAMBER 128  
 Detector : 75549  
 Calibration Date/Time : 17-JUL-2009 14:24:31  
 Calibration Source Id : AESS-020

Cal. Isotopes	Source Id	Expiration Date	Standard Energy	Actual Energy
GD-148	6445-278	2/28/10	3183.000	3183.449
NP-237	4341	2/28/10	4768.800	4769.095
CM-244	4320A	2/28/10	5795.020	5795.020

Energy/Channel Equation : see above  
 Energy Calibration Zero : 2323.424  
 Energy Calibration Slope : 5.017115  
 Energy Calibration Quadratic : 2.1570176E-04  
 Energy Calibration Range : 7687.000

Instrument : CHAMBER 129  
 Detector : 76227  
 Calibration Date/Time : 17-JUL-2009 14:24:41  
 Calibration Source Id : AESS-015

Cal. Isotopes	Source Id	Expiration Date	Standard Energy	Actual Energy
GD-148	6445-278	2/28/10	3183.000	3183.112
NP-237	4341	2/28/10	4768.800	4768.800
CM-244	4320A	2/28/10	5795.020	5795.020

Energy/Channel Equation : see above  
 Energy Calibration Zero : 2343.567  
 Energy Calibration Slope : 4.949915  
 Energy Calibration Quadratic : 2.7041257E-04  
 Energy Calibration Range : 7696.000

Instrument : CHAMBER 130  
 Detector : 76228  
 Calibration Date/Time : 17-JUL-2009 14:24:51  
 Calibration Source Id : AESS-021

Cal. Isotopes	Source Id	Expiration Date	Standard Energy	Actual Energy
GD-148	6445-278	2/28/10	3183.000	3182.758
NP-237	4341	2/28/10	4768.800	4768.607
CM-244	4320A	2/28/10	5795.020	5795.020

Energy/Channel Equation : see above  
 Energy Calibration Zero : 2336.361  
 Energy Calibration Slope : 4.980415  
 Energy Calibration Quadratic : 2.3134552E-04  
 Energy Calibration Range : 7679.000

Instrument : CHAMBER 131  
 Detector : 33448  
 Calibration Date/Time : 17-JUL-2009 14:25:01  
 Calibration Source Id : AESS-016  
 Cal. Isotopes Source Id Expiration Date Standard Energy Actual Energy  
 GD-148 6445-278 2/28/10 3183.000 3182.605  
 NP-237 4341 2/28/10 4768.800 4768.573  
 CM-244 4320A 2/28/10 5795.020 5795.021  
 Energy/Channel Equation : see above  
 Energy Calibration Zero : 2388.756  
 Energy Calibration Slope : 4.931267  
 Energy Calibration Quadratic : 3.1428930E-04  
 Energy Calibration Range : 7768.000

Instrument : CHAMBER 132  
 Detector : 67579  
 Calibration Date/Time : 17-JUL-2009 14:25:11  
 Calibration Source Id : AESS-022  
 Cal. Isotopes Source Id Expiration Date Standard Energy Actual Energy  
 GD-148 6445-278 2/28/10 3183.000 3181.074  
 NP-237 4341 2/28/10 4768.800 4765.688  
 CM-244 4320A 2/28/10 5795.020 5788.063  
 Energy/Channel Equation : see above  
 Energy Calibration Zero : 2375.917  
 Energy Calibration Slope : 5.056964  
 Energy Calibration Quadratic : 2.6723032E-04  
 Energy Calibration Range : 7834.000

Instrument : CHAMBER 133  
 Detector : 76229  
 Calibration Date/Time : 17-JUL-2009 14:25:22  
 Calibration Source Id : AESS-017  
 Cal. Isotopes Source Id Expiration Date Standard Energy Actual Energy  
 GD-148 6445-278 2/28/10 3183.000 3183.235  
 NP-237 4341 2/28/10 4768.800 4768.799  
 CM-244 4320A 2/28/10 5795.020 5795.021  
 Energy/Channel Equation : see above  
 Energy Calibration Zero : 2304.280  
 Energy Calibration Slope : 4.909981  
 Energy Calibration Quadratic : 2.5969208E-04  
 Energy Calibration Range : 7604.000

Instrument : CHAMBER 134  
 Detector : 76230  
 Calibration Date/Time : 17-JUL-2009 14:25:32  
 Calibration Source Id : AESS-023  
 Cal. Isotopes Source Id Expiration Date Standard Energy Actual Energy  
 GD-148 6445-278 2/28/10 3183.000 3183.428  
 NP-237 4341 2/28/10 4768.800 4769.138  
 CM-244 4320A 2/28/10 5795.020 5795.114  
 Energy/Channel Equation : see above  
 Energy Calibration Zero : 2323.771  
 Energy Calibration Slope : 4.983015  
 Energy Calibration Quadratic : 2.2696581E-04  
 Energy Calibration Range : 7664.000

Instrument : CHAMBER 135  
 Detector : 64270  
 Calibration Date/Time : 17-JUL-2009 14:25:42  
 Calibration Source Id : AESS-018  
 Cal. Isotopes Source Id Expiration Date Standard Energy Actual Energy  
 GD-148 6445-278 2/28/10 3183.000 3182.580  
 NP-237 4341 2/28/10 4768.800 4768.589  
 CM-244 4320A 2/28/10 5795.020 5794.911  
 Energy/Channel Equation : see above  
 Energy Calibration Zero : 2342.408  
 Energy Calibration Slope : 4.931945  
 Energy Calibration Quadratic : 2.7902660E-04  
 Energy Calibration Range : 7685.000

Instrument : CHAMBER 136  
 Detector : 68549  
 Calibration Date/Time : 17-JUL-2009 14:25:52  
 Calibration Source Id : AESS-024  
 Cal. Isotopes Source Id Expiration Date Standard Energy Actual Energy  
 GD-148 6445-278 2/28/10 3183.000 3181.940  
 NP-237 4341 2/28/10 4768.800 4766.491  
 CM-244 4320A 2/28/10 5795.020 5789.976  
 Energy/Channel Equation : see above  
 Energy Calibration Zero : 2353.642  
 Energy Calibration Slope : 5.024161  
 Energy Calibration Quadratic : 2.3099547E-04  
 Energy Calibration Range : 7741.000



Instrument : CHAMBER 137  
 Detector : 64288  
 Calibration Date/Time : 17-JUL-2009 14:26:02  
 Calibration Source Id : AESS-025

Cal. Isotopes	Source Id	Expiration Date	Standard Energy	Actual Energy
GD-148	6445-278	2/28/10	3183.000	3183.000
NP-237	4341	2/28/10	4768.800	4769.015
CM-244	4320A	2/28/10	5795.020	5795.229

Energy/Channel Equation : see above  
 Energy Calibration Zero : 2378.044  
 Energy Calibration Slope : 5.009023  
 Energy Calibration Quadratic : 3.1443321E-04  
 Energy Calibration Range : 7837.000

Instrument : CHAMBER 138  
 Detector : 65877  
 Calibration Date/Time : 17-JUL-2009 14:26:11  
 Calibration Source Id : AESS-031

Cal. Isotopes	Source Id	Expiration Date	Standard Energy	Actual Energy
GD-148	6445-278	2/28/10	3183.000	3183.000
NP-237	4341	2/28/10	4768.800	4768.798
CM-244	4320A	2/28/10	5795.020	5795.021

Energy/Channel Equation : see above  
 Energy Calibration Zero : 2377.362  
 Energy Calibration Slope : 4.981610  
 Energy Calibration Quadratic : 2.9931843E-04  
 Energy Calibration Range : 7792.000

Instrument : CHAMBER 139  
 Detector : 76231  
 Calibration Date/Time : 17-JUL-2009 14:26:21  
 Calibration Source Id : AESS-026

Cal. Isotopes	Source Id	Expiration Date	Standard Energy	Actual Energy
GD-148	6445-278	2/28/10	3183.000	3183.000
NP-237	4341	2/28/10	4768.800	4768.896
CM-244	4320A	2/28/10	5795.020	5795.211

Energy/Channel Equation : see above  
 Energy Calibration Zero : 2343.572  
 Energy Calibration Slope : 4.954267  
 Energy Calibration Quadratic : 2.9043874E-04  
 Energy Calibration Range : 7721.000

Instrument : CHAMBER 140  
 Detector : 78771  
 Calibration Date/Time : 17-JUL-2009 14:26:31  
 Calibration Source Id : AESS-032

Cal. Isotopes	Source Id	Expiration Date	Standard Energy	Actual Energy
GD-148	6445-278	2/28/10	3183.000	3183.000
NP-237	4341	2/28/10	4768.800	4768.831
CM-244	4320A	2/28/10	5795.020	5795.069

Energy/Channel Equation : see above  
 Energy Calibration Zero : 2342.367  
 Energy Calibration Slope : 4.948852  
 Energy Calibration Quadratic : 3.0391497E-04  
 Energy Calibration Range : 7729.000

Instrument : CHAMBER 141  
 Detector : 76232  
 Calibration Date/Time : 17-JUL-2009 14:26:40  
 Calibration Source Id : AESS-027

Cal. Isotopes	Source Id	Expiration Date	Standard Energy	Actual Energy
GD-148	6445-278	2/28/10	3183.000	3183.179
NP-237	4341	2/28/10	4768.800	4768.885
CM-244	4320A	2/28/10	5795.020	5795.021

Energy/Channel Equation : see above  
 Energy Calibration Zero : 2351.966  
 Energy Calibration Slope : 4.956621  
 Energy Calibration Quadratic : 2.8871323E-04  
 Energy Calibration Range : 7730.000

Instrument : CHAMBER 142  
 Detector : 64261  
 Calibration Date/Time : 17-JUL-2009 14:26:50  
 Calibration Source Id : AESS-033

Cal. Isotopes	Source Id	Expiration Date	Standard Energy	Actual Energy
GD-148	6445-278	2/28/10	3183.000	3182.815
NP-237	4341	2/28/10	4768.800	4768.706
CM-244	4320A	2/28/10	5795.020	5794.924

Energy/Channel Equation : see above  
 Energy Calibration Zero : 2381.651  
 Energy Calibration Slope : 4.957265  
 Energy Calibration Quadratic : 2.9752569E-04  
 Energy Calibration Range : 7770.000

Instrument : CHAMBER 143  
 Detector : 65882  
 Calibration Date/Time : 17-JUL-2009 14:27:11  
 Calibration Source Id : AESS-028  
 Cal. Isotopes Source Id Expiration Date Standard Energy Actual Energy  
 GD-148 6445-278 2/28/10 3183.000 3198.011  
 NP-237 4341 2/28/10 4768.800 4793.655  
 CM-244 4320A 2/28/10 5795.020 5843.728  
  
 Energy/Channel Equation : see above  
 Energy Calibration Zero : 2400.594  
 Energy Calibration Slope : 4.866200  
 Energy Calibration Quadratic : 5.6703738E-04  
 Energy Calibration Range : 7978.000

Instrument : CHAMBER 144  
 Detector : 75551  
 Calibration Date/Time : 17-JUL-2009 14:27:26  
 Calibration Source Id : AESS-034  
 Cal. Isotopes Source Id Expiration Date Standard Energy Actual Energy  
 GD-148 6445-278 2/28/10 3183.000 3182.828  
 NP-237 4341 2/28/10 4768.800 4768.697  
 CM-244 4320A 2/28/10 5795.020 5795.020  
  
 Energy/Channel Equation : see above  
 Energy Calibration Zero : 2348.318  
 Energy Calibration Slope : 4.957791  
 Energy Calibration Quadratic : 2.7922410E-04  
 Energy Calibration Range : 7718.000

Instrument : CHAMBER 145  
 Detector : 72526  
 Calibration Date/Time : 17-JUL-2009 14:27:37  
 Calibration Source Id : AESS-029  
 Cal. Isotopes Source Id Expiration Date Standard Energy Actual Energy  
 GD-148 6445-278 2/28/10 3183.000 3183.094  
 NP-237 4341 2/28/10 4768.800 4768.886  
 CM-244 4320A 2/28/10 5795.020 5795.045  
  
 Energy/Channel Equation : see above  
 Energy Calibration Zero : 2353.360  
 Energy Calibration Slope : 4.971958  
 Energy Calibration Quadratic : 2.8320373E-04  
 Energy Calibration Range : 7742.000

Instrument : CHAMBER 146  
 Detector : 72527  
 Calibration Date/Time : 17-JUL-2009 14:27:48  
 Calibration Source Id : AESS-035  
 Cal. Isotopes Source Id Expiration Date Standard Energy Actual Energy  
 GD-148 6445-278 2/28/10 3183.000 3183.175  
 NP-237 4341 2/28/10 4768.800 4768.922  
 CM-244 4320A 2/28/10 5795.020 5795.021  
 Energy/Channel Equation : see above  
 Energy Calibration Zero : 2350.571  
 Energy Calibration Slope : 4.930733  
 Energy Calibration Quadratic : 2.9194859E-04  
 Energy Calibration Range : 7706.000

Instrument : CHAMBER 147  
 Detector : 75550  
 Calibration Date/Time : 17-JUL-2009 14:27:59  
 Calibration Source Id : AESS-030  
 Cal. Isotopes Source Id Expiration Date Standard Energy Actual Energy  
 GD-148 6445-278 2/28/10 3183.000 3183.209  
 NP-237 4341 2/28/10 4768.800 4769.018  
 CM-244 4320A 2/28/10 5795.020 5795.333  
 Energy/Channel Equation : see above  
 Energy Calibration Zero : 2343.476  
 Energy Calibration Slope : 4.959011  
 Energy Calibration Quadratic : 2.7492910E-04  
 Energy Calibration Range : 7710.000

Instrument : CHAMBER 148  
 Detector : 74429  
 Calibration Date/Time : 17-JUL-2009 14:28:08  
 Calibration Source Id : AESS-036  
 Cal. Isotopes Source Id Expiration Date Standard Energy Actual Energy  
 GD-148 6445-278 2/28/10 3183.000 3183.165  
 NP-237 4341 2/28/10 4768.800 4768.865  
 CM-244 4320A 2/28/10 5795.020 5795.167  
 Energy/Channel Equation : see above  
 Energy Calibration Zero : 2342.407  
 Energy Calibration Slope : 4.941724  
 Energy Calibration Quadratic : 3.0098064E-04  
 Energy Calibration Range : 7718.000

Instrument : CHAMBER 149  
 Detector : 33449  
 Calibration Date/Time : 17-JUL-2009 14:28:21  
 Calibration Source Id : AESS-037

Cal. Isotopes	Source Id	Expiration Date	Standard Energy	Actual Energy
GD-148	6445-278	2/28/10	3183.000	3183.000
NP-237	4341	2/28/10	4768.800	4768.800
CM-244	4320A	2/28/10	5795.020	5795.020

Energy/Channel Equation : see above  
 Energy Calibration Zero : 2388.292  
 Energy Calibration Slope : 4.935481  
 Energy Calibration Quadratic : 3.1694383E-04  
 Energy Calibration Range : 7775.000

Instrument : CHAMBER 150  
 Detector : 75552  
 Calibration Date/Time : 17-JUL-2009 14:28:35  
 Calibration Source Id : AESS-043

Cal. Isotopes	Source Id	Expiration Date	Standard Energy	Actual Energy
GD-148	6445-278	2/28/10	3183.000	3183.000
NP-237	4341	2/28/10	4768.800	4768.748
CM-244	4320A	2/28/10	5795.020	5795.020

Energy/Channel Equation : see above  
 Energy Calibration Zero : 2354.055  
 Energy Calibration Slope : 4.971218  
 Energy Calibration Quadratic : 2.7575236E-04  
 Energy Calibration Range : 7734.000

Instrument : CHAMBER 151  
 Detector : 75556  
 Calibration Date/Time : 17-JUL-2009 14:28:46  
 Calibration Source Id : AESS-038

Cal. Isotopes	Source Id	Expiration Date	Standard Energy	Actual Energy
GD-148	6445-278	2/28/10	3183.000	3183.000
NP-237	4341	2/28/10	4768.800	4768.936
CM-244	4320A	2/28/10	5795.020	5795.020

Energy/Channel Equation : see above  
 Energy Calibration Zero : 2341.373  
 Energy Calibration Slope : 4.941175  
 Energy Calibration Quadratic : 2.6452926E-04  
 Energy Calibration Range : 7679.000

Instrument : CHAMBER 152  
 Detector : 76222  
 Calibration Date/Time : 17-JUL-2009 14:28:57  
 Calibration Source Id : AESS-044

Cal. Isotopes	Source Id	Expiration Date	Standard Energy	Actual Energy
GD-148	6445-278	2/28/10	3183.000	3183.140
NP-237	4341	2/28/10	4768.800	4768.855
CM-244	4320A	2/28/10	5795.020	5795.046

Energy/Channel Equation : see above  
 Energy Calibration Zero : 2338.705  
 Energy Calibration Slope : 4.955201  
 Energy Calibration Quadratic : 2.6211896E-04  
 Energy Calibration Range : 7688.000

Instrument : CHAMBER 153  
 Detector : 76223  
 Calibration Date/Time : 17-JUL-2009 14:29:06  
 Calibration Source Id : AESS-039

Cal. Isotopes	Source Id	Expiration Date	Standard Energy	Actual Energy
GD-148	6445-278	2/28/10	3183.000	3183.000
NP-237	4341	2/28/10	4768.800	4768.799
CM-244	4320A	2/28/10	5795.020	5795.045

Energy/Channel Equation : see above  
 Energy Calibration Zero : 2333.099  
 Energy Calibration Slope : 4.935291  
 Energy Calibration Quadratic : 2.9876101E-04  
 Energy Calibration Range : 7700.000

Instrument : CHAMBER 154  
 Detector : 76224  
 Calibration Date/Time : 17-JUL-2009 14:29:15  
 Calibration Source Id : AESS-045

Cal. Isotopes	Source Id	Expiration Date	Standard Energy	Actual Energy
GD-148	6445-278	2/28/10	3183.000	3183.000
NP-237	4341	2/28/10	4768.800	4768.651
CM-244	4320A	2/28/10	5795.020	5795.020

Energy/Channel Equation : see above  
 Energy Calibration Zero : 2341.465  
 Energy Calibration Slope : 4.948726  
 Energy Calibration Quadratic : 2.8072123E-04  
 Energy Calibration Range : 7703.000

Instrument : CHAMBER 155  
 Detector : 75553  
 Calibration Date/Time : 17-JUL-2009 14:29:25  
 Calibration Source Id : AESS-040

Cal. Isotopes	Source Id	Expiration Date	Standard Energy	Actual Energy
GD-148	6445-278	2/28/10	3183.000	3183.160
NP-237	4341	2/28/10	4768.800	4768.857
CM-244	4320A	2/28/10	5795.020	5795.116

Energy/Channel Equation : see above  
 Energy Calibration Zero : 2365.986  
 Energy Calibration Slope : 4.960846  
 Energy Calibration Quadratic : 3.0533157E-04  
 Energy Calibration Range : 7766.000

Instrument : CHAMBER 156  
 Detector : 75554  
 Calibration Date/Time : 17-JUL-2009 14:29:35  
 Calibration Source Id : AESS-046

Cal. Isotopes	Source Id	Expiration Date	Standard Energy	Actual Energy
GD-148	6445-278	2/28/10	3183.000	3183.180
NP-237	4341	2/28/10	4768.800	4768.829
CM-244	4320A	2/28/10	5795.020	5795.020

Energy/Channel Equation : see above  
 Energy Calibration Zero : 2358.748  
 Energy Calibration Slope : 4.995668  
 Energy Calibration Quadratic : 2.7021556E-04  
 Energy Calibration Range : 7758.000

Instrument : CHAMBER 157  
 Detector : 75555  
 Calibration Date/Time : 17-JUL-2009 14:29:49  
 Calibration Source Id : AESS-041

Cal. Isotopes	Source Id	Expiration Date	Standard Energy	Actual Energy
GD-148	6445-278	2/28/10	3183.000	3183.132
NP-237	4341	2/28/10	4768.800	4768.802
CM-244	4320A	2/28/10	5795.020	5795.161

Energy/Channel Equation : see above  
 Energy Calibration Zero : 2355.714  
 Energy Calibration Slope : 4.974587  
 Energy Calibration Quadratic : 2.8556405E-04  
 Energy Calibration Range : 7749.000

Instrument : CHAMBER 158  
 Detector : 33451  
 Calibration Date/Time : 17-JUL-2009 14:30:01  
 Calibration Source Id : AESS-047

Cal. Isotopes	Source Id	Expiration Date	Standard Energy	Actual Energy
GD-148	6445-278	2/28/10	3183.000	3183.110
NP-237	4341	2/28/10	4768.800	4768.800
CM-244	4320A	2/28/10	5795.020	5795.020

Energy/Channel Equation : see above  
 Energy Calibration Zero : 2380.269  
 Energy Calibration Slope : 4.995139  
 Energy Calibration Quadratic : 3.1028705E-04  
 Energy Calibration Range : 7821.000

Instrument : CHAMBER 159  
 Detector : 76225  
 Calibration Date/Time : 17-JUL-2009 14:30:14  
 Calibration Source Id : AESS-042

Cal. Isotopes	Source Id	Expiration Date	Standard Energy	Actual Energy
GD-148	6445-278	2/28/10	3183.000	3183.190
NP-237	4341	2/28/10	4768.800	4768.913
CM-244	4320A	2/28/10	5795.020	5795.044

Energy/Channel Equation : see above  
 Energy Calibration Zero : 2353.142  
 Energy Calibration Slope : 4.981561  
 Energy Calibration Quadratic : 2.9250194E-04  
 Energy Calibration Range : 7761.000

Instrument : CHAMBER 160  
 Detector : 76226  
 Calibration Date/Time : 17-JUL-2009 14:30:32  
 Calibration Source Id : AESS-048

Cal. Isotopes	Source Id	Expiration Date	Standard Energy	Actual Energy
GD-148	6445-278	2/28/10	3183.000	3182.999
NP-237	4341	2/28/10	4768.800	4768.958
CM-244	4320A	2/28/10	5795.020	5795.070

Energy/Channel Equation : see above  
 Energy Calibration Zero : 2355.931  
 Energy Calibration Slope : 4.980661  
 Energy Calibration Quadratic : 2.9644801E-04  
 Energy Calibration Range : 7767.000



Instrument : CHAMBER 161  
 Detector : 70321  
 Calibration Date/Time : 22-JUN-2009 14:58:45  
 Calibration Source Id : AESS-001  
 Cal. Isotopes Source Id Expiration Date Standard Energy Actual Energy  
 GD-148 6445-278 2/28/10 3183.000 3183.000  
 NP-237 4341 2/28/10 4768.800 4768.800  
 CM-244 4320A 2/28/10 5795.020 5795.020  
 Energy/Channel Equation : see above  
 Energy Calibration Zero : 2376.262  
 Energy Calibration Slope : 4.896393  
 Energy Calibration Quadratic : 3.3797286E-04  
 Energy Calibration Range : 7745.000

Instrument : CHAMBER 162  
 Detector : 70323  
 Calibration Date/Time : 22-JUN-2009 14:59:02  
 Calibration Source Id : AESS-007  
 Cal. Isotopes Source Id Expiration Date Standard Energy Actual Energy  
 GD-148 6445-278 2/28/10 3183.000 3183.662  
 NP-237 4341 2/28/10 4768.800 4769.615  
 CM-244 4320A 2/28/10 5795.020 5795.417  
 Energy/Channel Equation : see above  
 Energy Calibration Zero : 2370.305  
 Energy Calibration Slope : 4.919915  
 Energy Calibration Quadratic : 3.0847988E-04  
 Energy Calibration Range : 7732.000

Instrument : CHAMBER 163  
 Detector : 70324  
 Calibration Date/Time : 22-JUN-2009 14:59:20  
 Calibration Source Id : AESS-002  
 Cal. Isotopes Source Id Expiration Date Standard Energy Actual Energy  
 GD-148 6445-278 2/28/10 3183.000 3183.000  
 NP-237 4341 2/28/10 4768.800 4768.798  
 CM-244 4320A 2/28/10 5795.020 5795.021  
 Energy/Channel Equation : see above  
 Energy Calibration Zero : 2381.293  
 Energy Calibration Slope : 4.927099  
 Energy Calibration Quadratic : 3.2329891E-04  
 Energy Calibration Range : 7766.000

Instrument : CHAMBER 164  
 Detector : 70325  
 Calibration Date/Time : 22-JUN-2009 14:59:35  
 Calibration Source Id : AESS-008  
 Cal. Isotopes Source Id Expiration Date Standard Energy Actual Energy  
 GD-148 6445-278 2/28/10 3183.000 3182.405  
 NP-237 4341 2/28/10 4768.800 4768.212  
 CM-244 4320A 2/28/10 5795.020 5795.019  
 Energy/Channel Equation : see above  
 Energy Calibration Zero : 2382.304  
 Energy Calibration Slope : 4.931757  
 Energy Calibration Quadratic : 3.2424228E-04  
 Energy Calibration Range : 7772.000

Instrument : CHAMBER 165  
 Detector : 72544  
 Calibration Date/Time : 22-JUN-2009 15:00:00  
 Calibration Source Id : AESS-003  
 Cal. Isotopes Source Id Expiration Date Standard Energy Actual Energy  
 GD-148 6445-278 2/28/10 3183.000 3183.000  
 NP-237 4341 2/28/10 4768.800 4768.801  
 CM-244 4320A 2/28/10 5795.020 5794.717  
 Energy/Channel Equation : see above  
 Energy Calibration Zero : 2386.365  
 Energy Calibration Slope : 4.964369  
 Energy Calibration Quadratic : 2.8651269E-04  
 Energy Calibration Range : 7770.000

Instrument : CHAMBER 166  
 Detector : 74545  
 Calibration Date/Time : 22-JUN-2009 15:00:15  
 Calibration Source Id : AESS-009  
 Cal. Isotopes Source Id Expiration Date Standard Energy Actual Energy  
 GD-148 6445-278 2/28/10 3183.000 3182.357  
 NP-237 4341 2/28/10 4768.800 4768.476  
 CM-244 4320A 2/28/10 5795.020 5794.620  
 Energy/Channel Equation : see above  
 Energy Calibration Zero : 2377.530  
 Energy Calibration Slope : 4.930614  
 Energy Calibration Quadratic : 3.2020407E-04  
 Energy Calibration Range : 7762.000

Instrument : CHAMBER 167  
 Detector : 72546  
 Calibration Date/Time : 22-JUN-2009 15:00:26  
 Calibration Source Id : AESS-004

Cal. Isotopes	Source Id	Expiration Date	Standard Energy	Actual Energy
GD-148	6445-278	2/28/10	3183.000	3183.000
NP-237	4341	2/28/10	4768.800	4768.798
CM-244	4320A	2/28/10	5795.020	5795.021

Energy/Channel Equation : see above  
 Energy Calibration Zero : 2378.454  
 Energy Calibration Slope : 4.916844  
 Energy Calibration Quadratic : 3.3378412E-04  
 Energy Calibration Range : 7763.000

Instrument : CHAMBER 168  
 Detector : 72547  
 Calibration Date/Time : 22-JUN-2009 15:00:38  
 Calibration Source Id : AESS-010

Cal. Isotopes	Source Id	Expiration Date	Standard Energy	Actual Energy
GD-148	6445-278	2/28/10	3183.000	3183.481
NP-237	4341	2/28/10	4768.800	4769.733
CM-244	4320A	2/28/10	5795.020	5795.360

Energy/Channel Equation : see above  
 Energy Calibration Zero : 2378.216  
 Energy Calibration Slope : 4.943952  
 Energy Calibration Quadratic : 3.0569665E-04  
 Energy Calibration Range : 7761.000

Instrument : CHAMBER 169  
 Detector : 72548  
 Calibration Date/Time : 22-JUN-2009 15:00:51  
 Calibration Source Id : AESS-005

Cal. Isotopes	Source Id	Expiration Date	Standard Energy	Actual Energy
GD-148	6445-278	2/28/10	3183.000	3183.437
NP-237	4341	2/28/10	4768.800	4768.801
CM-244	4320A	2/28/10	5795.020	5795.019

Energy/Channel Equation : see above  
 Energy Calibration Zero : 2381.692  
 Energy Calibration Slope : 4.923065  
 Energy Calibration Quadratic : 3.2510224E-04  
 Energy Calibration Range : 7764.000

Instrument : CHAMBER 170  
 Detector : 72549  
 Calibration Date/Time : 22-JUN-2009 15:01:02  
 Calibration Source Id : AESS-011  
 Cal. Isotopes Source Id Expiration Date Standard Energy Actual Energy  
 GD-148 6445-278 2/28/10 3183.000 3183.574  
 NP-237 4341 2/28/10 4768.800 4769.165  
 CM-244 4320A 2/28/10 5795.020 5795.548  
 Energy/Channel Equation : see above  
 Energy Calibration Zero : 2379.378  
 Energy Calibration Slope : 4.940187  
 Energy Calibration Quadratic : 3.2377098E-04  
 Energy Calibration Range : 7778.000

Instrument : CHAMBER 171  
 Detector : 78260  
 Calibration Date/Time : 22-JUN-2009 15:01:15  
 Calibration Source Id : AESS-006  
 Cal. Isotopes Source Id Expiration Date Standard Energy Actual Energy  
 GD-148 6445-278 2/28/10 3183.000 3183.011  
 NP-237 4341 2/28/10 4768.800 4768.799  
 CM-244 4320A 2/28/10 5795.020 5795.025  
 Energy/Channel Equation : see above  
 Energy Calibration Zero : 2367.143  
 Energy Calibration Slope : 4.905009  
 Energy Calibration Quadratic : 3.4086173E-04  
 Energy Calibration Range : 7747.000

Instrument : CHAMBER 172  
 Detector : 78772  
 Calibration Date/Time : 22-JUN-2009 15:01:28  
 Calibration Source Id : AESS-012  
 Cal. Isotopes Source Id Expiration Date Standard Energy Actual Energy  
 GD-148 6445-278 2/28/10 3183.000 3183.000  
 NP-237 4341 2/28/10 4768.800 4768.800  
 CM-244 4320A 2/28/10 5795.020 5795.020  
 Energy/Channel Equation : see above  
 Energy Calibration Zero : 2364.889  
 Energy Calibration Slope : 4.905996  
 Energy Calibration Quadratic : 3.5168754E-04  
 Energy Calibration Range : 7757.000

Instrument : CHAMBER 173  
 Detector : 74431  
 Calibration Date/Time : 22-JUN-2009 15:01:41  
 Calibration Source Id : AESS-013

Cal. Isotopes	Source Id	Expiration Date	Standard Energy	Actual Energy
GD-148	6445-278	2/28/10	3183.000	3183.000
NP-237	4341	2/28/10	4768.800	4768.716
CM-244	4320A	2/28/10	5795.020	5795.020

Energy/Channel Equation : see above  
 Energy Calibration Zero : 2362.857  
 Energy Calibration Slope : 4.989556  
 Energy Calibration Quadratic : 2.6047556E-04  
 Energy Calibration Range : 7745.000

Instrument : CHAMBER 174  
 Detector : 74432  
 Calibration Date/Time : 22-JUN-2009 15:01:51  
 Calibration Source Id : AESS-019

Cal. Isotopes	Source Id	Expiration Date	Standard Energy	Actual Energy
GD-148	6445-278	2/28/10	3183.000	3183.008
NP-237	4341	2/28/10	4768.800	4768.801
CM-244	4320A	2/28/10	5795.020	5795.020

Energy/Channel Equation : see above  
 Energy Calibration Zero : 2361.090  
 Energy Calibration Slope : 5.020361  
 Energy Calibration Quadratic : 2.1951902E-04  
 Energy Calibration Range : 7732.000

Instrument : CHAMBER 175  
 Detector : 74433  
 Calibration Date/Time : 22-JUN-2009 15:02:01  
 Calibration Source Id : AESS-014

Cal. Isotopes	Source Id	Expiration Date	Standard Energy	Actual Energy
GD-148	6445-278	2/28/10	3183.000	3183.000
NP-237	4341	2/28/10	4768.800	4768.800
CM-244	4320A	2/28/10	5795.020	5795.021

Energy/Channel Equation : see above  
 Energy Calibration Zero : 2356.841  
 Energy Calibration Slope : 4.985576  
 Energy Calibration Quadratic : 2.6544777E-04  
 Energy Calibration Range : 7740.000

Instrument : CHAMBER 176  
 Detector : 74434  
 Calibration Date/Time : 22-JUN-2009 15:02:12  
 Calibration Source Id : AESS-020  
 Cal. Isotopes Source Id Expiration Date Standard Energy Actual Energy  
 GD-148 6445-278 2/28/10 3183.000 3183.343  
 NP-237 4341 2/28/10 4768.800 4768.800  
 CM-244 4320A 2/28/10 5795.020 5795.020  
 Energy/Channel Equation : see above  
 Energy Calibration Zero : 2354.481  
 Energy Calibration Slope : 5.029559  
 Energy Calibration Quadratic : 2.1999818E-04  
 Energy Calibration Range : 7735.000

Instrument : CHAMBER 177  
 Detector : 74435  
 Calibration Date/Time : 22-JUN-2009 15:02:24  
 Calibration Source Id : AESS-015  
 Cal. Isotopes Source Id Expiration Date Standard Energy Actual Energy  
 GD-148 6445-278 2/28/10 3183.000 3183.000  
 NP-237 4341 2/28/10 4768.800 4768.799  
 CM-244 4320A 2/28/10 5795.020 5795.020  
 Energy/Channel Equation : see above  
 Energy Calibration Zero : 2360.728  
 Energy Calibration Slope : 4.966811  
 Energy Calibration Quadratic : 2.8411727E-04  
 Energy Calibration Range : 7745.000

Instrument : CHAMBER 178  
 Detector : 74436  
 Calibration Date/Time : 22-JUN-2009 15:02:37  
 Calibration Source Id : AESS-021  
 Cal. Isotopes Source Id Expiration Date Standard Energy Actual Energy  
 GD-148 6445-278 2/28/10 3183.000 3183.016  
 NP-237 4341 2/28/10 4768.800 4768.800  
 CM-244 4320A 2/28/10 5795.020 5795.021  
 Energy/Channel Equation : see above  
 Energy Calibration Zero : 2350.840  
 Energy Calibration Slope : 5.018156  
 Energy Calibration Quadratic : 2.2526548E-04  
 Energy Calibration Range : 7726.000

Instrument : CHAMBER 179  
 Detector : 74437  
 Calibration Date/Time : 22-JUN-2009 15:02:54  
 Calibration Source Id : AESS-016  
 Cal. Isotopes Source Id Expiration Date Standard Energy Actual Energy  
 GD-148 6445-278 2/28/10 3183.000 3183.008  
 NP-237 4341 2/28/10 4768.800 4768.694  
 CM-244 4320A 2/28/10 5795.020 5795.021  
 Energy/Channel Equation : see above  
 Energy Calibration Zero : 2358.137  
 Energy Calibration Slope : 4.971311  
 Energy Calibration Quadratic : 2.7695790E-04  
 Energy Calibration Range : 7739.000

Instrument : CHAMBER 180  
 Detector : 74438  
 Calibration Date/Time : 22-JUN-2009 15:03:14  
 Calibration Source Id : AESS-022  
 Cal. Isotopes Source Id Expiration Date Standard Energy Actual Energy  
 GD-148 6445-278 2/28/10 3183.000 3183.000  
 NP-237 4341 2/28/10 4768.800 4768.801  
 CM-244 4320A 2/28/10 5795.020 5795.026  
 Energy/Channel Equation : see above  
 Energy Calibration Zero : 2352.778  
 Energy Calibration Slope : 5.029830  
 Energy Calibration Quadratic : 2.1214969E-04  
 Energy Calibration Range : 7726.000

Instrument : CHAMBER 181  
 Detector : 74439  
 Calibration Date/Time : 22-JUN-2009 15:03:27  
 Calibration Source Id : AESS-017  
 Cal. Isotopes Source Id Expiration Date Standard Energy Actual Energy  
 GD-148 6445-278 2/28/10 3183.000 3183.000  
 NP-237 4341 2/28/10 4768.800 4768.903  
 CM-244 4320A 2/28/10 5795.020 5795.074  
 Energy/Channel Equation : see above  
 Energy Calibration Zero : 2356.310  
 Energy Calibration Slope : 4.974973  
 Energy Calibration Quadratic : 2.7404417E-04  
 Energy Calibration Range : 7738.000

Instrument : CHAMBER 182  
 Detector : 74440  
 Calibration Date/Time : 22-JUN-2009 15:03:39  
 Calibration Source Id : AESS-023

Cal. Isotopes	Source Id	Expiration Date	Standard Energy	Actual Energy
GD-148	6445-278	2/28/10	3183.000	3183.403
NP-237	4341	2/28/10	4768.800	4768.970
CM-244	4320A	2/28/10	5795.020	5795.165

Energy/Channel Equation : see above  
 Energy Calibration Zero : 2349.923  
 Energy Calibration Slope : 4.986344  
 Energy Calibration Quadratic : 2.5572060E-04  
 Energy Calibration Range : 7724.000

Instrument : CHAMBER 183  
 Detector : 74441  
 Calibration Date/Time : 22-JUN-2009 15:03:53  
 Calibration Source Id : AESS-018

Cal. Isotopes	Source Id	Expiration Date	Standard Energy	Actual Energy
GD-148	6445-278	2/28/10	3183.000	3183.000
NP-237	4341	2/28/10	4768.800	4768.799
CM-244	4320A	2/28/10	5795.020	5795.021

Energy/Channel Equation : see above  
 Energy Calibration Zero : 2359.238  
 Energy Calibration Slope : 4.971895  
 Energy Calibration Quadratic : 2.8019695E-04  
 Energy Calibration Range : 7744.000

Instrument : CHAMBER 184  
 Detector : 74442  
 Calibration Date/Time : 22-JUN-2009 15:04:06  
 Calibration Source Id : AESS-024

Cal. Isotopes	Source Id	Expiration Date	Standard Energy	Actual Energy
GD-148	6445-278	2/28/10	3183.000	3183.000
NP-237	4341	2/28/10	4768.800	4768.799
CM-244	4320A	2/28/10	5795.020	5795.021

Energy/Channel Equation : see above  
 Energy Calibration Zero : 2353.759  
 Energy Calibration Slope : 5.027183  
 Energy Calibration Quadratic : 2.1329588E-04  
 Energy Calibration Range : 7725.000



Instrument : CHAMBER 185  
 Detector : 68615  
 Calibration Date/Time : 22-JUN-2009 15:04:16  
 Calibration Source Id : AESS-025

Cal. Isotopes	Source Id	Expiration Date	Standard Energy	Actual Energy
GD-148	6445-278	2/28/10	3183.000	3183.000
NP-237	4341	2/28/10	4768.800	4768.801
CM-244	4320A	2/28/10	5795.020	5795.019

Energy/Channel Equation : see above  
 Energy Calibration Zero : 2356.756  
 Energy Calibration Slope : 4.942091  
 Energy Calibration Quadratic : 2.7517328E-04  
 Energy Calibration Range : 7706.000

Instrument : CHAMBER 186  
 Detector : 68616  
 Calibration Date/Time : 22-JUN-2009 15:04:28  
 Calibration Source Id : AESS-031

Cal. Isotopes	Source Id	Expiration Date	Standard Energy	Actual Energy
GD-148	6445-278	2/28/10	3183.000	3182.797
NP-237	4341	2/28/10	4768.800	4768.799
CM-244	4320A	2/28/10	5795.020	5795.021

Energy/Channel Equation : see above  
 Energy Calibration Zero : 2360.497  
 Energy Calibration Slope : 4.943951  
 Energy Calibration Quadratic : 2.8680658E-04  
 Energy Calibration Range : 7724.000

Instrument : CHAMBER 187  
 Detector : 68620  
 Calibration Date/Time : 22-JUN-2009 15:04:38  
 Calibration Source Id : AESS-026

Cal. Isotopes	Source Id	Expiration Date	Standard Energy	Actual Energy
GD-148	6445-278	2/28/10	3183.000	3183.000
NP-237	4341	2/28/10	4768.800	4768.853
CM-244	4320A	2/28/10	5795.020	5795.115

Energy/Channel Equation : see above  
 Energy Calibration Zero : 2371.605  
 Energy Calibration Slope : 4.963061  
 Energy Calibration Quadratic : 3.0924208E-04  
 Energy Calibration Range : 7778.000

Instrument : CHAMBER 188  
 Detector : 68621  
 Calibration Date/Time : 22-JUN-2009 15:04:49  
 Calibration Source Id : AESS-032

Cal. Isotopes	Source Id	Expiration Date	Standard Energy	Actual Energy
GD-148	6445-278	2/28/10	3183.000	3183.000
NP-237	4341	2/28/10	4768.800	4768.832
CM-244	4320A	2/28/10	5795.020	5795.021

Energy/Channel Equation : see above  
 Energy Calibration Zero : 2367.401  
 Energy Calibration Slope : 4.951802  
 Energy Calibration Quadratic : 3.1090144E-04  
 Energy Calibration Range : 7764.000

Instrument : CHAMBER 189  
 Detector : 68622  
 Calibration Date/Time : 22-JUN-2009 15:05:00  
 Calibration Source Id : AESS-027

Cal. Isotopes	Source Id	Expiration Date	Standard Energy	Actual Energy
GD-148	6445-278	2/28/10	3183.000	3183.000
NP-237	4341	2/28/10	4768.800	4768.746
CM-244	4320A	2/28/10	5795.020	5795.021

Energy/Channel Equation : see above  
 Energy Calibration Zero : 2356.776  
 Energy Calibration Slope : 4.949914  
 Energy Calibration Quadratic : 2.7563065E-04  
 Energy Calibration Range : 7715.000

Instrument : CHAMBER 190  
 Detector : 68623  
 Calibration Date/Time : 22-JUN-2009 15:05:13  
 Calibration Source Id : AESS-033

Cal. Isotopes	Source Id	Expiration Date	Standard Energy	Actual Energy
GD-148	6445-278	2/28/10	3183.000	3182.750
NP-237	4341	2/28/10	4768.800	4768.800
CM-244	4320A	2/28/10	5795.020	5795.020

Energy/Channel Equation : see above  
 Energy Calibration Zero : 2355.469  
 Energy Calibration Slope : 4.940720  
 Energy Calibration Quadratic : 2.9352074E-04  
 Energy Calibration Range : 7723.000

Instrument : CHAMBER 191  
 Detector : 68624  
 Calibration Date/Time : 22-JUN-2009 15:05:24  
 Calibration Source Id : AESS-028

Cal. Isotopes	Source Id	Expiration Date	Standard Energy	Actual Energy
GD-148	6445-278	2/28/10	3183.000	3183.000
NP-237	4341	2/28/10	4768.800	4768.750
CM-244	4320A	2/28/10	5795.020	5794.952

Energy/Channel Equation : see above  
 Energy Calibration Zero : 2370.162  
 Energy Calibration Slope : 4.969944  
 Energy Calibration Quadratic : 3.0237788E-04  
 Energy Calibration Range : 7776.000

Instrument : CHAMBER 192  
 Detector : 74430  
 Calibration Date/Time : 22-JUN-2009 15:05:39  
 Calibration Source Id : AESS-034

Cal. Isotopes	Source Id	Expiration Date	Standard Energy	Actual Energy
GD-148	6445-278	2/28/10	3183.000	3183.000
NP-237	4341	2/28/10	4768.800	4768.800
CM-244	4320A	2/28/10	5795.020	5795.020

Energy/Channel Equation : see above  
 Energy Calibration Zero : 2364.866  
 Energy Calibration Slope : 4.974655  
 Energy Calibration Quadratic : 2.9466255E-04  
 Energy Calibration Range : 7768.000

Instrument : CHAMBER 193  
 Detector : 68627  
 Calibration Date/Time : 22-JUN-2009 15:05:50  
 Calibration Source Id : AESS-029

Cal. Isotopes	Source Id	Expiration Date	Standard Energy	Actual Energy
GD-148	6445-278	2/28/10	3183.000	3183.252
NP-237	4341	2/28/10	4768.800	4768.799
CM-244	4320A	2/28/10	5795.020	5795.021

Energy/Channel Equation : see above  
 Energy Calibration Zero : 2361.004  
 Energy Calibration Slope : 4.933344  
 Energy Calibration Quadratic : 3.0485235E-04  
 Energy Calibration Range : 7732.000

Instrument : CHAMBER 194  
 Detector : 68635  
 Calibration Date/Time : 22-JUN-2009 15:06:02  
 Calibration Source Id : AESS-035

Cal. Isotopes	Source Id	Expiration Date	Standard Energy	Actual Energy
GD-148	6445-278	2/28/10	3183.000	3183.000
NP-237	4341	2/28/10	4768.800	4768.956
CM-244	4320A	2/28/10	5795.020	5795.088

Energy/Channel Equation : see above  
 Energy Calibration Zero : 2356.275  
 Energy Calibration Slope : 4.943244  
 Energy Calibration Quadratic : 2.9090239E-04  
 Energy Calibration Range : 7723.000

Instrument : CHAMBER 195  
 Detector : 68636  
 Calibration Date/Time : 22-JUN-2009 15:06:11  
 Calibration Source Id : AESS-030

Cal. Isotopes	Source Id	Expiration Date	Standard Energy	Actual Energy
GD-148	6445-278	2/28/10	3183.000	3183.227
NP-237	4341	2/28/10	4768.800	4769.136
CM-244	4320A	2/28/10	5795.020	5795.021

Energy/Channel Equation : see above  
 Energy Calibration Zero : 2361.543  
 Energy Calibration Slope : 4.955566  
 Energy Calibration Quadratic : 2.8235061E-04  
 Energy Calibration Range : 7732.000

Instrument : CHAMBER 196  
 Detector : 68637  
 Calibration Date/Time : 22-JUN-2009 15:06:21  
 Calibration Source Id : AESS-036

Cal. Isotopes	Source Id	Expiration Date	Standard Energy	Actual Energy
GD-148	6445-278	2/28/10	3183.000	3183.000
NP-237	4341	2/28/10	4768.800	4768.800
CM-244	4320A	2/28/10	5795.020	5795.134

Energy/Channel Equation : see above  
 Energy Calibration Zero : 2361.497  
 Energy Calibration Slope : 4.932623  
 Energy Calibration Quadratic : 2.9964585E-04  
 Energy Calibration Range : 7727.000

Instrument : CHAMBER 197  
 Detector : 78894  
 Calibration Date/Time : 23-JUN-2009 13:40:27  
 Calibration Source Id : AESS-037

Cal. Isotopes	Source Id	Expiration Date	Standard Energy	Actual Energy
GD-148	6445-278	2/28/10	3183.000	3183.236
NP-237	4341	2/28/10	4768.800	4768.958
CM-244	4320A	2/28/10	5795.020	5795.067

Energy/Channel Equation : see above  
 Energy Calibration Zero : 2365.861  
 Energy Calibration Slope : 4.977748  
 Energy Calibration Quadratic : 2.8034966E-04  
 Energy Calibration Range : 7757.000

Instrument : CHAMBER 198  
 Detector : 78895  
 Calibration Date/Time : 22-JUN-2009 15:06:54  
 Calibration Source Id : AESS-043

Cal. Isotopes	Source Id	Expiration Date	Standard Energy	Actual Energy
GD-148	6445-278	2/28/10	3183.000	3183.000
NP-237	4341	2/28/10	4768.800	4768.801
CM-244	4320A	2/28/10	5795.020	5795.020

Energy/Channel Equation : see above  
 Energy Calibration Zero : 2365.894  
 Energy Calibration Slope : 4.963814  
 Energy Calibration Quadratic : 2.8298626E-04  
 Energy Calibration Range : 7746.000

Instrument : CHAMBER 199  
 Detector : 78896  
 Calibration Date/Time : 22-JUN-2009 15:07:05  
 Calibration Source Id : AESS-038

Cal. Isotopes	Source Id	Expiration Date	Standard Energy	Actual Energy
GD-148	6445-278	2/28/10	3183.000	3183.091
NP-237	4341	2/28/10	4768.800	4768.800
CM-244	4320A	2/28/10	5795.020	5795.020

Energy/Channel Equation : see above  
 Energy Calibration Zero : 2364.930  
 Energy Calibration Slope : 4.986914  
 Energy Calibration Quadratic : 2.6706583E-04  
 Energy Calibration Range : 7752.000

Instrument : CHAMBER 200  
 Detector : 78900  
 Calibration Date/Time : 22-JUN-2009 15:07:19  
 Calibration Source Id : AESS-044  
 Cal. Isotopes Source Id Expiration Date Standard Energy Actual Energy  
 GD-148 6445-278 2/28/10 3183.000 3183.000  
 NP-237 4341 2/28/10 4768.800 4768.799  
 CM-244 4320A 2/28/10 5795.020 5795.020  
 Energy/Channel Equation : see above  
 Energy Calibration Zero : 2368.921  
 Energy Calibration Slope : 4.942559  
 Energy Calibration Quadratic : 3.1796028E-04  
 Energy Calibration Range : 7764.000

Instrument : CHAMBER 201  
 Detector : 78902  
 Calibration Date/Time : 22-JUN-2009 15:07:30  
 Calibration Source Id : AESS-039  
 Cal. Isotopes Source Id Expiration Date Standard Energy Actual Energy  
 GD-148 6445-278 2/28/10 3183.000 3183.000  
 NP-237 4341 2/28/10 4768.800 4768.799  
 CM-244 4320A 2/28/10 5795.020 5795.093  
 Energy/Channel Equation : see above  
 Energy Calibration Zero : 2363.354  
 Energy Calibration Slope : 4.963643  
 Energy Calibration Quadratic : 3.0018482E-04  
 Energy Calibration Range : 7761.000

Instrument : CHAMBER 202  
 Detector : 78903  
 Calibration Date/Time : 22-JUN-2009 15:07:41  
 Calibration Source Id : AESS-045  
 Cal. Isotopes Source Id Expiration Date Standard Energy Actual Energy  
 GD-148 6445-278 2/28/10 3183.000 3183.121  
 NP-237 4341 2/28/10 4768.800 4768.801  
 CM-244 4320A 2/28/10 5795.020 5795.020  
 Energy/Channel Equation : see above  
 Energy Calibration Zero : 2352.562  
 Energy Calibration Slope : 4.948048  
 Energy Calibration Quadratic : 3.0442388E-04  
 Energy Calibration Range : 7739.000

Instrument : CHAMBER 203  
 Detector : 78905  
 Calibration Date/Time : 22-JUN-2009 15:07:50  
 Calibration Source Id : AESS-040  
 Cal. Isotopes Source Id Expiration Date Standard Energy Actual Energy  
 GD-148 6445-278 2/28/10 3183.000 3183.175  
 NP-237 4341 2/28/10 4768.800 4768.800  
 CM-244 4320A 2/28/10 5795.020 5795.021  
 Energy/Channel Equation : see above  
 Energy Calibration Zero : 2359.840  
 Energy Calibration Slope : 4.964388  
 Energy Calibration Quadratic : 2.9003547E-04  
 Energy Calibration Range : 7747.000

Instrument : CHAMBER 204  
 Detector : 78907  
 Calibration Date/Time : 22-JUN-2009 15:08:00  
 Calibration Source Id : AESS-046  
 Cal. Isotopes Source Id Expiration Date Standard Energy Actual Energy  
 GD-148 6445-278 2/28/10 3183.000 3183.082  
 NP-237 4341 2/28/10 4768.800 4768.826  
 CM-244 4320A 2/28/10 5795.020 5795.021  
 Energy/Channel Equation : see above  
 Energy Calibration Zero : 2361.510  
 Energy Calibration Slope : 4.952772  
 Energy Calibration Quadratic : 3.0013063E-04  
 Energy Calibration Range : 7748.000

Instrument : CHAMBER 205  
 Detector : 78908  
 Calibration Date/Time : 22-JUN-2009 15:08:10  
 Calibration Source Id : AESS-041  
 Cal. Isotopes Source Id Expiration Date Standard Energy Actual Energy  
 GD-148 6445-278 2/28/10 3183.000 3183.169  
 NP-237 4341 2/28/10 4768.800 4768.800  
 CM-244 4320A 2/28/10 5795.020 5795.027  
 Energy/Channel Equation : see above  
 Energy Calibration Zero : 2362.907  
 Energy Calibration Slope : 4.968532  
 Energy Calibration Quadratic : 2.9018772E-04  
 Energy Calibration Range : 7755.000

Instrument : CHAMBER 206  
 Detector : 78909  
 Calibration Date/Time : 22-JUN-2009 15:08:23  
 Calibration Source Id : AESS-047  
 Cal. Isotopes Source Id Expiration Date Standard Energy Actual Energy  
 GD-148 6445-278 2/28/10 3183.000 3183.146  
 NP-237 4341 2/28/10 4768.800 4768.801  
 CM-244 4320A 2/28/10 5795.020 5795.042  
 Energy/Channel Equation : see above  
 Energy Calibration Zero : 2357.156  
 Energy Calibration Slope : 4.978078  
 Energy Calibration Quadratic : 2.6590825E-04  
 Energy Calibration Range : 7734.000

Instrument : CHAMBER 207  
 Detector : 78910  
 Calibration Date/Time : 22-JUN-2009 15:08:36  
 Calibration Source Id : AESS-042  
 Cal. Isotopes Source Id Expiration Date Standard Energy Actual Energy  
 GD-148 6445-278 2/28/10 3183.000 3183.000  
 NP-237 4341 2/28/10 4768.800 4768.800  
 CM-244 4320A 2/28/10 5795.020 5795.020  
 Energy/Channel Equation : see above  
 Energy Calibration Zero : 2367.255  
 Energy Calibration Slope : 4.968539  
 Energy Calibration Quadratic : 2.9294274E-04  
 Energy Calibration Range : 7762.000

Instrument : CHAMBER 208  
 Detector : 78911  
 Calibration Date/Time : 22-JUN-2009 15:08:47  
 Calibration Source Id : AESS-048  
 Cal. Isotopes Source Id Expiration Date Standard Energy Actual Energy  
 GD-148 6445-278 2/28/10 3183.000 3183.000  
 NP-237 4341 2/28/10 4768.800 4768.799  
 CM-244 4320A 2/28/10 5795.020 5795.021  
 Energy/Channel Equation : see above  
 Energy Calibration Zero : 2364.810  
 Energy Calibration Slope : 4.972878  
 Energy Calibration Quadratic : 2.8153346E-04  
 Energy Calibration Range : 7752.000



Instrument : CHAMBER 209  
 Detector : 79188  
 Calibration Date/Time : 30-JUN-2009 13:25:14  
 Calibration Source Id : AESS-001  
 Cal. Isotopes Source Id Expiration Date Standard Energy Actual Energy  
 GD-148 6445-278 2/28/10 3183.000 3183.000  
 NP-237 4341 2/28/10 4768.800 4768.801  
 CM-244 4320A 2/28/10 5795.020 5795.020  
 Energy/Channel Equation : see above  
 Energy Calibration Zero : 2387.726  
 Energy Calibration Slope : 4.931397  
 Energy Calibration Quadratic : 3.2478853E-04  
 Energy Calibration Range : 7778.000

Instrument : CHAMBER 210  
 Detector : 79189  
 Calibration Date/Time : 30-JUN-2009 13:25:32  
 Calibration Source Id : AESS-002  
 Cal. Isotopes Source Id Expiration Date Standard Energy Actual Energy  
 GD-148 6445-278 2/28/10 3183.000 3183.000  
 NP-237 4341 2/28/10 4768.800 4768.801  
 CM-244 4320A 2/28/10 5795.020 5795.020  
 Energy/Channel Equation : see above  
 Energy Calibration Zero : 2383.637  
 Energy Calibration Slope : 4.939270  
 Energy Calibration Quadratic : 3.1113683E-04  
 Energy Calibration Range : 7768.000

Instrument : CHAMBER 211  
 Detector : 79190  
 Calibration Date/Time : 30-JUN-2009 13:25:46  
 Calibration Source Id : AESS-003  
 Cal. Isotopes Source Id Expiration Date Standard Energy Actual Energy  
 GD-148 6445-278 2/28/10 3183.000 3183.000  
 NP-237 4341 2/28/10 4768.800 4768.799  
 CM-244 4320A 2/28/10 5795.020 5795.021  
 Energy/Channel Equation : see above  
 Energy Calibration Zero : 2389.518  
 Energy Calibration Slope : 4.955431  
 Energy Calibration Quadratic : 3.0932875E-04  
 Energy Calibration Range : 7788.000

Instrument : CHAMBER 212  
 Detector : 79191  
 Calibration Date/Time : 30-JUN-2009 13:25:56  
 Calibration Source Id : AESS-004

Cal. Isotopes	Source Id	Expiration Date	Standard Energy	Actual Energy
GD-148	6445-278	2/28/10	3183.000	3183.000
NP-237	4341	2/28/10	4768.800	4768.800
CM-244	4320A	2/28/10	5795.020	5795.021

Energy/Channel Equation : see above  
 Energy Calibration Zero : 2387.357  
 Energy Calibration Slope : 4.935492  
 Energy Calibration Quadratic : 3.2339373E-04  
 Energy Calibration Range : 7780.000

Instrument : CHAMBER 213  
 Detector : 79192  
 Calibration Date/Time : 30-JUN-2009 13:26:06  
 Calibration Source Id : AESS-005

Cal. Isotopes	Source Id	Expiration Date	Standard Energy	Actual Energy
GD-148	6445-278	2/28/10	3183.000	3183.000
NP-237	4341	2/28/10	4768.800	4768.800
CM-244	4320A	2/28/10	5795.020	5795.021

Energy/Channel Equation : see above  
 Energy Calibration Zero : 2392.713  
 Energy Calibration Slope : 4.948073  
 Energy Calibration Quadratic : 3.1151611E-04  
 Energy Calibration Range : 7786.000

Instrument : CHAMBER 214  
 Detector : 79193  
 Calibration Date/Time : 30-JUN-2009 13:26:15  
 Calibration Source Id : AESS-006

Cal. Isotopes	Source Id	Expiration Date	Standard Energy	Actual Energy
GD-148	6445-278	2/28/10	3183.000	3183.000
NP-237	4341	2/28/10	4768.800	4768.799
CM-244	4320A	2/28/10	5795.020	5795.021

Energy/Channel Equation : see above  
 Energy Calibration Zero : 2381.982  
 Energy Calibration Slope : 4.949060  
 Energy Calibration Quadratic : 3.1146532E-04  
 Energy Calibration Range : 7776.000

Instrument : CHAMBER 215  
 Detector : 79194  
 Calibration Date/Time : 30-JUN-2009 13:26:24  
 Calibration Source Id : AESS-007

Cal. Isotopes	Source Id	Expiration Date	Standard Energy	Actual Energy
GD-148	6445-278	2/28/10	3183.000	3183.000
NP-237	4341	2/28/10	4768.800	4768.800
CM-244	4320A	2/28/10	5795.020	5795.020

Energy/Channel Equation : see above  
 Energy Calibration Zero : 2392.654  
 Energy Calibration Slope : 4.938601  
 Energy Calibration Quadratic : 3.3165864E-04  
 Energy Calibration Range : 7798.000

Instrument : CHAMBER 216  
 Detector : 79195  
 Calibration Date/Time : 30-JUN-2009 13:26:33  
 Calibration Source Id : AESS-008

Cal. Isotopes	Source Id	Expiration Date	Standard Energy	Actual Energy
GD-148	6445-278	2/28/10	3183.000	3183.000
NP-237	4341	2/28/10	4768.800	4768.800
CM-244	4320A	2/28/10	5795.020	5795.021

Energy/Channel Equation : see above  
 Energy Calibration Zero : 2383.258  
 Energy Calibration Slope : 4.954875  
 Energy Calibration Quadratic : 3.0062834E-04  
 Energy Calibration Range : 7772.000

Instrument : CHAMBER 217  
 Detector : 79410  
 Calibration Date/Time : 30-JUN-2009 13:26:43  
 Calibration Source Id : AESS-009

Cal. Isotopes	Source Id	Expiration Date	Standard Energy	Actual Energy
GD-148	6445-278	2/28/10	3183.000	3183.000
NP-237	4341	2/28/10	4768.800	4768.800
CM-244	4320A	2/28/10	5795.020	5795.020

Energy/Channel Equation : see above  
 Energy Calibration Zero : 2389.657  
 Energy Calibration Slope : 4.940731  
 Energy Calibration Quadratic : 3.2290843E-04  
 Energy Calibration Range : 7788.000

Instrument : CHAMBER 218  
 Detector : 79411  
 Calibration Date/Time : 30-JUN-2009 13:26:51  
 Calibration Source Id : AESS-010

Cal. Isotopes	Source Id	Expiration Date	Standard Energy	Actual Energy
GD-148	6445-278	2/28/10	3183.000	3183.000
NP-237	4341	2/28/10	4768.800	4768.801
CM-244	4320A	2/28/10	5795.020	5795.019

Energy/Channel Equation : see above  
 Energy Calibration Zero : 2387.484  
 Energy Calibration Slope : 4.945539  
 Energy Calibration Quadratic : 3.2147722E-04  
 Energy Calibration Range : 7789.000

Instrument : CHAMBER 219  
 Detector : 79412  
 Calibration Date/Time : 30-JUN-2009 13:27:01  
 Calibration Source Id : AESS-011

Cal. Isotopes	Source Id	Expiration Date	Standard Energy	Actual Energy
GD-148	6445-278	2/28/10	3183.000	3183.001
NP-237	4341	2/28/10	4768.800	4768.799
CM-244	4320A	2/28/10	5795.020	5795.021

Energy/Channel Equation : see above  
 Energy Calibration Zero : 2385.324  
 Energy Calibration Slope : 4.953215  
 Energy Calibration Quadratic : 3.0849627E-04  
 Energy Calibration Range : 7781.000

Instrument : CHAMBER 220  
 Detector : 79413  
 Calibration Date/Time : 30-JUN-2009 13:27:10  
 Calibration Source Id : AESS-012

Cal. Isotopes	Source Id	Expiration Date	Standard Energy	Actual Energy
GD-148	6445-278	2/28/10	3183.000	3183.000
NP-237	4341	2/28/10	4768.800	4768.800
CM-244	4320A	2/28/10	5795.020	5795.020

Energy/Channel Equation : see above  
 Energy Calibration Zero : 2383.523  
 Energy Calibration Slope : 4.935628  
 Energy Calibration Quadratic : 3.2036271E-04  
 Energy Calibration Range : 7774.000

Instrument : CHAMBER 221  
 Detector : 79414  
 Calibration Date/Time : 30-JUN-2009 13:27:19  
 Calibration Source Id : AESS-013

Cal. Isotopes	Source Id	Expiration Date	Standard Energy	Actual Energy
GD-148	6445-278	2/28/10	3183.000	3183.000
NP-237	4341	2/28/10	4768.800	4768.801
CM-244	4320A	2/28/10	5795.020	5795.020

Energy/Channel Equation : see above  
 Energy Calibration Zero : 2386.554  
 Energy Calibration Slope : 4.965968  
 Energy Calibration Quadratic : 3.1077291E-04  
 Energy Calibration Range : 7798.000

Instrument : CHAMBER 222  
 Detector : 79415  
 Calibration Date/Time : 30-JUN-2009 13:27:29  
 Calibration Source Id : AESS-014

Cal. Isotopes	Source Id	Expiration Date	Standard Energy	Actual Energy
GD-148	6445-278	2/28/10	3183.000	3183.000
NP-237	4341	2/28/10	4768.800	4768.799
CM-244	4320A	2/28/10	5795.020	5794.573

Energy/Channel Equation : see above  
 Energy Calibration Zero : 2380.427  
 Energy Calibration Slope : 5.024710  
 Energy Calibration Quadratic : 2.4253939E-04  
 Energy Calibration Range : 7780.000

Instrument : CHAMBER 223  
 Detector : 79416  
 Calibration Date/Time : 30-JUN-2009 13:27:39  
 Calibration Source Id : AESS-015

Cal. Isotopes	Source Id	Expiration Date	Standard Energy	Actual Energy
GD-148	6445-278	2/28/10	3183.000	3183.000
NP-237	4341	2/28/10	4768.800	4768.800
CM-244	4320A	2/28/10	5795.020	5795.020

Energy/Channel Equation : see above  
 Energy Calibration Zero : 2391.487  
 Energy Calibration Slope : 4.944519  
 Energy Calibration Quadratic : 3.4526619E-04  
 Energy Calibration Range : 7817.000

Instrument : CHAMBER 224  
 Detector : 79417  
 Calibration Date/Time : 30-JUN-2009 13:27:48  
 Calibration Source Id : AESS-016  
 Cal. Isotopes Source Id Expiration Date Standard Energy Actual Energy  
 GD-148 6445-278 2/28/10 3183.000 3183.000  
 NP-237 4341 2/28/10 4768.800 4768.801  
 CM-244 4320A 2/28/10 5795.020 5795.020  
 Energy/Channel Equation : see above  
 Energy Calibration Zero : 2389.036  
 Energy Calibration Slope : 4.998024  
 Energy Calibration Quadratic : 2.7591022E-04  
 Energy Calibration Range : 7796.000

Instrument : CHAMBER 225  
 Detector : 79418  
 Calibration Date/Time : 30-JUN-2009 13:28:00  
 Calibration Source Id : AESS-017  
 Cal. Isotopes Source Id Expiration Date Standard Energy Actual Energy  
 GD-148 6445-278 2/28/10 3183.000 3183.000  
 NP-237 4341 2/28/10 4768.800 4768.800  
 CM-244 4320A 2/28/10 5795.020 5795.020  
 Energy/Channel Equation : see above  
 Energy Calibration Zero : 2391.820  
 Energy Calibration Slope : 4.947299  
 Energy Calibration Quadratic : 3.2222894E-04  
 Energy Calibration Range : 7796.000

Instrument : CHAMBER 226  
 Detector : 79419  
 Calibration Date/Time : 30-JUN-2009 13:28:10  
 Calibration Source Id : AESS-018  
 Cal. Isotopes Source Id Expiration Date Standard Energy Actual Energy  
 GD-148 6445-278 2/28/10 3183.000 3183.001  
 NP-237 4341 2/28/10 4768.800 4768.798  
 CM-244 4320A 2/28/10 5795.020 5795.021  
 Energy/Channel Equation : see above  
 Energy Calibration Zero : 2384.017  
 Energy Calibration Slope : 4.975819  
 Energy Calibration Quadratic : 2.9400751E-04  
 Energy Calibration Range : 7788.000

Instrument : CHAMBER 227  
 Detector : 79420  
 Calibration Date/Time : 30-JUN-2009 13:28:21  
 Calibration Source Id : AESS-019  
 Cal. Isotopes Source Id Expiration Date Standard Energy Actual Energy  
 GD-148 6445-278 2/28/10 3183.000 3183.000  
 NP-237 4341 2/28/10 4768.800 4768.800  
 CM-244 4320A 2/28/10 5795.020 5795.020  
 Energy/Channel Equation : see above  
 Energy Calibration Zero : 2390.902  
 Energy Calibration Slope : 4.944205  
 Energy Calibration Quadratic : 3.2253028E-04  
 Energy Calibration Range : 7792.000

Instrument : CHAMBER 228  
 Detector : 79421  
 Calibration Date/Time : 30-JUN-2009 13:28:30  
 Calibration Source Id : AESS-020  
 Cal. Isotopes Source Id Expiration Date Standard Energy Actual Energy  
 GD-148 6445-278 2/28/10 3183.000 3183.000  
 NP-237 4341 2/28/10 4768.800 4768.799  
 CM-244 4320A 2/28/10 5795.020 5795.021  
 Energy/Channel Equation : see above  
 Energy Calibration Zero : 2382.530  
 Energy Calibration Slope : 4.981592  
 Energy Calibration Quadratic : 2.8075394E-04  
 Energy Calibration Range : 7778.000

Instrument : CHAMBER 229  
 Detector : 79422  
 Calibration Date/Time : 30-JUN-2009 13:28:39  
 Calibration Source Id : AESS-021  
 Cal. Isotopes Source Id Expiration Date Standard Energy Actual Energy  
 GD-148 6445-278 2/28/10 3183.000 3183.000  
 NP-237 4341 2/28/10 4768.800 4768.800  
 CM-244 4320A 2/28/10 5795.020 5795.020  
 Energy/Channel Equation : see above  
 Energy Calibration Zero : 2388.282  
 Energy Calibration Slope : 4.954379  
 Energy Calibration Quadratic : 3.1871718E-04  
 Energy Calibration Range : 7796.000

Instrument : CHAMBER 230  
 Detector : 79423  
 Calibration Date/Time : 30-JUN-2009 13:28:51  
 Calibration Source Id : AESS-022  
 Cal. Isotopes Source Id Expiration Date Standard Energy Actual Energy  
 GD-148 6445-278 2/28/10 3183.000 3183.000  
 NP-237 4341 2/28/10 4768.800 4768.798  
 CM-244 4320A 2/28/10 5795.020 5795.021  
 Energy/Channel Equation : see above  
 Energy Calibration Zero : 2384.651  
 Energy Calibration Slope : 4.970551  
 Energy Calibration Quadratic : 2.9692691E-04  
 Energy Calibration Range : 7786.000

Instrument : CHAMBER 231  
 Detector : 79424  
 Calibration Date/Time : 30-JUN-2009 13:29:03  
 Calibration Source Id : AESS-023  
 Cal. Isotopes Source Id Expiration Date Standard Energy Actual Energy  
 GD-148 6445-278 2/28/10 3183.000 3183.000  
 NP-237 4341 2/28/10 4768.800 4768.801  
 CM-244 4320A 2/28/10 5795.020 5795.020  
 Energy/Channel Equation : see above  
 Energy Calibration Zero : 2387.183  
 Energy Calibration Slope : 4.959881  
 Energy Calibration Quadratic : 3.0125881E-04  
 Energy Calibration Range : 7782.000

Instrument : CHAMBER 232  
 Detector : 79425  
 Calibration Date/Time : 30-JUN-2009 13:29:13  
 Calibration Source Id : AESS-024  
 Cal. Isotopes Source Id Expiration Date Standard Energy Actual Energy  
 GD-148 6445-278 2/28/10 3183.000 3183.000  
 NP-237 4341 2/28/10 4768.800 4768.799  
 CM-244 4320A 2/28/10 5795.020 5795.021  
 Energy/Channel Equation : see above  
 Energy Calibration Zero : 2384.233  
 Energy Calibration Slope : 5.017519  
 Energy Calibration Quadratic : 2.4404455E-04  
 Energy Calibration Range : 7778.000



Instrument : CHAMBER 233  
 Detector : 79426  
 Calibration Date/Time : 30-JUN-2009 13:29:22  
 Calibration Source Id : AESS-025

Cal. Isotopes	Source Id	Expiration Date	Standard Energy	Actual Energy
GD-148	6445-278	2/28/10	3183.000	3183.000
NP-237	4341	2/28/10	4768.800	4768.801
CM-244	4320A	2/28/10	5795.020	5795.019

Energy/Channel Equation : see above  
 Energy Calibration Zero : 2383.418  
 Energy Calibration Slope : 4.917979  
 Energy Calibration Quadratic : 3.4538476E-04  
 Energy Calibration Range : 7782.000

Instrument : CHAMBER 234  
 Detector : 79427  
 Calibration Date/Time : 30-JUN-2009 13:29:34  
 Calibration Source Id : AESS-026

Cal. Isotopes	Source Id	Expiration Date	Standard Energy	Actual Energy
GD-148	6445-278	2/28/10	3183.000	3183.000
NP-237	4341	2/28/10	4768.800	4768.800
CM-244	4320A	2/28/10	5795.020	5795.020

Energy/Channel Equation : see above  
 Energy Calibration Zero : 2382.356  
 Energy Calibration Slope : 4.914772  
 Energy Calibration Quadratic : 3.4141311E-04  
 Energy Calibration Range : 7773.000

Instrument : CHAMBER 235  
 Detector : 79428  
 Calibration Date/Time : 30-JUN-2009 13:29:43  
 Calibration Source Id : AESS-027

Cal. Isotopes	Source Id	Expiration Date	Standard Energy	Actual Energy
GD-148	6445-278	2/28/10	3183.000	3183.000
NP-237	4341	2/28/10	4768.800	4768.799
CM-244	4320A	2/28/10	5795.020	5795.021

Energy/Channel Equation : see above  
 Energy Calibration Zero : 2387.058  
 Energy Calibration Slope : 4.936741  
 Energy Calibration Quadratic : 3.3184959E-04  
 Energy Calibration Range : 7790.000

Instrument : CHAMBER 236  
 Detector : 79429  
 Calibration Date/Time : 30-JUN-2009 13:29:51  
 Calibration Source Id : AESS-028

Cal. Isotopes	Source Id	Expiration Date	Standard Energy	Actual Energy
GD-148	6445-278	2/28/10	3183.000	3183.000
NP-237	4341	2/28/10	4768.800	4768.801
CM-244	4320A	2/28/10	5795.020	5795.020

Energy/Channel Equation : see above  
 Energy Calibration Zero : 2387.647  
 Energy Calibration Slope : 4.918993  
 Energy Calibration Quadratic : 3.4496849E-04  
 Energy Calibration Range : 7786.000

Instrument : CHAMBER 237  
 Detector : 79430  
 Calibration Date/Time : 30-JUN-2009 13:30:00  
 Calibration Source Id : AESS-029

Cal. Isotopes	Source Id	Expiration Date	Standard Energy	Actual Energy
GD-148	6445-278	2/28/10	3183.000	3183.000
NP-237	4341	2/28/10	4768.800	4768.799
CM-244	4320A	2/28/10	5795.020	5795.021

Energy/Channel Equation : see above  
 Energy Calibration Zero : 2389.033  
 Energy Calibration Slope : 4.937141  
 Energy Calibration Quadratic : 3.3584173E-04  
 Energy Calibration Range : 7797.000

Instrument : CHAMBER 238  
 Detector : 79431  
 Calibration Date/Time : 30-JUN-2009 13:30:09  
 Calibration Source Id : AESS-030

Cal. Isotopes	Source Id	Expiration Date	Standard Energy	Actual Energy
GD-148	6445-278	2/28/10	3183.000	3183.000
NP-237	4341	2/28/10	4768.800	4768.800
CM-244	4320A	2/28/10	5795.020	5795.020

Energy/Channel Equation : see above  
 Energy Calibration Zero : 2383.856  
 Energy Calibration Slope : 4.918208  
 Energy Calibration Quadratic : 3.4156963E-04  
 Energy Calibration Range : 7778.000

Instrument : CHAMBER 239  
 Detector : 79432  
 Calibration Date/Time : 30-JUN-2009 13:30:18  
 Calibration Source Id : AESS-031

Cal. Isotopes	Source Id	Expiration Date	Standard Energy	Actual Energy
GD-148	6445-278	2/28/10	3183.000	3183.000
NP-237	4341	2/28/10	4768.800	4768.799
CM-244	4320A	2/28/10	5795.020	5795.021

Energy/Channel Equation : see above  
 Energy Calibration Zero : 2389.888  
 Energy Calibration Slope : 4.920895  
 Energy Calibration Quadratic : 3.5708703E-04  
 Energy Calibration Range : 7803.000

Instrument : CHAMBER 240  
 Detector : 79433  
 Calibration Date/Time : 30-JUN-2009 13:30:27  
 Calibration Source Id : AESS-032

Cal. Isotopes	Source Id	Expiration Date	Standard Energy	Actual Energy
GD-148	6445-278	2/28/10	3183.000	3183.000
NP-237	4341	2/28/10	4768.800	4768.798
CM-244	4320A	2/28/10	5795.020	5795.021

Energy/Channel Equation : see above  
 Energy Calibration Zero : 2386.559  
 Energy Calibration Slope : 4.907694  
 Energy Calibration Quadratic : 3.6268227E-04  
 Energy Calibration Range : 7792.000

Instrument : CHAMBER 241  
 Detector : 79434  
 Calibration Date/Time : 30-JUN-2009 13:30:36  
 Calibration Source Id : AESS-033

Cal. Isotopes	Source Id	Expiration Date	Standard Energy	Actual Energy
GD-148	6445-278	2/28/10	3183.000	3183.000
NP-237	4341	2/28/10	4768.800	4768.799
CM-244	4320A	2/28/10	5795.020	5795.021

Energy/Channel Equation : see above  
 Energy Calibration Zero : 2384.510  
 Energy Calibration Slope : 4.923378  
 Energy Calibration Quadratic : 3.4127611E-04  
 Energy Calibration Range : 7784.000

Instrument : CHAMBER 242  
 Detector : 79435  
 Calibration Date/Time : 30-JUN-2009 13:30:45  
 Calibration Source Id : AESS-034

Cal. Isotopes	Source Id	Expiration Date	Standard Energy	Actual Energy
GD-148	6445-278	2/28/10	3183.000	3183.000
NP-237	4341	2/28/10	4768.800	4768.798
CM-244	4320A	2/28/10	5795.020	5795.021

Energy/Channel Equation : see above  
 Energy Calibration Zero : 2390.047  
 Energy Calibration Slope : 4.916013  
 Energy Calibration Quadratic : 3.5139045E-04  
 Energy Calibration Range : 7793.000

Instrument : CHAMBER 243  
 Detector : 79436  
 Calibration Date/Time : 30-JUN-2009 13:30:54  
 Calibration Source Id : AESS-035

Cal. Isotopes	Source Id	Expiration Date	Standard Energy	Actual Energy
GD-148	6445-278	2/28/10	3183.000	3183.000
NP-237	4341	2/28/10	4768.800	4768.799
CM-244	4320A	2/28/10	5795.020	5795.021

Energy/Channel Equation : see above  
 Energy Calibration Zero : 2388.583  
 Energy Calibration Slope : 4.932609  
 Energy Calibration Quadratic : 3.3716374E-04  
 Energy Calibration Range : 7793.000

Instrument : CHAMBER 244  
 Detector : 79437  
 Calibration Date/Time : 30-JUN-2009 13:31:04  
 Calibration Source Id : AESS-036

Cal. Isotopes	Source Id	Expiration Date	Standard Energy	Actual Energy
GD-148	6445-278	2/28/10	3183.000	3183.000
NP-237	4341	2/28/10	4768.800	4768.799
CM-244	4320A	2/28/10	5795.020	5795.020

Energy/Channel Equation : see above  
 Energy Calibration Zero : 2389.087  
 Energy Calibration Slope : 4.916673  
 Energy Calibration Quadratic : 3.5015366E-04  
 Energy Calibration Range : 7791.000

Instrument : CHAMBER 245  
 Detector : 79438  
 Calibration Date/Time : 30-JUN-2009 13:31:18  
 Calibration Source Id : AESS-037

Cal. Isotopes	Source Id	Expiration Date	Standard Energy	Actual Energy
GD-148	6445-278	2/28/10	3183.000	3183.000
NP-237	4341	2/28/10	4768.800	4769.036
CM-244	4320A	2/28/10	5795.020	5795.020

Energy/Channel Equation : see above  
 Energy Calibration Zero : 2390.120  
 Energy Calibration Slope : 4.932529  
 Energy Calibration Quadratic : 3.4877865E-04  
 Energy Calibration Range : 7807.000

Instrument : CHAMBER 246  
 Detector : 78912  
 Calibration Date/Time : 30-JUN-2009 13:31:31  
 Calibration Source Id : AESS-038

Cal. Isotopes	Source Id	Expiration Date	Standard Energy	Actual Energy
GD-148	6445-278	2/28/10	3183.000	3183.000
NP-237	4341	2/28/10	4768.800	4769.115
CM-244	4320A	2/28/10	5795.020	5795.021

Energy/Channel Equation : see above  
 Energy Calibration Zero : 2391.179  
 Energy Calibration Slope : 4.943339  
 Energy Calibration Quadratic : 3.2214838E-04  
 Energy Calibration Range : 7791.000

Instrument : CHAMBER 247  
 Detector : 79440  
 Calibration Date/Time : 30-JUN-2009 13:31:41  
 Calibration Source Id : AESS-039

Cal. Isotopes	Source Id	Expiration Date	Standard Energy	Actual Energy
GD-148	6445-278	2/28/10	3183.000	3183.000
NP-237	4341	2/28/10	4768.800	4768.799
CM-244	4320A	2/28/10	5795.020	5795.020

Energy/Channel Equation : see above  
 Energy Calibration Zero : 2391.692  
 Energy Calibration Slope : 4.933953  
 Energy Calibration Quadratic : 3.4777186E-04  
 Energy Calibration Range : 7809.000

Instrument : CHAMBER 248  
 Detector : 79441  
 Calibration Date/Time : 30-JUN-2009 13:31:51  
 Calibration Source Id : AESS-040  
 Cal. Isotopes Source Id Expiration Date Standard Energy Actual Energy  
 GD-148 6445-278 2/28/10 3183.000 3183.000  
 NP-237 4341 2/28/10 4768.800 4768.799  
 CM-244 4320A 2/28/10 5795.020 5795.021  
  
 Energy/Channel Equation : see above  
 Energy Calibration Zero : 2387.938  
 Energy Calibration Slope : 4.919151  
 Energy Calibration Quadratic : 3.5771105E-04  
 Energy Calibration Range : 7800.000

Instrument : CHAMBER 249  
 Detector : 79442  
 Calibration Date/Time : 30-JUN-2009 13:32:04  
 Calibration Source Id : AESS-041  
 Cal. Isotopes Source Id Expiration Date Standard Energy Actual Energy  
 GD-148 6445-278 2/28/10 3183.000 3183.000  
 NP-237 4341 2/28/10 4768.800 4768.800  
 CM-244 4320A 2/28/10 5795.020 5795.020  
  
 Energy/Channel Equation : see above  
 Energy Calibration Zero : 2387.381  
 Energy Calibration Slope : 4.922509  
 Energy Calibration Quadratic : 3.6959481E-04  
 Energy Calibration Range : 7816.000

Instrument : CHAMBER 250  
 Detector : 79443  
 Calibration Date/Time : 30-JUN-2009 13:32:16  
 Calibration Source Id : AESS-042  
 Cal. Isotopes Source Id Expiration Date Standard Energy Actual Energy  
 GD-148 6445-278 2/28/10 3183.000 3183.000  
 NP-237 4341 2/28/10 4768.800 4768.799  
 CM-244 4320A 2/28/10 5795.020 5795.021  
  
 Energy/Channel Equation : see above  
 Energy Calibration Zero : 2381.157  
 Energy Calibration Slope : 4.929844  
 Energy Calibration Quadratic : 3.4039136E-04  
 Energy Calibration Range : 7786.000

Instrument : CHAMBER 251  
 Detector : 79444  
 Calibration Date/Time : 30-JUN-2009 13:32:48  
 Calibration Source Id : AESS-043

Cal. Isotopes	Source Id	Expiration Date	Standard Energy	Actual Energy
GD-148	6445-278	2/28/10	3183.000	3183.000
NP-237	4341	2/28/10	4768.800	4768.800
CM-244	4320A	2/28/10	5795.020	5795.020

Energy/Channel Equation : see above  
 Energy Calibration Zero : 2387.225  
 Energy Calibration Slope : 4.925405  
 Energy Calibration Quadratic : 3.6185942E-04  
 Energy Calibration Range : 7810.000

Instrument : CHAMBER 252  
 Detector : 79445  
 Calibration Date/Time : 30-JUN-2009 13:33:09  
 Calibration Source Id : AESS-044

Cal. Isotopes	Source Id	Expiration Date	Standard Energy	Actual Energy
GD-148	6445-278	2/28/10	3183.000	3183.000
NP-237	4341	2/28/10	4768.800	4768.800
CM-244	4320A	2/28/10	5795.020	5795.020

Energy/Channel Equation : see above  
 Energy Calibration Zero : 2382.012  
 Energy Calibration Slope : 4.929501  
 Energy Calibration Quadratic : 3.4806953E-04  
 Energy Calibration Range : 7795.000

Instrument : CHAMBER 253  
 Detector : 79446  
 Calibration Date/Time : 30-JUN-2009 13:33:20  
 Calibration Source Id : AESS-045

Cal. Isotopes	Source Id	Expiration Date	Standard Energy	Actual Energy
GD-148	6445-278	2/28/10	3183.000	3183.000
NP-237	4341	2/28/10	4768.800	4768.800
CM-244	4320A	2/28/10	5795.020	5795.021

Energy/Channel Equation : see above  
 Energy Calibration Zero : 2394.239  
 Energy Calibration Slope : 4.943881  
 Energy Calibration Quadratic : 3.5968810E-04  
 Energy Calibration Range : 7834.000

Instrument : CHAMBER 254  
 Detector : 79447  
 Calibration Date/Time : 30-JUN-2009 13:33:32  
 Calibration Source Id : AESS-046  
 Cal. Isotopes Source Id Expiration Date Standard Energy Actual Energy  
 GD-148 6445-278 2/28/10 3183.000 3183.000  
 NP-237 4341 2/28/10 4768.800 4768.800  
 CM-244 4320A 2/28/10 5795.020 5795.020  
 Energy/Channel Equation : see above  
 Energy Calibration Zero : 2390.188  
 Energy Calibration Slope : 4.926832  
 Energy Calibration Quadratic : 3.5614919E-04  
 Energy Calibration Range : 7809.000

Instrument : CHAMBER 255  
 Detector : 79448  
 Calibration Date/Time : 30-JUN-2009 13:33:42  
 Calibration Source Id : AESS-047  
 Cal. Isotopes Source Id Expiration Date Standard Energy Actual Energy  
 GD-148 6445-278 2/28/10 3183.000 3183.000  
 NP-237 4341 2/28/10 4768.800 4768.800  
 CM-244 4320A 2/28/10 5795.020 5795.020  
 Energy/Channel Equation : see above  
 Energy Calibration Zero : 2390.725  
 Energy Calibration Slope : 4.926145  
 Energy Calibration Quadratic : 3.6522237E-04  
 Energy Calibration Range : 7818.000

Instrument : CHAMBER 256  
 Detector : 79449  
 Calibration Date/Time : 30-JUN-2009 13:33:53  
 Calibration Source Id : AESS-048  
 Cal. Isotopes Source Id Expiration Date Standard Energy Actual Energy  
 GD-148 6445-278 2/28/10 3183.000 3183.000  
 NP-237 4341 2/28/10 4768.800 4768.801  
 CM-244 4320A 2/28/10 5795.020 5795.020  
 Energy/Channel Equation : see above  
 Energy Calibration Zero : 2387.915  
 Energy Calibration Slope : 4.925013  
 Energy Calibration Quadratic : 3.5367915E-04  
 Energy Calibration Range : 7802.000



## Subsection 2: Background Calibration

Instrument : CHAMBER 001  
 Detector : 78788  
 Background Analysis Date/Time : 5-JUL-2009 15:11:54  
 Background Count Time : 59999.99

Cal. Isotopes	Start Energy	End Energy	Counts in 1000 min	Counts during Cal	% Error	Confidence
GD-148	2988.679	3298.848	2.000000	0.4799997	70.71068	95.00000
NP-237	4436.698	4905.866	9.000000	2.159999	33.33334	95.00000
CM-244	5535.874	5884.629	8.000000	1.919999	35.35534	95.00000

Instrument : CHAMBER 002  
 Detector : 78266  
 Background Analysis Date/Time : 5-JUL-2009 15:11:54  
 Background Count Time : 59999.99

Cal. Isotopes	Start Energy	End Energy	Counts in 1000 min	Counts during Cal	% Error	Confidence
GD-148	2987.715	3301.971	9.000000	2.159999	33.33334	95.00000
NP-237	4433.336	4902.576	8.000000	1.919999	35.35534	95.00000
CM-244	5533.904	5882.845	1.000000	0.2399998	100.0000	95.00000

Instrument : CHAMBER 003  
 Detector : 67617  
 Background Analysis Date/Time : 5-JUL-2009 15:11:54  
 Background Count Time : 59999.99

Cal. Isotopes	Start Energy	End Energy	Counts in 1000 min	Counts during Cal	% Error	Confidence
GD-148	2989.494	3301.750	234063.0	56175.08	0.2066967	95.00000
NP-237	4434.514	4906.213	77237.00	18536.87	0.3598217	95.00000
CM-244	5534.317	5886.218	1459.000	350.1598	2.618016	95.00000

Instrument : CHAMBER 004  
 Detector : 64279  
 Background Analysis Date/Time : 5-JUL-2009 15:11:54  
 Background Count Time : 59999.99

Cal. Isotopes	Start Energy	End Energy	Counts in 1000 min	Counts during Cal	% Error	Confidence
GD-148	2991.142	3301.855	1.000000	0.2399998	100.0000	95.00000
NP-237	4434.122	4905.061	9.000000	2.159999	33.33334	95.00000
CM-244	5532.169	5885.896	4.000000	0.9599994	50.00000	95.00000

Instrument : CHAMBER 005  
 Detector : 67612  
 Background Analysis Date/Time : 5-JUL-2009 15:11:54  
 Background Count Time : 59999.99

Cal. Isotopes	Start Energy	End Energy	Counts in 1000 min	Counts during Cal	% Error	Confidence
GD-148	2987.844	3301.859	6.000000	1.439999	40.82483	95.00000
NP-237	4432.372	4905.723	7.000000	1.679999	37.79645	95.00000
CM-244	5534.445	5887.312	11.00000	2.639998	30.15113	95.00000

Instrument : CHAMBER 006  
 Detector : 67613  
 Background Analysis Date/Time : 5-JUL-2009 15:11:54  
 Background Count Time : 59999.99

Cal. Isotopes	Start Energy	End Energy	Counts in 1000 min	Counts during Cal	% Error	Confidence
GD-148	2987.836	3301.578	1.000000	0.2399998	100.0000	95.00000
NP-237	4433.162	4904.315	5.000000	1.199999	44.72136	95.00000
CM-244	5534.623	5882.438	4.000000	0.9599994	50.00000	95.00000

Instrument : CHAMBER 007  
 Detector : 67607  
 Background Analysis Date/Time : 5-JUL-2009 15:11:55  
 Background Count Time : 59999.99

Cal. Isotopes	Start Energy	End Energy	Counts in 1000 min	Counts during Cal	% Error	Confidence
GD-148	2987.476	3300.975	5.000000	1.199999	44.72136	95.00000
NP-237	4436.790	4906.439	13.00000	3.119998	27.73501	95.00000
CM-244	5534.241	5887.079	16.00000	3.839998	25.00000	95.00000

Instrument : CHAMBER 008  
 Detector : 78788  
 Background Analysis Date/Time : 5-JUL-2009 15:11:55  
 Background Count Time : 59999.99

Cal. Isotopes	Start Energy	End Energy	Counts in 1000 min	Counts during Cal	% Error	Confidence
GD-148	2990.921	3300.406	4.000000	0.9599994	50.00000	95.00000
NP-237	4435.107	4902.387	10.00000	2.399998	31.62278	95.00000
CM-244	5534.594	5883.502	2.000000	0.4799997	70.71068	95.00000

Instrument : CHAMBER 009  
 Detector : 72528  
 Background Analysis Date/Time : 5-JUL-2009 15:11:55  
 Background Count Time : 59999.99

Cal. Isotopes	Start Energy	End Energy	Counts in 1000 min	Counts during Cal	% Error	Confidence
GD-148	2990.628	3299.090	3.000000	0.7199996	57.73503	95.00000
NP-237	4437.197	4904.633	13.000000	3.119998	27.73501	95.00000
CM-244	5532.440	5887.594	10.000000	2.399998	31.62278	95.00000

Instrument : CHAMBER 010  
 Detector : 72529  
 Background Analysis Date/Time : 5-JUL-2009 15:11:55  
 Background Count Time : 59999.99

Cal. Isotopes	Start Energy	End Energy	Counts in 1000 min	Counts during Cal	% Error	Confidence
GD-148	2991.348	3298.595	1.000000	0.2399998	100.0000	95.00000
NP-237	4434.835	4903.545	8.000000	1.919999	35.35534	95.00000
CM-244	5530.435	5886.972	9.000000	2.159999	33.33334	95.00000

Instrument : CHAMBER 011  
 Detector : 72531  
 Background Analysis Date/Time : 5-JUL-2009 15:11:55  
 Background Count Time : 59999.99

Cal. Isotopes	Start Energy	End Energy	Counts in 1000 min	Counts during Cal	% Error	Confidence
GD-148	2991.311	3301.519	2.000000	0.4799997	70.71068	95.00000
NP-237	4434.837	4904.180	7.000000	1.679999	37.79645	95.00000
CM-244	5534.270	5885.159	6.000000	1.439999	40.82483	95.00000

Instrument : CHAMBER 012  
 Detector : 67594  
 Background Analysis Date/Time : 5-JUL-2009 15:11:55  
 Background Count Time : 59999.99

Cal. Isotopes	Start Energy	End Energy	Counts in 1000 min	Counts during Cal	% Error	Confidence
GD-148	2989.530	3302.430	7.000000	1.679999	37.79645	95.00000
NP-237	4435.245	4904.394	9.000000	2.159999	33.33334	95.00000
CM-244	5531.663	5882.971	9.000000	2.159999	33.33334	95.00000

Instrument : CHAMBER 013  
 Detector : 78790  
 Background Analysis Date/Time : 5-JUL-2009 15:11:56  
 Background Count Time : 59999.99

Cal. Isotopes	Start Energy	End Energy	Counts in 1000 min	Counts during Cal	% Error	Confidence
GD-148	2992.215	3297.934	1.000000	0.2400001	100.0000	95.00000
NP-237	4433.681	4905.322	9.000000	2.160001	33.33334	95.00000
CM-244	5534.510	5884.075	1.000000	0.2400001	100.0000	95.00000

Instrument : CHAMBER 014  
 Detector : 67616  
 Background Analysis Date/Time : 5-JUL-2009 15:11:56  
 Background Count Time : 59999.99

Cal. Isotopes	Start Energy	End Energy	Counts in 1000 min	Counts during Cal	% Error	Confidence
GD-148	2988.044	3301.205	4.000000	0.9600002	50.00000	95.00000
NP-237	4432.568	4904.459	8.000000	1.920000	35.35534	95.00000
CM-244	5531.132	5885.588	19.00000	4.560001	22.94157	95.00000

Instrument : CHAMBER 015  
 Detector : 61581  
 Background Analysis Date/Time : 5-JUL-2009 15:11:56  
 Background Count Time : 59999.99

Cal. Isotopes	Start Energy	End Energy	Counts in 1000 min	Counts during Cal	% Error	Confidence
GD-148	2990.992	3300.634	1.000000	0.2400001	100.0000	95.00000
NP-237	4433.750	4904.866	3.000000	0.7200001	57.73503	95.00000
CM-244	5533.850	5883.539	18.00000	4.320001	23.57022	95.00000

Instrument : CHAMBER 016  
 Detector : 78774  
 Background Analysis Date/Time : 5-JUL-2009 15:11:56  
 Background Count Time : 59999.99

Cal. Isotopes	Start Energy	End Energy	Counts in 1000 min	Counts during Cal	% Error	Confidence
GD-148	2991.376	3300.188	2.000000	0.4800001	70.71068	95.00000
NP-237	4436.705	4902.519	8.000000	1.920000	35.35534	95.00000
CM-244	5531.791	5887.203	1.000000	0.2400001	100.0000	95.00000

Instrument : CHAMBER 017  
 Detector : 78791  
 Background Analysis Date/Time : 5-JUL-2009 15:11:56  
 Background Count Time : 59999.99

Cal. Isotopes	Start Energy	End Energy	Counts in 1000 min	Counts during Cal	% Error	Confidence
GD-148	2988.293	3301.593	4.000000	0.9600002	50.00000	95.00000
NP-237	4433.438	4905.522	3.000000	0.7200001	57.73503	95.00000
CM-244	5532.444	5887.037	0.0000000E+00	0.0000000E+00	0.0000000E+00	95.00000

Instrument : CHAMBER 018  
 Detector : 21063  
 Background Analysis Date/Time : 13-JUL-2009 21:54:51  
 Background Count Time : 59999.99

Cal. Isotopes	Start Energy	End Energy	Counts in 1000 min	Counts during Cal	% Error	Confidence
GD-148	2991.459	3300.768	2.000000	0.4800001	70.71068	95.00000
NP-237	4435.720	4903.495	7.000000	1.680000	37.79645	95.00000
CM-244	5531.358	5886.349	4.000000	0.9600002	50.00000	95.00000

Instrument : CHAMBER 019  
 Detector : 78786  
 Background Analysis Date/Time : 5-JUL-2009 15:11:57  
 Background Count Time : 59999.99

Cal. Isotopes	Start Energy	End Energy	Counts in 1000 min	Counts during Cal	% Error	Confidence
GD-148	2991.589	3299.131	2.000000	0.4800001	70.71068	95.00000
NP-237	4435.520	4903.560	5.000000	1.200000	44.72136	95.00000
CM-244	5534.981	5882.589	1.000000	0.2400001	100.0000	95.00000

Instrument : CHAMBER 020  
 Detector : 78787  
 Background Analysis Date/Time : 5-JUL-2009 15:11:57  
 Background Count Time : 59999.99

Cal. Isotopes	Start Energy	End Energy	Counts in 1000 min	Counts during Cal	% Error	Confidence
GD-148	2991.028	3300.317	3.000000	0.7200001	57.73503	95.00000
NP-237	4434.663	4901.954	7.000000	1.680000	37.79645	95.00000
CM-244	5534.316	5883.376	3.000000	0.7200001	57.73503	95.00000

Instrument : CHAMBER 021  
 Detector : 67047  
 Background Analysis Date/Time : 5-JUL-2009 15:11:57  
 Background Count Time : 59999.99

Cal. Isotopes	Start Energy	End Energy	Counts in 1000 min	Counts during Cal	% Error	Confidence
GD-148	2991.930	3300.431	3.000000	0.7200001	57.73503	95.00000
NP-237	4435.207	4905.011	8.000000	1.920000	35.35534	95.00000
CM-244	5533.018	5884.673	17.00000	4.080001	24.25356	95.00000

Instrument : CHAMBER 022  
 Detector : 72530  
 Background Analysis Date/Time : 5-JUL-2009 15:11:57  
 Background Count Time : 59999.99

Cal. Isotopes	Start Energy	End Energy	Counts in 1000 min	Counts during Cal	% Error	Confidence
GD-148	2989.087	3302.012	33.00000	7.920002	17.40777	95.00000
NP-237	4436.701	4902.154	23.00000	5.520001	20.85144	95.00000
CM-244	5532.124	5885.279	12.00000	2.880001	28.86751	95.00000

Instrument : CHAMBER 023  
 Detector : 78264  
 Background Analysis Date/Time : 5-JUL-2009 15:11:57  
 Background Count Time : 59999.99

Cal. Isotopes	Start Energy	End Energy	Counts in 1000 min	Counts during Cal	% Error	Confidence
GD-148	2990.041	3300.395	2.000000	0.4800001	70.71068	95.00000
NP-237	4437.054	4904.602	10.00000	2.400001	31.62278	95.00000
CM-244	5531.351	5885.314	5.000000	1.200000	44.72136	95.00000

Instrument : CHAMBER 024  
 Detector : 76542  
 Background Analysis Date/Time : 5-JUL-2009 15:11:57  
 Background Count Time : 59999.99

Cal. Isotopes	Start Energy	End Energy	Counts in 1000 min	Counts during Cal	% Error	Confidence
GD-148	2988.294	3302.013	10.00000	2.400001	31.62278	95.00000
NP-237	4435.963	4904.774	26.00000	6.240001	19.61161	95.00000
CM-244	5530.886	5886.529	5.000000	1.200000	44.72136	95.00000

Instrument : CHAMBER 025  
 Detector : 45-149AA5  
 Background Analysis Date/Time : 5-JUL-2009 15:11:58  
 Background Count Time : 60000.00

Cal. Isotopes	Start Energy	End Energy	Counts in 1000 min	Counts during Cal	% Error	Confidence
GD-148	2988.683	3301.317	3.000000	0.7200001	57.73503	95.00000
NP-237	4432.505	4905.964	7.000000	1.680000	37.79645	95.00000
CM-244	5531.275	5884.228	21.00000	5.040001	21.82179	95.00000

Instrument : CHAMBER 026  
 Detector : 78204  
 Background Analysis Date/Time : 5-JUL-2009 15:11:58  
 Background Count Time : 60000.00

Cal. Isotopes	Start Energy	End Energy	Counts in 1000 min	Counts during Cal	% Error	Confidence
GD-148	2992.261	3299.610	2.000000	0.4800001	70.71068	95.00000
NP-237	4434.923	4901.784	5.000000	1.200000	44.72136	95.00000
CM-244	5534.672	5884.552	5.000000	1.200000	44.72136	95.00000

Instrument : CHAMBER 027  
 Detector : 42484  
 Background Analysis Date/Time : 5-JUL-2009 15:11:58  
 Background Count Time : 60000.00

Cal. Isotopes	Start Energy	End Energy	Counts in 1000 min	Counts during Cal	% Error	Confidence
GD-148	2992.456	3300.321	2.000000	0.4800001	70.71068	95.00000
NP-237	4432.625	4905.570	12.00000	2.880001	28.86751	95.00000
CM-244	5534.870	5882.737	23.00000	5.520001	20.85144	95.00000

Instrument : CHAMBER 028  
 Detector : 78792  
 Background Analysis Date/Time : 5-JUL-2009 15:11:58  
 Background Count Time : 60000.00

Cal. Isotopes	Start Energy	End Energy	Counts in 1000 min	Counts during Cal	% Error	Confidence
GD-148	2989.695	3297.894	3.000000	0.7200001	57.73503	95.00000
NP-237	4435.454	4902.851	4.000000	0.9600002	50.00000	95.00000
CM-244	5530.764	5886.057	5.000000	1.200000	44.72136	95.00000

Instrument : CHAMBER 029  
 Detector : 33454  
 Background Analysis Date/Time : 5-JUL-2009 15:11:58  
 Background Count Time : 60000.00

Cal. Isotopes	Start Energy	End Energy	Counts in 1000 min	Counts during Cal	% Error	Confidence
GD-148	2989.570	3299.793	4.000000	0.9600002	50.00000	95.00000
NP-237	4434.729	4906.466	6.000000	1.440000	40.82483	95.00000
CM-244	5530.876	5886.187	7.000000	1.680000	37.79645	95.00000

Instrument : CHAMBER 030  
 Detector : 33447  
 Background Analysis Date/Time : 5-JUL-2009 15:11:58  
 Background Count Time : 60000.00

Cal. Isotopes	Start Energy	End Energy	Counts in 1000 min	Counts during Cal	% Error	Confidence
GD-148	2992.473	3300.013	5.000000	1.200000	44.72136	95.00000
NP-237	4433.021	4902.873	11.00000	2.640000	30.15113	95.00000
CM-244	5531.626	5884.032	17.00000	4.080001	24.25356	95.00000

Instrument : CHAMBER 031  
 Detector : 67042  
 Background Analysis Date/Time : 13-JUL-2009 21:54:52  
 Background Count Time : 59999.99

Cal. Isotopes	Start Energy	End Energy	Counts in 1000 min	Counts during Cal	% Error	Confidence
GD-148	2992.104	3299.916	5.000000	1.200000	44.72136	95.00000
NP-237	4436.072	4902.901	16.00000	3.840001	25.00000	95.00000
CM-244	5535.417	5884.932	11.00000	2.640001	30.15113	95.00000

Instrument : CHAMBER 032  
 Detector : 67041  
 Background Analysis Date/Time : 13-JUL-2009 21:54:52  
 Background Count Time : 59999.99

Cal. Isotopes	Start Energy	End Energy	Counts in 1000 min	Counts during Cal	% Error	Confidence
GD-148	2990.634	3297.499	1.000000	0.2400001	100.0000	95.00000
NP-237	4437.570	4904.884	14.00000	3.360001	26.72612	95.00000
CM-244	5533.522	5884.215	16.00000	3.840001	25.00000	95.00000



Instrument : CHAMBER 033  
 Detector : 78785  
 Background Analysis Date/Time : 5-JUL-2009 15:11:58  
 Background Count Time : 60000.00

Cal. Isotopes	Start Energy	End Energy	Counts in 1000 min	Counts during Cal	% Error	Confidence
GD-148	2990.591	3298.173	1.000000	0.2400000	100.0000	95.00000
NP-237	4434.089	4906.364	9.000000	2.160000	33.33334	95.00000
CM-244	5534.061	5883.941	2.000000	0.4800001	70.71068	95.00000

Instrument : CHAMBER 034  
 Detector : 61586  
 Background Analysis Date/Time : 13-JUL-2009 21:54:52  
 Background Count Time : 59999.99

Cal. Isotopes	Start Energy	End Energy	Counts in 1000 min	Counts during Cal	% Error	Confidence
GD-148	2990.268	3300.348	1.000000	0.2400001	100.0000	95.00000
NP-237	4435.287	4906.218	9.000000	2.160001	33.33334	95.00000
CM-244	5533.837	5886.701	12.00000	2.880001	28.86751	95.00000

Instrument : CHAMBER 035  
 Detector : 78202  
 Background Analysis Date/Time : 5-JUL-2009 15:11:58  
 Background Count Time : 60000.00

Cal. Isotopes	Start Energy	End Energy	Counts in 1000 min	Counts during Cal	% Error	Confidence
GD-148	2989.841	3298.805	1.000000	0.2400000	100.0000	95.00000
NP-237	4433.680	4901.942	20.00000	4.800001	22.36068	95.00000
CM-244	5530.913	5886.751	8.000000	1.920000	35.35534	95.00000

Instrument : CHAMBER 036  
 Detector : 78203  
 Background Analysis Date/Time : 5-JUL-2009 15:11:58  
 Background Count Time : 60000.00

Cal. Isotopes	Start Energy	End Energy	Counts in 1000 min	Counts during Cal	% Error	Confidence
GD-148	2990.719	3297.679	1.000000	0.2400000	100.0000	95.00000
NP-237	4436.454	4902.523	2.000000	0.4800001	70.71068	95.00000
CM-244	5534.221	5883.385	6.000000	1.440000	40.82483	95.00000

Instrument : CHAMBER 037  
 Detector : 45-149BB5  
 Background Analysis Date/Time : 5-JUL-2009 15:12:00  
 Background Count Time : 59999.99

Cal. Isotopes	Start Energy	End Energy	Counts in 1000 min	Counts during Cal	% Error	Confidence
GD-148	2992.027	3298.587	4.000000	0.9600002	50.00000	95.00000
NP-237	4435.750	4902.017	14.00000	3.360001	26.72612	95.00000
CM-244	5535.521	5884.277	18.00000	4.320001	23.57022	95.00000

Instrument : CHAMBER 038  
 Detector : 72532  
 Background Analysis Date/Time : 5-JUL-2009 15:12:00  
 Background Count Time : 59999.99

Cal. Isotopes	Start Energy	End Energy	Counts in 1000 min	Counts during Cal	% Error	Confidence
GD-148	2989.665	3301.822	6.000000	1.440000	40.82483	95.00000
NP-237	4435.489	4906.553	18.00000	4.320001	23.57022	95.00000
CM-244	5532.401	5886.525	16.00000	3.840001	25.00000	95.00000

Instrument : CHAMBER 039  
 Detector : 45-149BB2  
 Background Analysis Date/Time : 5-JUL-2009 15:12:00  
 Background Count Time : 59999.99

Cal. Isotopes	Start Energy	End Energy	Counts in 1000 min	Counts during Cal	% Error	Confidence
GD-148	2988.145	3298.732	3.000000	0.7200001	57.73503	95.00000
NP-237	4435.549	4903.088	5.000000	1.200000	44.72136	95.00000
CM-244	5534.287	5885.251	15.00000	3.600001	25.81989	95.00000

Instrument : CHAMBER 040  
 Detector : 78773  
 Background Analysis Date/Time : 5-JUL-2009 15:12:00  
 Background Count Time : 59999.99

Cal. Isotopes	Start Energy	End Energy	Counts in 1000 min	Counts during Cal	% Error	Confidence
GD-148	2989.803	3299.657	3.000000	0.7200001	57.73503	95.00000
NP-237	4435.891	4904.106	7.000000	1.680000	37.79645	95.00000
CM-244	5531.706	5883.967	1.000000	0.2400001	100.0000	95.00000

Instrument : CHAMBER 041  
 Detector : 78205  
 Background Analysis Date/Time : 5-JUL-2009 15:12:00  
 Background Count Time : 59999.99

Cal. Isotopes	Start Energy	End Energy	Counts in 1000 min	Counts during Cal	% Error	Confidence
GD-148	2988.799	3301.675	4.000000	0.9600002	50.00000	95.00000
NP-237	4434.272	4902.386	12.00000	2.880001	28.86751	95.00000
CM-244	5531.847	5882.877	5.000000	1.200000	44.72136	95.00000

Instrument : CHAMBER 042  
 Detector : 78793  
 Background Analysis Date/Time : 5-JUL-2009 15:12:00  
 Background Count Time : 59999.99

Cal. Isotopes	Start Energy	End Energy	Counts in 1000 min	Counts during Cal	% Error	Confidence
GD-148	2991.257	3302.160	1.000000	0.2400001	100.0000	95.00000
NP-237	4435.667	4904.225	11.00000	2.640001	30.15113	95.00000
CM-244	5531.759	5883.730	3.000000	0.7200001	57.73503	95.00000

Instrument : CHAMBER 043  
 Detector : 76543  
 Background Analysis Date/Time : 5-JUL-2009 15:12:00  
 Background Count Time : 59999.99

Cal. Isotopes	Start Energy	End Energy	Counts in 1000 min	Counts during Cal	% Error	Confidence
GD-148	2990.989	3298.318	1.000000	0.2399998	100.0000	95.00000
NP-237	4436.983	4902.370	4.000000	0.9599994	50.00000	95.00000
CM-244	5532.584	5886.039	3.000000	0.7199996	57.73503	95.00000

Instrument : CHAMBER 044  
 Detector : 79459  
 Background Analysis Date/Time : 5-JUL-2009 15:12:00  
 Background Count Time : 59999.99

Cal. Isotopes	Start Energy	End Energy	Counts in 1000 min	Counts during Cal	% Error	Confidence
GD-148	2988.854	3300.902	4.000000	0.9600002	50.00000	95.00000
NP-237	4435.084	4901.492	10.00000	2.400001	31.62278	95.00000
CM-244	5533.776	5883.326	6.000000	1.440000	40.82483	95.00000

Instrument : CHAMBER 045  
 Detector : 67601  
 Background Analysis Date/Time : 13-JUL-2009 21:54:53  
 Background Count Time : 60000.00

Cal. Isotopes	Start Energy	End Energy	Counts in 1000 min	Counts during Cal	% Error	Confidence
GD-148	2987.909	3300.265	1.000000	0.2400000	100.0000	95.00000
NP-237	4434.212	4905.200	7.000000	1.680000	37.79645	95.00000
CM-244	5530.781	5884.673	1.000000	0.2400000	100.0000	95.00000

Instrument : CHAMBER 046  
 Detector : 76544  
 Background Analysis Date/Time : 5-JUL-2009 15:12:00  
 Background Count Time : 59999.99

Cal. Isotopes	Start Energy	End Energy	Counts in 1000 min	Counts during Cal	% Error	Confidence
GD-148	2989.077	3298.635	2.000000	0.4799997	70.71068	95.00000
NP-237	4433.627	4906.487	10.00000	2.399998	31.62278	95.00000
CM-244	5533.329	5885.134	8.000000	1.919999	35.35534	95.00000

Instrument : CHAMBER 047  
 Detector : 46-089B1  
 Background Analysis Date/Time : 5-JUL-2009 15:12:00  
 Background Count Time : 59999.99

Cal. Isotopes	Start Energy	End Energy	Counts in 1000 min	Counts during Cal	% Error	Confidence
GD-148	2987.977	3301.361	2.000000	0.4799997	70.71068	95.00000
NP-237	4433.363	4905.447	8.000000	1.919999	35.35534	95.00000
CM-244	5532.313	5886.846	6.000000	1.439999	40.82483	95.00000

Instrument : CHAMBER 048  
 Detector : 42483  
 Background Analysis Date/Time : 5-JUL-2009 15:12:00  
 Background Count Time : 59999.99

Cal. Isotopes	Start Energy	End Energy	Counts in 1000 min	Counts during Cal	% Error	Confidence
GD-148	2988.411	3301.246	4.000000	0.9599994	50.00000	95.00000
NP-237	4433.969	4903.143	12.00000	2.879998	28.86751	95.00000
CM-244	5530.501	5887.230	14.00000	3.359998	26.72612	95.00000

Instrument : CHAMBER 065  
 Detector : 68551  
 Background Analysis Date/Time : 5-JUL-2009 15:12:01  
 Background Count Time : 59999.99

Cal. Isotopes	Start Energy	End Energy	Counts in 1000 min	Counts during Cal	% Error	Confidence
GD-148	2992.172	3297.923	12.00000	2.879998	28.86751	95.00000
NP-237	4436.297	4904.907	10.00000	2.399998	31.62278	95.00000
CM-244	5532.615	5884.733	17.00000	4.079998	24.25356	95.00000

Instrument : CHAMBER 066  
 Detector : 46-089C1  
 Background Analysis Date/Time : 5-JUL-2009 15:12:01  
 Background Count Time : 59999.99

Cal. Isotopes	Start Energy	End Energy	Counts in 1000 min	Counts during Cal	% Error	Confidence
GD-148	2992.142	3300.807	4.000000	0.9599994	50.00000	95.00000
NP-237	4436.247	4906.352	9.000000	2.159999	33.33334	95.00000
CM-244	5534.784	5886.688	18.00000	4.319997	23.57022	95.00000

Instrument : CHAMBER 067  
 Detector : 46-089B4  
 Background Analysis Date/Time : 5-JUL-2009 15:12:01  
 Background Count Time : 59999.99

Cal. Isotopes	Start Energy	End Energy	Counts in 1000 min	Counts during Cal	% Error	Confidence
GD-148	2988.144	3301.594	1.000000	0.2399998	100.0000	95.00000
NP-237	4436.169	4905.946	11.00000	2.639998	30.15113	95.00000
CM-244	5533.963	5885.648	7.000000	1.679999	37.79645	95.00000

Instrument : CHAMBER 068  
 Detector : 78794  
 Background Analysis Date/Time : 5-JUL-2009 15:12:01  
 Background Count Time : 59999.99

Cal. Isotopes	Start Energy	End Energy	Counts in 1000 min	Counts during Cal	% Error	Confidence
GD-148	2990.601	3300.139	1.000000	0.2399998	100.0000	95.00000
NP-237	4435.756	4903.729	4.000000	0.9599994	50.00000	95.00000
CM-244	5531.794	5886.867	4.000000	0.9599994	50.00000	95.00000

Instrument : CHAMBER 069  
 Detector : 78795  
 Background Analysis Date/Time : 5-JUL-2009 15:12:01  
 Background Count Time : 59999.99

Cal. Isotopes	Start Energy	End Energy	Counts in 1000 min	Counts during Cal	% Error	Confidence
GD-148	2991.901	3298.738	5.000000	1.199999	44.72136	95.00000
NP-237	4437.201	4903.207	6.000000	1.439999	40.82483	95.00000
CM-244	5534.874	5884.048	9.000000	2.159999	33.33334	95.00000

Instrument : CHAMBER 070  
 Detector : 46-089B2  
 Background Analysis Date/Time : 5-JUL-2009 15:12:01  
 Background Count Time : 59999.99

Cal. Isotopes	Start Energy	End Energy	Counts in 1000 min	Counts during Cal	% Error	Confidence
GD-148	2988.641	3300.492	4.000000	0.9599994	50.00000	95.00000
NP-237	4435.833	4904.443	11.00000	2.639998	30.15113	95.00000
CM-244	5531.433	5882.799	7.000000	1.679999	37.79645	95.00000

Instrument : CHAMBER 071  
 Detector : 64259  
 Background Analysis Date/Time : 5-JUL-2009 15:12:02  
 Background Count Time : 59999.99

Cal. Isotopes	Start Energy	End Energy	Counts in 1000 min	Counts during Cal	% Error	Confidence
GD-148	2992.476	3301.614	1.000000	0.2399998	100.0000	95.00000
NP-237	4435.387	4902.436	6.000000	1.439999	40.82483	95.00000
CM-244	5534.462	5883.334	12.00000	2.879998	28.86751	95.00000

Instrument : CHAMBER 072  
 Detector : 45-149AA3  
 Background Analysis Date/Time : 5-JUL-2009 15:12:02  
 Background Count Time : 59999.99

Cal. Isotopes	Start Energy	End Energy	Counts in 1000 min	Counts during Cal	% Error	Confidence
GD-148	2988.586	3301.014	2.000000	0.4799997	70.71068	95.00000
NP-237	4432.963	4902.126	5.000000	1.199999	44.72136	95.00000
CM-244	5535.050	5886.750	14.00000	3.359998	26.72612	95.00000

Instrument : CHAMBER 073  
 Detector : 78775  
 Background Analysis Date/Time : 5-JUL-2009 15:12:02  
 Background Count Time : 59999.99

Cal. Isotopes	Start Energy	End Energy	Counts in 1000 min	Counts during Cal	% Error	Confidence
GD-148	2991.870	3299.007	2.000000	0.4799997	70.71068	95.00000
NP-237	4435.703	4904.982	6.000000	1.439999	40.82483	95.00000
CM-244	5532.962	5884.931	1.000000	0.2399998	100.0000	95.00000

Instrument : CHAMBER 074  
 Detector : 78266  
 Background Analysis Date/Time : 5-JUL-2009 15:12:02  
 Background Count Time : 59999.99

Cal. Isotopes	Start Energy	End Energy	Counts in 1000 min	Counts during Cal	% Error	Confidence
GD-148	2990.625	3300.254	2.000000	0.4799997	70.71068	95.00000
NP-237	4435.417	4902.858	9.000000	2.159999	33.33334	95.00000
CM-244	5535.258	5884.259	6.000000	1.439999	40.82483	95.00000

Instrument : CHAMBER 075  
 Detector : 68550  
 Background Analysis Date/Time : 5-JUL-2009 15:12:02  
 Background Count Time : 59999.99

Cal. Isotopes	Start Energy	End Energy	Counts in 1000 min	Counts during Cal	% Error	Confidence
GD-148	2988.563	3301.861	2.000000	0.4799997	70.71068	95.00000
NP-237	4432.969	4904.420	19.00000	4.559997	22.94157	95.00000
CM-244	5535.562	5884.044	7.000000	1.679999	37.79645	95.00000

Instrument : CHAMBER 076  
 Detector : 78779  
 Background Analysis Date/Time : 5-JUL-2009 15:12:02  
 Background Count Time : 59999.99

Cal. Isotopes	Start Energy	End Energy	Counts in 1000 min	Counts during Cal	% Error	Confidence
GD-148	2992.408	3300.679	2.000000	0.4799997	70.71068	95.00000
NP-237	4437.552	4904.251	7.000000	1.679999	37.79645	95.00000
CM-244	5530.870	5885.252	1.000000	0.2399998	100.0000	95.00000

Instrument : CHAMBER 077  
 Detector : 67576  
 Background Analysis Date/Time : 5-JUL-2009 15:12:03  
 Background Count Time : 60000.00

Cal. Isotopes	Start Energy	End Energy	Counts in 1000 min	Counts during Cal	% Error	Confidence
GD-148	2988.825	3301.085	2.000000	0.4800001	70.71068	95.00000
NP-237	4432.612	4901.681	5.000000	1.200000	44.72136	95.00000
CM-244	5534.546	5886.248	8.000000	1.920000	35.35534	95.00000

Instrument : CHAMBER 078  
 Detector : 67577  
 Background Analysis Date/Time : 5-JUL-2009 15:12:03  
 Background Count Time : 60000.00

Cal. Isotopes	Start Energy	End Energy	Counts in 1000 min	Counts during Cal	% Error	Confidence
GD-148	2992.395	3299.584	0.0000000E+00	0.0000000E+00	0.0000000E+00	95.00000
NP-237	4433.349	4904.419	5.000000	1.200000	44.72136	95.00000
CM-244	5535.593	5884.350	7.000000	1.680000	37.79645	95.00000

Instrument : CHAMBER 079  
 Detector : 67598  
 Background Analysis Date/Time : 5-JUL-2009 15:12:03  
 Background Count Time : 60000.00

Cal. Isotopes	Start Energy	End Energy	Counts in 1000 min	Counts during Cal	% Error	Confidence
GD-148	2987.535	3297.935	1.000000	0.2400000	100.0000	95.00000
NP-237	4435.153	4903.332	3.000000	0.7200001	57.73503	95.00000
CM-244	5530.500	5882.333	4.000000	0.9600002	50.00000	95.00000

Instrument : CHAMBER 080  
 Detector : 78197  
 Background Analysis Date/Time : 5-JUL-2009 15:12:03  
 Background Count Time : 60000.00

Cal. Isotopes	Start Energy	End Energy	Counts in 1000 min	Counts during Cal	% Error	Confidence
GD-148	2992.338	3298.189	3.000000	0.7200001	57.73503	95.00000
NP-237	4434.851	4901.472	10.00000	2.400000	31.62278	95.00000
CM-244	5531.493	5883.930	0.0000000E+00	0.0000000E+00	0.0000000E+00	95.00000



Instrument : CHAMBER 081  
 Detector : 72533  
 Background Analysis Date/Time : 5-JUL-2009 15:12:03  
 Background Count Time : 60000.00

Cal. Isotopes	Start Energy	End Energy	Counts in 1000 min	Counts during Cal	% Error	Confidence
GD-148	2985.980	3302.417	1.000000	0.2400000	100.0000	95.00000
NP-237	4432.287	4905.979	5.000000	1.200000	44.72136	95.00000
CM-244	5534.795	5885.572	2.000000	0.4800001	70.71068	95.00000

Instrument : CHAMBER 082  
 Detector : 64263  
 Background Analysis Date/Time : 5-JUL-2009 15:12:03  
 Background Count Time : 60000.00

Cal. Isotopes	Start Energy	End Energy	Counts in 1000 min	Counts during Cal	% Error	Confidence
GD-148	2990.419	3298.608	1.000000	0.2400000	100.0000	95.00000
NP-237	4437.000	4905.115	7.000000	1.680000	37.79645	95.00000
CM-244	5534.320	5885.085	9.000000	2.160000	33.33334	95.00000

Instrument : CHAMBER 083  
 Detector : 64278  
 Background Analysis Date/Time : 5-JUL-2009 15:12:04  
 Background Count Time : 59999.99

Cal. Isotopes	Start Energy	End Energy	Counts in 1000 min	Counts during Cal	% Error	Confidence
GD-148	2987.455	3299.407	2.000000	0.4800001	70.71068	95.00000
NP-237	4433.838	4906.607	13.00000	3.120001	27.73501	95.00000
CM-244	5532.253	5885.057	13.00000	3.120001	27.73501	95.00000

Instrument : CHAMBER 084  
 Detector : 78265  
 Background Analysis Date/Time : 5-JUL-2009 15:12:04  
 Background Count Time : 59999.99

Cal. Isotopes	Start Energy	End Energy	Counts in 1000 min	Counts during Cal	% Error	Confidence
GD-148	2988.133	3299.227	0.0000000E+00	0.0000000E+00	0.0000000E+00	95.00000
NP-237	4433.289	4901.844	8.000000	1.920000	35.35534	95.00000
CM-244	5535.275	5884.618	2.000000	0.4800001	70.71068	95.00000

Instrument : CHAMBER 085  
 Detector : 78776  
 Background Analysis Date/Time : 5-JUL-2009 15:12:04  
 Background Count Time : 59999.99

Cal. Isotopes	Start Energy	End Energy	Counts in 1000 min	Counts during Cal	% Error	Confidence
GD-148	2989.612	3299.207	2.000000	0.4800001	70.71068	95.00000
NP-237	4434.183	4901.520	9.000000	2.160001	33.33334	95.00000
CM-244	5533.754	5882.654	3.000000	0.7200001	57.73503	95.00000

Instrument : CHAMBER 086  
 Detector : 78198  
 Background Analysis Date/Time : 5-JUL-2009 15:12:04  
 Background Count Time : 59999.99

Cal. Isotopes	Start Energy	End Energy	Counts in 1000 min	Counts during Cal	% Error	Confidence
GD-148	2989.886	3300.091	3.000000	0.7200001	57.73503	95.00000
NP-237	4433.582	4903.927	6.000000	1.440000	40.82483	95.00000
CM-244	5531.751	5882.863	5.000000	1.200000	44.72136	95.00000

Instrument : CHAMBER 087  
 Detector : 78199  
 Background Analysis Date/Time : 5-JUL-2009 15:12:04  
 Background Count Time : 59999.99

Cal. Isotopes	Start Energy	End Energy	Counts in 1000 min	Counts during Cal	% Error	Confidence
GD-148	2990.385	3299.009	4.000000	0.9600002	50.00000	95.00000
NP-237	4436.772	4904.542	10.00000	2.400001	31.62278	95.00000
CM-244	5534.083	5883.178	2.000000	0.4800001	70.71068	95.00000

Instrument : CHAMBER 088  
 Detector : 33452  
 Background Analysis Date/Time : 5-JUL-2009 15:12:04  
 Background Count Time : 59999.99

Cal. Isotopes	Start Energy	End Energy	Counts in 1000 min	Counts during Cal	% Error	Confidence
GD-148	2990.970	3298.296	0.0000000E+00	0.0000000E+00	0.0000000E+00	95.00000
NP-237	4436.463	4902.334	8.000000	1.920000	35.35534	95.00000
CM-244	5534.583	5887.587	9.000000	2.160001	33.33334	95.00000

Instrument : CHAMBER 089  
 Detector : 78262  
 Background Analysis Date/Time : 5-JUL-2009 15:12:04  
 Background Count Time : 59999.99

Cal. Isotopes	Start Energy	End Energy	Counts in 1000 min	Counts during Cal	% Error	Confidence
GD-148	2992.075	3297.767	4.000000	0.9599994	50.00000	95.00000
NP-237	4432.406	4901.978	7.000000	1.679999	37.79645	95.00000
CM-244	5532.097	5882.869	0.0000000E+00	0.0000000E+00	0.0000000E+00	95.00000

Instrument : CHAMBER 090  
 Detector : 78263  
 Background Analysis Date/Time : 5-JUL-2009 15:12:04  
 Background Count Time : 59999.99

Cal. Isotopes	Start Energy	End Energy	Counts in 1000 min	Counts during Cal	% Error	Confidence
GD-148	2990.462	3300.982	1.000000	0.2399998	100.0000	95.00000
NP-237	4434.552	4903.775	8.000000	1.919999	35.35534	95.00000
CM-244	5532.754	5885.804	3.000000	0.7199996	57.73503	95.00000

Instrument : CHAMBER 091  
 Detector : 78259  
 Background Analysis Date/Time : 5-JUL-2009 15:12:04  
 Background Count Time : 59999.99

Cal. Isotopes	Start Energy	End Energy	Counts in 1000 min	Counts during Cal	% Error	Confidence
GD-148	2990.268	3298.949	1.000000	0.2399998	100.0000	95.00000
NP-237	4433.436	4901.824	7.000000	1.679999	37.79645	95.00000
CM-244	5531.214	5887.413	0.0000000E+00	0.0000000E+00	0.0000000E+00	95.00000

Instrument : CHAMBER 092  
 Detector : 79457  
 Background Analysis Date/Time : 5-JUL-2009 15:12:04  
 Background Count Time : 59999.99

Cal. Isotopes	Start Energy	End Energy	Counts in 1000 min	Counts during Cal	% Error	Confidence
GD-148	2992.198	3300.849	49.00000	11.75999	14.28572	95.00000
NP-237	4435.896	4905.687	19.00000	4.559997	22.94157	95.00000
CM-244	5533.567	5885.099	6.000000	1.439999	40.82483	95.00000

Instrument : CHAMBER 093  
 Detector : 33206  
 Background Analysis Date/Time : 5-JUL-2009 15:12:04  
 Background Count Time : 59999.99

Cal. Isotopes	Start Energy	End Energy	Counts in 1000 min	Counts during Cal	% Error	Confidence
GD-148	2988.963	3299.960	1.000000	0.2399998	100.0000	95.00000
NP-237	4434.063	4902.978	9.000000	2.159999	33.33334	95.00000
CM-244	5531.085	5883.424	2.000000	0.4799997	70.71068	95.00000

Instrument : CHAMBER 094  
 Detector : 78267  
 Background Analysis Date/Time : 5-JUL-2009 15:12:04  
 Background Count Time : 59999.99

Cal. Isotopes	Start Energy	End Energy	Counts in 1000 min	Counts during Cal	% Error	Confidence
GD-148	2990.912	3298.303	4.000000	0.9599994	50.00000	95.00000
NP-237	4435.971	4905.664	4.000000	0.9599994	50.00000	95.00000
CM-244	5534.211	5886.502	4.000000	0.9599994	50.00000	95.00000

Instrument : CHAMBER 095  
 Detector : 64279  
 Background Analysis Date/Time : 5-JUL-2009 15:12:05  
 Background Count Time : 59999.99

Cal. Isotopes	Start Energy	End Energy	Counts in 1000 min	Counts during Cal	% Error	Confidence
GD-148	2989.056	3301.826	3.000000	0.7199996	57.73503	95.00000
NP-237	4435.330	4905.275	10.00000	2.399998	31.62278	95.00000
CM-244	5534.057	5886.430	24.00000	5.759996	20.41241	95.00000

Instrument : CHAMBER 096  
 Detector : 67605  
 Background Analysis Date/Time : 8-JUL-2009 15:03:56  
 Background Count Time : 59999.99

Cal. Isotopes	Start Energy	End Energy	Counts in 1000 min	Counts during Cal	% Error	Confidence
GD-148	2990.311	3298.177	2.000000	0.4799997	70.71068	95.00000
NP-237	4434.251	4906.198	29.00000	6.959996	18.56953	95.00000
CM-244	5533.120	5882.408	2.000000	0.4799997	70.71068	95.00000

Instrument : CHAMBER 097  
 Detector : 67599  
 Background Analysis Date/Time : 5-JUL-2009 15:12:05  
 Background Count Time : 59999.99

Cal. Isotopes	Start Energy	End Energy	Counts in 1000 min	Counts during Cal	% Error	Confidence
GD-148	2989.746	3302.068	2.000000	0.4799997	70.71068	95.00000
NP-237	4437.101	4903.794	1.000000	0.2399998	100.0000	95.00000
CM-244	5531.052	5886.116	14.00000	3.359998	26.72612	95.00000

Instrument : CHAMBER 098  
 Detector : 68644  
 Background Analysis Date/Time : 5-JUL-2009 15:12:05  
 Background Count Time : 59999.99

Cal. Isotopes	Start Energy	End Energy	Counts in 1000 min	Counts during Cal	% Error	Confidence
GD-148	2989.589	3298.128	1.000000	0.2399998	100.0000	95.00000
NP-237	4432.836	4901.640	12.00000	2.879998	28.86751	95.00000
CM-244	5531.873	5883.257	2.000000	0.4799997	70.71068	95.00000

Instrument : CHAMBER 099  
 Detector : 70317  
 Background Analysis Date/Time : 5-JUL-2009 15:12:05  
 Background Count Time : 59999.99

Cal. Isotopes	Start Energy	End Energy	Counts in 1000 min	Counts during Cal	% Error	Confidence
GD-148	2990.876	3301.163	3.000000	0.7199996	57.73503	95.00000
NP-237	4434.526	4903.945	4.000000	0.9599994	50.00000	95.00000
CM-244	5533.432	5886.885	7.000000	1.679999	37.79645	95.00000

Instrument : CHAMBER 100  
 Detector : 79456  
 Background Analysis Date/Time : 5-JUL-2009 15:12:05  
 Background Count Time : 59999.99

Cal. Isotopes	Start Energy	End Energy	Counts in 1000 min	Counts during Cal	% Error	Confidence
GD-148	2992.287	3297.799	2.000000	0.4799997	70.71068	95.00000
NP-237	4436.422	4905.631	13.00000	3.119998	27.73501	95.00000
CM-244	5534.572	5887.590	7.000000	1.679999	37.79645	95.00000

Instrument : CHAMBER 101  
 Detector : 64253  
 Background Analysis Date/Time : 5-JUL-2009 15:12:06  
 Background Count Time : 60000.00

Cal. Isotopes	Start Energy	End Energy	Counts in 1000 min	Counts during Cal	% Error	Confidence
GD-148	2992.433	3299.297	2.000000	0.4800001	70.71068	95.00000
NP-237	4436.714	4901.796	4.000000	0.9600002	50.00000	95.00000
CM-244	5531.777	5885.188	0.0000000E+00	0.0000000E+00	0.0000000E+00	95.00000

Instrument : CHAMBER 102  
 Detector : 72525  
 Background Analysis Date/Time : 5-JUL-2009 15:12:06  
 Background Count Time : 60000.00

Cal. Isotopes	Start Energy	End Energy	Counts in 1000 min	Counts during Cal	% Error	Confidence
GD-148	2992.102	3300.657	3.000000	0.7200001	57.73503	95.00000
NP-237	4432.858	4904.949	7.000000	1.680000	37.79645	95.00000
CM-244	5531.106	5882.690	2.000000	0.4800001	70.71068	95.00000

Instrument : CHAMBER 103  
 Detector : 79461  
 Background Analysis Date/Time : 5-JUL-2009 15:12:06  
 Background Count Time : 60000.00

Cal. Isotopes	Start Energy	End Energy	Counts in 1000 min	Counts during Cal	% Error	Confidence
GD-148	2988.996	3300.314	1.000000	0.2400000	100.0000	95.00000
NP-237	4436.805	4901.981	2.000000	0.4800001	70.71068	95.00000
CM-244	5532.506	5886.425	3.000000	0.7200001	57.73503	95.00000

Instrument : CHAMBER 104  
 Detector : 72524  
 Background Analysis Date/Time : 5-JUL-2009 15:12:06  
 Background Count Time : 60000.00

Cal. Isotopes	Start Energy	End Energy	Counts in 1000 min	Counts during Cal	% Error	Confidence
GD-148	2990.719	3300.868	1.000000	0.2400000	100.0000	95.00000
NP-237	4437.132	4904.901	12.00000	2.880001	28.86751	95.00000
CM-244	5531.506	5883.017	4.000000	0.9600002	50.00000	95.00000

Instrument : CHAMBER 105  
 Detector : 78777  
 Background Analysis Date/Time : 5-JUL-2009 15:12:06  
 Background Count Time : 60000.00

Cal. Isotopes	Start Energy	End Energy	Counts in 1000 min	Counts during Cal	% Error	Confidence
GD-148	2991.574	3300.708	1.000000	0.2400000	100.0000	95.00000
NP-237	4435.406	4903.467	4.000000	0.9600002	50.00000	95.00000
CM-244	5531.275	5883.854	1.000000	0.2400000	100.0000	95.00000

Instrument : CHAMBER 106  
 Detector : 64274  
 Background Analysis Date/Time : 5-JUL-2009 15:12:06  
 Background Count Time : 60000.00

Cal. Isotopes	Start Energy	End Energy	Counts in 1000 min	Counts during Cal	% Error	Confidence
GD-148	2989.941	3301.958	4.000000	0.9600002	50.00000	95.00000
NP-237	4435.855	4902.069	6.000000	1.440000	40.82483	95.00000
CM-244	5534.023	5883.359	3.000000	0.7200001	57.73503	95.00000

Instrument : CHAMBER 107  
 Detector : 67578  
 Background Analysis Date/Time : 5-JUL-2009 15:12:07  
 Background Count Time : 60000.00

Cal. Isotopes	Start Energy	End Energy	Counts in 1000 min	Counts during Cal	% Error	Confidence
GD-148	2987.523	3301.257	5.000000	1.199999	44.72136	95.00000
NP-237	4435.381	4903.438	5.000000	1.199999	44.72136	95.00000
CM-244	5532.229	5882.600	2.000000	0.4799997	70.71068	95.00000

Instrument : CHAMBER 108  
 Detector : 78778  
 Background Analysis Date/Time : 5-JUL-2009 15:12:07  
 Background Count Time : 60000.00

Cal. Isotopes	Start Energy	End Energy	Counts in 1000 min	Counts during Cal	% Error	Confidence
GD-148	2987.937	3298.136	0.0000000E+00	0.0000000E+00	0.0000000E+00	95.00000
NP-237	4435.160	4903.491	6.000000	1.439999	40.82483	95.00000
CM-244	5531.067	5883.227	1.000000	0.2399998	100.0000	95.00000

Instrument : CHAMBER 109  
 Detector : 79463  
 Background Analysis Date/Time : 5-JUL-2009 15:12:07  
 Background Count Time : 60000.00

Cal. Isotopes	Start Energy	End Energy	Counts in 1000 min	Counts during Cal	% Error	Confidence
GD-148	2989.195	3299.997	2.000000	0.4799997	70.71068	95.00000
NP-237	4435.631	4906.161	7.000000	1.679999	37.79645	95.00000
CM-244	5531.938	5886.333	2.000000	0.4799997	70.71068	95.00000

Instrument : CHAMBER 110  
 Detector : 67602  
 Background Analysis Date/Time : 5-JUL-2009 15:12:07  
 Background Count Time : 60000.00

Cal. Isotopes	Start Energy	End Energy	Counts in 1000 min	Counts during Cal	% Error	Confidence
GD-148	2989.370	3301.157	2.000000	0.4799997	70.71068	95.00000
NP-237	4436.284	4904.992	4.000000	0.9599993	50.00000	95.00000
CM-244	5535.250	5883.287	6.000000	1.439999	40.82483	95.00000

Instrument : CHAMBER 111  
 Detector : 79462  
 Background Analysis Date/Time : 5-JUL-2009 15:12:07  
 Background Count Time : 60000.00

Cal. Isotopes	Start Energy	End Energy	Counts in 1000 min	Counts during Cal	% Error	Confidence
GD-148	2990.820	3300.305	5.000000	1.199999	44.72136	95.00000
NP-237	4436.744	4905.500	6.000000	1.439999	40.82483	95.00000
CM-244	5535.002	5885.661	0.0000000E+00	0.0000000E+00	0.0000000E+00	95.00000

Instrument : CHAMBER 112  
 Detector : 78261  
 Background Analysis Date/Time : 5-JUL-2009 15:12:07  
 Background Count Time : 60000.00

Cal. Isotopes	Start Energy	End Energy	Counts in 1000 min	Counts during Cal	% Error	Confidence
GD-148	2988.969	3300.635	3.000000	0.7199995	57.73503	95.00000
NP-237	4436.114	4905.135	7.000000	1.679999	37.79645	95.00000
CM-244	5532.983	5884.981	1.000000	0.2399998	100.0000	95.00000



Instrument : CHAMBER 113  
 Detector : 45-111B4  
 Background Analysis Date/Time : 12-JUL-2009 18:14:41  
 Background Count Time : 60000.00

Cal. Isotopes	Start Energy	End Energy	Counts in 1000 min	Counts during Cal	% Error	Confidence
GD-148	2988.779	3298.785	1.000000	0.3000000	100.0000	95.00000
NP-237	4433.559	4905.331	6.000000	1.800000	40.82483	95.00000
CM-244	5530.517	5883.481	3.000000	0.9000000	57.73503	95.00000

Instrument : CHAMBER 114  
 Detector : 78258  
 Background Analysis Date/Time : 12-JUL-2009 18:14:46  
 Background Count Time : 60000.00

Cal. Isotopes	Start Energy	End Energy	Counts in 1000 min	Counts during Cal	% Error	Confidence
GD-148	2990.441	3298.868	1.000000	0.3000000	100.0000	95.00000
NP-237	4436.900	4905.218	5.000000	1.500000	44.72136	95.00000
CM-244	5530.599	5885.790	4.000000	1.200000	50.00000	95.00000

Instrument : CHAMBER 115  
 Detector : 45-132FF4  
 Background Analysis Date/Time : 12-JUL-2009 18:14:50  
 Background Count Time : 60000.00

Cal. Isotopes	Start Energy	End Energy	Counts in 1000 min	Counts during Cal	% Error	Confidence
GD-148	2991.839	3301.816	2.000000	0.6000000	70.71068	95.00000
NP-237	4436.001	4902.052	1.000000	0.3000000	100.0000	95.00000
CM-244	5531.697	5884.118	11.00000	3.300000	30.15113	95.00000

Instrument : CHAMBER 116  
 Detector : 45-132FF2  
 Background Analysis Date/Time : 12-JUL-2009 18:14:55  
 Background Count Time : 60000.00

Cal. Isotopes	Start Energy	End Energy	Counts in 1000 min	Counts during Cal	% Error	Confidence
GD-148	2988.005	3302.013	1.000000	0.3000000	100.0000	95.00000
NP-237	4432.895	4903.021	6.000000	1.800000	40.82483	95.00000
CM-244	5531.311	5883.052	3.000000	0.9000000	57.73503	95.00000

Instrument : CHAMBER 117  
 Detector : 33450  
 Background Analysis Date/Time : 12-JUL-2009 18:15:00  
 Background Count Time : 60000.00

Cal. Isotopes	Start Energy	End Energy	Counts in 1000 min	Counts during Cal	% Error	Confidence
GD-148	2992.173	3300.224	2.000000	0.6000000	70.71068	95.00000
NP-237	4434.403	4904.427	5.000000	1.500000	44.72136	95.00000
CM-244	5533.135	5885.381	8.000000	2.400000	35.35534	95.00000

Instrument : CHAMBER 118  
 Detector : 75544  
 Background Analysis Date/Time : 12-JUL-2009 18:15:04  
 Background Count Time : 60000.00

Cal. Isotopes	Start Energy	End Energy	Counts in 1000 min	Counts during Cal	% Error	Confidence
GD-148	2992.199	3301.179	0.0000000E+00	0.0000000E+00	0.0000000E+00	95.00000
NP-237	4437.404	4902.417	2.000000	0.6000000	70.71068	95.00000
CM-244	5530.853	5882.689	4.000000	1.200000	50.00000	95.00000

Instrument : CHAMBER 119  
 Detector : 74429  
 Background Analysis Date/Time : 12-JUL-2009 18:15:09  
 Background Count Time : 60000.00

Cal. Isotopes	Start Energy	End Energy	Counts in 1000 min	Counts during Cal	% Error	Confidence
GD-148	2992.004	3299.253	3.000000	0.9000000	57.73503	95.00000
NP-237	4432.548	4906.013	1.000000	0.3000000	100.0000	95.00000
CM-244	5530.584	5883.165	0.0000000E+00	0.0000000E+00	0.0000000E+00	95.00000

Instrument : CHAMBER 120  
 Detector : 74430  
 Background Analysis Date/Time : 12-JUL-2009 18:15:13  
 Background Count Time : 60000.00

Cal. Isotopes	Start Energy	End Energy	Counts in 1000 min	Counts during Cal	% Error	Confidence
GD-148	2990.522	3298.404	3.000000	0.9000000	57.73503	95.00000
NP-237	4435.328	4903.588	4.000000	1.200000	50.00000	95.00000
CM-244	5534.528	5884.756	3.000000	0.9000000	57.73503	95.00000

Instrument : CHAMBER 121  
 Detector : 75545  
 Background Analysis Date/Time : 12-JUL-2009 18:15:18  
 Background Count Time : 60000.00

Cal. Isotopes	Start Energy	End Energy	Counts in 1000 min	Counts during Cal	% Error	Confidence
GD-148	2988.023	3300.631	0.000000E+00	0.000000E+00	0.000000E+00	95.00000
NP-237	4432.658	4901.599	1.000000	0.3000000	100.0000	95.00000
CM-244	5533.997	5885.295	6.000000	1.800000	40.82483	95.00000

Instrument : CHAMBER 122  
 Detector : 75546  
 Background Analysis Date/Time : 12-JUL-2009 18:15:22  
 Background Count Time : 60000.00

Cal. Isotopes	Start Energy	End Energy	Counts in 1000 min	Counts during Cal	% Error	Confidence
GD-148	2990.563	3298.589	1.000000	0.3000000	100.0000	95.00000
NP-237	4436.782	4905.890	5.000000	1.500000	44.72136	95.00000
CM-244	5532.955	5884.078	11.00000	3.300000	30.15113	95.00000

Instrument : CHAMBER 123  
 Detector : 45-142V3  
 Background Analysis Date/Time : 12-JUL-2009 18:15:27  
 Background Count Time : 60000.00

Cal. Isotopes	Start Energy	End Energy	Counts in 1000 min	Counts during Cal	% Error	Confidence
GD-148	2990.850	3299.223	0.000000E+00	0.000000E+00	0.000000E+00	95.00000
NP-237	4437.241	4905.636	4.000000	1.200000	50.00000	95.00000
CM-244	5531.191	5886.517	5.000000	1.500000	44.72136	95.00000

Instrument : CHAMBER 124  
 Detector : 45-142V2  
 Background Analysis Date/Time : 12-JUL-2009 18:15:31  
 Background Count Time : 60000.00

Cal. Isotopes	Start Energy	End Energy	Counts in 1000 min	Counts during Cal	% Error	Confidence
GD-148	2988.169	3298.838	1.000000	0.3000000	100.0000	95.00000
NP-237	4434.514	4905.983	2.000000	0.6000000	70.71068	95.00000
CM-244	5535.498	5887.649	6.000000	1.800000	40.82483	95.00000

Instrument : CHAMBER 125  
 Detector : 75547  
 Background Analysis Date/Time : 12-JUL-2009 18:15:35  
 Background Count Time : 60000.00

Cal. Isotopes	Start Energy	End Energy	Counts in 1000 min	Counts during Cal	% Error	Confidence
GD-148	2992.438	3299.892	1.000000	0.3000000	100.0000	95.00000
NP-237	4435.342	4903.042	3.000000	0.9000000	57.73503	95.00000
CM-244	5533.267	5883.118	2.000000	0.6000000	70.71068	95.00000

Instrument : CHAMBER 126  
 Detector : 75548  
 Background Analysis Date/Time : 12-JUL-2009 18:15:39  
 Background Count Time : 60000.00

Cal. Isotopes	Start Energy	End Energy	Counts in 1000 min	Counts during Cal	% Error	Confidence
GD-148	2988.642	3299.863	2.000000	0.6000000	70.71068	95.00000
NP-237	4434.022	4903.287	10.00000	3.000000	31.62278	95.00000
CM-244	5533.750	5882.833	3.000000	0.9000000	57.73503	95.00000

Instrument : CHAMBER 127  
 Detector : 78770  
 Background Analysis Date/Time : 12-JUL-2009 18:15:43  
 Background Count Time : 60000.00

Cal. Isotopes	Start Energy	End Energy	Counts in 1000 min	Counts during Cal	% Error	Confidence
GD-148	2987.930	3300.925	0.000000E+00	0.000000E+00	0.000000E+00	95.00000
NP-237	4433.404	4902.114	4.000000	1.200000	50.00000	95.00000
CM-244	5533.832	5884.575	3.000000	0.9000000	57.73503	95.00000

Instrument : CHAMBER 128  
 Detector : 75549  
 Background Analysis Date/Time : 12-JUL-2009 18:15:48  
 Background Count Time : 60000.00

Cal. Isotopes	Start Energy	End Energy	Counts in 1000 min	Counts during Cal	% Error	Confidence
GD-148	2989.441	3299.762	3.000000	0.9000000	57.73503	95.00000
NP-237	4437.479	4901.607	5.000000	1.500000	44.72136	95.00000
CM-244	5532.807	5882.614	1.000000	0.3000000	100.0000	95.00000

Instrument : CHAMBER 129  
 Detector : 76227  
 Background Analysis Date/Time : 12-JUL-2009 18:15:53  
 Background Count Time : 60000.00

Cal. Isotopes	Start Energy	End Energy	Counts in 1000 min	Counts during Cal	% Error	Confidence
GD-148	2991.626	3298.866	1.000000	0.3000000	100.0000	95.00000
NP-237	4434.006	4901.792	4.000000	1.200000	50.00000	95.00000
CM-244	5532.320	5882.430	1.000000	0.3000000	100.0000	95.00000

Instrument : CHAMBER 130  
 Detector : 76228  
 Background Analysis Date/Time : 12-JUL-2009 18:15:58  
 Background Count Time : 60000.00

Cal. Isotopes	Start Energy	End Energy	Counts in 1000 min	Counts during Cal	% Error	Confidence
GD-148	2987.724	3301.129	4.000000	1.200000	50.00000	95.00000
NP-237	4432.733	4905.256	8.000000	2.400000	35.35534	95.00000
CM-244	5534.221	5882.991	1.000000	0.3000000	100.0000	95.00000

Instrument : CHAMBER 131  
 Detector : 33448  
 Background Analysis Date/Time : 12-JUL-2009 18:16:03  
 Background Count Time : 60000.00

Cal. Isotopes	Start Energy	End Energy	Counts in 1000 min	Counts during Cal	% Error	Confidence
GD-148	2990.041	3301.703	1.000000	0.3000000	100.0000	95.00000
NP-237	4437.470	4901.500	6.000000	1.800000	40.82483	95.00000
CM-244	5535.040	5887.344	7.000000	2.100000	37.79645	95.00000

Instrument : CHAMBER 132  
 Detector : 67579  
 Background Analysis Date/Time : 12-JUL-2009 18:16:07  
 Background Count Time : 60000.00

Cal. Isotopes	Start Energy	End Energy	Counts in 1000 min	Counts during Cal	% Error	Confidence
GD-148	2991.722	3299.982	1.000000	0.3000000	100.0000	95.00000
NP-237	4436.189	4902.037	8.000000	2.400000	35.35534	95.00000
CM-244	5533.193	5884.042	5.000000	1.500000	44.72136	95.00000

Instrument : CHAMBER 133  
 Detector : 76229  
 Background Analysis Date/Time : 12-JUL-2009 18:16:11  
 Background Count Time : 60000.00

Cal. Isotopes	Start Energy	End Energy	Counts in 1000 min	Counts during Cal	% Error	Confidence
GD-148	2991.784	3301.677	2.000000	0.6000000	70.71068	95.00000
NP-237	4432.798	4901.797	5.000000	1.500000	44.72136	95.00000
CM-244	5532.072	5884.338	3.000000	0.9000000	57.73503	95.00000

Instrument : CHAMBER 134  
 Detector : 76230  
 Background Analysis Date/Time : 12-JUL-2009 18:16:16  
 Background Count Time : 60000.00

Cal. Isotopes	Start Energy	End Energy	Counts in 1000 min	Counts during Cal	% Error	Confidence
GD-148	2990.526	3299.017	3.000000	0.9000000	57.73503	95.00000
NP-237	4435.982	4903.287	19.00000	5.700000	22.94157	95.00000
CM-244	5532.080	5886.000	3.000000	0.9000000	57.73503	95.00000

Instrument : CHAMBER 135  
 Detector : 64270  
 Background Analysis Date/Time : 12-JUL-2009 18:16:20  
 Background Count Time : 60000.00

Cal. Isotopes	Start Energy	End Energy	Counts in 1000 min	Counts during Cal	% Error	Confidence
GD-148	2988.277	3299.628	1.000000	0.3000000	100.0000	95.00000
NP-237	4437.221	4904.200	5.000000	1.500000	44.72136	95.00000
CM-244	5533.869	5883.613	3.000000	0.9000000	57.73503	95.00000

Instrument : CHAMBER 136  
 Detector : 68549  
 Background Analysis Date/Time : 12-JUL-2009 18:16:24  
 Background Count Time : 60000.00

Cal. Isotopes	Start Energy	End Energy	Counts in 1000 min	Counts during Cal	% Error	Confidence
GD-148	2990.353	3301.238	2.000000	0.6000000	70.71068	95.00000
NP-237	4436.739	4902.455	15.00000	4.500000	25.81989	95.00000
CM-244	5530.869	5887.561	6.000000	1.800000	40.82483	95.00000

Instrument : CHAMBER 137  
 Detector : 64288  
 Background Analysis Date/Time : 12-JUL-2009 18:16:27  
 Background Count Time : 60000.00

Cal. Isotopes	Start Energy	End Energy	Counts in 1000 min	Counts during Cal	% Error	Confidence
GD-148	2988.740	3300.102	3.000000	0.9000000	57.73503	95.00000
NP-237	4437.224	4902.644	2.000000	0.6000000	70.71068	95.00000
CM-244	5534.374	5886.101	13.00000	3.900000	27.73501	95.00000

Instrument : CHAMBER 138  
 Detector : 65877  
 Background Analysis Date/Time : 12-JUL-2009 18:16:31  
 Background Count Time : 60000.00

Cal. Isotopes	Start Energy	End Energy	Counts in 1000 min	Counts during Cal	% Error	Confidence
GD-148	2989.573	3299.020	2.000000	0.6000000	70.71068	95.00000
NP-237	4433.563	4906.044	32.00000	9.600000	17.67767	95.00000
CM-244	5532.867	5887.098	10.00000	3.000000	31.62278	95.00000

Instrument : CHAMBER 139  
 Detector : 76231  
 Background Analysis Date/Time : 12-JUL-2009 18:16:35  
 Background Count Time : 60000.00

Cal. Isotopes	Start Energy	End Energy	Counts in 1000 min	Counts during Cal	% Error	Confidence
GD-148	2987.505	3300.432	2.000000	0.6000000	70.71068	95.00000
NP-237	4434.030	4903.806	6.000000	1.800000	40.82483	95.00000
CM-244	5532.176	5884.231	9.000000	2.700000	33.33334	95.00000

Instrument : CHAMBER 140  
 Detector : 78771  
 Background Analysis Date/Time : 12-JUL-2009 18:16:39  
 Background Count Time : 60000.00

Cal. Isotopes	Start Energy	End Energy	Counts in 1000 min	Counts during Cal	% Error	Confidence
GD-148	2990.854	3298.685	2.000000	0.6000000	70.71068	95.00000
NP-237	4432.882	4903.279	10.00000	3.000000	31.62278	95.00000
CM-244	5532.806	5885.667	3.000000	0.9000000	57.73503	95.00000

Instrument : CHAMBER 141  
 Detector : 76232  
 Background Analysis Date/Time : 12-JUL-2009 18:16:43  
 Background Count Time : 60000.00

Cal. Isotopes	Start Energy	End Energy	Counts in 1000 min	Counts during Cal	% Error	Confidence
GD-148	2991.144	3299.081	4.000000	1.200000	50.00000	95.00000
NP-237	4432.714	4902.455	11.00000	3.300000	30.15113	95.00000
CM-244	5530.738	5882.724	5.000000	1.500000	44.72136	95.00000

Instrument : CHAMBER 142  
 Detector : 64261  
 Background Analysis Date/Time : 12-JUL-2009 18:16:47  
 Background Count Time : 60000.00

Cal. Isotopes	Start Energy	End Energy	Counts in 1000 min	Counts during Cal	% Error	Confidence
GD-148	2990.865	3298.794	2.000000	0.6000000	70.71068	95.00000
NP-237	4432.947	4903.147	17.00000	5.100000	24.25356	95.00000
CM-244	5532.255	5884.805	10.00000	3.000000	31.62278	95.00000

Instrument : CHAMBER 143  
 Detector : 65882  
 Background Analysis Date/Time : 12-JUL-2009 18:16:51  
 Background Count Time : 60000.00

Cal. Isotopes	Start Energy	End Energy	Counts in 1000 min	Counts during Cal	% Error	Confidence
GD-148	2987.701	3299.952	4.000000	1.200000	50.00000	95.00000
NP-237	4432.480	4904.917	14.00000	4.200000	26.72612	95.00000
CM-244	5535.542	5887.375	15.00000	4.500000	25.81989	95.00000

Instrument : CHAMBER 144  
 Detector : 75551  
 Background Analysis Date/Time : 12-JUL-2009 18:16:55  
 Background Count Time : 60000.00

Cal. Isotopes	Start Energy	End Energy	Counts in 1000 min	Counts during Cal	% Error	Confidence
GD-148	2987.490	3300.379	2.000000	0.6000000	70.71068	95.00000
NP-237	4433.137	4902.257	6.000000	1.800000	40.82483	95.00000
CM-244	5534.787	5886.106	11.00000	3.300000	30.15113	95.00000



Instrument : CHAMBER 145  
 Detector : 72526  
 Background Analysis Date/Time : 12-JUL-2009 18:16:59  
 Background Count Time : 60000.00

Cal. Isotopes	Start Energy	End Energy	Counts in 1000 min	Counts during Cal	% Error	Confidence
GD-148	2989.366	3298.098	0.000000E+00	0.000000E+00	0.000000E+00	95.00000
NP-237	4434.265	4904.885	7.000000	2.100000	37.79645	95.00000
CM-244	5534.192	5886.678	8.000000	2.400000	35.35534	95.00000

Instrument : CHAMBER 146  
 Detector : 72527  
 Background Analysis Date/Time : 12-JUL-2009 18:17:03  
 Background Count Time : 60000.00

Cal. Isotopes	Start Energy	End Energy	Counts in 1000 min	Counts during Cal	% Error	Confidence
GD-148	2991.494	3297.950	2.000000	0.6000000	70.71068	95.00000
NP-237	4436.761	4904.596	6.000000	1.800000	40.82483	95.00000
CM-244	5530.438	5886.440	7.000000	2.100000	37.79645	95.00000

Instrument : CHAMBER 147  
 Detector : 75550  
 Background Analysis Date/Time : 12-JUL-2009 18:17:07  
 Background Count Time : 60000.00

Cal. Isotopes	Start Energy	End Energy	Counts in 1000 min	Counts during Cal	% Error	Confidence
GD-148	2987.763	3300.677	8.000000	2.400000	35.35534	95.00000
NP-237	4433.256	4902.183	15.00000	4.500000	25.81989	95.00000
CM-244	5534.346	5885.412	5.000000	1.500000	44.72136	95.00000

Instrument : CHAMBER 148  
 Detector : 74429  
 Background Analysis Date/Time : 12-JUL-2009 18:17:10  
 Background Count Time : 60000.00

Cal. Isotopes	Start Energy	End Energy	Counts in 1000 min	Counts during Cal	% Error	Confidence
GD-148	2989.918	3302.313	6.000000	1.800000	40.82483	95.00000
NP-237	4434.677	4904.245	11.00000	3.300000	30.15113	95.00000
CM-244	5532.604	5884.780	9.000000	2.700000	33.33334	95.00000

Instrument : CHAMBER 149  
 Detector : 33449  
 Background Analysis Date/Time : 12-JUL-2009 18:17:14  
 Background Count Time : 60000.00

Cal. Isotopes	Start Energy	End Energy	Counts in 1000 min	Counts during Cal	% Error	Confidence
GD-148	2990.126	3302.099	3.000000	0.9000000	57.73503	95.00000
NP-237	4433.957	4903.766	6.000000	1.800000	40.82483	95.00000
CM-244	5532.840	5885.608	7.000000	2.100000	37.79645	95.00000

Instrument : CHAMBER 150  
 Detector : 75552  
 Background Analysis Date/Time : 12-JUL-2009 18:17:18  
 Background Count Time : 60000.00

Cal. Isotopes	Start Energy	End Energy	Counts in 1000 min	Counts during Cal	% Error	Confidence
GD-148	2989.847	3298.390	5.000000	1.500000	44.72136	95.00000
NP-237	4433.411	4903.355	5.000000	1.500000	44.72136	95.00000
CM-244	5531.584	5883.380	3.000000	0.9000000	57.73503	95.00000

Instrument : CHAMBER 151  
 Detector : 75556  
 Background Analysis Date/Time : 12-JUL-2009 18:17:22  
 Background Count Time : 60000.00

Cal. Isotopes	Start Energy	End Energy	Counts in 1000 min	Counts during Cal	% Error	Confidence
GD-148	2988.196	3299.830	1.000000	0.3000000	100.0000	95.00000
NP-237	4437.520	4904.128	2.000000	0.6000000	70.71068	95.00000
CM-244	5532.939	5887.339	7.000000	2.100000	37.79645	95.00000

Instrument : CHAMBER 152  
 Detector : 76222  
 Background Analysis Date/Time : 12-JUL-2009 18:17:26  
 Background Count Time : 60000.00

Cal. Isotopes	Start Energy	End Energy	Counts in 1000 min	Counts during Cal	% Error	Confidence
GD-148	2992.335	3299.767	2.000000	0.6000000	70.71068	95.00000
NP-237	4435.085	4902.709	1.000000	0.3000000	100.0000	95.00000
CM-244	5532.813	5882.589	7.000000	2.100000	37.79645	95.00000

Instrument : CHAMBER 153  
 Detector : 76223  
 Background Analysis Date/Time : 12-JUL-2009 18:17:30  
 Background Count Time : 60000.00

Cal. Isotopes	Start Energy	End Energy	Counts in 1000 min	Counts during Cal	% Error	Confidence
GD-148	2989.763	3301.789	7.000000	2.100000	37.79645	95.00000
NP-237	4432.699	4901.612	7.000000	2.100000	37.79645	95.00000
CM-244	5534.359	5886.038	11.00000	3.300000	30.15113	95.00000

Instrument : CHAMBER 154  
 Detector : 76224  
 Background Analysis Date/Time : 12-JUL-2009 18:17:34  
 Background Count Time : 60000.00

Cal. Isotopes	Start Energy	End Energy	Counts in 1000 min	Counts during Cal	% Error	Confidence
GD-148	2989.543	3301.969	2.000000	0.6000000	70.71068	95.00000
NP-237	4433.171	4901.699	2.000000	0.6000000	70.71068	95.00000
CM-244	5533.478	5884.401	4.000000	1.200000	50.00000	95.00000

Instrument : CHAMBER 155  
 Detector : 75553  
 Background Analysis Date/Time : 12-JUL-2009 18:17:38  
 Background Count Time : 60000.00

Cal. Isotopes	Start Energy	End Energy	Counts in 1000 min	Counts during Cal	% Error	Confidence
GD-148	2990.863	3299.267	2.000000	0.6000000	70.71068	95.00000
NP-237	4435.628	4901.683	4.000000	1.200000	50.00000	95.00000
CM-244	5532.390	5885.923	1.000000	0.3000000	100.0000	95.00000

Instrument : CHAMBER 156  
 Detector : 75554  
 Background Analysis Date/Time : 12-JUL-2009 18:17:42  
 Background Count Time : 60000.00

Cal. Isotopes	Start Energy	End Energy	Counts in 1000 min	Counts during Cal	% Error	Confidence
GD-148	2992.492	3302.387	4.000000	1.200000	50.00000	95.00000
NP-237	4436.746	4903.077	15.00000	4.500000	25.81989	95.00000
CM-244	5533.286	5886.114	9.000000	2.700000	33.33334	95.00000

Instrument : CHAMBER 157  
 Detector : 75555  
 Background Analysis Date/Time : 12-JUL-2009 18:17:46  
 Background Count Time : 60000.00

Cal. Isotopes	Start Energy	End Energy	Counts in 1000 min	Counts during Cal	% Error	Confidence
GD-148	2992.092	3301.029	5.000000	1.500000	44.72136	95.00000
NP-237	4432.881	4903.879	12.000000	3.600000	28.86751	95.00000
CM-244	5533.745	5886.569	13.000000	3.900000	27.73501	95.00000

Instrument : CHAMBER 158  
 Detector : 33451  
 Background Analysis Date/Time : 12-JUL-2009 18:17:50  
 Background Count Time : 60000.00

Cal. Isotopes	Start Energy	End Energy	Counts in 1000 min	Counts during Cal	% Error	Confidence
GD-148	2989.224	3299.662	4.000000	1.200000	50.00000	95.00000
NP-237	4433.214	4902.387	14.000000	4.200000	26.72612	95.00000
CM-244	5532.016	5882.536	8.000000	2.400000	35.35534	95.00000

Instrument : CHAMBER 159  
 Detector : 76225  
 Background Analysis Date/Time : 12-JUL-2009 18:17:54  
 Background Count Time : 60000.00

Cal. Isotopes	Start Energy	End Energy	Counts in 1000 min	Counts during Cal	% Error	Confidence
GD-148	2990.518	3300.013	1.000000	0.3000000	100.0000	95.00000
NP-237	4434.310	4906.501	6.000000	1.800000	40.82483	95.00000
CM-244	5532.775	5886.617	7.000000	2.100000	37.79645	95.00000

Instrument : CHAMBER 160  
 Detector : 76226  
 Background Analysis Date/Time : 12-JUL-2009 18:17:58  
 Background Count Time : 60000.00

Cal. Isotopes	Start Energy	End Energy	Counts in 1000 min	Counts during Cal	% Error	Confidence
GD-148	2988.201	3297.681	1.000000	0.3000000	100.0000	95.00000
NP-237	4437.389	4904.545	8.000000	2.400000	35.35534	95.00000
CM-244	5531.162	5885.243	3.000000	0.9000000	57.73503	95.00000

Instrument : CHAMBER 161  
 Detector : 70321  
 Background Analysis Date/Time : 21-JUN-2009 15:55:13  
 Background Count Time : 60000.00

Cal. Isotopes	Start Energy	End Energy	Counts in 1000 min	Counts during Cal	% Error	Confidence
GD-148	2988.612	3298.684	3.000000	0.9000000	57.73503	95.00000
NP-237	4435.424	4903.719	10.00000	3.000000	31.62278	95.00000
CM-244	5531.313	5883.518	18.00000	5.400000	23.57022	95.00000

Instrument : CHAMBER 162  
 Detector : 70323  
 Background Analysis Date/Time : 21-JUN-2009 15:55:18  
 Background Count Time : 60000.00

Cal. Isotopes	Start Energy	End Energy	Counts in 1000 min	Counts during Cal	% Error	Confidence
GD-148	2990.114	3301.116	2.000000	0.6000000	70.71068	95.00000
NP-237	4434.153	4902.154	3.000000	0.9000000	57.73503	95.00000
CM-244	5533.930	5885.193	11.00000	3.300000	30.15113	95.00000

Instrument : CHAMBER 163  
 Detector : 70324  
 Background Analysis Date/Time : 21-JUN-2009 15:55:23  
 Background Count Time : 60000.00

Cal. Isotopes	Start Energy	End Energy	Counts in 1000 min	Counts during Cal	% Error	Confidence
GD-148	2992.217	3298.824	0.0000000E+00	0.0000000E+00	0.0000000E+00	95.00000
NP-237	4434.987	4904.671	13.00000	3.900000	27.73501	95.00000
CM-244	5533.739	5886.581	11.00000	3.300000	30.15113	95.00000

Instrument : CHAMBER 164  
 Detector : 70325  
 Background Analysis Date/Time : 21-JUN-2009 15:55:27  
 Background Count Time : 60000.00

Cal. Isotopes	Start Energy	End Energy	Counts in 1000 min	Counts during Cal	% Error	Confidence
GD-148	2988.804	3300.725	3.000000	0.9000000	57.73503	95.00000
NP-237	4432.850	4902.971	5.000000	1.500000	44.72136	95.00000
CM-244	5532.641	5885.829	4.000000	1.200000	50.00000	95.00000

Instrument : CHAMBER 165  
 Detector : 72544  
 Background Analysis Date/Time : 21-JUN-2009 15:55:31  
 Background Count Time : 60000.00

Cal. Isotopes	Start Energy	End Energy	Counts in 1000 min	Counts during Cal	% Error	Confidence
GD-148	2991.249	3299.371	4.000000	1.200000	50.00000	95.00000
NP-237	4433.539	4903.436	6.000000	1.800000	40.82483	95.00000
CM-244	5531.871	5883.913	10.00000	3.000000	31.62278	95.00000

Instrument : CHAMBER 166  
 Detector : 74545  
 Background Analysis Date/Time : 21-JUN-2009 15:55:36  
 Background Count Time : 60000.00

Cal. Isotopes	Start Energy	End Energy	Counts in 1000 min	Counts during Cal	% Error	Confidence
GD-148	2988.840	3300.652	1.000000	0.3000000	100.0000	95.00000
NP-237	4437.331	4901.890	3.000000	0.9000000	57.73503	95.00000
CM-244	5530.967	5883.776	6.000000	1.800000	40.82483	95.00000

Instrument : CHAMBER 167  
 Detector : 72546  
 Background Analysis Date/Time : 21-JUN-2009 15:55:40  
 Background Count Time : 60000.00

Cal. Isotopes	Start Energy	End Energy	Counts in 1000 min	Counts during Cal	% Error	Confidence
GD-148	2988.275	3299.494	3.000000	0.9000000	57.73503	95.00000
NP-237	4434.900	4904.573	2.000000	0.6000000	70.71068	95.00000
CM-244	5533.886	5886.993	7.000000	2.100000	37.79645	95.00000

Instrument : CHAMBER 168  
 Detector : 72547  
 Background Analysis Date/Time : 21-JUN-2009 15:55:45  
 Background Count Time : 60000.00

Cal. Isotopes	Start Energy	End Energy	Counts in 1000 min	Counts during Cal	% Error	Confidence
GD-148	2990.947	3298.253	0.0000000E+00	0.0000000E+00	0.0000000E+00	95.00000
NP-237	4435.851	4905.623	7.000000	2.100000	37.79645	95.00000
CM-244	5534.369	5886.817	6.000000	1.800000	40.82483	95.00000

Instrument : CHAMBER 169  
 Detector : 72548  
 Background Analysis Date/Time : 21-JUN-2009 15:55:49  
 Background Count Time : 60000.00

Cal. Isotopes	Start Energy	End Energy	Counts in 1000 min	Counts during Cal	% Error	Confidence
GD-148	2992.147	3298.542	3.000000	0.9000000	57.73503	95.00000
NP-237	4434.044	4903.513	27.00000	8.100000	19.24501	95.00000
CM-244	5532.339	5885.069	7.000000	2.100000	37.79645	95.00000

Instrument : CHAMBER 170  
 Detector : 72549  
 Background Analysis Date/Time : 21-JUN-2009 15:55:53  
 Background Count Time : 60000.00

Cal. Isotopes	Start Energy	End Energy	Counts in 1000 min	Counts during Cal	% Error	Confidence
GD-148	2991.920	3299.334	2.000000	0.6000000	70.71068	95.00000
NP-237	4433.260	4904.103	11.00000	3.300000	30.15113	95.00000
CM-244	5534.714	5883.037	6.000000	1.800000	40.82483	95.00000

Instrument : CHAMBER 171  
 Detector : 78260  
 Background Analysis Date/Time : 21-JUN-2009 15:55:59  
 Background Count Time : 60000.00

Cal. Isotopes	Start Energy	End Energy	Counts in 1000 min	Counts during Cal	% Error	Confidence
GD-148	2990.586	3301.332	3.000000	0.9000000	57.73503	95.00000
NP-237	4435.496	4904.863	5.000000	1.500000	44.72136	95.00000
CM-244	5533.949	5887.016	4.000000	1.200000	50.00000	95.00000

Instrument : CHAMBER 172  
 Detector : 78772  
 Background Analysis Date/Time : 21-JUN-2009 15:56:03  
 Background Count Time : 60000.00

Cal. Isotopes	Start Energy	End Energy	Counts in 1000 min	Counts during Cal	% Error	Confidence
GD-148	2988.628	3299.646	2.000000	0.6000000	70.71068	95.00000
NP-237	4435.466	4905.809	6.000000	1.800000	40.82483	95.00000
CM-244	5531.112	5885.129	4.000000	1.200000	50.00000	95.00000

Instrument : CHAMBER 173  
 Detector : 74431  
 Background Analysis Date/Time : 21-JUN-2009 15:56:08  
 Background Count Time : 60000.00

Cal. Isotopes	Start Energy	End Energy	Counts in 1000 min	Counts during Cal	% Error	Confidence
GD-148	2990.621	3299.926	3.000000	0.9000000	57.73503	95.00000
NP-237	4436.753	4901.757	3.000000	0.9000000	57.73503	95.00000
CM-244	5535.262	5886.887	17.00000	5.100000	24.25356	95.00000

Instrument : CHAMBER 174  
 Detector : 74432  
 Background Analysis Date/Time : 21-JUN-2009 15:56:12  
 Background Count Time : 60000.00

Cal. Isotopes	Start Energy	End Energy	Counts in 1000 min	Counts during Cal	% Error	Confidence
GD-148	2992.065	3302.471	1.000000	0.3000000	100.0000	95.00000
NP-237	4435.541	4905.194	4.000000	1.200000	50.00000	95.00000
CM-244	5531.639	5887.080	14.00000	4.200000	26.72612	95.00000

Instrument : CHAMBER 175  
 Detector : 74433  
 Background Analysis Date/Time : 21-JUN-2009 15:56:17  
 Background Count Time : 60000.00

Cal. Isotopes	Start Energy	End Energy	Counts in 1000 min	Counts during Cal	% Error	Confidence
GD-148	2989.238	3298.426	0.000000E+00	0.000000E+00	0.000000E+00	95.00000
NP-237	4435.144	4905.490	4.000000	1.200000	50.00000	95.00000
CM-244	5533.995	5885.818	7.000000	2.100000	37.79645	95.00000

Instrument : CHAMBER 176  
 Detector : 74434  
 Background Analysis Date/Time : 21-JUN-2009 15:56:21  
 Background Count Time : 60000.00

Cal. Isotopes	Start Energy	End Energy	Counts in 1000 min	Counts during Cal	% Error	Confidence
GD-148	2991.698	3297.590	1.000000	0.3000000	100.0000	95.00000
NP-237	4432.745	4903.265	5.000000	1.500000	44.72136	95.00000
CM-244	5530.868	5886.966	5.000000	1.500000	44.72136	95.00000



Instrument : CHAMBER 177  
 Detector : 74435  
 Background Analysis Date/Time : 21-JUN-2009 15:56:26  
 Background Count Time : 60000.00

Cal. Isotopes	Start Energy	End Energy	Counts in 1000 min	Counts during Cal	% Error	Confidence
GD-148	2991.057	3299.457	2.000000	0.6000000	70.71068	95.00000
NP-237	4434.482	4904.663	3.000000	0.9000000	57.73503	95.00000
CM-244	5533.411	5885.598	15.00000	4.500000	25.81989	95.00000

Instrument : CHAMBER 178  
 Detector : 74436  
 Background Analysis Date/Time : 21-JUN-2009 15:56:30  
 Background Count Time : 60000.00

Cal. Isotopes	Start Energy	End Energy	Counts in 1000 min	Counts during Cal	% Error	Confidence
GD-148	2991.779	3302.215	1.000000	0.3000000	100.0000	95.00000
NP-237	4435.746	4905.748	7.000000	2.100000	37.79645	95.00000
CM-244	5532.798	5883.324	9.000000	2.700000	33.33334	95.00000

Instrument : CHAMBER 179  
 Detector : 74437  
 Background Analysis Date/Time : 21-JUN-2009 15:56:35  
 Background Count Time : 60000.00

Cal. Isotopes	Start Energy	End Energy	Counts in 1000 min	Counts during Cal	% Error	Confidence
GD-148	2988.919	3302.532	2.000000	0.6000000	70.71068	95.00000
NP-237	4432.536	4902.537	2.000000	0.6000000	70.71068	95.00000
CM-244	5530.871	5882.740	14.00000	4.200000	26.72612	95.00000

Instrument : CHAMBER 180  
 Detector : 74438  
 Background Analysis Date/Time : 21-JUN-2009 15:56:39  
 Background Count Time : 60000.00

Cal. Isotopes	Start Energy	End Energy	Counts in 1000 min	Counts during Cal	% Error	Confidence
GD-148	2989.905	3300.775	2.000000	0.6000000	70.71068	95.00000
NP-237	4435.062	4905.007	6.000000	1.800000	40.82483	95.00000
CM-244	5531.655	5887.118	16.00000	4.800000	25.00000	95.00000

Instrument : CHAMBER 181  
 Detector : 74439  
 Background Analysis Date/Time : 21-JUN-2009 15:56:44  
 Background Count Time : 60000.00

Cal. Isotopes	Start Energy	End Energy	Counts in 1000 min	Counts during Cal	% Error	Confidence
GD-148	2987.507	3301.291	2.000000	0.6000000	70.71068	95.00000
NP-237	4436.916	4901.810	8.000000	2.400000	35.35534	95.00000
CM-244	5535.507	5887.405	26.00000	7.800000	19.61161	95.00000

Instrument : CHAMBER 182  
 Detector : 74440  
 Background Analysis Date/Time : 21-JUN-2009 15:56:48  
 Background Count Time : 60000.00

Cal. Isotopes	Start Energy	End Energy	Counts in 1000 min	Counts during Cal	% Error	Confidence
GD-148	2992.364	3301.476	1.000000	0.3000000	100.0000	95.00000
NP-237	4437.311	4901.783	4.000000	1.200000	50.00000	95.00000
CM-244	5534.452	5885.559	16.00000	4.800000	25.00000	95.00000

Instrument : CHAMBER 183  
 Detector : 74441  
 Background Analysis Date/Time : 21-JUN-2009 15:56:53  
 Background Count Time : 60000.00

Cal. Isotopes	Start Energy	End Energy	Counts in 1000 min	Counts during Cal	% Error	Confidence
GD-148	2990.145	3298.781	0.0000000E+00	0.0000000E+00	0.0000000E+00	95.00000
NP-237	4434.414	4904.732	8.000000	2.400000	35.35534	95.00000
CM-244	5533.565	5885.751	14.00000	4.200000	26.72612	95.00000

Instrument : CHAMBER 184  
 Detector : 74442  
 Background Analysis Date/Time : 21-JUN-2009 15:56:57  
 Background Count Time : 60000.00

Cal. Isotopes	Start Energy	End Energy	Counts in 1000 min	Counts during Cal	% Error	Confidence
GD-148	2990.570	3301.301	0.0000000E+00	0.0000000E+00	0.0000000E+00	95.00000
NP-237	4435.154	4904.955	5.000000	1.500000	44.72136	95.00000
CM-244	5531.440	5886.825	18.00000	5.400000	23.57022	95.00000

Instrument : CHAMBER 185  
 Detector : 68615  
 Background Analysis Date/Time : 21-JUN-2009 15:57:01  
 Background Count Time : 60000.00

Cal. Isotopes	Start Energy	End Energy	Counts in 1000 min	Counts during Cal	% Error	Confidence
GD-148	2988.840	3300.640	2.000000	0.6000000	70.71068	95.00000
NP-237	4434.438	4901.812	3.000000	0.9000000	57.73503	95.00000
CM-244	5531.912	5887.166	16.00000	4.800000	25.00000	95.00000

Instrument : CHAMBER 186  
 Detector : 68616  
 Background Analysis Date/Time : 21-JUN-2009 15:57:05  
 Background Count Time : 60000.00

Cal. Isotopes	Start Energy	End Energy	Counts in 1000 min	Counts during Cal	% Error	Confidence
GD-148	2987.988	3300.097	0.0000000E+00	0.0000000E+00	0.0000000E+00	95.00000
NP-237	4435.729	4904.174	0.0000000E+00	0.0000000E+00	0.0000000E+00	95.00000
CM-244	5530.696	5887.018	17.00000	5.100000	24.25356	95.00000

Instrument : CHAMBER 187  
 Detector : 68620  
 Background Analysis Date/Time : 21-JUN-2009 15:57:10  
 Background Count Time : 60000.00

Cal. Isotopes	Start Energy	End Energy	Counts in 1000 min	Counts during Cal	% Error	Confidence
GD-148	2991.780	3300.355	3.000000	0.9000000	57.73503	95.00000
NP-237	4437.583	4904.093	7.000000	2.100000	37.79645	95.00000
CM-244	5535.508	5884.097	16.00000	4.800000	25.00000	95.00000

Instrument : CHAMBER 188  
 Detector : 68621  
 Background Analysis Date/Time : 21-JUN-2009 15:57:14  
 Background Count Time : 60000.00

Cal. Isotopes	Start Energy	End Energy	Counts in 1000 min	Counts during Cal	% Error	Confidence
GD-148	2991.235	3299.192	1.000000	0.3000000	100.0000	95.00000
NP-237	4434.285	4905.242	2.000000	0.6000000	70.71068	95.00000
CM-244	5530.351	5883.763	15.00000	4.500000	25.81989	95.00000

Instrument : CHAMBER 189  
 Detector : 68622  
 Background Analysis Date/Time : 21-JUN-2009 15:57:17  
 Background Count Time : 60000.00

Cal. Isotopes	Start Energy	End Energy	Counts in 1000 min	Counts during Cal	% Error	Confidence
GD-148	2989.861	3302.155	2.000000	0.6000000	70.71068	95.00000
NP-237	4432.574	4905.866	1.000000	0.3000000	100.0000	95.00000
CM-244	5531.675	5887.456	13.00000	3.900000	27.73501	95.00000

Instrument : CHAMBER 190  
 Detector : 68623  
 Background Analysis Date/Time : 21-JUN-2009 15:57:21  
 Background Count Time : 60000.00

Cal. Isotopes	Start Energy	End Energy	Counts in 1000 min	Counts during Cal	% Error	Confidence
GD-148	2987.675	3299.750	2.000000	0.6000000	70.71068	95.00000
NP-237	4435.687	4904.443	33.00000	9.900001	17.40777	95.00000
CM-244	5531.545	5882.933	33.00000	9.900001	17.40777	95.00000

Instrument : CHAMBER 191  
 Detector : 68624  
 Background Analysis Date/Time : 21-JUN-2009 15:57:25  
 Background Count Time : 60000.00

Cal. Isotopes	Start Energy	End Energy	Counts in 1000 min	Counts during Cal	% Error	Confidence
GD-148	2991.084	3299.950	2.000000	0.6000000	70.71068	95.00000
NP-237	4432.587	4904.375	0.0000000E+00	0.0000000E+00	0.0000000E+00	95.00000
CM-244	5530.362	5884.163	2.000000	0.6000000	70.71068	95.00000

Instrument : CHAMBER 192  
 Detector : 74430  
 Background Analysis Date/Time : 21-JUN-2009 15:57:29  
 Background Count Time : 60000.00

Cal. Isotopes	Start Energy	End Energy	Counts in 1000 min	Counts during Cal	% Error	Confidence
GD-148	2991.302	3300.346	1.000000	0.3000000	100.0000	95.00000
NP-237	4433.147	4904.787	1.000000	0.3000000	100.0000	95.00000
CM-244	5530.391	5883.883	7.000000	2.100000	37.79645	95.00000

Instrument : CHAMBER 193  
 Detector : 68627  
 Background Analysis Date/Time : 21-JUN-2009 15:57:33  
 Background Count Time : 60000.00

Cal. Isotopes	Start Energy	End Energy	Counts in 1000 min	Counts during Cal	% Error	Confidence
GD-148	2992.456	3299.248	0.000000E+00	0.000000E+00	0.000000E+00	95.00000
NP-237	4434.921	4903.889	1.000000	0.3000000	100.0000	95.00000
CM-244	5531.552	5883.390	5.000000	1.500000	44.72136	95.00000

Instrument : CHAMBER 194  
 Detector : 68635  
 Background Analysis Date/Time : 21-JUN-2009 15:57:37  
 Background Count Time : 60000.00

Cal. Isotopes	Start Energy	End Energy	Counts in 1000 min	Counts during Cal	% Error	Confidence
GD-148	2988.759	3300.939	0.000000E+00	0.000000E+00	0.000000E+00	95.00000
NP-237	4437.087	4905.856	9.000000	2.700000	33.33334	95.00000
CM-244	5532.909	5884.238	18.00000	5.400000	23.57022	95.00000

Instrument : CHAMBER 195  
 Detector : 68636  
 Background Analysis Date/Time : 21-JUN-2009 15:57:41  
 Background Count Time : 60000.00

Cal. Isotopes	Start Energy	End Energy	Counts in 1000 min	Counts during Cal	% Error	Confidence
GD-148	2990.427	3298.108	5.000000	1.500000	44.72136	95.00000
NP-237	4435.602	4904.677	9.000000	2.700000	33.33334	95.00000
CM-244	5531.920	5883.250	12.00000	3.600000	28.86751	95.00000

Instrument : CHAMBER 196  
 Detector : 68637  
 Background Analysis Date/Time : 21-JUN-2009 15:57:46  
 Background Count Time : 60000.00

Cal. Isotopes	Start Energy	End Energy	Counts in 1000 min	Counts during Cal	% Error	Confidence
GD-148	2987.764	3299.421	2.000000	0.6000000	70.71068	95.00000
NP-237	4434.243	4902.720	4.000000	1.200000	50.00000	95.00000
CM-244	5534.908	5886.289	16.00000	4.800000	25.00000	95.00000

Instrument : CHAMBER 197  
 Detector : 78894  
 Background Analysis Date/Time : 21-JUN-2009 15:57:50  
 Background Count Time : 60000.00

Cal. Isotopes	Start Energy	End Energy	Counts in 1000 min	Counts during Cal	% Error	Confidence
GD-148	2992.459	3301.421	4.000000	1.200000	50.00000	95.00000
NP-237	4433.039	4903.794	0.000000E+00	0.000000E+00	0.000000E+00	95.00000
CM-244	5533.211	5885.723	10.00000	3.000000	31.62278	95.00000

Instrument : CHAMBER 198  
 Detector : 78895  
 Background Analysis Date/Time : 21-JUN-2009 15:57:54  
 Background Count Time : 60000.00

Cal. Isotopes	Start Energy	End Energy	Counts in 1000 min	Counts during Cal	% Error	Confidence
GD-148	2990.792	3298.953	2.000000	0.6000000	70.71068	95.00000
NP-237	4433.042	4902.810	1.000000	0.3000000	100.0000	95.00000
CM-244	5530.984	5882.838	25.00000	7.500000	20.00000	95.00000

Instrument : CHAMBER 199  
 Detector : 78896  
 Background Analysis Date/Time : 21-JUN-2009 15:57:58  
 Background Count Time : 60000.00

Cal. Isotopes	Start Energy	End Energy	Counts in 1000 min	Counts during Cal	% Error	Confidence
GD-148	2992.467	3301.736	1.000000	0.3000000	100.0000	95.00000
NP-237	4433.639	4904.142	6.000000	1.800000	40.82483	95.00000
CM-244	5532.893	5884.873	13.00000	3.900000	27.73501	95.00000

Instrument : CHAMBER 200  
 Detector : 78900  
 Background Analysis Date/Time : 21-JUN-2009 15:58:02  
 Background Count Time : 60000.00

Cal. Isotopes	Start Energy	End Energy	Counts in 1000 min	Counts during Cal	% Error	Confidence
GD-148	2991.709	3299.237	1.000000	0.3000000	100.0000	95.00000
NP-237	4433.212	4903.912	12.00000	3.600000	28.86751	95.00000
CM-244	5534.189	5887.638	19.00000	5.700000	22.94157	95.00000

Instrument : CHAMBER 201  
 Detector : 78902  
 Background Analysis Date/Time : 21-JUN-2009 15:58:05  
 Background Count Time : 60000.00

Cal. Isotopes	Start Energy	End Energy	Counts in 1000 min	Counts during Cal	% Error	Confidence
GD-148	2988.500	3302.053	1.000000	0.3000000	100.0000	95.00000
NP-237	4433.282	4904.434	4.000000	1.200000	50.00000	95.00000
CM-244	5534.865	5882.809	21.00000	6.300000	21.82179	95.00000

Instrument : CHAMBER 202  
 Detector : 78903  
 Background Analysis Date/Time : 21-JUN-2009 15:58:09  
 Background Count Time : 60000.00

Cal. Isotopes	Start Energy	End Energy	Counts in 1000 min	Counts during Cal	% Error	Confidence
GD-148	2990.900	3298.618	1.000000	0.3000000	100.0000	95.00000
NP-237	4432.436	4902.692	1.000000	0.3000000	100.0000	95.00000
CM-244	5532.047	5884.818	15.00000	4.500000	25.81989	95.00000

Instrument : CHAMBER 203  
 Detector : 78905  
 Background Analysis Date/Time : 21-JUN-2009 15:58:13  
 Background Count Time : 60000.00

Cal. Isotopes	Start Energy	End Energy	Counts in 1000 min	Counts during Cal	% Error	Confidence
GD-148	2989.958	3298.323	6.000000	1.800000	40.82483	95.00000
NP-237	4433.591	4904.036	9.000000	2.700000	33.33334	95.00000
CM-244	5533.281	5885.816	21.00000	6.300000	21.82179	95.00000

Instrument : CHAMBER 204  
 Detector : 78907  
 Background Analysis Date/Time : 21-JUN-2009 15:58:17  
 Background Count Time : 60000.00

Cal. Isotopes	Start Energy	End Energy	Counts in 1000 min	Counts during Cal	% Error	Confidence
GD-148	2990.324	3298.173	16.00000	4.800000	25.00000	95.00000
NP-237	4437.399	4902.424	14.00000	4.200000	26.72612	95.00000
CM-244	5531.626	5884.261	27.00000	8.100000	19.24501	95.00000

Instrument : CHAMBER 205  
 Detector : 78908  
 Background Analysis Date/Time : 21-JUN-2009 15:58:22  
 Background Count Time : 60000.00

Cal. Isotopes	Start Energy	End Energy	Counts in 1000 min	Counts during Cal	% Error	Confidence
GD-148	2988.508	3302.170	4.000000	1.200000	50.00000	95.00000
NP-237	4433.168	4903.946	2.000000	0.6000000	70.71068	95.00000
CM-244	5533.636	5886.419	11.00000	3.300000	30.15113	95.00000

Instrument : CHAMBER 206  
 Detector : 78909  
 Background Analysis Date/Time : 21-JUN-2009 15:58:26  
 Background Count Time : 60000.00

Cal. Isotopes	Start Energy	End Energy	Counts in 1000 min	Counts during Cal	% Error	Confidence
GD-148	2988.616	3302.433	2.000000	0.6000000	70.71068	95.00000
NP-237	4432.477	4902.186	2.000000	0.6000000	70.71068	95.00000
CM-244	5535.166	5886.569	8.000000	2.400000	35.35534	95.00000

Instrument : CHAMBER 207  
 Detector : 78910  
 Background Analysis Date/Time : 21-JUN-2009 15:58:30  
 Background Count Time : 60000.00

Cal. Isotopes	Start Energy	End Energy	Counts in 1000 min	Counts during Cal	% Error	Confidence
GD-148	2987.858	3301.538	2.000000	0.6000000	70.71068	95.00000
NP-237	4432.769	4903.719	4.000000	1.200000	50.00000	95.00000
CM-244	5533.705	5886.686	13.00000	3.900000	27.73501	95.00000

Instrument : CHAMBER 208  
 Detector : 78911  
 Background Analysis Date/Time : 21-JUN-2009 15:58:34  
 Background Count Time : 60000.00

Cal. Isotopes	Start Energy	End Energy	Counts in 1000 min	Counts during Cal	% Error	Confidence
GD-148	2990.819	3299.505	1.000000	0.3000000	100.0000	95.00000
NP-237	4435.407	4905.872	8.000000	2.400000	35.35534	95.00000
CM-244	5534.932	5887.260	15.00000	4.500000	25.81989	95.00000



Instrument : CHAMBER 209  
 Detector : 79188  
 Background Analysis Date/Time : 28-JUN-2009 17:00:00  
 Background Count Time : 60000.00

Cal. Isotopes	Start Energy	End Energy	Counts in 1000 min	Counts during Cal	% Error	Confidence
GD-148	2989.181	3301.049	0.000000E+00	0.000000E+00	0.000000E+00	95.00000
NP-237	4433.021	4903.097	0.000000E+00	0.000000E+00	0.000000E+00	95.00000
CM-244	5532.718	5885.886	0.000000E+00	0.000000E+00	0.000000E+00	95.00000

Instrument : CHAMBER 210  
 Detector : 79189  
 Background Analysis Date/Time : 28-JUN-2009 17:00:05  
 Background Count Time : 60000.00

Cal. Isotopes	Start Energy	End Energy	Counts in 1000 min	Counts during Cal	% Error	Confidence
GD-148	2990.859	3297.943	1.000000	0.3000000	100.0000	95.00000
NP-237	4435.076	4904.812	0.000000E+00	0.000000E+00	0.000000E+00	95.00000
CM-244	5533.646	5886.210	0.000000E+00	0.000000E+00	0.000000E+00	95.00000

Instrument : CHAMBER 211  
 Detector : 79190  
 Background Analysis Date/Time : 28-JUN-2009 17:00:09  
 Background Count Time : 60000.00

Cal. Isotopes	Start Energy	End Energy	Counts in 1000 min	Counts during Cal	% Error	Confidence
GD-148	2988.624	3301.653	0.000000E+00	0.000000E+00	0.000000E+00	95.00000
NP-237	4436.794	4902.468	1.000000	0.3000000	100.0000	95.00000
CM-244	5532.766	5886.120	0.000000E+00	0.000000E+00	0.000000E+00	95.00000

Instrument : CHAMBER 212  
 Detector : 79191  
 Background Analysis Date/Time : 28-JUN-2009 17:00:13  
 Background Count Time : 60000.00

Cal. Isotopes	Start Energy	End Energy	Counts in 1000 min	Counts during Cal	% Error	Confidence
GD-148	2989.287	3301.382	0.000000E+00	0.000000E+00	0.000000E+00	95.00000
NP-237	4434.079	4904.410	2.000000	0.6000000	70.71068	95.00000
CM-244	5534.335	5887.654	0.000000E+00	0.000000E+00	0.000000E+00	95.00000

Instrument : CHAMBER 213  
 Detector : 79192  
 Background Analysis Date/Time : 28-JUN-2009 17:00:17  
 Background Count Time : 60000.00

Cal. Isotopes	Start Energy	End Energy	Counts in 1000 min	Counts during Cal	% Error	Confidence
GD-148	2990.968	3298.520	0.000000E+00	0.000000E+00	0.000000E+00	95.00000
NP-237	4437.380	4902.572	2.000000	0.6000000	70.71068	95.00000
CM-244	5532.282	5885.336	0.000000E+00	0.000000E+00	0.000000E+00	95.00000

Instrument : CHAMBER 214  
 Detector : 79193  
 Background Analysis Date/Time : 28-JUN-2009 17:00:21  
 Background Count Time : 60000.00

Cal. Isotopes	Start Energy	End Energy	Counts in 1000 min	Counts during Cal	% Error	Confidence
GD-148	2990.403	3298.091	1.000000	0.3000000	100.0000	95.00000
NP-237	4437.439	4902.827	0.000000E+00	0.000000E+00	0.000000E+00	95.00000
CM-244	5532.795	5885.993	0.000000E+00	0.000000E+00	0.000000E+00	95.00000

Instrument : CHAMBER 215  
 Detector : 79194  
 Background Analysis Date/Time : 28-JUN-2009 17:00:25  
 Background Count Time : 60000.00

Cal. Isotopes	Start Energy	End Energy	Counts in 1000 min	Counts during Cal	% Error	Confidence
GD-148	2990.062	3302.465	0.000000E+00	0.000000E+00	0.000000E+00	95.00000
NP-237	4436.774	4902.728	1.000000	0.3000000	100.0000	95.00000
CM-244	5533.954	5882.708	1.000000	0.3000000	100.0000	95.00000

Instrument : CHAMBER 216  
 Detector : 79195  
 Background Analysis Date/Time : 28-JUN-2009 17:00:29  
 Background Count Time : 60000.00

Cal. Isotopes	Start Energy	End Energy	Counts in 1000 min	Counts during Cal	% Error	Confidence
GD-148	2992.227	3300.068	2.000000	0.6000000	70.71068	95.00000
NP-237	4434.095	4904.331	0.000000E+00	0.000000E+00	0.000000E+00	95.00000
CM-244	5533.563	5886.220	0.000000E+00	0.000000E+00	0.000000E+00	95.00000

Instrument : CHAMBER 217  
 Detector : 79410  
 Background Analysis Date/Time : 28-JUN-2009 17:00:33  
 Background Count Time : 60000.00

Cal. Isotopes	Start Energy	End Energy	Counts in 1000 min	Counts during Cal	% Error	Confidence
GD-148	2992.213	3299.566	1.000000	0.3000000	100.0000	95.00000
NP-237	4433.215	4903.920	1.000000	0.3000000	100.0000	95.00000
CM-244	5534.328	5882.531	1.000000	0.3000000	100.0000	95.00000

Instrument : CHAMBER 218  
 Detector : 79411  
 Background Analysis Date/Time : 28-JUN-2009 17:00:38  
 Background Count Time : 60000.00

Cal. Isotopes	Start Energy	End Energy	Counts in 1000 min	Counts during Cal	% Error	Confidence
GD-148	2990.601	3298.221	1.000000	0.3000000	100.0000	95.00000
NP-237	4432.747	4903.769	0.0000000E+00	0.0000000E+00	0.0000000E+00	95.00000
CM-244	5534.561	5882.956	0.0000000E+00	0.0000000E+00	0.0000000E+00	95.00000

Instrument : CHAMBER 219  
 Detector : 79412  
 Background Analysis Date/Time : 28-JUN-2009 17:00:42  
 Background Count Time : 60000.00

Cal. Isotopes	Start Energy	End Energy	Counts in 1000 min	Counts during Cal	% Error	Confidence
GD-148	2989.180	3302.094	4.000000	1.200000	50.00000	95.00000
NP-237	4436.774	4902.239	0.0000000E+00	0.0000000E+00	0.0000000E+00	95.00000
CM-244	5532.237	5885.415	1.000000	0.3000000	100.0000	95.00000

Instrument : CHAMBER 220  
 Detector : 79413  
 Background Analysis Date/Time : 28-JUN-2009 17:00:46  
 Background Count Time : 60000.00

Cal. Isotopes	Start Energy	End Energy	Counts in 1000 min	Counts during Cal	% Error	Confidence
GD-148	2990.438	3302.525	1.000000	0.3000000	100.0000	95.00000
NP-237	4435.000	4905.156	0.0000000E+00	0.0000000E+00	0.0000000E+00	95.00000
CM-244	5534.774	5882.515	0.0000000E+00	0.0000000E+00	0.0000000E+00	95.00000

Instrument : CHAMBER 221  
 Detector : 79414  
 Background Analysis Date/Time : 28-JUN-2009 17:00:50  
 Background Count Time : 60000.00

Cal. Isotopes	Start Energy	End Energy	Counts in 1000 min	Counts during Cal	% Error	Confidence
GD-148	2991.987	3300.655	1.000000	0.3000000	100.0000	95.00000
NP-237	4433.096	4905.038	1.000000	0.3000000	100.0000	95.00000
CM-244	5531.434	5885.564	0.0000000E+00	0.0000000E+00	0.0000000E+00	95.00000

Instrument : CHAMBER 222  
 Detector : 79415  
 Background Analysis Date/Time : 28-JUN-2009 17:00:54  
 Background Count Time : 60000.00

Cal. Isotopes	Start Energy	End Energy	Counts in 1000 min	Counts during Cal	% Error	Confidence
GD-148	2991.968	3297.845	1.000000	0.3000000	100.0000	95.00000
NP-237	4434.336	4906.032	2.000000	0.6000000	70.71068	95.00000
CM-244	5530.429	5882.613	1.000000	0.3000000	100.0000	95.00000

Instrument : CHAMBER 223  
 Detector : 79416  
 Background Analysis Date/Time : 28-JUN-2009 17:00:59  
 Background Count Time : 60000.00

Cal. Isotopes	Start Energy	End Energy	Counts in 1000 min	Counts during Cal	% Error	Confidence
GD-148	2989.801	3297.756	2.000000	0.6000000	70.71068	95.00000
NP-237	4434.980	4902.483	1.000000	0.3000000	100.0000	95.00000
CM-244	5530.752	5886.350	0.0000000E+00	0.0000000E+00	0.0000000E+00	95.00000

Instrument : CHAMBER 224  
 Detector : 79417  
 Background Analysis Date/Time : 28-JUN-2009 17:01:03  
 Background Count Time : 60000.00

Cal. Isotopes	Start Energy	End Energy	Counts in 1000 min	Counts during Cal	% Error	Confidence
GD-148	2987.708	3297.620	2.000000	0.6000000	70.71068	95.00000
NP-237	4432.391	4904.314	0.0000000E+00	0.0000000E+00	0.0000000E+00	95.00000
CM-244	5535.163	5883.043	0.0000000E+00	0.0000000E+00	0.0000000E+00	95.00000

Instrument : CHAMBER 225  
 Detector : 79418  
 Background Analysis Date/Time : 28-JUN-2009 17:01:07  
 Background Count Time : 60000.00

Cal. Isotopes	Start Energy	End Energy	Counts in 1000 min	Counts during Cal	% Error	Confidence
GD-148	2990.136	3297.838	0.0000000E+00	0.0000000E+00	0.0000000E+00	95.00000
NP-237	4432.708	4903.892	2.000000	0.6000000	70.71068	95.00000
CM-244	5534.915	5883.445	0.0000000E+00	0.0000000E+00	0.0000000E+00	95.00000

Instrument : CHAMBER 226  
 Detector : 79419  
 Background Analysis Date/Time : 28-JUN-2009 17:01:11  
 Background Count Time : 60000.00

Cal. Isotopes	Start Energy	End Energy	Counts in 1000 min	Counts during Cal	% Error	Confidence
GD-148	2990.396	3299.355	0.0000000E+00	0.0000000E+00	0.0000000E+00	95.00000
NP-237	4437.021	4903.289	1.000000	0.3000000	100.0000	95.00000
CM-244	5534.002	5887.398	0.0000000E+00	0.0000000E+00	0.0000000E+00	95.00000

Instrument : CHAMBER 227  
 Detector : 79420  
 Background Analysis Date/Time : 28-JUN-2009 17:01:15  
 Background Count Time : 60000.00

Cal. Isotopes	Start Energy	End Energy	Counts in 1000 min	Counts during Cal	% Error	Confidence
GD-148	2988.851	3301.430	0.0000000E+00	0.0000000E+00	0.0000000E+00	95.00000
NP-237	4435.798	4901.523	0.0000000E+00	0.0000000E+00	0.0000000E+00	95.00000
CM-244	5532.218	5885.954	0.0000000E+00	0.0000000E+00	0.0000000E+00	95.00000

Instrument : CHAMBER 228  
 Detector : 79421  
 Background Analysis Date/Time : 28-JUN-2009 17:01:19  
 Background Count Time : 60000.00

Cal. Isotopes	Start Energy	End Energy	Counts in 1000 min	Counts during Cal	% Error	Confidence
GD-148	2989.413	3298.479	2.000000	0.6000000	70.71068	95.00000
NP-237	4435.708	4901.434	2.000000	0.6000000	70.71068	95.00000
CM-244	5531.094	5883.745	0.0000000E+00	0.0000000E+00	0.0000000E+00	95.00000

Instrument : CHAMBER 229  
 Detector : 79422  
 Background Analysis Date/Time : 28-JUN-2009 17:01:24  
 Background Count Time : 60000.00

Cal. Isotopes	Start Energy	End Energy	Counts in 1000 min	Counts during Cal	% Error	Confidence
GD-148	2992.428	3300.536	0.000000E+00	0.000000E+00	0.000000E+00	95.00000
NP-237	4436.659	4902.986	1.000000	0.3000000	100.0000	95.00000
CM-244	5534.392	5883.088	0.000000E+00	0.000000E+00	0.000000E+00	95.00000

Instrument : CHAMBER 230  
 Detector : 79423  
 Background Analysis Date/Time : 28-JUN-2009 17:01:28  
 Background Count Time : 60000.00

Cal. Isotopes	Start Energy	End Energy	Counts in 1000 min	Counts during Cal	% Error	Confidence
GD-148	2990.435	3299.126	1.000000	0.3000000	100.0000	95.00000
NP-237	4436.006	4902.037	0.000000E+00	0.000000E+00	0.000000E+00	95.00000
CM-244	5532.506	5885.804	1.000000	0.3000000	100.0000	95.00000

Instrument : CHAMBER 231  
 Detector : 79424  
 Background Analysis Date/Time : 28-JUN-2009 17:01:32  
 Background Count Time : 60000.00

Cal. Isotopes	Start Energy	End Energy	Counts in 1000 min	Counts during Cal	% Error	Confidence
GD-148	2991.739	3299.860	2.000000	0.6000000	70.71068	95.00000
NP-237	4434.942	4905.625	0.000000E+00	0.000000E+00	0.000000E+00	95.00000
CM-244	5535.464	5883.098	3.000000	0.9000000	57.73503	95.00000

Instrument : CHAMBER 232  
 Detector : 79425  
 Background Analysis Date/Time : 28-JUN-2009 17:01:36  
 Background Count Time : 60000.00

Cal. Isotopes	Start Energy	End Energy	Counts in 1000 min	Counts during Cal	% Error	Confidence
GD-148	2989.849	3300.399	0.000000E+00	0.000000E+00	0.000000E+00	95.00000
NP-237	4435.500	4901.412	1.000000	0.3000000	100.0000	95.00000
CM-244	5530.414	5887.598	0.000000E+00	0.000000E+00	0.000000E+00	95.00000

Instrument : CHAMBER 233  
 Detector : 79426  
 Background Analysis Date/Time : 28-JUN-2009 17:01:40  
 Background Count Time : 60000.00

Cal. Isotopes	Start Energy	End Energy	Counts in 1000 min	Counts during Cal	% Error	Confidence
GD-148	2988.552	3300.019	3.000000	0.9000000	57.73503	95.00000
NP-237	4437.049	4902.445	0.0000000E+00	0.0000000E+00	0.0000000E+00	95.00000
CM-244	5533.265	5887.350	1.000000	0.3000000	100.0000	95.00000

Instrument : CHAMBER 234  
 Detector : 79427  
 Background Analysis Date/Time : 28-JUN-2009 17:01:43  
 Background Count Time : 60000.00

Cal. Isotopes	Start Energy	End Energy	Counts in 1000 min	Counts during Cal	% Error	Confidence
GD-148	2992.038	3298.233	1.000000	0.3000000	100.0000	95.00000
NP-237	4434.030	4904.076	1.000000	0.3000000	100.0000	95.00000
CM-244	5534.071	5887.649	1.000000	0.3000000	100.0000	95.00000

Instrument : CHAMBER 235  
 Detector : 79428  
 Background Analysis Date/Time : 28-JUN-2009 17:01:48  
 Background Count Time : 60000.00

Cal. Isotopes	Start Energy	End Energy	Counts in 1000 min	Counts during Cal	% Error	Confidence
GD-148	2989.263	3301.595	0.0000000E+00	0.0000000E+00	0.0000000E+00	95.00000
NP-237	4435.665	4901.527	1.000000	0.3000000	100.0000	95.00000
CM-244	5532.636	5886.715	0.0000000E+00	0.0000000E+00	0.0000000E+00	95.00000

Instrument : CHAMBER 236  
 Detector : 79429  
 Background Analysis Date/Time : 28-JUN-2009 17:01:52  
 Background Count Time : 60000.00

Cal. Isotopes	Start Energy	End Energy	Counts in 1000 min	Counts during Cal	% Error	Confidence
GD-148	2987.896	3299.376	3.000000	0.9000000	57.73503	95.00000
NP-237	4436.423	4901.814	3.000000	0.9000000	57.73503	95.00000
CM-244	5532.618	5886.688	0.0000000E+00	0.0000000E+00	0.0000000E+00	95.00000

Instrument : CHAMBER 237  
 Detector : 79430  
 Background Analysis Date/Time : 28-JUN-2009 17:01:56  
 Background Count Time : 60000.00

Cal. Isotopes	Start Energy	End Energy	Counts in 1000 min	Counts during Cal	% Error	Confidence
GD-148	2991.344	3298.717	1.000000	0.3000000	100.0000	95.00000
NP-237	4433.245	4904.669	0.0000000E+00	0.0000000E+00	0.0000000E+00	95.00000
CM-244	5531.003	5885.403	1.000000	0.3000000	100.0000	95.00000

Instrument : CHAMBER 238  
 Detector : 79431  
 Background Analysis Date/Time : 28-JUN-2009 17:02:00  
 Background Count Time : 60000.00

Cal. Isotopes	Start Energy	End Energy	Counts in 1000 min	Counts during Cal	% Error	Confidence
GD-148	2988.961	3300.370	1.000000	0.3000000	100.0000	95.00000
NP-237	4436.951	4902.062	0.0000000E+00	0.0000000E+00	0.0000000E+00	95.00000
CM-244	5532.406	5886.179	0.0000000E+00	0.0000000E+00	0.0000000E+00	95.00000

Instrument : CHAMBER 239  
 Detector : 79432  
 Background Analysis Date/Time : 28-JUN-2009 17:02:04  
 Background Count Time : 60000.00

Cal. Isotopes	Start Energy	End Energy	Counts in 1000 min	Counts during Cal	% Error	Confidence
GD-148	2990.544	3302.370	0.0000000E+00	0.0000000E+00	0.0000000E+00	95.00000
NP-237	4436.212	4902.679	6.000000	1.800000	40.82483	95.00000
CM-244	5535.220	5884.998	1.000000	0.3000000	100.0000	95.00000

Instrument : CHAMBER 240  
 Detector : 79433  
 Background Analysis Date/Time : 28-JUN-2009 17:02:08  
 Background Count Time : 60000.00

Cal. Isotopes	Start Energy	End Energy	Counts in 1000 min	Counts during Cal	% Error	Confidence
GD-148	2990.696	3301.853	3.000000	0.9000000	57.73503	95.00000
NP-237	4433.664	4904.733	3.000000	0.9000000	57.73503	95.00000
CM-244	5531.260	5886.094	2.000000	0.6000000	70.71068	95.00000



Instrument : CHAMBER 241  
 Detector : 79434  
 Background Analysis Date/Time : 28-JUN-2009 17:02:12  
 Background Count Time : 60000.00

Cal. Isotopes	Start Energy	End Energy	Counts in 1000 min	Counts during Cal	% Error	Confidence
GD-148	2990.242	3301.966	1.000000	0.3000000	100.0000	95.00000
NP-237	4434.457	4905.204	0.0000000E+00	0.0000000E+00	0.0000000E+00	95.00000
CM-244	5530.782	5884.826	0.0000000E+00	0.0000000E+00	0.0000000E+00	95.00000

Instrument : CHAMBER 242  
 Detector : 79435  
 Background Analysis Date/Time : 28-JUN-2009 17:02:17  
 Background Count Time : 60000.00

Cal. Isotopes	Start Energy	End Energy	Counts in 1000 min	Counts during Cal	% Error	Confidence
GD-148	2990.030	3301.446	0.0000000E+00	0.0000000E+00	0.0000000E+00	95.00000
NP-237	4433.469	4904.310	0.0000000E+00	0.0000000E+00	0.0000000E+00	95.00000
CM-244	5535.605	5884.633	0.0000000E+00	0.0000000E+00	0.0000000E+00	95.00000

Instrument : CHAMBER 243  
 Detector : 79436  
 Background Analysis Date/Time : 28-JUN-2009 17:02:21  
 Background Count Time : 60000.00

Cal. Isotopes	Start Energy	End Energy	Counts in 1000 min	Counts during Cal	% Error	Confidence
GD-148	2990.365	3297.486	2.000000	0.6000000	70.71068	95.00000
NP-237	4436.388	4902.306	1.000000	0.3000000	100.0000	95.00000
CM-244	5533.622	5882.491	0.0000000E+00	0.0000000E+00	0.0000000E+00	95.00000

Instrument : CHAMBER 244  
 Detector : 79437  
 Background Analysis Date/Time : 28-JUN-2009 17:02:26  
 Background Count Time : 60000.00

Cal. Isotopes	Start Energy	End Energy	Counts in 1000 min	Counts during Cal	% Error	Confidence
GD-148	2989.131	3300.564	0.0000000E+00	0.0000000E+00	0.0000000E+00	95.00000
NP-237	4432.574	4903.374	3.000000	0.9000000	57.73503	95.00000
CM-244	5534.584	5883.551	0.0000000E+00	0.0000000E+00	0.0000000E+00	95.00000

Instrument : CHAMBER 245  
 Detector : 79438  
 Background Analysis Date/Time : 28-JUN-2009 17:02:30  
 Background Count Time : 60000.00

Cal. Isotopes	Start Energy	End Energy	Counts in 1000 min	Counts during Cal	% Error	Confidence
GD-148	2992.063	3299.394	1.000000	0.3000000	100.0000	95.00000
NP-237	4434.575	4906.628	0.0000000E+00	0.0000000E+00	0.0000000E+00	95.00000
CM-244	5534.102	5883.894	2.000000	0.6000000	70.71068	95.00000

Instrument : CHAMBER 246  
 Detector : 78912  
 Background Analysis Date/Time : 28-JUN-2009 17:02:34  
 Background Count Time : 60000.00

Cal. Isotopes	Start Energy	End Energy	Counts in 1000 min	Counts during Cal	% Error	Confidence
GD-148	2989.019	3301.538	2.000000	0.6000000	70.71068	95.00000
NP-237	4435.665	4906.544	1.000000	0.3000000	100.0000	95.00000
CM-244	5531.825	5885.470	0.0000000E+00	0.0000000E+00	0.0000000E+00	95.00000

Instrument : CHAMBER 247  
 Detector : 79440  
 Background Analysis Date/Time : 28-JUN-2009 17:02:38  
 Background Count Time : 60000.00

Cal. Isotopes	Start Energy	End Energy	Counts in 1000 min	Counts during Cal	% Error	Confidence
GD-148	2988.774	3301.191	1.000000	0.3000000	100.0000	95.00000
NP-237	4436.556	4903.380	3.000000	0.9000000	57.73503	95.00000
CM-244	5530.809	5885.967	2.000000	0.6000000	70.71068	95.00000

Instrument : CHAMBER 248  
 Detector : 79441  
 Background Analysis Date/Time : 28-JUN-2009 17:02:43  
 Background Count Time : 60000.00

Cal. Isotopes	Start Energy	End Energy	Counts in 1000 min	Counts during Cal	% Error	Confidence
GD-148	2988.392	3300.122	0.0000000E+00	0.0000000E+00	0.0000000E+00	95.00000
NP-237	4433.659	4905.293	0.0000000E+00	0.0000000E+00	0.0000000E+00	95.00000
CM-244	5532.437	5887.556	8.000000	2.400000	35.35534	95.00000

Instrument : CHAMBER 249  
 Detector : 79442  
 Background Analysis Date/Time : 28-JUN-2009 17:02:46  
 Background Count Time : 60000.00

Cal. Isotopes	Start Energy	End Energy	Counts in 1000 min	Counts during Cal	% Error	Confidence
GD-148	2988.416	3300.577	1.000000	0.3000000	100.0000	95.00000
NP-237	4436.398	4904.007	2.000000	0.6000000	70.71068	95.00000
CM-244	5533.011	5883.893	1.000000	0.3000000	100.0000	95.00000

Instrument : CHAMBER 250  
 Detector : 79443  
 Background Analysis Date/Time : 28-JUN-2009 17:02:50  
 Background Count Time : 60000.00

Cal. Isotopes	Start Energy	End Energy	Counts in 1000 min	Counts during Cal	% Error	Confidence
GD-148	2987.664	3299.772	1.000000	0.3000000	100.0000	95.00000
NP-237	4433.576	4904.834	2.000000	0.6000000	70.71068	95.00000
CM-244	5531.060	5885.456	3.000000	0.9000000	57.73503	95.00000

Instrument : CHAMBER 251  
 Detector : 79444  
 Background Analysis Date/Time : 28-JUN-2009 17:02:54  
 Background Count Time : 60000.00

Cal. Isotopes	Start Energy	End Energy	Counts in 1000 min	Counts during Cal	% Error	Confidence
GD-148	2988.497	3300.693	1.000000	0.3000000	100.0000	95.00000
NP-237	4436.150	4903.399	0.0000000E+00	0.0000000E+00	0.0000000E+00	95.00000
CM-244	5531.737	5887.575	1.000000	0.3000000	100.0000	95.00000

Instrument : CHAMBER 252  
 Detector : 79445  
 Background Analysis Date/Time : 28-JUN-2009 17:02:58  
 Background Count Time : 60000.00

Cal. Isotopes	Start Energy	End Energy	Counts in 1000 min	Counts during Cal	% Error	Confidence
GD-148	2988.592	3300.825	3.000000	0.9000000	57.73503	95.00000
NP-237	4435.553	4902.127	0.0000000E+00	0.0000000E+00	0.0000000E+00	95.00000
CM-244	5534.590	5884.216	1.000000	0.3000000	100.0000	95.00000

Instrument : CHAMBER 253  
 Detector : 79446  
 Background Analysis Date/Time : 28-JUN-2009 17:03:02  
 Background Count Time : 60000.00

Cal. Isotopes	Start Energy	End Energy	Counts in 1000 min	Counts during Cal	% Error	Confidence
GD-148	2987.654	3300.865	1.000000	0.3000000	100.0000	95.00000
NP-237	4434.573	4903.102	2.000000	0.6000000	70.71068	95.00000
CM-244	5533.082	5884.383	0.0000000E+00	0.0000000E+00	0.0000000E+00	95.00000

Instrument : CHAMBER 254  
 Detector : 79447  
 Background Analysis Date/Time : 28-JUN-2009 17:03:06  
 Background Count Time : 60000.00

Cal. Isotopes	Start Energy	End Energy	Counts in 1000 min	Counts during Cal	% Error	Confidence
GD-148	2991.549	3298.669	2.000000	0.6000000	70.71068	95.00000
NP-237	4433.543	4905.678	6.000000	1.800000	40.82483	95.00000
CM-244	5533.440	5883.478	0.0000000E+00	0.0000000E+00	0.0000000E+00	95.00000

Instrument : CHAMBER 255  
 Detector : 79448  
 Background Analysis Date/Time : 28-JUN-2009 17:03:11  
 Background Count Time : 60000.00

Cal. Isotopes	Start Energy	End Energy	Counts in 1000 min	Counts during Cal	% Error	Confidence
GD-148	2992.136	3299.381	0.0000000E+00	0.0000000E+00	0.0000000E+00	95.00000
NP-237	4435.277	4902.796	1.000000	0.3000000	100.0000	95.00000
CM-244	5531.573	5887.697	0.0000000E+00	0.0000000E+00	0.0000000E+00	95.00000

Instrument : CHAMBER 256  
 Detector : 79449  
 Background Analysis Date/Time : 28-JUN-2009 17:03:15  
 Background Count Time : 60000.00

Cal. Isotopes	Start Energy	End Energy	Counts in 1000 min	Counts during Cal	% Error	Confidence
GD-148	2989.020	3301.037	2.000000	0.6000000	70.71068	95.00000
NP-237	4435.346	4901.908	2.000000	0.6000000	70.71068	95.00000
CM-244	5534.491	5884.250	0.0000000E+00	0.0000000E+00	0.0000000E+00	95.00000

### Subsection 3: Efficiency Calibration

Instrument : CHAMBER 001  
 Detector : 78788  
 Standard ID : AESS-001  
 Standard Reference Date : 20-FEB-2008 09:54:53  
 Calibration Analysis Date/Time : 6-JUL-2009 09:46:09  
 Calibration Count Time : 239.9998  
 Efficiency Calibration Date/Time : 6-JUL-2009 14:30:47  
 Average Efficiency : 0.2968604  
 Average Efficiency Error : 8.1920959E-03  
 Confidence : 95.00000

Cal. Istps	DPM	Exp. Date	Start Engy	End Engy	Counts	EFF.	EFF Err	Resolution
GD-148	208.6698	28-FEB-2010	2988.679	3298.848	14368.00	0.2905553	1.2499626E-02	54.37264
NP-237	171.0024	28-FEB-2010	4436.698	4905.866	12378.00	0.3015518	1.5319364E-02	65.40276
CM-244	158.1060	28-FEB-2010	5535.874	5884.629	10862.00	0.3016641	1.5358537E-02	54.23344

Instrument : CHAMBER 002  
 Detector : 78266  
 Standard ID : AESS-002  
 Standard Reference Date : 19-FEB-2008 11:05:22  
 Calibration Analysis Date/Time : 6-JUL-2009 09:46:09  
 Calibration Count Time : 239.9998  
 Efficiency Calibration Date/Time : 6-JUL-2009 14:31:01  
 Average Efficiency : 0.3091908  
 Average Efficiency Error : 8.5140709E-03  
 Confidence : 95.00000

Cal. Istps	DPM	Exp. Date	Start Engy	End Engy	Counts	EFF.	EFF Err	Resolution
GD-148	200.1144	28-FEB-2010	2987.715	3301.971	14528.00	0.3063232	1.3175298E-02	49.84956
NP-237	200.4990	28-FEB-2010	4433.336	4902.576	15147.00	0.3147377	1.5943376E-02	61.42959
CM-244	196.5558	28-FEB-2010	5533.904	5882.845	13779.00	0.3078977	1.5616762E-02	53.40513

Instrument : CHAMBER 003  
 Detector : 67617  
 Standard ID : AESS-003  
 Standard Reference Date : 15-FEB-2008 13:12:27  
 Calibration Analysis Date/Time : 6-JUL-2009 09:46:09  
 Calibration Count Time : 239.9998  
 Efficiency Calibration Date/Time : 1-JUL-2009 14:34:18  
 Average Efficiency : 0.3600250  
 Average Efficiency Error : 1.0207428E-02  
 Confidence : 95.00000

Cal. Istps	DPM	Exp. Date	Start Engy	End Engy	Counts	EFF.	EFF Err	Resolution
GD-148	202.9740	28-FEB-2010	2989.494	3301.750	51088.00	0.5304641	2.2688475E-02	17.25958
NP-237	203.2080	28-FEB-2010	4434.514	4906.213	23507.00	0.2944960	1.5031389E-02	23.33439
CM-244	197.2236	28-FEB-2010	5534.317	5886.218	303.0000	0.3473051	1.7597629E-02	23.27553

Instrument : CHAMBER 004  
 Detector : 64279  
 Standard ID : AESS-004  
 Standard Reference Date : 14-FEB-2008 09:35:18  
 Calibration Analysis Date/Time : 6-JUL-2009 09:46:09  
 Calibration Count Time : 239.9998  
 Efficiency Calibration Date/Time : 6-JUL-2009 14:31:14  
 Average Efficiency : 0.3320934  
 Average Efficiency Error : 9.1318591E-03  
 Confidence : 95.00000

Cal. Istps	DPM	Exp. Date	Start Engy	End Engy	Counts	EFF.	EFF Err	Resolution
GD-148	206.1222	28-FEB-2010	2991.142	3301.855	16052.00	0.3286779	1.4111746E-02	51.04387
NP-237	204.2586	28-FEB-2010	4434.122	4905.061	16497.00	0.3364784	1.7026719E-02	57.46174
CM-244	198.8100	28-FEB-2010	5532.169	5885.896	15051.00	0.3326688	1.6853061E-02	54.96896

Instrument : CHAMBER 005  
 Detector : 67612  
 Standard ID : AESS-005  
 Standard Reference Date : 14-FEB-2008 09:35:18  
 Calibration Analysis Date/Time : 6-JUL-2009 09:46:09  
 Calibration Count Time : 239.9998  
 Efficiency Calibration Date/Time : 6-JUL-2009 14:31:33  
 Average Efficiency : 6.5707625E-03  
 Average Efficiency Error : 3.8320033E-04  
 Confidence : 95.00000

Cal. Istps	DPM	Exp. Date	Start Engy	End Engy	Counts	EFF.	EFF Err	Resolution
GD-148	210.7452	28-FEB-2010	2987.844	3301.859	3508.000	7.0225731E-02	1.923207E-03	0.0000000E+00
NP-237	209.5938	28-FEB-2010	4432.372	4905.723	2125.000	4.2211074E-02	3.009577E-03	0.0000000E+00
CM-244	202.7478	28-FEB-2010	5534.445	5887.312	214.0000	4.5812004E-03	9.153980E-04	0.0000000E+00

Instrument : CHAMBER 006  
 Detector : 67613  
 Standard ID : AESS-006  
 Standard Reference Date : 14-FEB-2008 09:35:18  
 Calibration Analysis Date/Time : 6-JUL-2009 09:46:09  
 Calibration Count Time : 239.9998  
 Efficiency Calibration Date/Time : 6-JUL-2009 14:31:42  
 Average Efficiency : 0.3023717  
 Average Efficiency Error : 8.3279395E-03  
 Confidence : 95.00000

Cal. Istps	DPM	Exp. Date	Start Engy	End Engy	Counts	EFF.	EFF Err	Resolution
GD-148	203.6952	28-FEB-2010	2987.836	3301.578	14382.00	0.2979915	1.2819309E-02	52.92189
NP-237	204.7038	28-FEB-2010	4433.162	4904.315	14912.00	0.3035040	1.5377419E-02	64.79807
CM-244	195.0060	28-FEB-2010	5534.623	5882.438	13655.00	0.3076988	1.5608697E-02	55.89266

Instrument : CHAMBER 007  
 Detector : 67607  
 Standard ID : AESS-007  
 Standard Reference Date : 14-FEB-2008 13:39:25  
 Calibration Analysis Date/Time : 6-JUL-2009 09:46:11  
 Calibration Count Time : 239.9998  
 Efficiency Calibration Date/Time : 6-JUL-2009 14:31:52  
 Average Efficiency : 0.2957362  
 Average Efficiency Error : 8.1475200E-03  
 Confidence : 95.00000

Cal. Istps	DPM	Exp. Date	Start Engy	End Engy	Counts	EFF.	EFF Err	Resolution
GD-148	206.7342	28-FEB-2010	2987.476	3300.975	14142.00	0.2886904	1.2423181E-02	50.35310
NP-237	205.0260	28-FEB-2010	4436.790	4906.439	14907.00	0.3028864	1.5346253E-02	60.44886
CM-244	199.6806	28-FEB-2010	5534.241	5887.079	13602.00	0.2992603	1.5181582E-02	51.78771

Instrument : CHAMBER 008  
 Detector : 78788  
 Standard ID : AESS-008  
 Standard Reference Date : 14-FEB-2008 13:39:25  
 Calibration Analysis Date/Time : 6-JUL-2009 09:46:11  
 Calibration Count Time : 239.9998  
 Efficiency Calibration Date/Time : 6-JUL-2009 14:32:01  
 Average Efficiency : 0.3188090  
 Average Efficiency Error : 8.7708440E-03  
 Confidence : 95.00000

Cal. Istps	DPM	Exp. Date	Start Engy	End Engy	Counts	EFF.	EFF Err	Resolution
GD-148	206.0418	28-FEB-2010	2990.921	3300.406	15479.00	0.3170527	1.3621154E-02	48.62412
NP-237	209.2716	28-FEB-2010	4435.107	4902.387	15876.00	0.3160491	1.6000355E-02	65.04717
CM-244	199.6488	28-FEB-2010	5534.594	5883.502	14733.00	0.3242763	1.6432470E-02	50.70723

Instrument : CHAMBER 009  
 Detector : 72528  
 Standard ID : AESS-009  
 Standard Reference Date : 19-FEB-2008 11:05:22  
 Calibration Analysis Date/Time : 6-JUL-2009 09:46:11  
 Calibration Count Time : 239.9998  
 Efficiency Calibration Date/Time : 6-JUL-2009 14:32:10  
 Average Efficiency : 0.3375995  
 Average Efficiency Error : 9.2831012E-03  
 Confidence : 95.00000

Cal. Istps	DPM	Exp. Date	Start Engy	End Engy	Counts	EFF.	EFF Err	Resolution
GD-148	203.3736	28-FEB-2010	2990.628	3299.090	15971.00	0.3313866	1.4229259E-02	50.85649
NP-237	204.0192	28-FEB-2010	4437.197	4904.633	16709.00	0.3411832	1.7262230E-02	60.63605
CM-244	197.2128	28-FEB-2010	5532.440	5887.594	15414.00	0.3432376	1.7383220E-02	53.31252

Instrument : CHAMBER 010  
 Detector : 72529  
 Standard ID : AESS-010  
 Standard Reference Date : 14-FEB-2008 13:39:25  
 Calibration Analysis Date/Time : 6-JUL-2009 09:46:11  
 Calibration Count Time : 239.9998  
 Efficiency Calibration Date/Time : 6-JUL-2009 14:32:19  
 Average Efficiency : 0.3172926  
 Average Efficiency Error : 8.7324297E-03  
 Confidence : 95.00000

Cal. Istps	DPM	Exp. Date	Start Engy	End Engy	Counts	EFF.	EFF Err	Resolution
GD-148	202.0008	28-FEB-2010	2991.348	3298.595	15125.00	0.3160139	1.3582063E-02	48.55328
NP-237	202.9926	28-FEB-2010	4434.835	4903.545	15667.00	0.3215450	1.6281251E-02	62.71636
CM-244	196.2330	28-FEB-2010	5530.435	5886.972	14067.00	0.3149689	1.5970867E-02	52.28595

Instrument : CHAMBER 011  
 Detector : 72531  
 Standard ID : AESS-011  
 Standard Reference Date : 14-FEB-2008 13:39:25  
 Calibration Analysis Date/Time : 6-JUL-2009 09:46:11  
 Calibration Count Time : 239.9998  
 Efficiency Calibration Date/Time : 6-JUL-2009 14:32:29  
 Average Efficiency : 0.2985433  
 Average Efficiency Error : 8.2169101E-03  
 Confidence : 95.00000

Cal. Istps	DPM	Exp. Date	Start Engy	End Engy	Counts	EFF.	EFF Err	Resolution
GD-148	212.8284	28-FEB-2010	2991.311	3301.519	14980.00	0.2970565	1.2769507E-02	51.39855
NP-237	214.4868	28-FEB-2010	4434.837	4904.180	15445.00	0.3000057	1.5193330E-02	59.19451
CM-244	208.4184	28-FEB-2010	5534.270	5885.159	14191.00	0.2991836	1.5168598E-02	51.74621

Instrument : CHAMBER 012  
 Detector : 67594  
 Standard ID : AESS-012  
 Standard Reference Date : 14-FEB-2008 13:39:25  
 Calibration Analysis Date/Time : 6-JUL-2009 09:46:11  
 Calibration Count Time : 239.9998  
 Efficiency Calibration Date/Time : 6-JUL-2009 14:32:37  
 Average Efficiency : 0.2994599  
 Average Efficiency Error : 8.2469108E-03  
 Confidence : 95.00000

Cal. Istps	DPM	Exp. Date	Start Engy	End Engy	Counts	EFF.	EFF Err	Resolution
GD-148	206.2200	28-FEB-2010	2989.530	3302.430	14453.00	0.2957655	1.2722428E-02	49.93941
NP-237	205.8930	28-FEB-2010	4435.245	4904.394	15165.00	0.3068516	1.5543667E-02	68.21289
CM-244	203.1954	28-FEB-2010	5531.663	5882.971	13767.00	0.2976886	1.5099200E-02	52.18476



Instrument : CHAMBER 013  
 Detector : 78790  
 Standard ID : AESS-013  
 Standard Reference Date : 14-FEB-2008 17:45:04  
 Calibration Analysis Date/Time : 6-JUL-2009 09:46:12  
 Calibration Count Time : 240.0000  
 Efficiency Calibration Date/Time : 6-JUL-2009 14:32:45  
 Average Efficiency : 0.3386290  
 Average Efficiency Error : 9.3077216E-03  
 Confidence : 95.00000

Cal. Istps	DPM	Exp. Date	Start Engy	End Engy	Counts	EFF.	EFF Err	Resolution
GD-148	203.6544	28-FEB-2010	2992.215	3297.934	16446.00	0.3408228	1.4627260E-02	48.82562
NP-237	210.2526	28-FEB-2010	4433.681	4905.322	17035.00	0.3375474	1.7074423E-02	66.72312
CM-244	201.9108	28-FEB-2010	5534.510	5884.075	15472.00	0.3367262	1.7052578E-02	51.74340

Instrument : CHAMBER 014  
 Detector : 67616  
 Standard ID : AESS-014  
 Standard Reference Date : 19-FEB-2008 11:05:22  
 Calibration Analysis Date/Time : 6-JUL-2009 09:46:12  
 Calibration Count Time : 240.0000  
 Efficiency Calibration Date/Time : 6-JUL-2009 14:32:56  
 Average Efficiency : 0.3118280  
 Average Efficiency Error : 8.5774874E-03  
 Confidence : 95.00000

Cal. Istps	DPM	Exp. Date	Start Engy	End Engy	Counts	EFF.	EFF Err	Resolution
GD-148	214.7088	28-FEB-2010	2988.044	3301.205	15708.00	0.3087174	1.3259654E-02	54.69494
NP-237	211.7160	28-FEB-2010	4432.568	4904.459	16091.00	0.3166406	1.6027654E-02	64.49153
CM-244	207.3882	28-FEB-2010	5531.132	5885.588	14716.00	0.3115681	1.5788864E-02	58.20748

Instrument : CHAMBER 015  
 Detector : 61581  
 Standard ID : AESS-015  
 Standard Reference Date : 14-FEB-2008 17:45:04  
 Calibration Analysis Date/Time : 6-JUL-2009 09:46:12  
 Calibration Count Time : 240.0000  
 Efficiency Calibration Date/Time : 6-JUL-2009 14:33:12  
 Average Efficiency : 0.3223390  
 Average Efficiency Error : 8.8713039E-03  
 Confidence : 95.00000

Cal. Istps	DPM	Exp. Date	Start Engy	End Engy	Counts	EFF.	EFF Err	Resolution
GD-148	204.0270	28-FEB-2010	2990.992	3300.634	15182.00	0.3140531	1.3496879E-02	59.83858
NP-237	200.6460	28-FEB-2010	4433.750	4904.866	15926.00	0.3307087	1.6741820E-02	75.43053
CM-244	195.9270	28-FEB-2010	5533.850	5883.539	14567.00	0.3266208	1.6553897E-02	63.39113

Instrument : CHAMBER 016  
 Detector : 78774  
 Standard ID : AESS-016  
 Standard Reference Date : 14-FEB-2008 17:45:04  
 Calibration Analysis Date/Time : 6-JUL-2009 09:46:12  
 Calibration Count Time : 240.0000  
 Efficiency Calibration Date/Time : 6-JUL-2009 14:33:38  
 Average Efficiency : 0.3364573  
 Average Efficiency Error : 9.2521459E-03  
 Confidence : 95.00000

Cal. Istps	DPM	Exp. Date	Start Engy	End Engy	Counts	EFF.	EFF Err	Resolution
GD-148	204.0534	28-FEB-2010	2991.376	3300.188	16062.00	0.3322090	1.4263208E-02	47.94983
NP-237	199.3962	28-FEB-2010	4436.705	4902.519	16457.00	0.3438525	1.7400362E-02	59.25246
CM-244	198.6402	28-FEB-2010	5531.791	5887.203	15163.00	0.3354346	1.6991531E-02	53.20901

Instrument : CHAMBER 017  
 Detector : 78791  
 Standard ID : AESS-017  
 Standard Reference Date : 14-FEB-2008 17:45:04  
 Calibration Analysis Date/Time : 6-JUL-2009 09:46:12  
 Calibration Count Time : 240.0000  
 Efficiency Calibration Date/Time : 6-JUL-2009 14:33:47  
 Average Efficiency : 0.2933579  
 Average Efficiency Error : 8.0790650E-03  
 Confidence : 95.00000

Cal. Istps	DPM	Exp. Date	Start Engy	End Engy	Counts	EFF.	EFF Err	Resolution
GD-148	210.0798	28-FEB-2010	2988.293	3301.593	14424.00	0.2897618	1.2464617E-02	48.04712
NP-237	208.5846	28-FEB-2010	4433.438	4905.522	14920.00	0.2980264	1.5099768E-02	63.18722
CM-244	205.5828	28-FEB-2010	5532.444	5887.037	13752.00	0.2939516	1.4909811E-02	52.23705

Instrument : CHAMBER 018  
 Detector : 21063  
 Standard ID : AESS-018  
 Standard Reference Date : 14-FEB-2008 17:45:04  
 Calibration Analysis Date/Time : 14-JUL-2009 15:04:40  
 Calibration Count Time : 240.0000  
 Efficiency Calibration Date/Time : 15-JUL-2009 07:50:05  
 Average Efficiency : 0.3223269  
 Average Efficiency Error : 8.8674370E-03  
 Confidence : 95.00000

Cal. Istps	DPM	Exp. Date	Start Engy	End Engy	Counts	EFF.	EFF Err	Resolution
GD-148	202.1856	28-FEB-2010	2991.459	3300.768	15427.00	0.3220896	1.3838380E-02	41.77474
NP-237	208.8990	28-FEB-2010	4435.720	4903.495	16011.00	0.3193196	1.6164232E-02	59.35002
CM-244	198.1458	28-FEB-2010	5531.358	5886.349	14679.00	0.3258023	1.6510617E-02	49.83286

Instrument : CHAMBER 019  
 Detector : 78786  
 Standard ID : AESS-019  
 Standard Reference Date : 19-FEB-2008 11:05:22  
 Calibration Analysis Date/Time : 6-JUL-2009 09:46:13  
 Calibration Count Time : 240.0000  
 Efficiency Calibration Date/Time : 6-JUL-2009 14:34:03  
 Average Efficiency : 0.2886755  
 Average Efficiency Error : 7.9575144E-03  
 Confidence : 95.00000

Cal. Istps	DPM	Exp. Date	Start Engy	End Engy	Counts	EFF.	EFF Err	Resolution
GD-148	204.6468	28-FEB-2010	2991.589	3299.131	13636.00	0.2811793	1.2108484E-02	45.78609
NP-237	202.9140	28-FEB-2010	4435.520	4903.560	14455.00	0.2967967	1.5043795E-02	63.86615
CM-244	199.3140	28-FEB-2010	5534.981	5882.589	13252.00	0.2920234	1.4819912E-02	48.96563

Instrument : CHAMBER 020  
 Detector : 78787  
 Standard ID : AESS-020  
 Standard Reference Date : 14-FEB-2008 21:55:55  
 Calibration Analysis Date/Time : 6-JUL-2009 09:46:13  
 Calibration Count Time : 240.0000  
 Efficiency Calibration Date/Time : 6-JUL-2009 14:34:12  
 Average Efficiency : 0.3430721  
 Average Efficiency Error : 9.4324267E-03  
 Confidence : 95.00000

Cal. Istps	DPM	Exp. Date	Start Engy	End Engy	Counts	EFF.	EFF Err	Resolution
GD-148	205.5870	28-FEB-2010	2991.028	3300.317	16260.00	0.3337892	1.4328116E-02	49.41795
NP-237	203.4984	28-FEB-2010	4434.663	4901.954	17092.00	0.3499276	1.7699974E-02	68.09825
CM-244	197.1096	28-FEB-2010	5534.316	5883.376	15719.00	0.3504178	1.7742448E-02	47.75075

Instrument : CHAMBER 021  
 Detector : 67047  
 Standard ID : AESS-021  
 Standard Reference Date : 19-FEB-2008 15:31:52  
 Calibration Analysis Date/Time : 6-JUL-2009 09:46:13  
 Calibration Count Time : 240.0000  
 Efficiency Calibration Date/Time : 6-JUL-2009 14:34:21  
 Average Efficiency : 0.3007418  
 Average Efficiency Error : 8.2816491E-03  
 Confidence : 95.00000

Cal. Istps	DPM	Exp. Date	Start Engy	End Engy	Counts	EFF.	EFF Err	Resolution
GD-148	208.3608	28-FEB-2010	2991.930	3300.431	14520.00	0.2940652	1.2648145E-02	54.30077
NP-237	210.1548	28-FEB-2010	4435.207	4905.011	15253.00	0.3023781	1.5315918E-02	63.06406
CM-244	200.7390	28-FEB-2010	5533.018	5884.673	14140.00	0.3092899	1.5681855E-02	54.78833

Instrument : CHAMBER 022  
 Detector : 72530  
 Standard ID : AESS-022  
 Standard Reference Date : 14-FEB-2008 21:55:55  
 Calibration Analysis Date/Time : 6-JUL-2009 09:46:13  
 Calibration Count Time : 240.0000  
 Efficiency Calibration Date/Time : 6-JUL-2009 14:34:44  
 Average Efficiency : 0.3177471  
 Average Efficiency Error : 8.7433932E-03  
 Confidence : 95.00000

Cal. Istps	DPM	Exp. Date	Start Engy	End Engy	Counts	EFF.	EFF Err	Resolution
GD-148	209.6724	28-FEB-2010	2989.087	3302.012	15372.00	0.3092707	1.3288673E-02	50.08852
NP-237	206.8830	28-FEB-2010	4436.701	4902.154	16304.00	0.3282550	1.6613014E-02	63.36660
CM-244	203.0208	28-FEB-2010	5532.124	5885.279	14804.00	0.3203634	1.6233236E-02	52.02282

Instrument : CHAMBER 023  
 Detector : 78264  
 Standard ID : AESS-023  
 Standard Reference Date : 14-FEB-2008 21:55:55  
 Calibration Analysis Date/Time : 6-JUL-2009 09:46:13  
 Calibration Count Time : 240.0000  
 Efficiency Calibration Date/Time : 6-JUL-2009 14:34:52  
 Average Efficiency : 0.3327100  
 Average Efficiency Error : 9.1472948E-03  
 Confidence : 95.00000

Cal. Istps	DPM	Exp. Date	Start Engy	End Engy	Counts	EFF.	EFF Err	Resolution
GD-148	207.4764	28-FEB-2010	2990.041	3300.395	16228.00	0.3301035	1.4170360E-02	46.67713
NP-237	207.4998	28-FEB-2010	4437.054	4904.602	16550.00	0.3322816	1.6813723E-02	63.18299
CM-244	199.8804	28-FEB-2010	5531.351	5885.314	15327.00	0.3369316	1.7065044E-02	50.76911

Instrument : CHAMBER 024  
 Detector : 76542  
 Standard ID : AESS-024  
 Standard Reference Date : 14-FEB-2008 21:55:55  
 Calibration Analysis Date/Time : 6-JUL-2009 09:46:13  
 Calibration Count Time : 240.0000  
 Efficiency Calibration Date/Time : 6-JUL-2009 14:35:01  
 Average Efficiency : 0.3278600  
 Average Efficiency Error : 9.0207923E-03  
 Confidence : 95.00000

Cal. Istps	DPM	Exp. Date	Start Engy	End Engy	Counts	EFF.	EFF Err	Resolution
GD-148	203.5218	28-FEB-2010	2988.294	3302.013	15351.00	0.3182911	1.3676404E-02	53.01509
NP-237	205.6662	28-FEB-2010	4435.963	4904.774	16397.00	0.3320666	1.6804798E-02	66.65491
CM-244	198.3060	28-FEB-2010	5530.886	5886.529	15278.00	0.3385208	1.7146233E-02	56.84327

Instrument : CHAMBER 025  
 Detector : 45-149AA5  
 Standard ID : AESS-025  
 Standard Reference Date : 15-FEB-2008 09:06:52  
 Calibration Analysis Date/Time : 6-JUL-2009 09:46:14  
 Calibration Count Time : 240.0000  
 Efficiency Calibration Date/Time : 6-JUL-2009 14:35:10  
 Average Efficiency : 0.3244141  
 Average Efficiency Error : 8.9428928E-03  
 Confidence : 95.00000

Cal. Istps	DPM	Exp. Date	Start Engy	End Engy	Counts	EFF.	EFF Err	Resolution
GD-148	195.5670	28-FEB-2010	2988.683	3301.317	15182.00	0.3276230	1.4080081E-02	58.08860
NP-237	167.9916	28-FEB-2010	4432.505	4905.964	12934.00	0.3207583	1.6284095E-02	71.50992
CM-244	157.2432	28-FEB-2010	5531.275	5884.228	11591.00	0.3237635	1.6465405E-02	65.55542

Instrument : CHAMBER 026  
 Detector : 78204  
 Standard ID : AESS-026  
 Standard Reference Date : 15-FEB-2008 09:06:52  
 Calibration Analysis Date/Time : 6-JUL-2009 09:46:14  
 Calibration Count Time : 240.0000  
 Efficiency Calibration Date/Time : 6-JUL-2009 14:35:19  
 Average Efficiency : 0.3149063  
 Average Efficiency Error : 9.2313625E-03  
 Confidence : 95.00000

Cal. Istps	DPM	Exp. Date	Start Engy	End Engy	Counts	EFF.	EFF Err	Resolution
GD-148	199.5072	28-FEB-2010	2992.261	3299.610	15024.00	0.3178152	1.6101750E-02	48.28163
NP-237	168.0294	28-FEB-2010	4434.923	4901.784	12780.00	0.3168793	1.6090054E-02	60.42010
CM-244	160.5822	28-FEB-2010	5534.672	5884.552	11338.00	0.3102135	1.5781984E-02	48.50001

Instrument : CHAMBER 027  
 Detector : 42484  
 Standard ID : AESS-027  
 Standard Reference Date : 15-FEB-2008 09:06:52  
 Calibration Analysis Date/Time : 6-JUL-2009 09:46:14  
 Calibration Count Time : 240.0000  
 Efficiency Calibration Date/Time : 6-JUL-2009 14:35:28  
 Average Efficiency : 0.3410775  
 Average Efficiency Error : 9.9962037E-03  
 Confidence : 95.00000

Cal. Istps	DPM	Exp. Date	Start Engy	End Engy	Counts	EFF.	EFF Err	Resolution
GD-148	193.4238	28-FEB-2010	2992.456	3300.321	15132.00	0.3301674	1.6726010E-02	62.71494
NP-237	161.6154	28-FEB-2010	4432.625	4905.570	13412.00	0.3457057	1.7541273E-02	89.17722
CM-244	148.1754	28-FEB-2010	5534.870	5882.737	11761.00	0.3486037	1.7724430E-02	78.01683

Instrument : CHAMBER 028  
 Detector : 78792  
 Standard ID : AESS-028  
 Standard Reference Date : 15-FEB-2008 09:06:52  
 Calibration Analysis Date/Time : 6-JUL-2009 09:46:14  
 Calibration Count Time : 240.0000  
 Efficiency Calibration Date/Time : 6-JUL-2009 14:35:37  
 Average Efficiency : 0.3059801  
 Average Efficiency Error : 8.9743091E-03  
 Confidence : 95.00000

Cal. Istps	DPM	Exp. Date	Start Engy	End Engy	Counts	EFF.	EFF Err	Resolution
GD-148	199.6542	28-FEB-2010	2989.695	3297.894	14335.00	0.3030114	1.5361304E-02	46.74673
NP-237	168.1992	28-FEB-2010	4435.454	4902.851	12365.00	0.3062848	1.5560016E-02	61.29473
CM-244	156.7614	28-FEB-2010	5530.764	5886.057	11017.00	0.3087767	1.5716689E-02	48.99289

Instrument : CHAMBER 029  
 Detector : 33454  
 Standard ID : AESS-029  
 Standard Reference Date : 15-FEB-2008 09:06:52  
 Calibration Analysis Date/Time : 6-JUL-2009 09:46:14  
 Calibration Count Time : 240.0000  
 Efficiency Calibration Date/Time : 6-JUL-2009 14:35:45  
 Average Efficiency : 0.3133109  
 Average Efficiency Error : 9.1862464E-03  
 Confidence : 95.00000

Cal. Istps	DPM	Exp. Date	Start Engy	End Engy	Counts	EFF.	EFF Err	Resolution
GD-148	201.5742	28-FEB-2010	2989.570	3299.793	14696.00	0.3076786	1.5592718E-02	62.98538
NP-237	169.7700	28-FEB-2010	4434.729	4906.466	12891.00	0.3163488	1.6061027E-02	66.74791
CM-244	154.8234	28-FEB-2010	5530.876	5886.187	11145.00	0.3162610	1.6094424E-02	59.70258

Instrument : CHAMBER 030  
 Detector : 33447  
 Standard ID : AESS-030  
 Standard Reference Date : 15-FEB-2008 09:06:52  
 Calibration Analysis Date/Time : 6-JUL-2009 09:46:14  
 Calibration Count Time : 240.0000  
 Efficiency Calibration Date/Time : 6-JUL-2009 14:35:54  
 Average Efficiency : 0.3190225  
 Average Efficiency Error : 9.3542365E-03  
 Confidence : 95.00000

Cal. Istps	DPM	Exp. Date	Start Engy	End Engy	Counts	EFF.	EFF Err	Resolution
GD-148	198.9792	28-FEB-2010	2992.473	3300.013	14522.00	0.3079955	1.5611262E-02	56.22778
NP-237	166.3758	28-FEB-2010	4433.021	4902.873	13108.00	0.3282070	1.6658967E-02	66.10047
CM-244	157.1856	28-FEB-2010	5531.626	5884.032	11533.00	0.3222875	1.6391672E-02	59.45288

Instrument : CHAMBER 031  
 Detector : 67042  
 Standard ID : AESS-031  
 Standard Reference Date : 18-FEB-2008 11:28:15  
 Calibration Analysis Date/Time : 14-JUL-2009 15:04:42  
 Calibration Count Time : 240.0000  
 Efficiency Calibration Date/Time : 15-JUL-2009 07:50:24  
 Average Efficiency : 0.3338314  
 Average Efficiency Error : 9.2027988E-03  
 Confidence : 95.00000

Cal. Istps	DPM	Exp. Date	Start Engy	End Engy	Counts	EFF.	EFF Err	Resolution
GD-148	193.6650	28-FEB-2010	2992.104	3299.916	15053.00	0.3280614	1.4101115E-02	64.46095
NP-237	162.9186	28-FEB-2010	4436.072	4902.901	13435.00	0.3435040	1.7429167E-02	93.20530
CM-244	153.1968	28-FEB-2010	5535.417	5884.932	11607.00	0.3330215	1.6935715E-02	63.05283

Instrument : CHAMBER 032  
 Detector : 67041  
 Standard ID : AESS-032  
 Standard Reference Date : 18-FEB-2008 11:28:15  
 Calibration Analysis Date/Time : 14-JUL-2009 15:04:42  
 Calibration Count Time : 240.0000  
 Efficiency Calibration Date/Time : 15-JUL-2009 07:50:35  
 Average Efficiency : 0.3120490  
 Average Efficiency Error : 8.6091449E-03  
 Confidence : 95.00000

Cal. Istps	DPM	Exp. Date	Start Engy	End Engy	Counts	EFF.	EFF Err	Resolution
GD-148	195.2364	28-FEB-2010	2990.634	3297.499	14436.00	0.3121021	1.3425405E-02	53.99254
NP-237	165.9822	28-FEB-2010	4437.570	4904.884	12360.00	0.3101901	1.5758617E-02	64.26519
CM-244	153.7938	28-FEB-2010	5533.522	5884.215	10984.00	0.3138851	1.5977694E-02	52.03965

Instrument : CHAMBER 033  
 Detector : 78785  
 Standard ID : AESS-033  
 Standard Reference Date : 18-FEB-2008 11:28:15  
 Calibration Analysis Date/Time : 6-JUL-2009 09:46:15  
 Calibration Count Time : 240.0000  
 Efficiency Calibration Date/Time : 6-JUL-2009 14:36:20  
 Average Efficiency : 0.3132727  
 Average Efficiency Error : 8.6470284E-03  
 Confidence : 95.00000

Cal. Istps	DPM	Exp. Date	Start Engy	End Engy	Counts	EFF.	EFF Err	Resolution
GD-148	192.4158	28-FEB-2010	2990.591	3298.173	14059.00	0.3083428	1.3270319E-02	45.02124
NP-237	161.7816	28-FEB-2010	4434.089	4906.364	12264.00	0.3158025	1.6045660E-02	60.74144
CM-244	147.2670	28-FEB-2010	5534.061	5883.941	10663.00	0.3180395	1.6197534E-02	44.95700

Instrument : CHAMBER 034  
 Detector : 61586  
 Standard ID : AESS-034  
 Standard Reference Date : 18-FEB-2008 11:28:15  
 Calibration Analysis Date/Time : 14-JUL-2009 15:04:42  
 Calibration Count Time : 240.0000  
 Efficiency Calibration Date/Time : 15-JUL-2009 07:50:46  
 Average Efficiency : 0.3171561  
 Average Efficiency Error : 8.7465709E-03  
 Confidence : 95.00000

Cal. Istps	DPM	Exp. Date	Start Engy	End Engy	Counts	EFF.	EFF Err	Resolution
GD-148	200.5488	28-FEB-2010	2990.268	3300.348	14798.00	0.3114539	1.3391386E-02	50.21013
NP-237	167.2962	28-FEB-2010	4435.287	4906.218	12784.00	0.3183437	1.6164379E-02	67.44197
CM-244	154.4388	28-FEB-2010	5533.837	5886.701	11405.00	0.3245862	1.6511625E-02	55.32959

Instrument : CHAMBER 035  
 Detector : 78202  
 Standard ID : AESS-035  
 Standard Reference Date : 18-FEB-2008 11:28:15  
 Calibration Analysis Date/Time : 6-JUL-2009 09:46:15  
 Calibration Count Time : 240.0000  
 Efficiency Calibration Date/Time : 6-JUL-2009 14:36:36  
 Average Efficiency : 0.3039385  
 Average Efficiency Error : 8.3862301E-03  
 Confidence : 95.00000

Cal. Istps	DPM	Exp. Date	Start Engy	End Engy	Counts	EFF.	EFF Err	Resolution
GD-148	198.6666	28-FEB-2010	2989.841	3298.805	14385.00	0.3055661	1.3145097E-02	44.60017
NP-237	168.2934	28-FEB-2010	4433.680	4901.942	12309.00	0.3046319	1.5477315E-02	57.84991
CM-244	158.8128	28-FEB-2010	5530.913	5886.751	10886.00	0.3010460	1.5326467E-02	49.59610

Instrument : CHAMBER 036  
 Detector : 78203  
 Standard ID : AESS-036  
 Standard Reference Date : 18-FEB-2008 11:28:15  
 Calibration Analysis Date/Time : 6-JUL-2009 09:46:15  
 Calibration Count Time : 240.0000  
 Efficiency Calibration Date/Time : 6-JUL-2009 14:36:45  
 Average Efficiency : 0.3217056  
 Average Efficiency Error : 8.8684531E-03  
 Confidence : 95.00000

Cal. Istps	DPM	Exp. Date	Start Engy	End Engy	Counts	EFF.	EFF Err	Resolution
GD-148	201.3204	28-FEB-2010	2990.719	3297.679	15140.00	0.3173648	1.3639865E-02	54.98193
NP-237	167.4312	28-FEB-2010	4436.454	4902.523	13140.00	0.3269882	1.6596414E-02	66.33447
CM-244	156.4188	28-FEB-2010	5534.221	5883.385	11497.00	0.3228255	1.6419753E-02	57.03784



Instrument : CHAMBER 037  
 Detector : 45-149BB5  
 Standard ID : AESS-037  
 Standard Reference Date : 18-FEB-2008 15:31:47  
 Calibration Analysis Date/Time : 6-JUL-2009 09:46:16  
 Calibration Count Time : 240.0000  
 Efficiency Calibration Date/Time : 6-JUL-2009 14:36:53  
 Average Efficiency : 0.3609357  
 Average Efficiency Error : 9.9339429E-03  
 Confidence : 95.00000

Cal. Istps	DPM	Exp. Date	Start Engy	End Engy	Counts	EFF.	EFF Err	Resolution
GD-148	197.7372	28-FEB-2010	2992.027	3298.587	16638.00	0.3550694	1.5235793E-02	70.66451
NP-237	167.1294	28-FEB-2010	4435.750	4902.017	14747.00	0.3675707	1.8626243E-02	87.35378
CM-244	154.7664	28-FEB-2010	5535.521	5884.277	12795.00	0.3630245	1.8432988E-02	72.91970

Instrument : CHAMBER 038  
 Detector : 72532  
 Standard ID : AESS-038  
 Standard Reference Date : 18-FEB-2008 15:31:47  
 Calibration Analysis Date/Time : 7-JUL-2009 20:14:26  
 Calibration Count Time : 240.0000  
 Efficiency Calibration Date/Time : 8-JUL-2009 07:31:06  
 Average Efficiency : 0.3440174  
 Average Efficiency Error : 9.4721830E-03  
 Confidence : 95.00000

Cal. Istps	DPM	Exp. Date	Start Engy	End Engy	Counts	EFF.	EFF Err	Resolution
GD-148	200.1408	28-FEB-2010	2989.665	3301.822	16315.00	0.3439969	1.4765469E-02	56.35861
NP-237	170.0886	28-FEB-2010	4435.489	4906.553	14189.00	0.3474887	1.7617788E-02	67.43947
CM-244	157.7460	28-FEB-2010	5532.401	5886.525	12237.00	0.3406941	1.7311083E-02	58.94252

Instrument : CHAMBER 039  
 Detector : 45-149BB2  
 Standard ID : AESS-039  
 Standard Reference Date : 18-FEB-2008 15:31:47  
 Calibration Analysis Date/Time : 6-JUL-2009 09:46:16  
 Calibration Count Time : 240.0000  
 Efficiency Calibration Date/Time : 6-JUL-2009 14:37:12  
 Average Efficiency : 0.3633558  
 Average Efficiency Error : 1.0003410E-02  
 Confidence : 95.00000

Cal. Istps	DPM	Exp. Date	Start Engy	End Engy	Counts	EFF.	EFF Err	Resolution
GD-148	192.2418	28-FEB-2010	2988.145	3298.732	16409.00	0.3601976	1.5459352E-02	56.41948
NP-237	159.1506	28-FEB-2010	4435.549	4903.088	13988.00	0.3661838	1.8569179E-02	74.12836
CM-244	151.7142	28-FEB-2010	5534.287	5885.251	12613.00	0.3650793	1.8541345E-02	65.99350

Instrument : CHAMBER 040  
 Detector : 78773  
 Standard ID : AESS-040  
 Standard Reference Date : 18-FEB-2008 15:31:47  
 Calibration Analysis Date/Time : 6-JUL-2009 09:46:16  
 Calibration Count Time : 240.0000  
 Efficiency Calibration Date/Time : 6-JUL-2009 14:37:21  
 Average Efficiency : 0.3236358  
 Average Efficiency Error : 8.9229112E-03  
 Confidence : 95.00000

Cal. Istps	DPM	Exp. Date	Start Engy	End Engy	Counts	EFF.	EFF Err	Resolution
GD-148	194.4828	28-FEB-2010	2989.803	3299.657	15035.00	0.3262324	1.4022750E-02	46.94137
NP-237	166.8174	28-FEB-2010	4435.891	4904.106	12881.00	0.3216923	1.6332518E-02	63.17031
CM-244	155.0100	28-FEB-2010	5531.706	5883.967	11365.00	0.3220472	1.6383301E-02	50.43327

Instrument : CHAMBER 041  
 Detector : 78205  
 Standard ID : AESS-041  
 Standard Reference Date : 18-FEB-2008 15:31:47  
 Calibration Analysis Date/Time : 6-JUL-2009 09:46:16  
 Calibration Count Time : 240.0000  
 Efficiency Calibration Date/Time : 6-JUL-2009 14:37:34  
 Average Efficiency : 0.3271760  
 Average Efficiency Error : 9.0137199E-03  
 Confidence : 95.00000

Cal. Istps	DPM	Exp. Date	Start Engy	End Engy	Counts	EFF.	EFF Err	Resolution
GD-148	203.9034	28-FEB-2010	2988.799	3301.675	15672.00	0.3243389	1.3931162E-02	49.27284
NP-237	171.2268	28-FEB-2010	4434.272	4902.386	13569.00	0.3301208	1.6747680E-02	61.97926
CM-244	159.5796	28-FEB-2010	5531.847	5882.877	11929.00	0.3283235	1.6689207E-02	48.64401

Instrument : CHAMBER 042  
 Detector : 78793  
 Standard ID : AESS-042  
 Standard Reference Date : 18-FEB-2008 15:31:47  
 Calibration Analysis Date/Time : 6-JUL-2009 09:46:16  
 Calibration Count Time : 240.0000  
 Efficiency Calibration Date/Time : 6-JUL-2009 14:37:44  
 Average Efficiency : 0.3312008  
 Average Efficiency Error : 9.1335429E-03  
 Confidence : 95.00000

Cal. Istps	DPM	Exp. Date	Start Engy	End Engy	Counts	EFF.	EFF Err	Resolution
GD-148	188.7090	28-FEB-2010	2991.257	3302.160	14934.00	0.3339659	1.4356897E-02	46.01327
NP-237	159.6558	28-FEB-2010	4435.667	4904.225	12775.00	0.3333308	1.6925573E-02	66.93758
CM-244	150.5208	28-FEB-2010	5531.759	5883.730	11154.00	0.3254806	1.6563315E-02	47.72076

Instrument : CHAMBER 043  
 Detector : 76543  
 Standard ID : AESS-043  
 Standard Reference Date : 19-FEB-2008 00:32:27  
 Calibration Analysis Date/Time : 6-JUL-2009 09:46:17  
 Calibration Count Time : 239.9998  
 Efficiency Calibration Date/Time : 6-JUL-2009 14:37:56  
 Average Efficiency : 0.3406220  
 Average Efficiency Error : 9.3815317E-03  
 Confidence : 95.00000

Cal. Isteps	DPM	Exp. Date	Start Engy	End Engy	Counts	EFF.	EFF Err	Resolution
GD-148	197.7708	28-FEB-2010	2990.989	3298.318	15838.00	0.3379508	1.4513168E-02	53.32027
NP-237	168.7422	28-FEB-2010	4436.983	4902.370	13848.00	0.3419185	1.7341113E-02	70.53008
CM-244	156.3252	28-FEB-2010	5532.584	5886.039	12214.00	0.3431670	1.7437097E-02	50.59512

Instrument : CHAMBER 044  
 Detector : 79459  
 Standard ID : AESS-044  
 Standard Reference Date : 19-FEB-2008 00:32:27  
 Calibration Analysis Date/Time : 7-JUL-2009 08:06:38  
 Calibration Count Time : 240.0000  
 Efficiency Calibration Date/Time : 7-JUL-2009 13:33:56  
 Average Efficiency : 0.3539364  
 Average Efficiency Error : 9.7440388E-03  
 Confidence : 95.00000

Cal. Isteps	DPM	Exp. Date	Start Engy	End Engy	Counts	EFF.	EFF Err	Resolution
GD-148	194.4510	28-FEB-2010	2988.854	3300.902	16237.00	0.3523722	1.5126155E-02	49.91737
NP-237	166.6248	28-FEB-2010	4435.084	4901.492	14193.00	0.3548543	1.7991094E-02	62.49409
CM-244	155.8290	28-FEB-2010	5533.776	5883.326	12603.00	0.3552387	1.8041683E-02	52.59266

Instrument : CHAMBER 045  
 Detector : 67601  
 Standard ID : AESS-045  
 Standard Reference Date : 19-FEB-2008 00:32:27  
 Calibration Analysis Date/Time : 14-JUL-2009 15:04:44  
 Calibration Count Time : 240.0000  
 Efficiency Calibration Date/Time : 15-JUL-2009 07:50:59  
 Average Efficiency : 0.3430506  
 Average Efficiency Error : 9.4568562E-03  
 Confidence : 95.00000

Cal. Isteps	DPM	Exp. Date	Start Engy	End Engy	Counts	EFF.	EFF Err	Resolution
GD-148	186.9936	28-FEB-2010	2987.909	3300.265	15299.00	0.3453356	1.4839282E-02	39.68650
NP-237	160.8066	28-FEB-2010	4434.212	4905.200	12955.00	0.3356342	1.7038893E-02	56.79002
CM-244	145.8384	28-FEB-2010	5530.781	5884.673	11538.00	0.3477968	1.7688734E-02	40.32752

Instrument : CHAMBER 046  
 Detector : 76544  
 Standard ID : AESS-046  
 Standard Reference Date : 19-FEB-2008 19:35:48  
 Calibration Analysis Date/Time : 6-JUL-2009 09:46:17  
 Calibration Count Time : 239.9998  
 Efficiency Calibration Date/Time : 6-JUL-2009 14:38:21  
 Average Efficiency : 0.3406382  
 Average Efficiency Error : 9.3857087E-03  
 Confidence : 95.00000

Cal. Istps	DPM	Exp. Date	Start Engy	End Engy	Counts	EFF.	EFF Err	Resolution
GD-148	194.7474	28-FEB-2010	2989.077	3298.635	15535.00	0.3366195	1.4460829E-02	49.62128
NP-237	164.6658	28-FEB-2010	4433.627	4906.487	13519.00	0.3420215	1.7352322E-02	69.09070
CM-244	151.3824	28-FEB-2010	5533.329	5885.134	11898.00	0.3451394	1.7544771E-02	55.17302

Instrument : CHAMBER 047  
 Detector : 46-089B1  
 Standard ID : AESS-047  
 Standard Reference Date : 19-FEB-2008 00:32:27  
 Calibration Analysis Date/Time : 6-JUL-2009 09:46:17  
 Calibration Count Time : 239.9998  
 Efficiency Calibration Date/Time : 6-JUL-2009 14:38:30  
 Average Efficiency : 0.3442340  
 Average Efficiency Error : 9.4810873E-03  
 Confidence : 95.00000

Cal. Istps	DPM	Exp. Date	Start Engy	End Engy	Counts	EFF.	EFF Err	Resolution
GD-148	197.4804	28-FEB-2010	2987.977	3301.361	15865.00	0.3390196	1.4558652E-02	55.57606
NP-237	168.3948	28-FEB-2010	4433.363	4905.447	13899.00	0.3438680	1.7439116E-02	74.62081
CM-244	154.6032	28-FEB-2010	5532.313	5886.846	12409.00	0.3525089	1.7907353E-02	58.04284

Instrument : CHAMBER 048  
 Detector : 42483  
 Standard ID : AESS-048  
 Standard Reference Date : 19-FEB-2008 00:32:27  
 Calibration Analysis Date/Time : 6-JUL-2009 09:46:17  
 Calibration Count Time : 239.9998  
 Efficiency Calibration Date/Time : 6-JUL-2009 14:38:39  
 Average Efficiency : 0.3178092  
 Average Efficiency Error : 8.7683024E-03  
 Confidence : 95.00000

Cal. Istps	DPM	Exp. Date	Start Engy	End Engy	Counts	EFF.	EFF Err	Resolution
GD-148	191.8350	28-FEB-2010	2988.411	3301.246	14378.00	0.3162740	1.3605888E-02	55.68159
NP-237	161.5530	28-FEB-2010	4433.969	4903.143	12372.00	0.3190103	1.6206456E-02	67.40500
CM-244	151.1856	28-FEB-2010	5530.501	5887.230	10976.00	0.3187887	1.6227484E-02	60.96161

Instrument : CHAMBER 065  
 Detector : 68551  
 Standard ID : AESS-001  
 Standard Reference Date : 20-FEB-2008 09:54:53  
 Calibration Analysis Date/Time : 9-JUL-2009 08:08:10  
 Calibration Count Time : 239.9998  
 Efficiency Calibration Date/Time : 9-JUL-2009 13:06:51  
 Average Efficiency : 0.3167298  
 Average Efficiency Error : 8.7357797E-03  
 Confidence : 95.00000

Cal. Istps	DPM	Exp. Date	Start Engy	End Engy	Counts	EFF.	EFF Err	Resolution
GD-148	208.6698	28-FEB-2010	2992.172	3297.923	15001.00	0.3033305	1.3038947E-02	62.70693
NP-237	171.0024	28-FEB-2010	4436.297	4904.907	13337.00	0.3249072	1.6487280E-02	73.64597
CM-244	158.1060	28-FEB-2010	5532.615	5884.733	11898.00	0.3304830	1.6799837E-02	62.05407

Instrument : CHAMBER 066  
 Detector : 46-089C1  
 Standard ID : AESS-002  
 Standard Reference Date : 19-FEB-2008 11:05:22  
 Calibration Analysis Date/Time : 9-JUL-2009 08:08:10  
 Calibration Count Time : 239.9998  
 Efficiency Calibration Date/Time : 9-JUL-2009 13:07:05  
 Average Efficiency : 0.3104099  
 Average Efficiency Error : 8.5468190E-03  
 Confidence : 95.00000

Cal. Istps	DPM	Exp. Date	Start Engy	End Engy	Counts	EFF.	EFF Err	Resolution
GD-148	200.1144	28-FEB-2010	2992.142	3300.807	14611.00	0.3081217	1.3251217E-02	57.90394
NP-237	200.4990	28-FEB-2010	4436.247	4906.352	15119.00	0.3141508	1.5914036E-02	71.36474
CM-244	196.5558	28-FEB-2010	5534.784	5886.688	13872.00	0.3099799	1.5721031E-02	60.13244

Instrument : CHAMBER 067  
 Detector : 46-089B4  
 Standard ID : AESS-003  
 Standard Reference Date : 15-FEB-2008 13:12:27  
 Calibration Analysis Date/Time : 9-JUL-2009 08:08:10  
 Calibration Count Time : 239.9998  
 Efficiency Calibration Date/Time : 9-JUL-2009 13:07:16  
 Average Efficiency : 0.3225107  
 Average Efficiency Error : 8.8746333E-03  
 Confidence : 95.00000

Cal. Istps	DPM	Exp. Date	Start Engy	End Engy	Counts	EFF.	EFF Err	Resolution
GD-148	202.9740	28-FEB-2010	2988.144	3301.594	15198.00	0.3160322	1.3581690E-02	73.87538
NP-237	203.2080	28-FEB-2010	4436.169	4905.946	16027.00	0.3285710	1.6632373E-02	84.27850
CM-244	197.2236	28-FEB-2010	5533.963	5885.648	14635.00	0.3261202	1.6527411E-02	74.53841

Instrument : CHAMBER 068  
 Detector : 78794  
 Standard ID : AESS-004  
 Standard Reference Date : 14-FEB-2008 09:35:18  
 Calibration Analysis Date/Time : 9-JUL-2009 08:08:10  
 Calibration Count Time : 239.9998  
 Efficiency Calibration Date/Time : 9-JUL-2009 13:07:28  
 Average Efficiency : 0.3018608  
 Average Efficiency Error : 8.3120642E-03  
 Confidence : 95.00000

Cal. Istps	DPM	Exp. Date	Start Engy	End Engy	Counts	EFF.	EFF Err	Resolution
GD-148	206.1222	28-FEB-2010	2990.601	3300.139	14643.00	0.2998493	1.2894920E-02	46.91775
NP-237	204.2586	28-FEB-2010	4435.756	4903.729	14909.00	0.3041092	1.5408116E-02	62.03638
CM-244	198.8100	28-FEB-2010	5531.794	5886.867	13681.00	0.3024790	1.5343496E-02	51.78417

Instrument : CHAMBER 069  
 Detector : 78795  
 Standard ID : AESS-005  
 Standard Reference Date : 14-FEB-2008 09:35:18  
 Calibration Analysis Date/Time : 9-JUL-2009 08:08:10  
 Calibration Count Time : 239.9998  
 Efficiency Calibration Date/Time : 9-JUL-2009 13:07:42  
 Average Efficiency : 0.3159011  
 Average Efficiency Error : 8.6903321E-03  
 Confidence : 95.00000

Cal. Istps	DPM	Exp. Date	Start Engy	End Engy	Counts	EFF.	EFF Err	Resolution
GD-148	210.7452	28-FEB-2010	2991.901	3298.738	15562.00	0.3116586	1.3388185E-02	51.55959
NP-237	209.5938	28-FEB-2010	4437.201	4903.207	15965.00	0.3173516	1.6065169E-02	63.95503
CM-244	202.7478	28-FEB-2010	5534.874	5884.048	14792.00	0.3206663	1.6248737E-02	52.59375

Instrument : CHAMBER 070  
 Detector : 46-089B2  
 Standard ID : AESS-006  
 Standard Reference Date : 14-FEB-2008 09:35:18  
 Calibration Analysis Date/Time : 9-JUL-2009 08:08:10  
 Calibration Count Time : 239.9998  
 Efficiency Calibration Date/Time : 9-JUL-2009 13:07:53  
 Average Efficiency : 0.3520789  
 Average Efficiency Error : 9.6757710E-03  
 Confidence : 95.00000

Cal. Istps	DPM	Exp. Date	Start Engy	End Engy	Counts	EFF.	EFF Err	Resolution
GD-148	203.6952	28-FEB-2010	2988.641	3300.492	16713.00	0.3463008	1.4858479E-02	61.95700
NP-237	204.7038	28-FEB-2010	4435.833	4904.443	17344.00	0.3529772	1.7851282E-02	74.78303
CM-244	195.0060	28-FEB-2010	5531.433	5882.799	15964.00	0.3598273	1.8215435E-02	68.73500

Instrument : CHAMBER 071  
 Detector : 64259  
 Standard ID : AESS-007  
 Standard Reference Date : 14-FEB-2008 13:39:25  
 Calibration Analysis Date/Time : 9-JUL-2009 08:08:11  
 Calibration Count Time : 239.9998  
 Efficiency Calibration Date/Time : 9-JUL-2009 13:08:07  
 Average Efficiency : 0.3163752  
 Average Efficiency Error : 8.7076994E-03  
 Confidence : 95.00000

Cal. Istds	DPM	Exp. Date	Start Engy	End Engy	Counts	EFF.	EFF Err	Resolution
GD-148	206.7342	28-FEB-2010	2992.476	3301.614	15079.00	0.3078622	1.3232440E-02	56.06450
NP-237	205.0260	28-FEB-2010	4435.387	4902.436	15763.00	0.3203167	1.6217813E-02	68.61439
CM-244	199.6806	28-FEB-2010	5534.462	5883.334	14790.00	0.3255263	1.6495051E-02	58.90277

Instrument : CHAMBER 072  
 Detector : 45-149AA3  
 Standard ID : AESS-008  
 Standard Reference Date : 14-FEB-2008 13:39:25  
 Calibration Analysis Date/Time : 9-JUL-2009 08:08:11  
 Calibration Count Time : 239.9998  
 Efficiency Calibration Date/Time : 9-JUL-2009 13:08:19  
 Average Efficiency : 0.3234064  
 Average Efficiency Error : 8.8950237E-03  
 Confidence : 95.00000

Cal. Istds	DPM	Exp. Date	Start Engy	End Engy	Counts	EFF.	EFF Err	Resolution
GD-148	206.0418	28-FEB-2010	2988.586	3301.014	15743.00	0.3224942	1.3850860E-02	54.24233
NP-237	209.2716	28-FEB-2010	4432.963	4902.126	16207.00	0.3226633	1.6331071E-02	69.06731
CM-244	199.6488	28-FEB-2010	5535.050	5886.750	14785.00	0.3254575	1.6491652E-02	56.72540

Instrument : CHAMBER 073  
 Detector : 78775  
 Standard ID : AESS-009  
 Standard Reference Date : 19-FEB-2008 11:05:22  
 Calibration Analysis Date/Time : 9-JUL-2009 08:08:11  
 Calibration Count Time : 239.9998  
 Efficiency Calibration Date/Time : 9-JUL-2009 13:08:30  
 Average Efficiency : 0.3320738  
 Average Efficiency Error : 9.1329338E-03  
 Confidence : 95.00000

Cal. Istds	DPM	Exp. Date	Start Engy	End Engy	Counts	EFF.	EFF Err	Resolution
GD-148	203.3736	28-FEB-2010	2991.870	3299.007	15813.00	0.3281374	1.4092137E-02	50.25317
NP-237	204.0192	28-FEB-2010	4435.703	4904.982	16193.00	0.3306793	1.6736971E-02	68.87427
CM-244	197.2128	28-FEB-2010	5532.962	5884.931	15235.00	0.3394034	1.7191524E-02	49.27633

Instrument : CHAMBER 074  
 Detector : 78266  
 Standard ID : AESS-010  
 Standard Reference Date : 14-FEB-2008 13:39:25  
 Calibration Analysis Date/Time : 9-JUL-2009 08:08:11  
 Calibration Count Time : 239.9998  
 Efficiency Calibration Date/Time : 9-JUL-2009 13:08:42  
 Average Efficiency : 0.3124804  
 Average Efficiency Error : 8.6027775E-03  
 Confidence : 95.00000

Cal. Istps	DPM	Exp. Date	Start Engy	End Engy	Counts	EFF.	EFF Err	Resolution
GD-148	202.0008	28-FEB-2010	2990.625	3300.254	14705.00	0.3072563	1.3212435E-02	51.15489
NP-237	202.9926	28-FEB-2010	4435.417	4902.858	15345.00	0.3149306	1.5950510E-02	57.41002
CM-244	196.2330	28-FEB-2010	5535.258	5884.259	14186.00	0.3177475	1.6109865E-02	49.01177

Instrument : CHAMBER 075  
 Detector : 68550  
 Standard ID : AESS-011  
 Standard Reference Date : 14-FEB-2008 13:39:25  
 Calibration Analysis Date/Time : 9-JUL-2009 08:08:11  
 Calibration Count Time : 239.9998  
 Efficiency Calibration Date/Time : 9-JUL-2009 13:08:53  
 Average Efficiency : 0.2973897  
 Average Efficiency Error : 8.1859389E-03  
 Confidence : 95.00000

Cal. Istps	DPM	Exp. Date	Start Engy	End Engy	Counts	EFF.	EFF Err	Resolution
GD-148	212.8284	28-FEB-2010	2988.563	3301.861	14863.00	0.2947582	1.2672522E-02	56.94482
NP-237	214.4868	28-FEB-2010	4432.969	4904.420	15483.00	0.3006926	1.5227719E-02	69.06491
CM-244	208.4184	28-FEB-2010	5535.562	5884.044	14125.00	0.2978785	1.5103404E-02	58.86678

Instrument : CHAMBER 076  
 Detector : 78779  
 Standard ID : AESS-012  
 Standard Reference Date : 14-FEB-2008 13:39:25  
 Calibration Analysis Date/Time : 9-JUL-2009 08:08:11  
 Calibration Count Time : 239.9998  
 Efficiency Calibration Date/Time : 9-JUL-2009 13:09:04  
 Average Efficiency : 0.3059446  
 Average Efficiency Error : 8.4217470E-03  
 Confidence : 95.00000

Cal. Istps	DPM	Exp. Date	Start Engy	End Engy	Counts	EFF.	EFF Err	Resolution
GD-148	206.2200	28-FEB-2010	2992.408	3300.679	14839.00	0.3037126	1.3057882E-02	46.65081
NP-237	205.8930	28-FEB-2010	4437.552	4904.251	15221.00	0.3079897	1.5600574E-02	59.39308
CM-244	203.1954	28-FEB-2010	5530.870	5885.252	14195.00	0.3070807	1.5568880E-02	50.95067



Instrument : CHAMBER 077  
 Detector : 67576  
 Standard ID : AESS-013  
 Standard Reference Date : 14-FEB-2008 17:45:04  
 Calibration Analysis Date/Time : 9-JUL-2009 08:08:11  
 Calibration Count Time : 240.0000  
 Efficiency Calibration Date/Time : 9-JUL-2009 13:09:15  
 Average Efficiency : 0.3220192  
 Average Efficiency Error : 8.8578872E-03  
 Confidence : 95.00000

Cal. Istps	DPM	Exp. Date	Start Engy	End Engy	Counts	EFF.	EFF Err	Resolution
GD-148	203.6544	28-FEB-2010	2988.825	3301.085	15444.00	0.3200761	1.3751586E-02	52.27526
NP-237	210.2526	28-FEB-2010	4432.612	4901.681	16184.00	0.3207017	1.6232070E-02	64.77522
CM-244	201.9108	28-FEB-2010	5534.546	5886.248	14985.00	0.3261909	1.6525861E-02	54.87537

Instrument : CHAMBER 078  
 Detector : 67577  
 Standard ID : AESS-014  
 Standard Reference Date : 19-FEB-2008 11:05:22  
 Calibration Analysis Date/Time : 9-JUL-2009 08:08:11  
 Calibration Count Time : 240.0000  
 Efficiency Calibration Date/Time : 9-JUL-2009 13:09:25  
 Average Efficiency : 0.3269402  
 Average Efficiency Error : 8.9888843E-03  
 Confidence : 95.00000

Cal. Istps	DPM	Exp. Date	Start Engy	End Engy	Counts	EFF.	EFF Err	Resolution
GD-148	214.7088	28-FEB-2010	2992.395	3299.584	16294.00	0.3202777	1.3747618E-02	52.02948
NP-237	211.7160	28-FEB-2010	4433.349	4904.419	17152.00	0.3375357	1.7072473E-02	63.87207
CM-244	207.3882	28-FEB-2010	5535.593	5884.350	15420.00	0.3266392	1.6542494E-02	56.64688

Instrument : CHAMBER 079  
 Detector : 67598  
 Standard ID : AESS-015  
 Standard Reference Date : 14-FEB-2008 17:45:04  
 Calibration Analysis Date/Time : 9-JUL-2009 08:08:11  
 Calibration Count Time : 240.0000  
 Efficiency Calibration Date/Time : 9-JUL-2009 13:09:33  
 Average Efficiency : 0.3269641  
 Average Efficiency Error : 8.9949844E-03  
 Confidence : 95.00000

Cal. Istps	DPM	Exp. Date	Start Engy	End Engy	Counts	EFF.	EFF Err	Resolution
GD-148	204.0270	28-FEB-2010	2987.535	3297.935	15565.00	0.3219998	1.3832338E-02	51.91238
NP-237	200.6460	28-FEB-2010	4435.153	4903.332	15964.00	0.3314978	1.6781278E-02	65.57870
CM-244	195.9270	28-FEB-2010	5530.500	5882.333	14697.00	0.3297131	1.6708534E-02	52.00982

Instrument : CHAMBER 080  
 Detector : 78197  
 Standard ID : AESS-016  
 Standard Reference Date : 14-FEB-2008 17:45:04  
 Calibration Analysis Date/Time : 9-JUL-2009 08:08:11  
 Calibration Count Time : 240.0000  
 Efficiency Calibration Date/Time : 9-JUL-2009 13:09:43  
 Average Efficiency : 0.3342651  
 Average Efficiency Error : 9.1930544E-03  
 Confidence : 95.00000

Cal. Istps	DPM	Exp. Date	Start Engy	End Engy	Counts	EFF.	EFF Err	Resolution
GD-148	204.0534	28-FEB-2010	2992.338	3298.189	15890.00	0.3286708	1.4113899E-02	49.39791
NP-237	199.3962	28-FEB-2010	4434.851	4901.472	16357.00	0.3417528	1.7295377E-02	67.37957
CM-244	198.6402	28-FEB-2010	5531.493	5883.930	15145.00	0.3351447	1.6977096E-02	53.36457

Instrument : CHAMBER 081  
 Detector : 72533  
 Standard ID : AESS-017  
 Standard Reference Date : 14-FEB-2008 17:45:04  
 Calibration Analysis Date/Time : 9-JUL-2009 08:08:11  
 Calibration Count Time : 240.0000  
 Efficiency Calibration Date/Time : 9-JUL-2009 13:09:58  
 Average Efficiency : 1.0059110E-03  
 Average Efficiency Error : 1.4002950E-04  
 Confidence : 95.00000

Cal. Istps	DPM	Exp. Date	Start Engy	End Engy	Counts	EFF.	EFF Err	Resolution
GD-148	210.0798	28-FEB-2010	2985.980	3302.417	45.00000	8.9930405E-04	4.4010404E-04	0.0000000E+00
NP-237	208.5846	28-FEB-2010	4432.287	4905.979	16296.00	0.3255036	1.6473748E-02	140.8390
CM-244	205.5828	28-FEB-2010	5534.795	5885.572	3965.000	8.4768414E-02	4.4471347E-03	0.0000000E+00

Instrument : CHAMBER 082  
 Detector : 64263  
 Standard ID : AESS-018  
 Standard Reference Date : 14-FEB-2008 17:45:04  
 Calibration Analysis Date/Time : 9-JUL-2009 08:08:11  
 Calibration Count Time : 240.0000  
 Efficiency Calibration Date/Time : 9-JUL-2009 13:10:11  
 Average Efficiency : 0.3262649  
 Average Efficiency Error : 8.9742821E-03  
 Confidence : 95.00000

Cal. Istps	DPM	Exp. Date	Start Engy	End Engy	Counts	EFF.	EFF Err	Resolution
GD-148	202.1856	28-FEB-2010	2990.419	3298.608	15507.00	0.3237216	1.3907208E-02	58.84102
NP-237	208.8990	28-FEB-2010	4437.000	4905.115	16371.00	0.3264953	1.6523048E-02	77.98001
CM-244	198.1458	28-FEB-2010	5534.320	5885.085	14864.00	0.3296992	1.6705383E-02	70.67408

Instrument : CHAMBER 083  
 Detector : 64278  
 Standard ID : AESS-019  
 Standard Reference Date : 19-FEB-2008 11:05:22  
 Calibration Analysis Date/Time : 9-JUL-2009 08:08:12  
 Calibration Count Time : 240.0000  
 Efficiency Calibration Date/Time : 9-JUL-2009 13:10:22  
 Average Efficiency : 0.3331127  
 Average Efficiency Error : 9.1688316E-03  
 Confidence : 95.00000

Cal. Istps	DPM	Exp. Date	Start Engy	End Engy	Counts	EFF.	EFF Err	Resolution
GD-148	204.6468	28-FEB-2010	2987.455	3299.407	15432.00	0.3182384	1.3672802E-02	55.81121
NP-237	202.9140	28-FEB-2010	4433.838	4906.607	17206.00	0.3532467	1.7866544E-02	69.77620
CM-244	199.3140	28-FEB-2010	5532.253	5885.057	15334.00	0.3379439	1.7116275E-02	60.81681

Instrument : CHAMBER 084  
 Detector : 78265  
 Standard ID : AESS-020  
 Standard Reference Date : 14-FEB-2008 21:55:55  
 Calibration Analysis Date/Time : 9-JUL-2009 08:08:12  
 Calibration Count Time : 240.0000  
 Efficiency Calibration Date/Time : 9-JUL-2009 13:10:32  
 Average Efficiency : 0.3434564  
 Average Efficiency Error : 9.4431741E-03  
 Confidence : 95.00000

Cal. Istps	DPM	Exp. Date	Start Engy	End Engy	Counts	EFF.	EFF Err	Resolution
GD-148	205.5870	28-FEB-2010	2988.133	3299.227	16254.00	0.3337056	1.4324601E-02	49.70576
NP-237	203.4984	28-FEB-2010	4433.289	4901.844	17176.00	0.3516426	1.7785732E-02	63.55498
CM-244	197.1096	28-FEB-2010	5535.275	5884.618	15707.00	0.3502632	1.7734783E-02	51.80883

Instrument : CHAMBER 085  
 Detector : 78776  
 Standard ID : AESS-021  
 Standard Reference Date : 19-FEB-2008 15:31:52  
 Calibration Analysis Date/Time : 9-JUL-2009 08:08:12  
 Calibration Count Time : 240.0000  
 Efficiency Calibration Date/Time : 9-JUL-2009 13:10:43  
 Average Efficiency : 0.3254945  
 Average Efficiency Error : 8.9515289E-03  
 Confidence : 95.00000

Cal. Istps	DPM	Exp. Date	Start Engy	End Engy	Counts	EFF.	EFF Err	Resolution
GD-148	208.3608	28-FEB-2010	2989.612	3299.207	15817.00	0.3203625	1.3758179E-02	45.89981
NP-237	210.1548	28-FEB-2010	4434.183	4901.520	16560.00	0.3282868	1.6611453E-02	60.08111
CM-244	200.7390	28-FEB-2010	5533.754	5882.654	15090.00	0.3302506	1.6729988E-02	50.06017

Instrument : CHAMBER 086  
 Detector : 78198  
 Standard ID : AESS-022  
 Standard Reference Date : 14-FEB-2008 21:55:55  
 Calibration Analysis Date/Time : 9-JUL-2009 08:08:12  
 Calibration Count Time : 240.0000  
 Efficiency Calibration Date/Time : 9-JUL-2009 13:10:52  
 Average Efficiency : 0.2987570  
 Average Efficiency Error : 8.2268827E-03  
 Confidence : 95.00000

Cal. Istps	DPM	Exp. Date	Start Engy	End Engy	Counts	EFF.	EFF Err	Resolution
GD-148	209.6724	28-FEB-2010	2989.886	3300.091	14561.00	0.2931078	1.2606329E-02	46.08396
NP-237	206.8830	28-FEB-2010	4433.582	4903.927	15096.00	0.3040077	1.5400495E-02	61.33533
CM-244	203.0208	28-FEB-2010	5531.751	5882.863	13945.00	0.3018999	1.5310007E-02	49.24375

Instrument : CHAMBER 087  
 Detector : 78199  
 Standard ID : AESS-023  
 Standard Reference Date : 14-FEB-2008 21:55:55  
 Calibration Analysis Date/Time : 9-JUL-2009 08:08:12  
 Calibration Count Time : 240.0000  
 Efficiency Calibration Date/Time : 9-JUL-2009 13:11:02  
 Average Efficiency : 0.3162691  
 Average Efficiency Error : 8.7025622E-03  
 Confidence : 95.00000

Cal. Istps	DPM	Exp. Date	Start Engy	End Engy	Counts	EFF.	EFF Err	Resolution
GD-148	207.4764	28-FEB-2010	2990.385	3299.009	15285.00	0.3109341	1.3361266E-02	44.58315
NP-237	207.4998	28-FEB-2010	4436.772	4904.542	15818.00	0.3175828	1.6078727E-02	57.63754
CM-244	199.8804	28-FEB-2010	5534.083	5883.178	14684.00	0.3229105	1.6363984E-02	49.88237

Instrument : CHAMBER 088  
 Detector : 33452  
 Standard ID : AESS-024  
 Standard Reference Date : 14-FEB-2008 21:55:55  
 Calibration Analysis Date/Time : 9-JUL-2009 08:08:12  
 Calibration Count Time : 240.0000  
 Efficiency Calibration Date/Time : 9-JUL-2009 13:11:13  
 Average Efficiency : 0.2998269  
 Average Efficiency Error : 8.2606915E-03  
 Confidence : 95.00000

Cal. Istps	DPM	Exp. Date	Start Engy	End Engy	Counts	EFF.	EFF Err	Resolution
GD-148	203.5218	28-FEB-2010	2990.970	3298.296	14025.00	0.2908646	1.2518696E-02	52.96125
NP-237	205.6662	28-FEB-2010	4436.463	4902.334	15055.00	0.3049660	1.5449598E-02	63.94186
CM-244	198.3060	28-FEB-2010	5534.583	5887.587	13923.00	0.3085581	1.5648056E-02	61.30964

Instrument : CHAMBER 089  
 Detector : 78262  
 Standard ID : AESS-025  
 Standard Reference Date : 15-FEB-2008 09:06:52  
 Calibration Analysis Date/Time : 9-JUL-2009 08:08:13  
 Calibration Count Time : 239.9998  
 Efficiency Calibration Date/Time : 9-JUL-2009 13:11:23  
 Average Efficiency : 0.2963288  
 Average Efficiency Error : 8.1822695E-03  
 Confidence : 95.00000

Cal. Istps	DPM	Exp. Date	Start Engy	End Engy	Counts	EFF.	EFF Err	Resolution
GD-148	195.5670	28-FEB-2010	2992.075	3297.767	13916.00	0.3003191	1.2927603E-02	50.98783
NP-237	167.9916	28-FEB-2010	4432.406	4901.978	12013.00	0.2979151	1.5141796E-02	61.57396
CM-244	157.2432	28-FEB-2010	5532.097	5882.869	10361.00	0.2896218	1.4757983E-02	57.67693

Instrument : CHAMBER 090  
 Detector : 78263  
 Standard ID : AESS-026  
 Standard Reference Date : 15-FEB-2008 09:06:52  
 Calibration Analysis Date/Time : 9-JUL-2009 08:08:13  
 Calibration Count Time : 239.9998  
 Efficiency Calibration Date/Time : 9-JUL-2009 13:11:39  
 Average Efficiency : 0.3241549  
 Average Efficiency Error : 9.4982684E-03  
 Confidence : 95.00000

Cal. Istps	DPM	Exp. Date	Start Engy	End Engy	Counts	EFF.	EFF Err	Resolution
GD-148	199.5072	28-FEB-2010	2990.462	3300.982	15417.00	0.3261584	1.6518990E-02	52.53284
NP-237	168.0294	28-FEB-2010	4434.552	4903.775	13172.00	0.3265822	1.6575273E-02	66.40552
CM-244	160.5822	28-FEB-2010	5532.754	5885.804	11687.00	0.3198750	1.6265199E-02	57.74523

Instrument : CHAMBER 091  
 Detector : 78259  
 Standard ID : AESS-027  
 Standard Reference Date : 15-FEB-2008 09:06:52  
 Calibration Analysis Date/Time : 9-JUL-2009 08:08:13  
 Calibration Count Time : 239.9998  
 Efficiency Calibration Date/Time : 9-JUL-2009 13:11:52  
 Average Efficiency : 0.3403451  
 Average Efficiency Error : 9.9735688E-03  
 Confidence : 95.00000

Cal. Istps	DPM	Exp. Date	Start Engy	End Engy	Counts	EFF.	EFF Err	Resolution
GD-148	193.4238	28-FEB-2010	2990.268	3298.949	15270.00	0.3332087	1.6878121E-02	49.79137
NP-237	161.6154	28-FEB-2010	4433.436	4901.824	13289.00	0.3425658	1.7384235E-02	66.53712
CM-244	148.1754	28-FEB-2010	5531.214	5887.413	11658.00	0.3458194	1.7585119E-02	55.76472

Instrument : CHAMBER 092  
 Detector : 79457  
 Standard ID : AESS-028  
 Standard Reference Date : 15-FEB-2008 09:06:52  
 Calibration Analysis Date/Time : 9-JUL-2009 08:08:13  
 Calibration Count Time : 239.9998  
 Efficiency Calibration Date/Time : 10-JUL-2009 08:15:23  
 Average Efficiency : 0.3244753  
 Average Efficiency Error : 9.5090605E-03  
 Confidence : 95.00000

Cal. Isteps	DPM	Exp. Date	Start Engy	End Engy	Counts	EFF.	EFF Err	Resolution
GD-148	199.6542	28-FEB-2010	2992.198	3300.849	15511.00	0.3276620	1.6594216E-02	50.13194
NP-237	168.1992	28-FEB-2010	4435.896	4905.687	13201.00	0.3269055	1.6591255E-02	61.53701
CM-244	156.7614	28-FEB-2010	5533.567	5885.099	11382.00	0.3190994	1.6232992E-02	50.67320

Instrument : CHAMBER 093  
 Detector : 33206  
 Standard ID : AESS-029  
 Standard Reference Date : 15-FEB-2008 09:06:52  
 Calibration Analysis Date/Time : 9-JUL-2009 08:08:13  
 Calibration Count Time : 239.9998  
 Efficiency Calibration Date/Time : 9-JUL-2009 13:12:10  
 Average Efficiency : 0.3253579  
 Average Efficiency Error : 9.5347259E-03  
 Confidence : 95.00000

Cal. Isteps	DPM	Exp. Date	Start Engy	End Engy	Counts	EFF.	EFF Err	Resolution
GD-148	201.5742	28-FEB-2010	2988.963	3299.960	15194.00	0.3181445	1.6116098E-02	50.56812
NP-237	169.7700	28-FEB-2010	4434.063	4902.978	13286.00	0.3260259	1.6544953E-02	75.56580
CM-244	154.8234	28-FEB-2010	5531.085	5883.424	11716.00	0.3326032	1.6911702E-02	57.95201

Instrument : CHAMBER 094  
 Detector : 78267  
 Standard ID : AESS-030  
 Standard Reference Date : 15-FEB-2008 09:06:52  
 Calibration Analysis Date/Time : 9-JUL-2009 08:08:13  
 Calibration Count Time : 239.9998  
 Efficiency Calibration Date/Time : 9-JUL-2009 13:12:19  
 Average Efficiency : 0.3085452  
 Average Efficiency Error : 9.0499781E-03  
 Confidence : 95.00000

Cal. Isteps	DPM	Exp. Date	Start Engy	End Engy	Counts	EFF.	EFF Err	Resolution
GD-148	198.9792	28-FEB-2010	2990.912	3298.303	14487.00	0.3072813	1.5575566E-02	44.68866
NP-237	166.3758	28-FEB-2010	4435.971	4905.664	12598.00	0.3154770	1.6022354E-02	64.16422
CM-244	157.1856	28-FEB-2010	5534.211	5886.502	10849.00	0.3033472	1.5444501E-02	48.21400

Instrument : CHAMBER 095  
 Detector : 64279  
 Standard ID : AESS-031  
 Standard Reference Date : 18-FEB-2008 11:28:15  
 Calibration Analysis Date/Time : 9-JUL-2009 08:08:14  
 Calibration Count Time : 239.9998  
 Efficiency Calibration Date/Time : 9-JUL-2009 13:12:27  
 Average Efficiency : 0.3068112  
 Average Efficiency Error : 8.4704254E-03  
 Confidence : 95.00000

Cal. Istps	DPM	Exp. Date	Start Engy	End Engy	Counts	EFF.	EFF Err	Resolution
GD-148	193.6650	28-FEB-2010	2989.056	3301.826	13965.00	0.3043179	1.3098821E-02	55.82520
NP-237	162.9186	28-FEB-2010	4435.330	4905.275	12386.00	0.3167128	1.6089419E-02	68.30973
CM-244	153.1968	28-FEB-2010	5534.057	5886.430	10508.00	0.3012262	1.5345651E-02	56.59253

Instrument : CHAMBER 096  
 Detector : 67605  
 Standard ID : AESS-032  
 Standard Reference Date : 18-FEB-2008 11:28:15  
 Calibration Analysis Date/Time : 9-JUL-2009 08:08:14  
 Calibration Count Time : 239.9998  
 Efficiency Calibration Date/Time : 9-JUL-2009 13:12:36  
 Average Efficiency : 0.3103104  
 Average Efficiency Error : 8.5620275E-03  
 Confidence : 95.00000

Cal. Istps	DPM	Exp. Date	Start Engy	End Engy	Counts	EFF.	EFF Err	Resolution
GD-148	195.2364	28-FEB-2010	2990.311	3298.177	14291.00	0.3089209	1.3291076E-02	50.28194
NP-237	165.9822	28-FEB-2010	4434.251	4906.198	12426.00	0.3117568	1.5837051E-02	61.11779
CM-244	153.7938	28-FEB-2010	5533.120	5882.408	10880.00	0.3108360	1.5824955E-02	51.23636

Instrument : CHAMBER 097  
 Detector : 67599  
 Standard ID : AESS-033  
 Standard Reference Date : 18-FEB-2008 11:28:15  
 Calibration Analysis Date/Time : 9-JUL-2009 08:08:14  
 Calibration Count Time : 239.9998  
 Efficiency Calibration Date/Time : 9-JUL-2009 13:12:44  
 Average Efficiency : 0.3440487  
 Average Efficiency Error : 9.4836140E-03  
 Confidence : 95.00000

Cal. Istps	DPM	Exp. Date	Start Engy	End Engy	Counts	EFF.	EFF Err	Resolution
GD-148	192.4158	28-FEB-2010	2989.746	3302.068	15243.00	0.3343306	1.4367314E-02	49.90135
NP-237	161.7816	28-FEB-2010	4437.101	4903.794	13519.00	0.3481746	1.7664408E-02	69.66666
CM-244	147.2670	28-FEB-2010	5531.052	5886.116	11904.00	0.3550793	1.8049983E-02	57.03643

Instrument : CHAMBER 098  
 Detector : 68644  
 Standard ID : AESS-034  
 Standard Reference Date : 18-FEB-2008 11:28:15  
 Calibration Analysis Date/Time : 9-JUL-2009 08:08:14  
 Calibration Count Time : 239.9998  
 Efficiency Calibration Date/Time : 9-JUL-2009 13:12:53  
 Average Efficiency : 0.3341772  
 Average Efficiency Error : 9.2099942E-03  
 Confidence : 95.00000

Cal. Istps	DPM	Exp. Date	Start Engy	End Engy	Counts	EFF.	EFF Err	Resolution
GD-148	200.5488	28-FEB-2010	2989.589	3298.128	15405.00	0.3241865	1.3928778E-02	51.17890
NP-237	167.2962	28-FEB-2010	4432.836	4901.640	13623.00	0.3392162	1.7208137E-02	68.23425
CM-244	154.4388	28-FEB-2010	5531.873	5883.257	12118.00	0.3447607	1.7520264E-02	52.08022

Instrument : CHAMBER 099  
 Detector : 70317  
 Standard ID : AESS-035  
 Standard Reference Date : 18-FEB-2008 11:28:15  
 Calibration Analysis Date/Time : 9-JUL-2009 08:08:14  
 Calibration Count Time : 239.9998  
 Efficiency Calibration Date/Time : 9-JUL-2009 13:13:03  
 Average Efficiency : 0.3431231  
 Average Efficiency Error : 9.4483467E-03  
 Confidence : 95.00000

Cal. Istps	DPM	Exp. Date	Start Engy	End Engy	Counts	EFF.	EFF Err	Resolution
GD-148	198.6666	28-FEB-2010	2990.876	3301.163	16106.00	0.3421397	1.4688905E-02	50.68632
NP-237	168.2934	28-FEB-2010	4434.526	4903.945	13954.00	0.3454547	1.7518591E-02	61.64373
CM-244	158.8128	28-FEB-2010	5533.432	5886.885	12370.00	0.3422045	1.7384758E-02	52.31840

Instrument : CHAMBER 100  
 Detector : 79456  
 Standard ID : AESS-046  
 Standard Reference Date : 19-FEB-2008 19:35:48  
 Calibration Analysis Date/Time : 9-JUL-2009 08:08:14  
 Calibration Count Time : 239.9998  
 Efficiency Calibration Date/Time : 9-JUL-2009 13:13:12  
 Average Efficiency : 0.3427027  
 Average Efficiency Error : 9.4427206E-03  
 Confidence : 95.00000

Cal. Istps	DPM	Exp. Date	Start Engy	End Engy	Counts	EFF.	EFF Err	Resolution
GD-148	194.7474	28-FEB-2010	2992.287	3297.799	15520.00	0.3363194	1.4448194E-02	50.00877
NP-237	164.6658	28-FEB-2010	4436.422	4905.631	13582.00	0.3435974	1.7431144E-02	61.98585
CM-244	151.3824	28-FEB-2010	5534.572	5887.590	12114.00	0.3515212	1.7863980E-02	52.94975



Instrument : CHAMBER 101  
 Detector : 64253  
 Standard ID : AESS-037  
 Standard Reference Date : 18-FEB-2008 15:31:47  
 Calibration Analysis Date/Time : 9-JUL-2009 08:08:15  
 Calibration Count Time : 240.0000  
 Efficiency Calibration Date/Time : 9-JUL-2009 13:13:22  
 Average Efficiency : 0.3390052  
 Average Efficiency Error : 9.3409885E-03  
 Confidence : 95.00000

Cal. Istps	DPM	Exp. Date	Start Engy	End Engy	Counts	EFF.	EFF Err	Resolution
GD-148	197.7372	28-FEB-2010	2992.433	3299.297	15460.00	0.3299631	1.4176095E-02	61.39046
NP-237	167.1294	28-FEB-2010	4436.714	4901.796	13907.00	0.3466887	1.7581994E-02	74.45712
CM-244	154.7664	28-FEB-2010	5531.777	5885.188	12159.00	0.3452022	1.7541731E-02	61.78313

Instrument : CHAMBER 102  
 Detector : 72525  
 Standard ID : AESS-038  
 Standard Reference Date : 18-FEB-2008 15:31:47  
 Calibration Analysis Date/Time : 9-JUL-2009 08:08:15  
 Calibration Count Time : 240.0000  
 Efficiency Calibration Date/Time : 9-JUL-2009 13:13:31  
 Average Efficiency : 0.3328035  
 Average Efficiency Error : 9.1680549E-03  
 Confidence : 95.00000

Cal. Istps	DPM	Exp. Date	Start Engy	End Engy	Counts	EFF.	EFF Err	Resolution
GD-148	200.1408	28-FEB-2010	2992.102	3300.657	15781.00	0.3327644	1.4291358E-02	57.28693
NP-237	170.0886	28-FEB-2010	4432.858	4904.949	13683.00	0.3351520	1.7000843E-02	70.05949
CM-244	157.7460	28-FEB-2010	5531.106	5882.690	11868.00	0.3305628	1.6804401E-02	60.52639

Instrument : CHAMBER 103  
 Detector : 79461  
 Standard ID : AESS-039  
 Standard Reference Date : 18-FEB-2008 15:31:47  
 Calibration Analysis Date/Time : 9-JUL-2009 08:08:15  
 Calibration Count Time : 240.0000  
 Efficiency Calibration Date/Time : 9-JUL-2009 13:13:40  
 Average Efficiency : 0.3354990  
 Average Efficiency Error : 9.2500327E-03  
 Confidence : 95.00000

Cal. Istps	DPM	Exp. Date	Start Engy	End Engy	Counts	EFF.	EFF Err	Resolution
GD-148	192.2418	28-FEB-2010	2988.996	3300.314	15148.00	0.3325511	1.4292428E-02	46.53494
NP-237	159.1506	28-FEB-2010	4436.805	4901.981	13231.00	0.3463839	1.7579062E-02	65.39693
CM-244	151.7142	28-FEB-2010	5532.506	5886.425	11383.00	0.3296518	1.6769741E-02	53.08098

Instrument : CHAMBER 104  
 Detector : 72524  
 Standard ID : AESS-040  
 Standard Reference Date : 18-FEB-2008 15:31:47  
 Calibration Analysis Date/Time : 9-JUL-2009 08:08:15  
 Calibration Count Time : 240.0000  
 Efficiency Calibration Date/Time : 9-JUL-2009 13:13:48  
 Average Efficiency : 0.3172685  
 Average Efficiency Error : 8.7505886E-03  
 Confidence : 95.00000

Cal. Istps	DPM	Exp. Date	Start Engy	End Engy	Counts	EFF.	EFF Err	Resolution
GD-148	194.4828	28-FEB-2010	2990.719	3300.868	14808.00	0.3213409	1.3816299E-02	52.43279
NP-237	166.8174	28-FEB-2010	4437.132	4904.901	12602.00	0.3146936	1.5982572E-02	60.08082
CM-244	155.0100	28-FEB-2010	5531.506	5883.017	11092.00	0.3143873	1.6000355E-02	48.93826

Instrument : CHAMBER 105  
 Detector : 78777  
 Standard ID : AESS-041  
 Standard Reference Date : 18-FEB-2008 15:31:47  
 Calibration Analysis Date/Time : 9-JUL-2009 08:08:15  
 Calibration Count Time : 240.0000  
 Efficiency Calibration Date/Time : 9-JUL-2009 13:13:56  
 Average Efficiency : 0.3238136  
 Average Efficiency Error : 8.9225518E-03  
 Confidence : 95.00000

Cal. Istps	DPM	Exp. Date	Start Engy	End Engy	Counts	EFF.	EFF Err	Resolution
GD-148	203.9034	28-FEB-2010	2991.574	3300.708	15632.00	0.3235499	1.3897874E-02	47.98710
NP-237	171.2268	28-FEB-2010	4435.406	4903.467	13447.00	0.3271988	1.6601518E-02	65.57580
CM-244	159.5796	28-FEB-2010	5531.275	5883.854	11655.00	0.3209064	1.6318357E-02	49.59695

Instrument : CHAMBER 106  
 Detector : 64274  
 Standard ID : AESS-042  
 Standard Reference Date : 18-FEB-2008 15:31:47  
 Calibration Analysis Date/Time : 9-JUL-2009 08:08:15  
 Calibration Count Time : 240.0000  
 Efficiency Calibration Date/Time : 9-JUL-2009 13:14:04  
 Average Efficiency : 0.3300298  
 Average Efficiency Error : 9.1015678E-03  
 Confidence : 95.00000

Cal. Istps	DPM	Exp. Date	Start Engy	End Engy	Counts	EFF.	EFF Err	Resolution
GD-148	188.7090	28-FEB-2010	2989.941	3301.958	14641.00	0.3274217	1.4080711E-02	51.04536
NP-237	159.6558	28-FEB-2010	4435.855	4902.069	12766.00	0.3331273	1.6915364E-02	68.33770
CM-244	150.5208	28-FEB-2010	5534.023	5883.359	11329.00	0.3306891	1.6823869E-02	57.44720

Instrument : CHAMBER 107  
 Detector : 67578  
 Standard ID : AESS-043  
 Standard Reference Date : 19-FEB-2008 00:32:27  
 Calibration Analysis Date/Time : 9-JUL-2009 08:08:16  
 Calibration Count Time : 239.9998  
 Efficiency Calibration Date/Time : 9-JUL-2009 13:14:15  
 Average Efficiency : 0.3045647  
 Average Efficiency Error : 8.4048761E-03  
 Confidence : 95.00000

Cal. Istps	DPM	Exp. Date	Start Engy	End Engy	Counts	EFF.	EFF Err	Resolution
GD-148	197.7708	28-FEB-2010	2987.523	3301.257	14050.00	0.2997997	1.2902850E-02	50.05696
NP-237	168.7422	28-FEB-2010	4435.381	4903.438	12388.00	0.3058615	1.5538067E-02	64.39712
CM-244	156.3252	28-FEB-2010	5532.229	5882.600	11043.00	0.3103665	1.5796915E-02	54.52126

Instrument : CHAMBER 108  
 Detector : 78778  
 Standard ID : AESS-044  
 Standard Reference Date : 19-FEB-2008 00:32:27  
 Calibration Analysis Date/Time : 9-JUL-2009 08:08:16  
 Calibration Count Time : 239.9998  
 Efficiency Calibration Date/Time : 10-JUL-2009 08:15:33  
 Average Efficiency : 0.3360237  
 Average Efficiency Error : 9.2592761E-03  
 Confidence : 95.00000

Cal. Istps	DPM	Exp. Date	Start Engy	End Engy	Counts	EFF.	EFF Err	Resolution
GD-148	194.4510	28-FEB-2010	2987.937	3298.136	15260.00	0.3312062	1.4232747E-02	47.91920
NP-237	166.6248	28-FEB-2010	4435.160	4903.491	13641.00	0.3410752	1.7302046E-02	70.19518
CM-244	155.8290	28-FEB-2010	5531.067	5883.227	11990.00	0.3380632	1.7182823E-02	49.11132

Instrument : CHAMBER 109  
 Detector : 79463  
 Standard ID : AESS-045  
 Standard Reference Date : 19-FEB-2008 00:32:27  
 Calibration Analysis Date/Time : 9-JUL-2009 08:08:16  
 Calibration Count Time : 239.9998  
 Efficiency Calibration Date/Time : 9-JUL-2009 13:14:36  
 Average Efficiency : 0.3557599  
 Average Efficiency Error : 9.8008178E-03  
 Confidence : 95.00000

Cal. Istps	DPM	Exp. Date	Start Engy	End Engy	Counts	EFF.	EFF Err	Resolution
GD-148	186.9936	28-FEB-2010	2989.195	3299.997	15695.00	0.3542219	1.5214318E-02	44.90919
NP-237	160.8066	28-FEB-2010	4435.631	4906.161	13634.00	0.3532281	1.7918682E-02	60.71558
CM-244	145.8384	28-FEB-2010	5531.938	5886.333	11971.00	0.3606424	1.8330947E-02	47.40115

Instrument : CHAMBER 110  
 Detector : 67602  
 Standard ID : AESS-046  
 Standard Reference Date : 8-JAN-2007 09:29:00  
 Calibration Analysis Date/Time : 9-JUL-2009 08:08:16  
 Calibration Count Time : 239.9998  
 Efficiency Calibration Date/Time : 9-JUL-2009 13:15:06  
 Average Efficiency : 0.3174780  
 Average Efficiency Error : 8.7590944E-03  
 Confidence : 95.00000

Cal. Istps	DPM	Exp. Date	Start Engy	End Engy	Counts	EFF.	EFF Err	Resolution
GD-148	197.6531	28-FEB-2010	2989.370	3301.157	14395.00	0.3105389	1.3360999E-02	53.22070
NP-237	164.3834	28-FEB-2010	4436.284	4904.992	12802.00	0.3244717	1.6475134E-02	64.57879
CM-244	159.4253	28-FEB-2010	5535.250	5883.287	11162.00	0.3209743	1.6333863E-02	56.77616

Instrument : CHAMBER 111  
 Detector : 79462  
 Standard ID : AESS-047  
 Standard Reference Date : 19-FEB-2008 00:32:27  
 Calibration Analysis Date/Time : 9-JUL-2009 08:08:16  
 Calibration Count Time : 239.9998  
 Efficiency Calibration Date/Time : 9-JUL-2009 13:15:22  
 Average Efficiency : 0.3410317  
 Average Efficiency Error : 9.3937013E-03  
 Confidence : 95.00000

Cal. Istps	DPM	Exp. Date	Start Engy	End Engy	Counts	EFF.	EFF Err	Resolution
GD-148	197.4804	28-FEB-2010	2990.820	3300.305	15891.00	0.3395850	1.4582562E-02	46.16263
NP-237	168.3948	28-FEB-2010	4436.744	4905.500	13621.00	0.3369952	1.7095437E-02	61.95173
CM-244	154.6032	28-FEB-2010	5535.002	5885.661	12226.00	0.3474574	1.7654790E-02	55.37262

Instrument : CHAMBER 112  
 Detector : 78261  
 Standard ID : AESS-048  
 Standard Reference Date : 19-FEB-2008 00:32:27  
 Calibration Analysis Date/Time : 9-JUL-2009 08:08:16  
 Calibration Count Time : 239.9998  
 Efficiency Calibration Date/Time : 9-JUL-2009 13:15:42  
 Average Efficiency : 0.3101838  
 Average Efficiency Error : 8.5619837E-03  
 Confidence : 95.00000

Cal. Istps	DPM	Exp. Date	Start Engy	End Engy	Counts	EFF.	EFF Err	Resolution
GD-148	191.8350	28-FEB-2010	2988.969	3300.635	14006.00	0.3081187	1.3261668E-02	44.59222
NP-237	161.5530	28-FEB-2010	4436.114	4905.135	12212.00	0.3149208	1.6001921E-02	60.98758
CM-244	151.1856	28-FEB-2010	5532.983	5884.981	10616.00	0.3085150	1.5713703E-02	48.71024

Instrument : CHAMBER 113  
 Detector : 45-111B4  
 Standard ID : AESS-001  
 Standard Reference Date : 20-FEB-2008 09:54:53  
 Calibration Analysis Date/Time : 15-JUL-2009 08:37:50  
 Calibration Count Time : 300.0000  
 Efficiency Calibration Date/Time : 15-JUL-2009 13:43:32  
 Average Efficiency : 0.2519916  
 Average Efficiency Error : 6.9467155E-03  
 Confidence : 95.00000

Cal. Istps	DPM	Exp. Date	Start Engy	End Engy	Counts	EFF.	EFF Err	Resolution
GD-148	208.6698	28-FEB-2010	2988.779	3298.785	15298.00	0.2475491	1.0637350E-02	69.86681
NP-237	171.0024	28-FEB-2010	4433.559	4905.331	12963.00	0.2526515	1.2826058E-02	72.30716
CM-244	158.1060	28-FEB-2010	5530.517	5883.481	11603.00	0.2580627	1.3123710E-02	68.28992

Instrument : CHAMBER 114  
 Detector : 78258  
 Standard ID : AESS-007  
 Standard Reference Date : 14-FEB-2008 13:39:25  
 Calibration Analysis Date/Time : 15-JUL-2009 08:37:55  
 Calibration Count Time : 300.0000  
 Efficiency Calibration Date/Time : 15-JUL-2009 13:43:44  
 Average Efficiency : 0.2556549  
 Average Efficiency Error : 7.0340075E-03  
 Confidence : 95.00000

Cal. Istps	DPM	Exp. Date	Start Engy	End Engy	Counts	EFF.	EFF Err	Resolution
GD-148	206.7342	28-FEB-2010	2990.441	3298.868	15389.00	0.2513953	1.0801502E-02	44.39313
NP-237	205.0260	28-FEB-2010	4436.900	4905.218	15927.00	0.2589234	1.3107756E-02	58.50210
CM-244	199.6806	28-FEB-2010	5530.599	5885.790	14679.00	0.2586593	1.3108032E-02	49.91982

Instrument : CHAMBER 115  
 Detector : 45-132FF4  
 Standard ID : AESS-002  
 Standard Reference Date : 19-FEB-2008 11:05:22  
 Calibration Analysis Date/Time : 15-JUL-2009 08:37:59  
 Calibration Count Time : 300.0000  
 Efficiency Calibration Date/Time : 15-JUL-2009 13:43:54  
 Average Efficiency : 0.2654886  
 Average Efficiency Error : 7.3024337E-03  
 Confidence : 95.00000

Cal. Istps	DPM	Exp. Date	Start Engy	End Engy	Counts	EFF.	EFF Err	Resolution
GD-148	200.1144	28-FEB-2010	2991.839	3301.816	15791.00	0.2664527	1.1443332E-02	55.36104
NP-237	200.4990	28-FEB-2010	4436.001	4902.052	15786.00	0.2624403	1.3287230E-02	64.95200
CM-244	196.5558	28-FEB-2010	5531.697	5884.118	14942.00	0.2673051	1.3543067E-02	65.53946

Instrument : CHAMBER 116  
 Detector : 45-132FF2  
 Standard ID : AESS-008  
 Standard Reference Date : 14-FEB-2008 13:39:25  
 Calibration Analysis Date/Time : 15-JUL-2009 08:38:03  
 Calibration Count Time : 300.0000  
 Efficiency Calibration Date/Time : 15-JUL-2009 13:44:05  
 Average Efficiency : 0.2629267  
 Average Efficiency Error : 7.2302124E-03  
 Confidence : 95.00000

Cal. Istps	DPM	Exp. Date	Start Engy	End Engy	Counts	EFF.	EFF Err	Resolution
GD-148	206.0418	28-FEB-2010	2988.005	3302.013	16058.00	0.2632007	1.1300448E-02	59.26229
NP-237	209.2716	28-FEB-2010	4432.895	4903.021	16270.00	0.2591243	1.3114552E-02	68.78876
CM-244	199.6488	28-FEB-2010	5531.311	5883.052	15125.00	0.2665666	1.3503457E-02	63.98270

Instrument : CHAMBER 117  
 Detector : 33450  
 Standard ID : AESS-003  
 Standard Reference Date : 15-FEB-2008 13:12:27  
 Calibration Analysis Date/Time : 15-JUL-2009 08:38:07  
 Calibration Count Time : 300.0000  
 Efficiency Calibration Date/Time : 15-JUL-2009 13:44:15  
 Average Efficiency : 0.2535850  
 Average Efficiency Error : 6.9797374E-03  
 Confidence : 95.00000

Cal. Istps	DPM	Exp. Date	Start Engy	End Engy	Counts	EFF.	EFF Err	Resolution
GD-148	202.9740	28-FEB-2010	2992.173	3300.224	14948.00	0.2486987	1.0691201E-02	65.60831
NP-237	203.2080	28-FEB-2010	4434.403	4904.427	15595.00	0.2557888	1.2952457E-02	67.83129
CM-244	197.2236	28-FEB-2010	5533.135	5885.381	14502.00	0.2586756	1.3111014E-02	62.53085

Instrument : CHAMBER 118  
 Detector : 75544  
 Standard ID : AESS-009  
 Standard Reference Date : 19-FEB-2008 11:05:22  
 Calibration Analysis Date/Time : 15-JUL-2009 08:38:11  
 Calibration Count Time : 300.0000  
 Efficiency Calibration Date/Time : 15-JUL-2009 13:44:26  
 Average Efficiency : 0.2598683  
 Average Efficiency Error : 7.1489667E-03  
 Confidence : 95.00000

Cal. Istps	DPM	Exp. Date	Start Engy	End Engy	Counts	EFF.	EFF Err	Resolution
GD-148	203.3736	28-FEB-2010	2992.199	3301.179	15535.00	0.2579420	1.1080938E-02	44.86411
NP-237	204.0192	28-FEB-2010	4437.404	4902.417	15842.00	0.2588220	1.3103474E-02	58.11101
CM-244	197.2128	28-FEB-2010	5530.853	5882.689	14791.00	0.2637591	1.3365132E-02	41.32130

Instrument : CHAMBER 119  
 Detector : 74429  
 Standard ID : AESS-004  
 Standard Reference Date : 14-FEB-2008 09:35:18  
 Calibration Analysis Date/Time : 15-JUL-2009 08:38:16  
 Calibration Count Time : 300.0000  
 Efficiency Calibration Date/Time : 2-FEB-2009 15:15:38  
 Average Efficiency : 0.2936279  
 Average Efficiency Error : 1.2630888E-02  
 Confidence : 95.00000

Cal. Istps	DPM	Exp. Date	Start Engy	End Engy	Counts	EFF.	EFF Err	Resolution
GD-148	206.1222	28-FEB-2010	2992.004	3299.253	9998.000	0.2936279	1.2630888E-02	0.0000000E+00
NP-237	204.2586	28-FEB-2010	4432.548	4906.013	0.0000000E+00	0.0000000E+00	0.0000000E+00	0.0000000E+00
CM-244	198.8100	28-FEB-2010	5530.584	5883.165	0.0000000E+00	0.0000000E+00	0.0000000E+00	0.0000000E+00

Instrument : CHAMBER 120  
 Detector : 74430  
 Standard ID : AESS-010  
 Standard Reference Date : 14-FEB-2008 13:39:25  
 Calibration Analysis Date/Time : 15-JUL-2009 08:38:20  
 Calibration Count Time : 300.0000  
 Efficiency Calibration Date/Time : 16-JUL-2009 09:29:36  
 Average Efficiency : 0.2329810  
 Average Efficiency Error : 6.4206291E-03  
 Confidence : 95.00000

Cal. Istps	DPM	Exp. Date	Start Engy	End Engy	Counts	EFF.	EFF Err	Resolution
GD-148	202.0008	28-FEB-2010	2990.522	3298.404	13848.00	0.2315074	9.9664843E-03	47.05631
NP-237	202.9926	28-FEB-2010	4435.328	4903.588	14182.00	0.2328624	1.1806204E-02	59.86080
CM-244	196.2330	28-FEB-2010	5534.528	5884.756	13118.00	0.2352170	1.1938849E-02	50.37906

Instrument : CHAMBER 121  
 Detector : 75545  
 Standard ID : AESS-005  
 Standard Reference Date : 14-FEB-2008 09:35:18  
 Calibration Analysis Date/Time : 15-JUL-2009 08:38:24  
 Calibration Count Time : 300.0000  
 Efficiency Calibration Date/Time : 15-JUL-2009 13:44:36  
 Average Efficiency : 0.2481502  
 Average Efficiency Error : 6.8278033E-03  
 Confidence : 95.00000

Cal. Istps	DPM	Exp. Date	Start Engy	End Engy	Counts	EFF.	EFF Err	Resolution
GD-148	210.7452	28-FEB-2010	2988.023	3300.631	15450.00	0.2475892	1.0637230E-02	49.92188
NP-237	209.5938	28-FEB-2010	4432.658	4901.599	15670.00	0.2492075	1.2618415E-02	57.40462
CM-244	202.7478	28-FEB-2010	5533.997	5885.295	14284.00	0.2478847	1.2566634E-02	53.21548

Instrument : CHAMBER 122  
 Detector : 75546  
 Standard ID : AESS-011  
 Standard Reference Date : 14-FEB-2008 13:39:25  
 Calibration Analysis Date/Time : 15-JUL-2009 08:38:29  
 Calibration Count Time : 300.0000  
 Efficiency Calibration Date/Time : 15-JUL-2009 13:44:46  
 Average Efficiency : 0.2535488  
 Average Efficiency Error : 6.9723255E-03  
 Confidence : 95.00000

Cal. Istps	DPM	Exp. Date	Start Engy	End Engy	Counts	EFF.	EFF Err	Resolution
GD-148	212.8284	28-FEB-2010	2990.563	3298.589	16028.00	0.2543318	1.0920011E-02	51.38880
NP-237	214.4868	28-FEB-2010	4436.782	4905.890	16182.00	0.2514608	1.2727518E-02	56.55112
CM-244	208.4184	28-FEB-2010	5532.955	5884.078	15083.00	0.2546007	1.2897825E-02	50.53276

Instrument : CHAMBER 123  
 Detector : 45-142V3  
 Standard ID : AESS-006  
 Standard Reference Date : 14-FEB-2008 09:35:18  
 Calibration Analysis Date/Time : 15-JUL-2009 08:38:33  
 Calibration Count Time : 300.0000  
 Efficiency Calibration Date/Time : 15-JUL-2009 13:44:55  
 Average Efficiency : 0.2599957  
 Average Efficiency Error : 7.1522635E-03  
 Confidence : 95.00000

Cal. Istps	DPM	Exp. Date	Start Engy	End Engy	Counts	EFF.	EFF Err	Resolution
GD-148	203.6952	28-FEB-2010	2990.850	3299.223	15663.00	0.2596899	1.1154454E-02	71.05709
NP-237	204.7038	28-FEB-2010	4437.241	4905.636	15899.00	0.2588749	1.3105587E-02	67.04378
CM-244	195.0060	28-FEB-2010	5531.191	5886.517	14497.00	0.2615748	1.3257999E-02	62.26140

Instrument : CHAMBER 124  
 Detector : 45-142V2  
 Standard ID : AESS-012  
 Standard Reference Date : 14-FEB-2008 13:39:25  
 Calibration Analysis Date/Time : 15-JUL-2009 08:38:38  
 Calibration Count Time : 300.0000  
 Efficiency Calibration Date/Time : 15-JUL-2009 13:45:05  
 Average Efficiency : 0.2587920  
 Average Efficiency Error : 7.1179173E-03  
 Confidence : 95.00000

Cal. Istps	DPM	Exp. Date	Start Engy	End Engy	Counts	EFF.	EFF Err	Resolution
GD-148	206.2200	28-FEB-2010	2988.169	3298.838	15692.00	0.2569794	1.1037684E-02	70.68444
NP-237	205.8930	28-FEB-2010	4434.514	4905.983	16135.00	0.2612102	1.3221423E-02	71.87656
CM-244	203.1954	28-FEB-2010	5535.498	5887.649	14956.00	0.2589717	1.3120654E-02	72.67943



Instrument : CHAMBER 125  
 Detector : 75547  
 Standard ID : AESS-013  
 Standard Reference Date : 14-FEB-2008 17:45:04  
 Calibration Analysis Date/Time : 17-JUL-2009 09:11:36  
 Calibration Count Time : 300.0000  
 Efficiency Calibration Date/Time : 17-JUL-2009 14:23:54  
 Average Efficiency : 0.2576947  
 Average Efficiency Error : 7.0884591E-03  
 Confidence : 95.00000

Cal. Istps	DPM	Exp. Date	Start Engy	End Engy	Counts	EFF.	EFF Err	Resolution
GD-148	203.6544	28-FEB-2010	2992.438	3299.892	15734.00	0.2609255	1.1206666E-02	46.30545
NP-237	210.2526	28-FEB-2010	4435.342	4903.042	16013.00	0.2538552	1.2850333E-02	59.85715
CM-244	201.9108	28-FEB-2010	5533.267	5883.118	14760.00	0.2572743	1.3036882E-02	47.93466

Instrument : CHAMBER 126  
 Detector : 75548  
 Standard ID : AESS-019  
 Standard Reference Date : 19-FEB-2008 11:05:22  
 Calibration Analysis Date/Time : 17-JUL-2009 09:11:44  
 Calibration Count Time : 300.0000  
 Efficiency Calibration Date/Time : 17-JUL-2009 14:24:06  
 Average Efficiency : 0.2541045  
 Average Efficiency Error : 6.9944067E-03  
 Confidence : 95.00000

Cal. Istps	DPM	Exp. Date	Start Engy	End Engy	Counts	EFF.	EFF Err	Resolution
GD-148	204.6468	28-FEB-2010	2988.642	3299.863	14987.00	0.2472976	1.0630463E-02	48.38591
NP-237	202.9140	28-FEB-2010	4434.022	4903.287	15977.00	0.2624101	1.3283804E-02	54.76476
CM-244	199.3140	28-FEB-2010	5533.750	5882.833	14524.00	0.2563267	1.2991657E-02	55.65510

Instrument : CHAMBER 127  
 Detector : 78770  
 Standard ID : AESS-014  
 Standard Reference Date : 19-FEB-2008 11:05:22  
 Calibration Analysis Date/Time : 17-JUL-2009 09:11:52  
 Calibration Count Time : 300.0000  
 Efficiency Calibration Date/Time : 17-JUL-2009 14:24:19  
 Average Efficiency : 0.2465067  
 Average Efficiency Error : 6.7814202E-03  
 Confidence : 95.00000

Cal. Istps	DPM	Exp. Date	Start Engy	End Engy	Counts	EFF.	EFF Err	Resolution
GD-148	214.7088	28-FEB-2010	2987.930	3300.925	15708.00	0.2470578	1.0611333E-02	45.78584
NP-237	211.7160	28-FEB-2010	4433.404	4902.114	15685.00	0.2469317	1.2503051E-02	55.80547
CM-244	207.3882	28-FEB-2010	5533.832	5884.575	14464.00	0.2453295	1.2434963E-02	52.15766

Instrument : CHAMBER 128  
 Detector : 75549  
 Standard ID : AESS-020  
 Standard Reference Date : 14-FEB-2008 21:55:55  
 Calibration Analysis Date/Time : 17-JUL-2009 09:11:58  
 Calibration Count Time : 300.0000  
 Efficiency Calibration Date/Time : 17-JUL-2009 14:24:31  
 Average Efficiency : 0.2568552  
 Average Efficiency Error : 7.0680329E-03  
 Confidence : 95.00000

Cal. Istps	DPM	Exp. Date	Start Engy	End Engy	Counts	EFF.	EFF Err	Resolution
GD-148	205.5870	28-FEB-2010	2989.441	3299.762	15295.00	0.2512498	1.0796450E-02	45.99468
NP-237	203.4984	28-FEB-2010	4437.479	4901.607	16011.00	0.2622381	1.3274715E-02	55.45222
CM-244	197.1096	28-FEB-2010	5532.807	5882.614	14556.00	0.2598990	1.3172311E-02	50.77409

Instrument : CHAMBER 129  
 Detector : 76227  
 Standard ID : AESS-015  
 Standard Reference Date : 14-FEB-2008 17:45:04  
 Calibration Analysis Date/Time : 17-JUL-2009 09:12:03  
 Calibration Count Time : 300.0000  
 Efficiency Calibration Date/Time : 17-JUL-2009 14:24:41  
 Average Efficiency : 0.2644528  
 Average Efficiency Error : 7.2740684E-03  
 Confidence : 95.00000

Cal. Istps	DPM	Exp. Date	Start Engy	End Engy	Counts	EFF.	EFF Err	Resolution
GD-148	204.0270	28-FEB-2010	2991.626	3298.866	15762.00	0.2609125	1.1205764E-02	46.80607
NP-237	200.6460	28-FEB-2010	4434.006	4901.792	16185.00	0.2688618	1.3608224E-02	54.56116
CM-244	195.9270	28-FEB-2010	5532.320	5882.430	14766.00	0.2652449	1.3440695E-02	49.47559

Instrument : CHAMBER 130  
 Detector : 76228  
 Standard ID : AESS-021  
 Standard Reference Date : 19-FEB-2008 15:31:52  
 Calibration Analysis Date/Time : 17-JUL-2009 09:12:07  
 Calibration Count Time : 300.0000  
 Efficiency Calibration Date/Time : 17-JUL-2009 14:24:51  
 Average Efficiency : 0.2468057  
 Average Efficiency Error : 6.7924876E-03  
 Confidence : 95.00000

Cal. Istps	DPM	Exp. Date	Start Engy	End Engy	Counts	EFF.	EFF Err	Resolution
GD-148	208.3608	28-FEB-2010	2987.724	3301.129	15063.00	0.2441104	1.0492519E-02	52.03590
NP-237	210.1548	28-FEB-2010	4432.733	4905.256	15645.00	0.2481126	1.2563273E-02	57.61189
CM-244	200.7390	28-FEB-2010	5534.221	5882.991	14232.00	0.2493957	1.2643824E-02	52.52812

Instrument : CHAMBER 131  
 Detector : 33448  
 Standard ID : AESS-016  
 Standard Reference Date : 14-FEB-2008 17:45:04  
 Calibration Analysis Date/Time : 17-JUL-2009 09:12:11  
 Calibration Count Time : 300.0000  
 Efficiency Calibration Date/Time : 17-JUL-2009 14:25:01  
 Average Efficiency : 0.2570197  
 Average Efficiency Error : 7.0734182E-03  
 Confidence : 95.00000

Cal. Istps	DPM	Exp. Date	Start Engy	End Engy	Counts	EFF.	EFF Err	Resolution
GD-148	204.0534	28-FEB-2010	2990.041	3301.703	15183.00	0.2512954	1.0799803E-02	73.19037
NP-237	199.3962	28-FEB-2010	4437.470	4901.500	15793.00	0.2639839	1.3365344E-02	77.05526
CM-244	198.6402	28-FEB-2010	5535.040	5887.344	14606.00	0.2587552	1.3113786E-02	69.05248

Instrument : CHAMBER 132  
 Detector : 67579  
 Standard ID : AESS-022  
 Standard Reference Date : 14-FEB-2008 21:55:55  
 Calibration Analysis Date/Time : 17-JUL-2009 09:12:16  
 Calibration Count Time : 300.0000  
 Efficiency Calibration Date/Time : 17-JUL-2009 14:25:11  
 Average Efficiency : 0.2430298  
 Average Efficiency Error : 6.6918936E-03  
 Confidence : 95.00000

Cal. Istps	DPM	Exp. Date	Start Engy	End Engy	Counts	EFF.	EFF Err	Resolution
GD-148	209.6724	28-FEB-2010	2991.722	3299.982	14858.00	0.2393249	1.0289361E-02	82.35345
NP-237	206.8830	28-FEB-2010	4436.189	4902.037	15718.00	0.2532126	1.2820771E-02	110.8838
CM-244	203.0208	28-FEB-2010	5533.193	5884.042	13792.00	0.2390666	1.2125478E-02	95.32550

Instrument : CHAMBER 133  
 Detector : 76229  
 Standard ID : AESS-017  
 Standard Reference Date : 14-FEB-2008 17:45:04  
 Calibration Analysis Date/Time : 17-JUL-2009 09:12:20  
 Calibration Count Time : 300.0000  
 Efficiency Calibration Date/Time : 17-JUL-2009 14:25:22  
 Average Efficiency : 0.2443746  
 Average Efficiency Error : 6.7256871E-03  
 Confidence : 95.00000

Cal. Istps	DPM	Exp. Date	Start Engy	End Engy	Counts	EFF.	EFF Err	Resolution
GD-148	210.0798	28-FEB-2010	2991.784	3301.677	15064.00	0.2421688	1.0409047E-02	50.61230
NP-237	208.5846	28-FEB-2010	4432.798	4901.797	15477.00	0.2473098	1.2524300E-02	59.86257
CM-244	205.5828	28-FEB-2010	5532.072	5884.338	14290.00	0.2446276	1.2401419E-02	51.55180

Instrument : CHAMBER 134  
 Detector : 76230  
 Standard ID : AESS-023  
 Standard Reference Date : 14-FEB-2008 21:55:55  
 Calibration Analysis Date/Time : 17-JUL-2009 09:12:25  
 Calibration Count Time : 300.0000  
 Efficiency Calibration Date/Time : 17-JUL-2009 14:25:32  
 Average Efficiency : 0.2446093  
 Average Efficiency Error : 6.7343172E-03  
 Confidence : 95.00000

Cal. Istps	DPM	Exp. Date	Start Engy	End Engy	Counts	EFF.	EFF Err	Resolution
GD-148	207.4764	28-FEB-2010	2990.526	3299.017	14780.00	0.2405785	1.0344269E-02	47.58438
NP-237	207.4998	28-FEB-2010	4435.982	4903.287	15238.00	0.2446961	1.2394482E-02	57.76377
CM-244	199.8804	28-FEB-2010	5532.080	5886.000	14233.00	0.2505983	1.2704798E-02	45.62634

Instrument : CHAMBER 135  
 Detector : 64270  
 Standard ID : AESS-018  
 Standard Reference Date : 14-FEB-2008 17:45:04  
 Calibration Analysis Date/Time : 17-JUL-2009 09:12:30  
 Calibration Count Time : 300.0000  
 Efficiency Calibration Date/Time : 17-JUL-2009 14:25:42  
 Average Efficiency : 0.2559817  
 Average Efficiency Error : 7.0438967E-03  
 Confidence : 95.00000

Cal. Istps	DPM	Exp. Date	Start Engy	End Engy	Counts	EFF.	EFF Err	Resolution
GD-148	202.1856	28-FEB-2010	2988.277	3299.628	15593.00	0.2604657	1.1188660E-02	51.52015
NP-237	208.8990	28-FEB-2010	4437.221	4904.200	15580.00	0.2485812	1.2587634E-02	59.07031
CM-244	198.1458	28-FEB-2010	5533.869	5883.613	14517.00	0.2578413	1.3068504E-02	58.17161

Instrument : CHAMBER 136  
 Detector : 68549  
 Standard ID : AESS-024  
 Standard Reference Date : 14-FEB-2008 21:55:55  
 Calibration Analysis Date/Time : 17-JUL-2009 09:12:34  
 Calibration Count Time : 300.0000  
 Efficiency Calibration Date/Time : 17-JUL-2009 14:25:52  
 Average Efficiency : 0.2467655  
 Average Efficiency Error : 6.7935060E-03  
 Confidence : 95.00000

Cal. Istps	DPM	Exp. Date	Start Engy	End Engy	Counts	EFF.	EFF Err	Resolution
GD-148	203.5218	28-FEB-2010	2990.353	3301.238	14853.00	0.2464695	1.0596607E-02	65.72455
NP-237	205.6662	28-FEB-2010	4436.739	4902.455	15465.00	0.2505761	1.2689904E-02	90.78280
CM-244	198.3060	28-FEB-2010	5530.869	5887.561	13725.00	0.2435561	1.2354044E-02	84.13201

Instrument : CHAMBER 137  
 Detector : 64288  
 Standard ID : AESS-025  
 Standard Reference Date : 15-FEB-2008 09:06:52  
 Calibration Analysis Date/Time : 17-JUL-2009 09:12:39  
 Calibration Count Time : 300.0000  
 Efficiency Calibration Date/Time : 17-JUL-2009 14:26:02  
 Average Efficiency : 0.2552701  
 Average Efficiency Error : 7.0390012E-03  
 Confidence : 95.00000

Cal. Istps	DPM	Exp. Date	Start Engy	End Engy	Counts	EFF.	EFF Err	Resolution
GD-148	195.5670	28-FEB-2010	2988.740	3300.102	14923.00	0.2576955	1.1078311E-02	64.99760
NP-237	167.9916	28-FEB-2010	4437.224	4902.644	12892.00	0.2557947	1.2986653E-02	75.28851
CM-244	157.2432	28-FEB-2010	5534.374	5886.101	11242.00	0.2515239	1.2798158E-02	68.25955

Instrument : CHAMBER 138  
 Detector : 65877  
 Standard ID : AESS-031  
 Standard Reference Date : 18-FEB-2008 11:28:15  
 Calibration Analysis Date/Time : 17-JUL-2009 09:12:44  
 Calibration Count Time : 300.0000  
 Efficiency Calibration Date/Time : 17-JUL-2009 14:26:11  
 Average Efficiency : 0.2546351  
 Average Efficiency Error : 7.0242025E-03  
 Confidence : 95.00000

Cal. Istps	DPM	Exp. Date	Start Engy	End Engy	Counts	EFF.	EFF Err	Resolution
GD-148	193.6650	28-FEB-2010	2989.573	3299.020	14588.00	0.2543695	1.0939864E-02	53.70593
NP-237	162.9186	28-FEB-2010	4433.563	4906.044	12608.00	0.2577648	1.3091444E-02	63.94941
CM-244	153.1968	28-FEB-2010	5532.867	5887.098	10976.00	0.2519955	1.2827461E-02	58.23169

Instrument : CHAMBER 139  
 Detector : 76231  
 Standard ID : AESS-026  
 Standard Reference Date : 15-FEB-2008 09:06:52  
 Calibration Analysis Date/Time : 17-JUL-2009 09:12:48  
 Calibration Count Time : 300.0000  
 Efficiency Calibration Date/Time : 17-JUL-2009 14:26:21  
 Average Efficiency : 0.2504273  
 Average Efficiency Error : 7.3419176E-03  
 Confidence : 95.00000

Cal. Istps	DPM	Exp. Date	Start Engy	End Engy	Counts	EFF.	EFF Err	Resolution
GD-148	199.5072	28-FEB-2010	2987.505	3300.432	14828.00	0.2510030	1.2718994E-02	48.79321
NP-237	168.0294	28-FEB-2010	4434.030	4903.806	12788.00	0.2536503	1.2879401E-02	56.03834
CM-244	160.5822	28-FEB-2010	5532.176	5884.231	11264.00	0.2468024	1.2557442E-02	47.42265

Instrument : CHAMBER 140  
 Detector : 78771  
 Standard ID : AESS-032  
 Standard Reference Date : 18-FEB-2008 11:28:15  
 Calibration Analysis Date/Time : 17-JUL-2009 09:12:53  
 Calibration Count Time : 300.0000  
 Efficiency Calibration Date/Time : 17-JUL-2009 14:26:31  
 Average Efficiency : 0.2551487  
 Average Efficiency Error : 7.0366412E-03  
 Confidence : 95.00000

Cal. Istps	DPM	Exp. Date	Start Engy	End Engy	Counts	EFF.	EFF Err	Resolution
GD-148	195.2364	28-FEB-2010	2990.854	3298.685	14731.00	0.2547957	1.0956220E-02	48.77175
NP-237	165.9822	28-FEB-2010	4432.882	4903.279	12676.00	0.2545053	1.2924591E-02	56.74310
CM-244	153.7938	28-FEB-2010	5532.806	5885.667	11205.00	0.2563040	1.3041983E-02	50.50342

Instrument : CHAMBER 141  
 Detector : 76232  
 Standard ID : AESS-027  
 Standard Reference Date : 15-FEB-2008 09:06:52  
 Calibration Analysis Date/Time : 17-JUL-2009 09:12:58  
 Calibration Count Time : 300.0000  
 Efficiency Calibration Date/Time : 17-JUL-2009 14:26:40  
 Average Efficiency : 0.2558747  
 Average Efficiency Error : 7.5053386E-03  
 Confidence : 95.00000

Cal. Istps	DPM	Exp. Date	Start Engy	End Engy	Counts	EFF.	EFF Err	Resolution
GD-148	193.4238	28-FEB-2010	2991.144	3299.081	14344.00	0.2504358	1.2695894E-02	52.97828
NP-237	161.6154	28-FEB-2010	4432.714	4902.455	12501.00	0.2577664	1.3093018E-02	59.69727
CM-244	148.1754	28-FEB-2010	5530.738	5882.724	10942.00	0.2598479	1.3227826E-02	52.14254

Instrument : CHAMBER 142  
 Detector : 64261  
 Standard ID : AESS-033  
 Standard Reference Date : 18-FEB-2008 11:28:15  
 Calibration Analysis Date/Time : 17-JUL-2009 09:13:03  
 Calibration Count Time : 300.0000  
 Efficiency Calibration Date/Time : 17-JUL-2009 14:26:50  
 Average Efficiency : 0.2578609  
 Average Efficiency Error : 7.1141319E-03  
 Confidence : 95.00000

Cal. Istps	DPM	Exp. Date	Start Engy	End Engy	Counts	EFF.	EFF Err	Resolution
GD-148	192.4158	28-FEB-2010	2990.865	3298.794	14538.00	0.2551434	1.0973847E-02	59.26533
NP-237	161.7816	28-FEB-2010	4432.947	4903.147	12416.00	0.2557132	1.2990172E-02	60.24754
CM-244	147.2670	28-FEB-2010	5532.255	5884.805	11064.00	0.2642446	1.3449099E-02	59.08084

Instrument : CHAMBER 143  
 Detector : 65882  
 Standard ID : AESS-028  
 Standard Reference Date : 15-FEB-2008 09:06:52  
 Calibration Analysis Date/Time : 17-JUL-2009 09:13:09  
 Calibration Count Time : 300.0000  
 Efficiency Calibration Date/Time : 17-JUL-2009 14:27:11  
 Average Efficiency : 0.2247539  
 Average Efficiency Error : 6.6391113E-03  
 Confidence : 95.00000

Cal. Istps	DPM	Exp. Date	Start Engy	End Engy	Counts	EFF.	EFF Err	Resolution
GD-148	199.6542	28-FEB-2010	2987.701	3299.952	14717.00	0.2489303	1.2615234E-02	59.75106
NP-237	168.1992	28-FEB-2010	4432.480	4904.917	12257.00	0.2428234	1.2337844E-02	78.49762
CM-244	156.7614	28-FEB-2010	5535.542	5887.375	8790.000	0.1972357	1.0083942E-02	0.0000000E+00

Instrument : CHAMBER 144  
 Detector : 75551  
 Standard ID : AESS-034  
 Standard Reference Date : 18-FEB-2008 11:28:15  
 Calibration Analysis Date/Time : 17-JUL-2009 09:13:14  
 Calibration Count Time : 300.0000  
 Efficiency Calibration Date/Time : 17-JUL-2009 14:27:26  
 Average Efficiency : 0.2489190  
 Average Efficiency Error : 6.8659927E-03  
 Confidence : 95.00000

Cal. Istps	DPM	Exp. Date	Start Engy	End Engy	Counts	EFF.	EFF Err	Resolution
GD-148	200.5488	28-FEB-2010	2987.490	3300.379	14854.00	0.2501176	1.0753425E-02	46.53134
NP-237	167.2962	28-FEB-2010	4433.137	4902.257	12414.00	0.2473100	1.2563203E-02	59.28743
CM-244	154.4388	28-FEB-2010	5534.787	5886.106	10929.00	0.2488915	1.2670427E-02	55.09279

Instrument : CHAMBER 145  
 Detector : 72526  
 Standard ID : AESS-029  
 Standard Reference Date : 15-FEB-2008 09:06:52  
 Calibration Analysis Date/Time : 17-JUL-2009 09:13:19  
 Calibration Count Time : 300.0000  
 Efficiency Calibration Date/Time : 17-JUL-2009 14:27:37  
 Average Efficiency : 0.2495571  
 Average Efficiency Error : 7.3171528E-03  
 Confidence : 95.00000

Cal. Istps	DPM	Exp. Date	Start Engy	End Engy	Counts	EFF.	EFF Err	Resolution
GD-148	201.5742	28-FEB-2010	2989.366	3298.098	14915.00	0.2498968	1.2661957E-02	51.73314
NP-237	169.7700	28-FEB-2010	4434.265	4904.885	12751.00	0.2503173	1.2710736E-02	57.53227
CM-244	154.8234	28-FEB-2010	5534.192	5886.678	10933.00	0.2484652	1.2648602E-02	48.31667

Instrument : CHAMBER 146  
 Detector : 72527  
 Standard ID : AESS-035  
 Standard Reference Date : 18-FEB-2008 11:28:15  
 Calibration Analysis Date/Time : 17-JUL-2009 09:13:24  
 Calibration Count Time : 300.0000  
 Efficiency Calibration Date/Time : 17-JUL-2009 14:27:48  
 Average Efficiency : 0.2495693  
 Average Efficiency Error : 6.8829530E-03  
 Confidence : 95.00000

Cal. Istps	DPM	Exp. Date	Start Engy	End Engy	Counts	EFF.	EFF Err	Resolution
GD-148	198.6666	28-FEB-2010	2991.494	3297.950	14697.00	0.2498184	1.0742654E-02	54.01461
NP-237	168.2934	28-FEB-2010	4436.761	4904.596	12650.00	0.2505190	1.2722510E-02	56.99129
CM-244	158.8128	28-FEB-2010	5530.438	5886.440	11210.00	0.2482881	1.2634057E-02	52.12059

Instrument : CHAMBER 147  
 Detector : 75550  
 Standard ID : AESS-030  
 Standard Reference Date : 15-FEB-2008 09:06:52  
 Calibration Analysis Date/Time : 17-JUL-2009 09:13:29  
 Calibration Count Time : 300.0000  
 Efficiency Calibration Date/Time : 17-JUL-2009 14:27:59  
 Average Efficiency : 0.2449156  
 Average Efficiency Error : 7.1838433E-03  
 Confidence : 95.00000

Cal. Istps	DPM	Exp. Date	Start Engy	End Engy	Counts	EFF.	EFF Err	Resolution
GD-148	198.9792	28-FEB-2010	2987.763	3300.677	14416.00	0.2446455	1.2401544E-02	44.93960
NP-237	166.3758	28-FEB-2010	4433.256	4902.183	12106.00	0.2424534	1.2321484E-02	55.16415
CM-244	157.1856	28-FEB-2010	5534.346	5885.412	11068.00	0.2477740	1.2610656E-02	48.98204

Instrument : CHAMBER 148  
 Detector : 74429  
 Standard ID : AESS-036  
 Standard Reference Date : 18-FEB-2008 11:28:15  
 Calibration Analysis Date/Time : 17-JUL-2009 09:13:34  
 Calibration Count Time : 300.0000  
 Efficiency Calibration Date/Time : 17-JUL-2009 14:28:08  
 Average Efficiency : 0.2454490  
 Average Efficiency Error : 6.7716590E-03  
 Confidence : 95.00000

Cal. Istps	DPM	Exp. Date	Start Engy	End Engy	Counts	EFF.	EFF Err	Resolution
GD-148	201.3204	28-FEB-2010	2989.918	3302.313	14456.00	0.2424625	1.0429571E-02	47.34021
NP-237	167.4312	28-FEB-2010	4434.677	4904.245	12395.00	0.2467024	1.2532696E-02	55.78803
CM-244	156.4188	28-FEB-2010	5532.604	5884.780	11054.00	0.2485659	1.2651297E-02	54.50585



Instrument : CHAMBER 149  
 Detector : 33449  
 Standard ID : AESS-037  
 Standard Reference Date : 18-FEB-2008 15:31:47  
 Calibration Analysis Date/Time : 17-JUL-2009 09:13:39  
 Calibration Count Time : 300.0000  
 Efficiency Calibration Date/Time : 17-JUL-2009 14:28:21  
 Average Efficiency : 0.2457679  
 Average Efficiency Error : 6.7815189E-03  
 Confidence : 95.00000

Cal. Istps	DPM	Exp. Date	Start Engy	End Engy	Counts	EFF.	EFF Err	Resolution
GD-148	197.7372	28-FEB-2010	2990.126	3302.099	14274.00	0.2437622	1.0487950E-02	64.38747
NP-237	167.1294	28-FEB-2010	4433.957	4903.766	12301.00	0.2453031	1.2463043E-02	67.00629
CM-244	154.7664	28-FEB-2010	5532.840	5885.608	10964.00	0.2491831	1.2684503E-02	59.86861

Instrument : CHAMBER 150  
 Detector : 75552  
 Standard ID : AESS-043  
 Standard Reference Date : 19-FEB-2008 00:32:27  
 Calibration Analysis Date/Time : 17-JUL-2009 09:13:44  
 Calibration Count Time : 300.0000  
 Efficiency Calibration Date/Time : 17-JUL-2009 14:28:35  
 Average Efficiency : 0.2487296  
 Average Efficiency Error : 6.8612574E-03  
 Confidence : 95.00000

Cal. Istps	DPM	Exp. Date	Start Engy	End Engy	Counts	EFF.	EFF Err	Resolution
GD-148	197.7708	28-FEB-2010	2989.847	3298.390	14400.00	0.2458598	1.0576462E-02	51.08628
NP-237	168.7422	28-FEB-2010	4433.411	4903.355	12733.00	0.2514980	1.2770942E-02	58.74739
CM-244	156.3252	28-FEB-2010	5531.584	5883.380	11116.00	0.2501363	1.2729902E-02	54.38089

Instrument : CHAMBER 151  
 Detector : 75556  
 Standard ID : AESS-038  
 Standard Reference Date : 18-FEB-2008 15:31:47  
 Calibration Analysis Date/Time : 17-JUL-2009 09:13:48  
 Calibration Count Time : 300.0000  
 Efficiency Calibration Date/Time : 17-JUL-2009 14:28:46  
 Average Efficiency : 0.2462034  
 Average Efficiency Error : 6.7912084E-03  
 Confidence : 95.00000

Cal. Istps	DPM	Exp. Date	Start Engy	End Engy	Counts	EFF.	EFF Err	Resolution
GD-148	200.1408	28-FEB-2010	2988.196	3299.830	14661.00	0.2473749	1.0638047E-02	50.47650
NP-237	170.0886	28-FEB-2010	4437.520	4904.128	12488.00	0.2447234	1.2430614E-02	54.82476
CM-244	157.7460	28-FEB-2010	5532.939	5887.339	11036.00	0.2460822	1.2525211E-02	55.11473

Instrument : CHAMBER 152  
 Detector : 76222  
 Standard ID : AESS-044  
 Standard Reference Date : 19-FEB-2008 00:32:27  
 Calibration Analysis Date/Time : 17-JUL-2009 09:13:54  
 Calibration Count Time : 300.0000  
 Efficiency Calibration Date/Time : 17-JUL-2009 14:28:57  
 Average Efficiency : 0.2424625  
 Average Efficiency Error : 6.6924468E-03  
 Confidence : 95.00000

Cal. Istps	DPM	Exp. Date	Start Engy	End Engy	Counts	EFF.	EFF Err	Resolution
GD-148	194.4510	28-FEB-2010	2992.335	3299.767	14031.00	0.2436645	1.0487170E-02	49.42483
NP-237	166.6248	28-FEB-2010	4435.085	4902.709	12138.00	0.2428150	1.2339183E-02	57.89848
CM-244	155.8290	28-FEB-2010	5532.813	5882.589	10654.00	0.2404757	1.2247530E-02	56.10107

Instrument : CHAMBER 153  
 Detector : 76223  
 Standard ID : AESS-039  
 Standard Reference Date : 18-FEB-2008 15:31:47  
 Calibration Analysis Date/Time : 17-JUL-2009 09:13:59  
 Calibration Count Time : 300.0000  
 Efficiency Calibration Date/Time : 17-JUL-2009 14:29:06  
 Average Efficiency : 0.2537628  
 Average Efficiency Error : 7.0021353E-03  
 Confidence : 95.00000

Cal. Istps	DPM	Exp. Date	Start Engy	End Engy	Counts	EFF.	EFF Err	Resolution
GD-148	192.2418	28-FEB-2010	2989.763	3301.789	14281.00	0.2508323	1.0792080E-02	43.74009
NP-237	159.1506	28-FEB-2010	4432.699	4901.612	12218.00	0.2558562	1.3000614E-02	52.94971
CM-244	151.7142	28-FEB-2010	5534.359	5886.038	11040.00	0.2559308	1.3026465E-02	50.96056

Instrument : CHAMBER 154  
 Detector : 76224  
 Standard ID : AESS-045  
 Standard Reference Date : 19-FEB-2008 00:32:27  
 Calibration Analysis Date/Time : 17-JUL-2009 09:14:04  
 Calibration Count Time : 300.0000  
 Efficiency Calibration Date/Time : 17-JUL-2009 14:29:15  
 Average Efficiency : 0.2562141  
 Average Efficiency Error : 7.0709228E-03  
 Confidence : 95.00000

Cal. Istps	DPM	Exp. Date	Start Engy	End Engy	Counts	EFF.	EFF Err	Resolution
GD-148	186.9936	28-FEB-2010	2989.543	3301.969	14237.00	0.2571022	1.1062440E-02	44.63987
NP-237	160.8066	28-FEB-2010	4433.171	4901.699	12222.00	0.2533354	1.2872400E-02	53.13824
CM-244	145.8384	28-FEB-2010	5533.478	5884.401	10695.00	0.2579601	1.3137060E-02	43.14489

Instrument : CHAMBER 155  
 Detector : 75553  
 Standard ID : AESS-040  
 Standard Reference Date : 18-FEB-2008 15:31:47  
 Calibration Analysis Date/Time : 17-JUL-2009 09:14:09  
 Calibration Count Time : 300.0000  
 Efficiency Calibration Date/Time : 17-JUL-2009 14:29:25  
 Average Efficiency : 0.2566149  
 Average Efficiency Error : 7.0761675E-03  
 Confidence : 95.00000

Cal. Istps	DPM	Exp. Date	Start Engy	End Engy	Counts	EFF.	EFF Err	Resolution
GD-148	194.4828	28-FEB-2010	2990.863	3299.267	14869.00	0.2581782	1.1099775E-02	49.42255
NP-237	166.8174	28-FEB-2010	4435.628	4901.683	12765.00	0.2550453	1.2950568E-02	57.37749
CM-244	155.0100	28-FEB-2010	5532.390	5885.923	11282.00	0.2560498	1.3027489E-02	54.62441

Instrument : CHAMBER 156  
 Detector : 75554  
 Standard ID : AESS-046  
 Standard Reference Date : 19-FEB-2008 19:35:48  
 Calibration Analysis Date/Time : 17-JUL-2009 09:14:14  
 Calibration Count Time : 300.0000  
 Efficiency Calibration Date/Time : 17-JUL-2009 14:29:35  
 Average Efficiency : 0.2473153  
 Average Efficiency Error : 6.8258164E-03  
 Confidence : 95.00000

Cal. Istps	DPM	Exp. Date	Start Engy	End Engy	Counts	EFF.	EFF Err	Resolution
GD-148	194.7474	28-FEB-2010	2992.492	3302.387	14104.00	0.2445442	1.0524000E-02	51.31209
NP-237	164.6658	28-FEB-2010	4436.746	4903.077	12183.00	0.2465298	1.2527379E-02	60.35096
CM-244	151.3824	28-FEB-2010	5533.286	5886.114	10859.00	0.2522683	1.2843768E-02	55.38654

Instrument : CHAMBER 157  
 Detector : 75555  
 Standard ID : AESS-041  
 Standard Reference Date : 18-FEB-2008 15:31:47  
 Calibration Analysis Date/Time : 17-JUL-2009 09:14:19  
 Calibration Count Time : 300.0000  
 Efficiency Calibration Date/Time : 17-JUL-2009 14:29:49  
 Average Efficiency : 0.2476787  
 Average Efficiency Error : 6.8296832E-03  
 Confidence : 95.00000

Cal. Istps	DPM	Exp. Date	Start Engy	End Engy	Counts	EFF.	EFF Err	Resolution
GD-148	203.9034	28-FEB-2010	2992.092	3301.029	14898.00	0.2467154	1.0606610E-02	50.26978
NP-237	171.2268	28-FEB-2010	4432.881	4903.879	12754.00	0.2482167	1.2604078E-02	60.14729
CM-244	159.5796	28-FEB-2010	5533.745	5886.569	11276.00	0.2485061	1.2643948E-02	50.54896

Instrument : CHAMBER 158  
 Detector : 33451  
 Standard ID : AESS-047  
 Standard Reference Date : 19-FEB-2008 00:32:27  
 Calibration Analysis Date/Time : 17-JUL-2009 09:14:24  
 Calibration Count Time : 300.0000  
 Efficiency Calibration Date/Time : 17-JUL-2009 14:30:01  
 Average Efficiency : 0.2485719  
 Average Efficiency Error : 6.8571796E-03  
 Confidence : 95.00000

Cal. Istps	DPM	Exp. Date	Start Engy	End Engy	Counts	EFF.	EFF Err	Resolution
GD-148	197.4804	28-FEB-2010	2989.224	3299.662	14546.00	0.2487231	1.0697613E-02	60.48595
NP-237	168.3948	28-FEB-2010	4433.214	4902.387	12467.00	0.2466980	1.2531369E-02	67.30831
CM-244	154.6032	28-FEB-2010	5532.016	5882.536	11002.00	0.2502942	1.2740301E-02	63.12125

Instrument : CHAMBER 159  
 Detector : 76225  
 Standard ID : AESS-042  
 Standard Reference Date : 18-FEB-2008 15:31:47  
 Calibration Analysis Date/Time : 17-JUL-2009 09:14:28  
 Calibration Count Time : 300.0000  
 Efficiency Calibration Date/Time : 17-JUL-2009 14:30:14  
 Average Efficiency : 0.2532322  
 Average Efficiency Error : 6.9885729E-03  
 Confidence : 95.00000

Cal. Istps	DPM	Exp. Date	Start Engy	End Engy	Counts	EFF.	EFF Err	Resolution
GD-148	188.7090	28-FEB-2010	2990.518	3300.013	14150.00	0.2532160	1.0896488E-02	50.25048
NP-237	159.6558	28-FEB-2010	4434.310	4906.501	12068.00	0.2519211	1.2803175E-02	54.85251
CM-244	150.5208	28-FEB-2010	5532.775	5886.617	10895.00	0.2545989	1.2961634E-02	49.59791

Instrument : CHAMBER 160  
 Detector : 76226  
 Standard ID : AESS-048  
 Standard Reference Date : 19-FEB-2008 00:32:27  
 Calibration Analysis Date/Time : 17-JUL-2009 09:14:34  
 Calibration Count Time : 300.0000  
 Efficiency Calibration Date/Time : 17-JUL-2009 14:30:32  
 Average Efficiency : 0.2469152  
 Average Efficiency Error : 6.8162913E-03  
 Confidence : 95.00000

Cal. Istps	DPM	Exp. Date	Start Engy	End Engy	Counts	EFF.	EFF Err	Resolution
GD-148	191.8350	28-FEB-2010	2988.201	3297.681	13856.00	0.2439119	1.0500359E-02	46.45536
NP-237	161.5530	28-FEB-2010	4437.389	4904.545	12040.00	0.2483725	1.2623324E-02	55.48813
CM-244	151.1856	28-FEB-2010	5531.162	5885.243	10738.00	0.2498441	1.2722801E-02	48.70280

Instrument : CHAMBER 161  
 Detector : 70321  
 Standard ID : AESS-001  
 Standard Reference Date : 20-FEB-2008 09:54:53  
 Calibration Analysis Date/Time : 22-JUN-2009 09:48:54  
 Calibration Count Time : 300.0000  
 Efficiency Calibration Date/Time : 22-JUN-2009 14:58:45  
 Average Efficiency : 0.3680447  
 Average Efficiency Error : 1.0097147E-02  
 Confidence : 95.00000

Cal. Istps	DPM	Exp. Date	Start Engy	End Engy	Counts	EFF.	EFF Err	Resolution
GD-148	208.6698	28-FEB-2010	2988.612	3298.684	21898.00	0.3541356	1.5135950E-02	64.95872
NP-237	171.0024	28-FEB-2010	4435.424	4903.719	19609.00	0.3821778	1.9302875E-02	80.01273
CM-244	158.1060	28-FEB-2010	5531.313	5883.518	16964.00	0.3762999	1.9035701E-02	66.25313

Instrument : CHAMBER 162  
 Detector : 70323  
 Standard ID : AESS-007  
 Standard Reference Date : 14-FEB-2008 13:39:25  
 Calibration Analysis Date/Time : 22-JUN-2009 09:49:01  
 Calibration Count Time : 300.0000  
 Efficiency Calibration Date/Time : 22-JUN-2009 14:59:02  
 Average Efficiency : 0.3669952  
 Average Efficiency Error : 1.0053982E-02  
 Confidence : 95.00000

Cal. Istps	DPM	Exp. Date	Start Engy	End Engy	Counts	EFF.	EFF Err	Resolution
GD-148	206.7342	28-FEB-2010	2990.114	3301.116	21863.00	0.3569376	1.5256034E-02	61.57318
NP-237	205.0260	28-FEB-2010	4434.153	4902.154	23087.00	0.3753361	1.8928697E-02	74.80619
CM-244	199.6806	28-FEB-2010	5533.930	5885.193	21283.00	0.3741003	1.8880047E-02	63.50636

Instrument : CHAMBER 163  
 Detector : 70324  
 Standard ID : AESS-002  
 Standard Reference Date : 19-FEB-2008 11:05:22  
 Calibration Analysis Date/Time : 22-JUN-2009 09:49:05  
 Calibration Count Time : 300.0000  
 Efficiency Calibration Date/Time : 22-JUN-2009 14:59:20  
 Average Efficiency : 0.3822009  
 Average Efficiency Error : 1.0467267E-02  
 Confidence : 95.00000

Cal. Istps	DPM	Exp. Date	Start Engy	End Engy	Counts	EFF.	EFF Err	Resolution
GD-148	200.1144	28-FEB-2010	2992.217	3298.824	22246.00	0.3751688	1.6031768E-02	61.52280
NP-237	200.4990	28-FEB-2010	4434.987	4904.671	23472.00	0.3901615	1.9673660E-02	79.06695
CM-244	196.5558	28-FEB-2010	5533.739	5886.581	21558.00	0.3847618	1.9415820E-02	63.58135

Instrument : CHAMBER 164  
 Detector : 70325  
 Standard ID : AESS-008  
 Standard Reference Date : 14-FEB-2008 13:39:25  
 Calibration Analysis Date/Time : 22-JUN-2009 09:49:10  
 Calibration Count Time : 300.0000  
 Efficiency Calibration Date/Time : 22-JUN-2009 14:59:35  
 Average Efficiency : 0.3786111  
 Average Efficiency Error : 1.0367543E-02  
 Confidence : 95.00000

Cal. Istps	DPM	Exp. Date	Start Engy	End Engy	Counts	EFF.	EFF Err	Resolution
GD-148	206.0418	28-FEB-2010	2988.804	3300.725	22607.00	0.3703200	1.5821498E-02	54.52739
NP-237	209.2716	28-FEB-2010	4432.850	4902.971	23978.00	0.3819043	1.9253852E-02	71.96546
CM-244	199.6488	28-FEB-2010	5532.641	5885.829	22062.00	0.3878940	1.9569764E-02	60.11813

Instrument : CHAMBER 165  
 Detector : 72544  
 Standard ID : AESS-003  
 Standard Reference Date : 15-FEB-2008 13:12:27  
 Calibration Analysis Date/Time : 22-JUN-2009 09:49:16  
 Calibration Count Time : 300.0000  
 Efficiency Calibration Date/Time : 22-JUN-2009 15:00:00  
 Average Efficiency : 0.3793618  
 Average Efficiency Error : 1.0392112E-02  
 Confidence : 95.00000

Cal. Istps	DPM	Exp. Date	Start Engy	End Engy	Counts	EFF.	EFF Err	Resolution
GD-148	202.9740	28-FEB-2010	2991.249	3299.371	22074.00	0.3670397	1.5685942E-02	75.43552
NP-237	203.2080	28-FEB-2010	4433.539	4903.436	23735.00	0.3893091	1.9628821E-02	89.50409
CM-244	197.2236	28-FEB-2010	5531.871	5883.913	21843.00	0.3886937	1.9611897E-02	67.83678

Instrument : CHAMBER 166  
 Detector : 74545  
 Standard ID : AESS-009  
 Standard Reference Date : 19-FEB-2008 11:05:22  
 Calibration Analysis Date/Time : 22-JUN-2009 09:49:22  
 Calibration Count Time : 300.0000  
 Efficiency Calibration Date/Time : 22-JUN-2009 15:00:15  
 Average Efficiency : 0.3891973  
 Average Efficiency Error : 1.0658387E-02  
 Confidence : 95.00000

Cal. Istps	DPM	Exp. Date	Start Engy	End Engy	Counts	EFF.	EFF Err	Resolution
GD-148	203.3736	28-FEB-2010	2988.840	3300.652	22711.00	0.3768678	1.6100317E-02	54.68238
NP-237	204.0192	28-FEB-2010	4437.331	4901.890	24296.00	0.3969417	2.0009808E-02	77.78448
CM-244	197.2128	28-FEB-2010	5530.967	5883.776	22526.00	0.4007283	2.0213576E-02	56.93469

Instrument : CHAMBER 167  
 Detector : 72546  
 Standard ID : AESS-004  
 Standard Reference Date : 14-FEB-2008 09:35:18  
 Calibration Analysis Date/Time : 22-JUN-2009 09:49:28  
 Calibration Count Time : 300.0000  
 Efficiency Calibration Date/Time : 22-JUN-2009 15:00:26  
 Average Efficiency : 0.3907633  
 Average Efficiency Error : 1.0697938E-02  
 Confidence : 95.00000

Cal. Istps	DPM	Exp. Date	Start Engy	End Engy	Counts	EFF.	EFF Err	Resolution
GD-148	206.1222	28-FEB-2010	2988.275	3299.494	23296.00	0.3814596	1.6291581E-02	55.56178
NP-237	204.2586	28-FEB-2010	4434.900	4904.573	24286.00	0.3963182	1.9978439E-02	75.18340
CM-244	198.8100	28-FEB-2010	5533.886	5886.993	22618.00	0.3993391	2.0142792E-02	60.08310

Instrument : CHAMBER 168  
 Detector : 72547  
 Standard ID : AESS-010  
 Standard Reference Date : 14-FEB-2008 13:39:25  
 Calibration Analysis Date/Time : 22-JUN-2009 09:49:33  
 Calibration Count Time : 300.0000  
 Efficiency Calibration Date/Time : 22-JUN-2009 15:00:38  
 Average Efficiency : 0.3861204  
 Average Efficiency Error : 1.0573328E-02  
 Confidence : 95.00000

Cal. Istps	DPM	Exp. Date	Start Engy	End Engy	Counts	EFF.	EFF Err	Resolution
GD-148	202.0008	28-FEB-2010	2990.947	3298.253	22591.00	0.3774759	1.6127346E-02	61.24447
NP-237	202.9926	28-FEB-2010	4435.851	4905.623	23946.00	0.3931818	1.9822638E-02	73.08669
CM-244	196.2330	28-FEB-2010	5534.369	5886.817	21920.00	0.3920950	1.9782864E-02	60.02387

Instrument : CHAMBER 169  
 Detector : 72548  
 Standard ID : AESS-005  
 Standard Reference Date : 14-FEB-2008 09:35:18  
 Calibration Analysis Date/Time : 22-JUN-2009 09:49:39  
 Calibration Count Time : 300.0000  
 Efficiency Calibration Date/Time : 22-JUN-2009 15:00:51  
 Average Efficiency : 0.3767878  
 Average Efficiency Error : 1.0317106E-02  
 Confidence : 95.00000

Cal. Istps	DPM	Exp. Date	Start Engy	End Engy	Counts	EFF.	EFF Err	Resolution
GD-148	210.7452	28-FEB-2010	2992.147	3298.542	22931.00	0.3672459	1.5687475E-02	58.28659
NP-237	209.5938	28-FEB-2010	4434.044	4903.513	24256.00	0.3856335	1.9440131E-02	72.53197
CM-244	202.7478	28-FEB-2010	5532.339	5885.069	22094.00	0.3825103	1.9297916E-02	57.36194

Instrument : CHAMBER 170  
 Detector : 72549  
 Standard ID : AESS-011  
 Standard Reference Date : 14-FEB-2008 13:39:25  
 Calibration Analysis Date/Time : 22-JUN-2009 09:49:44  
 Calibration Count Time : 300.0000  
 Efficiency Calibration Date/Time : 22-JUN-2009 15:01:02  
 Average Efficiency : 0.3672283  
 Average Efficiency Error : 1.0055818E-02  
 Confidence : 95.00000

Cal. Istps	DPM	Exp. Date	Start Engy	End Engy	Counts	EFF.	EFF Err	Resolution
GD-148	212.8284	28-FEB-2010	2991.920	3299.334	22602.00	0.3584369	1.5313840E-02	55.24641
NP-237	214.4868	28-FEB-2010	4433.260	4904.103	24108.00	0.3746104	1.8885318E-02	73.41397
CM-244	208.4184	28-FEB-2010	5534.714	5883.037	22158.00	0.3731794	1.8826678E-02	58.17384

Instrument : CHAMBER 171  
 Detector : 78260  
 Standard ID : AESS-006  
 Standard Reference Date : 14-FEB-2008 09:35:18  
 Calibration Analysis Date/Time : 22-JUN-2009 09:49:50  
 Calibration Count Time : 300.0000  
 Efficiency Calibration Date/Time : 22-JUN-2009 15:01:15  
 Average Efficiency : 0.3843338  
 Average Efficiency Error : 1.0524615E-02  
 Confidence : 95.00000

Cal. Istps	DPM	Exp. Date	Start Engy	End Engy	Counts	EFF.	EFF Err	Resolution
GD-148	203.6952	28-FEB-2010	2990.586	3301.332	22712.00	0.3763276	1.6077265E-02	51.07104
NP-237	204.7038	28-FEB-2010	4435.496	4904.863	23664.00	0.3853128	1.9427808E-02	72.98476
CM-244	195.0060	28-FEB-2010	5533.949	5887.016	21979.00	0.3956421	1.9961338E-02	55.64689

Instrument : CHAMBER 172  
 Detector : 78772  
 Standard ID : AESS-012  
 Standard Reference Date : 14-FEB-2008 13:39:25  
 Calibration Analysis Date/Time : 22-JUN-2009 09:49:55  
 Calibration Count Time : 300.0000  
 Efficiency Calibration Date/Time : 22-JUN-2009 15:01:28  
 Average Efficiency : 0.3826092  
 Average Efficiency Error : 1.0474577E-02  
 Confidence : 95.00000

Cal. Istps	DPM	Exp. Date	Start Engy	End Engy	Counts	EFF.	EFF Err	Resolution
GD-148	206.2200	28-FEB-2010	2988.628	3299.646	23148.00	0.3788596	1.6181752E-02	48.41407
NP-237	205.8930	28-FEB-2010	4435.466	4905.809	24139.00	0.3907726	1.9699879E-02	75.41741
CM-244	203.1954	28-FEB-2010	5531.112	5885.129	22005.00	0.3801389	1.9178953E-02	52.17172



Instrument : CHAMBER 173  
 Detector : 74431  
 Standard ID : AESS-013  
 Standard Reference Date : 14-FEB-2008 17:45:04  
 Calibration Analysis Date/Time : 22-JUN-2009 09:50:01  
 Calibration Count Time : 300.0000  
 Efficiency Calibration Date/Time : 22-JUN-2009 15:01:41  
 Average Efficiency : 0.2593230  
 Average Efficiency Error : 7.1322038E-03  
 Confidence : 95.00000

Cal. Istps	DPM	Exp. Date	Start Engy	End Engy	Counts	EFF.	EFF Err	Resolution
GD-148	203.6544	28-FEB-2010	2990.621	3299.926	15676.00	0.2597894	1.1158522E-02	50.69847
NP-237	210.2526	28-FEB-2010	4436.753	4901.757	16312.00	0.2585954	1.3087362E-02	58.81396
CM-244	201.9108	28-FEB-2010	5535.262	5886.887	14926.00	0.2594097	1.3143276E-02	55.15737

Instrument : CHAMBER 174  
 Detector : 74432  
 Standard ID : AESS-019  
 Standard Reference Date : 19-FEB-2008 11:05:22  
 Calibration Analysis Date/Time : 22-JUN-2009 09:50:07  
 Calibration Count Time : 300.0000  
 Efficiency Calibration Date/Time : 22-JUN-2009 15:01:51  
 Average Efficiency : 0.2561836  
 Average Efficiency Error : 7.0509571E-03  
 Confidence : 95.00000

Cal. Istps	DPM	Exp. Date	Start Engy	End Engy	Counts	EFF.	EFF Err	Resolution
GD-148	204.6468	28-FEB-2010	2992.065	3302.471	15121.00	0.2493561	1.0717154E-02	52.25386
NP-237	202.9140	28-FEB-2010	4435.541	4905.194	16194.00	0.2660043	1.3463500E-02	57.47507
CM-244	199.3140	28-FEB-2010	5531.639	5887.080	14608.00	0.2570774	1.3028788E-02	54.29767

Instrument : CHAMBER 175  
 Detector : 74433  
 Standard ID : AESS-014  
 Standard Reference Date : 19-FEB-2008 11:05:22  
 Calibration Analysis Date/Time : 22-JUN-2009 09:50:12  
 Calibration Count Time : 300.0000  
 Efficiency Calibration Date/Time : 22-JUN-2009 15:02:01  
 Average Efficiency : 0.2515986  
 Average Efficiency Error : 6.9203642E-03  
 Confidence : 95.00000

Cal. Istps	DPM	Exp. Date	Start Engy	End Engy	Counts	EFF.	EFF Err	Resolution
GD-148	214.7088	28-FEB-2010	2989.238	3298.426	15722.00	0.2471218	1.0613844E-02	45.29536
NP-237	211.7160	28-FEB-2010	4435.144	4905.490	16108.00	0.2535914	1.2836066E-02	57.72879
CM-244	207.3882	28-FEB-2010	5533.995	5885.818	15149.00	0.2562569	1.2980960E-02	47.84649

Instrument : CHAMBER 176  
 Detector : 74434  
 Standard ID : AESS-020  
 Standard Reference Date : 14-FEB-2008 21:55:55  
 Calibration Analysis Date/Time : 22-JUN-2009 09:50:17  
 Calibration Count Time : 300.0000  
 Efficiency Calibration Date/Time : 22-JUN-2009 15:02:12  
 Average Efficiency : 0.2579391  
 Average Efficiency Error : 7.0963693E-03  
 Confidence : 95.00000

Cal. Istps	DPM	Exp. Date	Start Engy	End Engy	Counts	EFF.	EFF Err	Resolution
GD-148	205.5870	28-FEB-2010	2991.698	3297.590	15497.00	0.2544173	1.0929942E-02	49.36812
NP-237	203.4984	28-FEB-2010	4432.745	4903.265	15910.00	0.2605837	1.3191990E-02	55.23719
CM-244	197.1096	28-FEB-2010	5530.868	5886.966	14625.00	0.2604272	1.3198279E-02	48.45524

Instrument : CHAMBER 177  
 Detector : 74435  
 Standard ID : AESS-015  
 Standard Reference Date : 14-FEB-2008 17:45:04  
 Calibration Analysis Date/Time : 22-JUN-2009 09:50:23  
 Calibration Count Time : 300.0000  
 Efficiency Calibration Date/Time : 22-JUN-2009 15:02:24  
 Average Efficiency : 0.2681777  
 Average Efficiency Error : 7.3747509E-03  
 Confidence : 95.00000

Cal. Istps	DPM	Exp. Date	Start Engy	End Engy	Counts	EFF.	EFF Err	Resolution
GD-148	204.0270	28-FEB-2010	2991.057	3299.457	16007.00	0.2647958	1.1369478E-02	47.28368
NP-237	200.6460	28-FEB-2010	4434.482	4904.663	16304.00	0.2708437	1.3707319E-02	53.90463
CM-244	195.9270	28-FEB-2010	5533.411	5885.598	15098.00	0.2704247	1.3699308E-02	53.91009

Instrument : CHAMBER 178  
 Detector : 74436  
 Standard ID : AESS-021  
 Standard Reference Date : 19-FEB-2008 15:31:52  
 Calibration Analysis Date/Time : 22-JUN-2009 09:50:28  
 Calibration Count Time : 300.0000  
 Efficiency Calibration Date/Time : 22-JUN-2009 15:02:37  
 Average Efficiency : 0.2556835  
 Average Efficiency Error : 7.0334878E-03  
 Confidence : 95.00000

Cal. Istps	DPM	Exp. Date	Start Engy	End Engy	Counts	EFF.	EFF Err	Resolution
GD-148	208.3608	28-FEB-2010	2991.779	3302.215	15571.00	0.2521989	1.0833724E-02	47.95219
NP-237	210.1548	28-FEB-2010	4435.746	4905.748	16086.00	0.2551121	1.2913272E-02	51.54728
CM-244	200.7390	28-FEB-2010	5532.798	5883.324	14964.00	0.2614959	1.3248475E-02	50.56778

Instrument : CHAMBER 179  
 Detector : 74437  
 Standard ID : AESS-016  
 Standard Reference Date : 14-FEB-2008 17:45:04  
 Calibration Analysis Date/Time : 22-JUN-2009 09:50:33  
 Calibration Count Time : 300.0000  
 Efficiency Calibration Date/Time : 22-JUN-2009 15:02:54  
 Average Efficiency : 0.2622361  
 Average Efficiency Error : 7.2137858E-03  
 Confidence : 95.00000

Cal. Istps	DPM	Exp. Date	Start Engy	End Engy	Counts	EFF.	EFF Err	Resolution
GD-148	204.0534	28-FEB-2010	2988.919	3302.532	15791.00	0.2611886	1.1217199E-02	49.05256
NP-237	199.3962	28-FEB-2010	4432.536	4902.537	16046.00	0.2682333	1.3577815E-02	59.11048
CM-244	198.6402	28-FEB-2010	5530.871	5882.740	14609.00	0.2580948	1.3080338E-02	50.98325

Instrument : CHAMBER 180  
 Detector : 74438  
 Standard ID : AESS-022  
 Standard Reference Date : 14-FEB-2008 21:55:55  
 Calibration Analysis Date/Time : 22-JUN-2009 09:50:39  
 Calibration Count Time : 300.0000  
 Efficiency Calibration Date/Time : 22-JUN-2009 15:03:14  
 Average Efficiency : 0.2506651  
 Average Efficiency Error : 6.8974807E-03  
 Confidence : 95.00000

Cal. Istps	DPM	Exp. Date	Start Engy	End Engy	Counts	EFF.	EFF Err	Resolution
GD-148	209.6724	28-FEB-2010	2989.905	3300.775	15284.00	0.2460265	1.0572049E-02	47.55061
NP-237	206.8830	28-FEB-2010	4435.062	4905.007	15694.00	0.2528355	1.2801906E-02	57.86346
CM-244	203.0208	28-FEB-2010	5531.655	5887.118	14776.00	0.2553983	1.2941745E-02	52.08472

Instrument : CHAMBER 181  
 Detector : 74439  
 Standard ID : AESS-017  
 Standard Reference Date : 14-FEB-2008 17:45:04  
 Calibration Analysis Date/Time : 22-JUN-2009 09:50:44  
 Calibration Count Time : 300.0000  
 Efficiency Calibration Date/Time : 22-JUN-2009 15:03:27  
 Average Efficiency : 0.2556638  
 Average Efficiency Error : 7.0319269E-03  
 Confidence : 95.00000

Cal. Istps	DPM	Exp. Date	Start Engy	End Engy	Counts	EFF.	EFF Err	Resolution
GD-148	210.0798	28-FEB-2010	2987.507	3301.291	15701.00	0.2522502	1.0834388E-02	45.61578
NP-237	208.5846	28-FEB-2010	4436.916	4901.810	16267.00	0.2599201	1.3154872E-02	58.60517
CM-244	205.5828	28-FEB-2010	5535.507	5887.405	15025.00	0.2564206	1.2990783E-02	53.43116

Instrument : CHAMBER 182  
 Detector : 74440  
 Standard ID : AESS-023  
 Standard Reference Date : 14-FEB-2008 21:55:55  
 Calibration Analysis Date/Time : 22-JUN-2009 09:50:49  
 Calibration Count Time : 300.0000  
 Efficiency Calibration Date/Time : 22-JUN-2009 15:03:39  
 Average Efficiency : 0.2558407  
 Average Efficiency Error : 7.0378492E-03  
 Confidence : 95.00000

Cal. Istps	DPM	Exp. Date	Start Engy	End Engy	Counts	EFF.	EFF Err	Resolution
GD-148	207.4764	28-FEB-2010	2992.364	3301.476	15578.00	0.2534181	1.0886028E-02	44.54460
NP-237	207.4998	28-FEB-2010	4437.311	4901.783	16019.00	0.2573143	1.3025383E-02	55.86248
CM-244	199.8804	28-FEB-2010	5534.452	5885.559	14687.00	0.2578480	1.3066921E-02	50.87081

Instrument : CHAMBER 183  
 Detector : 74441  
 Standard ID : AESS-018  
 Standard Reference Date : 14-FEB-2008 17:45:04  
 Calibration Analysis Date/Time : 22-JUN-2009 09:50:53  
 Calibration Count Time : 300.0000  
 Efficiency Calibration Date/Time : 22-JUN-2009 15:03:53  
 Average Efficiency : 0.2616060  
 Average Efficiency Error : 7.1956841E-03  
 Confidence : 95.00000

Cal. Istps	DPM	Exp. Date	Start Engy	End Engy	Counts	EFF.	EFF Err	Resolution
GD-148	202.1856	28-FEB-2010	2990.145	3298.781	15838.00	0.2643961	1.1354355E-02	49.09375
NP-237	208.8990	28-FEB-2010	4434.414	4904.732	16046.00	0.2560026	1.2958746E-02	55.38850
CM-244	198.1458	28-FEB-2010	5533.565	5885.751	14889.00	0.2636993	1.3361022E-02	51.92845

Instrument : CHAMBER 184  
 Detector : 74442  
 Standard ID : AESS-024  
 Standard Reference Date : 14-FEB-2008 21:55:55  
 Calibration Analysis Date/Time : 22-JUN-2009 09:50:58  
 Calibration Count Time : 300.0000  
 Efficiency Calibration Date/Time : 22-JUN-2009 15:04:06  
 Average Efficiency : 0.2583629  
 Average Efficiency Error : 7.1082856E-03  
 Confidence : 95.00000

Cal. Istps	DPM	Exp. Date	Start Engy	End Engy	Counts	EFF.	EFF Err	Resolution
GD-148	203.5218	28-FEB-2010	2990.570	3301.301	15320.00	0.2540686	1.0917156E-02	45.64460
NP-237	205.6662	28-FEB-2010	4435.154	4904.955	16035.00	0.2598630	1.3154246E-02	56.52773
CM-244	198.3060	28-FEB-2010	5531.440	5886.825	14876.00	0.2632301	1.3337432E-02	51.73911

Instrument : CHAMBER 185  
 Detector : 68615  
 Standard ID : AESS-025  
 Standard Reference Date : 15-FEB-2008 09:06:52  
 Calibration Analysis Date/Time : 22-JUN-2009 09:51:04  
 Calibration Count Time : 300.0000  
 Efficiency Calibration Date/Time : 22-JUN-2009 15:04:16  
 Average Efficiency : 0.2577632  
 Average Efficiency Error : 7.1065617E-03  
 Confidence : 95.00000

Cal. Istps	DPM	Exp. Date	Start Engy	End Engy	Counts	EFF.	EFF Err	Resolution
GD-148	195.5670	28-FEB-2010	2988.840	3300.640	15138.00	0.2612484	1.1228072E-02	58.07288
NP-237	167.9916	28-FEB-2010	4434.438	4901.812	12961.00	0.2571577	1.3054820E-02	59.76388
CM-244	157.2432	28-FEB-2010	5531.912	5887.166	11372.00	0.2537484	1.2908846E-02	57.77697

Instrument : CHAMBER 186  
 Detector : 68616  
 Standard ID : AESS-031  
 Standard Reference Date : 18-FEB-2008 11:28:15  
 Calibration Analysis Date/Time : 22-JUN-2009 09:51:09  
 Calibration Count Time : 300.0000  
 Efficiency Calibration Date/Time : 22-JUN-2009 15:04:28  
 Average Efficiency : 0.2545925  
 Average Efficiency Error : 7.0233443E-03  
 Confidence : 95.00000

Cal. Istps	DPM	Exp. Date	Start Engy	End Engy	Counts	EFF.	EFF Err	Resolution
GD-148	193.6650	28-FEB-2010	2987.988	3300.097	14397.00	0.2508908	1.0792810E-02	50.66381
NP-237	162.9186	28-FEB-2010	4435.729	4904.174	12681.00	0.2594548	1.3175752E-02	61.08182
CM-244	153.1968	28-FEB-2010	5530.696	5887.018	11148.00	0.2552285	1.2988597E-02	55.37442

Instrument : CHAMBER 187  
 Detector : 68620  
 Standard ID : AESS-026  
 Standard Reference Date : 15-FEB-2008 09:06:52  
 Calibration Analysis Date/Time : 22-JUN-2009 09:51:15  
 Calibration Count Time : 300.0000  
 Efficiency Calibration Date/Time : 22-JUN-2009 15:04:38  
 Average Efficiency : 0.2487007  
 Average Efficiency Error : 7.2918888E-03  
 Confidence : 95.00000

Cal. Istps	DPM	Exp. Date	Start Engy	End Engy	Counts	EFF.	EFF Err	Resolution
GD-148	199.5072	28-FEB-2010	2991.780	3300.355	14881.00	0.2517360	1.2755483E-02	50.86592
NP-237	168.0294	28-FEB-2010	4437.583	4904.093	12548.00	0.2488833	1.2641029E-02	60.88034
CM-244	160.5822	28-FEB-2010	5535.508	5884.097	11241.00	0.2456087	1.2497237E-02	52.60560

Instrument : CHAMBER 188  
 Detector : 68621  
 Standard ID : AESS-032  
 Standard Reference Date : 18-FEB-2008 11:28:15  
 Calibration Analysis Date/Time : 22-JUN-2009 09:51:20  
 Calibration Count Time : 300.0000  
 Efficiency Calibration Date/Time : 22-JUN-2009 15:04:49  
 Average Efficiency : 0.2586242  
 Average Efficiency Error : 7.1308562E-03  
 Confidence : 95.00000

Cal. Istps	DPM	Exp. Date	Start Engy	End Engy	Counts	EFF.	EFF Err	Resolution
GD-148	195.2364	28-FEB-2010	2991.235	3299.192	14866.00	0.2569736	1.1047941E-02	51.13421
NP-237	165.9822	28-FEB-2010	4434.285	4905.242	12979.00	0.2606384	1.3231235E-02	56.78614
CM-244	153.7938	28-FEB-2010	5530.351	5883.763	11355.00	0.2589744	1.3175028E-02	50.04874

Instrument : CHAMBER 189  
 Detector : 68622  
 Standard ID : AESS-027  
 Standard Reference Date : 15-FEB-2008 09:06:52  
 Calibration Analysis Date/Time : 22-JUN-2009 09:51:25  
 Calibration Count Time : 300.0000  
 Efficiency Calibration Date/Time : 22-JUN-2009 15:05:00  
 Average Efficiency : 0.2605101  
 Average Efficiency Error : 7.6384274E-03  
 Confidence : 95.00000

Cal. Istps	DPM	Exp. Date	Start Engy	End Engy	Counts	EFF.	EFF Err	Resolution
GD-148	193.4238	28-FEB-2010	2989.861	3302.155	14783.00	0.2579485	1.3071399E-02	55.19755
NP-237	161.6154	28-FEB-2010	4432.574	4905.866	12646.00	0.2608190	1.3245604E-02	56.80165
CM-244	148.1754	28-FEB-2010	5531.675	5887.456	11101.00	0.2628785	1.3378831E-02	53.23755

Instrument : CHAMBER 190  
 Detector : 68623  
 Standard ID : AESS-033  
 Standard Reference Date : 18-FEB-2008 11:28:15  
 Calibration Analysis Date/Time : 22-JUN-2009 09:51:31  
 Calibration Count Time : 300.0000  
 Efficiency Calibration Date/Time : 22-JUN-2009 15:05:13  
 Average Efficiency : 0.2627474  
 Average Efficiency Error : 7.2460058E-03  
 Confidence : 95.00000

Cal. Istps	DPM	Exp. Date	Start Engy	End Engy	Counts	EFF.	EFF Err	Resolution
GD-148	192.4158	28-FEB-2010	2987.675	3299.750	14852.00	0.2604897	1.1199310E-02	47.17914
NP-237	161.7816	28-FEB-2010	4435.687	4904.443	12741.00	0.2623105	1.3320174E-02	60.95700
CM-244	147.2670	28-FEB-2010	5531.545	5882.933	11195.00	0.2665110	1.3562006E-02	48.64064

Instrument : CHAMBER 191  
 Detector : 68624  
 Standard ID : AESS-028  
 Standard Reference Date : 15-FEB-2008 09:06:52  
 Calibration Analysis Date/Time : 22-JUN-2009 09:51:36  
 Calibration Count Time : 300.0000  
 Efficiency Calibration Date/Time : 22-JUN-2009 15:05:24  
 Average Efficiency : 0.2624353  
 Average Efficiency Error : 7.6893568E-03  
 Confidence : 95.00000

Cal. Istps	DPM	Exp. Date	Start Engy	End Engy	Counts	EFF.	EFF Err	Resolution
GD-148	199.6542	28-FEB-2010	2991.084	3299.950	15363.00	0.2597040	1.3153810E-02	50.65557
NP-237	168.1992	28-FEB-2010	4432.587	4904.375	13466.00	0.2668662	1.3540036E-02	59.46810
CM-244	156.7614	28-FEB-2010	5530.362	5884.163	11655.00	0.2609591	1.3270005E-02	54.62358

Instrument : CHAMBER 192  
 Detector : 74430  
 Standard ID : AESS-034  
 Standard Reference Date : 18-FEB-2008 11:28:15  
 Calibration Analysis Date/Time : 22-JUN-2009 09:51:41  
 Calibration Count Time : 300.0000  
 Efficiency Calibration Date/Time : 22-JUN-2009 15:05:39  
 Average Efficiency : 0.2528592  
 Average Efficiency Error : 6.9742138E-03  
 Confidence : 95.00000

Cal. Istps	DPM	Exp. Date	Start Engy	End Engy	Counts	EFF.	EFF Err	Resolution
GD-148	200.5488	28-FEB-2010	2991.302	3300.346	14675.00	0.2469523	1.0619615E-02	46.13663
NP-237	167.2962	28-FEB-2010	4433.147	4904.787	12994.00	0.2588962	1.3142551E-02	54.53447
CM-244	154.4388	28-FEB-2010	5530.391	5883.883	11261.00	0.2558116	1.3015866E-02	47.75322

Instrument : CHAMBER 193  
 Detector : 68627  
 Standard ID : AESS-029  
 Standard Reference Date : 15-FEB-2008 09:06:52  
 Calibration Analysis Date/Time : 22-JUN-2009 09:51:47  
 Calibration Count Time : 300.0000  
 Efficiency Calibration Date/Time : 22-JUN-2009 15:05:50  
 Average Efficiency : 0.2616625  
 Average Efficiency Error : 7.6664970E-03  
 Confidence : 95.00000

Cal. Istps	DPM	Exp. Date	Start Engy	End Engy	Counts	EFF.	EFF Err	Resolution
GD-148	201.5742	28-FEB-2010	2992.456	3299.248	15599.00	0.2611919	1.3226620E-02	70.75836
NP-237	169.7700	28-FEB-2010	4434.921	4903.889	13250.00	0.2601501	1.3202393E-02	85.04011
CM-244	154.8234	28-FEB-2010	5531.552	5883.390	11633.00	0.2637065	1.3410171E-02	75.12811

Instrument : CHAMBER 194  
 Detector : 68635  
 Standard ID : AESS-035  
 Standard Reference Date : 18-FEB-2008 11:28:15  
 Calibration Analysis Date/Time : 22-JUN-2009 09:51:52  
 Calibration Count Time : 300.0000  
 Efficiency Calibration Date/Time : 22-JUN-2009 15:06:02  
 Average Efficiency : 0.2568864  
 Average Efficiency Error : 7.0813606E-03  
 Confidence : 95.00000

Cal. Istps	DPM	Exp. Date	Start Engy	End Engy	Counts	EFF.	EFF Err	Resolution
GD-148	198.6666	28-FEB-2010	2988.759	3300.939	14987.00	0.2545973	1.0944160E-02	50.81337
NP-237	168.2934	28-FEB-2010	4437.087	4905.856	13065.00	0.2587210	1.3132677E-02	56.26561
CM-244	158.8128	28-FEB-2010	5532.909	5884.238	11698.00	0.2583487	1.3136664E-02	49.04685

Instrument : CHAMBER 195  
 Detector : 68636  
 Standard ID : AESS-030  
 Standard Reference Date : 15-FEB-2008 09:06:52  
 Calibration Analysis Date/Time : 22-JUN-2009 09:51:58  
 Calibration Count Time : 300.0000  
 Efficiency Calibration Date/Time : 22-JUN-2009 15:06:11  
 Average Efficiency : 0.2565587  
 Average Efficiency Error : 7.5203422E-03  
 Confidence : 95.00000

Cal. Istps	DPM	Exp. Date	Start Engy	End Engy	Counts	EFF.	EFF Err	Resolution
GD-148	198.9792	28-FEB-2010	2990.427	3298.108	14898.00	0.2526821	1.2803250E-02	52.36766
NP-237	166.3758	28-FEB-2010	4435.602	4904.677	13066.00	0.2617230	1.3285043E-02	56.16147
CM-244	157.1856	28-FEB-2010	5531.920	5883.250	11450.00	0.2556100	1.3001991E-02	53.60020

Instrument : CHAMBER 196  
 Detector : 68637  
 Standard ID : AESS-036  
 Standard Reference Date : 18-FEB-2008 11:28:15  
 Calibration Analysis Date/Time : 22-JUN-2009 09:52:03  
 Calibration Count Time : 300.0000  
 Efficiency Calibration Date/Time : 22-JUN-2009 15:06:21  
 Average Efficiency : 0.2579557  
 Average Efficiency Error : 7.1107536E-03  
 Confidence : 95.00000

Cal. Istps	DPM	Exp. Date	Start Engy	End Engy	Counts	EFF.	EFF Err	Resolution
GD-148	201.3204	28-FEB-2010	2987.764	3299.421	15154.00	0.2540307	1.0917650E-02	54.18713
NP-237	167.4312	28-FEB-2010	4434.243	4902.720	13085.00	0.2604812	1.3221670E-02	59.74107
CM-244	156.4188	28-FEB-2010	5534.908	5886.289	11649.00	0.2612170	1.3283413E-02	54.65987



Instrument : CHAMBER 197  
 Detector : 78894  
 Standard ID : AESS-037  
 Standard Reference Date : 18-FEB-2008 15:31:47  
 Calibration Analysis Date/Time : 23-JUN-2009 08:30:18  
 Calibration Count Time : 300.0000  
 Efficiency Calibration Date/Time : 23-JUN-2009 13:40:27  
 Average Efficiency : 0.2567551  
 Average Efficiency Error : 7.0790784E-03  
 Confidence : 95.00000

Cal. Istps	DPM	Exp. Date	Start Engy	End Engy	Counts	EFF.	EFF Err	Resolution
GD-148	197.7372	28-FEB-2010	2992.459	3301.421	14935.00	0.2548909	1.0957510E-02	53.54255
NP-237	167.1294	28-FEB-2010	4433.039	4903.794	12934.00	0.2579639	1.3096124E-02	56.62766
CM-244	154.7664	28-FEB-2010	5533.211	5885.723	11391.00	0.2582181	1.3135778E-02	57.79705

Instrument : CHAMBER 198  
 Detector : 78895  
 Standard ID : AESS-043  
 Standard Reference Date : 19-FEB-2008 00:32:27  
 Calibration Analysis Date/Time : 22-JUN-2009 09:52:14  
 Calibration Count Time : 300.0000  
 Efficiency Calibration Date/Time : 22-JUN-2009 15:06:54  
 Average Efficiency : 0.2558283  
 Average Efficiency Error : 7.0531382E-03  
 Confidence : 95.00000

Cal. Istps	DPM	Exp. Date	Start Engy	End Engy	Counts	EFF.	EFF Err	Resolution
GD-148	197.7708	28-FEB-2010	2990.792	3298.953	15029.00	0.2564534	1.1023409E-02	56.63857
NP-237	168.7422	28-FEB-2010	4433.042	4902.810	12945.00	0.2557096	1.2981524E-02	58.76215
CM-244	156.3252	28-FEB-2010	5530.984	5882.838	11372.00	0.2550805	1.2976733E-02	53.96784

Instrument : CHAMBER 199  
 Detector : 78896  
 Standard ID : AESS-038  
 Standard Reference Date : 18-FEB-2008 15:31:47  
 Calibration Analysis Date/Time : 22-JUN-2009 09:52:19  
 Calibration Count Time : 300.0000  
 Efficiency Calibration Date/Time : 22-JUN-2009 15:07:05  
 Average Efficiency : 0.2503328  
 Average Efficiency Error : 6.9033257E-03  
 Confidence : 95.00000

Cal. Istps	DPM	Exp. Date	Start Engy	End Engy	Counts	EFF.	EFF Err	Resolution
GD-148	200.1408	28-FEB-2010	2992.467	3301.736	15050.00	0.2537782	1.0908134E-02	52.31808
NP-237	170.0886	28-FEB-2010	4433.639	4904.142	12664.00	0.2481491	1.2601945E-02	58.89103
CM-244	157.7460	28-FEB-2010	5532.893	5884.873	11149.00	0.2479126	1.2616216E-02	52.99783

Instrument : CHAMBER 200  
 Detector : 78900  
 Standard ID : AESS-044  
 Standard Reference Date : 19-FEB-2008 00:32:27  
 Calibration Analysis Date/Time : 22-JUN-2009 09:52:25  
 Calibration Count Time : 300.0000  
 Efficiency Calibration Date/Time : 22-JUN-2009 15:07:19  
 Average Efficiency : 0.2686577  
 Average Efficiency Error : 7.4024275E-03  
 Confidence : 95.00000

Cal. Istps	DPM	Exp. Date	Start Engy	End Engy	Counts	EFF.	EFF Err	Resolution
GD-148	194.4510	28-FEB-2010	2991.709	3299.237	15525.00	0.2694455	1.1575188E-02	52.63724
NP-237	166.6248	28-FEB-2010	4433.212	4903.912	13505.00	0.2700959	1.3703452E-02	61.10624
CM-244	155.8290	28-FEB-2010	5534.189	5887.638	11827.00	0.2661784	1.3532363E-02	53.69180

Instrument : CHAMBER 201  
 Detector : 78902  
 Standard ID : AESS-039  
 Standard Reference Date : 18-FEB-2008 15:31:47  
 Calibration Analysis Date/Time : 22-JUN-2009 09:52:31  
 Calibration Count Time : 300.0000  
 Efficiency Calibration Date/Time : 22-JUN-2009 15:07:30  
 Average Efficiency : 0.2608171  
 Average Efficiency Error : 7.1935584E-03  
 Confidence : 95.00000

Cal. Istps	DPM	Exp. Date	Start Engy	End Engy	Counts	EFF.	EFF Err	Resolution
GD-148	192.2418	28-FEB-2010	2988.500	3302.053	14805.00	0.2599045	1.1174787E-02	49.08611
NP-237	159.1506	28-FEB-2010	4433.282	4904.434	12713.00	0.2662428	1.3519990E-02	52.63206
CM-244	151.7142	28-FEB-2010	5534.865	5882.809	11118.00	0.2569896	1.3078903E-02	48.72089

Instrument : CHAMBER 202  
 Detector : 78903  
 Standard ID : AESS-045  
 Standard Reference Date : 19-FEB-2008 00:32:27  
 Calibration Analysis Date/Time : 22-JUN-2009 09:52:37  
 Calibration Count Time : 300.0000  
 Efficiency Calibration Date/Time : 22-JUN-2009 15:07:41  
 Average Efficiency : 0.2643825  
 Average Efficiency Error : 7.2935103E-03  
 Confidence : 95.00000

Cal. Istps	DPM	Exp. Date	Start Engy	End Engy	Counts	EFF.	EFF Err	Resolution
GD-148	186.9936	28-FEB-2010	2990.900	3298.618	14652.00	0.2644352	1.1371753E-02	43.60920
NP-237	160.8066	28-FEB-2010	4432.436	4902.692	12420.00	0.2574461	1.3077959E-02	54.52970
CM-244	145.8384	28-FEB-2010	5532.047	5884.818	11313.00	0.2720752	1.3842396E-02	44.04590

Instrument : CHAMBER 203  
 Detector : 78905  
 Standard ID : AESS-040  
 Standard Reference Date : 18-FEB-2008 15:31:47  
 Calibration Analysis Date/Time : 22-JUN-2009 09:52:43  
 Calibration Count Time : 300.0000  
 Efficiency Calibration Date/Time : 22-JUN-2009 15:07:50  
 Average Efficiency : 0.2542375  
 Average Efficiency Error : 7.0116646E-03  
 Confidence : 95.00000

Cal. Istps	DPM	Exp. Date	Start Engy	End Engy	Counts	EFF.	EFF Err	Resolution
GD-148	194.4828	28-FEB-2010	2989.958	3298.323	14729.00	0.2555648	1.0989280E-02	48.90236
NP-237	166.8174	28-FEB-2010	4433.591	4904.036	12594.00	0.2515985	1.2778236E-02	52.39742
CM-244	155.0100	28-FEB-2010	5533.281	5885.816	11276.00	0.2551089	1.2980009E-02	47.65225

Instrument : CHAMBER 204  
 Detector : 78907  
 Standard ID : AESS-046  
 Standard Reference Date : 19-FEB-2008 19:35:48  
 Calibration Analysis Date/Time : 22-JUN-2009 09:52:49  
 Calibration Count Time : 300.0000  
 Efficiency Calibration Date/Time : 22-JUN-2009 15:08:00  
 Average Efficiency : 0.2538103  
 Average Efficiency Error : 7.0014698E-03  
 Confidence : 95.00000

Cal. Istps	DPM	Exp. Date	Start Engy	End Engy	Counts	EFF.	EFF Err	Resolution
GD-148	194.7474	28-FEB-2010	2990.324	3298.173	14541.00	0.2519002	1.0834365E-02	51.17892
NP-237	164.6658	28-FEB-2010	4437.399	4902.424	12509.00	0.2531350	1.2857672E-02	56.33944
CM-244	151.3824	28-FEB-2010	5531.626	5884.261	11110.00	0.2573011	1.3094992E-02	51.37049

Instrument : CHAMBER 205  
 Detector : 78908  
 Standard ID : AESS-041  
 Standard Reference Date : 18-FEB-2008 15:31:47  
 Calibration Analysis Date/Time : 22-JUN-2009 09:52:54  
 Calibration Count Time : 300.0000  
 Efficiency Calibration Date/Time : 22-JUN-2009 15:08:10  
 Average Efficiency : 0.2561495  
 Average Efficiency Error : 7.0592412E-03  
 Confidence : 95.00000

Cal. Istps	DPM	Exp. Date	Start Engy	End Engy	Counts	EFF.	EFF Err	Resolution
GD-148	203.9034	28-FEB-2010	2988.508	3302.170	15373.00	0.2544265	1.0931892E-02	47.59354
NP-237	171.2268	28-FEB-2010	4433.168	4903.946	13244.00	0.2578140	1.3083938E-02	59.69577
CM-244	159.5796	28-FEB-2010	5533.636	5886.419	11689.00	0.2569510	1.3065674E-02	49.40511

Instrument : CHAMBER 206  
 Detector : 78909  
 Standard ID : AESS-047  
 Standard Reference Date : 19-FEB-2008 00:32:27  
 Calibration Analysis Date/Time : 22-JUN-2009 09:53:00  
 Calibration Count Time : 300.0000  
 Efficiency Calibration Date/Time : 22-JUN-2009 15:08:23  
 Average Efficiency : 0.2574005  
 Average Efficiency Error : 7.0962599E-03  
 Confidence : 95.00000

Cal. Istps	DPM	Exp. Date	Start Engy	End Engy	Counts	EFF.	EFF Err	Resolution
GD-148	197.4804	28-FEB-2010	2988.616	3302.433	15062.00	0.2573945	1.1063425E-02	48.19839
NP-237	168.3948	28-FEB-2010	4432.477	4902.186	13001.00	0.2573397	1.3063446E-02	52.88721
CM-244	154.6032	28-FEB-2010	5535.166	5886.569	11347.00	0.2574700	1.3098557E-02	52.05136

Instrument : CHAMBER 207  
 Detector : 78910  
 Standard ID : AESS-042  
 Standard Reference Date : 18-FEB-2008 15:31:47  
 Calibration Analysis Date/Time : 22-JUN-2009 09:53:05  
 Calibration Count Time : 300.0000  
 Efficiency Calibration Date/Time : 22-JUN-2009 15:08:36  
 Average Efficiency : 0.2561320  
 Average Efficiency Error : 7.0672869E-03  
 Confidence : 95.00000

Cal. Istps	DPM	Exp. Date	Start Engy	End Engy	Counts	EFF.	EFF Err	Resolution
GD-148	188.7090	28-FEB-2010	2987.858	3301.538	14376.00	0.2570925	1.1059917E-02	51.83183
NP-237	159.6558	28-FEB-2010	4432.769	4903.719	12374.00	0.2583224	1.3123268E-02	56.06316
CM-244	150.5208	28-FEB-2010	5533.705	5886.686	10845.00	0.2527259	1.2867418E-02	54.23968

Instrument : CHAMBER 208  
 Detector : 78911  
 Standard ID : AESS-048  
 Standard Reference Date : 19-FEB-2008 00:32:27  
 Calibration Analysis Date/Time : 22-JUN-2009 09:53:10  
 Calibration Count Time : 300.0000  
 Efficiency Calibration Date/Time : 22-JUN-2009 15:08:47  
 Average Efficiency : 0.2524280  
 Average Efficiency Error : 6.9653862E-03  
 Confidence : 95.00000

Cal. Istps	DPM	Exp. Date	Start Engy	End Engy	Counts	EFF.	EFF Err	Resolution
GD-148	191.8350	28-FEB-2010	2990.819	3299.505	14260.00	0.2508653	1.0793664E-02	50.33332
NP-237	161.5530	28-FEB-2010	4435.407	4905.872	12192.00	0.2515088	1.2780157E-02	58.56274
CM-244	151.1856	28-FEB-2010	5534.932	5887.260	11020.00	0.2556523	1.3012759E-02	49.93821

Instrument : CHAMBER 209  
 Detector : 79188  
 Standard ID : AESS-001  
 Standard Reference Date : 20-FEB-2008 09:54:53  
 Calibration Analysis Date/Time : 29-JUN-2009 11:06:21  
 Calibration Count Time : 300.0000  
 Efficiency Calibration Date/Time : 30-JUN-2009 13:25:14  
 Average Efficiency : 0.3677108  
 Average Efficiency Error : 1.0086662E-02  
 Confidence : 95.00000

Cal. Istps	DPM	Exp. Date	Start Engy	End Engy	Counts	EFF.	EFF Err	Resolution
GD-148	208.6698	28-FEB-2010	2989.181	3301.049	21968.00	0.3553457	1.5187075E-02	65.89574
NP-237	171.0024	28-FEB-2010	4433.021	4903.097	19297.00	0.3761547	1.9001663E-02	90.73633
CM-244	158.1060	28-FEB-2010	5532.718	5885.886	17059.00	0.3788077	1.9161167E-02	62.71068

Instrument : CHAMBER 210  
 Detector : 79189  
 Standard ID : AESS-002  
 Standard Reference Date : 19-FEB-2008 11:05:22  
 Calibration Analysis Date/Time : 29-JUN-2009 11:06:26  
 Calibration Count Time : 300.0000  
 Efficiency Calibration Date/Time : 30-JUN-2009 13:25:32  
 Average Efficiency : 0.3938951  
 Average Efficiency Error : 1.0783576E-02  
 Confidence : 95.00000

Cal. Istps	DPM	Exp. Date	Start Engy	End Engy	Counts	EFF.	EFF Err	Resolution
GD-148	200.1144	28-FEB-2010	2990.859	3297.943	23047.00	0.3887416	1.6604694E-02	57.83068
NP-237	200.4990	28-FEB-2010	4435.076	4904.812	24104.00	0.4007338	2.0202259E-02	76.70370
CM-244	196.5558	28-FEB-2010	5533.646	5886.210	22093.00	0.3946623	1.9910963E-02	61.67818

Instrument : CHAMBER 211  
 Detector : 79190  
 Standard ID : AESS-003  
 Standard Reference Date : 15-FEB-2008 13:12:27  
 Calibration Analysis Date/Time : 29-JUN-2009 11:06:32  
 Calibration Count Time : 300.0000  
 Efficiency Calibration Date/Time : 30-JUN-2009 13:25:46  
 Average Efficiency : 0.3797782  
 Average Efficiency Error : 1.0400439E-02  
 Confidence : 95.00000

Cal. Istps	DPM	Exp. Date	Start Engy	End Engy	Counts	EFF.	EFF Err	Resolution
GD-148	202.9740	28-FEB-2010	2988.624	3301.653	22395.00	0.3724639	1.5914930E-02	64.54439
NP-237	203.2080	28-FEB-2010	4436.794	4902.468	23454.00	0.3847243	1.9399559E-02	74.42917
CM-244	197.2236	28-FEB-2010	5532.766	5886.120	21658.00	0.3857397	1.9464286E-02	63.38742

Instrument : CHAMBER 212  
 Detector : 79191  
 Standard ID : AESS-004  
 Standard Reference Date : 14-FEB-2008 09:35:18  
 Calibration Analysis Date/Time : 29-JUN-2009 11:06:38  
 Calibration Count Time : 300.0000  
 Efficiency Calibration Date/Time : 30-JUN-2009 13:25:56  
 Average Efficiency : 0.3834927  
 Average Efficiency Error : 1.0500317E-02  
 Confidence : 95.00000

Cal. Istps	DPM	Exp. Date	Start Engy	End Engy	Counts	EFF.	EFF Err	Resolution
GD-148	206.1222	28-FEB-2010	2989.287	3301.382	22921.00	0.3754007	1.6035914E-02	59.43782
NP-237	204.2586	28-FEB-2010	4434.079	4904.410	23916.00	0.3902802	1.9676529E-02	70.71378
CM-244	198.8100	28-FEB-2010	5534.335	5887.654	22006.00	0.3888572	1.9618779E-02	58.13512

Instrument : CHAMBER 213  
 Detector : 79192  
 Standard ID : AESS-005  
 Standard Reference Date : 14-FEB-2008 09:35:18  
 Calibration Analysis Date/Time : 29-JUN-2009 11:06:43  
 Calibration Count Time : 300.0000  
 Efficiency Calibration Date/Time : 30-JUN-2009 13:26:06  
 Average Efficiency : 0.3631246  
 Average Efficiency Error : 9.9473838E-03  
 Confidence : 95.00000

Cal. Istps	DPM	Exp. Date	Start Engy	End Engy	Counts	EFF.	EFF Err	Resolution
GD-148	210.7452	28-FEB-2010	2990.968	3298.520	22030.00	0.3528930	1.5081747E-02	65.96364
NP-237	209.5938	28-FEB-2010	4437.380	4902.572	23193.00	0.3688471	1.8600717E-02	79.66854
CM-244	202.7478	28-FEB-2010	5532.282	5885.336	21539.00	0.3732129	1.8833132E-02	63.84235

Instrument : CHAMBER 214  
 Detector : 79193  
 Standard ID : AESS-006  
 Standard Reference Date : 14-FEB-2008 09:35:18  
 Calibration Analysis Date/Time : 29-JUN-2009 11:06:48  
 Calibration Count Time : 300.0000  
 Efficiency Calibration Date/Time : 30-JUN-2009 13:26:15  
 Average Efficiency : 0.3842220  
 Average Efficiency Error : 1.0522687E-02  
 Confidence : 95.00000

Cal. Istps	DPM	Exp. Date	Start Engy	End Engy	Counts	EFF.	EFF Err	Resolution
GD-148	203.6952	28-FEB-2010	2990.403	3298.091	22543.00	0.3736039	1.5962366E-02	54.14455
NP-237	204.7038	28-FEB-2010	4437.439	4902.827	23935.00	0.3897505	1.9649688E-02	76.09060
CM-244	195.0060	28-FEB-2010	5532.795	5885.993	21931.00	0.3950915	1.9933926E-02	57.07459

Instrument : CHAMBER 215  
 Detector : 79194  
 Standard ID : AESS-007  
 Standard Reference Date : 14-FEB-2008 13:39:25  
 Calibration Analysis Date/Time : 29-JUN-2009 11:06:53  
 Calibration Count Time : 300.0000  
 Efficiency Calibration Date/Time : 30-JUN-2009 13:26:24  
 Average Efficiency : 0.3850240  
 Average Efficiency Error : 1.0540539E-02  
 Confidence : 95.00000

Cal. Istps	DPM	Exp. Date	Start Engy	End Engy	Counts	EFF.	EFF Err	Resolution
GD-148	206.7342	28-FEB-2010	2990.062	3302.465	23238.00	0.3794642	1.6206851E-02	59.62454
NP-237	205.0260	28-FEB-2010	4436.774	4902.728	24080.00	0.3914905	1.9736437E-02	77.73202
CM-244	199.6806	28-FEB-2010	5533.954	5882.708	21984.00	0.3867625	1.9513281E-02	61.70960

Instrument : CHAMBER 216  
 Detector : 79195  
 Standard ID : AESS-008  
 Standard Reference Date : 14-FEB-2008 13:39:25  
 Calibration Analysis Date/Time : 29-JUN-2009 11:06:59  
 Calibration Count Time : 300.0000  
 Efficiency Calibration Date/Time : 30-JUN-2009 13:26:33  
 Average Efficiency : 0.3755702  
 Average Efficiency Error : 1.0284359E-02  
 Confidence : 95.00000

Cal. Istps	DPM	Exp. Date	Start Engy	End Engy	Counts	EFF.	EFF Err	Resolution
GD-148	206.0418	28-FEB-2010	2992.227	3300.068	22506.00	0.3687362	1.5754715E-02	57.73516
NP-237	209.2716	28-FEB-2010	4434.095	4904.331	23839.00	0.3797142	1.9144330E-02	77.62376
CM-244	199.6488	28-FEB-2010	5533.563	5886.220	21686.00	0.3815858	1.9254461E-02	58.78411

Instrument : CHAMBER 217  
 Detector : 79410  
 Standard ID : AESS-009  
 Standard Reference Date : 19-FEB-2008 11:05:22  
 Calibration Analysis Date/Time : 29-JUN-2009 11:07:05  
 Calibration Count Time : 300.0000  
 Efficiency Calibration Date/Time : 30-JUN-2009 13:26:43  
 Average Efficiency : 0.3781467  
 Average Efficiency Error : 1.0355381E-02  
 Confidence : 95.00000

Cal. Istps	DPM	Exp. Date	Start Engy	End Engy	Counts	EFF.	EFF Err	Resolution
GD-148	203.3736	28-FEB-2010	2992.213	3299.566	22448.00	0.3725700	1.5918989E-02	57.23290
NP-237	204.0192	28-FEB-2010	4433.215	4903.920	23291.00	0.3805314	1.9189263E-02	75.68012
CM-244	197.2128	28-FEB-2010	5534.328	5882.531	21567.00	0.3839772	1.9376099E-02	61.18950

Instrument : CHAMBER 218  
 Detector : 79411  
 Standard ID : AESS-010  
 Standard Reference Date : 14-FEB-2008 13:39:25  
 Calibration Analysis Date/Time : 29-JUN-2009 11:07:11  
 Calibration Count Time : 300.0000  
 Efficiency Calibration Date/Time : 30-JUN-2009 13:26:51  
 Average Efficiency : 0.3930978  
 Average Efficiency Error : 1.0763295E-02  
 Confidence : 95.00000

Cal. Istps	DPM	Exp. Date	Start Engy	End Engy	Counts	EFF.	EFF Err	Resolution
GD-148	202.0008	28-FEB-2010	2990.601	3298.221	22913.00	0.3829195	1.6357172E-02	60.17708
NP-237	202.9926	28-FEB-2010	4432.747	4903.769	24319.00	0.3993416	2.0130621E-02	79.18008
CM-244	196.2330	28-FEB-2010	5534.561	5882.956	22479.00	0.4024245	2.0299474E-02	60.89557

Instrument : CHAMBER 219  
 Detector : 79412  
 Standard ID : AESS-011  
 Standard Reference Date : 14-FEB-2008 13:39:25  
 Calibration Analysis Date/Time : 29-JUN-2009 11:07:16  
 Calibration Count Time : 300.0000  
 Efficiency Calibration Date/Time : 30-JUN-2009 13:27:01  
 Average Efficiency : 0.3689672  
 Average Efficiency Error : 1.0101880E-02  
 Confidence : 95.00000

Cal. Istps	DPM	Exp. Date	Start Engy	End Engy	Counts	EFF.	EFF Err	Resolution
GD-148	212.8284	28-FEB-2010	2989.180	3302.094	22853.00	0.3624727	1.5484245E-02	56.52708
NP-237	214.4868	28-FEB-2010	4436.774	4902.239	24088.00	0.3743512	1.8872330E-02	86.37078
CM-244	208.4184	28-FEB-2010	5532.237	5885.415	22142.00	0.3732110	1.8828364E-02	61.88073

Instrument : CHAMBER 220  
 Detector : 79413  
 Standard ID : AESS-012  
 Standard Reference Date : 14-FEB-2008 13:39:25  
 Calibration Analysis Date/Time : 29-JUN-2009 11:07:21  
 Calibration Count Time : 300.0000  
 Efficiency Calibration Date/Time : 30-JUN-2009 13:27:10  
 Average Efficiency : 0.3750438  
 Average Efficiency Error : 1.0269084E-02  
 Confidence : 95.00000

Cal. Istps	DPM	Exp. Date	Start Engy	End Engy	Counts	EFF.	EFF Err	Resolution
GD-148	206.2200	28-FEB-2010	2990.438	3302.525	22663.00	0.3709926	1.5849777E-02	57.01278
NP-237	205.8930	28-FEB-2010	4435.000	4905.156	23426.00	0.3792588	1.9124148E-02	81.06312
CM-244	203.1954	28-FEB-2010	5534.774	5882.515	21789.00	0.3767064	1.9007433E-02	61.18806



Instrument : CHAMBER 221  
 Detector : 79414  
 Standard ID : AESS-013  
 Standard Reference Date : 14-FEB-2008 17:45:04  
 Calibration Analysis Date/Time : 29-JUN-2009 11:07:27  
 Calibration Count Time : 300.0000  
 Efficiency Calibration Date/Time : 30-JUN-2009 13:27:19  
 Average Efficiency : 0.3793155  
 Average Efficiency Error : 1.0384974E-02  
 Confidence : 95.00000

Cal. Istps	DPM	Exp. Date	Start Engy	End Engy	Counts	EFF.	EFF Err	Resolution
GD-148	203.6544	28-FEB-2010	2991.987	3300.655	22692.00	0.3761454	1.6069671E-02	54.91935
NP-237	210.2526	28-FEB-2010	4433.096	4905.038	23943.00	0.3795863	1.9137202E-02	74.16172
CM-244	201.9108	28-FEB-2010	5531.434	5885.564	22050.00	0.3836373	1.9355079E-02	57.98247

Instrument : CHAMBER 222  
 Detector : 79415  
 Standard ID : AESS-014  
 Standard Reference Date : 19-FEB-2008 11:05:22  
 Calibration Analysis Date/Time : 29-JUN-2009 11:07:32  
 Calibration Count Time : 300.0000  
 Efficiency Calibration Date/Time : 30-JUN-2009 13:27:29  
 Average Efficiency : 0.3503861  
 Average Efficiency Error : 9.6052606E-03  
 Confidence : 95.00000

Cal. Istps	DPM	Exp. Date	Start Engy	End Engy	Counts	EFF.	EFF Err	Resolution
GD-148	214.7088	28-FEB-2010	2991.968	3297.845	21293.00	0.3347430	1.4312199E-02	57.14749
NP-237	211.7160	28-FEB-2010	4434.336	4906.032	23208.00	0.3653858	1.8426064E-02	76.21756
CM-244	207.3882	28-FEB-2010	5530.429	5882.613	21327.00	0.3610742	1.8222243E-02	61.58858

Instrument : CHAMBER 223  
 Detector : 79416  
 Standard ID : AESS-015  
 Standard Reference Date : 14-FEB-2008 17:45:04  
 Calibration Analysis Date/Time : 29-JUN-2009 11:07:37  
 Calibration Count Time : 300.0000  
 Efficiency Calibration Date/Time : 30-JUN-2009 13:27:39  
 Average Efficiency : 0.3893896  
 Average Efficiency Error : 1.0661449E-02  
 Confidence : 95.00000

Cal. Istps	DPM	Exp. Date	Start Engy	End Engy	Counts	EFF.	EFF Err	Resolution
GD-148	204.0270	28-FEB-2010	2989.801	3297.756	23051.00	0.3813936	1.6290823E-02	56.25597
NP-237	200.6460	28-FEB-2010	4434.980	4902.483	23824.00	0.3957835	1.9954618E-02	75.62739
CM-244	195.9270	28-FEB-2010	5530.752	5886.350	22029.00	0.3949774	1.9927377E-02	58.25835

Instrument : CHAMBER 224  
 Detector : 79417  
 Standard ID : AESS-016  
 Standard Reference Date : 14-FEB-2008 17:45:04  
 Calibration Analysis Date/Time : 29-JUN-2009 11:07:43  
 Calibration Count Time : 300.0000  
 Efficiency Calibration Date/Time : 30-JUN-2009 13:27:48  
 Average Efficiency : 0.3855355  
 Average Efficiency Error : 1.0559128E-02  
 Confidence : 95.00000

Cal. Istps	DPM	Exp. Date	Start Engy	End Engy	Counts	EFF.	EFF Err	Resolution
GD-148	204.0534	28-FEB-2010	2987.708	3297.620	22614.00	0.3741145	1.5983578E-02	56.47799
NP-237	199.3962	28-FEB-2010	4432.391	4904.314	23852.00	0.3987372	2.0103335E-02	75.47507
CM-244	198.6402	28-FEB-2010	5535.163	5883.043	22064.00	0.3902014	1.9686140E-02	61.20261

Instrument : CHAMBER 225  
 Detector : 79418  
 Standard ID : AESS-017  
 Standard Reference Date : 14-FEB-2008 17:45:04  
 Calibration Analysis Date/Time : 29-JUN-2009 11:07:48  
 Calibration Count Time : 300.0000  
 Efficiency Calibration Date/Time : 30-JUN-2009 13:28:00  
 Average Efficiency : 0.3784462  
 Average Efficiency Error : 1.0361466E-02  
 Confidence : 95.00000

Cal. Istps	DPM	Exp. Date	Start Engy	End Engy	Counts	EFF.	EFF Err	Resolution
GD-148	210.0798	28-FEB-2010	2990.136	3297.838	23025.00	0.3699967	1.5804220E-02	54.96978
NP-237	208.5846	28-FEB-2010	4432.708	4903.892	24244.00	0.3874272	1.9530520E-02	72.92027
CM-244	205.5828	28-FEB-2010	5534.915	5883.445	22371.00	0.3822702	1.9283641E-02	60.31302

Instrument : CHAMBER 226  
 Detector : 79419  
 Standard ID : AESS-018  
 Standard Reference Date : 14-FEB-2008 17:45:04  
 Calibration Analysis Date/Time : 29-JUN-2009 11:07:53  
 Calibration Count Time : 300.0000  
 Efficiency Calibration Date/Time : 30-JUN-2009 13:28:10  
 Average Efficiency : 0.3837910  
 Average Efficiency Error : 1.0508147E-02  
 Confidence : 95.00000

Cal. Istps	DPM	Exp. Date	Start Engy	End Engy	Counts	EFF.	EFF Err	Resolution
GD-148	202.1856	28-FEB-2010	2990.396	3299.355	22716.00	0.3792837	1.6203530E-02	50.45033
NP-237	208.8990	28-FEB-2010	4437.021	4903.289	23922.00	0.3817108	1.9244449E-02	73.07991
CM-244	198.1458	28-FEB-2010	5534.002	5887.398	22152.00	0.3927352	1.9813271E-02	59.33780

Instrument : CHAMBER 227  
 Detector : 79420  
 Standard ID : AESS-019  
 Standard Reference Date : 19-FEB-2008 11:05:22  
 Calibration Analysis Date/Time : 29-JUN-2009 11:07:59  
 Calibration Count Time : 300.0000  
 Efficiency Calibration Date/Time : 30-JUN-2009 13:28:21  
 Average Efficiency : 0.3834471  
 Average Efficiency Error : 1.0500080E-02  
 Confidence : 95.00000

Cal. Istps	DPM	Exp. Date	Start Engy	End Engy	Counts	EFF.	EFF Err	Resolution
GD-148	204.6468	28-FEB-2010	2988.851	3301.430	22706.00	0.3745125	1.5999762E-02	61.38483
NP-237	202.9140	28-FEB-2010	4435.798	4901.523	23913.00	0.3928266	1.9804921E-02	69.44127
CM-244	199.3140	28-FEB-2010	5532.218	5885.954	22005.00	0.3876506	1.9557914E-02	59.98711

Instrument : CHAMBER 228  
 Detector : 79421  
 Standard ID : AESS-020  
 Standard Reference Date : 14-FEB-2008 21:55:55  
 Calibration Analysis Date/Time : 29-JUN-2009 11:08:06  
 Calibration Count Time : 300.0000  
 Efficiency Calibration Date/Time : 30-JUN-2009 13:28:30  
 Average Efficiency : 0.3812083  
 Average Efficiency Error : 1.0441090E-02  
 Confidence : 95.00000

Cal. Istps	DPM	Exp. Date	Start Engy	End Engy	Counts	EFF.	EFF Err	Resolution
GD-148	205.5870	28-FEB-2010	2989.413	3298.479	22499.00	0.3694338	1.5784577E-02	57.02933
NP-237	203.4984	28-FEB-2010	4435.708	4901.434	23757.00	0.3891334	1.9619791E-02	78.34894
CM-244	197.1096	28-FEB-2010	5531.094	5883.745	21974.00	0.3916203	1.9758444E-02	59.88309

Instrument : CHAMBER 229  
 Detector : 79422  
 Standard ID : AESS-021  
 Standard Reference Date : 19-FEB-2008 15:31:52  
 Calibration Analysis Date/Time : 29-JUN-2009 11:08:14  
 Calibration Count Time : 300.0000  
 Efficiency Calibration Date/Time : 30-JUN-2009 13:28:39  
 Average Efficiency : 0.3777187  
 Average Efficiency Error : 1.0341295E-02  
 Confidence : 95.00000

Cal. Istps	DPM	Exp. Date	Start Engy	End Engy	Counts	EFF.	EFF Err	Resolution
GD-148	208.3608	28-FEB-2010	2992.428	3300.536	22973.00	0.3721605	1.5897052E-02	58.77625
NP-237	210.1548	28-FEB-2010	4436.659	4902.986	23961.00	0.3800487	1.9160392E-02	70.52748
CM-244	200.7390	28-FEB-2010	5534.392	5883.088	21930.00	0.3835794	1.9353105E-02	57.32039

Instrument : CHAMBER 230  
 Detector : 79423  
 Standard ID : AESS-022  
 Standard Reference Date : 14-FEB-2008 21:55:55  
 Calibration Analysis Date/Time : 29-JUN-2009 11:08:21  
 Calibration Count Time : 300.0000  
 Efficiency Calibration Date/Time : 30-JUN-2009 13:28:51  
 Average Efficiency : 0.3723746  
 Average Efficiency Error : 1.0199217E-02  
 Confidence : 95.00000

Cal. Istps	DPM	Exp. Date	Start Engy	End Engy	Counts	EFF.	EFF Err	Resolution
GD-148	209.6724	28-FEB-2010	2990.435	3299.126	22423.00	0.3610166	1.5425573E-02	51.30120
NP-237	206.8830	28-FEB-2010	4436.006	4902.037	23676.00	0.3814719	1.9234043E-02	72.62286
CM-244	203.0208	28-FEB-2010	5532.506	5885.804	22015.00	0.3809220	1.9218368E-02	59.56349

Instrument : CHAMBER 231  
 Detector : 79424  
 Standard ID : AESS-023  
 Standard Reference Date : 14-FEB-2008 21:55:55  
 Calibration Analysis Date/Time : 29-JUN-2009 11:08:27  
 Calibration Count Time : 300.0000  
 Efficiency Calibration Date/Time : 30-JUN-2009 13:29:03  
 Average Efficiency : 0.3858555  
 Average Efficiency Error : 1.0562916E-02  
 Confidence : 95.00000

Cal. Istps	DPM	Exp. Date	Start Engy	End Engy	Counts	EFF.	EFF Err	Resolution
GD-148	207.4764	28-FEB-2010	2991.739	3299.860	23293.00	0.3789935	1.6186299E-02	57.20384
NP-237	207.4998	28-FEB-2010	4434.942	4905.625	24373.00	0.3915348	1.9736728E-02	74.61633
CM-244	199.8804	28-FEB-2010	5535.464	5883.098	22212.00	0.3903586	1.9692916E-02	65.42931

Instrument : CHAMBER 232  
 Detector : 79425  
 Standard ID : AESS-024  
 Standard Reference Date : 14-FEB-2008 21:55:55  
 Calibration Analysis Date/Time : 29-JUN-2009 11:08:33  
 Calibration Count Time : 300.0000  
 Efficiency Calibration Date/Time : 30-JUN-2009 13:29:13  
 Average Efficiency : 0.3708555  
 Average Efficiency Error : 1.0160839E-02  
 Confidence : 95.00000

Cal. Istps	DPM	Exp. Date	Start Engy	End Engy	Counts	EFF.	EFF Err	Resolution
GD-148	203.5218	28-FEB-2010	2989.849	3300.399	21668.00	0.3594086	1.5363393E-02	54.49700
NP-237	205.6662	28-FEB-2010	4435.500	4901.412	23160.00	0.3753609	1.8929429E-02	74.14132
CM-244	198.3060	28-FEB-2010	5530.414	5887.598	21698.00	0.3843684	1.9394770E-02	61.92214

Instrument : CHAMBER 233  
 Detector : 79426  
 Standard ID : AESS-025  
 Standard Reference Date : 15-FEB-2008 09:06:52  
 Calibration Analysis Date/Time : 29-JUN-2009 11:08:39  
 Calibration Count Time : 300.0000  
 Efficiency Calibration Date/Time : 30-JUN-2009 13:29:22  
 Average Efficiency : 0.3807971  
 Average Efficiency Error : 1.0442032E-02  
 Confidence : 95.00000

Cal. Istps	DPM	Exp. Date	Start Engy	End Engy	Counts	EFF.	EFF Err	Resolution
GD-148	195.5670	28-FEB-2010	2988.552	3300.019	21743.00	0.3753024	1.6042113E-02	57.53493
NP-237	167.9916	28-FEB-2010	4437.049	4902.445	19555.00	0.3880157	1.9598201E-02	65.87717
CM-244	157.2432	28-FEB-2010	5533.265	5887.350	17089.00	0.3817507	1.9309653E-02	57.89972

Instrument : CHAMBER 234  
 Detector : 79427  
 Standard ID : AESS-026  
 Standard Reference Date : 15-FEB-2008 09:06:52  
 Calibration Analysis Date/Time : 29-JUN-2009 11:08:46  
 Calibration Count Time : 300.0000  
 Efficiency Calibration Date/Time : 30-JUN-2009 13:29:34  
 Average Efficiency : 0.3715710  
 Average Efficiency Error : 1.0840051E-02  
 Confidence : 95.00000

Cal. Istps	DPM	Exp. Date	Start Engy	End Engy	Counts	EFF.	EFF Err	Resolution
GD-148	199.5072	28-FEB-2010	2992.038	3298.233	21630.00	0.3659885	1.8468786E-02	59.50484
NP-237	168.0294	28-FEB-2010	4434.030	4904.076	19159.00	0.3800664	1.9200675E-02	73.78577
CM-244	160.5822	28-FEB-2010	5534.071	5887.649	16880.00	0.3692411	1.8679539E-02	60.73690

Instrument : CHAMBER 235  
 Detector : 79428  
 Standard ID : AESS-027  
 Standard Reference Date : 15-FEB-2008 09:06:52  
 Calibration Analysis Date/Time : 29-JUN-2009 11:08:52  
 Calibration Count Time : 300.0000  
 Efficiency Calibration Date/Time : 30-JUN-2009 13:29:43  
 Average Efficiency : 0.3940442  
 Average Efficiency Error : 1.1499584E-02  
 Confidence : 95.00000

Cal. Istps	DPM	Exp. Date	Start Engy	End Engy	Counts	EFF.	EFF Err	Resolution
GD-148	193.4238	28-FEB-2010	2989.263	3301.595	21602.00	0.3770158	1.9025473E-02	58.14516
NP-237	161.6154	28-FEB-2010	4435.665	4901.527	19364.00	0.3993784	2.0174121E-02	80.43070
CM-244	148.1754	28-FEB-2010	5532.636	5886.715	17233.00	0.4085333	2.0662384E-02	62.76055

Instrument : CHAMBER 236  
 Detector : 79429  
 Standard ID : AESS-028  
 Standard Reference Date : 15-FEB-2008 09:06:52  
 Calibration Analysis Date/Time : 29-JUN-2009 11:08:58  
 Calibration Count Time : 300.0000  
 Efficiency Calibration Date/Time : 30-JUN-2009 13:29:51  
 Average Efficiency : 0.3835090  
 Average Efficiency Error : 1.1186651E-02  
 Confidence : 95.00000

Cal. Istps	DPM	Exp. Date	Start Engy	End Engy	Counts	EFF.	EFF Err	Resolution
GD-148	199.6542	28-FEB-2010	2987.896	3299.376	22084.00	0.3733852	1.8838538E-02	56.68213
NP-237	168.1992	28-FEB-2010	4436.423	4901.814	19840.00	0.3931670	1.9855550E-02	67.99222
CM-244	156.7614	28-FEB-2010	5532.618	5886.688	17183.00	0.3850371	1.9474657E-02	58.26772

Instrument : CHAMBER 237  
 Detector : 79430  
 Standard ID : AESS-029  
 Standard Reference Date : 15-FEB-2008 09:06:52  
 Calibration Analysis Date/Time : 29-JUN-2009 11:09:04  
 Calibration Count Time : 300.0000  
 Efficiency Calibration Date/Time : 30-JUN-2009 13:30:00  
 Average Efficiency : 0.3829979  
 Average Efficiency Error : 1.1177646E-02  
 Confidence : 95.00000

Cal. Istps	DPM	Exp. Date	Start Engy	End Engy	Counts	EFF.	EFF Err	Resolution
GD-148	201.5742	28-FEB-2010	2991.344	3298.717	21746.00	0.3641782	1.8376544E-02	56.31577
NP-237	169.7700	28-FEB-2010	4433.245	4904.669	19754.00	0.3878583	1.9588275E-02	82.97163
CM-244	154.8234	28-FEB-2010	5531.003	5885.403	17660.00	0.4006723	2.0259250E-02	60.27898

Instrument : CHAMBER 238  
 Detector : 79431  
 Standard ID : AESS-030  
 Standard Reference Date : 15-FEB-2008 09:06:52  
 Calibration Analysis Date/Time : 29-JUN-2009 11:09:12  
 Calibration Count Time : 300.0000  
 Efficiency Calibration Date/Time : 30-JUN-2009 13:30:09  
 Average Efficiency : 0.3807547  
 Average Efficiency Error : 1.1108285E-02  
 Confidence : 95.00000

Cal. Istps	DPM	Exp. Date	Start Engy	End Engy	Counts	EFF.	EFF Err	Resolution
GD-148	198.9792	28-FEB-2010	2988.961	3300.370	21726.00	0.3685883	1.8599236E-02	56.98843
NP-237	166.3758	28-FEB-2010	4436.951	4902.062	19490.00	0.3904817	1.9723417E-02	79.47810
CM-244	157.1856	28-FEB-2010	5532.406	5886.179	17210.00	0.3846013	1.9452270E-02	57.54609

Instrument : CHAMBER 239  
 Detector : 79432  
 Standard ID : AESS-031  
 Standard Reference Date : 18-FEB-2008 11:28:15  
 Calibration Analysis Date/Time : 29-JUN-2009 11:09:18  
 Calibration Count Time : 300.0000  
 Efficiency Calibration Date/Time : 30-JUN-2009 13:30:18  
 Average Efficiency : 0.3896177  
 Average Efficiency Error : 1.0683284E-02  
 Confidence : 95.00000

Cal. Istps	DPM	Exp. Date	Start Engy	End Engy	Counts	EFF.	EFF Err	Resolution
GD-148	193.6650	28-FEB-2010	2990.544	3302.370	22065.00	0.3845867	1.6435910E-02	56.06851
NP-237	162.9186	28-FEB-2010	4436.212	4902.679	19357.00	0.3960098	2.0004071E-02	74.77979
CM-244	153.1968	28-FEB-2010	5535.220	5884.998	17043.00	0.3906523	1.9760521E-02	60.01815

Instrument : CHAMBER 240  
 Detector : 79433  
 Standard ID : AESS-032  
 Standard Reference Date : 18-FEB-2008 11:28:15  
 Calibration Analysis Date/Time : 29-JUN-2009 11:09:25  
 Calibration Count Time : 300.0000  
 Efficiency Calibration Date/Time : 30-JUN-2009 13:30:27  
 Average Efficiency : 0.3777754  
 Average Efficiency Error : 1.0360904E-02  
 Confidence : 95.00000

Cal. Istps	DPM	Exp. Date	Start Engy	End Engy	Counts	EFF.	EFF Err	Resolution
GD-148	195.2364	28-FEB-2010	2990.696	3301.853	21594.00	0.3733324	1.5959276E-02	54.88348
NP-237	165.9822	28-FEB-2010	4433.664	4904.733	18875.00	0.3790388	1.9151727E-02	72.74045
CM-244	153.7938	28-FEB-2010	5531.260	5886.094	16776.00	0.3830326	1.9378640E-02	59.08883

Instrument : CHAMBER 241  
 Detector : 79434  
 Standard ID : AESS-033  
 Standard Reference Date : 18-FEB-2008 11:28:15  
 Calibration Analysis Date/Time : 29-JUN-2009 11:09:31  
 Calibration Count Time : 300.0000  
 Efficiency Calibration Date/Time : 30-JUN-2009 13:30:36  
 Average Efficiency : 0.3931700  
 Average Efficiency Error : 1.0783223E-02  
 Confidence : 95.00000

Cal. Istps	DPM	Exp. Date	Start Engy	End Engy	Counts	EFF.	EFF Err	Resolution
GD-148	192.4158	28-FEB-2010	2990.242	3301.966	21884.00	0.3839029	1.6408380E-02	53.49284
NP-237	161.7816	28-FEB-2010	4434.457	4905.204	19269.00	0.3970166	2.0055814E-02	84.30279
CM-244	147.2670	28-FEB-2010	5530.782	5884.826	16923.00	0.4035279	2.0413468E-02	60.66447

Instrument : CHAMBER 242  
 Detector : 79435  
 Standard ID : AESS-034  
 Standard Reference Date : 18-FEB-2008 11:28:15  
 Calibration Analysis Date/Time : 29-JUN-2009 11:09:38  
 Calibration Count Time : 300.0000  
 Efficiency Calibration Date/Time : 30-JUN-2009 13:30:45  
 Average Efficiency : 0.3846521  
 Average Efficiency Error : 1.0549294E-02  
 Confidence : 95.00000

Cal. Istps	DPM	Exp. Date	Start Engy	End Engy	Counts	EFF.	EFF Err	Resolution
GD-148	200.5488	28-FEB-2010	2990.030	3301.446	22109.00	0.3721264	1.5903009E-02	60.76245
NP-237	167.2962	28-FEB-2010	4433.469	4904.310	19754.00	0.3935935	1.9877926E-02	76.54881
CM-244	154.4388	28-FEB-2010	5535.605	5884.633	17390.00	0.3954074	1.9996468E-02	61.98755

Instrument : CHAMBER 243  
 Detector : 79436  
 Standard ID : AESS-035  
 Standard Reference Date : 18-FEB-2008 11:28:15  
 Calibration Analysis Date/Time : 29-JUN-2009 11:09:44  
 Calibration Count Time : 300.0000  
 Efficiency Calibration Date/Time : 30-JUN-2009 13:30:54  
 Average Efficiency : 0.3685505  
 Average Efficiency Error : 1.0109218E-02  
 Confidence : 95.00000

Cal. Istps	DPM	Exp. Date	Start Engy	End Engy	Counts	EFF.	EFF Err	Resolution
GD-148	198.6666	28-FEB-2010	2990.365	3297.486	21347.00	0.3626947	1.5506803E-02	57.87182
NP-237	168.2934	28-FEB-2010	4436.388	4902.306	19057.00	0.3774501	1.9069549E-02	79.79286
CM-244	158.8128	28-FEB-2010	5533.622	5882.491	16666.00	0.3685086	1.8645244E-02	59.82504

Instrument : CHAMBER 244  
 Detector : 79437  
 Standard ID : AESS-036  
 Standard Reference Date : 18-FEB-2008 11:28:15  
 Calibration Analysis Date/Time : 29-JUN-2009 11:09:51  
 Calibration Count Time : 300.0000  
 Efficiency Calibration Date/Time : 30-JUN-2009 13:31:04  
 Average Efficiency : 0.3725442  
 Average Efficiency Error : 1.0218798E-02  
 Confidence : 95.00000

Cal. Istps	DPM	Exp. Date	Start Engy	End Engy	Counts	EFF.	EFF Err	Resolution
GD-148	201.3204	28-FEB-2010	2989.131	3300.564	21635.00	0.3627526	1.5506621E-02	61.82745
NP-237	167.4312	28-FEB-2010	4432.574	4903.374	19014.00	0.3785259	1.9124355E-02	78.29796
CM-244	156.4188	28-FEB-2010	5534.584	5883.551	16999.00	0.3816244	1.9304425E-02	60.38109



Instrument : CHAMBER 245  
 Detector : 79438  
 Standard ID : AESS-037  
 Standard Reference Date : 18-FEB-2008 15:31:47  
 Calibration Analysis Date/Time : 29-JUN-2009 11:09:58  
 Calibration Count Time : 300.0000  
 Efficiency Calibration Date/Time : 30-JUN-2009 13:31:18  
 Average Efficiency : 0.3871339  
 Average Efficiency Error : 1.0614644E-02  
 Confidence : 95.00000

Cal. Istps	DPM	Exp. Date	Start Engy	End Engy	Counts	EFF.	EFF Err	Resolution
GD-148	197.7372	28-FEB-2010	2992.063	3299.394	22212.00	0.3791691	1.6203059E-02	61.13074
NP-237	167.1294	28-FEB-2010	4434.575	4906.628	19802.00	0.3949435	1.9945625E-02	77.95452
CM-244	154.7664	28-FEB-2010	5534.102	5883.894	17248.00	0.3913280	1.9792015E-02	61.02800

Instrument : CHAMBER 246  
 Detector : 78912  
 Standard ID : AESS-038  
 Standard Reference Date : 18-FEB-2008 15:31:47  
 Calibration Analysis Date/Time : 29-JUN-2009 11:10:04  
 Calibration Count Time : 300.0000  
 Efficiency Calibration Date/Time : 30-JUN-2009 13:31:31  
 Average Efficiency : 0.3734691  
 Average Efficiency Error : 1.0242580E-02  
 Confidence : 95.00000

Cal. Istps	DPM	Exp. Date	Start Engy	End Engy	Counts	EFF.	EFF Err	Resolution
GD-148	200.1408	28-FEB-2010	2989.019	3301.538	21682.00	0.3656716	1.5630983E-02	62.50508
NP-237	170.0886	28-FEB-2010	4435.665	4906.544	19170.00	0.3756807	1.8979004E-02	73.78893
CM-244	157.7460	28-FEB-2010	5531.825	5885.470	17212.00	0.3831484	1.9378757E-02	60.45332

Instrument : CHAMBER 247  
 Detector : 79440  
 Standard ID : AESS-039  
 Standard Reference Date : 18-FEB-2008 15:31:47  
 Calibration Analysis Date/Time : 29-JUN-2009 11:10:09  
 Calibration Count Time : 300.0000  
 Efficiency Calibration Date/Time : 30-JUN-2009 13:31:41  
 Average Efficiency : 0.3946936  
 Average Efficiency Error : 1.0825262E-02  
 Confidence : 95.00000

Cal. Istps	DPM	Exp. Date	Start Engy	End Engy	Counts	EFF.	EFF Err	Resolution
GD-148	192.2418	28-FEB-2010	2988.774	3301.191	21982.00	0.3859695	1.6495787E-02	57.12532
NP-237	159.1506	28-FEB-2010	4436.556	4903.380	19616.00	0.4108289	2.0749848E-02	76.11504
CM-244	151.7142	28-FEB-2010	5530.809	5885.967	16961.00	0.3925581	1.9858034E-02	61.99513

Instrument : CHAMBER 248  
 Detector : 79441  
 Standard ID : AESS-040  
 Standard Reference Date : 18-FEB-2008 15:31:47  
 Calibration Analysis Date/Time : 29-JUN-2009 11:10:15  
 Calibration Count Time : 300.0000  
 Efficiency Calibration Date/Time : 30-JUN-2009 13:31:51  
 Average Efficiency : 0.3902423  
 Average Efficiency Error : 1.0700536E-02  
 Confidence : 95.00000

Cal. Istps	DPM	Exp. Date	Start Engy	End Engy	Counts	EFF.	EFF Err	Resolution
GD-148	194.4828	28-FEB-2010	2988.392	3300.122	21933.00	0.3806768	1.6270030E-02	55.85408
NP-237	166.8174	28-FEB-2010	4433.659	4905.293	19807.00	0.3957821	1.9987926E-02	82.39788
CM-244	155.0100	28-FEB-2010	5532.437	5887.556	17631.00	0.3993214	2.0191407E-02	58.45845

Instrument : CHAMBER 249  
 Detector : 79442  
 Standard ID : AESS-041  
 Standard Reference Date : 18-FEB-2008 15:31:47  
 Calibration Analysis Date/Time : 29-JUN-2009 11:10:21  
 Calibration Count Time : 300.0000  
 Efficiency Calibration Date/Time : 30-JUN-2009 13:32:04  
 Average Efficiency : 0.3691239  
 Average Efficiency Error : 1.0123477E-02  
 Confidence : 95.00000

Cal. Istps	DPM	Exp. Date	Start Engy	End Engy	Counts	EFF.	EFF Err	Resolution
GD-148	203.9034	28-FEB-2010	2988.416	3300.577	21774.00	0.3604519	1.5407033E-02	52.81279
NP-237	171.2268	28-FEB-2010	4436.398	4904.007	19367.00	0.3770129	1.9044334E-02	66.80524
CM-244	159.5796	28-FEB-2010	5533.011	5883.893	17016.00	0.3744264	1.8940104E-02	54.54869

Instrument : CHAMBER 250  
 Detector : 79443  
 Standard ID : AESS-042  
 Standard Reference Date : 18-FEB-2008 15:31:47  
 Calibration Analysis Date/Time : 29-JUN-2009 11:10:26  
 Calibration Count Time : 300.0000  
 Efficiency Calibration Date/Time : 30-JUN-2009 13:32:16  
 Average Efficiency : 0.4029809  
 Average Efficiency Error : 1.1048914E-02  
 Confidence : 95.00000

Cal. Istps	DPM	Exp. Date	Start Engy	End Engy	Counts	EFF.	EFF Err	Resolution
GD-148	188.7090	28-FEB-2010	2987.664	3299.772	22102.00	0.3953417	1.6895199E-02	54.69497
NP-237	159.6558	28-FEB-2010	4433.576	4904.834	19622.00	0.4096608	2.0690778E-02	72.59711
CM-244	150.5208	28-FEB-2010	5531.060	5885.456	17478.00	0.4077245	2.0618226E-02	53.57324

Instrument : CHAMBER 251  
 Detector : 79444  
 Standard ID : AESS-043  
 Standard Reference Date : 19-FEB-2008 00:32:27  
 Calibration Analysis Date/Time : 29-JUN-2009 11:10:32  
 Calibration Count Time : 300.0000  
 Efficiency Calibration Date/Time : 30-JUN-2009 13:32:48  
 Average Efficiency : 0.3859750  
 Average Efficiency Error : 1.0582183E-02  
 Confidence : 95.00000

Cal. Istps	DPM	Exp. Date	Start Engy	End Engy	Counts	EFF.	EFF Err	Resolution
GD-148	197.7708	28-FEB-2010	2988.497	3300.693	22197.00	0.3788451	1.6189344E-02	55.12341
NP-237	168.7422	28-FEB-2010	4436.150	4903.399	19871.00	0.3925318	1.9823143E-02	75.41560
CM-244	156.3252	28-FEB-2010	5531.737	5887.575	17366.00	0.3900679	1.9726753E-02	56.80479

Instrument : CHAMBER 252  
 Detector : 79445  
 Standard ID : AESS-044  
 Standard Reference Date : 19-FEB-2008 00:32:27  
 Calibration Analysis Date/Time : 29-JUN-2009 11:10:38  
 Calibration Count Time : 300.0000  
 Efficiency Calibration Date/Time : 30-JUN-2009 13:33:09  
 Average Efficiency : 0.3764580  
 Average Efficiency Error : 1.0325164E-02  
 Confidence : 95.00000

Cal. Istps	DPM	Exp. Date	Start Engy	End Engy	Counts	EFF.	EFF Err	Resolution
GD-148	194.4510	28-FEB-2010	2988.592	3300.825	21491.00	0.3730471	1.5948050E-02	52.77084
NP-237	166.6248	28-FEB-2010	4435.553	4902.127	19212.00	0.3843369	1.9415863E-02	79.06938
CM-244	155.8290	28-FEB-2010	5534.590	5884.216	16588.00	0.3737789	1.8912956E-02	58.86968

Instrument : CHAMBER 253  
 Detector : 79446  
 Standard ID : AESS-045  
 Standard Reference Date : 19-FEB-2008 00:32:27  
 Calibration Analysis Date/Time : 29-JUN-2009 11:10:44  
 Calibration Count Time : 300.0000  
 Efficiency Calibration Date/Time : 30-JUN-2009 13:33:20  
 Average Efficiency : 0.4178050  
 Average Efficiency Error : 1.1451593E-02  
 Confidence : 95.00000

Cal. Istps	DPM	Exp. Date	Start Engy	End Engy	Counts	EFF.	EFF Err	Resolution
GD-148	186.9936	28-FEB-2010	2987.654	3300.865	23009.00	0.4153371	1.7741047E-02	58.55786
NP-237	160.8066	28-FEB-2010	4434.573	4903.102	19908.00	0.4126572	2.0839127E-02	76.00024
CM-244	145.8384	28-FEB-2010	5533.082	5884.383	17734.00	0.4269842	2.1588651E-02	59.04111

Instrument : CHAMBER 254  
 Detector : 79447  
 Standard ID : AESS-046  
 Standard Reference Date : 19-FEB-2008 19:35:48  
 Calibration Analysis Date/Time : 29-JUN-2009 11:10:49  
 Calibration Count Time : 300.0000  
 Efficiency Calibration Date/Time : 30-JUN-2009 13:33:32  
 Average Efficiency : 0.3998787  
 Average Efficiency Error : 1.0964696E-02  
 Confidence : 95.00000

Cal. Istps	DPM	Exp. Date	Start Engy	End Engy	Counts	EFF.	EFF Err	Resolution
GD-148	194.7474	28-FEB-2010	2991.549	3298.669	22357.00	0.3874868	1.6557176E-02	61.70351
NP-237	164.6658	28-FEB-2010	4433.543	4905.678	20062.00	0.4060794	2.0505425E-02	75.89950
CM-244	151.3824	28-FEB-2010	5533.440	5883.478	17814.00	0.4131682	2.0889070E-02	60.11974

Instrument : CHAMBER 255  
 Detector : 79448  
 Standard ID : AESS-047  
 Standard Reference Date : 19-FEB-2008 00:32:27  
 Calibration Analysis Date/Time : 29-JUN-2009 11:10:56  
 Calibration Count Time : 300.0000  
 Efficiency Calibration Date/Time : 30-JUN-2009 13:33:42  
 Average Efficiency : 0.3661844  
 Average Efficiency Error : 1.0047055E-02  
 Confidence : 95.00000

Cal. Istps	DPM	Exp. Date	Start Engy	End Engy	Counts	EFF.	EFF Err	Resolution
GD-148	197.4804	28-FEB-2010	2992.136	3299.381	20925.00	0.3576654	1.5295714E-02	54.59342
NP-237	168.3948	28-FEB-2010	4435.277	4902.796	18729.00	0.3707303	1.8733418E-02	71.29922
CM-244	154.6032	28-FEB-2010	5531.573	5887.697	16494.00	0.3746144	1.8956492E-02	56.20598

Instrument : CHAMBER 256  
 Detector : 79449  
 Standard ID : AESS-048  
 Standard Reference Date : 19-FEB-2008 00:32:27  
 Calibration Analysis Date/Time : 29-JUN-2009 11:11:01  
 Calibration Count Time : 300.0000  
 Efficiency Calibration Date/Time : 30-JUN-2009 13:33:53  
 Average Efficiency : 0.3793263  
 Average Efficiency Error : 1.0406218E-02  
 Confidence : 95.00000

Cal. Istps	DPM	Exp. Date	Start Engy	End Engy	Counts	EFF.	EFF Err	Resolution
GD-148	191.8350	28-FEB-2010	2989.020	3301.037	21283.00	0.3744797	1.6011277E-02	53.36488
NP-237	161.5530	28-FEB-2010	4435.346	4901.908	18858.00	0.3890801	1.9659264E-02	69.14060
CM-244	151.1856	28-FEB-2010	5534.491	5884.250	16233.00	0.3770208	1.9081894E-02	56.15398

## Subsection 1: Energy Calibration

The Energy Calibration energy=Cal\_Zero+(e1\*C)+(e2\*C^2)

where : Cal\_Zero = Energy Calibration Zero  
 e1 = Energy Calibration Slope  
 e2 = Energy Calibration Quadratic  
 C = Channel

	Instrument :	CHAMBER 001			
	Detector :	78788			
	Calibration Date/Time :	6-JUL-2009 14:30:47			
	Calibration Source Id :	AESS-001			
Cal. Isotopes	Source Id	Expiration Date	Standard Energy	Actual Energy	
GD-148	6445-278	2/28/10	3183.000	3183.307	
NP-237	4341	2/28/10	4768.800	4769.611	
CM-244	4320A	2/28/10	5795.020	5795.576	

Energy/Channel Equation : see above  
 Energy Calibration Zero : 2636.547  
 Energy Calibration Slope : 5.562682  
 Energy Calibration Quadratic : 4.2404264E-04  
 Energy Calibration Range : 8777.000

	Instrument :	CHAMBER 002			
	Detector :	78266			
	Calibration Date/Time :	6-JUL-2009 14:31:01			
	Calibration Source Id :	AESS-002			
Cal. Isotopes	Source Id	Expiration Date	Standard Energy	Actual Energy	
GD-148	6445-278	2/28/10	3183.000	3183.381	
NP-237	4341	2/28/10	4768.800	4769.059	
CM-244	4320A	2/28/10	5795.020	5795.281	

Energy/Channel Equation : see above  
 Energy Calibration Zero : 2457.268  
 Energy Calibration Slope : 5.068144  
 Energy Calibration Quadratic : 3.1073095E-04  
 Energy Calibration Range : 7973.000

	Instrument :	CHAMBER 003			
	Detector :	67617			
	Calibration Date/Time :	1-JUL-2009 14:34:18			
	Calibration Source Id :	AESS-003			
Cal. Isotopes	Source Id	Expiration Date	Standard Energy	Actual Energy	
GD-148	6445-278	2/28/10	3183.000	3256.624	
NP-237	4341	2/28/10	4768.800	4498.057	
CM-244	4320A	2/28/10	5795.020	5643.440	

Energy/Channel Equation : see above  
 Energy Calibration Zero : 2303.136  
 Energy Calibration Slope : 5.574179  
 Energy Calibration Quadratic : -3.1479710E-04  
 Energy Calibration Range : 7681.000

Instrument : CHAMBER 004  
 Detector : 64279  
 Calibration Date/Time : 6-JUL-2009 14:31:14  
 Calibration Source Id : AESS-004

Cal. Isotopes	Source Id	Expiration Date	Standard Energy	Actual Energy
GD-148	6445-278	2/28/10	3183.000	3182.700
NP-237	4341	2/28/10	4768.800	4768.502
CM-244	4320A	2/28/10	5795.020	5794.708

Energy/Channel Equation : see above  
 Energy Calibration Zero : 2548.030  
 Energy Calibration Slope : 5.181645  
 Energy Calibration Quadratic : 3.6983294E-04  
 Energy Calibration Range : 8242.000

Instrument : CHAMBER 005  
 Detector : 67612  
 Calibration Date/Time : 6-JUL-2009 14:31:33  
 Calibration Source Id : AESS-005

Cal. Isotopes	Source Id	Expiration Date	Standard Energy	Actual Energy
GD-148	6445-278	2/28/10	3183.000	3239.511
NP-237	4341	2/28/10	4768.800	4822.857
CM-244	4320A	2/28/10	5795.020	5760.225

Energy/Channel Equation : see above  
 Energy Calibration Zero : 2540.769  
 Energy Calibration Slope : 4.586285  
 Energy Calibration Quadratic : 1.2606301E-03  
 Energy Calibration Range : 8559.000

Instrument : CHAMBER 006  
 Detector : 67613  
 Calibration Date/Time : 6-JUL-2009 14:31:42  
 Calibration Source Id : AESS-006

Cal. Isotopes	Source Id	Expiration Date	Standard Energy	Actual Energy
GD-148	6445-278	2/28/10	3183.000	3183.980
NP-237	4341	2/28/10	4768.800	4771.889
CM-244	4320A	2/28/10	5795.020	5798.332

Energy/Channel Equation : see above  
 Energy Calibration Zero : 2362.189  
 Energy Calibration Slope : 4.968290  
 Energy Calibration Quadratic : 2.9507218E-04  
 Energy Calibration Range : 7759.000

Instrument : CHAMBER 007  
 Detector : 67607  
 Calibration Date/Time : 6-JUL-2009 14:31:52  
 Calibration Source Id : AESS-007

Cal. Isotopes	Source Id	Expiration Date	Standard Energy	Actual Energy
GD-148	6445-278	2/28/10	3183.000	3182.695
NP-237	4341	2/28/10	4768.800	4768.799
CM-244	4320A	2/28/10	5795.020	5795.021

Energy/Channel Equation : see above  
 Energy Calibration Zero : 2433.790  
 Energy Calibration Slope : 5.142394  
 Energy Calibration Quadratic : 3.0138035E-04  
 Energy Calibration Range : 8016.000

Instrument : CHAMBER 008  
 Detector : 78788  
 Calibration Date/Time : 6-JUL-2009 14:32:01  
 Calibration Source Id : AESS-008

Cal. Isotopes	Source Id	Expiration Date	Standard Energy	Actual Energy
GD-148	6445-278	2/28/10	3183.000	3183.000
NP-237	4341	2/28/10	4768.800	4768.588
CM-244	4320A	2/28/10	5795.020	5795.020

Energy/Channel Equation : see above  
 Energy Calibration Zero : 2373.661  
 Energy Calibration Slope : 4.981515  
 Energy Calibration Quadratic : 2.9968601E-04  
 Energy Calibration Range : 7789.000

Instrument : CHAMBER 009  
 Detector : 72528  
 Calibration Date/Time : 6-JUL-2009 14:32:10  
 Calibration Source Id : AESS-009

Cal. Isotopes	Source Id	Expiration Date	Standard Energy	Actual Energy
GD-148	6445-278	2/28/10	3183.000	3183.000
NP-237	4341	2/28/10	4768.800	4768.963
CM-244	4320A	2/28/10	5795.020	5795.020

Energy/Channel Equation : see above  
 Energy Calibration Zero : 2376.116  
 Energy Calibration Slope : 4.955449  
 Energy Calibration Quadratic : 3.2997411E-04  
 Energy Calibration Range : 7796.000

Instrument : CHAMBER 010  
 Detector : 72529  
 Calibration Date/Time : 6-JUL-2009 14:32:19  
 Calibration Source Id : AESS-010

Cal. Isotopes	Source Id	Expiration Date	Standard Energy	Actual Energy
GD-148	6445-278	2/28/10	3183.000	3183.261
NP-237	4341	2/28/10	4768.800	4769.006
CM-244	4320A	2/28/10	5795.020	5795.021

Energy/Channel Equation : see above  
 Energy Calibration Zero : 2373.375  
 Energy Calibration Slope : 4.948005  
 Energy Calibration Quadratic : 2.8748735E-04  
 Energy Calibration Range : 7742.000

Instrument : CHAMBER 011  
 Detector : 72531  
 Calibration Date/Time : 6-JUL-2009 14:32:29  
 Calibration Source Id : AESS-011

Cal. Isotopes	Source Id	Expiration Date	Standard Energy	Actual Energy
GD-148	6445-278	2/28/10	3183.000	3183.184
NP-237	4341	2/28/10	4768.800	4768.906
CM-244	4320A	2/28/10	5795.020	5795.321

Energy/Channel Equation : see above  
 Energy Calibration Zero : 2353.106  
 Energy Calibration Slope : 4.984596  
 Energy Calibration Quadratic : 3.1995389E-04  
 Energy Calibration Range : 7793.000

Instrument : CHAMBER 012  
 Detector : 67594  
 Calibration Date/Time : 6-JUL-2009 14:32:37  
 Calibration Source Id : AESS-012

Cal. Isotopes	Source Id	Expiration Date	Standard Energy	Actual Energy
GD-148	6445-278	2/28/10	3183.000	3183.008
NP-237	4341	2/28/10	4768.800	4768.801
CM-244	4320A	2/28/10	5795.020	5795.019

Energy/Channel Equation : see above  
 Energy Calibration Zero : 2380.096  
 Energy Calibration Slope : 4.961268  
 Energy Calibration Quadratic : 2.7943935E-04  
 Energy Calibration Range : 7753.000



Instrument : CHAMBER 013  
 Detector : 78790  
 Calibration Date/Time : 6-JUL-2009 14:32:45  
 Calibration Source Id : AESS-013

Cal. Isotopes	Source Id	Expiration Date	Standard Energy	Actual Energy
GD-148	6445-278	2/28/10	3183.000	3182.992
NP-237	4341	2/28/10	4768.800	4768.663
CM-244	4320A	2/28/10	5795.020	5795.020

Energy/Channel Equation : see above  
 Energy Calibration Zero : 2357.626  
 Energy Calibration Slope : 4.921106  
 Energy Calibration Quadratic : 2.8607668E-04  
 Energy Calibration Range : 7697.000

Instrument : CHAMBER 014  
 Detector : 67616  
 Calibration Date/Time : 6-JUL-2009 14:32:56  
 Calibration Source Id : AESS-014

Cal. Isotopes	Source Id	Expiration Date	Standard Energy	Actual Energy
GD-148	6445-278	2/28/10	3183.000	3183.000
NP-237	4341	2/28/10	4768.800	4768.800
CM-244	4320A	2/28/10	5795.020	5794.876

Energy/Channel Equation : see above  
 Energy Calibration Zero : 2354.365  
 Energy Calibration Slope : 4.948353  
 Energy Calibration Quadratic : 3.2476214E-04  
 Energy Calibration Range : 7762.000

Instrument : CHAMBER 015  
 Detector : 61581  
 Calibration Date/Time : 6-JUL-2009 14:33:12  
 Calibration Source Id : AESS-015

Cal. Isotopes	Source Id	Expiration Date	Standard Energy	Actual Energy
GD-148	6445-278	2/28/10	3183.000	3182.620
NP-237	4341	2/28/10	4768.800	4768.609
CM-244	4320A	2/28/10	5795.020	5794.858

Energy/Channel Equation : see above  
 Energy Calibration Zero : 2344.469  
 Energy Calibration Slope : 4.895294  
 Energy Calibration Quadratic : 3.0532407E-04  
 Energy Calibration Range : 7677.000

Instrument : CHAMBER 016  
 Detector : 78774  
 Calibration Date/Time : 6-JUL-2009 14:33:38  
 Calibration Source Id : AESS-016

Cal. Isotopes	Source Id	Expiration Date	Standard Energy	Actual Energy
GD-148	6445-278	2/28/10	3183.000	3183.282
NP-237	4341	2/28/10	4768.800	4769.068
CM-244	4320A	2/28/10	5795.020	5795.020

Energy/Channel Equation : see above  
 Energy Calibration Zero : 2356.850  
 Energy Calibration Slope : 4.876907  
 Energy Calibration Quadratic : 3.2479633E-04  
 Energy Calibration Range : 7691.000

Instrument : CHAMBER 017  
 Detector : 78791  
 Calibration Date/Time : 6-JUL-2009 14:33:47  
 Calibration Source Id : AESS-017

Cal. Isotopes	Source Id	Expiration Date	Standard Energy	Actual Energy
GD-148	6445-278	2/28/10	3183.000	3183.000
NP-237	4341	2/28/10	4768.800	4768.882
CM-244	4320A	2/28/10	5795.020	5795.156

Energy/Channel Equation : see above  
 Energy Calibration Zero : 2369.181  
 Energy Calibration Slope : 4.952589  
 Energy Calibration Quadratic : 3.2460166E-04  
 Energy Calibration Range : 7781.000

Instrument : CHAMBER 018  
 Detector : 21063  
 Calibration Date/Time : 15-JUL-2009 07:50:05  
 Calibration Source Id : AESS-018

Cal. Isotopes	Source Id	Expiration Date	Standard Energy	Actual Energy
GD-148	6445-278	2/28/10	3183.000	3183.276
NP-237	4341	2/28/10	4768.800	4768.965
CM-244	4320A	2/28/10	5795.020	5795.020

Energy/Channel Equation : see above  
 Energy Calibration Zero : 2350.011  
 Energy Calibration Slope : 4.971119  
 Energy Calibration Quadratic : 3.1396872E-04  
 Energy Calibration Range : 7770.000

Instrument : CHAMBER 019  
 Detector : 78786  
 Calibration Date/Time : 6-JUL-2009 14:34:03  
 Calibration Source Id : AESS-019

Cal. Isotopes	Source Id	Expiration Date	Standard Energy	Actual Energy
GD-148	6445-278	2/28/10	3183.000	3183.635
NP-237	4341	2/28/10	4768.800	4769.628
CM-244	4320A	2/28/10	5795.020	5795.798

Energy/Channel Equation : see above  
 Energy Calibration Zero : 2346.014  
 Energy Calibration Slope : 5.054453  
 Energy Calibration Quadratic : 2.2688090E-04  
 Energy Calibration Range : 7760.000

Instrument : CHAMBER 020  
 Detector : 78787  
 Calibration Date/Time : 6-JUL-2009 14:34:12  
 Calibration Source Id : AESS-020

Cal. Isotopes	Source Id	Expiration Date	Standard Energy	Actual Energy
GD-148	6445-278	2/28/10	3183.000	3183.000
NP-237	4341	2/28/10	4768.800	4768.800
CM-244	4320A	2/28/10	5795.020	5795.020

Energy/Channel Equation : see above  
 Energy Calibration Zero : 2339.467  
 Energy Calibration Slope : 4.972310  
 Energy Calibration Quadratic : 3.0532698E-04  
 Energy Calibration Range : 7751.000

Instrument : CHAMBER 021  
 Detector : 67047  
 Calibration Date/Time : 6-JUL-2009 14:34:21  
 Calibration Source Id : AESS-021

Cal. Isotopes	Source Id	Expiration Date	Standard Energy	Actual Energy
GD-148	6445-278	2/28/10	3183.000	3183.000
NP-237	4341	2/28/10	4768.800	4768.800
CM-244	4320A	2/28/10	5795.020	5795.020

Energy/Channel Equation : see above  
 Energy Calibration Zero : 2271.765  
 Energy Calibration Slope : 4.961651  
 Energy Calibration Quadratic : 2.7429842E-04  
 Energy Calibration Range : 7640.000

Instrument : CHAMBER 022  
 Detector : 72530  
 Calibration Date/Time : 6-JUL-2009 14:34:44  
 Calibration Source Id : AESS-022

Cal. Isotopes	Source Id	Expiration Date	Standard Energy	Actual Energy
GD-148	6445-278	2/28/10	3183.000	3183.024
NP-237	4341	2/28/10	4768.800	4769.027
CM-244	4320A	2/28/10	5795.020	5795.021

Energy/Channel Equation : see above  
 Energy Calibration Zero : 2380.245  
 Energy Calibration Slope : 4.952941  
 Energy Calibration Quadratic : 3.0796995E-04  
 Energy Calibration Range : 7775.000

Instrument : CHAMBER 023  
 Detector : 78264  
 Calibration Date/Time : 6-JUL-2009 14:34:52  
 Calibration Source Id : AESS-023

Cal. Isotopes	Source Id	Expiration Date	Standard Energy	Actual Energy
GD-148	6445-278	2/28/10	3183.000	3183.366
NP-237	4341	2/28/10	4768.800	4768.800
CM-244	4320A	2/28/10	5795.020	5795.020

Energy/Channel Equation : see above  
 Energy Calibration Zero : 2380.600  
 Energy Calibration Slope : 5.002743  
 Energy Calibration Quadratic : 2.8062947E-04  
 Energy Calibration Range : 7798.000

Instrument : CHAMBER 024  
 Detector : 76542  
 Calibration Date/Time : 6-JUL-2009 14:35:01  
 Calibration Source Id : AESS-024

Cal. Isotopes	Source Id	Expiration Date	Standard Energy	Actual Energy
GD-148	6445-278	2/28/10	3183.000	3183.000
NP-237	4341	2/28/10	4768.800	4768.799
CM-244	4320A	2/28/10	5795.020	5795.021

Energy/Channel Equation : see above  
 Energy Calibration Zero : 2346.716  
 Energy Calibration Slope : 4.980215  
 Energy Calibration Quadratic : 2.5087653E-04  
 Energy Calibration Range : 7710.000

## Subsection 1: Energy Calibration

The Energy Calibration energy=Cal\_Zero+(e1\*C)+(e2\*C^2)

where : Cal\_Zero = Energy Calibration Zero  
 e1 = Energy Calibration Slope  
 e2 = Energy Calibration Quadratic  
 C = Channel

Instrument : CHAMBER 032  
 Detector : 67041  
 Calibration Date/Time : 15-JUL-2009 07:50:35  
 Calibration Source Id : AESS-032

Cal. Isotopes	Source Id	Expiration Date	Standard Energy	Actual Energy
GD-148	6445-278	2/28/10	3183.000	3182.693
NP-237	4341	2/28/10	4768.800	4768.915
CM-244	4320A	2/28/10	5795.020	5795.021

Energy/Channel Equation : see above  
 Energy Calibration Zero : 2370.431  
 Energy Calibration Slope : 4.915299  
 Energy Calibration Quadratic : 3.7063286E-04  
 Energy Calibration Range : 7792.000

Instrument : CHAMBER 033  
 Detector : 78785  
 Calibration Date/Time : 6-JUL-2009 14:36:20  
 Calibration Source Id : AESS-033

Cal. Isotopes	Source Id	Expiration Date	Standard Energy	Actual Energy
GD-148	6445-278	2/28/10	3183.000	3183.000
NP-237	4341	2/28/10	4768.800	4768.822
CM-244	4320A	2/28/10	5795.020	5795.221

Energy/Channel Equation : see above  
 Energy Calibration Zero : 2378.215  
 Energy Calibration Slope : 4.936105  
 Energy Calibration Quadratic : 3.4599172E-04  
 Energy Calibration Range : 7796.000

Instrument : CHAMBER 034  
 Detector : 61586  
 Calibration Date/Time : 15-JUL-2009 07:50:46  
 Calibration Source Id : AESS-034

Cal. Isotopes	Source Id	Expiration Date	Standard Energy	Actual Energy
GD-148	6445-278	2/28/10	3183.000	3182.661
NP-237	4341	2/28/10	4768.800	4768.799
CM-244	4320A	2/28/10	5795.020	5795.021

Energy/Channel Equation : see above  
 Energy Calibration Zero : 2338.228  
 Energy Calibration Slope : 4.969683  
 Energy Calibration Quadratic : 3.5388564E-04  
 Energy Calibration Range : 7798.000

Instrument : CHAMBER 035  
 Detector : 78202  
 Calibration Date/Time : 6-JUL-2009 14:36:36  
 Calibration Source Id : AESS-035

Cal. Isotopes	Source Id	Expiration Date	Standard Energy	Actual Energy
GD-148	6445-278	2/28/10	3183.000	3183.000
NP-237	4341	2/28/10	4768.800	4768.571
CM-244	4320A	2/28/10	5795.020	5794.874

Energy/Channel Equation : see above  
 Energy Calibration Zero : 2334.698  
 Energy Calibration Slope : 4.957491  
 Energy Calibration Quadratic : 3.3283085E-04  
 Energy Calibration Range : 7760.000

Instrument : CHAMBER 036  
 Detector : 78203  
 Calibration Date/Time : 6-JUL-2009 14:36:45  
 Calibration Source Id : AESS-036

Cal. Isotopes	Source Id	Expiration Date	Standard Energy	Actual Energy
GD-148	6445-278	2/28/10	3183.000	3183.000
NP-237	4341	2/28/10	4768.800	4768.768
CM-244	4320A	2/28/10	5795.020	5795.020

Energy/Channel Equation : see above  
 Energy Calibration Zero : 2354.938  
 Energy Calibration Slope : 4.922945  
 Energy Calibration Quadratic : 3.4444858E-04  
 Energy Calibration Range : 7757.000

Instrument : CHAMBER 037  
 Detector : 45-149BB5  
 Calibration Date/Time : 6-JUL-2009 14:36:53  
 Calibration Source Id : AESS-037

Cal. Isotopes	Source Id	Expiration Date	Standard Energy	Actual Energy
GD-148	6445-278	2/28/10	3183.000	3183.484
NP-237	4341	2/28/10	4768.800	4769.580
CM-244	4320A	2/28/10	5795.020	5795.541

Energy/Channel Equation : see above  
 Energy Calibration Zero : 2384.709  
 Energy Calibration Slope : 4.946308  
 Energy Calibration Quadratic : 2.5989802E-04  
 Energy Calibration Range : 7722.000

Instrument : CHAMBER 038  
 Detector : 72532  
 Calibration Date/Time : 8-JUL-2009 07:31:06  
 Calibration Source Id : AESS-038

Cal. Isotopes	Source Id	Expiration Date	Standard Energy	Actual Energy
GD-148	6445-278	2/28/10	3183.000	3183.361
NP-237	4341	2/28/10	4768.800	4769.277
CM-244	4320A	2/28/10	5795.020	5795.217

Energy/Channel Equation : see above  
 Energy Calibration Zero : 2373.087  
 Energy Calibration Slope : 4.930811  
 Energy Calibration Quadratic : 3.3542284E-04  
 Energy Calibration Range : 7774.000

Instrument : CHAMBER 039  
 Detector : 45-149BB2  
 Calibration Date/Time : 6-JUL-2009 14:37:12  
 Calibration Source Id : AESS-039

Cal. Isotopes	Source Id	Expiration Date	Standard Energy	Actual Energy
GD-148	6445-278	2/28/10	3183.000	3182.536
NP-237	4341	2/28/10	4768.800	4768.350
CM-244	4320A	2/28/10	5795.020	5794.833

Energy/Channel Equation : see above  
 Energy Calibration Zero : 2383.948  
 Energy Calibration Slope : 4.914604  
 Energy Calibration Quadratic : 3.1003577E-04  
 Energy Calibration Range : 7742.000

Instrument : CHAMBER 040  
 Detector : 78773  
 Calibration Date/Time : 6-JUL-2009 14:37:21  
 Calibration Source Id : AESS-040

Cal. Isotopes	Source Id	Expiration Date	Standard Energy	Actual Energy
GD-148	6445-278	2/28/10	3183.000	3183.000
NP-237	4341	2/28/10	4768.800	4768.799
CM-244	4320A	2/28/10	5795.020	5795.021

Energy/Channel Equation : see above  
 Energy Calibration Zero : 2353.545  
 Energy Calibration Slope : 4.888068  
 Energy Calibration Quadratic : 3.4239746E-04  
 Energy Calibration Range : 7718.000

Instrument : CHAMBER 041  
 Detector : 78205  
 Calibration Date/Time : 6-JUL-2009 14:37:34  
 Calibration Source Id : AESS-041

Cal. Isotopes	Source Id	Expiration Date	Standard Energy	Actual Energy
GD-148	6445-278	2/28/10	3183.000	3182.714
NP-237	4341	2/28/10	4768.800	4768.652
CM-244	4320A	2/28/10	5795.020	5794.887

Energy/Channel Equation : see above  
 Energy Calibration Zero : 2361.504  
 Energy Calibration Slope : 4.933050  
 Energy Calibration Quadratic : 3.6094084E-04  
 Energy Calibration Range : 7791.000

Instrument : CHAMBER 042  
 Detector : 78793  
 Calibration Date/Time : 6-JUL-2009 14:37:44  
 Calibration Source Id : AESS-042

Cal. Isotopes	Source Id	Expiration Date	Standard Energy	Actual Energy
GD-148	6445-278	2/28/10	3183.000	3183.000
NP-237	4341	2/28/10	4768.800	4768.799
CM-244	4320A	2/28/10	5795.020	5795.021

Energy/Channel Equation : see above  
 Energy Calibration Zero : 2376.865  
 Energy Calibration Slope : 4.914897  
 Energy Calibration Quadratic : 3.2152777E-04  
 Energy Calibration Range : 7747.000

Instrument : CHAMBER 043  
 Detector : 76543  
 Calibration Date/Time : 6-JUL-2009 14:37:56  
 Calibration Source Id : AESS-043

Cal. Isotopes	Source Id	Expiration Date	Standard Energy	Actual Energy
GD-148	6445-278	2/28/10	3183.000	3183.000
NP-237	4341	2/28/10	4768.800	4768.800
CM-244	4320A	2/28/10	5795.020	5795.020

Energy/Channel Equation : see above  
 Energy Calibration Zero : 2368.689  
 Energy Calibration Slope : 4.938226  
 Energy Calibration Quadratic : 3.2137471E-04  
 Energy Calibration Range : 7762.000



Instrument : CHAMBER 044  
 Detector : 79459  
 Calibration Date/Time : 7-JUL-2009 13:33:56  
 Calibration Source Id : AESS-044

Cal. Isotopes	Source Id	Expiration Date	Standard Energy	Actual Energy
GD-148	6445-278	2/28/10	3183.000	3183.000
NP-237	4341	2/28/10	4768.800	4768.945
CM-244	4320A	2/28/10	5795.020	5795.104

Energy/Channel Equation : see above  
 Energy Calibration Zero : 2362.983  
 Energy Calibration Slope : 4.923144  
 Energy Calibration Quadratic : 3.4992688E-04  
 Energy Calibration Range : 7771.000

Instrument : CHAMBER 045  
 Detector : 67601  
 Calibration Date/Time : 15-JUL-2009 07:50:59  
 Calibration Source Id : AESS-045

Cal. Isotopes	Source Id	Expiration Date	Standard Energy	Actual Energy
GD-148	6445-278	2/28/10	3183.000	3183.000
NP-237	4341	2/28/10	4768.800	4768.800
CM-244	4320A	2/28/10	5795.020	5795.020

Energy/Channel Equation : see above  
 Energy Calibration Zero : 2360.907  
 Energy Calibration Slope : 4.934806  
 Energy Calibration Quadratic : 3.2861135E-04  
 Energy Calibration Range : 7759.000

Instrument : CHAMBER 046  
 Detector : 76544  
 Calibration Date/Time : 6-JUL-2009 14:38:21  
 Calibration Source Id : AESS-046

Cal. Isotopes	Source Id	Expiration Date	Standard Energy	Actual Energy
GD-148	6445-278	2/28/10	3183.000	3183.000
NP-237	4341	2/28/10	4768.800	4768.832
CM-244	4320A	2/28/10	5795.020	5795.020

Energy/Channel Equation : see above  
 Energy Calibration Zero : 2363.131  
 Energy Calibration Slope : 4.885582  
 Energy Calibration Quadratic : 3.3954665E-04  
 Energy Calibration Range : 7722.000

Instrument : CHAMBER 047  
 Detector : 46-089B1  
 Calibration Date/Time : 6-JUL-2009 14:38:30  
 Calibration Source Id : AESS-047  
 Cal. Isotopes Source Id Expiration Date Standard Energy Actual Energy  
 GD-148 6445-278 2/28/10 3183.000 3183.000  
 NP-237 4341 2/28/10 4768.800 4768.917  
 CM-244 4320A 2/28/10 5795.020 5795.028

Energy/Channel Equation : see above  
 Energy Calibration Zero : 2358.735  
 Energy Calibration Slope : 4.953376  
 Energy Calibration Quadratic : 3.2229861E-04  
 Energy Calibration Range : 7769.000

Instrument : CHAMBER 048  
 Detector : 42483  
 Calibration Date/Time : 6-JUL-2009 14:38:39  
 Calibration Source Id : AESS-048  
 Cal. Isotopes Source Id Expiration Date Standard Energy Actual Energy  
 GD-148 6445-278 2/28/10 3183.000 3182.757  
 NP-237 4341 2/28/10 4768.800 4768.527  
 CM-244 4320A 2/28/10 5795.020 5794.876

Energy/Channel Equation : see above  
 Energy Calibration Zero : 2379.156  
 Energy Calibration Slope : 4.959531  
 Energy Calibration Quadratic : 2.8168198E-04  
 Energy Calibration Range : 7753.000

## Subsection 1: Energy Calibration

The Energy Calibration energy=Cal\_Zero+(e1\*C)+(e2\*C^2)

where : Cal\_Zero = Energy Calibration Zero  
 e1 = Energy Calibration Slope  
 e2 = Energy Calibration Quadratic  
 C = Channel

	Instrument :	CHAMBER 065			
	Detector :	68551			
	Calibration Date/Time :	9-JUL-2009 13:06:51			
	Calibration Source Id :	AESS-001			
Cal. Isotopes	Source Id	Expiration Date	Standard Energy	Actual Energy	
GD-148	6445-278	2/28/10	3183.000	3181.934	
NP-237	4341	2/28/10	4768.800	4768.222	
CM-244	4320A	2/28/10	5795.020	5794.627	

Energy/Channel Equation : see above  
 Energy Calibration Zero : 2383.031  
 Energy Calibration Slope : 4.912300  
 Energy Calibration Quadratic : 3.2574762E-04  
 Energy Calibration Range : 7755.000

	Instrument :	CHAMBER 066			
	Detector :	46-089C1			
	Calibration Date/Time :	9-JUL-2009 13:07:05			
	Calibration Source Id :	AESS-002			
Cal. Isotopes	Source Id	Expiration Date	Standard Energy	Actual Energy	
GD-148	6445-278	2/28/10	3183.000	3182.612	
NP-237	4341	2/28/10	4768.800	4768.619	
CM-244	4320A	2/28/10	5795.020	5794.832	

Energy/Channel Equation : see above  
 Energy Calibration Zero : 2375.985  
 Energy Calibration Slope : 4.975531  
 Energy Calibration Quadratic : 2.7539468E-04  
 Energy Calibration Range : 7760.000

	Instrument :	CHAMBER 067			
	Detector :	46-089B4			
	Calibration Date/Time :	9-JUL-2009 13:07:16			
	Calibration Source Id :	AESS-003			
Cal. Isotopes	Source Id	Expiration Date	Standard Energy	Actual Energy	
GD-148	6445-278	2/28/10	3183.000	3182.025	
NP-237	4341	2/28/10	4768.800	4768.287	
CM-244	4320A	2/28/10	5795.020	5794.643	

Energy/Channel Equation : see above  
 Energy Calibration Zero : 2392.470  
 Energy Calibration Slope : 4.972788  
 Energy Calibration Quadratic : 2.7622253E-04  
 Energy Calibration Range : 7774.000

Instrument : CHAMBER 068  
 Detector : 78794  
 Calibration Date/Time : 9-JUL-2009 13:07:28  
 Calibration Source Id : AESS-004

Cal. Isotopes	Source Id	Expiration Date	Standard Energy	Actual Energy
GD-148	6445-278	2/28/10	3183.000	3182.711
NP-237	4341	2/28/10	4768.800	4768.483
CM-244	4320A	2/28/10	5795.020	5794.734

Energy/Channel Equation : see above  
 Energy Calibration Zero : 2363.543  
 Energy Calibration Slope : 4.977541  
 Energy Calibration Quadratic : 3.1141064E-04  
 Energy Calibration Range : 7787.000

Instrument : CHAMBER 069  
 Detector : 78795  
 Calibration Date/Time : 9-JUL-2009 13:07:42  
 Calibration Source Id : AESS-005

Cal. Isotopes	Source Id	Expiration Date	Standard Energy	Actual Energy
GD-148	6445-278	2/28/10	3183.000	3182.689
NP-237	4341	2/28/10	4768.800	4768.583
CM-244	4320A	2/28/10	5795.020	5794.896

Energy/Channel Equation : see above  
 Energy Calibration Zero : 2376.120  
 Energy Calibration Slope : 4.922992  
 Energy Calibration Quadratic : 3.4665639E-04  
 Energy Calibration Range : 7781.000

Instrument : CHAMBER 070  
 Detector : 46-089B2  
 Calibration Date/Time : 9-JUL-2009 13:07:53  
 Calibration Source Id : AESS-006

Cal. Isotopes	Source Id	Expiration Date	Standard Energy	Actual Energy
GD-148	6445-278	2/28/10	3183.000	3182.107
NP-237	4341	2/28/10	4768.800	4768.384
CM-244	4320A	2/28/10	5795.020	5794.512

Energy/Channel Equation : see above  
 Energy Calibration Zero : 2386.604  
 Energy Calibration Slope : 4.939598  
 Energy Calibration Quadratic : 2.9686227E-04  
 Energy Calibration Range : 7756.000

Instrument : CHAMBER 071  
 Detector : 64259  
 Calibration Date/Time : 9-JUL-2009 13:08:07  
 Calibration Source Id : AESS-007  
 Cal. Isotopes Source Id Expiration Date Standard Energy Actual Energy  
 GD-148 6445-278 2/28/10 3183.000 3182.519  
 NP-237 4341 2/28/10 4768.800 4768.421  
 CM-244 4320A 2/28/10 5795.020 5794.714  
 Energy/Channel Equation : see above  
 Energy Calibration Zero : 2381.008  
 Energy Calibration Slope : 4.974834  
 Energy Calibration Quadratic : 3.0491504E-04  
 Energy Calibration Range : 7795.000

Instrument : CHAMBER 072  
 Detector : 45-149AA3  
 Calibration Date/Time : 9-JUL-2009 13:08:19  
 Calibration Source Id : AESS-008  
 Cal. Isotopes Source Id Expiration Date Standard Energy Actual Energy  
 GD-148 6445-278 2/28/10 3183.000 3182.621  
 NP-237 4341 2/28/10 4768.800 4768.489  
 CM-244 4320A 2/28/10 5795.020 5794.766  
 Energy/Channel Equation : see above  
 Energy Calibration Zero : 2365.531  
 Energy Calibration Slope : 4.947875  
 Energy Calibration Quadratic : 2.9255319E-04  
 Energy Calibration Range : 7739.000

Instrument : CHAMBER 073  
 Detector : 78775  
 Calibration Date/Time : 9-JUL-2009 13:08:30  
 Calibration Source Id : AESS-009  
 Cal. Isotopes Source Id Expiration Date Standard Energy Actual Energy  
 GD-148 6445-278 2/28/10 3183.000 3182.442  
 NP-237 4341 2/28/10 4768.800 4768.180  
 CM-244 4320A 2/28/10 5795.020 5794.629  
 Energy/Channel Equation : see above  
 Energy Calibration Zero : 2339.856  
 Energy Calibration Slope : 4.937759  
 Energy Calibration Quadratic : 3.0114278E-04  
 Energy Calibration Range : 7712.000

Instrument : CHAMBER 074  
 Detector : 78266  
 Calibration Date/Time : 9-JUL-2009 13:08:42  
 Calibration Source Id : AESS-010

Cal. Isotopes	Source Id	Expiration Date	Standard Energy	Actual Energy
GD-148	6445-278	2/28/10	3183.000	3182.764
NP-237	4341	2/28/10	4768.800	4768.637
CM-244	4320A	2/28/10	5795.020	5795.020

Energy/Channel Equation : see above  
 Energy Calibration Zero : 2353.120  
 Energy Calibration Slope : 4.981784  
 Energy Calibration Quadratic : 2.9874133E-04  
 Energy Calibration Range : 7768.000

Instrument : CHAMBER 075  
 Detector : 68550  
 Calibration Date/Time : 9-JUL-2009 13:08:53  
 Calibration Source Id : AESS-011

Cal. Isotopes	Source Id	Expiration Date	Standard Energy	Actual Energy
GD-148	6445-278	2/28/10	3183.000	3182.163
NP-237	4341	2/28/10	4768.800	4768.299
CM-244	4320A	2/28/10	5795.020	5794.726

Energy/Channel Equation : see above  
 Energy Calibration Zero : 2364.223  
 Energy Calibration Slope : 4.955623  
 Energy Calibration Quadratic : 3.1275101E-04  
 Energy Calibration Range : 7767.000

Instrument : CHAMBER 076  
 Detector : 78779  
 Calibration Date/Time : 9-JUL-2009 13:09:04  
 Calibration Source Id : AESS-012

Cal. Isotopes	Source Id	Expiration Date	Standard Energy	Actual Energy
GD-148	6445-278	2/28/10	3183.000	3182.983
NP-237	4341	2/28/10	4768.800	4768.736
CM-244	4320A	2/28/10	5795.020	5794.908

Energy/Channel Equation : see above  
 Energy Calibration Zero : 2353.316  
 Energy Calibration Slope : 4.951778  
 Energy Calibration Quadratic : 3.2127454E-04  
 Energy Calibration Range : 7761.000

Instrument : CHAMBER 077  
 Detector : 67576  
 Calibration Date/Time : 9-JUL-2009 13:09:15  
 Calibration Source Id : AESS-013  

Cal. Isotopes	Source Id	Expiration Date	Standard Energy	Actual Energy
GD-148	6445-278	2/28/10	3183.000	3183.001
NP-237	4341	2/28/10	4768.800	4768.613
CM-244	4320A	2/28/10	5795.020	5795.021

Energy/Channel Equation : see above  
 Energy Calibration Zero : 2361.225  
 Energy Calibration Slope : 4.943738  
 Energy Calibration Quadratic : 2.9529908E-04  
 Energy Calibration Range : 7733.000

Instrument : CHAMBER 078  
 Detector : 67577  
 Calibration Date/Time : 9-JUL-2009 13:09:25  
 Calibration Source Id : AESS-014  

Cal. Isotopes	Source Id	Expiration Date	Standard Energy	Actual Energy
GD-148	6445-278	2/28/10	3183.000	3182.605
NP-237	4341	2/28/10	4768.800	4768.392
CM-244	4320A	2/28/10	5795.020	5794.652

Energy/Channel Equation : see above  
 Energy Calibration Zero : 2395.349  
 Energy Calibration Slope : 4.935272  
 Energy Calibration Quadratic : 3.3427982E-04  
 Energy Calibration Range : 7800.000

Instrument : CHAMBER 079  
 Detector : 67598  
 Calibration Date/Time : 9-JUL-2009 13:09:33  
 Calibration Source Id : AESS-015  

Cal. Isotopes	Source Id	Expiration Date	Standard Energy	Actual Energy
GD-148	6445-278	2/28/10	3183.000	3182.660
NP-237	4341	2/28/10	4768.800	4768.547
CM-244	4320A	2/28/10	5795.020	5794.894

Energy/Channel Equation : see above  
 Energy Calibration Zero : 2369.373  
 Energy Calibration Slope : 4.904424  
 Energy Calibration Quadratic : 3.2698381E-04  
 Energy Calibration Range : 7734.000

Instrument : CHAMBER 080  
 Detector : 78197  
 Calibration Date/Time : 9-JUL-2009 13:09:43  
 Calibration Source Id : AESS-016

Cal. Isotopes	Source Id	Expiration Date	Standard Energy	Actual Energy
GD-148	6445-278	2/28/10	3183.000	3184.302
NP-237	4341	2/28/10	4768.800	4771.069
CM-244	4320A	2/28/10	5795.020	5795.787

Energy/Channel Equation : see above  
 Energy Calibration Zero : 2345.798  
 Energy Calibration Slope : 5.019492  
 Energy Calibration Quadratic : 2.4690092E-04  
 Energy Calibration Range : 7745.000

Instrument : CHAMBER 081  
 Detector : 72533  
 Calibration Date/Time : 9-JUL-2009 13:09:58  
 Calibration Source Id : AESS-017

Cal. Isotopes	Source Id	Expiration Date	Standard Energy	Actual Energy
GD-148	6445-278	2/28/10	3183.000	3128.274
NP-237	4341	2/28/10	4768.800	4679.048
CM-244	4320A	2/28/10	5795.020	5545.961

Energy/Channel Equation : see above  
 Energy Calibration Zero : 2299.761  
 Energy Calibration Slope : 8.847325  
 Energy Calibration Quadratic : -4.6356809E-03  
 Energy Calibration Range : 6499.000

Instrument : CHAMBER 082  
 Detector : 64263  
 Calibration Date/Time : 9-JUL-2009 13:10:11  
 Calibration Source Id : AESS-018

Cal. Isotopes	Source Id	Expiration Date	Standard Energy	Actual Energy
GD-148	6445-278	2/28/10	3183.000	3182.523
NP-237	4341	2/28/10	4768.800	4768.330
CM-244	4320A	2/28/10	5795.020	5794.746

Energy/Channel Equation : see above  
 Energy Calibration Zero : 2391.756  
 Energy Calibration Slope : 4.946808  
 Energy Calibration Quadratic : 3.5040258E-04  
 Energy Calibration Range : 7825.000



Instrument : CHAMBER 083  
 Detector : 64278  
 Calibration Date/Time : 9-JUL-2009 13:10:22  
 Calibration Source Id : AESS-019

Cal. Isotopes	Source Id	Expiration Date	Standard Energy	Actual Energy
GD-148	6445-278	2/28/10	3183.000	3183.000
NP-237	4341	2/28/10	4768.800	4769.394
CM-244	4320A	2/28/10	5795.020	5795.019

Energy/Channel Equation : see above  
 Energy Calibration Zero : 2373.863  
 Energy Calibration Slope : 5.042446  
 Energy Calibration Quadratic : 2.3603256E-04  
 Energy Calibration Range : 7785.000

Instrument : CHAMBER 084  
 Detector : 78265  
 Calibration Date/Time : 9-JUL-2009 13:10:32  
 Calibration Source Id : AESS-020

Cal. Isotopes	Source Id	Expiration Date	Standard Energy	Actual Energy
GD-148	6445-278	2/28/10	3183.000	3183.000
NP-237	4341	2/28/10	4768.800	4768.800
CM-244	4320A	2/28/10	5795.020	5795.274

Energy/Channel Equation : see above  
 Energy Calibration Zero : 2362.172  
 Energy Calibration Slope : 5.013323  
 Energy Calibration Quadratic : 2.8020472E-04  
 Energy Calibration Range : 7790.000

Instrument : CHAMBER 085  
 Detector : 78776  
 Calibration Date/Time : 9-JUL-2009 13:10:43  
 Calibration Source Id : AESS-021

Cal. Isotopes	Source Id	Expiration Date	Standard Energy	Actual Energy
GD-148	6445-278	2/28/10	3183.000	3183.000
NP-237	4341	2/28/10	4768.800	4768.799
CM-244	4320A	2/28/10	5795.020	5795.021

Energy/Channel Equation : see above  
 Energy Calibration Zero : 2367.102  
 Energy Calibration Slope : 4.983326  
 Energy Calibration Quadratic : 2.9771921E-04  
 Energy Calibration Range : 7782.000

Instrument : CHAMBER 086  
 Detector : 78198  
 Calibration Date/Time : 9-JUL-2009 13:10:52  
 Calibration Source Id : AESS-022

Cal. Isotopes	Source Id	Expiration Date	Standard Energy	Actual Energy
GD-148	6445-278	2/28/10	3183.000	3183.000
NP-237	4341	2/28/10	4768.800	4768.643
CM-244	4320A	2/28/10	5795.020	5795.021

Energy/Channel Equation : see above  
 Energy Calibration Zero : 2354.748  
 Energy Calibration Slope : 5.010773  
 Energy Calibration Quadratic : 2.3814633E-04  
 Energy Calibration Range : 7735.000

Instrument : CHAMBER 087  
 Detector : 78199  
 Calibration Date/Time : 9-JUL-2009 13:11:02  
 Calibration Source Id : AESS-023

Cal. Isotopes	Source Id	Expiration Date	Standard Energy	Actual Energy
GD-148	6445-278	2/28/10	3183.000	3183.000
NP-237	4341	2/28/10	4768.800	4768.799
CM-244	4320A	2/28/10	5795.020	5795.021

Energy/Channel Equation : see above  
 Energy Calibration Zero : 2338.424  
 Energy Calibration Slope : 4.984921  
 Energy Calibration Quadratic : 2.3201770E-04  
 Energy Calibration Range : 7686.000

Instrument : CHAMBER 088  
 Detector : 33452  
 Calibration Date/Time : 9-JUL-2009 13:11:13  
 Calibration Source Id : AESS-024

Cal. Isotopes	Source Id	Expiration Date	Standard Energy	Actual Energy
GD-148	6445-278	2/28/10	3183.000	3183.001
NP-237	4341	2/28/10	4768.800	4768.468
CM-244	4320A	2/28/10	5795.020	5795.021

Energy/Channel Equation : see above  
 Energy Calibration Zero : 2351.689  
 Energy Calibration Slope : 4.964746  
 Energy Calibration Quadratic : 2.3151403E-04  
 Energy Calibration Range : 7678.000

Instrument : CHAMBER 089  
 Detector : 78262  
 Calibration Date/Time : 9-JUL-2009 13:11:23  
 Calibration Source Id : AESS-025  

Cal. Isotopes	Source Id	Expiration Date	Standard Energy	Actual Energy
GD-148	6445-278	2/28/10	3183.000	3182.808
NP-237	4341	2/28/10	4768.800	4768.497
CM-244	4320A	2/28/10	5795.020	5794.868

Energy/Channel Equation : see above  
 Energy Calibration Zero : 2357.358  
 Energy Calibration Slope : 4.998539  
 Energy Calibration Quadratic : 3.0872814E-04  
 Energy Calibration Range : 7800.000

Instrument : CHAMBER 090  
 Detector : 78263  
 Calibration Date/Time : 9-JUL-2009 13:11:39  
 Calibration Source Id : AESS-026  

Cal. Isotopes	Source Id	Expiration Date	Standard Energy	Actual Energy
GD-148	6445-278	2/28/10	3183.000	3182.574
NP-237	4341	2/28/10	4768.800	4768.547
CM-244	4320A	2/28/10	5795.020	5794.930

Energy/Channel Equation : see above  
 Energy Calibration Zero : 2367.561  
 Energy Calibration Slope : 4.900284  
 Energy Calibration Quadratic : 3.4428819E-04  
 Energy Calibration Range : 7746.000

Instrument : CHAMBER 091  
 Detector : 78259  
 Calibration Date/Time : 9-JUL-2009 13:11:52  
 Calibration Source Id : AESS-027  

Cal. Isotopes	Source Id	Expiration Date	Standard Energy	Actual Energy
GD-148	6445-278	2/28/10	3183.000	3182.675
NP-237	4341	2/28/10	4768.800	4768.729
CM-244	4320A	2/28/10	5795.020	5794.997

Energy/Channel Equation : see above  
 Energy Calibration Zero : 2370.658  
 Energy Calibration Slope : 4.954311  
 Energy Calibration Quadratic : 3.4313111E-04  
 Energy Calibration Range : 7804.000

Instrument : CHAMBER 092  
 Detector : 79457  
 Calibration Date/Time : 10-JUL-2009 08:15:23  
 Calibration Source Id : AESS-028

Cal. Isotopes	Source Id	Expiration Date	Standard Energy	Actual Energy
GD-148	6445-278	2/28/10	3183.000	3183.000
NP-237	4341	2/28/10	4768.800	4768.799
CM-244	4320A	2/28/10	5795.020	5795.021

Energy/Channel Equation : see above  
 Energy Calibration Zero : 2351.067  
 Energy Calibration Slope : 4.974295  
 Energy Calibration Quadratic : 2.6989207E-04  
 Energy Calibration Range : 7728.000

Instrument : CHAMBER 093  
 Detector : 33206  
 Calibration Date/Time : 9-JUL-2009 13:12:10  
 Calibration Source Id : AESS-029

Cal. Isotopes	Source Id	Expiration Date	Standard Energy	Actual Energy
GD-148	6445-278	2/28/10	3183.000	3182.697
NP-237	4341	2/28/10	4768.800	4768.674
CM-244	4320A	2/28/10	5795.020	5794.907

Energy/Channel Equation : see above  
 Energy Calibration Zero : 2369.563  
 Energy Calibration Slope : 4.914497  
 Energy Calibration Quadratic : 3.2562285E-04  
 Energy Calibration Range : 7743.000

Instrument : CHAMBER 094  
 Detector : 78267  
 Calibration Date/Time : 9-JUL-2009 13:12:19  
 Calibration Source Id : AESS-030

Cal. Isotopes	Source Id	Expiration Date	Standard Energy	Actual Energy
GD-148	6445-278	2/28/10	3183.000	3182.761
NP-237	4341	2/28/10	4768.800	4768.682
CM-244	4320A	2/28/10	5795.020	5794.852

Energy/Channel Equation : see above  
 Energy Calibration Zero : 2363.085  
 Energy Calibration Slope : 4.944716  
 Energy Calibration Quadratic : 3.0186711E-04  
 Energy Calibration Range : 7743.000

Instrument : CHAMBER 095  
 Detector : 64279  
 Calibration Date/Time : 9-JUL-2009 13:12:27  
 Calibration Source Id : AESS-031

Cal. Isotopes	Source Id	Expiration Date	Standard Energy	Actual Energy
GD-148	6445-278	2/28/10	3183.000	3182.666
NP-237	4341	2/28/10	4768.800	4768.801
CM-244	4320A	2/28/10	5795.020	5795.020

Energy/Channel Equation : see above  
 Energy Calibration Zero : 2355.533  
 Energy Calibration Slope : 4.950543  
 Energy Calibration Quadratic : 2.9788527E-04  
 Energy Calibration Range : 7737.000

Instrument : CHAMBER 096  
 Detector : 67605  
 Calibration Date/Time : 9-JUL-2009 13:12:36  
 Calibration Source Id : AESS-032

Cal. Isotopes	Source Id	Expiration Date	Standard Energy	Actual Energy
GD-148	6445-278	2/28/10	3183.000	3183.000
NP-237	4341	2/28/10	4768.800	4768.747
CM-244	4320A	2/28/10	5795.020	5795.020

Energy/Channel Equation : see above  
 Energy Calibration Zero : 2347.386  
 Energy Calibration Slope : 4.941090  
 Energy Calibration Quadratic : 3.3197468E-04  
 Energy Calibration Range : 7755.000

Instrument : CHAMBER 097  
 Detector : 67599  
 Calibration Date/Time : 9-JUL-2009 13:12:44  
 Calibration Source Id : AESS-033

Cal. Isotopes	Source Id	Expiration Date	Standard Energy	Actual Energy
GD-148	6445-278	2/28/10	3183.000	3183.000
NP-237	4341	2/28/10	4768.800	4769.290
CM-244	4320A	2/28/10	5795.020	5795.020

Energy/Channel Equation : see above  
 Energy Calibration Zero : 2363.267  
 Energy Calibration Slope : 4.928224  
 Energy Calibration Quadratic : 3.4786455E-04  
 Energy Calibration Range : 7775.000

Instrument : CHAMBER 098  
 Detector : 68644  
 Calibration Date/Time : 9-JUL-2009 13:12:53  
 Calibration Source Id : AESS-034  
 Cal. Isotopes Source Id Expiration Date Standard Energy Actual Energy  
 GD-148 6445-278 2/28/10 3183.000 3182.282  
 NP-237 4341 2/28/10 4768.800 4768.479  
 CM-244 4320A 2/28/10 5795.020 5794.637  
 Energy/Channel Equation : see above  
 Energy Calibration Zero : 2385.389  
 Energy Calibration Slope : 4.950438  
 Energy Calibration Quadratic : 3.5501088E-04  
 Energy Calibration Range : 7827.000

Instrument : CHAMBER 099  
 Detector : 70317  
 Calibration Date/Time : 9-JUL-2009 13:13:03  
 Calibration Source Id : AESS-035  
 Cal. Isotopes Source Id Expiration Date Standard Energy Actual Energy  
 GD-148 6445-278 2/28/10 3183.000 3183.000  
 NP-237 4341 2/28/10 4768.800 4768.752  
 CM-244 4320A 2/28/10 5795.020 5795.020  
 Energy/Channel Equation : see above  
 Energy Calibration Zero : 2368.685  
 Energy Calibration Slope : 4.893388  
 Energy Calibration Quadratic : 3.5426160E-04  
 Energy Calibration Range : 7751.000

Instrument : CHAMBER 100  
 Detector : 79456  
 Calibration Date/Time : 9-JUL-2009 13:13:12  
 Calibration Source Id : AESS-046  
 Cal. Isotopes Source Id Expiration Date Standard Energy Actual Energy  
 GD-148 6445-278 2/28/10 3183.000 3183.000  
 NP-237 4341 2/28/10 4768.800 4768.705  
 CM-244 4320A 2/28/10 5795.020 5794.913  
 Energy/Channel Equation : see above  
 Energy Calibration Zero : 2354.623  
 Energy Calibration Slope : 4.898829  
 Energy Calibration Quadratic : 3.4345602E-04  
 Energy Calibration Range : 7731.000

Instrument : CHAMBER 101  
 Detector : 64253  
 Calibration Date/Time : 9-JUL-2009 13:13:22  
 Calibration Source Id : AESS-037

Cal. Isotopes	Source Id	Expiration Date	Standard Energy	Actual Energy
GD-148	6445-278	2/28/10	3183.000	3182.469
NP-237	4341	2/28/10	4768.800	4767.637
CM-244	4320A	2/28/10	5795.020	5794.300

Energy/Channel Equation : see above  
 Energy Calibration Zero : 2410.698  
 Energy Calibration Slope : 4.933665  
 Energy Calibration Quadratic : 3.2843428E-04  
 Energy Calibration Range : 7807.000

Instrument : CHAMBER 102  
 Detector : 72525  
 Calibration Date/Time : 9-JUL-2009 13:13:31  
 Calibration Source Id : AESS-038

Cal. Isotopes	Source Id	Expiration Date	Standard Energy	Actual Energy
GD-148	6445-278	2/28/10	3183.000	3183.000
NP-237	4341	2/28/10	4768.800	4768.443
CM-244	4320A	2/28/10	5795.020	5794.909

Energy/Channel Equation : see above  
 Energy Calibration Zero : 2363.658  
 Energy Calibration Slope : 4.864605  
 Energy Calibration Quadratic : 3.5245687E-04  
 Energy Calibration Range : 7715.000

Instrument : CHAMBER 103  
 Detector : 79461  
 Calibration Date/Time : 9-JUL-2009 13:13:40  
 Calibration Source Id : AESS-039

Cal. Isotopes	Source Id	Expiration Date	Standard Energy	Actual Energy
GD-148	6445-278	2/28/10	3183.000	3183.000
NP-237	4341	2/28/10	4768.800	4768.789
CM-244	4320A	2/28/10	5795.020	5795.020

Energy/Channel Equation : see above  
 Energy Calibration Zero : 2389.068  
 Energy Calibration Slope : 4.916300  
 Energy Calibration Quadratic : 3.4528042E-04  
 Energy Calibration Range : 7785.000

Instrument : CHAMBER 104  
 Detector : 72524  
 Calibration Date/Time : 9-JUL-2009 13:13:48  
 Calibration Source Id : AESS-040

Cal. Isotopes	Source Id	Expiration Date	Standard Energy	Actual Energy
GD-148	6445-278	2/28/10	3183.000	3183.000
NP-237	4341	2/28/10	4768.800	4768.800
CM-244	4320A	2/28/10	5795.020	5794.853

Energy/Channel Equation : see above  
 Energy Calibration Zero : 2353.445  
 Energy Calibration Slope : 4.898041  
 Energy Calibration Quadratic : 3.2613348E-04  
 Energy Calibration Range : 7711.000

Instrument : CHAMBER 105  
 Detector : 78777  
 Calibration Date/Time : 9-JUL-2009 13:13:56  
 Calibration Source Id : AESS-041

Cal. Isotopes	Source Id	Expiration Date	Standard Energy	Actual Energy
GD-148	6445-278	2/28/10	3183.000	3182.693
NP-237	4341	2/28/10	4768.800	4768.750
CM-244	4320A	2/28/10	5795.020	5794.773

Energy/Channel Equation : see above  
 Energy Calibration Zero : 2376.710  
 Energy Calibration Slope : 4.874049  
 Energy Calibration Quadratic : 3.5893198E-04  
 Energy Calibration Range : 7744.000

Instrument : CHAMBER 106  
 Detector : 64274  
 Calibration Date/Time : 9-JUL-2009 13:14:04  
 Calibration Source Id : AESS-042

Cal. Isotopes	Source Id	Expiration Date	Standard Energy	Actual Energy
GD-148	6445-278	2/28/10	3183.000	3183.001
NP-237	4341	2/28/10	4768.800	4768.799
CM-244	4320A	2/28/10	5795.020	5795.021

Energy/Channel Equation : see above  
 Energy Calibration Zero : 2388.689  
 Energy Calibration Slope : 4.927028  
 Energy Calibration Quadratic : 3.4706845E-04  
 Energy Calibration Range : 7798.000



Instrument : CHAMBER 107  
 Detector : 67578  
 Calibration Date/Time : 9-JUL-2009 13:14:15  
 Calibration Source Id : AESS-043

Cal. Isotopes	Source Id	Expiration Date	Standard Energy	Actual Energy
GD-148	6445-278	2/28/10	3183.000	3182.693
NP-237	4341	2/28/10	4768.800	4768.881
CM-244	4320A	2/28/10	5795.020	5795.021

Energy/Channel Equation : see above  
 Energy Calibration Zero : 2362.860  
 Energy Calibration Slope : 4.955241  
 Energy Calibration Quadratic : 3.3647806E-04  
 Energy Calibration Range : 7790.000

Instrument : CHAMBER 108  
 Detector : 78778  
 Calibration Date/Time : 10-JUL-2009 08:15:33  
 Calibration Source Id : AESS-044

Cal. Isotopes	Source Id	Expiration Date	Standard Energy	Actual Energy
GD-148	6445-278	2/28/10	3183.000	3183.000
NP-237	4341	2/28/10	4768.800	4768.799
CM-244	4320A	2/28/10	5795.020	5795.021

Energy/Channel Equation : see above  
 Energy Calibration Zero : 2360.573  
 Energy Calibration Slope : 4.897293  
 Energy Calibration Quadratic : 3.3521929E-04  
 Energy Calibration Range : 7727.000

Instrument : CHAMBER 109  
 Detector : 79463  
 Calibration Date/Time : 9-JUL-2009 13:14:36  
 Calibration Source Id : AESS-045

Cal. Isotopes	Source Id	Expiration Date	Standard Energy	Actual Energy
GD-148	6445-278	2/28/10	3183.000	3183.000
NP-237	4341	2/28/10	4768.800	4768.800
CM-244	4320A	2/28/10	5795.020	5795.020

Energy/Channel Equation : see above  
 Energy Calibration Zero : 2361.218  
 Energy Calibration Slope : 4.898855  
 Energy Calibration Quadratic : 3.6102085E-04  
 Energy Calibration Range : 7756.000

Instrument : CHAMBER 110  
 Detector : 67602  
 Calibration Date/Time : 9-JUL-2009 13:15:06  
 Calibration Source Id : AESS-046

Cal. Isotopes	Source Id	Expiration Date	Standard Energy	Actual Energy
GD-148	6445-278	2/28/10	3183.000	3151.318
NP-237	4341	2/28/10	4768.800	4743.843
CM-244	4320A	2/28/10	5795.020	5748.494

Energy/Channel Equation : see above  
 Energy Calibration Zero : 2393.627  
 Energy Calibration Slope : 5.263870  
 Energy Calibration Quadratic : 7.2507857E-05  
 Energy Calibration Range : 7860.000

Instrument : CHAMBER 111  
 Detector : 79462  
 Calibration Date/Time : 9-JUL-2009 13:15:22  
 Calibration Source Id : AESS-047

Cal. Isotopes	Source Id	Expiration Date	Standard Energy	Actual Energy
GD-148	6445-278	2/28/10	3183.000	3183.000
NP-237	4341	2/28/10	4768.800	4768.800
CM-244	4320A	2/28/10	5795.020	5795.021

Energy/Channel Equation : see above  
 Energy Calibration Zero : 2359.279  
 Energy Calibration Slope : 4.970932  
 Energy Calibration Quadratic : 3.2777866E-04  
 Energy Calibration Range : 7793.000

Instrument : CHAMBER 112  
 Detector : 78261  
 Calibration Date/Time : 9-JUL-2009 13:15:42  
 Calibration Source Id : AESS-048

Cal. Isotopes	Source Id	Expiration Date	Standard Energy	Actual Energy
GD-148	6445-278	2/28/10	3183.000	3183.000
NP-237	4341	2/28/10	4768.800	4769.029
CM-244	4320A	2/28/10	5795.020	5795.070

Energy/Channel Equation : see above  
 Energy Calibration Zero : 2372.776  
 Energy Calibration Slope : 4.930915  
 Energy Calibration Quadratic : 3.0952421E-04  
 Energy Calibration Range : 7747.000

Instrument : CHAMBER 113  
 Detector : 45-111B4  
 Calibration Date/Time : 15-JUL-2009 13:43:32  
 Calibration Source Id : AESS-001

Cal. Isotopes	Source Id	Expiration Date	Standard Energy	Actual Energy
GD-148	6445-278	2/28/10	3183.000	3183.143
NP-237	4341	2/28/10	4768.800	4769.352
CM-244	4320A	2/28/10	5795.020	5795.169

Energy/Channel Equation : see above  
 Energy Calibration Zero : 2384.808  
 Energy Calibration Slope : 5.000635  
 Energy Calibration Quadratic : 2.7049560E-04  
 Energy Calibration Range : 7789.000

Instrument : CHAMBER 114  
 Detector : 78258  
 Calibration Date/Time : 15-JUL-2009 13:43:44  
 Calibration Source Id : AESS-007

Cal. Isotopes	Source Id	Expiration Date	Standard Energy	Actual Energy
GD-148	6445-278	2/28/10	3183.000	3183.317
NP-237	4341	2/28/10	4768.800	4768.936
CM-244	4320A	2/28/10	5795.020	5795.187

Energy/Channel Equation : see above  
 Energy Calibration Zero : 2334.310  
 Energy Calibration Slope : 4.976188  
 Energy Calibration Quadratic : 2.4765823E-04  
 Energy Calibration Range : 7690.000

Instrument : CHAMBER 115  
 Detector : 45-132FF4  
 Calibration Date/Time : 15-JUL-2009 13:43:54  
 Calibration Source Id : AESS-002

Cal. Isotopes	Source Id	Expiration Date	Standard Energy	Actual Energy
GD-148	6445-278	2/28/10	3183.000	3183.299
NP-237	4341	2/28/10	4768.800	4768.906
CM-244	4320A	2/28/10	5795.020	5795.021

Energy/Channel Equation : see above  
 Energy Calibration Zero : 2362.743  
 Energy Calibration Slope : 4.999947  
 Energy Calibration Quadratic : 2.6256693E-04  
 Energy Calibration Range : 7758.000

Instrument : CHAMBER 116  
 Detector : 45-132FF2  
 Calibration Date/Time : 15-JUL-2009 13:44:05  
 Calibration Source Id : AESS-008

Cal. Isotopes	Source Id	Expiration Date	Standard Energy	Actual Energy
GD-148	6445-278	2/28/10	3183.000	3183.000
NP-237	4341	2/28/10	4768.800	4768.799
CM-244	4320A	2/28/10	5795.020	5795.021

Energy/Channel Equation : see above  
 Energy Calibration Zero : 2361.201  
 Energy Calibration Slope : 4.980864  
 Energy Calibration Quadratic : 2.6853522E-04  
 Energy Calibration Range : 7743.000

Instrument : CHAMBER 117  
 Detector : 33450  
 Calibration Date/Time : 15-JUL-2009 13:44:15  
 Calibration Source Id : AESS-003

Cal. Isotopes	Source Id	Expiration Date	Standard Energy	Actual Energy
GD-148	6445-278	2/28/10	3183.000	3183.341
NP-237	4341	2/28/10	4768.800	4769.249
CM-244	4320A	2/28/10	5795.020	5795.149

Energy/Channel Equation : see above  
 Energy Calibration Zero : 2372.642  
 Energy Calibration Slope : 4.960156  
 Energy Calibration Quadratic : 2.9082331E-04  
 Energy Calibration Range : 7757.000

Instrument : CHAMBER 118  
 Detector : 75544  
 Calibration Date/Time : 15-JUL-2009 13:44:26  
 Calibration Source Id : AESS-009

Cal. Isotopes	Source Id	Expiration Date	Standard Energy	Actual Energy
GD-148	6445-278	2/28/10	3183.000	3183.240
NP-237	4341	2/28/10	4768.800	4768.906
CM-244	4320A	2/28/10	5795.020	5795.021

Energy/Channel Equation : see above  
 Energy Calibration Zero : 2335.434  
 Energy Calibration Slope : 4.978148  
 Energy Calibration Quadratic : 2.6964993E-04  
 Energy Calibration Range : 7716.000

Instrument : CHAMBER 119  
 Detector : 74429  
 Calibration Date/Time : 2-FEB-2009 15:15:38  
 Calibration Source Id : AESS-004

Cal. Isotopes	Source Id	Expiration Date	Standard Energy	Actual Energy
GD-148	6445-278	2/28/10	3183.000	3069.001
NP-237	4341	2/28/10	4768.800	4669.281
CM-244	4320A	2/28/10	5795.020	5706.875

Energy/Channel Equation : see above  
 Energy Calibration Zero : 2437.949  
 Energy Calibration Slope : 5.036866  
 Energy Calibration Quadratic :  
 Energy Calibration Range : 7596.000

Instrument : CHAMBER 120  
 Detector : 74430  
 Calibration Date/Time : 16-JUL-2009 09:29:36  
 Calibration Source Id : AESS-010

Cal. Isotopes	Source Id	Expiration Date	Standard Energy	Actual Energy
GD-148	6445-278	2/28/10	3183.000	3183.243
NP-237	4341	2/28/10	4768.800	4768.978
CM-244	4320A	2/28/10	5795.020	5795.142

Energy/Channel Equation : see above  
 Energy Calibration Zero : 2311.106  
 Energy Calibration Slope : 4.960131  
 Energy Calibration Quadratic : 2.6160042E-04  
 Energy Calibration Range : 7665.000

Instrument : CHAMBER 121  
 Detector : 75545  
 Calibration Date/Time : 15-JUL-2009 13:44:36  
 Calibration Source Id : AESS-005

Cal. Isotopes	Source Id	Expiration Date	Standard Energy	Actual Energy
GD-148	6445-278	2/28/10	3183.000	3183.000
NP-237	4341	2/28/10	4768.800	4768.799
CM-244	4320A	2/28/10	5795.020	5795.188

Energy/Channel Equation : see above  
 Energy Calibration Zero : 2334.679  
 Energy Calibration Slope : 4.950221  
 Energy Calibration Quadratic : 2.8347687E-04  
 Energy Calibration Range : 7701.000

Instrument : CHAMBER 122  
 Detector : 75546  
 Calibration Date/Time : 15-JUL-2009 13:44:46  
 Calibration Source Id : AESS-011

Cal. Isotopes	Source Id	Expiration Date	Standard Energy	Actual Energy
GD-148	6445-278	2/28/10	3183.000	3183.172
NP-237	4341	2/28/10	4768.800	4769.003
CM-244	4320A	2/28/10	5795.020	5795.020

Energy/Channel Equation : see above  
 Energy Calibration Zero : 2330.980  
 Energy Calibration Slope : 4.960747  
 Energy Calibration Quadratic : 2.7343398E-04  
 Energy Calibration Range : 7698.000

Instrument : CHAMBER 123  
 Detector : 45-142V3  
 Calibration Date/Time : 15-JUL-2009 13:44:55  
 Calibration Source Id : AESS-006

Cal. Isotopes	Source Id	Expiration Date	Standard Energy	Actual Energy
GD-148	6445-278	2/28/10	3183.000	3183.316
NP-237	4341	2/28/10	4768.800	4769.249
CM-244	4320A	2/28/10	5795.020	5795.021

Energy/Channel Equation : see above  
 Energy Calibration Zero : 2374.720  
 Energy Calibration Slope : 4.978360  
 Energy Calibration Quadratic : 2.5058995E-04  
 Energy Calibration Range : 7735.000

Instrument : CHAMBER 124  
 Detector : 45-142V2  
 Calibration Date/Time : 15-JUL-2009 13:45:05  
 Calibration Source Id : AESS-012

Cal. Isotopes	Source Id	Expiration Date	Standard Energy	Actual Energy
GD-148	6445-278	2/28/10	3183.000	3182.701
NP-237	4341	2/28/10	4768.800	4768.518
CM-244	4320A	2/28/10	5795.020	5794.902

Energy/Channel Equation : see above  
 Energy Calibration Zero : 2382.371  
 Energy Calibration Slope : 5.018754  
 Energy Calibration Quadratic : 2.4640319E-04  
 Energy Calibration Range : 7780.000

Instrument : CHAMBER 125  
 Detector : 75547  
 Calibration Date/Time : 17-JUL-2009 14:23:54  
 Calibration Source Id : AESS-013

Cal. Isotopes	Source Id	Expiration Date	Standard Energy	Actual Energy
GD-148	6445-278	2/28/10	3183.000	3183.386
NP-237	4341	2/28/10	4768.800	4768.801
CM-244	4320A	2/28/10	5795.020	5795.165

Energy/Channel Equation : see above  
 Energy Calibration Zero : 2338.781  
 Energy Calibration Slope : 4.955306  
 Energy Calibration Quadratic : 2.6291917E-04  
 Energy Calibration Range : 7689.000

Instrument : CHAMBER 126  
 Detector : 75548  
 Calibration Date/Time : 17-JUL-2009 14:24:06  
 Calibration Source Id : AESS-019

Cal. Isotopes	Source Id	Expiration Date	Standard Energy	Actual Energy
GD-148	6445-278	2/28/10	3183.000	3183.000
NP-237	4341	2/28/10	4768.800	4768.801
CM-244	4320A	2/28/10	5795.020	5795.019

Energy/Channel Equation : see above  
 Energy Calibration Zero : 2345.216  
 Energy Calibration Slope : 5.042264  
 Energy Calibration Quadratic : 1.8960494E-04  
 Energy Calibration Range : 7707.000

Instrument : CHAMBER 127  
 Detector : 78770  
 Calibration Date/Time : 17-JUL-2009 14:24:19  
 Calibration Source Id : AESS-014

Cal. Isotopes	Source Id	Expiration Date	Standard Energy	Actual Energy
GD-148	6445-278	2/28/10	3183.000	3183.168
NP-237	4341	2/28/10	4768.800	4769.036
CM-244	4320A	2/28/10	5795.020	5795.095

Energy/Channel Equation : see above  
 Energy Calibration Zero : 2333.395  
 Energy Calibration Slope : 4.961254  
 Energy Calibration Quadratic : 2.6867207E-04  
 Energy Calibration Range : 7695.000

Instrument : CHAMBER 128  
 Detector : 75549  
 Calibration Date/Time : 17-JUL-2009 14:24:31  
 Calibration Source Id : AESS-020

Cal. Isotopes	Source Id	Expiration Date	Standard Energy	Actual Energy
GD-148	6445-278	2/28/10	3183.000	3183.449
NP-237	4341	2/28/10	4768.800	4769.095
CM-244	4320A	2/28/10	5795.020	5795.020

Energy/Channel Equation : see above  
 Energy Calibration Zero : 2323.424  
 Energy Calibration Slope : 5.017115  
 Energy Calibration Quadratic : 2.1570176E-04  
 Energy Calibration Range : 7687.000

Instrument : CHAMBER 129  
 Detector : 76227  
 Calibration Date/Time : 17-JUL-2009 14:24:41  
 Calibration Source Id : AESS-015

Cal. Isotopes	Source Id	Expiration Date	Standard Energy	Actual Energy
GD-148	6445-278	2/28/10	3183.000	3183.112
NP-237	4341	2/28/10	4768.800	4768.800
CM-244	4320A	2/28/10	5795.020	5795.020

Energy/Channel Equation : see above  
 Energy Calibration Zero : 2343.567  
 Energy Calibration Slope : 4.949915  
 Energy Calibration Quadratic : 2.7041257E-04  
 Energy Calibration Range : 7696.000

Instrument : CHAMBER 130  
 Detector : 76228  
 Calibration Date/Time : 17-JUL-2009 14:24:51  
 Calibration Source Id : AESS-021

Cal. Isotopes	Source Id	Expiration Date	Standard Energy	Actual Energy
GD-148	6445-278	2/28/10	3183.000	3182.758
NP-237	4341	2/28/10	4768.800	4768.607
CM-244	4320A	2/28/10	5795.020	5795.020

Energy/Channel Equation : see above  
 Energy Calibration Zero : 2336.361  
 Energy Calibration Slope : 4.980415  
 Energy Calibration Quadratic : 2.3134552E-04  
 Energy Calibration Range : 7679.000



Instrument : CHAMBER 131  
 Detector : 33448  
 Calibration Date/Time : 17-JUL-2009 14:25:01  
 Calibration Source Id : AESS-016

Cal. Isotopes	Source Id	Expiration Date	Standard Energy	Actual Energy
GD-148	6445-278	2/28/10	3183.000	3182.605
NP-237	4341	2/28/10	4768.800	4768.573
CM-244	4320A	2/28/10	5795.020	5795.021

Energy/Channel Equation : see above  
 Energy Calibration Zero : 2388.756  
 Energy Calibration Slope : 4.931267  
 Energy Calibration Quadratic : 3.1428930E-04  
 Energy Calibration Range : 7768.000

Instrument : CHAMBER 132  
 Detector : 67579  
 Calibration Date/Time : 17-JUL-2009 14:25:11  
 Calibration Source Id : AESS-022

Cal. Isotopes	Source Id	Expiration Date	Standard Energy	Actual Energy
GD-148	6445-278	2/28/10	3183.000	3181.074
NP-237	4341	2/28/10	4768.800	4765.688
CM-244	4320A	2/28/10	5795.020	5788.063

Energy/Channel Equation : see above  
 Energy Calibration Zero : 2375.917  
 Energy Calibration Slope : 5.056964  
 Energy Calibration Quadratic : 2.6723032E-04  
 Energy Calibration Range : 7834.000

Instrument : CHAMBER 133  
 Detector : 76229  
 Calibration Date/Time : 17-JUL-2009 14:25:22  
 Calibration Source Id : AESS-017

Cal. Isotopes	Source Id	Expiration Date	Standard Energy	Actual Energy
GD-148	6445-278	2/28/10	3183.000	3183.235
NP-237	4341	2/28/10	4768.800	4768.799
CM-244	4320A	2/28/10	5795.020	5795.021

Energy/Channel Equation : see above  
 Energy Calibration Zero : 2304.280  
 Energy Calibration Slope : 4.909981  
 Energy Calibration Quadratic : 2.5969208E-04  
 Energy Calibration Range : 7604.000

Instrument : CHAMBER 134  
 Detector : 76230  
 Calibration Date/Time : 17-JUL-2009 14:25:32  
 Calibration Source Id : AESS-023

Cal. Isotopes	Source Id	Expiration Date	Standard Energy	Actual Energy
GD-148	6445-278	2/28/10	3183.000	3183.428
NP-237	4341	2/28/10	4768.800	4769.138
CM-244	4320A	2/28/10	5795.020	5795.114

Energy/Channel Equation : see above  
 Energy Calibration Zero : 2323.771  
 Energy Calibration Slope : 4.983015  
 Energy Calibration Quadratic : 2.2696581E-04  
 Energy Calibration Range : 7664.000

Instrument : CHAMBER 135  
 Detector : 64270  
 Calibration Date/Time : 17-JUL-2009 14:25:42  
 Calibration Source Id : AESS-018

Cal. Isotopes	Source Id	Expiration Date	Standard Energy	Actual Energy
GD-148	6445-278	2/28/10	3183.000	3182.580
NP-237	4341	2/28/10	4768.800	4768.589
CM-244	4320A	2/28/10	5795.020	5794.911

Energy/Channel Equation : see above  
 Energy Calibration Zero : 2342.408  
 Energy Calibration Slope : 4.931945  
 Energy Calibration Quadratic : 2.7902660E-04  
 Energy Calibration Range : 7685.000

Instrument : CHAMBER 136  
 Detector : 68549  
 Calibration Date/Time : 17-JUL-2009 14:25:52  
 Calibration Source Id : AESS-024

Cal. Isotopes	Source Id	Expiration Date	Standard Energy	Actual Energy
GD-148	6445-278	2/28/10	3183.000	3181.940
NP-237	4341	2/28/10	4768.800	4766.491
CM-244	4320A	2/28/10	5795.020	5789.976

Energy/Channel Equation : see above  
 Energy Calibration Zero : 2353.642  
 Energy Calibration Slope : 5.024161  
 Energy Calibration Quadratic : 2.3099547E-04  
 Energy Calibration Range : 7741.000

Instrument : CHAMBER 137  
 Detector : 64288  
 Calibration Date/Time : 17-JUL-2009 14:26:02  
 Calibration Source Id : AESS-025

Cal. Isotopes	Source Id	Expiration Date	Standard Energy	Actual Energy
GD-148	6445-278	2/28/10	3183.000	3183.000
NP-237	4341	2/28/10	4768.800	4769.015
CM-244	4320A	2/28/10	5795.020	5795.229

Energy/Channel Equation : see above  
 Energy Calibration Zero : 2378.044  
 Energy Calibration Slope : 5.009023  
 Energy Calibration Quadratic : 3.1443321E-04  
 Energy Calibration Range : 7837.000

Instrument : CHAMBER 138  
 Detector : 65877  
 Calibration Date/Time : 17-JUL-2009 14:26:11  
 Calibration Source Id : AESS-031

Cal. Isotopes	Source Id	Expiration Date	Standard Energy	Actual Energy
GD-148	6445-278	2/28/10	3183.000	3183.000
NP-237	4341	2/28/10	4768.800	4768.798
CM-244	4320A	2/28/10	5795.020	5795.021

Energy/Channel Equation : see above  
 Energy Calibration Zero : 2377.362  
 Energy Calibration Slope : 4.981610  
 Energy Calibration Quadratic : 2.9931843E-04  
 Energy Calibration Range : 7792.000

Instrument : CHAMBER 139  
 Detector : 76231  
 Calibration Date/Time : 17-JUL-2009 14:26:21  
 Calibration Source Id : AESS-026

Cal. Isotopes	Source Id	Expiration Date	Standard Energy	Actual Energy
GD-148	6445-278	2/28/10	3183.000	3183.000
NP-237	4341	2/28/10	4768.800	4768.896
CM-244	4320A	2/28/10	5795.020	5795.211

Energy/Channel Equation : see above  
 Energy Calibration Zero : 2343.572  
 Energy Calibration Slope : 4.954267  
 Energy Calibration Quadratic : 2.9043874E-04  
 Energy Calibration Range : 7721.000

Instrument : CHAMBER 140  
 Detector : 78771  
 Calibration Date/Time : 17-JUL-2009 14:26:31  
 Calibration Source Id : AESS-032

Cal. Isotopes	Source Id	Expiration Date	Standard Energy	Actual Energy
GD-148	6445-278	2/28/10	3183.000	3183.000
NP-237	4341	2/28/10	4768.800	4768.831
CM-244	4320A	2/28/10	5795.020	5795.069

Energy/Channel Equation : see above  
 Energy Calibration Zero : 2342.367  
 Energy Calibration Slope : 4.948852  
 Energy Calibration Quadratic : 3.0391497E-04  
 Energy Calibration Range : 7729.000

Instrument : CHAMBER 141  
 Detector : 76232  
 Calibration Date/Time : 17-JUL-2009 14:26:40  
 Calibration Source Id : AESS-027

Cal. Isotopes	Source Id	Expiration Date	Standard Energy	Actual Energy
GD-148	6445-278	2/28/10	3183.000	3183.179
NP-237	4341	2/28/10	4768.800	4768.885
CM-244	4320A	2/28/10	5795.020	5795.021

Energy/Channel Equation : see above  
 Energy Calibration Zero : 2351.966  
 Energy Calibration Slope : 4.956621  
 Energy Calibration Quadratic : 2.8871323E-04  
 Energy Calibration Range : 7730.000

Instrument : CHAMBER 142  
 Detector : 64261  
 Calibration Date/Time : 17-JUL-2009 14:26:50  
 Calibration Source Id : AESS-033

Cal. Isotopes	Source Id	Expiration Date	Standard Energy	Actual Energy
GD-148	6445-278	2/28/10	3183.000	3182.815
NP-237	4341	2/28/10	4768.800	4768.706
CM-244	4320A	2/28/10	5795.020	5794.924

Energy/Channel Equation : see above  
 Energy Calibration Zero : 2381.651  
 Energy Calibration Slope : 4.957265  
 Energy Calibration Quadratic : 2.9752569E-04  
 Energy Calibration Range : 7770.000

Instrument : CHAMBER 143  
 Detector : 65882  
 Calibration Date/Time : 17-JUL-2009 14:27:11  
 Calibration Source Id : AESS-028

Cal. Isotopes	Source Id	Expiration Date	Standard Energy	Actual Energy
GD-148	6445-278	2/28/10	3183.000	3198.011
NP-237	4341	2/28/10	4768.800	4793.655
CM-244	4320A	2/28/10	5795.020	5843.728

Energy/Channel Equation : see above  
 Energy Calibration Zero : 2400.594  
 Energy Calibration Slope : 4.866200  
 Energy Calibration Quadratic : 5.6703738E-04  
 Energy Calibration Range : 7978.000

Instrument : CHAMBER 144  
 Detector : 75551  
 Calibration Date/Time : 17-JUL-2009 14:27:26  
 Calibration Source Id : AESS-034

Cal. Isotopes	Source Id	Expiration Date	Standard Energy	Actual Energy
GD-148	6445-278	2/28/10	3183.000	3182.828
NP-237	4341	2/28/10	4768.800	4768.697
CM-244	4320A	2/28/10	5795.020	5795.020

Energy/Channel Equation : see above  
 Energy Calibration Zero : 2348.318  
 Energy Calibration Slope : 4.957791  
 Energy Calibration Quadratic : 2.7922410E-04  
 Energy Calibration Range : 7718.000

Instrument : CHAMBER 145  
 Detector : 72526  
 Calibration Date/Time : 17-JUL-2009 14:27:37  
 Calibration Source Id : AESS-029

Cal. Isotopes	Source Id	Expiration Date	Standard Energy	Actual Energy
GD-148	6445-278	2/28/10	3183.000	3183.094
NP-237	4341	2/28/10	4768.800	4768.886
CM-244	4320A	2/28/10	5795.020	5795.045

Energy/Channel Equation : see above  
 Energy Calibration Zero : 2353.360  
 Energy Calibration Slope : 4.971958  
 Energy Calibration Quadratic : 2.8320373E-04  
 Energy Calibration Range : 7742.000

Instrument : CHAMBER 146  
 Detector : 72527  
 Calibration Date/Time : 17-JUL-2009 14:27:48  
 Calibration Source Id : AESS-035

Cal. Isotopes	Source Id	Expiration Date	Standard Energy	Actual Energy
GD-148	6445-278	2/28/10	3183.000	3183.175
NP-237	4341	2/28/10	4768.800	4768.922
CM-244	4320A	2/28/10	5795.020	5795.021

Energy/Channel Equation : see above  
 Energy Calibration Zero : 2350.571  
 Energy Calibration Slope : 4.930733  
 Energy Calibration Quadratic : 2.9194859E-04  
 Energy Calibration Range : 7706.000

Instrument : CHAMBER 147  
 Detector : 75550  
 Calibration Date/Time : 17-JUL-2009 14:27:59  
 Calibration Source Id : AESS-030

Cal. Isotopes	Source Id	Expiration Date	Standard Energy	Actual Energy
GD-148	6445-278	2/28/10	3183.000	3183.209
NP-237	4341	2/28/10	4768.800	4769.018
CM-244	4320A	2/28/10	5795.020	5795.333

Energy/Channel Equation : see above  
 Energy Calibration Zero : 2343.476  
 Energy Calibration Slope : 4.959011  
 Energy Calibration Quadratic : 2.7492910E-04  
 Energy Calibration Range : 7710.000

Instrument : CHAMBER 148  
 Detector : 74429  
 Calibration Date/Time : 17-JUL-2009 14:28:08  
 Calibration Source Id : AESS-036

Cal. Isotopes	Source Id	Expiration Date	Standard Energy	Actual Energy
GD-148	6445-278	2/28/10	3183.000	3183.165
NP-237	4341	2/28/10	4768.800	4768.865
CM-244	4320A	2/28/10	5795.020	5795.167

Energy/Channel Equation : see above  
 Energy Calibration Zero : 2342.407  
 Energy Calibration Slope : 4.941724  
 Energy Calibration Quadratic : 3.0098064E-04  
 Energy Calibration Range : 7718.000

Instrument : CHAMBER 149  
 Detector : 33449  
 Calibration Date/Time : 17-JUL-2009 14:28:21  
 Calibration Source Id : AESS-037

Cal. Isotopes	Source Id	Expiration Date	Standard Energy	Actual Energy
GD-148	6445-278	2/28/10	3183.000	3183.000
NP-237	4341	2/28/10	4768.800	4768.800
CM-244	4320A	2/28/10	5795.020	5795.020

Energy/Channel Equation : see above  
 Energy Calibration Zero : 2388.292  
 Energy Calibration Slope : 4.935481  
 Energy Calibration Quadratic : 3.1694383E-04  
 Energy Calibration Range : 7775.000

Instrument : CHAMBER 150  
 Detector : 75552  
 Calibration Date/Time : 17-JUL-2009 14:28:35  
 Calibration Source Id : AESS-043

Cal. Isotopes	Source Id	Expiration Date	Standard Energy	Actual Energy
GD-148	6445-278	2/28/10	3183.000	3183.000
NP-237	4341	2/28/10	4768.800	4768.748
CM-244	4320A	2/28/10	5795.020	5795.020

Energy/Channel Equation : see above  
 Energy Calibration Zero : 2354.055  
 Energy Calibration Slope : 4.971218  
 Energy Calibration Quadratic : 2.7575236E-04  
 Energy Calibration Range : 7734.000

Instrument : CHAMBER 151  
 Detector : 75556  
 Calibration Date/Time : 17-JUL-2009 14:28:46  
 Calibration Source Id : AESS-038

Cal. Isotopes	Source Id	Expiration Date	Standard Energy	Actual Energy
GD-148	6445-278	2/28/10	3183.000	3183.000
NP-237	4341	2/28/10	4768.800	4768.936
CM-244	4320A	2/28/10	5795.020	5795.020

Energy/Channel Equation : see above  
 Energy Calibration Zero : 2341.373  
 Energy Calibration Slope : 4.941175  
 Energy Calibration Quadratic : 2.6452926E-04  
 Energy Calibration Range : 7679.000

Instrument : CHAMBER 152  
 Detector : 76222  
 Calibration Date/Time : 17-JUL-2009 14:28:57  
 Calibration Source Id : AESS-044

Cal. Isotopes	Source Id	Expiration Date	Standard Energy	Actual Energy
GD-148	6445-278	2/28/10	3183.000	3183.140
NP-237	4341	2/28/10	4768.800	4768.855
CM-244	4320A	2/28/10	5795.020	5795.046

Energy/Channel Equation : see above  
 Energy Calibration Zero : 2338.705  
 Energy Calibration Slope : 4.955201  
 Energy Calibration Quadratic : 2.6211896E-04  
 Energy Calibration Range : 7688.000

Instrument : CHAMBER 153  
 Detector : 76223  
 Calibration Date/Time : 17-JUL-2009 14:29:06  
 Calibration Source Id : AESS-039

Cal. Isotopes	Source Id	Expiration Date	Standard Energy	Actual Energy
GD-148	6445-278	2/28/10	3183.000	3183.000
NP-237	4341	2/28/10	4768.800	4768.799
CM-244	4320A	2/28/10	5795.020	5795.045

Energy/Channel Equation : see above  
 Energy Calibration Zero : 2333.099  
 Energy Calibration Slope : 4.935291  
 Energy Calibration Quadratic : 2.9876101E-04  
 Energy Calibration Range : 7700.000

Instrument : CHAMBER 154  
 Detector : 76224  
 Calibration Date/Time : 17-JUL-2009 14:29:15  
 Calibration Source Id : AESS-045

Cal. Isotopes	Source Id	Expiration Date	Standard Energy	Actual Energy
GD-148	6445-278	2/28/10	3183.000	3183.000
NP-237	4341	2/28/10	4768.800	4768.651
CM-244	4320A	2/28/10	5795.020	5795.020

Energy/Channel Equation : see above  
 Energy Calibration Zero : 2341.465  
 Energy Calibration Slope : 4.948726  
 Energy Calibration Quadratic : 2.8072123E-04  
 Energy Calibration Range : 7703.000



Instrument : CHAMBER 155  
 Detector : 75553  
 Calibration Date/Time : 17-JUL-2009 14:29:25  
 Calibration Source Id : AESS-040

Cal. Isotopes	Source Id	Expiration Date	Standard Energy	Actual Energy
GD-148	6445-278	2/28/10	3183.000	3183.160
NP-237	4341	2/28/10	4768.800	4768.857
CM-244	4320A	2/28/10	5795.020	5795.116

Energy/Channel Equation : see above  
 Energy Calibration Zero : 2365.986  
 Energy Calibration Slope : 4.960846  
 Energy Calibration Quadratic : 3.0533157E-04  
 Energy Calibration Range : 7766.000

Instrument : CHAMBER 156  
 Detector : 75554  
 Calibration Date/Time : 17-JUL-2009 14:29:35  
 Calibration Source Id : AESS-046

Cal. Isotopes	Source Id	Expiration Date	Standard Energy	Actual Energy
GD-148	6445-278	2/28/10	3183.000	3183.180
NP-237	4341	2/28/10	4768.800	4768.829
CM-244	4320A	2/28/10	5795.020	5795.020

Energy/Channel Equation : see above  
 Energy Calibration Zero : 2358.748  
 Energy Calibration Slope : 4.995668  
 Energy Calibration Quadratic : 2.7021556E-04  
 Energy Calibration Range : 7758.000

Instrument : CHAMBER 157  
 Detector : 75555  
 Calibration Date/Time : 17-JUL-2009 14:29:49  
 Calibration Source Id : AESS-041

Cal. Isotopes	Source Id	Expiration Date	Standard Energy	Actual Energy
GD-148	6445-278	2/28/10	3183.000	3183.132
NP-237	4341	2/28/10	4768.800	4768.802
CM-244	4320A	2/28/10	5795.020	5795.161

Energy/Channel Equation : see above  
 Energy Calibration Zero : 2355.714  
 Energy Calibration Slope : 4.974587  
 Energy Calibration Quadratic : 2.8556405E-04  
 Energy Calibration Range : 7749.000

Instrument : CHAMBER 158  
 Detector : 33451  
 Calibration Date/Time : 17-JUL-2009 14:30:01  
 Calibration Source Id : AESS-047

Cal. Isotopes	Source Id	Expiration Date	Standard Energy	Actual Energy
GD-148	6445-278	2/28/10	3183.000	3183.110
NP-237	4341	2/28/10	4768.800	4768.800
CM-244	4320A	2/28/10	5795.020	5795.020

Energy/Channel Equation : see above  
 Energy Calibration Zero : 2380.269  
 Energy Calibration Slope : 4.995139  
 Energy Calibration Quadratic : 3.1028705E-04  
 Energy Calibration Range : 7821.000

Instrument : CHAMBER 159  
 Detector : 76225  
 Calibration Date/Time : 17-JUL-2009 14:30:14  
 Calibration Source Id : AESS-042

Cal. Isotopes	Source Id	Expiration Date	Standard Energy	Actual Energy
GD-148	6445-278	2/28/10	3183.000	3183.190
NP-237	4341	2/28/10	4768.800	4768.913
CM-244	4320A	2/28/10	5795.020	5795.044

Energy/Channel Equation : see above  
 Energy Calibration Zero : 2353.142  
 Energy Calibration Slope : 4.981561  
 Energy Calibration Quadratic : 2.9250194E-04  
 Energy Calibration Range : 7761.000

Instrument : CHAMBER 160  
 Detector : 76226  
 Calibration Date/Time : 17-JUL-2009 14:30:32  
 Calibration Source Id : AESS-048

Cal. Isotopes	Source Id	Expiration Date	Standard Energy	Actual Energy
GD-148	6445-278	2/28/10	3183.000	3182.999
NP-237	4341	2/28/10	4768.800	4768.958
CM-244	4320A	2/28/10	5795.020	5795.070

Energy/Channel Equation : see above  
 Energy Calibration Zero : 2355.931  
 Energy Calibration Slope : 4.980661  
 Energy Calibration Quadratic : 2.9644801E-04  
 Energy Calibration Range : 7767.000

Instrument : CHAMBER 161  
 Detector : 70321  
 Calibration Date/Time : 23-JUL-2009 13:58:35  
 Calibration Source Id : AESS-001

Cal. Isotopes	Source Id	Expiration Date	Standard Energy	Actual Energy
GD-148	6445-278	2/28/10	3183.000	3183.000
NP-237	4341	2/28/10	4768.800	4768.800
CM-244	4320A	2/28/10	5795.020	5795.021

Energy/Channel Equation : see above  
 Energy Calibration Zero : 2371.155  
 Energy Calibration Slope : 4.901179  
 Energy Calibration Quadratic : 3.3258999E-04  
 Energy Calibration Range : 7739.000

Instrument : CHAMBER 162  
 Detector : 70323  
 Calibration Date/Time : 23-JUL-2009 13:58:45  
 Calibration Source Id : AESS-007

Cal. Isotopes	Source Id	Expiration Date	Standard Energy	Actual Energy
GD-148	6445-278	2/28/10	3183.000	3182.999
NP-237	4341	2/28/10	4768.800	4768.801
CM-244	4320A	2/28/10	5795.020	5795.019

Energy/Channel Equation : see above  
 Energy Calibration Zero : 2365.388  
 Energy Calibration Slope : 4.934335  
 Energy Calibration Quadratic : 2.9240557E-04  
 Energy Calibration Range : 7725.000

Instrument : CHAMBER 163  
 Detector : 70324  
 Calibration Date/Time : 23-JUL-2009 13:58:54  
 Calibration Source Id : AESS-002

Cal. Isotopes	Source Id	Expiration Date	Standard Energy	Actual Energy
GD-148	6445-278	2/28/10	3183.000	3183.000
NP-237	4341	2/28/10	4768.800	4768.799
CM-244	4320A	2/28/10	5795.020	5795.021

Energy/Channel Equation : see above  
 Energy Calibration Zero : 2378.440  
 Energy Calibration Slope : 4.923447  
 Energy Calibration Quadratic : 3.2373652E-04  
 Energy Calibration Range : 7760.000

Instrument : CHAMBER 164  
 Detector : 70325  
 Calibration Date/Time : 23-JUL-2009 13:59:02  
 Calibration Source Id : AESS-008

Cal. Isotopes	Source Id	Expiration Date	Standard Energy	Actual Energy
GD-148	6445-278	2/28/10	3183.000	3183.000
NP-237	4341	2/28/10	4768.800	4768.800
CM-244	4320A	2/28/10	5795.020	5795.020

Energy/Channel Equation : see above  
 Energy Calibration Zero : 2380.008  
 Energy Calibration Slope : 4.927452  
 Energy Calibration Quadratic : 3.2609751E-04  
 Energy Calibration Range : 7768.000

Instrument : CHAMBER 165  
 Detector : 72544  
 Calibration Date/Time : 23-JUL-2009 13:59:11  
 Calibration Source Id : AESS-003

Cal. Isotopes	Source Id	Expiration Date	Standard Energy	Actual Energy
GD-148	6445-278	2/28/10	3183.000	3183.000
NP-237	4341	2/28/10	4768.800	4768.800
CM-244	4320A	2/28/10	5795.020	5795.020

Energy/Channel Equation : see above  
 Energy Calibration Zero : 2387.218  
 Energy Calibration Slope : 4.942940  
 Energy Calibration Quadratic : 3.0943105E-04  
 Energy Calibration Range : 7773.000

Instrument : CHAMBER 166  
 Detector : 74545  
 Calibration Date/Time : 23-JUL-2009 13:59:23  
 Calibration Source Id : AESS-009

Cal. Isotopes	Source Id	Expiration Date	Standard Energy	Actual Energy
GD-148	6445-278	2/28/10	3183.000	3183.000
NP-237	4341	2/28/10	4768.800	4768.801
CM-244	4320A	2/28/10	5795.020	5795.020

Energy/Channel Equation : see above  
 Energy Calibration Zero : 2373.718  
 Energy Calibration Slope : 4.929422  
 Energy Calibration Quadratic : 3.2212323E-04  
 Energy Calibration Range : 7759.000

Instrument : CHAMBER 167  
 Detector : 72546  
 Calibration Date/Time : 23-JUL-2009 13:59:32  
 Calibration Source Id : AESS-004  
 Cal. Isotopes Source Id Expiration Date Standard Energy Actual Energy  
 GD-148 6445-278 2/28/10 3183.000 3183.000  
 NP-237 4341 2/28/10 4768.800 4768.799  
 CM-244 4320A 2/28/10 5795.020 5795.021  
 Energy/Channel Equation : see above  
 Energy Calibration Zero : 2375.899  
 Energy Calibration Slope : 4.924172  
 Energy Calibration Quadratic : 3.2251154E-04  
 Energy Calibration Range : 7756.000

Instrument : CHAMBER 168  
 Detector : 72547  
 Calibration Date/Time : 23-JUL-2009 13:59:40  
 Calibration Source Id : AESS-010  
 Cal. Isotopes Source Id Expiration Date Standard Energy Actual Energy  
 GD-148 6445-278 2/28/10 3183.000 3183.000  
 NP-237 4341 2/28/10 4768.800 4768.799  
 CM-244 4320A 2/28/10 5795.020 5795.021  
 Energy/Channel Equation : see above  
 Energy Calibration Zero : 2378.301  
 Energy Calibration Slope : 4.935927  
 Energy Calibration Quadratic : 3.1537362E-04  
 Energy Calibration Range : 7763.000

Instrument : CHAMBER 169  
 Detector : 72548  
 Calibration Date/Time : 23-JUL-2009 13:59:49  
 Calibration Source Id : AESS-005  
 Cal. Isotopes Source Id Expiration Date Standard Energy Actual Energy  
 GD-148 6445-278 2/28/10 3183.000 3183.000  
 NP-237 4341 2/28/10 4768.800 4768.798  
 CM-244 4320A 2/28/10 5795.020 5795.021  
 Energy/Channel Equation : see above  
 Energy Calibration Zero : 2382.046  
 Energy Calibration Slope : 4.917411  
 Energy Calibration Quadratic : 3.3011474E-04  
 Energy Calibration Range : 7764.000

Instrument : CHAMBER 170  
 Detector : 72549  
 Calibration Date/Time : 23-JUL-2009 13:59:58  
 Calibration Source Id : AESS-011

Cal. Isotopes	Source Id	Expiration Date	Standard Energy	Actual Energy
GD-148	6445-278	2/28/10	3183.000	3183.000
NP-237	4341	2/28/10	4768.800	4768.801
CM-244	4320A	2/28/10	5795.020	5795.020

Energy/Channel Equation : see above  
 Energy Calibration Zero : 2381.389  
 Energy Calibration Slope : 4.912318  
 Energy Calibration Quadratic : 3.5837301E-04  
 Energy Calibration Range : 7787.000

Instrument : CHAMBER 171  
 Detector : 78260  
 Calibration Date/Time : 23-JUL-2009 14:00:07  
 Calibration Source Id : AESS-006

Cal. Isotopes	Source Id	Expiration Date	Standard Energy	Actual Energy
GD-148	6445-278	2/28/10	3183.000	3183.000
NP-237	4341	2/28/10	4768.800	4768.798
CM-244	4320A	2/28/10	5795.020	5795.021

Energy/Channel Equation : see above  
 Energy Calibration Zero : 2368.307  
 Energy Calibration Slope : 4.932293  
 Energy Calibration Quadratic : 3.2247280E-04  
 Energy Calibration Range : 7757.000

Instrument : CHAMBER 172  
 Detector : 78772  
 Calibration Date/Time : 23-JUL-2009 14:00:15  
 Calibration Source Id : AESS-012

Cal. Isotopes	Source Id	Expiration Date	Standard Energy	Actual Energy
GD-148	6445-278	2/28/10	3183.000	3183.000
NP-237	4341	2/28/10	4768.800	4768.799
CM-244	4320A	2/28/10	5795.020	5795.021

Energy/Channel Equation : see above  
 Energy Calibration Zero : 2365.785  
 Energy Calibration Slope : 4.920015  
 Energy Calibration Quadratic : 3.3008555E-04  
 Energy Calibration Range : 7750.000

Instrument : CHAMBER 173  
 Detector : 74431  
 Calibration Date/Time : 22-JUL-2009 14:12:56  
 Calibration Source Id : AESS-013

Cal. Isotopes	Source Id	Expiration Date	Standard Energy	Actual Energy
GD-148	6445-278	2/28/10	3183.000	3183.000
NP-237	4341	2/28/10	4768.800	4768.926
CM-244	4320A	2/28/10	5795.020	5795.020

Energy/Channel Equation : see above  
 Energy Calibration Zero : 2364.405  
 Energy Calibration Slope : 4.981549  
 Energy Calibration Quadratic : 2.6860670E-04  
 Energy Calibration Range : 7747.000

Instrument : CHAMBER 174  
 Detector : 74432  
 Calibration Date/Time : 22-JUL-2009 14:13:10  
 Calibration Source Id : AESS-019

Cal. Isotopes	Source Id	Expiration Date	Standard Energy	Actual Energy
GD-148	6445-278	2/28/10	3183.000	3183.000
NP-237	4341	2/28/10	4768.800	4768.799
CM-244	4320A	2/28/10	5795.020	5795.021

Energy/Channel Equation : see above  
 Energy Calibration Zero : 2358.379  
 Energy Calibration Slope : 5.035265  
 Energy Calibration Quadratic : 2.0271989E-04  
 Energy Calibration Range : 7727.000

Instrument : CHAMBER 175  
 Detector : 74433  
 Calibration Date/Time : 22-JUL-2009 14:13:33  
 Calibration Source Id : AESS-014

Cal. Isotopes	Source Id	Expiration Date	Standard Energy	Actual Energy
GD-148	6445-278	2/28/10	3183.000	3182.817
NP-237	4341	2/28/10	4768.800	4768.732
CM-244	4320A	2/28/10	5795.020	5794.897

Energy/Channel Equation : see above  
 Energy Calibration Zero : 2361.060  
 Energy Calibration Slope : 4.980610  
 Energy Calibration Quadratic : 2.6701824E-04  
 Energy Calibration Range : 7741.000

Instrument : CHAMBER 176  
 Detector : 74434  
 Calibration Date/Time : 22-JUL-2009 14:13:51  
 Calibration Source Id : AESS-020

Cal. Isotopes	Source Id	Expiration Date	Standard Energy	Actual Energy
GD-148	6445-278	2/28/10	3183.000	3182.546
NP-237	4341	2/28/10	4768.800	4768.799
CM-244	4320A	2/28/10	5795.020	5795.021

Energy/Channel Equation : see above  
 Energy Calibration Zero : 2357.097  
 Energy Calibration Slope : 5.018647  
 Energy Calibration Quadratic : 2.3654266E-04  
 Energy Calibration Range : 7744.000

Instrument : CHAMBER 177  
 Detector : 74435  
 Calibration Date/Time : 22-JUL-2009 14:14:02  
 Calibration Source Id : AESS-015

Cal. Isotopes	Source Id	Expiration Date	Standard Energy	Actual Energy
GD-148	6445-278	2/28/10	3183.000	3183.000
NP-237	4341	2/28/10	4768.800	4768.801
CM-244	4320A	2/28/10	5795.020	5795.020

Energy/Channel Equation : see above  
 Energy Calibration Zero : 2358.948  
 Energy Calibration Slope : 4.983318  
 Energy Calibration Quadratic : 2.6383059E-04  
 Energy Calibration Range : 7739.000

Instrument : CHAMBER 178  
 Detector : 74436  
 Calibration Date/Time : 22-JUL-2009 14:14:14  
 Calibration Source Id : AESS-021

Cal. Isotopes	Source Id	Expiration Date	Standard Energy	Actual Energy
GD-148	6445-278	2/28/10	3183.000	3183.000
NP-237	4341	2/28/10	4768.800	4768.799
CM-244	4320A	2/28/10	5795.020	5795.021

Energy/Channel Equation : see above  
 Energy Calibration Zero : 2354.644  
 Energy Calibration Slope : 4.987851  
 Energy Calibration Quadratic : 2.6228666E-04  
 Energy Calibration Range : 7737.000



Instrument : CHAMBER 179  
 Detector : 74437  
 Calibration Date/Time : 22-JUL-2009 14:14:24  
 Calibration Source Id : AESS-016

Cal. Isotopes	Source Id	Expiration Date	Standard Energy	Actual Energy
GD-148	6445-278	2/28/10	3183.000	3183.260
NP-237	4341	2/28/10	4768.800	4768.966
CM-244	4320A	2/28/10	5795.020	5795.056

Energy/Channel Equation : see above  
 Energy Calibration Zero : 2353.987  
 Energy Calibration Slope : 4.982908  
 Energy Calibration Quadratic : 2.6569929E-04  
 Energy Calibration Range : 7735.000

Instrument : CHAMBER 180  
 Detector : 74438  
 Calibration Date/Time : 22-JUL-2009 14:14:36  
 Calibration Source Id : AESS-022

Cal. Isotopes	Source Id	Expiration Date	Standard Energy	Actual Energy
GD-148	6445-278	2/28/10	3183.000	3183.000
NP-237	4341	2/28/10	4768.800	4768.799
CM-244	4320A	2/28/10	5795.020	5795.167

Energy/Channel Equation : see above  
 Energy Calibration Zero : 2352.144  
 Energy Calibration Slope : 5.023554  
 Energy Calibration Quadratic : 2.2043443E-04  
 Energy Calibration Range : 7727.000

Instrument : CHAMBER 181  
 Detector : 74439  
 Calibration Date/Time : 22-JUL-2009 14:14:47  
 Calibration Source Id : AESS-017

Cal. Isotopes	Source Id	Expiration Date	Standard Energy	Actual Energy
GD-148	6445-278	2/28/10	3183.000	3183.000
NP-237	4341	2/28/10	4768.800	4768.801
CM-244	4320A	2/28/10	5795.020	5795.020

Energy/Channel Equation : see above  
 Energy Calibration Zero : 2357.233  
 Energy Calibration Slope : 4.973598  
 Energy Calibration Quadratic : 2.7286567E-04  
 Energy Calibration Range : 7736.000

Instrument : CHAMBER 182  
 Detector : 74440  
 Calibration Date/Time : 22-JUL-2009 14:14:57  
 Calibration Source Id : AESS-023

Cal. Isotopes	Source Id	Expiration Date	Standard Energy	Actual Energy
GD-148	6445-278	2/28/10	3183.000	3183.000
NP-237	4341	2/28/10	4768.800	4768.653
CM-244	4320A	2/28/10	5795.020	5795.021

Energy/Channel Equation : see above  
 Energy Calibration Zero : 2348.571  
 Energy Calibration Slope : 4.995710  
 Energy Calibration Quadratic : 2.4269641E-04  
 Energy Calibration Range : 7719.000

Instrument : CHAMBER 183  
 Detector : 74441  
 Calibration Date/Time : 22-JUL-2009 14:15:07  
 Calibration Source Id : AESS-018

Cal. Isotopes	Source Id	Expiration Date	Standard Energy	Actual Energy
GD-148	6445-278	2/28/10	3183.000	3183.000
NP-237	4341	2/28/10	4768.800	4768.801
CM-244	4320A	2/28/10	5795.020	5795.020

Energy/Channel Equation : see above  
 Energy Calibration Zero : 2357.181  
 Energy Calibration Slope : 4.984746  
 Energy Calibration Quadratic : 2.6386807E-04  
 Energy Calibration Range : 7738.000

Instrument : CHAMBER 184  
 Detector : 74442  
 Calibration Date/Time : 22-JUL-2009 14:15:18  
 Calibration Source Id : AESS-024

Cal. Isotopes	Source Id	Expiration Date	Standard Energy	Actual Energy
GD-148	6445-278	2/28/10	3183.000	3183.000
NP-237	4341	2/28/10	4768.800	4768.800
CM-244	4320A	2/28/10	5795.020	5795.020

Energy/Channel Equation : see above  
 Energy Calibration Zero : 2352.411  
 Energy Calibration Slope : 5.026765  
 Energy Calibration Quadratic : 2.1738216E-04  
 Energy Calibration Range : 7728.000

Instrument : CHAMBER 185  
 Detector : 68615  
 Calibration Date/Time : 22-JUL-2009 14:15:30  
 Calibration Source Id : AESS-025  

Cal. Isotopes	Source Id	Expiration Date	Standard Energy	Actual Energy
GD-148	6445-278	2/28/10	3183.000	3183.262
NP-237	4341	2/28/10	4768.800	4769.011
CM-244	4320A	2/28/10	5795.020	5795.113

Energy/Channel Equation : see above  
 Energy Calibration Zero : 2354.510  
 Energy Calibration Slope : 4.938845  
 Energy Calibration Quadratic : 2.7730624E-04  
 Energy Calibration Range : 7703.000

Instrument : CHAMBER 186  
 Detector : 68616  
 Calibration Date/Time : 22-JUL-2009 14:15:43  
 Calibration Source Id : AESS-031  

Cal. Isotopes	Source Id	Expiration Date	Standard Energy	Actual Energy
GD-148	6445-278	2/28/10	3183.000	3183.191
NP-237	4341	2/28/10	4768.800	4768.800
CM-244	4320A	2/28/10	5795.020	5795.143

Energy/Channel Equation : see above  
 Energy Calibration Zero : 2359.547  
 Energy Calibration Slope : 4.938616  
 Energy Calibration Quadratic : 2.9074642E-04  
 Energy Calibration Range : 7722.000

Instrument : CHAMBER 187  
 Detector : 68620  
 Calibration Date/Time : 22-JUL-2009 14:15:58  
 Calibration Source Id : AESS-026  

Cal. Isotopes	Source Id	Expiration Date	Standard Energy	Actual Energy
GD-148	6445-278	2/28/10	3183.000	3183.000
NP-237	4341	2/28/10	4768.800	4768.775
CM-244	4320A	2/28/10	5795.020	5795.020

Energy/Channel Equation : see above  
 Energy Calibration Zero : 2367.921  
 Energy Calibration Slope : 4.980083  
 Energy Calibration Quadratic : 2.9012386E-04  
 Energy Calibration Range : 7772.000

Instrument : CHAMBER 188  
 Detector : 68621  
 Calibration Date/Time : 22-JUL-2009 14:16:10  
 Calibration Source Id : AESS-032

Cal. Isotopes	Source Id	Expiration Date	Standard Energy	Actual Energy
GD-148	6445-278	2/28/10	3183.000	3183.008
NP-237	4341	2/28/10	4768.800	4768.799
CM-244	4320A	2/28/10	5795.020	5795.044

Energy/Channel Equation : see above  
 Energy Calibration Zero : 2361.934  
 Energy Calibration Slope : 4.976158  
 Energy Calibration Quadratic : 2.7708741E-04  
 Energy Calibration Range : 7748.000

Instrument : CHAMBER 189  
 Detector : 68622  
 Calibration Date/Time : 22-JUL-2009 14:16:25  
 Calibration Source Id : AESS-027

Cal. Isotopes	Source Id	Expiration Date	Standard Energy	Actual Energy
GD-148	6445-278	2/28/10	3183.000	3183.000
NP-237	4341	2/28/10	4768.800	4768.799
CM-244	4320A	2/28/10	5795.020	5795.093

Energy/Channel Equation : see above  
 Energy Calibration Zero : 2355.697  
 Energy Calibration Slope : 4.939315  
 Energy Calibration Quadratic : 2.8903113E-04  
 Energy Calibration Range : 7717.000

Instrument : CHAMBER 190  
 Detector : 68623  
 Calibration Date/Time : 22-JUL-2009 14:16:38  
 Calibration Source Id : AESS-033

Cal. Isotopes	Source Id	Expiration Date	Standard Energy	Actual Energy
GD-148	6445-278	2/28/10	3183.000	3183.298
NP-237	4341	2/28/10	4768.800	4768.799
CM-244	4320A	2/28/10	5795.020	5795.045

Energy/Channel Equation : see above  
 Energy Calibration Zero : 2351.739  
 Energy Calibration Slope : 4.948914  
 Energy Calibration Quadratic : 2.8685224E-04  
 Energy Calibration Range : 7720.000

Instrument : CHAMBER 191  
 Detector : 68624  
 Calibration Date/Time : 22-JUL-2009 14:17:15  
 Calibration Source Id : AESS-028

Cal. Isotopes	Source Id	Expiration Date	Standard Energy	Actual Energy
GD-148	6445-278	2/28/10	3183.000	3183.000
NP-237	4341	2/28/10	4768.800	4768.925
CM-244	4320A	2/28/10	5795.020	5795.090

Energy/Channel Equation : see above  
 Energy Calibration Zero : 2367.921  
 Energy Calibration Slope : 4.966295  
 Energy Calibration Quadratic : 3.1035815E-04  
 Energy Calibration Range : 7779.000

Instrument : CHAMBER 192  
 Detector : 74430  
 Calibration Date/Time : 22-JUL-2009 14:17:47  
 Calibration Source Id : AESS-034

Cal. Isotopes	Source Id	Expiration Date	Standard Energy	Actual Energy
GD-148	6445-278	2/28/10	3183.000	3183.000
NP-237	4341	2/28/10	4768.800	4768.903
CM-244	4320A	2/28/10	5795.020	5795.089

Energy/Channel Equation : see above  
 Energy Calibration Zero : 2362.162  
 Energy Calibration Slope : 4.978550  
 Energy Calibration Quadratic : 2.9185213E-04  
 Energy Calibration Range : 7766.000

Instrument : CHAMBER 193  
 Detector : 68627  
 Calibration Date/Time : 22-JUL-2009 14:18:09  
 Calibration Source Id : AESS-029

Cal. Isotopes	Source Id	Expiration Date	Standard Energy	Actual Energy
GD-148	6445-278	2/28/10	3183.000	3182.786
NP-237	4341	2/28/10	4768.800	4768.800
CM-244	4320A	2/28/10	5795.020	5795.042

Energy/Channel Equation : see above  
 Energy Calibration Zero : 2363.145  
 Energy Calibration Slope : 4.920224  
 Energy Calibration Quadratic : 3.1340783E-04  
 Energy Calibration Range : 7730.000

Instrument : CHAMBER 194  
 Detector : 68635  
 Calibration Date/Time : 22-JUL-2009 14:18:45  
 Calibration Source Id : AESS-035

Cal. Isotopes	Source Id	Expiration Date	Standard Energy	Actual Energy
GD-148	6445-278	2/28/10	3183.000	3183.000
NP-237	4341	2/28/10	4768.800	4768.799
CM-244	4320A	2/28/10	5795.020	5795.021

Energy/Channel Equation : see above  
 Energy Calibration Zero : 2356.478  
 Energy Calibration Slope : 4.939730  
 Energy Calibration Quadratic : 2.9438961E-04  
 Energy Calibration Range : 7723.000

Instrument : CHAMBER 195  
 Detector : 68636  
 Calibration Date/Time : 22-JUL-2009 14:19:31  
 Calibration Source Id : AESS-030

Cal. Isotopes	Source Id	Expiration Date	Standard Energy	Actual Energy
GD-148	6445-278	2/28/10	3183.000	3183.000
NP-237	4341	2/28/10	4768.800	4768.800
CM-244	4320A	2/28/10	5795.020	5795.181

Energy/Channel Equation : see above  
 Energy Calibration Zero : 2359.634  
 Energy Calibration Slope : 4.956642  
 Energy Calibration Quadratic : 2.8082752E-04  
 Energy Calibration Range : 7730.000

Instrument : CHAMBER 196  
 Detector : 68637  
 Calibration Date/Time : 22-JUL-2009 14:19:51  
 Calibration Source Id : AESS-036

Cal. Isotopes	Source Id	Expiration Date	Standard Energy	Actual Energy
GD-148	6445-278	2/28/10	3183.000	3183.156
NP-237	4341	2/28/10	4768.800	4768.801
CM-244	4320A	2/28/10	5795.020	5795.019

Energy/Channel Equation : see above  
 Energy Calibration Zero : 2357.884  
 Energy Calibration Slope : 4.943155  
 Energy Calibration Quadratic : 2.9007217E-04  
 Energy Calibration Range : 7724.000

Instrument : CHAMBER 197  
 Detector : 78894  
 Calibration Date/Time : 23-JUL-2009 14:00:24  
 Calibration Source Id : AESS-037

Cal. Isotopes	Source Id	Expiration Date	Standard Energy	Actual Energy
GD-148	6445-278	2/28/10	3183.000	3183.000
NP-237	4341	2/28/10	4768.800	4768.799
CM-244	4320A	2/28/10	5795.020	5795.021

Energy/Channel Equation : see above  
 Energy Calibration Zero : 2369.600  
 Energy Calibration Slope : 4.961125  
 Energy Calibration Quadratic : 2.9980636E-04  
 Energy Calibration Range : 7764.000

Instrument : CHAMBER 198  
 Detector : 78895  
 Calibration Date/Time : 23-JUL-2009 14:00:36  
 Calibration Source Id : AESS-043

Cal. Isotopes	Source Id	Expiration Date	Standard Energy	Actual Energy
GD-148	6445-278	2/28/10	3183.000	3183.000
NP-237	4341	2/28/10	4768.800	4768.801
CM-244	4320A	2/28/10	5795.020	5795.020

Energy/Channel Equation : see above  
 Energy Calibration Zero : 2364.985  
 Energy Calibration Slope : 4.958083  
 Energy Calibration Quadratic : 2.9077829E-04  
 Energy Calibration Range : 7747.000

Instrument : CHAMBER 199  
 Detector : 78896  
 Calibration Date/Time : 23-JUL-2009 14:00:47  
 Calibration Source Id : AESS-038

Cal. Isotopes	Source Id	Expiration Date	Standard Energy	Actual Energy
GD-148	6445-278	2/28/10	3183.000	3183.000
NP-237	4341	2/28/10	4768.800	4768.799
CM-244	4320A	2/28/10	5795.020	5795.021

Energy/Channel Equation : see above  
 Energy Calibration Zero : 2363.893  
 Energy Calibration Slope : 4.975142  
 Energy Calibration Quadratic : 2.8265564E-04  
 Energy Calibration Range : 7755.000

Instrument : CHAMBER 200  
 Detector : 78900  
 Calibration Date/Time : 23-JUL-2009 14:00:57  
 Calibration Source Id : AESS-044

Cal. Isotopes	Source Id	Expiration Date	Standard Energy	Actual Energy
GD-148	6445-278	2/28/10	3183.000	3183.000
NP-237	4341	2/28/10	4768.800	4768.799
CM-244	4320A	2/28/10	5795.020	5795.021

Energy/Channel Equation : see above  
 Energy Calibration Zero : 2366.560  
 Energy Calibration Slope : 4.944607  
 Energy Calibration Quadratic : 3.1754555E-04  
 Energy Calibration Range : 7763.000

Instrument : CHAMBER 201  
 Detector : 78902  
 Calibration Date/Time : 23-JUL-2009 14:01:05  
 Calibration Source Id : AESS-039

Cal. Isotopes	Source Id	Expiration Date	Standard Energy	Actual Energy
GD-148	6445-278	2/28/10	3183.000	3183.000
NP-237	4341	2/28/10	4768.800	4768.799
CM-244	4320A	2/28/10	5795.020	5795.021

Energy/Channel Equation : see above  
 Energy Calibration Zero : 2365.274  
 Energy Calibration Slope : 4.952928  
 Energy Calibration Quadratic : 3.1035283E-04  
 Energy Calibration Range : 7763.000

Instrument : CHAMBER 202  
 Detector : 78903  
 Calibration Date/Time : 23-JUL-2009 14:01:14  
 Calibration Source Id : AESS-045

Cal. Isotopes	Source Id	Expiration Date	Standard Energy	Actual Energy
GD-148	6445-278	2/28/10	3183.000	3183.000
NP-237	4341	2/28/10	4768.800	4768.799
CM-244	4320A	2/28/10	5795.020	5795.021

Energy/Channel Equation : see above  
 Energy Calibration Zero : 2355.391  
 Energy Calibration Slope : 4.951035  
 Energy Calibration Quadratic : 2.9712555E-04  
 Energy Calibration Range : 7737.000



Instrument : CHAMBER 203  
 Detector : 78905  
 Calibration Date/Time : 23-JUL-2009 14:01:22  
 Calibration Source Id : AESS-040

Cal. Isotopes	Source Id	Expiration Date	Standard Energy	Actual Energy
GD-148	6445-278	2/28/10	3183.000	3183.000
NP-237	4341	2/28/10	4768.800	4768.801
CM-244	4320A	2/28/10	5795.020	5795.020

Energy/Channel Equation : see above  
 Energy Calibration Zero : 2359.621  
 Energy Calibration Slope : 4.976038  
 Energy Calibration Quadratic : 2.7450506E-04  
 Energy Calibration Range : 7743.000

Instrument : CHAMBER 204  
 Detector : 78907  
 Calibration Date/Time : 23-JUL-2009 14:01:31  
 Calibration Source Id : AESS-046

Cal. Isotopes	Source Id	Expiration Date	Standard Energy	Actual Energy
GD-148	6445-278	2/28/10	3183.000	3183.000
NP-237	4341	2/28/10	4768.800	4768.800
CM-244	4320A	2/28/10	5795.020	5795.021

Energy/Channel Equation : see above  
 Energy Calibration Zero : 2360.966  
 Energy Calibration Slope : 4.954226  
 Energy Calibration Quadratic : 2.9946532E-04  
 Energy Calibration Range : 7748.000

Instrument : CHAMBER 205  
 Detector : 78908  
 Calibration Date/Time : 23-JUL-2009 14:01:40  
 Calibration Source Id : AESS-041

Cal. Isotopes	Source Id	Expiration Date	Standard Energy	Actual Energy
GD-148	6445-278	2/28/10	3183.000	3183.000
NP-237	4341	2/28/10	4768.800	4768.801
CM-244	4320A	2/28/10	5795.020	5795.020

Energy/Channel Equation : see above  
 Energy Calibration Zero : 2367.589  
 Energy Calibration Slope : 4.954722  
 Energy Calibration Quadratic : 3.0296977E-04  
 Energy Calibration Range : 7759.000

Instrument : CHAMBER 206  
 Detector : 78909  
 Calibration Date/Time : 23-JUL-2009 14:01:49  
 Calibration Source Id : AESS-047

Cal. Isotopes	Source Id	Expiration Date	Standard Energy	Actual Energy
GD-148	6445-278	2/28/10	3183.000	3183.000
NP-237	4341	2/28/10	4768.800	4768.799
CM-244	4320A	2/28/10	5795.020	5795.021

Energy/Channel Equation : see above  
 Energy Calibration Zero : 2361.905  
 Energy Calibration Slope : 4.955875  
 Energy Calibration Quadratic : 2.9360279E-04  
 Energy Calibration Range : 7745.000

Instrument : CHAMBER 207  
 Detector : 78910  
 Calibration Date/Time : 23-JUL-2009 14:01:57  
 Calibration Source Id : AESS-042

Cal. Isotopes	Source Id	Expiration Date	Standard Energy	Actual Energy
GD-148	6445-278	2/28/10	3183.000	3183.000
NP-237	4341	2/28/10	4768.800	4768.800
CM-244	4320A	2/28/10	5795.020	5795.021

Energy/Channel Equation : see above  
 Energy Calibration Zero : 2368.030  
 Energy Calibration Slope : 4.964427  
 Energy Calibration Quadratic : 2.9426123E-04  
 Energy Calibration Range : 7760.000

Instrument : CHAMBER 208  
 Detector : 78911  
 Calibration Date/Time : 23-JUL-2009 14:02:06  
 Calibration Source Id : AESS-048

Cal. Isotopes	Source Id	Expiration Date	Standard Energy	Actual Energy
GD-148	6445-278	2/28/10	3183.000	3183.000
NP-237	4341	2/28/10	4768.800	4768.800
CM-244	4320A	2/28/10	5795.020	5795.021

Energy/Channel Equation : see above  
 Energy Calibration Zero : 2364.066  
 Energy Calibration Slope : 4.968146  
 Energy Calibration Quadratic : 2.8974371E-04  
 Energy Calibration Range : 7755.000

Instrument : CHAMBER 209  
 Detector : 79188  
 Calibration Date/Time : 30-JUN-2009 13:25:14  
 Calibration Source Id : AESS-001

Cal. Isotopes	Source Id	Expiration Date	Standard Energy	Actual Energy
GD-148	6445-278	2/28/10	3183.000	3183.000
NP-237	4341	2/28/10	4768.800	4768.801
CM-244	4320A	2/28/10	5795.020	5795.020

Energy/Channel Equation : see above  
 Energy Calibration Zero : 2387.726  
 Energy Calibration Slope : 4.931397  
 Energy Calibration Quadratic : 3.2478853E-04  
 Energy Calibration Range : 7778.000

Instrument : CHAMBER 210  
 Detector : 79189  
 Calibration Date/Time : 30-JUN-2009 13:25:32  
 Calibration Source Id : AESS-002

Cal. Isotopes	Source Id	Expiration Date	Standard Energy	Actual Energy
GD-148	6445-278	2/28/10	3183.000	3183.000
NP-237	4341	2/28/10	4768.800	4768.801
CM-244	4320A	2/28/10	5795.020	5795.020

Energy/Channel Equation : see above  
 Energy Calibration Zero : 2383.637  
 Energy Calibration Slope : 4.939270  
 Energy Calibration Quadratic : 3.1113683E-04  
 Energy Calibration Range : 7768.000

Instrument : CHAMBER 211  
 Detector : 79190  
 Calibration Date/Time : 30-JUN-2009 13:25:46  
 Calibration Source Id : AESS-003

Cal. Isotopes	Source Id	Expiration Date	Standard Energy	Actual Energy
GD-148	6445-278	2/28/10	3183.000	3183.000
NP-237	4341	2/28/10	4768.800	4768.799
CM-244	4320A	2/28/10	5795.020	5795.021

Energy/Channel Equation : see above  
 Energy Calibration Zero : 2389.518  
 Energy Calibration Slope : 4.955431  
 Energy Calibration Quadratic : 3.0932875E-04  
 Energy Calibration Range : 7788.000

Instrument : CHAMBER 212  
 Detector : 79191  
 Calibration Date/Time : 30-JUN-2009 13:25:56  
 Calibration Source Id : AESS-004  
 Cal. Isotopes Source Id Expiration Date Standard Energy Actual Energy  
 GD-148 6445-278 2/28/10 3183.000 3183.000  
 NP-237 4341 2/28/10 4768.800 4768.800  
 CM-244 4320A 2/28/10 5795.020 5795.021  
 Energy/Channel Equation : see above  
 Energy Calibration Zero : 2387.357  
 Energy Calibration Slope : 4.935492  
 Energy Calibration Quadratic : 3.2339373E-04  
 Energy Calibration Range : 7780.000

Instrument : CHAMBER 213  
 Detector : 79192  
 Calibration Date/Time : 30-JUN-2009 13:26:06  
 Calibration Source Id : AESS-005  
 Cal. Isotopes Source Id Expiration Date Standard Energy Actual Energy  
 GD-148 6445-278 2/28/10 3183.000 3183.000  
 NP-237 4341 2/28/10 4768.800 4768.800  
 CM-244 4320A 2/28/10 5795.020 5795.021  
 Energy/Channel Equation : see above  
 Energy Calibration Zero : 2392.713  
 Energy Calibration Slope : 4.948073  
 Energy Calibration Quadratic : 3.1151611E-04  
 Energy Calibration Range : 7786.000

Instrument : CHAMBER 214  
 Detector : 79193  
 Calibration Date/Time : 30-JUN-2009 13:26:15  
 Calibration Source Id : AESS-006  
 Cal. Isotopes Source Id Expiration Date Standard Energy Actual Energy  
 GD-148 6445-278 2/28/10 3183.000 3183.000  
 NP-237 4341 2/28/10 4768.800 4768.799  
 CM-244 4320A 2/28/10 5795.020 5795.021  
 Energy/Channel Equation : see above  
 Energy Calibration Zero : 2381.982  
 Energy Calibration Slope : 4.949060  
 Energy Calibration Quadratic : 3.1146532E-04  
 Energy Calibration Range : 7776.000

Instrument : CHAMBER 215  
 Detector : 79194  
 Calibration Date/Time : 30-JUN-2009 13:26:24  
 Calibration Source Id : AESS-007

Cal. Isotopes	Source Id	Expiration Date	Standard Energy	Actual Energy
GD-148	6445-278	2/28/10	3183.000	3183.000
NP-237	4341	2/28/10	4768.800	4768.800
CM-244	4320A	2/28/10	5795.020	5795.020

Energy/Channel Equation : see above  
 Energy Calibration Zero : 2392.654  
 Energy Calibration Slope : 4.938601  
 Energy Calibration Quadratic : 3.3165864E-04  
 Energy Calibration Range : 7798.000

Instrument : CHAMBER 216  
 Detector : 79195  
 Calibration Date/Time : 30-JUN-2009 13:26:33  
 Calibration Source Id : AESS-008

Cal. Isotopes	Source Id	Expiration Date	Standard Energy	Actual Energy
GD-148	6445-278	2/28/10	3183.000	3183.000
NP-237	4341	2/28/10	4768.800	4768.800
CM-244	4320A	2/28/10	5795.020	5795.021

Energy/Channel Equation : see above  
 Energy Calibration Zero : 2383.258  
 Energy Calibration Slope : 4.954875  
 Energy Calibration Quadratic : 3.0062834E-04  
 Energy Calibration Range : 7772.000

Instrument : CHAMBER 217  
 Detector : 79410  
 Calibration Date/Time : 30-JUN-2009 13:26:43  
 Calibration Source Id : AESS-009

Cal. Isotopes	Source Id	Expiration Date	Standard Energy	Actual Energy
GD-148	6445-278	2/28/10	3183.000	3183.000
NP-237	4341	2/28/10	4768.800	4768.800
CM-244	4320A	2/28/10	5795.020	5795.020

Energy/Channel Equation : see above  
 Energy Calibration Zero : 2389.657  
 Energy Calibration Slope : 4.940731  
 Energy Calibration Quadratic : 3.2290843E-04  
 Energy Calibration Range : 7788.000

Instrument : CHAMBER 218  
 Detector : 79411  
 Calibration Date/Time : 30-JUN-2009 13:26:51  
 Calibration Source Id : AESS-010

Cal. Isotopes	Source Id	Expiration Date	Standard Energy	Actual Energy
GD-148	6445-278	2/28/10	3183.000	3183.000
NP-237	4341	2/28/10	4768.800	4768.801
CM-244	4320A	2/28/10	5795.020	5795.019

Energy/Channel Equation : see above  
 Energy Calibration Zero : 2387.484  
 Energy Calibration Slope : 4.945539  
 Energy Calibration Quadratic : 3.2147722E-04  
 Energy Calibration Range : 7789.000

Instrument : CHAMBER 219  
 Detector : 79412  
 Calibration Date/Time : 30-JUN-2009 13:27:01  
 Calibration Source Id : AESS-011

Cal. Isotopes	Source Id	Expiration Date	Standard Energy	Actual Energy
GD-148	6445-278	2/28/10	3183.000	3183.001
NP-237	4341	2/28/10	4768.800	4768.799
CM-244	4320A	2/28/10	5795.020	5795.021

Energy/Channel Equation : see above  
 Energy Calibration Zero : 2385.324  
 Energy Calibration Slope : 4.953215  
 Energy Calibration Quadratic : 3.0849627E-04  
 Energy Calibration Range : 7781.000

Instrument : CHAMBER 220  
 Detector : 79413  
 Calibration Date/Time : 30-JUN-2009 13:27:10  
 Calibration Source Id : AESS-012

Cal. Isotopes	Source Id	Expiration Date	Standard Energy	Actual Energy
GD-148	6445-278	2/28/10	3183.000	3183.000
NP-237	4341	2/28/10	4768.800	4768.800
CM-244	4320A	2/28/10	5795.020	5795.020

Energy/Channel Equation : see above  
 Energy Calibration Zero : 2383.523  
 Energy Calibration Slope : 4.935628  
 Energy Calibration Quadratic : 3.2036271E-04  
 Energy Calibration Range : 7774.000

Instrument : CHAMBER 221  
 Detector : 79414  
 Calibration Date/Time : 30-JUN-2009 13:27:19  
 Calibration Source Id : AESS-013

Cal. Isotopes	Source Id	Expiration Date	Standard Energy	Actual Energy
GD-148	6445-278	2/28/10	3183.000	3183.000
NP-237	4341	2/28/10	4768.800	4768.801
CM-244	4320A	2/28/10	5795.020	5795.020

Energy/Channel Equation : see above  
 Energy Calibration Zero : 2386.554  
 Energy Calibration Slope : 4.965968  
 Energy Calibration Quadratic : 3.1077291E-04  
 Energy Calibration Range : 7798.000

Instrument : CHAMBER 222  
 Detector : 79415  
 Calibration Date/Time : 30-JUN-2009 13:27:29  
 Calibration Source Id : AESS-014

Cal. Isotopes	Source Id	Expiration Date	Standard Energy	Actual Energy
GD-148	6445-278	2/28/10	3183.000	3183.000
NP-237	4341	2/28/10	4768.800	4768.799
CM-244	4320A	2/28/10	5795.020	5794.573

Energy/Channel Equation : see above  
 Energy Calibration Zero : 2380.427  
 Energy Calibration Slope : 5.024710  
 Energy Calibration Quadratic : 2.4253939E-04  
 Energy Calibration Range : 7780.000

Instrument : CHAMBER 223  
 Detector : 79416  
 Calibration Date/Time : 30-JUN-2009 13:27:39  
 Calibration Source Id : AESS-015

Cal. Isotopes	Source Id	Expiration Date	Standard Energy	Actual Energy
GD-148	6445-278	2/28/10	3183.000	3183.000
NP-237	4341	2/28/10	4768.800	4768.800
CM-244	4320A	2/28/10	5795.020	5795.020

Energy/Channel Equation : see above  
 Energy Calibration Zero : 2391.487  
 Energy Calibration Slope : 4.944519  
 Energy Calibration Quadratic : 3.4526619E-04  
 Energy Calibration Range : 7817.000

Instrument : CHAMBER 224  
 Detector : 79417  
 Calibration Date/Time : 30-JUN-2009 13:27:48  
 Calibration Source Id : AESS-016

Cal. Isotopes	Source Id	Expiration Date	Standard Energy	Actual Energy
GD-148	6445-278	2/28/10	3183.000	3183.000
NP-237	4341	2/28/10	4768.800	4768.801
CM-244	4320A	2/28/10	5795.020	5795.020

Energy/Channel Equation : see above  
 Energy Calibration Zero : 2389.036  
 Energy Calibration Slope : 4.998024  
 Energy Calibration Quadratic : 2.7591022E-04  
 Energy Calibration Range : 7796.000

Instrument : CHAMBER 225  
 Detector : 79418  
 Calibration Date/Time : 30-JUN-2009 13:28:00  
 Calibration Source Id : AESS-017

Cal. Isotopes	Source Id	Expiration Date	Standard Energy	Actual Energy
GD-148	6445-278	2/28/10	3183.000	3183.000
NP-237	4341	2/28/10	4768.800	4768.800
CM-244	4320A	2/28/10	5795.020	5795.020

Energy/Channel Equation : see above  
 Energy Calibration Zero : 2391.820  
 Energy Calibration Slope : 4.947299  
 Energy Calibration Quadratic : 3.2222894E-04  
 Energy Calibration Range : 7796.000

Instrument : CHAMBER 226  
 Detector : 79419  
 Calibration Date/Time : 30-JUN-2009 13:28:10  
 Calibration Source Id : AESS-018

Cal. Isotopes	Source Id	Expiration Date	Standard Energy	Actual Energy
GD-148	6445-278	2/28/10	3183.000	3183.001
NP-237	4341	2/28/10	4768.800	4768.798
CM-244	4320A	2/28/10	5795.020	5795.021

Energy/Channel Equation : see above  
 Energy Calibration Zero : 2384.017  
 Energy Calibration Slope : 4.975819  
 Energy Calibration Quadratic : 2.9400751E-04  
 Energy Calibration Range : 7788.000



Instrument : CHAMBER 227  
 Detector : 79420  
 Calibration Date/Time : 30-JUN-2009 13:28:21  
 Calibration Source Id : AESS-019  

Cal. Isotopes	Source Id	Expiration Date	Standard Energy	Actual Energy
GD-148	6445-278	2/28/10	3183.000	3183.000
NP-237	4341	2/28/10	4768.800	4768.800
CM-244	4320A	2/28/10	5795.020	5795.020

Energy/Channel Equation : see above  
 Energy Calibration Zero : 2390.902  
 Energy Calibration Slope : 4.944205  
 Energy Calibration Quadratic : 3.2253028E-04  
 Energy Calibration Range : 7792.000

Instrument : CHAMBER 228  
 Detector : 79421  
 Calibration Date/Time : 30-JUN-2009 13:28:30  
 Calibration Source Id : AESS-020  

Cal. Isotopes	Source Id	Expiration Date	Standard Energy	Actual Energy
GD-148	6445-278	2/28/10	3183.000	3183.000
NP-237	4341	2/28/10	4768.800	4768.799
CM-244	4320A	2/28/10	5795.020	5795.021

Energy/Channel Equation : see above  
 Energy Calibration Zero : 2382.530  
 Energy Calibration Slope : 4.981592  
 Energy Calibration Quadratic : 2.8075394E-04  
 Energy Calibration Range : 7778.000

Instrument : CHAMBER 229  
 Detector : 79422  
 Calibration Date/Time : 30-JUN-2009 13:28:39  
 Calibration Source Id : AESS-021  

Cal. Isotopes	Source Id	Expiration Date	Standard Energy	Actual Energy
GD-148	6445-278	2/28/10	3183.000	3183.000
NP-237	4341	2/28/10	4768.800	4768.800
CM-244	4320A	2/28/10	5795.020	5795.020

Energy/Channel Equation : see above  
 Energy Calibration Zero : 2388.282  
 Energy Calibration Slope : 4.954379  
 Energy Calibration Quadratic : 3.1871718E-04  
 Energy Calibration Range : 7796.000

Instrument : CHAMBER 230  
 Detector : 79423  
 Calibration Date/Time : 30-JUN-2009 13:28:51  
 Calibration Source Id : AESS-022

Cal. Isotopes	Source Id	Expiration Date	Standard Energy	Actual Energy
GD-148	6445-278	2/28/10	3183.000	3183.000
NP-237	4341	2/28/10	4768.800	4768.798
CM-244	4320A	2/28/10	5795.020	5795.021

Energy/Channel Equation : see above  
 Energy Calibration Zero : 2384.651  
 Energy Calibration Slope : 4.970551  
 Energy Calibration Quadratic : 2.9692691E-04  
 Energy Calibration Range : 7786.000

Instrument : CHAMBER 231  
 Detector : 79424  
 Calibration Date/Time : 30-JUN-2009 13:29:03  
 Calibration Source Id : AESS-023

Cal. Isotopes	Source Id	Expiration Date	Standard Energy	Actual Energy
GD-148	6445-278	2/28/10	3183.000	3183.000
NP-237	4341	2/28/10	4768.800	4768.801
CM-244	4320A	2/28/10	5795.020	5795.020

Energy/Channel Equation : see above  
 Energy Calibration Zero : 2387.183  
 Energy Calibration Slope : 4.959881  
 Energy Calibration Quadratic : 3.0125881E-04  
 Energy Calibration Range : 7782.000

Instrument : CHAMBER 232  
 Detector : 79425  
 Calibration Date/Time : 30-JUN-2009 13:29:13  
 Calibration Source Id : AESS-024

Cal. Isotopes	Source Id	Expiration Date	Standard Energy	Actual Energy
GD-148	6445-278	2/28/10	3183.000	3183.000
NP-237	4341	2/28/10	4768.800	4768.799
CM-244	4320A	2/28/10	5795.020	5795.021

Energy/Channel Equation : see above  
 Energy Calibration Zero : 2384.233  
 Energy Calibration Slope : 5.017519  
 Energy Calibration Quadratic : 2.4404455E-04  
 Energy Calibration Range : 7778.000

Instrument : CHAMBER 233  
 Detector : 79426  
 Calibration Date/Time : 30-JUN-2009 13:29:22  
 Calibration Source Id : AESS-025

Cal. Isotopes	Source Id	Expiration Date	Standard Energy	Actual Energy
GD-148	6445-278	2/28/10	3183.000	3183.000
NP-237	4341	2/28/10	4768.800	4768.801
CM-244	4320A	2/28/10	5795.020	5795.019

Energy/Channel Equation : see above  
 Energy Calibration Zero : 2383.418  
 Energy Calibration Slope : 4.917979  
 Energy Calibration Quadratic : 3.4538476E-04  
 Energy Calibration Range : 7782.000

Instrument : CHAMBER 234  
 Detector : 79427  
 Calibration Date/Time : 30-JUN-2009 13:29:34  
 Calibration Source Id : AESS-026

Cal. Isotopes	Source Id	Expiration Date	Standard Energy	Actual Energy
GD-148	6445-278	2/28/10	3183.000	3183.000
NP-237	4341	2/28/10	4768.800	4768.800
CM-244	4320A	2/28/10	5795.020	5795.020

Energy/Channel Equation : see above  
 Energy Calibration Zero : 2382.356  
 Energy Calibration Slope : 4.914772  
 Energy Calibration Quadratic : 3.4141311E-04  
 Energy Calibration Range : 7773.000

Instrument : CHAMBER 235  
 Detector : 79428  
 Calibration Date/Time : 30-JUN-2009 13:29:43  
 Calibration Source Id : AESS-027

Cal. Isotopes	Source Id	Expiration Date	Standard Energy	Actual Energy
GD-148	6445-278	2/28/10	3183.000	3183.000
NP-237	4341	2/28/10	4768.800	4768.799
CM-244	4320A	2/28/10	5795.020	5795.021

Energy/Channel Equation : see above  
 Energy Calibration Zero : 2387.058  
 Energy Calibration Slope : 4.936741  
 Energy Calibration Quadratic : 3.3184959E-04  
 Energy Calibration Range : 7790.000

Instrument : CHAMBER 236  
 Detector : 79429  
 Calibration Date/Time : 30-JUN-2009 13:29:51  
 Calibration Source Id : AESS-028

Cal. Isotopes	Source Id	Expiration Date	Standard Energy	Actual Energy
GD-148	6445-278	2/28/10	3183.000	3183.000
NP-237	4341	2/28/10	4768.800	4768.801
CM-244	4320A	2/28/10	5795.020	5795.020

Energy/Channel Equation : see above  
 Energy Calibration Zero : 2387.647  
 Energy Calibration Slope : 4.918993  
 Energy Calibration Quadratic : 3.4496849E-04  
 Energy Calibration Range : 7786.000

Instrument : CHAMBER 237  
 Detector : 79430  
 Calibration Date/Time : 30-JUN-2009 13:30:00  
 Calibration Source Id : AESS-029

Cal. Isotopes	Source Id	Expiration Date	Standard Energy	Actual Energy
GD-148	6445-278	2/28/10	3183.000	3183.000
NP-237	4341	2/28/10	4768.800	4768.799
CM-244	4320A	2/28/10	5795.020	5795.021

Energy/Channel Equation : see above  
 Energy Calibration Zero : 2389.033  
 Energy Calibration Slope : 4.937141  
 Energy Calibration Quadratic : 3.3584173E-04  
 Energy Calibration Range : 7797.000

Instrument : CHAMBER 238  
 Detector : 79431  
 Calibration Date/Time : 30-JUN-2009 13:30:09  
 Calibration Source Id : AESS-030

Cal. Isotopes	Source Id	Expiration Date	Standard Energy	Actual Energy
GD-148	6445-278	2/28/10	3183.000	3183.000
NP-237	4341	2/28/10	4768.800	4768.800
CM-244	4320A	2/28/10	5795.020	5795.020

Energy/Channel Equation : see above  
 Energy Calibration Zero : 2383.856  
 Energy Calibration Slope : 4.918208  
 Energy Calibration Quadratic : 3.4156963E-04  
 Energy Calibration Range : 7778.000

Instrument : CHAMBER 239  
 Detector : 79432  
 Calibration Date/Time : 30-JUN-2009 13:30:18  
 Calibration Source Id : AESS-031

Cal. Isotopes	Source Id	Expiration Date	Standard Energy	Actual Energy
GD-148	6445-278	2/28/10	3183.000	3183.000
NP-237	4341	2/28/10	4768.800	4768.799
CM-244	4320A	2/28/10	5795.020	5795.021

Energy/Channel Equation : see above  
 Energy Calibration Zero : 2389.888  
 Energy Calibration Slope : 4.920895  
 Energy Calibration Quadratic : 3.5708703E-04  
 Energy Calibration Range : 7803.000

Instrument : CHAMBER 240  
 Detector : 79433  
 Calibration Date/Time : 30-JUN-2009 13:30:27  
 Calibration Source Id : AESS-032

Cal. Isotopes	Source Id	Expiration Date	Standard Energy	Actual Energy
GD-148	6445-278	2/28/10	3183.000	3183.000
NP-237	4341	2/28/10	4768.800	4768.798
CM-244	4320A	2/28/10	5795.020	5795.021

Energy/Channel Equation : see above  
 Energy Calibration Zero : 2386.559  
 Energy Calibration Slope : 4.907694  
 Energy Calibration Quadratic : 3.6268227E-04  
 Energy Calibration Range : 7792.000

Instrument : CHAMBER 241  
 Detector : 79434  
 Calibration Date/Time : 30-JUN-2009 13:30:36  
 Calibration Source Id : AESS-033

Cal. Isotopes	Source Id	Expiration Date	Standard Energy	Actual Energy
GD-148	6445-278	2/28/10	3183.000	3183.000
NP-237	4341	2/28/10	4768.800	4768.799
CM-244	4320A	2/28/10	5795.020	5795.021

Energy/Channel Equation : see above  
 Energy Calibration Zero : 2384.510  
 Energy Calibration Slope : 4.923378  
 Energy Calibration Quadratic : 3.4127611E-04  
 Energy Calibration Range : 7784.000

Instrument : CHAMBER 242  
 Detector : 79435  
 Calibration Date/Time : 30-JUN-2009 13:30:45  
 Calibration Source Id : AESS-034

Cal. Isotopes	Source Id	Expiration Date	Standard Energy	Actual Energy
GD-148	6445-278	2/28/10	3183.000	3183.000
NP-237	4341	2/28/10	4768.800	4768.798
CM-244	4320A	2/28/10	5795.020	5795.021

Energy/Channel Equation : see above  
 Energy Calibration Zero : 2390.047  
 Energy Calibration Slope : 4.916013  
 Energy Calibration Quadratic : 3.5139045E-04  
 Energy Calibration Range : 7793.000

Instrument : CHAMBER 243  
 Detector : 79436  
 Calibration Date/Time : 30-JUN-2009 13:30:54  
 Calibration Source Id : AESS-035

Cal. Isotopes	Source Id	Expiration Date	Standard Energy	Actual Energy
GD-148	6445-278	2/28/10	3183.000	3183.000
NP-237	4341	2/28/10	4768.800	4768.799
CM-244	4320A	2/28/10	5795.020	5795.021

Energy/Channel Equation : see above  
 Energy Calibration Zero : 2388.583  
 Energy Calibration Slope : 4.932609  
 Energy Calibration Quadratic : 3.3716374E-04  
 Energy Calibration Range : 7793.000

Instrument : CHAMBER 244  
 Detector : 79437  
 Calibration Date/Time : 30-JUN-2009 13:31:04  
 Calibration Source Id : AESS-036

Cal. Isotopes	Source Id	Expiration Date	Standard Energy	Actual Energy
GD-148	6445-278	2/28/10	3183.000	3183.000
NP-237	4341	2/28/10	4768.800	4768.799
CM-244	4320A	2/28/10	5795.020	5795.020

Energy/Channel Equation : see above  
 Energy Calibration Zero : 2389.087  
 Energy Calibration Slope : 4.916673  
 Energy Calibration Quadratic : 3.5015366E-04  
 Energy Calibration Range : 7791.000

Instrument : CHAMBER 245  
 Detector : 79438  
 Calibration Date/Time : 30-JUN-2009 13:31:18  
 Calibration Source Id : AESS-037

Cal. Isotopes	Source Id	Expiration Date	Standard Energy	Actual Energy
GD-148	6445-278	2/28/10	3183.000	3183.000
NP-237	4341	2/28/10	4768.800	4769.036
CM-244	4320A	2/28/10	5795.020	5795.020

Energy/Channel Equation : see above  
 Energy Calibration Zero : 2390.120  
 Energy Calibration Slope : 4.932529  
 Energy Calibration Quadratic : 3.4877865E-04  
 Energy Calibration Range : 7807.000

Instrument : CHAMBER 246  
 Detector : 78912  
 Calibration Date/Time : 30-JUN-2009 13:31:31  
 Calibration Source Id : AESS-038

Cal. Isotopes	Source Id	Expiration Date	Standard Energy	Actual Energy
GD-148	6445-278	2/28/10	3183.000	3183.000
NP-237	4341	2/28/10	4768.800	4769.115
CM-244	4320A	2/28/10	5795.020	5795.021

Energy/Channel Equation : see above  
 Energy Calibration Zero : 2391.179  
 Energy Calibration Slope : 4.943339  
 Energy Calibration Quadratic : 3.2214838E-04  
 Energy Calibration Range : 7791.000

Instrument : CHAMBER 247  
 Detector : 79440  
 Calibration Date/Time : 30-JUN-2009 13:31:41  
 Calibration Source Id : AESS-039

Cal. Isotopes	Source Id	Expiration Date	Standard Energy	Actual Energy
GD-148	6445-278	2/28/10	3183.000	3183.000
NP-237	4341	2/28/10	4768.800	4768.799
CM-244	4320A	2/28/10	5795.020	5795.020

Energy/Channel Equation : see above  
 Energy Calibration Zero : 2391.692  
 Energy Calibration Slope : 4.933953  
 Energy Calibration Quadratic : 3.4777186E-04  
 Energy Calibration Range : 7809.000

Instrument : CHAMBER 248  
 Detector : 79441  
 Calibration Date/Time : 30-JUN-2009 13:31:51  
 Calibration Source Id : AESS-040

Cal. Isotopes	Source Id	Expiration Date	Standard Energy	Actual Energy
GD-148	6445-278	2/28/10	3183.000	3183.000
NP-237	4341	2/28/10	4768.800	4768.799
CM-244	4320A	2/28/10	5795.020	5795.021

Energy/Channel Equation : see above  
 Energy Calibration Zero : 2387.938  
 Energy Calibration Slope : 4.919151  
 Energy Calibration Quadratic : 3.5771105E-04  
 Energy Calibration Range : 7800.000

Instrument : CHAMBER 249  
 Detector : 79442  
 Calibration Date/Time : 30-JUN-2009 13:32:04  
 Calibration Source Id : AESS-041

Cal. Isotopes	Source Id	Expiration Date	Standard Energy	Actual Energy
GD-148	6445-278	2/28/10	3183.000	3183.000
NP-237	4341	2/28/10	4768.800	4768.800
CM-244	4320A	2/28/10	5795.020	5795.020

Energy/Channel Equation : see above  
 Energy Calibration Zero : 2387.381  
 Energy Calibration Slope : 4.922509  
 Energy Calibration Quadratic : 3.6959481E-04  
 Energy Calibration Range : 7816.000

Instrument : CHAMBER 250  
 Detector : 79443  
 Calibration Date/Time : 30-JUN-2009 13:32:16  
 Calibration Source Id : AESS-042

Cal. Isotopes	Source Id	Expiration Date	Standard Energy	Actual Energy
GD-148	6445-278	2/28/10	3183.000	3183.000
NP-237	4341	2/28/10	4768.800	4768.799
CM-244	4320A	2/28/10	5795.020	5795.021

Energy/Channel Equation : see above  
 Energy Calibration Zero : 2381.157  
 Energy Calibration Slope : 4.929844  
 Energy Calibration Quadratic : 3.4039136E-04  
 Energy Calibration Range : 7786.000



Instrument : CHAMBER 251  
 Detector : 79444  
 Calibration Date/Time : 30-JUN-2009 13:32:48  
 Calibration Source Id : AESS-043

Cal. Isotopes	Source Id	Expiration Date	Standard Energy	Actual Energy
GD-148	6445-278	2/28/10	3183.000	3183.000
NP-237	4341	2/28/10	4768.800	4768.800
CM-244	4320A	2/28/10	5795.020	5795.020

Energy/Channel Equation : see above  
 Energy Calibration Zero : 2387.225  
 Energy Calibration Slope : 4.925405  
 Energy Calibration Quadratic : 3.6185942E-04  
 Energy Calibration Range : 7810.000

Instrument : CHAMBER 252  
 Detector : 79445  
 Calibration Date/Time : 30-JUN-2009 13:33:09  
 Calibration Source Id : AESS-044

Cal. Isotopes	Source Id	Expiration Date	Standard Energy	Actual Energy
GD-148	6445-278	2/28/10	3183.000	3183.000
NP-237	4341	2/28/10	4768.800	4768.800
CM-244	4320A	2/28/10	5795.020	5795.020

Energy/Channel Equation : see above  
 Energy Calibration Zero : 2382.012  
 Energy Calibration Slope : 4.929501  
 Energy Calibration Quadratic : 3.4806953E-04  
 Energy Calibration Range : 7795.000

Instrument : CHAMBER 253  
 Detector : 79446  
 Calibration Date/Time : 30-JUN-2009 13:33:20  
 Calibration Source Id : AESS-045

Cal. Isotopes	Source Id	Expiration Date	Standard Energy	Actual Energy
GD-148	6445-278	2/28/10	3183.000	3183.000
NP-237	4341	2/28/10	4768.800	4768.800
CM-244	4320A	2/28/10	5795.020	5795.021

Energy/Channel Equation : see above  
 Energy Calibration Zero : 2394.239  
 Energy Calibration Slope : 4.943881  
 Energy Calibration Quadratic : 3.5968810E-04  
 Energy Calibration Range : 7834.000

Instrument : CHAMBER 254  
 Detector : 79447  
 Calibration Date/Time : 30-JUN-2009 13:33:32  
 Calibration Source Id : AESS-046

Cal. Isotopes	Source Id	Expiration Date	Standard Energy	Actual Energy
GD-148	6445-278	2/28/10	3183.000	3183.000
NP-237	4341	2/28/10	4768.800	4768.800
CM-244	4320A	2/28/10	5795.020	5795.020

Energy/Channel Equation : see above  
 Energy Calibration Zero : 2390.188  
 Energy Calibration Slope : 4.926832  
 Energy Calibration Quadratic : 3.5614919E-04  
 Energy Calibration Range : 7809.000

Instrument : CHAMBER 255  
 Detector : 79448  
 Calibration Date/Time : 30-JUN-2009 13:33:42  
 Calibration Source Id : AESS-047

Cal. Isotopes	Source Id	Expiration Date	Standard Energy	Actual Energy
GD-148	6445-278	2/28/10	3183.000	3183.000
NP-237	4341	2/28/10	4768.800	4768.800
CM-244	4320A	2/28/10	5795.020	5795.020

Energy/Channel Equation : see above  
 Energy Calibration Zero : 2390.725  
 Energy Calibration Slope : 4.926145  
 Energy Calibration Quadratic : 3.6522237E-04  
 Energy Calibration Range : 7818.000

Instrument : CHAMBER 256  
 Detector : 79449  
 Calibration Date/Time : 30-JUN-2009 13:33:53  
 Calibration Source Id : AESS-048

Cal. Isotopes	Source Id	Expiration Date	Standard Energy	Actual Energy
GD-148	6445-278	2/28/10	3183.000	3183.000
NP-237	4341	2/28/10	4768.800	4768.801
CM-244	4320A	2/28/10	5795.020	5795.020

Energy/Channel Equation : see above  
 Energy Calibration Zero : 2387.915  
 Energy Calibration Slope : 4.925013  
 Energy Calibration Quadratic : 3.5367915E-04  
 Energy Calibration Range : 7802.000

## Subsection 2: Background Calibration

Instrument : CHAMBER 001  
 Detector : 78788  
 Background Analysis Date/Time : 5-JUL-2009 15:11:54  
 Background Count Time : 59999.99

Cal. Isotopes	Start Energy	End Energy	Counts in 1000 min	Counts during Cal	% Error	Confidence
GD-148	2988.679	3298.848	2.000000	0.4799997	70.71068	95.00000
NP-237	4436.698	4905.866	9.000000	2.159999	33.33334	95.00000
CM-244	5535.874	5884.629	8.000000	1.919999	35.35534	95.00000

Instrument : CHAMBER 002  
 Detector : 78266  
 Background Analysis Date/Time : 5-JUL-2009 15:11:54  
 Background Count Time : 59999.99

Cal. Isotopes	Start Energy	End Energy	Counts in 1000 min	Counts during Cal	% Error	Confidence
GD-148	2987.715	3301.971	9.000000	2.159999	33.33334	95.00000
NP-237	4433.336	4902.576	8.000000	1.919999	35.35534	95.00000
CM-244	5533.904	5882.845	1.000000	0.2399998	100.0000	95.00000

Instrument : CHAMBER 003  
 Detector : 67617  
 Background Analysis Date/Time : 5-JUL-2009 15:11:54  
 Background Count Time : 59999.99

Cal. Isotopes	Start Energy	End Energy	Counts in 1000 min	Counts during Cal	% Error	Confidence
GD-148	2989.494	3301.750	234063.0	56175.08	0.2066967	95.00000
NP-237	4434.514	4906.213	77237.00	18536.87	0.3598217	95.00000
CM-244	5534.317	5886.218	1459.000	350.1598	2.618016	95.00000

Instrument : CHAMBER 004  
 Detector : 64279  
 Background Analysis Date/Time : 5-JUL-2009 15:11:54  
 Background Count Time : 59999.99

Cal. Isotopes	Start Energy	End Energy	Counts in 1000 min	Counts during Cal	% Error	Confidence
GD-148	2991.142	3301.855	1.000000	0.2399998	100.0000	95.00000
NP-237	4434.122	4905.061	9.000000	2.159999	33.33334	95.00000
CM-244	5532.169	5885.896	4.000000	0.9599994	50.00000	95.00000

Instrument : CHAMBER 005  
 Detector : 67612  
 Background Analysis Date/Time : 5-JUL-2009 15:11:54  
 Background Count Time : 59999.99

Cal. Isotopes	Start Energy	End Energy	Counts in 1000 min	Counts during Cal	% Error	Confidence
GD-148	2987.844	3301.859	6.000000	1.439999	40.82483	95.00000
NP-237	4432.372	4905.723	7.000000	1.679999	37.79645	95.00000
CM-244	5534.445	5887.312	11.000000	2.639998	30.15113	95.00000

Instrument : CHAMBER 006  
 Detector : 67613  
 Background Analysis Date/Time : 5-JUL-2009 15:11:54  
 Background Count Time : 59999.99

Cal. Isotopes	Start Energy	End Energy	Counts in 1000 min	Counts during Cal	% Error	Confidence
GD-148	2987.836	3301.578	1.000000	0.2399998	100.0000	95.00000
NP-237	4433.162	4904.315	5.000000	1.199999	44.72136	95.00000
CM-244	5534.623	5882.438	4.000000	0.9599994	50.00000	95.00000

Instrument : CHAMBER 007  
 Detector : 67607  
 Background Analysis Date/Time : 5-JUL-2009 15:11:55  
 Background Count Time : 59999.99

Cal. Isotopes	Start Energy	End Energy	Counts in 1000 min	Counts during Cal	% Error	Confidence
GD-148	2987.476	3300.975	5.000000	1.199999	44.72136	95.00000
NP-237	4436.790	4906.439	13.000000	3.119998	27.73501	95.00000
CM-244	5534.241	5887.079	16.000000	3.839998	25.00000	95.00000

Instrument : CHAMBER 008  
 Detector : 78788  
 Background Analysis Date/Time : 5-JUL-2009 15:11:55  
 Background Count Time : 59999.99

Cal. Isotopes	Start Energy	End Energy	Counts in 1000 min	Counts during Cal	% Error	Confidence
GD-148	2990.921	3300.406	4.000000	0.9599994	50.00000	95.00000
NP-237	4435.107	4902.387	10.000000	2.399998	31.62278	95.00000
CM-244	5534.594	5883.502	2.000000	0.4799997	70.71068	95.00000

Instrument : CHAMBER 009  
 Detector : 72528  
 Background Analysis Date/Time : 5-JUL-2009 15:11:55  
 Background Count Time : 59999.99

Cal. Isotopes	Start Energy	End Energy	Counts in 1000 min	Counts during Cal	% Error	Confidence
GD-148	2990.628	3299.090	3.000000	0.7199996	57.73503	95.00000
NP-237	4437.197	4904.633	13.000000	3.119998	27.73501	95.00000
CM-244	5532.440	5887.594	10.000000	2.399998	31.62278	95.00000

Instrument : CHAMBER 010  
 Detector : 72529  
 Background Analysis Date/Time : 5-JUL-2009 15:11:55  
 Background Count Time : 59999.99

Cal. Isotopes	Start Energy	End Energy	Counts in 1000 min	Counts during Cal	% Error	Confidence
GD-148	2991.348	3298.595	1.000000	0.2399998	100.0000	95.00000
NP-237	4434.835	4903.545	8.000000	1.919999	35.35534	95.00000
CM-244	5530.435	5886.972	9.000000	2.159999	33.33334	95.00000

Instrument : CHAMBER 011  
 Detector : 72531  
 Background Analysis Date/Time : 5-JUL-2009 15:11:55  
 Background Count Time : 59999.99

Cal. Isotopes	Start Energy	End Energy	Counts in 1000 min	Counts during Cal	% Error	Confidence
GD-148	2991.311	3301.519	2.000000	0.4799997	70.71068	95.00000
NP-237	4434.837	4904.180	7.000000	1.679999	37.79645	95.00000
CM-244	5534.270	5885.159	6.000000	1.439999	40.82483	95.00000

Instrument : CHAMBER 012  
 Detector : 67594  
 Background Analysis Date/Time : 5-JUL-2009 15:11:55  
 Background Count Time : 59999.99

Cal. Isotopes	Start Energy	End Energy	Counts in 1000 min	Counts during Cal	% Error	Confidence
GD-148	2989.530	3302.430	7.000000	1.679999	37.79645	95.00000
NP-237	4435.245	4904.394	9.000000	2.159999	33.33334	95.00000
CM-244	5531.663	5882.971	9.000000	2.159999	33.33334	95.00000

Instrument : CHAMBER 013  
 Detector : 78790  
 Background Analysis Date/Time : 5-JUL-2009 15:11:56  
 Background Count Time : 59999.99

Cal. Isotopes	Start Energy	End Energy	Counts in 1000 min	Counts during Cal	% Error	Confidence
GD-148	2992.215	3297.934	1.000000	0.2400001	100.0000	95.00000
NP-237	4433.681	4905.322	9.000000	2.160001	33.33334	95.00000
CM-244	5534.510	5884.075	1.000000	0.2400001	100.0000	95.00000

Instrument : CHAMBER 014  
 Detector : 67616  
 Background Analysis Date/Time : 5-JUL-2009 15:11:56  
 Background Count Time : 59999.99

Cal. Isotopes	Start Energy	End Energy	Counts in 1000 min	Counts during Cal	% Error	Confidence
GD-148	2988.044	3301.205	4.000000	0.9600002	50.00000	95.00000
NP-237	4432.568	4904.459	8.000000	1.920000	35.35534	95.00000
CM-244	5531.132	5885.588	19.00000	4.560001	22.94157	95.00000

Instrument : CHAMBER 015  
 Detector : 61581  
 Background Analysis Date/Time : 5-JUL-2009 15:11:56  
 Background Count Time : 59999.99

Cal. Isotopes	Start Energy	End Energy	Counts in 1000 min	Counts during Cal	% Error	Confidence
GD-148	2990.992	3300.634	1.000000	0.2400001	100.0000	95.00000
NP-237	4433.750	4904.866	3.000000	0.7200001	57.73503	95.00000
CM-244	5533.850	5883.539	18.00000	4.320001	23.57022	95.00000

Instrument : CHAMBER 016  
 Detector : 78774  
 Background Analysis Date/Time : 5-JUL-2009 15:11:56  
 Background Count Time : 59999.99

Cal. Isotopes	Start Energy	End Energy	Counts in 1000 min	Counts during Cal	% Error	Confidence
GD-148	2991.376	3300.188	2.000000	0.4800001	70.71068	95.00000
NP-237	4436.705	4902.519	8.000000	1.920000	35.35534	95.00000
CM-244	5531.791	5887.203	1.000000	0.2400001	100.0000	95.00000

Instrument : CHAMBER 017  
 Detector : 78791  
 Background Analysis Date/Time : 5-JUL-2009 15:11:56  
 Background Count Time : 59999.99

Cal. Isotopes	Start Energy	End Energy	Counts in 1000 min	Counts during Cal	% Error	Confidence
GD-148	2988.293	3301.593	4.000000	0.9600002	50.00000	95.00000
NP-237	4433.438	4905.522	3.000000	0.7200001	57.73503	95.00000
CM-244	5532.444	5887.037	0.0000000E+00	0.0000000E+00	0.0000000E+00	95.00000

Instrument : CHAMBER 018  
 Detector : 21063  
 Background Analysis Date/Time : 13-JUL-2009 21:54:51  
 Background Count Time : 59999.99

Cal. Isotopes	Start Energy	End Energy	Counts in 1000 min	Counts during Cal	% Error	Confidence
GD-148	2991.459	3300.768	2.000000	0.4800001	70.71068	95.00000
NP-237	4435.720	4903.495	7.000000	1.680000	37.79645	95.00000
CM-244	5531.358	5886.349	4.000000	0.9600002	50.00000	95.00000

Instrument : CHAMBER 019  
 Detector : 78786  
 Background Analysis Date/Time : 5-JUL-2009 15:11:57  
 Background Count Time : 59999.99

Cal. Isotopes	Start Energy	End Energy	Counts in 1000 min	Counts during Cal	% Error	Confidence
GD-148	2991.589	3299.131	2.000000	0.4800001	70.71068	95.00000
NP-237	4435.520	4903.560	5.000000	1.200000	44.72136	95.00000
CM-244	5534.981	5882.589	1.000000	0.2400001	100.0000	95.00000

Instrument : CHAMBER 020  
 Detector : 78787  
 Background Analysis Date/Time : 5-JUL-2009 15:11:57  
 Background Count Time : 59999.99

Cal. Isotopes	Start Energy	End Energy	Counts in 1000 min	Counts during Cal	% Error	Confidence
GD-148	2991.028	3300.317	3.000000	0.7200001	57.73503	95.00000
NP-237	4434.663	4901.954	7.000000	1.680000	37.79645	95.00000
CM-244	5534.316	5883.376	3.000000	0.7200001	57.73503	95.00000

Instrument : CHAMBER 021  
 Detector : 67047  
 Background Analysis Date/Time : 5-JUL-2009 15:11:57  
 Background Count Time : 59999.99

Cal. Isotopes	Start Energy	End Energy	Counts in 1000 min	Counts during Cal	% Error	Confidence
GD-148	2991.930	3300.431	3.000000	0.7200001	57.73503	95.00000
NP-237	4435.207	4905.011	8.000000	1.920000	35.35534	95.00000
CM-244	5533.018	5884.673	17.00000	4.080001	24.25356	95.00000

Instrument : CHAMBER 022  
 Detector : 72530  
 Background Analysis Date/Time : 5-JUL-2009 15:11:57  
 Background Count Time : 59999.99

Cal. Isotopes	Start Energy	End Energy	Counts in 1000 min	Counts during Cal	% Error	Confidence
GD-148	2989.087	3302.012	33.00000	7.920002	17.40777	95.00000
NP-237	4436.701	4902.154	23.00000	5.520001	20.85144	95.00000
CM-244	5532.124	5885.279	12.00000	2.880001	28.86751	95.00000

Instrument : CHAMBER 023  
 Detector : 78264  
 Background Analysis Date/Time : 5-JUL-2009 15:11:57  
 Background Count Time : 59999.99

Cal. Isotopes	Start Energy	End Energy	Counts in 1000 min	Counts during Cal	% Error	Confidence
GD-148	2990.041	3300.395	2.000000	0.4800001	70.71068	95.00000
NP-237	4437.054	4904.602	10.00000	2.400001	31.62278	95.00000
CM-244	5531.351	5885.314	5.000000	1.200000	44.72136	95.00000

Instrument : CHAMBER 024  
 Detector : 76542  
 Background Analysis Date/Time : 5-JUL-2009 15:11:57  
 Background Count Time : 59999.99

Cal. Isotopes	Start Energy	End Energy	Counts in 1000 min	Counts during Cal	% Error	Confidence
GD-148	2988.294	3302.013	10.00000	2.400001	31.62278	95.00000
NP-237	4435.963	4904.774	26.00000	6.240001	19.61161	95.00000
CM-244	5530.886	5886.529	5.000000	1.200000	44.72136	95.00000



Instrument : CHAMBER 025  
 Detector : 45-149AA5  
 Background Analysis Date/Time : 19-JUL-2009 13:06:56  
 Background Count Time : 59999.99

Cal. Isotopes	Start Energy	End Energy	Counts in 1000 min	Counts during Cal	% Error	Confidence
GD-148	0.000000E+00	0.000000E+00	0.000000E+00	0.000000E+00	0.000000E+00	0.000000E+00
NP-237	4725.236	5134.226	4.000000	0.9599994	50.00000	95.00000
CM-244	0.000000E+00	0.000000E+00	0.000000E+00	0.000000E+00	0.000000E+00	0.000000E+00

Instrument : CHAMBER 026  
 Detector : 78204  
 Background Analysis Date/Time : 19-JUL-2009 13:06:56  
 Background Count Time : 59999.99

Cal. Isotopes	Start Energy	End Energy	Counts in 1000 min	Counts during Cal	% Error	Confidence
GD-148	0.000000E+00	0.000000E+00	0.000000E+00	0.000000E+00	0.000000E+00	0.000000E+00
NP-237	4907.061	5320.831	4.000000	0.9599994	50.00000	95.00000
CM-244	0.000000E+00	0.000000E+00	0.000000E+00	0.000000E+00	0.000000E+00	0.000000E+00

Instrument : CHAMBER 027  
 Detector : 42484  
 Background Analysis Date/Time : 22-JUL-2009 21:43:06  
 Background Count Time : 59999.99

Cal. Isotopes	Start Energy	End Energy	Counts in 1000 min	Counts during Cal	% Error	Confidence
GD-148	2989.447	3298.118	0.000000E+00	0.000000E+00	0.000000E+00	95.00000
NP-237	4432.441	4905.996	3.000000	0.7199996	57.73503	95.00000
CM-244	5535.248	5885.925	3.000000	0.7199996	57.73503	95.00000

Instrument : CHAMBER 028  
 Detector : 78792  
 Background Analysis Date/Time : 19-JUL-2009 13:06:56  
 Background Count Time : 59999.99

Cal. Isotopes	Start Energy	End Energy	Counts in 1000 min	Counts during Cal	% Error	Confidence
GD-148	0.000000E+00	0.000000E+00	0.000000E+00	0.000000E+00	0.000000E+00	0.000000E+00
NP-237	4855.344	5274.211	12.00000	2.879998	28.86751	95.00000
CM-244	0.000000E+00	0.000000E+00	0.000000E+00	0.000000E+00	0.000000E+00	0.000000E+00

Instrument : CHAMBER 029  
 Detector : 33454  
 Background Analysis Date/Time : 19-JUL-2009 13:06:56  
 Background Count Time : 59999.99

Cal. Isotopes	Start Energy	End Energy	Counts in 1000 min	Counts during Cal	% Error	Confidence
GD-148	0.000000E+00	0.000000E+00	0.000000E+00	0.000000E+00	0.000000E+00	0.000000E+00
NP-237	4828.364	5241.224	11.00000	2.639998	30.15113	95.00000
CM-244	0.000000E+00	0.000000E+00	0.000000E+00	0.000000E+00	0.000000E+00	0.000000E+00

Instrument : CHAMBER 030  
 Detector : 33447  
 Background Analysis Date/Time : 19-JUL-2009 13:06:56  
 Background Count Time : 59999.99

Cal. Isotopes	Start Energy	End Energy	Counts in 1000 min	Counts during Cal	% Error	Confidence
GD-148	0.000000E+00	0.000000E+00	0.000000E+00	0.000000E+00	0.000000E+00	0.000000E+00
NP-237	4965.889	5377.613	12.00000	2.879998	28.86751	95.00000
CM-244	0.000000E+00	0.000000E+00	0.000000E+00	0.000000E+00	0.000000E+00	0.000000E+00

Instrument : CHAMBER 031  
 Detector : 67042  
 Background Analysis Date/Time : 13-JUL-2009 21:54:52  
 Background Count Time : 59999.99

Cal. Isotopes	Start Energy	End Energy	Counts in 1000 min	Counts during Cal	% Error	Confidence
GD-148	2992.104	3299.916	5.000000	1.200000	44.72136	95.00000
NP-237	4436.072	4902.901	16.00000	3.840001	25.00000	95.00000
CM-244	5535.417	5884.932	11.00000	2.640001	30.15113	95.00000

Instrument : CHAMBER 032  
 Detector : 67041  
 Background Analysis Date/Time : 13-JUL-2009 21:54:52  
 Background Count Time : 59999.99

Cal. Isotopes	Start Energy	End Energy	Counts in 1000 min	Counts during Cal	% Error	Confidence
GD-148	2990.634	3297.499	1.000000	0.2400001	100.0000	95.00000
NP-237	4437.570	4904.884	14.00000	3.360001	26.72612	95.00000
CM-244	5533.522	5884.215	16.00000	3.840001	25.00000	95.00000

Instrument : CHAMBER 033  
 Detector : 78785  
 Background Analysis Date/Time : 5-JUL-2009 15:11:58  
 Background Count Time : 60000.00

Cal. Isotopes	Start Energy	End Energy	Counts in 1000 min	Counts during Cal	% Error	Confidence
GD-148	2990.591	3298.173	1.000000	0.2400000	100.0000	95.00000
NP-237	4434.089	4906.364	9.000000	2.160000	33.33334	95.00000
CM-244	5534.061	5883.941	2.000000	0.4800001	70.71068	95.00000

Instrument : CHAMBER 034  
 Detector : 61586  
 Background Analysis Date/Time : 13-JUL-2009 21:54:52  
 Background Count Time : 59999.99

Cal. Isotopes	Start Energy	End Energy	Counts in 1000 min	Counts during Cal	% Error	Confidence
GD-148	2990.268	3300.348	1.000000	0.2400001	100.0000	95.00000
NP-237	4435.287	4906.218	9.000000	2.160001	33.33334	95.00000
CM-244	5533.837	5886.701	12.00000	2.880001	28.86751	95.00000

Instrument : CHAMBER 035  
 Detector : 78202  
 Background Analysis Date/Time : 5-JUL-2009 15:11:58  
 Background Count Time : 60000.00

Cal. Isotopes	Start Energy	End Energy	Counts in 1000 min	Counts during Cal	% Error	Confidence
GD-148	2989.841	3298.805	1.000000	0.2400000	100.0000	95.00000
NP-237	4433.680	4901.942	20.00000	4.800001	22.36068	95.00000
CM-244	5530.913	5886.751	8.000000	1.920000	35.35534	95.00000

Instrument : CHAMBER 036  
 Detector : 78203  
 Background Analysis Date/Time : 5-JUL-2009 15:11:58  
 Background Count Time : 60000.00

Cal. Isotopes	Start Energy	End Energy	Counts in 1000 min	Counts during Cal	% Error	Confidence
GD-148	2990.719	3297.679	1.000000	0.2400000	100.0000	95.00000
NP-237	4436.454	4902.523	2.000000	0.4800001	70.71068	95.00000
CM-244	5534.221	5883.385	6.000000	1.440000	40.82483	95.00000

Instrument : CHAMBER 037  
 Detector : 45-149BB5  
 Background Analysis Date/Time : 5-JUL-2009 15:12:00  
 Background Count Time : 59999.99

Cal. Isotopes	Start Energy	End Energy	Counts in 1000 min	Counts during Cal	% Error	Confidence
GD-148	2992.027	3298.587	4.000000	0.9600002	50.00000	95.00000
NP-237	4435.750	4902.017	14.00000	3.360001	26.72612	95.00000
CM-244	5535.521	5884.277	18.00000	4.320001	23.57022	95.00000

Instrument : CHAMBER 038  
 Detector : 72532  
 Background Analysis Date/Time : 5-JUL-2009 15:12:00  
 Background Count Time : 59999.99

Cal. Isotopes	Start Energy	End Energy	Counts in 1000 min	Counts during Cal	% Error	Confidence
GD-148	2989.665	3301.822	6.000000	1.440000	40.82483	95.00000
NP-237	4435.489	4906.553	18.00000	4.320001	23.57022	95.00000
CM-244	5532.401	5886.525	16.00000	3.840001	25.00000	95.00000

Instrument : CHAMBER 039  
 Detector : 45-149BB2  
 Background Analysis Date/Time : 5-JUL-2009 15:12:00  
 Background Count Time : 59999.99

Cal. Isotopes	Start Energy	End Energy	Counts in 1000 min	Counts during Cal	% Error	Confidence
GD-148	2988.145	3298.732	3.000000	0.7200001	57.73503	95.00000
NP-237	4435.549	4903.088	5.000000	1.200000	44.72136	95.00000
CM-244	5534.287	5885.251	15.00000	3.600001	25.81989	95.00000

Instrument : CHAMBER 040  
 Detector : 78773  
 Background Analysis Date/Time : 5-JUL-2009 15:12:00  
 Background Count Time : 59999.99

Cal. Isotopes	Start Energy	End Energy	Counts in 1000 min	Counts during Cal	% Error	Confidence
GD-148	2989.803	3299.657	3.000000	0.7200001	57.73503	95.00000
NP-237	4435.891	4904.106	7.000000	1.680000	37.79645	95.00000
CM-244	5531.706	5883.967	1.000000	0.2400001	100.0000	95.00000

Instrument : CHAMBER 041  
 Detector : 78205  
 Background Analysis Date/Time : 5-JUL-2009 15:12:00  
 Background Count Time : 59999.99

Cal. Isotopes	Start Energy	End Energy	Counts in 1000 min	Counts during Cal	% Error	Confidence
GD-148	2988.799	3301.675	4.000000	0.9600002	50.00000	95.00000
NP-237	4434.272	4902.386	12.00000	2.880001	28.86751	95.00000
CM-244	5531.847	5882.877	5.000000	1.200000	44.72136	95.00000

Instrument : CHAMBER 042  
 Detector : 78793  
 Background Analysis Date/Time : 5-JUL-2009 15:12:00  
 Background Count Time : 59999.99

Cal. Isotopes	Start Energy	End Energy	Counts in 1000 min	Counts during Cal	% Error	Confidence
GD-148	2991.257	3302.160	1.000000	0.2400001	100.0000	95.00000
NP-237	4435.667	4904.225	11.00000	2.640001	30.15113	95.00000
CM-244	5531.759	5883.730	3.000000	0.7200001	57.73503	95.00000

Instrument : CHAMBER 043  
 Detector : 76543  
 Background Analysis Date/Time : 5-JUL-2009 15:12:00  
 Background Count Time : 59999.99

Cal. Isotopes	Start Energy	End Energy	Counts in 1000 min	Counts during Cal	% Error	Confidence
GD-148	2990.989	3298.318	1.000000	0.2399998	100.0000	95.00000
NP-237	4436.983	4902.370	4.000000	0.9599994	50.00000	95.00000
CM-244	5532.584	5886.039	3.000000	0.7199996	57.73503	95.00000

Instrument : CHAMBER 044  
 Detector : 79459  
 Background Analysis Date/Time : 5-JUL-2009 15:12:00  
 Background Count Time : 59999.99

Cal. Isotopes	Start Energy	End Energy	Counts in 1000 min	Counts during Cal	% Error	Confidence
GD-148	2988.854	3300.902	4.000000	0.9600002	50.00000	95.00000
NP-237	4435.084	4901.492	10.00000	2.400001	31.62278	95.00000
CM-244	5533.776	5883.326	6.000000	1.440000	40.82483	95.00000

Instrument : CHAMBER 045  
 Detector : 67601  
 Background Analysis Date/Time : 13-JUL-2009 21:54:53  
 Background Count Time : 60000.00

Cal. Isotopes	Start Energy	End Energy	Counts in 1000 min	Counts during Cal	% Error	Confidence
GD-148	2987.909	3300.265	1.000000	0.2400000	100.0000	95.00000
NP-237	4434.212	4905.200	7.000000	1.680000	37.79645	95.00000
CM-244	5530.781	5884.673	1.000000	0.2400000	100.0000	95.00000

Instrument : CHAMBER 046  
 Detector : 76544  
 Background Analysis Date/Time : 5-JUL-2009 15:12:00  
 Background Count Time : 59999.99

Cal. Isotopes	Start Energy	End Energy	Counts in 1000 min	Counts during Cal	% Error	Confidence
GD-148	2989.077	3298.635	2.000000	0.4799997	70.71068	95.00000
NP-237	4433.627	4906.487	10.00000	2.399998	31.62278	95.00000
CM-244	5533.329	5885.134	8.000000	1.919999	35.35534	95.00000

Instrument : CHAMBER 047  
 Detector : 46-089B1  
 Background Analysis Date/Time : 5-JUL-2009 15:12:00  
 Background Count Time : 59999.99

Cal. Isotopes	Start Energy	End Energy	Counts in 1000 min	Counts during Cal	% Error	Confidence
GD-148	2987.977	3301.361	2.000000	0.4799997	70.71068	95.00000
NP-237	4433.363	4905.447	8.000000	1.919999	35.35534	95.00000
CM-244	5532.313	5886.846	6.000000	1.439999	40.82483	95.00000

Instrument : CHAMBER 048  
 Detector : 42483  
 Background Analysis Date/Time : 5-JUL-2009 15:12:00  
 Background Count Time : 59999.99

Cal. Isotopes	Start Energy	End Energy	Counts in 1000 min	Counts during Cal	% Error	Confidence
GD-148	2988.411	3301.246	4.000000	0.9599994	50.00000	95.00000
NP-237	4433.969	4903.143	12.00000	2.879998	28.86751	95.00000
CM-244	5530.501	5887.230	14.00000	3.359998	26.72612	95.00000

Instrument : CHAMBER 065  
 Detector : 68551  
 Background Analysis Date/Time : 5-JUL-2009 15:12:01  
 Background Count Time : 59999.99

Cal. Isotopes	Start Energy	End Energy	Counts in 1000 min	Counts during Cal	% Error	Confidence
GD-148	2992.172	3297.923	12.00000	2.879998	28.86751	95.00000
NP-237	4436.297	4904.907	10.00000	2.399998	31.62278	95.00000
CM-244	5532.615	5884.733	17.00000	4.079998	24.25356	95.00000

Instrument : CHAMBER 066  
 Detector : 46-089C1  
 Background Analysis Date/Time : 5-JUL-2009 15:12:01  
 Background Count Time : 59999.99

Cal. Isotopes	Start Energy	End Energy	Counts in 1000 min	Counts during Cal	% Error	Confidence
GD-148	2992.142	3300.807	4.000000	0.9599994	50.00000	95.00000
NP-237	4436.247	4906.352	9.000000	2.159999	33.33334	95.00000
CM-244	5534.784	5886.688	18.00000	4.319997	23.57022	95.00000

Instrument : CHAMBER 067  
 Detector : 46-089B4  
 Background Analysis Date/Time : 5-JUL-2009 15:12:01  
 Background Count Time : 59999.99

Cal. Isotopes	Start Energy	End Energy	Counts in 1000 min	Counts during Cal	% Error	Confidence
GD-148	2988.144	3301.594	1.000000	0.2399998	100.0000	95.00000
NP-237	4436.169	4905.946	11.00000	2.639998	30.15113	95.00000
CM-244	5533.963	5885.648	7.000000	1.679999	37.79645	95.00000

Instrument : CHAMBER 068  
 Detector : 78794  
 Background Analysis Date/Time : 5-JUL-2009 15:12:01  
 Background Count Time : 59999.99

Cal. Isotopes	Start Energy	End Energy	Counts in 1000 min	Counts during Cal	% Error	Confidence
GD-148	2990.601	3300.139	1.000000	0.2399998	100.0000	95.00000
NP-237	4435.756	4903.729	4.000000	0.9599994	50.00000	95.00000
CM-244	5531.794	5886.867	4.000000	0.9599994	50.00000	95.00000

Instrument : CHAMBER 069  
 Detector : 78795  
 Background Analysis Date/Time : 5-JUL-2009 15:12:01  
 Background Count Time : 59999.99

Cal. Isotopes	Start Energy	End Energy	Counts in 1000 min	Counts during Cal	% Error	Confidence
GD-148	2991.901	3298.738	5.000000	1.199999	44.72136	95.00000
NP-237	4437.201	4903.207	6.000000	1.439999	40.82483	95.00000
CM-244	5534.874	5884.048	9.000000	2.159999	33.33334	95.00000

Instrument : CHAMBER 070  
 Detector : 46-089B2  
 Background Analysis Date/Time : 5-JUL-2009 15:12:01  
 Background Count Time : 59999.99

Cal. Isotopes	Start Energy	End Energy	Counts in 1000 min	Counts during Cal	% Error	Confidence
GD-148	2988.641	3300.492	4.000000	0.9599994	50.00000	95.00000
NP-237	4435.833	4904.443	11.00000	2.639998	30.15113	95.00000
CM-244	5531.433	5882.799	7.000000	1.679999	37.79645	95.00000

Instrument : CHAMBER 071  
 Detector : 64259  
 Background Analysis Date/Time : 5-JUL-2009 15:12:02  
 Background Count Time : 59999.99

Cal. Isotopes	Start Energy	End Energy	Counts in 1000 min	Counts during Cal	% Error	Confidence
GD-148	2992.476	3301.614	1.000000	0.2399998	100.0000	95.00000
NP-237	4435.387	4902.436	6.000000	1.439999	40.82483	95.00000
CM-244	5534.462	5883.334	12.00000	2.879998	28.86751	95.00000

Instrument : CHAMBER 072  
 Detector : 45-149AA3  
 Background Analysis Date/Time : 5-JUL-2009 15:12:02  
 Background Count Time : 59999.99

Cal. Isotopes	Start Energy	End Energy	Counts in 1000 min	Counts during Cal	% Error	Confidence
GD-148	2988.586	3301.014	2.000000	0.4799997	70.71068	95.00000
NP-237	4432.963	4902.126	5.000000	1.199999	44.72136	95.00000
CM-244	5535.050	5886.750	14.00000	3.359998	26.72612	95.00000



Instrument : CHAMBER 073  
 Detector : 78775  
 Background Analysis Date/Time : 5-JUL-2009 15:12:02  
 Background Count Time : 59999.99

Cal. Isotopes	Start Energy	End Energy	Counts in 1000 min	Counts during Cal	% Error	Confidence
GD-148	2991.870	3299.007	2.000000	0.4799997	70.71068	95.00000
NP-237	4435.703	4904.982	6.000000	1.439999	40.82483	95.00000
CM-244	5532.962	5884.931	1.000000	0.2399998	100.0000	95.00000

Instrument : CHAMBER 074  
 Detector : 78266  
 Background Analysis Date/Time : 5-JUL-2009 15:12:02  
 Background Count Time : 59999.99

Cal. Isotopes	Start Energy	End Energy	Counts in 1000 min	Counts during Cal	% Error	Confidence
GD-148	2990.625	3300.254	2.000000	0.4799997	70.71068	95.00000
NP-237	4435.417	4902.858	9.000000	2.159999	33.33334	95.00000
CM-244	5535.258	5884.259	6.000000	1.439999	40.82483	95.00000

Instrument : CHAMBER 075  
 Detector : 68550  
 Background Analysis Date/Time : 5-JUL-2009 15:12:02  
 Background Count Time : 59999.99

Cal. Isotopes	Start Energy	End Energy	Counts in 1000 min	Counts during Cal	% Error	Confidence
GD-148	2988.563	3301.861	2.000000	0.4799997	70.71068	95.00000
NP-237	4432.969	4904.420	19.00000	4.559997	22.94157	95.00000
CM-244	5535.562	5884.044	7.000000	1.679999	37.79645	95.00000

Instrument : CHAMBER 076  
 Detector : 78779  
 Background Analysis Date/Time : 5-JUL-2009 15:12:02  
 Background Count Time : 59999.99

Cal. Isotopes	Start Energy	End Energy	Counts in 1000 min	Counts during Cal	% Error	Confidence
GD-148	2992.408	3300.679	2.000000	0.4799997	70.71068	95.00000
NP-237	4437.552	4904.251	7.000000	1.679999	37.79645	95.00000
CM-244	5530.870	5885.252	1.000000	0.2399998	100.0000	95.00000

Instrument : CHAMBER 077  
 Detector : 67576  
 Background Analysis Date/Time : 5-JUL-2009 15:12:03  
 Background Count Time : 60000.00

Cal. Isotopes	Start Energy	End Energy	Counts in 1000 min	Counts during Cal	% Error	Confidence
GD-148	2988.825	3301.085	2.000000	0.4800001	70.71068	95.00000
NP-237	4432.612	4901.681	5.000000	1.200000	44.72136	95.00000
CM-244	5534.546	5886.248	8.000000	1.920000	35.35534	95.00000

Instrument : CHAMBER 078  
 Detector : 67577  
 Background Analysis Date/Time : 5-JUL-2009 15:12:03  
 Background Count Time : 60000.00

Cal. Isotopes	Start Energy	End Energy	Counts in 1000 min	Counts during Cal	% Error	Confidence
GD-148	2992.395	3299.584	0.0000000E+00	0.0000000E+00	0.0000000E+00	95.00000
NP-237	4433.349	4904.419	5.000000	1.200000	44.72136	95.00000
CM-244	5535.593	5884.350	7.000000	1.680000	37.79645	95.00000

Instrument : CHAMBER 079  
 Detector : 67598  
 Background Analysis Date/Time : 5-JUL-2009 15:12:03  
 Background Count Time : 60000.00

Cal. Isotopes	Start Energy	End Energy	Counts in 1000 min	Counts during Cal	% Error	Confidence
GD-148	2987.535	3297.935	1.000000	0.2400000	100.0000	95.00000
NP-237	4435.153	4903.332	3.000000	0.7200001	57.73503	95.00000
CM-244	5530.500	5882.333	4.000000	0.9600002	50.00000	95.00000

Instrument : CHAMBER 080  
 Detector : 78197  
 Background Analysis Date/Time : 5-JUL-2009 15:12:03  
 Background Count Time : 60000.00

Cal. Isotopes	Start Energy	End Energy	Counts in 1000 min	Counts during Cal	% Error	Confidence
GD-148	2992.338	3298.189	3.000000	0.7200001	57.73503	95.00000
NP-237	4434.851	4901.472	10.00000	2.400000	31.62278	95.00000
CM-244	5531.493	5883.930	0.0000000E+00	0.0000000E+00	0.0000000E+00	95.00000

Instrument : CHAMBER 081  
 Detector : 72533  
 Background Analysis Date/Time : 5-JUL-2009 15:12:03  
 Background Count Time : 60000.00

Cal. Isotopes	Start Energy	End Energy	Counts in 1000 min	Counts during Cal	% Error	Confidence
GD-148	2985.980	3302.417	1.000000	0.2400000	100.0000	95.00000
NP-237	4432.287	4905.979	5.000000	1.200000	44.72136	95.00000
CM-244	5534.795	5885.572	2.000000	0.4800001	70.71068	95.00000

Instrument : CHAMBER 082  
 Detector : 64263  
 Background Analysis Date/Time : 5-JUL-2009 15:12:03  
 Background Count Time : 60000.00

Cal. Isotopes	Start Energy	End Energy	Counts in 1000 min	Counts during Cal	% Error	Confidence
GD-148	2990.419	3298.608	1.000000	0.2400000	100.0000	95.00000
NP-237	4437.000	4905.115	7.000000	1.680000	37.79645	95.00000
CM-244	5534.320	5885.085	9.000000	2.160000	33.33334	95.00000

Instrument : CHAMBER 083  
 Detector : 64278  
 Background Analysis Date/Time : 5-JUL-2009 15:12:04  
 Background Count Time : 59999.99

Cal. Isotopes	Start Energy	End Energy	Counts in 1000 min	Counts during Cal	% Error	Confidence
GD-148	2987.455	3299.407	2.000000	0.4800001	70.71068	95.00000
NP-237	4433.838	4906.607	13.00000	3.120001	27.73501	95.00000
CM-244	5532.253	5885.057	13.00000	3.120001	27.73501	95.00000

Instrument : CHAMBER 084  
 Detector : 78265  
 Background Analysis Date/Time : 5-JUL-2009 15:12:04  
 Background Count Time : 59999.99

Cal. Isotopes	Start Energy	End Energy	Counts in 1000 min	Counts during Cal	% Error	Confidence
GD-148	2988.133	3299.227	0.0000000E+00	0.0000000E+00	0.0000000E+00	95.00000
NP-237	4433.289	4901.844	8.000000	1.920000	35.35534	95.00000
CM-244	5535.275	5884.618	2.000000	0.4800001	70.71068	95.00000

Instrument : CHAMBER 085  
 Detector : 78776  
 Background Analysis Date/Time : 5-JUL-2009 15:12:04  
 Background Count Time : 59999.99

Cal. Isotopes	Start Energy	End Energy	Counts in 1000 min	Counts during Cal	% Error	Confidence
GD-148	2989.612	3299.207	2.000000	0.4800001	70.71068	95.00000
NP-237	4434.183	4901.520	9.000000	2.160001	33.33334	95.00000
CM-244	5533.754	5882.654	3.000000	0.7200001	57.73503	95.00000

Instrument : CHAMBER 086  
 Detector : 78198  
 Background Analysis Date/Time : 5-JUL-2009 15:12:04  
 Background Count Time : 59999.99

Cal. Isotopes	Start Energy	End Energy	Counts in 1000 min	Counts during Cal	% Error	Confidence
GD-148	2989.886	3300.091	3.000000	0.7200001	57.73503	95.00000
NP-237	4433.582	4903.927	6.000000	1.440000	40.82483	95.00000
CM-244	5531.751	5882.863	5.000000	1.200000	44.72136	95.00000

Instrument : CHAMBER 087  
 Detector : 78199  
 Background Analysis Date/Time : 5-JUL-2009 15:12:04  
 Background Count Time : 59999.99

Cal. Isotopes	Start Energy	End Energy	Counts in 1000 min	Counts during Cal	% Error	Confidence
GD-148	2990.385	3299.009	4.000000	0.9600002	50.00000	95.00000
NP-237	4436.772	4904.542	10.00000	2.400001	31.62278	95.00000
CM-244	5534.083	5883.178	2.000000	0.4800001	70.71068	95.00000

Instrument : CHAMBER 088  
 Detector : 33452  
 Background Analysis Date/Time : 5-JUL-2009 15:12:04  
 Background Count Time : 59999.99

Cal. Isotopes	Start Energy	End Energy	Counts in 1000 min	Counts during Cal	% Error	Confidence
GD-148	2990.970	3298.296	0.0000000E+00	0.0000000E+00	0.0000000E+00	95.00000
NP-237	4436.463	4902.334	8.000000	1.920000	35.35534	95.00000
CM-244	5534.583	5887.587	9.000000	2.160001	33.33334	95.00000

Instrument : CHAMBER 089  
 Detector : 78262  
 Background Analysis Date/Time : 5-JUL-2009 15:12:04  
 Background Count Time : 59999.99

Cal. Isotopes	Start Energy	End Energy	Counts in 1000 min	Counts during Cal	% Error	Confidence
GD-148	2992.075	3297.767	4.000000	0.9599994	50.00000	95.00000
NP-237	4432.406	4901.978	7.000000	1.679999	37.79645	95.00000
CM-244	5532.097	5882.869	0.0000000E+00	0.0000000E+00	0.0000000E+00	95.00000

Instrument : CHAMBER 090  
 Detector : 78263  
 Background Analysis Date/Time : 5-JUL-2009 15:12:04  
 Background Count Time : 59999.99

Cal. Isotopes	Start Energy	End Energy	Counts in 1000 min	Counts during Cal	% Error	Confidence
GD-148	2990.462	3300.982	1.000000	0.2399998	100.0000	95.00000
NP-237	4434.552	4903.775	8.000000	1.919999	35.35534	95.00000
CM-244	5532.754	5885.804	3.000000	0.7199996	57.73503	95.00000

Instrument : CHAMBER 091  
 Detector : 78259  
 Background Analysis Date/Time : 5-JUL-2009 15:12:04  
 Background Count Time : 59999.99

Cal. Isotopes	Start Energy	End Energy	Counts in 1000 min	Counts during Cal	% Error	Confidence
GD-148	2990.268	3298.949	1.000000	0.2399998	100.0000	95.00000
NP-237	4433.436	4901.824	7.000000	1.679999	37.79645	95.00000
CM-244	5531.214	5887.413	0.0000000E+00	0.0000000E+00	0.0000000E+00	95.00000

Instrument : CHAMBER 092  
 Detector : 79457  
 Background Analysis Date/Time : 5-JUL-2009 15:12:04  
 Background Count Time : 59999.99

Cal. Isotopes	Start Energy	End Energy	Counts in 1000 min	Counts during Cal	% Error	Confidence
GD-148	2992.198	3300.849	49.00000	11.75999	14.28572	95.00000
NP-237	4435.896	4905.687	19.00000	4.559997	22.94157	95.00000
CM-244	5533.567	5885.099	6.000000	1.439999	40.82483	95.00000

Instrument : CHAMBER 093  
 Detector : 33206  
 Background Analysis Date/Time : 5-JUL-2009 15:12:04  
 Background Count Time : 59999.99

Cal. Isotopes	Start Energy	End Energy	Counts in 1000 min	Counts during Cal	% Error	Confidence
GD-148	2988.963	3299.960	1.000000	0.2399998	100.0000	95.00000
NP-237	4434.063	4902.978	9.000000	2.159999	33.33334	95.00000
CM-244	5531.085	5883.424	2.000000	0.4799997	70.71068	95.00000

Instrument : CHAMBER 094  
 Detector : 78267  
 Background Analysis Date/Time : 5-JUL-2009 15:12:04  
 Background Count Time : 59999.99

Cal. Isotopes	Start Energy	End Energy	Counts in 1000 min	Counts during Cal	% Error	Confidence
GD-148	2990.912	3298.303	4.000000	0.9599994	50.00000	95.00000
NP-237	4435.971	4905.664	4.000000	0.9599994	50.00000	95.00000
CM-244	5534.211	5886.502	4.000000	0.9599994	50.00000	95.00000

Instrument : CHAMBER 095  
 Detector : 64279  
 Background Analysis Date/Time : 5-JUL-2009 15:12:05  
 Background Count Time : 59999.99

Cal. Isotopes	Start Energy	End Energy	Counts in 1000 min	Counts during Cal	% Error	Confidence
GD-148	2989.056	3301.826	3.000000	0.7199996	57.73503	95.00000
NP-237	4435.330	4905.275	10.00000	2.399998	31.62278	95.00000
CM-244	5534.057	5886.430	24.00000	5.759996	20.41241	95.00000

Instrument : CHAMBER 096  
 Detector : 67605  
 Background Analysis Date/Time : 8-JUL-2009 15:03:56  
 Background Count Time : 59999.99

Cal. Isotopes	Start Energy	End Energy	Counts in 1000 min	Counts during Cal	% Error	Confidence
GD-148	2990.311	3298.177	2.000000	0.4799997	70.71068	95.00000
NP-237	4434.251	4906.198	29.00000	6.959996	18.56953	95.00000
CM-244	5533.120	5882.408	2.000000	0.4799997	70.71068	95.00000

Instrument : CHAMBER 097  
 Detector : 67599  
 Background Analysis Date/Time : 5-JUL-2009 15:12:05  
 Background Count Time : 59999.99

Cal. Isotopes	Start Energy	End Energy	Counts in 1000 min	Counts during Cal	% Error	Confidence
GD-148	2989.746	3302.068	2.000000	0.4799997	70.71068	95.00000
NP-237	4437.101	4903.794	1.000000	0.2399998	100.0000	95.00000
CM-244	5531.052	5886.116	14.00000	3.359998	26.72612	95.00000

Instrument : CHAMBER 098  
 Detector : 68644  
 Background Analysis Date/Time : 5-JUL-2009 15:12:05  
 Background Count Time : 59999.99

Cal. Isotopes	Start Energy	End Energy	Counts in 1000 min	Counts during Cal	% Error	Confidence
GD-148	2989.589	3298.128	1.000000	0.2399998	100.0000	95.00000
NP-237	4432.836	4901.640	12.00000	2.879998	28.86751	95.00000
CM-244	5531.873	5883.257	2.000000	0.4799997	70.71068	95.00000

Instrument : CHAMBER 099  
 Detector : 70317  
 Background Analysis Date/Time : 5-JUL-2009 15:12:05  
 Background Count Time : 59999.99

Cal. Isotopes	Start Energy	End Energy	Counts in 1000 min	Counts during Cal	% Error	Confidence
GD-148	2990.876	3301.163	3.000000	0.7199996	57.73503	95.00000
NP-237	4434.526	4903.945	4.000000	0.9599994	50.00000	95.00000
CM-244	5533.432	5886.885	7.000000	1.679999	37.79645	95.00000

Instrument : CHAMBER 100  
 Detector : 79456  
 Background Analysis Date/Time : 5-JUL-2009 15:12:05  
 Background Count Time : 59999.99

Cal. Isotopes	Start Energy	End Energy	Counts in 1000 min	Counts during Cal	% Error	Confidence
GD-148	2992.287	3297.799	2.000000	0.4799997	70.71068	95.00000
NP-237	4436.422	4905.631	13.00000	3.119998	27.73501	95.00000
CM-244	5534.572	5887.590	7.000000	1.679999	37.79645	95.00000

Instrument : CHAMBER 101  
 Detector : 64253  
 Background Analysis Date/Time : 5-JUL-2009 15:12:06  
 Background Count Time : 60000.00

Cal. Isotopes	Start Energy	End Energy	Counts in 1000 min	Counts during Cal	% Error	Confidence
GD-148	2992.433	3299.297	2.000000	0.4800001	70.71068	95.00000
NP-237	4436.714	4901.796	4.000000	0.9600002	50.00000	95.00000
CM-244	5531.777	5885.188	0.0000000E+00	0.0000000E+00	0.0000000E+00	95.00000

Instrument : CHAMBER 102  
 Detector : 72525  
 Background Analysis Date/Time : 5-JUL-2009 15:12:06  
 Background Count Time : 60000.00

Cal. Isotopes	Start Energy	End Energy	Counts in 1000 min	Counts during Cal	% Error	Confidence
GD-148	2992.102	3300.657	3.000000	0.7200001	57.73503	95.00000
NP-237	4432.858	4904.949	7.000000	1.680000	37.79645	95.00000
CM-244	5531.106	5882.690	2.000000	0.4800001	70.71068	95.00000

Instrument : CHAMBER 103  
 Detector : 79461  
 Background Analysis Date/Time : 5-JUL-2009 15:12:06  
 Background Count Time : 60000.00

Cal. Isotopes	Start Energy	End Energy	Counts in 1000 min	Counts during Cal	% Error	Confidence
GD-148	2988.996	3300.314	1.000000	0.2400000	100.0000	95.00000
NP-237	4436.805	4901.981	2.000000	0.4800001	70.71068	95.00000
CM-244	5532.506	5886.425	3.000000	0.7200001	57.73503	95.00000

Instrument : CHAMBER 104  
 Detector : 72524  
 Background Analysis Date/Time : 5-JUL-2009 15:12:06  
 Background Count Time : 60000.00

Cal. Isotopes	Start Energy	End Energy	Counts in 1000 min	Counts during Cal	% Error	Confidence
GD-148	2990.719	3300.868	1.000000	0.2400000	100.0000	95.00000
NP-237	4437.132	4904.901	12.00000	2.880001	28.86751	95.00000
CM-244	5531.506	5883.017	4.000000	0.9600002	50.00000	95.00000



Instrument : CHAMBER 105  
 Detector : 78777  
 Background Analysis Date/Time : 5-JUL-2009 15:12:06  
 Background Count Time : 60000.00

Cal. Isotopes	Start Energy	End Energy	Counts in 1000 min	Counts during Cal	% Error	Confidence
GD-148	2991.574	3300.708	1.000000	0.2400000	100.0000	95.00000
NP-237	4435.406	4903.467	4.000000	0.9600002	50.00000	95.00000
CM-244	5531.275	5883.854	1.000000	0.2400000	100.0000	95.00000

Instrument : CHAMBER 106  
 Detector : 64274  
 Background Analysis Date/Time : 5-JUL-2009 15:12:06  
 Background Count Time : 60000.00

Cal. Isotopes	Start Energy	End Energy	Counts in 1000 min	Counts during Cal	% Error	Confidence
GD-148	2989.941	3301.958	4.000000	0.9600002	50.00000	95.00000
NP-237	4435.855	4902.069	6.000000	1.440000	40.82483	95.00000
CM-244	5534.023	5883.359	3.000000	0.7200001	57.73503	95.00000

Instrument : CHAMBER 107  
 Detector : 67578  
 Background Analysis Date/Time : 5-JUL-2009 15:12:07  
 Background Count Time : 60000.00

Cal. Isotopes	Start Energy	End Energy	Counts in 1000 min	Counts during Cal	% Error	Confidence
GD-148	2987.523	3301.257	5.000000	1.199999	44.72136	95.00000
NP-237	4435.381	4903.438	5.000000	1.199999	44.72136	95.00000
CM-244	5532.229	5882.600	2.000000	0.4799997	70.71068	95.00000

Instrument : CHAMBER 108  
 Detector : 78778  
 Background Analysis Date/Time : 5-JUL-2009 15:12:07  
 Background Count Time : 60000.00

Cal. Isotopes	Start Energy	End Energy	Counts in 1000 min	Counts during Cal	% Error	Confidence
GD-148	2987.937	3298.136	0.0000000E+00	0.0000000E+00	0.0000000E+00	95.00000
NP-237	4435.160	4903.491	6.000000	1.439999	40.82483	95.00000
CM-244	5531.067	5883.227	1.000000	0.2399998	100.0000	95.00000

Instrument : CHAMBER 109  
 Detector : 79463  
 Background Analysis Date/Time : 5-JUL-2009 15:12:07  
 Background Count Time : 60000.00

Cal. Isotopes	Start Energy	End Energy	Counts in 1000 min	Counts during Cal	% Error	Confidence
GD-148	2989.195	3299.997	2.000000	0.4799997	70.71068	95.00000
NP-237	4435.631	4906.161	7.000000	1.679999	37.79645	95.00000
CM-244	5531.938	5886.333	2.000000	0.4799997	70.71068	95.00000

Instrument : CHAMBER 110  
 Detector : 67602  
 Background Analysis Date/Time : 5-JUL-2009 15:12:07  
 Background Count Time : 60000.00

Cal. Isotopes	Start Energy	End Energy	Counts in 1000 min	Counts during Cal	% Error	Confidence
GD-148	2989.370	3301.157	2.000000	0.4799997	70.71068	95.00000
NP-237	4436.284	4904.992	4.000000	0.9599993	50.00000	95.00000
CM-244	5535.250	5883.287	6.000000	1.439999	40.82483	95.00000

Instrument : CHAMBER 111  
 Detector : 79462  
 Background Analysis Date/Time : 5-JUL-2009 15:12:07  
 Background Count Time : 60000.00

Cal. Isotopes	Start Energy	End Energy	Counts in 1000 min	Counts during Cal	% Error	Confidence
GD-148	2990.820	3300.305	5.000000	1.199999	44.72136	95.00000
NP-237	4436.744	4905.500	6.000000	1.439999	40.82483	95.00000
CM-244	5535.002	5885.661	0.0000000E+00	0.0000000E+00	0.0000000E+00	95.00000

Instrument : CHAMBER 112  
 Detector : 78261  
 Background Analysis Date/Time : 5-JUL-2009 15:12:07  
 Background Count Time : 60000.00

Cal. Isotopes	Start Energy	End Energy	Counts in 1000 min	Counts during Cal	% Error	Confidence
GD-148	2988.969	3300.635	3.000000	0.7199995	57.73503	95.00000
NP-237	4436.114	4905.135	7.000000	1.679999	37.79645	95.00000
CM-244	5532.983	5884.981	1.000000	0.2399998	100.0000	95.00000

Instrument : CHAMBER 113  
 Detector : 45-111B4  
 Background Analysis Date/Time : 12-JUL-2009 18:14:41  
 Background Count Time : 60000.00

Cal. Isotopes	Start Energy	End Energy	Counts in 1000 min	Counts during Cal	% Error	Confidence
GD-148	2988.779	3298.785	1.000000	0.3000000	100.0000	95.00000
NP-237	4433.559	4905.331	6.000000	1.800000	40.82483	95.00000
CM-244	5530.517	5883.481	3.000000	0.9000000	57.73503	95.00000

Instrument : CHAMBER 114  
 Detector : 78258  
 Background Analysis Date/Time : 12-JUL-2009 18:14:46  
 Background Count Time : 60000.00

Cal. Isotopes	Start Energy	End Energy	Counts in 1000 min	Counts during Cal	% Error	Confidence
GD-148	2990.441	3298.868	1.000000	0.3000000	100.0000	95.00000
NP-237	4436.900	4905.218	5.000000	1.500000	44.72136	95.00000
CM-244	5530.599	5885.790	4.000000	1.200000	50.00000	95.00000

Instrument : CHAMBER 115  
 Detector : 45-132FF4  
 Background Analysis Date/Time : 12-JUL-2009 18:14:50  
 Background Count Time : 60000.00

Cal. Isotopes	Start Energy	End Energy	Counts in 1000 min	Counts during Cal	% Error	Confidence
GD-148	2991.839	3301.816	2.000000	0.6000000	70.71068	95.00000
NP-237	4436.001	4902.052	1.000000	0.3000000	100.0000	95.00000
CM-244	5531.697	5884.118	11.00000	3.300000	30.15113	95.00000

Instrument : CHAMBER 116  
 Detector : 45-132FF2  
 Background Analysis Date/Time : 12-JUL-2009 18:14:55  
 Background Count Time : 60000.00

Cal. Isotopes	Start Energy	End Energy	Counts in 1000 min	Counts during Cal	% Error	Confidence
GD-148	2988.005	3302.013	1.000000	0.3000000	100.0000	95.00000
NP-237	4432.895	4903.021	6.000000	1.800000	40.82483	95.00000
CM-244	5531.311	5883.052	3.000000	0.9000000	57.73503	95.00000

Instrument : CHAMBER 117  
 Detector : 33450  
 Background Analysis Date/Time : 12-JUL-2009 18:15:00  
 Background Count Time : 60000.00

Cal. Isotopes	Start Energy	End Energy	Counts in 1000 min	Counts during Cal	% Error	Confidence
GD-148	2992.173	3300.224	2.000000	0.6000000	70.71068	95.00000
NP-237	4434.403	4904.427	5.000000	1.500000	44.72136	95.00000
CM-244	5533.135	5885.381	8.000000	2.400000	35.35534	95.00000

Instrument : CHAMBER 118  
 Detector : 75544  
 Background Analysis Date/Time : 12-JUL-2009 18:15:04  
 Background Count Time : 60000.00

Cal. Isotopes	Start Energy	End Energy	Counts in 1000 min	Counts during Cal	% Error	Confidence
GD-148	2992.199	3301.179	0.0000000E+00	0.0000000E+00	0.0000000E+00	95.00000
NP-237	4437.404	4902.417	2.000000	0.6000000	70.71068	95.00000
CM-244	5530.853	5882.689	4.000000	1.200000	50.00000	95.00000

Instrument : CHAMBER 119  
 Detector : 74429  
 Background Analysis Date/Time : 12-JUL-2009 18:15:09  
 Background Count Time : 60000.00

Cal. Isotopes	Start Energy	End Energy	Counts in 1000 min	Counts during Cal	% Error	Confidence
GD-148	2992.004	3299.253	3.000000	0.9000000	57.73503	95.00000
NP-237	4432.548	4906.013	1.000000	0.3000000	100.0000	95.00000
CM-244	5530.584	5883.165	0.0000000E+00	0.0000000E+00	0.0000000E+00	95.00000

Instrument : CHAMBER 120  
 Detector : 74430  
 Background Analysis Date/Time : 12-JUL-2009 18:15:13  
 Background Count Time : 60000.00

Cal. Isotopes	Start Energy	End Energy	Counts in 1000 min	Counts during Cal	% Error	Confidence
GD-148	2990.522	3298.404	3.000000	0.9000000	57.73503	95.00000
NP-237	4435.328	4903.588	4.000000	1.200000	50.00000	95.00000
CM-244	5534.528	5884.756	3.000000	0.9000000	57.73503	95.00000

Instrument : CHAMBER 121  
 Detector : 75545  
 Background Analysis Date/Time : 12-JUL-2009 18:15:18  
 Background Count Time : 60000.00

Cal. Isotopes	Start Energy	End Energy	Counts in 1000 min	Counts during Cal	% Error	Confidence
GD-148	2988.023	3300.631	0.000000E+00	0.000000E+00	0.000000E+00	95.00000
NP-237	4432.658	4901.599	1.000000	0.3000000	100.0000	95.00000
CM-244	5533.997	5885.295	6.000000	1.800000	40.82483	95.00000

Instrument : CHAMBER 122  
 Detector : 75546  
 Background Analysis Date/Time : 12-JUL-2009 18:15:22  
 Background Count Time : 60000.00

Cal. Isotopes	Start Energy	End Energy	Counts in 1000 min	Counts during Cal	% Error	Confidence
GD-148	2990.563	3298.589	1.000000	0.3000000	100.0000	95.00000
NP-237	4436.782	4905.890	5.000000	1.500000	44.72136	95.00000
CM-244	5532.955	5884.078	11.00000	3.300000	30.15113	95.00000

Instrument : CHAMBER 123  
 Detector : 45-142V3  
 Background Analysis Date/Time : 12-JUL-2009 18:15:27  
 Background Count Time : 60000.00

Cal. Isotopes	Start Energy	End Energy	Counts in 1000 min	Counts during Cal	% Error	Confidence
GD-148	2990.850	3299.223	0.000000E+00	0.000000E+00	0.000000E+00	95.00000
NP-237	4437.241	4905.636	4.000000	1.200000	50.00000	95.00000
CM-244	5531.191	5886.517	5.000000	1.500000	44.72136	95.00000

Instrument : CHAMBER 124  
 Detector : 45-142V2  
 Background Analysis Date/Time : 12-JUL-2009 18:15:31  
 Background Count Time : 60000.00

Cal. Isotopes	Start Energy	End Energy	Counts in 1000 min	Counts during Cal	% Error	Confidence
GD-148	2988.169	3298.838	1.000000	0.3000000	100.0000	95.00000
NP-237	4434.514	4905.983	2.000000	0.6000000	70.71068	95.00000
CM-244	5535.498	5887.649	6.000000	1.800000	40.82483	95.00000

Instrument : CHAMBER 125  
 Detector : 75547  
 Background Analysis Date/Time : 12-JUL-2009 18:15:35  
 Background Count Time : 60000.00

Cal. Isotopes	Start Energy	End Energy	Counts in 1000 min	Counts during Cal	% Error	Confidence
GD-148	2992.438	3299.892	1.000000	0.3000000	100.0000	95.00000
NP-237	4435.342	4903.042	3.000000	0.9000000	57.73503	95.00000
CM-244	5533.267	5883.118	2.000000	0.6000000	70.71068	95.00000

Instrument : CHAMBER 126  
 Detector : 75548  
 Background Analysis Date/Time : 12-JUL-2009 18:15:39  
 Background Count Time : 60000.00

Cal. Isotopes	Start Energy	End Energy	Counts in 1000 min	Counts during Cal	% Error	Confidence
GD-148	2988.642	3299.863	2.000000	0.6000000	70.71068	95.00000
NP-237	4434.022	4903.287	10.00000	3.000000	31.62278	95.00000
CM-244	5533.750	5882.833	3.000000	0.9000000	57.73503	95.00000

Instrument : CHAMBER 127  
 Detector : 78770  
 Background Analysis Date/Time : 12-JUL-2009 18:15:43  
 Background Count Time : 60000.00

Cal. Isotopes	Start Energy	End Energy	Counts in 1000 min	Counts during Cal	% Error	Confidence
GD-148	2987.930	3300.925	0.000000E+00	0.000000E+00	0.000000E+00	95.00000
NP-237	4433.404	4902.114	4.000000	1.200000	50.00000	95.00000
CM-244	5533.832	5884.575	3.000000	0.9000000	57.73503	95.00000

Instrument : CHAMBER 128  
 Detector : 75549  
 Background Analysis Date/Time : 12-JUL-2009 18:15:48  
 Background Count Time : 60000.00

Cal. Isotopes	Start Energy	End Energy	Counts in 1000 min	Counts during Cal	% Error	Confidence
GD-148	2989.441	3299.762	3.000000	0.9000000	57.73503	95.00000
NP-237	4437.479	4901.607	5.000000	1.500000	44.72136	95.00000
CM-244	5532.807	5882.614	1.000000	0.3000000	100.0000	95.00000

Instrument : CHAMBER 129  
 Detector : 76227  
 Background Analysis Date/Time : 12-JUL-2009 18:15:53  
 Background Count Time : 60000.00

Cal. Isotopes	Start Energy	End Energy	Counts in 1000 min	Counts during Cal	% Error	Confidence
GD-148	2991.626	3298.866	1.000000	0.3000000	100.0000	95.00000
NP-237	4434.006	4901.792	4.000000	1.200000	50.00000	95.00000
CM-244	5532.320	5882.430	1.000000	0.3000000	100.0000	95.00000

Instrument : CHAMBER 130  
 Detector : 76228  
 Background Analysis Date/Time : 12-JUL-2009 18:15:58  
 Background Count Time : 60000.00

Cal. Isotopes	Start Energy	End Energy	Counts in 1000 min	Counts during Cal	% Error	Confidence
GD-148	2987.724	3301.129	4.000000	1.200000	50.00000	95.00000
NP-237	4432.733	4905.256	8.000000	2.400000	35.35534	95.00000
CM-244	5534.221	5882.991	1.000000	0.3000000	100.0000	95.00000

Instrument : CHAMBER 131  
 Detector : 33448  
 Background Analysis Date/Time : 12-JUL-2009 18:16:03  
 Background Count Time : 60000.00

Cal. Isotopes	Start Energy	End Energy	Counts in 1000 min	Counts during Cal	% Error	Confidence
GD-148	2990.041	3301.703	1.000000	0.3000000	100.0000	95.00000
NP-237	4437.470	4901.500	6.000000	1.800000	40.82483	95.00000
CM-244	5535.040	5887.344	7.000000	2.100000	37.79645	95.00000

Instrument : CHAMBER 132  
 Detector : 67579  
 Background Analysis Date/Time : 12-JUL-2009 18:16:07  
 Background Count Time : 60000.00

Cal. Isotopes	Start Energy	End Energy	Counts in 1000 min	Counts during Cal	% Error	Confidence
GD-148	2991.722	3299.982	1.000000	0.3000000	100.0000	95.00000
NP-237	4436.189	4902.037	8.000000	2.400000	35.35534	95.00000
CM-244	5533.193	5884.042	5.000000	1.500000	44.72136	95.00000

Instrument : CHAMBER 133  
 Detector : 76229  
 Background Analysis Date/Time : 12-JUL-2009 18:16:11  
 Background Count Time : 60000.00

Cal. Isotopes	Start Energy	End Energy	Counts in 1000 min	Counts during Cal	% Error	Confidence
GD-148	2991.784	3301.677	2.000000	0.6000000	70.71068	95.00000
NP-237	4432.798	4901.797	5.000000	1.500000	44.72136	95.00000
CM-244	5532.072	5884.338	3.000000	0.9000000	57.73503	95.00000

Instrument : CHAMBER 134  
 Detector : 76230  
 Background Analysis Date/Time : 12-JUL-2009 18:16:16  
 Background Count Time : 60000.00

Cal. Isotopes	Start Energy	End Energy	Counts in 1000 min	Counts during Cal	% Error	Confidence
GD-148	2990.526	3299.017	3.000000	0.9000000	57.73503	95.00000
NP-237	4435.982	4903.287	19.00000	5.700000	22.94157	95.00000
CM-244	5532.080	5886.000	3.000000	0.9000000	57.73503	95.00000

Instrument : CHAMBER 135  
 Detector : 64270  
 Background Analysis Date/Time : 12-JUL-2009 18:16:20  
 Background Count Time : 60000.00

Cal. Isotopes	Start Energy	End Energy	Counts in 1000 min	Counts during Cal	% Error	Confidence
GD-148	2988.277	3299.628	1.000000	0.3000000	100.0000	95.00000
NP-237	4437.221	4904.200	5.000000	1.500000	44.72136	95.00000
CM-244	5533.869	5883.613	3.000000	0.9000000	57.73503	95.00000

Instrument : CHAMBER 136  
 Detector : 68549  
 Background Analysis Date/Time : 12-JUL-2009 18:16:24  
 Background Count Time : 60000.00

Cal. Isotopes	Start Energy	End Energy	Counts in 1000 min	Counts during Cal	% Error	Confidence
GD-148	2990.353	3301.238	2.000000	0.6000000	70.71068	95.00000
NP-237	4436.739	4902.455	15.00000	4.500000	25.81989	95.00000
CM-244	5530.869	5887.561	6.000000	1.800000	40.82483	95.00000



Instrument : CHAMBER 137  
 Detector : 64288  
 Background Analysis Date/Time : 12-JUL-2009 18:16:27  
 Background Count Time : 60000.00

Cal. Isotopes	Start Energy	End Energy	Counts in 1000 min	Counts during Cal	% Error	Confidence
GD-148	2988.740	3300.102	3.000000	0.9000000	57.73503	95.00000
NP-237	4437.224	4902.644	2.000000	0.6000000	70.71068	95.00000
CM-244	5534.374	5886.101	13.00000	3.900000	27.73501	95.00000

Instrument : CHAMBER 138  
 Detector : 65877  
 Background Analysis Date/Time : 12-JUL-2009 18:16:31  
 Background Count Time : 60000.00

Cal. Isotopes	Start Energy	End Energy	Counts in 1000 min	Counts during Cal	% Error	Confidence
GD-148	2989.573	3299.020	2.000000	0.6000000	70.71068	95.00000
NP-237	4433.563	4906.044	32.00000	9.600000	17.67767	95.00000
CM-244	5532.867	5887.098	10.00000	3.000000	31.62278	95.00000

Instrument : CHAMBER 139  
 Detector : 76231  
 Background Analysis Date/Time : 12-JUL-2009 18:16:35  
 Background Count Time : 60000.00

Cal. Isotopes	Start Energy	End Energy	Counts in 1000 min	Counts during Cal	% Error	Confidence
GD-148	2987.505	3300.432	2.000000	0.6000000	70.71068	95.00000
NP-237	4434.030	4903.806	6.000000	1.800000	40.82483	95.00000
CM-244	5532.176	5884.231	9.000000	2.700000	33.33334	95.00000

Instrument : CHAMBER 140  
 Detector : 78771  
 Background Analysis Date/Time : 12-JUL-2009 18:16:39  
 Background Count Time : 60000.00

Cal. Isotopes	Start Energy	End Energy	Counts in 1000 min	Counts during Cal	% Error	Confidence
GD-148	2990.854	3298.685	2.000000	0.6000000	70.71068	95.00000
NP-237	4432.882	4903.279	10.00000	3.000000	31.62278	95.00000
CM-244	5532.806	5885.667	3.000000	0.9000000	57.73503	95.00000

Instrument : CHAMBER 141  
 Detector : 76232  
 Background Analysis Date/Time : 12-JUL-2009 18:16:43  
 Background Count Time : 60000.00

Cal. Isotopes	Start Energy	End Energy	Counts in 1000 min	Counts during Cal	% Error	Confidence
GD-148	2991.144	3299.081	4.000000	1.200000	50.00000	95.00000
NP-237	4432.714	4902.455	11.00000	3.300000	30.15113	95.00000
CM-244	5530.738	5882.724	5.000000	1.500000	44.72136	95.00000

Instrument : CHAMBER 142  
 Detector : 64261  
 Background Analysis Date/Time : 12-JUL-2009 18:16:47  
 Background Count Time : 60000.00

Cal. Isotopes	Start Energy	End Energy	Counts in 1000 min	Counts during Cal	% Error	Confidence
GD-148	2990.865	3298.794	2.000000	0.6000000	70.71068	95.00000
NP-237	4432.947	4903.147	17.00000	5.100000	24.25356	95.00000
CM-244	5532.255	5884.805	10.00000	3.000000	31.62278	95.00000

Instrument : CHAMBER 143  
 Detector : 65882  
 Background Analysis Date/Time : 12-JUL-2009 18:16:51  
 Background Count Time : 60000.00

Cal. Isotopes	Start Energy	End Energy	Counts in 1000 min	Counts during Cal	% Error	Confidence
GD-148	2987.701	3299.952	4.000000	1.200000	50.00000	95.00000
NP-237	4432.480	4904.917	14.00000	4.200000	26.72612	95.00000
CM-244	5535.542	5887.375	15.00000	4.500000	25.81989	95.00000

Instrument : CHAMBER 144  
 Detector : 75551  
 Background Analysis Date/Time : 12-JUL-2009 18:16:55  
 Background Count Time : 60000.00

Cal. Isotopes	Start Energy	End Energy	Counts in 1000 min	Counts during Cal	% Error	Confidence
GD-148	2987.490	3300.379	2.000000	0.6000000	70.71068	95.00000
NP-237	4433.137	4902.257	6.000000	1.800000	40.82483	95.00000
CM-244	5534.787	5886.106	11.00000	3.300000	30.15113	95.00000

Instrument : CHAMBER 145  
 Detector : 72526  
 Background Analysis Date/Time : 12-JUL-2009 18:16:59  
 Background Count Time : 60000.00

Cal. Isotopes	Start Energy	End Energy	Counts in 1000 min	Counts during Cal	% Error	Confidence
GD-148	2989.366	3298.098	0.000000E+00	0.000000E+00	0.000000E+00	95.00000
NP-237	4434.265	4904.885	7.000000	2.100000	37.79645	95.00000
CM-244	5534.192	5886.678	8.000000	2.400000	35.35534	95.00000

Instrument : CHAMBER 146  
 Detector : 72527  
 Background Analysis Date/Time : 12-JUL-2009 18:17:03  
 Background Count Time : 60000.00

Cal. Isotopes	Start Energy	End Energy	Counts in 1000 min	Counts during Cal	% Error	Confidence
GD-148	2991.494	3297.950	2.000000	0.6000000	70.71068	95.00000
NP-237	4436.761	4904.596	6.000000	1.800000	40.82483	95.00000
CM-244	5530.438	5886.440	7.000000	2.100000	37.79645	95.00000

Instrument : CHAMBER 147  
 Detector : 75550  
 Background Analysis Date/Time : 12-JUL-2009 18:17:07  
 Background Count Time : 60000.00

Cal. Isotopes	Start Energy	End Energy	Counts in 1000 min	Counts during Cal	% Error	Confidence
GD-148	2987.763	3300.677	8.000000	2.400000	35.35534	95.00000
NP-237	4433.256	4902.183	15.00000	4.500000	25.81989	95.00000
CM-244	5534.346	5885.412	5.000000	1.500000	44.72136	95.00000

Instrument : CHAMBER 148  
 Detector : 74429  
 Background Analysis Date/Time : 12-JUL-2009 18:17:10  
 Background Count Time : 60000.00

Cal. Isotopes	Start Energy	End Energy	Counts in 1000 min	Counts during Cal	% Error	Confidence
GD-148	2989.918	3302.313	6.000000	1.800000	40.82483	95.00000
NP-237	4434.677	4904.245	11.00000	3.300000	30.15113	95.00000
CM-244	5532.604	5884.780	9.000000	2.700000	33.33334	95.00000

Instrument : CHAMBER 149  
 Detector : 33449  
 Background Analysis Date/Time : 12-JUL-2009 18:17:14  
 Background Count Time : 60000.00

Cal. Isotopes	Start Energy	End Energy	Counts in 1000 min	Counts during Cal	% Error	Confidence
GD-148	2990.126	3302.099	3.000000	0.9000000	57.73503	95.00000
NP-237	4433.957	4903.766	6.000000	1.800000	40.82483	95.00000
CM-244	5532.840	5885.608	7.000000	2.100000	37.79645	95.00000

Instrument : CHAMBER 150  
 Detector : 75552  
 Background Analysis Date/Time : 12-JUL-2009 18:17:18  
 Background Count Time : 60000.00

Cal. Isotopes	Start Energy	End Energy	Counts in 1000 min	Counts during Cal	% Error	Confidence
GD-148	2989.847	3298.390	5.000000	1.500000	44.72136	95.00000
NP-237	4433.411	4903.355	5.000000	1.500000	44.72136	95.00000
CM-244	5531.584	5883.380	3.000000	0.9000000	57.73503	95.00000

Instrument : CHAMBER 151  
 Detector : 75556  
 Background Analysis Date/Time : 12-JUL-2009 18:17:22  
 Background Count Time : 60000.00

Cal. Isotopes	Start Energy	End Energy	Counts in 1000 min	Counts during Cal	% Error	Confidence
GD-148	2988.196	3299.830	1.000000	0.3000000	100.0000	95.00000
NP-237	4437.520	4904.128	2.000000	0.6000000	70.71068	95.00000
CM-244	5532.939	5887.339	7.000000	2.100000	37.79645	95.00000

Instrument : CHAMBER 152  
 Detector : 76222  
 Background Analysis Date/Time : 12-JUL-2009 18:17:26  
 Background Count Time : 60000.00

Cal. Isotopes	Start Energy	End Energy	Counts in 1000 min	Counts during Cal	% Error	Confidence
GD-148	2992.335	3299.767	2.000000	0.6000000	70.71068	95.00000
NP-237	4435.085	4902.709	1.000000	0.3000000	100.0000	95.00000
CM-244	5532.813	5882.589	7.000000	2.100000	37.79645	95.00000

Instrument : CHAMBER 153  
 Detector : 76223  
 Background Analysis Date/Time : 12-JUL-2009 18:17:30  
 Background Count Time : 60000.00

Cal. Isotopes	Start Energy	End Energy	Counts in 1000 min	Counts during Cal	% Error	Confidence
GD-148	2989.763	3301.789	7.000000	2.100000	37.79645	95.00000
NP-237	4432.699	4901.612	7.000000	2.100000	37.79645	95.00000
CM-244	5534.359	5886.038	11.00000	3.300000	30.15113	95.00000

Instrument : CHAMBER 154  
 Detector : 76224  
 Background Analysis Date/Time : 12-JUL-2009 18:17:34  
 Background Count Time : 60000.00

Cal. Isotopes	Start Energy	End Energy	Counts in 1000 min	Counts during Cal	% Error	Confidence
GD-148	2989.543	3301.969	2.000000	0.6000000	70.71068	95.00000
NP-237	4433.171	4901.699	2.000000	0.6000000	70.71068	95.00000
CM-244	5533.478	5884.401	4.000000	1.200000	50.00000	95.00000

Instrument : CHAMBER 155  
 Detector : 75553  
 Background Analysis Date/Time : 12-JUL-2009 18:17:38  
 Background Count Time : 60000.00

Cal. Isotopes	Start Energy	End Energy	Counts in 1000 min	Counts during Cal	% Error	Confidence
GD-148	2990.863	3299.267	2.000000	0.6000000	70.71068	95.00000
NP-237	4435.628	4901.683	4.000000	1.200000	50.00000	95.00000
CM-244	5532.390	5885.923	1.000000	0.3000000	100.0000	95.00000

Instrument : CHAMBER 156  
 Detector : 75554  
 Background Analysis Date/Time : 12-JUL-2009 18:17:42  
 Background Count Time : 60000.00

Cal. Isotopes	Start Energy	End Energy	Counts in 1000 min	Counts during Cal	% Error	Confidence
GD-148	2992.492	3302.387	4.000000	1.200000	50.00000	95.00000
NP-237	4436.746	4903.077	15.00000	4.500000	25.81989	95.00000
CM-244	5533.286	5886.114	9.000000	2.700000	33.33334	95.00000

Instrument : CHAMBER 157  
 Detector : 75555  
 Background Analysis Date/Time : 12-JUL-2009 18:17:46  
 Background Count Time : 60000.00

Cal. Isotopes	Start Energy	End Energy	Counts in 1000 min	Counts during Cal	% Error	Confidence
GD-148	2992.092	3301.029	5.000000	1.500000	44.72136	95.00000
NP-237	4432.881	4903.879	12.000000	3.600000	28.86751	95.00000
CM-244	5533.745	5886.569	13.000000	3.900000	27.73501	95.00000

Instrument : CHAMBER 158  
 Detector : 33451  
 Background Analysis Date/Time : 12-JUL-2009 18:17:50  
 Background Count Time : 60000.00

Cal. Isotopes	Start Energy	End Energy	Counts in 1000 min	Counts during Cal	% Error	Confidence
GD-148	2989.224	3299.662	4.000000	1.200000	50.00000	95.00000
NP-237	4433.214	4902.387	14.000000	4.200000	26.72612	95.00000
CM-244	5532.016	5882.536	8.000000	2.400000	35.35534	95.00000

Instrument : CHAMBER 159  
 Detector : 76225  
 Background Analysis Date/Time : 12-JUL-2009 18:17:54  
 Background Count Time : 60000.00

Cal. Isotopes	Start Energy	End Energy	Counts in 1000 min	Counts during Cal	% Error	Confidence
GD-148	2990.518	3300.013	1.000000	0.3000000	100.0000	95.00000
NP-237	4434.310	4906.501	6.000000	1.800000	40.82483	95.00000
CM-244	5532.775	5886.617	7.000000	2.100000	37.79645	95.00000

Instrument : CHAMBER 160  
 Detector : 76226  
 Background Analysis Date/Time : 12-JUL-2009 18:17:58  
 Background Count Time : 60000.00

Cal. Isotopes	Start Energy	End Energy	Counts in 1000 min	Counts during Cal	% Error	Confidence
GD-148	2988.201	3297.681	1.000000	0.3000000	100.0000	95.00000
NP-237	4437.389	4904.545	8.000000	2.400000	35.35534	95.00000
CM-244	5531.162	5885.243	3.000000	0.9000000	57.73503	95.00000

Instrument : CHAMBER 161  
 Detector : 70321  
 Background Analysis Date/Time : 19-JUL-2009 13:08:31  
 Background Count Time : 60000.00

Cal. Isotopes	Start Energy	End Energy	Counts in 1000 min	Counts during Cal	% Error	Confidence
GD-148	2989.000	3299.306	2.000000	0.6000000	70.71068	95.00000
NP-237	4436.547	4904.892	11.00000	3.300000	30.15113	95.00000
CM-244	5532.420	5884.522	7.000000	2.100000	37.79645	95.00000

Instrument : CHAMBER 162  
 Detector : 70323  
 Background Analysis Date/Time : 19-JUL-2009 13:08:36  
 Background Count Time : 60000.00

Cal. Isotopes	Start Energy	End Energy	Counts in 1000 min	Counts during Cal	% Error	Confidence
GD-148	2991.757	3298.334	2.000000	0.6000000	70.71068	95.00000
NP-237	4432.446	4905.658	4.000000	1.200000	50.00000	95.00000
CM-244	5531.781	5882.612	3.000000	0.9000000	57.73503	95.00000

Instrument : CHAMBER 163  
 Detector : 70324  
 Background Analysis Date/Time : 19-JUL-2009 13:08:40  
 Background Count Time : 60000.00

Cal. Isotopes	Start Energy	End Energy	Counts in 1000 min	Counts during Cal	% Error	Confidence
GD-148	2988.922	3300.358	1.000000	0.3000000	100.0000	95.00000
NP-237	4435.910	4905.359	19.00000	5.700000	22.94157	95.00000
CM-244	5534.127	5886.809	10.00000	3.000000	31.62278	95.00000

Instrument : CHAMBER 164  
 Detector : 70325  
 Background Analysis Date/Time : 19-JUL-2009 13:08:44  
 Background Count Time : 60000.00

Cal. Isotopes	Start Energy	End Energy	Counts in 1000 min	Counts during Cal	% Error	Confidence
GD-148	2991.018	3297.699	2.000000	0.6000000	70.71068	95.00000
NP-237	4434.306	4904.250	9.000000	2.700000	33.33334	95.00000
CM-244	5533.729	5886.834	9.000000	2.700000	33.33334	95.00000

Instrument : CHAMBER 165  
 Detector : 72544  
 Background Analysis Date/Time : 19-JUL-2009 13:08:49  
 Background Count Time : 60000.00

Cal. Isotopes	Start Energy	End Energy	Counts in 1000 min	Counts during Cal	% Error	Confidence
GD-148	2989.844	3302.139	0.000000E+00	0.000000E+00	0.000000E+00	95.00000
NP-237	4434.670	4904.543	11.00000	3.300000	30.15113	95.00000
CM-244	5533.515	5886.135	2.000000	0.6000000	70.71068	95.00000

Instrument : CHAMBER 166  
 Detector : 74545  
 Background Analysis Date/Time : 19-JUL-2009 13:08:54  
 Background Count Time : 60000.00

Cal. Isotopes	Start Energy	End Energy	Counts in 1000 min	Counts during Cal	% Error	Confidence
GD-148	2989.919	3301.734	0.000000E+00	0.000000E+00	0.000000E+00	95.00000
NP-237	4433.352	4903.208	6.000000	1.800000	40.82483	95.00000
CM-244	5532.473	5885.411	10.00000	3.000000	31.62278	95.00000

Instrument : CHAMBER 167  
 Detector : 72546  
 Background Analysis Date/Time : 19-JUL-2009 13:08:58  
 Background Count Time : 60000.00

Cal. Isotopes	Start Energy	End Energy	Counts in 1000 min	Counts during Cal	% Error	Confidence
GD-148	2991.456	3297.909	2.000000	0.6000000	70.71068	95.00000
NP-237	4433.461	4902.876	7.000000	2.100000	37.79645	95.00000
CM-244	5531.568	5884.192	8.000000	2.400000	35.35534	95.00000

Instrument : CHAMBER 168  
 Detector : 72547  
 Background Analysis Date/Time : 19-JUL-2009 13:09:03  
 Background Count Time : 60000.00

Cal. Isotopes	Start Energy	End Energy	Counts in 1000 min	Counts during Cal	% Error	Confidence
GD-148	2990.191	3302.241	0.000000E+00	0.000000E+00	0.000000E+00	95.00000
NP-237	4434.272	4904.107	10.00000	3.000000	31.62278	95.00000
CM-244	5533.178	5885.925	7.000000	2.100000	37.79645	95.00000



Instrument : CHAMBER 169  
 Detector : 72548  
 Background Analysis Date/Time : 19-JUL-2009 13:09:07  
 Background Count Time : 60000.00

Cal. Isotopes	Start Energy	End Energy	Counts in 1000 min	Counts during Cal	% Error	Confidence
GD-148	2991.882	3298.026	1.000000	0.3000000	100.0000	95.00000
NP-237	4432.930	4902.295	20.00000	6.000000	22.36068	95.00000
CM-244	5531.111	5883.897	12.00000	3.600000	28.86751	95.00000

Instrument : CHAMBER 170  
 Detector : 72549  
 Background Analysis Date/Time : 19-JUL-2009 13:09:11  
 Background Count Time : 60000.00

Cal. Isotopes	Start Energy	End Energy	Counts in 1000 min	Counts during Cal	% Error	Confidence
GD-148	2991.026	3302.433	1.000000	0.3000000	100.0000	95.00000
NP-237	4434.863	4906.064	7.000000	2.100000	37.79645	95.00000
CM-244	5532.657	5887.477	8.000000	2.400000	35.35534	95.00000

Instrument : CHAMBER 171  
 Detector : 78260  
 Background Analysis Date/Time : 19-JUL-2009 13:09:16  
 Background Count Time : 60000.00

Cal. Isotopes	Start Energy	End Energy	Counts in 1000 min	Counts during Cal	% Error	Confidence
GD-148	2989.883	3301.923	1.000000	0.3000000	100.0000	95.00000
NP-237	4434.363	4904.564	11.00000	3.300000	30.15113	95.00000
CM-244	5534.294	5887.494	6.000000	1.800000	40.82483	95.00000

Instrument : CHAMBER 172  
 Detector : 78772  
 Background Analysis Date/Time : 19-JUL-2009 13:09:20  
 Background Count Time : 60000.00

Cal. Isotopes	Start Energy	End Energy	Counts in 1000 min	Counts during Cal	% Error	Confidence
GD-148	2990.947	3302.414	1.000000	0.3000000	100.0000	95.00000
NP-237	4433.288	4903.064	6.000000	1.800000	40.82483	95.00000
CM-244	5532.422	5885.508	5.000000	1.500000	44.72136	95.00000

Instrument : CHAMBER 173  
 Detector : 74431  
 Background Analysis Date/Time : 19-JUL-2009 13:09:25  
 Background Count Time : 60000.00

Cal. Isotopes	Start Energy	End Energy	Counts in 1000 min	Counts during Cal	% Error	Confidence
GD-148	2991.296	3300.266	2.000000	0.6000000	70.71068	95.00000
NP-237	4436.390	4906.583	5.000000	1.500000	44.72136	95.00000
CM-244	5534.964	5886.757	17.00000	5.100000	24.25356	95.00000

Instrument : CHAMBER 174  
 Detector : 74432  
 Background Analysis Date/Time : 19-JUL-2009 13:09:29  
 Background Count Time : 60000.00

Cal. Isotopes	Start Energy	End Energy	Counts in 1000 min	Counts during Cal	% Error	Confidence
GD-148	2990.955	3301.951	3.000000	0.9000000	57.73503	95.00000
NP-237	4436.112	4905.743	7.000000	2.100000	37.79645	95.00000
CM-244	5531.741	5886.720	21.00000	6.300000	21.82179	95.00000

Instrument : CHAMBER 175  
 Detector : 74433  
 Background Analysis Date/Time : 19-JUL-2009 13:09:34  
 Background Count Time : 60000.00

Cal. Isotopes	Start Energy	End Energy	Counts in 1000 min	Counts during Cal	% Error	Confidence
GD-148	2987.808	3301.771	2.000000	0.6000000	70.71068	95.00000
NP-237	4437.598	4902.379	3.000000	0.9000000	57.73503	95.00000
CM-244	5530.438	5887.378	15.00000	4.500000	25.81989	95.00000

Instrument : CHAMBER 176  
 Detector : 74434  
 Background Analysis Date/Time : 19-JUL-2009 13:09:39  
 Background Count Time : 60000.00

Cal. Isotopes	Start Energy	End Energy	Counts in 1000 min	Counts during Cal	% Error	Confidence
GD-148	2988.124	3298.749	3.000000	0.9000000	57.73503	95.00000
NP-237	4433.658	4904.539	5.000000	1.500000	44.72136	95.00000
CM-244	5533.031	5884.495	15.00000	4.500000	25.81989	95.00000

Instrument : CHAMBER 177  
 Detector : 74435  
 Background Analysis Date/Time : 19-JUL-2009 13:09:43  
 Background Count Time : 60000.00

Cal. Isotopes	Start Energy	End Energy	Counts in 1000 min	Counts during Cal	% Error	Confidence
GD-148	2991.035	3300.055	2.000000	0.6000000	70.71068	95.00000
NP-237	4436.061	4906.072	4.000000	1.200000	50.00000	95.00000
CM-244	5534.094	5885.629	20.00000	6.000000	22.36068	95.00000

Instrument : CHAMBER 178  
 Detector : 74436  
 Background Analysis Date/Time : 19-JUL-2009 13:09:47  
 Background Count Time : 60000.00

Cal. Isotopes	Start Energy	End Energy	Counts in 1000 min	Counts during Cal	% Error	Confidence
GD-148	2992.331	3301.630	0.0000000E+00	0.0000000E+00	0.0000000E+00	95.00000
NP-237	4433.348	4903.642	11.00000	3.300000	30.15113	95.00000
CM-244	5531.998	5883.700	21.00000	6.300000	21.82179	95.00000

Instrument : CHAMBER 179  
 Detector : 74437  
 Background Analysis Date/Time : 19-JUL-2009 13:09:52  
 Background Count Time : 60000.00

Cal. Isotopes	Start Energy	End Energy	Counts in 1000 min	Counts during Cal	% Error	Confidence
GD-148	2991.102	3300.165	1.000000	0.3000000	100.0000	95.00000
NP-237	4436.443	4906.617	6.000000	1.800000	40.82483	95.00000
CM-244	5534.901	5886.605	25.00000	7.500000	20.00000	95.00000

Instrument : CHAMBER 180  
 Detector : 74438  
 Background Analysis Date/Time : 19-JUL-2009 13:09:56  
 Background Count Time : 60000.00

Cal. Isotopes	Start Energy	End Energy	Counts in 1000 min	Counts during Cal	% Error	Confidence
GD-148	2988.611	3299.257	2.000000	0.6000000	70.71068	95.00000
NP-237	4433.245	4903.299	9.000000	2.700000	33.33334	95.00000
CM-244	5535.594	5886.061	21.00000	6.300000	21.82179	95.00000

Instrument : CHAMBER 181  
 Detector : 74439  
 Background Analysis Date/Time : 19-JUL-2009 13:10:01  
 Background Count Time : 60000.00

Cal. Isotopes	Start Energy	End Energy	Counts in 1000 min	Counts during Cal	% Error	Confidence
GD-148	2988.239	3301.914	2.000000	0.6000000	70.71068	95.00000
NP-237	4437.080	4901.757	3.000000	0.9000000	57.73503	95.00000
CM-244	5535.131	5886.836	26.00000	7.800000	19.61161	95.00000

Instrument : CHAMBER 182  
 Detector : 74440  
 Background Analysis Date/Time : 19-JUL-2009 13:10:05  
 Background Count Time : 60000.00

Cal. Isotopes	Start Energy	End Energy	Counts in 1000 min	Counts during Cal	% Error	Confidence
GD-148	2991.998	3301.429	2.000000	0.6000000	70.71068	95.00000
NP-237	4432.415	4901.861	6.000000	1.800000	40.82483	95.00000
CM-244	5533.907	5884.511	30.00000	9.000000	18.25742	95.00000

Instrument : CHAMBER 183  
 Detector : 74441  
 Background Analysis Date/Time : 19-JUL-2009 13:10:09  
 Background Count Time : 60000.00

Cal. Isotopes	Start Energy	End Energy	Counts in 1000 min	Counts during Cal	% Error	Confidence
GD-148	2989.448	3298.556	0.0000000E+00	0.0000000E+00	0.0000000E+00	95.00000
NP-237	4434.882	4905.025	5.000000	1.500000	44.72136	95.00000
CM-244	5533.221	5884.854	26.00000	7.800000	19.61161	95.00000

Instrument : CHAMBER 184  
 Detector : 74442  
 Background Analysis Date/Time : 19-JUL-2009 13:10:15  
 Background Count Time : 60000.00

Cal. Isotopes	Start Energy	End Energy	Counts in 1000 min	Counts during Cal	% Error	Confidence
GD-148	2989.235	3300.018	3.000000	0.9000000	57.73503	95.00000
NP-237	4434.314	4904.409	4.000000	1.200000	50.00000	95.00000
CM-244	5531.386	5887.098	30.00000	9.000000	18.25742	95.00000

Instrument : CHAMBER 185  
 Detector : 68615  
 Background Analysis Date/Time : 19-JUL-2009 13:10:19  
 Background Count Time : 60000.00

Cal. Isotopes	Start Energy	End Energy	Counts in 1000 min	Counts during Cal	% Error	Confidence
GD-148	2991.225	3297.857	1.000000	0.3000000	100.0000	95.00000
NP-237	4436.385	4903.692	1.000000	0.3000000	100.0000	95.00000
CM-244	5533.756	5883.696	28.00000	8.400001	18.89822	95.00000

Instrument : CHAMBER 186  
 Detector : 68616  
 Background Analysis Date/Time : 19-JUL-2009 13:10:23  
 Background Count Time : 60000.00

Cal. Isotopes	Start Energy	End Energy	Counts in 1000 min	Counts during Cal	% Error	Confidence
GD-148	2991.440	3298.282	2.000000	0.6000000	70.71068	95.00000
NP-237	4433.254	4901.541	1.000000	0.3000000	100.0000	95.00000
CM-244	5533.251	5884.261	30.00000	9.000000	18.25742	95.00000

Instrument : CHAMBER 187  
 Detector : 68620  
 Background Analysis Date/Time : 19-JUL-2009 13:10:27  
 Background Count Time : 60000.00

Cal. Isotopes	Start Energy	End Energy	Counts in 1000 min	Counts during Cal	% Error	Confidence
GD-148	2989.912	3299.166	3.000000	0.9000000	57.73503	95.00000
NP-237	4432.442	4904.149	11.00000	3.300000	30.15113	95.00000
CM-244	5535.067	5883.156	22.00000	6.600000	21.32007	95.00000

Instrument : CHAMBER 188  
 Detector : 68621  
 Background Analysis Date/Time : 19-JUL-2009 13:10:31  
 Background Count Time : 60000.00

Cal. Isotopes	Start Energy	End Energy	Counts in 1000 min	Counts during Cal	% Error	Confidence
GD-148	2988.283	3302.165	2.000000	0.6000000	70.71068	95.00000
NP-237	4433.129	4903.527	2.000000	0.6000000	70.71068	95.00000
CM-244	5532.390	5884.553	29.00000	8.700001	18.56953	95.00000

Instrument : CHAMBER 189  
 Detector : 68622  
 Background Analysis Date/Time : 19-JUL-2009 13:10:35  
 Background Count Time : 60000.00

Cal. Isotopes	Start Energy	End Energy	Counts in 1000 min	Counts during Cal	% Error	Confidence
GD-148	2987.652	3299.552	2.000000	0.6000000	70.71068	95.00000
NP-237	4434.579	4902.841	6.000000	1.800000	40.82483	95.00000
CM-244	5534.475	5885.420	43.00000	12.90000	15.24986	95.00000

Instrument : CHAMBER 190  
 Detector : 68623  
 Background Analysis Date/Time : 19-JUL-2009 13:10:39  
 Background Count Time : 60000.00

Cal. Isotopes	Start Energy	End Energy	Counts in 1000 min	Counts during Cal	% Error	Confidence
GD-148	2989.900	3302.388	5.000000	1.500000	44.72136	95.00000
NP-237	4434.198	4903.145	22.00000	6.600000	21.32007	95.00000
CM-244	5535.637	5887.028	30.00000	9.000000	18.25742	95.00000

Instrument : CHAMBER 191  
 Detector : 68624  
 Background Analysis Date/Time : 19-JUL-2009 13:10:43  
 Background Count Time : 60000.00

Cal. Isotopes	Start Energy	End Energy	Counts in 1000 min	Counts during Cal	% Error	Confidence
GD-148	2988.514	3302.389	0.0000000E+00	0.0000000E+00	0.0000000E+00	95.00000
NP-237	4435.396	4902.283	1.000000	0.3000000	100.0000	95.00000
CM-244	5534.230	5883.124	16.00000	4.800000	25.00000	95.00000

Instrument : CHAMBER 192  
 Detector : 74430  
 Background Analysis Date/Time : 19-JUL-2009 13:10:47  
 Background Count Time : 60000.00

Cal. Isotopes	Start Energy	End Energy	Counts in 1000 min	Counts during Cal	% Error	Confidence
GD-148	2989.042	3298.270	2.000000	0.6000000	70.71068	95.00000
NP-237	4436.778	4903.324	5.000000	1.500000	44.72136	95.00000
CM-244	5534.357	5882.529	21.00000	6.300000	21.82179	95.00000

Instrument : CHAMBER 193  
 Detector : 68627  
 Background Analysis Date/Time : 19-JUL-2009 13:10:51  
 Background Count Time : 60000.00

Cal. Isotopes	Start Energy	End Energy	Counts in 1000 min	Counts during Cal	% Error	Confidence
GD-148	2988.069	3299.225	2.000000	0.6000000	70.71068	95.00000
NP-237	4433.121	4901.609	5.000000	1.500000	44.72136	95.00000
CM-244	5534.158	5885.907	25.00000	7.500000	20.00000	95.00000

Instrument : CHAMBER 194  
 Detector : 68635  
 Background Analysis Date/Time : 19-JUL-2009 13:10:55  
 Background Count Time : 60000.00

Cal. Isotopes	Start Energy	End Energy	Counts in 1000 min	Counts during Cal	% Error	Confidence
GD-148	2988.572	3300.603	0.0000000E+00	0.0000000E+00	0.0000000E+00	95.00000
NP-237	4436.435	4905.175	1.000000	0.3000000	100.0000	95.00000
CM-244	5532.274	5883.671	22.00000	6.600000	21.32007	95.00000

Instrument : CHAMBER 195  
 Detector : 68636  
 Background Analysis Date/Time : 19-JUL-2009 13:10:59  
 Background Count Time : 60000.00

Cal. Isotopes	Start Energy	End Energy	Counts in 1000 min	Counts during Cal	% Error	Confidence
GD-148	2988.629	3301.408	5.000000	1.500000	44.72136	95.00000
NP-237	4433.877	4902.925	52.00000	15.60000	13.86751	95.00000
CM-244	5535.397	5886.705	43.00000	12.90000	15.24986	95.00000

Instrument : CHAMBER 196  
 Detector : 68637  
 Background Analysis Date/Time : 19-JUL-2009 13:11:03  
 Background Count Time : 60000.00

Cal. Isotopes	Start Energy	End Energy	Counts in 1000 min	Counts during Cal	% Error	Confidence
GD-148	2990.343	3302.501	2.000000	0.6000000	70.71068	95.00000
NP-237	4433.338	4901.979	2.000000	0.6000000	70.71068	95.00000
CM-244	5534.144	5885.395	20.00000	6.000000	22.36068	95.00000

Instrument : CHAMBER 197  
 Detector : 78894  
 Background Analysis Date/Time : 19-JUL-2009 13:11:08  
 Background Count Time : 60000.00

Cal. Isotopes	Start Energy	End Energy	Counts in 1000 min	Counts during Cal	% Error	Confidence
GD-148	2989.389	3297.669	1.000000	0.3000000	100.0000	95.00000
NP-237	4433.236	4904.076	1.000000	0.3000000	100.0000	95.00000
CM-244	5534.086	5887.165	19.00000	5.700000	22.94157	95.00000

Instrument : CHAMBER 198  
 Detector : 78895  
 Background Analysis Date/Time : 19-JUL-2009 13:11:12  
 Background Count Time : 60000.00

Cal. Isotopes	Start Energy	End Energy	Counts in 1000 min	Counts during Cal	% Error	Confidence
GD-148	2989.288	3302.314	0.0000000E+00	0.0000000E+00	0.0000000E+00	95.00000
NP-237	4436.287	4906.224	1.000000	0.3000000	100.0000	95.00000
CM-244	5534.818	5887.000	15.00000	4.500000	25.81989	95.00000

Instrument : CHAMBER 199  
 Detector : 78896  
 Background Analysis Date/Time : 19-JUL-2009 13:11:16  
 Background Count Time : 60000.00

Cal. Isotopes	Start Energy	End Energy	Counts in 1000 min	Counts during Cal	% Error	Confidence
GD-148	2990.202	3299.048	2.000000	0.6000000	70.71068	95.00000
NP-237	4435.598	4906.357	2.000000	0.6000000	70.71068	95.00000
CM-244	5530.513	5883.049	21.00000	6.300000	21.82179	95.00000

Instrument : CHAMBER 200  
 Detector : 78900  
 Background Analysis Date/Time : 19-JUL-2009 13:11:20  
 Background Count Time : 60000.00

Cal. Isotopes	Start Energy	End Energy	Counts in 1000 min	Counts during Cal	% Error	Confidence
GD-148	2989.598	3302.306	3.000000	0.9000000	57.73503	95.00000
NP-237	4436.820	4902.466	15.00000	4.500000	25.81989	95.00000
CM-244	5532.933	5886.480	31.00000	9.300000	17.96053	95.00000



Instrument : CHAMBER 201  
 Detector : 78902  
 Background Analysis Date/Time : 19-JUL-2009 13:11:24  
 Background Count Time : 60000.00

Cal. Isotopes	Start Energy	End Energy	Counts in 1000 min	Counts during Cal	% Error	Confidence
GD-148	2989.239	3302.324	1.000000	0.3000000	100.0000	95.00000
NP-237	4432.525	4903.539	4.000000	1.200000	50.00000	95.00000
CM-244	5534.042	5887.523	22.00000	6.600000	21.32007	95.00000

Instrument : CHAMBER 202  
 Detector : 78903  
 Background Analysis Date/Time : 19-JUL-2009 13:11:29  
 Background Count Time : 60000.00

Cal. Isotopes	Start Energy	End Energy	Counts in 1000 min	Counts during Cal	% Error	Confidence
GD-148	2988.965	3301.750	2.000000	0.6000000	70.71068	95.00000
NP-237	4435.262	4905.190	0.000000E+00	0.0000000E+00	0.0000000E+00	95.00000
CM-244	5533.929	5886.269	31.00000	9.300000	17.96053	95.00000

Instrument : CHAMBER 203  
 Detector : 78905  
 Background Analysis Date/Time : 19-JUL-2009 13:11:32  
 Background Count Time : 60000.00

Cal. Isotopes	Start Energy	End Energy	Counts in 1000 min	Counts during Cal	% Error	Confidence
GD-148	2990.960	3299.739	5.000000	1.500000	44.72136	95.00000
NP-237	4435.540	4905.766	9.000000	2.700000	33.33334	95.00000
CM-244	5534.337	5886.308	25.00000	7.500000	20.00000	95.00000

Instrument : CHAMBER 204  
 Detector : 78907  
 Background Analysis Date/Time : 19-JUL-2009 13:11:37  
 Background Count Time : 60000.00

Cal. Isotopes	Start Energy	End Energy	Counts in 1000 min	Counts during Cal	% Error	Confidence
GD-148	2989.953	3297.878	13.00000	3.900000	27.73501	95.00000
NP-237	4437.339	4902.439	14.00000	4.200000	26.72612	95.00000
CM-244	5531.727	5884.400	31.00000	9.300000	17.96053	95.00000

Instrument : CHAMBER 205  
 Detector : 78908  
 Background Analysis Date/Time : 19-JUL-2009 13:11:41  
 Background Count Time : 60000.00

Cal. Isotopes	Start Energy	End Energy	Counts in 1000 min	Counts during Cal	% Error	Confidence
GD-148	2991.664	3299.649	1.000000	0.3000000	100.0000	95.00000
NP-237	4434.348	4904.923	3.000000	0.9000000	57.73503	95.00000
CM-244	5534.662	5887.628	18.00000	5.400000	23.57022	95.00000

Instrument : CHAMBER 206  
 Detector : 78909  
 Background Analysis Date/Time : 19-JUL-2009 13:11:45  
 Background Count Time : 60000.00

Cal. Isotopes	Start Energy	End Energy	Counts in 1000 min	Counts during Cal	% Error	Confidence
GD-148	2991.007	3298.921	2.000000	0.6000000	70.71068	95.00000
NP-237	4432.777	4902.746	2.000000	0.6000000	70.71068	95.00000
CM-244	5531.452	5883.730	22.00000	6.600000	21.32007	95.00000

Instrument : CHAMBER 207  
 Detector : 78910  
 Background Analysis Date/Time : 19-JUL-2009 13:11:49  
 Background Count Time : 60000.00

Cal. Isotopes	Start Energy	End Energy	Counts in 1000 min	Counts during Cal	% Error	Confidence
GD-148	2988.143	3301.594	1.000000	0.3000000	100.0000	95.00000
NP-237	4437.296	4902.779	2.000000	0.6000000	70.71068	95.00000
CM-244	5532.449	5885.271	25.00000	7.500000	20.00000	95.00000

Instrument : CHAMBER 208  
 Detector : 78911  
 Background Analysis Date/Time : 19-JUL-2009 13:11:53  
 Background Count Time : 60000.00

Cal. Isotopes	Start Energy	End Energy	Counts in 1000 min	Counts during Cal	% Error	Confidence
GD-148	2989.612	3298.165	3.000000	0.9000000	57.73503	95.00000
NP-237	4434.097	4904.804	2.000000	0.6000000	70.71068	95.00000
CM-244	5534.389	5887.108	8.000000	2.400000	35.35534	95.00000

Instrument : CHAMBER 209  
 Detector : 79188  
 Background Analysis Date/Time : 28-JUN-2009 17:00:00  
 Background Count Time : 60000.00

Cal. Isotopes	Start Energy	End Energy	Counts in 1000 min	Counts during Cal	% Error	Confidence
GD-148	2989.181	3301.049	0.0000000E+00	0.0000000E+00	0.0000000E+00	95.00000
NP-237	4433.021	4903.097	0.0000000E+00	0.0000000E+00	0.0000000E+00	95.00000
CM-244	5532.718	5885.886	0.0000000E+00	0.0000000E+00	0.0000000E+00	95.00000

Instrument : CHAMBER 210  
 Detector : 79189  
 Background Analysis Date/Time : 28-JUN-2009 17:00:05  
 Background Count Time : 60000.00

Cal. Isotopes	Start Energy	End Energy	Counts in 1000 min	Counts during Cal	% Error	Confidence
GD-148	2990.859	3297.943	1.000000	0.3000000	100.0000	95.00000
NP-237	4435.076	4904.812	0.0000000E+00	0.0000000E+00	0.0000000E+00	95.00000
CM-244	5533.646	5886.210	0.0000000E+00	0.0000000E+00	0.0000000E+00	95.00000

Instrument : CHAMBER 211  
 Detector : 79190  
 Background Analysis Date/Time : 28-JUN-2009 17:00:09  
 Background Count Time : 60000.00

Cal. Isotopes	Start Energy	End Energy	Counts in 1000 min	Counts during Cal	% Error	Confidence
GD-148	2988.624	3301.653	0.0000000E+00	0.0000000E+00	0.0000000E+00	95.00000
NP-237	4436.794	4902.468	1.000000	0.3000000	100.0000	95.00000
CM-244	5532.766	5886.120	0.0000000E+00	0.0000000E+00	0.0000000E+00	95.00000

Instrument : CHAMBER 212  
 Detector : 79191  
 Background Analysis Date/Time : 28-JUN-2009 17:00:13  
 Background Count Time : 60000.00

Cal. Isotopes	Start Energy	End Energy	Counts in 1000 min	Counts during Cal	% Error	Confidence
GD-148	2989.287	3301.382	0.0000000E+00	0.0000000E+00	0.0000000E+00	95.00000
NP-237	4434.079	4904.410	2.000000	0.6000000	70.71068	95.00000
CM-244	5534.335	5887.654	0.0000000E+00	0.0000000E+00	0.0000000E+00	95.00000

Instrument : CHAMBER 213  
 Detector : 79192  
 Background Analysis Date/Time : 28-JUN-2009 17:00:17  
 Background Count Time : 60000.00

Cal. Isotopes	Start Energy	End Energy	Counts in 1000 min	Counts during Cal	% Error	Confidence
GD-148	2990.968	3298.520	0.000000E+00	0.000000E+00	0.000000E+00	95.00000
NP-237	4437.380	4902.572	2.000000	0.6000000	70.71068	95.00000
CM-244	5532.282	5885.336	0.000000E+00	0.000000E+00	0.000000E+00	95.00000

Instrument : CHAMBER 214  
 Detector : 79193  
 Background Analysis Date/Time : 28-JUN-2009 17:00:21  
 Background Count Time : 60000.00

Cal. Isotopes	Start Energy	End Energy	Counts in 1000 min	Counts during Cal	% Error	Confidence
GD-148	2990.403	3298.091	1.000000	0.3000000	100.0000	95.00000
NP-237	4437.439	4902.827	0.000000E+00	0.000000E+00	0.000000E+00	95.00000
CM-244	5532.795	5885.993	0.000000E+00	0.000000E+00	0.000000E+00	95.00000

Instrument : CHAMBER 215  
 Detector : 79194  
 Background Analysis Date/Time : 28-JUN-2009 17:00:25  
 Background Count Time : 60000.00

Cal. Isotopes	Start Energy	End Energy	Counts in 1000 min	Counts during Cal	% Error	Confidence
GD-148	2990.062	3302.465	0.000000E+00	0.000000E+00	0.000000E+00	95.00000
NP-237	4436.774	4902.728	1.000000	0.3000000	100.0000	95.00000
CM-244	5533.954	5882.708	1.000000	0.3000000	100.0000	95.00000

Instrument : CHAMBER 216  
 Detector : 79195  
 Background Analysis Date/Time : 28-JUN-2009 17:00:29  
 Background Count Time : 60000.00

Cal. Isotopes	Start Energy	End Energy	Counts in 1000 min	Counts during Cal	% Error	Confidence
GD-148	2992.227	3300.068	2.000000	0.6000000	70.71068	95.00000
NP-237	4434.095	4904.331	0.000000E+00	0.000000E+00	0.000000E+00	95.00000
CM-244	5533.563	5886.220	0.000000E+00	0.000000E+00	0.000000E+00	95.00000

Instrument : CHAMBER 217  
 Detector : 79410  
 Background Analysis Date/Time : 28-JUN-2009 17:00:33  
 Background Count Time : 60000.00

Cal. Isotopes	Start Energy	End Energy	Counts in 1000 min	Counts during Cal	% Error	Confidence
GD-148	2992.213	3299.566	1.000000	0.3000000	100.0000	95.00000
NP-237	4433.215	4903.920	1.000000	0.3000000	100.0000	95.00000
CM-244	5534.328	5882.531	1.000000	0.3000000	100.0000	95.00000

Instrument : CHAMBER 218  
 Detector : 79411  
 Background Analysis Date/Time : 28-JUN-2009 17:00:38  
 Background Count Time : 60000.00

Cal. Isotopes	Start Energy	End Energy	Counts in 1000 min	Counts during Cal	% Error	Confidence
GD-148	2990.601	3298.221	1.000000	0.3000000	100.0000	95.00000
NP-237	4432.747	4903.769	0.0000000E+00	0.0000000E+00	0.0000000E+00	95.00000
CM-244	5534.561	5882.956	0.0000000E+00	0.0000000E+00	0.0000000E+00	95.00000

Instrument : CHAMBER 219  
 Detector : 79412  
 Background Analysis Date/Time : 28-JUN-2009 17:00:42  
 Background Count Time : 60000.00

Cal. Isotopes	Start Energy	End Energy	Counts in 1000 min	Counts during Cal	% Error	Confidence
GD-148	2989.180	3302.094	4.000000	1.200000	50.00000	95.00000
NP-237	4436.774	4902.239	0.0000000E+00	0.0000000E+00	0.0000000E+00	95.00000
CM-244	5532.237	5885.415	1.000000	0.3000000	100.0000	95.00000

Instrument : CHAMBER 220  
 Detector : 79413  
 Background Analysis Date/Time : 28-JUN-2009 17:00:46  
 Background Count Time : 60000.00

Cal. Isotopes	Start Energy	End Energy	Counts in 1000 min	Counts during Cal	% Error	Confidence
GD-148	2990.438	3302.525	1.000000	0.3000000	100.0000	95.00000
NP-237	4435.000	4905.156	0.0000000E+00	0.0000000E+00	0.0000000E+00	95.00000
CM-244	5534.774	5882.515	0.0000000E+00	0.0000000E+00	0.0000000E+00	95.00000

Instrument : CHAMBER 221  
 Detector : 79414  
 Background Analysis Date/Time : 28-JUN-2009 17:00:50  
 Background Count Time : 60000.00

Cal. Isotopes	Start Energy	End Energy	Counts in 1000 min	Counts during Cal	% Error	Confidence
GD-148	2991.987	3300.655	1.000000	0.3000000	100.0000	95.00000
NP-237	4433.096	4905.038	1.000000	0.3000000	100.0000	95.00000
CM-244	5531.434	5885.564	0.0000000E+00	0.0000000E+00	0.0000000E+00	95.00000

Instrument : CHAMBER 222  
 Detector : 79415  
 Background Analysis Date/Time : 28-JUN-2009 17:00:54  
 Background Count Time : 60000.00

Cal. Isotopes	Start Energy	End Energy	Counts in 1000 min	Counts during Cal	% Error	Confidence
GD-148	2991.968	3297.845	1.000000	0.3000000	100.0000	95.00000
NP-237	4434.336	4906.032	2.000000	0.6000000	70.71068	95.00000
CM-244	5530.429	5882.613	1.000000	0.3000000	100.0000	95.00000

Instrument : CHAMBER 223  
 Detector : 79416  
 Background Analysis Date/Time : 28-JUN-2009 17:00:59  
 Background Count Time : 60000.00

Cal. Isotopes	Start Energy	End Energy	Counts in 1000 min	Counts during Cal	% Error	Confidence
GD-148	2989.801	3297.756	2.000000	0.6000000	70.71068	95.00000
NP-237	4434.980	4902.483	1.000000	0.3000000	100.0000	95.00000
CM-244	5530.752	5886.350	0.0000000E+00	0.0000000E+00	0.0000000E+00	95.00000

Instrument : CHAMBER 224  
 Detector : 79417  
 Background Analysis Date/Time : 28-JUN-2009 17:01:03  
 Background Count Time : 60000.00

Cal. Isotopes	Start Energy	End Energy	Counts in 1000 min	Counts during Cal	% Error	Confidence
GD-148	2987.708	3297.620	2.000000	0.6000000	70.71068	95.00000
NP-237	4432.391	4904.314	0.0000000E+00	0.0000000E+00	0.0000000E+00	95.00000
CM-244	5535.163	5883.043	0.0000000E+00	0.0000000E+00	0.0000000E+00	95.00000

Instrument : CHAMBER 225  
 Detector : 79418  
 Background Analysis Date/Time : 28-JUN-2009 17:01:07  
 Background Count Time : 60000.00

Cal. Isotopes	Start Energy	End Energy	Counts in 1000 min	Counts during Cal	% Error	Confidence
GD-148	2990.136	3297.838	0.000000E+00	0.000000E+00	0.000000E+00	95.00000
NP-237	4432.708	4903.892	2.000000	0.6000000	70.71068	95.00000
CM-244	5534.915	5883.445	0.000000E+00	0.000000E+00	0.000000E+00	95.00000

Instrument : CHAMBER 226  
 Detector : 79419  
 Background Analysis Date/Time : 28-JUN-2009 17:01:11  
 Background Count Time : 60000.00

Cal. Isotopes	Start Energy	End Energy	Counts in 1000 min	Counts during Cal	% Error	Confidence
GD-148	2990.396	3299.355	0.000000E+00	0.000000E+00	0.000000E+00	95.00000
NP-237	4437.021	4903.289	1.000000	0.3000000	100.0000	95.00000
CM-244	5534.002	5887.398	0.000000E+00	0.000000E+00	0.000000E+00	95.00000

Instrument : CHAMBER 227  
 Detector : 79420  
 Background Analysis Date/Time : 28-JUN-2009 17:01:15  
 Background Count Time : 60000.00

Cal. Isotopes	Start Energy	End Energy	Counts in 1000 min	Counts during Cal	% Error	Confidence
GD-148	2988.851	3301.430	0.000000E+00	0.000000E+00	0.000000E+00	95.00000
NP-237	4435.798	4901.523	0.000000E+00	0.000000E+00	0.000000E+00	95.00000
CM-244	5532.218	5885.954	0.000000E+00	0.000000E+00	0.000000E+00	95.00000

Instrument : CHAMBER 228  
 Detector : 79421  
 Background Analysis Date/Time : 28-JUN-2009 17:01:19  
 Background Count Time : 60000.00

Cal. Isotopes	Start Energy	End Energy	Counts in 1000 min	Counts during Cal	% Error	Confidence
GD-148	2989.413	3298.479	2.000000	0.6000000	70.71068	95.00000
NP-237	4435.708	4901.434	2.000000	0.6000000	70.71068	95.00000
CM-244	5531.094	5883.745	0.000000E+00	0.000000E+00	0.000000E+00	95.00000

Instrument : CHAMBER 229  
 Detector : 79422  
 Background Analysis Date/Time : 28-JUN-2009 17:01:24  
 Background Count Time : 60000.00

Cal. Isotopes	Start Energy	End Energy	Counts in 1000 min	Counts during Cal	% Error	Confidence
GD-148	2992.428	3300.536	0.000000E+00	0.000000E+00	0.000000E+00	95.00000
NP-237	4436.659	4902.986	1.000000	0.3000000	100.0000	95.00000
CM-244	5534.392	5883.088	0.000000E+00	0.000000E+00	0.000000E+00	95.00000

Instrument : CHAMBER 230  
 Detector : 79423  
 Background Analysis Date/Time : 28-JUN-2009 17:01:28  
 Background Count Time : 60000.00

Cal. Isotopes	Start Energy	End Energy	Counts in 1000 min	Counts during Cal	% Error	Confidence
GD-148	2990.435	3299.126	1.000000	0.3000000	100.0000	95.00000
NP-237	4436.006	4902.037	0.000000E+00	0.000000E+00	0.000000E+00	95.00000
CM-244	5532.506	5885.804	1.000000	0.3000000	100.0000	95.00000

Instrument : CHAMBER 231  
 Detector : 79424  
 Background Analysis Date/Time : 28-JUN-2009 17:01:32  
 Background Count Time : 60000.00

Cal. Isotopes	Start Energy	End Energy	Counts in 1000 min	Counts during Cal	% Error	Confidence
GD-148	2991.739	3299.860	2.000000	0.6000000	70.71068	95.00000
NP-237	4434.942	4905.625	0.000000E+00	0.000000E+00	0.000000E+00	95.00000
CM-244	5535.464	5883.098	3.000000	0.9000000	57.73503	95.00000

Instrument : CHAMBER 232  
 Detector : 79425  
 Background Analysis Date/Time : 28-JUN-2009 17:01:36  
 Background Count Time : 60000.00

Cal. Isotopes	Start Energy	End Energy	Counts in 1000 min	Counts during Cal	% Error	Confidence
GD-148	2989.849	3300.399	0.000000E+00	0.000000E+00	0.000000E+00	95.00000
NP-237	4435.500	4901.412	1.000000	0.3000000	100.0000	95.00000
CM-244	5530.414	5887.598	0.000000E+00	0.000000E+00	0.000000E+00	95.00000



Instrument : CHAMBER 233  
 Detector : 79426  
 Background Analysis Date/Time : 28-JUN-2009 17:01:40  
 Background Count Time : 60000.00

Cal. Isotopes	Start Energy	End Energy	Counts in 1000 min	Counts during Cal	% Error	Confidence
GD-148	2988.552	3300.019	3.000000	0.9000000	57.73503	95.00000
NP-237	4437.049	4902.445	0.0000000E+00	0.0000000E+00	0.0000000E+00	95.00000
CM-244	5533.265	5887.350	1.000000	0.3000000	100.0000	95.00000

Instrument : CHAMBER 234  
 Detector : 79427  
 Background Analysis Date/Time : 28-JUN-2009 17:01:43  
 Background Count Time : 60000.00

Cal. Isotopes	Start Energy	End Energy	Counts in 1000 min	Counts during Cal	% Error	Confidence
GD-148	2992.038	3298.233	1.000000	0.3000000	100.0000	95.00000
NP-237	4434.030	4904.076	1.000000	0.3000000	100.0000	95.00000
CM-244	5534.071	5887.649	1.000000	0.3000000	100.0000	95.00000

Instrument : CHAMBER 235  
 Detector : 79428  
 Background Analysis Date/Time : 28-JUN-2009 17:01:48  
 Background Count Time : 60000.00

Cal. Isotopes	Start Energy	End Energy	Counts in 1000 min	Counts during Cal	% Error	Confidence
GD-148	2989.263	3301.595	0.0000000E+00	0.0000000E+00	0.0000000E+00	95.00000
NP-237	4435.665	4901.527	1.000000	0.3000000	100.0000	95.00000
CM-244	5532.636	5886.715	0.0000000E+00	0.0000000E+00	0.0000000E+00	95.00000

Instrument : CHAMBER 236  
 Detector : 79429  
 Background Analysis Date/Time : 28-JUN-2009 17:01:52  
 Background Count Time : 60000.00

Cal. Isotopes	Start Energy	End Energy	Counts in 1000 min	Counts during Cal	% Error	Confidence
GD-148	2987.896	3299.376	3.000000	0.9000000	57.73503	95.00000
NP-237	4436.423	4901.814	3.000000	0.9000000	57.73503	95.00000
CM-244	5532.618	5886.688	0.0000000E+00	0.0000000E+00	0.0000000E+00	95.00000

Instrument : CHAMBER 237  
 Detector : 79430  
 Background Analysis Date/Time : 28-JUN-2009 17:01:56  
 Background Count Time : 60000.00

Cal. Isotopes	Start Energy	End Energy	Counts in 1000 min	Counts during Cal	% Error	Confidence
GD-148	2991.344	3298.717	1.000000	0.3000000	100.0000	95.00000
NP-237	4433.245	4904.669	0.0000000E+00	0.0000000E+00	0.0000000E+00	95.00000
CM-244	5531.003	5885.403	1.000000	0.3000000	100.0000	95.00000

Instrument : CHAMBER 238  
 Detector : 79431  
 Background Analysis Date/Time : 28-JUN-2009 17:02:00  
 Background Count Time : 60000.00

Cal. Isotopes	Start Energy	End Energy	Counts in 1000 min	Counts during Cal	% Error	Confidence
GD-148	2988.961	3300.370	1.000000	0.3000000	100.0000	95.00000
NP-237	4436.951	4902.062	0.0000000E+00	0.0000000E+00	0.0000000E+00	95.00000
CM-244	5532.406	5886.179	0.0000000E+00	0.0000000E+00	0.0000000E+00	95.00000

Instrument : CHAMBER 239  
 Detector : 79432  
 Background Analysis Date/Time : 28-JUN-2009 17:02:04  
 Background Count Time : 60000.00

Cal. Isotopes	Start Energy	End Energy	Counts in 1000 min	Counts during Cal	% Error	Confidence
GD-148	2990.544	3302.370	0.0000000E+00	0.0000000E+00	0.0000000E+00	95.00000
NP-237	4436.212	4902.679	6.000000	1.800000	40.82483	95.00000
CM-244	5535.220	5884.998	1.000000	0.3000000	100.0000	95.00000

Instrument : CHAMBER 240  
 Detector : 79433  
 Background Analysis Date/Time : 28-JUN-2009 17:02:08  
 Background Count Time : 60000.00

Cal. Isotopes	Start Energy	End Energy	Counts in 1000 min	Counts during Cal	% Error	Confidence
GD-148	2990.696	3301.853	3.000000	0.9000000	57.73503	95.00000
NP-237	4433.664	4904.733	3.000000	0.9000000	57.73503	95.00000
CM-244	5531.260	5886.094	2.000000	0.6000000	70.71068	95.00000

Instrument : CHAMBER 241  
 Detector : 79434  
 Background Analysis Date/Time : 28-JUN-2009 17:02:12  
 Background Count Time : 60000.00

Cal. Isotopes	Start Energy	End Energy	Counts in 1000 min	Counts during Cal	% Error	Confidence
GD-148	2990.242	3301.966	1.000000	0.3000000	100.0000	95.00000
NP-237	4434.457	4905.204	0.0000000E+00	0.0000000E+00	0.0000000E+00	95.00000
CM-244	5530.782	5884.826	0.0000000E+00	0.0000000E+00	0.0000000E+00	95.00000

Instrument : CHAMBER 242  
 Detector : 79435  
 Background Analysis Date/Time : 28-JUN-2009 17:02:17  
 Background Count Time : 60000.00

Cal. Isotopes	Start Energy	End Energy	Counts in 1000 min	Counts during Cal	% Error	Confidence
GD-148	2990.030	3301.446	0.0000000E+00	0.0000000E+00	0.0000000E+00	95.00000
NP-237	4433.469	4904.310	0.0000000E+00	0.0000000E+00	0.0000000E+00	95.00000
CM-244	5535.605	5884.633	0.0000000E+00	0.0000000E+00	0.0000000E+00	95.00000

Instrument : CHAMBER 243  
 Detector : 79436  
 Background Analysis Date/Time : 28-JUN-2009 17:02:21  
 Background Count Time : 60000.00

Cal. Isotopes	Start Energy	End Energy	Counts in 1000 min	Counts during Cal	% Error	Confidence
GD-148	2990.365	3297.486	2.000000	0.6000000	70.71068	95.00000
NP-237	4436.388	4902.306	1.000000	0.3000000	100.0000	95.00000
CM-244	5533.622	5882.491	0.0000000E+00	0.0000000E+00	0.0000000E+00	95.00000

Instrument : CHAMBER 244  
 Detector : 79437  
 Background Analysis Date/Time : 28-JUN-2009 17:02:26  
 Background Count Time : 60000.00

Cal. Isotopes	Start Energy	End Energy	Counts in 1000 min	Counts during Cal	% Error	Confidence
GD-148	2989.131	3300.564	0.0000000E+00	0.0000000E+00	0.0000000E+00	95.00000
NP-237	4432.574	4903.374	3.000000	0.9000000	57.73503	95.00000
CM-244	5534.584	5883.551	0.0000000E+00	0.0000000E+00	0.0000000E+00	95.00000

Instrument : CHAMBER 245  
 Detector : 79438  
 Background Analysis Date/Time : 28-JUN-2009 17:02:30  
 Background Count Time : 60000.00

Cal. Isotopes	Start Energy	End Energy	Counts in 1000 min	Counts during Cal	% Error	Confidence
GD-148	2992.063	3299.394	1.000000	0.3000000	100.0000	95.00000
NP-237	4434.575	4906.628	0.0000000E+00	0.0000000E+00	0.0000000E+00	95.00000
CM-244	5534.102	5883.894	2.000000	0.6000000	70.71068	95.00000

Instrument : CHAMBER 246  
 Detector : 78912  
 Background Analysis Date/Time : 28-JUN-2009 17:02:34  
 Background Count Time : 60000.00

Cal. Isotopes	Start Energy	End Energy	Counts in 1000 min	Counts during Cal	% Error	Confidence
GD-148	2989.019	3301.538	2.000000	0.6000000	70.71068	95.00000
NP-237	4435.665	4906.544	1.000000	0.3000000	100.0000	95.00000
CM-244	5531.825	5885.470	0.0000000E+00	0.0000000E+00	0.0000000E+00	95.00000

Instrument : CHAMBER 247  
 Detector : 79440  
 Background Analysis Date/Time : 28-JUN-2009 17:02:38  
 Background Count Time : 60000.00

Cal. Isotopes	Start Energy	End Energy	Counts in 1000 min	Counts during Cal	% Error	Confidence
GD-148	2988.774	3301.191	1.000000	0.3000000	100.0000	95.00000
NP-237	4436.556	4903.380	3.000000	0.9000000	57.73503	95.00000
CM-244	5530.809	5885.967	2.000000	0.6000000	70.71068	95.00000

Instrument : CHAMBER 248  
 Detector : 79441  
 Background Analysis Date/Time : 28-JUN-2009 17:02:43  
 Background Count Time : 60000.00

Cal. Isotopes	Start Energy	End Energy	Counts in 1000 min	Counts during Cal	% Error	Confidence
GD-148	2988.392	3300.122	0.0000000E+00	0.0000000E+00	0.0000000E+00	95.00000
NP-237	4433.659	4905.293	0.0000000E+00	0.0000000E+00	0.0000000E+00	95.00000
CM-244	5532.437	5887.556	8.000000	2.400000	35.35534	95.00000

Instrument : CHAMBER 249  
 Detector : 79442  
 Background Analysis Date/Time : 28-JUN-2009 17:02:46  
 Background Count Time : 60000.00

Cal. Isotopes	Start Energy	End Energy	Counts in 1000 min	Counts during Cal	% Error	Confidence
GD-148	2988.416	3300.577	1.000000	0.3000000	100.0000	95.00000
NP-237	4436.398	4904.007	2.000000	0.6000000	70.71068	95.00000
CM-244	5533.011	5883.893	1.000000	0.3000000	100.0000	95.00000

Instrument : CHAMBER 250  
 Detector : 79443  
 Background Analysis Date/Time : 28-JUN-2009 17:02:50  
 Background Count Time : 60000.00

Cal. Isotopes	Start Energy	End Energy	Counts in 1000 min	Counts during Cal	% Error	Confidence
GD-148	2987.664	3299.772	1.000000	0.3000000	100.0000	95.00000
NP-237	4433.576	4904.834	2.000000	0.6000000	70.71068	95.00000
CM-244	5531.060	5885.456	3.000000	0.9000000	57.73503	95.00000

Instrument : CHAMBER 251  
 Detector : 79444  
 Background Analysis Date/Time : 28-JUN-2009 17:02:54  
 Background Count Time : 60000.00

Cal. Isotopes	Start Energy	End Energy	Counts in 1000 min	Counts during Cal	% Error	Confidence
GD-148	2988.497	3300.693	1.000000	0.3000000	100.0000	95.00000
NP-237	4436.150	4903.399	0.0000000E+00	0.0000000E+00	0.0000000E+00	95.00000
CM-244	5531.737	5887.575	1.000000	0.3000000	100.0000	95.00000

Instrument : CHAMBER 252  
 Detector : 79445  
 Background Analysis Date/Time : 28-JUN-2009 17:02:58  
 Background Count Time : 60000.00

Cal. Isotopes	Start Energy	End Energy	Counts in 1000 min	Counts during Cal	% Error	Confidence
GD-148	2988.592	3300.825	3.000000	0.9000000	57.73503	95.00000
NP-237	4435.553	4902.127	0.0000000E+00	0.0000000E+00	0.0000000E+00	95.00000
CM-244	5534.590	5884.216	1.000000	0.3000000	100.0000	95.00000

Instrument : CHAMBER 253  
 Detector : 79446  
 Background Analysis Date/Time : 28-JUN-2009 17:03:02  
 Background Count Time : 60000.00

Cal. Isotopes	Start Energy	End Energy	Counts in 1000 min	Counts during Cal	% Error	Confidence
GD-148	2987.654	3300.865	1.000000	0.3000000	100.0000	95.00000
NP-237	4434.573	4903.102	2.000000	0.6000000	70.71068	95.00000
CM-244	5533.082	5884.383	0.0000000E+00	0.0000000E+00	0.0000000E+00	95.00000

Instrument : CHAMBER 254  
 Detector : 79447  
 Background Analysis Date/Time : 28-JUN-2009 17:03:06  
 Background Count Time : 60000.00

Cal. Isotopes	Start Energy	End Energy	Counts in 1000 min	Counts during Cal	% Error	Confidence
GD-148	2991.549	3298.669	2.000000	0.6000000	70.71068	95.00000
NP-237	4433.543	4905.678	6.000000	1.800000	40.82483	95.00000
CM-244	5533.440	5883.478	0.0000000E+00	0.0000000E+00	0.0000000E+00	95.00000

Instrument : CHAMBER 255  
 Detector : 79448  
 Background Analysis Date/Time : 28-JUN-2009 17:03:11  
 Background Count Time : 60000.00

Cal. Isotopes	Start Energy	End Energy	Counts in 1000 min	Counts during Cal	% Error	Confidence
GD-148	2992.136	3299.381	0.0000000E+00	0.0000000E+00	0.0000000E+00	95.00000
NP-237	4435.277	4902.796	1.000000	0.3000000	100.0000	95.00000
CM-244	5531.573	5887.697	0.0000000E+00	0.0000000E+00	0.0000000E+00	95.00000

Instrument : CHAMBER 256  
 Detector : 79449  
 Background Analysis Date/Time : 28-JUN-2009 17:03:15  
 Background Count Time : 60000.00

Cal. Isotopes	Start Energy	End Energy	Counts in 1000 min	Counts during Cal	% Error	Confidence
GD-148	2989.020	3301.037	2.000000	0.6000000	70.71068	95.00000
NP-237	4435.346	4901.908	2.000000	0.6000000	70.71068	95.00000
CM-244	5534.491	5884.250	0.0000000E+00	0.0000000E+00	0.0000000E+00	95.00000

### Subsection 3: Efficiency Calibration

Instrument : CHAMBER 001  
 Detector : 78788  
 Standard ID : AESS-001  
 Standard Reference Date : 20-FEB-2008 09:54:53  
 Calibration Analysis Date/Time : 6-JUL-2009 09:46:09  
 Calibration Count Time : 239.9998  
 Efficiency Calibration Date/Time : 6-JUL-2009 14:30:47  
 Average Efficiency : 0.2968604  
 Average Efficiency Error : 8.1920959E-03  
 Confidence : 95.00000

Cal. Isteps	DPM	Exp. Date	Start Engy	End Engy	Counts	EFF.	EFF Err	Resolution
GD-148	208.6698	28-FEB-2010	2988.679	3298.848	14368.00	0.2905553	1.2499626E-02	54.37264
NP-237	171.0024	28-FEB-2010	4436.698	4905.866	12378.00	0.3015518	1.5319364E-02	65.40276
CM-244	158.1060	28-FEB-2010	5535.874	5884.629	10862.00	0.3016641	1.5358537E-02	54.23344

Instrument : CHAMBER 002  
 Detector : 78266  
 Standard ID : AESS-002  
 Standard Reference Date : 19-FEB-2008 11:05:22  
 Calibration Analysis Date/Time : 6-JUL-2009 09:46:09  
 Calibration Count Time : 239.9998  
 Efficiency Calibration Date/Time : 6-JUL-2009 14:31:01  
 Average Efficiency : 0.3091908  
 Average Efficiency Error : 8.5140709E-03  
 Confidence : 95.00000

Cal. Isteps	DPM	Exp. Date	Start Engy	End Engy	Counts	EFF.	EFF Err	Resolution
GD-148	200.1144	28-FEB-2010	2987.715	3301.971	14528.00	0.3063232	1.3175298E-02	49.84956
NP-237	200.4990	28-FEB-2010	4433.336	4902.576	15147.00	0.3147377	1.5943376E-02	61.42959
CM-244	196.5558	28-FEB-2010	5533.904	5882.845	13779.00	0.3078977	1.5616762E-02	53.40513

Instrument : CHAMBER 003  
 Detector : 67617  
 Standard ID : AESS-003  
 Standard Reference Date : 15-FEB-2008 13:12:27  
 Calibration Analysis Date/Time : 6-JUL-2009 09:46:09  
 Calibration Count Time : 239.9998  
 Efficiency Calibration Date/Time : 1-JUL-2009 14:34:18  
 Average Efficiency : 0.3600250  
 Average Efficiency Error : 1.0207428E-02  
 Confidence : 95.00000

Cal. Isteps	DPM	Exp. Date	Start Engy	End Engy	Counts	EFF.	EFF Err	Resolution
GD-148	202.9740	28-FEB-2010	2989.494	3301.750	51088.00	0.5304641	2.2688475E-02	17.25958
NP-237	203.2080	28-FEB-2010	4434.514	4906.213	23507.00	0.2944960	1.5031389E-02	23.33439
CM-244	197.2236	28-FEB-2010	5534.317	5886.218	303.0000	0.3473051	1.7597629E-02	23.27553

Instrument : CHAMBER 004  
 Detector : 64279  
 Standard ID : AESS-004  
 Standard Reference Date : 14-FEB-2008 09:35:18  
 Calibration Analysis Date/Time : 6-JUL-2009 09:46:09  
 Calibration Count Time : 239.9998  
 Efficiency Calibration Date/Time : 6-JUL-2009 14:31:14  
 Average Efficiency : 0.3320934  
 Average Efficiency Error : 9.1318591E-03  
 Confidence : 95.00000

Cal. Istps	DPM	Exp. Date	Start Engy	End Engy	Counts	EFF.	EFF Err	Resolution
GD-148	206.1222	28-FEB-2010	2991.142	3301.855	16052.00	0.3286779	1.4111746E-02	51.04387
NP-237	204.2586	28-FEB-2010	4434.122	4905.061	16497.00	0.3364784	1.7026719E-02	57.46174
CM-244	198.8100	28-FEB-2010	5532.169	5885.896	15051.00	0.3326688	1.6853061E-02	54.96896

Instrument : CHAMBER 005  
 Detector : 67612  
 Standard ID : AESS-005  
 Standard Reference Date : 14-FEB-2008 09:35:18  
 Calibration Analysis Date/Time : 6-JUL-2009 09:46:09  
 Calibration Count Time : 239.9998  
 Efficiency Calibration Date/Time : 6-JUL-2009 14:31:33  
 Average Efficiency : 6.5707625E-03  
 Average Efficiency Error : 3.8320033E-04  
 Confidence : 95.00000

Cal. Istps	DPM	Exp. Date	Start Engy	End Engy	Counts	EFF.	EFF Err	Resolution
GD-148	210.7452	28-FEB-2010	2987.844	3301.859	3508.000	7.0225731E-02	1.923207E-03	0.0000000E+00
NP-237	209.5938	28-FEB-2010	4432.372	4905.723	2125.000	4.2211074E-02	3.009577E-03	0.0000000E+00
CM-244	202.7478	28-FEB-2010	5534.445	5887.312	214.0000	4.5812004E-03	9.153980E-04	0.0000000E+00

Instrument : CHAMBER 006  
 Detector : 67613  
 Standard ID : AESS-006  
 Standard Reference Date : 14-FEB-2008 09:35:18  
 Calibration Analysis Date/Time : 6-JUL-2009 09:46:09  
 Calibration Count Time : 239.9998  
 Efficiency Calibration Date/Time : 6-JUL-2009 14:31:42  
 Average Efficiency : 0.3023717  
 Average Efficiency Error : 8.3279395E-03  
 Confidence : 95.00000

Cal. Istps	DPM	Exp. Date	Start Engy	End Engy	Counts	EFF.	EFF Err	Resolution
GD-148	203.6952	28-FEB-2010	2987.836	3301.578	14382.00	0.2979915	1.2819309E-02	52.92189
NP-237	204.7038	28-FEB-2010	4433.162	4904.315	14912.00	0.3035040	1.5377419E-02	64.79807
CM-244	195.0060	28-FEB-2010	5534.623	5882.438	13655.00	0.3076988	1.5608697E-02	55.89266



Instrument : CHAMBER 007  
 Detector : 67607  
 Standard ID : AESS-007  
 Standard Reference Date : 14-FEB-2008 13:39:25  
 Calibration Analysis Date/Time : 6-JUL-2009 09:46:11  
 Calibration Count Time : 239.9998  
 Efficiency Calibration Date/Time : 6-JUL-2009 14:31:52  
 Average Efficiency : 0.2957362  
 Average Efficiency Error : 8.1475200E-03  
 Confidence : 95.00000

Cal. Istps	DPM	Exp. Date	Start Engy	End Engy	Counts	EFF.	EFF Err	Resolution
GD-148	206.7342	28-FEB-2010	2987.476	3300.975	14142.00	0.2886904	1.2423181E-02	50.35310
NP-237	205.0260	28-FEB-2010	4436.790	4906.439	14907.00	0.3028864	1.5346253E-02	60.44886
CM-244	199.6806	28-FEB-2010	5534.241	5887.079	13602.00	0.2992603	1.5181582E-02	51.78771

Instrument : CHAMBER 008  
 Detector : 78788  
 Standard ID : AESS-008  
 Standard Reference Date : 14-FEB-2008 13:39:25  
 Calibration Analysis Date/Time : 6-JUL-2009 09:46:11  
 Calibration Count Time : 239.9998  
 Efficiency Calibration Date/Time : 6-JUL-2009 14:32:01  
 Average Efficiency : 0.3188090  
 Average Efficiency Error : 8.7708440E-03  
 Confidence : 95.00000

Cal. Istps	DPM	Exp. Date	Start Engy	End Engy	Counts	EFF.	EFF Err	Resolution
GD-148	206.0418	28-FEB-2010	2990.921	3300.406	15479.00	0.3170527	1.3621154E-02	48.62412
NP-237	209.2716	28-FEB-2010	4435.107	4902.387	15876.00	0.3160491	1.6000355E-02	65.04717
CM-244	199.6488	28-FEB-2010	5534.594	5883.502	14733.00	0.3242763	1.6432470E-02	50.70723

Instrument : CHAMBER 009  
 Detector : 72528  
 Standard ID : AESS-009  
 Standard Reference Date : 19-FEB-2008 11:05:22  
 Calibration Analysis Date/Time : 6-JUL-2009 09:46:11  
 Calibration Count Time : 239.9998  
 Efficiency Calibration Date/Time : 6-JUL-2009 14:32:10  
 Average Efficiency : 0.3375995  
 Average Efficiency Error : 9.2831012E-03  
 Confidence : 95.00000

Cal. Istps	DPM	Exp. Date	Start Engy	End Engy	Counts	EFF.	EFF Err	Resolution
GD-148	203.3736	28-FEB-2010	2990.628	3299.090	15971.00	0.3313866	1.4229259E-02	50.85649
NP-237	204.0192	28-FEB-2010	4437.197	4904.633	16709.00	0.3411832	1.7262230E-02	60.63605
CM-244	197.2128	28-FEB-2010	5532.440	5887.594	15414.00	0.3432376	1.7383220E-02	53.31252

Instrument : CHAMBER 010  
 Detector : 72529  
 Standard ID : AESS-010  
 Standard Reference Date : 14-FEB-2008 13:39:25  
 Calibration Analysis Date/Time : 6-JUL-2009 09:46:11  
 Calibration Count Time : 239.9998  
 Efficiency Calibration Date/Time : 6-JUL-2009 14:32:19  
 Average Efficiency : 0.3172926  
 Average Efficiency Error : 8.7324297E-03  
 Confidence : 95.00000

Cal. Istps	DPM	Exp. Date	Start Engy	End Engy	Counts	EFF.	EFF Err	Resolution
GD-148	202.0008	28-FEB-2010	2991.348	3298.595	15125.00	0.3160139	1.3582063E-02	48.55328
NP-237	202.9926	28-FEB-2010	4434.835	4903.545	15667.00	0.3215450	1.6281251E-02	62.71636
CM-244	196.2330	28-FEB-2010	5530.435	5886.972	14067.00	0.3149689	1.5970867E-02	52.28595

Instrument : CHAMBER 011  
 Detector : 72531  
 Standard ID : AESS-011  
 Standard Reference Date : 14-FEB-2008 13:39:25  
 Calibration Analysis Date/Time : 6-JUL-2009 09:46:11  
 Calibration Count Time : 239.9998  
 Efficiency Calibration Date/Time : 6-JUL-2009 14:32:29  
 Average Efficiency : 0.2985433  
 Average Efficiency Error : 8.2169101E-03  
 Confidence : 95.00000

Cal. Istps	DPM	Exp. Date	Start Engy	End Engy	Counts	EFF.	EFF Err	Resolution
GD-148	212.8284	28-FEB-2010	2991.311	3301.519	14980.00	0.2970565	1.2769507E-02	51.39855
NP-237	214.4868	28-FEB-2010	4434.837	4904.180	15445.00	0.3000057	1.5193330E-02	59.19451
CM-244	208.4184	28-FEB-2010	5534.270	5885.159	14191.00	0.2991836	1.5168598E-02	51.74621

Instrument : CHAMBER 012  
 Detector : 67594  
 Standard ID : AESS-012  
 Standard Reference Date : 14-FEB-2008 13:39:25  
 Calibration Analysis Date/Time : 6-JUL-2009 09:46:11  
 Calibration Count Time : 239.9998  
 Efficiency Calibration Date/Time : 6-JUL-2009 14:32:37  
 Average Efficiency : 0.2994599  
 Average Efficiency Error : 8.2469108E-03  
 Confidence : 95.00000

Cal. Istps	DPM	Exp. Date	Start Engy	End Engy	Counts	EFF.	EFF Err	Resolution
GD-148	206.2200	28-FEB-2010	2989.530	3302.430	14453.00	0.2957655	1.2722428E-02	49.93941
NP-237	205.8930	28-FEB-2010	4435.245	4904.394	15165.00	0.3068516	1.5543667E-02	68.21289
CM-244	203.1954	28-FEB-2010	5531.663	5882.971	13767.00	0.2976886	1.5099200E-02	52.18476

Instrument : CHAMBER 013  
 Detector : 78790  
 Standard ID : AESS-013  
 Standard Reference Date : 14-FEB-2008 17:45:04  
 Calibration Analysis Date/Time : 6-JUL-2009 09:46:12  
 Calibration Count Time : 240.0000  
 Efficiency Calibration Date/Time : 6-JUL-2009 14:32:45  
 Average Efficiency : 0.3386290  
 Average Efficiency Error : 9.3077216E-03  
 Confidence : 95.00000

Cal. Istps	DPM	Exp. Date	Start Engy	End Engy	Counts	EFF.	EFF Err	Resolution
GD-148	203.6544	28-FEB-2010	2992.215	3297.934	16446.00	0.3408228	1.4627260E-02	48.82562
NP-237	210.2526	28-FEB-2010	4433.681	4905.322	17035.00	0.3375474	1.7074423E-02	66.72312
CM-244	201.9108	28-FEB-2010	5534.510	5884.075	15472.00	0.3367262	1.7052578E-02	51.74340

Instrument : CHAMBER 014  
 Detector : 67616  
 Standard ID : AESS-014  
 Standard Reference Date : 19-FEB-2008 11:05:22  
 Calibration Analysis Date/Time : 6-JUL-2009 09:46:12  
 Calibration Count Time : 240.0000  
 Efficiency Calibration Date/Time : 6-JUL-2009 14:32:56  
 Average Efficiency : 0.3118280  
 Average Efficiency Error : 8.5774874E-03  
 Confidence : 95.00000

Cal. Istps	DPM	Exp. Date	Start Engy	End Engy	Counts	EFF.	EFF Err	Resolution
GD-148	214.7088	28-FEB-2010	2988.044	3301.205	15708.00	0.3087174	1.3259654E-02	54.69494
NP-237	211.7160	28-FEB-2010	4432.568	4904.459	16091.00	0.3166406	1.6027654E-02	64.49153
CM-244	207.3882	28-FEB-2010	5531.132	5885.588	14716.00	0.3115681	1.5788864E-02	58.20748

Instrument : CHAMBER 015  
 Detector : 61581  
 Standard ID : AESS-015  
 Standard Reference Date : 14-FEB-2008 17:45:04  
 Calibration Analysis Date/Time : 6-JUL-2009 09:46:12  
 Calibration Count Time : 240.0000  
 Efficiency Calibration Date/Time : 6-JUL-2009 14:33:12  
 Average Efficiency : 0.3223390  
 Average Efficiency Error : 8.8713039E-03  
 Confidence : 95.00000

Cal. Istps	DPM	Exp. Date	Start Engy	End Engy	Counts	EFF.	EFF Err	Resolution
GD-148	204.0270	28-FEB-2010	2990.992	3300.634	15182.00	0.3140531	1.3496879E-02	59.83858
NP-237	200.6460	28-FEB-2010	4433.750	4904.866	15926.00	0.3307087	1.6741820E-02	75.43053
CM-244	195.9270	28-FEB-2010	5533.850	5883.539	14567.00	0.3266208	1.6553897E-02	63.39113

Instrument : CHAMBER 016  
 Detector : 78774  
 Standard ID : AESS-016  
 Standard Reference Date : 14-FEB-2008 17:45:04  
 Calibration Analysis Date/Time : 6-JUL-2009 09:46:12  
 Calibration Count Time : 240.0000  
 Efficiency Calibration Date/Time : 6-JUL-2009 14:33:38  
 Average Efficiency : 0.3364573  
 Average Efficiency Error : 9.2521459E-03  
 Confidence : 95.00000

Cal. Istps	DPM	Exp. Date	Start Engy	End Engy	Counts	EFF.	EFF Err	Resolution
GD-148	204.0534	28-FEB-2010	2991.376	3300.188	16062.00	0.3322090	1.4263208E-02	47.94983
NP-237	199.3962	28-FEB-2010	4436.705	4902.519	16457.00	0.3438525	1.7400362E-02	59.25246
CM-244	198.6402	28-FEB-2010	5531.791	5887.203	15163.00	0.3354346	1.6991531E-02	53.20901

Instrument : CHAMBER 017  
 Detector : 78791  
 Standard ID : AESS-017  
 Standard Reference Date : 14-FEB-2008 17:45:04  
 Calibration Analysis Date/Time : 6-JUL-2009 09:46:12  
 Calibration Count Time : 240.0000  
 Efficiency Calibration Date/Time : 6-JUL-2009 14:33:47  
 Average Efficiency : 0.2933579  
 Average Efficiency Error : 8.0790650E-03  
 Confidence : 95.00000

Cal. Istps	DPM	Exp. Date	Start Engy	End Engy	Counts	EFF.	EFF Err	Resolution
GD-148	210.0798	28-FEB-2010	2988.293	3301.593	14424.00	0.2897618	1.2464617E-02	48.04712
NP-237	208.5846	28-FEB-2010	4433.438	4905.522	14920.00	0.2980264	1.5099768E-02	63.18722
CM-244	205.5828	28-FEB-2010	5532.444	5887.037	13752.00	0.2939516	1.4909811E-02	52.23705

Instrument : CHAMBER 018  
 Detector : 21063  
 Standard ID : AESS-018  
 Standard Reference Date : 14-FEB-2008 17:45:04  
 Calibration Analysis Date/Time : 14-JUL-2009 15:04:40  
 Calibration Count Time : 240.0000  
 Efficiency Calibration Date/Time : 15-JUL-2009 07:50:05  
 Average Efficiency : 0.3223269  
 Average Efficiency Error : 8.8674370E-03  
 Confidence : 95.00000

Cal. Istps	DPM	Exp. Date	Start Engy	End Engy	Counts	EFF.	EFF Err	Resolution
GD-148	202.1856	28-FEB-2010	2991.459	3300.768	15427.00	0.3220896	1.3838380E-02	41.77474
NP-237	208.8990	28-FEB-2010	4435.720	4903.495	16011.00	0.3193196	1.6164232E-02	59.35002
CM-244	198.1458	28-FEB-2010	5531.358	5886.349	14679.00	0.3258023	1.6510617E-02	49.83286

Instrument : CHAMBER 019  
 Detector : 78786  
 Standard ID : AESS-019  
 Standard Reference Date : 19-FEB-2008 11:05:22  
 Calibration Analysis Date/Time : 6-JUL-2009 09:46:13  
 Calibration Count Time : 240.0000  
 Efficiency Calibration Date/Time : 6-JUL-2009 14:34:03  
 Average Efficiency : 0.2886755  
 Average Efficiency Error : 7.9575144E-03  
 Confidence : 95.00000

Cal. Istps	DPM	Exp. Date	Start Engy	End Engy	Counts	EFF.	EFF Err	Resolution
GD-148	204.6468	28-FEB-2010	2991.589	3299.131	13636.00	0.2811793	1.2108484E-02	45.78609
NP-237	202.9140	28-FEB-2010	4435.520	4903.560	14455.00	0.2967967	1.5043795E-02	63.86615
CM-244	199.3140	28-FEB-2010	5534.981	5882.589	13252.00	0.2920234	1.4819912E-02	48.96563

Instrument : CHAMBER 020  
 Detector : 78787  
 Standard ID : AESS-020  
 Standard Reference Date : 14-FEB-2008 21:55:55  
 Calibration Analysis Date/Time : 6-JUL-2009 09:46:13  
 Calibration Count Time : 240.0000  
 Efficiency Calibration Date/Time : 6-JUL-2009 14:34:12  
 Average Efficiency : 0.3430721  
 Average Efficiency Error : 9.4324267E-03  
 Confidence : 95.00000

Cal. Istps	DPM	Exp. Date	Start Engy	End Engy	Counts	EFF.	EFF Err	Resolution
GD-148	205.5870	28-FEB-2010	2991.028	3300.317	16260.00	0.3337892	1.4328116E-02	49.41795
NP-237	203.4984	28-FEB-2010	4434.663	4901.954	17092.00	0.3499276	1.7699974E-02	68.09825
CM-244	197.1096	28-FEB-2010	5534.316	5883.376	15719.00	0.3504178	1.7742448E-02	47.75075

Instrument : CHAMBER 021  
 Detector : 67047  
 Standard ID : AESS-021  
 Standard Reference Date : 19-FEB-2008 15:31:52  
 Calibration Analysis Date/Time : 6-JUL-2009 09:46:13  
 Calibration Count Time : 240.0000  
 Efficiency Calibration Date/Time : 6-JUL-2009 14:34:21  
 Average Efficiency : 0.3007418  
 Average Efficiency Error : 8.2816491E-03  
 Confidence : 95.00000

Cal. Istps	DPM	Exp. Date	Start Engy	End Engy	Counts	EFF.	EFF Err	Resolution
GD-148	208.3608	28-FEB-2010	2991.930	3300.431	14520.00	0.2940652	1.2648145E-02	54.30077
NP-237	210.1548	28-FEB-2010	4435.207	4905.011	15253.00	0.3023781	1.5315918E-02	63.06406
CM-244	200.7390	28-FEB-2010	5533.018	5884.673	14140.00	0.3092899	1.5681855E-02	54.78833

Instrument : CHAMBER 022  
 Detector : 72530  
 Standard ID : AESS-022  
 Standard Reference Date : 14-FEB-2008 21:55:55  
 Calibration Analysis Date/Time : 6-JUL-2009 09:46:13  
 Calibration Count Time : 240.0000  
 Efficiency Calibration Date/Time : 6-JUL-2009 14:34:44  
 Average Efficiency : 0.3177471  
 Average Efficiency Error : 8.7433932E-03  
 Confidence : 95.00000

Cal. Istps	DPM	Exp. Date	Start Engy	End Engy	Counts	EFF.	EFF Err	Resolution
GD-148	209.6724	28-FEB-2010	2989.087	3302.012	15372.00	0.3092707	1.3288673E-02	50.08852
NP-237	206.8830	28-FEB-2010	4436.701	4902.154	16304.00	0.3282550	1.6613014E-02	63.36660
CM-244	203.0208	28-FEB-2010	5532.124	5885.279	14804.00	0.3203634	1.6233236E-02	52.02282

Instrument : CHAMBER 023  
 Detector : 78264  
 Standard ID : AESS-023  
 Standard Reference Date : 14-FEB-2008 21:55:55  
 Calibration Analysis Date/Time : 6-JUL-2009 09:46:13  
 Calibration Count Time : 240.0000  
 Efficiency Calibration Date/Time : 6-JUL-2009 14:34:52  
 Average Efficiency : 0.3327100  
 Average Efficiency Error : 9.1472948E-03  
 Confidence : 95.00000

Cal. Istps	DPM	Exp. Date	Start Engy	End Engy	Counts	EFF.	EFF Err	Resolution
GD-148	207.4764	28-FEB-2010	2990.041	3300.395	16228.00	0.3301035	1.4170360E-02	46.67713
NP-237	207.4998	28-FEB-2010	4437.054	4904.602	16550.00	0.3322816	1.6813723E-02	63.18299
CM-244	199.8804	28-FEB-2010	5531.351	5885.314	15327.00	0.3369316	1.7065044E-02	50.76911

Instrument : CHAMBER 024  
 Detector : 76542  
 Standard ID : AESS-024  
 Standard Reference Date : 14-FEB-2008 21:55:55  
 Calibration Analysis Date/Time : 6-JUL-2009 09:46:13  
 Calibration Count Time : 240.0000  
 Efficiency Calibration Date/Time : 6-JUL-2009 14:35:01  
 Average Efficiency : 0.3278600  
 Average Efficiency Error : 9.0207923E-03  
 Confidence : 95.00000

Cal. Istps	DPM	Exp. Date	Start Engy	End Engy	Counts	EFF.	EFF Err	Resolution
GD-148	203.5218	28-FEB-2010	2988.294	3302.013	15351.00	0.3182911	1.3676404E-02	53.01509
NP-237	205.6662	28-FEB-2010	4435.963	4904.774	16397.00	0.3320666	1.6804798E-02	66.65491
CM-244	198.3060	28-FEB-2010	5530.886	5886.529	15278.00	0.3385208	1.7146233E-02	56.84327

Instrument : CHAMBER 025  
 Detector : 45-149AA5  
 Standard ID : AESS-025  
 Standard Reference Date : 15-FEB-2008 09:06:52  
 Calibration Analysis Date/Time : 20-JUL-2009 11:51:17  
 Calibration Count Time : 239.9998  
 Efficiency Calibration Date/Time : 6-JUL-2009 14:35:10  
 Average Efficiency : 0.3244141  
 Average Efficiency Error : 8.9428928E-03  
 Confidence : 95.00000

Cal. Istps	DPM	Exp. Date	Start Engy	End Engy	Counts	EFF.	EFF Err	Resolution
GD-148	195.5670	28-FEB-2010	0.0000000E+00	0.0000000E+00	0.0000000E+00	0.0000000E+00	0.0000000E+00	0.0000000E+00
NP-237	167.9916	28-FEB-2010	4725.236	5134.226	0.0000000E+00	0.0000000E+00	0.0000000E+00	0.0000000E+00
CM-244	157.2432	28-FEB-2010	0.0000000E+00	0.0000000E+00	0.0000000E+00	0.0000000E+00	0.0000000E+00	0.0000000E+00

Instrument : CHAMBER 026  
 Detector : 78204  
 Standard ID : AESS-026  
 Standard Reference Date : 15-FEB-2008 09:06:52  
 Calibration Analysis Date/Time : 20-JUL-2009 11:51:17  
 Calibration Count Time : 239.9998  
 Efficiency Calibration Date/Time : 6-JUL-2009 14:35:19  
 Average Efficiency : 0.3149063  
 Average Efficiency Error : 9.2313625E-03  
 Confidence : 95.00000

Cal. Istps	DPM	Exp. Date	Start Engy	End Engy	Counts	EFF.	EFF Err	Resolution
GD-148	199.5072	28-FEB-2010	0.0000000E+00	0.0000000E+00	0.0000000E+00	0.0000000E+00	0.0000000E+00	0.0000000E+00
NP-237	168.0294	28-FEB-2010	4907.061	5320.831	0.0000000E+00	0.0000000E+00	0.0000000E+00	0.0000000E+00
CM-244	160.5822	28-FEB-2010	0.0000000E+00	0.0000000E+00	0.0000000E+00	0.0000000E+00	0.0000000E+00	0.0000000E+00

Instrument : CHAMBER 027  
 Detector : 42484  
 Standard ID : AESS-027  
 Standard Reference Date : 15-FEB-2008 09:06:52  
 Calibration Analysis Date/Time : 24-JUL-2009 08:07:28  
 Calibration Count Time : 239.9998  
 Efficiency Calibration Date/Time : 24-JUL-2009 13:43:22  
 Average Efficiency : 0.3412640  
 Average Efficiency Error : 1.0000055E-02  
 Confidence : 95.00000

Cal. Istps	DPM	Exp. Date	Start Engy	End Engy	Counts	EFF.	EFF Err	Resolution
GD-148	193.4238	28-FEB-2010	2989.447	3298.118	15426.00	0.3367459	1.7055135E-02	44.71416
NP-237	161.6154	28-FEB-2010	4432.441	4905.996	13155.00	0.3391359	1.7212695E-02	71.77612
CM-244	148.1754	28-FEB-2010	5535.248	5885.925	11727.00	0.3483921	1.7714251E-02	48.91441

Instrument : CHAMBER 028  
 Detector : 78792  
 Standard ID : AESS-028  
 Standard Reference Date : 15-FEB-2008 09:06:52  
 Calibration Analysis Date/Time : 20-JUL-2009 11:51:17  
 Calibration Count Time : 239.9998  
 Efficiency Calibration Date/Time : 6-JUL-2009 14:35:37  
 Average Efficiency : 0.3059801  
 Average Efficiency Error : 8.9743091E-03  
 Confidence : 95.00000

Cal. Istps	DPM	Exp. Date	Start Engy	End Engy	Counts	EFF.	EFF Err	Resolution
GD-148	199.6542	28-FEB-2010	0.0000000E+00	0.0000000E+00	0.0000000E+00	0.0000000E+00	0.0000000E+00	0.0000000E+00
NP-237	168.1992	28-FEB-2010	4855.344	5274.211	0.0000000E+00	0.0000000E+00	0.0000000E+00	0.0000000E+00
CM-244	156.7614	28-FEB-2010	0.0000000E+00	0.0000000E+00	0.0000000E+00	0.0000000E+00	0.0000000E+00	0.0000000E+00

Instrument : CHAMBER 029  
 Detector : 33454  
 Standard ID : AESS-029  
 Standard Reference Date : 15-FEB-2008 09:06:52  
 Calibration Analysis Date/Time : 20-JUL-2009 11:51:17  
 Calibration Count Time : 239.9998  
 Efficiency Calibration Date/Time : 6-JUL-2009 14:35:45  
 Average Efficiency : 0.3133109  
 Average Efficiency Error : 9.1862464E-03  
 Confidence : 95.00000

Cal. Istps	DPM	Exp. Date	Start Engy	End Engy	Counts	EFF.	EFF Err	Resolution
GD-148	201.5742	28-FEB-2010	0.0000000E+00	0.0000000E+00	0.0000000E+00	0.0000000E+00	0.0000000E+00	0.0000000E+00
NP-237	169.7700	28-FEB-2010	4828.364	5241.224	0.0000000E+00	0.0000000E+00	0.0000000E+00	0.0000000E+00
CM-244	154.8234	28-FEB-2010	0.0000000E+00	0.0000000E+00	0.0000000E+00	0.0000000E+00	0.0000000E+00	0.0000000E+00

Instrument : CHAMBER 030  
 Detector : 33447  
 Standard ID : AESS-030  
 Standard Reference Date : 15-FEB-2008 09:06:52  
 Calibration Analysis Date/Time : 20-JUL-2009 11:51:17  
 Calibration Count Time : 239.9998  
 Efficiency Calibration Date/Time : 6-JUL-2009 14:35:54  
 Average Efficiency : 0.3190225  
 Average Efficiency Error : 9.3542365E-03  
 Confidence : 95.00000

Cal. Istps	DPM	Exp. Date	Start Engy	End Engy	Counts	EFF.	EFF Err	Resolution
GD-148	198.9792	28-FEB-2010	0.0000000E+00	0.0000000E+00	0.0000000E+00	0.0000000E+00	0.0000000E+00	0.0000000E+00
NP-237	166.3758	28-FEB-2010	4965.889	5377.613	0.0000000E+00	0.0000000E+00	0.0000000E+00	0.0000000E+00
CM-244	157.1856	28-FEB-2010	0.0000000E+00	0.0000000E+00	0.0000000E+00	0.0000000E+00	0.0000000E+00	0.0000000E+00



Instrument : CHAMBER 031  
 Detector : 67042  
 Standard ID : AESS-031  
 Standard Reference Date : 18-FEB-2008 11:28:15  
 Calibration Analysis Date/Time : 14-JUL-2009 15:04:42  
 Calibration Count Time : 240.0000  
 Efficiency Calibration Date/Time : 15-JUL-2009 07:50:24  
 Average Efficiency : 0.3338314  
 Average Efficiency Error : 9.2027988E-03  
 Confidence : 95.00000

Cal. Istps	DPM	Exp. Date	Start Engy	End Engy	Counts	EFF.	EFF Err	Resolution
GD-148	193.6650	28-FEB-2010	2992.104	3299.916	15053.00	0.3280614	1.4101115E-02	64.46095
NP-237	162.9186	28-FEB-2010	4436.072	4902.901	13435.00	0.3435040	1.7429167E-02	93.20530
CM-244	153.1968	28-FEB-2010	5535.417	5884.932	11607.00	0.3330215	1.6935715E-02	63.05283

Instrument : CHAMBER 032  
 Detector : 67041  
 Standard ID : AESS-032  
 Standard Reference Date : 18-FEB-2008 11:28:15  
 Calibration Analysis Date/Time : 14-JUL-2009 15:04:42  
 Calibration Count Time : 240.0000  
 Efficiency Calibration Date/Time : 15-JUL-2009 07:50:35  
 Average Efficiency : 0.3120490  
 Average Efficiency Error : 8.6091449E-03  
 Confidence : 95.00000

Cal. Istps	DPM	Exp. Date	Start Engy	End Engy	Counts	EFF.	EFF Err	Resolution
GD-148	195.2364	28-FEB-2010	2990.634	3297.499	14436.00	0.3121021	1.3425405E-02	53.99254
NP-237	165.9822	28-FEB-2010	4437.570	4904.884	12360.00	0.3101901	1.5758617E-02	64.26519
CM-244	153.7938	28-FEB-2010	5533.522	5884.215	10984.00	0.3138851	1.5977694E-02	52.03965

Instrument : CHAMBER 033  
 Detector : 78785  
 Standard ID : AESS-033  
 Standard Reference Date : 18-FEB-2008 11:28:15  
 Calibration Analysis Date/Time : 6-JUL-2009 09:46:15  
 Calibration Count Time : 240.0000  
 Efficiency Calibration Date/Time : 6-JUL-2009 14:36:20  
 Average Efficiency : 0.3132727  
 Average Efficiency Error : 8.6470284E-03  
 Confidence : 95.00000

Cal. Istps	DPM	Exp. Date	Start Engy	End Engy	Counts	EFF.	EFF Err	Resolution
GD-148	192.4158	28-FEB-2010	2990.591	3298.173	14059.00	0.3083428	1.3270319E-02	45.02124
NP-237	161.7816	28-FEB-2010	4434.089	4906.364	12264.00	0.3158025	1.6045660E-02	60.74144
CM-244	147.2670	28-FEB-2010	5534.061	5883.941	10663.00	0.3180395	1.6197534E-02	44.95700

Instrument : CHAMBER 034  
 Detector : 61586  
 Standard ID : AESS-034  
 Standard Reference Date : 18-FEB-2008 11:28:15  
 Calibration Analysis Date/Time : 14-JUL-2009 15:04:42  
 Calibration Count Time : 240.0000  
 Efficiency Calibration Date/Time : 15-JUL-2009 07:50:46  
 Average Efficiency : 0.3171561  
 Average Efficiency Error : 8.7465709E-03  
 Confidence : 95.00000

Cal. Istps	DPM	Exp. Date	Start Engy	End Engy	Counts	EFF.	EFF Err	Resolution
GD-148	200.5488	28-FEB-2010	2990.268	3300.348	14798.00	0.3114539	1.3391386E-02	50.21013
NP-237	167.2962	28-FEB-2010	4435.287	4906.218	12784.00	0.3183437	1.6164379E-02	67.44197
CM-244	154.4388	28-FEB-2010	5533.837	5886.701	11405.00	0.3245862	1.6511625E-02	55.32959

Instrument : CHAMBER 035  
 Detector : 78202  
 Standard ID : AESS-035  
 Standard Reference Date : 18-FEB-2008 11:28:15  
 Calibration Analysis Date/Time : 6-JUL-2009 09:46:15  
 Calibration Count Time : 240.0000  
 Efficiency Calibration Date/Time : 6-JUL-2009 14:36:36  
 Average Efficiency : 0.3039385  
 Average Efficiency Error : 8.3862301E-03  
 Confidence : 95.00000

Cal. Istps	DPM	Exp. Date	Start Engy	End Engy	Counts	EFF.	EFF Err	Resolution
GD-148	198.6666	28-FEB-2010	2989.841	3298.805	14385.00	0.3055661	1.3145097E-02	44.60017
NP-237	168.2934	28-FEB-2010	4433.680	4901.942	12309.00	0.3046319	1.5477315E-02	57.84991
CM-244	158.8128	28-FEB-2010	5530.913	5886.751	10886.00	0.3010460	1.5326467E-02	49.59610

Instrument : CHAMBER 036  
 Detector : 78203  
 Standard ID : AESS-036  
 Standard Reference Date : 18-FEB-2008 11:28:15  
 Calibration Analysis Date/Time : 6-JUL-2009 09:46:15  
 Calibration Count Time : 240.0000  
 Efficiency Calibration Date/Time : 6-JUL-2009 14:36:45  
 Average Efficiency : 0.3217056  
 Average Efficiency Error : 8.8684531E-03  
 Confidence : 95.00000

Cal. Istps	DPM	Exp. Date	Start Engy	End Engy	Counts	EFF.	EFF Err	Resolution
GD-148	201.3204	28-FEB-2010	2990.719	3297.679	15140.00	0.3173648	1.3639865E-02	54.98193
NP-237	167.4312	28-FEB-2010	4436.454	4902.523	13140.00	0.3269882	1.6596414E-02	66.33447
CM-244	156.4188	28-FEB-2010	5534.221	5883.385	11497.00	0.3228255	1.6419753E-02	57.03784

Instrument : CHAMBER 037  
 Detector : 45-149BB5  
 Standard ID : AESS-037  
 Standard Reference Date : 18-FEB-2008 15:31:47  
 Calibration Analysis Date/Time : 6-JUL-2009 09:46:16  
 Calibration Count Time : 240.0000  
 Efficiency Calibration Date/Time : 6-JUL-2009 14:36:53  
 Average Efficiency : 0.3609357  
 Average Efficiency Error : 9.9339429E-03  
 Confidence : 95.00000

Cal. Istps	DPM	Exp. Date	Start Engy	End Engy	Counts	EFF.	EFF Err	Resolution
GD-148	197.7372	28-FEB-2010	2992.027	3298.587	16638.00	0.3550694	1.5235793E-02	70.66451
NP-237	167.1294	28-FEB-2010	4435.750	4902.017	14747.00	0.3675707	1.8626243E-02	87.35378
CM-244	154.7664	28-FEB-2010	5535.521	5884.277	12795.00	0.3630245	1.8432988E-02	72.91970

Instrument : CHAMBER 038  
 Detector : 72532  
 Standard ID : AESS-038  
 Standard Reference Date : 18-FEB-2008 15:31:47  
 Calibration Analysis Date/Time : 7-JUL-2009 20:14:26  
 Calibration Count Time : 240.0000  
 Efficiency Calibration Date/Time : 8-JUL-2009 07:31:06  
 Average Efficiency : 0.3440174  
 Average Efficiency Error : 9.4721830E-03  
 Confidence : 95.00000

Cal. Istps	DPM	Exp. Date	Start Engy	End Engy	Counts	EFF.	EFF Err	Resolution
GD-148	200.1408	28-FEB-2010	2989.665	3301.822	16315.00	0.3439969	1.4765469E-02	56.35861
NP-237	170.0886	28-FEB-2010	4435.489	4906.553	14189.00	0.3474887	1.7617788E-02	67.43947
CM-244	157.7460	28-FEB-2010	5532.401	5886.525	12237.00	0.3406941	1.7311083E-02	58.94252

Instrument : CHAMBER 039  
 Detector : 45-149BB2  
 Standard ID : AESS-039  
 Standard Reference Date : 18-FEB-2008 15:31:47  
 Calibration Analysis Date/Time : 6-JUL-2009 09:46:16  
 Calibration Count Time : 240.0000  
 Efficiency Calibration Date/Time : 6-JUL-2009 14:37:12  
 Average Efficiency : 0.3633558  
 Average Efficiency Error : 1.0003410E-02  
 Confidence : 95.00000

Cal. Istps	DPM	Exp. Date	Start Engy	End Engy	Counts	EFF.	EFF Err	Resolution
GD-148	192.2418	28-FEB-2010	2988.145	3298.732	16409.00	0.3601976	1.5459352E-02	56.41948
NP-237	159.1506	28-FEB-2010	4435.549	4903.088	13988.00	0.3661838	1.8569179E-02	74.12836
CM-244	151.7142	28-FEB-2010	5534.287	5885.251	12613.00	0.3650793	1.8541345E-02	65.99350

Instrument : CHAMBER 040  
 Detector : 78773  
 Standard ID : AESS-040  
 Standard Reference Date : 18-FEB-2008 15:31:47  
 Calibration Analysis Date/Time : 6-JUL-2009 09:46:16  
 Calibration Count Time : 240.0000  
 Efficiency Calibration Date/Time : 6-JUL-2009 14:37:21  
 Average Efficiency : 0.3236358  
 Average Efficiency Error : 8.9229112E-03  
 Confidence : 95.00000

Cal. Istps	DPM	Exp. Date	Start Engy	End Engy	Counts	EFF.	EFF Err	Resolution
GD-148	194.4828	28-FEB-2010	2989.803	3299.657	15035.00	0.3262324	1.4022750E-02	46.94137
NP-237	166.8174	28-FEB-2010	4435.891	4904.106	12881.00	0.3216923	1.6332518E-02	63.17031
CM-244	155.0100	28-FEB-2010	5531.706	5883.967	11365.00	0.3220472	1.6383301E-02	50.43327

Instrument : CHAMBER 041  
 Detector : 78205  
 Standard ID : AESS-041  
 Standard Reference Date : 18-FEB-2008 15:31:47  
 Calibration Analysis Date/Time : 6-JUL-2009 09:46:16  
 Calibration Count Time : 240.0000  
 Efficiency Calibration Date/Time : 6-JUL-2009 14:37:34  
 Average Efficiency : 0.3271760  
 Average Efficiency Error : 9.0137199E-03  
 Confidence : 95.00000

Cal. Istps	DPM	Exp. Date	Start Engy	End Engy	Counts	EFF.	EFF Err	Resolution
GD-148	203.9034	28-FEB-2010	2988.799	3301.675	15672.00	0.3243389	1.3931162E-02	49.27284
NP-237	171.2268	28-FEB-2010	4434.272	4902.386	13569.00	0.3301208	1.6747680E-02	61.97926
CM-244	159.5796	28-FEB-2010	5531.847	5882.877	11929.00	0.3283235	1.6689207E-02	48.64401

Instrument : CHAMBER 042  
 Detector : 78793  
 Standard ID : AESS-042  
 Standard Reference Date : 18-FEB-2008 15:31:47  
 Calibration Analysis Date/Time : 6-JUL-2009 09:46:16  
 Calibration Count Time : 240.0000  
 Efficiency Calibration Date/Time : 6-JUL-2009 14:37:44  
 Average Efficiency : 0.3312008  
 Average Efficiency Error : 9.1335429E-03  
 Confidence : 95.00000

Cal. Istps	DPM	Exp. Date	Start Engy	End Engy	Counts	EFF.	EFF Err	Resolution
GD-148	188.7090	28-FEB-2010	2991.257	3302.160	14934.00	0.3339659	1.4356897E-02	46.01327
NP-237	159.6558	28-FEB-2010	4435.667	4904.225	12775.00	0.3333308	1.6925573E-02	66.93758
CM-244	150.5208	28-FEB-2010	5531.759	5883.730	11154.00	0.3254806	1.6563315E-02	47.72076

Instrument : CHAMBER 043  
 Detector : 76543  
 Standard ID : AESS-043  
 Standard Reference Date : 19-FEB-2008 00:32:27  
 Calibration Analysis Date/Time : 6-JUL-2009 09:46:17  
 Calibration Count Time : 239.9998  
 Efficiency Calibration Date/Time : 6-JUL-2009 14:37:56  
 Average Efficiency : 0.3406220  
 Average Efficiency Error : 9.3815317E-03  
 Confidence : 95.00000

Cal. Istps	DPM	Exp. Date	Start Engy	End Engy	Counts	EFF.	EFF Err	Resolution
GD-148	197.7708	28-FEB-2010	2990.989	3298.318	15838.00	0.3379508	1.4513168E-02	53.32027
NP-237	168.7422	28-FEB-2010	4436.983	4902.370	13848.00	0.3419185	1.7341113E-02	70.53008
CM-244	156.3252	28-FEB-2010	5532.584	5886.039	12214.00	0.3431670	1.7437097E-02	50.59512

Instrument : CHAMBER 044  
 Detector : 79459  
 Standard ID : AESS-044  
 Standard Reference Date : 19-FEB-2008 00:32:27  
 Calibration Analysis Date/Time : 7-JUL-2009 08:06:38  
 Calibration Count Time : 240.0000  
 Efficiency Calibration Date/Time : 7-JUL-2009 13:33:56  
 Average Efficiency : 0.3539364  
 Average Efficiency Error : 9.7440388E-03  
 Confidence : 95.00000

Cal. Istps	DPM	Exp. Date	Start Engy	End Engy	Counts	EFF.	EFF Err	Resolution
GD-148	194.4510	28-FEB-2010	2988.854	3300.902	16237.00	0.3523722	1.5126155E-02	49.91737
NP-237	166.6248	28-FEB-2010	4435.084	4901.492	14193.00	0.3548543	1.7991094E-02	62.49409
CM-244	155.8290	28-FEB-2010	5533.776	5883.326	12603.00	0.3552387	1.8041683E-02	52.59266

Instrument : CHAMBER 045  
 Detector : 67601  
 Standard ID : AESS-045  
 Standard Reference Date : 19-FEB-2008 00:32:27  
 Calibration Analysis Date/Time : 14-JUL-2009 15:04:44  
 Calibration Count Time : 240.0000  
 Efficiency Calibration Date/Time : 15-JUL-2009 07:50:59  
 Average Efficiency : 0.3430506  
 Average Efficiency Error : 9.4568562E-03  
 Confidence : 95.00000

Cal. Istps	DPM	Exp. Date	Start Engy	End Engy	Counts	EFF.	EFF Err	Resolution
GD-148	186.9936	28-FEB-2010	2987.909	3300.265	15299.00	0.3453356	1.4839282E-02	39.68650
NP-237	160.8066	28-FEB-2010	4434.212	4905.200	12955.00	0.3356342	1.7038893E-02	56.79002
CM-244	145.8384	28-FEB-2010	5530.781	5884.673	11538.00	0.3477968	1.7688734E-02	40.32752

Instrument : CHAMBER 046  
 Detector : 76544  
 Standard ID : AESS-046  
 Standard Reference Date : 19-FEB-2008 19:35:48  
 Calibration Analysis Date/Time : 6-JUL-2009 09:46:17  
 Calibration Count Time : 239.9998  
 Efficiency Calibration Date/Time : 6-JUL-2009 14:38:21  
 Average Efficiency : 0.3406382  
 Average Efficiency Error : 9.3857087E-03  
 Confidence : 95.00000

Cal. Istps	DPM	Exp. Date	Start Engy	End Engy	Counts	EFF.	EFF Err	Resolution
GD-148	194.7474	28-FEB-2010	2989.077	3298.635	15535.00	0.3366195	1.4460829E-02	49.62128
NP-237	164.6658	28-FEB-2010	4433.627	4906.487	13519.00	0.3420215	1.7352322E-02	69.09070
CM-244	151.3824	28-FEB-2010	5533.329	5885.134	11898.00	0.3451394	1.7544771E-02	55.17302

Instrument : CHAMBER 047  
 Detector : 46-089B1  
 Standard ID : AESS-047  
 Standard Reference Date : 19-FEB-2008 00:32:27  
 Calibration Analysis Date/Time : 6-JUL-2009 09:46:17  
 Calibration Count Time : 239.9998  
 Efficiency Calibration Date/Time : 6-JUL-2009 14:38:30  
 Average Efficiency : 0.3442340  
 Average Efficiency Error : 9.4810873E-03  
 Confidence : 95.00000

Cal. Istps	DPM	Exp. Date	Start Engy	End Engy	Counts	EFF.	EFF Err	Resolution
GD-148	197.4804	28-FEB-2010	2987.977	3301.361	15865.00	0.3390196	1.4558652E-02	55.57606
NP-237	168.3948	28-FEB-2010	4433.363	4905.447	13899.00	0.3438680	1.7439116E-02	74.62081
CM-244	154.6032	28-FEB-2010	5532.313	5886.846	12409.00	0.3525089	1.7907353E-02	58.04284

Instrument : CHAMBER 048  
 Detector : 42483  
 Standard ID : AESS-048  
 Standard Reference Date : 19-FEB-2008 00:32:27  
 Calibration Analysis Date/Time : 6-JUL-2009 09:46:17  
 Calibration Count Time : 239.9998  
 Efficiency Calibration Date/Time : 6-JUL-2009 14:38:39  
 Average Efficiency : 0.3178092  
 Average Efficiency Error : 8.7683024E-03  
 Confidence : 95.00000

Cal. Istps	DPM	Exp. Date	Start Engy	End Engy	Counts	EFF.	EFF Err	Resolution
GD-148	191.8350	28-FEB-2010	2988.411	3301.246	14378.00	0.3162740	1.3605888E-02	55.68159
NP-237	161.5530	28-FEB-2010	4433.969	4903.143	12372.00	0.3190103	1.6206456E-02	67.40500
CM-244	151.1856	28-FEB-2010	5530.501	5887.230	10976.00	0.3187887	1.6227484E-02	60.96161

Instrument : CHAMBER 065  
 Detector : 68551  
 Standard ID : AESS-001  
 Standard Reference Date : 20-FEB-2008 09:54:53  
 Calibration Analysis Date/Time : 9-JUL-2009 08:08:10  
 Calibration Count Time : 239.9998  
 Efficiency Calibration Date/Time : 9-JUL-2009 13:06:51  
 Average Efficiency : 0.3167298  
 Average Efficiency Error : 8.7357797E-03  
 Confidence : 95.00000

Cal. Istps	DPM	Exp. Date	Start Engy	End Engy	Counts	EFF.	EFF Err	Resolution
GD-148	208.6698	28-FEB-2010	2992.172	3297.923	15001.00	0.3033305	1.3038947E-02	62.70693
NP-237	171.0024	28-FEB-2010	4436.297	4904.907	13337.00	0.3249072	1.6487280E-02	73.64597
CM-244	158.1060	28-FEB-2010	5532.615	5884.733	11898.00	0.3304830	1.6799837E-02	62.05407

Instrument : CHAMBER 066  
 Detector : 46-089C1  
 Standard ID : AESS-002  
 Standard Reference Date : 19-FEB-2008 11:05:22  
 Calibration Analysis Date/Time : 9-JUL-2009 08:08:10  
 Calibration Count Time : 239.9998  
 Efficiency Calibration Date/Time : 9-JUL-2009 13:07:05  
 Average Efficiency : 0.3104099  
 Average Efficiency Error : 8.5468190E-03  
 Confidence : 95.00000

Cal. Istps	DPM	Exp. Date	Start Engy	End Engy	Counts	EFF.	EFF Err	Resolution
GD-148	200.1144	28-FEB-2010	2992.142	3300.807	14611.00	0.3081217	1.3251217E-02	57.90394
NP-237	200.4990	28-FEB-2010	4436.247	4906.352	15119.00	0.3141508	1.5914036E-02	71.36474
CM-244	196.5558	28-FEB-2010	5534.784	5886.688	13872.00	0.3099799	1.5721031E-02	60.13244

Instrument : CHAMBER 067  
 Detector : 46-089B4  
 Standard ID : AESS-003  
 Standard Reference Date : 15-FEB-2008 13:12:27  
 Calibration Analysis Date/Time : 9-JUL-2009 08:08:10  
 Calibration Count Time : 239.9998  
 Efficiency Calibration Date/Time : 9-JUL-2009 13:07:16  
 Average Efficiency : 0.3225107  
 Average Efficiency Error : 8.8746333E-03  
 Confidence : 95.00000

Cal. Istps	DPM	Exp. Date	Start Engy	End Engy	Counts	EFF.	EFF Err	Resolution
GD-148	202.9740	28-FEB-2010	2988.144	3301.594	15198.00	0.3160322	1.3581690E-02	73.87538
NP-237	203.2080	28-FEB-2010	4436.169	4905.946	16027.00	0.3285710	1.6632373E-02	84.27850
CM-244	197.2236	28-FEB-2010	5533.963	5885.648	14635.00	0.3261202	1.6527411E-02	74.53841

Instrument : CHAMBER 068  
 Detector : 78794  
 Standard ID : AESS-004  
 Standard Reference Date : 14-FEB-2008 09:35:18  
 Calibration Analysis Date/Time : 9-JUL-2009 08:08:10  
 Calibration Count Time : 239.9998  
 Efficiency Calibration Date/Time : 9-JUL-2009 13:07:28  
 Average Efficiency : 0.3018608  
 Average Efficiency Error : 8.3120642E-03  
 Confidence : 95.00000

Cal. Istps	DPM	Exp. Date	Start Engy	End Engy	Counts	EFF.	EFF Err	Resolution
GD-148	206.1222	28-FEB-2010	2990.601	3300.139	14643.00	0.2998493	1.2894920E-02	46.91775
NP-237	204.2586	28-FEB-2010	4435.756	4903.729	14909.00	0.3041092	1.5408116E-02	62.03638
CM-244	198.8100	28-FEB-2010	5531.794	5886.867	13681.00	0.3024790	1.5343496E-02	51.78417

Instrument : CHAMBER 069  
 Detector : 78795  
 Standard ID : AESS-005  
 Standard Reference Date : 14-FEB-2008 09:35:18  
 Calibration Analysis Date/Time : 9-JUL-2009 08:08:10  
 Calibration Count Time : 239.9998  
 Efficiency Calibration Date/Time : 9-JUL-2009 13:07:42  
 Average Efficiency : 0.3159011  
 Average Efficiency Error : 8.6903321E-03  
 Confidence : 95.00000

Cal. Istps	DPM	Exp. Date	Start Engy	End Engy	Counts	EFF.	EFF Err	Resolution
GD-148	210.7452	28-FEB-2010	2991.901	3298.738	15562.00	0.3116586	1.3388185E-02	51.55959
NP-237	209.5938	28-FEB-2010	4437.201	4903.207	15965.00	0.3173516	1.6065169E-02	63.95503
CM-244	202.7478	28-FEB-2010	5534.874	5884.048	14792.00	0.3206663	1.6248737E-02	52.59375

Instrument : CHAMBER 070  
 Detector : 46-089B2  
 Standard ID : AESS-006  
 Standard Reference Date : 14-FEB-2008 09:35:18  
 Calibration Analysis Date/Time : 9-JUL-2009 08:08:10  
 Calibration Count Time : 239.9998  
 Efficiency Calibration Date/Time : 9-JUL-2009 13:07:53  
 Average Efficiency : 0.3520789  
 Average Efficiency Error : 9.6757710E-03  
 Confidence : 95.00000

Cal. Istps	DPM	Exp. Date	Start Engy	End Engy	Counts	EFF.	EFF Err	Resolution
GD-148	203.6952	28-FEB-2010	2988.641	3300.492	16713.00	0.3463008	1.4858479E-02	61.95700
NP-237	204.7038	28-FEB-2010	4435.833	4904.443	17344.00	0.3529772	1.7851282E-02	74.78303
CM-244	195.0060	28-FEB-2010	5531.433	5882.799	15964.00	0.3598273	1.8215435E-02	68.73500



Instrument : CHAMBER 071  
 Detector : 64259  
 Standard ID : AESS-007  
 Standard Reference Date : 14-FEB-2008 13:39:25  
 Calibration Analysis Date/Time : 9-JUL-2009 08:08:11  
 Calibration Count Time : 239.9998  
 Efficiency Calibration Date/Time : 9-JUL-2009 13:08:07  
 Average Efficiency : 0.3163752  
 Average Efficiency Error : 8.7076994E-03  
 Confidence : 95.00000

Cal. Istps	DPM	Exp. Date	Start Engy	End Engy	Counts	EFF.	EFF Err	Resolution
GD-148	206.7342	28-FEB-2010	2992.476	3301.614	15079.00	0.3078622	1.3232440E-02	56.06450
NP-237	205.0260	28-FEB-2010	4435.387	4902.436	15763.00	0.3203167	1.6217813E-02	68.61439
CM-244	199.6806	28-FEB-2010	5534.462	5883.334	14790.00	0.3255263	1.6495051E-02	58.90277

Instrument : CHAMBER 072  
 Detector : 45-149AA3  
 Standard ID : AESS-008  
 Standard Reference Date : 14-FEB-2008 13:39:25  
 Calibration Analysis Date/Time : 9-JUL-2009 08:08:11  
 Calibration Count Time : 239.9998  
 Efficiency Calibration Date/Time : 9-JUL-2009 13:08:19  
 Average Efficiency : 0.3234064  
 Average Efficiency Error : 8.8950237E-03  
 Confidence : 95.00000

Cal. Istps	DPM	Exp. Date	Start Engy	End Engy	Counts	EFF.	EFF Err	Resolution
GD-148	206.0418	28-FEB-2010	2988.586	3301.014	15743.00	0.3224942	1.3850860E-02	54.24233
NP-237	209.2716	28-FEB-2010	4432.963	4902.126	16207.00	0.3226633	1.6331071E-02	69.06731
CM-244	199.6488	28-FEB-2010	5535.050	5886.750	14785.00	0.3254575	1.6491652E-02	56.72540

Instrument : CHAMBER 073  
 Detector : 78775  
 Standard ID : AESS-009  
 Standard Reference Date : 19-FEB-2008 11:05:22  
 Calibration Analysis Date/Time : 9-JUL-2009 08:08:11  
 Calibration Count Time : 239.9998  
 Efficiency Calibration Date/Time : 9-JUL-2009 13:08:30  
 Average Efficiency : 0.3320738  
 Average Efficiency Error : 9.1329338E-03  
 Confidence : 95.00000

Cal. Istps	DPM	Exp. Date	Start Engy	End Engy	Counts	EFF.	EFF Err	Resolution
GD-148	203.3736	28-FEB-2010	2991.870	3299.007	15813.00	0.3281374	1.4092137E-02	50.25317
NP-237	204.0192	28-FEB-2010	4435.703	4904.982	16193.00	0.3306793	1.6736971E-02	68.87427
CM-244	197.2128	28-FEB-2010	5532.962	5884.931	15235.00	0.3394034	1.7191524E-02	49.27633

Instrument : CHAMBER 074  
 Detector : 78266  
 Standard ID : AESS-010  
 Standard Reference Date : 14-FEB-2008 13:39:25  
 Calibration Analysis Date/Time : 9-JUL-2009 08:08:11  
 Calibration Count Time : 239.9998  
 Efficiency Calibration Date/Time : 9-JUL-2009 13:08:42  
 Average Efficiency : 0.3124804  
 Average Efficiency Error : 8.6027775E-03  
 Confidence : 95.00000

Cal. Istps	DPM	Exp. Date	Start Engy	End Engy	Counts	EFF.	EFF Err	Resolution
GD-148	202.0008	28-FEB-2010	2990.625	3300.254	14705.00	0.3072563	1.3212435E-02	51.15489
NP-237	202.9926	28-FEB-2010	4435.417	4902.858	15345.00	0.3149306	1.5950510E-02	57.41002
CM-244	196.2330	28-FEB-2010	5535.258	5884.259	14186.00	0.3177475	1.6109865E-02	49.01177

Instrument : CHAMBER 075  
 Detector : 68550  
 Standard ID : AESS-011  
 Standard Reference Date : 14-FEB-2008 13:39:25  
 Calibration Analysis Date/Time : 9-JUL-2009 08:08:11  
 Calibration Count Time : 239.9998  
 Efficiency Calibration Date/Time : 9-JUL-2009 13:08:53  
 Average Efficiency : 0.2973897  
 Average Efficiency Error : 8.1859389E-03  
 Confidence : 95.00000

Cal. Istps	DPM	Exp. Date	Start Engy	End Engy	Counts	EFF.	EFF Err	Resolution
GD-148	212.8284	28-FEB-2010	2988.563	3301.861	14863.00	0.2947582	1.2672522E-02	56.94482
NP-237	214.4868	28-FEB-2010	4432.969	4904.420	15483.00	0.3006926	1.5227719E-02	69.06491
CM-244	208.4184	28-FEB-2010	5535.562	5884.044	14125.00	0.2978785	1.5103404E-02	58.86678

Instrument : CHAMBER 076  
 Detector : 78779  
 Standard ID : AESS-012  
 Standard Reference Date : 14-FEB-2008 13:39:25  
 Calibration Analysis Date/Time : 9-JUL-2009 08:08:11  
 Calibration Count Time : 239.9998  
 Efficiency Calibration Date/Time : 9-JUL-2009 13:09:04  
 Average Efficiency : 0.3059446  
 Average Efficiency Error : 8.4217470E-03  
 Confidence : 95.00000

Cal. Istps	DPM	Exp. Date	Start Engy	End Engy	Counts	EFF.	EFF Err	Resolution
GD-148	206.2200	28-FEB-2010	2992.408	3300.679	14839.00	0.3037126	1.3057882E-02	46.65081
NP-237	205.8930	28-FEB-2010	4437.552	4904.251	15221.00	0.3079897	1.5600574E-02	59.39308
CM-244	203.1954	28-FEB-2010	5530.870	5885.252	14195.00	0.3070807	1.5568880E-02	50.95067

Instrument : CHAMBER 077  
 Detector : 67576  
 Standard ID : AESS-013  
 Standard Reference Date : 14-FEB-2008 17:45:04  
 Calibration Analysis Date/Time : 9-JUL-2009 08:08:11  
 Calibration Count Time : 240.0000  
 Efficiency Calibration Date/Time : 9-JUL-2009 13:09:15  
 Average Efficiency : 0.3220192  
 Average Efficiency Error : 8.8578872E-03  
 Confidence : 95.00000

Cal. Istps	DPM	Exp. Date	Start Engy	End Engy	Counts	EFF.	EFF Err	Resolution
GD-148	203.6544	28-FEB-2010	2988.825	3301.085	15444.00	0.3200761	1.3751586E-02	52.27526
NP-237	210.2526	28-FEB-2010	4432.612	4901.681	16184.00	0.3207017	1.6232070E-02	64.77522
CM-244	201.9108	28-FEB-2010	5534.546	5886.248	14985.00	0.3261909	1.6525861E-02	54.87537

Instrument : CHAMBER 078  
 Detector : 67577  
 Standard ID : AESS-014  
 Standard Reference Date : 19-FEB-2008 11:05:22  
 Calibration Analysis Date/Time : 9-JUL-2009 08:08:11  
 Calibration Count Time : 240.0000  
 Efficiency Calibration Date/Time : 9-JUL-2009 13:09:25  
 Average Efficiency : 0.3269402  
 Average Efficiency Error : 8.9888843E-03  
 Confidence : 95.00000

Cal. Istps	DPM	Exp. Date	Start Engy	End Engy	Counts	EFF.	EFF Err	Resolution
GD-148	214.7088	28-FEB-2010	2992.395	3299.584	16294.00	0.3202777	1.3747618E-02	52.02948
NP-237	211.7160	28-FEB-2010	4433.349	4904.419	17152.00	0.3375357	1.7072473E-02	63.87207
CM-244	207.3882	28-FEB-2010	5535.593	5884.350	15420.00	0.3266392	1.6542494E-02	56.64688

Instrument : CHAMBER 079  
 Detector : 67598  
 Standard ID : AESS-015  
 Standard Reference Date : 14-FEB-2008 17:45:04  
 Calibration Analysis Date/Time : 9-JUL-2009 08:08:11  
 Calibration Count Time : 240.0000  
 Efficiency Calibration Date/Time : 9-JUL-2009 13:09:33  
 Average Efficiency : 0.3269641  
 Average Efficiency Error : 8.9949844E-03  
 Confidence : 95.00000

Cal. Istps	DPM	Exp. Date	Start Engy	End Engy	Counts	EFF.	EFF Err	Resolution
GD-148	204.0270	28-FEB-2010	2987.535	3297.935	15565.00	0.3219998	1.3832338E-02	51.91238
NP-237	200.6460	28-FEB-2010	4435.153	4903.332	15964.00	0.3314978	1.6781278E-02	65.57870
CM-244	195.9270	28-FEB-2010	5530.500	5882.333	14697.00	0.3297131	1.6708534E-02	52.00982

Instrument : CHAMBER 080  
 Detector : 78197  
 Standard ID : AESS-016  
 Standard Reference Date : 14-FEB-2008 17:45:04  
 Calibration Analysis Date/Time : 9-JUL-2009 08:08:11  
 Calibration Count Time : 240.0000  
 Efficiency Calibration Date/Time : 9-JUL-2009 13:09:43  
 Average Efficiency : 0.3342651  
 Average Efficiency Error : 9.1930544E-03  
 Confidence : 95.00000

Cal. Istps	DPM	Exp. Date	Start Engy	End Engy	Counts	EFF.	EFF Err	Resolution
GD-148	204.0534	28-FEB-2010	2992.338	3298.189	15890.00	0.3286708	1.4113899E-02	49.39791
NP-237	199.3962	28-FEB-2010	4434.851	4901.472	16357.00	0.3417528	1.7295377E-02	67.37957
CM-244	198.6402	28-FEB-2010	5531.493	5883.930	15145.00	0.3351447	1.6977096E-02	53.36457

Instrument : CHAMBER 081  
 Detector : 72533  
 Standard ID : AESS-017  
 Standard Reference Date : 14-FEB-2008 17:45:04  
 Calibration Analysis Date/Time : 9-JUL-2009 08:08:11  
 Calibration Count Time : 240.0000  
 Efficiency Calibration Date/Time : 9-JUL-2009 13:09:58  
 Average Efficiency : 1.0059110E-03  
 Average Efficiency Error : 1.4002950E-04  
 Confidence : 95.00000

Cal. Istps	DPM	Exp. Date	Start Engy	End Engy	Counts	EFF.	EFF Err	Resolution
GD-148	210.0798	28-FEB-2010	2985.980	3302.417	45.00000	8.9930405E-04	4.4010404E-04	0.0000000E+00
NP-237	208.5846	28-FEB-2010	4432.287	4905.979	16296.00	0.3255036	1.6473748E-02	140.8390
CM-244	205.5828	28-FEB-2010	5534.795	5885.572	3965.000	8.4768414E-02	4.4471347E-03	0.0000000E+00

Instrument : CHAMBER 082  
 Detector : 64263  
 Standard ID : AESS-018  
 Standard Reference Date : 14-FEB-2008 17:45:04  
 Calibration Analysis Date/Time : 9-JUL-2009 08:08:11  
 Calibration Count Time : 240.0000  
 Efficiency Calibration Date/Time : 9-JUL-2009 13:10:11  
 Average Efficiency : 0.3262649  
 Average Efficiency Error : 8.9742821E-03  
 Confidence : 95.00000

Cal. Istps	DPM	Exp. Date	Start Engy	End Engy	Counts	EFF.	EFF Err	Resolution
GD-148	202.1856	28-FEB-2010	2990.419	3298.608	15507.00	0.3237216	1.3907208E-02	58.84102
NP-237	208.8990	28-FEB-2010	4437.000	4905.115	16371.00	0.3264953	1.6523048E-02	77.98001
CM-244	198.1458	28-FEB-2010	5534.320	5885.085	14864.00	0.3296992	1.6705383E-02	70.67408

Instrument : CHAMBER 083  
 Detector : 64278  
 Standard ID : AESS-019  
 Standard Reference Date : 19-FEB-2008 11:05:22  
 Calibration Analysis Date/Time : 9-JUL-2009 08:08:12  
 Calibration Count Time : 240.0000  
 Efficiency Calibration Date/Time : 9-JUL-2009 13:10:22  
 Average Efficiency : 0.3331127  
 Average Efficiency Error : 9.1688316E-03  
 Confidence : 95.00000

Cal. Istps	DPM	Exp. Date	Start Engy	End Engy	Counts	EFF.	EFF Err	Resolution
GD-148	204.6468	28-FEB-2010	2987.455	3299.407	15432.00	0.3182384	1.3672802E-02	55.81121
NP-237	202.9140	28-FEB-2010	4433.838	4906.607	17206.00	0.3532467	1.7866544E-02	69.77620
CM-244	199.3140	28-FEB-2010	5532.253	5885.057	15334.00	0.3379439	1.7116275E-02	60.81681

Instrument : CHAMBER 084  
 Detector : 78265  
 Standard ID : AESS-020  
 Standard Reference Date : 14-FEB-2008 21:55:55  
 Calibration Analysis Date/Time : 9-JUL-2009 08:08:12  
 Calibration Count Time : 240.0000  
 Efficiency Calibration Date/Time : 9-JUL-2009 13:10:32  
 Average Efficiency : 0.3434564  
 Average Efficiency Error : 9.4431741E-03  
 Confidence : 95.00000

Cal. Istps	DPM	Exp. Date	Start Engy	End Engy	Counts	EFF.	EFF Err	Resolution
GD-148	205.5870	28-FEB-2010	2988.133	3299.227	16254.00	0.3337056	1.4324601E-02	49.70576
NP-237	203.4984	28-FEB-2010	4433.289	4901.844	17176.00	0.3516426	1.7785732E-02	63.55498
CM-244	197.1096	28-FEB-2010	5535.275	5884.618	15707.00	0.3502632	1.7734783E-02	51.80883

Instrument : CHAMBER 085  
 Detector : 78776  
 Standard ID : AESS-021  
 Standard Reference Date : 19-FEB-2008 15:31:52  
 Calibration Analysis Date/Time : 9-JUL-2009 08:08:12  
 Calibration Count Time : 240.0000  
 Efficiency Calibration Date/Time : 9-JUL-2009 13:10:43  
 Average Efficiency : 0.3254945  
 Average Efficiency Error : 8.9515289E-03  
 Confidence : 95.00000

Cal. Istps	DPM	Exp. Date	Start Engy	End Engy	Counts	EFF.	EFF Err	Resolution
GD-148	208.3608	28-FEB-2010	2989.612	3299.207	15817.00	0.3203625	1.3758179E-02	45.89981
NP-237	210.1548	28-FEB-2010	4434.183	4901.520	16560.00	0.3282868	1.6611453E-02	60.08111
CM-244	200.7390	28-FEB-2010	5533.754	5882.654	15090.00	0.3302506	1.6729988E-02	50.06017

Instrument : CHAMBER 086  
 Detector : 78198  
 Standard ID : AESS-022  
 Standard Reference Date : 14-FEB-2008 21:55:55  
 Calibration Analysis Date/Time : 9-JUL-2009 08:08:12  
 Calibration Count Time : 240.0000  
 Efficiency Calibration Date/Time : 9-JUL-2009 13:10:52  
 Average Efficiency : 0.2987570  
 Average Efficiency Error : 8.2268827E-03  
 Confidence : 95.00000

Cal. Istps	DPM	Exp. Date	Start Engy	End Engy	Counts	EFF.	EFF Err	Resolution
GD-148	209.6724	28-FEB-2010	2989.886	3300.091	14561.00	0.2931078	1.2606329E-02	46.08396
NP-237	206.8830	28-FEB-2010	4433.582	4903.927	15096.00	0.3040077	1.5400495E-02	61.33533
CM-244	203.0208	28-FEB-2010	5531.751	5882.863	13945.00	0.3018999	1.5310007E-02	49.24375

Instrument : CHAMBER 087  
 Detector : 78199  
 Standard ID : AESS-023  
 Standard Reference Date : 14-FEB-2008 21:55:55  
 Calibration Analysis Date/Time : 9-JUL-2009 08:08:12  
 Calibration Count Time : 240.0000  
 Efficiency Calibration Date/Time : 9-JUL-2009 13:11:02  
 Average Efficiency : 0.3162691  
 Average Efficiency Error : 8.7025622E-03  
 Confidence : 95.00000

Cal. Istps	DPM	Exp. Date	Start Engy	End Engy	Counts	EFF.	EFF Err	Resolution
GD-148	207.4764	28-FEB-2010	2990.385	3299.009	15285.00	0.3109341	1.3361266E-02	44.58315
NP-237	207.4998	28-FEB-2010	4436.772	4904.542	15818.00	0.3175828	1.6078727E-02	57.63754
CM-244	199.8804	28-FEB-2010	5534.083	5883.178	14684.00	0.3229105	1.6363984E-02	49.88237

Instrument : CHAMBER 088  
 Detector : 33452  
 Standard ID : AESS-024  
 Standard Reference Date : 14-FEB-2008 21:55:55  
 Calibration Analysis Date/Time : 9-JUL-2009 08:08:12  
 Calibration Count Time : 240.0000  
 Efficiency Calibration Date/Time : 9-JUL-2009 13:11:13  
 Average Efficiency : 0.2998269  
 Average Efficiency Error : 8.2606915E-03  
 Confidence : 95.00000

Cal. Istps	DPM	Exp. Date	Start Engy	End Engy	Counts	EFF.	EFF Err	Resolution
GD-148	203.5218	28-FEB-2010	2990.970	3298.296	14025.00	0.2908646	1.2518696E-02	52.96125
NP-237	205.6662	28-FEB-2010	4436.463	4902.334	15055.00	0.3049660	1.5449598E-02	63.94186
CM-244	198.3060	28-FEB-2010	5534.583	5887.587	13923.00	0.3085581	1.5648056E-02	61.30964

Instrument : CHAMBER 089  
 Detector : 78262  
 Standard ID : AESS-025  
 Standard Reference Date : 15-FEB-2008 09:06:52  
 Calibration Analysis Date/Time : 9-JUL-2009 08:08:13  
 Calibration Count Time : 239.9998  
 Efficiency Calibration Date/Time : 9-JUL-2009 13:11:23  
 Average Efficiency : 0.2963288  
 Average Efficiency Error : 8.1822695E-03  
 Confidence : 95.00000

Cal. Istps	DPM	Exp. Date	Start Engy	End Engy	Counts	EFF.	EFF Err	Resolution
GD-148	195.5670	28-FEB-2010	2992.075	3297.767	13916.00	0.3003191	1.2927603E-02	50.98783
NP-237	167.9916	28-FEB-2010	4432.406	4901.978	12013.00	0.2979151	1.5141796E-02	61.57396
CM-244	157.2432	28-FEB-2010	5532.097	5882.869	10361.00	0.2896218	1.4757983E-02	57.67693

Instrument : CHAMBER 090  
 Detector : 78263  
 Standard ID : AESS-026  
 Standard Reference Date : 15-FEB-2008 09:06:52  
 Calibration Analysis Date/Time : 9-JUL-2009 08:08:13  
 Calibration Count Time : 239.9998  
 Efficiency Calibration Date/Time : 9-JUL-2009 13:11:39  
 Average Efficiency : 0.3241549  
 Average Efficiency Error : 9.4982684E-03  
 Confidence : 95.00000

Cal. Istps	DPM	Exp. Date	Start Engy	End Engy	Counts	EFF.	EFF Err	Resolution
GD-148	199.5072	28-FEB-2010	2990.462	3300.982	15417.00	0.3261584	1.6518990E-02	52.53284
NP-237	168.0294	28-FEB-2010	4434.552	4903.775	13172.00	0.3265822	1.6575273E-02	66.40552
CM-244	160.5822	28-FEB-2010	5532.754	5885.804	11687.00	0.3198750	1.6265199E-02	57.74523

Instrument : CHAMBER 091  
 Detector : 78259  
 Standard ID : AESS-027  
 Standard Reference Date : 15-FEB-2008 09:06:52  
 Calibration Analysis Date/Time : 9-JUL-2009 08:08:13  
 Calibration Count Time : 239.9998  
 Efficiency Calibration Date/Time : 9-JUL-2009 13:11:52  
 Average Efficiency : 0.3403451  
 Average Efficiency Error : 9.9735688E-03  
 Confidence : 95.00000

Cal. Istps	DPM	Exp. Date	Start Engy	End Engy	Counts	EFF.	EFF Err	Resolution
GD-148	193.4238	28-FEB-2010	2990.268	3298.949	15270.00	0.3332087	1.6878121E-02	49.79137
NP-237	161.6154	28-FEB-2010	4433.436	4901.824	13289.00	0.3425658	1.7384235E-02	66.53712
CM-244	148.1754	28-FEB-2010	5531.214	5887.413	11658.00	0.3458194	1.7585119E-02	55.76472

Instrument : CHAMBER 092  
 Detector : 79457  
 Standard ID : AESS-028  
 Standard Reference Date : 15-FEB-2008 09:06:52  
 Calibration Analysis Date/Time : 9-JUL-2009 08:08:13  
 Calibration Count Time : 239.9998  
 Efficiency Calibration Date/Time : 10-JUL-2009 08:15:23  
 Average Efficiency : 0.3244753  
 Average Efficiency Error : 9.5090605E-03  
 Confidence : 95.00000

Cal. Istps	DPM	Exp. Date	Start Engy	End Engy	Counts	EFF.	EFF Err	Resolution
GD-148	199.6542	28-FEB-2010	2992.198	3300.849	15511.00	0.3276620	1.6594216E-02	50.13194
NP-237	168.1992	28-FEB-2010	4435.896	4905.687	13201.00	0.3269055	1.6591255E-02	61.53701
CM-244	156.7614	28-FEB-2010	5533.567	5885.099	11382.00	0.3190994	1.6232992E-02	50.67320

Instrument : CHAMBER 093  
 Detector : 33206  
 Standard ID : AESS-029  
 Standard Reference Date : 15-FEB-2008 09:06:52  
 Calibration Analysis Date/Time : 9-JUL-2009 08:08:13  
 Calibration Count Time : 239.9998  
 Efficiency Calibration Date/Time : 9-JUL-2009 13:12:10  
 Average Efficiency : 0.3253579  
 Average Efficiency Error : 9.5347259E-03  
 Confidence : 95.00000

Cal. Istps	DPM	Exp. Date	Start Engy	End Engy	Counts	EFF.	EFF Err	Resolution
GD-148	201.5742	28-FEB-2010	2988.963	3299.960	15194.00	0.3181445	1.6116098E-02	50.56812
NP-237	169.7700	28-FEB-2010	4434.063	4902.978	13286.00	0.3260259	1.6544953E-02	75.56580
CM-244	154.8234	28-FEB-2010	5531.085	5883.424	11716.00	0.3326032	1.6911702E-02	57.95201

Instrument : CHAMBER 094  
 Detector : 78267  
 Standard ID : AESS-030  
 Standard Reference Date : 15-FEB-2008 09:06:52  
 Calibration Analysis Date/Time : 9-JUL-2009 08:08:13  
 Calibration Count Time : 239.9998  
 Efficiency Calibration Date/Time : 9-JUL-2009 13:12:19  
 Average Efficiency : 0.3085452  
 Average Efficiency Error : 9.0499781E-03  
 Confidence : 95.00000

Cal. Istps	DPM	Exp. Date	Start Engy	End Engy	Counts	EFF.	EFF Err	Resolution
GD-148	198.9792	28-FEB-2010	2990.912	3298.303	14487.00	0.3072813	1.5575566E-02	44.68866
NP-237	166.3758	28-FEB-2010	4435.971	4905.664	12598.00	0.3154770	1.6022354E-02	64.16422
CM-244	157.1856	28-FEB-2010	5534.211	5886.502	10849.00	0.3033472	1.5444501E-02	48.21400



Instrument : CHAMBER 095  
 Detector : 64279  
 Standard ID : AESS-031  
 Standard Reference Date : 18-FEB-2008 11:28:15  
 Calibration Analysis Date/Time : 9-JUL-2009 08:08:14  
 Calibration Count Time : 239.9998  
 Efficiency Calibration Date/Time : 9-JUL-2009 13:12:27  
 Average Efficiency : 0.3068112  
 Average Efficiency Error : 8.4704254E-03  
 Confidence : 95.00000

Cal. Istps	DPM	Exp. Date	Start Engy	End Engy	Counts	EFF.	EFF Err	Resolution
GD-148	193.6650	28-FEB-2010	2989.056	3301.826	13965.00	0.3043179	1.3098821E-02	55.82520
NP-237	162.9186	28-FEB-2010	4435.330	4905.275	12386.00	0.3167128	1.6089419E-02	68.30973
CM-244	153.1968	28-FEB-2010	5534.057	5886.430	10508.00	0.3012262	1.5345651E-02	56.59253

Instrument : CHAMBER 096  
 Detector : 67605  
 Standard ID : AESS-032  
 Standard Reference Date : 18-FEB-2008 11:28:15  
 Calibration Analysis Date/Time : 9-JUL-2009 08:08:14  
 Calibration Count Time : 239.9998  
 Efficiency Calibration Date/Time : 9-JUL-2009 13:12:36  
 Average Efficiency : 0.3103104  
 Average Efficiency Error : 8.5620275E-03  
 Confidence : 95.00000

Cal. Istps	DPM	Exp. Date	Start Engy	End Engy	Counts	EFF.	EFF Err	Resolution
GD-148	195.2364	28-FEB-2010	2990.311	3298.177	14291.00	0.3089209	1.3291076E-02	50.28194
NP-237	165.9822	28-FEB-2010	4434.251	4906.198	12426.00	0.3117568	1.5837051E-02	61.11779
CM-244	153.7938	28-FEB-2010	5533.120	5882.408	10880.00	0.3108360	1.5824955E-02	51.23636

Instrument : CHAMBER 097  
 Detector : 67599  
 Standard ID : AESS-033  
 Standard Reference Date : 18-FEB-2008 11:28:15  
 Calibration Analysis Date/Time : 9-JUL-2009 08:08:14  
 Calibration Count Time : 239.9998  
 Efficiency Calibration Date/Time : 9-JUL-2009 13:12:44  
 Average Efficiency : 0.3440487  
 Average Efficiency Error : 9.4836140E-03  
 Confidence : 95.00000

Cal. Istps	DPM	Exp. Date	Start Engy	End Engy	Counts	EFF.	EFF Err	Resolution
GD-148	192.4158	28-FEB-2010	2989.746	3302.068	15243.00	0.3343306	1.4367314E-02	49.90135
NP-237	161.7816	28-FEB-2010	4437.101	4903.794	13519.00	0.3481746	1.7664408E-02	69.66666
CM-244	147.2670	28-FEB-2010	5531.052	5886.116	11904.00	0.3550793	1.8049983E-02	57.03643

Instrument : CHAMBER 098  
 Detector : 68644  
 Standard ID : AESS-034  
 Standard Reference Date : 18-FEB-2008 11:28:15  
 Calibration Analysis Date/Time : 9-JUL-2009 08:08:14  
 Calibration Count Time : 239.9998  
 Efficiency Calibration Date/Time : 9-JUL-2009 13:12:53  
 Average Efficiency : 0.3341772  
 Average Efficiency Error : 9.2099942E-03  
 Confidence : 95.00000

Cal. Istps	DPM	Exp. Date	Start Engy	End Engy	Counts	EFF.	EFF Err	Resolution
GD-148	200.5488	28-FEB-2010	2989.589	3298.128	15405.00	0.3241865	1.3928778E-02	51.17890
NP-237	167.2962	28-FEB-2010	4432.836	4901.640	13623.00	0.3392162	1.7208137E-02	68.23425
CM-244	154.4388	28-FEB-2010	5531.873	5883.257	12118.00	0.3447607	1.7520264E-02	52.08022

Instrument : CHAMBER 099  
 Detector : 70317  
 Standard ID : AESS-035  
 Standard Reference Date : 18-FEB-2008 11:28:15  
 Calibration Analysis Date/Time : 9-JUL-2009 08:08:14  
 Calibration Count Time : 239.9998  
 Efficiency Calibration Date/Time : 9-JUL-2009 13:13:03  
 Average Efficiency : 0.3431231  
 Average Efficiency Error : 9.4483467E-03  
 Confidence : 95.00000

Cal. Istps	DPM	Exp. Date	Start Engy	End Engy	Counts	EFF.	EFF Err	Resolution
GD-148	198.6666	28-FEB-2010	2990.876	3301.163	16106.00	0.3421397	1.4688905E-02	50.68632
NP-237	168.2934	28-FEB-2010	4434.526	4903.945	13954.00	0.3454547	1.7518591E-02	61.64373
CM-244	158.8128	28-FEB-2010	5533.432	5886.885	12370.00	0.3422045	1.7384758E-02	52.31840

Instrument : CHAMBER 100  
 Detector : 79456  
 Standard ID : AESS-046  
 Standard Reference Date : 19-FEB-2008 19:35:48  
 Calibration Analysis Date/Time : 9-JUL-2009 08:08:14  
 Calibration Count Time : 239.9998  
 Efficiency Calibration Date/Time : 9-JUL-2009 13:13:12  
 Average Efficiency : 0.3427027  
 Average Efficiency Error : 9.4427206E-03  
 Confidence : 95.00000

Cal. Istps	DPM	Exp. Date	Start Engy	End Engy	Counts	EFF.	EFF Err	Resolution
GD-148	194.7474	28-FEB-2010	2992.287	3297.799	15520.00	0.3363194	1.4448194E-02	50.00877
NP-237	164.6658	28-FEB-2010	4436.422	4905.631	13582.00	0.3435974	1.7431144E-02	61.98585
CM-244	151.3824	28-FEB-2010	5534.572	5887.590	12114.00	0.3515212	1.7863980E-02	52.94975

Instrument : CHAMBER 101  
 Detector : 64253  
 Standard ID : AESS-037  
 Standard Reference Date : 18-FEB-2008 15:31:47  
 Calibration Analysis Date/Time : 9-JUL-2009 08:08:15  
 Calibration Count Time : 240.0000  
 Efficiency Calibration Date/Time : 9-JUL-2009 13:13:22  
 Average Efficiency : 0.3390052  
 Average Efficiency Error : 9.3409885E-03  
 Confidence : 95.00000

Cal. Istps	DPM	Exp. Date	Start Engy	End Engy	Counts	EFF.	EFF Err	Resolution
GD-148	197.7372	28-FEB-2010	2992.433	3299.297	15460.00	0.3299631	1.4176095E-02	61.39046
NP-237	167.1294	28-FEB-2010	4436.714	4901.796	13907.00	0.3466887	1.7581994E-02	74.45712
CM-244	154.7664	28-FEB-2010	5531.777	5885.188	12159.00	0.3452022	1.7541731E-02	61.78313

Instrument : CHAMBER 102  
 Detector : 72525  
 Standard ID : AESS-038  
 Standard Reference Date : 18-FEB-2008 15:31:47  
 Calibration Analysis Date/Time : 9-JUL-2009 08:08:15  
 Calibration Count Time : 240.0000  
 Efficiency Calibration Date/Time : 9-JUL-2009 13:13:31  
 Average Efficiency : 0.3328035  
 Average Efficiency Error : 9.1680549E-03  
 Confidence : 95.00000

Cal. Istps	DPM	Exp. Date	Start Engy	End Engy	Counts	EFF.	EFF Err	Resolution
GD-148	200.1408	28-FEB-2010	2992.102	3300.657	15781.00	0.3327644	1.4291358E-02	57.28693
NP-237	170.0886	28-FEB-2010	4432.858	4904.949	13683.00	0.3351520	1.7000843E-02	70.05949
CM-244	157.7460	28-FEB-2010	5531.106	5882.690	11868.00	0.3305628	1.6804401E-02	60.52639

Instrument : CHAMBER 103  
 Detector : 79461  
 Standard ID : AESS-039  
 Standard Reference Date : 18-FEB-2008 15:31:47  
 Calibration Analysis Date/Time : 9-JUL-2009 08:08:15  
 Calibration Count Time : 240.0000  
 Efficiency Calibration Date/Time : 9-JUL-2009 13:13:40  
 Average Efficiency : 0.3354990  
 Average Efficiency Error : 9.2500327E-03  
 Confidence : 95.00000

Cal. Istps	DPM	Exp. Date	Start Engy	End Engy	Counts	EFF.	EFF Err	Resolution
GD-148	192.2418	28-FEB-2010	2988.996	3300.314	15148.00	0.3325511	1.4292428E-02	46.53494
NP-237	159.1506	28-FEB-2010	4436.805	4901.981	13231.00	0.3463839	1.7579062E-02	65.39693
CM-244	151.7142	28-FEB-2010	5532.506	5886.425	11383.00	0.3296518	1.6769741E-02	53.08098

Instrument : CHAMBER 104  
 Detector : 72524  
 Standard ID : AESS-040  
 Standard Reference Date : 18-FEB-2008 15:31:47  
 Calibration Analysis Date/Time : 9-JUL-2009 08:08:15  
 Calibration Count Time : 240.0000  
 Efficiency Calibration Date/Time : 9-JUL-2009 13:13:48  
 Average Efficiency : 0.3172685  
 Average Efficiency Error : 8.7505886E-03  
 Confidence : 95.00000

Cal. Istps	DPM	Exp. Date	Start Engy	End Engy	Counts	EFF.	EFF Err	Resolution
GD-148	194.4828	28-FEB-2010	2990.719	3300.868	14808.00	0.3213409	1.3816299E-02	52.43279
NP-237	166.8174	28-FEB-2010	4437.132	4904.901	12602.00	0.3146936	1.5982572E-02	60.08082
CM-244	155.0100	28-FEB-2010	5531.506	5883.017	11092.00	0.3143873	1.6000355E-02	48.93826

Instrument : CHAMBER 105  
 Detector : 78777  
 Standard ID : AESS-041  
 Standard Reference Date : 18-FEB-2008 15:31:47  
 Calibration Analysis Date/Time : 9-JUL-2009 08:08:15  
 Calibration Count Time : 240.0000  
 Efficiency Calibration Date/Time : 9-JUL-2009 13:13:56  
 Average Efficiency : 0.3238136  
 Average Efficiency Error : 8.9225518E-03  
 Confidence : 95.00000

Cal. Istps	DPM	Exp. Date	Start Engy	End Engy	Counts	EFF.	EFF Err	Resolution
GD-148	203.9034	28-FEB-2010	2991.574	3300.708	15632.00	0.3235499	1.3897874E-02	47.98710
NP-237	171.2268	28-FEB-2010	4435.406	4903.467	13447.00	0.3271988	1.6601518E-02	65.57580
CM-244	159.5796	28-FEB-2010	5531.275	5883.854	11655.00	0.3209064	1.6318357E-02	49.59695

Instrument : CHAMBER 106  
 Detector : 64274  
 Standard ID : AESS-042  
 Standard Reference Date : 18-FEB-2008 15:31:47  
 Calibration Analysis Date/Time : 9-JUL-2009 08:08:15  
 Calibration Count Time : 240.0000  
 Efficiency Calibration Date/Time : 9-JUL-2009 13:14:04  
 Average Efficiency : 0.3300298  
 Average Efficiency Error : 9.1015678E-03  
 Confidence : 95.00000

Cal. Istps	DPM	Exp. Date	Start Engy	End Engy	Counts	EFF.	EFF Err	Resolution
GD-148	188.7090	28-FEB-2010	2989.941	3301.958	14641.00	0.3274217	1.4080711E-02	51.04536
NP-237	159.6558	28-FEB-2010	4435.855	4902.069	12766.00	0.3331273	1.6915364E-02	68.33770
CM-244	150.5208	28-FEB-2010	5534.023	5883.359	11329.00	0.3306891	1.6823869E-02	57.44720

Instrument : CHAMBER 107  
 Detector : 67578  
 Standard ID : AESS-043  
 Standard Reference Date : 19-FEB-2008 00:32:27  
 Calibration Analysis Date/Time : 9-JUL-2009 08:08:16  
 Calibration Count Time : 239.9998  
 Efficiency Calibration Date/Time : 9-JUL-2009 13:14:15  
 Average Efficiency : 0.3045647  
 Average Efficiency Error : 8.4048761E-03  
 Confidence : 95.00000

Cal. Istps	DPM	Exp. Date	Start Engy	End Engy	Counts	EFF.	EFF Err	Resolution
GD-148	197.7708	28-FEB-2010	2987.523	3301.257	14050.00	0.2997997	1.2902850E-02	50.05696
NP-237	168.7422	28-FEB-2010	4435.381	4903.438	12388.00	0.3058615	1.5538067E-02	64.39712
CM-244	156.3252	28-FEB-2010	5532.229	5882.600	11043.00	0.3103665	1.5796915E-02	54.52126

Instrument : CHAMBER 108  
 Detector : 78778  
 Standard ID : AESS-044  
 Standard Reference Date : 19-FEB-2008 00:32:27  
 Calibration Analysis Date/Time : 9-JUL-2009 08:08:16  
 Calibration Count Time : 239.9998  
 Efficiency Calibration Date/Time : 10-JUL-2009 08:15:33  
 Average Efficiency : 0.3360237  
 Average Efficiency Error : 9.2592761E-03  
 Confidence : 95.00000

Cal. Istps	DPM	Exp. Date	Start Engy	End Engy	Counts	EFF.	EFF Err	Resolution
GD-148	194.4510	28-FEB-2010	2987.937	3298.136	15260.00	0.3312062	1.4232747E-02	47.91920
NP-237	166.6248	28-FEB-2010	4435.160	4903.491	13641.00	0.3410752	1.7302046E-02	70.19518
CM-244	155.8290	28-FEB-2010	5531.067	5883.227	11990.00	0.3380632	1.7182823E-02	49.11132

Instrument : CHAMBER 109  
 Detector : 79463  
 Standard ID : AESS-045  
 Standard Reference Date : 19-FEB-2008 00:32:27  
 Calibration Analysis Date/Time : 9-JUL-2009 08:08:16  
 Calibration Count Time : 239.9998  
 Efficiency Calibration Date/Time : 9-JUL-2009 13:14:36  
 Average Efficiency : 0.3557599  
 Average Efficiency Error : 9.8008178E-03  
 Confidence : 95.00000

Cal. Istps	DPM	Exp. Date	Start Engy	End Engy	Counts	EFF.	EFF Err	Resolution
GD-148	186.9936	28-FEB-2010	2989.195	3299.997	15695.00	0.3542219	1.5214318E-02	44.90919
NP-237	160.8066	28-FEB-2010	4435.631	4906.161	13634.00	0.3532281	1.7918682E-02	60.71558
CM-244	145.8384	28-FEB-2010	5531.938	5886.333	11971.00	0.3606424	1.8330947E-02	47.40115

Instrument : CHAMBER 110  
 Detector : 67602  
 Standard ID : AESS-046  
 Standard Reference Date : 8-JAN-2007 09:29:00  
 Calibration Analysis Date/Time : 9-JUL-2009 08:08:16  
 Calibration Count Time : 239.9998  
 Efficiency Calibration Date/Time : 9-JUL-2009 13:15:06  
 Average Efficiency : 0.3174780  
 Average Efficiency Error : 8.7590944E-03  
 Confidence : 95.00000

Cal. Istps	DPM	Exp. Date	Start Engy	End Engy	Counts	EFF.	EFF Err	Resolution
GD-148	197.6531	28-FEB-2010	2989.370	3301.157	14395.00	0.3105389	1.3360999E-02	53.22070
NP-237	164.3834	28-FEB-2010	4436.284	4904.992	12802.00	0.3244717	1.6475134E-02	64.57879
CM-244	159.4253	28-FEB-2010	5535.250	5883.287	11162.00	0.3209743	1.6333863E-02	56.77616

Instrument : CHAMBER 111  
 Detector : 79462  
 Standard ID : AESS-047  
 Standard Reference Date : 19-FEB-2008 00:32:27  
 Calibration Analysis Date/Time : 9-JUL-2009 08:08:16  
 Calibration Count Time : 239.9998  
 Efficiency Calibration Date/Time : 9-JUL-2009 13:15:22  
 Average Efficiency : 0.3410317  
 Average Efficiency Error : 9.3937013E-03  
 Confidence : 95.00000

Cal. Istps	DPM	Exp. Date	Start Engy	End Engy	Counts	EFF.	EFF Err	Resolution
GD-148	197.4804	28-FEB-2010	2990.820	3300.305	15891.00	0.3395850	1.4582562E-02	46.16263
NP-237	168.3948	28-FEB-2010	4436.744	4905.500	13621.00	0.3369952	1.7095437E-02	61.95173
CM-244	154.6032	28-FEB-2010	5535.002	5885.661	12226.00	0.3474574	1.7654790E-02	55.37262

Instrument : CHAMBER 112  
 Detector : 78261  
 Standard ID : AESS-048  
 Standard Reference Date : 19-FEB-2008 00:32:27  
 Calibration Analysis Date/Time : 9-JUL-2009 08:08:16  
 Calibration Count Time : 239.9998  
 Efficiency Calibration Date/Time : 9-JUL-2009 13:15:42  
 Average Efficiency : 0.3101838  
 Average Efficiency Error : 8.5619837E-03  
 Confidence : 95.00000

Cal. Istps	DPM	Exp. Date	Start Engy	End Engy	Counts	EFF.	EFF Err	Resolution
GD-148	191.8350	28-FEB-2010	2988.969	3300.635	14006.00	0.3081187	1.3261668E-02	44.59222
NP-237	161.5530	28-FEB-2010	4436.114	4905.135	12212.00	0.3149208	1.6001921E-02	60.98758
CM-244	151.1856	28-FEB-2010	5532.983	5884.981	10616.00	0.3085150	1.5713703E-02	48.71024

Instrument : CHAMBER 113  
 Detector : 45-111B4  
 Standard ID : AESS-001  
 Standard Reference Date : 20-FEB-2008 09:54:53  
 Calibration Analysis Date/Time : 15-JUL-2009 08:37:50  
 Calibration Count Time : 300.0000  
 Efficiency Calibration Date/Time : 15-JUL-2009 13:43:32  
 Average Efficiency : 0.2519916  
 Average Efficiency Error : 6.9467155E-03  
 Confidence : 95.00000

Cal. Istps	DPM	Exp. Date	Start Engy	End Engy	Counts	EFF.	EFF Err	Resolution
GD-148	208.6698	28-FEB-2010	2988.779	3298.785	15298.00	0.2475491	1.0637350E-02	69.86681
NP-237	171.0024	28-FEB-2010	4433.559	4905.331	12963.00	0.2526515	1.2826058E-02	72.30716
CM-244	158.1060	28-FEB-2010	5530.517	5883.481	11603.00	0.2580627	1.3123710E-02	68.28992

Instrument : CHAMBER 114  
 Detector : 78258  
 Standard ID : AESS-007  
 Standard Reference Date : 14-FEB-2008 13:39:25  
 Calibration Analysis Date/Time : 15-JUL-2009 08:37:55  
 Calibration Count Time : 300.0000  
 Efficiency Calibration Date/Time : 15-JUL-2009 13:43:44  
 Average Efficiency : 0.2556549  
 Average Efficiency Error : 7.0340075E-03  
 Confidence : 95.00000

Cal. Istps	DPM	Exp. Date	Start Engy	End Engy	Counts	EFF.	EFF Err	Resolution
GD-148	206.7342	28-FEB-2010	2990.441	3298.868	15389.00	0.2513953	1.0801502E-02	44.39313
NP-237	205.0260	28-FEB-2010	4436.900	4905.218	15927.00	0.2589234	1.3107756E-02	58.50210
CM-244	199.6806	28-FEB-2010	5530.599	5885.790	14679.00	0.2586593	1.3108032E-02	49.91982

Instrument : CHAMBER 115  
 Detector : 45-132FF4  
 Standard ID : AESS-002  
 Standard Reference Date : 19-FEB-2008 11:05:22  
 Calibration Analysis Date/Time : 15-JUL-2009 08:37:59  
 Calibration Count Time : 300.0000  
 Efficiency Calibration Date/Time : 15-JUL-2009 13:43:54  
 Average Efficiency : 0.2654886  
 Average Efficiency Error : 7.3024337E-03  
 Confidence : 95.00000

Cal. Istps	DPM	Exp. Date	Start Engy	End Engy	Counts	EFF.	EFF Err	Resolution
GD-148	200.1144	28-FEB-2010	2991.839	3301.816	15791.00	0.2664527	1.1443332E-02	55.36104
NP-237	200.4990	28-FEB-2010	4436.001	4902.052	15786.00	0.2624403	1.3287230E-02	64.95200
CM-244	196.5558	28-FEB-2010	5531.697	5884.118	14942.00	0.2673051	1.3543067E-02	65.53946

Instrument : CHAMBER 116  
 Detector : 45-132FF2  
 Standard ID : AESS-008  
 Standard Reference Date : 14-FEB-2008 13:39:25  
 Calibration Analysis Date/Time : 15-JUL-2009 08:38:03  
 Calibration Count Time : 300.0000  
 Efficiency Calibration Date/Time : 15-JUL-2009 13:44:05  
 Average Efficiency : 0.2629267  
 Average Efficiency Error : 7.2302124E-03  
 Confidence : 95.00000

Cal. Istps	DPM	Exp. Date	Start Engy	End Engy	Counts	EFF.	EFF Err	Resolution
GD-148	206.0418	28-FEB-2010	2988.005	3302.013	16058.00	0.2632007	1.1300448E-02	59.26229
NP-237	209.2716	28-FEB-2010	4432.895	4903.021	16270.00	0.2591243	1.3114552E-02	68.78876
CM-244	199.6488	28-FEB-2010	5531.311	5883.052	15125.00	0.2665666	1.3503457E-02	63.98270

Instrument : CHAMBER 117  
 Detector : 33450  
 Standard ID : AESS-003  
 Standard Reference Date : 15-FEB-2008 13:12:27  
 Calibration Analysis Date/Time : 15-JUL-2009 08:38:07  
 Calibration Count Time : 300.0000  
 Efficiency Calibration Date/Time : 15-JUL-2009 13:44:15  
 Average Efficiency : 0.2535850  
 Average Efficiency Error : 6.9797374E-03  
 Confidence : 95.00000

Cal. Istps	DPM	Exp. Date	Start Engy	End Engy	Counts	EFF.	EFF Err	Resolution
GD-148	202.9740	28-FEB-2010	2992.173	3300.224	14948.00	0.2486987	1.0691201E-02	65.60831
NP-237	203.2080	28-FEB-2010	4434.403	4904.427	15595.00	0.2557888	1.2952457E-02	67.83129
CM-244	197.2236	28-FEB-2010	5533.135	5885.381	14502.00	0.2586756	1.3111014E-02	62.53085

Instrument : CHAMBER 118  
 Detector : 75544  
 Standard ID : AESS-009  
 Standard Reference Date : 19-FEB-2008 11:05:22  
 Calibration Analysis Date/Time : 15-JUL-2009 08:38:11  
 Calibration Count Time : 300.0000  
 Efficiency Calibration Date/Time : 15-JUL-2009 13:44:26  
 Average Efficiency : 0.2598683  
 Average Efficiency Error : 7.1489667E-03  
 Confidence : 95.00000

Cal. Istps	DPM	Exp. Date	Start Engy	End Engy	Counts	EFF.	EFF Err	Resolution
GD-148	203.3736	28-FEB-2010	2992.199	3301.179	15535.00	0.2579420	1.1080938E-02	44.86411
NP-237	204.0192	28-FEB-2010	4437.404	4902.417	15842.00	0.2588220	1.3103474E-02	58.11101
CM-244	197.2128	28-FEB-2010	5530.853	5882.689	14791.00	0.2637591	1.3365132E-02	41.32130



Instrument : CHAMBER 119  
 Detector : 74429  
 Standard ID : AESS-004  
 Standard Reference Date : 14-FEB-2008 09:35:18  
 Calibration Analysis Date/Time : 15-JUL-2009 08:38:16  
 Calibration Count Time : 300.0000  
 Efficiency Calibration Date/Time : 2-FEB-2009 15:15:38  
 Average Efficiency : 0.2936279  
 Average Efficiency Error : 1.2630888E-02  
 Confidence : 95.00000

Cal. Istps	DPM	Exp. Date	Start Engy	End Engy	Counts	EFF.	EFF Err	Resolution
GD-148	206.1222	28-FEB-2010	2992.004	3299.253	9998.000	0.2936279	1.2630888E-02	0.0000000E+00
NP-237	204.2586	28-FEB-2010	4432.548	4906.013	0.0000000E+00	0.0000000E+00	0.0000000E+00	0.0000000E+00
CM-244	198.8100	28-FEB-2010	5530.584	5883.165	0.0000000E+00	0.0000000E+00	0.0000000E+00	0.0000000E+00

Instrument : CHAMBER 120  
 Detector : 74430  
 Standard ID : AESS-010  
 Standard Reference Date : 14-FEB-2008 13:39:25  
 Calibration Analysis Date/Time : 15-JUL-2009 08:38:20  
 Calibration Count Time : 300.0000  
 Efficiency Calibration Date/Time : 16-JUL-2009 09:29:36  
 Average Efficiency : 0.2329810  
 Average Efficiency Error : 6.4206291E-03  
 Confidence : 95.00000

Cal. Istps	DPM	Exp. Date	Start Engy	End Engy	Counts	EFF.	EFF Err	Resolution
GD-148	202.0008	28-FEB-2010	2990.522	3298.404	13848.00	0.2315074	9.9664843E-03	47.05631
NP-237	202.9926	28-FEB-2010	4435.328	4903.588	14182.00	0.2328624	1.1806204E-02	59.86080
CM-244	196.2330	28-FEB-2010	5534.528	5884.756	13118.00	0.2352170	1.1938849E-02	50.37906

Instrument : CHAMBER 121  
 Detector : 75545  
 Standard ID : AESS-005  
 Standard Reference Date : 14-FEB-2008 09:35:18  
 Calibration Analysis Date/Time : 15-JUL-2009 08:38:24  
 Calibration Count Time : 300.0000  
 Efficiency Calibration Date/Time : 15-JUL-2009 13:44:36  
 Average Efficiency : 0.2481502  
 Average Efficiency Error : 6.8278033E-03  
 Confidence : 95.00000

Cal. Istps	DPM	Exp. Date	Start Engy	End Engy	Counts	EFF.	EFF Err	Resolution
GD-148	210.7452	28-FEB-2010	2988.023	3300.631	15450.00	0.2475892	1.0637230E-02	49.92188
NP-237	209.5938	28-FEB-2010	4432.658	4901.599	15670.00	0.2492075	1.2618415E-02	57.40462
CM-244	202.7478	28-FEB-2010	5533.997	5885.295	14284.00	0.2478847	1.2566634E-02	53.21548

Instrument : CHAMBER 122  
 Detector : 75546  
 Standard ID : AESS-011  
 Standard Reference Date : 14-FEB-2008 13:39:25  
 Calibration Analysis Date/Time : 15-JUL-2009 08:38:29  
 Calibration Count Time : 300.0000  
 Efficiency Calibration Date/Time : 15-JUL-2009 13:44:46  
 Average Efficiency : 0.2535488  
 Average Efficiency Error : 6.9723255E-03  
 Confidence : 95.00000

Cal. Istps	DPM	Exp. Date	Start Engy	End Engy	Counts	EFF.	EFF Err	Resolution
GD-148	212.8284	28-FEB-2010	2990.563	3298.589	16028.00	0.2543318	1.0920011E-02	51.38880
NP-237	214.4868	28-FEB-2010	4436.782	4905.890	16182.00	0.2514608	1.2727518E-02	56.55112
CM-244	208.4184	28-FEB-2010	5532.955	5884.078	15083.00	0.2546007	1.2897825E-02	50.53276

Instrument : CHAMBER 123  
 Detector : 45-142V3  
 Standard ID : AESS-006  
 Standard Reference Date : 14-FEB-2008 09:35:18  
 Calibration Analysis Date/Time : 15-JUL-2009 08:38:33  
 Calibration Count Time : 300.0000  
 Efficiency Calibration Date/Time : 15-JUL-2009 13:44:55  
 Average Efficiency : 0.2599957  
 Average Efficiency Error : 7.1522635E-03  
 Confidence : 95.00000

Cal. Istps	DPM	Exp. Date	Start Engy	End Engy	Counts	EFF.	EFF Err	Resolution
GD-148	203.6952	28-FEB-2010	2990.850	3299.223	15663.00	0.2596899	1.1154454E-02	71.05709
NP-237	204.7038	28-FEB-2010	4437.241	4905.636	15899.00	0.2588749	1.3105587E-02	67.04378
CM-244	195.0060	28-FEB-2010	5531.191	5886.517	14497.00	0.2615748	1.3257999E-02	62.26140

Instrument : CHAMBER 124  
 Detector : 45-142V2  
 Standard ID : AESS-012  
 Standard Reference Date : 14-FEB-2008 13:39:25  
 Calibration Analysis Date/Time : 15-JUL-2009 08:38:38  
 Calibration Count Time : 300.0000  
 Efficiency Calibration Date/Time : 15-JUL-2009 13:45:05  
 Average Efficiency : 0.2587920  
 Average Efficiency Error : 7.1179173E-03  
 Confidence : 95.00000

Cal. Istps	DPM	Exp. Date	Start Engy	End Engy	Counts	EFF.	EFF Err	Resolution
GD-148	206.2200	28-FEB-2010	2988.169	3298.838	15692.00	0.2569794	1.1037684E-02	70.68444
NP-237	205.8930	28-FEB-2010	4434.514	4905.983	16135.00	0.2612102	1.3221423E-02	71.87656
CM-244	203.1954	28-FEB-2010	5535.498	5887.649	14956.00	0.2589717	1.3120654E-02	72.67943

Instrument : CHAMBER 125  
 Detector : 75547  
 Standard ID : AESS-013  
 Standard Reference Date : 14-FEB-2008 17:45:04  
 Calibration Analysis Date/Time : 17-JUL-2009 09:11:36  
 Calibration Count Time : 300.0000  
 Efficiency Calibration Date/Time : 17-JUL-2009 14:23:54  
 Average Efficiency : 0.2576947  
 Average Efficiency Error : 7.0884591E-03  
 Confidence : 95.00000

Cal. Istps	DPM	Exp. Date	Start Engy	End Engy	Counts	EFF.	EFF Err	Resolution
GD-148	203.6544	28-FEB-2010	2992.438	3299.892	15734.00	0.2609255	1.1206666E-02	46.30545
NP-237	210.2526	28-FEB-2010	4435.342	4903.042	16013.00	0.2538552	1.2850333E-02	59.85715
CM-244	201.9108	28-FEB-2010	5533.267	5883.118	14760.00	0.2572743	1.3036882E-02	47.93466

Instrument : CHAMBER 126  
 Detector : 75548  
 Standard ID : AESS-019  
 Standard Reference Date : 19-FEB-2008 11:05:22  
 Calibration Analysis Date/Time : 17-JUL-2009 09:11:44  
 Calibration Count Time : 300.0000  
 Efficiency Calibration Date/Time : 17-JUL-2009 14:24:06  
 Average Efficiency : 0.2541045  
 Average Efficiency Error : 6.9944067E-03  
 Confidence : 95.00000

Cal. Istps	DPM	Exp. Date	Start Engy	End Engy	Counts	EFF.	EFF Err	Resolution
GD-148	204.6468	28-FEB-2010	2988.642	3299.863	14987.00	0.2472976	1.0630463E-02	48.38591
NP-237	202.9140	28-FEB-2010	4434.022	4903.287	15977.00	0.2624101	1.3283804E-02	54.76476
CM-244	199.3140	28-FEB-2010	5533.750	5882.833	14524.00	0.2563267	1.2991657E-02	55.65510

Instrument : CHAMBER 127  
 Detector : 78770  
 Standard ID : AESS-014  
 Standard Reference Date : 19-FEB-2008 11:05:22  
 Calibration Analysis Date/Time : 17-JUL-2009 09:11:52  
 Calibration Count Time : 300.0000  
 Efficiency Calibration Date/Time : 17-JUL-2009 14:24:19  
 Average Efficiency : 0.2465067  
 Average Efficiency Error : 6.7814202E-03  
 Confidence : 95.00000

Cal. Istps	DPM	Exp. Date	Start Engy	End Engy	Counts	EFF.	EFF Err	Resolution
GD-148	214.7088	28-FEB-2010	2987.930	3300.925	15708.00	0.2470578	1.0611333E-02	45.78584
NP-237	211.7160	28-FEB-2010	4433.404	4902.114	15685.00	0.2469317	1.2503051E-02	55.80547
CM-244	207.3882	28-FEB-2010	5533.832	5884.575	14464.00	0.2453295	1.2434963E-02	52.15766

Instrument : CHAMBER 128  
 Detector : 75549  
 Standard ID : AESS-020  
 Standard Reference Date : 14-FEB-2008 21:55:55  
 Calibration Analysis Date/Time : 17-JUL-2009 09:11:58  
 Calibration Count Time : 300.0000  
 Efficiency Calibration Date/Time : 17-JUL-2009 14:24:31  
 Average Efficiency : 0.2568552  
 Average Efficiency Error : 7.0680329E-03  
 Confidence : 95.00000

Cal. Istps	DPM	Exp. Date	Start Engy	End Engy	Counts	EFF.	EFF Err	Resolution
GD-148	205.5870	28-FEB-2010	2989.441	3299.762	15295.00	0.2512498	1.0796450E-02	45.99468
NP-237	203.4984	28-FEB-2010	4437.479	4901.607	16011.00	0.2622381	1.3274715E-02	55.45222
CM-244	197.1096	28-FEB-2010	5532.807	5882.614	14556.00	0.2598990	1.3172311E-02	50.77409

Instrument : CHAMBER 129  
 Detector : 76227  
 Standard ID : AESS-015  
 Standard Reference Date : 14-FEB-2008 17:45:04  
 Calibration Analysis Date/Time : 17-JUL-2009 09:12:03  
 Calibration Count Time : 300.0000  
 Efficiency Calibration Date/Time : 17-JUL-2009 14:24:41  
 Average Efficiency : 0.2644528  
 Average Efficiency Error : 7.2740684E-03  
 Confidence : 95.00000

Cal. Istps	DPM	Exp. Date	Start Engy	End Engy	Counts	EFF.	EFF Err	Resolution
GD-148	204.0270	28-FEB-2010	2991.626	3298.866	15762.00	0.2609125	1.1205764E-02	46.80607
NP-237	200.6460	28-FEB-2010	4434.006	4901.792	16185.00	0.2688618	1.3608224E-02	54.56116
CM-244	195.9270	28-FEB-2010	5532.320	5882.430	14766.00	0.2652449	1.3440695E-02	49.47559

Instrument : CHAMBER 130  
 Detector : 76228  
 Standard ID : AESS-021  
 Standard Reference Date : 19-FEB-2008 15:31:52  
 Calibration Analysis Date/Time : 17-JUL-2009 09:12:07  
 Calibration Count Time : 300.0000  
 Efficiency Calibration Date/Time : 17-JUL-2009 14:24:51  
 Average Efficiency : 0.2468057  
 Average Efficiency Error : 6.7924876E-03  
 Confidence : 95.00000

Cal. Istps	DPM	Exp. Date	Start Engy	End Engy	Counts	EFF.	EFF Err	Resolution
GD-148	208.3608	28-FEB-2010	2987.724	3301.129	15063.00	0.2441104	1.0492519E-02	52.03590
NP-237	210.1548	28-FEB-2010	4432.733	4905.256	15645.00	0.2481126	1.2563273E-02	57.61189
CM-244	200.7390	28-FEB-2010	5534.221	5882.991	14232.00	0.2493957	1.2643824E-02	52.52812

Instrument : CHAMBER 131  
 Detector : 33448  
 Standard ID : AESS-016  
 Standard Reference Date : 14-FEB-2008 17:45:04  
 Calibration Analysis Date/Time : 17-JUL-2009 09:12:11  
 Calibration Count Time : 300.0000  
 Efficiency Calibration Date/Time : 17-JUL-2009 14:25:01  
 Average Efficiency : 0.2570197  
 Average Efficiency Error : 7.0734182E-03  
 Confidence : 95.00000

Cal. Istps	DPM	Exp. Date	Start Engy	End Engy	Counts	EFF.	EFF Err	Resolution
GD-148	204.0534	28-FEB-2010	2990.041	3301.703	15183.00	0.2512954	1.0799803E-02	73.19037
NP-237	199.3962	28-FEB-2010	4437.470	4901.500	15793.00	0.2639839	1.3365344E-02	77.05526
CM-244	198.6402	28-FEB-2010	5535.040	5887.344	14606.00	0.2587552	1.3113786E-02	69.05248

Instrument : CHAMBER 132  
 Detector : 67579  
 Standard ID : AESS-022  
 Standard Reference Date : 14-FEB-2008 21:55:55  
 Calibration Analysis Date/Time : 17-JUL-2009 09:12:16  
 Calibration Count Time : 300.0000  
 Efficiency Calibration Date/Time : 17-JUL-2009 14:25:11  
 Average Efficiency : 0.2430298  
 Average Efficiency Error : 6.6918936E-03  
 Confidence : 95.00000

Cal. Istps	DPM	Exp. Date	Start Engy	End Engy	Counts	EFF.	EFF Err	Resolution
GD-148	209.6724	28-FEB-2010	2991.722	3299.982	14858.00	0.2393249	1.0289361E-02	82.35345
NP-237	206.8830	28-FEB-2010	4436.189	4902.037	15718.00	0.2532126	1.2820771E-02	110.8838
CM-244	203.0208	28-FEB-2010	5533.193	5884.042	13792.00	0.2390666	1.2125478E-02	95.32550

Instrument : CHAMBER 133  
 Detector : 76229  
 Standard ID : AESS-017  
 Standard Reference Date : 14-FEB-2008 17:45:04  
 Calibration Analysis Date/Time : 17-JUL-2009 09:12:20  
 Calibration Count Time : 300.0000  
 Efficiency Calibration Date/Time : 17-JUL-2009 14:25:22  
 Average Efficiency : 0.2443746  
 Average Efficiency Error : 6.7256871E-03  
 Confidence : 95.00000

Cal. Istps	DPM	Exp. Date	Start Engy	End Engy	Counts	EFF.	EFF Err	Resolution
GD-148	210.0798	28-FEB-2010	2991.784	3301.677	15064.00	0.2421688	1.0409047E-02	50.61230
NP-237	208.5846	28-FEB-2010	4432.798	4901.797	15477.00	0.2473098	1.2524300E-02	59.86257
CM-244	205.5828	28-FEB-2010	5532.072	5884.338	14290.00	0.2446276	1.2401419E-02	51.55180

Instrument : CHAMBER 134  
 Detector : 76230  
 Standard ID : AESS-023  
 Standard Reference Date : 14-FEB-2008 21:55:55  
 Calibration Analysis Date/Time : 17-JUL-2009 09:12:25  
 Calibration Count Time : 300.0000  
 Efficiency Calibration Date/Time : 17-JUL-2009 14:25:32  
 Average Efficiency : 0.2446093  
 Average Efficiency Error : 6.7343172E-03  
 Confidence : 95.00000

Cal. Istps	DPM	Exp. Date	Start Engy	End Engy	Counts	EFF.	EFF Err	Resolution
GD-148	207.4764	28-FEB-2010	2990.526	3299.017	14780.00	0.2405785	1.0344269E-02	47.58438
NP-237	207.4998	28-FEB-2010	4435.982	4903.287	15238.00	0.2446961	1.2394482E-02	57.76377
CM-244	199.8804	28-FEB-2010	5532.080	5886.000	14233.00	0.2505983	1.2704798E-02	45.62634

Instrument : CHAMBER 135  
 Detector : 64270  
 Standard ID : AESS-018  
 Standard Reference Date : 14-FEB-2008 17:45:04  
 Calibration Analysis Date/Time : 17-JUL-2009 09:12:30  
 Calibration Count Time : 300.0000  
 Efficiency Calibration Date/Time : 17-JUL-2009 14:25:42  
 Average Efficiency : 0.2559817  
 Average Efficiency Error : 7.0438967E-03  
 Confidence : 95.00000

Cal. Istps	DPM	Exp. Date	Start Engy	End Engy	Counts	EFF.	EFF Err	Resolution
GD-148	202.1856	28-FEB-2010	2988.277	3299.628	15593.00	0.2604657	1.1188660E-02	51.52015
NP-237	208.8990	28-FEB-2010	4437.221	4904.200	15580.00	0.2485812	1.2587634E-02	59.07031
CM-244	198.1458	28-FEB-2010	5533.869	5883.613	14517.00	0.2578413	1.3068504E-02	58.17161

Instrument : CHAMBER 136  
 Detector : 68549  
 Standard ID : AESS-024  
 Standard Reference Date : 14-FEB-2008 21:55:55  
 Calibration Analysis Date/Time : 17-JUL-2009 09:12:34  
 Calibration Count Time : 300.0000  
 Efficiency Calibration Date/Time : 17-JUL-2009 14:25:52  
 Average Efficiency : 0.2467655  
 Average Efficiency Error : 6.7935060E-03  
 Confidence : 95.00000

Cal. Istps	DPM	Exp. Date	Start Engy	End Engy	Counts	EFF.	EFF Err	Resolution
GD-148	203.5218	28-FEB-2010	2990.353	3301.238	14853.00	0.2464695	1.0596607E-02	65.72455
NP-237	205.6662	28-FEB-2010	4436.739	4902.455	15465.00	0.2505761	1.2689904E-02	90.78280
CM-244	198.3060	28-FEB-2010	5530.869	5887.561	13725.00	0.2435561	1.2354044E-02	84.13201

Instrument : CHAMBER 137  
 Detector : 64288  
 Standard ID : AESS-025  
 Standard Reference Date : 15-FEB-2008 09:06:52  
 Calibration Analysis Date/Time : 17-JUL-2009 09:12:39  
 Calibration Count Time : 300.0000  
 Efficiency Calibration Date/Time : 17-JUL-2009 14:26:02  
 Average Efficiency : 0.2552701  
 Average Efficiency Error : 7.0390012E-03  
 Confidence : 95.00000

Cal. Istps	DPM	Exp. Date	Start Engy	End Engy	Counts	EFF.	EFF Err	Resolution
GD-148	195.5670	28-FEB-2010	2988.740	3300.102	14923.00	0.2576955	1.1078311E-02	64.99760
NP-237	167.9916	28-FEB-2010	4437.224	4902.644	12892.00	0.2557947	1.2986653E-02	75.28851
CM-244	157.2432	28-FEB-2010	5534.374	5886.101	11242.00	0.2515239	1.2798158E-02	68.25955

Instrument : CHAMBER 138  
 Detector : 65877  
 Standard ID : AESS-031  
 Standard Reference Date : 18-FEB-2008 11:28:15  
 Calibration Analysis Date/Time : 17-JUL-2009 09:12:44  
 Calibration Count Time : 300.0000  
 Efficiency Calibration Date/Time : 17-JUL-2009 14:26:11  
 Average Efficiency : 0.2546351  
 Average Efficiency Error : 7.0242025E-03  
 Confidence : 95.00000

Cal. Istps	DPM	Exp. Date	Start Engy	End Engy	Counts	EFF.	EFF Err	Resolution
GD-148	193.6650	28-FEB-2010	2989.573	3299.020	14588.00	0.2543695	1.0939864E-02	53.70593
NP-237	162.9186	28-FEB-2010	4433.563	4906.044	12608.00	0.2577648	1.3091444E-02	63.94941
CM-244	153.1968	28-FEB-2010	5532.867	5887.098	10976.00	0.2519955	1.2827461E-02	58.23169

Instrument : CHAMBER 139  
 Detector : 76231  
 Standard ID : AESS-026  
 Standard Reference Date : 15-FEB-2008 09:06:52  
 Calibration Analysis Date/Time : 17-JUL-2009 09:12:48  
 Calibration Count Time : 300.0000  
 Efficiency Calibration Date/Time : 17-JUL-2009 14:26:21  
 Average Efficiency : 0.2504273  
 Average Efficiency Error : 7.3419176E-03  
 Confidence : 95.00000

Cal. Istps	DPM	Exp. Date	Start Engy	End Engy	Counts	EFF.	EFF Err	Resolution
GD-148	199.5072	28-FEB-2010	2987.505	3300.432	14828.00	0.2510030	1.2718994E-02	48.79321
NP-237	168.0294	28-FEB-2010	4434.030	4903.806	12788.00	0.2536503	1.2879401E-02	56.03834
CM-244	160.5822	28-FEB-2010	5532.176	5884.231	11264.00	0.2468024	1.2557442E-02	47.42265

Instrument : CHAMBER 140  
 Detector : 78771  
 Standard ID : AESS-032  
 Standard Reference Date : 18-FEB-2008 11:28:15  
 Calibration Analysis Date/Time : 17-JUL-2009 09:12:53  
 Calibration Count Time : 300.0000  
 Efficiency Calibration Date/Time : 17-JUL-2009 14:26:31  
 Average Efficiency : 0.2551487  
 Average Efficiency Error : 7.0366412E-03  
 Confidence : 95.00000

Cal. Istps	DPM	Exp. Date	Start Engy	End Engy	Counts	EFF.	EFF Err	Resolution
GD-148	195.2364	28-FEB-2010	2990.854	3298.685	14731.00	0.2547957	1.0956220E-02	48.77175
NP-237	165.9822	28-FEB-2010	4432.882	4903.279	12676.00	0.2545053	1.2924591E-02	56.74310
CM-244	153.7938	28-FEB-2010	5532.806	5885.667	11205.00	0.2563040	1.3041983E-02	50.50342

Instrument : CHAMBER 141  
 Detector : 76232  
 Standard ID : AESS-027  
 Standard Reference Date : 15-FEB-2008 09:06:52  
 Calibration Analysis Date/Time : 17-JUL-2009 09:12:58  
 Calibration Count Time : 300.0000  
 Efficiency Calibration Date/Time : 17-JUL-2009 14:26:40  
 Average Efficiency : 0.2558747  
 Average Efficiency Error : 7.5053386E-03  
 Confidence : 95.00000

Cal. Istps	DPM	Exp. Date	Start Engy	End Engy	Counts	EFF.	EFF Err	Resolution
GD-148	193.4238	28-FEB-2010	2991.144	3299.081	14344.00	0.2504358	1.2695894E-02	52.97828
NP-237	161.6154	28-FEB-2010	4432.714	4902.455	12501.00	0.2577664	1.3093018E-02	59.69727
CM-244	148.1754	28-FEB-2010	5530.738	5882.724	10942.00	0.2598479	1.3227826E-02	52.14254

Instrument : CHAMBER 142  
 Detector : 64261  
 Standard ID : AESS-033  
 Standard Reference Date : 18-FEB-2008 11:28:15  
 Calibration Analysis Date/Time : 17-JUL-2009 09:13:03  
 Calibration Count Time : 300.0000  
 Efficiency Calibration Date/Time : 17-JUL-2009 14:26:50  
 Average Efficiency : 0.2578609  
 Average Efficiency Error : 7.1141319E-03  
 Confidence : 95.00000

Cal. Istps	DPM	Exp. Date	Start Engy	End Engy	Counts	EFF.	EFF Err	Resolution
GD-148	192.4158	28-FEB-2010	2990.865	3298.794	14538.00	0.2551434	1.0973847E-02	59.26533
NP-237	161.7816	28-FEB-2010	4432.947	4903.147	12416.00	0.2557132	1.2990172E-02	60.24754
CM-244	147.2670	28-FEB-2010	5532.255	5884.805	11064.00	0.2642446	1.3449099E-02	59.08084



Instrument : CHAMBER 143  
 Detector : 65882  
 Standard ID : AESS-028  
 Standard Reference Date : 15-FEB-2008 09:06:52  
 Calibration Analysis Date/Time : 17-JUL-2009 09:13:09  
 Calibration Count Time : 300.0000  
 Efficiency Calibration Date/Time : 17-JUL-2009 14:27:11  
 Average Efficiency : 0.2247539  
 Average Efficiency Error : 6.6391113E-03  
 Confidence : 95.00000

Cal. Istps	DPM	Exp. Date	Start Engy	End Engy	Counts	EFF.	EFF Err	Resolution
GD-148	199.6542	28-FEB-2010	2987.701	3299.952	14717.00	0.2489303	1.2615234E-02	59.75106
NP-237	168.1992	28-FEB-2010	4432.480	4904.917	12257.00	0.2428234	1.2337844E-02	78.49762
CM-244	156.7614	28-FEB-2010	5535.542	5887.375	8790.000	0.1972357	1.0083942E-02	0.0000000E+00

Instrument : CHAMBER 144  
 Detector : 75551  
 Standard ID : AESS-034  
 Standard Reference Date : 18-FEB-2008 11:28:15  
 Calibration Analysis Date/Time : 17-JUL-2009 09:13:14  
 Calibration Count Time : 300.0000  
 Efficiency Calibration Date/Time : 17-JUL-2009 14:27:26  
 Average Efficiency : 0.2489190  
 Average Efficiency Error : 6.8659927E-03  
 Confidence : 95.00000

Cal. Istps	DPM	Exp. Date	Start Engy	End Engy	Counts	EFF.	EFF Err	Resolution
GD-148	200.5488	28-FEB-2010	2987.490	3300.379	14854.00	0.2501176	1.0753425E-02	46.53134
NP-237	167.2962	28-FEB-2010	4433.137	4902.257	12414.00	0.2473100	1.2563203E-02	59.28743
CM-244	154.4388	28-FEB-2010	5534.787	5886.106	10929.00	0.2488915	1.2670427E-02	55.09279

Instrument : CHAMBER 145  
 Detector : 72526  
 Standard ID : AESS-029  
 Standard Reference Date : 15-FEB-2008 09:06:52  
 Calibration Analysis Date/Time : 17-JUL-2009 09:13:19  
 Calibration Count Time : 300.0000  
 Efficiency Calibration Date/Time : 17-JUL-2009 14:27:37  
 Average Efficiency : 0.2495571  
 Average Efficiency Error : 7.3171528E-03  
 Confidence : 95.00000

Cal. Istps	DPM	Exp. Date	Start Engy	End Engy	Counts	EFF.	EFF Err	Resolution
GD-148	201.5742	28-FEB-2010	2989.366	3298.098	14915.00	0.2498968	1.2661957E-02	51.73314
NP-237	169.7700	28-FEB-2010	4434.265	4904.885	12751.00	0.2503173	1.2710736E-02	57.53227
CM-244	154.8234	28-FEB-2010	5534.192	5886.678	10933.00	0.2484652	1.2648602E-02	48.31667

Instrument : CHAMBER 146  
 Detector : 72527  
 Standard ID : AESS-035  
 Standard Reference Date : 18-FEB-2008 11:28:15  
 Calibration Analysis Date/Time : 17-JUL-2009 09:13:24  
 Calibration Count Time : 300.0000  
 Efficiency Calibration Date/Time : 17-JUL-2009 14:27:48  
 Average Efficiency : 0.2495693  
 Average Efficiency Error : 6.8829530E-03  
 Confidence : 95.00000

Cal. Istps	DPM	Exp. Date	Start Engy	End Engy	Counts	EFF.	EFF Err	Resolution
GD-148	198.6666	28-FEB-2010	2991.494	3297.950	14697.00	0.2498184	1.0742654E-02	54.01461
NP-237	168.2934	28-FEB-2010	4436.761	4904.596	12650.00	0.2505190	1.2722510E-02	56.99129
CM-244	158.8128	28-FEB-2010	5530.438	5886.440	11210.00	0.2482881	1.2634057E-02	52.12059

Instrument : CHAMBER 147  
 Detector : 75550  
 Standard ID : AESS-030  
 Standard Reference Date : 15-FEB-2008 09:06:52  
 Calibration Analysis Date/Time : 17-JUL-2009 09:13:29  
 Calibration Count Time : 300.0000  
 Efficiency Calibration Date/Time : 17-JUL-2009 14:27:59  
 Average Efficiency : 0.2449156  
 Average Efficiency Error : 7.1838433E-03  
 Confidence : 95.00000

Cal. Istps	DPM	Exp. Date	Start Engy	End Engy	Counts	EFF.	EFF Err	Resolution
GD-148	198.9792	28-FEB-2010	2987.763	3300.677	14416.00	0.2446455	1.2401544E-02	44.93960
NP-237	166.3758	28-FEB-2010	4433.256	4902.183	12106.00	0.2424534	1.2321484E-02	55.16415
CM-244	157.1856	28-FEB-2010	5534.346	5885.412	11068.00	0.2477740	1.2610656E-02	48.98204

Instrument : CHAMBER 148  
 Detector : 74429  
 Standard ID : AESS-036  
 Standard Reference Date : 18-FEB-2008 11:28:15  
 Calibration Analysis Date/Time : 17-JUL-2009 09:13:34  
 Calibration Count Time : 300.0000  
 Efficiency Calibration Date/Time : 17-JUL-2009 14:28:08  
 Average Efficiency : 0.2454490  
 Average Efficiency Error : 6.7716590E-03  
 Confidence : 95.00000

Cal. Istps	DPM	Exp. Date	Start Engy	End Engy	Counts	EFF.	EFF Err	Resolution
GD-148	201.3204	28-FEB-2010	2989.918	3302.313	14456.00	0.2424625	1.0429571E-02	47.34021
NP-237	167.4312	28-FEB-2010	4434.677	4904.245	12395.00	0.2467024	1.2532696E-02	55.78803
CM-244	156.4188	28-FEB-2010	5532.604	5884.780	11054.00	0.2485659	1.2651297E-02	54.50585

Instrument : CHAMBER 149  
 Detector : 33449  
 Standard ID : AESS-037  
 Standard Reference Date : 18-FEB-2008 15:31:47  
 Calibration Analysis Date/Time : 17-JUL-2009 09:13:39  
 Calibration Count Time : 300.0000  
 Efficiency Calibration Date/Time : 17-JUL-2009 14:28:21  
 Average Efficiency : 0.2457679  
 Average Efficiency Error : 6.7815189E-03  
 Confidence : 95.00000

Cal. Istps	DPM	Exp. Date	Start Engy	End Engy	Counts	EFF.	EFF Err	Resolution
GD-148	197.7372	28-FEB-2010	2990.126	3302.099	14274.00	0.2437622	1.0487950E-02	64.38747
NP-237	167.1294	28-FEB-2010	4433.957	4903.766	12301.00	0.2453031	1.2463043E-02	67.00629
CM-244	154.7664	28-FEB-2010	5532.840	5885.608	10964.00	0.2491831	1.2684503E-02	59.86861

Instrument : CHAMBER 150  
 Detector : 75552  
 Standard ID : AESS-043  
 Standard Reference Date : 19-FEB-2008 00:32:27  
 Calibration Analysis Date/Time : 17-JUL-2009 09:13:44  
 Calibration Count Time : 300.0000  
 Efficiency Calibration Date/Time : 17-JUL-2009 14:28:35  
 Average Efficiency : 0.2487296  
 Average Efficiency Error : 6.8612574E-03  
 Confidence : 95.00000

Cal. Istps	DPM	Exp. Date	Start Engy	End Engy	Counts	EFF.	EFF Err	Resolution
GD-148	197.7708	28-FEB-2010	2989.847	3298.390	14400.00	0.2458598	1.0576462E-02	51.08628
NP-237	168.7422	28-FEB-2010	4433.411	4903.355	12733.00	0.2514980	1.2770942E-02	58.74739
CM-244	156.3252	28-FEB-2010	5531.584	5883.380	11116.00	0.2501363	1.2729902E-02	54.38089

Instrument : CHAMBER 151  
 Detector : 75556  
 Standard ID : AESS-038  
 Standard Reference Date : 18-FEB-2008 15:31:47  
 Calibration Analysis Date/Time : 17-JUL-2009 09:13:48  
 Calibration Count Time : 300.0000  
 Efficiency Calibration Date/Time : 17-JUL-2009 14:28:46  
 Average Efficiency : 0.2462034  
 Average Efficiency Error : 6.7912084E-03  
 Confidence : 95.00000

Cal. Istps	DPM	Exp. Date	Start Engy	End Engy	Counts	EFF.	EFF Err	Resolution
GD-148	200.1408	28-FEB-2010	2988.196	3299.830	14661.00	0.2473749	1.0638047E-02	50.47650
NP-237	170.0886	28-FEB-2010	4437.520	4904.128	12488.00	0.2447234	1.2430614E-02	54.82476
CM-244	157.7460	28-FEB-2010	5532.939	5887.339	11036.00	0.2460822	1.2525211E-02	55.11473

Instrument : CHAMBER 152  
 Detector : 76222  
 Standard ID : AESS-044  
 Standard Reference Date : 19-FEB-2008 00:32:27  
 Calibration Analysis Date/Time : 17-JUL-2009 09:13:54  
 Calibration Count Time : 300.0000  
 Efficiency Calibration Date/Time : 17-JUL-2009 14:28:57  
 Average Efficiency : 0.2424625  
 Average Efficiency Error : 6.6924468E-03  
 Confidence : 95.00000

Cal. Istps	DPM	Exp. Date	Start Engy	End Engy	Counts	EFF.	EFF Err	Resolution
GD-148	194.4510	28-FEB-2010	2992.335	3299.767	14031.00	0.2436645	1.0487170E-02	49.42483
NP-237	166.6248	28-FEB-2010	4435.085	4902.709	12138.00	0.2428150	1.2339183E-02	57.89848
CM-244	155.8290	28-FEB-2010	5532.813	5882.589	10654.00	0.2404757	1.2247530E-02	56.10107

Instrument : CHAMBER 153  
 Detector : 76223  
 Standard ID : AESS-039  
 Standard Reference Date : 18-FEB-2008 15:31:47  
 Calibration Analysis Date/Time : 17-JUL-2009 09:13:59  
 Calibration Count Time : 300.0000  
 Efficiency Calibration Date/Time : 17-JUL-2009 14:29:06  
 Average Efficiency : 0.2537628  
 Average Efficiency Error : 7.0021353E-03  
 Confidence : 95.00000

Cal. Istps	DPM	Exp. Date	Start Engy	End Engy	Counts	EFF.	EFF Err	Resolution
GD-148	192.2418	28-FEB-2010	2989.763	3301.789	14281.00	0.2508323	1.0792080E-02	43.74009
NP-237	159.1506	28-FEB-2010	4432.699	4901.612	12218.00	0.2558562	1.3000614E-02	52.94971
CM-244	151.7142	28-FEB-2010	5534.359	5886.038	11040.00	0.2559308	1.3026465E-02	50.96056

Instrument : CHAMBER 154  
 Detector : 76224  
 Standard ID : AESS-045  
 Standard Reference Date : 19-FEB-2008 00:32:27  
 Calibration Analysis Date/Time : 17-JUL-2009 09:14:04  
 Calibration Count Time : 300.0000  
 Efficiency Calibration Date/Time : 17-JUL-2009 14:29:15  
 Average Efficiency : 0.2562141  
 Average Efficiency Error : 7.0709228E-03  
 Confidence : 95.00000

Cal. Istps	DPM	Exp. Date	Start Engy	End Engy	Counts	EFF.	EFF Err	Resolution
GD-148	186.9936	28-FEB-2010	2989.543	3301.969	14237.00	0.2571022	1.1062440E-02	44.63987
NP-237	160.8066	28-FEB-2010	4433.171	4901.699	12222.00	0.2533354	1.2872400E-02	53.13824
CM-244	145.8384	28-FEB-2010	5533.478	5884.401	10695.00	0.2579601	1.3137060E-02	43.14489

Instrument : CHAMBER 155  
 Detector : 75553  
 Standard ID : AESS-040  
 Standard Reference Date : 18-FEB-2008 15:31:47  
 Calibration Analysis Date/Time : 17-JUL-2009 09:14:09  
 Calibration Count Time : 300.0000  
 Efficiency Calibration Date/Time : 17-JUL-2009 14:29:25  
 Average Efficiency : 0.2566149  
 Average Efficiency Error : 7.0761675E-03  
 Confidence : 95.00000

Cal. Istps	DPM	Exp. Date	Start Engy	End Engy	Counts	EFF.	EFF Err	Resolution
GD-148	194.4828	28-FEB-2010	2990.863	3299.267	14869.00	0.2581782	1.1099775E-02	49.42255
NP-237	166.8174	28-FEB-2010	4435.628	4901.683	12765.00	0.2550453	1.2950568E-02	57.37749
CM-244	155.0100	28-FEB-2010	5532.390	5885.923	11282.00	0.2560498	1.3027489E-02	54.62441

Instrument : CHAMBER 156  
 Detector : 75554  
 Standard ID : AESS-046  
 Standard Reference Date : 19-FEB-2008 19:35:48  
 Calibration Analysis Date/Time : 17-JUL-2009 09:14:14  
 Calibration Count Time : 300.0000  
 Efficiency Calibration Date/Time : 17-JUL-2009 14:29:35  
 Average Efficiency : 0.2473153  
 Average Efficiency Error : 6.8258164E-03  
 Confidence : 95.00000

Cal. Istps	DPM	Exp. Date	Start Engy	End Engy	Counts	EFF.	EFF Err	Resolution
GD-148	194.7474	28-FEB-2010	2992.492	3302.387	14104.00	0.2445442	1.0524000E-02	51.31209
NP-237	164.6658	28-FEB-2010	4436.746	4903.077	12183.00	0.2465298	1.2527379E-02	60.35096
CM-244	151.3824	28-FEB-2010	5533.286	5886.114	10859.00	0.2522683	1.2843768E-02	55.38654

Instrument : CHAMBER 157  
 Detector : 75555  
 Standard ID : AESS-041  
 Standard Reference Date : 18-FEB-2008 15:31:47  
 Calibration Analysis Date/Time : 17-JUL-2009 09:14:19  
 Calibration Count Time : 300.0000  
 Efficiency Calibration Date/Time : 17-JUL-2009 14:29:49  
 Average Efficiency : 0.2476787  
 Average Efficiency Error : 6.8296832E-03  
 Confidence : 95.00000

Cal. Istps	DPM	Exp. Date	Start Engy	End Engy	Counts	EFF.	EFF Err	Resolution
GD-148	203.9034	28-FEB-2010	2992.092	3301.029	14898.00	0.2467154	1.0606610E-02	50.26978
NP-237	171.2268	28-FEB-2010	4432.881	4903.879	12754.00	0.2482167	1.2604078E-02	60.14729
CM-244	159.5796	28-FEB-2010	5533.745	5886.569	11276.00	0.2485061	1.2643948E-02	50.54896

Instrument : CHAMBER 158  
 Detector : 33451  
 Standard ID : AESS-047  
 Standard Reference Date : 19-FEB-2008 00:32:27  
 Calibration Analysis Date/Time : 17-JUL-2009 09:14:24  
 Calibration Count Time : 300.0000  
 Efficiency Calibration Date/Time : 17-JUL-2009 14:30:01  
 Average Efficiency : 0.2485719  
 Average Efficiency Error : 6.8571796E-03  
 Confidence : 95.00000

Cal. Istps	DPM	Exp. Date	Start Engy	End Engy	Counts	EFF.	EFF Err	Resolution
GD-148	197.4804	28-FEB-2010	2989.224	3299.662	14546.00	0.2487231	1.0697613E-02	60.48595
NP-237	168.3948	28-FEB-2010	4433.214	4902.387	12467.00	0.2466980	1.2531369E-02	67.30831
CM-244	154.6032	28-FEB-2010	5532.016	5882.536	11002.00	0.2502942	1.2740301E-02	63.12125

Instrument : CHAMBER 159  
 Detector : 76225  
 Standard ID : AESS-042  
 Standard Reference Date : 18-FEB-2008 15:31:47  
 Calibration Analysis Date/Time : 17-JUL-2009 09:14:28  
 Calibration Count Time : 300.0000  
 Efficiency Calibration Date/Time : 17-JUL-2009 14:30:14  
 Average Efficiency : 0.2532322  
 Average Efficiency Error : 6.9885729E-03  
 Confidence : 95.00000

Cal. Istps	DPM	Exp. Date	Start Engy	End Engy	Counts	EFF.	EFF Err	Resolution
GD-148	188.7090	28-FEB-2010	2990.518	3300.013	14150.00	0.2532160	1.0896488E-02	50.25048
NP-237	159.6558	28-FEB-2010	4434.310	4906.501	12068.00	0.2519211	1.2803175E-02	54.85251
CM-244	150.5208	28-FEB-2010	5532.775	5886.617	10895.00	0.2545989	1.2961634E-02	49.59791

Instrument : CHAMBER 160  
 Detector : 76226  
 Standard ID : AESS-048  
 Standard Reference Date : 19-FEB-2008 00:32:27  
 Calibration Analysis Date/Time : 17-JUL-2009 09:14:34  
 Calibration Count Time : 300.0000  
 Efficiency Calibration Date/Time : 17-JUL-2009 14:30:32  
 Average Efficiency : 0.2469152  
 Average Efficiency Error : 6.8162913E-03  
 Confidence : 95.00000

Cal. Istps	DPM	Exp. Date	Start Engy	End Engy	Counts	EFF.	EFF Err	Resolution
GD-148	191.8350	28-FEB-2010	2988.201	3297.681	13856.00	0.2439119	1.0500359E-02	46.45536
NP-237	161.5530	28-FEB-2010	4437.389	4904.545	12040.00	0.2483725	1.2623324E-02	55.48813
CM-244	151.1856	28-FEB-2010	5531.162	5885.243	10738.00	0.2498441	1.2722801E-02	48.70280

Instrument : CHAMBER 161  
 Detector : 70321  
 Standard ID : AESS-001  
 Standard Reference Date : 20-FEB-2008 09:54:53  
 Calibration Analysis Date/Time : 23-JUL-2009 08:06:57  
 Calibration Count Time : 300.0000  
 Efficiency Calibration Date/Time : 23-JUL-2009 13:58:35  
 Average Efficiency : 0.3724494  
 Average Efficiency Error : 1.0217360E-02  
 Confidence : 95.00000

Cal. Istps	DPM	Exp. Date	Start Engy	End Engy	Counts	EFF.	EFF Err	Resolution
GD-148	208.6698	28-FEB-2010	2989.000	3299.306	22090.00	0.3575253	1.5279296E-02	62.61223
NP-237	171.0024	28-FEB-2010	4436.547	4904.892	19670.00	0.3833612	1.9362049E-02	79.92251
CM-244	158.1060	28-FEB-2010	5532.420	5884.522	17328.00	0.3856982	1.9506300E-02	61.01914

Instrument : CHAMBER 162  
 Detector : 70323  
 Standard ID : AESS-007  
 Standard Reference Date : 14-FEB-2008 13:39:25  
 Calibration Analysis Date/Time : 23-JUL-2009 08:07:02  
 Calibration Count Time : 300.0000  
 Efficiency Calibration Date/Time : 23-JUL-2009 13:58:45  
 Average Efficiency : 0.3625240  
 Average Efficiency Error : 9.9324752E-03  
 Confidence : 95.00000

Cal. Istps	DPM	Exp. Date	Start Engy	End Engy	Counts	EFF.	EFF Err	Resolution
GD-148	206.7342	28-FEB-2010	2991.757	3298.334	21624.00	0.3533120	1.5103292E-02	69.51453
NP-237	205.0260	28-FEB-2010	4432.446	4905.658	22738.00	0.3696573	1.8644748E-02	85.73167
CM-244	199.6806	28-FEB-2010	5531.781	5882.612	20947.00	0.3694310	1.8647112E-02	72.91757

Instrument : CHAMBER 163  
 Detector : 70324  
 Standard ID : AESS-002  
 Standard Reference Date : 19-FEB-2008 11:05:22  
 Calibration Analysis Date/Time : 23-JUL-2009 08:07:06  
 Calibration Count Time : 300.0000  
 Efficiency Calibration Date/Time : 23-JUL-2009 13:58:54  
 Average Efficiency : 0.3824499  
 Average Efficiency Error : 1.0474509E-02  
 Confidence : 95.00000

Cal. Istps	DPM	Exp. Date	Start Engy	End Engy	Counts	EFF.	EFF Err	Resolution
GD-148	200.1144	28-FEB-2010	2988.922	3300.358	22181.00	0.3743604	1.5997946E-02	60.90985
NP-237	200.4990	28-FEB-2010	4435.910	4905.359	23404.00	0.3890015	1.9615676E-02	79.84089
CM-244	196.5558	28-FEB-2010	5534.127	5886.809	21671.00	0.3880399	1.9580306E-02	54.00466

Instrument : CHAMBER 164  
 Detector : 70325  
 Standard ID : AESS-008  
 Standard Reference Date : 14-FEB-2008 13:39:25  
 Calibration Analysis Date/Time : 23-JUL-2009 08:07:11  
 Calibration Count Time : 300.0000  
 Efficiency Calibration Date/Time : 23-JUL-2009 13:59:02  
 Average Efficiency : 0.3871453  
 Average Efficiency Error : 1.0598736E-02  
 Confidence : 95.00000

Cal. Istps	DPM	Exp. Date	Start Engy	End Engy	Counts	EFF.	EFF Err	Resolution
GD-148	206.0418	28-FEB-2010	2991.018	3297.699	23119.00	0.3790087	1.6188504E-02	60.82843
NP-237	209.2716	28-FEB-2010	4434.306	4904.250	24656.00	0.3926844	1.9792885E-02	74.00230
CM-244	199.6488	28-FEB-2010	5533.729	5886.834	22328.00	0.3938190	1.9866610E-02	56.32586

Instrument : CHAMBER 165  
 Detector : 72544  
 Standard ID : AESS-003  
 Standard Reference Date : 15-FEB-2008 13:12:27  
 Calibration Analysis Date/Time : 23-JUL-2009 08:07:15  
 Calibration Count Time : 300.0000  
 Efficiency Calibration Date/Time : 23-JUL-2009 13:59:11  
 Average Efficiency : 0.3820039  
 Average Efficiency Error : 1.0462373E-02  
 Confidence : 95.00000

Cal. Istps	DPM	Exp. Date	Start Engy	End Engy	Counts	EFF.	EFF Err	Resolution
GD-148	202.9740	28-FEB-2010	2989.844	3302.139	22390.00	0.3726058	1.5921146E-02	65.20252
NP-237	203.2080	28-FEB-2010	4434.670	4904.543	24014.00	0.3938612	1.9856445E-02	91.19821
CM-244	197.2236	28-FEB-2010	5533.515	5886.135	21543.00	0.3846419	1.9409848E-02	65.46077

Instrument : CHAMBER 166  
 Detector : 74545  
 Standard ID : AESS-009  
 Standard Reference Date : 19-FEB-2008 11:05:22  
 Calibration Analysis Date/Time : 23-JUL-2009 08:07:19  
 Calibration Count Time : 300.0000  
 Efficiency Calibration Date/Time : 23-JUL-2009 13:59:23  
 Average Efficiency : 0.3925092  
 Average Efficiency Error : 1.0746423E-02  
 Confidence : 95.00000

Cal. Istps	DPM	Exp. Date	Start Engy	End Engy	Counts	EFF.	EFF Err	Resolution
GD-148	203.3736	28-FEB-2010	2989.919	3301.734	23062.00	0.3829970	1.6359299E-02	52.59587
NP-237	204.0192	28-FEB-2010	4433.352	4903.208	24416.00	0.3988877	2.0107118E-02	75.96468
CM-244	197.2128	28-FEB-2010	5532.473	5885.411	22446.00	0.4005800	2.0206742E-02	58.40631



Instrument : CHAMBER 167  
 Detector : 72546  
 Standard ID : AESS-004  
 Standard Reference Date : 14-FEB-2008 09:35:18  
 Calibration Analysis Date/Time : 23-JUL-2009 08:07:23  
 Calibration Count Time : 300.0000  
 Efficiency Calibration Date/Time : 23-JUL-2009 13:59:32  
 Average Efficiency : 0.3888160  
 Average Efficiency Error : 1.0646137E-02  
 Confidence : 95.00000

Cal. Istps	DPM	Exp. Date	Start Engy	End Engy	Counts	EFF.	EFF Err	Resolution
GD-148	206.1222	28-FEB-2010	2991.456	3297.909	23075.00	0.3781414	1.6151825E-02	58.07474
NP-237	204.2586	28-FEB-2010	4433.461	4902.876	24396.00	0.3980886	2.0066978E-02	77.66827
CM-244	198.8100	28-FEB-2010	5531.568	5884.192	22354.00	0.3959535	1.9974077E-02	59.99561

Instrument : CHAMBER 168  
 Detector : 72547  
 Standard ID : AESS-010  
 Standard Reference Date : 14-FEB-2008 13:39:25  
 Calibration Analysis Date/Time : 23-JUL-2009 08:07:28  
 Calibration Count Time : 300.0000  
 Efficiency Calibration Date/Time : 23-JUL-2009 13:59:40  
 Average Efficiency : 0.3899174  
 Average Efficiency Error : 1.0677175E-02  
 Confidence : 95.00000

Cal. Istps	DPM	Exp. Date	Start Engy	End Engy	Counts	EFF.	EFF Err	Resolution
GD-148	202.0008	28-FEB-2010	2990.191	3302.241	22715.00	0.3798450	1.6227633E-02	58.81176
NP-237	202.9926	28-FEB-2010	4434.272	4904.107	24151.00	0.3965338	1.9990249E-02	77.71660
CM-244	196.2330	28-FEB-2010	5533.178	5885.925	22217.00	0.3986928	2.0113347E-02	60.84048

Instrument : CHAMBER 169  
 Detector : 72548  
 Standard ID : AESS-005  
 Standard Reference Date : 14-FEB-2008 09:35:18  
 Calibration Analysis Date/Time : 23-JUL-2009 08:07:32  
 Calibration Count Time : 300.0000  
 Efficiency Calibration Date/Time : 23-JUL-2009 13:59:49  
 Average Efficiency : 0.3738278  
 Average Efficiency Error : 1.0237770E-02  
 Confidence : 95.00000

Cal. Istps	DPM	Exp. Date	Start Engy	End Engy	Counts	EFF.	EFF Err	Resolution
GD-148	210.7452	28-FEB-2010	2991.882	3298.026	22677.00	0.3634718	1.5528463E-02	58.22092
NP-237	209.5938	28-FEB-2010	4432.930	4902.295	23781.00	0.3781127	1.9064061E-02	78.18230
CM-244	202.7478	28-FEB-2010	5531.111	5883.897	22203.00	0.3856194	1.9453954E-02	60.54502

Instrument : CHAMBER 170  
 Detector : 72549  
 Standard ID : AESS-011  
 Standard Reference Date : 14-FEB-2008 13:39:25  
 Calibration Analysis Date/Time : 23-JUL-2009 08:07:36  
 Calibration Count Time : 300.0000  
 Efficiency Calibration Date/Time : 23-JUL-2009 13:59:58  
 Average Efficiency : 0.3678014  
 Average Efficiency Error : 1.0071305E-02  
 Confidence : 95.00000

Cal. Istps	DPM	Exp. Date	Start Engy	End Engy	Counts	EFF.	EFF Err	Resolution
GD-148	212.8284	28-FEB-2010	2991.026	3302.433	22648.00	0.3594523	1.5356976E-02	58.76050
NP-237	214.4868	28-FEB-2010	4434.863	4906.064	24165.00	0.3755153	1.8930556E-02	77.34428
CM-244	208.4184	28-FEB-2010	5532.657	5887.477	22059.00	0.3727079	1.8803651E-02	57.81808

Instrument : CHAMBER 171  
 Detector : 78260  
 Standard ID : AESS-006  
 Standard Reference Date : 14-FEB-2008 09:35:18  
 Calibration Analysis Date/Time : 23-JUL-2009 08:07:41  
 Calibration Count Time : 300.0000  
 Efficiency Calibration Date/Time : 23-JUL-2009 14:00:07  
 Average Efficiency : 0.3837917  
 Average Efficiency Error : 1.0510301E-02  
 Confidence : 95.00000

Cal. Istps	DPM	Exp. Date	Start Engy	End Engy	Counts	EFF.	EFF Err	Resolution
GD-148	203.6952	28-FEB-2010	2989.883	3301.923	22631.00	0.3752889	1.6033715E-02	57.49370
NP-237	204.7038	28-FEB-2010	4434.363	4904.564	23668.00	0.3853487	1.9429620E-02	72.93391
CM-244	195.0060	28-FEB-2010	5534.294	5887.494	21890.00	0.3953083	1.9945232E-02	55.35253

Instrument : CHAMBER 172  
 Detector : 78772  
 Standard ID : AESS-012  
 Standard Reference Date : 14-FEB-2008 13:39:25  
 Calibration Analysis Date/Time : 23-JUL-2009 08:07:46  
 Calibration Count Time : 300.0000  
 Efficiency Calibration Date/Time : 23-JUL-2009 14:00:15  
 Average Efficiency : 0.3822835  
 Average Efficiency Error : 1.0466998E-02  
 Confidence : 95.00000

Cal. Istps	DPM	Exp. Date	Start Engy	End Engy	Counts	EFF.	EFF Err	Resolution
GD-148	206.2200	28-FEB-2010	2990.947	3302.414	22849.00	0.3742635	1.5988056E-02	52.36660
NP-237	205.8930	28-FEB-2010	4433.288	4903.064	24169.00	0.3912586	1.9724179E-02	72.41768
CM-244	203.1954	28-FEB-2010	5532.422	5885.508	22239.00	0.3854235	1.9443754E-02	56.46907

Instrument : CHAMBER 173  
 Detector : 74431  
 Standard ID : AESS-013  
 Standard Reference Date : 14-FEB-2008 17:45:04  
 Calibration Analysis Date/Time : 22-JUL-2009 08:09:49  
 Calibration Count Time : 300.0000  
 Efficiency Calibration Date/Time : 22-JUL-2009 14:12:56  
 Average Efficiency : 0.2623188  
 Average Efficiency Error : 7.2139227E-03  
 Confidence : 95.00000

Cal. Istps	DPM	Exp. Date	Start Engy	End Engy	Counts	EFF.	EFF Err	Resolution
GD-148	203.6544	28-FEB-2010	2991.296	3300.266	16061.00	0.2663769	1.1436811E-02	50.38961
NP-237	210.2526	28-FEB-2010	4436.390	4906.583	16403.00	0.2600285	1.3159030E-02	60.88579
CM-244	201.9108	28-FEB-2010	5534.964	5886.757	14870.00	0.2592480	1.3135729E-02	54.15428

Instrument : CHAMBER 174  
 Detector : 74432  
 Standard ID : AESS-019  
 Standard Reference Date : 19-FEB-2008 11:05:22  
 Calibration Analysis Date/Time : 22-JUL-2009 08:09:54  
 Calibration Count Time : 300.0000  
 Efficiency Calibration Date/Time : 22-JUL-2009 14:13:10  
 Average Efficiency : 0.2553943  
 Average Efficiency Error : 7.0305546E-03  
 Confidence : 95.00000

Cal. Istps	DPM	Exp. Date	Start Engy	End Engy	Counts	EFF.	EFF Err	Resolution
GD-148	204.6468	28-FEB-2010	2990.955	3301.951	14943.00	0.2465975	1.0600956E-02	50.10695
NP-237	202.9140	28-FEB-2010	4436.112	4905.743	16012.00	0.2629998	1.3313278E-02	60.55487
CM-244	199.3140	28-FEB-2010	5531.741	5886.720	14821.00	0.2616092	1.3255978E-02	55.35811

Instrument : CHAMBER 175  
 Detector : 74433  
 Standard ID : AESS-014  
 Standard Reference Date : 19-FEB-2008 11:05:22  
 Calibration Analysis Date/Time : 22-JUL-2009 08:09:59  
 Calibration Count Time : 300.0000  
 Efficiency Calibration Date/Time : 22-JUL-2009 14:13:33  
 Average Efficiency : 0.2539235  
 Average Efficiency Error : 6.9827326E-03  
 Confidence : 95.00000

Cal. Istps	DPM	Exp. Date	Start Engy	End Engy	Counts	EFF.	EFF Err	Resolution
GD-148	214.7088	28-FEB-2010	2987.808	3301.771	16022.00	0.2520186	1.0820774E-02	50.17014
NP-237	211.7160	28-FEB-2010	4437.598	4902.379	16148.00	0.2542258	1.2867783E-02	58.39753
CM-244	207.3882	28-FEB-2010	5530.438	5887.378	15110.00	0.2563593	1.2986641E-02	52.37697

Instrument : CHAMBER 176  
 Detector : 74434  
 Standard ID : AESS-020  
 Standard Reference Date : 14-FEB-2008 21:55:55  
 Calibration Analysis Date/Time : 22-JUL-2009 08:10:03  
 Calibration Count Time : 300.0000  
 Efficiency Calibration Date/Time : 22-JUL-2009 14:13:51  
 Average Efficiency : 0.2596514  
 Average Efficiency Error : 7.1437038E-03  
 Confidence : 95.00000

Cal. Istps	DPM	Exp. Date	Start Engy	End Engy	Counts	EFF.	EFF Err	Resolution
GD-148	205.5870	28-FEB-2010	2988.124	3298.749	15474.00	0.2542223	1.0921958E-02	48.05445
NP-237	203.4984	28-FEB-2010	4433.658	4904.539	16076.00	0.2633027	1.3327949E-02	56.64418
CM-244	197.1096	28-FEB-2010	5533.031	5884.495	14789.00	0.2641215	1.3383611E-02	51.45706

Instrument : CHAMBER 177  
 Detector : 74435  
 Standard ID : AESS-015  
 Standard Reference Date : 14-FEB-2008 17:45:04  
 Calibration Analysis Date/Time : 22-JUL-2009 08:10:07  
 Calibration Count Time : 300.0000  
 Efficiency Calibration Date/Time : 22-JUL-2009 14:14:02  
 Average Efficiency : 0.2685861  
 Average Efficiency Error : 7.3855612E-03  
 Confidence : 95.00000

Cal. Istps	DPM	Exp. Date	Start Engy	End Engy	Counts	EFF.	EFF Err	Resolution
GD-148	204.0270	28-FEB-2010	2991.035	3300.055	16129.00	0.2670162	1.1463443E-02	46.17820
NP-237	200.6460	28-FEB-2010	4436.061	4906.072	16230.00	0.2696093	1.3645601E-02	58.26474
CM-244	195.9270	28-FEB-2010	5534.094	5885.629	15017.00	0.2697915	1.3668223E-02	52.64664

Instrument : CHAMBER 178  
 Detector : 74436  
 Standard ID : AESS-021  
 Standard Reference Date : 19-FEB-2008 15:31:52  
 Calibration Analysis Date/Time : 22-JUL-2009 08:10:12  
 Calibration Count Time : 300.0000  
 Efficiency Calibration Date/Time : 22-JUL-2009 14:14:14  
 Average Efficiency : 0.2563734  
 Average Efficiency Error : 7.0544411E-03  
 Confidence : 95.00000

Cal. Istps	DPM	Exp. Date	Start Engy	End Engy	Counts	EFF.	EFF Err	Resolution
GD-148	208.3608	28-FEB-2010	2992.331	3301.630	15324.00	0.2483911	1.0673227E-02	46.26046
NP-237	210.1548	28-FEB-2010	4433.348	4903.642	16496.00	0.2615961	1.3237508E-02	57.60064
CM-244	200.7390	28-FEB-2010	5531.998	5883.700	15038.00	0.2635517	1.3351870E-02	53.76401

Instrument : CHAMBER 179  
 Detector : 74437  
 Standard ID : AESS-016  
 Standard Reference Date : 14-FEB-2008 17:45:04  
 Calibration Analysis Date/Time : 22-JUL-2009 08:10:16  
 Calibration Count Time : 300.0000  
 Efficiency Calibration Date/Time : 22-JUL-2009 14:14:24  
 Average Efficiency : 0.2654315  
 Average Efficiency Error : 7.3000593E-03  
 Confidence : 95.00000

Cal. Istps	DPM	Exp. Date	Start Engy	End Engy	Counts	EFF.	EFF Err	Resolution
GD-148	204.0534	28-FEB-2010	2991.102	3300.165	15895.00	0.2631131	1.1298665E-02	48.51485
NP-237	199.3962	28-FEB-2010	4436.443	4906.617	16075.00	0.2687030	1.3601316E-02	57.52364
CM-244	198.6402	28-FEB-2010	5534.901	5886.605	14985.00	0.2655179	1.3452120E-02	51.10583

Instrument : CHAMBER 180  
 Detector : 74438  
 Standard ID : AESS-022  
 Standard Reference Date : 14-FEB-2008 21:55:55  
 Calibration Analysis Date/Time : 22-JUL-2009 08:10:21  
 Calibration Count Time : 300.0000  
 Efficiency Calibration Date/Time : 22-JUL-2009 14:14:36  
 Average Efficiency : 0.2505249  
 Average Efficiency Error : 6.8937857E-03  
 Confidence : 95.00000

Cal. Istps	DPM	Exp. Date	Start Engy	End Engy	Counts	EFF.	EFF Err	Resolution
GD-148	209.6724	28-FEB-2010	2988.611	3299.257	15266.00	0.2459229	1.0567908E-02	47.44321
NP-237	206.8830	28-FEB-2010	4433.245	4903.299	15791.00	0.2543839	1.2879343E-02	51.57590
CM-244	203.0208	28-FEB-2010	5535.594	5886.061	14621.00	0.2534862	1.2846692E-02	51.76523

Instrument : CHAMBER 181  
 Detector : 74439  
 Standard ID : AESS-017  
 Standard Reference Date : 14-FEB-2008 17:45:04  
 Calibration Analysis Date/Time : 22-JUL-2009 08:10:26  
 Calibration Count Time : 300.0000  
 Efficiency Calibration Date/Time : 22-JUL-2009 14:14:47  
 Average Efficiency : 0.2548543  
 Average Efficiency Error : 7.0099598E-03  
 Confidence : 95.00000

Cal. Istps	DPM	Exp. Date	Start Engy	End Engy	Counts	EFF.	EFF Err	Resolution
GD-148	210.0798	28-FEB-2010	2988.239	3301.914	15878.00	0.2552872	1.0962813E-02	48.35796
NP-237	208.5846	28-FEB-2010	4437.080	4901.757	16198.00	0.2588415	1.3100917E-02	57.35833
CM-244	205.5828	28-FEB-2010	5535.131	5886.836	14634.00	0.2505288	1.2696699E-02	51.18034

Instrument : CHAMBER 182  
 Detector : 74440  
 Standard ID : AESS-023  
 Standard Reference Date : 14-FEB-2008 21:55:55  
 Calibration Analysis Date/Time : 22-JUL-2009 08:10:30  
 Calibration Count Time : 300.0000  
 Efficiency Calibration Date/Time : 22-JUL-2009 14:14:57  
 Average Efficiency : 0.2578707  
 Average Efficiency Error : 7.0930445E-03  
 Confidence : 95.00000

Cal. Istps	DPM	Exp. Date	Start Engy	End Engy	Counts	EFF.	EFF Err	Resolution
GD-148	207.4764	28-FEB-2010	2991.998	3301.429	15699.00	0.2555752	1.0977317E-02	46.97070
NP-237	207.4998	28-FEB-2010	4432.415	4901.861	16221.00	0.2605498	1.3187178E-02	56.46945
CM-244	199.8804	28-FEB-2010	5533.907	5884.511	14682.00	0.2584959	1.3099929E-02	47.10158

Instrument : CHAMBER 183  
 Detector : 74441  
 Standard ID : AESS-018  
 Standard Reference Date : 14-FEB-2008 17:45:04  
 Calibration Analysis Date/Time : 22-JUL-2009 08:10:35  
 Calibration Count Time : 300.0000  
 Efficiency Calibration Date/Time : 22-JUL-2009 14:15:07  
 Average Efficiency : 0.2636590  
 Average Efficiency Error : 7.2516296E-03  
 Confidence : 95.00000

Cal. Istps	DPM	Exp. Date	Start Engy	End Engy	Counts	EFF.	EFF Err	Resolution
GD-148	202.1856	28-FEB-2010	2989.448	3298.556	16019.00	0.2676203	1.1490691E-02	47.36681
NP-237	208.8990	28-FEB-2010	4434.882	4905.025	16143.00	0.2575647	1.3036844E-02	61.28753
CM-244	198.1458	28-FEB-2010	5533.221	5884.854	14903.00	0.2647125	1.3412292E-02	54.17869

Instrument : CHAMBER 184  
 Detector : 74442  
 Standard ID : AESS-024  
 Standard Reference Date : 14-FEB-2008 21:55:55  
 Calibration Analysis Date/Time : 22-JUL-2009 08:10:39  
 Calibration Count Time : 300.0000  
 Efficiency Calibration Date/Time : 22-JUL-2009 14:15:18  
 Average Efficiency : 0.2589915  
 Average Efficiency Error : 7.1259094E-03  
 Confidence : 95.00000

Cal. Istps	DPM	Exp. Date	Start Engy	End Engy	Counts	EFF.	EFF Err	Resolution
GD-148	203.5218	28-FEB-2010	2989.235	3300.018	15286.00	0.2536818	1.0901084E-02	45.69374
NP-237	205.6662	28-FEB-2010	4434.314	4904.409	16135.00	0.2614885	1.3235523E-02	58.78146
CM-244	198.3060	28-FEB-2010	5531.386	5887.098	14902.00	0.2644547	1.3399277E-02	53.47013

Instrument : CHAMBER 185  
 Detector : 68615  
 Standard ID : AESS-025  
 Standard Reference Date : 15-FEB-2008 09:06:52  
 Calibration Analysis Date/Time : 22-JUL-2009 08:10:43  
 Calibration Count Time : 300.0000  
 Efficiency Calibration Date/Time : 22-JUL-2009 14:15:30  
 Average Efficiency : 0.2565642  
 Average Efficiency Error : 7.0740697E-03  
 Confidence : 95.00000

Cal. Istps	DPM	Exp. Date	Start Engy	End Engy	Counts	EFF.	EFF Err	Resolution
GD-148	195.5670	28-FEB-2010	2991.225	3297.857	15033.00	0.2596380	1.1160337E-02	55.72531
NP-237	167.9916	28-FEB-2010	4436.385	4903.692	12852.00	0.2550071	1.2947261E-02	59.11316
CM-244	157.2432	28-FEB-2010	5533.756	5883.696	11351.00	0.2539946	1.2921941E-02	56.16187

Instrument : CHAMBER 186  
 Detector : 68616  
 Standard ID : AESS-031  
 Standard Reference Date : 18-FEB-2008 11:28:15  
 Calibration Analysis Date/Time : 22-JUL-2009 08:10:48  
 Calibration Count Time : 300.0000  
 Efficiency Calibration Date/Time : 22-JUL-2009 14:15:43  
 Average Efficiency : 0.2530972  
 Average Efficiency Error : 6.9825449E-03  
 Confidence : 95.00000

Cal. Istps	DPM	Exp. Date	Start Engy	End Engy	Counts	EFF.	EFF Err	Resolution
GD-148	193.6650	28-FEB-2010	2991.440	3298.282	14435.00	0.2517332	1.0828621E-02	55.45393
NP-237	162.9186	28-FEB-2010	4433.254	4901.541	12537.00	0.2565026	1.3028130E-02	59.45676
CM-244	153.1968	28-FEB-2010	5533.251	5884.261	10964.00	0.2517129	1.2813604E-02	55.46026

Instrument : CHAMBER 187  
 Detector : 68620  
 Standard ID : AESS-026  
 Standard Reference Date : 15-FEB-2008 09:06:52  
 Calibration Analysis Date/Time : 22-JUL-2009 08:10:52  
 Calibration Count Time : 300.0000  
 Efficiency Calibration Date/Time : 22-JUL-2009 14:15:58  
 Average Efficiency : 0.2501889  
 Average Efficiency Error : 7.3357723E-03  
 Confidence : 95.00000

Cal. Istps	DPM	Exp. Date	Start Engy	End Engy	Counts	EFF.	EFF Err	Resolution
GD-148	199.5072	28-FEB-2010	2989.912	3299.166	15000.00	0.2539414	1.2865975E-02	52.23053
NP-237	168.0294	28-FEB-2010	4432.442	4904.149	12738.00	0.2526287	1.2828344E-02	58.21870
CM-244	160.5822	28-FEB-2010	5535.067	5883.156	11152.00	0.2443892	1.2436978E-02	54.57392

Instrument : CHAMBER 188  
 Detector : 68621  
 Standard ID : AESS-032  
 Standard Reference Date : 18-FEB-2008 11:28:15  
 Calibration Analysis Date/Time : 22-JUL-2009 08:10:57  
 Calibration Count Time : 300.0000  
 Efficiency Calibration Date/Time : 22-JUL-2009 14:16:10  
 Average Efficiency : 0.2601093  
 Average Efficiency Error : 7.1711414E-03  
 Confidence : 95.00000

Cal. Istps	DPM	Exp. Date	Start Engy	End Engy	Counts	EFF.	EFF Err	Resolution
GD-148	195.2364	28-FEB-2010	2988.283	3302.165	15025.00	0.2599137	1.1172294E-02	51.37601
NP-237	165.9822	28-FEB-2010	4433.129	4903.527	12962.00	0.2602972	1.3214173E-02	62.37115
CM-244	153.7938	28-FEB-2010	5532.390	5884.553	11377.00	0.2601953	1.3236898E-02	52.05467

Instrument : CHAMBER 189  
 Detector : 68622  
 Standard ID : AESS-027  
 Standard Reference Date : 15-FEB-2008 09:06:52  
 Calibration Analysis Date/Time : 22-JUL-2009 08:11:01  
 Calibration Count Time : 300.0000  
 Efficiency Calibration Date/Time : 22-JUL-2009 14:16:25  
 Average Efficiency : 0.2590416  
 Average Efficiency Error : 7.5966278E-03  
 Confidence : 95.00000

Cal. Istps	DPM	Exp. Date	Start Engy	End Engy	Counts	EFF.	EFF Err	Resolution
GD-148	193.4238	28-FEB-2010	2987.652	3299.552	14591.00	0.2547911	1.2913714E-02	51.68600
NP-237	161.6154	28-FEB-2010	4434.579	4902.841	12573.00	0.2592825	1.3168799E-02	58.17202
CM-244	148.1754	28-FEB-2010	5534.475	5885.420	11096.00	0.2633716	1.3404469E-02	50.36570

Instrument : CHAMBER 190  
 Detector : 68623  
 Standard ID : AESS-033  
 Standard Reference Date : 18-FEB-2008 11:28:15  
 Calibration Analysis Date/Time : 22-JUL-2009 08:11:06  
 Calibration Count Time : 300.0000  
 Efficiency Calibration Date/Time : 22-JUL-2009 14:16:38  
 Average Efficiency : 0.2606415  
 Average Efficiency Error : 7.1893386E-03  
 Confidence : 95.00000

Cal. Istps	DPM	Exp. Date	Start Engy	End Engy	Counts	EFF.	EFF Err	Resolution
GD-148	192.4158	28-FEB-2010	2989.900	3302.388	14653.00	0.2571782	1.1059794E-02	51.45757
NP-237	161.7816	28-FEB-2010	4434.198	4903.145	12826.00	0.2641300	1.3411093E-02	58.05247
CM-244	147.2670	28-FEB-2010	5535.637	5887.028	10980.00	0.2622307	1.3348678E-02	51.95362



Instrument : CHAMBER 191  
 Detector : 68624  
 Standard ID : AESS-028  
 Standard Reference Date : 15-FEB-2008 09:06:52  
 Calibration Analysis Date/Time : 22-JUL-2009 08:11:10  
 Calibration Count Time : 300.0000  
 Efficiency Calibration Date/Time : 22-JUL-2009 14:17:15  
 Average Efficiency : 0.2621158  
 Average Efficiency Error : 7.6803956E-03  
 Confidence : 95.00000

Cal. Istps	DPM	Exp. Date	Start Engy	End Engy	Counts	EFF.	EFF Err	Resolution
GD-148	199.6542	28-FEB-2010	2988.514	3302.389	15421.00	0.2608921	1.3213424E-02	48.76201
NP-237	168.1992	28-FEB-2010	4435.396	4902.283	13449.00	0.2665235	1.3522904E-02	61.15327
CM-244	156.7614	28-FEB-2010	5534.230	5883.124	11542.00	0.2591464	1.3180151E-02	50.76146

Instrument : CHAMBER 192  
 Detector : 74430  
 Standard ID : AESS-034  
 Standard Reference Date : 18-FEB-2008 11:28:15  
 Calibration Analysis Date/Time : 22-JUL-2009 08:11:15  
 Calibration Count Time : 300.0000  
 Efficiency Calibration Date/Time : 22-JUL-2009 14:17:47  
 Average Efficiency : 0.2610474  
 Average Efficiency Error : 7.1950918E-03  
 Confidence : 95.00000

Cal. Istps	DPM	Exp. Date	Start Engy	End Engy	Counts	EFF.	EFF Err	Resolution
GD-148	200.5488	28-FEB-2010	2989.042	3298.270	15338.00	0.2583001	1.1098851E-02	47.63512
NP-237	167.2962	28-FEB-2010	4436.778	4903.324	13156.00	0.2621002	1.3302793E-02	56.66595
CM-244	154.4388	28-FEB-2010	5534.357	5882.529	11589.00	0.2639953	1.3425920E-02	46.57637

Instrument : CHAMBER 193  
 Detector : 68627  
 Standard ID : AESS-029  
 Standard Reference Date : 15-FEB-2008 09:06:52  
 Calibration Analysis Date/Time : 22-JUL-2009 08:11:19  
 Calibration Count Time : 300.0000  
 Efficiency Calibration Date/Time : 22-JUL-2009 14:18:09  
 Average Efficiency : 0.2640715  
 Average Efficiency Error : 7.7369036E-03  
 Confidence : 95.00000

Cal. Istps	DPM	Exp. Date	Start Engy	End Engy	Counts	EFF.	EFF Err	Resolution
GD-148	201.5742	28-FEB-2010	2988.069	3299.225	15508.00	0.2598549	1.3159974E-02	52.58962
NP-237	169.7700	28-FEB-2010	4433.121	4901.609	13394.00	0.2629541	1.3342631E-02	58.77226
CM-244	154.8234	28-FEB-2010	5534.158	5885.907	11872.00	0.2698340	1.3717437E-02	53.66179

Instrument : CHAMBER 194  
 Detector : 68635  
 Standard ID : AESS-035  
 Standard Reference Date : 18-FEB-2008 11:28:15  
 Calibration Analysis Date/Time : 22-JUL-2009 08:11:24  
 Calibration Count Time : 300.0000  
 Efficiency Calibration Date/Time : 22-JUL-2009 14:18:45  
 Average Efficiency : 0.2549567  
 Average Efficiency Error : 7.0293345E-03  
 Confidence : 95.00000

Cal. Istps	DPM	Exp. Date	Start Engy	End Engy	Counts	EFF.	EFF Err	Resolution
GD-148	198.6666	28-FEB-2010	2988.572	3300.603	15135.00	0.2573063	1.1058749E-02	49.25695
NP-237	168.2934	28-FEB-2010	4436.435	4905.175	12918.00	0.2558570	1.2989412E-02	62.01285
CM-244	158.8128	28-FEB-2010	5532.274	5883.671	11329.00	0.2509550	1.2767645E-02	52.44061

Instrument : CHAMBER 195  
 Detector : 68636  
 Standard ID : AESS-030  
 Standard Reference Date : 15-FEB-2008 09:06:52  
 Calibration Analysis Date/Time : 22-JUL-2009 08:11:29  
 Calibration Count Time : 300.0000  
 Efficiency Calibration Date/Time : 22-JUL-2009 14:19:31  
 Average Efficiency : 0.2573034  
 Average Efficiency Error : 7.5419121E-03  
 Confidence : 95.00000

Cal. Istps	DPM	Exp. Date	Start Engy	End Engy	Counts	EFF.	EFF Err	Resolution
GD-148	198.9792	28-FEB-2010	2988.629	3301.408	14891.00	0.2527547	1.2807086E-02	48.20201
NP-237	166.3758	28-FEB-2010	4433.877	4902.925	13025.00	0.2606431	1.3231294E-02	57.67042
CM-244	157.1856	28-FEB-2010	5535.397	5886.705	11566.00	0.2588032	1.3162592E-02	51.27964

Instrument : CHAMBER 196  
 Detector : 68637  
 Standard ID : AESS-036  
 Standard Reference Date : 18-FEB-2008 11:28:15  
 Calibration Analysis Date/Time : 22-JUL-2009 08:11:34  
 Calibration Count Time : 300.0000  
 Efficiency Calibration Date/Time : 22-JUL-2009 14:19:51  
 Average Efficiency : 0.2566788  
 Average Efficiency Error : 7.0757568E-03  
 Confidence : 95.00000

Cal. Istps	DPM	Exp. Date	Start Engy	End Engy	Counts	EFF.	EFF Err	Resolution
GD-148	201.3204	28-FEB-2010	2990.343	3302.501	15220.00	0.2553304	1.0972751E-02	52.52193
NP-237	167.4312	28-FEB-2010	4433.338	4901.979	12956.00	0.2579251	1.3093841E-02	56.52662
CM-244	156.4188	28-FEB-2010	5534.144	5885.395	11442.00	0.2573523	1.3090876E-02	54.16713

Instrument : CHAMBER 197  
 Detector : 78894  
 Standard ID : AESS-037  
 Standard Reference Date : 18-FEB-2008 15:31:47  
 Calibration Analysis Date/Time : 23-JUL-2009 07:57:39  
 Calibration Count Time : 300.0000  
 Efficiency Calibration Date/Time : 23-JUL-2009 14:00:24  
 Average Efficiency : 0.2568228  
 Average Efficiency Error : 7.0815496E-03  
 Confidence : 95.00000

Cal. Istps	DPM	Exp. Date	Start Engy	End Engy	Counts	EFF.	EFF Err	Resolution
GD-148	197.7372	28-FEB-2010	2989.389	3297.669	14834.00	0.2533745	1.0893730E-02	54.12946
NP-237	167.1294	28-FEB-2010	4433.236	4904.076	13081.00	0.2608898	1.3242440E-02	59.82949
CM-244	154.7664	28-FEB-2010	5534.086	5887.165	11341.00	0.2578318	1.3117233E-02	57.39178

Instrument : CHAMBER 198  
 Detector : 78895  
 Standard ID : AESS-043  
 Standard Reference Date : 19-FEB-2008 00:32:27  
 Calibration Analysis Date/Time : 23-JUL-2009 07:57:47  
 Calibration Count Time : 300.0000  
 Efficiency Calibration Date/Time : 23-JUL-2009 14:00:36  
 Average Efficiency : 0.2554221  
 Average Efficiency Error : 7.0427968E-03  
 Confidence : 95.00000

Cal. Istps	DPM	Exp. Date	Start Engy	End Engy	Counts	EFF.	EFF Err	Resolution
GD-148	197.7708	28-FEB-2010	2989.288	3302.314	14813.00	0.2529756	1.0876846E-02	54.48853
NP-237	168.7422	28-FEB-2010	4436.287	4906.224	13147.00	0.2597000	1.3181067E-02	56.83169
CM-244	156.3252	28-FEB-2010	5534.818	5887.000	11318.00	0.2547599	1.2961345E-02	56.23568

Instrument : CHAMBER 199  
 Detector : 78896  
 Standard ID : AESS-038  
 Standard Reference Date : 18-FEB-2008 15:31:47  
 Calibration Analysis Date/Time : 23-JUL-2009 07:57:56  
 Calibration Count Time : 300.0000  
 Efficiency Calibration Date/Time : 23-JUL-2009 14:00:47  
 Average Efficiency : 0.2512973  
 Average Efficiency Error : 6.9297734E-03  
 Confidence : 95.00000

Cal. Istps	DPM	Exp. Date	Start Engy	End Engy	Counts	EFF.	EFF Err	Resolution
GD-148	200.1408	28-FEB-2010	2990.202	3299.048	14855.00	0.2506810	1.0777651E-02	51.46595
NP-237	170.0886	28-FEB-2010	4435.598	4906.357	12647.00	0.2478395	1.2586436E-02	58.09747
CM-244	157.7460	28-FEB-2010	5530.513	5883.049	11473.00	0.2558941	1.3016121E-02	53.79463

Instrument : CHAMBER 200  
 Detector : 78900  
 Standard ID : AESS-044  
 Standard Reference Date : 19-FEB-2008 00:32:27  
 Calibration Analysis Date/Time : 23-JUL-2009 07:58:04  
 Calibration Count Time : 300.0000  
 Efficiency Calibration Date/Time : 23-JUL-2009 14:00:57  
 Average Efficiency : 0.2672527  
 Average Efficiency Error : 7.3646023E-03  
 Confidence : 95.00000

Cal. Istps	DPM	Exp. Date	Start Engy	End Engy	Counts	EFF.	EFF Err	Resolution
GD-148	194.4510	28-FEB-2010	2989.598	3302.306	15546.00	0.2700108	1.1599314E-02	51.74545
NP-237	166.6248	28-FEB-2010	4436.820	4902.466	13287.00	0.2657169	1.3484498E-02	57.34525
CM-244	155.8290	28-FEB-2010	5532.933	5886.480	11743.00	0.2650634	1.3477416E-02	51.61598

Instrument : CHAMBER 201  
 Detector : 78902  
 Standard ID : AESS-039  
 Standard Reference Date : 18-FEB-2008 15:31:47  
 Calibration Analysis Date/Time : 23-JUL-2009 07:58:10  
 Calibration Count Time : 300.0000  
 Efficiency Calibration Date/Time : 23-JUL-2009 14:01:05  
 Average Efficiency : 0.2606938  
 Average Efficiency Error : 7.1896687E-03  
 Confidence : 95.00000

Cal. Istps	DPM	Exp. Date	Start Engy	End Engy	Counts	EFF.	EFF Err	Resolution
GD-148	192.2418	28-FEB-2010	2989.239	3302.324	14811.00	0.2602134	1.1188080E-02	47.14003
NP-237	159.1506	28-FEB-2010	4432.525	4903.539	12448.00	0.2606924	1.3242436E-02	55.19216
CM-244	151.7142	28-FEB-2010	5534.042	5887.523	11271.00	0.2613738	1.3298883E-02	50.86152

Instrument : CHAMBER 202  
 Detector : 78903  
 Standard ID : AESS-045  
 Standard Reference Date : 19-FEB-2008 00:32:27  
 Calibration Analysis Date/Time : 23-JUL-2009 07:58:17  
 Calibration Count Time : 300.0000  
 Efficiency Calibration Date/Time : 23-JUL-2009 14:01:14  
 Average Efficiency : 0.2637661  
 Average Efficiency Error : 7.2755860E-03  
 Confidence : 95.00000

Cal. Istps	DPM	Exp. Date	Start Engy	End Engy	Counts	EFF.	EFF Err	Resolution
GD-148	186.9936	28-FEB-2010	2988.965	3301.750	14586.00	0.2634446	1.1330210E-02	45.61659
NP-237	160.8066	28-FEB-2010	4435.262	4905.190	12706.00	0.2633806	1.3374711E-02	55.61831
CM-244	145.8384	28-FEB-2010	5533.929	5886.269	10972.00	0.2646115	1.3470060E-02	49.12627

Instrument : CHAMBER 203  
 Detector : 78905  
 Standard ID : AESS-040  
 Standard Reference Date : 18-FEB-2008 15:31:47  
 Calibration Analysis Date/Time : 23-JUL-2009 07:58:24  
 Calibration Count Time : 300.0000  
 Efficiency Calibration Date/Time : 23-JUL-2009 14:01:22  
 Average Efficiency : 0.2569410  
 Average Efficiency Error : 7.0852954E-03  
 Confidence : 95.00000

Cal. Istps	DPM	Exp. Date	Start Engy	End Engy	Counts	EFF.	EFF Err	Resolution
GD-148	194.4828	28-FEB-2010	2990.960	3299.739	14972.00	0.2599902	1.1176325E-02	44.74440
NP-237	166.8174	28-FEB-2010	4435.540	4905.766	12710.00	0.2539164	1.2894144E-02	57.74120
CM-244	155.0100	28-FEB-2010	5534.337	5886.308	11275.00	0.2558869	1.3019669E-02	47.66172

Instrument : CHAMBER 204  
 Detector : 78907  
 Standard ID : AESS-046  
 Standard Reference Date : 19-FEB-2008 19:35:48  
 Calibration Analysis Date/Time : 23-JUL-2009 07:58:28  
 Calibration Count Time : 300.0000  
 Efficiency Calibration Date/Time : 23-JUL-2009 14:01:31  
 Average Efficiency : 0.2506487  
 Average Efficiency Error : 6.9159763E-03  
 Confidence : 95.00000

Cal. Istps	DPM	Exp. Date	Start Engy	End Engy	Counts	EFF.	EFF Err	Resolution
GD-148	194.7474	28-FEB-2010	2989.953	3297.878	14336.00	0.2485577	1.0693511E-02	50.84674
NP-237	164.6658	28-FEB-2010	4437.339	4902.439	12528.00	0.2535195	1.2876903E-02	55.89592
CM-244	151.3824	28-FEB-2010	5531.727	5884.400	10796.00	0.2508073	1.2771029E-02	51.62991

Instrument : CHAMBER 205  
 Detector : 78908  
 Standard ID : AESS-041  
 Standard Reference Date : 18-FEB-2008 15:31:47  
 Calibration Analysis Date/Time : 23-JUL-2009 07:58:33  
 Calibration Count Time : 300.0000  
 Efficiency Calibration Date/Time : 23-JUL-2009 14:01:40  
 Average Efficiency : 0.2503343  
 Average Efficiency Error : 6.9021145E-03  
 Confidence : 95.00000

Cal. Istps	DPM	Exp. Date	Start Engy	End Engy	Counts	EFF.	EFF Err	Resolution
GD-148	203.9034	28-FEB-2010	2991.664	3299.649	14924.00	0.2472031	1.0627222E-02	48.93098
NP-237	171.2268	28-FEB-2010	4434.348	4904.923	13015.00	0.2533501	1.2860725E-02	61.87793
CM-244	159.5796	28-FEB-2010	5534.662	5887.628	11424.00	0.2518927	1.2813480E-02	52.59251

Instrument : CHAMBER 206  
 Detector : 78909  
 Standard ID : AESS-047  
 Standard Reference Date : 19-FEB-2008 00:32:27  
 Calibration Analysis Date/Time : 23-JUL-2009 07:58:38  
 Calibration Count Time : 300.0000  
 Efficiency Calibration Date/Time : 23-JUL-2009 14:01:49  
 Average Efficiency : 0.2562930  
 Average Efficiency Error : 7.0664333E-03  
 Confidence : 95.00000

Cal. Istps	DPM	Exp. Date	Start Engy	End Engy	Counts	EFF.	EFF Err	Resolution
GD-148	197.4804	28-FEB-2010	2991.007	3298.921	15006.00	0.2566382	1.1031752E-02	49.35140
NP-237	168.3948	28-FEB-2010	4432.777	4902.746	12926.00	0.2558552	1.2989211E-02	55.62066
CM-244	154.6032	28-FEB-2010	5531.452	5883.730	11261.00	0.2562518	1.3038474E-02	55.87610

Instrument : CHAMBER 207  
 Detector : 78910  
 Standard ID : AESS-042  
 Standard Reference Date : 18-FEB-2008 15:31:47  
 Calibration Analysis Date/Time : 23-JUL-2009 07:58:42  
 Calibration Count Time : 300.0000  
 Efficiency Calibration Date/Time : 23-JUL-2009 14:01:57  
 Average Efficiency : 0.2558556  
 Average Efficiency Error : 7.0599136E-03  
 Confidence : 95.00000

Cal. Istps	DPM	Exp. Date	Start Engy	End Engy	Counts	EFF.	EFF Err	Resolution
GD-148	188.7090	28-FEB-2010	2988.143	3301.594	14367.00	0.2571380	1.1062090E-02	47.38946
NP-237	159.6558	28-FEB-2010	4437.296	4902.779	12320.00	0.2572077	1.3067513E-02	57.42012
CM-244	150.5208	28-FEB-2010	5532.449	5885.271	10817.00	0.2528071	1.2872322E-02	52.11042

Instrument : CHAMBER 208  
 Detector : 78911  
 Standard ID : AESS-048  
 Standard Reference Date : 19-FEB-2008 00:32:27  
 Calibration Analysis Date/Time : 23-JUL-2009 07:58:46  
 Calibration Count Time : 300.0000  
 Efficiency Calibration Date/Time : 23-JUL-2009 14:02:06  
 Average Efficiency : 0.2527668  
 Average Efficiency Error : 6.9748992E-03  
 Confidence : 95.00000

Cal. Istps	DPM	Exp. Date	Start Engy	End Engy	Counts	EFF.	EFF Err	Resolution
GD-148	191.8350	28-FEB-2010	2989.612	3298.165	14243.00	0.2507517	1.0789137E-02	50.79447
NP-237	161.5530	28-FEB-2010	4434.097	4904.804	12430.00	0.2564567	1.3027546E-02	58.53157
CM-244	151.1856	28-FEB-2010	5534.389	5887.108	10827.00	0.2520371	1.2832657E-02	54.35335

Instrument : CHAMBER 209  
 Detector : 79188  
 Standard ID : AESS-001  
 Standard Reference Date : 20-FEB-2008 09:54:53  
 Calibration Analysis Date/Time : 29-JUN-2009 11:06:21  
 Calibration Count Time : 300.0000  
 Efficiency Calibration Date/Time : 30-JUN-2009 13:25:14  
 Average Efficiency : 0.3677108  
 Average Efficiency Error : 1.0086662E-02  
 Confidence : 95.00000

Cal. Isteps	DPM	Exp. Date	Start Engy	End Engy	Counts	EFF.	EFF Err	Resolution
GD-148	208.6698	28-FEB-2010	2989.181	3301.049	21968.00	0.3553457	1.5187075E-02	65.89574
NP-237	171.0024	28-FEB-2010	4433.021	4903.097	19297.00	0.3761547	1.9001663E-02	90.73633
CM-244	158.1060	28-FEB-2010	5532.718	5885.886	17059.00	0.3788077	1.9161167E-02	62.71068

Instrument : CHAMBER 210  
 Detector : 79189  
 Standard ID : AESS-002  
 Standard Reference Date : 19-FEB-2008 11:05:22  
 Calibration Analysis Date/Time : 29-JUN-2009 11:06:26  
 Calibration Count Time : 300.0000  
 Efficiency Calibration Date/Time : 30-JUN-2009 13:25:32  
 Average Efficiency : 0.3938951  
 Average Efficiency Error : 1.0783576E-02  
 Confidence : 95.00000

Cal. Isteps	DPM	Exp. Date	Start Engy	End Engy	Counts	EFF.	EFF Err	Resolution
GD-148	200.1144	28-FEB-2010	2990.859	3297.943	23047.00	0.3887416	1.6604694E-02	57.83068
NP-237	200.4990	28-FEB-2010	4435.076	4904.812	24104.00	0.4007338	2.0202259E-02	76.70370
CM-244	196.5558	28-FEB-2010	5533.646	5886.210	22093.00	0.3946623	1.9910963E-02	61.67818

Instrument : CHAMBER 211  
 Detector : 79190  
 Standard ID : AESS-003  
 Standard Reference Date : 15-FEB-2008 13:12:27  
 Calibration Analysis Date/Time : 29-JUN-2009 11:06:32  
 Calibration Count Time : 300.0000  
 Efficiency Calibration Date/Time : 30-JUN-2009 13:25:46  
 Average Efficiency : 0.3797782  
 Average Efficiency Error : 1.0400439E-02  
 Confidence : 95.00000

Cal. Isteps	DPM	Exp. Date	Start Engy	End Engy	Counts	EFF.	EFF Err	Resolution
GD-148	202.9740	28-FEB-2010	2988.624	3301.653	22395.00	0.3724639	1.5914930E-02	64.54439
NP-237	203.2080	28-FEB-2010	4436.794	4902.468	23454.00	0.3847243	1.9399559E-02	74.42917
CM-244	197.2236	28-FEB-2010	5532.766	5886.120	21658.00	0.3857397	1.9464286E-02	63.38742

Instrument : CHAMBER 212  
 Detector : 79191  
 Standard ID : AESS-004  
 Standard Reference Date : 14-FEB-2008 09:35:18  
 Calibration Analysis Date/Time : 29-JUN-2009 11:06:38  
 Calibration Count Time : 300.0000  
 Efficiency Calibration Date/Time : 30-JUN-2009 13:25:56  
 Average Efficiency : 0.3834927  
 Average Efficiency Error : 1.0500317E-02  
 Confidence : 95.00000

Cal. Istps	DPM	Exp. Date	Start Engy	End Engy	Counts	EFF.	EFF Err	Resolution
GD-148	206.1222	28-FEB-2010	2989.287	3301.382	22921.00	0.3754007	1.6035914E-02	59.43782
NP-237	204.2586	28-FEB-2010	4434.079	4904.410	23916.00	0.3902802	1.9676529E-02	70.71378
CM-244	198.8100	28-FEB-2010	5534.335	5887.654	22006.00	0.3888572	1.9618779E-02	58.13512

Instrument : CHAMBER 213  
 Detector : 79192  
 Standard ID : AESS-005  
 Standard Reference Date : 14-FEB-2008 09:35:18  
 Calibration Analysis Date/Time : 29-JUN-2009 11:06:43  
 Calibration Count Time : 300.0000  
 Efficiency Calibration Date/Time : 30-JUN-2009 13:26:06  
 Average Efficiency : 0.3631246  
 Average Efficiency Error : 9.9473838E-03  
 Confidence : 95.00000

Cal. Istps	DPM	Exp. Date	Start Engy	End Engy	Counts	EFF.	EFF Err	Resolution
GD-148	210.7452	28-FEB-2010	2990.968	3298.520	22030.00	0.3528930	1.5081747E-02	65.96364
NP-237	209.5938	28-FEB-2010	4437.380	4902.572	23193.00	0.3688471	1.8600717E-02	79.66854
CM-244	202.7478	28-FEB-2010	5532.282	5885.336	21539.00	0.3732129	1.8833132E-02	63.84235

Instrument : CHAMBER 214  
 Detector : 79193  
 Standard ID : AESS-006  
 Standard Reference Date : 14-FEB-2008 09:35:18  
 Calibration Analysis Date/Time : 29-JUN-2009 11:06:48  
 Calibration Count Time : 300.0000  
 Efficiency Calibration Date/Time : 30-JUN-2009 13:26:15  
 Average Efficiency : 0.3842220  
 Average Efficiency Error : 1.0522687E-02  
 Confidence : 95.00000

Cal. Istps	DPM	Exp. Date	Start Engy	End Engy	Counts	EFF.	EFF Err	Resolution
GD-148	203.6952	28-FEB-2010	2990.403	3298.091	22543.00	0.3736039	1.5962366E-02	54.14455
NP-237	204.7038	28-FEB-2010	4437.439	4902.827	23935.00	0.3897505	1.9649688E-02	76.09060
CM-244	195.0060	28-FEB-2010	5532.795	5885.993	21931.00	0.3950915	1.9933926E-02	57.07459



Instrument : CHAMBER 215  
 Detector : 79194  
 Standard ID : AESS-007  
 Standard Reference Date : 14-FEB-2008 13:39:25  
 Calibration Analysis Date/Time : 29-JUN-2009 11:06:53  
 Calibration Count Time : 300.0000  
 Efficiency Calibration Date/Time : 30-JUN-2009 13:26:24  
 Average Efficiency : 0.3850240  
 Average Efficiency Error : 1.0540539E-02  
 Confidence : 95.00000

Cal. Istps	DPM	Exp. Date	Start Engy	End Engy	Counts	EFF.	EFF Err	Resolution
GD-148	206.7342	28-FEB-2010	2990.062	3302.465	23238.00	0.3794642	1.6206851E-02	59.62454
NP-237	205.0260	28-FEB-2010	4436.774	4902.728	24080.00	0.3914905	1.9736437E-02	77.73202
CM-244	199.6806	28-FEB-2010	5533.954	5882.708	21984.00	0.3867625	1.9513281E-02	61.70960

Instrument : CHAMBER 216  
 Detector : 79195  
 Standard ID : AESS-008  
 Standard Reference Date : 14-FEB-2008 13:39:25  
 Calibration Analysis Date/Time : 29-JUN-2009 11:06:59  
 Calibration Count Time : 300.0000  
 Efficiency Calibration Date/Time : 30-JUN-2009 13:26:33  
 Average Efficiency : 0.3755702  
 Average Efficiency Error : 1.0284359E-02  
 Confidence : 95.00000

Cal. Istps	DPM	Exp. Date	Start Engy	End Engy	Counts	EFF.	EFF Err	Resolution
GD-148	206.0418	28-FEB-2010	2992.227	3300.068	22506.00	0.3687362	1.5754715E-02	57.73516
NP-237	209.2716	28-FEB-2010	4434.095	4904.331	23839.00	0.3797142	1.9144330E-02	77.62376
CM-244	199.6488	28-FEB-2010	5533.563	5886.220	21686.00	0.3815858	1.9254461E-02	58.78411

Instrument : CHAMBER 217  
 Detector : 79410  
 Standard ID : AESS-009  
 Standard Reference Date : 19-FEB-2008 11:05:22  
 Calibration Analysis Date/Time : 29-JUN-2009 11:07:05  
 Calibration Count Time : 300.0000  
 Efficiency Calibration Date/Time : 30-JUN-2009 13:26:43  
 Average Efficiency : 0.3781467  
 Average Efficiency Error : 1.0355381E-02  
 Confidence : 95.00000

Cal. Istps	DPM	Exp. Date	Start Engy	End Engy	Counts	EFF.	EFF Err	Resolution
GD-148	203.3736	28-FEB-2010	2992.213	3299.566	22448.00	0.3725700	1.5918989E-02	57.23290
NP-237	204.0192	28-FEB-2010	4433.215	4903.920	23291.00	0.3805314	1.9189263E-02	75.68012
CM-244	197.2128	28-FEB-2010	5534.328	5882.531	21567.00	0.3839772	1.9376099E-02	61.18950

Instrument : CHAMBER 218  
 Detector : 79411  
 Standard ID : AESS-010  
 Standard Reference Date : 14-FEB-2008 13:39:25  
 Calibration Analysis Date/Time : 29-JUN-2009 11:07:11  
 Calibration Count Time : 300.0000  
 Efficiency Calibration Date/Time : 30-JUN-2009 13:26:51  
 Average Efficiency : 0.3930978  
 Average Efficiency Error : 1.0763295E-02  
 Confidence : 95.00000

Cal. Istps	DPM	Exp. Date	Start Engy	End Engy	Counts	EFF.	EFF Err	Resolution
GD-148	202.0008	28-FEB-2010	2990.601	3298.221	22913.00	0.3829195	1.6357172E-02	60.17708
NP-237	202.9926	28-FEB-2010	4432.747	4903.769	24319.00	0.3993416	2.0130621E-02	79.18008
CM-244	196.2330	28-FEB-2010	5534.561	5882.956	22479.00	0.4024245	2.0299474E-02	60.89557

Instrument : CHAMBER 219  
 Detector : 79412  
 Standard ID : AESS-011  
 Standard Reference Date : 14-FEB-2008 13:39:25  
 Calibration Analysis Date/Time : 29-JUN-2009 11:07:16  
 Calibration Count Time : 300.0000  
 Efficiency Calibration Date/Time : 30-JUN-2009 13:27:01  
 Average Efficiency : 0.3689672  
 Average Efficiency Error : 1.0101880E-02  
 Confidence : 95.00000

Cal. Istps	DPM	Exp. Date	Start Engy	End Engy	Counts	EFF.	EFF Err	Resolution
GD-148	212.8284	28-FEB-2010	2989.180	3302.094	22853.00	0.3624727	1.5484245E-02	56.52708
NP-237	214.4868	28-FEB-2010	4436.774	4902.239	24088.00	0.3743512	1.8872330E-02	86.37078
CM-244	208.4184	28-FEB-2010	5532.237	5885.415	22142.00	0.3732110	1.8828364E-02	61.88073

Instrument : CHAMBER 220  
 Detector : 79413  
 Standard ID : AESS-012  
 Standard Reference Date : 14-FEB-2008 13:39:25  
 Calibration Analysis Date/Time : 29-JUN-2009 11:07:21  
 Calibration Count Time : 300.0000  
 Efficiency Calibration Date/Time : 30-JUN-2009 13:27:10  
 Average Efficiency : 0.3750438  
 Average Efficiency Error : 1.0269084E-02  
 Confidence : 95.00000

Cal. Istps	DPM	Exp. Date	Start Engy	End Engy	Counts	EFF.	EFF Err	Resolution
GD-148	206.2200	28-FEB-2010	2990.438	3302.525	22663.00	0.3709926	1.5849777E-02	57.01278
NP-237	205.8930	28-FEB-2010	4435.000	4905.156	23426.00	0.3792588	1.9124148E-02	81.06312
CM-244	203.1954	28-FEB-2010	5534.774	5882.515	21789.00	0.3767064	1.9007433E-02	61.18806

Instrument : CHAMBER 221  
 Detector : 79414  
 Standard ID : AESS-013  
 Standard Reference Date : 14-FEB-2008 17:45:04  
 Calibration Analysis Date/Time : 29-JUN-2009 11:07:27  
 Calibration Count Time : 300.0000  
 Efficiency Calibration Date/Time : 30-JUN-2009 13:27:19  
 Average Efficiency : 0.3793155  
 Average Efficiency Error : 1.0384974E-02  
 Confidence : 95.00000

Cal. Istps	DPM	Exp. Date	Start Engy	End Engy	Counts	EFF.	EFF Err	Resolution
GD-148	203.6544	28-FEB-2010	2991.987	3300.655	22692.00	0.3761454	1.6069671E-02	54.91935
NP-237	210.2526	28-FEB-2010	4433.096	4905.038	23943.00	0.3795863	1.9137202E-02	74.16172
CM-244	201.9108	28-FEB-2010	5531.434	5885.564	22050.00	0.3836373	1.9355079E-02	57.98247

Instrument : CHAMBER 222  
 Detector : 79415  
 Standard ID : AESS-014  
 Standard Reference Date : 19-FEB-2008 11:05:22  
 Calibration Analysis Date/Time : 29-JUN-2009 11:07:32  
 Calibration Count Time : 300.0000  
 Efficiency Calibration Date/Time : 30-JUN-2009 13:27:29  
 Average Efficiency : 0.3503861  
 Average Efficiency Error : 9.6052606E-03  
 Confidence : 95.00000

Cal. Istps	DPM	Exp. Date	Start Engy	End Engy	Counts	EFF.	EFF Err	Resolution
GD-148	214.7088	28-FEB-2010	2991.968	3297.845	21293.00	0.3347430	1.4312199E-02	57.14749
NP-237	211.7160	28-FEB-2010	4434.336	4906.032	23208.00	0.3653858	1.8426064E-02	76.21756
CM-244	207.3882	28-FEB-2010	5530.429	5882.613	21327.00	0.3610742	1.8222243E-02	61.58858

Instrument : CHAMBER 223  
 Detector : 79416  
 Standard ID : AESS-015  
 Standard Reference Date : 14-FEB-2008 17:45:04  
 Calibration Analysis Date/Time : 29-JUN-2009 11:07:37  
 Calibration Count Time : 300.0000  
 Efficiency Calibration Date/Time : 30-JUN-2009 13:27:39  
 Average Efficiency : 0.3893896  
 Average Efficiency Error : 1.0661449E-02  
 Confidence : 95.00000

Cal. Istps	DPM	Exp. Date	Start Engy	End Engy	Counts	EFF.	EFF Err	Resolution
GD-148	204.0270	28-FEB-2010	2989.801	3297.756	23051.00	0.3813936	1.6290823E-02	56.25597
NP-237	200.6460	28-FEB-2010	4434.980	4902.483	23824.00	0.3957835	1.9954618E-02	75.62739
CM-244	195.9270	28-FEB-2010	5530.752	5886.350	22029.00	0.3949774	1.9927377E-02	58.25835

Instrument : CHAMBER 224  
 Detector : 79417  
 Standard ID : AESS-016  
 Standard Reference Date : 14-FEB-2008 17:45:04  
 Calibration Analysis Date/Time : 29-JUN-2009 11:07:43  
 Calibration Count Time : 300.0000  
 Efficiency Calibration Date/Time : 30-JUN-2009 13:27:48  
 Average Efficiency : 0.3855355  
 Average Efficiency Error : 1.0559128E-02  
 Confidence : 95.00000

Cal. Istps	DPM	Exp. Date	Start Engy	End Engy	Counts	EFF.	EFF Err	Resolution
GD-148	204.0534	28-FEB-2010	2987.708	3297.620	22614.00	0.3741145	1.5983578E-02	56.47799
NP-237	199.3962	28-FEB-2010	4432.391	4904.314	23852.00	0.3987372	2.0103335E-02	75.47507
CM-244	198.6402	28-FEB-2010	5535.163	5883.043	22064.00	0.3902014	1.9686140E-02	61.20261

Instrument : CHAMBER 225  
 Detector : 79418  
 Standard ID : AESS-017  
 Standard Reference Date : 14-FEB-2008 17:45:04  
 Calibration Analysis Date/Time : 29-JUN-2009 11:07:48  
 Calibration Count Time : 300.0000  
 Efficiency Calibration Date/Time : 30-JUN-2009 13:28:00  
 Average Efficiency : 0.3784462  
 Average Efficiency Error : 1.0361466E-02  
 Confidence : 95.00000

Cal. Istps	DPM	Exp. Date	Start Engy	End Engy	Counts	EFF.	EFF Err	Resolution
GD-148	210.0798	28-FEB-2010	2990.136	3297.838	23025.00	0.3699967	1.5804220E-02	54.96978
NP-237	208.5846	28-FEB-2010	4432.708	4903.892	24244.00	0.3874272	1.9530520E-02	72.92027
CM-244	205.5828	28-FEB-2010	5534.915	5883.445	22371.00	0.3822702	1.9283641E-02	60.31302

Instrument : CHAMBER 226  
 Detector : 79419  
 Standard ID : AESS-018  
 Standard Reference Date : 14-FEB-2008 17:45:04  
 Calibration Analysis Date/Time : 29-JUN-2009 11:07:53  
 Calibration Count Time : 300.0000  
 Efficiency Calibration Date/Time : 30-JUN-2009 13:28:10  
 Average Efficiency : 0.3837910  
 Average Efficiency Error : 1.0508147E-02  
 Confidence : 95.00000

Cal. Istps	DPM	Exp. Date	Start Engy	End Engy	Counts	EFF.	EFF Err	Resolution
GD-148	202.1856	28-FEB-2010	2990.396	3299.355	22716.00	0.3792837	1.6203530E-02	50.45033
NP-237	208.8990	28-FEB-2010	4437.021	4903.289	23922.00	0.3817108	1.9244449E-02	73.07991
CM-244	198.1458	28-FEB-2010	5534.002	5887.398	22152.00	0.3927352	1.9813271E-02	59.33780

Instrument : CHAMBER 227  
 Detector : 79420  
 Standard ID : AESS-019  
 Standard Reference Date : 19-FEB-2008 11:05:22  
 Calibration Analysis Date/Time : 29-JUN-2009 11:07:59  
 Calibration Count Time : 300.0000  
 Efficiency Calibration Date/Time : 30-JUN-2009 13:28:21  
 Average Efficiency : 0.3834471  
 Average Efficiency Error : 1.0500080E-02  
 Confidence : 95.00000

Cal. Istps	DPM	Exp. Date	Start Engy	End Engy	Counts	EFF.	EFF Err	Resolution
GD-148	204.6468	28-FEB-2010	2988.851	3301.430	22706.00	0.3745125	1.5999762E-02	61.38483
NP-237	202.9140	28-FEB-2010	4435.798	4901.523	23913.00	0.3928266	1.9804921E-02	69.44127
CM-244	199.3140	28-FEB-2010	5532.218	5885.954	22005.00	0.3876506	1.9557914E-02	59.98711

Instrument : CHAMBER 228  
 Detector : 79421  
 Standard ID : AESS-020  
 Standard Reference Date : 14-FEB-2008 21:55:55  
 Calibration Analysis Date/Time : 29-JUN-2009 11:08:06  
 Calibration Count Time : 300.0000  
 Efficiency Calibration Date/Time : 30-JUN-2009 13:28:30  
 Average Efficiency : 0.3812083  
 Average Efficiency Error : 1.0441090E-02  
 Confidence : 95.00000

Cal. Istps	DPM	Exp. Date	Start Engy	End Engy	Counts	EFF.	EFF Err	Resolution
GD-148	205.5870	28-FEB-2010	2989.413	3298.479	22499.00	0.3694338	1.5784577E-02	57.02933
NP-237	203.4984	28-FEB-2010	4435.708	4901.434	23757.00	0.3891334	1.9619791E-02	78.34894
CM-244	197.1096	28-FEB-2010	5531.094	5883.745	21974.00	0.3916203	1.9758444E-02	59.88309

Instrument : CHAMBER 229  
 Detector : 79422  
 Standard ID : AESS-021  
 Standard Reference Date : 19-FEB-2008 15:31:52  
 Calibration Analysis Date/Time : 29-JUN-2009 11:08:14  
 Calibration Count Time : 300.0000  
 Efficiency Calibration Date/Time : 30-JUN-2009 13:28:39  
 Average Efficiency : 0.3777187  
 Average Efficiency Error : 1.0341295E-02  
 Confidence : 95.00000

Cal. Istps	DPM	Exp. Date	Start Engy	End Engy	Counts	EFF.	EFF Err	Resolution
GD-148	208.3608	28-FEB-2010	2992.428	3300.536	22973.00	0.3721605	1.5897052E-02	58.77625
NP-237	210.1548	28-FEB-2010	4436.659	4902.986	23961.00	0.3800487	1.9160392E-02	70.52748
CM-244	200.7390	28-FEB-2010	5534.392	5883.088	21930.00	0.3835794	1.9353105E-02	57.32039

Instrument : CHAMBER 230  
 Detector : 79423  
 Standard ID : AESS-022  
 Standard Reference Date : 14-FEB-2008 21:55:55  
 Calibration Analysis Date/Time : 29-JUN-2009 11:08:21  
 Calibration Count Time : 300.0000  
 Efficiency Calibration Date/Time : 30-JUN-2009 13:28:51  
 Average Efficiency : 0.3723746  
 Average Efficiency Error : 1.0199217E-02  
 Confidence : 95.00000

Cal. Istps	DPM	Exp. Date	Start Engy	End Engy	Counts	EFF.	EFF Err	Resolution
GD-148	209.6724	28-FEB-2010	2990.435	3299.126	22423.00	0.3610166	1.5425573E-02	51.30120
NP-237	206.8830	28-FEB-2010	4436.006	4902.037	23676.00	0.3814719	1.9234043E-02	72.62286
CM-244	203.0208	28-FEB-2010	5532.506	5885.804	22015.00	0.3809220	1.9218368E-02	59.56349

Instrument : CHAMBER 231  
 Detector : 79424  
 Standard ID : AESS-023  
 Standard Reference Date : 14-FEB-2008 21:55:55  
 Calibration Analysis Date/Time : 29-JUN-2009 11:08:27  
 Calibration Count Time : 300.0000  
 Efficiency Calibration Date/Time : 30-JUN-2009 13:29:03  
 Average Efficiency : 0.3858555  
 Average Efficiency Error : 1.0562916E-02  
 Confidence : 95.00000

Cal. Istps	DPM	Exp. Date	Start Engy	End Engy	Counts	EFF.	EFF Err	Resolution
GD-148	207.4764	28-FEB-2010	2991.739	3299.860	23293.00	0.3789935	1.6186299E-02	57.20384
NP-237	207.4998	28-FEB-2010	4434.942	4905.625	24373.00	0.3915348	1.9736728E-02	74.61633
CM-244	199.8804	28-FEB-2010	5535.464	5883.098	22212.00	0.3903586	1.9692916E-02	65.42931

Instrument : CHAMBER 232  
 Detector : 79425  
 Standard ID : AESS-024  
 Standard Reference Date : 14-FEB-2008 21:55:55  
 Calibration Analysis Date/Time : 29-JUN-2009 11:08:33  
 Calibration Count Time : 300.0000  
 Efficiency Calibration Date/Time : 30-JUN-2009 13:29:13  
 Average Efficiency : 0.3708555  
 Average Efficiency Error : 1.0160839E-02  
 Confidence : 95.00000

Cal. Istps	DPM	Exp. Date	Start Engy	End Engy	Counts	EFF.	EFF Err	Resolution
GD-148	203.5218	28-FEB-2010	2989.849	3300.399	21668.00	0.3594086	1.5363393E-02	54.49700
NP-237	205.6662	28-FEB-2010	4435.500	4901.412	23160.00	0.3753609	1.8929429E-02	74.14132
CM-244	198.3060	28-FEB-2010	5530.414	5887.598	21698.00	0.3843684	1.9394770E-02	61.92214

Instrument : CHAMBER 233  
 Detector : 79426  
 Standard ID : AESS-025  
 Standard Reference Date : 15-FEB-2008 09:06:52  
 Calibration Analysis Date/Time : 29-JUN-2009 11:08:39  
 Calibration Count Time : 300.0000  
 Efficiency Calibration Date/Time : 30-JUN-2009 13:29:22  
 Average Efficiency : 0.3807971  
 Average Efficiency Error : 1.0442032E-02  
 Confidence : 95.00000

Cal. Istps	DPM	Exp. Date	Start Engy	End Engy	Counts	EFF.	EFF Err	Resolution
GD-148	195.5670	28-FEB-2010	2988.552	3300.019	21743.00	0.3753024	1.6042113E-02	57.53493
NP-237	167.9916	28-FEB-2010	4437.049	4902.445	19555.00	0.3880157	1.9598201E-02	65.87717
CM-244	157.2432	28-FEB-2010	5533.265	5887.350	17089.00	0.3817507	1.9309653E-02	57.89972

Instrument : CHAMBER 234  
 Detector : 79427  
 Standard ID : AESS-026  
 Standard Reference Date : 15-FEB-2008 09:06:52  
 Calibration Analysis Date/Time : 29-JUN-2009 11:08:46  
 Calibration Count Time : 300.0000  
 Efficiency Calibration Date/Time : 30-JUN-2009 13:29:34  
 Average Efficiency : 0.3715710  
 Average Efficiency Error : 1.0840051E-02  
 Confidence : 95.00000

Cal. Istps	DPM	Exp. Date	Start Engy	End Engy	Counts	EFF.	EFF Err	Resolution
GD-148	199.5072	28-FEB-2010	2992.038	3298.233	21630.00	0.3659885	1.8468786E-02	59.50484
NP-237	168.0294	28-FEB-2010	4434.030	4904.076	19159.00	0.3800664	1.9200675E-02	73.78577
CM-244	160.5822	28-FEB-2010	5534.071	5887.649	16880.00	0.3692411	1.8679539E-02	60.73690

Instrument : CHAMBER 235  
 Detector : 79428  
 Standard ID : AESS-027  
 Standard Reference Date : 15-FEB-2008 09:06:52  
 Calibration Analysis Date/Time : 29-JUN-2009 11:08:52  
 Calibration Count Time : 300.0000  
 Efficiency Calibration Date/Time : 30-JUN-2009 13:29:43  
 Average Efficiency : 0.3940442  
 Average Efficiency Error : 1.1499584E-02  
 Confidence : 95.00000

Cal. Istps	DPM	Exp. Date	Start Engy	End Engy	Counts	EFF.	EFF Err	Resolution
GD-148	193.4238	28-FEB-2010	2989.263	3301.595	21602.00	0.3770158	1.9025473E-02	58.14516
NP-237	161.6154	28-FEB-2010	4435.665	4901.527	19364.00	0.3993784	2.0174121E-02	80.43070
CM-244	148.1754	28-FEB-2010	5532.636	5886.715	17233.00	0.4085333	2.0662384E-02	62.76055

Instrument : CHAMBER 236  
 Detector : 79429  
 Standard ID : AESS-028  
 Standard Reference Date : 15-FEB-2008 09:06:52  
 Calibration Analysis Date/Time : 29-JUN-2009 11:08:58  
 Calibration Count Time : 300.0000  
 Efficiency Calibration Date/Time : 30-JUN-2009 13:29:51  
 Average Efficiency : 0.3835090  
 Average Efficiency Error : 1.1186651E-02  
 Confidence : 95.00000

Cal. Istps	DPM	Exp. Date	Start Engy	End Engy	Counts	EFF.	EFF Err	Resolution
GD-148	199.6542	28-FEB-2010	2987.896	3299.376	22084.00	0.3733852	1.8838538E-02	56.68213
NP-237	168.1992	28-FEB-2010	4436.423	4901.814	19840.00	0.3931670	1.9855550E-02	67.99222
CM-244	156.7614	28-FEB-2010	5532.618	5886.688	17183.00	0.3850371	1.9474657E-02	58.26772

Instrument : CHAMBER 237  
 Detector : 79430  
 Standard ID : AESS-029  
 Standard Reference Date : 15-FEB-2008 09:06:52  
 Calibration Analysis Date/Time : 29-JUN-2009 11:09:04  
 Calibration Count Time : 300.0000  
 Efficiency Calibration Date/Time : 30-JUN-2009 13:30:00  
 Average Efficiency : 0.3829979  
 Average Efficiency Error : 1.1177646E-02  
 Confidence : 95.00000

Cal. Istps	DPM	Exp. Date	Start Engy	End Engy	Counts	EFF.	EFF Err	Resolution
GD-148	201.5742	28-FEB-2010	2991.344	3298.717	21746.00	0.3641782	1.8376544E-02	56.31577
NP-237	169.7700	28-FEB-2010	4433.245	4904.669	19754.00	0.3878583	1.9588275E-02	82.97163
CM-244	154.8234	28-FEB-2010	5531.003	5885.403	17660.00	0.4006723	2.0259250E-02	60.27898

Instrument : CHAMBER 238  
 Detector : 79431  
 Standard ID : AESS-030  
 Standard Reference Date : 15-FEB-2008 09:06:52  
 Calibration Analysis Date/Time : 29-JUN-2009 11:09:12  
 Calibration Count Time : 300.0000  
 Efficiency Calibration Date/Time : 30-JUN-2009 13:30:09  
 Average Efficiency : 0.3807547  
 Average Efficiency Error : 1.1108285E-02  
 Confidence : 95.00000

Cal. Istps	DPM	Exp. Date	Start Engy	End Engy	Counts	EFF.	EFF Err	Resolution
GD-148	198.9792	28-FEB-2010	2988.961	3300.370	21726.00	0.3685883	1.8599236E-02	56.98843
NP-237	166.3758	28-FEB-2010	4436.951	4902.062	19490.00	0.3904817	1.9723417E-02	79.47810
CM-244	157.1856	28-FEB-2010	5532.406	5886.179	17210.00	0.3846013	1.9452270E-02	57.54609



Instrument : CHAMBER 239  
 Detector : 79432  
 Standard ID : AESS-031  
 Standard Reference Date : 18-FEB-2008 11:28:15  
 Calibration Analysis Date/Time : 29-JUN-2009 11:09:18  
 Calibration Count Time : 300.0000  
 Efficiency Calibration Date/Time : 30-JUN-2009 13:30:18  
 Average Efficiency : 0.3896177  
 Average Efficiency Error : 1.0683284E-02  
 Confidence : 95.00000

Cal. Istps	DPM	Exp. Date	Start Engy	End Engy	Counts	EFF.	EFF Err	Resolution
GD-148	193.6650	28-FEB-2010	2990.544	3302.370	22065.00	0.3845867	1.6435910E-02	56.06851
NP-237	162.9186	28-FEB-2010	4436.212	4902.679	19357.00	0.3960098	2.0004071E-02	74.77979
CM-244	153.1968	28-FEB-2010	5535.220	5884.998	17043.00	0.3906523	1.9760521E-02	60.01815

Instrument : CHAMBER 240  
 Detector : 79433  
 Standard ID : AESS-032  
 Standard Reference Date : 18-FEB-2008 11:28:15  
 Calibration Analysis Date/Time : 29-JUN-2009 11:09:25  
 Calibration Count Time : 300.0000  
 Efficiency Calibration Date/Time : 30-JUN-2009 13:30:27  
 Average Efficiency : 0.3777754  
 Average Efficiency Error : 1.0360904E-02  
 Confidence : 95.00000

Cal. Istps	DPM	Exp. Date	Start Engy	End Engy	Counts	EFF.	EFF Err	Resolution
GD-148	195.2364	28-FEB-2010	2990.696	3301.853	21594.00	0.3733324	1.5959276E-02	54.88348
NP-237	165.9822	28-FEB-2010	4433.664	4904.733	18875.00	0.3790388	1.9151727E-02	72.74045
CM-244	153.7938	28-FEB-2010	5531.260	5886.094	16776.00	0.3830326	1.9378640E-02	59.08883

Instrument : CHAMBER 241  
 Detector : 79434  
 Standard ID : AESS-033  
 Standard Reference Date : 18-FEB-2008 11:28:15  
 Calibration Analysis Date/Time : 29-JUN-2009 11:09:31  
 Calibration Count Time : 300.0000  
 Efficiency Calibration Date/Time : 30-JUN-2009 13:30:36  
 Average Efficiency : 0.3931700  
 Average Efficiency Error : 1.0783223E-02  
 Confidence : 95.00000

Cal. Istps	DPM	Exp. Date	Start Engy	End Engy	Counts	EFF.	EFF Err	Resolution
GD-148	192.4158	28-FEB-2010	2990.242	3301.966	21884.00	0.3839029	1.6408380E-02	53.49284
NP-237	161.7816	28-FEB-2010	4434.457	4905.204	19269.00	0.3970166	2.0055814E-02	84.30279
CM-244	147.2670	28-FEB-2010	5530.782	5884.826	16923.00	0.4035279	2.0413468E-02	60.66447

Instrument : CHAMBER 242  
 Detector : 79435  
 Standard ID : AESS-034  
 Standard Reference Date : 18-FEB-2008 11:28:15  
 Calibration Analysis Date/Time : 29-JUN-2009 11:09:38  
 Calibration Count Time : 300.0000  
 Efficiency Calibration Date/Time : 30-JUN-2009 13:30:45  
 Average Efficiency : 0.3846521  
 Average Efficiency Error : 1.0549294E-02  
 Confidence : 95.00000

Cal. Istps	DPM	Exp. Date	Start Engy	End Engy	Counts	EFF.	EFF Err	Resolution
GD-148	200.5488	28-FEB-2010	2990.030	3301.446	22109.00	0.3721264	1.5903009E-02	60.76245
NP-237	167.2962	28-FEB-2010	4433.469	4904.310	19754.00	0.3935935	1.9877926E-02	76.54881
CM-244	154.4388	28-FEB-2010	5535.605	5884.633	17390.00	0.3954074	1.9996468E-02	61.98755

Instrument : CHAMBER 243  
 Detector : 79436  
 Standard ID : AESS-035  
 Standard Reference Date : 18-FEB-2008 11:28:15  
 Calibration Analysis Date/Time : 29-JUN-2009 11:09:44  
 Calibration Count Time : 300.0000  
 Efficiency Calibration Date/Time : 30-JUN-2009 13:30:54  
 Average Efficiency : 0.3685505  
 Average Efficiency Error : 1.0109218E-02  
 Confidence : 95.00000

Cal. Istps	DPM	Exp. Date	Start Engy	End Engy	Counts	EFF.	EFF Err	Resolution
GD-148	198.6666	28-FEB-2010	2990.365	3297.486	21347.00	0.3626947	1.5506803E-02	57.87182
NP-237	168.2934	28-FEB-2010	4436.388	4902.306	19057.00	0.3774501	1.9069549E-02	79.79286
CM-244	158.8128	28-FEB-2010	5533.622	5882.491	16666.00	0.3685086	1.8645244E-02	59.82504

Instrument : CHAMBER 244  
 Detector : 79437  
 Standard ID : AESS-036  
 Standard Reference Date : 18-FEB-2008 11:28:15  
 Calibration Analysis Date/Time : 29-JUN-2009 11:09:51  
 Calibration Count Time : 300.0000  
 Efficiency Calibration Date/Time : 30-JUN-2009 13:31:04  
 Average Efficiency : 0.3725442  
 Average Efficiency Error : 1.0218798E-02  
 Confidence : 95.00000

Cal. Istps	DPM	Exp. Date	Start Engy	End Engy	Counts	EFF.	EFF Err	Resolution
GD-148	201.3204	28-FEB-2010	2989.131	3300.564	21635.00	0.3627526	1.5506621E-02	61.82745
NP-237	167.4312	28-FEB-2010	4432.574	4903.374	19014.00	0.3785259	1.9124355E-02	78.29796
CM-244	156.4188	28-FEB-2010	5534.584	5883.551	16999.00	0.3816244	1.9304425E-02	60.38109

Instrument : CHAMBER 245  
 Detector : 79438  
 Standard ID : AESS-037  
 Standard Reference Date : 18-FEB-2008 15:31:47  
 Calibration Analysis Date/Time : 29-JUN-2009 11:09:58  
 Calibration Count Time : 300.0000  
 Efficiency Calibration Date/Time : 30-JUN-2009 13:31:18  
 Average Efficiency : 0.3871339  
 Average Efficiency Error : 1.0614644E-02  
 Confidence : 95.00000

Cal. Istps	DPM	Exp. Date	Start Engy	End Engy	Counts	EFF.	EFF Err	Resolution
GD-148	197.7372	28-FEB-2010	2992.063	3299.394	22212.00	0.3791691	1.6203059E-02	61.13074
NP-237	167.1294	28-FEB-2010	4434.575	4906.628	19802.00	0.3949435	1.9945625E-02	77.95452
CM-244	154.7664	28-FEB-2010	5534.102	5883.894	17248.00	0.3913280	1.9792015E-02	61.02800

Instrument : CHAMBER 246  
 Detector : 78912  
 Standard ID : AESS-038  
 Standard Reference Date : 18-FEB-2008 15:31:47  
 Calibration Analysis Date/Time : 29-JUN-2009 11:10:04  
 Calibration Count Time : 300.0000  
 Efficiency Calibration Date/Time : 30-JUN-2009 13:31:31  
 Average Efficiency : 0.3734691  
 Average Efficiency Error : 1.0242580E-02  
 Confidence : 95.00000

Cal. Istps	DPM	Exp. Date	Start Engy	End Engy	Counts	EFF.	EFF Err	Resolution
GD-148	200.1408	28-FEB-2010	2989.019	3301.538	21682.00	0.3656716	1.5630983E-02	62.50508
NP-237	170.0886	28-FEB-2010	4435.665	4906.544	19170.00	0.3756807	1.8979004E-02	73.78893
CM-244	157.7460	28-FEB-2010	5531.825	5885.470	17212.00	0.3831484	1.9378757E-02	60.45332

Instrument : CHAMBER 247  
 Detector : 79440  
 Standard ID : AESS-039  
 Standard Reference Date : 18-FEB-2008 15:31:47  
 Calibration Analysis Date/Time : 29-JUN-2009 11:10:09  
 Calibration Count Time : 300.0000  
 Efficiency Calibration Date/Time : 30-JUN-2009 13:31:41  
 Average Efficiency : 0.3946936  
 Average Efficiency Error : 1.0825262E-02  
 Confidence : 95.00000

Cal. Istps	DPM	Exp. Date	Start Engy	End Engy	Counts	EFF.	EFF Err	Resolution
GD-148	192.2418	28-FEB-2010	2988.774	3301.191	21982.00	0.3859695	1.6495787E-02	57.12532
NP-237	159.1506	28-FEB-2010	4436.556	4903.380	19616.00	0.4108289	2.0749848E-02	76.11504
CM-244	151.7142	28-FEB-2010	5530.809	5885.967	16961.00	0.3925581	1.9858034E-02	61.99513

Instrument : CHAMBER 248  
 Detector : 79441  
 Standard ID : AESS-040  
 Standard Reference Date : 18-FEB-2008 15:31:47  
 Calibration Analysis Date/Time : 29-JUN-2009 11:10:15  
 Calibration Count Time : 300.0000  
 Efficiency Calibration Date/Time : 30-JUN-2009 13:31:51  
 Average Efficiency : 0.3902423  
 Average Efficiency Error : 1.0700536E-02  
 Confidence : 95.00000

Cal. Istps	DPM	Exp. Date	Start Engy	End Engy	Counts	EFF.	EFF Err	Resolution
GD-148	194.4828	28-FEB-2010	2988.392	3300.122	21933.00	0.3806768	1.6270030E-02	55.85408
NP-237	166.8174	28-FEB-2010	4433.659	4905.293	19807.00	0.3957821	1.9987926E-02	82.39788
CM-244	155.0100	28-FEB-2010	5532.437	5887.556	17631.00	0.3993214	2.0191407E-02	58.45845

Instrument : CHAMBER 249  
 Detector : 79442  
 Standard ID : AESS-041  
 Standard Reference Date : 18-FEB-2008 15:31:47  
 Calibration Analysis Date/Time : 29-JUN-2009 11:10:21  
 Calibration Count Time : 300.0000  
 Efficiency Calibration Date/Time : 30-JUN-2009 13:32:04  
 Average Efficiency : 0.3691239  
 Average Efficiency Error : 1.0123477E-02  
 Confidence : 95.00000

Cal. Istps	DPM	Exp. Date	Start Engy	End Engy	Counts	EFF.	EFF Err	Resolution
GD-148	203.9034	28-FEB-2010	2988.416	3300.577	21774.00	0.3604519	1.5407033E-02	52.81279
NP-237	171.2268	28-FEB-2010	4436.398	4904.007	19367.00	0.3770129	1.9044334E-02	66.80524
CM-244	159.5796	28-FEB-2010	5533.011	5883.893	17016.00	0.3744264	1.8940104E-02	54.54869

Instrument : CHAMBER 250  
 Detector : 79443  
 Standard ID : AESS-042  
 Standard Reference Date : 18-FEB-2008 15:31:47  
 Calibration Analysis Date/Time : 29-JUN-2009 11:10:26  
 Calibration Count Time : 300.0000  
 Efficiency Calibration Date/Time : 30-JUN-2009 13:32:16  
 Average Efficiency : 0.4029809  
 Average Efficiency Error : 1.1048914E-02  
 Confidence : 95.00000

Cal. Istps	DPM	Exp. Date	Start Engy	End Engy	Counts	EFF.	EFF Err	Resolution
GD-148	188.7090	28-FEB-2010	2987.664	3299.772	22102.00	0.3953417	1.6895199E-02	54.69497
NP-237	159.6558	28-FEB-2010	4433.576	4904.834	19622.00	0.4096608	2.0690778E-02	72.59711
CM-244	150.5208	28-FEB-2010	5531.060	5885.456	17478.00	0.4077245	2.0618226E-02	53.57324

Instrument : CHAMBER 251  
 Detector : 79444  
 Standard ID : AESS-043  
 Standard Reference Date : 19-FEB-2008 00:32:27  
 Calibration Analysis Date/Time : 29-JUN-2009 11:10:32  
 Calibration Count Time : 300.0000  
 Efficiency Calibration Date/Time : 30-JUN-2009 13:32:48  
 Average Efficiency : 0.3859750  
 Average Efficiency Error : 1.0582183E-02  
 Confidence : 95.00000

Cal. Istps	DPM	Exp. Date	Start Engy	End Engy	Counts	EFF.	EFF Err	Resolution
GD-148	197.7708	28-FEB-2010	2988.497	3300.693	22197.00	0.3788451	1.6189344E-02	55.12341
NP-237	168.7422	28-FEB-2010	4436.150	4903.399	19871.00	0.3925318	1.9823143E-02	75.41560
CM-244	156.3252	28-FEB-2010	5531.737	5887.575	17366.00	0.3900679	1.9726753E-02	56.80479

Instrument : CHAMBER 252  
 Detector : 79445  
 Standard ID : AESS-044  
 Standard Reference Date : 19-FEB-2008 00:32:27  
 Calibration Analysis Date/Time : 29-JUN-2009 11:10:38  
 Calibration Count Time : 300.0000  
 Efficiency Calibration Date/Time : 30-JUN-2009 13:33:09  
 Average Efficiency : 0.3764580  
 Average Efficiency Error : 1.0325164E-02  
 Confidence : 95.00000

Cal. Istps	DPM	Exp. Date	Start Engy	End Engy	Counts	EFF.	EFF Err	Resolution
GD-148	194.4510	28-FEB-2010	2988.592	3300.825	21491.00	0.3730471	1.5948050E-02	52.77084
NP-237	166.6248	28-FEB-2010	4435.553	4902.127	19212.00	0.3843369	1.9415863E-02	79.06938
CM-244	155.8290	28-FEB-2010	5534.590	5884.216	16588.00	0.3737789	1.8912956E-02	58.86968

Instrument : CHAMBER 253  
 Detector : 79446  
 Standard ID : AESS-045  
 Standard Reference Date : 19-FEB-2008 00:32:27  
 Calibration Analysis Date/Time : 29-JUN-2009 11:10:44  
 Calibration Count Time : 300.0000  
 Efficiency Calibration Date/Time : 30-JUN-2009 13:33:20  
 Average Efficiency : 0.4178050  
 Average Efficiency Error : 1.1451593E-02  
 Confidence : 95.00000

Cal. Istps	DPM	Exp. Date	Start Engy	End Engy	Counts	EFF.	EFF Err	Resolution
GD-148	186.9936	28-FEB-2010	2987.654	3300.865	23009.00	0.4153371	1.7741047E-02	58.55786
NP-237	160.8066	28-FEB-2010	4434.573	4903.102	19908.00	0.4126572	2.0839127E-02	76.00024
CM-244	145.8384	28-FEB-2010	5533.082	5884.383	17734.00	0.4269842	2.1588651E-02	59.04111

Instrument : CHAMBER 254  
 Detector : 79447  
 Standard ID : AESS-046  
 Standard Reference Date : 19-FEB-2008 19:35:48  
 Calibration Analysis Date/Time : 29-JUN-2009 11:10:49  
 Calibration Count Time : 300.0000  
 Efficiency Calibration Date/Time : 30-JUN-2009 13:33:32  
 Average Efficiency : 0.3998787  
 Average Efficiency Error : 1.0964696E-02  
 Confidence : 95.00000

Cal. Istps	DPM	Exp. Date	Start Engy	End Engy	Counts	EFF.	EFF Err	Resolution
GD-148	194.7474	28-FEB-2010	2991.549	3298.669	22357.00	0.3874868	1.6557176E-02	61.70351
NP-237	164.6658	28-FEB-2010	4433.543	4905.678	20062.00	0.4060794	2.0505425E-02	75.89950
CM-244	151.3824	28-FEB-2010	5533.440	5883.478	17814.00	0.4131682	2.0889070E-02	60.11974

Instrument : CHAMBER 255  
 Detector : 79448  
 Standard ID : AESS-047  
 Standard Reference Date : 19-FEB-2008 00:32:27  
 Calibration Analysis Date/Time : 29-JUN-2009 11:10:56  
 Calibration Count Time : 300.0000  
 Efficiency Calibration Date/Time : 30-JUN-2009 13:33:42  
 Average Efficiency : 0.3661844  
 Average Efficiency Error : 1.0047055E-02  
 Confidence : 95.00000

Cal. Istps	DPM	Exp. Date	Start Engy	End Engy	Counts	EFF.	EFF Err	Resolution
GD-148	197.4804	28-FEB-2010	2992.136	3299.381	20925.00	0.3576654	1.5295714E-02	54.59342
NP-237	168.3948	28-FEB-2010	4435.277	4902.796	18729.00	0.3707303	1.8733418E-02	71.29922
CM-244	154.6032	28-FEB-2010	5531.573	5887.697	16494.00	0.3746144	1.8956492E-02	56.20598

Instrument : CHAMBER 256  
 Detector : 79449  
 Standard ID : AESS-048  
 Standard Reference Date : 19-FEB-2008 00:32:27  
 Calibration Analysis Date/Time : 29-JUN-2009 11:11:01  
 Calibration Count Time : 300.0000  
 Efficiency Calibration Date/Time : 30-JUN-2009 13:33:53  
 Average Efficiency : 0.3793263  
 Average Efficiency Error : 1.0406218E-02  
 Confidence : 95.00000

Cal. Istps	DPM	Exp. Date	Start Engy	End Engy	Counts	EFF.	EFF Err	Resolution
GD-148	191.8350	28-FEB-2010	2989.020	3301.037	21283.00	0.3744797	1.6011277E-02	53.36488
NP-237	161.5530	28-FEB-2010	4435.346	4901.908	18858.00	0.3890801	1.9659264E-02	69.14060
CM-244	151.1856	28-FEB-2010	5534.491	5884.250	16233.00	0.3770208	1.9081894E-02	56.15398

# **GAS FLOW PROPORTIONAL COUNTERS**

# General Engineering Laboratories

2040 Savage Road, Charleston, SC 29414  
(843)556-8171


## Gas Flow Proportional Counter Calibration Package

Method: Re-228(PIC)

	YES	NO	Comments
1) Is all calibration standard information enclosed for: primary standard certificate? secondary standard(s) documentation? standard preparation information? standard < 1 Year old or verified?	<input checked="" type="checkbox"/>		
	<input checked="" type="checkbox"/>		
	<input checked="" type="checkbox"/>		
	<input checked="" type="checkbox"/>		
2) Are the detector graphs included? beta absorption curves? beta plateau?			Average Efficiency
	<input checked="" type="checkbox"/>		
3) Is the raw count data included for: the plateau generation? the absorption curve generation? the calibration verification? the crosstalk calculations?	<input checked="" type="checkbox"/>		
	<input checked="" type="checkbox"/>		
	<input checked="" type="checkbox"/>		
	<input checked="" type="checkbox"/>		
4) Are the calibration verification calculations included? are verification recoveries 100% +/- 25%			
	<input checked="" type="checkbox"/>		
5) Is the method Carrier Standardization included?			N/A

Prepared By: 

Date: 7/2/09

Reviewed By: 

Date: 7/2/09

Effective Date: 7/2/09









SampleID	Instr	Time (min.)	Alpha Counts	Beta Counts	Count Start Time	Count End Time
1 1A		3	126	13564	7/1/2009 13:36	7/1/2009 13:39
2 1A		3	136	12775	7/1/2009 13:52	7/1/2009 13:55
3 1A		3	135	12750	7/1/2009 13:48	7/1/2009 13:51
4 1A		3	142	12410	7/1/2009 13:41	7/1/2009 13:44
1 1B		3	115	13292	7/1/2009 13:41	7/1/2009 13:44
2 1B		3	136	13274	7/1/2009 13:36	7/1/2009 13:39
3 1B		3	131	12699	7/1/2009 13:52	7/1/2009 13:55
4 1B		3	129	12072	7/1/2009 13:48	7/1/2009 13:51
1 1C		3	207	12813	7/1/2009 13:48	7/1/2009 13:51
2 1C		3	221	12979	7/1/2009 13:41	7/1/2009 13:44
3 1C		3	189	12755	7/1/2009 13:36	7/1/2009 13:39
4 1C		3	179	11917	7/1/2009 13:52	7/1/2009 13:55
1 1D		3	558	12473	7/1/2009 13:52	7/1/2009 13:55
2 1D		3	582	12484	7/1/2009 13:48	7/1/2009 13:51
3 1D		3	632	12289	7/1/2009 13:41	7/1/2009 13:44
4 1D		3	568	12115	7/1/2009 13:36	7/1/2009 13:39
1 2A		3	424	12499	7/1/2009 13:57	7/1/2009 14:00
2 2A		3	449	12103	7/1/2009 14:15	7/1/2009 14:18
3 2A		3	419	11968	7/1/2009 14:09	7/1/2009 14:12
4 2A		3	417	11855	7/1/2009 14:02	7/1/2009 14:05
1 2B		3	42	12471	7/1/2009 14:02	7/1/2009 14:05
2 2B		3	39	12492	7/1/2009 13:57	7/1/2009 14:00
3 2B		3	54	11892	7/1/2009 14:15	7/1/2009 14:18
4 2B		3	69	11539	7/1/2009 14:09	7/1/2009 14:12
1 2C		3	504	12050	7/1/2009 14:08	7/1/2009 14:11
2 2C		3	527	11914	7/1/2009 14:02	7/1/2009 14:05
3 2C		3	496	11994	7/1/2009 13:58	7/1/2009 14:01
4 2C		3	499	10889	7/1/2009 14:15	7/1/2009 14:18
1 2D		3	543	12010	7/1/2009 14:15	7/1/2009 14:18
2 2D		3	508	12124	7/1/2009 14:08	7/1/2009 14:11
3 2D		3	542	12168	7/1/2009 14:02	7/1/2009 14:05
4 2D		3	544	11692	7/1/2009 13:58	7/1/2009 14:01
1 3A		3	1397	11194	7/1/2009 14:19	7/1/2009 14:22
2 3A		4	1809	14227	7/1/2009 14:35	7/1/2009 14:39
3 3A		4	1757	14180	7/1/2009 14:30	7/1/2009 14:34
4 3A		4	1725	13754	7/1/2009 14:25	7/1/2009 14:29
1 3B		4	914	15370	7/1/2009 14:25	7/1/2009 14:29
2 3B		3	731	11695	7/1/2009 14:20	7/1/2009 14:23
3 3B		4	960	14905	7/1/2009 14:35	7/1/2009 14:39
4 3B		4	922	14220	7/1/2009 14:30	7/1/2009 14:34
1 3C		4	671	15644	7/1/2009 14:29	7/1/2009 14:33
2 3C		4	722	15964	7/1/2009 14:25	7/1/2009 14:29
3 3C		3	558	11701	7/1/2009 14:20	7/1/2009 14:23
4 3C		4	647	14729	7/1/2009 14:35	7/1/2009 14:39
1 3D		4	651	15152	7/1/2009 14:35	7/1/2009 14:39
2 3D		4	722	15168	7/1/2009 14:30	7/1/2009 14:34
3 3D		4	684	15295	7/1/2009 14:25	7/1/2009 14:29
4 3D		3	466	10942	7/1/2009 14:20	7/1/2009 14:23
1 4A		4	412	15298	7/1/2009 14:40	7/1/2009 14:44
2 4A		4	407	14897	7/1/2009 15:00	7/1/2009 15:04
3 4A		4	389	15050	7/1/2009 14:53	7/1/2009 14:57

419  
7/21/09

4 4A	4	417	14462	7/1/2009 14:48	7/1/2009 14:52
1 4B	4	58	15335	7/1/2009 14:48	7/1/2009 14:52
2 4B	4	61	15513	7/1/2009 14:41	7/1/2009 14:45
3 4B	4	53	14521	7/1/2009 15:00	7/1/2009 15:04
4 4B	4	72	14328	7/1/2009 14:53	7/1/2009 14:57
1 4C	4	532	14733	7/1/2009 14:53	7/1/2009 14:57
2 4C	4	545	14902	7/1/2009 14:48	7/1/2009 14:52
3 4C	4	486	14856	7/1/2009 14:41	7/1/2009 14:45
4 4C	4	540	13733	7/1/2009 15:00	7/1/2009 15:04
1 4D	4	1158	14167	7/1/2009 15:00	7/1/2009 15:04
2 4D	4	1192	14204	7/1/2009 14:53	7/1/2009 14:57
3 4D	4	1136	14131	7/1/2009 14:48	7/1/2009 14:52
4 4D	4	1149	13978	7/1/2009 14:41	7/1/2009 14:45
1 5A	4	424	14870	7/1/2009 15:06	7/1/2009 15:10
2 5A	4	395	14487	7/1/2009 15:21	7/1/2009 15:25
3 5A	4	403	14259	7/1/2009 15:17	7/1/2009 15:21
4 5A	4	389	13957	7/1/2009 15:12	7/1/2009 15:16
1 5B	4	428	14869	7/1/2009 15:12	7/1/2009 15:16
2 5B	4	440	14821	7/1/2009 15:06	7/1/2009 15:10
3 5B	4	420	14289	7/1/2009 15:21	7/1/2009 15:25
4 5B	4	414	13809	7/1/2009 15:17	7/1/2009 15:21
1 5C	4	436	14676	7/1/2009 15:17	7/1/2009 15:21
2 5C	4	443	15122	7/1/2009 15:12	7/1/2009 15:16
3 5C	4	433	14958	7/1/2009 15:07	7/1/2009 15:11
4 5C	4	416	13831	7/1/2009 15:21	7/1/2009 15:25
1 5D	4	451	14321	7/1/2009 15:21	7/1/2009 15:25
2 5D	4	452	14642	7/1/2009 15:17	7/1/2009 15:21
3 5D	4	444	14443	7/1/2009 15:12	7/1/2009 15:16
4 5D	4	414	13954	7/1/2009 15:07	7/1/2009 15:11
1 6A	4	272	14018	7/1/2009 15:27	7/1/2009 15:31
2 6A	3.5	246	12283	7/1/2009 15:40	7/1/2009 15:44
3 6A	3.5	231	12111	7/1/2009 15:36	7/1/2009 15:40
4 6A	3.5	229	11598	7/1/2009 15:32	7/1/2009 15:35
1 6B	3.5	540	12151	7/1/2009 15:32	7/1/2009 15:36
2 6B	4	592	14371	7/1/2009 15:27	7/1/2009 15:31
3 6B	3.5	498	11705	7/1/2009 15:40	7/1/2009 15:44
4 6B	3.5	498	11388	7/1/2009 15:36	7/1/2009 15:40
1 6C	3.5	462	12161	7/1/2009 15:36	7/1/2009 15:40
2 6C	3.5	468	12083	7/1/2009 15:32	7/1/2009 15:36
3 6C	4	534	13638	7/1/2009 15:27	7/1/2009 15:31
4 6C	3.5	455	11218	7/1/2009 15:40	7/1/2009 15:44
1 6D	3.5	456	11987	7/1/2009 15:40	7/1/2009 15:44
2 6D	3.5	468	12183	7/1/2009 15:36	7/1/2009 15:40
3 6D	3.5	496	11882	7/1/2009 15:32	7/1/2009 15:36
4 6D	4	525	13018	7/1/2009 15:27	7/1/2009 15:31
1 7A	3.5	466	12007	7/1/2009 15:46	7/1/2009 15:50
2 7A	3.5	491	11655	7/1/2009 16:00	7/1/2009 16:04
3 7A	3.5	444	11445	7/1/2009 15:56	7/1/2009 15:59
4 7A	3.5	477	11121	7/1/2009 15:50	7/1/2009 15:54
1 7B	3.5	418	11968	7/1/2009 15:51	7/1/2009 15:54
2 7B	3.5	448	12050	7/1/2009 15:46	7/1/2009 15:50
3 7B	3.5	460	11675	7/1/2009 16:00	7/1/2009 16:04

4 7B	3.5	413	11271	7/1/2009 15:56	7/1/2009 16:00
1 7C	3.5	471	11781	7/1/2009 15:56	7/1/2009 16:00
2 7C	3.5	457	11760	7/1/2009 15:51	7/1/2009 15:54
3 7C	3.5	454	11766	7/1/2009 15:46	7/1/2009 15:50
4 7C	3.5	406	10888	7/1/2009 16:00	7/1/2009 16:04
1 7D	3.5	359	11605	7/1/2009 16:00	7/1/2009 16:04
2 7D	3.5	391	11920	7/1/2009 15:56	7/1/2009 16:00
3 7D	3.5	386	11933	7/1/2009 15:51	7/1/2009 15:55
4 7D	3.5	400	11305	7/1/2009 15:46	7/1/2009 15:50
1 8A	3.5	348	11673	7/1/2009 16:06	7/1/2009 16:09
2 8A	3.5	340	11172	7/1/2009 16:19	7/1/2009 16:22
3 8A	3.5	298	11258	7/1/2009 16:15	7/1/2009 16:18
4 8A	3.5	327	10977	7/1/2009 16:10	7/1/2009 16:13
1 8B	3.5	124	11583	7/1/2009 16:10	7/1/2009 16:13
2 8B	3.5	112	11758	7/1/2009 16:06	7/1/2009 16:09
3 8B	3.5	110	11499	7/1/2009 16:19	7/1/2009 16:23
4 8B	3.5	102	10844	7/1/2009 16:15	7/1/2009 16:18
1 8C	3.5	202	11539	7/1/2009 16:15	7/1/2009 16:18
2 8C	3.5	196	11774	7/1/2009 16:10	7/1/2009 16:14
3 8C	3.5	203	11611	7/1/2009 16:06	7/1/2009 16:09
4 8C	3.5	207	10809	7/1/2009 16:19	7/1/2009 16:23
1 8D	3.5	240	11301	7/1/2009 16:19	7/1/2009 16:23
2 8D	3.5	248	11412	7/1/2009 16:15	7/1/2009 16:18
3 8D	3.5	233	11660	7/1/2009 16:10	7/1/2009 16:14
4 8D	3.5	235	10918	7/1/2009 16:06	7/1/2009 16:10
1 9A	3.5	39	11605	7/1/2009 16:24	7/1/2009 16:28
2 9A	3.5	49	11281	7/1/2009 16:42	7/1/2009 16:46
3 9A	3.5	47	11301	7/1/2009 16:33	7/1/2009 16:36
4 9A	3.5	64	10987	7/1/2009 16:29	7/1/2009 16:32
1 9B	3.5	53	11151	7/1/2009 16:29	7/1/2009 16:32
2 9B	3.5	39	11462	7/1/2009 16:24	7/1/2009 16:28
3 9B	3.5	45	11004	7/1/2009 16:42	7/1/2009 16:46
4 9B	3.5	51	10581	7/1/2009 16:33	7/1/2009 16:36
1 9C	3.5	49	11026	7/1/2009 16:33	7/1/2009 16:36
2 9C	3.5	49	11281	7/1/2009 16:29	7/1/2009 16:32
3 9C	3.5	40	11016	7/1/2009 16:24	7/1/2009 16:28
4 9C	3.5	60	10297	7/1/2009 16:42	7/1/2009 16:46
1 9D	3.5	65	11135	7/1/2009 16:38	7/1/2009 16:41
2 9D	3.5	53	11412	7/1/2009 16:33	7/1/2009 16:37
3 9D	3.5	54	11340	7/1/2009 16:29	7/1/2009 16:32
4 9D	3.5	77	10912	7/1/2009 16:24	7/1/2009 16:28
1 10A	3.5	71	10991	7/1/2009 16:47	7/1/2009 16:51
2 10A	4	106	11959	7/1/2009 17:12	7/1/2009 17:16
3 10A	3.5	70	10553	7/1/2009 16:58	7/1/2009 17:01
4 10A	3.5	95	10338	7/1/2009 16:53	7/1/2009 16:56
1 10B	4	139	11110	7/1/2009 17:03	7/1/2009 17:07
2 10B	3.5	102	10812	7/1/2009 16:47	7/1/2009 16:51
3 10B	4	103	11422	7/1/2009 17:12	7/1/2009 17:16
4 10B	3.5	110	9967	7/1/2009 16:58	7/1/2009 17:01
1 10C	3.5	74	10482	7/1/2009 16:58	7/1/2009 17:01
2 10C	3.5	79	10535	7/1/2009 16:53	7/1/2009 16:57
3 10C	3.5	87	10723	7/1/2009 16:47	7/1/2009 16:51

4 10C	4	95	11066	7/1/2009 17:13	7/1/2009 17:17
1 10D	4	102	12021	7/1/2009 17:13	7/1/2009 17:17
2 10D	3.5	75	10614	7/1/2009 16:58	7/1/2009 17:01
3 10D	3.5	78	10643	7/1/2009 16:53	7/1/2009 16:57
4 10D	3.5	81	10064	7/1/2009 16:48	7/1/2009 16:51
1 11A	3	31	14773	7/1/2009 11:56	7/1/2009 11:59
2 11A	3	23	14429	7/1/2009 12:08	7/1/2009 12:11
3 11A	3	33	14454	7/1/2009 12:04	7/1/2009 12:07
4 11A	3	49	14013	7/1/2009 12:00	7/1/2009 12:03
1 11B	3	43	16203	7/1/2009 12:00	7/1/2009 12:03
2 11B	3	53	16106	7/1/2009 11:56	7/1/2009 11:59
3 11B	3	46	15643	7/1/2009 12:08	7/1/2009 12:11
4 11B	3	42	15133	7/1/2009 12:04	7/1/2009 12:07
1 11C	3	27	15637	7/1/2009 12:04	7/1/2009 12:07
2 11C	3	38	15919	7/1/2009 12:00	7/1/2009 12:03
3 11C	3	33	16452	7/1/2009 11:56	7/1/2009 11:59
4 11C	3	46	14887	7/1/2009 12:08	7/1/2009 12:11
1 11D	3	43	15607	7/1/2009 12:08	7/1/2009 12:11
2 11D	3	42	15944	7/1/2009 12:04	7/1/2009 12:07
3 11D	3	32	16098	7/1/2009 12:00	7/1/2009 12:03
4 11D	3	39	15191	7/1/2009 11:56	7/1/2009 11:59
1 12A	3	29	15450	7/1/2009 12:15	7/1/2009 12:18
2 12A	3	28	15016	7/1/2009 12:28	7/1/2009 12:31
3 12A	3	31	14984	7/1/2009 12:24	7/1/2009 12:27
4 12A	3	46	14530	7/1/2009 12:20	7/1/2009 12:23
1 12B	3	26	15404	7/1/2009 12:20	7/1/2009 12:23
2 12B	3	31	15607	7/1/2009 12:15	7/1/2009 12:18
3 12B	3	34	15060	7/1/2009 12:28	7/1/2009 12:31
4 12B	3	49	14553	7/1/2009 12:24	7/1/2009 12:27
1 12C	3	24	15183	7/1/2009 12:24	7/1/2009 12:27
2 12C	3	44	15651	7/1/2009 12:20	7/1/2009 12:23
3 12C	3	46	15216	7/1/2009 12:15	7/1/2009 12:18
4 12C	3	60	14117	7/1/2009 12:28	7/1/2009 12:31
1 12D	3	48	15174	7/1/2009 12:28	7/1/2009 12:31
2 12D	3	37	15137	7/1/2009 12:24	7/1/2009 12:27
3 12D	3	25	15418	7/1/2009 12:20	7/1/2009 12:23
4 12D	3	59	14566	7/1/2009 12:15	7/1/2009 12:18
1 13A	3	50	15230	7/1/2009 12:33	7/1/2009 12:36
2 13A	3	36	14784	7/1/2009 12:50	7/1/2009 12:53
3 13A	3	41	14851	7/1/2009 12:41	7/1/2009 12:44
4 13A	3	49	14183	7/1/2009 12:37	7/1/2009 12:40
1 13B	3	39	15625	7/1/2009 12:37	7/1/2009 12:40
2 13B	3	41	15450	7/1/2009 12:33	7/1/2009 12:36
3 13B	3	37	14689	7/1/2009 12:50	7/1/2009 12:53
4 13B	3	47	14377	7/1/2009 12:41	7/1/2009 12:44
1 13C	3	54	15426	7/1/2009 12:41	7/1/2009 12:44
2 13C	3	41	15315	7/1/2009 12:37	7/1/2009 12:40
3 13C	3	36	15288	7/1/2009 12:33	7/1/2009 12:36
4 13C	3	34	14222	7/1/2009 12:50	7/1/2009 12:53
1 13D	3	47	14492	7/1/2009 12:50	7/1/2009 12:53
2 13D	3	50	14858	7/1/2009 12:46	7/1/2009 12:49
3 13D	3	43	14873	7/1/2009 12:37	7/1/2009 12:40

4 13D	3	47	14389	7/1/2009 12:33	7/1/2009 12:36
1 14A	3	44	14463	7/1/2009 12:54	7/1/2009 12:57
2 14A	3	41	14137	7/1/2009 13:17	7/1/2009 13:20
3 14A	3	45	14022	7/1/2009 13:13	7/1/2009 13:16
4 14A	3	51	13451	7/1/2009 13:02	7/1/2009 13:05
1 14B	3	42	14039	7/1/2009 13:01	7/1/2009 13:04
2 14B	3	36	14398	7/1/2009 12:54	7/1/2009 12:57
3 14B	3	47	13475	7/1/2009 13:17	7/1/2009 13:20
4 14B	3	47	13077	7/1/2009 13:13	7/1/2009 13:16
1 14C	3	26	14116	7/1/2009 13:12	7/1/2009 13:15
2 14C	3	35	14187	7/1/2009 13:02	7/1/2009 13:05
3 14C	3	37	14409	7/1/2009 12:55	7/1/2009 12:58
4 14C	3	38	13229	7/1/2009 13:17	7/1/2009 13:20
1 14D	3	16	13927	7/1/2009 13:17	7/1/2009 13:20
2 14D	3	32	14089	7/1/2009 13:12	7/1/2009 13:15
3 14D	3	16	13912	7/1/2009 13:02	7/1/2009 13:05
4 14D	3	47	13545	7/1/2009 12:55	7/1/2009 12:58



Radium-228 Liquid

File name : RA228.LXS
Spike S/N : N/A
Spike Exp Date : N/A
Spike Activity (dpm/ml) : N/A
Spike Volume Added: N/A

LCS S/N : 0503-B
LCS Exp Date : 9/13/2009
LCS Activity (dpm/ml) : 182.42
LCS Volume Added: 2.00

Tracer S/N : 0112-J
Tracer Exp Date : 2/17/2010
Tracer Volume Added: 0.10

Re-228 Abundance : 1
Re-228 Method Uncertainty : 0.0784

Calibration Date : 6/2/2008

Calibration Due Date : 6/30/2009

Table with columns: Pos., Sample Characteristics, Sample Aliquot, Sample Aliquot, Sample Date/Time, Counting Time (min.), Detector ID, Count raw Data, Gross Counts, Beta, Beta, Detector Efficiency Error (cpm/dpm), Weekly Bkg Count Time (min.), Separation Date/Time, Count Start Date/Time, Ra-228 Decay, Ac-228 Count, Ac-228 Correction, Calculated Sample Recovery %, Sample Recovery Error %, Result.

Handwritten number: 712109

Notes:

- 1 - Results are decay corrected to Sample Date/Time
- 2 - Reference date for Spike Activity (dpm/fm) is the batch Prep Date
- 3 - Spike Normalis are Decay corrected to Sample Date/Time

\* indicates results calculated at 100% recovery

Decision Level	Critical Level	Required MDA	MDA	Sample Act. Conc.		Net Count Rate		Net Count Rate		Counting Total Prop.		Sample Type	Nominal pCi/L	Recovery
				pCi/L	pCi/L	CPM	CPM	CPM	CPM	pCi/L	pCi/L			
0.3471	0.2451	1	0.6937	134.0279	0.0254	131.6880	2.9666	5.9178	21.6466	LCS	164.3409	81.6%		
0.3647	0.2575	1	0.7192	133.0399	0.0251	130.2690	2.9508	5.9071	21.4655	LCS	164.3409	81.0%		
0.5389	0.3790	1	0.9659	145.2921	0.0243	139.8173	3.0611	6.2347	23.3752	LCS	164.3409	88.4%		
0.4695	0.3314	1	0.8755	159.8328	0.0239	150.4760	3.1730	6.6057	25.6756	LCS	164.3409	97.3%		
0.4261	0.3008	1	0.8057	127.0000	0.0247	122.0833	2.8683	5.8279	20.5368	LCS	164.3409	77.3%		
0.7599	0.5385	1	1.2813	141.0616	0.0253	131.7993	2.9681	6.2613	22.9053	LCS	164.3409	86.3%		
0.3798	0.2681	1	0.7515	141.8559	0.0253	131.7993	2.9681	6.4352	23.5274	LCS	164.3409	88.7%		
0.4150	0.2930	1	0.8072	145.8182	0.0251	131.8887	2.9642	6.3116	21.1935	LCS	164.3409	82.4%		
0.6347	0.4481	1	1.1343	129.6854	0.0284	108.9047	2.7042	6.3116	21.1935	LCS	164.3409	82.4%		
0.9035	0.6379	1	1.5022	135.4510	0.0266	119.6900	2.8455	6.3116	21.1935	LCS	164.3409	86.0%		
0.6078	0.4291	1	1.0779	141.2594	0.0255	128.6447	2.9382	6.3235	22.8259	LCS	164.3409	94.7%		
0.5473	0.3864	1	0.9987	155.5960	0.0247	137.7700	3.0378	6.7244	25.0636	LCS	164.3409	82.5%		
0.6283	0.4438	1	1.1054	135.5336	0.0264	124.2433	2.8986	6.1761	21.9739	LCS	164.3409	83.3%		
0.9036	0.6379	1	1.4942	138.9155	0.0254	125.4287	2.9134	6.2033	22.1127	LCS	164.3409	88.8%		
0.7676	0.5419	1	1.3079	145.9826	0.0252	130.3400	2.9624	6.5032	23.5821	LCS	164.3409	90.0%		
0.7520	0.5309	1	1.3000	147.9661	0.0269	124.2633	2.8910	6.7471	24.0105	LCS	164.3409	82.1%		
0.4809	0.3395	1	0.9027	134.9811	0.0269	120.7040	2.8427	6.1544	21.3797	LCS	164.3409	80.0%		
0.8974	0.4924	1	1.2076	131.4742	0.0271	117.9500	2.8170	6.1544	21.3797	LCS	164.3409	80.0%		
0.8530	0.4610	1	1.1419	148.2299	0.0259	132.9873	2.9894	6.4406	23.6659	LCS	164.3409	95.2%		
0.7661	0.5409	1	1.3064	156.3706	0.0255	139.2187	3.0605	6.7377	25.2668	LCS	164.3409	81.7%		
0.8899	0.4871	1	1.1997	134.1883	0.0270	118.9960	2.8288	6.2523	21.8127	LCS	164.3409	83.4%		
0.6079	0.4292	1	1.0862	137.0396	0.0269	120.3027	2.8412	6.3436	22.2643	LCS	164.3409	88.8%		
0.9509	0.6713	1	1.5725	146.0056	0.0264	127.0307	2.9317	6.6044	23.6775	LCS	164.3409	88.0%		
0.4376	0.3090	1	0.8562	144.5849	0.0275	113.7227	2.7577	6.6303	21.8573	LCS	164.3409	88.8%		
0.4227	0.2984	1	0.8330	134.2390	0.0275	113.7227	2.7577	6.6303	21.8573	LCS	164.3409	88.8%		
0.4360	0.3079	1	0.8480	137.6373	0.0270	118.4887	2.8152	6.4094	22.3723	LCS	164.3409	92.4%		
0.3962	0.2797	1	0.7956	151.8935	0.0262	128.6313	2.9319	6.7858	24.6088	LCS	164.3409	92.6%		
0.4480	0.3163	1	0.8657	152.1131	0.0261	130.4707	2.9539	6.7499	24.6318	LCS	164.3409	97.6%		
0.6332	0.4470	1	1.1278	127.8251	0.0279	109.4120	2.7108	6.2072	20.8618	LCS	164.3409	82.2%		
0.9817	0.6831	1	1.6167	135.1471	0.0273	117.2540	2.8197	6.3699	21.9896	LCS	164.3409	89.2%		
0.5779	0.4080	1	1.0463	146.8664	0.0263	127.3240	2.8214	6.5922	23.7610	LCS	164.3409	86.1%		
0.8422	0.5946	1	1.4301	141.4935	0.0272	117.4680	2.8147	6.4441	23.0149	LCS	164.3409	79.4%		
0.4379	0.3091	1	0.8509	130.5505	0.0276	112.2200	2.7400	6.2478	21.2692	LCS	164.3409	81.4%		
0.7972	0.5629	1	1.3635	133.7974	0.0277	112.5273	2.7540	6.4182	21.8026	LCS	164.3409	87.8%		
0.4154	0.3159	1	0.8728	144.2824	0.0269	119.7633	2.8301	6.6832	23.4437	LCS	164.3409	91.9%		
0.4063	0.2868	1	0.8104	134.4151	0.0275	118.5507	2.7553	6.7718	24.4459	LCS	164.3409	81.6%		
1.9322	1.3641	1	2.9747	135.0540	0.0285	109.6040	2.8489	6.7565	23.8548	LCS	164.3409	82.2%		
0.4205	0.2969	1	0.8358	146.9063	0.0268	121.4093	2.8489	6.7565	23.8548	LCS	164.3409	89.4%		
0.4437	0.3132	1	0.8728	144.8386	0.0271	117.5853	2.8041	6.7699	23.5500	LCS	164.3409	82.4%		
0.3432	0.2423	1	0.6763	135.4549	0.0253	141.3227	3.0733	5.7736	21.8705	LCS	164.3409	80.1%		
0.3289	0.2322	1	0.6397	131.6931	0.0247	150.2887	3.1694	5.4434	21.2169	LCS	164.3409	80.1%		
0.2649	0.2082	1	0.5922	148.3038	0.0237	169.2980	3.3626	5.7929	23.8866	LCS	164.3409	90.5%		
0.3379	0.2365	1	0.6530	151.8473	0.0235	172.6707	3.3968	5.8549	24.3915	LCS	164.3409	92.4%		
0.4816	0.3400	1	0.9577	131.6889	0.0249	148.2120	3.1520	5.4891	21.2301	LCS	164.3409	80.1%		
0.7488	0.5287	1	1.2332	134.8566	0.0246	153.3873	3.2186	5.5463	21.7215	LCS	164.3409	82.1%		
0.4447	0.3140	1	0.8052	148.8317	0.0238	167.9907	3.3090	5.8232	23.8962	LCS	164.3409	87.6%		
0.6180	0.4363	1	1.0494	143.9479	0.0241	162.8880	3.3090	5.7315	23.1394	LCS	164.3409	90.8%		
0.3427	0.2420	1	0.6680	135.0873	0.0248	148.3533	3.1490	5.8202	21.7752	LCS	164.3409	82.2%		
0.5997	0.4234	1	1.0256	129.5009	0.0251	144.7940	3.1202	5.4687	20.8960	LCS	164.3409	78.8%		
0.3316	0.2341	1	0.6469	146.0021	0.0240	163.4967	3.3053	5.7852	23.4616	LCS	164.3409	88.6%		
0.6355	0.4487	1	1.0805	159.6717	0.0235	174.3747	3.4225	6.1425	25.6134	LCS	164.3409	97.2%		
0.3138	0.2214	1	0.6265	132.0625	0.0251	144.5507	3.1078	5.5650	21.3060	LCS	164.3409	80.4%		
1.4618	1.0321	1	2.2506	135.6135	0.0254	145.4707	3.1861	5.8215	21.9070	LCS	164.3409	82.5%		
0.3185	0.2249	1	0.6330	141.6298	0.0245	158.5427	3.2193	5.7718	22.7990	LCS	164.3409	86.2%		
0.3327	0.2349	1	0.6546	146.7439	0.0242	156.8520	3.2579	5.8988	23.6017	LCS	164.3409	89.3%		

Handwritten signature and date: JAG 7/12/09

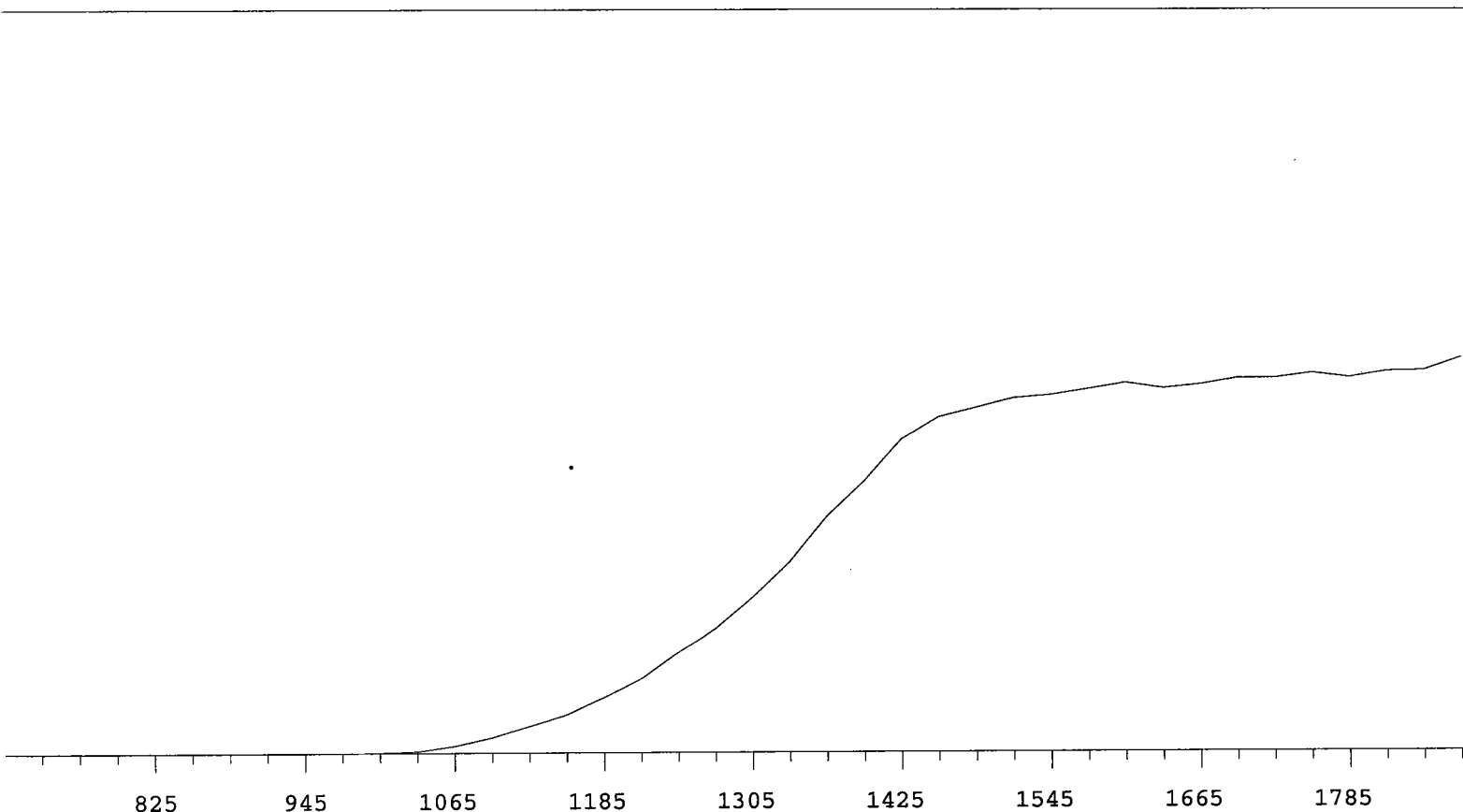
SampleID	Instr	Time (min.)	Alpha Counts	Beta Counts	Count Start Time	Count End Time	Machine
1	1A	15	36	1980	7/2/2009 8:39	7/2/2009 8:54	Protean
2	1B	15	27	1959	7/2/2009 8:40	7/2/2009 8:55	Protean
3	1C	15	44	2108	7/2/2009 8:40	7/2/2009 8:55	Protean
4	1D	15	108	2265	7/2/2009 8:40	7/2/2009 8:55	Protean
5	2A	15	69	1838	7/2/2009 8:40	7/2/2009 8:55	Protean
6	2B	15	8	2053	7/2/2009 8:40	7/2/2009 8:55	Protean
7	2C	15	96	1982	7/2/2009 8:40	7/2/2009 8:55	Protean
8	2D	15	93	1984	7/2/2009 9:08	7/2/2009 9:23	Protean
1	3A	15	233	1645	7/2/2009 9:08	7/2/2009 9:23	Protean
2	3B	15	99	1821	7/2/2009 9:08	7/2/2009 9:23	Protean
3	3C	15	96	1942	7/2/2009 9:08	7/2/2009 9:23	Protean
4	3D	15	90	2076	7/2/2009 9:08	7/2/2009 9:23	Protean
5	4A	15	79	1877	7/2/2009 9:08	7/2/2009 9:23	Protean
6	4B	15	13	1909	7/2/2009 9:08	7/2/2009 9:23	Protean
7	4C	15	97	1974	7/2/2009 9:09	7/2/2009 9:24	Protean
8	4D	15	181	1880	7/2/2009 9:25	7/2/2009 9:40	Protean
1	5A	15	53	1818	7/2/2009 9:26	7/2/2009 9:41	Protean
2	5B	15	59	1785	7/2/2009 9:26	7/2/2009 9:41	Protean
3	5C	15	43	2009	7/2/2009 9:26	7/2/2009 9:41	Protean
4	5D	15	59	2107	7/2/2009 9:26	7/2/2009 9:41	Protean
5	6A	15	35	1800	7/2/2009 9:27	7/2/2009 9:42	Protean
6	6B	15	71	1816	7/2/2009 9:27	7/2/2009 9:42	Protean
7	6C	15	81	1933	7/2/2009 9:27	7/2/2009 9:42	Protean
8	6D	15	81	1826	7/2/2009 9:47	7/2/2009 10:02	Protean
1	7A	15	75	1711	7/2/2009 9:48	7/2/2009 10:03	Protean
2	7B	15	59	1783	7/2/2009 9:48	7/2/2009 10:03	Protean
3	7C	15	74	1934	7/2/2009 9:48	7/2/2009 10:03	Protean
4	7D	15	83	1963	7/2/2009 9:48	7/2/2009 10:03	Protean
5	8A	15	49	1653	7/2/2009 9:48	7/2/2009 10:03	Protean
6	8B	15	20	1788	7/2/2009 9:48	7/2/2009 10:03	Protean
7	8C	15	34	1920	7/2/2009 9:48	7/2/2009 10:03	Protean
8	8D	15	45	1782	7/2/2009 10:07	7/2/2009 10:22	Protean
1	9A	15	17	1689	7/2/2009 10:06	7/2/2009 10:21	Protean
2	9B	15	13	1706	7/2/2009 10:06	7/2/2009 10:21	Protean
3	9C	15	13	1802	7/2/2009 10:06	7/2/2009 10:21	Protean
4	9D	15	15	1945	7/2/2009 10:06	7/2/2009 10:21	Protean
5	10A	15	10	1708	7/2/2009 10:07	7/2/2009 10:22	Protean
6	10B	15	19	1743	7/2/2009 10:07	7/2/2009 10:22	Protean
7	10C	15	15	1826	7/2/2009 10:07	7/2/2009 10:22	Protean
8	10D	15	14	1769	7/2/2009 10:22	7/2/2009 10:37	Protean
1	11A	15	19	2125	7/2/2009 7:26	7/2/2009 7:41	Protean
2	11B	15	22	2260	7/2/2009 7:26	7/2/2009 7:41	Protean
3	11C	15	13	2544	7/2/2009 7:26	7/2/2009 7:41	Protean
4	11D	15	14	2596	7/2/2009 7:26	7/2/2009 7:41	Protean
5	12A	15	17	2235	7/2/2009 7:26	7/2/2009 7:41	Protean
6	12B	15	10	2330	7/2/2009 7:26	7/2/2009 7:41	Protean
7	12C	15	16	2530	7/2/2009 7:26	7/2/2009 7:41	Protean
8	12D	15	10	2463	7/2/2009 7:26	7/2/2009 7:41	Protean
1	13A	15	11	2231	7/2/2009 7:49	7/2/2009 8:04	Protean
2	13B	15	13	2190	7/2/2009 7:49	7/2/2009 8:04	Protean
3	13C	15	11	2458	7/2/2009 7:49	7/2/2009 8:04	Protean

219  
7/2/09

4	13D	15	12	2635	7/2/2009 7:50	7/2/2009 8:05	Protean
5	14A	15	11	2173	7/2/2009 7:50	7/2/2009 8:05	Protean
6	14B	15	11	2281	7/2/2009 7:50	7/2/2009 8:05	Protean
7	14C	15	14	2323	7/2/2009 7:50	7/2/2009 8:05	Protean
8	14D	15	14	2388	7/2/2009 7:50	7/2/2009 8:05	Protean

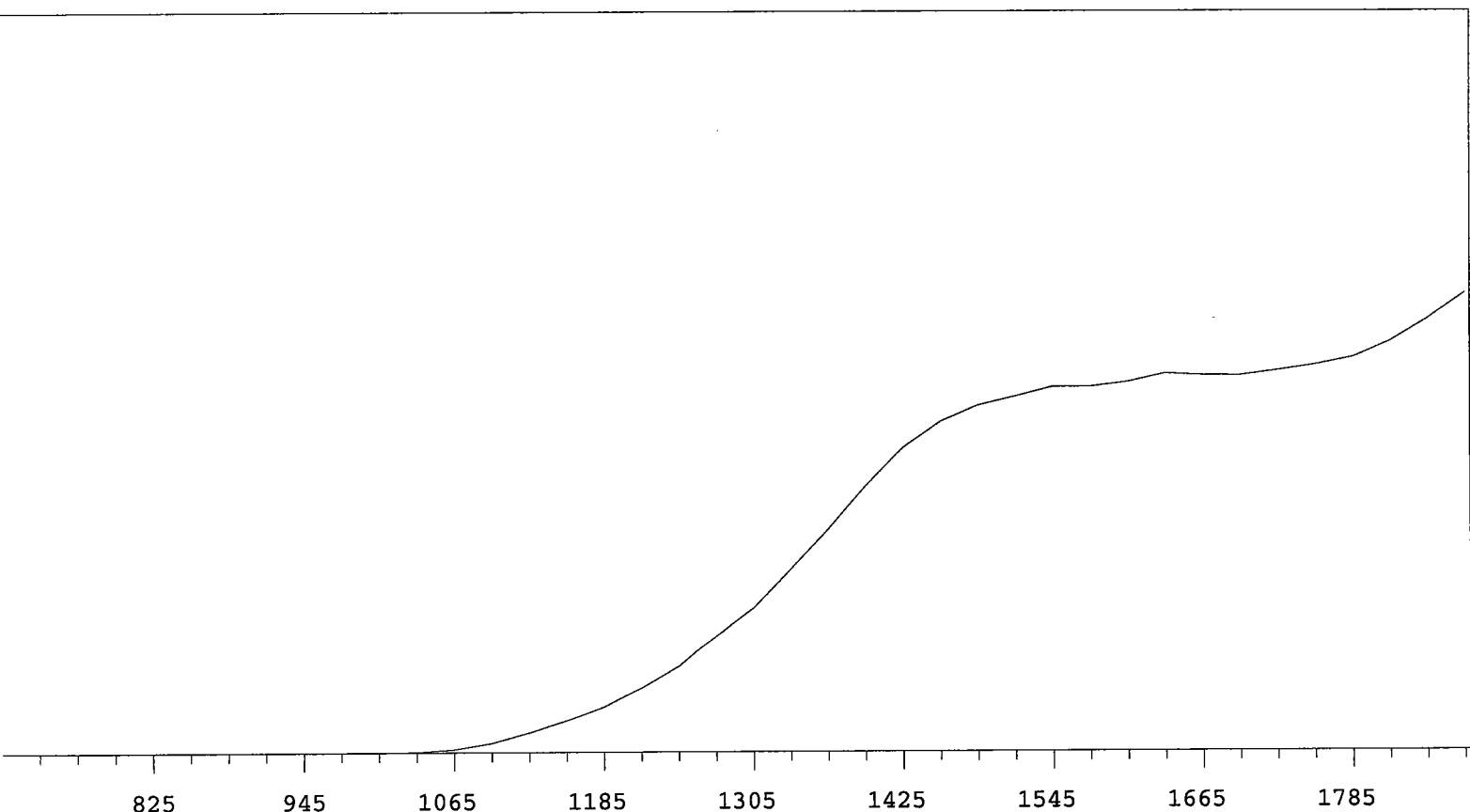
Ra-228 Protean	Cal Date A0	7/2/2009 A1	Exp Date A2	7/31/2009 A3	A4
1A	6.30258E-01				
1B	6.28221E-01				
1C	6.17615E-01				
1D	6.04341E-01				
2A	6.17224E-01				
2B	6.16681E-01				
2C	5.96919E-01				
2D	6.11886E-01				
3A	5.68218E-01				
3B	5.98041E-01				
3C	6.16431E-01				
3D	5.99405E-01				
4A	6.20765E-01				
4B	6.20459E-01				
4C	6.05183E-01				
4D	5.87325E-01				
5A	6.25790E-01				
5B	6.28027E-01				
5C	6.36802E-01				
5D	6.23741E-01				
6A	6.22050E-01				
6B	6.16280E-01				
6C	6.11053E-01				
6D	6.12043E-01				
7A	6.17961E-01				
7B	6.27962E-01				
7C	6.17791E-01				
7D	6.25720E-01				
8A	6.24723E-01				
8B	6.33167E-01				
8C	6.33890E-01				
8D	6.28089E-01				
9A	6.496412E-01				
9B	6.356321E-01				
9C	6.273008E-01				
9D	6.432553E-01				
10A	6.389066E-01				
10B	6.137441E-01				
10C	6.249999E-01				
10D	6.319781E-01				
11A	5.82502E-01				
11B	6.37172E-01				
11C	6.35171E-01				
11D	6.34840E-01				
12A	6.28566E-01				
12B	6.35234E-01				
12C	6.30366E-01				
12D	6.31956E-01				
13A	6.40953E-01				

<b>13B</b>	6.52643E-01
<b>13C</b>	6.53798E-01
<b>13D</b>	6.37701E-01
<b>14A</b>	6.39290E-01
<b>14B</b>	6.26611E-01
<b>14C</b>	6.37531E-01
<b>14D</b>	6.32609E-01



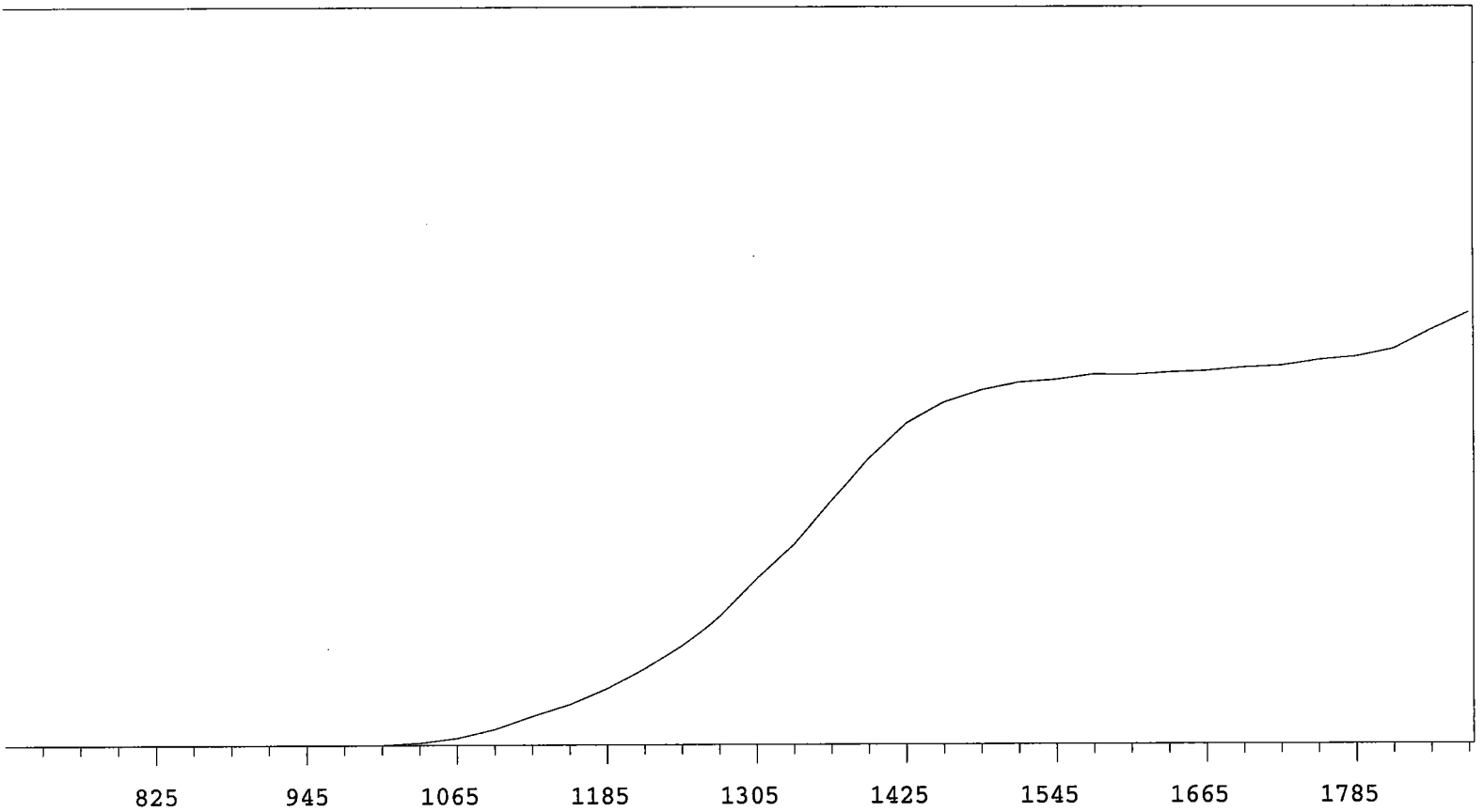
VOLTS	COUNTS	%/100 Volts	VOLTS	COUNTS	%/100 Volts
705	1		1305	11640	+69.78
735	1		1335	14241	+62.88
765	0		1365	17534	+55.91
795	0	+0.00	1395	20127	+45.04
825	0	>100	1425	23254	+31.29
855	1	>100	1455	24902	+20.41
885	0	+55.56	1485	25605	+10.49
915	2	+66.67	1515	26310	+6.44
945	0	>100	1545	26535	+5.31
975	2	>100	1575	26953	+2.79
1005	42	>100	1605	27399	+1.83
1035	145	>100	1635	27000	+1.71
1065	544	>100	1665	27255	+1.62
1095	1136	>100	1695	27723	+3.14
1125	1967	>100	1725	27705	+1.56
1155	2845	>100	1755	28072	+1.15
1185	4078	>100	1785	27729	+1.43
1215	5483	+93.18	1815	28194	+3.24
1245	7400	+83.35	1845	28243	
1275	9328	+75.40	1875	29191	

Alpha Volts: 1575 Beta Volts: 1575



VOLTS	COUNTS	%/100 Volts	VOLTS	COUNTS	%/100 Volts
705	1		1305	13188	+75.92
735	0		1335	16818	+67.60
765	0	+55.56	1365	20420	+59.86
795	1	+83.33	1395	24341	+47.85
825	1	+55.56	1425	27854	+35.51
855	0	>100	1455	30288	+23.26
885	1	+0.00	1485	31798	+14.54
915	0	+0.00	1515	32622	+8.32
945	1	>100	1545	33496	+5.11
975	0	>100	1575	33475	+4.43
1005	4	>100	1605	33903	+3.09
1035	56	>100	1635	34654	+2.46
1065	292	>100	1665	34485	+1.74
1095	890	>100	1695	34445	+1.84
1125	1841	>100	1725	34908	+3.91
1155	2936	>100	1755	35401	+6.80
1185	4179	>100	1785	36062	+10.27
1215	5837	>100	1815	37505	+14.30
1245	7821	+91.28	1845	39508	
1275	10638	+83.88	1875	41843	



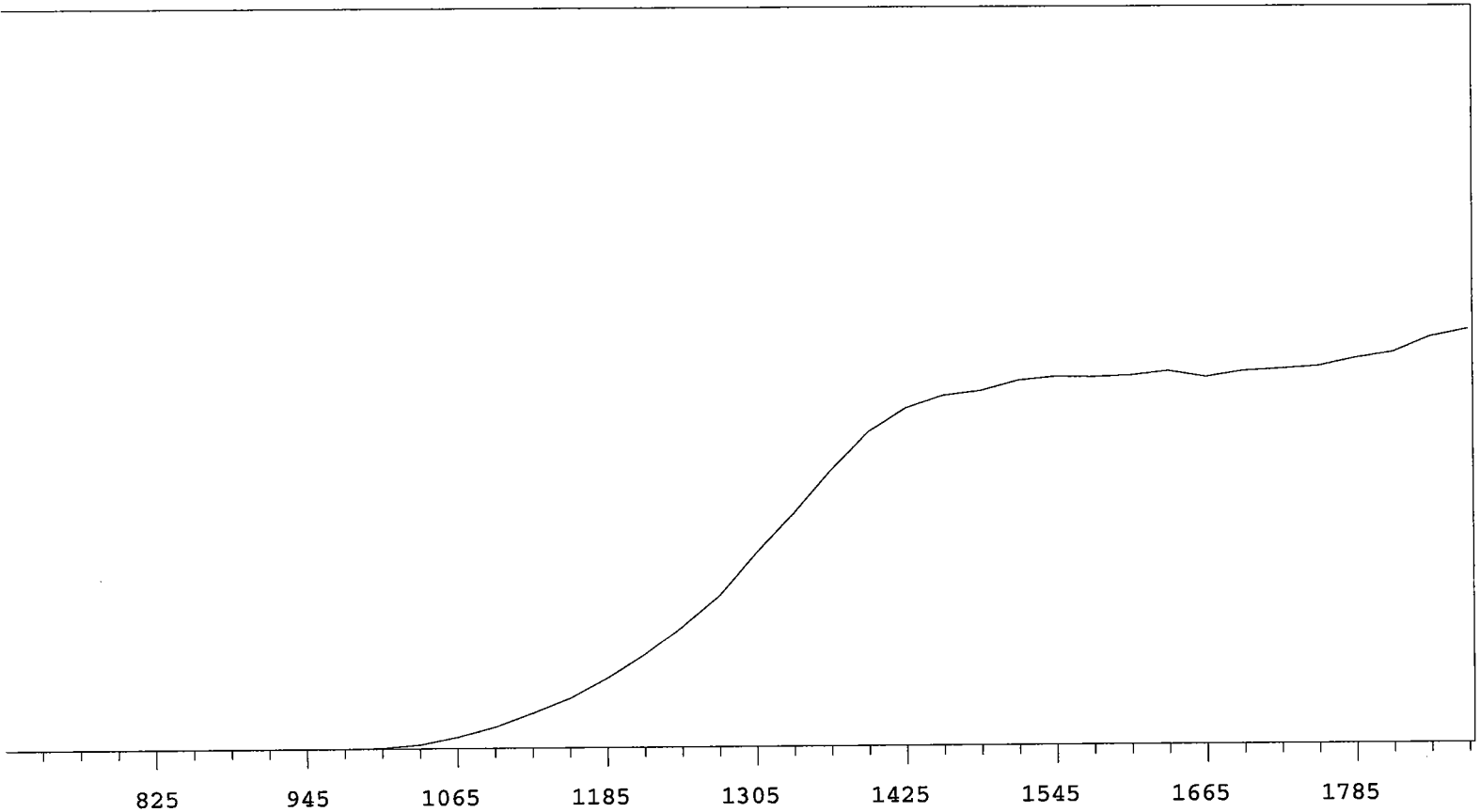


VOLTS	COUNTS	%/100 Volts	VOLTS	COUNTS	%/100 Volts
705	1		1305	14817	+71.06
735	0		1335	17823	+63.34
765	1	+0.00	1365	21704	+53.63
795	0	>100	1395	25422	+42.55
825	1	-55.56	1425	28424	+29.21
855	1	+55.56	1455	30244	+18.11
885	0	>100	1485	31305	+10.10
915	1	>100	1515	31989	+6.07
945	0	>100	1545	32223	+3.43
975	4	>100	1575	32671	+2.15
1005	32	>100	1605	32621	+1.68
1035	206	>100	1635	32837	+1.52
1065	639	>100	1665	32961	+2.01
1095	1416	>100	1695	33249	+2.64
1125	2551	>100	1725	33409	+3.21
1155	3619	>100	1755	33931	+4.07
1185	5037	+98.68	1785	34234	+7.20
1215	6875	+91.19	1815	34909	+10.28
1245	8915	+85.53	1845	36660	
1275	11519	+77.28	1875	38205	

MPC 9600 Plateau  
Alpha Volts: 1575

Instrument 1 MPC 9604 Detector D  
Beta Volts: 1575

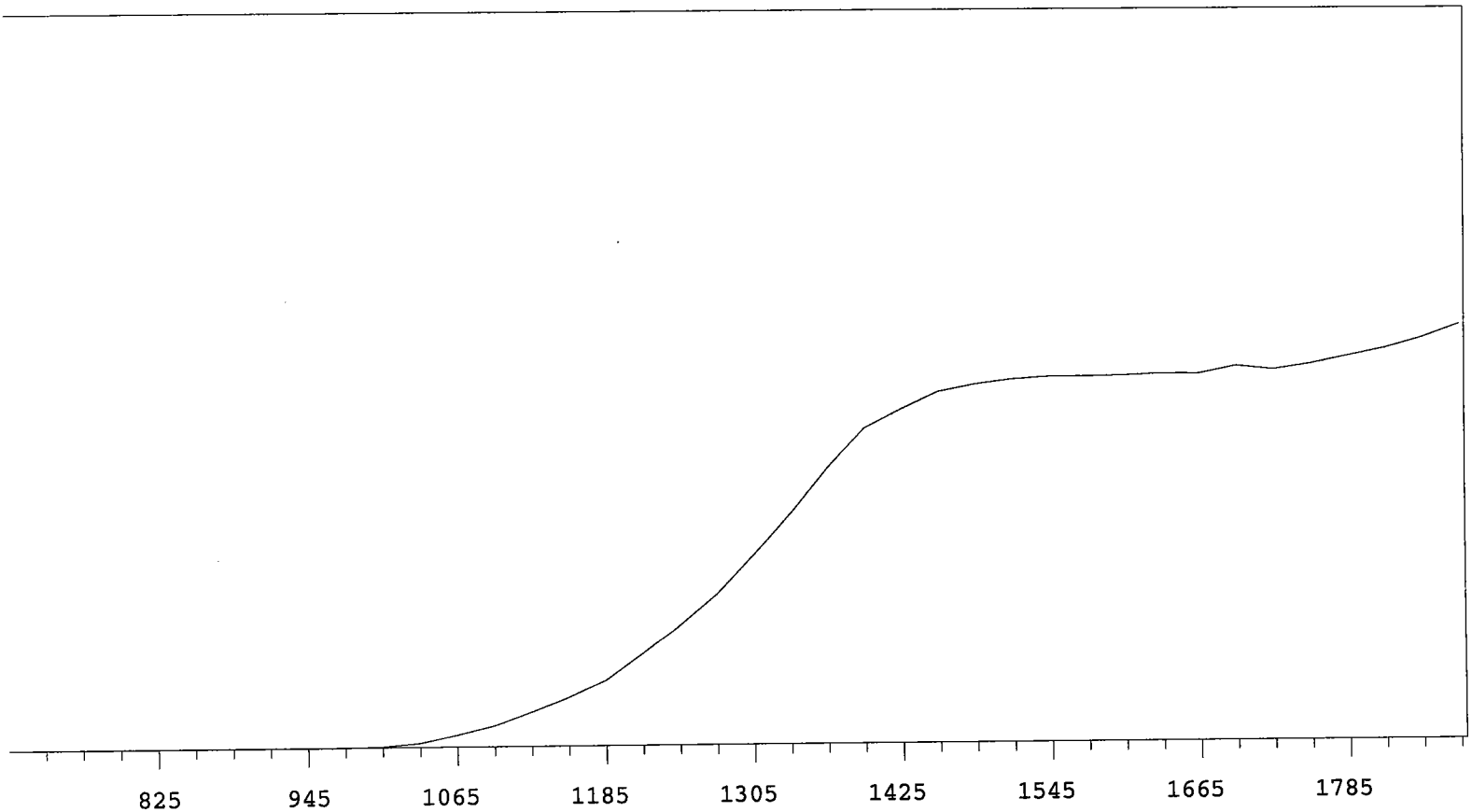
7/1/2009



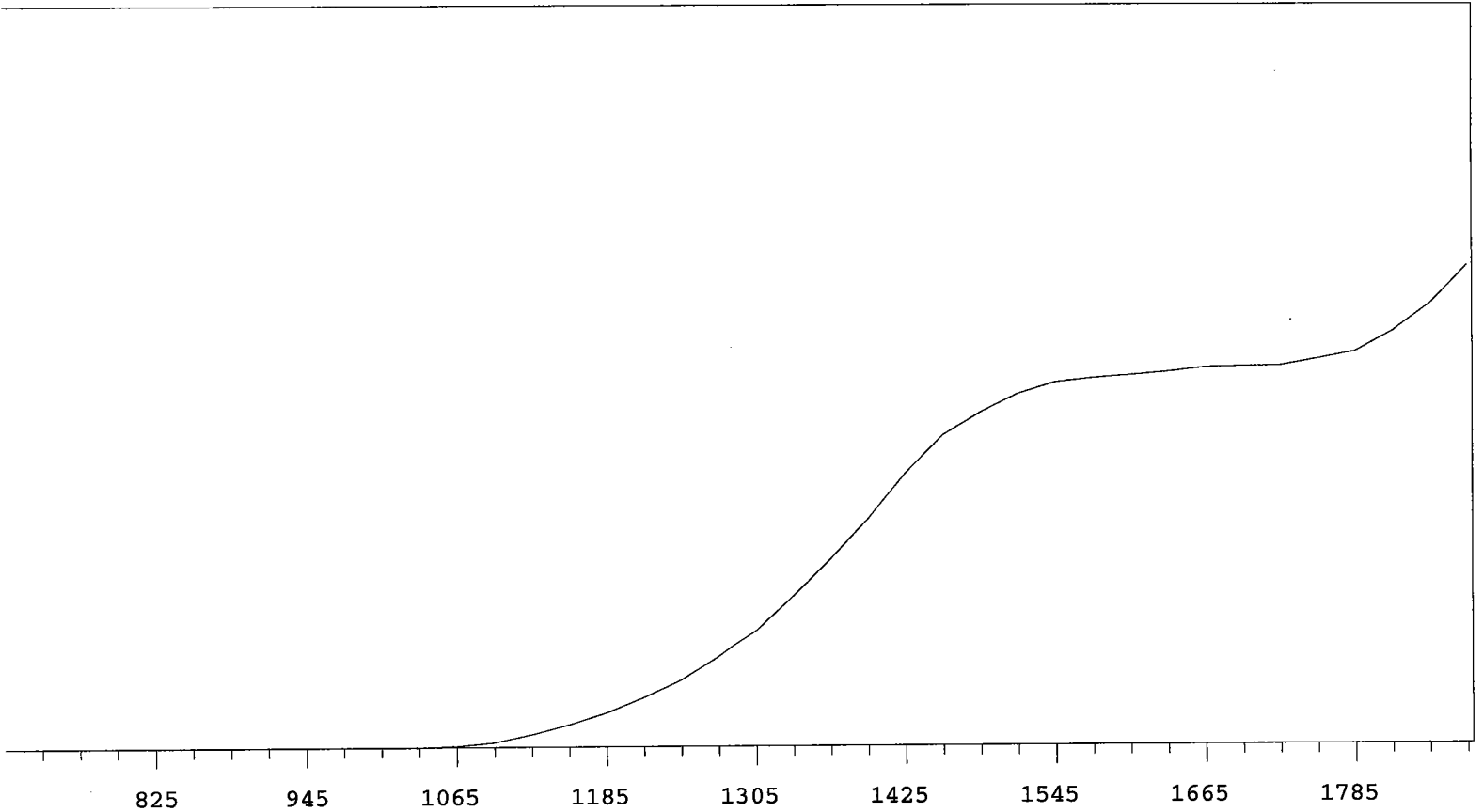
VOLTS	COUNTS	%/100 Volts	VOLTS	COUNTS	%/100 Volts
705	0		1305	15202	+66.36
735	1		1335	18216	+57.86
765	0	+0.00	1365	21597	+45.58
795	1	+0.00	1395	24648	+32.96
825	0	+0.00	1425	26505	+19.92
855	1	>100	1455	27475	+11.42
885	0	>100	1485	27836	+7.08
915	0	>100	1515	28609	+4.51
945	0	>100	1545	28896	+2.93
975	8	>100	1575	28862	+1.66
1005	75	>100	1605	28969	+0.36
1035	303	>100	1635	29292	+0.80
1065	872	>100	1665	28836	+1.06
1095	1656	>100	1695	29279	+1.48
1125	2729	>100	1725	29439	+3.59
1155	3862	>100	1755	29642	+4.07
1185	5425	+98.19	1785	30243	+6.51
1215	7256	+88.82	1815	30699	+7.79
1245	9510	+81.89	1845	31876	
1275	11944	+74.07	1875	32444	

MPC 9600 Plateau  
 Alpha Volts: 705

Instrument 2 MPC 9604 Detector A 7/1/2009  
 Beta Volts: 1575



VOLTS	COUNTS	%/100 Volts	VOLTS	COUNTS	%/100 Volts
705	0		1305	19017	+67.45
735	1		1335	23157	+59.23
765	0	+83.33	1365	27625	+45.78
795	0	-83.33	1395	31465	+32.72
825	1	>100	1425	33352	+20.41
855	0	>100	1455	35084	+11.74
885	1	+100.00	1485	35819	+7.11
915	1	>100	1515	36292	+3.35
945	2	>100	1545	36527	+1.63
975	12	>100	1575	36540	+0.87
1005	91	>100	1605	36585	+0.48
1035	421	>100	1635	36742	+1.76
1065	1239	>100	1665	36691	+1.53
1095	2155	>100	1695	37461	+1.89
1125	3527	>100	1725	37073	+3.07
1155	4974	>100	1755	37603	+4.02
1185	6647	+97.44	1785	38346	+6.58
1215	9250	+89.00	1815	39111	+7.95
1245	12041	+82.15	1845	40115	
1275	15094	+73.81	1875	41409	

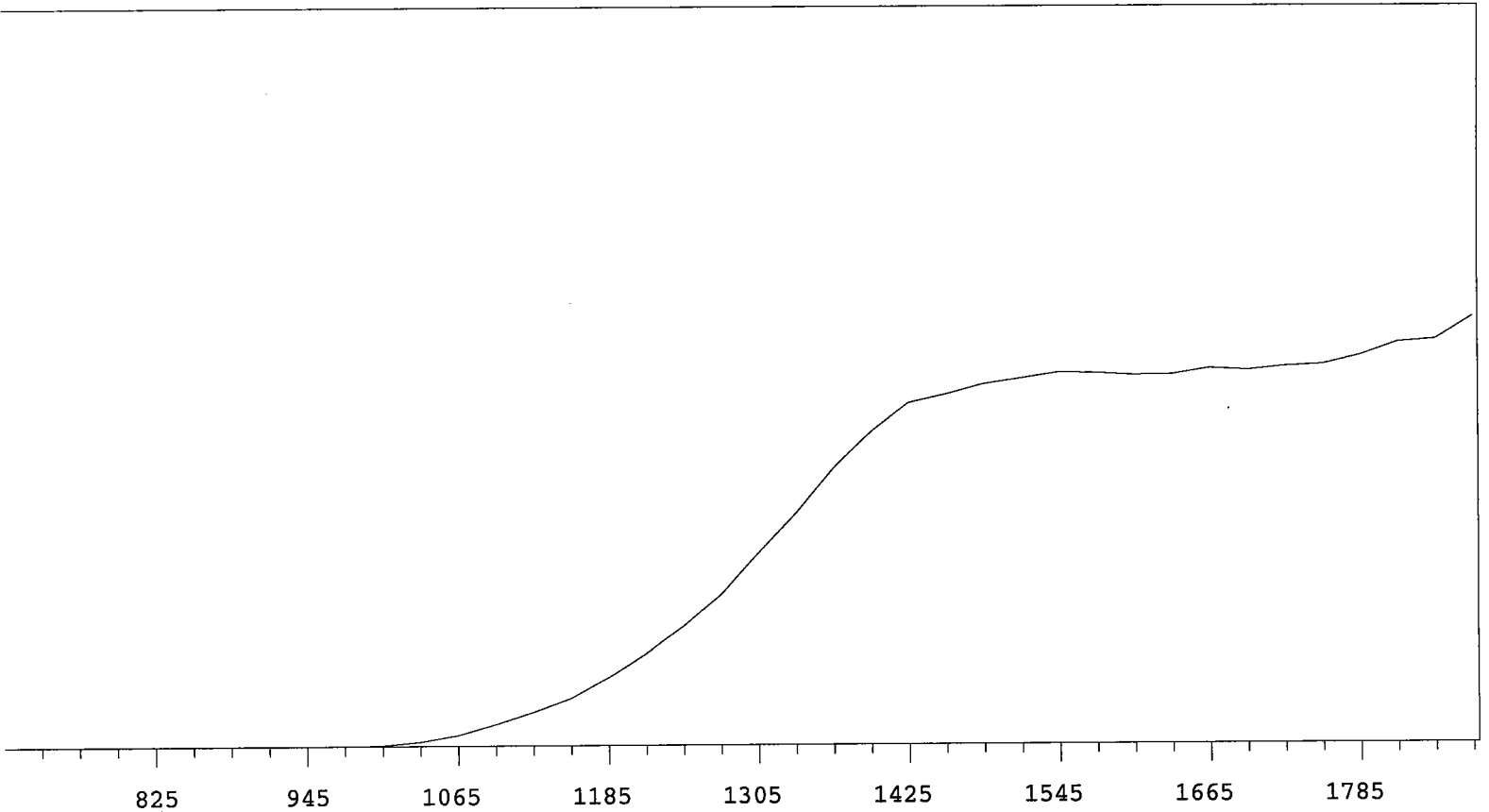


VOLTS	COUNTS	%/100 Volts	VOLTS	COUNTS	%/100 Volts
705	0		1305	12541	+83.18
735	1		1335	16192	+74.48
765	0		1365	20083	+67.17
795	0	>100	1395	24273	+58.43
825	0	>100	1425	29090	+46.86
855	0	>100	1455	33223	+34.56
885	0	>100	1485	35608	+22.67
915	0	>100	1515	37581	+13.63
945	1	>100	1545	38762	+8.18
975	2	>100	1575	39185	+4.42
1005	3	>100	1605	39484	+3.06
1035	14	>100	1635	39806	+2.61
1065	127	>100	1665	40264	+2.03
1095	500	>100	1695	40353	+2.32
1125	1332	>100	1725	40431	+3.28
1155	2373	>100	1755	41127	+7.09
1185	3614	>100	1785	41882	+12.40
1215	5227	>100	1815	44049	+18.52
1245	7060	+97.33	1845	46950	
1275	9574	+90.30	1875	51097	

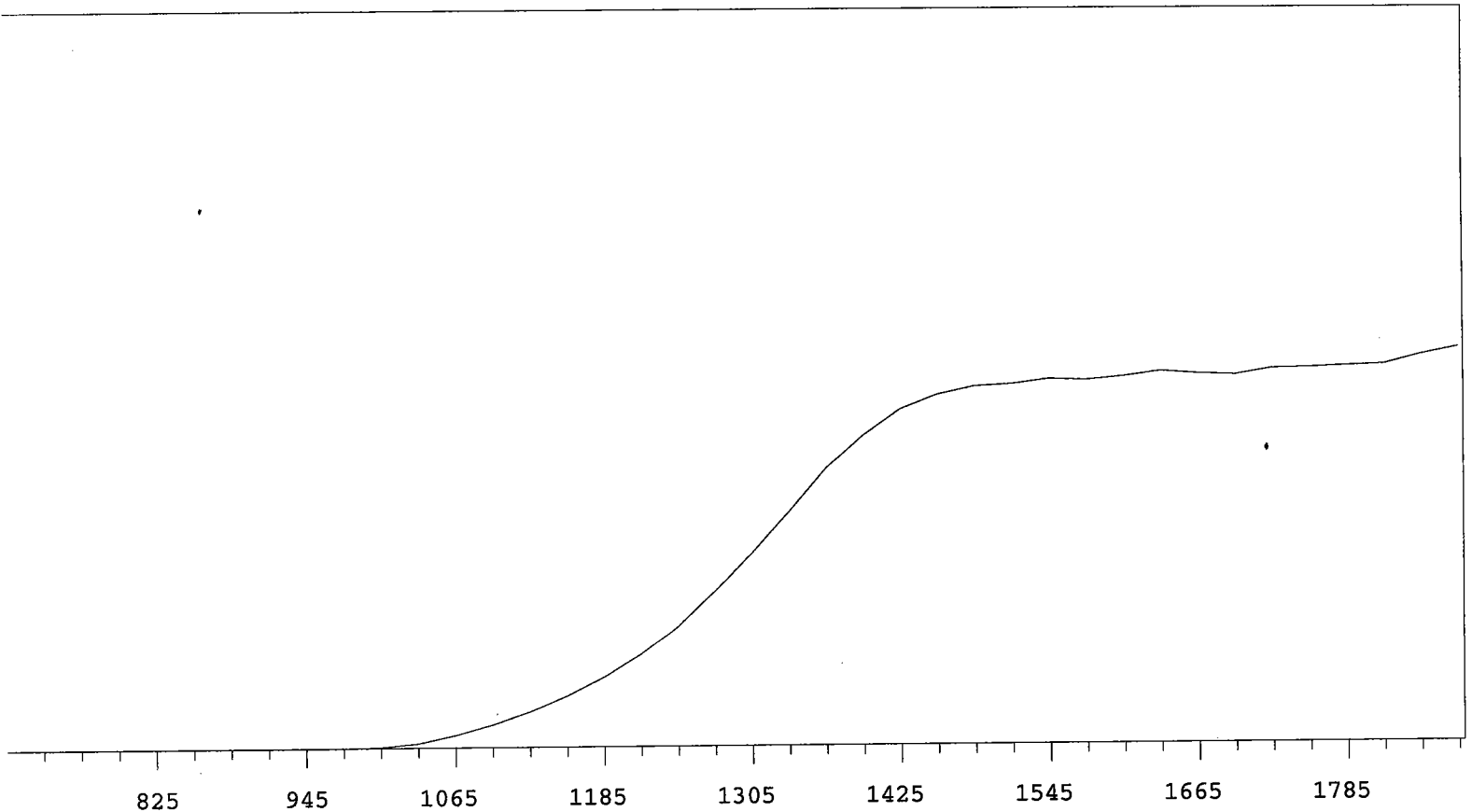
MPC 9600 Plateau  
Alpha Volts: 705

Instrument 2 MPC 9604 Detector C  
Beta Volts: 1575

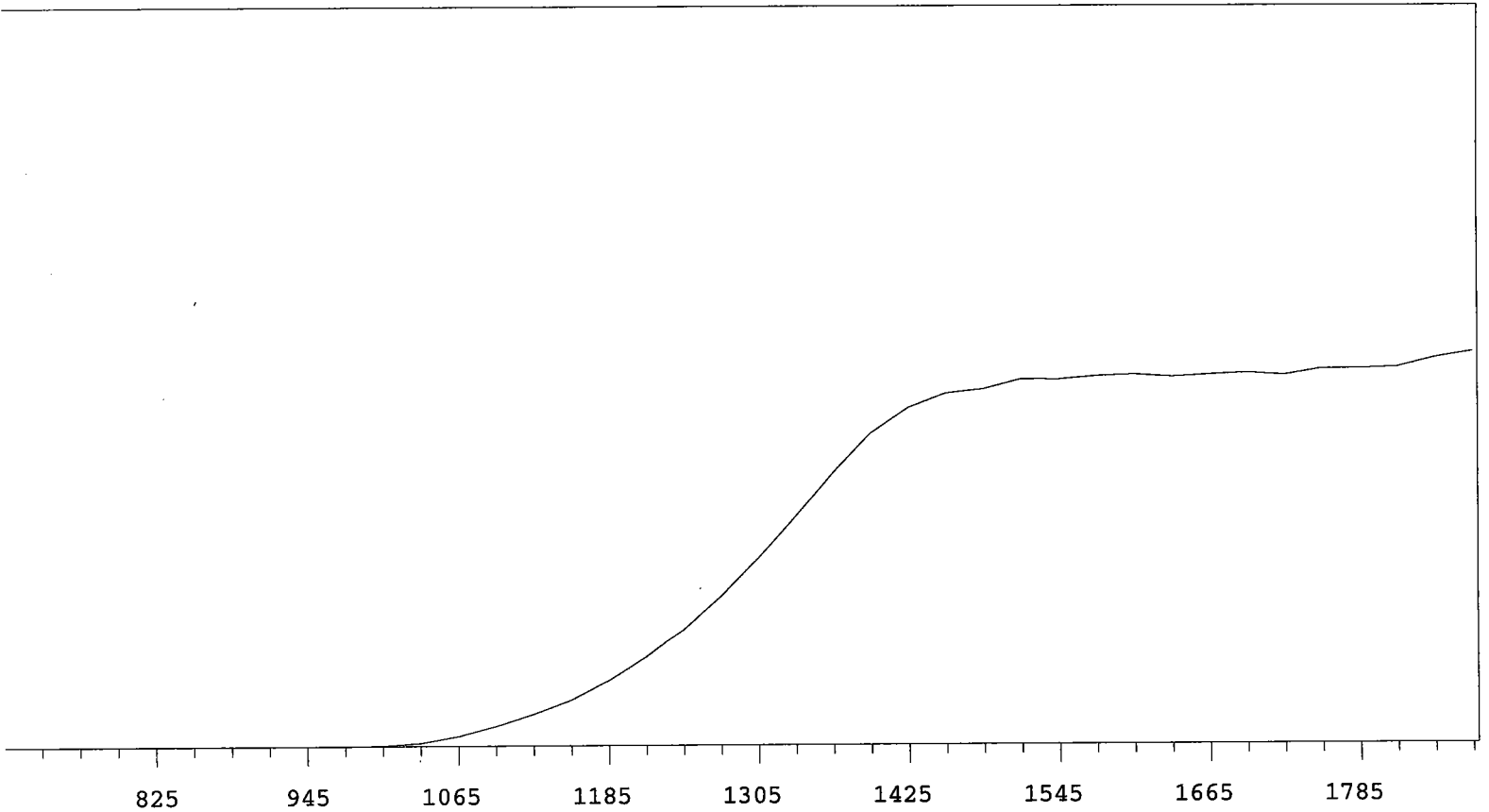
7/1/2009



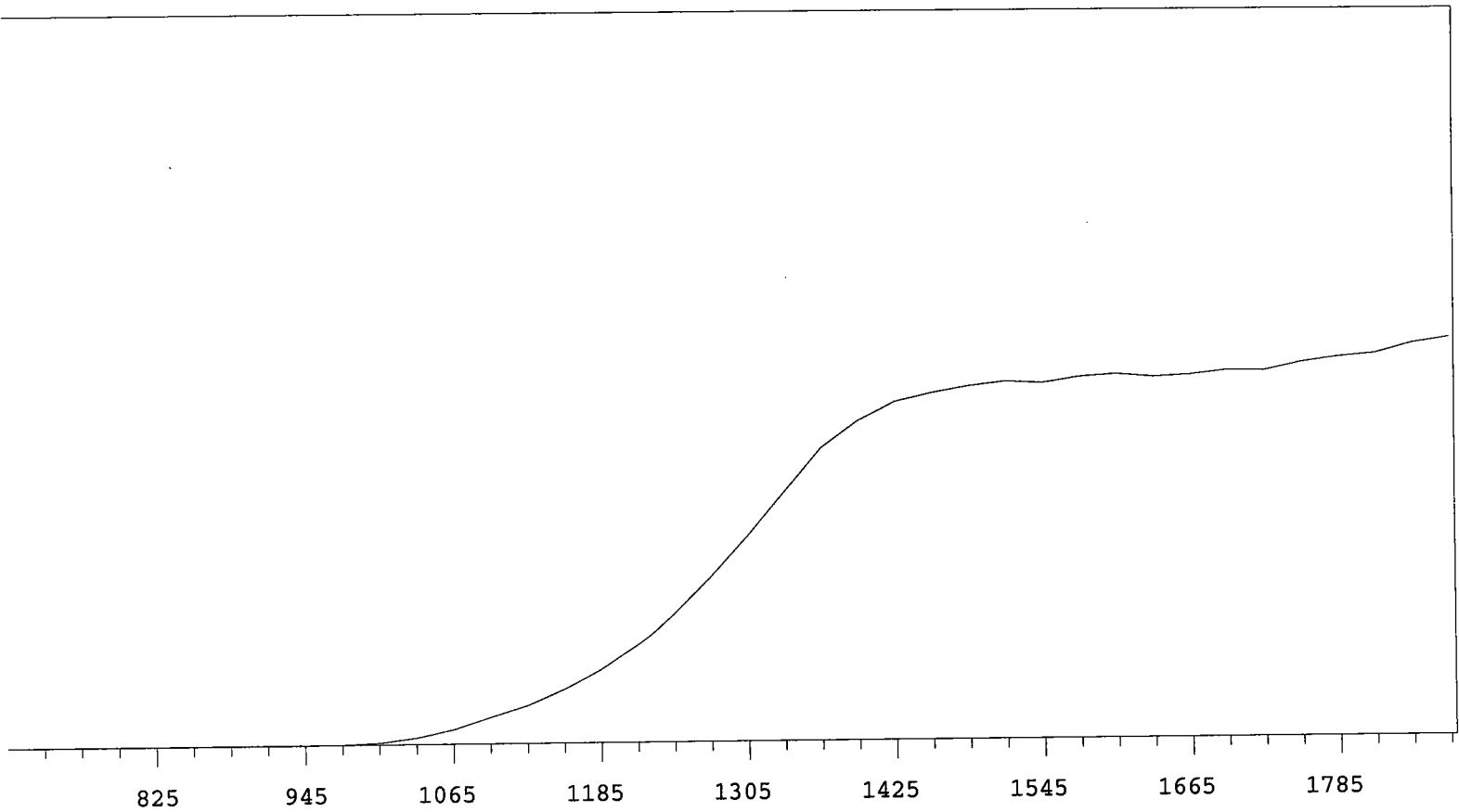
VOLTS	COUNTS	%/100 Volts	VOLTS	COUNTS	%/100 Volts
705	1		1305	18216	+67.74
735	0		1335	21995	+58.11
765	0		1365	26173	+46.11
795	0	>100	1395	29479	+32.75
825	0	>100	1425	32186	+20.62
855	0	>100	1455	33022	+12.13
885	0	>100	1485	33981	+7.22
915	1	>100	1515	34520	+4.95
945	0	>100	1545	35095	+2.07
975	17	>100	1575	35014	+0.38
1005	87	>100	1605	34812	+0.55
1035	438	>100	1635	34859	+1.11
1065	1055	>100	1665	35460	+1.94
1095	2114	>100	1695	35273	+1.95
1125	3282	>100	1725	35629	+2.73
1155	4625	>100	1755	35811	+5.77
1185	6554	+97.66	1785	36656	+6.44
1215	8743	+88.09	1815	37896	+9.21
1245	11345	+81.31	1845	38145	
1275	14261	+74.60	1875	40283	



VOLTS	COUNTS	%/100 Volts	VOLTS	COUNTS	%/100 Volts
705	1		1305	18675	+65.94
735	0		1335	22620	+55.69
765	0	+83.33	1365	26869	+44.63
795	2	+55.56	1395	29957	+32.08
825	1	>100	1425	32494	+20.49
855	0	>100	1455	33836	+11.98
885	0	>100	1485	34627	+6.45
915	0	>100	1515	34849	+3.22
945	2	>100	1545	35298	+1.98
975	9	>100	1575	35180	+2.37
1005	89	>100	1605	35503	+1.57
1035	439	>100	1635	36006	+0.99
1065	1198	>100	1665	35722	+0.89
1095	2164	>100	1695	35597	+0.93
1125	3436	>100	1725	36188	+1.86
1155	4917	>100	1755	36272	+1.90
1185	6762	+96.59	1785	36389	+2.55
1215	9006	+89.14	1815	36529	+4.39
1245	11800	+81.34	1845	37459	
1275	15132	+73.59	1875	38170	

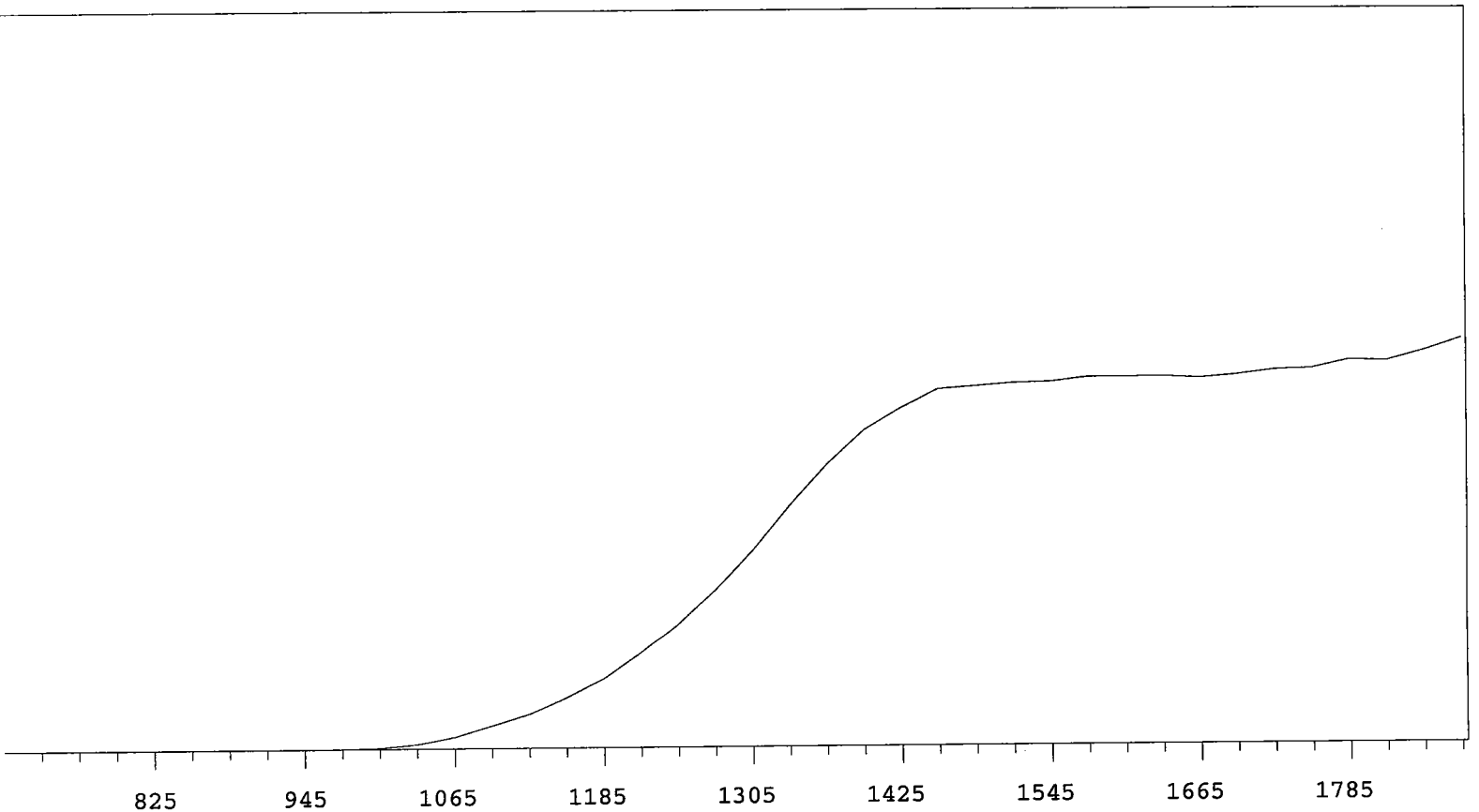


VOLTS	COUNTS	%/100 Volts	VOLTS	COUNTS	%/100 Volts
705	1		1305	16654	+68.57
735	0		1335	20416	+59.26
765	0	+55.56	1365	24191	+47.28
795	1	>100	1395	27643	+34.04
825	1	+0.00	1425	29891	+21.08
855	1	>100	1455	31183	+12.30
885	0	>100	1485	31558	+6.67
915	0	>100	1515	32444	+4.05
945	0	>100	1545	32413	+2.90
975	9	>100	1575	32704	+0.81
1005	53	>100	1605	32837	+0.71
1035	302	>100	1635	32629	+0.49
1065	878	>100	1665	32797	+0.16
1095	1805	>100	1695	32964	+1.32
1125	2887	>100	1725	32746	+1.40
1155	4163	>100	1755	33308	+1.56
1185	5842	+99.81	1785	33318	+3.21
1215	7959	+90.90	1815	33456	+3.92
1245	10323	+83.03	1845	34283	
1275	13250	+75.91	1875	34815	



VOLTS	COUNTS	%/100 Volts	VOLTS	COUNTS	%/100 Volts
705	1		1305	19810	+64.73
735	1		1335	23962	+52.62
765	0	-55.56	1365	28091	+39.27
795	0	>100	1395	30594	+25.61
825	1	>100	1425	32381	+14.86
855	3	+33.33	1455	33206	+8.91
885	0	+0.00	1485	33832	+4.41
915	1	>100	1515	34260	+3.01
945	2	>100	1545	34071	+2.33
975	29	>100	1575	34623	+1.34
1005	165	>100	1605	34848	+1.22
1035	613	>100	1635	34564	+0.89
1065	1394	>100	1665	34733	+1.01
1095	2558	>100	1695	35144	+2.76
1125	3702	>100	1725	35084	+3.66
1155	5222	>100	1755	35839	+3.97
1185	7161	+96.06	1785	36332	+5.39
1215	9507	+89.18	1815	36654	+5.35
1245	12552	+81.52	1845	37609	
1275	16030	+73.64	1875	38164	



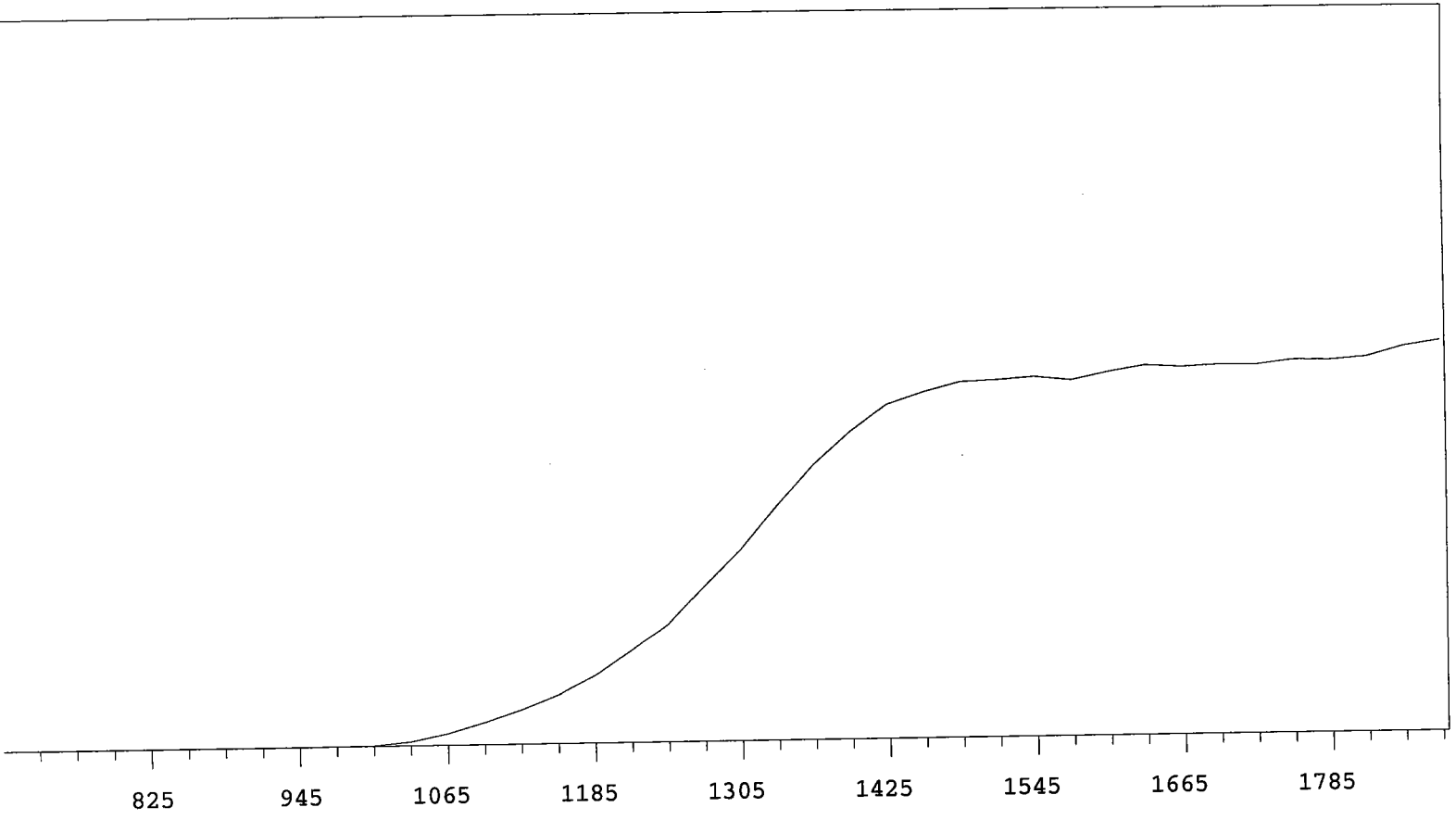


VOLTS	COUNTS	%/100 Volts	VOLTS	COUNTS	%/100 Volts
705	1		1305	21412	+66.80
735	1		1335	26262	+56.32
765	1		1365	30679	+43.71
795	0	>100	1395	34466	+31.61
825	0	+0.00	1425	36949	+20.14
855	0	>100	1455	38998	+11.16
885	1	>100	1485	39313	+5.34
915	1	>100	1515	39625	+2.44
945	1	>100	1545	39751	+2.04
975	17	>100	1575	40227	+1.45
1005	122	>100	1605	40228	+0.56
1035	533	>100	1635	40255	+0.13
1065	1287	>100	1665	40075	+1.22
1095	2493	>100	1695	40384	+1.95
1125	3753	>100	1725	40900	+3.50
1155	5482	>100	1755	41028	+3.05
1185	7538	+99.39	1785	41899	+3.71
1215	10305	+90.31	1815	41767	+5.64
1245	13415	+82.57	1845	42852	
1275	17141	+75.13	1875	44132	

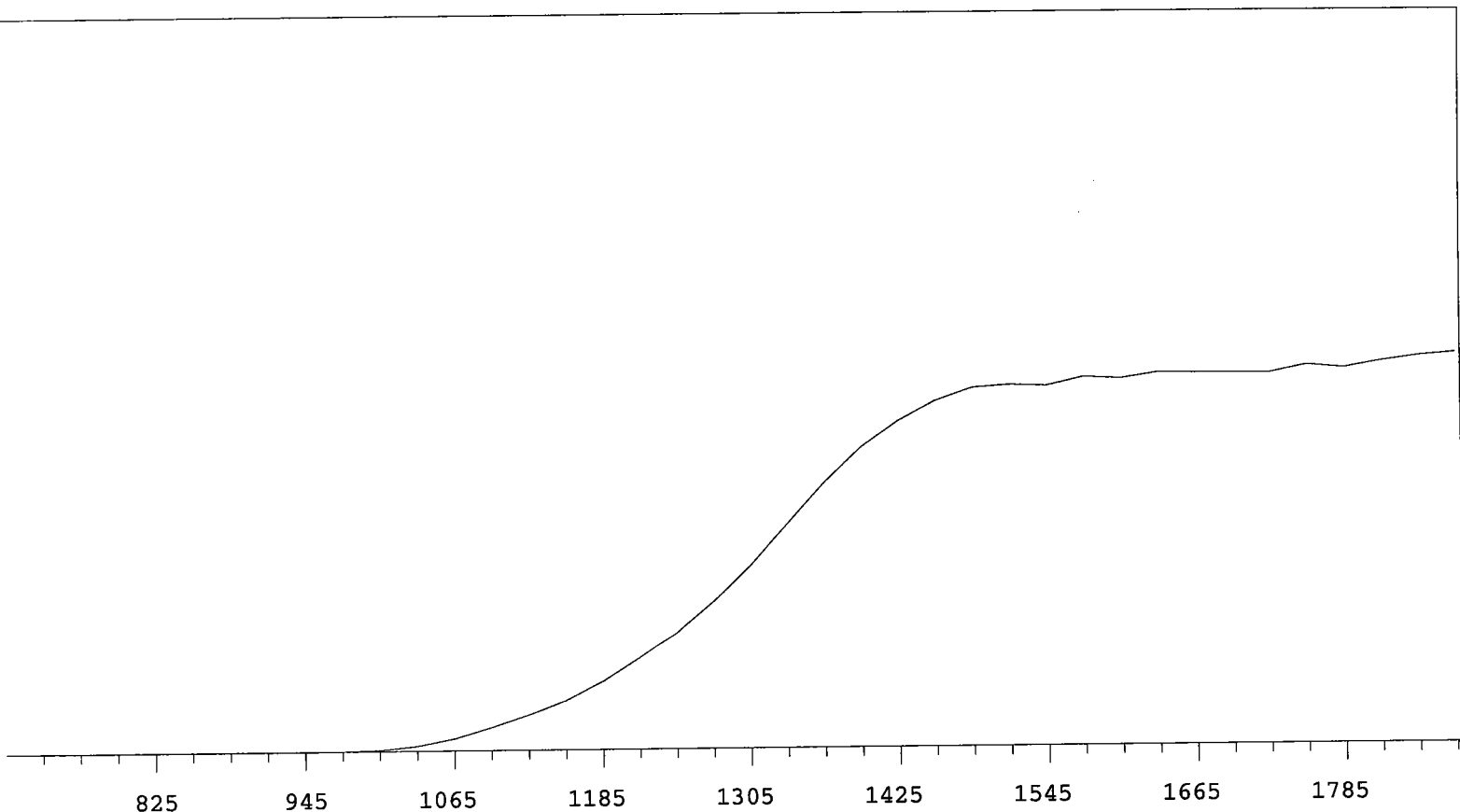
MPC 9600 Plateau  
 Alpha Volts: 705

Instrument 3 MPC 9604 Detector D  
 Beta Volts: 1575

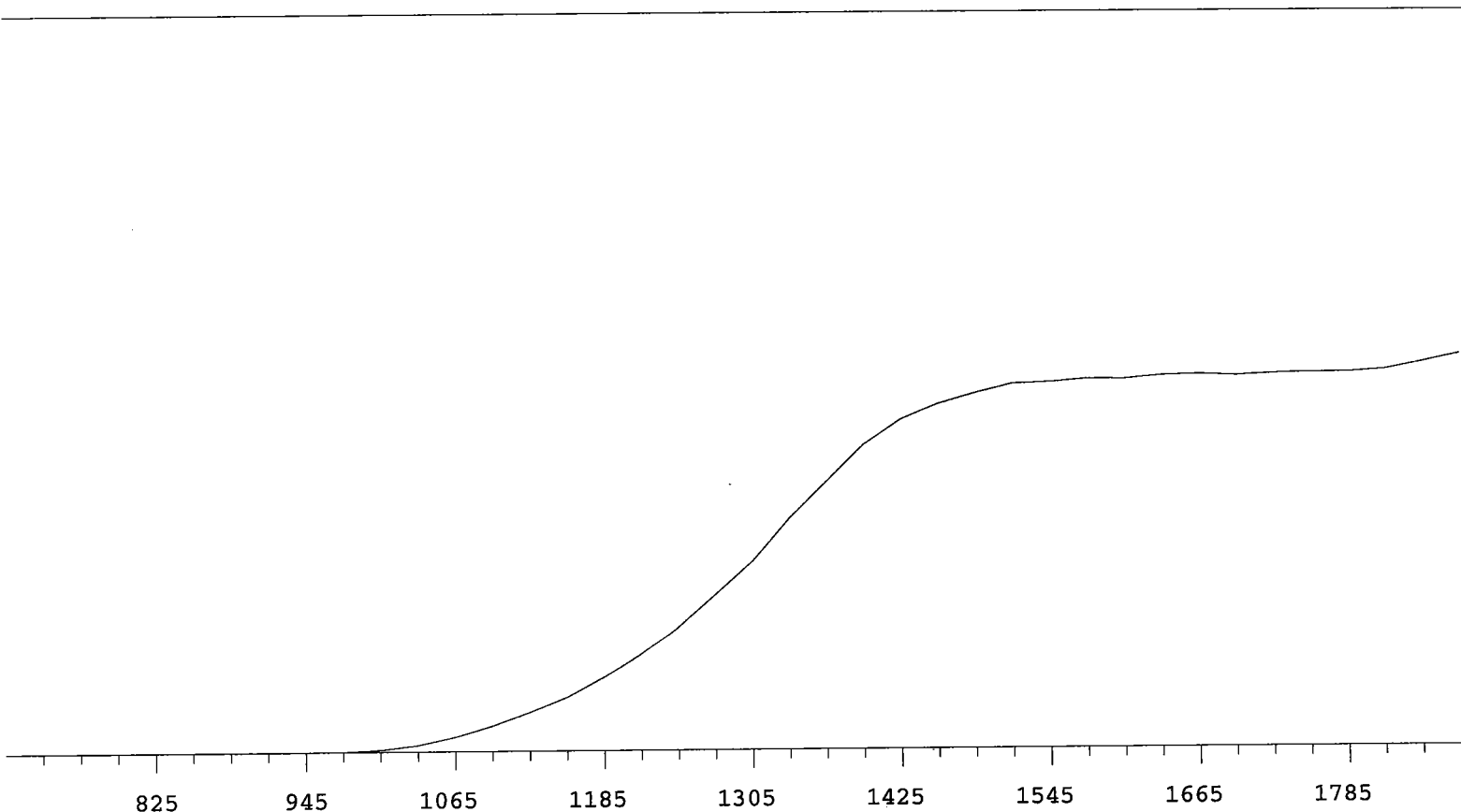
7/1/2009



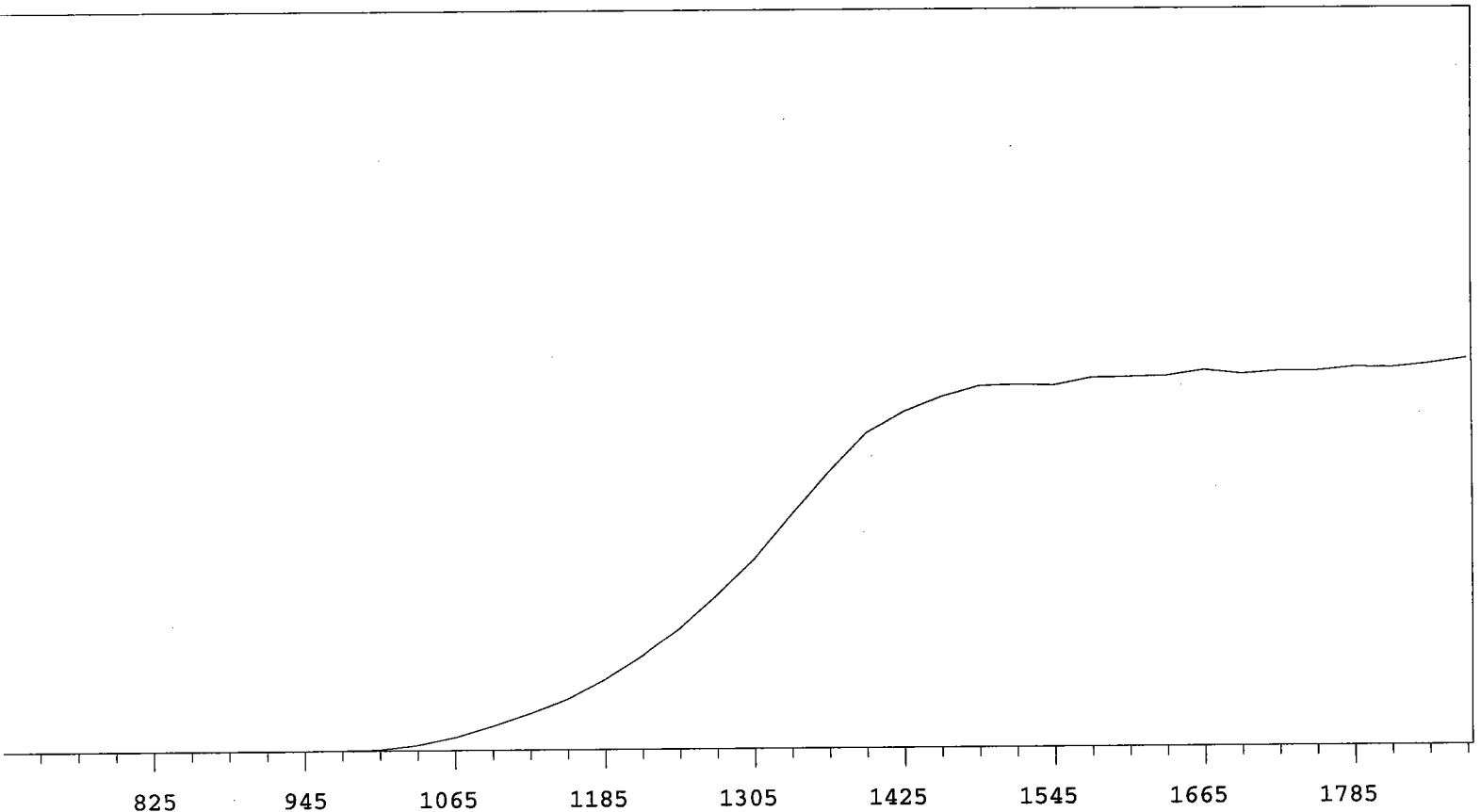
VOLTS	COUNTS	%/100 Volts	VOLTS	COUNTS	%/100 Volts
705	0		1305	14171	+66.45
735	1		1335	17362	+54.90
765	0	+0.00	1365	20310	+43.83
795	1	>100	1395	22647	+30.82
825	0	+83.33	1425	24551	+20.19
855	0	-83.33	1455	25440	+11.69
885	1	>100	1485	26124	+5.90
915	0	>100	1515	26245	+2.21
945	1	>100	1545	26428	+1.39
975	12	>100	1575	26151	+2.69
1005	51	>100	1605	26721	+2.72
1035	298	>100	1635	27168	+2.80
1065	848	>100	1665	27007	+0.87
1095	1649	>100	1695	27135	+0.70
1125	2535	>100	1725	27089	+1.24
1155	3602	>100	1755	27414	+1.43
1185	5036	+98.31	1785	27373	+3.21
1215	6880	+91.37	1815	27581	+4.34
1245	8822	+82.29	1845	28332	
1275	11546	+74.61	1875	28750	



VOLTS	COUNTS	%/100 Volts	VOLTS	COUNTS	%/100 Volts
705	0		1305	16442	+66.24
735	0		1335	20146	+57.40
765	0		1365	23769	+46.40
795	0	>100	1395	26926	+34.68
825	2	+55.56	1425	29276	+24.40
855	1	>100	1455	31037	+15.28
885	0	-55.56	1485	32197	+7.91
915	3	>100	1515	32425	+4.33
945	0	>100	1545	32314	+2.14
975	16	>100	1575	33071	+2.66
1005	114	>100	1605	32918	+2.52
1035	451	>100	1635	33435	+1.02
1065	1100	>100	1665	33382	+0.73
1095	2068	>100	1695	33349	+1.07
1125	3189	>100	1725	33324	+1.28
1155	4386	>100	1755	34001	+2.26
1185	6094	+94.81	1785	33701	+3.08
1215	8184	+87.09	1815	34304	+2.97
1245	10489	+78.88	1845	34744	
1275	13273	+72.66	1875	35012	



VOLTS	COUNTS	%/100 Volts	VOLTS	COUNTS	%/100 Volts
705	0		1305	15747	+62.38
735	1		1335	19230	+54.19
765	0	+0.00	1365	22255	+44.46
795	1	>100	1395	25299	+32.45
825	0	>100	1425	27370	+22.24
855	0	>100	1455	28625	+14.10
885	0	>100	1485	29467	+8.56
915	0	>100	1515	30213	+5.29
945	2	>100	1545	30326	+2.77
975	31	>100	1575	30564	+1.57
1005	176	>100	1605	30548	+1.52
1035	550	>100	1635	30820	+0.85
1065	1218	>100	1665	30898	+0.79
1095	2114	>100	1695	30779	+0.44
1125	3212	>100	1725	30934	+0.45
1155	4416	>100	1755	31008	+0.96
1185	6066	+92.28	1785	30991	+2.01
1215	7936	+85.60	1815	31196	+3.80
1245	10288	+76.79	1845	31781	
1275	13020	+70.59	1875	32406	

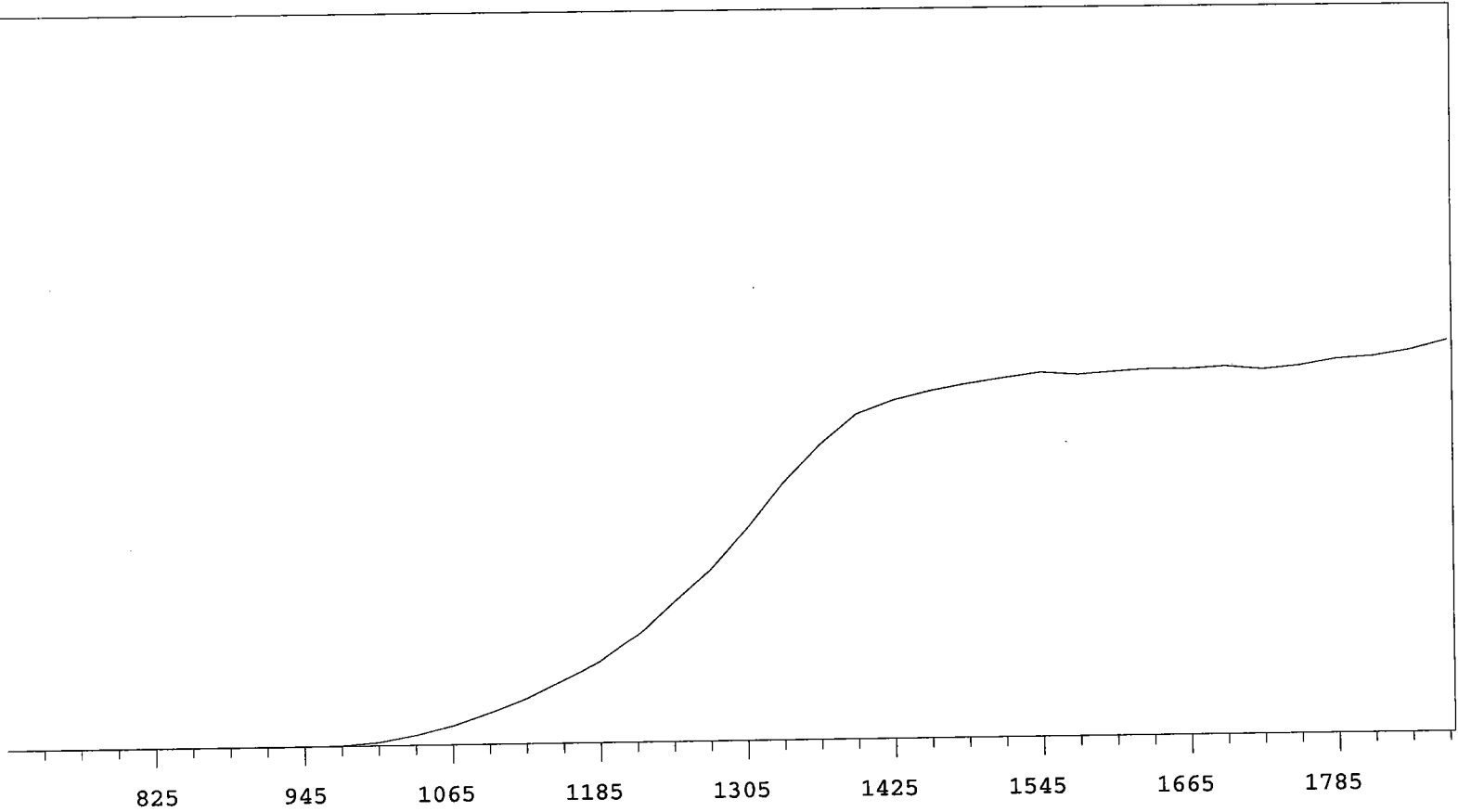


VOLTS	COUNTS	%/100 Volts	VOLTS	COUNTS	%/100 Volts
705	0		1305	19796	+65.77
735	1		1335	24338	+57.55
765	0	+55.56	1365	28686	+45.86
795	2	+0.00	1395	32750	+32.27
825	0	-55.56	1425	34919	+20.83
855	1	>100	1455	36434	+11.45
885	0	>100	1485	37487	+5.80
915	0	>100	1515	37623	+3.32
945	2	>100	1545	37528	+2.07
975	24	>100	1575	38277	+2.12
1005	134	>100	1605	38338	+2.70
1035	558	>100	1635	38426	+1.12
1065	1361	>100	1665	39007	+1.06
1095	2511	>100	1695	38592	+0.64
1125	3762	>100	1725	38870	+0.63
1155	5246	>100	1755	38868	+1.30
1185	7268	+96.29	1785	39238	+1.45
1215	9733	+88.98	1815	39169	+2.34
1245	12701	+79.94	1845	39570	
1275	16176	+73.13	1875	40086	

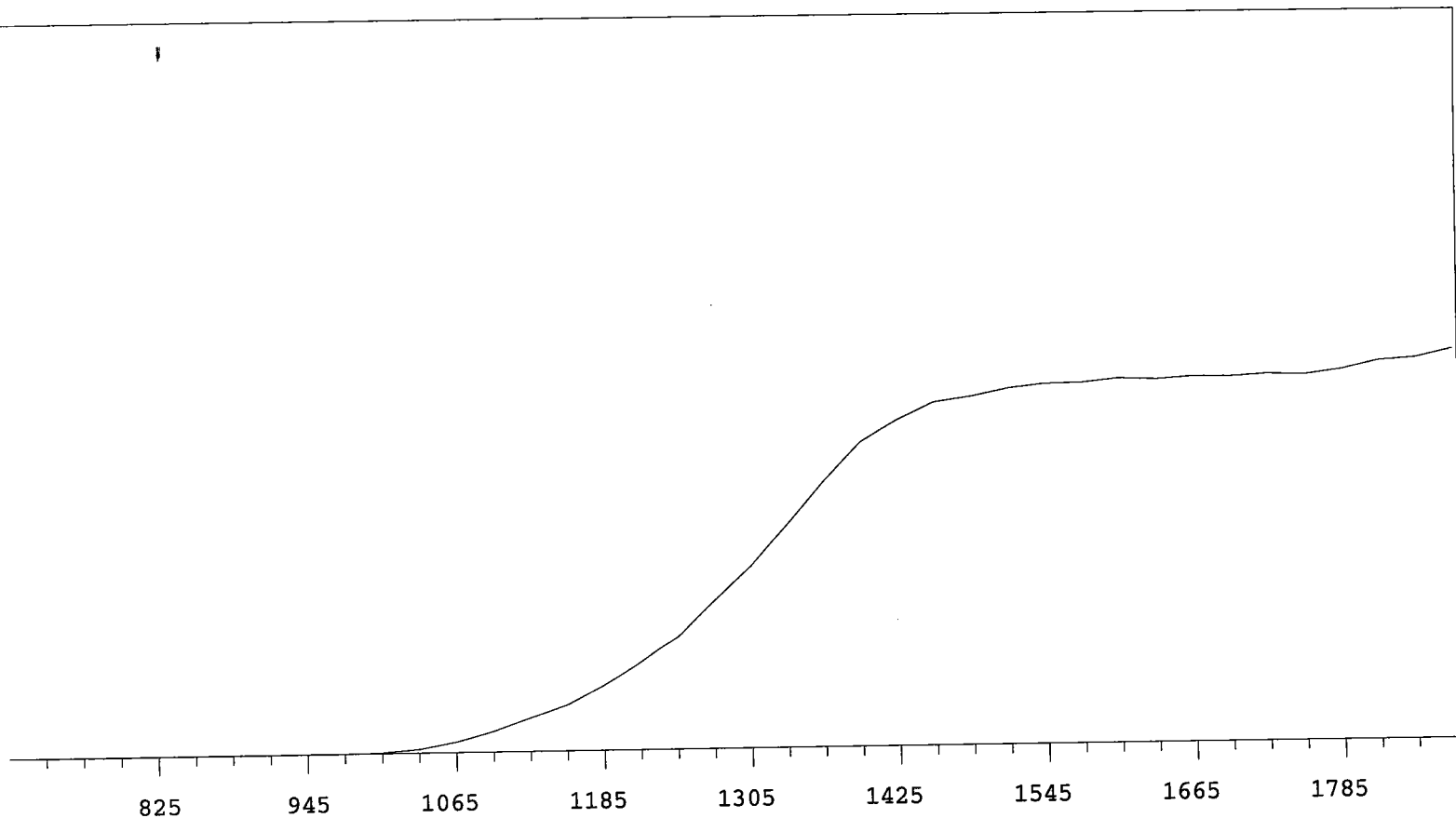
MPC 9600 Plateau  
Alpha Volts: 705

Instrument 4 MPC 9604 Detector D  
Beta Volts: 1575

7/1/2009



VOLTS	COUNTS	%/100 Volts	VOLTS	COUNTS	%/100 Volts
705	1		1305	18491	+61.09
735	0		1335	22444	+51.56
765	0	+0.00	1365	25756	+37.44
795	0	>100	1395	28379	+23.82
825	1	+83.33	1425	29517	+14.00
855	1	+55.56	1455	30309	+8.08
885	0	+0.00	1485	30874	+6.03
915	1	>100	1515	31345	+3.66
945	1	>100	1545	31782	+2.17
975	60	>100	1575	31567	+1.31
1005	297	>100	1605	31789	+0.78
1035	855	>100	1635	31963	+1.34
1065	1647	>100	1665	31956	+0.29
1095	2700	>100	1695	32123	+0.20
1125	3921	>100	1725	31850	+1.46
1155	5471	+96.54	1755	32114	+2.39
1185	7042	+90.21	1785	32665	+3.95
1215	9405	+82.23	1815	32876	+4.96
1245	12266	+76.33	1845	33399	
1275	14989	+69.38	1875	34206	

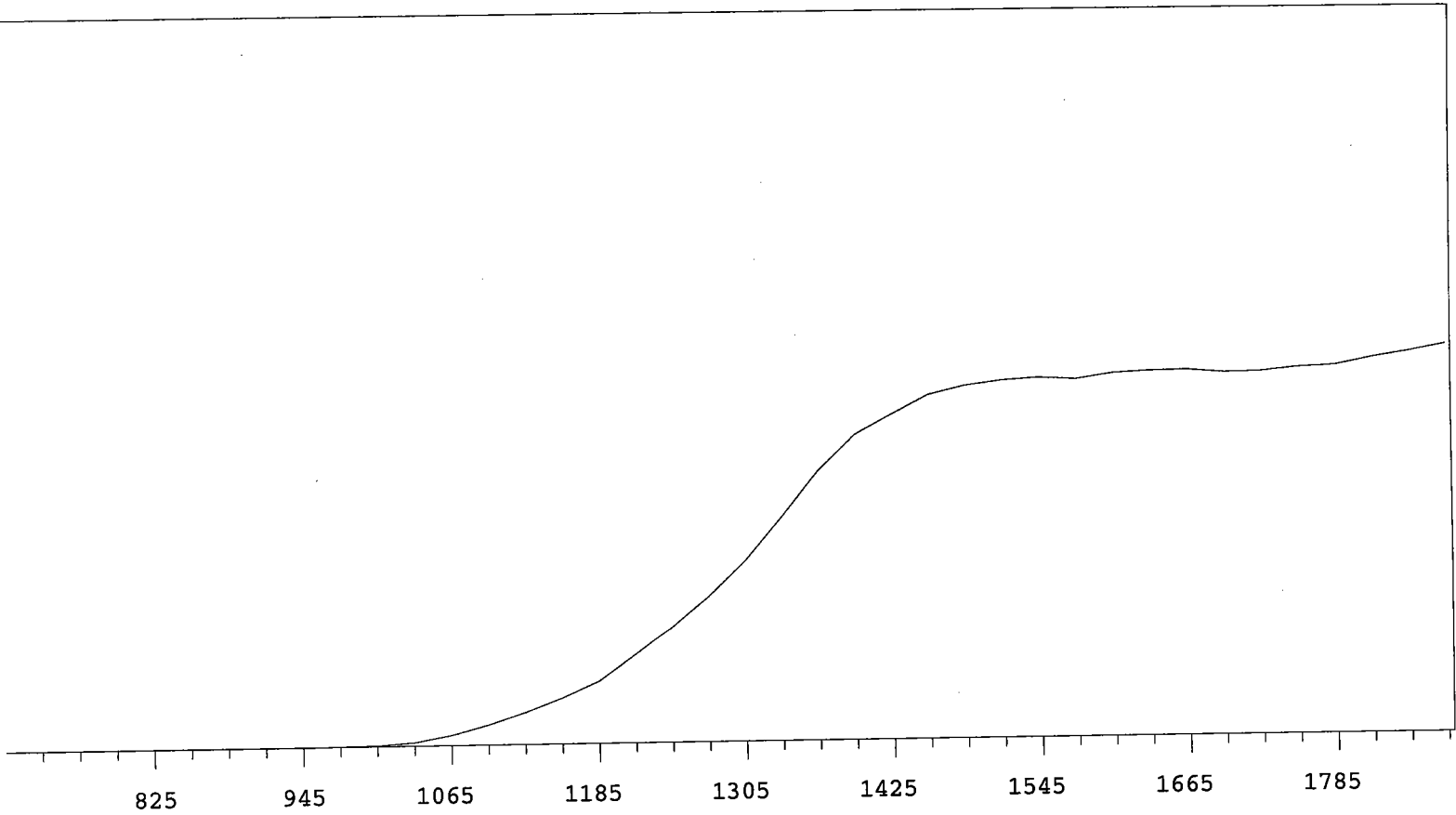


VOLTS	COUNTS	%/100 Volts	VOLTS	COUNTS	%/100 Volts
705	0		1305	13974	+68.00
735	0		1335	17170	+58.62
765	1		1365	20456	+47.04
795	1	+83.33	1395	23332	+33.83
825	1	-83.33	1425	24996	+21.10
855	1	>100	1455	26290	+12.40
885	0	-55.56	1485	26683	+7.74
915	0	>100	1515	27270	+4.43
945	1	>100	1545	27590	+3.48
975	9	>100	1575	27635	+1.71
1005	76	>100	1605	27932	+1.20
1035	308	>100	1635	27807	+0.88
1065	814	>100	1665	28006	+0.62
1095	1600	>100	1695	27964	+0.63
1125	2598	>100	1725	28112	+0.98
1155	3596	>100	1755	28020	+2.84
1185	5065	+96.05	1785	28392	+3.76
1215	6773	+90.23	1815	29028	+5.17
1245	8717	+81.43	1845	29220	
1275	11391	+74.83	1875	29849	

MPC 9600 Plateau  
Alpha Volts: 705

Instrument 5 MPC 9604 Detector B  
Beta Volts: 1575

7/1/2009



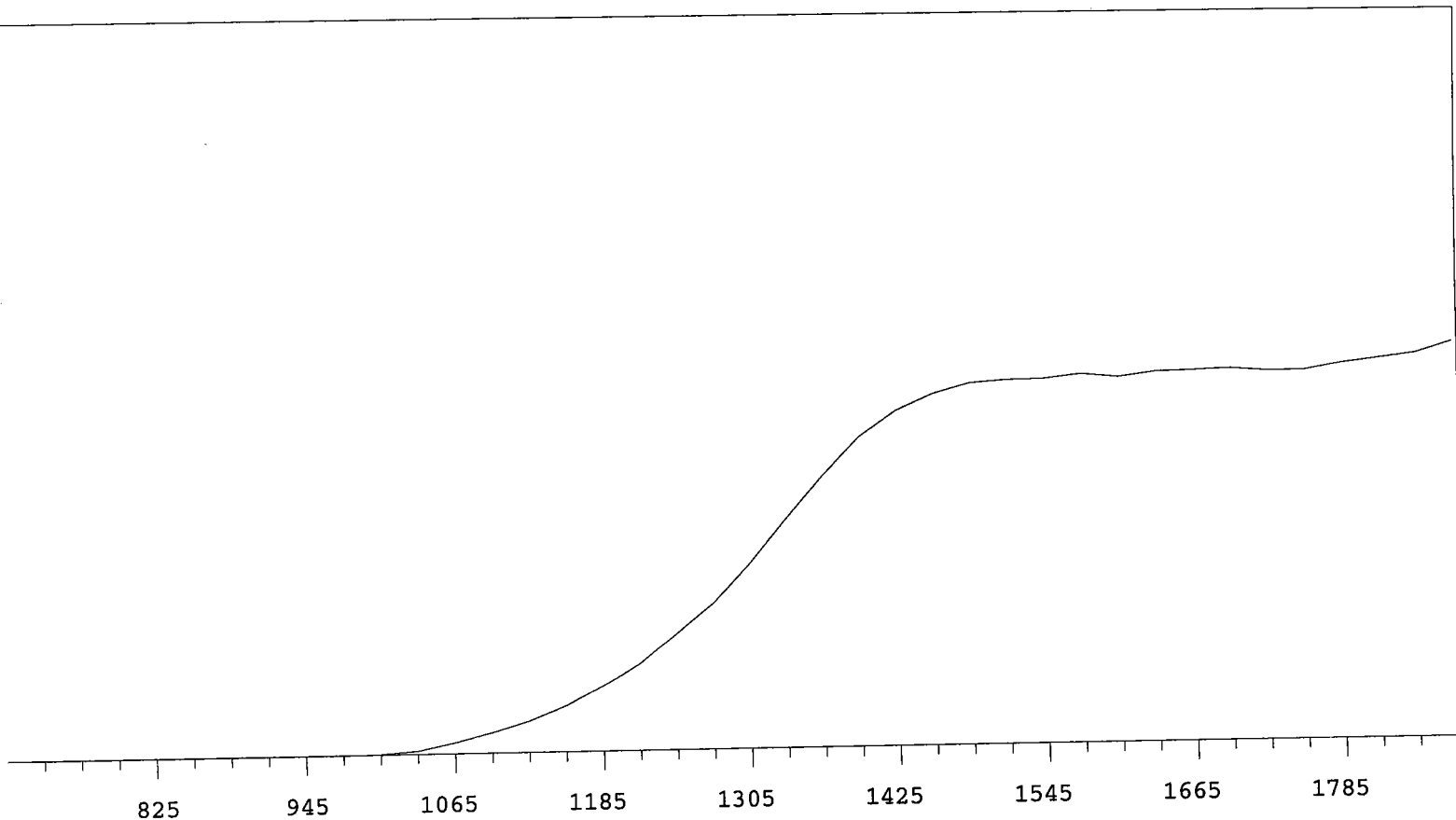
VOLTS	COUNTS	%/100 Volts	VOLTS	COUNTS	%/100 Volts
705	0		1305	17414	+68.46
735	0		1335	21540	+59.98
765	0		1365	25854	+46.75
795	0	>100	1395	29222	+33.38
825	1	>100	1425	31128	+21.52
855	1	+41.67	1455	32995	+13.26
885	2	-33.33	1485	33846	+8.09
915	0	>100	1515	34289	+3.25
945	1	>100	1545	34528	+2.00
975	17	>100	1575	34311	+1.78
1005	87	>100	1605	34866	+1.78
1035	336	>100	1635	35046	+1.14
1065	1010	>100	1665	35087	-0.26
1095	1955	>100	1695	34795	+0.11
1125	3124	>100	1725	34857	+0.93
1155	4486	>100	1755	35220	+2.81
1185	6017	>100	1785	35363	+3.98
1215	8507	+91.20	1815	36028	+4.79
1245	11148	+82.59	1845	36577	
1275	14003	+74.21	1875	37207	



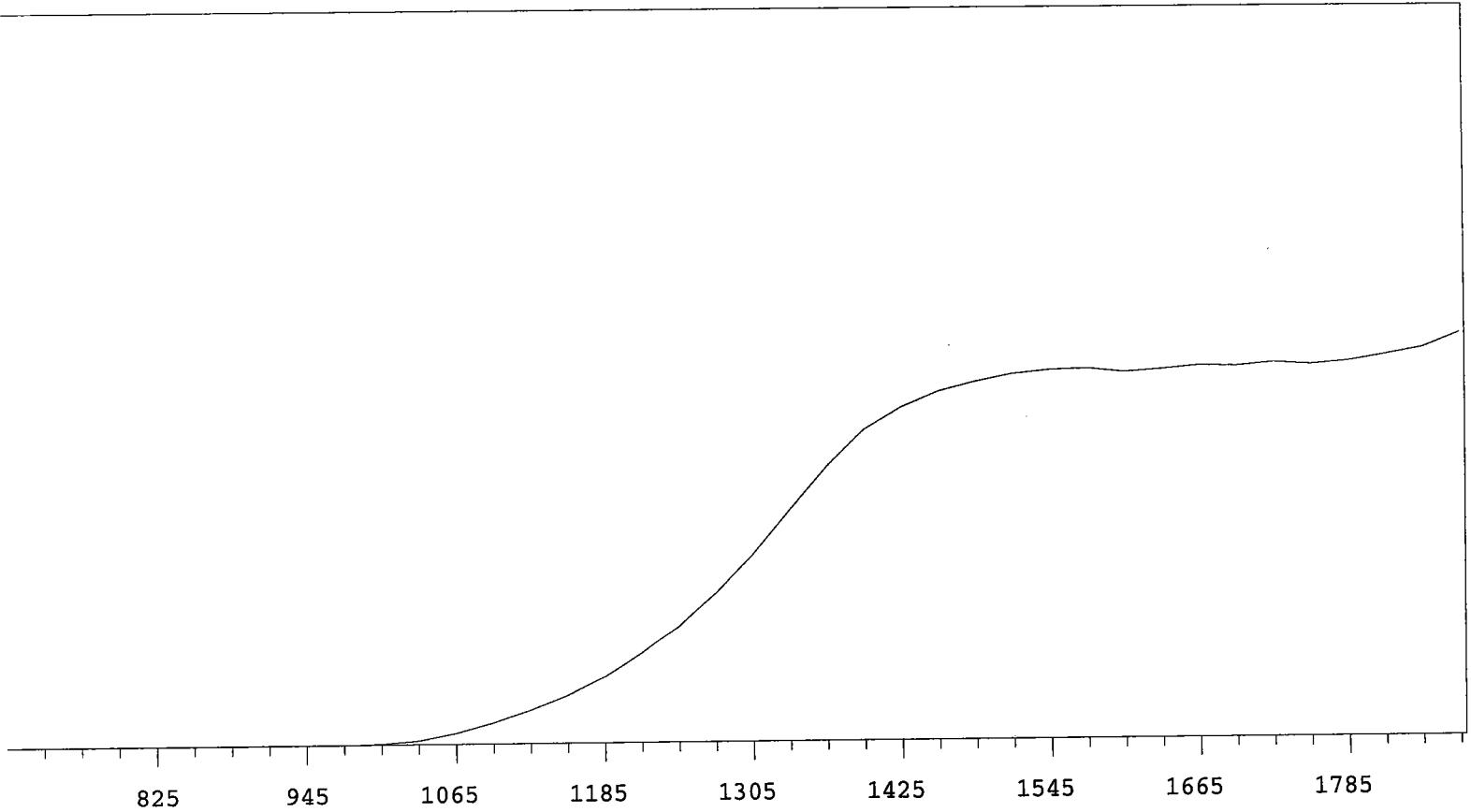
MPC 9600 Plateau  
Alpha Volts: 705

Instrument 5 MPC 9604 Detector C  
Beta Volts: 1575

7/1/2009



VOLTS	COUNTS	%/100 Volts	VOLTS	COUNTS	%/100 Volts
705	0		1305	17085	+68.24
735	0		1335	21135	+59.99
765	0		1365	25066	+47.39
795	0	>100	1395	28530	+33.93
825	0	>100	1425	30823	+22.30
855	1	>100	1455	32287	+12.93
885	0	>100	1485	33217	+6.71
915	1	>100	1515	33474	+3.57
945	2	>100	1545	33517	+1.17
975	7	>100	1575	33921	+1.13
1005	56	>100	1605	33584	+1.27
1035	305	>100	1635	34014	+1.12
1065	982	>100	1665	34116	+0.98
1095	1874	>100	1695	34225	-0.22
1125	2890	>100	1725	33980	+0.58
1155	4260	>100	1755	33971	+1.96
1185	6001	>100	1785	34541	+3.64
1215	8050	+91.54	1815	34954	+5.38
1245	10895	+82.98	1845	35375	
1275	13556	+76.26	1875	36384	

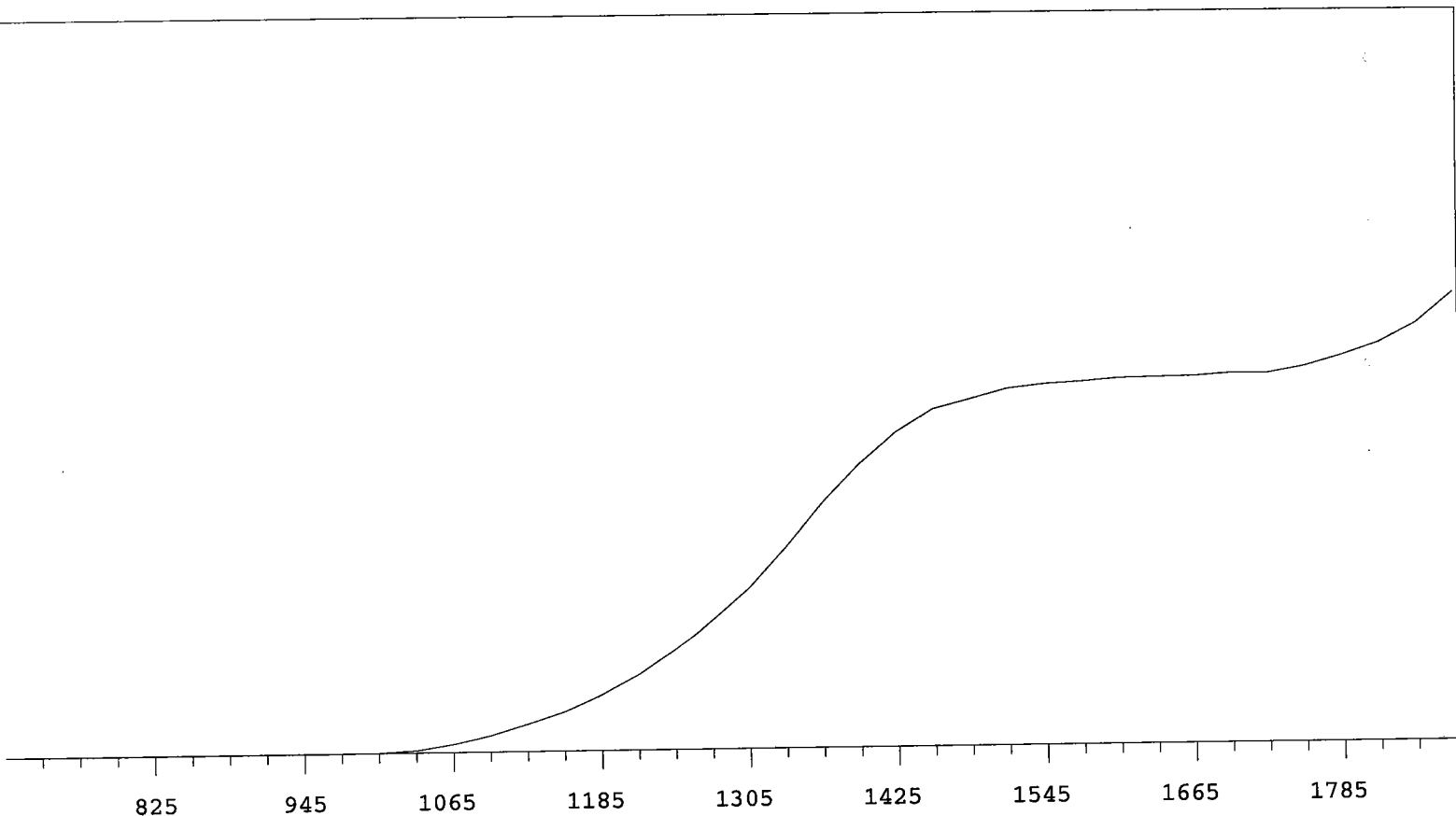


VOLTS	COUNTS	%/100 Volts	VOLTS	COUNTS	%/100 Volts
705	0		1305	15025	+68.87
735	0		1335	18640	+58.97
765	0		1365	22048	+45.84
795	0	>100	1395	24877	+32.08
825	0	>100	1425	26653	+20.83
855	0	>100	1455	27899	+13.08
885	0	>100	1485	28670	+8.43
915	0	>100	1515	29257	+5.13
945	0	>100	1545	29568	+2.06
975	6	>100	1575	29683	+0.52
1005	81	>100	1605	29362	+0.57
1035	318	>100	1635	29589	+0.80
1065	897	>100	1665	29870	+1.82
1095	1710	>100	1695	29783	+0.90
1125	2714	>100	1725	30077	+0.75
1155	3925	>100	1755	29889	+2.02
1185	5395	+97.31	1785	30152	+3.33
1215	7282	+88.49	1815	30656	+6.54
1245	9426	+81.36	1845	31211	
1275	12007	+75.65	1875	32389	

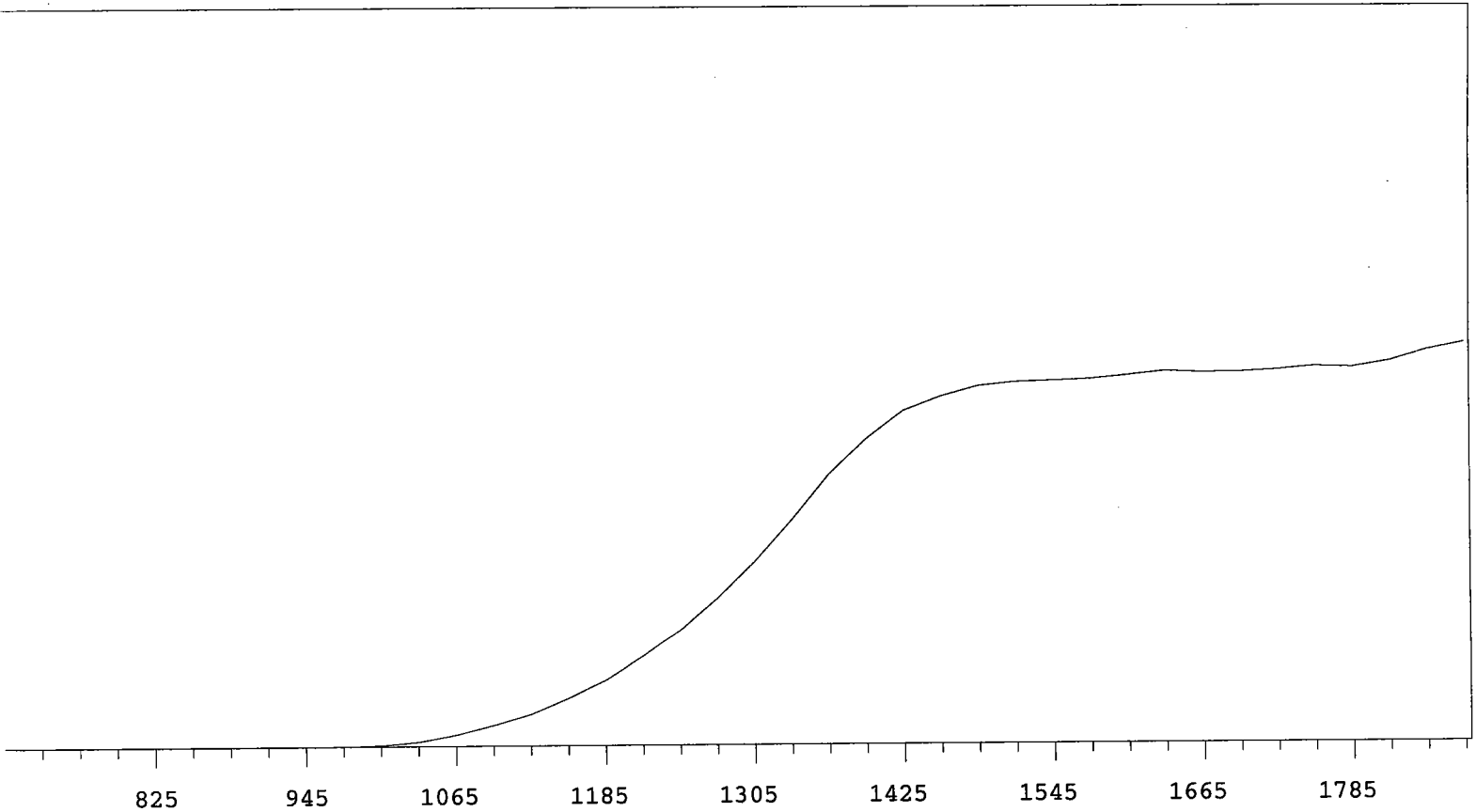
MPC 9600 Plateau  
Alpha Volts: 705

Instrument 6 MPC 9604 Detector A  
Beta Volts: 1575

7/1/2009



VOLTS	COUNTS	%/100 Volts	VOLTS	COUNTS	%/100 Volts
705	0		1305	16217	+71.57
735	0		1335	20184	+63.76
765	0		1365	24605	+53.98
795	0	>100	1395	28528	+41.40
825	0	>100	1425	31675	+28.02
855	0	>100	1455	33899	+17.93
885	0	>100	1485	34826	+10.65
915	0	>100	1515	35815	+6.13
945	0	>100	1545	36225	+4.15
975	7	>100	1575	36456	+2.28
1005	31	>100	1605	36747	+1.47
1035	238	>100	1635	36801	+1.26
1065	810	>100	1665	36859	+0.85
1095	1637	>100	1695	37095	+1.85
1125	2743	>100	1725	37072	+4.01
1155	3932	>100	1755	37724	+6.65
1185	5579	>100	1785	38802	+10.33
1215	7602	+94.41	1815	40036	+14.71
1245	10078	+84.86	1845	41975	
1275	13091	+77.67	1875	45123	

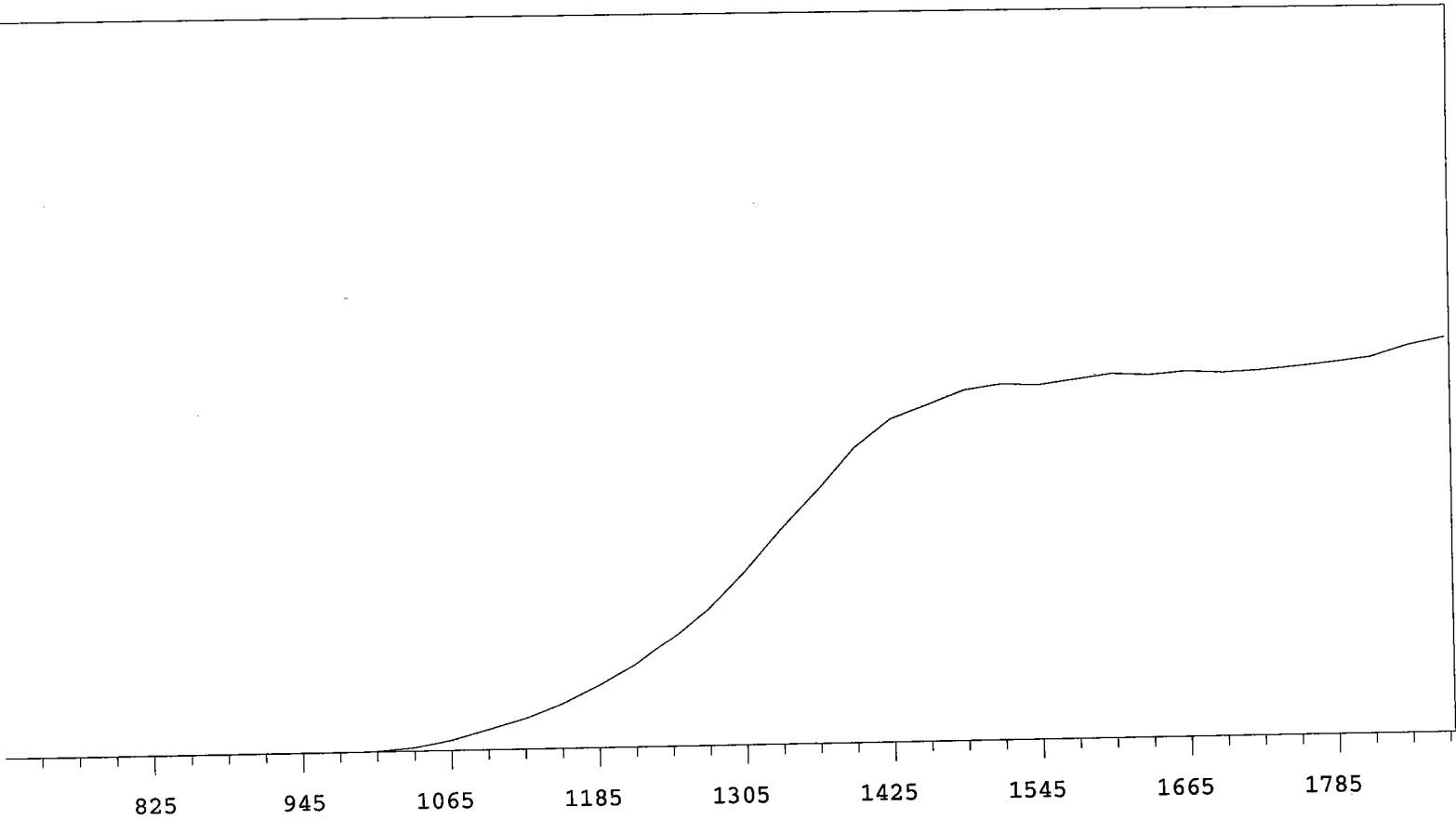


VOLTS	COUNTS	%/100 Volts	VOLTS	COUNTS	%/100 Volts
705	0		1305	20094	+68.67
735	0		1335	24665	+59.40
765	0		1365	29591	+47.86
795	0	>100	1395	33376	+34.51
825	1	+83.33	1425	36440	+22.50
855	1	-83.33	1455	38024	+13.58
885	0	>100	1485	39187	+7.04
915	0	>100	1515	39608	+3.63
945	5	>100	1545	39722	+2.10
975	18	>100	1575	39894	+2.32
1005	125	>100	1605	40298	+2.09
1035	482	>100	1635	40711	+1.41
1065	1255	>100	1665	40574	+0.80
1095	2318	>100	1695	40608	+1.02
1125	3540	>100	1725	40839	+1.28
1155	5288	>100	1755	41201	+1.97
1185	7168	+98.51	1785	41065	+3.74
1215	9760	+88.48	1815	41711	+5.42
1245	12656	+81.52	1845	42917	
1275	16065	+74.58	1875	43699	

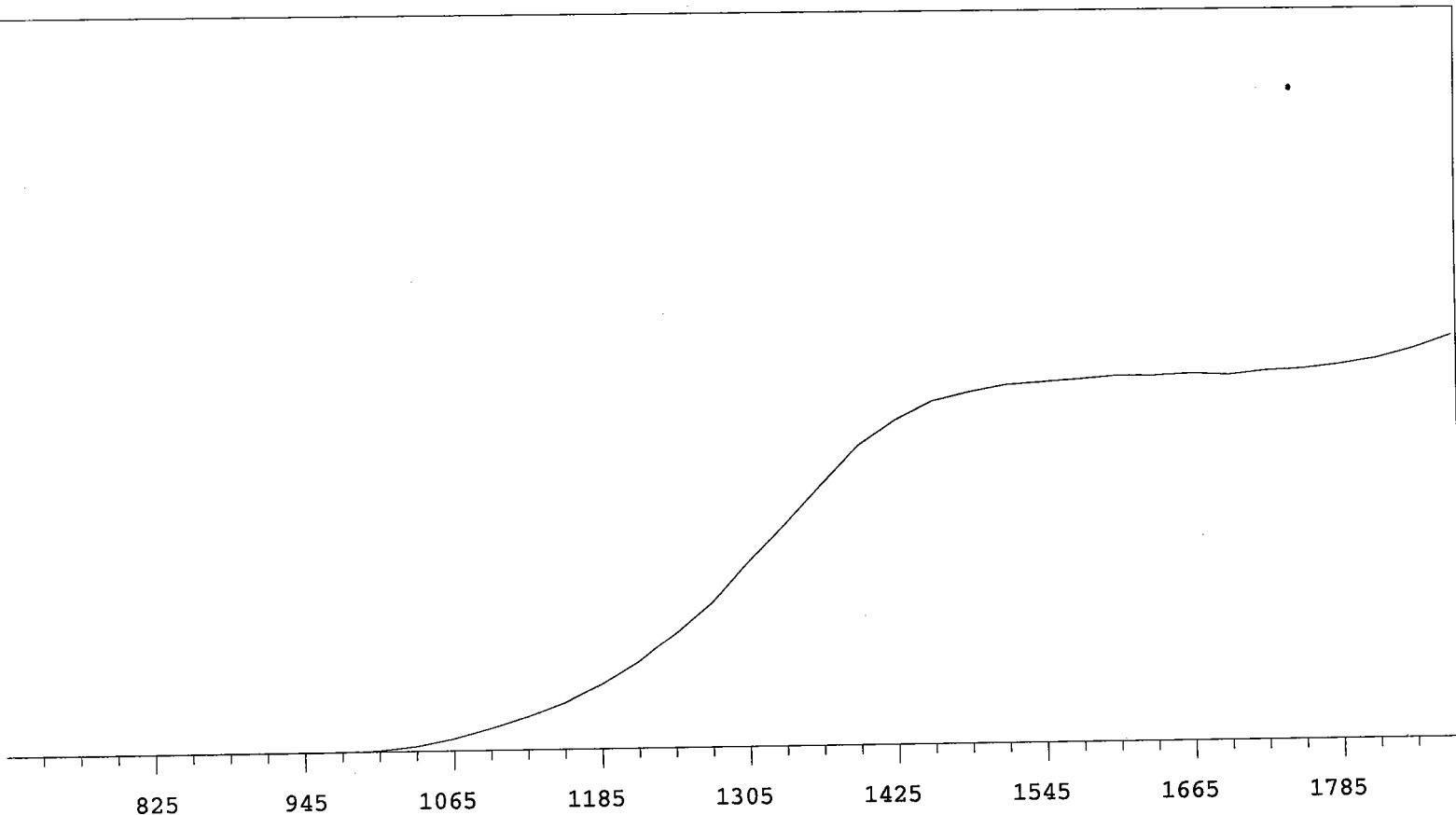
MPC 9600 Plateau  
Alpha Volts: 705

Instrument 6 MPC 9604 Detector C  
Beta Volts: 1575

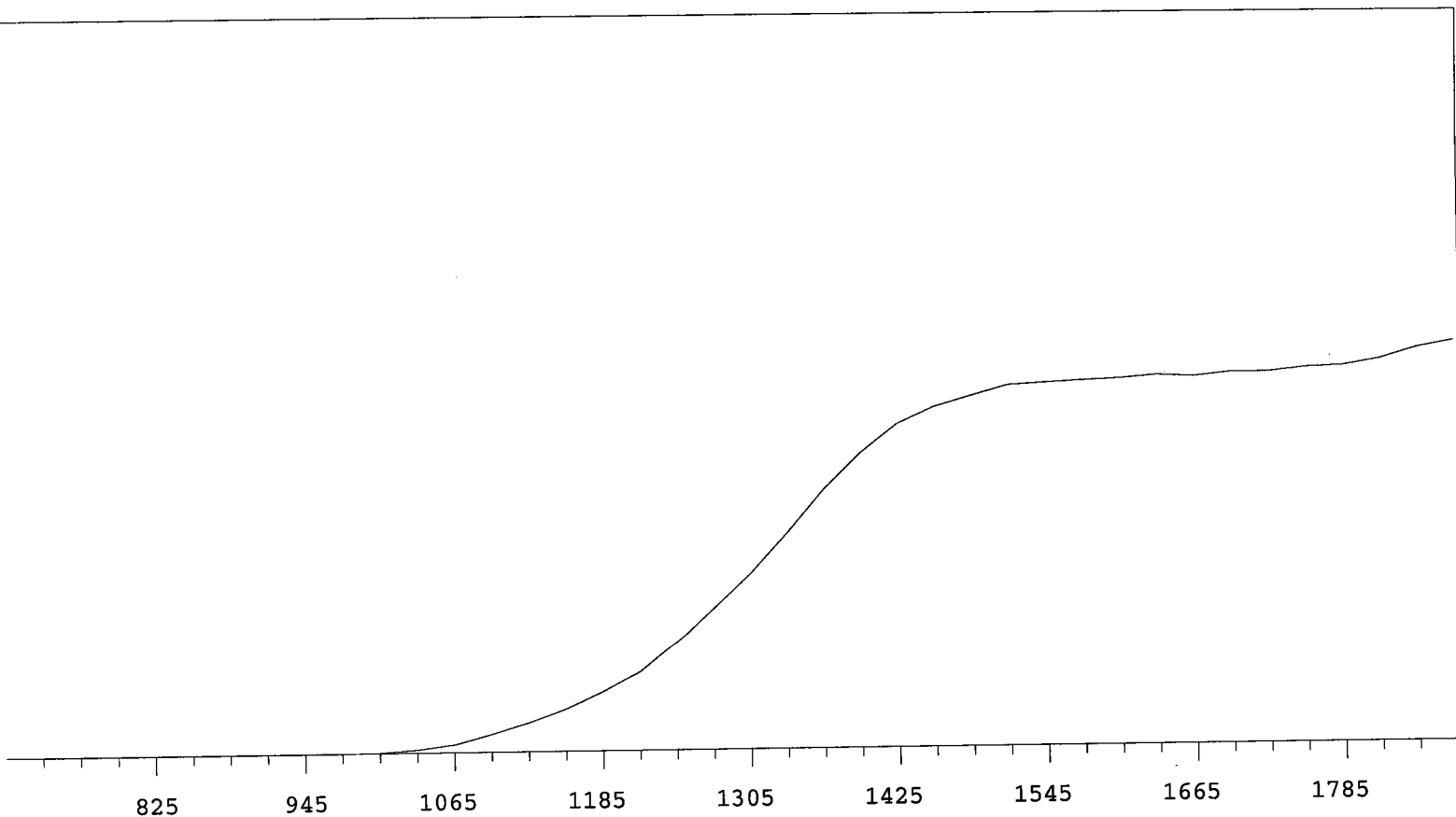
7/1/2009



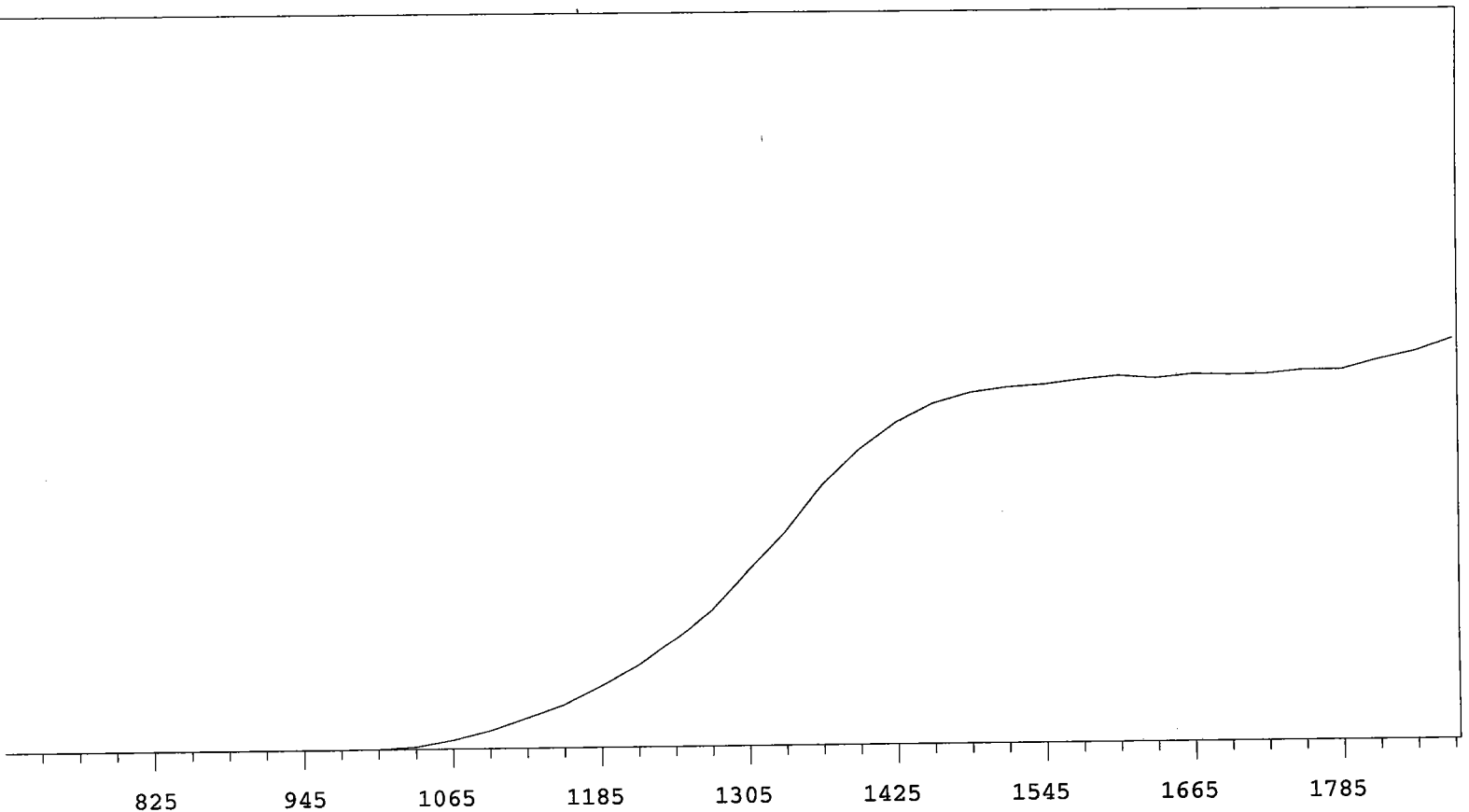
VOLTS	COUNTS	%/100 Volts	VOLTS	COUNTS	%/100 Volts
705	0		1305	17350	+67.80
735	0		1335	21371	+60.27
765	1	+0.00	1365	25084	+49.32
795	0	>100	1395	29177	+36.15
825	0	+0.00	1425	31927	+24.86
855	0	>100	1455	33217	+14.70
885	1	>100	1485	34545	+7.74
915	1	>100	1515	35097	+4.64
945	2	>100	1545	34927	+2.96
975	8	>100	1575	35439	+2.21
1005	70	>100	1605	35939	+2.41
1035	353	>100	1635	35763	+0.94
1065	990	>100	1665	36053	+0.35
1095	1956	>100	1695	35886	+1.15
1125	3024	>100	1725	36066	+1.77
1155	4400	>100	1755	36379	+3.03
1185	6173	+99.75	1785	36768	+4.80
1215	8230	+89.85	1815	37193	+6.14
1245	10904	+82.36	1845	38320	
1275	13747	+76.18	1875	39061	



VOLTS	COUNTS	%/100 Volts	VOLTS	COUNTS	%/100 Volts
705	0		1305	17954	+65.82
735	0		1335	21482	+57.64
765	0		1365	25373	+45.78
795	1	+0.00	1395	29042	+34.80
825	0	>100	1425	31373	+23.29
855	0	+0.00	1455	33143	+14.25
885	0	>100	1485	34006	+8.49
915	1	>100	1515	34662	+4.71
945	0	>100	1545	34892	+3.14
975	14	>100	1575	35129	+1.86
1005	109	>100	1605	35411	+1.49
1035	481	>100	1635	35380	+0.62
1065	1177	>100	1665	35554	+0.65
1095	2133	>100	1695	35385	+1.18
1125	3243	>100	1725	35755	+1.89
1155	4554	>100	1755	35907	+3.26
1185	6285	+98.38	1785	36305	+4.62
1215	8468	+89.75	1815	36870	+6.98
1245	11266	+83.13	1845	37807	
1275	14088	+74.43	1875	39047	

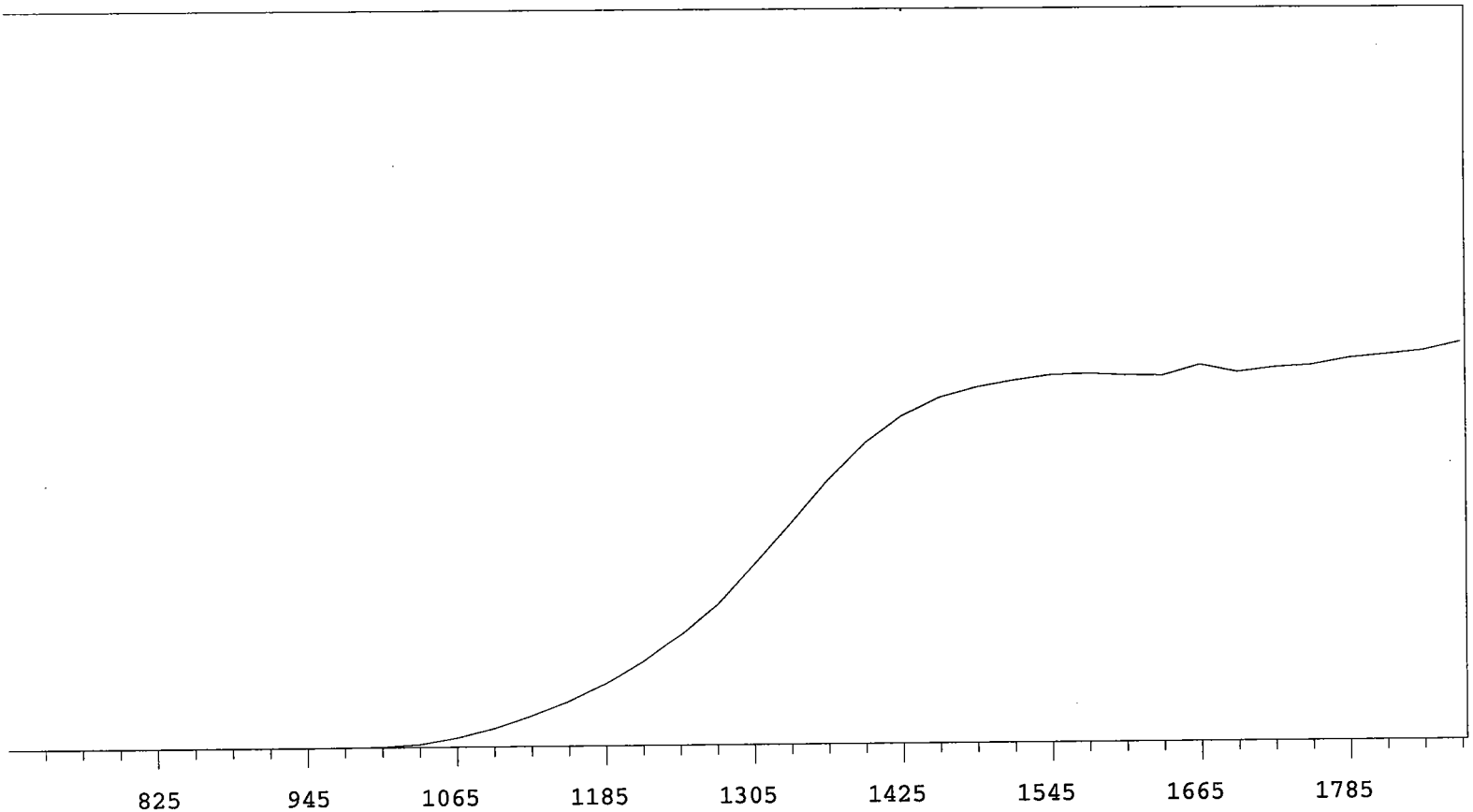


VOLTS	COUNTS	%/100 Volts	VOLTS	COUNTS	%/100 Volts
705	0		1305	13228	+70.36
735	0		1335	16271	+60.12
765	0		1365	19506	+49.19
795	0	>100	1395	22188	+36.46
825	1	+83.33	1425	24373	+24.43
855	1	-83.33	1455	25649	+15.99
885	0	-55.56	1485	26433	+9.58
915	0	>100	1515	27195	+5.74
945	1	>100	1545	27367	+3.24
975	3	>100	1575	27490	+1.86
1005	42	>100	1605	27608	+1.22
1035	242	>100	1635	27841	+1.33
1065	613	>100	1665	27695	+1.11
1095	1353	>100	1695	27999	+1.42
1125	2213	>100	1725	27992	+2.04
1155	3256	>100	1755	28289	+2.52
1185	4474	>100	1785	28408	+4.56
1215	5932	+94.10	1815	28863	+5.70
1245	8072	+87.32	1845	29664	
1275	10579	+79.61	1875	30148	



VOLTS	COUNTS	%/100 Volts	VOLTS	COUNTS	%/100 Volts
705	0		1305	16978	+70.97
735	0		1335	20569	+61.39
765	0		1365	24989	+48.97
795	0	>100	1395	28389	+36.69
825	0	>100	1425	30977	+24.05
855	0	>100	1455	32727	+14.93
885	0	>100	1485	33697	+8.42
915	1	>100	1515	34195	+4.89
945	1	>100	1545	34437	+3.49
975	3	>100	1575	34850	+2.11
1005	34	>100	1605	35174	+1.62
1035	221	>100	1635	34923	+0.68
1065	825	>100	1665	35250	+0.35
1095	1709	>100	1695	35171	+1.24
1125	2873	>100	1725	35237	+1.02
1155	4078	>100	1755	35584	+2.79
1185	5858	>100	1785	35587	+4.59
1215	7809	+91.82	1815	36485	+6.74
1245	10336	+85.02	1845	37270	
1275	13215	+77.79	1875	38453	



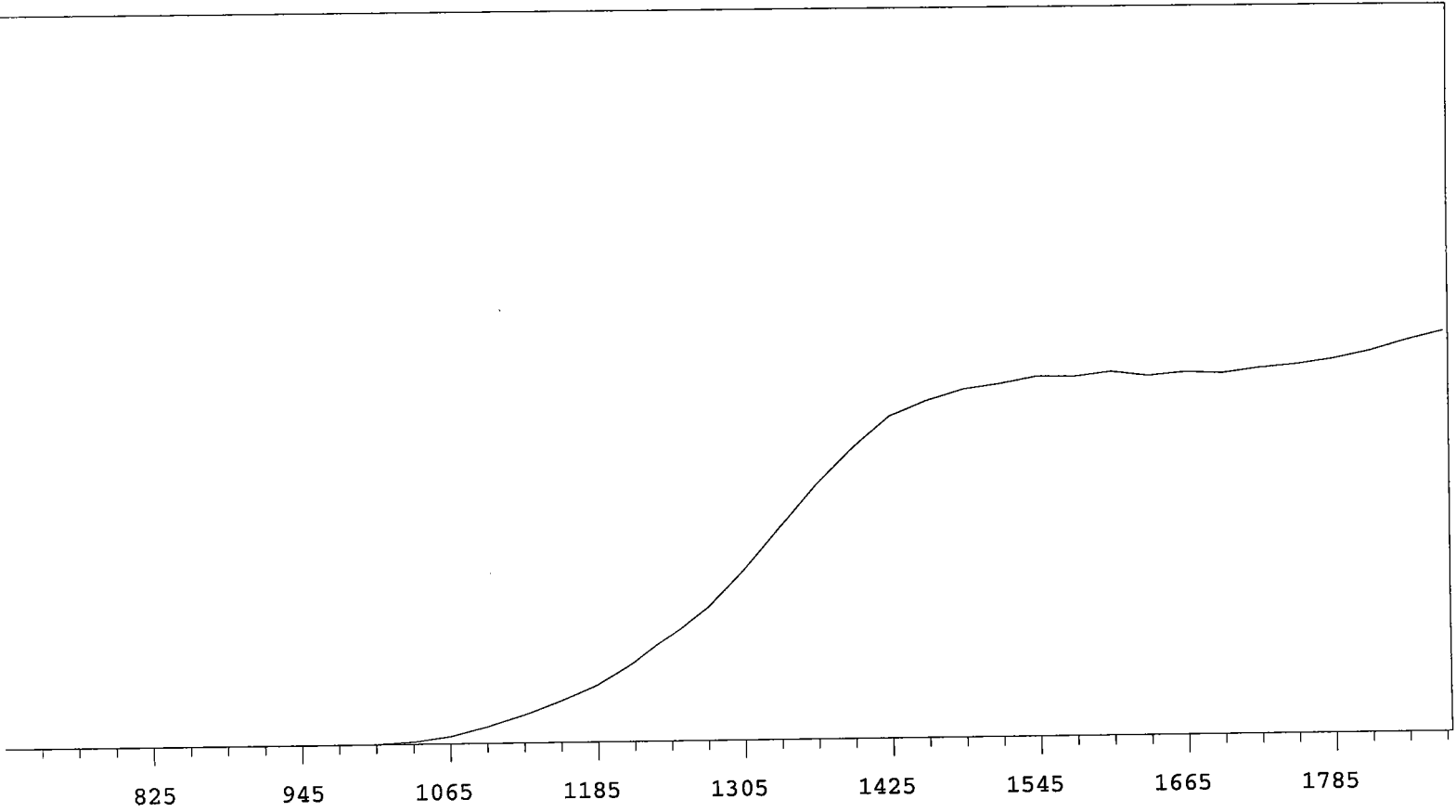


VOLTS	COUNTS	%/100 Volts	VOLTS	COUNTS	%/100 Volts
705	0		1305	16543	+70.03
735	0		1335	20257	+60.71
765	0		1365	24245	+48.17
795	0	>100	1395	27602	+35.50
825	0	>100	1425	30019	+23.48
855	0	>100	1455	31614	+14.53
885	0	>100	1485	32522	+8.91
915	0	>100	1515	33103	+5.28
945	0	>100	1545	33572	+2.60
975	4	>100	1575	33695	+0.70
1005	57	>100	1605	33525	+1.48
1035	277	>100	1635	33477	+0.99
1065	817	>100	1665	34432	+1.49
1095	1666	>100	1695	33745	+1.43
1125	2766	>100	1725	34149	+1.60
1155	4077	>100	1755	34350	+3.69
1185	5667	>100	1785	34955	+3.62
1215	7694	+91.50	1815	35251	+4.44
1245	10209	+84.83	1845	35592	
1275	12950	+77.50	1875	36382	

MPC 9600 Plateau  
Alpha Volts: 705

Instrument 7 MPC 9604 Detector D  
Beta Volts: 1575

7/1/2009

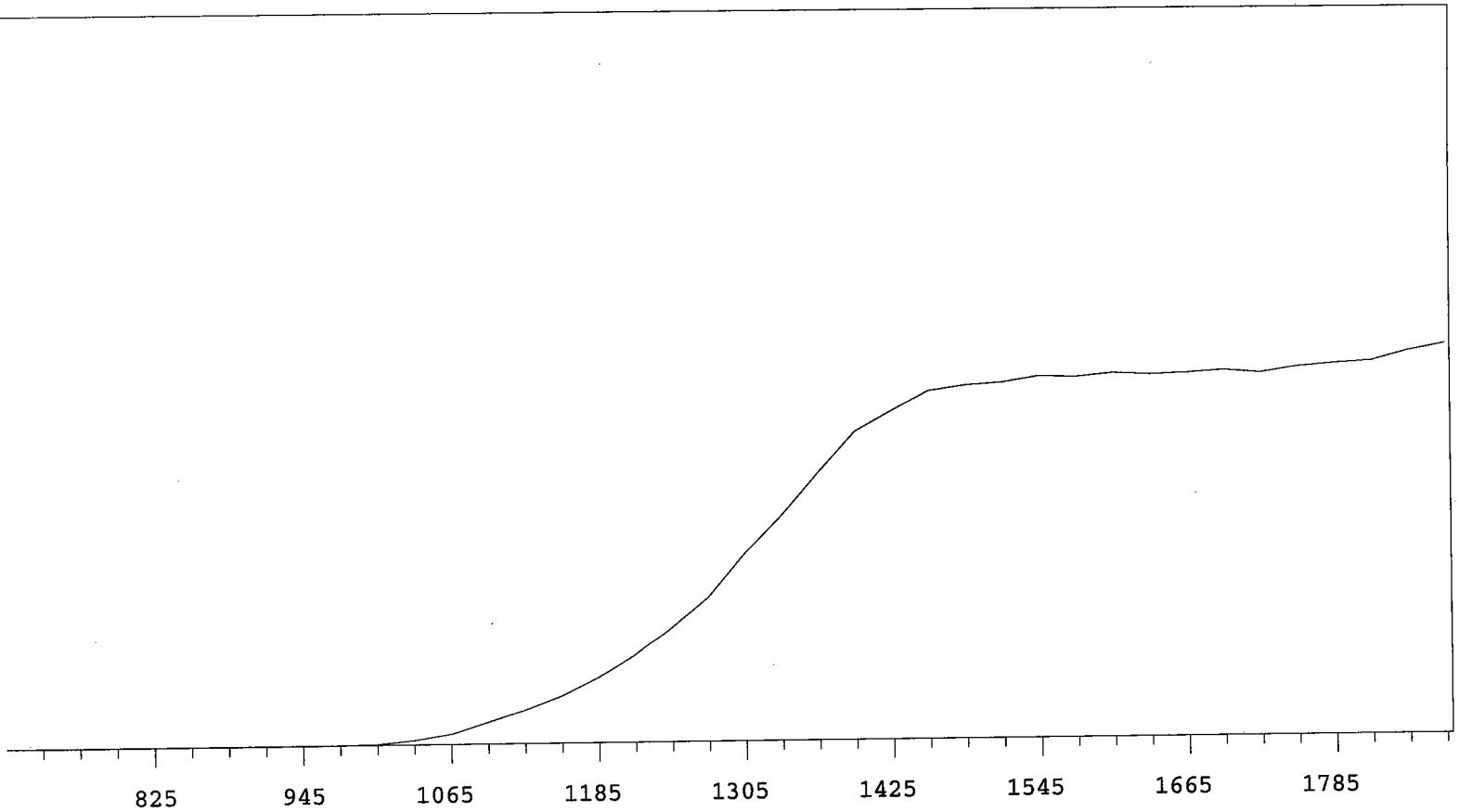


VOLTS	COUNTS	%/100 Volts	VOLTS	COUNTS	%/100 Volts
705	0		1305	14016	+71.42
735	0		1335	17436	+62.21
765	0		1365	20814	+50.32
795	0	>100	1395	23760	+36.91
825	0	>100	1425	26302	+24.91
855	0	>100	1455	27519	+15.17
885	0	>100	1485	28410	+8.91
915	0	>100	1515	28843	+5.41
945	0	>100	1545	29396	+3.58
975	5	>100	1575	29357	+1.54
1005	29	>100	1605	29719	+0.51
1035	204	>100	1635	29358	+0.23
1065	609	>100	1665	29623	+0.57
1095	1354	>100	1695	29509	+2.12
1125	2316	>100	1725	29896	+2.84
1155	3418	>100	1755	30165	+4.42
1185	4654	>100	1785	30570	+5.65
1215	6455	+92.99	1815	31180	+6.95
1245	8669	+86.45	1845	31995	
1275	10931	+79.15	1875	32717	

MPC 9600 Plateau  
Alpha Volts: 705

Instrument 8 MPC 9604 Detector A  
Beta Volts: 1575

7/1/2009

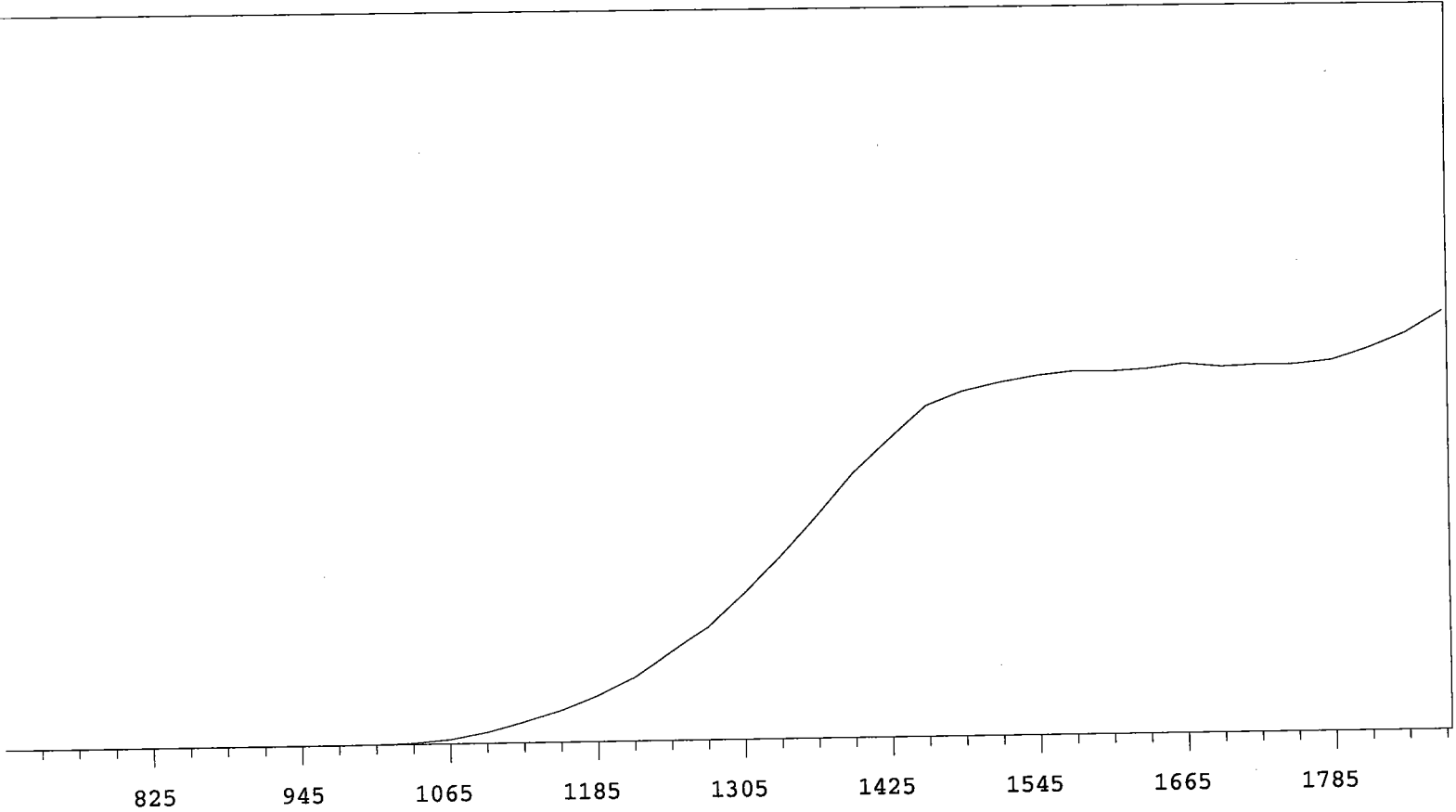


VOLTS	COUNTS	%/100 Volts	VOLTS	COUNTS	%/100 Volts
705	0		1305	19482	+67.45
735	0		1335	23344	+59.35
765	0		1365	27793	+45.86
795	0	>100	1395	31916	+34.29
825	0	>100	1425	33979	+21.61
855	0	>100	1455	35993	+11.71
885	0	>100	1485	36530	+7.04
915	0	>100	1515	36796	+3.11
945	1	>100	1545	37393	+2.44
975	9	>100	1575	37279	+1.41
1005	96	>100	1605	37650	+0.49
1035	468	>100	1635	37458	+0.91
1065	1084	>100	1665	37579	+0.12
1095	2286	>100	1695	37828	+1.10
1125	3479	>100	1725	37535	+1.72
1155	4912	>100	1755	38104	+2.18
1185	6819	+98.23	1785	38416	+4.12
1215	9153	+89.05	1815	38633	+4.92
1245	12105	+83.21	1845	39649	
1275	15122	+75.24	1875	40366	

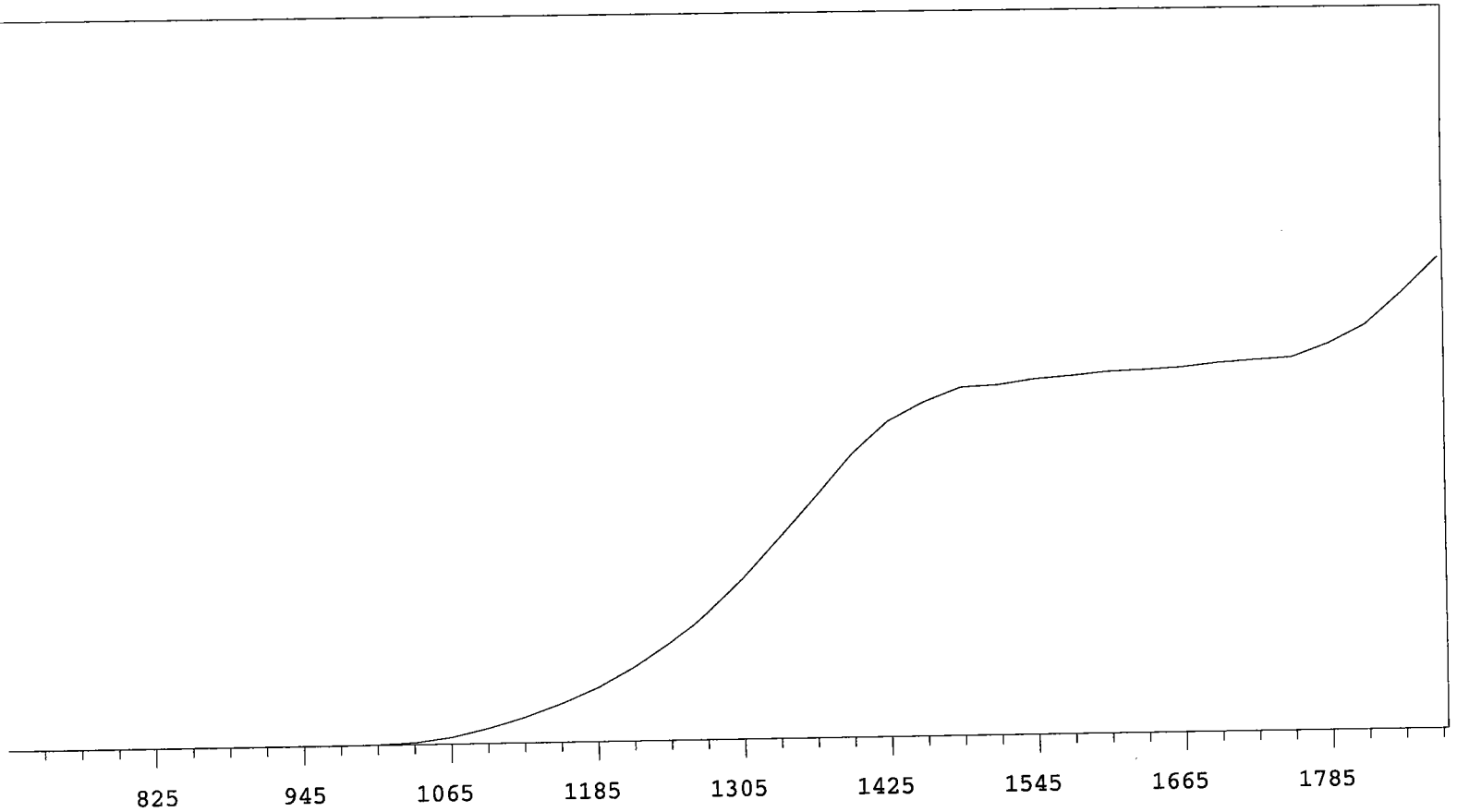
MPC 9600 Plateau  
Alpha Volts: 705

Instrument 8 MPC 9604 Detector B  
Beta Volts: 1575

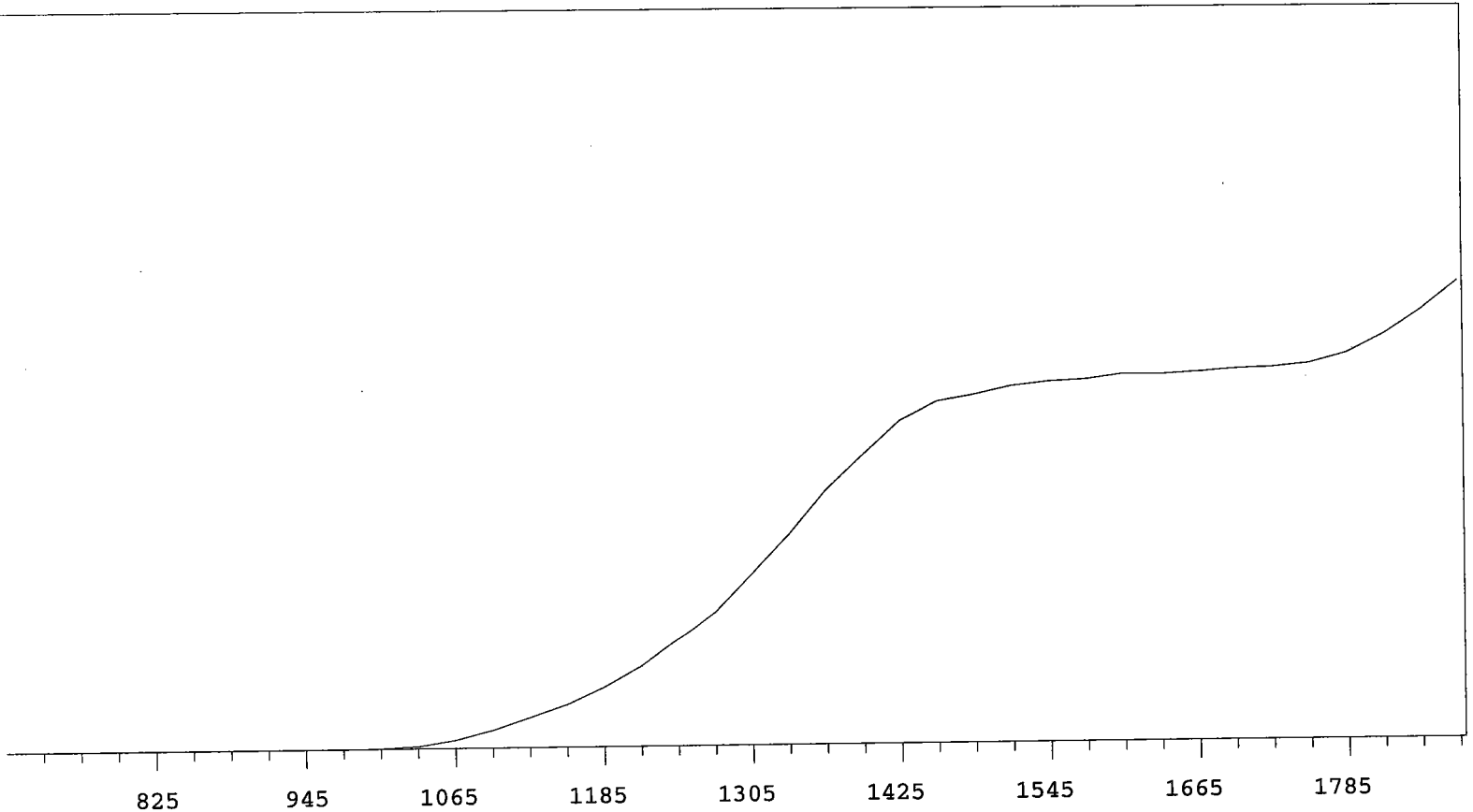
7/1/2009



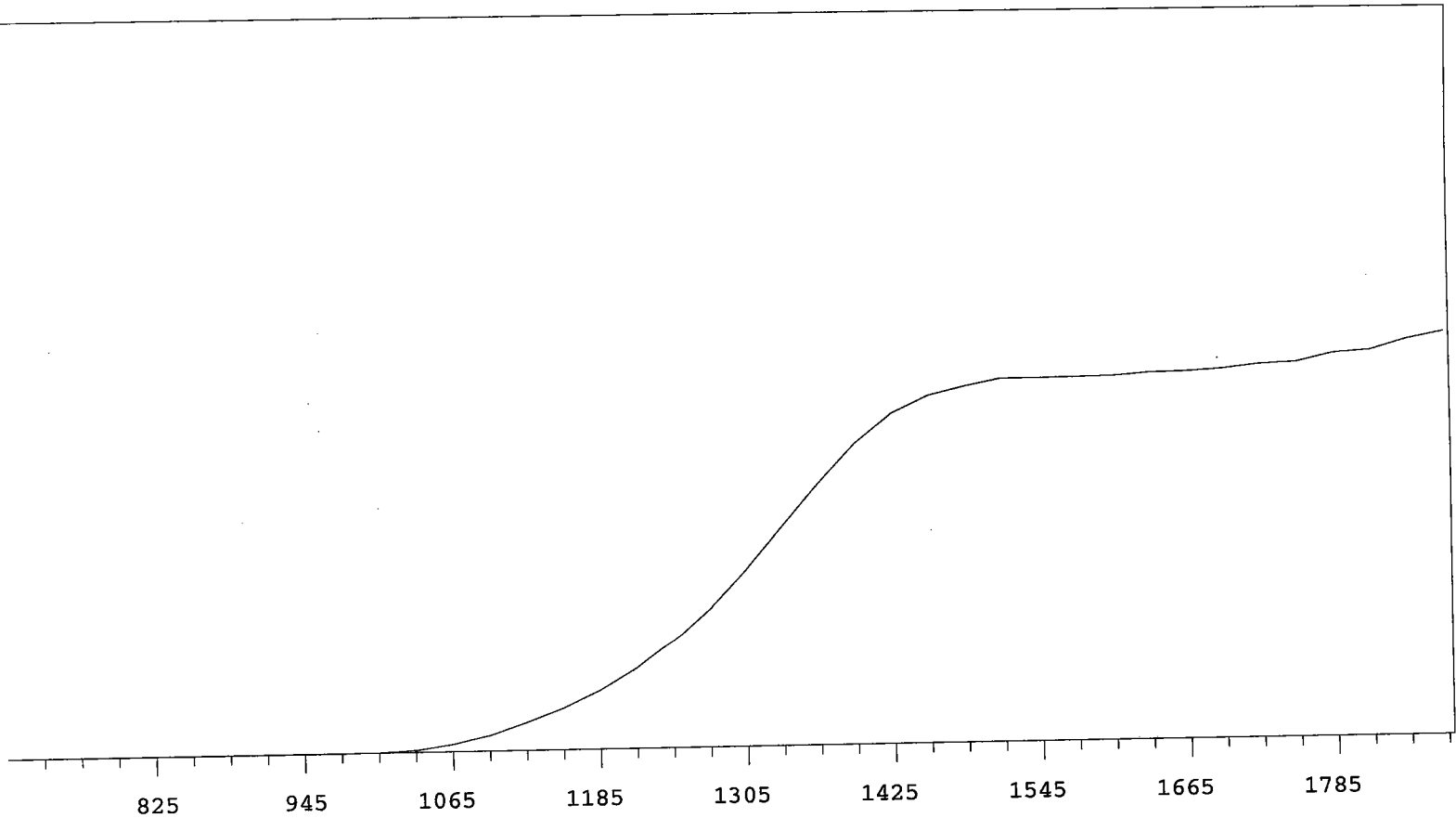
VOLTS	COUNTS	%/100 Volts	VOLTS	COUNTS	%/100 Volts
705	0		1305	16337	+74.91
735	0		1335	20471	+68.07
765	0		1365	25012	+57.86
795	0	>100	1395	29694	+47.48
825	0	>100	1425	33409	+35.17
855	0	>100	1455	37013	+23.27
885	0	>100	1485	38629	+14.35
915	0	>100	1515	39529	+7.69
945	0	>100	1545	40284	+4.34
975	0	>100	1575	40711	+2.52
1005	20	>100	1605	40642	+1.97
1035	122	>100	1635	40879	+1.11
1065	511	>100	1665	41405	+0.98
1095	1263	>100	1695	41011	+0.30
1125	2390	>100	1725	41182	+0.41
1155	3641	>100	1755	41178	+3.28
1185	5246	>100	1785	41573	+6.47
1215	7212	+98.32	1815	42858	+10.82
1245	9897	+89.80	1845	44440	
1275	12742	+82.40	1875	46780	



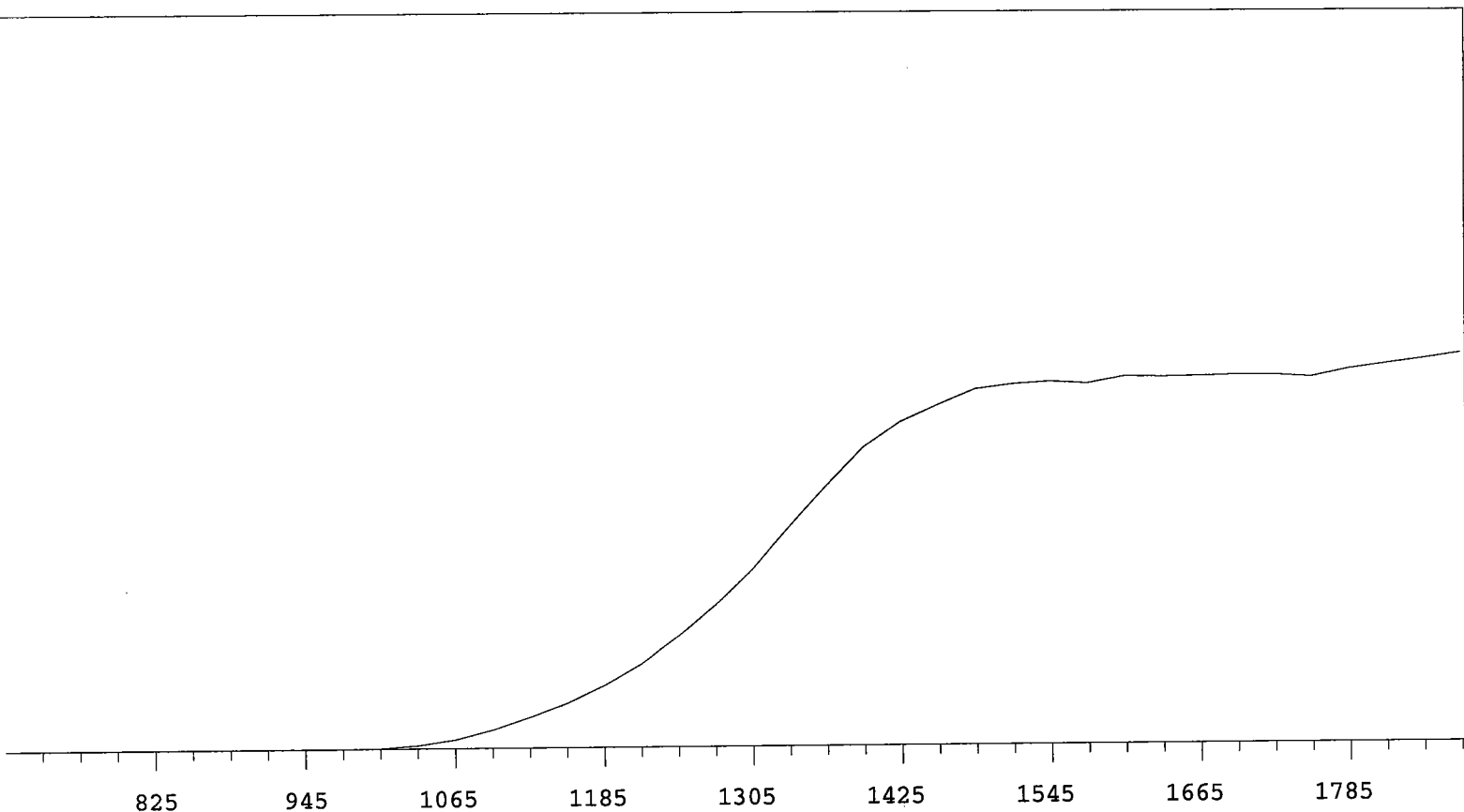
VOLTS	COUNTS	%/100 Volts	VOLTS	COUNTS	%/100 Volts
705	0		1305	16303	+72.82
735	0		1335	20309	+64.32
765	0		1365	24364	+53.82
795	0	>100	1395	28527	+40.95
825	0	>100	1425	31774	+28.74
855	0	>100	1455	33631	+16.87
885	0	>100	1485	35030	+9.25
915	0	>100	1515	35208	+5.21
945	0	>100	1545	35741	+3.27
975	4	>100	1575	36019	+2.95
1005	46	>100	1605	36373	+2.21
1035	202	>100	1635	36484	+2.27
1065	697	>100	1665	36713	+2.28
1095	1532	>100	1695	37093	+2.46
1125	2614	>100	1725	37325	+4.17
1155	3953	>100	1755	37543	+7.52
1185	5474	>100	1785	38833	+13.43
1215	7466	+93.09	1815	40656	+19.49
1245	9842	+86.73	1845	43753	
1275	12814	+80.29	1875	47246	



VOLTS	COUNTS	%/100 Volts	VOLTS	COUNTS	%/100 Volts
705	0		1305	16889	+70.18
735	0		1335	20600	+61.29
765	1	+0.00	1365	24824	+50.40
795	0	>100	1395	28208	+38.85
825	0	>100	1425	31539	+25.79
855	0	>100	1455	33391	+16.06
885	0	>100	1485	33991	+8.60
915	0	>100	1515	34782	+5.01
945	0	>100	1545	35201	+4.10
975	5	>100	1575	35380	+2.50
1005	47	>100	1605	35849	+1.87
1035	243	>100	1635	35784	+1.79
1065	792	>100	1665	36000	+1.43
1095	1744	>100	1695	36269	+2.10
1125	2933	>100	1725	36381	+3.46
1155	4123	>100	1755	36733	+6.86
1185	5780	>100	1785	37669	+11.78
1215	7791	+91.58	1815	39465	+16.64
1245	10478	+84.93	1845	41803	
1275	13118	+77.50	1875	44665	



VOLTS	COUNTS	%/100 Volts	VOLTS	COUNTS	%/100 Volts
705	0		1305	16226	+71.71
735	0		1335	20083	+61.95
765	1	+0.00	1365	23913	+49.99
795	0	>100	1395	27526	+36.97
825	0	>100	1425	30193	+24.54
855	0	>100	1455	31747	+14.71
885	0	>100	1485	32544	+7.71
915	0	>100	1515	33198	+3.66
945	0	>100	1545	33188	+1.51
975	2	>100	1575	33227	+0.73
1005	33	>100	1605	33278	+1.04
1035	203	>100	1635	33518	+1.38
1065	668	>100	1665	33565	+1.95
1095	1403	>100	1695	33774	+1.99
1125	2545	>100	1725	34135	+3.30
1155	3800	>100	1755	34244	+3.67
1185	5363	>100	1785	35022	+4.84
1215	7355	+95.00	1815	35229	+5.93
1245	9807	+87.69	1845	36179	
1275	12700	+80.28	1875	36821	



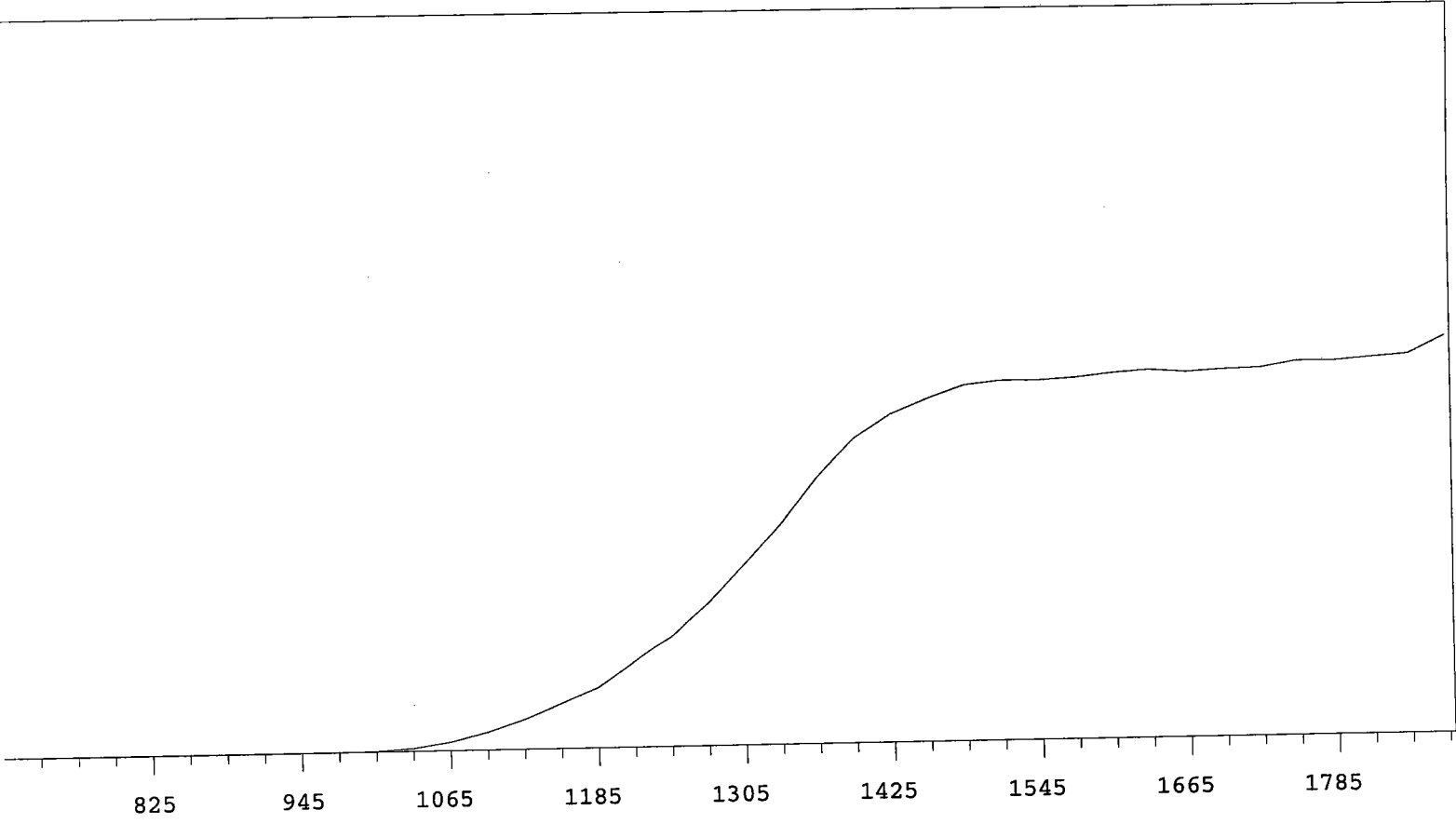
VOLTS    COUNTS    %/100 Volts

VOLTS    COUNTS    %/100 Volts

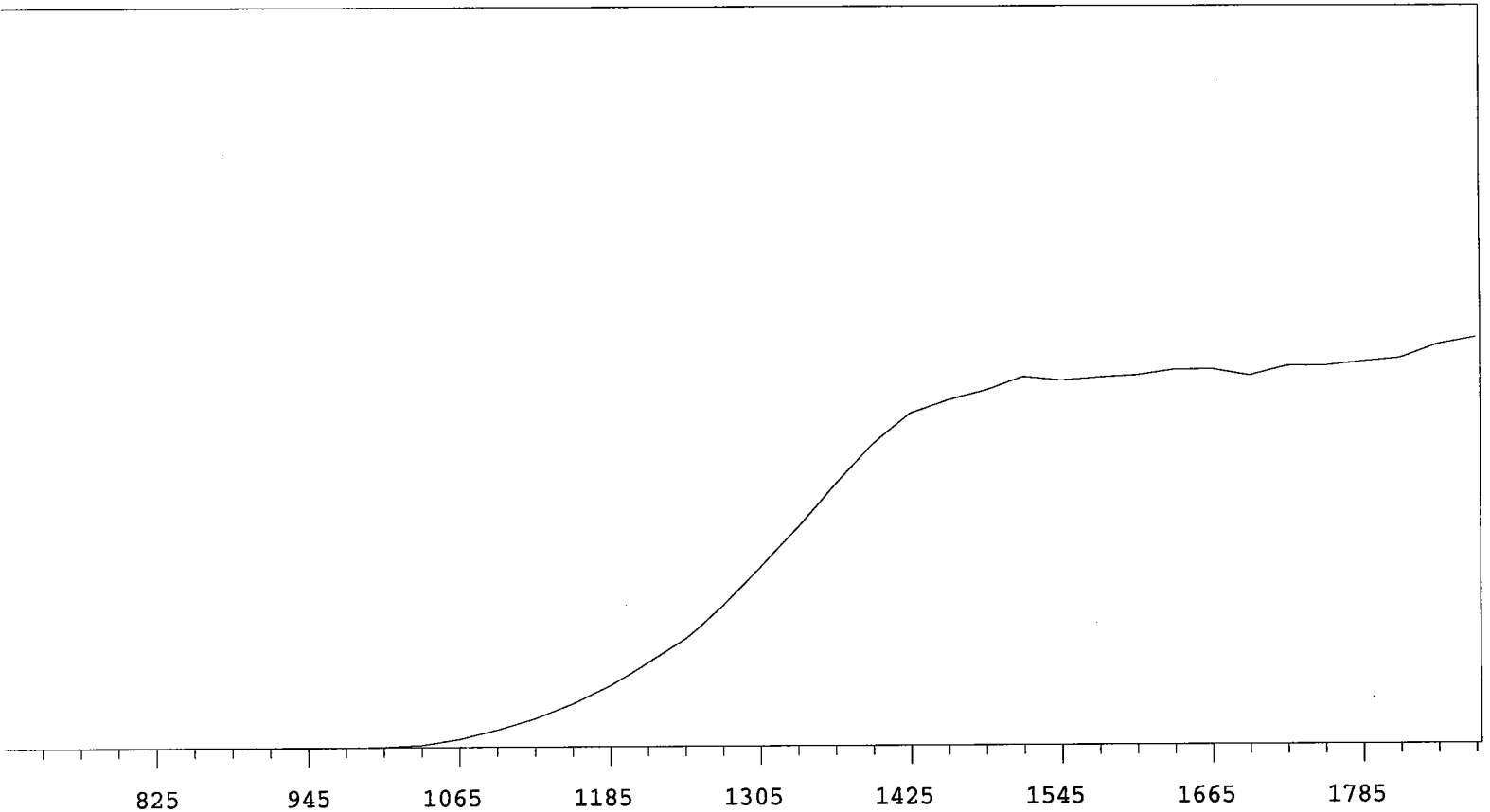
705        0  
 735        0  
 765        0  
 795        0 >100  
 825        0 >100  
 855        0 >100  
 885        0 >100  
 915        0 >100  
 945        0 >100  
 975        4 >100  
 1005       45 >100  
 1035       300 >100  
 1065       836 >100  
 1095       1742 >100  
 1125       2896 >100  
 1155       4198 >100  
 1185       5849 >100  
 1215       7887 +92.20  
 1245       10561 +83.55  
 1275       13442 +76.62

1305       16723 +68.78  
 1335       20749 +60.55  
 1365       24686 +48.78  
 1395       28343 +35.24  
 1425       30657 +24.31  
 1455       32208 +15.22  
 1485       33662 +9.32  
 1515       34098 +4.47  
 1545       34326 +2.17  
 1575       34133 +1.60  
 1605       34758 +1.41  
 1635       34706 +1.35  
 1665       34769 +0.30  
 1695       34830 -0.10  
 1725       34850 +0.90  
 1755       34613 +2.41  
 1785       35351 +3.87  
 1815       35849 +4.97  
 1845       36285  
 1875       36814





VOLTS	COUNTS	%/100 Volts	VOLTS	COUNTS	%/100 Volts
705	0		1305	20192	+70.39
735	0		1335	24524	+60.97
765	0		1365	29650	+48.44
795	0	>100	1395	33904	+35.09
825	0	>100	1425	36549	+22.73
855	0	>100	1455	38217	+13.58
885	1	>100	1485	39628	+7.51
915	1	>100	1515	40035	+3.73
945	2	>100	1545	40020	+1.92
975	3	>100	1575	40236	+2.06
1005	64	>100	1605	40680	+1.62
1035	349	>100	1635	40953	+1.03
1065	970	>100	1665	40643	+0.43
1095	1982	>100	1695	40882	+1.41
1125	3328	>100	1725	40979	+2.18
1155	5012	>100	1755	41654	+2.20
1185	6669	>100	1785	41602	+2.27
1215	9448	+92.67	1815	41935	+4.50
1245	12293	+86.58	1845	42259	
1275	15917	+76.99	1875	44183	

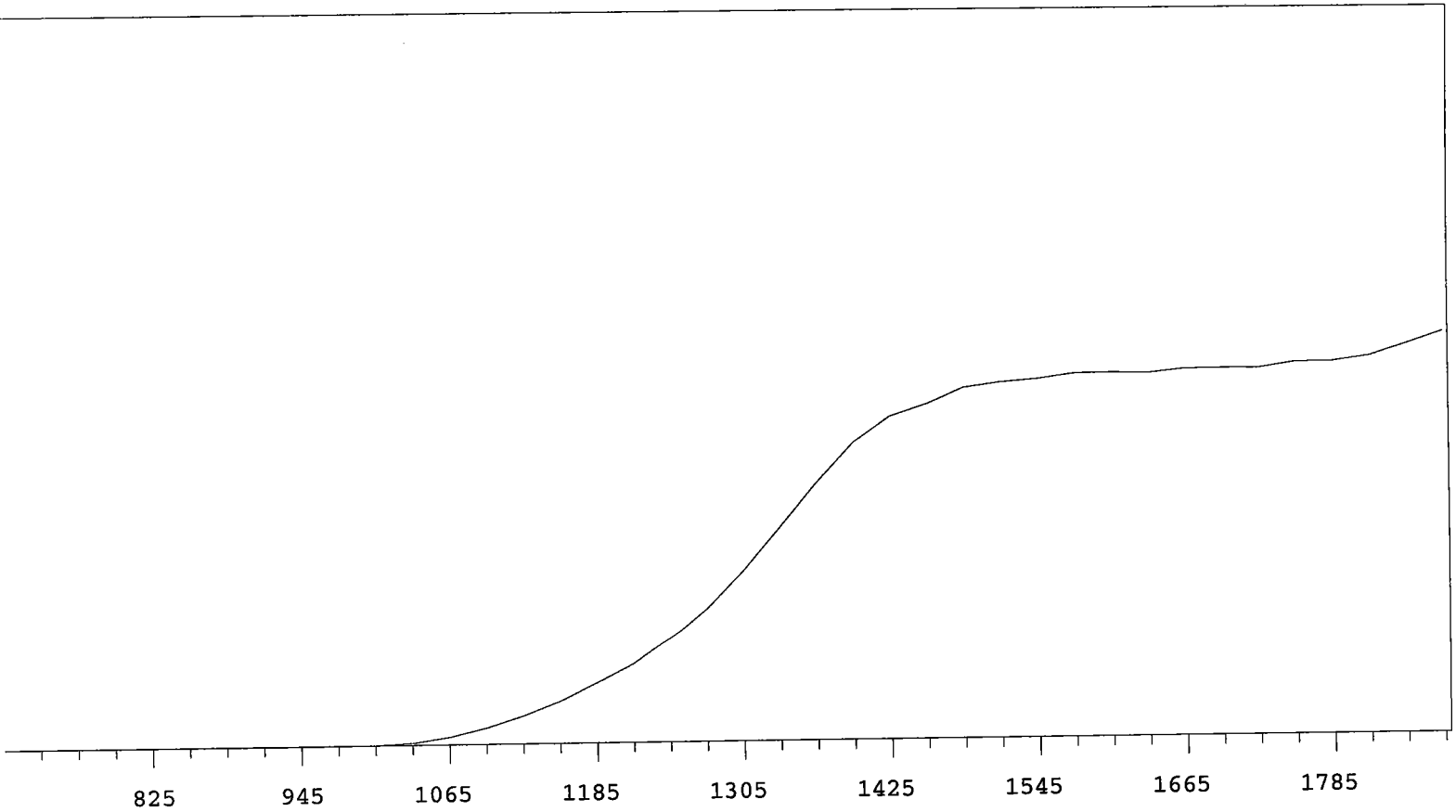


VOLTS	COUNTS	%/100 Volts	VOLTS	COUNTS	%/100 Volts
705	0		1305	13319	+70.94
735	0		1335	16319	+61.35
765	0		1365	19577	+50.27
795	0	>100	1395	22498	+36.85
825	0	>100	1425	24782	+23.90
855	0	>100	1455	25761	+15.37
885	0	>100	1485	26486	+8.38
915	1	>100	1515	27503	+5.11
945	0	>100	1545	27223	+2.67
975	5	>100	1575	27453	+1.71
1005	35	>100	1605	27604	+2.70
1035	186	>100	1635	28021	+0.78
1065	618	>100	1665	28059	+1.05
1095	1280	>100	1695	27548	+0.90
1125	2141	>100	1725	28280	+2.16
1155	3268	>100	1755	28290	+3.51
1185	4659	>100	1785	28600	+4.46
1215	6343	+90.68	1815	28879	+6.35
1245	8064	+83.46	1845	29913	
1275	10497	+77.03	1875	30417	

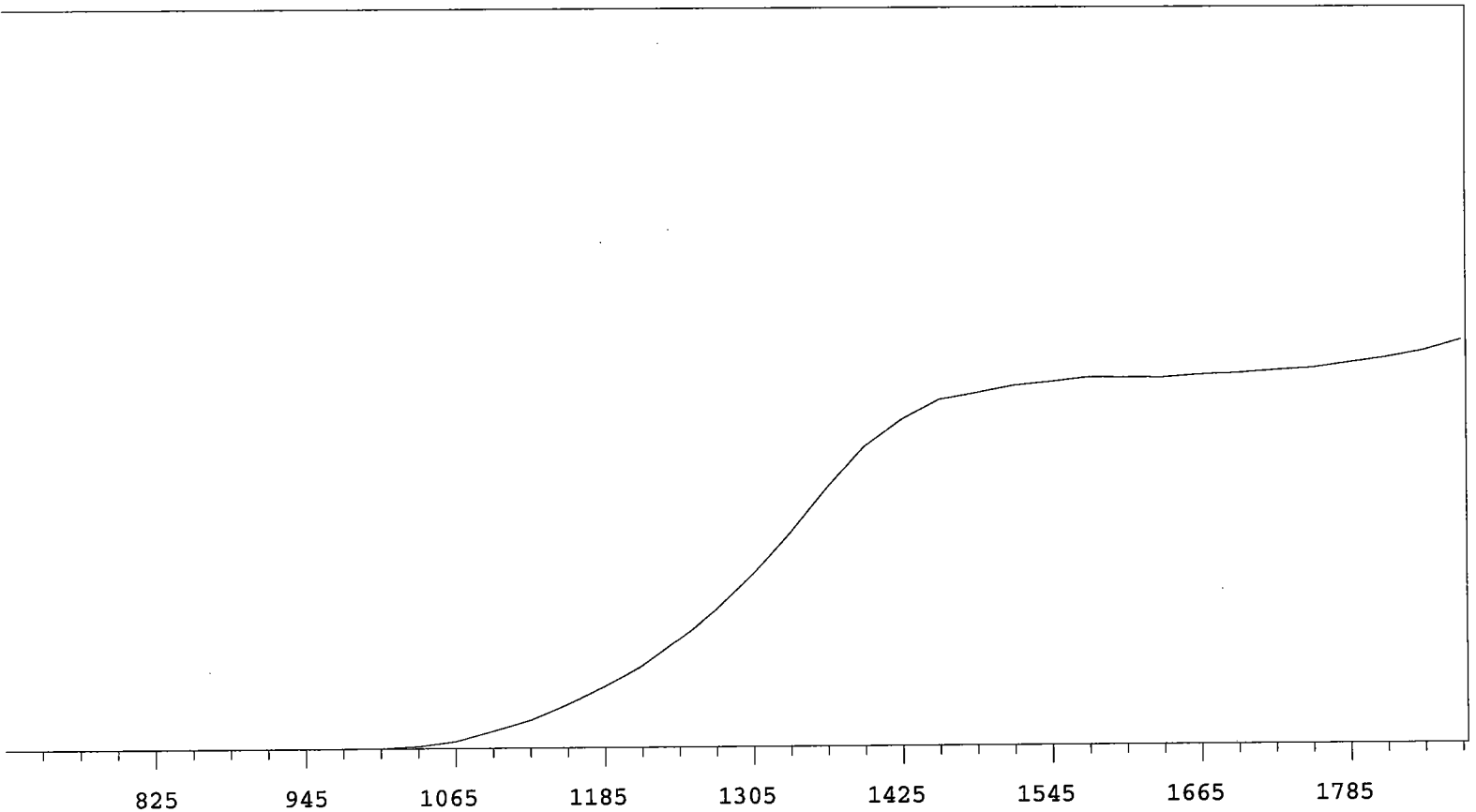
MPC 9600 Plateau  
Alpha Volts: 870

Instrument 10 MPC 9604 Detector A  
Beta Volts: 1552

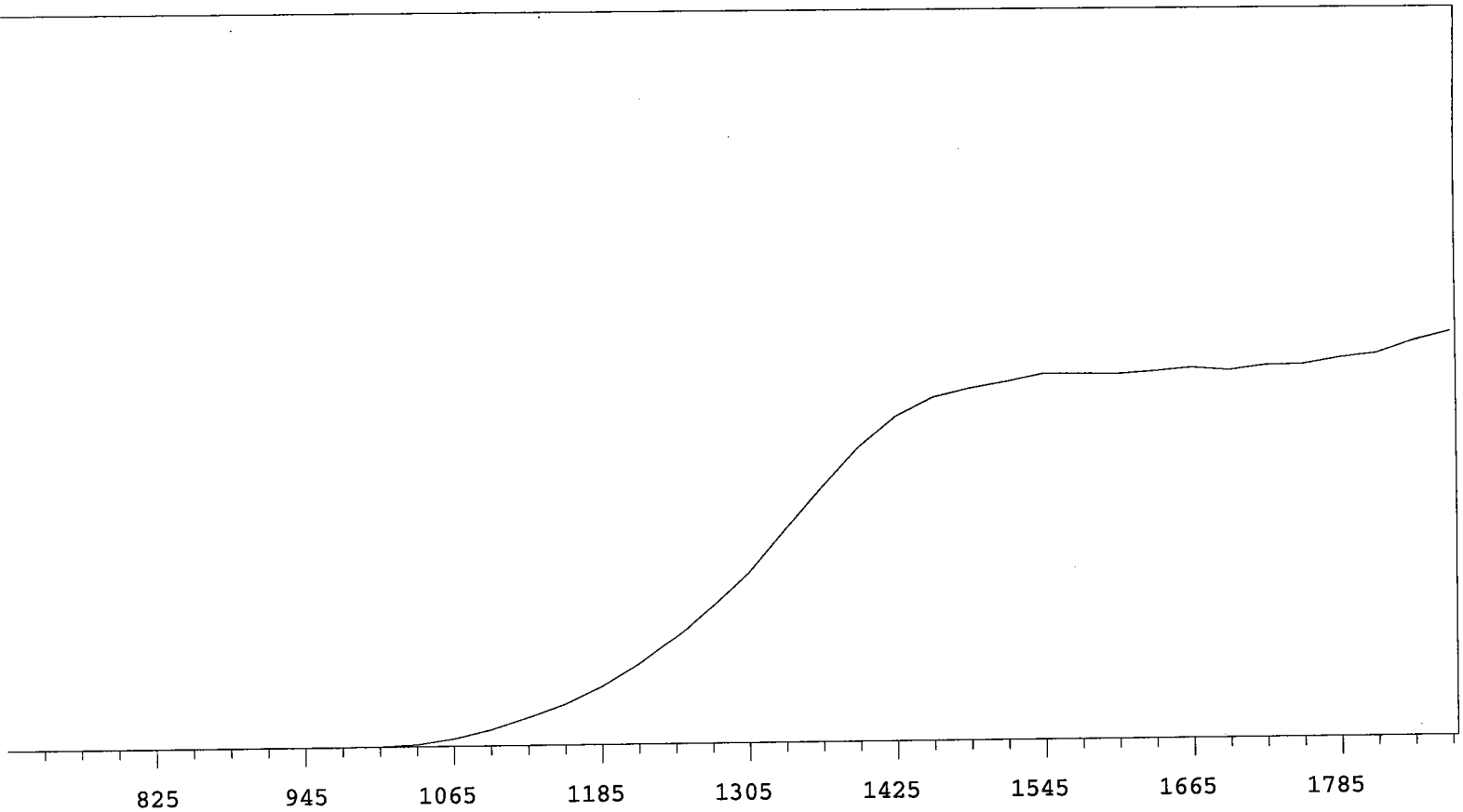
7/1/2009



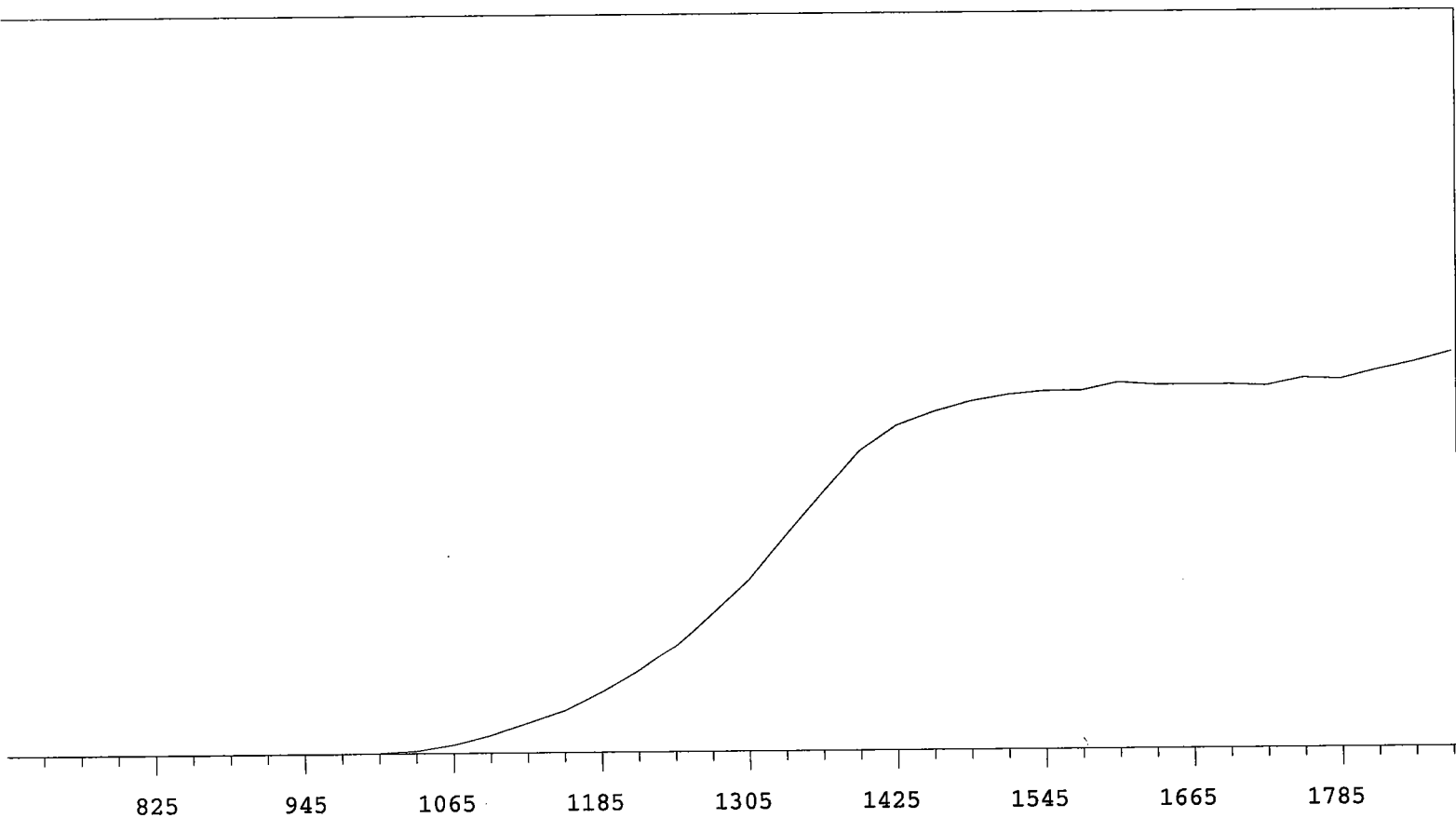
VOLTS	COUNTS	%/100 Volts	VOLTS	COUNTS	%/100 Volts
705	0		1305	16076	+72.76
735	1		1335	19985	+63.85
765	0		1365	24102	+50.95
795	0	>100	1395	27819	+36.01
825	0	>100	1425	30228	+23.86
855	0	>100	1455	31343	+14.40
885	0	>100	1485	32811	+8.77
915	0	>100	1515	33243	+6.10
945	0	>100	1545	33518	+3.25
975	1	>100	1575	34010	+1.98
1005	37	>100	1605	34061	+1.59
1035	198	>100	1635	33973	+0.97
1065	687	>100	1665	34346	+0.93
1095	1491	>100	1695	34366	+1.72
1125	2580	>100	1725	34341	+1.54
1155	3920	>100	1755	34860	+2.47
1185	5588	>100	1785	34897	+4.50
1215	7384	+91.32	1815	35377	+6.60
1245	9794	+84.81	1845	36458	
1275	12572	+79.73	1875	37630	



VOLTS	COUNTS	%/100 Volts	VOLTS	COUNTS	%/100 Volts
705	0		1305	14469	+71.08
735	0		1335	17904	+63.07
765	0		1365	21677	+51.20
795	0	>100	1395	25027	+38.06
825	0	>100	1425	27237	+24.55
855	0	>100	1455	28914	+14.61
885	0	>100	1485	29480	+8.48
915	0	>100	1515	30075	+5.06
945	1	>100	1545	30374	+3.42
975	7	>100	1575	30738	+1.68
1005	28	>100	1605	30703	+1.08
1035	190	>100	1635	30679	+0.77
1065	597	>100	1665	30902	+1.46
1095	1474	>100	1695	30992	+1.89
1125	2383	>100	1725	31224	+2.40
1155	3680	>100	1755	31397	+3.27
1185	5131	>100	1785	31826	+4.13
1215	6808	+89.95	1815	32236	+5.59
1245	8990	+83.03	1845	32782	
1275	11493	+77.30	1875	33632	

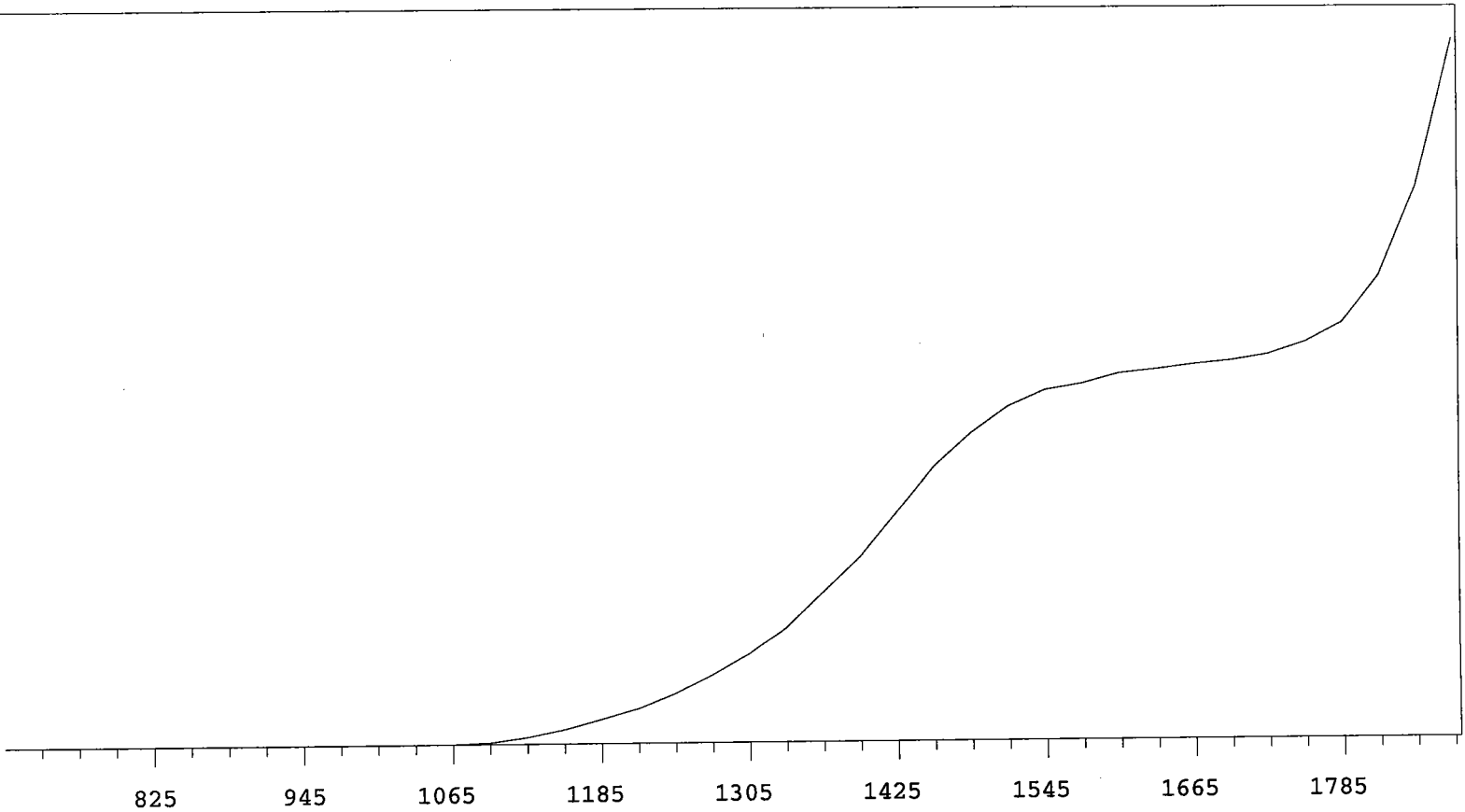


VOLTS	COUNTS	%/100 Volts	VOLTS	COUNTS	%/100 Volts
705	1		1305	18051	+71.16
735	0		1335	22586	+62.34
765	0		1365	26973	+51.47
795	0	>100	1395	31137	+38.24
825	0	>100	1425	34321	+25.70
855	0	>100	1455	36267	+15.37
885	1	>100	1485	37197	+9.21
915	0	>100	1515	37851	+5.38
945	2	>100	1545	38622	+3.00
975	2	>100	1575	38600	+1.55
1005	36	>100	1605	38538	+1.03
1035	220	>100	1635	38786	+0.91
1065	780	>100	1665	39129	+1.38
1095	1712	>100	1695	38832	+1.20
1125	2926	>100	1725	39323	+2.00
1155	4297	>100	1755	39390	+3.35
1185	6097	>100	1785	40031	+4.86
1215	8397	+95.11	1815	40466	+6.64
1245	11155	+85.84	1845	41713	
1275	14430	+78.79	1875	42620	

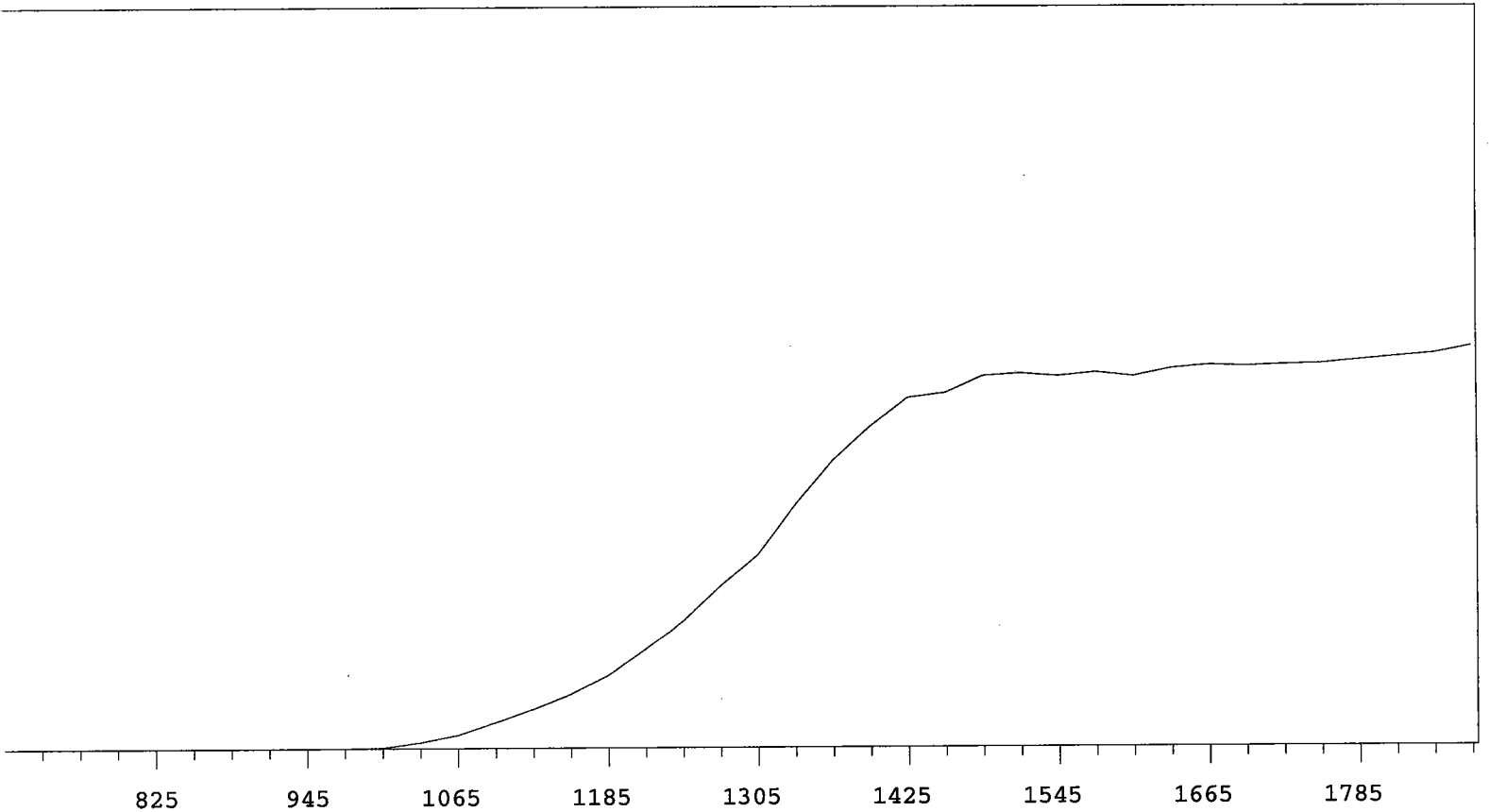


VOLTS	COUNTS	%/100 Volts	VOLTS	COUNTS	%/100 Volts
705	0		1305	15430	+69.87
735	0		1335	19258	+61.49
765	0		1365	23018	+50.06
795	0	>100	1395	26562	+35.34
825	0	>100	1425	28750	+22.67
855	0	>100	1455	29911	+13.20
885	0	>100	1485	30798	+8.01
915	0	>100	1515	31375	+4.83
945	0	>100	1545	31684	+3.74
975	3	>100	1575	31721	+2.38
1005	49	>100	1605	32398	+1.44
1035	244	>100	1635	32154	+0.64
1065	764	>100	1665	32157	-0.77
1095	1584	>100	1695	32152	+0.99
1125	2677	>100	1725	32029	+1.41
1155	3763	>100	1755	32699	+3.00
1185	5395	>100	1785	32566	+4.71
1215	7350	+93.71	1815	33351	+5.92
1245	9655	+83.52	1845	34031	
1275	12504	+76.82	1875	34941	

Alpha Volts: 1515 Beta Volts: 1515

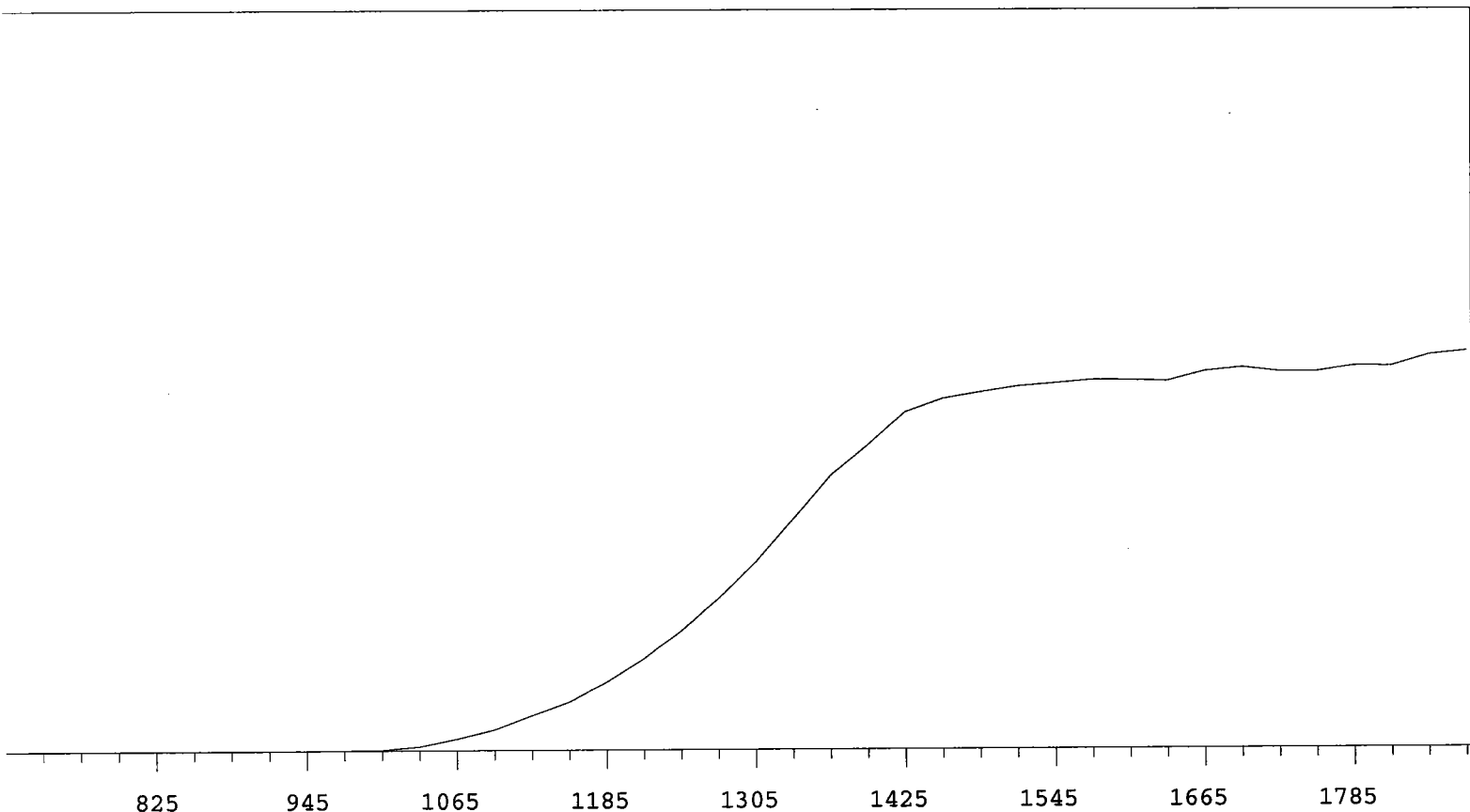


VOLTS	COUNTS	%/100 Volts	VOLTS	COUNTS	%/100 Volts
705	0		1305	3225	+87.64
735	1		1335	4189	+80.15
765	0		1365	5428	+75.12
795	0	>100	1395	6662	+68.60
825	0	>100	1425	8241	+58.14
855	0	>100	1455	9857	+46.65
885	0	>100	1485	11018	+33.24
915	0	>100	1515	11953	+21.01
945	1	+0.00	1545	12538	+13.57
975	0	>100	1575	12760	+8.35
1005	0	>100	1605	13114	+5.84
1035	2	>100	1635	13258	+4.78
1065	9	>100	1665	13430	+3.99
1095	61	>100	1695	13551	+5.46
1125	248	>100	1725	13771	+8.65
1155	528	>100	1755	14204	+16.44
1185	882	>100	1785	14916	+30.03
1215	1270	>100	1815	16579	+48.74
1245	1786	>100	1845	19717	
1275	2478	+93.67	1875	25029	



VOLTS	COUNTS	%/100 Volts	VOLTS	COUNTS	%/100 Volts
705	0		1305	8947	+65.63
735	0		1335	11238	+56.58
765	0		1365	13246	+46.66
795	0	>100	1395	14838	+30.69
825	0	>100	1425	16166	+20.11
855	0	>100	1455	16396	+11.95
885	0	>100	1485	17161	+5.61
915	1	>100	1515	17274	+3.59
945	0	>100	1545	17144	-0.00
975	11	>100	1575	17323	+0.80
1005	47	>100	1605	17136	+2.21
1035	280	>100	1635	17484	+1.94
1065	610	>100	1665	17638	+2.16
1095	1192	>100	1695	17580	+0.85
1125	1789	>100	1725	17655	+1.05
1155	2466	>100	1755	17700	+1.98
1185	3337	+94.91	1785	17857	+2.38
1215	4526	+88.85	1815	18006	+3.36
1245	5885	+78.40	1845	18140	
1275	7518	+72.09	1875	18468	

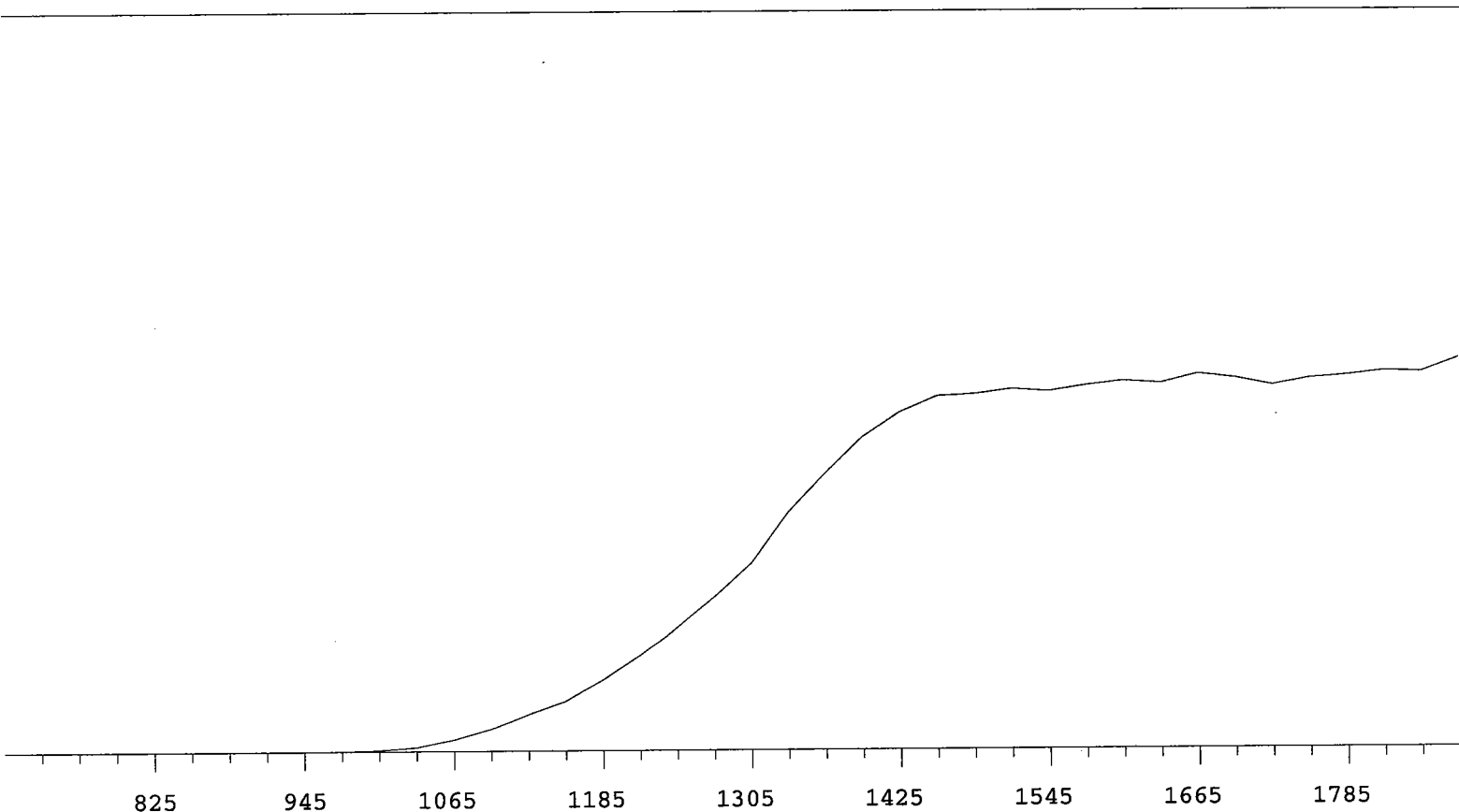




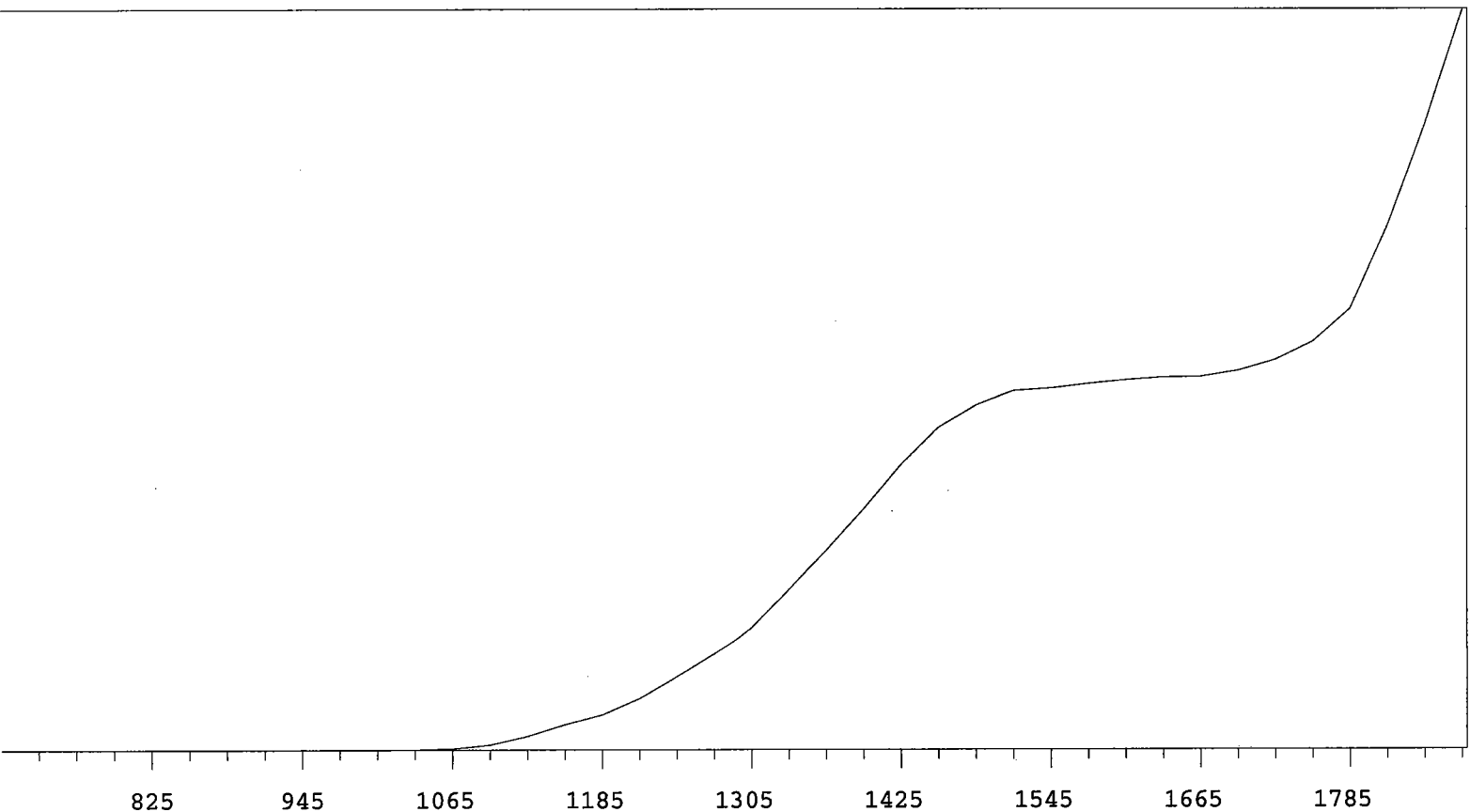
VOLTS	COUNTS	%/100 Volts	VOLTS	COUNTS	%/100 Volts
705	1		1305	8636	+66.44
735	0		1335	10593	+56.56
765	0	+0.00	1365	12582	+46.23
795	0	>100	1395	13957	+33.45
825	1	+0.00	1425	15443	+21.49
855	0	>100	1455	16048	+13.14
885	0	+0.00	1485	16331	+6.45
915	0	>100	1515	16603	+4.19
945	1	>100	1545	16736	+2.73
975	7	>100	1575	16884	+1.11
1005	46	>100	1605	16875	+1.91
1035	191	>100	1635	16813	+2.86
1065	540	>100	1665	17257	+2.60
1095	957	>100	1695	17425	+1.58
1125	1597	>100	1725	17238	+0.49
1155	2217	>100	1755	17230	+0.63
1185	3154	+98.74	1785	17482	+3.27
1215	4239	+89.75	1815	17468	+4.46
1245	5550	+79.98	1845	17977	
1275	6980	+73.12	1875	18163	

Alpha Volts: 1515

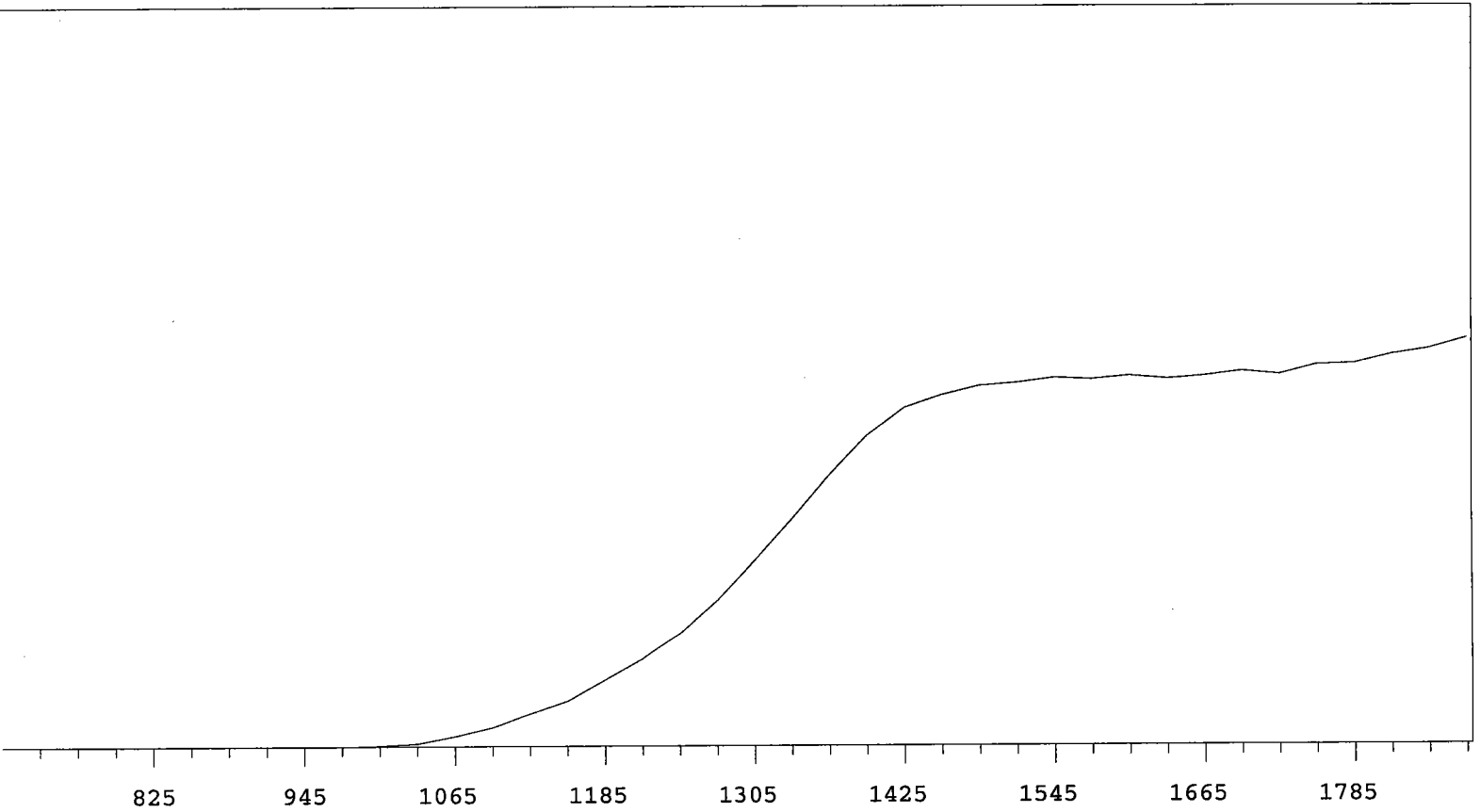
Beta Volts: 1515



VOLTS	COUNTS	%/100 Volts	VOLTS	COUNTS	%/100 Volts
705	0		1305	7679	+65.97
735	0		1335	9737	+57.57
765	0		1365	11301	+45.87
795	0	>100	1395	12767	+31.71
825	0	>100	1425	13767	+19.90
855	1	+83.33	1455	14399	+10.72
885	1	+55.56	1485	14467	+4.38
915	0	>100	1515	14671	+2.12
945	1	>100	1545	14576	+2.61
975	9	>100	1575	14808	+1.80
1005	60	>100	1605	14974	+3.15
1035	173	>100	1635	14872	+1.76
1065	480	>100	1665	15248	-0.41
1095	911	>100	1695	15067	-0.27
1125	1508	>100	1725	14784	-0.43
1155	2024	>100	1755	15044	+2.01
1185	2872	+97.38	1785	15163	+2.82
1215	3858	+89.30	1815	15333	+3.61
1245	5070	+78.02	1845	15278	
1275	6322	+73.30	1875	15817	



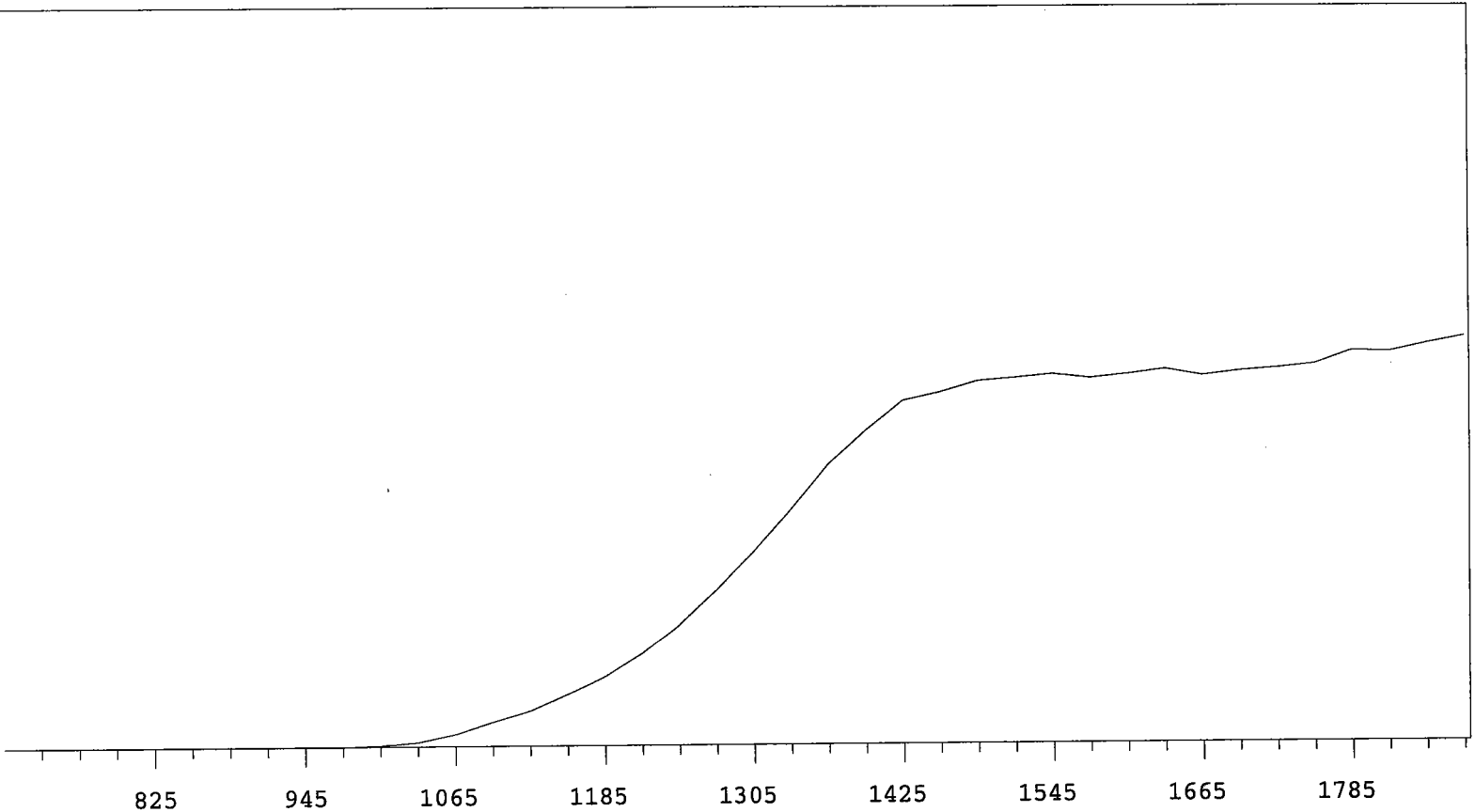
VOLTS	COUNTS	%/100 Volts	VOLTS	COUNTS	%/100 Volts
705	0		1305	6302	+80.03
735	1		1335	8191	+73.78
765	0		1365	10140	+66.18
795	0	>100	1395	12247	+55.83
825	0	>100	1425	14468	+43.92
855	0	>100	1455	16303	+31.28
885	0	>100	1485	17411	+18.64
915	0	>100	1515	18150	+9.87
945	0	>100	1545	18275	+5.30
975	1	>100	1575	18496	+3.16
1005	3	>100	1605	18685	+2.66
1035	17	>100	1635	18820	+2.63
1065	84	>100	1665	18855	+4.16
1095	267	>100	1695	19152	+7.70
1125	709	>100	1725	19706	+13.90
1155	1299	>100	1755	20640	+26.51
1185	1813	>100	1785	22308	+40.92
1215	2638	>100	1815	26460	+51.46
1245	3777	+96.47	1845	31616	
1275	4915	+87.98	1875	37348	



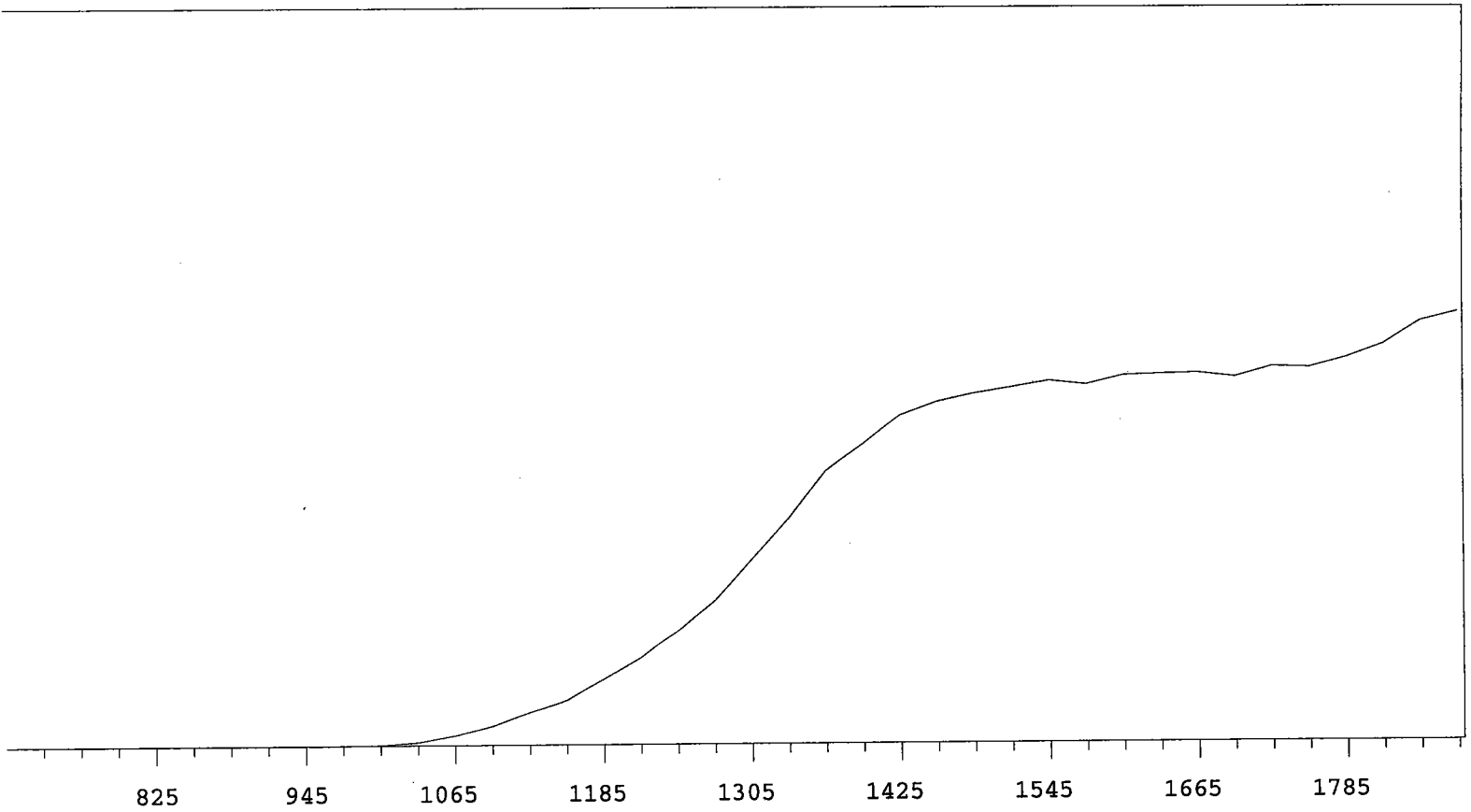
VOLTS	COUNTS	%/100 Volts	VOLTS	COUNTS	%/100 Volts
705	0		1305	10207	+70.42
735	0		1335	12473	+60.75
765	0		1365	14900	+48.87
795	0	>100	1395	17101	+35.36
825	0	>100	1425	18643	+22.53
855	1	+83.33	1455	19350	+12.34
885	1	-83.33	1485	19848	+6.68
915	0	-55.56	1515	20014	+3.51
945	0	>100	1545	20278	+2.03
975	1	>100	1575	20186	+0.80
1005	43	>100	1605	20375	+0.32
1035	165	>100	1635	20209	+1.36
1065	557	>100	1665	20364	+0.83
1095	1055	>100	1695	20607	+2.43
1125	1775	>100	1725	20429	+2.51
1155	2470	>100	1755	20924	+3.64
1185	3617	+98.46	1785	20984	+5.11
1215	4757	+90.95	1815	21470	+5.63
1245	6186	+83.59	1845	21773	
1275	8021	+77.85	1875	22346	

Alpha Volts: 705

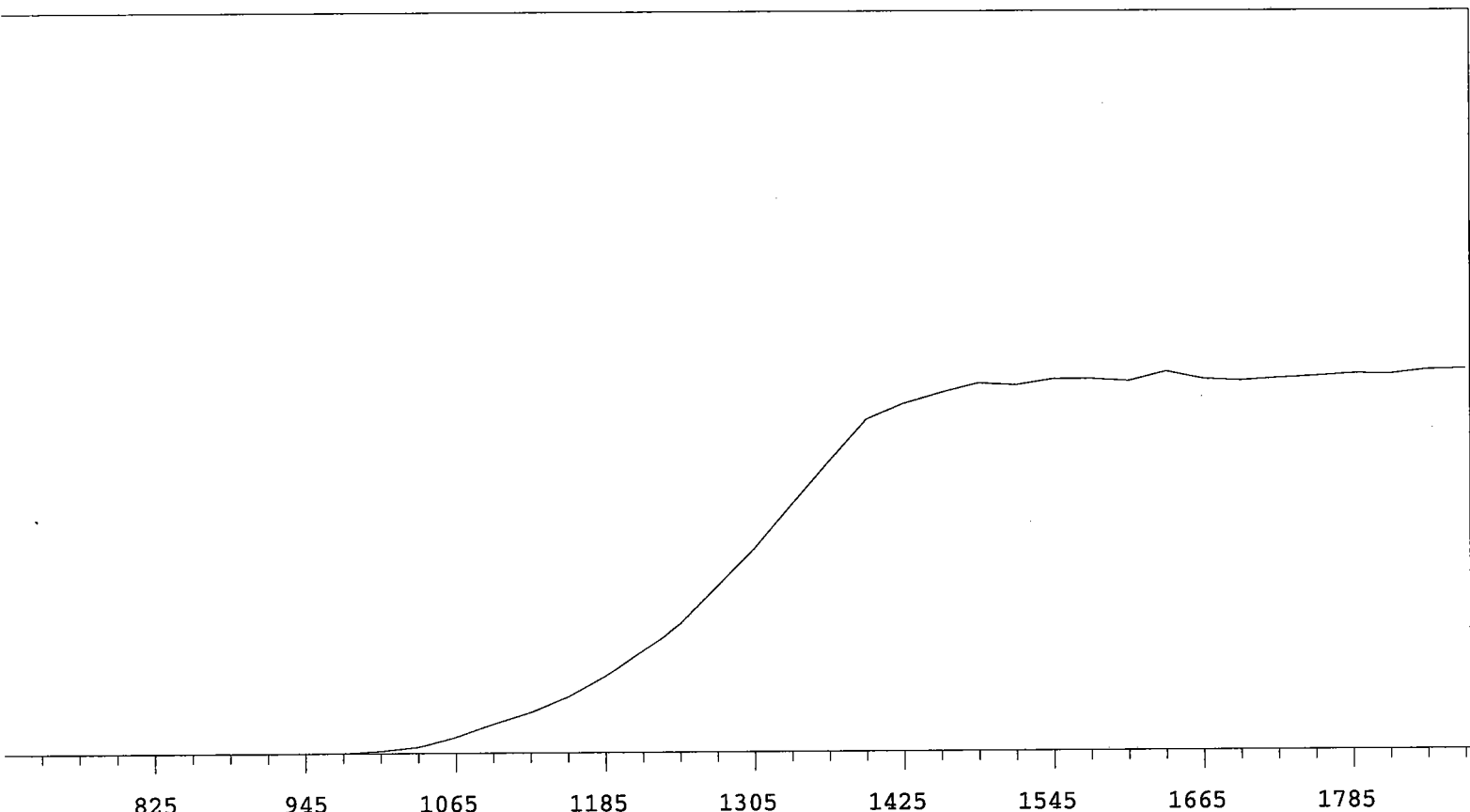
Beta Volts: 1515



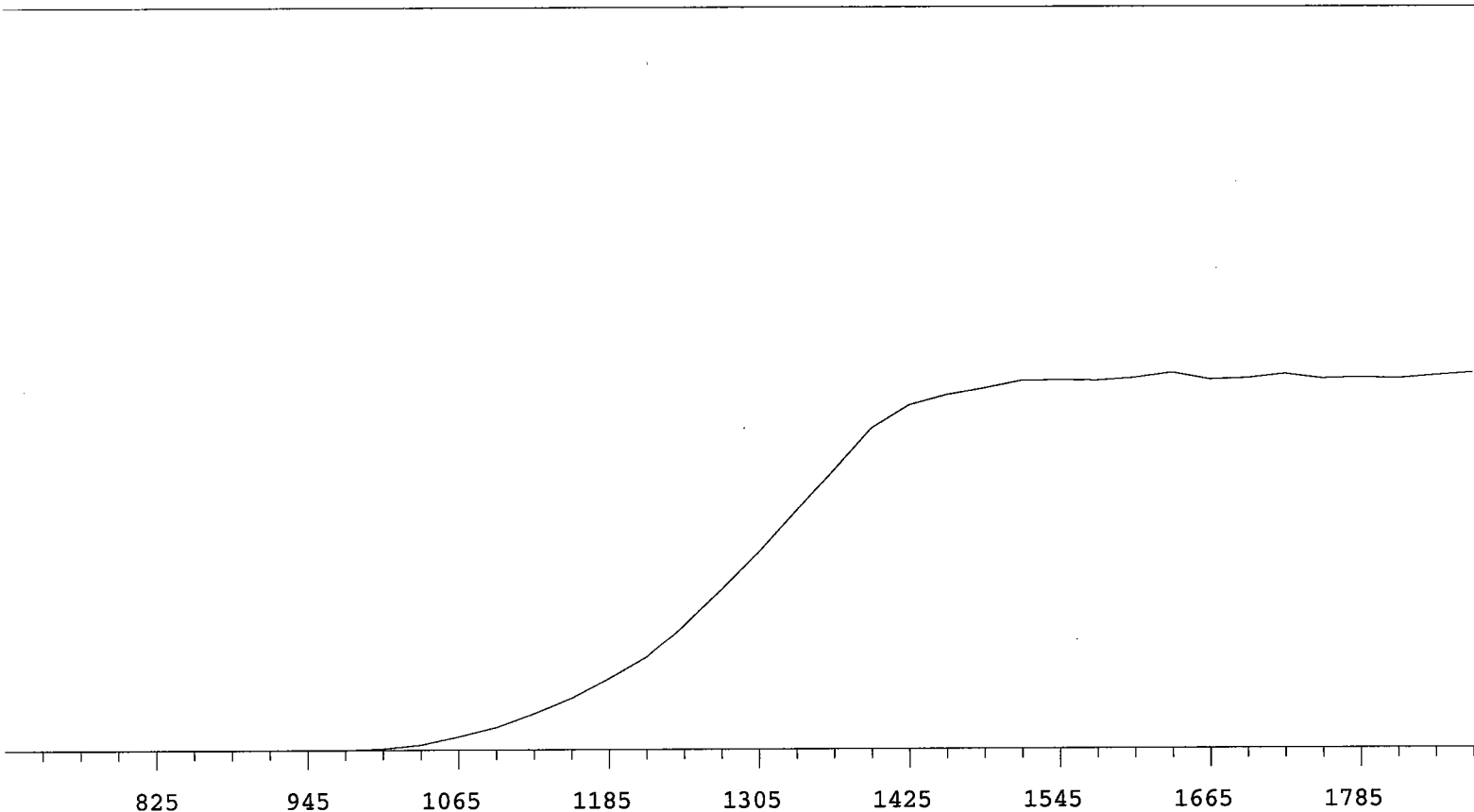
VOLTS	COUNTS	%/100 Volts	VOLTS	COUNTS	%/100 Volts
705	1		1305	9543	+67.01
735	0		1335	11617	+56.47
765	0		1365	13791	+45.47
795	0	>100	1395	15387	+31.66
825	0	>100	1425	16819	+20.02
855	0	>100	1455	17210	+11.63
885	1	+0.00	1485	17742	+6.05
915	0	>100	1515	17892	+3.04
945	0	>100	1545	18070	+1.09
975	7	>100	1575	17856	+1.43
1005	52	>100	1605	18054	+0.42
1035	214	>100	1635	18287	+1.06
1065	590	>100	1665	17969	+0.78
1095	1201	>100	1695	18187	+1.48
1125	1759	>100	1725	18317	+4.89
1155	2569	>100	1755	18518	+4.76
1185	3440	+95.13	1785	19156	+5.18
1215	4583	+87.74	1815	19100	+5.18
1245	5985	+81.67	1845	19496	
1275	7682	+74.54	1875	19842	



VOLTS	COUNTS	%/100 Volts	VOLTS	COUNTS	%/100 Volts
705	0		1305	9144	+69.92
735	0		1335	11120	+58.43
765	0		1365	13399	+45.40
795	0	>100	1395	14711	+32.57
825	0	>100	1425	16134	+20.69
855	0	>100	1455	16805	+13.46
885	0	>100	1485	17209	+7.90
915	0	>100	1515	17500	+4.31
945	0	>100	1545	17812	+3.48
975	4	>100	1575	17629	+2.80
1005	26	>100	1605	18066	+2.23
1035	169	>100	1635	18122	+1.44
1065	483	>100	1665	18166	+1.20
1095	955	>100	1695	17967	+1.60
1125	1639	>100	1725	18469	+3.41
1155	2233	>100	1755	18409	+6.35
1185	3262	+98.61	1785	18884	+9.47
1215	4306	+89.77	1815	19535	+11.98
1245	5662	+82.36	1845	20630	
1275	7113	+76.36	1875	21076	

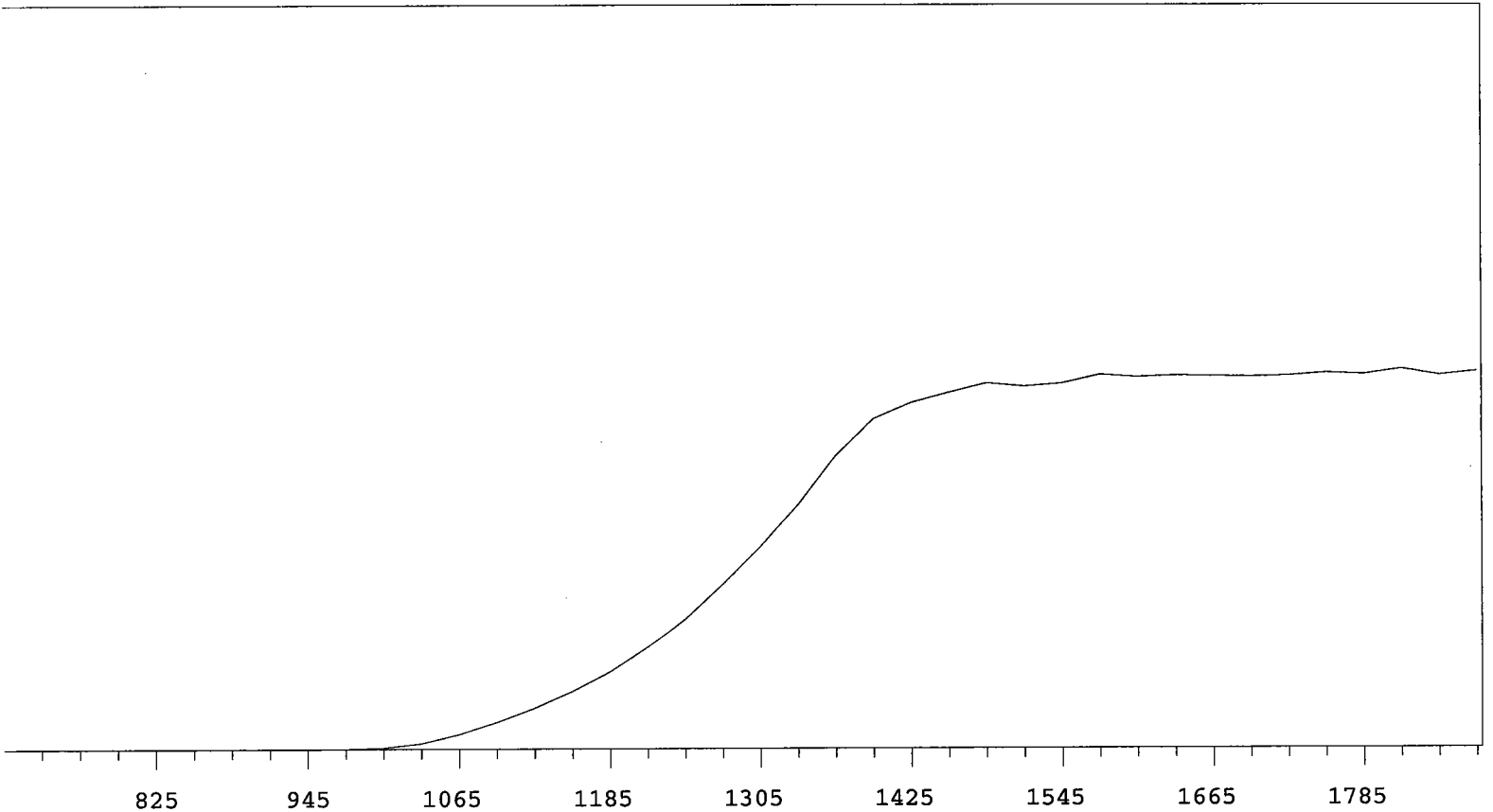


VOLTS	COUNTS	%/100 Volts	VOLTS	COUNTS	%/100 Volts
705	0		1305	9209	+64.55
735	1		1335	11200	+55.94
765	0	+55.56	1365	13123	+43.27
795	2	>100	1395	14957	+29.04
825	0	+0.00	1425	15658	+17.41
855	0	>100	1455	16123	+8.01
885	1	>100	1485	16530	+4.92
915	0	>100	1515	16437	+2.71
945	1	>100	1545	16704	+0.83
975	14	>100	1575	16707	+2.14
1005	104	>100	1605	16602	+0.55
1035	281	>100	1635	17024	-0.28
1065	720	>100	1665	16684	-0.42
1095	1302	>100	1695	16597	-0.85
1125	1834	>100	1725	16711	+1.27
1155	2544	>100	1755	16796	+1.51
1185	3485	+92.28	1785	16903	+1.57
1215	4624	+85.50	1815	16880	+1.46
1245	5878	+77.82	1845	17066	
1275	7515	+71.49	1875	17085	

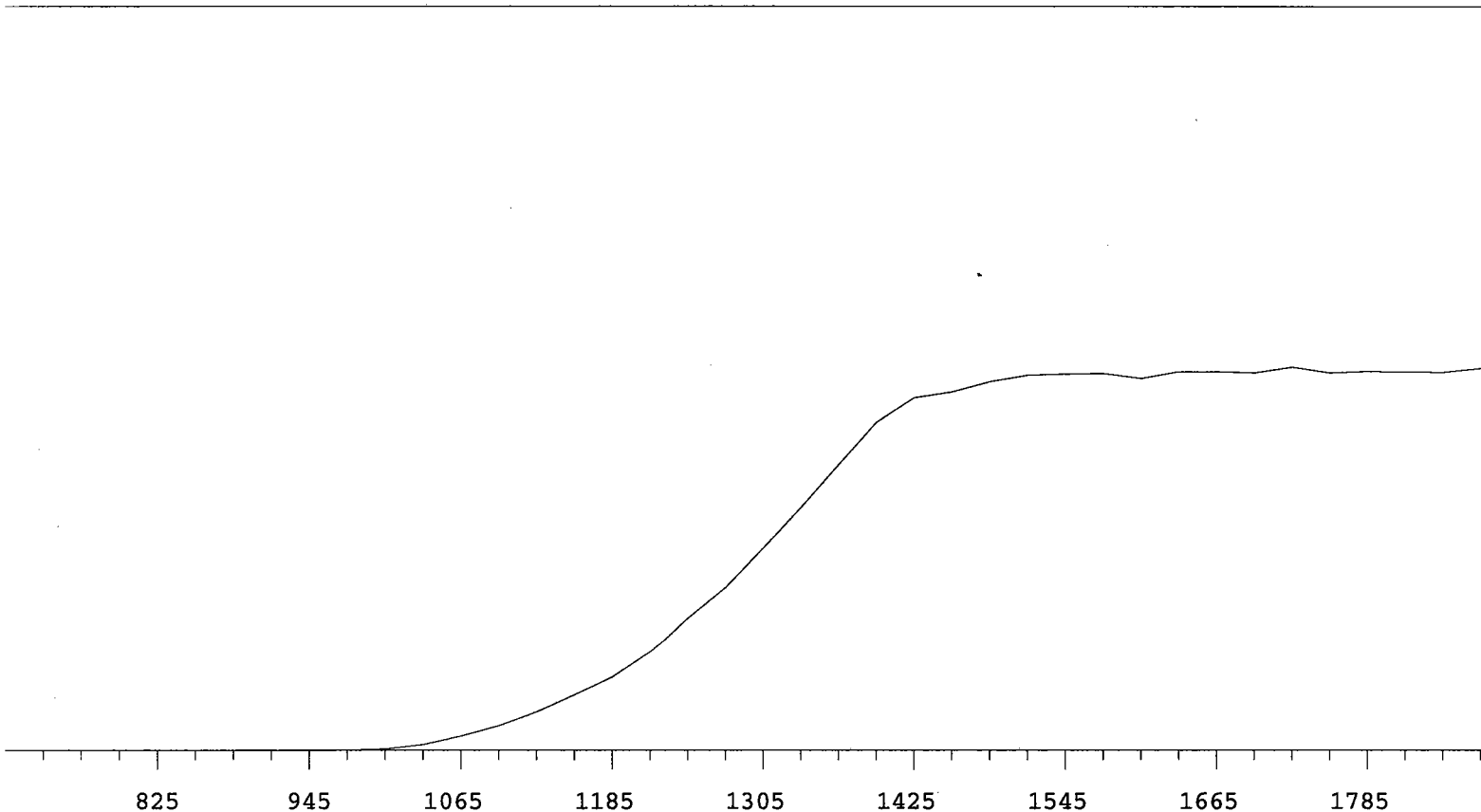


VOLTS	COUNTS	%/100 Volts	VOLTS	COUNTS	%/100 Volts
705	0		1305	9666	+64.39
735	0		1335	11722	+55.91
765	0		1365	13680	+44.91
795	0	>100	1395	15677	+31.56
825	0	>100	1425	16786	+19.46
855	0	>100	1455	17283	+10.57
885	0	>100	1485	17608	+5.95
915	1	>100	1515	17972	+3.32
945	0	>100	1545	18006	+1.84
975	4	>100	1575	17970	+1.58
1005	70	>100	1605	18104	+0.74
1035	257	>100	1635	18351	+0.24
1065	648	>100	1665	18016	+0.16
1095	1116	>100	1695	18080	-0.63
1125	1784	>100	1725	18283	+0.29
1155	2560	>100	1755	18047	-0.47
1185	3531	+96.11	1785	18110	-0.32
1215	4568	+89.22	1815	18040	+1.17
1245	6137	+81.65	1845	18200	
1275	7855	+74.42	1875	18320	

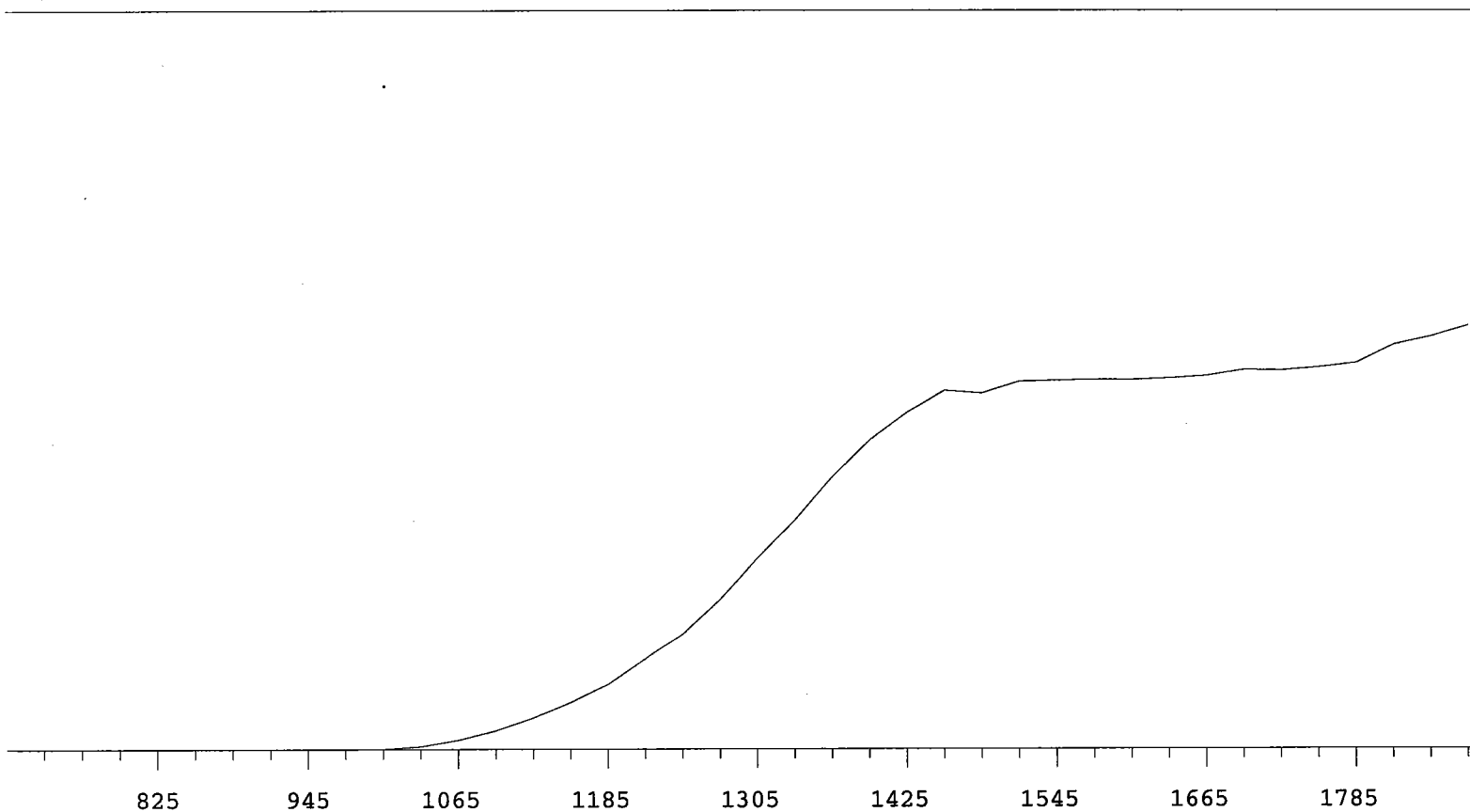




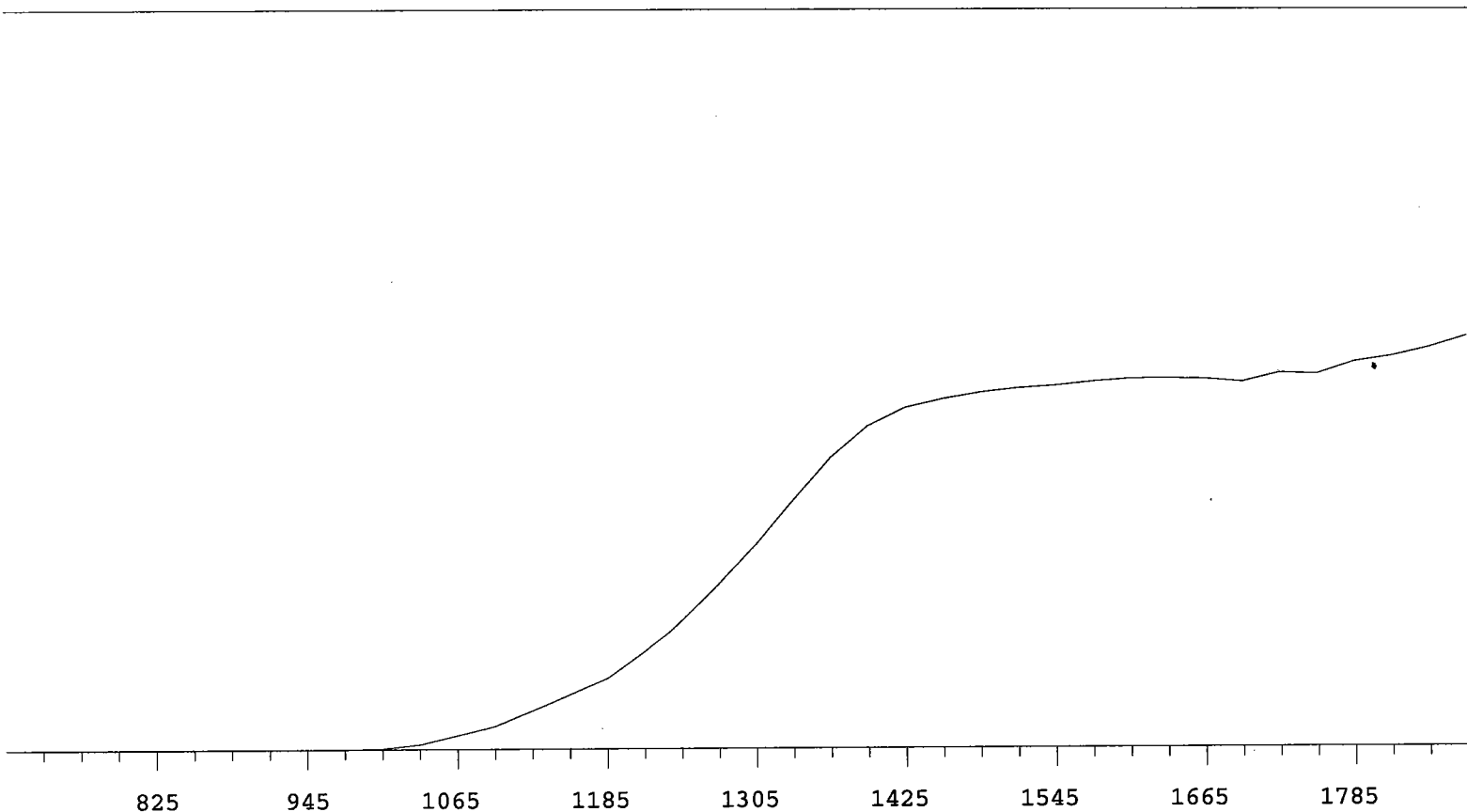
VOLTS	COUNTS	%/100 Volts	VOLTS	COUNTS	%/100 Volts
705	0		1305	11573	+64.95
735	0		1335	13929	+56.47
765	0		1365	16726	+43.82
795	0	>100	1395	18834	+29.38
825	0	>100	1425	19743	+16.84
855	0	>100	1455	20314	+7.95
885	0	>100	1485	20860	+4.16
915	0	>100	1515	20670	+3.23
945	0	>100	1545	20844	+2.09
975	9	>100	1575	21330	+2.48
1005	93	>100	1605	21188	+1.16
1035	325	>100	1635	21280	-0.32
1065	834	>100	1665	21237	+0.08
1095	1525	>100	1695	21202	+0.42
1125	2318	>100	1725	21254	+0.60
1155	3233	>100	1755	21406	+1.41
1185	4357	+92.07	1785	21326	+0.42
1215	5755	+85.64	1815	21619	+0.16
1245	7438	+78.35	1845	21282	
1275	9463	+70.89	1875	21478	



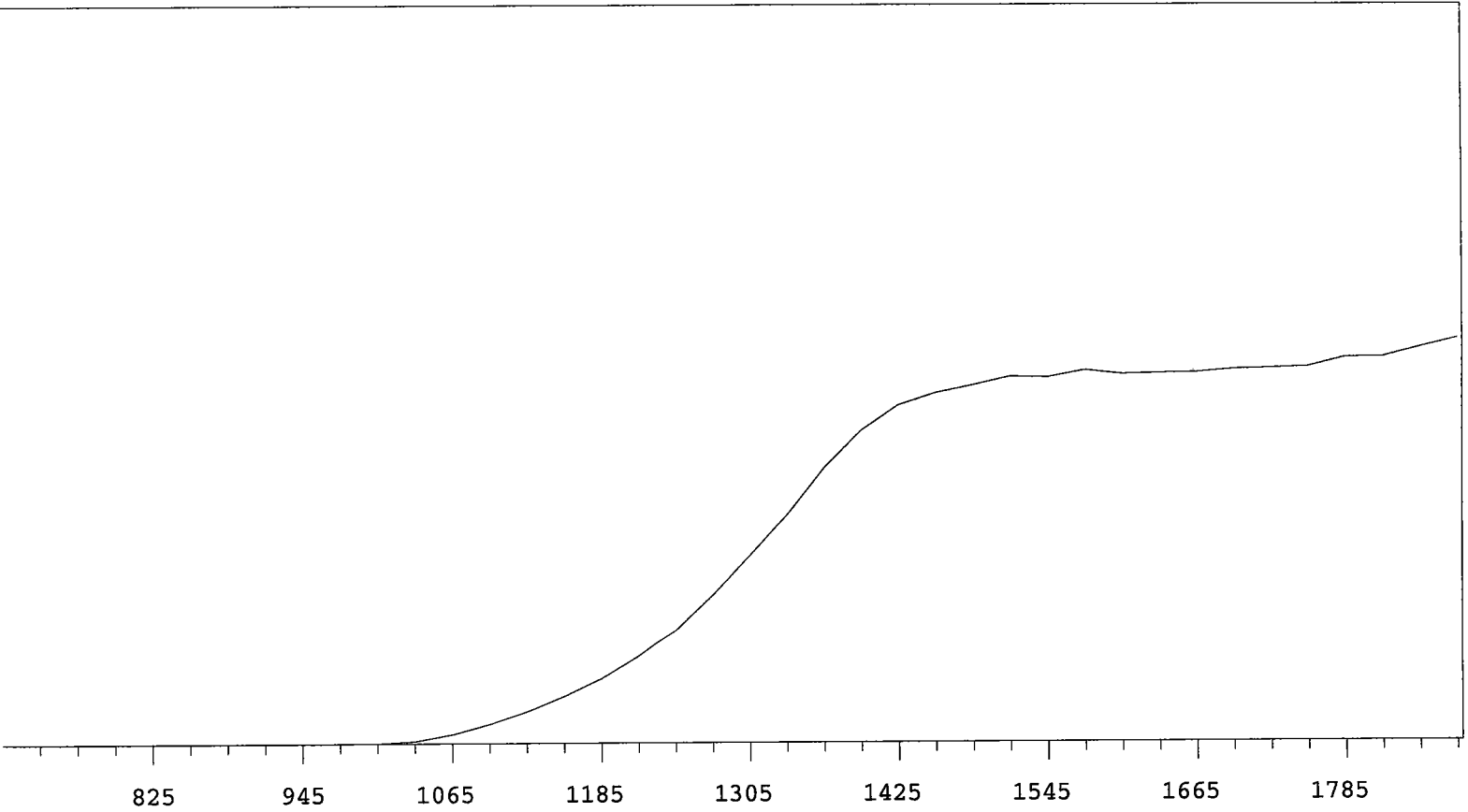
VOLTS	COUNTS	%/100 Volts	VOLTS	COUNTS	%/100 Volts
705	1		1305	7524	+61.93
735	0		1335	9002	+55.36
765	0		1365	10542	+44.70
795	0	>100	1395	12064	+31.21
825	0	>100	1425	12981	+19.20
855	0	>100	1455	13192	+10.41
885	0	>100	1485	13570	+5.93
915	0	>100	1515	13820	+4.08
945	0	>100	1545	13866	+0.75
975	9	>100	1575	13880	+0.21
1005	58	>100	1605	13695	+0.59
1035	228	>100	1635	13950	+0.77
1065	544	>100	1665	13954	+1.92
1095	936	>100	1695	13911	+0.19
1125	1468	>100	1725	14116	+0.02
1155	2110	>100	1755	13908	-0.24
1185	2770	+94.71	1785	13960	-0.81
1215	3670	+85.91	1815	13939	+0.71
1245	4937	+79.46	1845	13931	
1275	6066	+70.79	1875	14071	



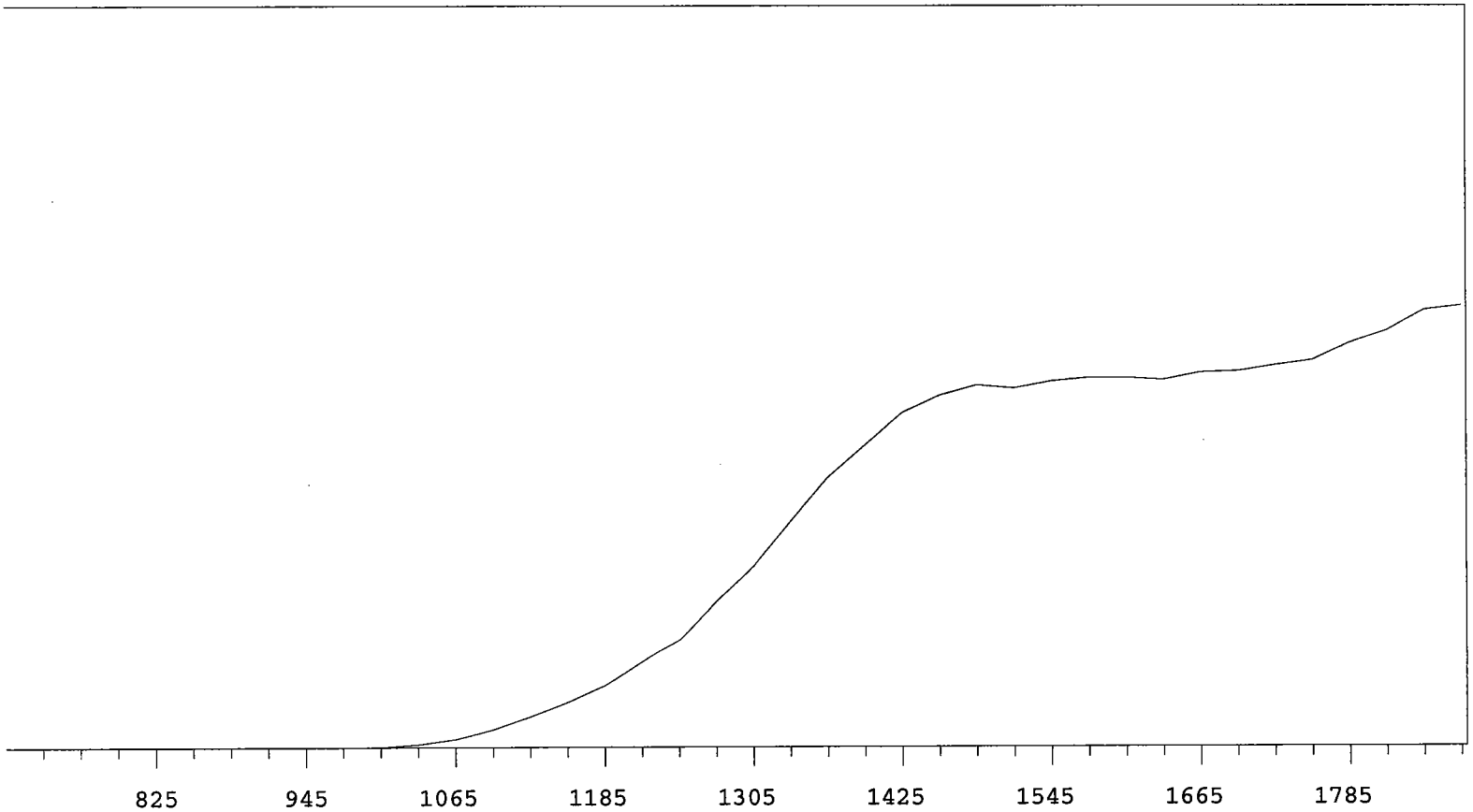
VOLTS	COUNTS	%/100 Volts	VOLTS	COUNTS	%/100 Volts
705	0		1305	8778	+67.49
735	0		1335	10502	+57.68
765	0		1365	12516	+46.36
795	0	>100	1395	14215	+35.88
825	0	>100	1425	15472	+22.01
855	0	>100	1455	16469	+12.99
885	1	+0.00	1485	16342	+6.70
915	0	>100	1515	16874	+3.07
945	0	>100	1545	16918	+2.53
975	0	>100	1575	16950	+0.58
1005	18	>100	1605	16943	+0.95
1035	137	>100	1635	17008	+2.13
1065	430	>100	1665	17130	+2.45
1095	865	>100	1695	17403	+2.43
1125	1444	>100	1725	17377	+2.43
1155	2151	>100	1755	17515	+4.88
1185	2981	>100	1785	17710	+7.54
1215	4168	+92.14	1815	18533	+9.04
1245	5377	+84.73	1845	18905	
1275	6924	+74.92	1875	19415	



VOLTS	COUNTS	%/100 Volts	VOLTS	COUNTS	%/100 Volts
705	0		1305	8797	+65.44
735	0		1335	10726	+54.47
765	0		1365	12570	+41.11
795	0	>100	1395	13917	+26.79
825	0	>100	1425	14687	+15.44
855	1	+0.00	1455	15048	+8.47
885	0	>100	1485	15318	+5.00
915	0	>100	1515	15494	+3.76
945	0	>100	1545	15606	+3.04
975	3	>100	1575	15776	+2.35
1005	40	>100	1605	15889	+1.44
1035	210	>100	1635	15907	-0.16
1065	590	>100	1665	15881	+0.64
1095	983	>100	1695	15741	+1.21
1125	1645	>100	1725	16124	+3.63
1155	2342	>100	1755	16076	+5.41
1185	3045	+96.43	1785	16588	+5.79
1215	4201	+90.42	1815	16830	+7.53
1245	5579	+83.64	1845	17185	
1275	7121	+74.44	1875	17682	



VOLTS	COUNTS	%/100 Volts	VOLTS	COUNTS	%/100 Volts
705	0		1305	10118	+69.76
735	0		1335	12269	+59.65
765	0		1365	14810	+47.35
795	0	>100	1395	16773	+33.46
825	0	>100	1425	18104	+20.13
855	0	>100	1455	18720	+11.98
885	1	+0.00	1485	19122	+6.50
915	0	>100	1515	19580	+4.77
945	0	>100	1545	19527	+2.48
975	2	>100	1575	19902	+0.81
1005	21	>100	1605	19690	+0.53
1035	132	>100	1635	19739	+0.23
1065	491	>100	1665	19765	+1.29
1095	1036	>100	1695	19932	+1.40
1125	1698	>100	1725	19976	+2.72
1155	2517	>100	1755	20051	+2.92
1185	3468	>100	1785	20523	+4.26
1215	4721	+91.83	1815	20542	+5.57
1245	6175	+85.13	1845	21035	
1275	8025	+76.82	1875	21528	



VOLTS	COUNTS	%/100 Volts	VOLTS	COUNTS	%/100 Volts
705	0		1305	8095	+71.16
735	0		1335	10052	+58.38
765	0		1365	11990	+47.92
795	0	>100	1395	13400	+35.01
825	0	>100	1425	14808	+23.58
855	0	>100	1455	15554	+13.45
885	0	>100	1485	15987	+6.39
915	0	>100	1515	15861	+3.45
945	0	>100	1545	16156	+2.18
975	1	>100	1575	16297	+1.72
1005	14	>100	1605	16297	+1.33
1035	130	>100	1635	16208	+1.62
1065	363	>100	1665	16526	+2.92
1095	785	>100	1695	16581	+3.94
1125	1357	>100	1725	16832	+5.91
1155	1996	>100	1755	17039	+8.68
1185	2735	+99.45	1785	17800	+11.53
1215	3785	+94.20	1815	18351	+11.46
1245	4857	+86.43	1845	19265	
1275	6571	+78.80	1875	19468	

# CERTIFICATE OF CALIBRATION

## Standard Radionuclide Source

66002-278

Ra-228 5 mL Liquid in Flame Sealed Vial

This standard radionuclide source was prepared gravimetrically from a calibrated master solution. The master solution was calibrated using a germanium gamma spectrometer system.

Radionuclide purity and calibration were checked using a germanium gamma spectrometer system. The nuclear decay rate and assay date for this source are given below.

ANALYTICS maintains traceability to the National Institute of Standards and Technology through Measurements Assurance Programs as described in USNRC Reg. Guide 4.15, Revision 1.

ISOTOPE:	Ra-228
ACTIVITY (dps):	2.367 E4
HALF-LIFE:	5.75 years
CALIBRATION DATE:	April 23, 2003 12:00 EST
TOTAL UNCERTAINTY*:	2.4%

\*95% Confidence Level

Impurities:  $\gamma$ -impurities (other than decay products) <0.1%,  
Ra-226 <0.1%

5.31628 grams 4M HCl solution with 100  $\mu$ g/g Ba carrier.

P O NUMBER 3219 RD, Item 1

SOURCE PREPARED BY:

M. Taskaeva  
M. Taskaeva, Radiochemist

Q A APPROVED:

LM. Muty 4-23-03



# Standard Traceability Log Rad

Source Material Info		A Solution Material Info	
Parent Code:	0553-A	Isotope:	Radium-228 SPIKE
Prepared By:	Lonnie Morris	Prepared By:	Lonnie Morris
Carrier Conc:	0.5M HCl	Prep Date:	04/25/2003
Reference Date:	04/23/2003	Verification Date:	04/27/2005
Ampoule Mass (g):	5.0235 g	Expiration Date:	04/27/2006
Uncertainty:	+/-	Primary Code:	0553-B
LogBook No:	RC-S-035-068	Dilution(mL):	1000 mL
		Mass of Parent(g):	30.535 g
		Density(g/mL):	
		Balance ID:	

### Calculations Converting parent activity to dpm/mL|dpm/g

$(\text{Mass of parent(g)}) * (\text{Parent Activity (dpm/mL)}) * (\text{conversion dpm to dpm}) / (\text{Dilution Vol}) = \text{Parent Activity (dpm/mL)}$
$(\text{Mass of parent(g)}) * (\text{Parent Activity (dpm/mL)}) * (\text{conversion dpm to dpm}) / \text{Density (g/mL)} / (\text{Dilution Vol}) = \text{Parent Activity (dpm/g)}$
$(30.535 \text{ g}) * (13419.8626 \text{ dpm/mL}) * (1 \text{ dpm/dpm}) / (1000 \text{ mL}) = 409.7755 \text{ dpm/mL}$
$(30.535 \text{ g}) * (13419.8626 \text{ dpm/mL}) * (1 \text{ dpm/dpm}) / (\text{g/mL}) / (1000 \text{ mL}) = \text{dpm/g}$

### Secondary Standards

Prep Date	Preparer	Mass Primary	Dilution (mL)	Code	Conc dpm/mL	Verification Date	Expiration Date
-----------	----------	--------------	---------------	------	-------------	-------------------	-----------------

GEL Laboratories LLC  
Version 1.0 9/18/2000



# CERTIFICATE OF CALIBRATION

## Standard Radionuclide Source

64673-278

Ra-228 5 mL Liquid in Flame Sealed Vial

This standard radionuclide source was prepared gravimetrically from a calibrated master solution. The master solution was calibrated using a germanium gamma spectrometer system.

Radionuclide purity and calibration were checked using a germanium gamma spectrometer system. The nuclear decay rate and assay date for this source are given below.

ANALYTICS maintains traceability to the National Institute of Standards and Technology through Measurements Assurance Programs as described in USNRC Reg. Guide 4.15, Revision 1.

ISOTOPE:	Ra-228
ACTIVITY (dps):	1.939 E4
HALF-LIFE:	5.75 years
CALIBRATION DATE:	October 1, 2002 12:00 EST
TOTAL UNCERTAINTY*:	3.6%
SYSTEMATIC:	3.4%
RANDOM:	1.1%

\*99% Confidence Level

Impurities:  $\gamma$ -impurities <0.1%

5.02617 grams 0.1M HCl solution with 110  $\mu\text{g/g}$  Ba carrier.

P O NUMBER 3208RD, Item 2

SOURCE PREPARED BY:

M. Taskaeva  
M. Taskaeva, Radiochemist

Q A APPROVED:

M. M. T. 10202



# Standard Traceability Log Rad

Source Material Info		A Solution Material Info	
Parent Code:	0503	Isotope:	Radium-228
Prepared By:	Angela Johnson	Prepared By:	Angela Johnson
Carrier Conc:	0.1 M HCL	Prep Date:	02/20/2003
Reference Date:	10/01/2002	Verification Date:	04/09/2004
Ampoule Mass (g):	5.02617 g	Expiration Date:	04/09/2005
Uncertainty:	+/- 3.6 %	Primary Code:	0503-A
LogBook No:	RC S 035 018	Dilution(mL):	100 mL
		Mass of Parent(g):	4.4737 g
		Density(g/mL):	0.9992
		Balance ID:	

### Calculations Converting parent activity to dpm/mL|dpm/g

$(\text{Mass of parent(g)}) * (\text{Parm Activity (dps)}) * (\text{conversion dpm to dps}) / (\text{Ampoule Mass(g)} * (\text{Dilution Vol})) = \text{Parent Activity (dpm/mL)}$
$(\text{Mass of parent(g)}) * (\text{Parm Activity (dps)}) * (\text{conversion dpm to dps}) / \text{Density} / (\text{Ampoule Mass (g)} * (\text{Dilution Vol})) = \text{Parent Activity (dpm/g)}$
$(4.4737 \text{ g}) * (19390 \text{ dps}) * (60 \text{ dpm/dps}) / (5.02617 \text{ g} * 100 \text{ mL}) = 10355.2060 \text{ dpm/mL}$
$(4.4737 \text{ g}) * (19390 \text{ dps}) * (60 \text{ dpm/dps}) / (0.9992 \text{ g/mL}) / (5.02617 \text{ g} * 100 \text{ mL}) = 10363.0820 \text{ dpm/g}$

### Secondary Standards

Prep Date	Preparer	Mass Primary	Dilution (mL)	Code	Conc dpm/mL	Verification Date	Expiration Date
04/02/2003	Lonnie Morris	39.71	1000	0503-B	411.518 dpm/mL	09/13/2008	09/13/2009

GEL Laboratories LLC  
Version 1.0 9/18/2000

## Verification for Ra-228 Standard 0503-B

D. Roy 9/13/2008		Standard	
Isotope	Detector CPM	NET CPM	Source DPM/mL
0503-B	1962.0000	1916.4000	206.8705773
0503-B	1983.2000	1937.6000	209.1590642
0503-B	1927.0000	1881.4000	203.092415
			206.3740189

Mean Value (Counting) = 206.3740189 dpm/mL      102.890426      Pass  
 Stdev = 3.063655617 dpm/mL      0.01484516      Rule 3 (Pass/Fail)

Certificate Value = 200.596 dpm/mL  
 Lower Limit = 200.2467076 dpm/mL  
 Upper Limit = 212.5013301 dpm/mL  
 Rule 1 Pass/Fail Pass  
 Two sigma = 6.127311233  
 10 % of Mean = 20.63740189  
 Rule 2 (Pass/Fail) Pass

### Verification Rules

- Rule 1 = The certificate value (NOT including any uncertainty) shall lie within the 95% confidence interval determined from the mean and two sigma standard deviation of the three measurements
- Rule 2 = The two sigma value used for the 95% confidence interval shall not exceed 10% of the mean value of the three verification measurements.
- Rule 3 = The determined mean value shall be within 10% of the certificate value.

The analyst prepared three standard verification sources for Ra-228 source 0503-B by transferring portions of the standard into glass liquid scintillation vials. Ten mL of Ready Gel liquid scintillation cocktail was added to each vial and the vials were shaken to mix. A Blank vial was prepared in a similar fashion using 1 mL of DI water and 10 mL of Ready Gel cocktail. The standard verification vials and Background source were dark adapted for two hours and counted on LSC Gold for Ra-228 source standard verification. The Ra-228 efficiency calibration which was used for verification calculations was performed on 9/13/08 using source 0683-A (Ra-228). Calibration data is recorded in this logbook under Ra-228 0683-A. Each verification source calculation was performed as follows:

Source dpm/g = (A - B)/(C)(D)

where:

- A = Ver. source cpm,
- B = BKG cpm,
- C = System efficiency, (cpm/dpm), and
- D = mass used for standard verification.

Reference RAD SOP M-001

*David D. Roy 9/16/08*  
*Angela Johnson 9/17/08*

5/16/16

16 SEP 2008 16:24

ID: TOTAL ACTIVITY

USER:11 COMMENT:GOLD

PRESET TIME : 5.00

DATA CALC : CPM H# :YES SAMPLE REPEATS: 1 PRINTER : STD

COUNT BLANK : NO IC# : NO REPLICATES : 1 RS232 :EDIT

TWO PHASE : NO AQC : NO CYCLE REPEATS : 1 DISK : OFF

SCINTILLATOR: LIQUID LUMEX:YES LOW SAMPLE REJ: 0

LOW LEVEL : NO HALF LIFE CORRECTION DATE: none

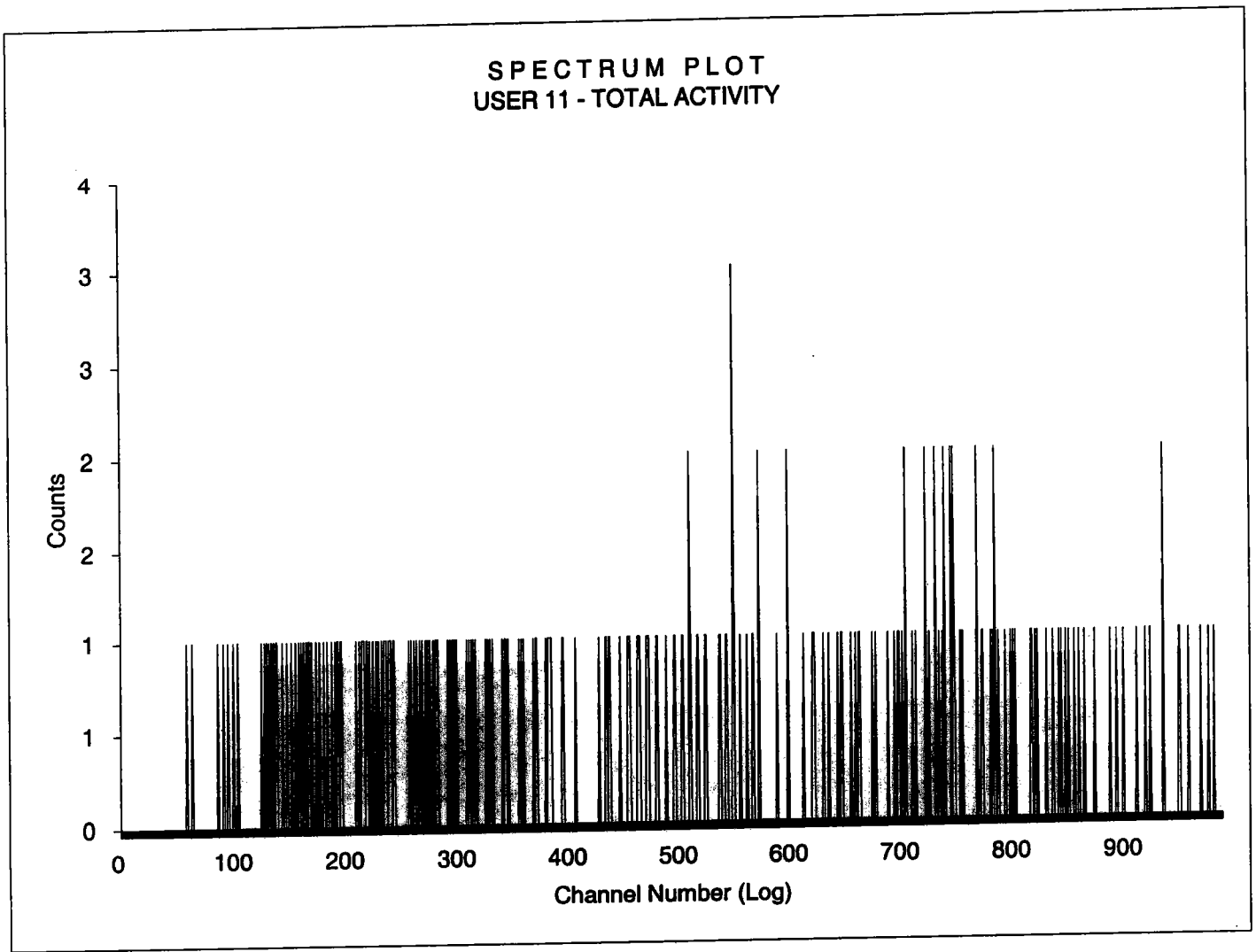
CHAN: 0.0 - 990.0 %ERROR: 2.00 FACTOR: 1.000000 BKG. SUB: 0

CHAN: 0.0 - 1000.0 %ERROR: 2.00 FACTOR: 1.000000 BKG. SUB: 0

SAM NO	POS	TIME MIN	H#	WIND1		WIND2		LUMEX %	ELAPSED TIME
				CPM	%ERROR	CPM	%ERROR		
1	11-1	5.00	98.2	50.40	12.60	54.00	12.17	0.41	5.55
2	11-2	1.30	99.3	7802.31	1.99	7803.08	1.99	0.00	7.81
3	11-3	1.30	100.4	7782.31	1.99	7786.15	1.99	0.00	10.14
4	11-4	1.35	99.2	7581.48	1.98	7585.19	1.98	0.01	12.51
5	11-5	5.00	97.9	45.60	13.25	47.20	13.02	0.43	18.61
6	11-6	5.00	110.7	1962.00	2.02	1964.80	2.02	0.01	24.65
7	11-7	5.00	110.8	1983.20	2.01	1984.80	2.01	0.01	30.75
8	11-8	5.00	110.7	1927.00	2.04	1927.80	2.04	0.02	36.85

801916  
28

Sample Count Start Time: 16 Sep 2008 16:46:59  
Data Capture Date: 9/16/2008 16:52:01  
User Filename: S11091611-5A.WK1  
U11091611-1A.WK1  
Spectrum Type: Log Counts  
User Number: 11  
User Id: TOTAL ACTIVITY  
User Comment: GOLD  
Isotope Name: 14C  
Scintillator: LIQUID  
Sample, Rack-Pos, Time: 5 11-5 5.00  
H#, Total Counts: 97.9 69  
Start, End, X-Axis: 0 990 Channel Number



50/9/16  
22

Sample Count Start Time:  
Data Capture Date:  
User Filename:

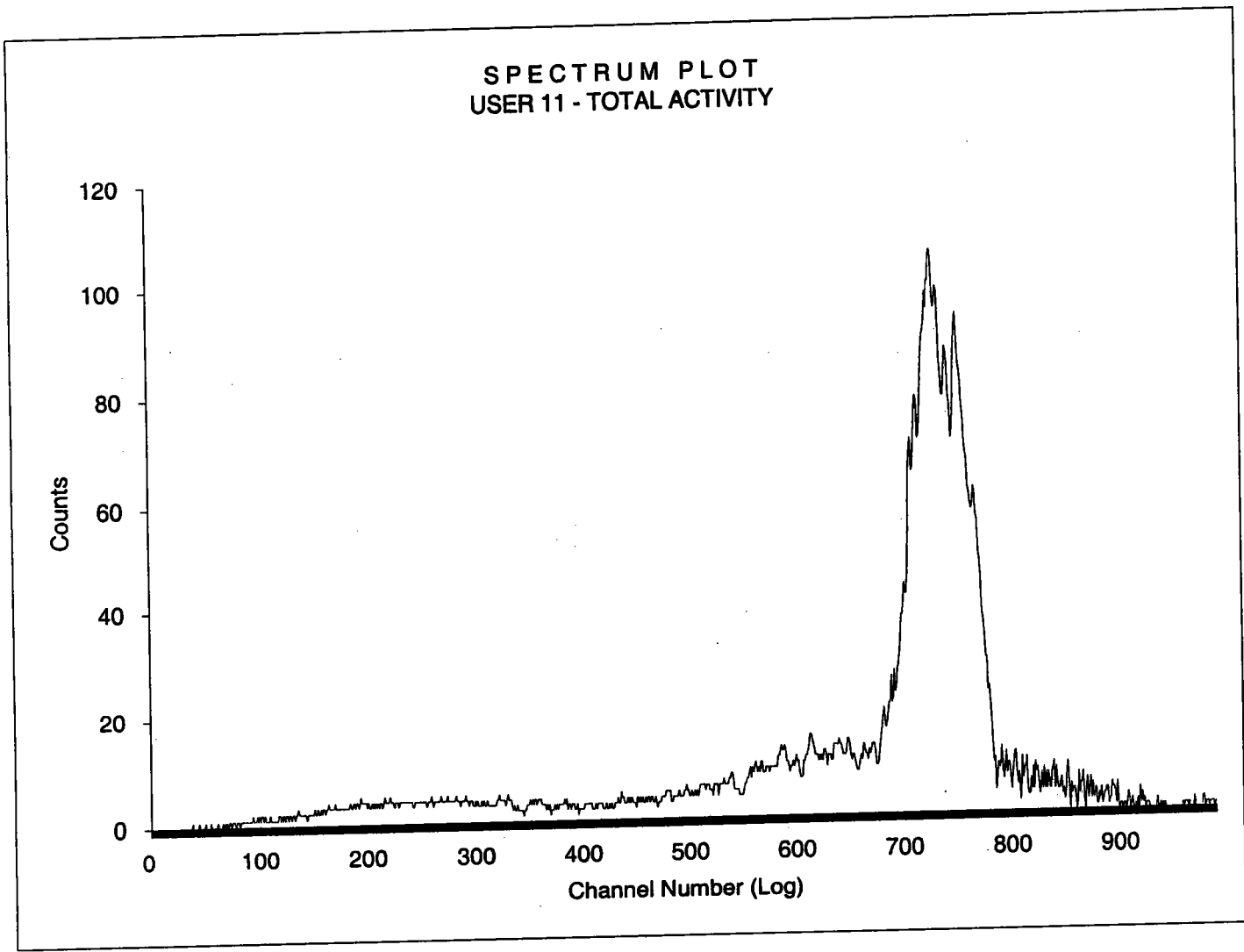
16 Sep 2008 16:53:01

9/16/2008 16:58:06  
S11091611-6A.WK1  
U11091611-1A.WK1

Spectrum Type  
User Number:  
User Id:  
User Comment:  
Isotope Name:  
Scintillator:  
Sample, Rack-Pos, Time:  
H#, Total Counts:  
Start, End, X-Axis:

Log Counts  
11  
TOTAL ACTIVITY  
GOLD  
14C  
LIQUID  
6 11-6 5.00  
110.7 7666  
0 990 Channel Number

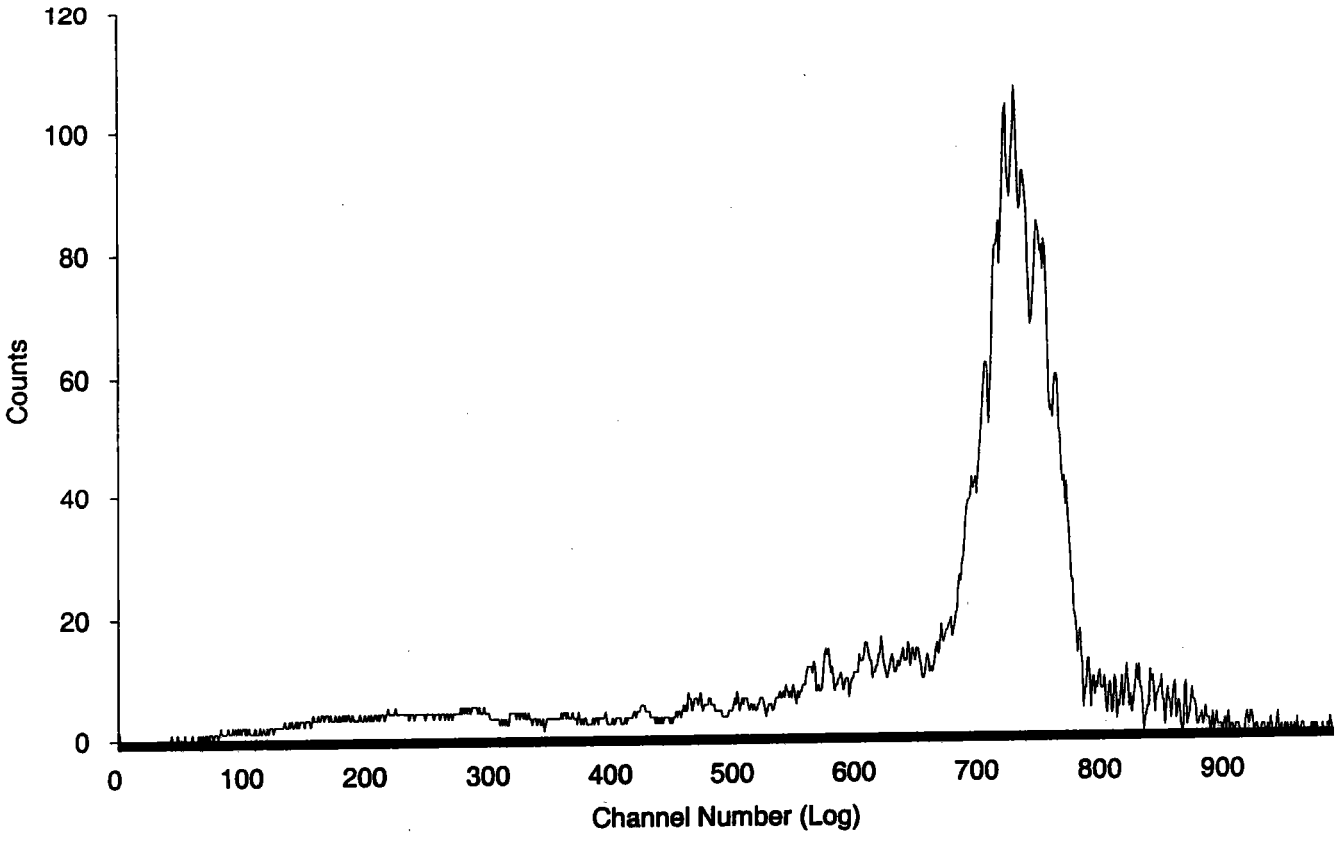
SPECTRUM PLOT  
USER 11 - TOTAL ACTIVITY



8/16/08  
LJS

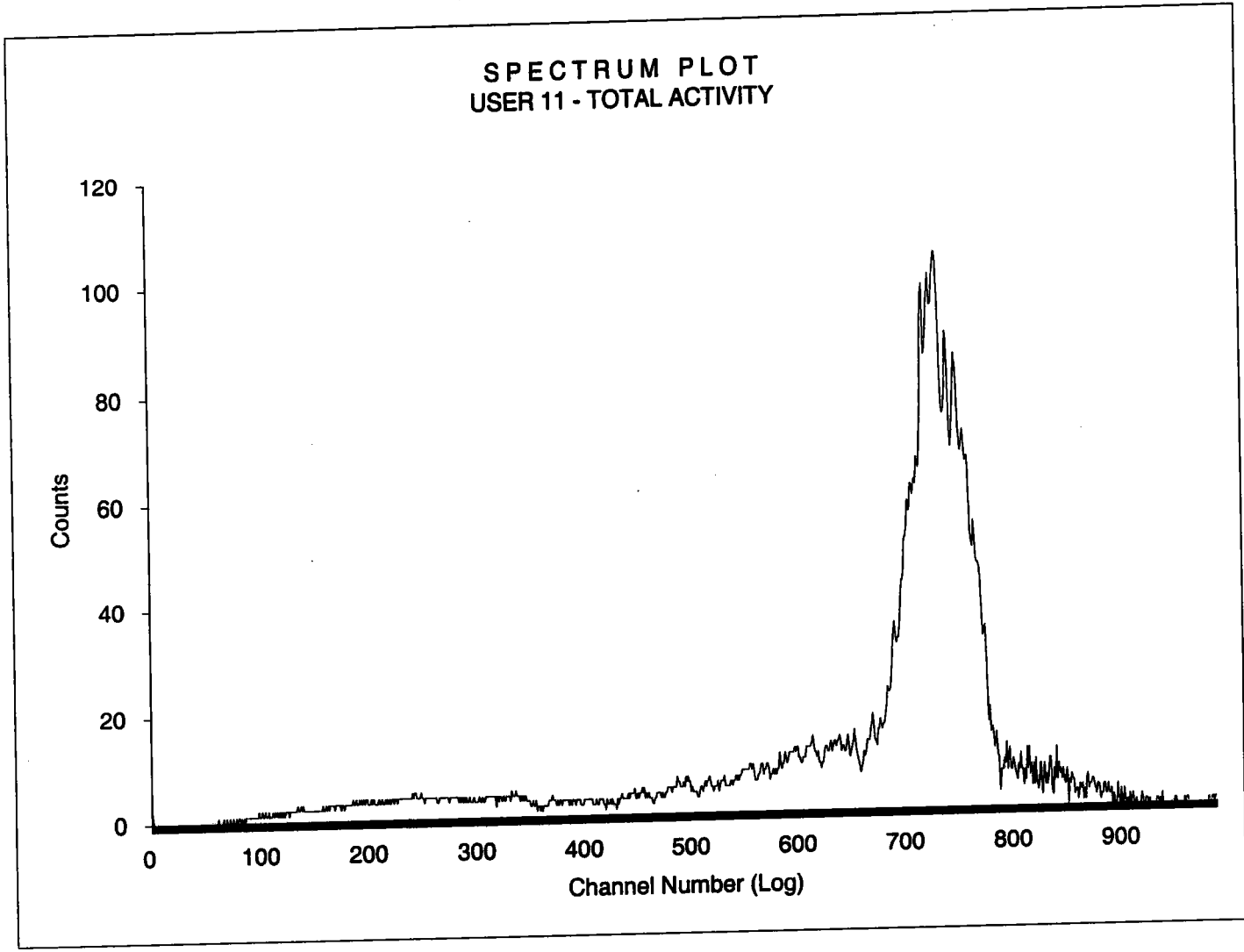
Sample Count Start Time: 16 Sep 2008 16:59:07  
Data Capture Date: 9/16/2008 17:04:12  
User Filename: S11091611-7A.WK1  
U11091611-1A.WK1  
Spectrum Type: Log Counts  
User Number: 11  
User Id: TOTAL ACTIVITY  
User Comment: GOLD  
Isotope Name: 14C  
Scintillator: LIQUID  
Sample, Rack-Pos, Time: 7 11-7 5.00  
H#, Total Counts: 110.8 7726  
Start, End, X-Axis: 0 990 Channel Number

SPECTRUM PLOT  
USER 11 - TOTAL ACTIVITY



9/16/08  
S

Sample Count Start Time: 16 Sep 2008 17:05:13  
Data Capture Date: 9/16/2008 17:10:18  
User Filename: S11091611-8A.WK1  
U11091611-1A.WK1  
Spectrum Type: Log Counts  
User Number: 11  
User Id: TOTAL ACTIVITY  
User Comment: GOLD  
Isotope Name: 14C  
Scintillator: LIQUID  
Sample, Rack-Pos, Time: 8 11-8 5.00  
H#, Total Counts: 110.7 7557  
Start, End, X-Axis: 0 990 Channel Number





# Radium-228 Que Sheet

SR 6/30/09

Batch #: 881540      Analyst: DXM2      Internal Due Date: 07/03/2009  
 Spike Isotope: Radium-228      Spike Code: NA      Ac-228 Ingrow: 2025 6/30/09  
 LCS Isotope: Radium-228      LCS Code: 0503-B      Expiration Date: 9/13/09  
 Tracer Isotope: Barium-133      Tracer Code: 0112-2      Expiration Date: 2/17/10  
 Prep Date: 6/30/09      Initials: JRS      Pipet ID: 1734212      Balance ID: NA  
 Ac-228 Separation Date/Time: 7-2-09 0540  
 Witness: JRS 6/30/09

Sample ID	Client Description	Type	Hazard Code	Min CRDL	Matrix	Client	Collect Date & Time	Pos. #	Vol (mL)	Ba Yield (%)	Gamma Det. #
1201872112-1	LCS for batch 881540	LCS		3 pCi/L	GROUND WATI	QC ACCOUNT	16-JUN-09 03:56 PM	1	20	100.83	↑
1201872113-1	LCS for batch 881540	LCS		3 pCi/L	GROUND WATI	QC ACCOUNT	16-JUN-09 03:56 PM	2	20	108.20	
1201872114-1	LCS for batch 881540	LCS		3 pCi/L	GROUND WATI	QC ACCOUNT	16-JUN-09 03:56 PM	3	20	114.22	
1201872115-1	LCS for batch 881540	LCS		3 pCi/L	GROUND WATI	QC ACCOUNT	16-JUN-09 03:56 PM	4	20	120.58	WZAL
1201872116-1	LCS for batch 881540	LCS		3 pCi/L	GROUND WATI	QC ACCOUNT	16-JUN-09 03:56 PM	5	20	105.84	
1201872117-1	LCS for batch 881540	LCS		3 pCi/L	GROUND WATI	QC ACCOUNT	16-JUN-09 03:56 PM	6	20	107.70	
1201872118-1	LCS for batch 881540	LCS		3 pCi/L	GROUND WATI	QC ACCOUNT	16-JUN-09 03:56 PM	7	20	112.82	
1201872119-1	LCS for batch 881540	LCS		3 pCi/L	GROUND WATI	QC ACCOUNT	16-JUN-09 03:56 PM	8	20	111.91	↓

JRS 7/2/09

SLC 7/2/09

Data Reviewed By:

Comments:

ASSAY 30-Jun-09 19:32:06

Protocol id 8 228\_REC  
Time limit 180  
Count limit 50000  
Isotope Ba-133  
Protocol date 9-Apr-07 10:03:07  
Run id. 54

POS	RACK	BATCH	TIME	COUNTS	CPM	ERROR	% RECOVERY	COUNT	TIME
1	97	1	180	779	229.3	4.13			19:32:13
2	97	2	180	785	231.2	4.11	100.83		19:35:24
3	97	3	180	835	248.1	3.95	108.20		19:38:35
4	97	4	180	877	261.9	3.83	114.22		19:41:47
5	97	5	180	921	276.5	3.71	120.58		19:44:58
6	72	6	180	819	242.7	4	105.84		19:48:17
7	72	7	180	798	235.5	4.07	102.70		19:51:28
8	72	8	180	867	258.7	3.85	112.82		19:54:40
9	72	9	180	861	256.6	3.87	111.91		19:57:51

END OF ASSAY

*[Handwritten signature]*  
7/2/09

# LUCAS CELL COUNTERS

# General Engineering Laboratories

2040 Savage Road, Charleston, SC 29414  
 (843)556-8171

## Lucas Cell Calibration Package

	YES	NO	Comments
1) Is all calibration standard information enclosed for: the primary standard certificate? the second standard(s) documentation? standard preparation information? standard < 1 Year old or verified?	<input checked="" type="checkbox"/>		
	<input checked="" type="checkbox"/>		
	<input checked="" type="checkbox"/>		
	<input checked="" type="checkbox"/>		
2) Is the efficiency calibration report included ?	<input checked="" type="checkbox"/>		
3) Is the raw count data included for: Cell constant determination? Plateau generation?	<input checked="" type="checkbox"/>		
	<input checked="" type="checkbox"/>		
4) Are the calibration verifications included?	<input checked="" type="checkbox"/>		
5) Are the instrument settings included: HVPS settings?	<input checked="" type="checkbox"/>		
6) Has the CELLEFF.xls file been updated ?	<input checked="" type="checkbox"/>		
7) Have the calibration dates been updated in ALPHALIMS ?	<input checked="" type="checkbox"/>		

Prepared By: Kelli S. Demee

Date: 8/29/08

Reviewed By: Mark J. Idem

Date: 9/12/08

Effective Date: 9/24/08

# Ra-226 Cell Constants

standard ID: 0299-G  
 Volume added (mL): 0.1  
 Standard Reference Activity (DPM/mL): 2446.35

Lucas cell #	Cell constant	Standard Source	Date/Time of count	Date/time flushed to cell	Date/time end of degas	Bkg Counts	bkg cpm	total counts	time min	count	cpm	Known activity dpm	11 (days) end-degas to flush	12 (days) end-flush to count	13 (days) Std Ref Date to count	Decay from Std Ref Date to count
101	1.796	Average 1.751	6/11/2008 22:40	6/11/2008 14:55	6/5/2008 14:10	8	0.267	8239	30	274.63	244.63	244.63	6.03125	0.32292	3102	0.9963
101	1.729	Stdev 0.039	8/15/2008 12:50	8/15/2008 9:25	8/12/2008 16:10	8	0.267	4800	30	160.00	244.63	244.63	2.71875	0.14236	3167	0.9962
101	1.728		7/31/2008 15:35	7/31/2008 8:55	7/28/2008 10:55	8	0.267	4938	30	164.60	244.63	244.63	2.91667	0.27778	3152	0.9963
102	1.677	Average 1.647	6/11/2008 23:15	6/11/2008 15:20	6/5/2008 14:10	8	0.267	7698	30	256.60	244.63	244.63	6.04861	0.32966	3102	0.9963
102	1.632	Stdev 0.026	8/4/2008 16:35	8/4/2008 9:45	8/1/2008 13:30	8	0.267	4570	30	152.33	244.63	244.63	2.84375	0.28472	3156	0.9963
102	1.632		7/31/2008 16:10	7/31/2008 9:20	7/28/2008 10:55	8	0.267	4680	30	156.00	244.63	244.63	2.93403	0.28472	3152	0.9963
103	1.864	Average 1.752	6/11/2008 13:40	6/11/2008 9:40	6/5/2008 14:10	8	0.267	8620	30	287.33	244.63	244.63	5.81250	0.16667	3102	0.9963
103	1.667	Stdev 0.098	7/31/2008 16:40	7/31/2008 9:50	7/28/2008 10:55	7	0.233	4862	30	162.07	244.63	244.63	2.95486	0.28472	3152	0.9963
103	1.704		8/4/2008 17:10	8/4/2008 10:15	8/1/2008 13:30	7	0.233	4796	30	159.87	244.63	244.63	2.86458	0.28819	3156	0.9963
104	1.937	Average 1.973	6/11/2008 14:10	6/11/2008 10:00	6/5/2008 14:10	6	0.200	8955	30	298.50	244.63	244.63	5.82639	0.17361	3102	0.9963
104	1.917	Stdev 0.080	6/24/2008 17:20	6/24/2008 14:10	6/20/2008 9:50	8	0.267	7275	30	242.50	244.63	244.63	4.18056	0.13194	3115	0.9963
104	2.064		7/31/2008 17:20	7/31/2008 10:15	7/28/2008 10:55	8	0.267	5964	30	198.80	244.63	244.63	2.97222	0.29514	3152	0.9963
105	1.916	Average 1.749	8/15/2008 13:55	8/15/2008 9:55	8/12/2008 16:10	8	0.267	5327	30	177.57	244.63	244.63	2.73958	0.16667	3167	0.9962
105	1.700	Stdev 0.149	7/31/2008 17:55	7/31/2008 10:45	7/28/2008 10:55	4	0.133	4933	30	164.43	244.63	244.63	2.99306	0.29861	3152	0.9963
105	1.631		8/4/2008 18:35	8/4/2008 11:05	8/1/2008 13:30	1	0.033	4805	30	153.50	244.63	244.63	2.89931	0.31250	3156	0.9963
106	1.594	Average 1.486	8/15/2008 14:30	8/15/2008 10:15	8/12/2008 16:10	8	0.267	4441	30	148.03	244.63	244.63	2.75347	0.17708	3167	0.9962
106	1.441	Stdev 0.094	7/31/2008 18:25	7/31/2008 11:15	7/28/2008 10:55	8	0.267	4208	30	140.27	244.63	244.63	3.01389	0.29861	3152	0.9963
106	1.422		8/19/2008 8:00	8/18/2008 16:00	8/15/2008 9:25	8	0.267	4132	30	137.73	244.63	244.63	3.27431	0.68687	3170	0.9962
107	1.779	Average 1.773	6/11/2008 15:50	6/11/2008 11:10	6/5/2008 14:10	8	0.267	8232	30	274.40	244.63	244.63	5.87500	0.19444	3102	0.9963
107	1.751	Stdev 0.020	7/31/2008 19:05	7/31/2008 11:40	7/28/2008 10:55	7	0.233	5121	30	170.70	244.63	244.63	3.03125	0.30903	3152	0.9963
107	1.790		8/4/2008 19:40	8/4/2008 12:00	8/1/2008 13:30	8	0.267	5105	30	170.17	244.63	244.63	2.93750	0.31944	3156	0.9963
108	1.755	Average 1.840	6/11/2008 17:00	6/11/2008 11:30	6/5/2008 14:10	7	0.233	8081	30	269.37	244.63	244.63	5.88889	0.22917	3102	0.9963
108	1.937	Stdev 0.092	6/25/2008 20:00	6/25/2008 15:40	6/20/2008 9:50	8	0.267	8413	30	280.43	244.63	244.63	5.24306	0.18056	3116	0.9963
108	1.827		8/15/2008 15:09	8/15/2008 10:15	8/12/2008 16:10	8	0.267	5071	30	169.03	244.63	244.63	2.75347	0.19792	3167	0.9962
109	1.646	Average 1.512	6/11/2008 17:35	6/11/2008 11:45	6/5/2008 14:10	8	0.267	7570	30	252.33	244.63	244.63	5.89931	0.24306	3102	0.9963
109	1.441	Stdev 0.117	8/1/2008 8:55	7/31/2008 13:05	7/28/2008 10:55	6	0.200	3994	30	129.80	244.63	244.63	3.09028	0.82639	3152	0.9963
109	1.448		8/4/2008 20:40	8/4/2008 13:40	8/1/2008 13:30	8	0.267	4226	30	140.87	244.63	244.63	3.00694	0.29167	3156	0.9963
110	1.664	Average 1.544	6/24/2008 21:15	6/24/2008 15:05	6/20/2008 9:50	8	0.267	6214	30	207.13	244.63	244.63	4.21875	0.26694	3115	0.9963
110	1.566	Stdev 0.133	8/15/2008 15:35	8/15/2008 10:50	8/12/2008 16:10	8	0.267	4377	30	145.90	244.63	244.63	2.77778	0.19792	3167	0.9962
110	1.401		8/4/2008 21:10	8/4/2008 14:05	8/1/2008 13:30	8	0.267	4103	30	136.77	244.63	244.63	3.02431	0.29514	3156	0.9963
111	1.632	Average 1.575	6/24/2008 22:30	6/24/2008 15:30	6/20/2008 9:50	7	0.233	6071	30	202.37	244.63	244.63	4.23611	0.29167	3115	0.9963
111	1.517	Stdev 0.057	8/1/2008 10:30	7/31/2008 14:00	7/28/2008 10:55	8	0.267	4120	30	137.33	244.63	244.63	3.12847	0.86417	3152	0.9963
111	1.576		8/4/2008 21:35	8/4/2008 14:30	8/1/2008 13:30	7	0.233	4636	30	154.53	244.63	244.63	3.04167	0.29514	3156	0.9963
112	1.797	Average 1.648	6/11/2008 22:10	6/11/2008 14:30	6/5/2008 14:10	8	0.267	8239	30	274.63	244.63	244.63	6.01389	0.31944	3102	0.9963
112	1.588	Stdev 0.130	8/1/2008 11:00	7/31/2008 14:00	7/28/2008 10:55	8	0.267	4294	30	143.13	244.63	244.63	3.12847	0.87500	3152	0.9963
112	1.559		8/4/2008 22:00	8/4/2008 14:50	8/1/2008 13:30	8	0.267	4599	30	153.30	244.63	244.63	3.05556	0.29861	3156	0.9963

168  
8/21/08

Ra-226 Verification Sheet

Sample ID	Volume (mL)	End Degas Date/Time	End De-em Date/Time	Start Count Date/Time	Cell #	Det #	Background CPM	Total Counts
Cal 19	500	6/15/08 1410						
Cal 13	500	6/15/08 1410						
Cal 10	500	6/15/08 1410						
Cal 14	500	6/15/08 1410						
Cal 34	500	6/15/08 1410						
Cal 21	500	6/24/08 0950	6/24/08 1410	6/24/08 1720	104	1	8	7275
<del>Cal 20</del>	500	6/24/08 0950	6/24/08 1430	6/24/08 1820	107	1	8	18
<del>Cal 25</del>	500	6/24/08 0950	6/24/08 1450	6/24/08 1921	108	1	8	7547
Cal 36	500	6/24/08 0950	6/24/08 1505	6/24/08 2115	110	1	8	6214
Cal 37	500	6/24/08 0950	6/24/08 1530	6/24/08 2230	111	1	7	6071
<del>Cal 37</del>	500	6/24/08 0950	6/24/08 1545	6/24/08 2305	112	1	8	5592
<del>Cal 3</del>	500	6/25/08 0950	6/25/08 1405	6/25/08 1705	109	1	8	8275
<del>Cal 32</del>	500	6/25/08 0950	6/25/08 1420	6/25/08 1740	101	1	8	3362
<del>Cal 41</del>	500	6/25/08 0950	6/25/08 1445	6/25/08 1820	103	1	8	8905
<del>Cal 39</del>	500	6/25/08 0950	6/25/08 1510	6/25/08 1851	105	1	8	9300
<del>Cal 43</del>	500	6/25/08 0950	6/25/08 1525	6/25/08 1930	109	1	8	8121
<del>Cal 47</del>	500	6/25/08 0950	6/25/08 1540	6/25/08 2000	100	1	8	8413

Ra-226 Verification Sheet

Sample ID	Volume (mL)	End Degas Date/Time	End De-em Date/Time	Start Count Date/Time	Cell #	Det #	Background CPM	Total Counts
Ca147	500	6/5/08 1410	6/11/08 0940	6/11/08 1340	103	1	8	8620
Ca13	500	6/5/08 1410	6/11/08 1000	6/11/08 1410	104	1	6	8955
<del>Ca127</del>	<del>500</del>	<del>6/5/08 1410</del>	<del>6/11/08 1015</del>	<del>6/11/08 1440</del>	<del>105</del>	<del>1</del>	<del>4</del>	<del>9429</del>
<del>Ca140</del>	<del>500</del>	<del>6/5/08 1410</del>	<del>6/11/08 1045</del>	<del>6/11/08 1510</del>	<del>106</del>	<del>1</del>	<del>8</del>	<del>3534</del>
Ca125	500	6/5/08 1410	6/11/08 1110	6/11/08 1550	107	1	8	8232
Ca136	500	6/5/08 1410	6/11/08 1130	6/11/08 1700	108	1	7	8081
Ca121	500	6/5/08 1410	6/11/08 1145	6/11/08 1735	109	1	8	7570
<del>Ca132</del>	<del>500</del>	<del>6/5/08 1410</del>	<del>6/11/08 1150</del>	<del>6/11/08 2040</del>	<del>110</del>	<del>1</del>	<del>8</del>	<del>4366</del>
<del>Ca134</del>	<del>500</del>	<del>6/5/08 1410</del>	<del>6/11/08 115</del>	<del>6/11/08 2115</del>	<del>111</del>	<del>1</del>	<del>6</del>	<del>6792</del>
Ca143	500	6/5/08 1410	6/11/08 1130	6/11/08 2210	110	1	8	5867
Ca17	500	6/5/08 1410	6/11/08 1455	6/11/08 2240	101	1	8	8239
Ca141	500	6/5/08 1410	6/11/08 1520	6/11/08 2315	102	1	8	7690
Ca111	500	6/5/08 1410						
Ca130	500	6/5/08 1410						
Ca17	500	6/5/08 1410						
Ca19	500	6/5/08 1410						
Ca16	500	6/5/08 1410						
Ca18	500	6/5/08 1410						
Ca135	500	6/5/08 1410						

100  
8/29/08

Ra-226 Verification Sheet

rig 1

Sample ID	Volume (mL)	End Degas Date/Time	End De-em Date/Time	Start Count Date/Time	Cell #	Det #	Background CPM	Total Counts
Cal 14	500	7/28/08 1055	7/31/08 0855	7/31/08 1535	101	1	8	49380
Cal 144	500	7/28/08 1055	7/31/08 0920	7/31/08 1610	102	1	8	4680
Cal 140	500	7/28/08 1055	7/31/08 0950	7/31/08 1640	103	1	7	4862
Cal 119	500	7/28/08 1055	7/31/08 1015	7/31/08 1720	104	1	8	5964
Cal 130	500	7/28/08 1055	7/31/08 1045	7/31/08 1755	105	1	4	4933
Cal 146	500	7/28/08 1055	7/31/08 1115	7/31/08 1825	106	1	8	4208
Cal 143	500	7/28/08 1055	7/31/08 1140	7/31/08 1905	107	1	7	5721
<del>Cal 143</del>	<del>500</del>	<del>7/28/08 1055</del>	<del>7/31/08 1205</del>	<del>8/1/08 0815</del>	<del>108</del>	<del>1</del>	<del>8</del>	<del>3159</del>
Cal 142	500	7/28/08 1055	7/31/08 1305	8/1/08 0855	109	1	6	3894
<del>Cal 143</del>	<del>500</del>	<del>7/28/08 1055</del>	<del>7/31/08 1330</del>	<del>8/1/08 0930</del>	<del>110</del>	<del>1</del>	<del>6</del>	<del>3185</del>
Cal 143	500	7/28/08 1055	7/31/08 1400	8/1/08 1030	111	1	8	4120
Cal 137	500	7/28/08 1055	7/31/08 1415 <del>7/31/08 1415</del>	8/1/08 1100	112	1	8	4294

100  
8/2/08



Ra-226 Verification Sheet

Run 1

VP  
8/29/08

Sample ID	Volume (mL)	End Degas Date/Time	End De-em Date/Time	Start Count Date/Time	Cell #	Det #	Background CPM	Total Counts
<del>41</del>	500	<del>8/11/08 1330</del>	<del>8/4/08 0615</del>	<del>8/4/08 1550</del>	101	1	8	3638
44	500	8/11/08 1330	8/4/08 0645	8.4.08 1635	102	1	8	4570
30	500	8/11/08 1330	8/4/08 1015	8.4.08 1710	103	1	7	4796
<del>19</del>	500	<del>8/11/08 1330</del>	<del>8/4/08 1035</del>	<del>8.4.08 1745</del>	<del>104</del>	<del>1</del>	<del>6</del>	<del>4733</del>
35	500	8/11/08 1330	8/4/08 1105	8.4.08 1835	105	1	1	4605
<del>46</del>	500	<del>8/11/08 1330</del>	<del>8/4/08 1130</del>	<del>8.4.08 1910</del>	<del>106</del>	<del>1</del>	<del>6</del>	<del>3725</del>
13	500	8/11/08 1330	8/4/08 1200	8.4.08 1940	107	1	8	5105
<del>25</del>	500	<del>8/11/08 1330</del>	<del>8/4/08 1310</del>	<del>8.4.08 2010</del>	<del>108</del>	<del>1</del>	<del>8</del>	<del>4575</del>
42	500	8/11/08 1330	8/4/08 1340	8.4.08 2040	109	1	8	4226
15	500	8/11/08 1330	8/4/08 1405	8.4.08 2110	110	1	8	4103
43	500	8/11/08 1330	8/4/08 1430	8.4.08 2135	111	1	7	4636
37	500	8/11/08 1330	8/4/08 1450	8.4.08 2200	112	1	8	4599

VP 8/29/08

Ra-226 Verification Sheet

Fix 1

Sample ID	Volume (mL)	End Degas Date/Time	End De-em Date/Time	Start Count Date/Time	Cell #	Det #	Background CPM	Total Counts
		<del>8/11/08 1305</del>						
Cal 15		8/12/08 1610	8/15/08 0925	8/15/08 1250	101	1	8	4900
Cal 37		8/12/08 1610	8/15/08 0955	8/15/08 1355	105	1	8	5327
Cal 43		8/12/08 1610	8/15/08 1015	8/15/08 1430	106	1	8	4441
Cal 44		8/12/08 1610	8/15/08 1030	8/15/08 1500	109	1	8	5071
Cal 13		8/12/08 1610	8/15/08 1050	8/15/08 1535	110	1	8	4377
<del>Cal 15</del>	<del>500</del>	<del>8/15/08 0925</del>	<del>8/18/08 1000</del>	<del>8-18-08 1720</del>	<del>104</del>	<del>1</del>	<del>4132</del>	<del>462</del>
Cal-15	500	8/15/08 0925	8/15/08 1600	8/19/08 0800	106	1	8	4132

8/15/08

100 8/15/08

# Verification for Ra-226 Standard 0299-G

4/2/2008	Isotope	Detector CPM	BKG CPM	NET CPM	Detector Eff	Standard Mass. Used (G)	Source DPM/G
D. Roy	0299-G N1	2536.9600	52.4000	2484.5600	1.917186	0.5057	2562.667649
	0299-G N2	2520.2500	52.4000	2467.8500	1.917186	0.5056	2545.935781
	0299-G N3	2532.5000	52.4000	2480.1000	1.917186	0.5042	2565.677715
						Average =	2558.093715

Mean Value (Counting) = 2558.093715  
 Stdev = 10.63610098

Certificate Value = 2437.6 dpm/mL  
 Lower Limit = 2536.821513 dpm/mL  
 Upper Limit = 2579.365917 dpm/mL  
 Rule 1 Pass/Fail = **Fail** \*exception taken due to full recovery of standard  
 Two sigma = 21.27220197 dpm/mL  
 10 % of Mean = 255.8093715 dpm/mL  
 Rule 2 (Pass/Fail) = **Pass**

### Verification Rules

- Rule 1 = The certificate value (NOT including any uncertainty) shall lie within the 95% confidence interval determined from the mean and two sigma standard deviation of the three measurements
- Rule 2 = The two sigma value used for the 95% confidence interval shall not exceed 10% of the mean value of the three verification measurements.
- Rule 3 = The determined mean value shall be within 10% of the certificate value.

The analyst prepared three standard verification sources for Ra-226 source 0299-G by transferring portions of the standard into tared glass liquid scintillation vials. One mL of DI Water and ten mLs of Ready Gel liquid scintillation cocktail was added to each vial and the vials were shaken to mix. A Blank vial was prepared in a similar fashion using 1 mL of DI water and 10 mL of Ready Gel cocktail. The standard verification vials and Background source were dark adapted for two hours and counted on LSC Gold for Radium source standard verification. The Ra-226 efficiency calibration which was used for verification calculations was performed on 4/02/08 using source 0024-A (Ra-226). Calibration data is recorded in this logbook under Ra-226 0024. Each verification source calculation was performed as follows:

$$\text{Source dpm/g} = (A - B)/(C)(D)$$

where:  
 A = Ver. source cpm,  
 B = BKG cpm,  
 C = System efficiency, (cpm/dpm), and  
 D = mass used for standard verification.

IRAD.SOP.M-001

10/8/2008  
 Nancy S. Johnson 4/9/08  
 David Roy 4/10/08



# Standard Traceability Log Rad

Source Material Info	
Parent Code:	0299
Prepared By:	Angela Johnson
Carrier Conc:	0.5 M HCL
Reference Date:	12/15/1999
Ampoule Mass (g):	5.0368 g
Uncertainty:	+/- 2.5 %
LogBook No:	RC S 027 128

A Solution Material Info	
Isotope:	Radium-226
Prepared By:	Angela Johnson
Prep Date:	09/15/2000
Verification Date:	01/23/2008
Expiration Date:	01/23/2009
Primary Code:	0299-A
Dilution(mL):	100 mL
Mass of Parent(g):	4.6634 g
Density(g/mL):	1.0012
Balance ID:	

### Calculations Converting parent activity to dpm/mL|dpm/g

$(\text{Mass of parent(g)}) * (\text{Parm Activity (kBq/g)}) * (\text{conversion dpm to kBq}) / (\text{Dilution Vol}) = \text{Parent Activity (dpm/mL)}$
$(\text{Mass of parent(g)}) * (\text{Parm Activity (kBq/g)}) * (\text{conversion dpm to kBq}) / \text{Density (g/mL)} / (\text{Dilution Vol}) = \text{Parent Activity (dpm/g)}$
$(4.6634 \text{ g}) * (43.75 \text{ kBq/g}) * (60000 \text{ dpm/kBq}) / (100 \text{ mL}) = 122414.2500 \text{ dpm/mL}$
$(4.6634 \text{ g}) * (43.75 \text{ kBq/g}) * (60000 \text{ dpm/kBq}) / (1.0012 \text{ g/mL}) / (100 \text{ mL}) = 122273.3377 \text{ dpm/g}$

### Secondary Standards

Prep Date	Preparer	Mass Primary	Dilution (mL)	Code	Conc dpm/mL	Verification Date	Expiration Date
08/26/2003	Angela Johnson	1.9909	100	0299-E	2434.34 dpm/mL	11/04/2004	11/04/2005
08/26/2003	Angela Johnson	1.9872	100	0299-F	2429.82 dpm/mL	08/26/2004	08/26/2005
04/05/2005	Amanda Fehr	5.0018	250	0299-G	2446.3471 dpm/mL	04/02/2008	04/02/2009

GEL Laboratories LLC  
Version 1.0 9/18/2000

140  
8/28/08

## General Engineering Laboratories Verification Source Preparation Sheet

Applicable SOP Number GL-KAD-A-008 Isotope Ka-226  
 Date Standards Prepared 4/5/05 Cocktail Type Used N/A  
 Standard ID 0299-6 Matrix of Vial/Planchett N/A  
 Amount Used (g or ml) 0.1 Type of Scintillation Vial N/A  
 Standard Activity (DPM/g or ml) 2446.347 Pipette ID Used 1429303  
 Reference Date 12/15/99 Balance ID Used 36040216  
 Expiration Date 4/12/09 Quenching Agent N/A  
 Residue/Carrier Agent 0.5M HCl

	Standard Number	Quenching Vol (uL)/ Residue Volume (mL)	Initial Wt. (g)	Final Wt. (g)	Net Wt. (mg)
1	CAL 1				
2	CAL 2				
3	CAL 3				
4	CAL 4				
5	CAL 5				
6	CAL 6				
7	CAL 7				
8	CAL 8				
9	CAL 9				
10	CAL 10				
11	CAL 11				
12	CAL 12				
13	CAL 13				
14	CAL 14				
15	CAL 15				

No. 1429303

Prepared By: Kyle D. Pierce Date: 8/23/05  
 Reviewed By: John G. Adams Date: 8/28/08

Rev 1 RLM 9/10/97

## General Engineering Laboratories Verification Source Preparation Sheet

Applicable SOP Number GL-KAD-A-008 Isotope Ka-226  
 Date Standards Prepared 4/5/05 Cocktail Type Used N/A  
 Standard ID D2991-6 Matrix of Vial/Planchett N/A  
 Amount Used (g or ml) 0.1 Type of Scintillation Vial N/A  
 Standard Activity (DPM/g or ml) 2446.347 Reference Date 12/15/99  
 Reference Date 12/15/99 Balance ID Used 36040216  
 Expiration Date 4/12/09 Quenching Agent N/A  
 Residue/Carrier Agent 0.5M HCl

	Standard Number	Quenching Vol (uL)/ Residue Volume (mL)	Initial Wt. (g)	Final Wt. (g)	Net Wt. (mg)
16	CAL 16				
17	CAL 17				
18	CAL 18				
19	CAL 19				
20	CAL 20				
21	CAL 21				
22	CAL 22				
23	CAL 23				
24	CAL 24				
25	CAL 25				
26	CAL 26				
27	CAL 27				
28	CAL 28				
29	CAL 29				
30	CAL 30				

*W. R. S. 8/29/08*

Prepared By: Kelli Powell Date: 8/29/08  
 Reviewed By: John J. Adams Date: 8/29/08

Rev 1 RLM 9/10/97

## General Engineering Laboratories Verification Source Preparation Sheet

Applicable SOP Number GL-KAD-A-008 Isotope Ka-226  
 Date Standards Prepared 4/15/05 Cocktail Type Used NIA  
 Standard ID 0299-6 Matrix of Vial/Planchett NIA  
NIA  
NIA  
 Amount Used (g or ml) 0.1 Type of Scintillation Vial NIA  
 Standard Activity (DPM/g or ml) 2446.347 Pipette ID Used 1429303  
 Reference Date 12/15/99 Balance ID Used 36040216  
 Expiration Date 4/12/09 Quenching Agent NIA  
 Residue/Carrier Agent 0.5M HCl

	Standard Number	Quenching Vol (uL)/ Residue Volume(mL)	Initial Wt. (g)	Final Wt. (g)	Net Wt. (mg)
31	CAL 31				
32	CAL 32				
33	CAL 33				
34	CAL 34				
35	CAL 35				
36	CAL 36				
37	CAL 37				
38	CAL 38				
39	CAL 39				
40	CAL 40				
41	CAL 41				
42	CAL 42				
43	CAL 43				
44	CAL 44				
45	CAL 45				

NIA  
8/25/08

Prepared By: [Signature] Date 8/25/08  
 Reviewed By: [Signature] Date 8/29/08

Rev 1 RLM 9/10/97

## General Engineering Laboratories Verification Source Preparation Sheet

Applicable SOP Number GL-KAD-A-003 Isotope Ra-226  
 Date Standards Prepared 4/5/05 Cocktail Type Used N/A  
 Standard ID 0299-G Matrix of Vial/Planchett N/A  
 Amount Used (g or ml) 0.1 Type of Scintillation Vial N/A  
 Standard Activity (DPM/g or ml) 2446.347 Pipette ID Used 1429303  
 Reference Date 12/15/09 Balance ID Used 36040216  
 Expiration Date 4/12/09 Quenching Agent N/A  
 Residue/Carrier Agent 0.5M HCl

	Standard Number	Quenching Vol (uL)/ Residue Volume (mL)	Initial Wt. (g)	Final Wt. (g)	Net Wt. (g)
46	CAL 46				
47	CAL 47				
48	CAL 48				


*Note: A large diagonal line is drawn across the table from the bottom-left to the top-right. Handwritten notes include "CAL 46-48" and "3/22/05" near the line.*

Prepared By: Vello's Dione Date: 8/1/05  
 Reviewed By: John J. Adams Date: 3/28/08

Rev 1 RLM 9/10/97



0299



Nycomed Amersham plc  
Radiation & Radioactivity  
Calibration Laboratory  
Amersham Laboratories  
White Lion Road  
Amersham  
Buckinghamshire  
HP7 9LL

ISSUED  
FOR:

AEA Technology plc  
Isotrak  
Amersham Laboratories  
White Lion Road  
Amersham  
Buckinghamshire  
HP7 9LL

ion Principal radionuclide: Radium-226

Product code: RAY44  
Solution number: R4/131/89

ment Reference time: 1200 GMT on 15 December 1999

data Nuclear data quoted on this certificate are taken from the Joint European File, Version 2.2.

ion of The reported expanded uncertainty is based on a standard uncertainty multiplied by a coverage factor  $k = 2.00$ , which  
inties for a  $t$ -distribution with  $\nu_{eff} = \infty$  effective degrees of freedom corresponds to a coverage probability of approximately  
95%. The uncertainty evaluation has been carried out in accordance with UKAS requirements.

Unless indicated, all other uncertainties are expressed at the confidence level associated with one standard  
uncertainty.

The format used for the uncertainties in the values of radionuclidic purity is illustrated in the following examples;

- 6.5(21) -  $6.5 \pm 2.1$
- 6.54(21) -  $6.54 \pm 0.21$
- 6.543(21) -  $6.543 \pm 0.021$

ved  
ory

Date of  
issue

17<sup>th</sup> December 1999

KAP 8/11/99

726

Nycomed  
Amersham

# Ra-226 WATER

Batch: LCSVER  
 Date: 8/20/2008  
 Analyst: KSD1

Procedure Code: LUC26RAL  
 Parmname: Radium-226  
 MDA: 1 pCi/L

Instrument Used: LUCAS CELL DETECTOR

Bkg Count Time: 30 min

Sample ID	Sample Vol L	Count Time min	Gross counts cts	Cell # num	Cell Const. num	BKG cpm	Ra-226 MDA pCi/L	Ra-226 RESULT pCi/L	Ra-226 ERROR pCi/L	COUNT DATE/TIME
Ver 1	0.500	30	738	101	1.751	0.267	0.4737	21.7600	1.5957	8/26/2008 16:10
Ver 2	0.500	30	770	102	1.647	0.267	0.5038	24.1604	1.7334	8/26/2008 17:05
Ver 3	0.500	30	716	103	1.752	0.267	0.4735	21.0967	1.5715	8/26/2008 17:45
Ver 4	0.500	30	820	104	1.973	0.200	0.3728	21.4823	1.4866	8/26/2008 18:15
Ver 5	0.500	30	656	106	1.486	0.267	0.5576	22.7382	1.7722	8/26/2008 19:00
Ver 6	0.500	30	860	107	1.773	0.267	0.4674	25.0613	1.6986	8/26/2008 19:35
Ver 7	0.500	30	867	108	1.840	0.267	0.4505	24.3515	1.6436	8/26/2008 20:10
Ver 8	0.500	30	756	110	1.544	0.267	0.5372	25.2853	1.8313	8/26/2008 20:40
Ver 9	0.500	30	827	111	1.575	0.133	0.3989	27.2897	1.8735	8/26/2008 21:10
VER 10	0.500	30	851	112	1.648	0.267	0.5042	26.7480	1.8227	8/26/2008 21:45

WJ  
8/25/08

Sample ID	Sample Dup	Det #	Run Date	Sample Type	Standard ID	NC	NC units	Recovery/RPD
Ver 1		1	8/26/2008 13:00	LCS	0638-F	24.10	pCi/L	90%
Ver 2		1	8/26/2008 13:30	LCS	0638-F	24.10	pCi/L	100%
Ver 3		1	8/26/2008 13:55	LCS	0638-F	24.10	pCi/L	88%
Ver 4		1	8/26/2008 14:25	LCS	0638-F	24.10	pCi/L	89%
Ver 5		1	8/26/2008 14:45	LCS	0638-F	24.10	pCi/L	94%
Ver 6		1	8/26/2008 15:05	LCS	0638-F	24.10	pCi/L	104%
Ver 7		1	8/26/2008 15:25	LCS	0638-F	24.10	pCi/L	101%
Ver 8		1	8/26/2008 15:40	LCS	0638-F	24.10	pCi/L	105%
Ver 9		1	8/26/2008 15:55	LCS	0638-F	24.10	pCi/L	113%
Ver 10		1	8/26/2008 16:10	LCS	0638-F	24.10	pCi/L	111%

DEGASSING DATE/TIME	DE-EMAN. DATE/TIME	DEGASS-DE-EM	dE-EM-COUNT	constant	constant	constant	Net CPM	Ingrowth constant
8/21/2008 15:30	8/26/2008 13:00	117.50	3.17	0.5882	0.9764	1.0019	24.3333	0.5754
8/21/2008 15:30	8/26/2008 13:30	118.00	3.58	0.5897	0.9733	1.0019	25.4000	0.5751
8/21/2008 15:30	8/26/2008 13:55	118.42	3.83	0.5910	0.9715	1.0019	23.6000	0.5752
8/21/2008 15:30	8/26/2008 14:25	118.92	3.83	0.5925	0.9715	1.0019	27.1333	0.5767
8/21/2008 15:30	8/26/2008 14:45	119.25	4.25	0.5936	0.9684	1.0019	21.6000	0.5759
8/21/2008 15:30	8/26/2008 15:05	119.58	4.50	0.5946	0.9666	1.0019	28.4000	0.5758
8/21/2008 15:30	8/26/2008 15:25	119.92	4.75	0.5956	0.9648	1.0019	28.6333	0.5757
8/21/2008 15:30	8/26/2008 15:40	120.17	5.00	0.5964	0.9630	1.0019	24.9333	0.5754
8/21/2008 15:30	8/26/2008 15:55	120.42	5.25	0.5971	0.9611	1.0019	27.4333	0.5750
8/21/2008 15:30	8/26/2008 16:10	120.67	5.58	0.5979	0.9587	1.0019	28.1000	0.5743

*Handwritten signature*

Ra-226 Verification Sheet

Via 1

Sample ID	Volume (mL)	End Degas Date/Time	End De-em Date/Time	Start Count Date/Time	Cell #	Det #	Background CPM	Total Counts
VEN 1	500	8/21/08 1530	8/21/08 1300	8/26/08 1610	101	1	8	138
VEN 2	500	8/21/08 1530	8/21/08 1330	8/26/08 1765	102	1	8	770
VEN 3	500	8/21/08 1530	8/21/08 1355	8/26/08 1748	103	1	8	716
VEN 4	500	8/21/08 1530	8/21/08 1425	8/26/08 1815	104	1	8	820
VEN 5	500	8/21/08 1530	8/21/08 1445	8/26/08 1900	106	1	8	656
VEN 6	500	8/21/08 1530	8/21/08 1505	8/26/08 1935	107	1	8	800
VEN 7	500	8/21/08 1530	8/21/08 1525	8/26/08 2010	108	1	8	867
VEN 8	500	8/21/08 1530	8/26/08 1540	8/26/08 2040	110	1	8	756
VEN 9	500	8/21/08 1530	8/26/08 1555	8/26/08 2110	111	1	4	827
VEN 10	500	8/21/08 1530	8/26/08 1610	8/26/08 2145	112	1	8	851
VEN 11	500	8/21/08 1530						
VEN 12	500	8/21/08 1530						

VP 8/26/08

# Verification for Ra-226 Standard 0638-F

D Roy  
12/27/2007

Isotope	Detector CPM	BKG CPM	NET CPM	Detector Eff Mass. Used (mL)	Standard Source DPM/mL
0638-F N1	1239.9000	31.5000	1208.4000	1.0000	281.3311626
0638-F N2	1222.8000	31.5000	1191.3000	1.0000	257.6330801
0638-F N3	1219.4000	31.5000	1187.9000	1.0000	256.8977989
Average =					258.6206772

Mean Value (Counting) = 258.6206772  
Stdev = 2.375965421

Certificate Value = 267.1  
Lower Limit = 253.8687464  
Upper Limit = 263.3726081  
Rule 1 Pass/Fail Fail  
Two sigma = 4.751930843  
10 % of Mean = 25.86206772  
Rule 2 (Pass/Fail) Pass

\*exception taken due to full recovery of standard

Pass  
Rule 3 (Pass/Fail)

## Verification Rules

- Rule 1 = The certificate value (NOT including any uncertainty) shall lie within the 95% confidence interval determined from the mean and two sigma standard deviation of the three measurements
- Rule 2 = The two sigma value used for the 95% confidence interval shall not exceed 10% of the mean value of the three verification measurements.
- Rule 3 = The determined mean value shall be within 5% of the certificate value.

The analyst prepared three standard verification sources for Ra-226 source 0638-F by transferring portions of the standard into tared glass liquid scintillation vials. One mL of DI Water and 10 mL Ready Gel liquid scintillation cocktail was added to each vial and the vials were shaken to mix. A Blank vial was prepared in a similar fashion using 1 mL of DI water and 10 mL of Ready Gel cocktail. The standard verification vials and Background source were dark adapted for two hours and counted on LSC YELLOW using source standard verification. The Ra-226 efficiency calibration which was used for verification calculations was performed on 12/27/07 using source 0024-A (Ra-226). Calibration data is recorded in this logbook under Ra-226 (0024-A). Each verification source calculation was performed as follows:

$$\text{Source dpm/g} = (A - B)/(C)(D)$$

where:

- A = Ver. source cpm,
- B = BKG cpm,
- C = System efficiency, (cpm/dpm), and
- D = mass used for standard verification.

Reference RAD SOP M-001

MD  
Sbrwus  
Amanda L. Fehr 1/4/07

**General Engineering Laboratories  
Verification Source Preparation Sheet**

Applicable SOP Number GL-LAD-A-008

Isotope Ra-226

Date Standards Prepared 12/18/07

Cocktail Type Used N/A

Standard ID 0638-F

Matrix of Vial/Planchett N/A

Amount Used (g or ml) 0.1

N/A

Standard Activity (DPM/g or mL) 267.519

Type of Scintillation Vial N/A

Reference Date 1/23/04

Pipette ID Used 1429303

Expiration Date 12/20/08

Balance ID Used 3604046

Residue/Carrier Agent 0.1M HCl

Quenching Agent N/A

	Standard Number	Quenching Vol (uL)/ Residue Volume(mL)	Initial Wt. (g)	Final Wt. (g)	Net Wt. (mg)
1	ver 1				
2	ver 2				
3	ver 3				
4	ver 4				
5	ver 5				
6	ver 6				
7	ver 7				
8	ver 8				
9	ver 9				
10	ver 10				
11	ver 11				
12	ver 12				
13	ver 13				
14	ver 14				
15	ver 15				

Prepared By: Kelli Percele Date 8/29/08

Reviewed By: Mary G. Jones Date 8/29/08

Rev 1 RLM 9/10/97

**General Engineering Laboratories  
Verification Source Preparation Sheet**

Applicable SOP Number GL-STD. A-008

Isotope Ka-226

Date Standards Prepared 12/18/07

Cocktail Type Used N/A

Standard ID 0638-P

Matrix of Vial/Planchett N/A

Amount Used (g or ml) 12.1

N/A

N/A

Standard Activity (DPM/g or mL) 267-519

Type of Scintillation Vial N/A

Reference Date 1/23/04

Pipette ID Used 1429303

Expiration Date 12/20/08

Balance ID Used 3604046

Residue/Carrier Agent 0.1 μ HCl

Quenching Agent N/A

	Standard Number	Quenching Vol (uL)/ Residue Volume(mL)	Initial Wt. (g)	Final Wt. (g)	Net Wt. (mg)
16	VER 16				
17	VER 17				
18	VER 18				
19	VER 19				
20	VER 20				
21	VER 21				
22	VER 22				
23	VER 23				
24	VER 24				

N/A 8/28/08

Prepared By: Kelly Dorel Date 8/28/08

Reviewed By: [Signature] Date 8/28/08

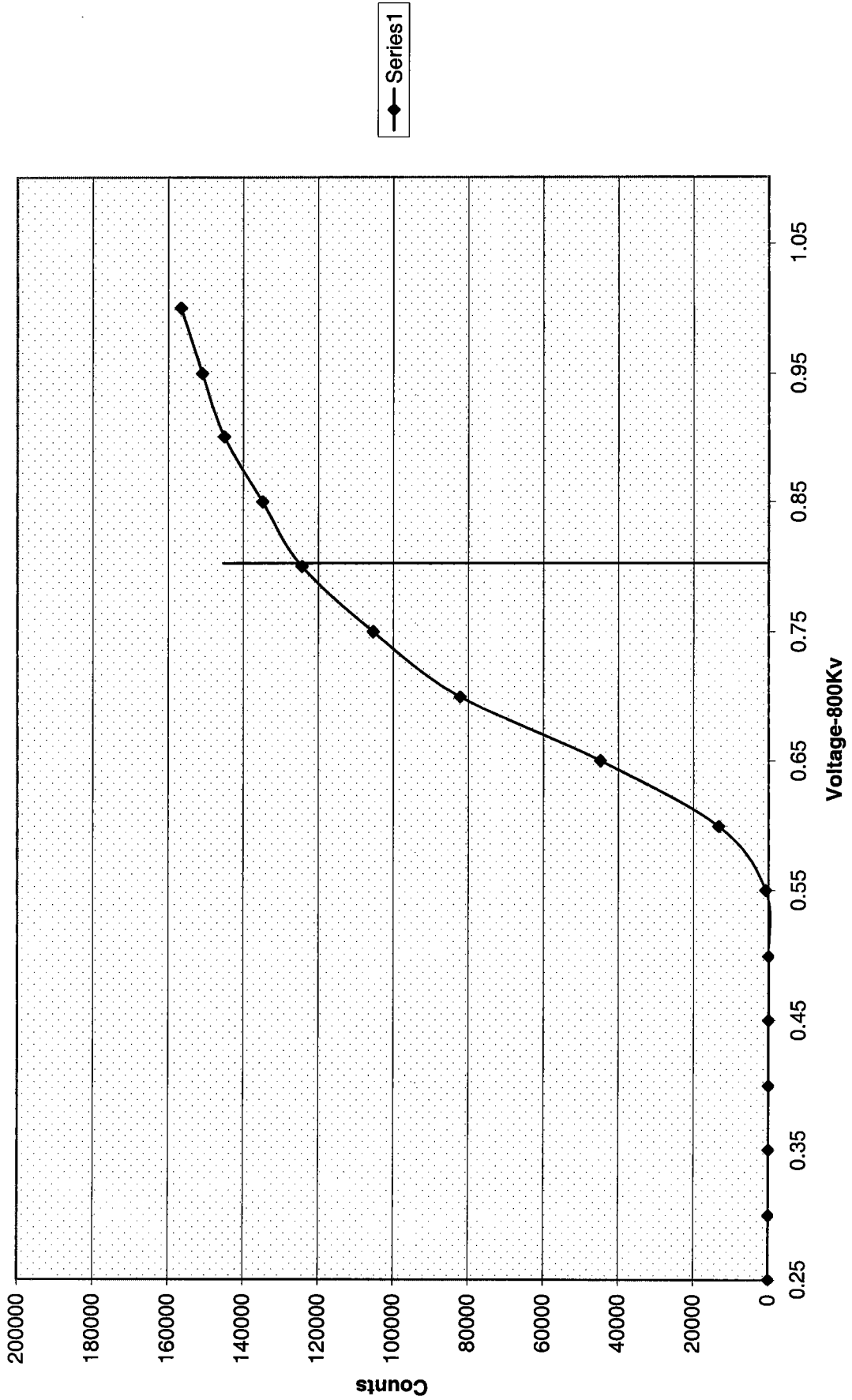
VOLTAGE CURVE 08

Voltage Curve Ludlum # 1				
Volts	Counts	Date	Time	Detector
0.00	0	8/19/2008	11:00	1
0.05	0	8/19/2008	11:00	1
0.10	0	8/19/2008	11:00	1
0.15	0	8/19/2008	11:00	1
0.20	0	8/19/2008	11:00	1
0.25	0	8/19/2008	11:00	1
0.30	0	8/19/2008	11:00	1
0.35	0	8/19/2008	11:00	1
0.40	0	8/19/2008	11:00	1
0.45	0	8/19/2008	11:00	1
0.50	0	8/19/2008	11:00	1
0.55	813	8/19/2008	11:00	1
0.60	13369	8/19/2008	11:00	1
0.65	44807	8/19/2008	11:00	1
0.70	82131	8/19/2008	11:00	1
0.75	105365	8/19/2008	11:00	1
0.80	124405	8/19/2008	11:00	1
0.85	134938	8/19/2008	11:00	1
0.90	145048	8/19/2008	11:00	1
0.95	150949	8/19/2008	11:00	1
1.00	156594	8/19/2008	11:00	1

*MD  
Shiner*



Ludlum 1 Voltage Curve



60 8/29/08

101	1.751	8/29/2008
102	1.647	8/29/2008
103	1.752	8/29/2008
104	1.973	8/29/2008
105	1.749	8/29/2008
106	1.486	8/29/2008
107	1.773	8/29/2008
108	1.840	8/29/2008
109	1.512	8/29/2008
110	1.544	8/29/2008
111	1.575	8/29/2008
112	1.648	8/29/2008

# General Engineering Laboratories

2040 Savage Road, Charleston, SC 29414  
(843)556-8171

## Lucas Cell Calibration Package

	YES	NO	Comments
1) Is all calibration standard information enclosed for: the primary standard certificate? the secondary standard(s) documentation? standard preparation information? standard < 1 Year old or verified?	✓	✓	
	✓	✓	
	✓	✓	
	✓	✓	
2) Is the efficiency calibration report included ?	✓	✓	
3) Is the raw count data included for: Cell constant determination? Plateau generation?	✓	✓	
	✓	✓	
4) Are the calibration verifications included?	✓	✓	
5) Are the instrument settings included: HVPS settings?	✓	✓	
	✓	✓	
6) Has the CELLEFF.xls file been updated ?	✓	✓	
7) Have the calibration dates been updated in ALPHALIMS ?	✓	✓	

Prepared By: Kelli Donnell

Date: 12/19/08

Reviewed By: Mark G. Adams

Date: 12/19/08

Effective Date: 12/19/08

12/19/08

### Ra-226 Cell Constants

Standard Reference date: 12/15/1999  
 standard ID: 0299-G  
 Volume added (mL): 0.1  
 Standard Reference Activity (DPM/mL): 2446.35

Lucas cell #	Cell constant	Standard Source	Date/Time of count	Date/Time flushed to cell	Date/Time end of degas	bkg cpm	total counts	count time min	cpm	Known activity dpm	11 (days) end-degas to flush	12 (days) end-flush to count	13 (days) Std Ref Date to count	Decay from Std Ref Date to count	
201	2.021	Average	1.983	9/15/2008 15:45	9/15/2008 9:05	9/12/2008 13:20	0.267	5596	30	186.53	243.02	2.82292	0.27778	3198	0.9962
201	2.043	Sidev	0.068	9/18/2008 13:00	9/18/2008 8:10	9/15/2008 9:05	0.267	5949	30	198.30	243.02	2.96181	0.20139	3201	0.9962
201	1.915			9/25/2008 19:35	9/25/2008 9:15	9/22/2008 10:00	0.267	5361	30	178.70	243.02	2.96875	0.43056	3208	0.9962
202	2.436	Average	2.261	9/15/2008 16:20	9/15/2008 9:35	9/12/2008 13:20	0.267	6779	30	225.97	243.02	2.84375	0.28125	3198	0.9962
202	2.209	Sidev	0.156	9/18/2008 13:50	9/18/2008 8:45	9/15/2008 9:35	0.267	6425	30	214.17	243.02	2.96528	0.21181	3201	0.9962
202	2.137			10/21/2008 13:50	10/20/2008 13:45	10/19/2008 16:00	0.267	9248	30	308.27	243.02	6.90625	1.00347	3234	0.9962
203	2.255	Average	2.254	9/15/2008 16:50	9/15/2008 10:00	9/12/2008 13:20	0.267	6300	30	210.00	243.02	2.86111	0.28472	3198	0.9962
203	2.273	Sidev	0.019	9/18/2008 14:25	9/18/2008 9:15	9/15/2008 10:00	0.267	6613	30	220.43	243.02	2.96875	0.21528	3201	0.9962
203	2.234			9/25/2008 21:00	9/25/2008 10:15	9/22/2008 10:00	0.267	6298	30	209.93	243.02	3.01042	0.44782	3208	0.9962
204	2.184	Average	2.183	9/15/2008 17:25	9/15/2008 10:30	9/12/2008 13:20	0.267	6132	30	204.40	243.02	2.88194	0.28819	3198	0.9962
204	2.300	Sidev	0.102	9/18/2008 14:55	9/18/2008 9:35	9/15/2008 10:30	0.267	6671	30	222.37	243.02	2.96181	0.22222	3201	0.9962
204	2.096			9/30/2008 14:05	9/30/2008 9:10	9/28/2008 9:45	0.133	7535	30	251.17	243.02	3.97589	0.20486	3213	0.9962
205	1.677	Average	1.799	10/21/2008 8:30	10/20/2008 14:05	10/19/2008 16:00	0.267	7584	30	252.80	243.02	6.92014	0.78736	3233	0.9962
205	1.730	Sidev	0.167	9/18/2008 16:00	9/18/2008 10:05	9/15/2008 10:55	0.167	4989	30	166.63	243.02	2.96528	0.24653	3201	0.9962
205	1.990			9/30/2008 14:45	9/30/2008 9:40	9/28/2008 9:45	0.187	7170	30	239.00	243.02	3.99653	0.21181	3213	0.9962
206	2.240	Average	2.259	9/15/2008 21:10	9/15/2008 11:25	9/12/2008 13:20	0.233	6216	30	207.20	243.02	2.92014	0.40825	3198	0.9962
206	2.293	Sidev	0.030	9/18/2008 16:35	9/18/2008 10:25	9/15/2008 11:25	0.267	6604	30	220.13	243.02	2.95833	0.25694	3201	0.9962
206	2.245			9/30/2008 15:20	9/30/2008 10:15	9/28/2008 9:45	0.267	8125	30	270.83	243.02	4.02083	0.21181	3213	0.9962
207	2.187	Average	2.146	9/15/2008 21:40	9/15/2008 11:50	9/12/2008 13:20	0.267	6084	30	203.13	243.02	2.93750	0.40872	3198	0.9962
207	2.141	Sidev	0.038	9/18/2008 17:55	9/18/2008 10:40	9/15/2008 11:50	0.267	6105	30	203.50	243.02	2.95159	0.30208	3201	0.9962
207	2.110			9/30/2008 16:00	9/30/2008 10:45	9/28/2008 9:45	0.233	7656	30	255.20	243.02	4.04167	0.21875	3213	0.9962
208	2.239	Average	2.283	9/15/2008 22:15	9/15/2008 12:15	9/12/2008 13:20	0.267	6269	30	208.60	243.02	2.85486	0.41667	3198	0.9962
208	2.243	Sidev	0.135	9/18/2008 18:30	9/18/2008 11:00	9/15/2008 12:15	0.133	6374	30	212.47	243.02	2.94792	0.41250	3201	0.9962
208	2.148			9/30/2008 16:35	9/30/2008 11:10	9/28/2008 9:45	0.666	7691	30	296.03	243.02	4.95989	0.89569	3213	0.9962
209	2.471	Average	2.291	9/15/2008 22:45	9/15/2008 13:50	9/12/2008 13:20	0.033	7073	30	235.77	243.02	3.02083	0.37153	3198	0.9962
209	2.212	Sidev	0.137	9/18/2008 19:15	9/18/2008 11:15	9/15/2008 13:50	0.067	6170	30	205.67	243.02	2.89236	0.33333	3201	0.9962
209	2.420			9/30/2008 17:25	9/30/2008 11:40	9/28/2008 9:45	0.100	8795	30	293.17	243.02	4.07996	0.23958	3213	0.9962
210	2.320	Average	2.253	9/15/2008 23:15	9/15/2008 14:15	9/12/2008 13:20	0.033	6685	30	222.17	243.02	3.03819	0.37500	3198	0.9962
210	2.210	Sidev	0.059	9/18/2008 19:45	9/18/2008 11:30	9/15/2008 14:15	0.100	6142	30	204.73	243.02	2.88542	0.34875	3201	0.9962
210	2.230			9/30/2008 18:00	9/30/2008 12:05	9/28/2008 9:45	0.033	8116	30	270.53	243.02	4.09722	0.24653	3213	0.9962
211	2.140	Average	2.171	9/15/2008 23:50	9/15/2008 14:30	9/12/2008 13:20	0.033	6150	30	205.00	243.02	3.04661	0.36989	3198	0.9962
211	2.238	Sidev	0.057	9/18/2008 22:20	9/18/2008 12:35	9/15/2008 14:30	0.133	6207	30	206.90	243.02	2.92014	0.40825	3201	0.9962
211	2.136			9/30/2008 18:30	9/30/2008 13:35	9/28/2008 9:45	0.100	7917	30	263.90	243.02	4.15972	0.20486	3213	0.9962
212	2.405	Average	2.322	9/16/2008 0:20	9/15/2008 14:50	9/12/2008 13:20	0.033	6926	30	230.87	243.02	3.06250	0.36563	3198	0.9962
212	2.315	Sidev	0.081	9/18/2008 22:55	9/18/2008 12:50	9/15/2008 14:50	0.267	6405	30	213.50	243.02	2.91667	0.42014	3201	0.9962
212	2.244			9/30/2008 19:50	9/30/2008 14:00	9/28/2008 9:45	0.267	8287	30	276.23	243.02	4.17708	0.24306	3213	0.9962

12/19/08  
12/19/08

12/19/08

12/19/08

Ra-226 Verification Sheet

Sample ID	Volume (mL)	End Degas Date/Time	End De-em Date/Time	Start Count Date/Time	Cell #	Det #	Background CPM	Total Counts
Ca114	500	9/25/08 1000	9/25/08 0015	9/25/08 1935	201	2	0	5361
<del>Ca113</del>	<del>500</del>	<del>9/25/08 1000</del>	<del>9/25/08 0015</del>	<del>9/25/08 2100</del>	<del>202</del>	<del>2</del>	<del>0</del>	<del>5845</del>
Ca143	500	9/22/08 1000	9/25/08 1015	9/25/08 2100	203	2	0	6298
Ca115	500	9/22/08 1000						
Ca144	500	9/22/08 1000						
Ca146	500	9/22/08 1000						
Ca136	500	9/22/08 1000						
Ca130	500	9/22/08 1000						
Ca119	500	9/22/08 1000						
Ca147	500	9/22/08 1000						
Ca137	500	9/22/08 1000						
Ca142	500	9/22/08 1000						

140  
12/18/08

10/18/08  
12/19/08

17/18/08

Ra-226 Verification Sheet

Sample ID	Volume (mL)	End Degas Date/Time	End De-em Date/Time	Start Count Date/Time	Cell #	Det #	Background CPM	Total Counts
Cal 14	500	9/12/08 1320	9/15/08 0905	9/15/08 1545	201	2	8	5596
Cal 13	500	9/12/08 1320	9/15/08 0935	9/15/08 1620	202	2	8	6779
Cal 43	500	9/12/08 1320	9/15/08 1000	9/15/08 1650	203	2	8	6300
Cal 15	500	9/12/08 1320	9/15/08 1030	9/15/08 1725	204	2	8	6132
<del>Cal 44</del>	<del>500</del>	<del>9/12/08 1320</del>	<del>9/15/08 1055</del>	<del>9/15/08 1805</del>	<del>205</del>	<del>2</del>	<del>5</del>	<del>6132</del>
Cal 46	500	9/12/08 1320	9/15/08 1115	9/15/08 2110	204	2	7	6216
Cal 36	500	9/12/08 1320	9/15/08 1150	9/15/08 2140	207	2	8	6094
<del>Cal 38</del>	<del>500</del>	<del>9/12/08 1320</del>	<del>9/15/08 1215</del>	<del>9/15/08 2215</del>	<del>208</del>	<del>2</del>	<del>8</del>	<del>6258</del>
Cal 19	500	9/12/08 1320	9/15/08 1350	9/15/08 2245	209	2	1	7073
Cal 47	500	9/12/08 1320	9/15/08 1415	9/15/08 2315	210	2	1	6665
Cal 37	500	9/12/08 1320	9/15/08 1430	9/15/08 2350	211	2	1	6150
Cal 42	500	9/12/08 1320	9/15/08 1450	9/16/08 0020	212	2	1	6426

100  
12/11/08

100  
12/11/08

100  
12/11/08

100  
12/11/08

Ra-226 Verification Sheet

Sample ID	Volume (mL)	End Degas Date/Time	End De-em Date/Time	Start Count Date/Time	Cell #	Det #	Background CPM	Total Counts
15	500	9/20/08 0945	9/20/08 0910	9/20/08 1405	204	2	4	7535
44	500	9/20/08 0945	9/20/08 0940	9/30/08 1445	205	2	5	7170
46	500	9/20/08 0945	9/30/08 1015	9/30/08 1520	206	2	8	8125
36	500	9/20/08 0945	9/30/08 1015	9/30/08 1410	207	2	7	7656
<del>30</del>	<del>500</del>	<del>9/20/08 0945</del>	<del>9/30/08 1110</del>	<del>9/30/08 1635</del>	<del>208</del>	<del>2</del>	<del>1</del>	<del>7681</del>
19	500	9/20/08 0945	9/30/08 1140	9.30.08 1725	209	2	3	8795
47	500	9/20/08 0945	9/30/08 1205	9.30.08 1800	210	2	1	8116
37	500	9/20/08 0945	9/30/08 1335	9.30.08 1830	211	2	3	7917
42	500	9/20/08 0945	9/30/08 1400	9.30.08 1950	212	2	8	8287

100 12/19/08

12/19/08  
12/19/08  
12/19/08

12/19/08  
AA

Ra-226 Verification Sheet

Sample ID	Volume (mL)	End Degas Date/Time	End De-em Date/Time	Start Count Date/Time	Cell #	Det #	Background CPM	Total Counts
Cal 14	500	9/15/08 0915	9/18/08 0810	9/18/08 1300	201	2	8	59449
Cal 13	500	9/15/08 0935	9/18/08 0845	9/18/08 1350	202	2	8	6425
Cal 43	500	9/15/08 1000	9/18/08 0915	9/18/08 1425	203	2	8	6613
Cal 15	500	9/15/08 1030	9/18/08 0935	9/18/08 1455	204	2	8	6671
Cal 44	500	9/15/08 1055	9/18/08 1005	9/18/08 1600	205	2	5	4999
Cal 46	500	9/15/08 1125	9/18/08 1025	9/18/08 1635	206	2	8	6604
Cal 36	500	9/15/08 1150	9/18/08 1040	9/18/08 1755	207	2	8	6105
<del>Cal 30</del>	<del>500</del>	<del>9/15/08 1215</del>	<del>9/18/08 1100</del>	<del>9/18/08 1830</del>	<del>208</del>	<del>2</del>	<del>4</del>	<del>6374</del>
Cal 19	500	9/15/08 1350	9/18/08 1115	9/18/08 1915	209	2	2	6170
Cal 47	500	9/15/08 1415	9/18/08 1130	9/18/08 1945	210	2	3	6142
Cal 37	500	9/15/08 1430	9/18/08 1235	9/18/08 2220	211	2	4	6207
Cal 42	500	9/15/08 1450	9/18/08 1250	9/18/08 2255	212	2	8	6405

100  
12/19/08

100  
12/19/08

100  
12/19/08

9/18/08  
100



Ra-226 Verification Sheet

100 12/19/08  
 12/20  
 12/19/08

Sample ID	Volume (mL)	End Degas Date/Time	End De-em Date/Time	Start Count Date/Time	Cell #	Det #	Background CPM	Total Counts
Cal 14	500	10/19/08 1600	10/20/08 1345	10/21/08 1350 <del>10/20/08</del> <del>10/20/08</del>	202	2	8	9248
13	500	10/19/08 1600	10/20/08 1405	10/21/08 1430	205	2	8	1584
43								
44								
15								
36								
46								
30								
19								
47								
37								
42								

100  
 12/19/08

# Verification for Ra-226 Standard 0299-G

4/2/2008	Isotope	Detector CPM	BKG CPM	NET CPM	Detector Eff	Standard Mass. Used (G)	Source DPM/G
D. Roy	0299-G N1	2536.9600	52.4000	2484.5600	1.917186	0.5057	2562.667649
	0299-G N2	2520.2500	52.4000	2467.8500	1.917186	0.5056	2545.935781
	0299-G N3	2532.5000	52.4000	2480.1000	1.917186	0.5042	2565.677715
						Average =	2558.093715

Mean Value (Counting) = 2558.093715      Pass  
 Stdev = 10.63610098      Rule 3 (Pass/Fail)

Certificate Value = 2437.6      dpm/mL  
 Lower Limit = 2536.821513      dpm/mL  
 Upper Limit = 2579.365917      dpm/mL  
 Rule 1 Pass/Fail = Fail      \*exception taken due to full recovery of standard  
 Two sigma = 21.27220197      dpm/mL  
 10 % of Mean = 255.8093715      dpm/mL  
 Rule 2 (Pass/Fail) = Pass

### Verification Rules

- Rule 1 = The certificate value (NOT including any uncertainty) shall lie within the 95% confidence interval determined from the mean and two sigma standard deviation of the three measurements
- Rule 2 = The two sigma value used for the 95% confidence interval shall not exceed 10% of the mean value of the three verification measurements.
- Rule 3 = The determined mean value shall be within 10% of the certificate value.

The analyst prepared three standard verification sources for Ra-226 source 0299-G by transferring portions of the standard into tared glass liquid scintillation vials. One mL of DI Water and ten mLs of Ready Gel liquid scintillation cocktail was added to each vial and the vials were shaken to mix. A Blank vial was prepared in a similar fashion using 1 mL of DI water and 10 mL of Ready Gel cocktail. The standard verification vials and Background source were dark adapted for two hours and counted on LSC Gold for Radium source standard verification. The Ra-226 efficiency calibration which was used for verification calculations was performed on 4/02/08 using source 0024-A (Ra-226). Calibration data is recorded in this logbook under Ra-226 0024. Each verification source calculation was performed as follows:

Source dpm/g = (A - B)/(C)(D)

where:

A = Ver. source cpm,  
 B = BKG cpm,  
 C = System efficiency, (cpm/dpm), and  
 D = mass used for standard verification.

BAD.SOP.M-001

M. V. T. 12/19/08  
 W. V. 11/19/08  
 Nancy E. Johnson 4/9/08  
 Daniel Dwyer 4/10/08



# Standard Traceability Log Rad

Source Material Info		A Solution Material Info	
Parent Code:	0299	Isotope:	Radium-226
Prepared By:	Angela Johnson	Prepared By:	Angela Johnson
Carrier Conc:	0.5 M HCL	Prep Date:	09/15/2000
Reference Date:	12/15/1999	Verification Date:	01/23/2008
Ampoule Mass (g):	5.0368 g	Expiration Date:	01/23/2009
Uncertainty:	+/- 2.5 %	Primary Code:	0299-A
LogBook No:	RC S 027 128	Dilution(mL):	100 mL
		Mass of Parent(g):	4.6634 g
		Density(g/mL):	1.0012
		Balance ID:	

### Calculations Converting parent activity to dpm/mL|dpm/g

$$(\text{Mass of parent(g)}) * (\text{Parm Activity (kBq/g)}) * (\text{conversion dpm to kBq}) / (\text{Dilution Vol}) = \text{Parent Activity (dpm/mL)}$$

$$(\text{Mass of parent(g)}) * (\text{Parm Activity (kBq/g)}) * (\text{conversion dpm to kBq}) / \text{Density (g/mL)} / (\text{Dilution Vol}) = \text{Parent Activity (dpm/g)}$$

$$(4.6634 \text{ g}) * (43.75 \text{ kBq/g}) * (60000 \text{ dpm/kBq}) / (100 \text{ mL}) = 122414.2500 \text{ dpm/mL}$$

$$(4.6634 \text{ g}) * (43.75 \text{ kBq/g}) * (60000 \text{ dpm/kBq}) / (1.0012 \text{ g/mL}) / (100 \text{ mL}) = 122273.3377 \text{ dpm/g}$$

### Secondary Standards

Prep Date	Preparer	Mass Primary	Dilution (mL)	Code	Conc dpm/mL	Verification Date	Expiration Date
08/26/2003	Angela Johnson	1.9909	100	0299-E	2434.34 dpm/mL	11/04/2004	11/04/2005
08/26/2003	Angela Johnson	1.9872	100	0299-F	2429.82 dpm/mL	08/26/2004	08/26/2005
04/05/2005	Amanda Fehr	5.0018	250	0299-G	2446.3471 dpm/mL	04/02/2008	04/02/2009

GEL Laboratories LLC  
Version 1.0 9/18/2000

*all ok 12/19/08  
len 12/19/08*

## General Engineering Laboratories Verification Source Preparation Sheet

Applicable SOP Number <u>GLRAD A-008</u>	Isotope <u>Ra-226</u>
Date Standards Prepared <u>4/15/08</u>	Cocktail Type Used <u>NA</u>
Standard ID <u>0299-G</u>	Matrix of Vial/Planchett <u>NA</u> <u>NA</u> <u>NA</u>
Amount Used (g or ml) <u>0.1</u>	Type of Scintillation Vial <u>NA</u>
Standard Activity (DPM/g or ml) <u>2446.347</u>	Pipette ID Used <u>1429303</u>
Reference Date <u>12/15/99</u>	Balance ID Used <u>36040216</u>
Expiration Date <u>4/12/09</u>	Quenching Agent <u>NA</u>
Residue/Carrier Agent <u>0.5 M HCl</u>	

	Standard Number	Quenching Vol (uL/ Residue Volume (mL))	Initial Wt. (g)	Final Wt. (g)	Net Wt. (mg)
14	Cal 14				
13	Cal 13				
43	Cal 43				
15	Cal 15				
44	Cal 44				
46	Cal 46				
36	Cal 36				
19	Cal 19				
47	Cal 47				
37	Cal 37				
42	Cal 42				

*See table*

Prepared By: <u>Kelli S. Deroso</u>	Date: <u>12/19/08</u>
Reviewed By: <u>M. G. Johnson</u>	Date: <u>12/19/08</u>

0299

UKAS ACCREDITED CALIBRATION LABORATORY No. 0146

Reference time for solution number R4/131/89:	1200 GMT on 15 December 1999
Radioactive concentration of radium-226:	43.75 kilobecquerels per gram of solution
which is equivalent to:	1.183 microcuries per gram of solution
Mass of solution:	5.0368 grams
Total activity of radium-226:	220.4 kilobecquerels
which is equivalent to:	5.956 microcuries
Recommended half life:	1600 years

Method of measurement:  
The activity of the solution was measured using a high pressure re-entrant ionisation chamber calibrated with a large number of absolutely standardised solutions.

Calibration date: 15 December 1999

The calibration date is provided for added information only, and must not be confused with the reference date on pages 1 and 2 of the certificate. It is the reference date that must be used in all calculations relating to the values of activity.

Expanded uncertainty in the radioactive concentration quoted above:  $\pm 2.5\%$

Combined Type A uncertainty:  $\pm 0.2\%$

Combined Type B uncertainty:  $\pm 1.3\%$

Radiochemical The estimated activities of any radioactive impurities found by high-resolution gamma ray spectrometry, or in any other examination of the solution, are listed below expressed as percentages of the activity of the principal radionuclide at the reference time.

Carrier free in 0.5M HCl

This product meets the quality assurance requirements for achieving traceability to NIST as defined in ANSI N42.22-1995.

1 year = 365.25 days

At the reference date radium-226 was shown to be in radioactive equilibrium with its daughter nuclides down the decay chain to polonium-214 and thallium-210, the precursors of lead-210. The ionisation chamber was calibrated using a standard supplied by the National Institute of Standards and Technology, Washington DC, USA.

*Handwritten:*  
12/19/98  
12/19/98

# Ra-226 WATER

Batch : LCSVER  
Date : 10/31/2008  
Analyst : KSD1

Procedure Code : LUC26RAL

Parname : Radium-226

MDA : 1 pCi/L

Instrument Used : LUCAS CELL DETECTOR

Bkg Count Time: 30 min

Sample ID	Sample Vol L	Count Time min	Gross counts cts	Cell # num	Cell Const. num	BKG cpm	Ra-226 MDA pCi/L	Ra-226 RESULT pCi/L	Ra-226 ERROR pCi/L	COUNT DATE/TIME
VER 1	0.500	30	1014	201	1.993	0.267	0.3504	22.1841	1.3817	11/17/2008 15:10
VER 2	0.500	30	1056	202	2.261	0.267	0.3089	20.3702	1.2427	11/17/2008 15:45
VER 3	0.500	30	726	203	2.254	0.267	0.5419	24.4866	1.8110	10/30/2008 16:05
VER 4	0.500	30	737	204	2.193	0.267	0.5519	25.3188	1.8580	10/30/2008 18:20
VER 5	0.500	30	937	205	1.799	0.267	0.3882	22.6936	1.4718	11/17/2008 16:20
VER 6	0.500	30	780	206	2.259	0.267	0.5373	26.1045	1.8604	10/30/2008 20:20
VER 7	0.500	30	711	207	2.146	0.267	0.5705	25.2245	1.8858	10/30/2008 22:00
VER 3	0.500	30	593	208	2.283	0.267	0.5132	16.9552	1.4723	11/20/2008 16:40
VER 9	0.500	30	630	209	2.291	0.133	0.4042	21.0513	1.6596	10/30/2008 23:40
VER 10	0.500	30	691	210	2.253	0.033	0.2527	23.7356	1.7736	10/31/2008 1:15
VER 11	0.500	30	1067	211	2.171	0.267	0.3314	22.0840	1.3401	11/17/2008 21:55
VER 12	0.500	30	648	212	2.322	0.133	0.4223	22.6294	1.7586	10/31/2008 9:15

12/19/08  
12/19/08

12/19/08  
12/19/08

Sample ID	Sample Dup	Det #	Run Date	Sample Type	Standard ID	NC	NC units	Recovery/RPD
201		2	11/17/2008 10:20	LCS	0638-F	24.10	pCi/L	92%
202		2	11/17/2008 10:45	LCS	0638-F	24.10	pCi/L	85%
203		2	10/30/2008 11:05	LCS	0638-F	24.10	pCi/L	102%
204		2	10/30/2008 12:30	LCS	0638-F	24.10	pCi/L	105%
205		2	11/17/2008 11:10	LCS	0638-F	24.10	pCi/L	94%
206		2	10/30/2008 13:10	LCS	0638-F	24.10	pCi/L	108%
207		2	10/30/2008 13:25	LCS	0638-F	24.10	pCi/L	105%
208		2	11/20/2008 11:45	LCS	0638-F	24.10	pCi/L	70% <i>VW</i>
209		2	10/30/2008 14:05	LCS	0638-F	24.10	pCi/L	87% <i>12/18/08</i>
210		2	10/30/2008 14:25	LCS	0638-F	24.10	pCi/L	98%
211		2	11/17/2008 12:20	LCS	0638-F	24.10	pCi/L	92%
212		2	10/30/2008 14:55	LCS	0638-F	24.10	pCi/L	94%

DEGASSING DATE/TIME	DE-EMAN. DATE/TIME	DEGASS-DE-EM	dE-EM-COUNT	constant	constant	constant	Net CPM	Ingrowth constant
11/10/2008 15:35	11/17/2008 10:20	162.75	4.83	0.7073	0.9642	1.0019	33.5333	0.6833
11/10/2008 15:35	11/17/2008 10:45	163.17	5.00	0.7083	0.9630	1.0019	34.9333	0.6833
10/27/2008 14:20	10/30/2008 11:05	68.75	5.00	0.4049	0.9630	1.0019	23.9333	0.3907
10/27/2008 14:20	10/30/2008 12:30	70.17	5.83	0.4113	0.9569	1.0019	24.3000	0.3943
11/10/2008 15:35	11/17/2008 11:10	163.58	5.17	0.7092	0.9617	1.0019	30.9667	0.6833
10/27/2008 14:20	10/30/2008 13:10	70.83	7.17	0.4142	0.9473	1.0019	25.7333	0.3931
10/27/2008 14:20	10/30/2008 13:25	71.08	8.58	0.4153	0.9373	1.0019	23.4330	0.3900
11/17/2008 11:10	11/20/2008 11:45	72.58	4.92	0.4219	0.9636	1.0019	17.5900	0.4073
10/27/2008 14:20	10/30/2008 14:05	71.75	9.58	0.4182	0.9302	1.0019	20.8670	0.3898
10/27/2008 14:20	10/30/2008 14:25	72.08	10.83	0.4197	0.9215	1.0019	23.0003	0.3875
11/10/2008 15:35	11/17/2008 12:20	164.75	9.58	0.7117	0.9302	1.0019	35.3000	0.6633
10/27/2008 14:20	10/30/2008 14:55	72.58	18.33	0.4219	0.8707	1.0019	21.4670	0.3681

*VW*  
*12/18/08*

*12/19/08*  
*VW*

Ra-226 Verification Sheet

Sample ID	Volume (mL)	End Degas Date/Time	End De-em Date/Time	Start Count Date/Time	Cell #	Det #	Background CPM	Total Counts
<del>NEW 1</del>	<del>500</del>	<del>1110108 1535</del>	<del>1111108 1020</del>	<del>1111108 1510</del>	<del>201</del>	<del>2</del>	<del>8</del>	<del>1014</del>
<del>2</del>	<del>500</del>	<del>11110108 1535</del>	<del>1111108 1045</del>	<del>1111108 1545</del>	<del>202</del>	<del>2</del>	<del>8</del>	<del>1054</del>
<del>3</del>	<del>500</del>	<del>11110108 1535</del>	<del>1111108 1110</del>	<del>1111108 1020</del>	<del>205</del>	<del>2</del>	<del>8</del>	<del>937</del>
<del>4</del>	<del>500</del>	<del>11110108 1535</del>	<del>1111108 1145</del>	<del>1111108 2050</del>	<del>208</del>	<del>2</del>	<del>8</del>	<del>786</del>
<del>5</del>	<del>500</del>	<del>11110108 1535</del>	<del>1111108 1150</del>	<del>1111108 2120</del>	<del>209</del>	<del>2</del>	<del>8</del>	<del>1200</del>
<del>6</del>	<del>500</del>	<del>11110108 1535</del>	<del>1111108 1200</del>	<del>1111108 2155</del>	<del>211</del>	<del>2</del>	<del>8</del>	<del>1067</del>
<del>7</del>	<del>500</del>	<del>11110108 1535</del>	<del>1111108 1845</del>	<del>1111108 1330</del>	<del>701</del>	<del>1</del>	<del>8</del>	<del>982</del>
<del>8</del>	<del>500</del>	<del>11110108 1535</del>	<del>1111108 0900</del>	<del>1111108 1405</del>	<del>708</del>	<del>7</del>	<del>8</del>	<del>1191</del>
<del>9</del>	<del>500</del>	<del>11110108 1535</del>	<del>1111108 0930</del>	<del>1111108 1435</del>	<del>705</del>	<del>7</del>	<del>8</del>	<del>920</del>
10								
11								
12								
<del>NEW 3</del>	<del>500</del>	<del>1111108 1110</del>	<del>11110108 1145</del>	<del>11110108 1040</del>	<del>208</del>	<del>2</del>	<del>8</del>	<del>533</del>

12/18/08  
 12/18/08  
 12/18/08  
 11/21/08  
 12/18/08  
 11/21/08  
 12/18/08  
 11/21/08  
 12/18/08  
 11/21/08  
 12/18/08  
 11/21/08

12/18/08  
11/21/08  
11/21/08  
11/21/08

12/18/08  
11/21/08  
11/21/08  
11/21/08



Ra-226 Verification Sheet

Sample ID	Volume (mL)	End Degas Date/Time	End De-em Date/Time	Start Count Date/Time	Cell #	Det #	Background CPM	Total Counts
<del>VW 1</del>	<del>500</del>	<del>10/27/08 1420</del>	<del>10/30/08 1045</del>	<del>10/30/08 1500</del>	<del>201</del>	<del>2</del>	<del>4</del>	<del>152</del>
<del>VW 2</del>	<del>500</del>	<del>10/27/08 1420</del>	<del>10/30/08 1005</del>	<del>10/30/08 1535</del>	<del>202</del>	<del>2</del>	<del>4</del>	<del>189</del>
VW 3	500	10/27/08 1420	10/30/08 1105	10/30/08 1605	203	2	8	726
VW 4	500	10/27/08 1420	10/30/08 1230	10/30/08 1820	204	2	8	737
<del>VW 5</del>	<del>500</del>	<del>10/27/08 1420</del>	<del>10/30/08 1050</del>	<del>10/30/08 1900</del>	<del>205</del>	<del>2</del>	<del>6</del>	<del>663</del>
VW 6	500	10/27/08 1420	10/30/08 1310	10/30/08 2020	206	2	8	780
VW 7	500	10/27/08 1420	10/30/08 1425	10/30/08 2200	207	2	8	711
<del>VW 8</del>	<del>500</del>	<del>10/27/08 1420</del>	<del>10/30/08 1345</del>	<del>10/30/08 2300</del>	<del>208</del>	<del>2</del>	<del>4</del>	<del>497</del>
VW 9	500	10/27/08 1420	10/30/08 1405	10/30/08 2340	209	2	4	630
VW 10	500	10/27/08 1420	10/30/08 1425	10/31/08 0115	210	2	1	691
<del>VW 11</del>	<del>500</del>	<del>10/27/08 1420</del>	<del>10/30/08 1440</del>	<del>10/31/08 0835</del>	<del>211</del>	<del>2</del>	<del>3</del>	<del>423</del>
VW 12	500	10/27/08 1420	10/30/08 1455	10/31/08 0915	212	2	4	648

VP  
12/18/08

100  
12/18/08

100  
12/18/08

100  
12/18/08

100  
12/18/08

100  
12/18/08

# Verification for Ra-226 Standard 0638-F

D Roy  
12/27/2007

Isotope	Detector CPM	BKG CPM	NET CPM	Detector Eff Mass. Used (mL)	Source DPM/mL
0638-F N1	1239.9000	31.5000	1208.4000	4.624018	261.3311626
0638-F N2	1222.8000	31.5000	1191.3000	4.624018	257.6330801
0638-F N3	1219.4000	31.5000	1187.9000	4.624018	256.8977869
					Average =

Mean Value (Counting) = 258.6206772  
Stdev = 2.375965421

96.8384646  
0.00918707 Rule 3 (Pass/Fail) Pass

Certificate Value = 267.1  
Lower Limit = 253.8687464  
Upper Limit = 263.3726081  
Rule 1 Pass/Fail Fail  
Two sigma = 4.751930843  
10 % of Mean = 25.86206772  
Rule 2 (Pass/Fail) Pass

\*exception taken due to full recovery of standard

## Verification Rules

- Rule 1 = The certificate value (NOT including any uncertainty) shall lie within the 95% confidence interval determined from the mean and two sigma standard deviation of the three measurements
- Rule 2 = The two sigma value used for the 95% confidence interval shall not exceed 10% of the mean value of the three verification measurements.
- Rule 3 = The determined mean value shall be within 5% of the certificate value.

The analyst prepared three standard verification sources for Ra-226 source 0638-F by transferring portions of the standard into tared glass liquid scintillation vials. One mL of DI Water and 10 mL Ready Gel liquid scintillation cocktail was added to each vial and the vials were shaken to mix. A Blank vial was prepared in a similar fashion using 1 mL of DI water and 10 mL of Ready Gel cocktail. The standard verification vials and Background source were dark adapted for two hours and counted on LSC YELLOW using source standard verification. The Ra-226 efficiency calibration which was used for verification calculations was performed on 12/27/07 using source 0024-A (Ra-226). Calibration data is recorded in this logbook under Ra-226 (0024-A). Each verification source calculation was performed as follows:

$$\text{Source dpm/g} = (A - B)/(C)(D)$$

where:

- A = Ver. source cpm,
- B = BKG cpm,
- C = System efficiency, (cpm/dpm), and
- D = mass used for standard verification.

Reference RAD SOP M-001

12/19/08

*Handwritten signature:*  
Amanda L. Feher 1/4/07

## General Engineering Laboratories Verification Source Preparation Sheet

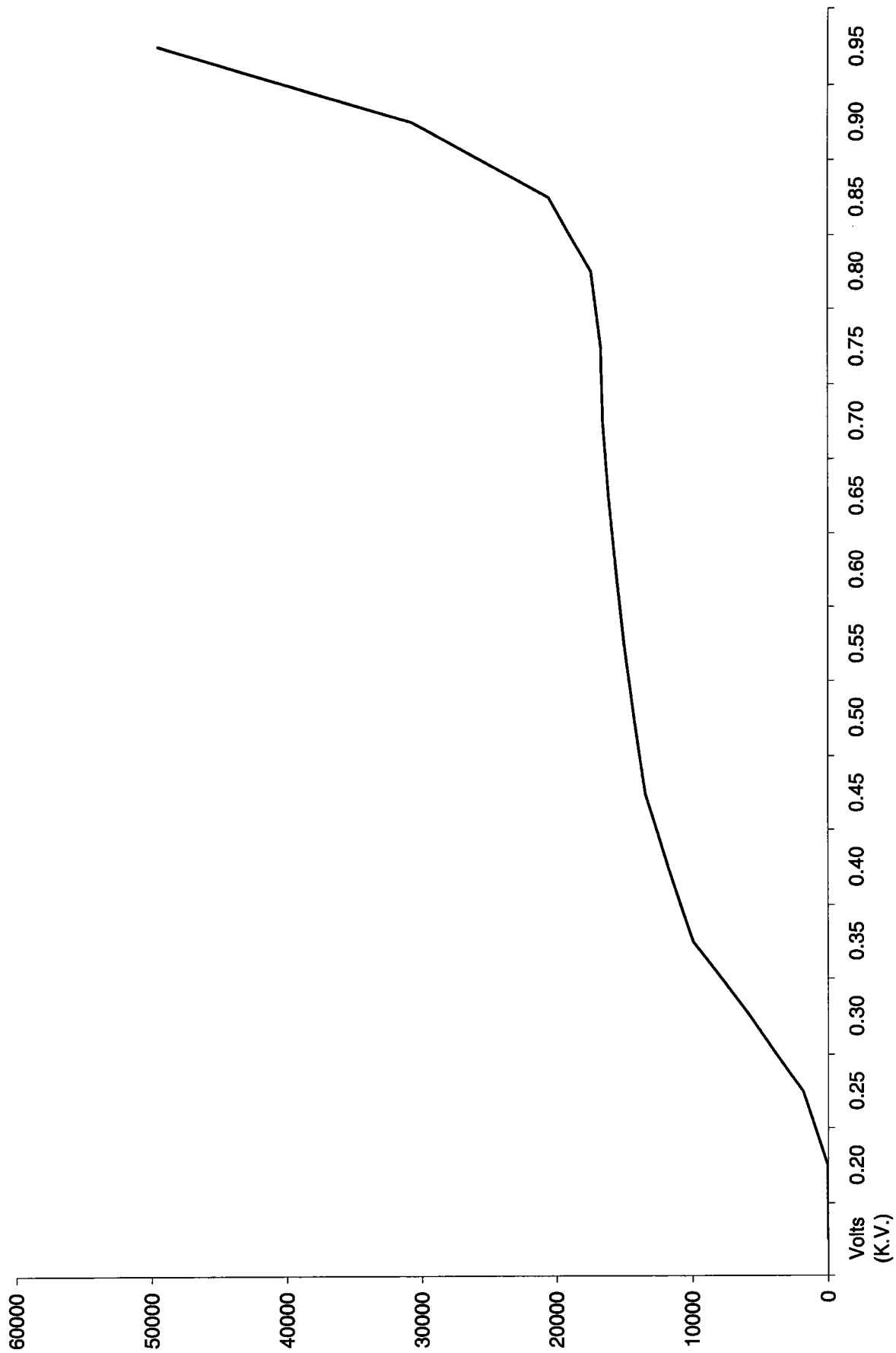
Applicable SOP Number GE-RIAD-A-008 Isotope RA-226  
 Date Standards Prepared 12/18/07 Cocktail Type Used NA  
 Standard ID 0638-F Matrix of Vial/Planchett NA  
 Amount Used (g or ml) 0.1 Matrix of Vial/Planchett NA  
 Standard Activity (DPM/g or mL) 147.519 Matrix of Vial/Planchett NA  
 Reference Date 1/23/04 Type of Scintillation Vial NA  
 Expiration Date 12/20/08 Pipette ID Used 1429303  
 Residue/Carrier Agent 0.1M HCl Balance ID Used 3604046  
 Quenching Agent NA

	Standard Number	Quenching Vol (uL) Residue Volume(mL)	Initial Wt. (g)	Final Wt. (g)	Net Wt. (mg)
1	Ver 1				
2	Ver 2				
3	Ver 3				
4	Ver 4				
5	Ver 5				
6	Ver 6				
7	Ver 7				
8	Ver 8				
9	Ver 9				
10	Ver 10				
11	Ver 11				
12	Ver 12				

Prepared By: Kelli Dieriel Date: 12/19/08  
 Reviewed By: Mary Jo Adams Date: 12/19/08  
 Rev 1 RLM.9/10/97

Voltage Curve Ludlum # 2				
Volts (K.V.)	Counts	Date	Time	Detector
0.20	0	9/19/2008	10:00	2
0.25	0	9/19/2008	10:00	2
0.30	0	9/19/2008	10:00	2
0.35	0	9/19/2008	10:00	2
0.40	0	9/19/2008	10:00	2
0.45	36	9/19/2008	10:00	2
0.50	1860	9/19/2008	10:00	2
0.55	5751	9/19/2008	10:00	2
0.60	9916	9/19/2008	10:00	2
0.65	11761	9/19/2008	10:00	2
0.70	13431	9/19/2008	10:00	2
0.75	14254	9/19/2008	10:00	2
0.80	14984	9/19/2008	10:00	2
0.85	15598	9/19/2008	10:00	2
0.90	16129	9/19/2008	10:00	2
0.95	16562	9/19/2008	10:00	2
1.00	16711	9/19/2008	10:00	2
1.05	17428	9/19/2008	10:00	2
1.10	20558	9/19/2008	10:00	2
1.15	30722	9/19/2008	10:00	2
1.20	49527	9/19/2008	10:00	2
1.25	71509	9/19/2008	10:00	2
1.30	115018	9/19/2008	10:00	2

*W 12/19/08  
 W 12/19/08*



Mud 12/19/08  
V6 12/19/08

201	1.993	12/19/2008
202	2.261	12/19/2008
203	2.254	12/19/2008
204	2.193	12/19/2008
205	1.799	12/19/2008
206	2.259	12/19/2008
207	2.146	12/19/2008
209	2.291	12/19/2008
210	2.253	12/19/2008
211	2.171	12/19/2008
212	2.322	12/19/2008

*Next  
12/19/08*

# General Engineering Laboratories

2040 Savage Road, Charleston, SC 29414

(843)556-8171

## Lucas Cell Calibration Package

	YES	NO	Comments
1) Is all calibration standard information enclosed for: the primary standard certificate? the secondary standard(s) documentation? standard preparation information? standard < 1 Year old or verified?	✓		
	✓		
	✓		
	✓		
2) Is the efficiency calibration report included ?	✓		
3) Is the raw count data included for: Cell constant determination? Plateau generation?	✓		
	✓		
4) Are the calibration verifications included?	✓		
5) Are the instrument settings included: HVPS settings?	✓		
6) Has the CELLEFF.xls file been updated ?	✓		
7) Have the calibration dates been updated in ALPHALIMS ?	✓		

Prepared By: Kellipanel

Date: 2/3/09

Reviewed By: W. G. Hens

Date: 2/4/09

Effective Date: 2/4/09

# Ra-226 Cell Constants

Standard Reference date: 12/15/1999  
standard ID: 0299-G  
Volume added (mL): 0.1  
Standard Reference Activity (DPM/mL): 2446.35

Lucas cell #	Cell constant	Standard Source	Date/Time of count	Date/Time flushed to cell	Date/Time end of degas	bkg cpm	total counts	count time min	Known activity dpm	t1 (days) end-degas to flush	t2 (days) end-flush to count	t3 (days) Std Ref Date to count	Decay from Std Ref Date to count
301	1.867	Average	1/20/2009 11:05	1/19/2009 10:10	1/9/2009 15:45	0.267	9355	30	311.83	9.76736	1.03819	3324	0.9961
301	2.184	Stdev	1/29/2009 11:50	1/28/2009 8:50	1/28/2009 13:00	0.267	6239	30	207.97	2.82639	0.12500	3333	0.9961
301	2.011		1/26/2009 14:35	1/26/2009 9:25	1/22/2009 9:10	0.267	7282	30	242.73	4.01042	0.21528	3331	0.9961
302	2.082	Average	1/30/2009 11:30	1/30/2009 8:30	1/28/2009 13:00	0.267	7401	30	246.70	3.81250	0.12500	3334	0.9961
302	2.225	Stdev	1/29/2009 13:30	1/29/2009 9:20	1/28/2009 13:00	0.233	6335	30	211.17	2.84722	0.17361	3334	0.9961
302	2.086		1/26/2009 15:30	1/26/2009 9:55	1/22/2009 9:10	0.267	7555	30	251.83	4.03125	0.23264	3331	0.9961
303	1.958	Average	1/20/2009 13:40	1/19/2009 11:00	1/9/2009 15:45	0.267	9695	30	323.17	9.80208	1.11111	3325	0.9961
303	2.218	Stdev	1/22/2009 20:35	1/22/2009 10:05	1/19/2009 15:00	0.267	5938	30	197.93	2.79514	0.43750	3327	0.9961
303	2.231		1/26/2009 17:20	1/26/2009 10:25	1/22/2009 9:10	0.267	8028	30	267.60	4.05208	0.28819	3331	0.9961

305	1.897	Average	1/20/2009 14:50	1/19/2009 11:35	1/9/2009 15:45	0.200	9357	30	311.90	9.82639	1.13542	3325	0.9961
305	2.191	Stdev	1/22/2009 21:50	1/22/2009 11:05	1/19/2009 15:00	0.267	5921	30	197.37	2.83681	0.44792	3327	0.9961
305	2.083		1/26/2009 23:00	1/26/2009 11:20	1/22/2009 9:10	0.267	7280	30	242.67	4.09028	0.48611	3331	0.9961
306	1.730	Average	1/20/2009 15:20	1/19/2009 11:50	1/9/2009 15:45	0.167	8521	30	284.03	9.89881	1.14593	3325	0.9961
306	1.891	Stdev	1/29/2009 14:30	1/29/2009 10:20	1/28/2009 13:00	0.233	4869	30	162.30	2.88889	0.17361	3334	0.9961
306	1.821		1/26/2009 23:30	1/26/2009 11:50	1/22/2009 9:10	0.267	6387	30	212.90	4.11111	0.48611	3331	0.9961
307	1.818	Average	1/20/2009 15:50	1/19/2009 12:05	1/9/2009 15:45	0.267	8944	30	298.13	9.84722	1.15625	3325	0.9961
307	2.095	Stdev	1/30/2009 12:55	1/30/2009 9:10	1/28/2009 13:00	0.267	7442	30	248.07	3.84028	0.15625	3335	0.9961
307	1.881		1/27/2009 0:05	1/26/2009 12:10	1/22/2009 9:10	0.267	6598	30	219.93	4.12500	0.49563	3331	0.9961
308	2.129	Average	1/29/2009 15:50	1/29/2009 11:05	1/28/2009 13:00	0.133	6149	30	204.97	2.92014	0.19792	3334	0.9961
308	1.858	Stdev	1/23/2009 9:35	1/22/2009 13:45	1/19/2009 15:00	0.267	4829	30	160.97	2.94792	0.82639	3327	0.9961
308	1.862		1/27/2009 8:30	1/26/2009 13:15	1/22/2009 9:10	0.267	6226	30	207.53	4.17014	0.80208	3331	0.9961
309	1.857	Average	1/20/2009 17:20	1/19/2009 13:35	1/9/2009 15:45	0.033	9149	30	304.97	9.90972	1.15625	3325	0.9961
309	1.964	Stdev	1/23/2009 10:30	1/22/2009 14:05	1/19/2009 15:00	0.267	5100	30	170.00	2.96181	0.85069	3327	0.9961
309	1.810		1/27/2009 9:05	1/26/2009 13:30	1/22/2009 9:10	0.267	6046	30	201.53	4.18056	0.81597	3331	0.9961

311	2.140	Average	1/29/2009 16:40	1/29/2009 11:20	1/28/2009 13:00	0.267	6176	30	205.87	2.93056	0.22222	3334	0.9961
311	2.212	Stdev	1/23/2009 12:20	1/22/2009 14:25	1/19/2009 15:00	0.267	5698	30	189.93	2.97569	0.91319	3328	0.9961
311	1.988		1/27/2009 10:15	1/26/2009 13:45	1/22/2009 9:10	0.267	6607	30	220.23	4.19097	0.85417	3331	0.9961
312	1.871	Average	1/20/2009 19:16	1/19/2009 14:10	1/9/2009 15:45	0.100	9135	30	304.50	9.93403	1.21250	3325	0.9961
312	2.014	Stdev	1/29/2009 17:10	1/29/2009 11:35	1/28/2009 13:00	0.167	5814	30	193.80	2.94097	0.23264	3334	0.9961
312	1.946		1/27/2009 11:10	1/26/2009 14:00	1/22/2009 9:10	0.267	6446	30	214.87	4.20139	0.88194	3331	0.9961

KW 213109



#3

Ra-226 Verification Sheet

Sample ID	Volume (mL)	End Degas Date/Time	End De-em Date/Time	Start Count Date/Time	Cell #	Det #	Background CPM	Total Counts
Cal 13	500	1126109 1300	1126109 0820	1126109 1130	302	3	8	7401
Cal 28	500	1126105 1300	1126109 0855	1126109 1200	304	3	8	7101
Cal 34	506	1126105 1300	1126109 0910	1126109 1255	307	3	8	7442

KP 213109

KP 213109

Luva 214109  
KP 213109

#3

Ra-226 Verification Sheet

Sample ID	Volume (mL)	End Degas Date/Time	End De-em Date/Time	Start Count Date/Time	Cell #	Det #	Background CPM	Total Counts
Cal 13	500	1/26/09 1300	1/26/09 0850	1/26/09 1150	301	3	8	6239
Cal 17	500	1/26/09 1300	1/26/09 0920	1/26/09 1330	302	3	7	6335
Cal 19	500	1/26/09 1300	1/26/09 0450	1/26/09 1450	304	3	2	6472
Cal 30	500	1/26/09 1300	1/26/09 1020	1/26/09 1430	306	3	7	4869
Cal 42	500	1/26/09 1300	1/26/09 1045	1/26/09 1515	307	3	3	<del>6648</del>
Cal 44	500	1/26/09 1300	1/26/09 1105	1/26/09 1550	308	3	4	6149
Cal 15	500	1/26/09 1300	1/26/09 1120	1/29/09 1640	311	3	8	6176
Cal 14	500	1/26/09 1300	1/26/09 1135	1/29/09 1710	312	3	5	5814
Cal 13	500	1/26/09 1300						
Cal 28	500	1/26/09 1300						
Cal 36	500	1/26/09 1300						
Cal 37	500	1/26/09 1300						

100 2/13/09  
140 2/13/09

140 2/13/09  
140 2/13/09

100 2/13/09

Ra-226 Verification Sheet

Sample ID	Volume (mL)	End Degas Date/Time	End De-em Date/Time	Start Count Date/Time	Cell #	Det #	Background CPM	Total Counts
Cal 43	500	11/9/09 1545	11/9/09 1010	11/20/09 1105	301	3	8	9355
<del>Cal 44</del>	<del>500</del>	<del>11/9/09 1545</del>	<del>11/9/09 1040</del>	<del>11/20/09 1150</del>	<del>302</del>	<del>3</del>	<del>8</del>	<del>8433</del>
Cal 49	500	11/9/09 1545	11/9/09 1100	11/20/09 1340	303	3	8	9095
<del>Cal 50</del>	<del>500</del>	<del>11/9/09 1545</del>	<del>11/9/09 1100</del>	<del>11/20/09 1440</del>	<del>304</del>	<del>3</del>	<del>8</del>	<del>1050</del>
Cal 42	500	11/9/09 1545	11/9/09 1135	11/20/09 1450	305	3	5	9357
Cal 44	500	11/9/09 1545	11/9/09 1150	11/20/09 1520	306	3	7	8521
Cal 15	500	11/9/09 1545	11/9/09 1205	11/20/09 1550	307	3	8	8944
<del>Cal 14</del>	<del>500</del>	<del>11/9/09 1545</del>	<del>11/9/09 1315</del>	<del>11/20/09 1645</del>	<del>308</del>	<del>3</del>	<del>3</del>	<del>6938</del>
Cal 13	500	11/9/09 1545	11/9/09 1335	11/20/09 1720	309	3	1	9149
<del>Cal 28</del>	<del>500</del>	<del>11/9/09 1545</del>	<del>11/9/09 1355</del>	<del>11/20/09 1840</del>	<del>311</del>	<del>3</del>	<del>8</del>	<del>8648</del>
Cal 36	500	11/9/09 1545	11/9/09 1410	11/20/09 1916	312	3	1	9135
<del>Cal 37</del>	<del>500</del>	<del>11/9/09 1545</del>						

Kn  
213109

Kn  
213109

Kn  
213109

Kn  
213109

Kn  
213109  
M.A.  
211109

Kn  
213109

Ra-226 Verification Sheet

Cal for #3

Sample ID	Volume (mL)	End Degas Date/Time	End De-em Date/Time	Start Count Date/Time	Cell #	Det #	Background CPM	Total Counts
<del>Cal 43</del>	<del>500</del>	<del>11/14/09 1500</del>	<del>11/21/09 0410</del>	<del>11/14/09 1525</del>	<del>301</del>	<del>3</del>	<del>8</del>	<del>6110</del>
<del>Cal 44</del>	<del>500</del>	<del>11/14/09 1500</del>	<del>11/22/09 0835</del>	<del>11/04/09 1605</del>	<del>302</del>	<del>3</del>	<del>8</del>	<del>6498</del>
Cal 119	500	11/14/09 1500	11/22/09 1005	1/22/09 2035	303	3	8	5938
<del>Cal 30</del>	<del>500</del>	<del>11/14/09 1500</del>	<del>11/22/09 1035</del>	<del>1/22/09 2120</del>	<del>304</del>	<del>3</del>	<del>8</del>	<del>5240</del>
Cal 42	500	11/14/09 1500	11/22/09 1105	1/22/09 2150	305	3	8	5921
<del>Cal 44</del>	<del>500</del>	<del>11/14/09 1500</del>	<del>11/22/09 1135</del>	<del>1/22/09 2150</del>	<del>306</del>	<del>3</del>	<del>8</del>	<del>5393</del>
<del>Cal 15</del>	<del>500</del>	<del>11/14/09 1500</del>	<del>11/22/09 1320</del>	<del>1/23/09 0950</del>	<del>307</del>	<del>3</del>	<del>8</del>	<del>5870</del>
Cal 14	500	11/14/09 1500	11/22/09 1345	1/23/09 0935	308	3	8	4824
Cal 13	500	11/14/09 1500	11/22/09 1405	1/23/09 1000	309	3	8	5100
Cal 20	500	11/14/09 1500	11/22/09 1425	1/23/09 1020	311	3	8	5698
<del>Cal 36</del>	<del>500</del>	<del>11/14/09 1500</del>	<del>11/22/09 1440</del>	<del>1/23/09 1035</del>	<del>312</del>	<del>3</del>	<del>8</del>	<del>5881</del>
<del>Cal 27</del>	<del>500</del>	<del>11/14/09 1500</del>	<del>11/22/09</del>					

Cal for #3  
 Cal 213109  
 Cal 213109

Cal 213109  
 Cal 213109  
 Cal 213109

Cal 213109

Cal 213109  
 Cal 214159

Ra-226 Verification Sheet

Call for #3

Sample ID	Volume (mL)	End Degas Date/Time	End De-em Date/Time	Start Count Date/Time	Cell #	Det #	Background CPM	Total Counts
Ca143	500	1122109 0910	1126109 0955	1126109 1455	301	3	8	7282
Ca147	500	1122109 0910	1126109 0955	1126109 1530	302	3	8	7555
Ca119	500	1122109 0910	1126109 1025	1126109 1600 1710	303	3	8	8028
<del>Ca130</del>	<del>500</del>	<del>1122109 0910</del>	<del>1126109 1050</del>	<del>1126109 1645</del>	<del>304</del>	<del>3</del>	<del>8</del>	<del>5162</del>
Ca142	500	1122109 0910	1126109 1100	1126109 2300	305	3	8	7280
Ca144	500	1122109 0910	1126109 1150	1126109 2330	306	3	8	6387
Ca115	500	1122109 0910	1126109 1210	1127109 0005	307	3	8	6598
Ca114	500	1122109 0910	1126109 1315	1127109 0830	308	3	8	6226
Ca113	500	1122109 0910	1126109 1330	1127109 0905	309	3	8	6046
Ca128	500	1122109 0910	1126109 1345	1127109 1015	311	3	8	6607
Ca136	500	1122109 1510	1126109 1400	1127109 1110	312	3	8	6446
<del>Ca137</del>								

Ko 213109

Ko 213109

Ko 213109  
Kunt 214109

# Verification for Ra-226 Standard 0299-G

4/2/2008	Isotope	Detector CPM	BKG CPM	NET CPM	Detector Eff	Standard Mass. Used (G)	Source DPM/G
D. Roy	0299-G N1	2536.9600	52.4000	2484.5600	1.917186	0.5057	2562.667649
	0299-G N2	2520.2500	52.4000	2467.8500	1.917186	0.5056	2545.935781
	0299-G N3	2532.5000	52.4000	2480.1000	1.917186	0.5042	2565.677715
						Average =	2558.093715

Mean Value (Counting) = 2558.093715  
 Stdev = 10.63610098

104.944421 Pass  
 0.00415782 Rule 3 (Pass/Fail)

Certificate Value = 2437.6 dpm/mL  
 Lower Limit = 2536.821513 dpm/mL  
 Upper Limit = 2579.365917 dpm/mL  
 Rule 1 Pass/Fail Fail \*exception taken due to full recovery of standard  
 Two sigma = 21.27220197 dpm/mL  
 10 % of Mean = 255.8093715 dpm/mL  
 Rule 2 (Pass/Fail) Pass

## Verification Rules

- Rule 1 = The certificate value (NOT including any uncertainty) shall lie within the 95% confidence interval determined from the mean and two sigma standard deviation of the three measurements
- Rule 2 = The two sigma value used for the 95% confidence interval shall not exceed 10% of the mean value of the three verification measurements.
- Rule 3 = The determined mean value shall be within 10% of the certificate value.

The analyst prepared three standard verification sources for Ra-226 source 0299-G by transferring portions of the standard into tared glass liquid scintillation vials. One mL of DI Water and ten mLs of Ready Gel liquid scintillation cocktail was added to each vial and the vials were shaken to mix. A Blank vial was prepared in a similar fashion using 1 mL of DI water and 10 mL of Ready Gel cocktail. The standard verification vials and Background source were dark adapted for two hours and counted on LSC Gold for Radium source standard verification. The Ra-226 efficiency calibration which was used for verification calculations was performed on 4/02/08 using source 0024-A (Ra-226). Calibration data is recorded in this logbook under Ra-226 0024. Each verification source calculation was performed as follows:

$$\text{Source dpm/g} = (A - B)/(C)(D)$$

where:

- A = Ver. source cpm,
- B = BKG cpm,
- C = System efficiency, (cpm/dpm), and
- D = mass used for standard verification.

IRAD.SOP.M-001

*Handwritten notes:*  
 5/21/08  
 1.5 ml water added  
 for 23103



# Standard Traceability Log Rad

Source Material Info		A Solution Material Info	
Parent Code:	0299	Isotope:	Radium-226
Prepared By:	Angela Johnson	Prepared By:	Angela Johnson
Carrier Conc:	0.5 M HCL	Prep Date:	09/15/2000
Reference Date:	12/15/1999	Verification Date:	01/23/2008
Ampoule Mass (g):	5.0368 g	Expiration Date:	01/23/2009
Uncertainty:	+/- 2.5 %	Primary Code:	0299-A
LogBook No:	RC S 027 128	Dilution(mL):	100 mL
		Mass of Parent(g):	4.6634 g
		Density(g/mL):	1.0012
		Balance ID:	

### Calculations Converting parent activity to dpm/mL|dpm/g

$$(\text{Mass of parent(g)}) * (\text{Parm Activity (kBq/g)}) * (\text{conversion dpm to kBq}) / (\text{Dilution Vol}) = \text{Parent Activity (dpm/mL)}$$

$$(\text{Mass of parent(g)}) * (\text{Parm Activity (kBq/g)}) * (\text{conversion dpm to kBq}) / \text{Density (g/mL)} / (\text{Dilution Vol}) = \text{Parent Activity (dpm/g)}$$

$$(4.6634 \text{ g}) * (43.75 \text{ kBq/g}) * (60000 \text{ dpm/kBq}) / (100 \text{ mL}) = 122414.2500 \text{ dpm/mL}$$

$$(4.6634 \text{ g}) * (43.75 \text{ kBq/g}) * (60000 \text{ dpm/kBq}) / (1.0012 \text{ g/mL}) / (100 \text{ mL}) = 122273.3377 \text{ dpm/g}$$

### Secondary Standards

Prep Date	Preparer	Mass Primary	Dilution (mL)	Code	Conc dpm/mL	Verification Date	Expiration Date
08/26/2003	Angela Johnson	1.9909	100	0299-E	2434.34 dpm/mL	11/04/2004	11/04/2005
08/26/2003	Angela Johnson	1.9872	100	0299-F	2429.82 dpm/mL	08/26/2004	08/26/2005
04/05/2005	Amanda Fehr	5.0018	250	0299-G	2446.3471 dpm/mL	04/02/2008	04/02/2009

GEL Laboratories LLC  
Version 1.0 9/18/2000

LD 2/3/09  
ALLA 2/4/09

## General Engineering Laboratories Verification Source Preparation Sheet

Applicable SOP Number GL-RAD-A-008 Isotope RA-226  
 Date Standards Prepared 4/5/09 Cocktail Type Used NA  
 Standard ID 02896 Matrix of Vial/Planchett NA  
 Amount Used (g or ml) 0.1 Matrix of Vial/Planchett NA  
 Standard Activity (DPM/g or mL) 2446.347 Matrix of Vial/Planchett NA  
 Reference Date 12/15/99 Type of Scintillation Vial NA  
 Expiration Date 4/2/09 Pipette ID Used 1429303  
 Residue/Carrier Agent 0.5 M HCl Balance ID Used 30040216  
 Quenching Agent NA


	Standard Number	Quenching Vol (uL)/ Residue Volume (mL)	Initial Wt. (g)	Final Wt. (g)	Net Wt. (mg)
43	Cal 43				
47	Cal 47				
19	Cal 19				
30	Cal 30				
42	Cal 42				
44	Cal 44				
15	Cal 15				
14	Cal 14				
13	Cal 13				
28	Cal 28				
36	Cal 36				

160  
2/3/09

Prepared By: Kelli Brown Date: 2/3/09  
 Reviewed By: Henry J. Jones Date: 2/4/09



0299



UKAS ACCREDITED CALIBRATION LABORATORY No. 0146

Reference time for solution number R4/131/89:

1200 GMT on 15 December 1999

Radioactive concentration of radium-226:  
which is equivalent to:

43.75 kilobecquerels per gram of solution

1.183 microcuries per gram of solution

Mass of solution:

5.0368 grams

Total activity of radium-226:  
which is equivalent to:

220.4 kilobecquerels

5.956 microcuries

Recommended half life:

1600 years

Method of measurement:

The activity of the solution was measured using a high pressure re-entrant ionisation chamber calibrated with a large number of absolutely standardised solutions.

Calibration date: 15 December 1999

The calibration date is provided for added information only, and must not be confused with the reference date on pages 1 and 2 of the certificate. It is the reference date that must be used in all calculations relating to the values of activity.

Expanded uncertainty in the radioactive concentration quoted above:  $\pm 2.5\%$

Combined Type A uncertainty:  $\pm 0.2\%$

Combined Type B uncertainty:  $\pm 1.3\%$

The estimated activities of any radioactive impurities found by high-resolution gamma ray spectrometry, or in any other examination of the solution, are listed below expressed as percentages of the activity of the principal radionuclide at the reference time.

Carrier free in 0.5M HCL

This product meets the quality assurance requirements for achieving traceability to NIST as defined in ANSI N42.22-1995.

1 year = 365.25 days

At the reference date radium-226 was shown to be in radioactive equilibrium with its daughter nuclides down the decay chain to polonium-214 and thallium-210, the precursors of lead-210. The ionisation chamber was calibrated using a standard supplied by the National Institute of Standards and Technology, Washington DC, USA.

KB 213109  
WMA 211189

# Ra-226 WATER

Batch : LCSVER  
 Date : 1/2/2009  
 Analyst : KSD1

Procedure Code : LUC26RAL  
 Parname : Radium-226  
 MDA : 1 pCi/L

Instrument Used : LUCAS CELL DETECTOR

Bkg Count Time: 30 min

Sample ID	Sample Vol L	Count Time min	Gross counts cts	Cell # num	Cell Const. num	BKG cpm	Ra-226 MDA pCi/L	Ra-226 RESULT pCi/L	Ra-226 ERROR pCi/L	COUNT DATE/TIME
1	0.500	30	656	301	2.021	0.267	0.4919	20.0589	1.5634	1/30/2009 15:05
1	0.500	30	655	302	2.131	0.267	0.5554	22.6149	1.7640	2/2/2009 13:40
2	0.500	30	914	303	2.136	0.267	0.4647	26.4838	1.7397	1/30/2009 15:40
3	0.500	30	791	305	2.057	0.267	0.4845	23.8718	1.6891	1/30/2009 17:05
4	0.500	30	768	306	1.747	0.267	0.5709	27.2885	1.9605	1/30/2009 17:37
2	0.500	30	720	307	1.931	0.267	0.6113	27.3779	2.0335	2/2/2009 14:15
5	0.500	30	730	308	1.950	0.267	0.5149	23.3957	1.7254	1/30/2009 19:05
6	0.500	30	764	309	1.877	0.267	0.5908	28.0944	2.0238	1/31/2009 10:20
7	0.500	30	594	311	2.114	0.267	0.5510	20.3087	1.6667	1/31/2009 17:20
8	0.500	30	542	312	1.944	0.267	0.8009	26.8983	2.3154	2/2/2009 8:25

b01112  
 CW

*Handwritten signature*

Sample ID	Cell #	Det #	Run Date	Sample Type	Standard ID	NC	NC units	Recovery/RPD
1	301	3	1/30/2009 10:40	LCS	0638-F	24.10	pCi/L	83%
2	302	3	2/2/2009 9:15	LCS	0638-F	24.10	pCi/L	94%
2	303	3	1/30/2009 11:05	LCS	0638-F	24.10	pCi/L	110%
3	305	3	1/30/2009 11:30	LCS	0638-F	24.10	pCi/L	99%
4	306	3	1/30/2009 11:45	LCS	0638-F	24.10	pCi/L	113%
2	307	3	2/2/2009 9:40	LCS	0638-F	24.10	pCi/L	114%
5	308	3	1/30/2009 12:00	LCS	0638-F	24.10	pCi/L	97%
3	309	3	1/30/2009 13:05	LCS	0638-F	24.10	pCi/L	117%
7	311	3	1/30/2009 13:20	LCS	0638-F	24.10	pCi/L	84%
8	312	3	1/30/2009 13:40	LCS	0638-F	24.10	pCi/L	112%

DEGASSING DATE/TIME	DE-EMAN. DATE/TIME	DEGASS-DE-EM	dE-EM-COUNT	constant	constant	Net CPM	Ingrowth constant
1/26/2009 16:05	1/30/2009 10:40	90.58	4.42	0.9672	1.0019	21.6000	0.4800
1/30/2009 10:00	2/2/2009 9:15	71.25	4.42	0.9672	1.0019	21.5667	0.4032
1/26/2009 16:05	1/30/2009 11:05	91.00	4.58	0.9660	1.0019	30.1997	0.4809
1/26/2009 16:05	1/30/2009 11:30	91.42	5.58	0.9587	1.0019	26.1000	0.4788
1/26/2009 16:05	1/30/2009 11:45	91.67	5.87	0.9567	1.0019	25.3330	0.4787
1/30/2009 10:00	2/2/2009 9:40	71.67	4.58	0.9660	1.0019	23.7330	0.4044
1/26/2009 16:05	1/30/2009 12:00	91.92	7.08	0.9479	1.0019	24.0667	0.4753
1/26/2009 16:05	1/30/2009 13:05	93.00	21.25	0.8518	1.0019	25.1997	0.4305
1/26/2009 16:05	1/30/2009 13:20	93.25	28.00	0.8095	1.0019	19.5330	0.4099
1/26/2009 16:05	1/30/2009 13:40	93.58	66.75	0.6041	1.0019	17.7997	0.3067

5/11/12  
 071  
 LW 2141.01

Ra-226 Verification Sheet

#3

Sample ID	Volume (mL)	End Degas Date/Time	End De-em Date/Time	Start Count Date/Time	Cell #	Det #	Background CPM	Total Counts
VEX 1	500	1126109 1605	1126109 1040	1126109 1505	301	3	8	656
VEX 2	500	1126109 1605	1126109 1105	1126109 1540	303	3	8	914
VEX 3	500	1126109 1605	1126109 1130	1130109 1705	305	3	8	791
VEX 4	500	1126109 1605	1126109 1145	<del>1130109 1737</del> 1130109 1737	306	3	8	768
VEX 5	500	1126109 1605	1126109 1200	<del>1130109 1905</del> 1130109 1905	308	3	8	730
VEX 6	500	1126109 1605	1126109 1305	113109 1020	309	3	8	764
VEX 7	500	1126109 1605	1126109 1320	13109 1720	311	3	8	594
VEX 8	500	1126109 1605	1126109 1340	1126109 0805	312	3	8	542
<del>VEX 9</del>	500	1126109 1605						
VEX 10	500	1126109 1605						
VEX 11	500	1126109 1605						
VEX 12	500	1126109 1605						

VEX 9  
11/30/09

11/30/09

Ra-226 Verification Sheet

Sample ID	Volume (mL)	End Degas Date/Time	End De-em Date/Time	Start Count Date/Time	Cell #	Det #	Background CPM	Total Counts
VUN 1	500	11/20/09 1000	2/2/09 0015	2/2/09 1340	504	3	8	655
VUN 2	500	11/20/09 1000	2/2/09 0040	2/2/09 1415	507	3	8	120
<del>VUN 3</del>	<del>500</del>	<del>11/20/09 1000</del>	<del>2/2/09 1115</del>	<del>2/2/09 1450</del>	<del>509</del>	<del>3</del>	<del>8</del>	<del>754</del>

601512 071

601512 071

## Verification for Ra-226 Standard 0638-F

	Isotope	Value	Uncertainty
D. Roy 2/2/2009	0638-F #1	24.629	1.7426
	0638-F #2	24.438	1.7557
	0638-F #3	22.791	1.6808
Mean Value (Counting) =	23.953	99.60	Pass
Stdev =	1.010781096		Rule 3 (Pass/Fail)
Target =	24.05		
Lower Limit =	21.93100448		
Upper Limit =	25.97412886		
Rule 1 Pass/Fail	Pass		
Two sigma =	2.021562191		
10 % of Mean =	2.395256667		
Rule 2 (Pass/Fail)	Pass		

- Rule 1 = The certificate value (NOT including any uncertainty) shall lie within the 95% confidence interval determined from the mean and two sigma standard deviation of the three measurements
- Rule 2 = The two sigma value used for the 95% confidence interval shall not exceed 10% of the mean value of the three verification measurements.
- Rule 3 = The determined mean value shall be within 5% of the certificate value.

The analyst prepared three standard verification sources for standard 0638-F using 0.1 mL for each source. Each source was counted using routine Lucas cell procedures. Calibration for 0299-G was used in this verification.

140 2/4/09  
*[Signature]* 2/2/09  
 Amanda L. Lehn  
 2/4/09

## General Engineering Laboratories Verification Source Preparation Sheet

Applicable SOP Number GL-RAD-008 Isotope Pu-226  
 Date Standards Prepared <sup>Handwritten</sup> 12/18/2007 Cocktail Type Used N/A  
 Standard ID 0630-F Matrix of Vial/Planchett N/A  
 Amount Used (g or ml) 0.1 ml Type of Scintillation Vial N/A  
 Standard Activity (DPM/g or ml) 267.519 dpm/ml Pipette ID Used 1429303  
 Reference Date 1/23/2004 Balance ID Used N/A  
 Expiration Date 2/14/09 Quenching Agent N/A  
 Residue/Carrier Agent 0.1 ml HCl

	Standard Number	Quenching Vol (uL)/ Residue Volume (mL)	Initial Wt. (g)	Final Wt. (g)	Net Wt. (mg)
1	Ver 1				
2	Ver 2				
3	Ver 3				
4	Ver 4				
5	Ver 5				
6	Ver 6				
7	Ver 7				
8	Ver 8				
9	Ver 9				
10	Ver 10				
11	Ver 11				
12	Ver 12				

LO 2/13/09

Prepared By: Kelli Bruehl Date 2/13/09  
 Reviewed By: [Signature] Date 2/14/09

Rev 1 RLM 9/10/97

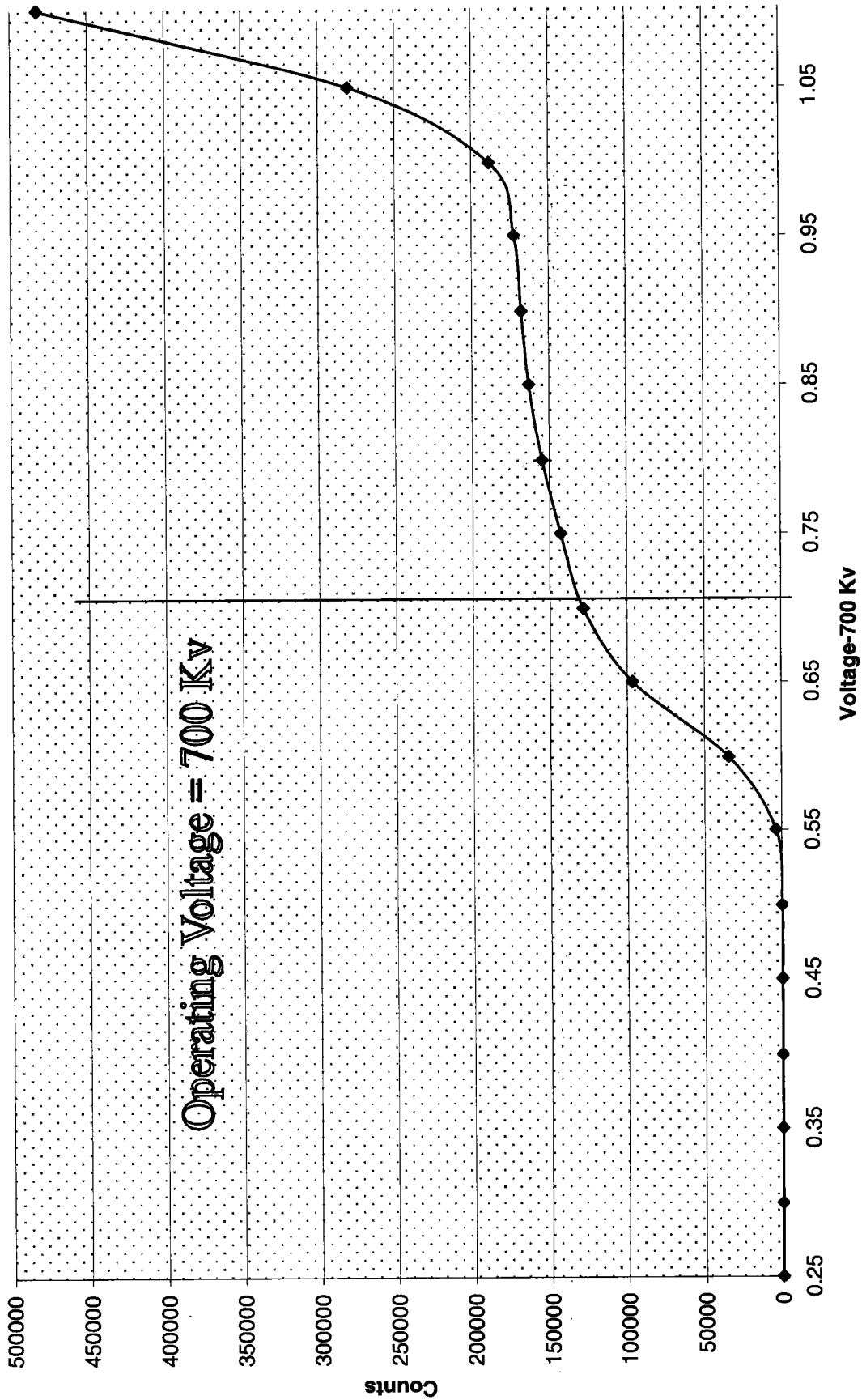
Voltage Curve 1-09

Voltage Curve Ludlum # 3				
Volts	Counts	Date	Time	Detector
0.00	0	1/20/2009	13:45	3
0.05	0	1/20/2009	13:46	3
0.10	0	1/20/2009	13:47	3
0.15	0	1/20/2009	13:48	3
0.20	0	1/20/2009	13:49	3
0.25	0	1/20/2009	14:00	3
0.30	0	1/20/2009	14:01	3
0.35	0	1/20/2009	14:02	3
0.40	0	1/20/2009	14:03	3
0.45	0	1/20/2009	14:04	3
0.50	0	1/20/2009	14:05	3
0.55	3914	1/20/2009	14:06	3
0.60	34392	1/20/2009	14:07	3
0.65	96643	1/20/2009	14:08	3
0.70	128361	1/20/2009	14:09	3
0.75	142888	1/20/2009	14:10	3
0.80	154583	1/20/2009	14:11	3
0.85	163087	1/20/2009	14:12	3
0.90	167801	1/20/2009	14:13	3
0.95	172317	1/20/2009	14:14	3
1.00	188508	1/20/2009	14:15	3

LLA-214109  
 LW  
 2/3/09



Ludlum 3 Voltage Curve



LCM  
2/11/09

KO 213109

301	2.021	2/4/2009
302	2.131	2/4/2009
303	2.136	2/4/2009
305	2.057	2/4/2009
306	1.747	2/4/2009
307	1.931	2/4/2009
308	1.950	2/4/2009
309	1.877	2/4/2009
311	2.114	2/4/2009
312	1.944	2/4/2009

RE UT  
2/4/09

~~RE UT~~  
2/4/09

# General Engineering Laboratories

2040 Savage Road, Charleston, SC 29414

(843)556-8171

## Lucas Cell Calibration Package

	YES	NO	Comments
1) Is all calibration standard information enclosed for: the primary standard certificate? the secondary standard(s) documentation? standard preparation information? standard < 1 Year old or verified?	✓		
	✓		
	✓		
	✓		
2) Is the efficiency calibration report included?	✓		
3) Is the raw count data included for: Cell constant determination? Plateau generation?	✓		
	✓		
4) Are the calibration verifications included?	✓		
5) Are the instrument settings included: HVPS settings?	✓		
6) Has the CELLEFF.xls file been updated?	✓		
7) Have the calibration dates been updated in ALPHALIMS?	✓		

Prepared By: Kelli Dorrel

Date: 2/28/09

Reviewed By: Angela Johnson

Date: 3/2/09

Effective Date: 3/2/09

# Ra-226 Cell Constants

Standard Reference date: 12/15/1999  
 standard ID: 0.289-G  
 Volume added (mL): 0.1  
 Standard Reference Activity (DPM/mL): 2446.35

Lucas cell #	Call constant	Standard Source	Date/Time of count	Date/Time flushed to cell	Date/Time end of degas	bkg cpm	total counts	count time min	cpm	Known activity dpm	11 (days) end-degas to flush	12 (days) end-flush to count	13 (days) Std Ref Date to count	Decay from Std Ref Date to count
401	1.689	Average 1.574	2/23/2009 16:15	2/23/2009 10:30	2/20/2009 17:25	0.267	4580	30	152.67	243.66	2.71181	0.23958	3359	0.9960
401	1.585	Stdev 0.121	2/27/2009 13:15	2/27/2009 9:00	2/23/2009 16:05	0.267	5474	30	182.47	243.66	3.70486	0.17708	3363	0.9960
401	1.448		2/25/2009 14:40	2/25/2009 7:55	2/20/2009 17:25	0.267	5677	30	189.23	243.66	4.60417	0.28125	3361	0.9960
402	2.133	Average 2.118	2/23/2009 16:55	2/23/2009 11:05	2/20/2009 17:25	0.267	5817	30	193.90	243.66	2.73611	0.24306	3359	0.9960
402	2.173	Stdev 0.064	2/27/2009 14:10	2/27/2009 9:30	2/23/2009 16:05	0.267	7507	30	250.23	243.66	3.72569	0.19444	3363	0.9960
402	2.048		2/25/2009 15:25	2/25/2009 8:15	2/20/2009 17:25	0.267	8017	30	267.23	243.66	4.61806	0.29861	3361	0.9960
403	1.475	Average 1.463	2/23/2009 18:30	2/23/2009 11:30	2/20/2009 17:25	0.267	4011	30	133.70	243.66	2.75347	0.29167	3359	0.9960
403	1.495	Stdev 0.039	2/27/2009 14:50	2/27/2009 10:00	2/23/2009 16:05	0.267	5182	30	172.73	243.66	3.74653	0.20139	3363	0.9960
403	1.419		2/25/2009 15:55	2/25/2009 8:35	2/20/2009 17:25	0.267	5562	30	185.40	243.66	4.63194	0.30556	3361	0.9960
404	1.792	Average 1.931	2/23/2009 19:05	2/23/2009 13:10	2/20/2009 17:25	0.267	5005	30	166.83	243.66	2.82292	0.24653	3359	0.9960
404	2.142	Stdev 0.186	2/27/2009 15:25	2/27/2009 10:30	2/23/2009 16:05	0.267	7443	30	248.10	243.66	3.76736	0.20486	3363	0.9960
404	1.859		2/25/2009 20:20	2/25/2009 8:55	2/20/2009 17:25	0.267	7075	30	235.83	243.66	4.64583	0.47569	3361	0.9960
405	2.066	Average 1.903	3/2/2009 13:40	3/2/2009 10:30	2/25/2009 14:00	0.267	8602	30	286.73	243.66	4.85417	0.13194	3366	0.9960
405	1.899	Stdev 0.161	2/27/2009 16:00	2/27/2009 10:55	2/23/2009 16:05	0.267	6612	30	220.40	243.66	3.78472	0.21181	3363	0.9960
405	1.745		2/25/2009 20:55	2/25/2009 10:10	2/20/2009 17:25	0.267	6721	30	224.03	243.66	4.69792	0.44792	3361	0.9960
409	1.805	Average 2.036	2/24/2009 0:30	2/23/2009 15:20	2/20/2009 17:25	0.267	5039	30	167.97	243.66	2.91319	0.38194	3359	0.9960
409	2.153	Stdev 0.200	2/3/2009 21:10	2/3/2009 15:00	1/30/2009 10:50	0.267	7949	30	264.97	243.67	4.17361	0.25694	3339	0.9960
409	2.149		2/27/2009 16:35	2/27/2009 11:30	2/23/2009 16:05	0.267	7516	30	250.53	243.66	3.80903	0.21181	3363	0.9960
410	1.869	Average 1.886	2/26/2009 8:50	2/25/2009 13:05	2/20/2009 17:25	0.267	6838	30	227.93	243.66	4.81944	0.82292	3361	0.9960
410	1.965	Stdev 0.072	2/4/2009 8:30	2/3/2009 15:30	1/30/2009 10:50	0.267	6708	30	223.60	243.67	4.19444	0.70833	3339	0.9960
410	1.824		2/24/2009 8:00	2/23/2009 15:40	2/20/2009 17:25	0.267	4840	30	161.33	243.66	2.92708	0.68056	3359	0.9960
411	1.824	Average 1.824	2/24/2009 8:40	2/23/2009 15:55	2/20/2009 17:25	0.267	4839	30	161.30	243.66	2.93750	0.69792	3359	0.9960
411	1.911	Stdev 0.013	2/27/2009 17:45	2/27/2009 12:20	2/23/2009 16:05	0.267	6357	30	211.90	243.66	3.84375	0.22569	3363	0.9960
411	1.836		2/26/2009 9:30	2/25/2009 13:40	2/20/2009 17:25	0.267	6734	30	224.47	243.66	4.84375	0.82639	3361	0.9960
412	1.947	Average 1.967	2/26/2009 10:15	2/25/2009 14:05	2/20/2009 17:25	0.267	7137	30	237.90	243.66	4.86111	0.84028	3361	0.9960
412	2.131	Stdev 0.156	2/27/2009 18:20	2/27/2009 12:45	2/23/2009 16:05	0.267	7495	30	249.83	243.66	3.86111	0.23264	3363	0.9960
412	1.822		2/24/2009 9:40	2/23/2009 16:10	2/20/2009 17:25	0.267	4818	30	160.60	243.66	2.94792	0.72917	3359	0.9960

EffErr 0.123705 <- Put in Machines.xls (Lucas Cell Tab)

Angela J. Johnson 3/2/09  
 Multi Rowed 3/2/09

---

401	1.574	3/2/2009
402	2.118	3/2/2009
403	1.463	3/2/2009
404	1.931	3/2/2009
405	1.903	3/2/2009
409	2.036	3/2/2009
410	1.886	3/2/2009
411	1.824	3/2/2009
412	1.967	3/2/2009

## General Engineering Laboratories Verification Source Preparation Sheet

Applicable SOP Number GLRAD-A-008 Isotope Pu-239  
 Date Standards Prepared 4/15/09 Cocktail Type Used NA  
 Standard ID 02996 Matrix of Vial/Planchett NA  
 Amount Used (g or ml) 0.1 Type of Scintillation Vial NA  
 Standard Activity (DPM/g or mL) 2446.347 Pipette ID Used 1429303  
 Reference Date 4/15/09 Balance ID Used 3604026  
 Expiration Date 4/15/09 Quenching Agent NA  
 Residue/Carrier Agent 0.5 M HCl

	Standard Number	Quenching Vol (uL) Residue Volume (mL)	Initial Wt. (g)	Final Wt. (g)	Net Wt. (mg)
3	CA13				
43	CA143				
7	CA17				
42	CA142				
13	CA143				
44	CA144				
30	CA130				
48	CA148				
36	CA136				
35	CA135				
38	CA138				
15	CA115				
14	CA114				
46	CA146				
47	CA147				

*W 3/2/09*

Prepared By: Kell Deneo Date: 3/2/09  
 Reviewed By: Angie D. Ghera Date: 3/2/09

Rev 1 RLM 9/10/97

### General Engineering Laboratories Verification Source Preparation Sheet

Applicable SOP Number GL-PAD-008 Isotope RA-226  
 Date Standards Prepared 4/5/09 Cocktail Type Used NA  
 Standard ID 0299G Matrix of Vial/Planchett NA  
 Amount Used (g or ml) 0.210 3/2/09 0.1 NA  
 Standard Activity (DPM/g or mL) 2.446.347 Type of Scintillation Vial NA  
 Reference Date 12/5/199 Pipette ID Used 1429305  
 Expiration Date 4/1/09 Balance ID Used 3604026  
 Residue/Carrier Agent 0.5M HCl Quenching Agent NA

	Standard Number	Quenching Vol (uL) Residue Volume(mL)	Initial Wt. (g)	Final Wt. (g)	Net Wt. (mg)
16	CA116				
25	CA125				
23	CA123				
18	CA128				
9	CA19				
34	CA134				

*NA 3/2/09*

Prepared By: Valleri Doreno Date: 3/2/09  
 Reviewed By: Ayle A. G. Date: 3/2/09

Rev 1 RLM 9/10/97

# Standard Traceability Log Rad

A Solution Material Info	
Isotope:	Radium-226
Prepared By:	Angela Johnson
Prep Date:	09/15/2000
Verification Date:	01/23/2008
Expiration Date:	01/23/2009
Primary Code:	0299-A
Dilution(mL):	100 mL
Mass of Parent(g):	4.6634 g
Density(g/mL):	1.0012
Balance ID:	

Source Material Info	
Parent Code:	0299
Prepared By:	Angela Johnson
Carrier Conc:	0.5 M HCL
Reference Date:	12/15/1999
Ampoule Mass (g):	5.0368 g
Uncertainty:	+/- 2.5 %
LogBook No:	RC S 027 128

781

### Calculations Converting parent activity to dpm/mL|dpm/g

$(\text{Mass of parent(g)}) * (\text{Parent Activity (kBq/g)}) * (\text{conversion dpm to kBq}) / (\text{Dilution Vol}) = \text{Parent Activity (dpm/mL)}$
$(\text{Mass of parent(g)}) * (\text{Parent Activity (kBq/g)}) * (\text{conversion dpm to kBq}) / \text{Density (g/mL)} / (\text{Dilution Vol}) = \text{Parent Activity (dpm/g)}$
$(4.6634 \text{ g}) * (43.75 \text{ kBq/g}) * (60000 \text{ dpm/kBq}) / (100 \text{ mL}) = 122414.2500 \text{ dpm/mL}$
$(4.6634 \text{ g}) * (43.75 \text{ kBq/g}) * (60000 \text{ dpm/kBq}) / (1.0012 \text{ g/mL}) / (100 \text{ mL}) = 122273.3377 \text{ dpm/g}$

### Secondary Standards

Prep Date	Preparer	Mass Primary	Dilution (mL)	Code	Conc dpm/mL	Verification Date	Expiration Date
08/26/2003	Angela Johnson	1.9909	100	0299-E	2434.34 dpm/mL	11/04/2004	11/04/2005
08/26/2003	Angela Johnson	1.9872	100	0299-F	2429.82 dpm/mL	08/26/2004	08/26/2005
04/05/2005	Amanda Fehr	5.0018	250	0299-G	2446.3471 dpm/mL	04/02/2008	04/02/2009



8-21-00  
Nycomed Amersham plc  
Amersham Laboratories

0299



Nycomed Amersham plc  
Radiation & Radioactivity  
Calibration Laboratory  
Amersham Laboratories  
White Lion Road  
Amersham  
Buckinghamshire  
HP7 9LL

ISSUED  
FOR:

AEA Technology plc  
Isotrak  
Amersham Laboratories  
White Lion Road  
Amersham  
Buckinghamshire  
HP7 9LL

ion Principal radionuclide: Radium-226

Product code: RAY44  
Solution number: R4/131/89

ment Reference time: 1200 GMT on 15 December 1999

data Nuclear data quoted on this certificate are taken from the Joint European File, Version 2.2.

ion of The reported expanded uncertainty is based on a standard uncertainty multiplied by a coverage factor  $k = 2.00$ , which  
inties for a  $t$ -distribution with  $\nu_{eff} = \infty$  effective degrees of freedom corresponds to a coverage probability of approximately  
95%. The uncertainty evaluation has been carried out in accordance with UKAS requirements.

Unless indicated, all other uncertainties are expressed at the confidence level associated with one standard  
uncertainty.

The format used for the uncertainties in the values of radionuclidic purity is illustrated in the following examples;

6.5(21)	-	6.5 ± 2.1
6.54(21)	-	6.54 ± 0.21
6.543(21)	-	6.543 ± 0.021

ved  
ory

Date of  
issue 17<sup>th</sup> December 1999

Nycomed  
Amersham  
Via 31/05

# Verification for Ra-226 Standard 0299-G

4/2/2008	Isotope	Detector CPM	BKG CPM	NET CPM	Detector Eff	Standard Mass. Used (G)	Source DPM/G
D. Roy	0299-G N1	2536.9600	52.4000	2484.5600	1.917186	0.5057	2562.667649
	0299-G N2	2520.2500	52.4000	2467.8500	1.917186	0.5056	2545.935781
	0299-G N3	2532.5000	52.4000	2480.1000	1.917186	0.5042	2565.677715
						Average =	2558.093715

Mean Value (Counting) = 2558.093715      **Pass**  
 Stdev = 10.63610098      0.00415782      **Rule 3 (Pass/Fail)**

Certificate Value = 2437.6      dpm/mL  
 Lower Limit = 2536.821513      dpm/mL  
 Upper Limit = 2579.365917      dpm/mL  
**Rule 1 Pass/Fail**      \*exception taken due to full recovery of standard  
 Two sigma = 21.27220197      dpm/mL  
 10 % of Mean = 255.8093715      dpm/mL  
**Rule 2 (Pass/Fail)**      **Pass**

### Verification Rules

- Rule 1 =** The certificate value (NOT including any uncertainty) shall lie within the 95% confidence interval determined from the mean and two sigma standard deviation of the three measurements
- Rule 2 =** The two sigma value used for the 95% confidence interval shall not exceed 10% of the mean value of the three verification measurements.
- Rule 3 =** The determined mean value shall be within 10% of the certificate value.

The analyst prepared three standard verification sources for Ra-226 source 0299-G by transferring portions of the standard into tared glass liquid scintillation vials. One mL of DI Water and ten mLs of Ready Gel liquid scintillation cocktail was added to each vial and the vials were shaken to mix. A Blank vial was prepared in a similar fashion using 1 mL of DI water and 10 mL of Ready Gel cocktail. The standard verification vials and Background source were dark adapted for two hours and counted on LSC Gold for Radium source standard verification. The Ra-226 efficiency calibration which was used for verification calculations was performed on 4/02/08 using source 0024-A (Ra-226). Calibration data is recorded in this logbook under Ra-226 0024. Each verification source calculation was performed as follows:

Source dpm/g = (A - B)/(C)(D)

where:

- A = Ver. source cpm,
- B = BKG cpm,
- C = System efficiency, (cpm/dpm), and
- D = mass used for standard verification.

RAD\_SOP\_M-001

*Nancy Strickland* 4/19/08  
*David Roy* 4/10/08  
 WJL/MVS

**Ra-226 Verification Sheet**

Cal #4

Sample ID	Volume (mL)	End Degas Date/Time	End De-em Date/Time	Start Count Date/Time	Cell #	Det #	Background CPM	Total Counts
43		1120109 1050	1120109 1135	2.3.09 1710	401	4	8	6763
47		1120109 1050	1120109 1310	2.3.09 1820	402	4	8	9067
49		1120109 1050	1120109 1335	2.3.09 1840	403	4	8	7092
50		1120109 1050	1120109 1400	2.3.09 1915	404	4	8	7877
42		1120109 1050	1120109 1425	2.3.09 2035	405	4	8	8700
44		1120109 1050	1120109 1500	2.3.09 2110	409	4	8	7949
15		1120109 1050	1120109 1530	2.14.09 0830 1120109 0830	410	4	8	1108
44		1120109 1050	1120109 1545	2.14.09 1115 1120109 1115	411	4	8	7582
42		1120109 1050	1120109 1600	2.14.09 1150	412	4	8	9523
78								
36								

160  
312109

160  
312109  
160 312109

160  
312109

160 312109  
160  
312109

160  
312109

160  
312109

784

Ra-226 Verification Sheet

Cal #4

Sample ID	Volume (mL)	End Degas Date/Time	End De-em Date/Time	Start Count Date/Time	Cell #	Det #	Background CPM	Total Counts
Cal 3	500	2/20/09 1725	2/23/09 1030	2/23/09 1615	401	4	0	4580
43	500	2/20/09 1725	2/23/09 1105	2/23/09 1655	402	4	0	5877 <del>4877</del>
7	500	2/20/09 1725	2/23/09 1130	2.23.09 1930	403	4	0	4011
42	500	2/20/09 1725	2/23/09 1310	2.23.09 1908	404	4	0	5005
<del>13</del>	<del>500</del>	<del>2/20/09 1725</del>	<del>2/23/09 1340</del>	<del>2.23.09 1955</del>	<del>405</del>	<del>4</del>	<del>0</del>	<del>4224</del>
3A	500	2/20/09 1725	2/23/09 1405	2.23.09 2250	406	4		2555
44	500	2/20/09 1725	2/23/09 1435	2.23.09 2330	407	4		2359
<del>4A</del>	<del>500</del>	<del>2/20/09 1725</del>	<del>2/23/09 1455</del>	<del>2.24.09 00:00</del>	<del>408</del>	<del>4</del>	<del>0</del>	<del>2598</del>
30	500	2/20/09 1725	2/23/09 1520	2.24.09 00:30	409	4	8	5887 <del>5887</del>
48	500	2/20/09 1725	2/23/09 1540	<del>2.24.09 0800</del> 2.24.09 0800	410	4	8	4840
30	500	2/20/09 1725	2/23/09 1555	2/24/09 0840	411	4	8	4829
35	500	2/20/09 1725	2/23/09 1610	2/24/09 0940	412	4	8	4878

K40 2/23/09

K40 2/28/09  
K40 2/28/09

2/28/09-140

K40 2/28/09

K40 2/24/09

K40 3/2/09

K40 3/2/09

K40 2/22/09

Ra-226 Verification Sheet

#4

Sample ID	Volume (mL)	End Degas Date/Time	End De-em Date/Time	Start Count Date/Time	Cell #	Det #	Background CPM	Total Counts
CU1 278	500	2/20/09 1725	2/25/09 0755	2/25/09 1440	401	4	8	5677
15	500	2/20/09 1725	2/25/09 0815	2/25/09 1525	402	4	8	8017
14	500	2/20/09 1725	2/25/09 0835	2/25/09 1555	403	4	8	5562
40	500	2/20/09 1725	2/25/09 0855	2.25.09 20:20	404	4	8	7075
47	500	2/20/09 1725	2/25/09 1010	2.25.09 20:55	405	4	8	6721
10	500	2/20/09 1725	2/25/09 1040	2.26.09 20:22	406	4	8	7091
44	500	2/20/09 1725	2/25/09 1110	2.25.09 22:05	407	4	8	2827
22	500	2/20/09 1725	2/25/09 1145	2.25.09 22:45	408	4	8	5137
29	500	2/20/09 1725	2/25/09 1210	2.26.09 0810	409	4	8	5169
28	500	2/20/09 1725	2/25/09 1305	2/26/09 0850	410	4	8	6838
9	500	2/20/09 1725	2/25/09 1310	2/26/09 0930	411	4	8	6734
34	500	2/20/09 1725	2/25/09 1405	2/26/09 1015	412	4	8	7137

49 3/2/09  
49 3/2/09  
49 3/2/09  
49 3/2/09

100 3/2/09

100 3/2/09

100 3/2/09

Cal # 4

Ra-226 Verification Sheet

Sample ID	Volume (mL)	End Degas Date/Time	End De-em Date/Time	Start Count Date/Time	Cell #	Det #	Background CPM	Total Counts
Cal 13	500	2/23/09 1605	2/27/09 0930	2/27/09 1215	401	4	8	5474
Cal 14	500	2/23/09 1605	2/27/09 1030	2/27/09 1416	402	4	8	7507
Cal 15	500	2/23/09 1605	2/27/09 1030	2/28/09 1450	403	4	8	5182
Cal 16	500	2/23/09 1605	2/27/09 1030	2/27/09 1525	404	4	8	7443
Cal 17	500	2/23/09 1605	2/27/09 1030	2/27/09 1600	405	4	8	6612
Cal 18	500	2/23/09 1605	2/27/09 1130	2/27/09 1635	409	4	8	7516
Cal 19	500	2/23/09 1605	2/27/09 1150	2/27/09 1715	410	4	8	7850
Cal 20	500	2/23/09 1605	2/27/09 1220	2/27/09 1745	411	4	8	2357
Cal 40	500	2/23/09 1605	2/27/09 1245	2/27/09 1820	412	4	8	7495
<del>NO DATA</del>								

160312109

6357

1640

2128109

1640

312109

Ra-226 Verification Sheet

Cal # 4

Sample ID	Volume (mL)	End Degas Date/Time	End De-em Date/Time	Start Count Date/Time	Cell #	Det #	Background CPM	Total Counts
Cal 38	500	1/25/09 14:00	3/2/09 10:30	3/1/09 13:40	405	4	8	8622

7/12/09  
H 2

7/12/09  
W 2

7/12/09  
H 2

voltage curve -09

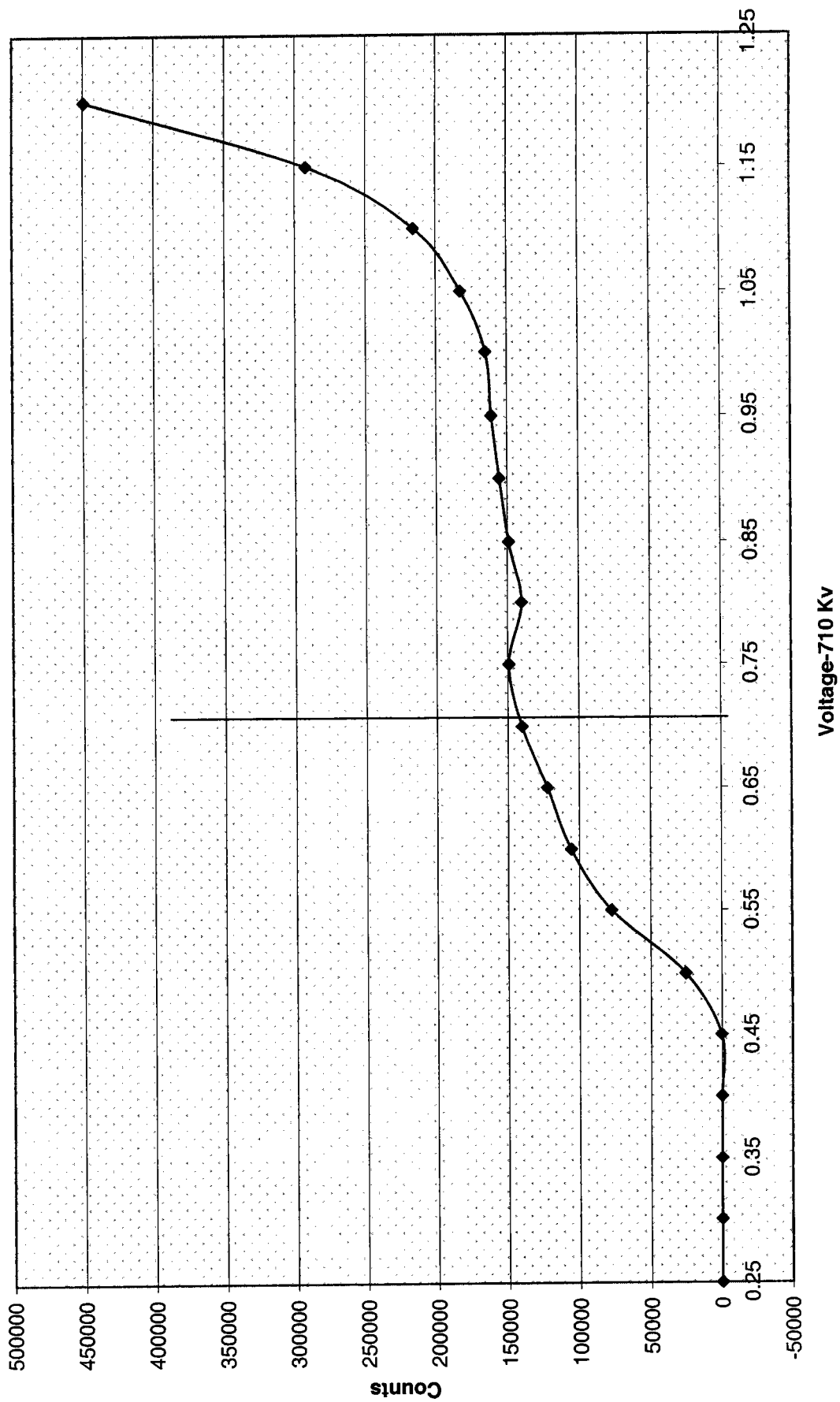
Voltage Curve Ludlum # 4				
Volts (K.V.)	Counts	Date	Time	Detector
0.20	0	2/2/2009	9:00	4
0.25	0	2/2/2009	9:00	4
0.30	0	2/2/2009	9:00	4
0.35	0	2/2/2009	9:00	4
0.40	0	2/2/2009	9:00	4
0.45	473	2/2/2009	9:00	4
0.50	25577	2/2/2009	9:00	4
0.55	77365	2/2/2009	9:00	4
0.60	105618	2/2/2009	9:00	4
0.65	122379	2/2/2009	9:00	4
0.70	140073	2/2/2009	9:00	4
0.75	149183	2/2/2009	9:00	4
0.80	140046	2/2/2009	9:00	4
0.85	149183	2/2/2009	9:00	4
0.90	155553	2/2/2009	9:00	4
0.95	161020	2/2/2009	9:00	4
1.00	165182	2/2/2009	9:00	4
1.05	182720	2/2/2009	9:00	4
1.10	215932	2/2/2009	9:00	4
1.15	292211	2/2/2009	9:00	4
1.20	449383	2/2/2009	9:00	4

JH  
3/2/09

km 3/2/09



Ludlum 4 Voltage Curve



10/3/04

# General Engineering Laboratories

2040 Savage Road, Charleston, SC 29414  
 (843)556-8171

## Lucas Cell Calibration Package (501-512)

	YES	NO	Comments
1) Is all calibration standard information enclosed for: the primary standard certificate? the second standard standard(s) documentation? standard preparation information? standard < 1 Year old or verified?	<input checked="" type="checkbox"/>		
	<input checked="" type="checkbox"/>		
	<input checked="" type="checkbox"/>		
	<input checked="" type="checkbox"/>		
2) Is the efficiency calibration report included ?	<input checked="" type="checkbox"/>		
3) Is the raw count data included for: Cell constant determination? Plateau generation?	<input checked="" type="checkbox"/>		
	<input checked="" type="checkbox"/>		
4) Are the calibration verifications included?	<input checked="" type="checkbox"/>		
5) Are the instrument settings included: HVPS settings?	<input checked="" type="checkbox"/>		
	<input checked="" type="checkbox"/>		
6) Has the CELLEFF.xls file been updated ?	<input checked="" type="checkbox"/>		
7) Have the calibration dates been updated in ALPHALIMS ?	<input checked="" type="checkbox"/>		

Prepared By: Kelli Brancee

Date: 3/24/09

Reviewed By: Angela Johnson

Date: 3/25/09

Effective Date: 3/25/09

# Ra-226 Cell Constants

standard ID:    0299-E  
Volume added (mL):    0.1  
Standard Reference Activity (DPM/mL):    2434.34

Lucas cell #	Cell constant	Standard Source	Date/Time of count	Date/time flushed to cell	Date/time end of degas	total counts	count time min	cpm	Known activity cpm	t1 (days) end-degas to flush	t2 (days) end-flush to count	t3 (days) Std Ref Date to count	Decay from Std Ref Date to count
501	1.927	15	3/6/2009 7:50	3/3/2009 8:15	2/25/2009 14:00	5281	30	176.03	243.03	5.76042	2.98264	3369	0.9960
501	2.086	9	3/11/2009 10:40	3/10/2009 12:50	3/5/2009 14:00	7611	30	253.70	243.03	4.95139	0.90972	3374	0.9960
501	2.247	42	3/12/2009 13:30	3/12/2009 9:10	3/6/2009 15:25	10210	30	340.33	243.03	5.73958	0.18056	3376	0.9960
502	1.772	16	3/18/2009 8:25	3/17/2009 12:50	3/10/2009 14:00	7951	30	265.03	243.03	6.95739	0.81597	3381	0.9960
502	2.045	14	3/11/2009 11:15	3/10/2009 13:20	3/5/2009 14:00	7474	30	249.13	243.03	4.97222	0.91319	3374	0.9960
502	1.816	19	3/12/2009 14:20	3/12/2009 9:35	3/6/2009 15:25	8243	30	274.77	243.03	5.75694	0.19792	3376	0.9960
503	1.581	46	3/6/2009 9:20	3/5/2009 9:20	2/25/2009 14:00	7250	30	241.67	243.03	7.80556	1.00000	3369	0.9960
503	1.633	42	3/19/2009 20:15	3/19/2009 15:15	3/12/2009 12:10	8282	30	276.07	243.03	7.12847	0.20833	3383	0.9960
503	1.588	44	3/12/2009 14:50	3/12/2009 10:00	3/6/2009 15:25	7214	30	240.47	243.03	5.77431	0.20139	3376	0.9960
504	1.592	47	3/6/2009 10:30	3/5/2009 9:40	2/25/2009 14:00	7282	30	242.07	243.03	7.81944	1.03472	3369	0.9960
504	1.611	34	3/11/2009 12:30	3/10/2009 14:05	3/5/2009 14:00	5889	30	196.30	243.03	5.00347	0.93403	3375	0.9960
504	1.641	19	3/19/2009 20:50	3/19/2009 15:30	3/12/2009 12:10	8310	30	277.00	243.03	7.13889	0.22222	3383	0.9960
505	2.364	16	3/6/2009 12:40	3/5/2009 10:05	2/25/2009 14:00	10654	30	355.13	243.03	7.83681	1.10764	3370	0.9960
505	2.438	23	3/11/2009 13:00	3/10/2009 14:30	3/5/2009 14:00	8824	30	297.47	243.03	5.02083	0.93750	3375	0.9960
505	2.190	7	3/12/2009 17:01	3/12/2009 10:50	3/6/2009 15:25	9884	30	329.47	243.03	5.80903	0.25764	3376	0.9960
506	1.902	25	3/6/2009 13:10	3/5/2009 10:30	2/25/2009 14:00	8576	30	285.87	243.03	7.85417	1.11111	3370	0.9960
506	2.124	47	3/11/2009 13:30	3/10/2009 15:05	3/5/2009 14:00	7804	30	260.13	243.03	5.04514	0.93403	3375	0.9960
506	1.985	13	3/12/2009 17:40	3/12/2009 11:15	3/6/2009 15:25	8954	30	298.47	243.03	5.82639	0.26736	3376	0.9960
507	1.708	23	3/6/2009 13:45	3/5/2009 10:55	2/25/2009 14:00	7695	30	256.50	243.03	7.87153	1.11806	3370	0.9960
507	1.722	25	3/11/2009 14:20	3/10/2009 15:27	3/5/2009 14:00	6315	30	210.50	243.03	5.06042	0.95347	3375	0.9960
507	1.674	43	3/12/2009 18:30	3/12/2009 11:35	3/6/2009 15:25	7535	30	251.17	243.03	5.84028	0.28819	3376	0.9960
508	1.605	39	3/6/2009 14:20	3/5/2009 11:25	2/25/2009 14:00	7236	30	241.20	243.03	7.89236	1.12153	3370	0.9960
508	1.497	44	3/19/2009 21:30	3/19/2009 15:45	3/12/2009 12:10	7581	30	252.03	243.03	7.14931	0.23958	3383	0.9960
508	1.499	3	3/12/2009 20:45	3/12/2009 12:10	3/6/2009 15:25	6680	30	222.67	243.03	5.86458	0.35764	3376	0.9960
509	1.730	28	3/6/2009 14:50	3/5/2009 11:45	2/25/2009 14:00	7795	30	259.83	243.03	7.90625	1.12847	3370	0.9960
509	1.857	39	3/11/2009 15:25	3/10/2009 16:05	3/5/2009 14:00	6810	30	227.00	243.03	5.08681	0.97222	3375	0.9960
509	1.806	36	3/12/2009 21:20	3/12/2009 12:35	3/6/2009 15:25	8049	30	268.30	243.03	5.88194	0.36458	3376	0.9960
510	1.460	9	3/6/2009 15:25	3/5/2009 12:10	2/25/2009 14:00	6578	30	219.27	243.03	7.92361	1.13542	3370	0.9960
510	1.433	28	3/11/2009 16:05	3/10/2009 16:20	3/5/2009 14:00	5246	30	174.87	243.03	5.09722	0.98958	3375	0.9960
510	1.481	35	3/12/2009 21:55	3/12/2009 12:50	3/6/2009 15:25	6589	30	219.63	243.03	5.89236	0.37847	3376	0.9960
511	1.839	34	3/6/2009 16:30	3/5/2009 13:20	2/25/2009 14:00	8316	30	277.20	243.03	7.97222	1.13194	3370	0.9960
511	1.995	46	3/11/2009 16:50	3/10/2009 16:35	3/5/2009 14:00	7283	30	242.77	243.03	5.10764	1.01042	3375	0.9960
511	2.041	37	3/12/2009 22:40	3/12/2009 13:10	3/6/2009 15:25	9088	30	302.27	243.03	5.90625	0.39583	3376	0.9960
512	1.796	48	3/11/2009 17:35	3/10/2009 16:50	3/5/2009 14:00	6542	30	218.07	243.03	5.11806	1.03125	3375	0.9960
512	2.100	38	3/12/2009 23:15	3/12/2009 13:30	3/6/2009 15:25	9322	30	310.73	243.03	5.92014	0.40625	3376	0.9960
512	1.972	48	3/18/2009 13:00	3/17/2009 14:00	3/10/2009 14:00	8653	30	288.43	243.03	7.00000	0.95833	3382	0.9960

ERR 0.143768 <- Put in Machines.xls (Lucas Cell Tab)      \*Backgrounds are not significant enough to be considered in calculations. ANSI N42.25-1997 (B.2).

Calibration  
Ra-226 Verification-Sheet  
3/19/09

Cal # 5

3/24/09  
3/19/09

3/19/09

Sample ID	Volume (mL)	End Degas Date/Time	End De-em Date/Time	Start Count Date/Time	Cell #	Det #	Background CPM	Total Counts
Cal 15	500	2/25/09 1400	3/2/09 0815	3/6/09 0750	501	5	8	5281
<del>Cal 14</del>	<del>500</del>	<del>2/25/09 1400</del>	<del>2/27/09 0845</del>	<del>3/6/09 0840</del>	<del>502</del>	<del>5</del>	<del>1</del>	<del>4200</del>
		<del>2/25/09 1400</del>	<del>3/2/09</del>		<del>503</del>	<del>5</del>	<del>100 3/2/09</del>	<del>6800</del>
Cal 46	500	2/25/09 1400	3/5/09 0920	3/6/09 0900	503	5	3	7250
Cal 47	500	2/25/09 1400	3/5/09 0940	3/6/09 1030	504	5	1	7262
Cal 48	500	2/25/09 1400	3/5/09 1005	3/6/09 1240	505	5	3	10654
Cal 45	500	2/25/09 1400	3/5/09 1030	3/6/09 1316	506	5	8	8576
Cal 23	500	2/25/09 1400	3/5/09 1055	3/6/09 1345	507	5	4	7695
Cal 39	500	2/25/09 1400	3/5/09 1125	3/6/09 1420	508	5	1	7236
Cal 28	500	2/25/09 1400	3/5/09 1145	3/6/09 1450	509	5	8	7795
Cal 9	500	2/25/09 1400	3/5/09 1210	3/6/09 1525	510	5	2	6578
Cal 34	500	2/25/09 1400	3/5/09 1220	3/6/09 1630	511	5	6	8316

Calibration

Ra-226 Verification Sheet

219 3116109

Sample ID	Volume (mL)	End Degas Date/Time	End De-em Date/Time	Start Count Date/Time	Cell #	Det #	Background CPM	Total Counts
Cal 9	500	3/5/09 1400	3/10/09 1250	3/11/09 1040	501	5	8	7611
Cal 14	500	3/5/09 1400	3/10/09 1370	3/11/09 1115	502	5	5	7474
<del>Cal 15</del>	<del>500</del>	<del>3/5/09 1400</del>	<del>3/10/09 1345</del>	<del>3/11/09 1155</del>	<del>503</del>	<del>5</del>	<del>8</del>	<del>7352</del>
Cal 16	500	3/5/09 1400	3/10/09 1405	3/11/09 1230	504	5	4	5889
Cal 17	500	3/5/09 1400	3/10/09 1430	3/11/09 1300	505	5	2	8924
Cal 17	500	3/5/09 1400	3/10/09 1505	3/11/09 1530	506	5	8	7804
<del>Cal 18</del>	<del>500</del>	<del>3/5/09 1400</del>	<del>3/10/09 1527</del>	<del>3/11/09 1410</del>	<del>507</del>	<del>5</del>	<del>4</del>	<del>6315</del>
<del>Cal 19</del>	<del>500</del>	<del>3/5/09 1400</del>	<del>3/10/09 1550</del>	<del>3/11/09 1455</del>	<del>508</del>	<del>5</del>	<del>4</del>	<del>6443</del>
Cal 29	500	3/5/09 1400	3/10/09 1605	3/11/09 1525	509	5	8	6810
Cal 28	500	3/5/09 1400	3/10/09 1620	3/11/09 1610	510	5	3	5246
Cal 40	500	3/5/09 1400	3/10/09 1635	3/11/09 1650	511	5	8	7283
Cal 40	500	3/5/09 1400	3/10/09 1650	3/11/09 1735	512	5	8	6542

10 3124109

10 3124109

10 3124109

10 3124109



Calibration  
 Ra-226 Verification Sheet  
 3/25/09 Cal # 5's

VLO  
 3/24/09  
 VLO  
 3/24/09

3/25/09  
 3/25/09

Sample ID	Volume (mL)	End Degas Date/Time	End De-em Date/Time	Start Count Date/Time	Cell #	Det #	Background CPM	Total Counts
Cal 114	500	3/10/09 1400	3/17/09 1250	3/18/09 0825	502	5	5	7451
<del>Cal 119</del>	<del>500</del>	<del>3/10/09 1400</del>	<del>3/17/09 1325</del>	<del>3/18/09 0855</del>	<del>503</del>	<del>5</del>		<del>6855</del>
<del>Cal 128</del>	<del>500</del>	<del>3/10/09 1400</del>	<del>3/17/09 1345</del>	<del>3/18/09 1025</del>	<del>504</del>	<del>5</del>		<del>6804</del>
Cal 140	500	3/10/09 1400	3/17/09 1400	3/18/09 1300	512	5	8	8053
Cal 125	500	3/5/09 1400	3/10/09 1527	3/11/09 1420	507	5	4	6315

3/24/09  
 VLO

# Ra-226 Calibration Sheet

Standard ID: 0124-0  
 Volume Added (mL): 1.1  
 Expiration Date: 4/12/09

Sample ID	Volume (mL)	End Degas Date/Time	End De-em Date/Time	Start Count Date/Time	Cell #	Det #	Total Counts
Cal 42	500	3/12/09 1210	3/12/09 1515	3/19/09 2015	503	85	8282
Cal 19	500	3/12/09 1210	3/14/09 1530	3/19/09 2030	504	5	8310
Cal 44	500	3/12/09 1210	3/14/09 1545	3/19/09 2130	508	5	7561
<del>Cal 30</del>	<del>500</del>	<del>3/12/09 1210</del>	<del>3/14/09 1600</del>	<del>3/19/09 2200</del>	<del>509</del>	<del>5</del>	<del>9942</del>



3/25/09  
 3/25/09



8-21-00

Nycomed Amersham plc  
Amersham Laboratories

0299



Nycomed Amersham plc  
Radiation & Radioactivity  
Calibration Laboratory  
Amersham Laboratories  
White Lion Road  
Amersham  
Buckinghamshire  
HP7 9LL

ISSUED  
FOR:

AEA Technology plc  
Isotrak  
Amersham Laboratories  
White Lion Road  
Amersham  
Buckinghamshire  
HP7 9LL

ion Principal radionuclide: Radium-226

Product code: RAY44  
Solution number: R4/131/89

ment Reference time: 1200 GMT on 15 December 1999

data Nuclear data quoted on this certificate are taken from the Joint European File, Version 2.2.

ion of The reported expanded uncertainty is based on a standard uncertainty multiplied by a coverage factor  $k = 2.00$ , which  
inties for a  $t$ -distribution with  $\nu_{eff} = \infty$  effective degrees of freedom corresponds to a coverage probability of approximately  
95%. The uncertainty evaluation has been carried out in accordance with UKAS requirements.

Unless indicated, all other uncertainties are expressed at the confidence level associated with one standard  
uncertainty.

The format used for the uncertainties in the values of radionuclidic purity is illustrated in the following examples;

6.5(21)	-	6.5 ± 2.1
6.54(21)	-	6.54 ± 0.21
6.543(21)	-	6.543 ± 0.021

ved

Date of 798

17<sup>th</sup> December 1999



# Standard Traceability Log Rad

Source Material Info		A Solution Material Info	
Parent Code:	0299	Isotope:	Radium-226
Prepared By:	Angela Johnson	Prepared By:	Angela Johnson
Carrier Conc:	0.5 M HCL	Prep Date:	09/15/2000
Reference Date:	12/15/1999	Verification Date:	01/23/2008
Ampoule Mass (g):	5.0368 g	Expiration Date:	01/23/2009
Uncertainty:	+/- 2.5 %	Primary Code:	0299-A
LogBook No:	RC S 027 128	Dilution(mL):	100 mL
		Mass of Parent(g):	4.6634 g
		Density(g/mL):	1.0012
		Balance ID:	

### Calculations Converting parent activity to dpm/mL|dpm/g

$$(\text{Mass of parent(g)}) * (\text{Parm Activity (kBq/g)}) * (\text{conversion dpm to kBq}) / (\text{Dilution Vol}) = \text{Parent Activity (dpm/mL)}$$

$$(\text{Mass of parent(g)}) * (\text{Parm Activity (kBq/g)}) * (\text{conversion dpm to kBq}) / \text{Density (g/mL)} / (\text{Dilution Vol}) = \text{Parent Activity (dpm/g)}$$

$$(4.6634 \text{ g}) * (43.75 \text{ kBq/g}) * (60000 \text{ dpm/kBq}) / (100 \text{ mL}) = 122414.2500 \text{ dpm/mL}$$

$$(4.6634 \text{ g}) * (43.75 \text{ kBq/g}) * (60000 \text{ dpm/kBq}) / (1.0012 \text{ g/mL}) / (100 \text{ mL}) = 122273.3377 \text{ dpm/g}$$

### Secondary Standards

Prep Date	Preparer	Mass Primary	Dilution (mL)	Code	Conc dpm/mL	Verification Date	Expiration Date
08/26/2003	Angela Johnson	1.9909	100	0299-E	2434.34 dpm/mL	11/04/2004	11/04/2005
08/26/2003	Angela Johnson	1.9872	100	0299-F	2429.82 dpm/mL	08/26/2004	08/26/2005
04/05/2005	Amanda Fehr	5.0018	250	0299-G	2446.3471 dpm/mL	04/02/2008	04/02/2009

GEL Laboratories LLC  
Version 1.0 9/18/2000

*Kelli Donnell*

# Verification for Ra-226 Standard 0299-G

4/2/2008	Isotope	Detector CPM	BKG CPM	NET CPM	Detector Eff	Standard Mass. Used (G)	Source DPM/G
D. Roy	0299-G N1	2536.9600	52.4000	2484.5600	1.917186	0.5057	2562.667649
	0299-G N2	2520.2500	52.4000	2467.8500	1.917186	0.5056	2545.935781
	0299-G N3	2532.5000	52.4000	2480.1000	1.917186	0.5042	2565.677715
						Average =	2558.093715

Mean Value (Counting) = 2558.093715  
 Stdev = 10.63610098

Certificate Value = 2437.6 dpm/mL  
 Lower Limit = 2536.821513 dpm/mL  
 Upper Limit = 2579.365917 dpm/mL  
 Rule 1 Pass/Fail = **Fail**  
 Two sigma = 21.27220197 dpm/mL  
 10 % of Mean = 255.8093715 dpm/mL  
 Rule 2 (Pass/Fail) = **Pass**

\*exception taken due to full recovery of standard

Pass  
 Rule 3 (Pass/Fail)

## Verification Rules

- Rule 1 = The certificate value (NOT including any uncertainty) shall lie within the 95% confidence interval determined from the mean and two sigma standard deviation of the three measurements
- Rule 2 = The two sigma value used for the 95% confidence interval shall not exceed 10% of the mean value of the three verification measurements.
- Rule 3 = The determined mean value shall be within 10% of the certificate value.

The analyst prepared three standard verification sources for Ra-226 source 0299-G by transferring portions of the standard into tared glass liquid scintillation vials. One mL of DI Water and ten mLs of Ready Gel liquid scintillation cocktail was added to each vial and the vials were shaken to mix. A Blank vial was prepared in a similar fashion using 1 mL of DI water and 10 mL of Ready Gel cocktail. The standard verification vials and Background source were dark adapted for two hours and counted on LSC Gold for Radium source standard verification. The Ra-226 efficiency calibration which was used for verification calculations was performed on 4/02/08 using source 0024-A (Ra-226). Calibration data is recorded in this logbook under Ra-226 0024. Each verification source calculation was performed as follows:

Source dpm/g = (A - B)/(C)(D)

where:

- A = Ver. source cpm,
- B = BKG cpm,
- C = System efficiency, (cpm/dpm), and
- D = mass used for standard verification.

BAD-SOP-M-001

*Handwritten notes:*  
 New Source 3/22/09  
 4/19/08  
 David Drey 4/10/08

**General Engineering Laboratories**  
**Verification Source Preparation Sheet**  
*Calibration*

Applicable SOP Number GL RAD-A-008 Isotope RA-226  
 Date Standards Prepared 4/15/09 Cocktail Type Used NA  
 Standard ID 0249-G Matrix of Vial/Planchett NA  
 Amount Used (g or ml) 0.1 NA  
 Standard Activity (DPM/g or ml) 2446.347 Type of Scintillation Vial NA  
 Reference Date 12/15/99 Pipette ID Used 1429303  
 Expiration Date 4/2/09 Balance ID Used 31240216  
 Residue/Carrier Agent D.S.M HCl Quenching Agent NA

	Standard Number	Quenching Vol (uL) Residue Volume (mL)	Initial Wt. (g)	Final Wt. (g)	Net Wt. (mg)
15	Ca115				
46	Ca146				
47	Ca147				
16	Ca116				
25	Ca125				
23	Ca123				
39	Ca139				
28	Ca128				
9	Ca19				
34	Ca134				
42	Ca142				
19	Ca119				
44	Ca144				
7	Ca17				
13	Ca113				

VLD 3/24/09

Prepared By: Kelli D'Amico Date 3/24/09  
 Reviewed By: \_\_\_\_\_ Date \_\_\_\_\_

**General Engineering Laboratories**  
**Verification Source Preparation Sheet**  
*Calibration*

*419*  
*3/25/09*

Applicable SOP Number GLDMD-A-008 Isotope DIA 226

Date Standards Prepared 4/5/09 Cocktail Type Used NA

Standard ID 02946 Matrix of Vial/Planchett NA  
NA  
NA

Amount Used (g or ml) 0.1 Type of Scintillation Vial NA

Standard Activity (DPM/g or mL) 2446.347 Pipette ID Used 1429303

Reference Date 12/15/99 Balance ID Used 3604026

Expiration Date 4/2/09 Quenching Agent NA

Residue/Carrier Agent 0.5M HCl

	Standard Number	Quenching Vol (uL)/ Residue Volume (mL)	Initial Wt. (g)	Final Wt. (g)	Net Wt. (mg)
<i>43</i>	<i>Cal 43</i>				
<i>3</i>	<i>Cal 3</i>				
<i>36</i>	<i>Cal 36</i>				
<i>35</i>	<i>Cal 35</i>				
<i>37</i>	<i>Cal 37</i>				
<i>38</i>	<i>Cal 38</i>				

*160 3/24/09*

Prepared By: Kelli Doree Date: 3/24/09

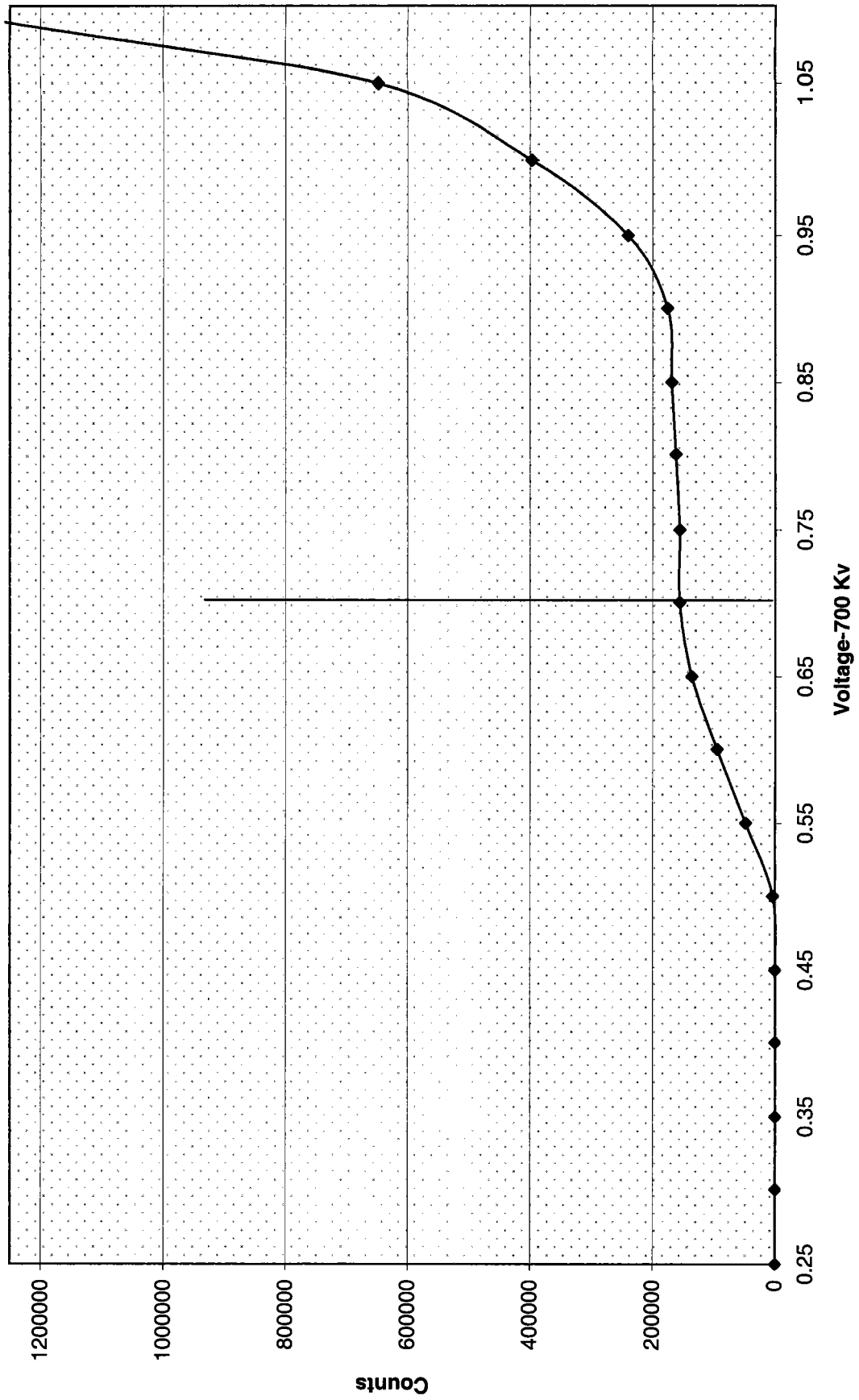
Reviewed By: \_\_\_\_\_ Date: \_\_\_\_\_

Voltage

Voltage Curve Ludlum # 5				
Volts	Counts	Date	Time	Detector
0.00	0	2/25/2009	9:20	5
0.05	0	2/25/2009	9:20	5
0.10	0	2/25/2009	9:20	5
0.15	0	2/25/2009	9:20	5
0.20	0	2/25/2009	9:20	5
0.25	0	2/25/2009	9:20	5
0.30	0	2/25/2009	9:20	5
0.35	0	2/25/2009	9:20	5
0.40	0	2/25/2009	9:20	5
0.45	0	2/25/2009	9:20	5
0.50	3611	2/25/2009	9:20	5
0.55	47984	2/25/2009	9:20	5
0.60	94752	2/25/2009	9:20	5
0.65	135854	2/25/2009	9:20	5
0.70	155952	2/25/2009	9:20	5
0.75	155696	2/25/2009	9:20	5
0.80	161972	2/25/2009	9:20	5
0.85	168840	2/25/2009	9:20	5
0.90	175598	2/25/2009	9:20	5
0.95	239969	2/25/2009	9:20	5
1.00	397249	2/25/2009	9:20	5

UD 3/25/09

# Ludlum 5 Voltage Curve



KAP 3/24/09

# Ra-226 WATER

Batch : LCSVER  
 Date : 2/20/2008  
 Analyst : DXM2

Procedure Code : LUC26RAL

Parmname : Radium-226

MDA : 1 pCi/L

Instrument Used : LUCAS CELL DETECTOR

Bkg Count Time: 30 min

Sample ID	Sample Vol L	Count Time min	Gross counts cts	Cell #	Cell Const. num	BKG cpm	Ra-226 MDA pCi/L	Ra-226 RESULT pCi/L	Ra-226 ERROR pCi/L	COUNT DATE/TIME
Ver 1	0.500	30	766	501	2.087	0.267	0.6041	28.8142	2.0728	3/16/2009 15:10
Ver 2	0.500	30	537	502	1.878	0.167	0.5682	23.0223	1.9747	3/16/2009 19:25
Ver 3	0.500	30	518	503	1.601	0.267	0.8071	25.9035	2.2832	3/16/2009 20:20
Ver 4	0.500	30	701	504	1.615	0.267	0.6021	26.2570	1.9774	3/20/2009 19:00
Ver 5	0.500	30	680	505	2.331	0.033	0.2559	23.5744	1.7758	3/16/2009 22:00
Ver 6	0.500	30	893	506	2.004	0.267	0.4859	27.0593	1.7988	3/20/2009 19:40
Ver 7	0.500	30	488	507	1.701	0.267	0.7287	22.0004	2.0008	3/16/2009 23:00
Ver 8	0.500	30	544	508	1.534	0.033	0.3760	27.7023	2.3344	3/16/2009 23:30
Ver 9	0.500	30	768	509	1.798	0.267	0.5430	25.9694	1.8657	3/20/2009 20:50
Ver 10	0.500	30	432	510	1.458	0.033	0.3700	21.6379	2.0476	3/17/2009 5:00
Ver 11	0.500	30	577	511	1.959	0.267	0.5934	21.2369	1.7694	3/17/2009 5:35
Ver 12	0.500	30	723	512	1.956	0.267	0.5945	26.7349	1.9815	3/17/2009 6:10



Sample ID	Sample Dup	Det #	Run Date	Sample Type	Standard ID	NC	NC units	Recovery/RPD
501		5	3/16/2009 15:10	LCS	0638-F	24.05	pCi/L	120%
502		5	3/16/2009 19:25	LCS	0638-F	24.05	pCi/L	96%
503		5	3/16/2009 20:20	LCS	0638-F	24.05	pCi/L	108%
504		5	3/20/2009 19:00	LCS	0638-F	24.05	pCi/L	109%
505		5	3/16/2009 22:00	LCS	0638-F	24.05	pCi/L	98%
506		5	3/20/2009 19:40	LCS	0638-F	24.05	pCi/L	113%
507		5	3/16/2009 23:00	LCS	0638-F	24.05	pCi/L	91%
508		5	3/16/2009 23:30	LCS	0638-F	24.05	pCi/L	115%
509		5	3/20/2009 20:50	LCS	0638-F	24.05	pCi/L	108%
510		5	3/17/2009 5:00	LCS	0638-F	24.05	pCi/L	90%
511		5	3/17/2009 5:35	LCS	0638-F	24.05	pCi/L	88%
512		5	3/17/2009 6:10	LCS	0638-F	24.05	pCi/L	111%

DEGASSING DATE/TIME	DE-EMAN. DATE/TIME	DEGASS-DE-EM	dE-EM-COUNT	constant	constant	constant	Net CPM	Ingrowth constant
3/13/2009 15:30	3/16/2009 9:45	66.25	5.42	0.3936	0.9599	1.0019	25.2667	0.3785
3/13/2009 15:30	3/16/2009 10:10	66.67	9.25	0.3955	0.9325	1.0019	17.7333	0.3695
3/13/2009 15:30	3/16/2009 10:30	67.00	9.83	0.3970	0.9284	1.0019	17.0000	0.3693
3/16/2009 14:00	3/20/2009 13:05	95.08	5.92	0.5122	0.9563	1.0019	23.1000	0.4908
3/13/2009 15:30	3/16/2009 11:25	67.92	10.58	0.4012	0.9232	1.0019	22.6333	0.3711
3/16/2009 14:00	3/20/2009 13:20	95.33	6.33	0.5131	0.9533	1.0019	29.5000	0.4901
3/13/2009 15:30	3/16/2009 13:50	70.33	9.17	0.4120	0.9331	1.0019	15.9997	0.3852
3/13/2009 15:30	3/16/2009 13:50	70.33	9.67	0.4120	0.9296	1.0019	18.1000	0.3837
3/16/2009 14:00	3/20/2009 13:45	95.75	7.08	0.5147	0.9479	1.0019	25.3333	0.4888
3/13/2009 5:30	3/16/2009 14:25	80.92	14.58	0.4571	0.8957	1.0019	14.3667	0.4103
3/13/2009 5:30	3/16/2009 14:45	81.25	14.83	0.4585	0.8941	1.0019	18.9663	0.4107
3/13/2009 5:30	3/16/2009 15:00	81.50	15.17	0.4595	0.8918	1.0019	23.8330	0.4106

Ra-226 Verification Sheet

Sample ID	Volume (mL)	End Degas Date/Time	End De-em Date/Time	Start Count Date/Time	Cell #	Det #	Background CPM	Total Counts
NUN 1	500	3/12/09 1530	3/16/09 0945	3/16/09 1510 <del>3/17/09 1510</del> <del>3/16/09 1510</del>	501	5	8	766
NUN 2	500	3/13/09 1530	3/16/09 1010	3/16/09 1925	502	5	85 <del>140 3124109</del>	537
NUN 3	500	3/13/09 1530	3/16/09 1030	3/16/09 2020	503	5	8	518
<del>NUN 4</del>	<del>500</del>	<del>3/13/09 1530</del>	<del>3/16/09 1100</del>	<del>3/16/09 2115</del>	<del>504</del>	<del>5</del>	<del>8</del>	<del>577</del>
NUN 5	500	3/13/09 1530	3/16/09 1125	3/16/09 2200	505	5	8 <del>140 3124109</del>	680
<del>NUN 6</del>	<del>500</del>	<del>3/13/09 1530</del>	<del>3/16/09 1155</del>	<del>3/16/09 2230</del>	<del>506</del>	<del>5</del>	<del>8</del>	<del>707</del>
NUN 7	500	3/13/09 1530	3/16/09 1320	3/16/09 2300	507	5	8	488
NUN 8	500	3/13/09 1530	3/16/09 1350	3/16/09 2330	508	5	8 <del>140 3124109</del>	544
<del>NUN 9</del>	<del>500</del>	<del>3/13/09 1530</del>	<del>3/16/09 1410</del>	<del>3/17/09 0445</del> <del>3/17/09 0545</del> <del>3/17/09 0545</del>	<del>509</del>	<del>5</del>	<del>8</del>	<del>640</del>
NUN 10	500	3/13/09 1530	3/16/09 1425	3/17/09 0500	510	5	8 <del>140 3124109</del>	432
NUN 11	500	3/13/09 1530	3/16/09 1445	3/17/09 0535	511	5	8	577
NUN 12	500	3/13/09 1530	3/16/09 1500	3/17/09 0610	512	5	8	723

140  
3124109

140  
3124109

140  
3124109

3/25/09  
3/25/09

3/11/09  
3/11/09

# Ra-226 Verification Sheet

Standard ID: 0638F  
 Volume Added (mL): 0.1  
 Expiration Date: 2/2/10

Sample ID	Volume (mL)	End Degas Date/Time	End De-em Date/Time	Start Count Date/Time	Cell #	Det #	Background Counts	Total Counts
<del>VEN 1</del>	<del>500</del>	<del>3/16/09 1400</del>	<del>3/20/09 1245</del>	<del>3/20/09 1820</del>	<del>501</del>	<del>5</del>	<del>8</del>	<del>70</del>
VEN 2	500	3/16/09 1400	3/20/09 1305	3/20/09 1900	504	5	8	701
VEN 3	500	3/16/09 1400	3/20/09 1320	3/30/09 1940	506	5	8	893
VEN 4	500	3/16/09 1400	3/20/09 1345	3/30/09 2050	509	5	8	768

3/20/09 1940

VEN 3/20/09

VEN 3/20/09

## General Engineering Laboratories Verification Source Preparation Sheet

Applicable SOP Number <u>GL-AMP-13-008</u>	Isotope <u>PA 226</u>
Date Standards Prepared <u>11/6/09</u>	Cocktail Type Used <u>NA</u>
Standard ID <u>0638-F</u>	Matrix of Vial/Planchett <u>NA</u>
Amount Used (g or ml) <u>(ml) 0.1</u>	<u>NA</u>
Standard Activity (DPM/g or mL) <u>(ml) 267.519</u>	Type of Scintillation Vial <u>NA</u>
Reference Date <u>11/23/04</u>	Pipette ID Used <u>1429303</u>
Expiration Date <u>2/2/10</u>	Balance ID Used <u>38080204</u>
Residue/Carrier Agent <u>NA</u>	Quenching Agent <u>NA</u>

#	Standard Number	Quenching Vol (uL) Residue Volume (mL)	Initial Wt. (g)	Final Wt. (g)	Net Wt. (mg)
1	Ver 1				
2	Ver 2				
3	Ver 3				
4	Ver 4				
5	Ver 5				
6	Ver 6				
7	Ver 7				
8	Ver 8				
9	Ver 9				
10	Ver 10				
11	Ver 11				
12	Ver 12				

~~11/23/04  
3/25/09~~

Prepared By: Kelli Dennis Date: 3/24/09

Reviewed By: Angela A. G... Date: 3/25/09

# Standard Traceability Log Rad

Source Material Info		A Solution Material Info	
Parent Code:	0638	Isotope:	Radium-226
Prepared By:	Amanda Fehr	Prepared By:	Amanda Fehr
Carrier Conc:	0.1M HCl	Prep Date:	01/16/2006
Reference Date:	01/23/2004	Verification Date:	03/04/2007
Ampoule Mass (g):	5.01065 g	Expiration Date:	03/04/2008
Uncertainty:	+/- 3.3 %	Primary Code:	0638-A
LogBook No:	RC-S-037-037	Dilution(mL):	100 mL
		Mass of Parent(g):	4.8398 g
		Density(g/mL):	1.0266
		Balance ID:	38080204

### Calculations Converting parent activity to dpm/mL|dpm/g

$(\text{Mass of parent(g)}) * (\text{Parm Activity (dps)}) * (\text{conversion dpm to dps}) / (\text{Ampoule Mass(g)} * (\text{Dilution Vol})) = \text{Parent Activity (dpm/mL)}$
$(\text{Mass of parent(g)}) * (\text{Parm Activity (dps)}) * (\text{conversion dpm to dps}) / \text{Density} / (\text{Ampoule Mass (g)} * (\text{Dilution Vol})) = \text{Parent Activity (dpm/g)}$
$(4.8398 \text{ g}) * (23530 \text{ dps}) * (60 \text{ dpm/dps}) / (5.01065 \text{ g} * 100 \text{ mL}) = 13636.6133 \text{ dpm/mL}$
$(4.8398 \text{ g}) * (23530 \text{ dps}) * (60 \text{ dpm/dps}) / (1.0266 \text{ g/mL}) / (5.01065 \text{ g} * 100 \text{ mL}) = 13282.9676 \text{ dpm/g}$

### Secondary Standards

Prep Date	Preparer	Mass Primary	Dilution (mL)	Code	Conc dpm/mL	Verification Date	Expiration Date
01/17/2006	Amanda Fehr	2.1041	100	0638-B	279.0211 dpm/mL	01/17/2007	01/17/2008
07/17/2006	Mary Aders	2.1313	100	0638-C	282.6281 dpm/mL	07/26/2006	07/26/2007
03/28/2007	Daniel Roy	2.1025	100	0638-D	279.2744 dpm/ml	04/08/2007	04/08/2008
03/28/2007	Daniel Roy	45.468	250	0638-E	2415.7999 dpm/ml	04/09/2008	04/08/2009
12/18/2007	Daniel Roy	2.014	100	0638-F	267.519 dpm/ml	02/02/2009	02/02/2010
02/12/2008	Daniel Roy	.5004	100	0638-G	66.468 dpm/ml	03/04/2008	03/04/2009
07/23/2008	Daniel Roy	5.0607	250	0638-H	268.8845 dpm/ml	07/23/2008	07/23/2009

## Verification for Ra-226 Standard 0638-F

D. Roy 2/2/2009	Isotope	Value	Uncertainty
	0638-F #1	24.629	1.7426
	0638-F #2	24.438	1.7557
	0638-F #3	22.791	1.6808
<b>Mean Value (Counting) =</b>	23.953	99.60	<b>Pass</b>
<b>Stdev =</b>	1.010781096		<b>Rule 3 (Pass/Fail)</b>
<b>Target =</b>	24.05		
<b>Lower Limit =</b>	21.93100448		
<b>Upper Limit =</b>	25.97412886		
<b>Rule 1 Pass/Fail</b>	<b>Pass</b>		
<b>Two sigma =</b>	2.021562191		
<b>10 % of Mean =</b>	2.395256667		
<b>Rule 2 (Pass/Fail)</b>	<b>Pass</b>		

**Rule 1 = The certificate value (NOT including any uncertainty) shall lie within the 95% confidence interval determined from the mean and two sigma standard deviation of the three measurements**

**Rule 2 = The two sigma value used for the 95% confidence interval shall not exceed 10% of the mean value of the three verification measurements.**

**Rule 3 = The determined mean value shall be within 5% of the certificate value.**

The analyst prepared three standard verification sources for standard 0638-F using 0.1 mL for each source. Each source was counted using routine Lucas cell procedures. Calibration for 0299-G was used in this verification.

140 3124109

.. CI - T: C 2/2/09

# General Engineering Laboratories

2040 Savage Road, Charleston, SC 29414

(843)556-8171

## Lucas Cell Calibration Package

	YES	NO	Comments
1) Is all calibration standard information enclosed for: the primary standard certificate? the secondary standard(s) documentation? standard preparation information? standard < 1 Year old or verified?	✓		
	✓		
	✓		
	✓		
2) Is the efficiency calibration report included ?	✓		
3) Is the raw count data included for: Cell constant determination? Plateau generation?	✓		
	✓		
4) Are the calibration verifications included?	✓		
5) Are the instrument settings included: HVPS settings?	✓		
	✓		
6) Has the CELLEFF.xls file been updated ?	✓		
7) Have the calibration dates been updated in ALPHALIMS ?	✓		

Prepared By: Kelli Perrell

Date: 11/21/08

Reviewed By: Angela Johnson

Date: 11/21/08

Effective Date: 11/21/08

Ra-226 Cell Constants

Standard Reference date: 12/15/1999  
 standard ID: 0299-G  
 Volume added (mL): 0.1  
 Standard Reference Activity (DPM/mL): 2446.35

Lucas cell #	Cell constant	Standard Source	Date/Time of count	Date/Time flushed to cell	Date/Time end of degas	bkp cpm	total counts	count time min	cpm	Known activity dpm	t1 (days) end-degas to flush	t2 (days) end-flush to count	t3 (days) Std Ref Date to count	Decay from Std Ref Date to count	
701	1.996	Average	1.815	cal 43	11/20/2008 16:40	11/20/2008 12:00	11/13/2008 12:20	0.267	10056	30	335.20	243.02	0.19444	3264	0.9961
701	1.720	Sidev	0.157	cal 28	10/15/2008 14:35	10/15/2008 10:40	10/10/2008 14:20	0.267	7095	30	236.50	243.02	0.16319	3228	0.9962
701	1.728			cal 14	10/13/2008 16:15	10/13/2008 9:35	10/10/2008 14:20	0.267	4760	30	158.67	243.02	0.27778	3226	0.9962
702	1.820	Average	1.932	cal 9	10/20/2008 15:45	10/20/2008 9:40	10/15/2008 14:10	0.233	7352	30	245.07	243.02	0.25347	3233	0.9962
702	2.014	Sidev	0.101	cal 9	10/15/2008 15:20	10/15/2008 10:55	10/10/2008 14:20	0.100	8282	30	276.07	243.02	0.18403	3228	0.9962
702	1.963			cal 13	10/13/2008 20:25	10/13/2008 10:20	10/10/2008 14:20	0.267	5296	30	176.53	243.02	0.42708	3226	0.9962
703	1.899	Average	2.083	cal 43	11/13/2008 15:20	11/13/2008 12:20	11/10/2008 16:15	0.267	5428	30	180.93	243.02	0.12500	3257	0.9961
703	2.126	Sidev	0.166	cal 7	10/15/2008 15:55	10/15/2008 11:10	10/10/2008 14:20	0.267	8798	30	291.27	243.02	0.19792	3228	0.9962
703	2.222			cal 43	10/13/2008 20:55	10/13/2008 10:35	10/10/2008 14:20	0.267	6019	30	200.63	243.02	0.43056	3226	0.9962
704	2.116	Average	2.248	cal 23	10/20/2008 17:00	10/20/2008 10:30	10/15/2008 14:10	0.233	8560	30	285.33	243.02	0.27083	3233	0.9962
704	2.390	Sidev	0.137	cal 23	10/15/2008 17:00	10/15/2008 12:30	10/10/2008 14:20	0.267	9809	30	330.30	243.02	0.18750	3228	0.9962
704	2.239			cal 44	10/13/2008 21:30	10/13/2008 11:00	10/10/2008 14:20	0.267	6084	30	202.80	243.02	0.43750	3226	0.9962
705	2.199	Average	2.160	cal 48	10/20/2008 17:35	10/20/2008 10:55	10/15/2008 14:10	0.233	8905	30	296.83	243.02	0.27778	3233	0.9962
705	2.050	Sidev	0.097	cal 48	10/15/2008 17:30	10/15/2008 12:45	10/10/2008 14:20	0.267	8495	30	283.17	243.02	0.19792	3228	0.9962
705	2.232			cal 15	10/13/2008 22:00	10/13/2008 11:20	10/10/2008 14:20	0.267	6081	30	202.70	243.02	0.44444	3226	0.9962
706	2.099	Average	2.118	cal 35	10/20/2008 18:05	10/20/2008 11:15	10/15/2008 14:10	0.233	8504	30	283.47	243.02	0.28472	3233	0.9962
706	2.040	Sidev	0.088	cal 35	10/15/2008 18:00	10/15/2008 13:00	10/10/2008 14:20	0.267	8452	30	281.73	243.02	0.20883	3228	0.9962
706	2.213			cal 36	10/13/2008 22:30	10/13/2008 11:40	10/10/2008 14:20	0.267	6044	30	201.47	243.02	0.45139	3226	0.9962
707	2.069	Average	2.119	cal 34	10/20/2008 18:35	10/20/2008 11:30	10/15/2008 14:10	0.233	8378	30	279.27	243.02	0.29514	3233	0.9962
707	2.057	Sidev	0.097	cal 34	10/15/2008 18:35	10/15/2008 13:25	10/10/2008 14:20	0.267	8627	30	284.23	243.02	0.21528	3228	0.9962
707	2.230			cal 46	10/13/2008 23:00	10/13/2008 13:20	10/10/2008 14:20	0.267	6255	30	208.50	243.02	0.40278	3226	0.9962
708	1.652	Average	1.869	cal 38	10/20/2008 22:00	10/20/2008 12:50	10/15/2008 14:10	0.233	6632	30	221.07	243.02	0.36194	3233	0.9962
708	1.772	Sidev	0.163	cal 38	10/15/2008 19:20	10/15/2008 13:40	10/10/2008 14:20	0.267	7329	30	244.30	243.02	0.23611	3228	0.9962
708	1.954			cal 14	11/13/2008 15:50	11/13/2008 12:50	11/10/2008 16:15	0.267	5614	30	187.13	243.02	0.12500	3257	0.9961
709	1.890	Average	1.960	CAL 25	10/20/2008 22:35	10/20/2008 13:05	10/15/2008 14:10	0.233	7578	30	252.60	243.02	0.39583	3233	0.9962
709	1.817	Sidev	0.162	cal 25	10/15/2008 20:35	10/15/2008 13:55	10/10/2008 14:20	0.267	7469	30	248.97	243.02	0.27778	3228	0.9962
709	2.127			cal 47	10/14/2008 9:00	10/13/2008 14:05	10/10/2008 14:20	0.267	5608	30	186.93	243.02	0.78819	3226	0.9962
710	1.965	Average	2.042	CAL 3	10/20/2008 23:05	10/20/2008 13:25	10/15/2008 14:10	0.233	7882	30	262.73	243.02	0.40278	3233	0.9962
710	2.009	Sidev	0.098	cal 3	10/15/2008 21:40	10/15/2008 14:15	10/10/2008 14:20	0.267	8224	30	274.13	243.02	0.30903	3228	0.9962
710	2.152			cal 19	10/14/2008 10:00	10/13/2008 14:25	10/10/2008 14:20	0.267	5666	30	188.87	243.02	0.81597	3226	0.9962
711	2.283	Average	2.204	CAL 16	10/20/2008 23:55	10/20/2008 13:45	10/15/2008 14:10	0.233	9136	30	304.53	243.02	0.42361	3233	0.9962
711	2.208	Sidev	0.081	cal 16	10/16/2008 8:30	10/15/2008 14:30	10/10/2008 14:20	0.267	8357	30	278.57	243.02	0.75000	3228	0.9962
711	2.122			cal 37	10/14/2008 10:55	10/13/2008 14:45	10/10/2008 14:20	0.267	5581	30	186.03	243.02	0.84028	3226	0.9962
712	2.049	Average	2.132	cal 39	10/21/2008 1:00	10/20/2008 14:05	10/15/2008 14:10	0.233	8170	30	272.33	243.02	0.45486	3233	0.9962
712	2.174	Sidev	0.072	cal 39	10/16/2008 19:15	10/15/2008 14:50	10/10/2008 14:20	0.267	7618	30	253.93	243.02	1.18403	3229	0.9962
712	2.174			cal 42	10/14/2008 11:25	10/13/2008 16:15	10/10/2008 14:20	0.267	5852	30	195.07	243.02	0.79861	3226	0.9962

Kelli Powell 11/21/08  
 Page 1  
 An-ge Johnson 11/21/08



## General Engineering Laboratories Verification Source Preparation Sheet

Applicable SOP Number GLRPD-1008 Isotope Ka-226  
 Date Standards Prepared 4/15/08 Cocktail Type Used NA  
 Standard ID 67-0299-G Matrix of Vial/Planchett NA  
ED 7112108 NA  
 Amount Used (g or ml) 0.1 NA  
 Standard Activity (DPM/g or mL) 2446.347 Type of Scintillation Vial NA  
 Reference Date 12/15/99 Pipette ID Used 1429303  
 Expiration Date 4/12/09 Balance ID Used 36040216  
 Residue/Carrier Agent 0.5 M HCl Quenching Agent NA

	Standard Number	Quenching Vol (uL) Residue Volume (mL)	Initial Wt. (g)	Final Wt. (g)	Net Wt. (mg)
<del>Ca148</del>	<del>Ca148</del>				
<del>Ca135</del>	<del>Ca135</del>				
<del>Ca134</del>	<del>Ca134</del>				
<del>Ca138</del>	<del>Ca138</del>				
<del>Ca125</del>	<del>Ca125</del>				
<del>Ca13</del>	<del>Ca13</del>				
<del>Ca116</del>	<del>Ca116</del>				
<del>Ca139</del>	<del>Ca139</del>				

*LD*  
*11/21/08*

Prepared By: Kelli Doree Date: 10/21/08  
 Reviewed By: Angela Johnson Date: 11/21/08

## General Engineering Laboratories Verification Source Preparation Sheet

Applicable SOP Number GL-RAD-A-008 Isotope Ra 226  
 Date Standards Prepared 4/15/05 Cocktail Type Used NA  
 Standard ID 0799-0 Matrix of Vial/Planchett NA  
 Amount Used (g or ml) 0.1 NA  
 Standard Activity (DPM/g or mL) 2446.347 Type of Scintillation Vial NA  
 Reference Date 1/21/09 Pipette ID Used 1429303  
 Expiration Date 4/12/09 Balance ID Used 36040216  
 Residue/Carrier Agent 0.5 M HCL Quenching Agent NA

	Standard Number	Quenching Vol (uL)/ Residue Volume (mL)	Initial Wt. (g)	Final Wt. (g)	Net Wt. (mg)
Cal 14	Cal 14				
Cal 13	Cal 13				
Cal 43	Cal 43				
Cal 44	Cal 44				
Cal 15	Cal 15				
Cal 36	Cal 36				
Cal 46	Cal 46				
Cal 47	Cal 47				
Cal 19	Cal 19				
Cal 37	Cal 37				
Cal 42	Cal 42				
Cal 28	Cal 28				
Cal 19	Cal 19				
Cal 17	Cal 17				
Cal 23	Cal 23				

(20)  
11/21/08

Prepared By: Kelli Damer Date: 11/21/08  
 Reviewed By: Angela Johnson Date: 11/21/08

Rev 1 RLM 9/10/97

8-21-00  
Nycomed Amersham plc  
Amersham Laboratories

0299



Nycomed Amersham plc  
Radiation & Radioactivity  
Calibration Laboratory  
Amersham Laboratories  
White Lion Road  
Amersham  
Buckinghamshire  
HP7 9LL

ISSUED  
FOR:

AEA Technology plc  
Isotrak  
Amersham Laboratories  
White Lion Road  
Amersham  
Buckinghamshire  
HP7 9LL

ion Principal radionuclide: Radium-226

Product code: RAY44  
Solution number: R4/131/89

ment Reference time: 1200 GMT on 15 December 1999

data Nuclear data quoted on this certificate are taken from the Joint European File, Version 2.2.

ion of The reported expanded uncertainty is based on a standard uncertainty multiplied by a coverage factor  $k = 2.00$ , which  
inties for a  $t$ -distribution with  $\nu_{eff} = \infty$  effective degrees of freedom corresponds to a coverage probability of approximately  
95%. The uncertainty evaluation has been carried out in accordance with UKAS requirements.

Unless indicated, all other uncertainties are expressed at the confidence level associated with one standard  
uncertainty.

The format used for the uncertainties in the values of radionuclidic purity is illustrated in the following examples;

6.5(21)	-	6.5 ± 2.1
6.54(21)	-	6.54 ± 0.21
6.543(21)	-	6.543 ± 0.021

ved  
ory

Date of  
issue 816

17<sup>th</sup> December 1999

Nycomed  
Amersham

0299



UKAS ACCREDITED CALIBRATION LABORATORY No. 0146

Reference time for solution number R4/131/89:

1200 GMT on 15 December 1999

Radioactive concentration of radium-226:

43.75 kilobecquerels per gram of solution

which is equivalent to:

1.183 microcuries per gram of solution

Mass of solution:

5.0368 grams

Total activity of radium-226:

220.4 kilobecquerels

which is equivalent to:

5.956 microcuries

Recommended half life:

1600 years

Method of measurement:

The activity of the solution was measured using a high pressure re-entrant ionisation chamber calibrated with a large number of absolutely standardised solutions.

Calibration date: 15 December 1999

The calibration date is provided for added information only, and must not be confused with the reference date on pages 1 and 2 of the certificate. It is the reference date that must be used in all calculations relating to the values of activity.

Expanded uncertainty in the radioactive concentration quoted above:  $\pm 2.5\%$

Combined Type A uncertainty:  $\pm 0.2\%$

Combined Type B uncertainty:  $\pm 1.3\%$

Radiochemical The estimated activities of any radioactive impurities found by high-resolution gamma ray spectrometry, or in any other examination of the solution, are listed below expressed as percentages of the activity of the principal radionuclide at the reference time.

Carrier free in 0.5M HCL

This product meets the quality assurance requirements for achieving traceability to NIST as defined in ANSI N42.22-1995.

1 year = 365.25 days

At the reference date radium-226 was shown to be in radioactive equilibrium with its daughter nuclides down the decay chain to polonium-214 and thallium-210, the precursors of lead-210. The ionisation chamber was calibrated using a standard supplied by the National Institute of Standards and Technology, Washington DC, USA.



# Standard Traceability Log Rad

Source Material Info		A Solution Material Info	
Parent Code:	0299	Isotope:	Radium-226
Prepared By:	Angela Johnson	Prepared By:	Angela Johnson
Carrier Conc:	0.5 M HCL	Prep Date:	09/15/2000
Reference Date:	12/15/1999	Verification Date:	01/23/2008
Ampoule Mass (g):	5.0368 g	Expiration Date:	01/23/2009
Uncertainty:	+/- 2.5 %	Primary Code:	0299-A
LogBook No:	RC S 027 128	Dilution(mL):	100 mL
		Mass of Parent(g):	4.6634 g
		Density(g/mL):	1.0012
		Balance ID:	

### Calculations Converting parent activity to dpm/mL|dpm/g

$$(\text{Mass of parent(g)}) * (\text{Parm Activity (kBq/g)}) * (\text{conversion dpm to kBq}) / (\text{Dilution Vol}) = \text{Parent Activity (dpm/mL)}$$

$$(\text{Mass of parent(g)}) * (\text{Parm Activity (kBq/g)}) * (\text{conversion dpm to kBq}) / \text{Density (g/mL)} / (\text{Dilution Vol}) = \text{Parent Activity (dpm/g)}$$

$$(4.6634 \text{ g}) * (43.75 \text{ kBq/g}) * (60000 \text{ dpm/kBq}) / (100 \text{ mL}) = 122414.2500 \text{ dpm/mL}$$

$$(4.6634 \text{ g}) * (43.75 \text{ kBq/g}) * (60000 \text{ dpm/kBq}) / (1.0012 \text{ g/mL}) / (100 \text{ mL}) = 122273.3377 \text{ dpm/g}$$

### Secondary Standards

Prep Date	Preparer	Mass Primary	Dilution (mL)	Code	Conc dpm/mL	Verification Date	Expiration Date
08/26/2003	Angela Johnson	1.9909	100	0299-E	2434.34 dpm/mL	11/04/2004	11/04/2005
08/26/2003	Angela Johnson	1.9872	100	0299-F	2429.82 dpm/mL	08/26/2004	08/26/2005
04/05/2005	Amanda Fehr	5.0018	250	0299-G	2446.3471 dpm/mL	04/02/2008	04/02/2009

GEL Laboratories LLC  
Version 1.0 9/18/2000

W 11/21/08

# Verification for Ra-226 Standard 0299-G

4/2/2008	Isotope	Detector CPM	BKG CPM	NET CPM	Detector Eff	Standard Mass. Used (G)	Source DPM/G
D. Roy	0299-G N1	2536.9600	52.4000	2484.5600	1.917186	0.5057	2562.667649
	0299-G N2	2520.2500	52.4000	2467.8500	1.917186	0.5056	2545.935781
	0299-G N3	2532.5000	52.4000	2480.1000	1.917186	0.5042	2566.677715
						Average =	2558.093715

Mean Value (Counting) = 2558.093715      104.944421      Pass  
 Stdev = 10.63610098      0.00415782      Rule 3 (Pass/Fail)

Certificate Value = 2437.6      dpm/mL  
 Lower Limit = 2536.821513      dpm/mL  
 Upper Limit = 2579.365917      dpm/mL  
 Rule 1 Pass/Fail = Fall      \*exception taken due to full recovery of standard  
 Two sigma = 21.27220197      dpm/mL  
 10 % of Mean = 255.8093715      dpm/mL  
 Rule 2 (Pass/Fail) = Pass

### Verification Rules

- Rule 1 = The certificate value (NOT including any uncertainty) shall lie within the 95% confidence interval determined from the mean and two sigma standard deviation of the three measurements
- Rule 2 = The two sigma value used for the 95% confidence interval shall not exceed 10% of the mean value of the three verification measurements.
- Rule 3 = The determined mean value shall be within 10% of the certificate value.

The analyst prepared three standard verification sources for Ra-226 source 0299-G by transferring portions of the standard into tared glass liquid scintillation vials. One mL of DI Water and ten mLs of Ready Gel liquid scintillation cocktail was added to each vial and the vials were shaken to mix. A Blank vial was prepared in a similar fashion using 1 mL of DI water and 10 mL of Ready Gel cocktail. The standard verification vials and Background source were dark adapted for two hours and counted on LSC Gold for Radium source standard verification. The Ra-226 efficiency calibration which was used for verification calculations was performed on 4/02/08 using source 0024-A (Ra-226). Calibration data is recorded in this logbook under Ra-226 0024. Each verification source calculation was performed as follows:

$$\text{Source dpm/g} = (A - B)/(C)(D)$$

where:

- A = Ver. source cpm,
- B = BKG cpm,
- C = System efficiency, (cpm/dpm), and
- D = mass used for standard verification.

RAD.SOP M-001

*Mary Jo Johnson 4/9/08*  
*Danil Drey 4/10/08*

### Ra-226 Verification Sheet

Sample ID	Volume (mL)	End Degas Date/Time	End De-em Date/Time	Start Count Date/Time	Cell #	Det #	Background CPM	Total Counts
14	500	<del>10/10/08 1420</del> 10/10/08 1420	<del>10/13/08 1010</del> 10/13/08 1010	10/13/08 1015	701	7	8	4760
13	500	10/10/08 1420	10/13/08 1010	10/13/08 2025	702	7	8	5296
43	500	10/10/08 1420	10/13/08 1035	10/13/08 2055	703	7	8	6019
44	500	10/10/08 1420	10/13/08 1100	10/13/08 2130	704	7	8	6084
15	500	10/10/08 1420	10/13/08 1120	10/13/08 2200	705	7	8	6081
<del>46</del>	500	10/10/08 1420	10/13/08 1140	10/13/08 2230	706	7	8	6044
<del>47</del>	500	10/10/08 1420	10/13/08 1320	10/13/08 2300	707	7	8	6255
<del>20</del>	500	<del>10/10/08 1420</del>	<del>10/13/08 1345</del>	<del>10/13/08 2330</del>	<del>708</del>	<del>7</del>	<del>8</del>	<del>6081</del>
47	500	10/10/08 1420	10/13/08 1405	10/14/08 0900	709	7	8	5608
19	500	10/10/08 1420	10/13/08 1425	10/14/08 1000	710	7	8	5666
31	500	10/10/08 1420	10/13/08 1445	10/14/08 1055	711	7	8	5501
42	500	10/10/08 1420	10/13/08 1615	10/14/08 1125	712	7	8	5852

KD  
11/21/08

K12102  
11/21/08

Kalle Rowell  
11/21/08

~~11/21/08~~

820





Ra-226 Verification Sheet

Sample ID	Volume (mL)	End Degas Date/Time	End De-em Date/Time	Start Count Date/Time	Cell #	Det #	Background CPM	Total Counts
<del>Cal 18</del>	<del>500</del>	<del>10/15/08 1410</del>	<del>10/20/08 1410</del>	<del>10/20/08 1450</del>	<del>101</del>	<del>7</del>		<del>8503</del>
Cal 9	500	10/15/08 1410	10/20/08 1410	10/20/08 1545	102	7	7=0.233	7352
<del>Cal 7</del>	<del>500</del>	<del>10/15/08 1410</del>	<del>10/20/08 1405</del>	<del>10/20/08 1625</del>	<del>103</del>	<del>7</del>		<del>7555</del>
Cal 23	500	10/15/08 1410	10/20/08 1430	10/20/08 1700	104	7	7=0.237	8560
Cal 48	500	10/15/08 1410	10/20/08 1055	10/20/08 1735	105	7	7=0.233	8905
Cal 35	500	10/15/08 1410	10/20/08 1115	10/20/08 1805	106	7	7=0.233	8504
Cal 34	500	10/15/08 1410	10/20/08 1130	10/20/08 1835	107	7	7=0.237	8378
Cal 58	500	10/15/08 1410	10/20/08 1250	10/20/08 2200	108	7	7=0.237	6632
Cal 45	500	10/15/08 1410	10/20/08 1305	10/20/08 2235	109	7	7=0.233	7578
Cal 5	500	10/15/08 1410	10/20/08 1325	10/20/08 2305	110	7	7=0.237	7882
Cal 16	500	10/15/08 1410	10/20/08 1345	10/20/08 2355	111	7	7=0.237	9136
Cal 39	500	10/15/08 1410	10/20/08 1405	10/21/08 0900 <del>2025</del> <del>1025</del>	112	7	7=0.237	8170

100  
10/21/08

100  
10/21/08

100  
10/21/08

100  
10/21/08

100  
10/21/08

Ra-226 Verification Sheet

Sample ID	Volume (mL)	End Degas Date/Time	End De-em Date/Time	Start Count Date/Time	Cell #	Det #	Background CPM	Total Counts
<del>Cal 13</del>	<del>500</del>	<del>11/10/08 1615</del>	<del>11/13/08 1655</del>	<del>11/13/08 1435</del>	<del>701</del>	<del>7</del>	<del>8</del>	<del>4318</del>
Cal 43	500	11/10/08 1615	11/13/08 1220	11/13/08 1520	703	7	8	6428
Cal 14	500	11/10/08 1615	11/13/08 1250	11/13/08 1450	708	7	8	5614
<del>Cal 15</del>	<del>500</del>	<del>11/10/08 1615</del>	<del>11/13/08 1220</del>	<del>11/13/08 1520</del>	<del>705</del>	<del>7</del>	<del>8</del>	<del>7013</del>
<del>Cal 44</del>	<del>500</del>	<del>11/10/08 1615</del>	<del>11/13/08 1220</del>	<del>11/13/08 1520</del>	<del>705</del>	<del>7</del>	<del>8</del>	<del>7013</del>
<del>Cal 43</del>	<del>500</del>	<del>11/13/08 1220</del>	<del>11/20/08 1200</del>	<del>11/20/08 1440</del>	<del>701</del>	<del>7</del>	<del>8</del>	<del>16056</del>

11/14/08

11/13/08

11/21/08  
GAV

## Voltage Curve Ludlum #7

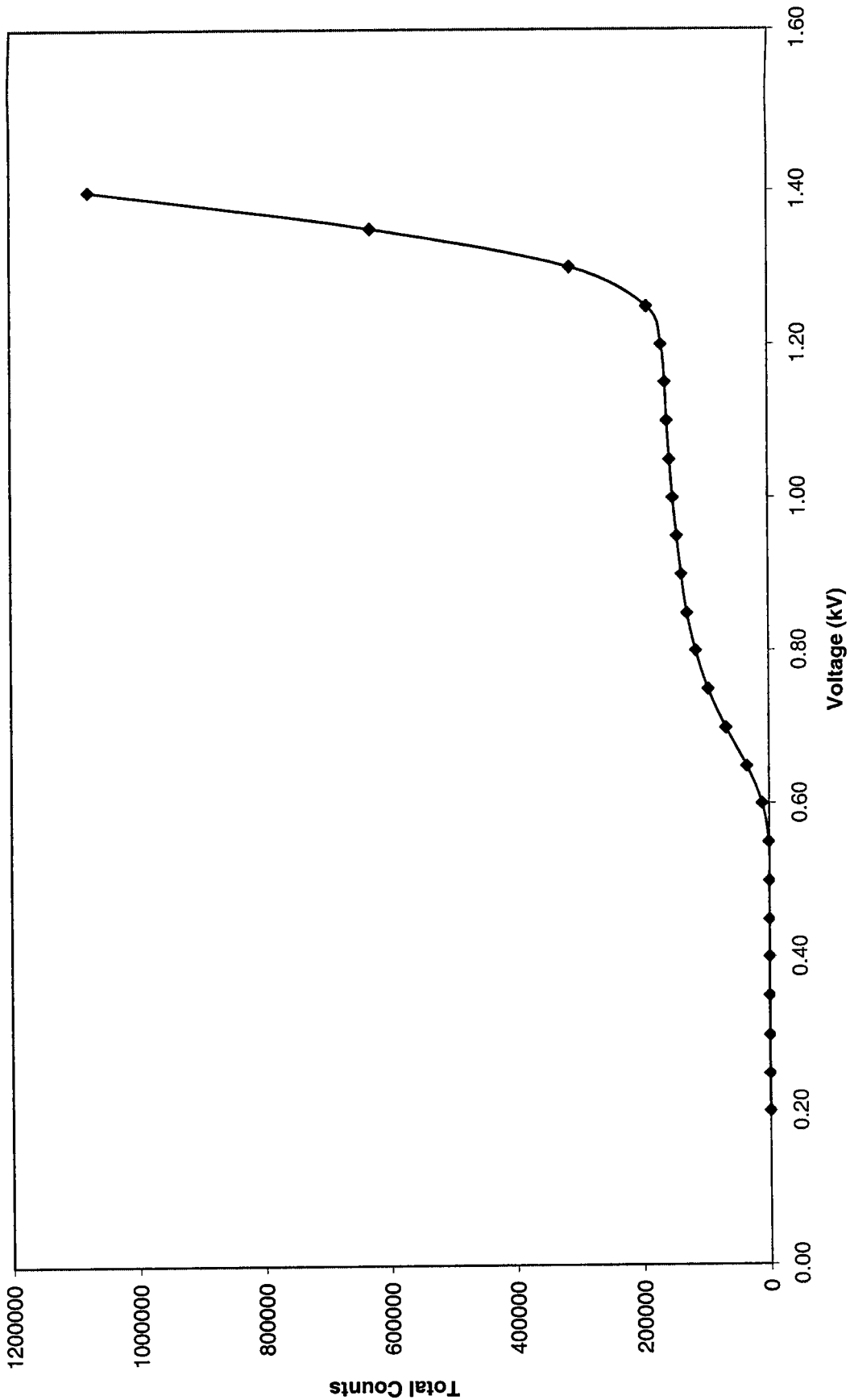
Voltage (kV)	Count Time (min)	Counts	Date/Time
0.20	1.00	0	11/21/08 11:20
0.25	1.00	0	11/21/08 11:22
0.30	1.00	0	11/21/08 11:24
0.35	1.00	0	11/21/08 11:26
0.40	1.00	0	11/21/08 11:29
0.45	1.00	0	11/21/08 11:31
0.50	1.00	1	11/21/08 11:33
0.55	1.00	781	11/21/08 11:36
0.60	1.00	10872	11/21/08 11:38
0.65	1.00	34947	11/21/08 11:40
0.70	1.00	67984	11/21/08 11:43
0.75	1.00	95541	11/21/08 11:45
0.80	1.00	114849	11/21/08 11:47
0.85	1.00	128116	11/21/08 11:49
0.90	1.00	136852	11/21/08 11:52
0.95	1.00	143914	11/21/08 11:54
1.00	1.00	149894	11/21/08 11:56
1.05	1.00	154762	11/21/08 11:59
1.10	1.00	158921	11/21/08 12:01
1.15	1.00	161613	11/21/08 12:03
1.20	1.00	167982	11/21/08 12:06
1.25	1.00	190502	11/21/08 12:08
1.30	1.00	311908	11/21/08 12:10
1.35	1.00	627837	11/21/08 12:13
1.40	1.00	1075213	11/21/08 12:15
1.45	1.00	1601419	11/21/08 12:17

\*Highlighted areas indicate points with percent slope below 5%. No slope will appear at points where no counts detected.

Detector set to operate at 0.85 kV (850 volts)

# Ludlum Detector Voltage Curve

—◆— Voltage Curve Ludlum #7



### DAILY CALIBRATION RANGE

Trial	Counts	Date	Time	Detector
1	138657	10/13/2008	16:00	7
2	139338	10/16/2008	14:20	7
3	137849	10/20/2008	9:50	7
4	138518	10/29/2008	15:35	7
5	139828	11/12/2008	13:40	7
6	138146	11/21/2008	14:10	7
7	138219	11/21/2008	12:15	7
8	138822	11/21/2008	12:16	7
9	137486	11/21/2008	12:20	7
10	137365	11/21/2008	12:30	7
11	135262	11/21/2008	13:00	7
12	133624	11/21/2008	13:02	7
13	132633	11/21/2008	13:04	7
14	133126	11/21/2008	13:06	7
15	133343	11/21/2008	13:09	7
16	132096	11/21/2008	13:11	7
17	133801	11/21/2008	13:13	7
18	133895	11/21/2008	13:16	7
19	138993	11/21/2008	13:18	7
20	139729	11/21/2008	13:20	7

STATISTICS	
Average	136536.50
St. Dev.	2701.27
+ 3 S.D.	144640.30
+ 2 S.D.	141939.03
Average	136536.50
- 2 S.D.	131133.97
- 3 S.D.	128432.70
<b>UPPER</b>	<b>144640</b>
<b>LOWER</b>	<b>128433</b>

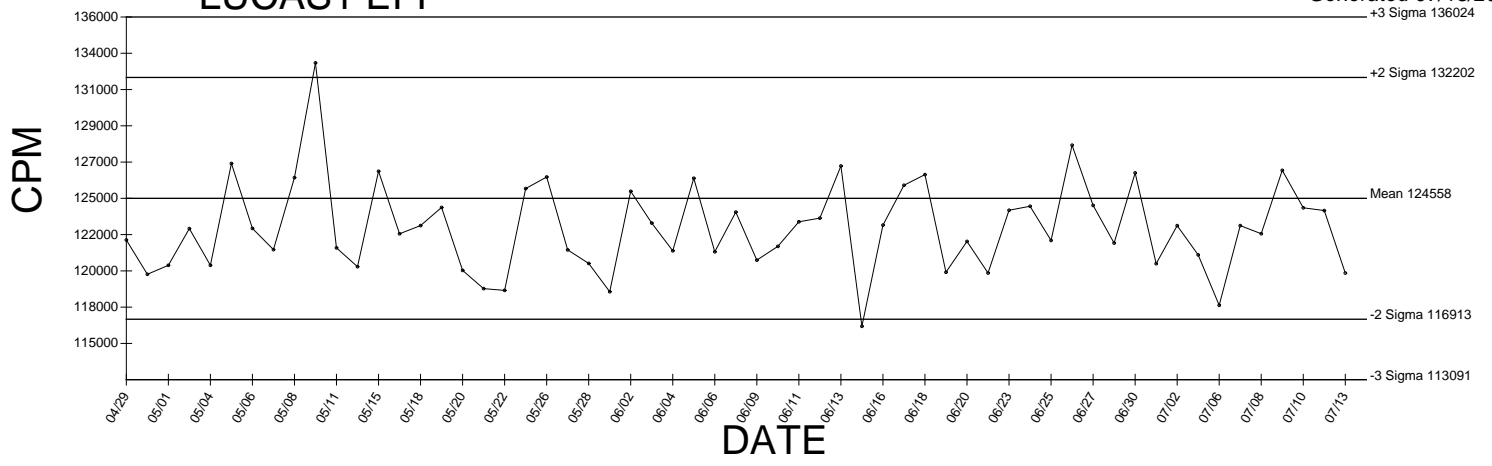
701	1.815	11/21/2008
702	1.932	11/21/2008
703	2.083	11/21/2008
704	2.248	11/21/2008
705	2.16	11/21/2008
706	2.118	11/21/2008
707	2.119	11/21/2008
708	1.869	11/21/2008
709	1.96	11/21/2008
710	2.042	11/21/2008
711	2.204	11/21/2008
712	2.132	11/21/2008

*Handwritten signature*  
11/21/08

# **BACKGROUND AND EFFICIENCY DATA**

# LUCAS1 EFF

Generated 07/13/2009

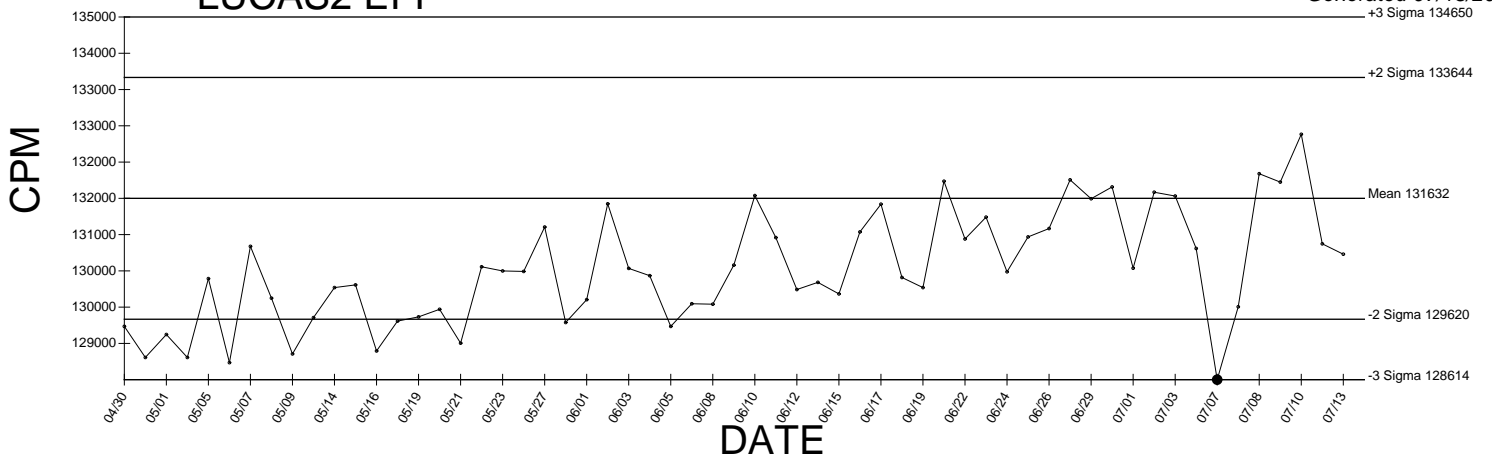


● Denotes Outlier



# LUCAS2 EFF

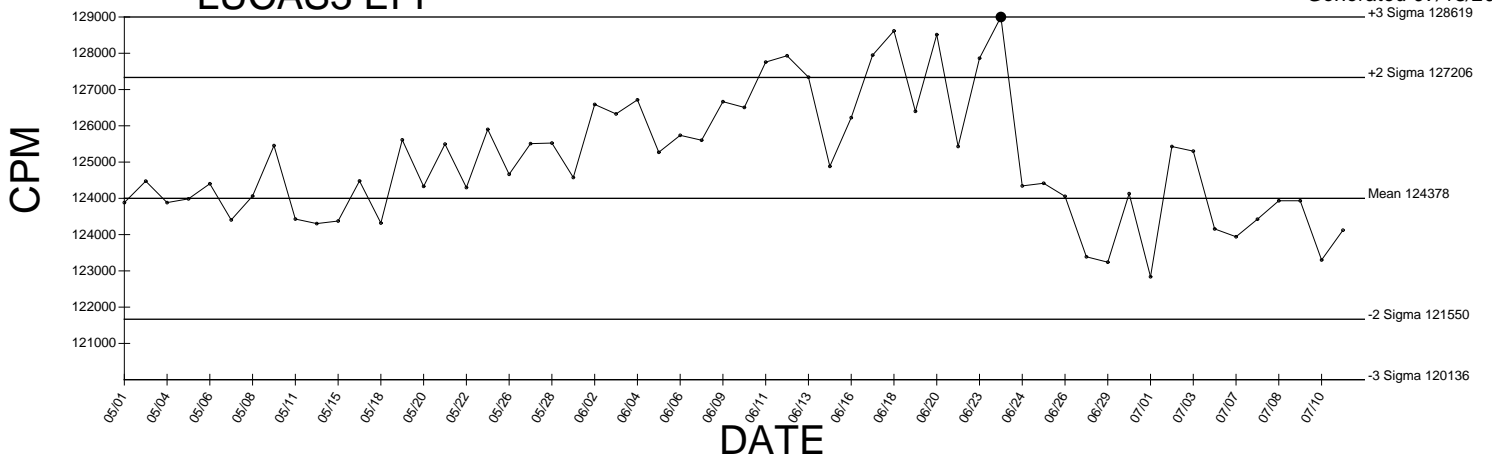
Generated 07/13/2009



● Denotes Outlier

# LUCAS3 EFF

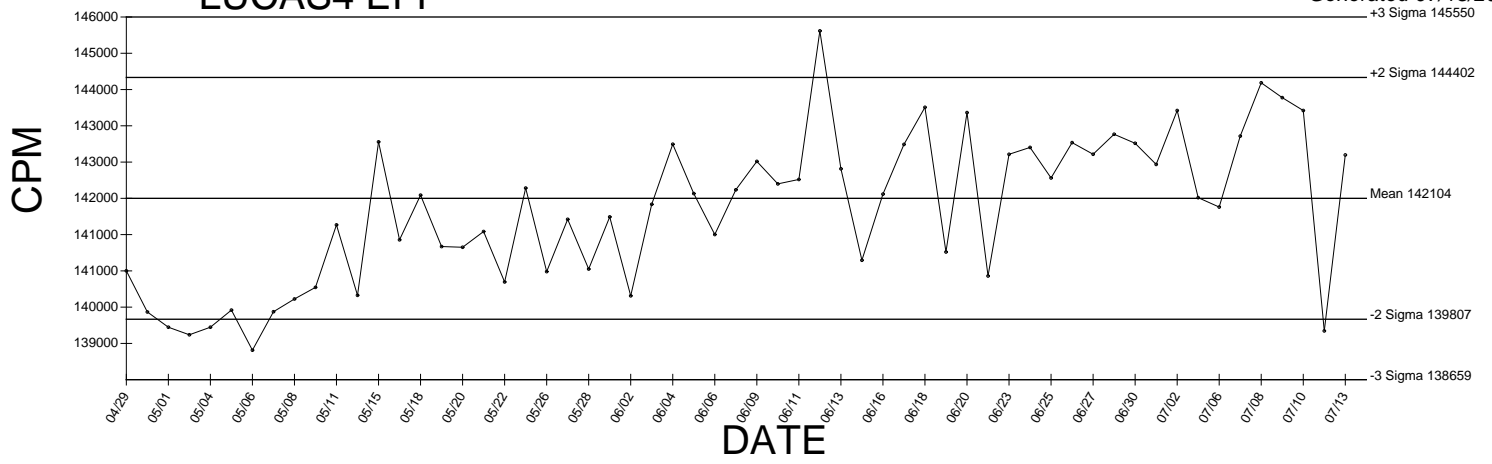
Generated 07/13/2009



● Denotes Outlier

# LUCAS4 EFF

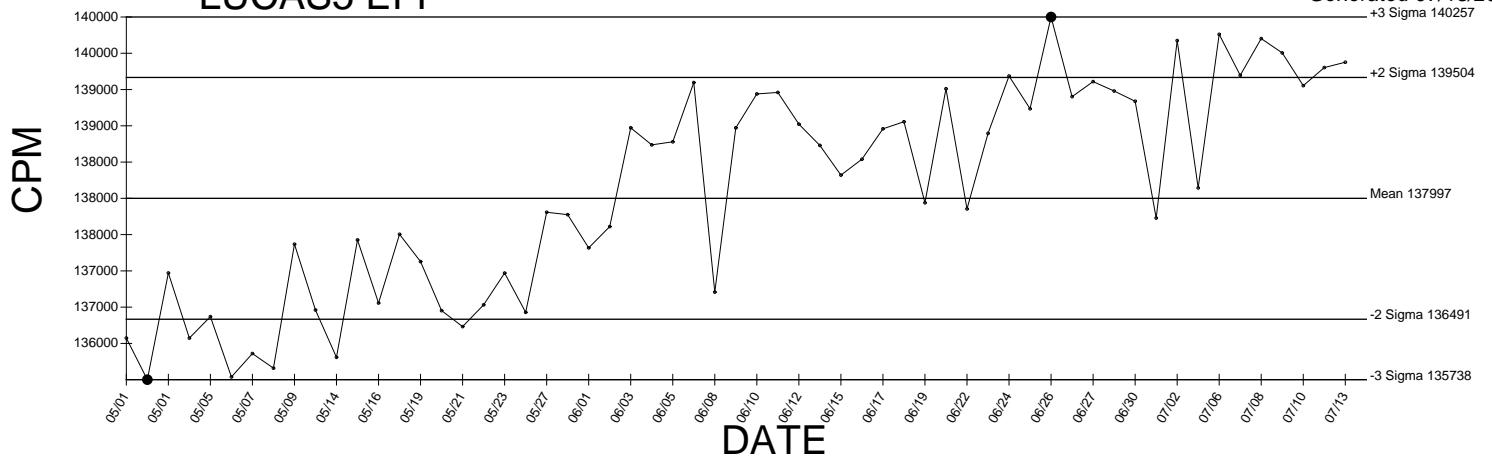
Generated 07/13/2009



● Denotes Outlier

# LUCAS5 EFF

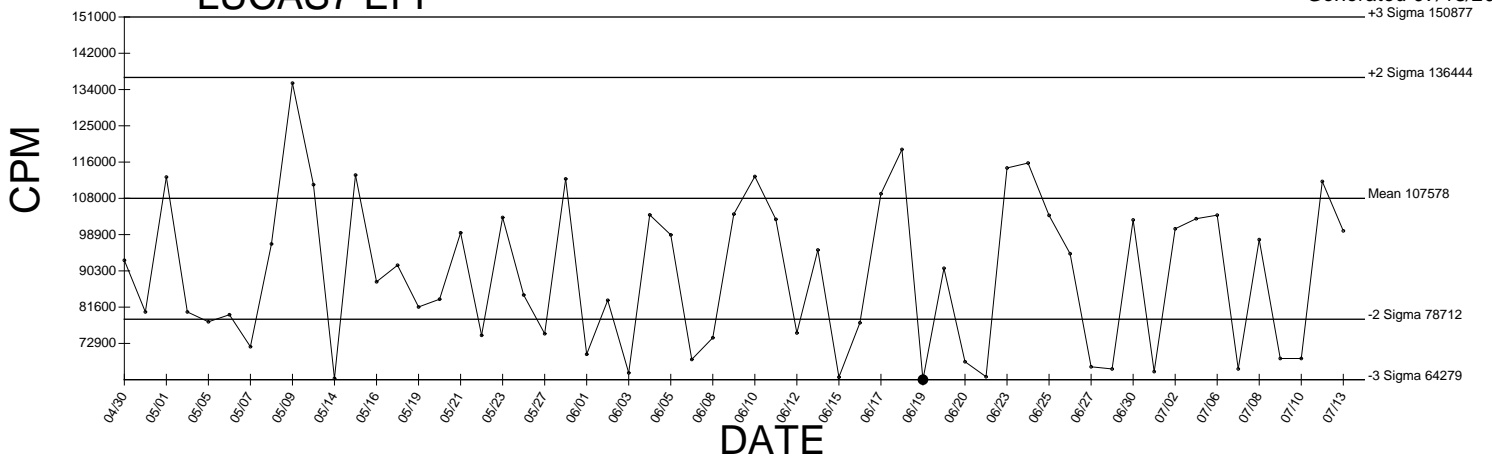
Generated 07/13/2009



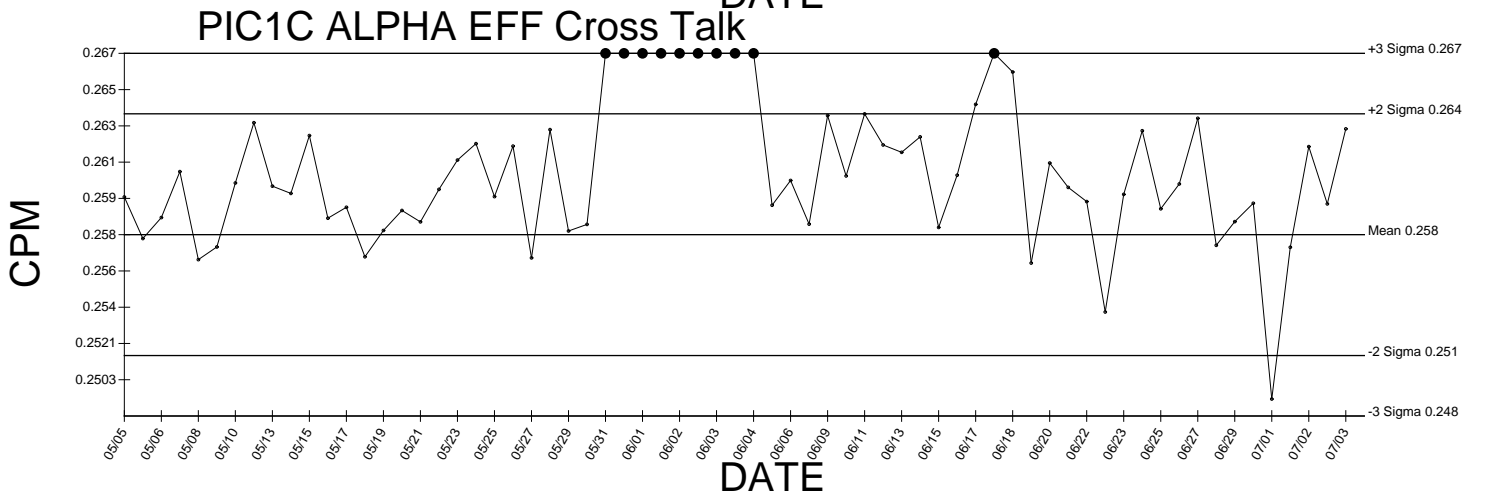
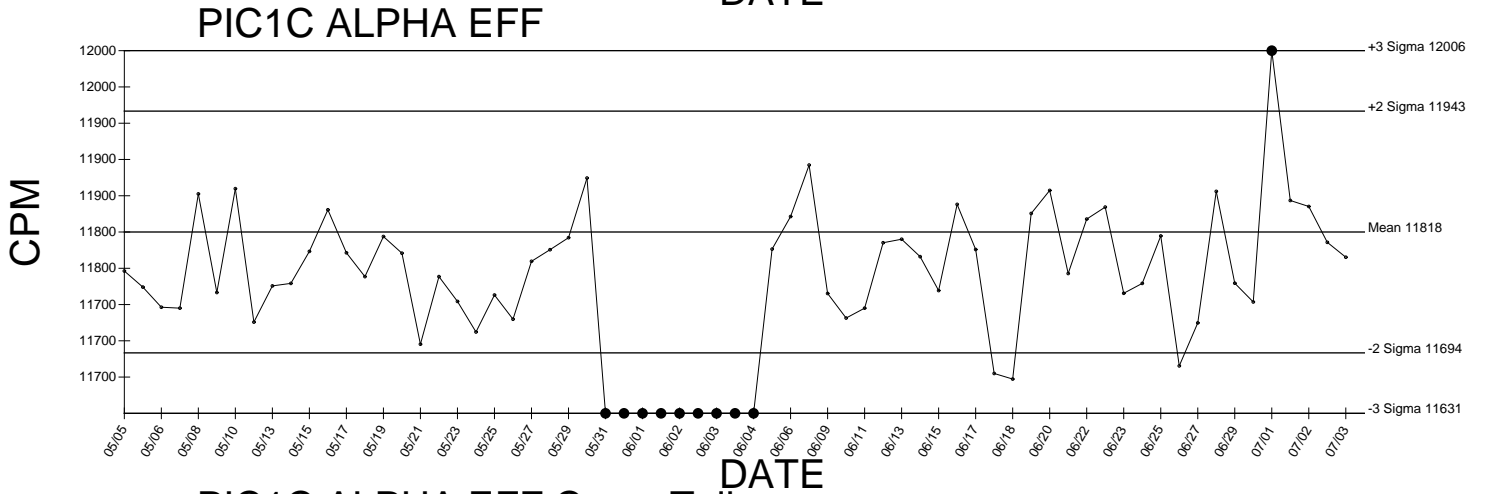
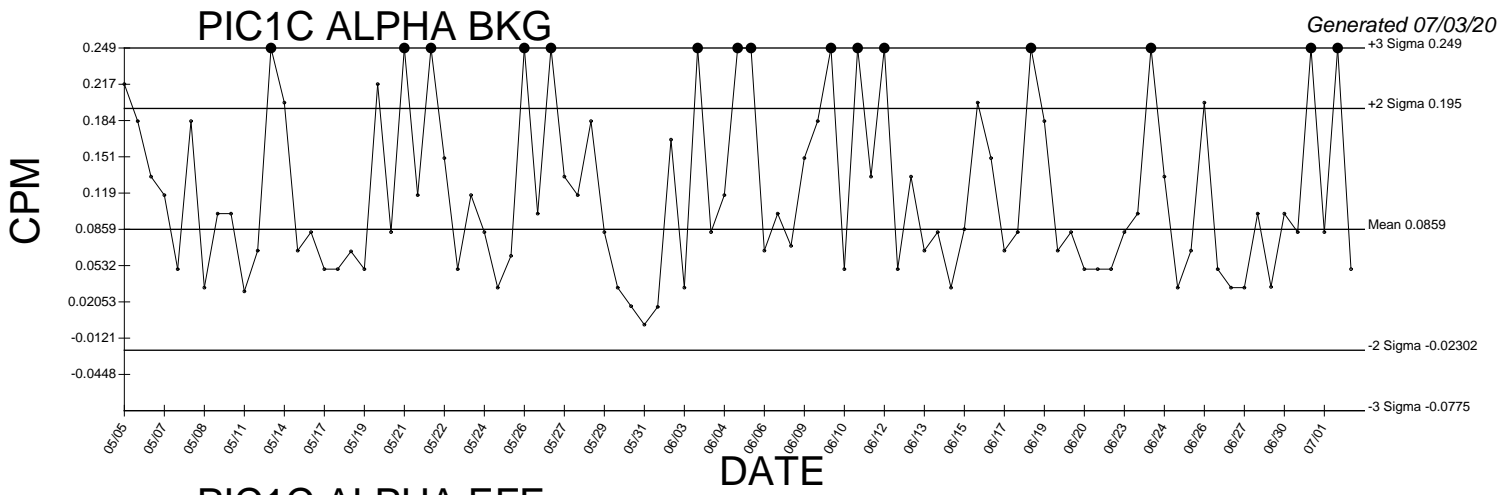
● Denotes Outlier

# LUCAS7 EFF

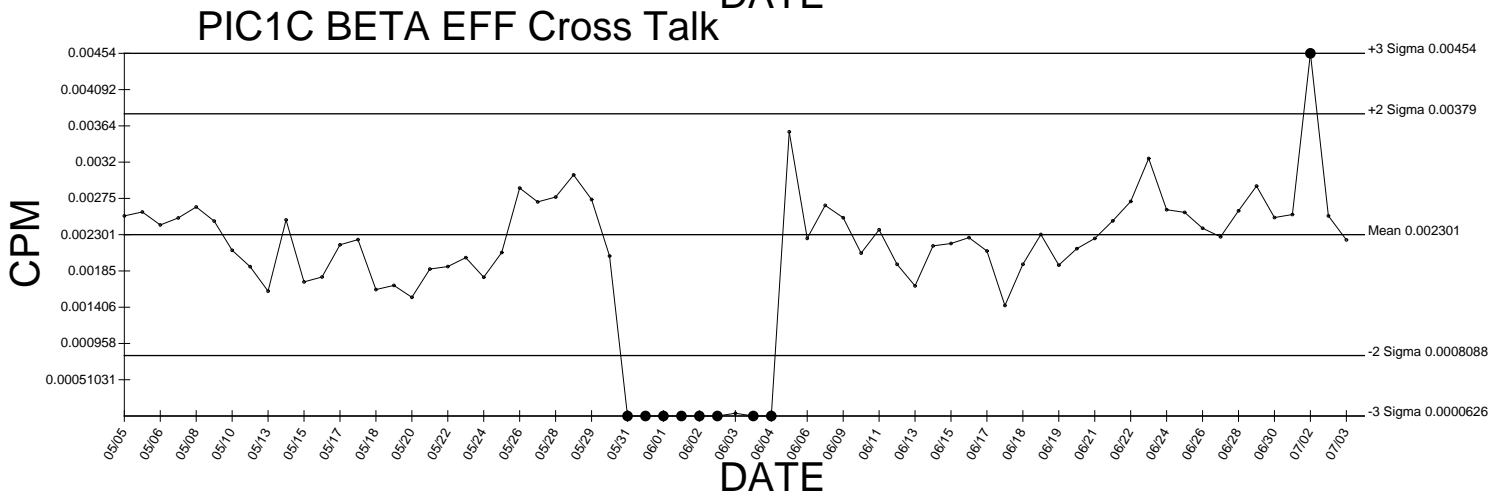
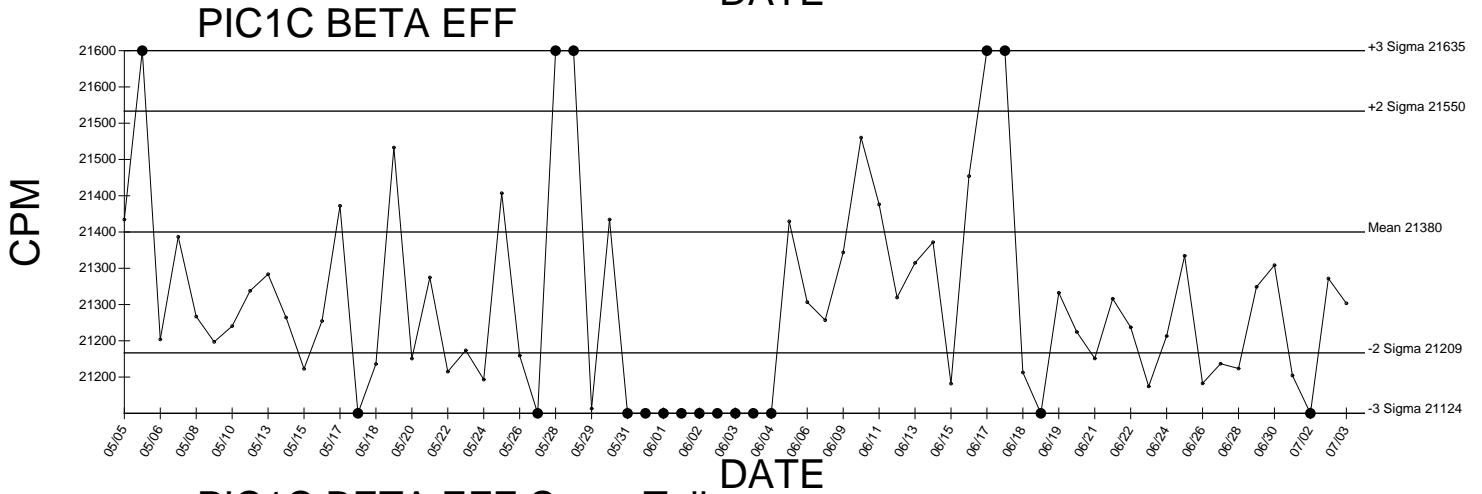
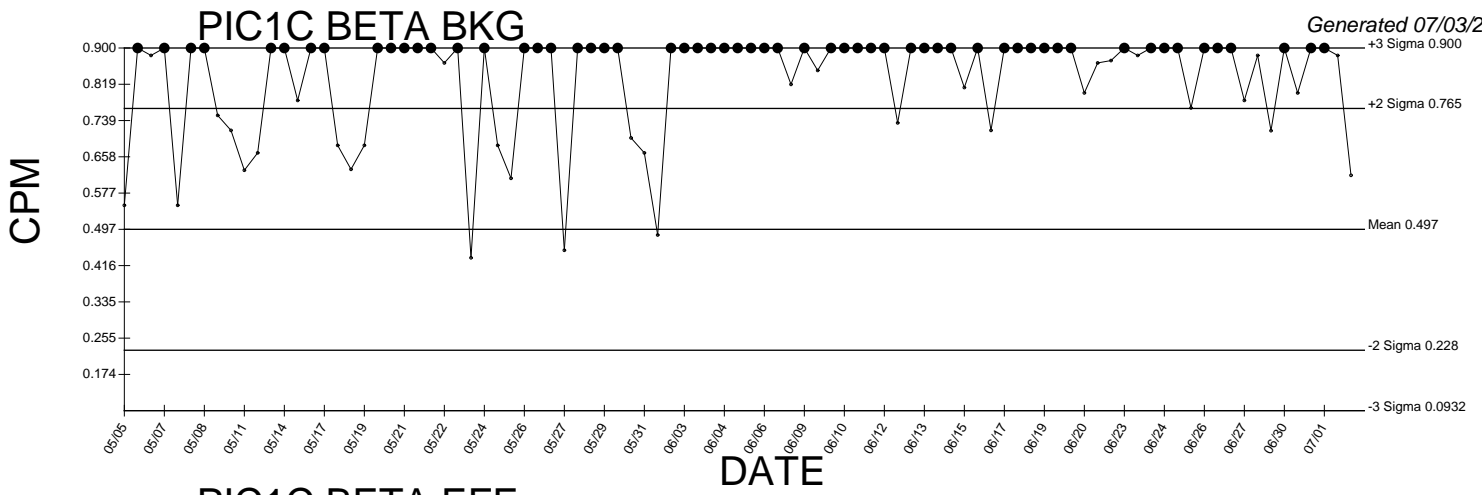
Generated 07/13/2009



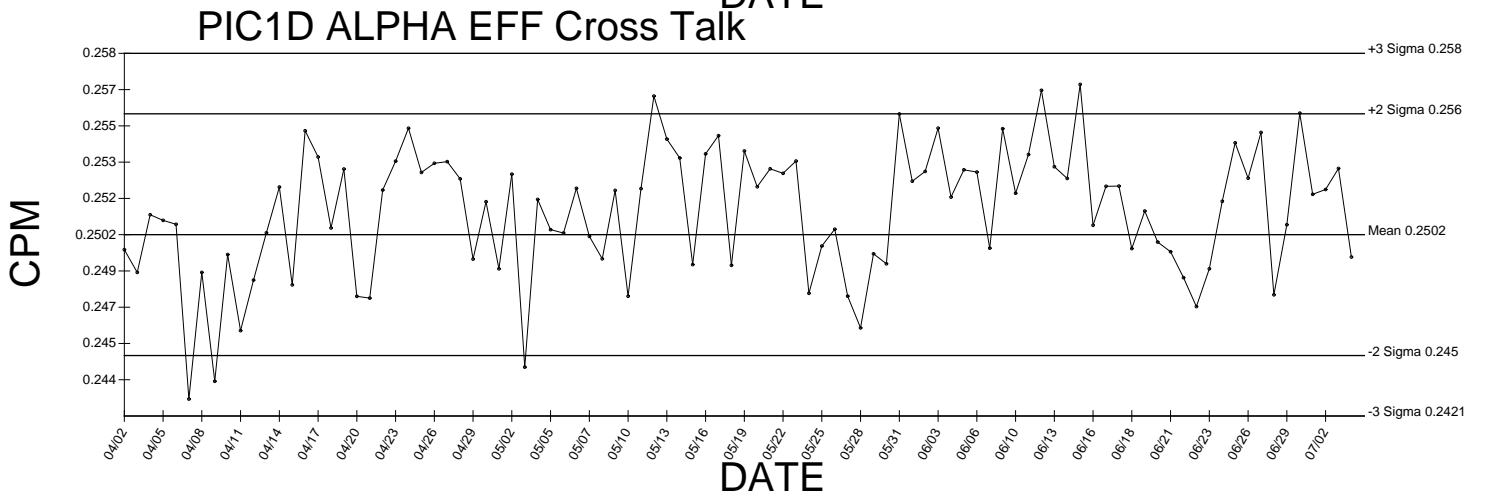
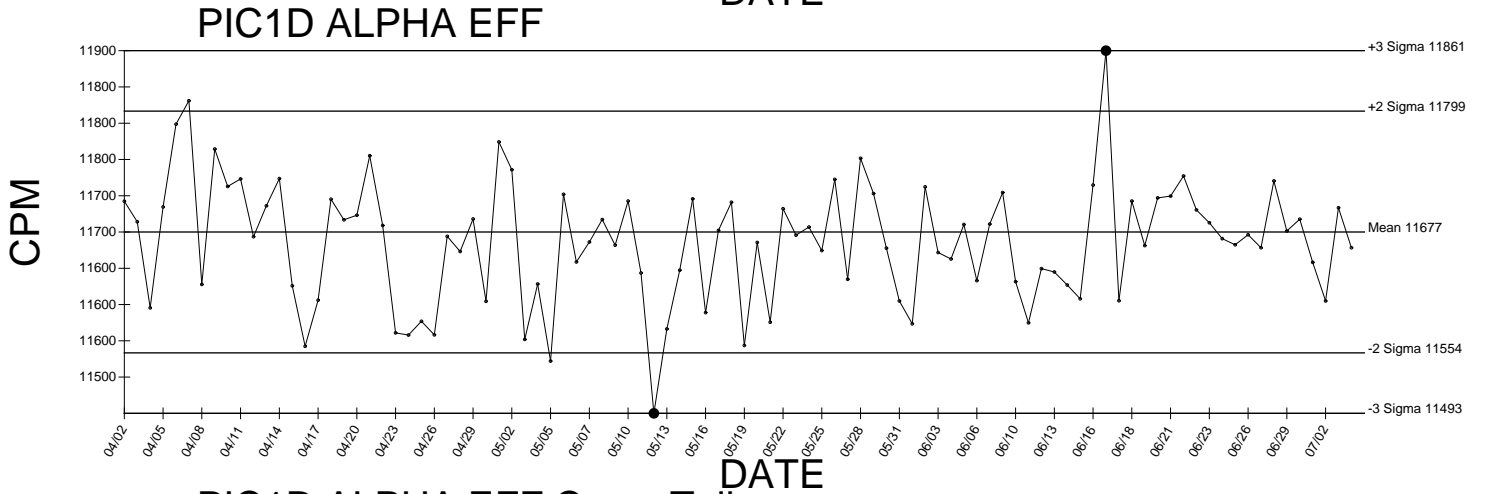
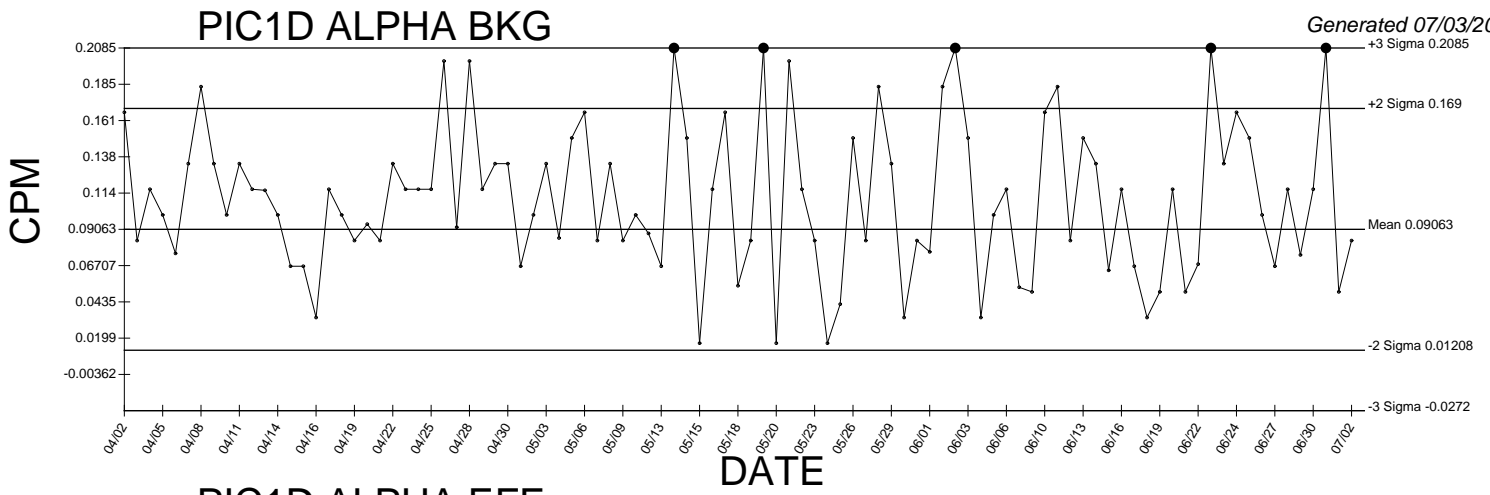
● Denotes Outlier



● Denotes Outlier

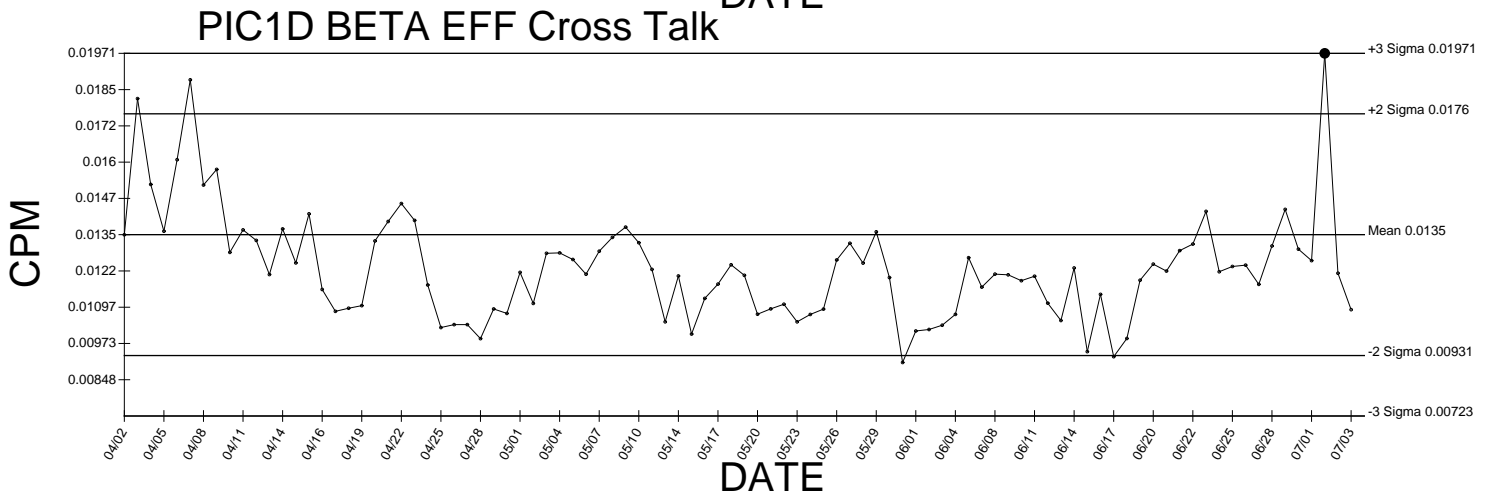
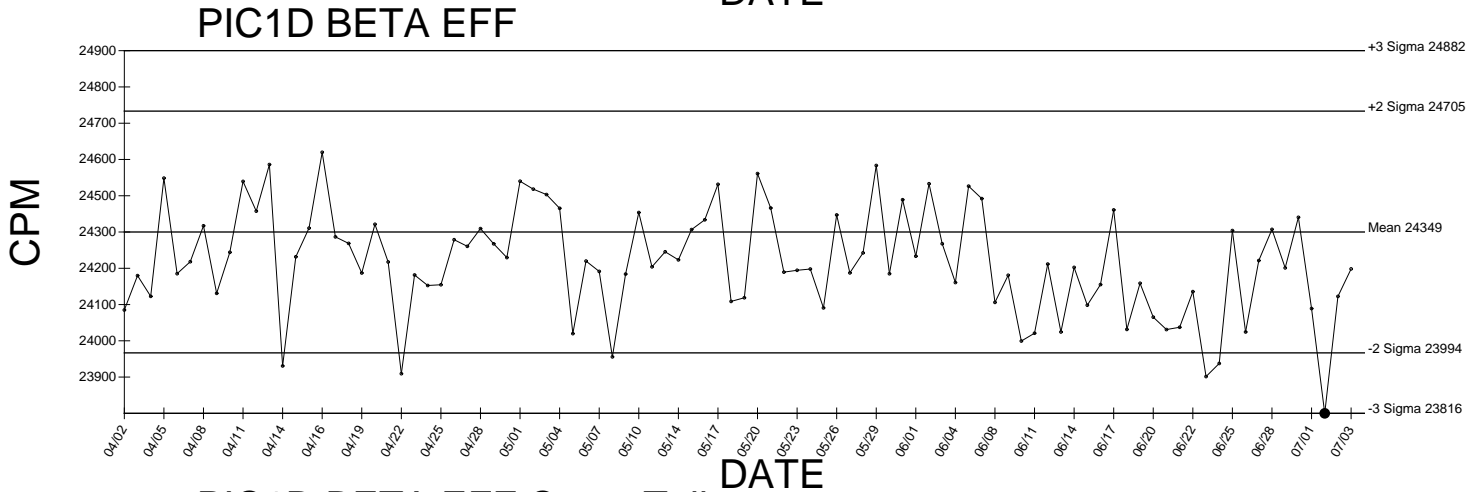
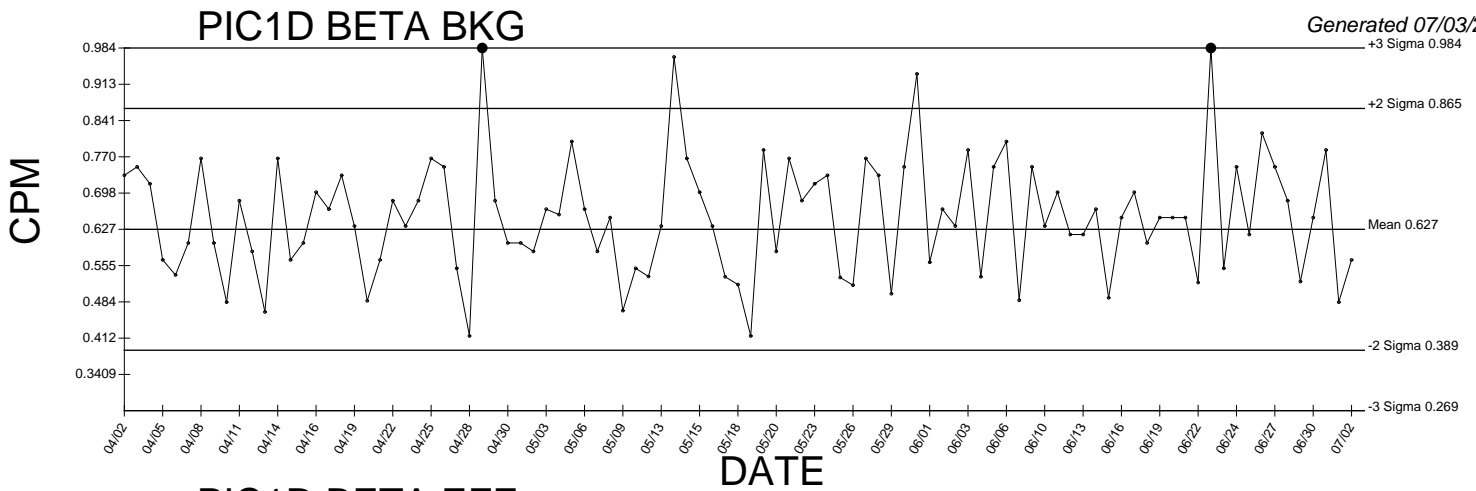


● Denotes Outlier



● Denotes Outlier

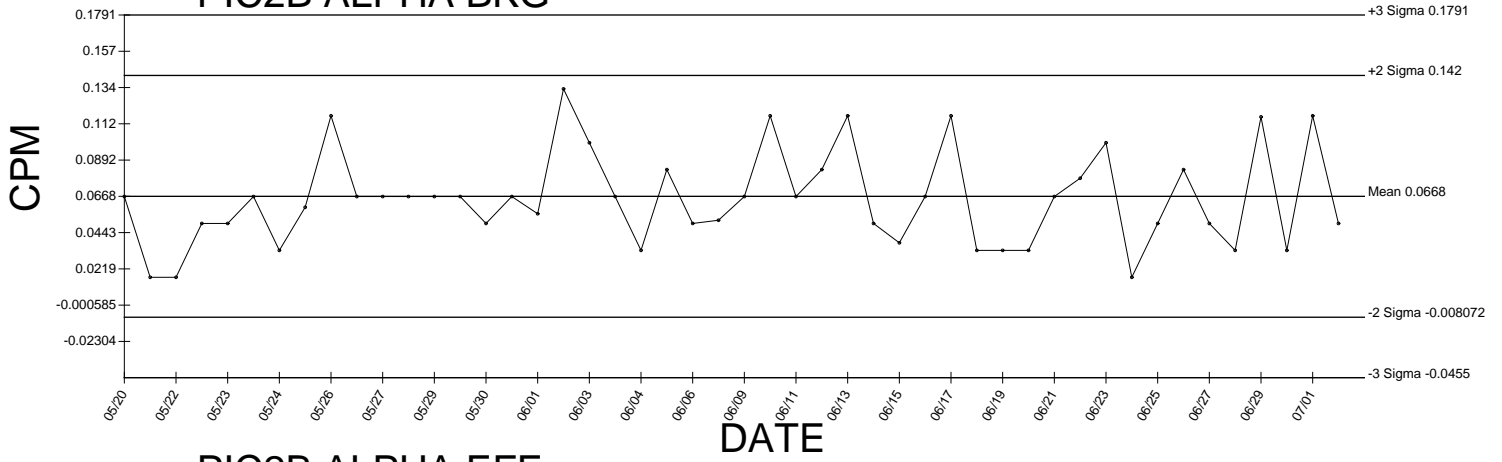




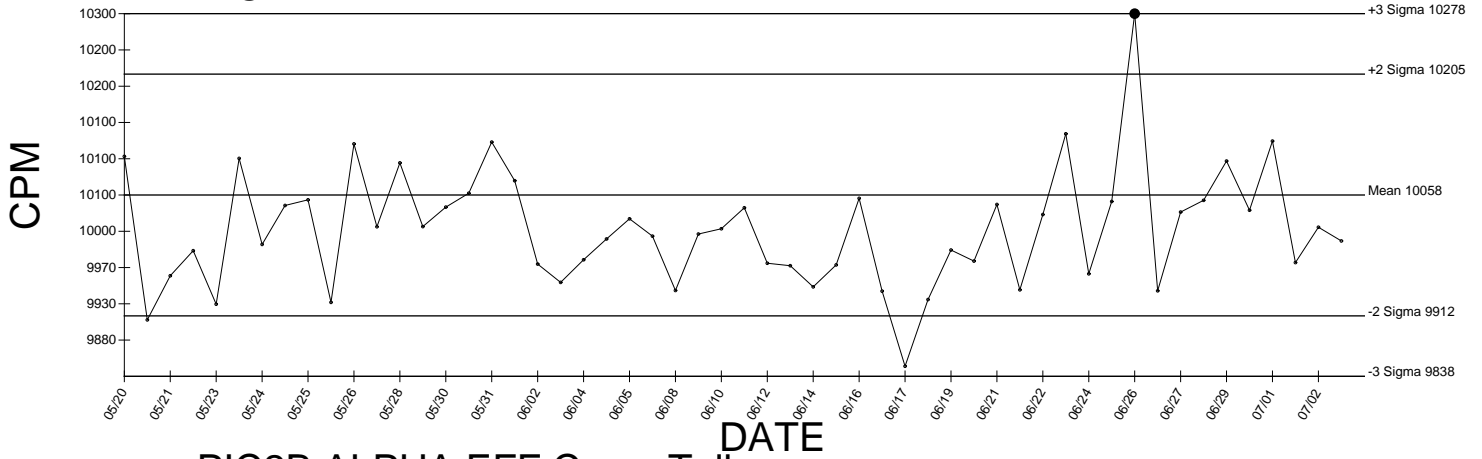
● Denotes Outlier

# PIC2B ALPHA BKG

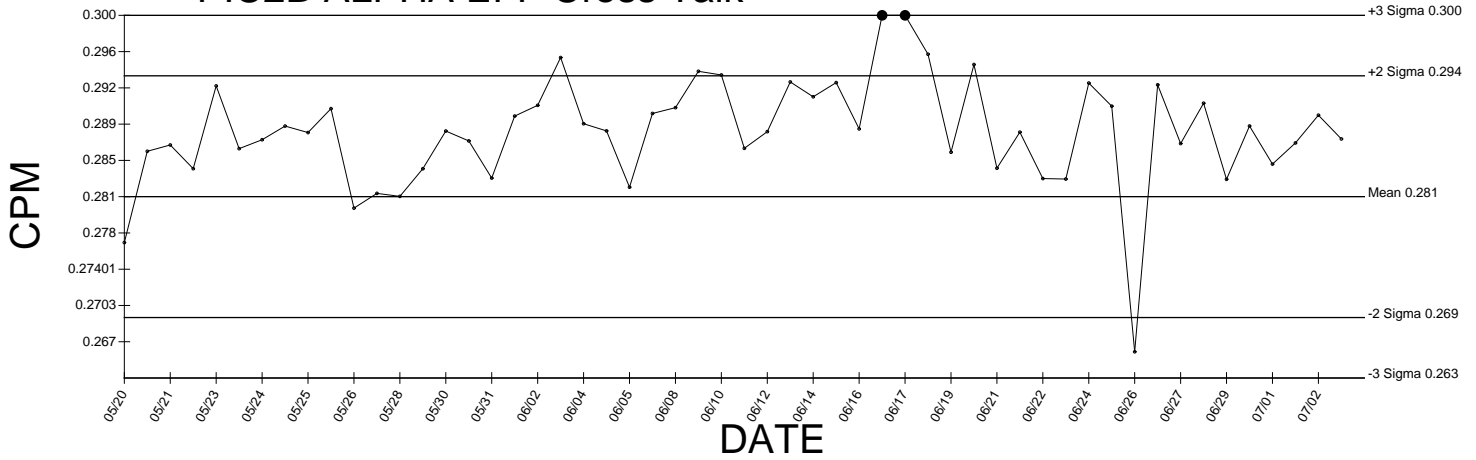
Generated 07/03/2009



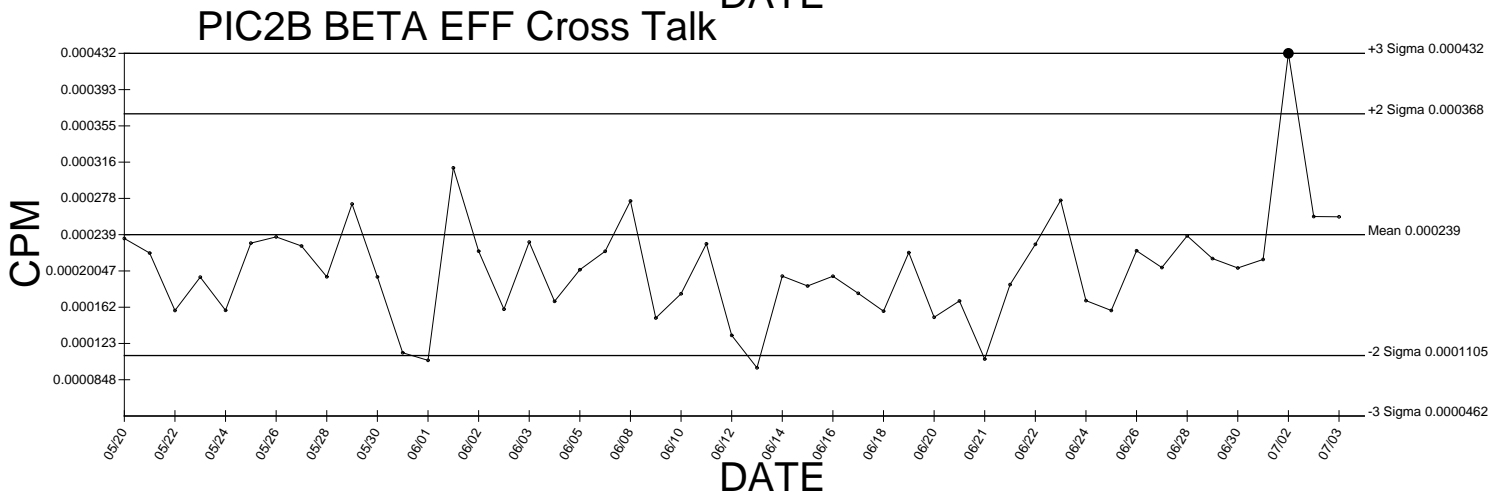
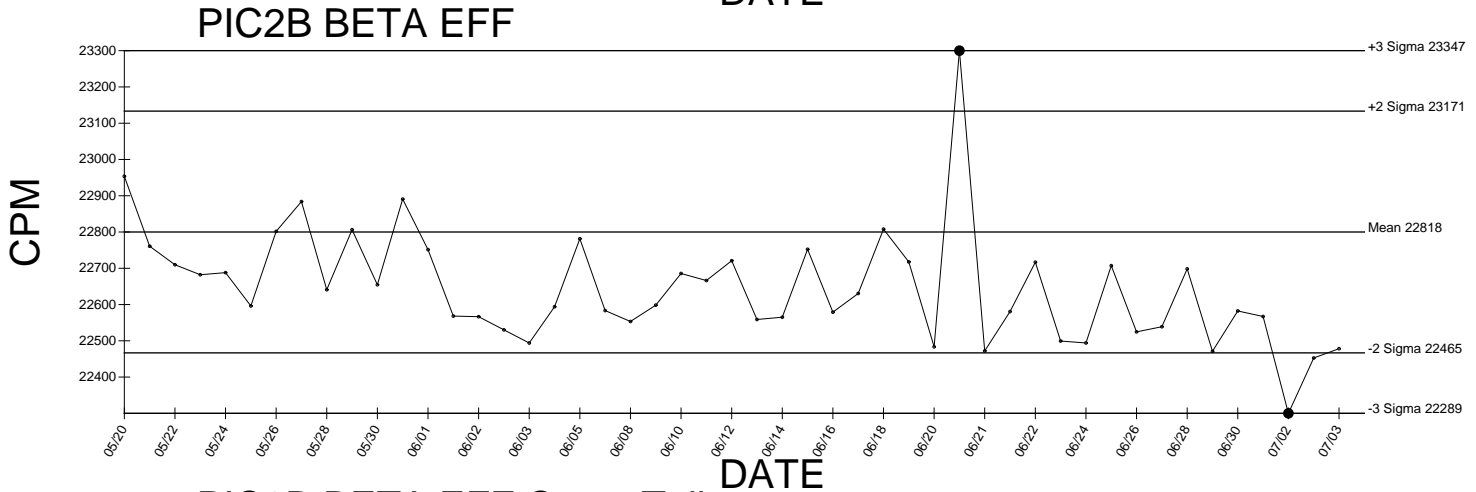
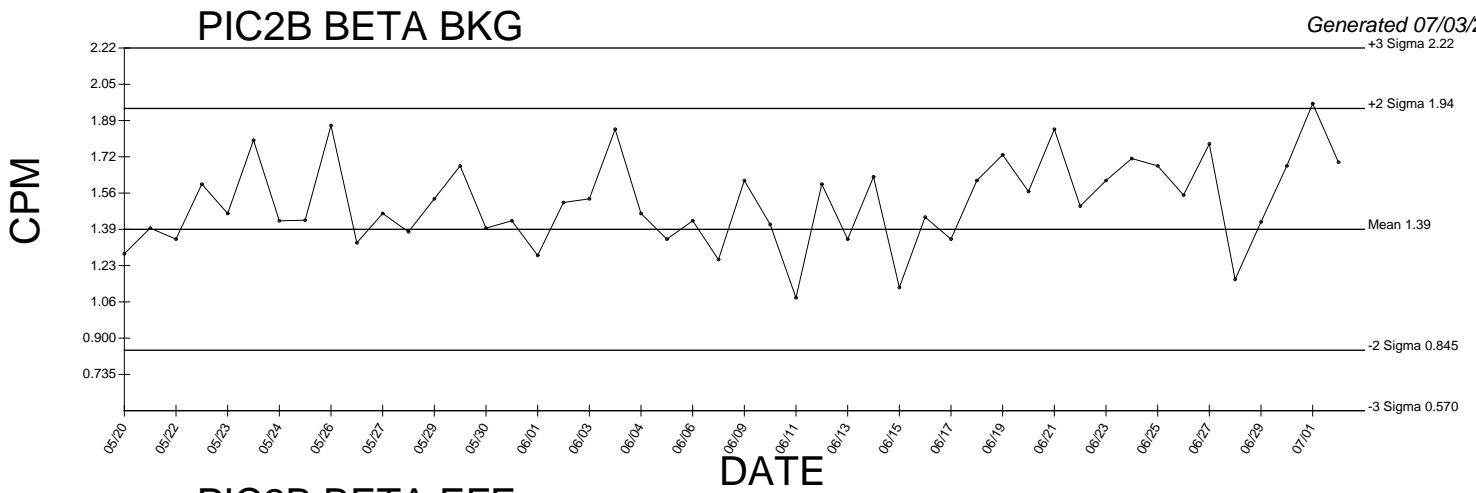
# PIC2B ALPHA EFF



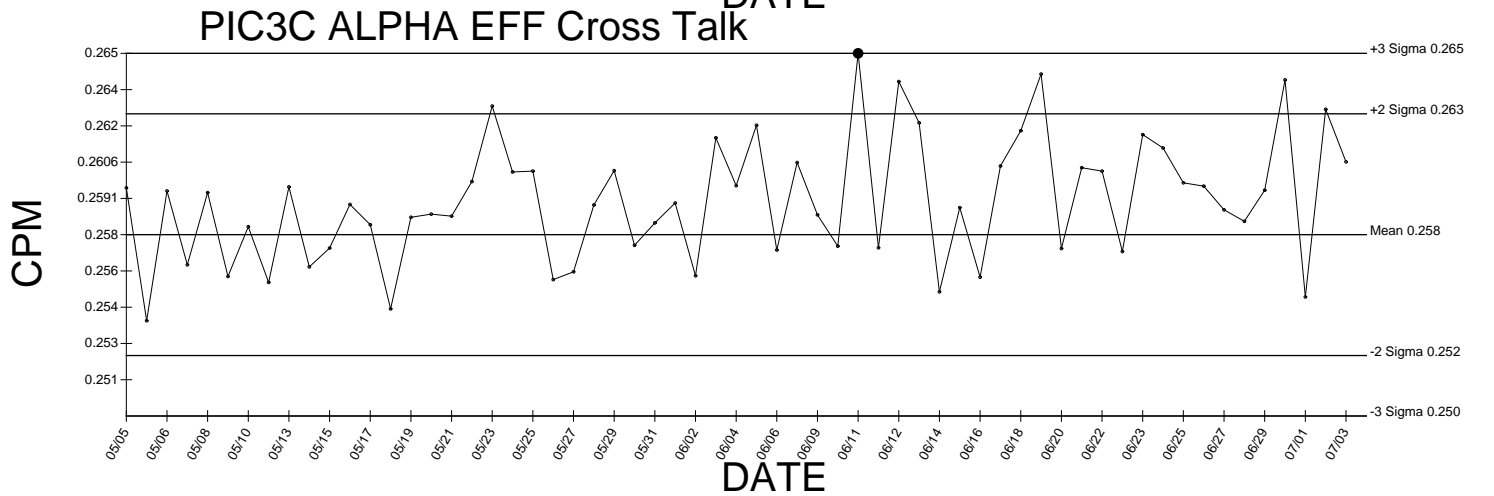
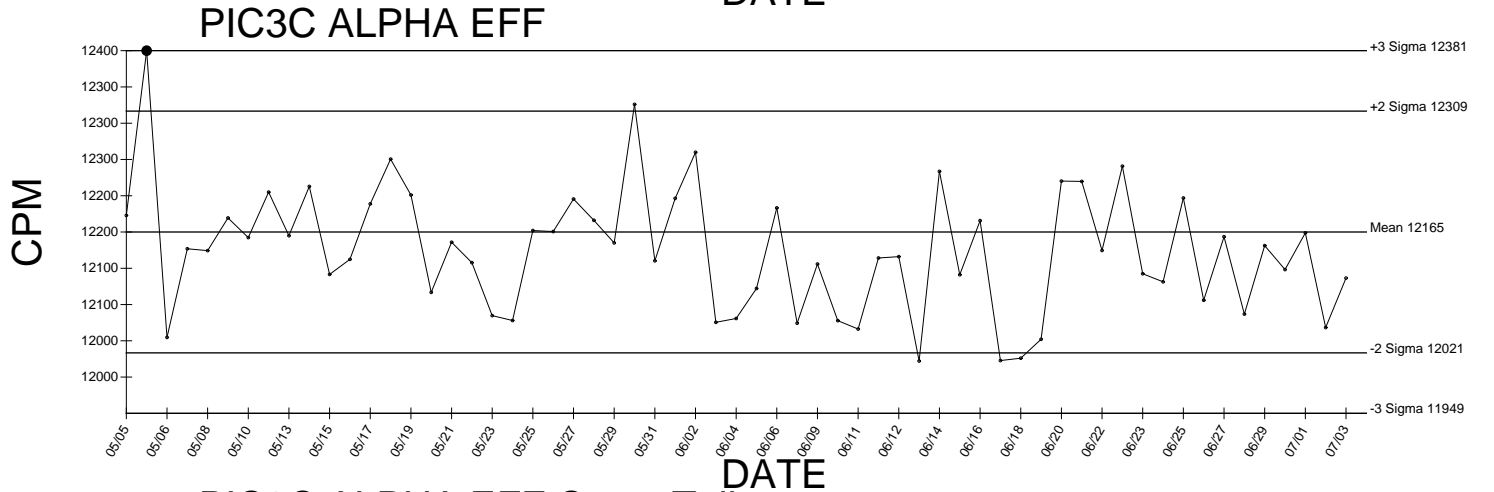
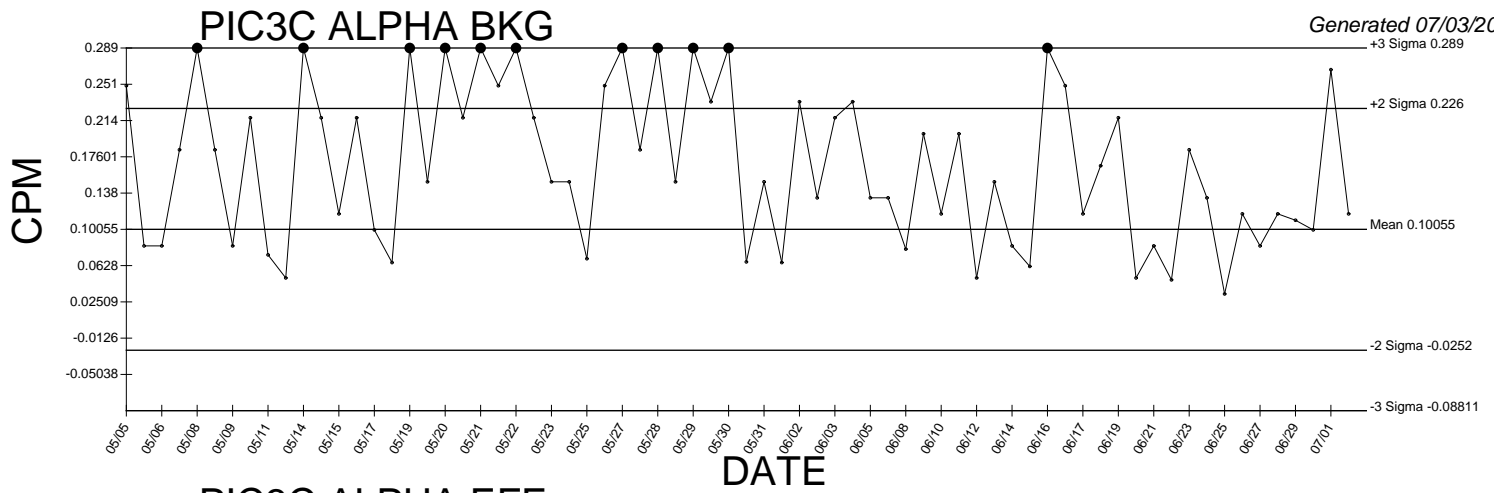
# PIC2B ALPHA EFF Cross Talk



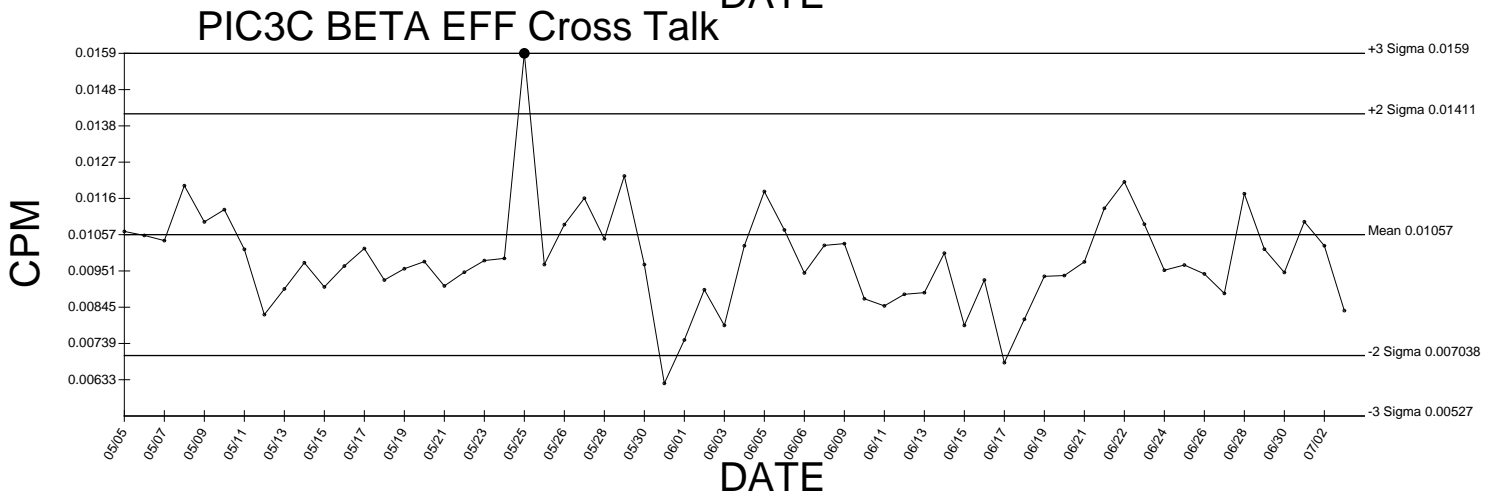
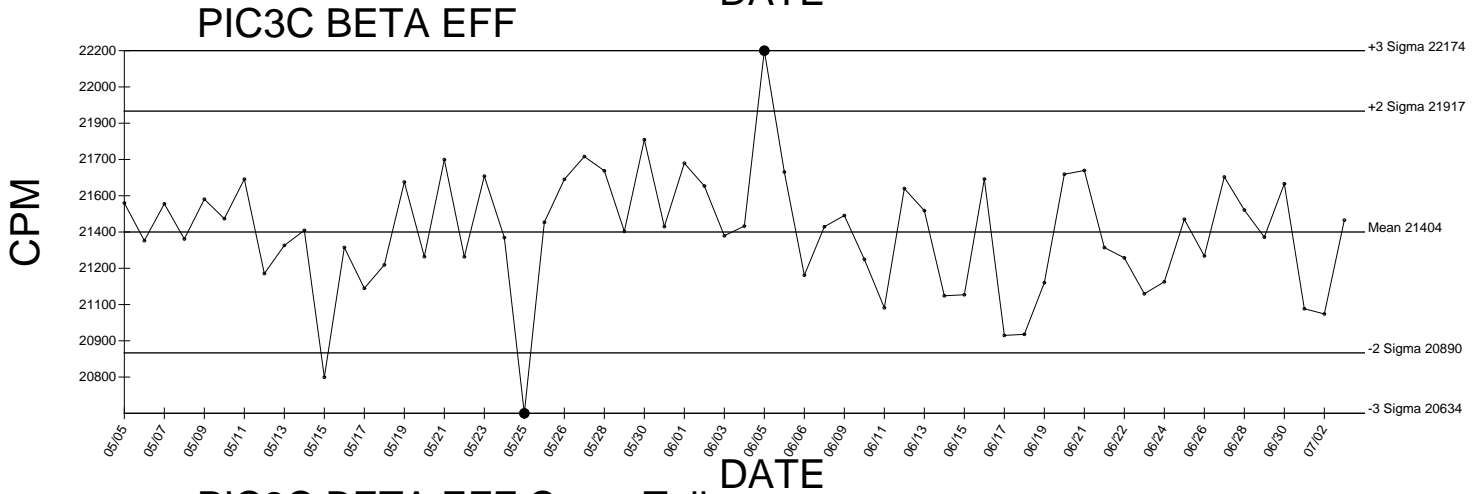
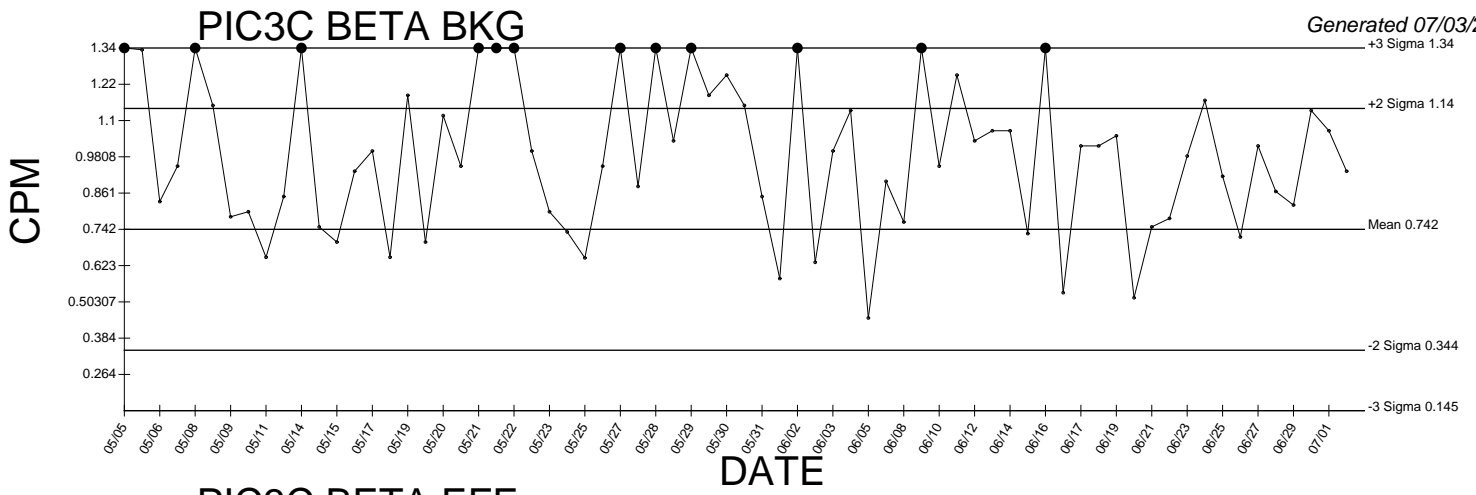
● Denotes Outlier



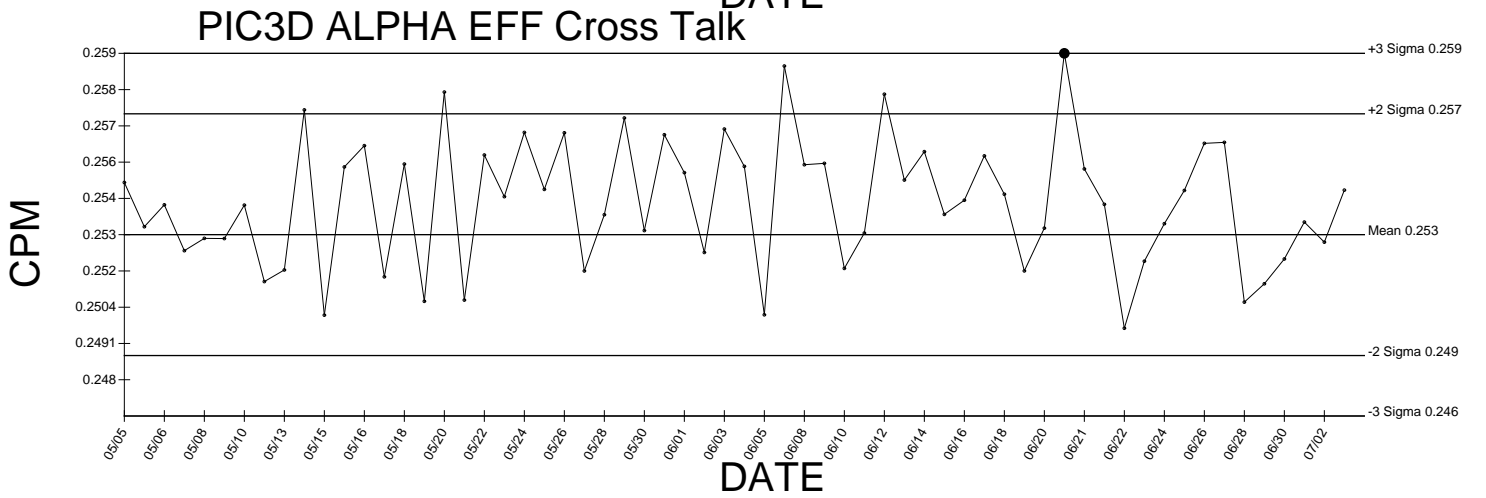
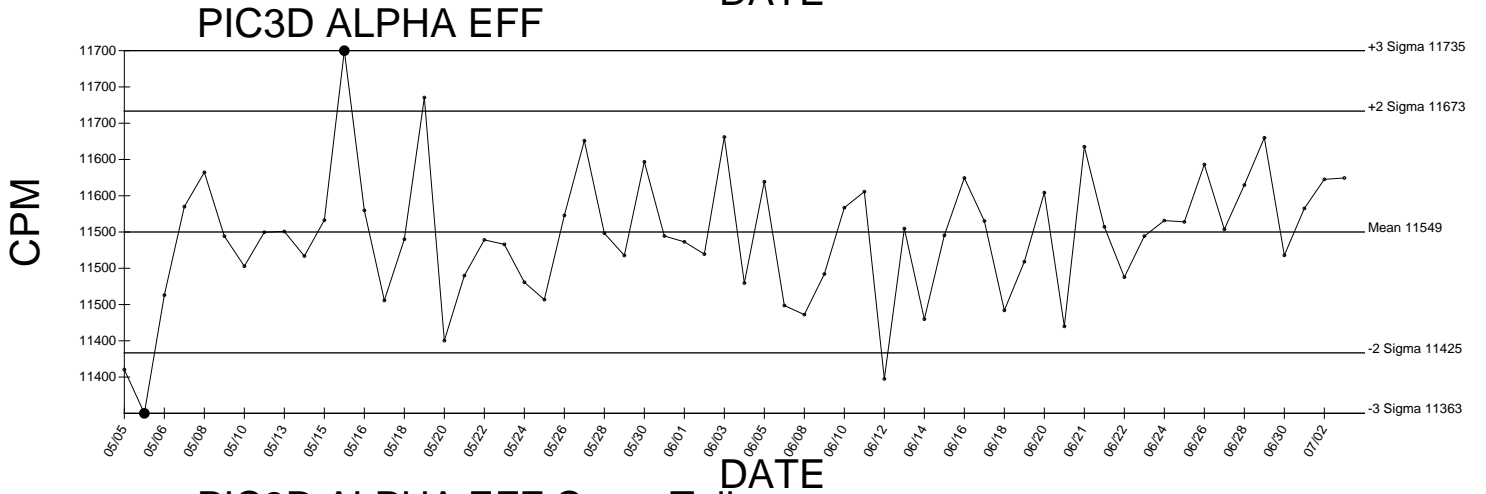
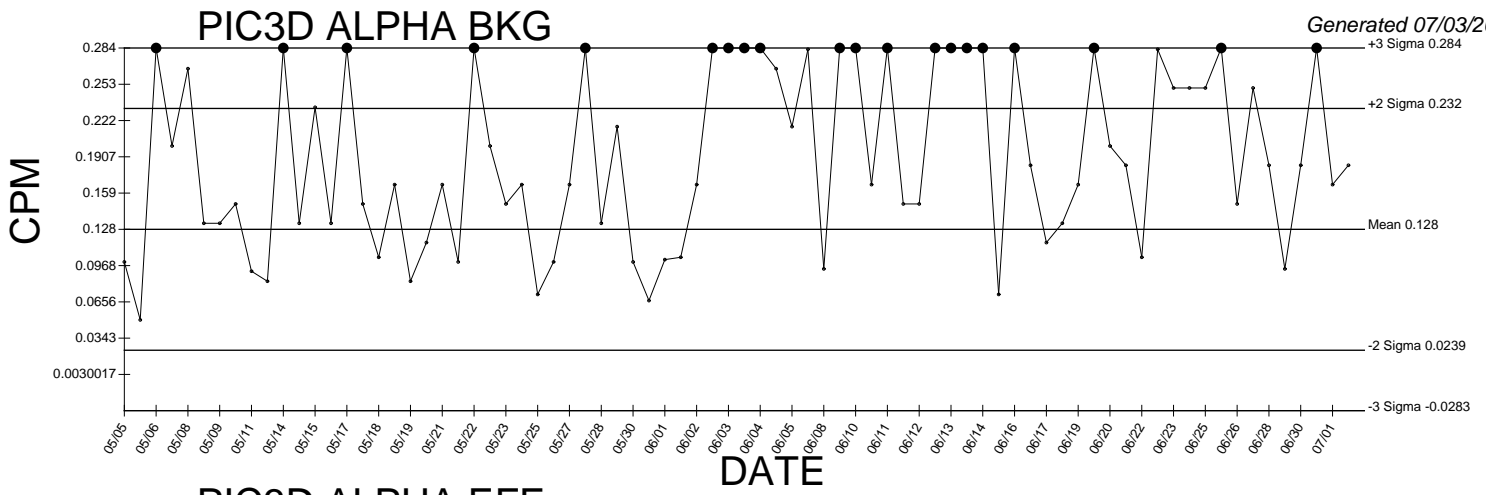
● Denotes Outlier



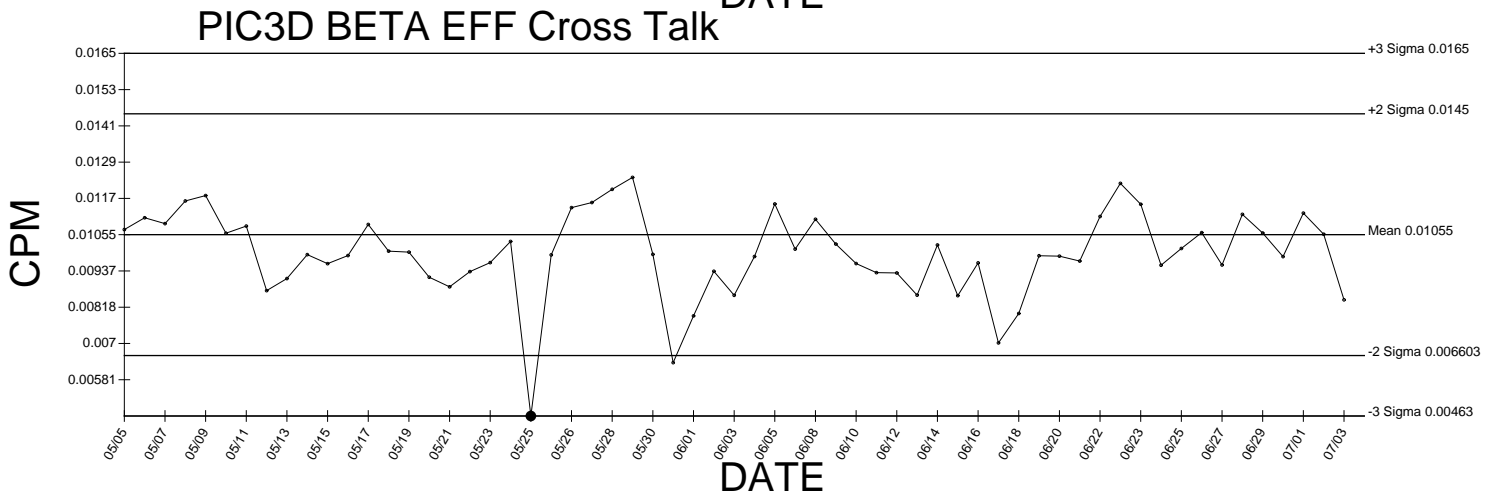
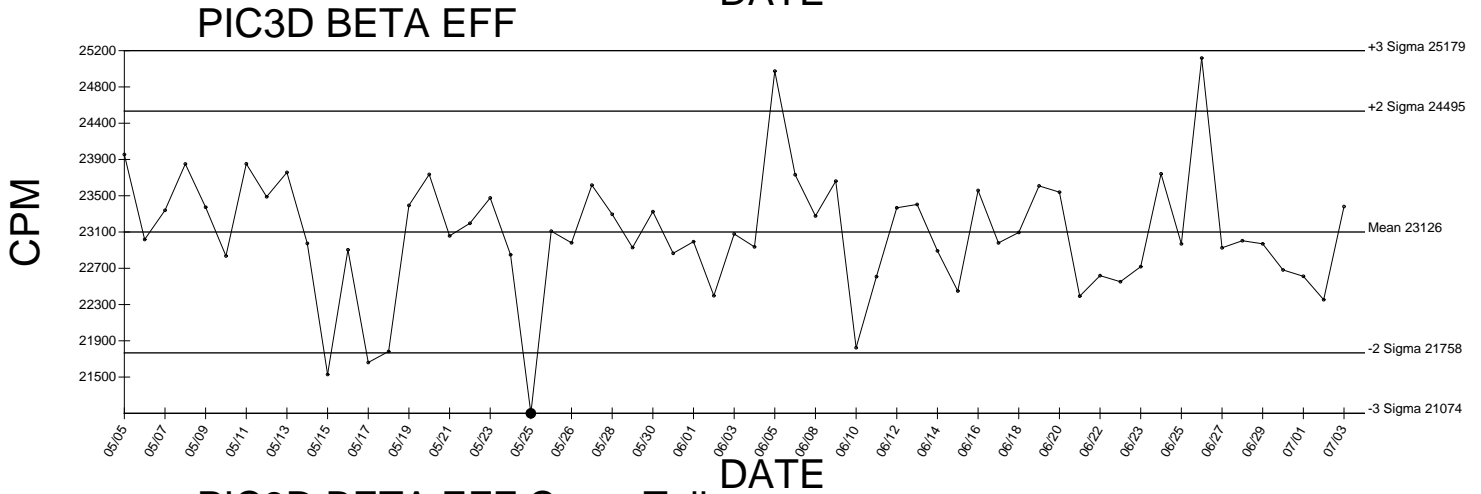
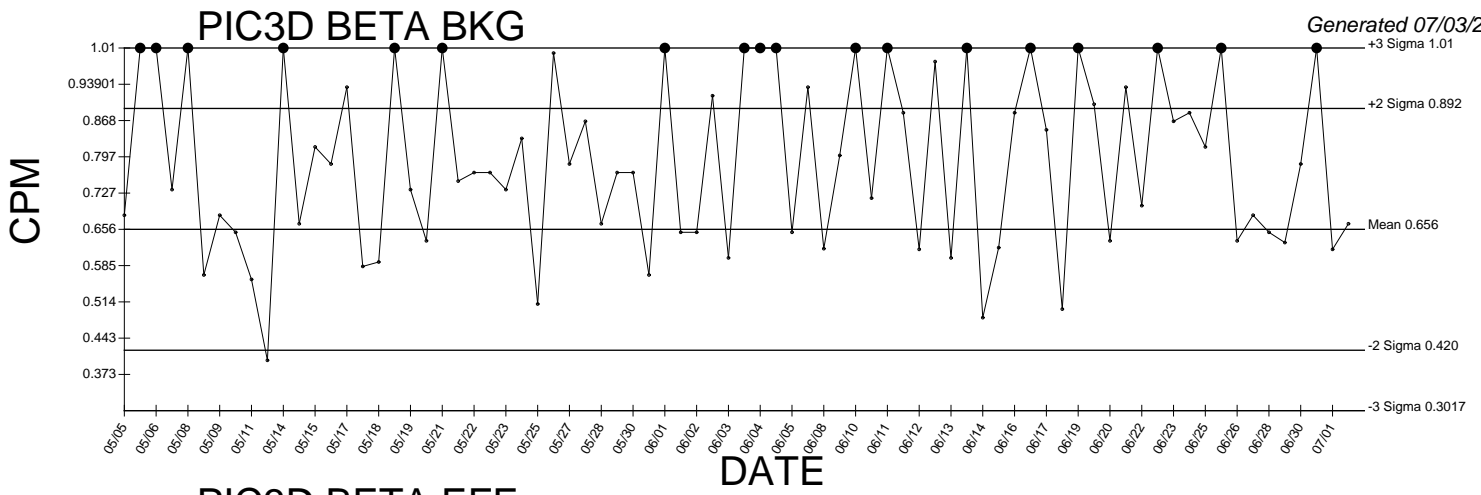
● Denotes Outlier



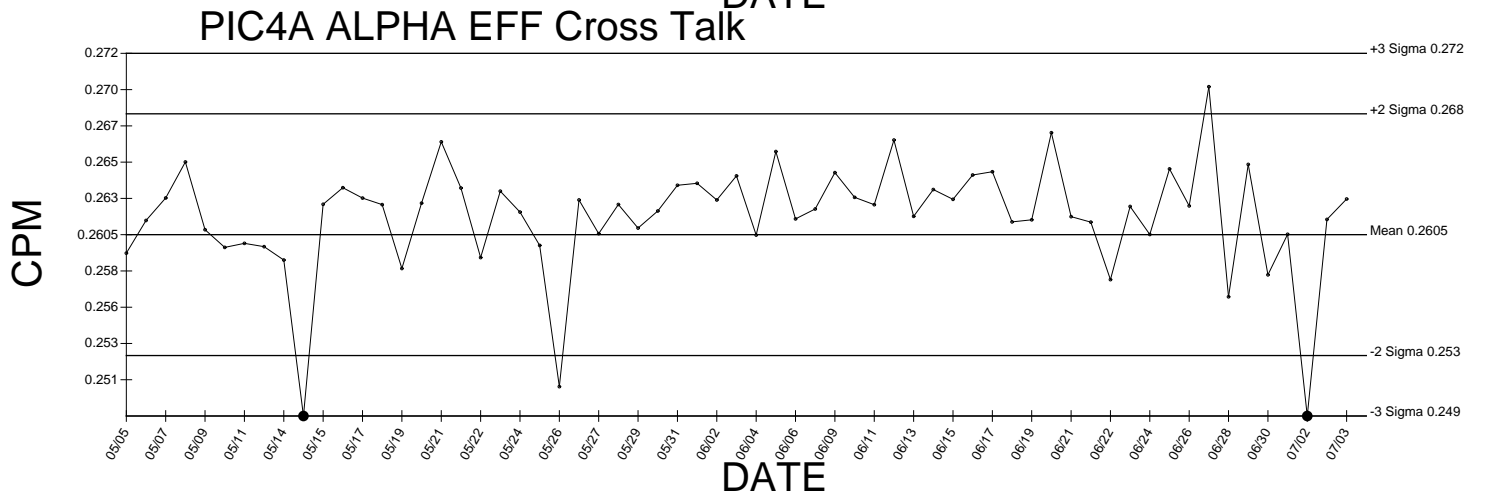
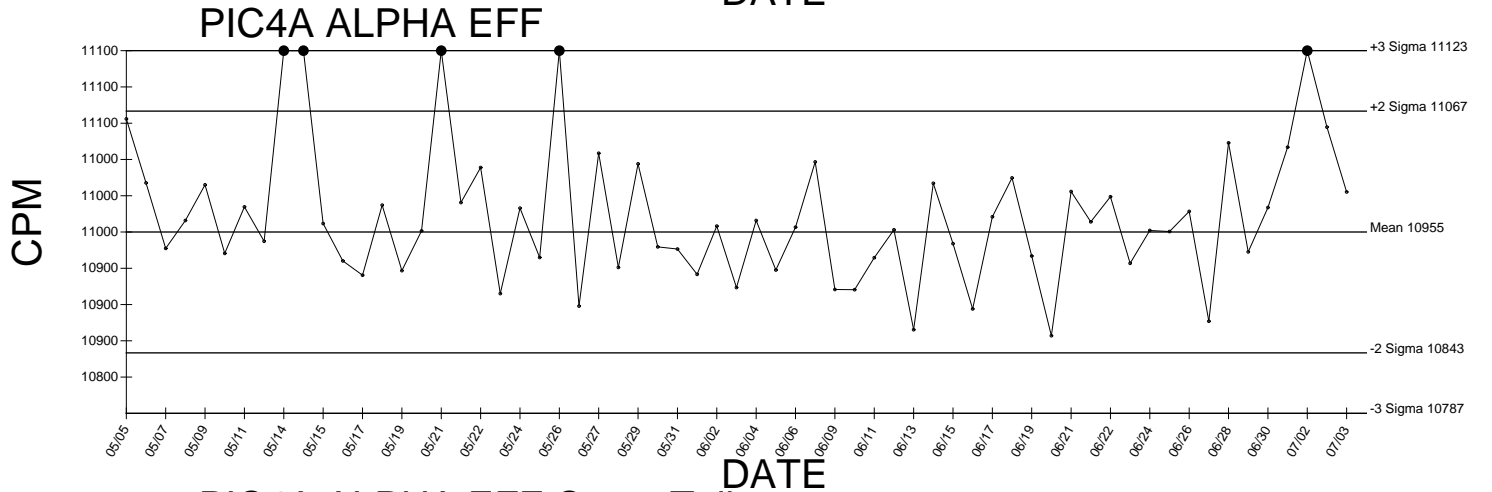
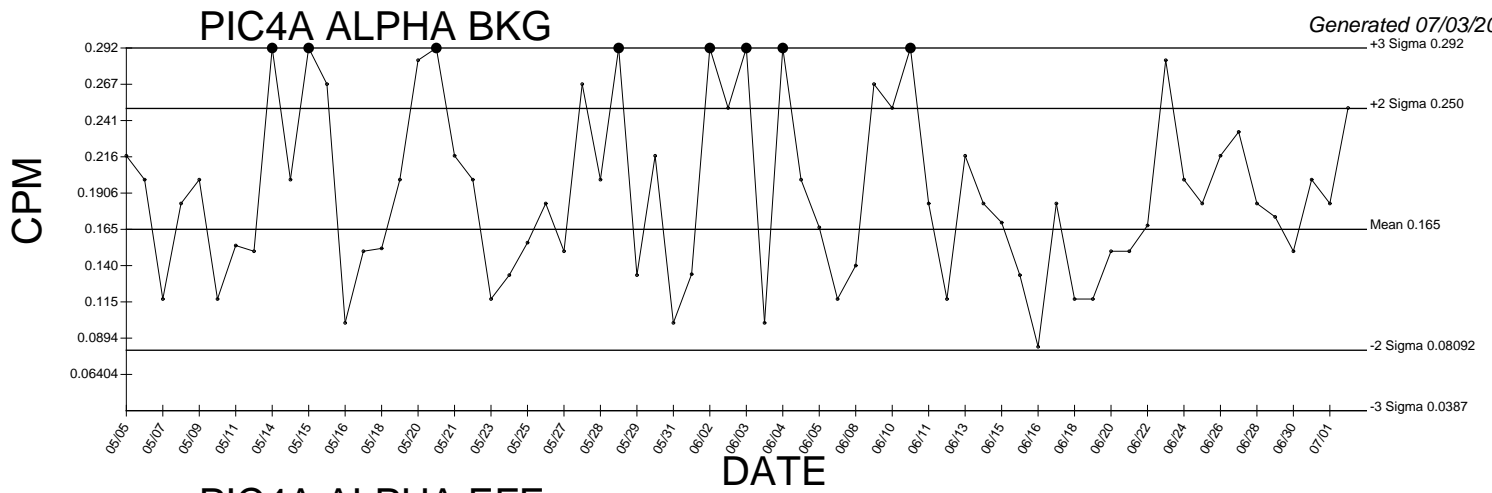
● Denotes Outlier



● Denotes Outlier

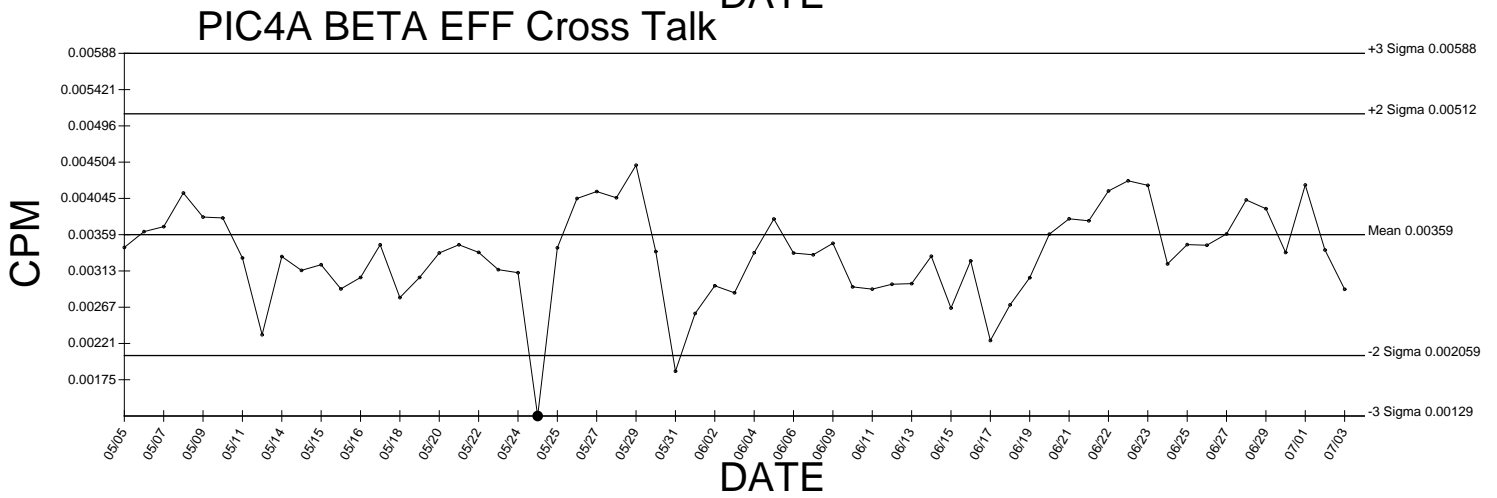
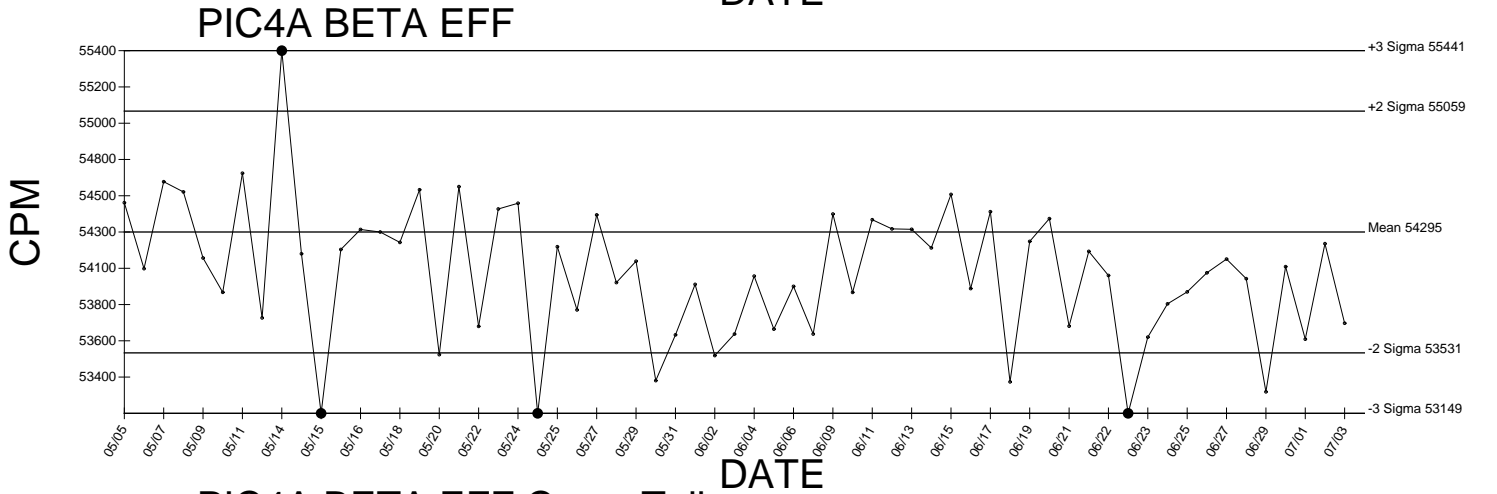
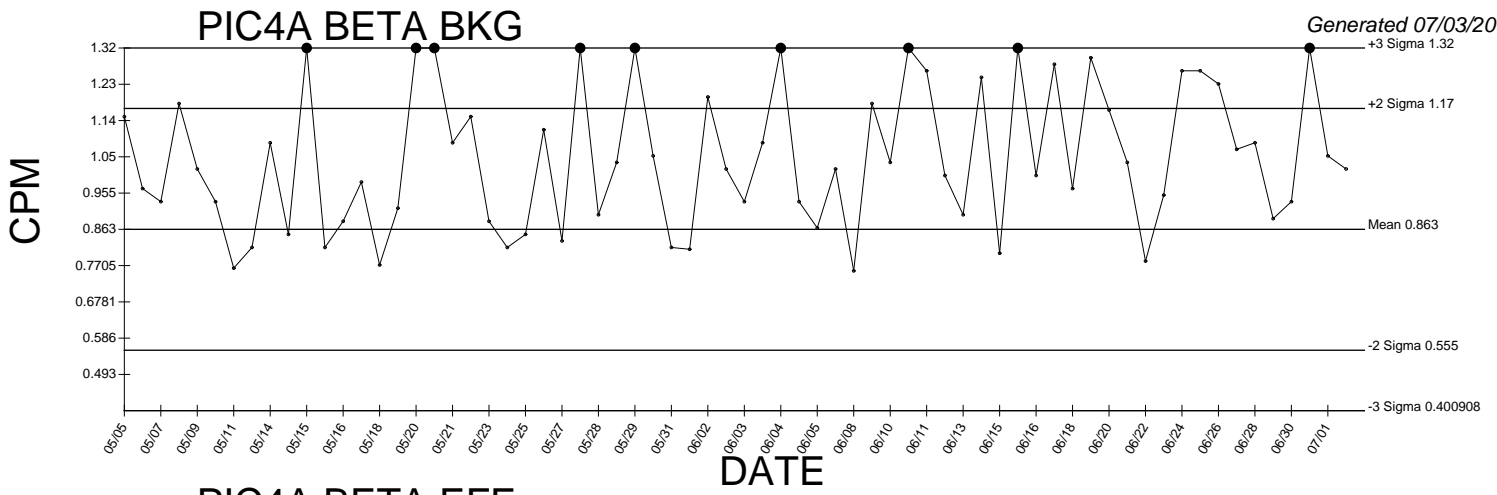


● Denotes Outlier



● Denotes Outlier

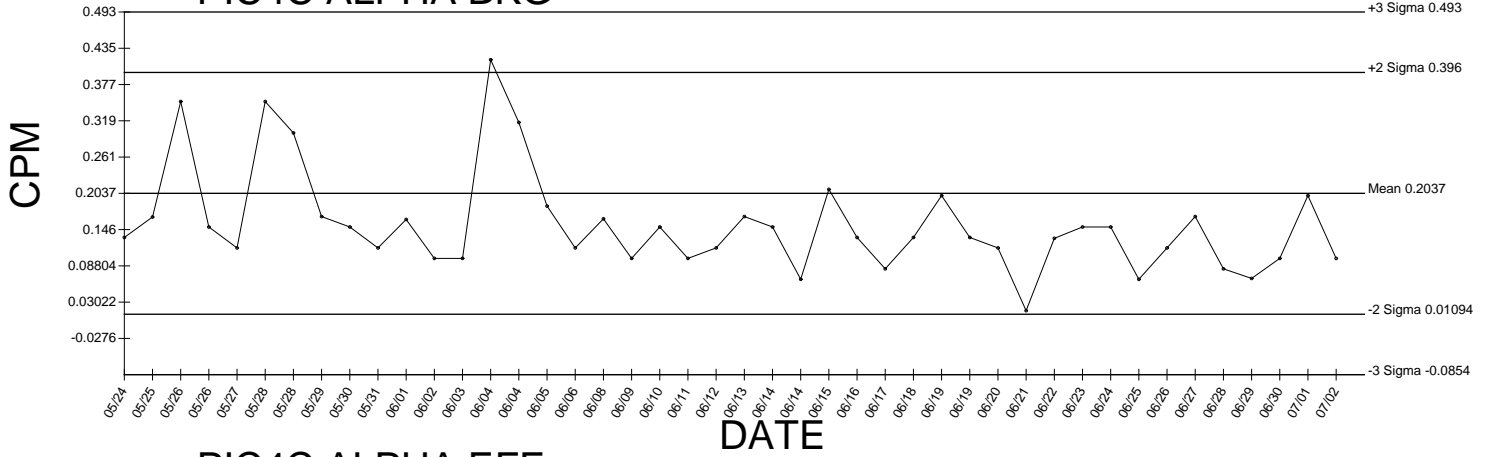




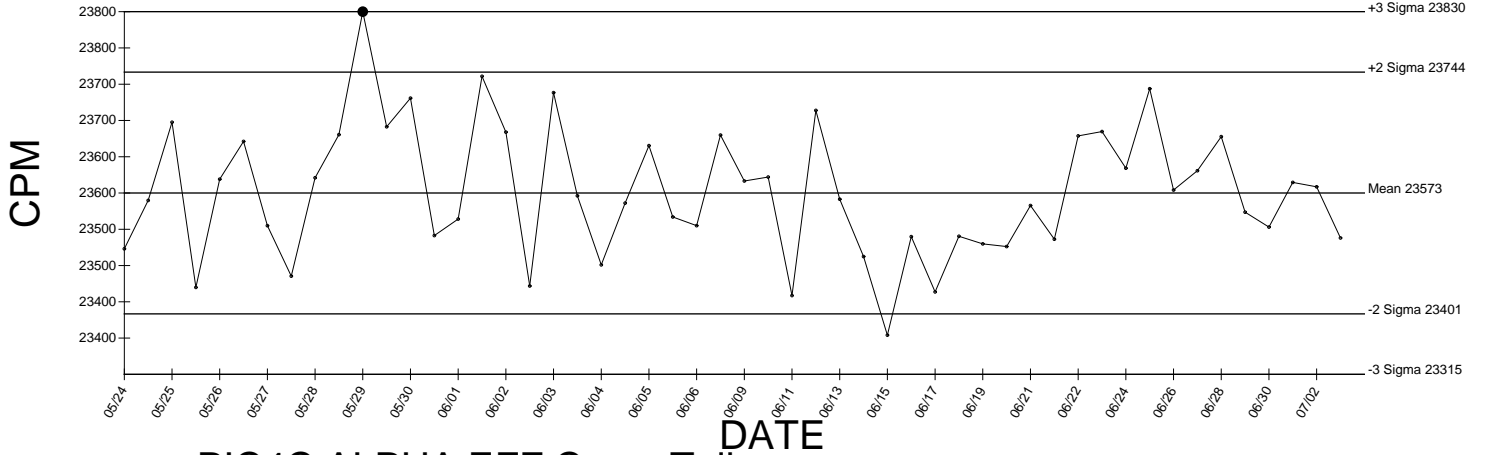
● Denotes Outlier

# PIC4C ALPHA BKG

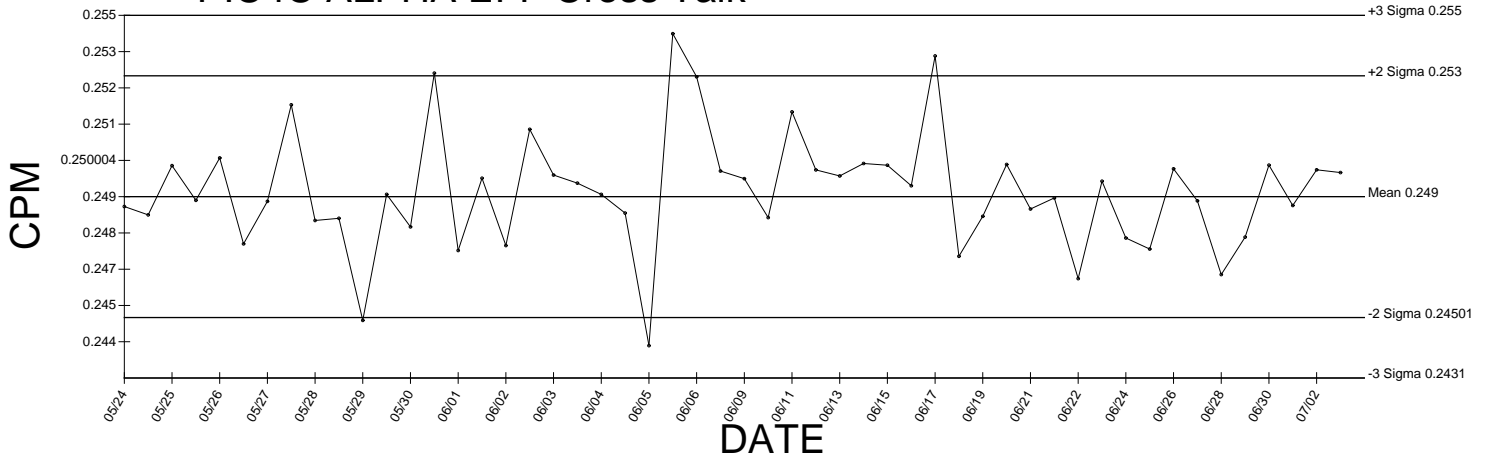
Generated 07/03/2009



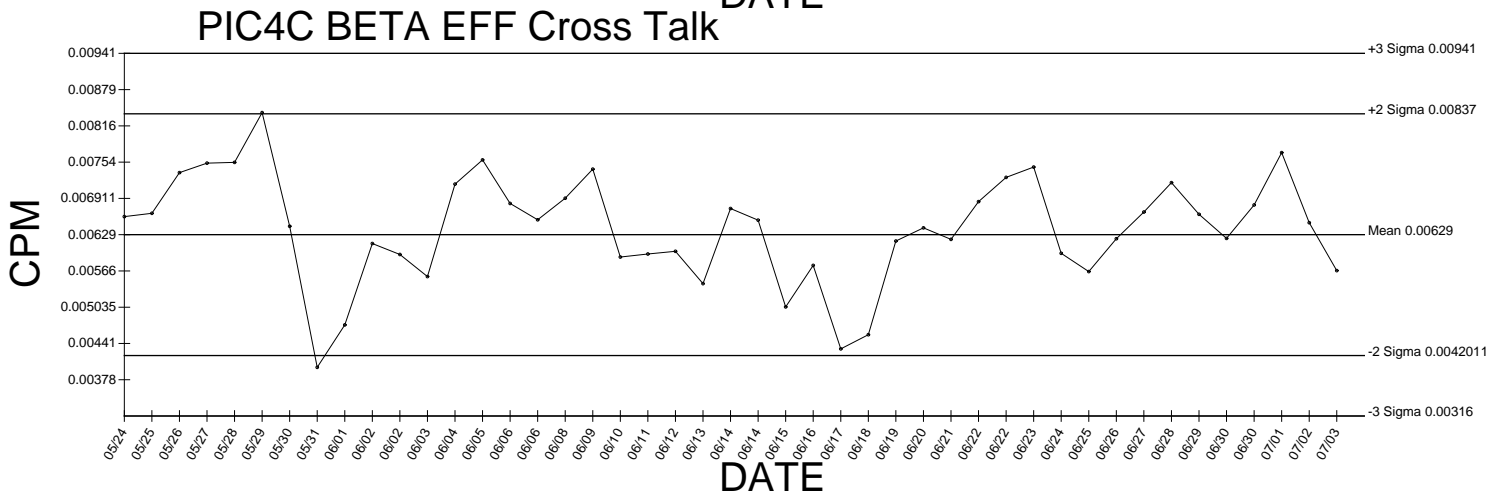
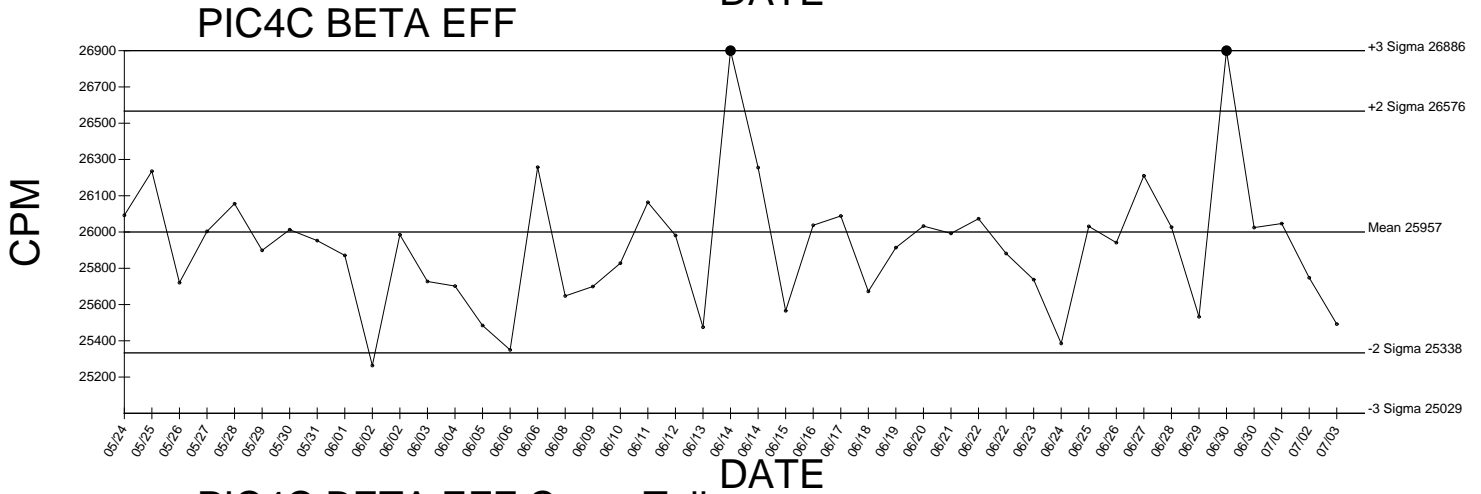
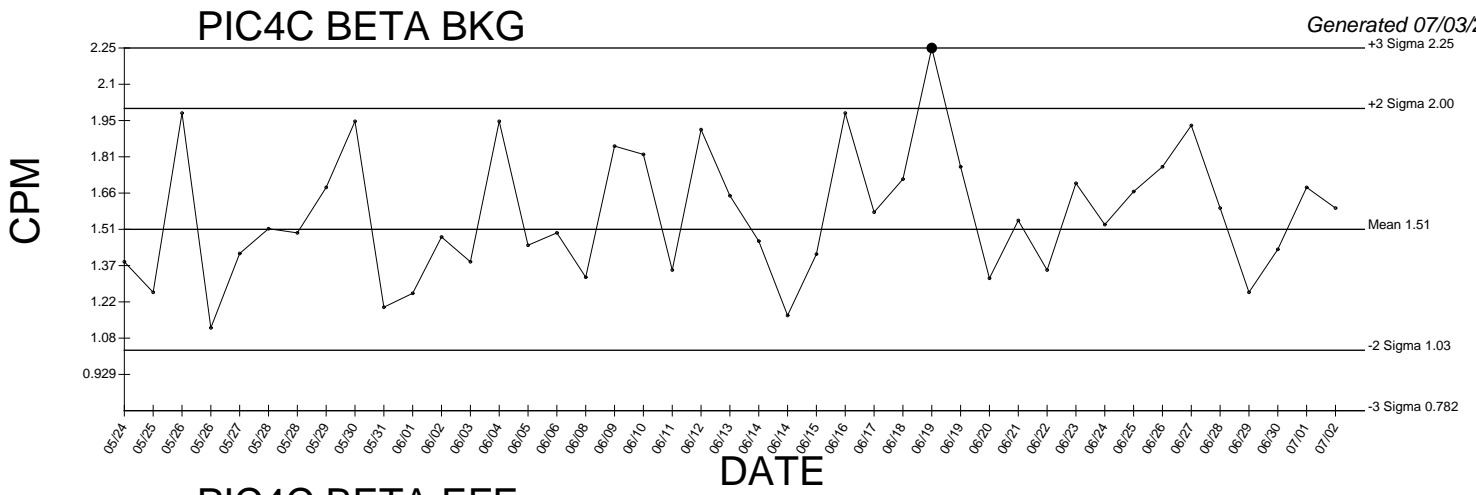
# PIC4C ALPHA EFF



# PIC4C ALPHA EFF Cross Talk



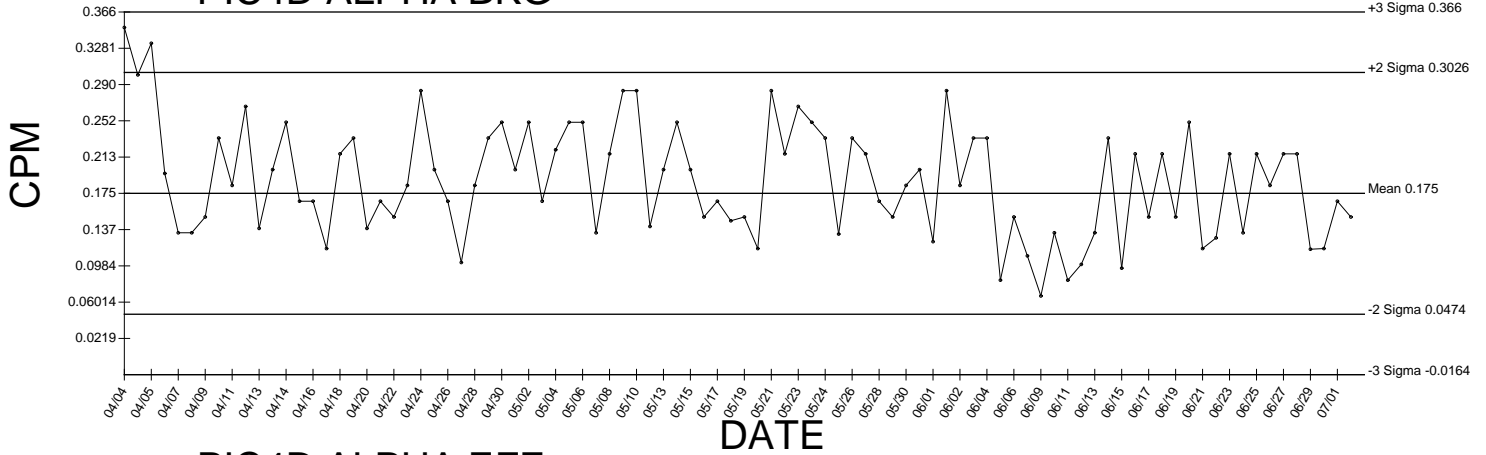
● Denotes Outlier



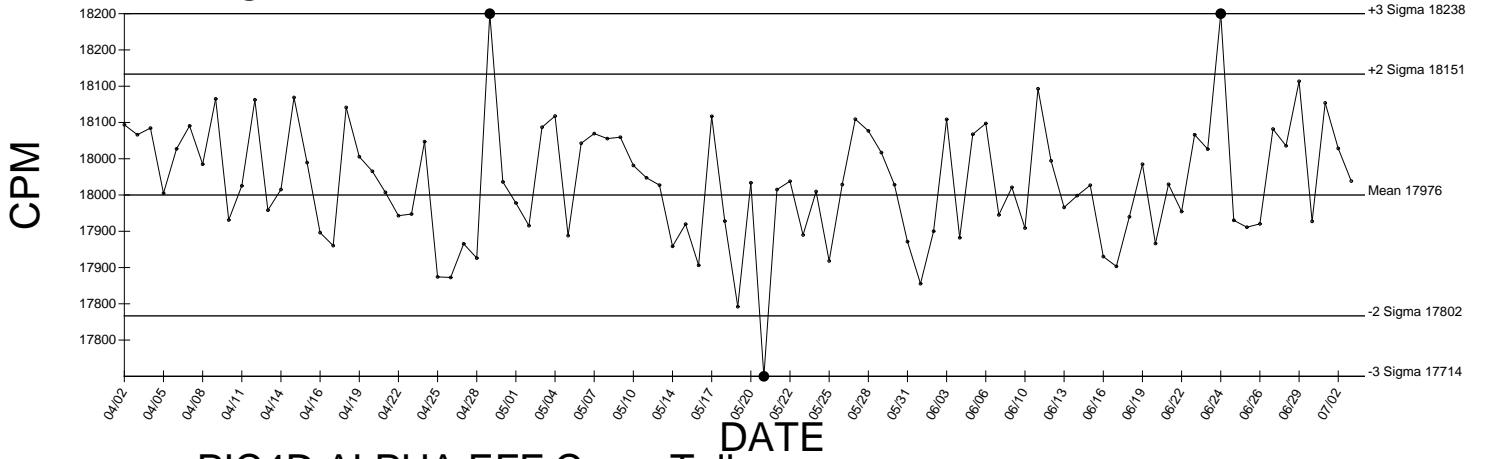
● Denotes Outlier

# PIC4D ALPHA BKG

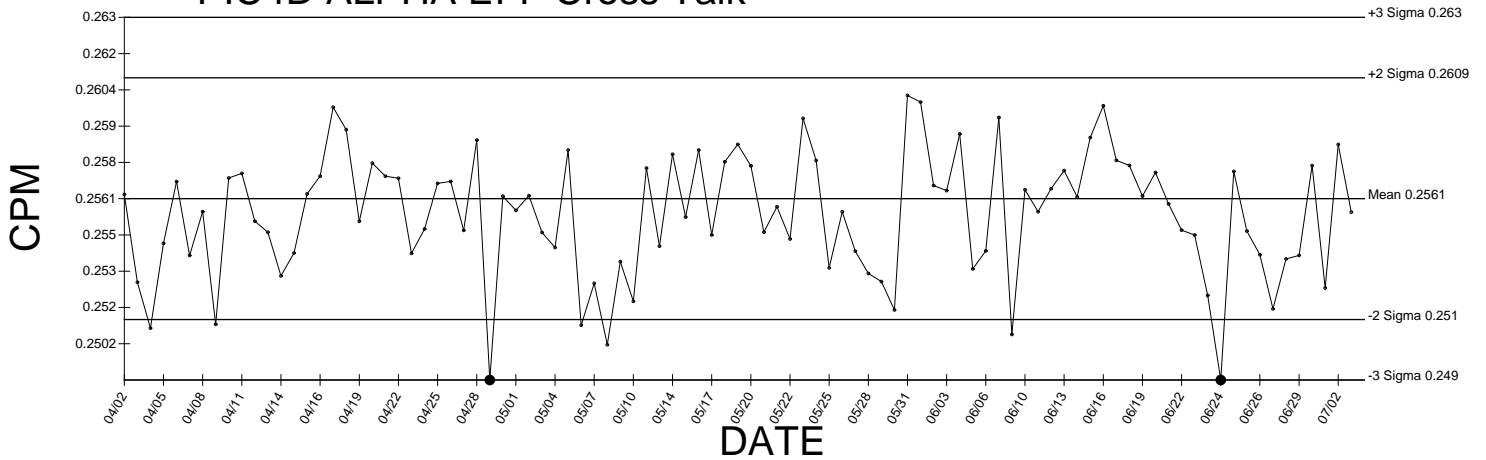
Generated 07/03/2009



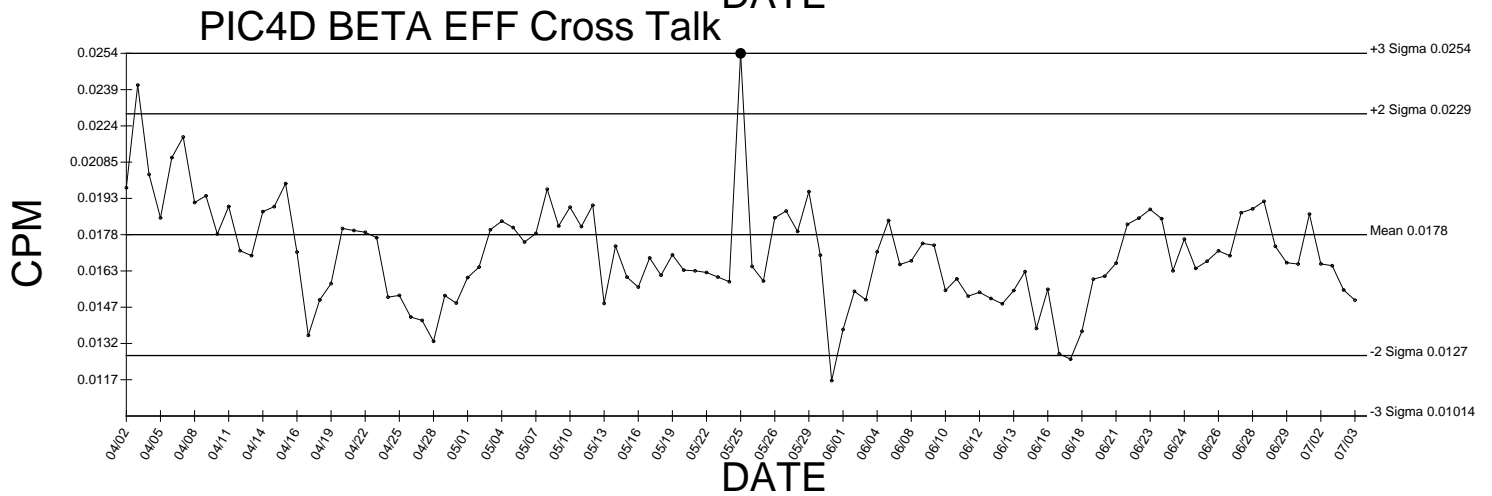
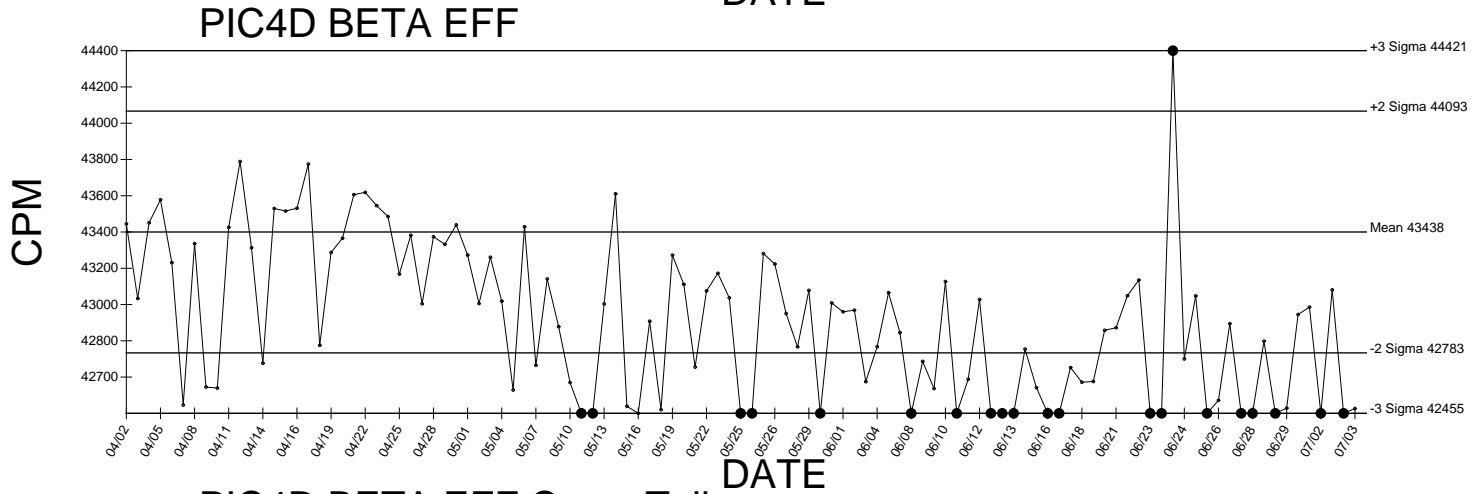
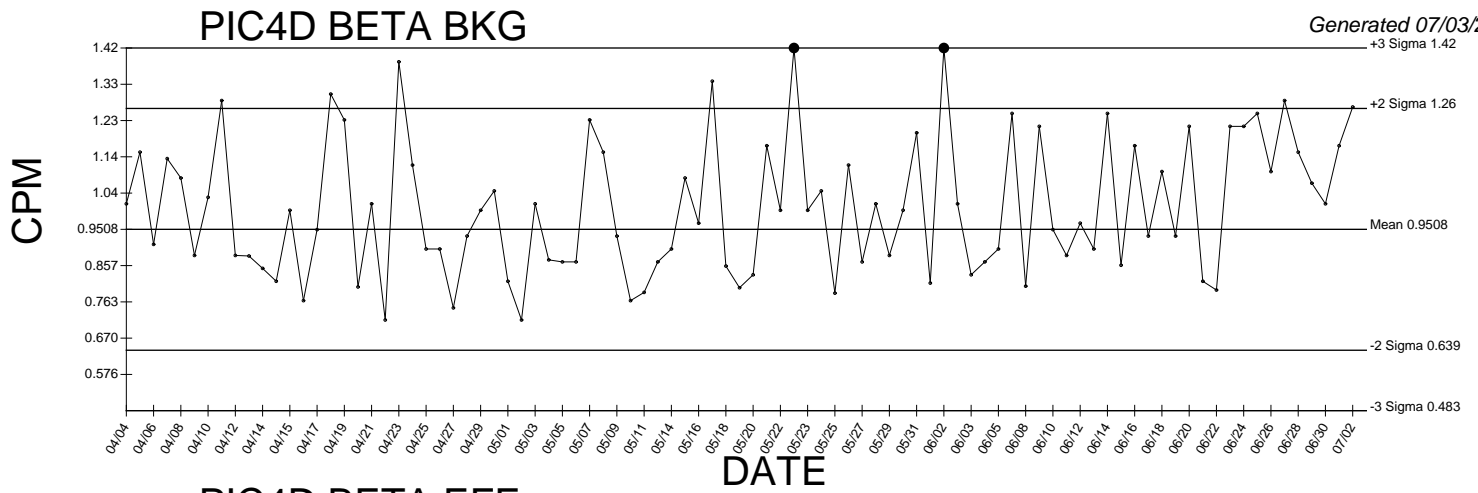
# PIC4D ALPHA EFF



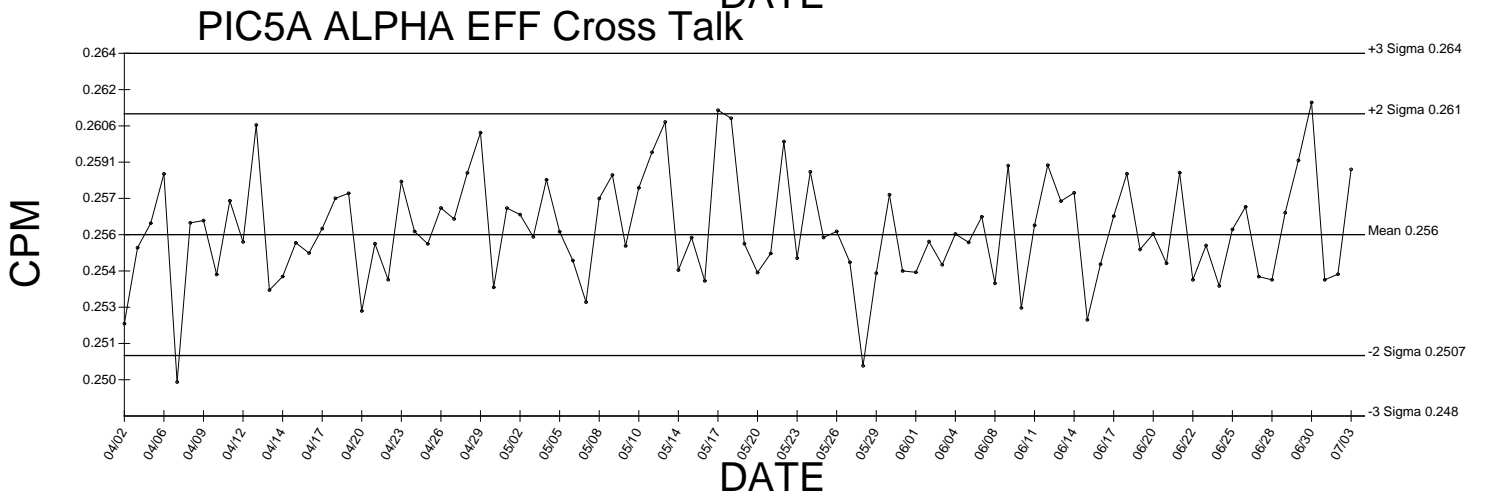
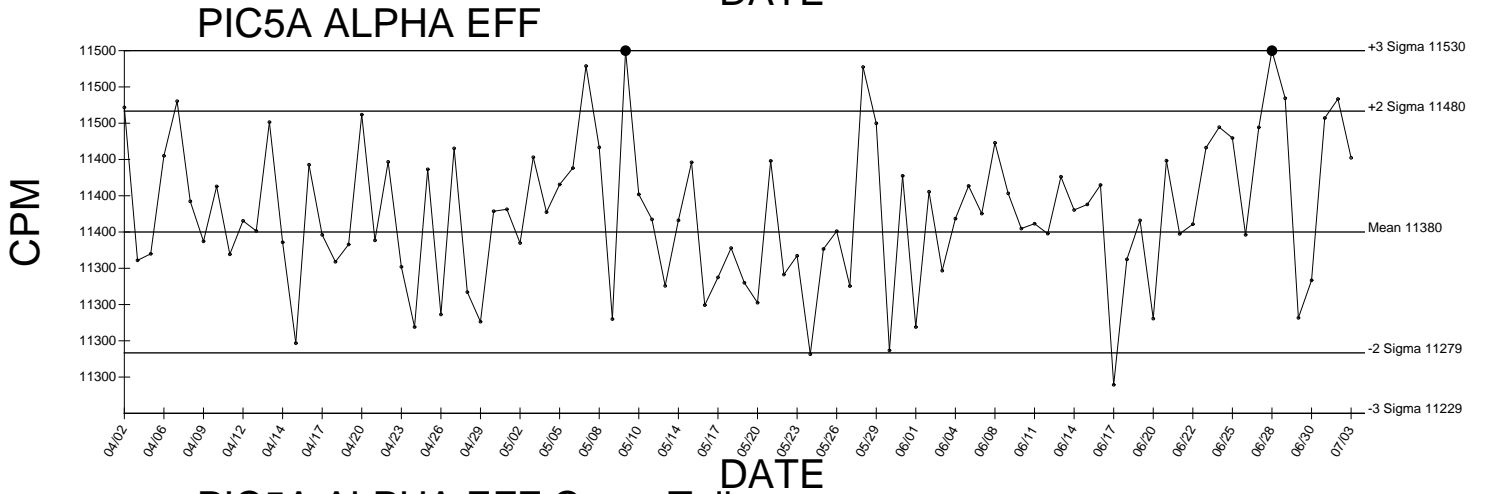
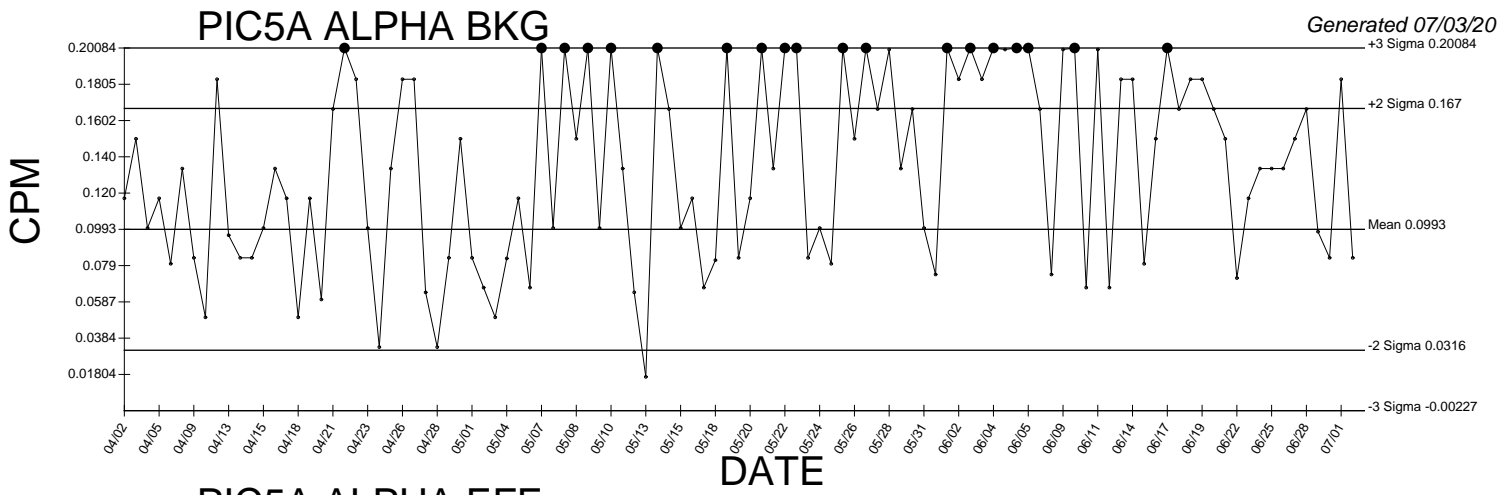
# PIC4D ALPHA EFF Cross Talk



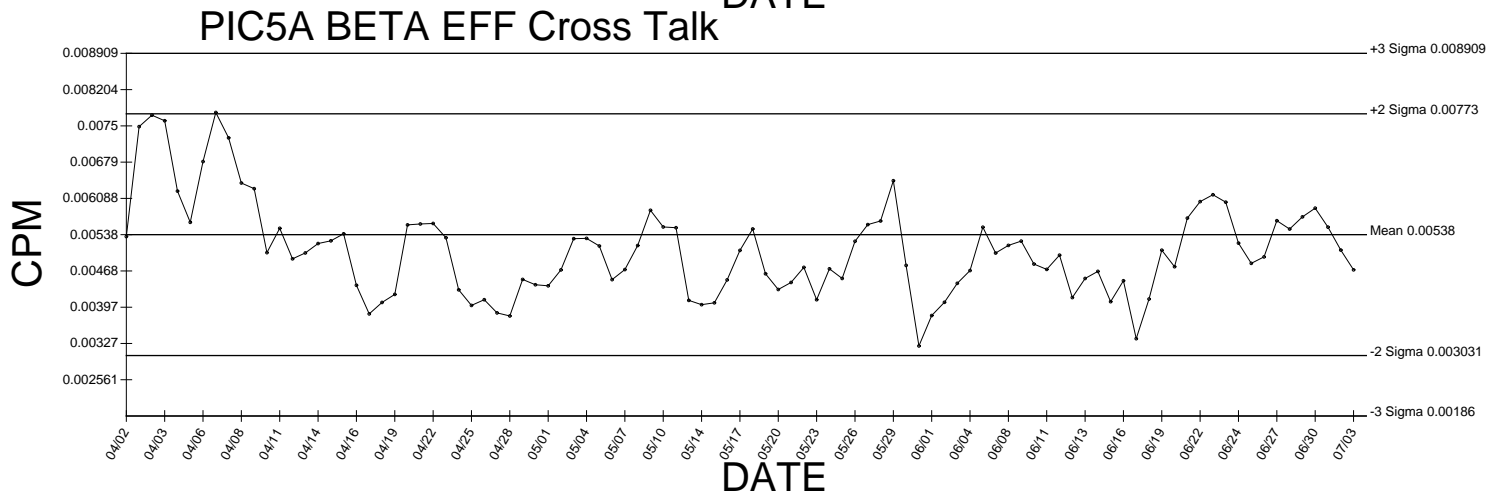
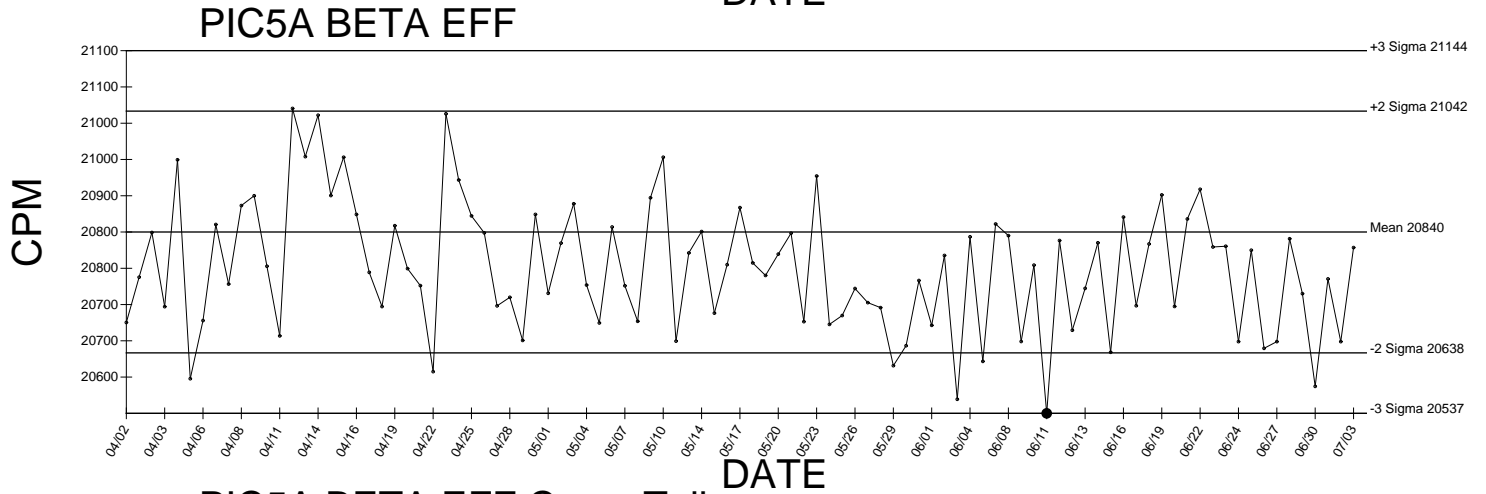
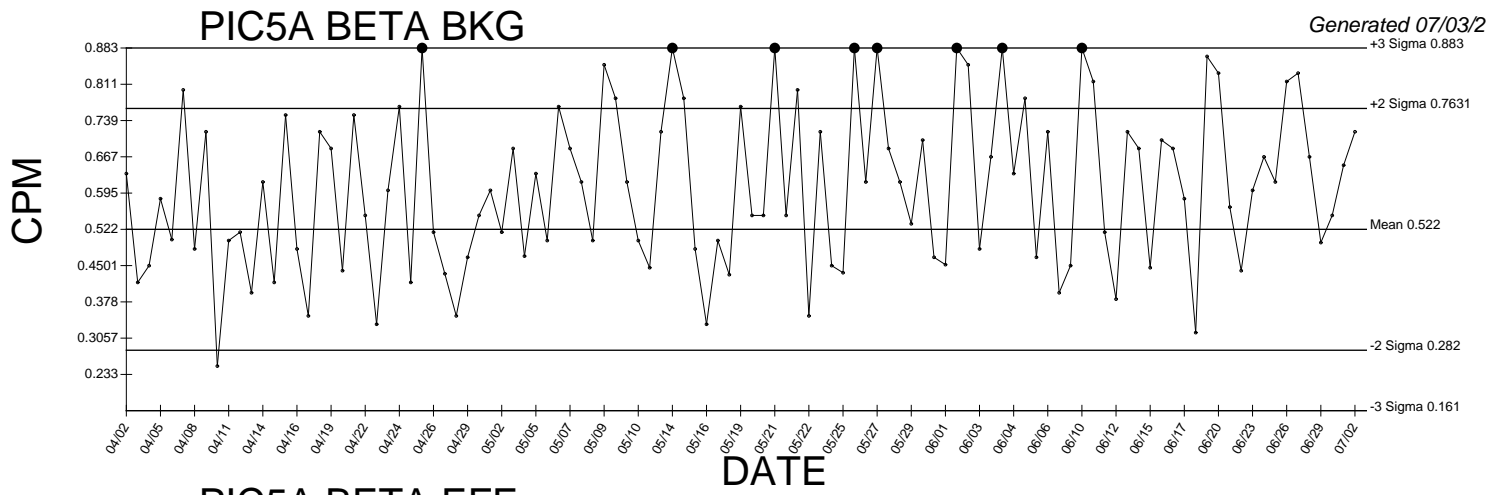
● Denotes Outlier



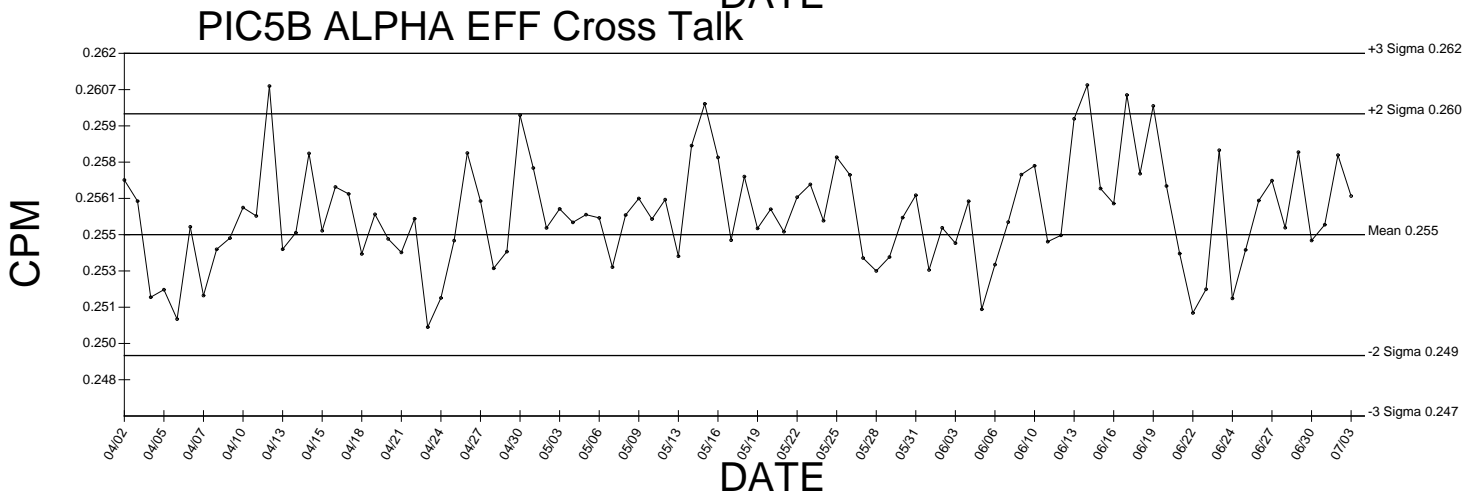
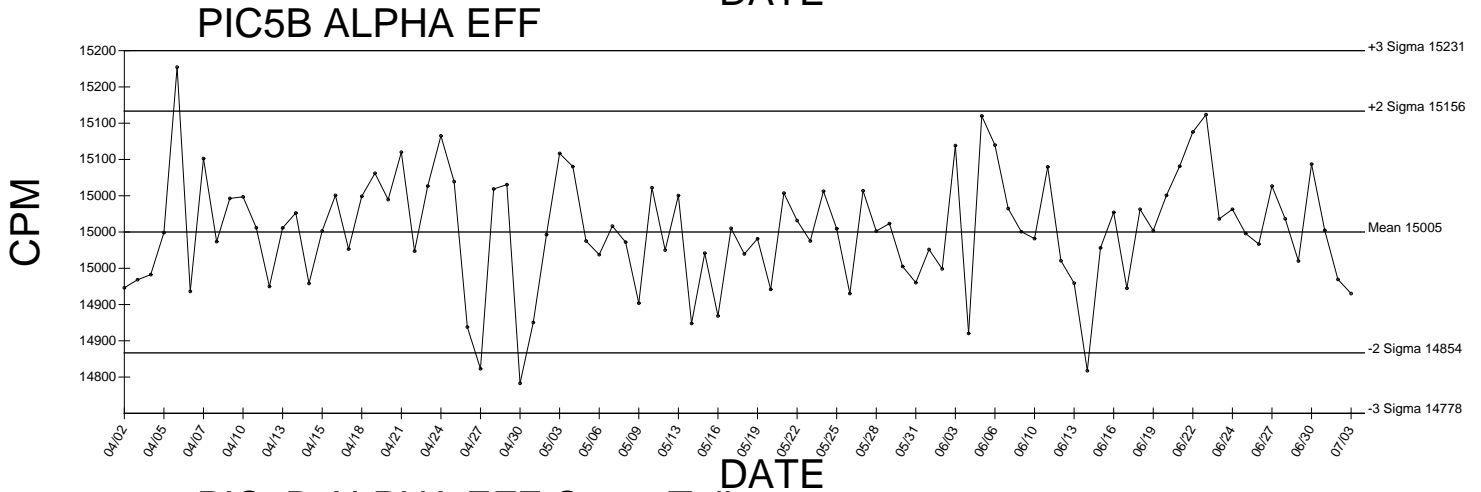
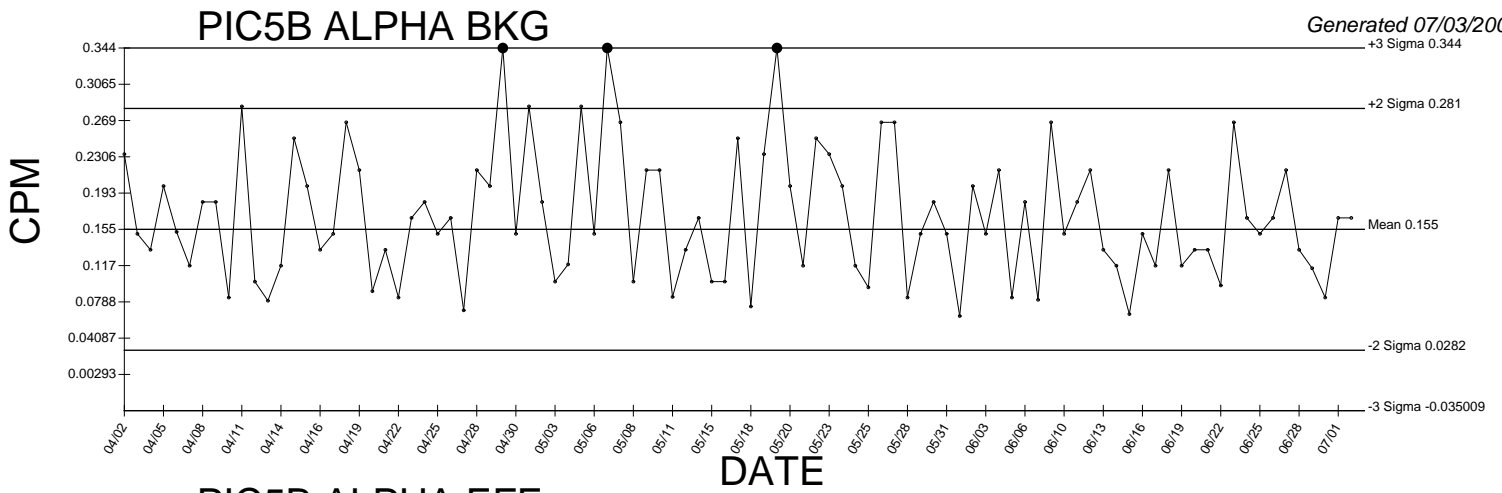
● Denotes Outlier



● Denotes Outlier

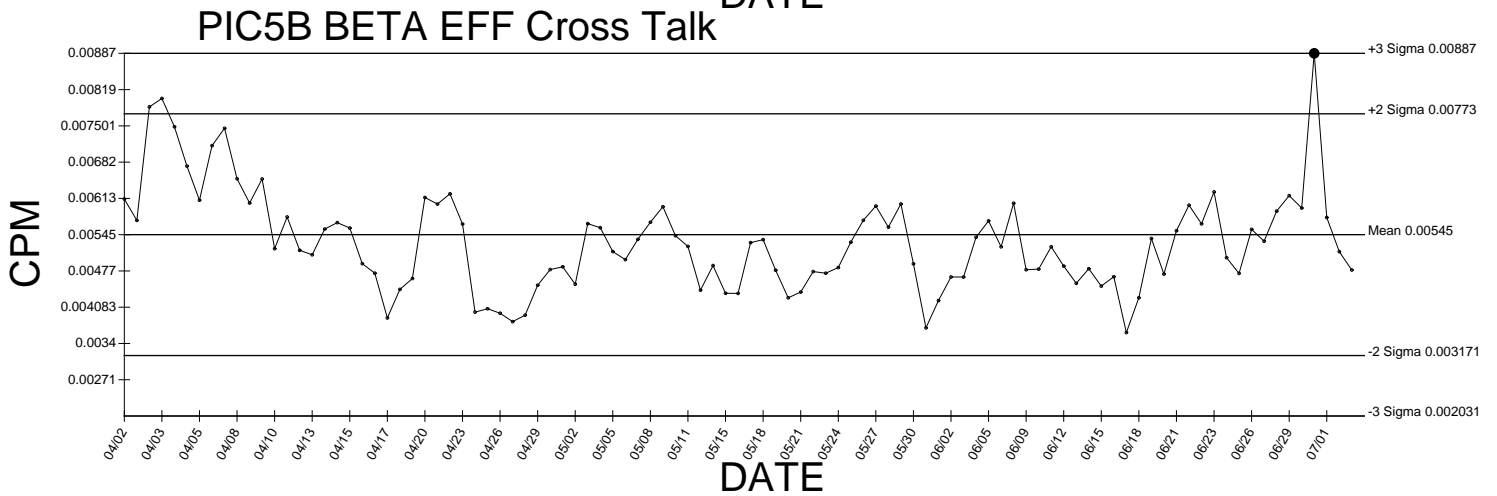
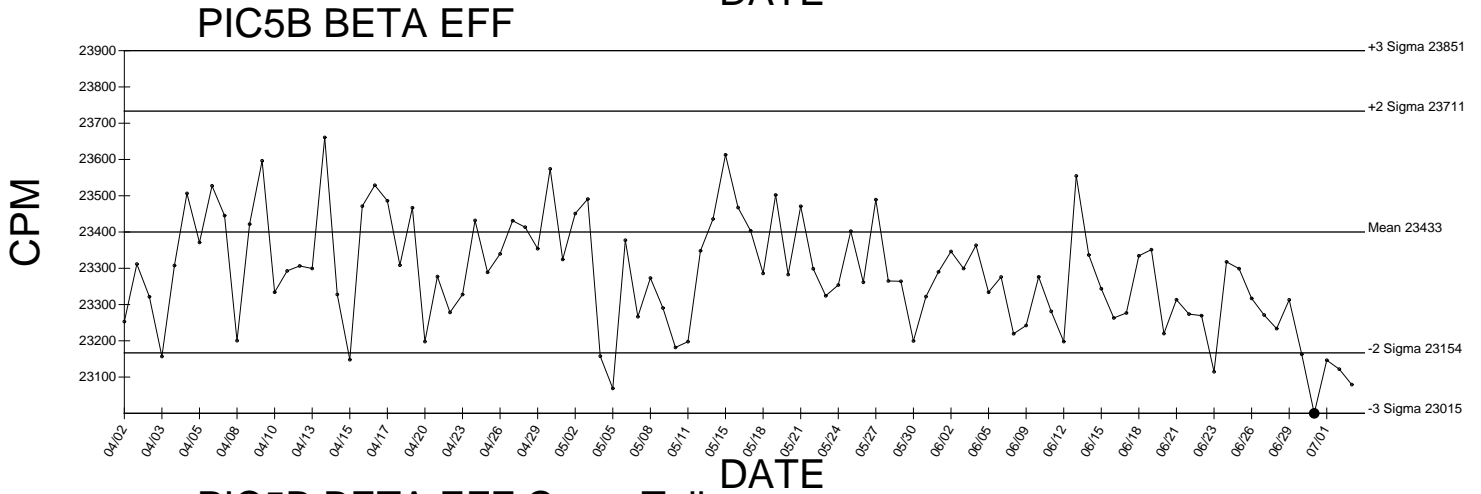
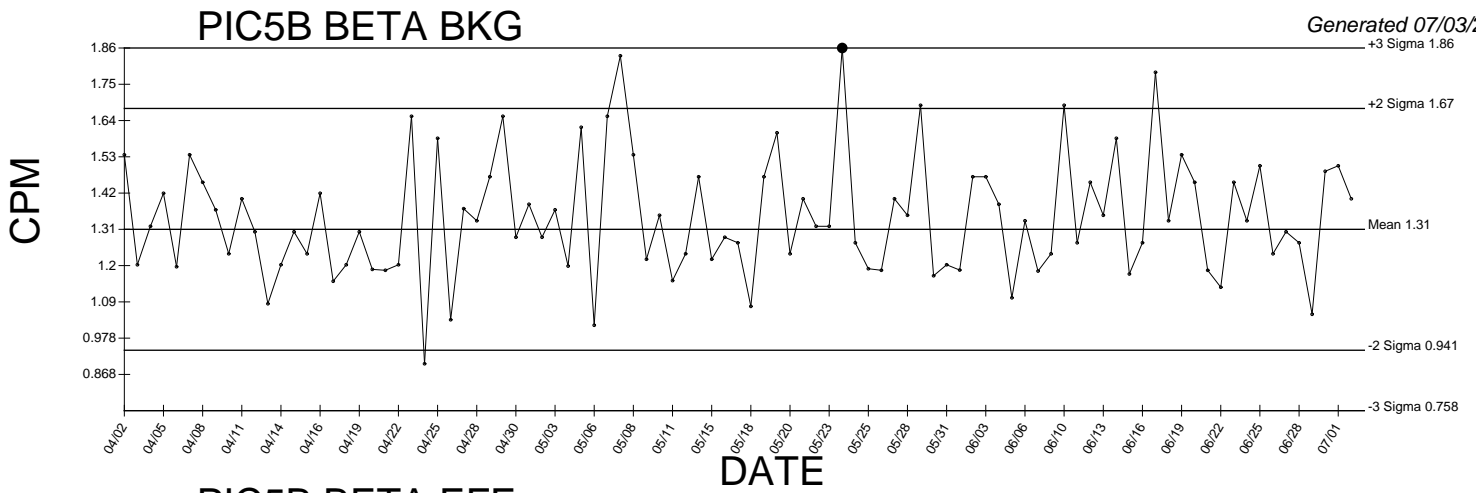


● Denotes Outlier

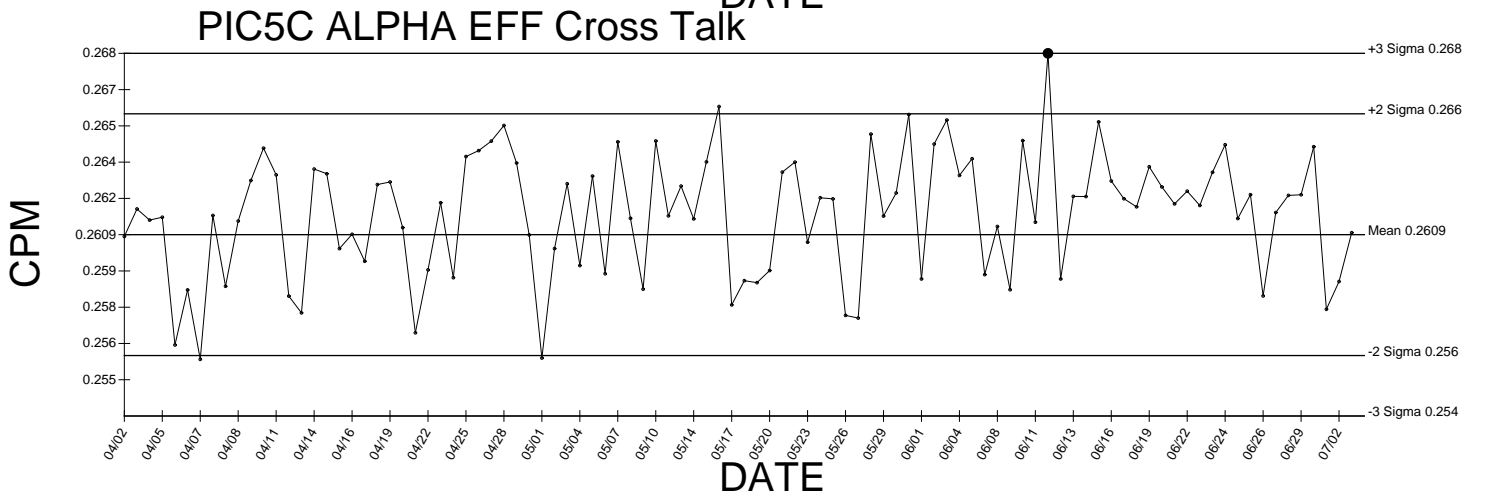
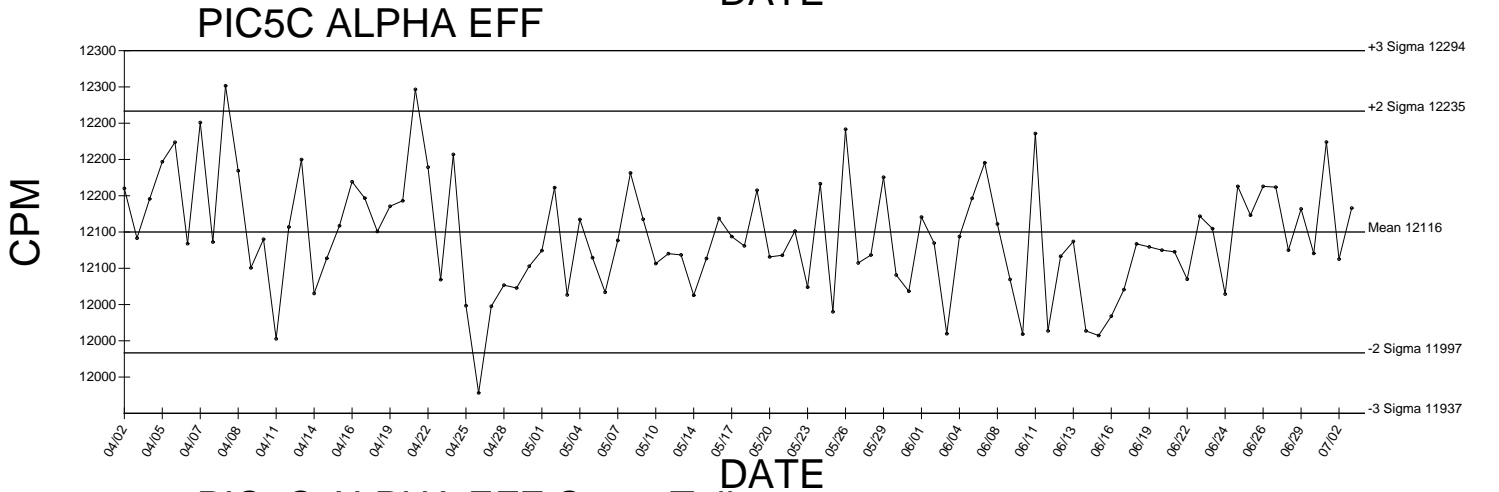
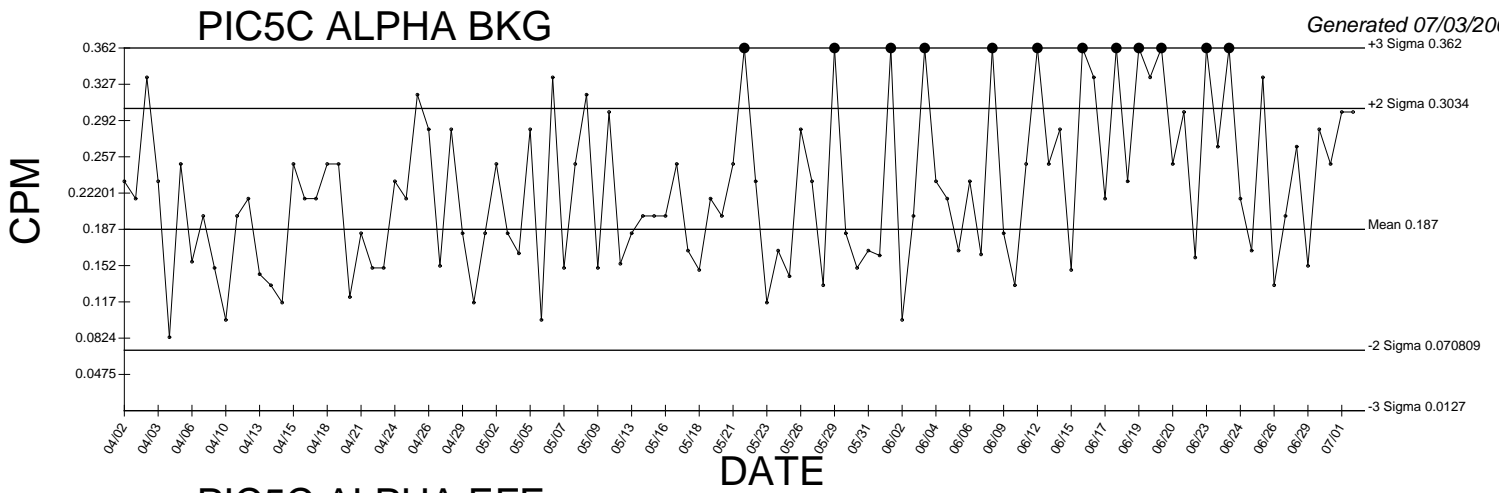


● Denotes Outlier

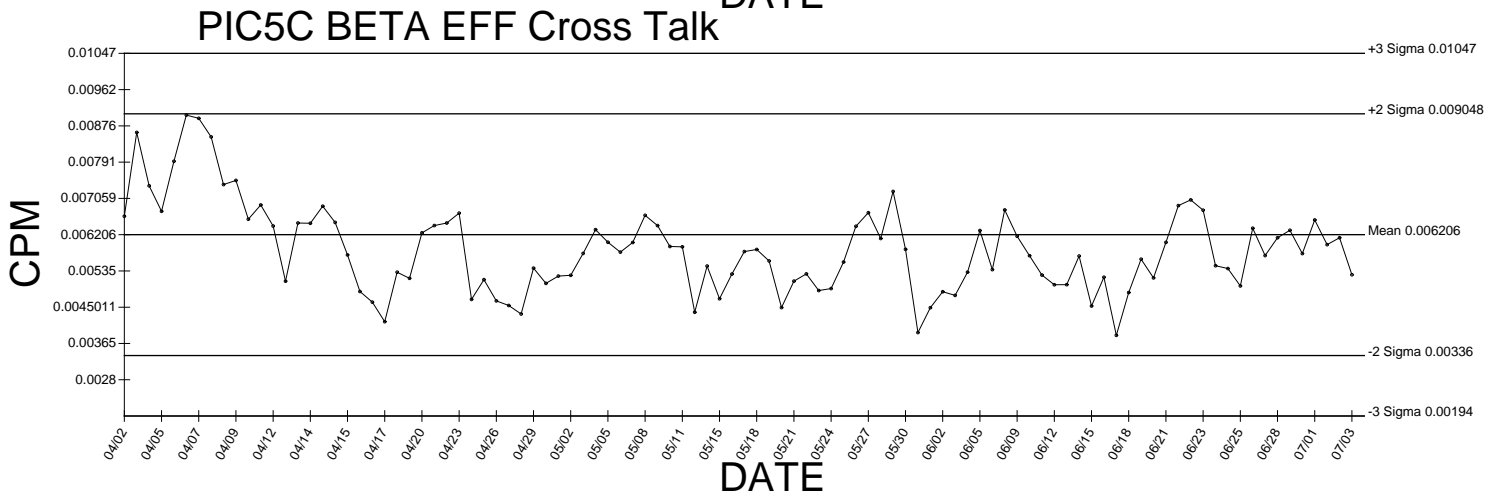
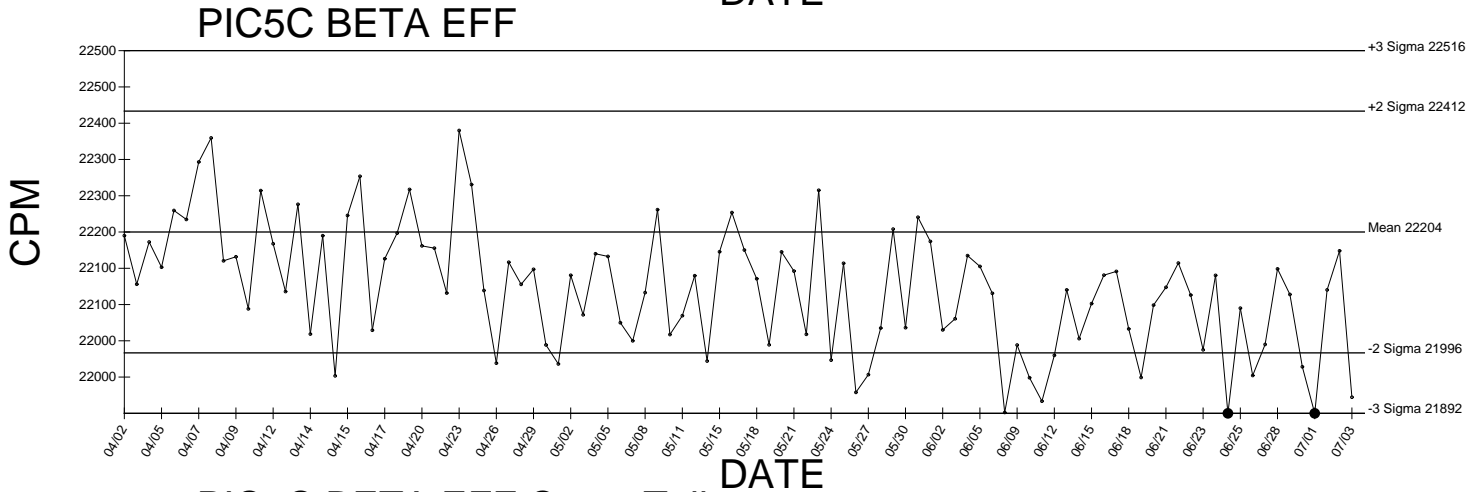
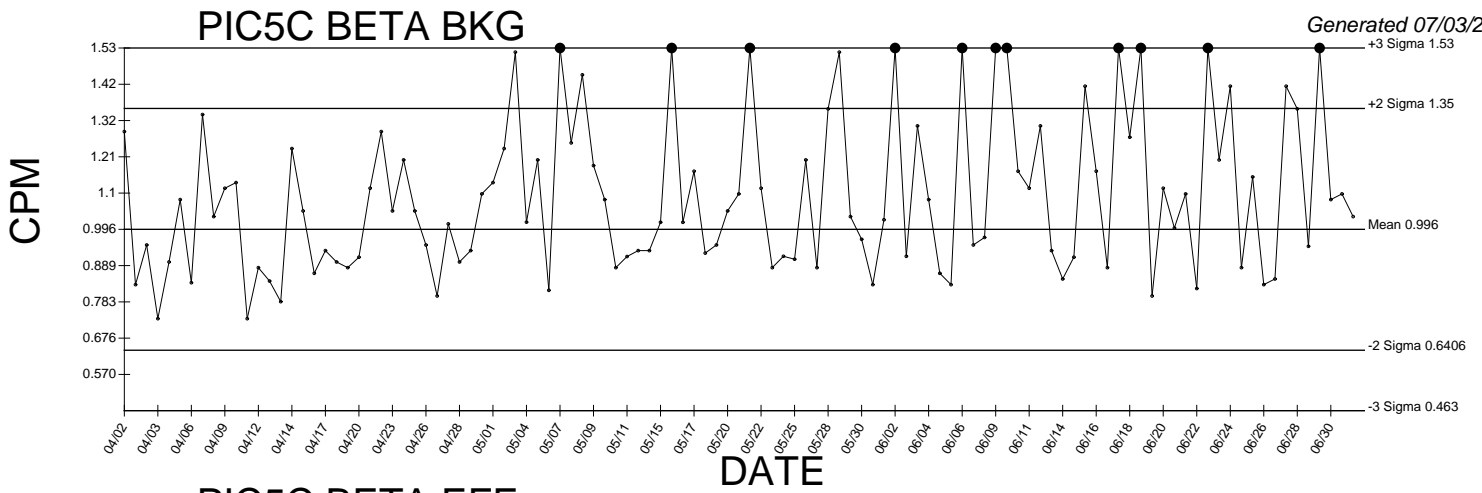




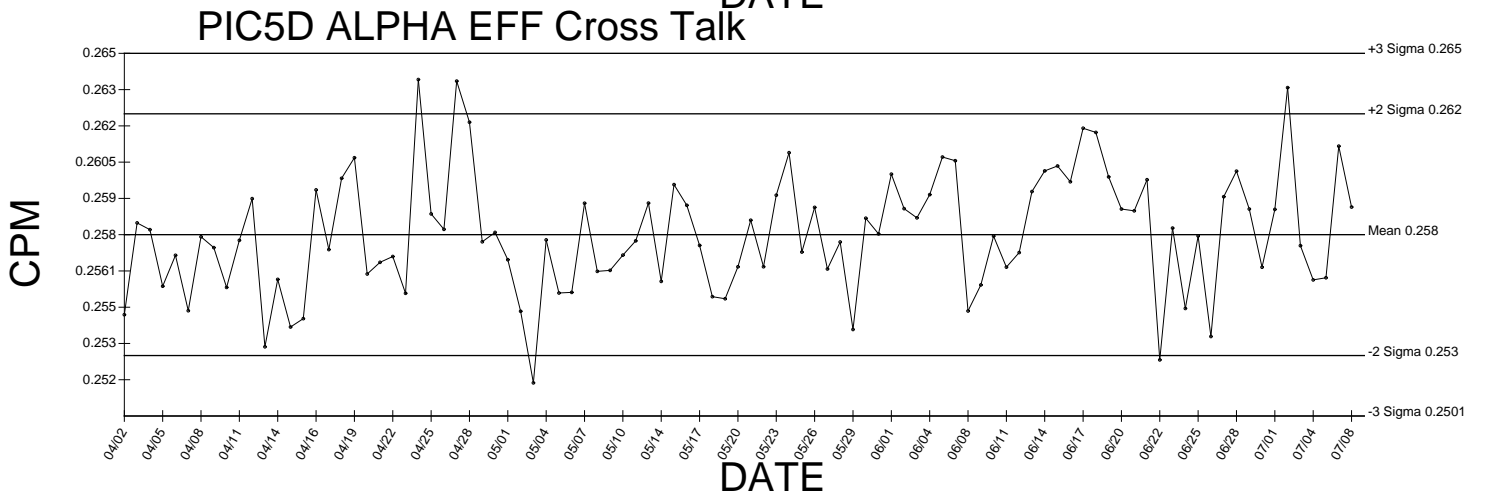
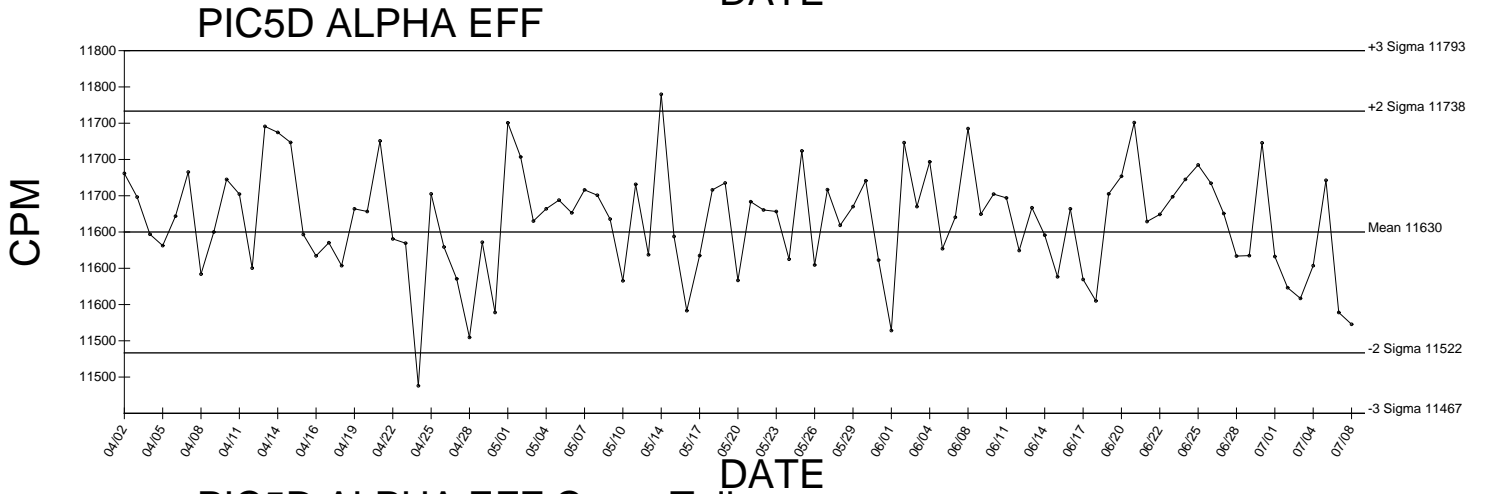
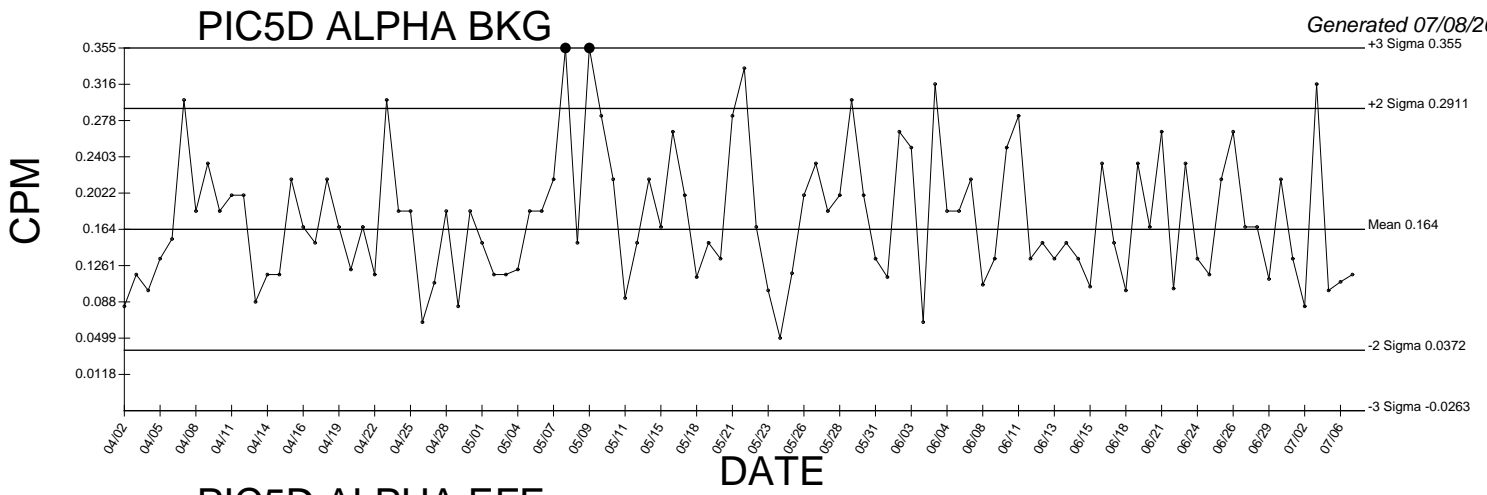
● Denotes Outlier



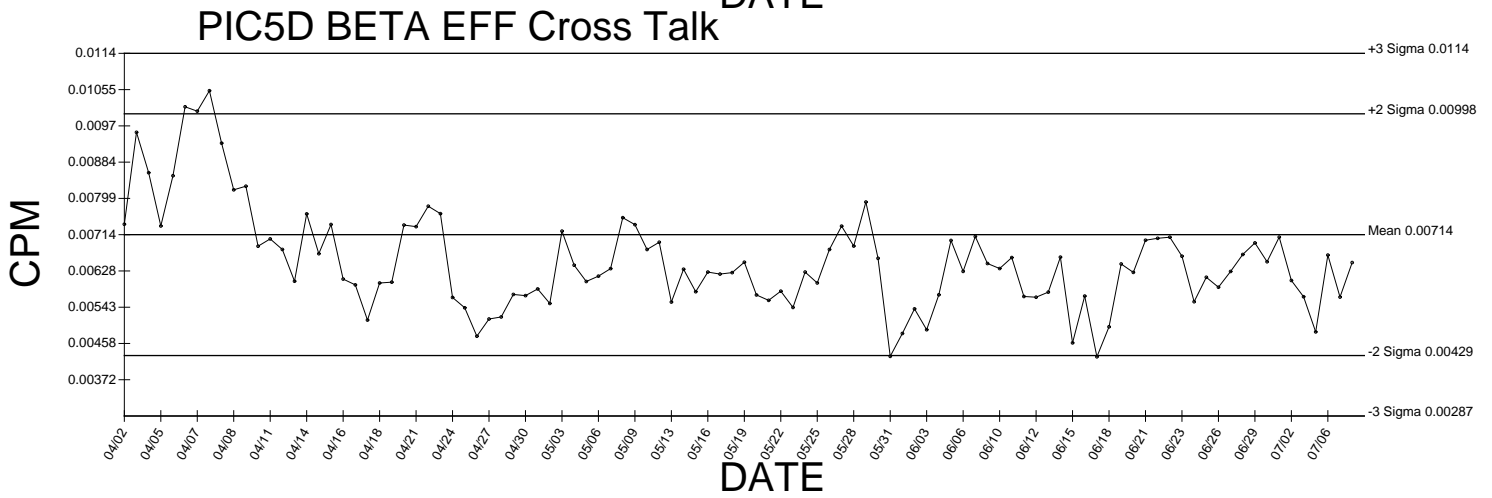
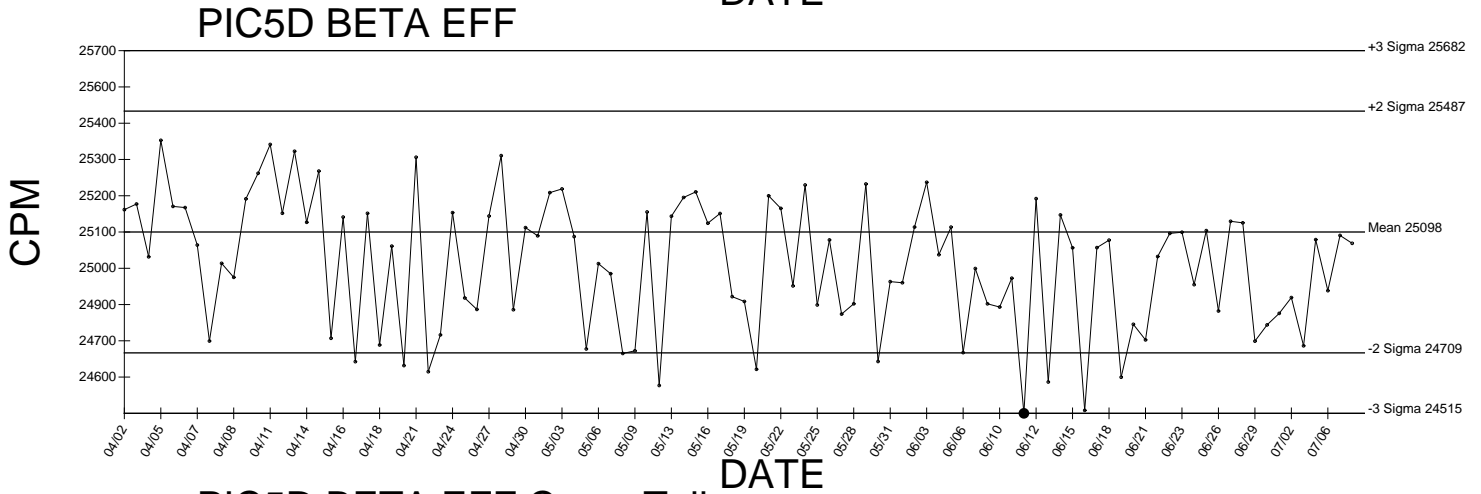
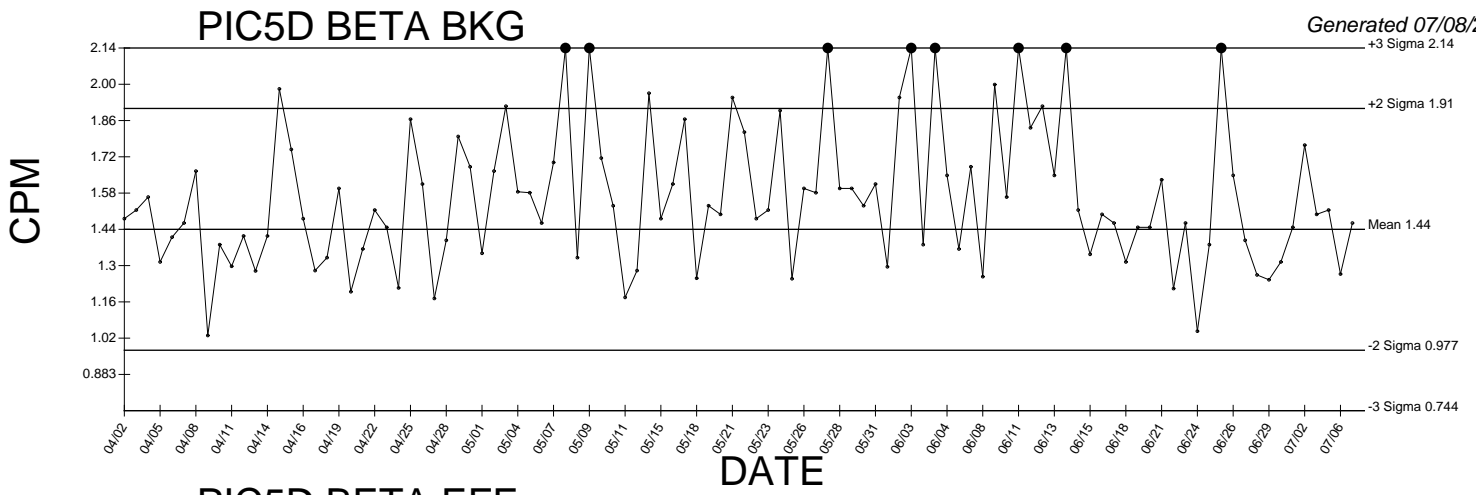
● Denotes Outlier



● Denotes Outlier



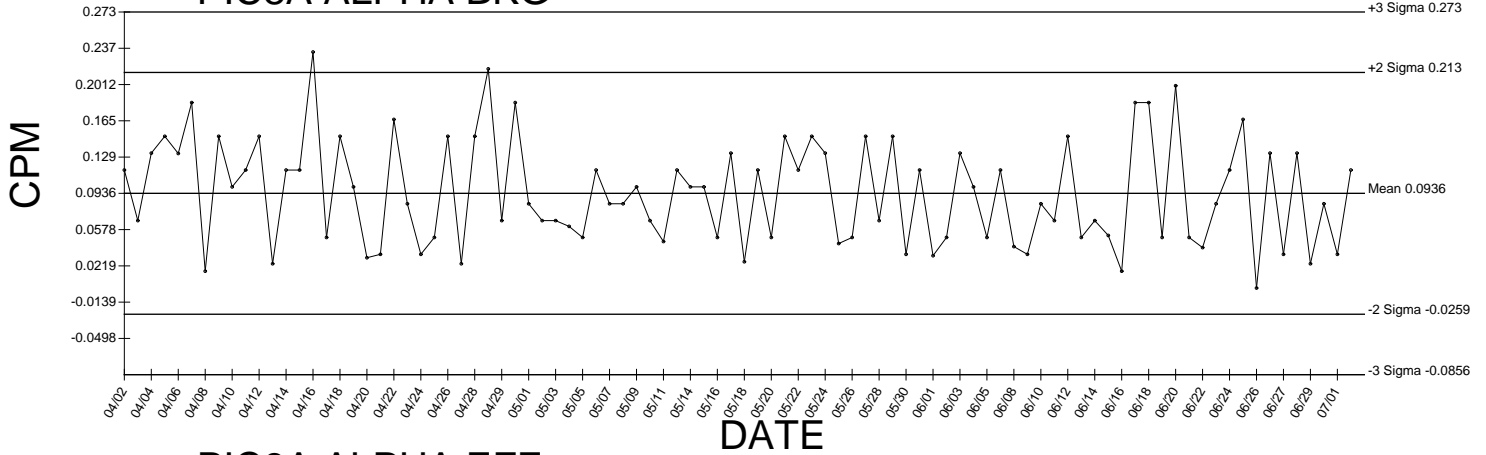
● Denotes Outlier



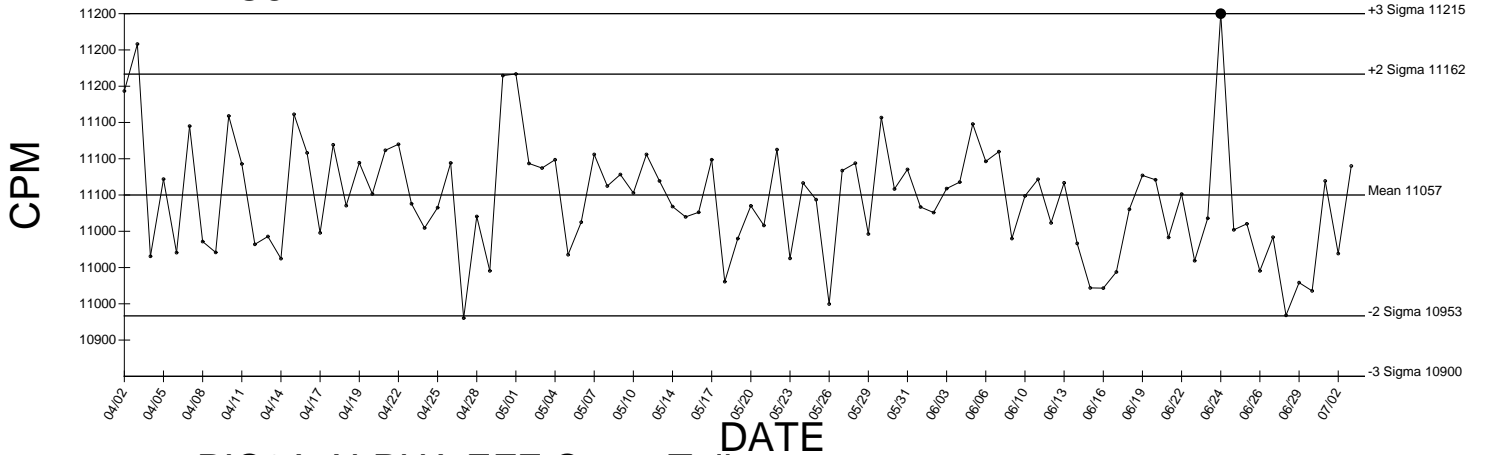
● Denotes Outlier

# PIC8A ALPHA BKG

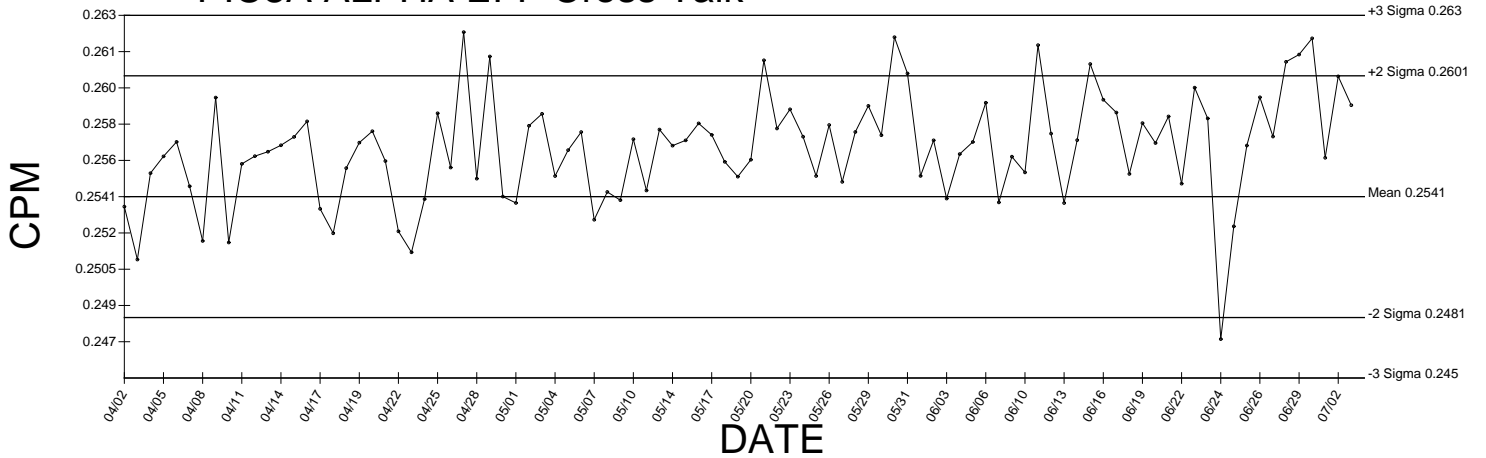
Generated 07/03/2009



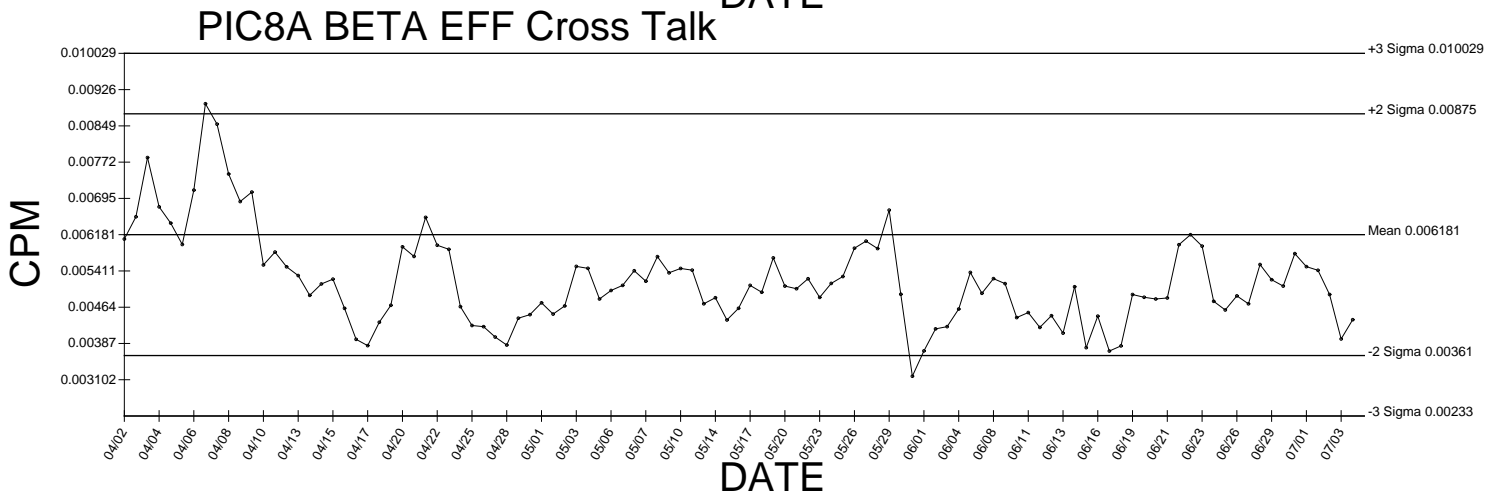
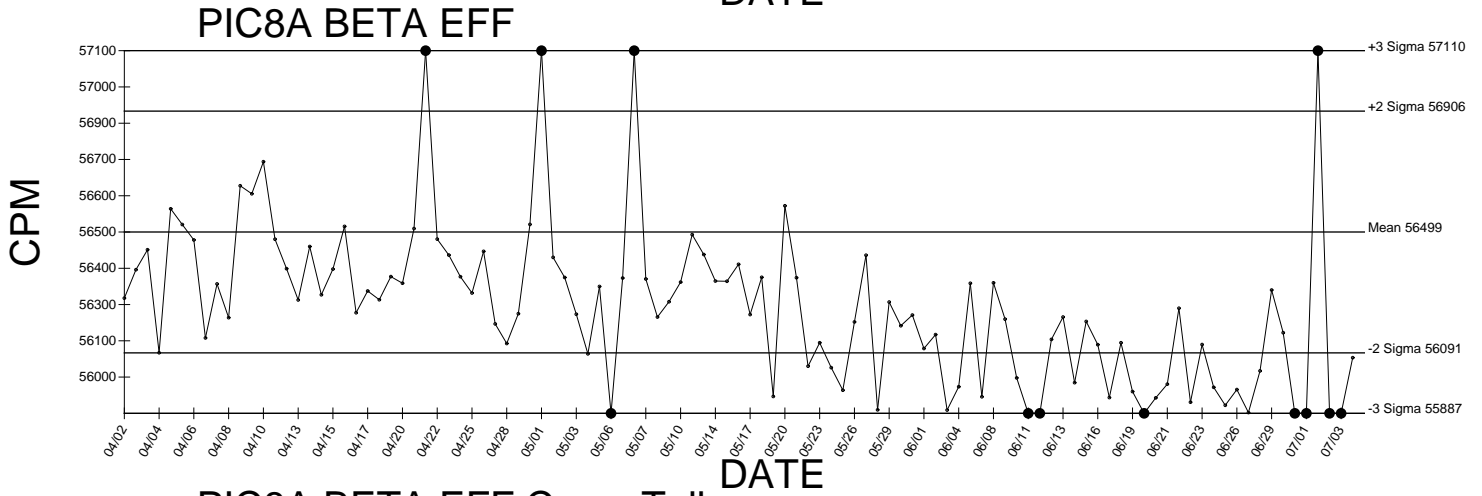
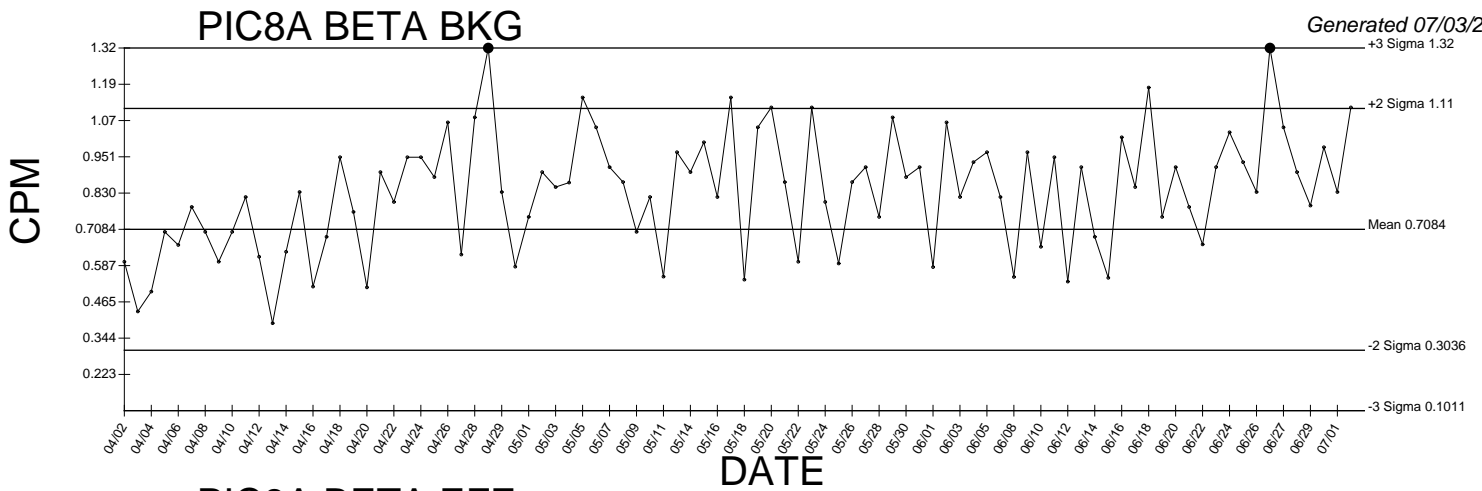
# PIC8A ALPHA EFF



# PIC8A ALPHA EFF Cross Talk

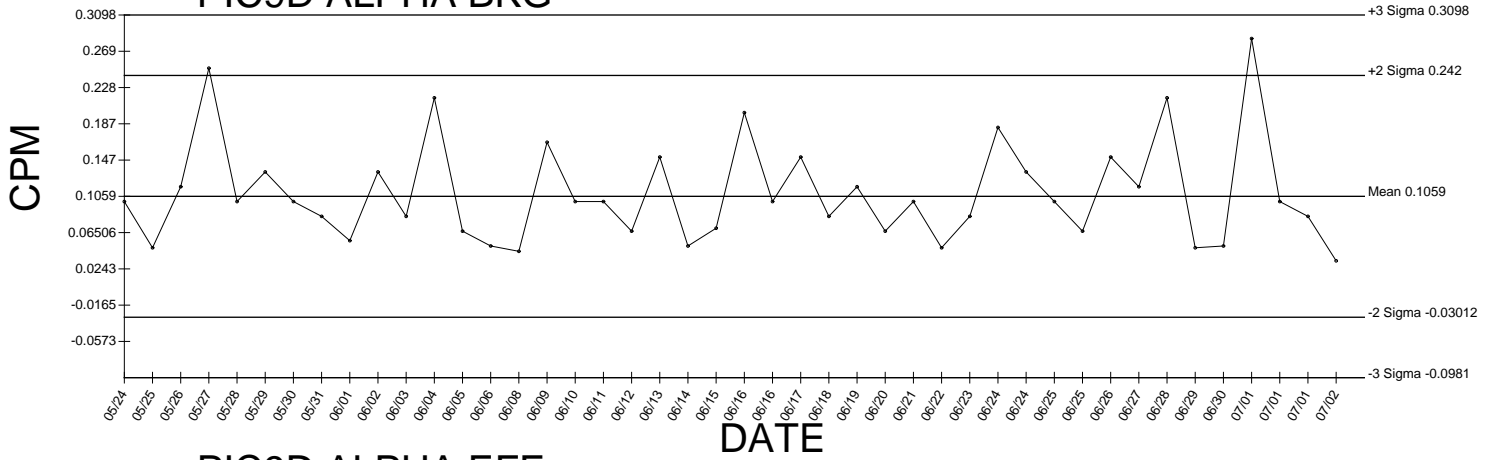


● Denotes Outlier

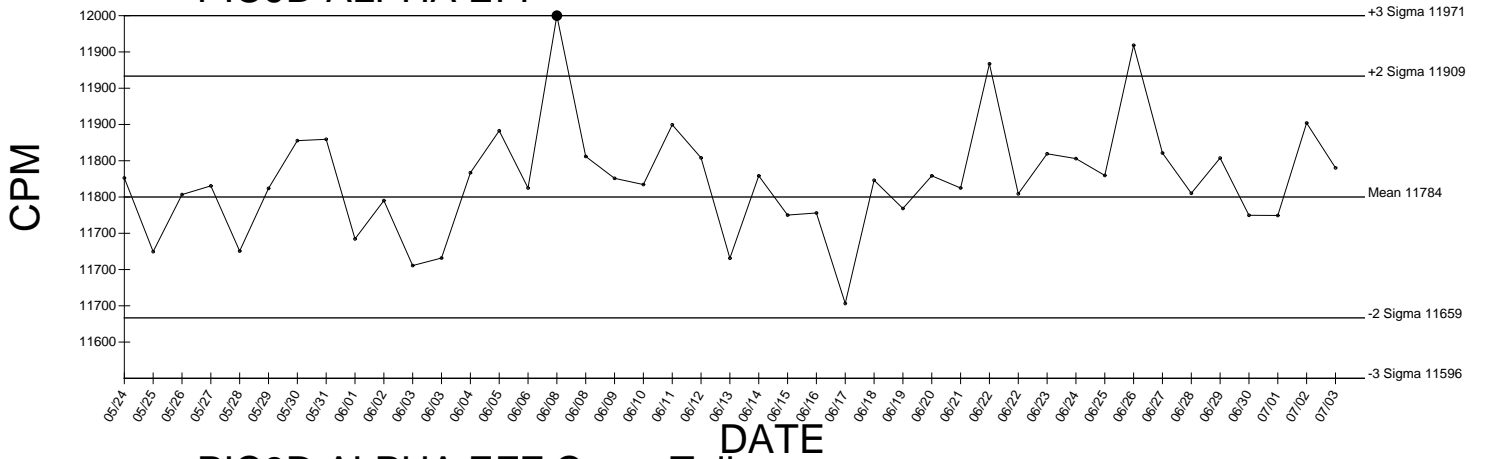


● Denotes Outlier

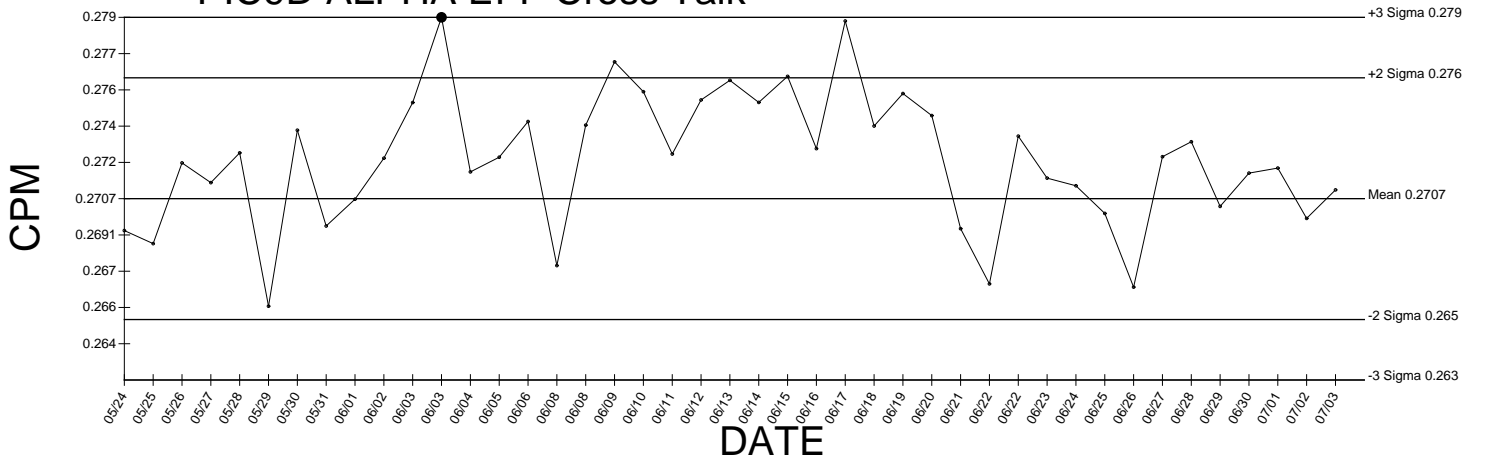
### PIC9D ALPHA BKG



### PIC9D ALPHA EFF

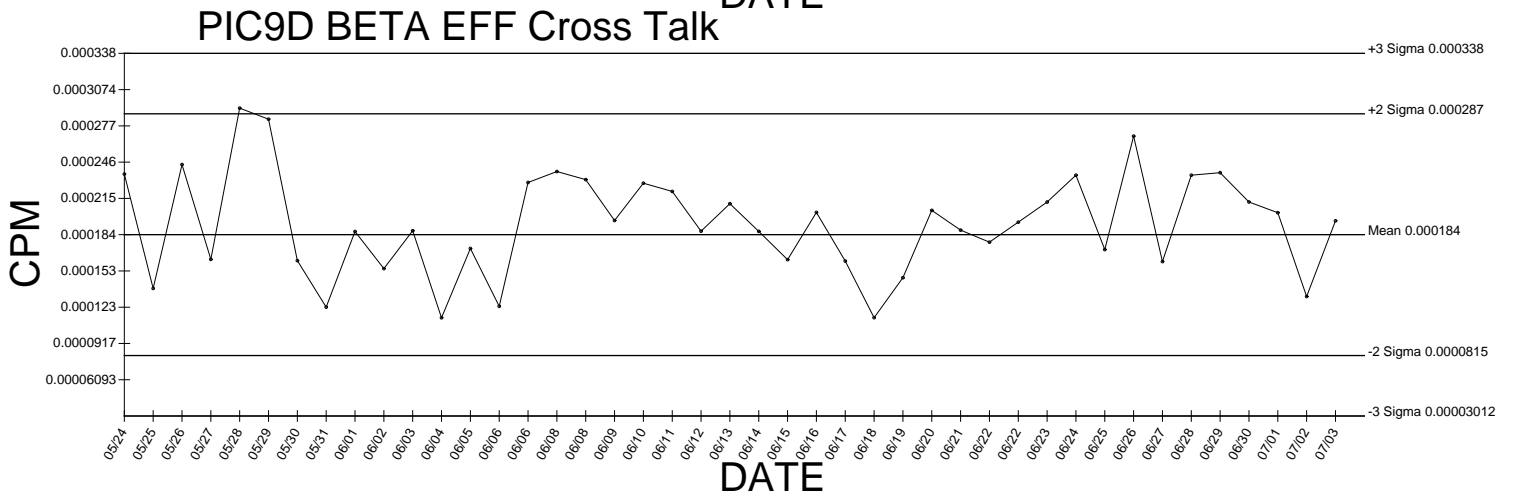
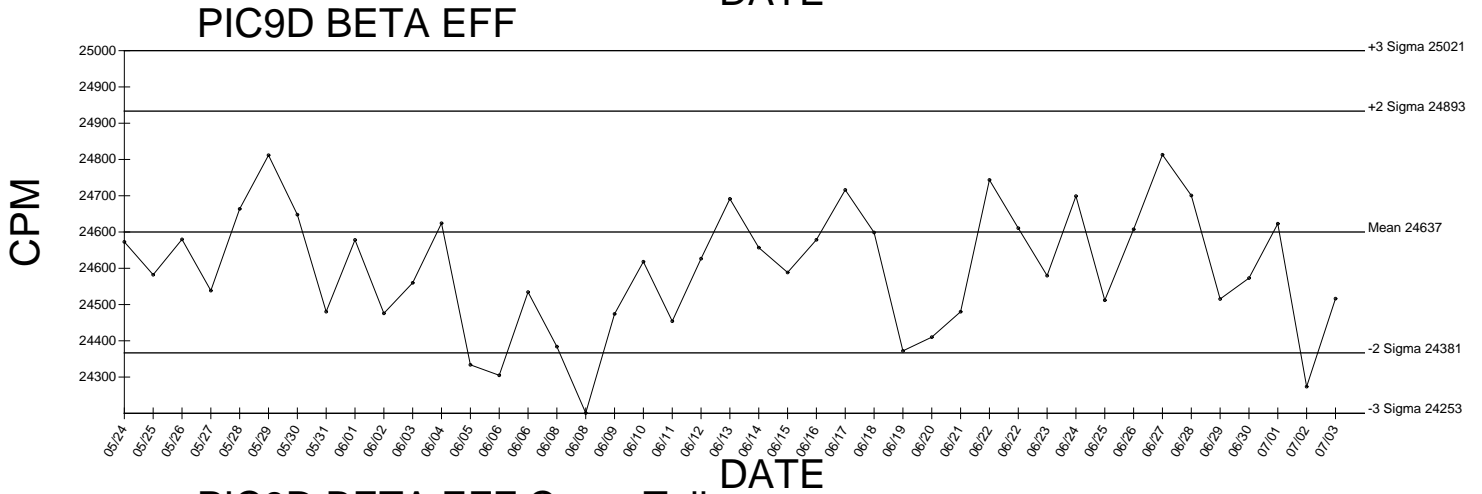
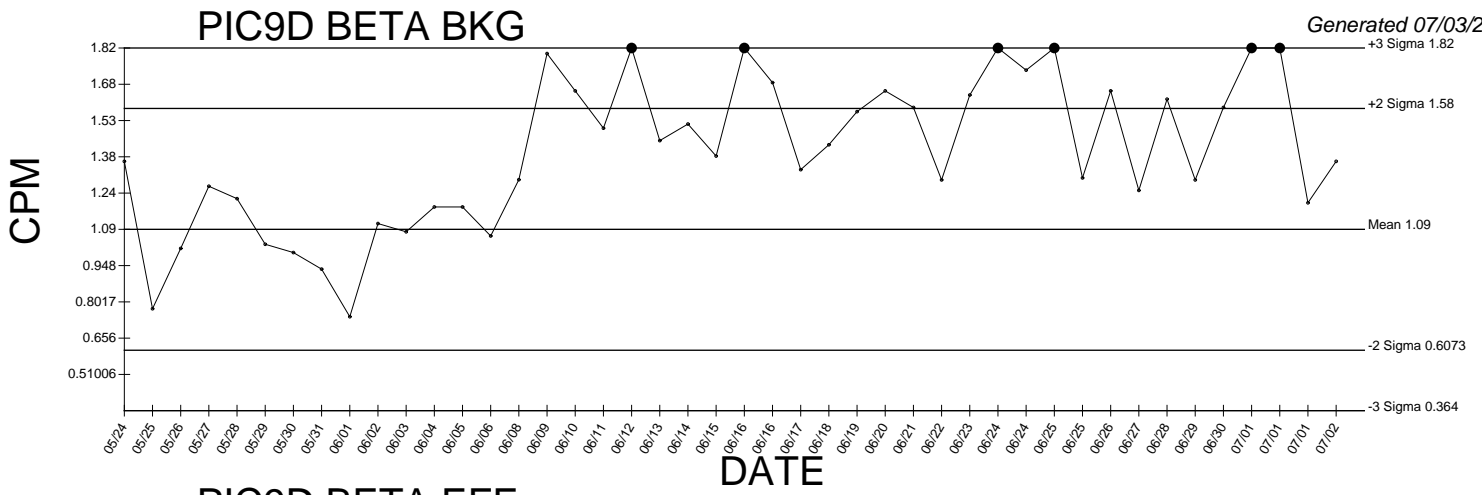


### PIC9D ALPHA EFF Cross Talk



● Denotes Outlier

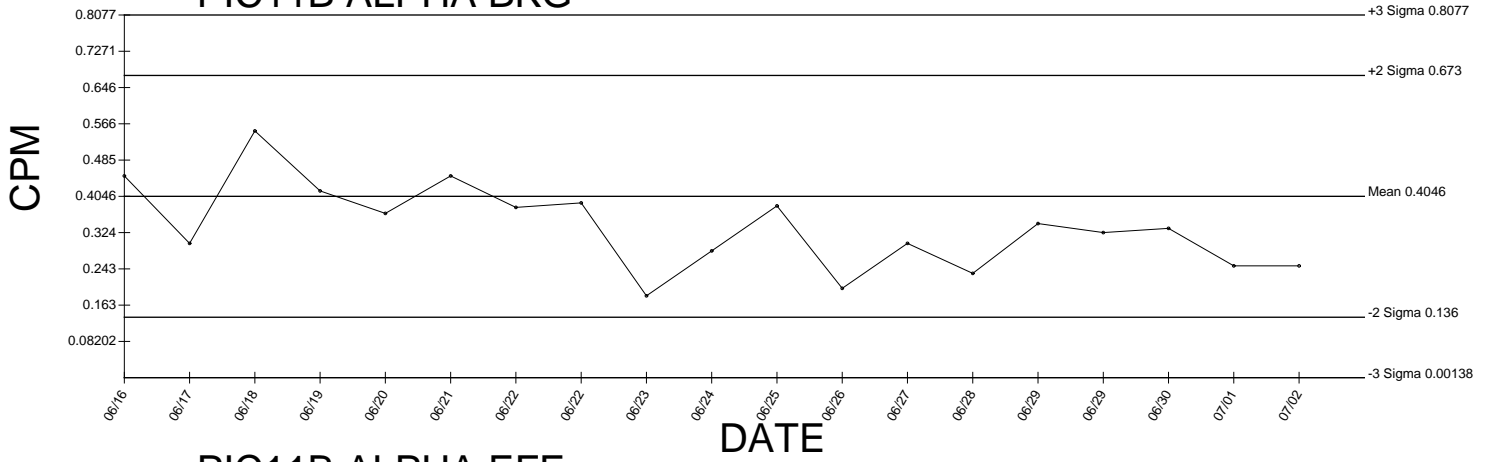




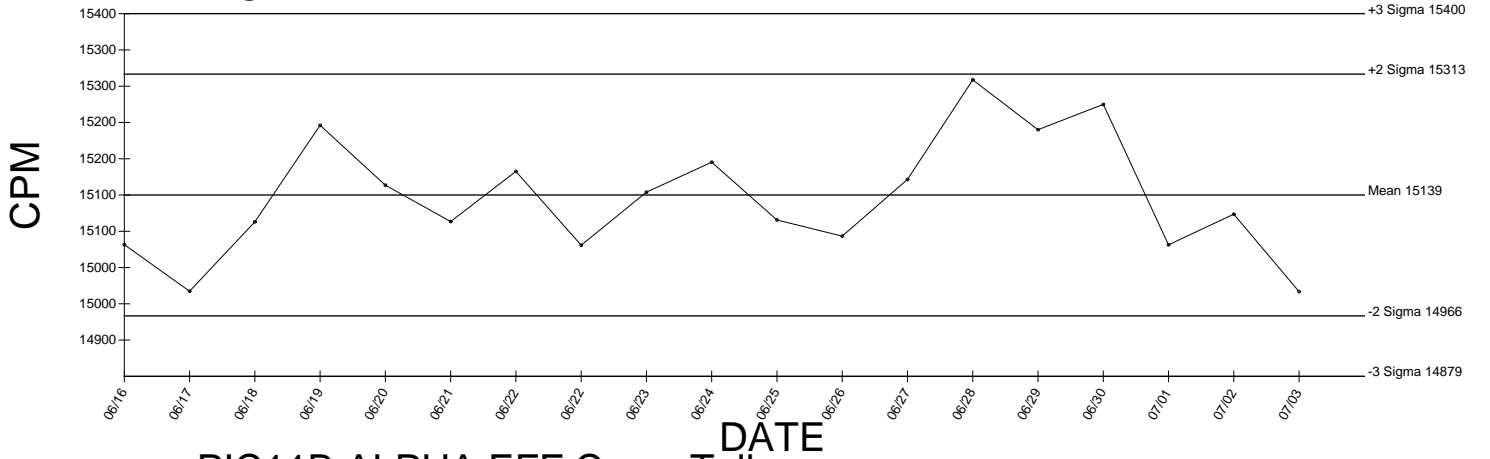
● Denotes Outlier

# PIC11B ALPHA BKG

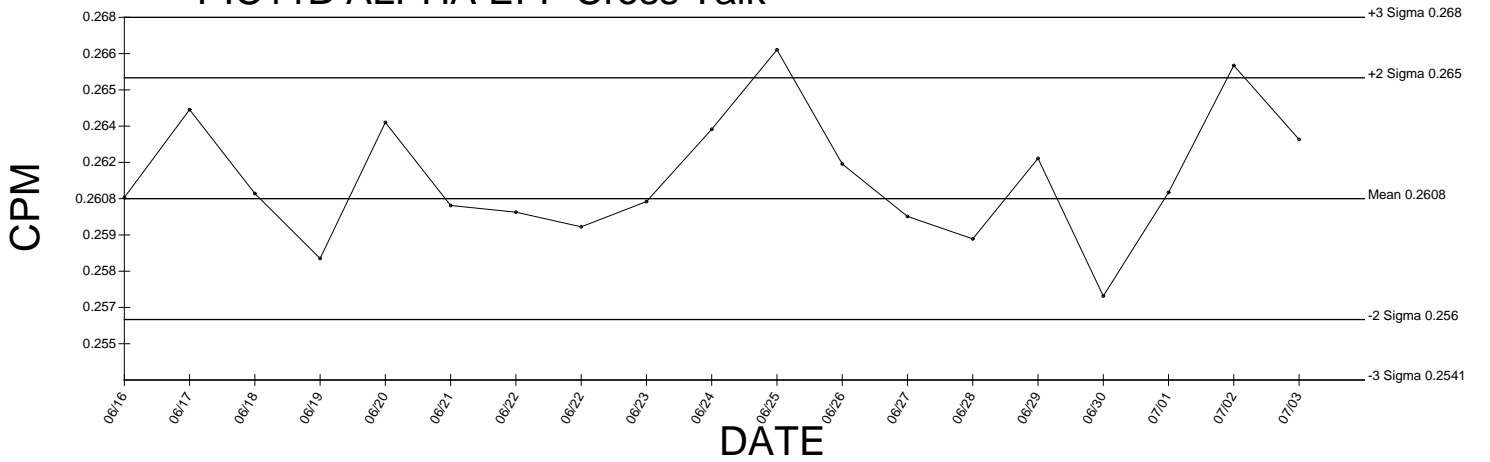
Generated 07/03/2009



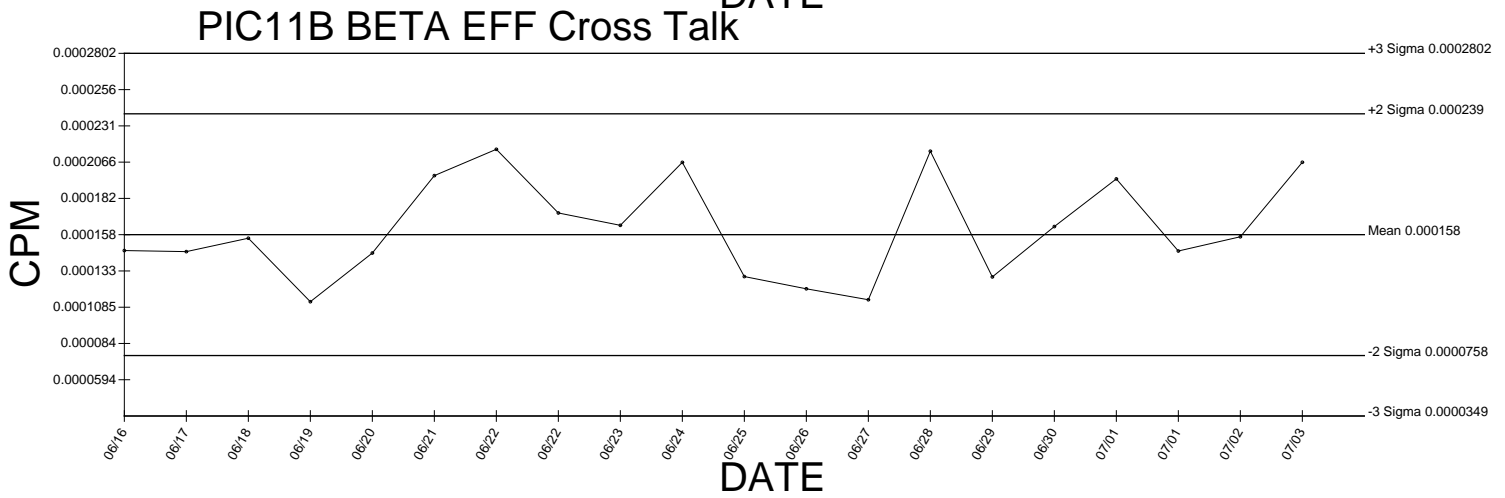
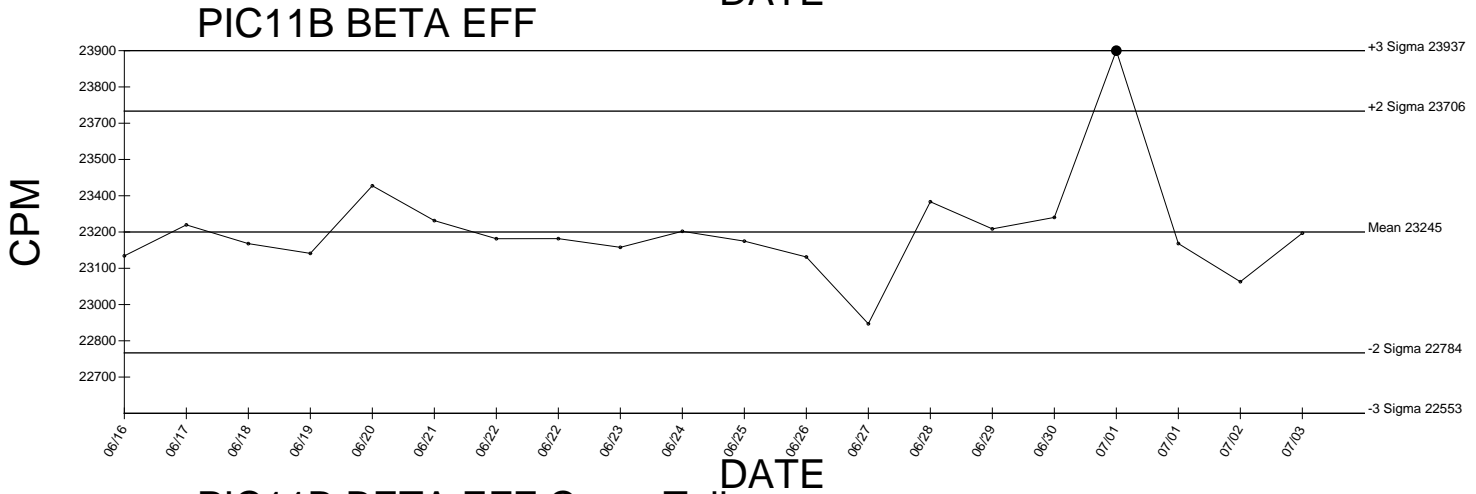
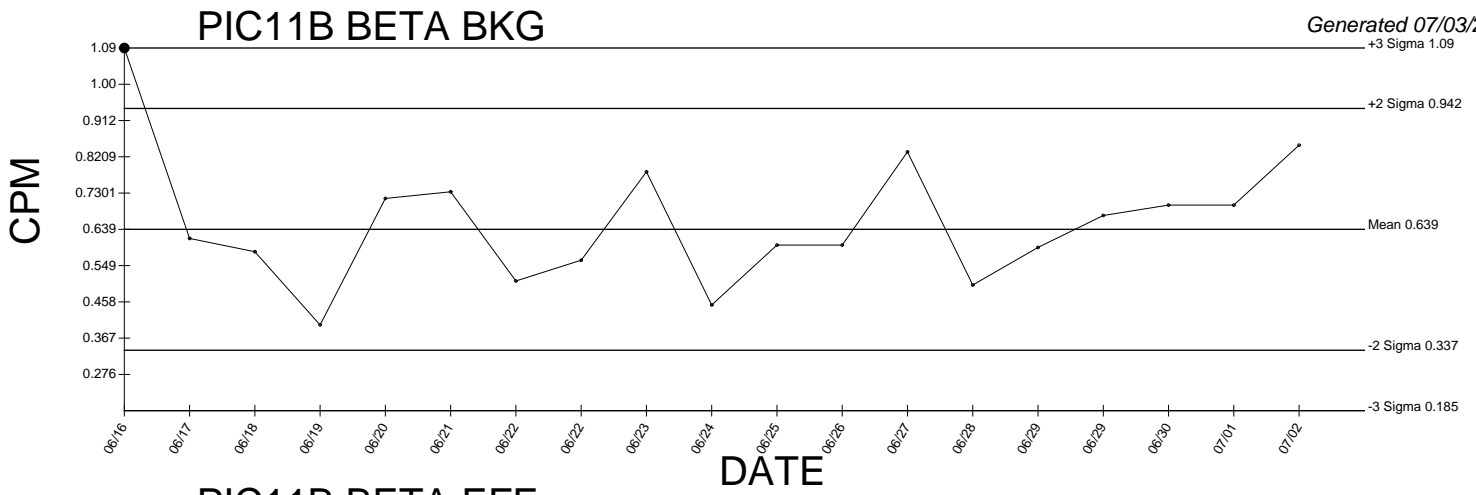
# PIC11B ALPHA EFF



# PIC11B ALPHA EFF Cross Talk



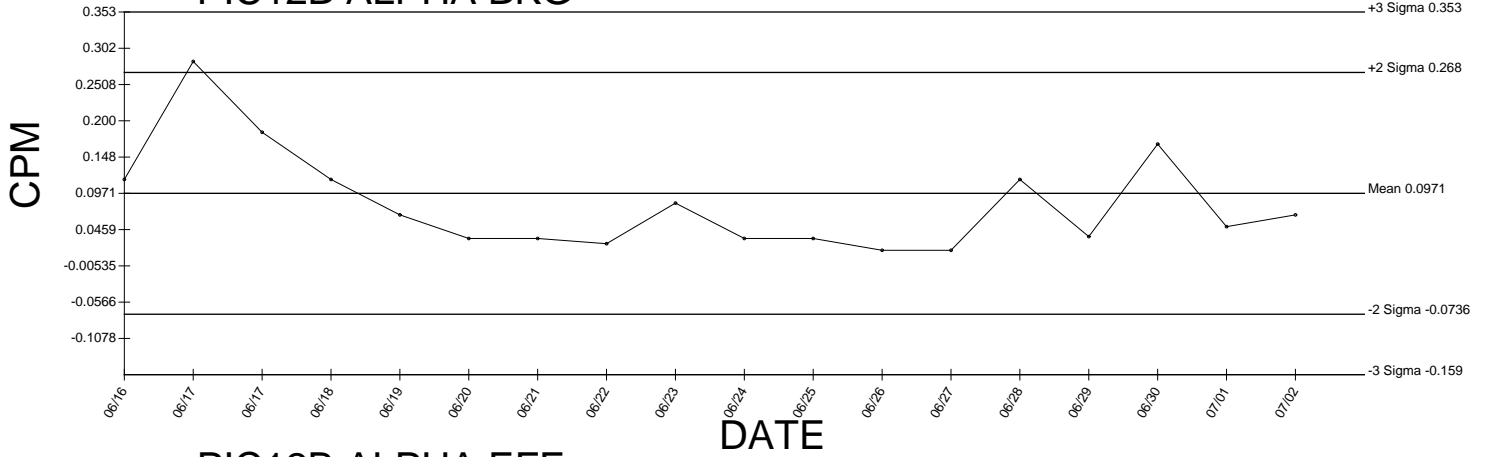
● Denotes Outlier



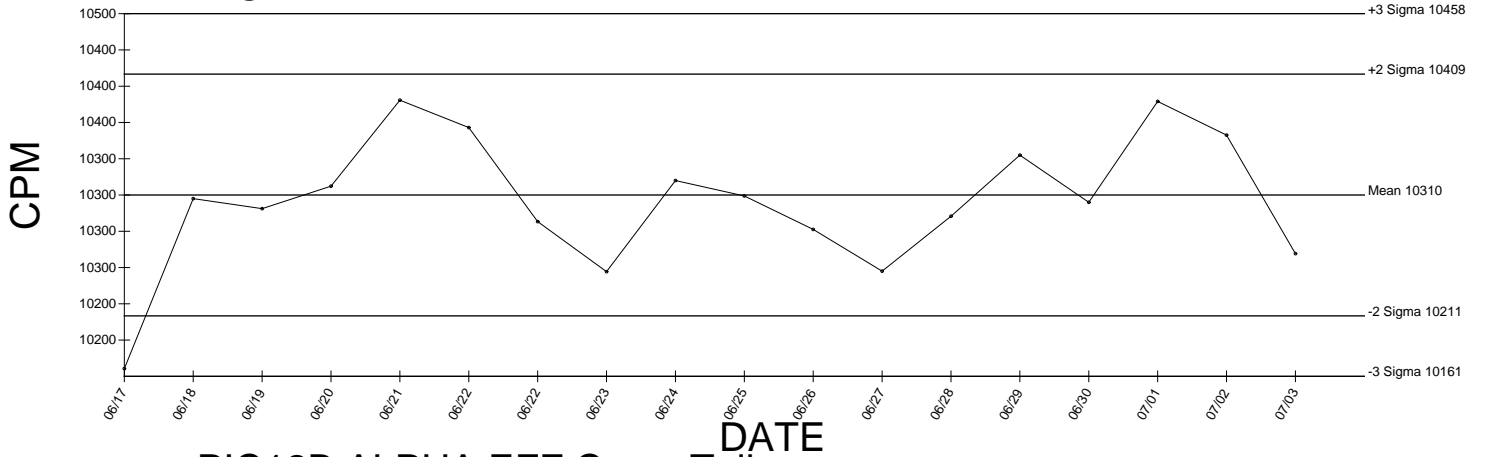
● Denotes Outlier

# PIC12B ALPHA BKG

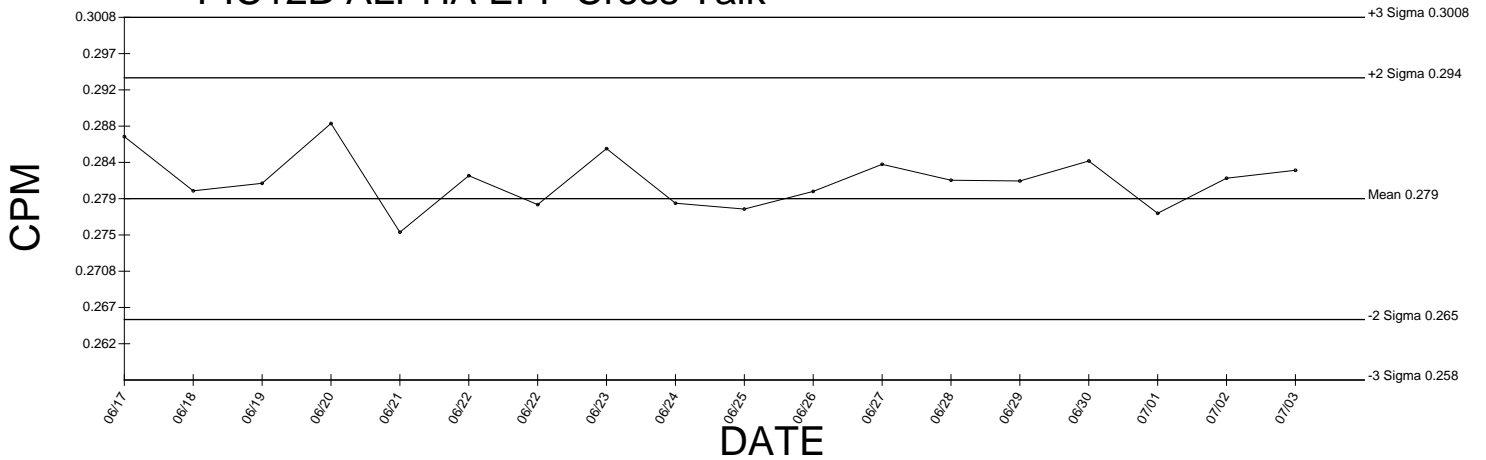
Generated 07/03/2009



# PIC12B ALPHA EFF

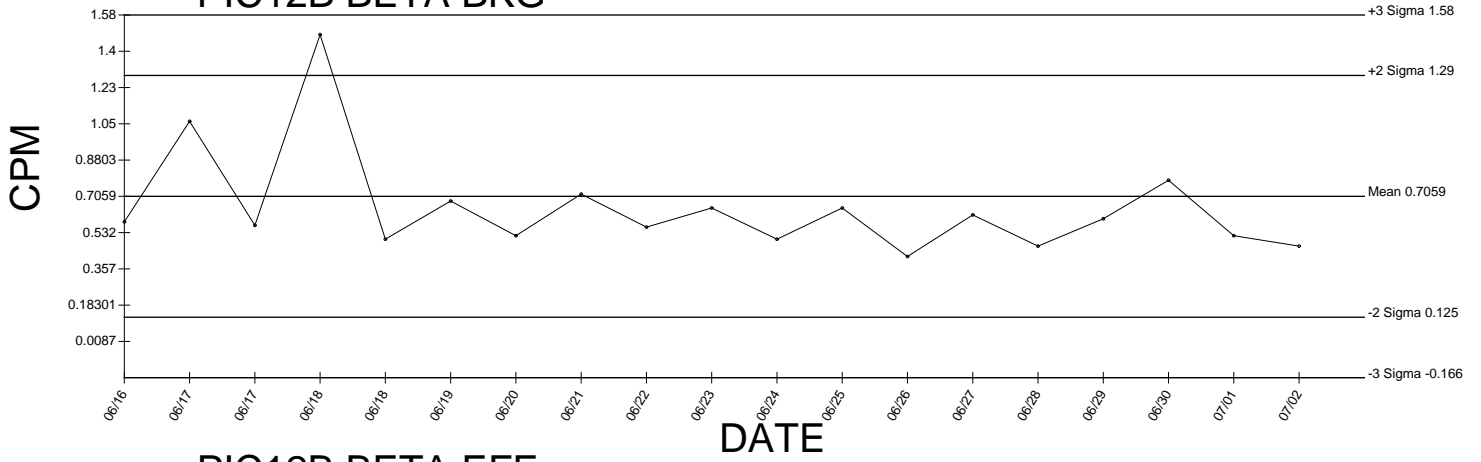


# PIC12B ALPHA EFF Cross Talk

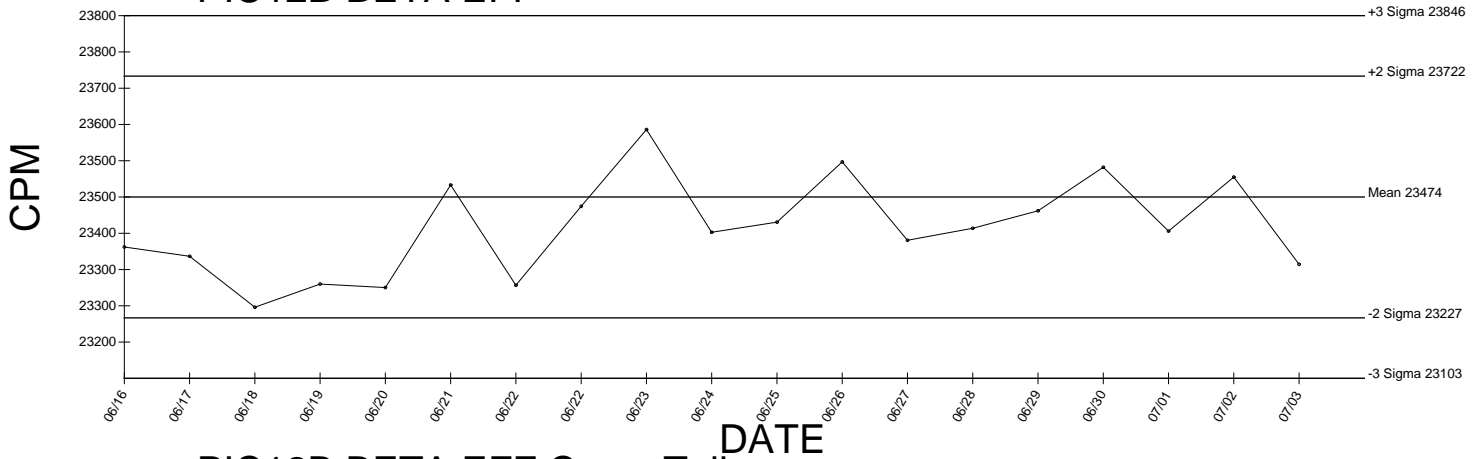


● Denotes Outlier

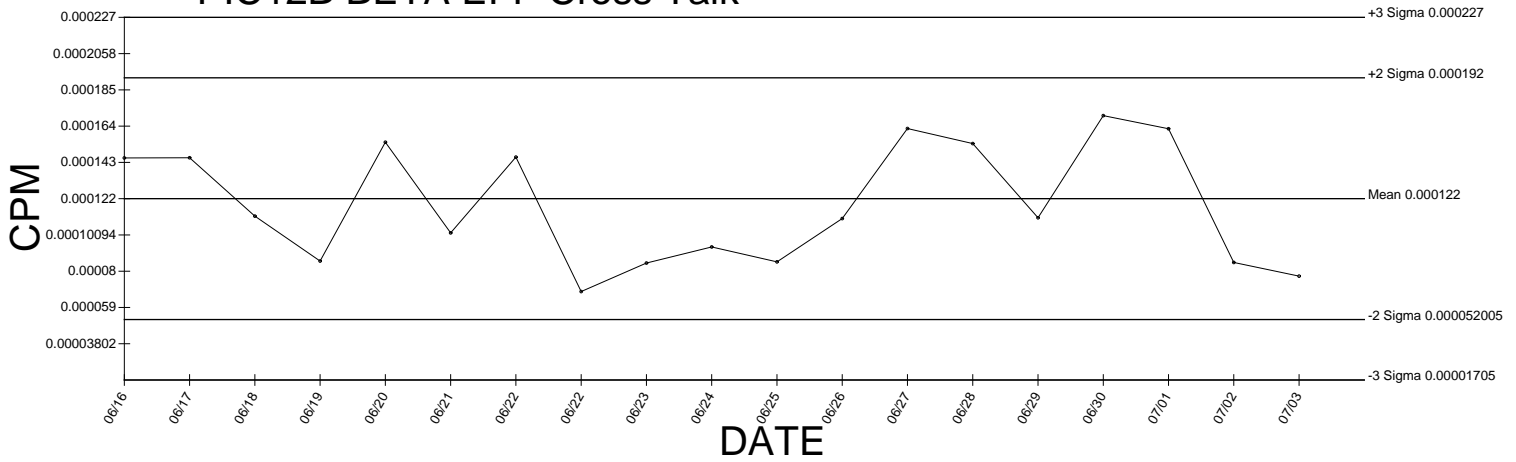
### PIC12B BETA BKG



### PIC12B BETA EFF



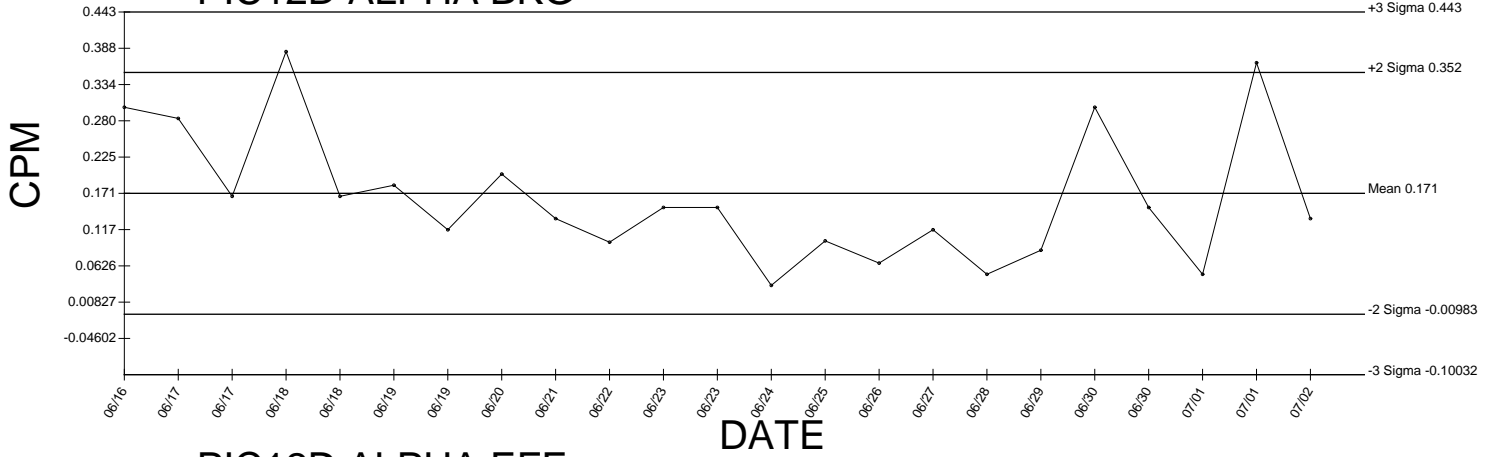
### PIC12B BETA EFF Cross Talk



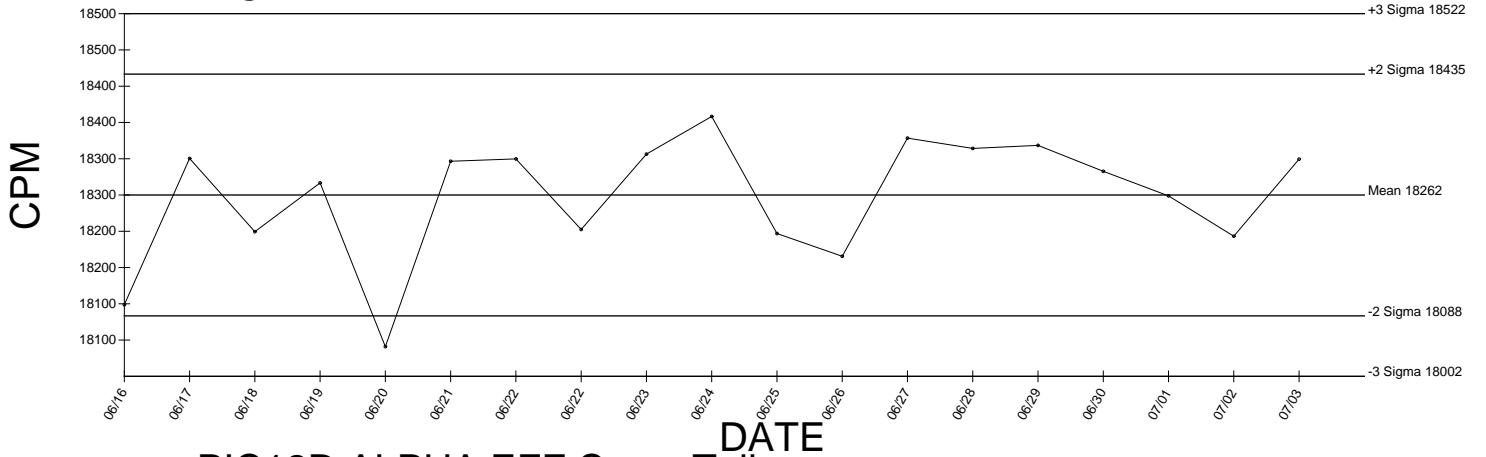
● Denotes Outlier

# PIC12D ALPHA BKG

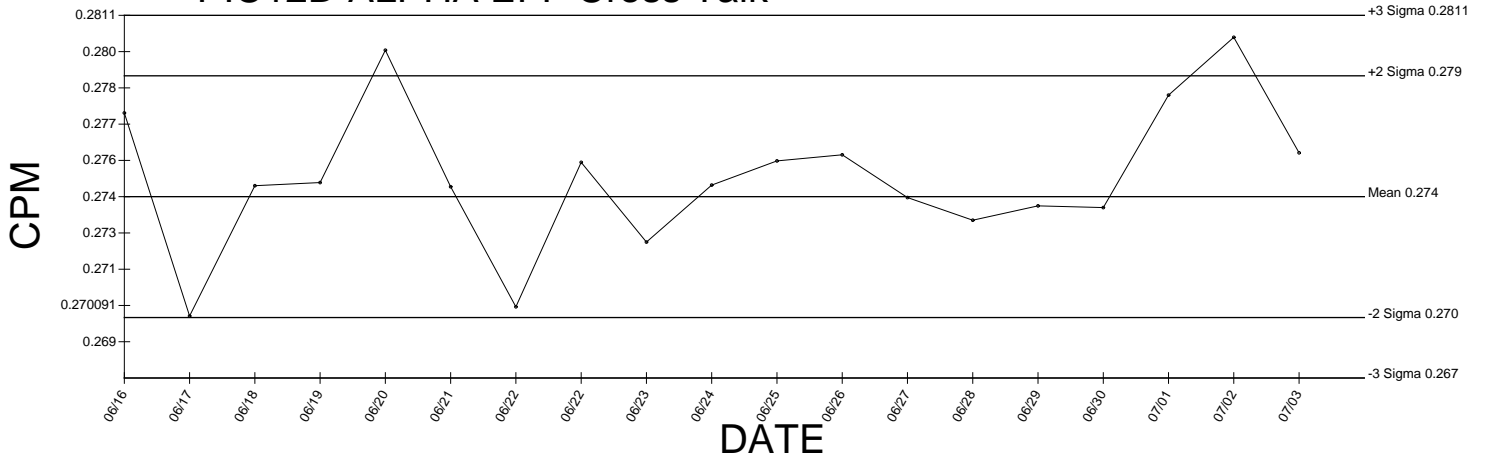
Generated 07/03/2009



# PIC12D ALPHA EFF

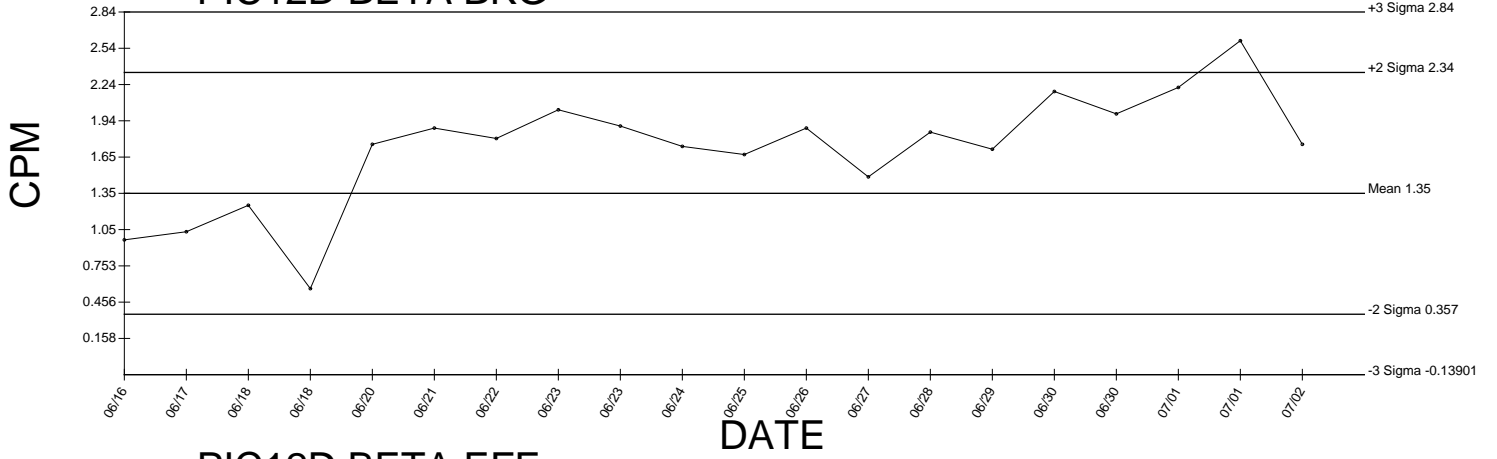


# PIC12D ALPHA EFF Cross Talk

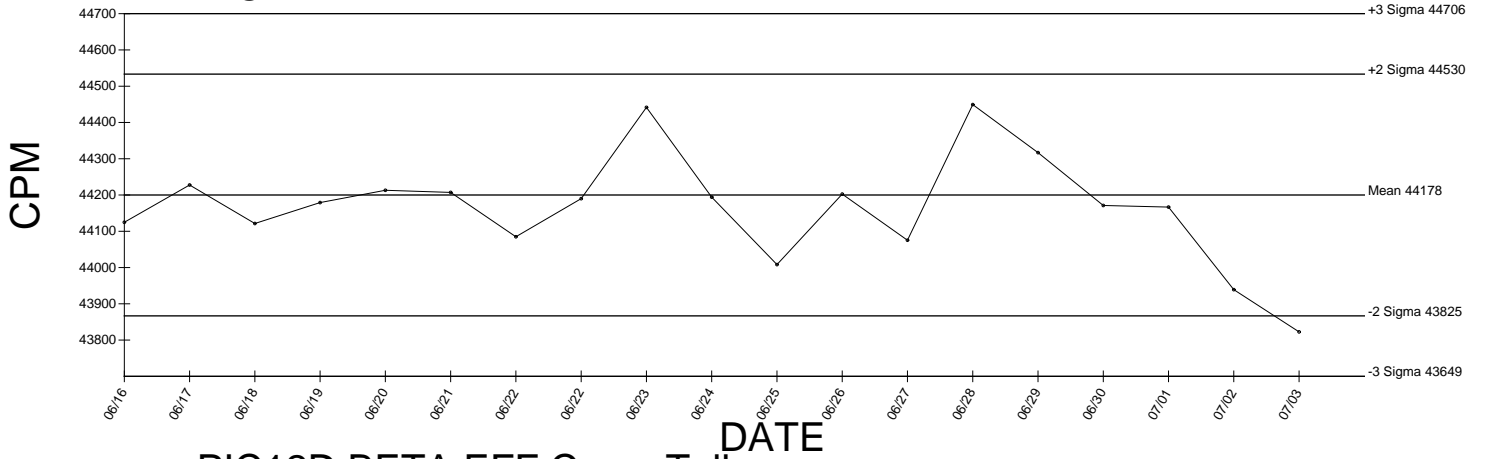


● Denotes Outlier

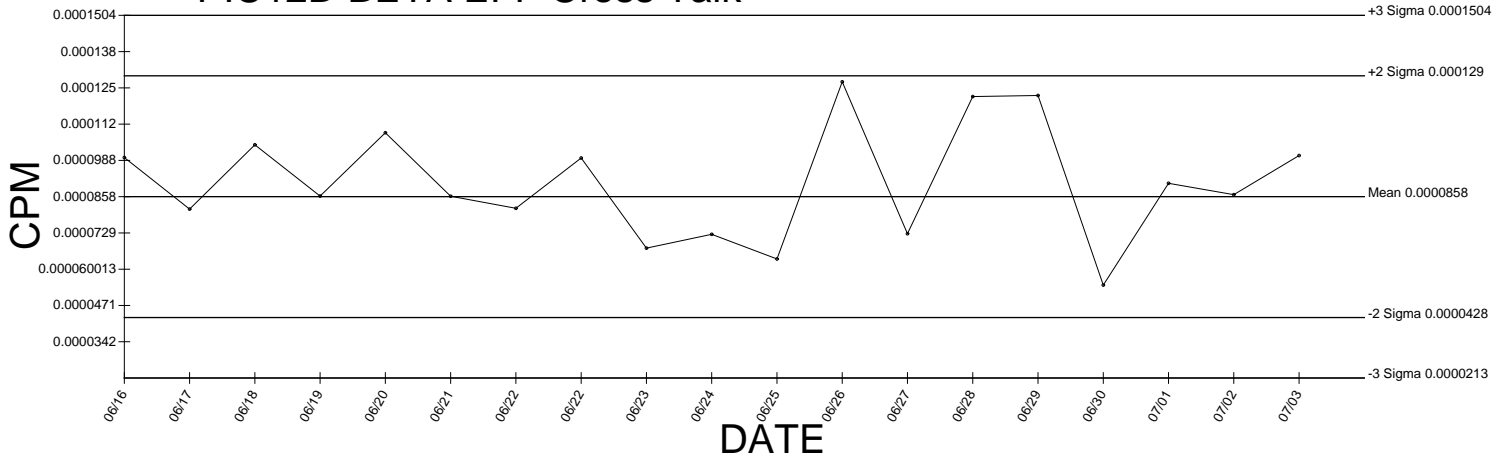
### PIC12D BETA BKG



### PIC12D BETA EFF



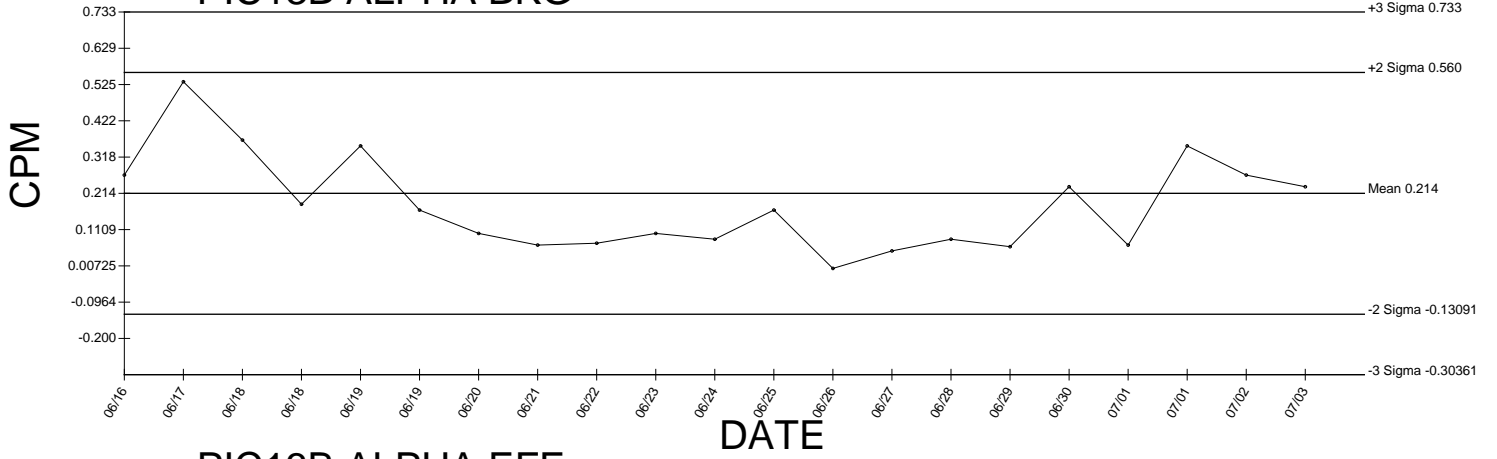
### PIC12D BETA EFF Cross Talk



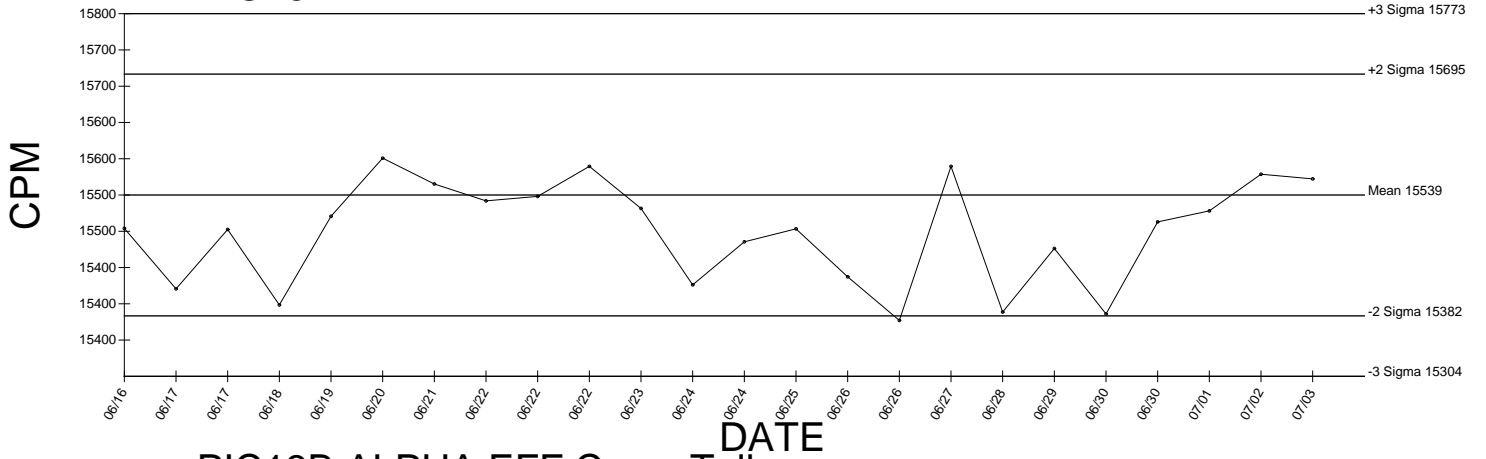
● Denotes Outlier

# PIC13B ALPHA BKG

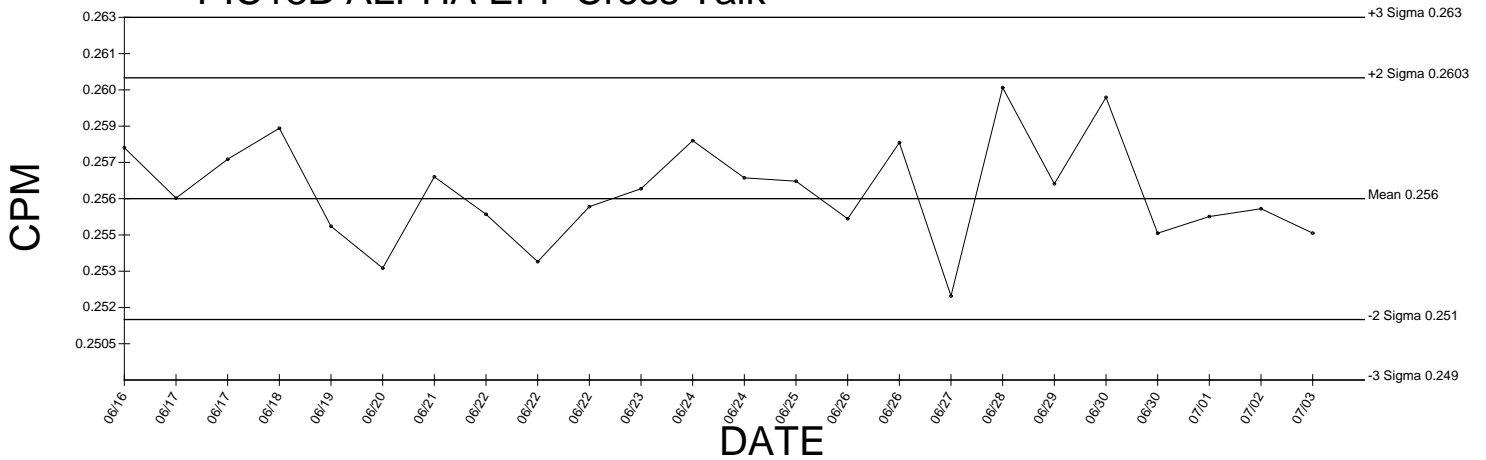
Generated 07/03/2009



# PIC13B ALPHA EFF

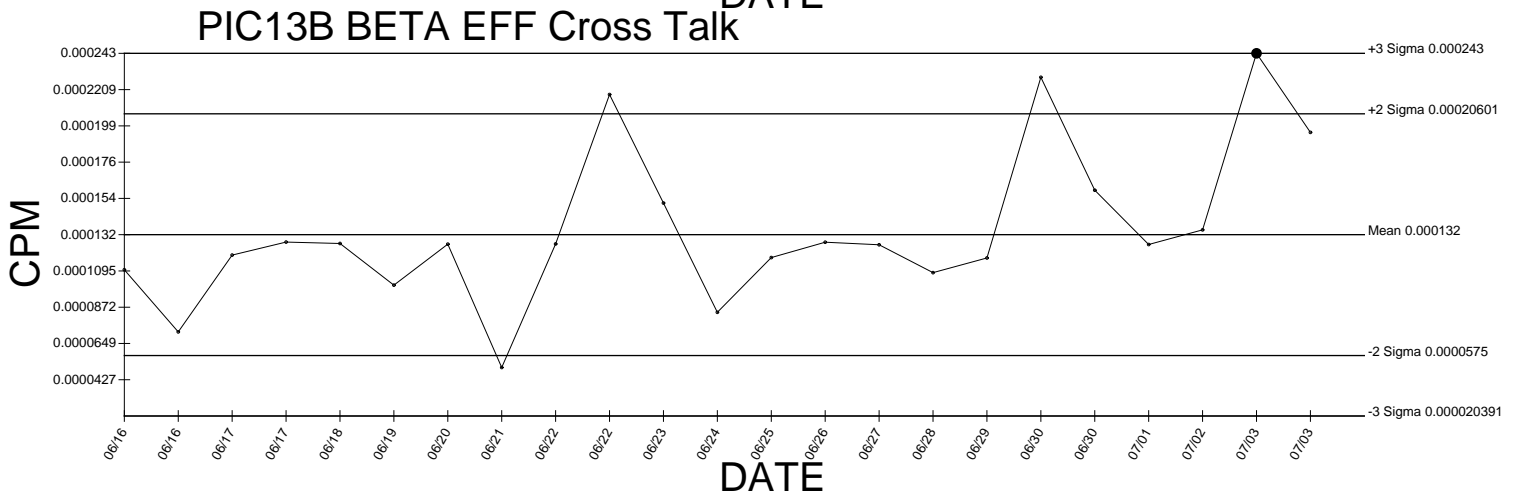
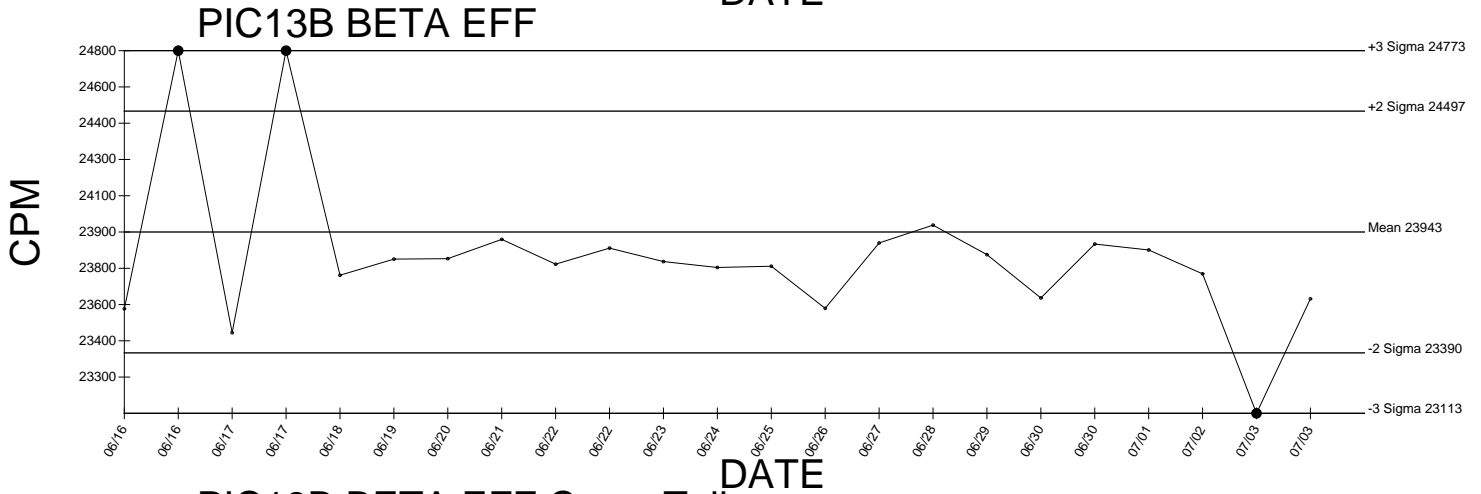
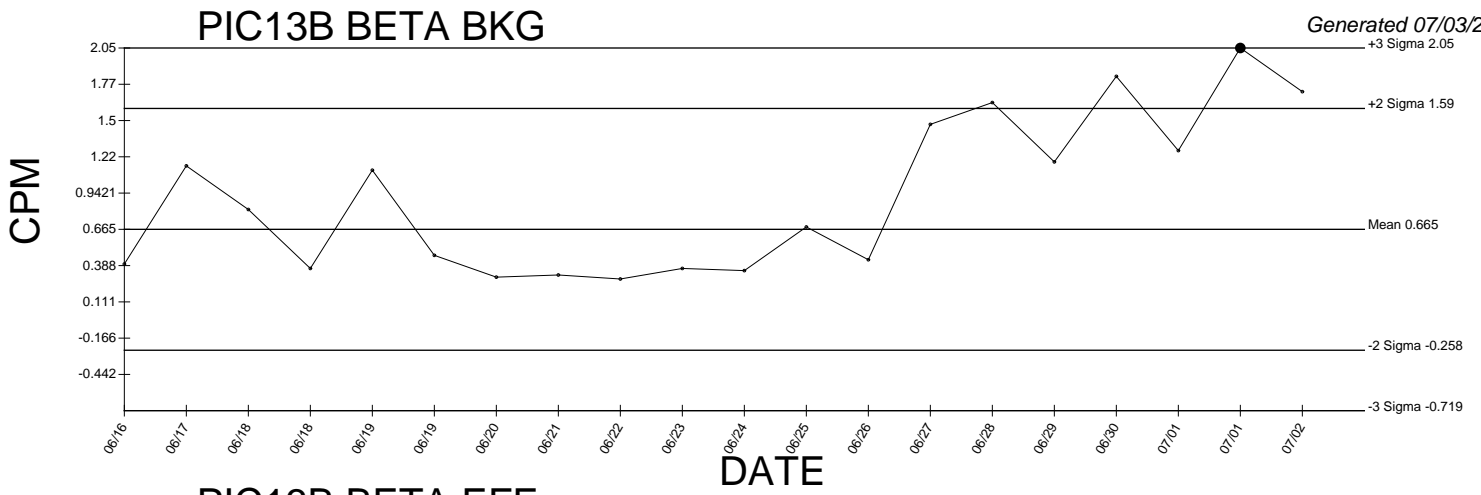


# PIC13B ALPHA EFF Cross Talk



● Denotes Outlier

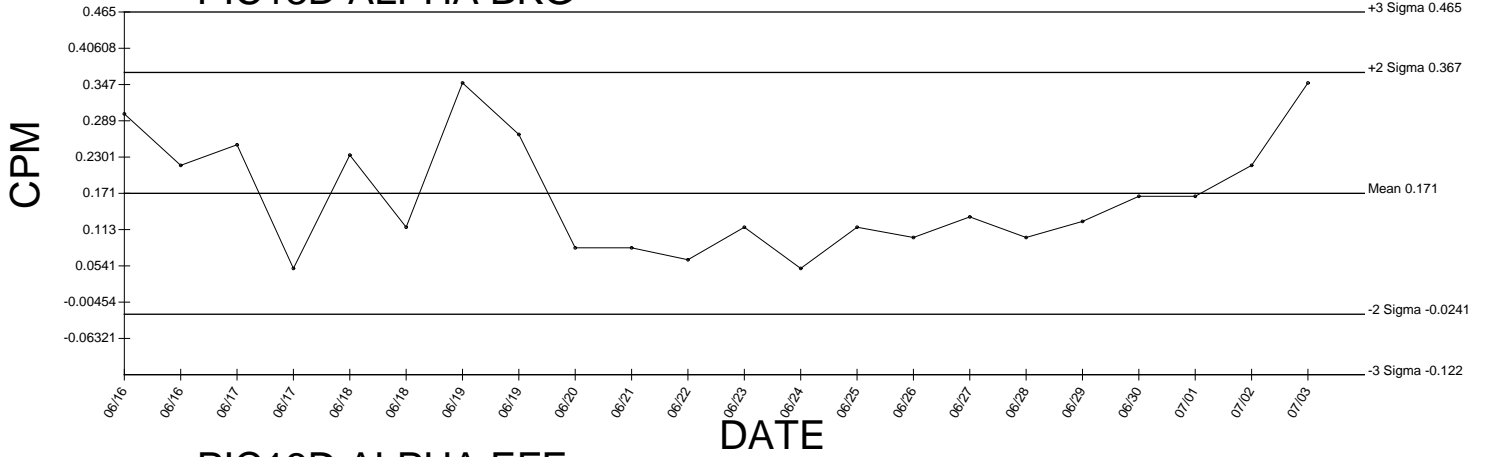




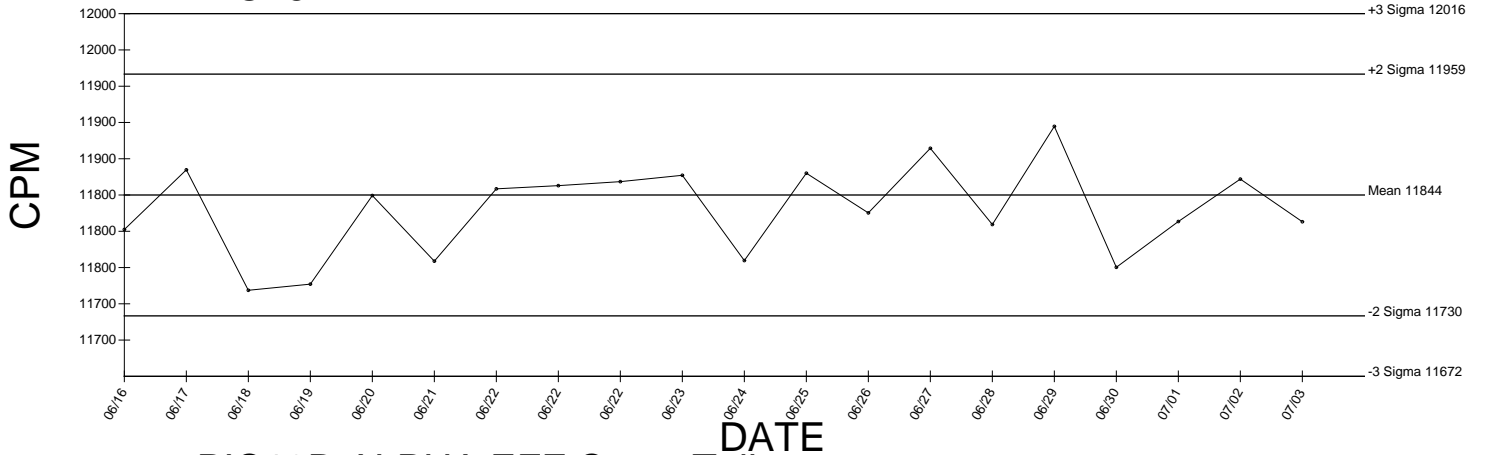
● Denotes Outlier

# PIC13D ALPHA BKG

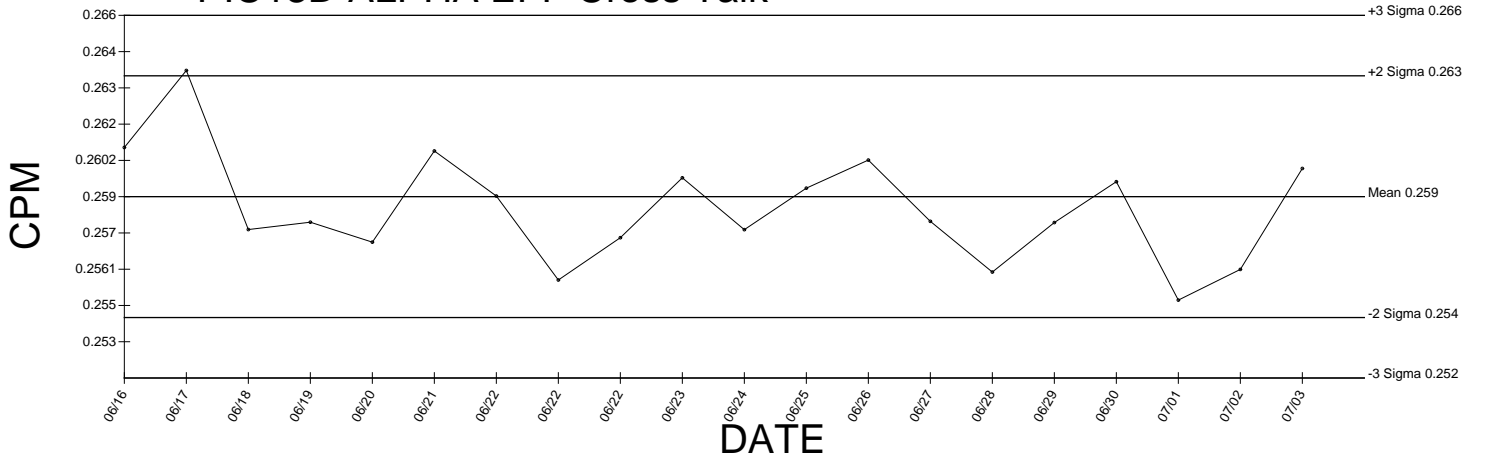
Generated 07/03/2009



# PIC13D ALPHA EFF

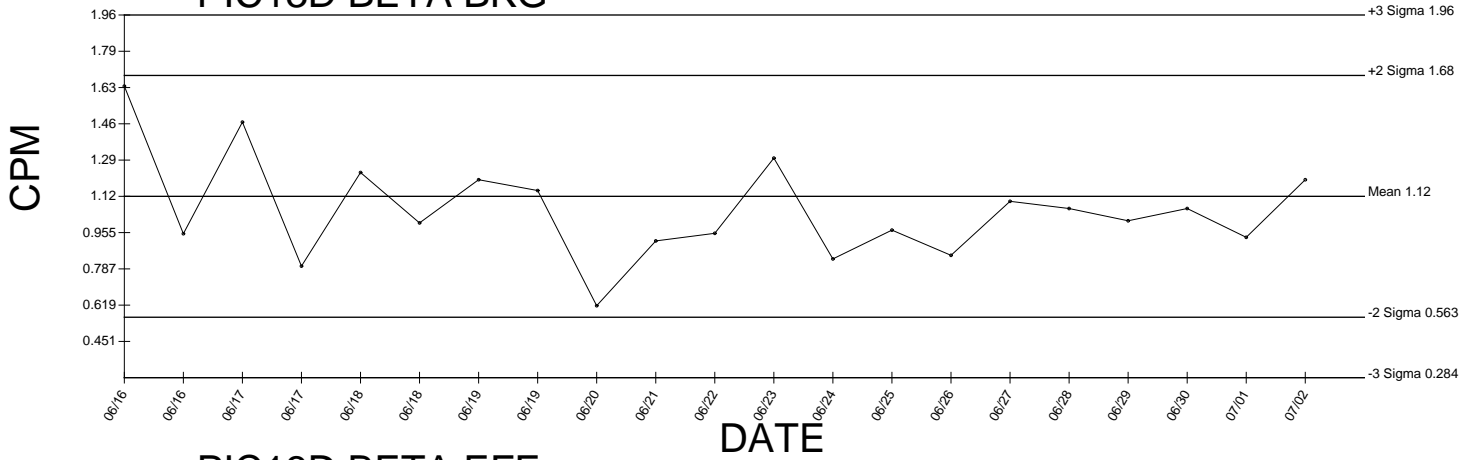


# PIC13D ALPHA EFF Cross Talk

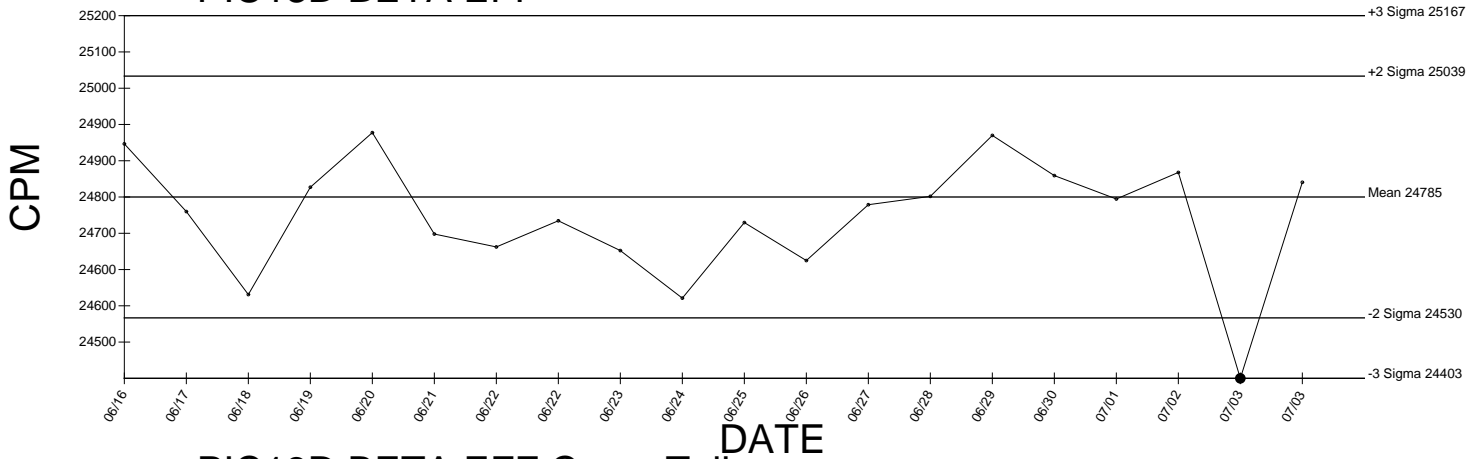


● Denotes Outlier

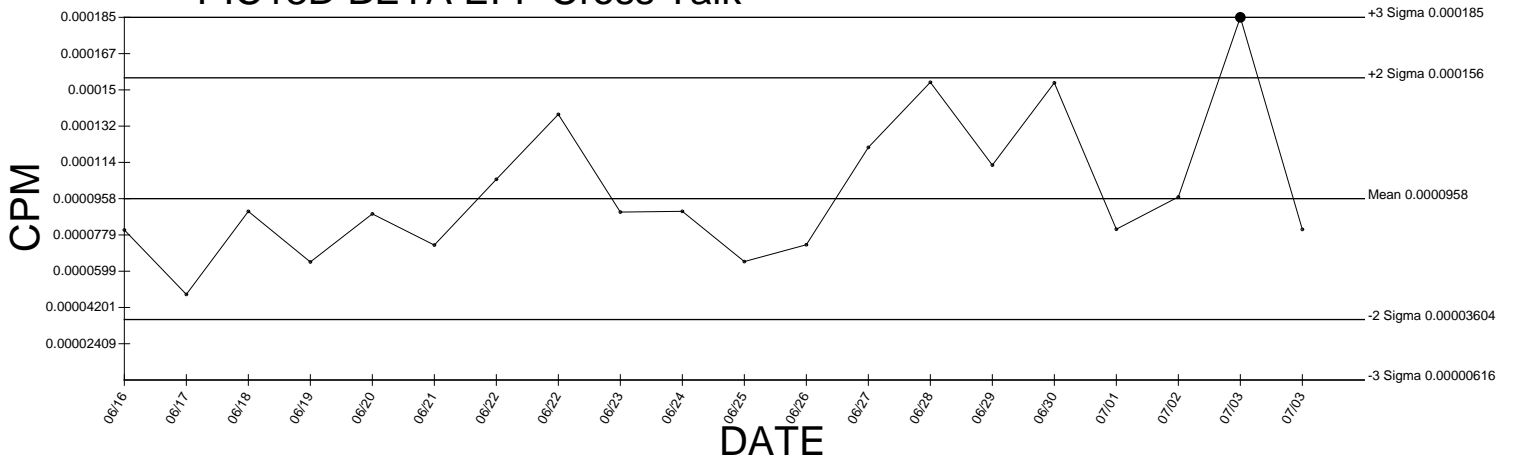
### PIC13D BETA BKG



### PIC13D BETA EFF

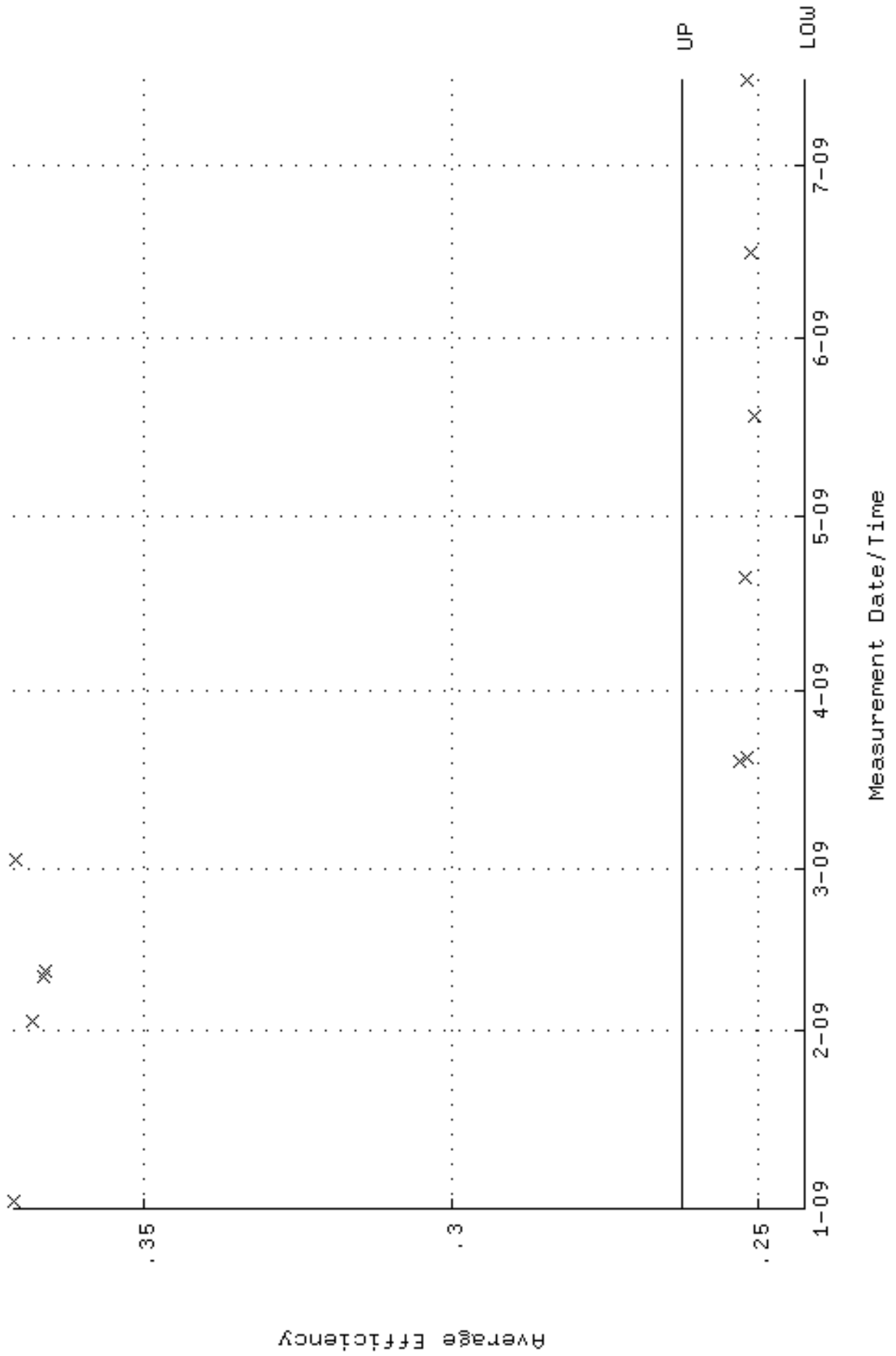


### PIC13D BETA EFF Cross Talk

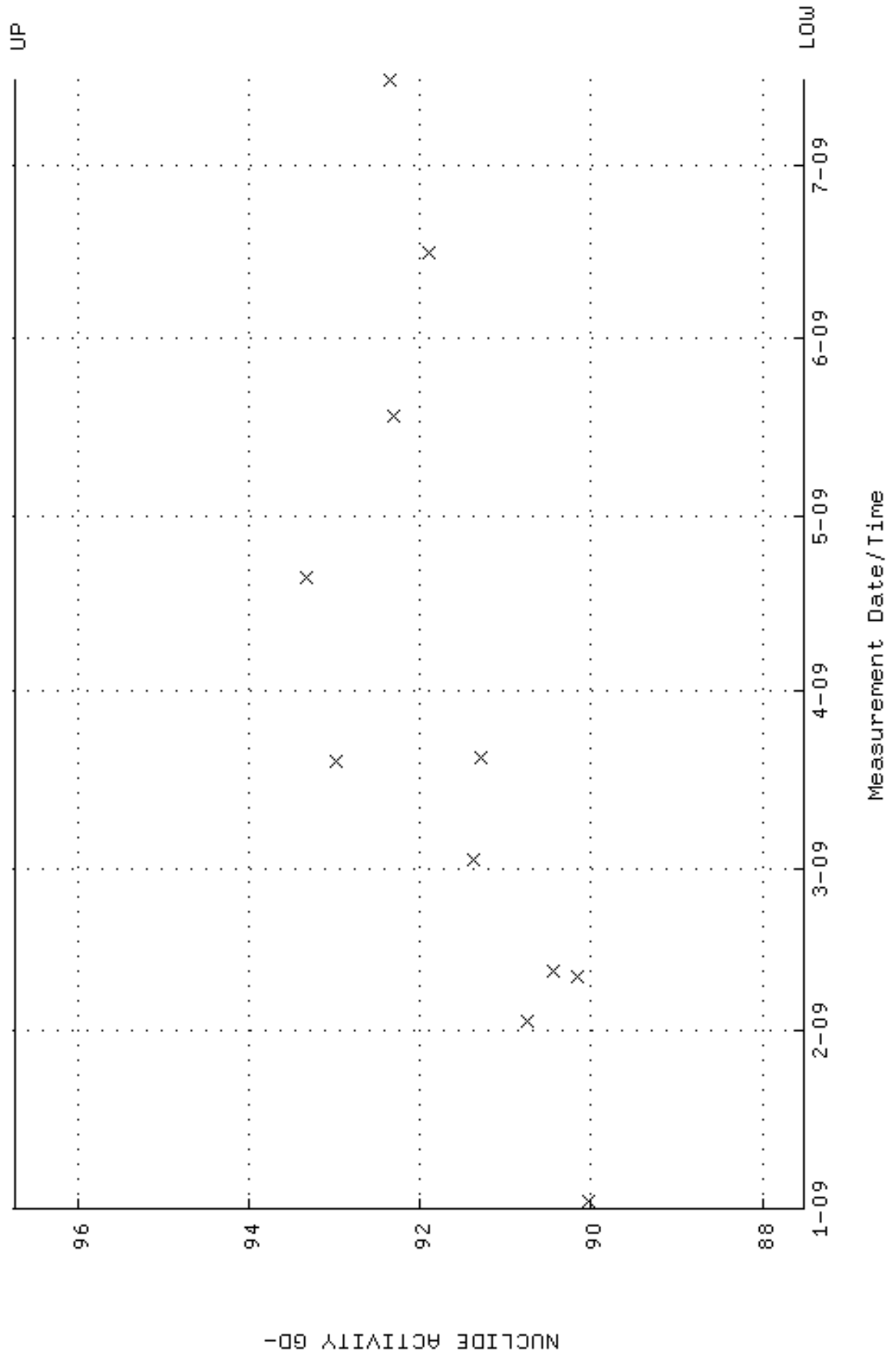


● Denotes Outlier

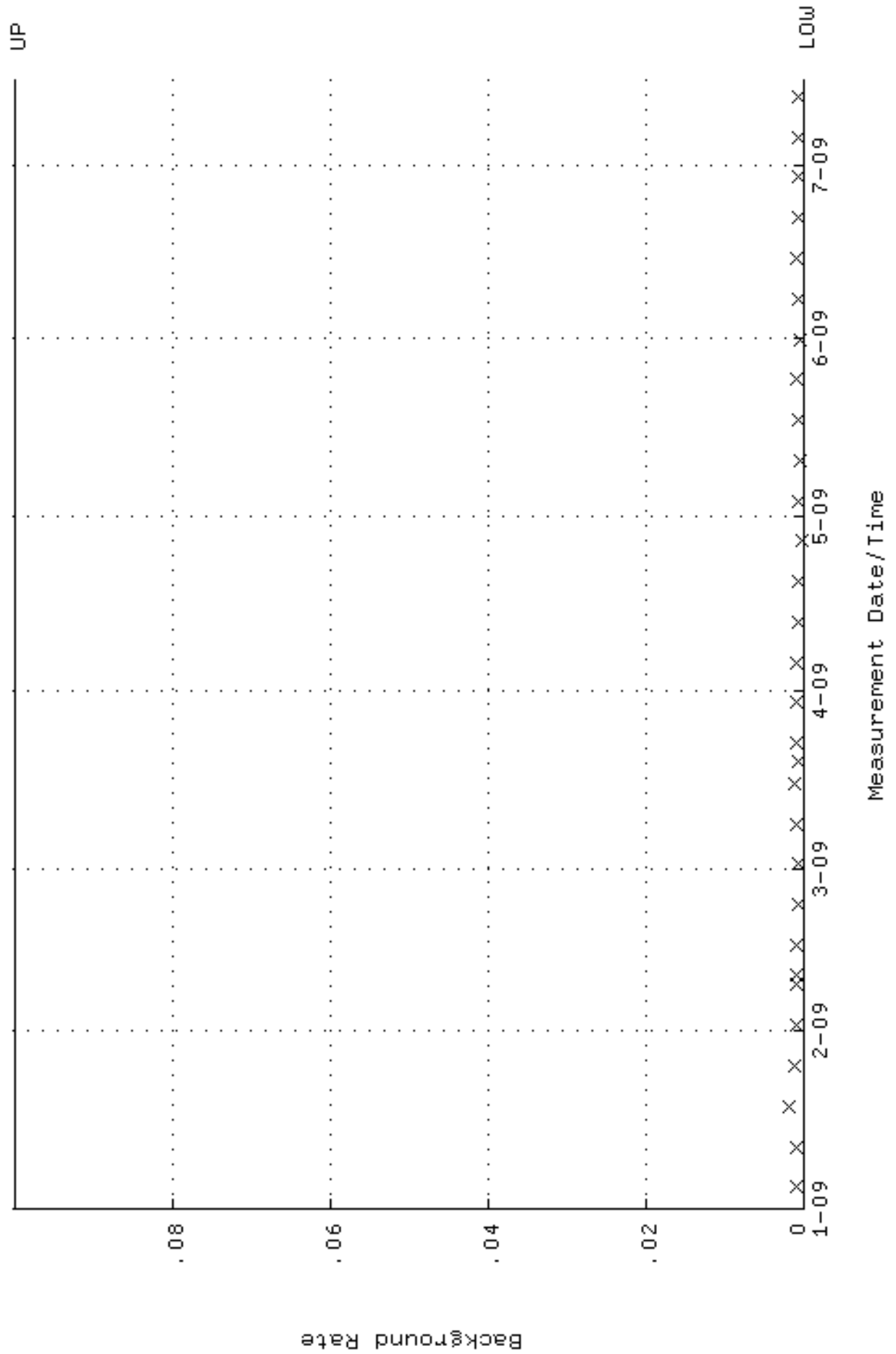
QA filename : DKA100:[ENV\_ALPHA.QA.W]W113.QAF;1  
 Parameter Name : AVRGEFF (Average Efficiency)  
 Start/End Dates : 2-JAN-2009 07:22:39 through 15-JUL-2009 12:00:00  
 Lower/Upper Lmts: 0.242598 through 0.262598



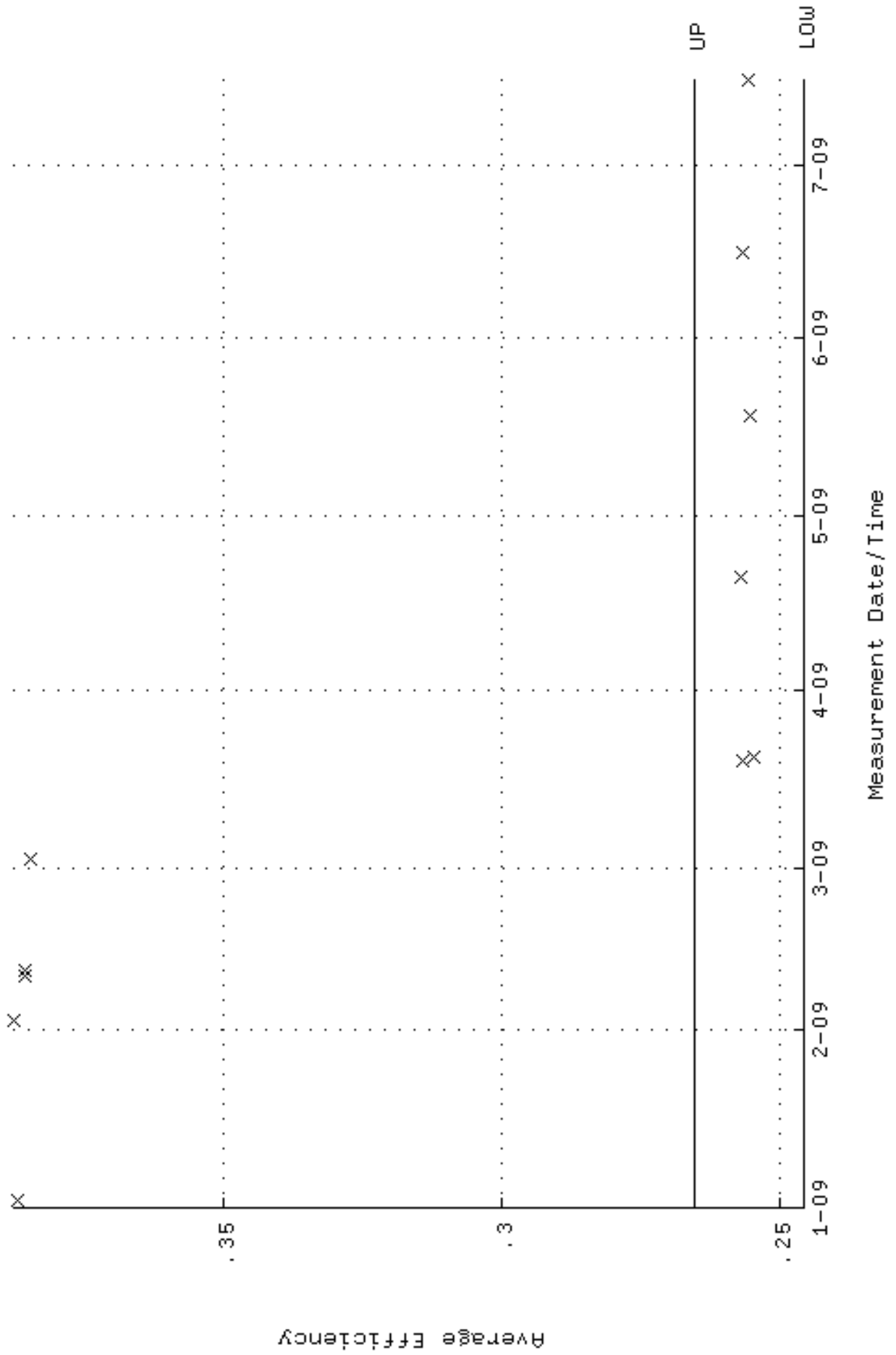
QA filename : DKA100:[ENV\_ALPHA.QA.W]w113.QAF;1  
 Parameter Name : NLAIVITY-GD148 (NUCLIDE ACTIVITY GD-148)  
 Start/End Dates : 2-JAN-2009 07:22:39 through 15-JUL-2009 12:00:00  
 Lower/Upper Lmts: 87.5172 through 96.7296



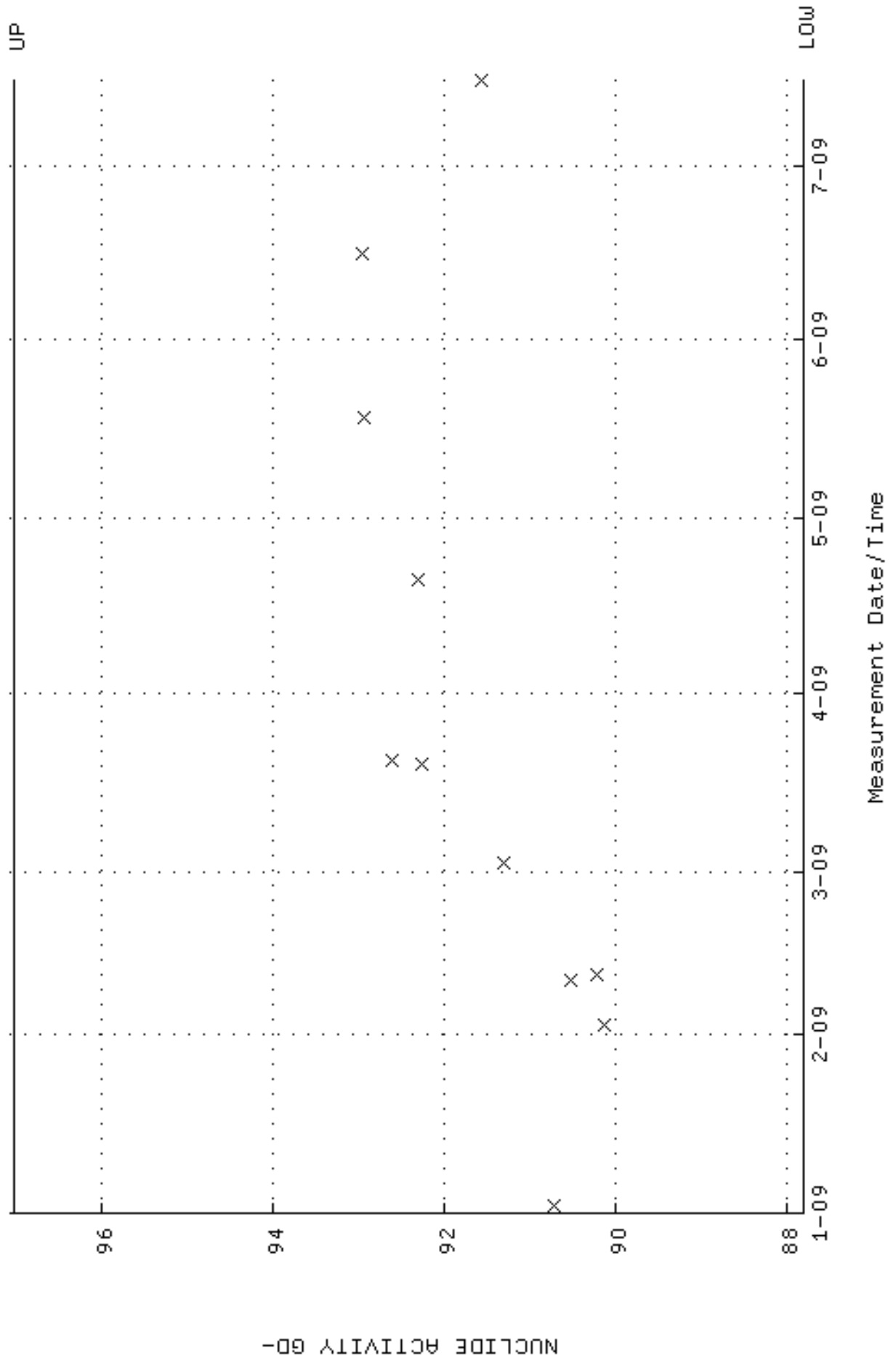
QA filename : DKA100:[ENV\_ALPHA.QA.B]B113.QAF;2  
 Parameter Name : BACKRATE (Background Rate)  
 Start/End Dates : 4-JAN-2009 17:21:41 through 15-JUL-2009 12:00:00  
 Lower/Upper Lmts: 0.000000E+00 through 0.100000



QA filename : DKA100:[ENV\_ALPHA.QA.W]W114.QAF;1  
 Parameter Name : AVRGEFF (Average Efficiency)  
 Start/End Dates : 2-JAN-2009 07:22:43 through 15-JUL-2009 12:00:00  
 Lower/Upper Lmts: 0.245499 through 0.265499




QA filename : DKA100:[ENV\_ALPHA.QA.W]w114.QAF;1  
 Parameter Name : NLAIVITY-GD148 (NUCLIDE ACTIVITY GD-148)  
 Start/End Dates : 2-JAN-2009 07:22:43 through 15-JUL-2009 12:00:00  
 Lower/Upper Lmts: 87.8108 through 97.0540

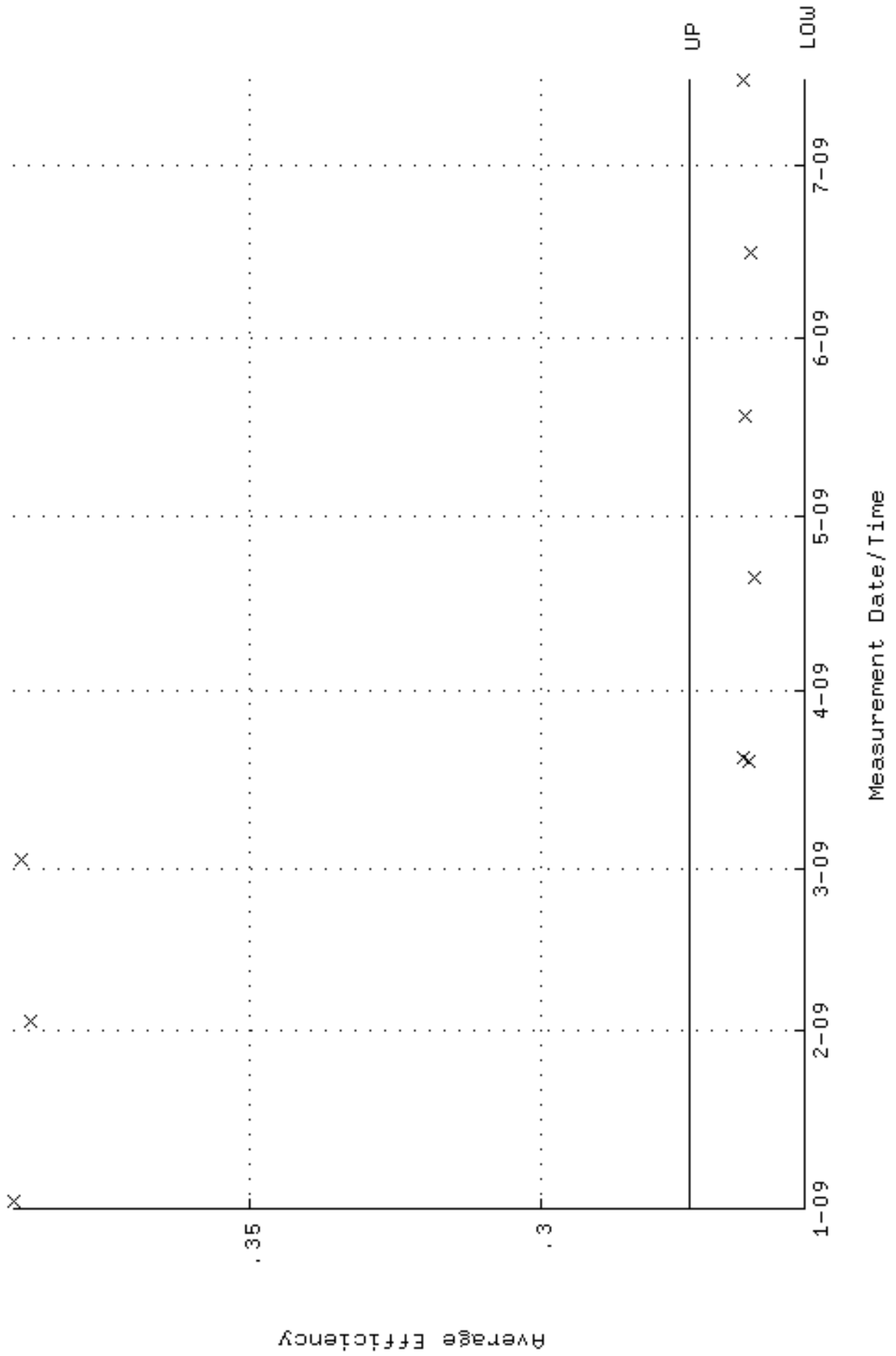




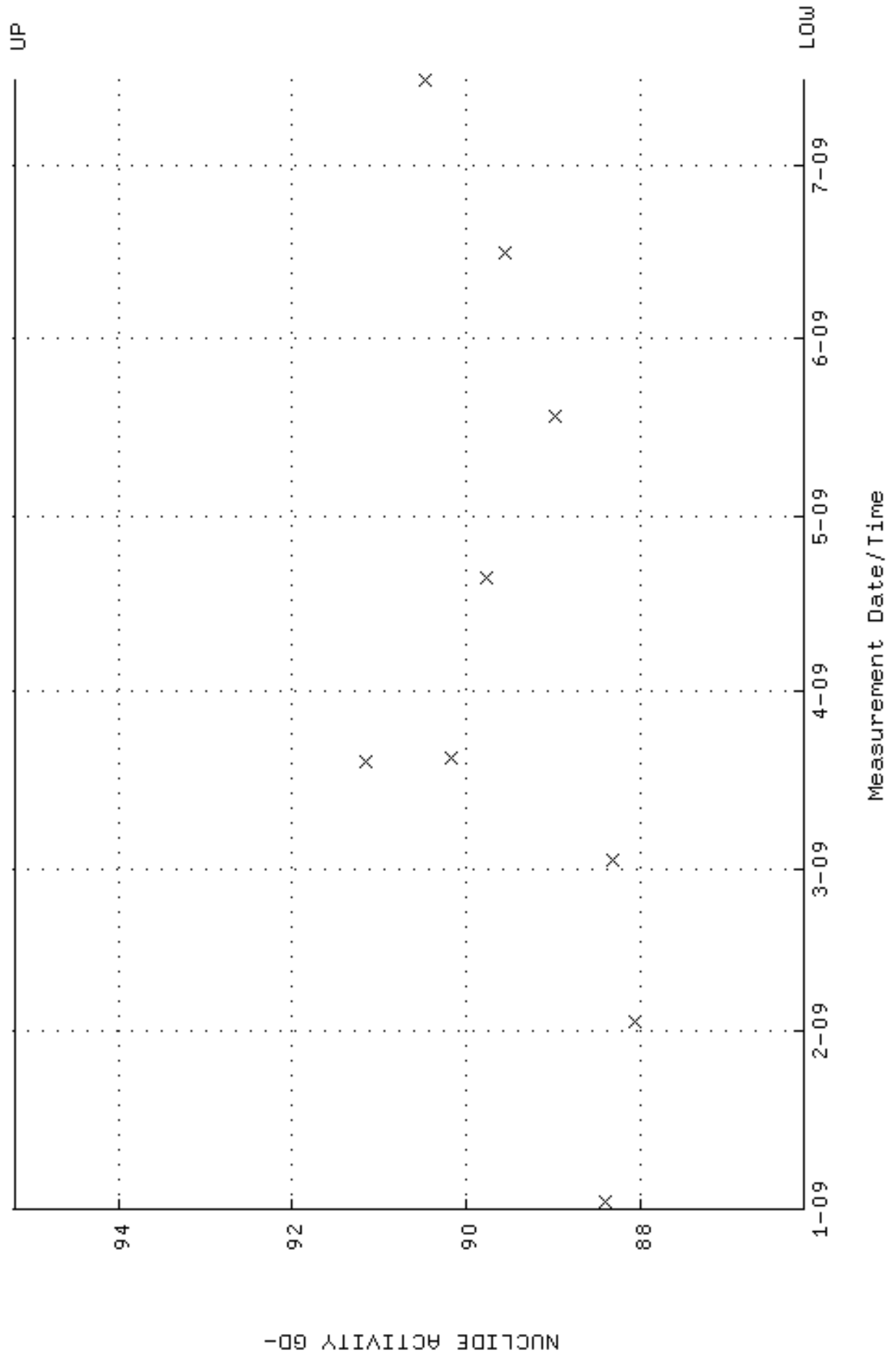
QA filename : DKA100:[ENV\_ALPHA.QA.B]B114.QAF;1  
 Parameter Name : BACKRATE (Background Rate)  
 Start/End Dates : 4-JAN-2009 17:21:50 through 15-JUL-2009 12:00:00  
 Lower/Upper Lmts: 0.000000E+00 through 0.100000



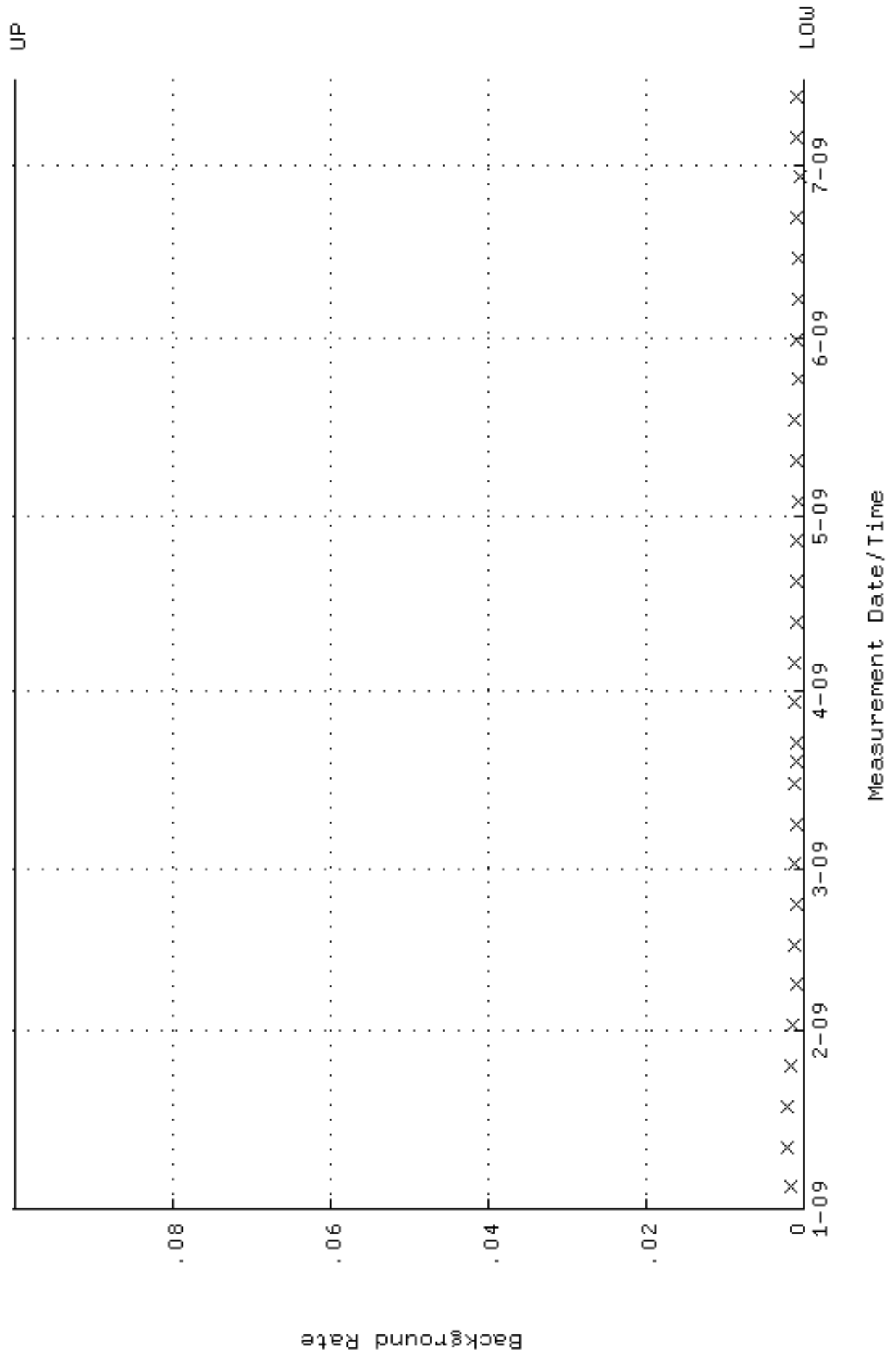
QA filename : DKA100:[ENV\_ALPHA.QA.W]W115.QAF;1  
 Parameter Name : AVRGEFF (Average Efficiency)  
 Start/End Dates : 2-JAN-2009 07:22:48 through 15-JUL-2009 12:00:00  
 Lower/Upper Lmts: 0.255018 through 0.275018



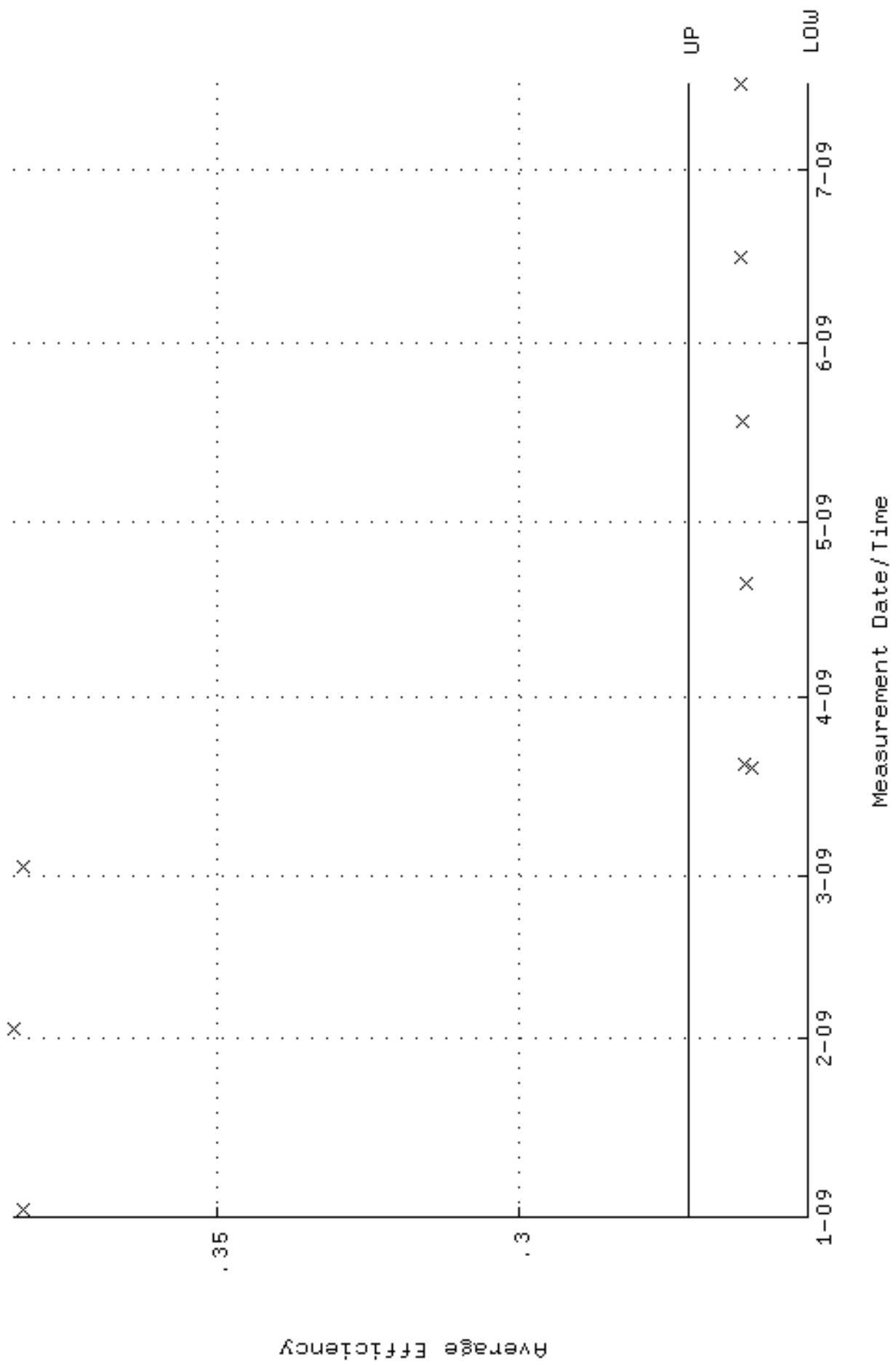
QA filename : DKA100:[ENV\_ALPHA.QA.W]w115.QAF;1  
 Parameter Name : NLAIVITY-GD148 (NUCLIDE ACTIVITY GD-148)  
 Start/End Dates : 2-JAN-2009 07:22:48 through 15-JUL-2009 12:00:00  
 Lower/Upper Lmts: 86.1212 through 95.1866



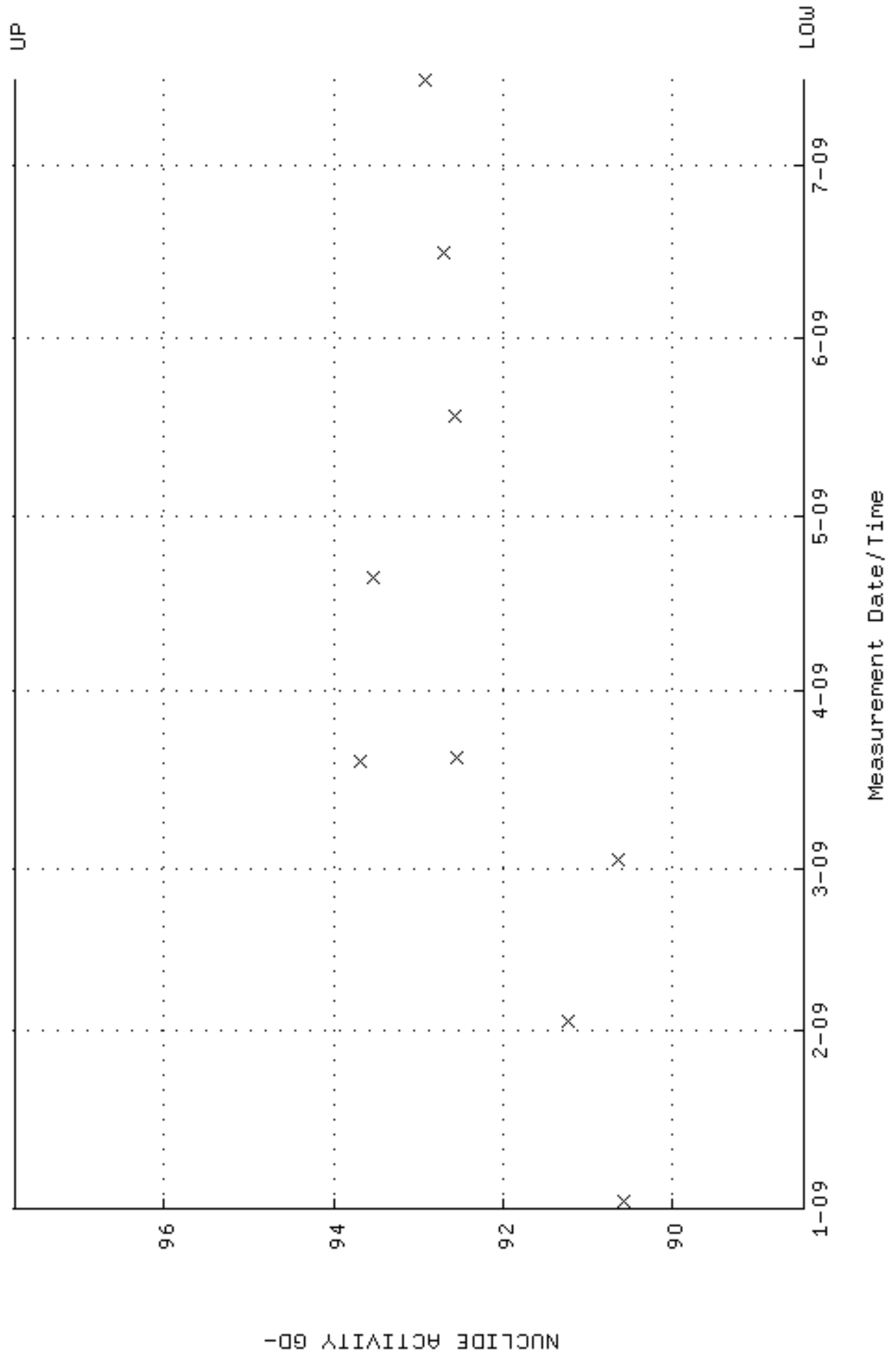
QA filename : DKA100:[ENV\_ALPHA.QA.B]B115.QAF;1  
 Parameter Name : BACKRATE (Background Rate)  
 Start/End Dates : 4-JAN-2009 17:21:56 through 15-JUL-2009 12:00:00  
 Lower/Upper Lmts: 0.000000E+00 through 0.100000



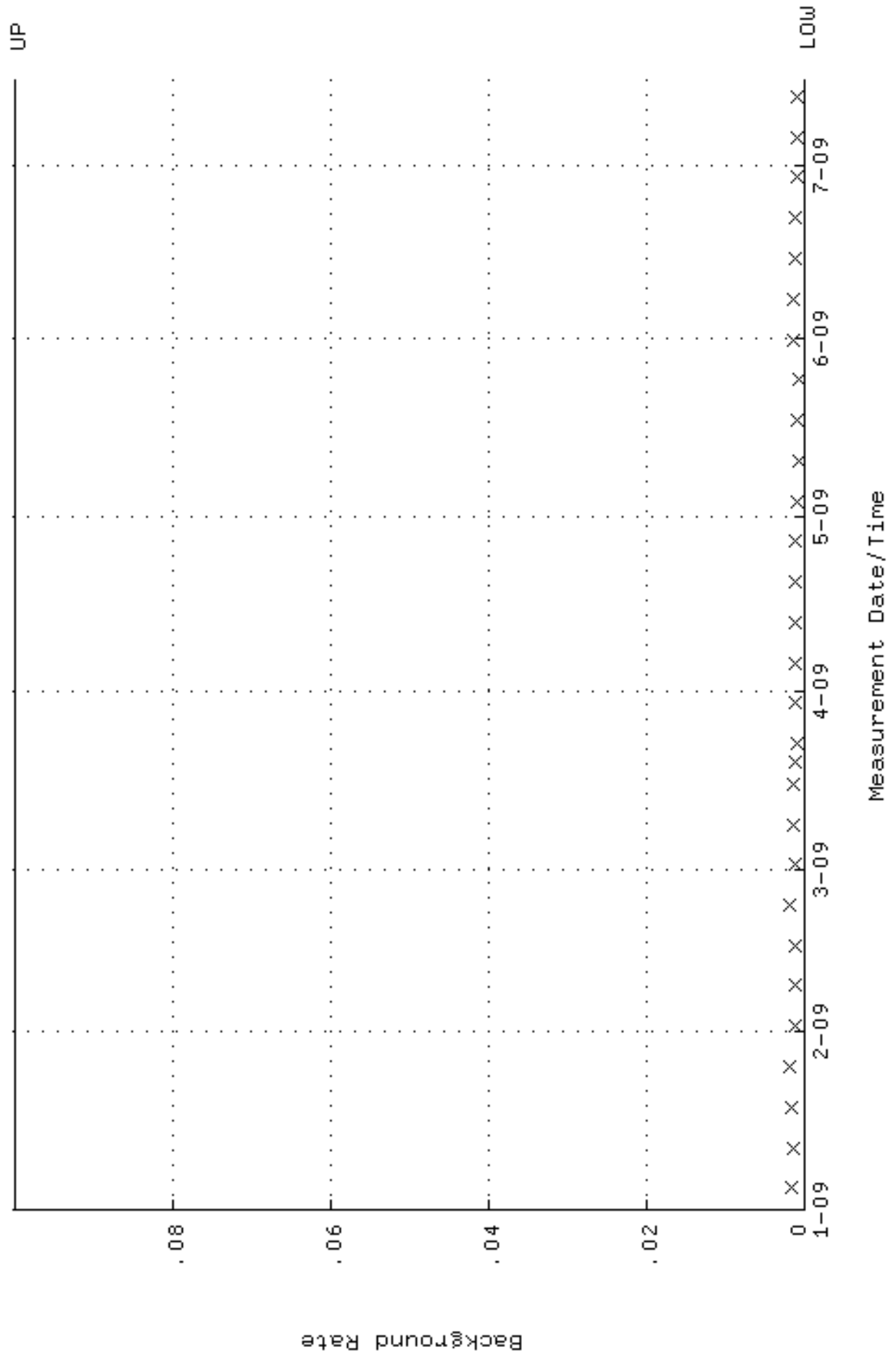
QA filename : DKA100:[ENV\_ALPHA.QA.W]W116.QAF;1  
 Parameter Name : AVRGEFF (Average Efficiency)  
 Start/End Dates : 2-JAN-2009 07:22:53 through 15-JUL-2009 12:00:00  
 Lower/Upper Lmts: 0.251950 through 0.271950



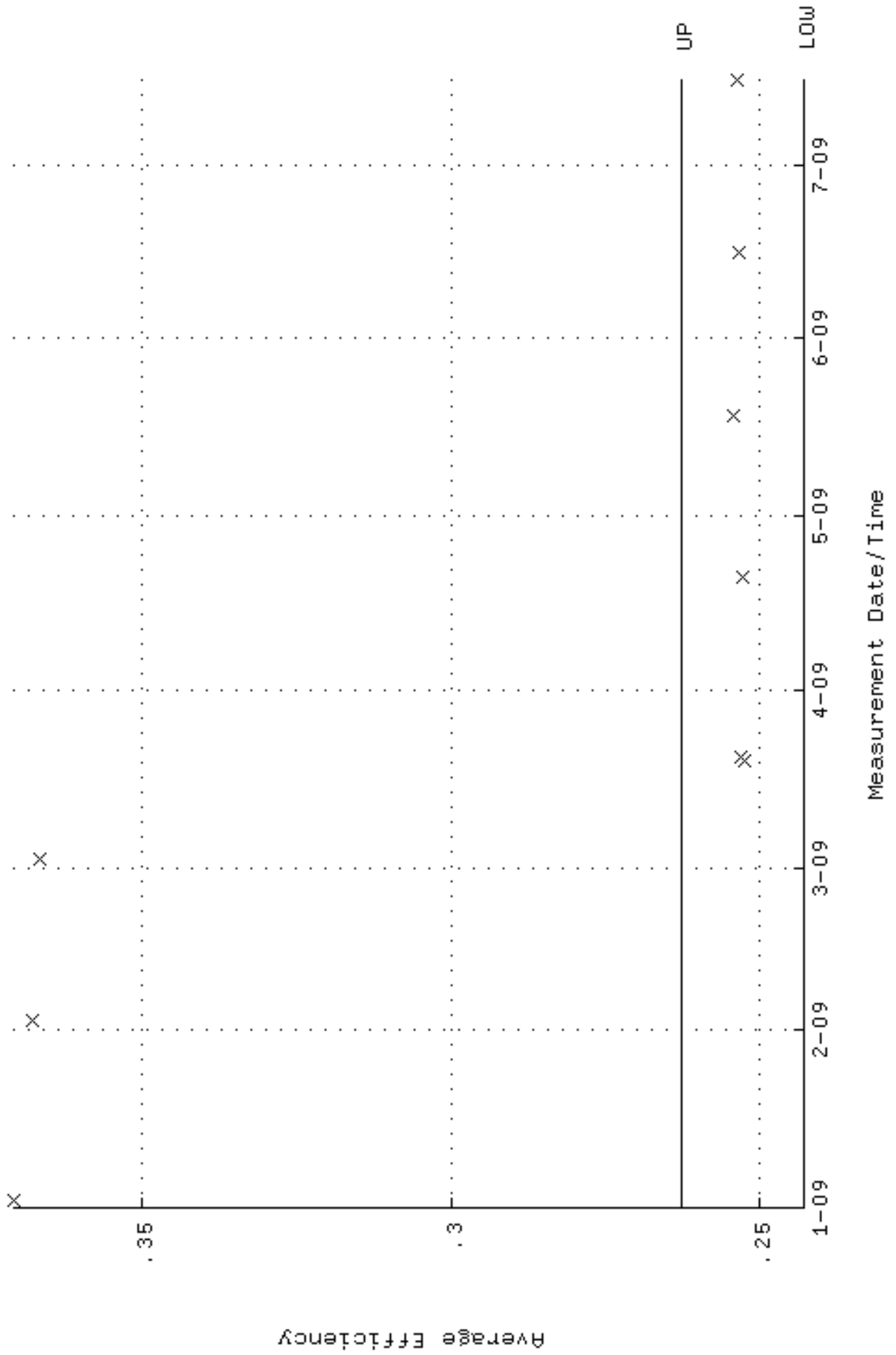
QA filename : DKA100:[ENV\_ALPHA.QA.W]w116.QAF;1  
 Parameter Name : NLAIVITY-GD148 (NUCLIDE ACTIVITY GD-148)  
 Start/End Dates : 2-JAN-2009 07:22:53 through 15-JUL-2009 12:00:00  
 Lower/Upper Lmts: 88.4515 through 97.7621



QA filename : DKA100:[ENV\_ALPHA.QA.B]B116.QAF;1  
 Parameter Name : BACKRATE (Background Rate)  
 Start/End Dates : 4-JAN-2009 17:22:01 through 15-JUL-2009 12:00:00  
 Lower/Upper Lmts: 0.000000E+00 through 0.100000

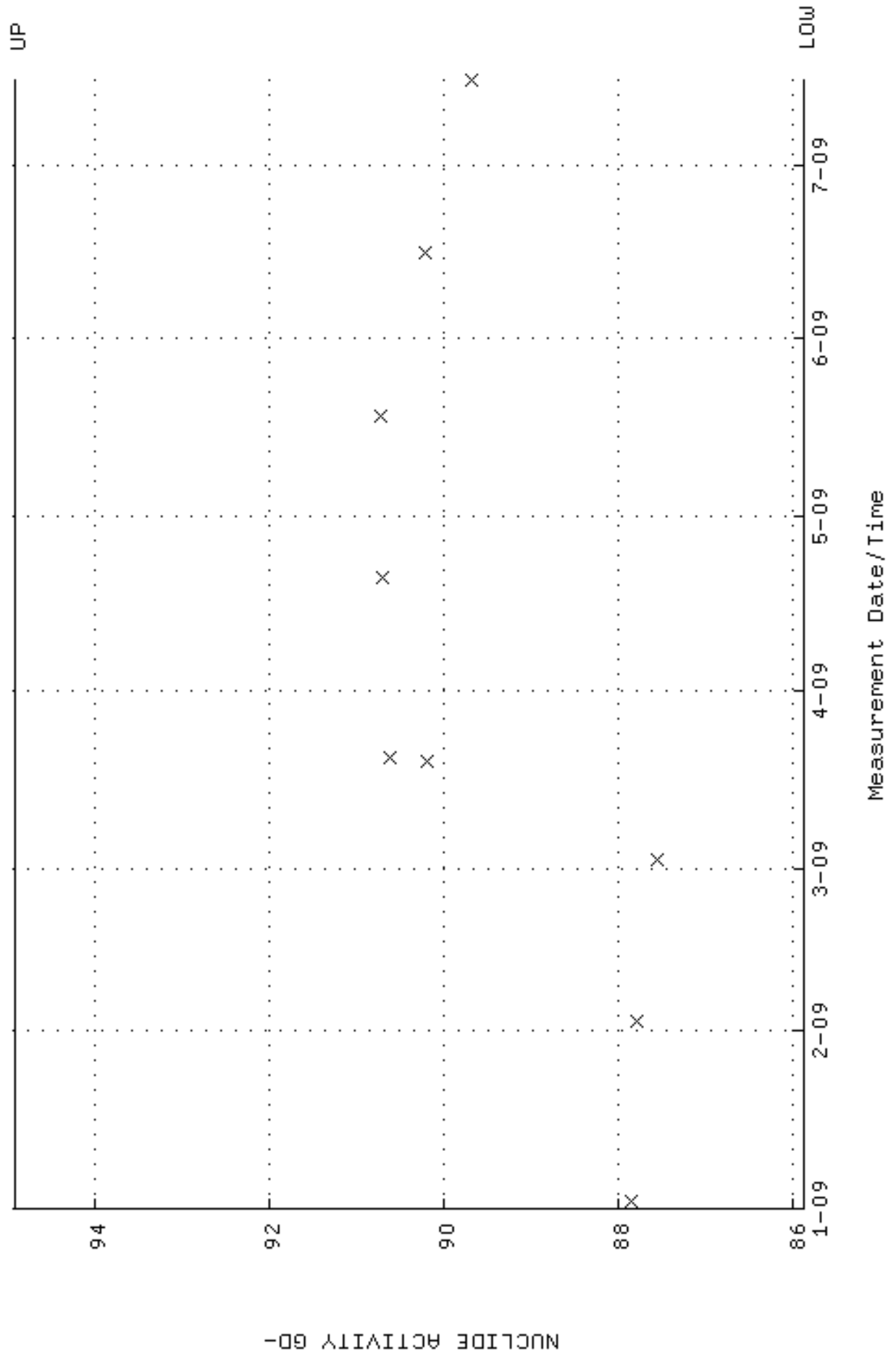


QA filename : DKA100:[ENV\_ALPHA.QA.W]W117.QAF;1  
 Parameter Name : AVRGEFF (Average Efficiency)  
 Start/End Dates : 2-JAN-2009 07:22:59 through 15-JUL-2009 12:00:00  
 Lower/Upper Lmts: 0.242940 through 0.262940

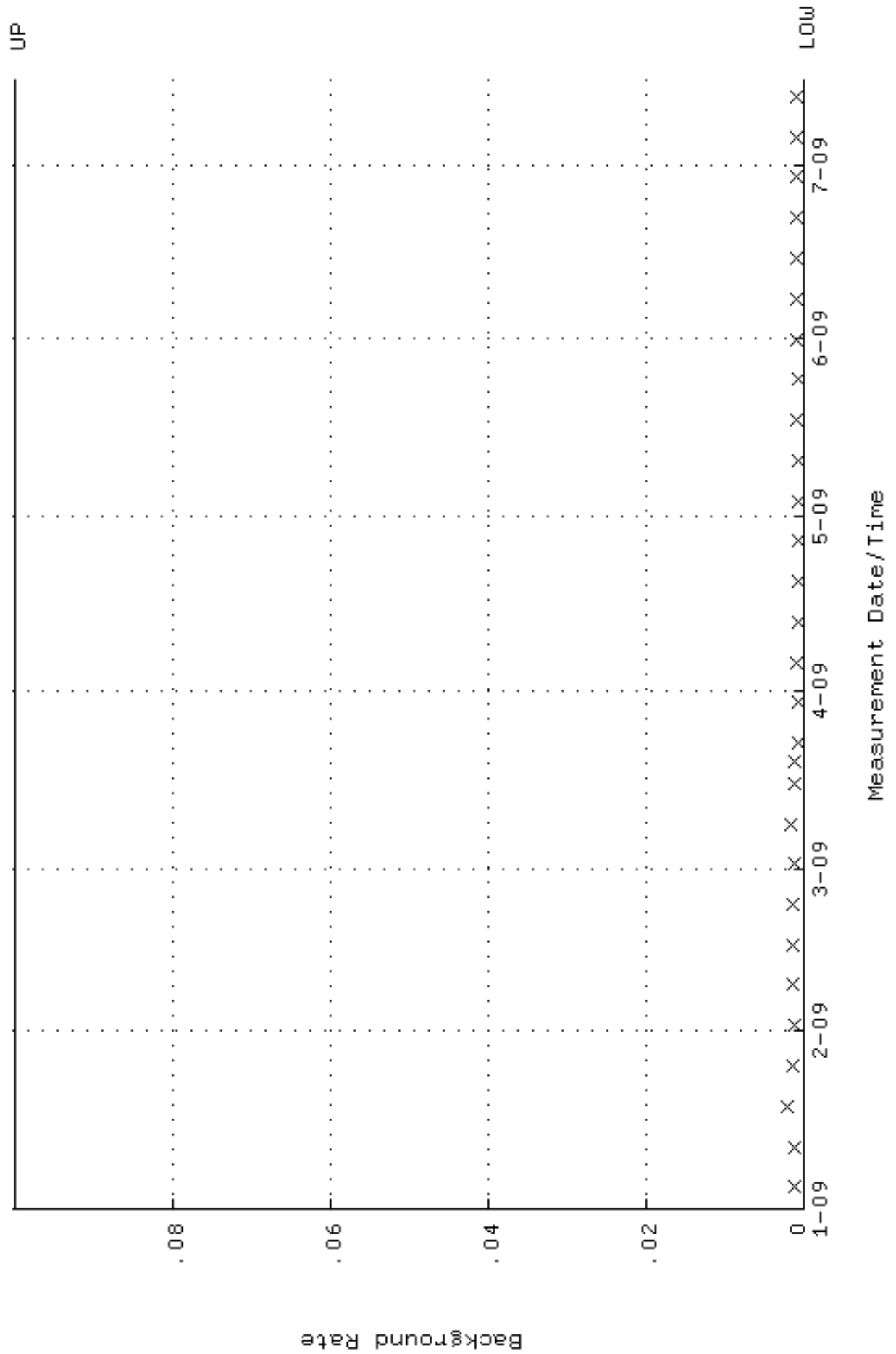




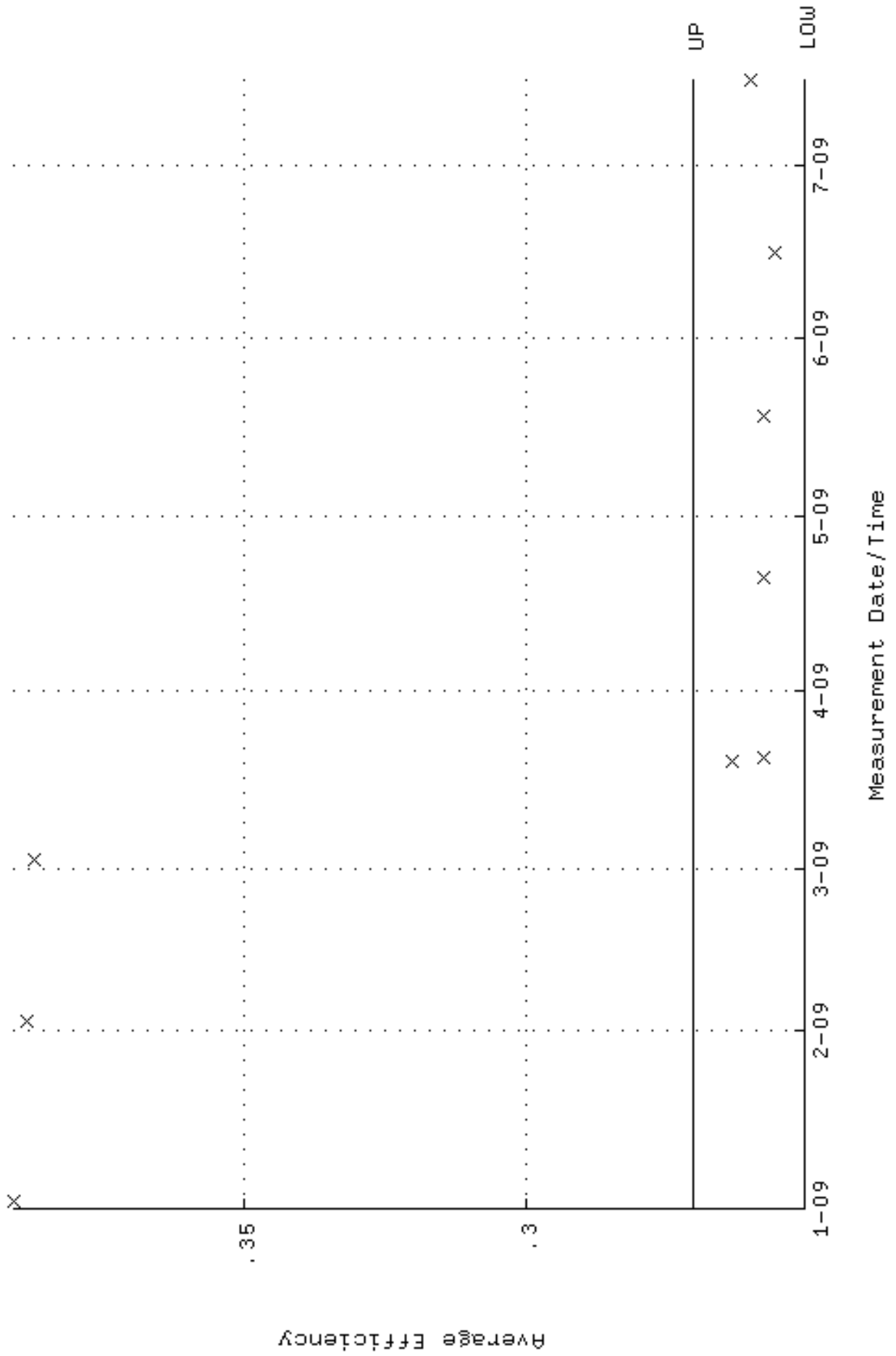
QA filename : DKA100:[ENV\_ALPHA.QA.W]w117.QAF;1  
 Parameter Name : NLAIVITY-GD148 (NUCLIDE ACTIVITY GD-148)  
 Start/End Dates : 2-JAN-2009 07:22:59 through 15-JUL-2009 12:00:00  
 Lower/Upper Lmts: 85.8693 through 94.9081



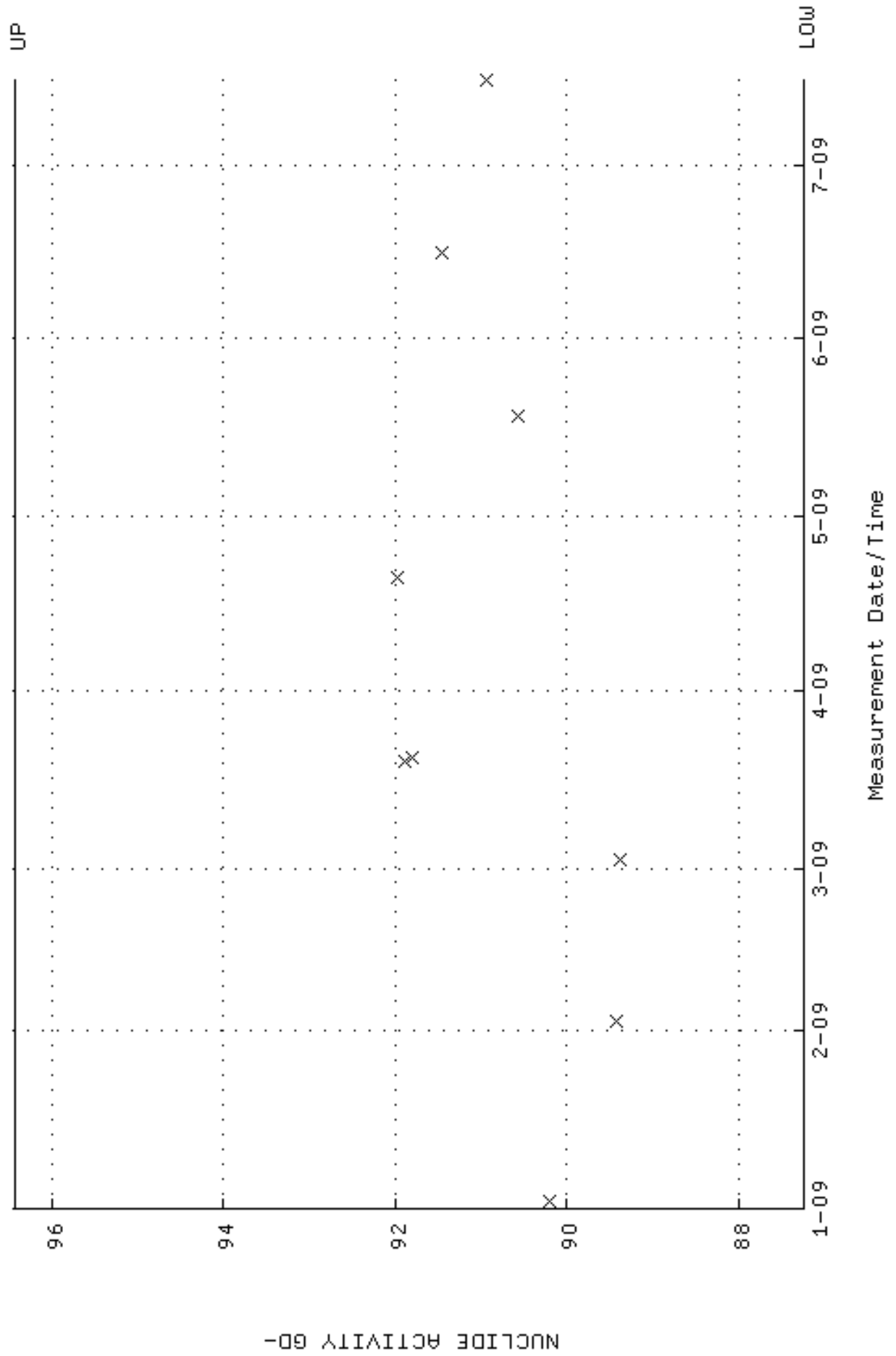
QA filename : DKA100:[ENV\_ALPHA.QA.B]B117.QAF;1  
 Parameter Name : BACKRATE (Background Rate)  
 Start/End Dates : 4-JAN-2009 17:22:06 through 15-JUL-2009 12:00:00  
 Lower/Upper Lmts: 0.000000E+00 through 0.100000



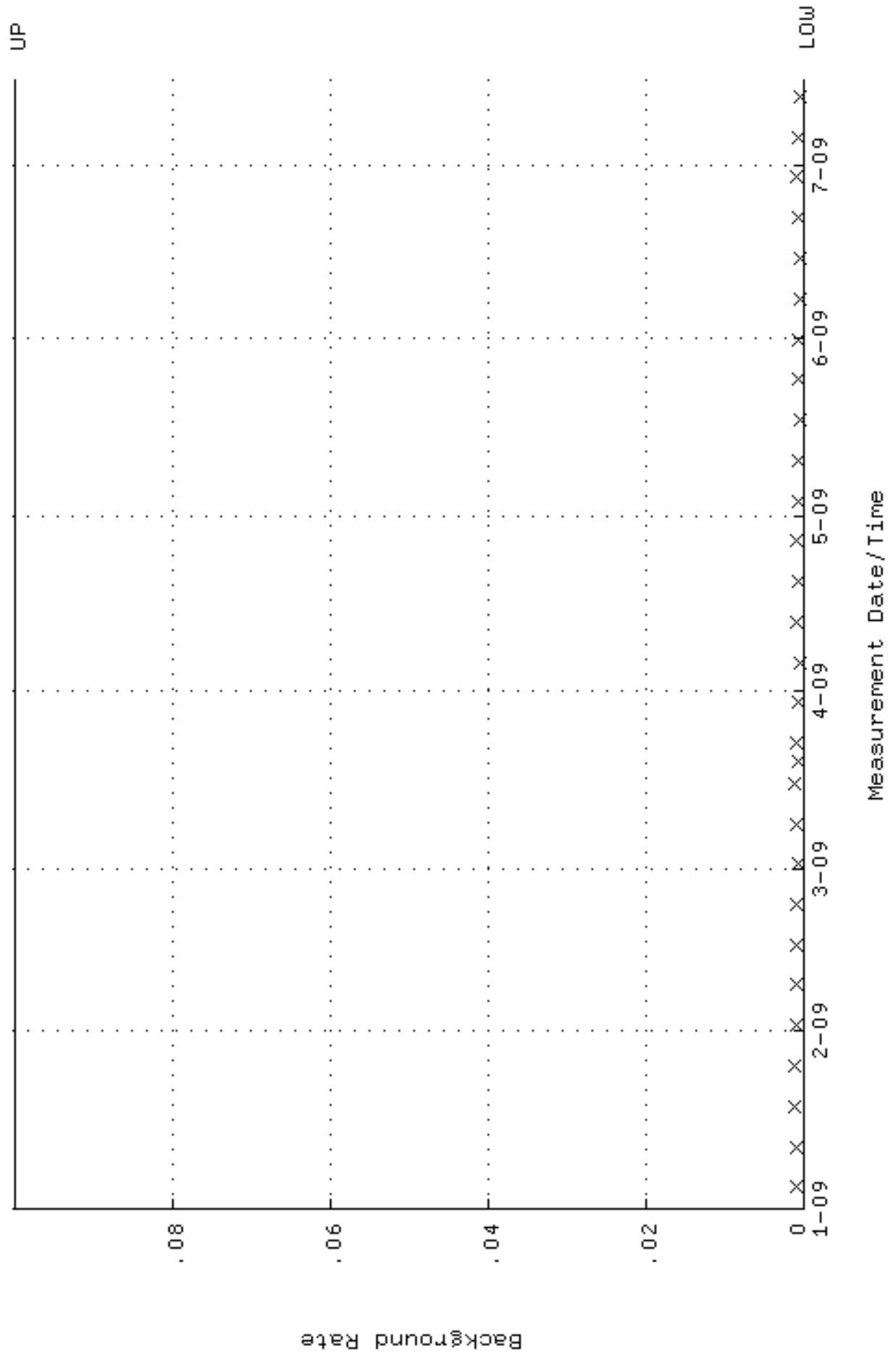
QA filename : DKA100:[ENV\_ALPHA.QA.W]W118.QAF;1  
 Parameter Name : AVRGEFF (Average Efficiency)  
 Start/End Dates : 2-JAN-2009 07:23:04 through 15-JUL-2009 12:00:00  
 Lower/Upper Lmts: 0.250490 through 0.270490



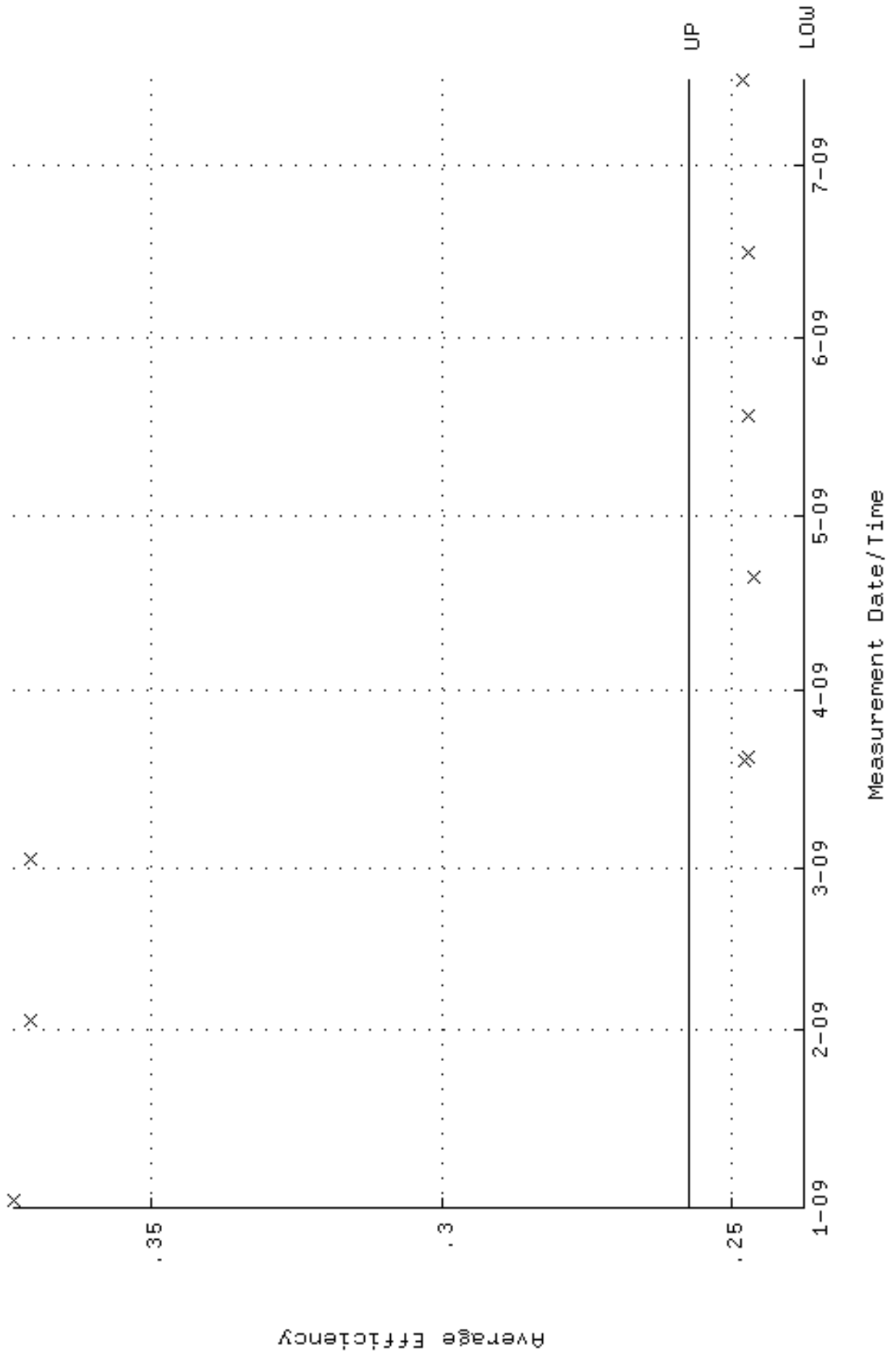
QA filename : DKA100:[ENV\_ALPHA.QA.W]w118.QAF;1  
 Parameter Name : NLAIVITY-GD148 (NUCLIDE ACTIVITY GD-148)  
 Start/End Dates : 2-JAN-2009 07:23:04 through 15-JUL-2009 12:00:00  
 Lower/Upper Lmts: 87.2440 through 96.4276



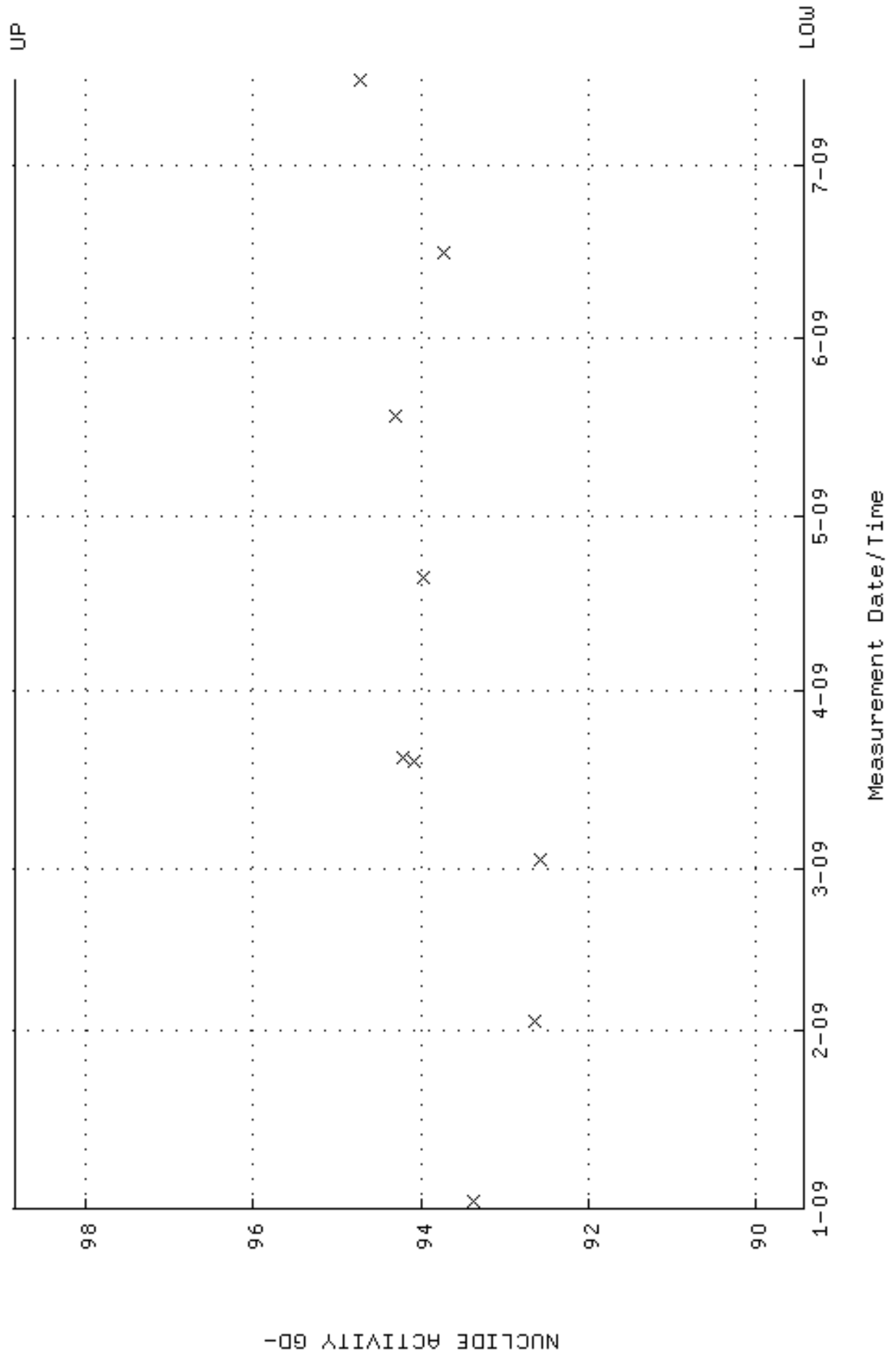
QA filename : DKA100:[ENV\_ALPHA.QA.B]B118.QAF;1  
 Parameter Name : BACKRATE (Background Rate)  
 Start/End Dates : 4-JAN-2009 17:22:10 through 15-JUL-2009 12:00:00  
 Lower/Upper Lmts: 0.000000E+00 through 0.100000



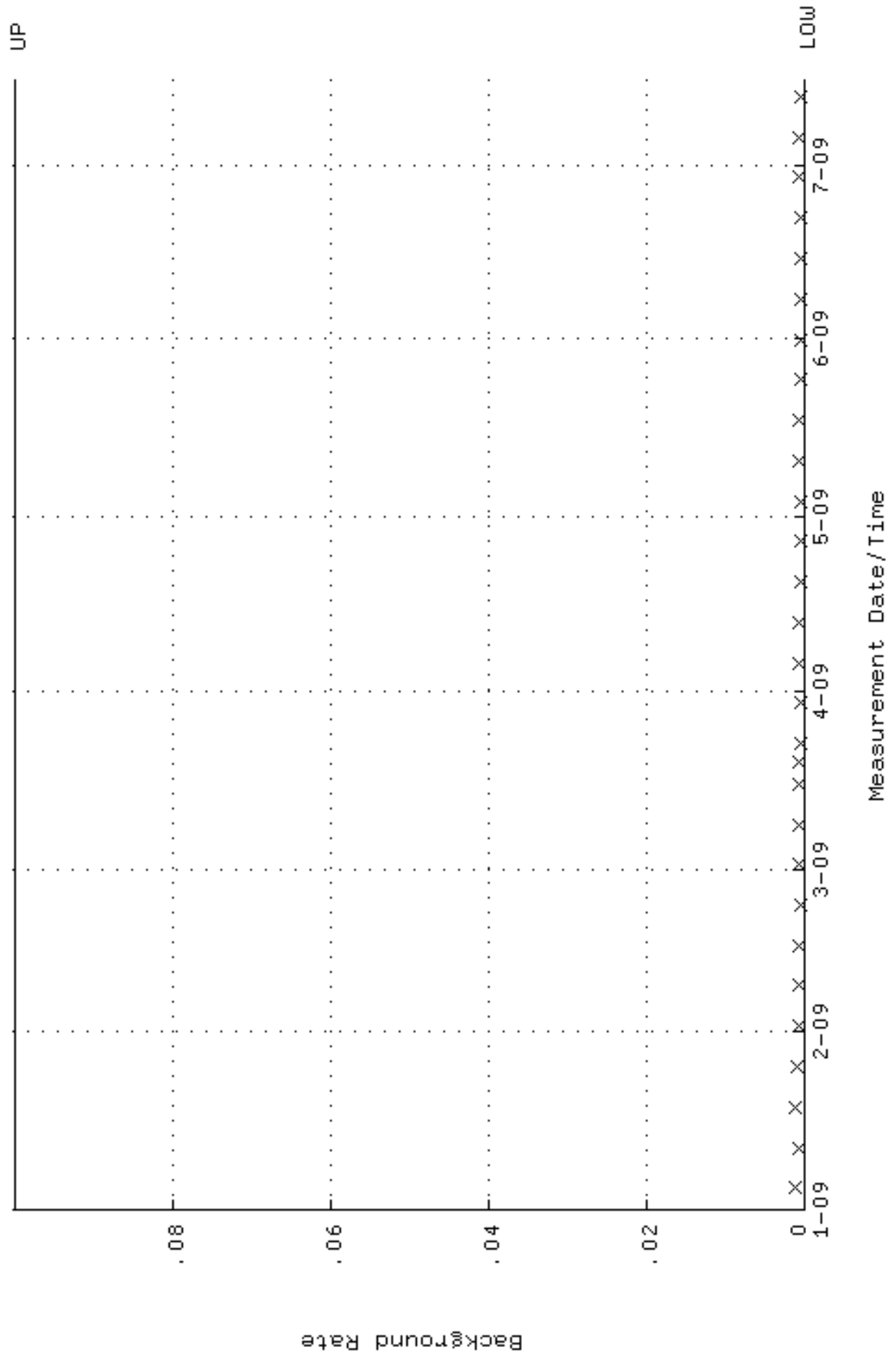
QA filename : DKA100:[ENV\_ALPHA.QA.W]W121.QAF;1  
 Parameter Name : AVRGEFF (Average Efficiency)  
 Start/End Dates : 2-JAN-2009 07:23:19 through 15-JUL-2009 12:00:00  
 Lower/Upper Lmts: 0.237686 through 0.257686



QA filename : DKA100:[ENV\_ALPHA.QA.W]w121.QAF;1  
 Parameter Name : NLAIVITY-GD148 (NUCLIDE ACTIVITY GD-148)  
 Start/End Dates : 2-JAN-2009 07:23:19 through 15-JUL-2009 12:00:00  
 Lower/Upper Lmts: 89.4263 through 98.8395

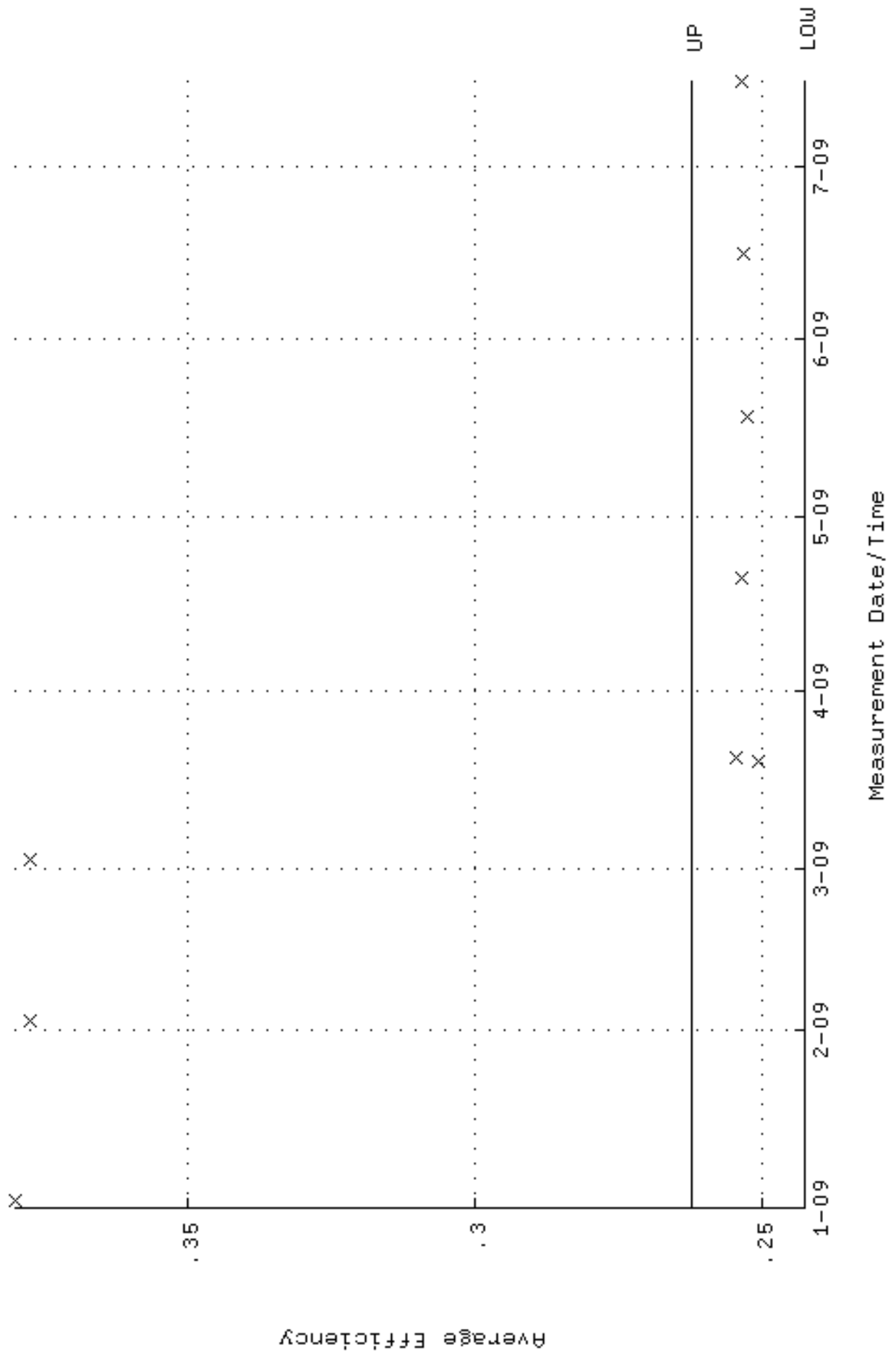


QA filename : DKA100:[ENV\_ALPHA.QA.B]B121.QAF;1  
 Parameter Name : BACKRATE (Background Rate)  
 Start/End Dates : 4-JAN-2009 17:22:23 through 15-JUL-2009 12:00:00  
 Lower/Upper Lmts: 0.000000E+00 through 0.100000

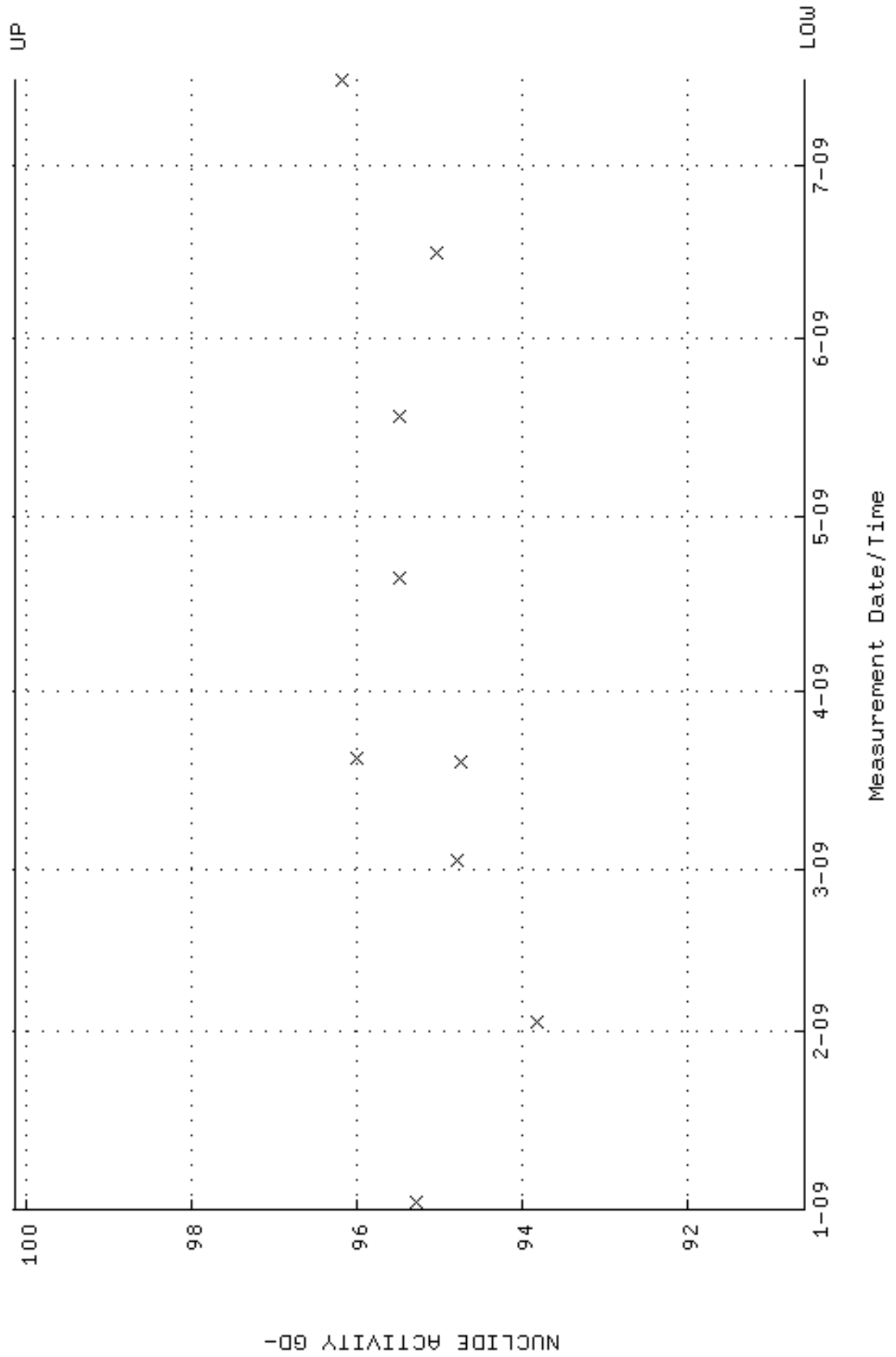




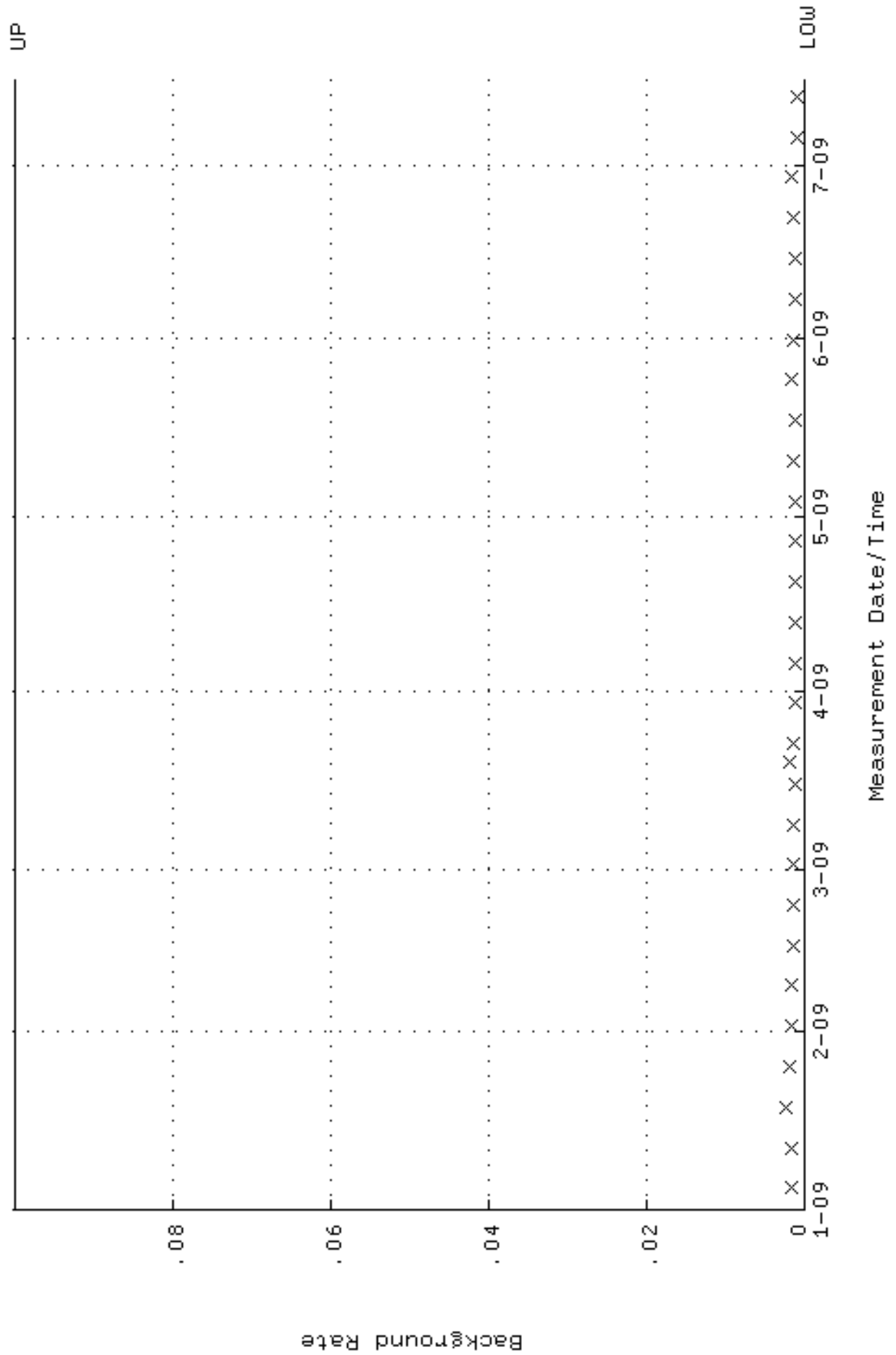
QA filename : DKA100:[ENV\_ALPHA.QA.W]W122.QAF;1  
 Parameter Name : AVRGEFF (Average Efficiency)  
 Start/End Dates : 2-JAN-2009 07:23:23 through 15-JUL-2009 12:00:00  
 Lower/Upper Lmts: 0.242659 through 0.262659



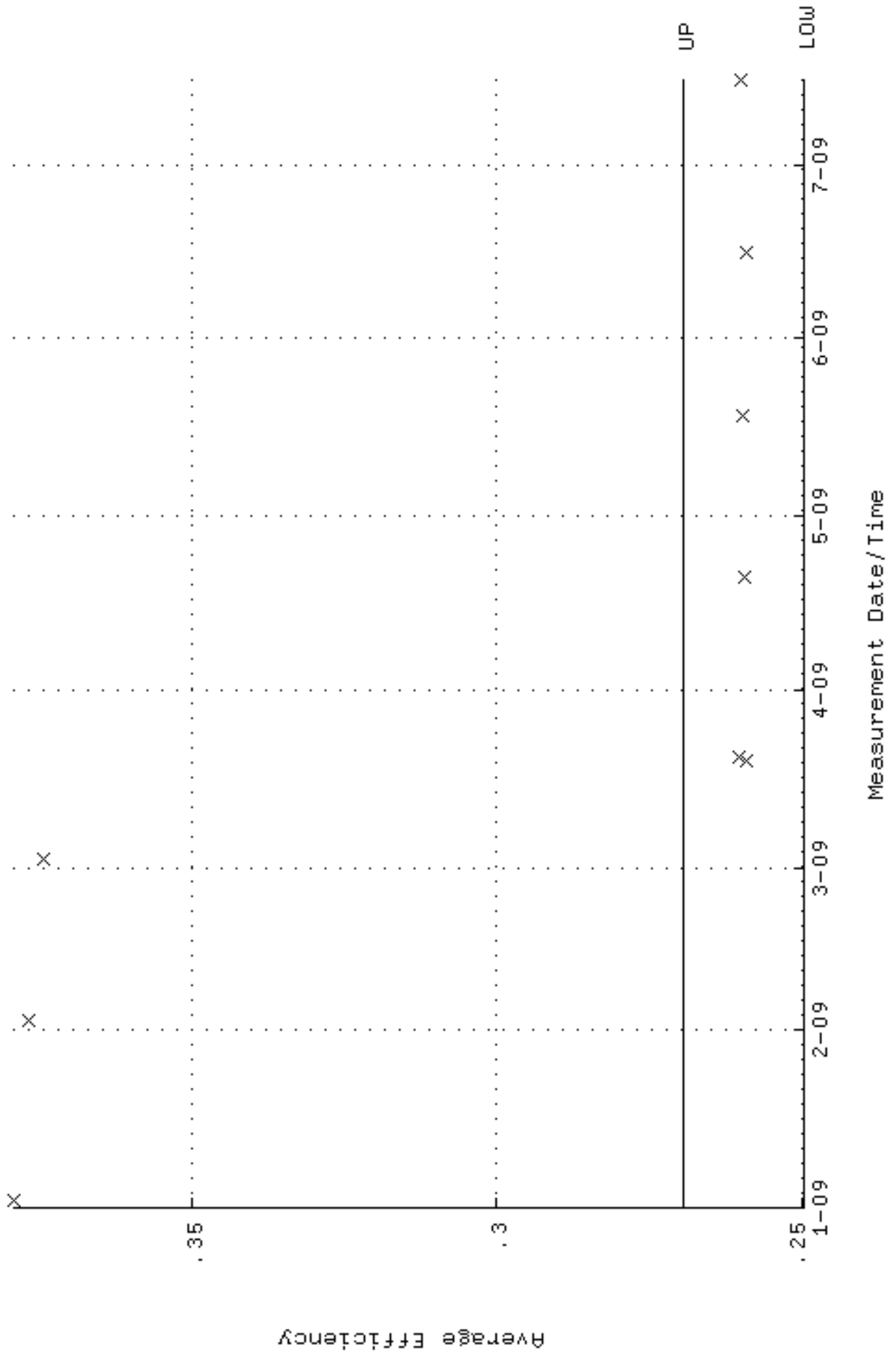
QA filename : DKA100:[ENV\_ALPHA.QA.W]W122.QAF;1  
 Parameter Name : NLAIVITY-GD148 (NUCLIDE ACTIVITY GD-148)  
 Start/End Dates : 2-JAN-2009 07:23:23 through 15-JUL-2009 12:00:00  
 Lower/Upper Lmts: 90.5949 through 100.131



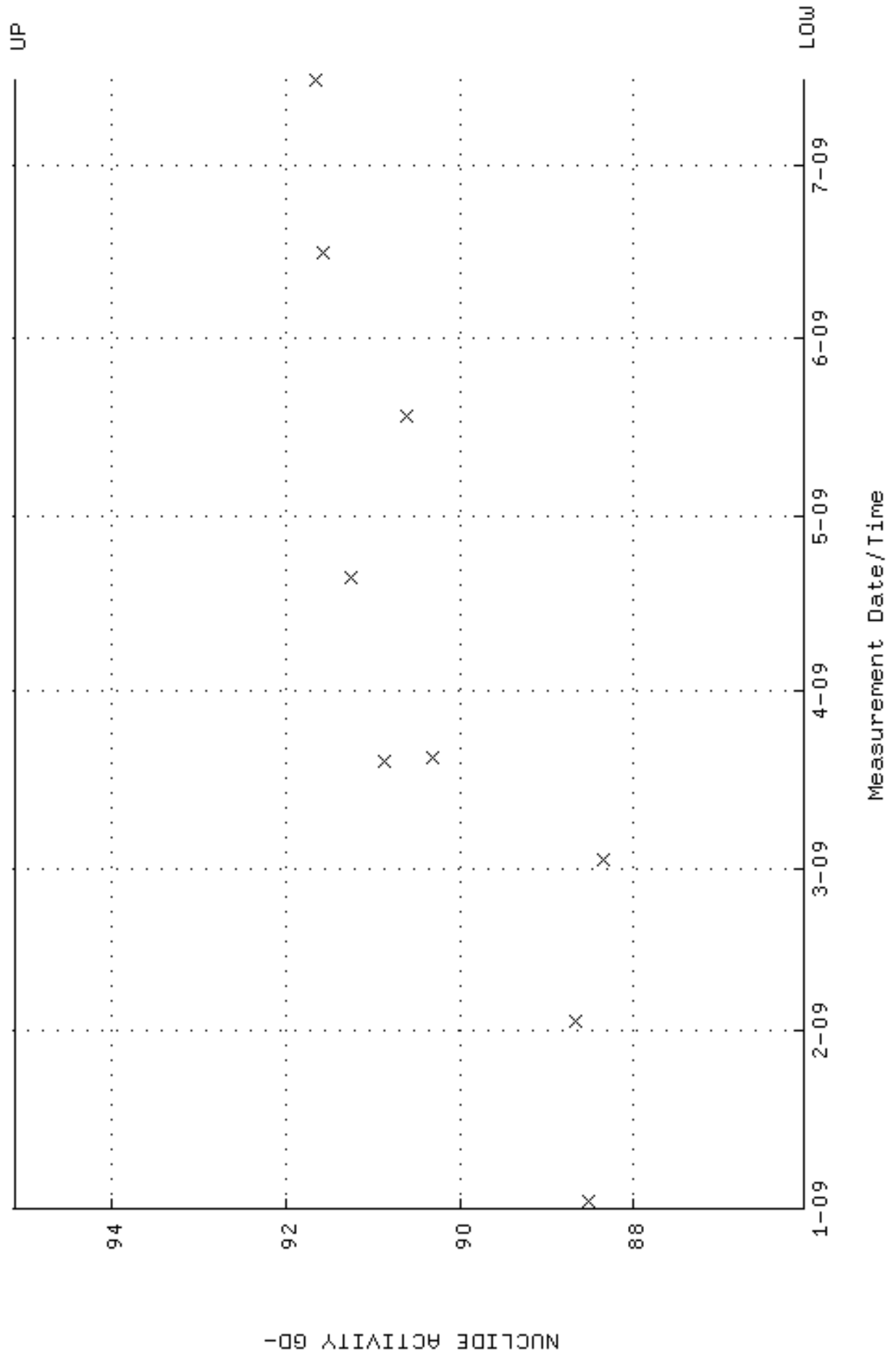
QA filename : DKA100:[ENV\_ALPHA.QA.B]B122.QAF;1  
 Parameter Name : BACKRATE (Background Rate)  
 Start/End Dates : 4-JAN-2009 17:22:26 through 15-JUL-2009 12:00:00  
 Lower/Upper Lmts: 0.000000E+00 through 0.100000



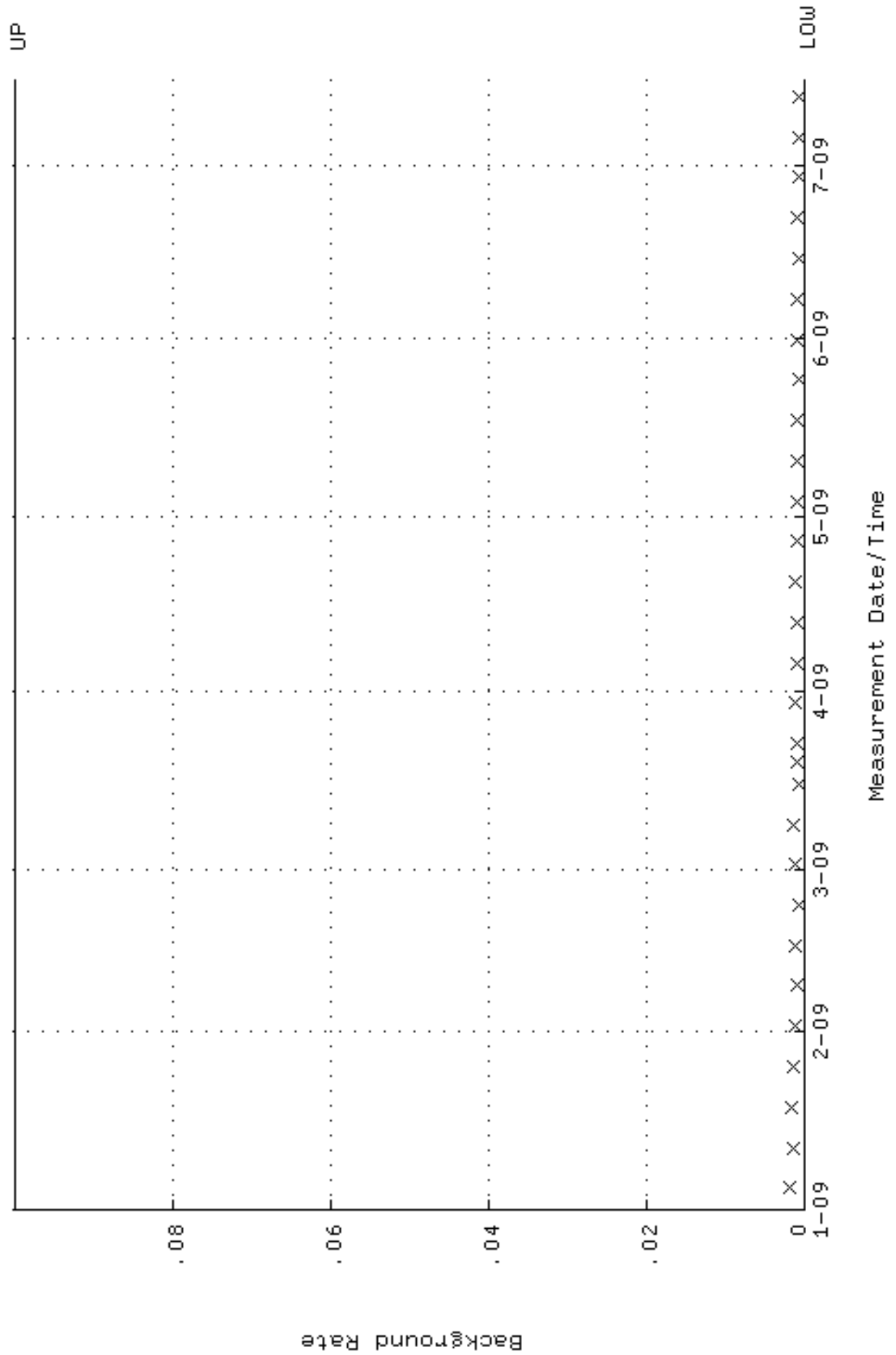
QA filename : DKA100:[ENV\_ALPHA.QA.W]W123.QAF;1  
 Parameter Name : AVRGEFF (Average Efficiency)  
 Start/End Dates : 2-JAN-2009 07:23:29 through 15-JUL-2009 12:00:00  
 Lower/Upper Lmts: 0.249752 through 0.269752



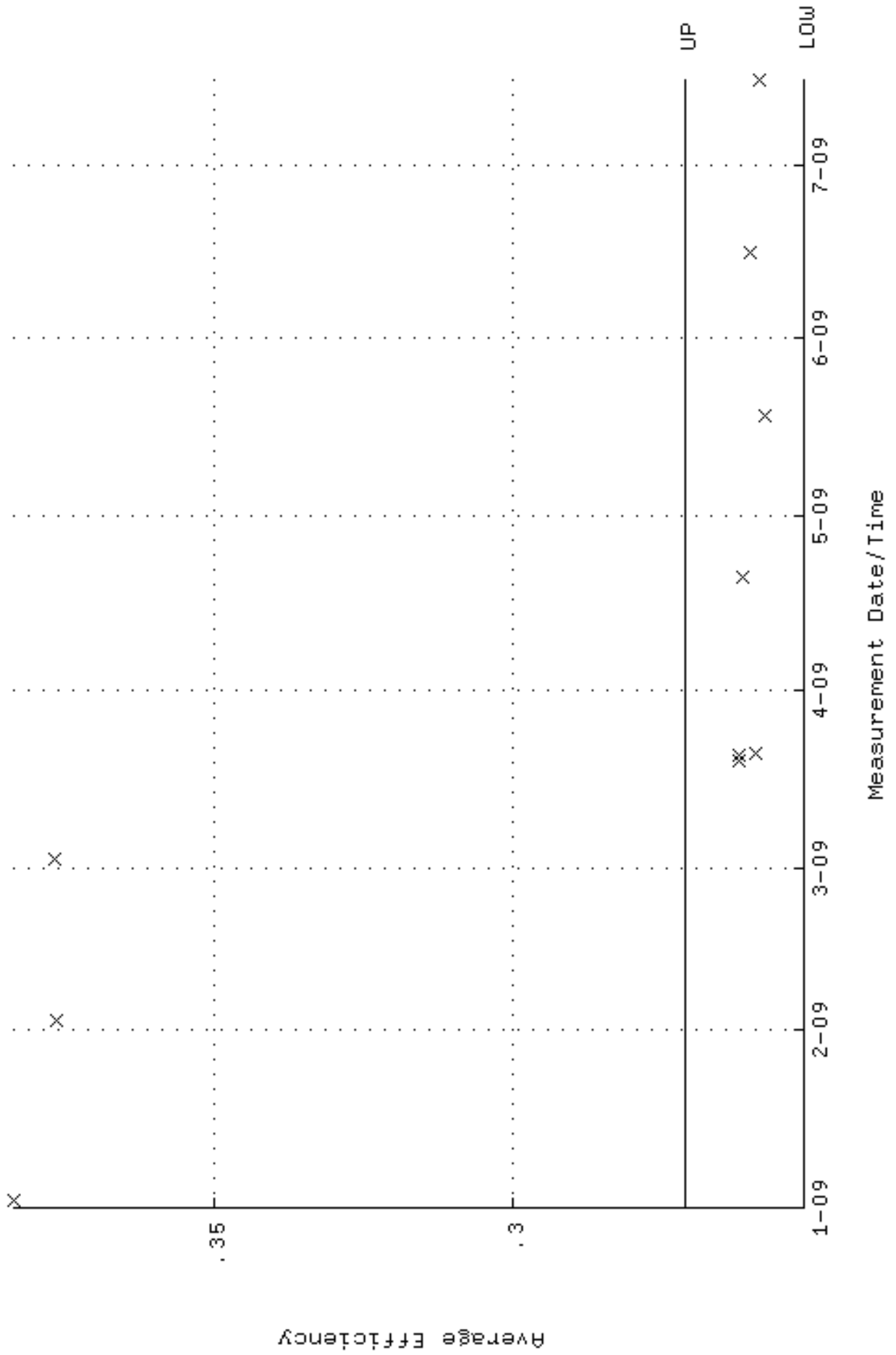
QA filename : DKA100:[ENV\_ALPHA.QA.W]W123.QAF;1  
 Parameter Name : NLAIVITY-GD148 (NUCLIDE ACTIVITY GD-148)  
 Start/End Dates : 2-JAN-2009 07:23:29 through 15-JUL-2009 12:00:00  
 Lower/Upper Lmts: 86.0496 through 95.1074



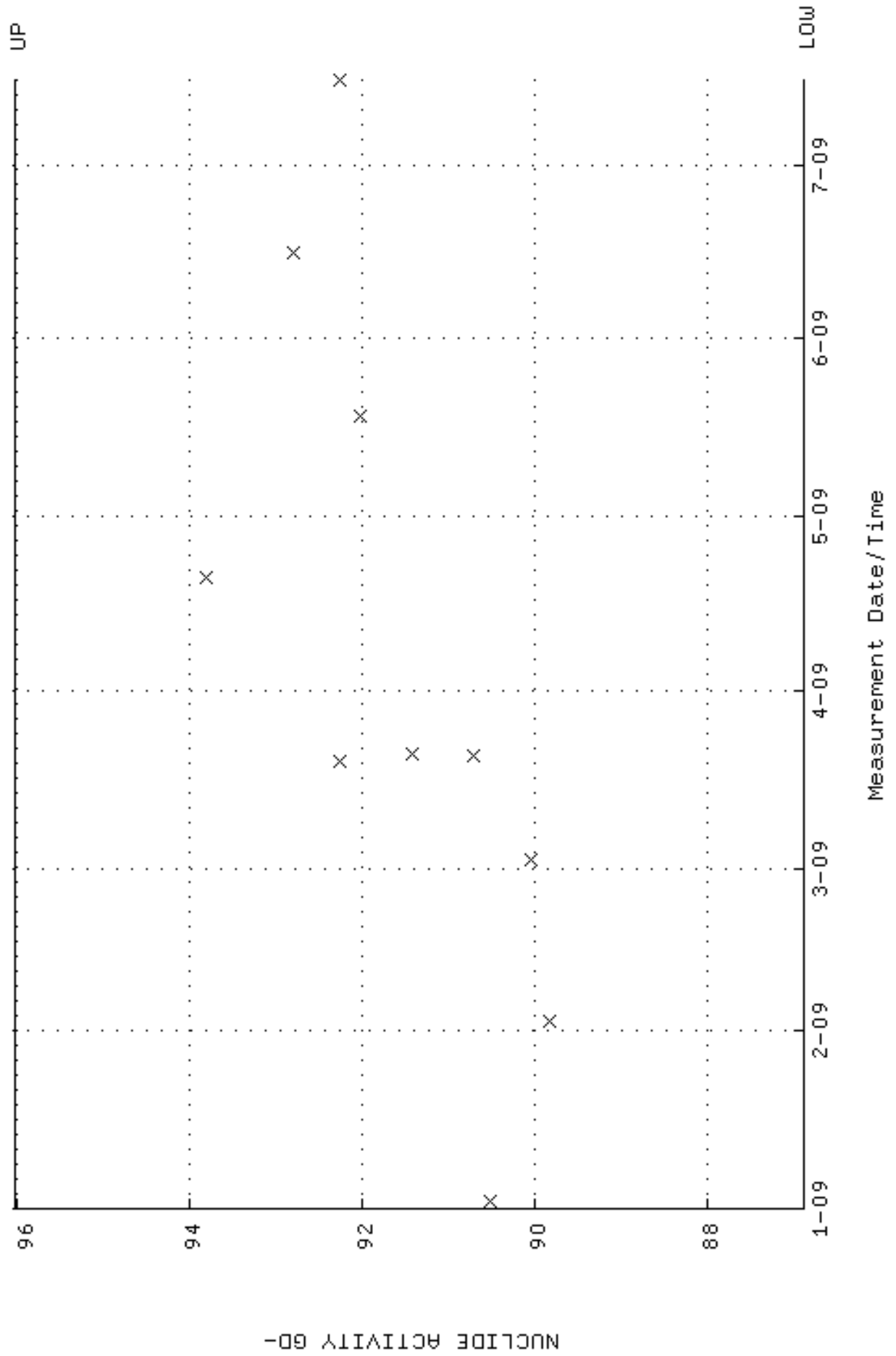
QA filename : DKA100:[ENV\_ALPHA.QA.B]B123.QAF;1  
 Parameter Name : BACKRATE (Background Rate)  
 Start/End Dates : 4-JAN-2009 17:22:30 through 15-JUL-2009 12:00:00  
 Lower/Upper Lmts: 0.000000E+00 through 0.100000



QA filename : DKA100:[ENV\_ALPHA.QA.W]W124.QAF;1  
 Parameter Name : AVRGEFF (Average Efficiency)  
 Start/End Dates : 2-JAN-2009 07:23:33 through 15-JUL-2009 12:00:00  
 Lower/Upper Lmts: 0.251398 through 0.271398

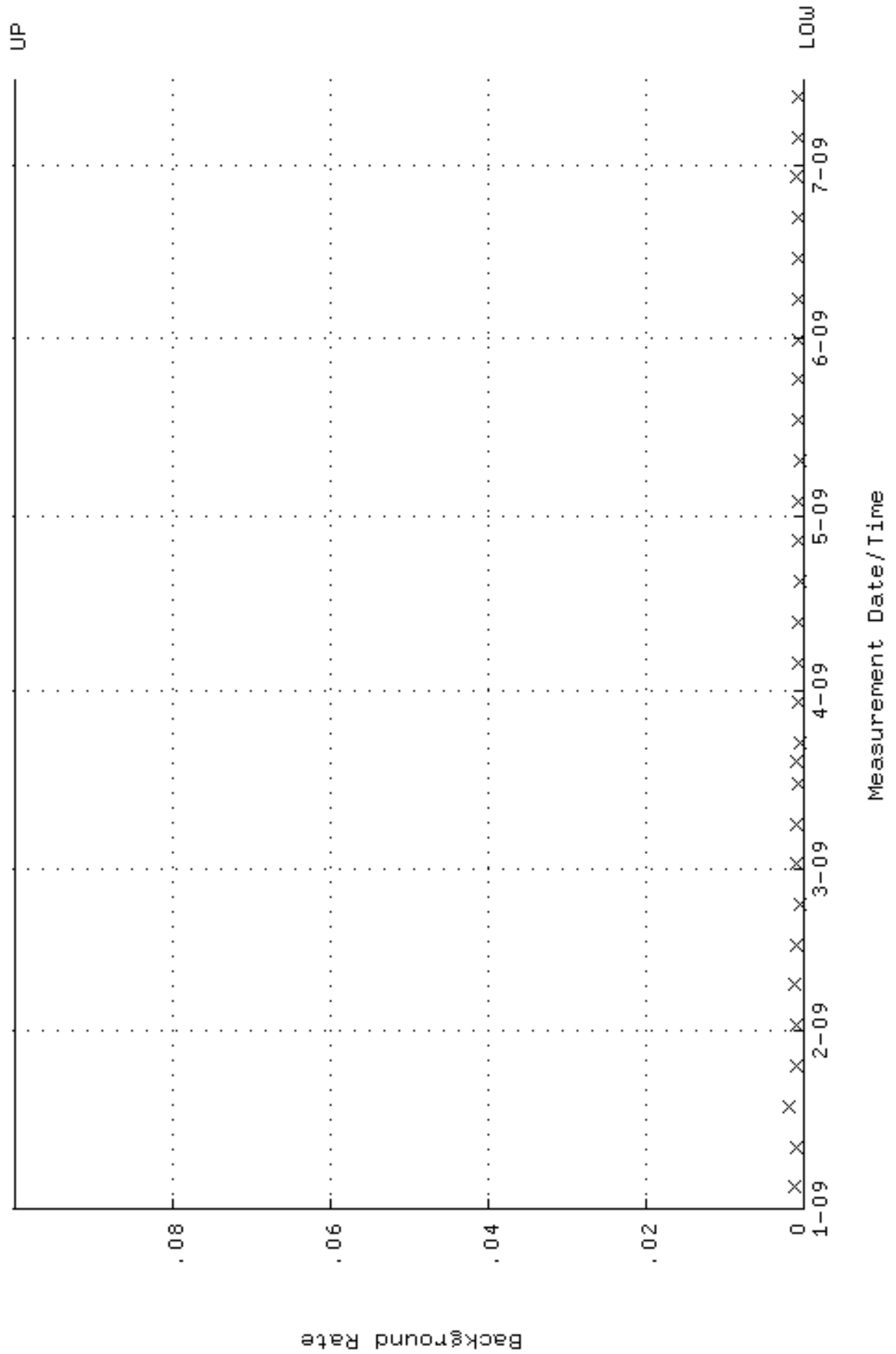


QA filename : DKA100:[ENV\_ALPHA.QA.W]W124.QAF;1  
 Parameter Name : NLAIVITY-GD148 (NUCLIDE ACTIVITY GD-148)  
 Start/End Dates : 2-JAN-2009 07:23:33 through 15-JUL-2009 12:00:00  
 Lower/Upper Lmts: 86.8862 through 96.0322

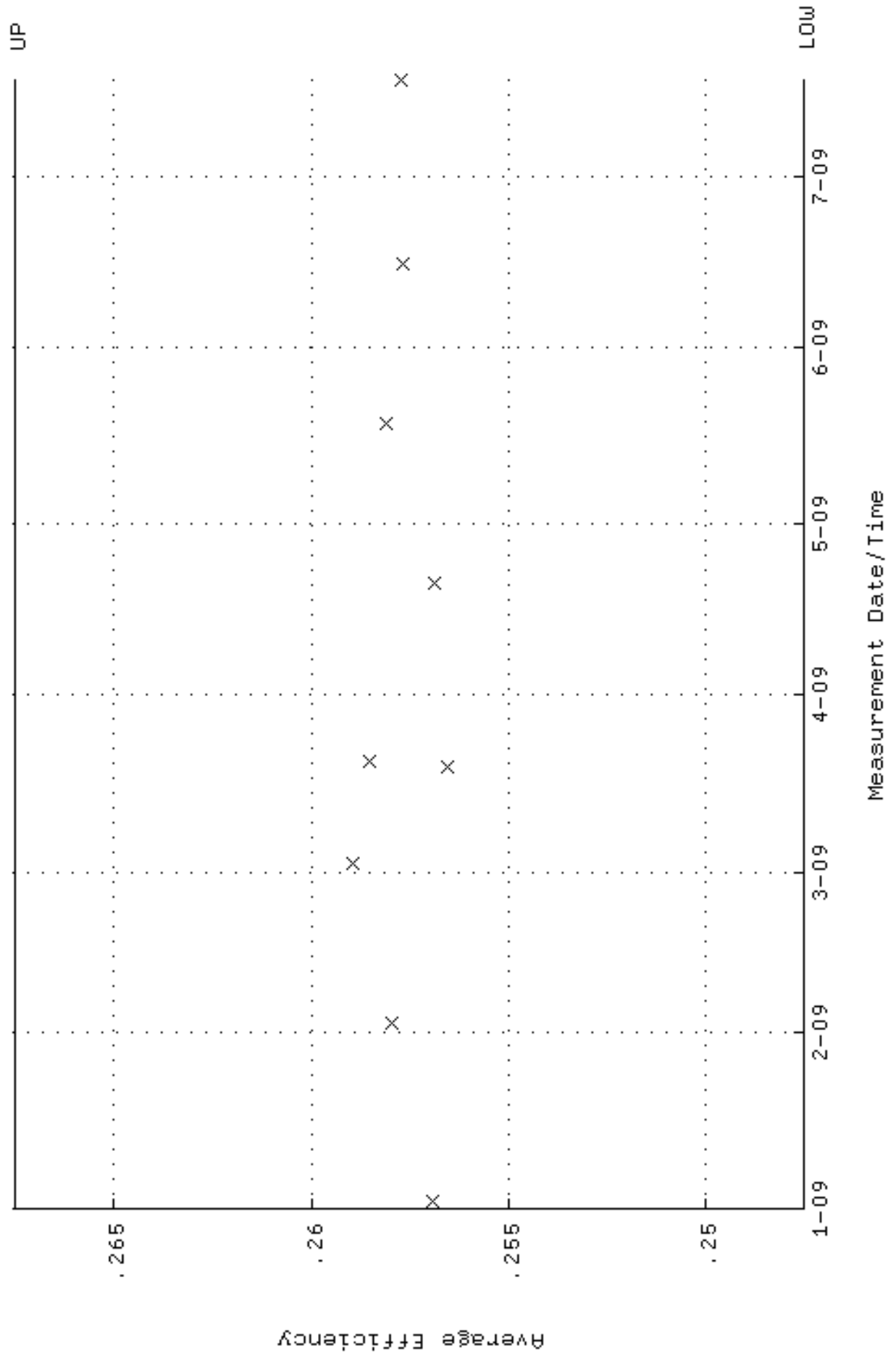




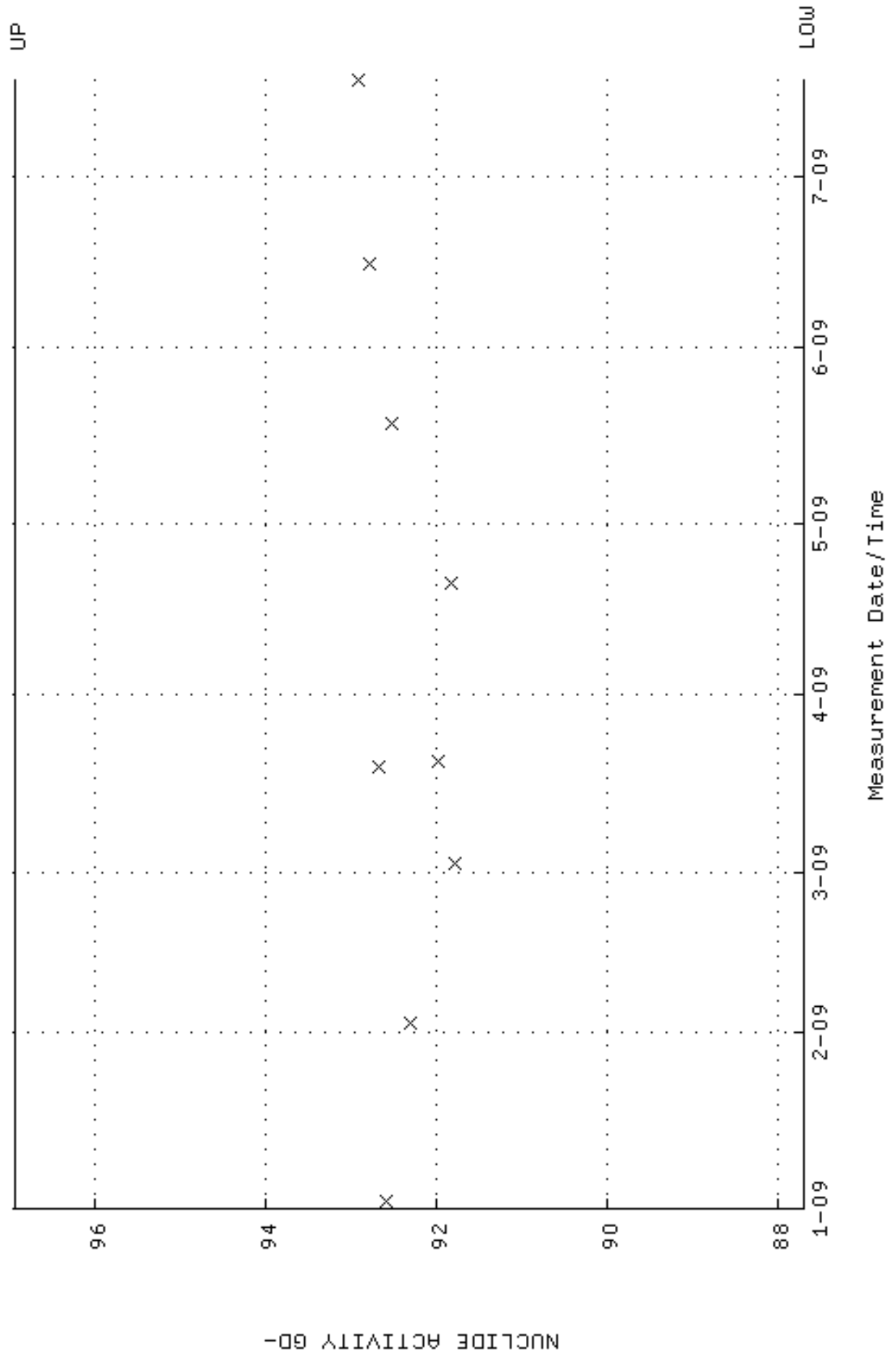
QA filename : DKA100:[ENV\_ALPHA.QA.B]B124.QAF;1  
 Parameter Name : BACKRATE (Background Rate)  
 Start/End Dates : 4-JAN-2009 17:22:35 through 15-JUL-2009 12:00:00  
 Lower/Upper Lmts: 0.000000E+00 through 0.100000



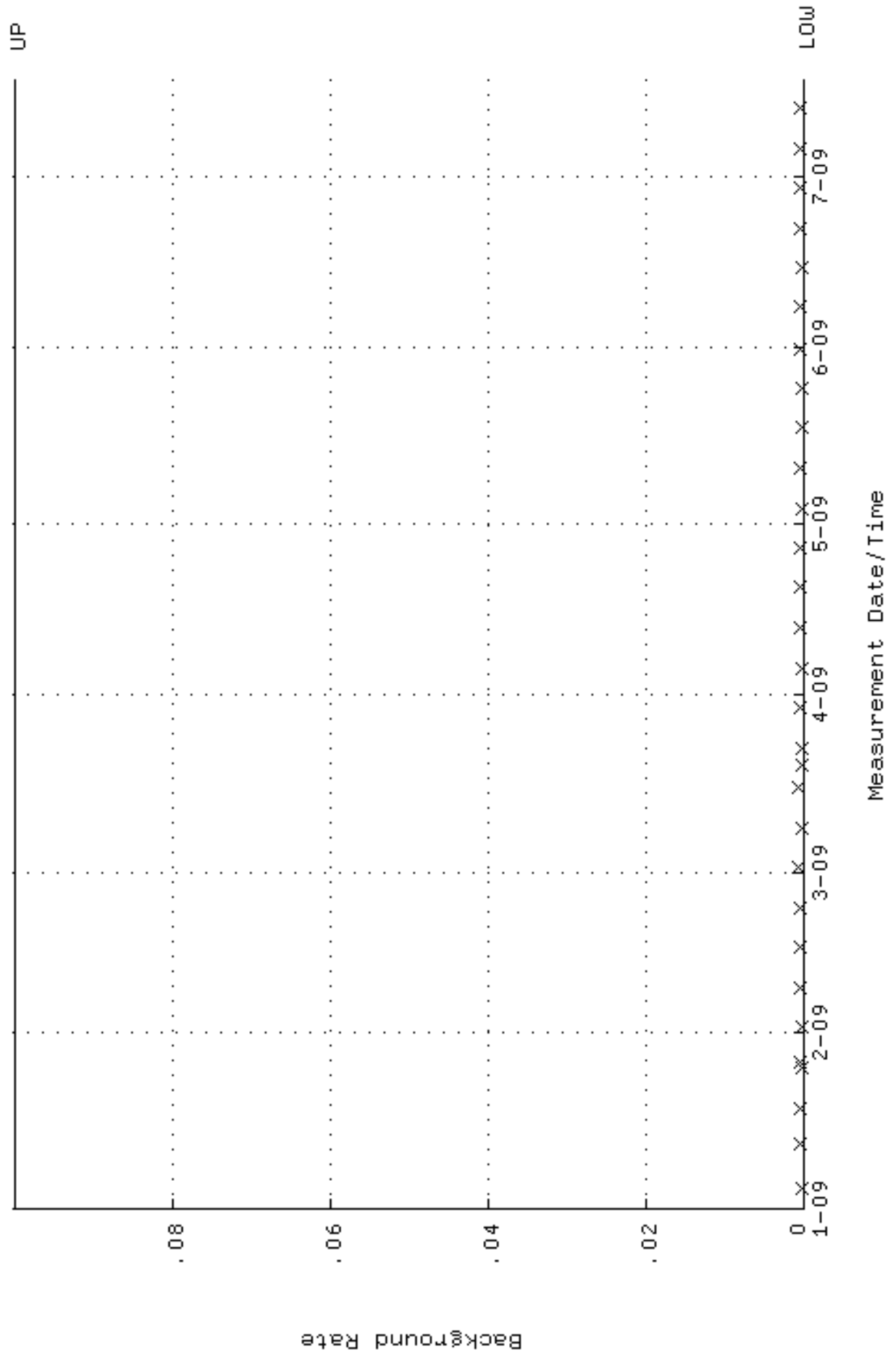
QA filename : DKA100:[ENV\_ALPHA.QA.W]W125.QAF;1  
 Parameter Name : AVRGEFF (Average Efficiency)  
 Start/End Dates : 2-JAN-2009 07:23:39 through 17-JUL-2009 12:00:00  
 Lower/Upper Lmts: 0.247512 through 0.267512



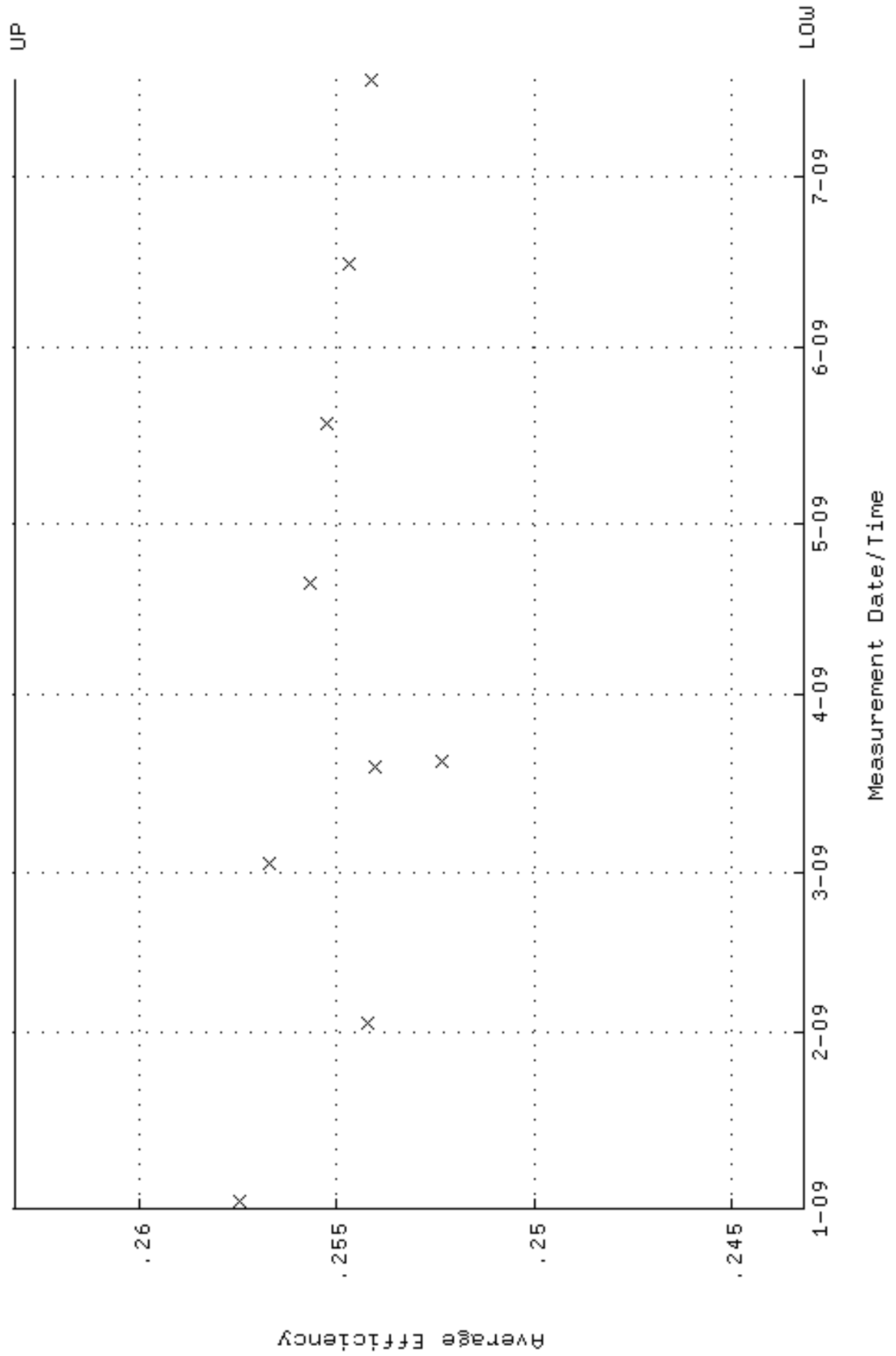
QA filename : DKA100:[ENV\_ALPHA.QA.W]W125.QAF;1  
Parameter Name : NLAIVITY-GD148 (NUCLIDE ACTIVITY GD-148)  
Start/End Dates : 2-JAN-2009 07:23:39 through 17-JUL-2009 12:00:00  
Lower/Upper Lmts: 87.6956 through 96.9268



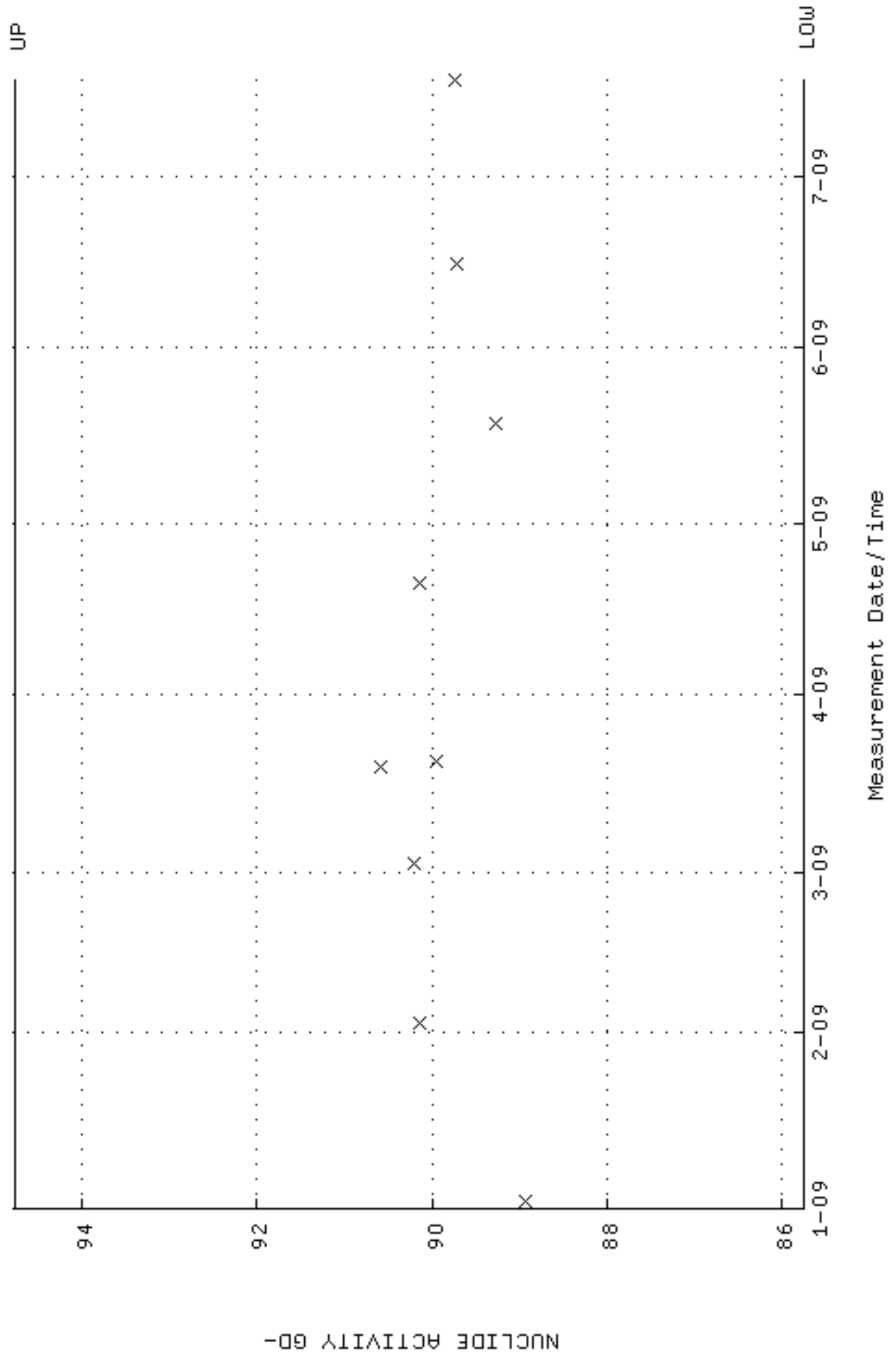
QA filename : DKA100:[ENV\_ALPHA.QA.B]B125.QAF;1  
 Parameter Name : BACKRATE (Background Rate)  
 Start/End Dates : 4-JAN-2009 17:22:39 through 17-JUL-2009 12:00:00  
 Lower/Upper Lmts: 0.000000E+00 through 0.100000



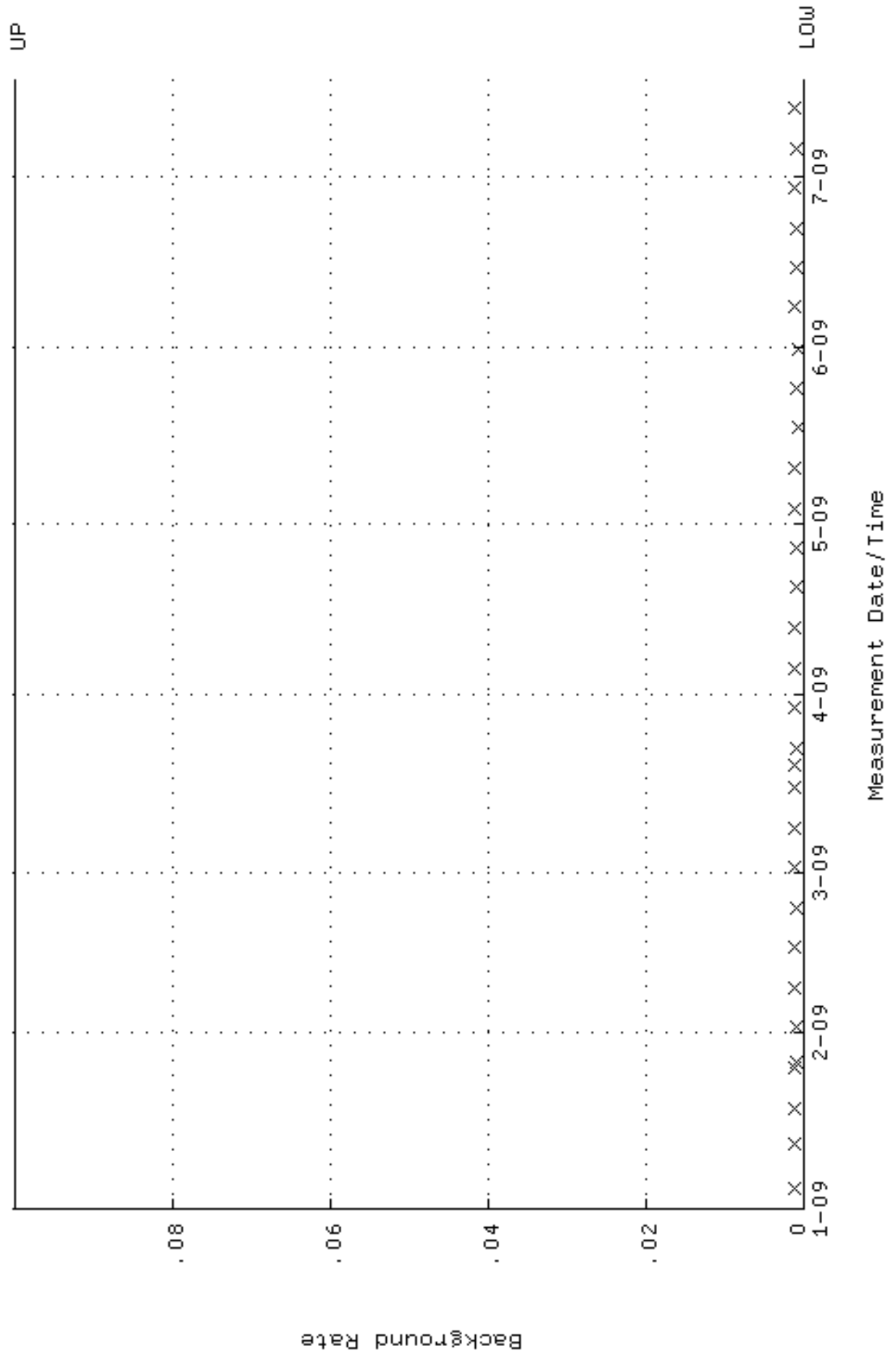
QA filename : DKA100:[ENV\_ALPHA.QA.W]W126.QAF;1  
 Parameter Name : AVRGEFF (Average Efficiency)  
 Start/End Dates : 2-JAN-2009 07:23:44 through 17-JUL-2009 12:00:00  
 Lower/Upper Lmts: 0.243156 through 0.263156



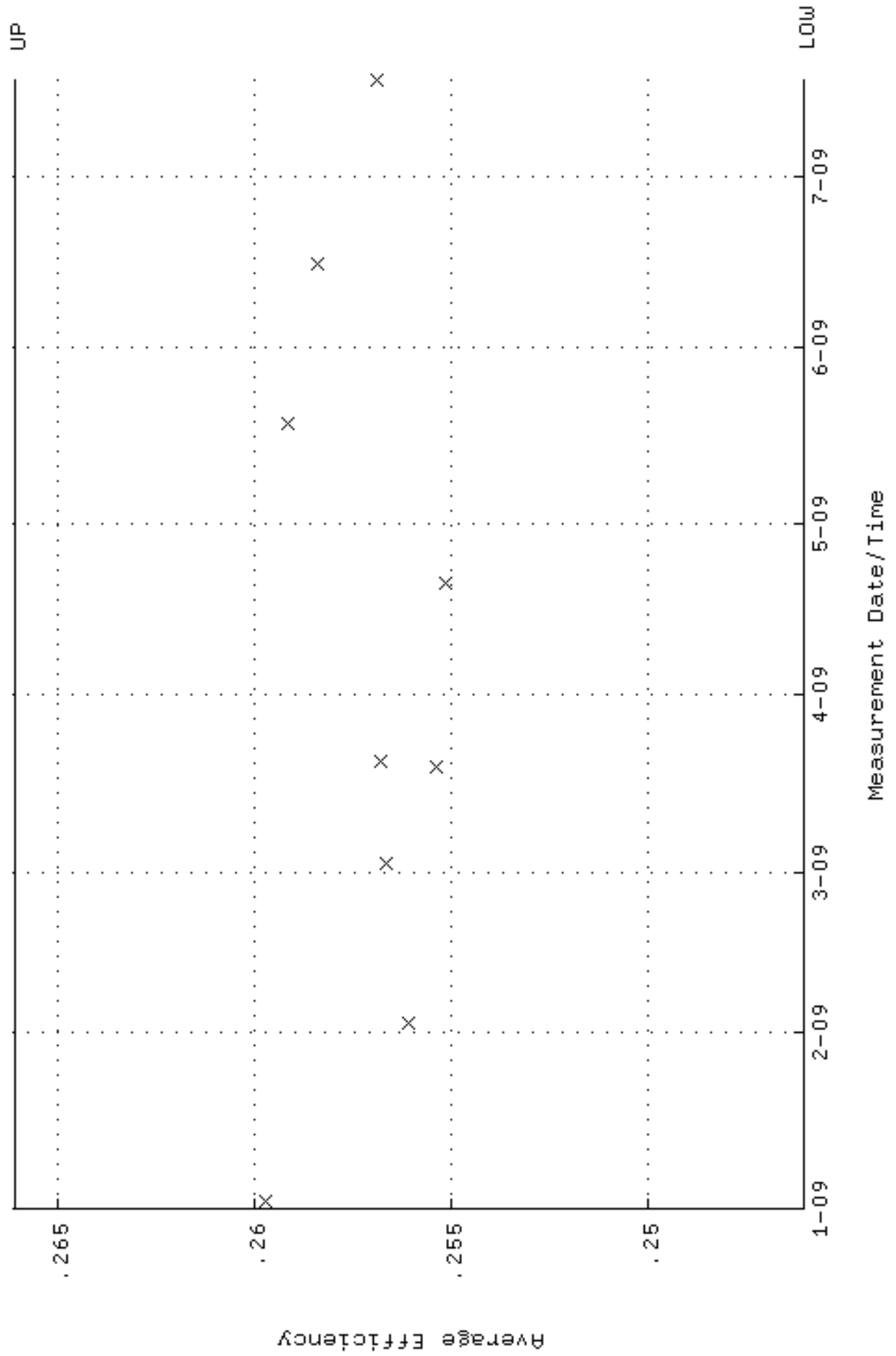
QA filename : DKA100:[ENV\_ALPHA.QA.W]w126.QAF;1  
 Parameter Name : NLAIVITY-GD148 (NUCLIDE ACTIVITY GD-148)  
 Start/End Dates : 2-JAN-2009 07:23:44 through 17-JUL-2009 12:00:00  
 Lower/Upper Lmts: 85.7449 through 94.7707



QA filename : DKA100:[ENV\_ALPHA.QA.B]B126.QAF;1  
 Parameter Name : BACKRATE (Background Rate)  
 Start/End Dates : 4-JAN-2009 17:22:43 through 17-JUL-2009 12:00:00  
 Lower/Upper Lmts: 0.000000E+00 through 0.100000

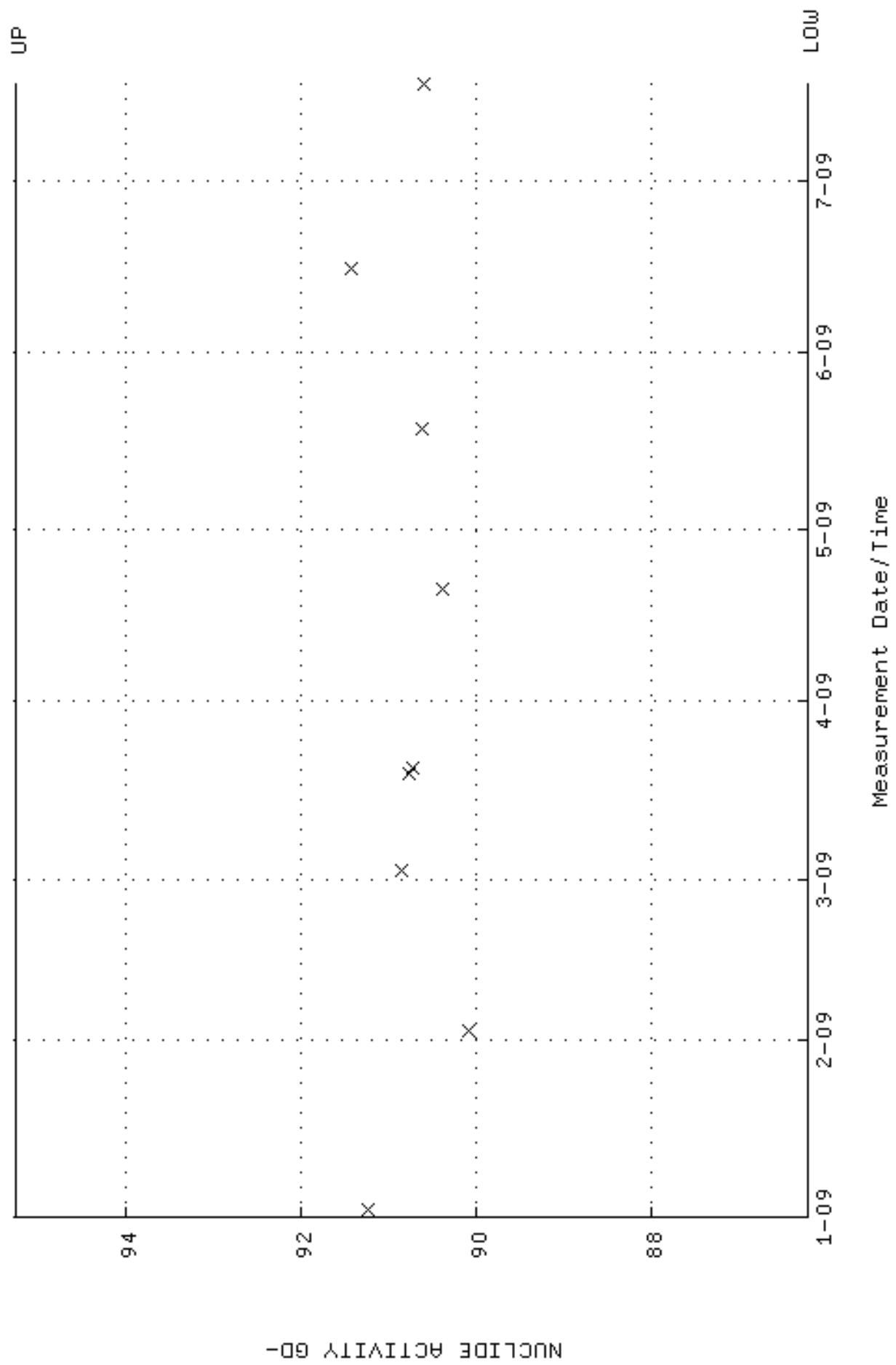


QA filename : DKA100:[ENV\_ALPHA.QA.W]W128.QAF;1  
 Parameter Name : AVRGEFF (Average Efficiency)  
 Start/End Dates : 2-JAN-2009 07:23:54 through 17-JUL-2009 12:00:00  
 Lower/Upper Lmts: 0.246062 through 0.266062

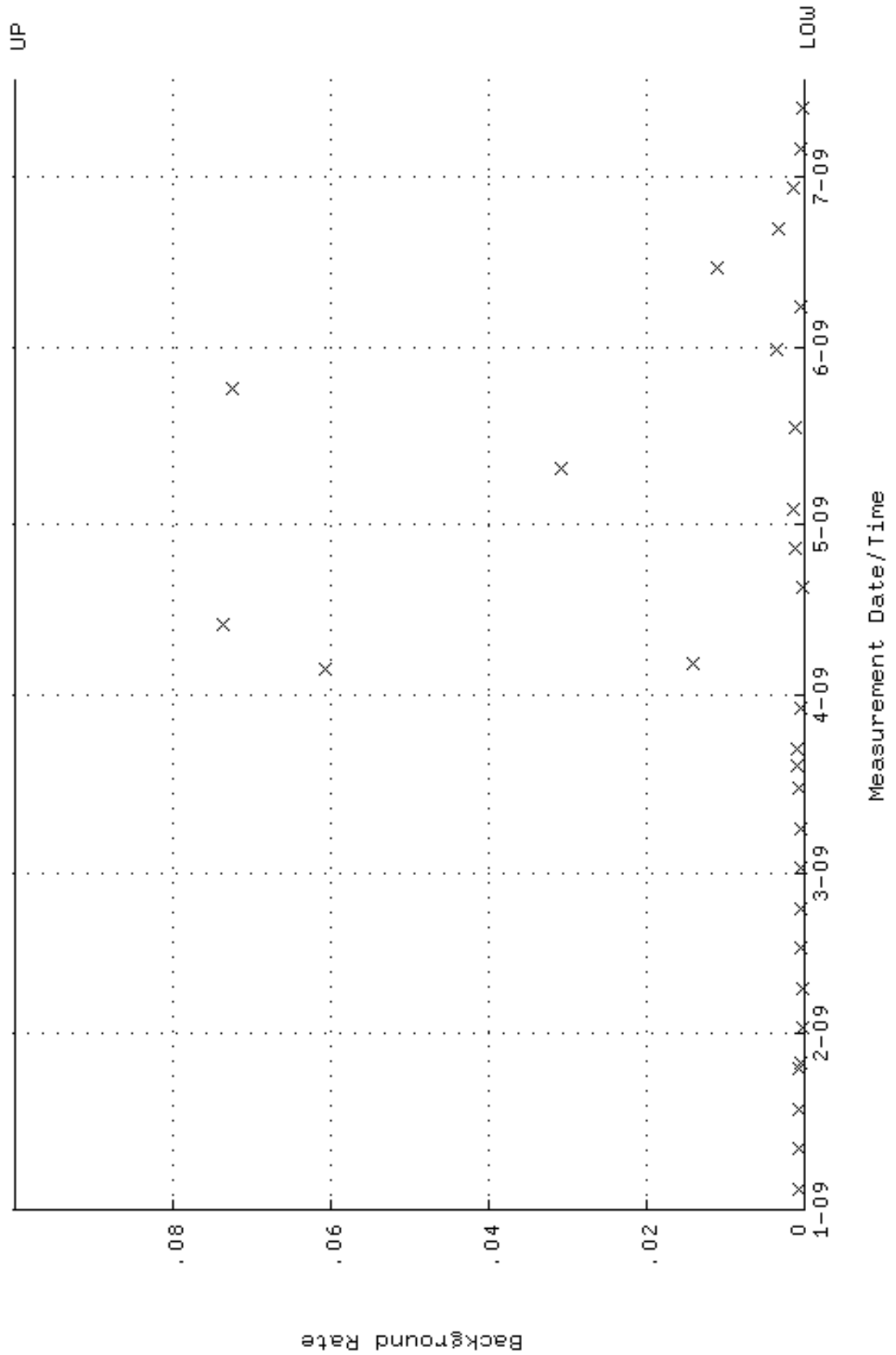




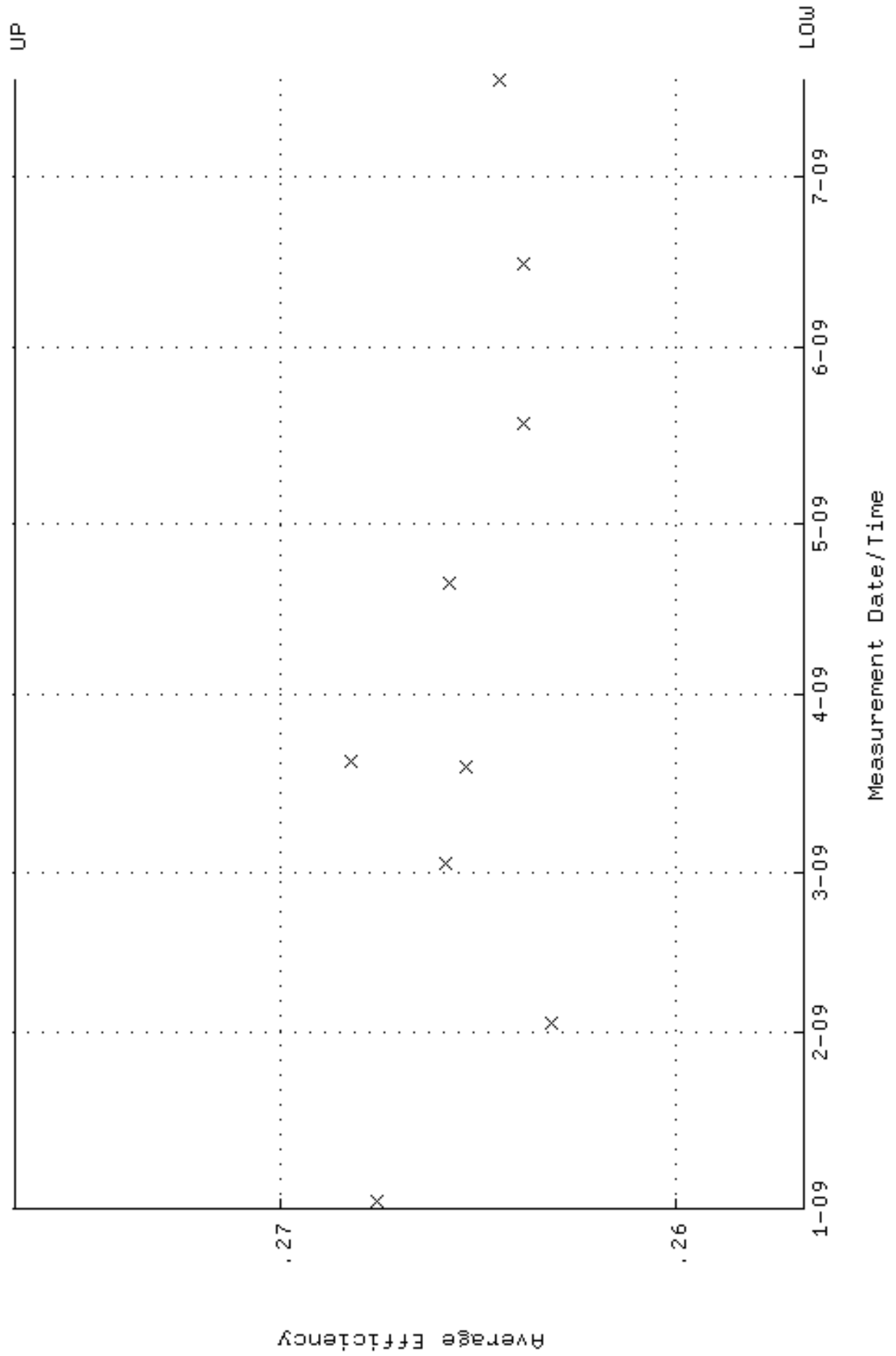
QA filename : DKA100:[ENV\_ALPHA.QA.W]W128.QAF;1  
 Parameter Name : NLAIVITY-GD148 (NUCLIDE ACTIVITY GD-148)  
 Start/End Dates : 2-JAN-2009 07:23:54 through 17-JUL-2009 12:00:00  
 Lower/Upper Lmts: 86.1964 through 95.2697



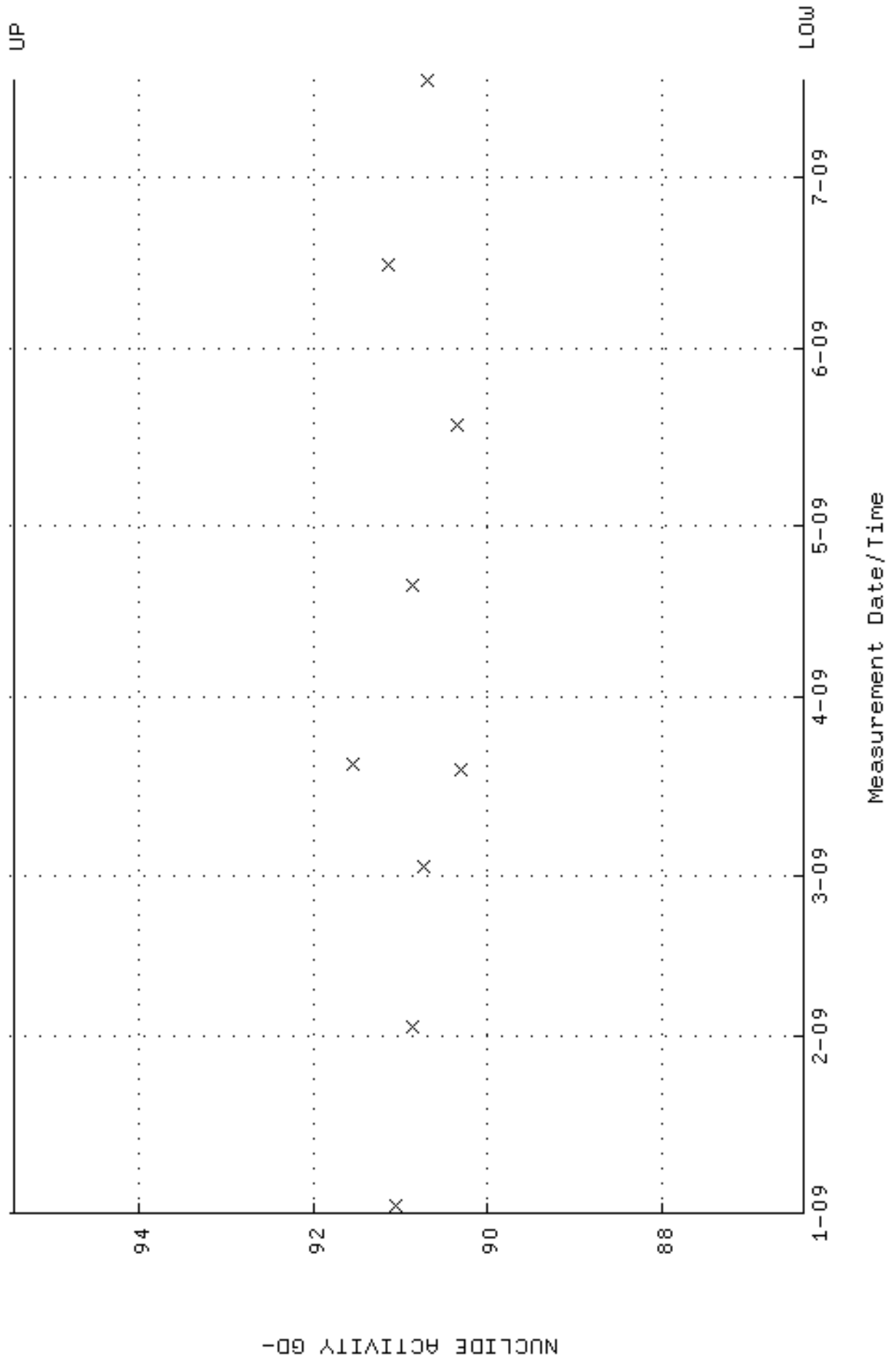
QA filename : DKA100:[ENV\_ALPHA.QA.B]B128.QAF;1  
 Parameter Name : BACKRATE (Background Rate)  
 Start/End Dates : 4-JAN-2009 17:22:53 through 17-JUL-2009 12:00:00  
 Lower/Upper Lmts: 0.000000E+00 through 0.100000



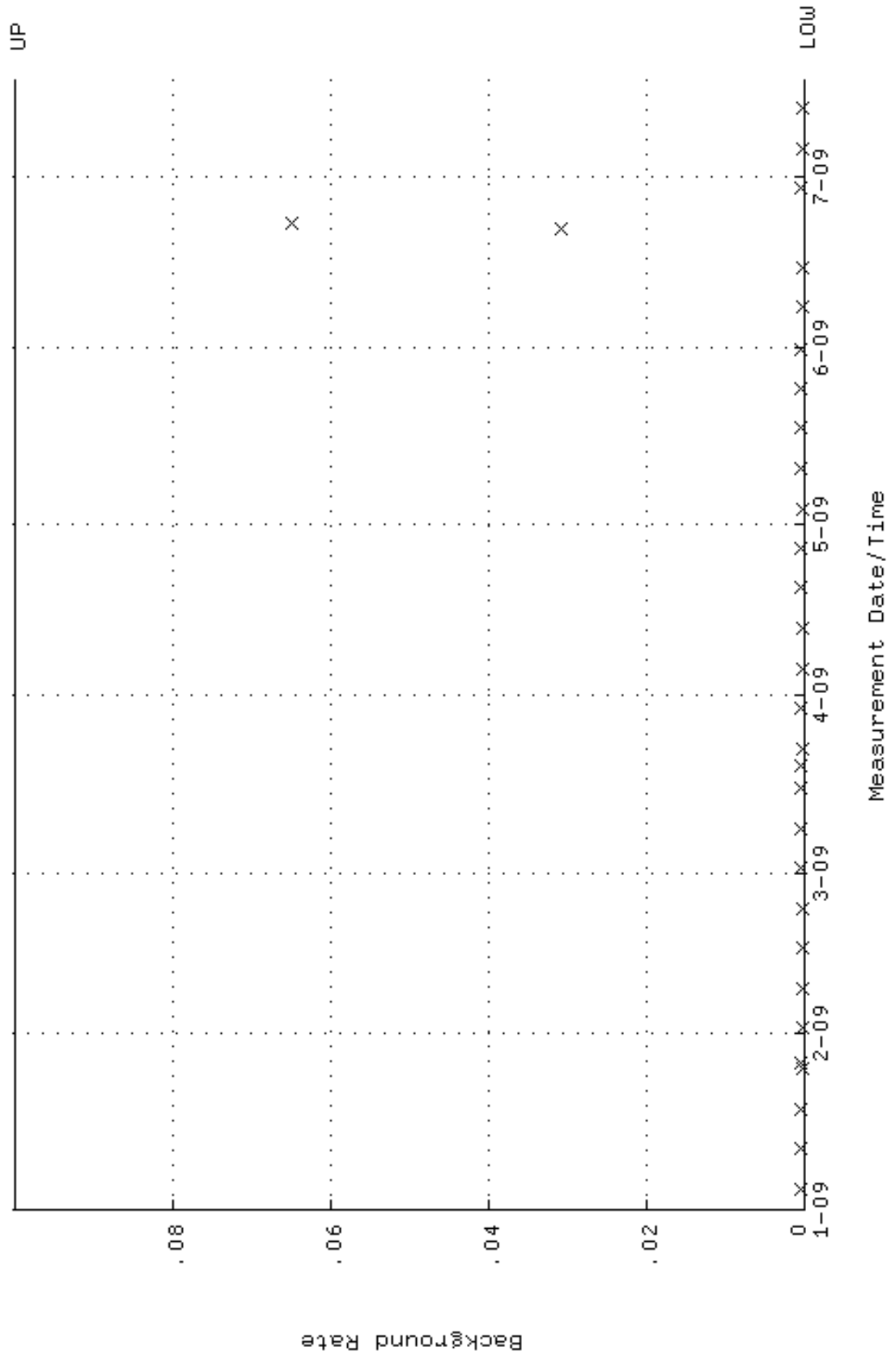
QA filename : DKA100:[ENV\_ALPHA.QA.W]W129.QAF;1  
 Parameter Name : AVRGEFF (Average Efficiency)  
 Start/End Dates : 2-JAN-2009 07:23:59 through 17-JUL-2009 12:00:00  
 Lower/Upper Lmts: 0.256741 through 0.276741



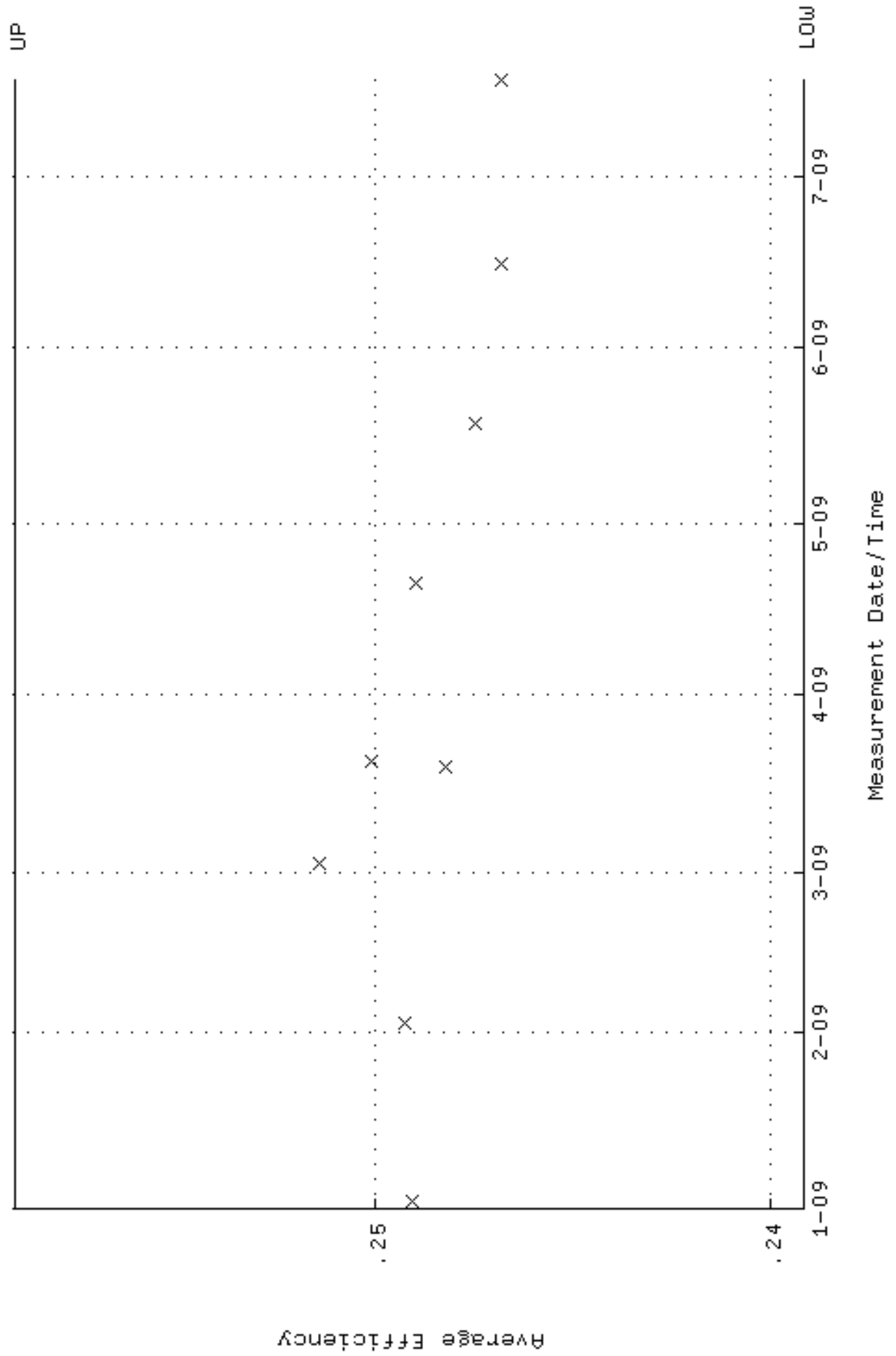
QA filename : DKA100:[ENV\_ALPHA.QA.W]W129.QAF;1  
 Parameter Name : NLAIVITY-GD148 (NUCLIDE ACTIVITY GD-148)  
 Start/End Dates : 2-JAN-2009 07:23:59 through 17-JUL-2009 12:00:00  
 Lower/Upper Lmts: 86.3646 through 95.4556



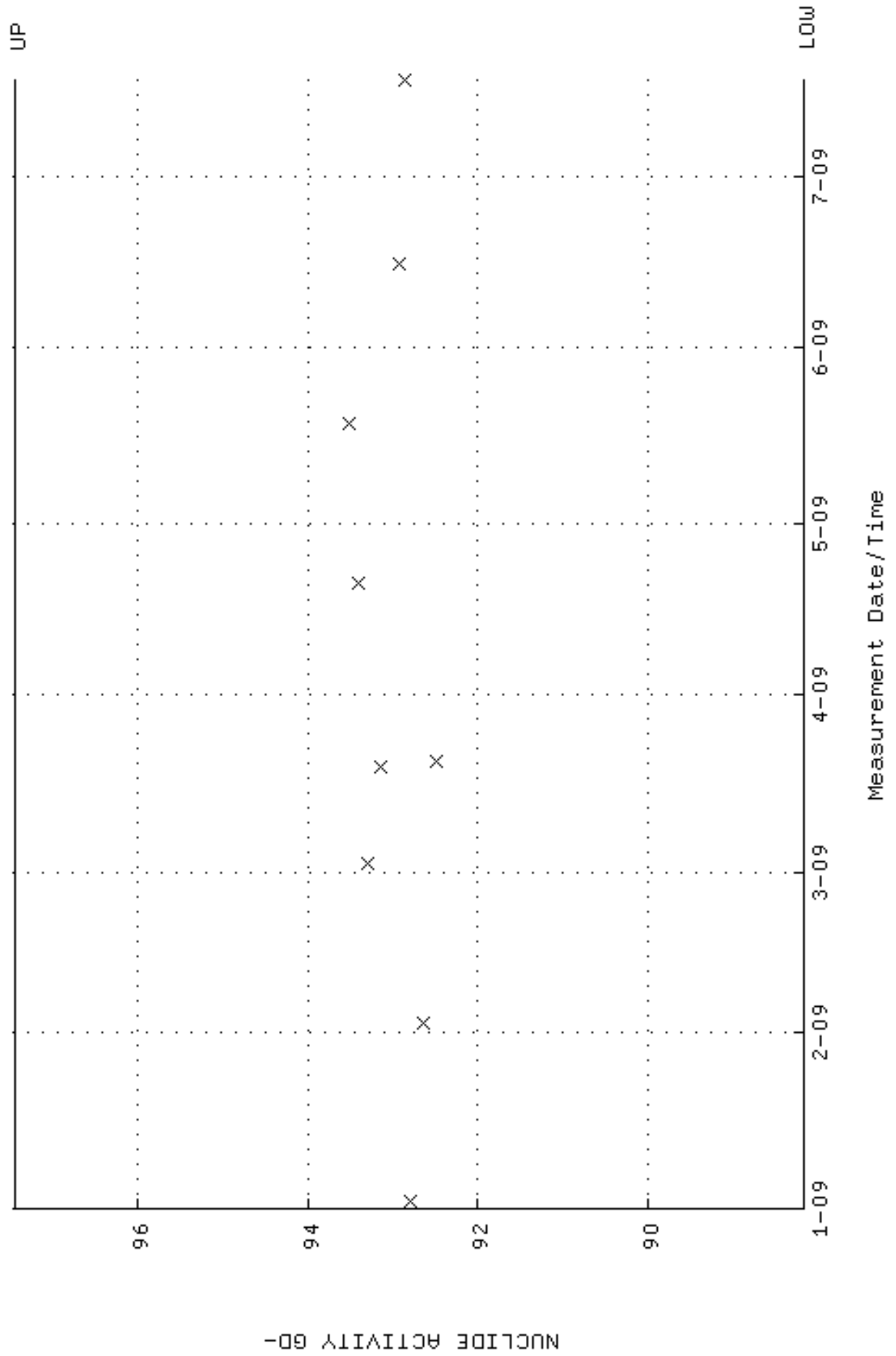
QA filename : DKA100:[ENV\_ALPHA.QA.B]B129.QAF;1  
 Parameter Name : BACKRATE (Background Rate)  
 Start/End Dates : 4-JAN-2009 17:22:57 through 17-JUL-2009 12:00:00  
 Lower/Upper Lmts: 0.000000E+00 through 0.100000



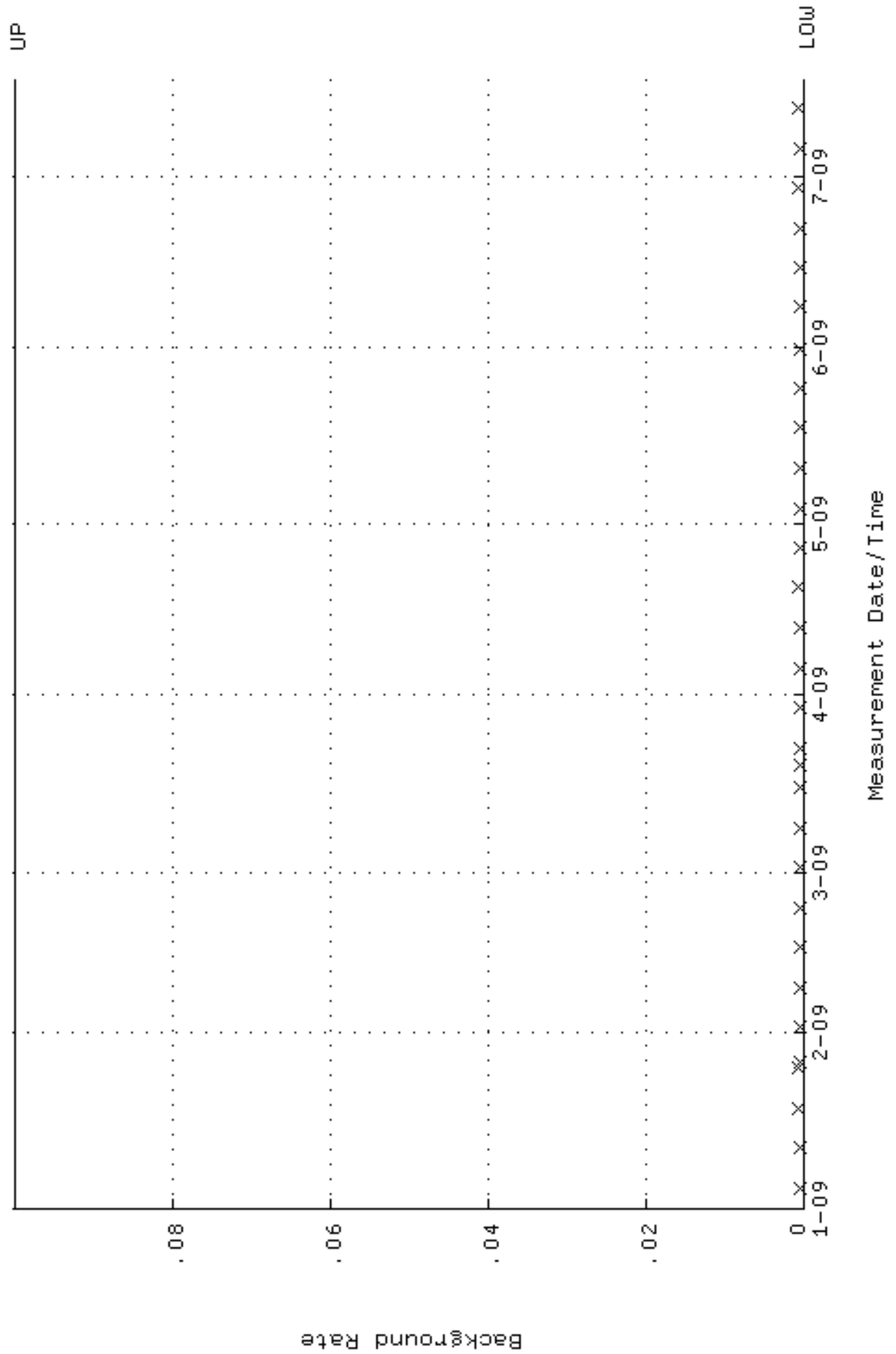
QA filename : DKA100:[ENV\_ALPHA.QA.W]W130.QAF;1  
 Parameter Name : AVRGEFF (Average Efficiency)  
 Start/End Dates : 2-JAN-2009 07:24:04 through 17-JUL-2009 12:00:00  
 Lower/Upper Lmts: 0.239131 through 0.259131



QA filename : DKA100:[ENV\_ALPHA.QA.W]W130.QAF;1  
Parameter Name : NLAIVITY-GD148 (NUCLIDE ACTIVITY GD-148)  
Start/End Dates : 2-JAN-2009 07:24:04 through 17-JUL-2009 12:00:00  
Lower/Upper Lmts: 88.1614 through 97.4416

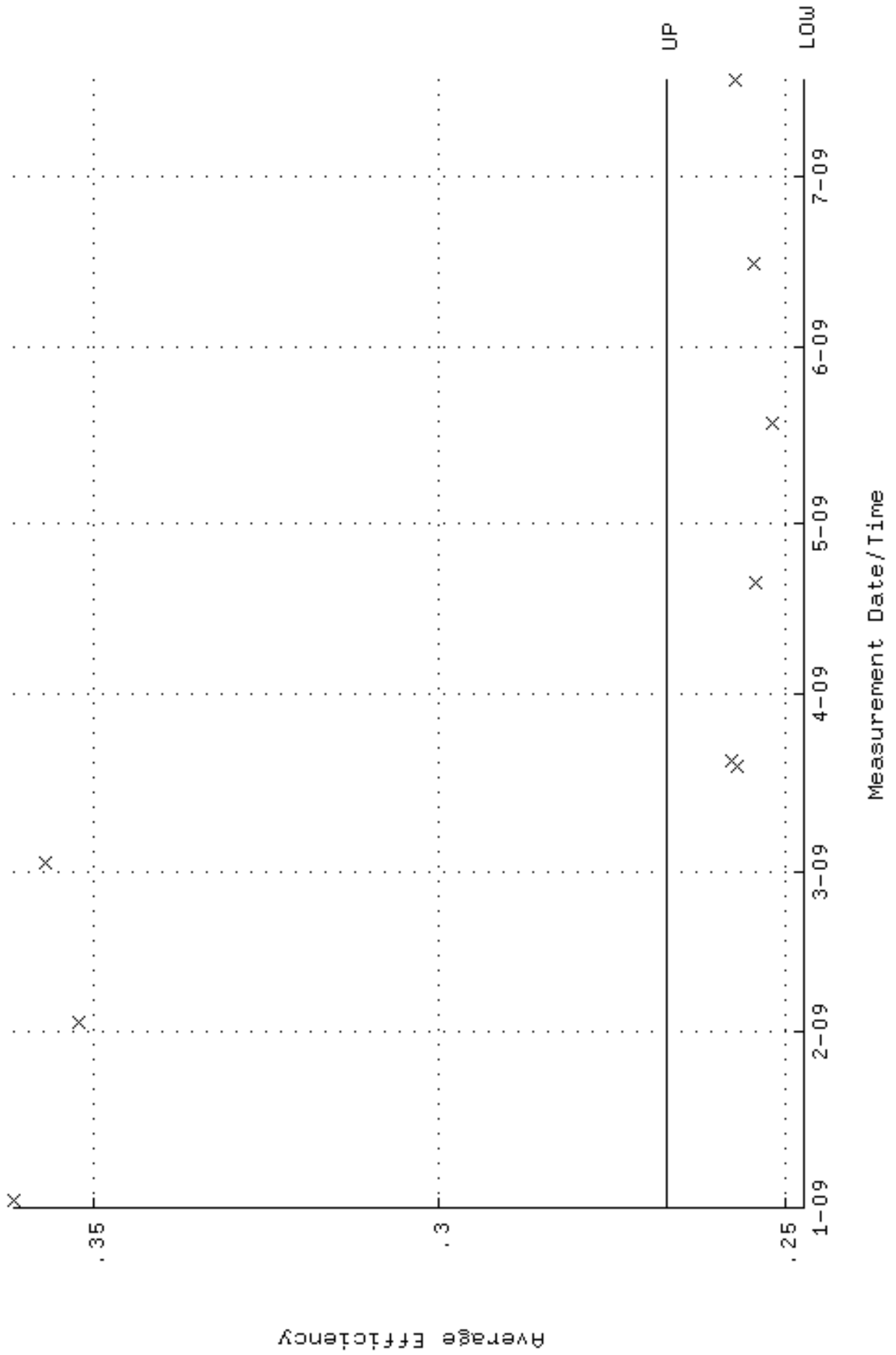


QA filename : DKA100:[ENV\_ALPHA.QA.B]B130.QAF;1  
 Parameter Name : BACKRATE (Background Rate)  
 Start/End Dates : 4-JAN-2009 17:23:01 through 17-JUL-2009 12:00:00  
 Lower/Upper Lmts: 0.000000E+00 through 0.100000

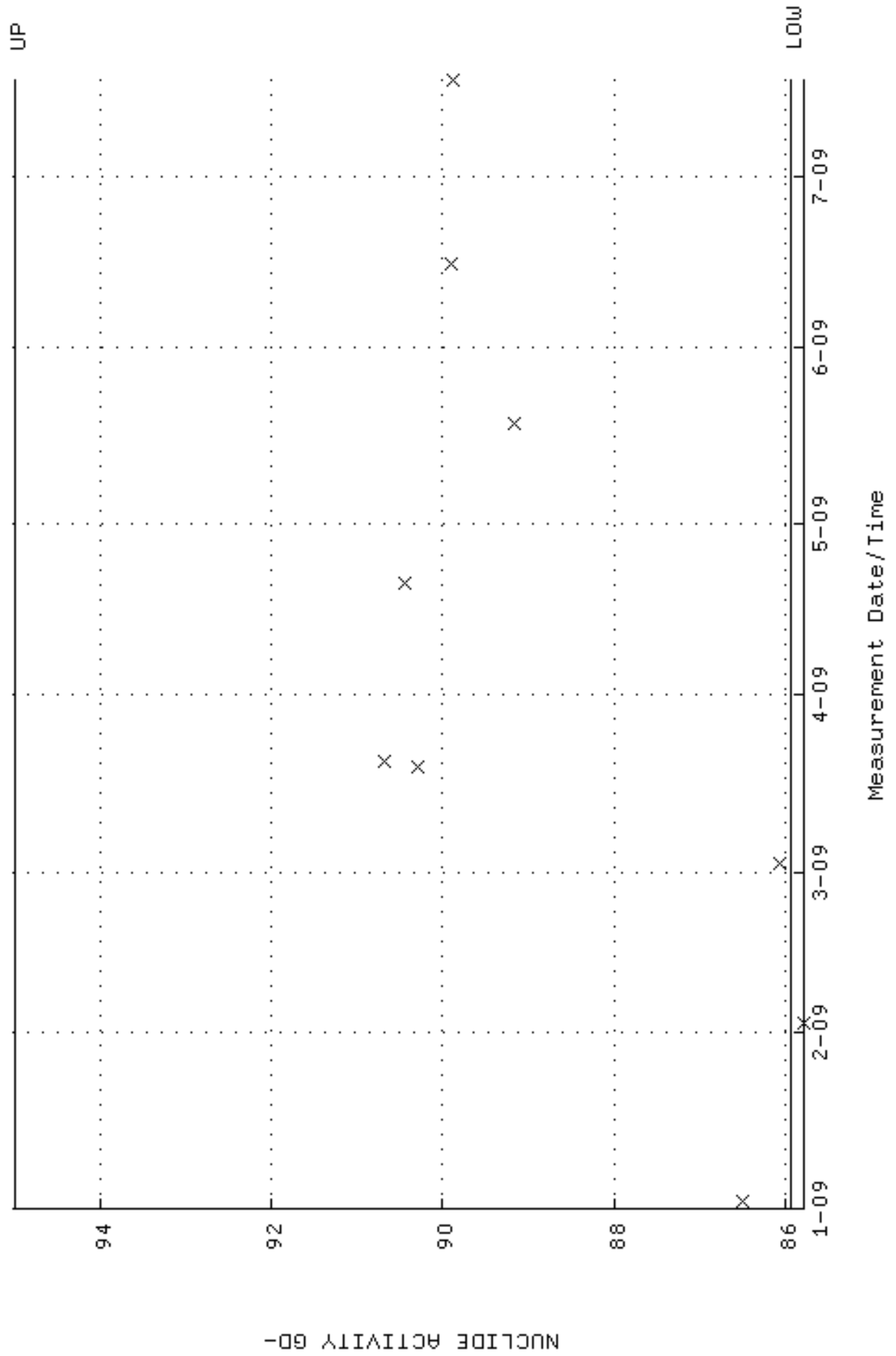




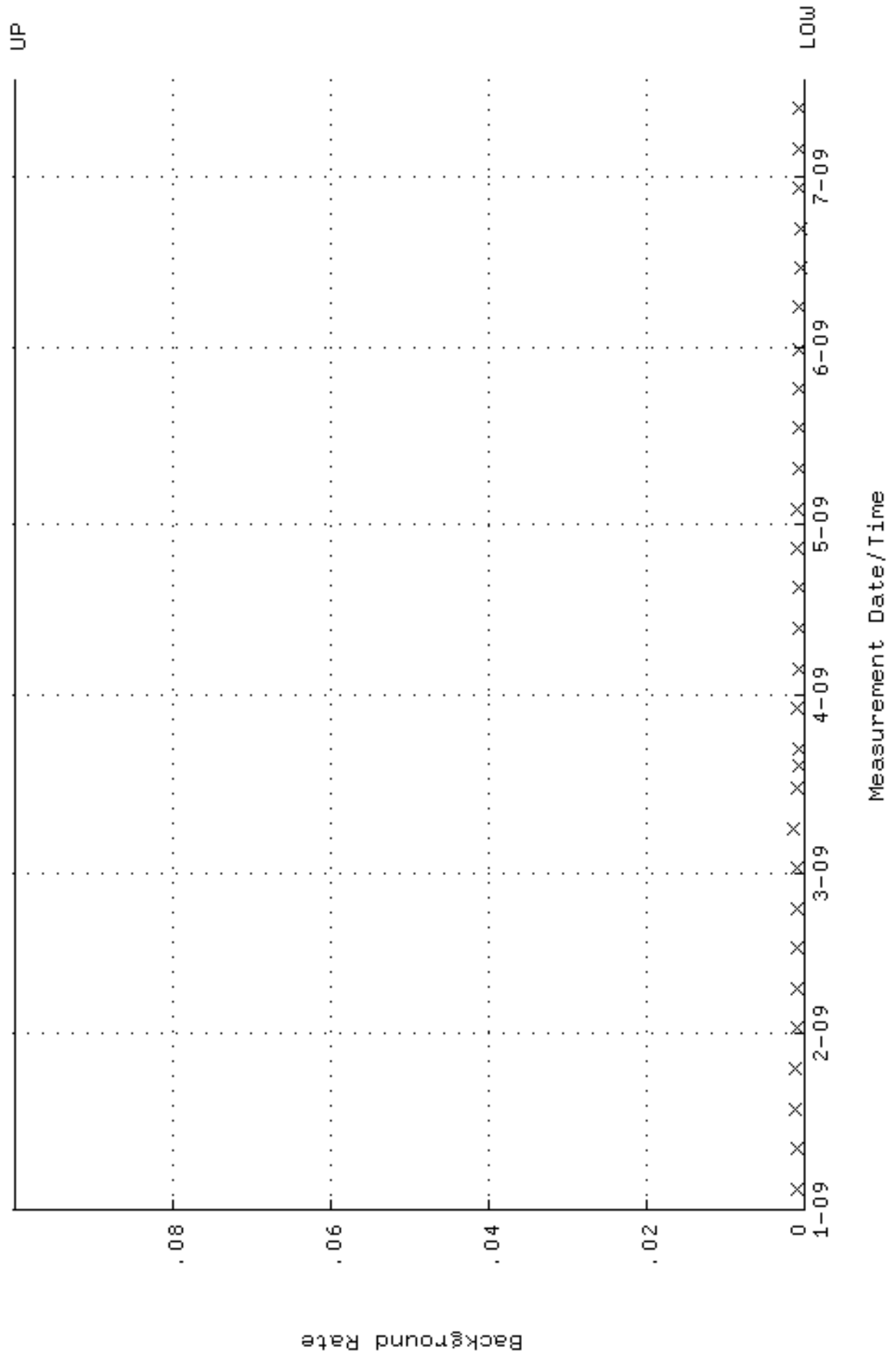
QA filename : DKA100:[ENV\_ALPHA.QA.W]W131.QAF;1  
 Parameter Name : AVRGEFF (Average Efficiency)  
 Start/End Dates : 2-JAN-2009 07:24:10 through 17-JUL-2009 12:00:00  
 Lower/Upper Lmts: 0.247185 through 0.267185



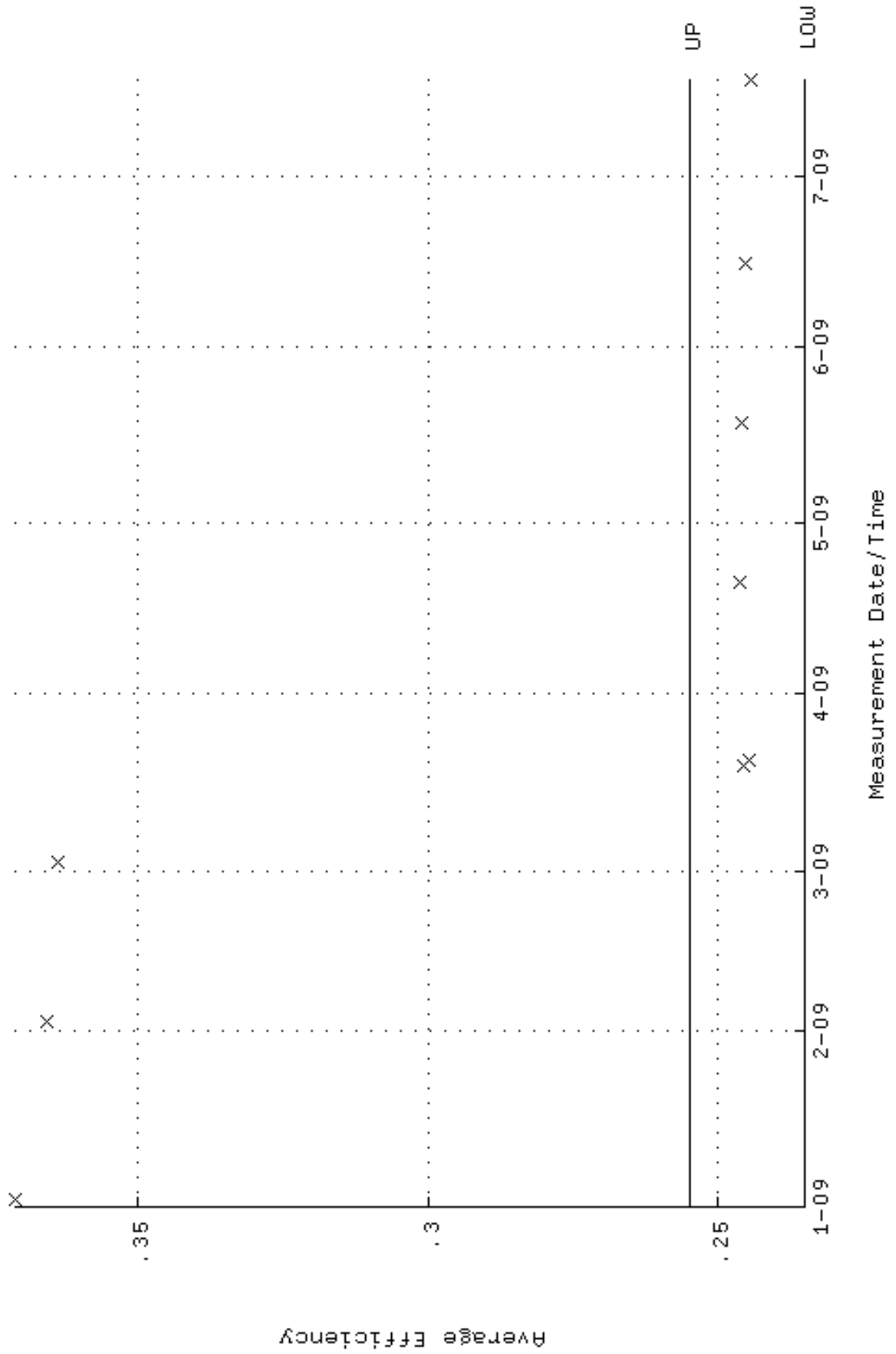
QA filename : DKA100:[ENV\_ALPHA.QA.W]w131.QAF;1  
 Parameter Name : NLAIVITY-GD148 (NUCLIDE ACTIVITY GD-148)  
 Start/End Dates : 2-JAN-2009 07:24:10 through 17-JUL-2009 12:00:00  
 Lower/Upper Lmts: 85.9407 through 94.9871



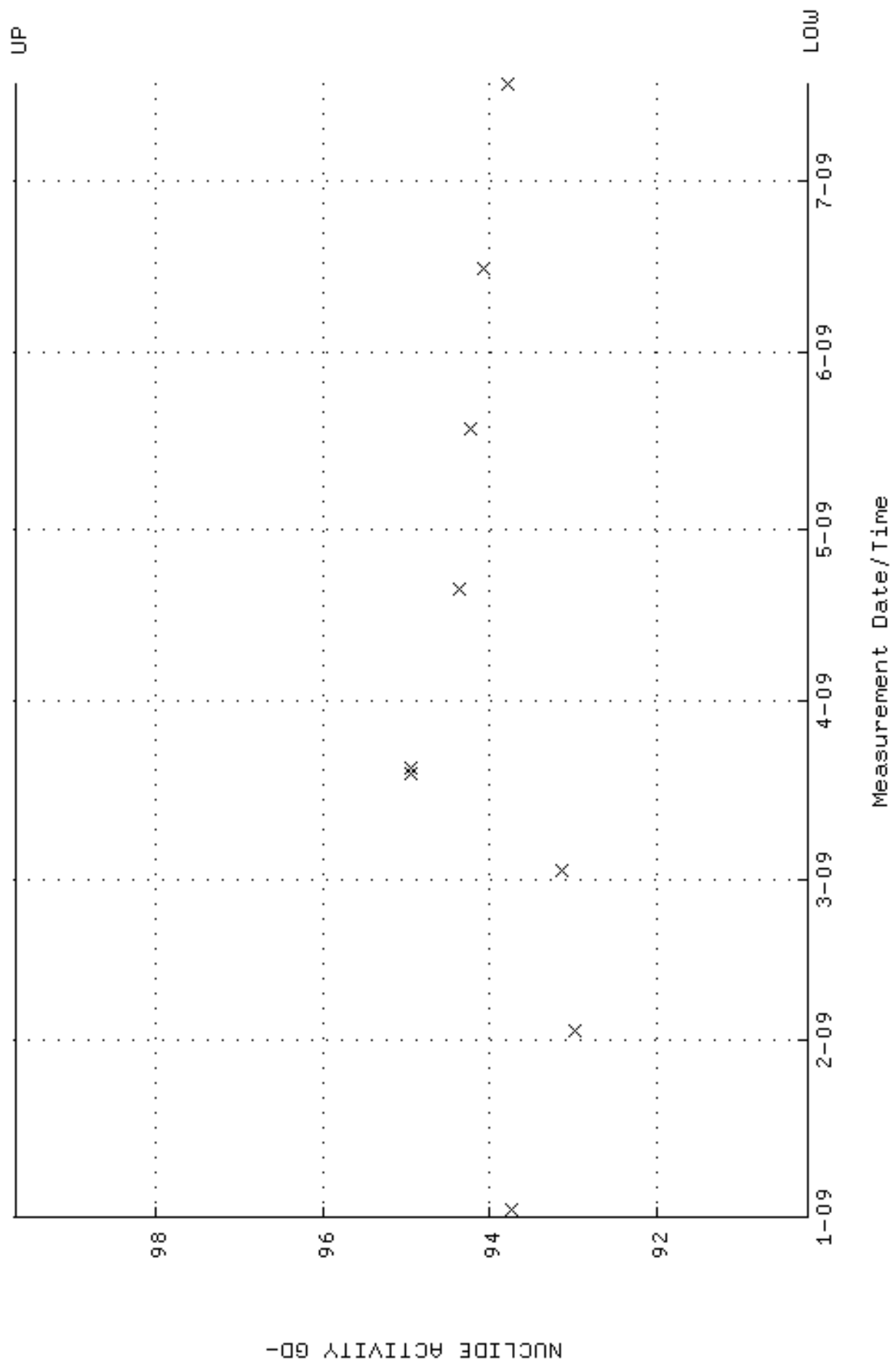
QA filename : DKA100:[ENV\_ALPHA.QA.B]B131.QAF;1  
 Parameter Name : BACKRATE (Background Rate)  
 Start/End Dates : 4-JAN-2009 17:23:06 through 17-JUL-2009 12:00:00  
 Lower/Upper Lmts: 0.000000E+00 through 0.100000



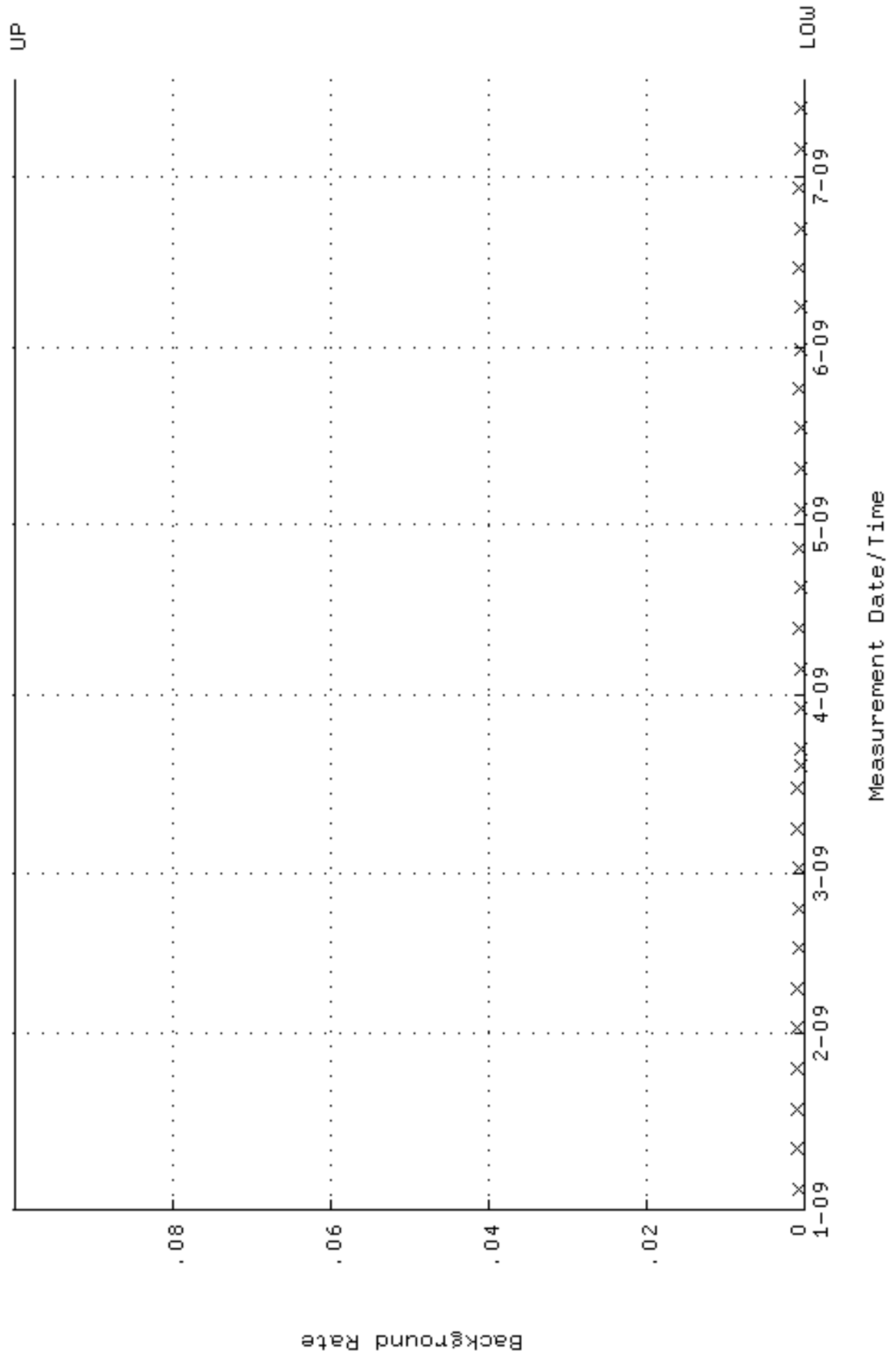
QA filename : DKA100:[ENV\_ALPHA.QA.W]W133.QAF;1  
 Parameter Name : AVRGEFF (Average Efficiency)  
 Start/End Dates : 2-JAN-2009 07:24:19 through 17-JUL-2009 12:00:00  
 Lower/Upper Lmts: 0.235007 through 0.255007



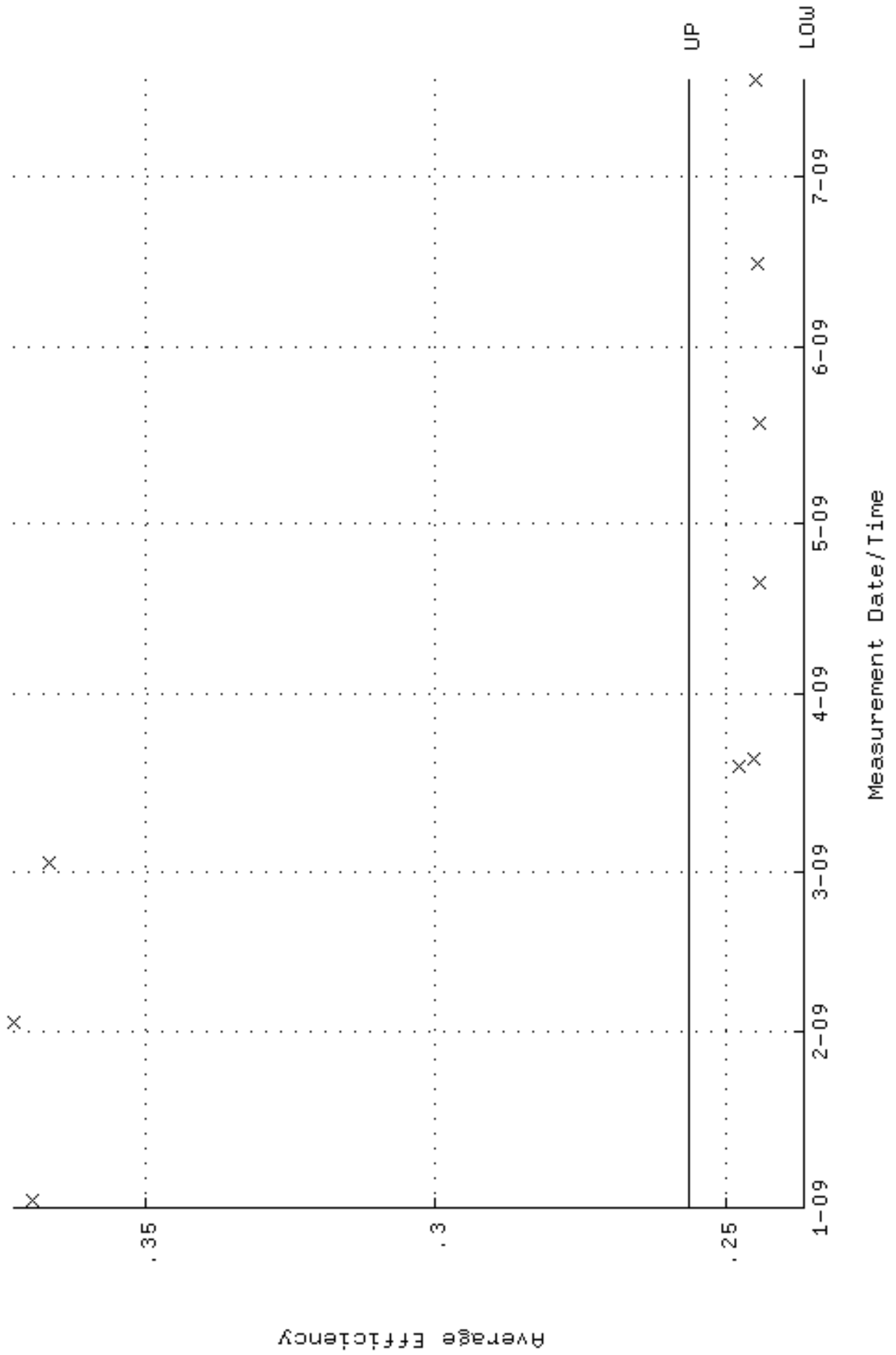
QA filename : DKA100:[ENV\_ALPHA.QA.W]W133.QAF;1  
 Parameter Name : NLAIVITY-GD148 (NUCLIDE ACTIVITY GD-148)  
 Start/End Dates : 2-JAN-2009 07:24:19 through 17-JUL-2009 12:00:00  
 Lower/Upper Lmts: 90.1899 through 99.6835



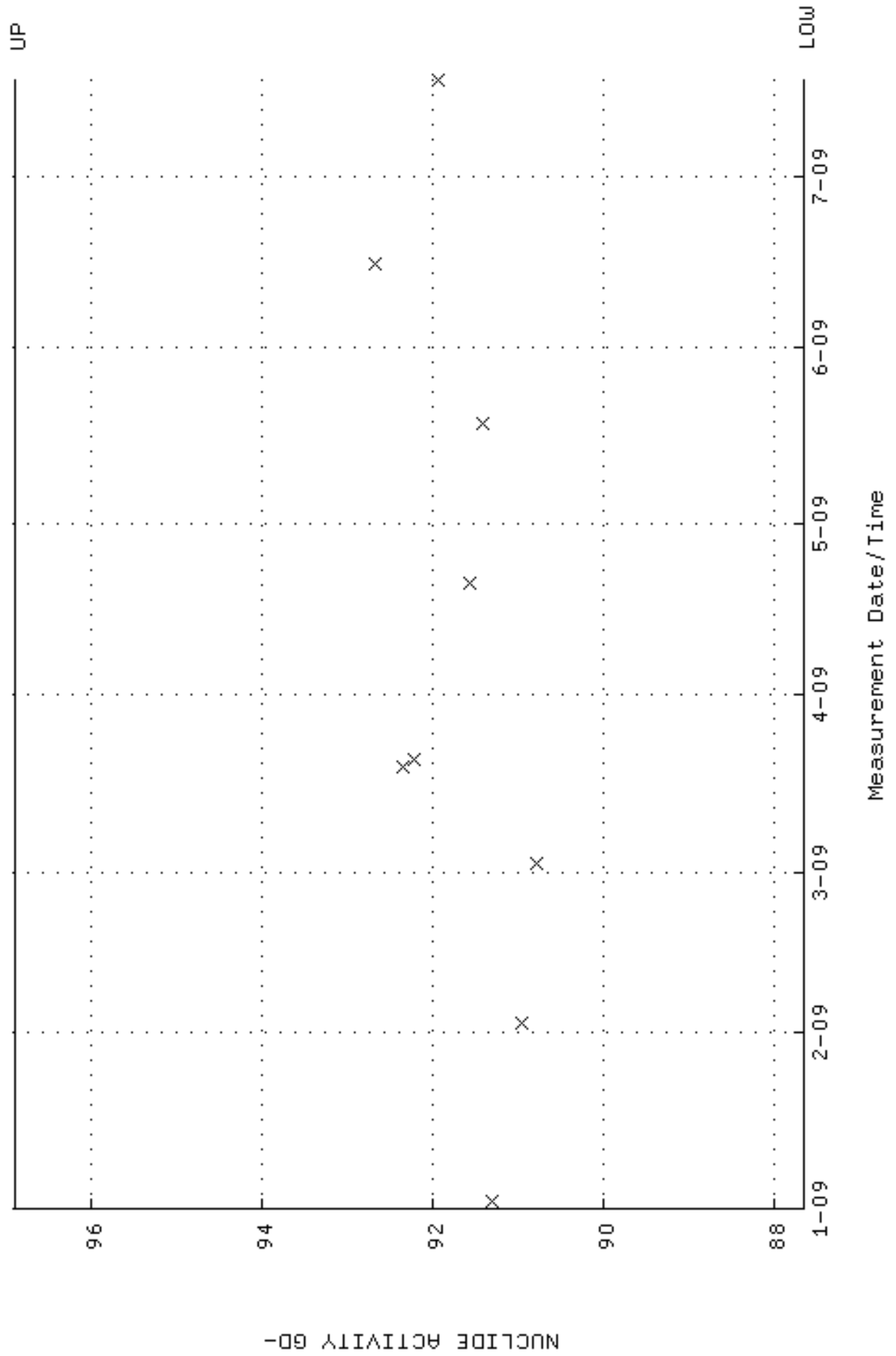
QA filename : DKA100:[ENV\_ALPHA.QA.B]B133.QAF;1  
 Parameter Name : BACKRATE (Background Rate)  
 Start/End Dates : 4-JAN-2009 17:23:14 through 17-JUL-2009 12:00:00  
 Lower/Upper Lmts: 0.000000E+00 through 0.100000



QA filename : DKA100:[ENV\_ALPHA.QA.W]W134.QAF;1  
 Parameter Name : AVRGEFF (Average Efficiency)  
 Start/End Dates : 2-JAN-2009 07:24:23 through 17-JUL-2009 12:00:00  
 Lower/Upper Lmts: 0.236455 through 0.256455

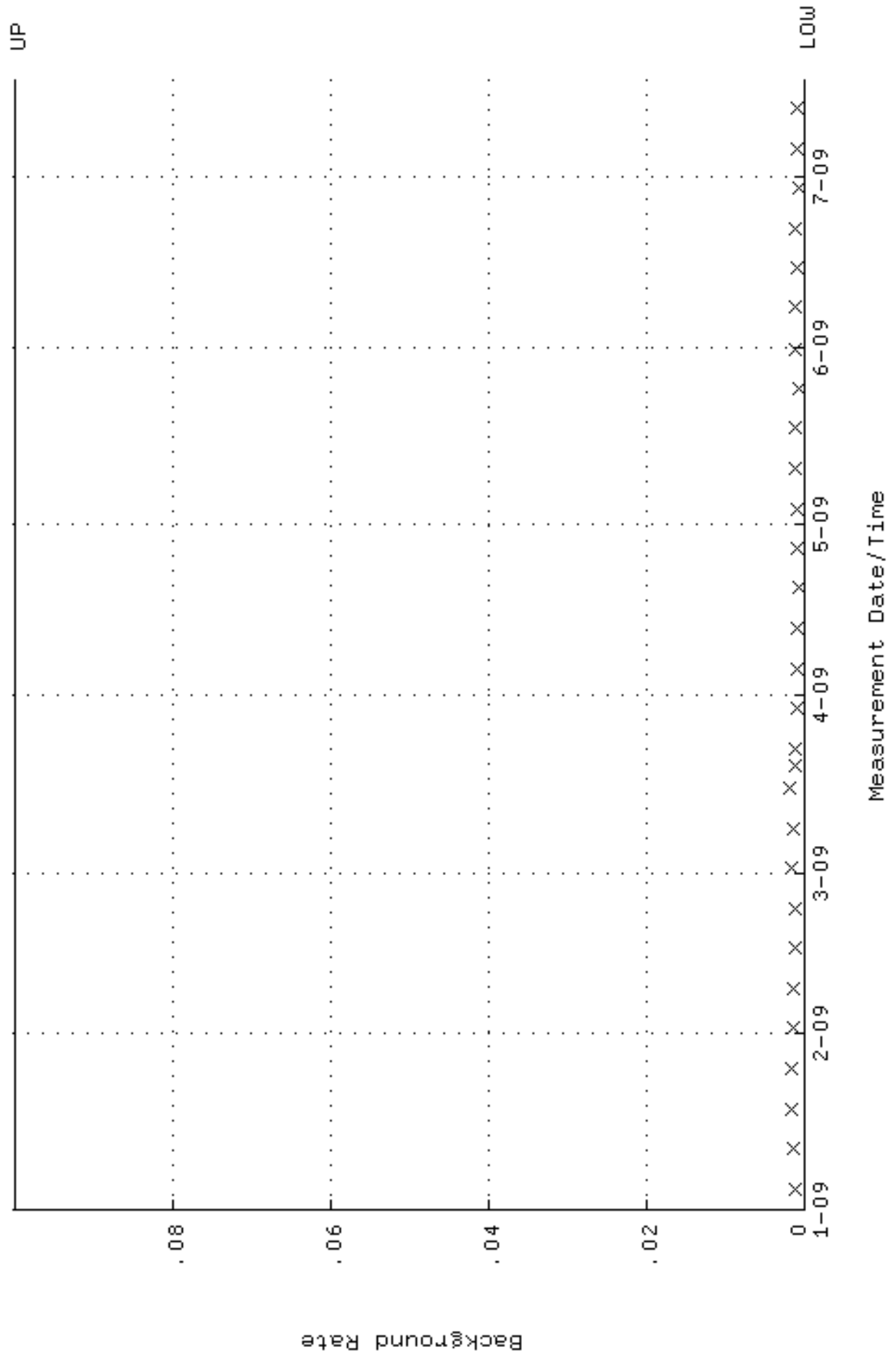


QA filename : DKA100:[ENV\_ALPHA.QA.W]w134.QAF;1  
 Parameter Name : NLAIVITY-GD148 (NUCLIDE ACTIVITY GD-148)  
 Start/End Dates : 2-JAN-2009 07:24:23 through 17-JUL-2009 12:00:00  
 Lower/Upper Lmts: 87.6576 through 96.8848

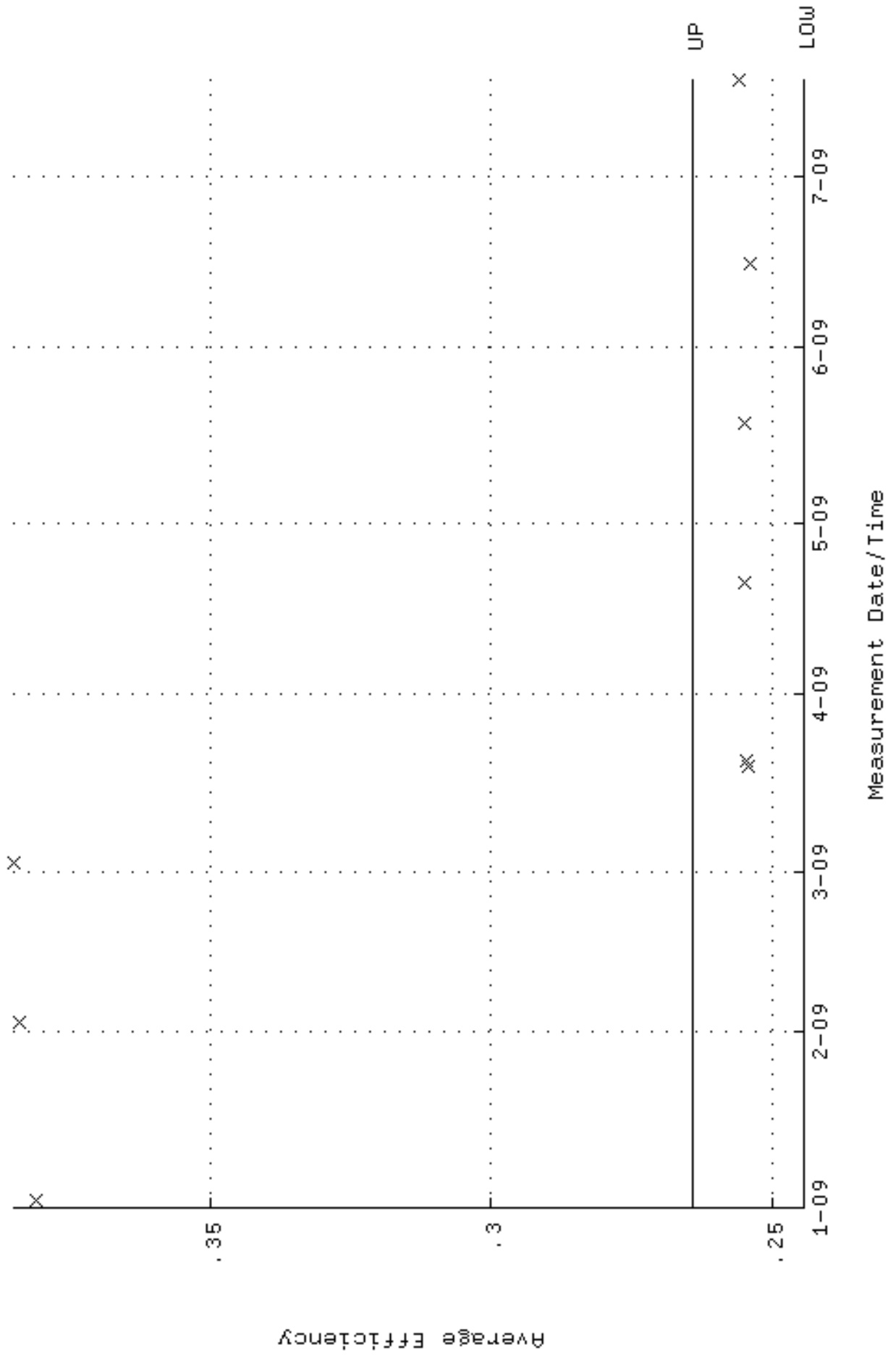




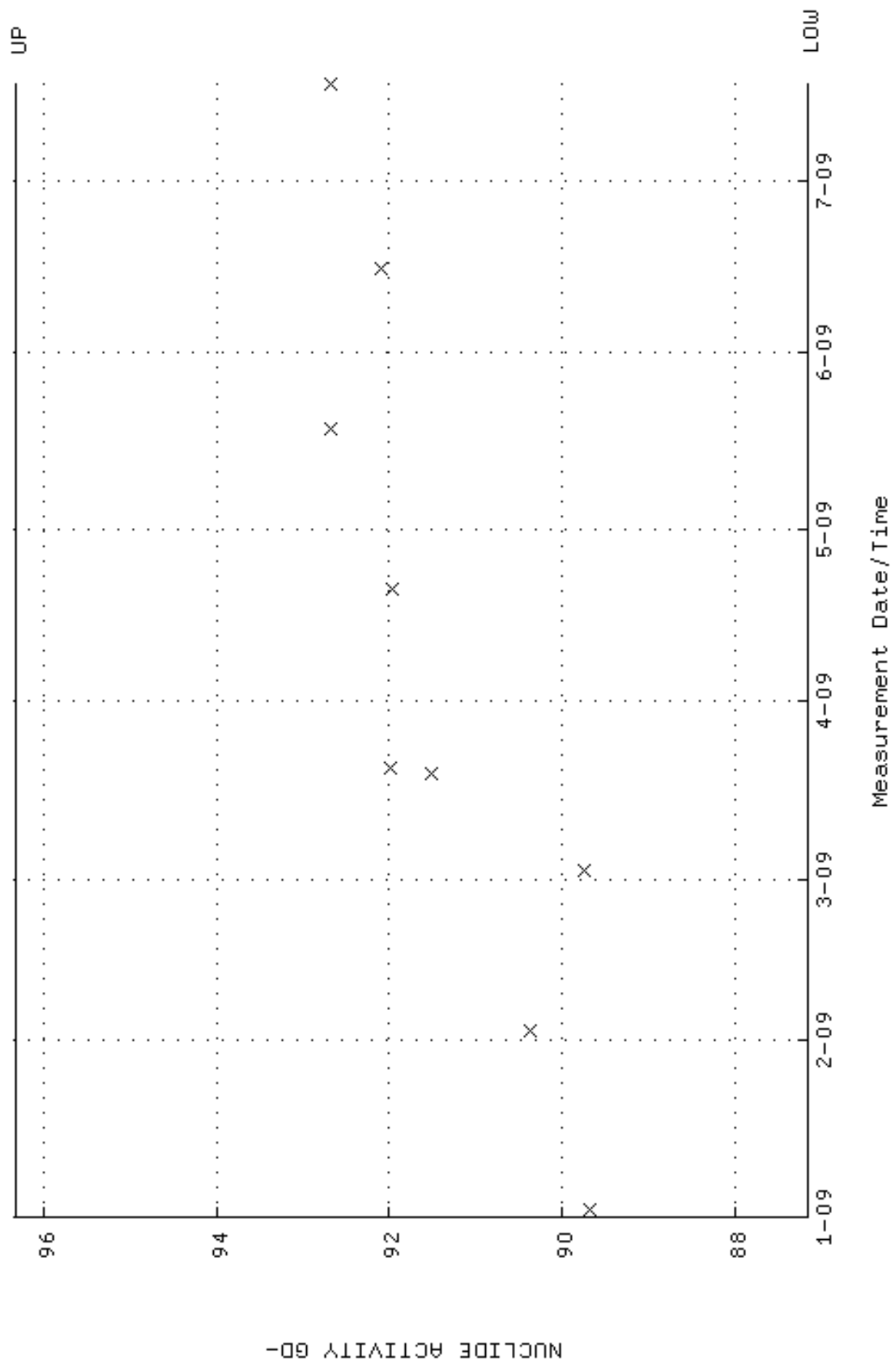
QA filename : DKA100:[ENV\_ALPHA.QA.B]B134.QAF;1  
 Parameter Name : BACKRATE (Background Rate)  
 Start/End Dates : 4-JAN-2009 17:23:18 through 17-JUL-2009 12:00:00  
 Lower/Upper Lmts: 0.000000E+00 through 0.100000



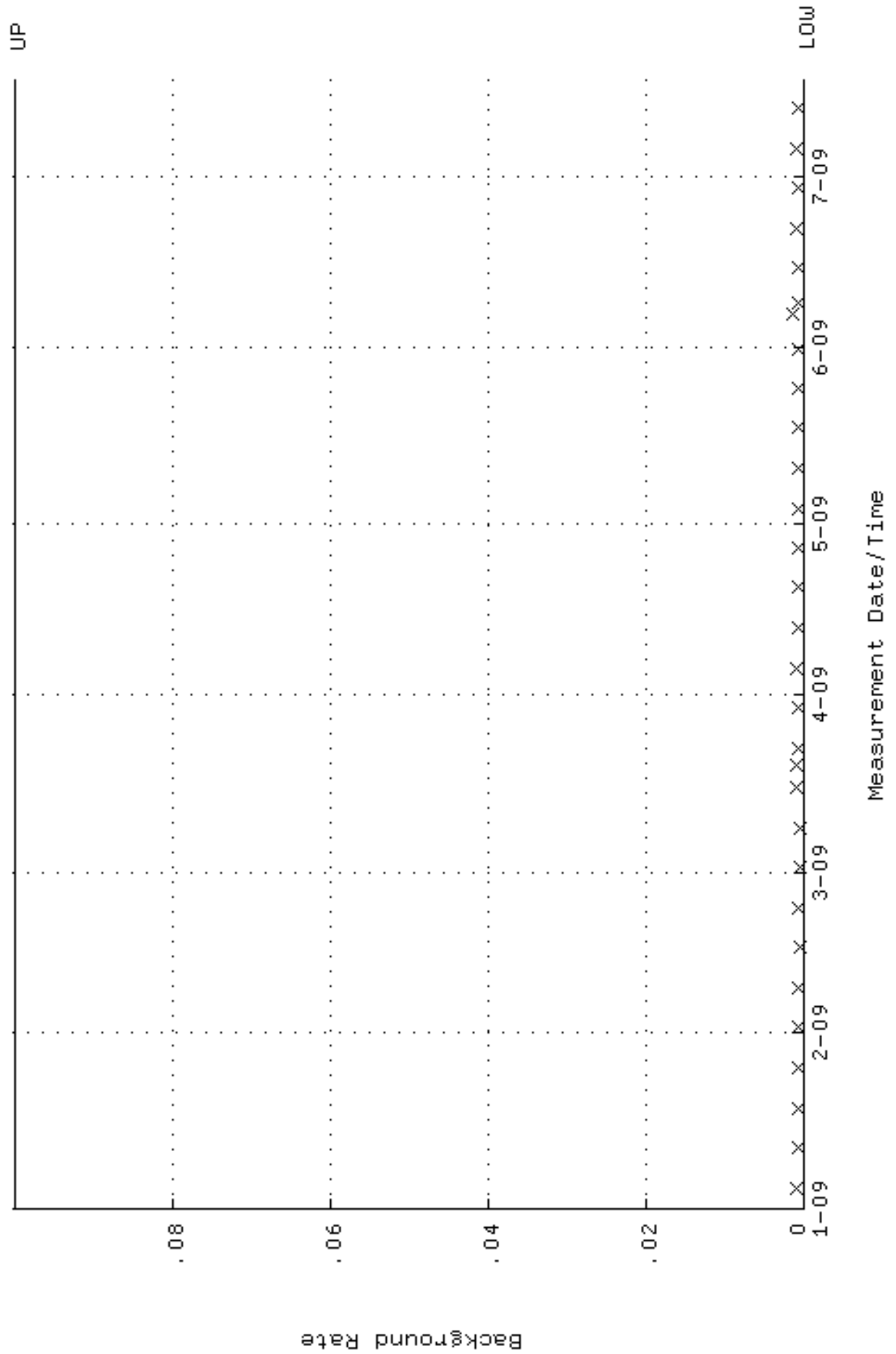
QA filename : DKA100:[ENV\_ALPHA.QA.W]W135.QAF;2  
 Parameter Name : AVRGEFF (Average Efficiency)  
 Start/End Dates : 2-JAN-2009 07:24:28 through 17-JUL-2009 12:00:00  
 Lower/Upper Lmts: 0.244305 through 0.264305



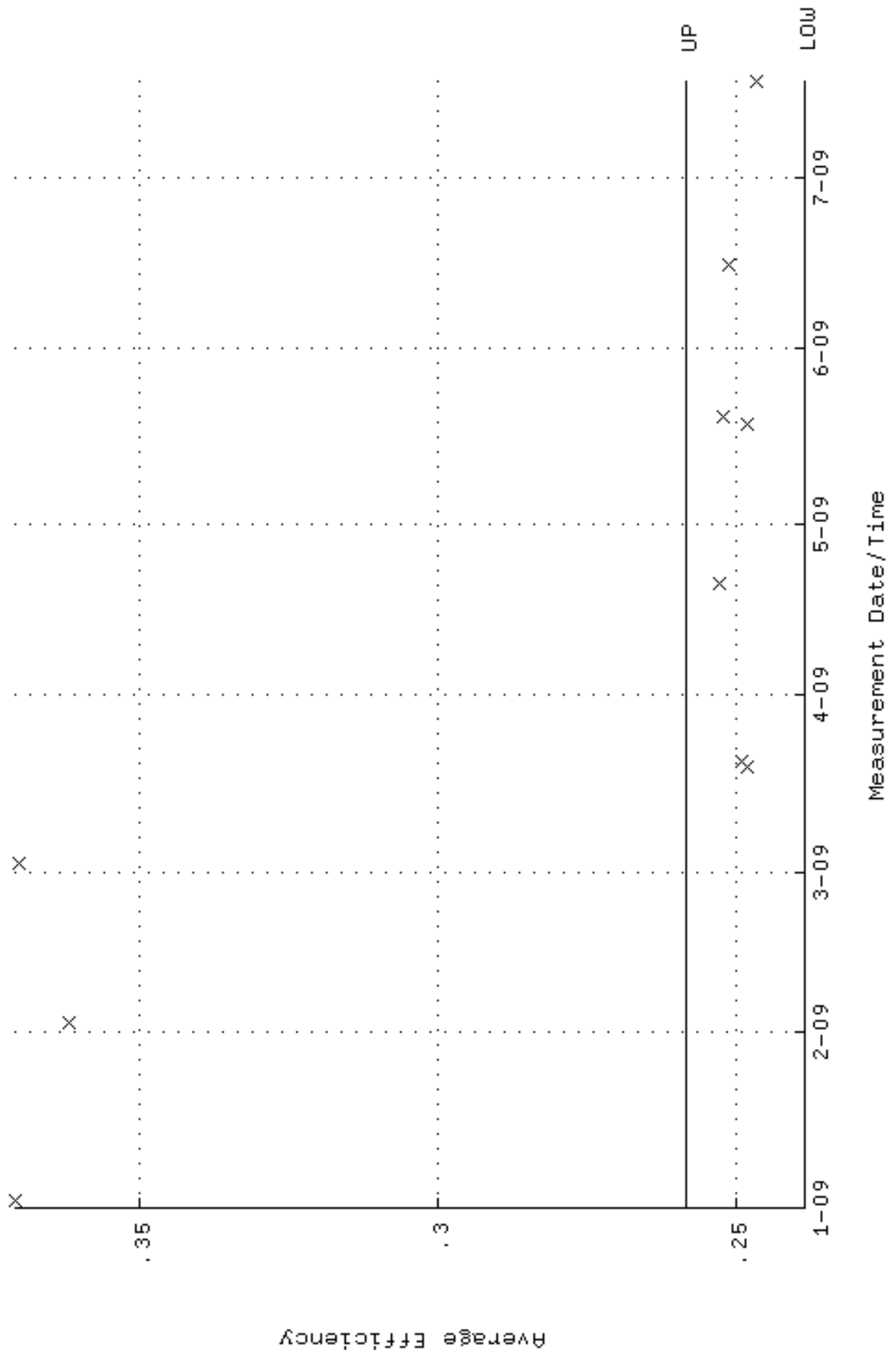
QA filename : DKA100:[ENV\_ALPHA.QA.W]W135.QAF;2  
 Parameter Name : NLAIVITY-GD148 (NUCLIDE ACTIVITY GD-148)  
 Start/End Dates : 2-JAN-2009 07:24:28 through 17-JUL-2009 12:00:00  
 Lower/Upper Lmts: 87.1482 through 96.3217



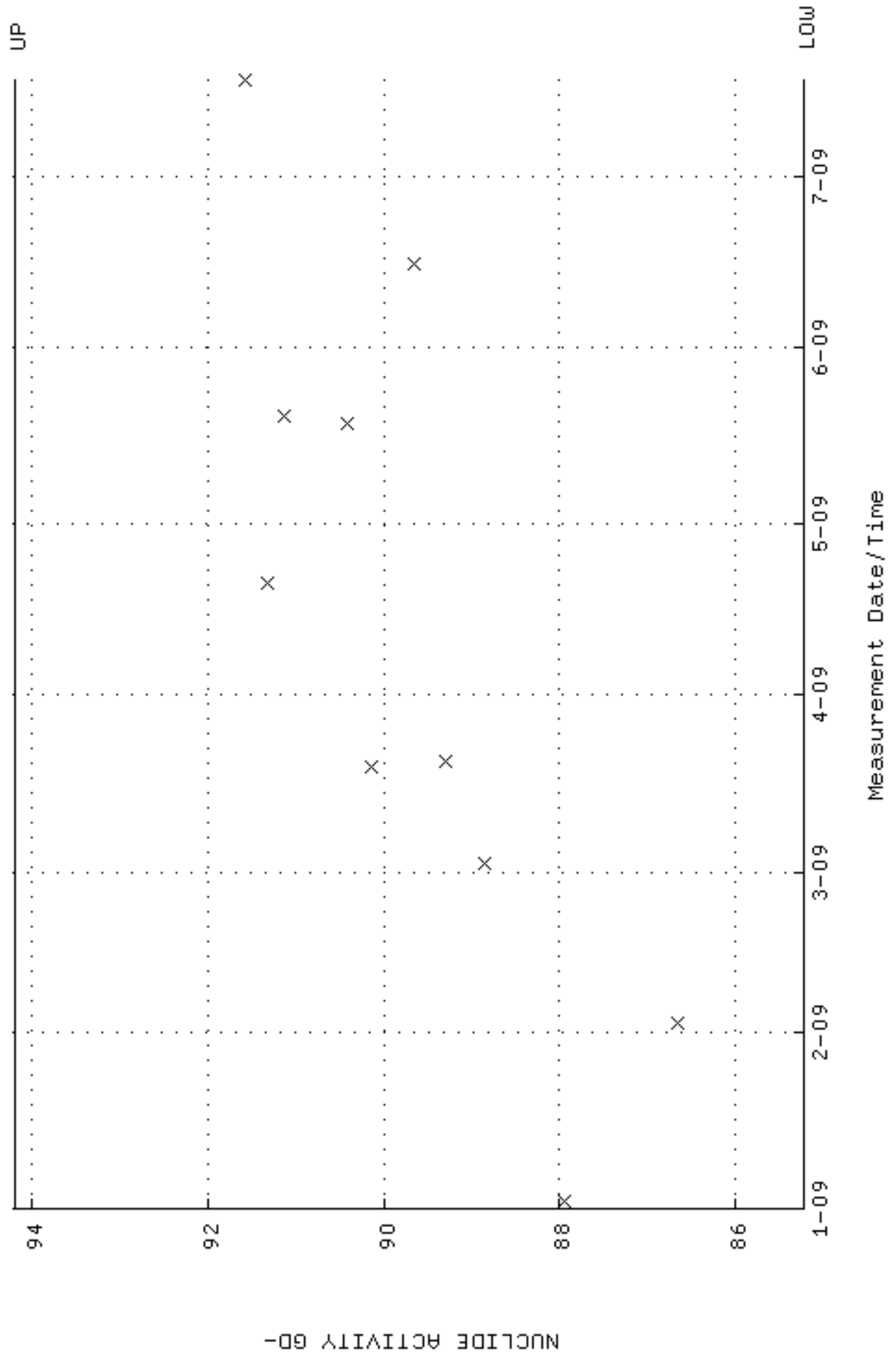
QA filename : DKA100:[ENV\_ALPHA.QA.B]B135.QAF;1  
 Parameter Name : BACKRATE (Background Rate)  
 Start/End Dates : 4-JAN-2009 17:23:22 through 17-JUL-2009 12:00:00  
 Lower/Upper Lmts: 0.000000E+00 through 0.100000



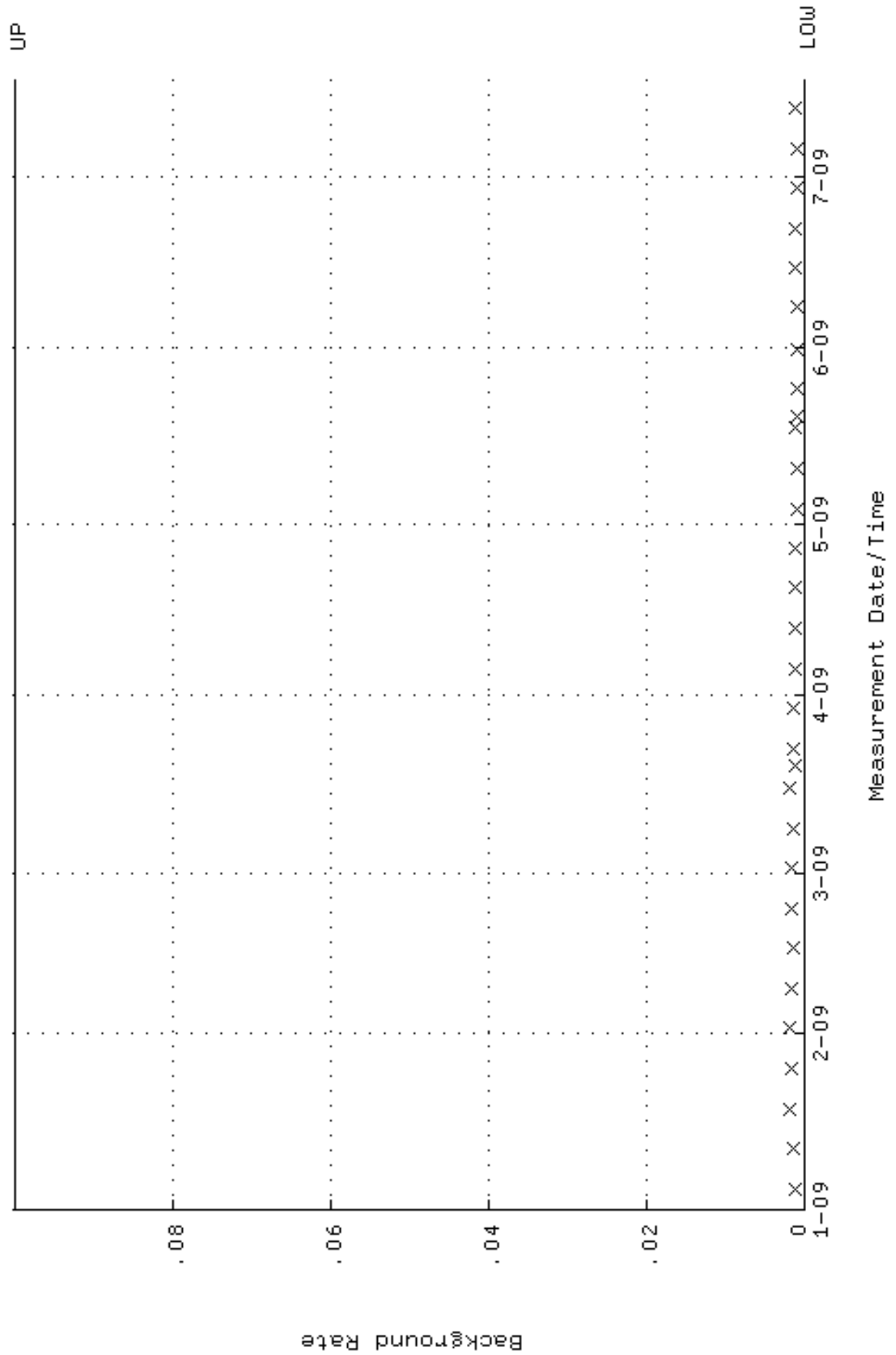
QA filename : DKA100:[ENV\_ALPHA.QA.W]W136.QAF;1  
 Parameter Name : AVRGEFF (Average Efficiency)  
 Start/End Dates : 2-JAN-2009 07:24:32 through 17-JUL-2009 12:00:00  
 Lower/Upper Lmts: 0.238568 through 0.258568



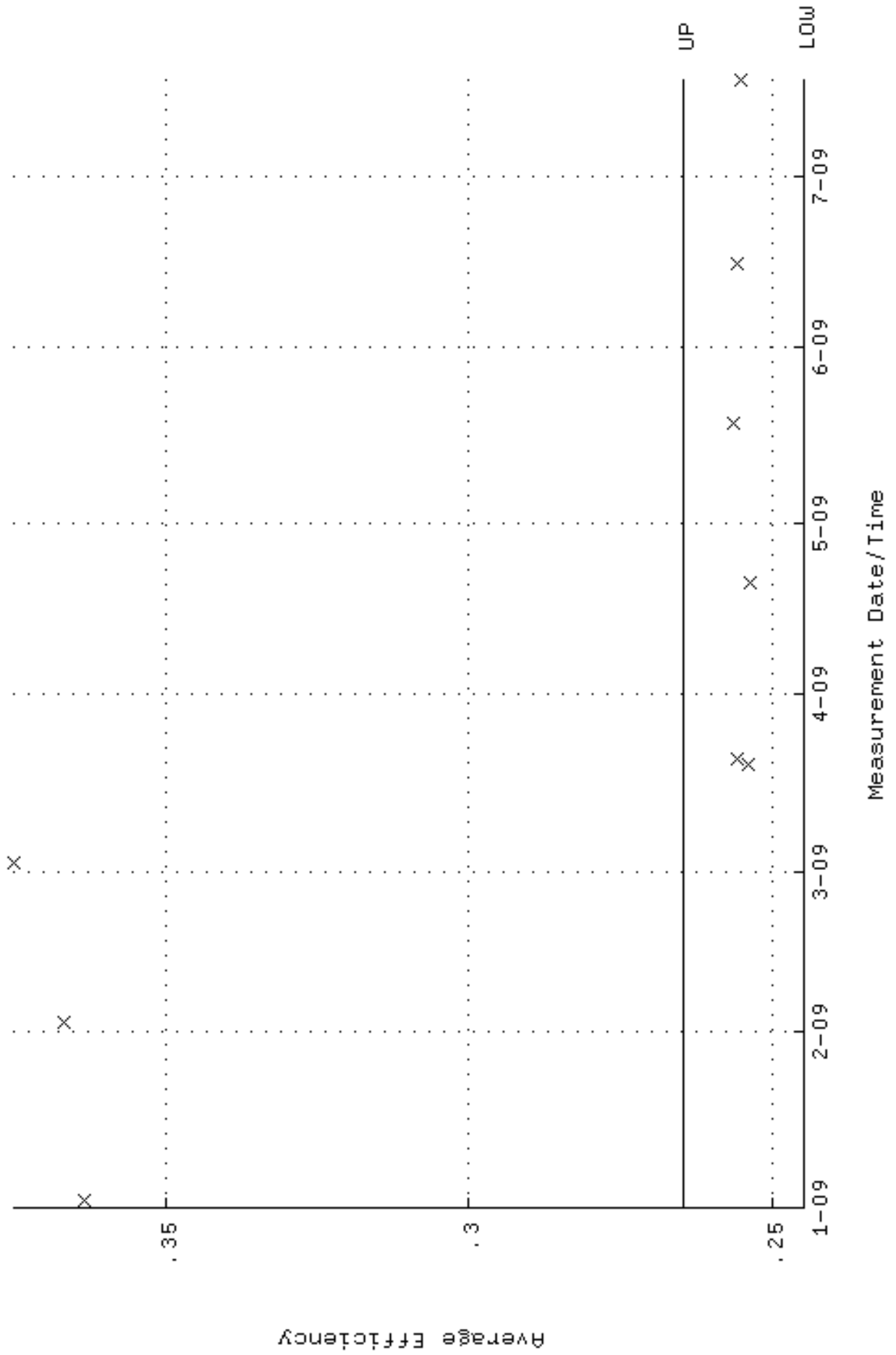
QA filename : DKA100:[ENV\_ALPHA.QA.W]w136.QAF;1  
 Parameter Name : NLAIVITY-GD148 (NUCLIDE ACTIVITY GD-148)  
 Start/End Dates : 2-JAN-2009 07:24:32 through 17-JUL-2009 12:00:00  
 Lower/Upper Lmts: 85.2214 through 94.1920



QA filename : DKA100:[ENV\_ALPHA.QA.B]B136.QAF;1  
 Parameter Name : BACKRATE (Background Rate)  
 Start/End Dates : 4-JAN-2009 17:23:26 through 17-JUL-2009 12:00:00  
 Lower/Upper Lmts: 0.000000E+00 through 0.100000

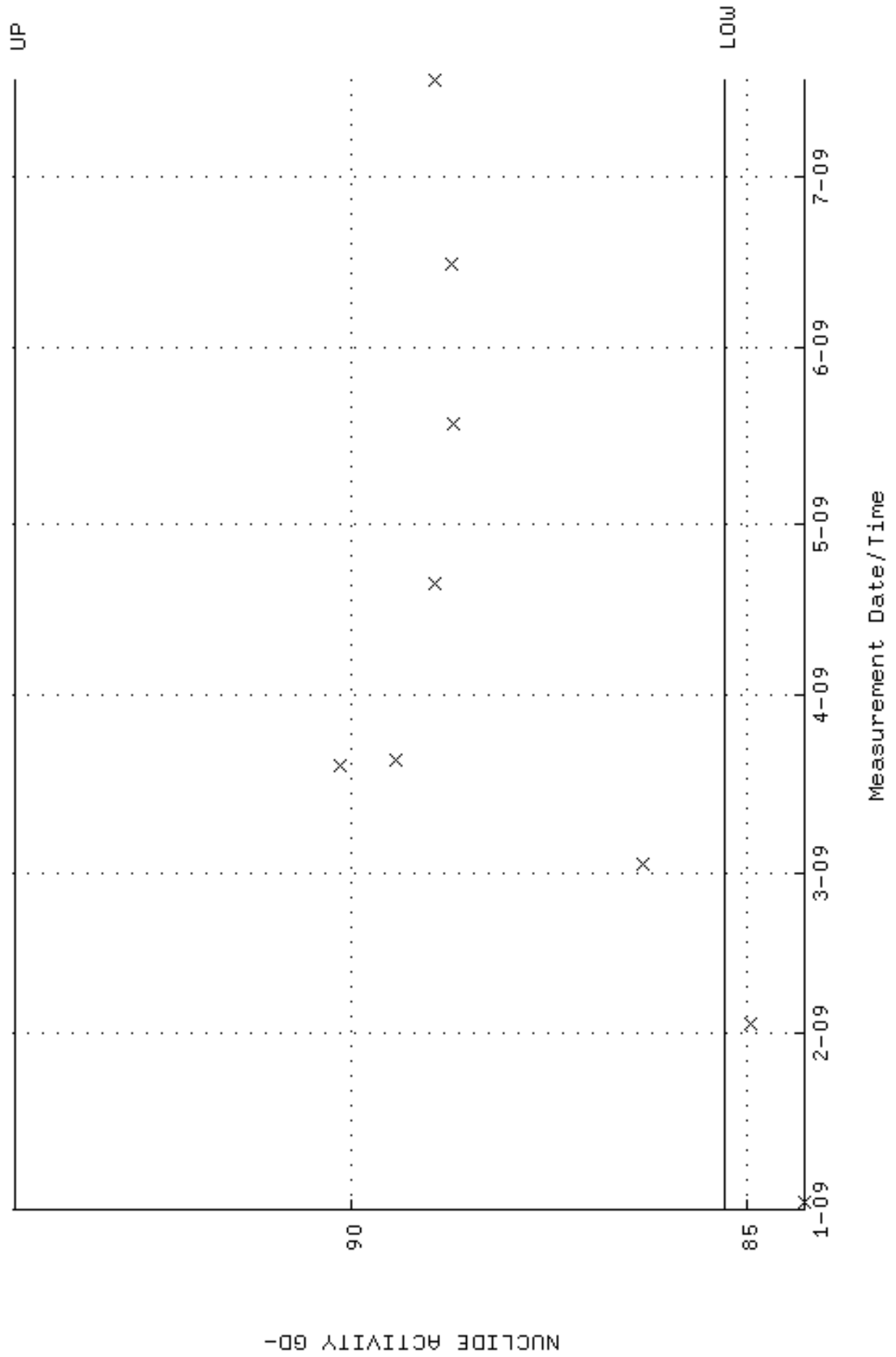


QA filename : DKA100:[ENV\_ALPHA.QA.W]W137.QAF;1  
 Parameter Name : AVRGEFF (Average Efficiency)  
 Start/End Dates : 2-JAN-2009 07:24:36 through 17-JUL-2009 12:00:00  
 Lower/Upper Lmts: 0.244801 through 0.264801

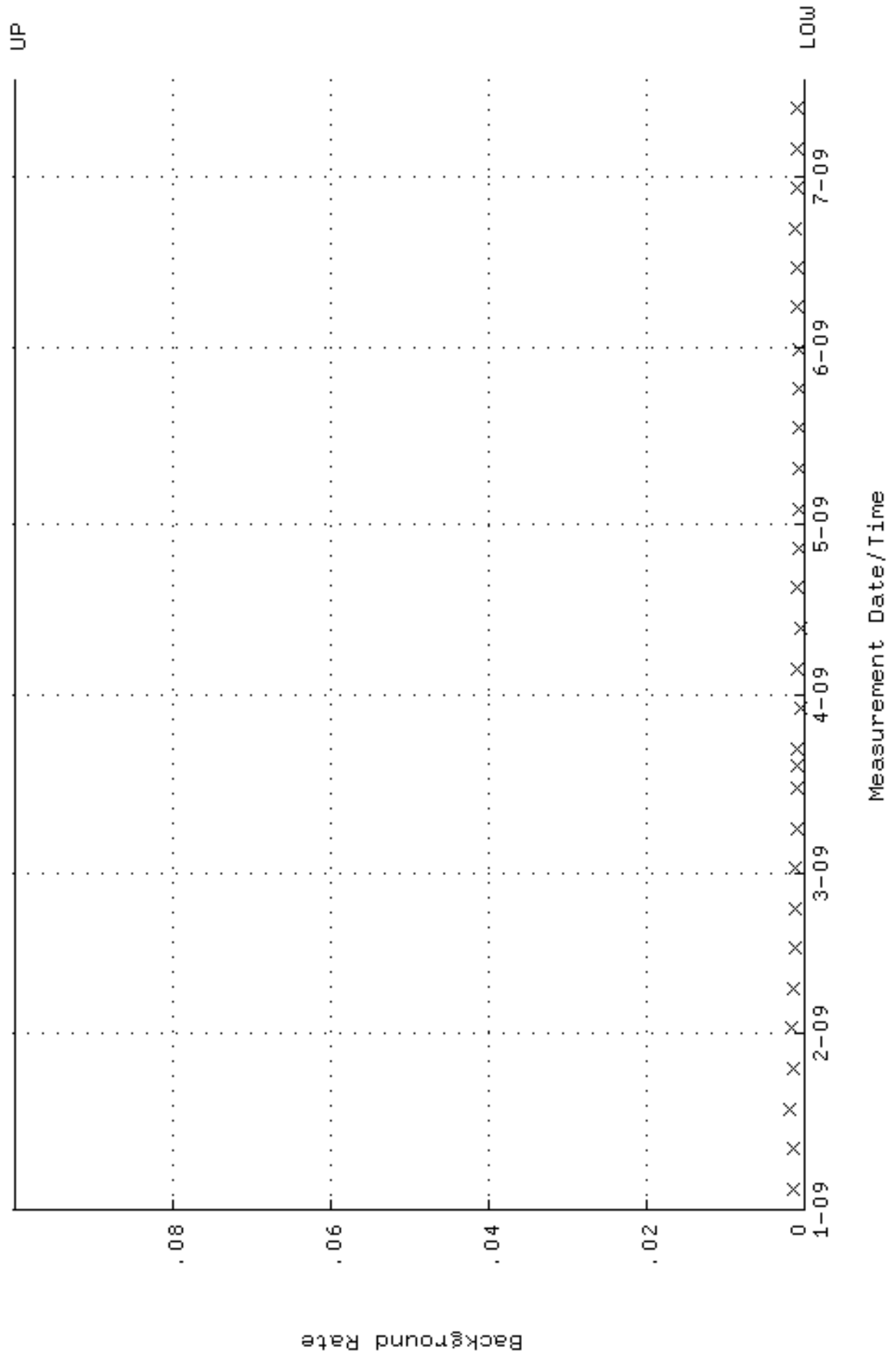




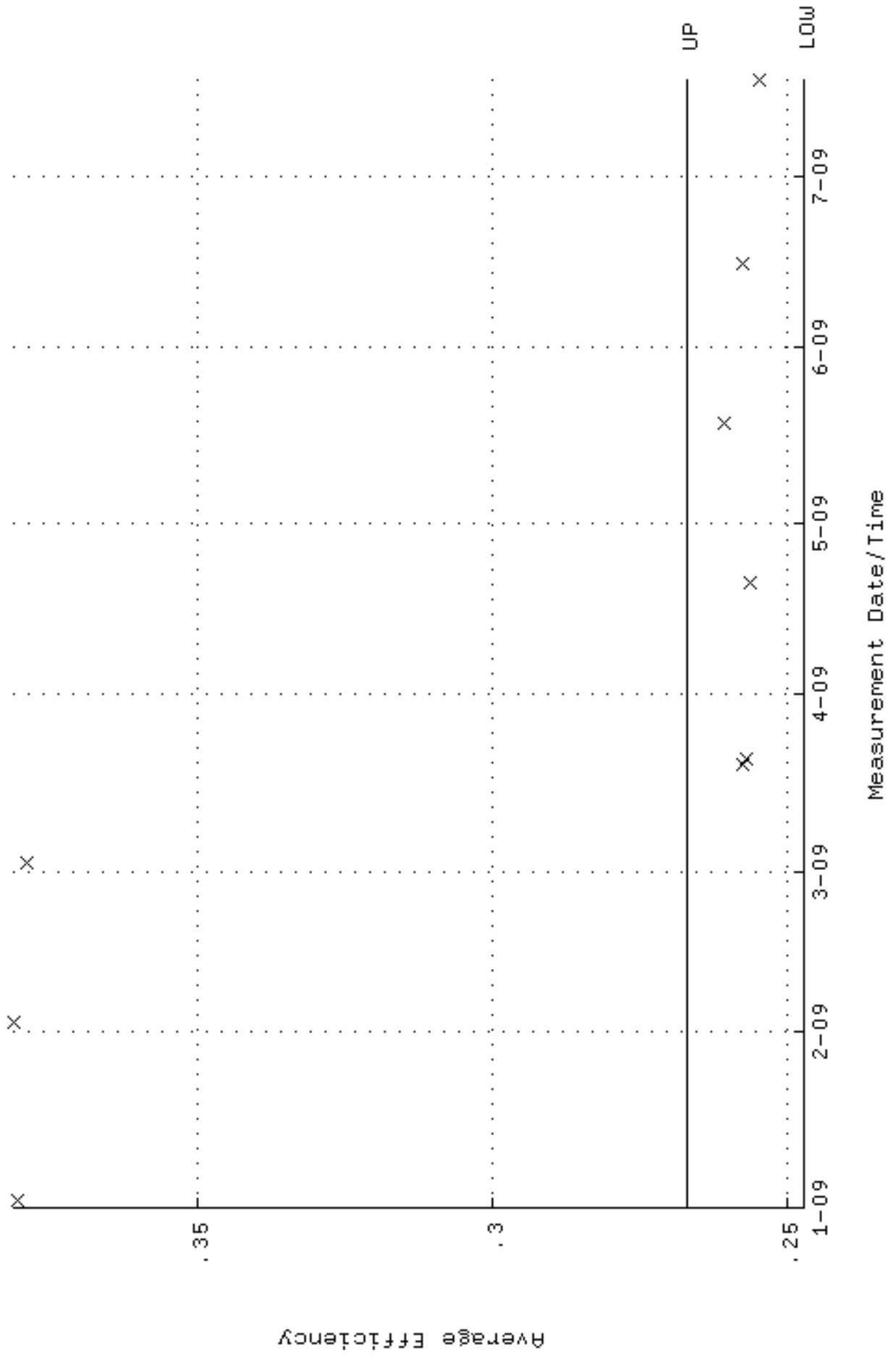
QA filename : DKA100:[ENV\_ALPHA.QA.W]w137.QAF;1  
 Parameter Name : NLAIVITY-GD148 (NUCLIDE ACTIVITY GD-148)  
 Start/End Dates : 2-JAN-2009 07:24:36 through 17-JUL-2009 12:00:00  
 Lower/Upper Lmts: 85.2880 through 94.2656



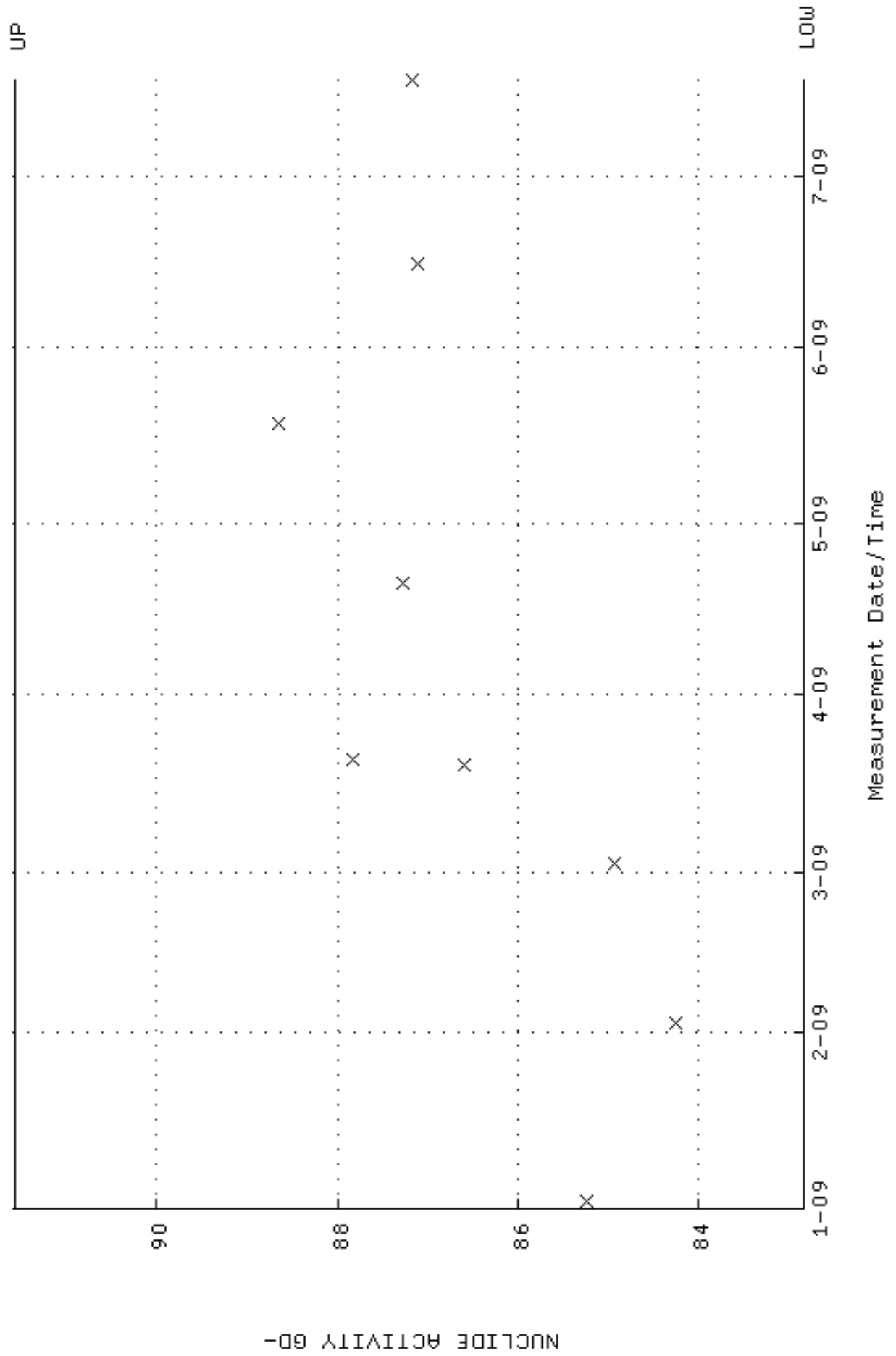
QA filename : DKA100:[ENV\_ALPHA.QA.B]B137.QAF;1  
 Parameter Name : BACKRATE (Background Rate)  
 Start/End Dates : 4-JAN-2009 17:23:31 through 17-JUL-2009 12:00:00  
 Lower/Upper Lmts: 0.000000E+00 through 0.100000



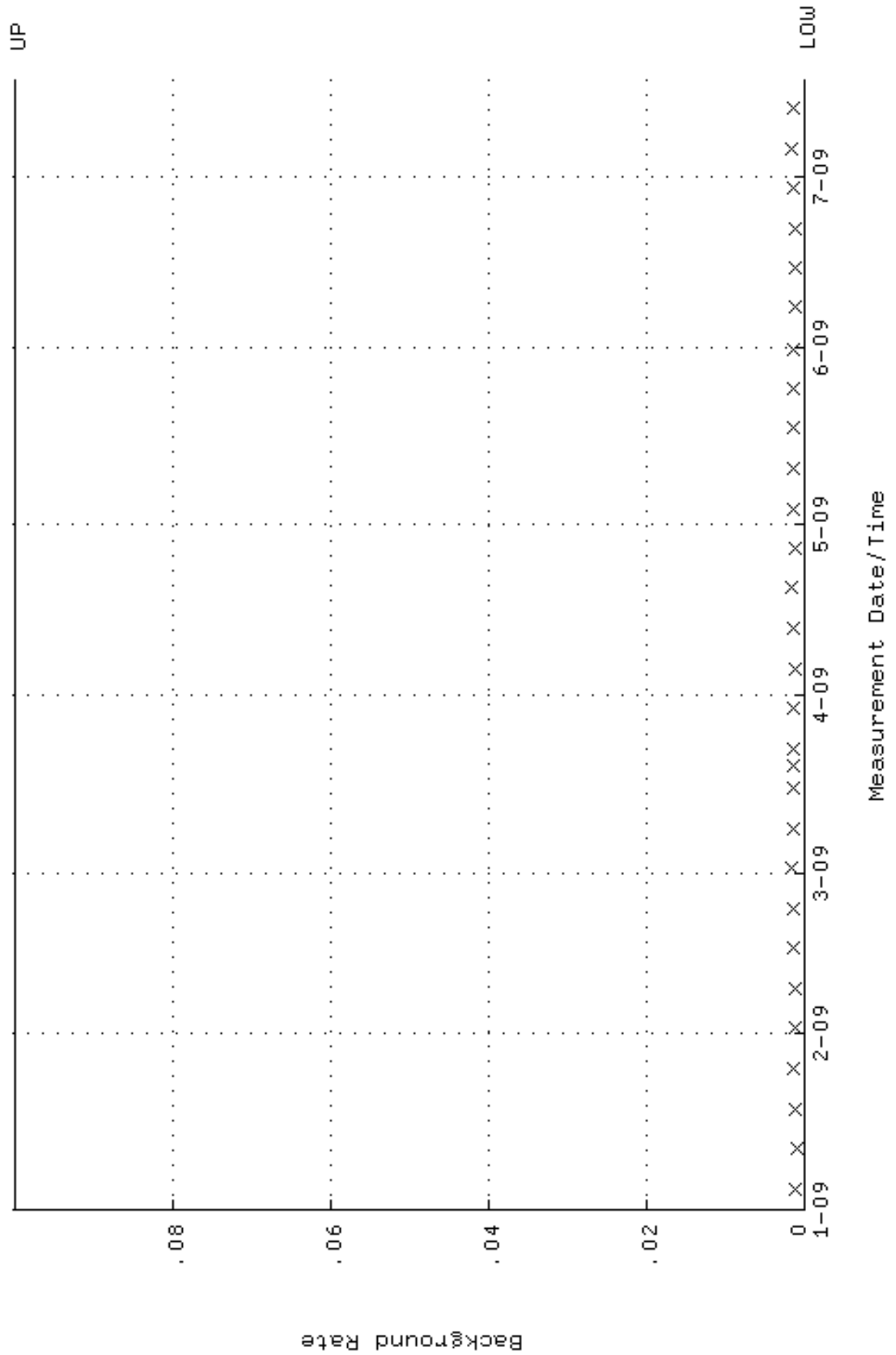
QA filename : DKA100:[ENV\_ALPHA.QA.W]W138.QAF;1  
 Parameter Name : AVRGEFF (Average Efficiency)  
 Start/End Dates : 2-JAN-2009 07:24:41 through 17-JUL-2009 12:00:00  
 Lower/Upper Lmts: 0.247085 through 0.267085



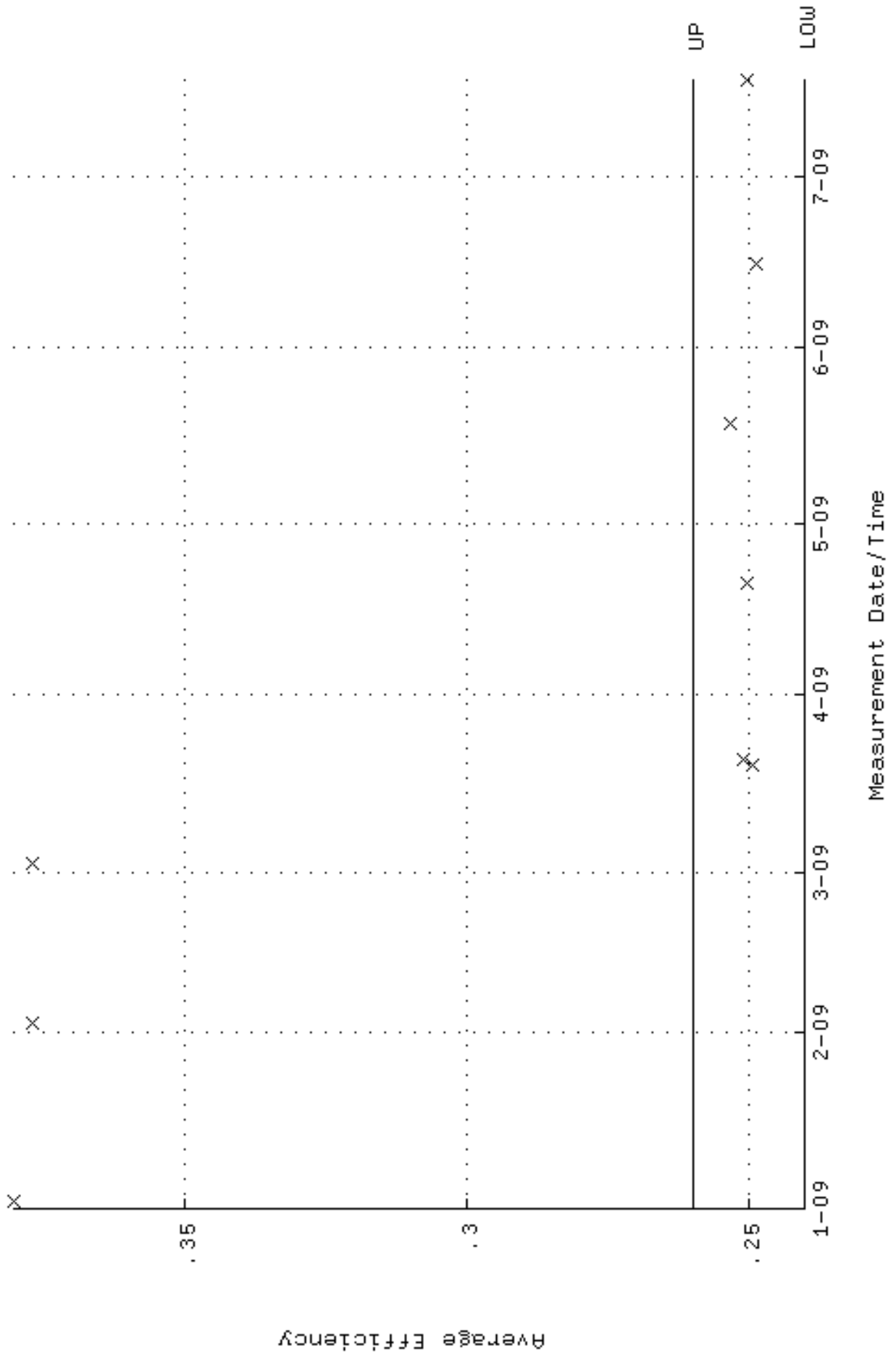
QA filename : DKA100:[ENV\_ALPHA.QA.W]w138.QAF;1  
 Parameter Name : NLAIVITY-GD148 (NUCLIDE ACTIVITY GD-148)  
 Start/End Dates : 2-JAN-2009 07:24:41 through 17-JUL-2009 12:00:00  
 Lower/Upper Lmts: 82.8399 through 91.5599



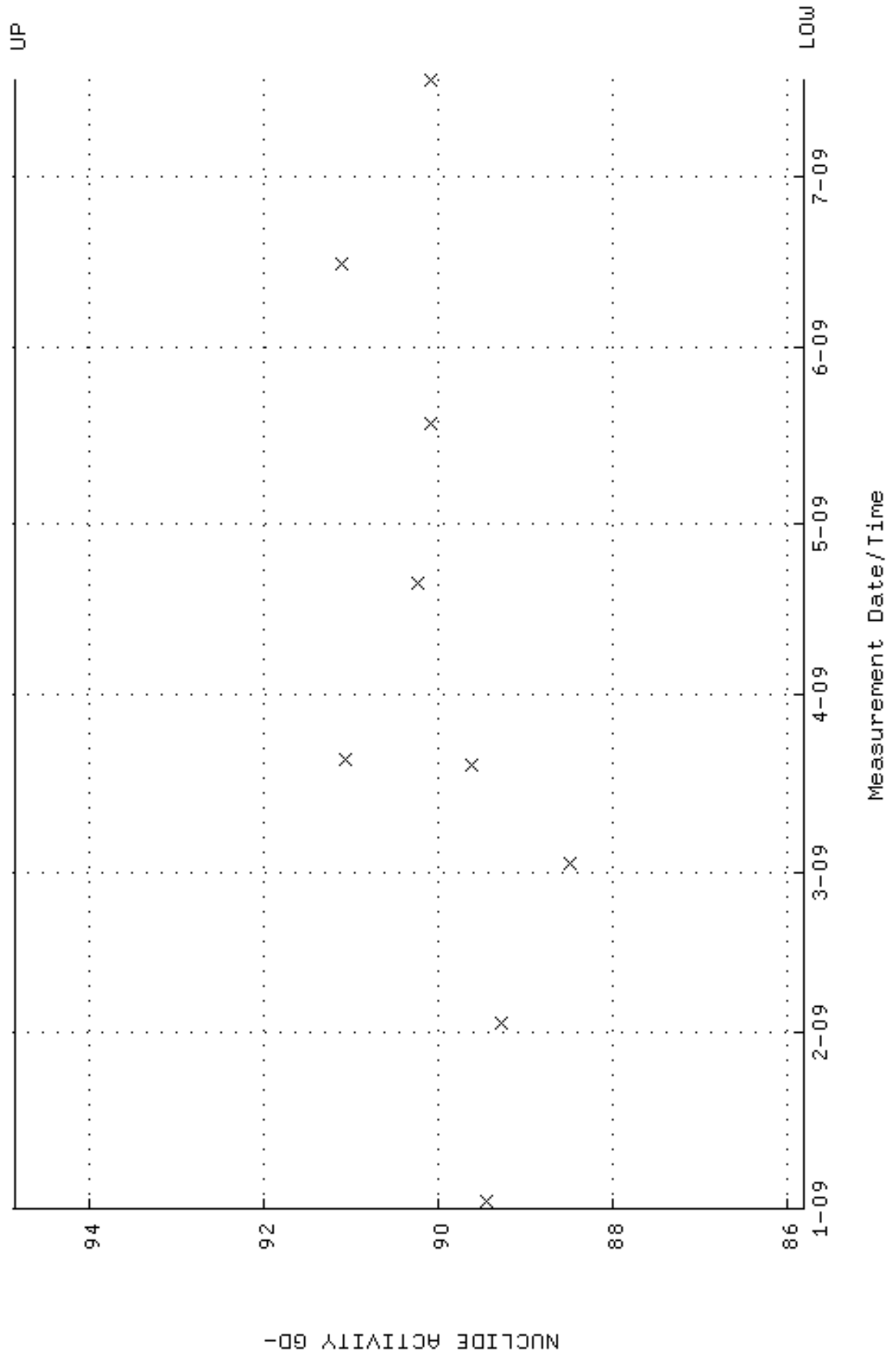
QA filename : DKA100:[ENV\_ALPHA.QA.B]B138.QAF;1  
 Parameter Name : BACKRATE (Background Rate)  
 Start/End Dates : 4-JAN-2009 17:23:35 through 17-JUL-2009 12:00:00  
 Lower/Upper Lmts: 0.000000E+00 through 0.100000



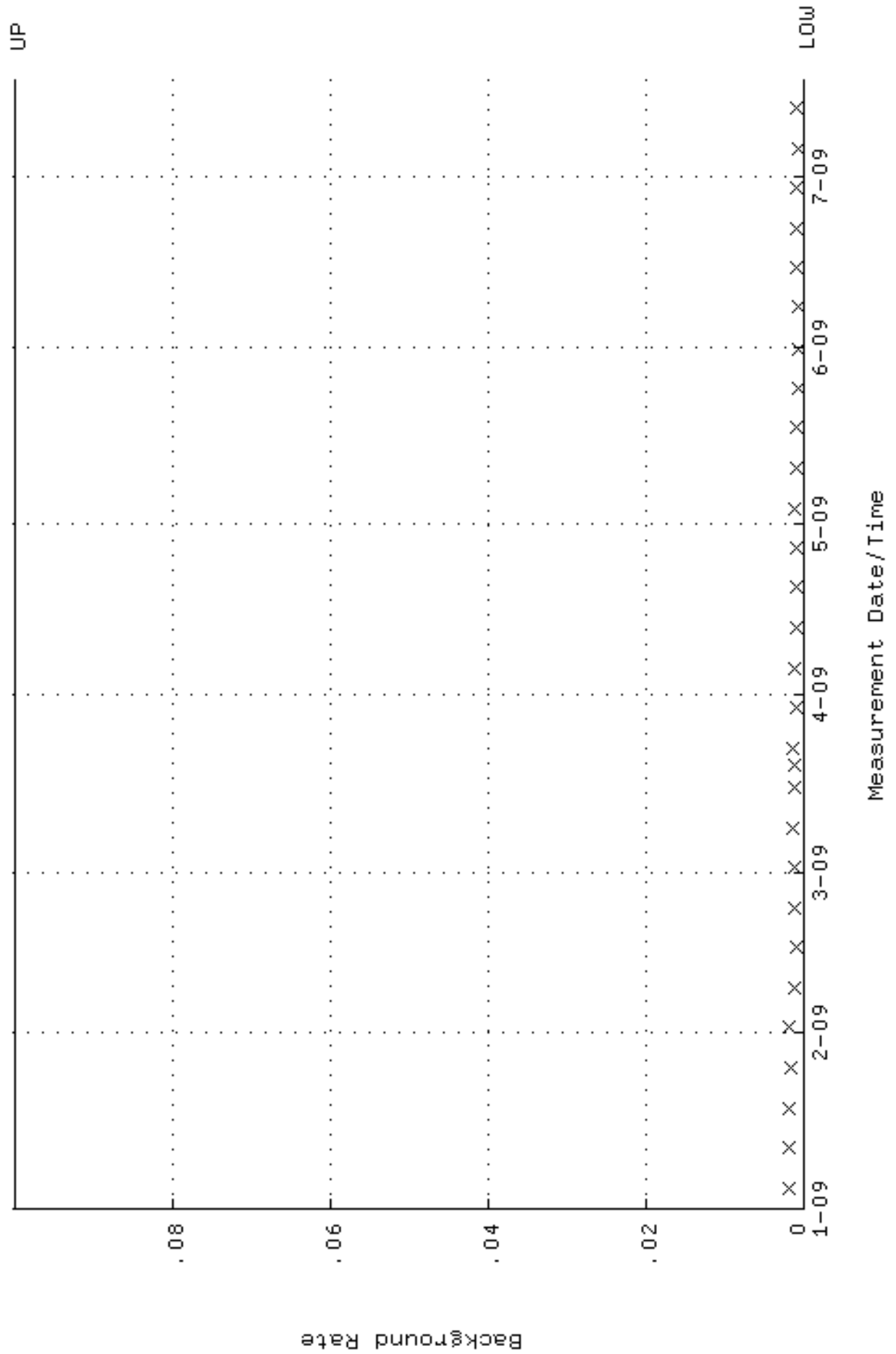
QA filename : DKA100:[ENV\_ALPHA.QA.W]W139.QAF;1  
 Parameter Name : AVRGEFF (Average Efficiency)  
 Start/End Dates : 2-JAN-2009 07:24:47 through 17-JUL-2009 12:00:00  
 Lower/Upper Lmts: 0.240299 through 0.260299



QA filename : DKA100:[ENV\_ALPHA.QA.W]w139.QAF;1  
 Parameter Name : NLAIVITY-GD148 (NUCLIDE ACTIVITY GD-148)  
 Start/End Dates : 2-JAN-2009 07:24:47 through 17-JUL-2009 12:00:00  
 Lower/Upper Lmts: 85.8145 through 94.8477

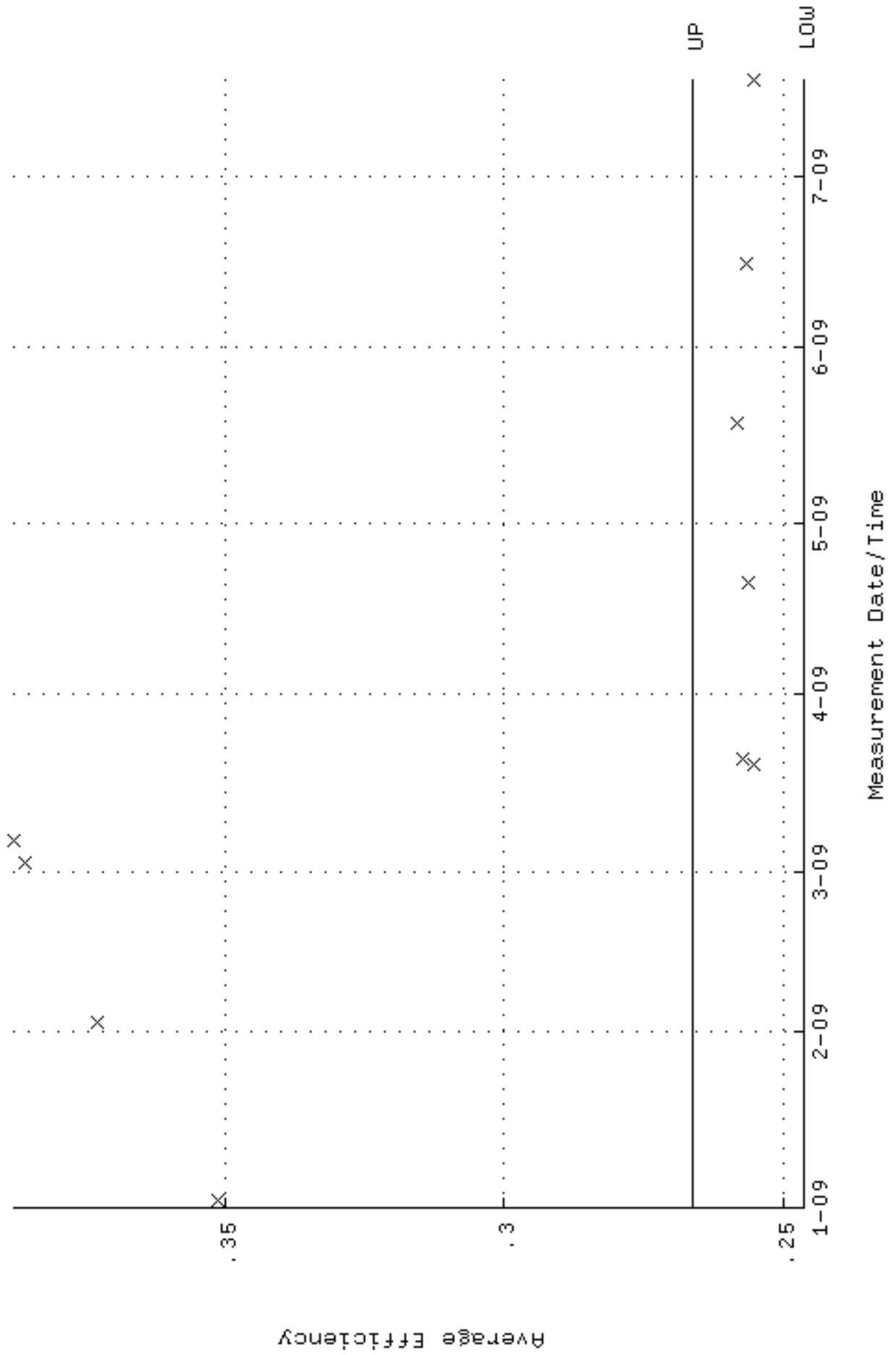


QA filename : DKA100:[ENV\_ALPHA.QA.B]B139.QAF;1  
 Parameter Name : BACKRATE (Background Rate)  
 Start/End Dates : 4-JAN-2009 17:23:39 through 17-JUL-2009 12:00:00  
 Lower/Upper Lmts: 0.000000E+00 through 0.100000

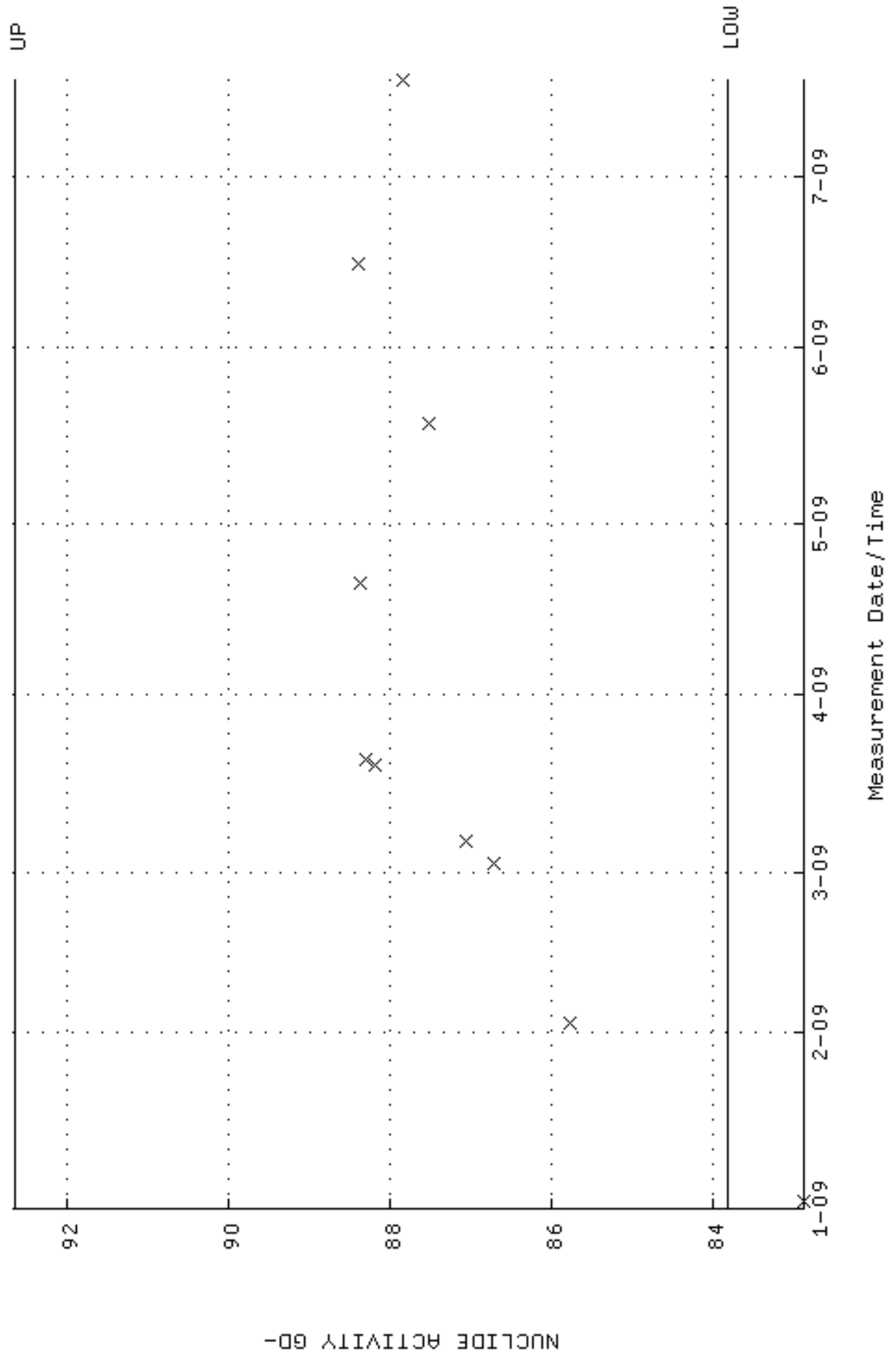




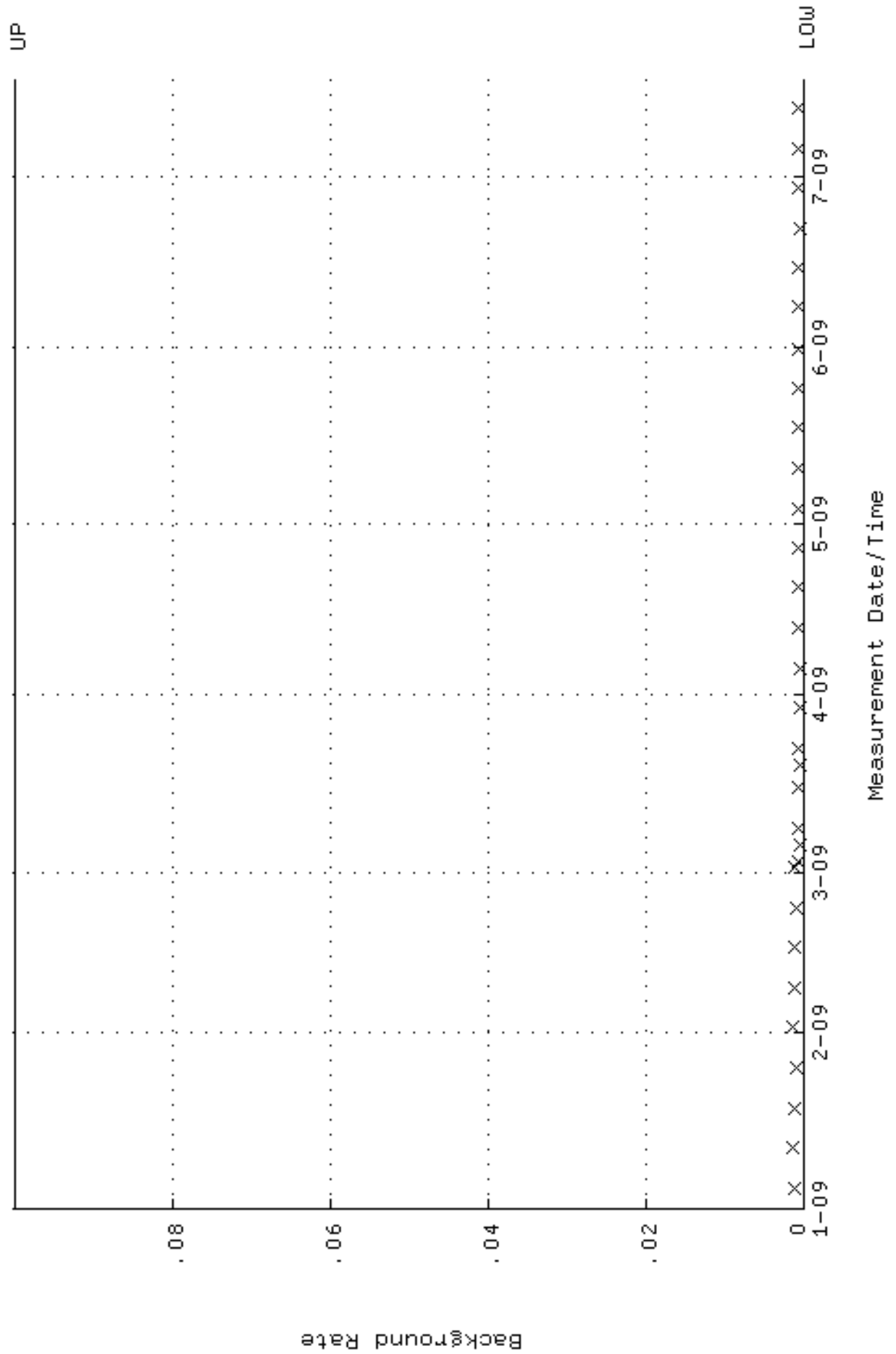
QA filename : DKA100:[ENV\_ALPHA.QA.W]W140.QAF;1  
 Parameter Name : AVRGEFF (Average Efficiency)  
 Start/End Dates : 2-JAN-2009 07:24:52 through 17-JUL-2009 12:00:00  
 Lower/Upper Lmts: 0.246178 through 0.266178



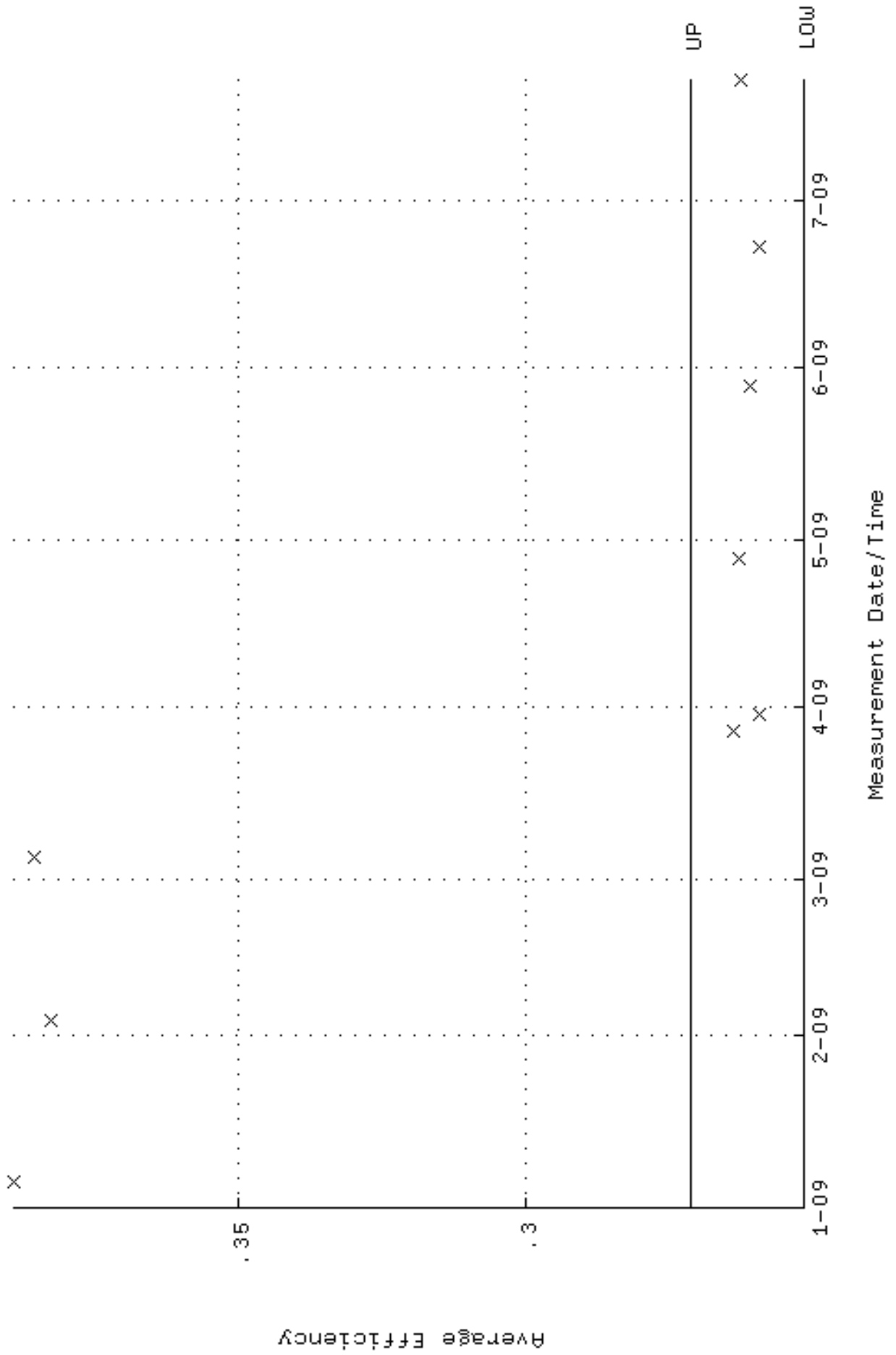
QA filename : DKA100:[ENV\_ALPHA.QA.W]w140.QAF;1  
 Parameter Name : NLAIVITY-GD148 (NUCLIDE ACTIVITY GD-148)  
 Start/End Dates : 2-JAN-2009 07:24:52 through 17-JUL-2009 12:00:00  
 Lower/Upper Lmts: 83.8171 through 92.6399



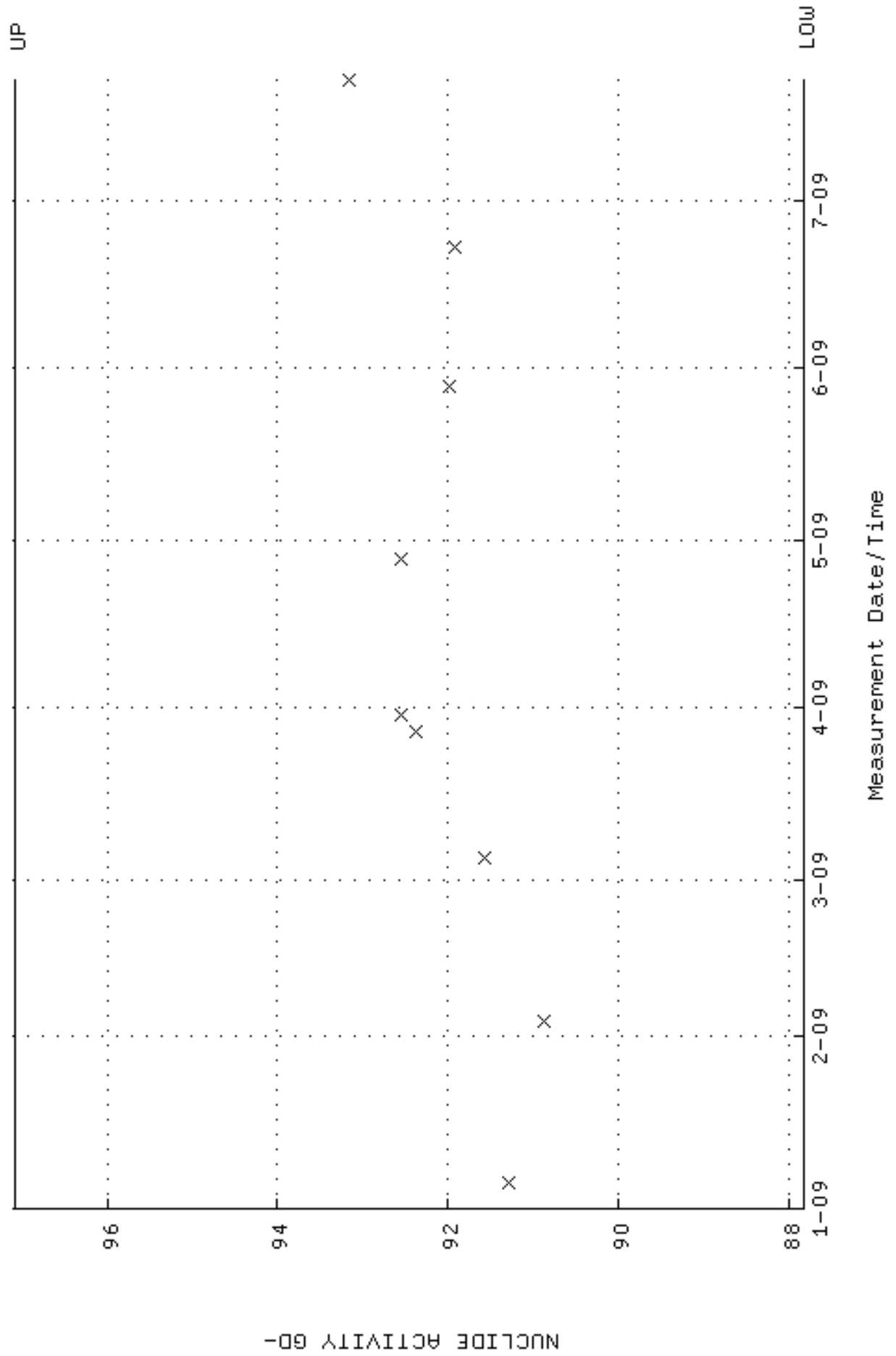
QA filename : DKA100:[ENV\_ALPHA.QA.B]B140.QAF;1  
 Parameter Name : BACKRATE (Background Rate)  
 Start/End Dates : 4-JAN-2009 17:23:43 through 17-JUL-2009 12:00:00  
 Lower/Upper Lmts: 0.000000E+00 through 0.100000




QA filename : DKA100:[ENV\_ALPHA.QA.W]W173.QAF;1  
 Parameter Name : AVRGEFF (Average Efficiency)  
 Start/End Dates : 5-JAN-2009 12:56:51 through 22-JUL-2009 12:00:00  
 Lower/Upper Lmts: 0.251498 through 0.271498



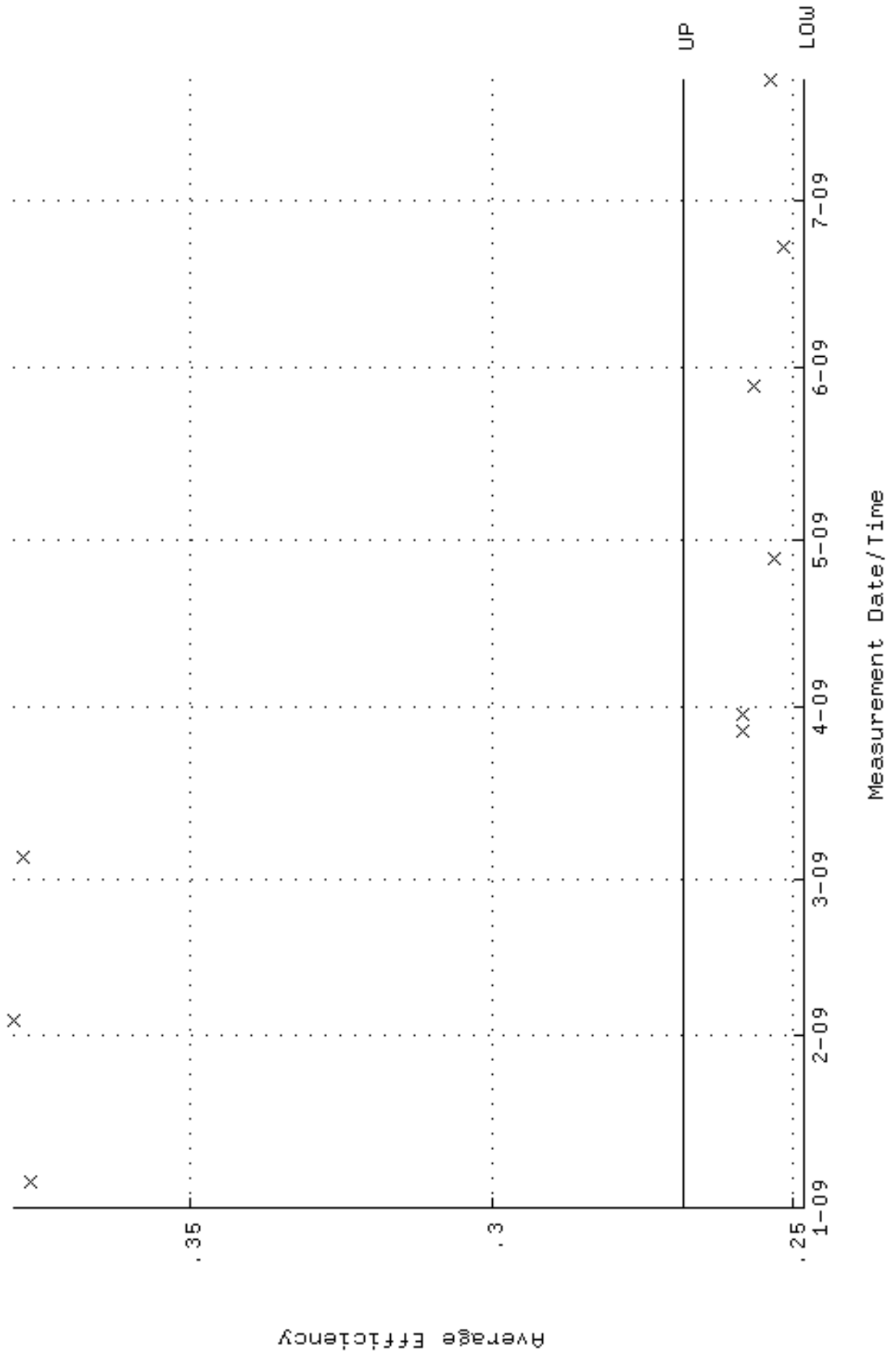
QA filename : DKA100:[ENV\_ALPHA.QA.W]w173.QAF;1  
 Parameter Name : NLAIVITY-GD148 (NUCLIDE ACTIVITY GD-148)  
 Start/End Dates : 5-JAN-2009 12:56:51 through 22-JUL-2009 12:00:00  
 Lower/Upper Lmts: 87.8322 through 97.0776



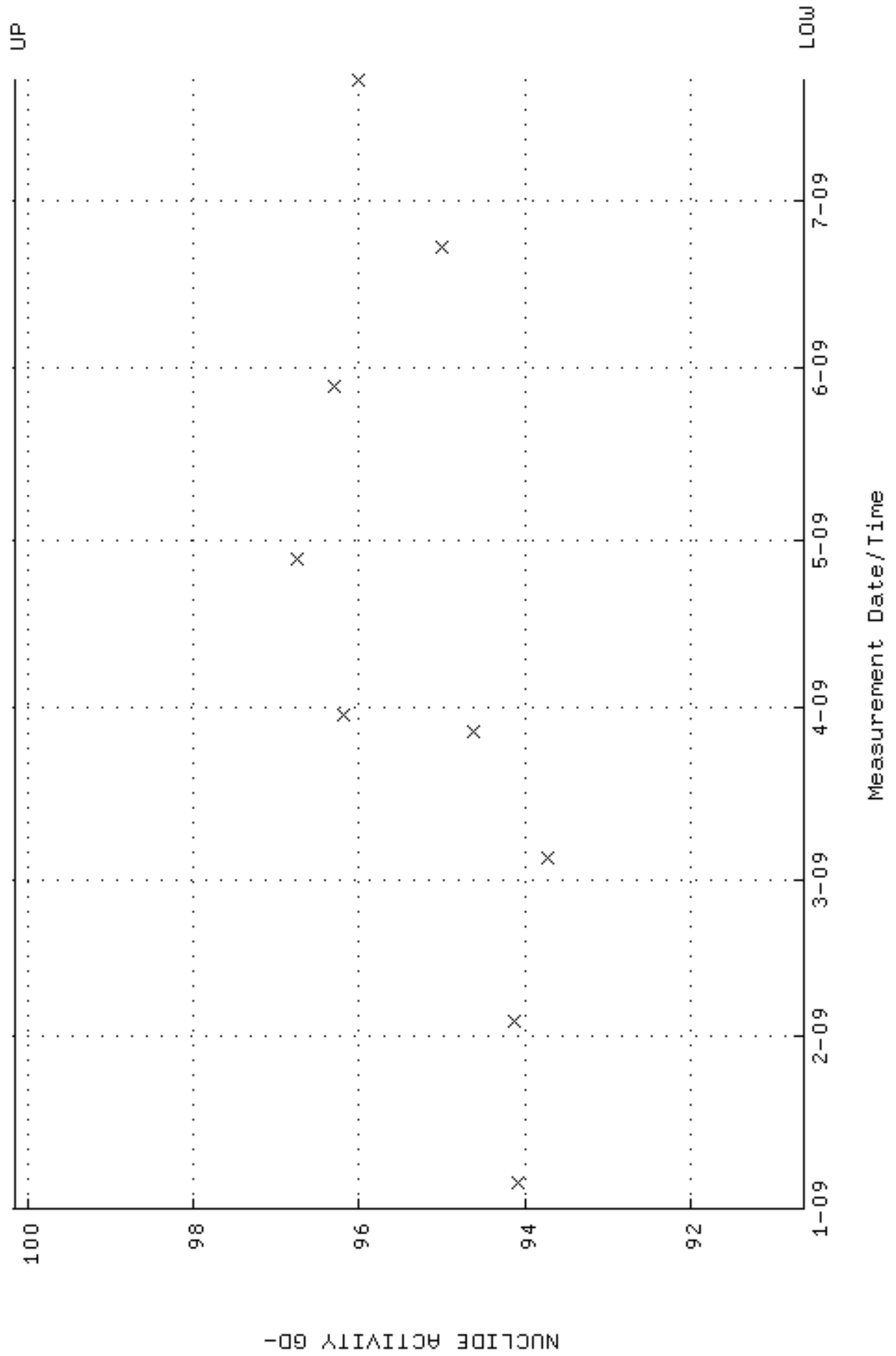
QA filename : DKA100:[ENV\_ALPHA.QA.B]B173.QAF;1  
 Parameter Name : BACKRATE (Background Rate)  
 Start/End Dates : 4-JAN-2009 17:25:49 through 22-JUL-2009 12:00:00  
 Lower/Upper Lmts: 0.000000E+00 through 0.100000



QA filename : DKA100:[ENV\_ALPHA.QA.W]W175.QAF;1  
 Parameter Name : AVRGEFF (Average Efficiency)  
 Start/End Dates : 5-JAN-2009 12:57:05 through 22-JUL-2009 12:00:00  
 Lower/Upper Lmts: 0.248296 through 0.268296




QA filename : DKA100:[ENV\_ALPHA.QA.W]W175.QAF;1  
 Parameter Name : NLAIVITY-GD148 (NUCLIDE ACTIVITY GD-148)  
 Start/End Dates : 5-JAN-2009 12:57:05 through 22-JUL-2009 12:00:00  
 Lower/Upper Lmts: 90.6224 through 100.162

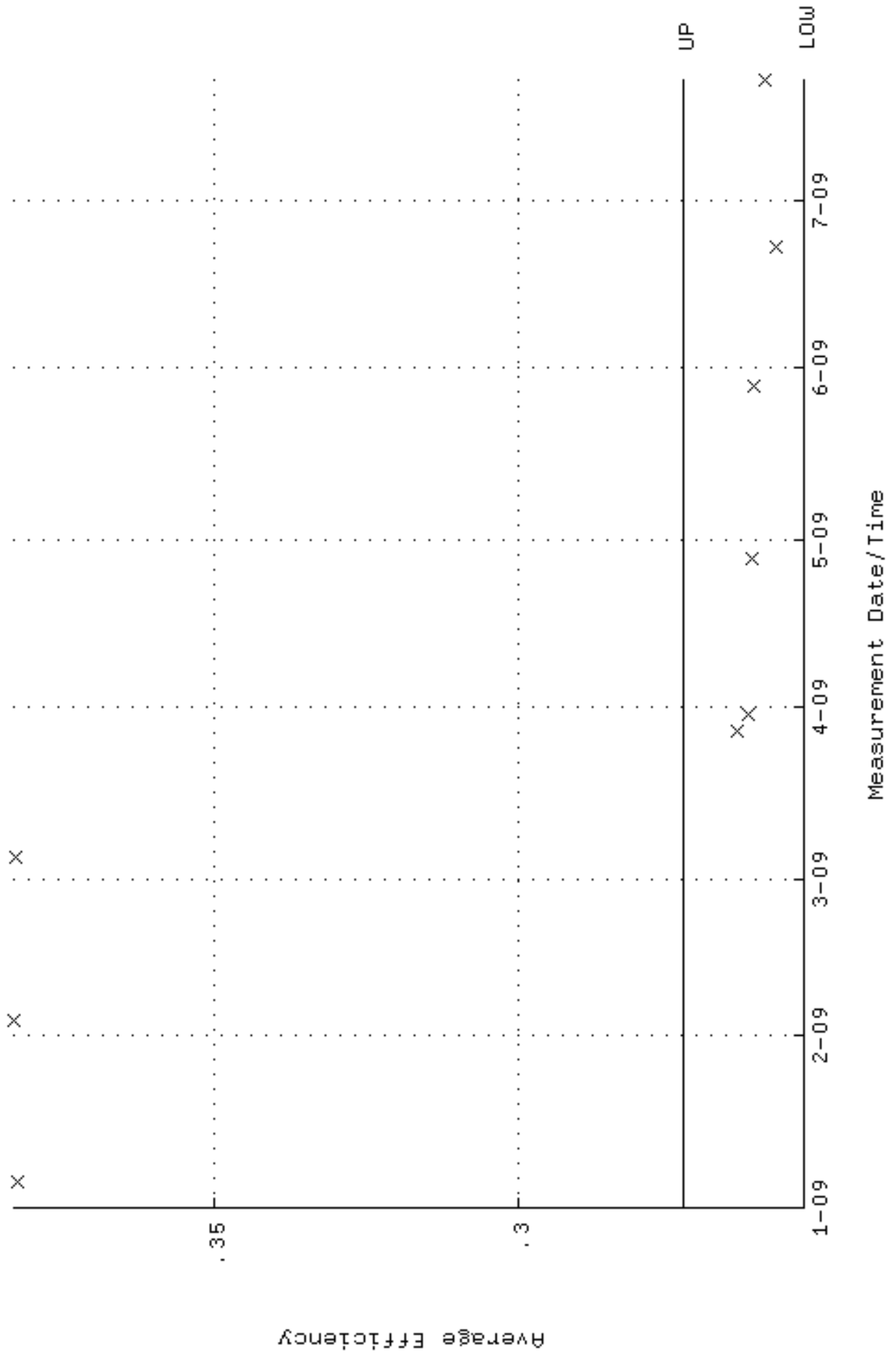




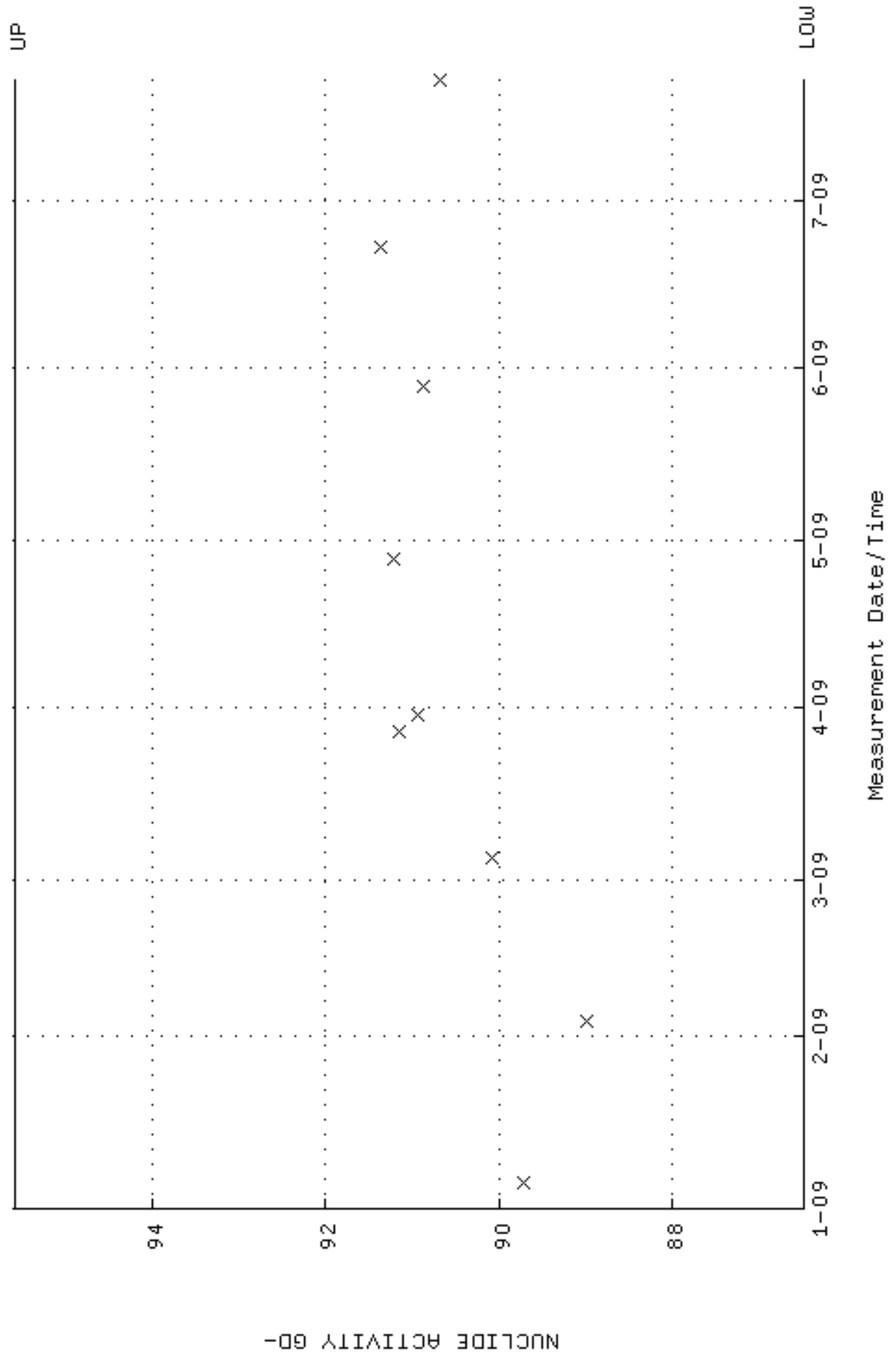
QA filename : DKA100:[ENV\_ALPHA.QA.B]B175.QAF;1  
 Parameter Name : BACKRATE (Background Rate)  
 Start/End Dates : 4-JAN-2009 17:25:58 through 22-JUL-2009 12:00:00  
 Lower/Upper Lmts: 0.000000E+00 through 0.100000



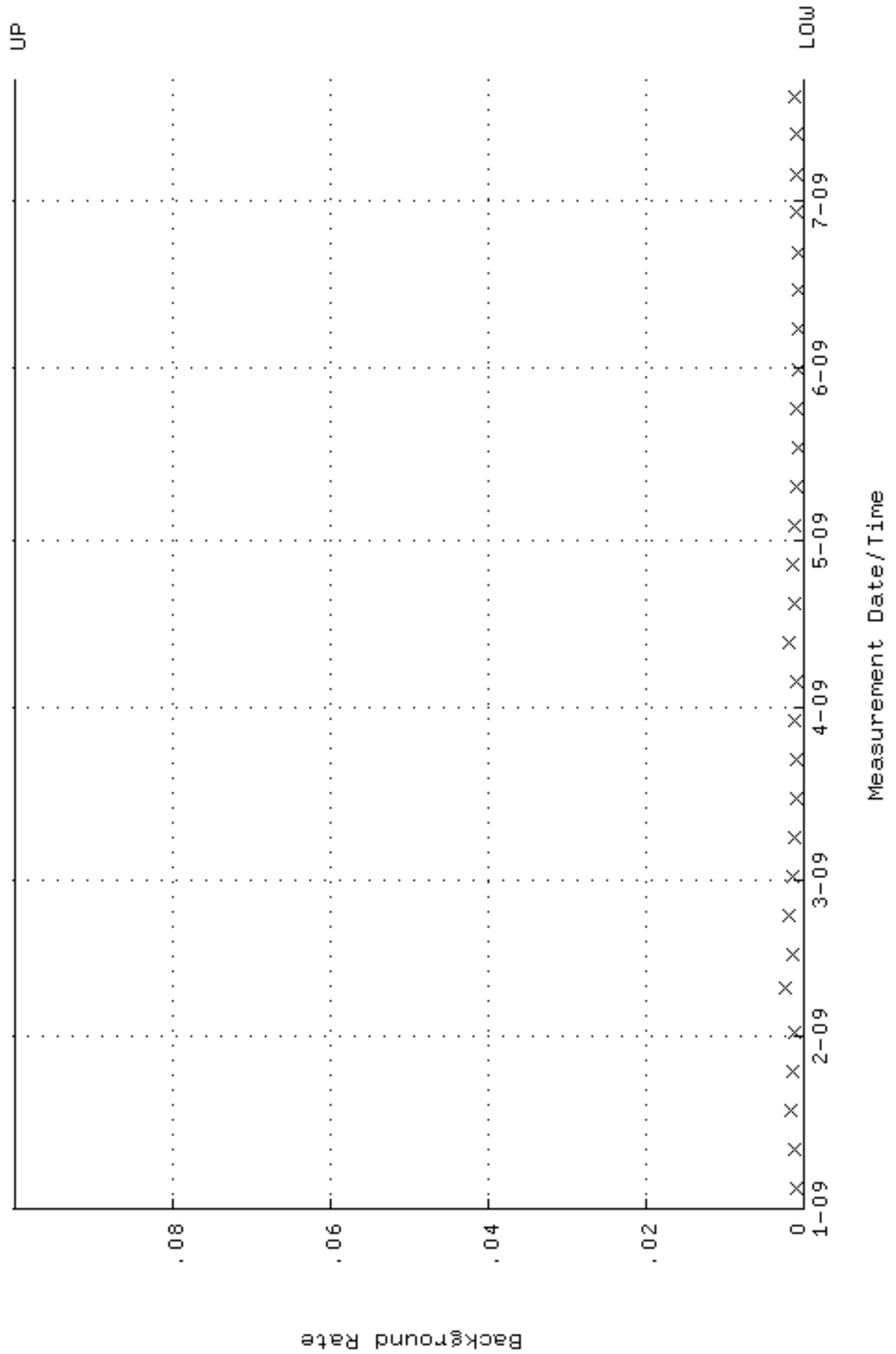
QA filename : DKA100:[ENV\_ALPHA.QA.W]W176.QAF;1  
 Parameter Name : AVRGEFF (Average Efficiency)  
 Start/End Dates : 5-JAN-2009 12:57:11 through 22-JUL-2009 12:00:00  
 Lower/Upper Lmts: 0.253285 through 0.273285



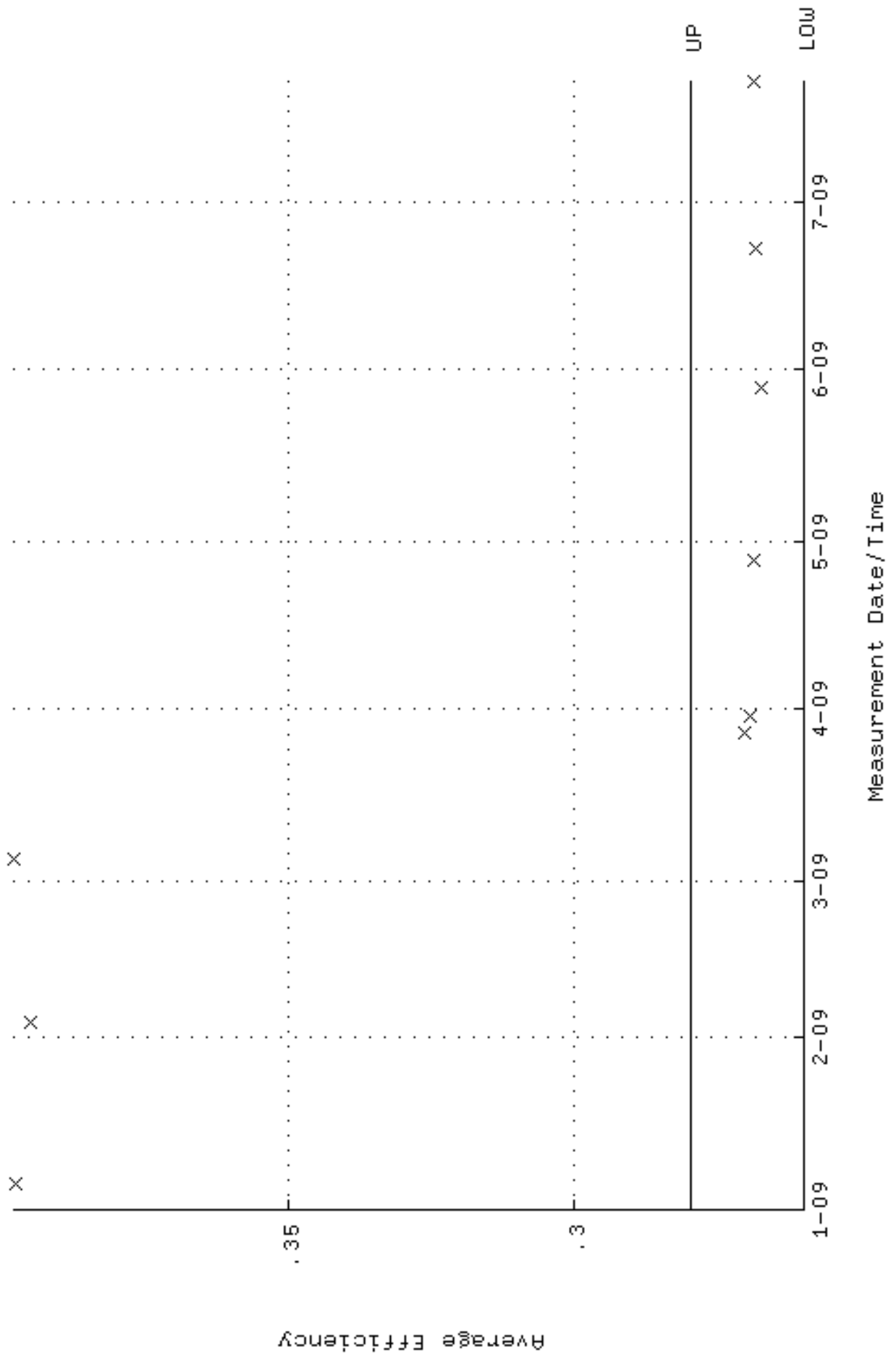
QA filename : DKA100:[ENV\_ALPHA.QA.W]w176.QAF;1  
 Parameter Name : NLAIVITY-GD148 (NUCLIDE ACTIVITY GD-148)  
 Start/End Dates : 5-JAN-2009 12:57:11 through 22-JUL-2009 12:00:00  
 Lower/Upper Lmts: 86.4817 through 95.5851



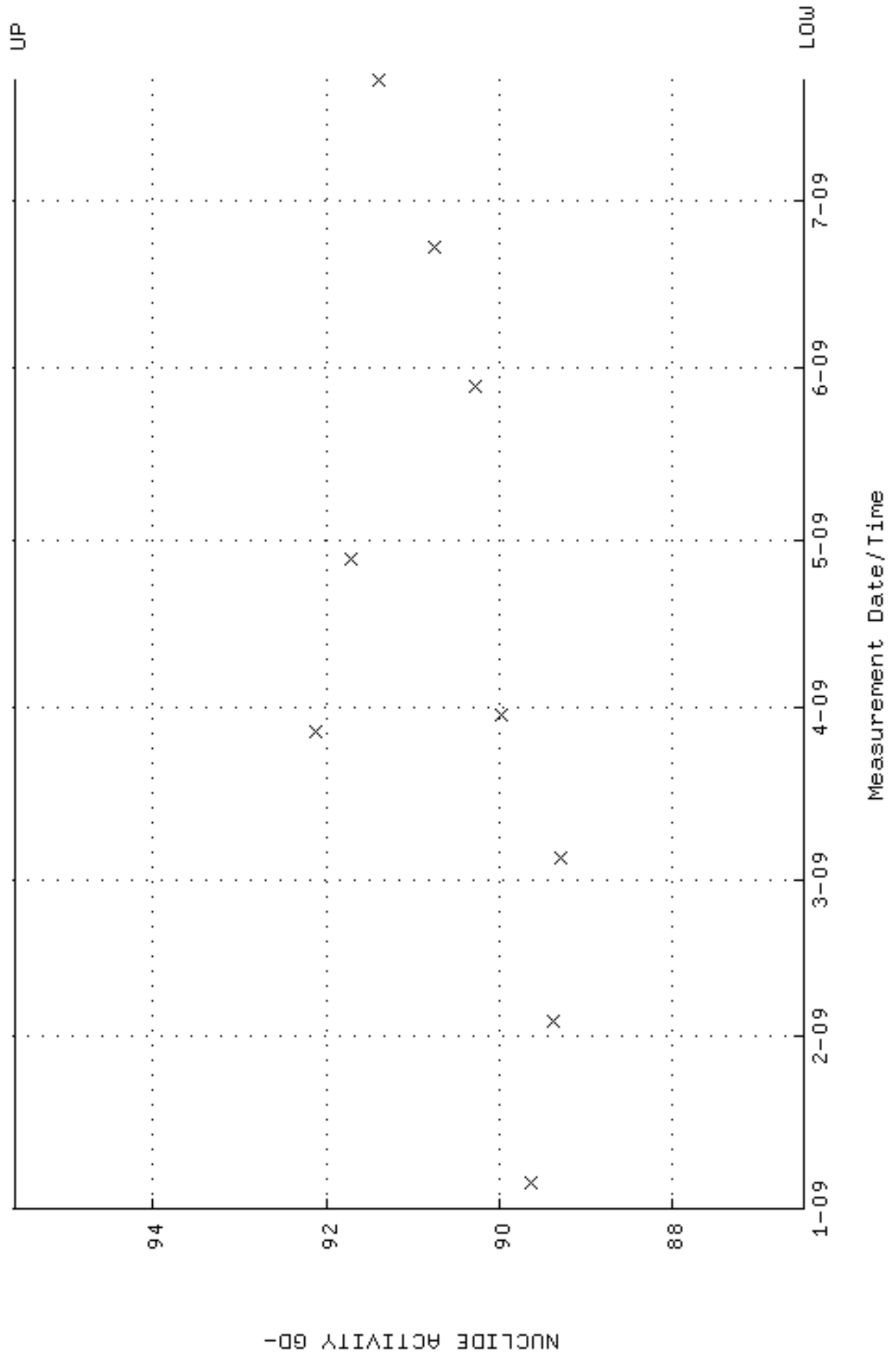
QA filename : DKA100:[ENV\_ALPHA.QA.B]B176.QAF;1  
 Parameter Name : BACKRATE (Background Rate)  
 Start/End Dates : 4-JAN-2009 17:26:01 through 22-JUL-2009 12:00:00  
 Lower/Upper Lmts: 0.000000E+00 through 0.100000




QA filename : DKA100:[ENV\_ALPHA.QA.W]W177.QAF;1  
 Parameter Name : AVRGEFF (Average Efficiency)  
 Start/End Dates : 5-JAN-2009 12:57:19 through 22-JUL-2009 12:00:00  
 Lower/Upper Lmts: 0.259935 through 0.279935



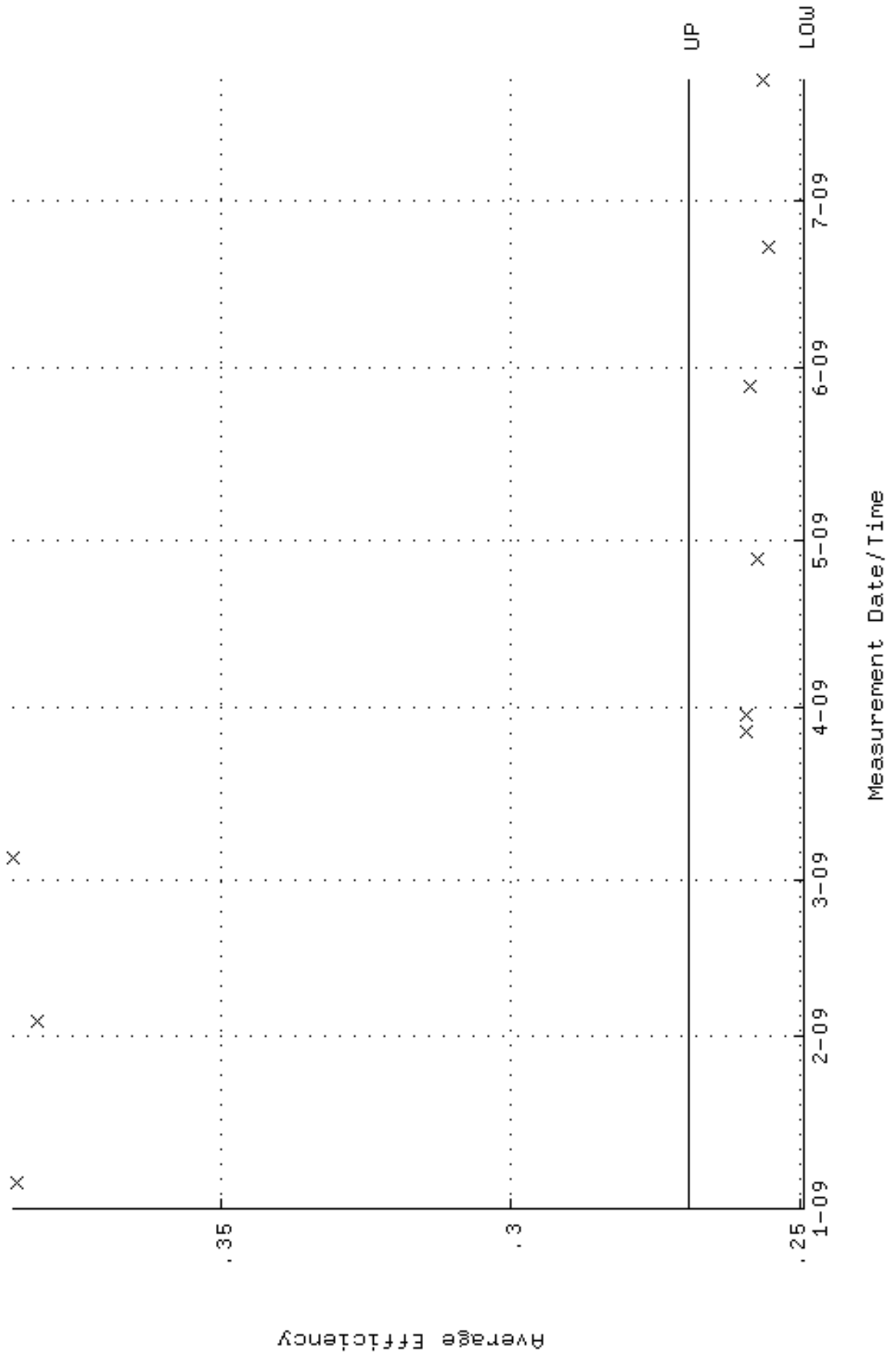
QA filename : DKA100:[ENV\_ALPHA.QA.W]w177.QAF;1  
Parameter Name : NLAIVITY-GD148 (NUCLIDE ACTIVITY GD-148)  
Start/End Dates : 5-JAN-2009 12:57:19 through 22-JUL-2009 12:00:00  
Lower/Upper Lmts: 86.4857 through 95.5895



QA filename : DKA100:[ENV\_ALPHA.QA.B]B177.QAF;1  
 Parameter Name : BACKRATE (Background Rate)  
 Start/End Dates : 4-JAN-2009 17:26:05 through 22-JUL-2009 12:00:00  
 Lower/Upper Lmts: 0.000000E+00 through 0.100000

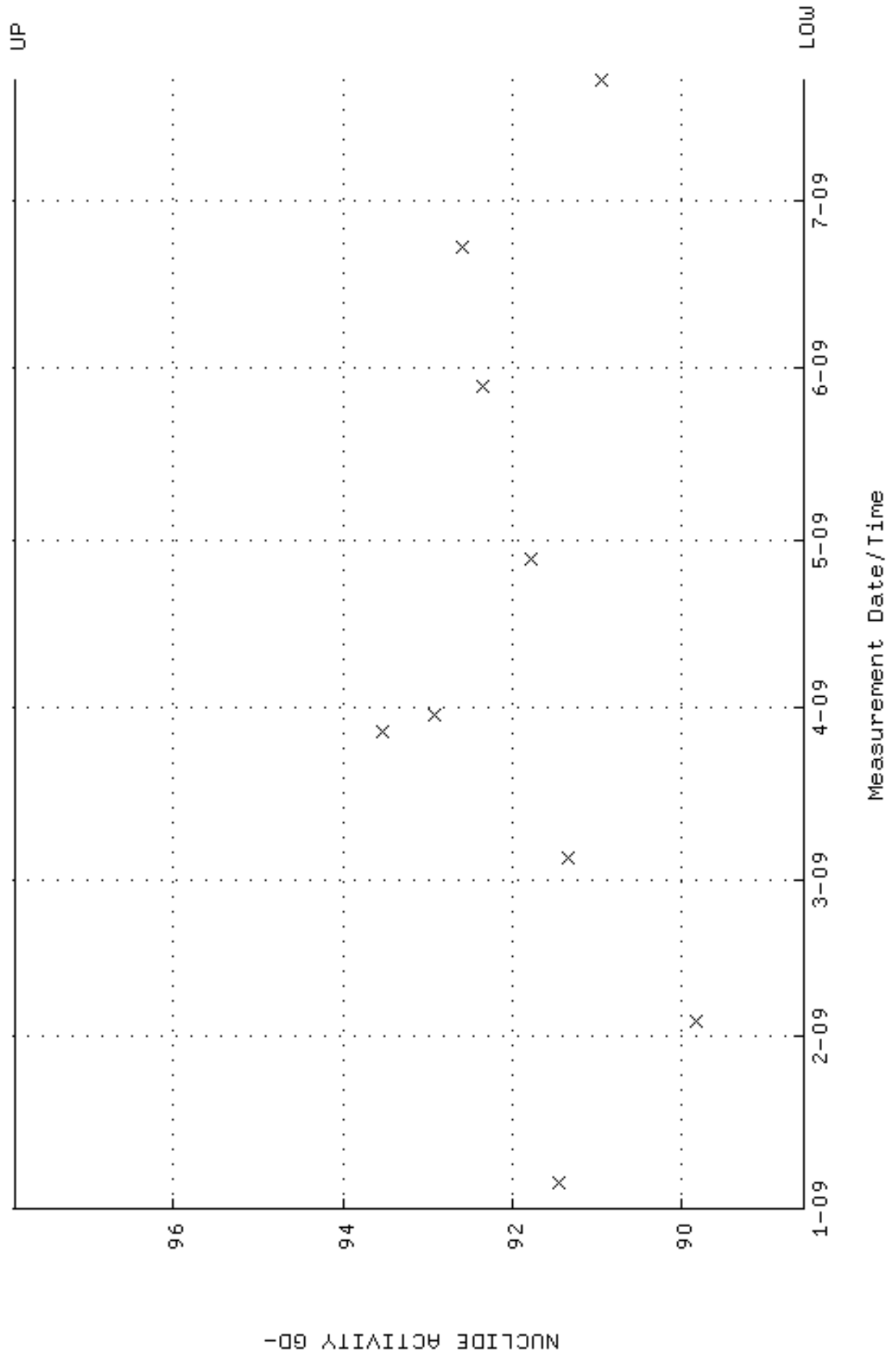


QA filename : DKA100:[ENV\_ALPHA.QA.W]W178.QAF;1  
 Parameter Name : AVRGEFF (Average Efficiency)  
 Start/End Dates : 5-JAN-2009 12:57:25 through 22-JUL-2009 12:00:00  
 Lower/Upper Lmts: 0.249490 through 0.269490






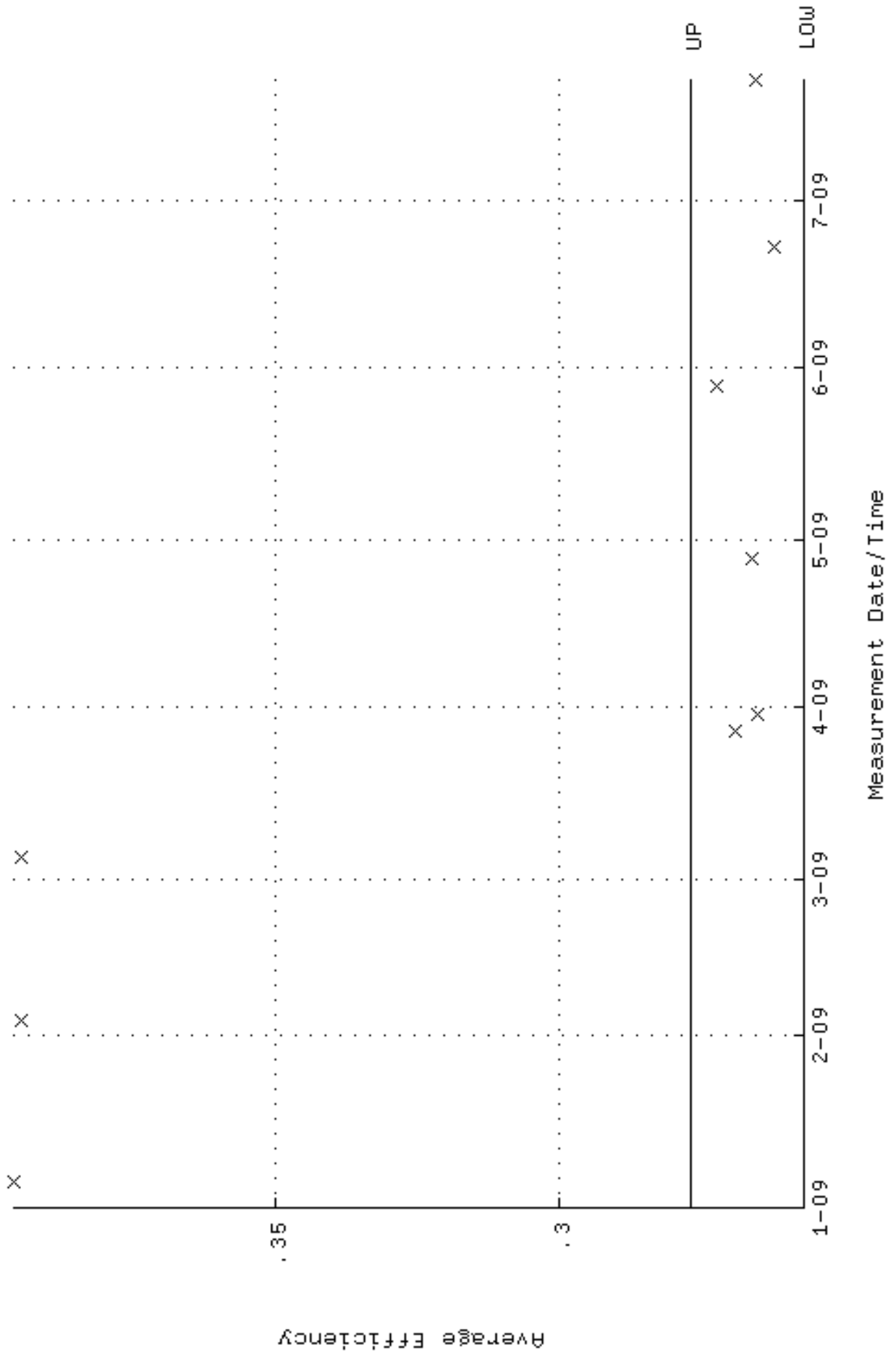
QA filename : DKA100:[ENV\_ALPHA.QA.W]w178.QAF;1  
 Parameter Name : NLAIVITY-GD148 (NUCLIDE ACTIVITY GD-148)  
 Start/End Dates : 5-JAN-2009 12:57:25 through 22-JUL-2009 12:00:00  
 Lower/Upper Lmts: 88.5525 through 97.8739



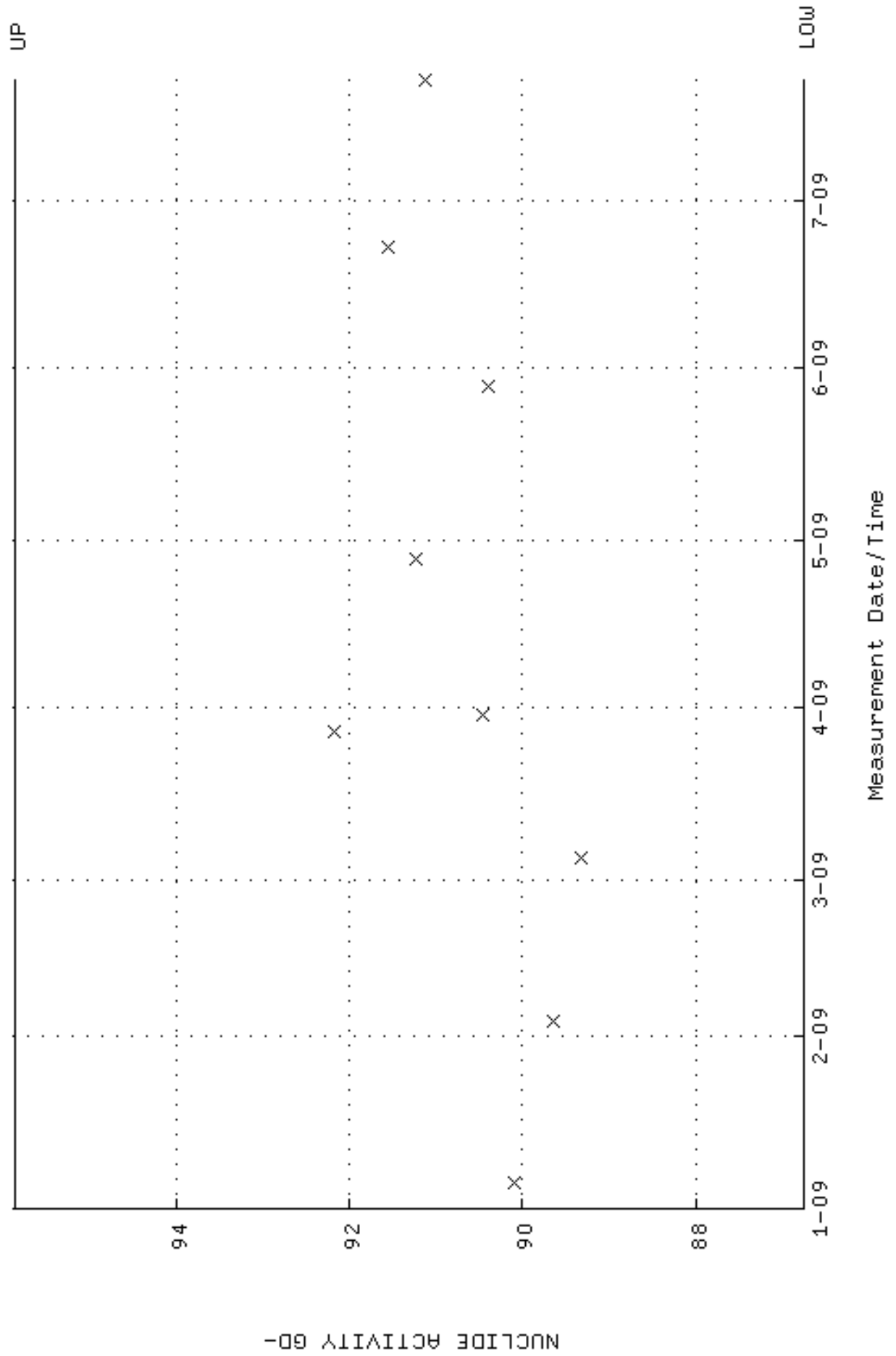
QA filename : DKA100:[ENV\_ALPHA.QA.B]B178.QAF;1  
 Parameter Name : BACKRATE (Background Rate)  
 Start/End Dates : 4-JAN-2009 17:26:09 through 22-JUL-2009 12:00:00  
 Lower/Upper Lmts: 0.000000E+00 through 0.100000




QA filename : DKA100:[ENV\_ALPHA.QA.W]W179.QAF;1  
 Parameter Name : AVRGEFF (Average Efficiency)  
 Start/End Dates : 5-JAN-2009 12:57:29 through 22-JUL-2009 12:00:00  
 Lower/Upper Lmts: 0.256911 through 0.276911



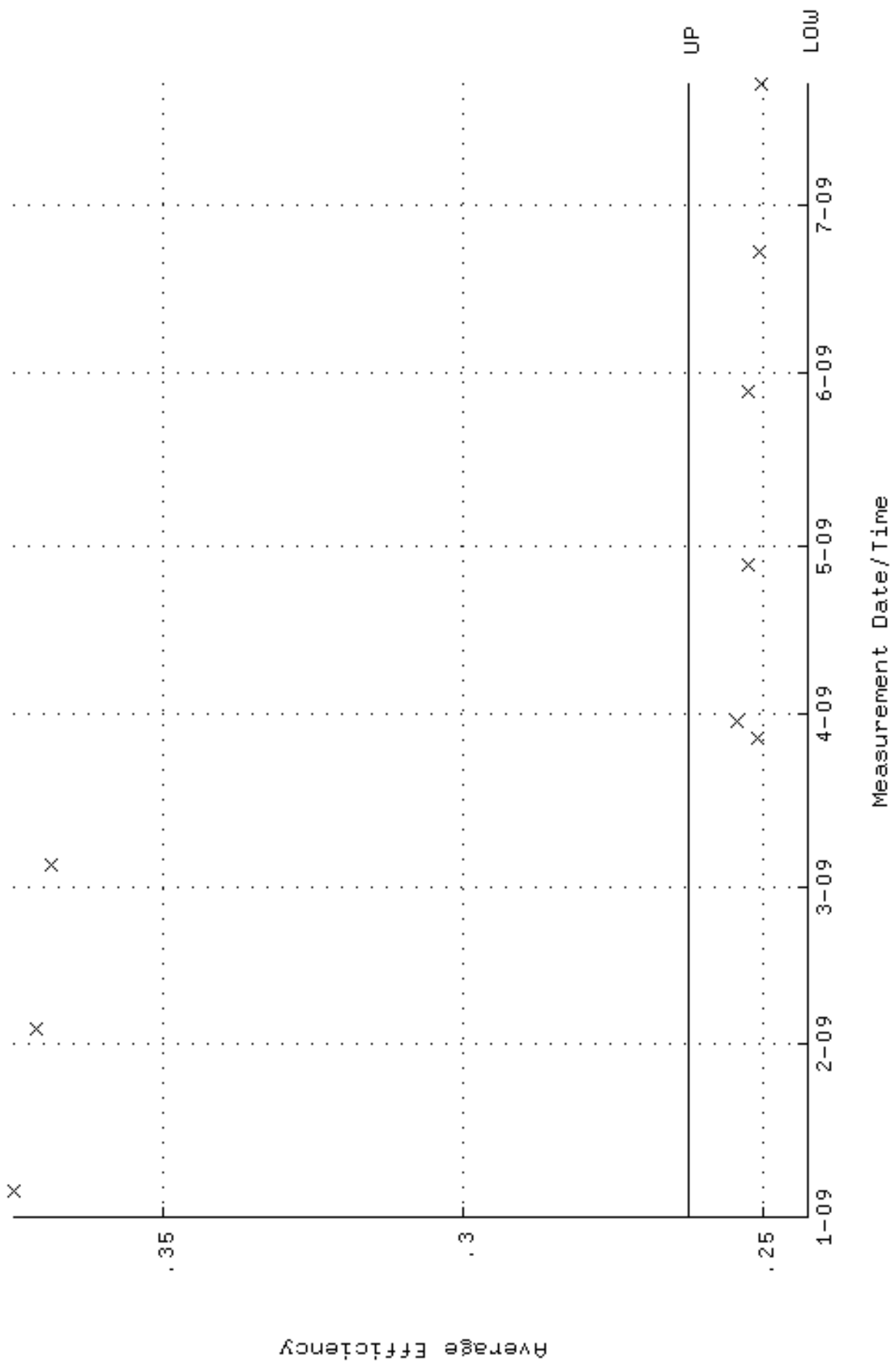
QA filename : DKA100:[ENV\_ALPHA.QA.W]w179.QAF;1  
Parameter Name : NLAIVITY-GD148 (NUCLIDE ACTIVITY GD-148)  
Start/End Dates : 5-JAN-2009 12:57:29 through 22-JUL-2009 12:00:00  
Lower/Upper Lmts: 86.7434 through 95.8742



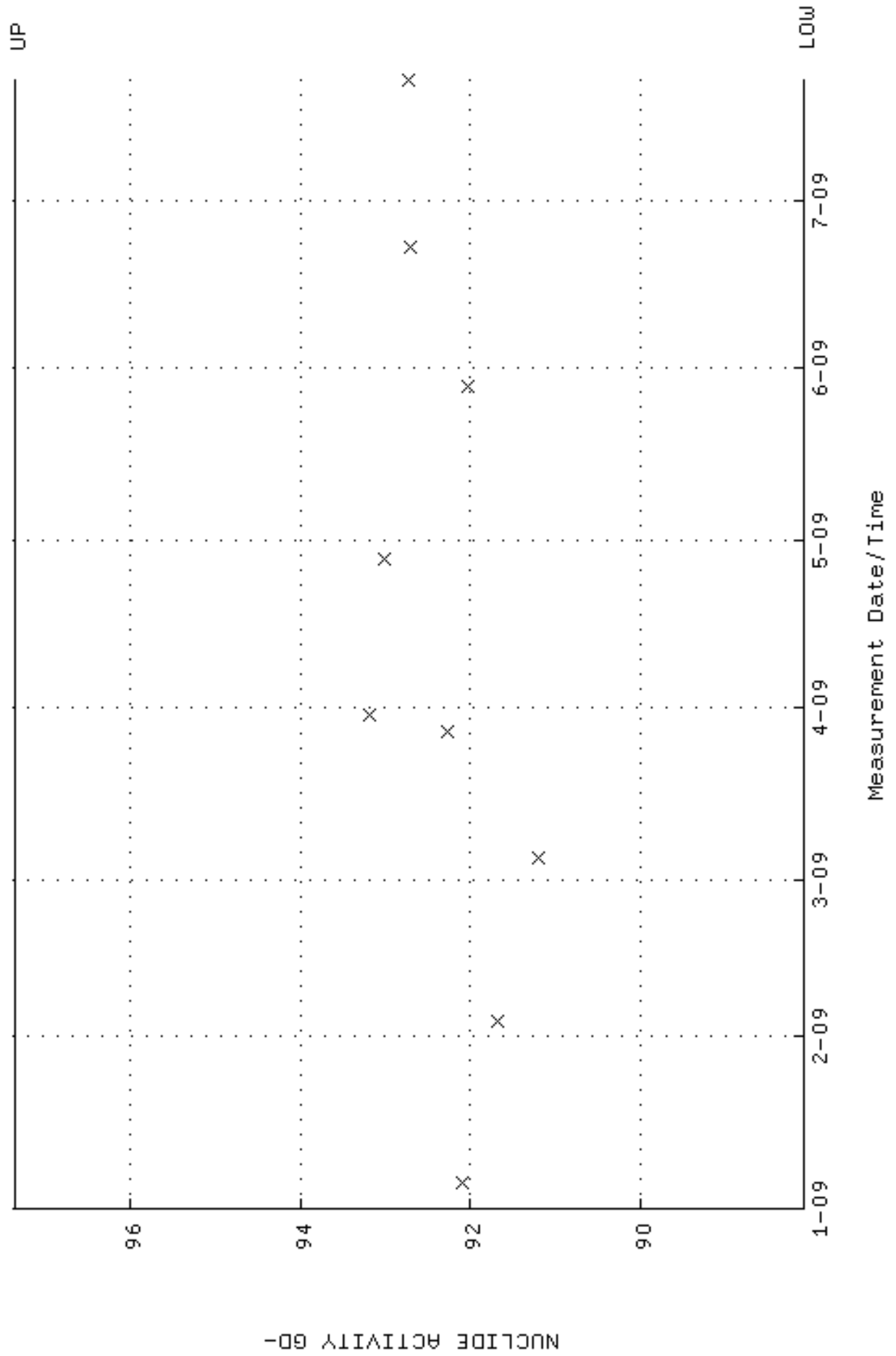
QA filename : DKA100:[ENV\_ALPHA.QA.B]B179.QAF;1  
 Parameter Name : BACKRATE (Background Rate)  
 Start/End Dates : 4-JAN-2009 17:26:13 through 22-JUL-2009 12:00:00  
 Lower/Upper Lmts: 0.000000E+00 through 0.100000



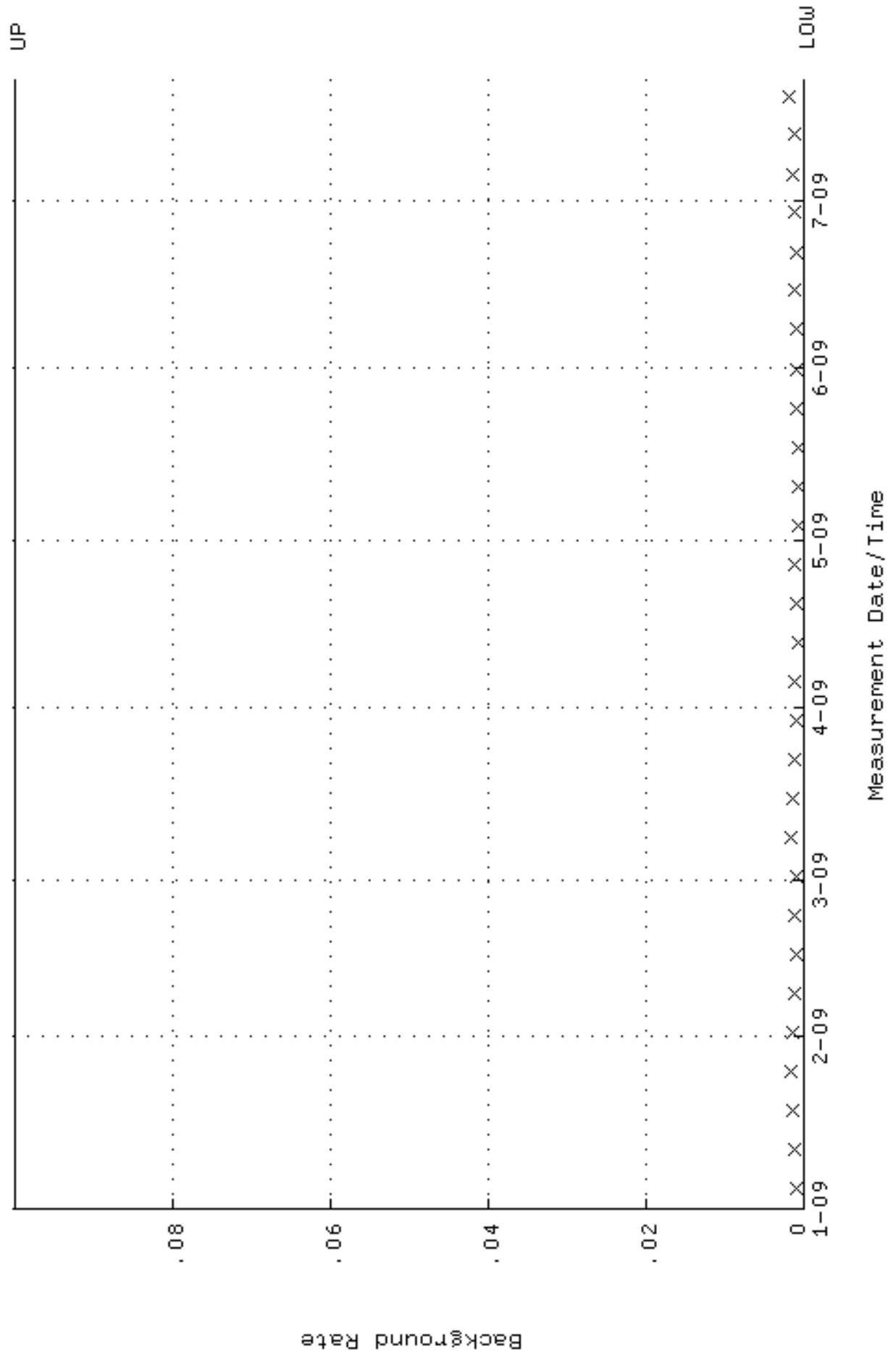
QA filename : DKA100:[ENV\_ALPHA.QA.W]W180.QAF;1  
 Parameter Name : AVRGEFF (Average Efficiency)  
 Start/End Dates : 5-JAN-2009 12:57:34 through 22-JUL-2009 12:00:00  
 Lower/Upper Lmts: 0.242633 through 0.262633



QA filename : DKA100:[ENV\_ALPHA.QA.W]w180.QAF;1  
 Parameter Name : NLAIVITY-GD148 (NUCLIDE ACTIVITY GD-148)  
 Start/End Dates : 5-JAN-2009 12:57:34 through 22-JUL-2009 12:00:00  
 Lower/Upper Lmts: 88.0803 through 97.3519

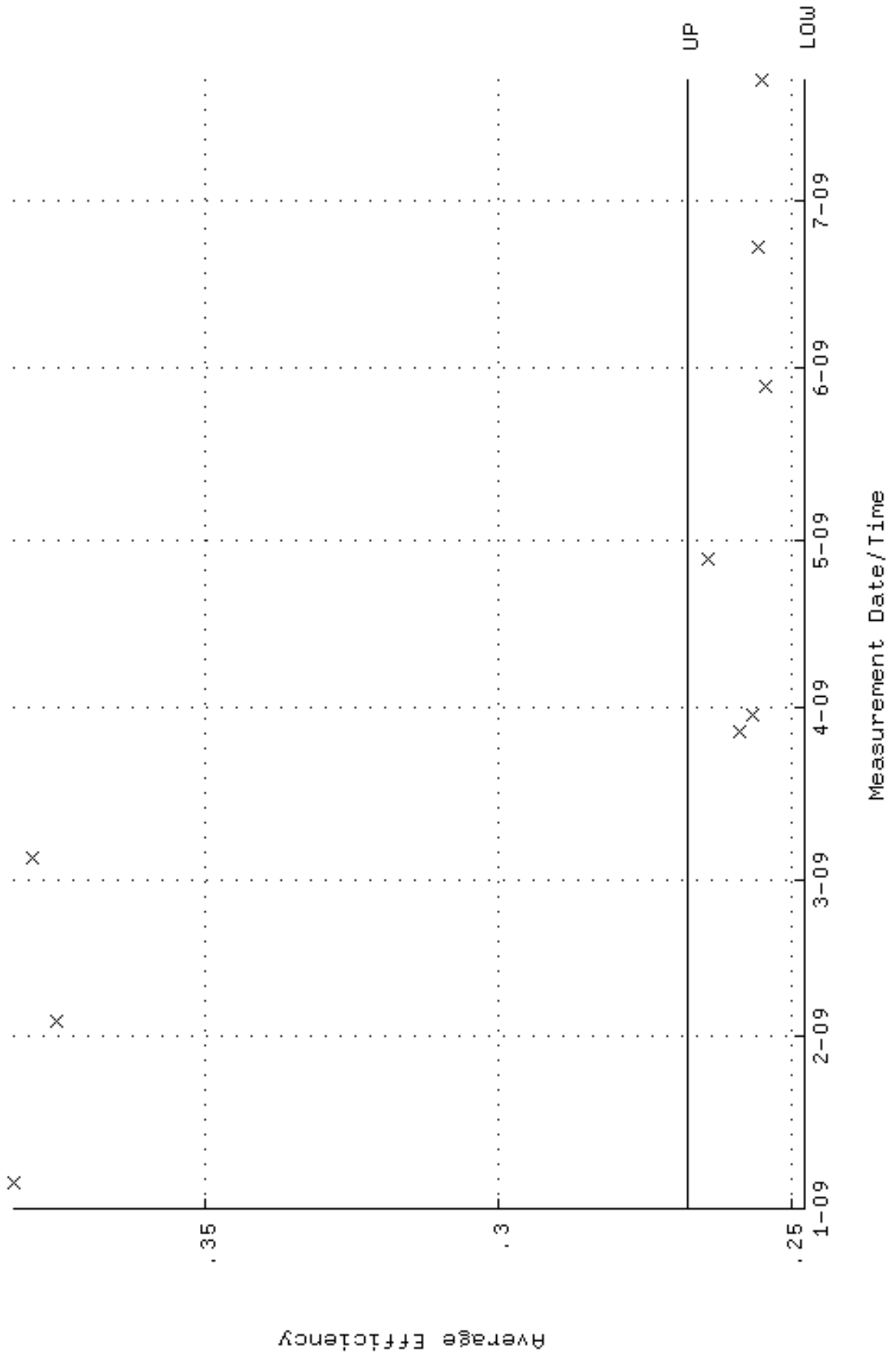


QA filename : DKA100:[ENV\_ALPHA.QA.B]B180.QAF;1  
 Parameter Name : BACKRATE (Background Rate)  
 Start/End Dates : 4-JAN-2009 17:26:17 through 22-JUL-2009 12:00:00  
 Lower/Upper Lmts: 0.000000E+00 through 0.100000

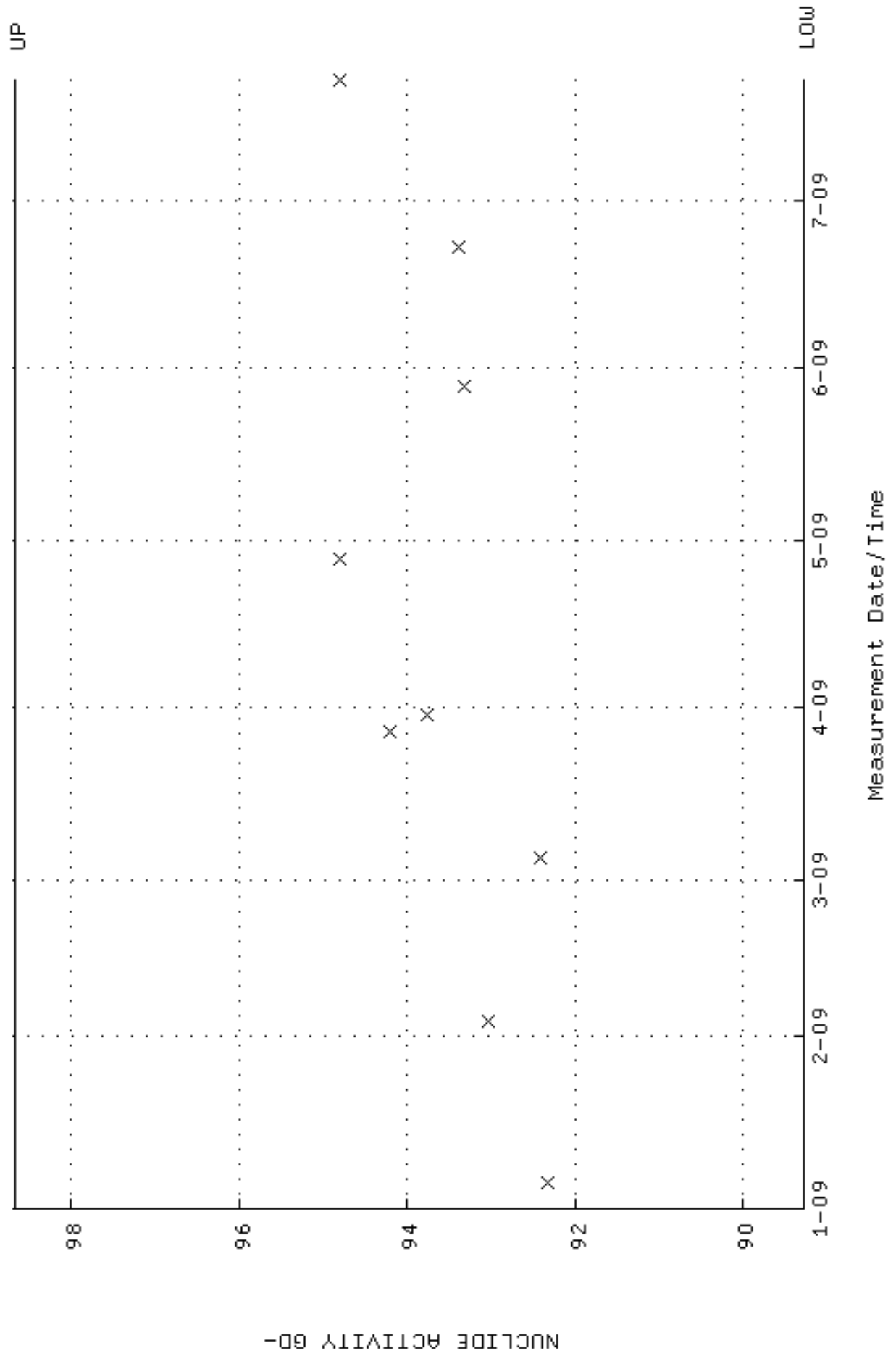





QA filename : DKA100:[ENV\_ALPHA.QA.W]W181.QAF;1  
 Parameter Name : AVRGEFF (Average Efficiency)  
 Start/End Dates : 5-JAN-2009 12:57:38 through 22-JUL-2009 12:00:00  
 Lower/Upper Lmts: 0.247722 through 0.267722



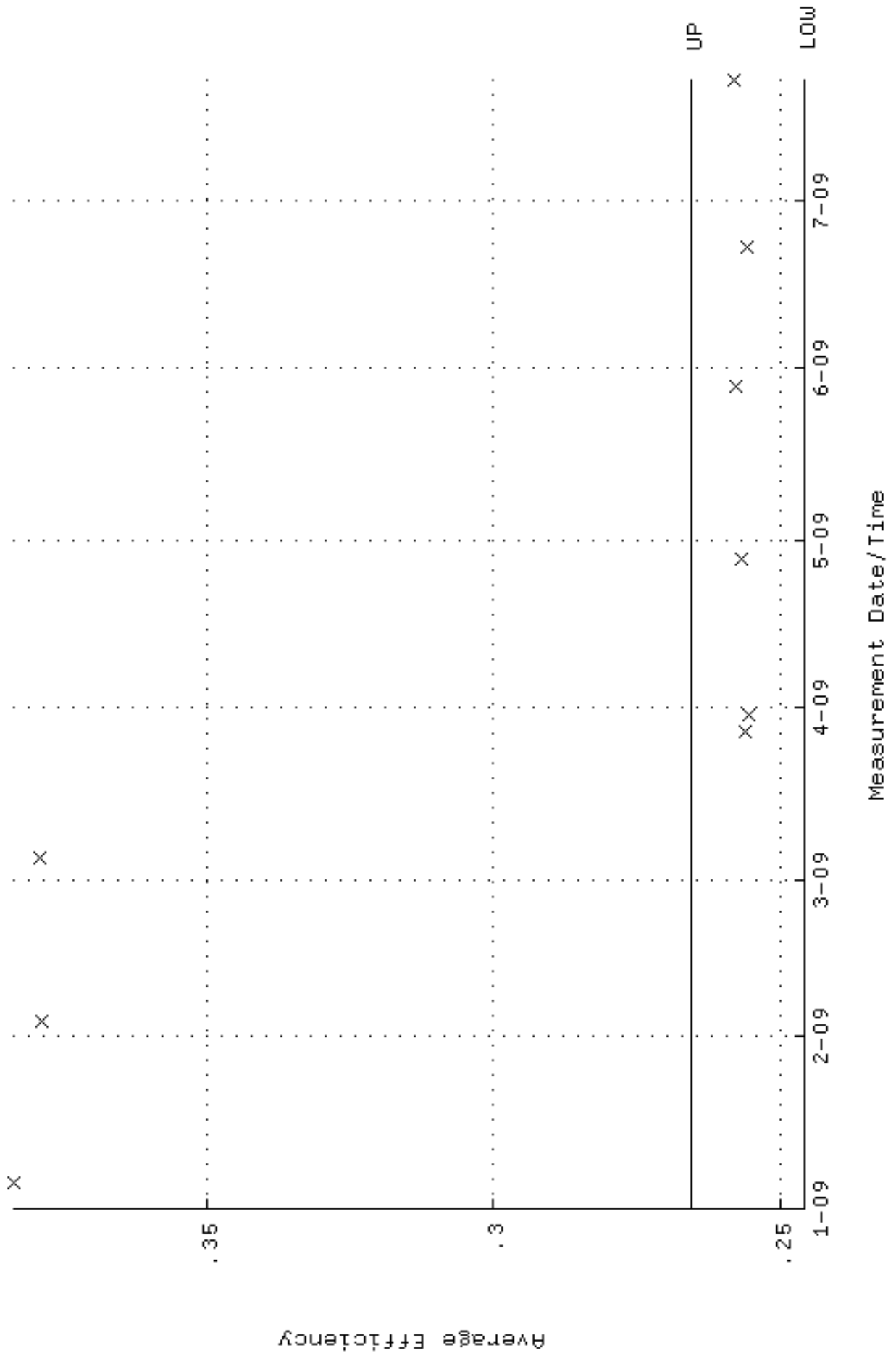
QA filename : DKA100:[ENV\_ALPHA.QA.W]w181.QAF;1  
 Parameter Name : NLAIVITY-GD148 (NUCLIDE ACTIVITY GD-148)  
 Start/End Dates : 5-JAN-2009 12:57:38 through 22-JUL-2009 12:00:00  
 Lower/Upper Lmts: 89.2737 through 98.6709



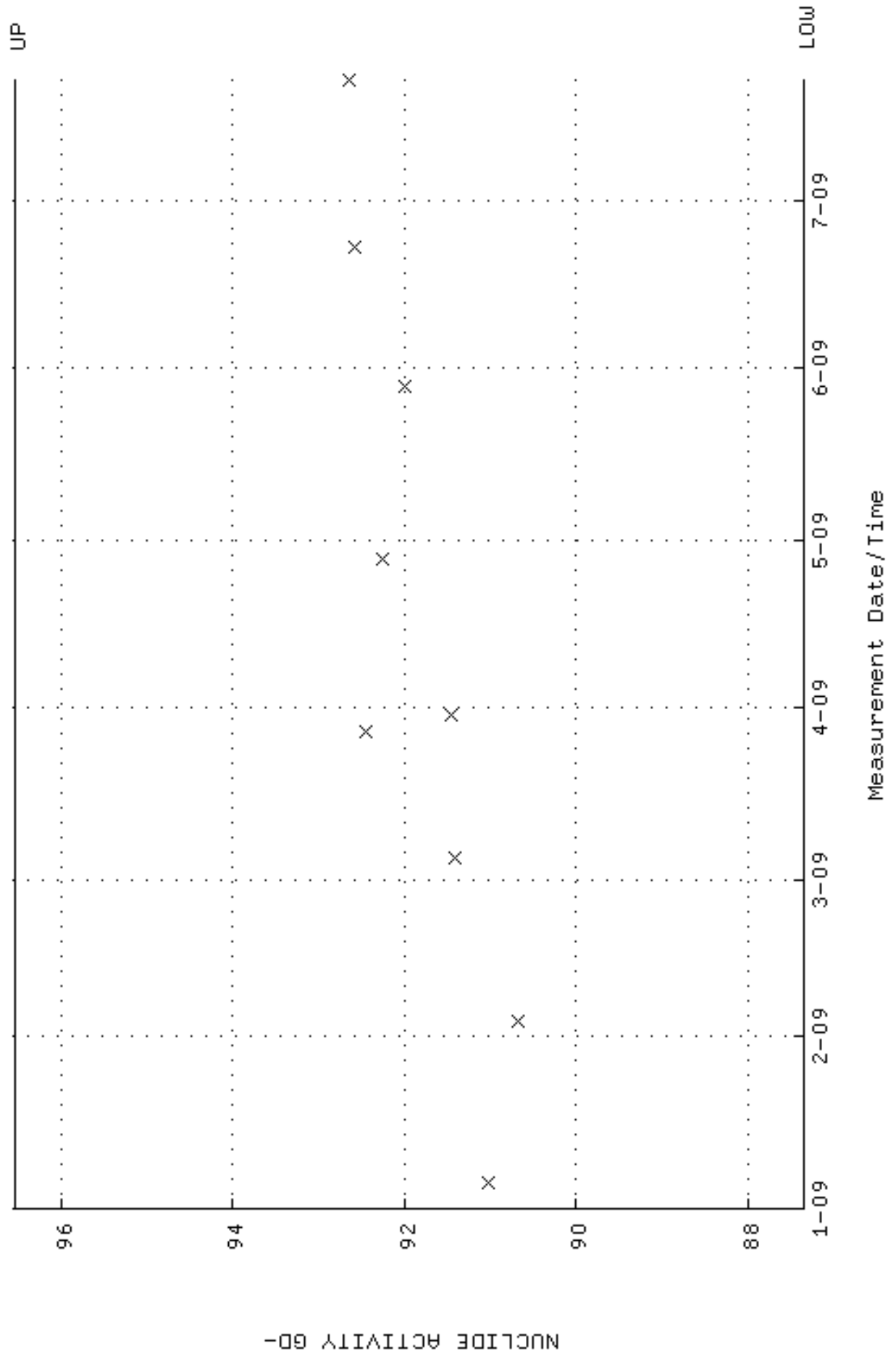
QA filename : DKA100:[ENV\_ALPHA.QA.B]B181.QAF;1  
 Parameter Name : BACKRATE (Background Rate)  
 Start/End Dates : 4-JAN-2009 17:26:21 through 22-JUL-2009 12:00:00  
 Lower/Upper Lmts: 0.000000E+00 through 0.100000




QA filename : DKA100:[ENV\_ALPHA.QA.W]W182.QAF;1  
 Parameter Name : AVRGEFF (Average Efficiency)  
 Start/End Dates : 5-JAN-2009 12:57:42 through 22-JUL-2009 12:00:00  
 Lower/Upper Lmts: 0.245707 through 0.265707



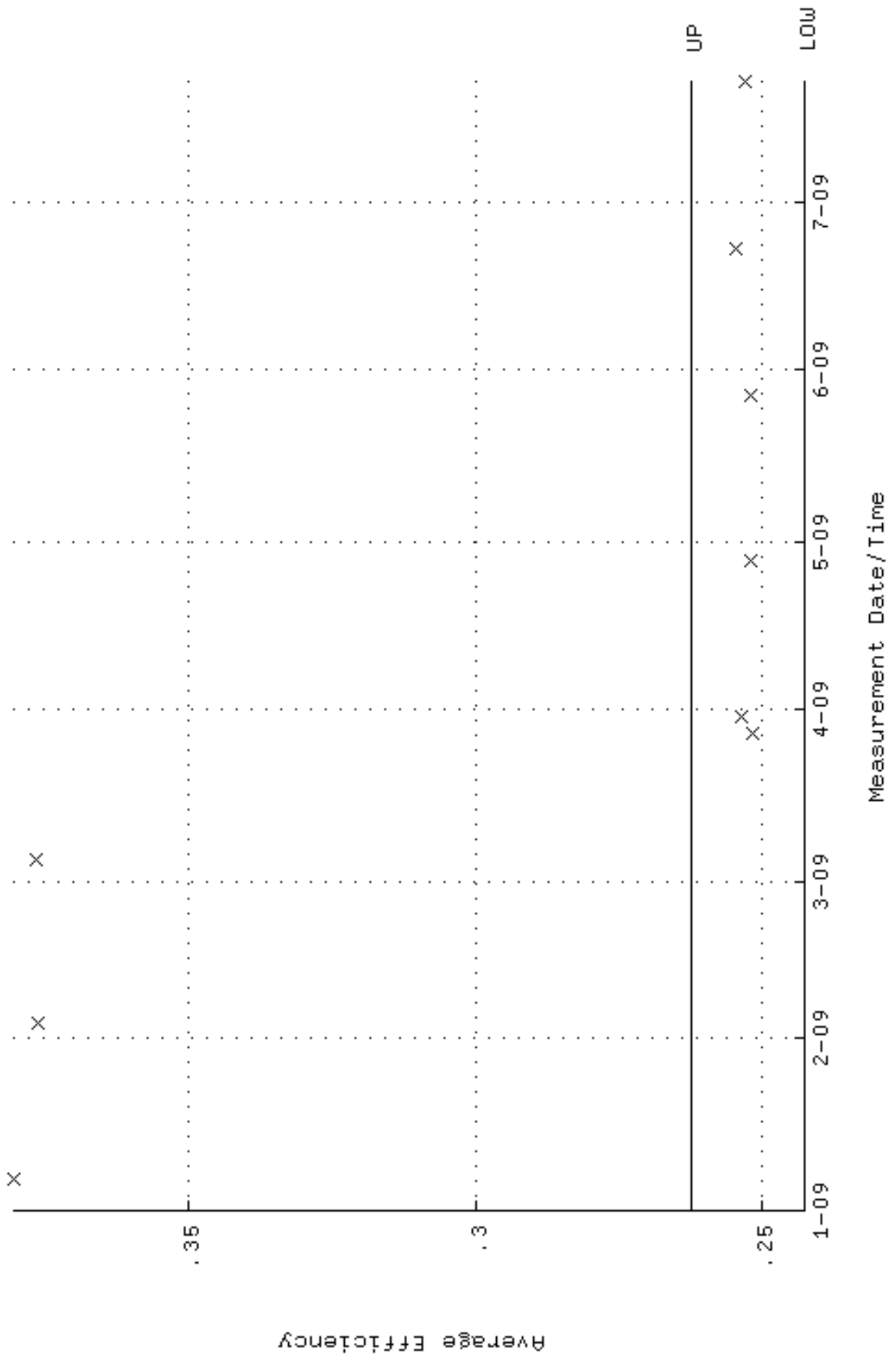
QA filename : DKA100:[ENV\_ALPHA.QA.W]w182.QAF;1  
 Parameter Name : NLAIVITY-GD148 (NUCLIDE ACTIVITY GD-148)  
 Start/End Dates : 5-JAN-2009 12:57:42 through 22-JUL-2009 12:00:00  
 Lower/Upper Lmts: 87.3454 through 96.5396



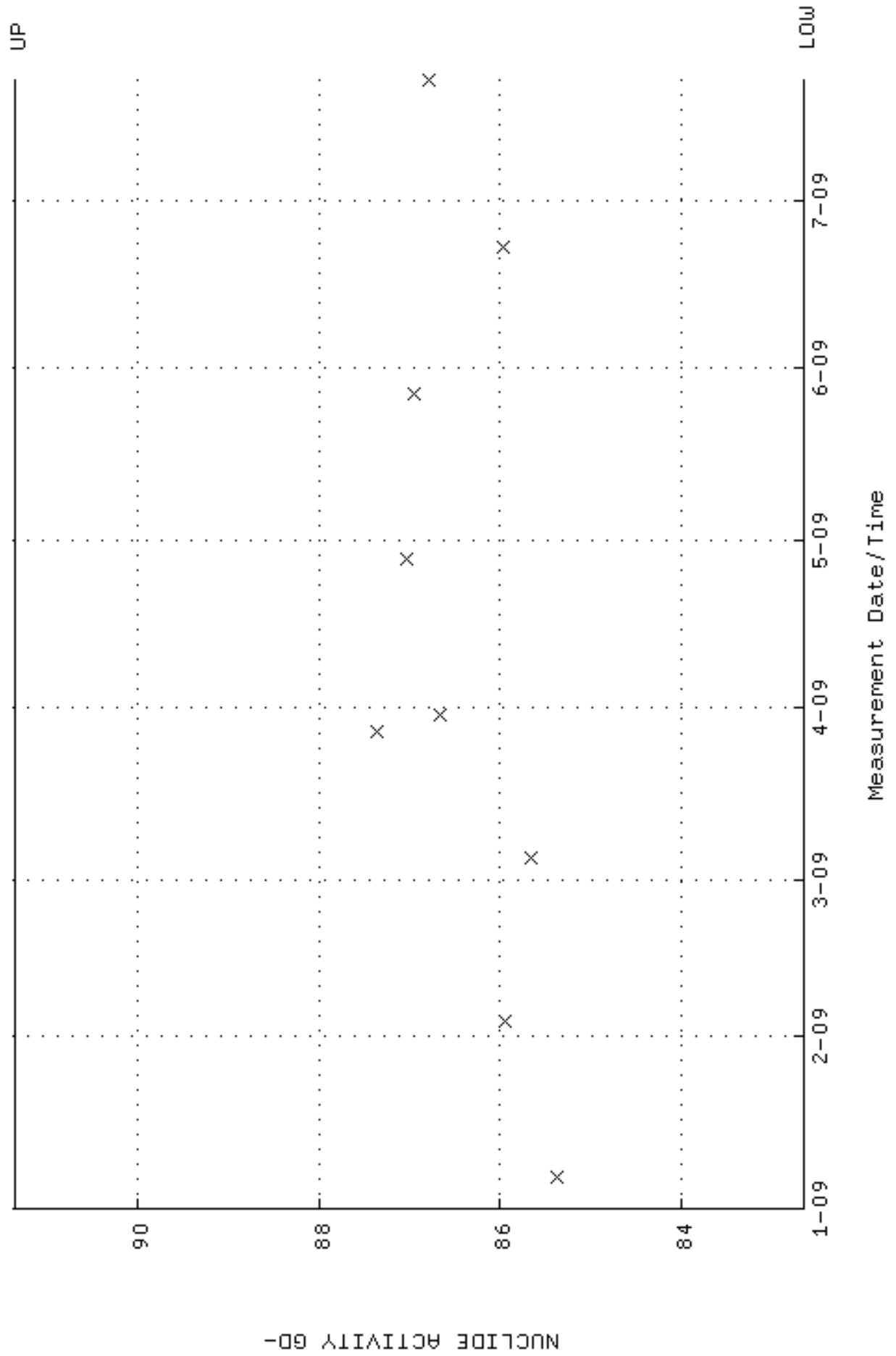
QA filename : DKA100:[ENV\_ALPHA.QA.B]B182.QAF;1  
 Parameter Name : BACKRATE (Background Rate)  
 Start/End Dates : 4-JAN-2009 17:26:24 through 22-JUL-2009 12:00:00  
 Lower/Upper Lmts: 0.000000E+00 through 0.100000



QA filename : DKA100:[ENV\_ALPHA.QA.W]W186.QAF;1  
 Parameter Name : AVRGEFF (Average Efficiency)  
 Start/End Dates : 6-JAN-2009 19:31:33 through 22-JUL-2009 12:00:00  
 Lower/Upper Lmts: 0.242649 through 0.262649




QA filename : DKA100:[ENV\_ALPHA.QA.W]w186.QAF;1  
 Parameter Name : NLAIVITY-GD148 (NUCLIDE ACTIVITY GD-148)  
 Start/End Dates : 6-JAN-2009 19:31:33 through 22-JUL-2009 12:00:00  
 Lower/Upper Lmts: 82.6495 through 91.3495

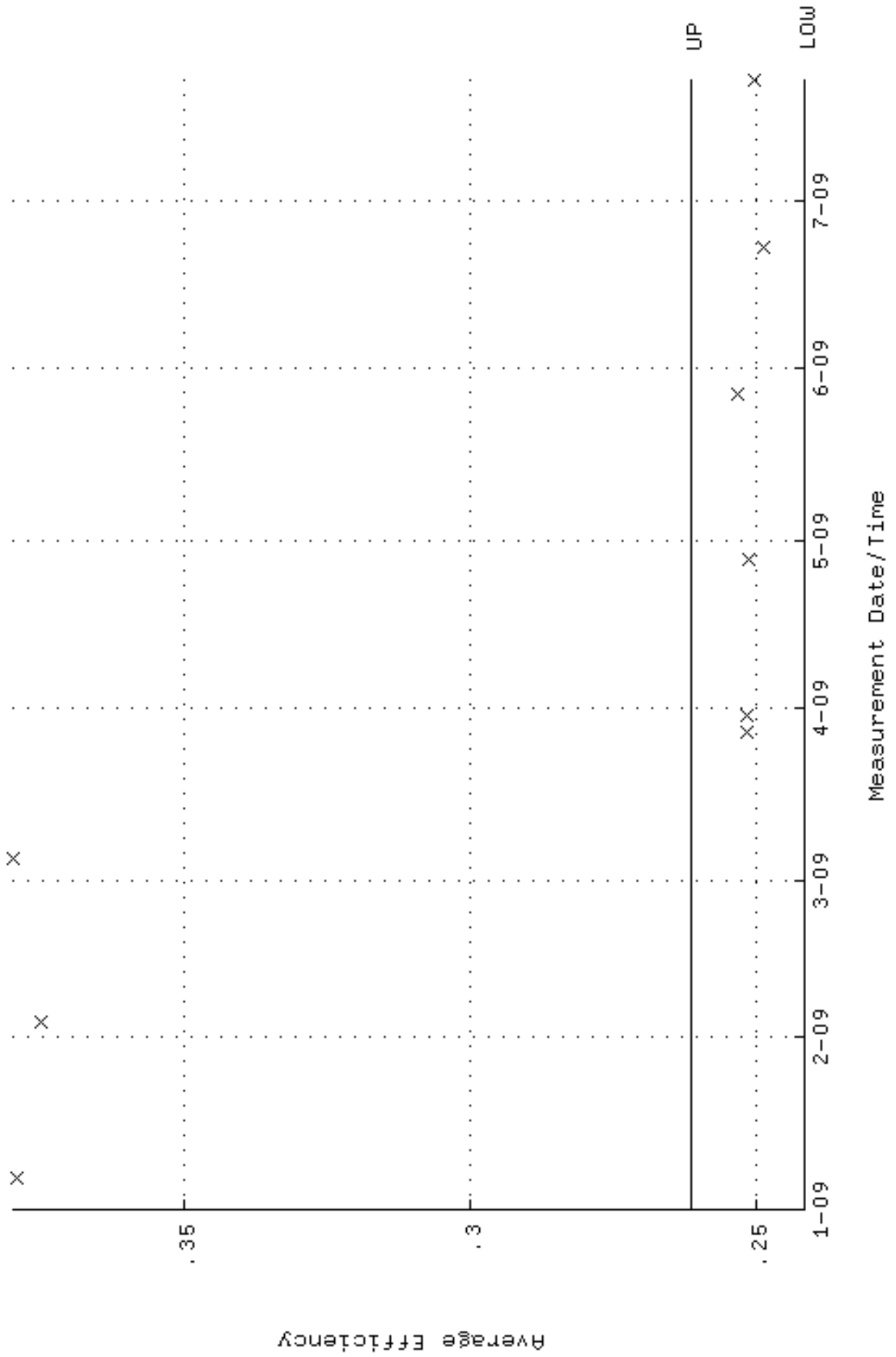




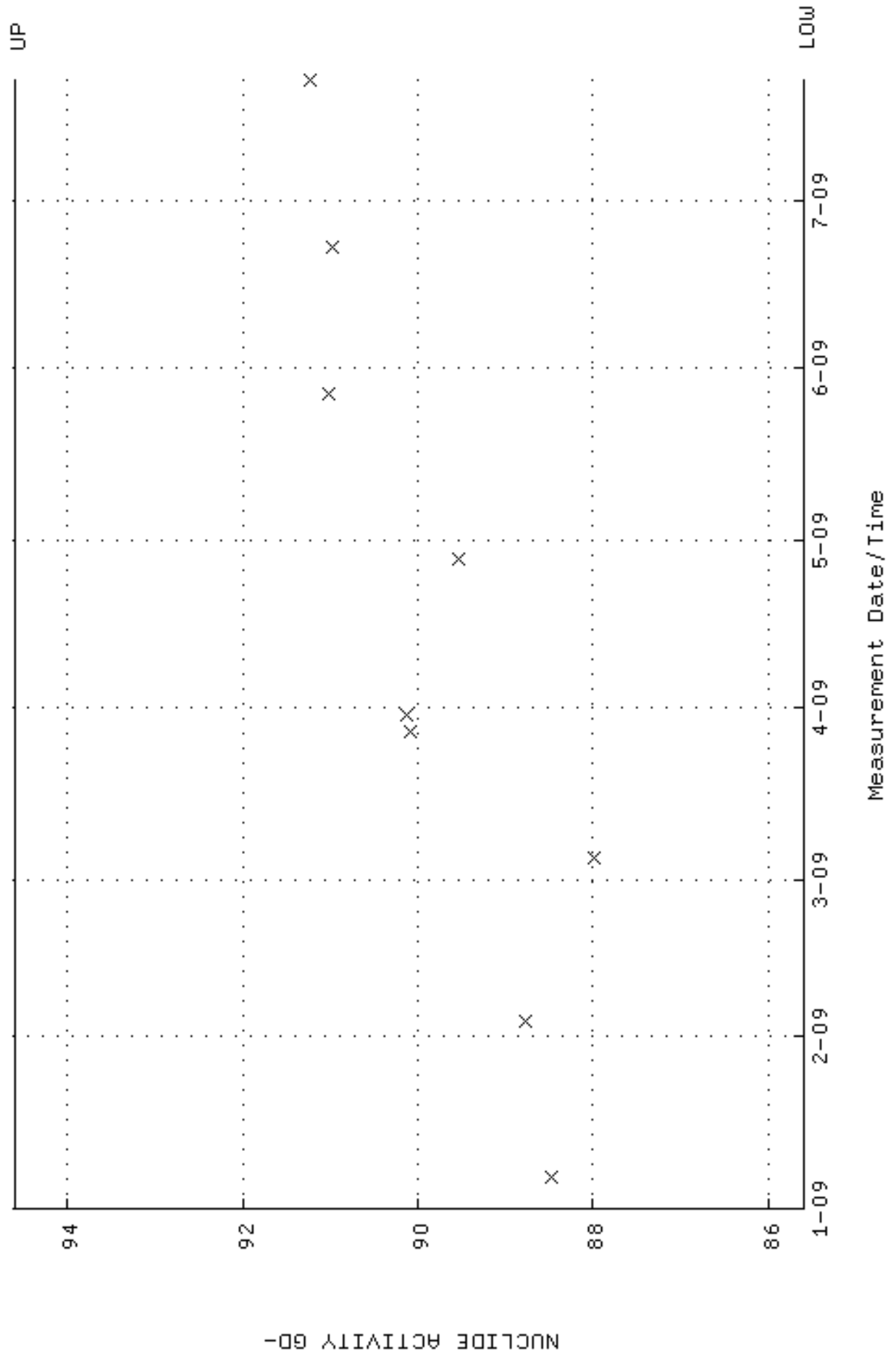
QA filename : DKA100:[ENV\_ALPHA.QA.B]B186.QAF;1  
 Parameter Name : BACKRATE (Background Rate)  
 Start/End Dates : 4-JAN-2009 17:26:40 through 22-JUL-2009 12:00:00  
 Lower/Upper Lmts: 0.000000E+00 through 0.100000




QA filename : DKA100:[ENV\_ALPHA.QA.W]W187.QAF;1  
 Parameter Name : AVRGEFF (Average Efficiency)  
 Start/End Dates : 6-JAN-2009 19:31:37 through 22-JUL-2009 12:00:00  
 Lower/Upper Lmts: 0.241464 through 0.261464



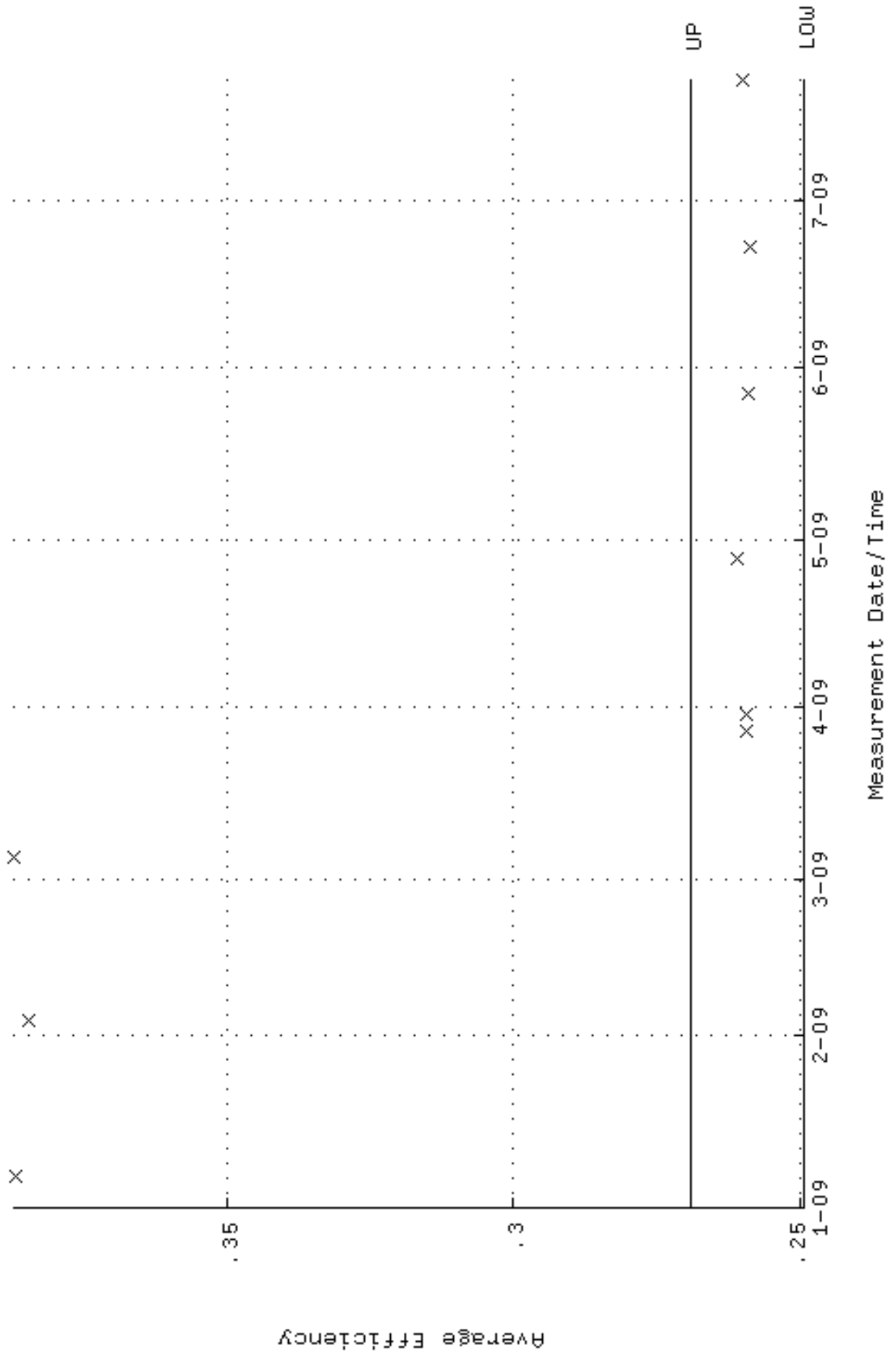
QA filename : DKA100:[ENV\_ALPHA.QA.W]w187.QAF;1  
 Parameter Name : NLAIVITY-GD148 (NUCLIDE ACTIVITY GD-148)  
 Start/End Dates : 6-JAN-2009 19:31:37 through 22-JUL-2009 12:00:00  
 Lower/Upper Lmts: 85.5888 through 94.5982



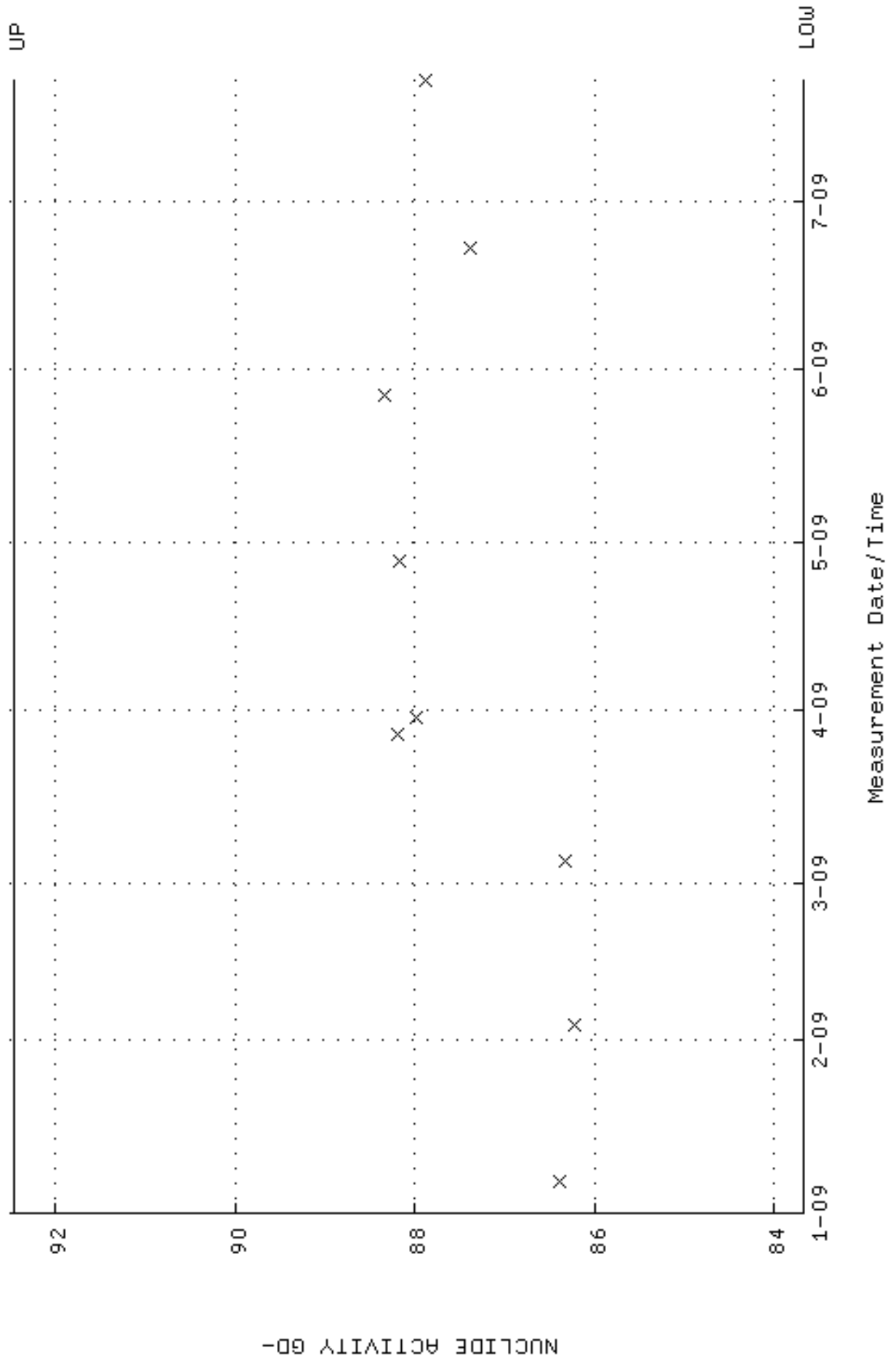
QA filename : DKA100:[ENV\_ALPHA.QA.B]B187.QAF;1  
 Parameter Name : BACKRATE (Background Rate)  
 Start/End Dates : 4-JAN-2009 17:26:44 through 22-JUL-2009 12:00:00  
 Lower/Upper Lmts: 0.000000E+00 through 0.100000




QA filename : DKA100:[ENV\_ALPHA.QA.W]W188.QAF;1  
 Parameter Name : AVRGEFF (Average Efficiency)  
 Start/End Dates : 6-JAN-2009 19:31:41 through 22-JUL-2009 12:00:00  
 Lower/Upper Lmts: 0.249341 through 0.269341



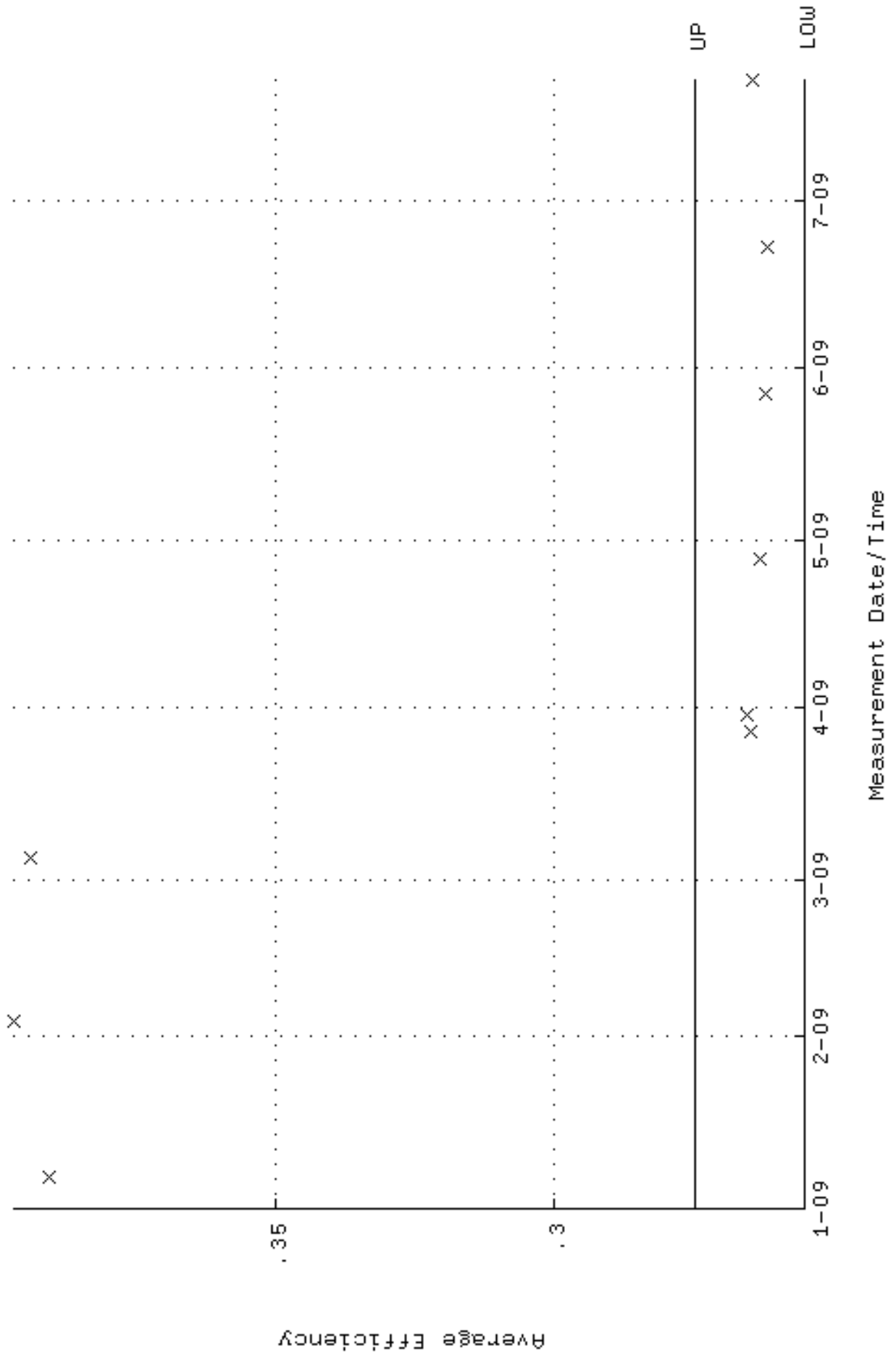
QA filename : DKA100:[ENV\_ALPHA.QA.W]w188.QAF;1  
 Parameter Name : NLAIVITY-GD148 (NUCLIDE ACTIVITY GD-148)  
 Start/End Dates : 6-JAN-2009 19:31:41 through 22-JUL-2009 12:00:00  
 Lower/Upper Lmts: 83.6747 through 92.4825



QA filename : DKA100:[ENV\_ALPHA.QA.B]B188.QAF;1  
 Parameter Name : BACKRATE (Background Rate)  
 Start/End Dates : 4-JAN-2009 17:26:47 through 22-JUL-2009 12:00:00  
 Lower/Upper Lmts: 0.000000E+00 through 0.100000

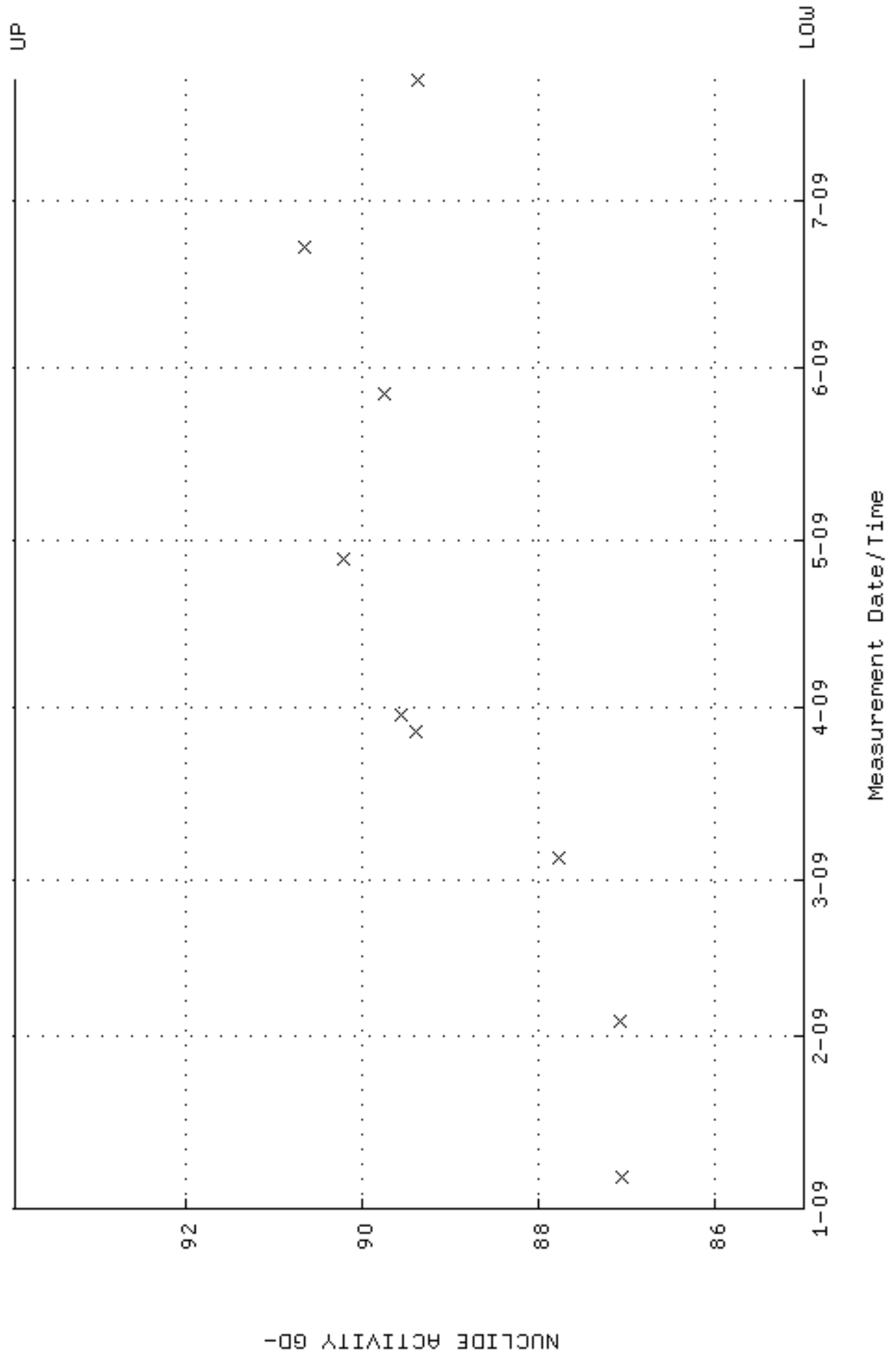


QA filename : DKA100:[ENV\_ALPHA.QA.W]W193.QAF;1  
 Parameter Name : AVRGEFF (Average Efficiency)  
 Start/End Dates : 6-JAN-2009 19:32:01 through 22-JUL-2009 12:00:00  
 Lower/Upper Lmts: 0.254861 through 0.274861






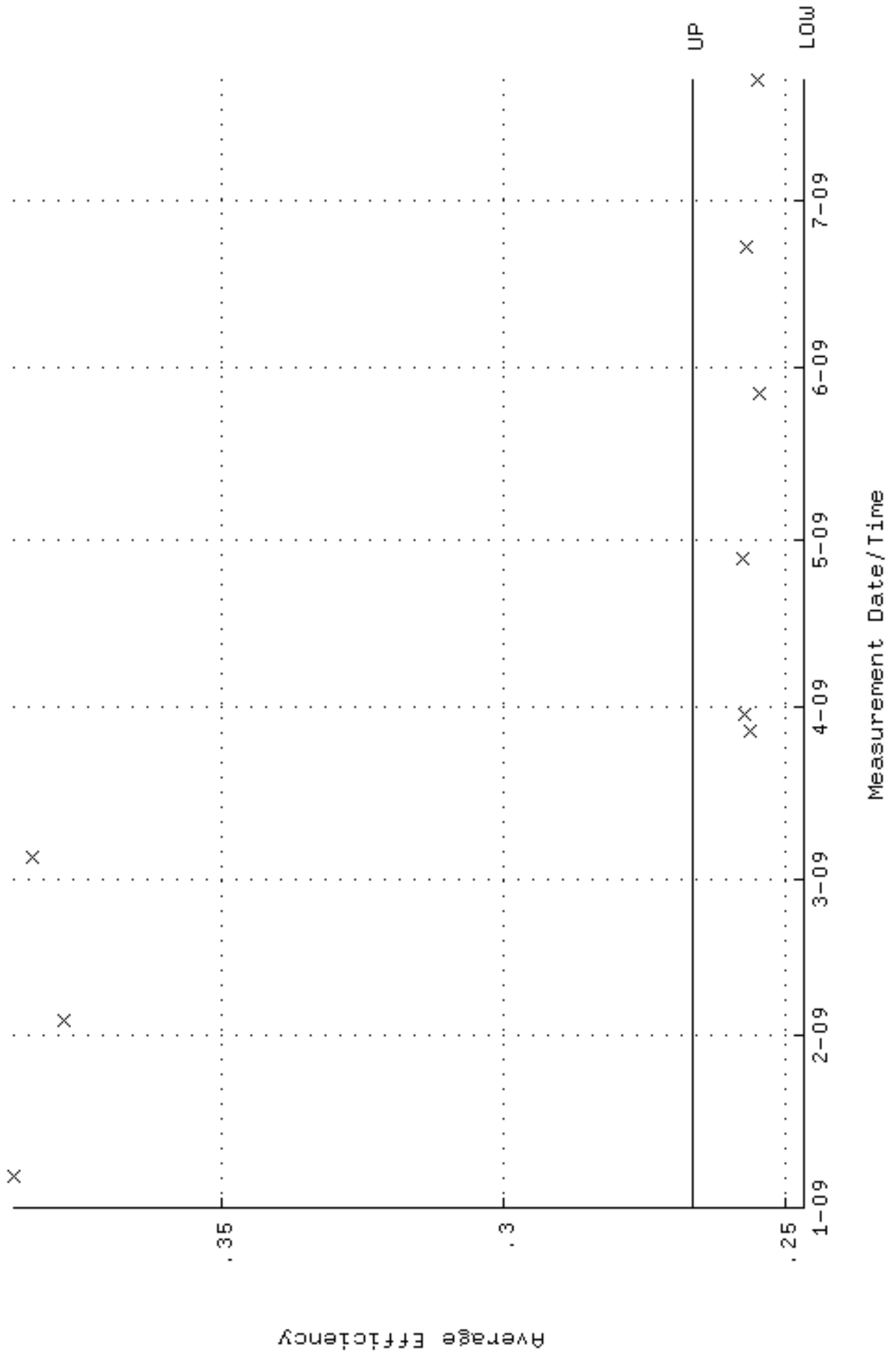
QA filename : DKA100:[ENV\_ALPHA.QA.W]w193.QAF;1  
 Parameter Name : NLAIVITY-GD148 (NUCLIDE ACTIVITY GD-148)  
 Start/End Dates : 6-JAN-2009 19:32:01 through 22-JUL-2009 12:00:00  
 Lower/Upper Lmts: 84.9815 through 93.9269



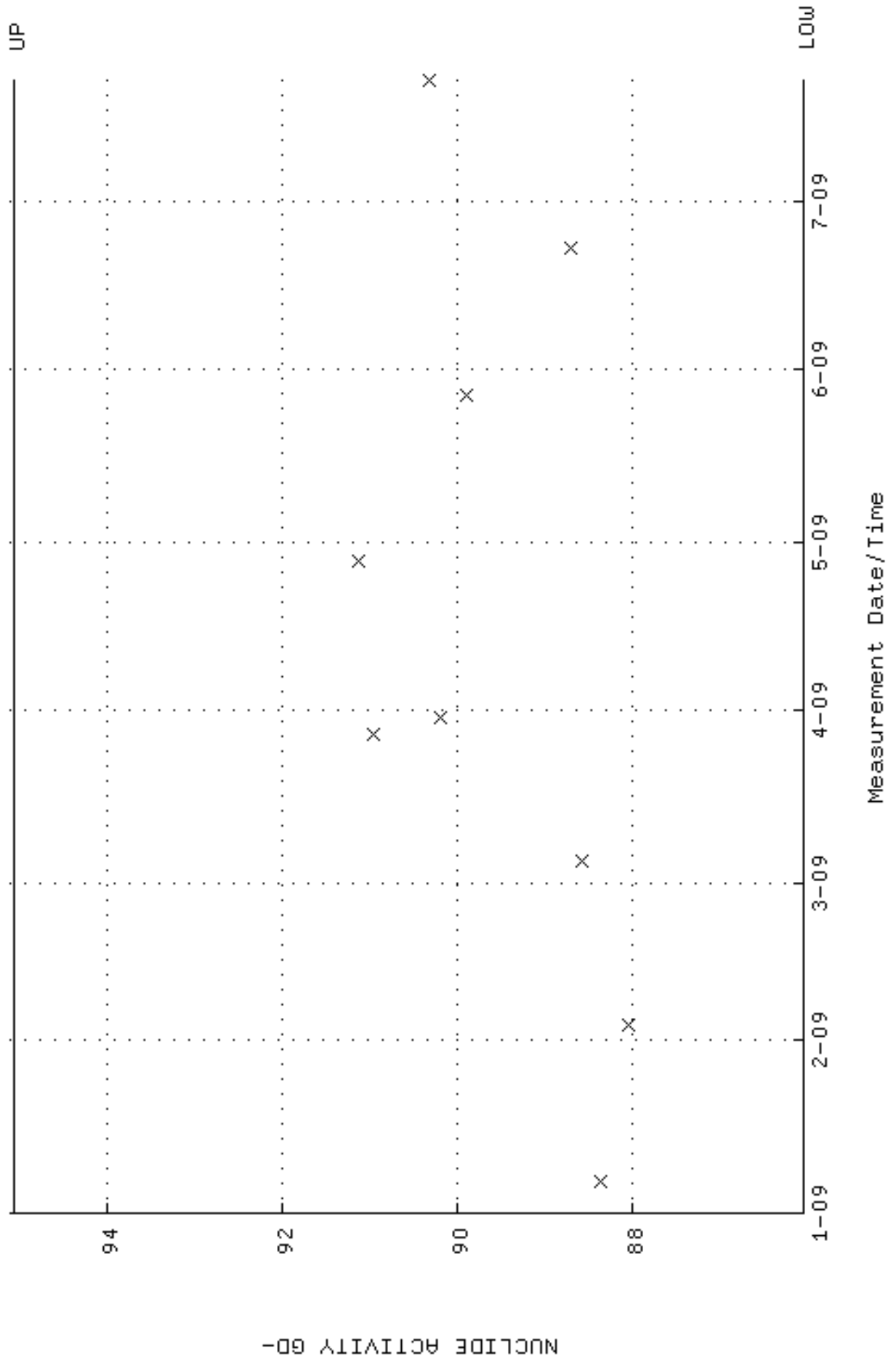
QA filename : DKA100:[ENV\_ALPHA.QA.B]B193.QAF;1  
 Parameter Name : BACKRATE (Background Rate)  
 Start/End Dates : 4-JAN-2009 17:27:07 through 22-JUL-2009 12:00:00  
 Lower/Upper Lmts: 0.000000E+00 through 0.100000




QA filename : DKA100:[ENV\_ALPHA.QA.W]W194.QAF;1  
 Parameter Name : AVRGEFF (Average Efficiency)  
 Start/End Dates : 6-JAN-2009 19:32:05 through 22-JUL-2009 12:00:00  
 Lower/Upper Lmts: 0.246760 through 0.266760



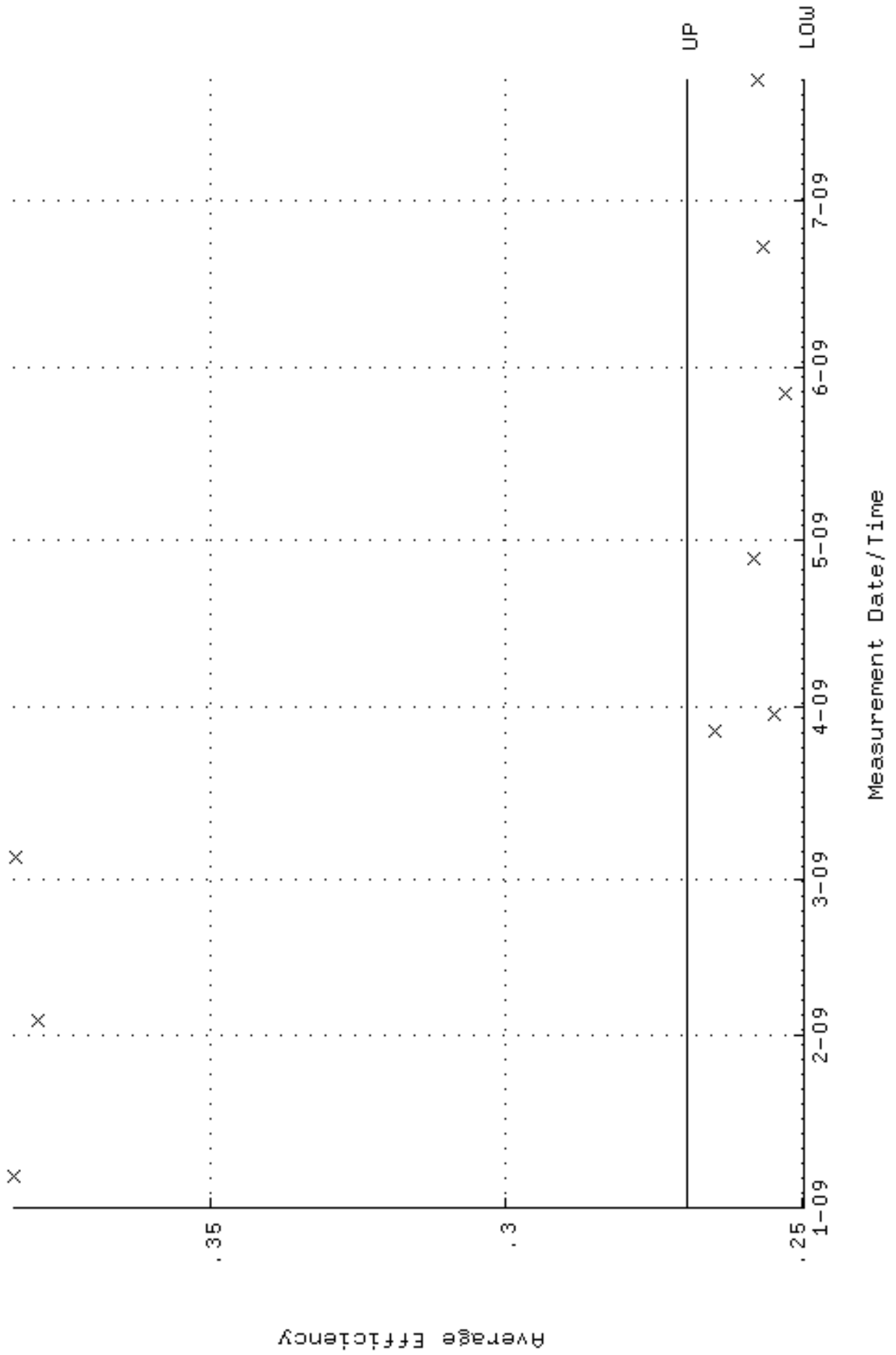
QA filename : DKA100:[ENV\_ALPHA.QA.W]w194.QAF;1  
 Parameter Name : NLAIVITY-GD148 (NUCLIDE ACTIVITY GD-148)  
 Start/End Dates : 6-JAN-2009 19:32:05 through 22-JUL-2009 12:00:00  
 Lower/Upper Lmts: 86.0376 through 95.0942



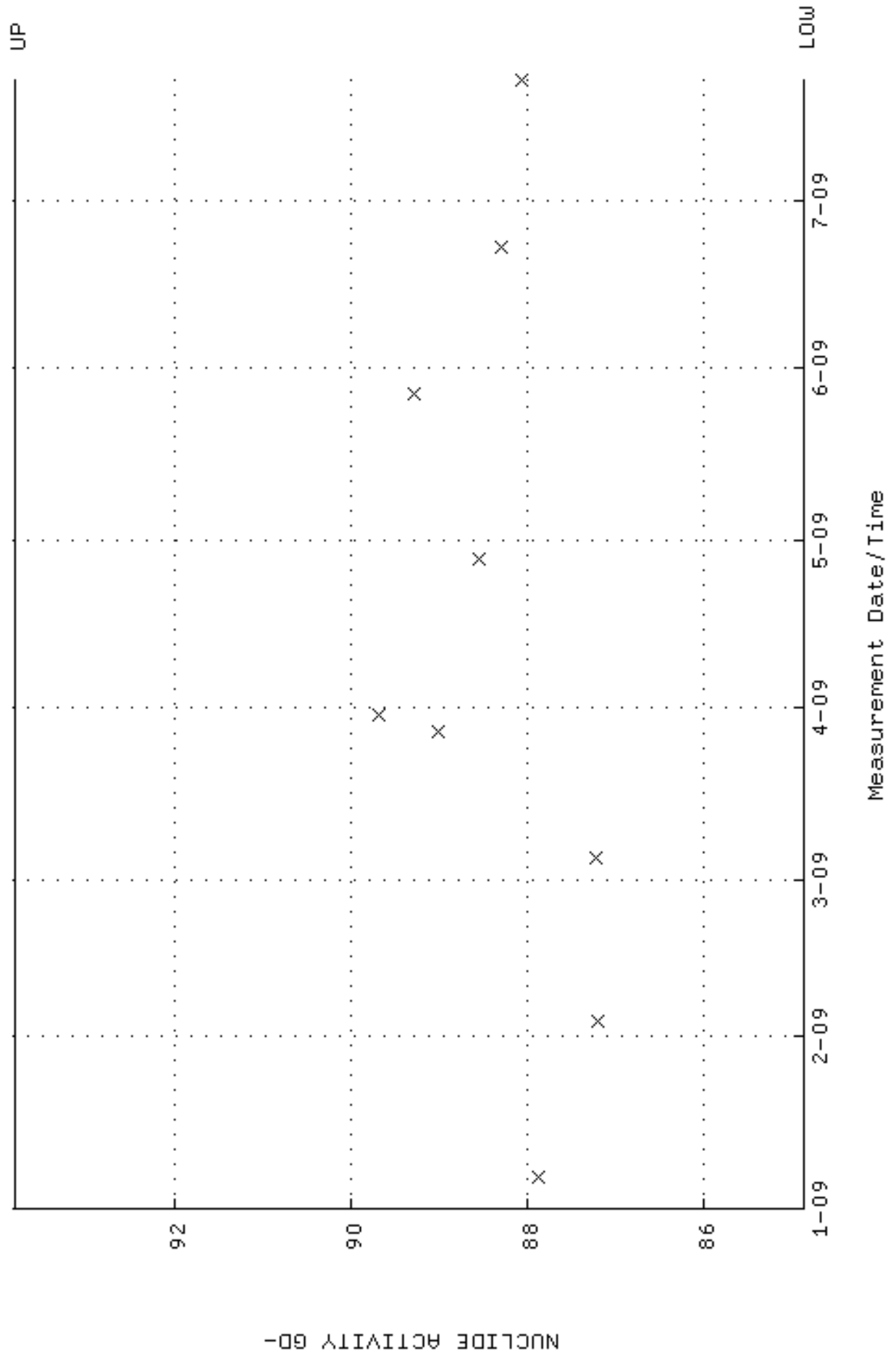
QA filename : DKA100:[ENV\_ALPHA.QA.B]B194.QAF;1  
 Parameter Name : BACKRATE (Background Rate)  
 Start/End Dates : 4-JAN-2009 17:27:10 through 22-JUL-2009 12:00:00  
 Lower/Upper Lmts: 0.000000E+00 through 0.100000



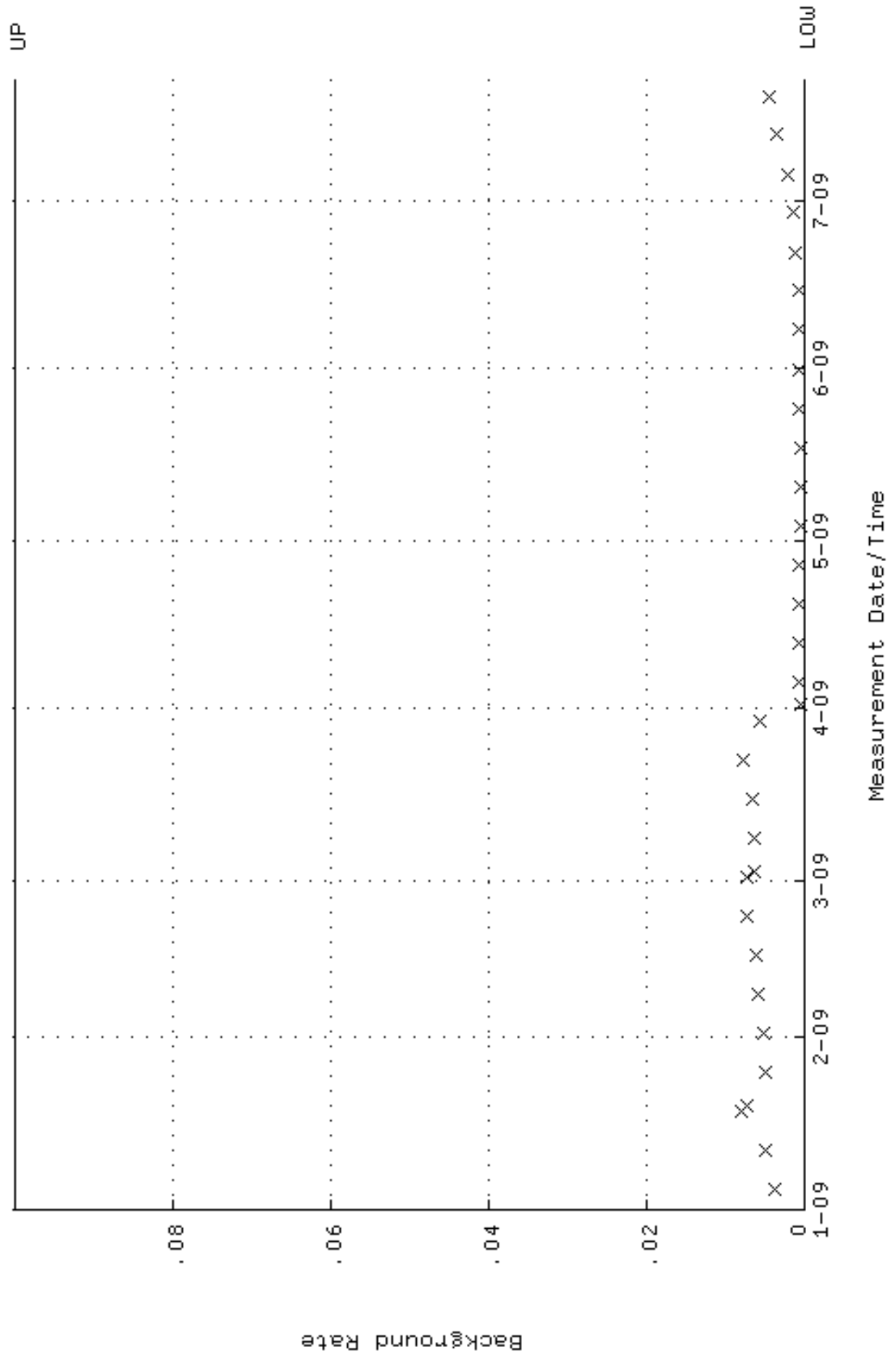
QA filename : DKA100:[ENV\_ALPHA.QA.W]W195.QAF;1  
 Parameter Name : AVRGEFF (Average Efficiency)  
 Start/End Dates : 6-JAN-2009 19:32:09 through 22-JUL-2009 12:00:00  
 Lower/Upper Lmts: 0.249622 through 0.269622



QA filename : DKA100:[ENV\_ALPHA.QA.W]W195.QAF;1  
 Parameter Name : NLAIVITY-GD148 (NUCLIDE ACTIVITY GD-148)  
 Start/End Dates : 6-JAN-2009 19:32:09 through 22-JUL-2009 12:00:00  
 Lower/Upper Lmts: 84.8653 through 93.7985

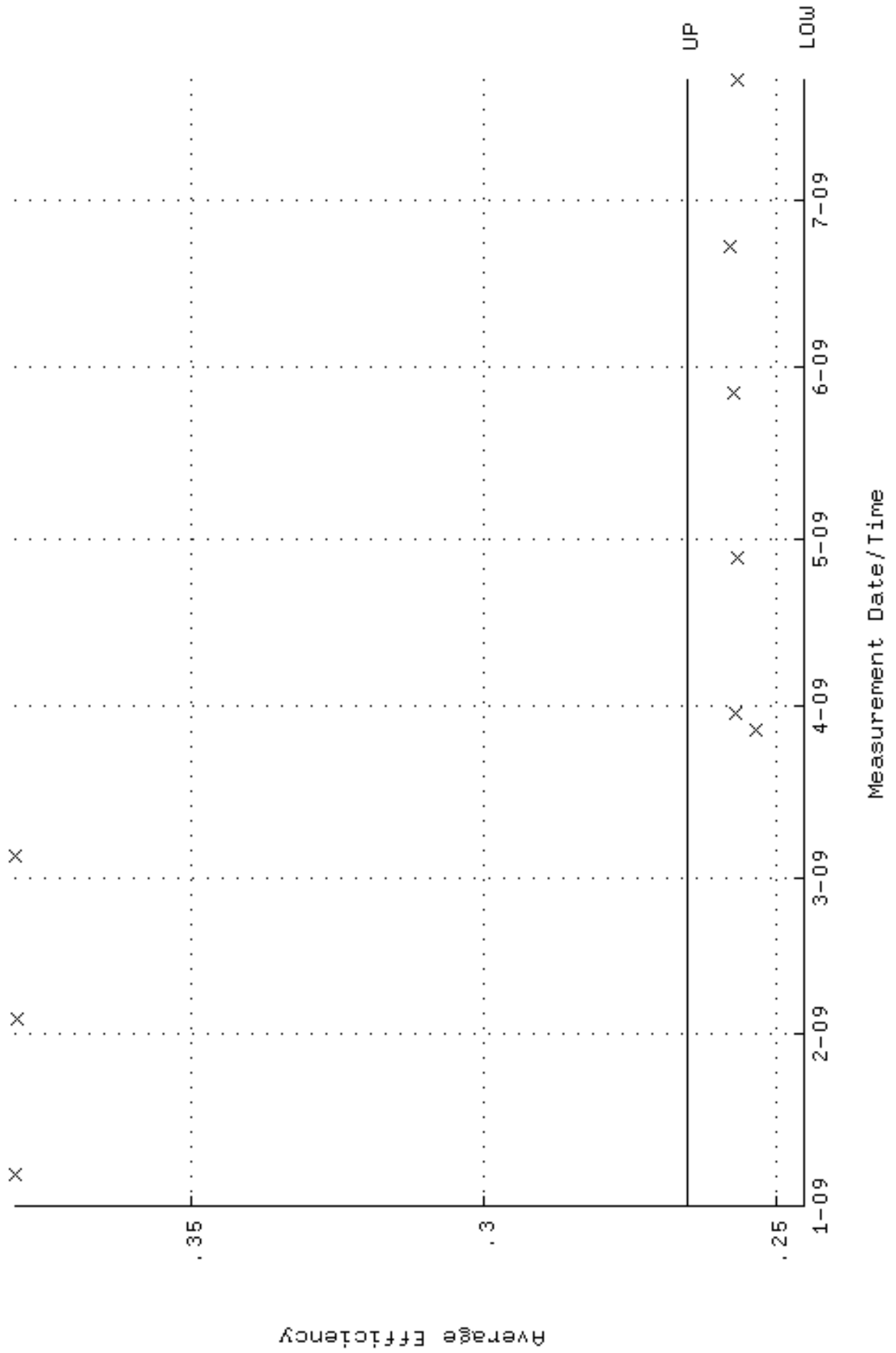


QA filename : DKA100:[ENV\_ALPHA.QA.B]B195.QAF;1  
 Parameter Name : BACKRATE (Background Rate)  
 Start/End Dates : 4-JAN-2009 17:27:14 through 22-JUL-2009 12:00:00  
 Lower/Upper Lmts: 0.000000E+00 through 0.100000

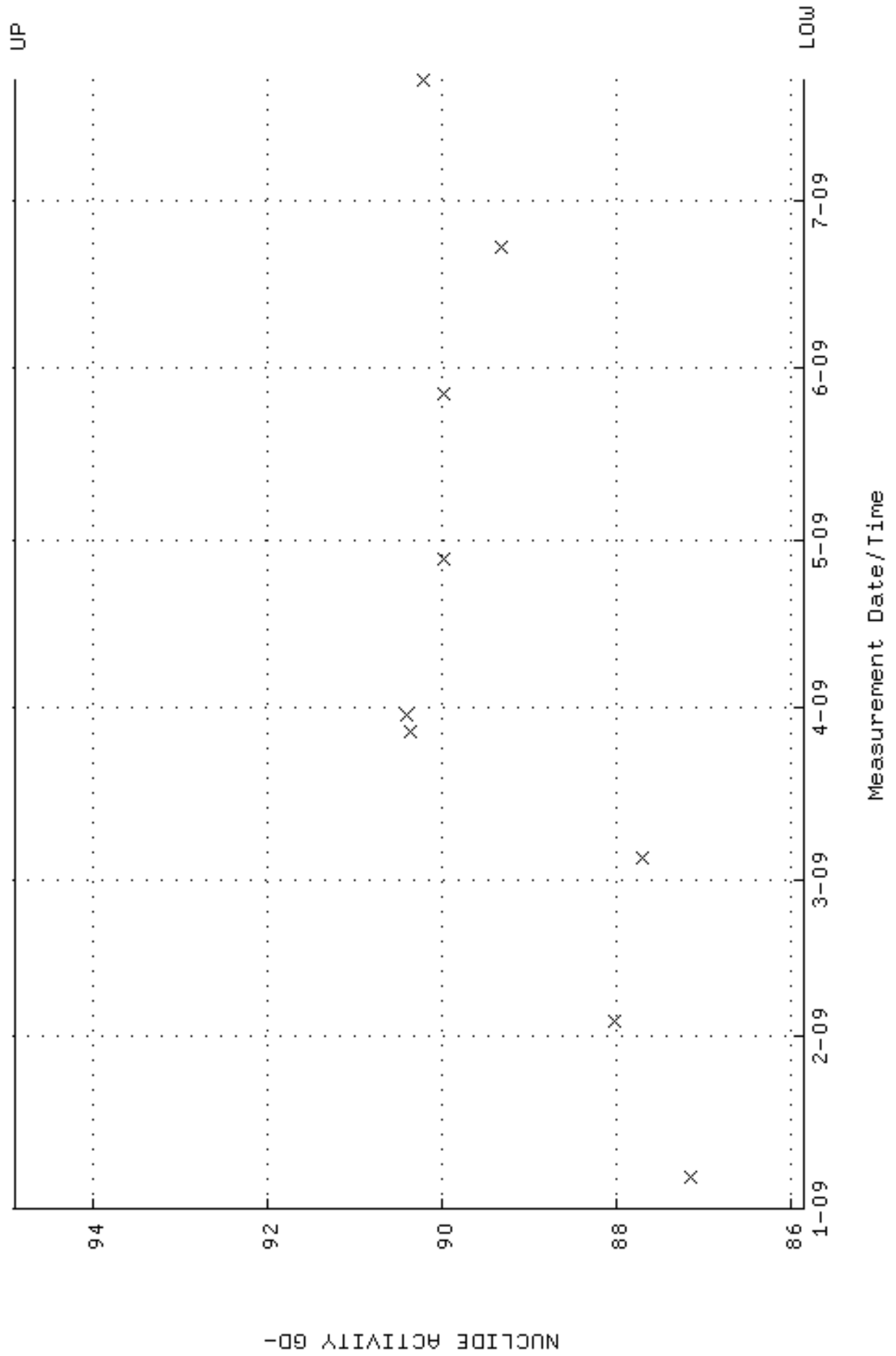





QA filename : DKA100:[ENV\_ALPHA.QA.W]W196.QAF;1  
 Parameter Name : AVRGEFF (Average Efficiency)  
 Start/End Dates : 6-JAN-2009 19:32:14 through 22-JUL-2009 12:00:00  
 Lower/Upper Lmts: 0.245168 through 0.265168



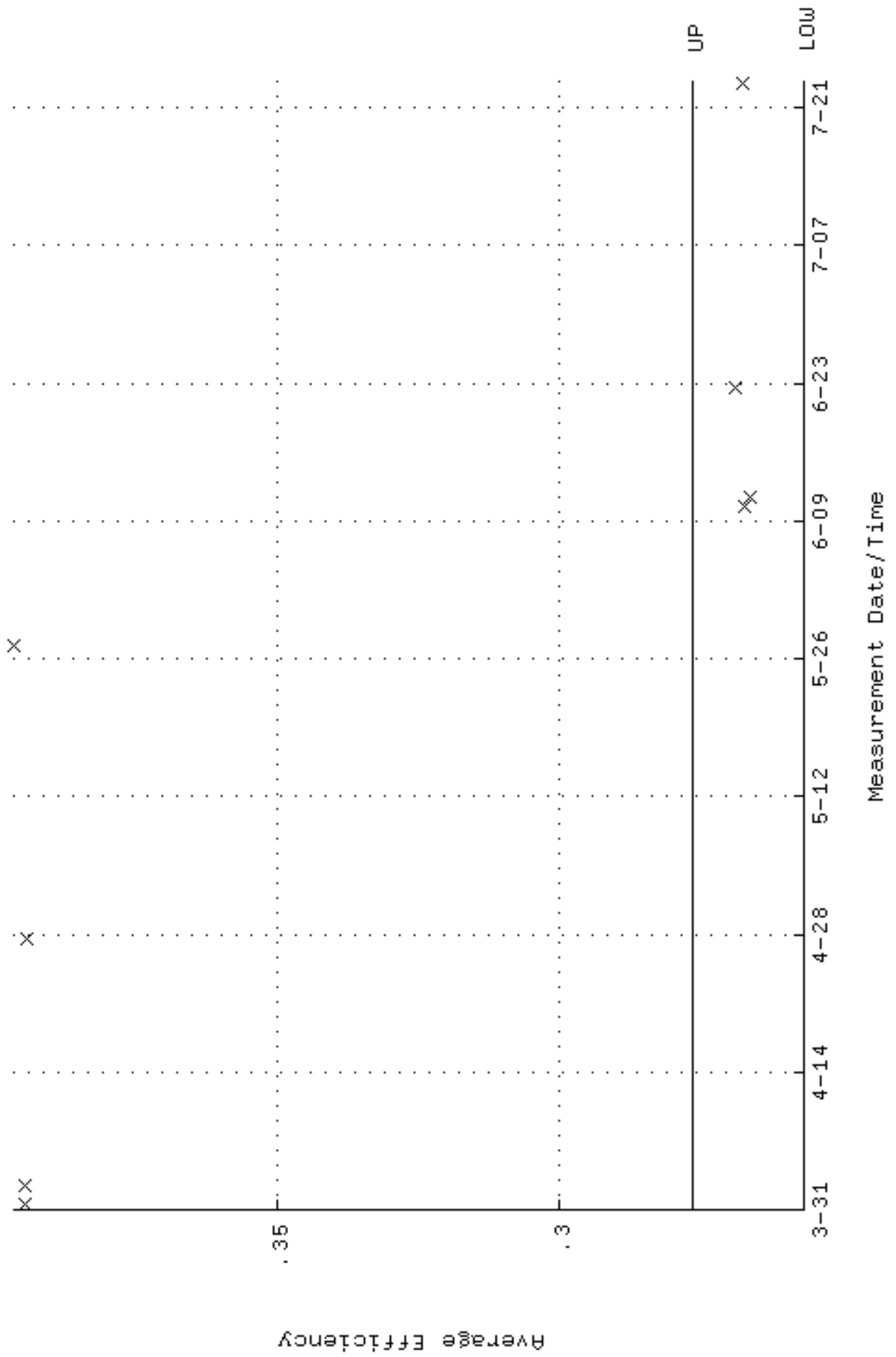
QA filename : DKA100:[ENV\_ALPHA.QA.W]w196.QAF;1  
 Parameter Name : NLAIVITY-GD148 (NUCLIDE ACTIVITY GD-148)  
 Start/End Dates : 6-JAN-2009 19:32:14 through 22-JUL-2009 12:00:00  
 Lower/Upper Lmts: 85.8592 through 94.8970



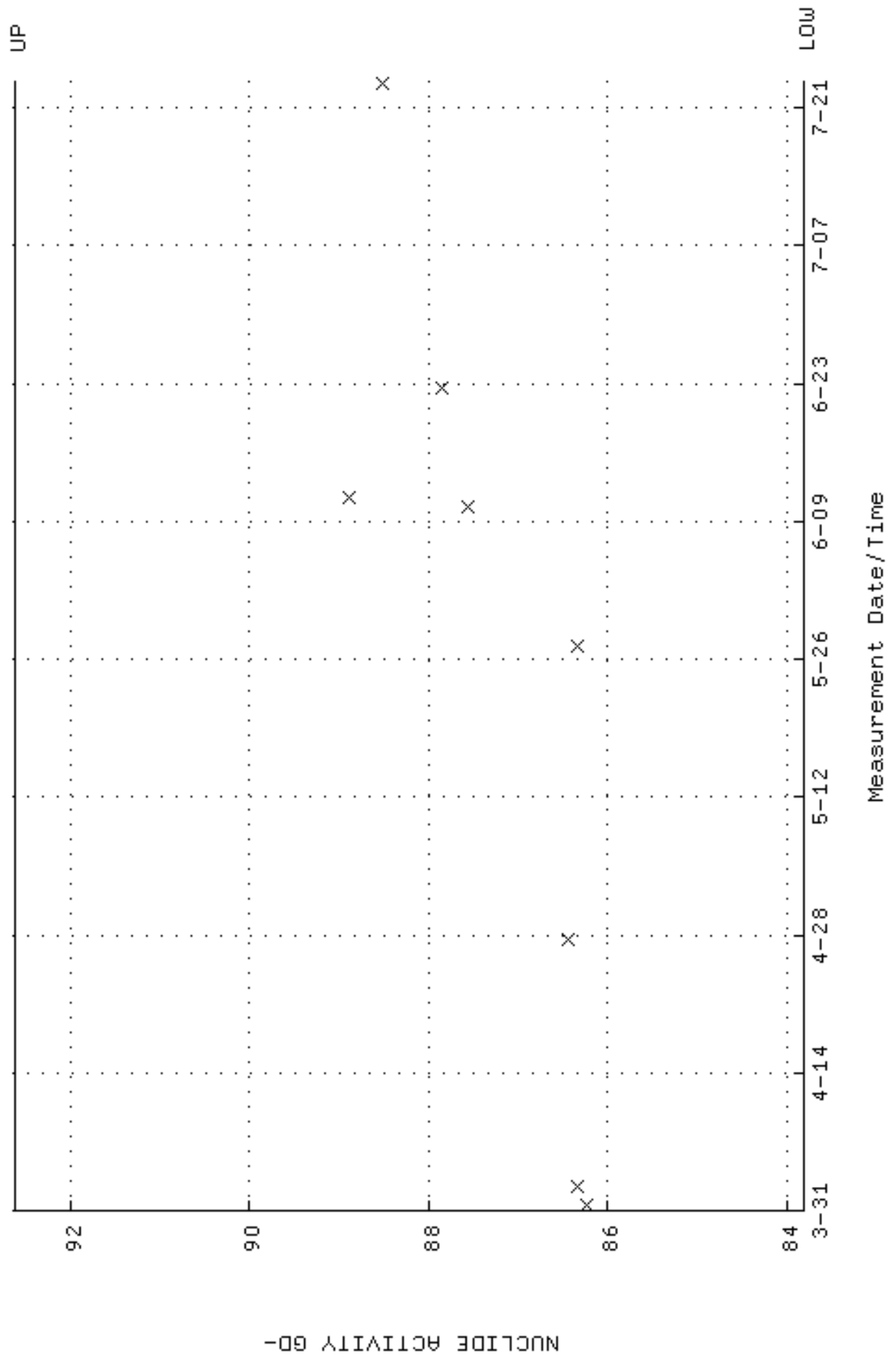
QA filename : DKA100:[ENV\_ALPHA.QA.B]B196.QAF;1  
 Parameter Name : BACKRATE (Background Rate)  
 Start/End Dates : 4-JAN-2009 17:27:18 through 22-JUL-2009 12:00:00  
 Lower/Upper Lmts: 0.000000E+00 through 0.100000



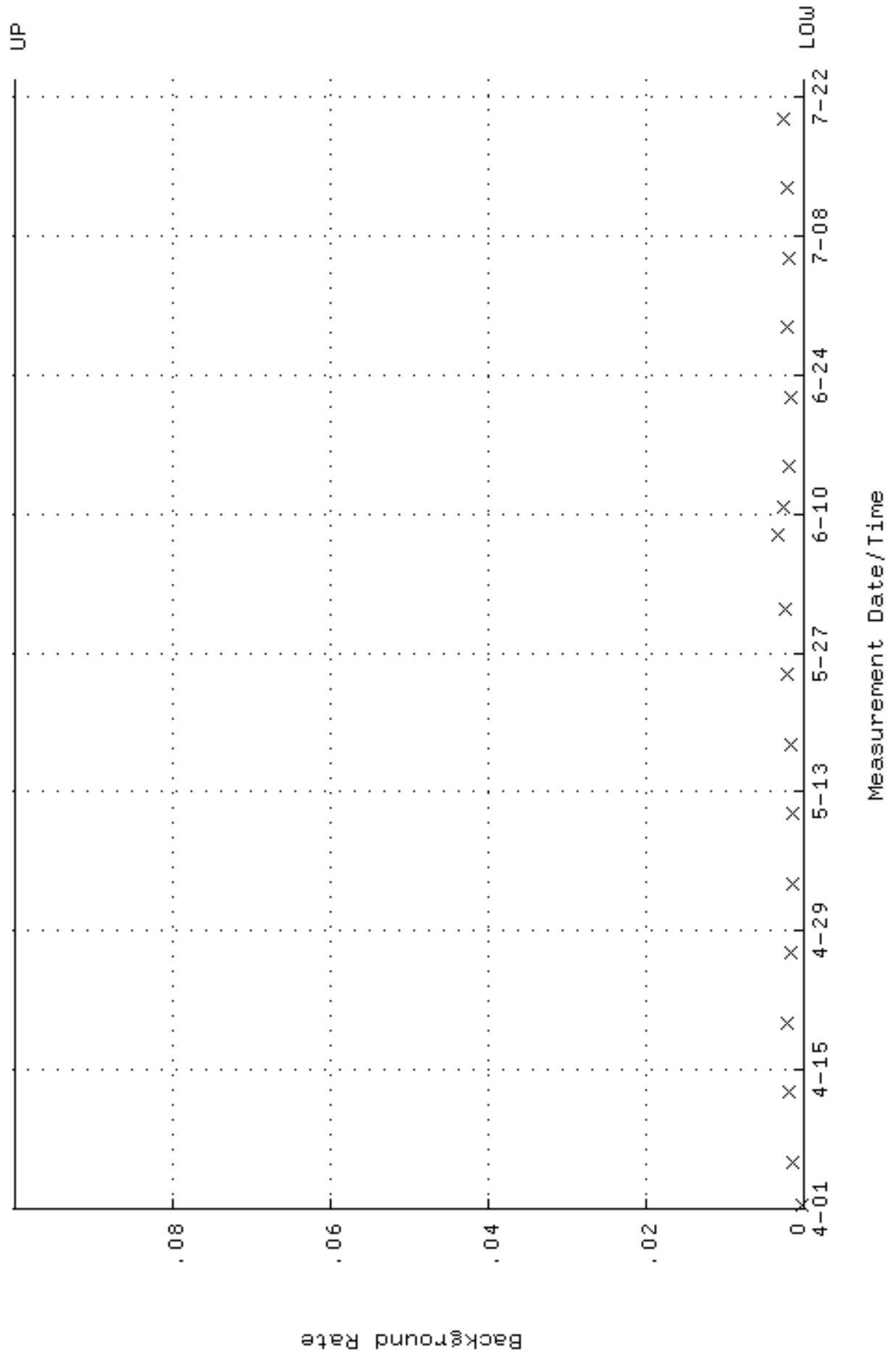
QA filename : DKA100:[ENV\_ALPHA.QA.W]W200.QAF;1  
 Parameter Name : AVRGEFF (Average Efficiency)  
 Start/End Dates : 31-MAR-2009 15:10:24 through 23-JUL-2009 12:00:00  
 Lower/Upper Lmts: 0.256586 through 0.276586



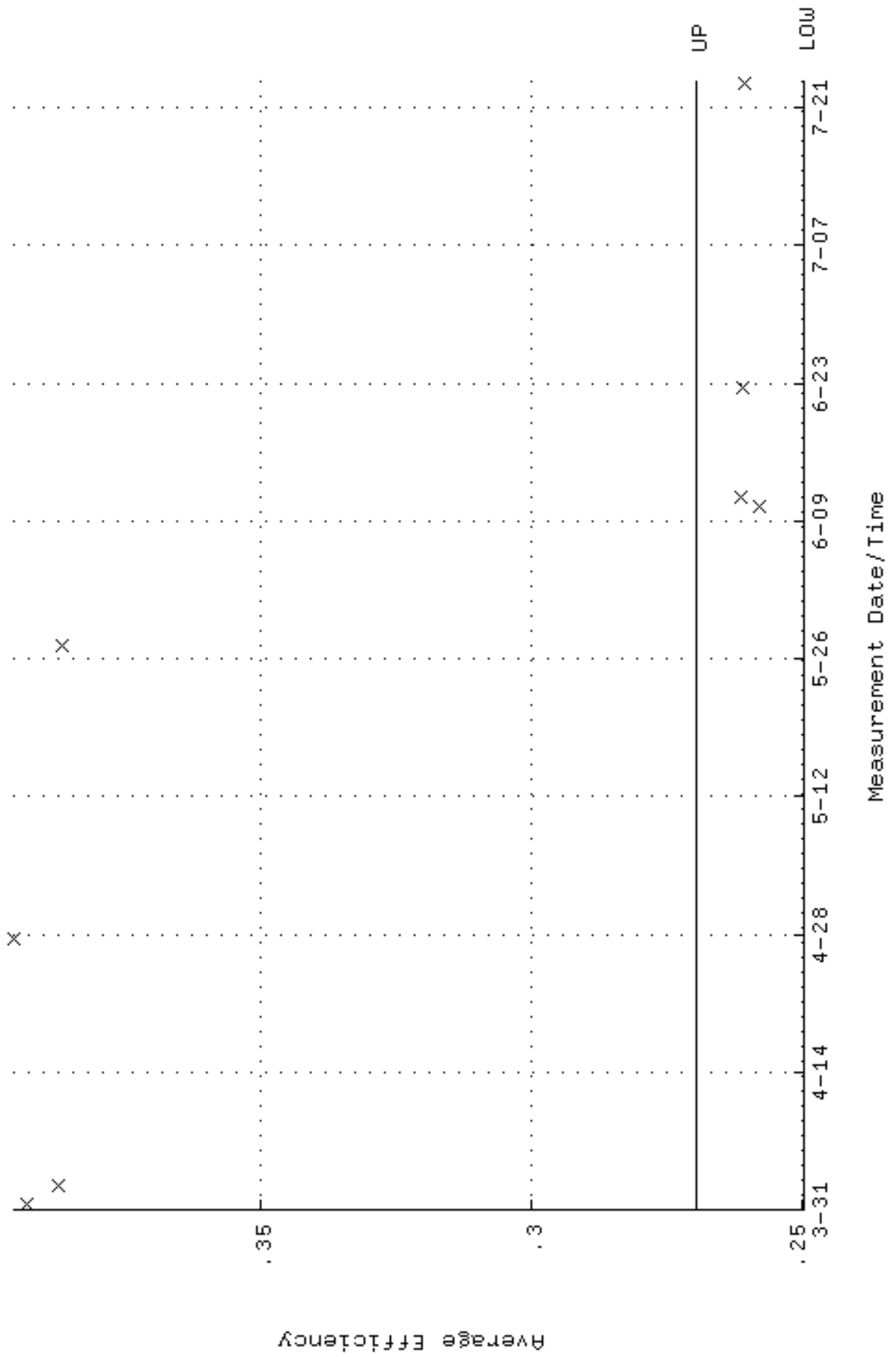
QA filename : DKA100:[ENV\_ALPHA.QA.W]w200.QAF;1  
 Parameter Name : NLAIVITY-GD148 (NUCLIDE ACTIVITY GD-148)  
 Start/End Dates : 31-MAR-2009 15:10:24 through 23-JUL-2009 12:00:00  
 Lower/Upper Lmts: 83.8028 through 92.6242



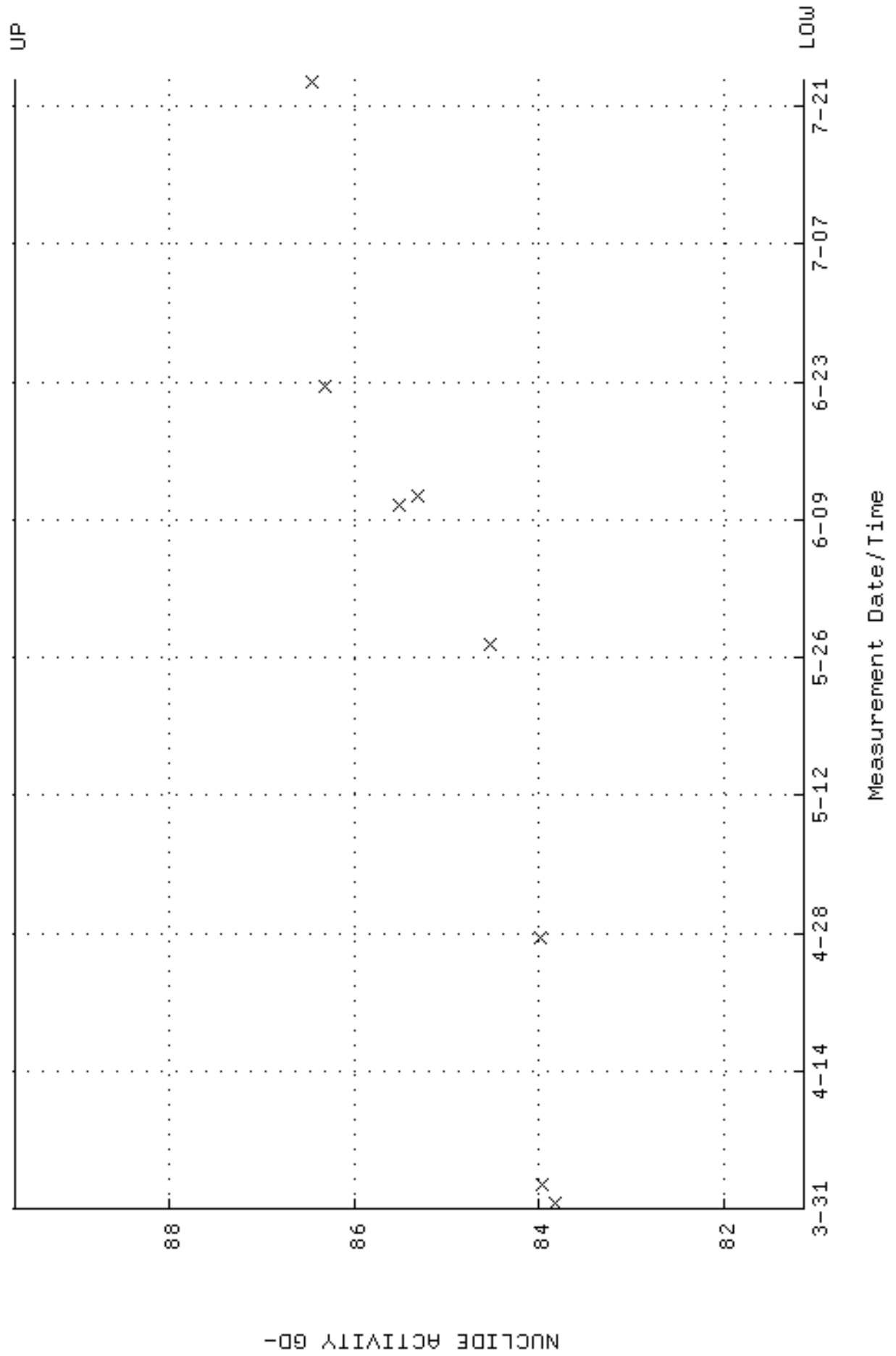
QA filename : DKA100:[ENV\_ALPHA.QA.B]B200.QAF;1  
 Parameter Name : BACKRATE (Background Rate)  
 Start/End Dates : 1-APR-2009 08:02:33 through 23-JUL-2009 12:00:00  
 Lower/Upper Lmts: 0.000000E+00 through 0.100000



QA filename : DKA100:[ENV\_ALPHA.QA.W]W201.QAF;1  
 Parameter Name : AVRGEFF (Average Efficiency)  
 Start/End Dates : 31-MAR-2009 15:10:26 through 23-JUL-2009 12:00:00  
 Lower/Upper Lmts: 0.249568 through 0.269568

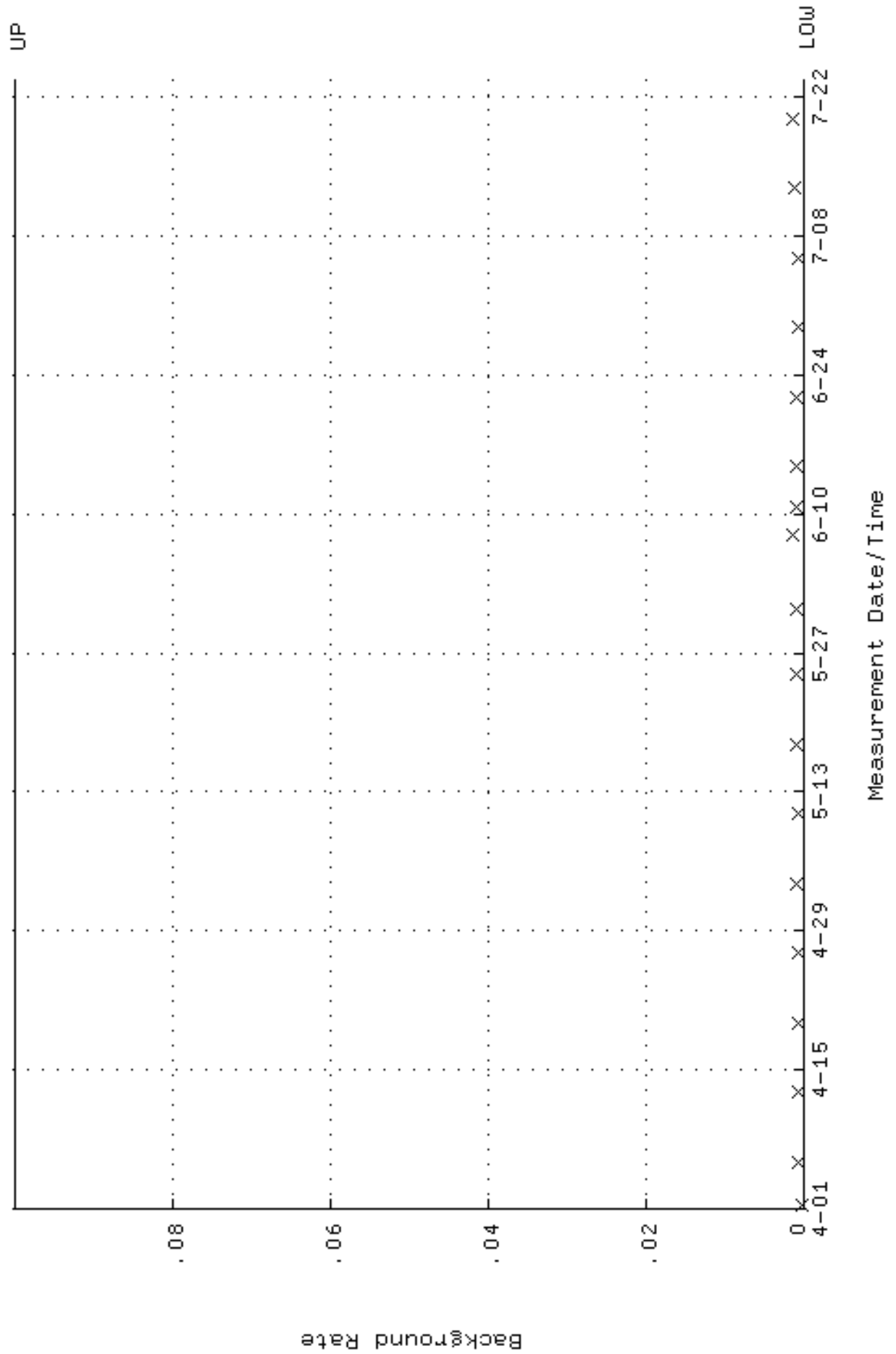


QA filename : DKA100:[ENV\_ALPHA.QA.W]w201.QAF;1  
 Parameter Name : NLAIVITY-GD148 (NUCLIDE ACTIVITY GD-148)  
 Start/End Dates : 31-MAR-2009 15:10:26 through 23-JUL-2009 12:00:00  
 Lower/Upper Lmts: 81.1299 through 89.6699

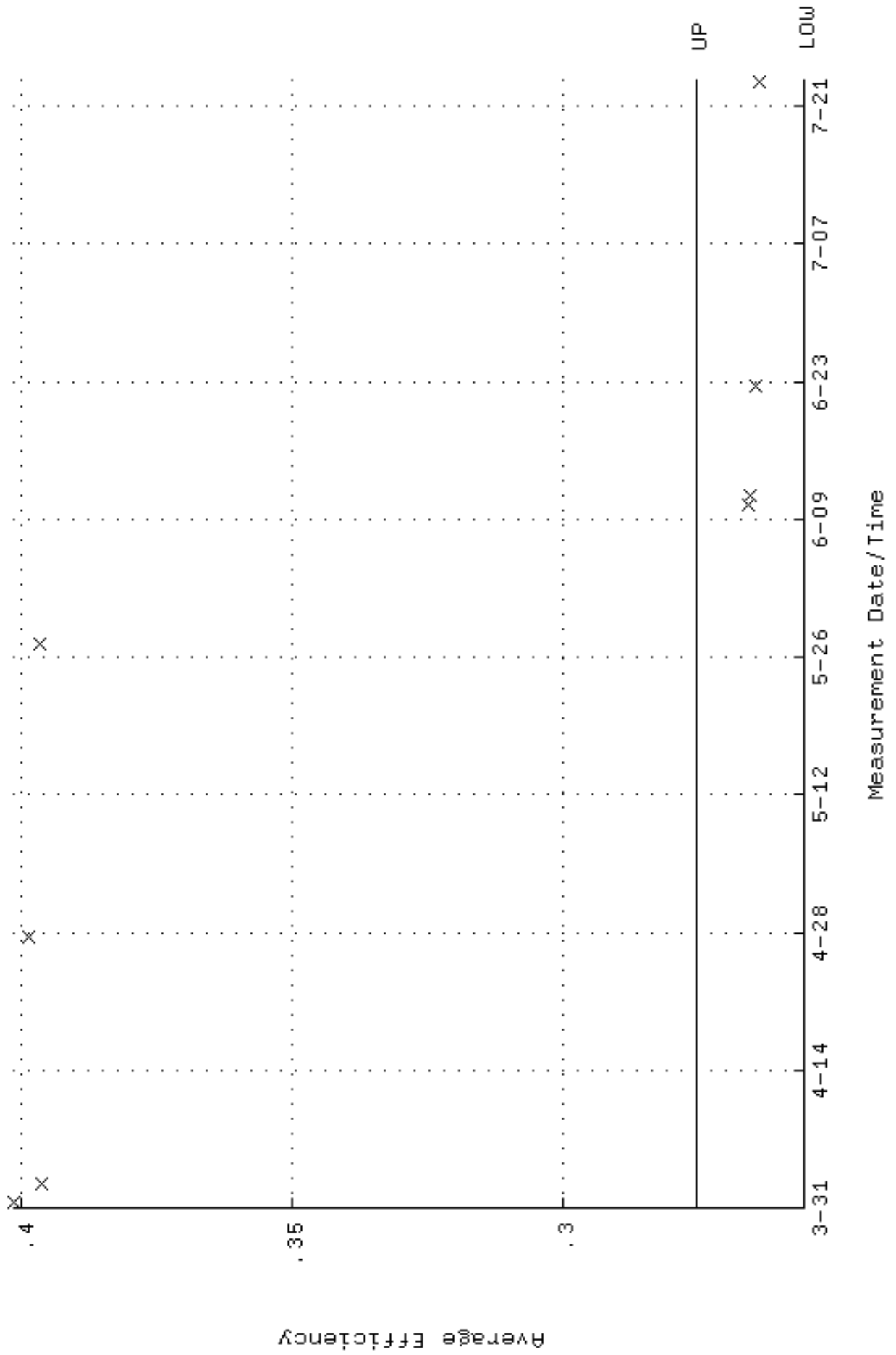




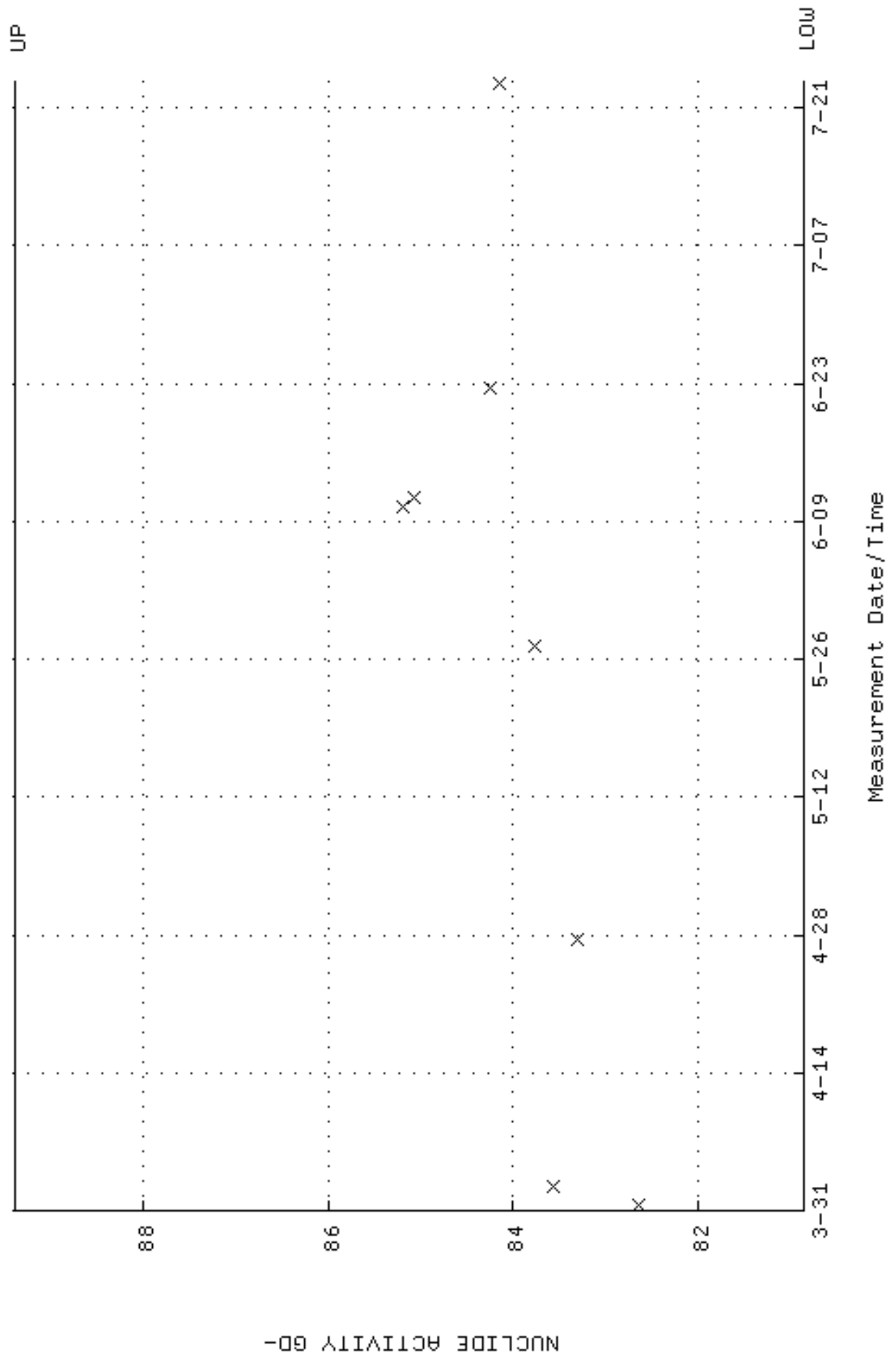
QA filename : DKA100:[ENV\_ALPHA.QA.B]B201.QAF;1  
 Parameter Name : BACKRATE (Background Rate)  
 Start/End Dates : 1-APR-2009 08:02:39 through 23-JUL-2009 12:00:00  
 Lower/Upper Lmts: 0.000000E+00 through 0.100000



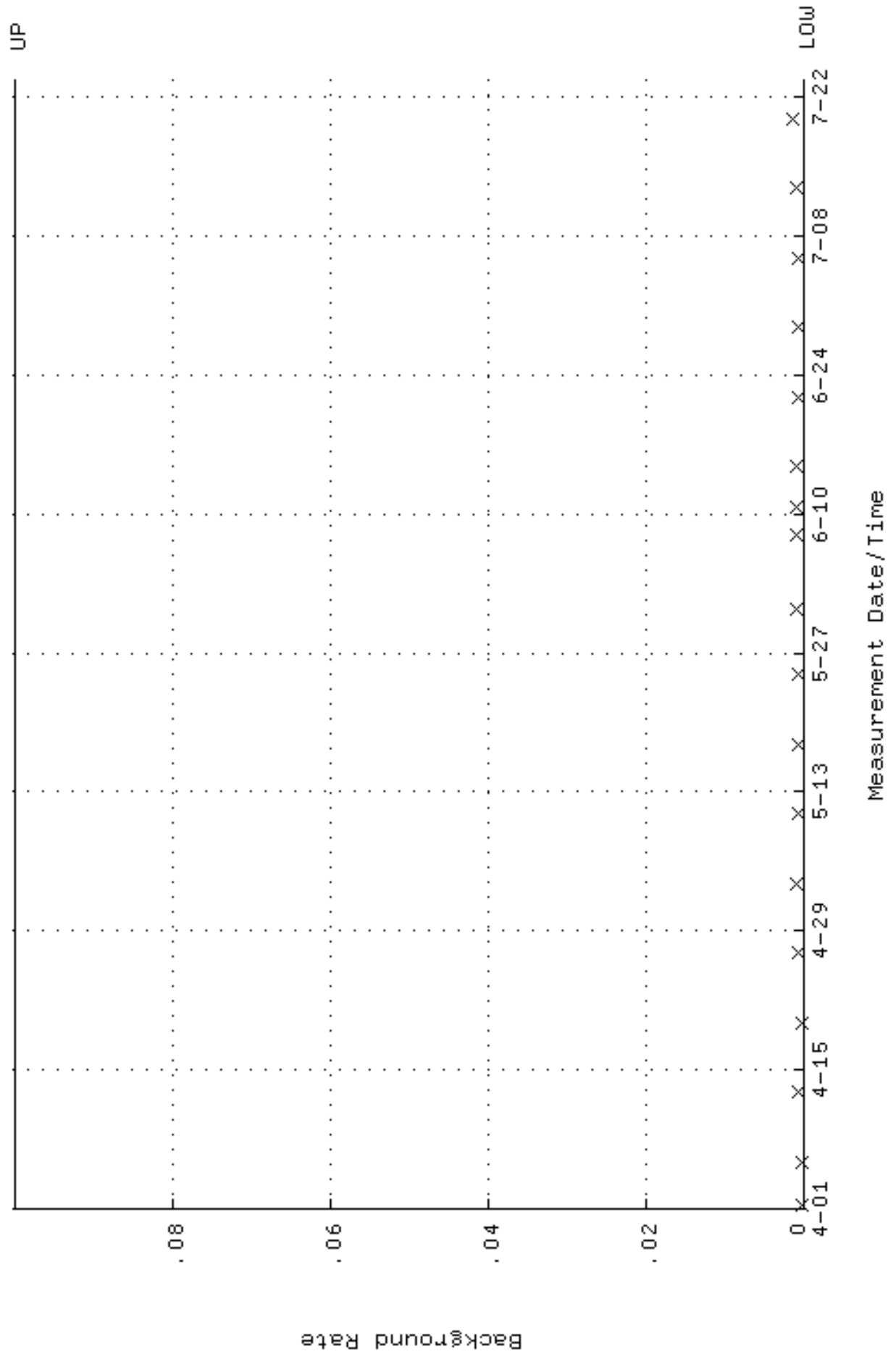
QA filename : DKA100:[ENV\_ALPHA.QA.W]W202.QAF;1  
 Parameter Name : AVRGEFF (Average Efficiency)  
 Start/End Dates : 31-MAR-2009 15:10:28 through 23-JUL-2009 12:00:00  
 Lower/Upper Lmts: 0.255511 through 0.275511



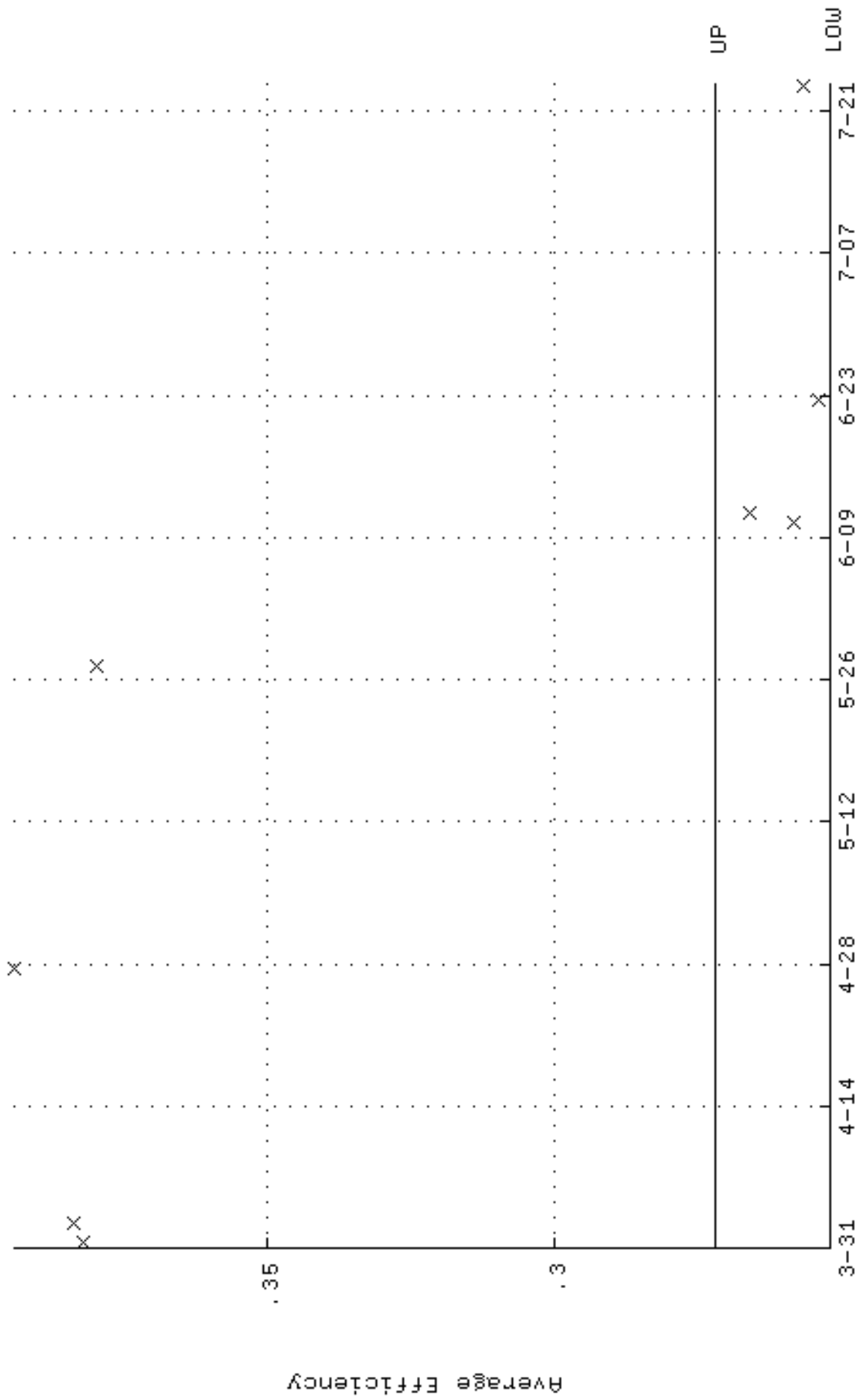
QA filename : DKA100:[ENV\_ALPHA.QA.W]w202.QAF;1  
 Parameter Name : NLAIVITY-GD148 (NUCLIDE ACTIVITY GD-148)  
 Start/End Dates : 31-MAR-2009 15:10:28 through 23-JUL-2009 12:00:00  
 Lower/Upper Lmts: 80.8649 through 89.3769



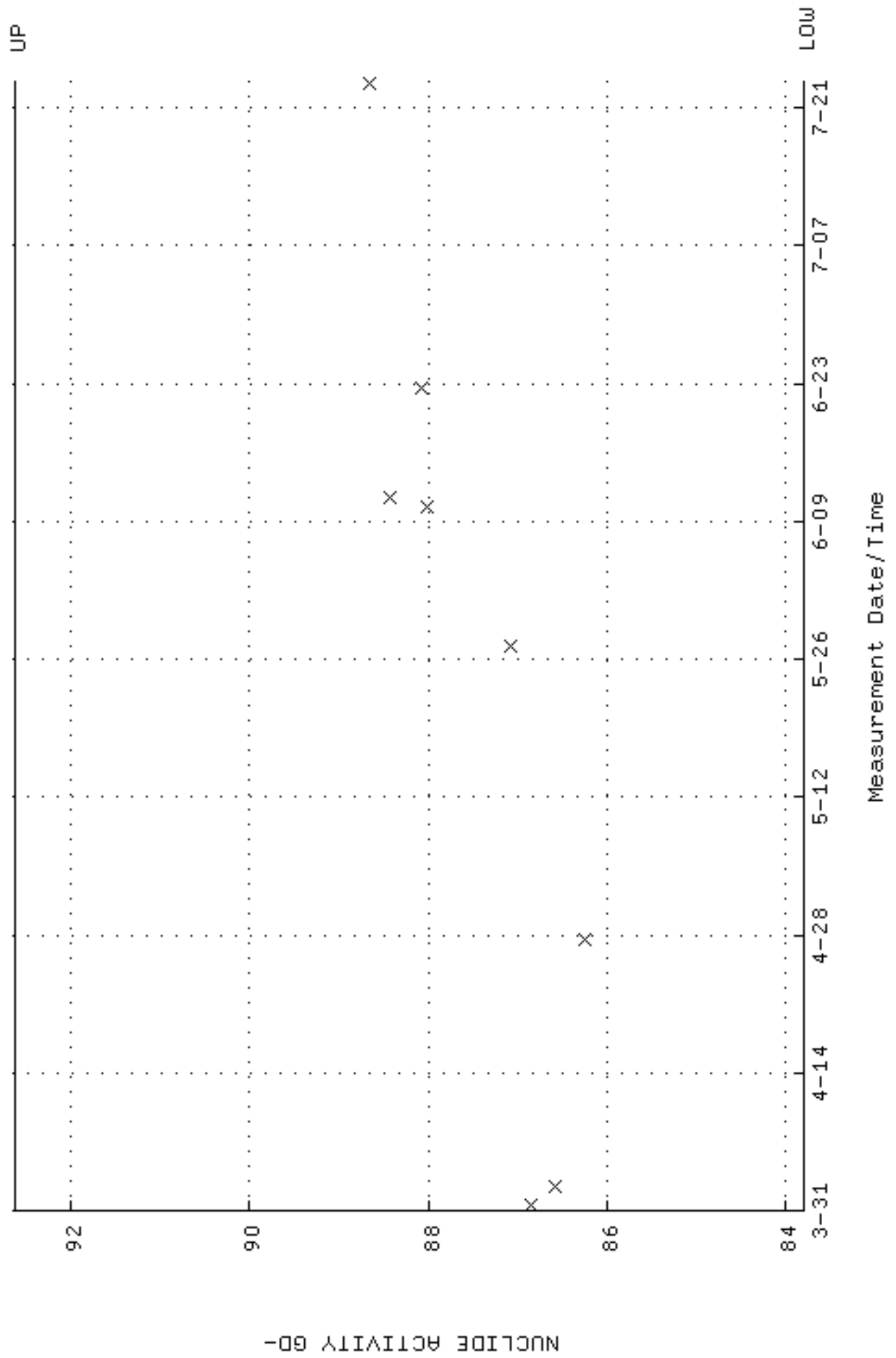
QA filename : DKA100:[ENV\_ALPHA.QA.B]B202.QAF;1  
 Parameter Name : BACKRATE (Background Rate)  
 Start/End Dates : 1-APR-2009 08:02:44 through 23-JUL-2009 12:00:00  
 Lower/Upper Lmts: 0.000000E+00 through 0.100000



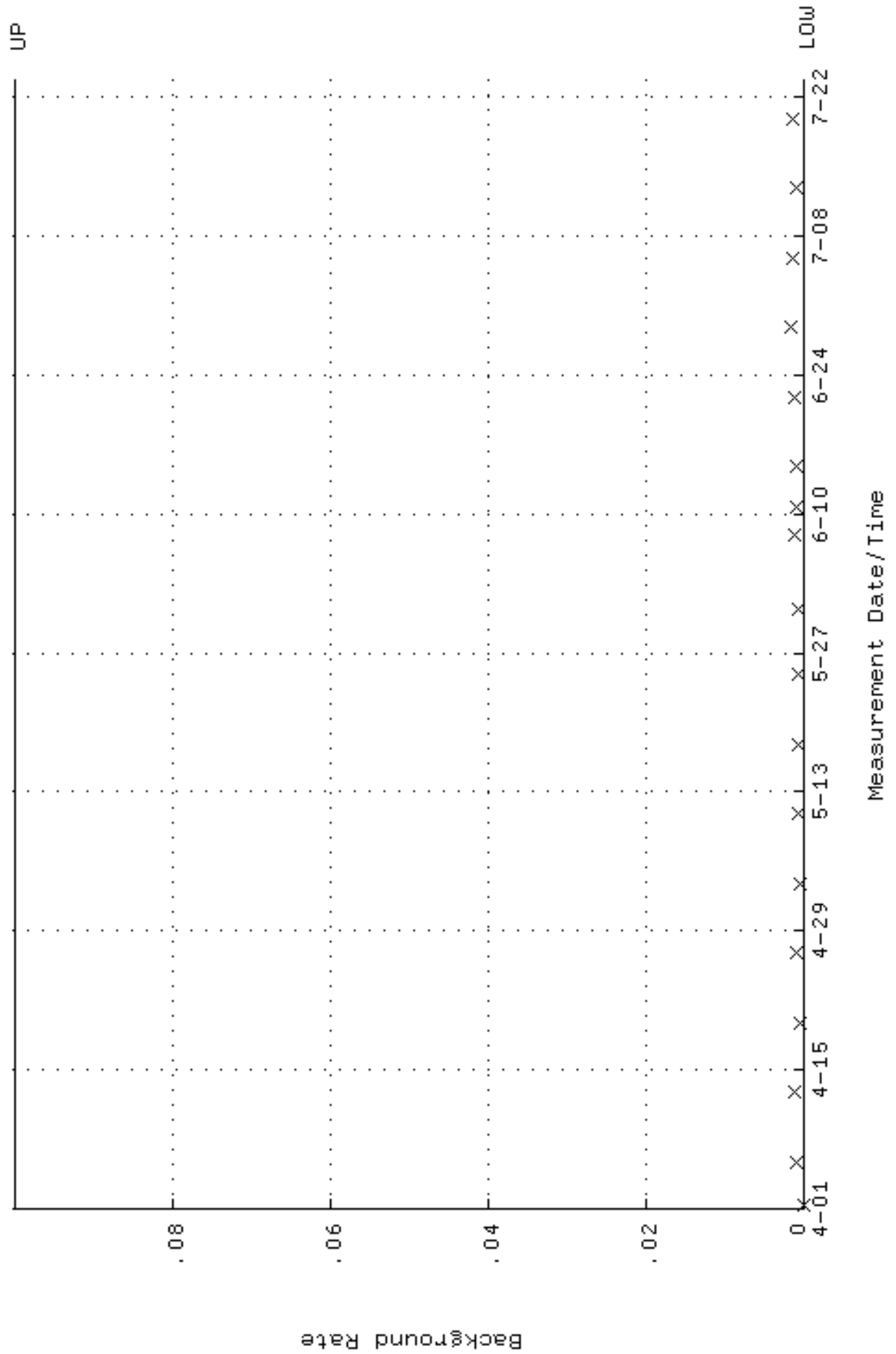
QA filename : DKA100:[ENV\_ALPHA.QA.W]W203.QAF;1  
 Parameter Name : AVRGEFF (Average Efficiency)  
 Start/End Dates : 31-MAR-2009 15:10:29 through 23-JUL-2009 12:00:00  
 Lower/Upper Lmts: 0.252203 through 0.272203



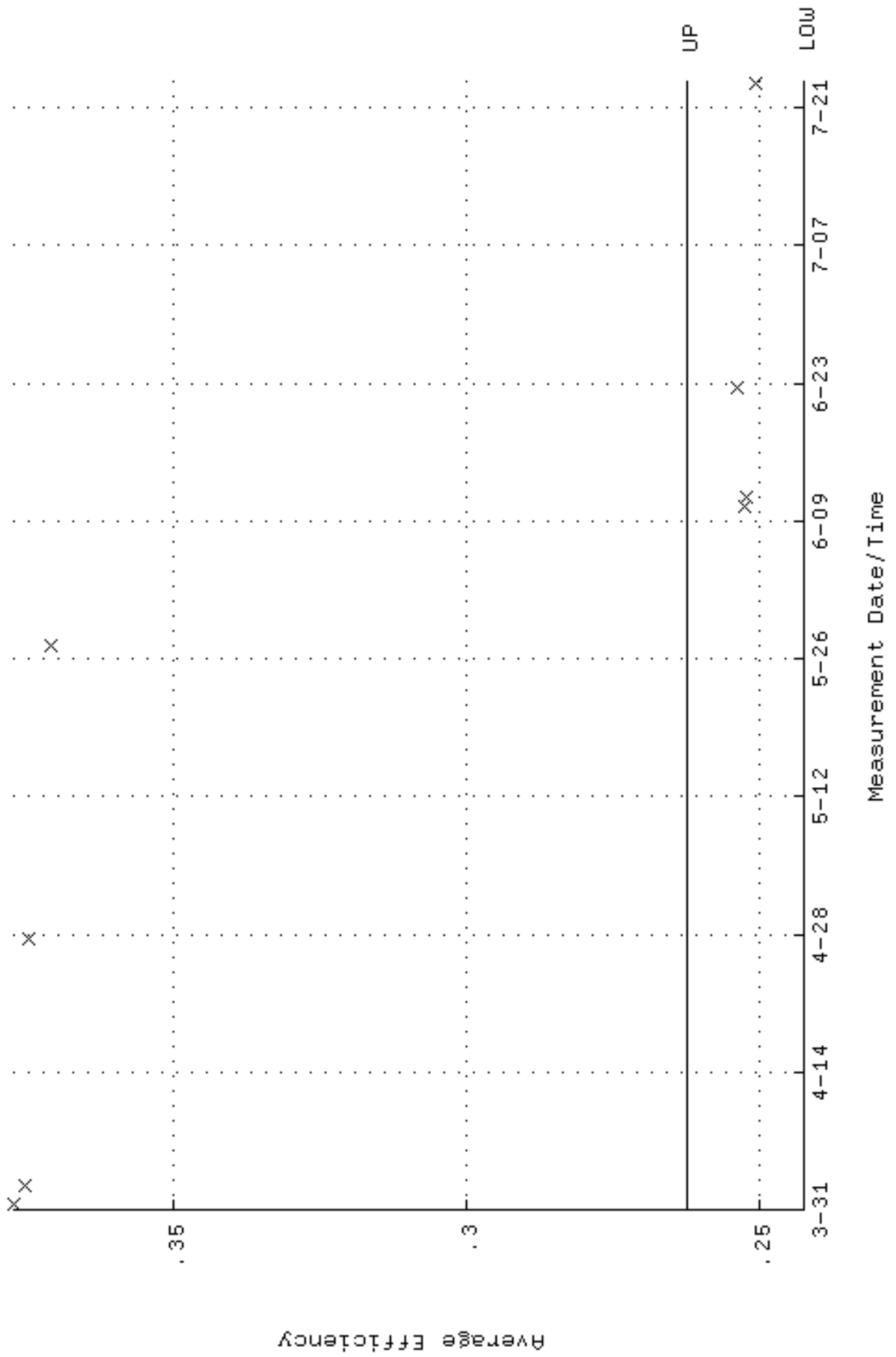
QA filename : DKA100:[ENV\_ALPHA.QA.W]W203.QAF;1  
 Parameter Name : NLAIVITY-GD148 (NUCLIDE ACTIVITY GD-148)  
 Start/End Dates : 31-MAR-2009 15:10:29 through 23-JUL-2009 12:00:00  
 Lower/Upper Lmts: 83.7993 through 92.6203



QA filename : DKA100:[ENV\_ALPHA.QA.B]B203.QAF;1  
 Parameter Name : BACKRATE (Background Rate)  
 Start/End Dates : 1-APR-2009 08:02:49 through 23-JUL-2009 12:00:00  
 Lower/Upper Lmts: 0.000000E+00 through 0.100000

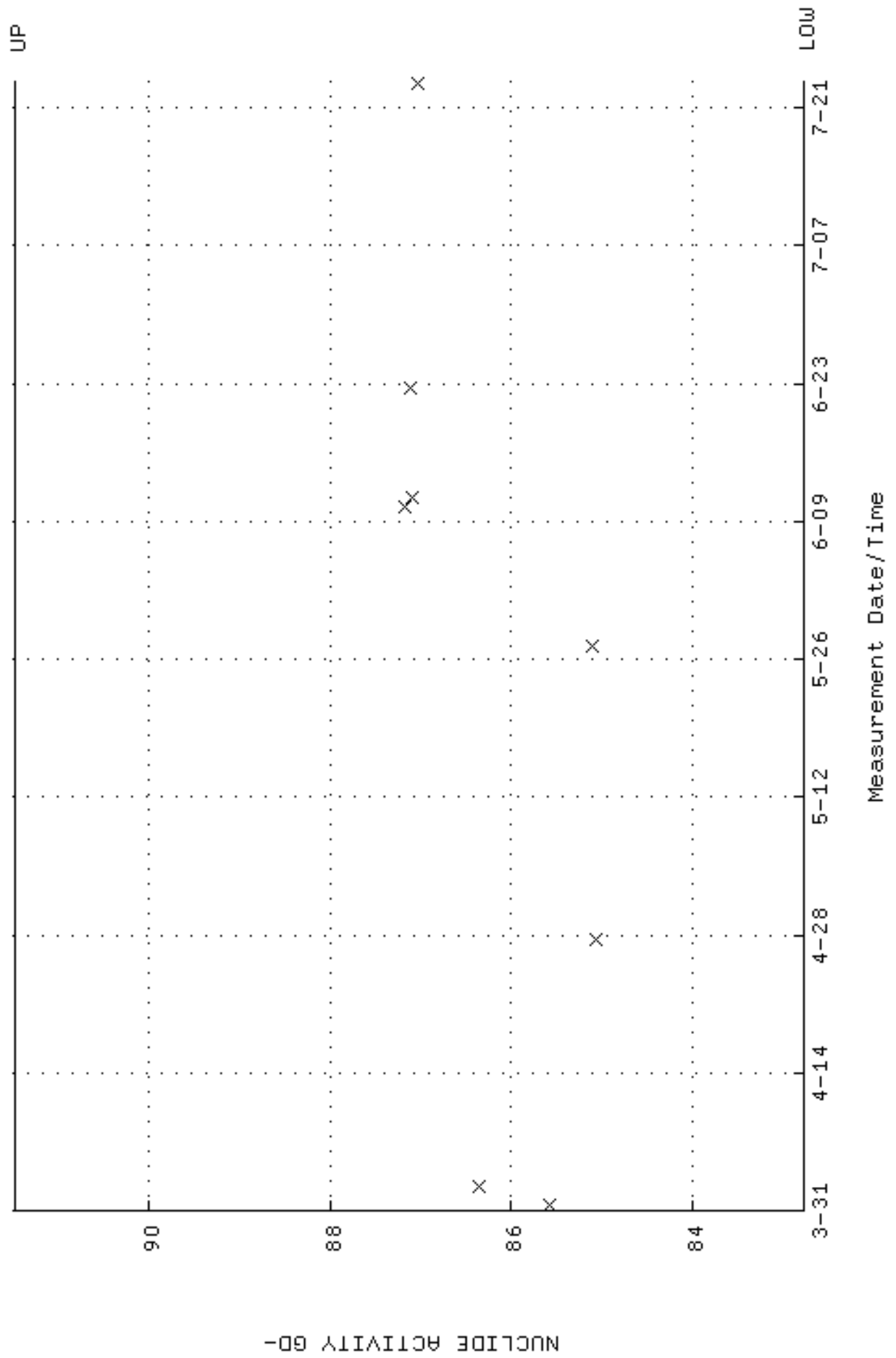


QA filename : DKA100:[ENV\_ALPHA.QA.W]W204.QAF;1  
 Parameter Name : AVRGEFF (Average Efficiency)  
 Start/End Dates : 31-MAR-2009 15:10:31 through 23-JUL-2009 12:00:00  
 Lower/Upper Lmts: 0.242368 through 0.262368

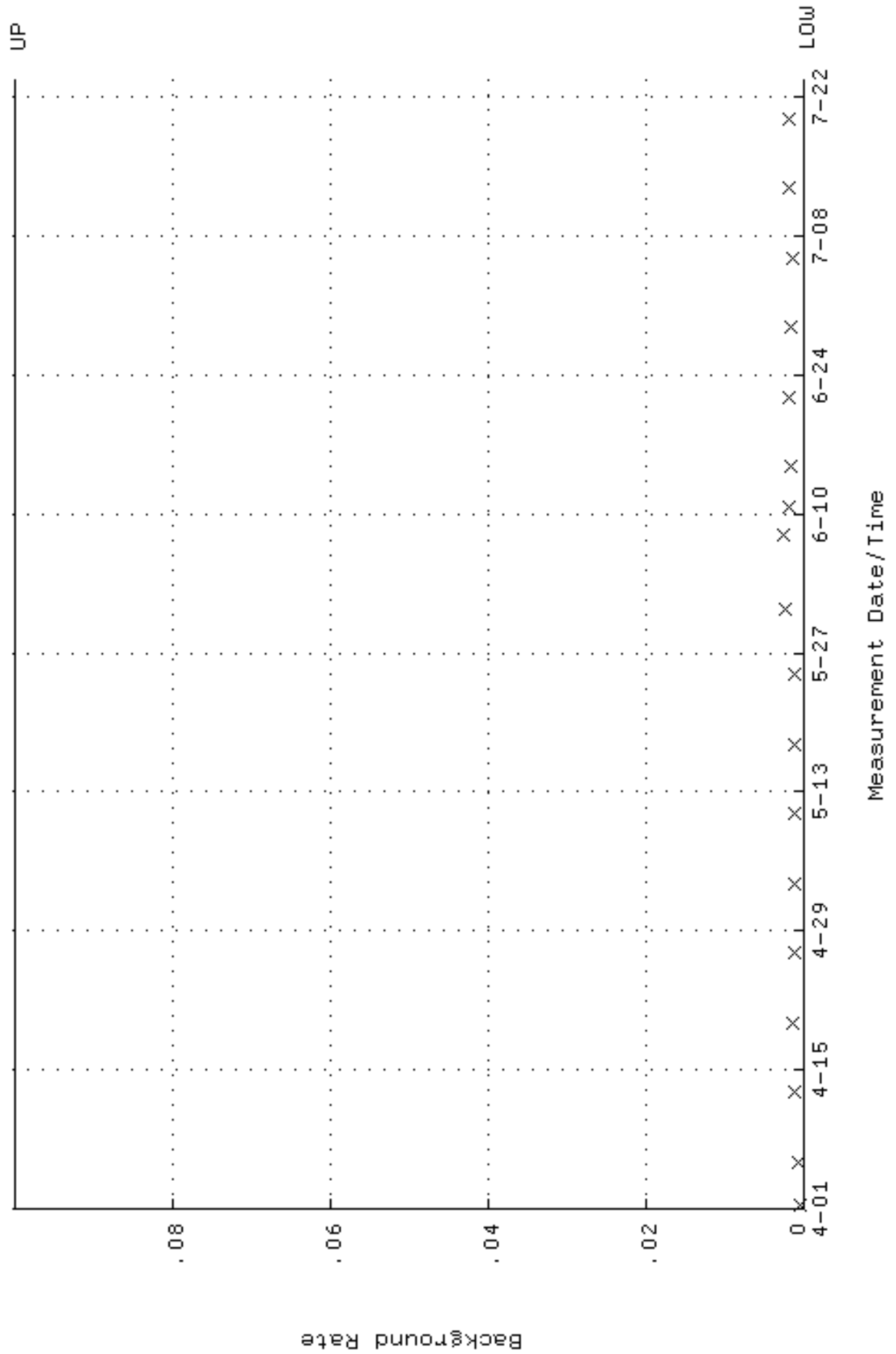




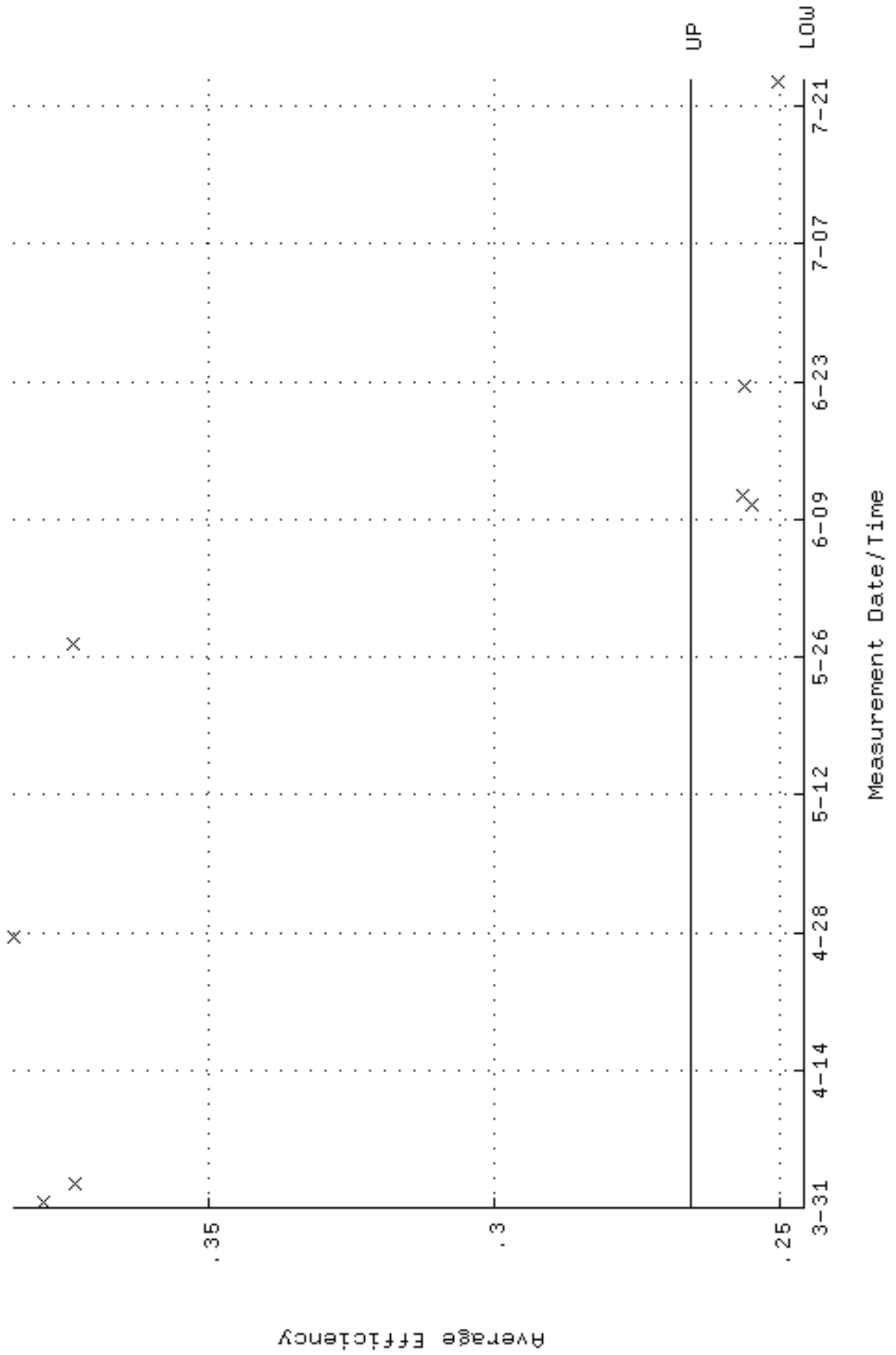
QA filename : DKA100:[ENV\_ALPHA.QA.W]w204.QAF;1  
 Parameter Name : NLAIVITY-GD148 (NUCLIDE ACTIVITY GD-148)  
 Start/End Dates : 31-MAR-2009 15:10:31 through 23-JUL-2009 12:00:00  
 Lower/Upper Lmts: 82.7661 through 91.4783



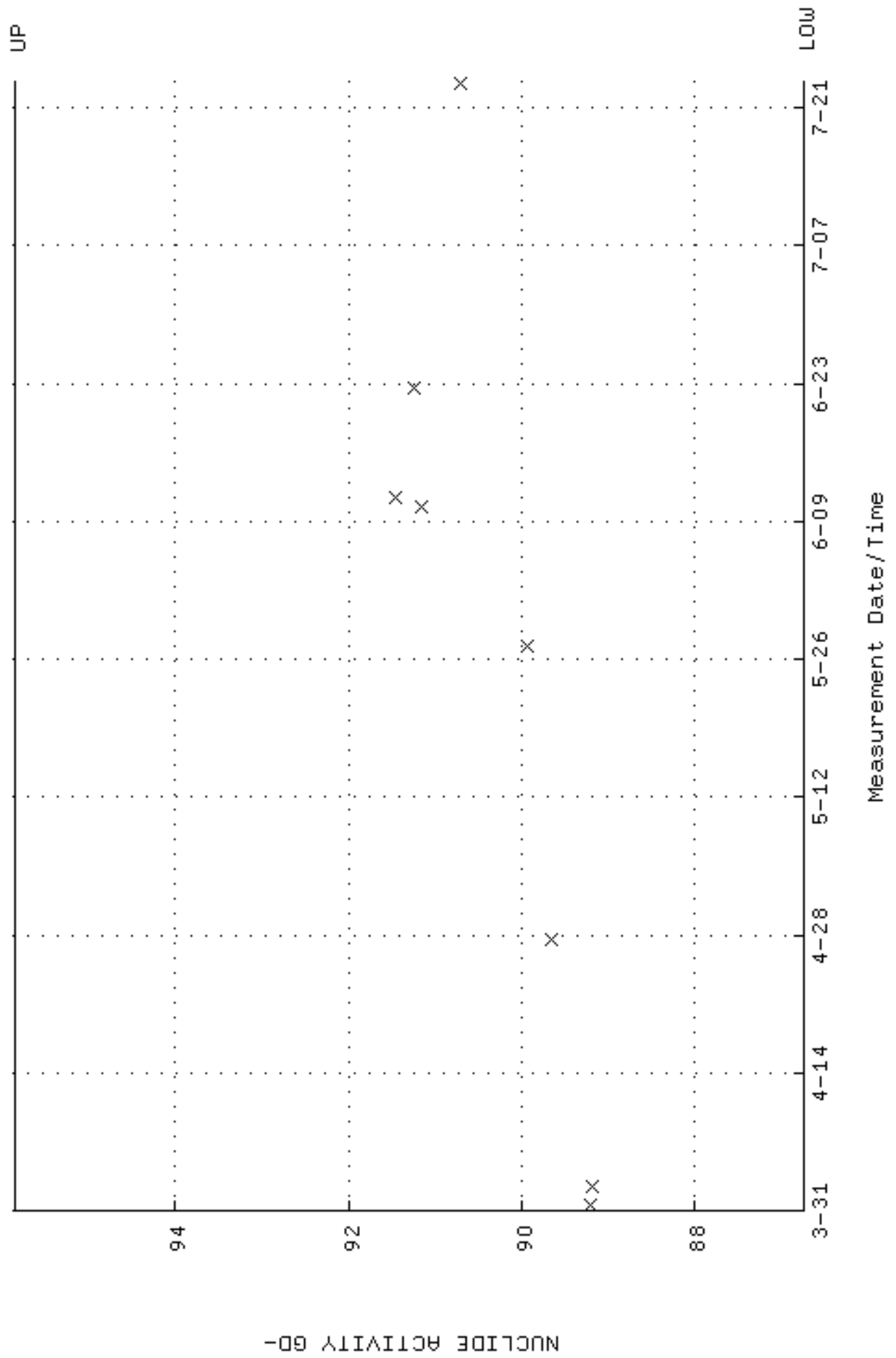
QA filename : DKA100:[ENV\_ALPHA.QA.B]B204.QAF;1  
 Parameter Name : BACKRATE (Background Rate)  
 Start/End Dates : 1-APR-2009 08:02:55 through 23-JUL-2009 12:00:00  
 Lower/Upper Lmts: 0.000000E+00 through 0.100000



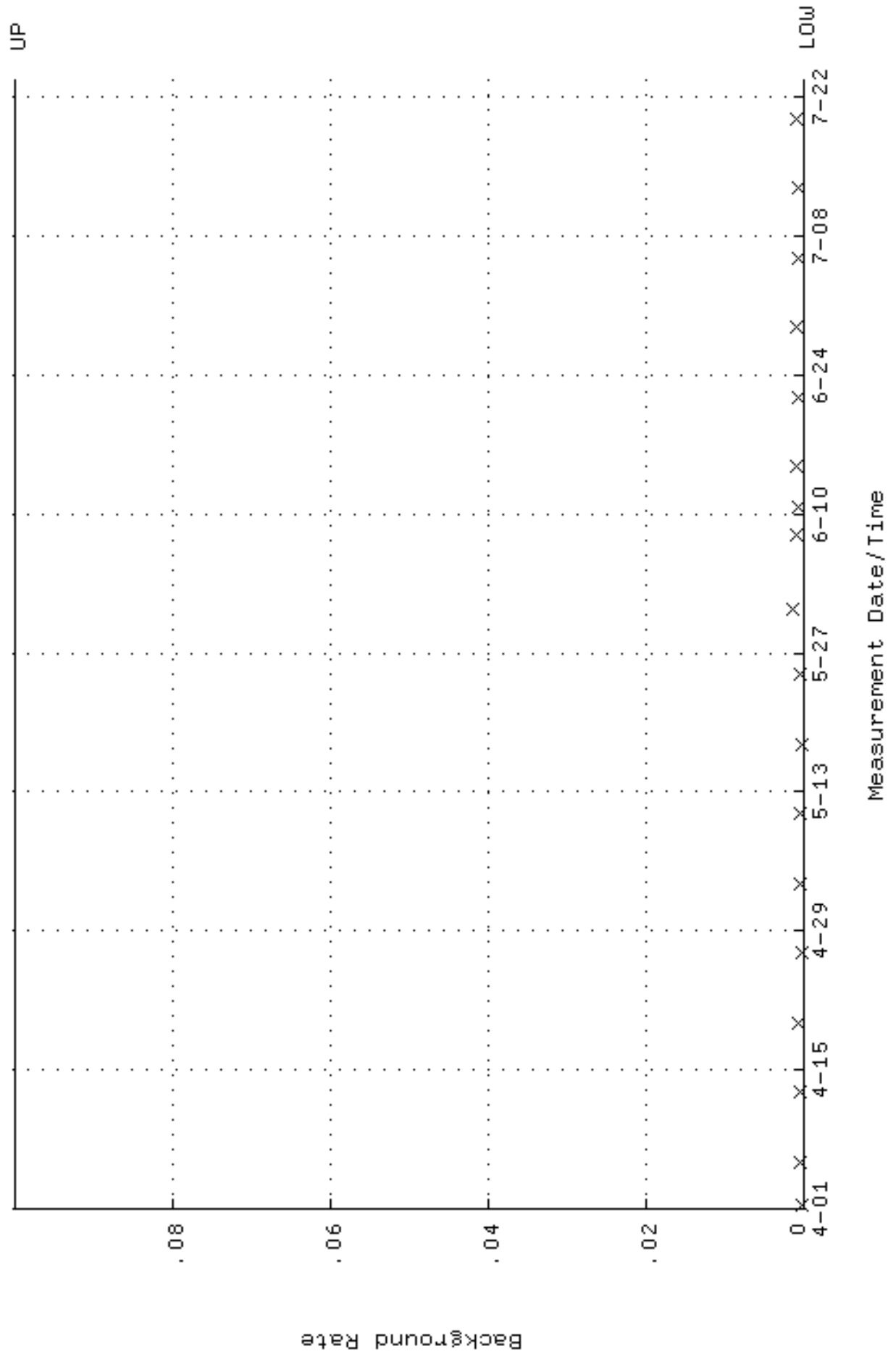
QA filename : DKA100:[ENV\_ALPHA.QA.W]W205.QAF;1  
 Parameter Name : AVRGEFF (Average Efficiency)  
 Start/End Dates : 31-MAR-2009 15:10:33 through 23-JUL-2009 12:00:00  
 Lower/Upper Lmts: 0.245702 through 0.265702



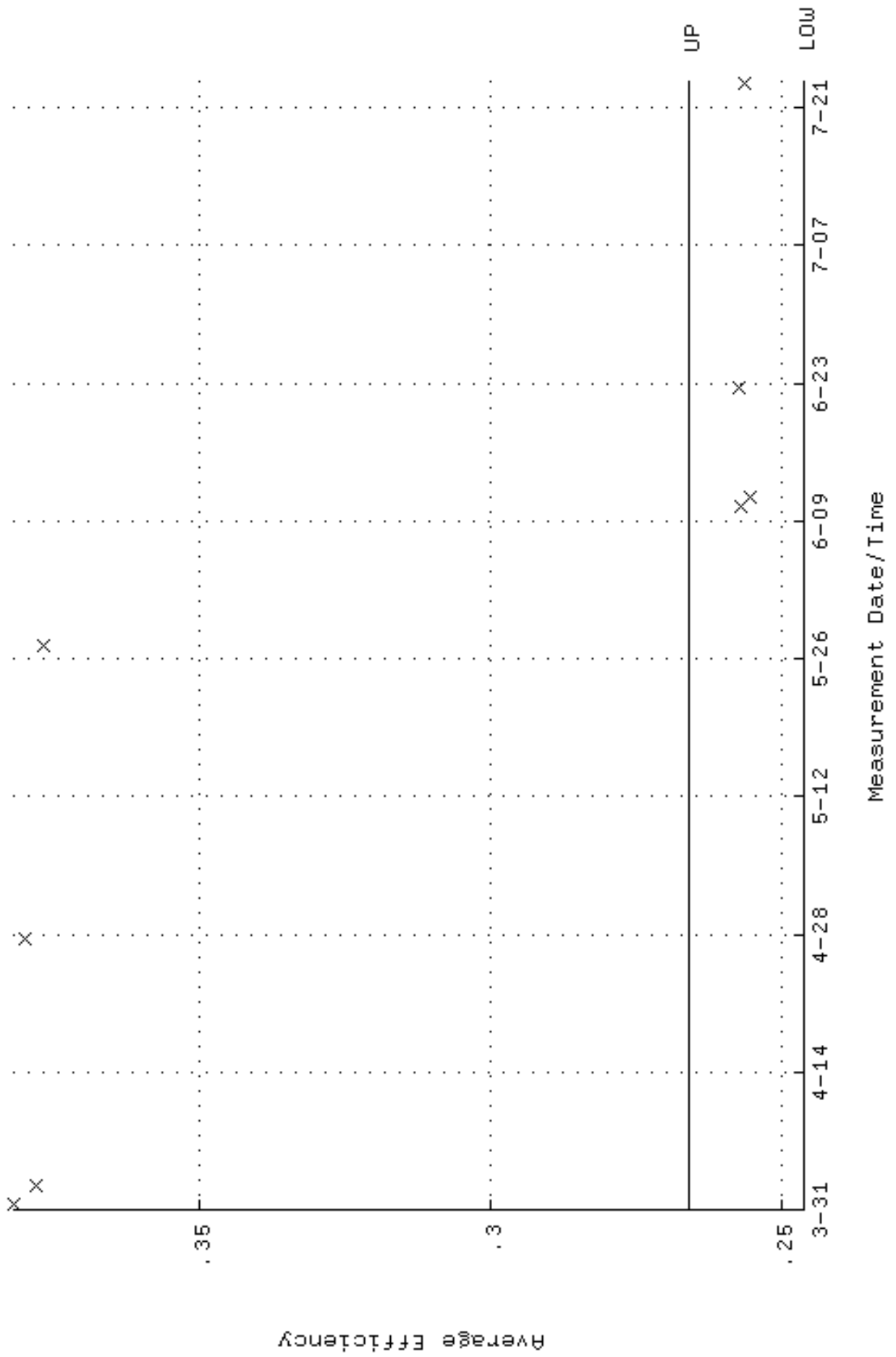
QA filename : DKA100:[ENV\_ALPHA.QA.W]w205.QAF;1  
 Parameter Name : NLAIVITY-GD148 (NUCLIDE ACTIVITY GD-148)  
 Start/End Dates : 31-MAR-2009 15:10:33 through 23-JUL-2009 12:00:00  
 Lower/Upper Lmts: 86.7285 through 95.8579



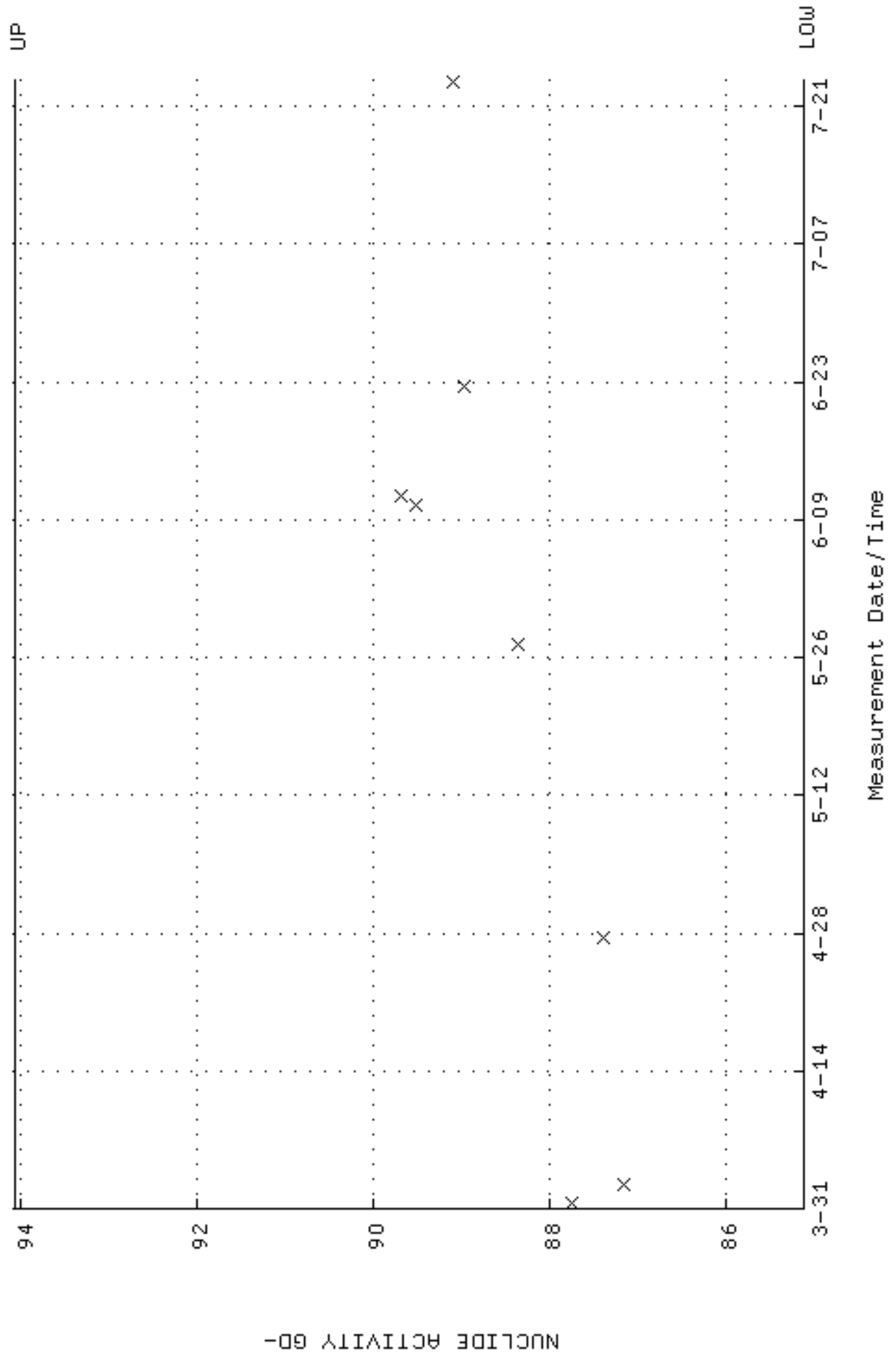
QA filename : DKA100:[ENV\_ALPHA.QA.B]B205.QAF;1  
 Parameter Name : BACKRATE (Background Rate)  
 Start/End Dates : 1-APR-2009 08:03:01 through 23-JUL-2009 12:00:00  
 Lower/Upper Lmts: 0.000000E+00 through 0.100000



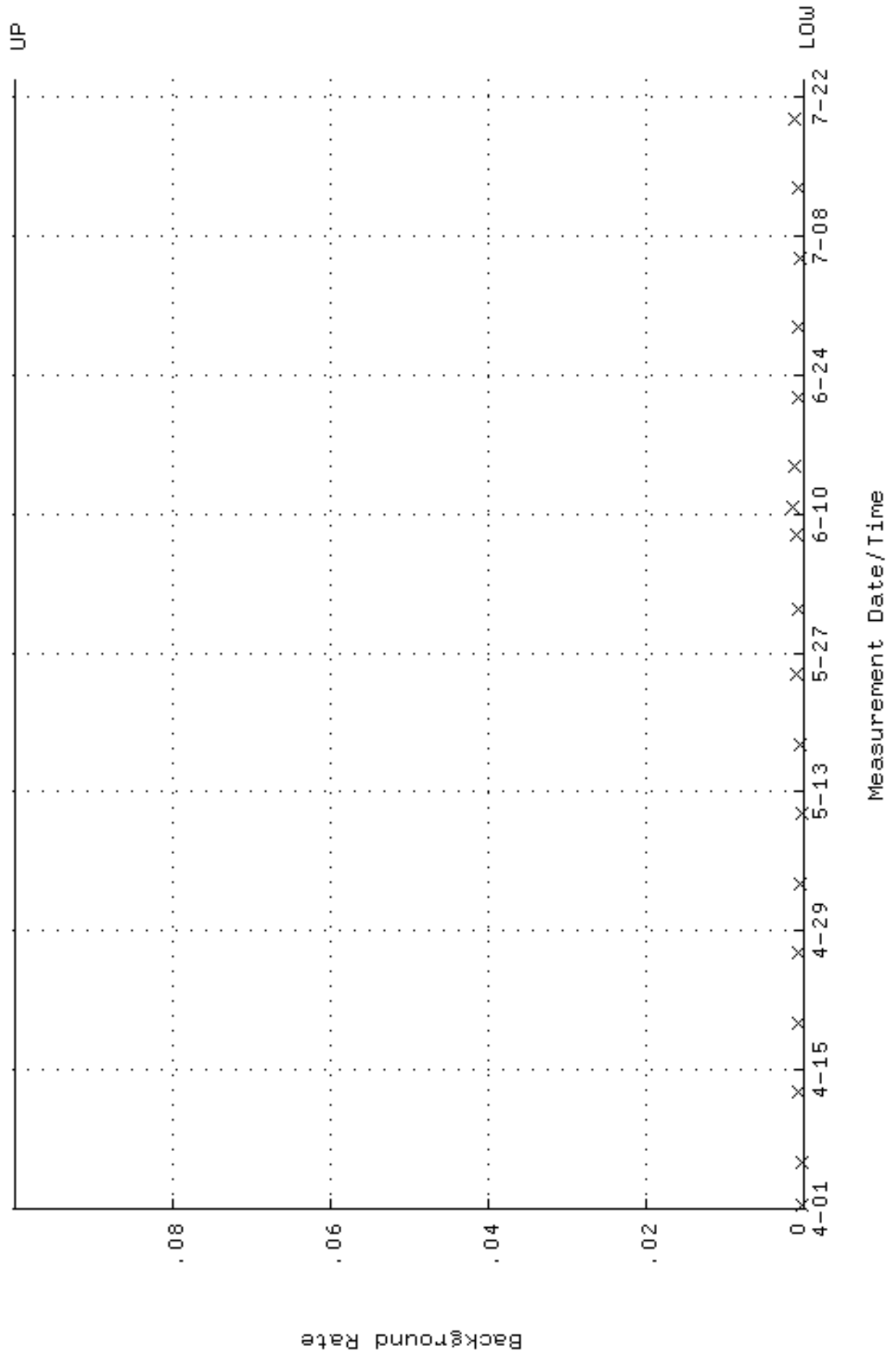
QA filename : DKA100:[ENV\_ALPHA.QA.W]W206.QAF;1  
 Parameter Name : AVREFF (Average Efficiency)  
 Start/End Dates : 31-MAR-2009 15:10:35 through 23-JUL-2009 12:00:00  
 Lower/Upper Lmts: 0.246228 through 0.266228



QA filename : DKA100:[ENV\_ALPHA.QA.W]w206.QAF;1  
 Parameter Name : NLAIVITY-GD148 (NUCLIDE ACTIVITY GD-148)  
 Start/End Dates : 31-MAR-2009 15:10:35 through 23-JUL-2009 12:00:00  
 Lower/Upper Lmts: 85.1104 through 94.0694

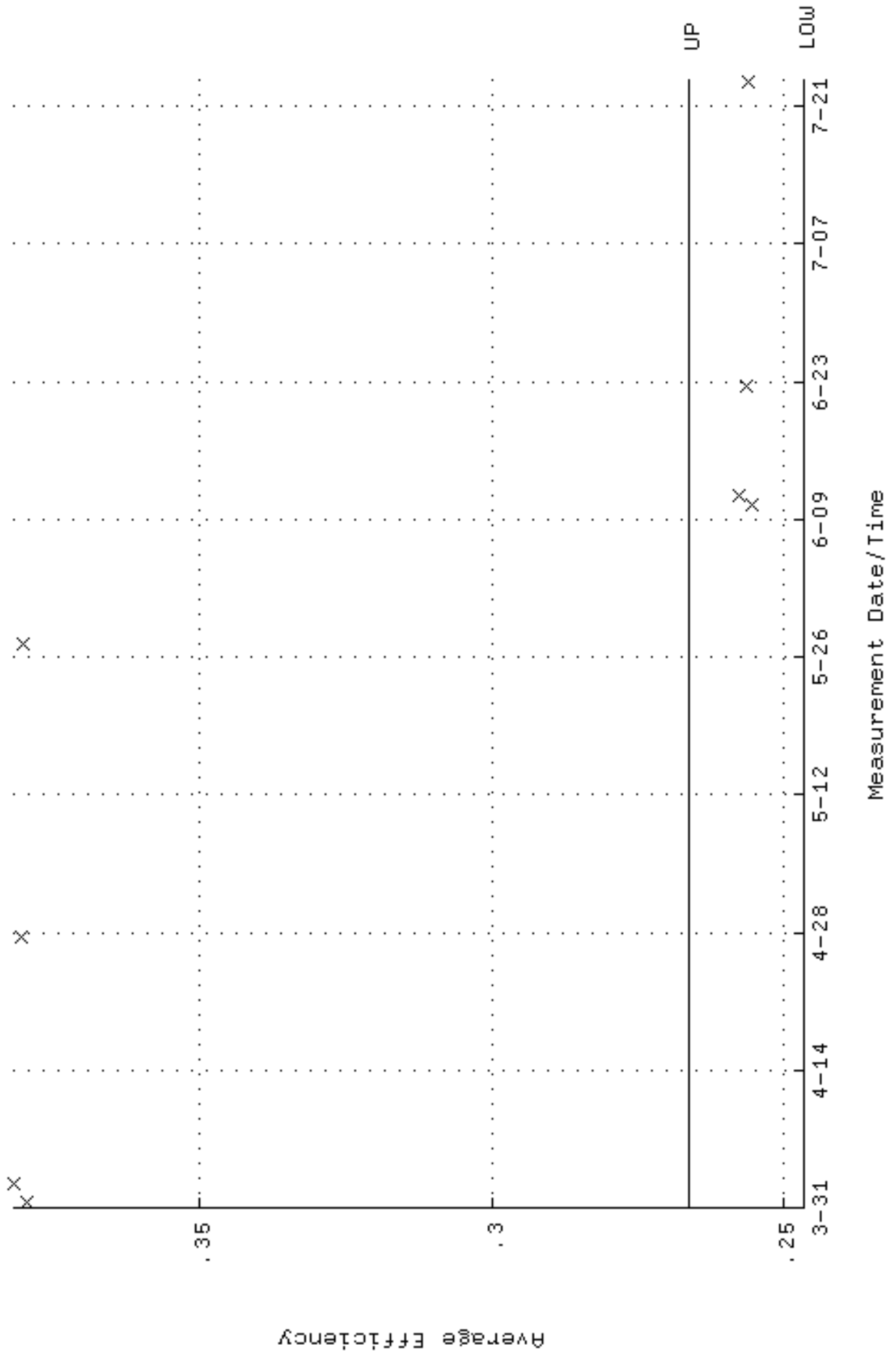


QA filename : DKA100:[ENV\_ALPHA.QA.B]B206.QAF;1  
 Parameter Name : BACKRATE (Background Rate)  
 Start/End Dates : 1-APR-2009 08:03:06 through 23-JUL-2009 12:00:00  
 Lower/Upper Lmts: 0.000000E+00 through 0.100000

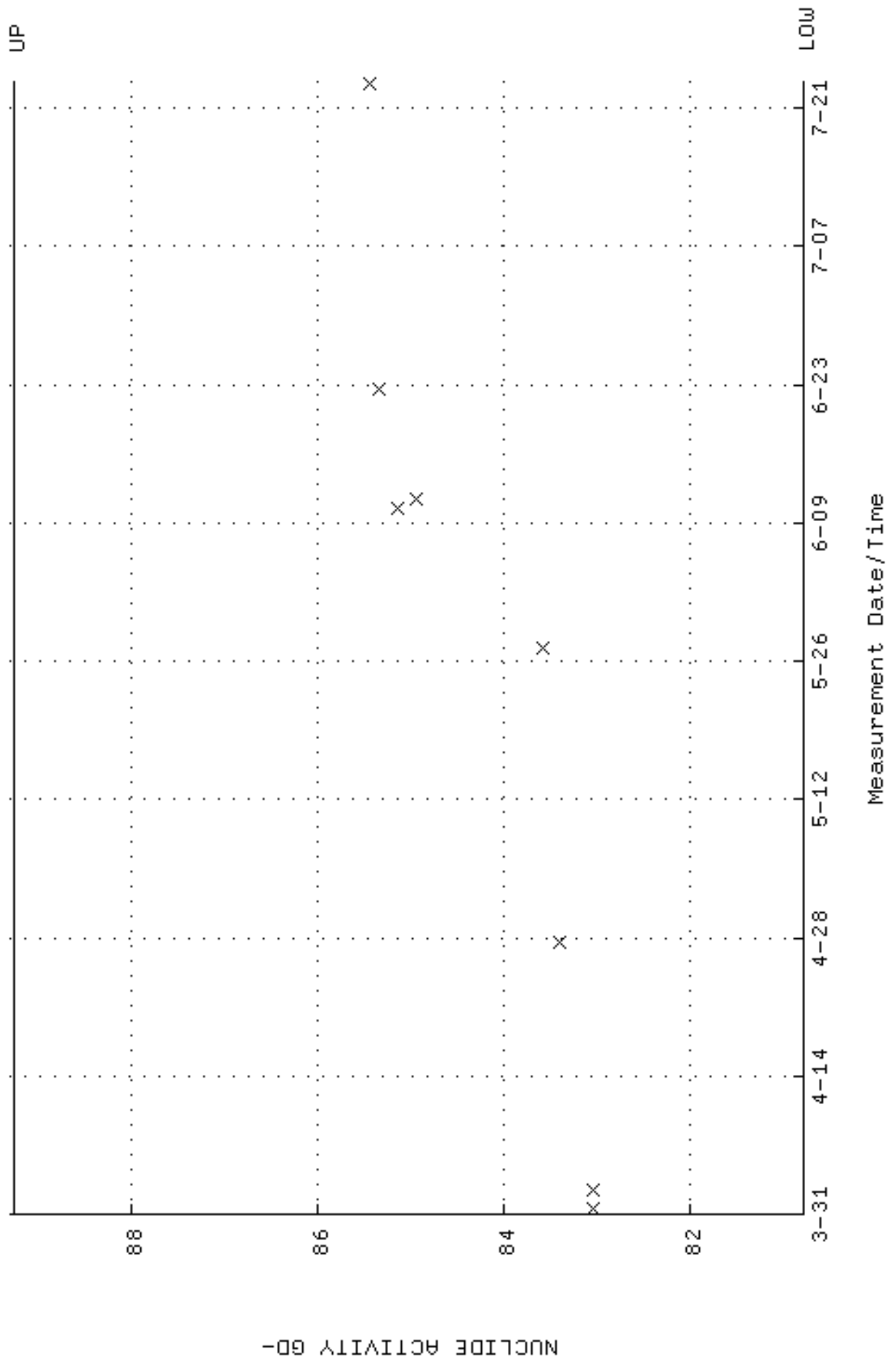




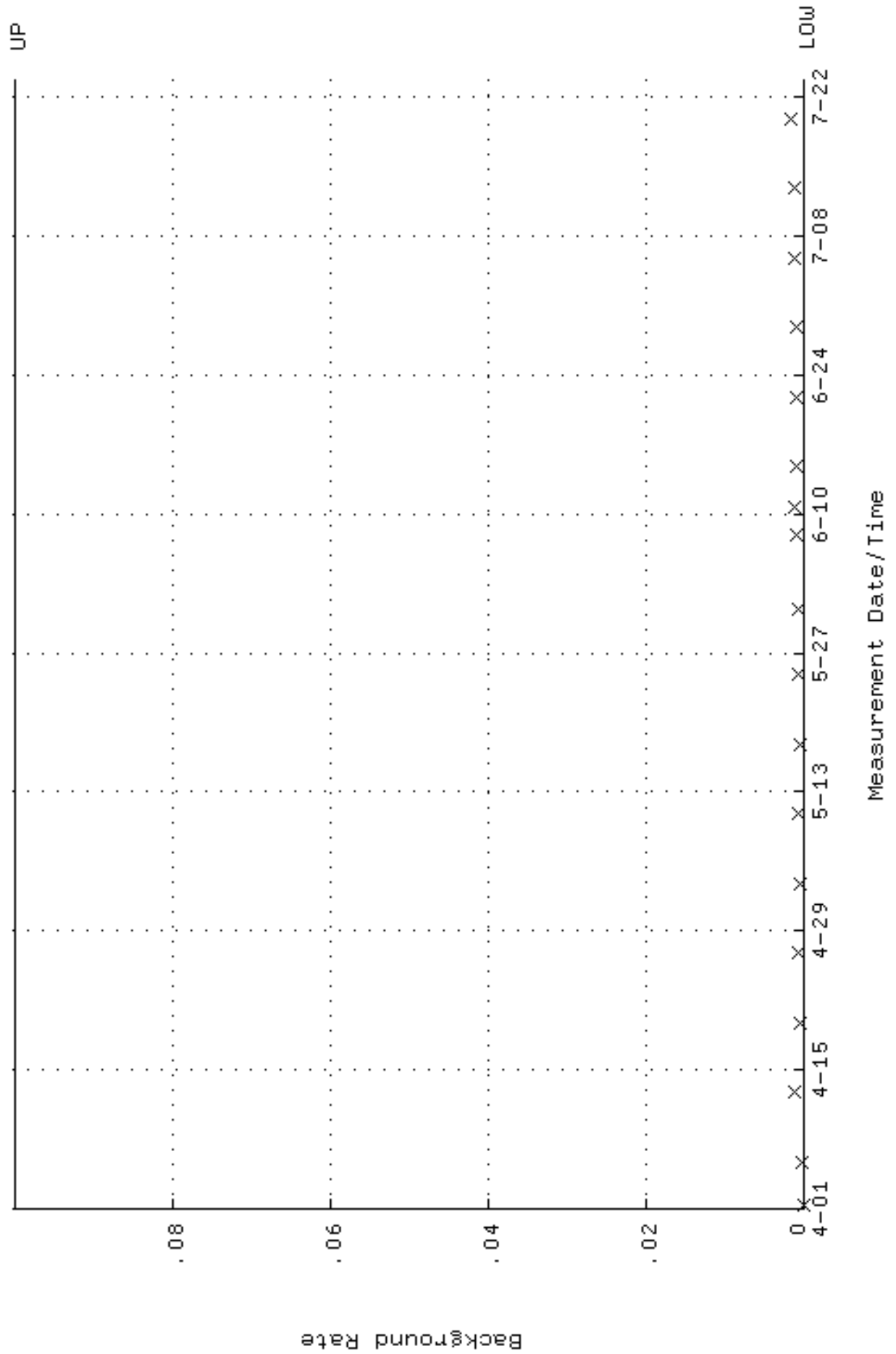
QA filename : DKA100:[ENV\_ALPHA.QA.W]W207.QAF;1  
 Parameter Name : AVRGEFF (Average Efficiency)  
 Start/End Dates : 31-MAR-2009 15:10:38 through 23-JUL-2009 12:00:00  
 Lower/Upper Lmts: 0.246432 through 0.266432



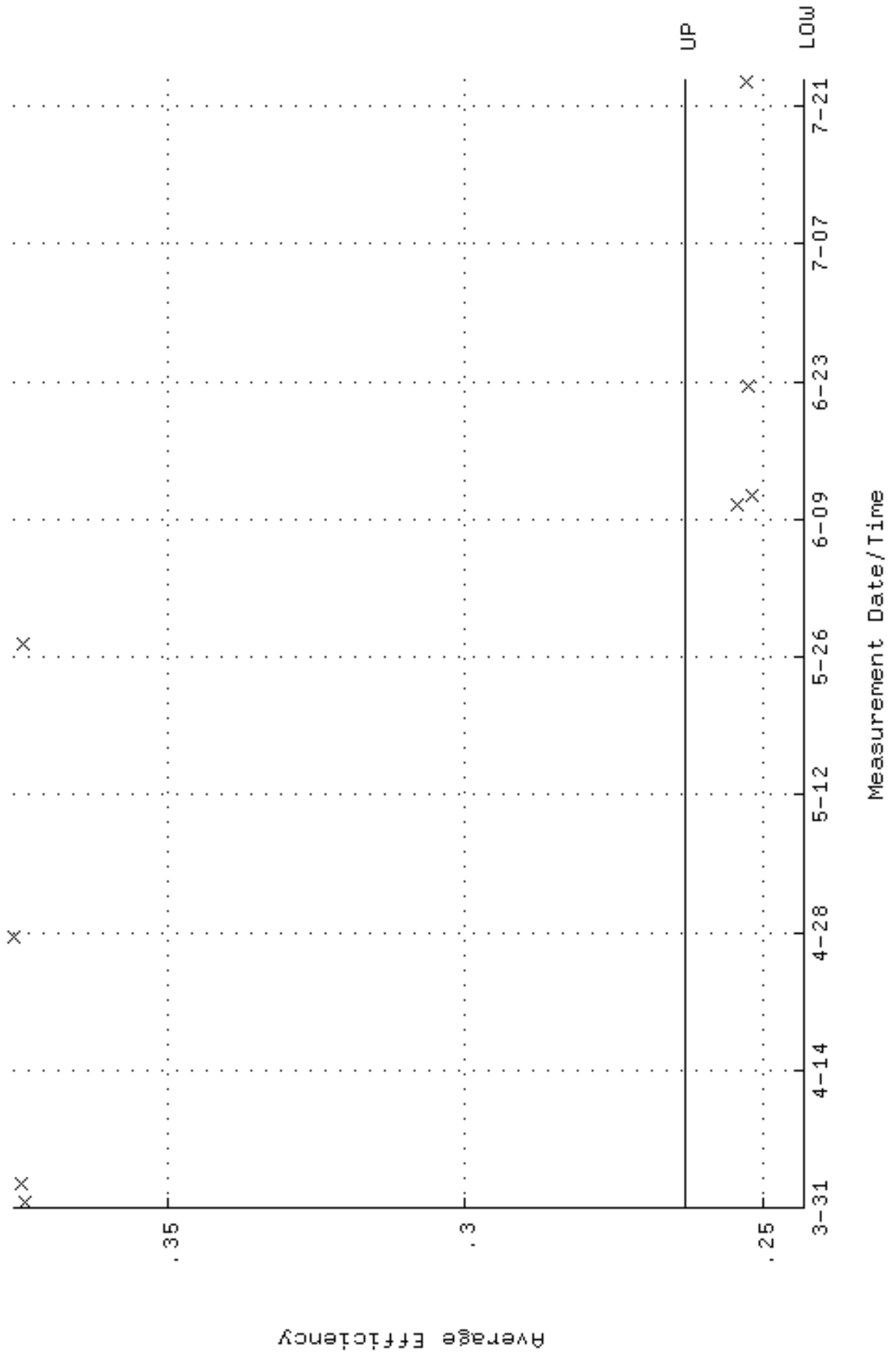
QA filename : DKA100:[ENV\_ALPHA.QA.W]w207.QAF;1  
 Parameter Name : NLAIVITY-GD148 (NUCLIDE ACTIVITY GD-148)  
 Start/End Dates : 31-MAR-2009 15:10:38 through 23-JUL-2009 12:00:00  
 Lower/Upper Lmts: 80.7759 through 89.2787



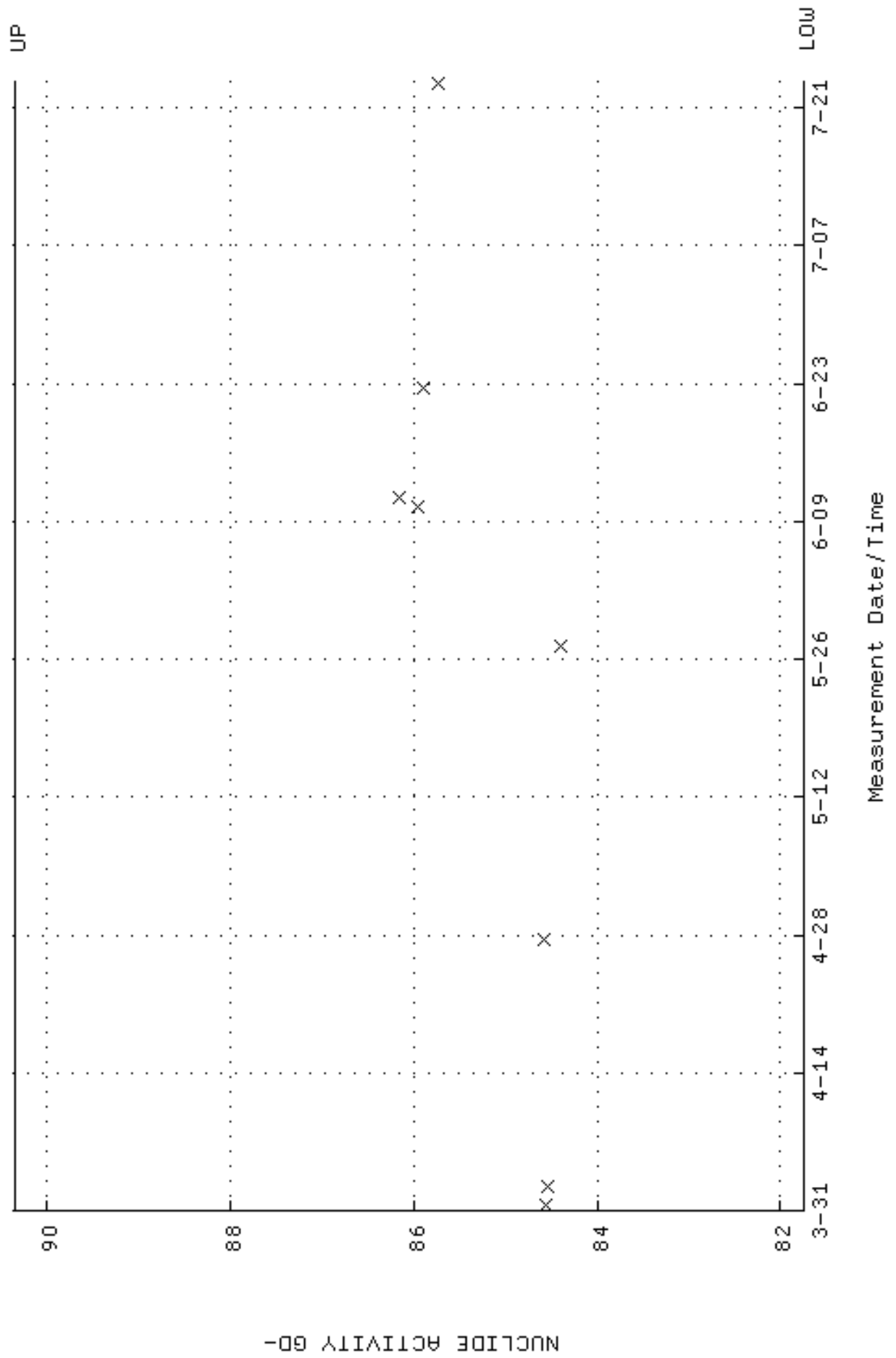
QA filename : DKA100:[ENV\_ALPHA.QA.B]B207.QAF;1  
 Parameter Name : BACKRATE (Background Rate)  
 Start/End Dates : 1-APR-2009 08:03:11 through 23-JUL-2009 12:00:00  
 Lower/Upper Lmts: 0.000000E+00 through 0.100000



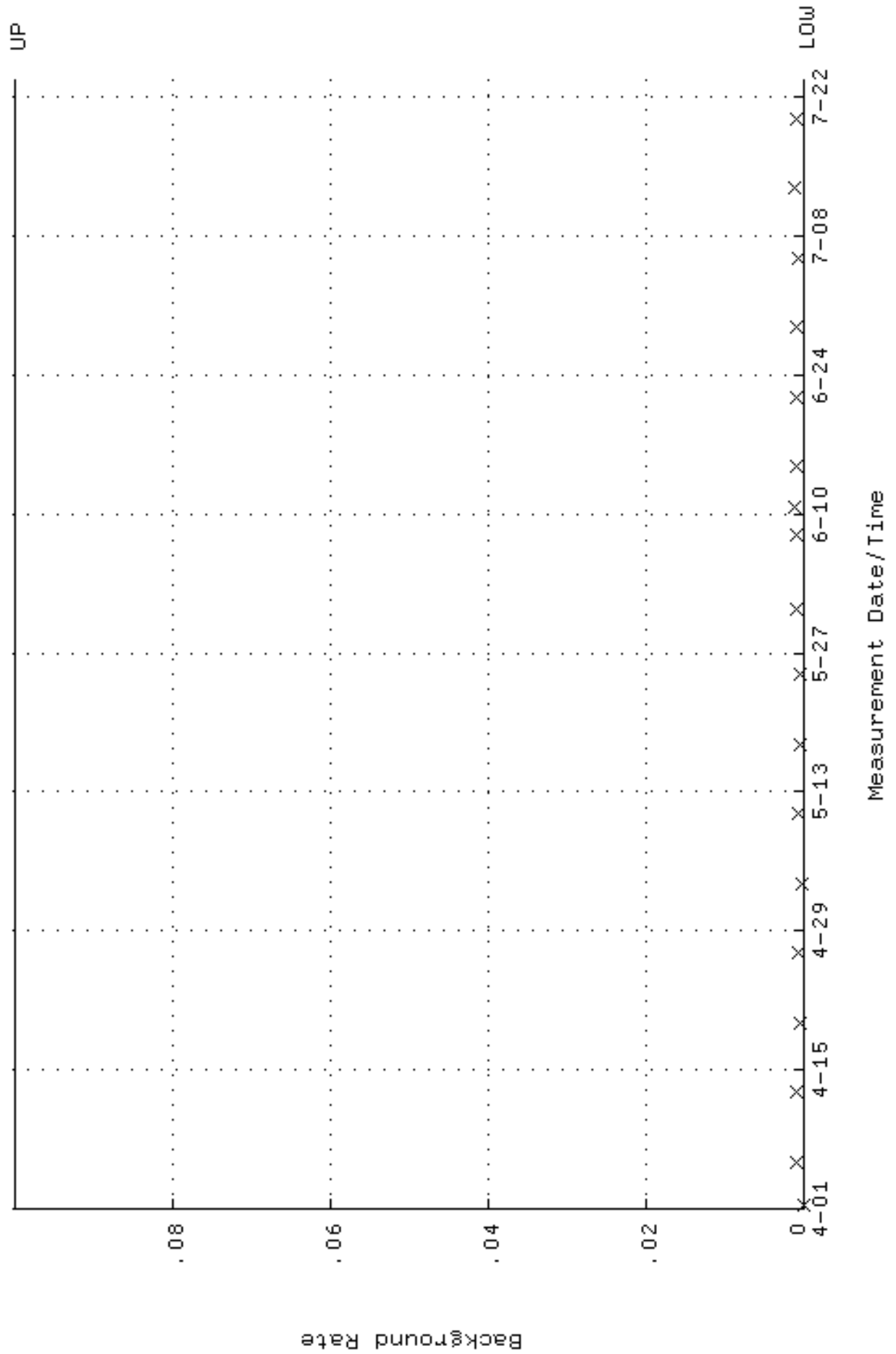
QA filename : DKA100:[ENV\_ALPHA.QA.W]W208.QAF;1  
 Parameter Name : AVREFF (Average Efficiency)  
 Start/End Dates : 31-MAR-2009 15:10:40 through 23-JUL-2009 12:00:00  
 Lower/Upper Lmts: 0.243128 through 0.263128



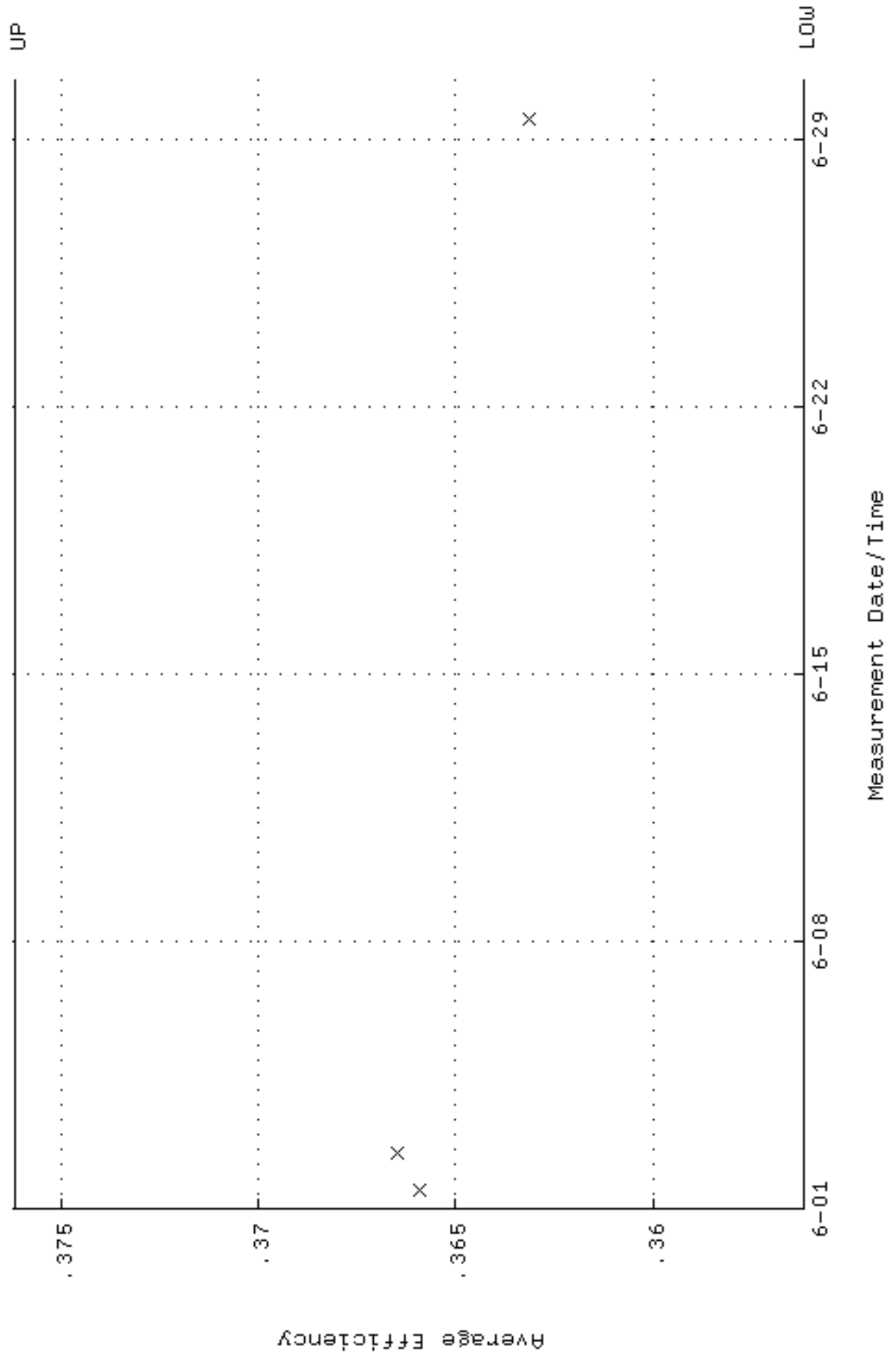
QA filename : DKA100:[ENV\_ALPHA.QA.W]w208.QAF;1  
 Parameter Name : NLAIVITY-GD148 (NUCLIDE ACTIVITY GD-148)  
 Start/End Dates : 31-MAR-2009 15:10:40 through 23-JUL-2009 12:00:00  
 Lower/Upper Lmts: 81.7467 through 90.3517



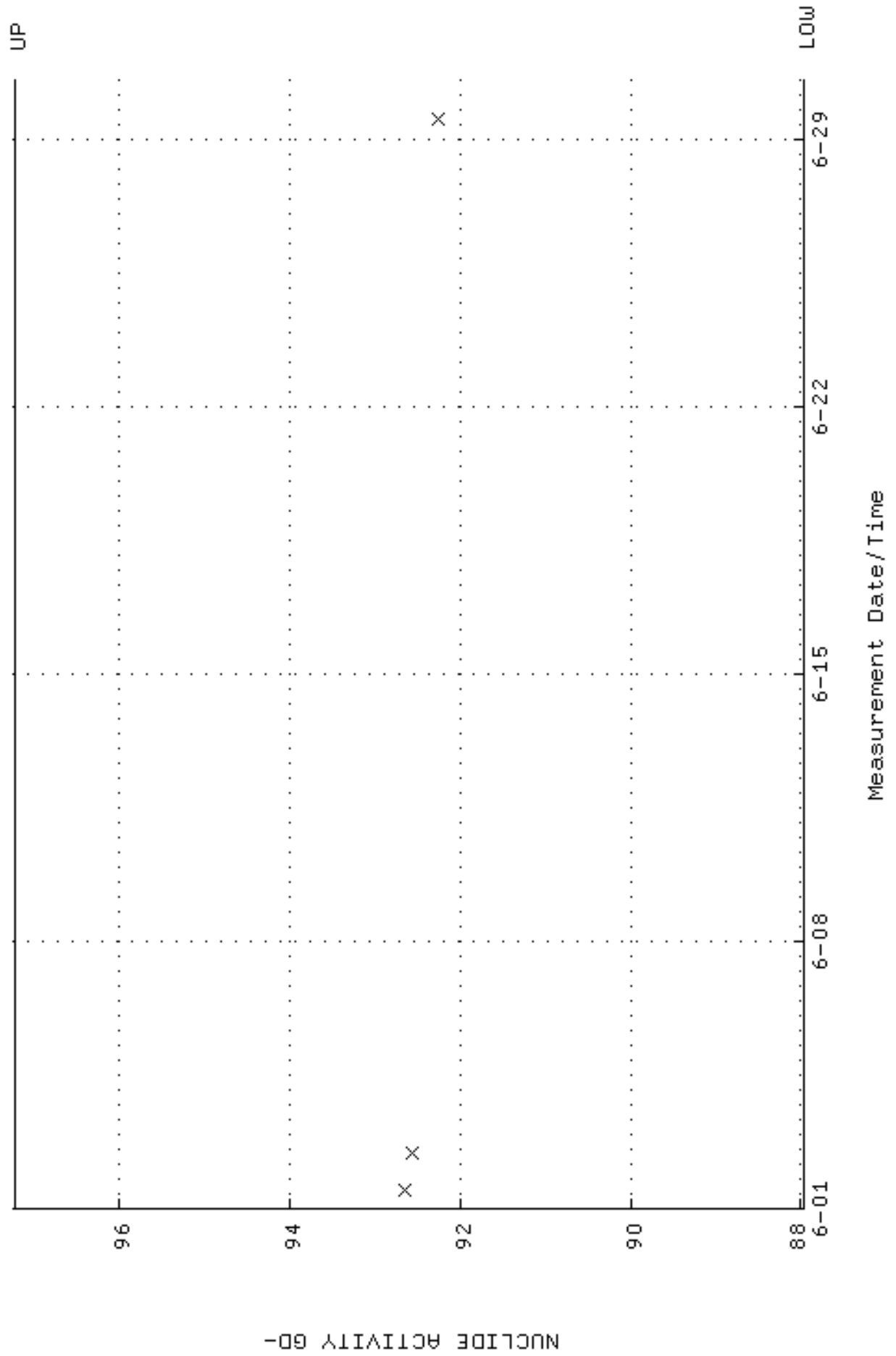
QA filename : DKA100:[ENV\_ALPHA.QA.B]B208.QAF;1  
 Parameter Name : BACKRATE (Background Rate)  
 Start/End Dates : 1-APR-2009 08:03:15 through 23-JUL-2009 12:00:00  
 Lower/Upper Lmts: 0.000000E+00 through 0.100000



QA filename : DKA100:[ENV\_ALPHA.QA.W]W213.QAF;1  
 Parameter Name : AVRGEFF (Average Efficiency)  
 Start/End Dates : 1-JUN-2009 11:30:53 through 30-JUN-2009 12:00:00  
 Lower/Upper Lmts: 0.356166 through 0.376166

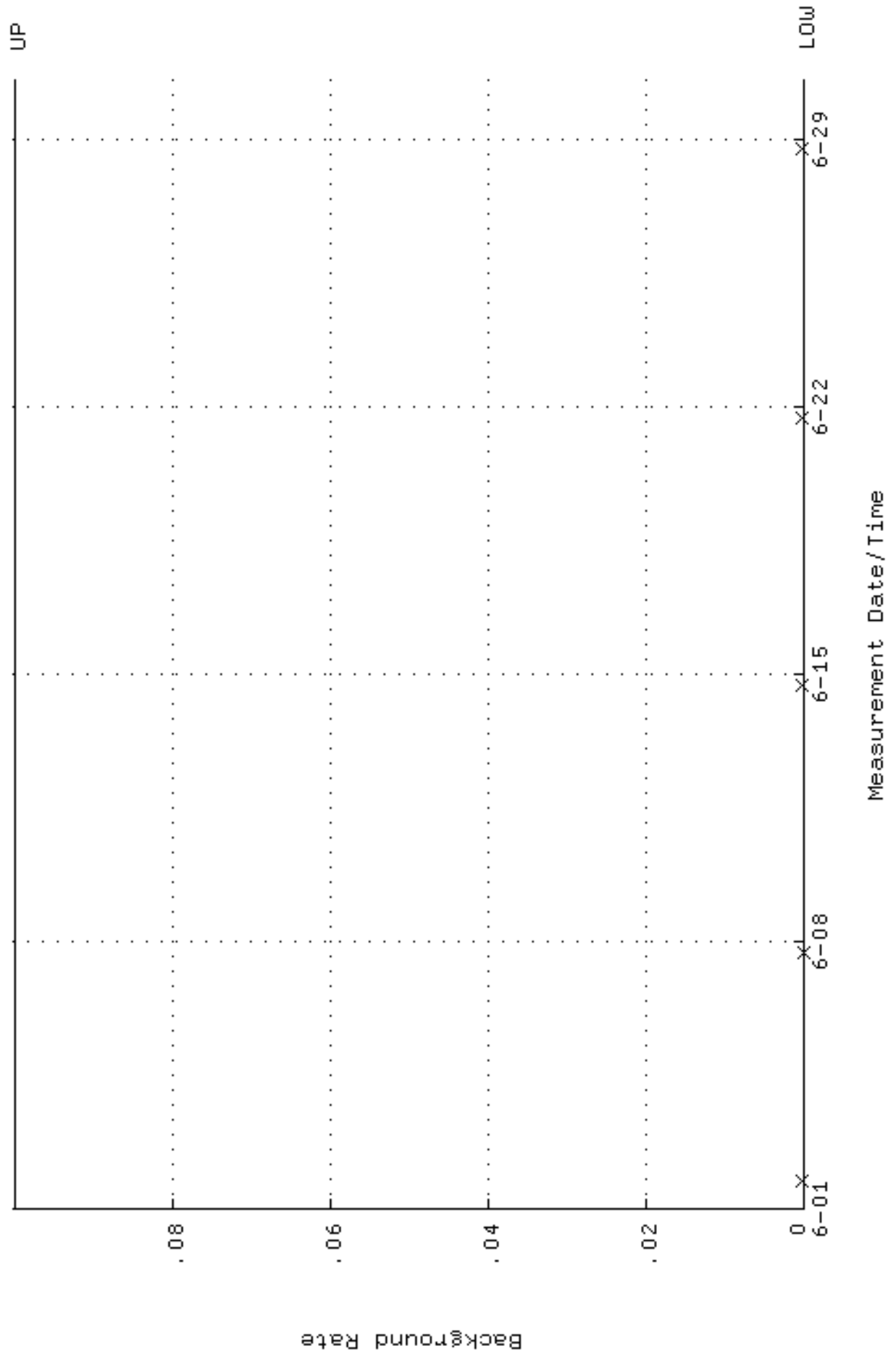


QA filename : DKA100:[ENV\_ALPHA.QA.W]w213.QAF;1  
Parameter Name : NLAIVITY-GD148 (NUCLIDE ACTIVITY GD-148)  
Start/End Dates : 1-JUN-2009 11:30:53 through 30-JUN-2009 12:00:00  
Lower/Upper Lmts: 87.9641 through 97.2235





QA filename : DKA100:[ENV\_ALPHA.QA.B]B213.QAF;1  
 Parameter Name : BACKRATE (Background Rate)  
 Start/End Dates : 1-JUN-2009 17:43:49 through 30-JUN-2009 12:00:00  
 Lower/Upper Lmts: 0.000000E+00 through 0.100000



# RUNLOGS

# Instrument Run Log

Instrument Type: LUCAS CELL DETECTOR

Batch ID: 880590

Sample ID	Sample Type	Analyst	Instrument	Run Date	Status	Geometry	Calibration Date
230340001	SAMPLE	KSD1	LUCAS5	13-JUL-09 15:30	DONE	Lucas Cell	25-MAR-09 00:00
230340002	SAMPLE	KSD1	LUCAS7	13-JUL-09 15:30	DONE	Lucas Cell	21-NOV-08 00:00
230340003	SAMPLE	KSD1	LUCAS1	13-JUL-09 16:05	DONE	Lucas Cell	29-AUG-08 00:00
230340004	SAMPLE	KSD1	LUCAS2	13-JUL-09 16:05	DONE	Lucas Cell	19-DEC-08 00:00
230340006	SAMPLE	KSD1	LUCAS3	13-JUL-09 16:05	DONE	Lucas Cell	04-FEB-09 00:00
230340007	SAMPLE	KSD1	LUCAS4	13-JUL-09 16:05	DONE	Lucas Cell	02-MAR-09 00:00
230340008	SAMPLE	KSD1	LUCAS5	13-JUL-09 16:05	DONE	Lucas Cell	25-MAR-09 00:00
230340009	SAMPLE	KSD1	LUCAS7	13-JUL-09 16:05	DONE	Lucas Cell	21-NOV-08 00:00
230340011	SAMPLE	KSD1	LUCAS1	13-JUL-09 16:55	DONE	Lucas Cell	29-AUG-08 00:00
230340012	SAMPLE	KSD1	LUCAS2	13-JUL-09 16:55	DONE	Lucas Cell	19-DEC-08 00:00
230340013	SAMPLE	KSD1	LUCAS3	13-JUL-09 16:55	DONE	Lucas Cell	04-FEB-09 00:00
230340014	SAMPLE	KSD1	LUCAS4	13-JUL-09 16:55	DONE	Lucas Cell	02-MAR-09 00:00
230340015	SAMPLE	KSD1	LUCAS5	13-JUL-09 16:55	DONE	Lucas Cell	25-MAR-09 00:00
230340016	SAMPLE	KSD1	LUCAS7	13-JUL-09 16:55	DONE	Lucas Cell	21-NOV-08 00:00
230340017	SAMPLE	KSD1	LUCAS1	13-JUL-09 17:25	DONE	Lucas Cell	29-AUG-08 00:00
230340018	SAMPLE	KSD1	LUCAS2	13-JUL-09 17:25	DONE	Lucas Cell	19-DEC-08 00:00
230340019	SAMPLE	KSD1	LUCAS3	13-JUL-09 17:25	DONE	Lucas Cell	04-FEB-09 00:00
230340020	SAMPLE	KSD1	LUCAS4	13-JUL-09 17:25	DONE	Lucas Cell	02-MAR-09 00:00
1201869813	MB	KSD1	LUCAS5	13-JUL-09 17:25	DONE	Lucas Cell	25-MAR-09 00:00
1201869814	DUP	KSD1	LUCAS7	13-JUL-09 17:25	DONE	Lucas Cell	21-NOV-08 00:00
1201869815	MS	KSD1	LUCAS1	13-JUL-09 17:55	DONE	Lucas Cell	29-AUG-08 00:00
1201869816	LCS	KSD1	LUCAS2	13-JUL-09 17:55	DONE	Lucas Cell	19-DEC-08 00:00

# Instrument Run Log

Instrument Type: GFPC

Batch ID: 881075

Sample ID	Sample Type	Analyst	Instrument	Run Date	Status	Geometry	Calibration Date
230340015	SAMPLE	DXM2	PIC11B	03-JUL-09 12:47	DONE	CeF on 25mm Filter	02-JUL-09 00:00
230340016	SAMPLE	DXM2	PIC12B	03-JUL-09 12:47	DONE	CeF on 25mm Filter	02-JUL-09 00:00
1201871003	DUP	DXM2	PIC12D	03-JUL-09 12:48	DONE	CeF on 25mm Filter	02-JUL-09 00:00
230340018	SAMPLE	DXM2	PIC13B	03-JUL-09 12:48	DONE	CeF on 25mm Filter	02-JUL-09 00:00
230340003	SAMPLE	DXM2	PIC3D	03-JUL-09 12:50	DONE	CeF on 25mm Filter	02-JUL-09 00:00
230340002	SAMPLE	DXM2	PIC3C	03-JUL-09 12:50	DONE	CeF on 25mm Filter	02-JUL-09 00:00
230340004	SAMPLE	DXM2	PIC4A	03-JUL-09 12:50	DONE	CeF on 25mm Filter	02-JUL-09 00:00
230340006	SAMPLE	DXM2	PIC4D	03-JUL-09 12:51	DONE	CeF on 25mm Filter	02-JUL-09 00:00
230340007	SAMPLE	DXM2	PIC5A	03-JUL-09 12:51	DONE	CeF on 25mm Filter	02-JUL-09 00:00
230340008	SAMPLE	DXM2	PIC5B	03-JUL-09 12:51	DONE	CeF on 25mm Filter	02-JUL-09 00:00
230340009	SAMPLE	DXM2	PIC5C	03-JUL-09 12:51	DONE	CeF on 25mm Filter	02-JUL-09 00:00
230340011	SAMPLE	DXM2	PIC5D	03-JUL-09 12:51	DONE	CeF on 25mm Filter	02-JUL-09 00:00
230340013	SAMPLE	DXM2	PIC8A	03-JUL-09 12:51	DONE	CeF on 25mm Filter	02-JUL-09 00:00
230340014	SAMPLE	DXM2	PIC9D	03-JUL-09 12:51	DONE	CeF on 25mm Filter	02-JUL-09 00:00
230340020	SAMPLE	DXM2	PIC2B	03-JUL-09 12:52	DONE	CeF on 25mm Filter	02-JUL-09 00:00
1201871002	MB	DXM2	PIC4C	03-JUL-09 12:52	DONE	CeF on 25mm Filter	02-JUL-09 00:00
1201871004	MS	DXM2	PIC1C	03-JUL-09 13:59	DONE	CeF on 25mm Filter	02-JUL-09 00:00
1201871005	LCS	DXM2	PIC1D	03-JUL-09 13:59	DONE	CeF on 25mm Filter	02-JUL-09 00:00
230340012	SAMPLE	DXM2	PIC12D	03-JUL-09 16:07	DONE	CeF on 25mm Filter	02-JUL-09 00:00
230340017	SAMPLE	DXM2	PIC13B	03-JUL-09 16:07	DONE	CeF on 25mm Filter	02-JUL-09 00:00
230340019	SAMPLE	DXM2	PIC13D	03-JUL-09 16:07	DONE	CeF on 25mm Filter	02-JUL-09 00:00
230340001	SAMPLE	DXM2	PIC9D	03-JUL-09 16:10	DONE	CeF on 25mm Filter	02-JUL-09 00:00

# Instrument Run Log

Instrument Type: ALPHA SPECTROMETER

Batch ID: 886050

Sample ID	Sample Type	Analyst	Instrument	Run Date	Status	Geometry	Calibration Date
230340001	SAMPLE	HAKB	1173	20-JUL-09 21:42	DONE		
230340002	SAMPLE	HAKB	1174	20-JUL-09 21:42	DUSE		
230340003	SAMPLE	HAKB	1175	20-JUL-09 21:42	DONE		
230340004	SAMPLE	HAKB	1176	20-JUL-09 21:42	DONE		
230340006	SAMPLE	HAKB	1177	20-JUL-09 21:42	DONE		
230340007	SAMPLE	HAKB	1178	20-JUL-09 21:42	DONE		
230340008	SAMPLE	HAKB	1179	20-JUL-09 21:42	DONE		
230340009	SAMPLE	HAKB	1180	20-JUL-09 21:42	DONE		
230340011	SAMPLE	HAKB	1181	20-JUL-09 21:42	DONE		
230340012	SAMPLE	HAKB	1182	20-JUL-09 21:42	DONE		
230340013	SAMPLE	HAKB	1183	20-JUL-09 21:42	DUSE		
230340014	SAMPLE	HAKB	1184	20-JUL-09 21:42	DUSE		
230340015	SAMPLE	HAKB	1185	20-JUL-09 21:42	DUSE		
230340016	SAMPLE	HAKB	1186	20-JUL-09 21:42	DONE		
230340017	SAMPLE	HAKB	1187	20-JUL-09 21:42	DONE		
230340018	SAMPLE	HAKB	1188	20-JUL-09 21:42	DONE		
230340019	SAMPLE	HAKB	1189	20-JUL-09 21:42	DUSE		
233107021	SAMPLE	HAKB	1191	20-JUL-09 21:43	DONE		
233107022	SAMPLE	HAKB	1192	20-JUL-09 21:43	DONE		
1201882929	MB	HAKB	1193	20-JUL-09 21:43	DONE		
1201882930	DUP	HAKB	1194	20-JUL-09 21:43	DONE		
1201882932	MS	HAKB	1195	20-JUL-09 21:43	DONE		
1201882934	LCS	HAKB	1196	20-JUL-09 21:43	DONE		
230340020	SAMPLE	HAKB	1200	23-JUL-09 20:52	DONE		

# Instrument Run Log

Instrument Type: ALPHA SPECTROMETER

Batch ID: 886099

Sample ID	Sample Type	Analyst	Instrument	Run Date	Status	Geometry	Calibration Date
230340001	SAMPLE	HAKB	1113	20-JUL-09 21:35	DONE		
230340002	SAMPLE	HAKB	1114	20-JUL-09 21:35	DONE		
230340003	SAMPLE	HAKB	1115	20-JUL-09 21:35	DONE		
230340004	SAMPLE	HAKB	1116	20-JUL-09 21:35	DONE		
230340006	SAMPLE	HAKB	1117	20-JUL-09 21:36	DONE		
230340007	SAMPLE	HAKB	1118	20-JUL-09 21:36	DONE		
230340008	SAMPLE	HAKB	1121	20-JUL-09 21:36	DONE		
230340009	SAMPLE	HAKB	1122	20-JUL-09 21:36	DONE		
230340011	SAMPLE	HAKB	1123	20-JUL-09 21:36	DONE		
230340012	SAMPLE	HAKB	1124	20-JUL-09 21:36	DONE		
230340013	SAMPLE	HAKB	1125	20-JUL-09 21:36	DONE		
230340014	SAMPLE	HAKB	1126	20-JUL-09 21:36	DONE		
230340015	SAMPLE	HAKB	1127	20-JUL-09 21:36	DUSE		
230340016	SAMPLE	HAKB	1128	20-JUL-09 21:36	DONE		
230340017	SAMPLE	HAKB	1129	20-JUL-09 21:36	DONE		
230340018	SAMPLE	HAKB	1130	20-JUL-09 21:36	DONE		
230340019	SAMPLE	HAKB	1133	20-JUL-09 21:36	DONE		
230340020	SAMPLE	HAKB	1134	20-JUL-09 21:36	DONE		
233107021	SAMPLE	HAKB	1135	20-JUL-09 21:36	DONE		
233107022	SAMPLE	HAKB	1136	20-JUL-09 21:36	DONE		
1201883066	MB	HAKB	1137	20-JUL-09 21:36	DONE		
1201883067	DUP	HAKB	1138	20-JUL-09 21:36	DONE		
1201883069	MS	HAKB	1139	20-JUL-09 21:36	DONE		
1201883071	LCS	HAKB	1140	20-JUL-09 21:36	DONE		

# Instrument Run Log

Instrument Type: ALPHA SPECTROMETER

Batch ID: 886965

Sample ID	Sample Type	Analyst	Instrument	Run Date	Status	Geometry	Calibration Date
230340015	SAMPLE	HAKB	1131	23-JUL-09 09:12	DONE		
1201885420	MB	HAKB	1133	23-JUL-09 09:12	DONE		
1201885421	DUP	HAKB	1134	23-JUL-09 09:13	DONE		
1201885422	MS	HAKB	1135	23-JUL-09 09:13	DONE		
1201885423	LCS	HAKB	1136	23-JUL-09 09:13	DONE		

# Instrument Run Log

Instrument Type: ALPHA SPECTROMETER

Batch ID: 887272

Sample ID	Sample Type	Analyst	Instrument	Run Date	Status	Geometry	Calibration Date
230340002	SAMPLE	HAKB	1201	23-JUL-09 20:52	DONE		
230340013	SAMPLE	HAKB	1202	23-JUL-09 20:52	DONE		
230340014	SAMPLE	HAKB	1203	23-JUL-09 20:52	DONE		
230340015	SAMPLE	HAKB	1204	23-JUL-09 20:52	DONE		
230340019	SAMPLE	HAKB	1205	23-JUL-09 20:52	DONE		
1201886232	MB	HAKB	1206	23-JUL-09 20:52	DONE		
1201886233	DUP	HAKB	1207	23-JUL-09 20:52	DONE		
1201886234	MS	HAKB	1208	23-JUL-09 20:52	DONE		
1201886235	LCS	HAKB	1213	23-JUL-09 20:52	DONE		