

October 21, 2009

Service Request No: R0904290

Janice Jaeger
Columbia Analytical Services
1 Mustard St, Suite 250
Rochester, NY 14609-0859

Laboratory Results for: Northgate Environmental

Dear Janice:

Enclosed are the results of the sample(s) submitted to our laboratory on August 12, 2009. For your reference, these analyses have been assigned our service request number **R0904290**.

Analyses were performed according to our laboratory's NELAP-approved quality assurance program. The test results meet requirements of the current NELAP standards, where applicable, and except as noted in the laboratory case narrative provided.

All results are intended to be considered in their entirety, and Columbia Analytical Services, Inc. (CAS) is not responsible for use of less than the complete report. Results apply only to the items submitted to the laboratory for analysis and individual items (samples) analyzed, as listed in the report. In accordance to the NELAC 2003 Standard, a statement on the estimated uncertainty of measurement of any quantitative analysis will be supplied upon request.

Please contact me if you have any questions. My direct line is 281-994-2957. You may also contact me via email at JFreemyer@caslab.com.

Respectfully submitted,

Columbia Analytical Services, Inc.

Jane Freemyer
Project Manager

..... *For a specific list of NELAP-accredited analytes, refer to the certifications section at*
www.caslab.com.





Certificate of Analysis

19408 Park Row, Suite 320, Houston, TX 77084

Phone (713)266-1599 Fax (713)266-0130

www.caslab.com

An Employee Owned Company

COLUMBIA ANALYTICAL SERVICES, INC

Client: Northgate Environmental
Project: Tronox
Sample Matrix: Water

Service Request No.: R0904290
Date Received: 08/12/09

CASE NARRATIVE

All analyses were performed in adherence to the quality assurance program of Columbia Analytical Services, Inc. (CAS). This report contains analytical results for samples designated for Tier IV. When appropriate to the method, method blank results have been reported with each analytical test.

Sample Receipt

One water sample was received for analysis at Columbia Analytical Services on 08/12/09.

The sample was received at 0°C in good condition and is consistent with the accompanying chain of custody form. The sample was stored in a refrigerator at 4°C upon receipt at the laboratory.

Please note the reporting forms are currently referencing the date CAS-Rochester received the sample (08/05/09) and not the date CAS-Houston received the sample (08/12/09.)

Data Validation Notes and Discussion

B flags – Method Blanks

The Method Blank EQ0900315-01/U132566 contained low levels of OCDD at or below the Method Reporting Limit (MRL).

The Method Blank EQ0900316-01/U220199 contained low levels of PCB-11 and PCB-209 above the Method Reporting Limit (MRL). The results in the sample had similar levels of these two compounds.

The associated compounds in the samples are flagged with 'B' flags.

Y flags – Labeled Standards

Samples that had recoveries of labeled standards outside the acceptance limits are flagged with 'Y' flags on the Labeled Compound summary pages. In all cases, the signal-to-noise ratios are greater than 10:1, making these data acceptable.

MS/MSD

EQ0900316: Laboratory Control Spike/Duplicate Laboratory Control Spike (LCS/DLCS) samples were analyzed and reported in lieu of an MS/DMS for this extraction batch. One compound, PCB-209, was outside the acceptance criteria in the LCS. PCB-209 was within the acceptance criteria for the DLCS and the batch was released.

Approved by _____ **Date** _____

Xiangqiu Liang, Laboratory Director

EQ0900315: The batch precision (MS/DMS) measurements were determined on another order in the extraction batch. The MS/DMS results are not included in this report.

K flags

EMPC - When the ion abundance ratios associated with a particular compound are outside the QC limits, samples are flagged with a 'K' flag. A 'K' flag indicates an estimated maximum possible concentration for the associated compound.

Detection Limits

Detection limits are calculated for each congener in each sample by measuring the height of the noise level for each quantitation ion for the associated labeled standard. The concentration equivalent to 2.5 times the height of the noise is then calculated using the appropriate response factor and the weight of the sample. The calculated concentration equals the detection limit.

The TEQ Summary results for each sample have been calculated by CAS/Houston to include:

- The 2005 World Health Organization Reevaluation of Human and Mammalian Toxic Equivalency Factors for Dioxins and Dioxin-Like Compounds (M. Van den Berg et al., Toxicological Sciences 93(2):223-241, 2006)
- Non-detected compounds are not included in the 'Total'

Approved by _____ Date _____

Xiangqiu Liang, Laboratory Director

Client: Northgate Environmental
Project: Tronox LLC Henderson/2027.001

Service Request: R0904290

SAMPLE CROSS-REFERENCE

<u>SAMPLE #</u>	<u>CLIENT SAMPLE ID</u>	<u>DATE</u>	<u>TIME</u>
R0904290-001	M-31AB	8/3/09	09:15
R0904290-002	M-31ABDISS	8/3/09	09:15
R0904290-003	TB080309-GW1	8/3/09	07:45
R0904290-004	M-50B	8/3/09	12:05
R0904290-005	M-21B	8/4/09	09:30
R0904290-006	FB080409-GW	8/4/09	11:00
R0904290-007	TB080409-GW1	8/4/09	06:35

Superset Summary

120.1/Cond Spec

Calibrations:

Data Files:

<i>Raw Data</i>	<i>Begin CCAL</i>	<i>Method Blank</i>	<i>Lab ID</i>
-----------------	-------------------	---------------------	---------------

1668A/Cl Biphen Cong

Calibrations: 08/19/09

Data Files:

<i>Raw Data</i>	<i>Begin CCAL</i>	<i>Method Blank</i>	<i>Lab ID</i>
U220193	U220192	U220199	EQ0900316-02
U220194	U220192	U220199	EQ0900316-03
U220199	U220197	U220199	EQ0900316-01
U220221	U220215	U220199	R0904290-006

8290/PCDD PCDF

Calibrations: 07/31/09

Data Files:

<i>Raw Data</i>	<i>Begin CCAL</i>	<i>Method Blank</i>	<i>Lab ID</i>
U132566	U132564	U132566	EQ0900315-01
U132599	U132589	U132566	EQ0900315-02
U132613	U132605	U132566	R0904290-006

Laboratory Certifications 2009-2010

STATE/PROGRAM	AGENCY	CERTIFICATION ID	EXP DATE
ARIZONA	AZ-DHS	AZ0725	05/26/10
ARKANSAS	ADEQ	09-048-0	06/16/10
CALIFORNIA	CA-ELAP	2452	02/28/11
FLORIDA/NELAP	FL-DOHS	E87611	06/30/10
HAWAII	HI-DOH	N/A	06/30/10
ILLINOIS/NELAP	IL-EPA	002380	10/06/10
LOUISIANA/NELAP	LELAP	03048	06/30/10
MAINE	ME-DOHS	2008031	06/05/10
MICHIGAN	MIDEQ	9971	06/30/10
MINNESOTA	MDH	048-999-427	03/25/10
NEVADA	NDEP	TX014112009A	07/31/10
NEW JERSEY	NJDEP	TX008	06/30/10
NEW MEXICO	NMED-DWB	N/A	06/30/10
NEW YORK/NELAP	NY-DOH	11707	03/31/10
NFESC/NAVY	NFESC	N/A	01/09/10
OKLAHOMA	OKDEQ	2009-25	08/31/10
OREGON/NELAP	ORELAP	TX200002-006	03/24/10
TENNESSEE	TNDEC	04016	06/30/10
TEXAS/NELAP	TCEQ	T104704216-09-TX	06/30/10
UTAH/NELAP	UTELCP	COLU2	06/30/10
SOIL IMPORT PERMIT	USDA	P330-09-00067	03/27/12
WASHINGTON/NELAP	WA-Ecology	C1855	11/14/09
WEST VIRGINIA	WVDEP	347	06/30/10

Abbreviations, Acronyms & Definitions

Cal	Calibration
Conc	CONCentration
Dioxin(s)	Polychlorinated dibenzo-p-dioxin(s)
EDL	Estimated Detection Limit
EMPC	Estimated Maximum Possible Concentration
Flags	Data qualifiers
Furan(s)	Polychlorinated dibenzofuran(s)
g	Grams
ICAL	Initial CALibration
ID	IDentifier
Ions	Masses monitored for the analyte during data acquisition
L	Liter (s)
LCS	Laboratory Control Sample
DLCS	Duplicate Laboratory Control Sample
MB	Method Blank
MCL	Method Calibration Limit
MDL	Method Detection Limit
MRL	Method Reporting Limit
mL	Milliliters
MS	Matrix Spiked sample
DMS	Duplicate Matrix Spiked sample
NO	Number of peaks meeting all identification criteria
PCDD(s)	Polychlorinated dibenzo-p-dioxin(s)
PCDF(s)	Polychlorinated dibenzofuran(s)
ppb	Parts per billion
ppm	Parts per million
ppq	Parts per quadrillion
ppt	Parts per trillion
QA	Quality Assurance
QC	Quality Control
Ratio	Ratio of areas from monitored ions for an analyte
% Rec.	Percent Recovery
RPD	Relative Percent Difference
RRF	Relative Response Factor
RT	Retention Time
RRT	Relative Retention Time
SDG	Sample Delivery Group
S/N	Signal-to-Noise ratio
TEF	Toxicity Equivalence Factor
TEQ	Toxicity Equivalence Quotient

Data Qualifier Flags – Dioxin/Furans

- **B** Indicates the associated analyte is found in the method blank, as well as in the sample.
- **C** Confirmation of the TCDF compound: When 2378-TCDF is detected on the DB-5 column, confirmation analyses are performed on a second column (DB-225). The results from both the DB-5 column and the DB-225 column are included in this data package. The results from the DB-225 analyses should be used to evaluate the 2378-TCDF in the samples. The confirmed result should be used in determining the TEQ value for TCDF.
- **E** Indicates an estimated value – used when the analyte concentration exceeds the upper end of the linear calibration range.
- **J** Indicates an estimated value – used when the analyte concentration is below the method reporting limit (MRL) and above the estimated detection limit (EDL).
- **K** EMPC - When the ion abundance ratios associated with a particular compound are outside the QC limits, samples are flagged with a 'K' flag. A 'K' flag indicates an estimated maximum possible concentration for the associated compound.
- **U** Indicates the compound was analyzed and not detected.
- **Y** Samples that had recoveries of labeled standards outside the acceptance limits are flagged with 'Y'. In all cases, the signal-to-noise ratios are greater than 10:1, making these data acceptable.
- **ND** Indicates concentration is reported as 'Not Detected.'
- **S** Peak is saturated; data not reportable.
- **P** Indicates chlorodiphenyl ether interference present at the retention time of the target compound.
- **Q** Lock-mass interference by chlorodiphenyl ether compounds.

CAS/HOU - Form Production, Peer Review & Project Review Signatures

SR# Unique ID

First Level - Data Processing - to be filled by person generating the forms

Date	21 Aug 09	Person 1	cee	-006
Date		Person 2		

Second Level - Data Review - to be filled by person doing peer review

Date	08/21/09	Primary Data Reviewer	[Signature]
Date		Secondary Data Reviewer	

Project Level - Review - to be filled by person doing project compliance review

Date	10/22/09	Reviewer	JF
------	----------	----------	----

CAS/HOU - Form Production, Peer Review & Project Review Signatures

SR# Unique ID R0904290

First Level - Data Processing - to be filled by person generating the forms

Date	10/21/09	Person 1	<i>cee</i>	<i>for JB</i>	(006)
Date		Person 2			

Second Level - Data Review - to be filled by person doing peer review

Date	10/21/09	Primary Data Reviewer	<i>JA</i>
Date		Secondary Data Reviewer	

Project Level - Review - to be filled by person doing project compliance review

Date	10/22/09	Reviewer	JF
------	----------	----------	----



Analytical Results

19408 Park Row, Suite 320, Houston, TX 77084

Phone (713)266-1599 Fax (713)266-0130

www.caslab.com

An Employee Owned Company

COLUMBIA ANALYTICAL SERVICES, INC.

Analytical Report

Client: Northgate Environmental
Project: Tronox LLC Henderson/2027.001
Sample Matrix: Water
Sample Name: FB080409-GW
Lab Code: R0904290-006

Service Request: R0904290
Date Collected: 8/ 4/09 1100
Date Received: 8/ 5/09
Units: pg/L
Basis: NA

Chlorinated Biphenyl Congeners by HRGC/HRMS

Analytical Method: 1668A
Prep Method: Method
Sample Amount: 1050mL
Data File Name: U220221
ICAL Date: 08/19/09

Date Analyzed: 8/27/09 0014
Date Extracted: 8/19/09
Instrument Name: E-HRMS-02
GC Column: SPB-OCTYL
Blank File Name: U220199
Cal Ver. File Name: U220215

Analyte Name	Result	Q	EDL	MRL	Ion Ratio	RRT	Dilution Factor
PCB 1	ND	U	9.23	190			1
PCB 2	ND	U	9.99	9.52			1
PCB 3	26.7	BJK	10.3	190	2.20	1.001	1
PCB 4	ND	U	42.2	476			1
PCB 10	ND	U	19.5	47.6			1
PCB 9	ND	U	24.4	47.6			1
PCB 7	ND	U	25.6	47.6			1
PCB 6	ND	U	23.9	47.6			1
PCB 5	ND	U	28.1	47.6			1
PCB 8	137	BJ	22.4	476	1.53	1.184	1
PCB 14	ND	U	24.1	95.2			1
PCB 11	1350	B	25.1	190	1.47	0.972	1
PCBs 12 + 13	ND	U	25.6	95.2			1
PCB 15	73.0	J	19.9	476	1.40	1.001	1
PCB 19	ND	U	17.9	95.2			1
PCBs 18 + 30	81.6	BJ	6.91	476	0.99	1.100	1
PCB 17	44.7	BJ	8.15	190	1.03	1.122	1
PCB 27	ND	U	5.46	190			1
PCB 24	ND	U	6.03	190			1
PCB 16	55.3	BJ	12.4	95.2	0.90	1.146	1
PCB 32	25.7	BJ	5.29	190	0.96	1.173	1
PCB 34	ND	U	8.35	190			1
PCB 23	ND	U	9.84	190			1
PCBs 26 + 29	23.7	BJ	8.51	190	0.93	1.262	1
PCB 25	ND	U	7.91	190			1
PCB 31	122	BJ	8.38	476	0.99	0.855	1
PCBs 20 + 28	141	BJ	8.49	476	0.95	0.865	1
PCBs 21 + 33	86.4	BJ	8.78	190	0.94	0.873	1
PCB 22	56.0	BJ	9.26	190	1.16	0.886	1
PCB 36	ND	U	8.04	190			1

Comments: _____

COLUMBIA ANALYTICAL SERVICES, INC.

Analytical Report

Client: Northgate Environmental
Project: Tronox LLC Henderson/2027.001
Sample Matrix: Water
Sample Name: FB080409-GW
Lab Code: R0904290-006

Service Request: R0904290
Date Collected: 8/ 4/09 1100
Date Received: 8/ 5/09
Units: pg/L
Basis: NA

Chlorinated Biphenyl Congeners by HRGC/HRMS

Analytical Method: 1668A
Prep Method: Method
Sample Amount: 1050mL
Data File Name: U220221
ICAL Date: 08/19/09

Date Analyzed: 8/27/09 0014
Date Extracted: 8/19/09
Instrument Name: E-HRMS-02
GC Column: SPB-OCTYL
Blank File Name: U220199
Cal Ver. File Name: U220215

Analyte Name	Result	Q	EDL	MRL	Ion Ratio	RRT	Dilution Factor
PCB 39	ND	U	9.08	190			1
PCB 38	ND	U	9.65	190			1
PCB 35	ND	U	10.5	190			1
PCB 37	20.6	BJK	7.67	476	0.87	1.001	1
PCB 54	ND	U	6.00	476			1
PCBs 50 + 53	12.0	JK	3.65	190	1.02	1.097	1
PCBs 45 + 51	ND	U	3.82	190			1
PCB 46	ND	U	4.42	190			1
PCB 52	462	BJ	3.27	476	0.75	1.204	1
PCBs 43 + 73	ND	U	3.65	476			1
PCBs 49 + 69	110	BJ	3.14	476	0.72	1.225	1
PCB 48	15.0	BJ	3.80	190	0.77	1.238	1
PCBs 44 + 47 + 65	245	BJ	3.31	476	0.77	1.247	1
PCBs 59 + 62 + 75	ND	U	2.74	190			1
PCB 42	18.8	BJK	4.10	190	0.47	1.271	1
PCBs 41 + 71 + 40	58.2	BJ	3.63	476	0.69	1.292	1
PCB 64	80.8	BJ	2.61	190	0.74	1.302	1
PCB 72	ND	U	2.59	476			1
PCB 68	7.09	J	2.62	476	0.87	0.849	1
PCB 57	ND	U	2.65	476			1
PCB 58	ND	U	2.76	476			1
PCB 67	ND	U	2.55	476			1
PCB 63	5.49	JK	2.55	476	0.97	0.879	1
PCBs 70 + 61 + 74 + 76	687	B	2.73	476	0.74	0.888	1
PCB 66	163	BJ	2.53	476	0.77	0.897	1
PCB 55	ND	U	3.15	476			1
PCB 56	78.9	BJ	4.36	190	0.71	0.915	1
PCB 60	36.8	BJ	4.40	476	0.81	0.921	1
PCB 80	ND	U	3.63	476			1
PCB 79	9.62	J	3.70	476	0.84	0.973	1
PCB 78	ND	U	4.31	476			1

Comments: _____

COLUMBIA ANALYTICAL SERVICES, INC.

Analytical Report

Client: Northgate Environmental
Project: Tronox LLC Henderson/2027.001
Sample Matrix: Water
Sample Name: FB080409-GW
Lab Code: R0904290-006

Service Request: R0904290
Date Collected: 8/ 4/09 1100
Date Received: 8/ 5/09
Units: pg/L
Basis: NA

Chlorinated Biphenyl Congeners by HRGC/HRMS

Analytical Method: 1668A
Prep Method: Method
Sample Amount: 1050mL
Data File Name: U220221
ICAL Date: 08/19/09

Date Analyzed: 8/27/09 0014
Date Extracted: 8/19/09
Instrument Name: E-HRMS-02
GC Column: SPB-OCTYL
Blank File Name: U220199
Cal Ver. File Name: U220215

Analyte Name	Result	Q	EDL	MRL	Ion Ratio	RRT	Dilution Factor
PCB 81	ND	U	3.26	476			1
PCB 77	ND	U	3.38	476			1
PCB 104	ND	U	5.20	476			1
PCB 96	ND	U	2.84	476			1
PCB 103	4.57	JK	3.37	476	1.30	1.082	1
PCB 94	ND	U	4.27	476			1
PCB 95	795	B	3.58	476	1.54	1.105	1
PCBs 93 + 100	ND	U	3.80	476			1
PCBs 98 + 102	20.7	J	3.97	476	1.53	1.118	1
PCBs 88 + 91	133	BJ	3.87	476	1.64	1.135	1
PCB 84	322	BJ	4.35	476	1.53	1.143	1
PCB 89	ND	U	4.79	476			1
PCB 121	ND	U	3.49	476			1
PCB 92	217	BJ	4.40	476	1.61	0.868	1
PCBs 90 + 101 + 113	1370	B	3.97	952	1.57	0.883	1
PCBs 83 + 99	681	B	4.44	476	1.54	0.898	1
PCB 112	ND	U	3.42	952			1
PCBs 86 + 87 + 97 + 109 + 119 + 125	1080	B	3.92	476	1.60	0.913	1
PCB 117	27.6	JK	3.32	190	1.30	0.927	1
PCBs 85 + 116	227	B	3.87	190	1.58	0.929	1
PCBs 110 + 115	1800	B	3.37	952	1.54	0.933	1
PCB 82	172	BJ	5.02	476	1.50	0.942	1
PCB 111	ND	U	3.44	952			1
PCB 120	ND	U	3.15	476			1
PCBs 108 + 124	58.4	JK	4.83	952	1.93	0.992	1
PCB 107	105	J	4.45	952	1.48	0.998	1
PCB 123	22.3	J	3.60	476	1.61	1.000	1
PCB 106	ND	U	4.51	476			1
PCB 118	1360	B	3.28	476	1.56	1.001	1
PCB 122	21.0	J	5.01	476	1.62	1.009	1
PCB 114	32.0	J	3.55	476	1.56	1.000	1

Comments: _____

COLUMBIA ANALYTICAL SERVICES, INC.

Analytical Report

Client: Northgate Environmental
Project: Tronox LLC Henderson/2027.001
Sample Matrix: Water
Sample Name: FB080409-GW
Lab Code: R0904290-006

Service Request: R0904290
Date Collected: 8/ 4/09 1100
Date Received: 8/ 5/09
Units: pg/L
Basis: NA

Chlorinated Biphenyl Congeners by HRGC/HRMS

Analytical Method: 1668A
Prep Method: Method
Sample Amount: 1050mL
Data File Name: U220221
ICAL Date: 08/19/09

Date Analyzed: 8/27/09 0014
Date Extracted: 8/19/09
Instrument Name: E-HRMS-02
GC Column: SPB-OCTYL
Blank File Name: U220199
Cal Ver. File Name: U220215

Analyte Name	Result	Q	EDL	MRL	Ion Ratio	RRT	Dilution Factor
PCB 105	562	B	3.40	190	1.58	1.000	1
PCB 127	ND	U	4.80	952			1
PCB 126	ND	U	3.49	476			1
PCB 155	ND	U	4.25	952			1
PCB 152	ND	U	2.24	952			1
PCB 150	ND	U	2.57	952			1
PCB 136	96.2	BJ	2.35	190	1.12	1.022	1
PCB 145	ND	U	2.53	952			1
PCB 148	ND	U	3.10	952			1
PCBs 135 + 151	221	BJ	3.22	476	1.15	1.091	1
PCB 154	6.42	JK	2.73	476	1.51	1.099	1
PCB 144	36.1	J	3.02	476	1.18	1.108	1
PCBs 147 + 149	745	B	6.28	476	1.28	1.118	1
PCB 134	70.4	J	7.27	476	1.37	1.124	1
PCB 143	ND	U	7.07	476			1
PCBs 139 + 140	23.7	JK	6.34	476	1.53	1.135	1
PCB 131	16.4	JK	7.11	476	1.53	1.141	1
PCB 142	ND	U	7.40	952			1
PCB 132	490	B	7.67	476	1.29	1.155	1
PCB 133	10.2	J	6.85	476	1.38	1.168	1
PCB 165	ND	U	5.70	952			1
PCB 146	124	BJ	5.91	476	1.34	0.895	1
PCB 161	ND	U	4.99	952			1
PCBs 153 + 168	888	B	5.50	476	1.28	0.908	1
PCB 141	201	B	6.80	190	1.30	0.912	1
PCB 130	89.3	BJ	7.74	476	1.32	0.921	1
PCB 137	106	BJ	7.19	952	1.34	0.926	1
PCB 164	82.0	BJ	5.16	476	1.23	0.928	1
PCBs 129 + 138 + 163	1520	B	6.36	476	1.27	0.935	1
PCB 160	ND	U	5.42	476			1
PCB 158	156	BJ	4.68	190	1.30	0.944	1

Comments: _____

COLUMBIA ANALYTICAL SERVICES, INC.

Analytical Report

Client: Northgate Environmental
Project: Tronox LLC Henderson/2027.001
Sample Matrix: Water
Sample Name: FB080409-GW
Lab Code: R0904290-006

Service Request: R0904290
Date Collected: 8/ 4/09 1100
Date Received: 8/ 5/09
Units: pg/L
Basis: NA

Chlorinated Biphenyl Congeners by HRGC/HRMS

Analytical Method: 1668A
Prep Method: Method
Sample Amount: 1050mL
Data File Name: U220221
ICAL Date: 08/19/09

Date Analyzed: 8/27/09 0014
Date Extracted: 8/19/09
Instrument Name: E-HRMS-02
GC Column: SPB-OCTYL
Blank File Name: U220199
Cal Ver. File Name: U220215

Analyte Name	Result	Q	EDL	MRL	Ion Ratio	RRT	Dilution Factor
PCBs 128 + 166	276	BJ	6.04	476	1.27	0.963	1
PCB 159	ND	U	3.20	952			1
PCB 162	ND	U	3.31	952			1
PCB 167	54.3	BJ	2.48	476	1.31	1.001	1
PCBs 156 + 157	194	BJ	3.36	476	1.25	1.000	1
PCB 169	4.06	JK	2.61	476	1.69	1.000	1
PCB 188	ND	U	3.05	476			1
PCB 179	28.2	BJ	2.39	476	0.94	1.009	1
PCB 184	ND	U	2.46	952			1
PCB 176	8.92	JK	2.47	952	1.22	1.031	1
PCB 186	ND	U	2.64	952			1
PCB 178	14.3	J	3.41	476	1.02	1.076	1
PCB 175	ND	U	3.23	952			1
PCB 187	90.0	BJ	3.14	476	0.94	1.098	1
PCB 182	ND	U	3.41	952			1
PCB 183	66.2	BJ	4.01	952	1.01	1.114	1
PCB 185	ND	U	4.71	952			1
PCB 174	103	BJ	4.53	476	0.97	1.119	1
PCB 177	33.7	BJ	4.70	476	0.94	1.130	1
PCB 181	ND	U	4.67	952			1
PCBs 171 + 173	46.4	J	4.84	952	1.03	1.146	1
PCB 172	13.2	JK	4.94	952	0.58	0.907	1
PCB 192	ND	U	3.98	952			1
PCBs 180 + 193	269	BJ	3.95	476	1.00	0.919	1
PCB 191	4.58	JK	3.67	952	0.57	0.926	1
PCB 170	172	BJ	5.08	476	1.07	0.942	1
PCB 190	34.3	BJK	3.69	476	1.26	0.953	1
PCB 189	11.1	J	3.06	476	1.11	1.001	1
PCB 202	15.4	BJK	7.39	952	0.74	1.000	1
PCB 201	5.07	JK	3.93	952	1.14	1.021	1

Comments: _____

COLUMBIA ANALYTICAL SERVICES, INC.

Analytical Report

Client: Northgate Environmental
Project: Tronox LLC Henderson/2027.001
Sample Matrix: Water
Sample Name: FB080409-GW
Lab Code: R0904290-006

Service Request: R0904290
Date Collected: 8/ 4/09 1100
Date Received: 8/ 5/09
Units: pg/L
Basis: NA

Chlorinated Biphenyl Congeners by HRGC/HRMS

Analytical Method: 1668A
Prep Method: Method
Sample Amount: 1050mL
Data File Name: U220221
ICAL Date: 08/19/09

Date Analyzed: 8/27/09 0014
Date Extracted: 8/19/09
Instrument Name: E-HRMS-02
GC Column: SPB-OCTYL
Blank File Name: U220199
Cal Ver. File Name: U220215

Analyte Name	Result	Q	EDL	MRL	Ion Ratio	RRT	Dilution Factor
PCB 204	ND	U	4.00	952			1
PCB 197	ND	U	4.44	952			1
PCB 200	7.02	J	3.82	952	0.95	1.043	1
PCBs 198 + 199	92.8	BJ	5.85	476	0.77	1.104	1
PCB 196	25.6	BJK	5.57	952	0.61	0.923	1
PCB 203	60.5	BJ	5.46	952	0.99	0.926	1
PCB 195	29.6	J	6.13	952	0.92	0.950	1
PCB 194	91.1	BJ	5.92	476	0.85	0.992	1
PCB 205	4.56	JK	3.08	952	1.37	1.001	1
PCB 208	29.8	BJ	3.55	952	0.69	1.001	1
PCB 207	8.60	BJ	3.63	952	0.68	1.018	1
PCB 206	100	BJ	6.75	952	0.76	1.001	1
PCB 209	46.1	BJ	2.64	476	1.26	1.000	1
Total MonoCB	26.7	J	9.23	190			1
Total DiCB	1560		19.5	476			1
Total TriCB	657		5.29	476			1
Total TetraCB	1990		2.53	476			1
Total PentaCB	7870		2.84	952			1
Total HexaCB	5410		2.24	952			1
Total HeptaCB	895	J	2.39	952			1
Total OctaCB	332	J	3.08	952			1
Total NonaCB	139	J	3.55	952			1
Total PCBs	20100		2.24	952			1

Comments: _____

COLUMBIA ANALYTICAL SERVICES, INC.

Analytical Report

Client: Northgate Environmental
Project: Tronox LLC Henderson/2027.001
Sample Matrix: Water
Sample Name: FB080409-GW
Lab Code: R0904290-006

Service Request: R0904290
Date Collected: 8/ 4/09 1100
Date Received: 8/ 5/09
Units: Percent
Basis: NA

Chlorinated Biphenyl Congeners by HRGC/HRMS

Analytical Method: 1668A
Prep Method: Method
Sample Amount: 1050mL
Data File Name: U220221
ICAL Date: 08/19/09

Date Analyzed: 8/27/09 0014
Date Extracted: 8/19/09
Instrument Name: E-HRMS-02
GC Column: SPB-OCTYL
Blank File Name: U220199
Cal Ver. File Name: U220215

Labeled Compounds	Spike Conc.(pg)	Conc. Found (pg)	%Rec	Q	Control Limits	Ion Ratio	RRT
PCB 1L	2000	193.129	10	Y	15-150	3.13	0.744
PCB 3L	2000	217.645	11	Y	15-150	3.19	0.872
PCB 4L	2000	208.539	10	Y	25-150	1.51	0.886
PCB 15L	2000	373.351	19	Y	25-150	1.52	1.221
PCB 19L	2000	233.355	12	Y	25-150	0.98	1.064
PCB 37L	2000	767.883	38		25-150	1.00	1.080
PCB 54L	2000	353.155	18	Y	25-150	0.77	0.832
PCB 81L	2000	938.134	47		25-150	0.77	1.324
PCB 77L	2000	980.817	49		25-150	0.79	1.344
PCB 104L	2000	473.641	24	Y	25-150	1.56	0.829
PCB 123L	2000	887.483	44		25-150	1.53	1.133
PCB 118L	2000	916.969	46		25-150	1.54	1.143
PCB 114L	2000	860.609	43		25-150	1.54	1.158
PCB 105L	2000	936.390	47		25-150	1.57	1.177
PCB 126L	2000	1059.584	53		25-150	1.54	1.265
PCB 155L	2000	528.534	26		25-150	1.29	0.807
PCB 167L	2000	957.551	48		25-150	1.29	1.070
PCBs 156L + 157L	4000	2061.215	52		25-150	1.27	1.098
PCB 169L	2000	1066.611	53		25-150	1.27	1.172
PCB 188L	2000	640.255	32		25-150	1.05	0.736
PCB 189L	2000	885.167	44		25-150	1.03	0.962
PCB 202L	2000	376.059	19	Y	25-150	0.89	0.833
PCB 205L	2000	926.665	46		25-150	0.89	1.009
PCB 208L	2000	831.524	42		25-150	0.81	0.953
PCB 206L	2000	916.066	46		25-150	0.76	1.040
PCB 209L	2000	923.978	46		25-150	1.16	1.069
PCB 28L	2000	589.306	29	Y	30-135	1.02	0.934
PCB 111L	2000	937.647	47		30-135	1.58	1.077
PCB 178L	2000	926.389	46		30-135	1.04	1.010

Comments: _____

COLUMBIA ANALYTICAL SERVICES, INC.

Analytical Report

Client: Northgate Environmental
Project: Tronox LLC Henderson/2027.001
Sample Matrix: Water
Sample Name: FB080409-GW
Lab Code: R0904290-006

Service Request: R0904290
Date Collected: 8/ 4/09 1100
Date Received: 8/ 5/09
Units: pg/L
Basis: NA

Polychlorinated Dibenzodioxins and Polychlorinated Dibenzofurans by HRGC/HRMS

Analytical Method: 8290
Prep Method: Method
Sample Amount: 1090mL
Data File Name: U132613
ICAL Date: 07/31/09

Date Analyzed: 8/20/09 1451
Date Extracted: 8/16/09
Instrument Name: E-HRMS-01
GC Column: DB-5
Blank File Name: U132566
Cal Ver. File Name: U132605

Analyte Name	Result	Q	EDL	MRL	Ion Ratio	RRT	Dilution Factor
2,3,7,8-TCDD	ND	U	0.429	9.17			1
1,2,3,7,8-PeCDD	ND	U	0.430	22.9			1
1,2,3,4,7,8-HxCDD	ND	U	0.556	22.9			1
1,2,3,6,7,8-HxCDD	ND	U	0.529	22.9			1
1,2,3,7,8,9-HxCDD	ND	U	0.545	22.9			1
1,2,3,4,6,7,8-HpCDD	2.34	JK	0.800	22.9	1.22	1.000	1
OCDD	7.91	BJ	0.927	45.9	0.85	1.000	1
2,3,7,8-TCDF	ND	U	0.431	9.17			1
1,2,3,7,8-PeCDF	ND	U	0.461	22.9			1
2,3,4,7,8-PeCDF	ND	U	0.445	22.9			1
1,2,3,4,7,8-HxCDF	ND	U	0.372	22.9			1
1,2,3,6,7,8-HxCDF	ND	U	0.367	22.9			1
1,2,3,7,8,9-HxCDF	ND	U	0.446	22.9			1
2,3,4,6,7,8-HxCDF	ND	U	0.396	22.9			1
1,2,3,4,6,7,8-HpCDF	0.907	JK	0.404	22.9	0.83	1.001	1
1,2,3,4,7,8,9-HpCDF	ND	U	0.512	22.9			1
OCDF	1.77	J	0.798	45.9	0.98	1.004	1
Total Tetra-Dioxins	ND	U	0.429	9.17			1
Total Penta-Dioxins	ND	U	0.430	22.9			1
Total Hexa-Dioxins	ND	U	0.529	22.9			1
Total Hepta-Dioxins	ND	U	0.800	22.9			1
Total Tetra-Furans	ND	U	0.431	9.17			1
Total Penta-Furans	ND	U	0.445	22.9			1
Total Hexa-Furans	ND	U	0.367	22.9			1
Total Hepta-Furans	ND	U	0.404	22.9			1

Comments: _____

COLUMBIA ANALYTICAL SERVICES, INC.

Analytical Report

Client: Northgate Environmental
Project: Tronox LLC Henderson/2027.001
Sample Matrix: Water
Sample Name: FB080409-GW
Lab Code: R0904290-006

Service Request: R0904290
Date Collected: 8/ 4/09 1100
Date Received: 8/ 5/09
Units: Percent
Basis: NA

Polychlorinated Dibenzodioxins and Polychlorinated Dibenzofurans by HRGC/HRMS

Analytical Method: 8290
Prep Method: Method
Sample Amount: 1090mL
Data File Name: U132613
ICAL Date: 07/31/09

Date Analyzed: 8/20/09 1451
Date Extracted: 8/16/09
Instrument Name: E-HRMS-01
GC Column: DB-5
Blank File Name: U132566
Cal Ver. File Name: U132605

Labeled Compounds	Spike Conc.(pg)	Conc. Found (pg)	%Rec	Q	Control Limits	Ion Ratio	RRT
13C-2,3,7,8-TCDD	1000	715.684	72		40-135	0.75	1.008
13C-1,2,3,7,8-PeCDD	1000	890.651	89		40-135	1.56	1.169
13C-1,2,3,6,7,8-HxCDD	2500	1643.572	66		40-135	1.23	0.992
13C-1,2,3,4,6,7,8-HpCDD	2500	1439.433	58		40-135	1.05	1.069
13C-OCDD	5000	2231.069	45		40-135	0.92	1.151
13C-2,3,7,8-TCDF	1000	775.864	78		40-135	0.79	0.979
13C-1,2,3,7,8-PeCDF	1000	811.678	81		40-135	1.58	1.131
13C-1,2,3,4,7,8-HxCDF	2500	1650.356	66		40-135	0.52	0.972
13C-1,2,3,4,6,7,8-HpCDF	2500	1773.135	71		40-135	0.44	1.045
37Cl-2,3,7,8-TCDD	800	704.041	88		40-135	NA	1.008

Comments: _____

COLUMBIA ANALYTICAL SERVICES, INC.

Analytical Report

Client: Northgate Environmental
Project: Tronox LLC Henderson/2027.001
Sample Matrix: Water
Sample Name: FB080409-GW
Lab Code: R0904290-006

Service Request: R0904290
Date Collected: 8/ 4/09 1100
Date Received: 8/ 5/09
Units: pg/L
Basis: NA

Polychlorinated Dibenzodioxins and Polychlorinated Dibenzofurans by HRGC/HRMS

Analytical Method: 8290
Prep Method: Method

Analyte Name	Result	DL	Dilution Factor	TEF	TEF - Adjusted Concentration
2,3,7,8-TCDD	ND	0.429	1	1	
1,2,3,7,8-PeCDD	ND	0.430	1	1	
1,2,3,4,7,8-HxCDD	ND	0.556	1	0.1	
1,2,3,6,7,8-HxCDD	ND	0.529	1	0.1	
1,2,3,7,8,9-HxCDD	ND	0.545	1	0.1	
1,2,3,4,6,7,8-HpCDD	2.34	0.800	1	0.01	0.0234
OCDD	7.91	0.927	1	0.0003	0.00237
2,3,7,8-TCDF	ND	0.431	1	0.1	
1,2,3,7,8-PeCDF	ND	0.461	1	0.03	
2,3,4,7,8-PeCDF	ND	0.445	1	0.3	
1,2,3,4,7,8-HxCDF	ND	0.372	1	0.1	
1,2,3,6,7,8-HxCDF	ND	0.367	1	0.1	
1,2,3,7,8,9-HxCDF	ND	0.446	1	0.1	
2,3,4,6,7,8-HxCDF	ND	0.396	1	0.1	
1,2,3,4,6,7,8-HpCDF	0.907	0.404	1	0.01	0.00907
1,2,3,4,7,8,9-HpCDF	ND	0.512	1	0.01	
OCDF	1.77	0.798	1	0.0003	0.000531
Total TEQ					0.0354

2005 WHO TEFs, ND = 0

Comments: _____

Analytical Report

Client: Northgate Environmental
Project: Tronox LLC Henderson/2027.001
Sample Matrix: Water
Sample Name: Method Blank
Lab Code: EQ0900315-01

Service Request: R0904290
Date Collected: NA
Date Received: NA
Units: pg/L
Basis: NA

Polychlorinated Dibenzodioxins and Polychlorinated Dibenzofurans by HRGC/HRMS

Analytical Method: 8290
Prep Method: Method
Sample Amount: 1000mL
Data File Name: U132566
ICAL Date: 07/31/09

Date Analyzed: 8/18/09 2004
Date Extracted: 8/16/09
Instrument Name: E-HRMS-01
GC Column: DB-5
Blank File Name: U132566
Cal Ver. File Name: U132564

Analyte Name	Result	Q	EDL	MRL	Ion Ratio	RRT	Dilution Factor
2,3,7,8-TCDD	ND	U	0.769	10.0			1
1,2,3,7,8-PeCDD	ND	U	0.933	25.0			1
1,2,3,4,7,8-HxCDD	ND	U	1.32	25.0			1
1,2,3,6,7,8-HxCDD	ND	U	1.24	25.0			1
1,2,3,7,8,9-HxCDD	ND	U	1.31	25.0			1
1,2,3,4,6,7,8-HpCDD	ND	U	1.68	25.0			1
OCDD	4.46	JK	1.43	50.0	1.46	1.000	1
2,3,7,8-TCDF	ND	U	1.17	10.0			1
1,2,3,7,8-PeCDF	ND	U	0.945	25.0			1
2,3,4,7,8-PeCDF	ND	U	0.912	25.0			1
1,2,3,4,7,8-HxCDF	ND	U	0.554	25.0			1
1,2,3,6,7,8-HxCDF	ND	U	0.545	25.0			1
1,2,3,7,8,9-HxCDF	ND	U	0.642	25.0			1
2,3,4,6,7,8-HxCDF	ND	U	0.586	25.0			1
1,2,3,4,6,7,8-HpCDF	ND	U	0.911	25.0			1
1,2,3,4,7,8,9-HpCDF	ND	U	1.15	25.0			1
OCDF	ND	U	2.25	50.0			1
Total Tetra-Dioxins	ND	U	0.769	10.0			1
Total Penta-Dioxins	ND	U	0.933	25.0			1
Total Hexa-Dioxins	ND	U	1.24	25.0			1
Total Hepta-Dioxins	ND	U	1.68	25.0			1
Total Tetra-Furans	11.8		1.17	10.0	0.85		1
Total Penta-Furans	ND	U	0.912	25.0			1
Total Hexa-Furans	ND	U	0.545	25.0			1
Total Hepta-Furans	ND	U	0.911	25.0			1

Comments: _____

COLUMBIA ANALYTICAL SERVICES, INC.

Analytical Report

Client: Northgate Environmental
Project: Tronox LLC Henderson/2027.001
Sample Matrix: Water
Sample Name: Method Blank
Lab Code: EQ0900315-01

Service Request: R0904290
Date Collected: NA
Date Received: NA
Units: Percent
Basis: NA

Polychlorinated Dibenzodioxins and Polychlorinated Dibenzofurans by HRGC/HRMS

Analytical Method: 8290
Prep Method: Method
Sample Amount: 1000mL
Data File Name: U132566
ICAL Date: 07/31/09

Date Analyzed: 8/18/09 2004
Date Extracted: 8/16/09
Instrument Name: E-HRMS-01
GC Column: DB-5
Blank File Name: U132566
Cal Ver. File Name: U132564

Labeled Compounds	Spike Conc.(pg)	Conc. Found (pg)	%Rec	Q	Control Limits	Ion Ratio	RRT
13C-2,3,7,8-TCDD	1000	618.814	62		40-135	0.81	1.008
13C-1,2,3,7,8-PeCDD	1000	489.127	49		40-135	1.63	1.169
13C-1,2,3,6,7,8-HxCDD	2500	1473.436	59		40-135	1.30	0.992
13C-1,2,3,4,6,7,8-HpCDD	2500	1435.998	57		40-135	1.08	1.069
13C-OCDD	5000	2737.591	55		40-135	0.92	1.150
13C-2,3,7,8-TCDF	1000	634.449	63		40-135	0.79	0.979
13C-1,2,3,7,8-PeCDF	1000	485.899	49		40-135	1.61	1.131
13C-1,2,3,4,7,8-HxCDF	2500	1556.699	62		40-135	0.53	0.971
13C-1,2,3,4,6,7,8-HpCDF	2500	1577.255	63		40-135	0.45	1.045
37Cl-2,3,7,8-TCDD	800	551.486	69		40-135	NA	1.009

Comments: _____

COLUMBIA ANALYTICAL SERVICES, INC.

Analytical Report

Client: Northgate Environmental
Project: Tronox LLC Henderson/2027.001
Sample Matrix: Water
Sample Name: Method Blank
Lab Code: EQ0900316-01

Service Request: R0904290
Date Collected: NA
Date Received: NA
Units: pg/L
Basis: NA

Chlorinated Biphenyl Congeners by HRGC/HRMS

Analytical Method: 1668A
Prep Method: Method
Sample Amount: 1000mL
Data File Name: U220199
ICAL Date: 08/19/09

Date Analyzed: 8/25/09 1936
Date Extracted: 8/19/09
Instrument Name: E-HRMS-02
GC Column: SPB-OCTYL
Blank File Name: U220199
Cal Ver. File Name: U220197

Analyte Name	Result	Q	EDL	MRL	Ion Ratio	RRT	Dilution Factor
PCB 1	6.64	J	3.75	200	2.73	1.000	1
PCB 2	ND	U	4.27	10.0			1
PCB 3	9.77	JK	4.58	200	2.42	1.001	1
PCB 4	ND	U	50.7	500			1
PCB 10	ND	U	30.2	50.0			1
PCB 9	ND	U	19.7	50.0			1
PCB 7	ND	U	20.6	50.0			1
PCB 6	ND	U	19.2	50.0			1
PCB 5	ND	U	22.6	50.0			1
PCB 8	117	J	18.0	500	1.51	1.185	1
PCB 14	ND	U	19.4	100			1
PCB 11	1470		20.2	200	1.55	0.971	1
PCBs 12 + 13	ND	U	20.6	100			1
PCB 15	ND	U	18.3	500			1
PCB 19	ND	U	7.83	100			1
PCBs 18 + 30	107	J	5.65	500	1.07	1.100	1
PCB 17	56.6	J	6.65	200	1.02	1.121	1
PCB 27	ND	U	4.46	200			1
PCB 24	ND	U	4.93	200			1
PCB 16	78.0	J	10.1	100	1.00	1.145	1
PCB 32	34.6	J	4.32	200	0.97	1.172	1
PCB 34	ND	U	8.83	200			1
PCB 23	ND	U	10.4	200			1
PCBs 26 + 29	26.8	J	9.00	200	0.92	1.261	1
PCB 25	ND	U	8.36	200			1
PCB 31	139	J	8.86	500	1.15	0.855	1
PCBs 20 + 28	151	J	8.98	500	1.02	0.865	1
PCBs 21 + 33	97.4	J	9.28	200	1.03	0.873	1
PCB 22	58.0	J	9.79	200	1.01	0.886	1
PCB 36	ND	U	8.50	200			1

Comments: _____

COLUMBIA ANALYTICAL SERVICES, INC.

Analytical Report

Client: Northgate Environmental
Project: Tronox LLC Henderson/2027.001
Sample Matrix: Water
Sample Name: Method Blank
Lab Code: EQ0900316-01

Service Request: R0904290
Date Collected: NA
Date Received: NA
Units: pg/L
Basis: NA

Chlorinated Biphenyl Congeners by HRGC/HRMS

Analytical Method: 1668A
Prep Method: Method
Sample Amount: 1000mL
Data File Name: U220199
ICAL Date: 08/19/09

Date Analyzed: 8/25/09 1936
Date Extracted: 8/19/09
Instrument Name: E-HRMS-02
GC Column: SPB-OCTYL
Blank File Name: U220199
Cal Ver. File Name: U220197

Analyte Name	Result	Q	EDL	MRL	Ion Ratio	RRT	Dilution Factor
PCB 39	ND	U	9.60	200			1
PCB 38	ND	U	10.3	200			1
PCB 35	ND	U	11.1	200			1
PCB 37	21.5	J	9.84	500	1.03	1.001	1
PCB 54	ND	U	2.96	500			1
PCBs 50 + 53	ND	U	5.98	200			1
PCBs 45 + 51	ND	U	6.25	200			1
PCB 46	ND	U	7.23	200			1
PCB 52	133	J	5.35	500	0.75	1.203	1
PCBs 43 + 73	ND	U	5.98	500			1
PCBs 49 + 69	53.6	J	5.13	500	0.73	1.225	1
PCB 48	17.5	J	6.22	200	0.77	1.237	1
PCBs 44 + 47 + 65	94.8	J	5.41	500	0.79	1.247	1
PCBs 59 + 62 + 75	ND	U	4.48	200			1
PCB 42	17.6	J	6.71	200	0.86	1.270	1
PCBs 41 + 71 + 40	33.6	J	5.95	500	0.67	1.291	1
PCB 64	30.1	J	4.28	200	0.68	1.301	1
PCB 72	ND	U	4.24	500			1
PCB 68	ND	U	4.28	500			1
PCB 57	ND	U	4.34	500			1
PCB 58	ND	U	4.51	500			1
PCB 67	ND	U	4.17	500			1
PCB 63	ND	U	4.17	500			1
PCBs 70 + 61 + 74 + 76	95.2	J	4.47	500	0.77	0.887	1
PCB 66	37.1	J	4.14	500	0.86	0.897	1
PCB 55	ND	U	5.16	500			1
PCB 56	19.7	J	3.33	200	0.78	0.915	1
PCB 60	11.0	JK	3.37	500	0.93	0.921	1
PCB 80	ND	U	2.78	500			1
PCB 79	ND	U	2.83	500			1
PCB 78	ND	U	3.30	500			1

Comments: _____

COLUMBIA ANALYTICAL SERVICES, INC.

Analytical Report

Client: Northgate Environmental
Project: Tronox LLC Henderson/2027.001
Sample Matrix: Water
Sample Name: Method Blank
Lab Code: EQ0900316-01

Service Request: R0904290
Date Collected: NA
Date Received: NA
Units: pg/L
Basis: NA

Chlorinated Biphenyl Congeners by HRGC/HRMS

Analytical Method: 1668A
Prep Method: Method
Sample Amount: 1000mL
Data File Name: U220199
ICAL Date: 08/19/09

Date Analyzed: 8/25/09 1936
Date Extracted: 8/19/09
Instrument Name: E-HRMS-02
GC Column: SPB-OCTYL
Blank File Name: U220199
Cal Ver. File Name: U220197

Analyte Name	Result	Q	EDL	MRL	Ion Ratio	RRT	Dilution Factor
PCB 81	ND	U	2.90	500			1
PCB 77	ND	U	3.09	500			1
PCB 104	ND	U	5.74	500			1
PCB 96	ND	U	4.23	500			1
PCB 103	ND	U	5.00	500			1
PCB 94	ND	U	6.35	500			1
PCB 95	96.5	J	5.32	500	1.48	1.105	1
PCBs 93 + 100	ND	U	5.65	500			1
PCBs 98 + 102	ND	U	5.90	500			1
PCBs 88 + 91	16.2	J	5.75	500	1.52	1.136	1
PCB 84	30.8	J	6.47	500	1.35	1.143	1
PCB 89	ND	U	4.51	500			1
PCB 121	ND	U	3.29	500			1
PCB 92	19.2	J	4.14	500	1.75	0.868	1
PCBs 90 + 101 + 113	120	J	3.74	1000	1.55	0.883	1
PCBs 83 + 99	63.0	J	4.18	500	1.55	0.898	1
PCB 112	ND	U	3.22	1000			1
PCBs 86 + 87 + 97 + 109 + 119 + 125	84.7	J	3.69	500	1.44	0.913	1
PCB 117	ND	U	3.12	200			1
PCBs 85 + 116	16.8	J	3.64	200	1.77	0.929	1
PCBs 110 + 115	138	J	3.18	1000	1.66	0.933	1
PCB 82	14.1	J	4.73	500	1.34	0.942	1
PCB 111	ND	U	3.24	1000			1
PCB 120	ND	U	2.97	500			1
PCBs 108 + 124	ND	U	6.97	1000			1
PCB 107	ND	U	6.42	1000			1
PCB 123	ND	U	5.57	500			1
PCB 106	ND	U	6.50	500			1
PCB 118	83.2	J	5.13	500	1.50	1.001	1
PCB 122	ND	U	7.23	500			1
PCB 114	ND	U	5.51	500			1

Comments: _____

COLUMBIA ANALYTICAL SERVICES, INC.

Analytical Report

Client: Northgate Environmental
Project: Tronox LLC Henderson/2027.001
Sample Matrix: Water
Sample Name: Method Blank
Lab Code: EQ0900316-01

Service Request: R0904290
Date Collected: NA
Date Received: NA
Units: pg/L
Basis: NA

Chlorinated Biphenyl Congeners by HRGC/HRMS

Analytical Method: 1668A
Prep Method: Method
Sample Amount: 1000mL
Data File Name: U220199
ICAL Date: 08/19/09

Date Analyzed: 8/25/09 1936
Date Extracted: 8/19/09
Instrument Name: E-HRMS-02
GC Column: SPB-OCTYL
Blank File Name: U220199
Cal Ver. File Name: U220197

Analyte Name	Result	Q	EDL	MRL	Ion Ratio	RRT	Dilution Factor
PCB 105	33.5	J	5.27	200	1.52	1.000	1
PCB 127	ND	U	6.93	1000			1
PCB 126	ND	U	5.56	500			1
PCB 155	ND	U	3.26	1000			1
PCB 152	ND	U	2.10	1000			1
PCB 150	ND	U	2.41	1000			1
PCB 136	13.1	JK	2.20	200	0.87	1.022	1
PCB 145	ND	U	2.38	1000			1
PCB 148	ND	U	2.91	1000			1
PCBs 135 + 151	31.7	J	3.02	500	1.17	1.091	1
PCB 154	ND	U	2.56	500			1
PCB 144	ND	U	2.83	500			1
PCBs 147 + 149	78.8	J	2.61	500	1.30	1.118	1
PCB 134	ND	U	3.02	500			1
PCB 143	ND	U	2.94	500			1
PCBs 139 + 140	ND	U	2.64	500			1
PCB 131	ND	U	2.96	500			1
PCB 142	ND	U	3.08	1000			1
PCB 132	37.7	JK	3.19	500	1.50	1.154	1
PCB 133	ND	U	2.85	500			1
PCB 165	ND	U	2.37	1000			1
PCB 146	13.1	J	2.46	500	1.19	0.895	1
PCB 161	ND	U	2.07	1000			1
PCBs 153 + 168	81.2	J	2.29	500	1.25	0.908	1
PCB 141	16.4	JK	2.83	200	1.49	0.913	1
PCB 130	6.46	JK	3.22	500	0.84	0.921	1
PCB 137	6.86	JK	2.99	1000	0.95	0.926	1
PCB 164	8.79	J	2.15	500	1.19	0.929	1
PCBs 129 + 138 + 163	132	J	2.65	500	1.24	0.935	1
PCB 160	ND	U	2.25	500			1
PCB 158	14.9	J	1.95	200	1.19	0.944	1

Comments: _____

COLUMBIA ANALYTICAL SERVICES, INC.

Analytical Report

Client: Northgate Environmental
Project: Tronox LLC Henderson/2027.001
Sample Matrix: Water
Sample Name: Method Blank
Lab Code: EQ0900316-01

Service Request: R0904290
Date Collected: NA
Date Received: NA
Units: pg/L
Basis: NA

Chlorinated Biphenyl Congeners by HRGC/HRMS

Analytical Method: 1668A
Prep Method: Method
Sample Amount: 1000mL
Data File Name: U220199
ICAL Date: 08/19/09

Date Analyzed: 8/25/09 1936
Date Extracted: 8/19/09
Instrument Name: E-HRMS-02
GC Column: SPB-OCTYL
Blank File Name: U220199
Cal Ver. File Name: U220197

Analyte Name	Result	Q	EDL	MRL	Ion Ratio	RRT	Dilution Factor
PCBs 128 + 166	26.2	JK	2.51	500	1.49	0.963	1
PCB 159	ND	U	2.68	1000			1
PCB 162	ND	U	2.77	1000			1
PCB 167	6.08	JK	2.11	500	1.03	1.001	1
PCBs 156 + 157	30.9	J	2.94	500	1.12	1.000	1
PCB 169	ND	U	2.40	500			1
PCB 188	ND	U	2.82	500			1
PCB 179	5.52	JK	2.21	500	0.85	1.009	1
PCB 184	ND	U	2.28	1000			1
PCB 176	ND	U	2.29	1000			1
PCB 186	ND	U	2.45	1000			1
PCB 178	ND	U	3.16	500			1
PCB 175	ND	U	3.00	1000			1
PCB 187	20.5	J	2.91	500	0.90	1.098	1
PCB 182	ND	U	3.16	1000			1
PCB 183	9.75	JK	3.71	1000	1.57	1.113	1
PCB 185	ND	U	4.35	1000			1
PCB 174	15.6	J	4.19	500	1.19	1.120	1
PCB 177	9.68	J	4.35	500	1.12	1.130	1
PCB 181	ND	U	4.32	1000			1
PCBs 171 + 173	ND	U	4.48	1000			1
PCB 172	ND	U	4.57	1000			1
PCB 192	ND	U	3.68	1000			1
PCBs 180 + 193	48.2	J	3.65	500	1.05	0.918	1
PCB 191	ND	U	3.40	1000			1
PCB 170	44.0	J	4.70	500	0.99	0.942	1
PCB 190	7.52	J	3.41	500	1.17	0.952	1
PCB 189	ND	U	2.85	500			1
PCB 202	15.0	J	3.00	1000	0.79	1.000	1
PCB 201	ND	U	2.47	1000			1

Comments: _____

COLUMBIA ANALYTICAL SERVICES, INC.

Analytical Report

Client: Northgate Environmental
Project: Tronox LLC Henderson/2027.001
Sample Matrix: Water
Sample Name: Method Blank
Lab Code: EQ0900316-01

Service Request: R0904290
Date Collected: NA
Date Received: NA
Units: pg/L
Basis: NA

Chlorinated Biphenyl Congeners by HRGC/HRMS

Analytical Method: 1668A
Prep Method: Method
Sample Amount: 1000mL
Data File Name: U220199
ICAL Date: 08/19/09

Date Analyzed: 8/25/09 1936
Date Extracted: 8/19/09
Instrument Name: E-HRMS-02
GC Column: SPB-OCTYL
Blank File Name: U220199
Cal Ver. File Name: U220197

Analyte Name	Result	Q	EDL	MRL	Ion Ratio	RRT	Dilution Factor
PCB 204	ND	U	2.51	1000			1
PCB 197	ND	U	2.79	1000			1
PCB 200	ND	U	2.40	1000			1
PCBs 198 + 199	56.4	J	3.67	500	0.78	1.104	1
PCB 196	8.83	JK	3.50	1000	1.20	0.923	1
PCB 203	33.6	J	3.42	1000	0.91	0.927	1
PCB 195	ND	U	3.85	1000			1
PCB 194	31.7	J	3.72	500	0.87	0.992	1
PCB 205	ND	U	2.66	1000			1
PCB 208	41.8	J	3.00	1000	0.86	1.001	1
PCB 207	15.4	J	3.05	1000	0.67	1.019	1
PCB 206	136	J	4.54	1000	0.71	1.001	1
PCB 209	2400		2.51	500	1.18	1.000	1
Total MonoCB	16.4	J	3.75	200			1
Total DiCB	1580		18.0	500			1
Total TriCB	771		4.32	500			1
Total TetraCB	543		2.78	500			1
Total PentaCB	631	J	2.97	1000			1
Total HexaCB	504	J	1.95	1000			1
Total HeptaCB	161	J	2.21	1000			1
Total OctaCB	146	J	2.40	1000			1
Total NonaCB	193	J	3.00	1000			1
Total PCBs	7030		1.95	1000			1

Comments: _____

COLUMBIA ANALYTICAL SERVICES, INC.

Analytical Report

Client: Northgate Environmental
Project: Tronox LLC Henderson/2027.001
Sample Matrix: Water
Sample Name: Method Blank
Lab Code: EQ0900316-01

Service Request: R0904290
Date Collected: NA
Date Received: NA
Units: Percent
Basis: NA

Chlorinated Biphenyl Congeners by HRGC/HRMS

Analytical Method: 1668A
Prep Method: Method
Sample Amount: 1000mL
Data File Name: U220199
ICAL Date: 08/19/09

Date Analyzed: 8/25/09 1936
Date Extracted: 8/19/09
Instrument Name: E-HRMS-02
GC Column: SPB-OCTYL
Blank File Name: U220199
Cal Ver. File Name: U220197

Labeled Compounds	Spike Conc.(pg)	Conc. Found (pg)	%Rec	Q	Control Limits	Ion Ratio	RRT
PCB 1L	2000	343.355	17		15-150	3.09	0.744
PCB 3L	2000	354.852	18		15-150	3.24	0.872
PCB 4L	2000	354.098	18	Y	25-150	1.49	0.886
PCB 15L	2000	434.470	22	Y	25-150	1.56	1.223
PCB 19L	2000	373.815	19	Y	25-150	0.99	1.065
PCB 37L	2000	525.496	26		25-150	1.01	1.080
PCB 54L	2000	430.400	22	Y	25-150	0.78	0.832
PCB 81L	2000	585.578	29		25-150	0.77	1.324
PCB 77L	2000	597.471	30		25-150	0.79	1.344
PCB 104L	2000	413.055	21	Y	25-150	1.46	0.829
PCB 123L	2000	539.634	27		25-150	1.54	1.133
PCB 118L	2000	560.121	28		25-150	1.52	1.143
PCB 114L	2000	527.278	26		25-150	1.51	1.158
PCB 105L	2000	575.219	29		25-150	1.52	1.177
PCB 126L	2000	635.260	32		25-150	1.52	1.265
PCB 155L	2000	404.376	20	Y	25-150	1.24	0.807
PCB 167L	2000	592.288	30		25-150	1.32	1.070
PCBs 156L + 157L	4000	1241.634	31		25-150	1.27	1.097
PCB 169L	2000	640.075	32		25-150	1.26	1.171
PCB 188L	2000	409.093	20	Y	25-150	1.06	0.736
PCB 189L	2000	561.554	28		25-150	1.06	0.962
PCB 202L	2000	460.821	23	Y	25-150	0.91	0.833
PCB 205L	2000	615.279	31		25-150	0.90	1.008
PCB 208L	2000	548.396	27		25-150	0.83	0.953
PCB 206L	2000	588.796	29		25-150	0.77	1.040
PCB 209L	2000	600.791	30		25-150	1.22	1.068
PCB 28L	2000	316.751	16	Y	30-135	1.01	0.933
PCB 111L	2000	381.158	19	Y	30-135	1.57	1.077
PCB 178L	2000	377.646	19	Y	30-135	1.05	1.010

Comments: _____



Accuracy and Precision

19408 Park Row, Suite 320, Houston, TX 77084

Phone (713)266-1599 Fax (713)266-0130

www.caslab.com

An Employee Owned Company

COLUMBIA ANALYTICAL SERVICES, INC.

QA/QC Report

Client: Northgate Environmental
Project: Tronox LLC Henderson/2027.001
Sample Matrix: Water

Service Request: R0904290
Date Analyzed: 8/25/09

**Lab Control Sample Summary
 Chlorinated Biphenyl Congeners by HRGC/HRMS**

Analytical Method: 1668A
Prep Method: Method

Units: pg/L
Basis: NA

Extraction Lot: 93565

Analyte Name	Lab Control Sample EQ0900316-02			Duplicate Lab Control Sample EQ0900316-03			% Rec Limits	RPD	RPD Limit
	Result	Expected	% Rec	Result	Expected	% Rec			
PCB 1	972	1000	97	1010	1000	101	50 - 150	4	50
PCB 3	1000	1000	100	1090	1000	109	50 - 150	9	50
PCB 4	1100	1000	110	1080	1000	108	50 - 150	2	50
PCB 15	1070	1000	107	1070	1000	107	50 - 150	0	50
PCB 19	1040	1000	104	1120	1000	112	50 - 150	7	50
PCB 37	1070	1000	107	1060	1000	106	50 - 150	1	50
PCB 54	1050	1000	105	1110	1000	111	50 - 150	6	50
PCB 81	973	1000	97	1020	1000	102	50 - 150	5	50
PCB 77	1020	1000	102	1070	1000	107	50 - 150	5	50
PCB 104	999	1000	100	1090	1000	109	50 - 150	9	50
PCB 123	936	1000	94	988	1000	99	50 - 150	5	50
PCB 118	973	1000	97	961	1000	96	50 - 150	1	50
PCB 114	904	1000	90	1010	1000	101	50 - 150	12	50
PCB 105	944	1000	94	1020	1000	102	50 - 150	8	50
PCB 126	944	1000	94	975	1000	98	50 - 150	4	50
PCB 155	1010	1000	101	1110	1000	111	50 - 150	9	50
PCB 167	1000	1000	100	996	1000	100	50 - 150	0	50
PCBs 156 + 157	1920	2000	96	1980	2000	99	50 - 150	3	50
PCB 169	1040	1000	104	1060	1000	106	50 - 150	2	50
PCB 188	943	1000	94	979	1000	98	50 - 150	4	50
PCB 189	1160	1000	116	1120	1000	112	50 - 150	4	50
PCB 202	1040	1000	104	1110	1000	111	50 - 150	7	50
PCB 205	1020	1000	102	1010	1000	101	50 - 150	1	50
PCB 208	1120	1000	112	1060	1000	106	50 - 150	6	50
PCB 206	1260	1000	126	1120	1000	112	50 - 150	12	50
PCB 209	1520	1000	152 *	965	1000	97	50 - 150	44	50

Comments: _____

COLUMBIA ANALYTICAL SERVICES, INC.

QA/QC Report

Client: Northgate Environmental
Project: Tronox LLC Henderson/2027.001
Sample Matrix: Water

Service Request: R0904290
Date Analyzed: 8/20/09

Lab Control Sample Summary
Polychlorinated Dibenzodioxins and Polychlorinated Dibenzofurans by HRGC/HRMS

Analytical Method: 8290
Prep Method: Method

Units: pg/L

Basis: NA

Extraction Lot: 92862

Lab Control Sample

EQ0900315-02

Analyte Name	Result	Expected	% Rec	% Rec Limits
2,3,7,8-TCDD	195	200	98	79 - 130
1,2,3,7,8-PeCDD	485	500	97	79 - 123
1,2,3,4,7,8-HxCDD	471	500	94	83 - 130
1,2,3,6,7,8-HxCDD	510	500	102	80 - 128
1,2,3,7,8,9-HxCDD	508	500	102	70 - 130
1,2,3,4,6,7,8-HpCDD	507	500	101	76 - 122
OCDD	910	1000	91	70 - 126
2,3,7,8-TCDF	210	200	105	80 - 126
1,2,3,7,8-PeCDF	488	500	98	79 - 124
2,3,4,7,8-PeCDF	541	500	108	73 - 122
1,2,3,4,7,8-HxCDF	494	500	99	78 - 123
1,2,3,6,7,8-HxCDF	531	500	106	75 - 128
1,2,3,7,8,9-HxCDF	514	500	103	70 - 130
2,3,4,6,7,8-HxCDF	522	500	104	70 - 123
1,2,3,4,6,7,8-HpCDF	424	500	85	74 - 118
1,2,3,4,7,8,9-HpCDF	499	500	100	70 - 130
OCDF	935	1000	93	72 - 130

Comments: _____

Analytical Report

Client: Northgate Environmental
Project: Tronox LLC Henderson/2027.001
Sample Matrix: Water
Sample Name: Lab Control Sample
Lab Code: EQ0900315-02

Service Request: R0904290
Date Collected: NA
Date Received: NA
Units: pg/L
Basis: NA

Polychlorinated Dibenzodioxins and Polychlorinated Dibenzofurans by HRGC/HRMS

Analytical Method: 8290
Prep Method: Method
Sample Amount: 1000mL
Data File Name: U132599
ICAL Date: 07/31/09

Date Analyzed: 8/20/09 0130
Date Extracted: 8/16/09
Instrument Name: E-HRMS-01
GC Column: DB-5
Blank File Name: U132566
Cal Ver. File Name: U132589

Analyte Name	Result Q	EDL	MRL	Ion Ratio	RRT	Dilution Factor
2,3,7,8-TCDD	195	0.605	10.0	0.77	1.001	1
1,2,3,7,8-PeCDD	485	0.666	25.0	1.59	1.000	1
1,2,3,4,7,8-HxCDD	471	0.609	25.0	1.24	0.999	1
1,2,3,6,7,8-HxCDD	510	0.610	25.0	1.28	1.000	1
1,2,3,7,8,9-HxCDD	508	0.606	25.0	1.30	1.009	1
1,2,3,4,6,7,8-HpCDD	507	0.842	25.0	1.04	1.000	1
OCDD	910	1.38	50.0	0.94	1.000	1
2,3,7,8-TCDF	210	0.583	10.0	0.79	1.001	1
1,2,3,7,8-PeCDF	488	0.305	25.0	1.54	1.000	1
2,3,4,7,8-PeCDF	541	0.300	25.0	1.56	1.023	1
1,2,3,4,7,8-HxCDF	494	0.447	25.0	1.25	1.000	1
1,2,3,6,7,8-HxCDF	531	0.442	25.0	1.23	1.003	1
1,2,3,7,8,9-HxCDF	514	0.515	25.0	1.25	1.036	1
2,3,4,6,7,8-HxCDF	522	0.476	25.0	1.23	1.016	1
1,2,3,4,6,7,8-HpCDF	424	1.24	25.0	1.04	1.000	1
1,2,3,4,7,8,9-HpCDF	499	1.53	25.0	1.03	1.034	1
OCDF	935	1.18	50.0	0.91	1.004	1
Total Tetra-Dioxins	195	0.605	10.0	0.77		1
Total Penta-Dioxins	485	0.666	25.0	1.59		1
Total Hexa-Dioxins	1490	0.610	25.0	1.24		1
Total Hepta-Dioxins	507	0.842	25.0	1.04		1
Total Tetra-Furans	210	0.583	10.0	0.79		1
Total Penta-Furans	1030	0.300	25.0	1.54		1
Total Hexa-Furans	2060	0.442	25.0	1.25		1
Total Hepta-Furans	923	1.24	25.0	1.04		1

Comments: _____

Analytical Report

Client: Northgate Environmental
Project: Tronox LLC Henderson/2027.001
Sample Matrix: Water
Sample Name: Lab Control Sample
Lab Code: EQ0900315-02

Service Request: R0904290
Date Collected: NA
Date Received: NA
Units: Percent
Basis: NA

Polychlorinated Dibenzodioxins and Polychlorinated Dibenzofurans by HRGC/HRMS

Analytical Method: 8290
Prep Method: Method
Sample Amount: 1000mL
Data File Name: U132599
ICAL Date: 07/31/09

Date Analyzed: 8/20/09 0130
Date Extracted: 8/16/09
Instrument Name: E-HRMS-01
GC Column: DB-5
Blank File Name: U132566
Cal Ver. File Name: U132589

Labeled Compounds	Spike Conc.(pg)	Conc. Found (pg)	%Rec	Q	Control Limits	Ion Ratio	RRT
13C-2,3,7,8-TCDD	1000	872.966	87		40-135	0.79	1.008
13C-1,2,3,7,8-PeCDD	1000	776.683	78		40-135	1.59	1.168
13C-1,2,3,6,7,8-HxCDD	2500	2189.531	88		40-135	1.29	0.992
13C-1,2,3,4,6,7,8-HpCDD	2500	2170.246	87		40-135	1.07	1.069
13C-OCDD	5000	4151.651	83		40-135	0.90	1.151
13C-2,3,7,8-TCDF	1000	875.209	88		40-135	0.80	0.979
13C-1,2,3,7,8-PeCDF	1000	776.699	78		40-135	1.60	1.131
13C-1,2,3,4,7,8-HxCDF	2500	2152.429	86		40-135	0.53	0.972
13C-1,2,3,4,6,7,8-HpCDF	2500	2369.954	95		40-135	0.46	1.045
37Cl-2,3,7,8-TCDD	800	804.667	101		40-135	NA	1.008

Comments: _____

COLUMBIA ANALYTICAL SERVICES, INC.

Analytical Report

Client: Northgate Environmental
Project: Tronox LLC Henderson/2027.001
Sample Matrix: Water
Sample Name: Lab Control Sample
Lab Code: EQ0900316-02

Service Request: R0904290
Date Collected: NA
Date Received: NA
Units: pg/L
Basis: NA

Chlorinated Biphenyl Congeners by HRGC/HRMS

Analytical Method: 1668A
Prep Method: Method
Sample Amount: 1000mL
Data File Name: U220193
ICAL Date: 08/19/09

Date Analyzed: 8/25/09 1217
Date Extracted: 8/19/09
Instrument Name: E-HRMS-02
GC Column: SPB-OCTYL
Blank File Name: U220199
Cal Ver. File Name: U220192

Analyte Name	Result Q	EDL	MRL	Ion Ratio	RRT	Dilution Factor
PCB 1	972	31.8	200	3.10	1.002	1
PCB 3	1000	29.9	200	3.14	1.001	1
PCB 4	1100	261	500	1.48	1.001	1
PCB 15	1070	72.9	500	1.38	1.001	1
PCB 19	1040	34.4	100	1.03	1.001	1
PCB 37	1070	24.4	500	0.97	1.001	1
PCB 54	1050	15.5	500	0.73	1.001	1
PCB 81	973	5.86	500	0.75	1.001	1
PCB 77	1020	6.11	500	0.76	1.000	1
PCB 104	999	52.5	500	1.58	1.001	1
PCB 123	936	25.3	500	1.62	1.001	1
PCB 118	973	18.5	500	1.53	1.000	1
PCB 114	904	21.4	500	1.68	1.001	1
PCB 105	944	19.5	200	1.59	1.001	1
PCB 126	944	20.8	500	1.60	1.000	1
PCB 155	1010	12.7	1000	1.16	1.000	1
PCB 167	1000	8.21	500	1.13	1.000	1
PCBs 156 + 157	1920	10.9	500	1.13	1.000	1
PCB 169	1040	9.14	500	1.17	1.000	1
PCB 188	943	12.7	500	0.98	1.001	1
PCB 189	1160	7.16	500	0.99	1.000	1
PCB 202	1040	8.03	1000	0.88	1.001	1
PCB 205	1020	6.79	1000	0.84	1.000	1
PCB 208	1120	7.06	1000	0.75	1.001	1
PCB 206	1260	15.9	1000	0.77	1.001	1

Comments: _____

COLUMBIA ANALYTICAL SERVICES, INC.

Analytical Report

Client: Northgate Environmental
Project: Tronox LLC Henderson/2027.001
Sample Matrix: Water
Sample Name: Lab Control Sample
Lab Code: EQ0900316-02

Service Request: R0904290
Date Collected: NA
Date Received: NA
Units: pg/L
Basis: NA

Chlorinated Biphenyl Congeners by HRGC/HRMS

Analytical Method: 1668A
Prep Method: Method
Sample Amount: 1000mL
Data File Name: U220193
ICAL Date: 08/19/09

Date Analyzed: 8/25/09 1217
Date Extracted: 8/19/09
Instrument Name: E-HRMS-02
GC Column: SPB-OCTYL
Blank File Name: U220199
Cal Ver. File Name: U220192

Analyte Name	Result	Q	EDL	MRL	Ion Ratio	RRT	Dilution Factor
PCB 209	1520		5.94	500	1.20	1.000	1
Total MonoCB	1980		29.9	200			1
Total DiCB	2170		72.9	500			1
Total TriCB	2110		24.4	500			1
Total TetraCB	3040		5.86	500			1
Total PentaCB	5700		18.5	1000			1
Total HexaCB	4980		8.21	1000			1
Total HeptaCB	2100		7.16	1000			1
Total OctaCB	2060		6.79	1000			1
Total NonaCB	2380		7.06	1000			1

Comments: _____

COLUMBIA ANALYTICAL SERVICES, INC.

Analytical Report

Client: Northgate Environmental
Project: Tronox LLC Henderson/2027.001
Sample Matrix: Water
Sample Name: Lab Control Sample
Lab Code: EQ0900316-02

Service Request: R0904290
Date Collected: NA
Date Received: NA
Units: Percent
Basis: NA

Chlorinated Biphenyl Congeners by HRGC/HRMS

Analytical Method: 1668A
Prep Method: Method
Sample Amount: 1000mL
Data File Name: U220193
ICAL Date: 08/19/09

Date Analyzed: 8/25/09 1217
Date Extracted: 8/19/09
Instrument Name: E-HRMS-02
GC Column: SPB-OCTYL
Blank File Name: U220199
Cal Ver. File Name: U220192

Labeled Compounds	Spike Conc.(pg)	Conc. Found (pg)	%Rec	Q	Control Limits	Ion Ratio	RRT
PCB 1L	2000	137.853	7	Y	15-140	3.27	0.743
PCB 3L	2000	168.975	8	Y	15-140	3.50	0.872
PCB 4L	2000	177.620	9	Y	30-140	1.54	0.886
PCB 15L	2000	274.737	14	Y	30-140	1.52	1.222
PCB 19L	2000	210.153	11	Y	30-140	0.91	1.065
PCB 37L	2000	392.535	20	Y	30-140	1.04	1.080
PCB 54L	2000	259.772	13	Y	30-140	0.78	0.832
PCB 81L	2000	475.858	24	Y	30-140	0.80	1.323
PCB 77L	2000	493.075	25		30-140	0.78	1.343
PCB 104L	2000	293.041	15	Y	30-140	1.57	0.829
PCB 123L	2000	397.485	20	Y	30-140	1.58	1.133
PCB 118L	2000	497.587	25		30-140	1.61	1.143
PCB 114L	2000	458.999	23	Y	30-140	1.62	1.158
PCB 105L	2000	516.207	26		30-140	1.61	1.176
PCB 126L	2000	568.825	28		30-140	1.60	1.264
PCB 155L	2000	391.780	20	Y	30-140	1.24	0.807
PCB 167L	2000	728.967	36		30-140	1.28	1.069
PCBs 156L + 157L	4000	1592.327	40		30-140	1.24	1.097
PCB 169L	2000	811.212	41		30-140	1.30	1.171
PCB 188L	2000	365.123	18	Y	30-140	1.04	0.736
PCB 189L	2000	565.287	28		30-140	1.04	0.962
PCB 202L	2000	464.666	23	Y	30-140	0.93	0.833
PCB 205L	2000	653.335	33		30-140	0.91	1.008
PCB 208L	2000	603.343	30		30-140	0.79	0.953
PCB 206L	2000	580.530	29		30-140	0.77	1.040
PCB 209L	2000	616.937	31		30-140	1.16	1.068
PCB 28L	2000	490.560	25	Y	40-125	1.04	0.933
PCB 111L	2000	679.964	34		40-125	1.59	1.077
PCB 178L	2000	901.032	45		40-125	1.04	1.010

Comments: _____

COLUMBIA ANALYTICAL SERVICES, INC.

Analytical Report

Client: Northgate Environmental
Project: Tronox LLC Henderson/2027.001
Sample Matrix: Water
Sample Name: Lab Control Sample Dup
Lab Code: EQ0900316-03

Service Request: R0904290
Date Collected: NA
Date Received: NA
Units: pg/L
Basis: NA

Chlorinated Biphenyl Congeners by HRGC/HRMS

Analytical Method: 1668A
Prep Method: Method
Sample Amount: 1000mL
Data File Name: U220194
ICAL Date: 08/19/09

Date Analyzed: 8/25/09 1320
Date Extracted: 8/19/09
Instrument Name: E-HRMS-02
GC Column: SPB-OCTYL
Blank File Name: U220199
Cal Ver. File Name: U220192

Analyte Name	Result Q	EDL	MRL	Ion Ratio	RRT	Dilution Factor
PCB 1	1010	26.3	200	3.10	1.001	1
PCB 3	1090	26.2	200	3.01	1.001	1
PCB 4	1080	242	500	1.63	1.002	1
PCB 15	1070	80.4	500	1.42	1.001	1
PCB 19	1120	30.9	100	1.04	1.001	1
PCB 37	1060	18.9	500	1.02	1.001	1
PCB 54	1110	9.95	500	0.72	1.001	1
PCB 81	1020	4.84	500	0.76	1.000	1
PCB 77	1070	5.07	500	0.74	1.001	1
PCB 104	1090	13.3	500	1.55	1.001	1
PCB 123	988	12.4	500	1.54	1.001	1
PCB 118	961	11.2	500	1.60	1.001	1
PCB 114	1010	12.1	500	1.55	1.001	1
PCB 105	1020	11.5	200	1.56	1.000	1
PCB 126	975	12.7	500	1.59	1.000	1
PCB 155	1110	6.04	1000	1.13	1.001	1
PCB 167	996	5.12	500	1.16	1.000	1
PCBs 156 + 157	1980	6.77	500	1.22	1.000	1
PCB 169	1060	6.08	500	1.19	1.000	1
PCB 188	979	5.52	500	0.98	1.000	1
PCB 189	1120	4.68	500	1.01	1.000	1
PCB 202	1110	5.92	1000	0.85	1.001	1
PCB 205	1010	5.35	1000	0.85	1.000	1
PCB 208	1060	4.74	1000	0.78	1.001	1
PCB 206	1120	8.97	1000	0.78	1.001	1

Comments: _____

Analytical Report

Client: Northgate Environmental
Project: Tronox LLC Henderson/2027.001
Sample Matrix: Water
Sample Name: Lab Control Sample Dup
Lab Code: EQ0900316-03

Service Request: R0904290
Date Collected: NA
Date Received: NA
Units: pg/L
Basis: NA

Chlorinated Biphenyl Congeners by HRGC/HRMS

Analytical Method: 1668A
Prep Method: Method
Sample Amount: 1000mL
Data File Name: U220194
ICAL Date: 08/19/09

Date Analyzed: 8/25/09 1320
Date Extracted: 8/19/09
Instrument Name: E-HRMS-02
GC Column: SPB-OCTYL
Blank File Name: U220199
Cal Ver. File Name: U220192

Analyte Name	Result	Q	EDL	MRL	Ion Ratio	RRT	Dilution Factor
PCB 209	965		5.80	500	1.17	1.000	1
Total MonoCB	2100		26.2	200			1
Total DiCB	2150		80.4	500			1
Total TriCB	2190		18.9	500			1
Total TetraCB	3210		4.84	500			1
Total PentaCB	6040		11.2	1000			1
Total HexaCB	5150		5.12	1000			1
Total HeptaCB	2090		4.68	1000			1
Total OctaCB	2120		5.35	1000			1
Total NonaCB	2180		4.74	1000			1

Comments: _____

COLUMBIA ANALYTICAL SERVICES, INC.

Analytical Report

Client: Northgate Environmental
Project: Tronox LLC Henderson/2027.001
Sample Matrix: Water
Sample Name: Lab Control Sample Dup
Lab Code: EQ0900316-03

Service Request: R0904290
Date Collected: NA
Date Received: NA
Units: Percent
Basis: NA

Chlorinated Biphenyl Congeners by HRGC/HRMS

Analytical Method: 1668A
Prep Method: Method
Sample Amount: 1000mL
Data File Name: U220194
ICAL Date: 08/19/09

Date Analyzed: 8/25/09 1320
Date Extracted: 8/19/09
Instrument Name: E-HRMS-02
GC Column: SPB-OCTYL
Blank File Name: U220199
Cal Ver. File Name: U220192

Labeled Compounds	Spike Conc.(pg)	Conc. Found (pg)	%Rec	Q	Control Limits	Ion Ratio	RRT
PCB 1L	2000	125.923	6	Y	15-140	3.04	0.743
PCB 3L	2000	149.962	7	Y	15-140	3.41	0.872
PCB 4L	2000	157.645	8	Y	30-140	1.48	0.885
PCB 15L	2000	265.325	13	Y	30-140	1.64	1.222
PCB 19L	2000	180.769	9	Y	30-140	0.90	1.064
PCB 37L	2000	483.115	24	Y	30-140	1.00	1.080
PCB 54L	2000	248.512	12	Y	30-140	0.77	0.832
PCB 81L	2000	631.362	32		30-140	0.78	1.324
PCB 77L	2000	660.203	33		30-140	0.79	1.344
PCB 104L	2000	333.129	17	Y	30-140	1.49	0.829
PCB 123L	2000	615.616	31		30-140	1.54	1.133
PCB 118L	2000	647.888	32		30-140	1.58	1.143
PCB 114L	2000	602.015	30		30-140	1.54	1.158
PCB 105L	2000	661.481	33		30-140	1.58	1.177
PCB 126L	2000	711.035	36		30-140	1.59	1.265
PCB 155L	2000	393.128	20	Y	30-140	1.19	0.807
PCB 167L	2000	710.749	36		30-140	1.30	1.070
PCBs 156L + 157L	4000	1538.864	38		30-140	1.28	1.097
PCB 169L	2000	729.187	36		30-140	1.35	1.172
PCB 188L	2000	478.155	24	Y	30-140	1.05	0.736
PCB 189L	2000	651.334	33		30-140	1.04	0.962
PCB 202L	2000	570.047	29		30-140	0.92	0.833
PCB 205L	2000	742.431	37		30-140	0.91	1.008
PCB 208L	2000	712.518	36		30-140	0.83	0.953
PCB 206L	2000	682.397	34		30-140	0.78	1.040
PCB 209L	2000	709.283	35		30-140	1.18	1.068
PCB 28L	2000	459.941	23	Y	40-125	1.02	0.934
PCB 111L	2000	795.650	40		40-125	1.58	1.077
PCB 178L	2000	819.182	41		40-125	1.04	1.010

Comments: _____



Chain of Custody

19408 Park Row, Suite 320, Houston, TX 77084

Phone (713)266-1599 Fax (713)266-0130

www.caslab.com

An Employee Owned Company

Intra-Network Chain of Custody

1 Mustard Street, Suite 250 • Rochester, NY 14609 • 585-288-5380 • FAX 585-288-8475

CAS Contact: Janice Jaeger

Project Name: Tronox LLC Henderson
Project Number: 2027.001
Project Manager: Derrick Willis
Company: Northgate Environmental

Cl Biphem Cong
 1668A
 PCDD PCDF
 8290

Lab Code	Client Sample ID	# of Cont.	Matrix	Sample		Date Received	Send To		
				Date	Time				
R0904290-006	FB080409-GW	4	Water	8/4/09	1100	8/5/09	HOUSTON	IV	IV

Special Instructions/Comments 	Turnaround Requirements ___ RUSH (Surcharges Apply) PLEASE CIRCLE WORK DAYS 1 2 3 4 5 ___ STANDARD Requested FAX Date: _____ Requested Report Date: <u>08/21/09</u>	Report Requirements ___ I. Results Only ___ II. Results + QC Summaries ___ III. Results + QC and Calibration Summaries <input checked="" type="checkbox"/> IV. Data Validation Report with Raw Data PQL/MDL/J <u>Y</u> EDD <u>Y</u>	Invoice Information PO# R0904290 Bill to
--	---	--	--

Relinquished By: Matth Cam 8/11/09 1800 Received By: Nancy Brown 8/12/09 0930 0°C Airbill Number: 1Z 17W 4381349676518

44 of 917

custody seal - front bubble wrap wet ice

Columbia Analytical Services, Inc.
Cooler Receipt Form

Client/Project: Northgate Environmental / Tronox LLC Henderson Service Request: R0904290

Received: 08/12/09 Opened (Date/Time): 08/12/09 0930 By: NAB

1. Samples were received via? US Mail Fedex UPS DHL Courier Hand Delivered
2. Samples were received in: (circle) Cooler Box Other _____ NA
3. Were custody seals present on coolers? Y N If yes, how many and where? 1 front
If present, were custody seals intact? Y N If present, were they signed and dated? Y N
4. Is shipper's air-bill filed? NA Y N If not, record air bill number: 1Z17W4381349676518
5. Temperature of cooler(s) upon receipt (°C): 0
6. If applicable, list Chain of Custody numbers: _____
7. Were custody papers properly filled out (ink, signed, etc.)? NA Y N
8. Packing material used: Inserts Bubble Wrap Blue Ice Wet Ice Sleeves Other _____
9. Were the correct types of bottles used for the tests indicated? Y N
Did all bottles arrive in good condition (unbroken)? *Indicate in the table below.* Y N

Sample ID	Bottle Count	Bottle Type	Out of Temp	Broken	Initials
			<input type="checkbox"/>	<input type="checkbox"/>	
			<input type="checkbox"/>	<input type="checkbox"/>	
			<input type="checkbox"/>	<input type="checkbox"/>	
			<input type="checkbox"/>	<input type="checkbox"/>	
			<input type="checkbox"/>	<input type="checkbox"/>	
			<input type="checkbox"/>	<input type="checkbox"/>	
			<input type="checkbox"/>	<input type="checkbox"/>	

10. Were all bottle labels complete (i.e. analysis, ID, etc.)? Y N
Did all bottle labels and tags agree with custody papers? *Indicate in the table below.* Y N

Sample ID on Bottle	Sample ID on COC	Sample ID on Bottle	Sample ID on COC

11. Additional notes, discrepancies, and resolutions:

Sample Acceptance Policy

Custody Seals (desirable, mandatory if specified in SAP):

- ✓ On outside of cooler
- ✓ Seals intact, signed and dated

Chain-of-Custody documentation (mandatory):

- ✓ Properly filled out in ink & signed by the client
- ✓ Sign and date the coc for CAS/HOU upon cooler receipt
- ✓ Coc must list method number
- ✓ If no coc was submitted with the samples, complete a CAS/HOU coc for the client

Sample Integrity (mandatory):

- ✓ Sample containers must arrive in good condition (not broken or leaking)
- ✓ Sample IDs on the bottles must match the sample IDs on the coc
- ✓ The correct type of sample bottle must be used for the method requested
- ✓ The correct number of sample containers received must agree with the documentation on the coc
- ✓ The correct sample matrix must appear on the coc
- ✓ An appropriate sample volume or weight must be received

Temperature Preservatives (varies by sample matrix):

- ✓ Aqueous and Non-aqueous samples must be shipped and stored cold, at 0 to 6°C
- ✓ Tissue samples must be shipped and stored frozen, at -20 to -10°C
- ✓ Air samples can be shipped and stored at ambient temperature, ~23°C
- ✓ The sample temperature must be recorded on the coc
- ✓ Notify a Project Chemist if any samples are outside the acceptance temperature or have compromised sample integrity – the client must decide re: replacement sample submittal or continue with the analysis

Cooler Receipt Form, CRF (mandatory):

- ✓ Cooler receipt forms must be completed for each coc & SR#
- ✓ Sample integrity issues must be documented on the CRF
- ✓ A scan of the carrier and the airbill number must be recorded in CAS LIMS

Sample Integrity Issues/Resolutions (mandatory):

- ✓ Sample integrity issues are documented on the CRF and given to the Project Chemist for resolution with the client
- ✓ Client resolution is documented in writing (typically email or on the CRF) and filed in the project folder(s)

Service Request Summary

Folder #: R0904290
Client Name: Northgate Environmental
Project Name: Tronox LLC Henderson
Project Number: 2027.001

Report To: Derrick Willis
 Northgate Environmental
 1100 Quail Street
 Suite 102
 Newport Beach, CA 92660

Phone Number: 949-260-9293
Cell Number: 949-375-7004
Fax Number:
E-mail: derrick.willis@ngem.com

Project Chemist: Jane Freemyer
Originating Lab: ROCHESTER
Logged By: AHENTSCHKE
Date Received: 8/ 4 - 8/ 5/09
Internal Due Date: 8/21/09
QAP: LAB QAP, Henderson RL's-LL, Tronox lim
Qualifier Set: CAS Standard
Formset: CAS Standard
Merged?: N
Report to MDL?: N,Y
P.O. Number:
EDD: EQUIS 3.7

25 - 1000 ml-Glass Bottle NM AMBER Teflon Liner Unpreserved
 19 - 40 ml-Glass Vial VOA CLEAR Tef/Silicone Septa HCL
 13 - 250 mL-Plastic Bottle NM CLEAR Unpreserved
 8 - 40 mL-Glass Vial VOA CLEAR Tef/Silicone Septa H2SO4
 5 - 500 mL-Plastic Bottle NM CLEAR Unpreserved
 4 - 100 ml-Plastic Bottle WM CLEAR Unpreserved
 4 - 250 mL-Glass Bottle NM AMBER EDA
 4 - 250 mL-Plastic Bottle NM CLEAR H2SO4
 4 - 250 mL-Plastic Bottle NM CLEAR NaOH
 4 - 500 mL-Plastic Bottle NM CLEAR HNO3
 3 - 1000 mL-Plastic Bottle NM CLEAR Unpreserved
 3 - 250 mL-Plastic Bottle Plastic Bottle NM CLEAR (NH4)2SO4,HN4

Location: In Lab, R-003, E-WIC01, R-001-S10,
 R-LTS-WC, K-Delilah-36, R-Dumpster

CAS Samp No	Client Samp No.	Matrix	Collected	ROCHESTER											
				SM 1030 E/ CorrectChkCalc	218.6/ Cr6 D	350.1/ Ammonia T	353.2/ NO2	365.1/ Tot Phos T	9012A/ CN Tot	9056/ Br	9056/ Chloride	9056/ NO3	9056/ SO4	9060/ TOC 4X T	
R0904290-001	M-31AB	Water	8/3/09 0915	IV	IV	IV	IV	IV	IV	IV	IV	IV	IV	IV	IV
R0904290-002	M-31ABDISS	Water	8/3/09 0915												
R0904290-003	TB080309-GW1	Water	8/3/09 0745												
R0904290-004	M-50B	Water	8/3/09 1205	IV	IV	IV	IV	IV	IV	IV	IV	IV	IV	IV	IV
R0904290-005	M-21B	Water	8/4/09 0930	IV	IV	IV	IV	IV	IV	IV	IV	IV	IV	IV	IV
R0904290-006	FB080409-GW	Water	8/4/09 1100		IV	IV	IV	IV	IV	IV	IV	IV	IV	IV	IV
R0904290-007	TB080409-GW1	Water	8/4/09 0635												

Test Comments:

Group	Test/Method	Samples	Comments
GenChem	CIO3/300.1	1, 4-6	Measure and Report Chlorate only by 9056
Metals	Metals D/6010B	2	Al,Ba,Be,B,Cd,Ca,Cr,Co,Cu,Fe,Mg,Mn,Mo,Ni,K,Ag,Na,Sr,Sn,Ti,V,Zn
Metals	Metals D/6020	2	Sb,Pb,Pt,Tl,W,U
Metals	Metals T/6010B LL	1, 4-6	Al,Ba,Be,B,Cd,Ca,Cr,Co,Cu,Fe,Mg,Mn,Mo,Ni,K,Ag,Na,Sr,Sn,Ti,V,Zn
Metals	Metals T/6020	1, 4-6	Sb,Pb,Pt,Tl,W,U
Semivoa GCMS	Cl Biphen Cong/1668A	6	RE 08/27/09 ASB

CAS Samp No.	Client Samp No.	Matrix	Collected	ROCHESTER							ROCHESTER			
				SM 2320 B/ Alkalinity Titr	SM 2320 B/ Bicarb Alk	SM 2320 B/ Carbonate Alk	SM 2320 B/ Hydroxide Alk	SM 2540 C/ TDS	SM 2540 D/ TSS	SM 5540 C/ MBAS	8015B/ DRO_RRO	8081A/ PEST_OC	8082/ PCB	8315A/ CARBONYLS
R0904290-001	M-31AB	Water	8/3/09 0915	IV	IV	IV	IV	IV	IV	IV		IV		
R0904290-002	M-31ABDISS	Water	8/3/09 0915											
R0904290-003	TB080309-GW1	Water	8/3/09 0745											
R0904290-004	M-50B	Water	8/3/09 1205	IV	IV	IV	IV	IV	IV	IV		IV		
R0904290-005	M-21B	Water	8/4/09 0930	IV	IV	IV	IV	IV	IV	IV		IV		
R0904290-006	FB080409-GW	Water	8/4/09 1100	IV	IV	IV				IV	IV	IV	IV	IV
R0904290-007	TB080409-GW1	Water	8/4/09 0635											

					ROCHESTER	ROCHESTER		ROCHESTER	ROCHESTER	SVM		KELSO		KELSO	
					8270C/ SVO_LL	120.1/ Cond Spec	9040B/ pH	8015B/ VOC_GRO	8260B/ VOC_FP	1668A/ Cl Biphen Cong	8290/ PCDD PCDF	300.1/ ClO3	314.0/ ClO4	6010B LL/ Metals T	6010B/ Metals D
R0904290-001	M-31AB	Water	8/3/09	0915	IV	IV	IV		IV			IV	IV	IV	
R0904290-002	M-31ABDISS	Water	8/3/09	0915											IV
R0904290-003	TB080309-GW1	Water	8/3/09	0745					IV						
R0904290-004	M-50B	Water	8/3/09	1205	IV	IV	IV		IV			IV	IV	IV	
R0904290-005	M-21B	Water	8/4/09	0930	IV	IV	IV		IV			IV	IV	IV	
R0904290-006	FB080409-GW	Water	8/4/09	1100	IV		IV	IV	IV	IV	IV	IV	IV	IV	
R0904290-007	TB080409-GW1	Water	8/4/09	0635					IV						

					KELSO			
					6020/ Metals D	6020/ Metals T	7470A/ Hg D	7470A/ Hg T
R0904290-001	M-31AB	Water	8/3/09	0915		IV		IV
R0904290-002	M-31ABDISS	Water	8/3/09	0915	IV		IV	
R0904290-003	TB080309-GW1	Water	8/3/09	0745				
R0904290-004	M-50B	Water	8/3/09	1205		IV		IV
R0904290-005	M-21B	Water	8/4/09	0930		IV		IV
R0904290-006	FB080409-GW	Water	8/4/09	1100		IV		IV
R0904290-007	TB080409-GW1	Water	8/4/09	0635				

Preparation Information Benchsheet

Prep Run#: 92862
Team: Semivoa GCMS/AKODUR

Prep Workflow: OrgExtDioxAq-30
Prep Method: Method

Status: Prepped
Prep Date/Time: 8/16/09 02:30 PM

#	Lab Code	Client ID	B#	Method /Test	pH	Matrix	Amt. Ext.	Sample Description
1	E0900601-001	PI Influent	.01	8290/PCDD PCDF		Water	1000mL	green cloudy liquid
2	E0900601-002	CP Effluent	.01	8290/PCDD PCDF		Water	980mL	clear colorless liquid
3	E0900601-003	AE Effluent	.01	8290/PCDD PCDF		Water	1000mL	clear colorless liquid
4	E0900602-001	Laughlin Influent	.01	8290/PCDD PCDF		Water	1000mL	brown cloudy liquid
5	E0900602-002	Laughlin Effluent	.01	8290/PCDD PCDF		Water	1000mL	clear colorless liquid
6	EQ0900315-01	MB		8290/PCDD PCDF		Liquid	1000mL	
7	EQ0900315-02	LCS		8290/PCDD PCDF		Liquid	1000mL	
8	EQ0900315-03	PI Influent MS	.01	8290/PCDD PCDF		Liquid	1000mL	
9	EQ0900315-04	PI Influent DMS	.01	8290/PCDD PCDF		Liquid	1000mL	
10	K0907040-003	TW 0185	.05	8290/PCDD PCDF		Water	1080mL	clear colorless liquid
11	R0904279-013	FB080309-SO	.18	8290/PCDD PCDF		Water	1100mL	clear colorless liquid
12	R0904290-006	FB080409-GW	.10	8290/PCDD PCDF		Water	1090mL	clear colorless liquid
13	R0904426-015	EB081009-SO2	.18	8290/PCDD PCDF		Water	1100mL	clear colorless liquid
14	R0904512-026	EB081109-SO	.18	8290/PCDD PCDF		Water	1100mL	clear colorless liquid

Spiking Solutions

Name:	8290 Matrix Working Standard	Inventory ID	11490	Logbook Ref:	D10-59-1A	Expires On:	08/07/2019
-------	------------------------------	--------------	-------	--------------	-----------	-------------	------------

EQ0900315-02 100.00µL EQ0900315-03 100.00µL EQ0900315-04 100.00µL

Name:	8290/1613B Cleanup Working Standard	Inventory ID	11540	Logbook Ref:	D10-59-5A/B	Expires On:	08/12/2014
-------	-------------------------------------	--------------	-------	--------------	-------------	-------------	------------

E0900601-001 100.00µL E0900601-002 100.00µL E0900601-003 100.00µL E0900602-001 100.00µL E0900602-002 100.00µL EQ0900315-01 100.00µL
 EQ0900315-02 100.00µL EQ0900315-03 100.00µL EQ0900315-04 100.00µL K0907040-003 100.00µL R0904279-013 100.00µL R0904290-006 100.00µL
 R0904426-015 100.00µL R0904512-026 100.00µL

Name:	8290 Internal Working Standard	Inventory ID	11626	Logbook Ref:	D10-57-5A	Expires On:	08/07/2014
-------	--------------------------------	--------------	-------	--------------	-----------	-------------	------------

E0900601-001 100.00µL E0900601-002 100.00µL E0900601-003 100.00µL E0900602-001 100.00µL E0900602-002 100.00µL EQ0900315-01 100.00µL
 EQ0900315-02 100.00µL EQ0900315-03 100.00µL EQ0900315-04 100.00µL K0907040-003 100.00µL R0904279-013 100.00µL R0904290-006 100.00µL
 R0904426-015 100.00µL R0904512-026 100.00µL

Preparation Information Benchsheet

Prep Run#: 92862
Team: Semivoa GCMS/AKODUR

Prep Workflow: OrgExtDioxAq-30
Prep Method: Method

Status: Prepped
Prep Date/Time: 8/16/09 02:30 PM

Preparation Materials

Acetone 99.5% Minimum	C2-16-007 (7199)	Carbon, High Purity	C2-23-004 (9452)	Ethyl Acetate 99.9% Minimum EtOAc	C2-23-006 (9462)
Glass Wool	C2-13-005 (7198)	Sulfuric Acid Reagent Grade H2SO4	C2-24-003 (9461)	Dichloromethane (Methylene Chloride) 99.9% MeCl2	C2-25-001 (9449)
Sodium Chloride Reagent Grade NaCl	C1-104-2 (3306)	Sodium Hydroxide Reagent Grade NaOH	C2-24-002 (9463)	Sodium Sulfate Anhydrous Reagent Grade Na2SO4	C2-19-006 (7201)
Tridecane (n-Tridecane)	C2-24-001 (9460)	Hexane (n-Hexane) 98.5% Minimum	C2-25-004 (9441)	Nonane (n-Nonane) 99%	C2-21-004 (9457)
Silica Gel Reagent Grade	C2-27-007 (9456)	Toluene 99.9% Minimum	C2-25-003 (9446)		

Preparation Steps

Step: Extraction	Step: Acid Clean	Step: Silica Gel Clean	Step: Final Volume
Started: 8/16/09 14:30	Started: 8/17/09 08:00	Started: 8/17/09 14:00	Started: 8/18/09 07:00
Finished: 8/16/09 16:00	Finished: 8/17/09 08:00	Finished: 8/17/09 18:00	Finished: 8/18/09 10:00
By: JDIAZ	By: JDIAZ	By: JDIAZ	By: JDIAZ

Comments: _____

Reviewed By: JD Date: 08/20/2009

Chain of Custody

Relinquished By: _____	Date: _____	<u>Extracts Examined</u>
Received By: _____	Date: _____	Yes No

Preparation Information Benchsheet

Prep Run#: 93565
Team: Semivoa GCMS/AKODUR

Prep WorkFlow: OrgExtAq(365)
Prep Method: Method

Status: Prepped
Prep Date/Time: 8/19/09 06:00 AM

#	Lab Code	Client ID	B#	Method /Test	pH	Matrix	Amt. Ext.	Sample Description
1	E0900626-001	09-WS-08	.02	1668A/Cl Biphen Cong		Water	850mL	beige clear liquid
2	E0900661-001	SP-5	.01	1668A/Cl Biphen Cong		Water	950mL	green liquid
3	E0900661-003	SP-7	.01	1668A/Cl Biphen Cong		Water	930mL	grey clear liquid
4	E0900662-002	SP-7	.01	1668A/Cl Biphen Cong		Water	940mL	grey clear liquid
5	EQ0900316-01	MB		1668A/Cl Biphen Cong		Liquid	1000mL	
6	EQ0900316-02	LCS		1668A/Cl Biphen Cong		Liquid	1000mL	
7	EQ0900316-03	DLCS		1668A/Cl Biphen Cong		Liquid	1000mL	
8	R0903918-011RE	EB071709-GW	.06	1668A/Cl Biphen Cong		Water	1100mL	clear colorless liquid
9	R0903918-013RE	TR-6B	.06	1668A/Cl Biphen Cong		Water	980mL	clear colorless liquid
10	R0904016-019RE	FB072109-SO	.08	1668A/Cl Biphen Cong		Water	1100mL	clear colorless liquid
11	R0904016-020RE	EB072109-SO	.08	1668A/Cl Biphen Cong		Water	1000mL	clear colorless liquid
12	R0904102-016RE	EB072309-SO	.08	1668A/Cl Biphen Cong		Water	990mL	clear colorless liquid
13	R0904279-013	FB080309-SO	.08	1668A/Cl Biphen Cong		Water	990mL	clear colorless liquid
14	R0904290-006	FB080409-GW	.08	1668A/Cl Biphen Cong		Water	1050mL	clear colorless liquid
15	R0904426-015	EB081009-SO2	.08	1668A/Cl Biphen Cong		Water	1100mL	clear colorless liquid
16	R0904512-026	EB081109-SO	.08	1668A/Cl Biphen Cong		Water	1100mL	clear colorless liquid

Spiking Solutions

Name:	1668A Clean Up Working Standard	Inventory ID	11345	Logbook Ref:	B2-42-2	Expires On:	08/07/2014
-------	---------------------------------	--------------	-------	--------------	---------	-------------	------------

E0900626-001	100.00µL	E0900661-001	100.00µL	E0900661-003	100.00µL	E0900662-002	100.00µL	EQ0900316-01	100.00µL	EQ0900316-02	100.00µL
EQ0900316-03	100.00µL	R0903918-011	100.00µL	R0903918-013	100.00µL	R0904016-019	100.00µL	R0904016-020	100.00µL	R0904102-016	100.00µL
R0904279-013	100.00µL	R0904290-006	100.00µL	R0904426-015	100.00µL	R0904512-026	100.00µL				

Name:	1668A Working Matrix Standard	Inventory ID	11825	Logbook Ref:	B2-44-4	Expires On:	08/14/2014
-------	-------------------------------	--------------	-------	--------------	---------	-------------	------------

EQ0900316-02	1,000.00µL	EQ0900316-03	1,000.00µL
--------------	------------	--------------	------------

Name:	1668A Labeled Working Standard	Inventory ID	11826	Logbook Ref:	B2-44-5	Expires On:	08/18/2014
-------	--------------------------------	--------------	-------	--------------	---------	-------------	------------

R0904016-020	1,000.00µL	R0904102-016	1,000.00µL	R0904279-013	1,000.00µL	R0904290-006	1,000.00µL	R0904426-015	1,000.00µL	R0904512-026	1,000.00µL
--------------	------------	--------------	------------	--------------	------------	--------------	------------	--------------	------------	--------------	------------

Name:	1668A Labeled Working Standard	Inventory ID	11827	Logbook Ref:	B2-44-3	Expires On:	08/14/2014
-------	--------------------------------	--------------	-------	--------------	---------	-------------	------------

E0900661-001	1,000.00µL	E0900661-003	1,000.00µL	E0900662-002	1,000.00µL	EQ0900316-01	1,000.00µL	EQ0900316-02	1,000.00µL	EQ0900316-03	1,000.00µL
R0903918-011	1,000.00µL	R0903918-013	1,000.00µL	R0904016-019	1,000.00µL	R0904016-020	1,000.00µL				

Preparation Information Benchsheet

Prep Run#: 93565
Team: Semivoa GCMS/AKODUR

Prep Workflow: OrgExtAq(365)
Prep Method: Method

Status: Prepped
Prep Date/Time: 8/19/09 06:00 AM

Preparation Materials

Acetone 99.5% Minimum	C2-16-007 (7199)	Glass Wool	C2-13-005 (7198)	Sulfuric Acid Reagent Grade H2SO4	C2-24-003 (9461)
Dichloromethane (Methylene Chloride) 99.9% MeCl2	C2-25-001 (9449)	Sodium Chloride Reagent Grade NaCl	C1-104-2 (3306)	Sodium Hydroxide Reagent Grade NaOH	C2-24-002 (9463)
Sodium Sulfate Anhydrous Reagent Grade Na2SO4	C2-19-006 (7201)	Hexane (n-Hexane) 98.5% Minimum	C2-25-004 (9441)	Nonane (n-Nonane) 99%	C2-21-004 (9457)
Silica Gel Reagent Grade	C2-20-001 (7196)				

Preparation Steps

Step: Extraction	Step: Acid Clean	Step: Silica Gel Clean	Step: Final Volume
Started: 8/19/09 06:00	Started: 8/19/09 13:00	Started: 8/19/09 13:00	Started: 8/24/09 08:00
Finished: 8/19/09 09:00	Finished: 8/19/09 17:00	Finished: 8/19/09 17:00	Finished: 8/24/09 16:00
By: NBROWN	By: NBROWN	By: NBROWN	By: NBROWN

Comments: _____

Reviewed By: Nicole Brown Date: 08/27/09

Chain of Custody

Relinquished By: _____	Date: _____	<u>Extracts Examined</u>
Received By: _____	Date: _____	Yes No

Nonconformity and Corrective Action Report

NONCONFORMITY

PROCEDURE (SOP or METHOD): 1668A

EVENT: Missed Holding Time QC Failure Lab Error (spilled sample, spiking error, etc.)
 Method Blank Contamination Login Error Project Management Error
 Equipment Failure Unacceptable PT Sample Result
 SOP Deviation Other (describe):

SAMPLES / PROJECTS / CUSTOMERS / SYSTEMS AFFECTED:

EQ0900316-01

R0904279-013

R0904290-006

R0904426-015

R0904512-026

DETAILED DESCRIPTION:

METHOD BLANK HAD LEVELS OF PCB 11 ABOVE THE ALLOWABLE ACCEPTANCE CRITERIA. ADDITIONALLY, R0904279-013 AND E0904290-006 HAD LOW RECOVERIES OF INTERNAL STANDARDS.

ORIGINATOR: ANDREW BIDDLE

DATE: 08/27/09

CORRECTIVE ACTION AND OUTCOME

Re-establishment of conformity must be demonstrated and documented. Describe the steps that were taken, or are planned to be taken, to correct the particular Nonconformity and prevent its reoccurrence. Include any Project Manager instructions here.

The issue of PCB contamination in the blanks is being investigated and isolated. One possibility is PCB adsorption on particulates in the air, thus carbon filters are being purchased for all ductwork. Once these are in place, additional tests will be performed to determine if the filters help reduce the PCB contamination. Re-extract affected samples using original sample size. Use ½ the original sample size for samples R0904279-013 and R0904290-006.

Is the data to be flagged in the Analytical Report with an appropriate qualifier? No Yes

APPROVAL AND NOTIFICATION

Supervisor Verification and Approval of Corrective Action Arthi Kodur

Date: 8/28/09

Comments:

QA PM Verification and Approval of Corrective Action Andrew Biddle

Date: 08/27/09

Comments:

Customer Notified by Telephone Fax E-mail Narrative Not notified

Project Manager Verification and Approval of Corrective Action Date: Jane Freemyer 10/22/09 jf

Comments:

(Attach record or cite reference where record is located.) Project folder archive



Chromatograms and Selected Ion Monitoring

19408 Park Row, Suite 320, Houston, TX 77084

Phone (713)266-1599 Fax (713)266-0130

www.caslab.com

An Employee Owned Company

Columbia Analytical Services, Inc.
Sample Response Summary

CLIENT ID.
FB080409-GW

Run #16 Filename U220221
Processed: 20-OCT-09 11:42:10

Samp: 1 Inj: 1 Acquired: 27-AUG-09 00:14:32
Sample ID: R0904290-006

Ln#	Fxn	Name	RT-1	Resp 1	Resp 2	RatioMeet	Mod?	RRF	
1	1	PCB-1	NotFnd	*	*	*	n	n	1.098
2	1	PCB-2	NotFnd	*	*	*	n	n	1.053
3	1	PCB-3	16:34	9.203e+01	4.179e+01	2.20	n	y	1.059
4	1	PCB-4	NotFnd	*	*	*	n	n	0.945
5	1	PCB-10	NotFnd	*	*	*	n	n	1.365
6	2	PCB-9	NotFnd	*	*	*	n	n	1.069
7	2	PCB-7	NotFnd	*	*	*	n	n	1.021
8	2	PCB-6	NotFnd	*	*	*	n	n	1.092
9	2	PCB-5	NotFnd	*	*	*	n	n	0.930
10	2	PCB-8	19:55	4.598e+02	3.001e+02	1.53	y	y	1.167
11	2	PCB-14	NotFnd	*	*	*	n	n	1.086
12	2	PCB-11	22:32	3.983e+03	2.706e+03	1.47	y	n	1.041
13	2	PCB-12/13	NotFnd	*	*	*	n	n	1.019
14	2	PCB-15	23:13	2.900e+02	2.069e+02	1.40	y	n	1.030
15	2	PCB-19	NotFnd	*	*	*	n	n	1.049
16	2	PCB-18/30	22:13	2.823e+02	2.861e+02	0.99	y	y	1.039
17	2	PCB-17	22:40	1.340e+02	1.301e+02	1.03	y	y	0.882
18	2	PCB-27	NotFnd	*	*	*	n	n	1.316
19	2	PCB-24	NotFnd	*	*	*	n	n	1.191
20	2	PCB-16	23:09	1.019e+02	1.134e+02	0.90	y	y	0.581
21	2	PCB-32	23:42	1.146e+02	1.190e+02	0.96	y	y	1.357
22	3	PCB-34	NotFnd	*	*	*	n	n	1.456
23	3	PCB-23	NotFnd	*	*	*	n	n	1.236
24	3	PCB-26/29	25:30	1.091e+02	1.176e+02	0.93	y	y	1.428
25	3	PCB-25	NotFnd	*	*	*	n	n	1.537
26	3	PCB-31	26:05	5.896e+02	5.978e+02	0.99	y	y	1.451
27	3	PCB-20/28	26:23	6.591e+02	6.930e+02	0.95	y	y	1.431
28	3	PCB-21/33	26:38	3.894e+02	4.132e+02	0.94	y	y	1.385
29	3	PCB-22	27:02	2.649e+02	2.280e+02	1.16	y	y	1.313
30	3	PCB-36	NotFnd	*	*	*	n	n	1.511
31	3	PCB-39	NotFnd	*	*	*	n	n	1.338
32	3	PCB-38	NotFnd	*	*	*	n	n	1.259
33	3	PCB-35	NotFnd	*	*	*	n	n	1.164
34	3	PCB-37	30:32	1.261e+02	1.456e+02	0.87	n	y	1.076
35	2	PCB-54	NotFnd	*	*	*	n	n	0.973
36	3	PCB-50/53	25:45	5.308e+01	5.225e+01	1.02	n	y	0.840
37	3	PCB-45/51	NotFnd	*	*	*	n	n	0.804
38	3	PCB-46	NotFnd	*	*	*	n	n	0.695
39	3	PCB-52	28:16	1.713e+03	2.283e+03	0.75	y	n	0.940
40	3	PCB-43/73	NotFnd	*	*	*	n	n	0.840
41	3	PCB-49/69	28:46	4.159e+02	5.762e+02	0.72	y	n	0.979
42	3	PCB-48	29:04	4.855e+01	6.306e+01	0.77	y	y	0.808
43	3	PCB-44/47/65	29:17	9.111e+02	1.183e+03	0.77	y	n	0.929
44	3	PCB-59/62/75	NotFnd	*	*	*	n	n	1.122
45	3	PCB-42	29:51	5.616e+01	1.199e+02	0.47	n	y	0.749
46	3	PCB-40/41/71	30:21	1.845e+02	2.676e+02	0.69	y	y	0.845
47	3	PCB-64	30:35	3.718e+02	5.005e+02	0.74	y	n	1.175
48	3	PCB-72	NotFnd	*	*	*	n	n	1.185
49	3	PCB-68	31:44	3.568e+01	4.078e+01	0.87	y	y	1.174
50	3	PCB-57	NotFnd	*	*	*	n	n	1.159

51	3	PCB-58	NotFnd	*	*	*	n	n	1.114
52	3	PCB-67	NotFnd	*	*	*	n	n	1.206
53	3	PCB-63	32:51	3.349e+01	3.437e+01	0.97	n	y	1.205
54	3	PCB-61/70/74/76	33:11	3.017e+03	4.080e+03	0.74	y	n	1.124
55	3	PCB-66	33:31	7.918e+02	1.030e+03	0.77	y	n	1.213
56	3	PCB-55	NotFnd	*	*	*	n	y	0.974
57	4	PCB-56	34:13	2.939e+02	4.115e+02	0.71	y	y	0.973
58	4	PCB-60	34:26	1.462e+02	1.798e+02	0.81	y	y	0.963
59	4	PCB-80	NotFnd	*	*	*	n	n	1.167
60	4	PCB-79	36:22	4.638e+01	5.500e+01	0.84	y	y	1.146
61	4	PCB-78	NotFnd	*	*	*	n	n	0.984
62	4	PCB-81	NotFnd	*	*	*	n	n	1.070
63	4	PCB-77	NotFnd	*	*	*	n	n	1.017
64	3	PCB-104	NotFnd	*	*	*	n	n	0.966
65	3	PCB-96	NotFnd	*	*	*	n	n	1.157
66	3	PCB-103	31:37	2.597e+01	2.003e+01	1.30	n	y	0.977
67	3	PCB-94	NotFnd	*	*	*	n	n	0.770
68	3	PCB-95	32:17	4.233e+03	2.752e+03	1.54	y	n	0.918
69	3	PCB-93/100	NotFnd	*	*	*	n	n	0.865
70	3	PCB-98/102	32:39	9.921e+01	6.476e+01	1.53	y	n	0.829
71	3	PCB-88/91	33:10	6.724e+02	4.109e+02	1.64	y	n	0.850
72	3	PCB-84	33:24	1.404e+03	9.202e+02	1.53	y	n	0.755
73	4	PCB-89	NotFnd	*	*	*	n	n	0.688
74	4	PCB-121	NotFnd	*	*	*	n	n	0.945
75	4	PCB-92	34:41	9.583e+02	5.968e+02	1.61	y	n	0.750
76	4	PCB-90/101/113	35:17	6.662e+03	4.244e+03	1.57	y	n	0.832
77	4	PCB-83/99	35:52	2.937e+03	1.909e+03	1.54	y	n	0.744
78	4	PCB-112	NotFnd	*	*	*	n	n	0.967
79	4	PCB-86/87/97/109/119/125	36:29	5.343e+03	3.338e+03	1.60	y	y	0.842
80	4	PCB-117	37:02	1.595e+02	1.227e+02	1.30	n	y	0.996
81	4	PCB-85/116	37:08	1.134e+03	7.169e+02	1.58	y	y	0.853
82	4	PCB-110/115	37:17	1.018e+04	6.620e+03	1.54	y	y	0.979
83	4	PCB-82	37:37	6.491e+02	4.328e+02	1.50	y	n	0.657
84	4	PCB-111	NotFnd	*	*	*	n	n	0.958
85	4	PCB-120	NotFnd	*	*	*	n	n	1.047
86	5	PCB-108/124	39:38	3.583e+02	1.853e+02	1.93	n	n	0.847
87	5	PCB-107	39:52	5.499e+02	3.711e+02	1.48	y	n	0.918
88	5	PCB-123	39:58	1.477e+02	9.149e+01	1.61	y	n	1.031
89	5	PCB-106	NotFnd	*	*	*	n	n	0.907
90	5	PCB-118	40:19	9.733e+03	6.220e+03	1.56	y	n	1.069
91	5	PCB-122	40:39	1.014e+02	6.261e+01	1.62	y	n	0.815
92	5	PCB-114	40:51	2.120e+02	1.355e+02	1.56	y	n	1.050
93	5	PCB-105	41:30	3.944e+03	2.503e+03	1.58	y	n	1.068
94	5	PCB-127	NotFnd	*	*	*	n	n	0.851
95	5	PCB-126	NotFnd	*	*	*	n	n	1.010
96	4	PCB-155	NotFnd	*	*	*	n	n	0.909
97	4	PCB-152	NotFnd	*	*	*	n	n	1.490
98	4	PCB-150	NotFnd	*	*	*	n	n	1.295
99	4	PCB-136	35:47	6.032e+02	5.397e+02	1.12	y	n	1.419
100	4	PCB-145	NotFnd	*	*	*	n	n	1.315
101	4	PCB-148	NotFnd	*	*	*	n	n	1.073
102	4	PCB-135/151	38:13	1.022e+03	8.848e+02	1.15	y	n	1.033
103	4	PCB-154	38:28	4.421e+01	2.931e+01	1.51	n	n	1.221
104	4	PCB-144	38:47	1.809e+02	1.529e+02	1.18	y	n	1.104
105	5	PCB-147/149	39:09	3.287e+03	2.568e+03	1.28	y	y	0.939
106	5	PCB-134	39:21	2.760e+02	2.021e+02	1.37	y	y	0.811
107	5	PCB-143	NotFnd	*	*	*	n	n	0.835

108	5	PCB-139/140	39:45	1.260e+02	8.232e+01	1.53	n	n	0.930
109	5	PCB-131	39:58	7.758e+01	5.086e+01	1.53	n	n	0.830
110	5	PCB-142	NotFnd	*	*	*	n	n	0.797
111	5	PCB-132	40:26	1.780e+03	1.375e+03	1.29	y	n	0.769
112	5	PCB-133	40:55	4.266e+01	3.089e+01	1.38	y	n	0.861
113	5	PCB-165	NotFnd	*	*	*	n	n	1.035
114	5	PCB-146	41:34	5.948e+02	4.432e+02	1.34	y	n	0.998
115	5	PCB-161	NotFnd	*	*	*	n	n	1.183
116	5	PCB-153/168	42:12	4.470e+03	3.499e+03	1.28	y	n	1.073
117	5	PCB-141	42:23	8.259e+02	6.331e+02	1.30	y	n	0.867
118	5	PCB-130	42:48	3.245e+02	2.454e+02	1.32	y	n	0.762
119	5	PCB-137	43:01	4.179e+02	3.116e+02	1.34	y	n	0.820
120	5	PCB-164	43:08	4.317e+02	3.518e+02	1.23	y	n	1.142
121	5	PCB-129/138/163	43:27	6.608e+03	5.207e+03	1.27	y	n	0.927
122	5	PCB-160	NotFnd	*	*	*	n	n	1.089
123	5	PCB-158	43:51	9.274e+02	7.127e+02	1.30	y	n	1.260
124	5	PCB-128/166	44:44	1.262e+03	9.963e+02	1.27	y	n	0.977
125	6	PCB-159	NotFnd	*	*	*	n	n	0.940
126	6	PCB-162	NotFnd	*	*	*	n	n	0.911
127	6	PCB-167	46:30	2.742e+02	2.092e+02	1.31	y	n	1.035
128	6	PCB-156/157	47:39	9.555e+02	7.621e+02	1.25	y	n	1.023
129	6	PCB-169	50:53	2.548e+01	1.511e+01	1.69	n	y	1.027
130	5	PCB-188	NotFnd	*	*	*	n	n	0.911
131	5	PCB-179	41:10	1.354e+02	1.437e+02	0.94	y	n	1.168
132	5	PCB-184	NotFnd	*	*	*	n	n	1.134
133	5	PCB-176	42:04	5.087e+01	4.162e+01	1.22	n	n	1.128
134	5	PCB-186	NotFnd	*	*	*	n	n	1.056
135	5	PCB-178	43:53	5.002e+01	4.904e+01	1.02	y	n	0.817
136	5	PCB-175	NotFnd	*	*	*	n	n	0.862
137	5	PCB-187	44:48	3.271e+02	3.497e+02	0.94	y	n	0.887
138	5	PCB-182	NotFnd	*	*	*	n	n	0.817
139	6	PCB-183	45:26	1.873e+02	1.846e+02	1.01	y	n	0.663
140	6	PCB-185	NotFnd	*	*	*	n	n	0.565
141	6	PCB-174	45:39	2.521e+02	2.596e+02	0.97	y	n	0.586
142	6	PCB-177	46:06	7.838e+01	8.299e+01	0.94	y	n	0.566
143	6	PCB-181	NotFnd	*	*	*	n	n	0.569
144	6	PCB-171/173	46:46	1.095e+02	1.065e+02	1.03	y	n	0.549
145	6	PCB-172	48:24	3.084e+01	5.281e+01	0.58	n	n	0.538
146	6	PCB-192	NotFnd	*	*	*	n	n	0.667
147	6	PCB-180/193	49:03	7.689e+02	7.657e+02	1.00	y	n	0.673
148	6	PCB-191	49:25	1.440e+01	2.530e+01	0.57	n	n	0.724
149	6	PCB-170	50:18	3.940e+02	3.684e+02	1.07	y	n	0.523
150	6	PCB-190	50:51	1.284e+02	1.022e+02	1.26	n	n	0.721
151	6	PCB-189	53:25	3.911e+01	3.529e+01	1.11	y	n	0.872
152	6	PCB-202	46:13	2.304e+01	3.128e+01	0.74	n	y	0.861
153	6	PCB-201	47:11	1.695e+01	1.488e+01	1.14	n	y	0.994
154	6	PCB-204	NotFnd	*	*	*	n	n	0.977
155	6	PCB-197	NotFnd	*	*	*	n	n	0.880
156	6	PCB-200	48:12	1.950e+01	2.053e+01	0.95	y	y	1.022
157	6	PCB-198/199	51:00	1.501e+02	1.955e+02	0.77	y	y	0.667
158	6	PCB-196	51:38	4.718e+01	7.731e+01	0.61	n	y	0.701
159	6	PCB-203	51:50	1.204e+02	1.215e+02	0.99	y	y	0.716
160	6	PCB-195	53:10	5.026e+01	5.490e+01	0.92	y	y	0.637
161	6	PCB-194	55:29	1.541e+02	1.814e+02	0.85	y	y	0.659
162	6	PCB-205	55:59	2.163e+01	1.583e+01	1.37	n	y	0.877
163	6	PCB-208	52:56	8.111e+01	1.180e+02	0.69	y	y	0.914
164	6	PCB-207	53:50	2.409e+01	3.564e+01	0.68	y	y	1.058

165	7	PCB-206	57:43	2.332e+02	3.050e+02	0.76	y	n	0.921
166	7	PCB-209	59:18	1.923e+02	1.523e+02	1.26	y	n	0.971
167	1	PCB-1L	14:07	5.392e+03	1.725e+03	3.13	y	n	1.122
168	1	PCB-3L	16:33	6.238e+03	1.958e+03	3.19	y	n	1.146
169	1	PCB-4L	16:49	3.310e+03	2.197e+03	1.51	y	n	0.804
170	2	PCB-15L	23:11	7.596e+03	4.988e+03	1.52	y	n	1.026
171	2	PCB-19L	20:12	2.104e+03	2.147e+03	0.98	y	n	0.554
172	3	PCB-37L	30:30	1.063e+04	1.066e+04	1.00	y	n	1.307
173	2	PCB-54L	23:29	3.593e+03	4.644e+03	0.77	y	n	1.099
174	4	PCB-81L	37:23	9.519e+03	1.233e+04	0.77	y	n	1.098
175	4	PCB-77L	37:57	9.923e+03	1.253e+04	0.79	y	n	1.079
176	3	PCB-104L	29:13	7.550e+03	4.849e+03	1.56	y	n	1.396
177	5	PCB-123L	39:57	1.199e+04	7.849e+03	1.53	y	n	1.192
178	5	PCB-118L	40:17	1.271e+04	8.233e+03	1.54	y	n	1.219
179	5	PCB-114L	40:50	1.194e+04	7.735e+03	1.54	y	n	1.219
180	5	PCB-105L	41:29	1.252e+04	7.954e+03	1.57	y	n	1.166
181	5	PCB-126L	44:36	1.308e+04	8.500e+03	1.54	y	n	1.087
182	4	PCB-155L	35:01	8.382e+03	6.481e+03	1.29	y	n	1.588
183	6	PCB-167L	46:28	9.237e+03	7.134e+03	1.29	y	n	0.965
184	6	PCB-156/157L	47:39	1.849e+04	1.453e+04	1.27	y	n	0.904
185	6	PCB-169L	50:53	8.646e+03	6.809e+03	1.27	y	n	0.818
186	5	PCB-188L	40:48	9.019e+03	8.625e+03	1.05	y	n	2.299
187	6	PCB-189L	53:23	7.432e+03	7.203e+03	1.03	y	n	1.380
188	6	PCB-202L	46:12	3.309e+03	3.710e+03	0.89	y	n	1.557
189	6	PCB-205L	55:57	6.728e+03	7.525e+03	0.89	y	n	1.283
190	6	PCB-208L	52:53	6.243e+03	7.664e+03	0.81	y	n	1.396
191	7	PCB-206L	57:41	4.791e+03	6.324e+03	0.76	y	n	1.012
192	7	PCB-209L	59:17	7.873e+03	6.798e+03	1.16	y	n	1.325
193	3	PCB-28L	26:22	9.472e+03	9.243e+03	1.02	y	n	1.497
194	4	PCB-111L	37:58	1.331e+04	8.428e+03	1.58	y	n	1.237
195	5	PCB-178L	43:52	7.879e+03	7.578e+03	1.04	y	n	0.942
196	2	PCB-9L	18:59	3.981e+04	2.590e+04	1.54	y	n	-
197	3	PCB-52L	28:14	1.847e+04	2.397e+04	0.77	y	n	-
198	4	PCB-101L	35:15	2.293e+04	1.456e+04	1.58	y	n	-
199	5	PCB-138L	43:25	1.957e+04	1.585e+04	1.23	y	n	-
200	6	PCB-194L	55:28	1.138e+04	1.259e+04	0.90	y	n	-

-- Sample Calculation--

$$\text{PCB-209} = \frac{(1.923e+02 + 1.523e+02) \times 2000 \text{ pg} \times 1}{(7.873e+03 + 6.798e+03) \times (1090 \text{ M}(\text{g}) \times (100) / 100) \times 0.9714} = 46.1$$

46.1
 PBL
 10/21/09


Columbia Analytical Services, Inc.
 19408 Park Row, Suite 320
 Houston, TX 77084
 Office(713)266-1599. Fax(713)266-0130

sp166respa
 02/2009

Columbia Analytical Services, Inc.
Signal/Noise Height Ratio SummaryCLIENT ID.
FB080409-GW

Run #16 Filename U220221#1 Samp: 1 Inj: 1 Acquired: 27-AUG-09 00:14:32

Processed: 20-OCT-09 11:42:10 LAB. ID: R0904290-006

	Name	Signal 1	Noise 1	S/N Rat.1	Signal 2	Noise 2	S/N Rat.2
1	PCB-1	*	1.79e+03	*	*	2.20e+03	*
2	PCB-2	*	1.79e+03	*	*	2.20e+03	*
3	PCB-3	1.90e+04	1.79e+03	1.1e+01	9.32e+03	2.20e+03	4.2e+00
4	PCB-4	*	2.18e+03	*	*	7.92e+03	*
5	PCB-10	*	2.18e+03	*	*	7.92e+03	*
6	PCB-9	*	9.76e+02	*	*	8.92e+03	*
7	PCB-7	*	9.76e+02	*	*	8.92e+03	*
8	PCB-6	*	9.76e+02	*	*	8.92e+03	*
9	PCB-5	*	9.76e+02	*	*	8.92e+03	*
10	PCB-8	9.55e+04	9.76e+02	9.8e+01	6.41e+04	8.92e+03	7.2e+00
11	PCB-14	*	9.76e+02	*	*	8.92e+03	*
12	PCB-11	7.22e+05	9.76e+02	7.4e+02	5.01e+05	8.92e+03	5.6e+01
13	PCB-12/13	*	9.76e+02	*	*	8.92e+03	*
14	PCB-15	5.06e+04	9.76e+02	5.2e+01	4.10e+04	8.92e+03	4.6e+00
15	PCB-19	*	1.86e+03	*	*	1.66e+03	*
16	PCB-18/30	5.38e+04	1.86e+03	2.9e+01	5.66e+04	1.66e+03	3.4e+01
17	PCB-17	2.81e+04	1.86e+03	1.5e+01	2.28e+04	1.66e+03	1.4e+01
18	PCB-27	*	1.86e+03	*	*	1.66e+03	*
19	PCB-24	*	1.86e+03	*	*	1.66e+03	*
20	PCB-16	2.06e+04	1.86e+03	1.1e+01	2.03e+04	1.66e+03	1.2e+01
21	PCB-32	2.34e+04	1.86e+03	1.3e+01	2.15e+04	1.66e+03	1.3e+01
22	PCB-34	*	3.25e+03	*	*	2.70e+03	*
23	PCB-23	*	3.25e+03	*	*	2.70e+03	*
24	PCB-26/29	1.76e+04	3.25e+03	5.4e+00	1.63e+04	2.70e+03	6.0e+00
25	PCB-25	*	3.25e+03	*	*	2.70e+03	*
26	PCB-31	9.33e+04	3.25e+03	2.9e+01	9.83e+04	2.70e+03	3.6e+01
27	PCB-20/28	1.09e+05	3.25e+03	3.3e+01	1.10e+05	2.70e+03	4.1e+01
28	PCB-21/33	6.09e+04	3.25e+03	1.9e+01	6.77e+04	2.70e+03	2.5e+01
29	PCB-22	3.81e+04	3.25e+03	1.2e+01	3.90e+04	2.70e+03	1.4e+01
30	PCB-36	*	3.25e+03	*	*	2.70e+03	*
31	PCB-39	*	3.25e+03	*	*	2.70e+03	*
32	PCB-38	*	3.25e+03	*	*	2.70e+03	*
33	PCB-35	*	3.25e+03	*	*	2.70e+03	*
34	PCB-37	2.17e+04	3.25e+03	6.7e+00	2.22e+04	2.70e+03	8.2e+00
35	PCB-54	*	9.40e+02	*	*	9.84e+02	*
36	PCB-50/53	7.87e+03	1.26e+03	6.3e+00	9.66e+03	7.64e+02	1.3e+01
37	PCB-45/51	*	1.26e+03	*	*	7.64e+02	*
38	PCB-46	*	1.26e+03	*	*	7.64e+02	*
39	PCB-52	2.81e+05	1.26e+03	2.2e+02	3.78e+05	7.64e+02	5.0e+02
40	PCB-43/73	*	1.26e+03	*	*	7.64e+02	*
41	PCB-49/69	7.12e+04	1.26e+03	5.7e+01	9.72e+04	7.64e+02	1.3e+02
42	PCB-48	9.46e+03	1.26e+03	7.5e+00	1.23e+04	7.64e+02	1.6e+01
43	PCB-44/47/65	1.48e+05	1.26e+03	1.2e+02	1.75e+05	7.64e+02	2.3e+02
44	PCB-59/62/75	*	1.26e+03	*	*	7.64e+02	*
45	PCB-42	9.82e+03	1.26e+03	7.8e+00	1.95e+04	7.64e+02	2.6e+01
46	PCB-40/41/71	2.96e+04	1.26e+03	2.4e+01	4.07e+04	7.64e+02	5.3e+01
47	PCB-64	6.52e+04	1.26e+03	5.2e+01	8.40e+04	7.64e+02	1.1e+02

48	PCB-72	*	1.26e+03	*	*	7.64e+02	*
49	PCB-68	6.02e+03	1.26e+03	4.8e+00	7.78e+03	7.64e+02	1.0e+01
50	PCB-57	*	1.26e+03	*	*	7.64e+02	*
51	PCB-58	*	1.26e+03	*	*	7.64e+02	*
52	PCB-67	*	1.26e+03	*	*	7.64e+02	*
53	PCB-63	6.46e+03	1.26e+03	5.1e+00	7.51e+03	7.64e+02	9.8e+00
54	PCB-61/70/74/76	4.23e+05	1.26e+03	3.4e+02	5.82e+05	7.64e+02	7.6e+02
55	PCB-66	1.23e+05	1.26e+03	9.8e+01	1.61e+05	7.64e+02	2.1e+02
56	PCB-55	*	1.26e+03	*	*	7.64e+02	*
57	PCB-56	5.02e+04	9.40e+02	5.3e+01	7.10e+04	1.85e+03	3.8e+01
58	PCB-60	2.43e+04	9.40e+02	2.6e+01	3.47e+04	1.85e+03	1.9e+01
59	PCB-80	*	9.40e+02	*	*	1.85e+03	*
60	PCB-79	9.20e+03	9.40e+02	9.8e+00	1.24e+04	1.85e+03	6.7e+00
61	PCB-78	*	9.40e+02	*	*	1.85e+03	*
62	PCB-81	*	9.40e+02	*	*	1.85e+03	*
63	PCB-77	*	9.40e+02	*	*	1.85e+03	*
64	PCB-104	*	1.10e+03	*	*	1.12e+03	*
65	PCB-96	*	1.10e+03	*	*	1.12e+03	*
66	PCB-103	4.06e+03	1.10e+03	3.7e+00	4.94e+03	1.12e+03	4.4e+00
67	PCB-94	*	1.10e+03	*	*	1.12e+03	*
68	PCB-95	7.30e+05	1.10e+03	6.6e+02	4.74e+05	1.12e+03	4.2e+02
69	PCB-93/100	*	1.10e+03	*	*	1.12e+03	*
70	PCB-98/102	1.59e+04	1.10e+03	1.4e+01	1.15e+04	1.12e+03	1.0e+01
71	PCB-88/91	1.14e+05	1.10e+03	1.0e+02	7.51e+04	1.12e+03	6.7e+01
72	PCB-84	2.41e+05	1.10e+03	2.2e+02	1.63e+05	1.12e+03	1.5e+02
73	PCB-89	*	7.04e+02	*	*	1.52e+03	*
74	PCB-121	*	7.04e+02	*	*	1.52e+03	*
75	PCB-92	1.69e+05	7.04e+02	2.4e+02	1.04e+05	1.52e+03	6.9e+01
76	PCB-90/101/113	1.17e+06	7.04e+02	1.7e+03	7.51e+05	1.52e+03	4.9e+02
77	PCB-83/99	4.73e+05	7.04e+02	6.7e+02	3.16e+05	1.52e+03	2.1e+02
78	PCB-112	*	7.04e+02	*	*	1.52e+03	*
79	CB-86/87/97/109/119/125	5.77e+05	7.04e+02	8.2e+02	3.60e+05	1.52e+03	2.4e+02
80	PCB-117	4.53e+04	7.04e+02	6.4e+01	3.27e+04	1.52e+03	2.2e+01
81	PCB-85/116	1.86e+05	7.04e+02	2.6e+02	1.26e+05	1.52e+03	8.3e+01
82	PCB-110/115	1.79e+06	7.04e+02	2.5e+03	1.19e+06	1.52e+03	7.8e+02
83	PCB-82	1.16e+05	7.04e+02	1.6e+02	7.51e+04	1.52e+03	4.9e+01
84	PCB-111	*	7.04e+02	*	*	1.52e+03	*
85	PCB-120	*	7.04e+02	*	*	1.52e+03	*
86	PCB-108/124	6.70e+04	8.44e+02	7.9e+01	3.55e+04	1.91e+03	1.9e+01
87	PCB-107	9.98e+04	8.44e+02	1.2e+02	6.73e+04	1.91e+03	3.5e+01
88	PCB-123	2.83e+04	8.44e+02	3.4e+01	1.74e+04	1.91e+03	9.1e+00
89	PCB-106	*	8.44e+02	*	*	1.91e+03	*
90	PCB-118	1.73e+06	8.44e+02	2.0e+03	1.09e+06	1.91e+03	5.7e+02
91	PCB-122	1.49e+04	8.44e+02	1.8e+01	9.68e+03	1.91e+03	5.1e+00
92	PCB-114	3.82e+04	8.44e+02	4.5e+01	2.37e+04	1.91e+03	1.2e+01
93	PCB-105	6.83e+05	8.44e+02	8.1e+02	4.32e+05	1.91e+03	2.3e+02
94	PCB-127	*	8.44e+02	*	*	1.91e+03	*
95	PCB-126	*	8.44e+02	*	*	1.91e+03	*
96	PCB-155	*	1.01e+03	*	*	1.09e+03	*
97	PCB-152	*	1.01e+03	*	*	1.09e+03	*
98	PCB-150	*	1.01e+03	*	*	1.09e+03	*
99	PCB-136	1.05e+05	1.01e+03	1.0e+02	9.81e+04	1.09e+03	9.0e+01
100	PCB-145	*	1.01e+03	*	*	1.09e+03	*
101	PCB-148	*	1.01e+03	*	*	1.09e+03	*
102	PCB-135/151	1.19e+05	1.01e+03	1.2e+02	1.09e+05	1.09e+03	1.0e+02
103	PCB-154	9.84e+03	1.01e+03	9.8e+00	6.01e+03	1.09e+03	5.5e+00
104	PCB-144	3.34e+04	1.01e+03	3.3e+01	3.13e+04	1.09e+03	2.9e+01

105	PCB-147/149	6.14e+05	1.19e+03	5.2e+02	4.68e+05	2.53e+03	1.9e+02
106	PCB-134	4.88e+04	1.19e+03	4.1e+01	3.20e+04	2.53e+03	1.3e+01
107	PCB-143	*	1.19e+03	*	*	2.53e+03	*
108	PCB-139/140	2.14e+04	1.19e+03	1.8e+01	1.57e+04	2.53e+03	6.2e+00
109	PCB-131	1.38e+04	1.19e+03	1.2e+01	9.73e+03	2.53e+03	3.8e+00
110	PCB-142	*	1.19e+03	*	*	2.53e+03	*
111	PCB-132	3.13e+05	1.19e+03	2.6e+02	2.50e+05	2.53e+03	9.9e+01
112	PCB-133	9.98e+03	1.19e+03	8.4e+00	6.85e+03	2.53e+03	2.7e+00
113	PCB-165	*	1.19e+03	*	*	2.53e+03	*
114	PCB-146	1.11e+05	1.19e+03	9.3e+01	8.44e+04	2.53e+03	3.3e+01
115	PCB-161	*	1.19e+03	*	*	2.53e+03	*
116	PCB-153/168	8.15e+05	1.19e+03	6.9e+02	6.31e+05	2.53e+03	2.5e+02
117	PCB-141	1.53e+05	1.19e+03	1.3e+02	1.16e+05	2.53e+03	4.6e+01
118	PCB-130	5.96e+04	1.19e+03	5.0e+01	4.70e+04	2.53e+03	1.9e+01
119	PCB-137	6.91e+04	1.19e+03	5.8e+01	6.08e+04	2.53e+03	2.4e+01
120	PCB-164	7.93e+04	1.19e+03	6.7e+01	5.77e+04	2.53e+03	2.3e+01
121	PCB-129/138/163	1.13e+06	1.19e+03	9.5e+02	8.85e+05	2.53e+03	3.5e+02
122	PCB-160	*	1.19e+03	*	*	2.53e+03	*
123	PCB-158	1.65e+05	1.19e+03	1.4e+02	1.27e+05	2.53e+03	5.0e+01
124	PCB-128/166	2.23e+05	1.19e+03	1.9e+02	1.76e+05	2.53e+03	7.0e+01
125	PCB-159	*	8.72e+02	*	*	1.02e+03	*
126	PCB-162	*	8.72e+02	*	*	1.02e+03	*
127	PCB-167	5.61e+04	8.72e+02	6.4e+01	4.36e+04	1.02e+03	4.3e+01
128	PCB-156/157	1.73e+05	8.72e+02	2.0e+02	1.38e+05	1.02e+03	1.3e+02
129	PCB-169	5.65e+03	8.72e+02	6.5e+00	3.65e+03	1.02e+03	3.6e+00
130	PCB-188	*	9.00e+02	*	*	9.64e+02	*
131	PCB-179	2.51e+04	9.00e+02	2.8e+01	2.56e+04	9.64e+02	2.7e+01
132	PCB-184	*	9.00e+02	*	*	9.64e+02	*
133	PCB-176	9.98e+03	9.00e+02	1.1e+01	8.92e+03	9.64e+02	9.3e+00
134	PCB-186	*	9.00e+02	*	*	9.64e+02	*
135	PCB-178	8.13e+03	9.00e+02	9.0e+00	1.01e+04	9.64e+02	1.0e+01
136	PCB-175	*	9.00e+02	*	*	9.64e+02	*
137	PCB-187	5.80e+04	9.00e+02	6.4e+01	6.25e+04	9.64e+02	6.5e+01
138	PCB-182	*	9.00e+02	*	*	9.64e+02	*
139	PCB-183	4.00e+04	9.00e+02	4.4e+01	3.78e+04	8.80e+02	4.3e+01
140	PCB-185	*	9.00e+02	*	*	8.80e+02	*
141	PCB-174	5.31e+04	9.00e+02	5.9e+01	5.77e+04	8.80e+02	6.6e+01
142	PCB-177	1.58e+04	9.00e+02	1.8e+01	1.87e+04	8.80e+02	2.1e+01
143	PCB-181	*	9.00e+02	*	*	8.80e+02	*
144	PCB-171/173	2.51e+04	9.00e+02	2.8e+01	2.36e+04	8.80e+02	2.7e+01
145	PCB-172	6.67e+03	9.00e+02	7.4e+00	1.10e+04	8.80e+02	1.2e+01
146	PCB-192	*	9.00e+02	*	*	8.80e+02	*
147	PCB-180/193	1.67e+05	9.00e+02	1.9e+02	1.63e+05	8.80e+02	1.9e+02
148	PCB-191	3.72e+03	9.00e+02	4.1e+00	5.04e+03	8.80e+02	5.7e+00
149	PCB-170	8.64e+04	9.00e+02	9.6e+01	8.03e+04	8.80e+02	9.1e+01
150	PCB-190	2.94e+04	9.00e+02	3.3e+01	2.36e+04	8.80e+02	2.7e+01
151	PCB-189	8.90e+03	9.00e+02	9.9e+00	8.25e+03	8.80e+02	9.4e+00
152	PCB-202	4.35e+03	7.32e+02	5.9e+00	6.35e+03	1.01e+03	6.3e+00
153	PCB-201	3.43e+03	7.32e+02	4.7e+00	2.76e+03	1.01e+03	2.7e+00
154	PCB-204	*	7.32e+02	*	*	1.01e+03	*
155	PCB-197	*	7.32e+02	*	*	1.01e+03	*
156	PCB-200	3.81e+03	7.32e+02	5.2e+00	4.57e+03	1.01e+03	4.5e+00
157	PCB-198/199	3.05e+04	7.32e+02	4.2e+01	4.12e+04	1.01e+03	4.1e+01
158	PCB-196	9.99e+03	7.32e+02	1.4e+01	1.74e+04	1.01e+03	1.7e+01
159	PCB-203	2.66e+04	7.32e+02	3.6e+01	2.60e+04	1.01e+03	2.6e+01
160	PCB-195	1.01e+04	7.32e+02	1.4e+01	1.18e+04	1.01e+03	1.2e+01
161	PCB-194	3.08e+04	7.32e+02	4.2e+01	3.80e+04	1.01e+03	3.8e+01
162	PCB-205	4.98e+03	7.32e+02	6.8e+00	3.82e+03	1.01e+03	3.8e+00

Run #16

Filename U220221#1 Samp: 1

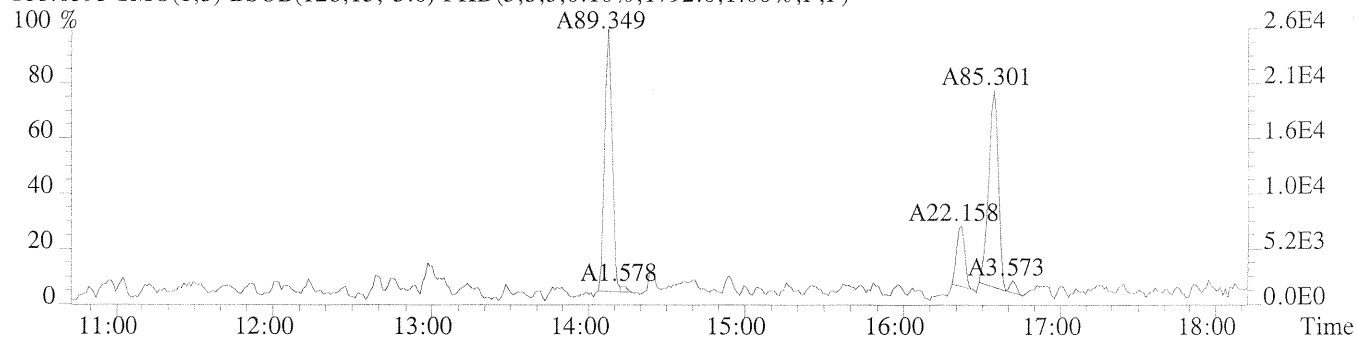
Acquired: 27-AUG-09 00:14:32

163	PCB-208	1.53e+04	1.02e+03	1.5e+01	2.18e+04	1.01e+03	2.2e+01
164	PCB-207	4.87e+03	1.02e+03	4.8e+00	8.59e+03	1.01e+03	8.5e+00
165	PCB-206	4.75e+04	9.44e+02	5.0e+01	5.77e+04	1.81e+03	3.2e+01
166	PCB-209	3.36e+04	8.20e+02	4.1e+01	2.75e+04	6.68e+02	4.1e+01
167	PCB-11L	1.44e+06	2.12e+03	6.8e+02	4.46e+05	2.48e+04	1.8e+01
168	PCB-3L	1.33e+06	2.12e+03	6.3e+02	4.18e+05	2.48e+04	1.7e+01
169	PCB-4L	7.17e+05	2.98e+03	2.4e+02	4.84e+05	2.67e+03	1.8e+02
170	PCB-15L	1.39e+06	5.70e+03	2.4e+02	9.12e+05	3.92e+03	2.3e+02
171	PCB-19L	4.38e+05	2.17e+04	2.0e+01	4.53e+05	1.29e+04	3.5e+01
172	PCB-37L	1.72e+06	2.62e+04	6.6e+01	1.71e+06	1.23e+04	1.4e+02
173	PCB-54L	6.80e+05	1.52e+03	4.5e+02	8.87e+05	1.40e+03	6.3e+02
174	PCB-81L	1.66e+06	1.57e+03	1.1e+03	2.15e+06	1.80e+03	1.2e+03
175	PCB-77L	1.71e+06	1.57e+03	1.1e+03	2.15e+06	1.80e+03	1.2e+03
176	PCB-104L	1.28e+06	1.16e+03	1.1e+03	8.18e+05	1.24e+03	6.6e+02
177	PCB-123L	2.13e+06	2.66e+03	8.0e+02	1.39e+06	1.51e+03	9.2e+02
178	PCB-118L	2.25e+06	2.66e+03	8.5e+02	1.48e+06	1.51e+03	9.8e+02
179	PCB-114L	2.13e+06	2.66e+03	8.0e+02	1.38e+06	1.51e+03	9.2e+02
180	PCB-105L	2.19e+06	2.66e+03	8.2e+02	1.41e+06	1.51e+03	9.3e+02
181	PCB-126L	2.24e+06	2.66e+03	8.4e+02	1.46e+06	1.51e+03	9.7e+02
182	PCB-155L	1.45e+06	9.32e+02	1.6e+03	1.13e+06	1.45e+03	7.8e+02
183	PCB-167L	2.00e+06	6.88e+02	2.9e+03	1.52e+06	8.68e+02	1.7e+03
184	PCB-156/157L	2.94e+06	6.88e+02	4.3e+03	2.31e+06	8.68e+02	2.7e+03
185	PCB-169L	1.87e+06	6.88e+02	2.7e+03	1.48e+06	8.68e+02	1.7e+03
186	PCB-188L	1.63e+06	1.31e+03	1.2e+03	1.55e+06	1.10e+03	1.4e+03
187	PCB-189L	1.62e+06	1.28e+03	1.3e+03	1.55e+06	6.92e+02	2.2e+03
188	PCB-202L	6.15e+05	6.96e+02	8.8e+02	6.86e+05	9.32e+02	7.4e+02
189	PCB-205L	1.45e+06	6.96e+02	2.1e+03	1.62e+06	9.32e+02	1.7e+03
190	PCB-208L	1.34e+06	8.12e+02	1.7e+03	1.63e+06	7.20e+02	2.3e+03
191	PCB-206L	8.98e+05	7.28e+02	1.2e+03	1.21e+06	1.00e+03	1.2e+03
192	PCB-209L	1.48e+06	6.44e+02	2.3e+03	1.28e+06	6.76e+02	1.9e+03
193	PCB-28L	1.54e+06	2.62e+04	5.9e+01	1.50e+06	1.23e+04	1.2e+02
194	PCB-111L	2.39e+06	2.18e+03	1.1e+03	1.53e+06	1.31e+03	1.2e+03
195	PCB-178L	1.43e+06	1.31e+03	1.1e+03	1.37e+06	1.10e+03	1.2e+03
196	PCB-9L	8.72e+06	5.70e+03	1.5e+03	5.75e+06	3.92e+03	1.5e+03
197	PCB-52L	3.05e+06	1.85e+03	1.7e+03	3.98e+06	1.48e+03	2.7e+03
198	PCB-101L	3.99e+06	2.18e+03	1.8e+03	2.54e+06	1.31e+03	1.9e+03
199	PCB-138L	3.48e+06	9.76e+02	3.6e+03	2.81e+06	1.02e+03	2.8e+03
200	PCB-194L	2.45e+06	6.96e+02	3.5e+03	2.75e+06	9.32e+02	3.0e+03

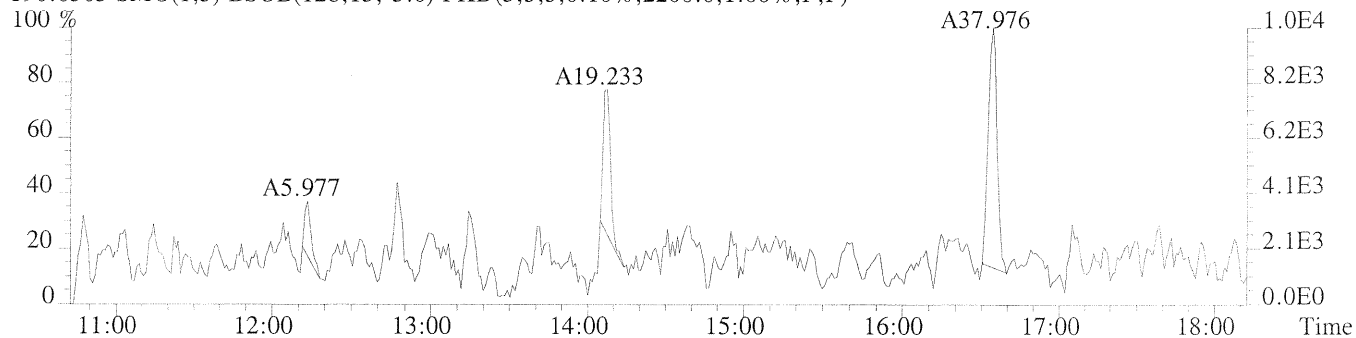
File:U220221 #1-482 Acq:27-AUG-2009 00:14:32 Probe EI+ Magnet SIR VG BioTech Mass spectf

Sample#1 Exp:R0904290-006 FB080409-GW

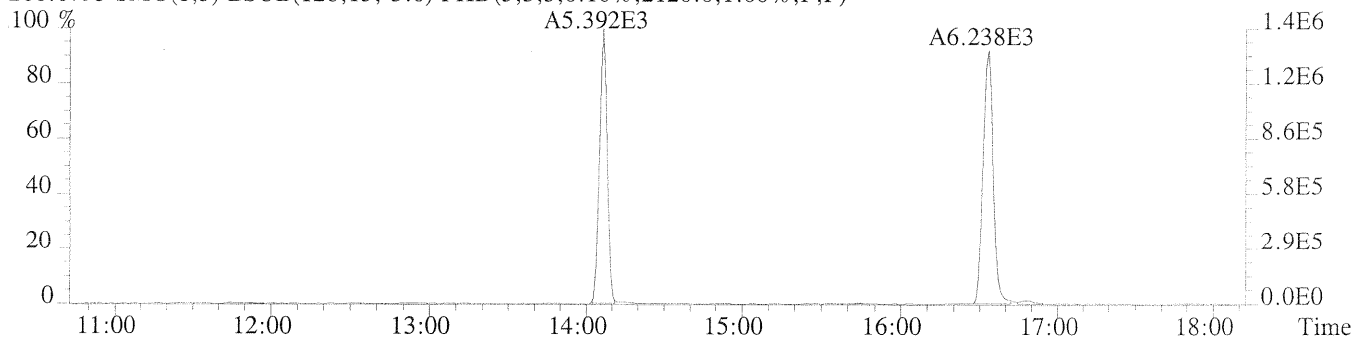
188.0393 SMO(1,3) BSUB(128,15,-3.0) PKD(3,3,3,0.10%,1792.0,1.00%,F,F)



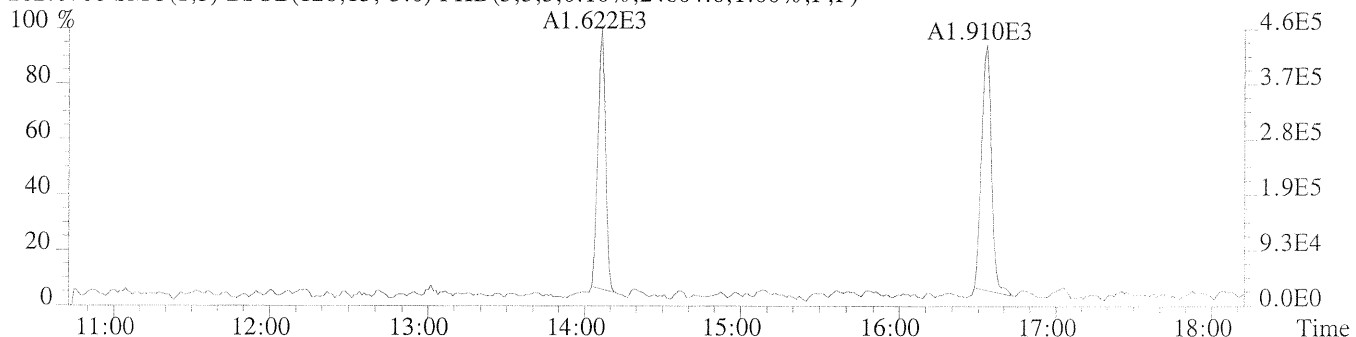
190.0363 SMO(1,3) BSUB(128,15,-3.0) PKD(3,3,3,0.10%,2200.0,1.00%,F,F)



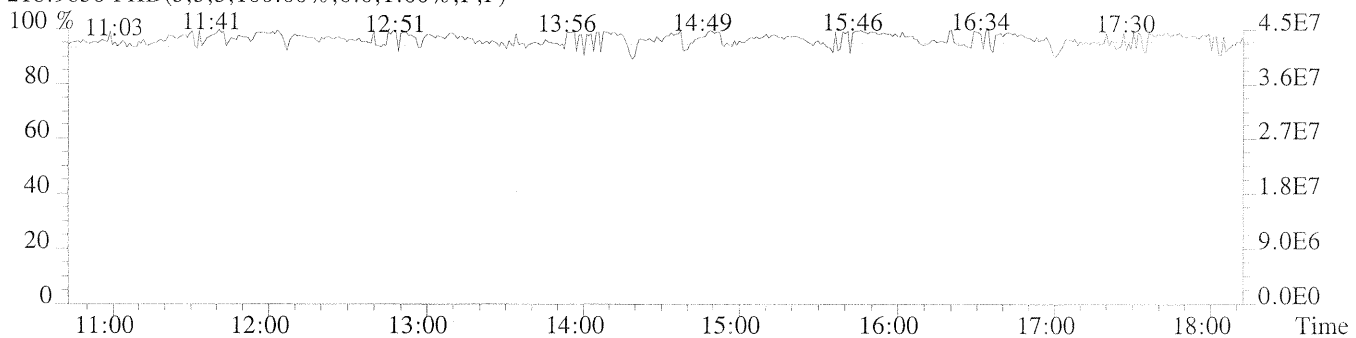
200.0795 SMO(1,3) BSUB(128,15,-3.0) PKD(3,3,3,0.10%,2120.0,1.00%,F,F)



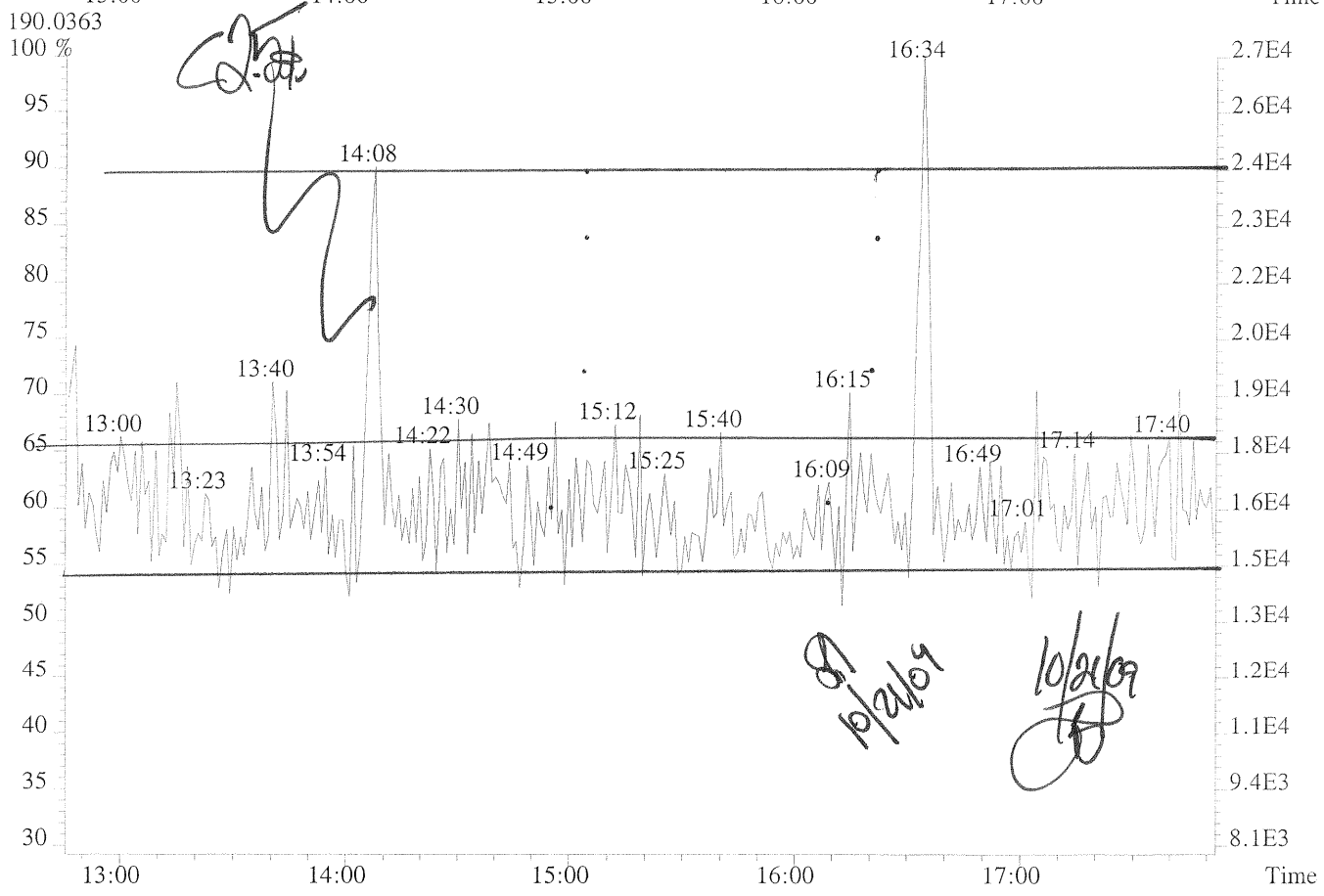
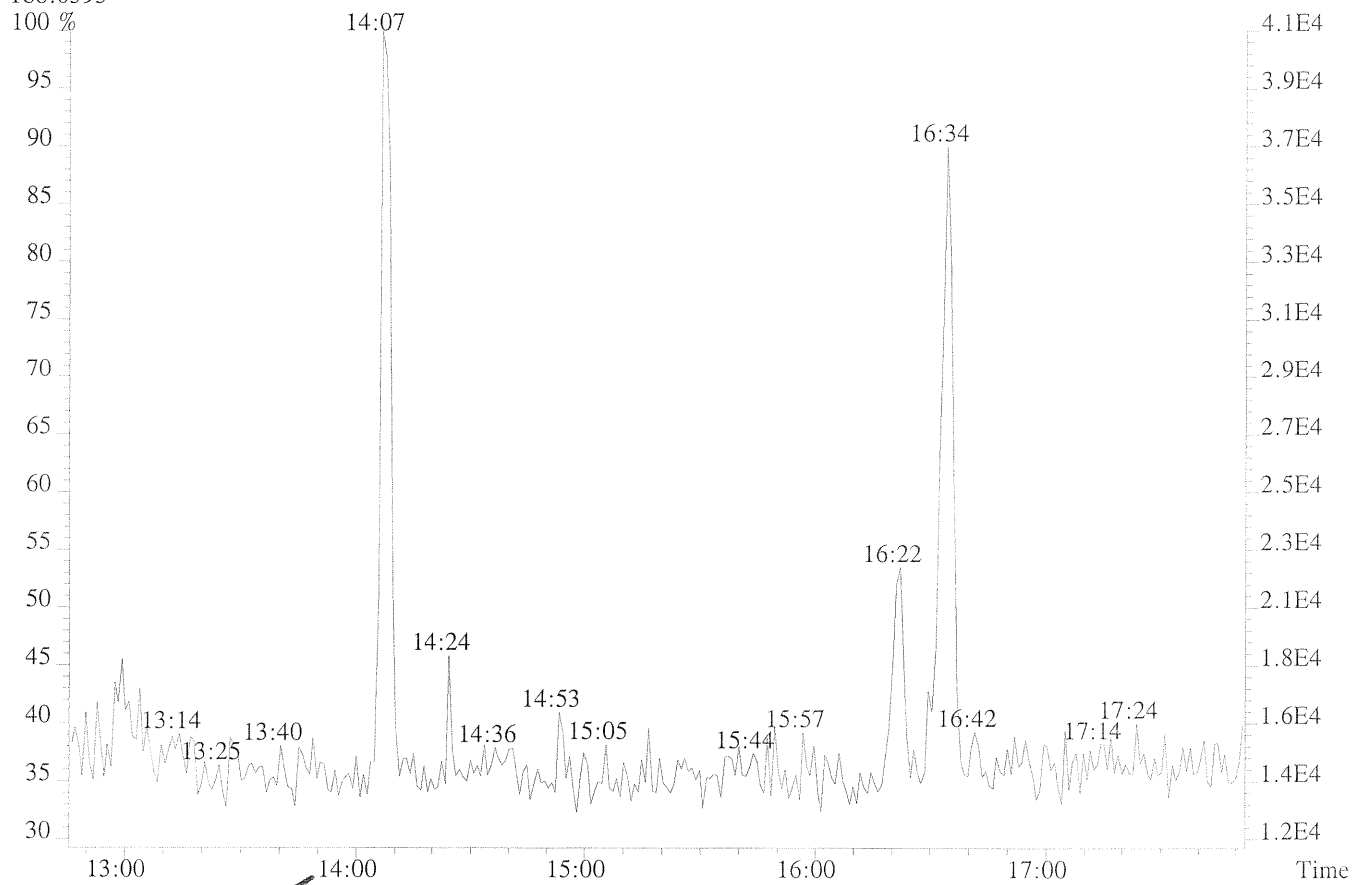
202.0766 SMO(1,3) BSUB(128,15,-3.0) PKD(3,3,3,0.10%,24804.0,1.00%,F,F)



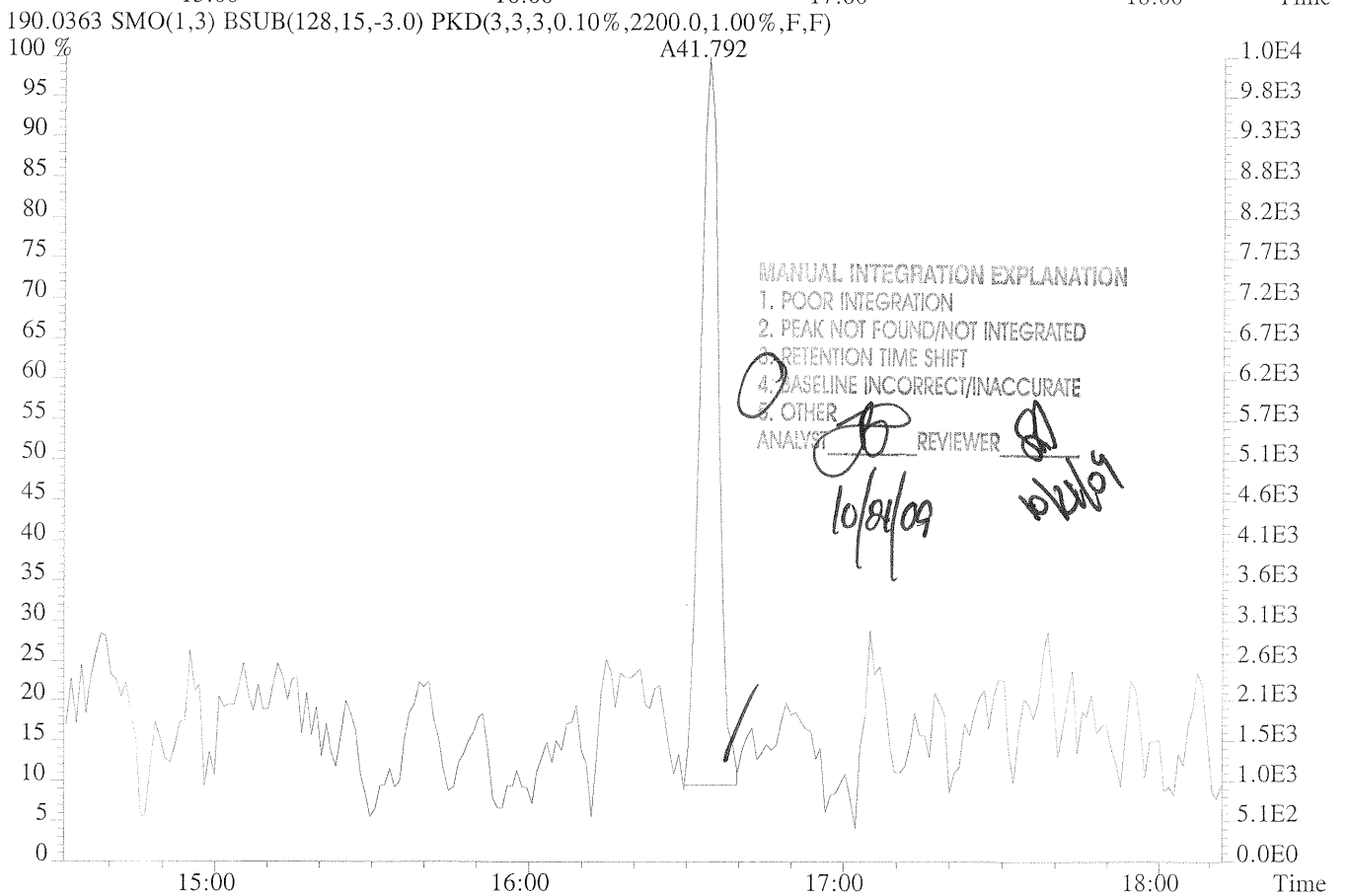
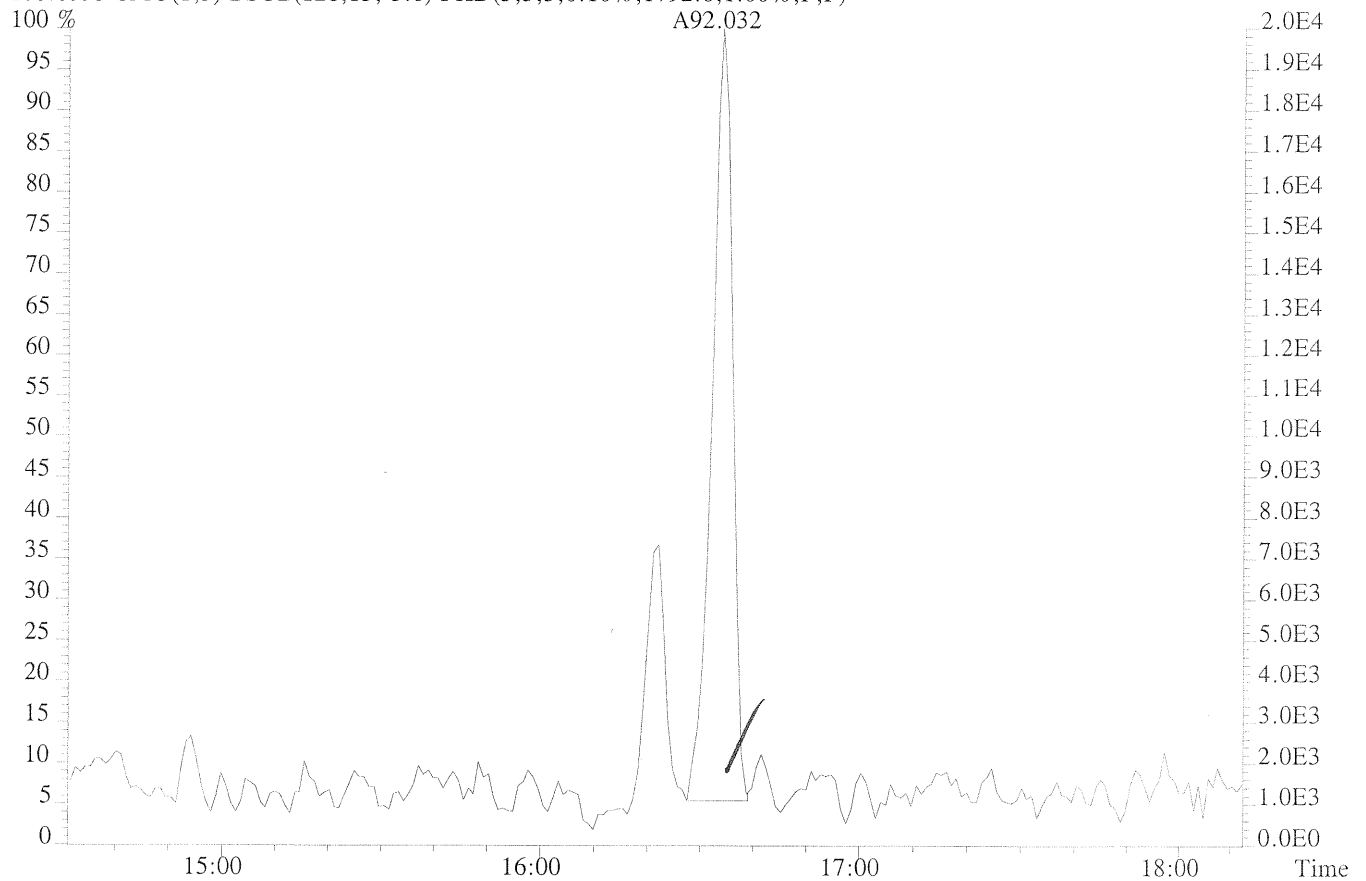
218.9856 PKD(3,3,3,100.00%,0.0,1.00%,F,F)



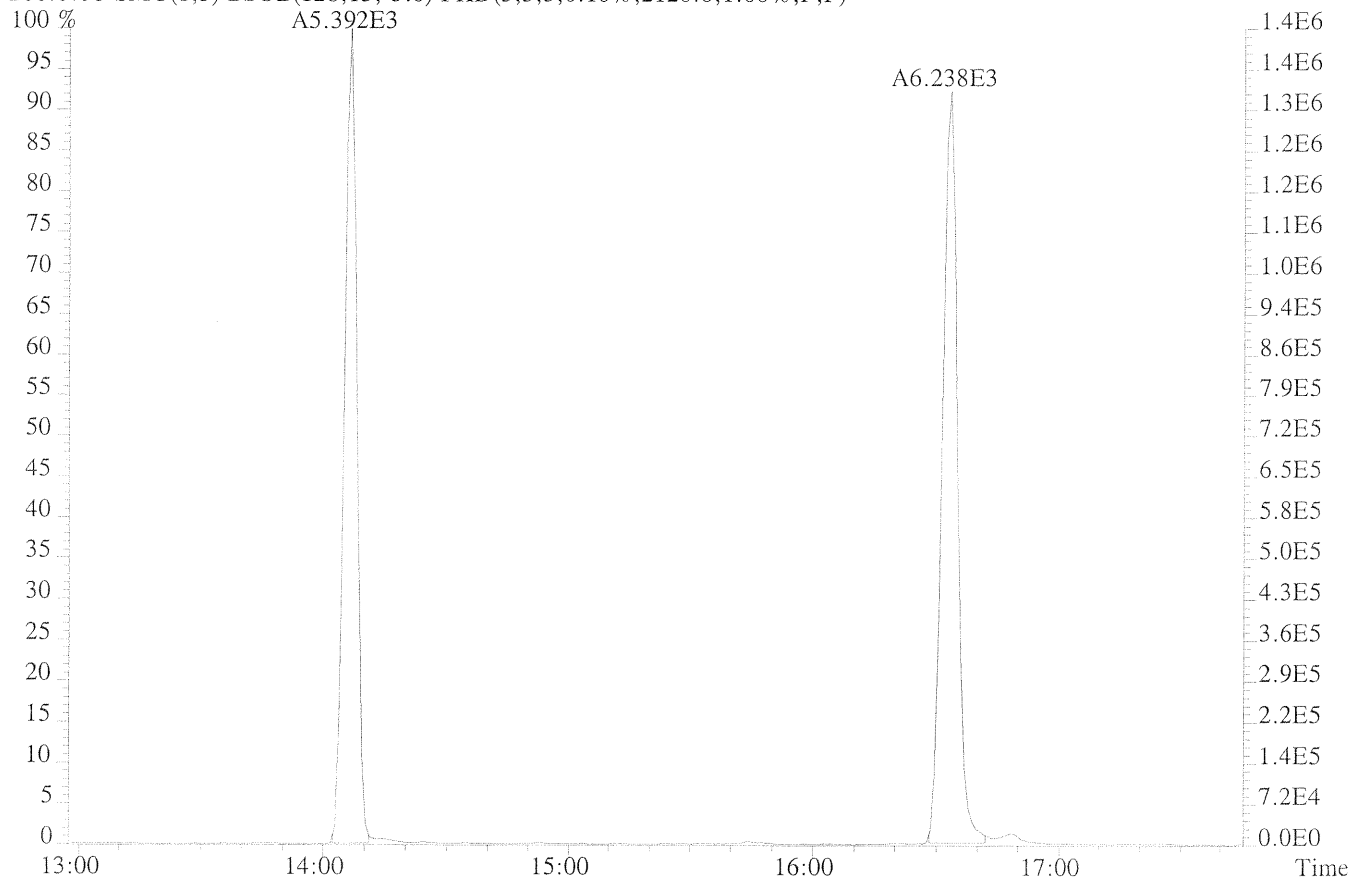
File:U220221 #1-482 Acq:27-AUG-2009 00:14:32 Probe EI+ Magnet SIR VG BioTech Mass spectf
Sample#1 Exp:R0904290-006 FB080409-GW
188.0393



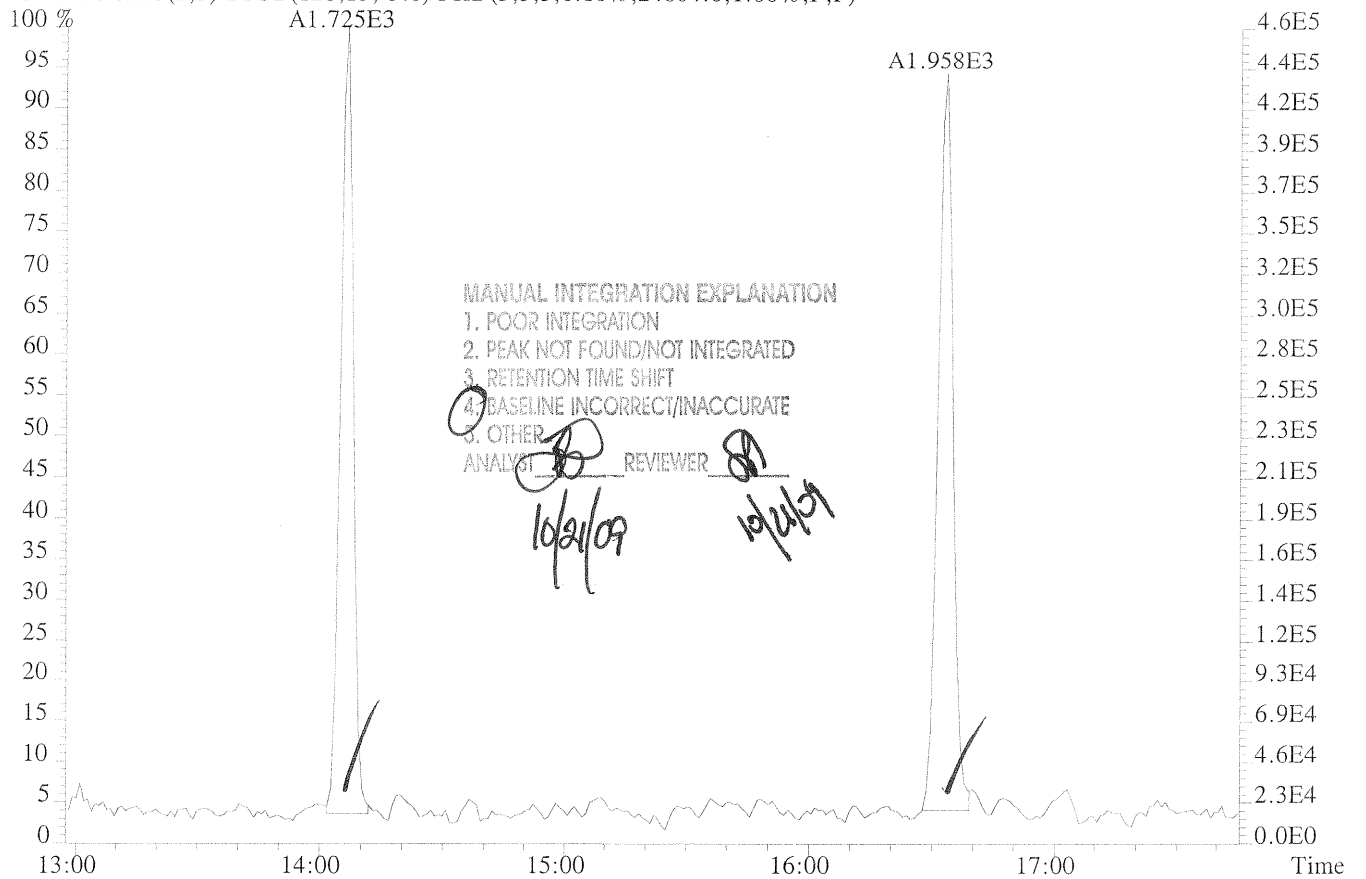
File:U220221 #1-482 Acq:27-AUG-2009 00:14:32 Probe EI+ Magnet SIR VG BioTech Mass spectf
Sample#1 Exp:R0904290-006 FB080409-GW
188.0393 SMO(1,3) BSUB(128,15,-3.0) PKD(3,3,3,0.10%,1792.0,1.00%,F,F)



File:U220221 #1-482 Acq:27-AUG-2009 00:14:32 Probe EI+ Magnet SIR VG BioTech Mass spectf
Sample#1 Exp:R0904290-006 FB080409-GW
200.0795 SMO(1,3) BSUB(128,15,-3.0) PKD(3,3,3,0.10%,2120.0,1.00%,F,F)

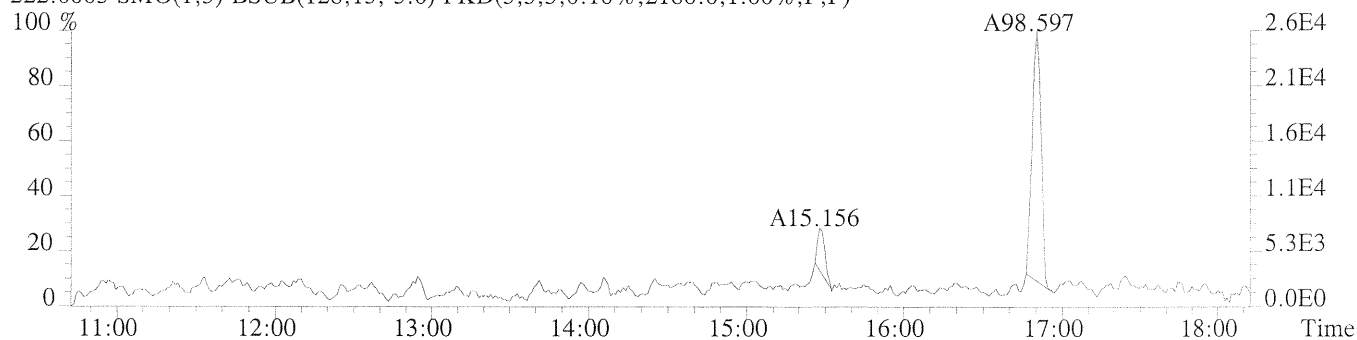


202.0766 SMO(1,3) BSUB(128,15,-3.0) PKD(3,3,3,0.10%,24804.0,1.00%,F,F)

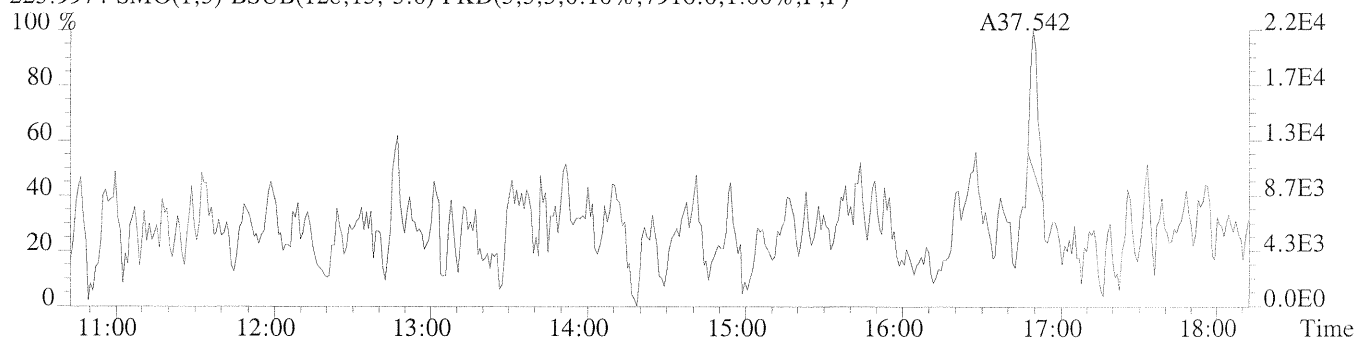


File:U220221 #1-482 Acq:27-AUG-2009 00:14:32 Probe EI+ Magnet SIR VG BioTech Mass spectf
Sample#1 Exp:R0904290-006 FB080409-GW

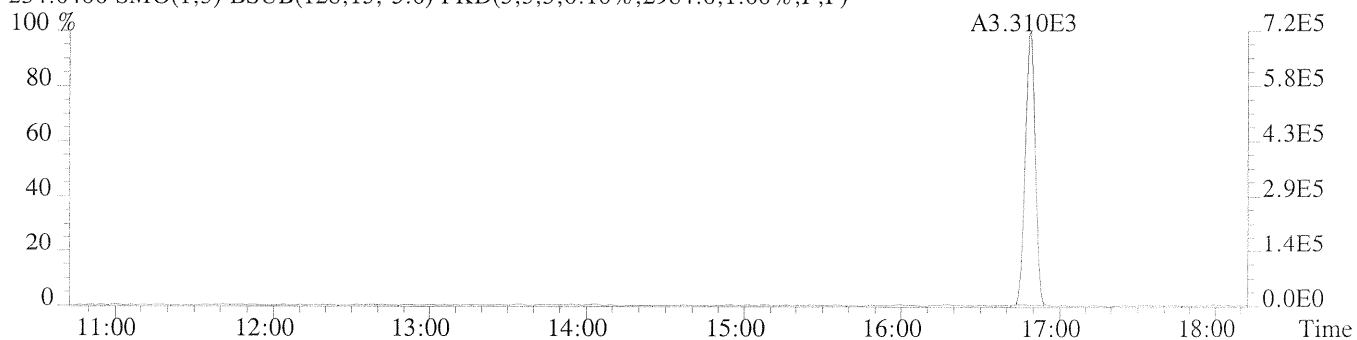
222.0003 SMO(1,3) BSUB(128,15,-3.0) PKD(3,3,3,0.10%,2180.0,1.00%,F,F)



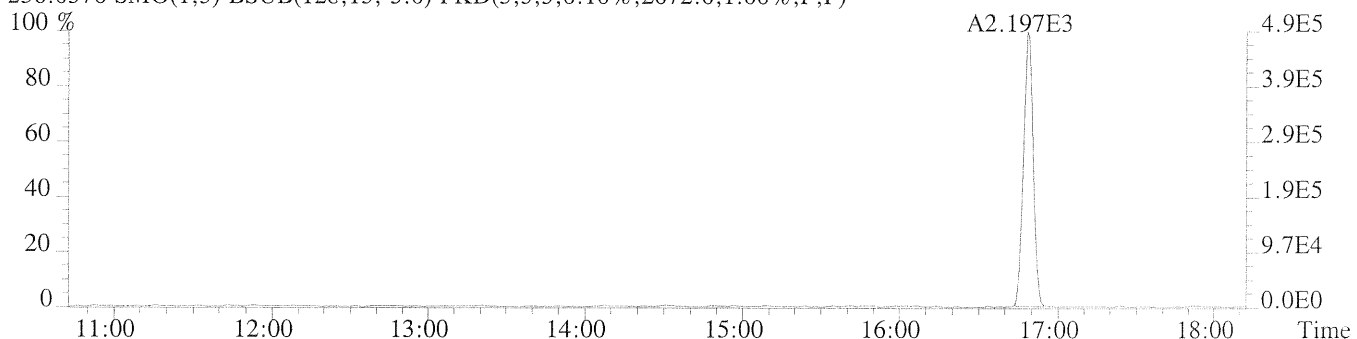
223.9974 SMO(1,3) BSUB(128,15,-3.0) PKD(3,3,3,0.10%,7916.0,1.00%,F,F)



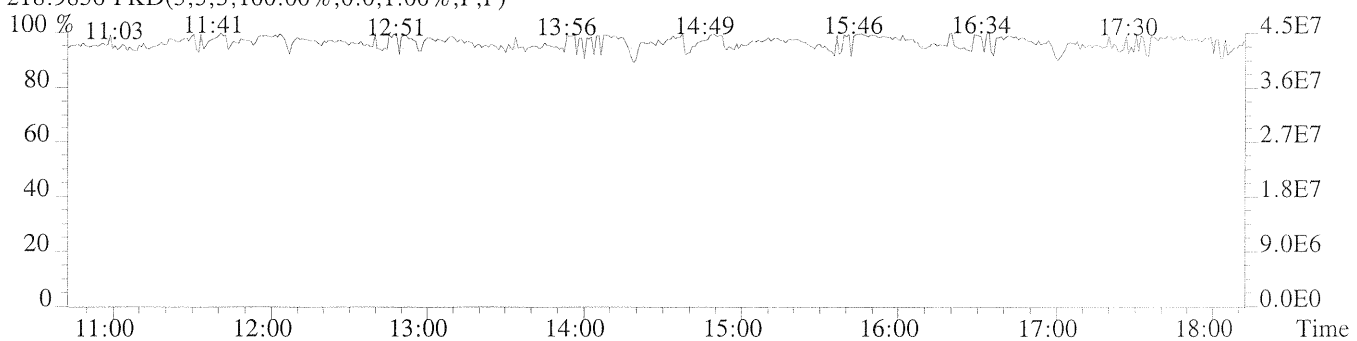
234.0406 SMO(1,3) BSUB(128,15,-3.0) PKD(3,3,3,0.10%,2984.0,1.00%,F,F)



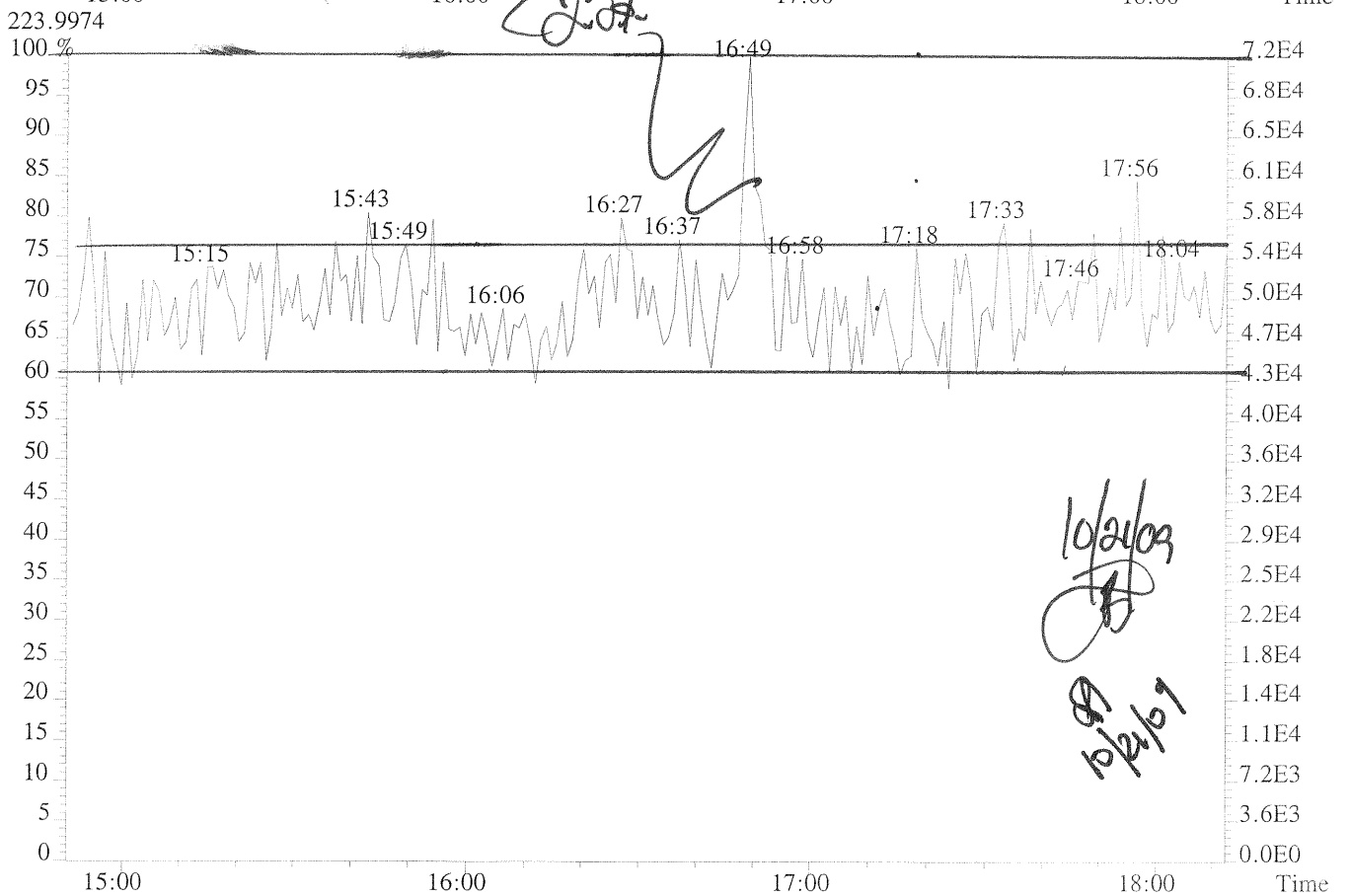
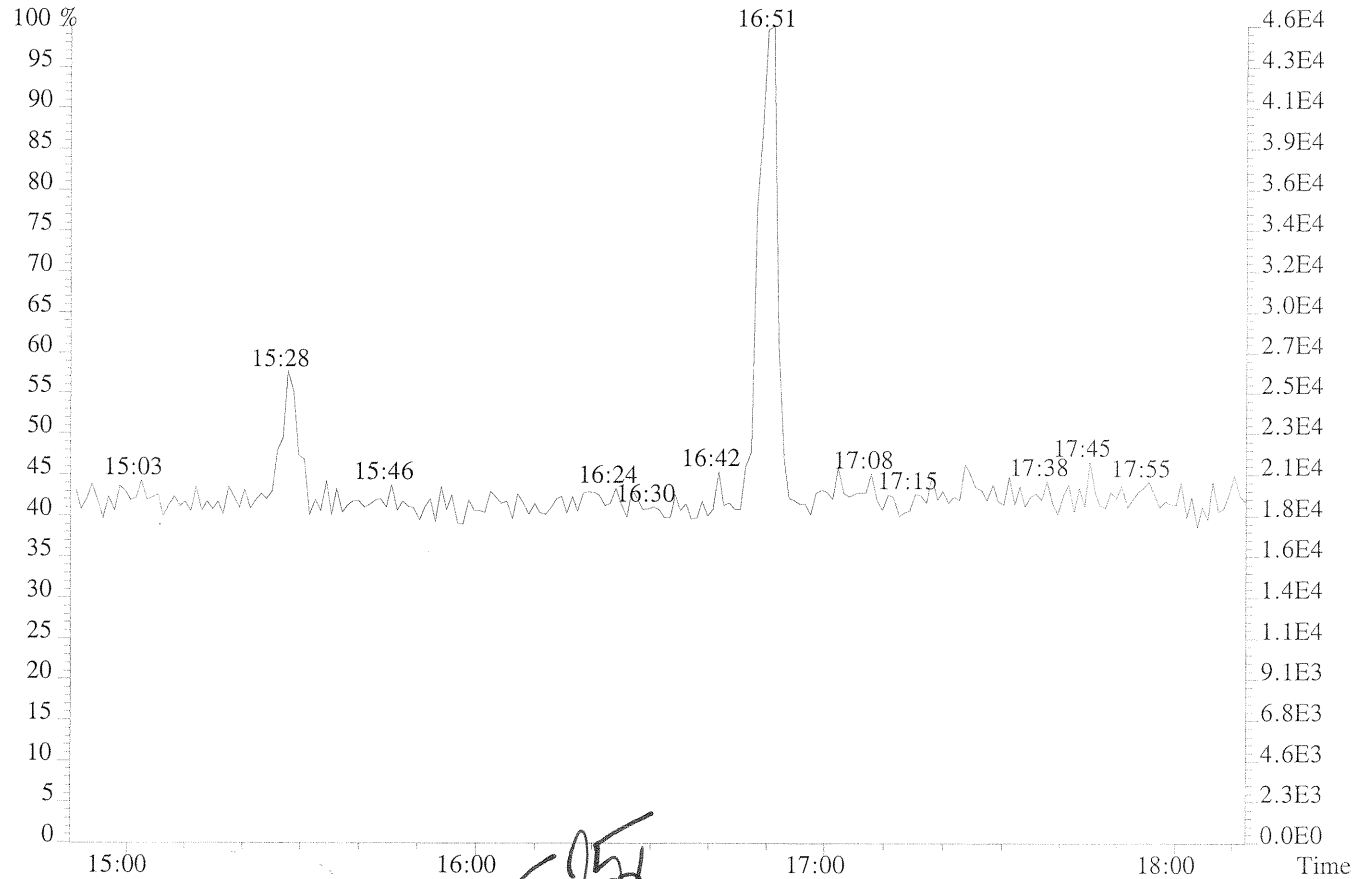
236.0376 SMO(1,3) BSUB(128,15,-3.0) PKD(3,3,3,0.10%,2672.0,1.00%,F,F)



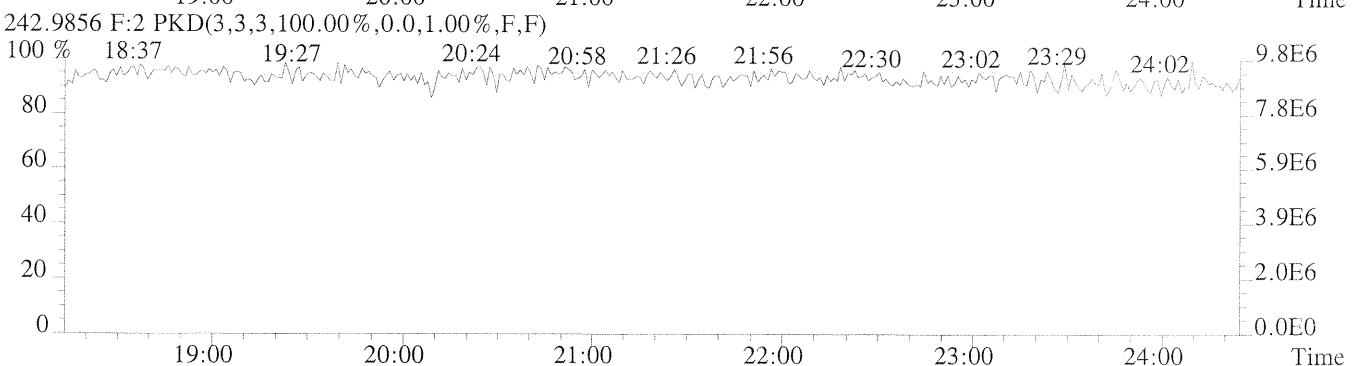
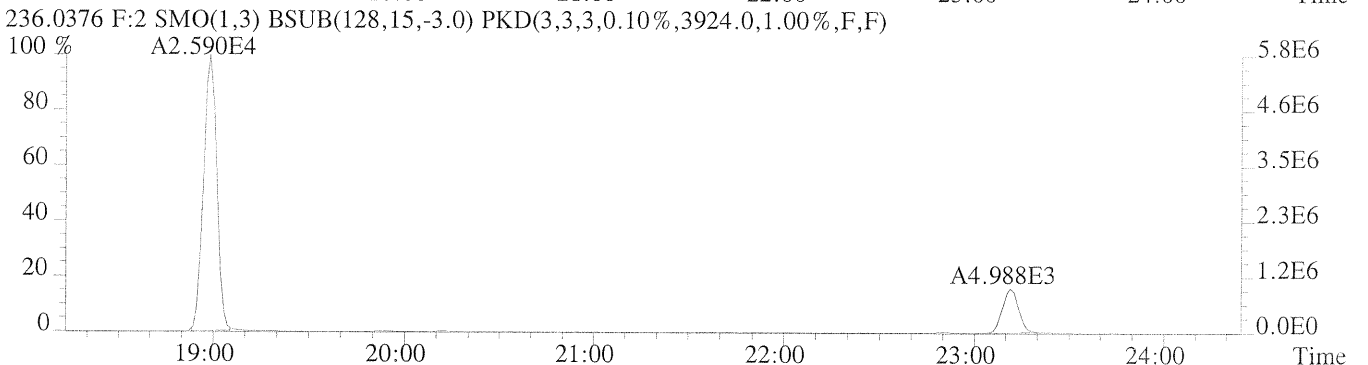
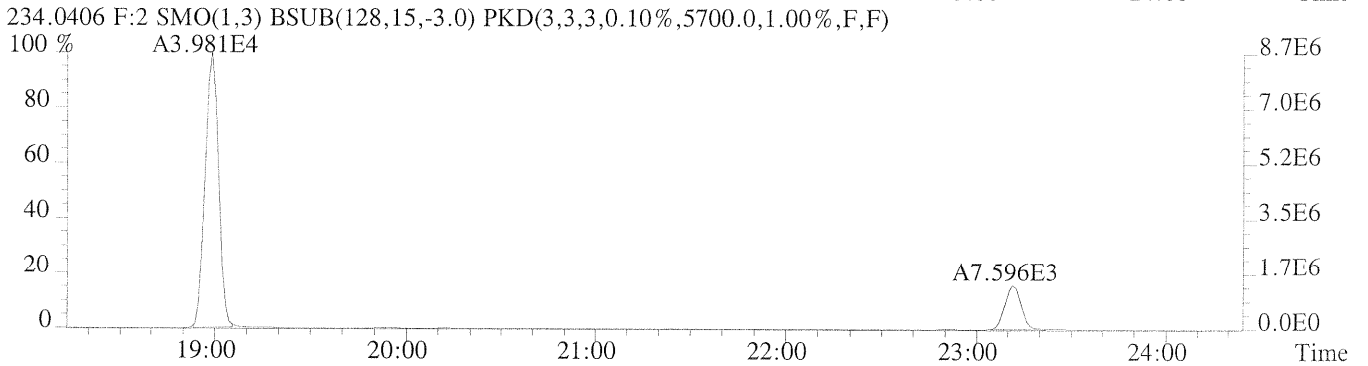
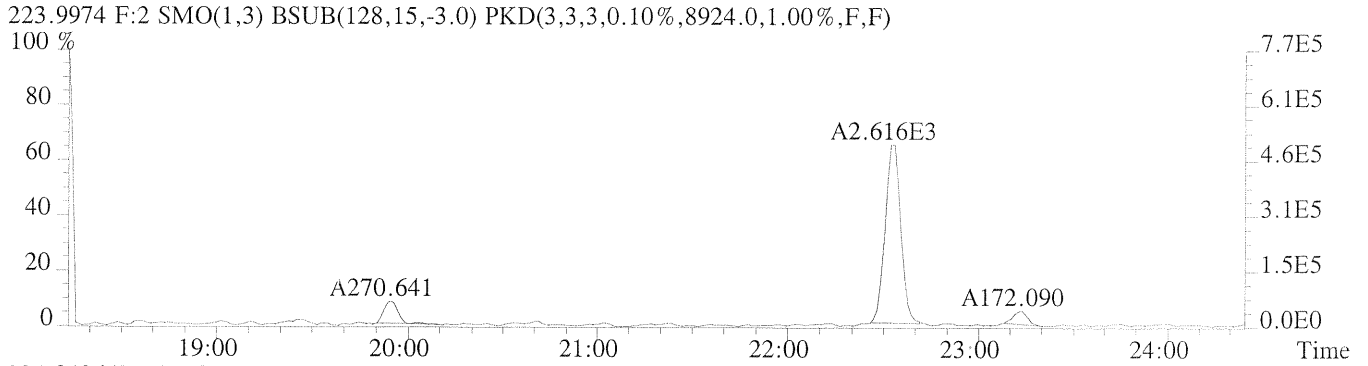
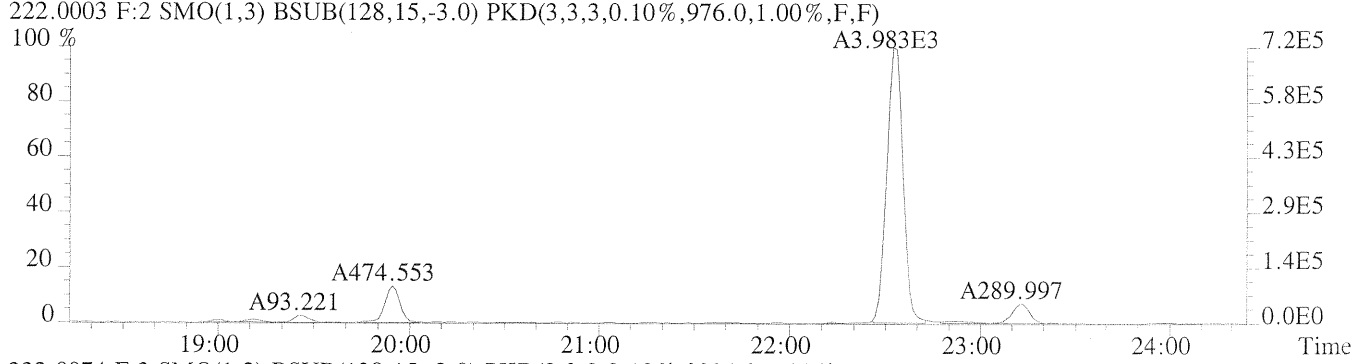
218.9856 PKD(3,3,3,100.00%,0.0,1.00%,F,F)



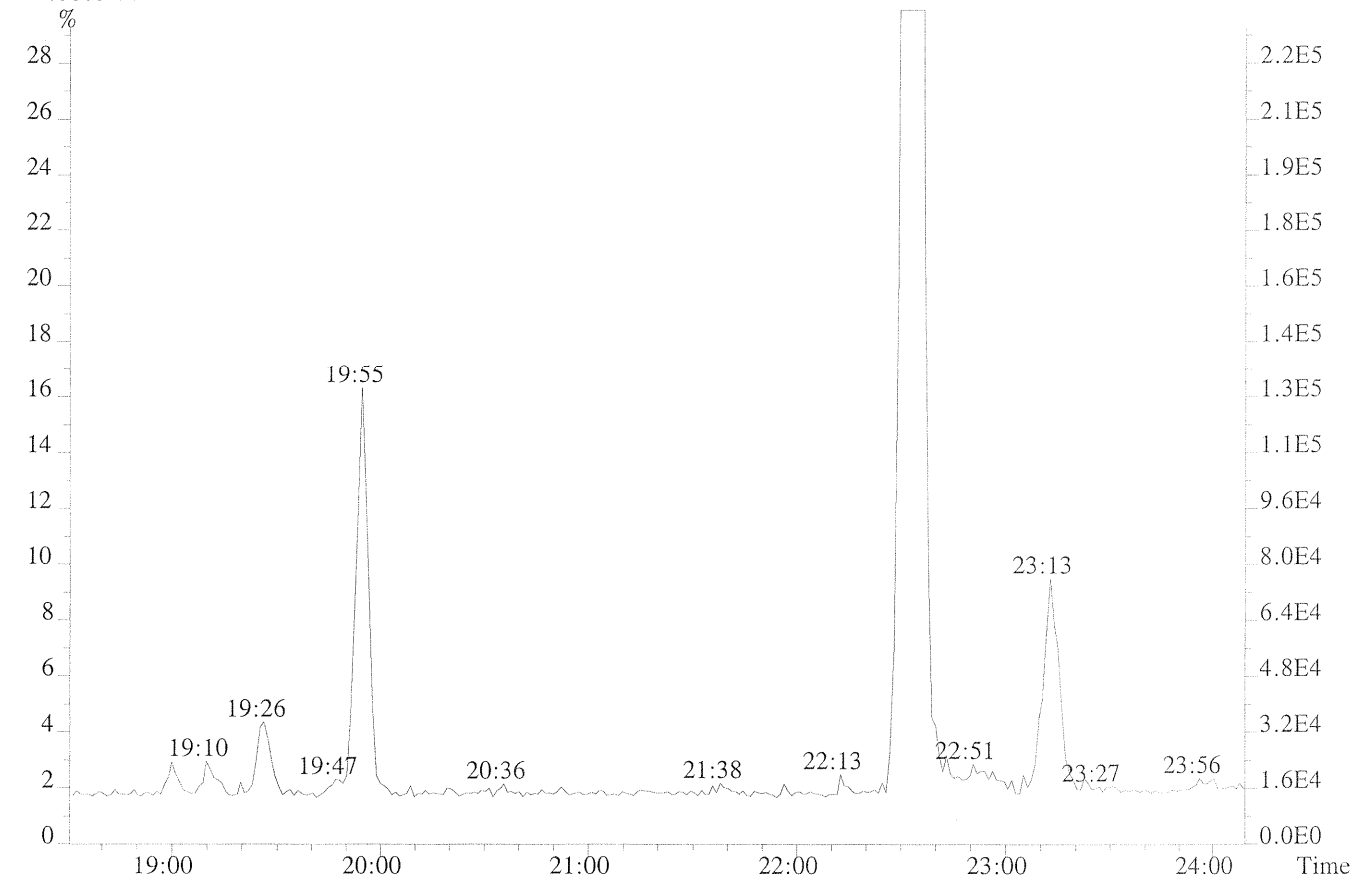
File:U220221 #1-482 Acq:27-AUG-2009 00:14:32 Probe EI+ Magnet SIR VG BioTech Mass spectf
Sample#1 Exp:R0904290-006 FB080409-GW
222.0003



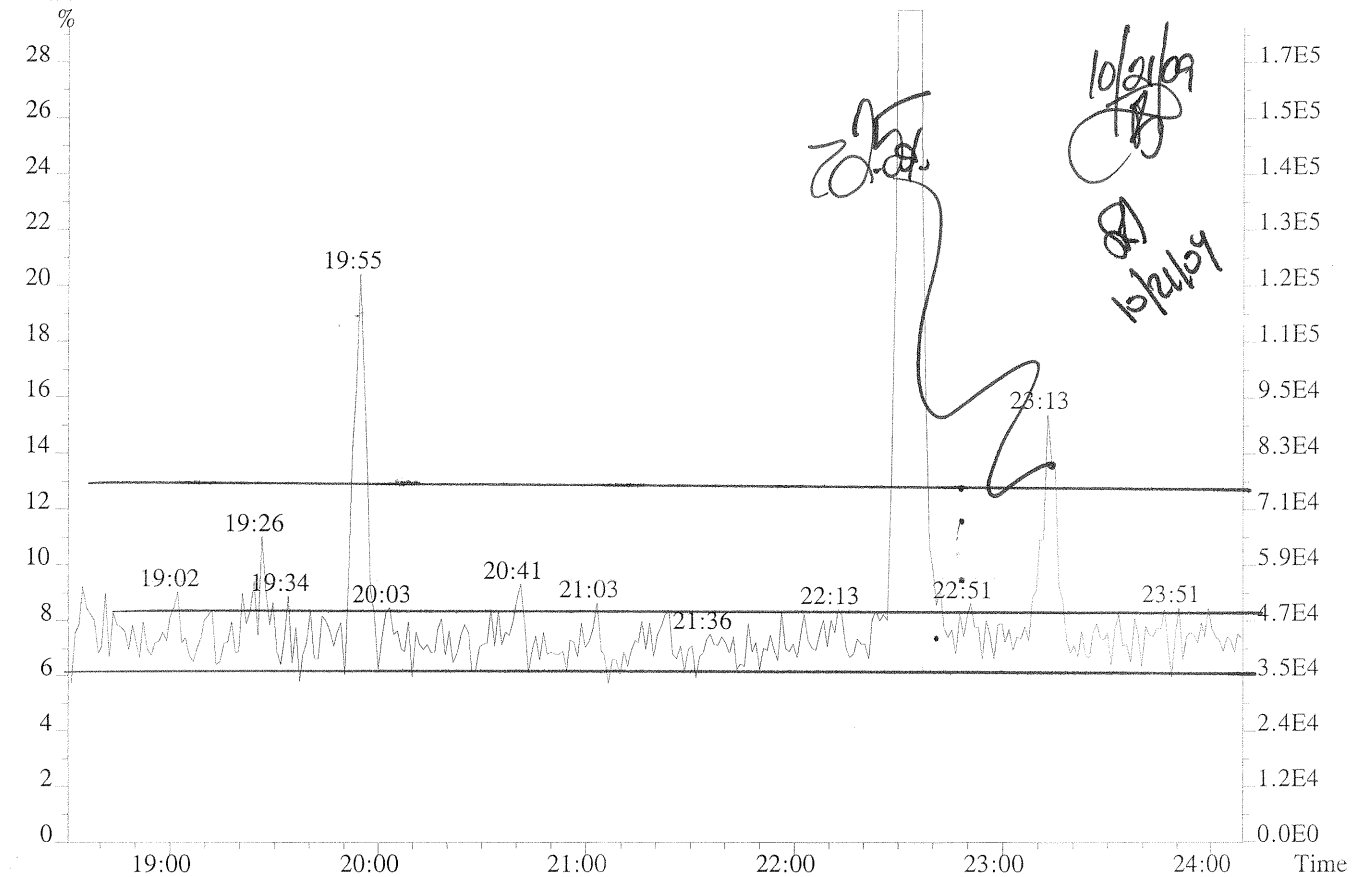
File:U220221 #1-342 Acq:27-AUG-2009 00:14:32 Probe EI+ Magnet SIR VG BioTech Mass spectf
Sample#1 Exp:R0904290-006 FB080409-GW



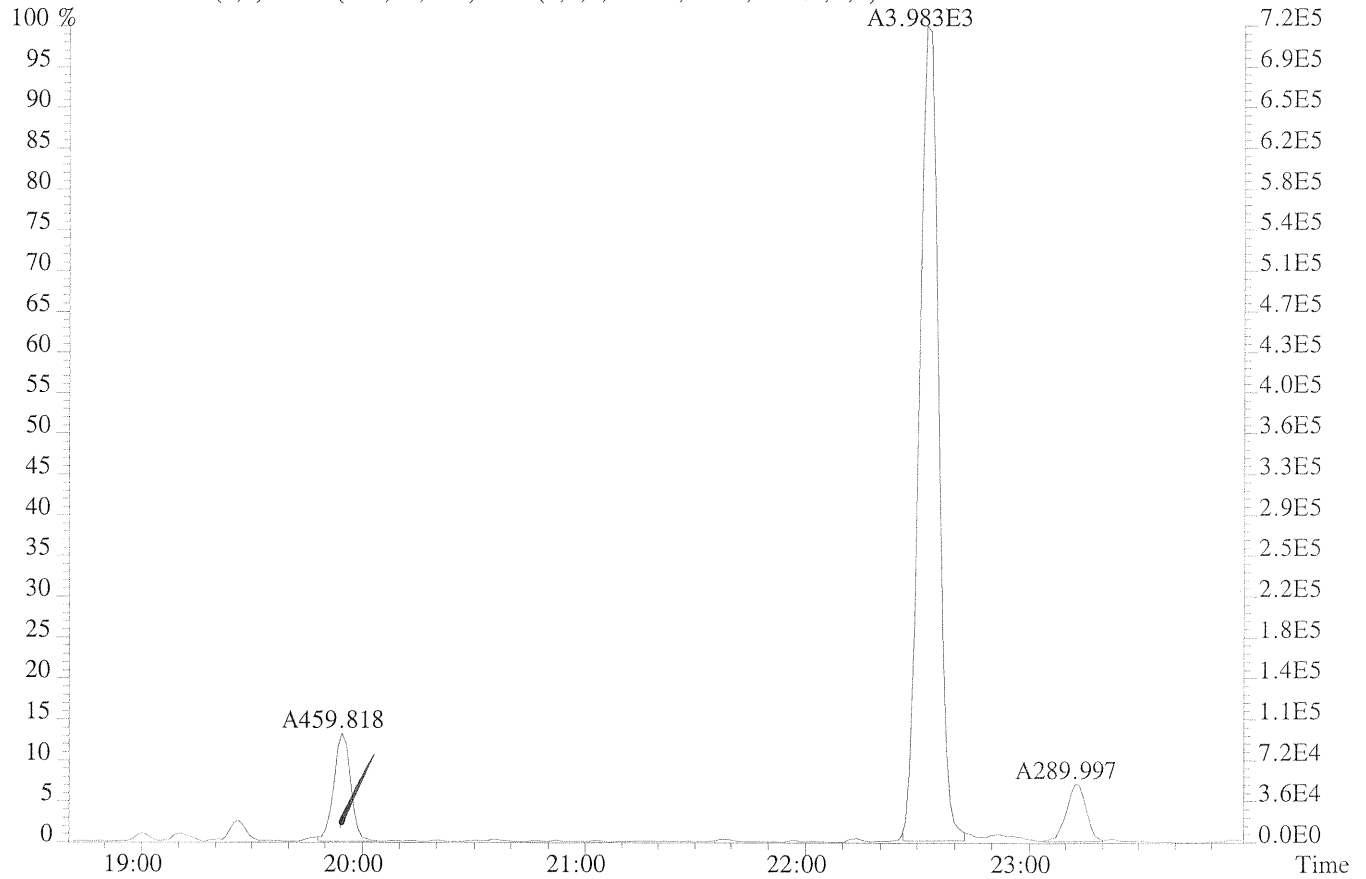
File:U220221 #1-342 Acq:27-AUG-2009 00:14:32 Probe EI+ Magnet SIR VG BioTech Mass spectf
Sample#1 Exp:R0904290-006 FB080409-GW
222.0003 F:2



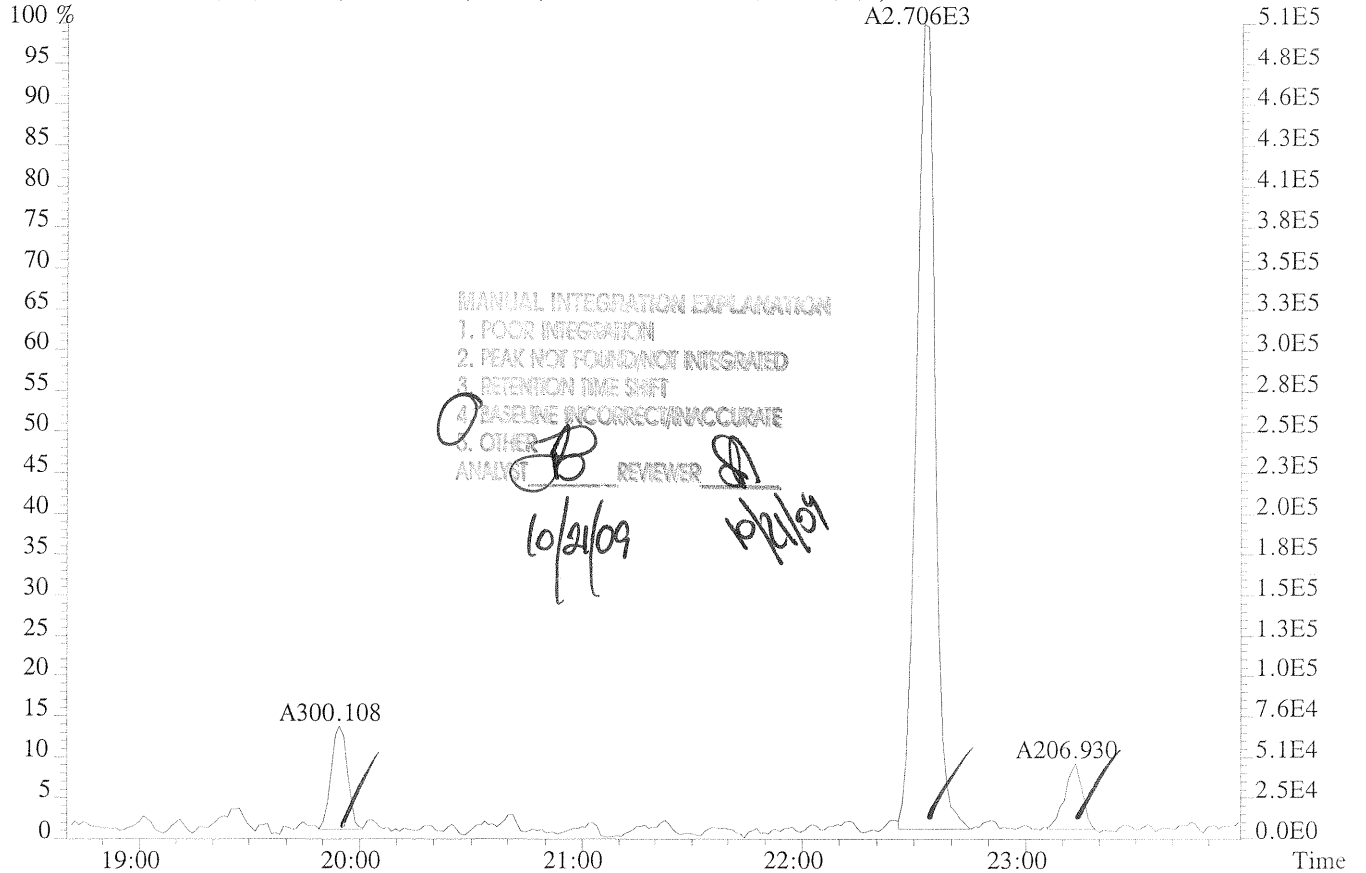
223.9974 F:2



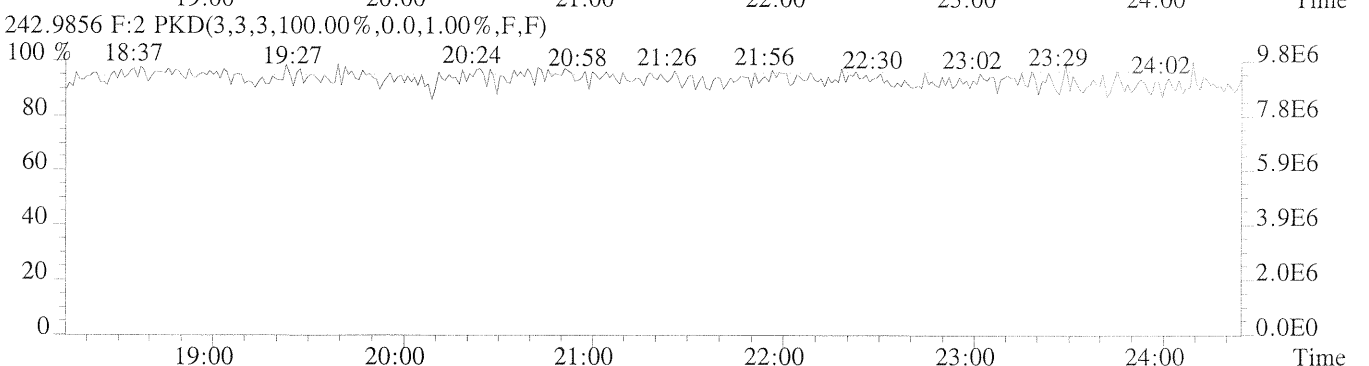
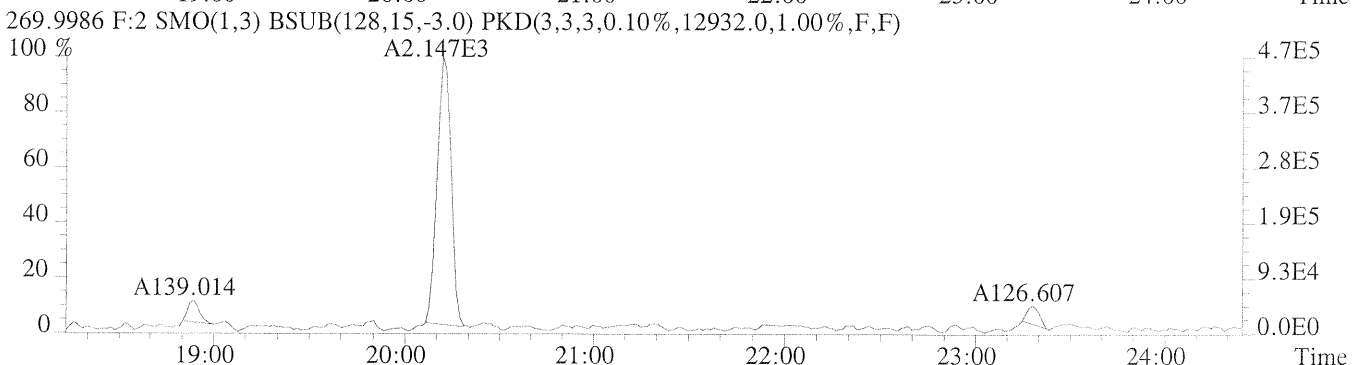
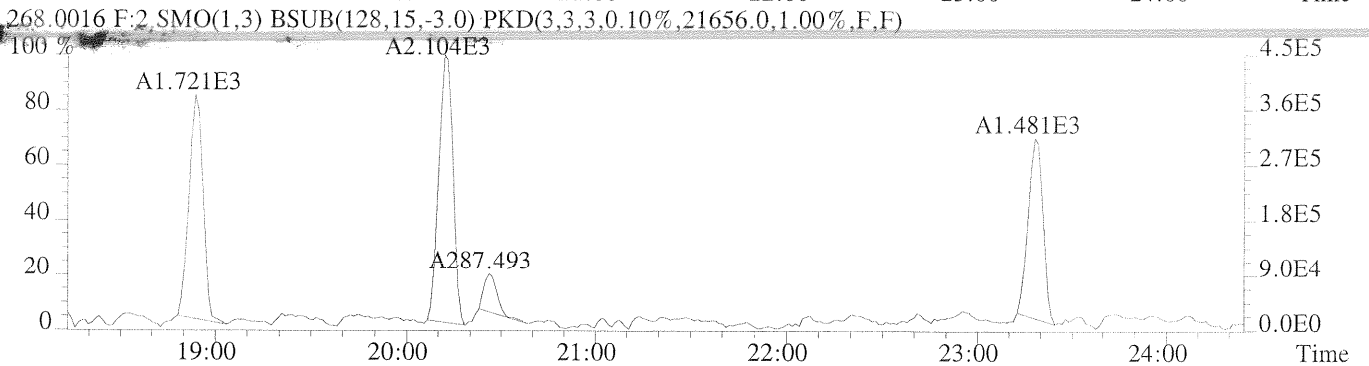
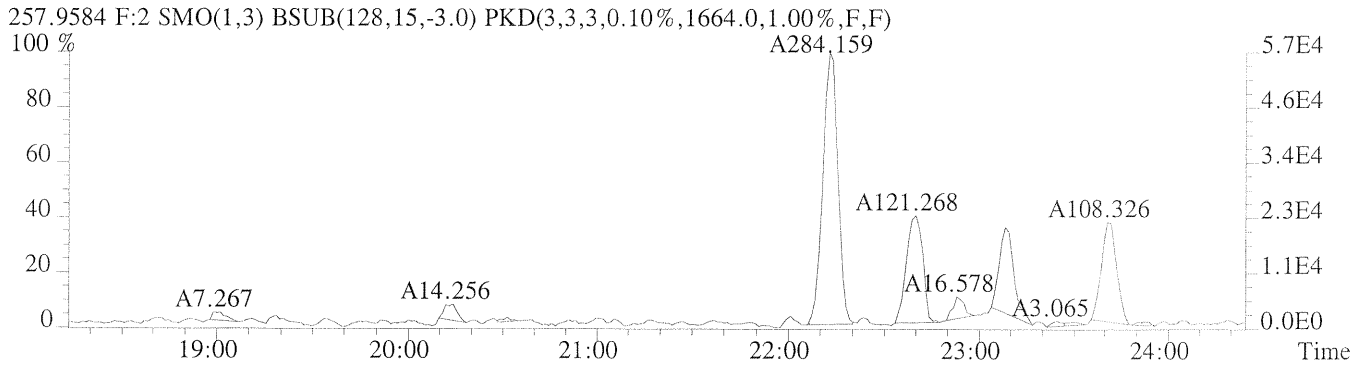
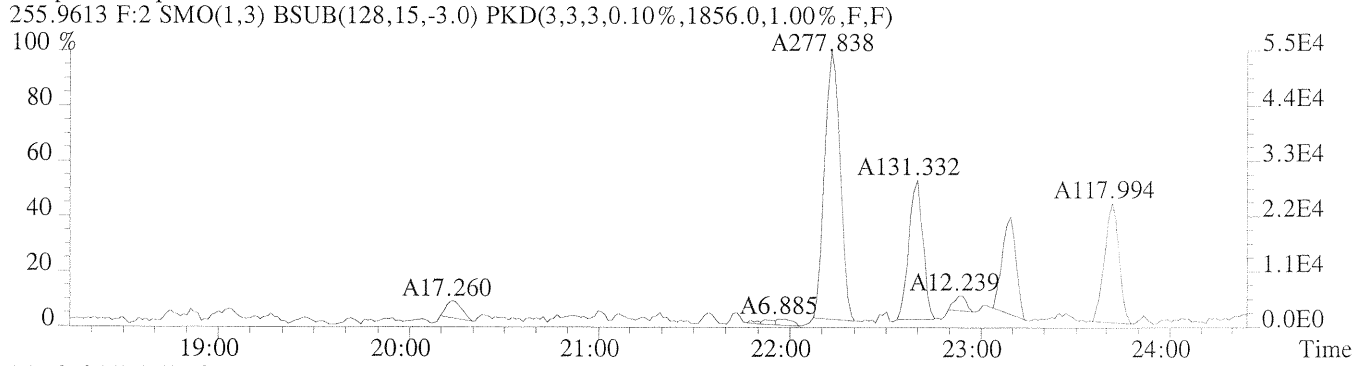
File:U220221 #1-342 Acq:27-AUG-2009 00:14:32 Probe EI+ Magnet SIR VG BioTech Mass spectf
Sample#1 Exp:R0904290-006 FB080409-GW
222.0003 F:2 SMO(1,3) BSUB(128,15,-3.0) PKD(3,3,3,0.10%,976.0,1.00%,F,F)



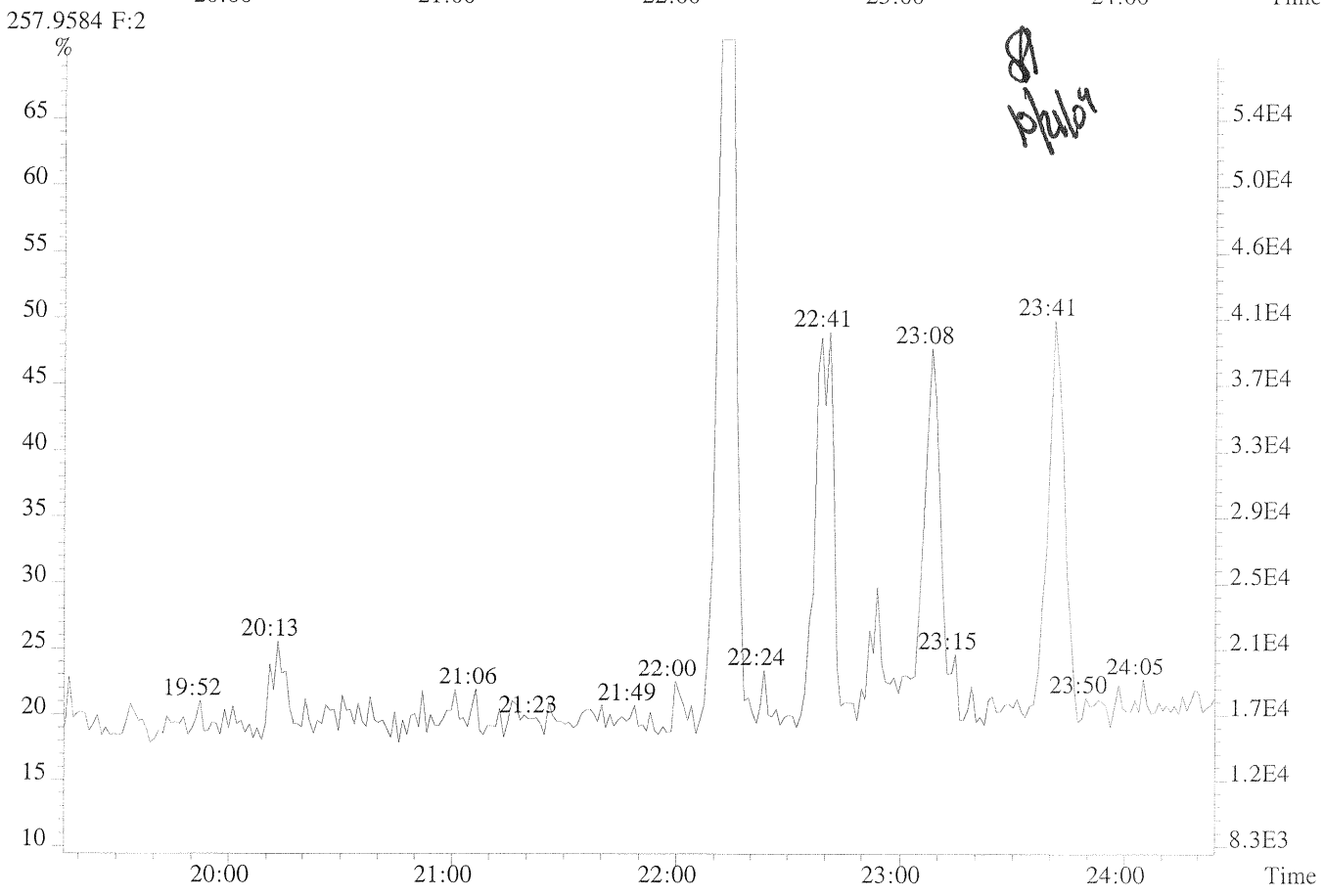
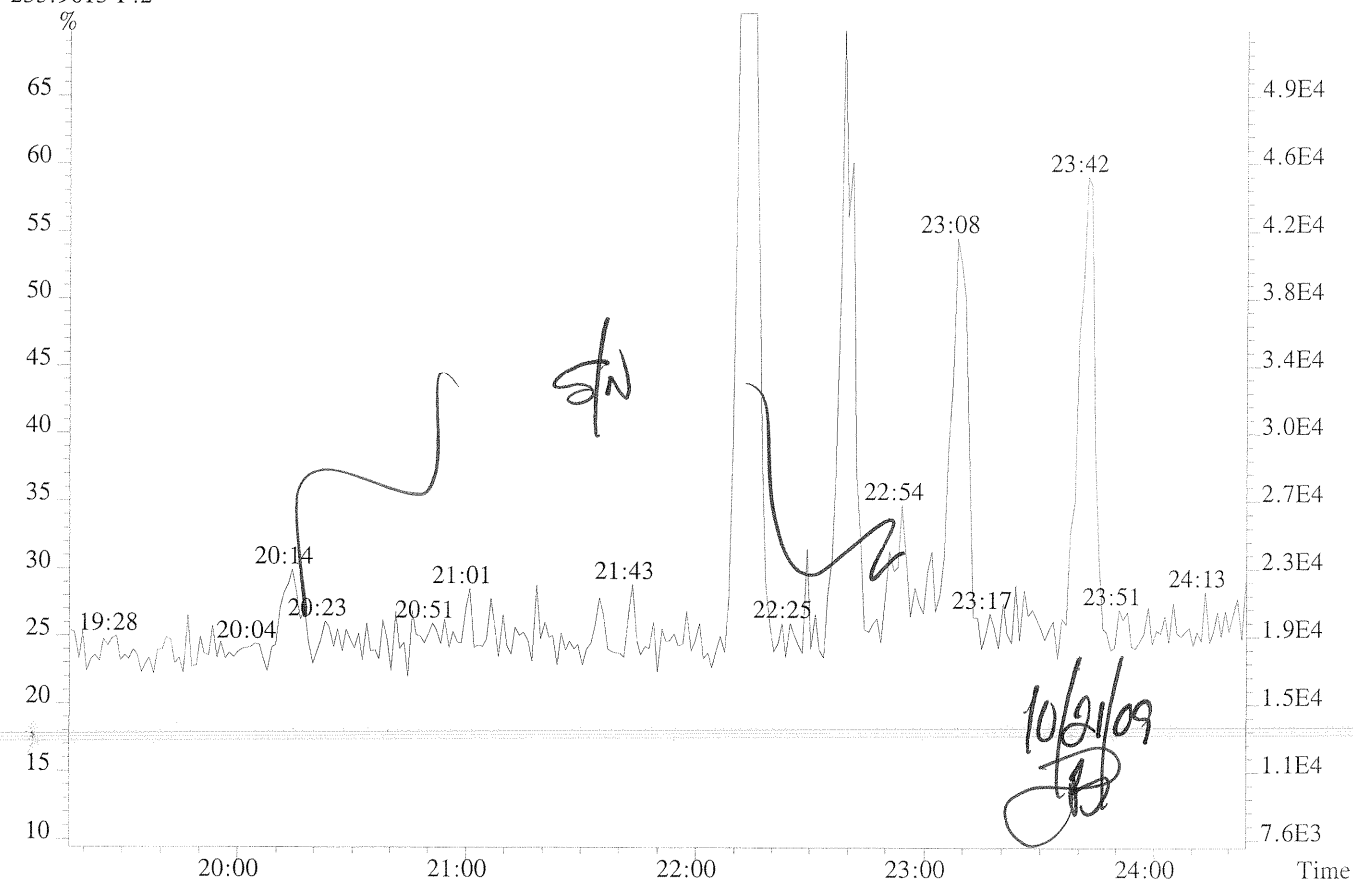
223.9974 F:2 SMO(1,3) BSUB(128,15,-3.0) PKD(3,3,3,0.10%,8924.0,1.00%,F,F)



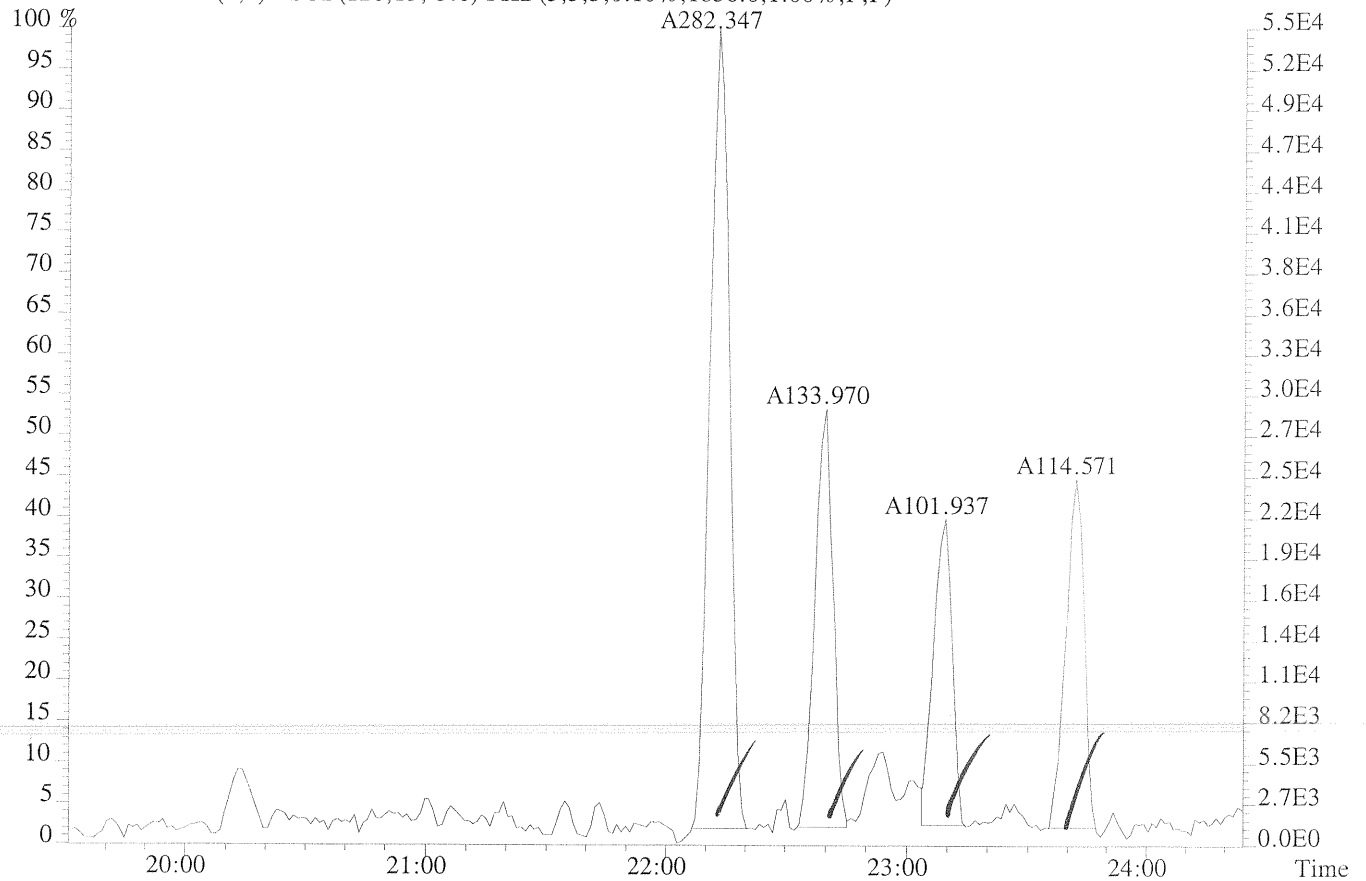
File:U220221 #1-342 Acq:27-AUG-2009 00:14:32 Probe EI+ Magnet SIR VG BioTech Mass spectf
Sample#1 Exp:R0904290-006 FB080409-GW



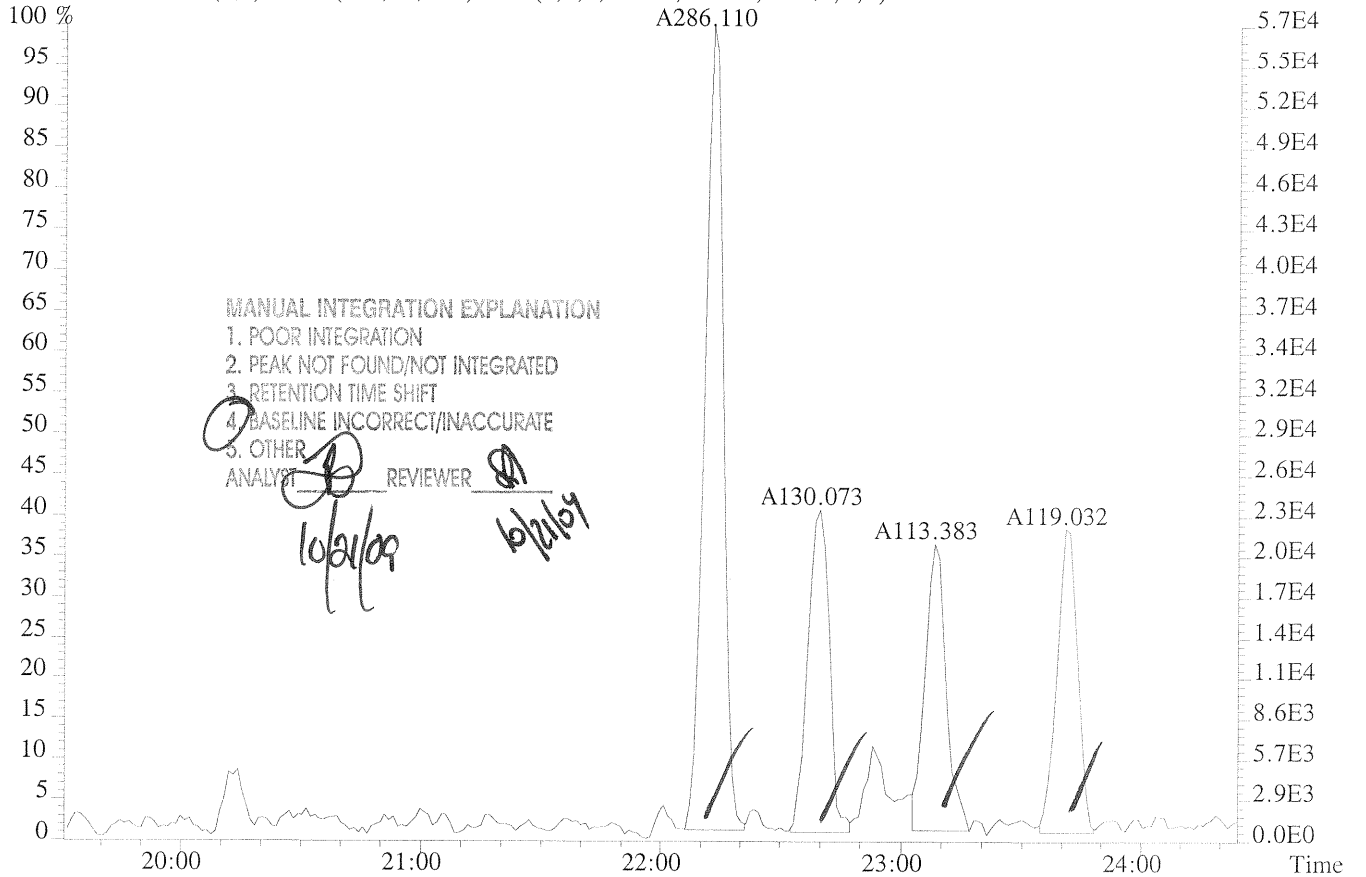
File:U220221 #1-342 Acq:27-AUG-2009 00:14:32 Probe EI+ Magnet SIR VG BioTech Mass spectf
Sample#1 Exp:R0904290-006 FB080409-GW
255.9613 F:2



File:U220221 #1-342 Acq:27-AUG-2009 00:14:32 Probe EI+ Magnet SIR VG BioTech Mass spectf
 Sample#1 Exp:R0904290-006 FB080409-GW
 255.9613 F:2 SMO(1,3) BSUB(128,15,-3.0) PKD(3,3,3,0.10%,1856.0,1.00%,F,F)



257.9584 F:2 SMO(1,3) BSUB(128,15,-3.0) PKD(3,3,3,0.10%,1664.0,1.00%,F,F)



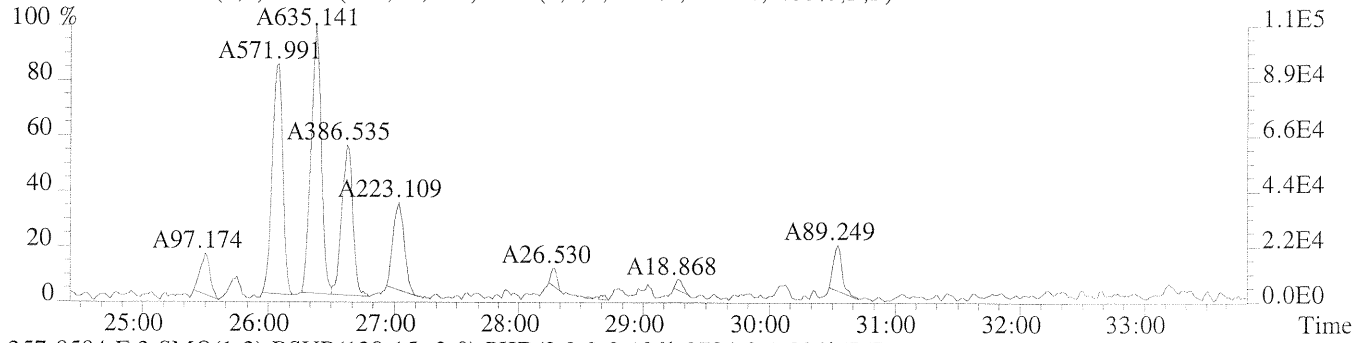
MANUAL INTEGRATION EXPLANATION

- 1. POOR INTEGRATION
- 2. PEAK NOT FOUND/NOT INTEGRATED
- 3. RETENTION TIME SHIFT
- 4. BASELINE INCORRECT/INACCURATE
- 5. OTHER

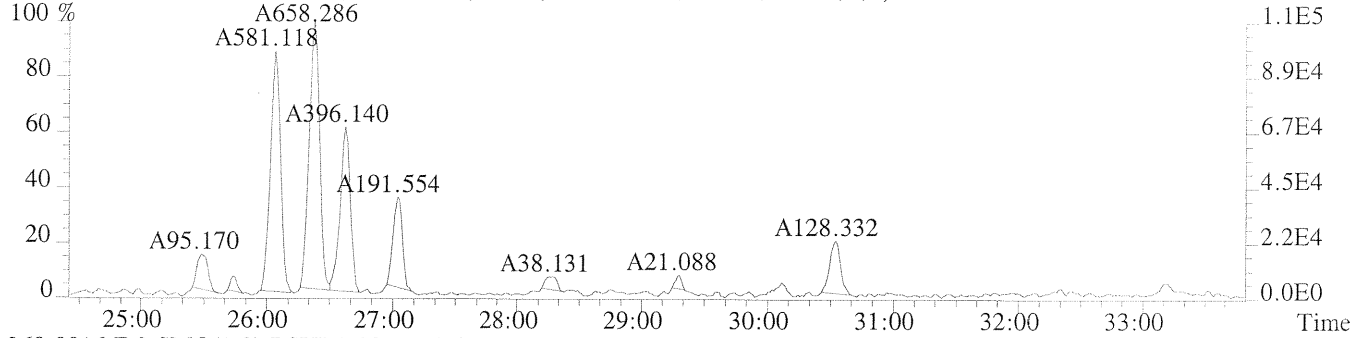
ANALYST: *[Signature]* REVIEWER: *[Signature]*
 10/21/09 10/21/09

File:U220221 #1-602 Acq:27-AUG-2009 00:14:32 Probe EI+ Magnet SIR VG BioTech Mass spectf
Sample#1 Exp:R0904290-006 FB080409-GW

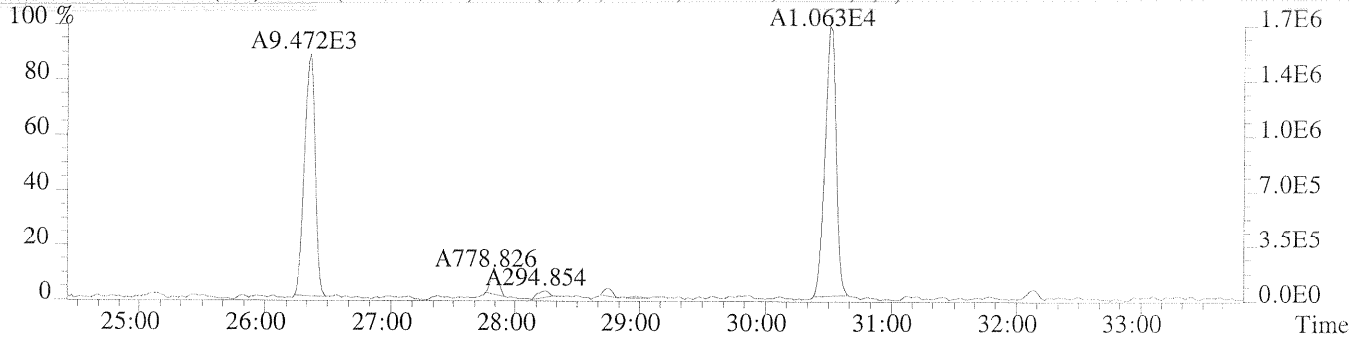
255.9613 F:3 SMO(1,3) BSUB(128,15,-3.0) PKD(3,3,3,0.10%,3252.0,1.00%,F,F)



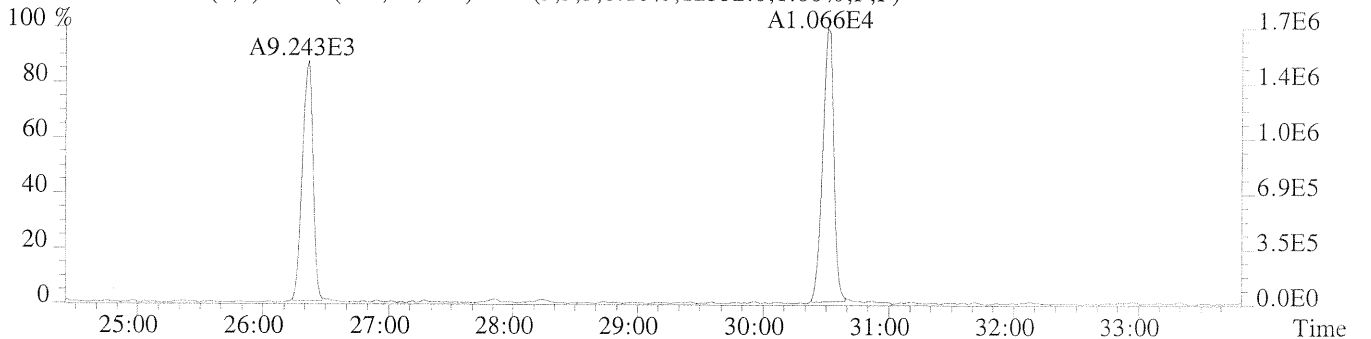
257.9584 F:3 SMO(1,3) BSUB(128,15,-3.0) PKD(3,3,3,0.10%,2704.0,1.00%,F,F)



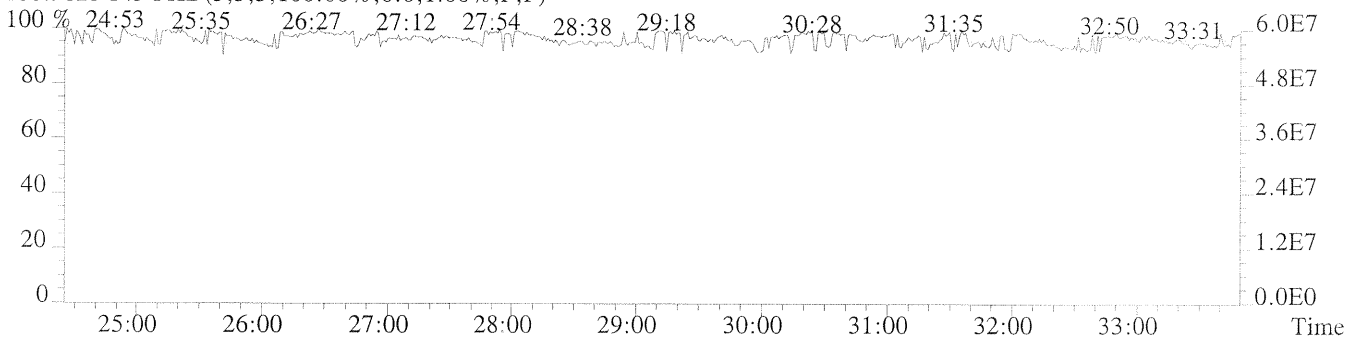
268.0016 F:3 SMO(1,3) BSUB(128,15,-3.0) PKD(3,3,3,0.10%,26176.0,1.00%,F,F)



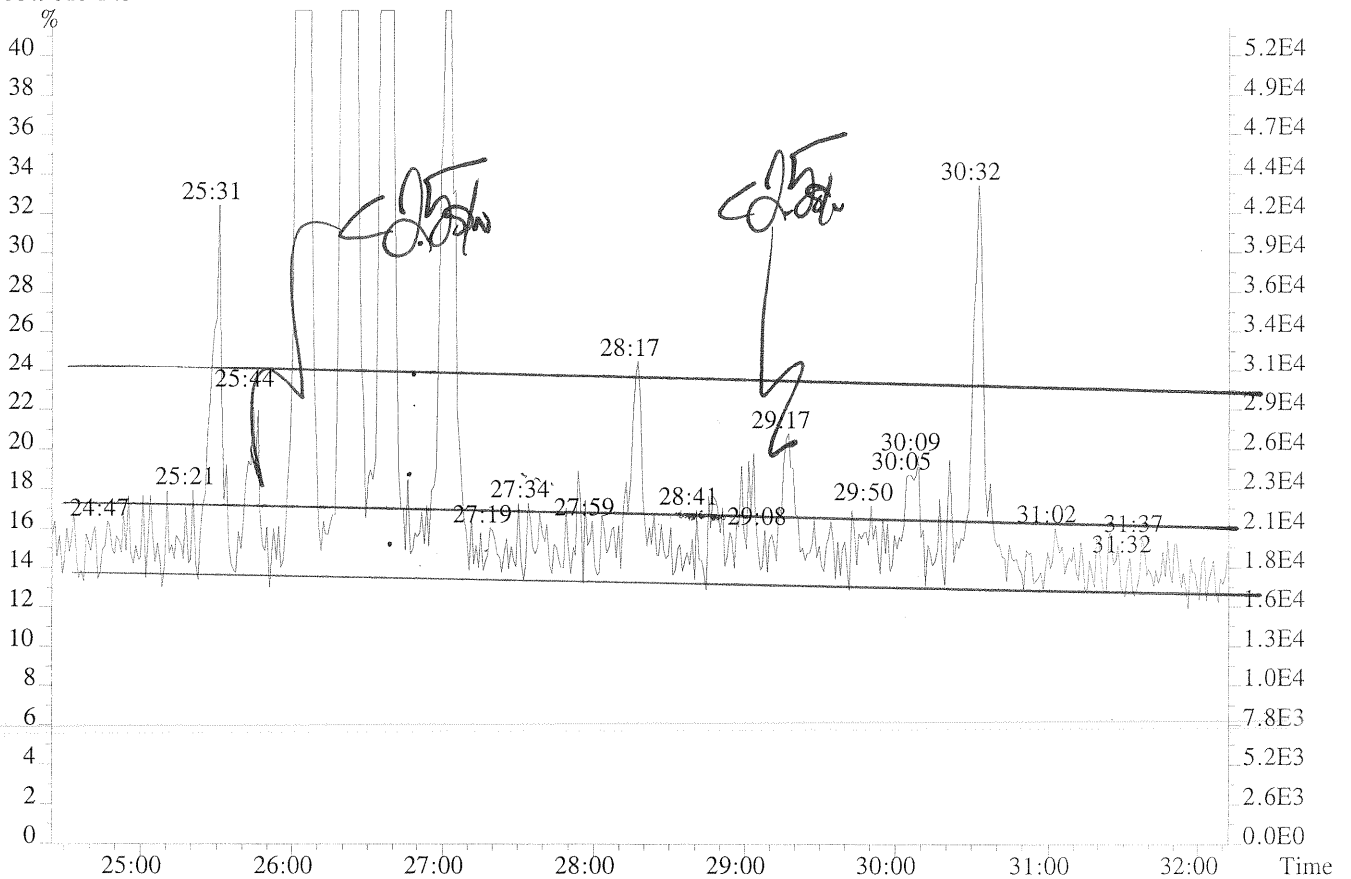
269.9986 F:3 SMO(1,3) BSUB(128,15,-3.0) PKD(3,3,3,0.10%,12332.0,1.00%,F,F)



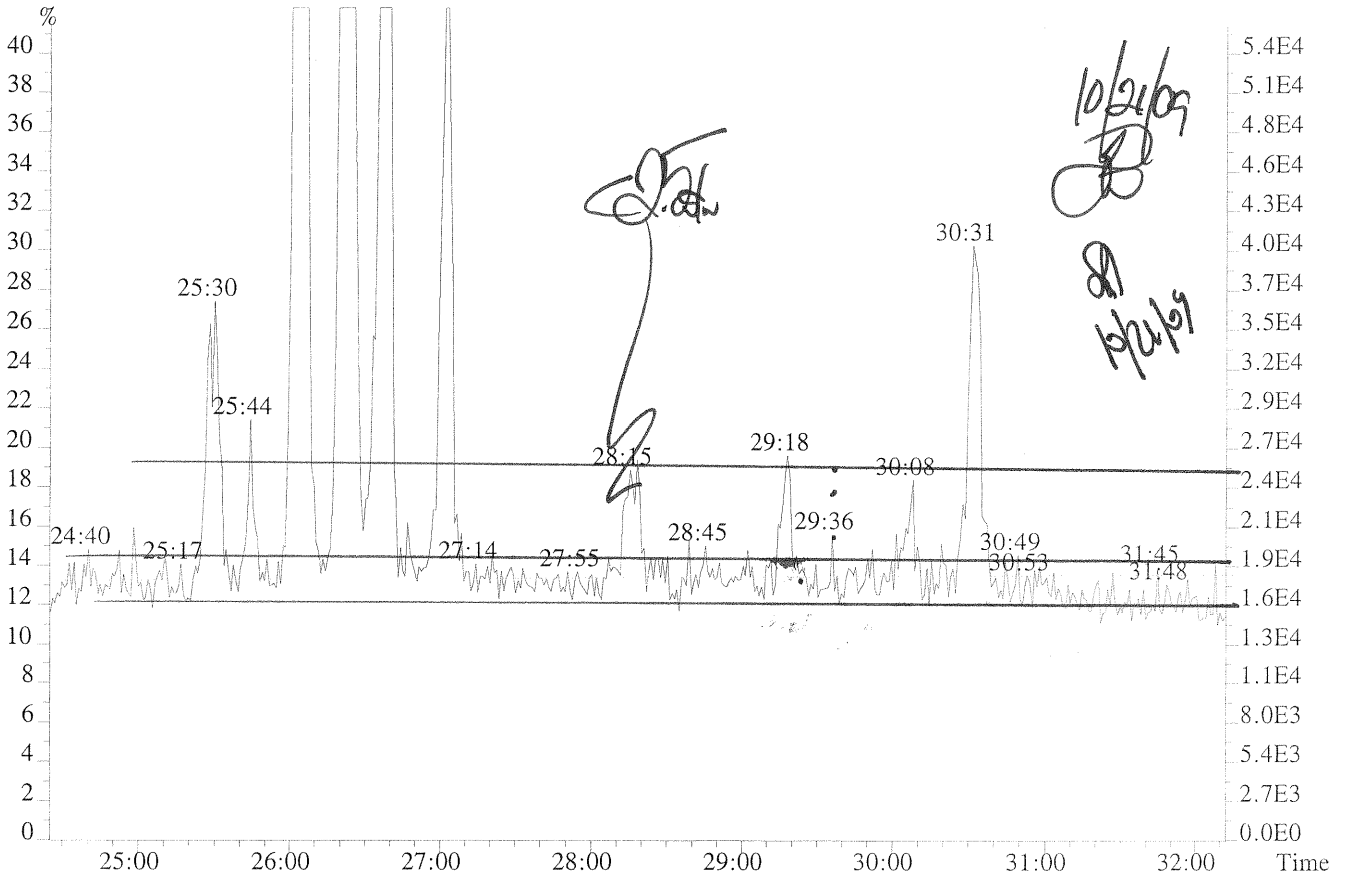
280.9825 F:3 PKD(3,3,3,100.00%,0.0,1.00%,F,F)



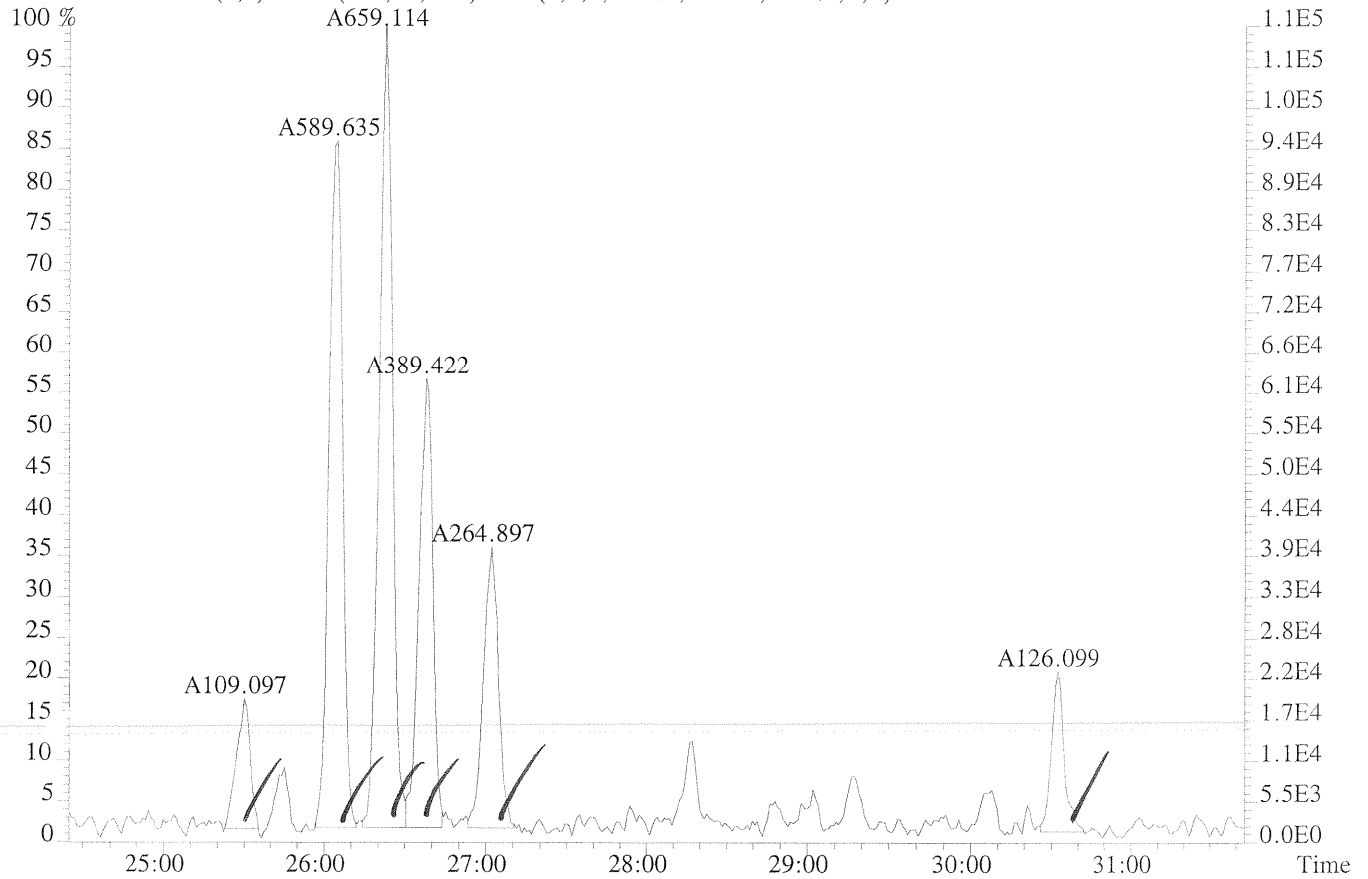
File:U220221 #1-602 Acq:27-AUG-2009 00:14:32 Probe EI+ Magnet SIR VG BioTech Mass spectf
Sample#1 Exp:R0904290-006 FB080409-GW
255.9613 F:3



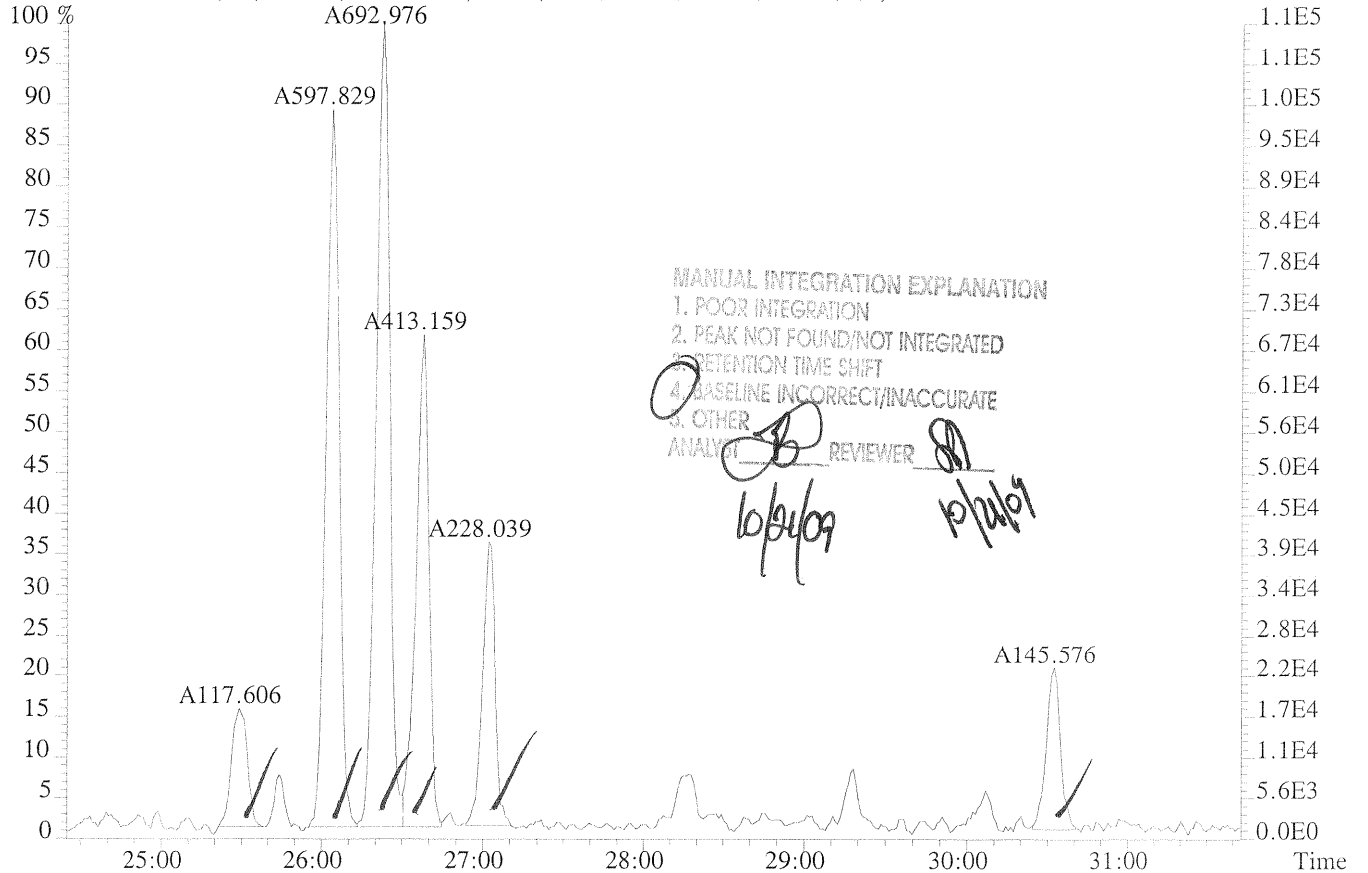
257.9584 F:3



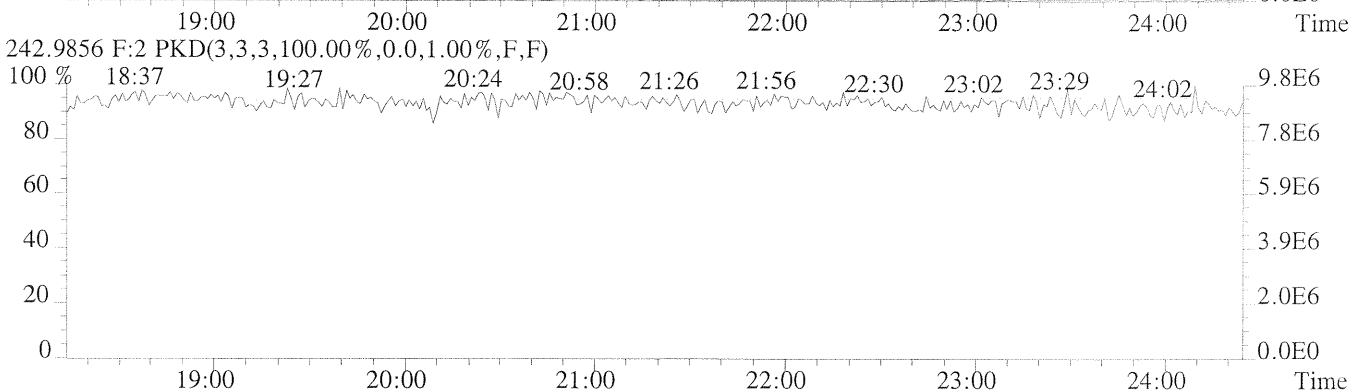
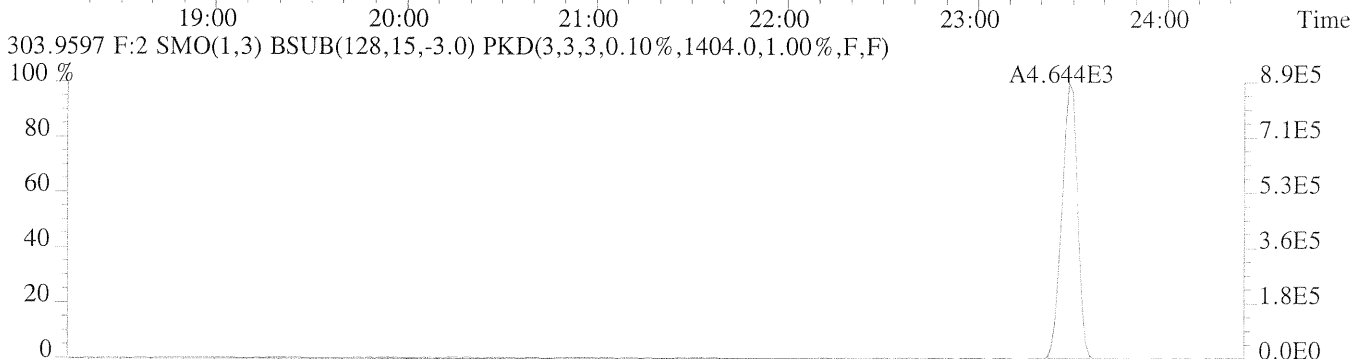

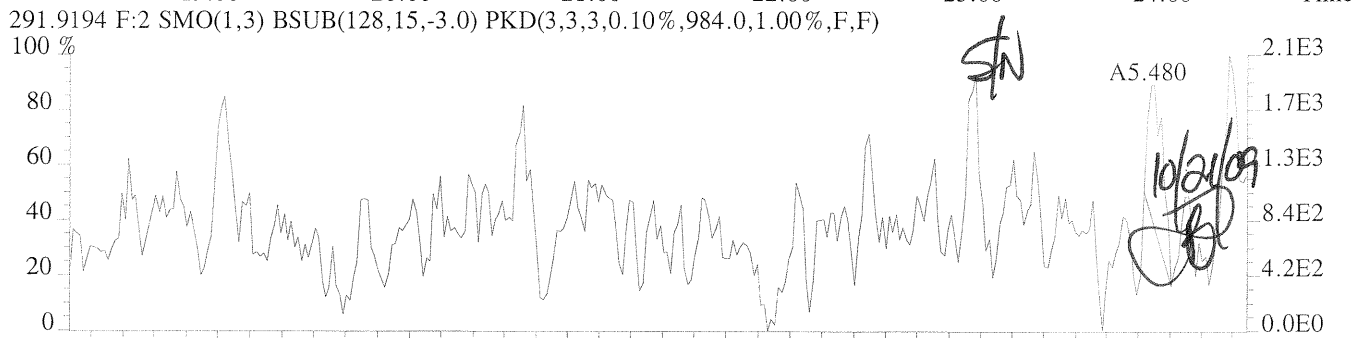
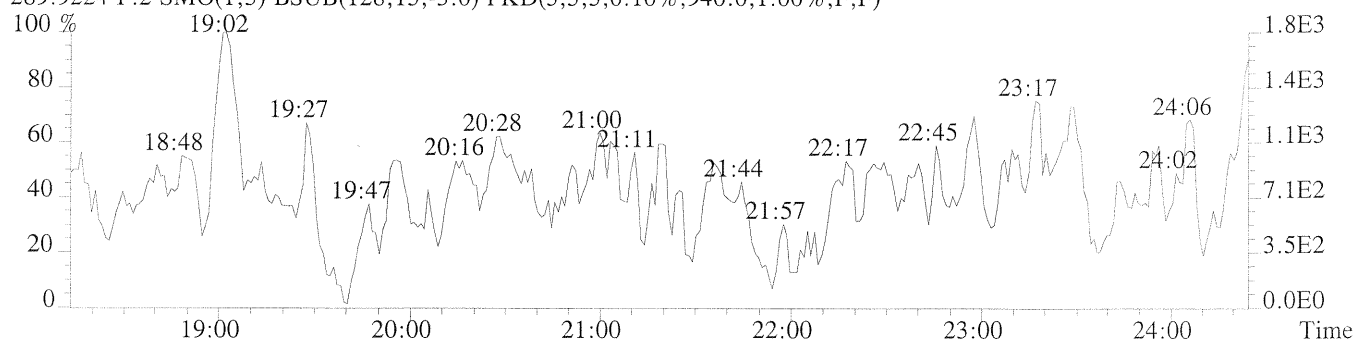
File:U220221 #1-602 Acq:27-AUG-2009 00:14:32 Probe EI+ Magnet SIR VG BioTech Mass spectf
Sample#1 Exp:R0904290-006 FB080409-GW
255.9613 F:3 SMO(1,3) BSUB(128,15,-3.0) PKD(3,3,3,0.10%,3252.0,1.00%,F,F)



257.9584 F:3 SMO(1,3) BSUB(128,15,-3.0) PKD(3,3,3,0.10%,2704.0,1.00%,F,F)



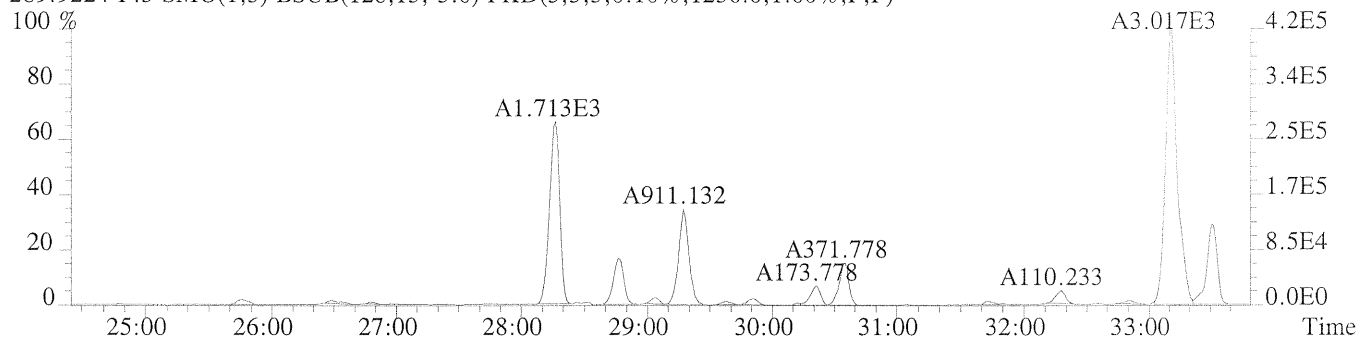
File:U220221 #1-342 Acq:27-AUG-2009 00:14:32 Probe EI+ Magnet SIR VG BioTech Mass spectf
Sample#1 Exp:R0904290-006 FB080409-GW
289.9224 F:2 SMO(1,3) BSUB(128,15,-3.0) PKD(3,3,3,0.10%,940.0,1.00%,F,F)



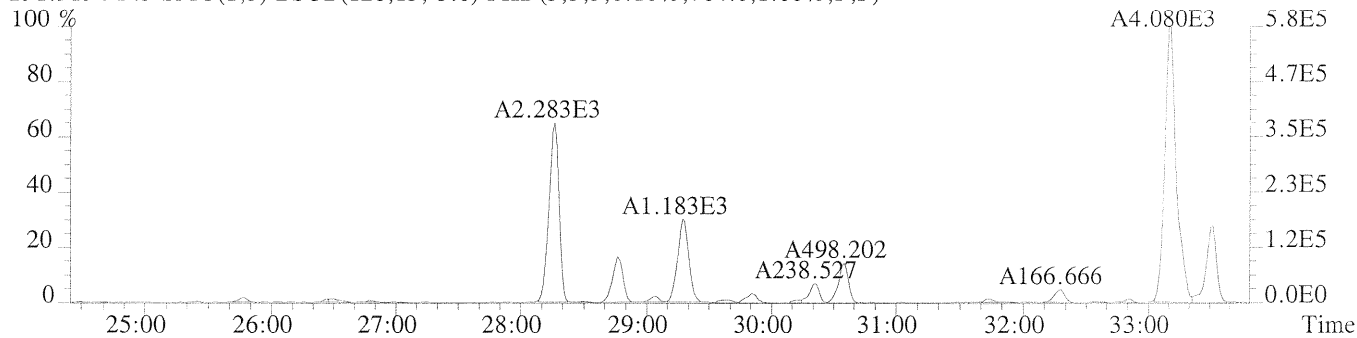
File:U220221 #1-602 Acq:27-AUG-2009 00:14:32 Probe EI+ Magnet SIR VG BioTech Mass spectf

Sample#1 Exp:R0904290-006 FB080409-GW

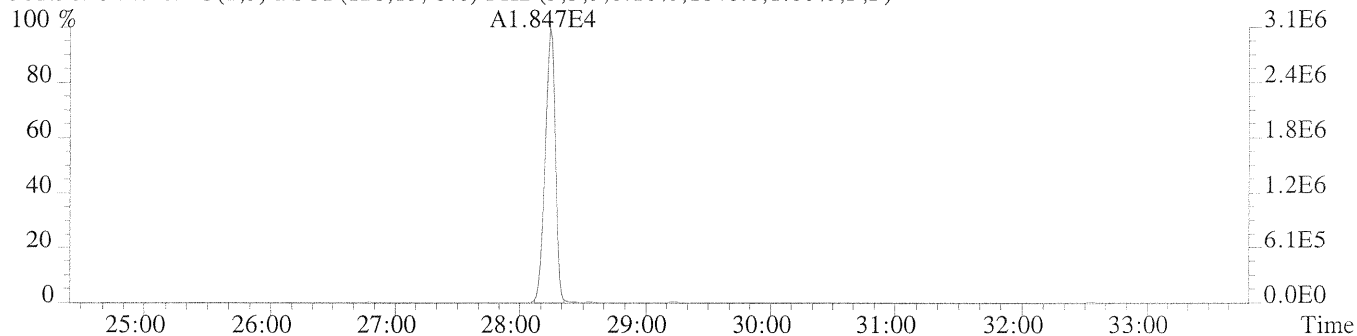
289.9224 F:3 SMO(1,3) BSUB(128,15,-3.0) PKD(3,3,3,0.10%,1256.0,1.00%,F,F)



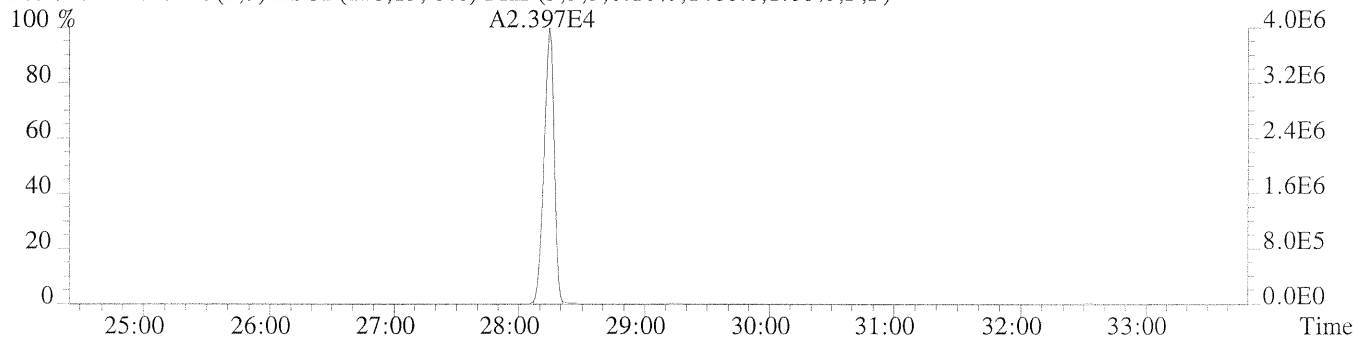
291.9194 F:3 SMO(1,3) BSUB(128,15,-3.0) PKD(3,3,3,0.10%,764.0,1.00%,F,F)



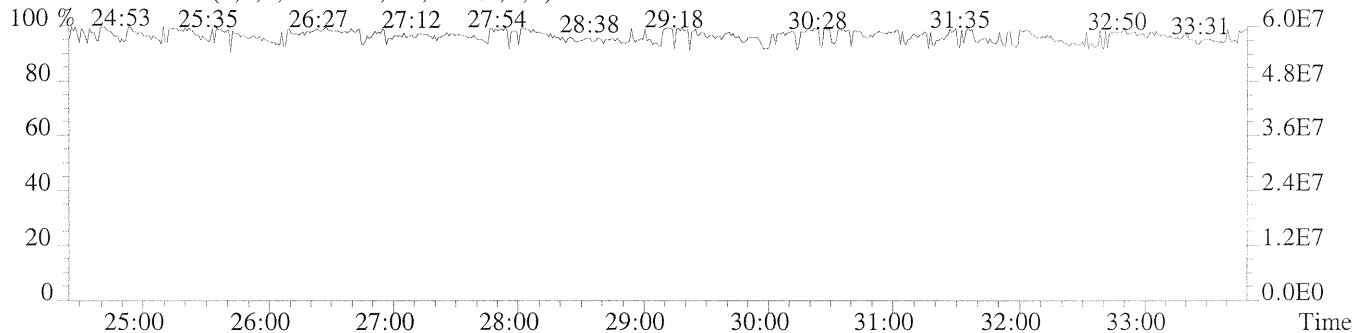
301.9626 F:3 SMO(1,3) BSUB(128,15,-3.0) PKD(3,3,3,0.10%,1848.0,1.00%,F,F)




303.9597 F:3 SMO(1,3) BSUB(128,15,-3.0) PKD(3,3,3,0.10%,1480.0,1.00%,F,F)



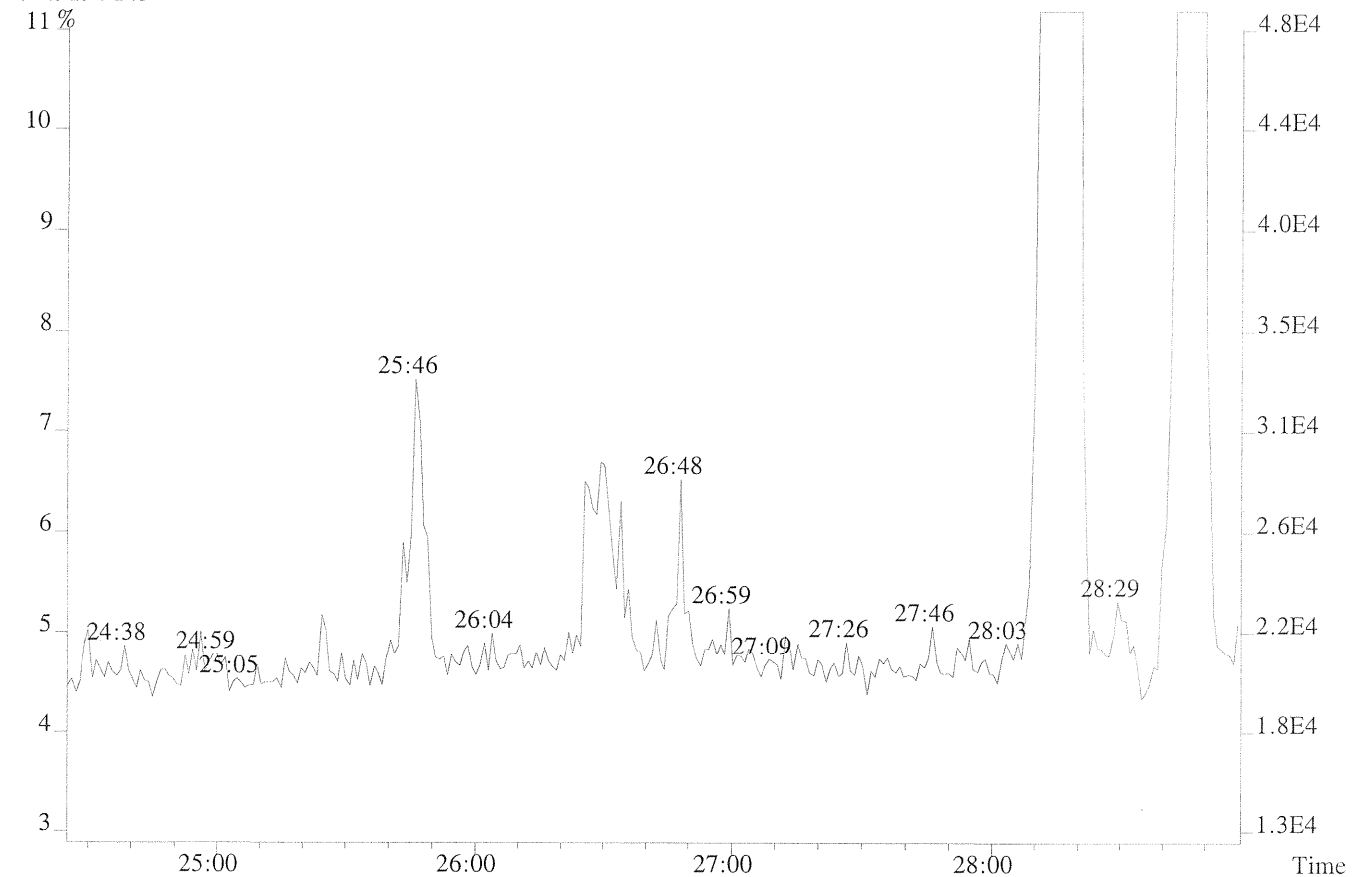
280.9825 F:3 PKD(3,3,3,100.00%,0.0,1.00%,F,F)

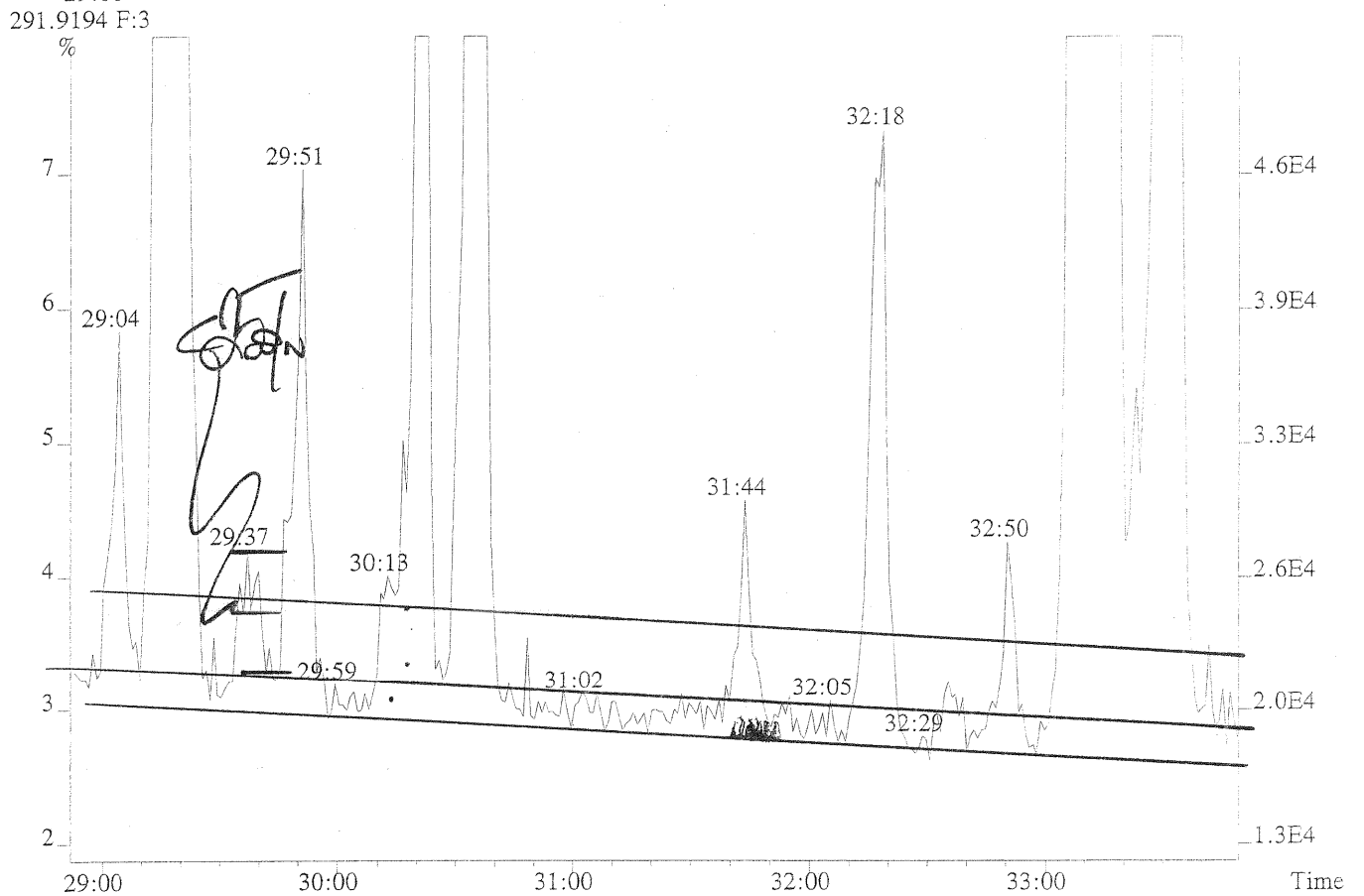
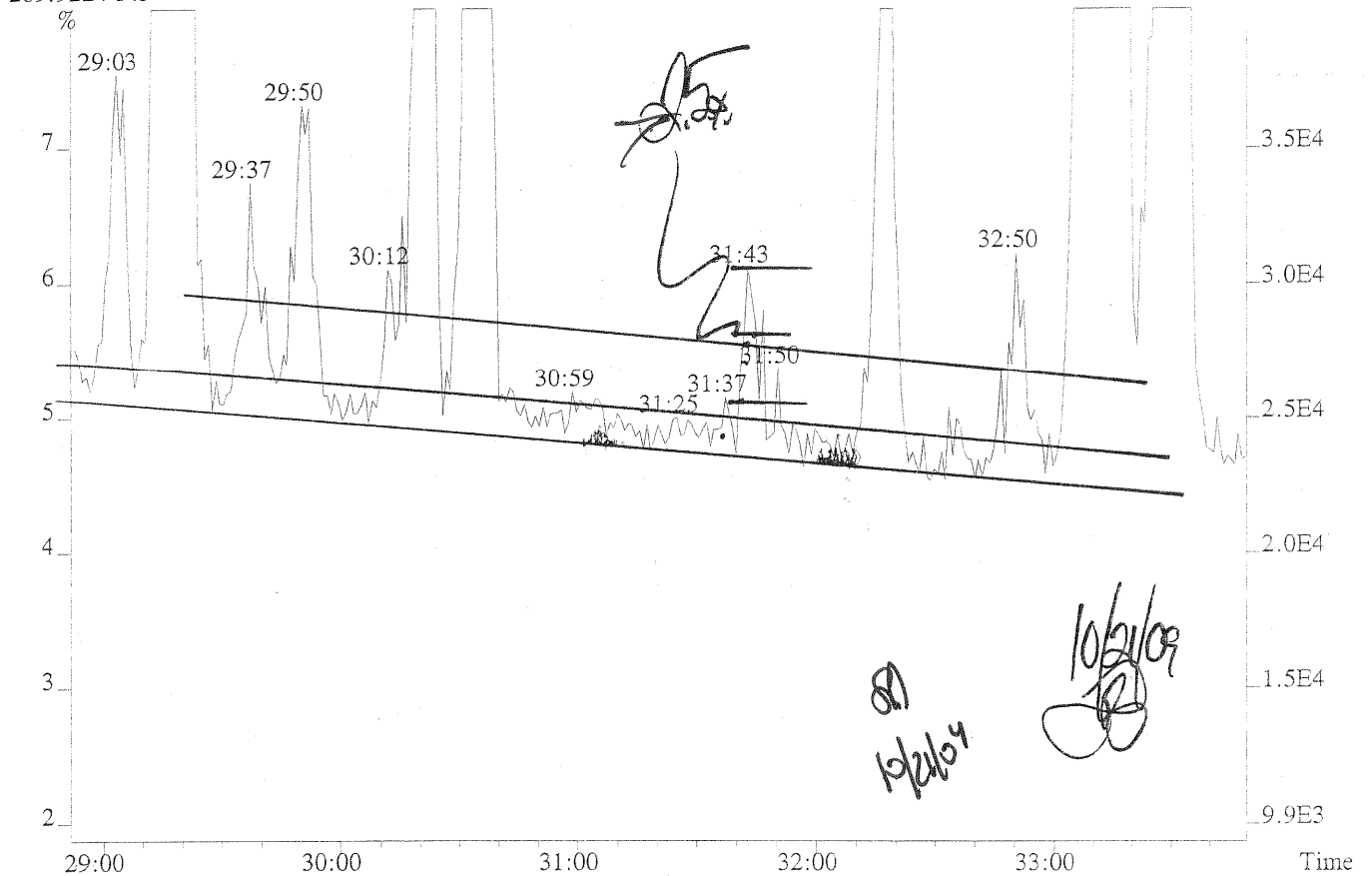


File:U220221 #1-602 Acq:27-AUG-2009 00:14:32 Probe EI+ Magnet SIR VG BioTech Mass spectf
Sample#1 Exp:R0904290-006 FB080409-GW
289.9224 F:3

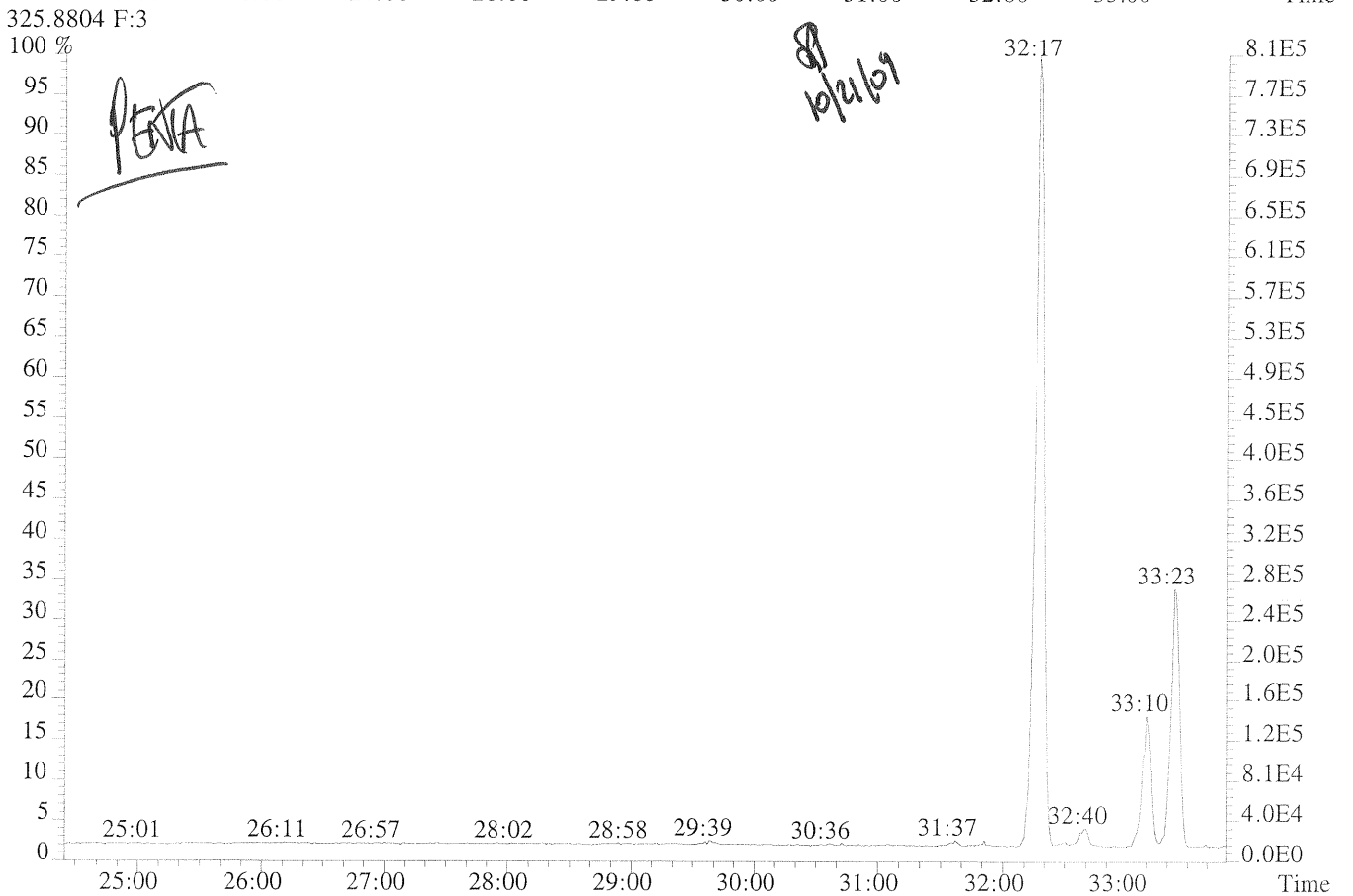
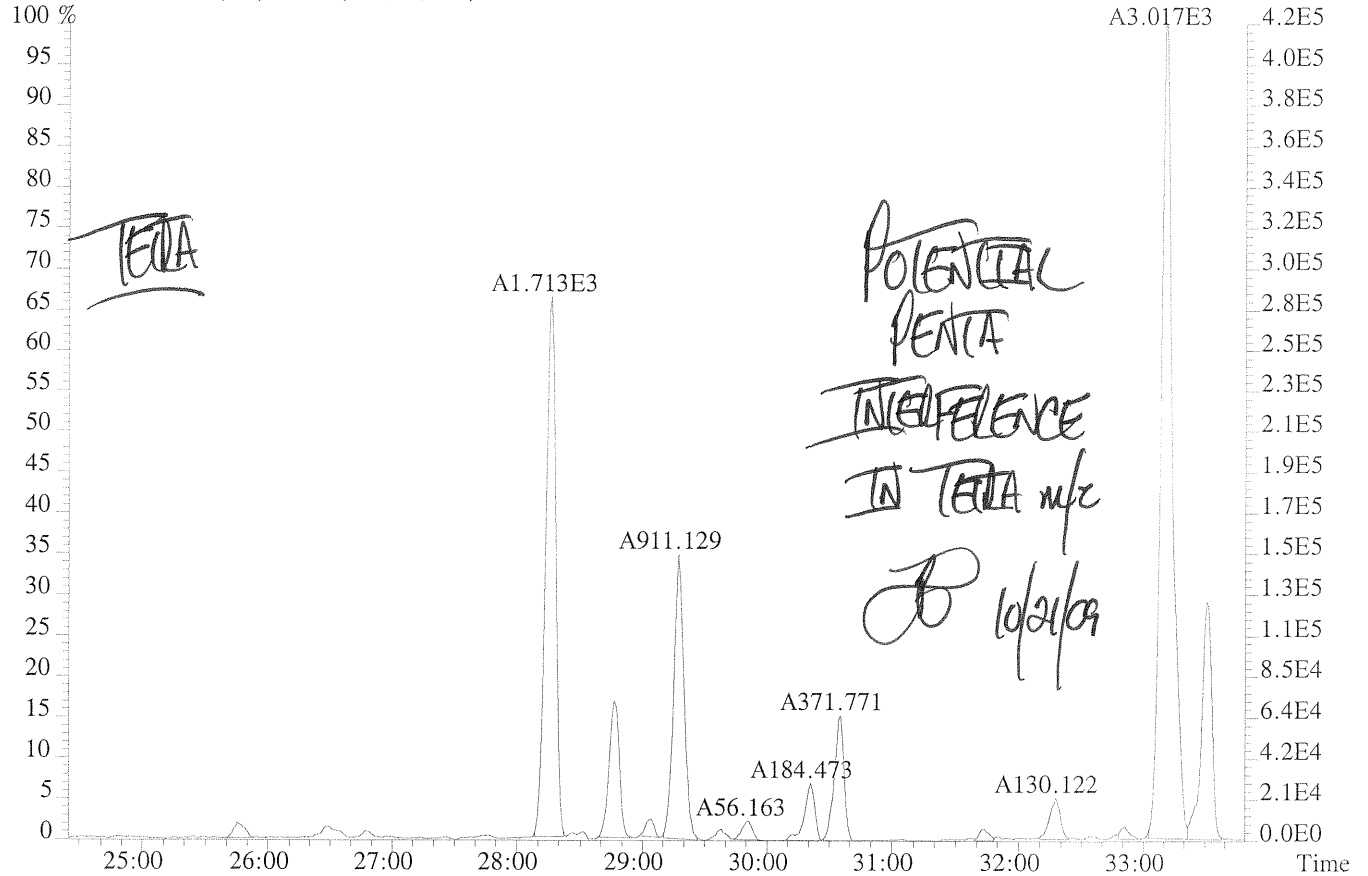


291.9194 F:3

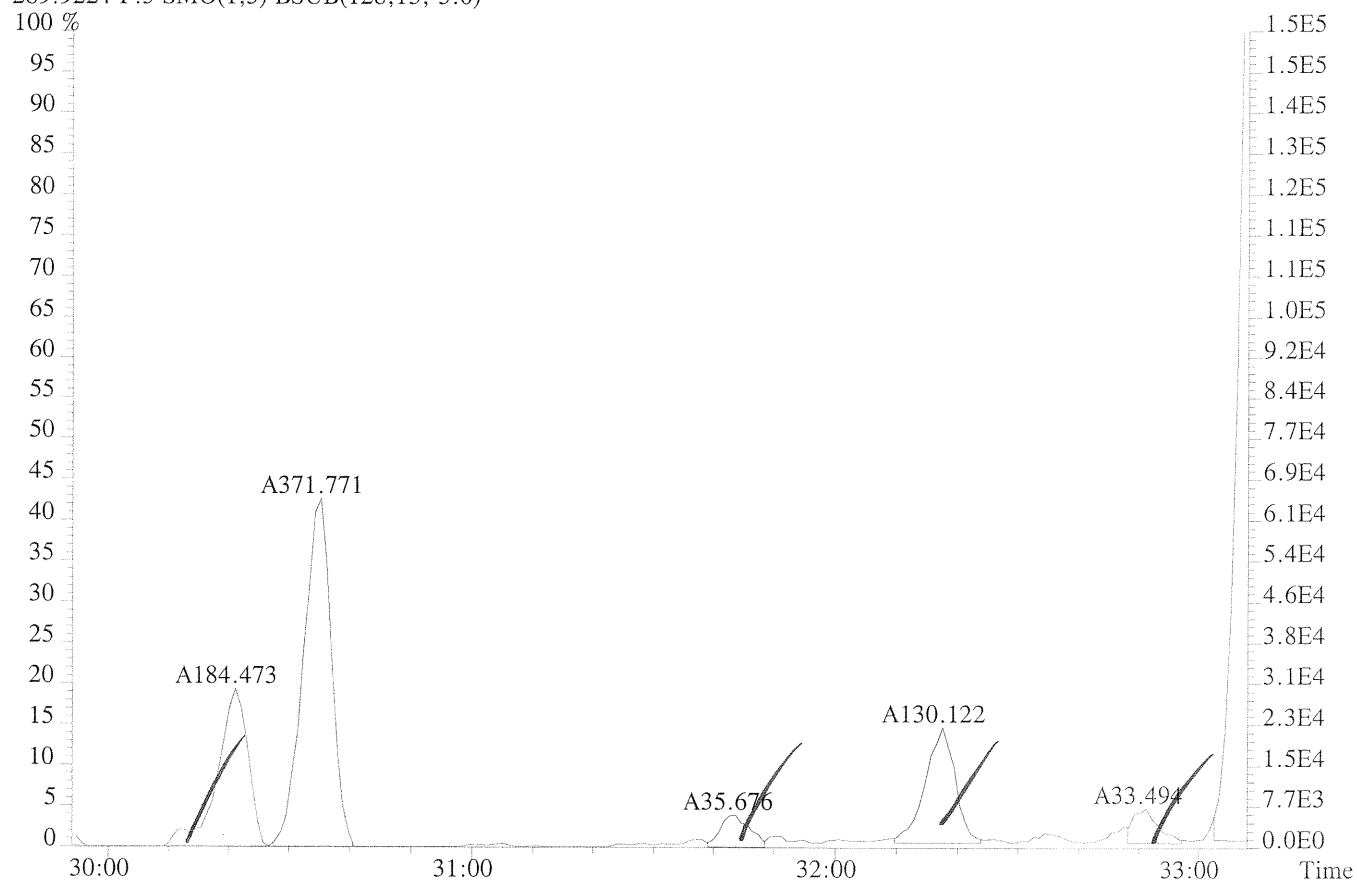




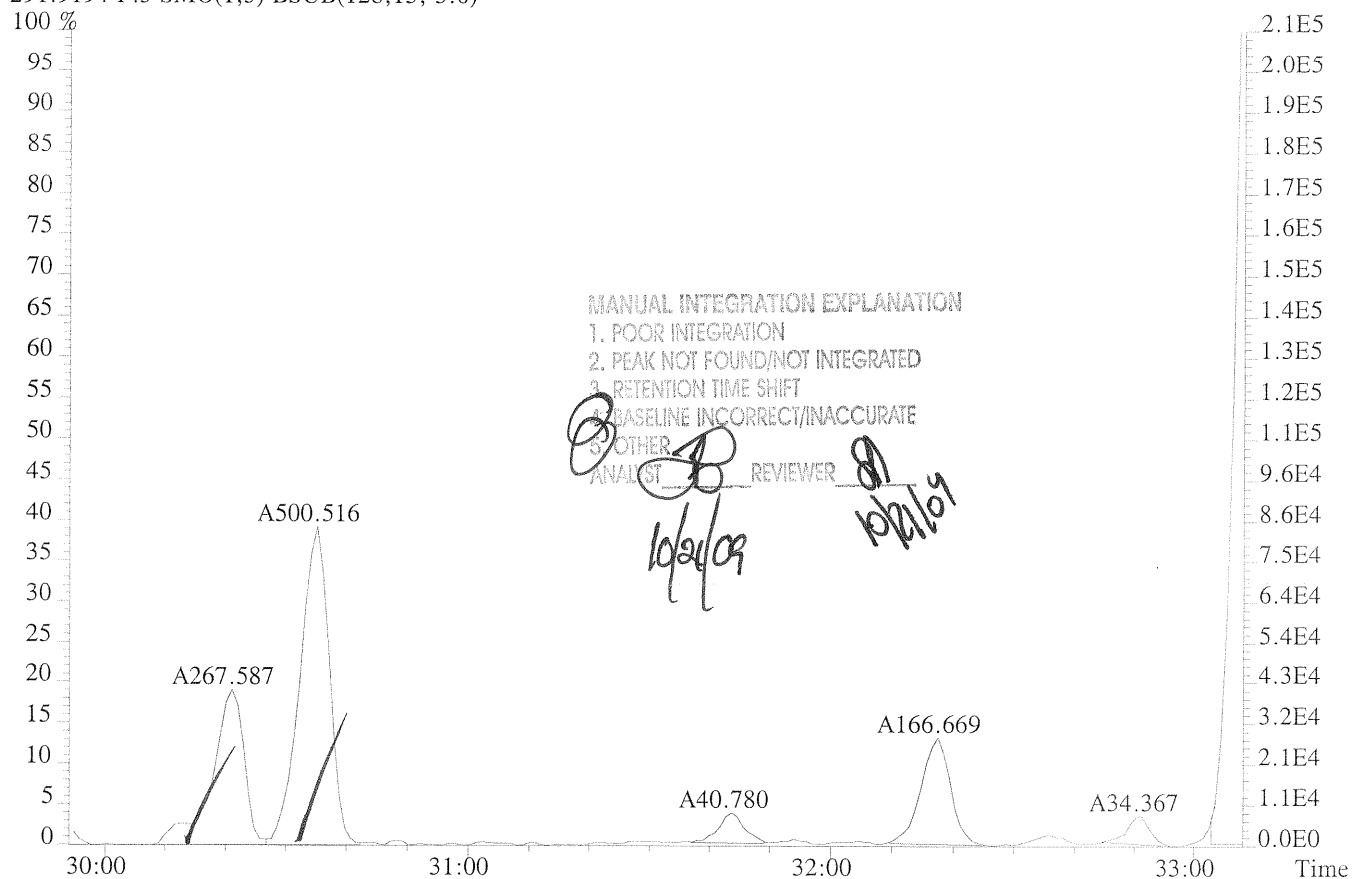
File:U220221 #1-602 Acq:27-AUG-2009 00:14:32 Probe EI+ Magnet SIR VG BioTech Mass spectf
Sample#1 Exp:R0904290-006 FB080409-GW
289.9224 F:3 SMO(1,3) BSUB(128,15,-3.0)



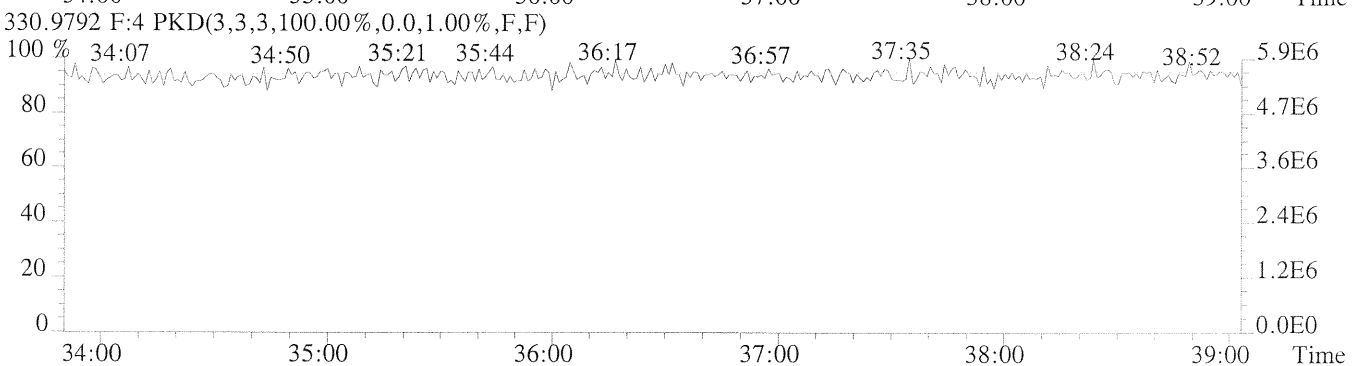
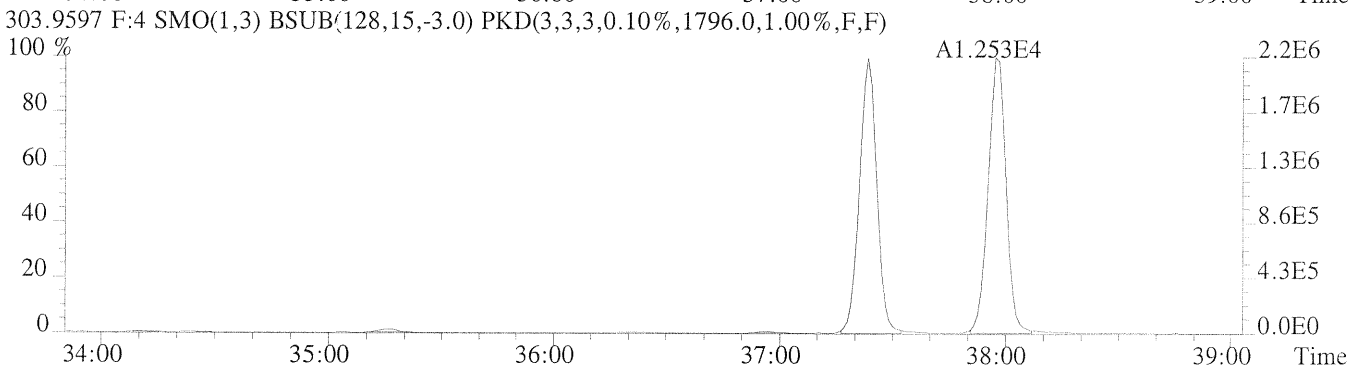
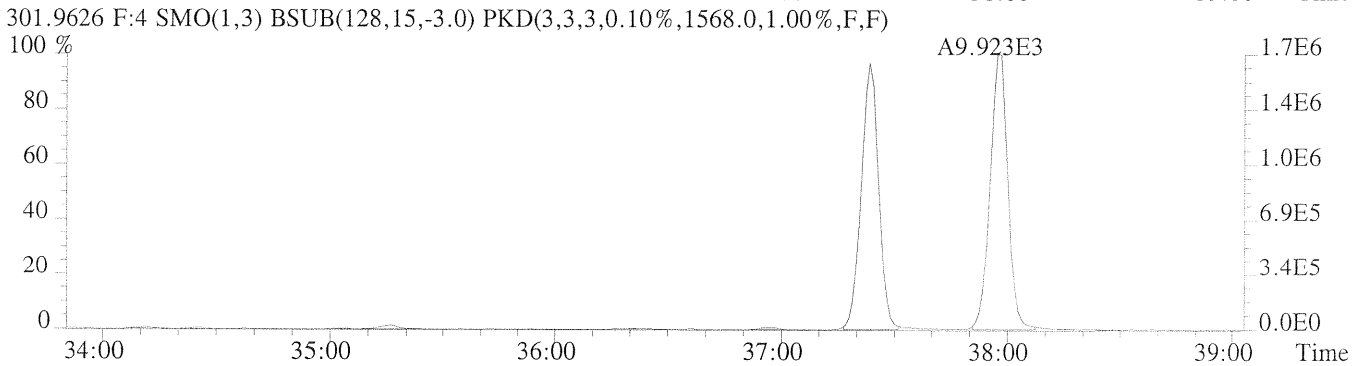
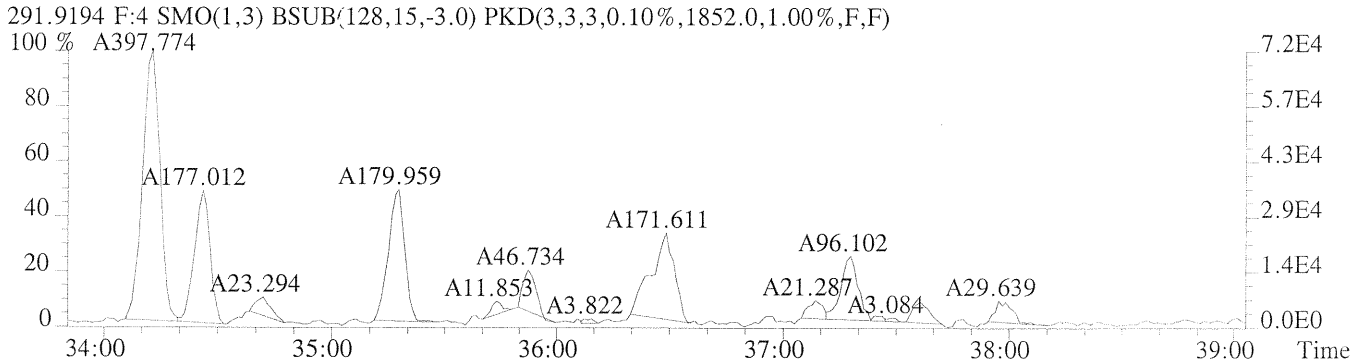
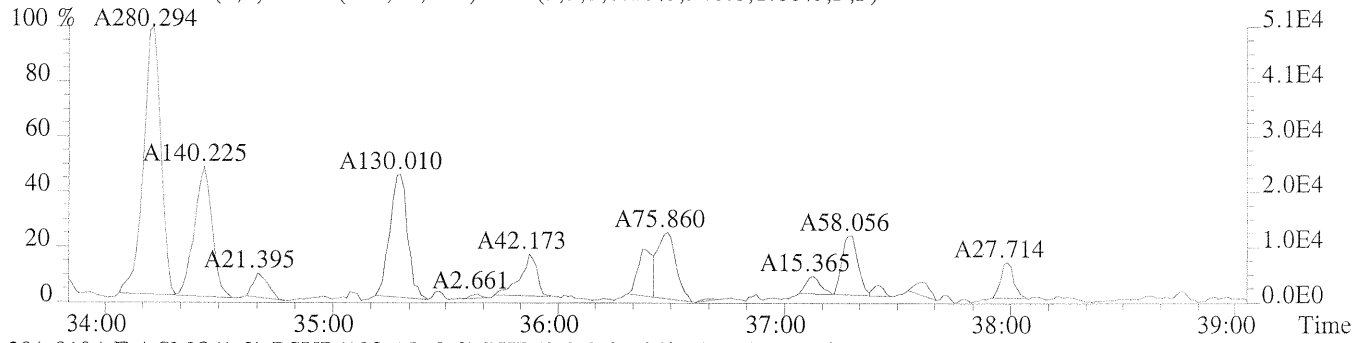
File:U220221 #1-602 Acq:27-AUG-2009 00:14:32 Probe EI+ Magnet SIR VG BioTech Mass spectf
Sample#1 Exp:R0904290-006 FB080409-GW
289.9224 F:3 SMO(1,3) BSUB(128,15,-3.0)



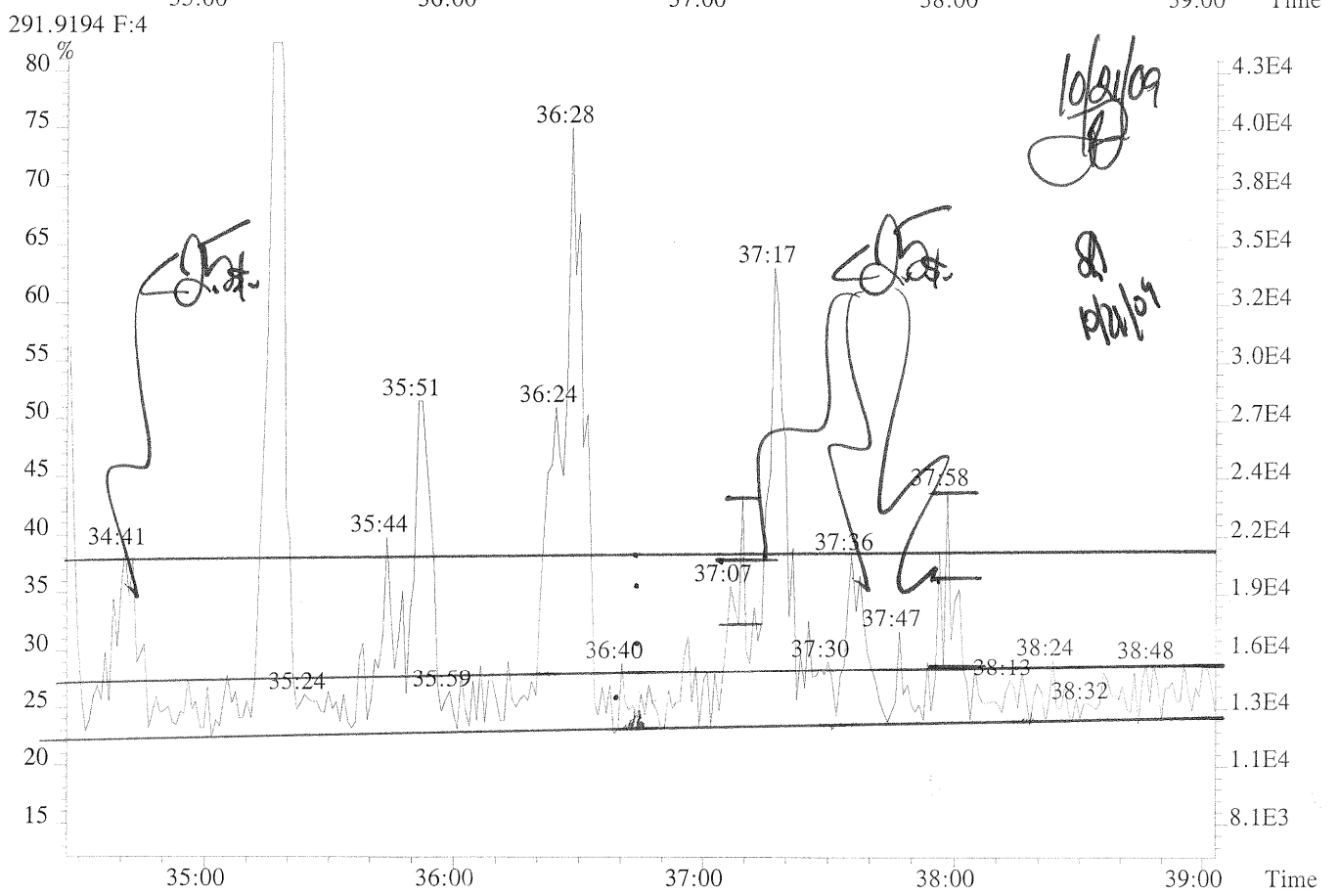
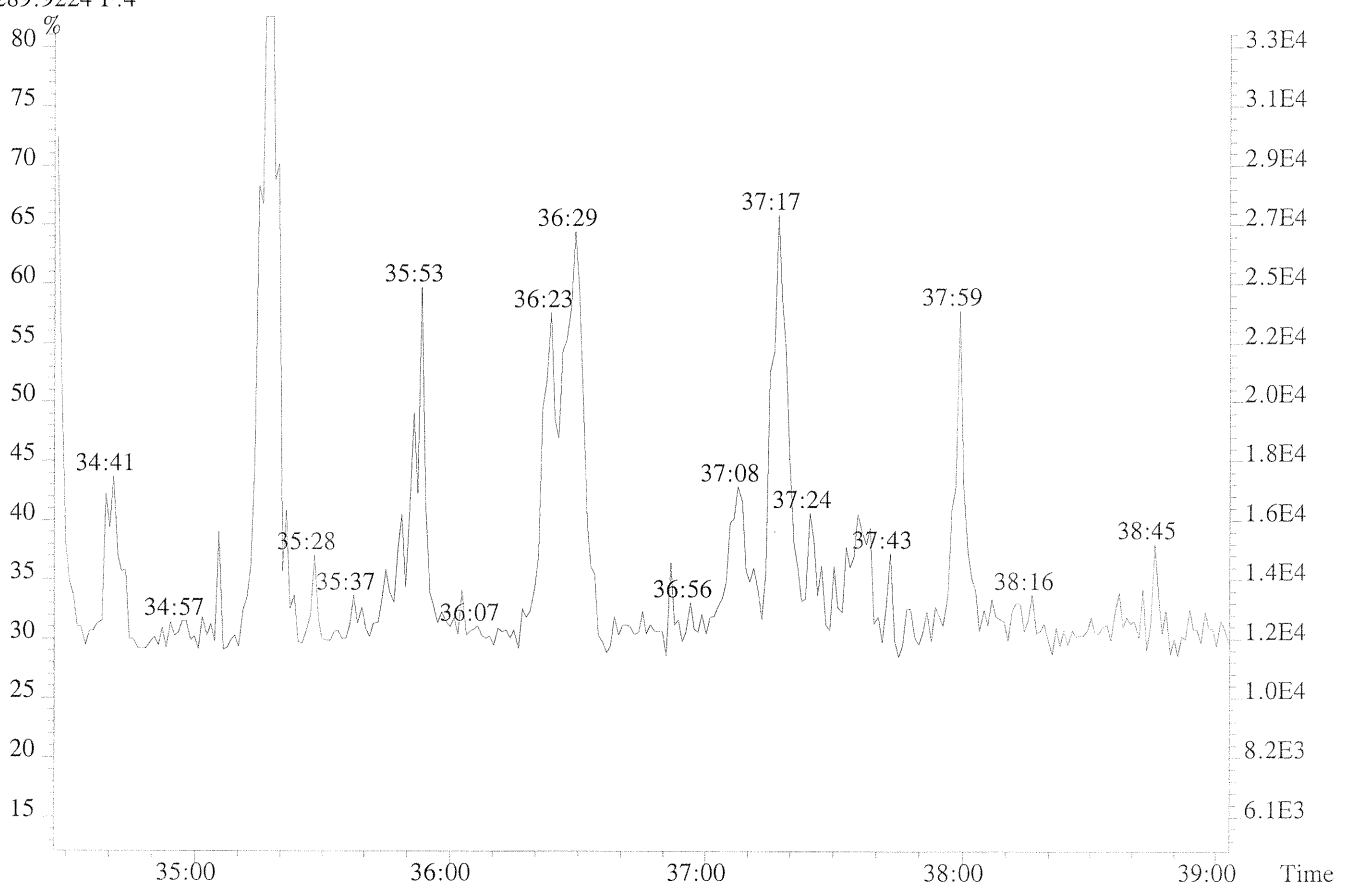
291.9194 F:3 SMO(1,3) BSUB(128,15,-3.0)



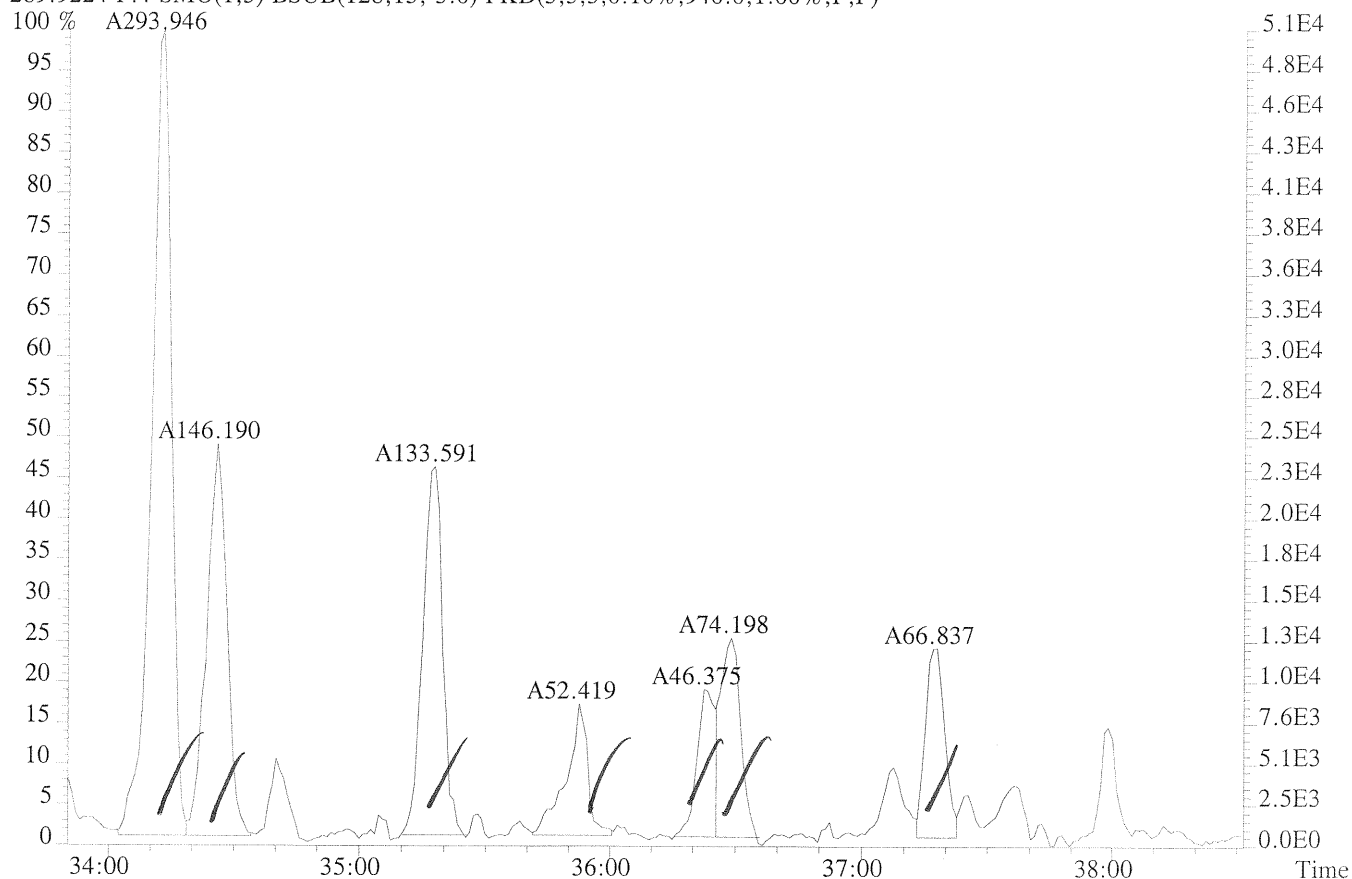
File:U220221 #1-334 Acq:27-AUG-2009 00:14:32 Probe EI+ Magnet SIR VG BioTech Mass spectf
Sample#1 Exp:R0904290-006 FB080409-GW
289.9224 F:4 SMO(1,3) BSUB(128,15,-3.0) PKD(3,3,3,0.10%,940.0,1.00%,F,F)



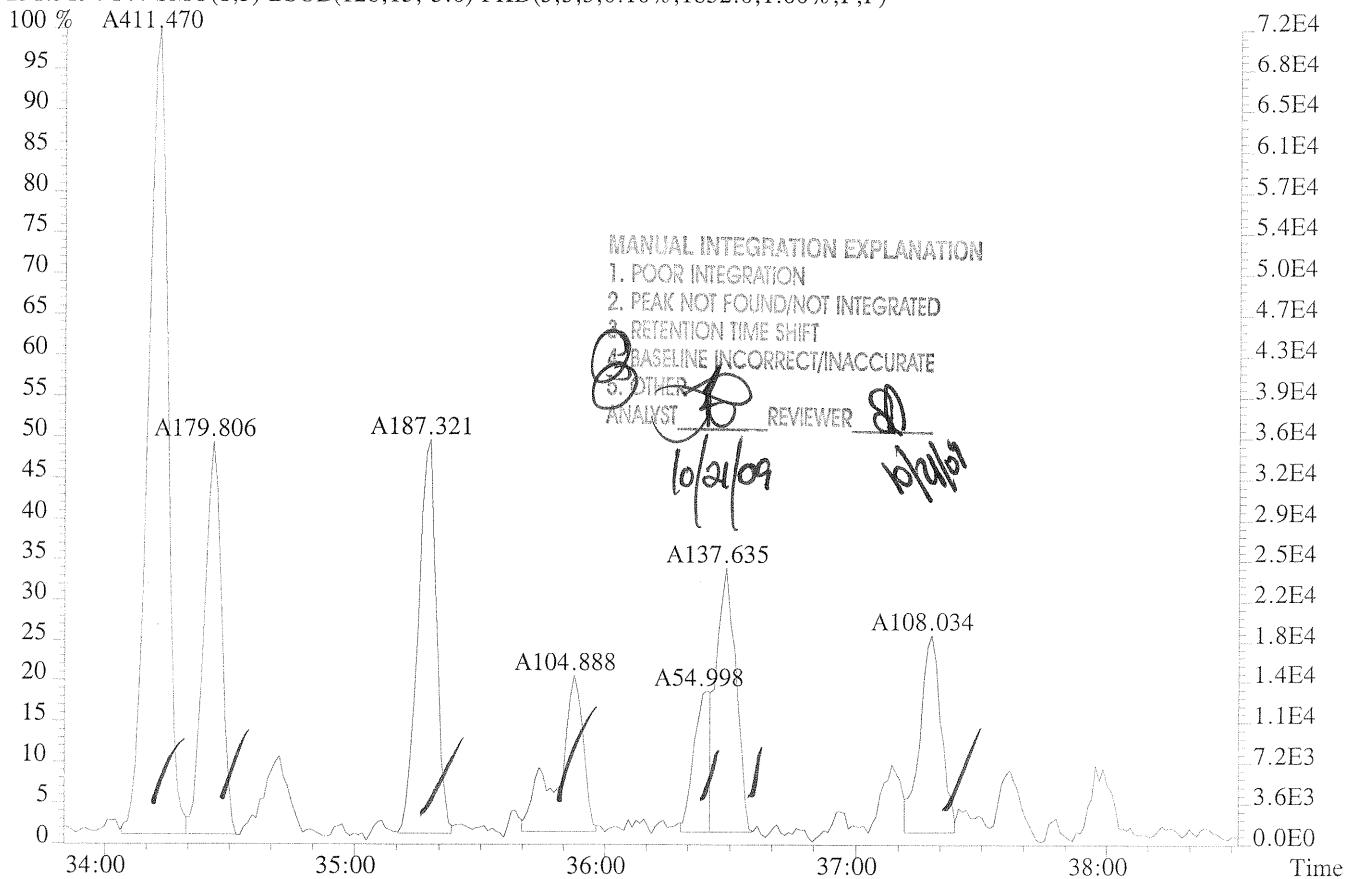
File:U220221 #1-334 Acq:27-AUG-2009 00:14:32 Probe EI+ Magnet SIR VG BioTech Mass spectf
 Sample#1 Exp:R0904290-006 FB080409-GW
 289.9224 F:4



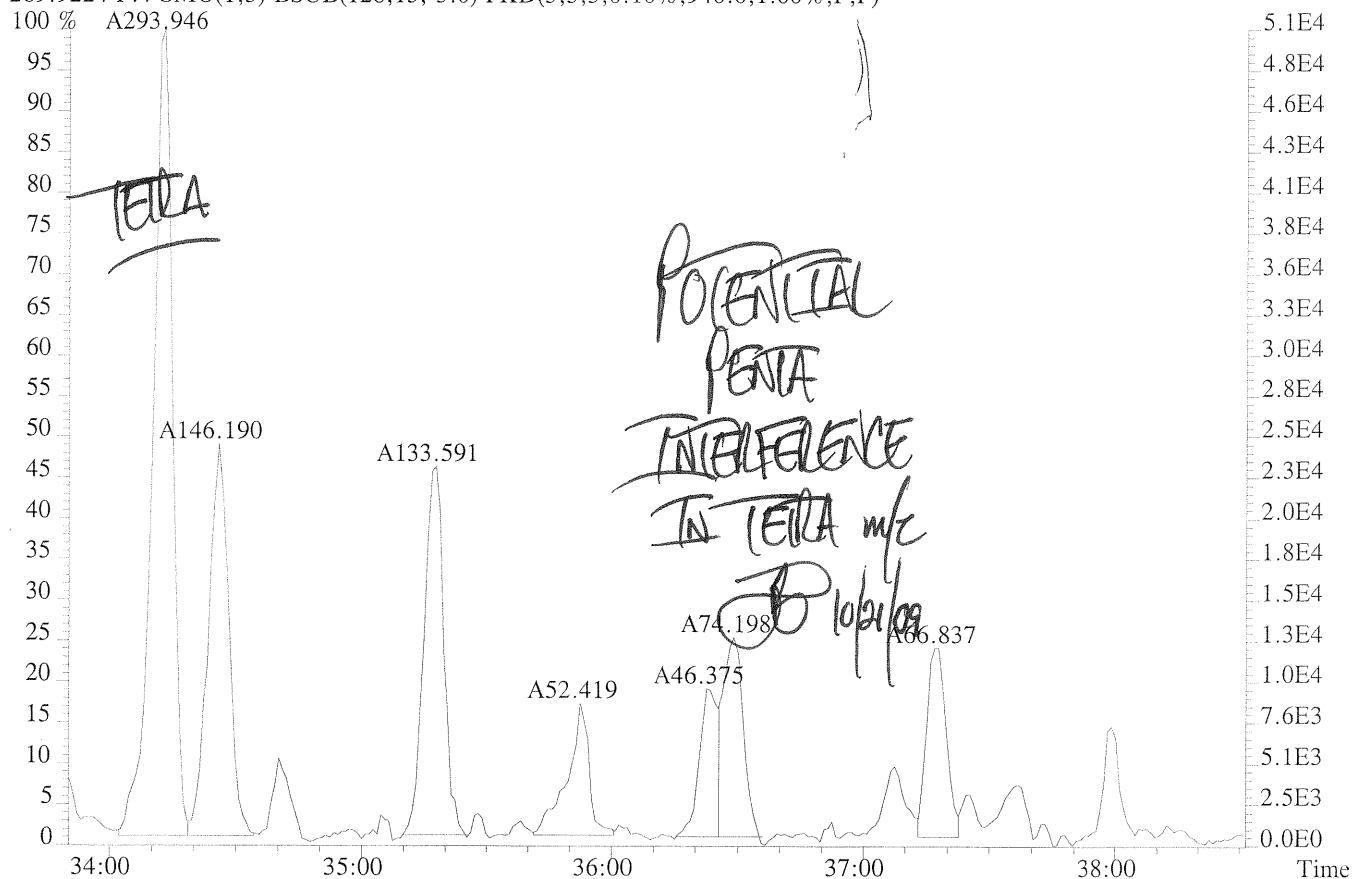
File:U220221 #1-334 Acq:27-AUG-2009 00:14:32 Probe EI+ Magnet SIR VG BioTech Mass spectf
 Sample#1 Exp:R0904290-006 FB080409-GW
 289.9224 F:4 SMO(1,3) BSUB(128,15,-3.0) PKD(3,3,3,0.10%,940.0,1.00%,F,F)
 100 % A293.946



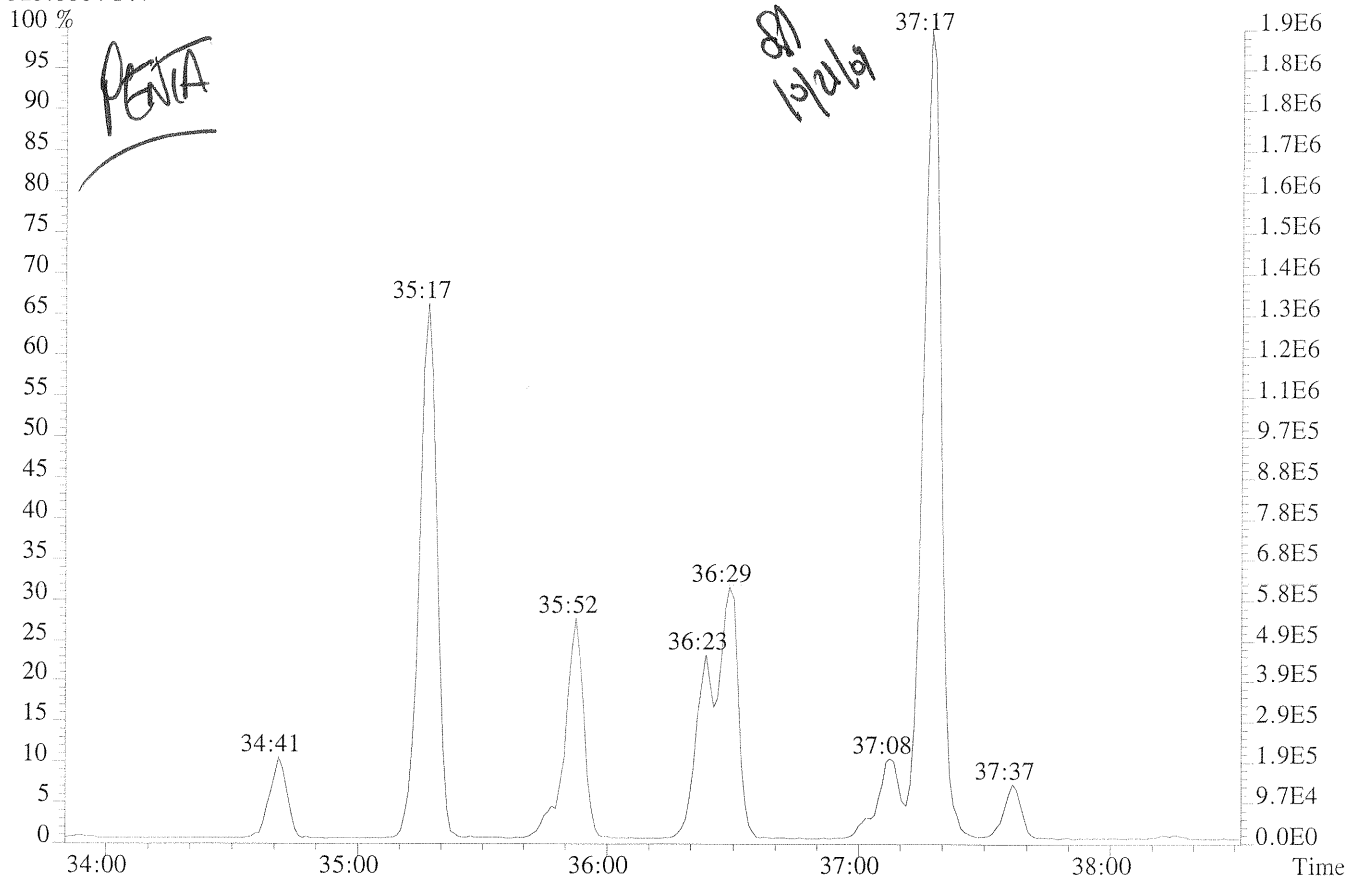
291.9194 F:4 SMO(1,3) BSUB(128,15,-3.0) PKD(3,3,3,0.10%,1852.0,1.00%,F,F)



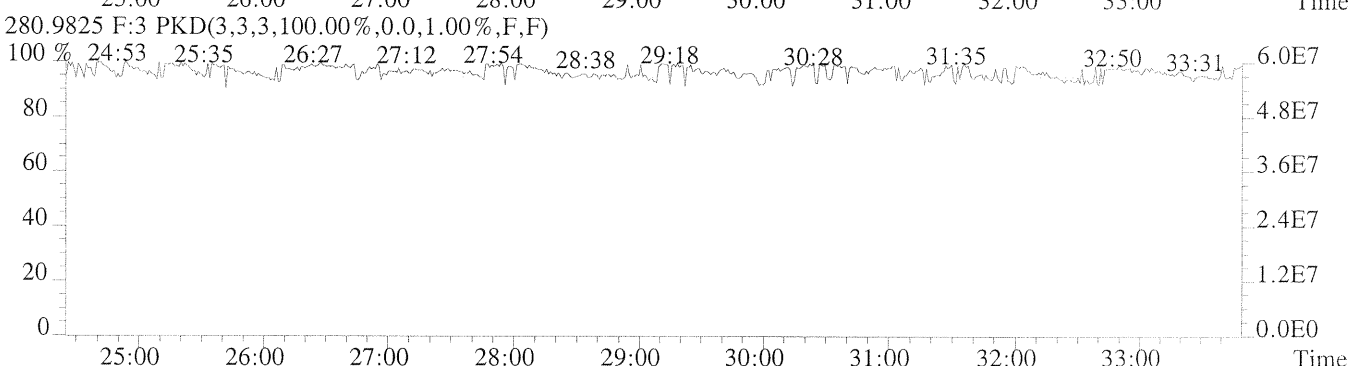
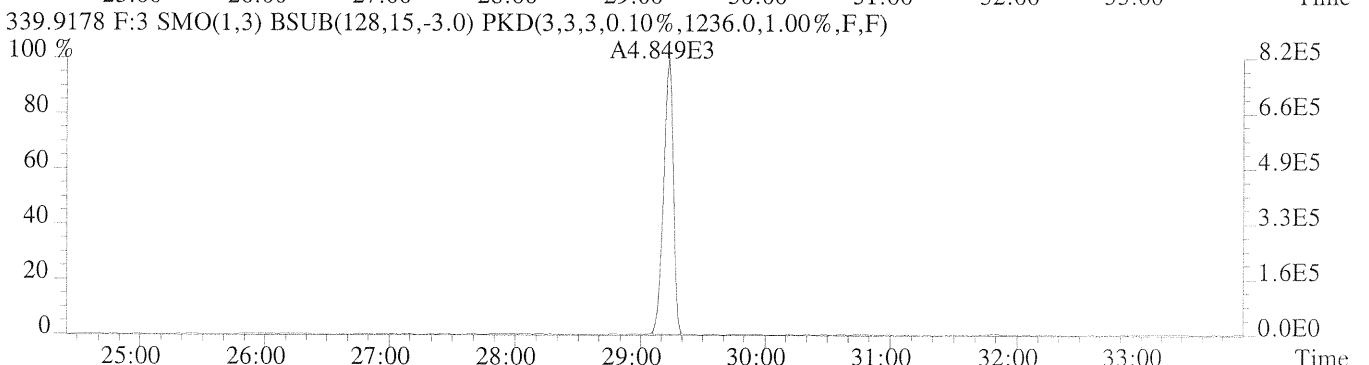
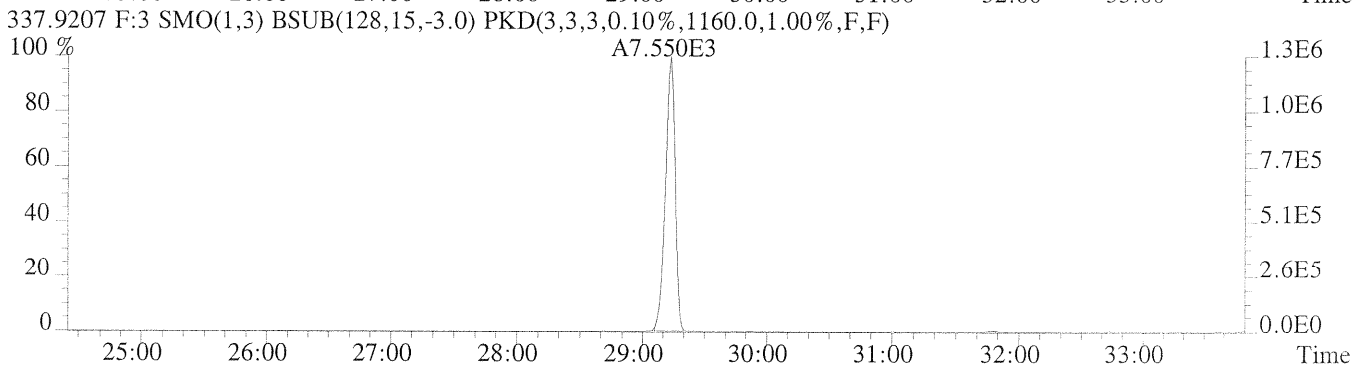
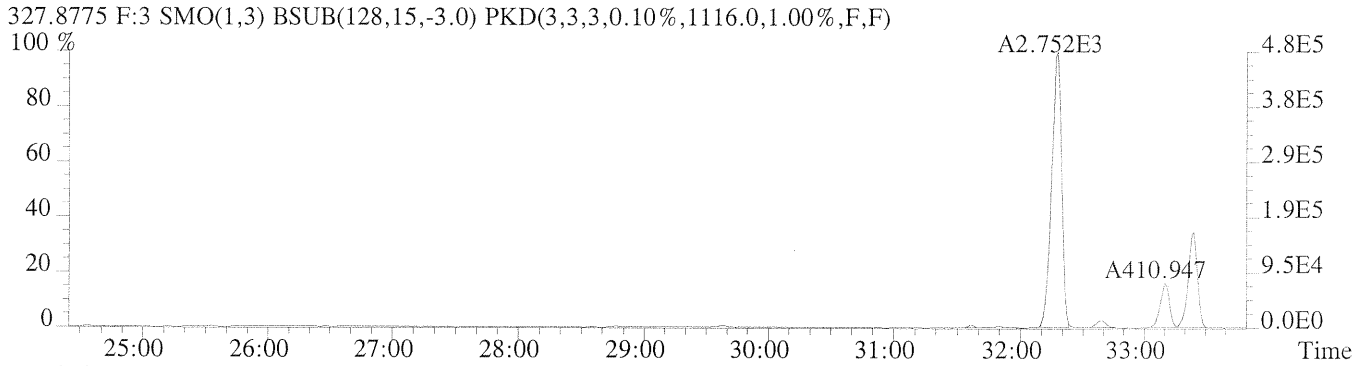
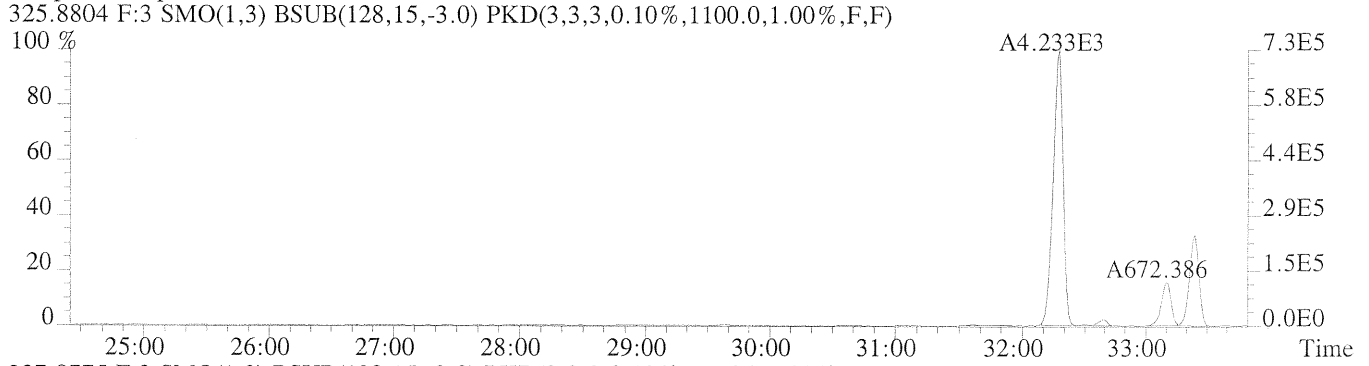
File:U220221 #1-334 Acq:27-AUG-2009 00:14:32 Probe EI+ Magnet SIR VG BioTech Mass spectf
 Sample#1 Exp:R0904290-006 FB080409-GW
 289.9224 F:4 SMO(1,3) BSUB(128,15,-3.0) PKD(3,3,3,0.10%,940.0,1.00%,F,F)
 100 % A293.946



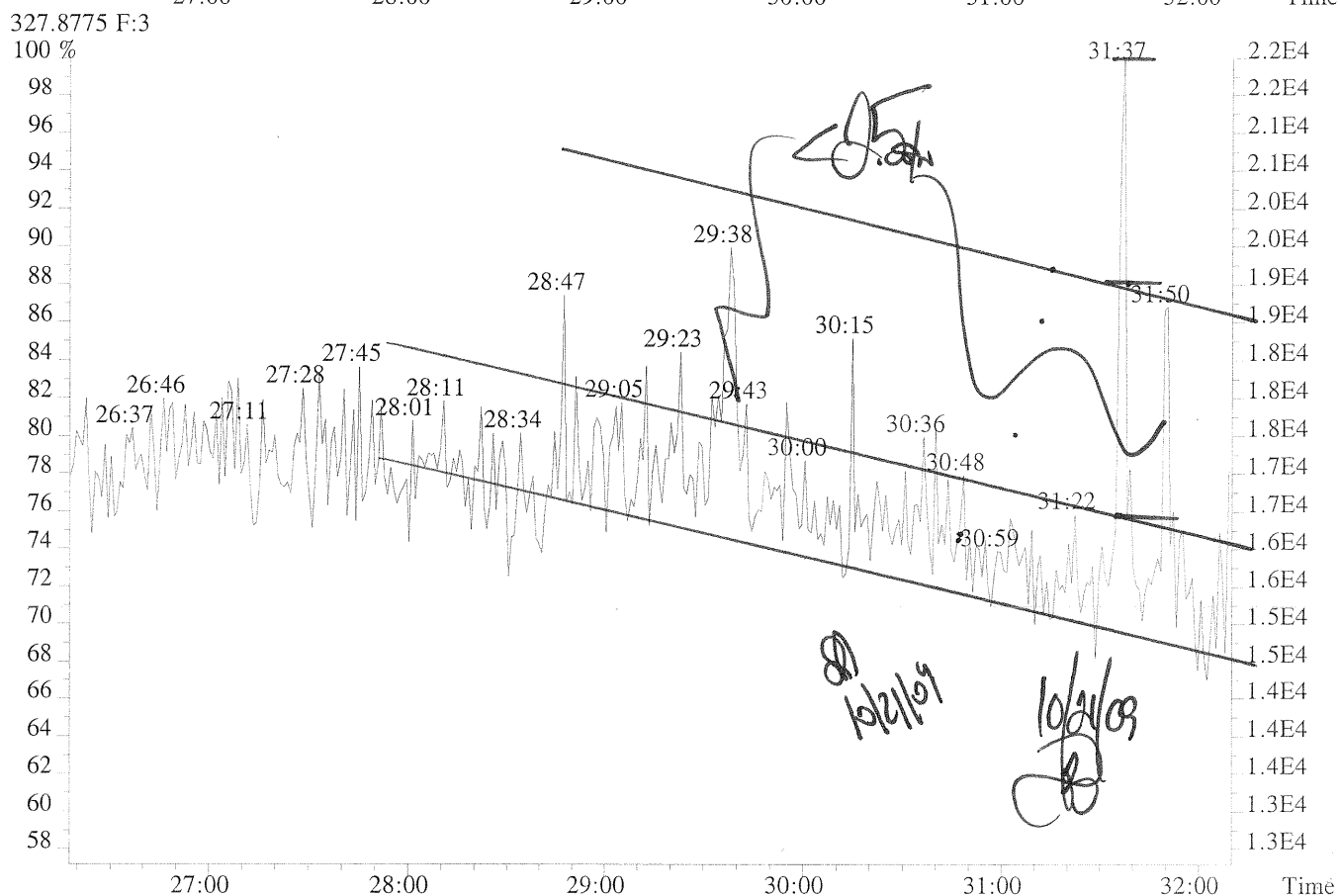
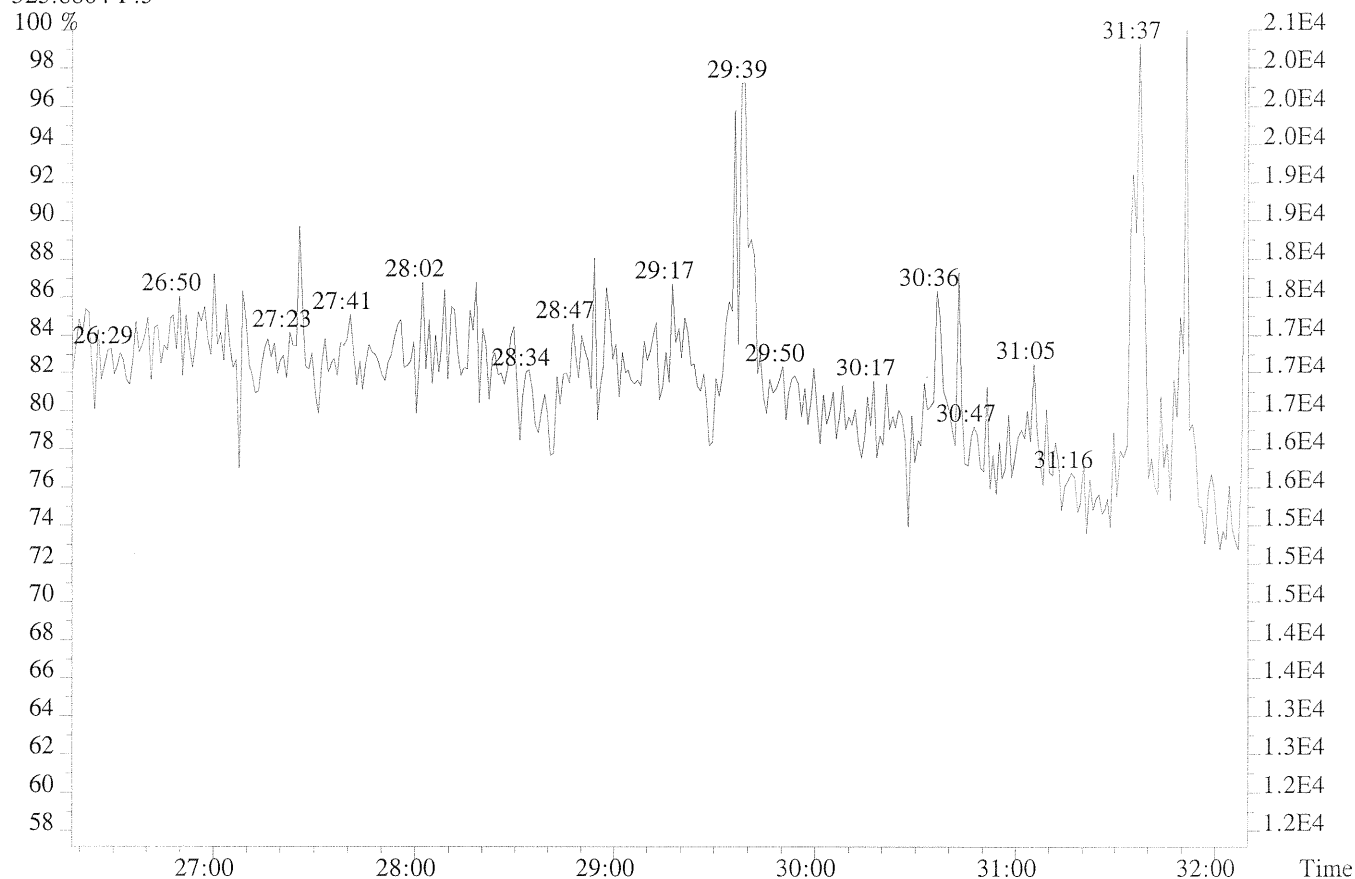
325.8804 F:4



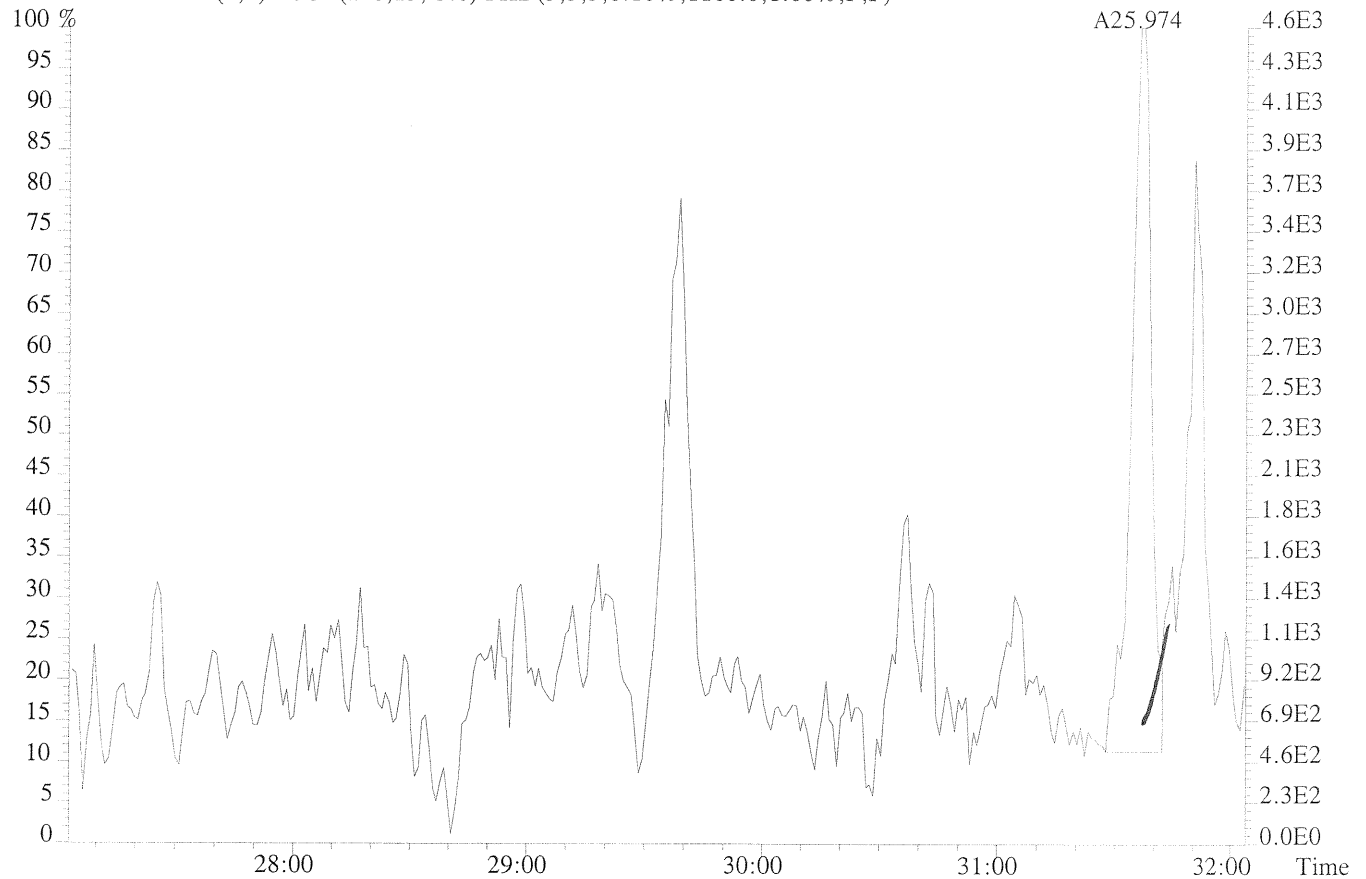
File:U220221 #1-602 Acq:27-AUG-2009 00:14:32 Probe EI+ Magnet SIR VG BioTech Mass spectf
Sample#1 Exp:R0904290-006 FB080409-GW



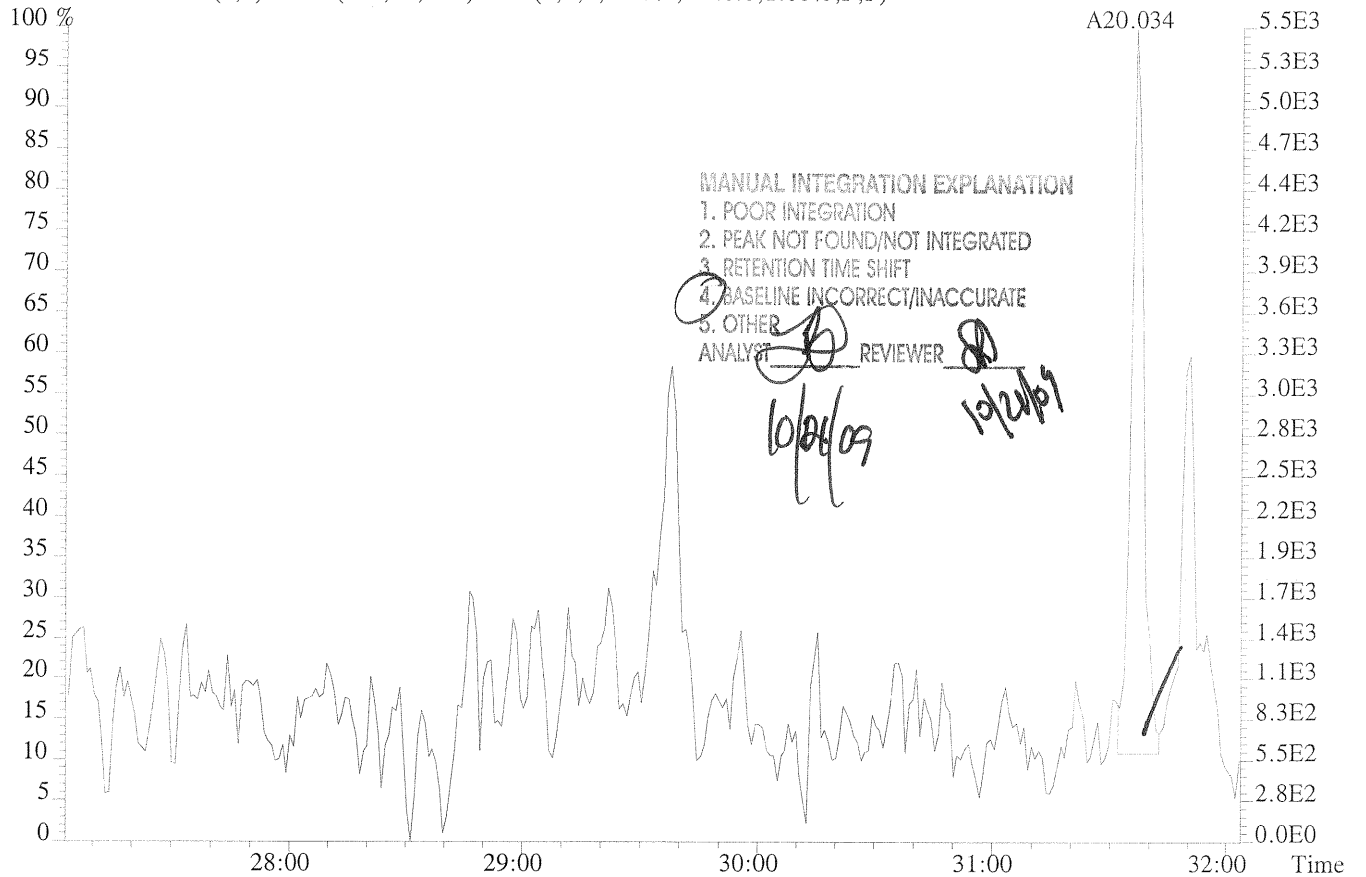
File:U220221 #1-602 Acq:27-AUG-2009 00:14:32 Probe EI+ Magnet SIR VG BioTech Mass spectf
Sample#1 Exp:R0904290-006 FB080409-GW
325.8804 F:3



File:U220221 #1-602 Acq:27-AUG-2009 00:14:32 Probe EI+ Magnet SIR VG BioTech Mass spectf
Sample#1 Exp:R0904290-006 FB080409-GW
325.8804 F:3 SMO(1,3) BSUB(128,15,-3.0) PKD(3,3,3,0.10%,1100.0,1.00%,F,F)



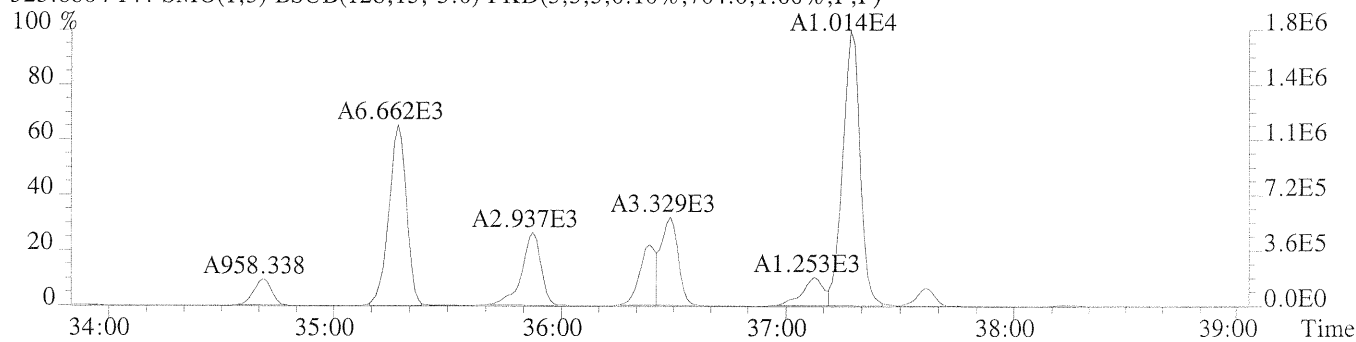
327.8775 F:3 SMO(1,3) BSUB(128,15,-3.0) PKD(3,3,3,0.10%,1116.0,1.00%,F,F)



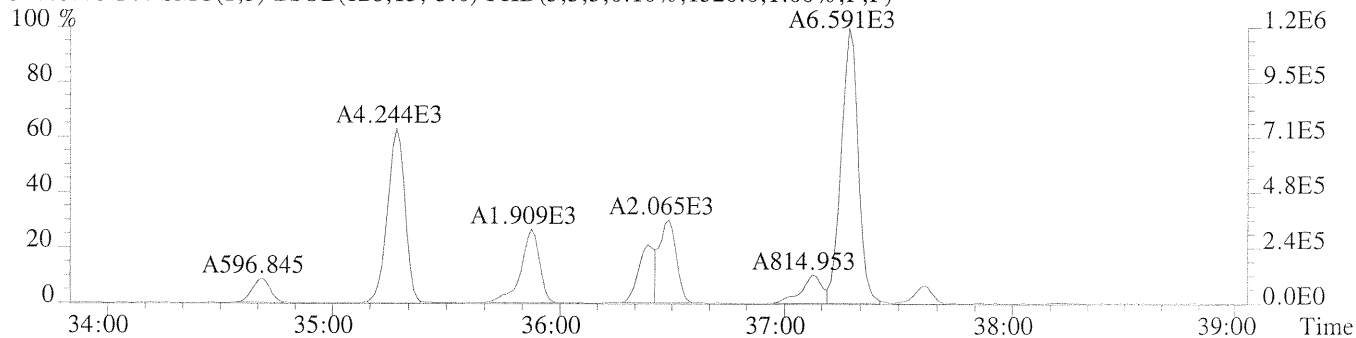
File:U220221 #1-334 Acq:27-AUG-2009 00:14:32 Probe EI+ Magnet SIR VG BioTech Mass spectf

Sample#1 Exp:R0904290-006 FB080409-GW

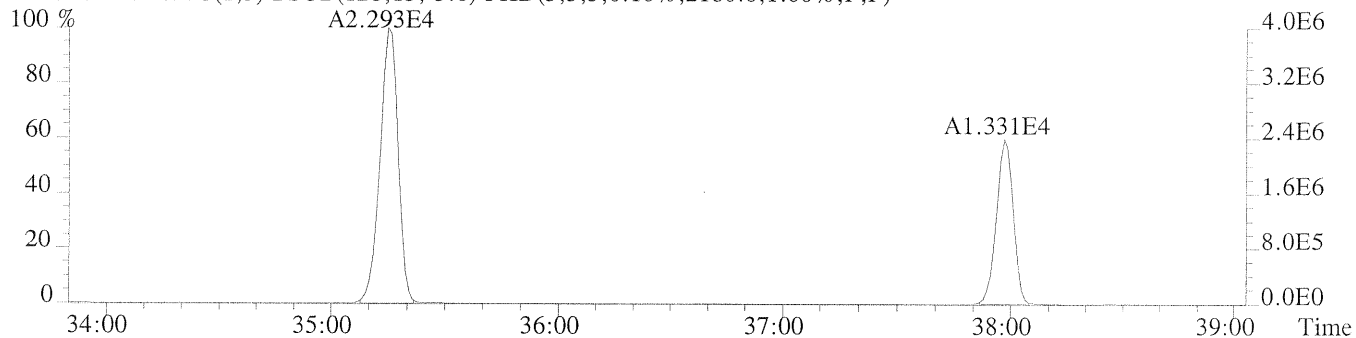
325.8804 F:4 SMO(1,3) BSUB(128,15,-3.0) PKD(3,3,3,0.10%,704.0,1.00%,F,F)



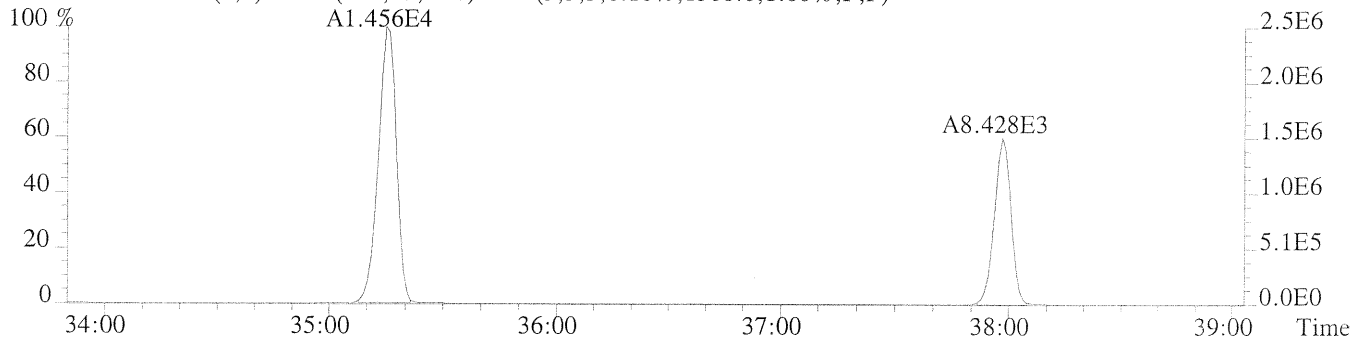
327.8775 F:4 SMO(1,3) BSUB(128,15,-3.0) PKD(3,3,3,0.10%,1520.0,1.00%,F,F)



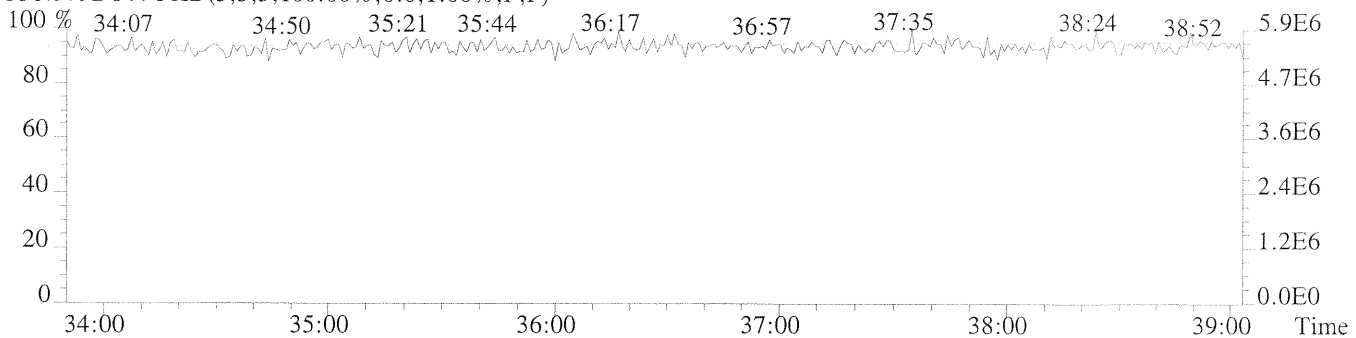
337.9207 F:4 SMO(1,3) BSUB(128,15,-3.0) PKD(3,3,3,0.10%,2180.0,1.00%,F,F)



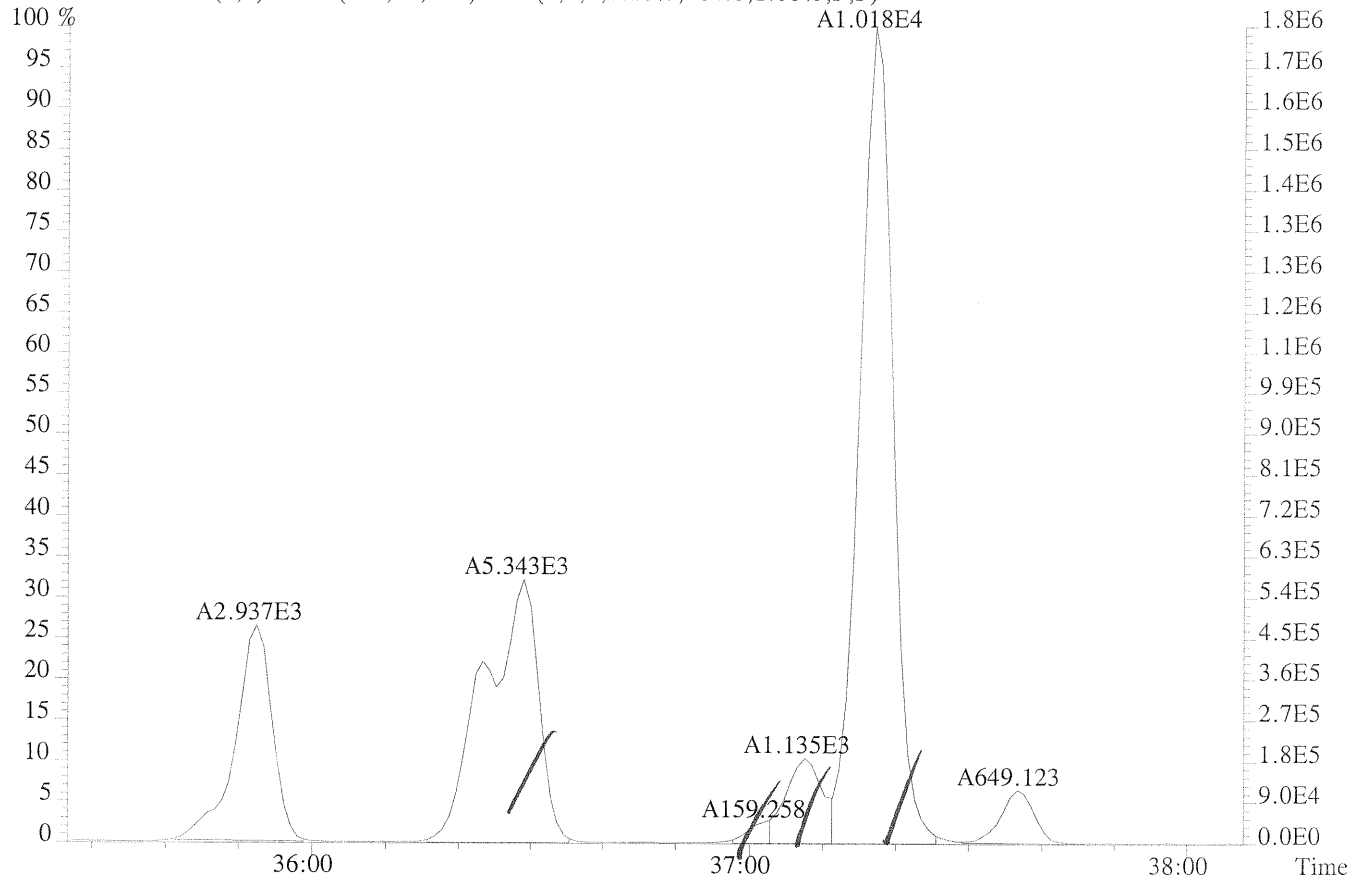
339.9178 F:4 SMO(1,3) BSUB(128,15,-3.0) PKD(3,3,3,0.10%,1308.0,1.00%,F,F)



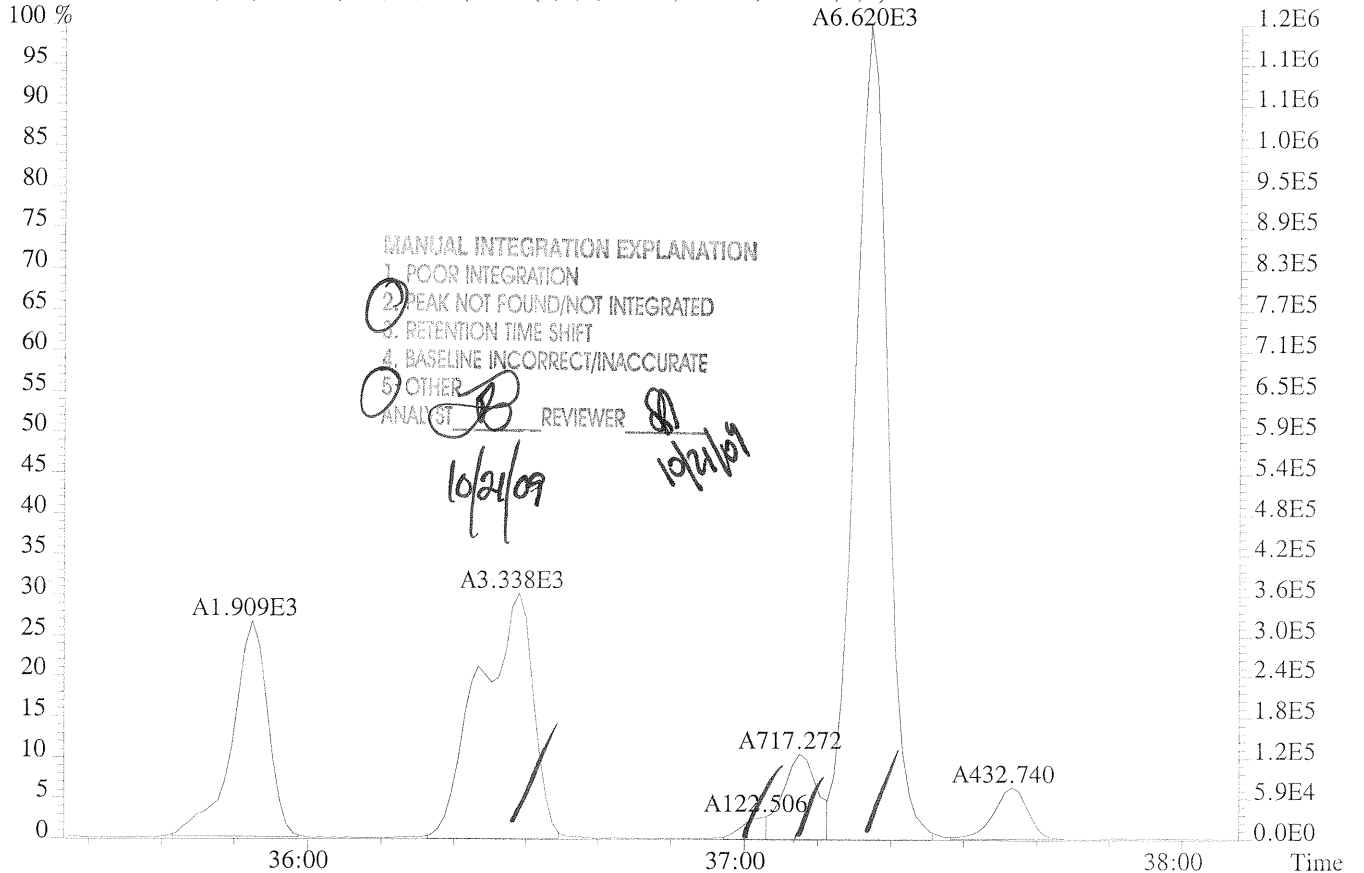
330.9792 F:4 PKD(3,3,3,100.00%,0.0,1.00%,F,F)



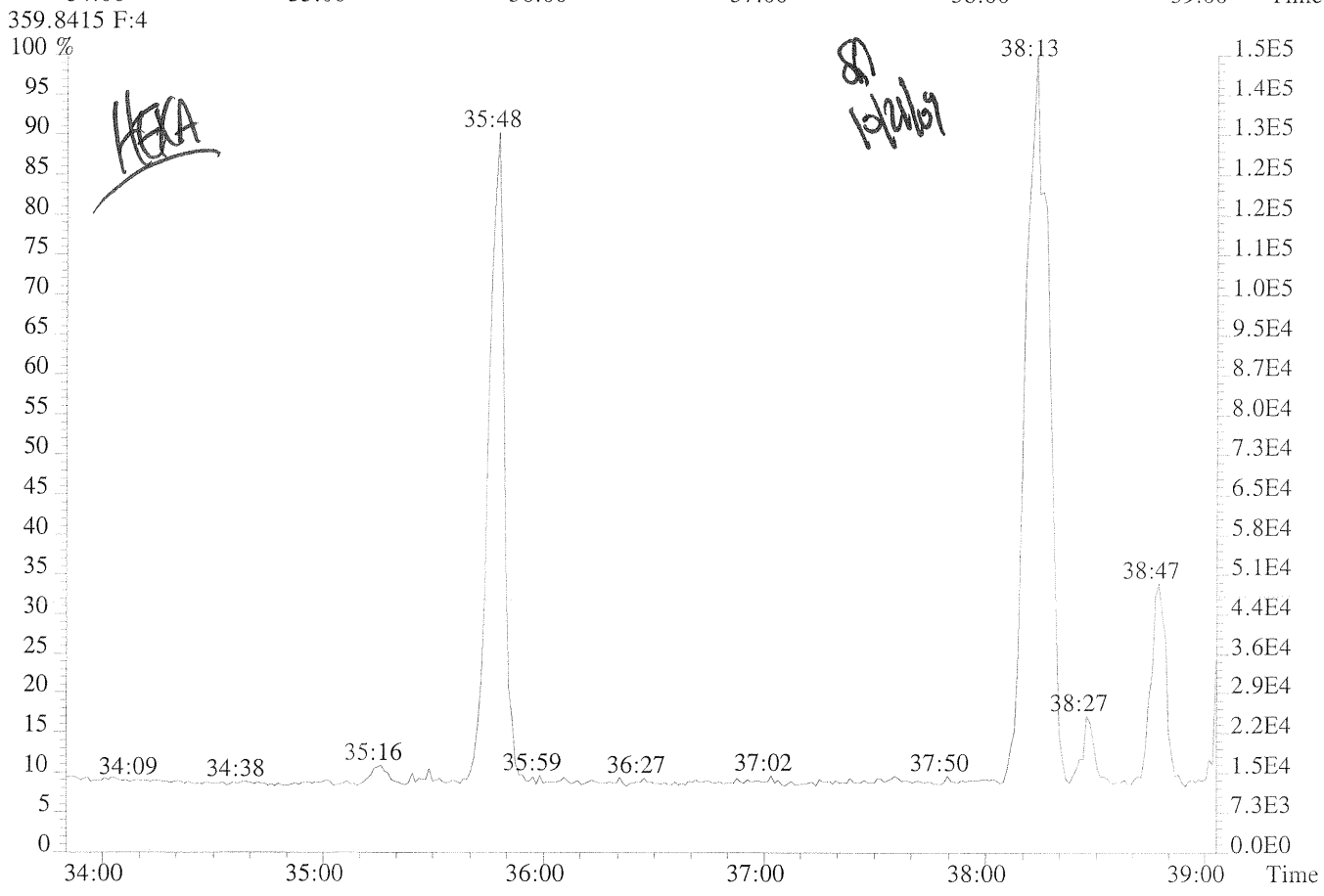
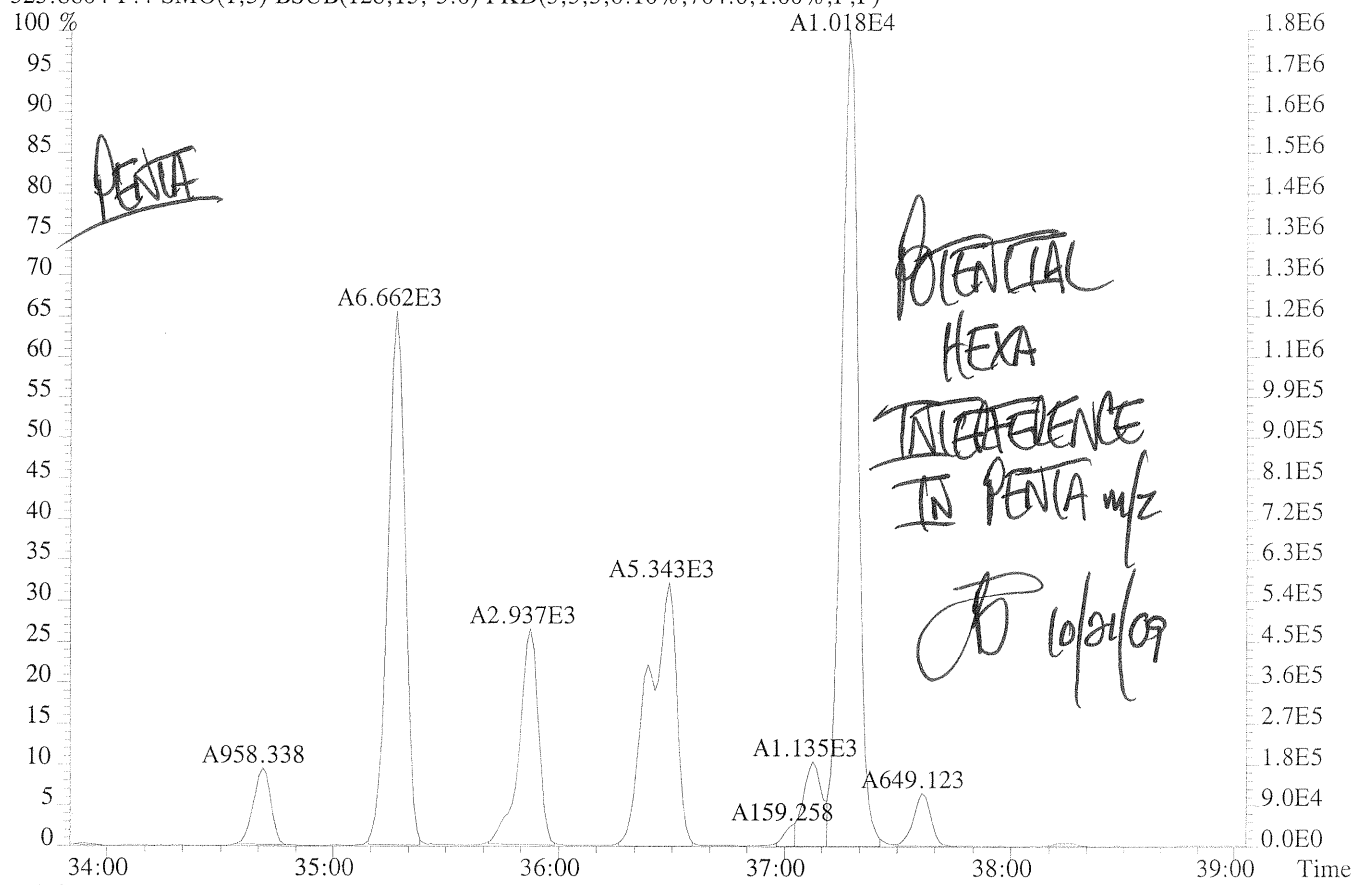
File:U220221 #1-334 Acq:27-AUG-2009 00:14:32 Probe EI+ Magnet SIR VG BioTech Mass spectf
 Sample#1 Exp:R0904290-006 FB080409-GW
 325.8804 F:4 SMO(1,3) BSUB(128,15,-3.0) PKD(3,3,3,0.10%,704.0,1.00%,F,F)



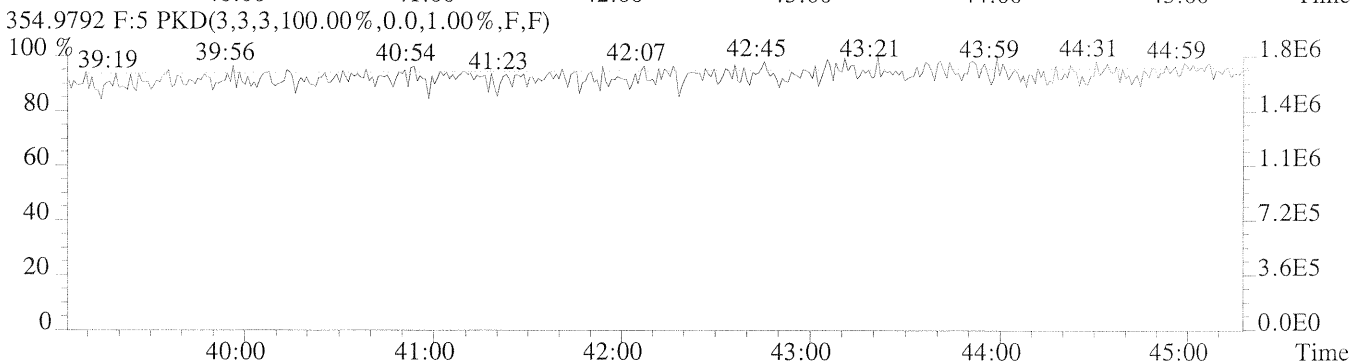
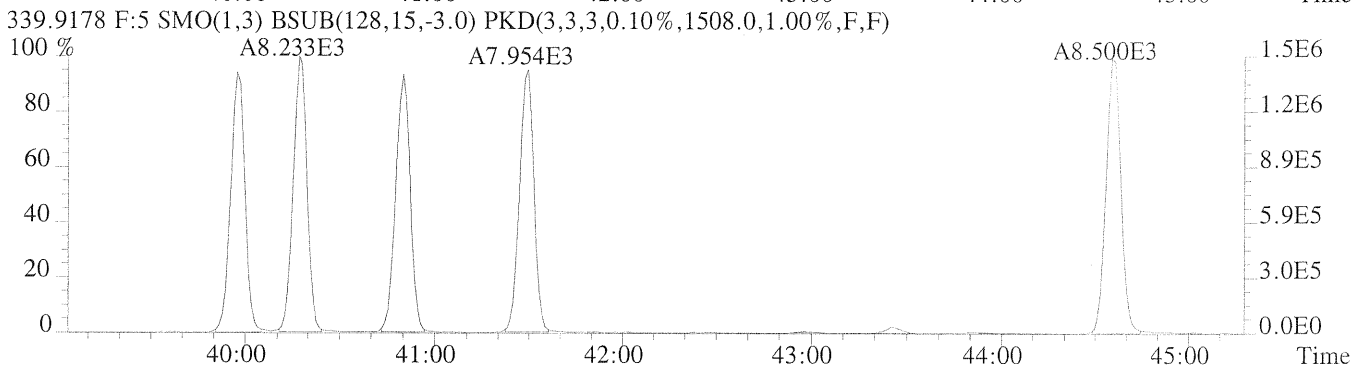
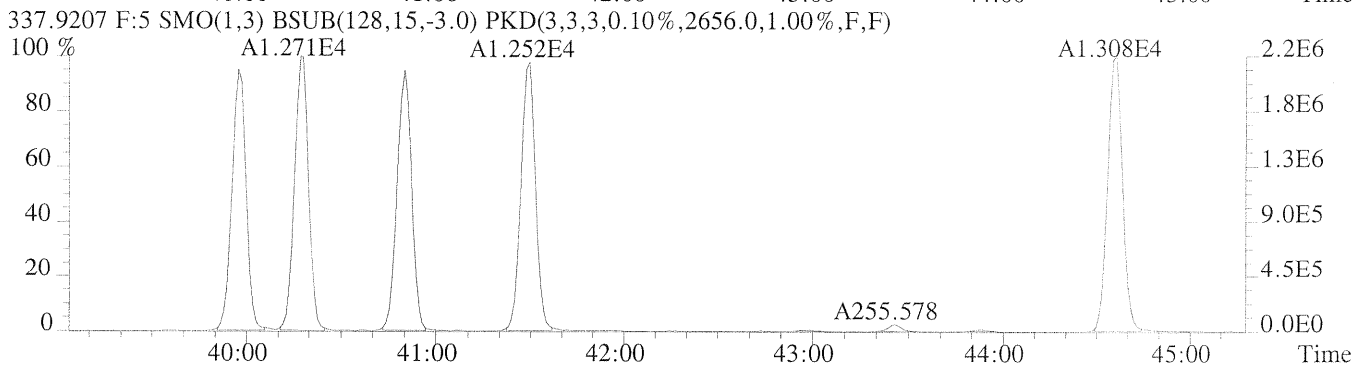
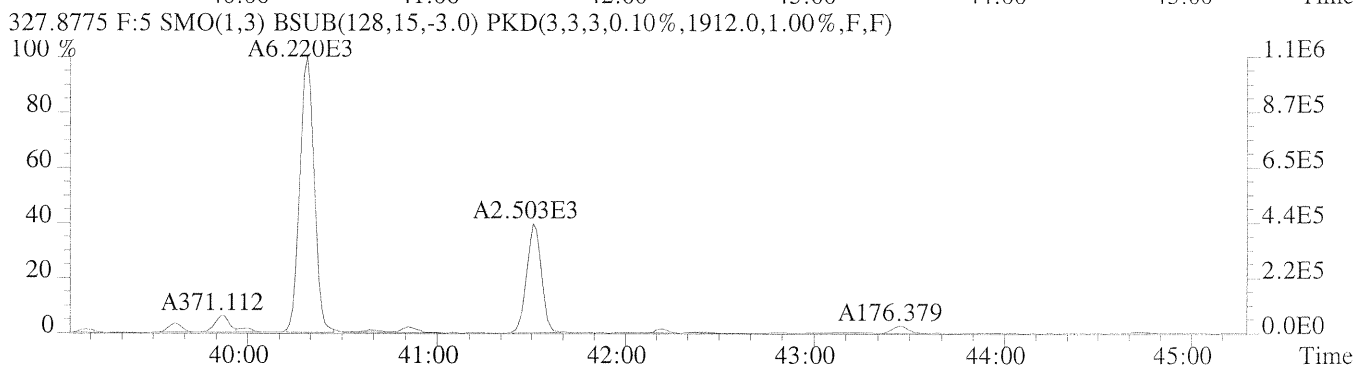
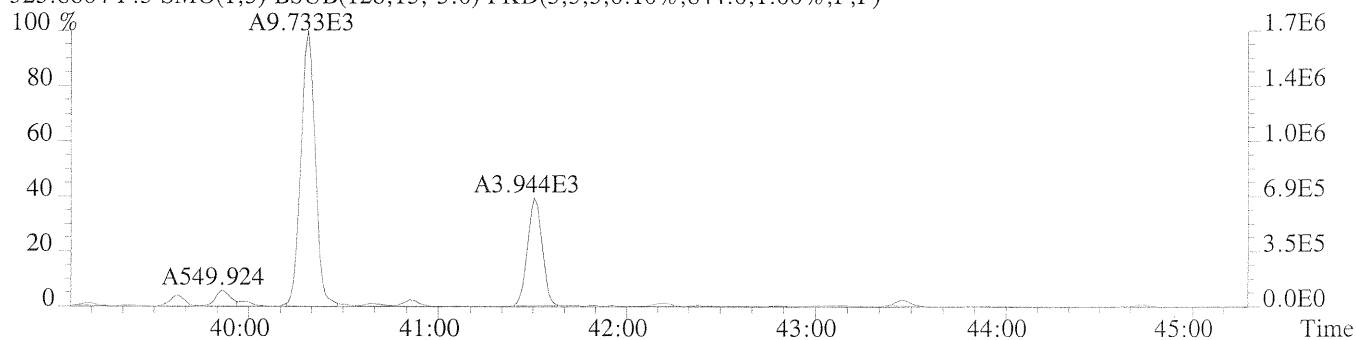
327.8775 F:4 SMO(1,3) BSUB(128,15,-3.0) PKD(3,3,3,0.10%,1520.0,1.00%,F,F)



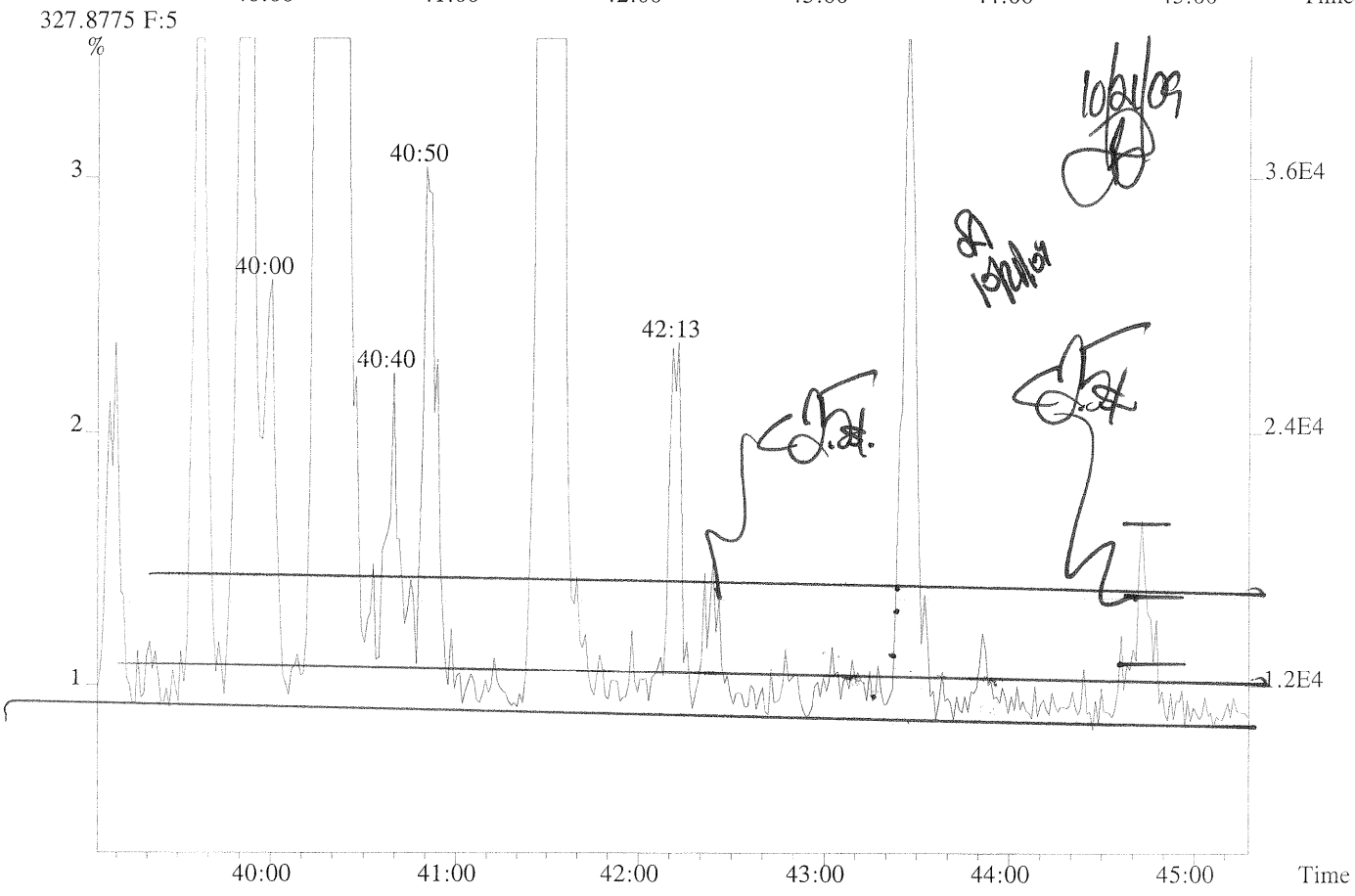
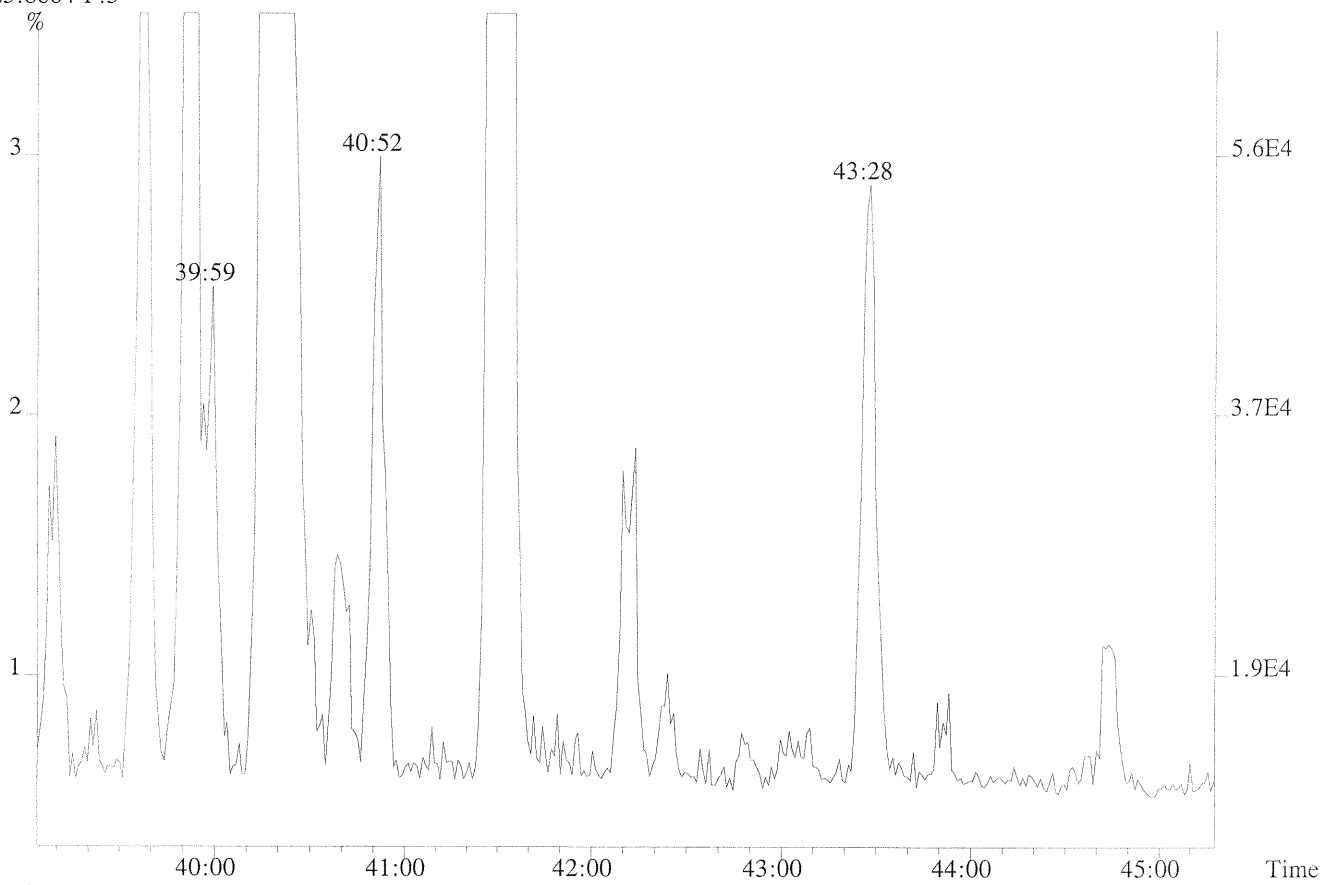
File:U220221 #1-334 Acq:27-AUG-2009 00:14:32 Probe EI+ Magnet SIR VG BioTech Mass spectf
Sample#1 Exp:R0904290-006 FB080409-GW
325.8804 F:4 SMO(1,3) BSUB(128,15,-3.0) PKD(3,3,3,0.10%,704.0,1.00%,F,F)



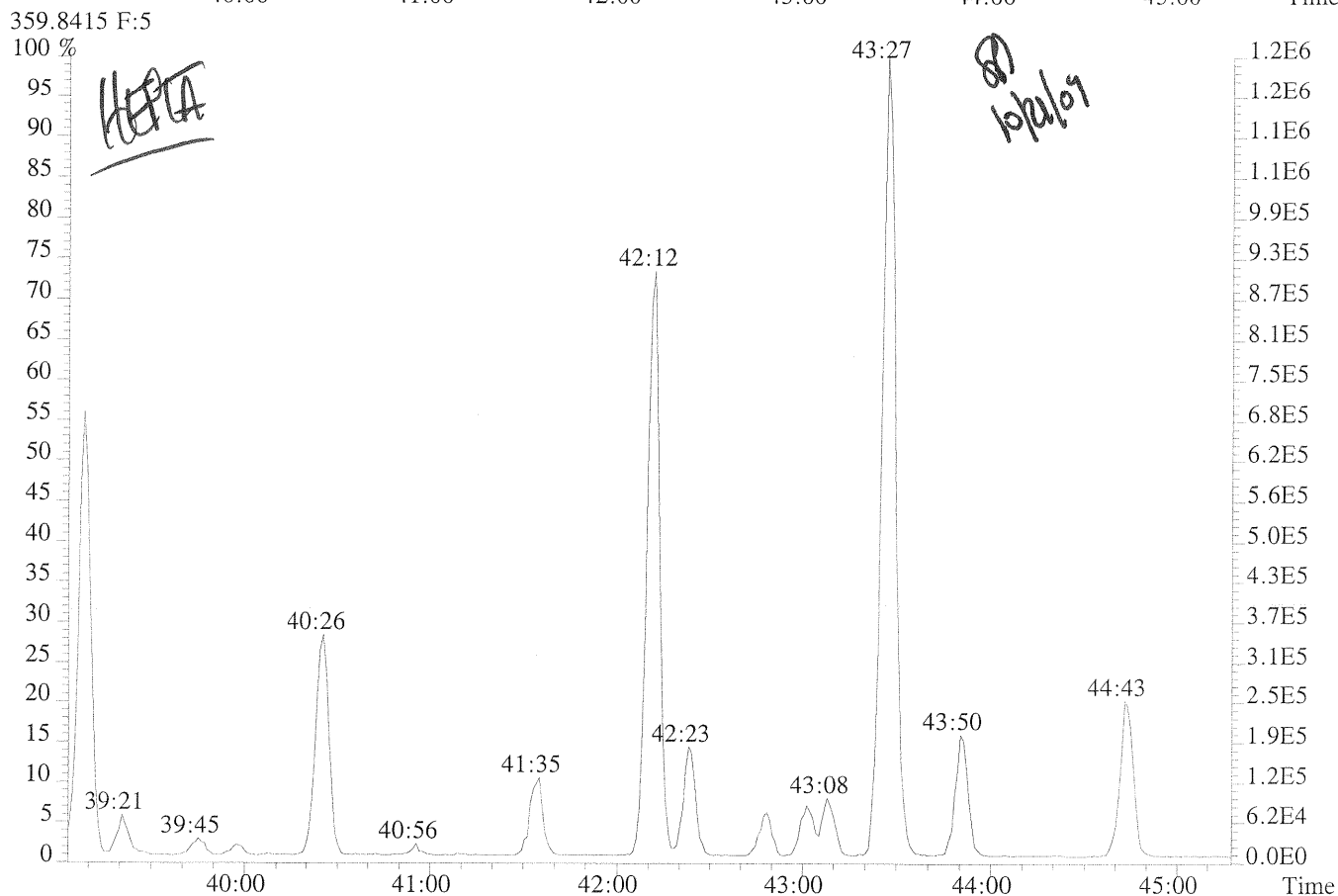
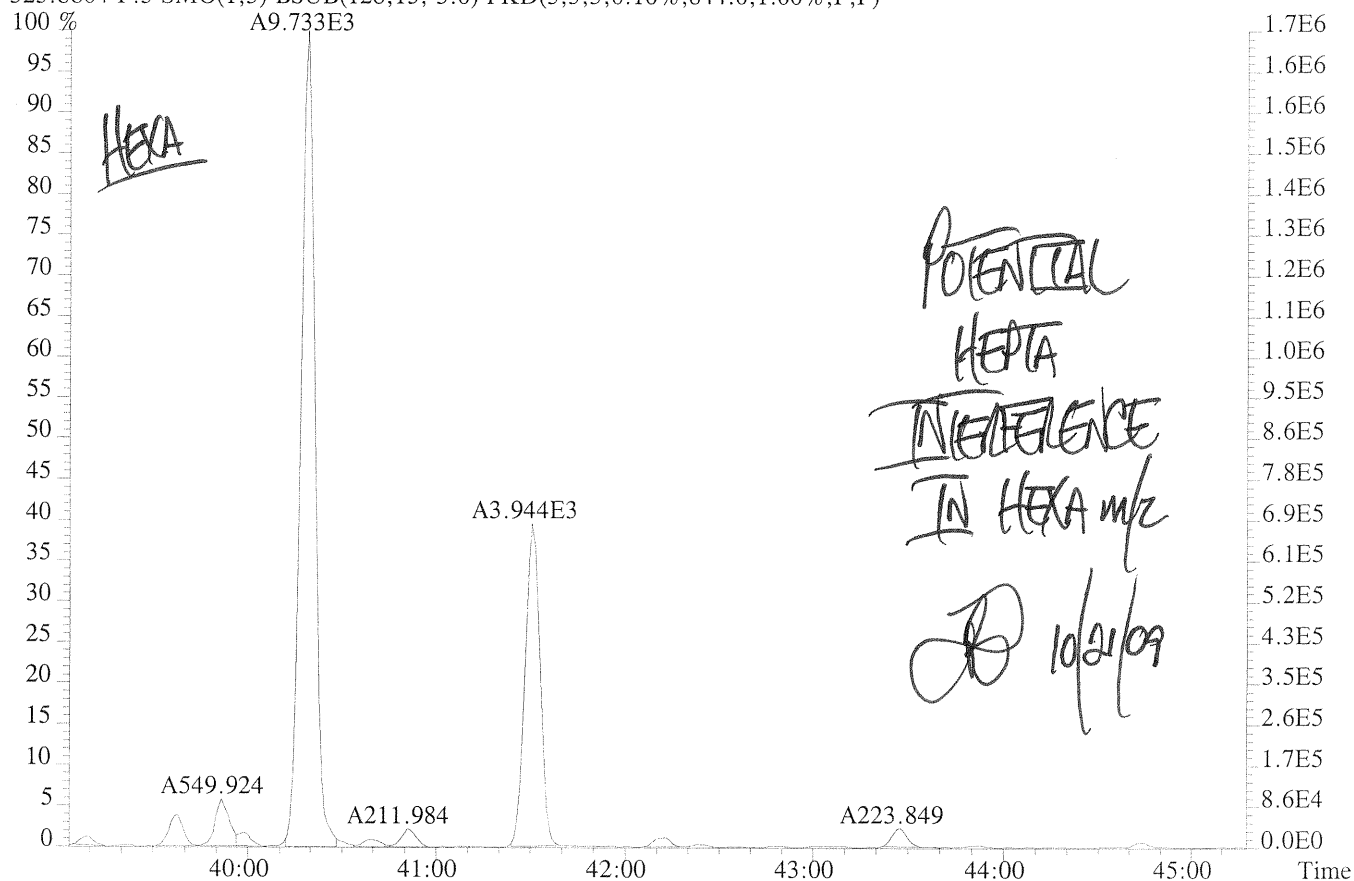
File:U220221 #1-399 Acq:27-AUG-2009 00:14:32 Probe EI+ Magnet SIR VG BioTech Mass spectf
Sample#1 Exp:R0904290-006 FB080409-GW
325.8804 F:5 SMO(1,3) BSUB(128,15,-3.0) PKD(3,3,3,0.10%,844.0,1.00%,F,F)



File:U220221 #1-399 Acq:27-AUG-2009 00:14:32 Probe EI+ Magnet SIR VG BioTech Mass spectf
Sample#1 Exp:R0904290-006 FB080409-GW
325.8804 F:5



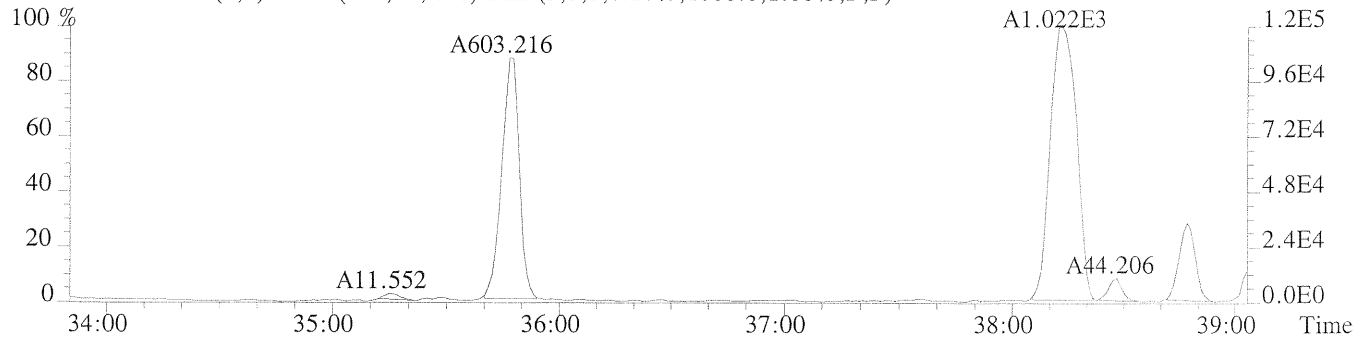
File:U220221 #1-399 Acq:27-AUG-2009 00:14:32 Probe EI+ Magnet SIR VG BioTech Mass spectf
Sample#1 Exp:R0904290-006 FB080409-GW
325.8804 F:5 SMO(1,3) BSUB(128,15,-3.0) PKD(3,3,3,0.10%,844.0,1.00%,F,F)



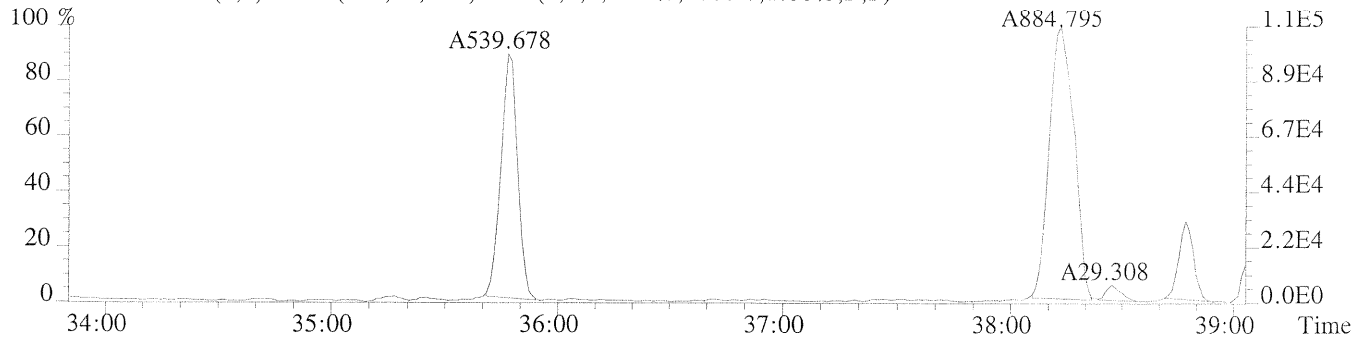
File:U220221 #1-334 Acq:27-AUG-2009 00:14:32 Probe EI+ Magnet SIR VG BioTech Mass spectf

Sample#1 Exp:R0904290-006 FB080409-GW

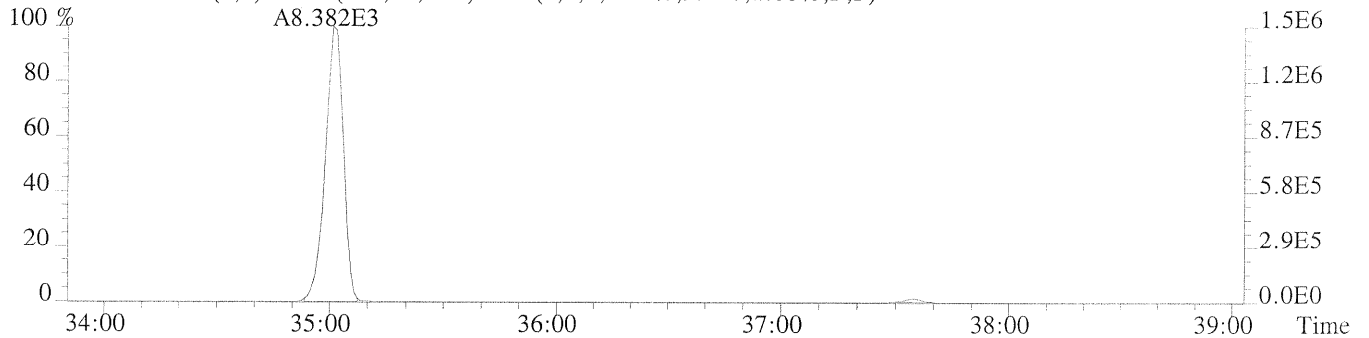
359.8415 F:4 SMO(1,3) BSUB(128,15,-3.0) PKD(3,3,3,0.10%,1008.0,1.00%,F,F)



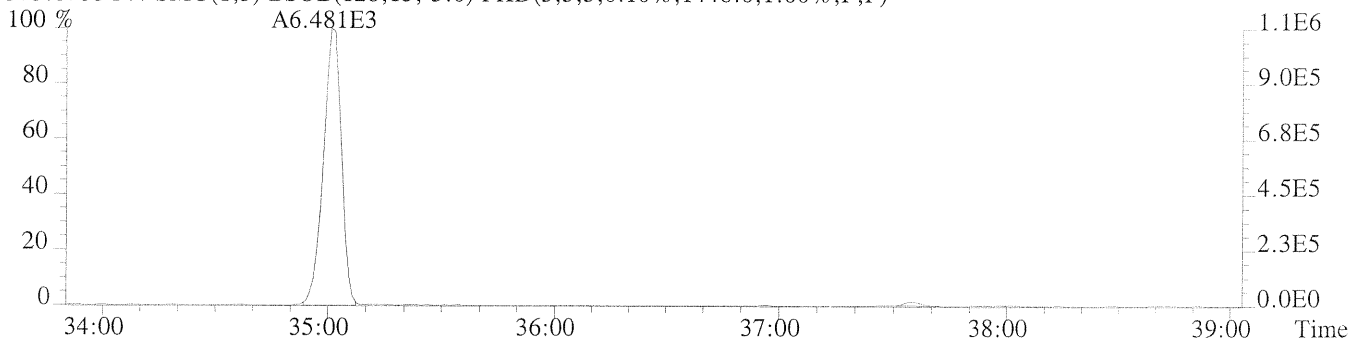
361.8385 F:4 SMO(1,3) BSUB(128,15,-3.0) PKD(3,3,3,0.10%,1088.0,1.00%,F,F)



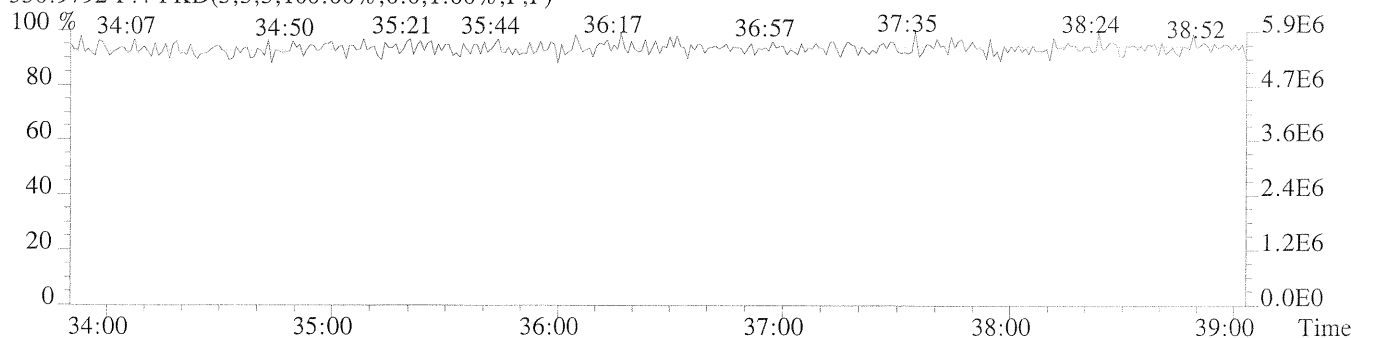
371.8817 F:4 SMO(1,3) BSUB(128,15,-3.0) PKD(3,3,3,0.10%,932.0,1.00%,F,F)



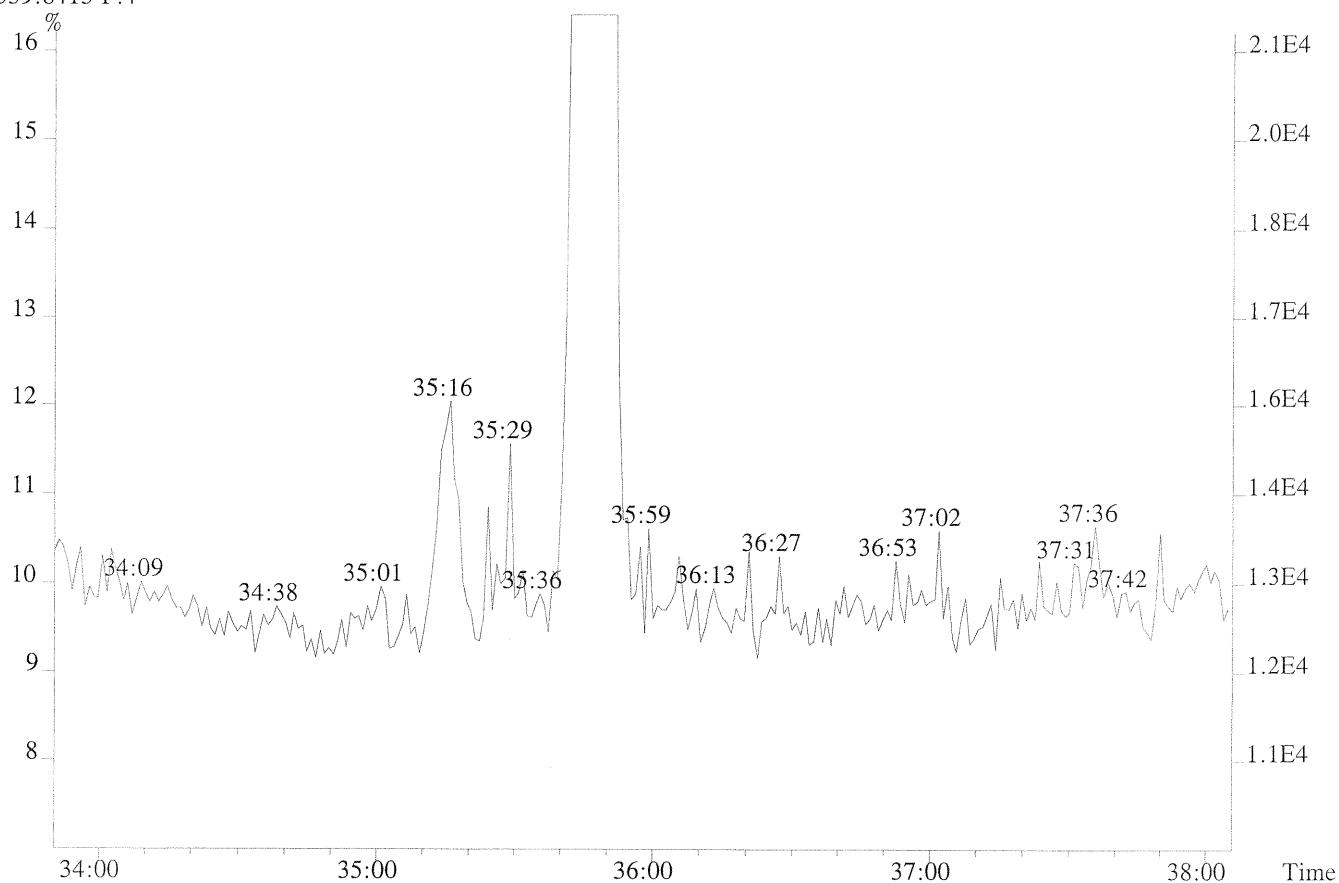
373.8788 F:4 SMO(1,3) BSUB(128,15,-3.0) PKD(3,3,3,0.10%,1448.0,1.00%,F,F)



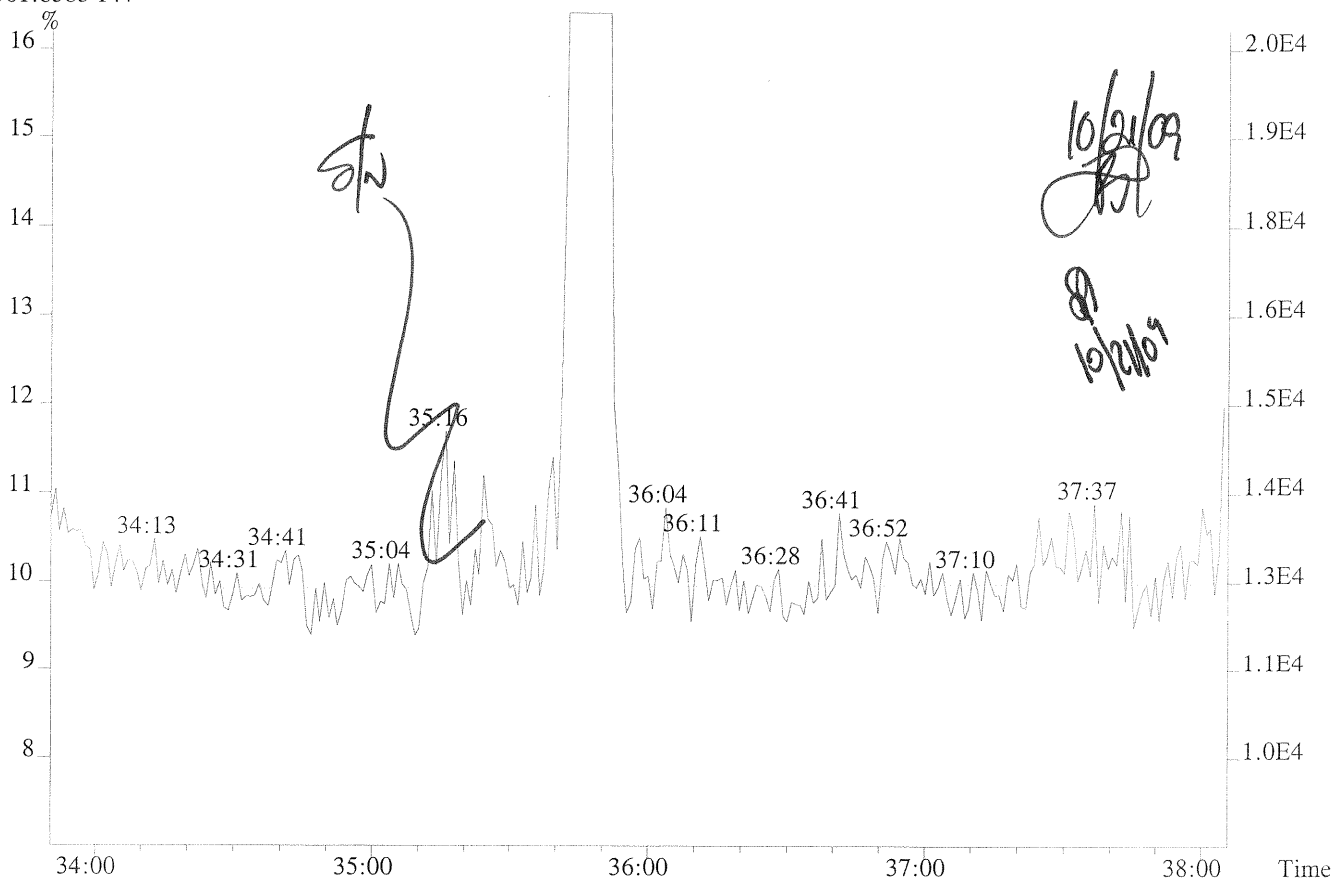
330.9792 F:4 PKD(3,3,3,100.00%,0.0,1.00%,F,F)



File:U220221 #1-334 Acq:27-AUG-2009 00:14:32 Probe EI+ Magnet SIR VG BioTech Mass spectf
Sample#1 Exp:R0904290-006 FB080409-GW
359.8415 F:4



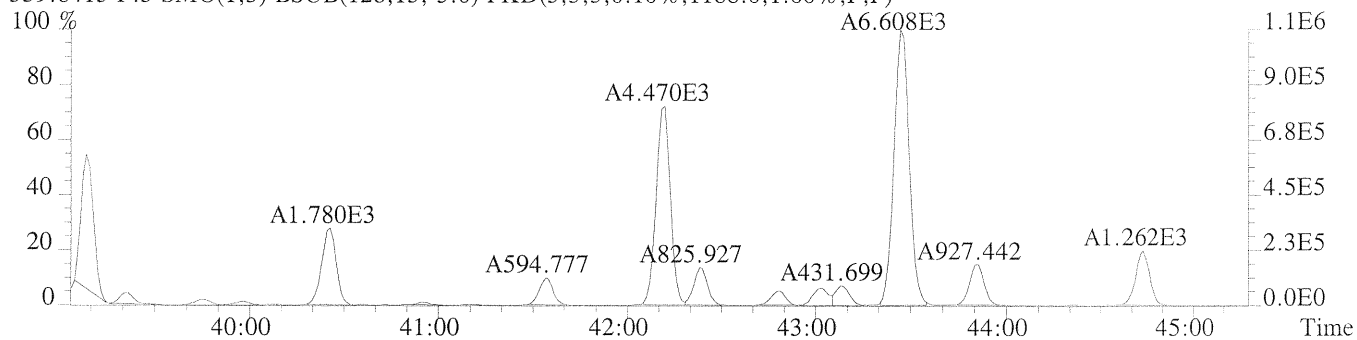
361.8385 F:4



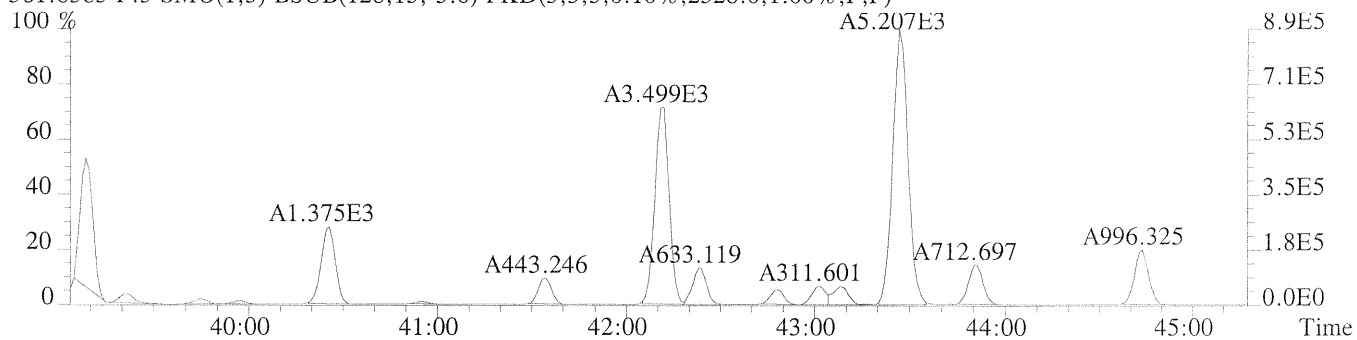
File:U220221 #1-399 Acq:27-AUG-2009 00:14:32 Probe EI+ Magnet SIR VG BioTech Mass spectf

Sample#1 Exp:R0904290-006 FB080409-GW

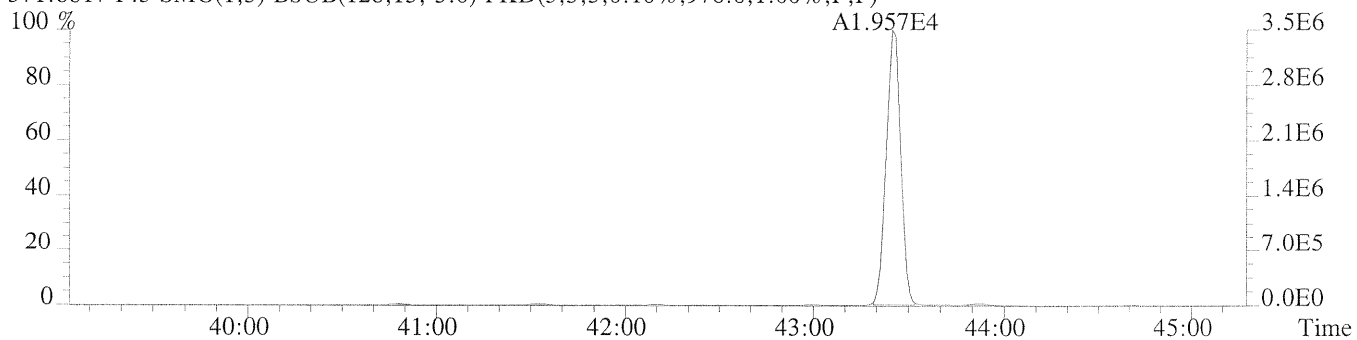
359.8415 F:5 SMO(1,3) BSUB(128,15,-3.0) PKD(3,3,3,0.10%,1188.0,1.00%,F,F)



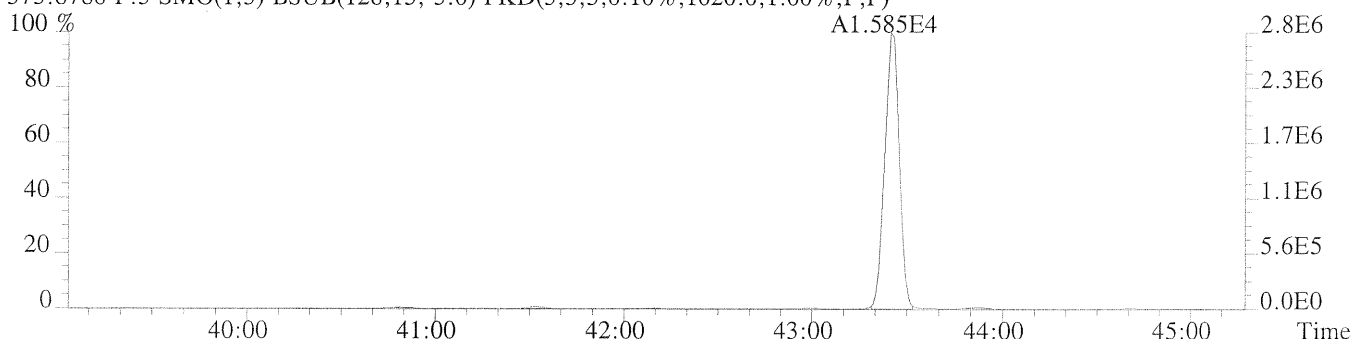
361.8385 F:5 SMO(1,3) BSUB(128,15,-3.0) PKD(3,3,3,0.10%,2528.0,1.00%,F,F)



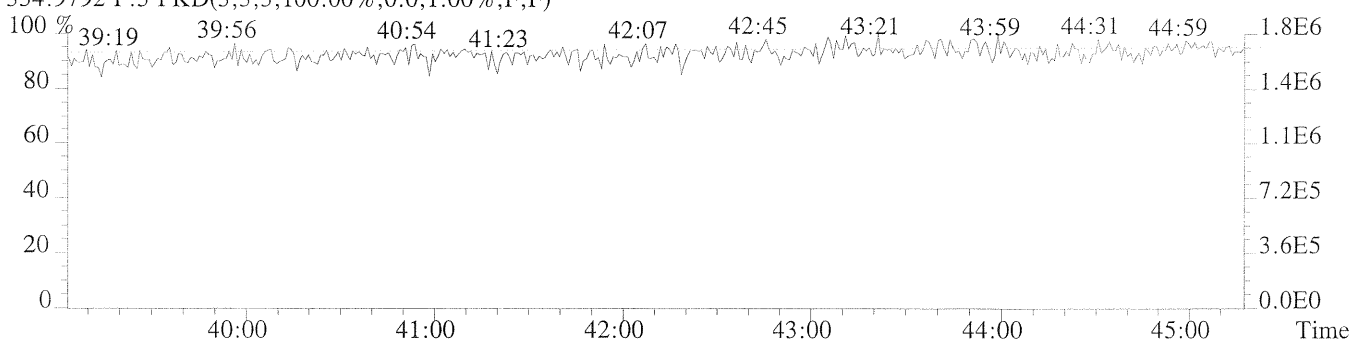
371.8817 F:5 SMO(1,3) BSUB(128,15,-3.0) PKD(3,3,3,0.10%,976.0,1.00%,F,F)



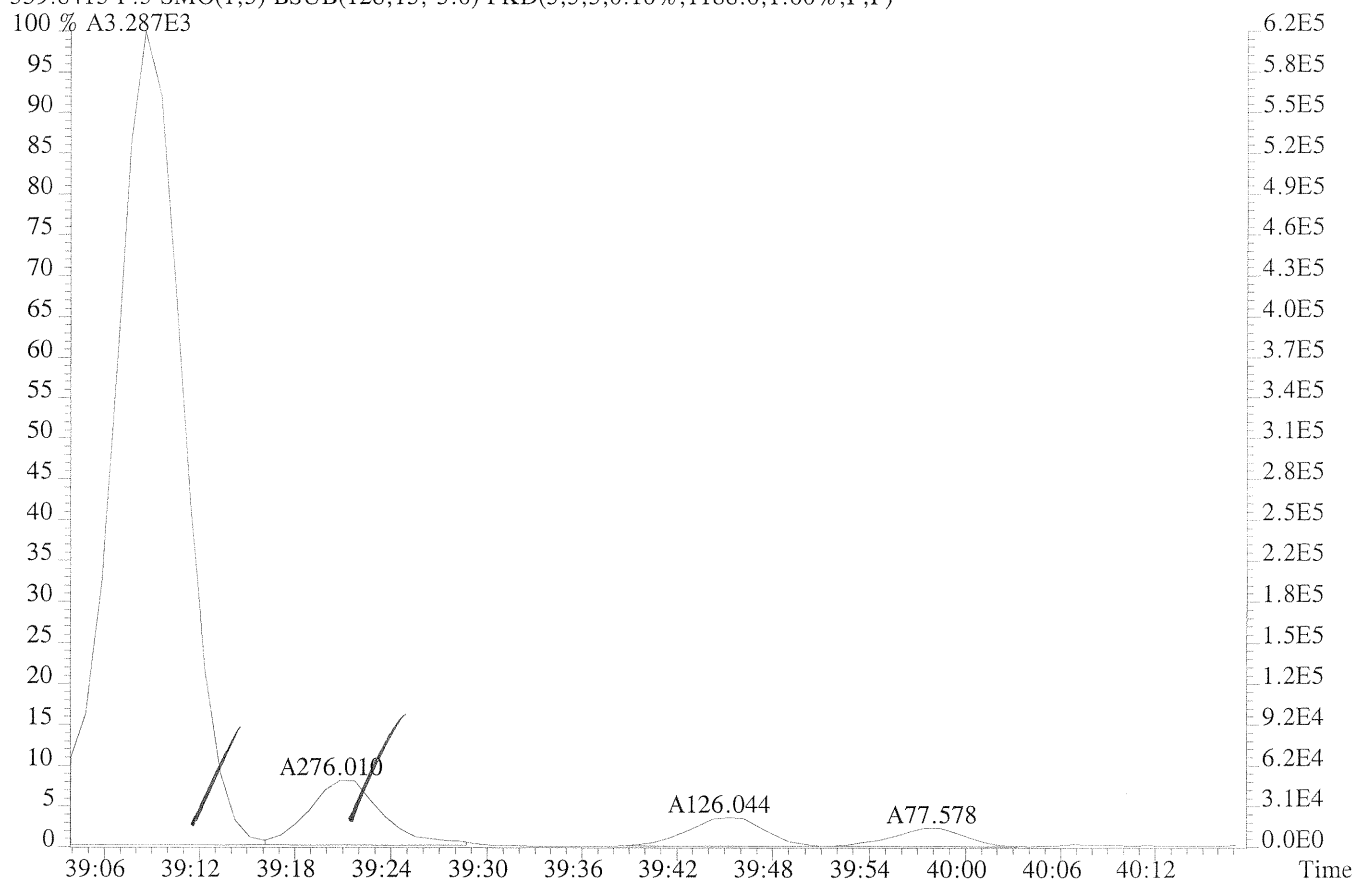
373.8788 F:5 SMO(1,3) BSUB(128,15,-3.0) PKD(3,3,3,0.10%,1020.0,1.00%,F,F)



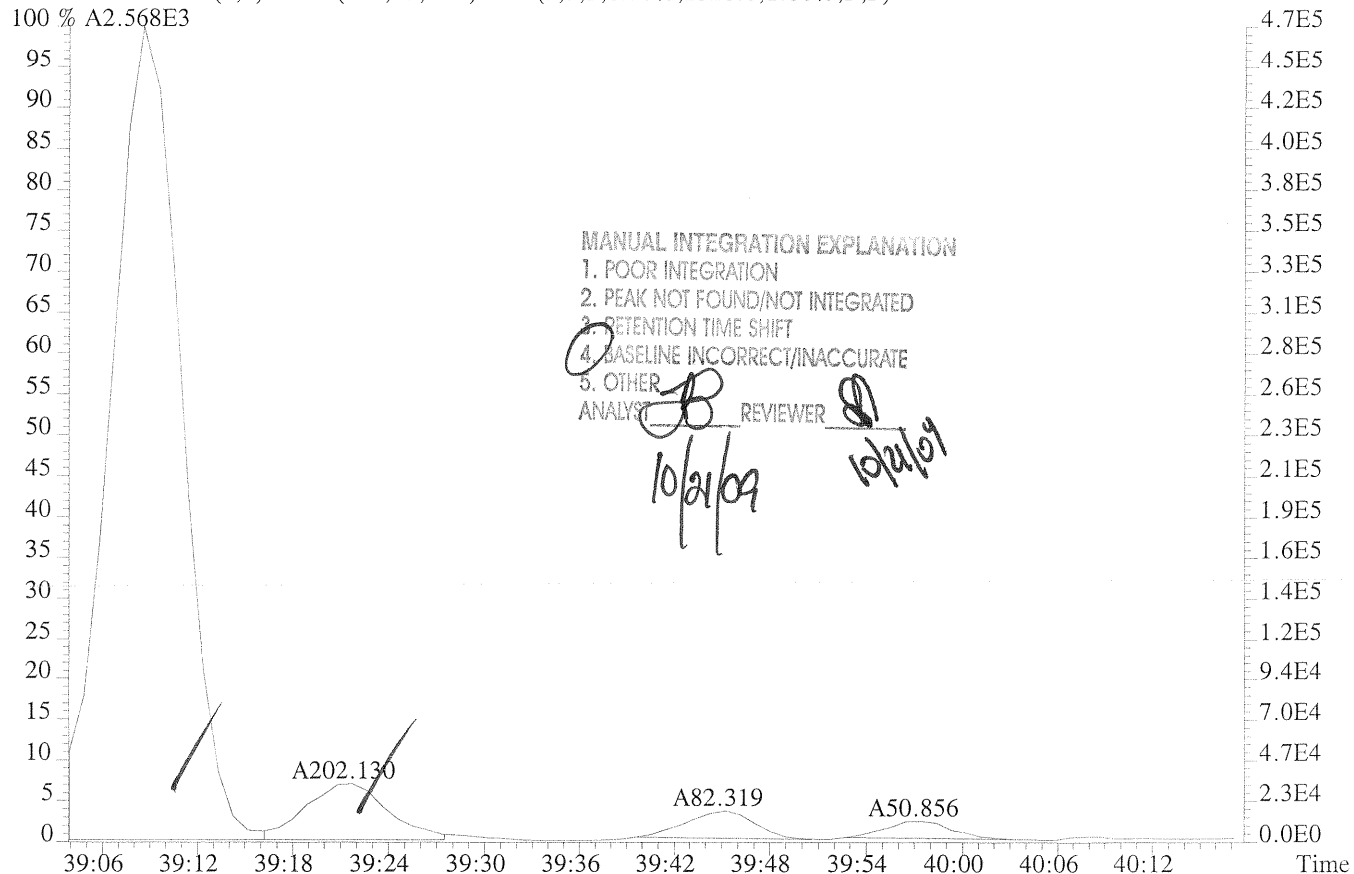
354.9792 F:5 PKD(3,3,3,100.00%,0.0,1.00%,F,F)



File:U220221 #1-399 Acq:27-AUG-2009 00:14:32 Probe EI+ Magnet SIR VG BioTech Mass spectf
Sample#1 Exp:R0904290-006 FB080409-GW
359.8415 F:5 SMO(1,3) BSUB(128,15,-3.0) PKD(3,3,3,0.10%,1188.0,1.00%,F,F)
100 % A3.287E3



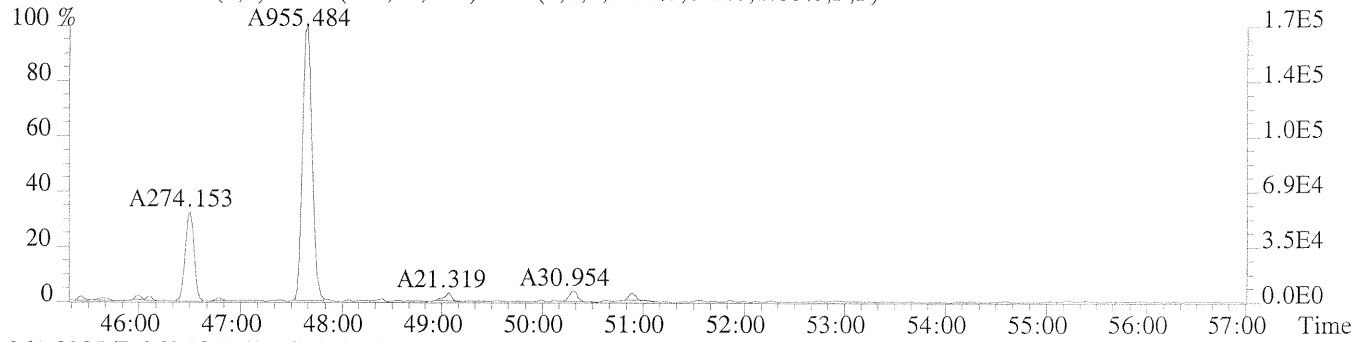
361.8385 F:5 SMO(1,3) BSUB(128,15,-3.0) PKD(3,3,3,0.10%,2528.0,1.00%,F,F)



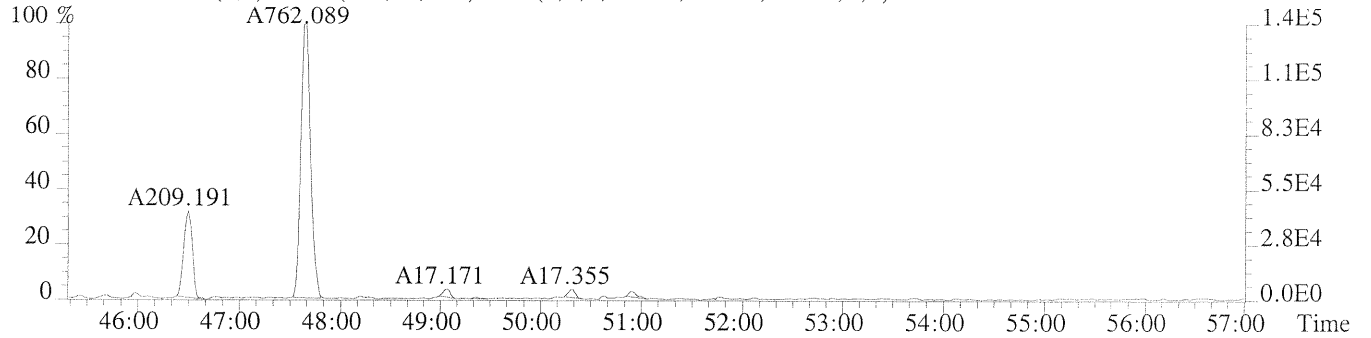
File:U220221 #1-580 Acq:27-AUG-2009 00:14:32 Probe EI+ Magnet SIR VG BioTech Mass spectf

Sample#1 Exp:R0904290-006 FB080409-GW

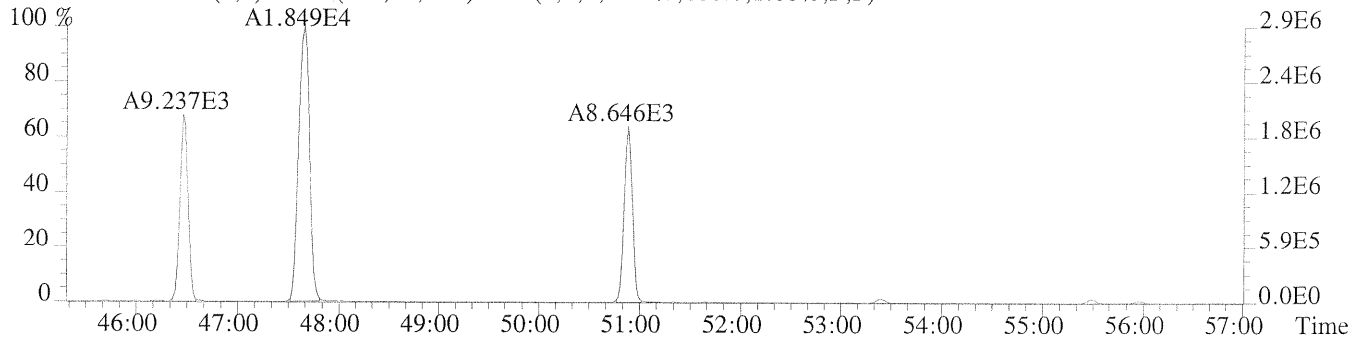
359.8415 F:6 SMO(1,3) BSUB(128,15,-3.0) PKD(3,3,3,0.10%,872.0,1.00%,F,F)



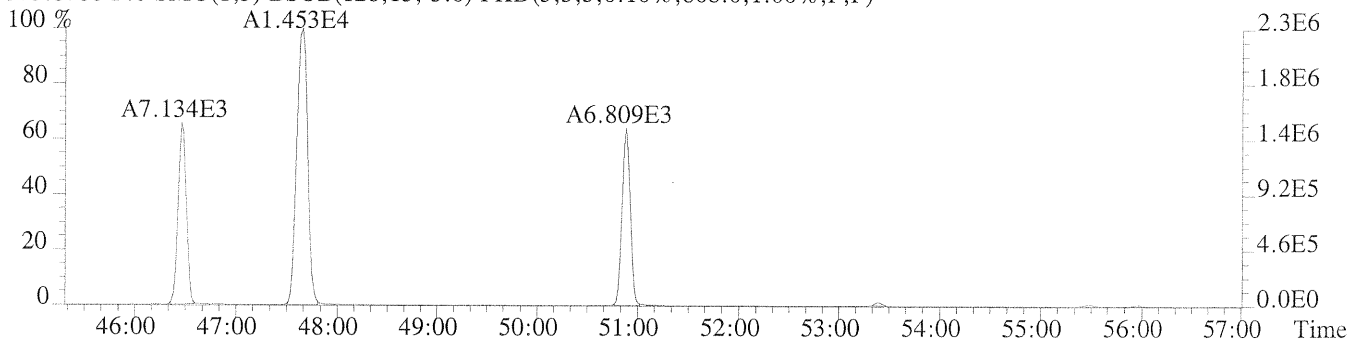
361.8385 F:6 SMO(1,3) BSUB(128,15,-3.0) PKD(3,3,3,0.10%,1024.0,1.00%,F,F)



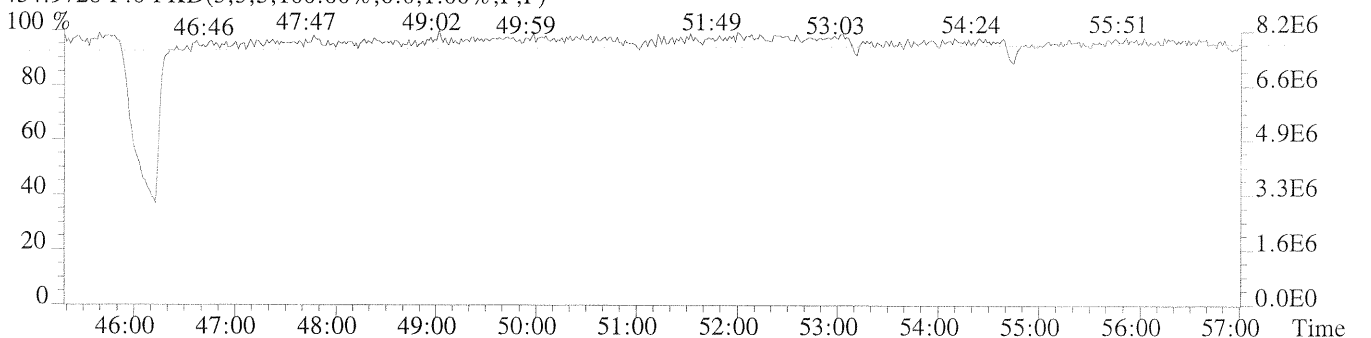
371.8817 F:6 SMO(1,3) BSUB(128,15,-3.0) PKD(3,3,3,0.10%,688.0,1.00%,F,F)

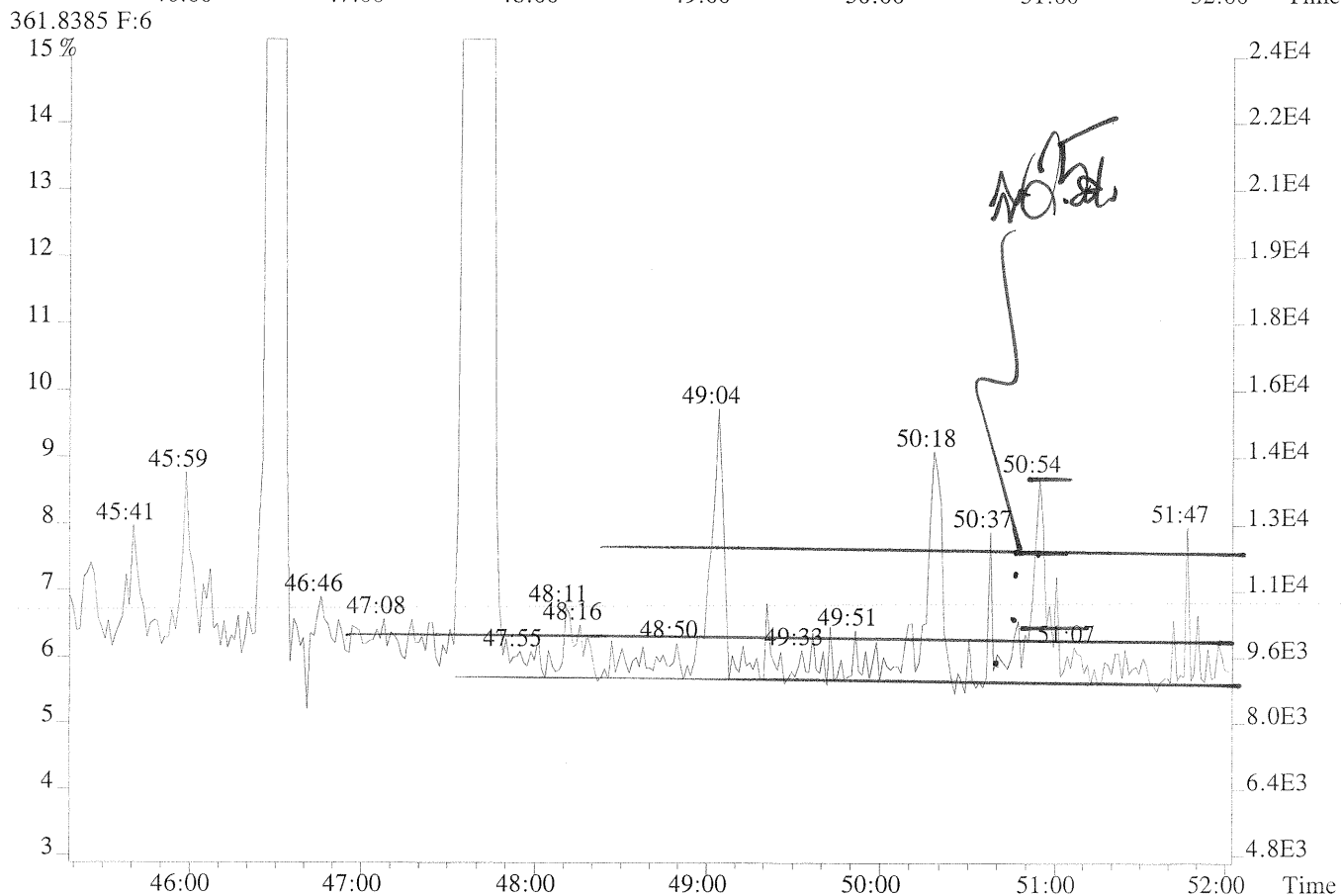
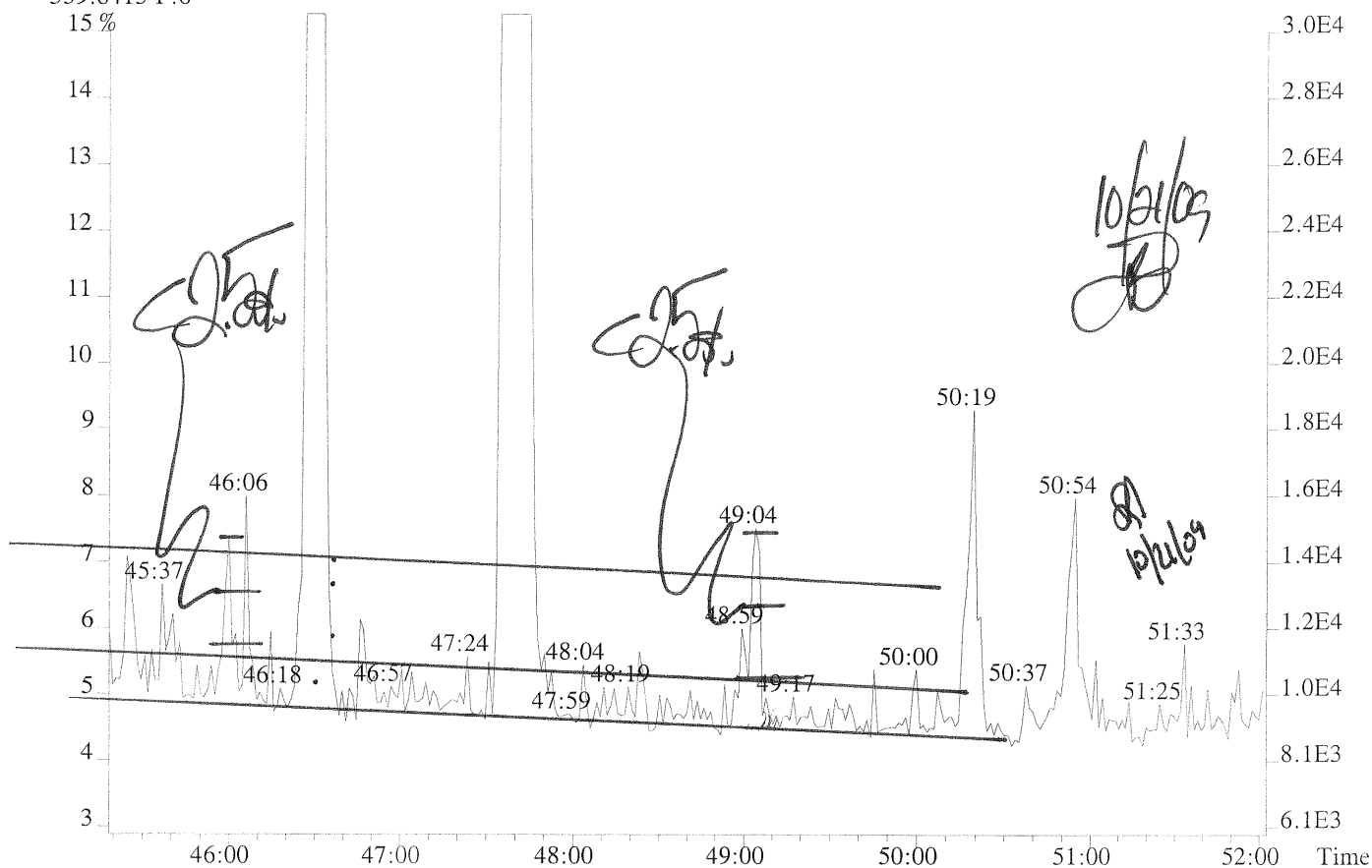


373.8788 F:6 SMO(1,3) BSUB(128,15,-3.0) PKD(3,3,3,0.10%,868.0,1.00%,F,F)

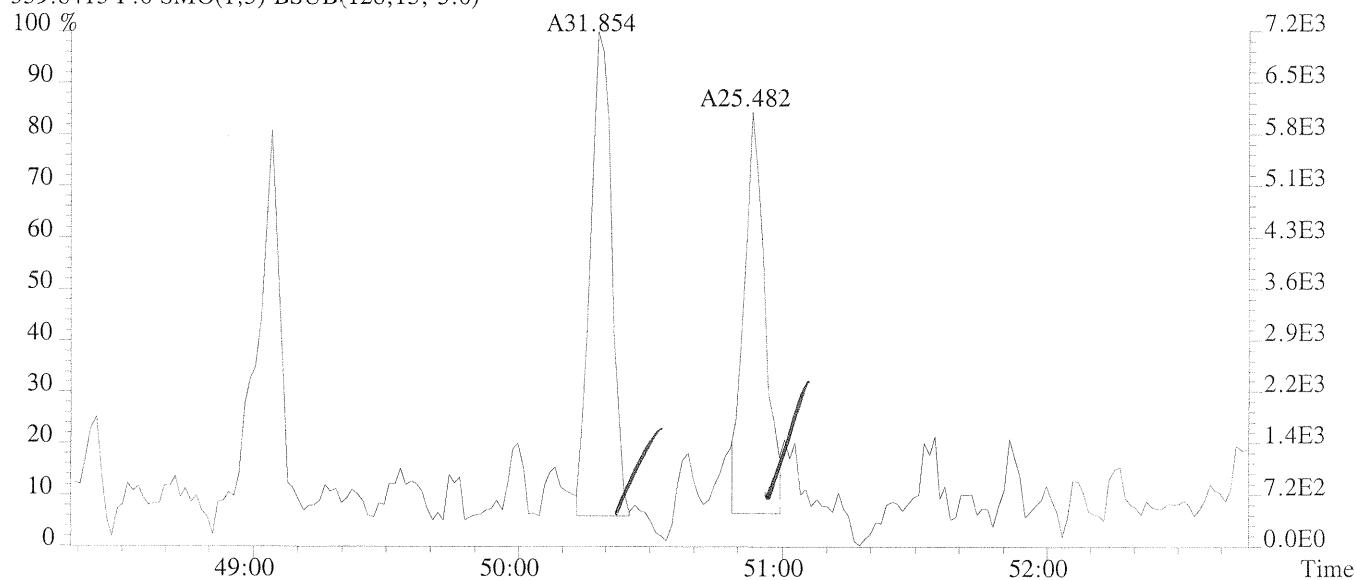


454.9728 F:6 PKD(5,3,5,100.00%,0.0,1.00%,F,F)

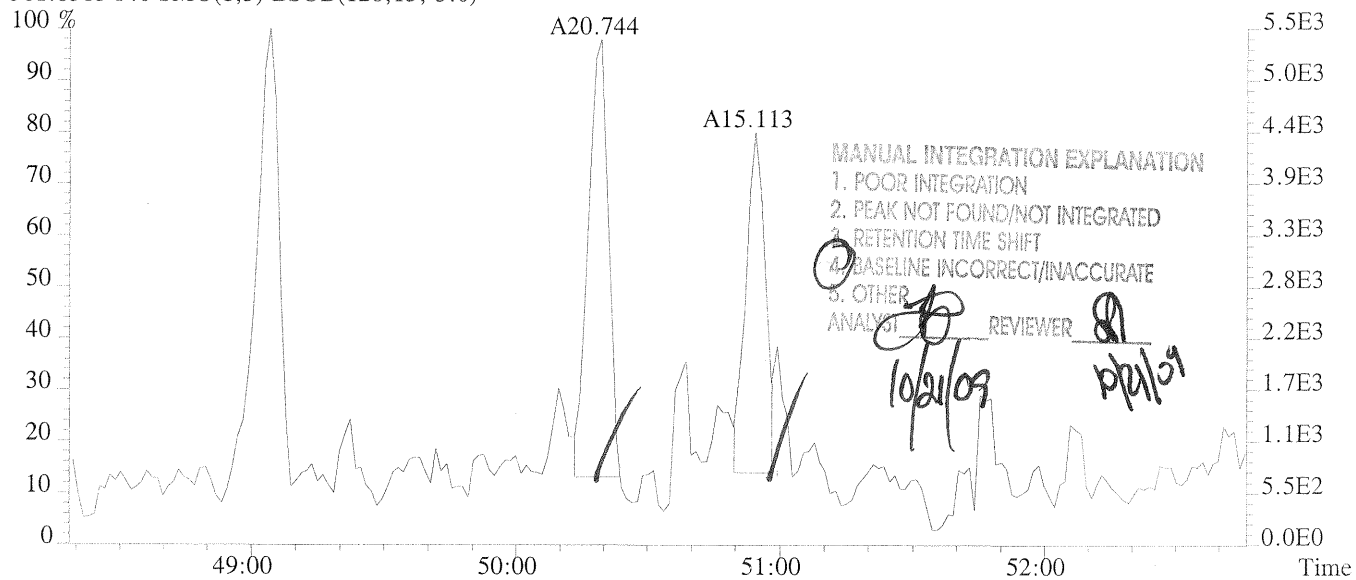




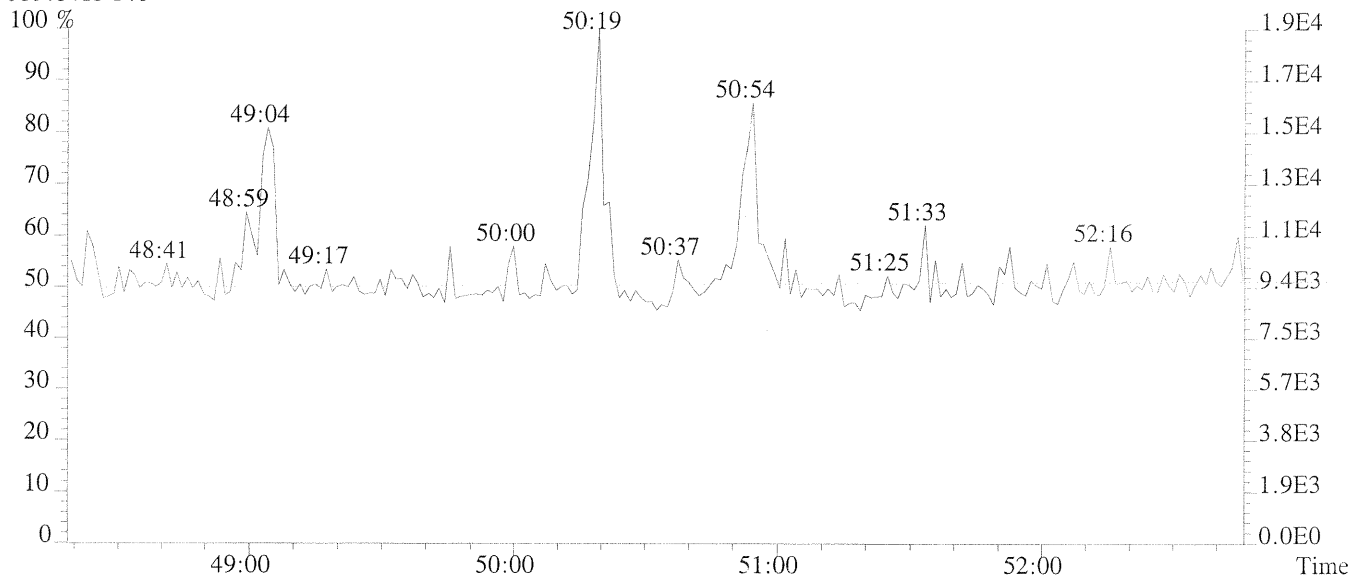
File:U220221 #1-580 Acq:27-AUG-2009 00:14:32 Probe EI+ Magnet SIR VG BioTech Mass spectf
 Sample#1 Exp:R0904290-006 FB080409-GW
 359.8415 F:6 SMO(1,3) BSUB(128,15,-3.0)



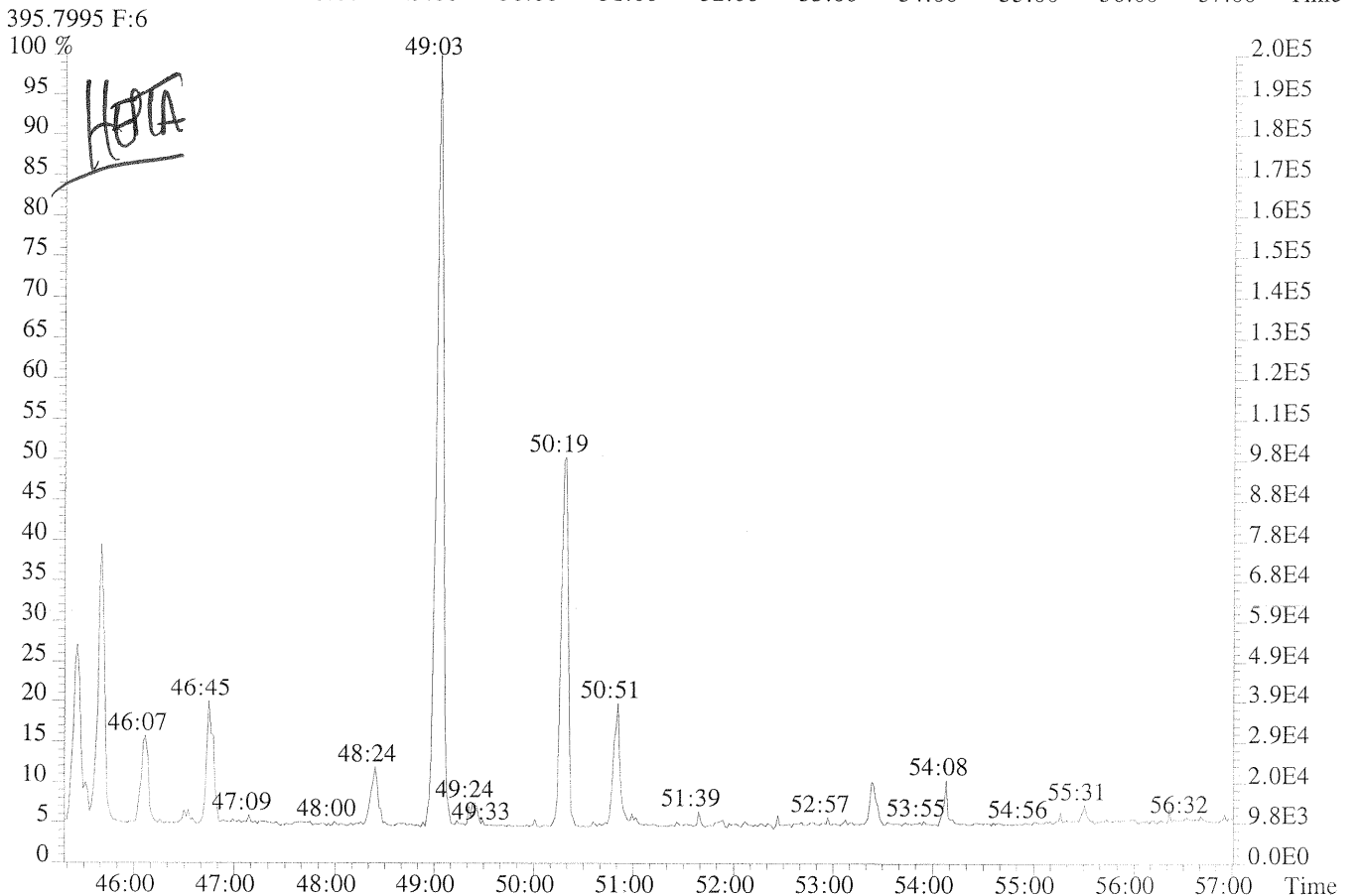

361.8385 F:6 SMO(1,3) BSUB(128,15,-3.0)



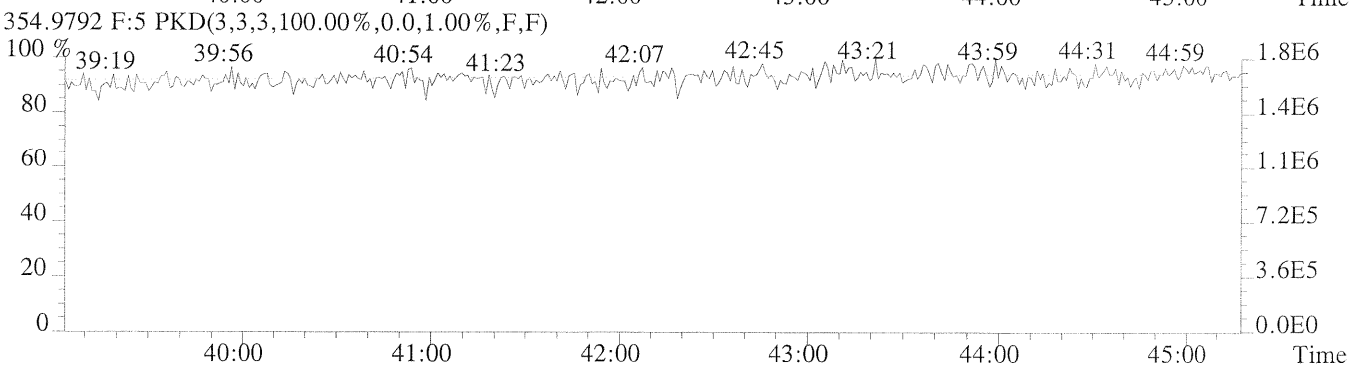
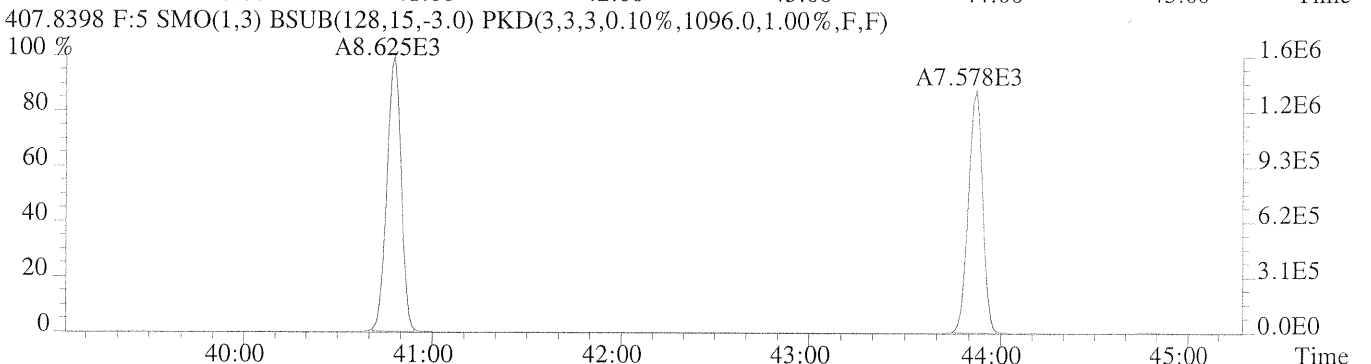
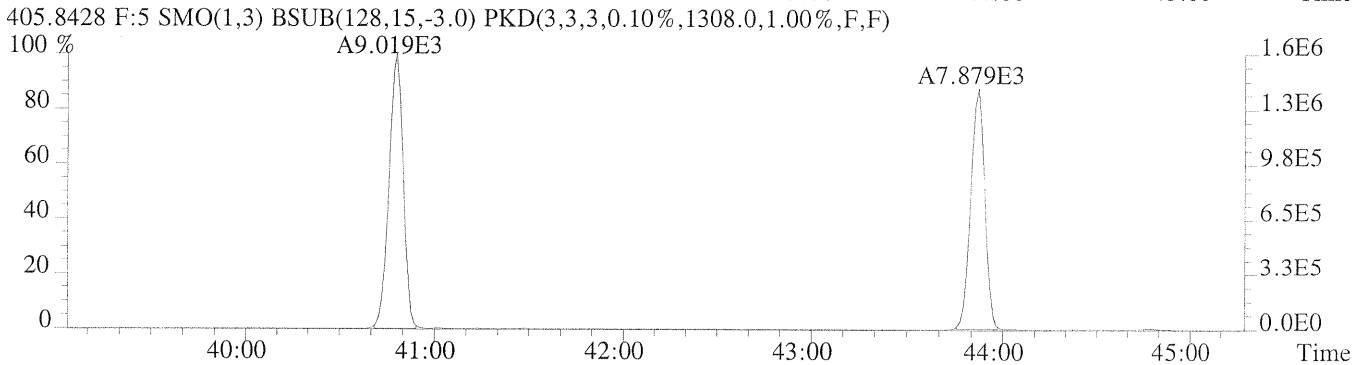
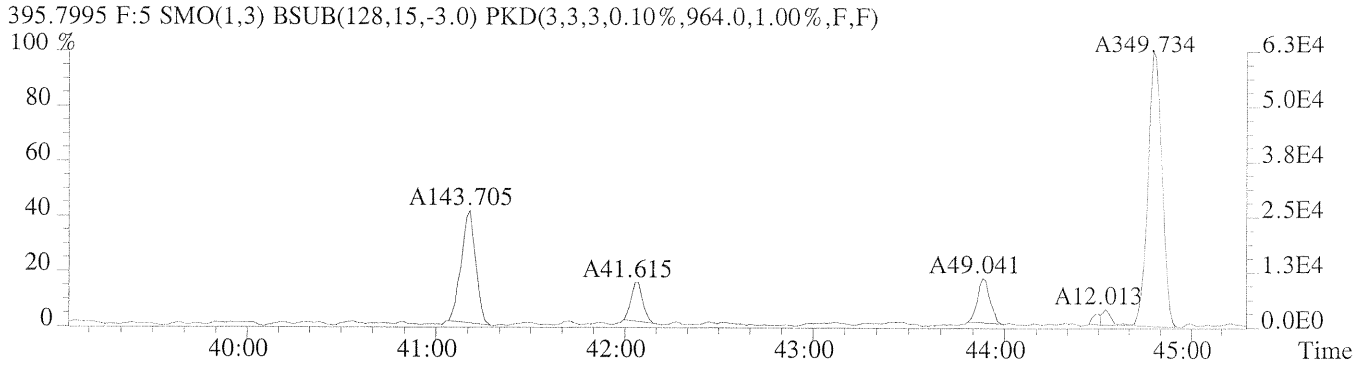
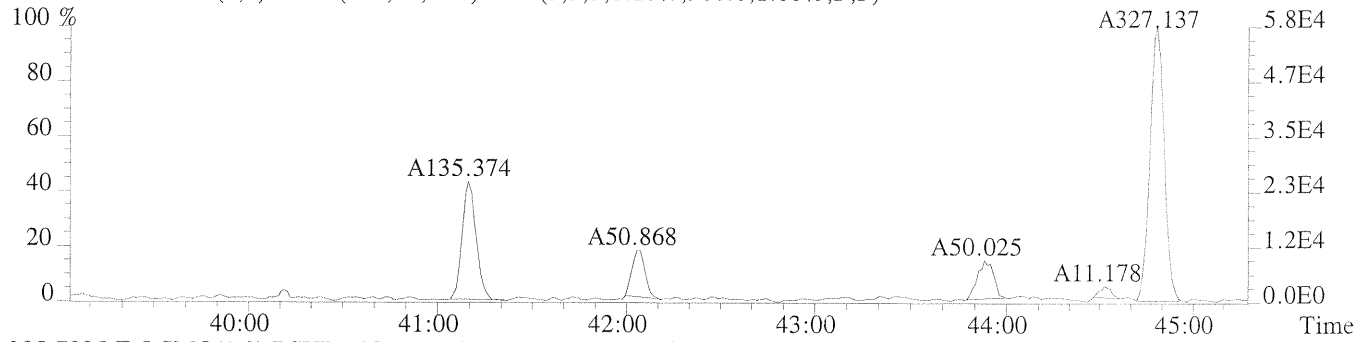
359.8415 F:6



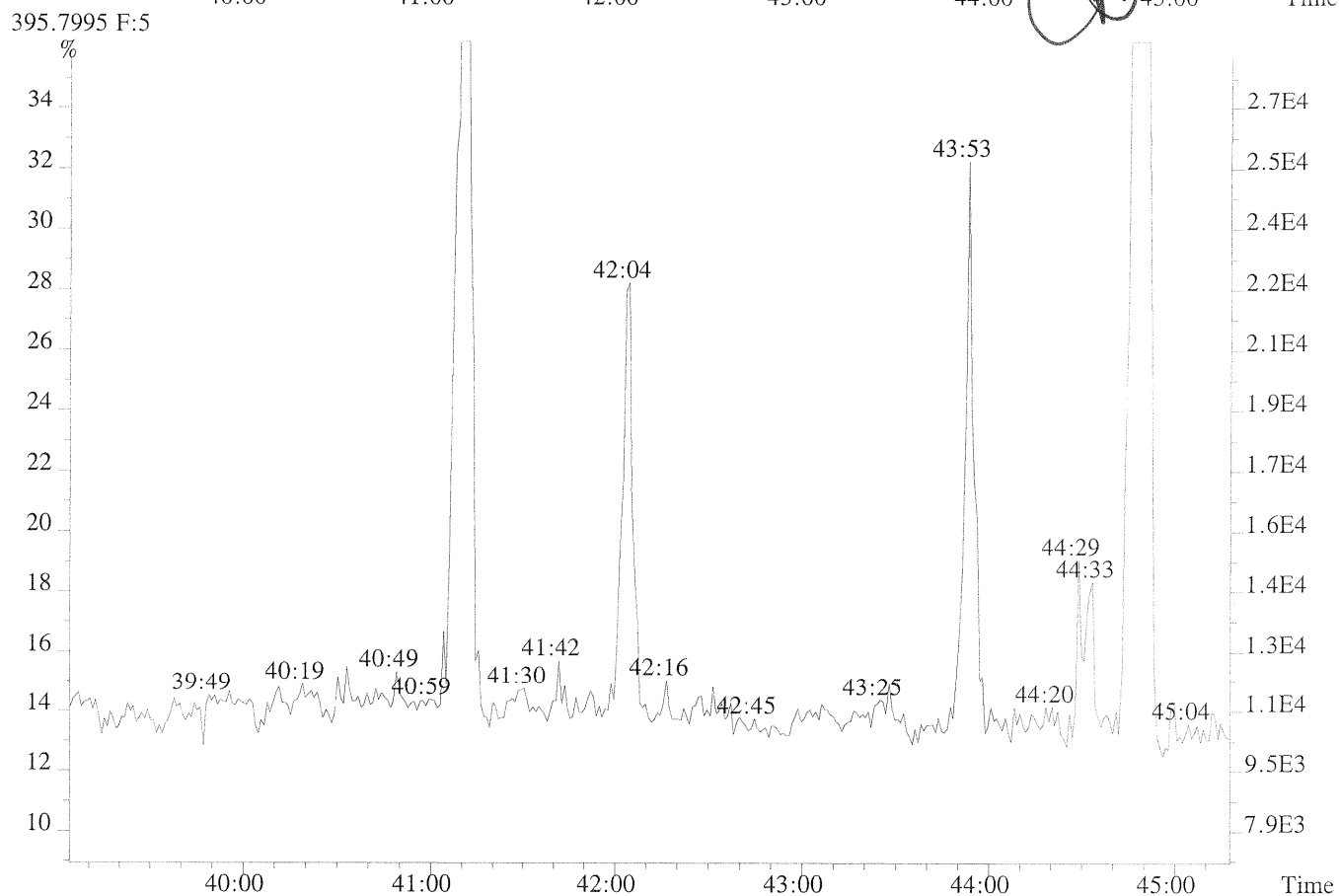
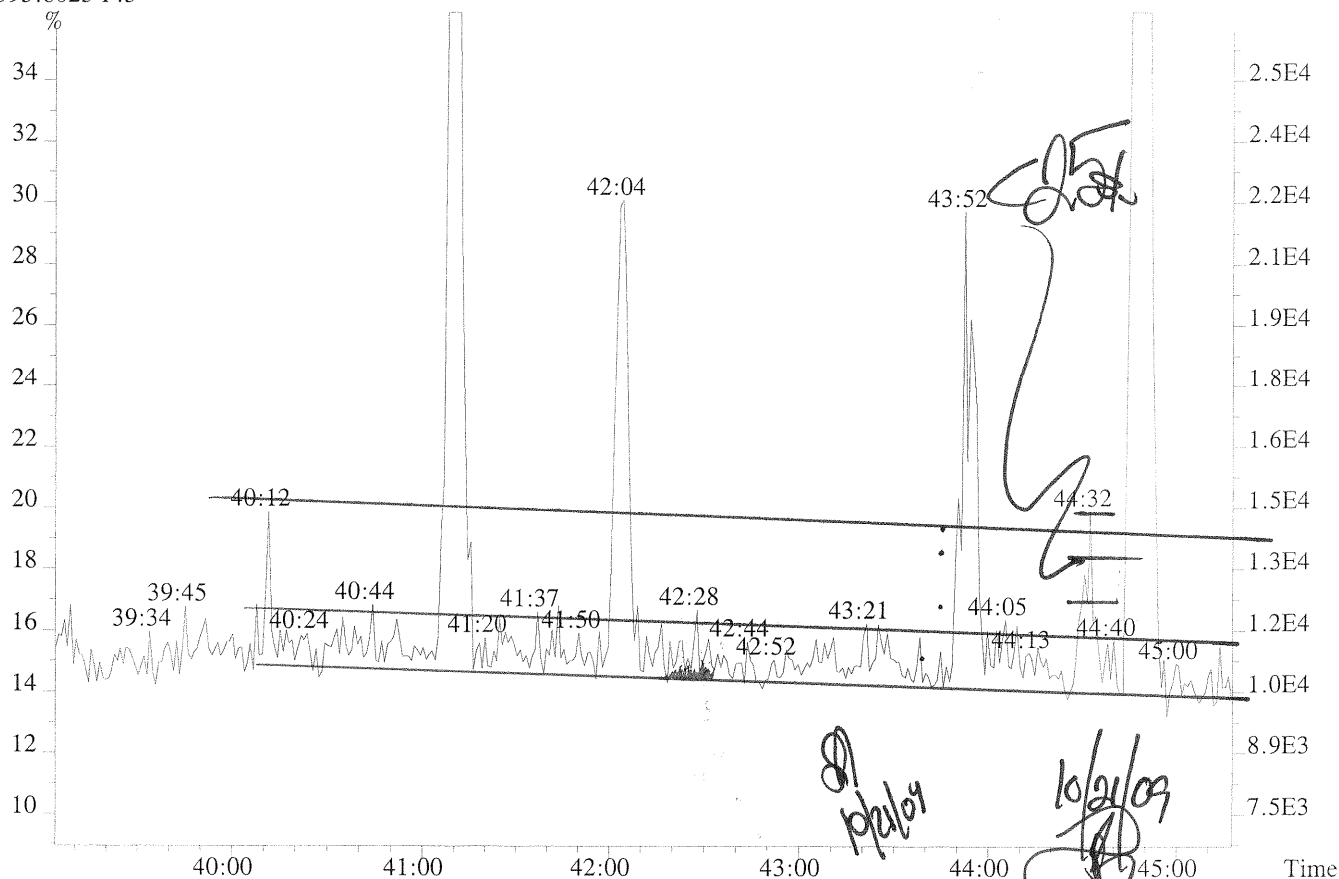
File:U220221 #1-580 Acq:27-AUG-2009 00:14:32 Probe EI+ Magnet SIR VG BioTech Mass spectf
Sample#1 Exp:R0904290-006 FB080409-GW
361.8385 F:6 SMO(1,3) BSUB(128,15,-3.0)



File:U220221 #1-399 Acq:27-AUG-2009 00:14:32 Probe EI+ Magnet SIR VG BioTech Mass spectf
Sample#1 Exp:R0904290-006 FB080409-GW
393.8025 F:5 SMO(1,3) BSUB(128,15,-3.0) PKD(3,3,3,0.10%,900.0,1.00%,F,F)



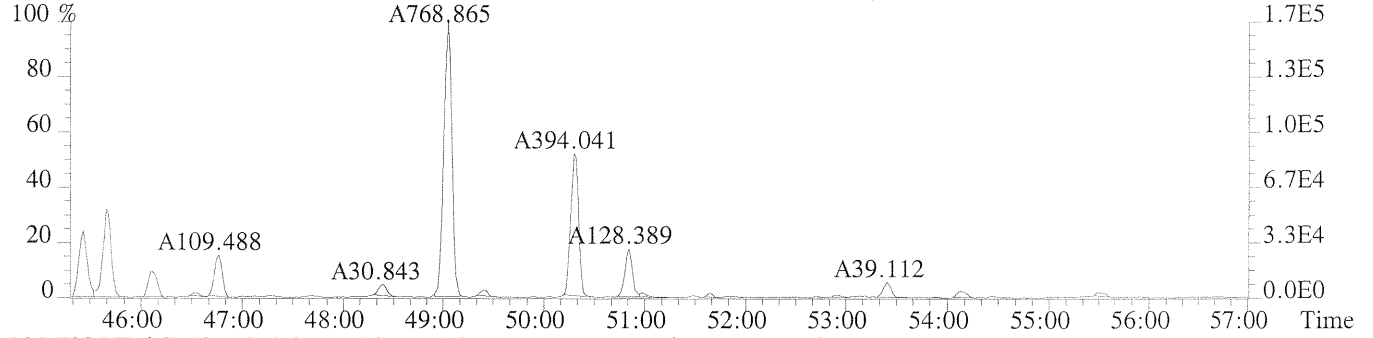
File:U220221 #1-399 Acq:27-AUG-2009 00:14:32 Probe EI+ Magnet SIR VG BioTech Mass spectf
Sample#1 Exp:R0904290-006 FB080409-GW
393.8025 F:5



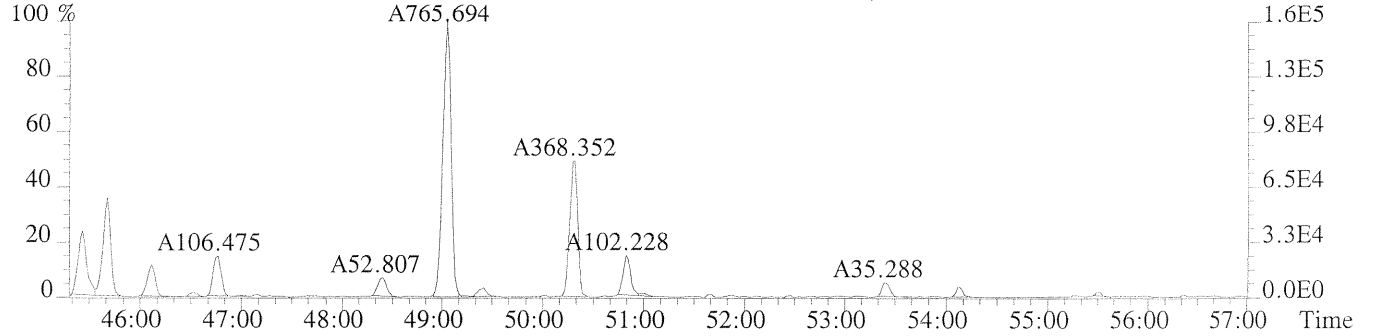
File:U220221 #1-580 Acq:27-AUG-2009 00:14:32 Probe EI+ Magnet SIR VG BioTech Mass spectf

Sample#1 Exp:R0904290-006 FB080409-GW

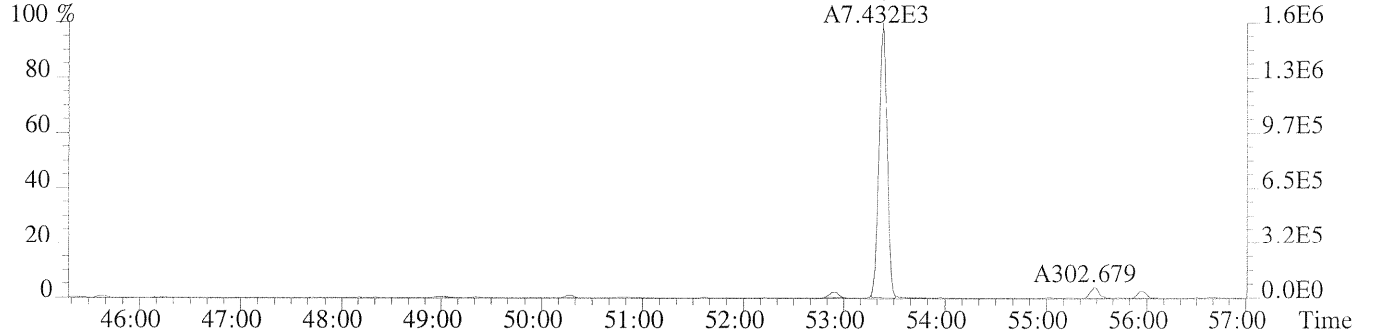
393.8025 F:6 SMO(1,3) BSUB(128,15,-3.0) PKD(3,3,3,0.10%,900.0,1.00%,F,F)



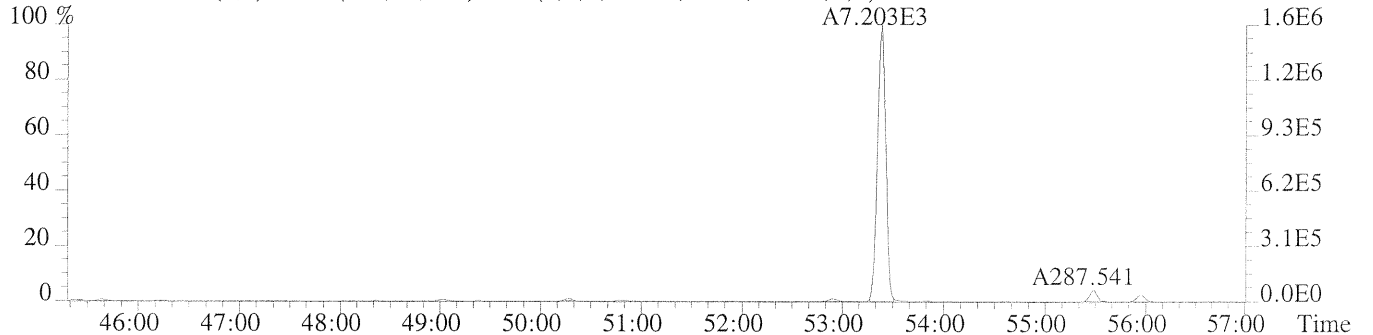
395.7995 F:6 SMO(1,3) BSUB(128,15,-3.0) PKD(3,3,3,0.10%,880.0,1.00%,F,F)



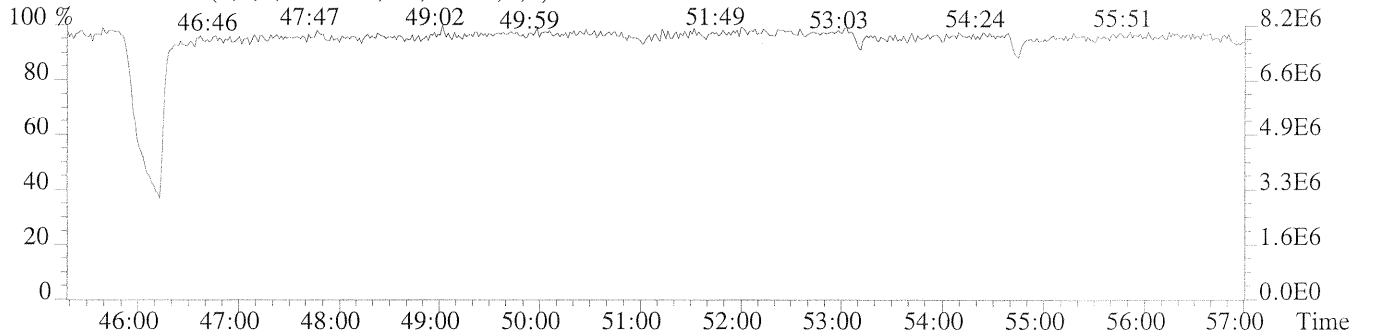
405.8428 F:6 SMO(1,3) BSUB(128,15,-3.0) PKD(3,3,3,0.10%,1276.0,1.00%,F,F)



407.8398 F:6 SMO(1,3) BSUB(128,15,-3.0) PKD(3,3,3,0.10%,692.0,1.00%,F,F)



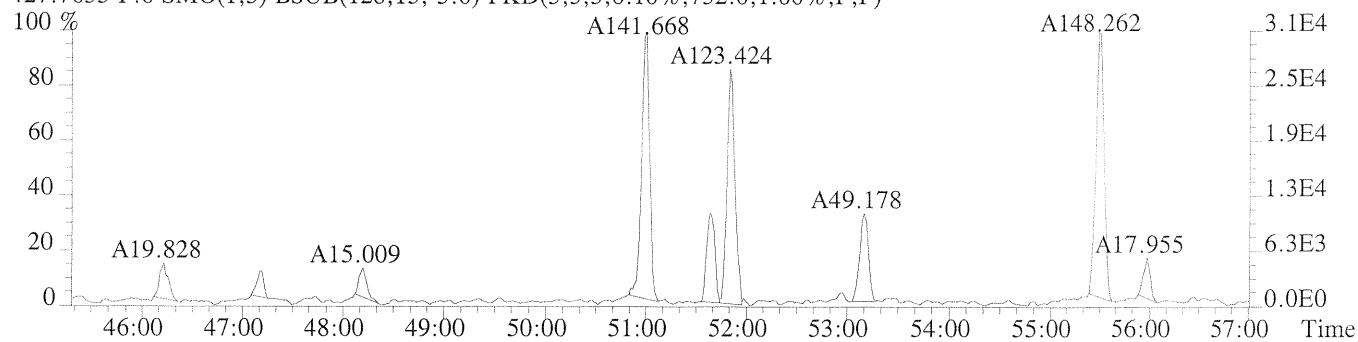
454.9728 F:6 PKD(5,3,5,100.00%,0.0,1.00%,F,F)



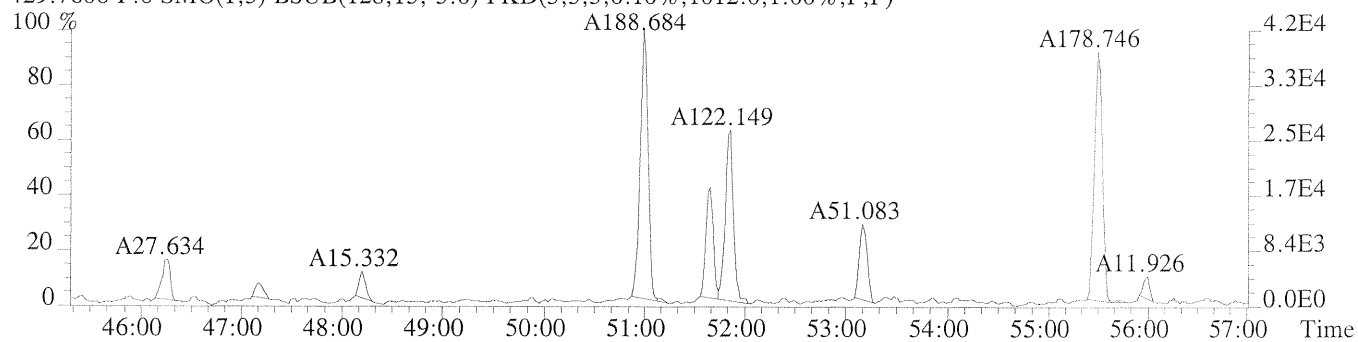
File:U220221 #1-580 Acq:27-AUG-2009 00:14:32 Probe EI+ Magnet SIR VG BioTech Mass spectf

Sample#1 Exp:R0904290-006 FB080409-GW

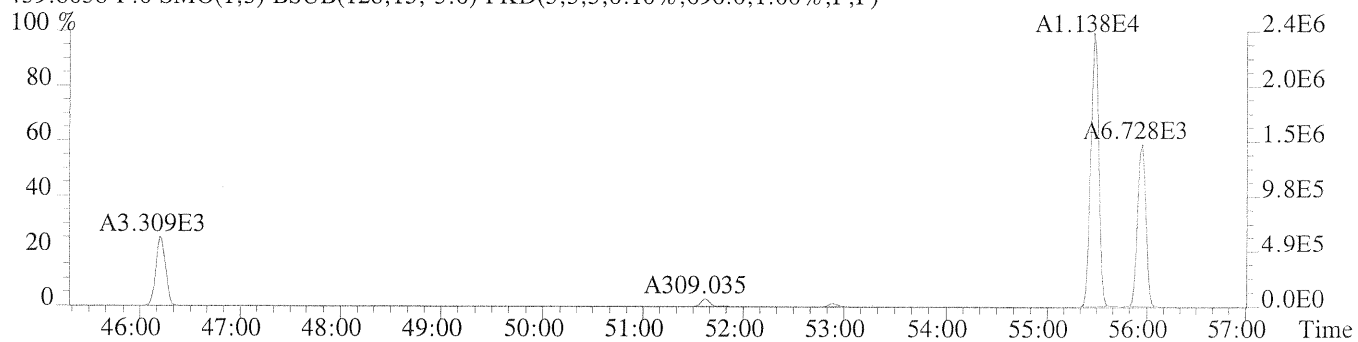
427.7635 F:6 SMO(1,3) BSUB(128,15,-3.0) PKD(3,3,3,0.10%,732.0,1.00%,F,F)



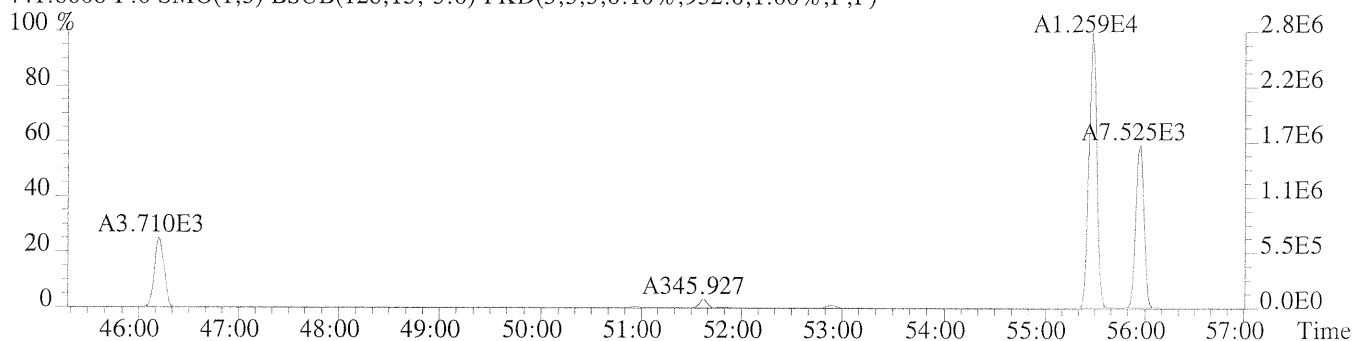
429.7606 F:6 SMO(1,3) BSUB(128,15,-3.0) PKD(3,3,3,0.10%,1012.0,1.00%,F,F)



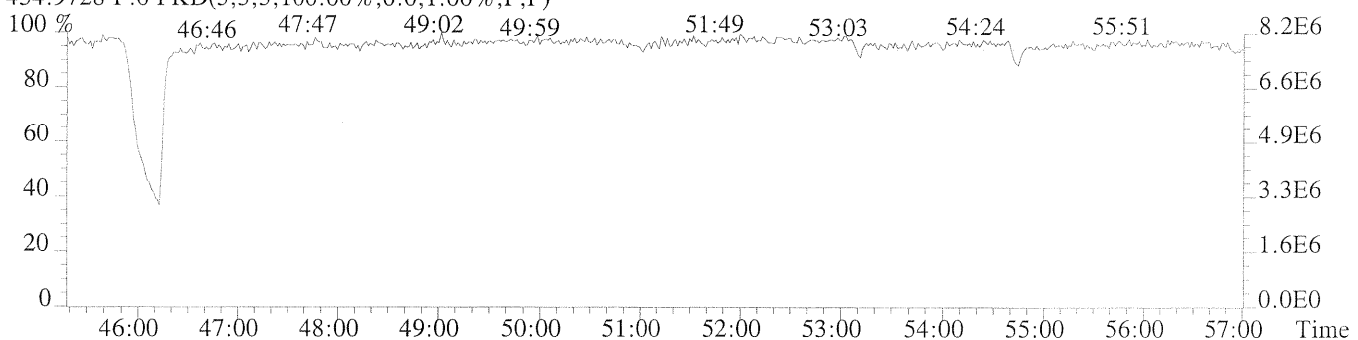
439.8038 F:6 SMO(1,3) BSUB(128,15,-3.0) PKD(3,3,3,0.10%,696.0,1.00%,F,F)



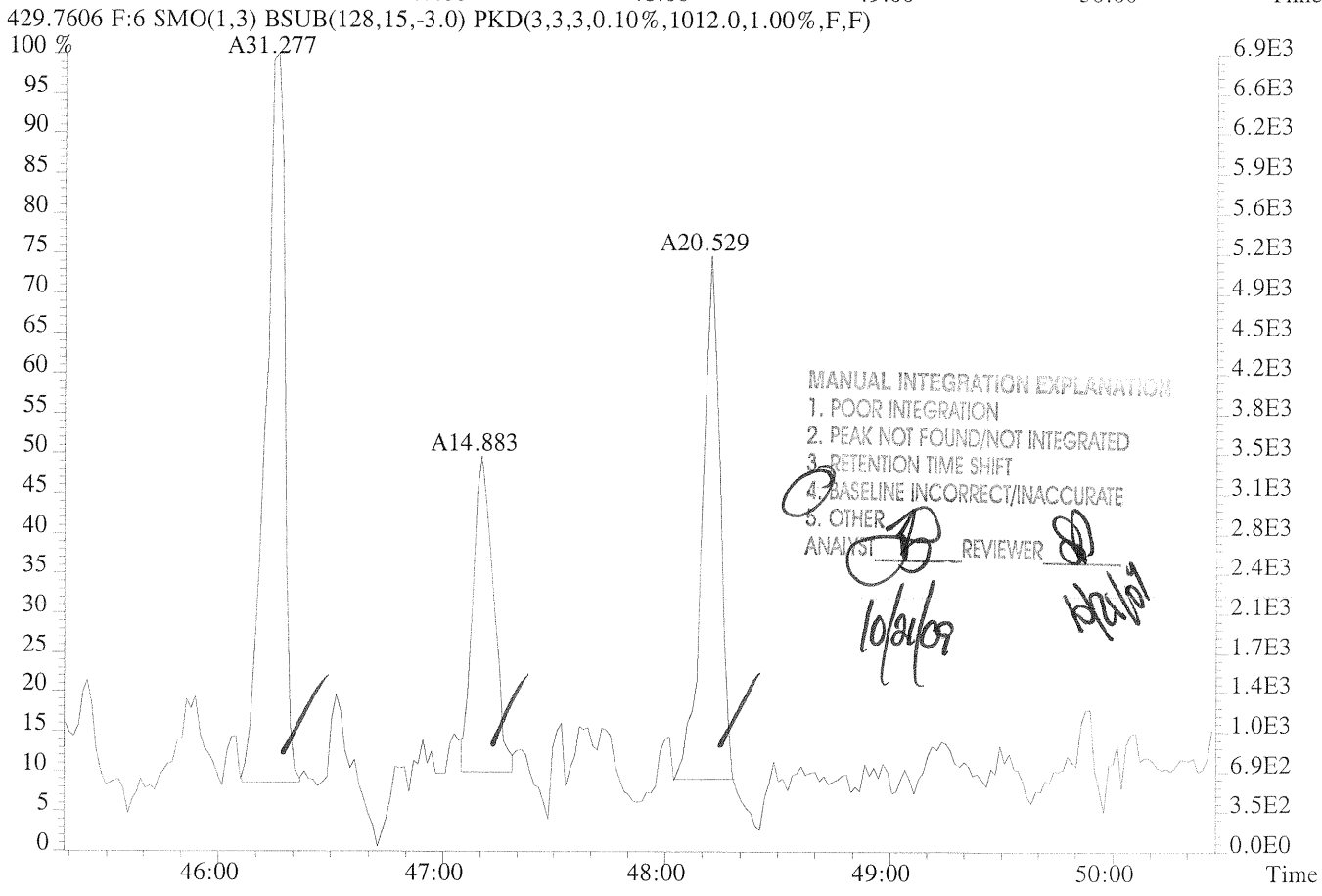
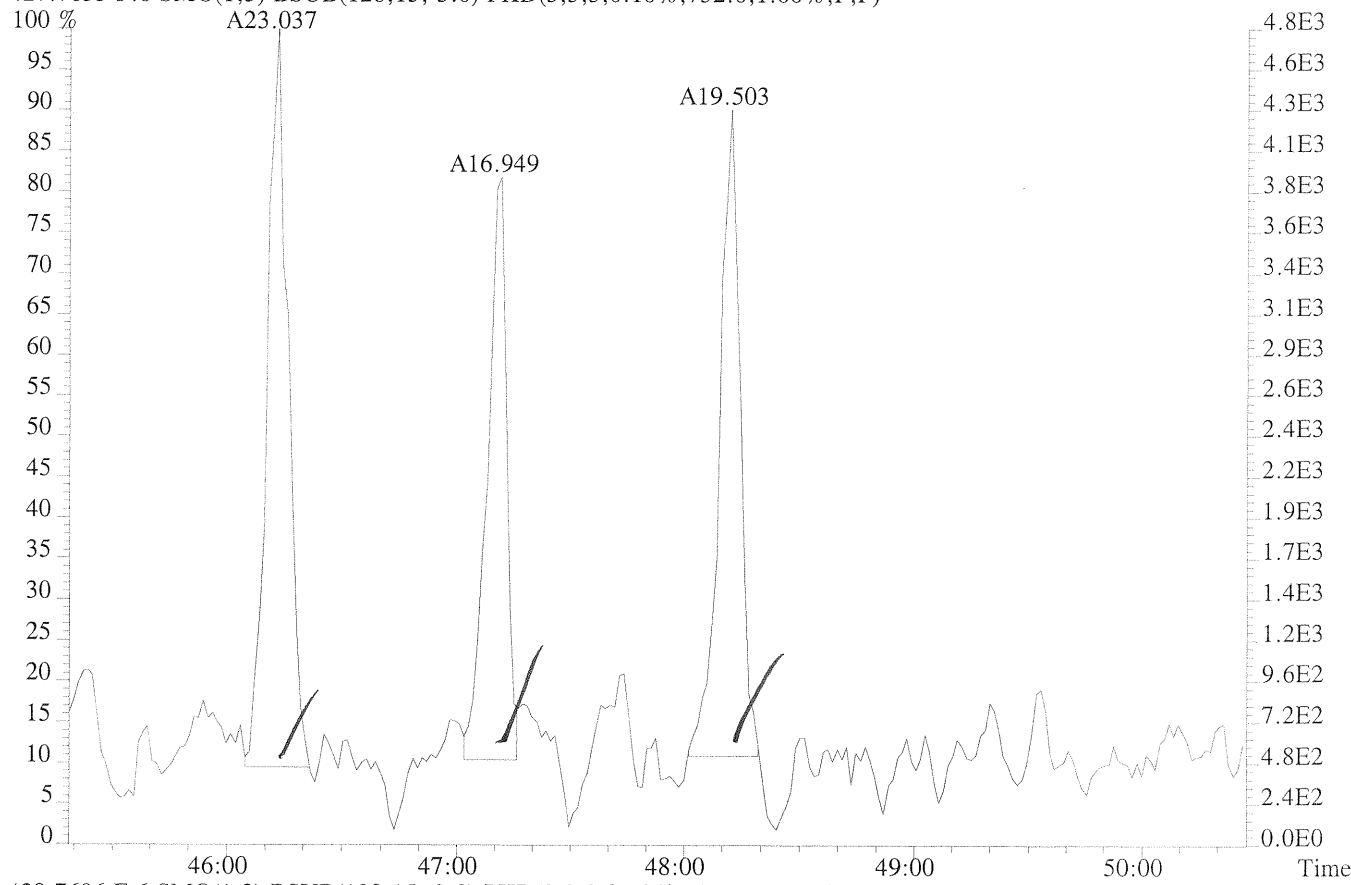
441.8008 F:6 SMO(1,3) BSUB(128,15,-3.0) PKD(3,3,3,0.10%,932.0,1.00%,F,F)



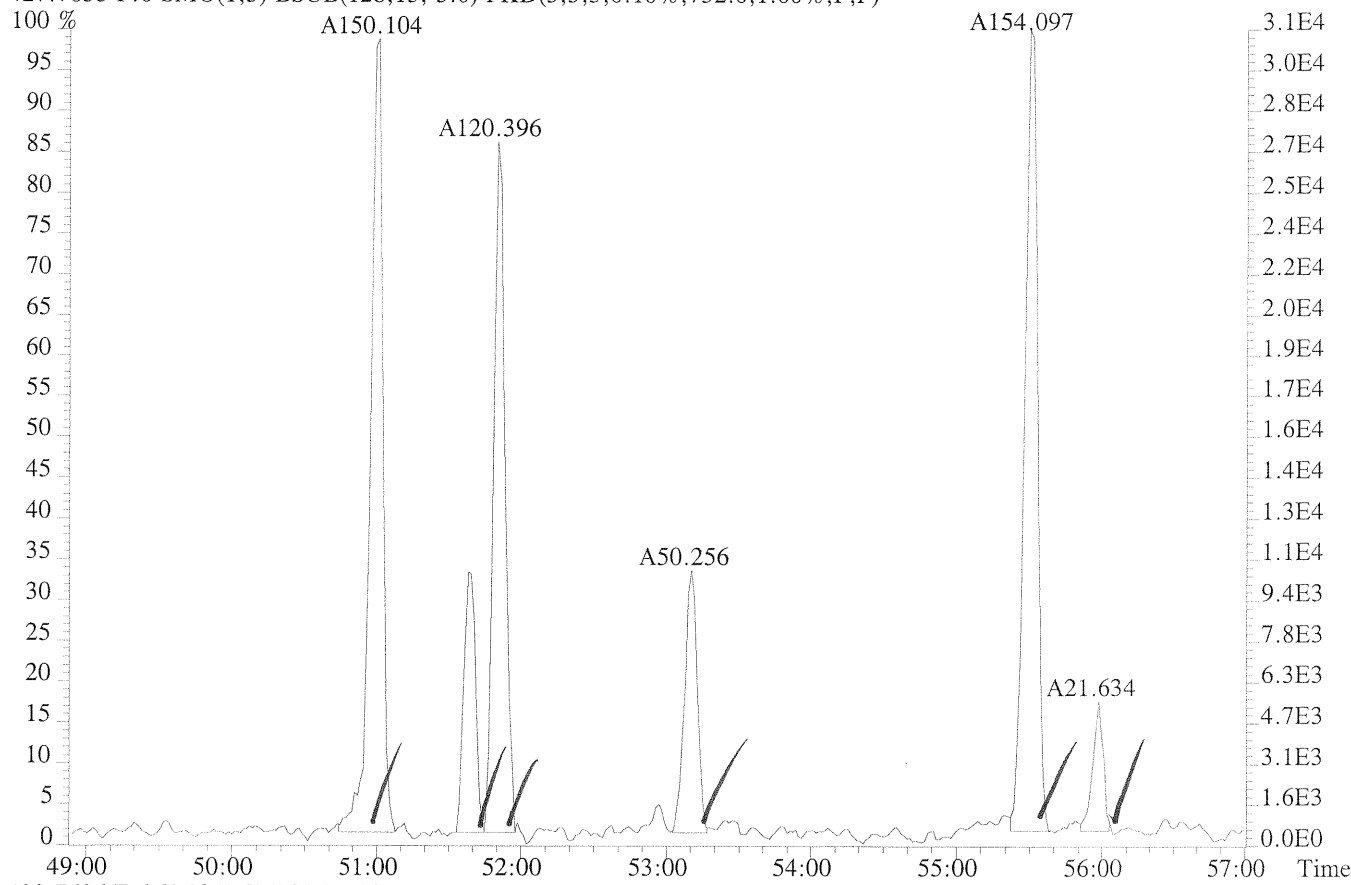
454.9728 F:6 PKD(5,3,5,100.00%,0.0,1.00%,F,F)



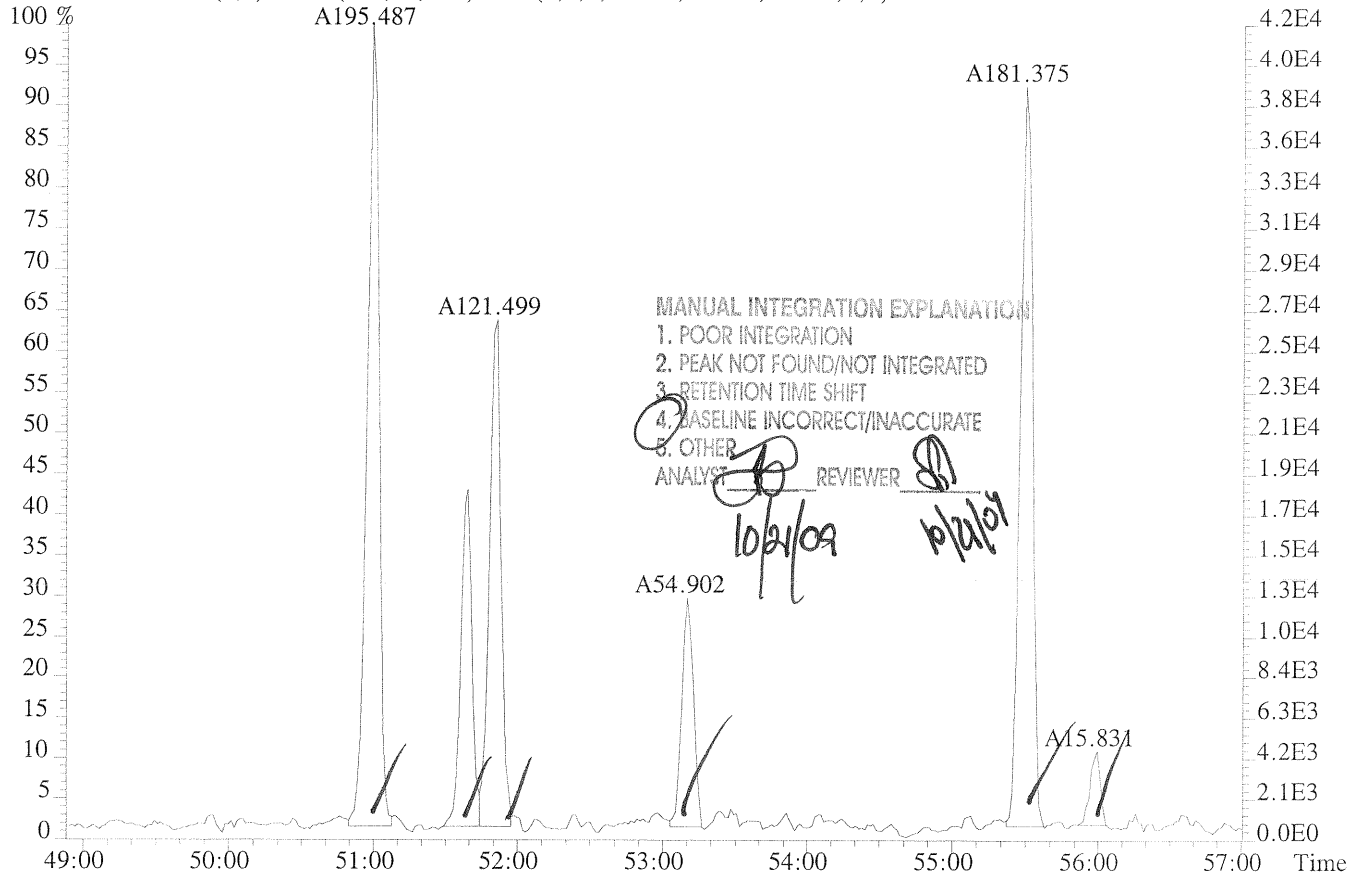
File:U220221 #1-580 Acq:27-AUG-2009 00:14:32 Probe EI+ Magnet SIR VG BioTech Mass spectf
Sample#1 Exp:R0904290-006 FB080409-GW
427.7635 F:6 SMO(1,3) BSUB(128,15,-3.0) PKD(3,3,3,0.10%,732.0,1.00%,F,F)



File:U220221 #1-580 Acq:27-AUG-2009 00:14:32 Probe EI+ Magnet SIR VG BioTech Mass spectf
 Sample#1 Exp:R0904290-006 FB080409-GW
 427.7635 F:6 SMO(1,3) BSUB(128,15,-3.0) PKD(3,3,3,0.10%,732.0,1.00%,F,F)



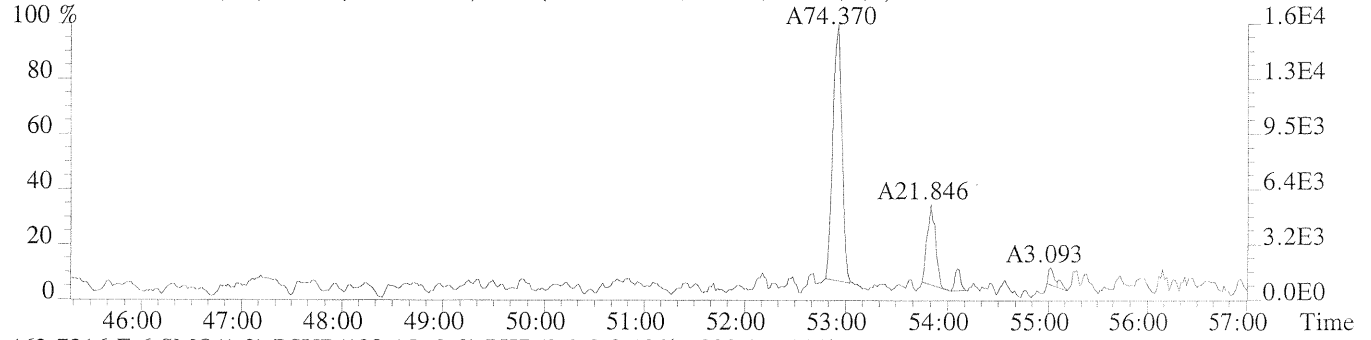
429.7606 F:6 SMO(1,3) BSUB(128,15,-3.0) PKD(3,3,3,0.10%,1012.0,1.00%,F,F)



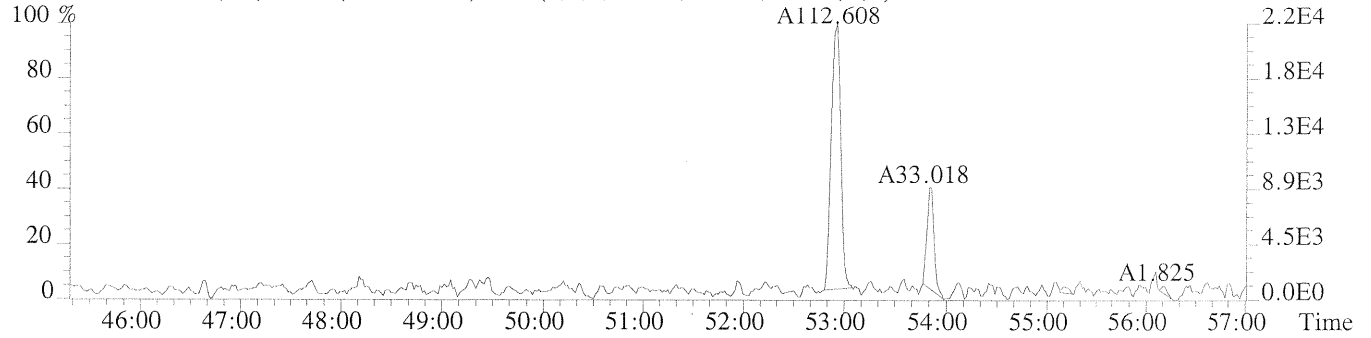
File:U220221 #1-580 Acq:27-AUG-2009 00:14:32 Probe EI+ Magnet SIR VG BioTech Mass spectf

Sample#1 Exp:R0904290-006 FB080409-GW

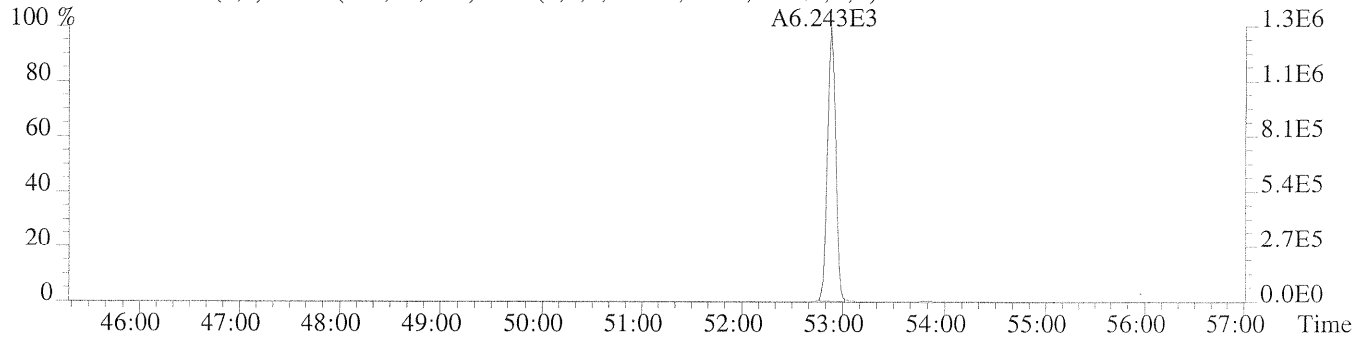
461.7246 F:6 SMO(1,3) BSUB(128,15,-3.0) PKD(3,3,3,0.10%,1024.0,1.00%,F,F)



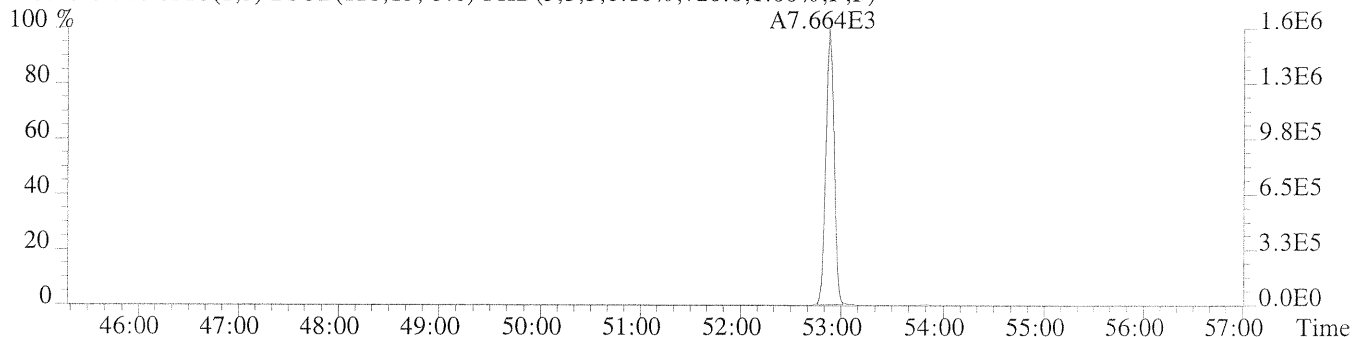
463.7216 F:6 SMO(1,3) BSUB(128,15,-3.0) PKD(3,3,3,0.10%,1008.0,1.00%,F,F)



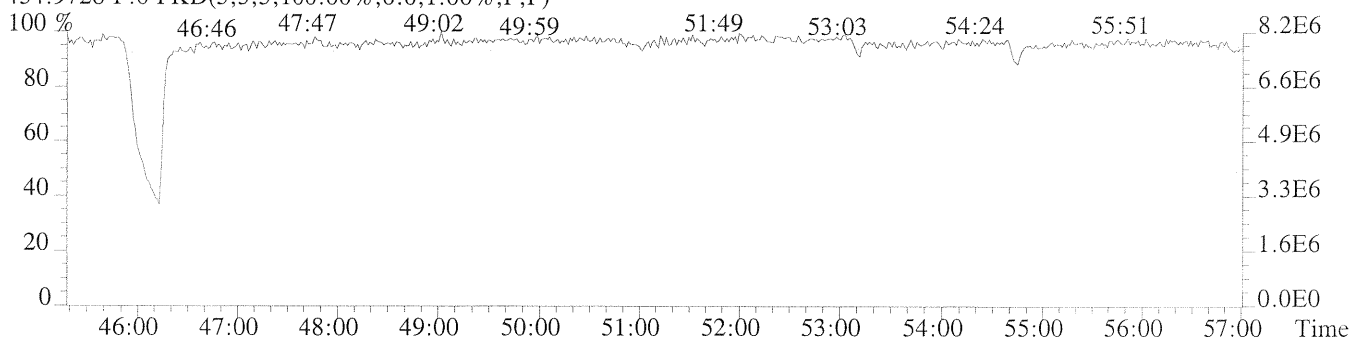
473.7648 F:6 SMO(1,3) BSUB(128,15,-3.0) PKD(3,3,3,0.10%,812.0,1.00%,F,F)



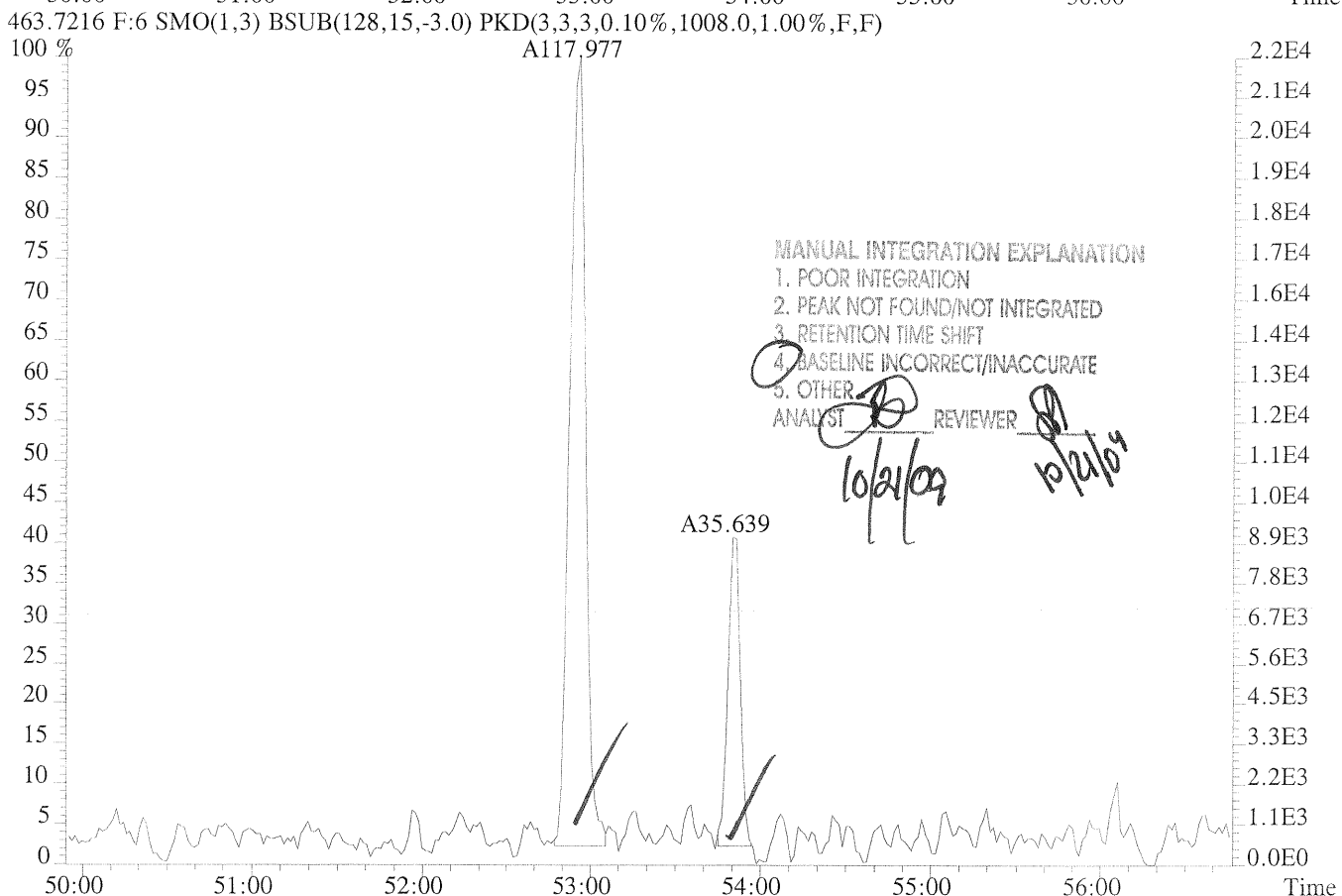
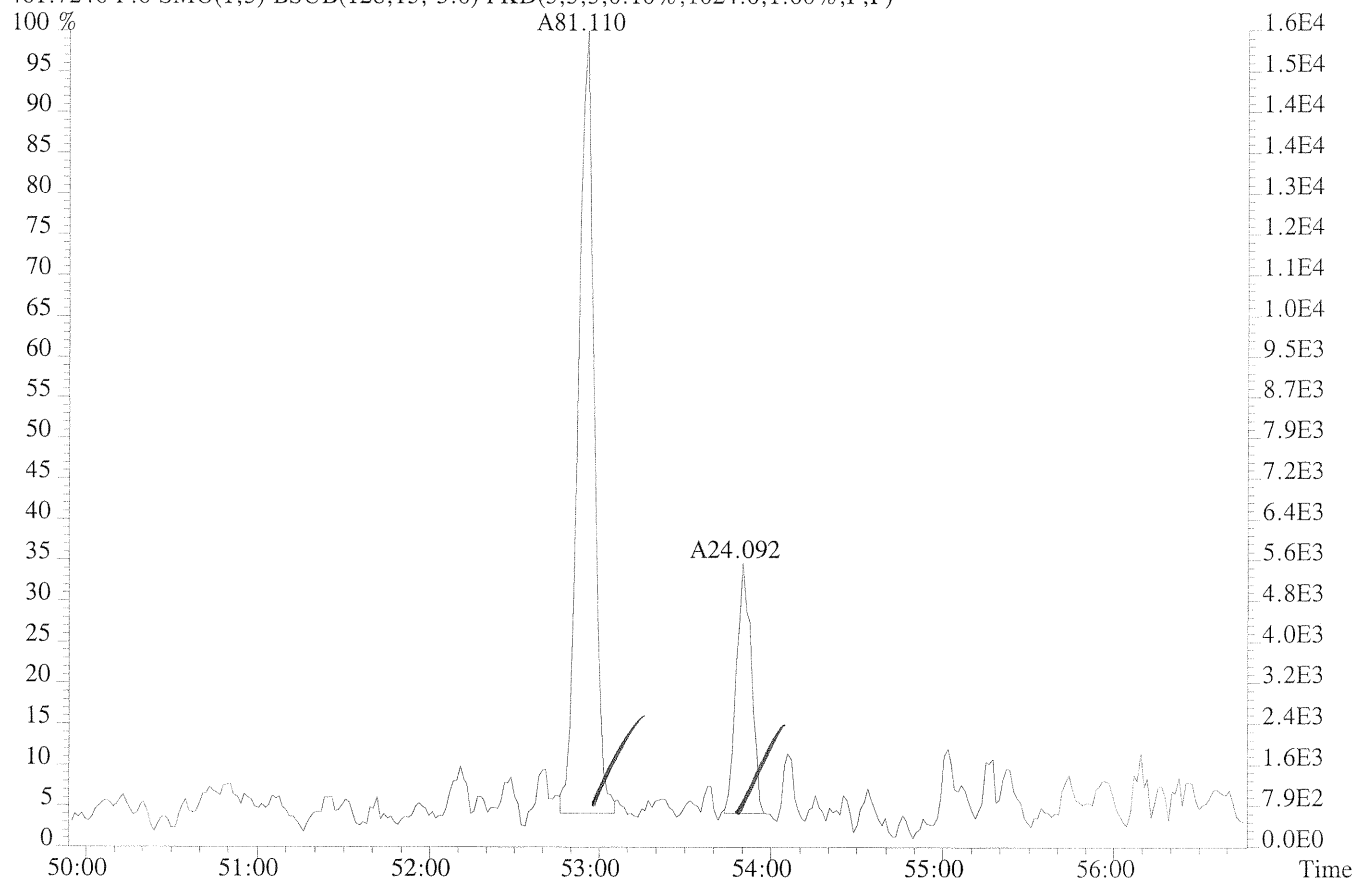
475.7619 F:6 SMO(1,3) BSUB(128,15,-3.0) PKD(3,3,3,0.10%,720.0,1.00%,F,F)



454.9728 F:6 PKD(5,3,5,100.00%,0.0,1.00%,F,F)



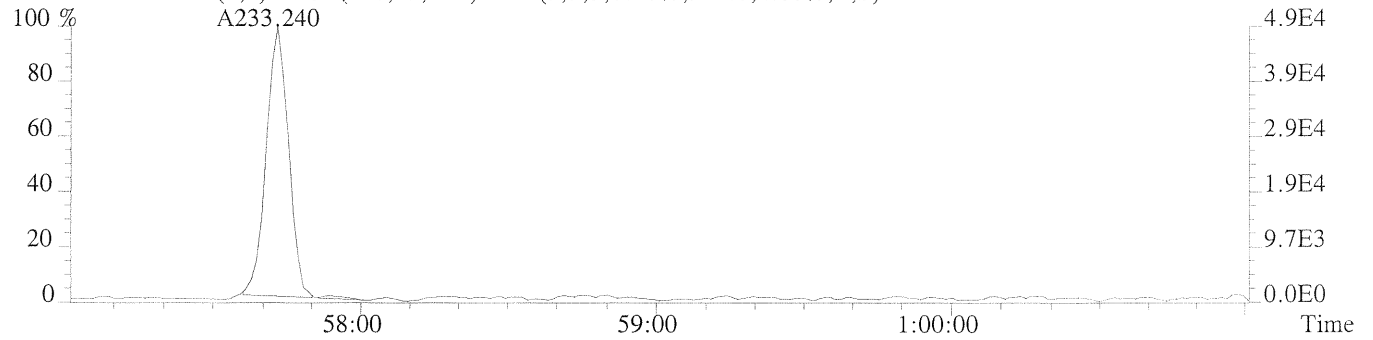
File:U220221 #1-580 Acq:27-AUG-2009 00:14:32 Probe EI+ Magnet SIR VG BioTech Mass spectf
Sample#1 Exp:R0904290-006 FB080409-GW
461.7246 F:6 SMO(1,3) BSUB(128,15,-3.0) PKD(3,3,3,0.10%,1024.0,1.00%,F,F)



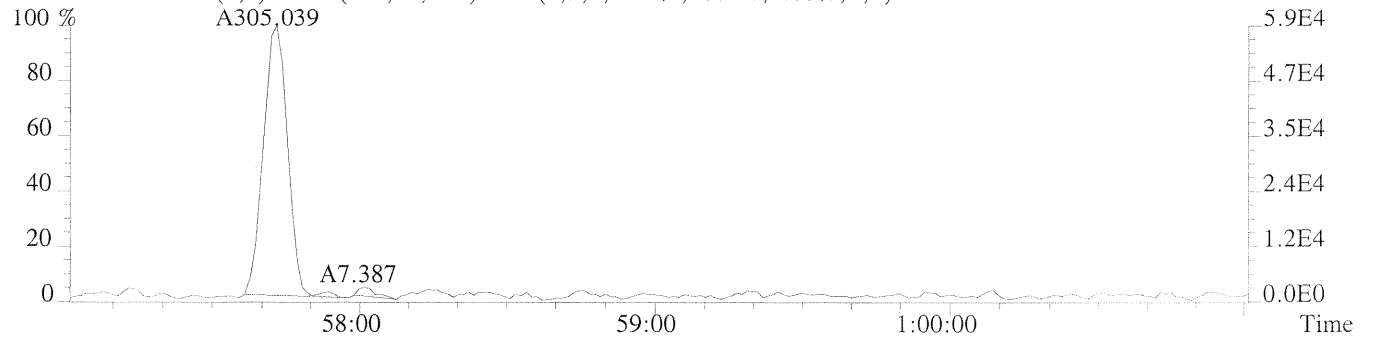
File:U220221 #1-226 Acq:27-AUG-2009 00:14:32 Probe EI+ Magnet SIR VG BioTech Mass spectf

Sample#1 Exp:R0904290-006 FB080409-GW


461.7246 F:7 SMO(1,3) BSUB(128,15,-3.0) PKD(3,3,3,0.10%,944.0,1.00%,F,F)




463.7216 F:7 SMO(1,3) BSUB(128,15,-3.0) PKD(3,3,3,0.10%,1808.0,1.00%,F,F)



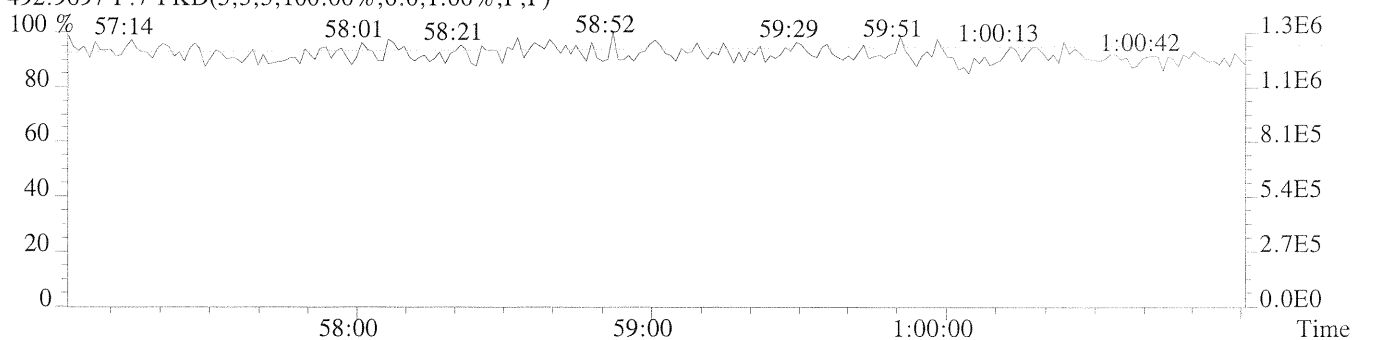
473.7648 F:7 SMO(1,3) BSUB(128,15,-3.0) PKD(3,3,3,0.10%,728.0,1.00%,F,F)



475.7619 F:7 SMO(1,3) BSUB(128,15,-3.0) PKD(3,3,3,0.10%,1000.0,1.00%,F,F)



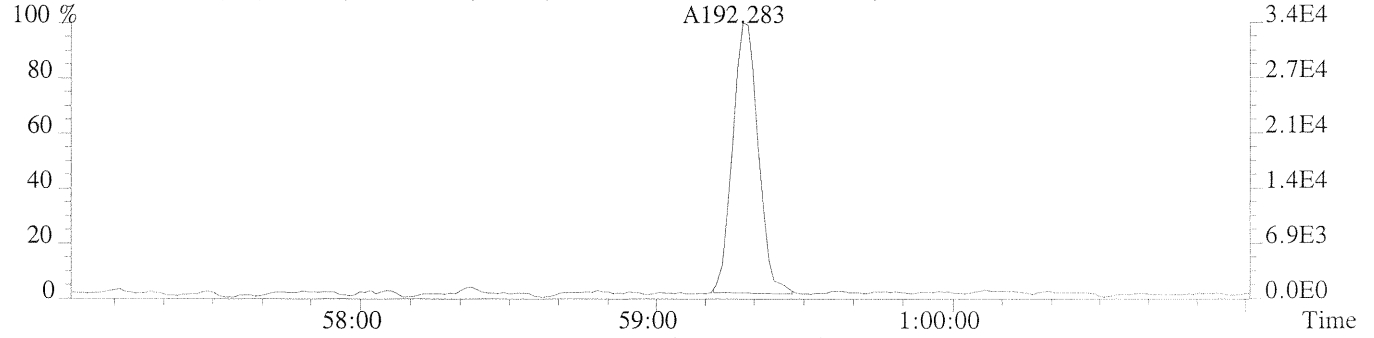
492.9697 F:7 PKD(5,3,5,100.00%,0.0,1.00%,F,F)



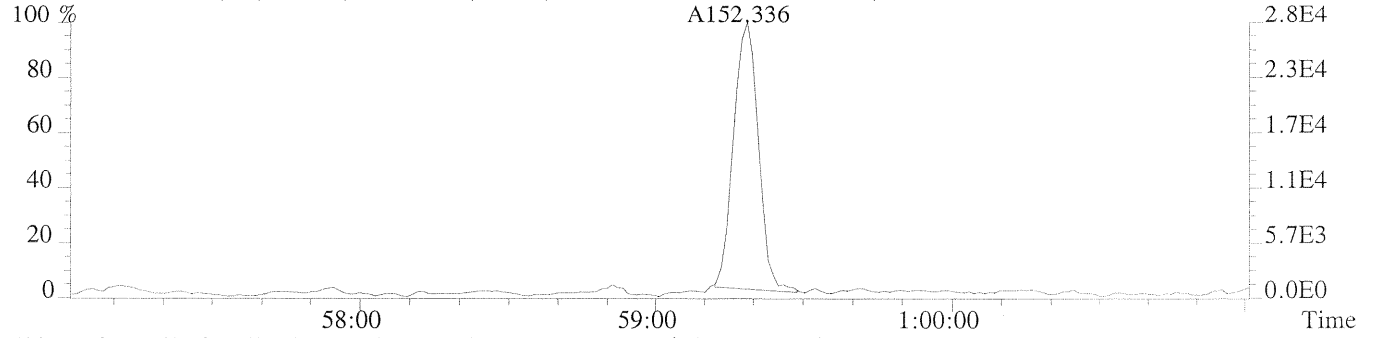
File:U220221 #1-226 Acq:27-AUG-2009 00:14:32 Probe EI+ Magnet SIR VG BioTech Mass spectf

Sample#1 Exp:R0904290-006 FB080409-GW

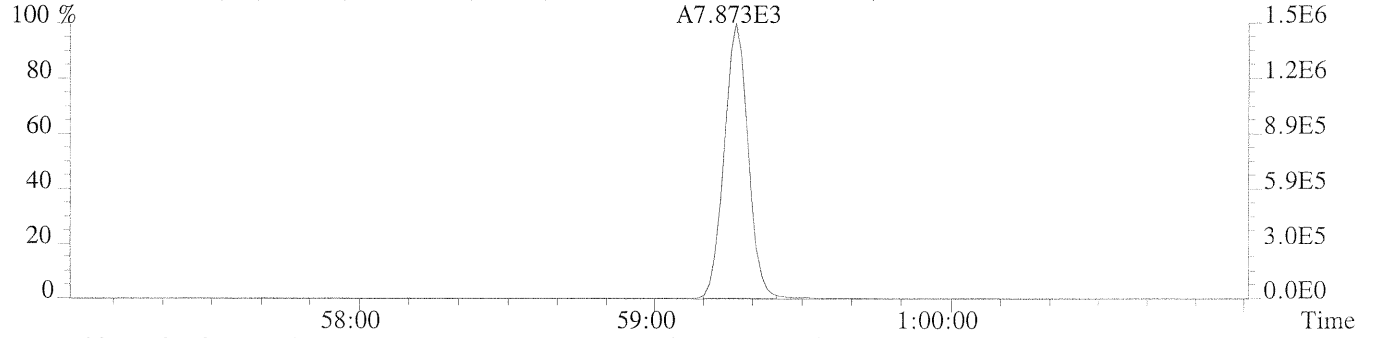
497.6826 F:7 SMO(1,3) BSUB(128,15,-3.0) PKD(3,3,3,0.10%,820.0,1.00%,F,F)



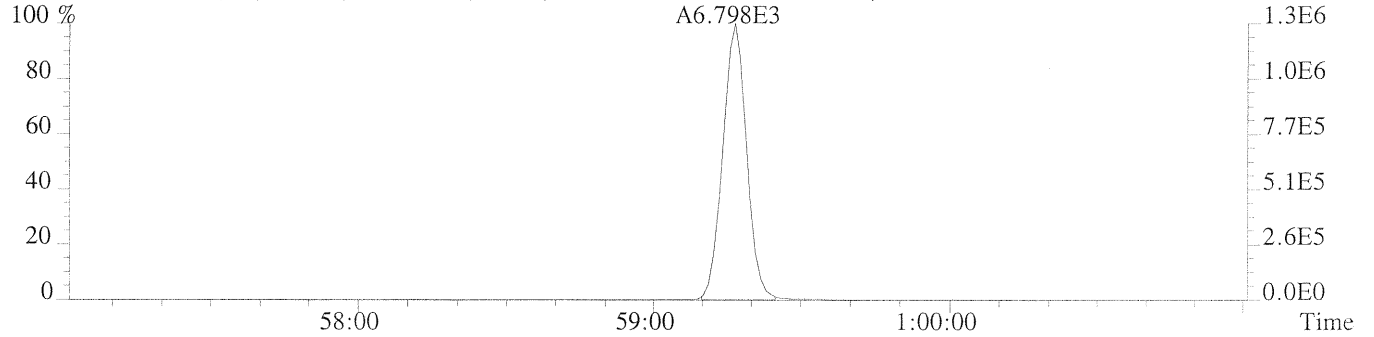
499.6797 F:7 SMO(1,3) BSUB(128,15,-3.0) PKD(3,3,3,0.10%,668.0,1.00%,F,F)



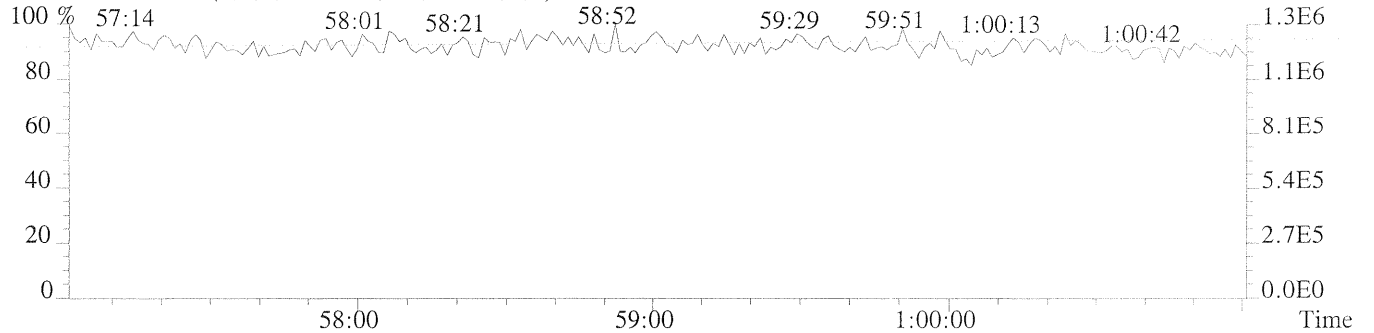
509.7229 F:7 SMO(1,3) BSUB(128,15,-3.0) PKD(3,3,3,0.10%,644.0,1.00%,F,F)



511.7199 F:7 SMO(1,3) BSUB(128,15,-3.0) PKD(3,3,3,0.10%,676.0,1.00%,F,F)



492.9697 F:7 PKD(5,3,5,100.00%,0.0,1.00%,F,F)



Columbia Analytical Services, Inc.
Sample Response Summary

CLIENT ID.
FB080409-GW

Run #15 Filename U132613 Samp: 1 Inj: 1 Acquired: 20-AUG-09 14:51:07
Processed: 21-AUG-09 09:55:04 LAB. ID: R0904290-006

Typ	Name	RT-1	Resp 1	Resp 2	Ratio	Meet	Mod?	RRF	
1 Unk	2,3,7,8-TCDF	NotFnd	*	*	*	no	no	0.848	
2 Unk	1,2,3,7,8-PeCDF	NotFnd	*	*	*	no	no	0.854	
3 Unk	2,3,4,7,8-PeCDF	NotFnd	*	*	*	no	no	0.886	
4 Unk	1,2,3,4,7,8-HxCDF	NotFnd	*	*	*	no	no	1.125	
5 Unk	1,2,3,6,7,8-HxCDF	NotFnd	*	*	*	no	no	1.144	
6 Unk	2,3,4,6,7,8-HxCDF	NotFnd	*	*	*	no	no	1.058	
7 Unk	1,2,3,7,8,9-HxCDF	NotFnd	*	*	*	no	no	0.938	
8 Unk	1,2,3,4,6,7,8-HpCDF	38:43	1.974e+01	2.385e+01	0.83	no	yes	1.374	
9 Unk	1,2,3,4,7,8,9-HpCDF	NotFnd	*	*	*	no	no	1.083	
10 Unk	OCDF	42:47	1.523e+01	1.558e+01	0.98	yes	yes	1.102	
11 Unk	2,3,7,8-TCDD	NotFnd	*	*	*	no	no	0.933	
12 Unk	1,2,3,7,8-PeCDD	NotFnd	*	*	*	no	no	0.891	
13 Unk	1,2,3,4,7,8-HxCDD	NotFnd	*	*	*	no	no	1.028	
14 Unk	1,2,3,6,7,8-HxCDD	NotFnd	*	*	*	no	no	1.082	
15 Unk	1,2,3,7,8,9-HxCDD	NotFnd	*	*	*	no	no	1.052	
16 Unk	1,2,3,4,6,7,8-HpCDD	39:36	3.335e+01	2.727e+01	1.22	no	yes	0.947	
17 Unk	OCDD	42:37	5.871e+01	6.903e+01	0.85	yes	no	1.020	
18 IS	13C-2,3,7,8-TCDF	28:04	2.086e+04	2.639e+04	0.79	yes	no	1.355	
19 IS	13C-1,2,3,7,8-PeCDF	32:26	2.819e+04	1.784e+04	1.58	yes	no	1.262	
20 IS	13C-1,2,3,4,7,8-HxCDF	35:59	3.052e+04	5.868e+04	0.52	yes	no	1.251	
21 IS	13C-1,2,3,4,6,7,8-HpCDF	38:41	2.192e+04	4.931e+04	0.44	yes	no	0.930	
22 IS	13C-2,3,7,8-TCDD	28:54	1.441e+04	1.929e+04	0.75	yes	no	1.048	
23 IS	13C-1,2,3,7,8-PeCDD	33:30	2.209e+04	1.414e+04	1.56	yes	no	0.905	
24 IS	13C-1,2,3,6,7,8-HxCDD	36:44	3.834e+04	3.110e+04	1.23	yes	no	0.978	
25 IS	13C-1,2,3,4,6,7,8-HpCDD	39:35	2.947e+04	2.813e+04	1.05	yes	no	0.927	
26 IS	13C-OCDD	42:37	3.477e+04	3.783e+04	0.92	yes	no	0.753	
27 RS/RT	13C-1,2,3,4-TCDD	28:40	1.964e+04	2.530e+04	0.78	yes	no	-	
28 RS/RT	13C-1,2,3,7,8,9-HxCDD	37:02	2.417e+04	1.902e+04	1.27	yes	no	-	
29 C/Up	37Cl-2,3,7,8-TCDD	28:54	3.089e+04					0.977	
				SUM AREA					
30 Tot	Total Tetra-Furans	NotFnd		*	*	no		0.848	
31 Tot	Total Tetra-Dioxins	NotFnd		*	*	no		0.933	
32 Tot	Total Penta-Furans	NotFnd		*	*	no		0.870	
33 Tot	Total Penta-Dioxins	NotFnd		*	*	no		0.891	
34 Tot	Total Hexa-Furans	NotFnd		*	*	no		1.066	
35 Tot	Total Hexa-Dioxins	NotFnd		*	*	no		1.054	
36 Tot	Total Hepta-Furans	NotFnd		*	*	no		1.228	
37 Tot	Total Hepta-Dioxins	NotFnd		*	*	no		0.947	

---Sample Calculation---

$$\text{OCDD} = \frac{(5.871e+01 + 6.903e+01) \times 5000 \text{ pg}}{(3.477e+04 + 3.783e+04) \times (1090 \text{ mL}) / 1000 \text{ mL/L} \times 1.020} = 7.91 \text{ Pg/L}$$

08/21/09
JA

Columbia Analytical Services, Inc.
19408 Park Row, Suite 320
Houston, TX 77084
Office (713) 266-1599. Fax (713) 266-0130

8290respb

Columbia Analytical Services, Inc.
Signal/Noise Height Ratio Summary

CLIENT ID.
FB080409-GW

Run #15 Filename U132613 Samp: 1 Inj: 1 Acquired: 20-AUG-09 14:51:07
Processed: 21-AUG-09 09:55:041 LAB. ID: R0904290-006

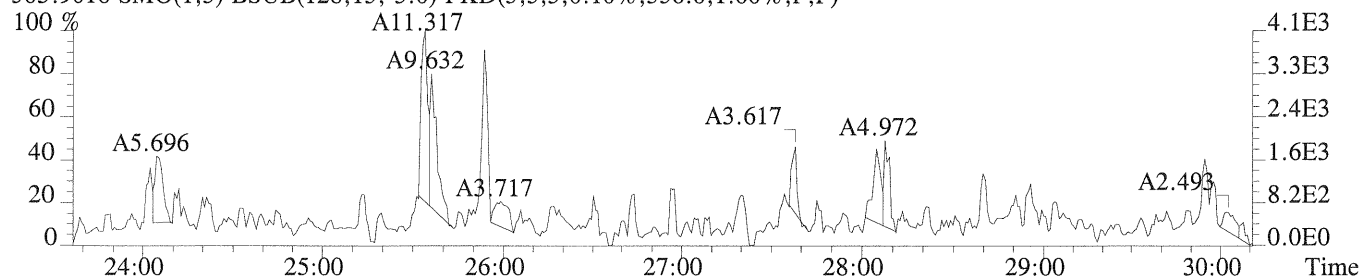
	Name	Signal 1	Noise 1	S/N Rat.1	Signal 2	Noise 2	S/N Rat.2
1	2,3,7,8-TCDF	*	5.36e+02	*	*	5.68e+02	*
2	1,2,3,7,8-PeCDF	*	4.96e+02	*	*	8.80e+02	*
3	2,3,4,7,8-PeCDF	*	4.96e+02	*	*	8.80e+02	*
4	1,2,3,4,7,8-HxCDF	*	5.92e+02	*	*	7.20e+02	*
5	1,2,3,6,7,8-HxCDF	*	5.92e+02	*	*	7.20e+02	*
6	2,3,4,6,7,8-HxCDF	*	5.92e+02	*	*	7.20e+02	*
7	1,2,3,7,8,9-HxCDF	*	5.92e+02	*	*	7.20e+02	*
8	1,2,3,4,6,7,8-HpCDF	3.67e+03	9.44e+02	3.9e+00	5.40e+03	4.80e+02	1.1e+01
9	1,2,3,4,7,8,9-HpCDF	*	9.44e+02	*	*	4.80e+02	*
10	OCDF	2.40e+03	3.48e+02	6.9e+00	2.41e+03	5.44e+02	4.4e+00
11	2,3,7,8-TCDD	*	5.88e+02	*	*	4.12e+02	*
12	1,2,3,7,8-PeCDD	*	6.56e+02	*	*	4.60e+02	*
13	1,2,3,4,7,8-HxCDD	*	6.72e+02	*	*	7.88e+02	*
14	1,2,3,6,7,8-HxCDD	*	6.72e+02	*	*	7.88e+02	*
15	1,2,3,7,8,9-HxCDD	*	6.72e+02	*	*	7.88e+02	*
16	1,2,3,4,6,7,8-HpCDD	7.99e+03	7.16e+02	1.1e+01	5.17e+03	7.28e+02	7.1e+00
17	OCDD	7.88e+03	4.36e+02	1.8e+01	9.65e+03	5.24e+02	1.8e+01
18	13C-2,3,7,8-TCDF	3.08e+06	1.88e+03	1.6e+03	3.83e+06	9.60e+02	4.0e+03
19	13C-1,2,3,7,8-PeCDF	4.96e+06	2.36e+02	2.1e+04	3.06e+06	4.36e+02	7.0e+03
20	13C-1,2,3,4,7,8-HxCDF	6.15e+06	5.64e+02	1.1e+04	1.17e+07	3.72e+02	3.2e+04
21	13C-1,2,3,4,6,7,8-HpCDF	4.51e+06	2.07e+03	2.2e+03	1.01e+07	1.38e+03	7.4e+03
22	13C-2,3,7,8-TCDD	2.47e+06	1.52e+03	1.6e+03	3.23e+06	7.44e+02	4.3e+03
23	13C-1,2,3,7,8-PeCDD	4.05e+06	5.32e+02	7.6e+03	2.62e+06	4.88e+02	5.4e+03
24	13C-1,2,3,6,7,8-HxCDD	8.04e+06	1.35e+03	5.9e+03	6.53e+06	6.20e+02	1.1e+04
25	13C-1,2,3,4,6,7,8-HpCDD	5.56e+06	7.40e+02	7.5e+03	5.33e+06	4.72e+02	1.1e+04
26	13C-OCDD	5.52e+06	3.96e+02	1.4e+04	6.08e+06	4.40e+02	1.4e+04
27	13C-1,2,3,4-TCDD	3.49e+06	1.52e+03	2.3e+03	4.42e+06	7.44e+02	5.9e+03
28	13C-1,2,3,7,8,9-HxCDD	4.92e+06	1.35e+03	3.6e+03	3.86e+06	6.20e+02	6.2e+03
29	37Cl-2,3,7,8-TCDD	5.17e+06	6.36e+02	8.1e+03			

Columbia Analytical Services, Inc.
19408 Park Row, Suite 320
Houston, TX 77084
Office: (713)266-1599. Fax: (713)266-0130

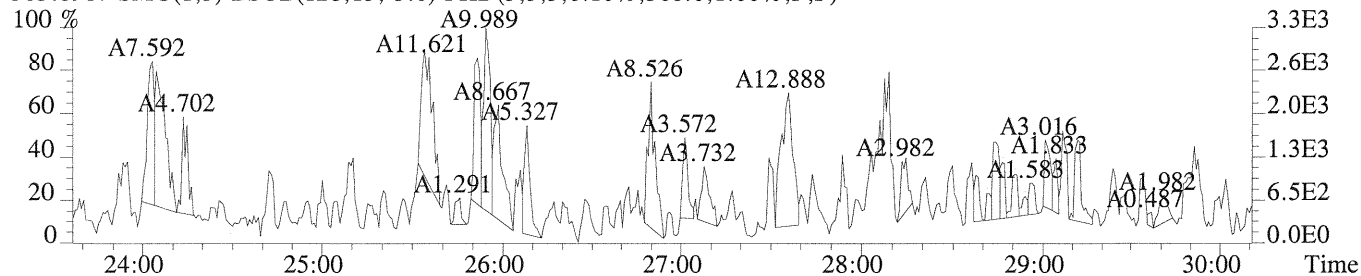
File:U132613 #1-548 Acq:20-AUG-2009 14:51:07 Probe EI+ Magnet SIR VG BioTech Mass spectf

Sample#1 Exp:R0904290-006 FB080409-GW

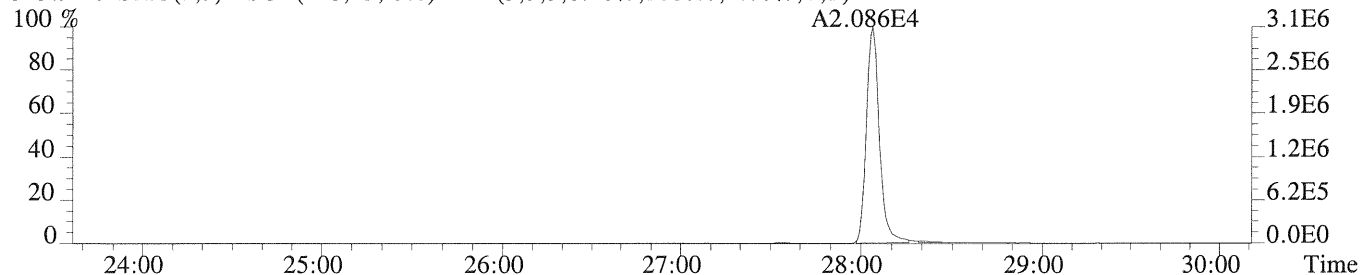
303.9016 SMO(1,3) BSUB(128,15,-3.0) PKD(3,3,3,0.10%,536.0,1.00%,F,F)



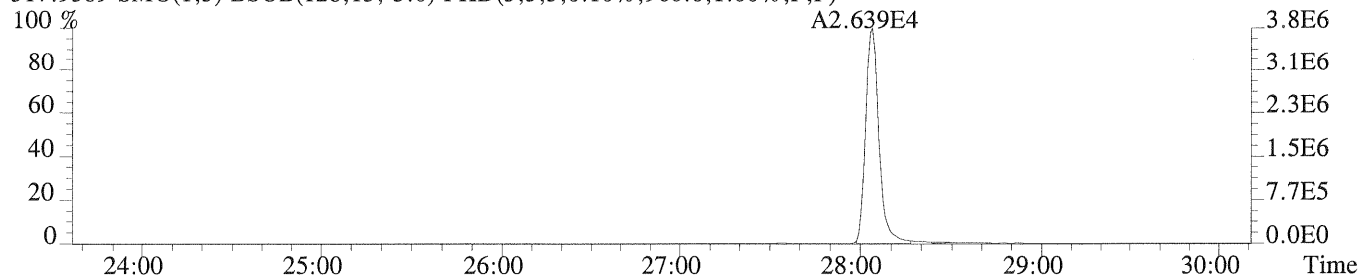
305.8987 SMO(1,3) BSUB(128,15,-3.0) PKD(3,3,3,0.10%,568.0,1.00%,F,F)



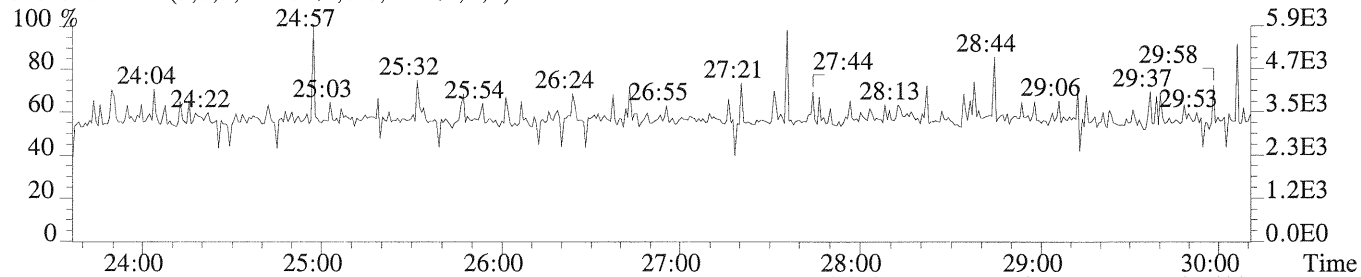
315.9419 SMO(1,3) BSUB(128,15,-3.0) PKD(3,3,3,0.10%,1880.0,1.00%,F,F)



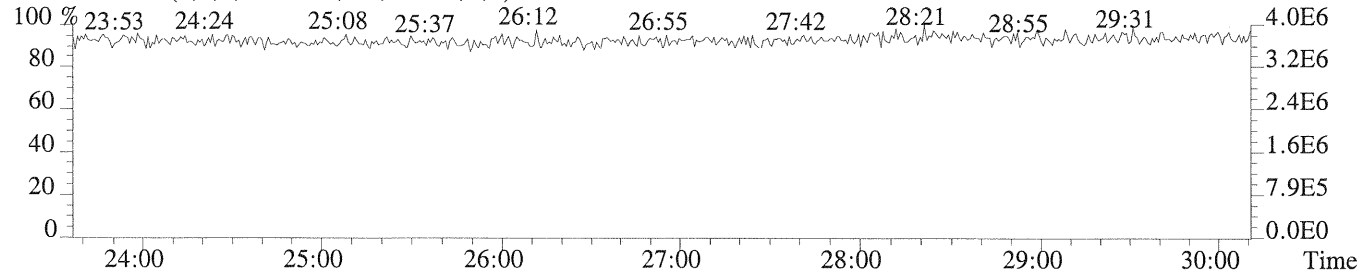
317.9389 SMO(1,3) BSUB(128,15,-3.0) PKD(3,3,3,0.10%,960.0,1.00%,F,F)



375.8364 PKD(5,3,5,100.00%,0.0,1.00%,F,F)



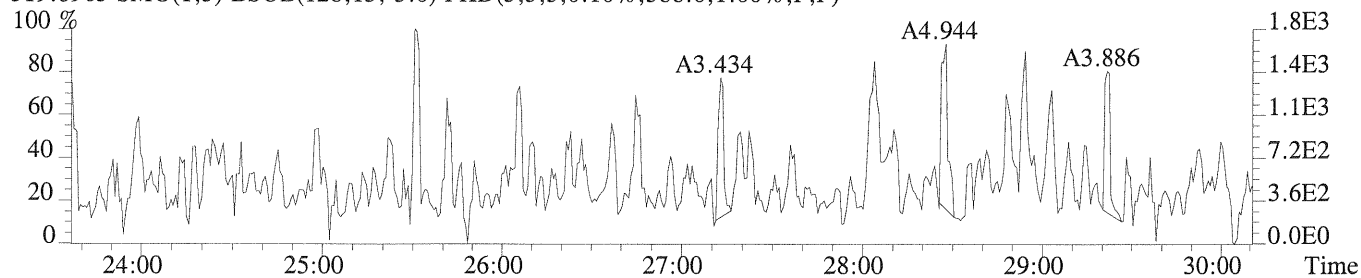
354.9792 PKD(3,3,3,100.00%,0.0,1.00%,F,F)



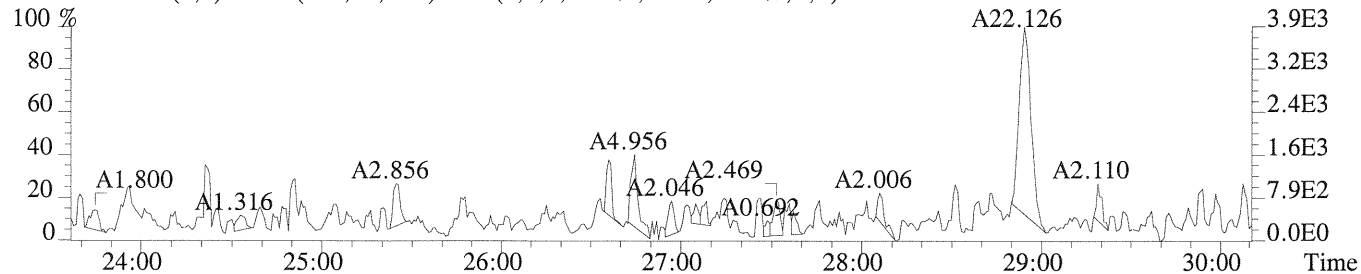
File:U132613 #1-548 Acq:20-AUG-2009 14:51:07 Probe EI+ Magnet SIR VG BioTech Mass spectf

Sample#1 Exp:R0904290-006 FB080409-GW

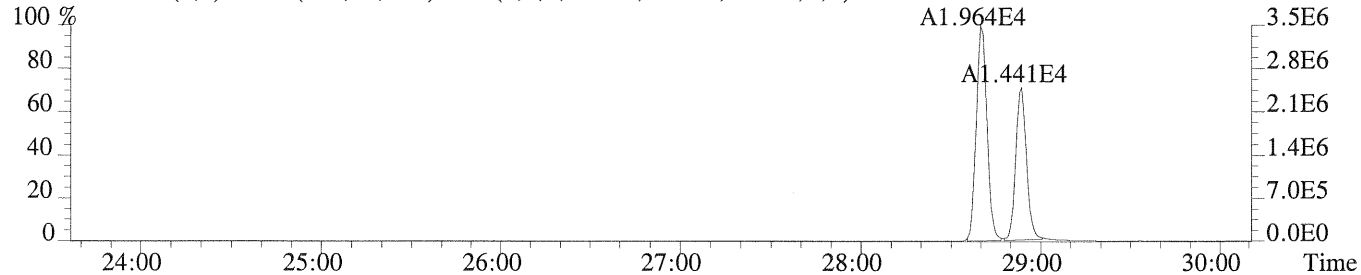
319.8965 SMO(1,3) BSUB(128,15,-3.0) PKD(3,3,3,0.10%,588.0,1.00%,F,F)



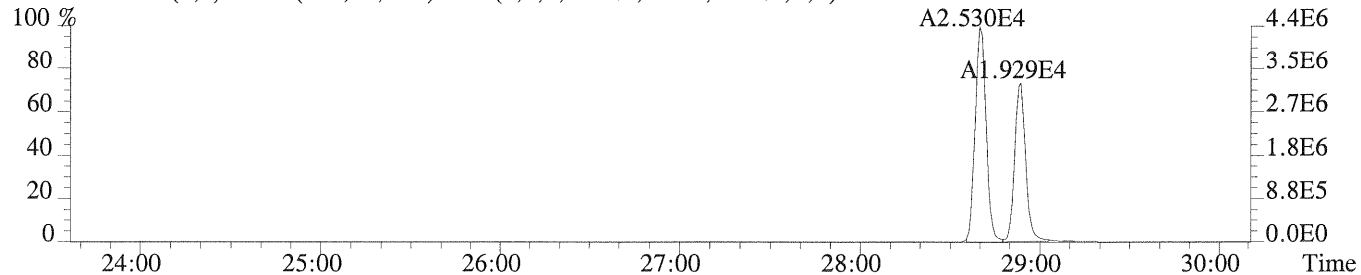
321.8936 SMO(1,3) BSUB(128,15,-3.0) PKD(3,3,3,0.10%,412.0,1.00%,F,F)



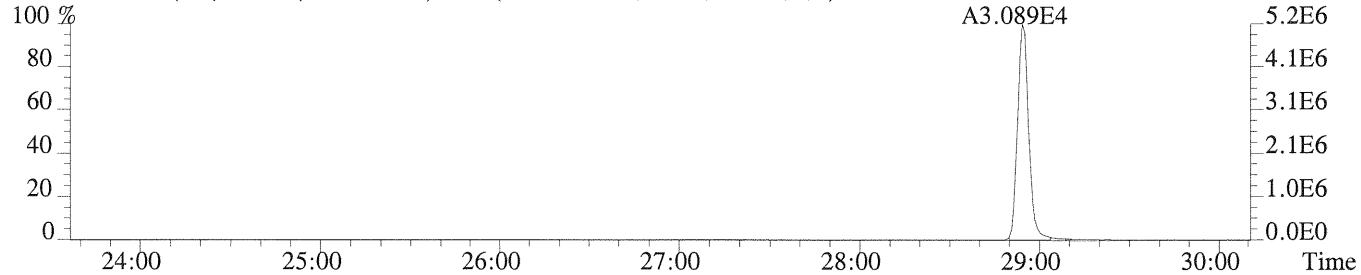
331.9368 SMO(1,3) BSUB(128,15,-3.0) PKD(3,3,3,0.10%,1520.0,1.00%,F,F)



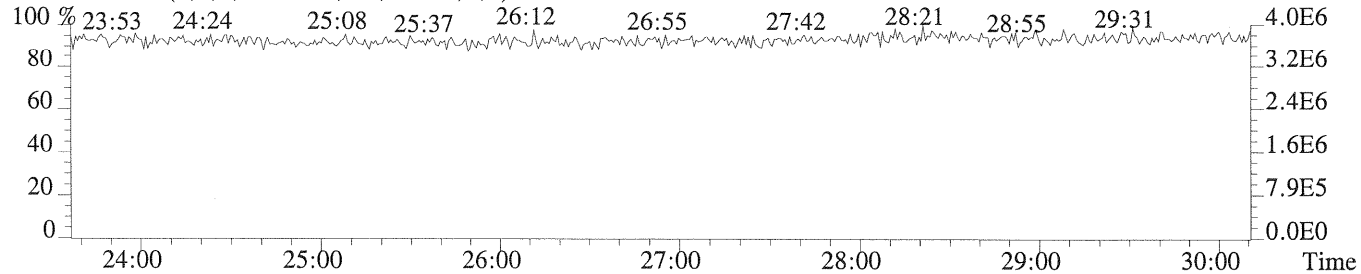
333.9339 SMO(1,3) BSUB(128,15,-3.0) PKD(3,3,3,0.10%,744.0,1.00%,F,F)



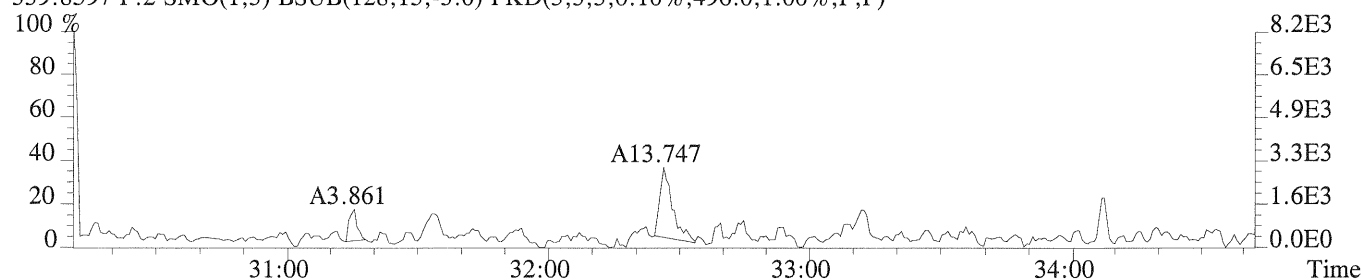
327.8847 SMO(1,3) BSUB(128,15,-3.0) PKD(3,3,3,0.10%,636.0,1.00%,F,F)



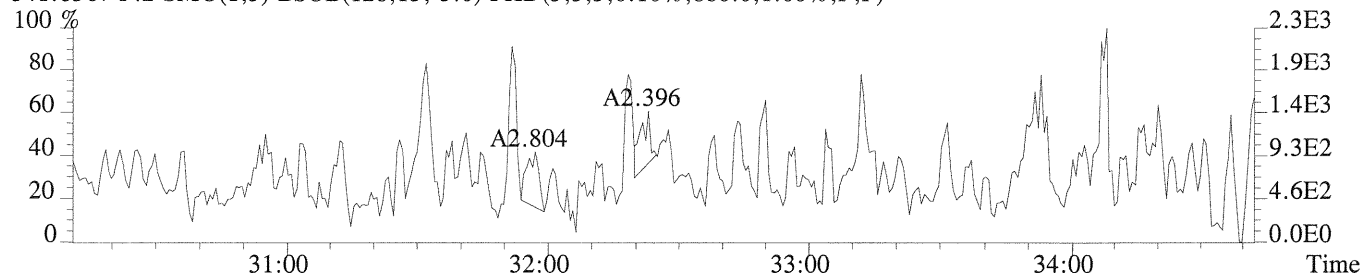
354.9792 PKD(3,3,3,100.00%,0.0,1.00%,F,F)



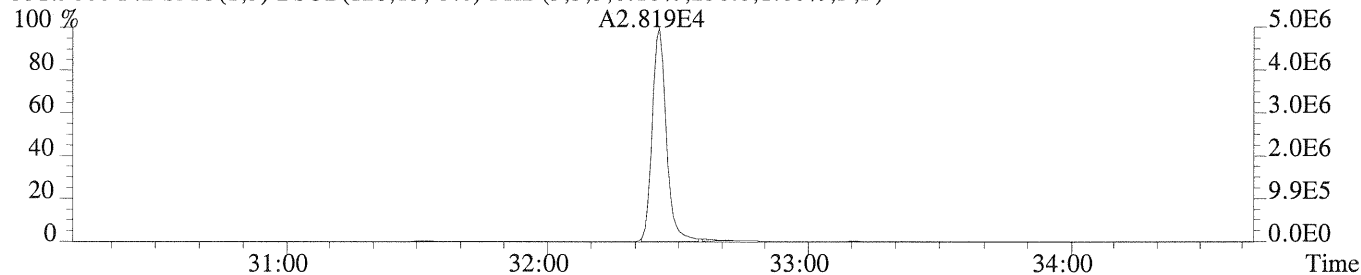
File:U132613 #1-411 Acq:20-AUG-2009 14:51:07 Probe EI+ Magnet SIR VG BioTech Mass spectf
Sample#1 Exp:R0904290-006 FB080409-GW
339.8597 F:2 SMO(1,3) BSUB(128,15,-3.0) PKD(3,3,3,0.10%,496.0,1.00%,F,F)



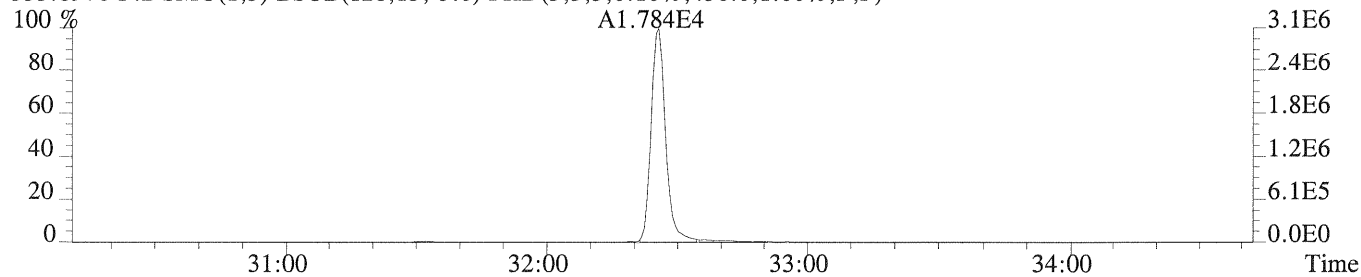
341.8567 F:2 SMO(1,3) BSUB(128,15,-3.0) PKD(3,3,3,0.10%,880.0,1.00%,F,F)



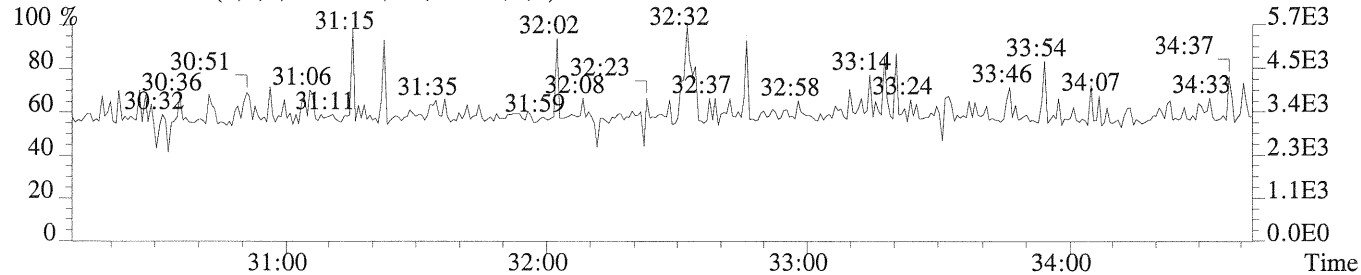
351.9000 F:2 SMO(1,3) BSUB(128,15,-3.0) PKD(3,3,3,0.10%,236.0,1.00%,F,F)



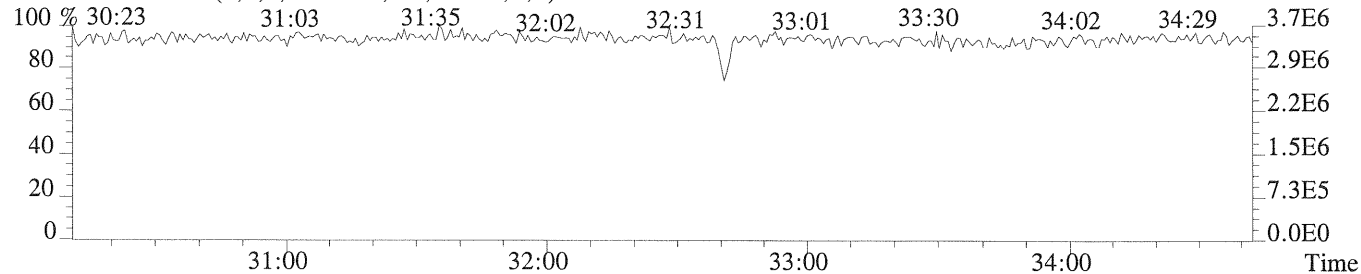
353.8970 F:2 SMO(1,3) BSUB(128,15,-3.0) PKD(3,3,3,0.10%,436.0,1.00%,F,F)



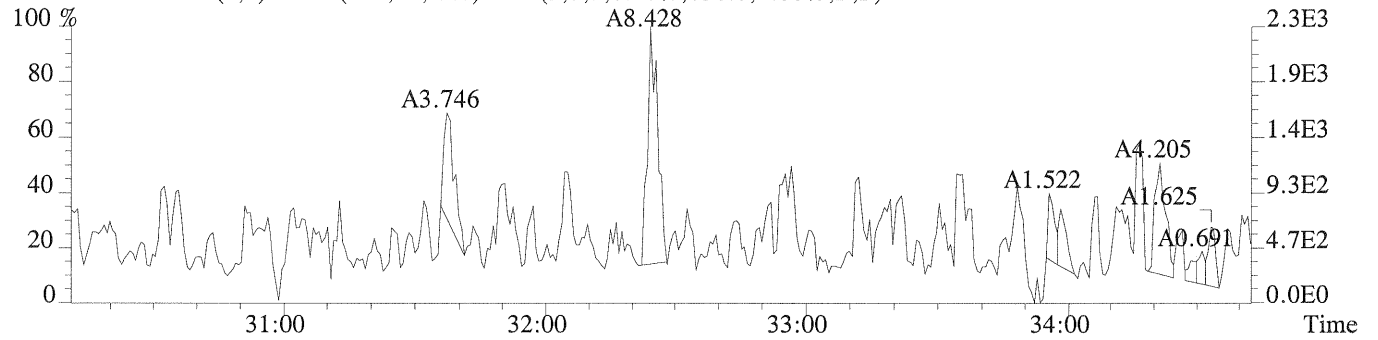
409.7974 F:2 PKD(5,3,5,100.00%,0.0,1.00%,F,F)



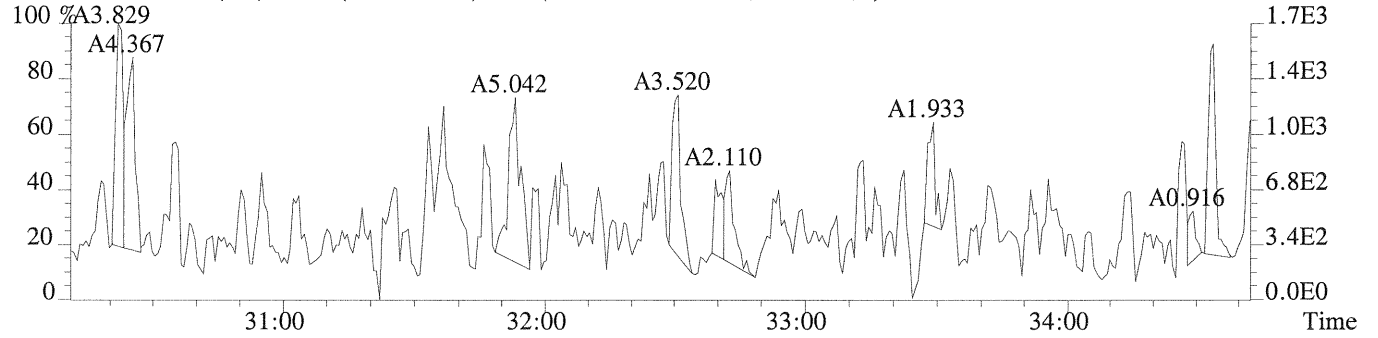
354.9792 F:2 PKD(3,3,3,100.00%,0.0,1.00%,F,F)



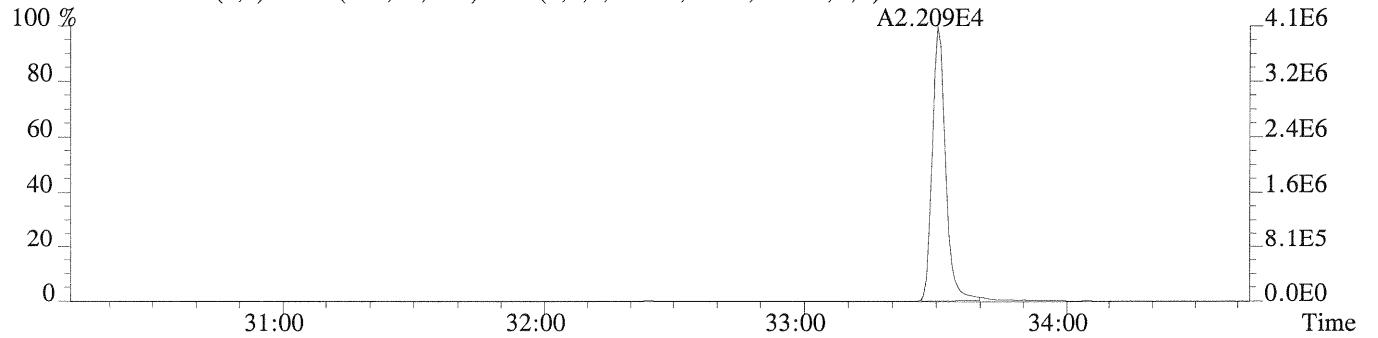
File:U132613 #1-411 Acq:20-AUG-2009 14:51:07 Probe EI+ Magnet SIR VG BioTech Mass spectf
Sample#1 Exp:R0904290-006 FB080409-GW
355.8546 F:2 SMO(1,3) BSUB(128,15,-3.0) PKD(3,3,3,0.10%,656.0,1.00%,F,F)



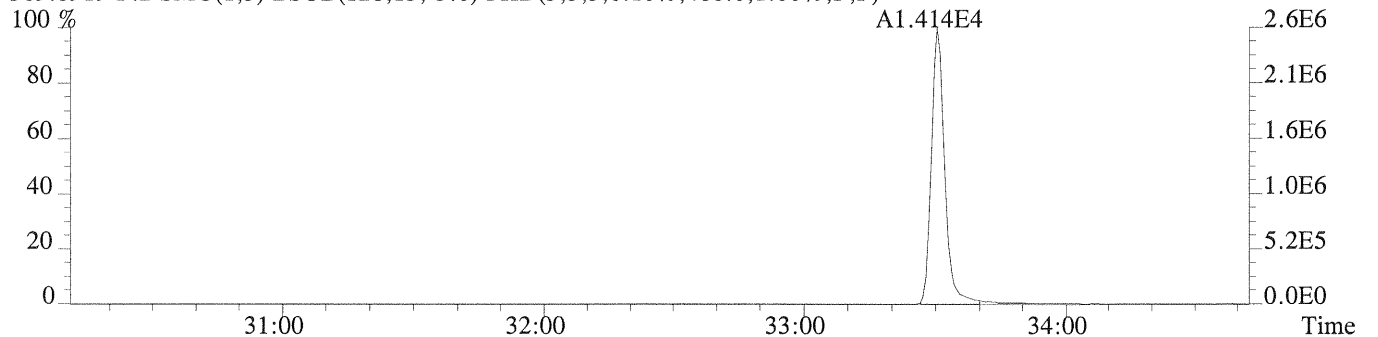
357.8517 F:2 SMO(1,3) BSUB(128,15,-3.0) PKD(3,3,3,0.10%,460.0,1.00%,F,F)



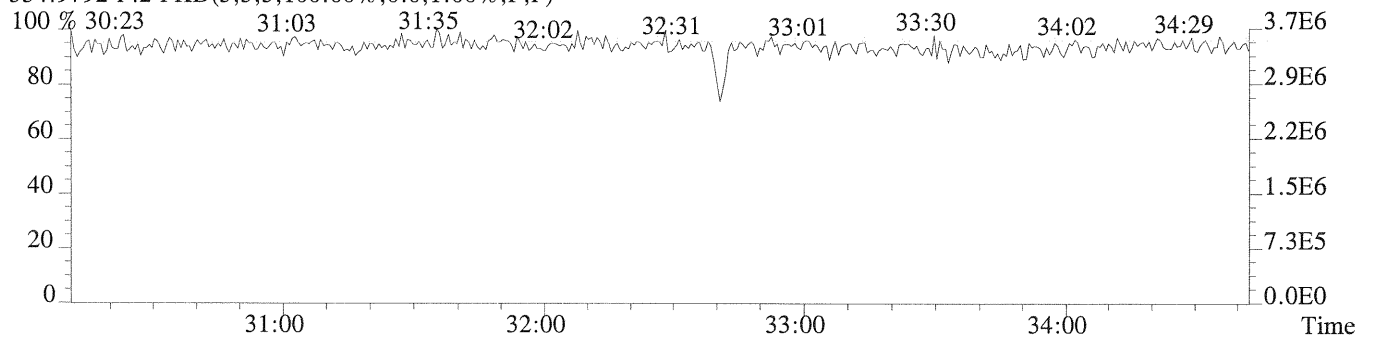
367.8949 F:2 SMO(1,3) BSUB(128,15,-3.0) PKD(3,3,3,0.10%,532.0,1.00%,F,F)



369.8919 F:2 SMO(1,3) BSUB(128,15,-3.0) PKD(3,3,3,0.10%,488.0,1.00%,F,F)



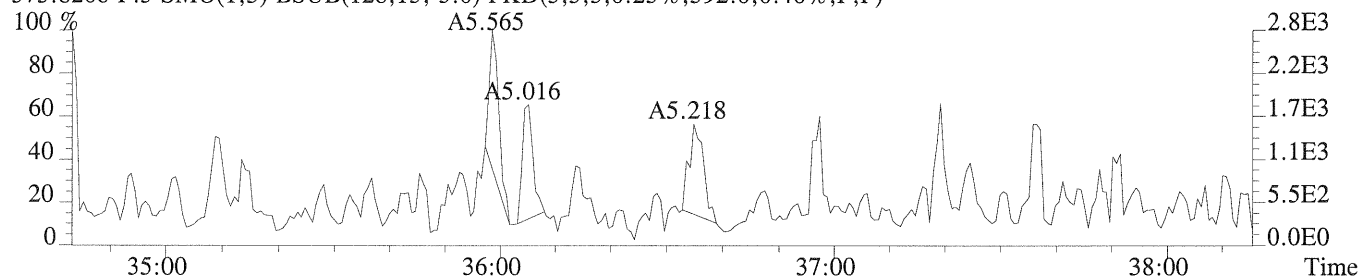
354.9792 F:2 PKD(3,3,3,100.00%,0.0,1.00%,F,F)



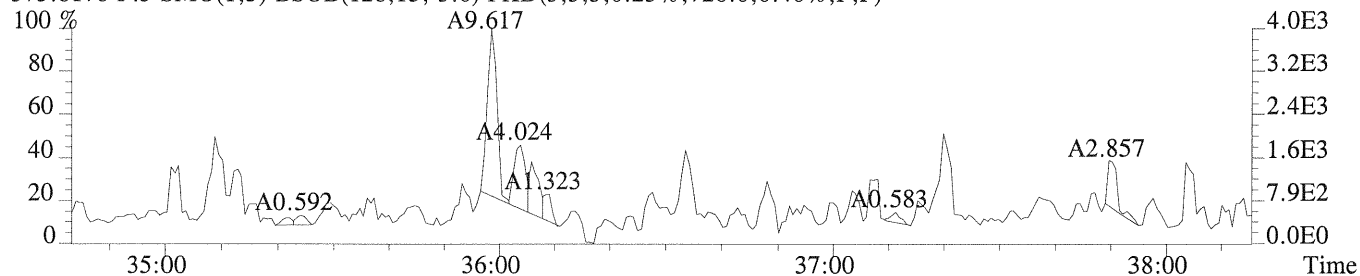
File:U132613 #1-322 Acq:20-AUG-2009 14:51:07 Probe EI+ Magnet SIR VG BioTech Mass spectf

Sample#1 Exp:R0904290-006 FB080409-GW

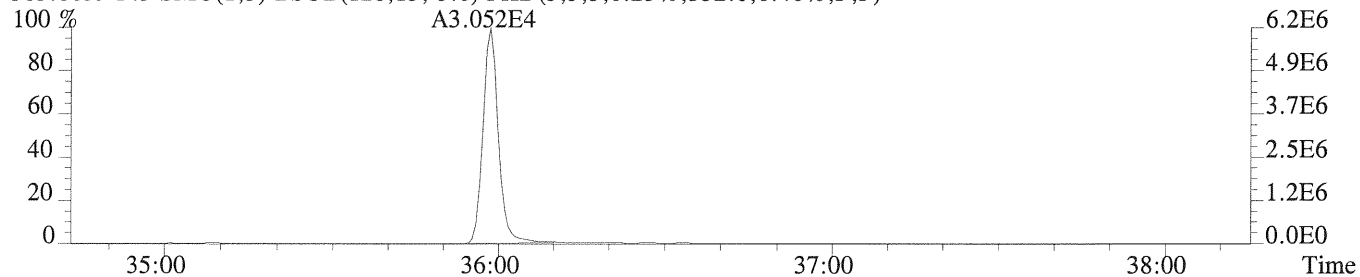
373.8208 F:3 SMO(1,3) BSUB(128,15,-3.0) PKD(3,3,3,0.25%,592.0,0.40%,F,F)



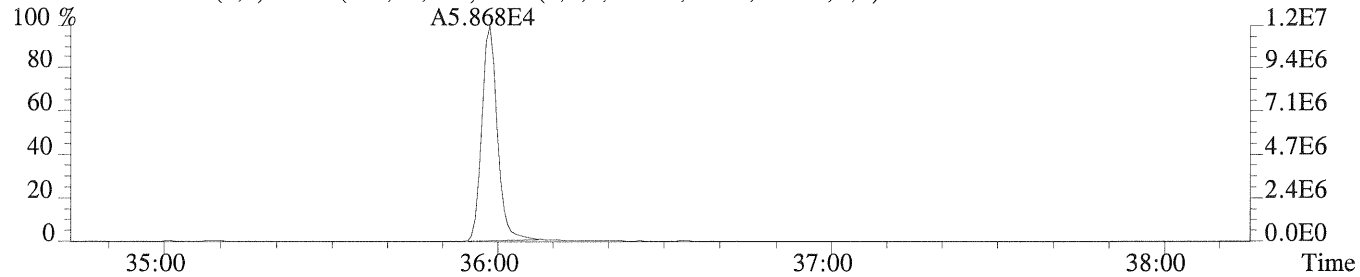
375.8178 F:3 SMO(1,3) BSUB(128,15,-3.0) PKD(3,3,3,0.25%,720.0,0.40%,F,F)



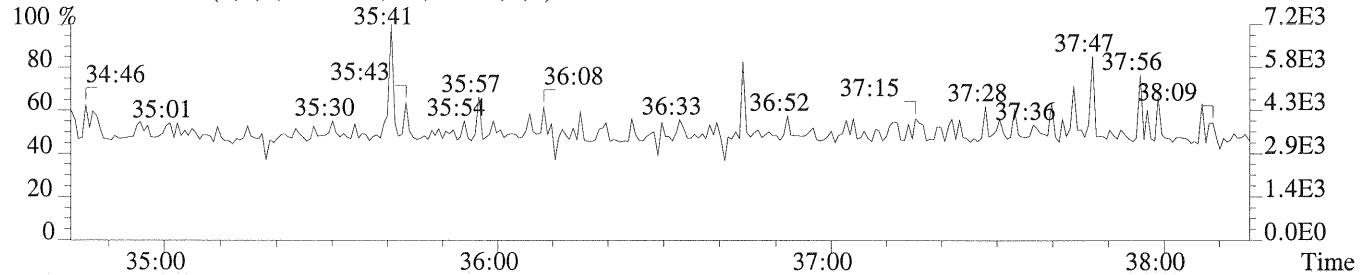
383.8639 F:3 SMO(1,3) BSUB(128,15,-3.0) PKD(3,3,3,0.25%,552.0,0.40%,F,F)



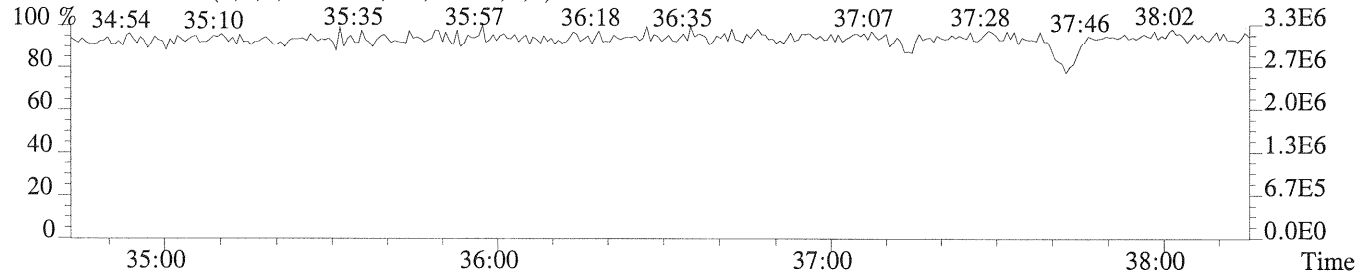
385.8610 F:3 SMO(1,3) BSUB(128,15,-3.0) PKD(3,3,3,0.25%,372.0,0.40%,F,F)



445.7555 F:3 PKD(5,3,5,100.00%,0.0,1.00%,F,F)



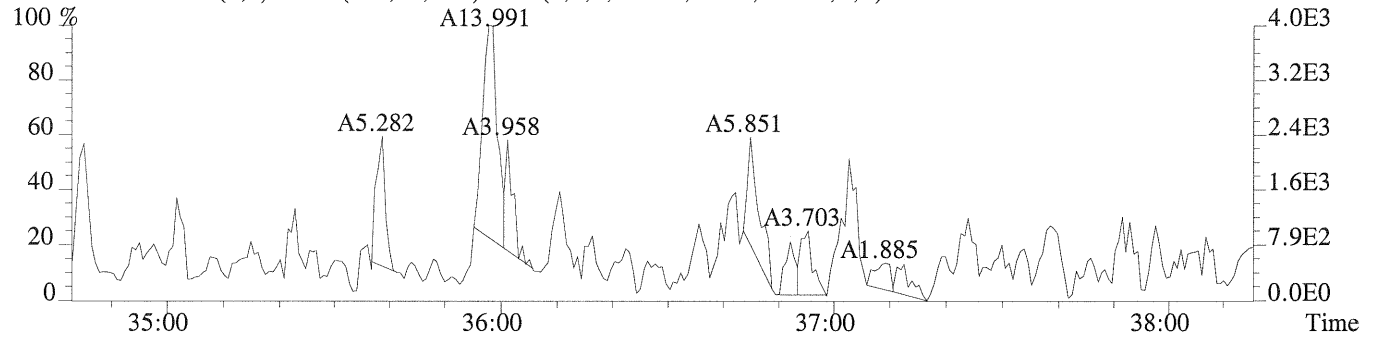
430.9728 F:3 PKD(3,3,3,100.00%,0.0,1.00%,F,F)



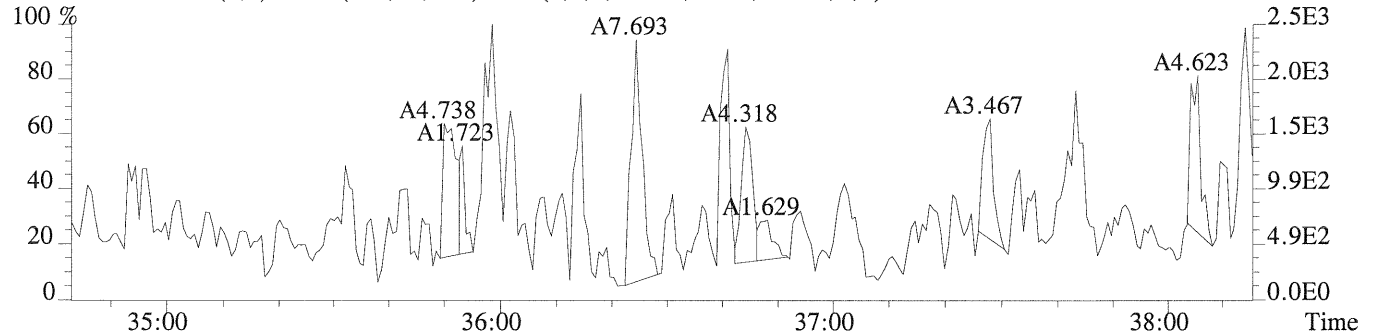
File:U132613 #1-322 Acq:20-AUG-2009 14:51:07 Probe EI+ Magnet SIR VG BioTech Mass spectf

Sample#1 Exp:R0904290-006 FB080409-GW

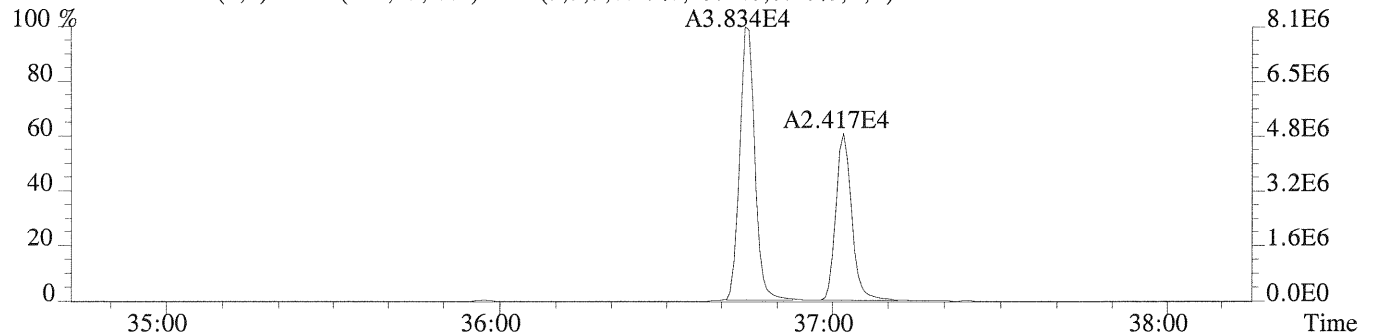
389.8157 F:3 SMO(1,3) BSUB(128,15,-3.0) PKD(3,3,3,0.25%,672.0,0.40%,F,F)



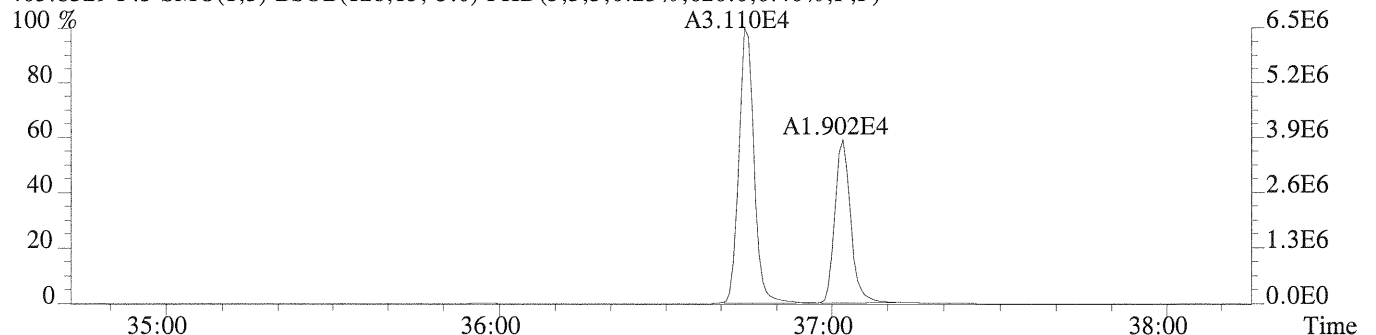
391.8127 F:3 SMO(1,3) BSUB(128,15,-3.0) PKD(3,3,3,0.25%,788.0,0.40%,F,F)



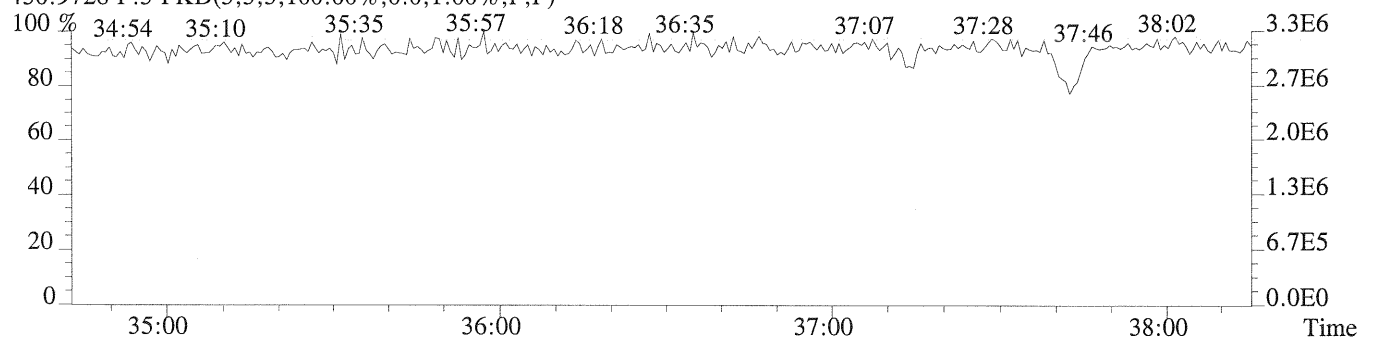
401.8559 F:3 SMO(1,3) BSUB(128,15,-3.0) PKD(3,3,3,0.25%,1352.0,0.40%,F,F)



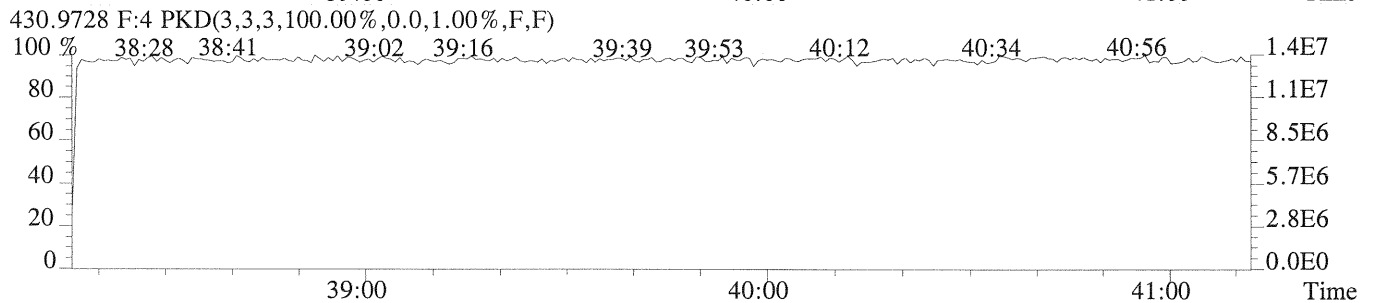
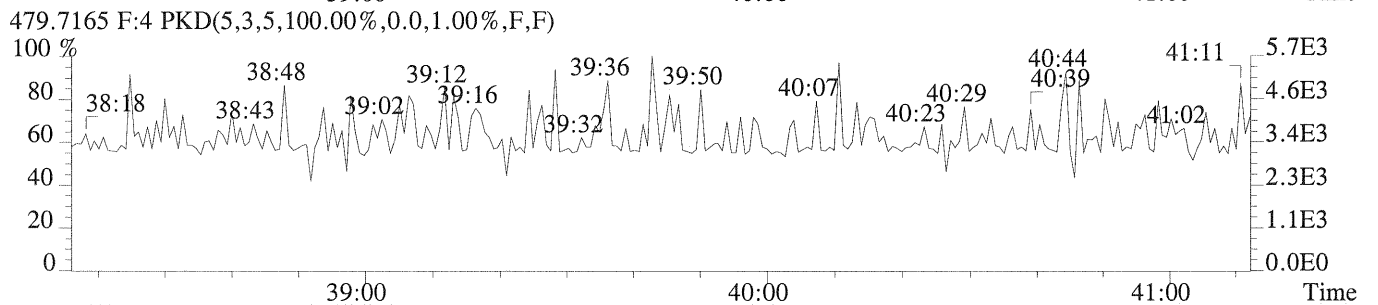
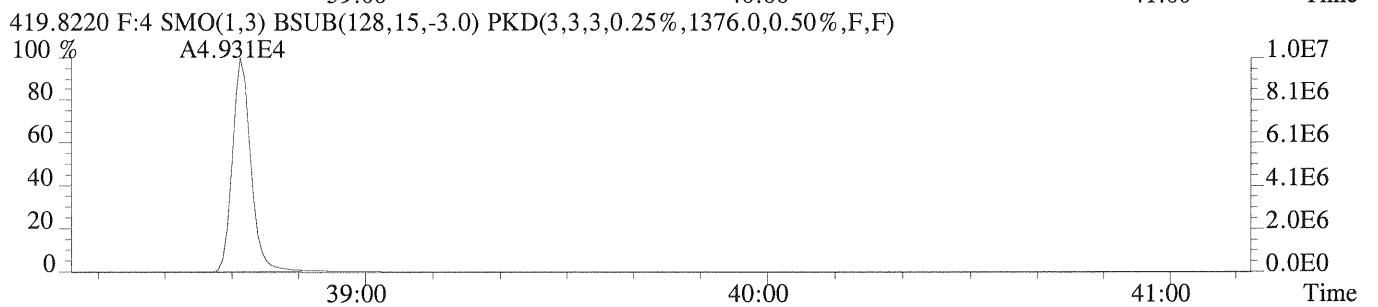
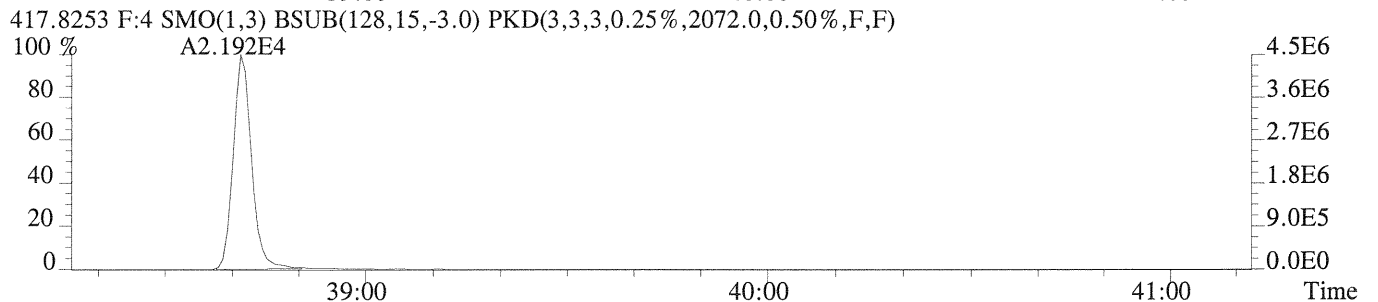
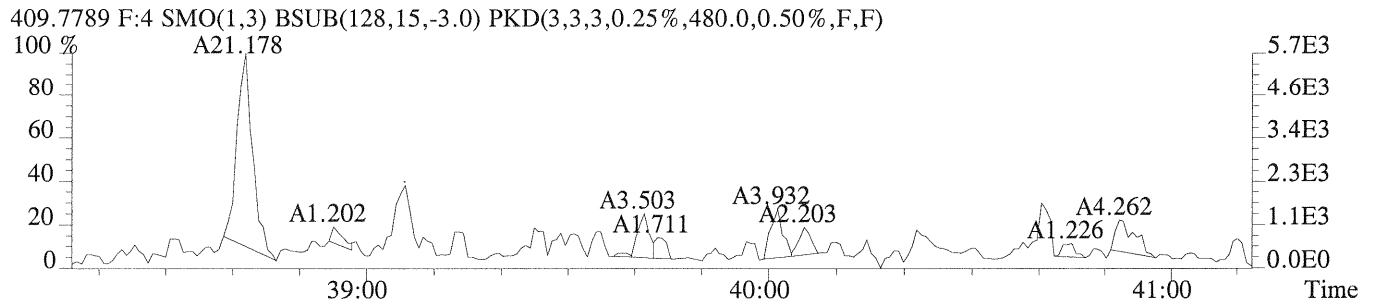
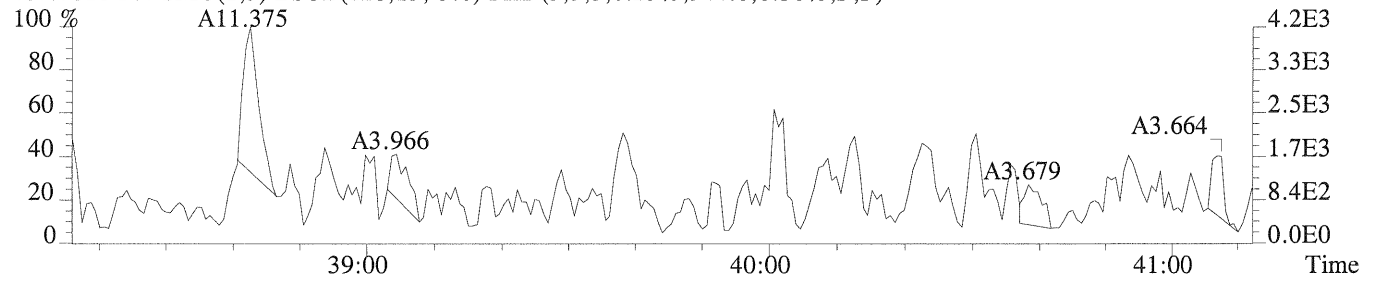
403.8529 F:3 SMO(1,3) BSUB(128,15,-3.0) PKD(3,3,3,0.25%,620.0,0.40%,F,F)



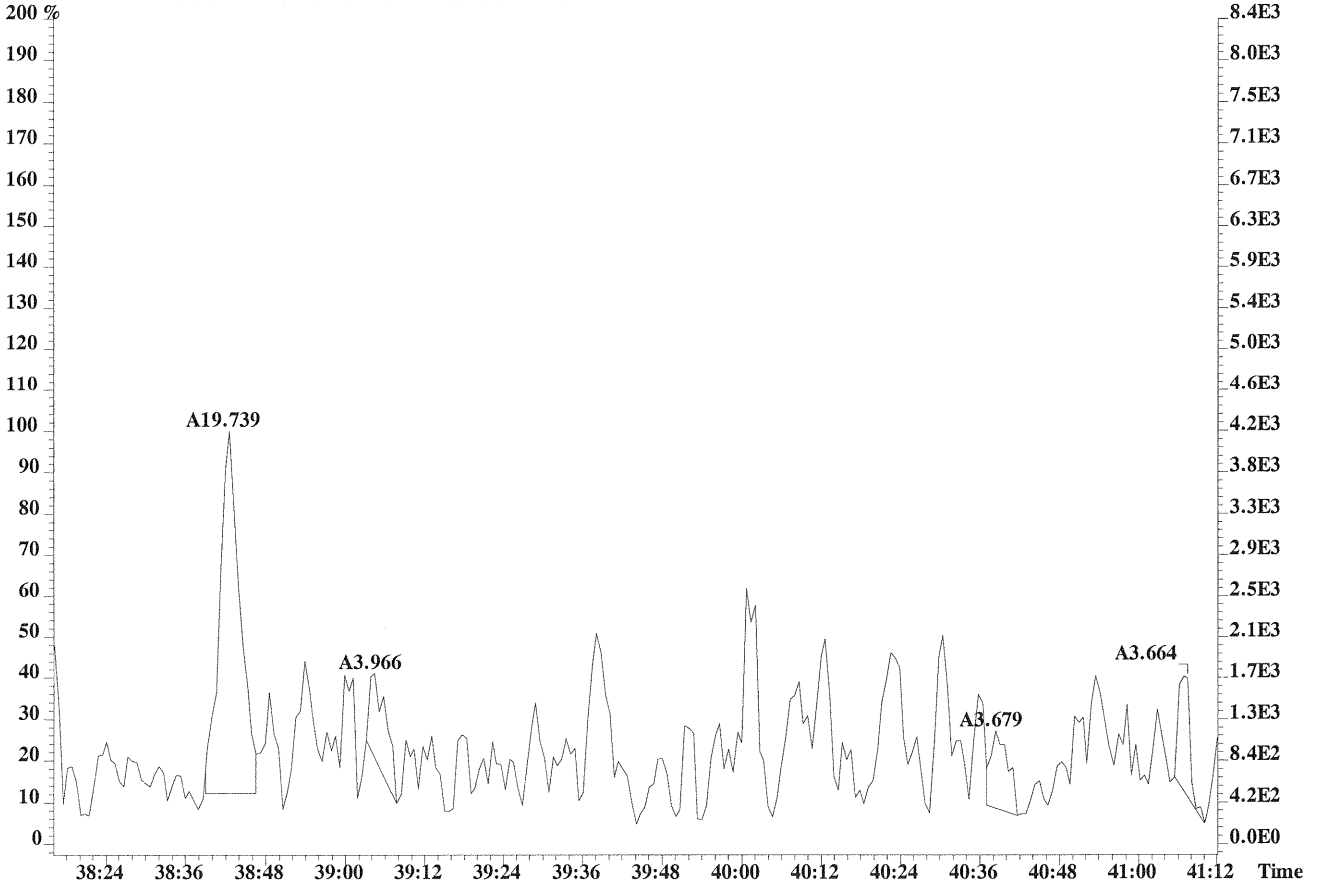
430.9728 F:3 PKD(3,3,3,100.00%,0.0,1.00%,F,F)



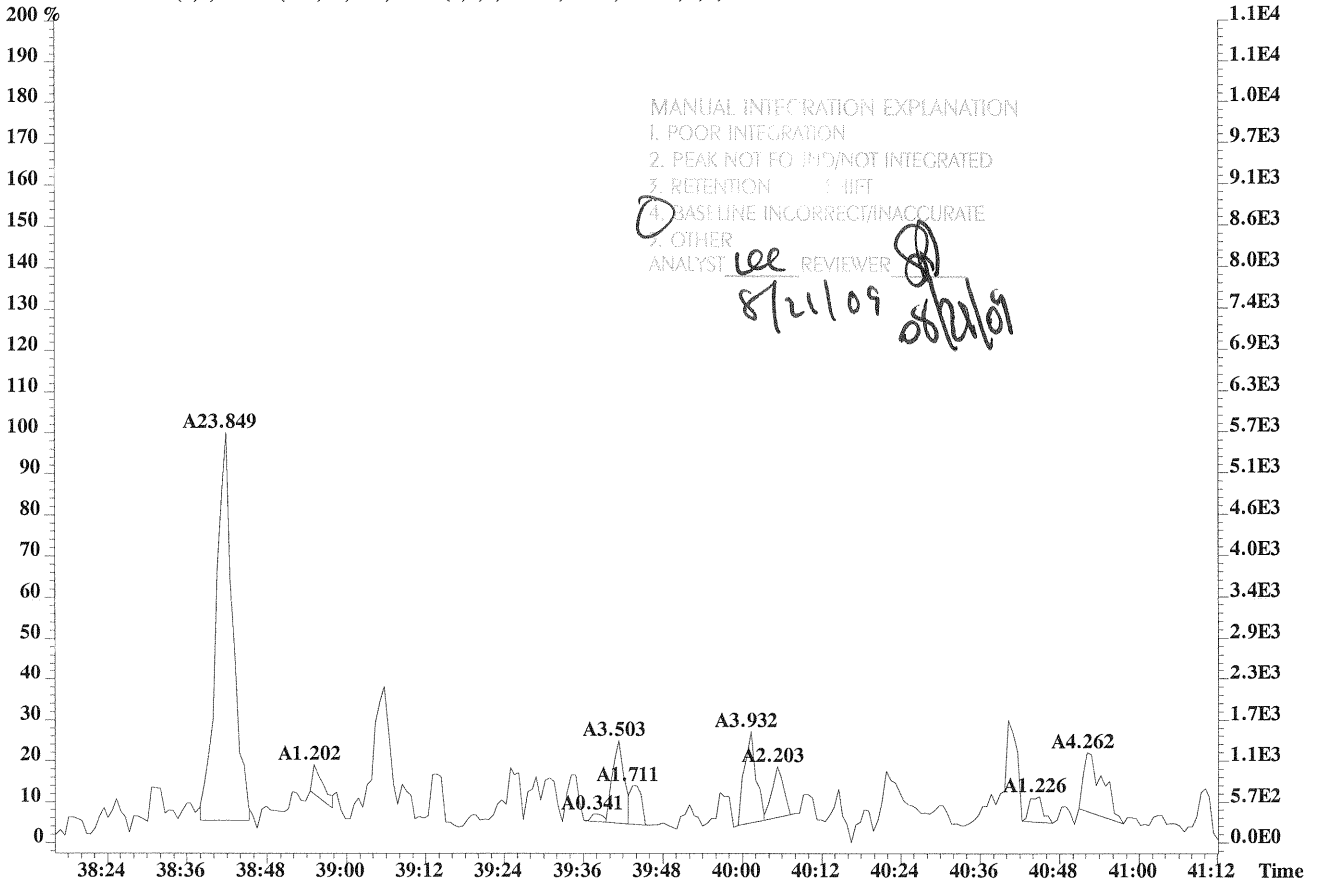
File:U132613 #1-267 Acq:20-AUG-2009 14:51:07 Probe EI+ Magnet SIR VG BioTech Mass spectf
Sample#1 Exp:R0904290-006 FB080409-GW
407.7818 F:4 SMO(1,3) BSUB(128,15,-3.0) PKD(3,3,3,0.25%,944.0,0.50%,F,F)



File:U132613 #1-267 Acq:20-AUG-2009 14:51:07 Probe EI+ Magnet SIR VG BioTech Mass spectrom
 Sample#1 Exp:R0904290-006 FB080409-GW
 407.7818 F:4 SMO(1,3) BSUB(128,15,-3.0) PKD(3,3,3,0.25%,944.0,0.50%,F,F)



409.7789 F:4 SMO(1,3) BSUB(128,15,-3.0) PKD(3,3,3,0.25%,480.0,0.50%,F,F)

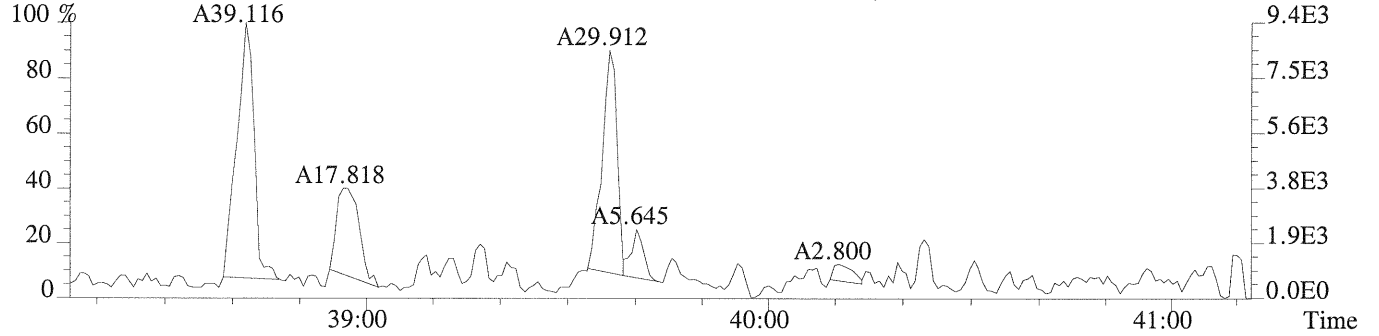


MANUAL INTEGRATION EXPLANATION
 1. POOR INTEGRATION
 2. PEAK NOT FOUND/NOT INTEGRATED
 3. RETENTION TIME SHIFT
 4. BASE LINE INCORRECT/INACCURATE
 5. OTHER
 ANALYST: *lee* REVIEWER: *[Signature]*
 8/21/09 8/22/09

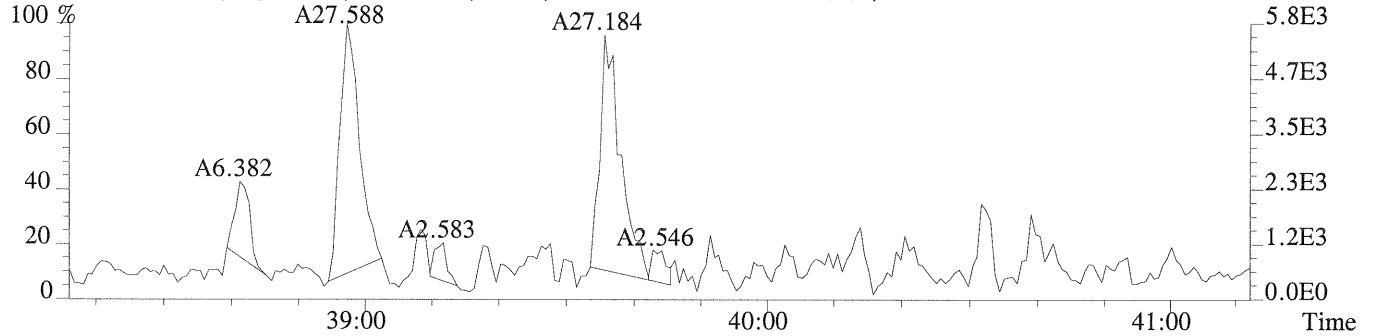
File:U132613 #1-267 Acq:20-AUG-2009 14:51:07 Probe EI+ Magnet SIR VG BioTech Mass spectf

Sample#1 Exp:R0904290-006 FB080409-GW

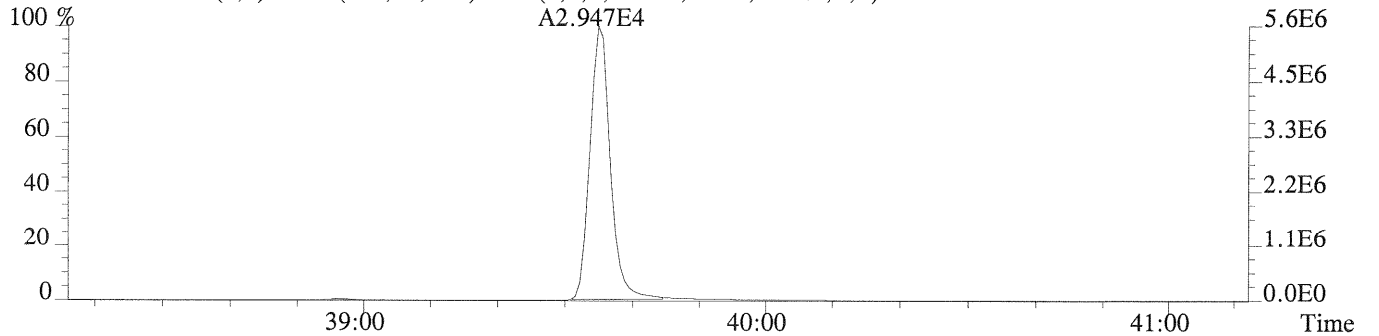
423.7766 F:4 SMO(1,3) BSUB(128,15,-3.0) PKD(3,3,3,0.25%,716.0,0.40%,F,F)



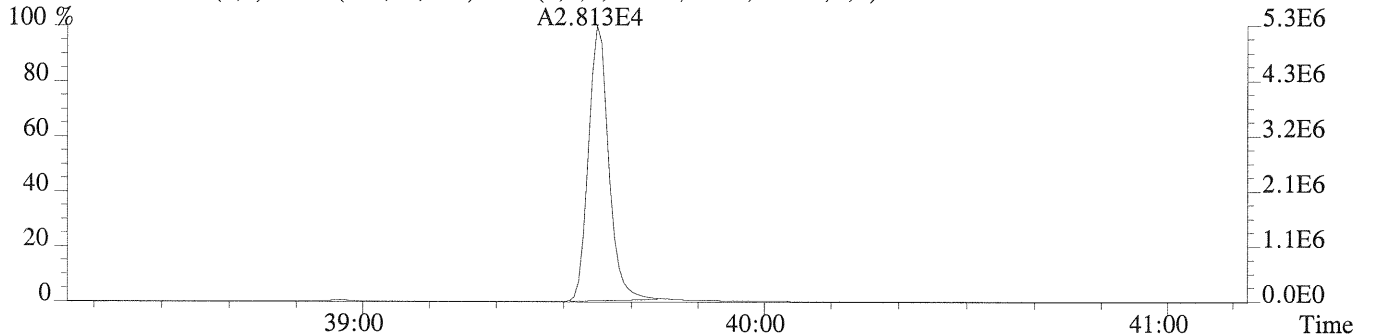
425.7737 F:4 SMO(1,3) BSUB(128,15,-3.0) PKD(3,3,3,0.25%,728.0,0.40%,F,F)



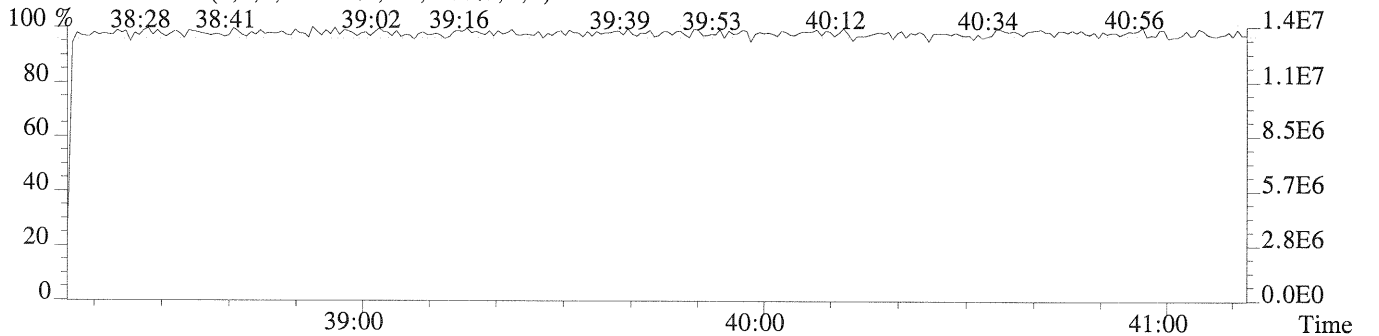
435.8169 F:4 SMO(1,3) BSUB(128,15,-3.0) PKD(3,3,3,0.25%,740.0,0.40%,F,F)

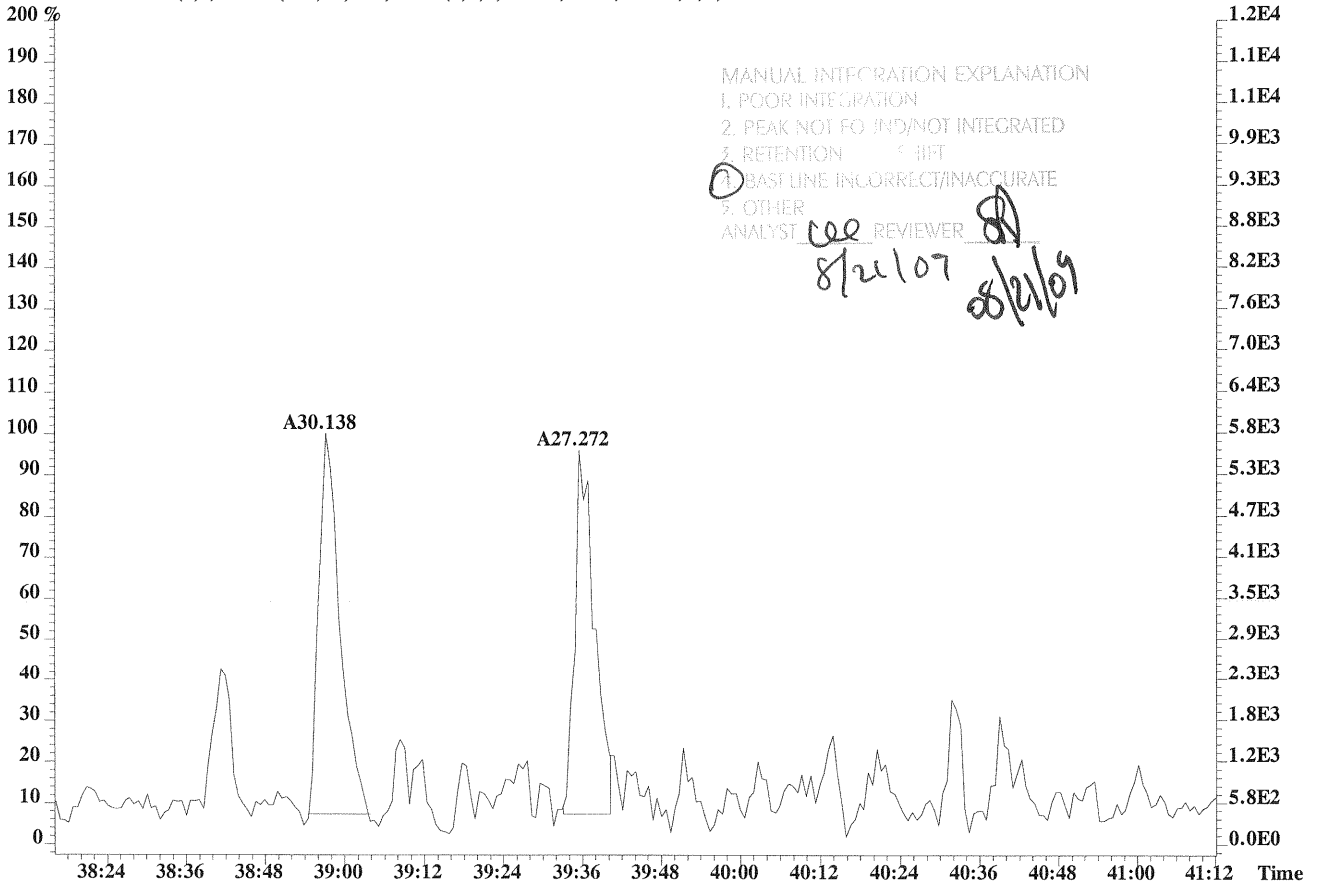
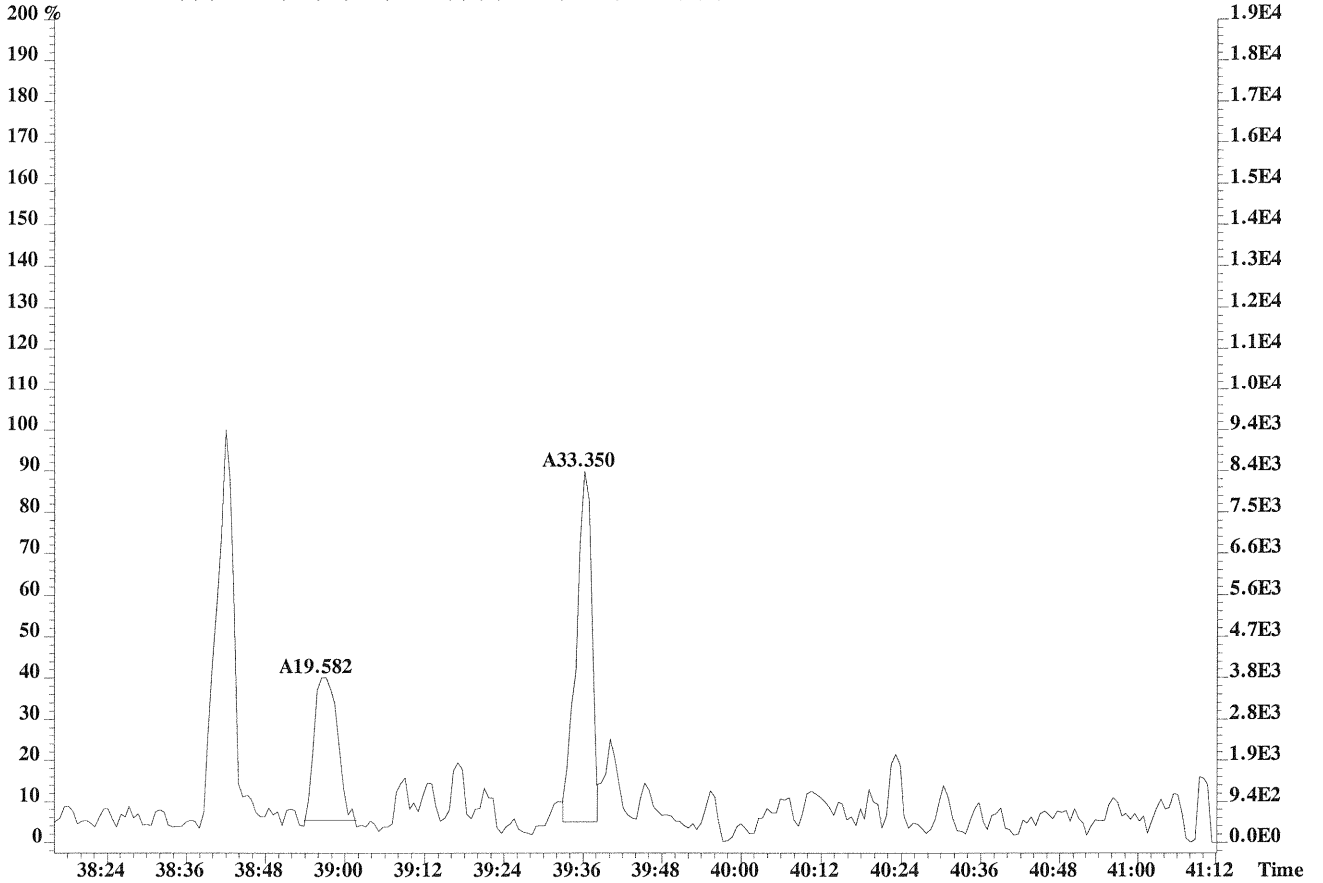


437.8140 F:4 SMO(1,3) BSUB(128,15,-3.0) PKD(3,3,3,0.25%,472.0,0.40%,F,F)



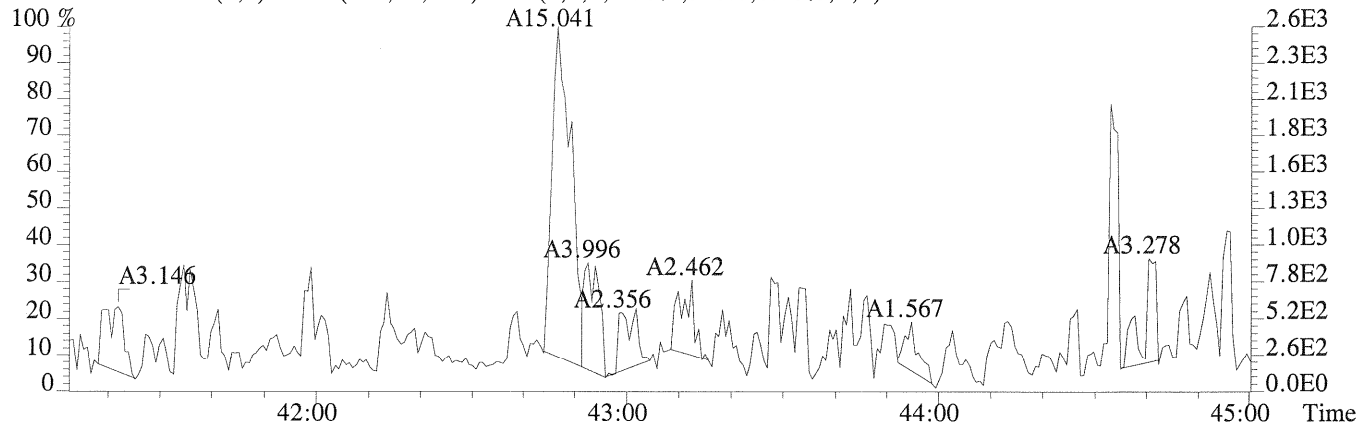
430.9728 F:4 PKD(3,3,3,100.00%,0.0,1.00%,F,F)



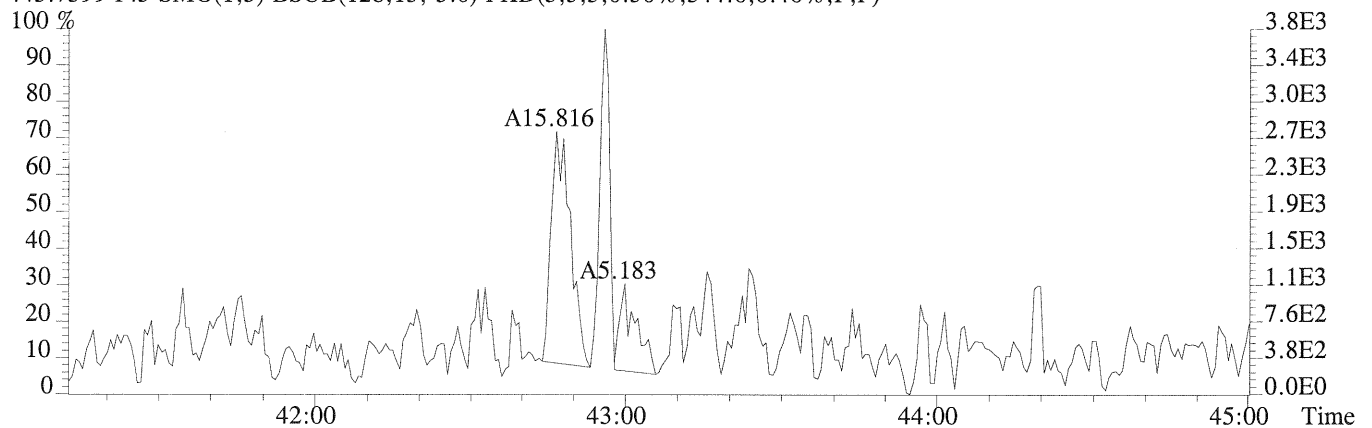


File:U132613 #1-345 Acq:20-AUG-2009 14:51:07 Probe EI+ Magnet SIR VG BioTech Mass spectf
Sample#1 Exp:R0904290-006 FB080409-GW

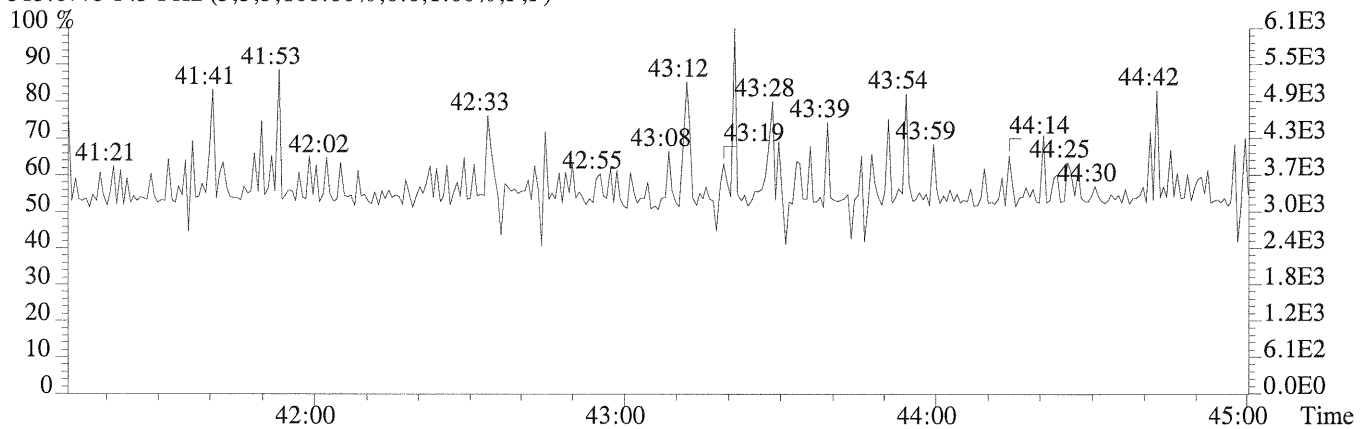
441.7428 F:5 SMO(1,3) BSUB(128,15,-3.0) PKD(5,3,5,0.30%,348.0,0.40%,F,F)



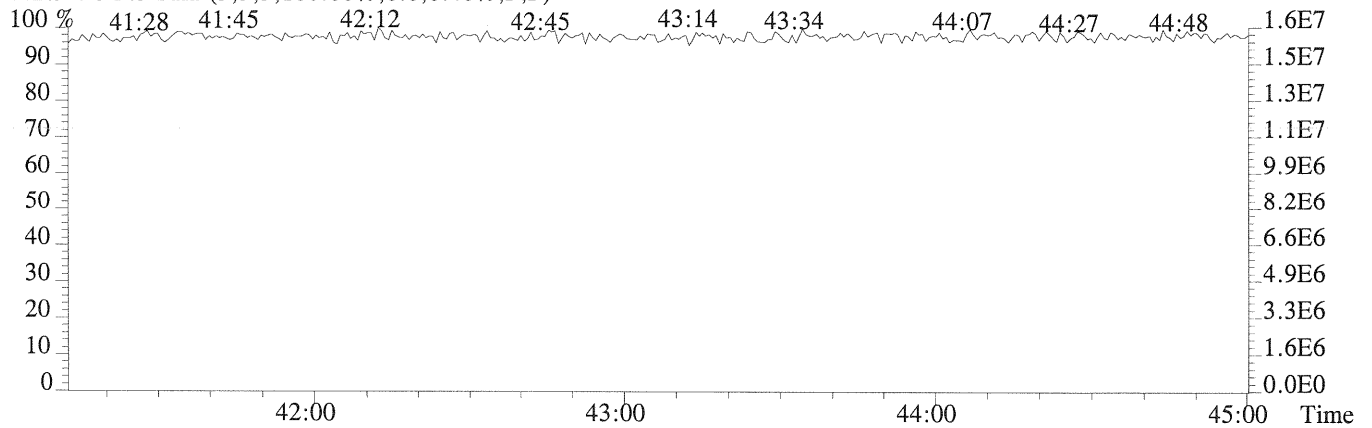
443.7399 F:5 SMO(1,3) BSUB(128,15,-3.0) PKD(5,3,5,0.30%,544.0,0.40%,F,F)



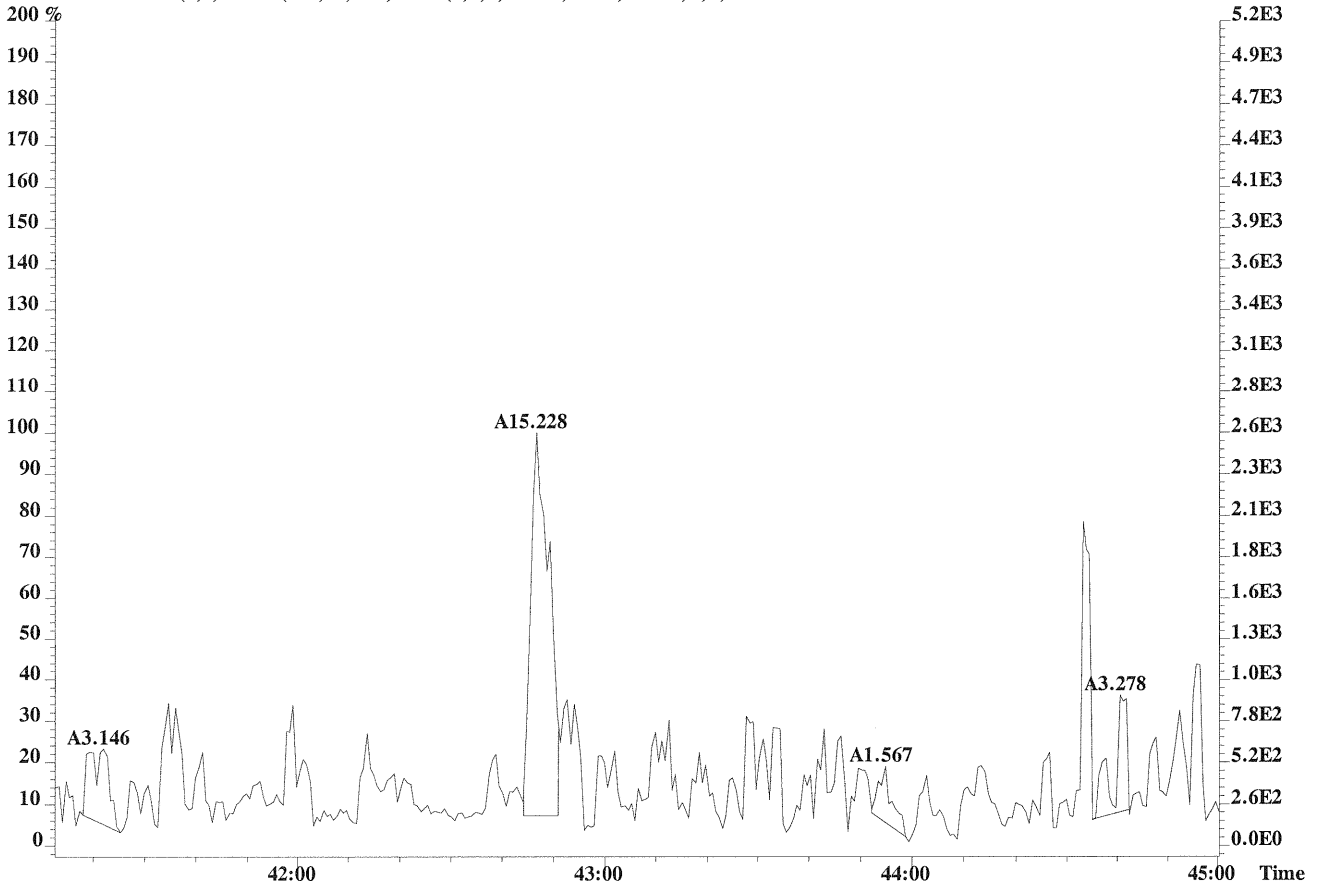
513.6775 F:5 PKD(5,3,5,100.00%,0.0,1.00%,F,F)



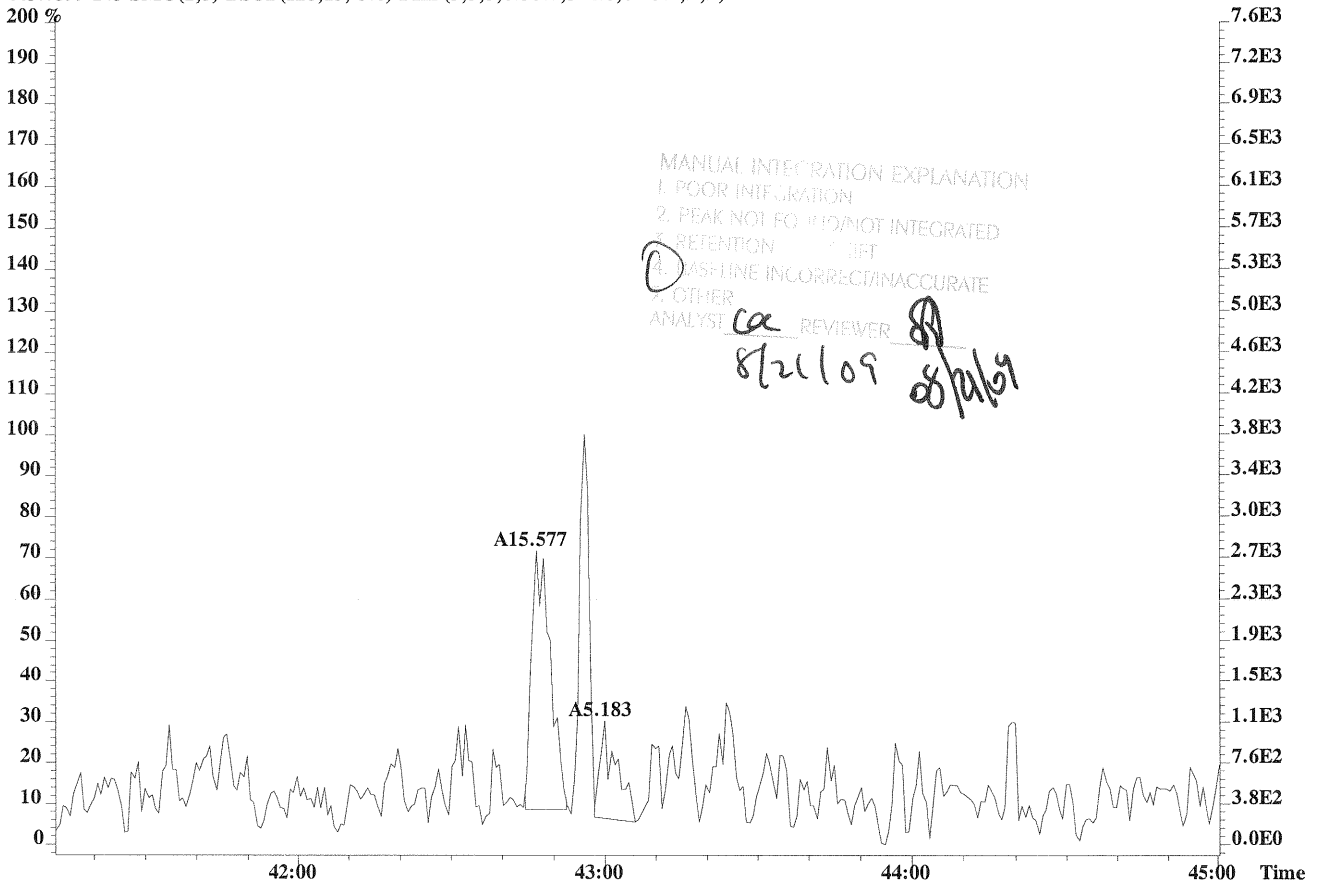
442.9728 F:5 PKD(3,3,3,100.00%,0.0,0.40%,F,F)

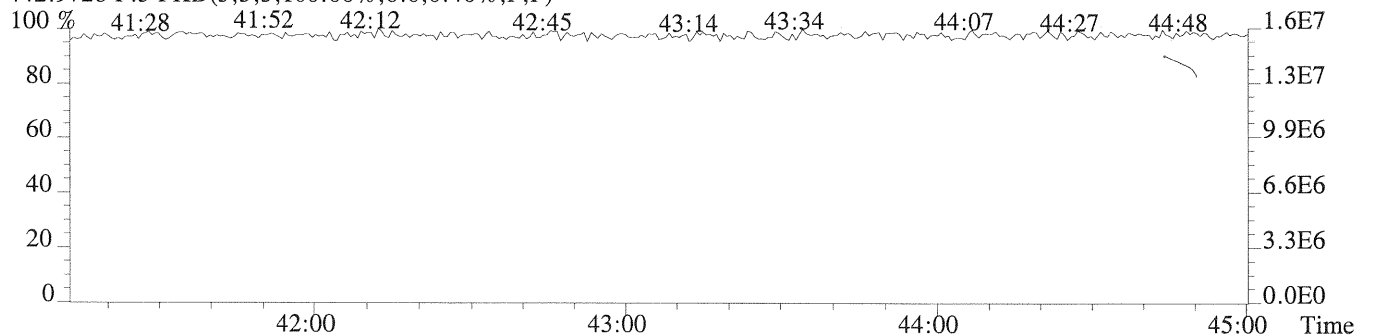
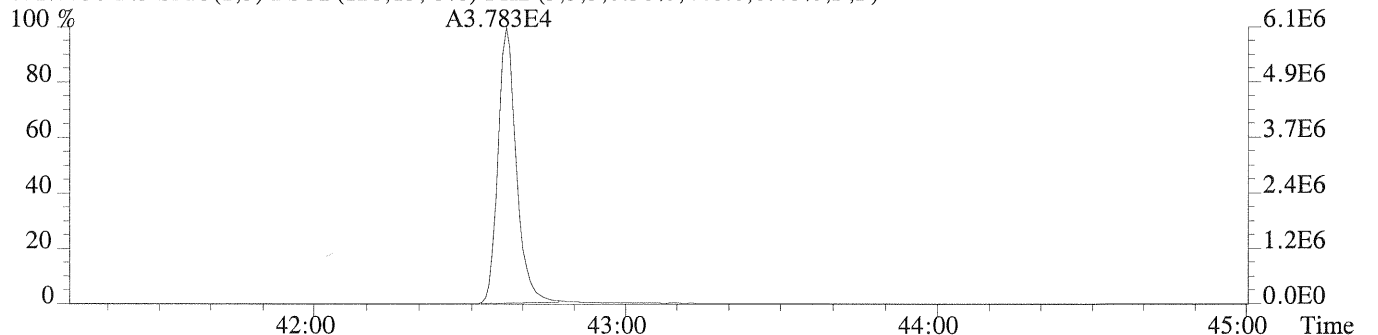
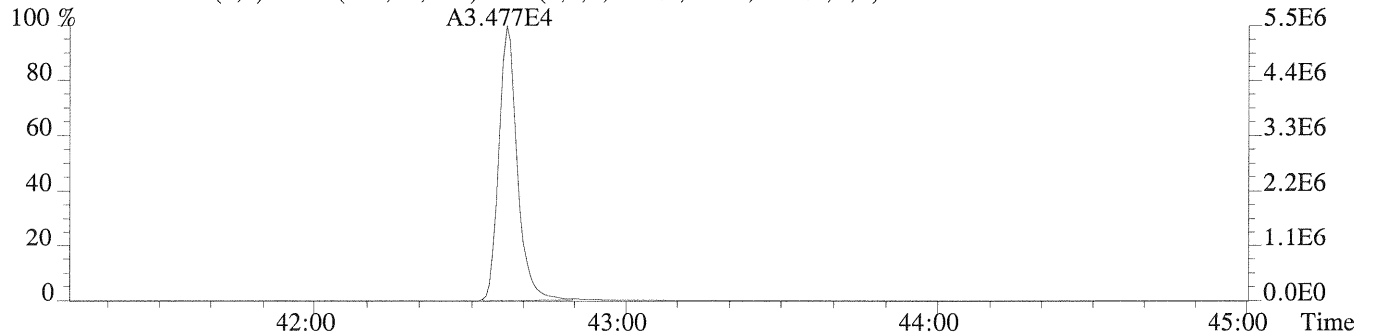
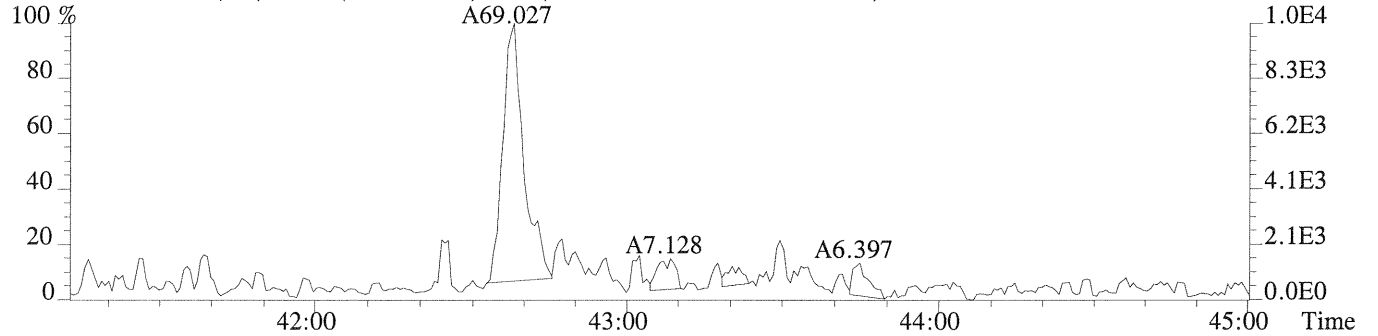
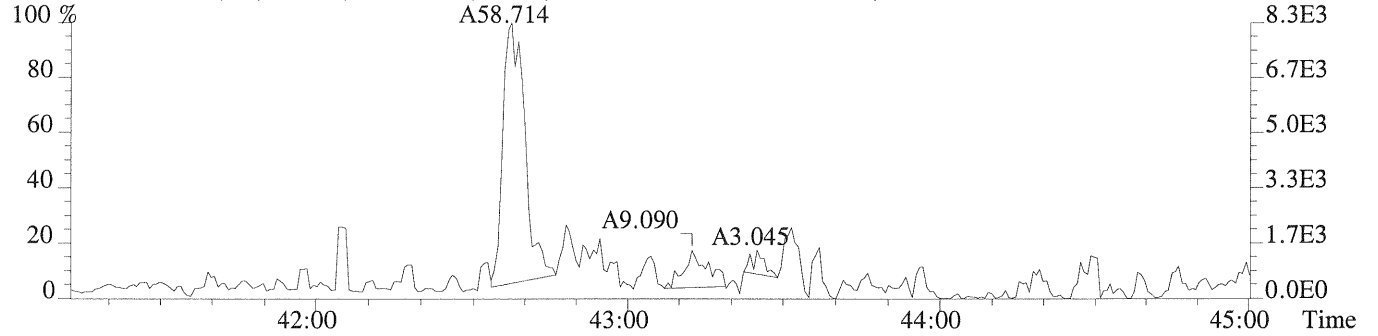


File:U132613 #1-345 Acq:20-AUG-2009 14:51:07 Probe EI+ Magnet SIR VG BioTech Mass spectrom
Sample#1 Exp:R0904290-006 FB080409-GW
441.7428 F:5 SMO(1,3) BSUB(128,15,-3.0) PKD(5,3,5,0.30%,348.0,0.40%,F,F)



443.7399 F:5 SMO(1,3) BSUB(128,15,-3.0) PKD(5,3,5,0.30%,544.0,0.40%,F,F)





Columbia Analytical Services, Inc.
Sample Response Summary

CLIENT ID.
METHOD BLANK

Run #3 Filename U132566 Samp: 1 Inj: 1 Acquired: 18-AUG-09 20:04:22
Processed: 19-AUG-09 15:32:25 LAB. ID: EQ0900315-01

Typ	Name	RT-1	Resp 1	Resp 2	Ratio	Meet	Mod?	RRF
1 Unk	2,3,7,8-TCDF	NotFnd	*	*	*	no	no	0.913
2 Unk	1,2,3,7,8-PeCDF	NotFnd	*	*	*	no	no	0.909
3 Unk	2,3,4,7,8-PeCDF	NotFnd	*	*	*	no	no	0.942
4 Unk	1,2,3,4,7,8-HxCDF	NotFnd	*	*	*	no	no	1.156
5 Unk	1,2,3,6,7,8-HxCDF	NotFnd	*	*	*	no	no	1.173
6 Unk	2,3,4,6,7,8-HxCDF	NotFnd	*	*	*	no	no	1.092
7 Unk	1,2,3,7,8,9-HxCDF	NotFnd	*	*	*	no	no	0.996
8 Unk	1,2,3,4,6,7,8-HpCDF	NotFnd	*	*	*	no	no	1.351
9 Unk	1,2,3,4,7,8,9-HpCDF	NotFnd	*	*	*	no	no	1.075
10 Unk	OCDF	NotFnd	*	*	*	no	no	1.337
11 Unk	2,3,7,8-TCDD	NotFnd	*	*	*	no	no	0.991
12 Unk	1,2,3,7,8-PeCDD	NotFnd	*	*	*	no	no	0.846
13 Unk	1,2,3,4,7,8-HxCDD	NotFnd	*	*	*	no	no	1.046
14 Unk	1,2,3,6,7,8-HxCDD	NotFnd	*	*	*	no	no	1.119
15 Unk	1,2,3,7,8,9-HxCDD	NotFnd	*	*	*	no	no	1.059
16 Unk	1,2,3,4,6,7,8-HpCDD	NotFnd	*	*	*	no	no	0.935
17 Unk	OCDD	42:38	3.428e+01	2.352e+01	1.46	no	yes	1.111
18 IS	13C-2,3,7,8-TCDF	28:05	1.212e+04	1.540e+04	0.79	yes	no	1.485
19 IS	13C-1,2,3,7,8-PeCDF	32:26	1.417e+04	8.772e+03	1.61	yes	no	1.616
20 IS	13C-1,2,3,4,7,8-HxCDF	35:59	1.503e+04	2.845e+04	0.53	yes	no	1.185
21 IS	13C-1,2,3,4,6,7,8-HpCDF	38:42	1.133e+04	2.507e+04	0.45	yes	no	0.979
22 IS	13C-2,3,7,8-TCDD	28:54	8.280e+03	1.025e+04	0.81	yes	no	1.025
23 IS	13C-1,2,3,7,8-PeCDD	33:31	1.103e+04	6.764e+03	1.63	yes	no	1.245
24 IS	13C-1,2,3,6,7,8-HxCDD	36:45	1.733e+04	1.330e+04	1.30	yes	no	0.882
25 IS	13C-1,2,3,4,6,7,8-HpCDD	39:36	1.527e+04	1.420e+04	1.08	yes	no	0.871
26 IS	13C-OCDD	42:37	2.142e+04	2.339e+04	0.92	yes	no	0.695
27 RS/RT	13C-1,2,3,4-TCDD	28:41	1.294e+04	1.627e+04	0.80	yes	no	-
28 RS/RT	13C-1,2,3,7,8,9-HxCDD	37:03	1.348e+04	1.008e+04	1.34	yes	no	-
29 C/Up	37Cl-2,3,7,8-TCDD	28:56	1.665e+04					1.034
				SUM AREA				
30 Tot	Total Tetra-Furans	24:06		2.969e+02	0.85	yes		0.913
31 Tot	Total Tetra-Dioxins	NotFnd		*	*	no		0.991
32 Tot	Total Penta-Furans	NotFnd		*	*	no		0.926
33 Tot	Total Penta-Dioxins	NotFnd		*	*	no		0.846
34 Tot	Total Hexa-Furans	NotFnd		*	*	no		1.104
35 Tot	Total Hexa-Dioxins	NotFnd		*	*	no		1.075
36 Tot	Total Hepta-Furans	NotFnd		*	*	no		1.213
37 Tot	Total Hepta-Dioxins	NotFnd		*	*	no		0.935

Columbia Analytical Services, Inc.
19408 Park Row., Suite 320
Houston, TX 77084
Office (713) 266-1599. Fax (713) 266-0130

Columbia Analytical Services, Inc.
Signal/Noise Height Ratio Summary

CLIENT ID.
METHOD BLANK

Run #3 Filename U132566 #1 Samp: 1 Inj: 1 Acquired: 18-AUG-09 20:04:22

Processed: 19-AUG-09 15:32:25 LAB. ID: EQ0900315-01

	Name	Signal 1	Noise 1	S/N Rat.1	Signal 2	Noise 2	S/N Rat.2
1	2,3,7,8-TCDF	*	7.84e+02	*	*	1.00e+03	*
2	1,2,3,7,8-PeCDF	*	4.12e+02	*	*	1.04e+03	*
3	2,3,4,7,8-PeCDF	*	4.12e+02	*	*	1.04e+03	*
4	1,2,3,4,7,8-HxCDF	*	4.16e+02	*	*	4.72e+02	*
5	1,2,3,6,7,8-HxCDF	*	4.16e+02	*	*	4.72e+02	*
6	2,3,4,6,7,8-HxCDF	*	4.16e+02	*	*	4.72e+02	*
7	1,2,3,7,8,9-HxCDF	*	4.16e+02	*	*	4.72e+02	*
8	1,2,3,4,6,7,8-HpCDF	*	7.00e+02	*	*	7.76e+02	*
9	1,2,3,4,7,8,9-HpCDF	*	7.00e+02	*	*	7.76e+02	*
10	OCDF	*	7.68e+02	*	*	9.20e+02	*
11	2,3,7,8-TCDD	*	4.32e+02	*	*	5.40e+02	*
12	1,2,3,7,8-PeCDD	*	6.52e+02	*	*	4.20e+02	*
13	1,2,3,4,7,8-HxCDD	*	6.20e+02	*	*	8.08e+02	*
14	1,2,3,6,7,8-HxCDD	*	6.20e+02	*	*	8.08e+02	*
15	1,2,3,7,8,9-HxCDD	*	6.20e+02	*	*	8.08e+02	*
16	1,2,3,4,6,7,8-HpCDD	*	7.76e+02	*	*	6.64e+02	*
17	OCDD	5.52e+03	3.64e+02	1.5e+01	5.22e+03	5.32e+02	9.8e+00
18	13C-2,3,7,8-TCDF	1.84e+06	1.36e+03	1.3e+03	2.35e+06	1.03e+03	2.3e+03
19	13C-1,2,3,7,8-PeCDF	2.61e+06	6.20e+02	4.2e+03	1.61e+06	9.04e+02	1.8e+03
20	13C-1,2,3,4,7,8-HxCDF	2.96e+06	4.36e+02	6.8e+03	5.71e+06	4.20e+02	1.4e+04
21	13C-1,2,3,4,6,7,8-HpCDF	2.31e+06	9.00e+02	2.6e+03	5.18e+06	1.90e+03	2.7e+03
22	13C-2,3,7,8-TCDD	1.41e+06	2.15e+03	6.6e+02	1.77e+06	1.20e+03	1.5e+03
23	13C-1,2,3,7,8-PeCDD	2.11e+06	6.20e+02	3.4e+03	1.28e+06	2.48e+02	5.2e+03
24	13C-1,2,3,6,7,8-HxCDD	3.62e+06	1.53e+03	2.4e+03	2.82e+06	6.24e+02	4.5e+03
25	13C-1,2,3,4,6,7,8-HpCDD	2.97e+06	6.72e+02	4.4e+03	2.76e+06	4.00e+02	6.9e+03
26	13C-OCDD	3.37e+06	5.28e+02	6.4e+03	3.66e+06	6.80e+02	5.4e+03
27	13C-1,2,3,4-TCDD	2.32e+06	2.15e+03	1.1e+03	2.92e+06	1.20e+03	2.4e+03
28	13C-1,2,3,7,8,9-HxCDD	2.83e+06	1.53e+03	1.8e+03	2.11e+06	6.24e+02	3.4e+03
29	37Cl-2,3,7,8-TCDD	2.82e+06	6.88e+02	4.1e+03			

Columbia Analytical Services, Inc.
19408 Park Row, Suite 320
Houston, TX 77084
Office: (713) 266-1599. Fax: (713) 266-0130

Columbia Analytical Services, Inc.
Peak List Summary

CLIENT ID.

METHOD BLANK

Entry: 30 Totals Name: Total Tetra-Furans

Run: 3 File: U132566 Sample:1 Injection:1 Function:1

Acquired: 18-AUG-09 20:04:22 Processed: 19-AUG-09 15:32:25

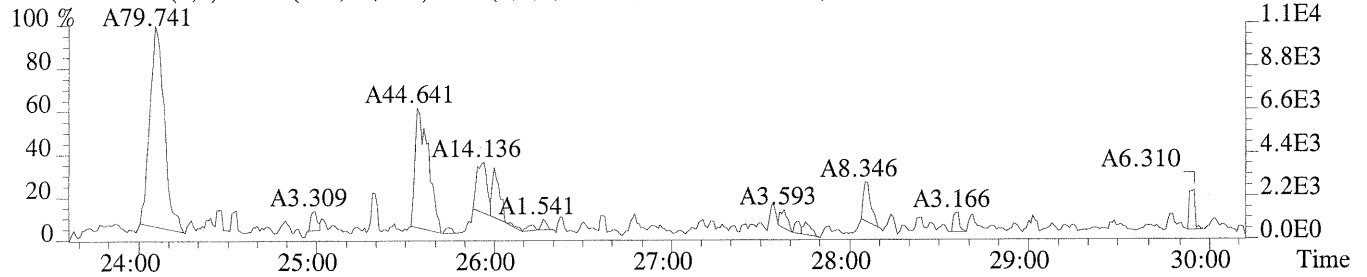
Mass:	303.902	305.899	Response:				Name	Mod?
#	RT	Resp	Resp Ratio	Meet	Tot	Resp		
1	24:06	8.37e+01	9.81e+01	0.85	yes	1.82e+02		Y
2	25:34	4.68e+01	6.82e+01	0.69	yes	1.15e+02		Y

Columbia Analytical Services, Inc.
19408 Park Row, Suite 320
Houston, TX 77084
Office (713) 266-1599. Fax (713) 266-0130

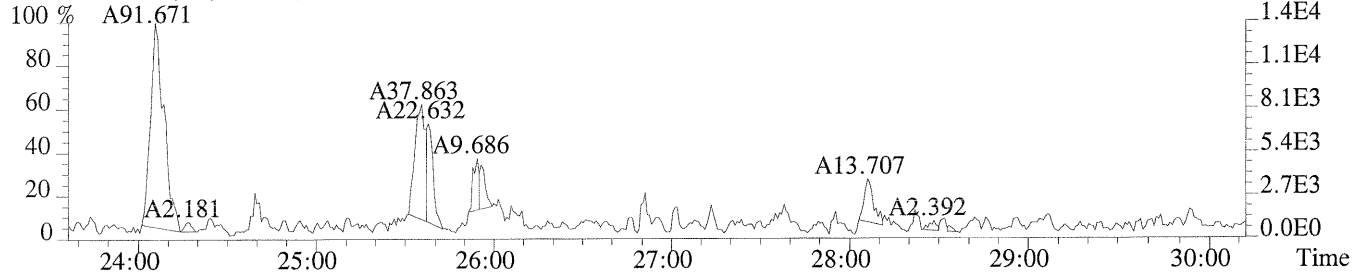
File:U132566 #1-550 Acq:18-AUG-2009 20:04:22 Probe EI+ Magnet SIR VG BioTech Mass spectf

Sample#1 Exp:EQ0900315-01 MB

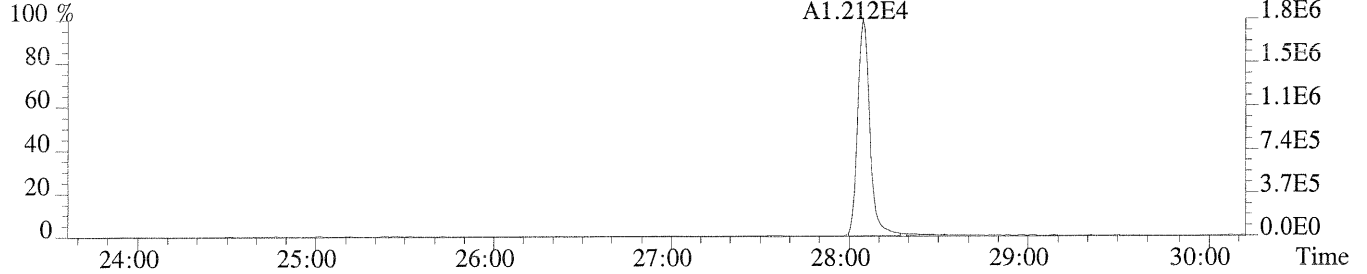
303.9016 SMO(1,3) BSUB(128,15,-3.0) PKD(3,3,3,0.10%,784.0,1.00%,F,F)



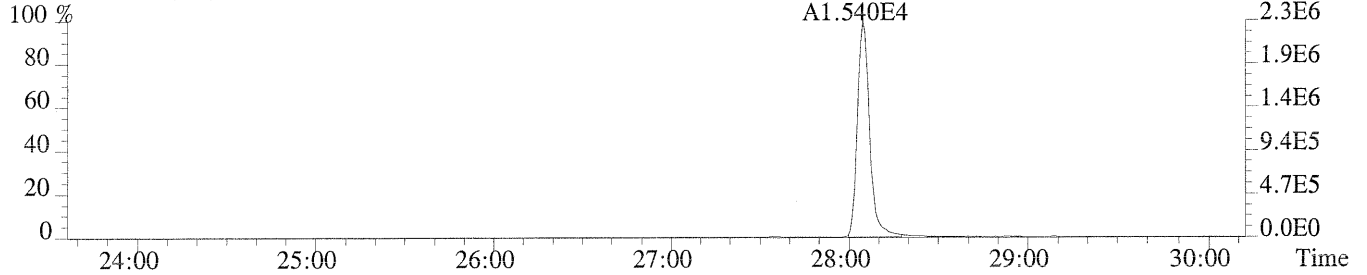
305.8987 SMO(1,3) BSUB(128,15,-3.0) PKD(3,3,3,0.10%,1000.0,1.00%,F,F)



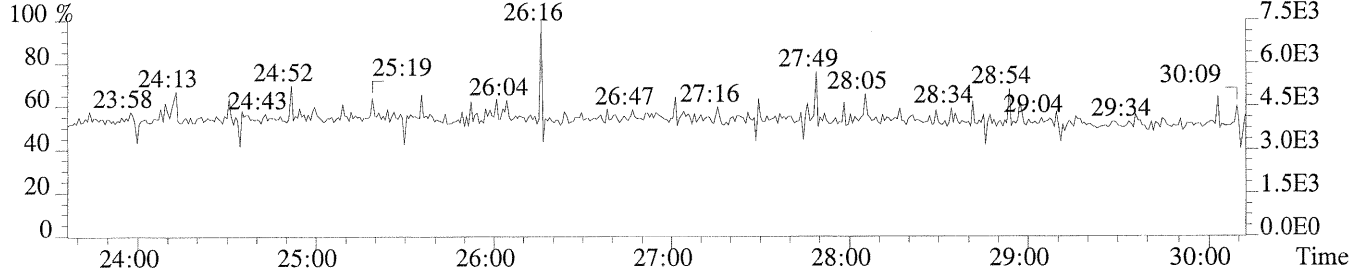
315.9419 SMO(1,3) BSUB(128,15,-3.0) PKD(3,3,3,0.10%,1364.0,1.00%,F,F)



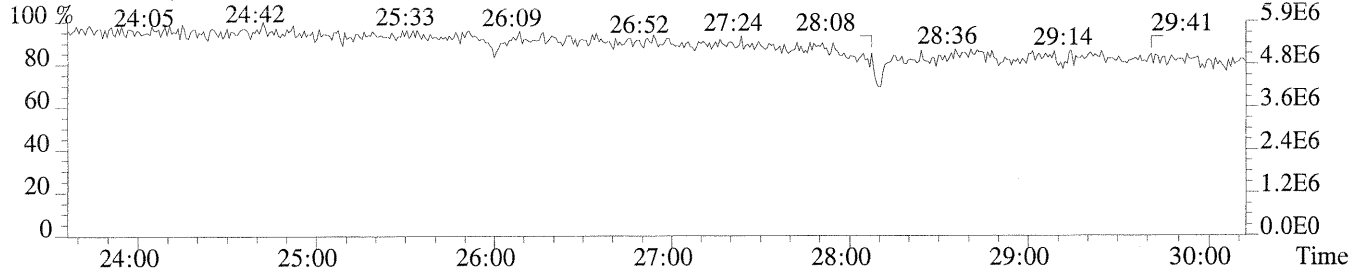
317.9389 SMO(1,3) BSUB(128,15,-3.0) PKD(3,3,3,0.10%,1028.0,1.00%,F,F)



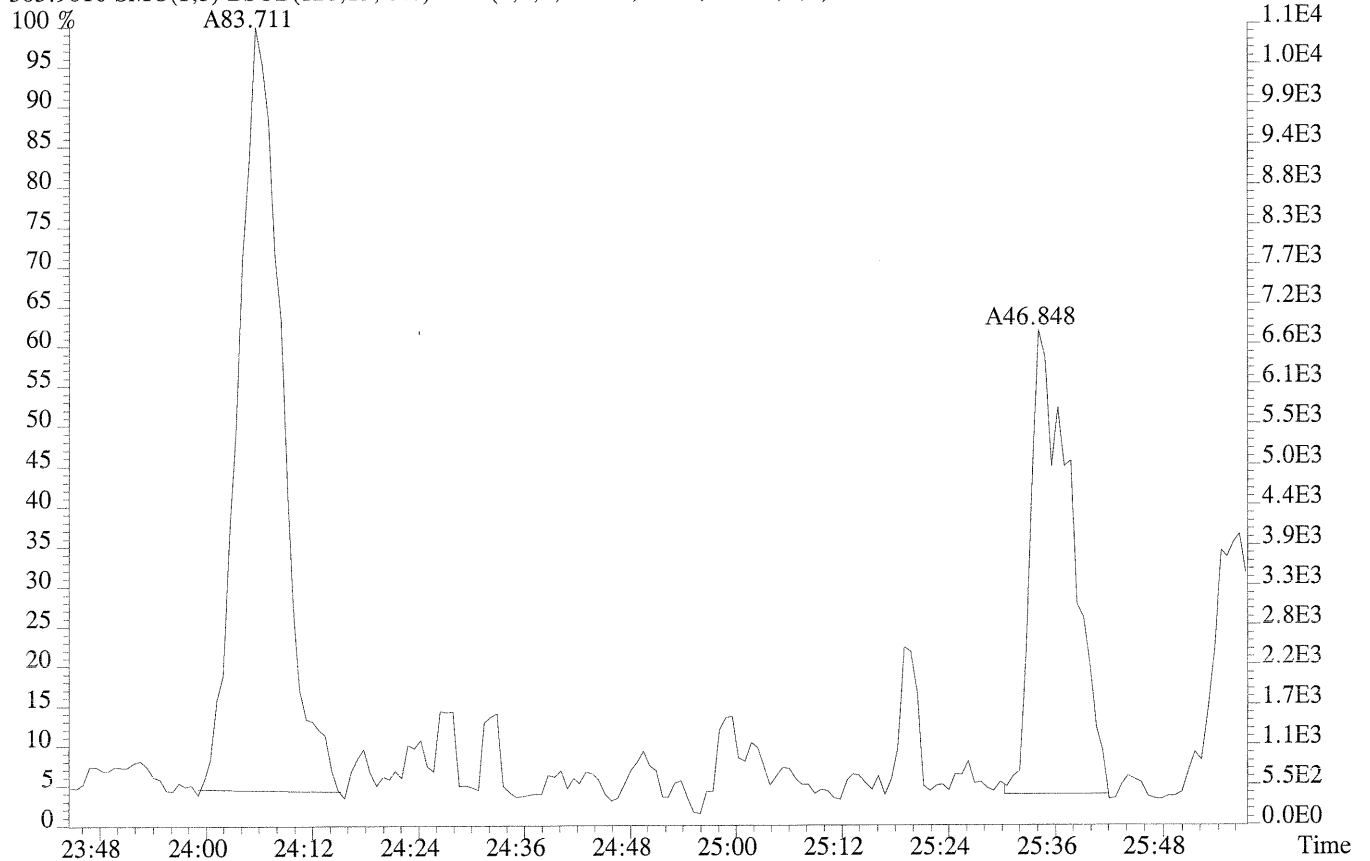
375.8364 PKD(5,3,5,100.00%,0.0,1.00%,F,F)



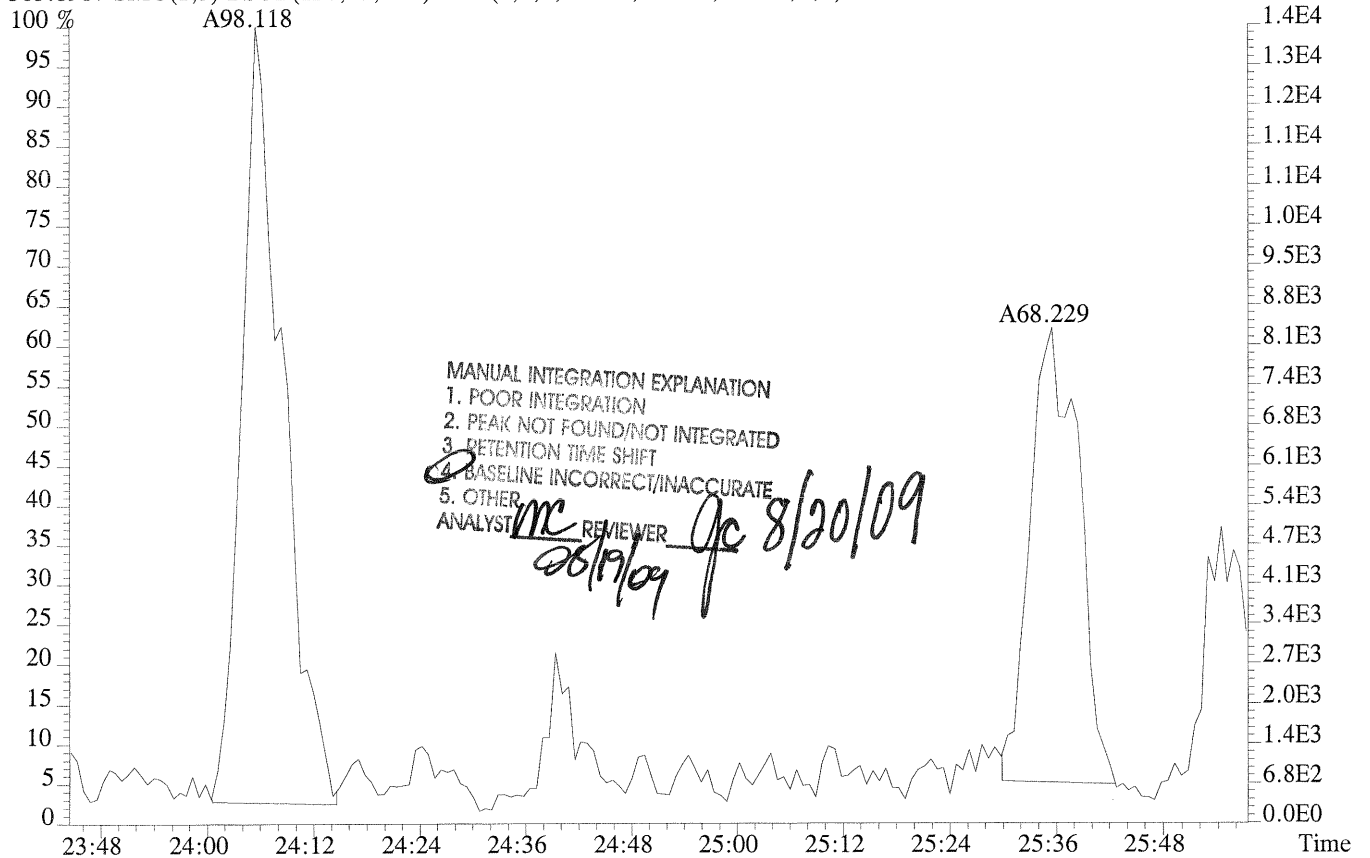
354.9792 PKD(3,3,3,100.00%,0.0,1.00%,F,F)



File:U132566 #1-550 Acq:18-AUG-2009 20:04:22 Probe EI+ Magnet SIR VG BioTech Mass spectf
Sample#1 Exp:EQ0900315-01 MB
303.9016 SMO(1,3) BSUB(128,15,-3.0) PKD(3,3,3,0.10%,784.0,1.00%,F,F)

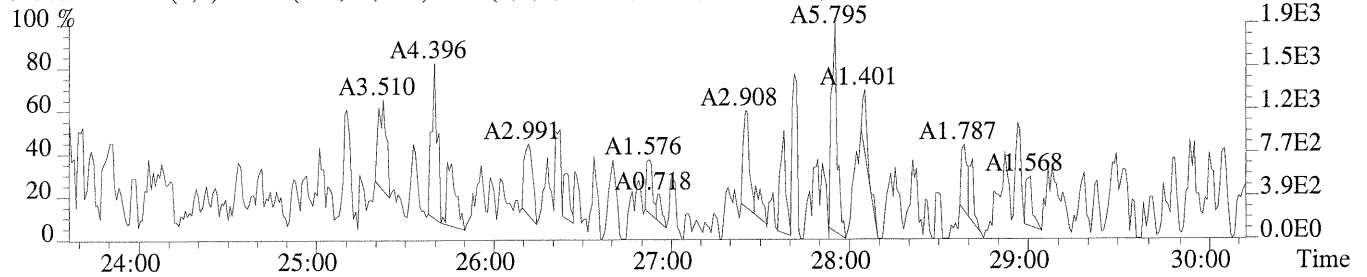


305.8987 SMO(1,3) BSUB(128,15,-3.0) PKD(3,3,3,0.10%,1000.0,1.00%,F,F)

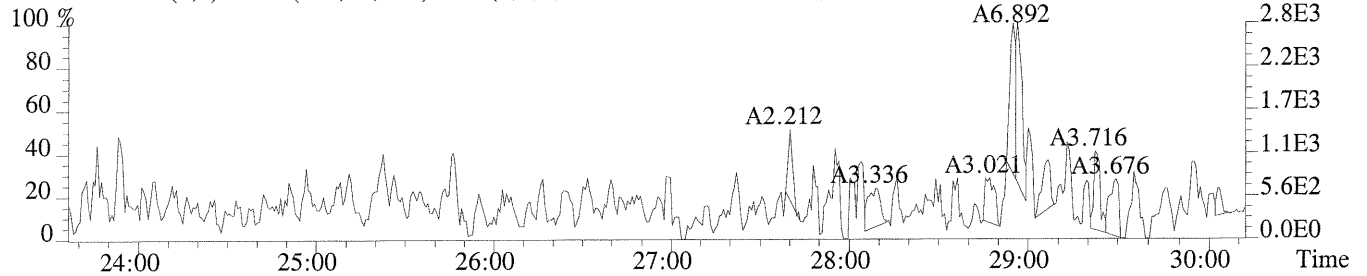


Sample#1 Exp:EQ0900315-01 MB

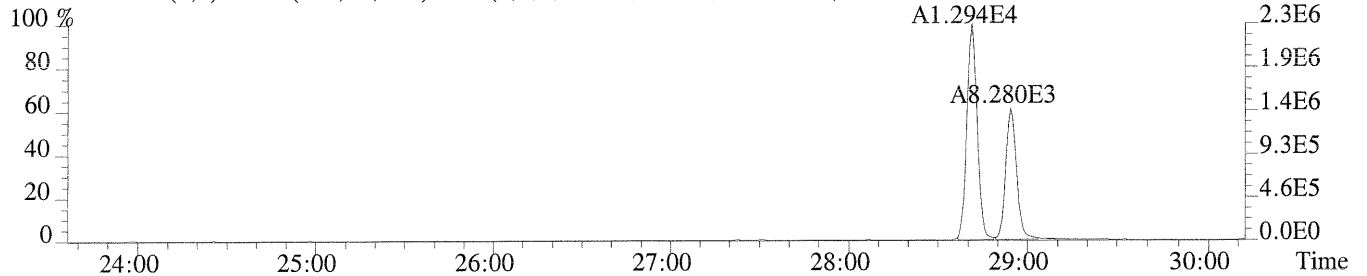
319.8965 SMO(1,3) BSUB(128,15,-3.0) PKD(3,3,3,0.10%,432.0,1.00%,F,F)



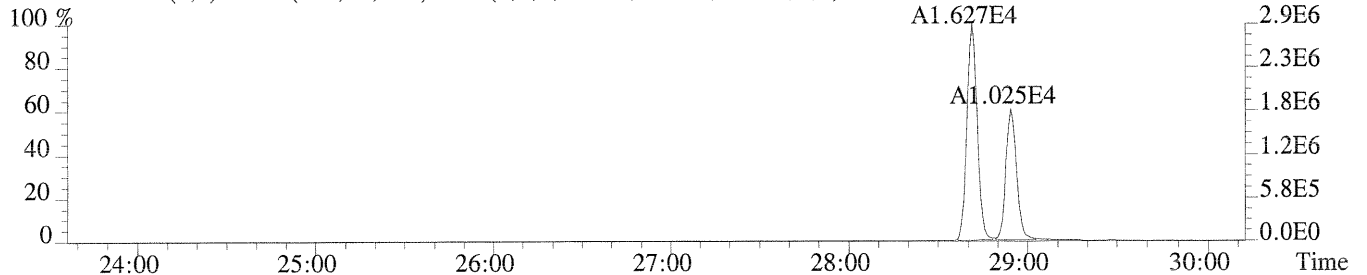
321.8936 SMO(1,3) BSUB(128,15,-3.0) PKD(3,3,3,0.10%,540.0,1.00%,F,F)



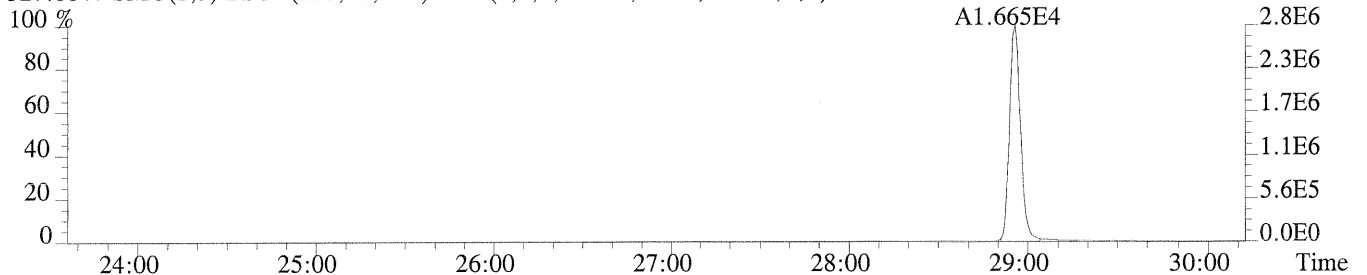
331.9368 SMO(1,3) BSUB(128,15,-3.0) PKD(3,3,3,0.10%,2152.0,1.00%,F,F)



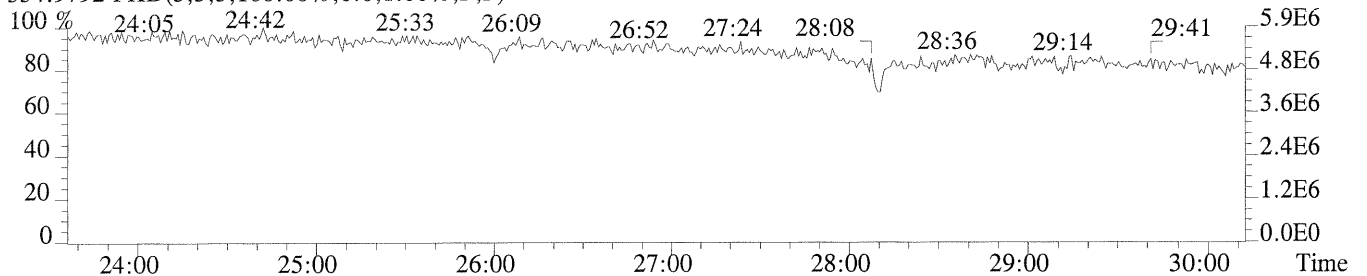
333.9339 SMO(1,3) BSUB(128,15,-3.0) PKD(3,3,3,0.10%,1200.0,1.00%,F,F)



327.8847 SMO(1,3) BSUB(128,15,-3.0) PKD(3,3,3,0.10%,688.0,1.00%,F,F)



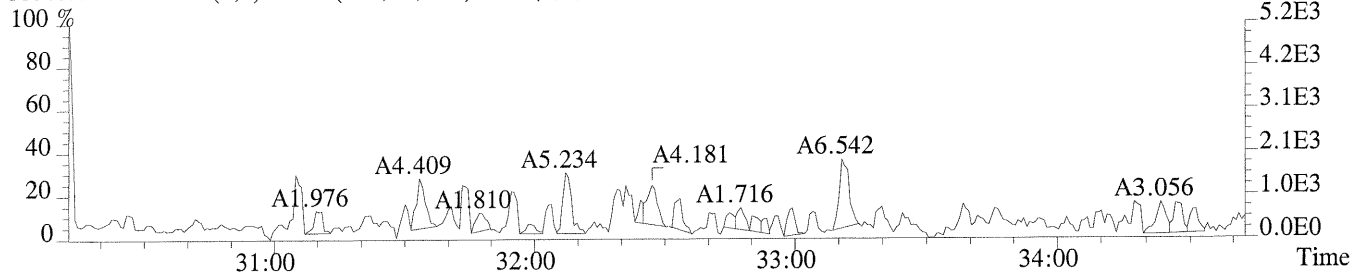
354.9792 PKD(3,3,3,100.00%,0.0,1.00%,F,F)



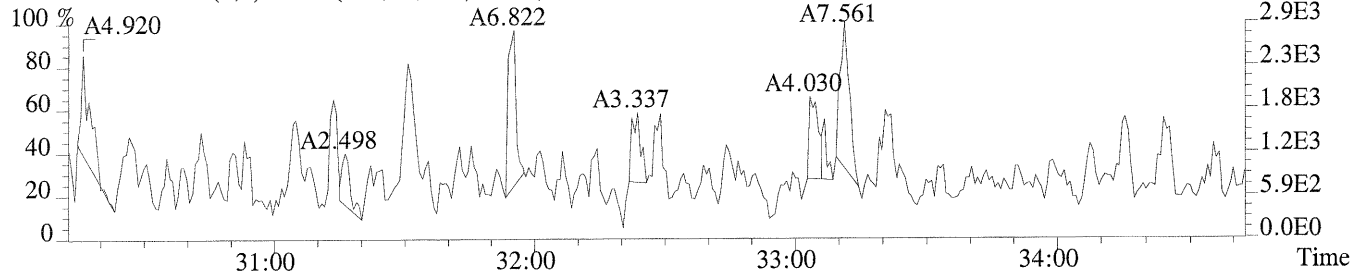
File:U132566 #1-409 Acq:18-AUG-2009 20:04:22 Probe EI+ Magnet SIR VG BioTech Mass spectf

Sample#1 Exp:EQ0900315-01 MB

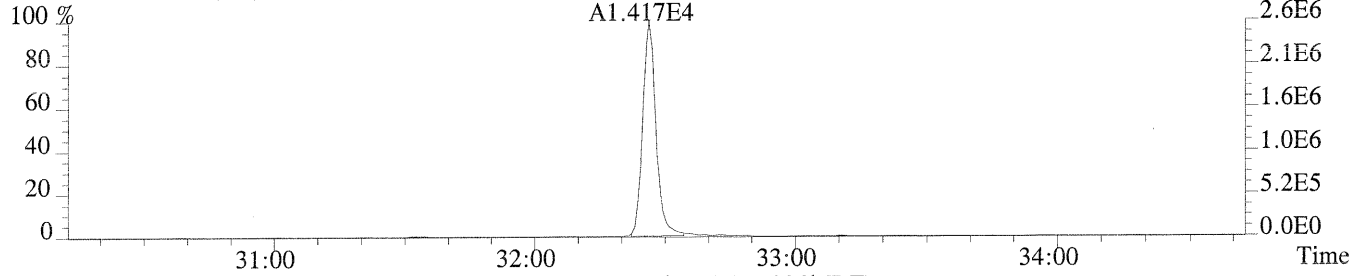
339.8597 F:2 SMO(1,3) BSUB(128,15,-3.0) PKD(3,3,3,0.10%,412.0,1.00%,F,F)



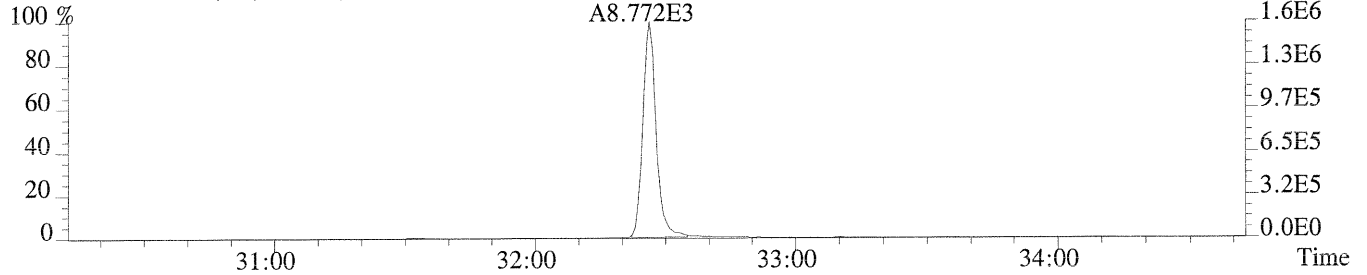
341.8567 F:2 SMO(1,3) BSUB(128,15,-3.0) PKD(3,3,3,0.10%,1044.0,1.00%,F,F)



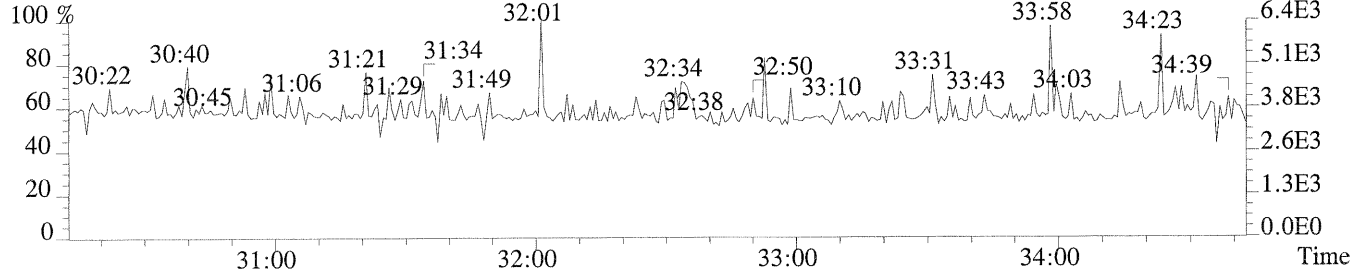
351.9000 F:2 SMO(1,3) BSUB(128,15,-3.0) PKD(3,3,3,0.10%,620.0,1.00%,F,F)



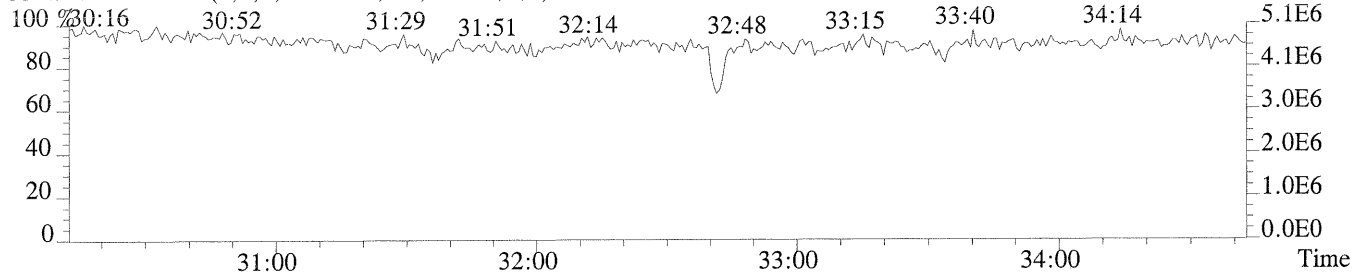
353.8970 F:2 SMO(1,3) BSUB(128,15,-3.0) PKD(3,3,3,0.10%,904.0,1.00%,F,F)



409.7974 F:2 PKD(5,3,5,100.00%,0.0,1.00%,F,F)



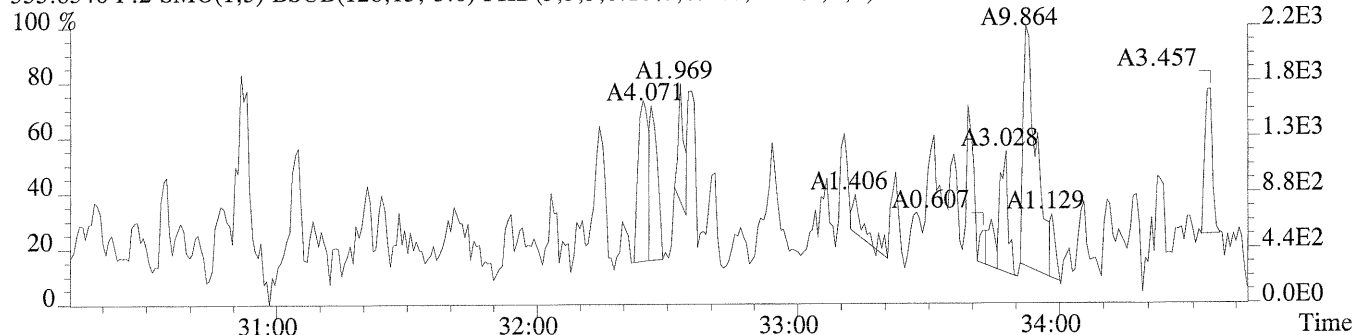
354.9792 F:2 PKD(3,3,3,100.00%,0.0,1.00%,F,F)



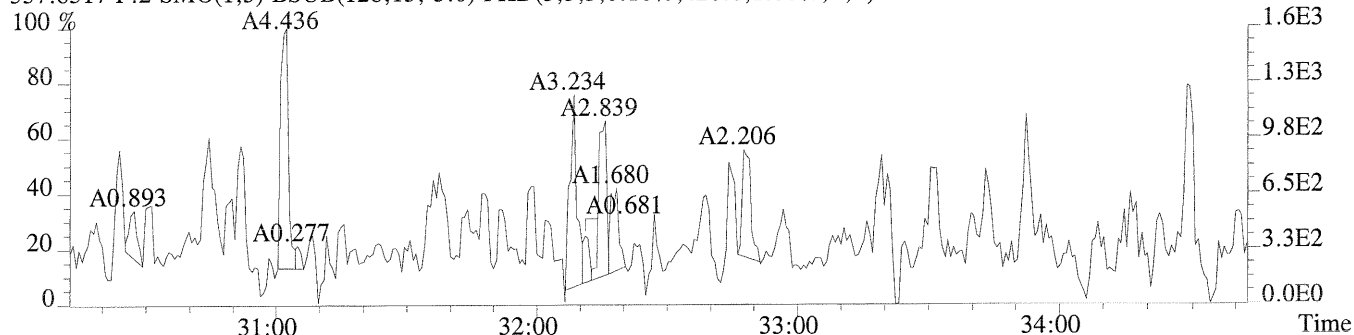
File:U132566 #1-409 Acq:18-AUG-2009 20:04:22 Probe EI+ Magnet SIR VG BioTech Mass spectf

Sample#1 Exp:EQ0900315-01 MB

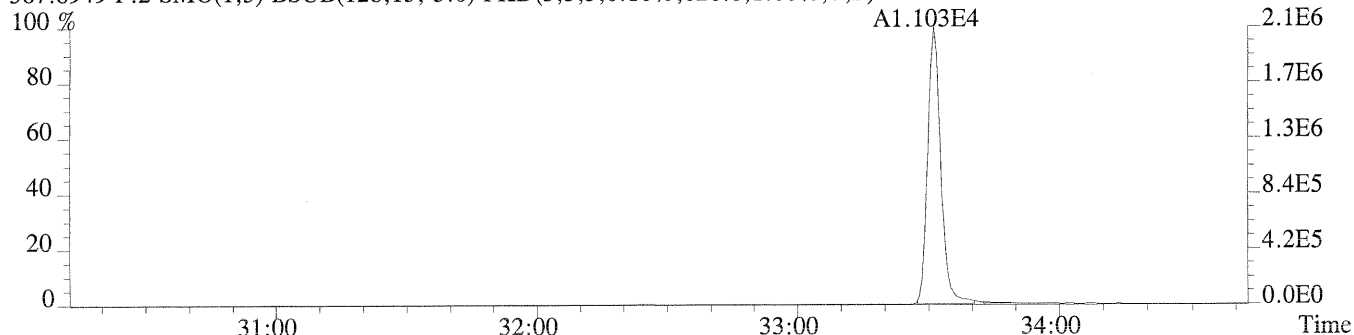
355.8546 F:2 SMO(1,3) BSUB(128,15,-3.0) PKD(3,3,3,0.10%,652.0,1.00%,F,F)



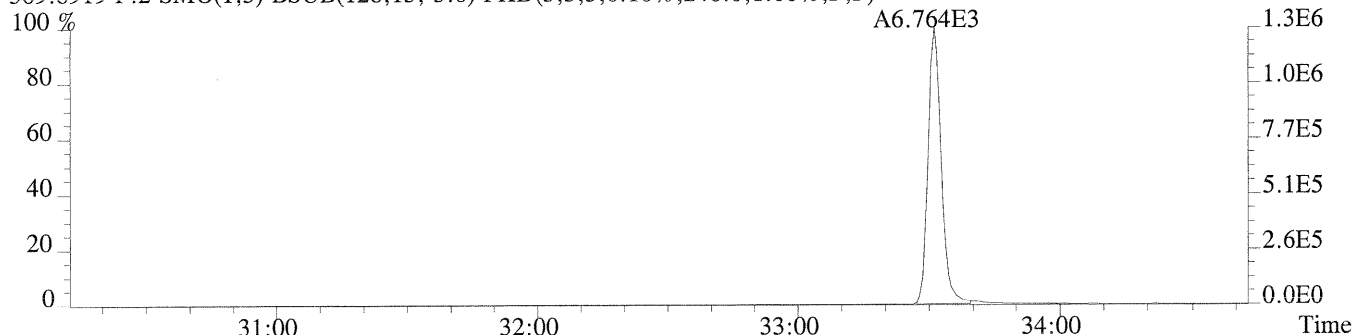
357.8517 F:2 SMO(1,3) BSUB(128,15,-3.0) PKD(3,3,3,0.10%,420.0,1.00%,F,F)



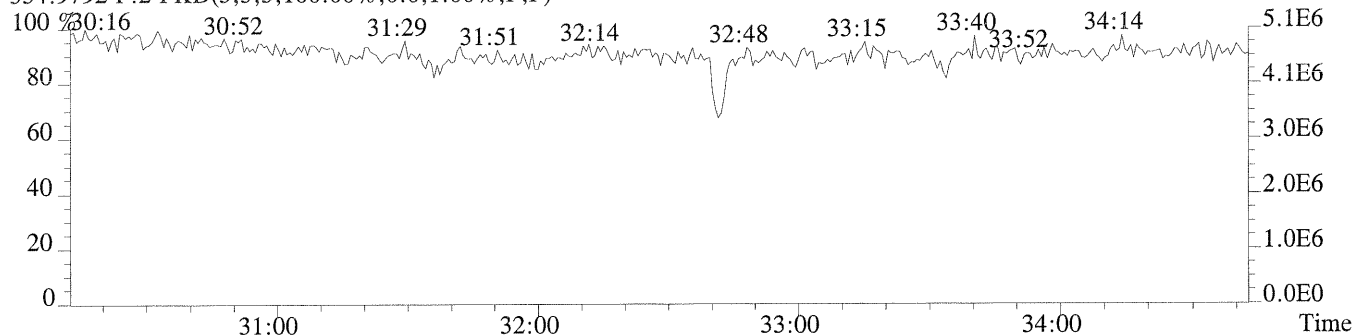
367.8949 F:2 SMO(1,3) BSUB(128,15,-3.0) PKD(3,3,3,0.10%,620.0,1.00%,F,F)



369.8919 F:2 SMO(1,3) BSUB(128,15,-3.0) PKD(3,3,3,0.10%,248.0,1.00%,F,F)



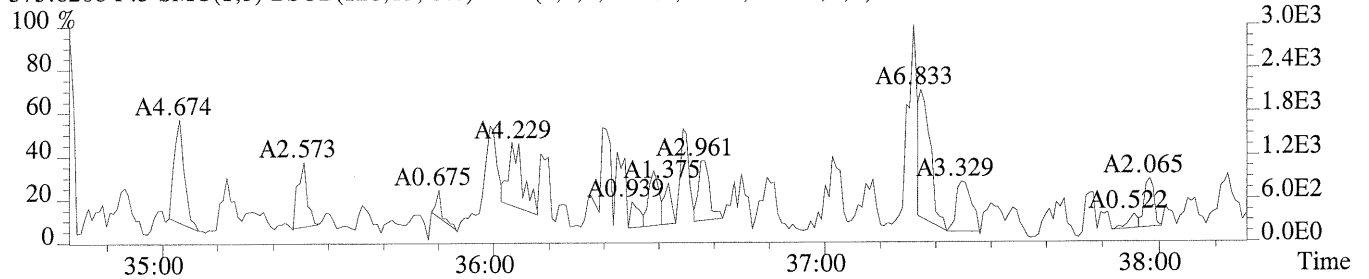
354.9792 F:2 PKD(3,3,3,100.00%,0.0,1.00%,F,F)



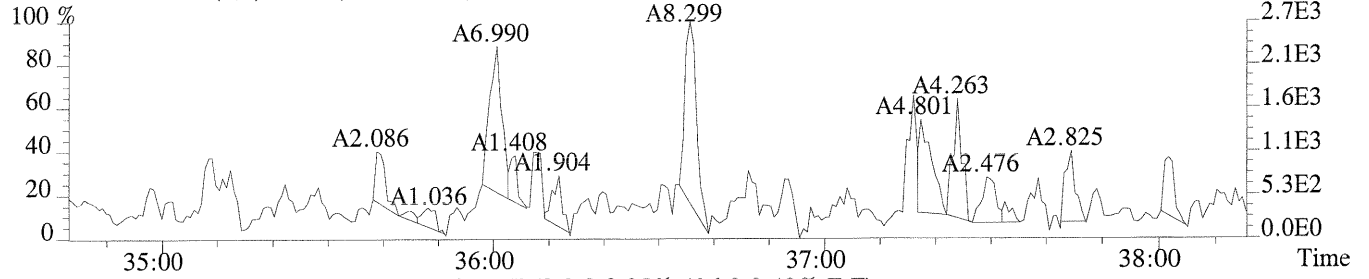
File:U132566 #1-322 Acq:18-AUG-2009 20:04:22 Probe EI+ Magnet SIR VG BioTech Mass spectf

Sample#1 Exp:EQ0900315-01 MB

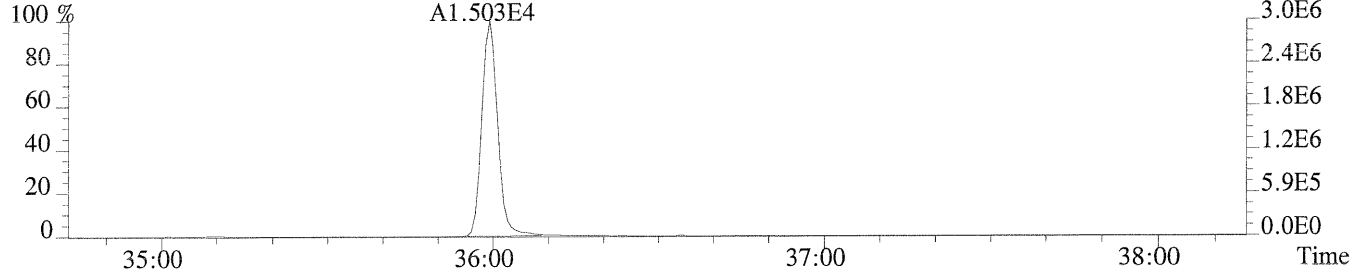
373.8208 F:3 SMO(1,3) BSUB(128,15,-3.0) PKD(3,3,3,0.25%,416.0,0.40%,F,F)



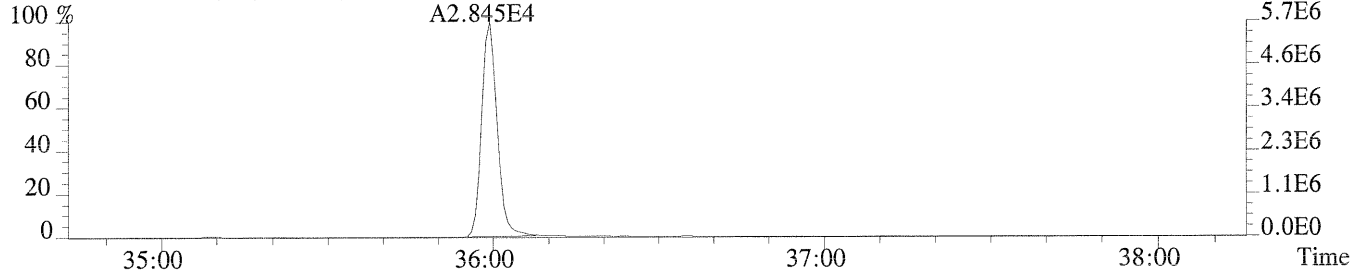
375.8178 F:3 SMO(1,3) BSUB(128,15,-3.0) PKD(3,3,3,0.25%,472.0,0.40%,F,F)



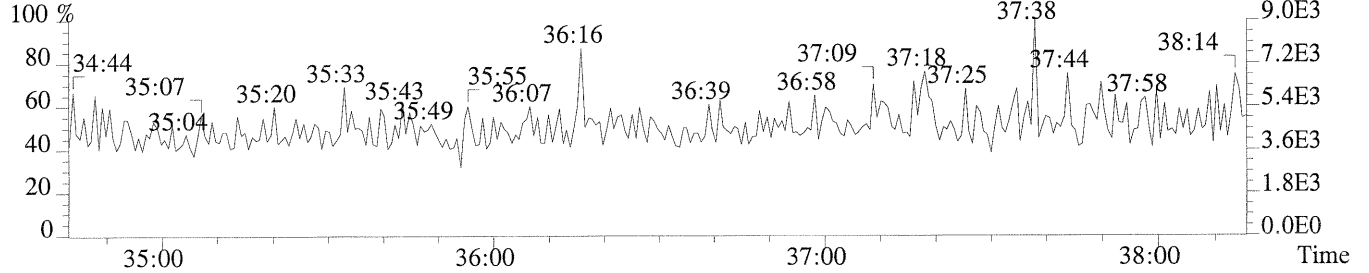
383.8639 F:3 SMO(1,3) BSUB(128,15,-3.0) PKD(3,3,3,0.25%,436.0,0.40%,F,F)



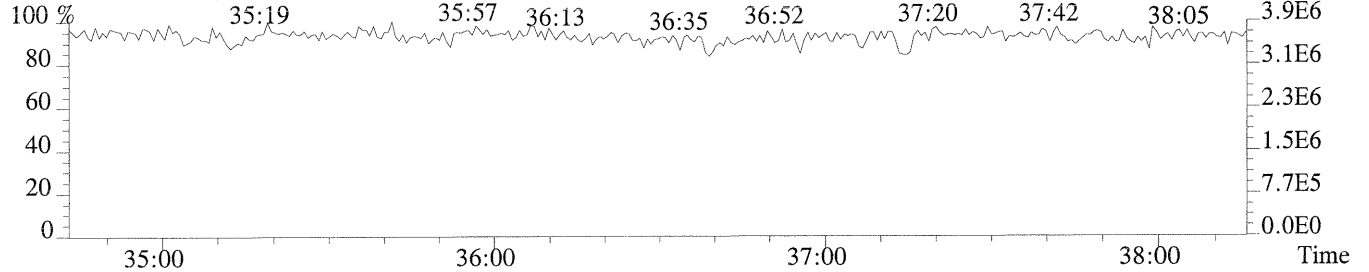
385.8610 F:3 SMO(1,3) BSUB(128,15,-3.0) PKD(3,3,3,0.25%,420.0,0.40%,F,F)



445.7555 F:3 PKD(5,3,5,100.00%,0.0,1.00%,F,F)

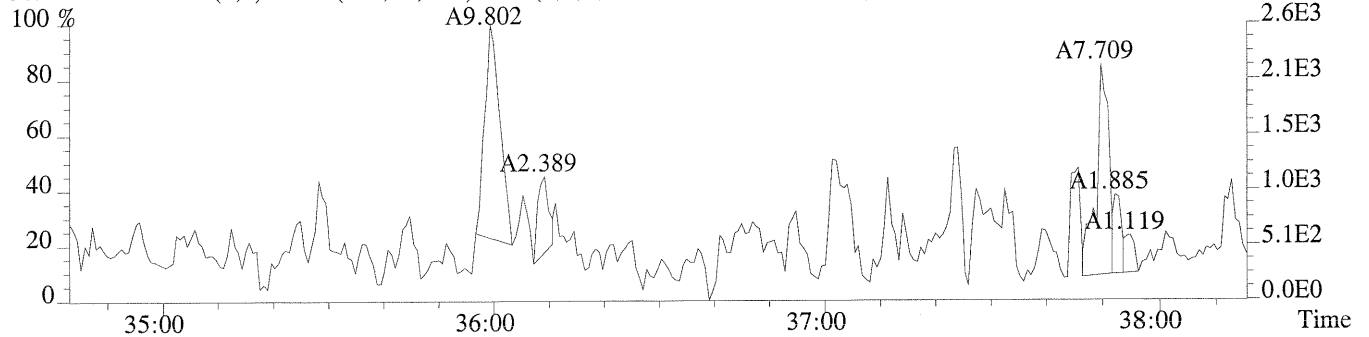


430.9728 F:3 PKD(3,3,3,100.00%,0.0,1.00%,F,F)

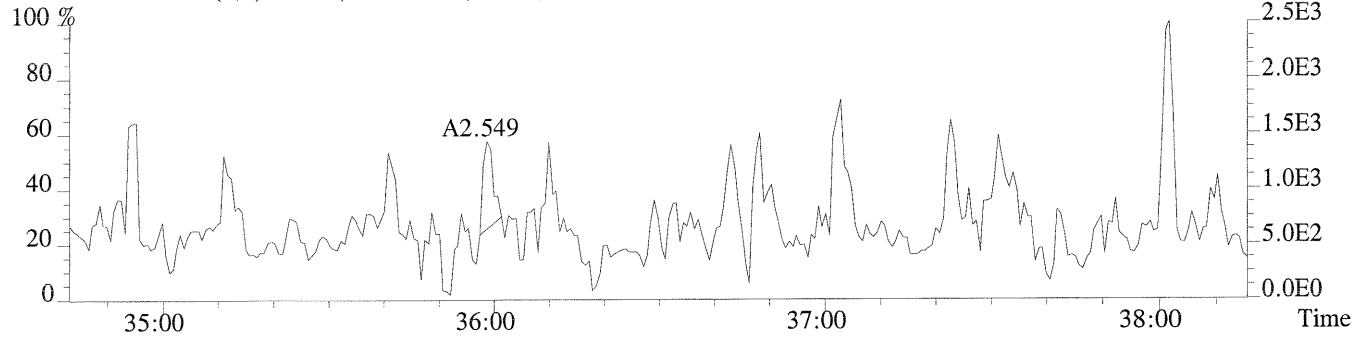


Sample#1 Exp:EQ0900315-01 MB

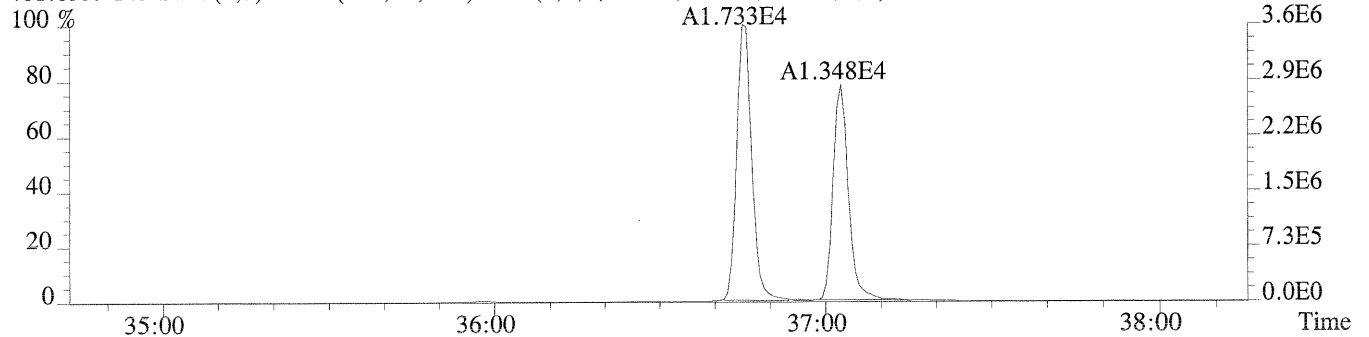
389.8157 F:3 SMO(1,3) BSUB(128,15,-3.0) PKD(3,3,3,0.25%,620.0,0.40%,F,F)



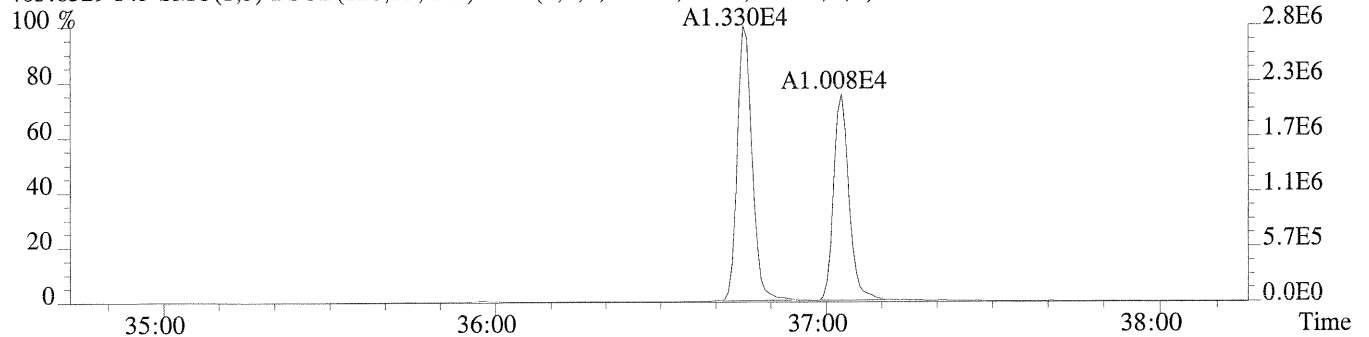
391.8127 F:3 SMO(1,3) BSUB(128,15,-3.0) PKD(3,3,3,0.25%,808.0,0.40%,F,F)



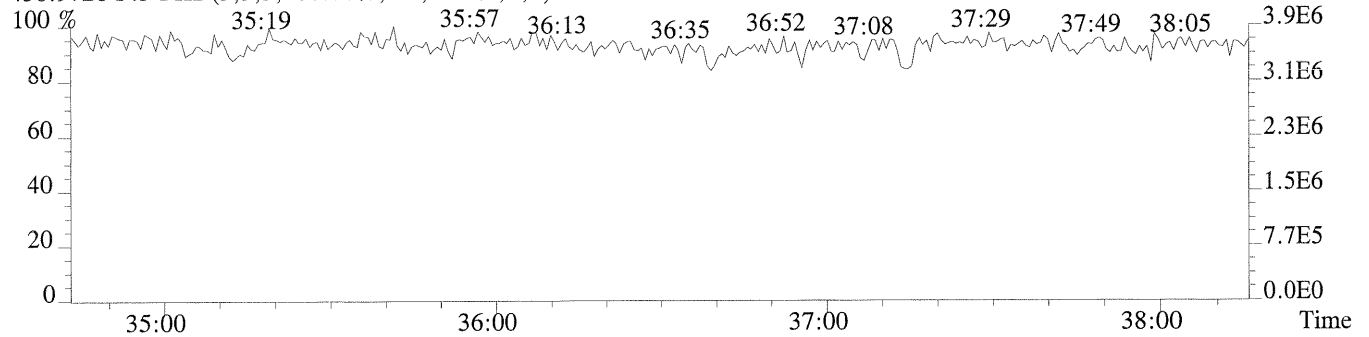
401.8559 F:3 SMO(1,3) BSUB(128,15,-3.0) PKD(3,3,3,0.25%,1532.0,0.40%,F,F)



403.8529 F:3 SMO(1,3) BSUB(128,15,-3.0) PKD(3,3,3,0.25%,624.0,0.40%,F,F)



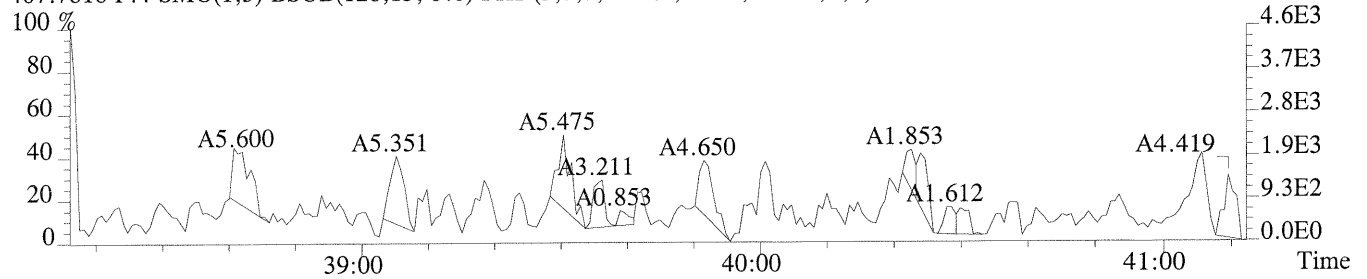
430.9728 F:3 PKD(3,3,3,100.00%,0.0,1.00%,F,F)



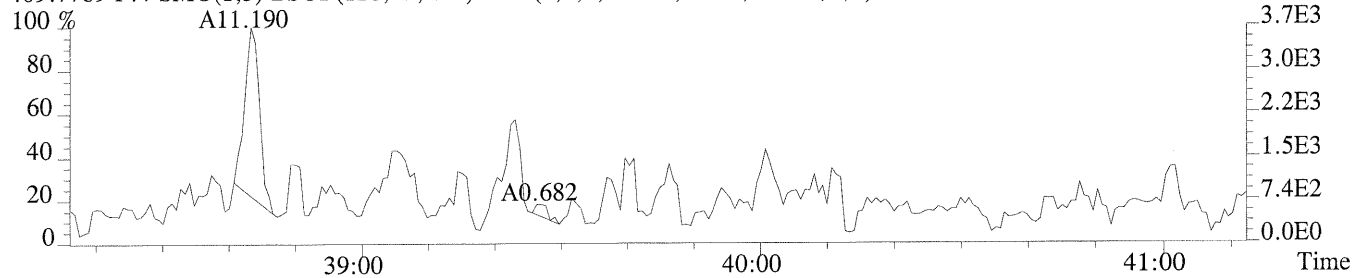
File:U132566 #1-267 Acq:18-AUG-2009 20:04:22 Probe EI+ Magnet SIR VG BioTech Mass spectf

Sample#1 Exp:EQ0900315-01 MB

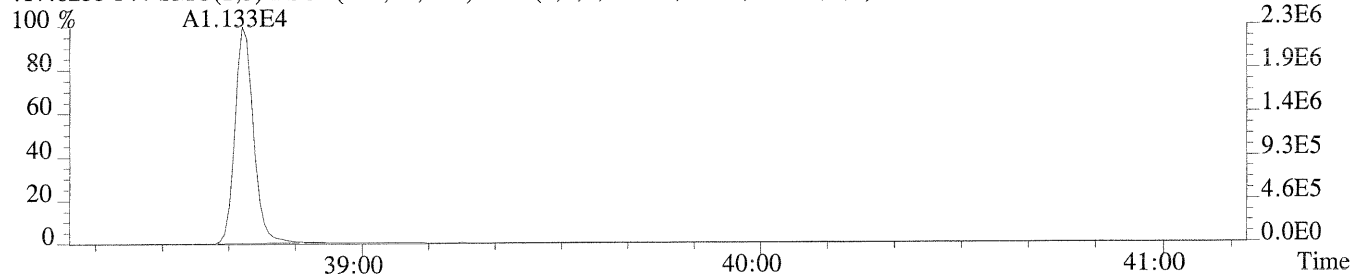
407.7818 F:4 SMO(1,3) BSUB(128,15,-3.0) PKD(3,3,3,0.25%,700.0,0.50%,F,F)



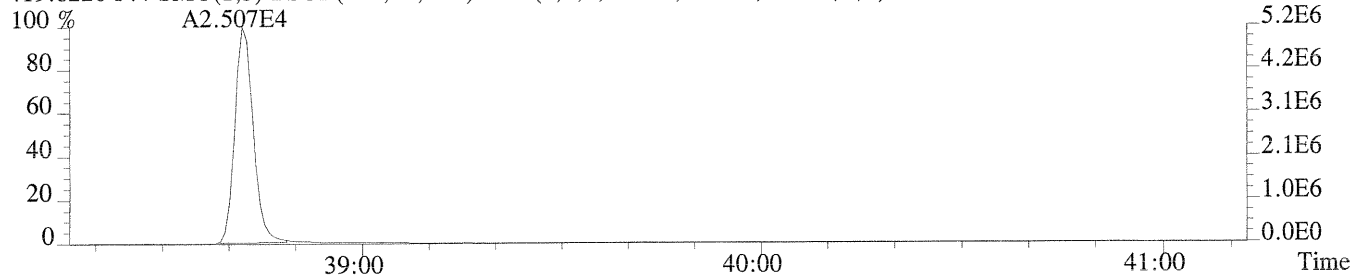
409.7789 F:4 SMO(1,3) BSUB(128,15,-3.0) PKD(3,3,3,0.25%,776.0,0.50%,F,F)



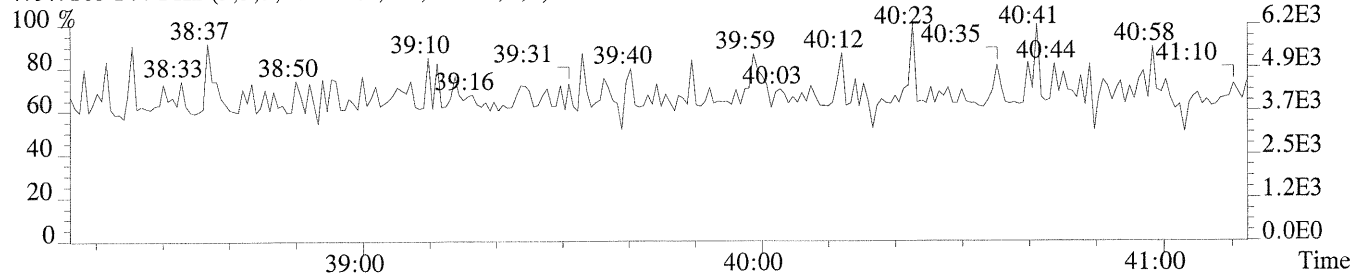
417.8253 F:4 SMO(1,3) BSUB(128,15,-3.0) PKD(3,3,3,0.25%,900.0,0.50%,F,F)



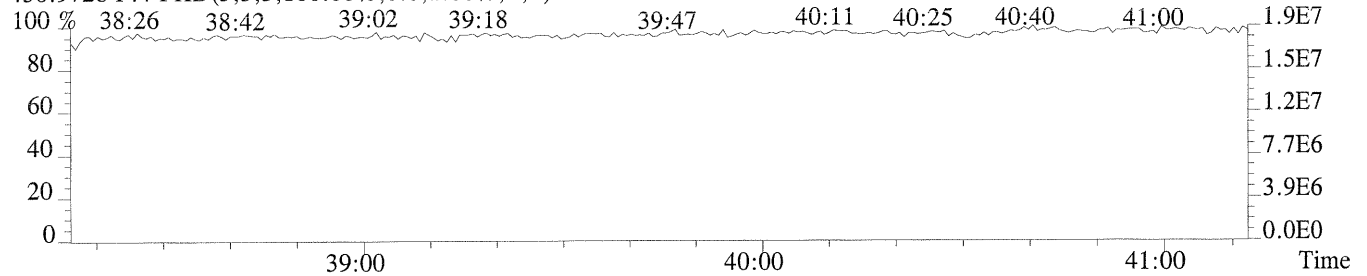
419.8220 F:4 SMO(1,3) BSUB(128,15,-3.0) PKD(3,3,3,0.25%,1904.0,0.50%,F,F)



479.7165 F:4 PKD(5,3,5,100.00%,0.0,1.00%,F,F)



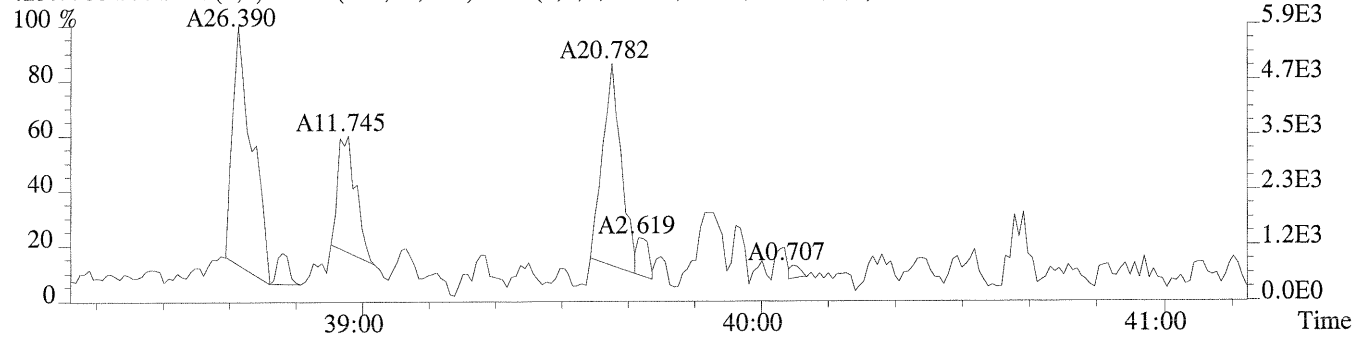
430.9728 F:4 PKD(3,3,3,100.00%,0.0,1.00%,F,F)



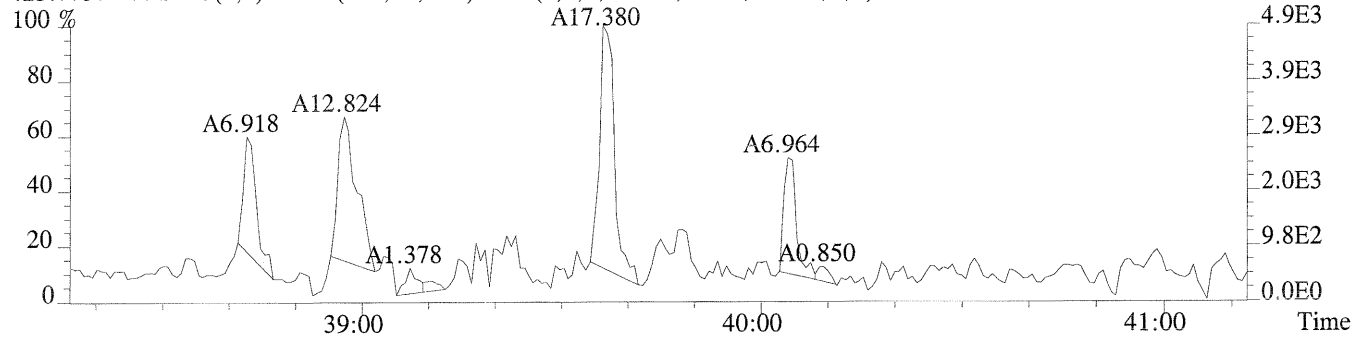
File:U132566 #1-267 Acq:18-AUG-2009 20:04:22 Probe EI+ Magnet SIR VG BioTech Mass spectf

Sample#1 Exp:EQ0900315-01 MB

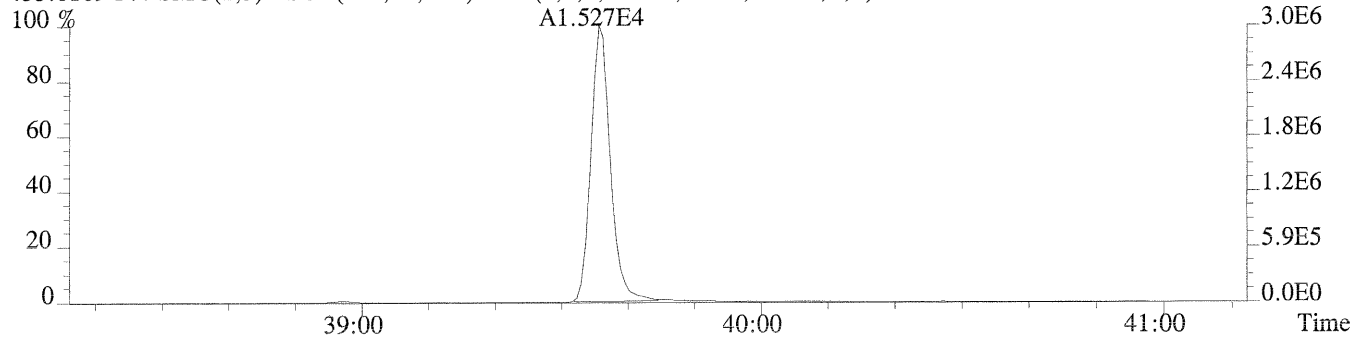
423.7766 F:4 SMO(1,3) BSUB(128,15,-3.0) PKD(3,3,3,0.25%,776.0,0.40%,F,F)



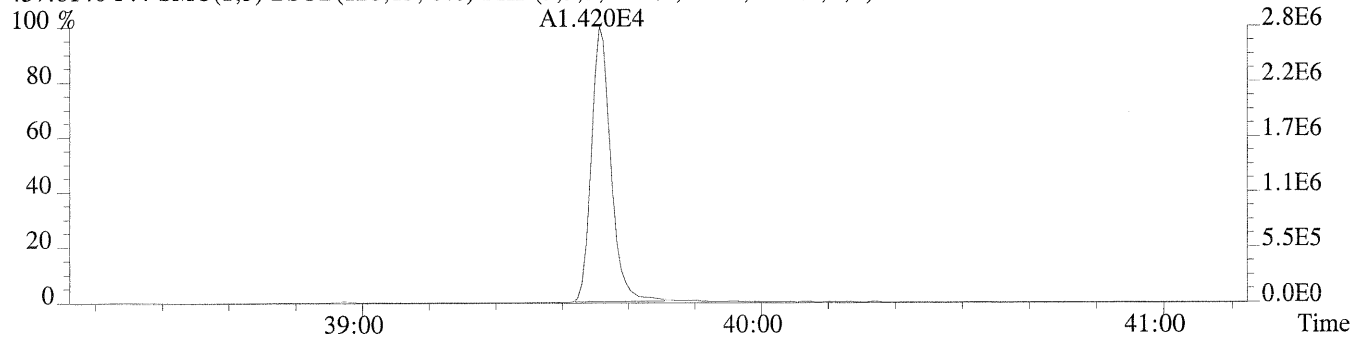
425.7737 F:4 SMO(1,3) BSUB(128,15,-3.0) PKD(3,3,3,0.25%,664.0,0.40%,F,F)



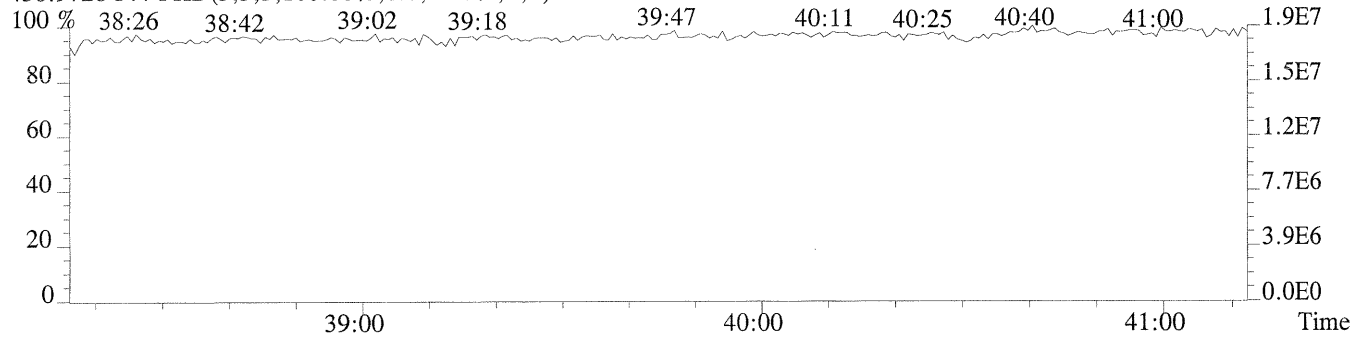
435.8169 F:4 SMO(1,3) BSUB(128,15,-3.0) PKD(3,3,3,0.25%,672.0,0.40%,F,F)



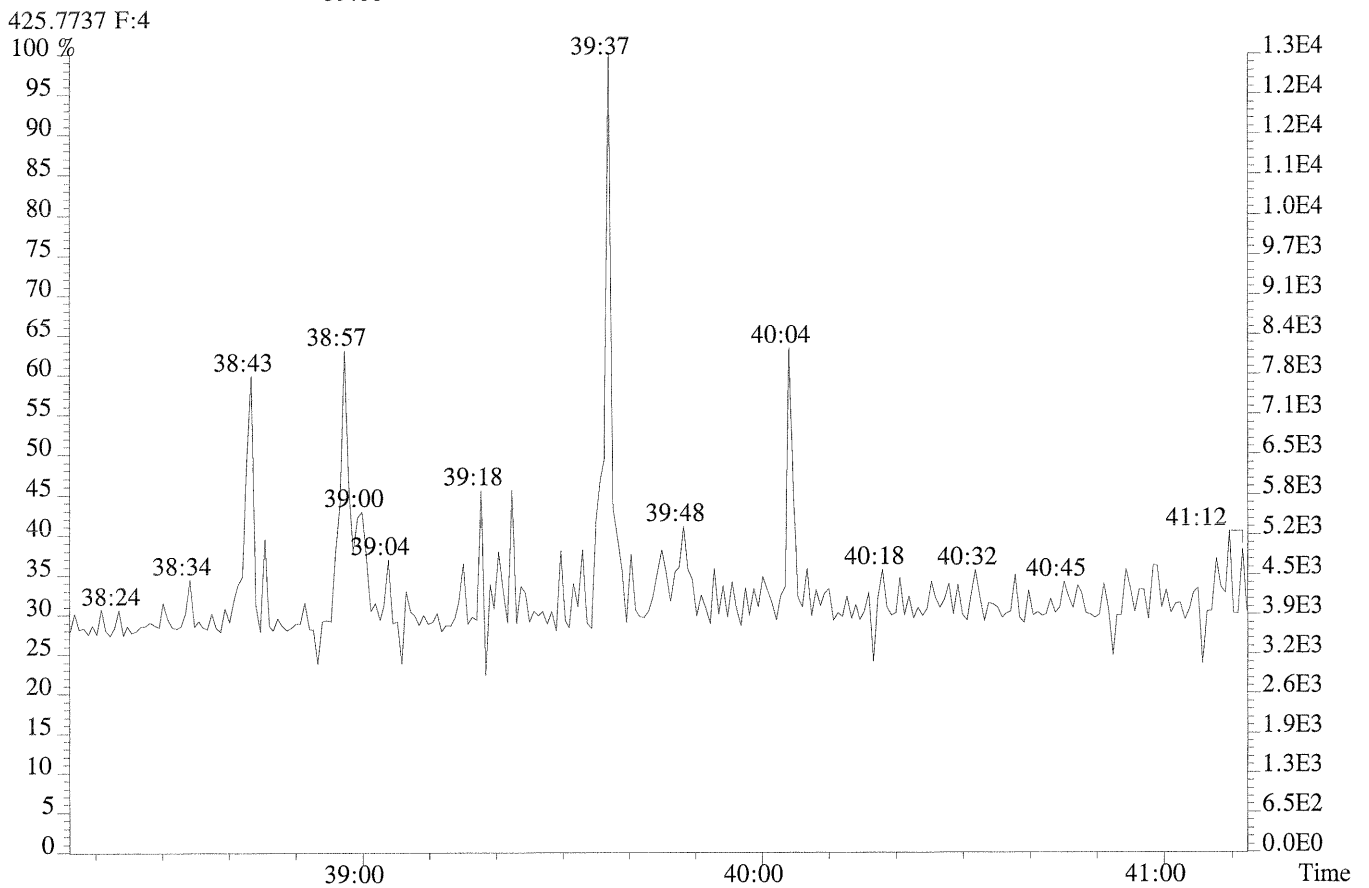
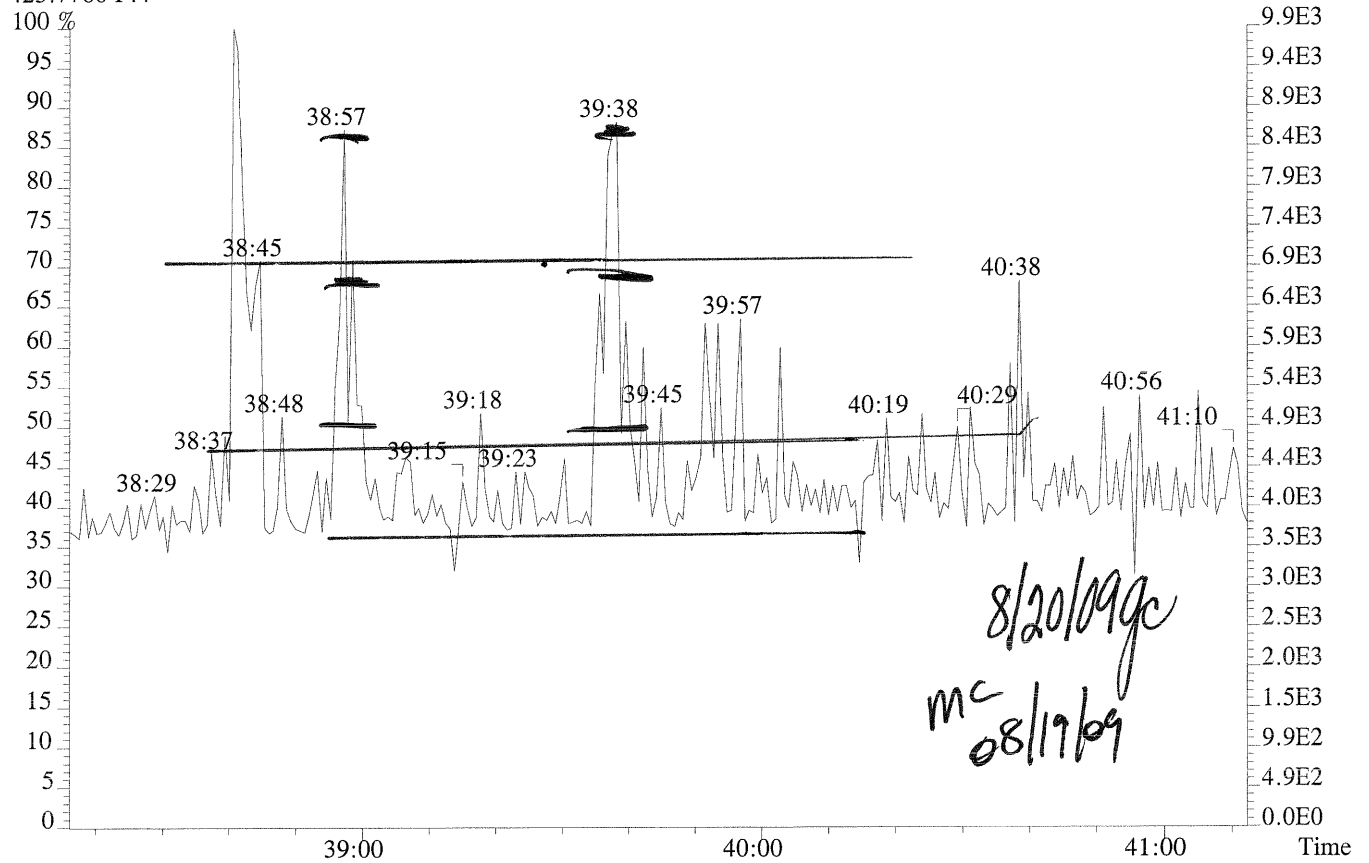
437.8140 F:4 SMO(1,3) BSUB(128,15,-3.0) PKD(3,3,3,0.25%,400.0,0.40%,F,F)



430.9728 F:4 PKD(3,3,3,100.00%,0.0,1.00%,F,F)



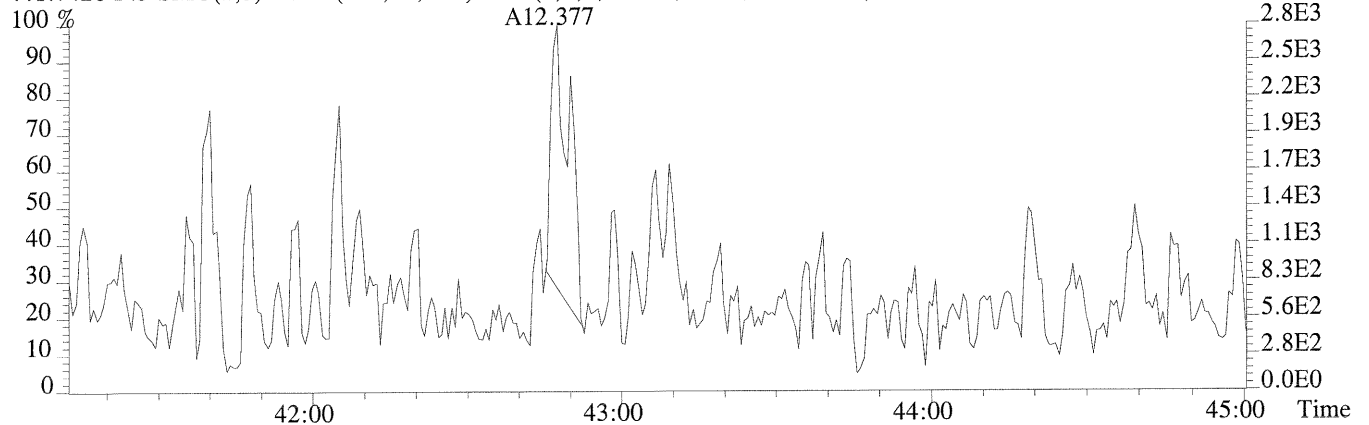
File:U132566 #1-267 Acq:18-AUG-2009 20:04:22 Probe EI+ Magnet SIR VG BioTech Mass spectf
Sample#1 Exp:EQ0900315-01 MB
423.7766 F:4



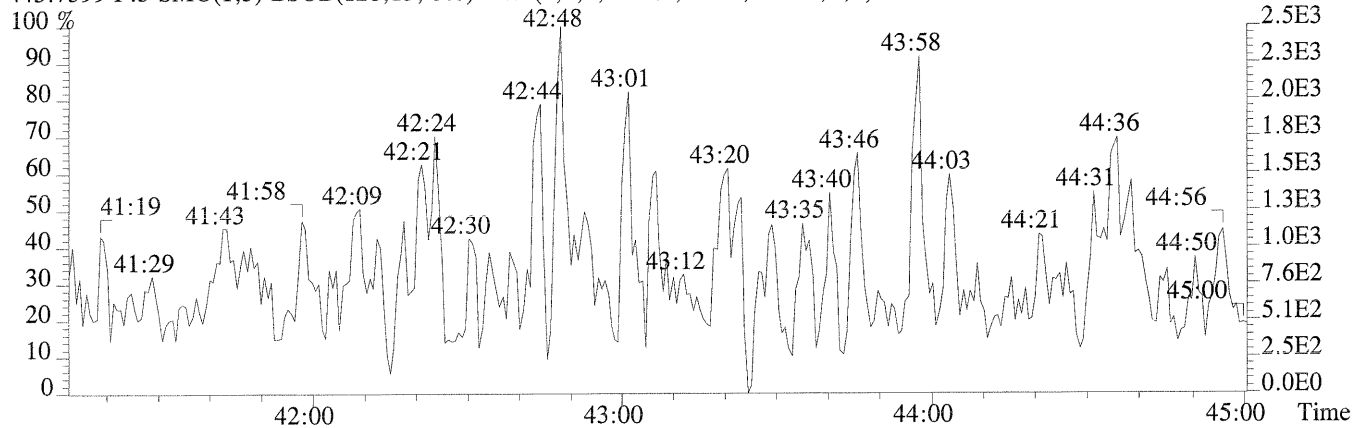
File:U132566 #1-345 Acq:18-AUG-2009 20:04:22 Probe EI+ Magnet SIR VG BioTech Mass spectf

Sample#1 Exp:EQ0900315-01 MB

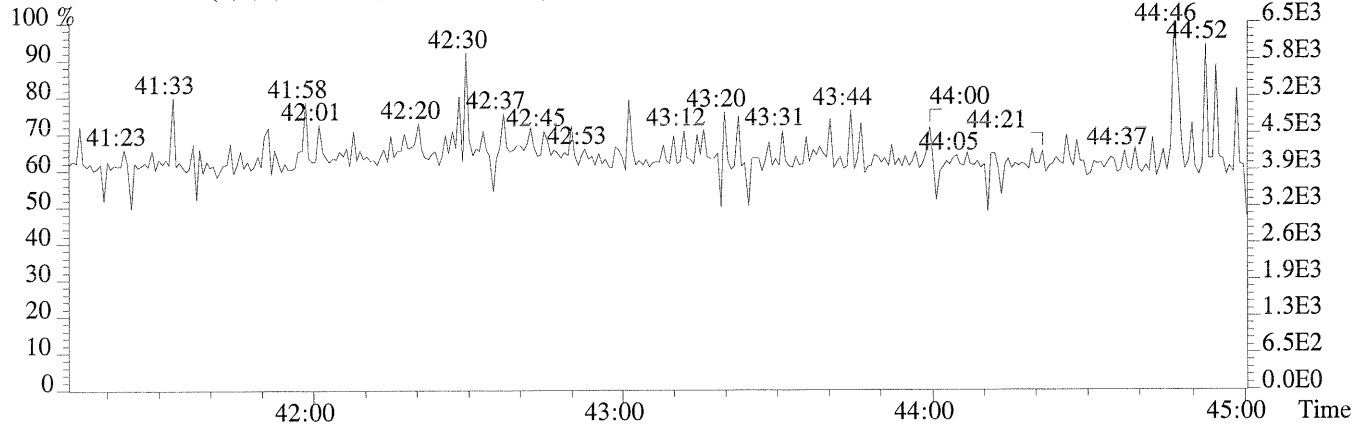
441.7428 F:5 SMO(1,3) BSUB(128,15,-3.0) PKD(5,3,5,0.30%,768.0,0.40%,F,F)



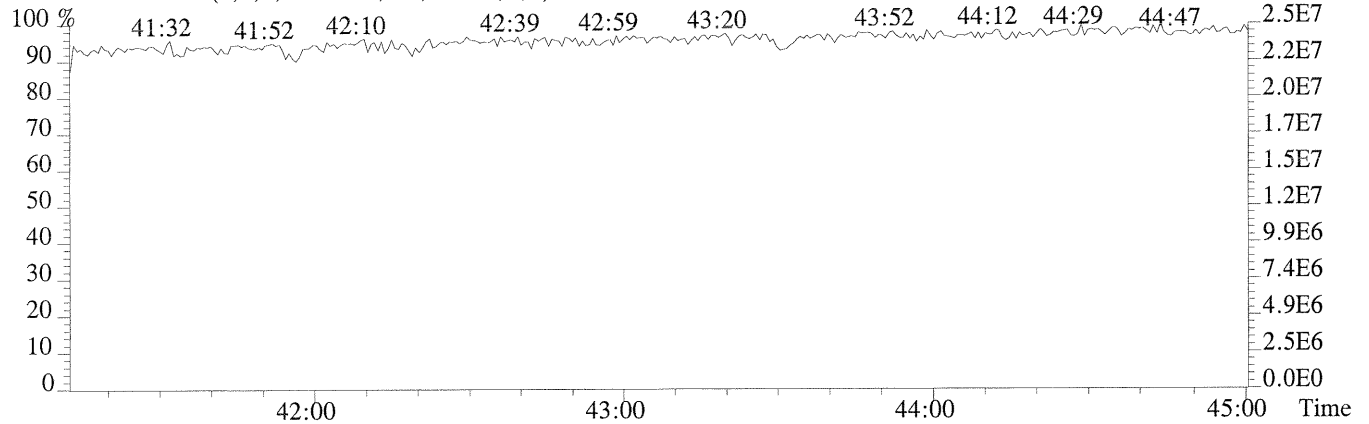
443.7399 F:5 SMO(1,3) BSUB(128,15,-3.0) PKD(5,3,5,0.30%,920.0,0.40%,F,F)



513.6775 F:5 PKD(5,3,5,100.00%,0.0,1.00%,F,F)



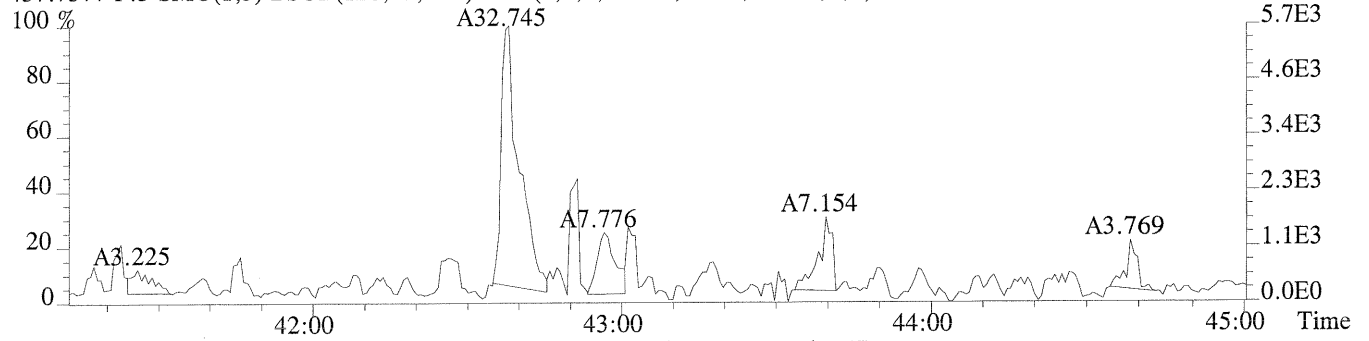
442.9728 F:5 PKD(3,3,3,100.00%,0.0,0.40%,F,F)



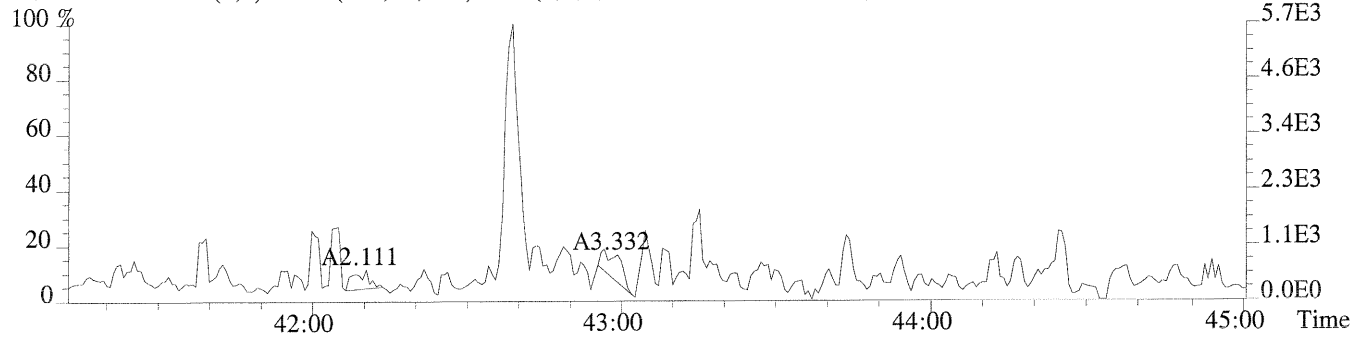
File:U132566 #1-345 Acq:18-AUG-2009 20:04:22 Probe EI+ Magnet SIR VG BioTech Mass spectf

Sample#1 Exp:EQ0900315-01 MB

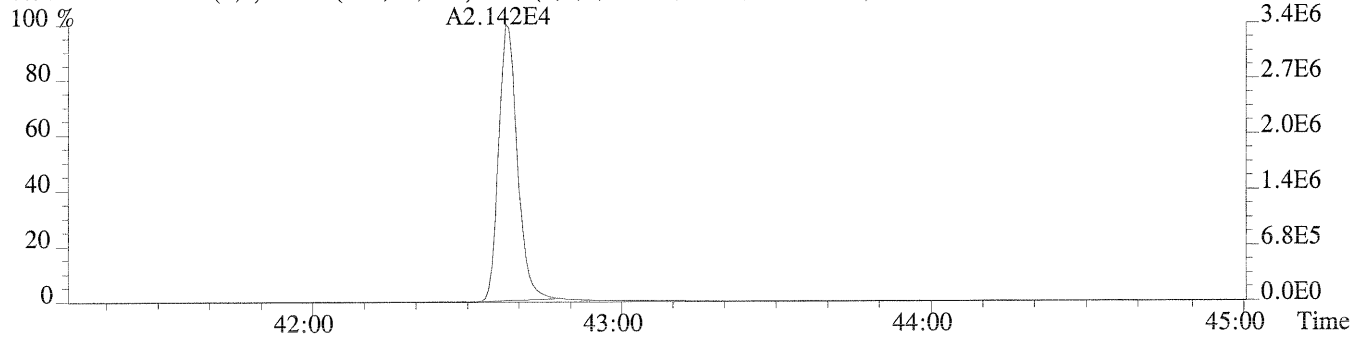
457.7377 F:5 SMO(1,3) BSUB(128,15,-3.0) PKD(5,3,5,0.30%,364.0,0.40%,F,F)



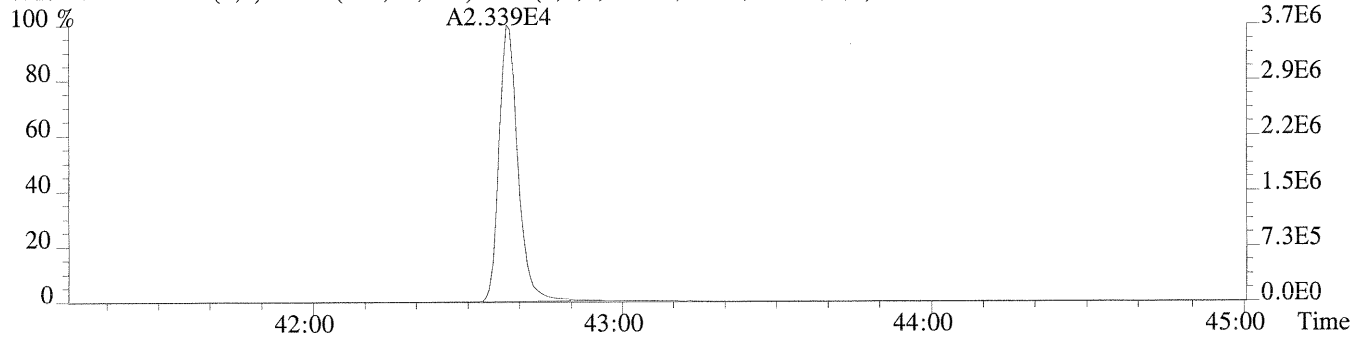
459.7348 F:5 SMO(1,3) BSUB(128,15,-3.0) PKD(5,3,5,0.30%,532.0,0.40%,F,F)



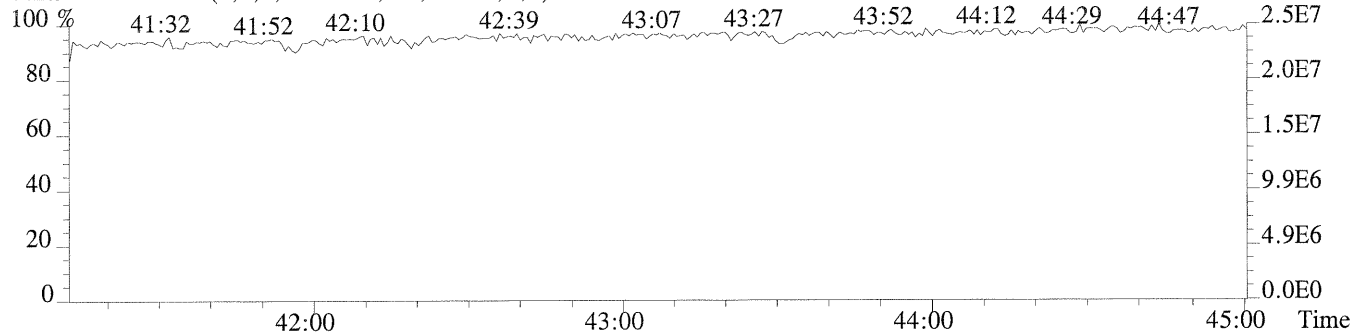
469.7779 F:5 SMO(1,3) BSUB(128,15,-3.0) PKD(5,3,5,0.30%,528.0,0.40%,F,F)



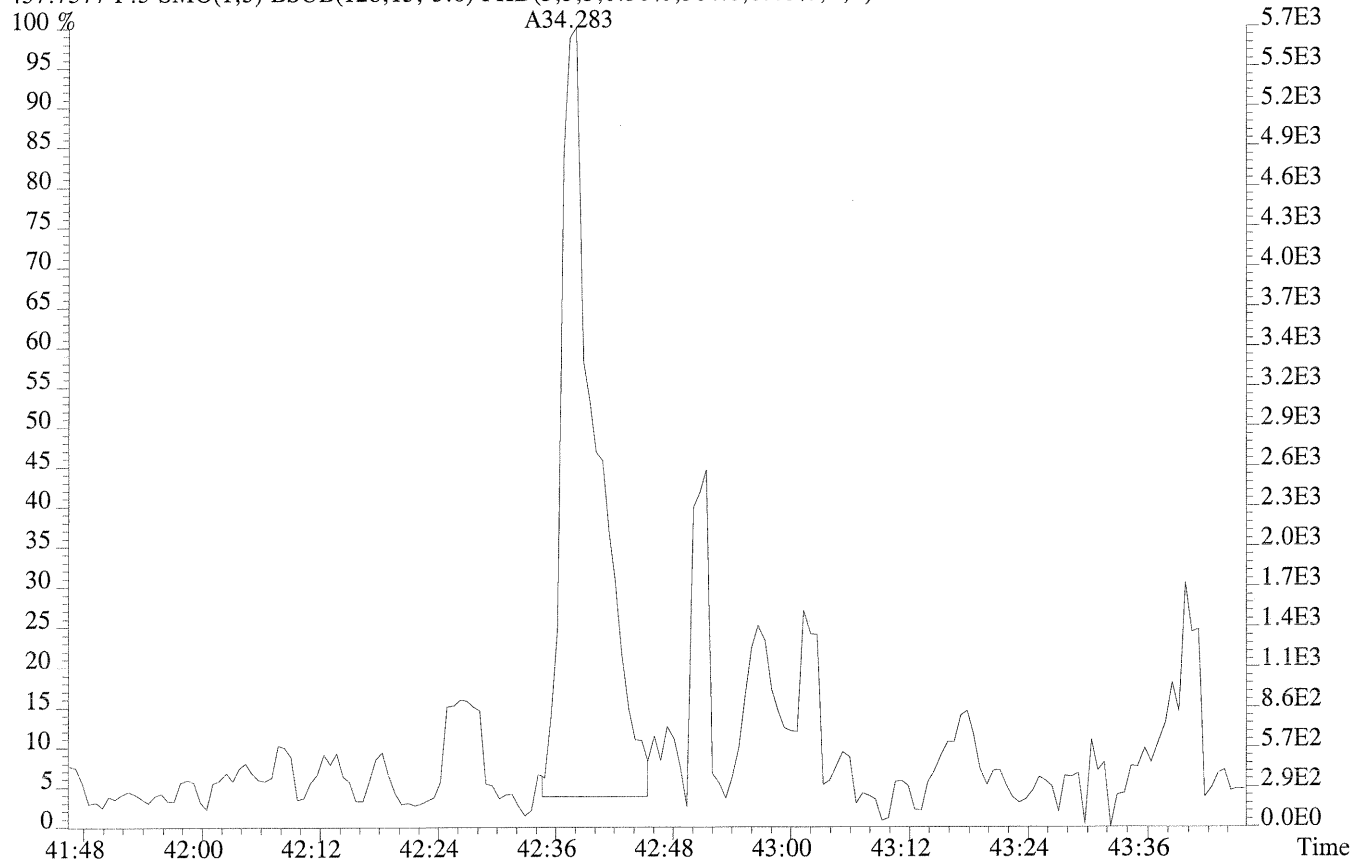
471.7750 F:5 SMO(1,3) BSUB(128,15,-3.0) PKD(5,3,5,0.30%,680.0,0.40%,F,F)



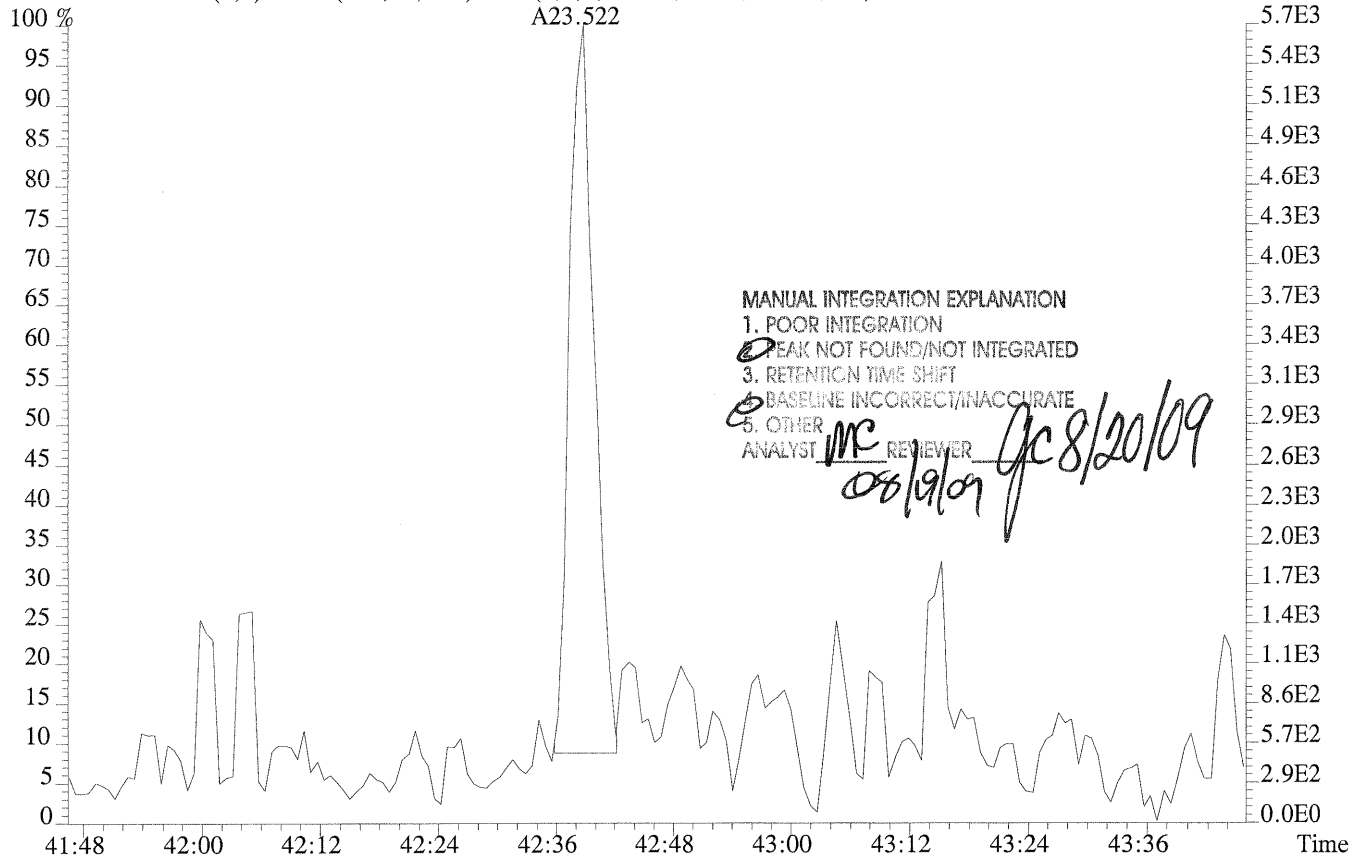
442.9728 F:5 PKD(3,3,3,100.00%,0.0,0.40%,F,F)



File:U132566 #1-345 Acq:18-AUG-2009 20:04:22 Probe EI+ Magnet SIR VG BioTech Mass spectf
Sample#1 Exp:EQ0900315-01 MB
457.7377 F:5 SMO(1,3) BSUB(128,15,-3.0) PKD(5,3,5,0.30%,364.0,0.40%,F,F)



459.7348 F:5 SMO(1,3) BSUB(128,15,-3.0) PKD(5,3,5,0.30%,532.0,0.40%,F,F)



Columbia Analytical Services, Inc.
Sample Response Summary

CLIENT ID.
LCS

Run #11 Filename U132599 Samp: 1 Inj: 1 Acquired: 20-AUG-09 01:30:56
Processed: 20-AUG-09 10:42:35 LAB. ID: EQ0900315-02

Typ	Name	RT-1	Resp 1	Resp 2	Ratio	Meet	Mod?	RRF
1 Unk	2,3,7,8-TCDF	28:05	3.351e+03	4.219e+03	0.79	yes	no	0.908
2 Unk	1,2,3,7,8-PeCDF	32:26	9.291e+03	6.016e+03	1.54	yes	yes	0.914
3 Unk	2,3,4,7,8-PeCDF	33:11	1.052e+04	6.731e+03	1.56	yes	no	0.928
4 Unk	1,2,3,4,7,8-HxCDF	35:59	8.850e+03	7.067e+03	1.25	yes	no	1.173
5 Unk	1,2,3,6,7,8-HxCDF	36:05	9.562e+03	7.767e+03	1.23	yes	no	1.188
6 Unk	2,3,4,6,7,8-HxCDF	36:34	8.699e+03	7.071e+03	1.23	yes	no	1.101
7 Unk	1,2,3,7,8,9-HxCDF	37:17	8.005e+03	6.401e+03	1.25	yes	no	1.022
8 Unk	1,2,3,4,6,7,8-HpCDF	38:42	7.336e+03	7.025e+03	1.04	yes	no	1.350
9 Unk	1,2,3,4,7,8,9-HpCDF	40:01	6.961e+03	6.740e+03	1.03	yes	no	1.093
10 Unk	OCDF	42:48	9.091e+03	1.001e+04	0.91	yes	no	1.310
11 Unk	2,3,7,8-TCDD	28:55	2.261e+03	2.943e+03	0.77	yes	no	1.010
12 Unk	1,2,3,7,8-PeCDD	33:31	6.547e+03	4.120e+03	1.59	yes	no	0.833
13 Unk	1,2,3,4,7,8-HxCDD	36:41	5.812e+03	4.699e+03	1.24	yes	no	1.086
14 Unk	1,2,3,6,7,8-HxCDD	36:45	6.350e+03	4.978e+03	1.28	yes	no	1.082
15 Unk	1,2,3,7,8,9-HxCDD	37:03	6.417e+03	4.951e+03	1.30	yes	no	1.089
16 Unk	1,2,3,4,6,7,8-HpCDD	39:36	4.995e+03	4.808e+03	1.04	yes	yes	0.929
17 Unk	OCDD	42:38	7.509e+03	8.009e+03	0.94	yes	no	1.092
18 IS	13C-2,3,7,8-TCDF	28:04	1.759e+04	2.207e+04	0.80	yes	no	1.545
19 IS	13C-1,2,3,7,8-PeCDF	32:26	2.113e+04	1.322e+04	1.60	yes	no	1.508
20 IS	13C-1,2,3,4,7,8-HxCDF	35:59	2.381e+04	4.482e+04	0.53	yes	no	1.162
21 IS	13C-1,2,3,4,6,7,8-HpCDF	38:41	1.979e+04	4.302e+04	0.46	yes	no	0.966
22 IS	13C-2,3,7,8-TCDD	28:54	1.160e+04	1.477e+04	0.79	yes	no	1.030
23 IS	13C-1,2,3,7,8-PeCDD	33:30	1.624e+04	1.019e+04	1.59	yes	no	1.160
24 IS	13C-1,2,3,6,7,8-HxCDD	36:44	2.896e+04	2.239e+04	1.29	yes	no	0.855
25 IS	13C-1,2,3,4,6,7,8-HpCDD	39:35	2.684e+04	2.520e+04	1.07	yes	no	0.874
26 IS	13C-OCDD	42:37	3.696e+04	4.105e+04	0.90	yes	no	0.685
27 RS/RT	13C-1,2,3,4-TCDD	28:41	1.291e+04	1.641e+04	0.79	yes	no	-
28 RS/RT	13C-1,2,3,7,8,9-HxCDD	37:02	1.530e+04	1.212e+04	1.26	yes	no	-
29 C/Up	37Cl-2,3,7,8-TCDD	28:55	2.462e+04					1.044
				SUM AREA				
30 Tot	Total Tetra-Furans	28:05		7.570e+03	0.79	yes		0.908
31 Tot	Total Tetra-Dioxins	28:55		5.204e+03	0.77	yes		1.010
32 Tot	Total Penta-Furans	32:26		3.255e+04	1.54	yes		0.921
33 Tot	Total Penta-Dioxins	33:31		1.067e+04	1.59	yes		0.833
34 Tot	Total Hexa-Furans	35:59		6.342e+04	1.25	yes		1.121
35 Tot	Total Hexa-Dioxins	36:41		3.321e+04	1.24	yes		1.086
36 Tot	Total Hepta-Furans	38:42		2.806e+04	1.04	yes		1.221
37 Tot	Total Hepta-Dioxins	39:36		9.803e+03	1.04	yes		0.929

Columbia Analytical Services, Inc.
19408 Park Row., Suite 320
Houston, TX 77084
Office (713) 266-1599. Fax (713) 266-0130

Columbia Analytical Services, Inc.
Signal/Noise Height Ratio Summary

CLIENT ID.
LCS

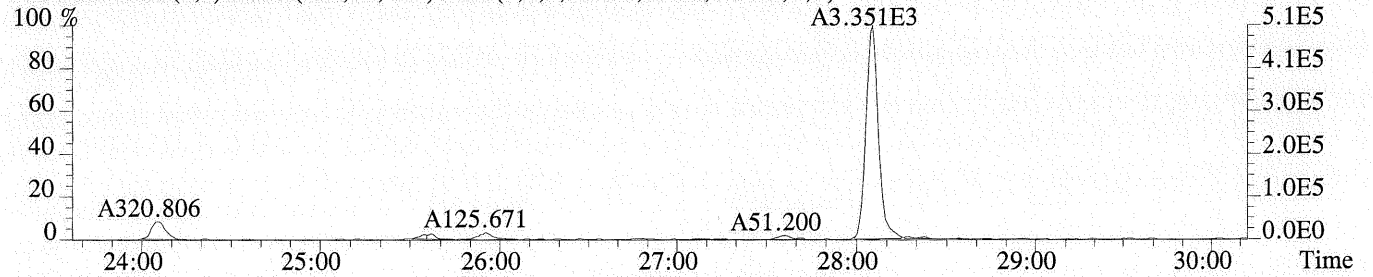
Run #11 Filename U132599 Samp: 1 Inj: 1 Acquired: 20-AUG-09 01:30:56
Processed: 20-AUG-09 10:42:351 LAB. ID: EQ0900315-02

	Name	Signal 1	Noise 1	S/N Rat.1	Signal 2	Noise 2	S/N Rat.2
1	2,3,7,8-TCDF	5.07e+05	5.80e+02	8.7e+02	6.39e+05	7.20e+02	8.9e+02
2	1,2,3,7,8-PeCDF	1.70e+06	1.36e+02	1.2e+04	1.08e+06	5.76e+02	1.9e+03
3	2,3,4,7,8-PeCDF	1.95e+06	1.36e+02	1.4e+04	1.24e+06	5.76e+02	2.2e+03
4	1,2,3,4,7,8-HxCDF	1.95e+06	6.60e+02	2.9e+03	1.57e+06	5.64e+02	2.8e+03
5	1,2,3,6,7,8-HxCDF	1.86e+06	6.60e+02	2.8e+03	1.52e+06	5.64e+02	2.7e+03
6	2,3,4,6,7,8-HxCDF	1.87e+06	6.60e+02	2.8e+03	1.52e+06	5.64e+02	2.7e+03
7	1,2,3,7,8,9-HxCDF	1.63e+06	6.60e+02	2.5e+03	1.30e+06	5.64e+02	2.3e+03
8	1,2,3,4,6,7,8-HpCDF	1.54e+06	2.36e+03	6.5e+02	1.47e+06	1.15e+03	1.3e+03
9	1,2,3,4,7,8,9-HpCDF	1.27e+06	2.36e+03	5.4e+02	1.23e+06	1.15e+03	1.1e+03
10	OCDF	1.48e+06	5.64e+02	2.6e+03	1.62e+06	9.92e+02	1.6e+03
11	2,3,7,8-TCDD	3.96e+05	4.92e+02	8.0e+02	5.16e+05	6.16e+02	8.4e+02
12	1,2,3,7,8-PeCDD	1.26e+06	7.76e+02	1.6e+03	7.82e+05	3.76e+02	2.1e+03
13	1,2,3,4,7,8-HxCDD	1.30e+06	7.64e+02	1.7e+03	1.02e+06	4.00e+02	2.6e+03
14	1,2,3,6,7,8-HxCDD	1.29e+06	7.64e+02	1.7e+03	1.04e+06	4.00e+02	2.6e+03
15	1,2,3,7,8,9-HxCDD	1.35e+06	7.64e+02	1.8e+03	1.04e+06	4.00e+02	2.6e+03
16	1,2,3,4,6,7,8-HpCDD	9.50e+05	8.48e+02	1.1e+03	9.32e+05	4.52e+02	2.1e+03
17	OCDD	1.18e+06	9.12e+02	1.3e+03	1.30e+06	6.04e+02	2.1e+03
18	13C-2,3,7,8-TCDF	2.73e+06	2.14e+03	1.3e+03	3.38e+06	1.10e+03	3.1e+03
19	13C-1,2,3,7,8-PeCDF	3.95e+06	5.96e+02	6.6e+03	2.43e+06	5.16e+02	4.7e+03
20	13C-1,2,3,4,7,8-HxCDF	5.07e+06	5.24e+02	9.7e+03	9.43e+06	9.80e+02	9.6e+03
21	13C-1,2,3,4,6,7,8-HpCDF	4.13e+06	1.97e+03	2.1e+03	9.00e+06	2.24e+03	4.0e+03
22	13C-2,3,7,8-TCDD	1.98e+06	2.02e+03	9.8e+02	2.54e+06	1.12e+03	2.3e+03
23	13C-1,2,3,7,8-PeCDD	3.18e+06	6.84e+02	4.7e+03	1.99e+06	4.32e+02	4.6e+03
24	13C-1,2,3,6,7,8-HxCDD	6.21e+06	1.26e+03	4.9e+03	4.77e+06	6.44e+02	7.4e+03
25	13C-1,2,3,4,6,7,8-HpCDD	5.30e+06	1.16e+03	4.6e+03	5.04e+06	4.60e+02	1.1e+04
26	13C-OCDD	5.92e+06	5.48e+02	1.1e+04	6.65e+06	7.64e+02	8.7e+03
27	13C-1,2,3,4-TCDD	2.31e+06	2.02e+03	1.1e+03	2.95e+06	1.12e+03	2.6e+03
28	13C-1,2,3,7,8,9-HxCDD	3.32e+06	1.26e+03	2.6e+03	2.61e+06	6.44e+02	4.1e+03
29	37Cl-2,3,7,8-TCDD	4.30e+06	6.04e+02	7.1e+03			

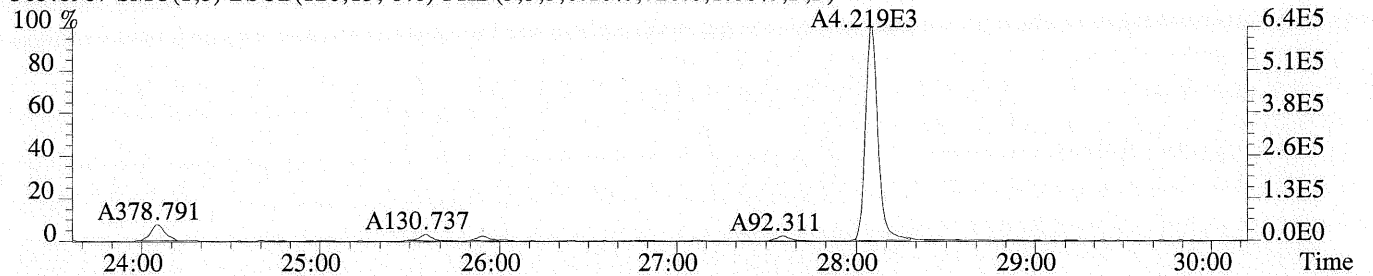
Columbia Analytical Services, Inc.
19408 Park Row, Suite 320
Houston, TX 77084
Office: (713) 266-1599. Fax: (713) 266-0130

Sample#1 Exp:EQ0900315-02 LCS

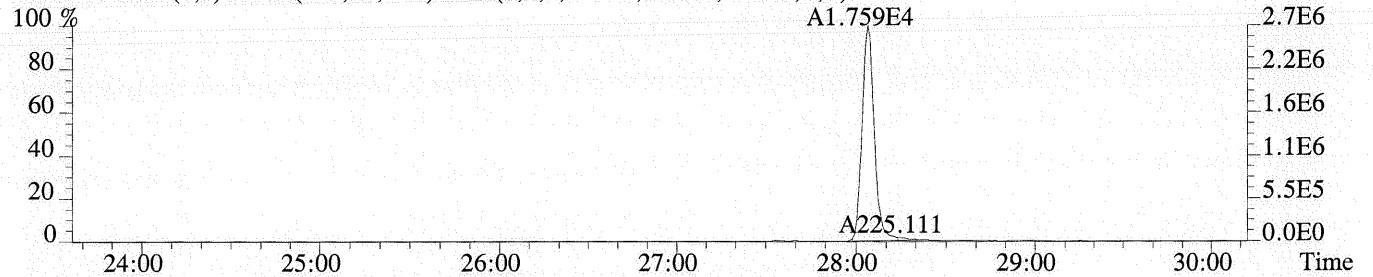
303.9016 SMO(1,3) BSUB(128,15,-3.0) PKD(3,3,3,0.10%,580.0,1.00%,F,F)



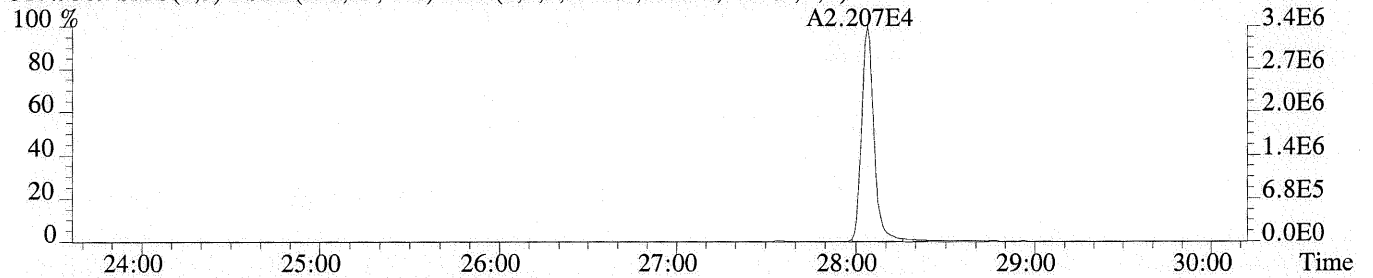
305.8987 SMO(1,3) BSUB(128,15,-3.0) PKD(3,3,3,0.10%,720.0,1.00%,F,F)



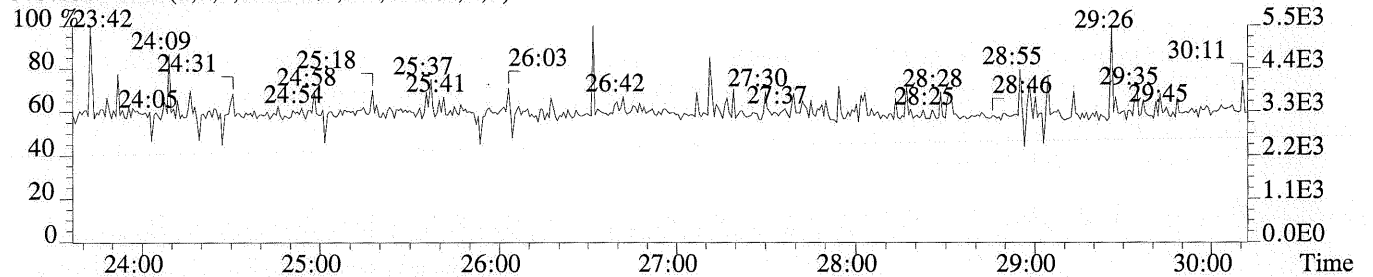
315.9419 SMO(1,3) BSUB(128,15,-3.0) PKD(3,3,3,0.10%,2136.0,1.00%,F,F)



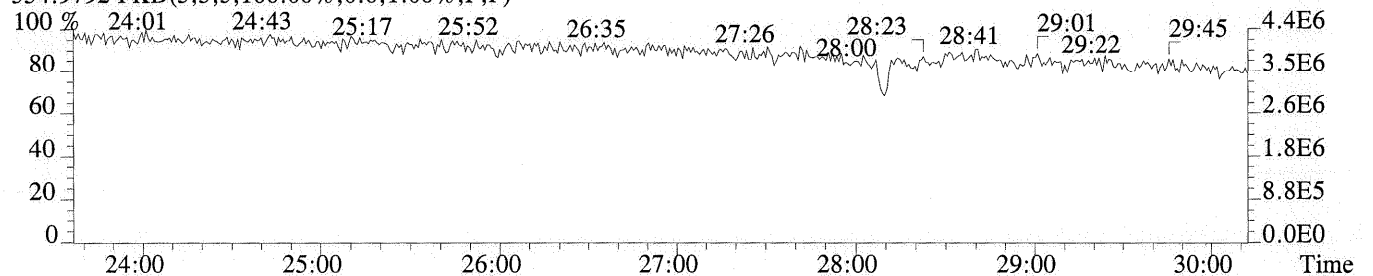
317.9389 SMO(1,3) BSUB(128,15,-3.0) PKD(3,3,3,0.10%,1100.0,1.00%,F,F)



375.8364 PKD(5,3,5,100.00%,0.0,1.00%,F,F)

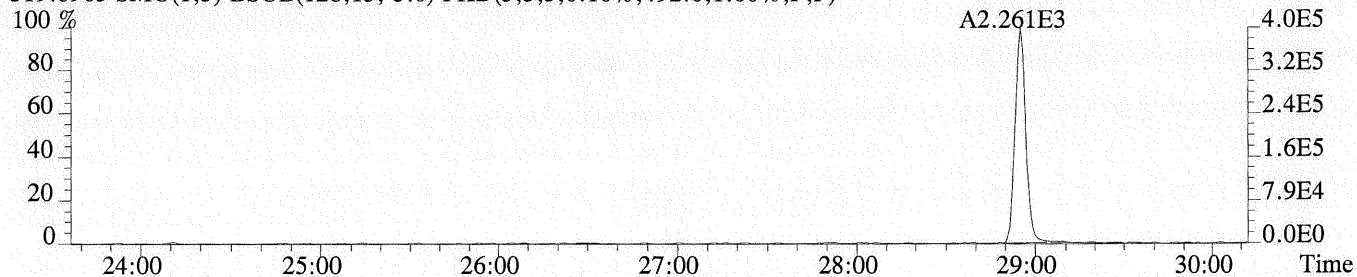


354.9792 PKD(3,3,3,100.00%,0.0,1.00%,F,F)

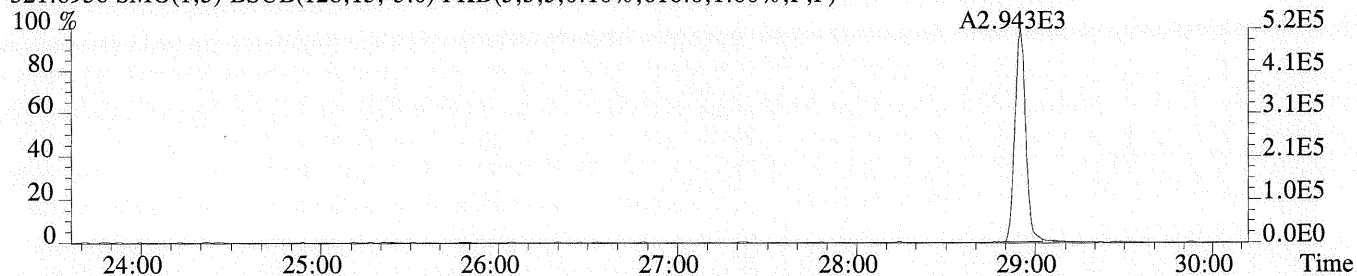


Sample#1 Exp:EQ0900315-02 LCS

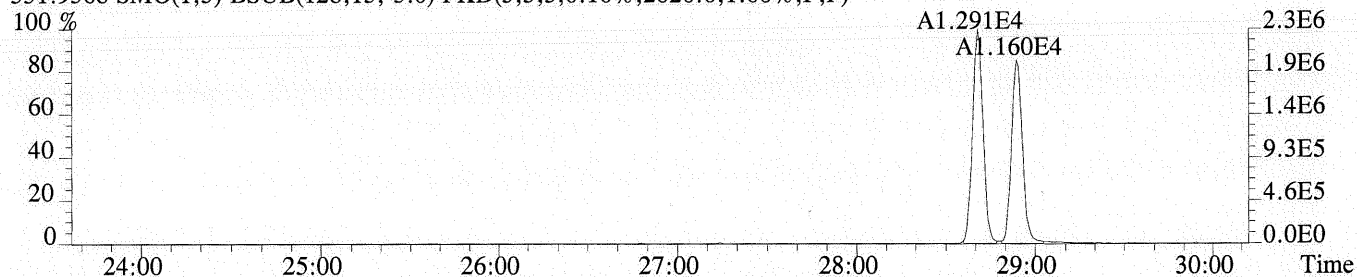
319.8965 SMO(1,3) BSUB(128,15,-3.0) PKD(3,3,3,0.10%,492.0,1.00%,F,F)



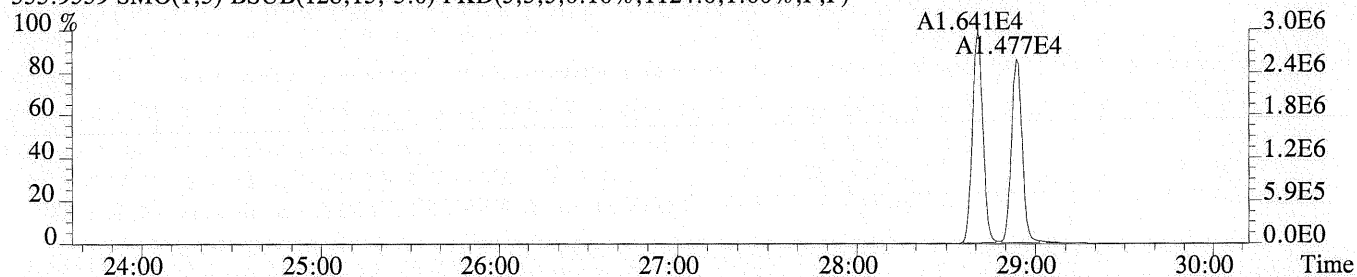
321.8936 SMO(1,3) BSUB(128,15,-3.0) PKD(3,3,3,0.10%,616.0,1.00%,F,F)



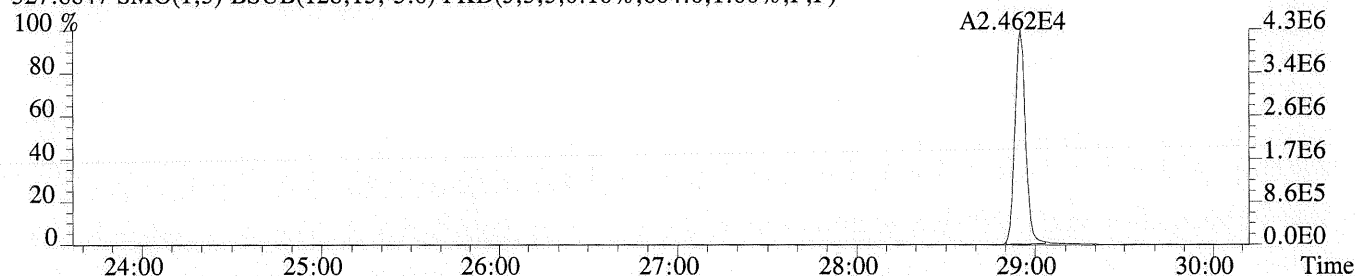
331.9368 SMO(1,3) BSUB(128,15,-3.0) PKD(3,3,3,0.10%,2020.0,1.00%,F,F)



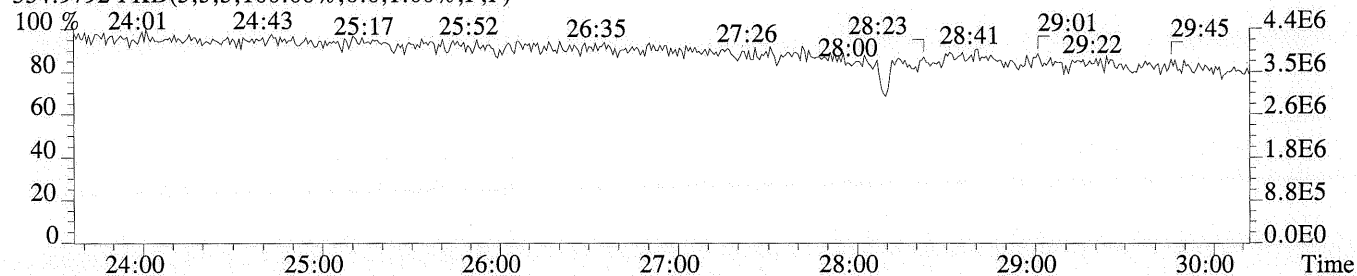
333.9339 SMO(1,3) BSUB(128,15,-3.0) PKD(3,3,3,0.10%,1124.0,1.00%,F,F)



327.8847 SMO(1,3) BSUB(128,15,-3.0) PKD(3,3,3,0.10%,604.0,1.00%,F,F)

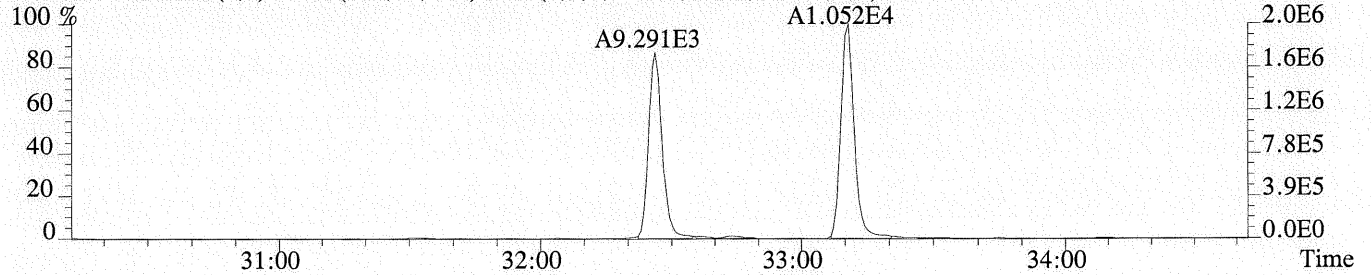


354.9792 PKD(3,3,3,100.00%,0.0,1.00%,F,F)

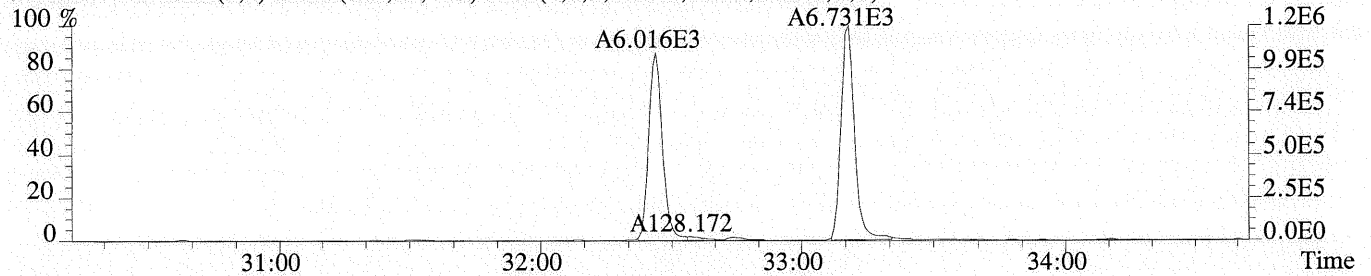


Sample#1 Exp:EQ0900315-02 LCS

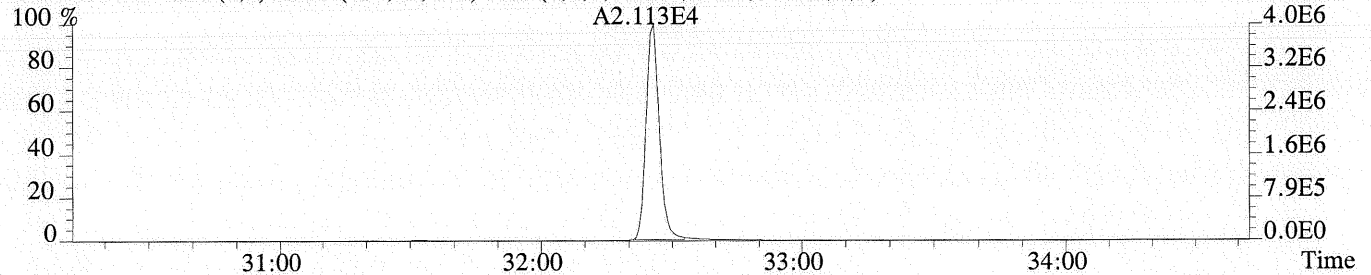
339.8597 F:2 SMO(1,3) BSUB(128,15,-3.0) PKD(3,3,3,0.10%,136.0,1.00%,F,F)



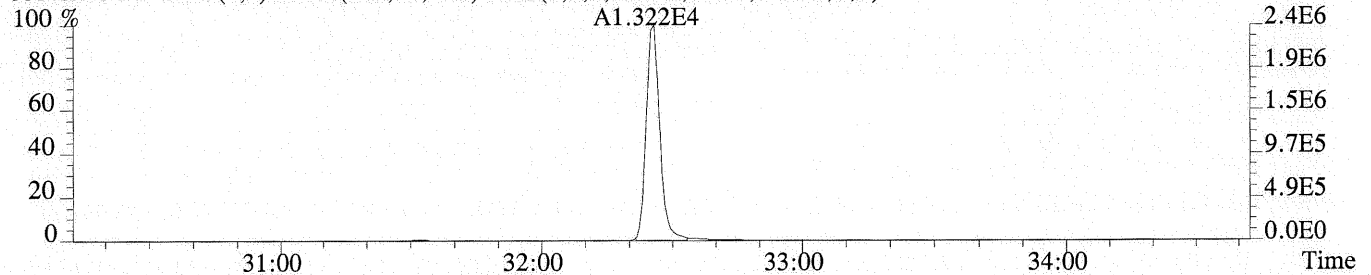
341.8567 F:2 SMO(1,3) BSUB(128,15,-3.0) PKD(3,3,3,0.10%,576.0,1.00%,F,F)



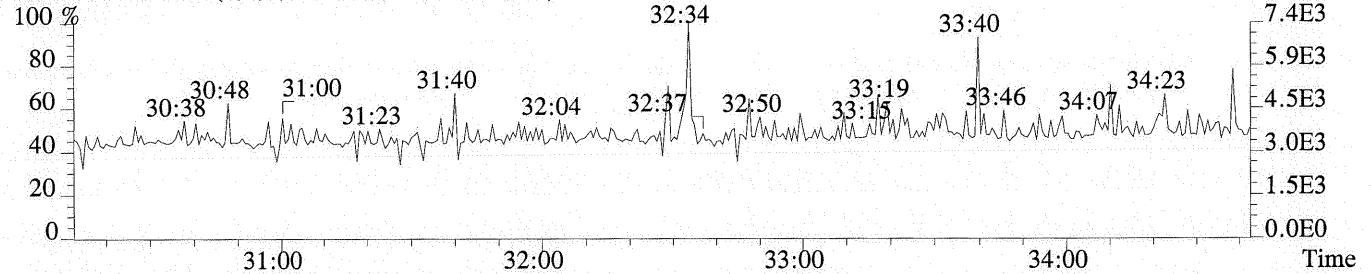
351.9000 F:2 SMO(1,3) BSUB(128,15,-3.0) PKD(3,3,3,0.10%,596.0,1.00%,F,F)



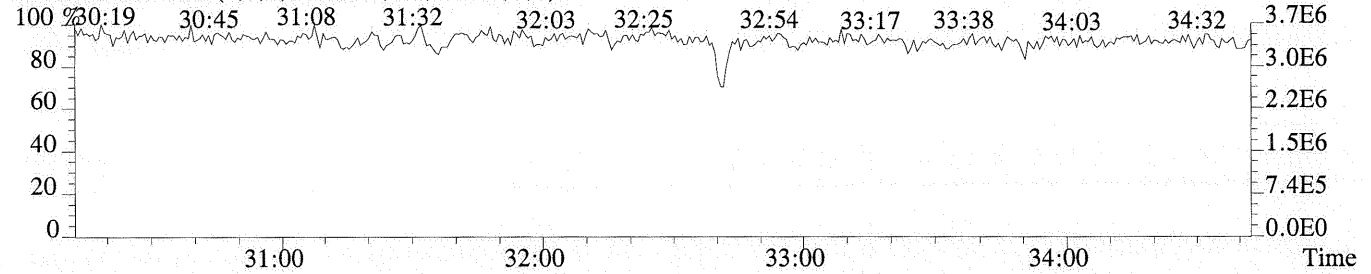
353.8970 F:2 SMO(1,3) BSUB(128,15,-3.0) PKD(3,3,3,0.10%,516.0,1.00%,F,F)



409.7974 F:2 PKD(5,3,5,100.00%,0.0,1.00%,F,F)

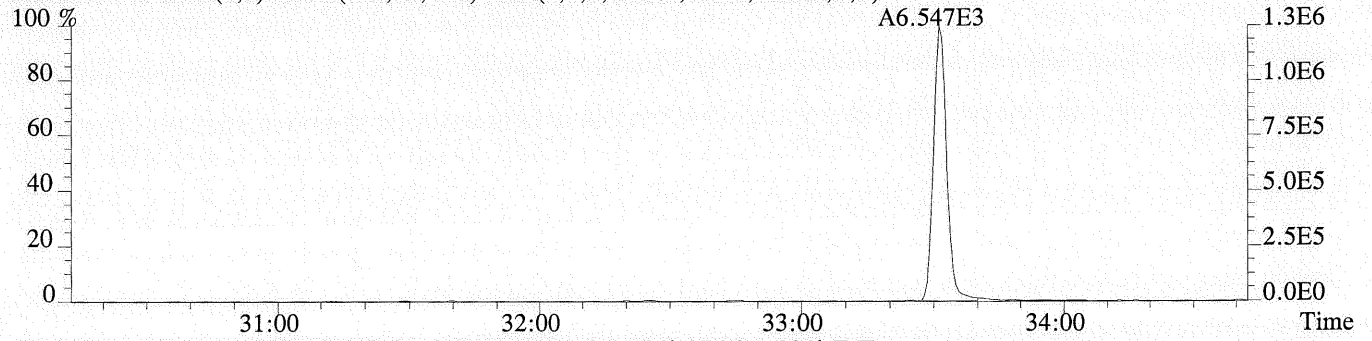


354.9792 F:2 PKD(3,3,3,100.00%,0.0,1.00%,F,F)

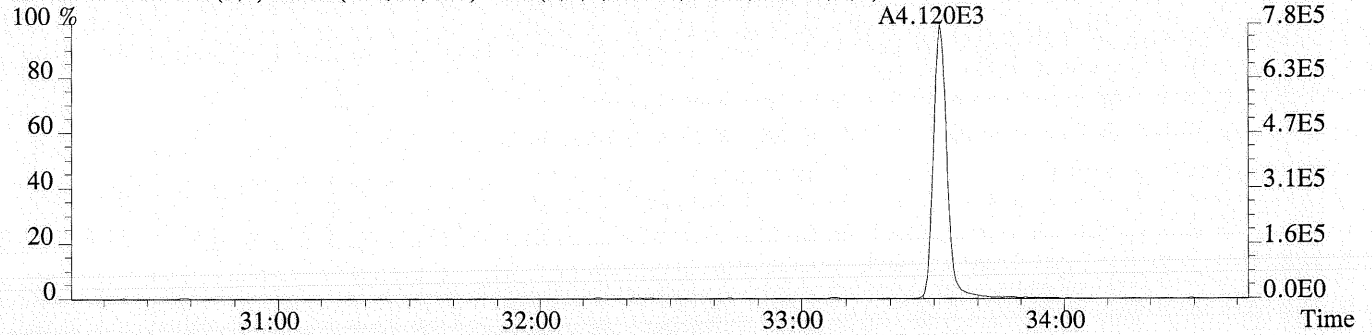


Sample#1 Exp:EQ0900315-02 LCS

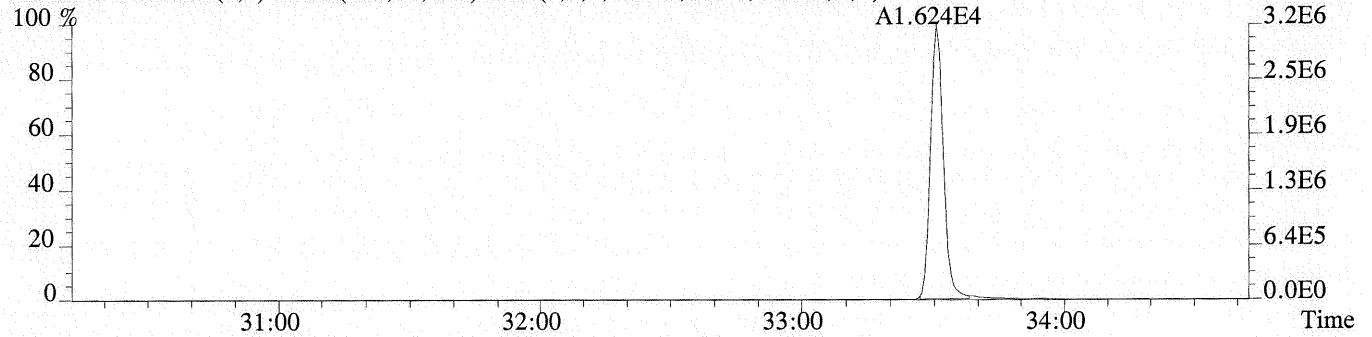
355.8546 F:2 SMO(1,3) BSUB(128,15,-3.0) PKD(3,3,3,0.10%,776.0,1.00%,F,F)



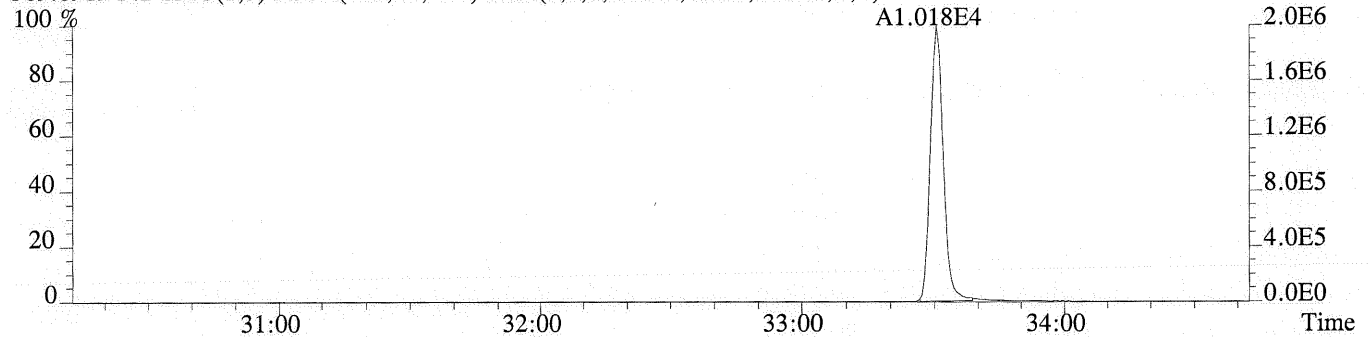
357.8517 F:2 SMO(1,3) BSUB(128,15,-3.0) PKD(3,3,3,0.10%,376.0,1.00%,F,F)



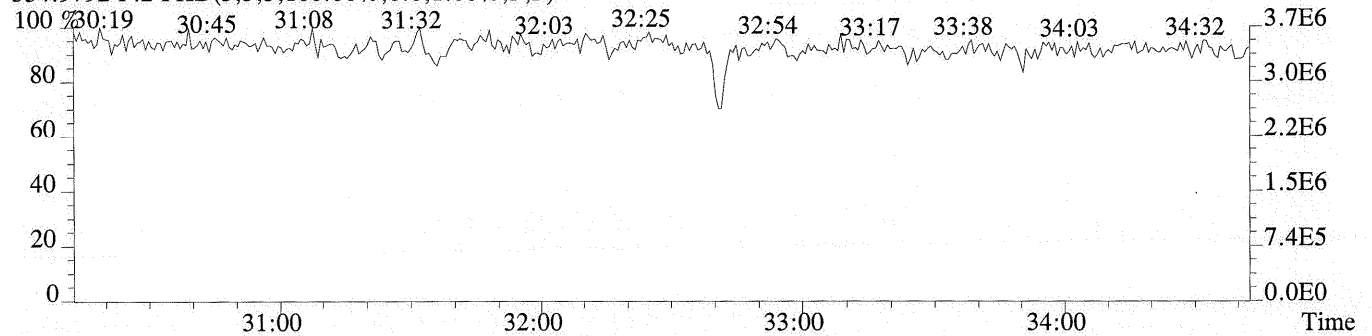
367.8949 F:2 SMO(1,3) BSUB(128,15,-3.0) PKD(3,3,3,0.10%,684.0,1.00%,F,F)



369.8919 F:2 SMO(1,3) BSUB(128,15,-3.0) PKD(3,3,3,0.10%,432.0,1.00%,F,F)



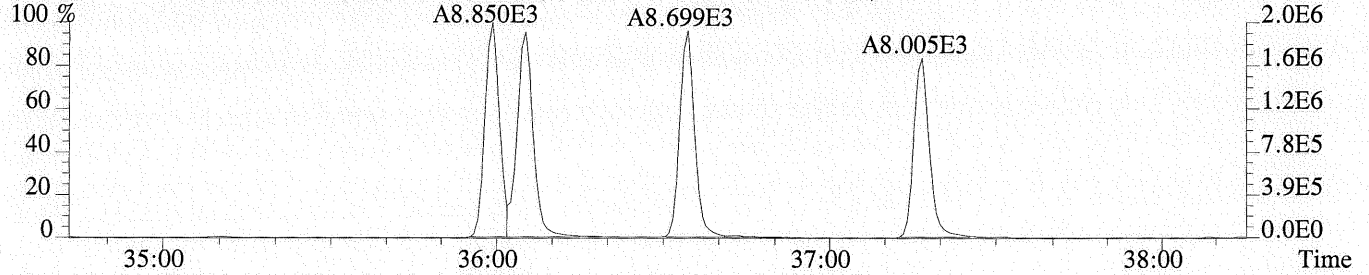
354.9792 F:2 PKD(3,3,3,100.00%,0.0,1.00%,F,F)



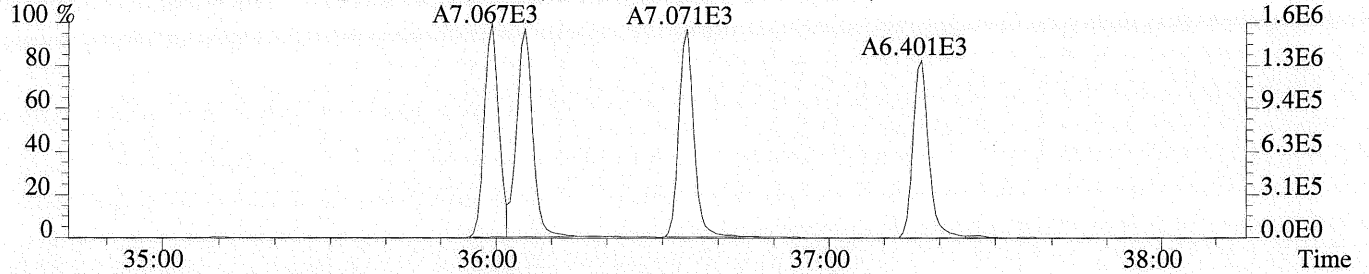
File:U132599 #1-322 Acq:20-AUG-2009 01:30:56 Probe EI+ Magnet SIR VG BioTech Mass spectf

Sample#1 Exp:EQ0900315-02 LCS

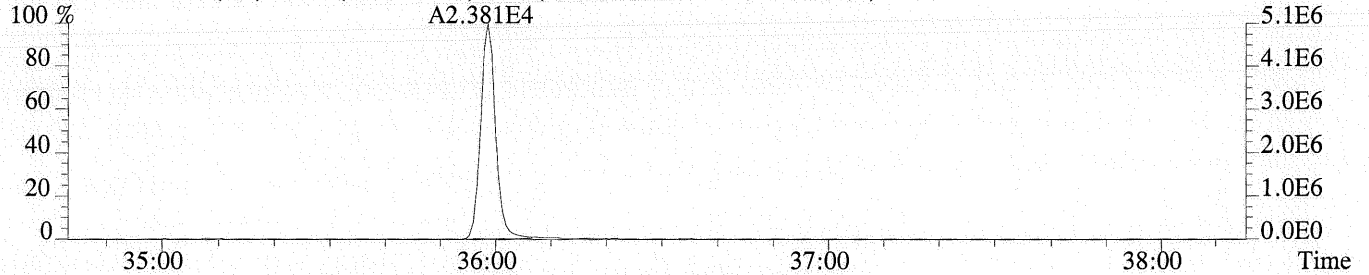
373.8208 F:3 SMO(1,3) BSUB(128,15,-3.0) PKD(3,3,3,0.25%,664.0,0.40%,F,F)



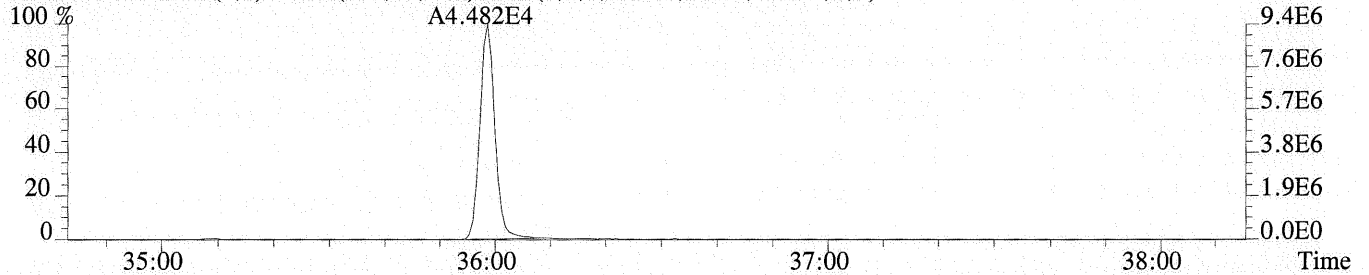
375.8178 F:3 SMO(1,3) BSUB(128,15,-3.0) PKD(3,3,3,0.25%,564.0,0.40%,F,F)



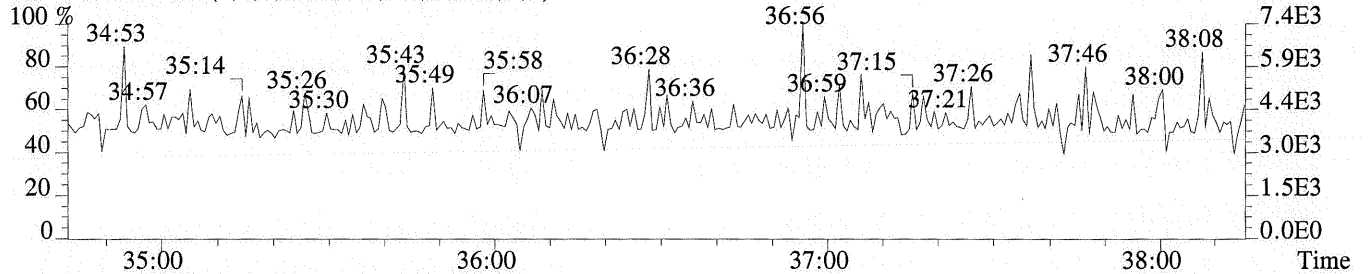
383.8639 F:3 SMO(1,3) BSUB(128,15,-3.0) PKD(3,3,3,0.25%,524.0,0.40%,F,F)



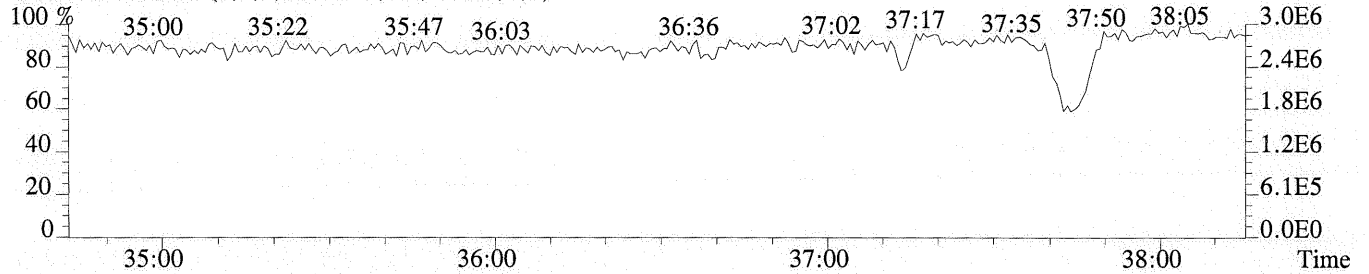
385.8610 F:3 SMO(1,3) BSUB(128,15,-3.0) PKD(3,3,3,0.25%,980.0,0.40%,F,F)



445.7555 F:3 PKD(5,3,5,100.00%,0.0,1.00%,F,F)

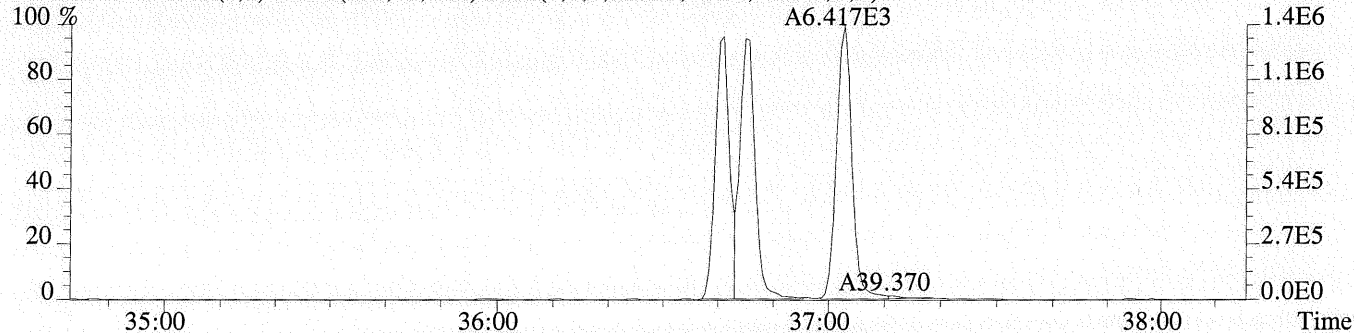


430.9728 F:3 PKD(3,3,3,100.00%,0.0,1.00%,F,F)

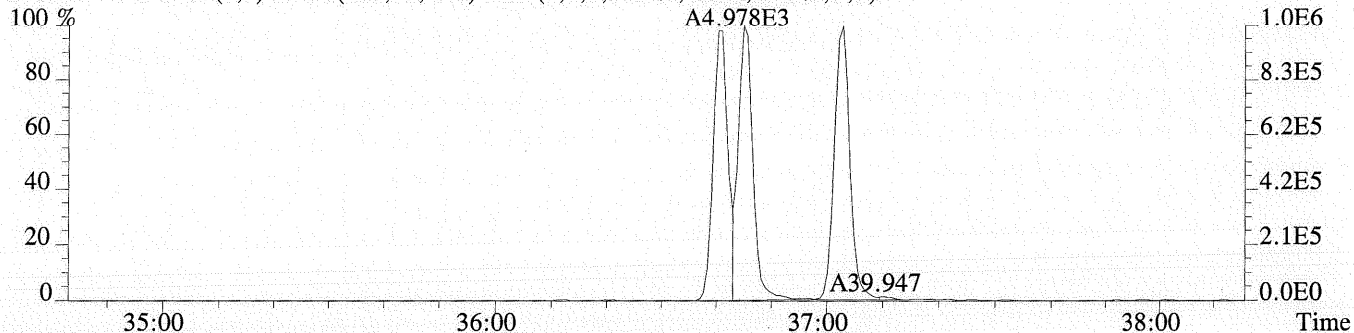


Sample#1 Exp:EQ0900315-02 LCS

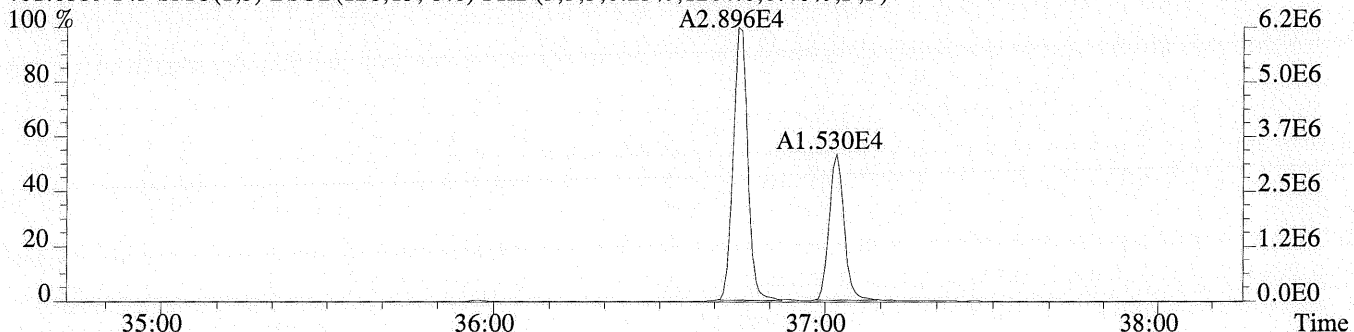
389.8157 F:3 SMO(1,3) BSUB(128,15,-3.0) PKD(3,3,3,0.25%,764.0,0.40%,F,F)



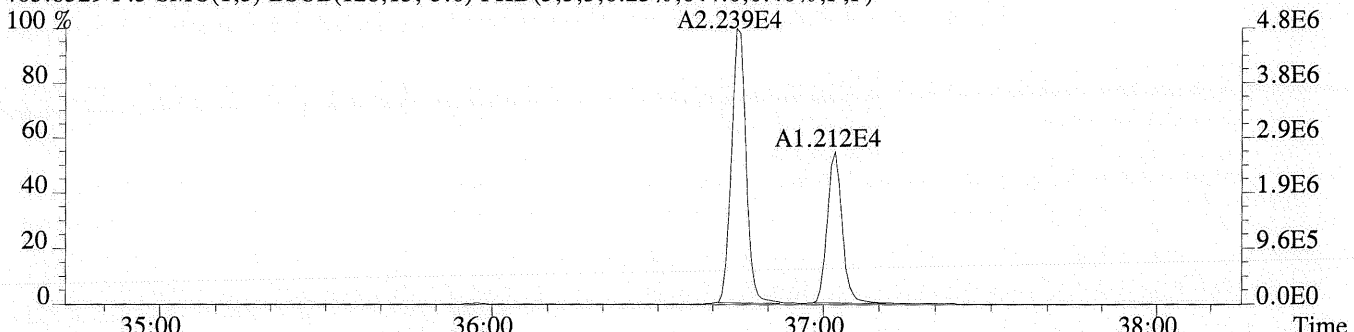
391.8127 F:3 SMO(1,3) BSUB(128,15,-3.0) PKD(3,3,3,0.25%,400.0,0.40%,F,F)



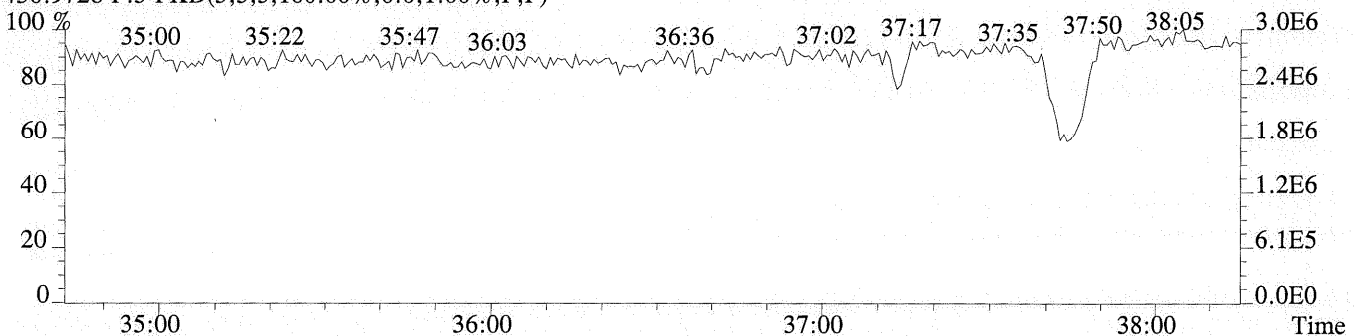
401.8559 F:3 SMO(1,3) BSUB(128,15,-3.0) PKD(3,3,3,0.25%,1264.0,0.40%,F,F)



403.8529 F:3 SMO(1,3) BSUB(128,15,-3.0) PKD(3,3,3,0.25%,644.0,0.40%,F,F)

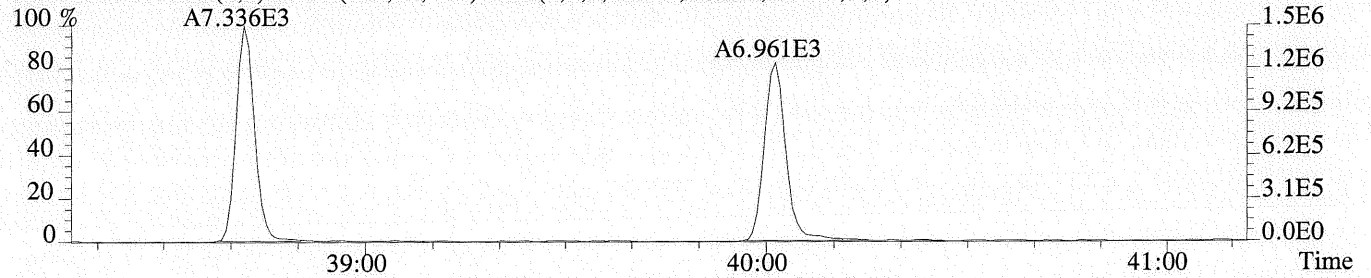


430.9728 F:3 PKD(3,3,3,100.00%,0.0,1.00%,F,F)

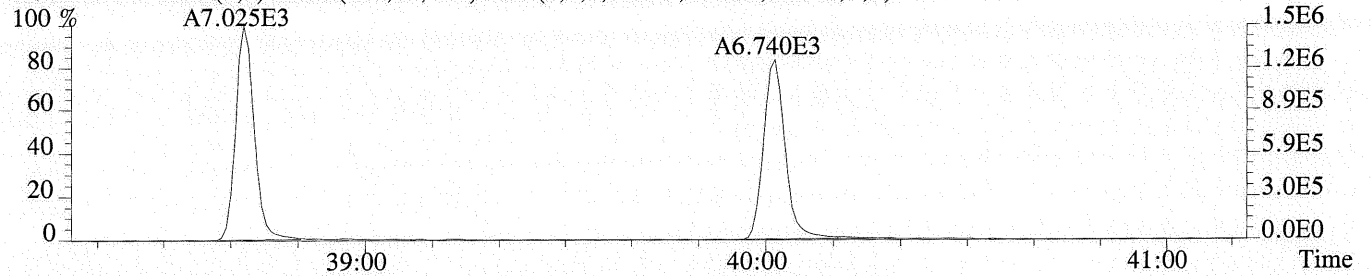


Sample#1 Exp:EQ0900315-02 LCS

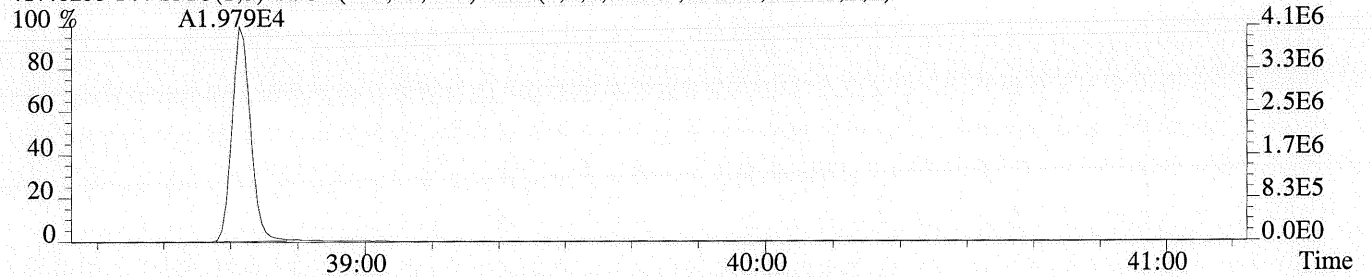
407.7818 F:4 SMO(1,3) BSUB(128,15,-3.0) PKD(3,3,3,0.25%,2356.0,0.50%,F,F)



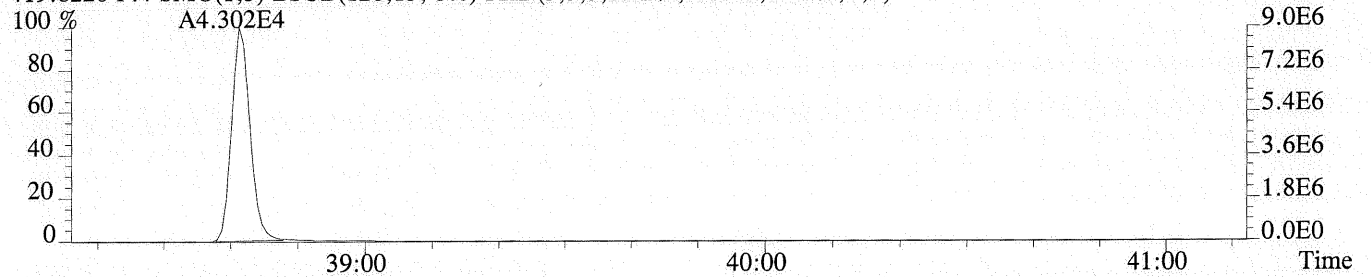
409.7789 F:4 SMO(1,3) BSUB(128,15,-3.0) PKD(3,3,3,0.25%,1152.0,0.50%,F,F)



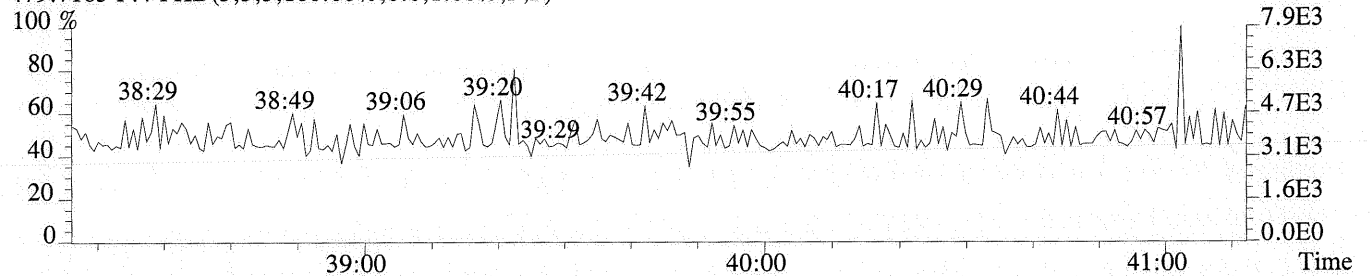
417.8253 F:4 SMO(1,3) BSUB(128,15,-3.0) PKD(3,3,3,0.25%,1968.0,0.50%,F,F)



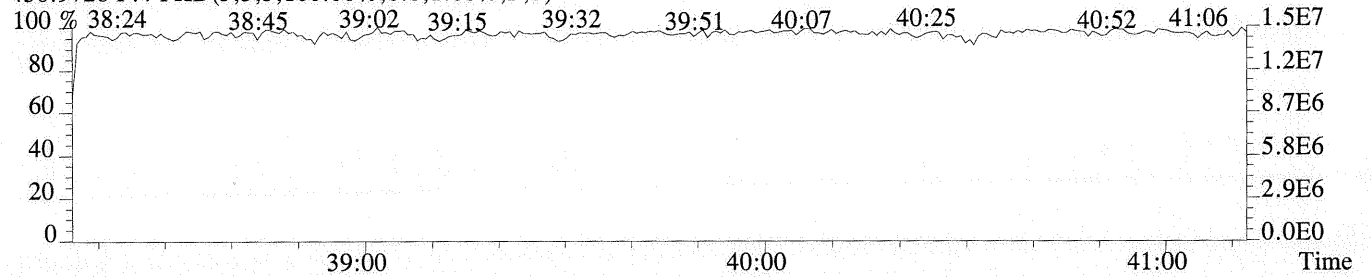
419.8220 F:4 SMO(1,3) BSUB(128,15,-3.0) PKD(3,3,3,0.25%,2236.0,0.50%,F,F)

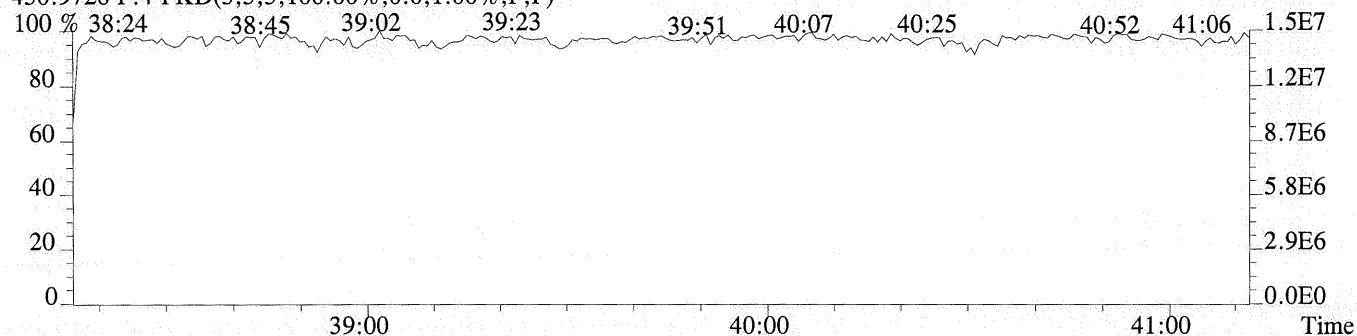
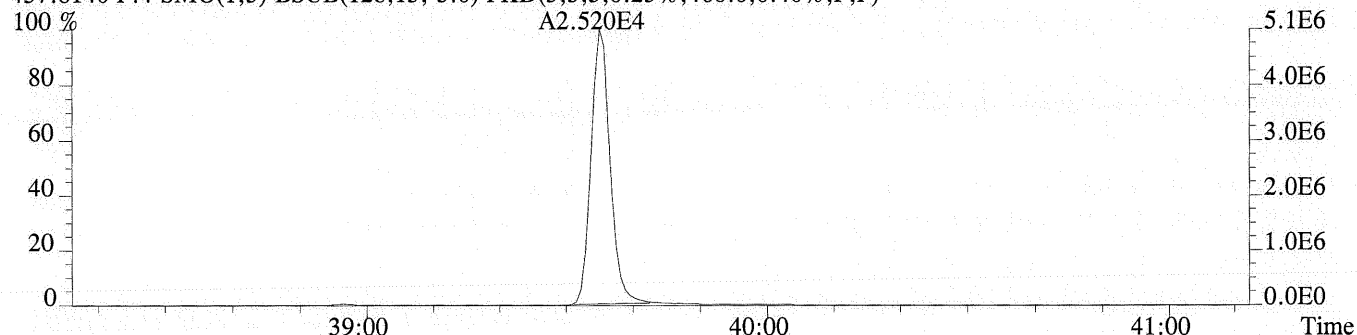
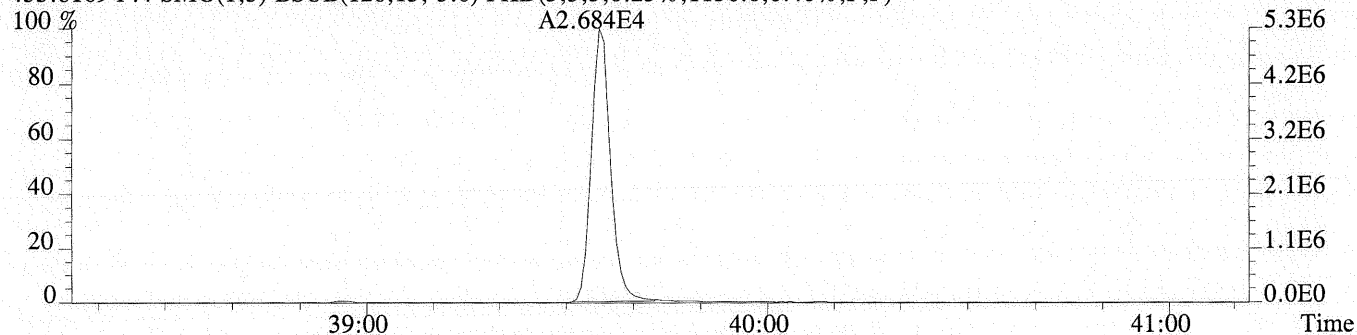
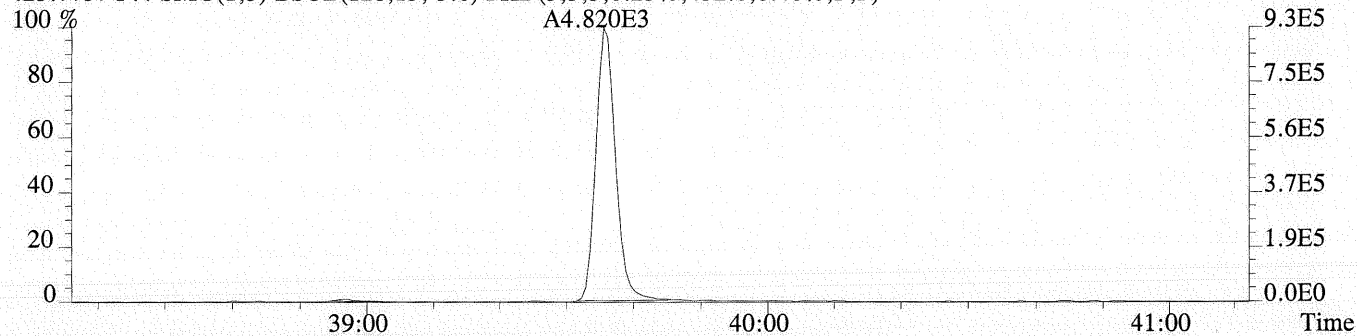
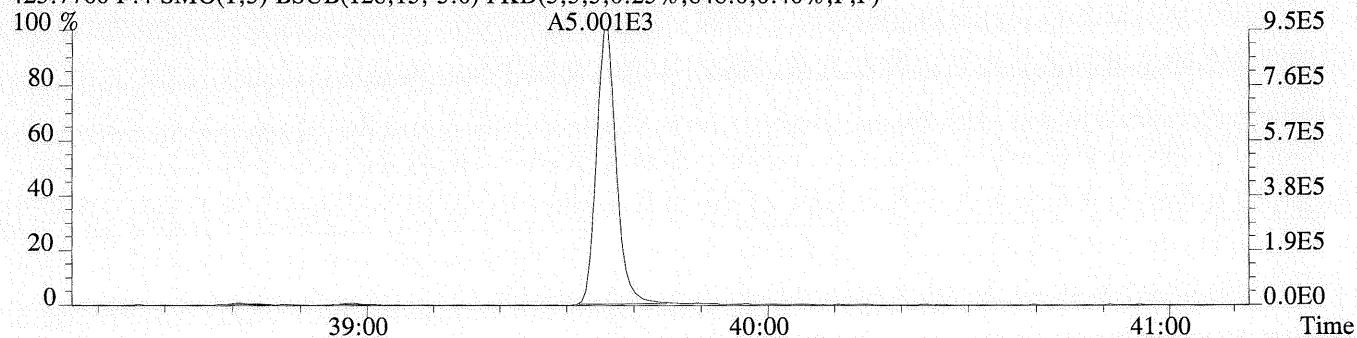


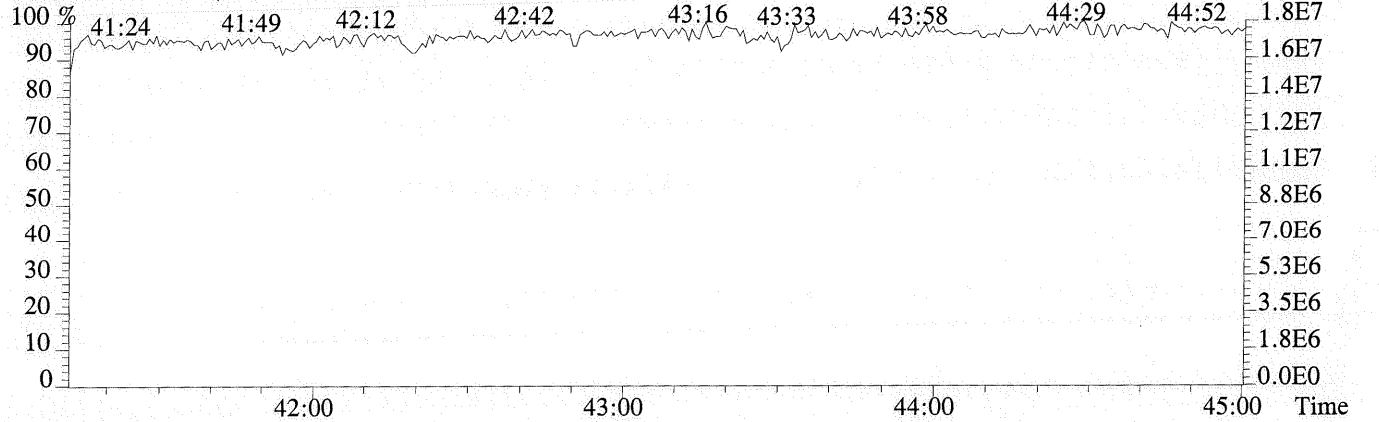
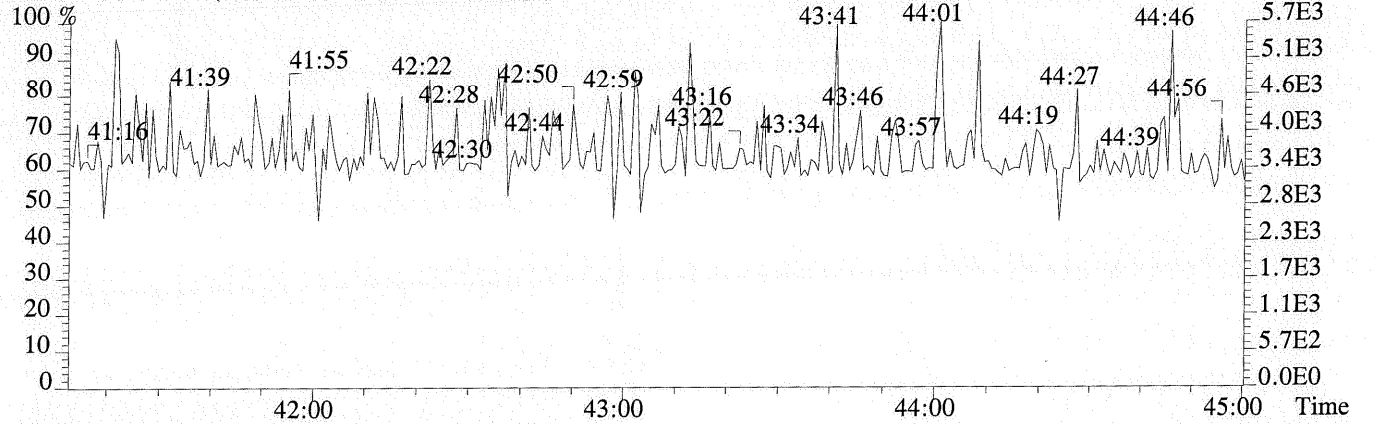
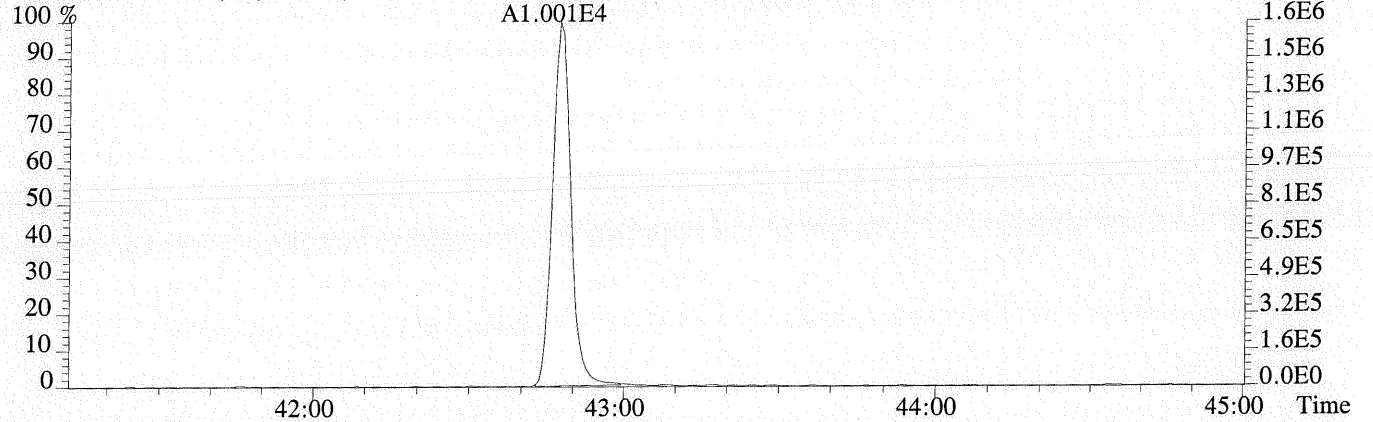
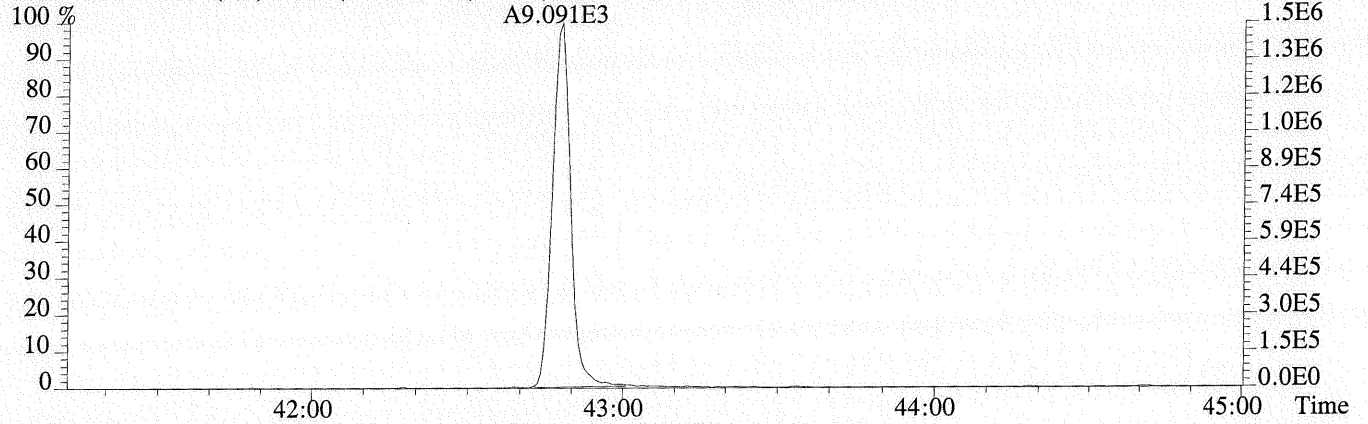
479.7165 F:4 PKD(5,3,5,100.00%,0.0,1.00%,F,F)



430.9728 F:4 PKD(3,3,3,100.00%,0.0,1.00%,F,F)

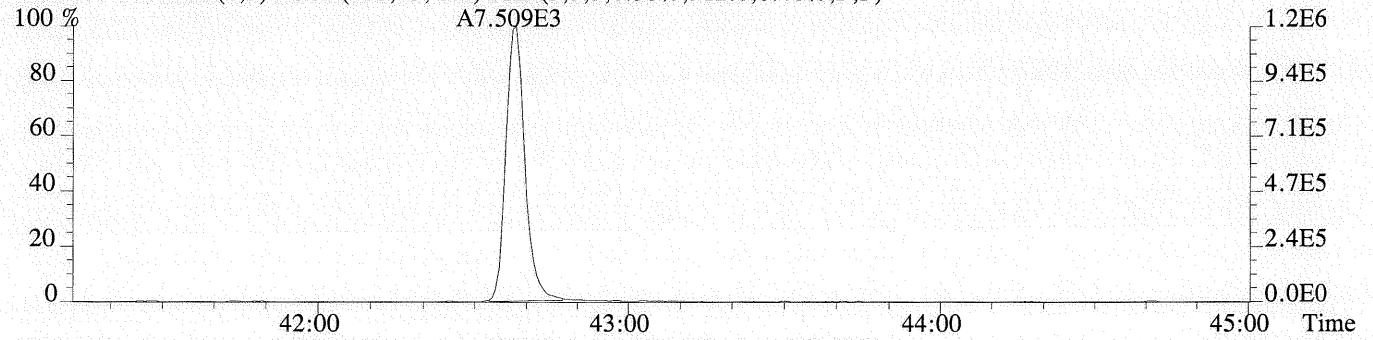




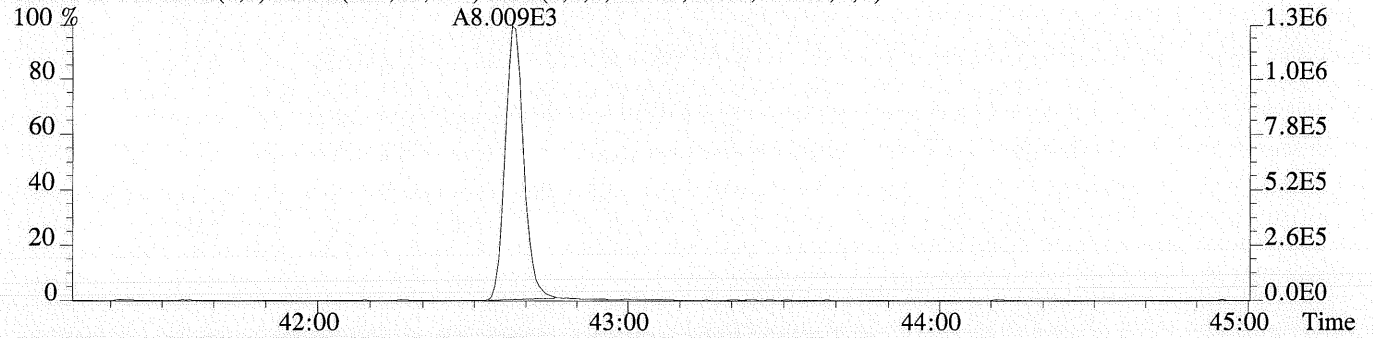


Sample#1 Exp:EQ0900315-02 LCS

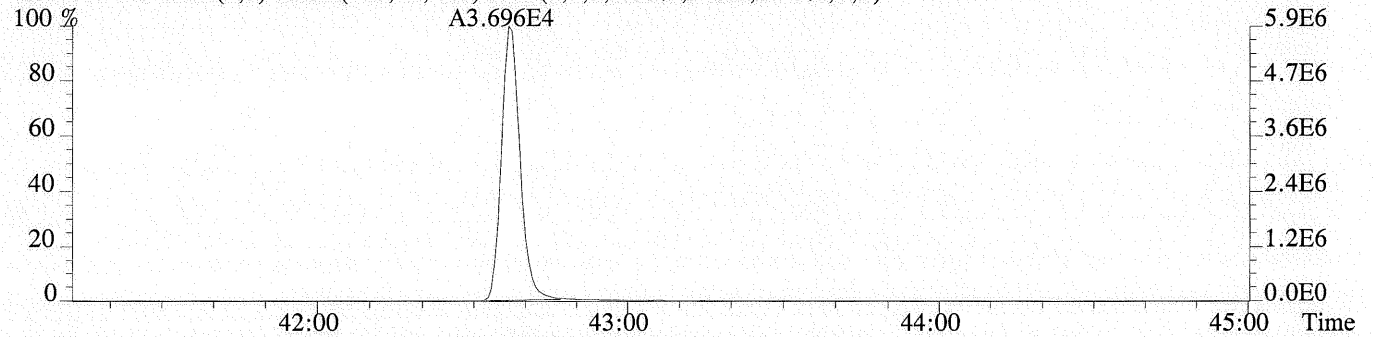
457.7377 F:5 SMO(1,3) BSUB(128,15,-3.0) PKD(5,3,5,0.30%,912.0,0.40%,F,F)



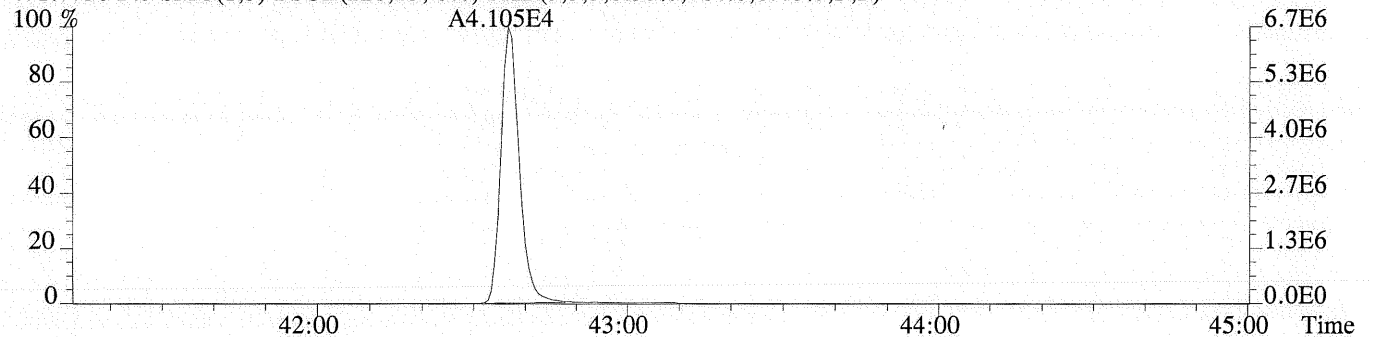
459.7348 F:5 SMO(1,3) BSUB(128,15,-3.0) PKD(5,3,5,0.30%,604.0,0.40%,F,F)



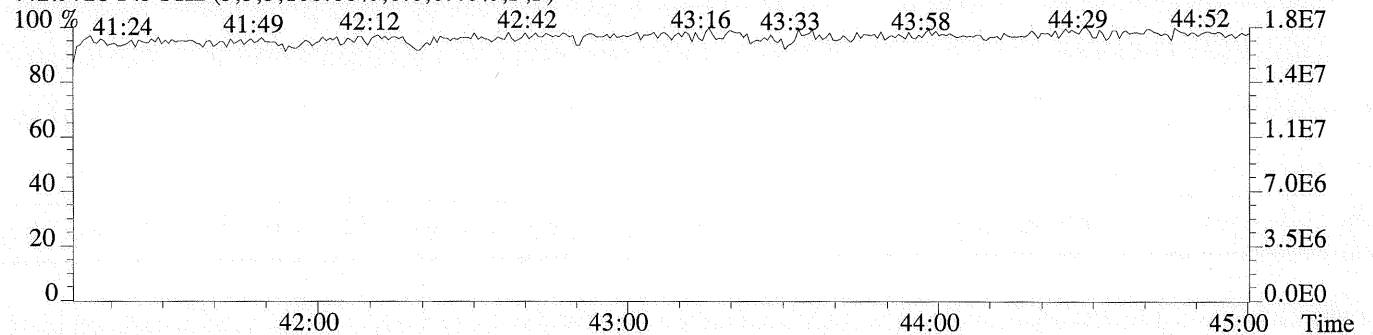
469.7779 F:5 SMO(1,3) BSUB(128,15,-3.0) PKD(5,3,5,0.30%,548.0,0.40%,F,F)



471.7750 F:5 SMO(1,3) BSUB(128,15,-3.0) PKD(5,3,5,0.30%,764.0,0.40%,F,F)



442.9728 F:5 PKD(3,3,3,100.00%,0.0,0.40%,F,F)



Columbia Analytical Services, Inc.
Sample Response Summary

CLIENT ID.
METHOD BLANK

Run #8 Filename U220199 Samp: 1 Inj: 1 Acquired: 25-AUG-09 19:36:11
Processed: 26-AUG-09 15:50:05 Sample ID: EQ0900316-01

Ln#	Fxn	Name	RT-1	Resp 1	Resp 2	Ratio	Meet	Mod?	RRT
1	1	PCB-1	14:08	5.502e+01	2.013e+01	2.73	y	y	1.000
2	1	PCB-2	NotFnd	*	*	*	n	n	*
3	1	PCB-3	16:35	8.535e+01	3.533e+01	2.42	n	y	1.001
4	1	PCB-4	NotFnd	*	*	*	n	n	*
5	1	PCB-10	NotFnd	*	*	*	n	n	*
6	2	PCB-9	NotFnd	*	*	*	n	n	*
7	2	PCB-7	NotFnd	*	*	*	n	n	*
8	2	PCB-6	NotFnd	*	*	*	n	n	*
9	2	PCB-5	NotFnd	*	*	*	n	n	*
10	2	PCB-8	19:57	8.046e+02	5.330e+02	1.51	y	n	1.185
11	2	PCB-14	NotFnd	*	*	*	n	n	*
12	2	PCB-11	22:34	9.072e+03	5.858e+03	1.55	y	n	0.971
13	2	PCB-12/13	NotFnd	*	*	*	n	n	*
14	2	PCB-15	NotFnd	*	*	*	n	n	*
15	2	PCB-19	NotFnd	*	*	*	n	n	*
16	2	PCB-18/30	22:15	5.214e+02	4.872e+02	1.07	y	y	1.100
17	2	PCB-17	22:41	2.287e+02	2.233e+02	1.02	y	y	1.121
18	2	PCB-27	NotFnd	*	*	*	n	n	*
19	2	PCB-24	NotFnd	*	*	*	n	n	*
20	2	PCB-16	23:10	2.058e+02	2.053e+02	1.00	y	y	1.145
21	2	PCB-32	23:43	2.093e+02	2.164e+02	0.97	y	y	1.172
22	3	PCB-34	NotFnd	*	*	*	n	n	*
23	3	PCB-23	NotFnd	*	*	*	n	n	*
24	3	PCB-26/29	25:31	1.660e+02	1.811e+02	0.92	y	y	1.261
25	3	PCB-25	NotFnd	*	*	*	n	n	*
26	3	PCB-31	26:06	9.815e+02	8.520e+02	1.15	y	y	0.855
27	3	PCB-20/28	26:25	9.919e+02	9.714e+02	1.02	y	y	0.865
28	3	PCB-21/33	26:40	6.201e+02	6.027e+02	1.03	y	y	0.873
29	3	PCB-22	27:04	3.464e+02	3.432e+02	1.01	y	y	0.886
30	3	PCB-36	NotFnd	*	*	*	n	n	*
31	3	PCB-39	NotFnd	*	*	*	n	n	*
32	3	PCB-38	NotFnd	*	*	*	n	n	*
33	3	PCB-35	NotFnd	*	*	*	n	n	*
34	3	PCB-37	30:34	1.477e+02	1.433e+02	1.03	y	y	1.001
35	2	PCB-54	NotFnd	*	*	*	n	n	*
36	3	PCB-50/53	NotFnd	*	*	*	n	n	*
37	3	PCB-45/51	NotFnd	*	*	*	n	n	*
38	3	PCB-46	NotFnd	*	*	*	n	n	*
39	3	PCB-52	28:17	5.747e+02	7.641e+02	0.75	y	y	1.203
40	3	PCB-43/73	NotFnd	*	*	*	n	n	*
41	3	PCB-49/69	28:48	2.384e+02	3.252e+02	0.73	y	y	1.225
42	3	PCB-48	29:06	6.643e+01	8.581e+01	0.77	y	y	1.237
43	3	PCB-44/47/65	29:19	4.166e+02	5.301e+02	0.79	y	y	1.247
44	3	PCB-59/62/75	NotFnd	*	*	*	n	n	*
45	3	PCB-42	29:52	6.561e+01	7.637e+01	0.86	y	y	1.270
46	3	PCB-40/41/71	30:22	1.229e+02	1.823e+02	0.67	y	y	1.291
47	3	PCB-64	30:36	1.538e+02	2.267e+02	0.68	y	y	1.301
48	3	PCB-72	NotFnd	*	*	*	n	n	*
49	3	PCB-68	NotFnd	*	*	*	n	n	*
50	3	PCB-57	NotFnd	*	*	*	n	n	*

51	3	PCB-58	NotFnd	*	*	*	n	n	*
52	3	PCB-67	NotFnd	*	*	*	n	n	*
53	3	PCB-63	NotFnd	*	*	*	n	n	*
54	3	PCB-61/70/74/76	33:12	5.004e+02	6.501e+02	0.77	y	y	0.887
55	3	PCB-66	33:34	2.240e+02	2.593e+02	0.86	y	y	0.897
56	3	PCB-55	NotFnd	*	*	*	n	n	*
57	4	PCB-56	34:14	8.996e+01	1.156e+02	0.78	y	y	0.915
58	4	PCB-60	34:28	5.991e+01	6.447e+01	0.93	n	y	0.921
59	4	PCB-80	NotFnd	*	*	*	n	n	*
60	4	PCB-79	NotFnd	*	*	*	n	n	*
61	4	PCB-78	NotFnd	*	*	*	n	n	*
62	4	PCB-81	NotFnd	*	*	*	n	n	*
63	4	PCB-77	NotFnd	*	*	*	n	n	*
64	3	PCB-104	NotFnd	*	*	*	n	n	*
65	3	PCB-96	NotFnd	*	*	*	n	n	*
66	3	PCB-103	NotFnd	*	*	*	n	n	*
67	3	PCB-94	NotFnd	*	*	*	n	n	*
68	3	PCB-95	32:18	5.491e+02	3.716e+02	1.48	y	n	1.105
69	3	PCB-93/100	NotFnd	*	*	*	n	n	*
70	3	PCB-98/102	NotFnd	*	*	*	n	n	*
71	3	PCB-88/91	33:12	8.613e+01	5.663e+01	1.52	y	n	1.136
72	3	PCB-84	33:25	1.384e+02	1.028e+02	1.35	y	n	1.143
73	4	PCB-89	NotFnd	*	*	*	n	n	*
74	4	PCB-121	NotFnd	*	*	*	n	n	*
75	4	PCB-92	34:43	9.544e+01	5.442e+01	1.75	y	n	0.868
76	4	PCB-90/101/113	35:19	6.301e+02	4.066e+02	1.55	y	n	0.883
77	4	PCB-83/99	35:54	2.962e+02	1.906e+02	1.55	y	y	0.898
78	4	PCB-112	NotFnd	*	*	*	n	n	*
79	4	PCB-86/87/97/109/119/125	36:30	4.371e+02	3.043e+02	1.44	y	y	0.913
80	4	PCB-117	NotFnd	*	*	*	n	n	*
81	4	PCB-85/116	37:09	9.528e+01	5.368e+01	1.77	y	y	0.929
82	4	PCB-110/115	37:19	8.747e+02	5.269e+02	1.66	y	y	0.933
83	4	PCB-82	37:39	5.511e+01	4.126e+01	1.34	y	y	0.942
84	4	PCB-111	NotFnd	*	*	*	n	n	*
85	4	PCB-120	NotFnd	*	*	*	n	n	*
86	5	PCB-108/124	NotFnd	*	*	*	n	n	*
87	5	PCB-107	NotFnd	*	*	*	n	n	*
88	5	PCB-123	NotFnd	*	*	*	n	n	*
89	5	PCB-106	NotFnd	*	*	*	n	n	*
90	5	PCB-118	40:21	5.942e+02	3.957e+02	1.50	y	n	1.001
91	5	PCB-122	NotFnd	*	*	*	n	n	*
92	5	PCB-114	NotFnd	*	*	*	n	n	*
93	5	PCB-105	41:32	2.362e+02	1.554e+02	1.52	y	n	1.000
94	5	PCB-127	NotFnd	*	*	*	n	n	*
95	5	PCB-126	NotFnd	*	*	*	n	n	*
96	4	PCB-155	NotFnd	*	*	*	n	n	*
97	4	PCB-152	NotFnd	*	*	*	n	n	*
98	4	PCB-150	NotFnd	*	*	*	n	n	*
99	4	PCB-136	35:49	8.849e+01	1.020e+02	0.87	n	y	1.022
100	4	PCB-145	NotFnd	*	*	*	n	n	*
101	4	PCB-148	NotFnd	*	*	*	n	n	*
102	4	PCB-135/151	38:14	1.526e+02	1.301e+02	1.17	y	y	1.091
103	4	PCB-154	NotFnd	*	*	*	n	n	*
104	4	PCB-144	NotFnd	*	*	*	n	n	*
105	5	PCB-147/149	39:11	3.606e+02	2.777e+02	1.30	y	y	1.118
106	5	PCB-134	NotFnd	*	*	*	n	n	*
107	5	PCB-143	NotFnd	*	*	*	n	n	*

108	5	PCB-139/140	NotFnd	*	*	*	n	n	*
109	5	PCB-131	NotFnd	*	*	*	n	n	*
110	5	PCB-142	NotFnd	*	*	*	n	n	*
111	5	PCB-132	40:27	1.671e+02	1.116e+02	1.50	n	y	1.154
112	5	PCB-133	NotFnd	*	*	*	n	n	*
113	5	PCB-165	NotFnd	*	*	*	n	n	*
114	5	PCB-146	41:35	6.110e+01	5.121e+01	1.19	y	y	0.895
115	5	PCB-161	NotFnd	*	*	*	n	n	*
116	5	PCB-153/168	42:13	4.171e+02	3.340e+02	1.25	y	y	0.908
117	5	PCB-141	42:25	8.143e+01	5.465e+01	1.49	n	y	0.913
118	5	PCB-130	42:50	2.351e+01	2.795e+01	0.84	n	y	0.921
119	5	PCB-137	43:03	2.685e+01	2.835e+01	0.95	n	y	0.926
120	5	PCB-164	43:11	4.707e+01	3.950e+01	1.19	y	y	0.929
121	5	PCB-129/138/163	43:29	5.808e+02	4.702e+02	1.24	y	y	0.935
122	5	PCB-160	NotFnd	*	*	*	n	n	*
123	5	PCB-158	43:52	8.803e+01	7.371e+01	1.19	y	n	0.944
124	5	PCB-128/166	44:45	1.468e+02	9.867e+01	1.49	n	y	0.963
125	6	PCB-159	NotFnd	*	*	*	n	n	*
126	6	PCB-162	NotFnd	*	*	*	n	n	*
127	6	PCB-167	46:31	3.001e+01	2.916e+01	1.03	n	y	1.001
128	6	PCB-156/157	47:39	1.412e+02	1.261e+02	1.12	y	y	1.000
129	6	PCB-169	NotFnd	*	*	*	n	n	*
130	5	PCB-188	NotFnd	*	*	*	n	n	*
131	5	PCB-179	41:13	2.938e+01	3.448e+01	0.85	n	y	1.009
132	5	PCB-184	NotFnd	*	*	*	n	n	*
133	5	PCB-176	NotFnd	*	*	*	n	n	*
134	5	PCB-186	NotFnd	*	*	*	n	n	*
135	5	PCB-178	NotFnd	*	*	*	n	n	*
136	5	PCB-175	NotFnd	*	*	*	n	n	*
137	5	PCB-187	44:50	7.673e+01	8.520e+01	0.90	y	y	1.098
138	5	PCB-182	NotFnd	*	*	*	n	n	*
139	6	PCB-183	45:27	4.396e+01	2.804e+01	1.57	n	y	1.113
140	6	PCB-185	NotFnd	*	*	*	n	n	*
141	6	PCB-174	45:43	4.414e+01	3.696e+01	1.19	y	y	1.120
142	6	PCB-177	46:08	2.569e+01	2.300e+01	1.12	y	y	1.130
143	6	PCB-181	NotFnd	*	*	*	n	n	*
144	6	PCB-171/173	NotFnd	*	*	*	n	n	*
145	6	PCB-172	NotFnd	*	*	*	n	n	*
146	6	PCB-192	NotFnd	*	*	*	n	n	*
147	6	PCB-180/193	49:03	1.480e+02	1.407e+02	1.05	y	y	0.918
148	6	PCB-191	NotFnd	*	*	*	n	n	*
149	6	PCB-170	50:19	1.021e+02	1.027e+02	0.99	y	y	0.942
150	6	PCB-190	50:51	2.601e+01	2.217e+01	1.17	y	y	0.952
151	6	PCB-189	NotFnd	*	*	*	n	n	*
152	6	PCB-202	46:14	4.246e+01	5.378e+01	0.79	y	y	1.000
153	6	PCB-201	NotFnd	*	*	*	n	n	*
154	6	PCB-204	NotFnd	*	*	*	n	n	*
155	6	PCB-197	NotFnd	*	*	*	n	n	*
156	6	PCB-200	NotFnd	*	*	*	n	n	*
157	6	PCB-198/199	51:02	1.288e+02	1.655e+02	0.78	y	y	1.104
158	6	PCB-196	51:40	3.074e+01	2.559e+01	1.20	n	y	0.923
159	6	PCB-203	51:53	8.946e+01	9.841e+01	0.91	y	y	0.927
160	6	PCB-195	NotFnd	*	*	*	n	n	*
161	6	PCB-194	55:32	7.598e+01	8.745e+01	0.87	y	y	0.992
162	6	PCB-205	NotFnd	*	*	*	n	n	*
163	6	PCB-208	52:57	1.399e+02	1.634e+02	0.86	y	y	1.001
164	6	PCB-207	53:53	4.605e+01	6.882e+01	0.67	y	y	1.019

165	7	PCB-206	57:45	3.217e+02	4.516e+02	0.71	y	n	1.001
166	7	PCB-209	59:20	1.044e+04	8.820e+03	1.18	y	n	1.000
167	1	PCB-11L	14:08	1.558e+04	5.038e+03	3.09	y	n	0.744
168	1	PCB-3L	16:34	1.664e+04	5.134e+03	3.24	y	n	0.872
169	1	PCB-4L	16:50	9.120e+03	6.119e+03	1.49	y	n	0.886
170	2	PCB-15L	23:14	1.453e+04	9.337e+03	1.56	y	n	1.223
171	2	PCB-19L	20:14	5.524e+03	5.571e+03	0.99	y	n	1.065
172	3	PCB-37L	30:32	1.263e+04	1.253e+04	1.01	y	n	1.080
173	2	PCB-54L	23:31	7.613e+03	9.719e+03	0.78	y	n	0.832
174	4	PCB-81L	37:25	1.025e+04	1.329e+04	0.77	y	n	1.324
175	4	PCB-77L	37:59	1.043e+04	1.319e+04	0.79	y	n	1.344
176	3	PCB-104L	29:14	1.117e+04	7.651e+03	1.46	y	n	0.829
177	5	PCB-123L	39:59	1.274e+04	8.255e+03	1.54	y	n	1.133
178	5	PCB-118L	40:19	1.343e+04	8.849e+03	1.52	y	n	1.143
179	5	PCB-114L	40:52	1.263e+04	8.352e+03	1.51	y	n	1.158
180	5	PCB-105L	41:31	1.320e+04	8.689e+03	1.52	y	n	1.177
181	5	PCB-126L	44:37	1.358e+04	8.953e+03	1.52	y	n	1.265
182	4	PCB-155L	35:03	1.070e+04	8.655e+03	1.24	y	n	0.807
183	6	PCB-167L	46:29	9.792e+03	7.441e+03	1.32	y	n	1.070
184	6	PCB-156/157L	47:39	1.894e+04	1.491e+04	1.27	y	n	1.097
185	6	PCB-169L	50:54	8.812e+03	6.972e+03	1.26	y	n	1.171
186	5	PCB-188L	40:50	1.004e+04	9.471e+03	1.06	y	n	0.736
187	6	PCB-189L	53:25	8.277e+03	7.791e+03	1.06	y	n	0.962
188	6	PCB-202L	46:14	7.076e+03	7.808e+03	0.91	y	n	0.833
189	6	PCB-205L	55:59	7.747e+03	8.630e+03	0.90	y	n	1.008
190	6	PCB-208L	52:54	7.179e+03	8.694e+03	0.83	y	n	0.953
191	7	PCB-206L	57:43	5.382e+03	6.982e+03	0.77	y	n	1.040
192	7	PCB-209L	59:19	9.067e+03	7.442e+03	1.22	y	n	1.068
193	3	PCB-28L	26:23	8.743e+03	8.625e+03	1.01	y	n	0.933
194	4	PCB-111L	38:00	9.393e+03	5.992e+03	1.57	y	n	1.077
195	5	PCB-178L	43:54	5.482e+03	5.242e+03	1.05	y	n	1.010
196	2	PCB-9L	19:00	6.548e+04	4.159e+04	1.57	y	n	*
197	3	PCB-52L	28:16	3.200e+04	4.126e+04	0.78	y	n	*
198	4	PCB-101L	35:17	3.981e+04	2.546e+04	1.56	y	n	*
199	5	PCB-138L	43:27	3.362e+04	2.667e+04	1.26	y	n	*
200	6	PCB-194L	55:31	1.942e+04	2.207e+04	0.88	y	n	*

Columbia Analytical Services, Inc.
Signal/Noise Height Ratio SummaryCLIENT ID.
METHOD BLANK

Run #8 Filename U220199#1 Samp: 1 Inj: 1 Acquired: 25-AUG-09 19:36:11

Processed: 26-AUG-09 15:50:05 LAB. ID: EQ0900316-01

	Name	Signal 1	Noise 1	S/N Rat.1	Signal 2	Noise 2	S/N Rat.2
1	PCB-1	1.51e+04	2.32e+03	6.5e+00	6.04e+03	2.36e+03	2.6e+00
2	PCB-2	*	2.32e+03	*	*	2.36e+03	*
3	PCB-3	1.79e+04	2.32e+03	7.7e+00	7.30e+03	2.36e+03	3.1e+00
4	PCB-4	*	3.34e+03	*	*	3.09e+04	*
5	PCB-10	*	3.34e+03	*	*	3.09e+04	*
6	PCB-9	*	2.46e+03	*	*	1.50e+04	*
7	PCB-7	*	2.46e+03	*	*	1.50e+04	*
8	PCB-6	*	2.46e+03	*	*	1.50e+04	*
9	PCB-5	*	2.46e+03	*	*	1.50e+04	*
10	PCB-8	1.75e+05	2.46e+03	7.1e+01	1.11e+05	1.50e+04	7.4e+00
11	PCB-14	*	2.46e+03	*	*	1.50e+04	*
12	PCB-11	1.84e+06	2.46e+03	7.5e+02	1.19e+06	1.50e+04	7.9e+01
13	PCB-12/13	*	2.46e+03	*	*	1.50e+04	*
14	PCB-15	*	2.46e+03	*	*	1.50e+04	*
15	PCB-19	*	2.21e+03	*	*	1.90e+03	*
16	PCB-18/30	1.08e+05	2.21e+03	4.9e+01	1.00e+05	1.90e+03	5.3e+01
17	PCB-17	4.76e+04	2.21e+03	2.2e+01	4.41e+04	1.90e+03	2.3e+01
18	PCB-27	*	2.21e+03	*	*	1.90e+03	*
19	PCB-24	*	2.21e+03	*	*	1.90e+03	*
20	PCB-16	4.10e+04	2.21e+03	1.9e+01	4.18e+04	1.90e+03	2.2e+01
21	PCB-32	4.09e+04	2.21e+03	1.9e+01	4.61e+04	1.90e+03	2.4e+01
22	PCB-34	*	6.05e+03	*	*	2.94e+03	*
23	PCB-23	*	6.05e+03	*	*	2.94e+03	*
24	PCB-26/29	3.01e+04	6.05e+03	5.0e+00	3.02e+04	2.94e+03	1.0e+01
25	PCB-25	*	6.05e+03	*	*	2.94e+03	*
26	PCB-31	1.72e+05	6.05e+03	2.8e+01	1.54e+05	2.94e+03	5.2e+01
27	PCB-20/28	1.66e+05	6.05e+03	2.7e+01	1.64e+05	2.94e+03	5.6e+01
28	PCB-21/33	1.07e+05	6.05e+03	1.8e+01	9.91e+04	2.94e+03	3.4e+01
29	PCB-22	5.84e+04	6.05e+03	9.6e+00	6.49e+04	2.94e+03	2.2e+01
30	PCB-36	*	6.05e+03	*	*	2.94e+03	*
31	PCB-39	*	6.05e+03	*	*	2.94e+03	*
32	PCB-38	*	6.05e+03	*	*	2.94e+03	*
33	PCB-35	*	6.05e+03	*	*	2.94e+03	*
34	PCB-37	2.48e+04	6.05e+03	4.1e+00	2.28e+04	2.94e+03	7.7e+00
35	PCB-54	*	9.92e+02	*	*	1.10e+03	*
36	PCB-50/53	*	2.22e+03	*	*	1.79e+03	*
37	PCB-45/51	*	2.22e+03	*	*	1.79e+03	*
38	PCB-46	*	2.22e+03	*	*	1.79e+03	*
39	PCB-52	9.33e+04	2.22e+03	4.2e+01	1.36e+05	1.79e+03	7.6e+01
40	PCB-43/73	*	2.22e+03	*	*	1.79e+03	*
41	PCB-49/69	3.89e+04	2.22e+03	1.8e+01	5.29e+04	1.79e+03	3.0e+01
42	PCB-48	1.24e+04	2.22e+03	5.6e+00	1.59e+04	1.79e+03	8.9e+00
43	PCB-44/47/65	5.54e+04	2.22e+03	2.5e+01	7.09e+04	1.79e+03	4.0e+01
44	PCB-59/62/75	*	2.22e+03	*	*	1.79e+03	*
45	PCB-42	1.24e+04	2.22e+03	5.6e+00	1.41e+04	1.79e+03	7.8e+00
46	PCB-40/41/71	1.96e+04	2.22e+03	8.8e+00	2.69e+04	1.79e+03	1.5e+01
47	PCB-64	2.61e+04	2.22e+03	1.2e+01	3.94e+04	1.79e+03	2.2e+01

48	PCB-72	*	2.22e+03	*	*	1.79e+03	*
49	PCB-68	*	2.22e+03	*	*	1.79e+03	*
50	PCB-57	*	2.22e+03	*	*	1.79e+03	*
51	PCB-58	*	2.22e+03	*	*	1.79e+03	*
52	PCB-67	*	2.22e+03	*	*	1.79e+03	*
53	PCB-63	*	2.22e+03	*	*	1.79e+03	*
54	PCB-61/70/74/76	6.39e+04	2.22e+03	2.9e+01	8.46e+04	1.79e+03	4.7e+01
55	PCB-66	3.97e+04	2.22e+03	1.8e+01	4.29e+04	1.79e+03	2.4e+01
56	PCB-55	*	2.22e+03	*	*	1.79e+03	*
57	PCB-56	1.41e+04	1.00e+03	1.4e+01	1.80e+04	1.58e+03	1.1e+01
58	PCB-60	1.08e+04	1.00e+03	1.1e+01	1.05e+04	1.58e+03	6.6e+00
59	PCB-80	*	1.00e+03	*	*	1.58e+03	*
60	PCB-79	*	1.00e+03	*	*	1.58e+03	*
61	PCB-78	*	1.00e+03	*	*	1.58e+03	*
62	PCB-81	*	1.00e+03	*	*	1.58e+03	*
63	PCB-77	*	1.00e+03	*	*	1.58e+03	*
64	PCB-104	*	1.80e+03	*	*	1.82e+03	*
65	PCB-96	*	1.80e+03	*	*	1.82e+03	*
66	PCB-103	*	1.80e+03	*	*	1.82e+03	*
67	PCB-94	*	1.80e+03	*	*	1.82e+03	*
68	PCB-95	9.33e+04	1.80e+03	5.2e+01	6.34e+04	1.82e+03	3.5e+01
69	PCB-93/100	*	1.80e+03	*	*	1.82e+03	*
70	PCB-98/102	*	1.80e+03	*	*	1.82e+03	*
71	PCB-88/91	1.44e+04	1.80e+03	8.0e+00	9.30e+03	1.82e+03	5.1e+00
72	PCB-84	2.53e+04	1.80e+03	1.4e+01	1.96e+04	1.82e+03	1.1e+01
73	PCB-89	*	9.64e+02	*	*	1.34e+03	*
74	PCB-121	*	9.64e+02	*	*	1.34e+03	*
75	PCB-92	1.90e+04	9.64e+02	2.0e+01	8.96e+03	1.34e+03	6.7e+00
76	PCB-90/101/113	1.12e+05	9.64e+02	1.2e+02	7.72e+04	1.34e+03	5.8e+01
77	PCB-83/99	4.64e+04	9.64e+02	4.8e+01	2.85e+04	1.34e+03	2.1e+01
78	PCB-112	*	9.64e+02	*	*	1.34e+03	*
79	CB-86/87/97/109/119/125	5.07e+04	9.64e+02	5.3e+01	3.27e+04	1.34e+03	2.4e+01
80	PCB-117	*	9.64e+02	*	*	1.34e+03	*
81	PCB-85/116	1.58e+04	9.64e+02	1.6e+01	9.21e+03	1.34e+03	6.9e+00
82	PCB-110/115	1.54e+05	9.64e+02	1.6e+02	9.13e+04	1.34e+03	6.8e+01
83	PCB-82	1.01e+04	9.64e+02	1.0e+01	6.97e+03	1.34e+03	5.2e+00
84	PCB-111	*	9.64e+02	*	*	1.34e+03	*
85	PCB-120	*	9.64e+02	*	*	1.34e+03	*
86	PCB-108/124	*	1.76e+03	*	*	2.60e+03	*
87	PCB-107	*	1.76e+03	*	*	2.60e+03	*
88	PCB-123	*	1.76e+03	*	*	2.60e+03	*
89	PCB-106	*	1.76e+03	*	*	2.60e+03	*
90	PCB-118	1.02e+05	1.76e+03	5.8e+01	7.45e+04	2.60e+03	2.9e+01
91	PCB-122	*	1.76e+03	*	*	2.60e+03	*
92	PCB-114	*	1.76e+03	*	*	2.60e+03	*
93	PCB-105	4.52e+04	1.76e+03	2.6e+01	2.51e+04	2.60e+03	9.6e+00
94	PCB-127	*	1.76e+03	*	*	2.60e+03	*
95	PCB-126	*	1.76e+03	*	*	2.60e+03	*
96	PCB-155	*	1.04e+03	*	*	1.02e+03	*
97	PCB-152	*	1.04e+03	*	*	1.02e+03	*
98	PCB-150	*	1.04e+03	*	*	1.02e+03	*
99	PCB-136	1.39e+04	1.04e+03	1.3e+01	1.85e+04	1.02e+03	1.8e+01
100	PCB-145	*	1.04e+03	*	*	1.02e+03	*
101	PCB-148	*	1.04e+03	*	*	1.02e+03	*
102	PCB-135/151	1.83e+04	1.04e+03	1.8e+01	1.65e+04	1.02e+03	1.6e+01
103	PCB-154	*	1.04e+03	*	*	1.02e+03	*
104	PCB-144	*	1.04e+03	*	*	1.02e+03	*

105	PCB-147/149	6.80e+04	9.88e+02	6.9e+01	5.16e+04	6.28e+02	8.2e+01
106	PCB-134	*	9.88e+02	*	*	6.28e+02	*
107	PCB-143	*	9.88e+02	*	*	6.28e+02	*
108	PCB-139/140	*	9.88e+02	*	*	6.28e+02	*
109	PCB-131	*	9.88e+02	*	*	6.28e+02	*
110	PCB-142	*	9.88e+02	*	*	6.28e+02	*
111	PCB-132	3.05e+04	9.88e+02	3.1e+01	2.04e+04	6.28e+02	3.2e+01
112	PCB-133	*	9.88e+02	*	*	6.28e+02	*
113	PCB-165	*	9.88e+02	*	*	6.28e+02	*
114	PCB-146	1.16e+04	9.88e+02	1.2e+01	1.03e+04	6.28e+02	1.6e+01
115	PCB-161	*	9.88e+02	*	*	6.28e+02	*
116	PCB-153/168	7.28e+04	9.88e+02	7.4e+01	6.02e+04	6.28e+02	9.6e+01
117	PCB-141	1.31e+04	9.88e+02	1.3e+01	1.03e+04	6.28e+02	1.6e+01
118	PCB-130	4.35e+03	9.88e+02	4.4e+00	4.99e+03	6.28e+02	7.9e+00
119	PCB-137	5.26e+03	9.88e+02	5.3e+00	5.57e+03	6.28e+02	8.9e+00
120	PCB-164	7.96e+03	9.88e+02	8.1e+00	6.42e+03	6.28e+02	1.0e+01
121	PCB-129/138/163	1.03e+05	9.88e+02	1.0e+02	7.80e+04	6.28e+02	1.2e+02
122	PCB-160	*	9.88e+02	*	*	6.28e+02	*
123	PCB-158	1.51e+04	9.88e+02	1.5e+01	1.37e+04	6.28e+02	2.2e+01
124	PCB-128/166	2.65e+04	9.88e+02	2.7e+01	1.62e+04	6.28e+02	2.6e+01
125	PCB-159	*	9.00e+02	*	*	7.60e+02	*
126	PCB-162	*	9.00e+02	*	*	7.60e+02	*
127	PCB-167	7.69e+03	9.00e+02	8.5e+00	6.33e+03	7.60e+02	8.3e+00
128	PCB-156/157	2.68e+04	9.00e+02	3.0e+01	2.31e+04	7.60e+02	3.0e+01
129	PCB-169	*	9.00e+02	*	*	7.60e+02	*
130	PCB-188	*	8.80e+02	*	*	9.32e+02	*
131	PCB-179	4.46e+03	8.80e+02	5.1e+00	5.17e+03	9.32e+02	5.6e+00
132	PCB-184	*	8.80e+02	*	*	9.32e+02	*
133	PCB-176	*	8.80e+02	*	*	9.32e+02	*
134	PCB-186	*	8.80e+02	*	*	9.32e+02	*
135	PCB-178	*	8.80e+02	*	*	9.32e+02	*
136	PCB-175	*	8.80e+02	*	*	9.32e+02	*
137	PCB-187	1.29e+04	8.80e+02	1.5e+01	1.45e+04	9.32e+02	1.6e+01
138	PCB-182	*	8.80e+02	*	*	9.32e+02	*
139	PCB-183	8.14e+03	9.92e+02	8.2e+00	6.18e+03	7.32e+02	8.4e+00
140	PCB-185	*	9.92e+02	*	*	7.32e+02	*
141	PCB-174	9.45e+03	9.92e+02	9.5e+00	7.70e+03	7.32e+02	1.1e+01
142	PCB-177	5.28e+03	9.92e+02	5.3e+00	5.15e+03	7.32e+02	7.0e+00
143	PCB-181	*	9.92e+02	*	*	7.32e+02	*
144	PCB-171/173	*	9.92e+02	*	*	7.32e+02	*
145	PCB-172	*	9.92e+02	*	*	7.32e+02	*
146	PCB-192	*	9.92e+02	*	*	7.32e+02	*
147	PCB-180/193	3.13e+04	9.92e+02	3.2e+01	2.91e+04	7.32e+02	4.0e+01
148	PCB-191	*	9.92e+02	*	*	7.32e+02	*
149	PCB-170	2.37e+04	9.92e+02	2.4e+01	2.21e+04	7.32e+02	3.0e+01
150	PCB-190	5.53e+03	9.92e+02	5.6e+00	5.32e+03	7.32e+02	7.3e+00
151	PCB-189	*	9.92e+02	*	*	7.32e+02	*
152	PCB-202	8.67e+03	8.88e+02	9.8e+00	1.19e+04	7.44e+02	1.6e+01
153	PCB-201	*	8.88e+02	*	*	7.44e+02	*
154	PCB-204	*	8.88e+02	*	*	7.44e+02	*
155	PCB-197	*	8.88e+02	*	*	7.44e+02	*
156	PCB-200	*	8.88e+02	*	*	7.44e+02	*
157	PCB-198/199	2.53e+04	8.88e+02	2.9e+01	3.57e+04	7.44e+02	4.8e+01
158	PCB-196	6.55e+03	8.88e+02	7.4e+00	5.63e+03	7.44e+02	7.6e+00
159	PCB-203	2.19e+04	8.88e+02	2.5e+01	2.23e+04	7.44e+02	3.0e+01
160	PCB-195	*	8.88e+02	*	*	7.44e+02	*
161	PCB-194	1.56e+04	8.88e+02	1.8e+01	1.87e+04	7.44e+02	2.5e+01
162	PCB-205	*	8.88e+02	*	*	7.44e+02	*

Run #8

Filename U220199#1 Samp: 1

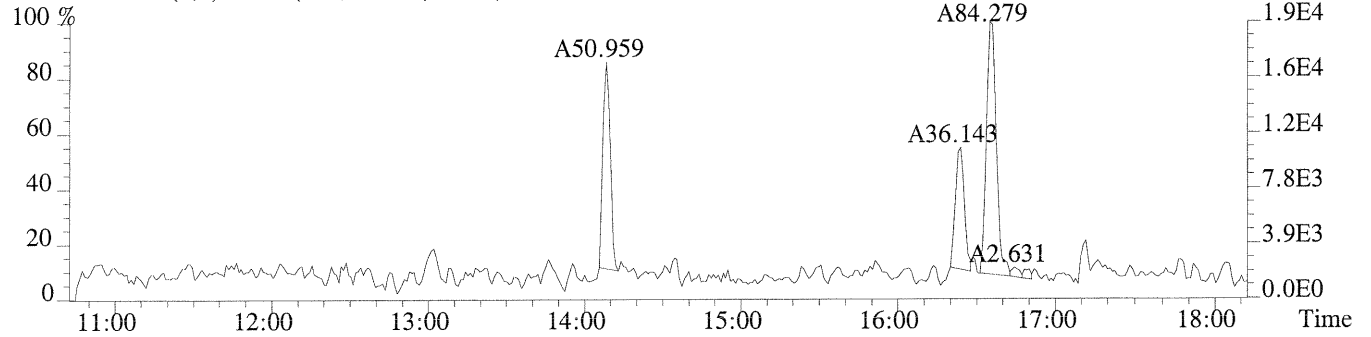
Acquired: 25-AUG-09 19:36:11

163	PCB-208	2.77e+04	9.08e+02	3.0e+01	3.40e+04	8.88e+02	3.8e+01
164	PCB-207	9.06e+03	9.08e+02	1.0e+01	1.53e+04	8.88e+02	1.7e+01
165	PCB-206	5.90e+04	7.76e+02	7.6e+01	8.30e+04	1.18e+03	7.0e+01
166	PCB-209	1.90e+06	8.68e+02	2.2e+03	1.64e+06	6.28e+02	2.6e+03
167	PCB-11L	4.26e+06	2.69e+03	1.6e+03	1.39e+06	1.77e+04	7.9e+01
168	PCB-3L	3.66e+06	2.69e+03	1.4e+03	1.14e+06	1.77e+04	6.4e+01
169	PCB-4L	2.14e+06	3.19e+03	6.7e+02	1.43e+06	2.10e+03	6.8e+02
170	PCB-15L	2.83e+06	2.48e+03	1.1e+03	1.81e+06	2.68e+03	6.8e+02
171	PCB-19L	1.25e+06	2.80e+04	4.5e+01	1.24e+06	1.22e+04	1.0e+02
172	PCB-37L	2.12e+06	2.56e+04	8.3e+01	2.11e+06	1.38e+04	1.5e+02
173	PCB-54L	1.60e+06	2.30e+03	6.9e+02	2.01e+06	1.25e+03	1.6e+03
174	PCB-81L	1.82e+06	2.32e+03	7.8e+02	2.33e+06	1.94e+03	1.2e+03
175	PCB-77L	1.81e+06	2.32e+03	7.8e+02	2.30e+06	1.94e+03	1.2e+03
176	PCB-104L	1.93e+06	1.55e+03	1.2e+03	1.32e+06	1.76e+03	7.5e+02
177	PCB-123L	2.32e+06	4.25e+03	5.4e+02	1.48e+06	6.00e+02	2.5e+03
178	PCB-118L	2.40e+06	4.25e+03	5.6e+02	1.57e+06	6.00e+02	2.6e+03
179	PCB-114L	2.29e+06	4.25e+03	5.4e+02	1.48e+06	6.00e+02	2.5e+03
180	PCB-105L	2.33e+06	4.25e+03	5.5e+02	1.53e+06	6.00e+02	2.6e+03
181	PCB-126L	2.32e+06	4.25e+03	5.5e+02	1.55e+06	6.00e+02	2.6e+03
182	PCB-155L	1.92e+06	1.05e+03	1.8e+03	1.54e+06	8.84e+02	1.7e+03
183	PCB-167L	2.14e+06	9.48e+02	2.3e+03	1.64e+06	1.71e+03	9.6e+02
184	PCB-156/157L	3.12e+06	9.48e+02	3.3e+03	2.40e+06	1.71e+03	1.4e+03
185	PCB-169L	1.88e+06	9.48e+02	2.0e+03	1.47e+06	1.71e+03	8.6e+02
186	PCB-188L	1.81e+06	7.76e+02	2.3e+03	1.71e+06	9.68e+02	1.8e+03
187	PCB-189L	1.77e+06	1.24e+03	1.4e+03	1.69e+06	8.00e+02	2.1e+03
188	PCB-202L	1.50e+06	6.96e+02	2.2e+03	1.65e+06	1.20e+03	1.4e+03
189	PCB-205L	1.66e+06	6.96e+02	2.4e+03	1.83e+06	1.20e+03	1.5e+03
190	PCB-208L	1.48e+06	8.16e+02	1.8e+03	1.79e+06	8.28e+02	2.2e+03
191	PCB-206L	1.00e+06	7.48e+02	1.3e+03	1.33e+06	7.36e+02	1.8e+03
192	PCB-209L	1.68e+06	6.60e+02	2.6e+03	1.38e+06	7.48e+02	1.8e+03
193	PCB-28L	1.53e+06	2.56e+04	6.0e+01	1.50e+06	1.38e+04	1.1e+02
194	PCB-111L	1.72e+06	1.90e+03	9.0e+02	1.10e+06	1.17e+03	9.5e+02
195	PCB-178L	9.70e+05	7.76e+02	1.2e+03	9.38e+05	9.68e+02	9.7e+02
196	PCB-9L	1.49e+07	2.48e+03	6.0e+03	9.51e+06	2.68e+03	3.6e+03
197	PCB-52L	5.64e+06	2.70e+03	2.1e+03	7.20e+06	2.11e+03	3.4e+03
198	PCB-101L	7.22e+06	1.90e+03	3.8e+03	4.62e+06	1.17e+03	4.0e+03
199	PCB-138L	6.03e+06	1.02e+03	5.9e+03	4.81e+06	1.06e+03	4.6e+03
200	PCB-194L	4.22e+06	6.96e+02	6.1e+03	4.77e+06	1.20e+03	4.0e+03

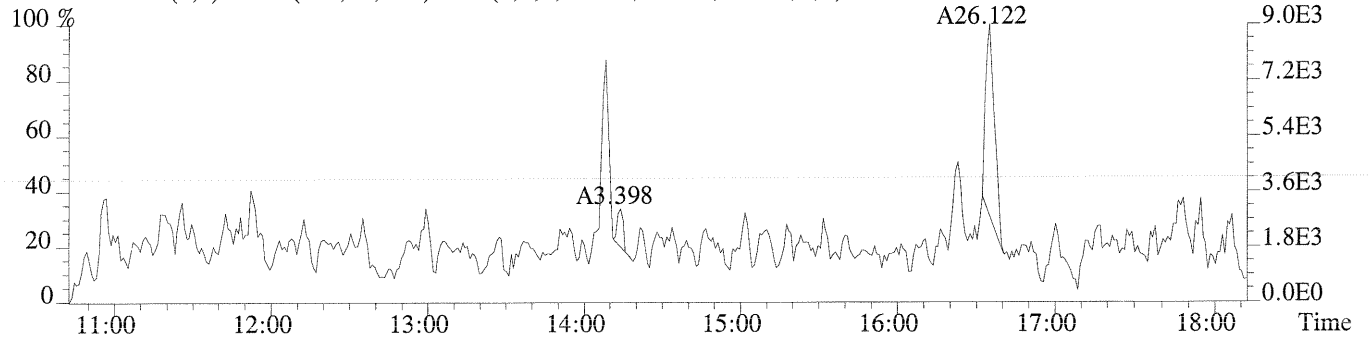
File:U220199 #1-482 Acq:25-AUG-2009 19:36:11 Probe EI+ Magnet SIR VG BioTech Mass spectf

Sample#1 Exp:EQ0900316-01 MB

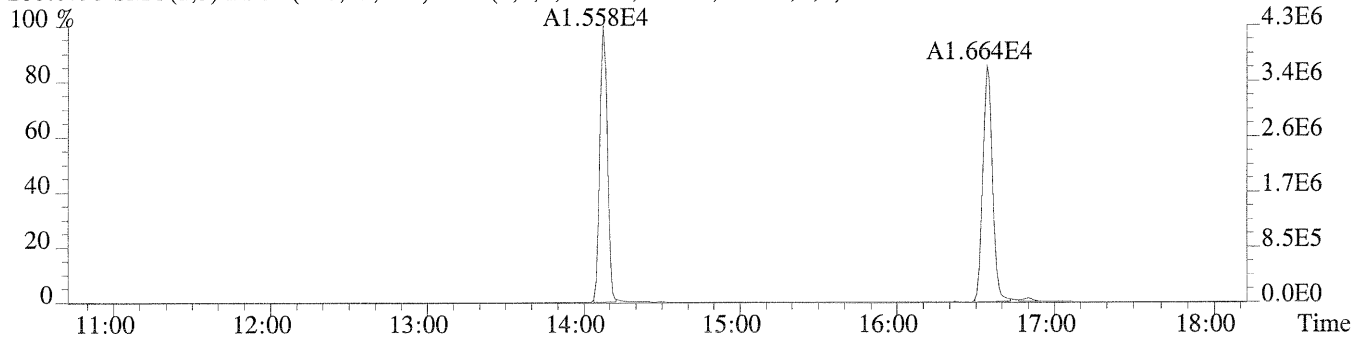
188.0393 SMO(1,3) BSUB(128,15,-3.0) PKD(3,3,3,0.10%,2316.0,1.00%,F,F)



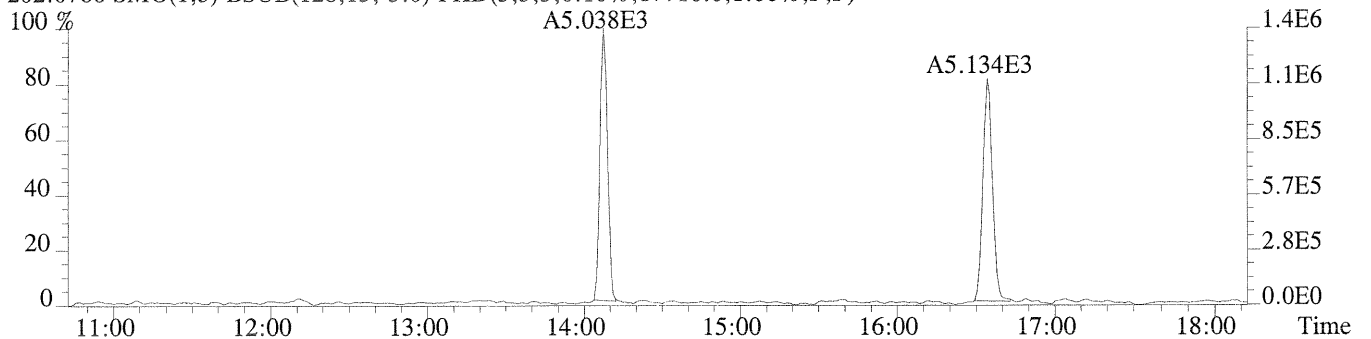
190.0363 SMO(1,3) BSUB(128,15,-3.0) PKD(3,3,3,0.10%,2364.0,1.00%,F,F)



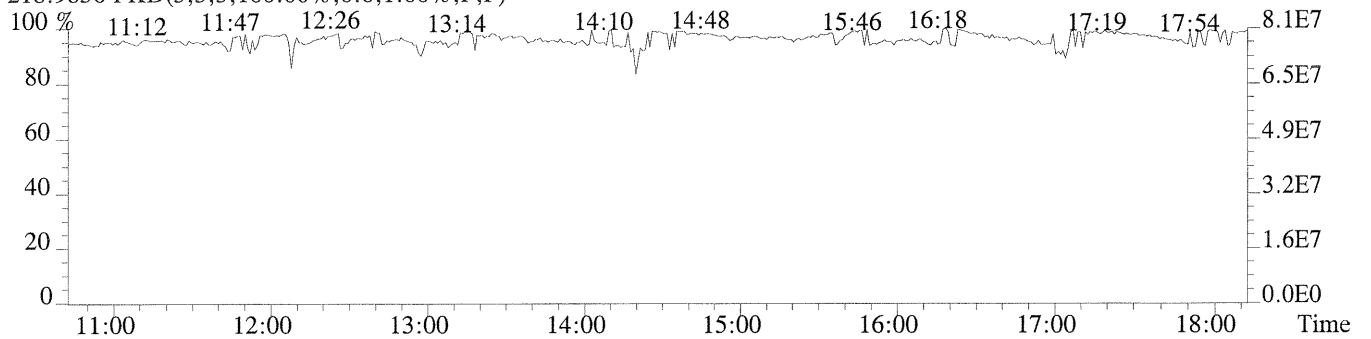
200.0795 SMO(1,3) BSUB(128,15,-3.0) PKD(3,3,3,0.10%,2688.0,1.00%,F,F)

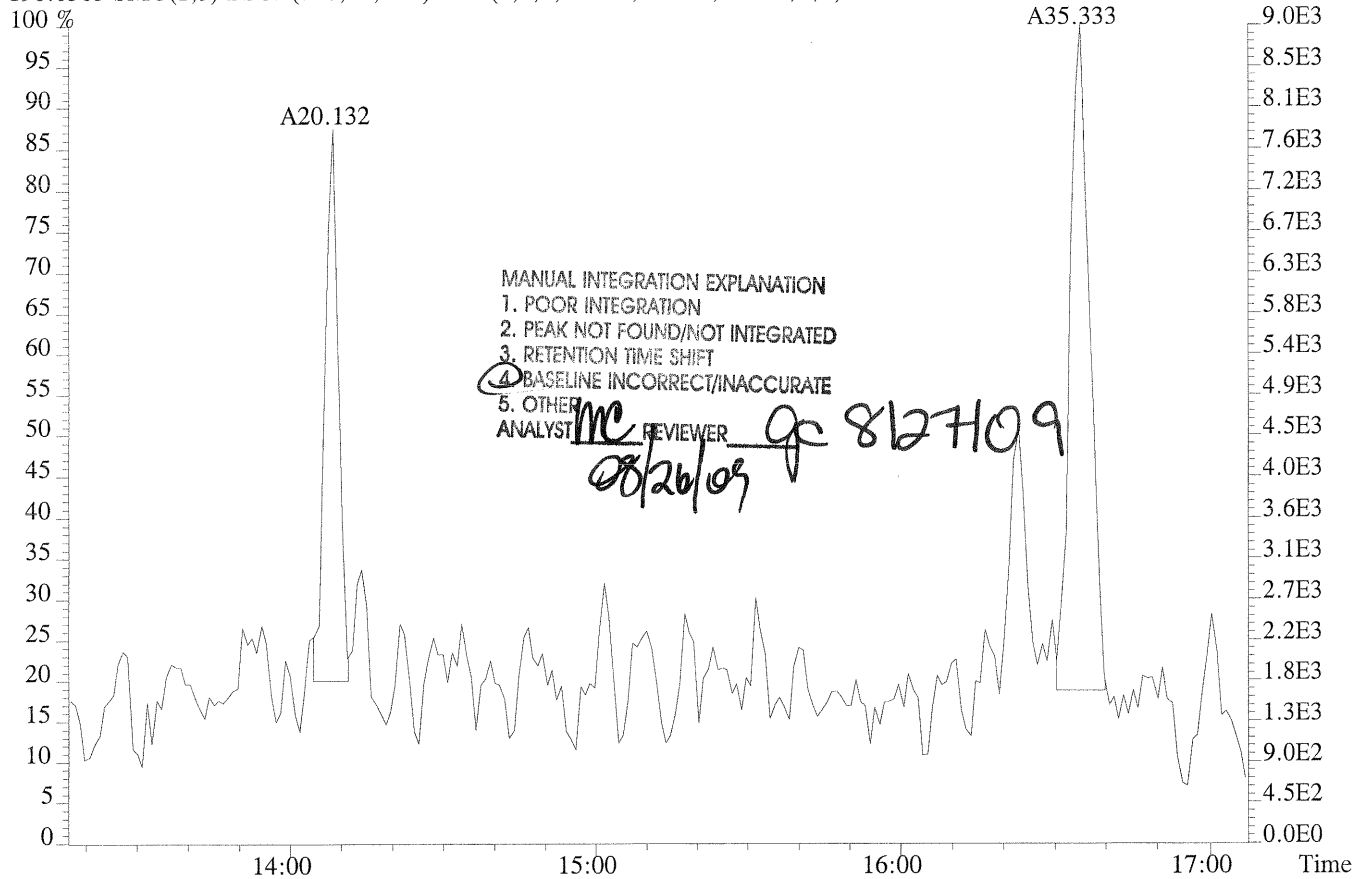
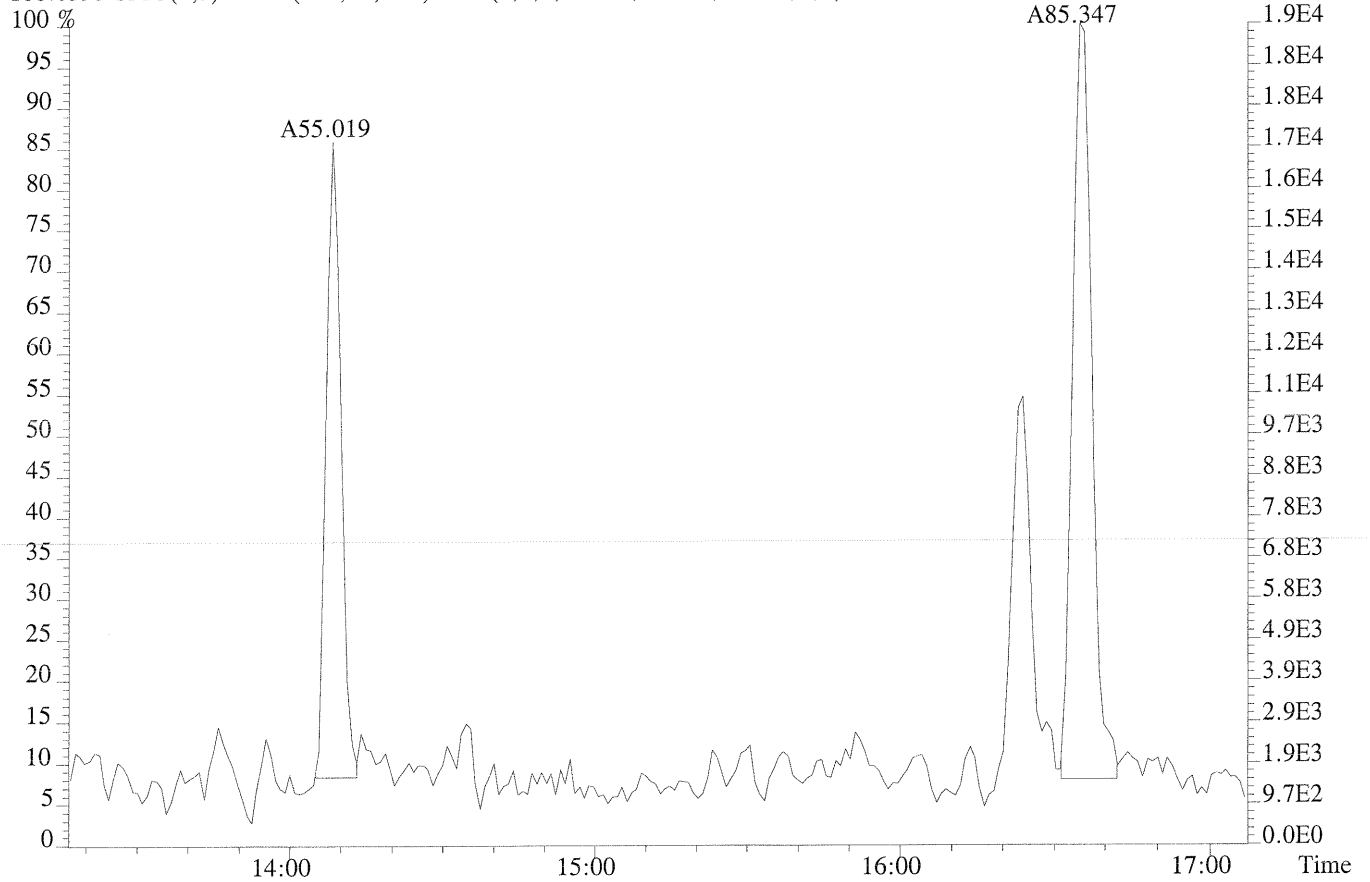


202.0766 SMO(1,3) BSUB(128,15,-3.0) PKD(3,3,3,0.10%,17716.0,1.00%,F,F)



218.9856 PKD(3,3,3,100.00%,0.0,1.00%,F,F)

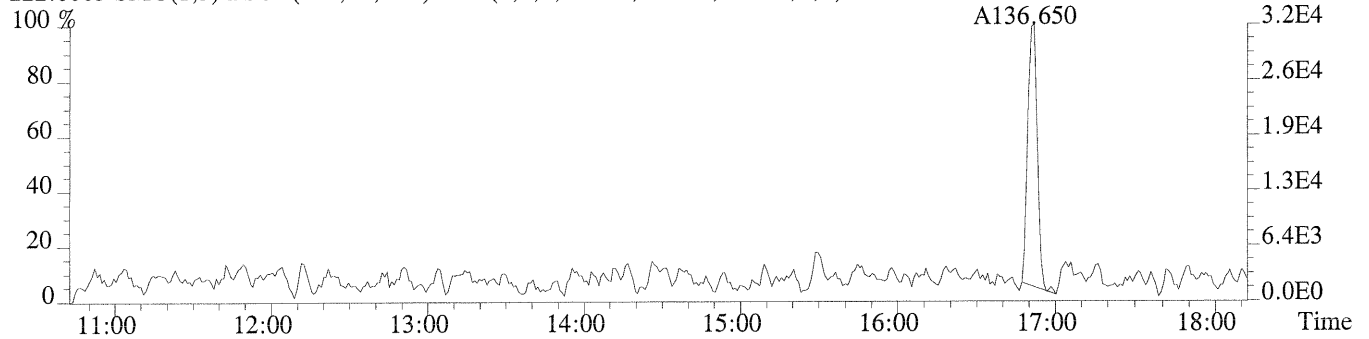




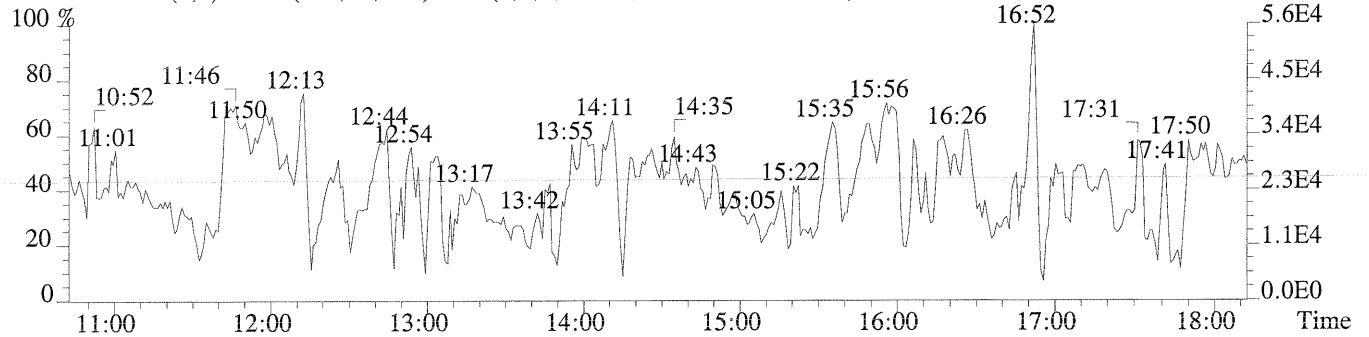
File:U220199 #1-482 Acq:25-AUG-2009 19:36:11 Probe EI+ Magnet SIR VG BioTech Mass spectf

Sample#1 Exp:EQ0900316-01 MB

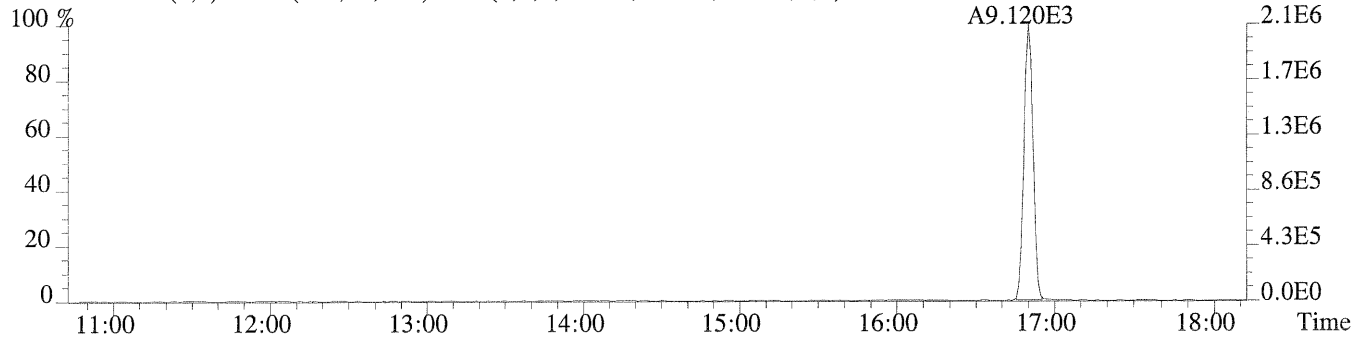
222.0003 SMO(1,3) BSUB(128,15,-3.0) PKD(3,3,3,0.10%,3340.0,1.00%,F,F)



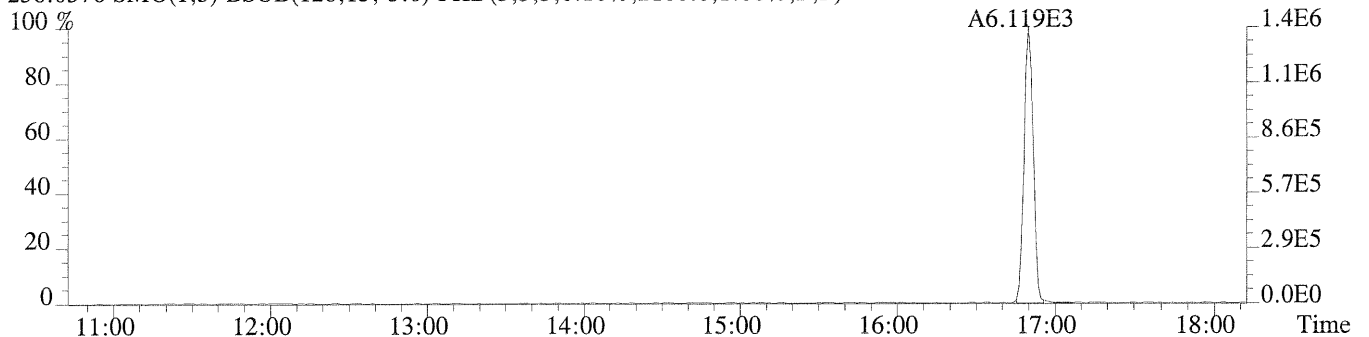
223.9974 SMO(1,3) BSUB(128,15,-3.0) PKD(3,3,3,0.10%,30932.0,1.00%,F,F)



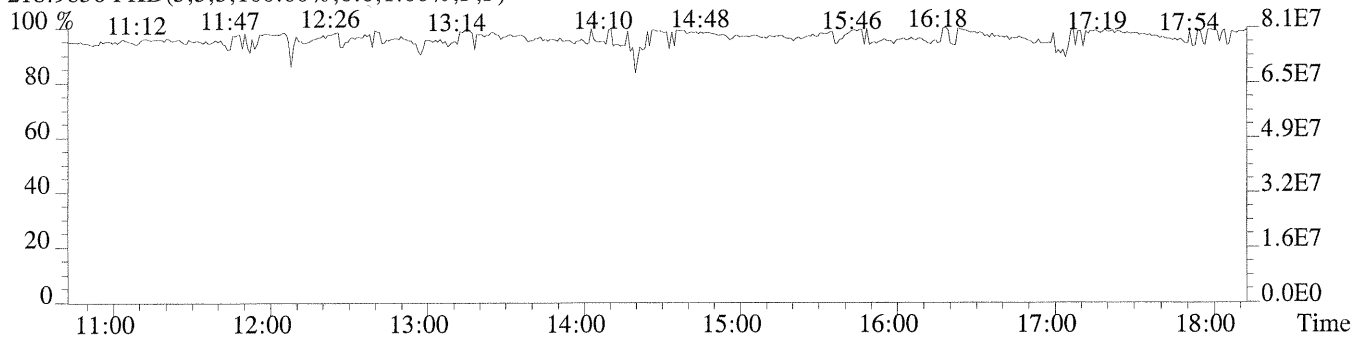
234.0406 SMO(1,3) BSUB(128,15,-3.0) PKD(3,3,3,0.10%,3192.0,1.00%,F,F)



236.0376 SMO(1,3) BSUB(128,15,-3.0) PKD(3,3,3,0.10%,2100.0,1.00%,F,F)



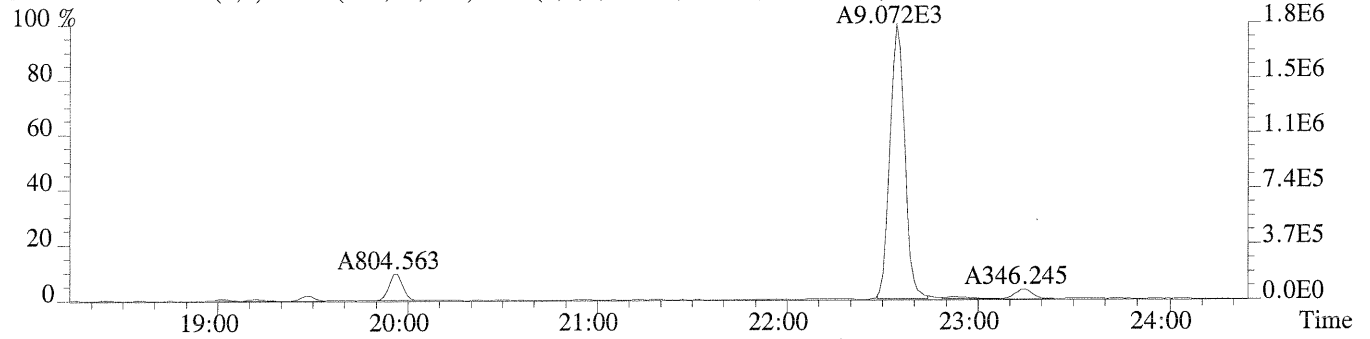
218.9856 PKD(3,3,3,100.00%,0.0,1.00%,F,F)



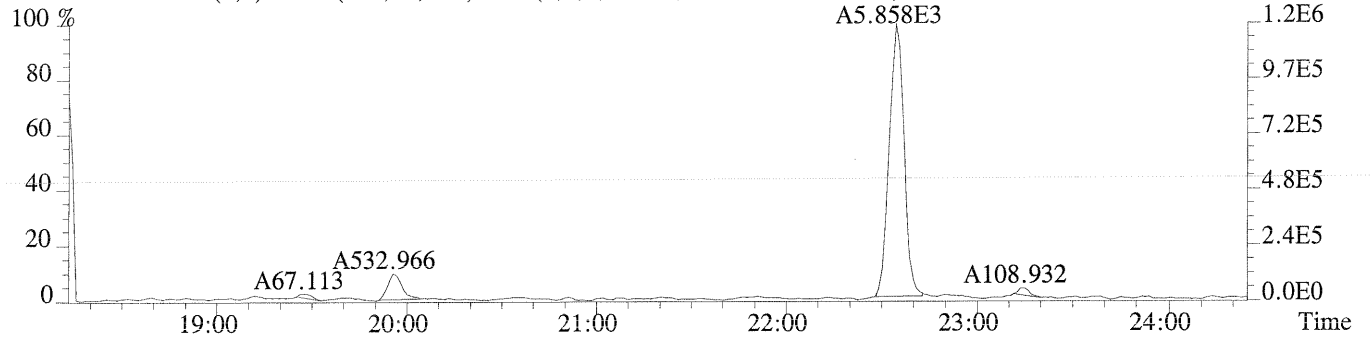
File:U220199 #1-342 Acq:25-AUG-2009 19:36:11 Probe EI+ Magnet SIR VG BioTech Mass spectf

Sample#1 Exp:EQ0900316-01 MB

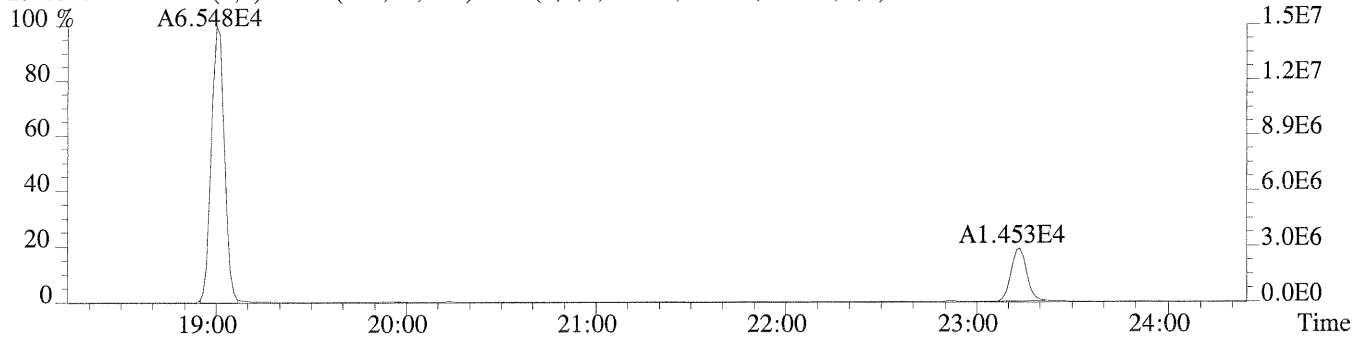
222.0003 F:2 SMO(1,3) BSUB(128,15,-3.0) PKD(3,3,3,0.10%,2464.0,1.00%,F,F)



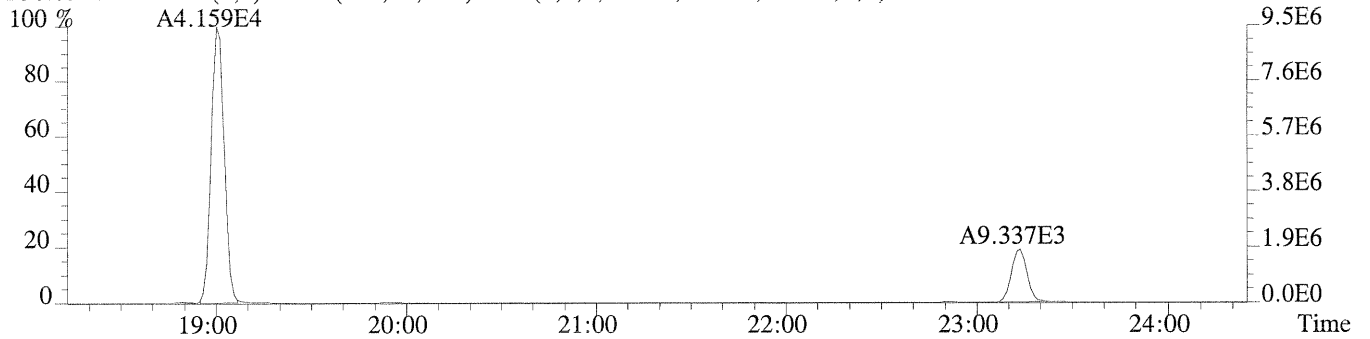
223.9974 F:2 SMO(1,3) BSUB(128,15,-3.0) PKD(3,3,3,0.10%,15016.0,1.00%,F,F)



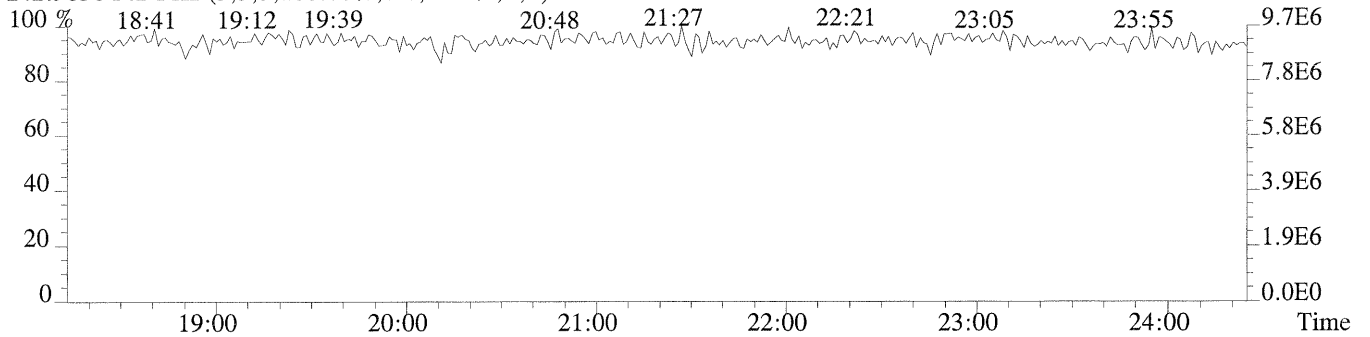
234.0406 F:2 SMO(1,3) BSUB(128,15,-3.0) PKD(3,3,3,0.10%,2476.0,1.00%,F,F)



236.0376 F:2 SMO(1,3) BSUB(128,15,-3.0) PKD(3,3,3,0.10%,2676.0,1.00%,F,F)

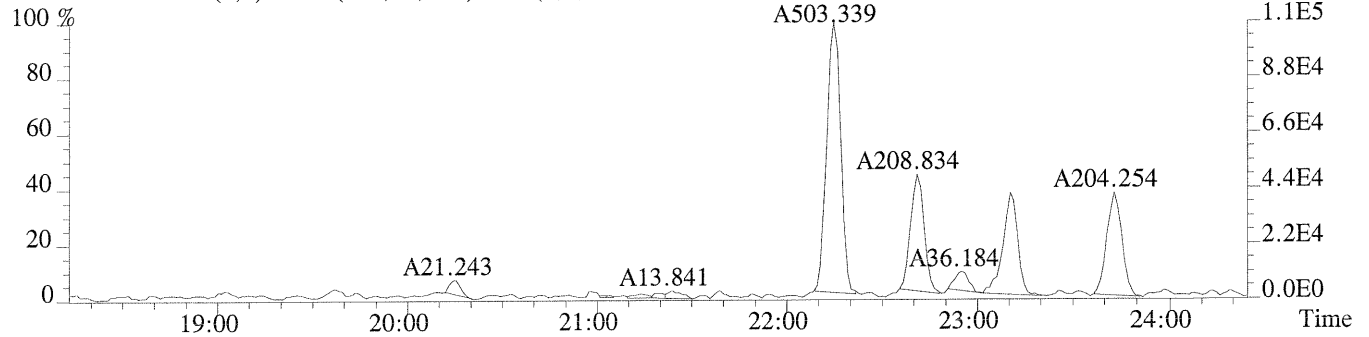


242.9856 F:2 PKD(3,3,3,100.00%,0.0,1.00%,F,F)

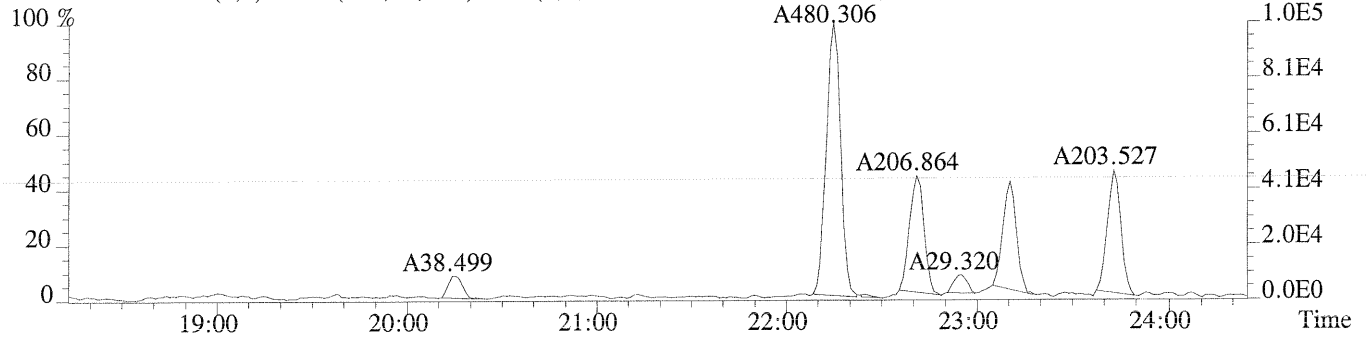


Sample#1 Exp:EQ0900316-01 MB

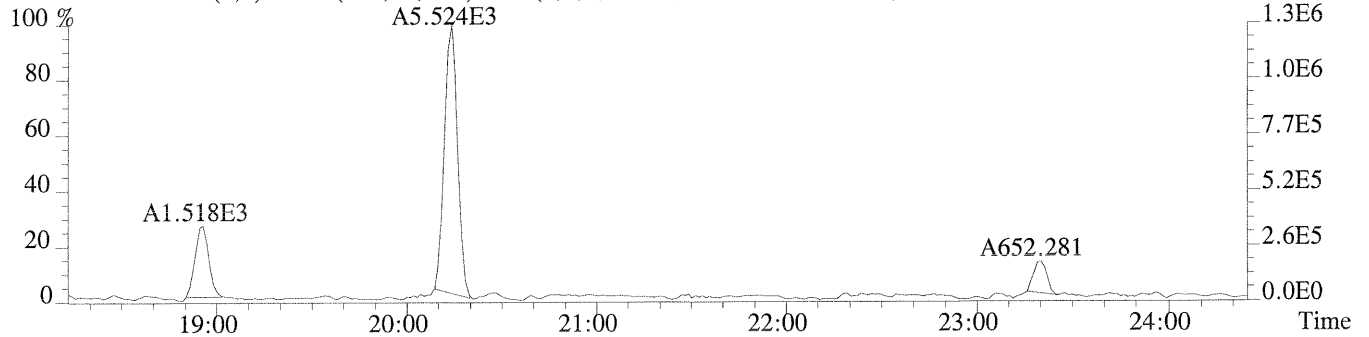
255.9613 F:2 SMO(1,3) BSUB(128,15,-3.0) PKD(3,3,3,0.10%,2208.0,1.00%,F,F)



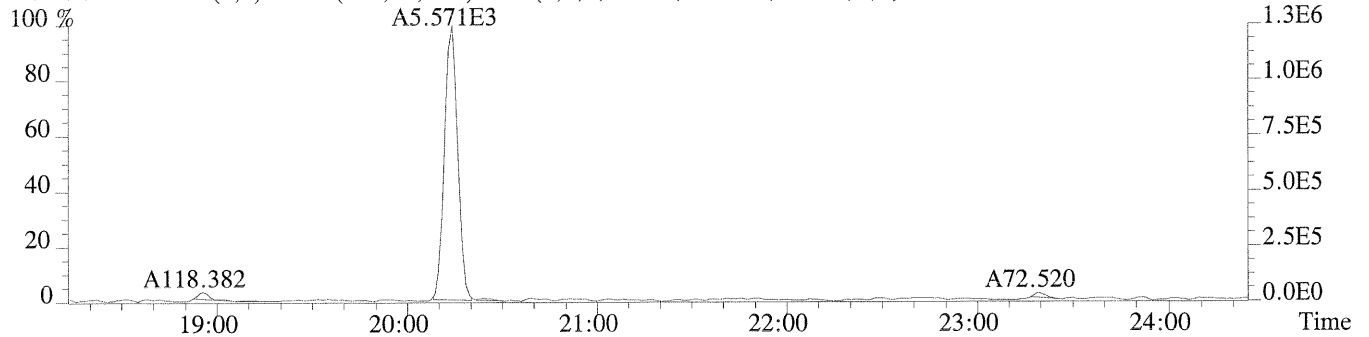
257.9584 F:2 SMO(1,3) BSUB(128,15,-3.0) PKD(3,3,3,0.10%,1896.0,1.00%,F,F)



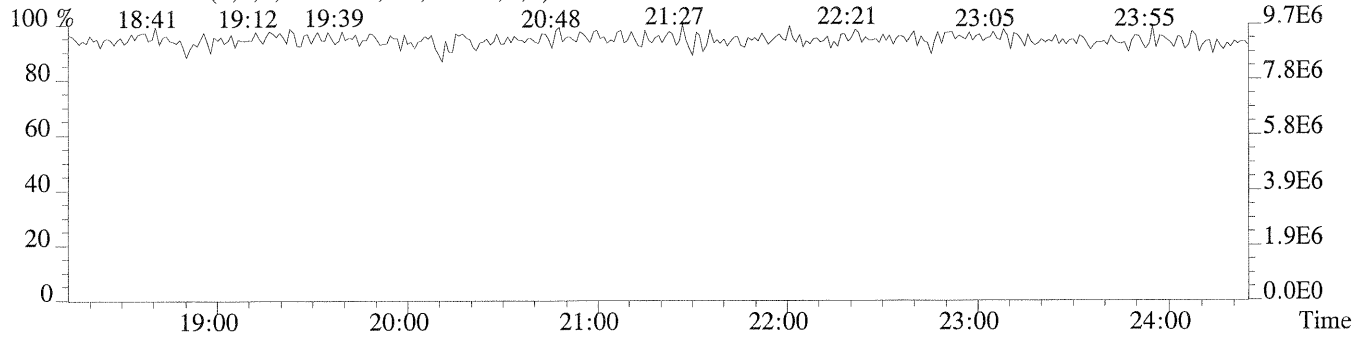
268.0016 F:2 SMO(1,3) BSUB(128,15,-3.0) PKD(3,3,3,0.10%,28000.0,1.00%,F,F)



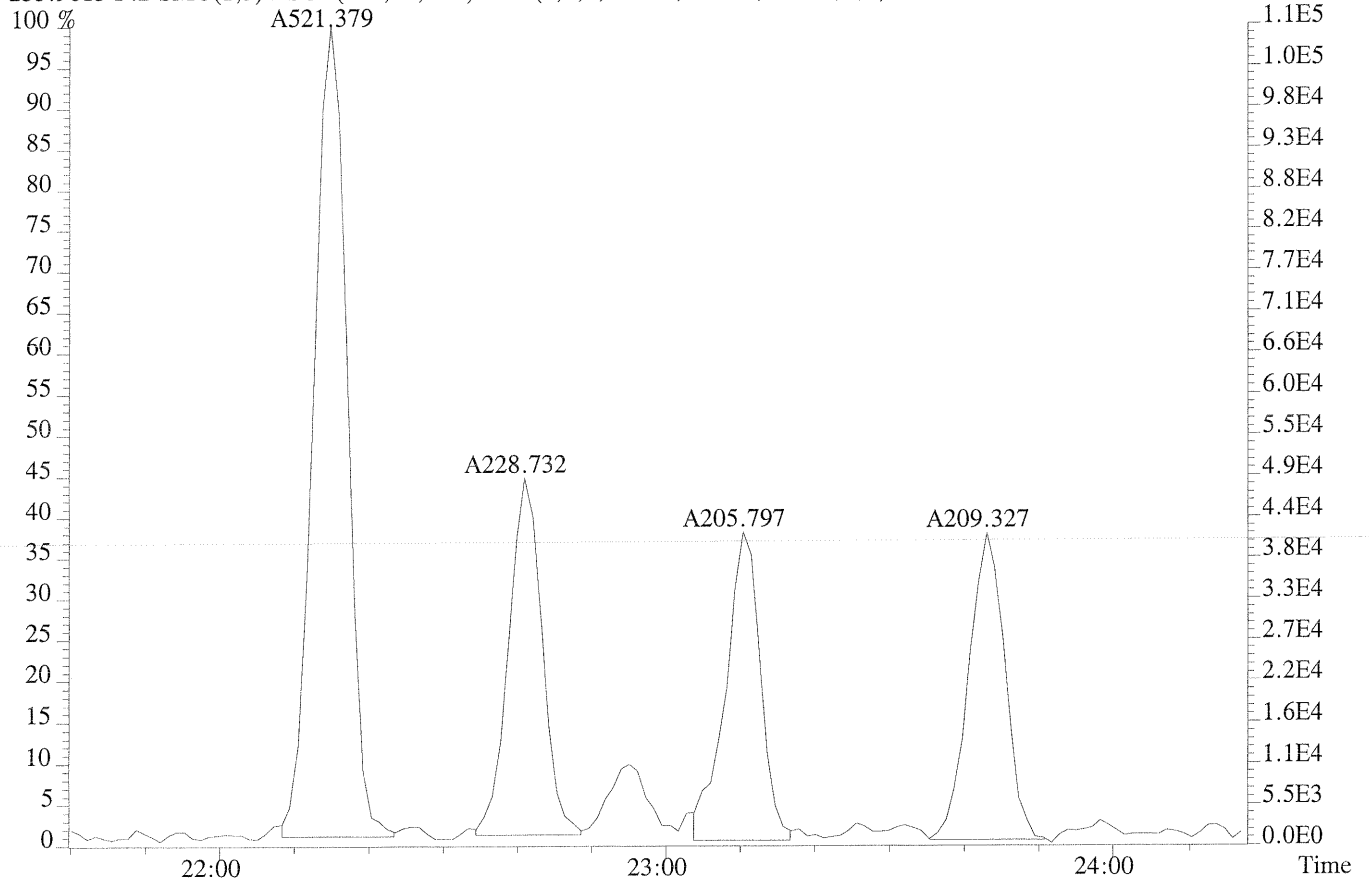
269.9986 F:2 SMO(1,3) BSUB(128,15,-3.0) PKD(3,3,3,0.10%,12156.0,1.00%,F,F)



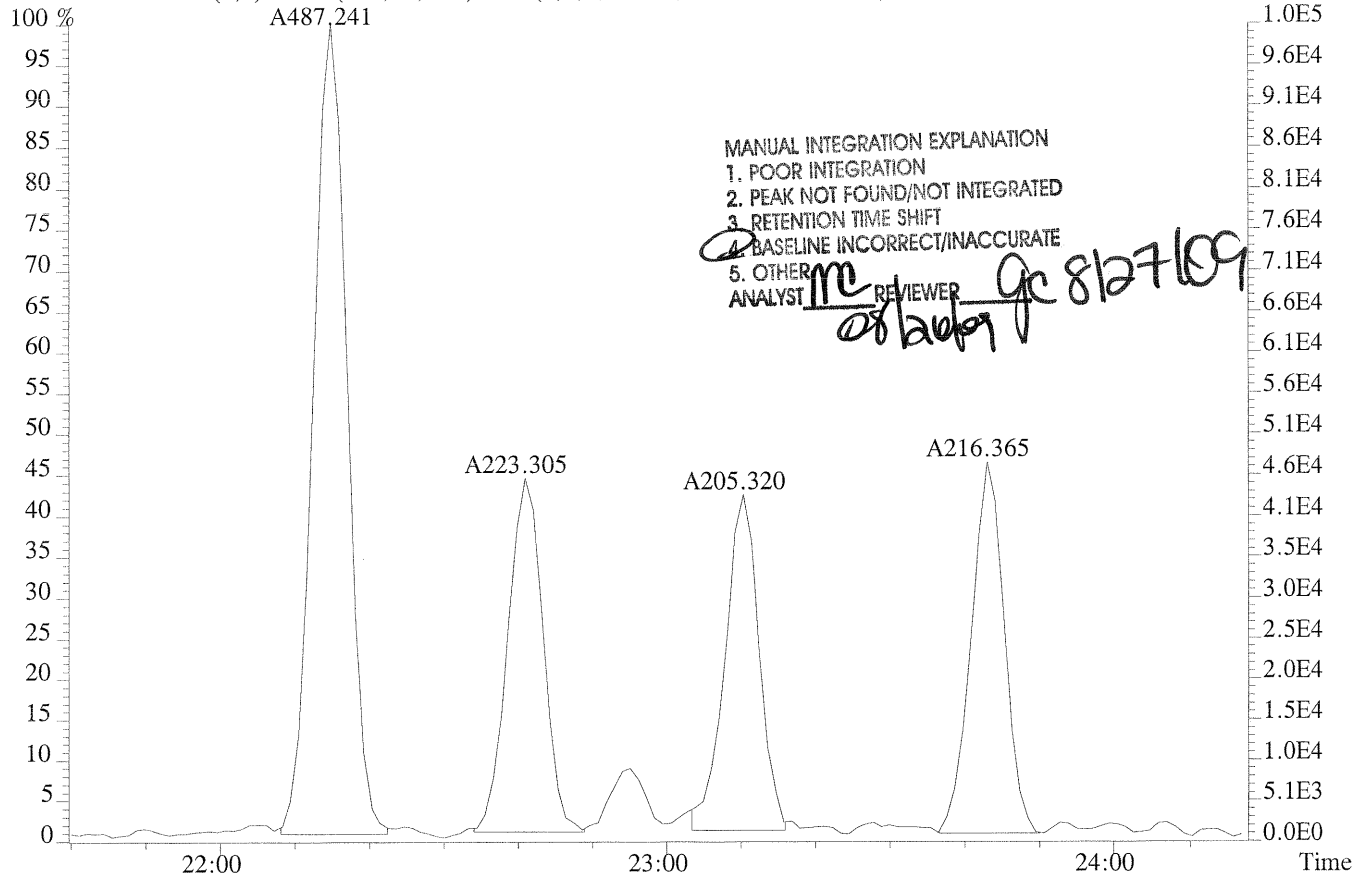
242.9856 F:2 PKD(3,3,3,100.00%,0.0,1.00%,F,F)



File:U220199 #1-342 Acq:25-AUG-2009 19:36:11 Probe EI+ Magnet SIR VG BioTech Mass spectf
Sample#1 Exp:EQ0900316-01 MB
255.9613 F:2 SMO(1,3) BSUB(128,15,-3.0) PKD(3,3,3,0.10%,2208.0,1.00%,F,F)



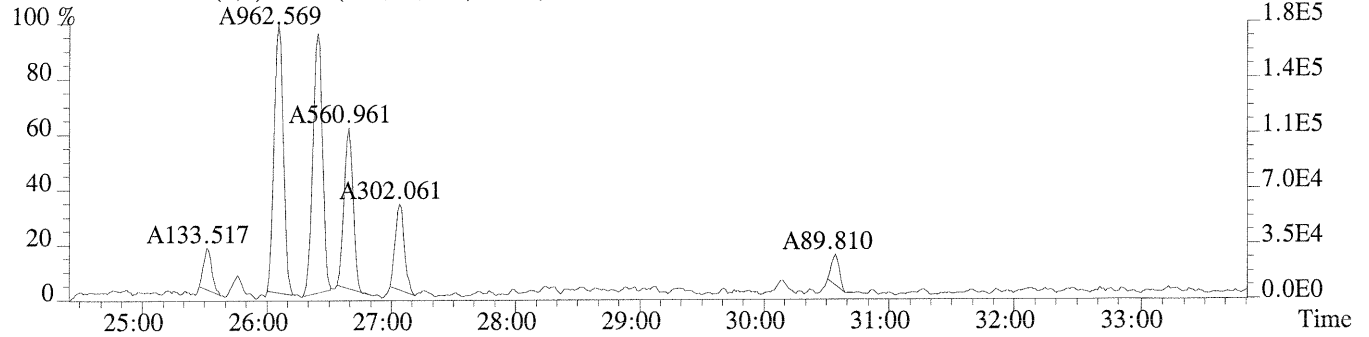
257.9584 F:2 SMO(1,3) BSUB(128,15,-3.0) PKD(3,3,3,0.10%,1896.0,1.00%,F,F)



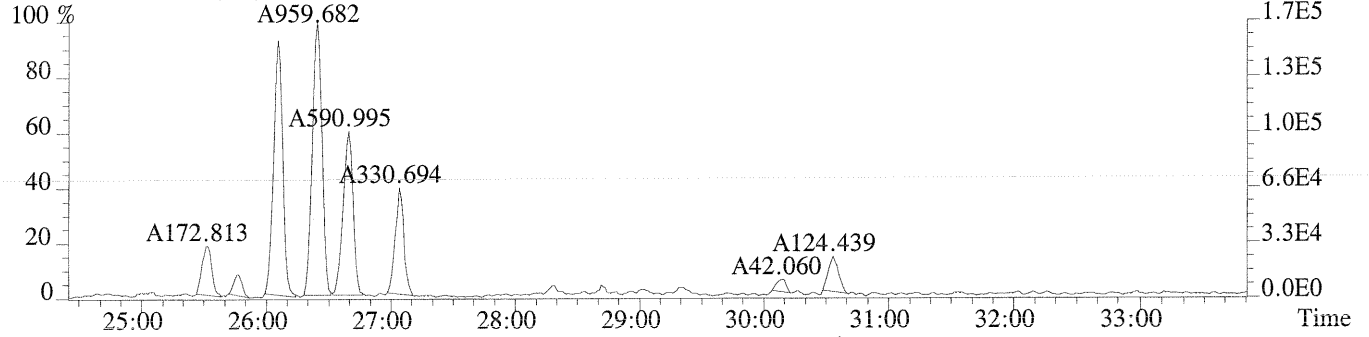
File:U220199 #1-603 Acq:25-AUG-2009 19:36:11 Probe EI+ Magnet SIR VG BioTech Mass spectf

Sample#1 Exp:EQ0900316-01 MB

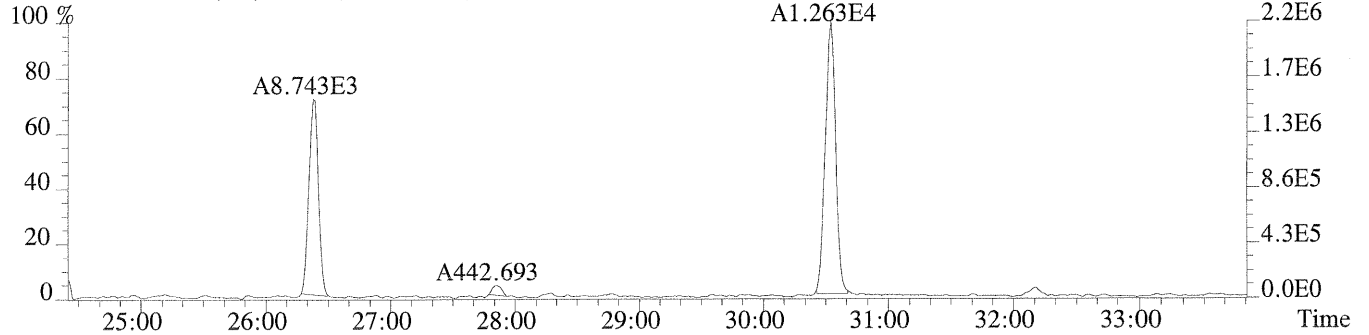
255.9613 F:3 SMO(1,3) BSUB(128,15,-3.0) PKD(3,3,3,0.10%,6052.0,1.00%,F,F)



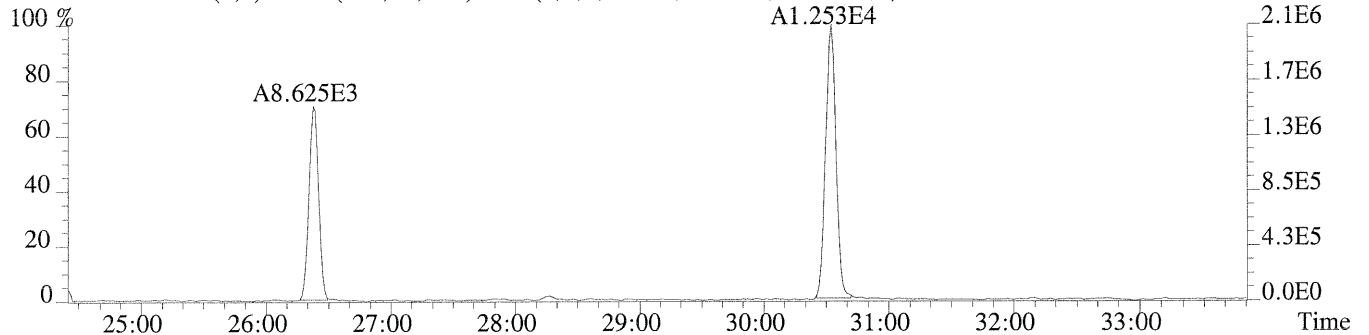
257.9584 F:3 SMO(1,3) BSUB(128,15,-3.0) PKD(3,3,3,0.10%,2940.0,1.00%,F,F)



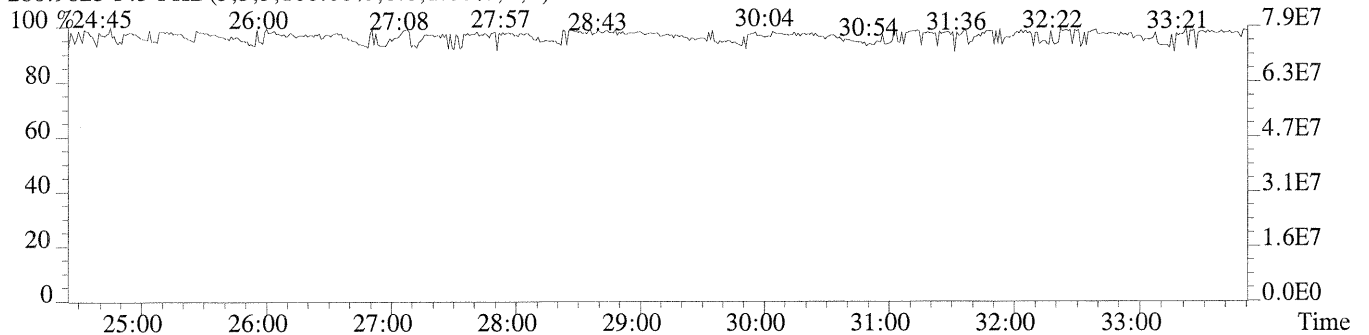
268.0016 F:3 SMO(1,3) BSUB(128,15,-3.0) PKD(3,3,3,0.10%,25552.0,1.00%,F,F)



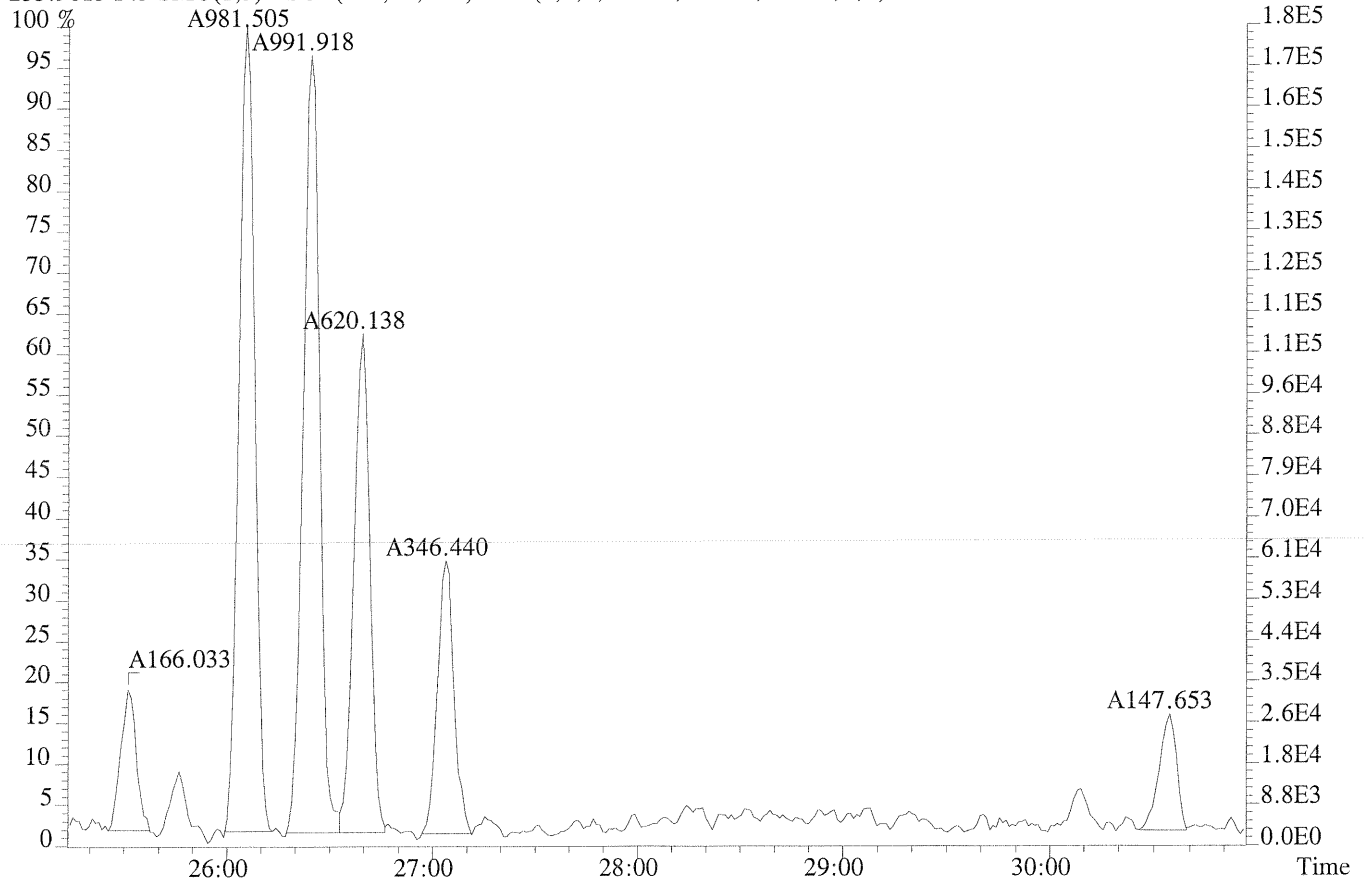
269.9986 F:3 SMO(1,3) BSUB(128,15,-3.0) PKD(3,3,3,0.10%,13768.0,1.00%,F,F)



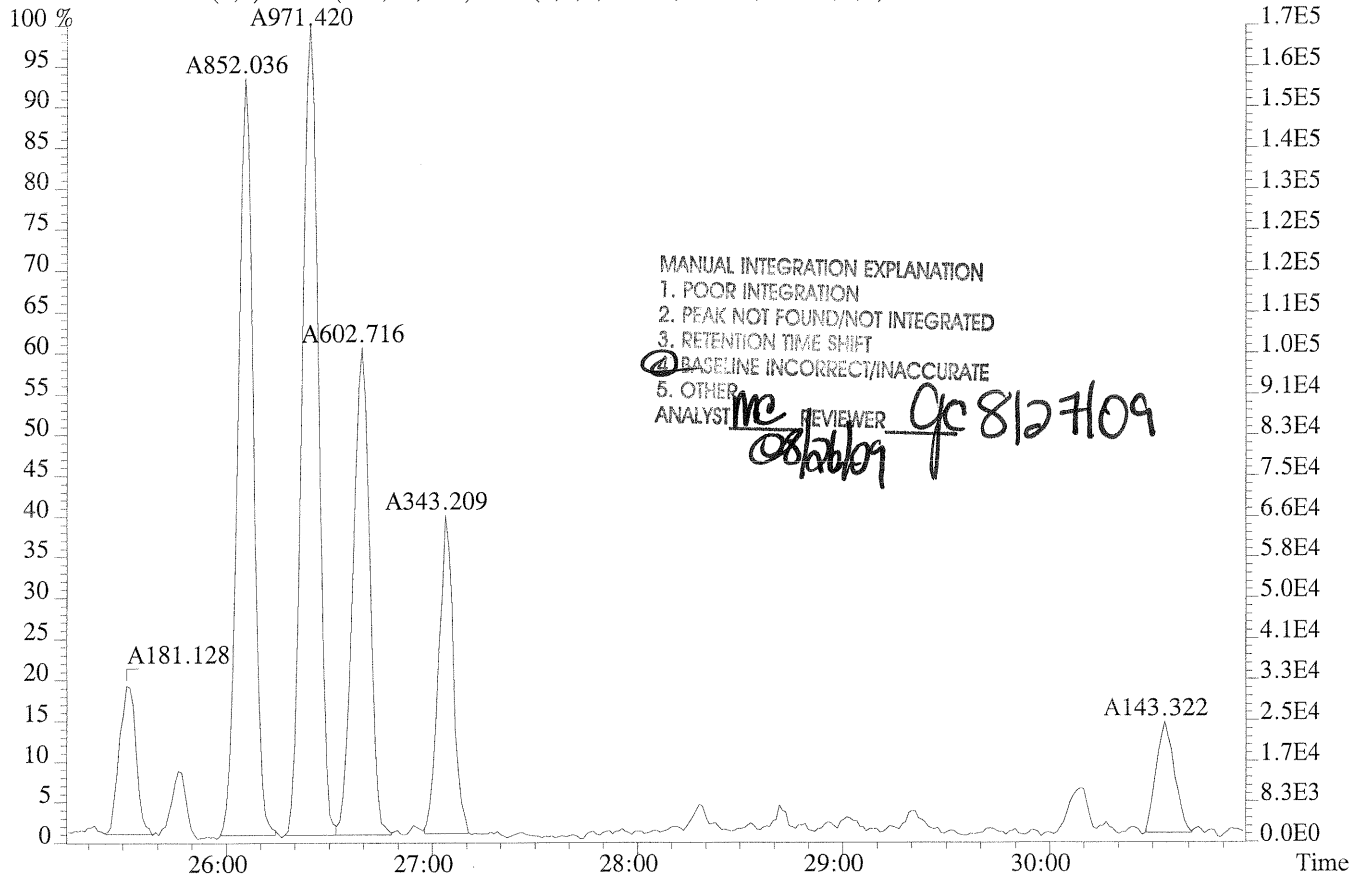
280.9825 F:3 PKD(3,3,3,100.00%,0.0,1.00%,F,F)



File:U220199 #1-603 Acq:25-AUG-2009 19:36:11 Probe EI+ Magnet SIR VG BioTech Mass spectf
 Sample#1 Exp:EQ0900316-01 MB
 255.9613 F:3 SMO(1,3) BSUB(128,15,-3.0) PKD(3,3,3,0.10%,6052.0,1.00%,F,F)



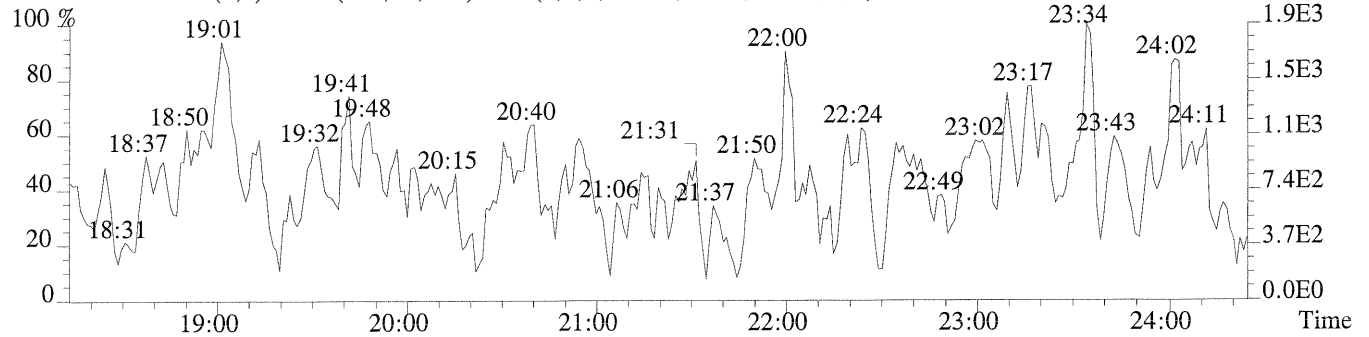
257.9584 F:3 SMO(1,3) BSUB(128,15,-3.0) PKD(3,3,3,0.10%,2940.0,1.00%,F,F)



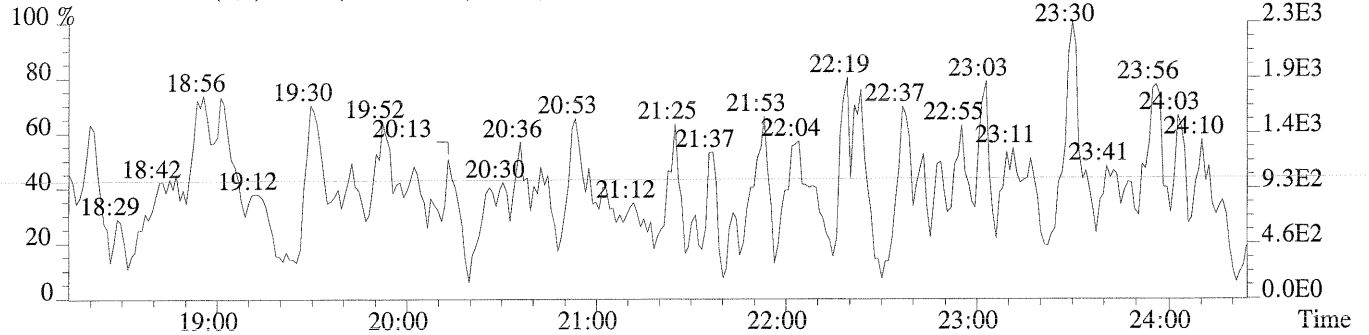
File:U220199 #1-342 Acq:25-AUG-2009 19:36:11 Probe EI+ Magnet SIR VG BioTech Mass spectf

Sample#1 Exp:EQ0900316-01 MB

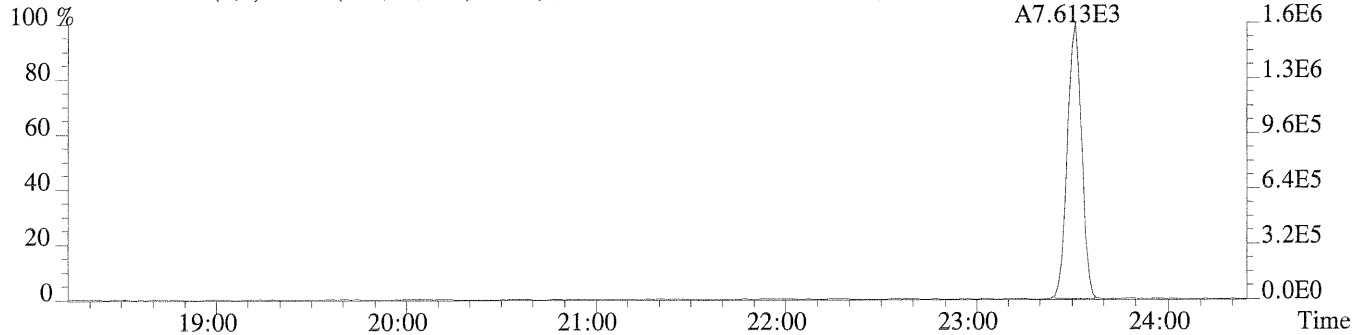
289.9224 F:2 SMO(1,3) BSUB(128,15,-3.0) PKD(3,3,3,0.10%,992.0,1.00%,F,F)



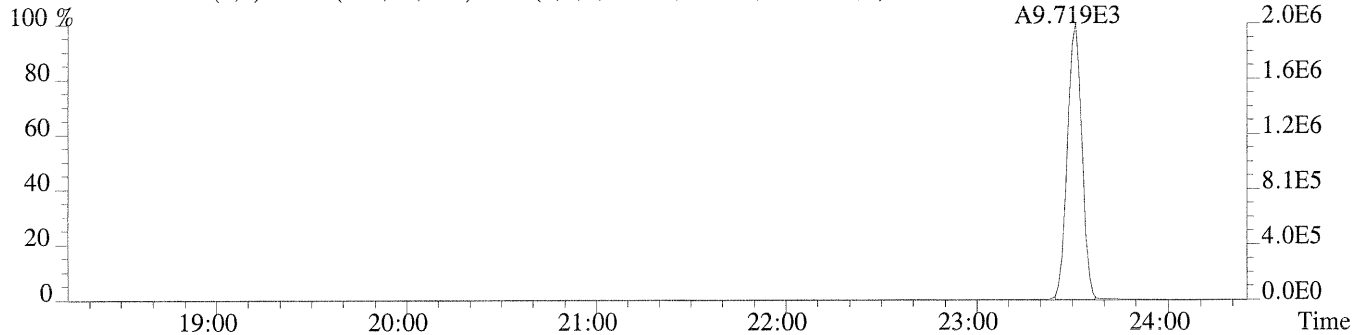
291.9194 F:2 SMO(1,3) BSUB(128,15,-3.0) PKD(3,3,3,0.10%,1096.0,1.00%,F,F)



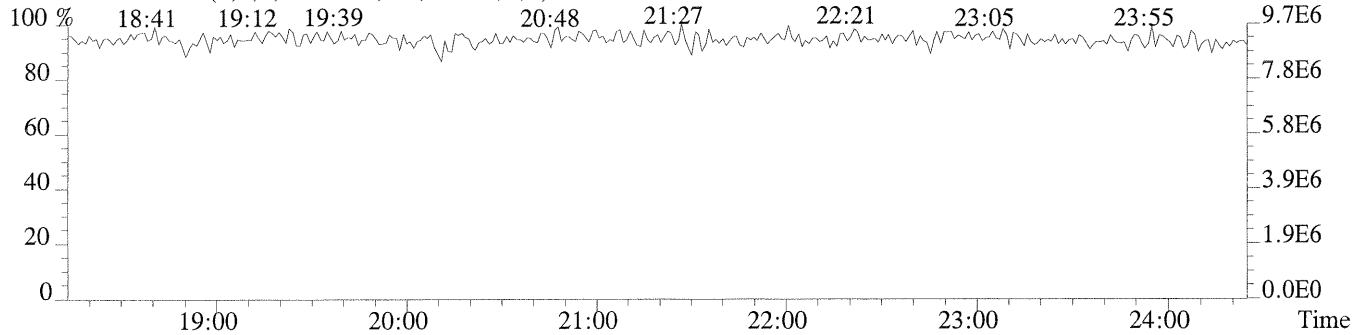
301.9626 F:2 SMO(1,3) BSUB(128,15,-3.0) PKD(3,3,3,0.10%,2304.0,1.00%,F,F)



303.9597 F:2 SMO(1,3) BSUB(128,15,-3.0) PKD(3,3,3,0.10%,1248.0,1.00%,F,F)



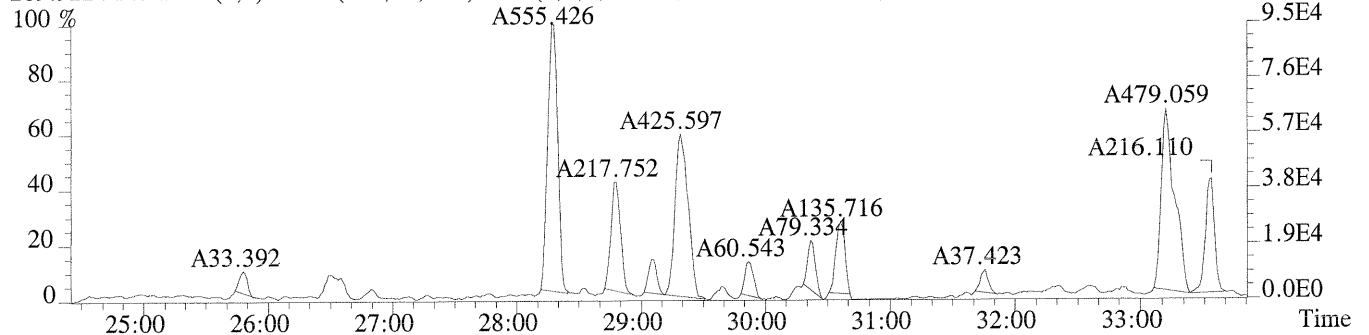
242.9856 F:2 PKD(3,3,3,100.00%,0.0,1.00%,F,F)



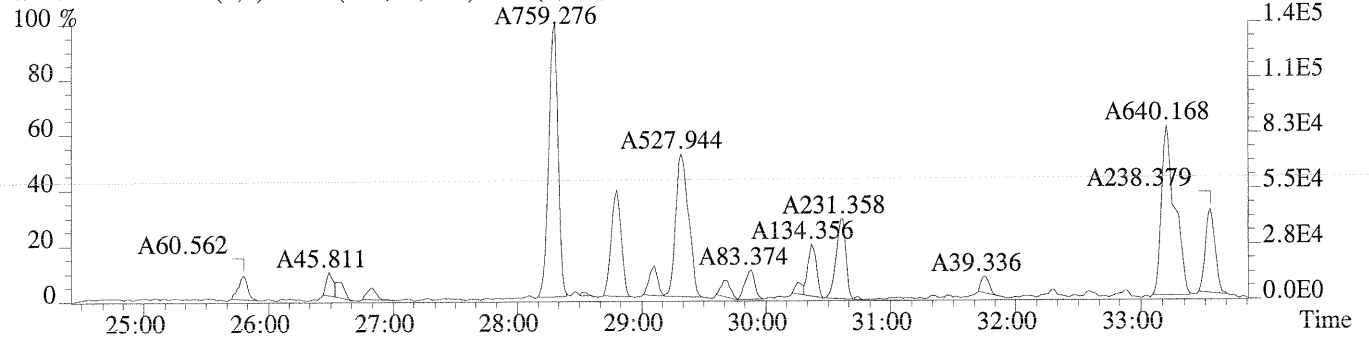
File:U220199 #1-603 Acq:25-AUG-2009 19:36:11 Probe EI+ Magnet SIR VG BioTech Mass spectf

Sample#1 Exp:EQ0900316-01 MB

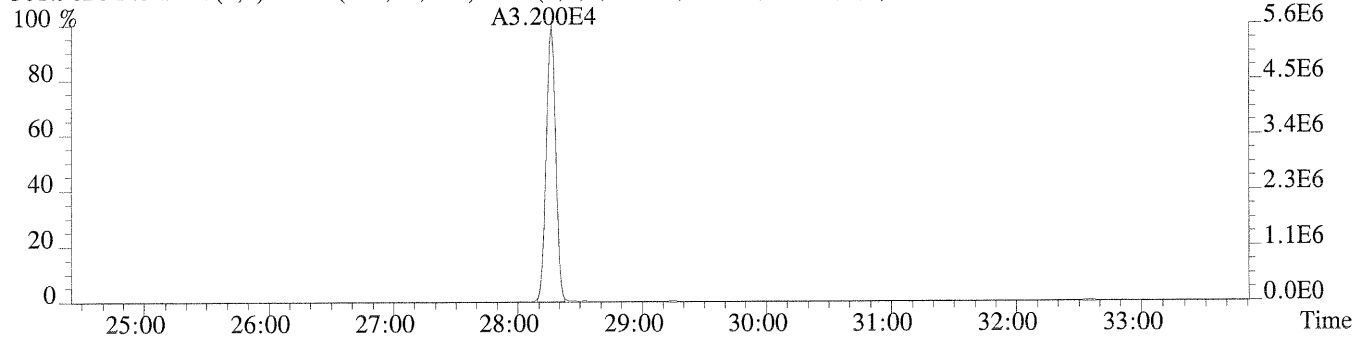
289.9224 F:3 SMO(1,3) BSUB(128,15,-3.0) PKD(3,3,3,0.10%,2220.0,1.00%,F,F)



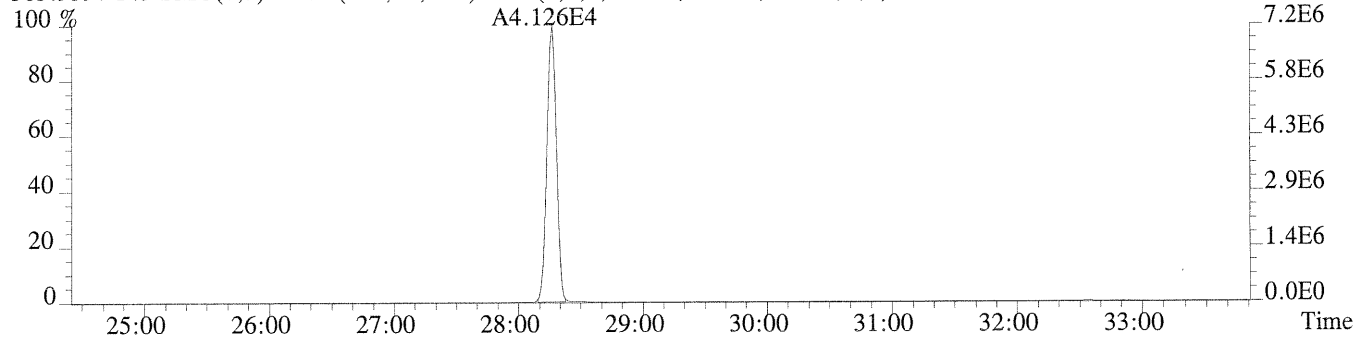
291.9194 F:3 SMO(1,3) BSUB(128,15,-3.0) PKD(3,3,3,0.10%,1792.0,1.00%,F,F)



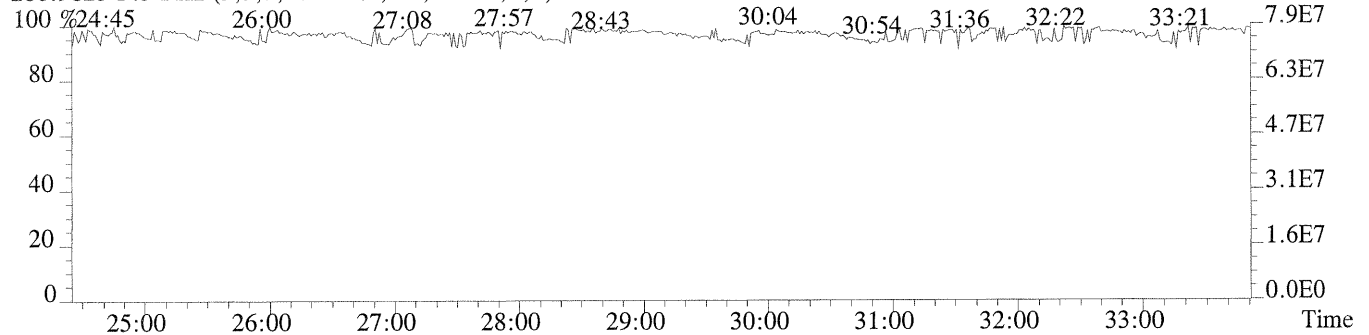
301.9626 F:3 SMO(1,3) BSUB(128,15,-3.0) PKD(3,3,3,0.10%,2704.0,1.00%,F,F)



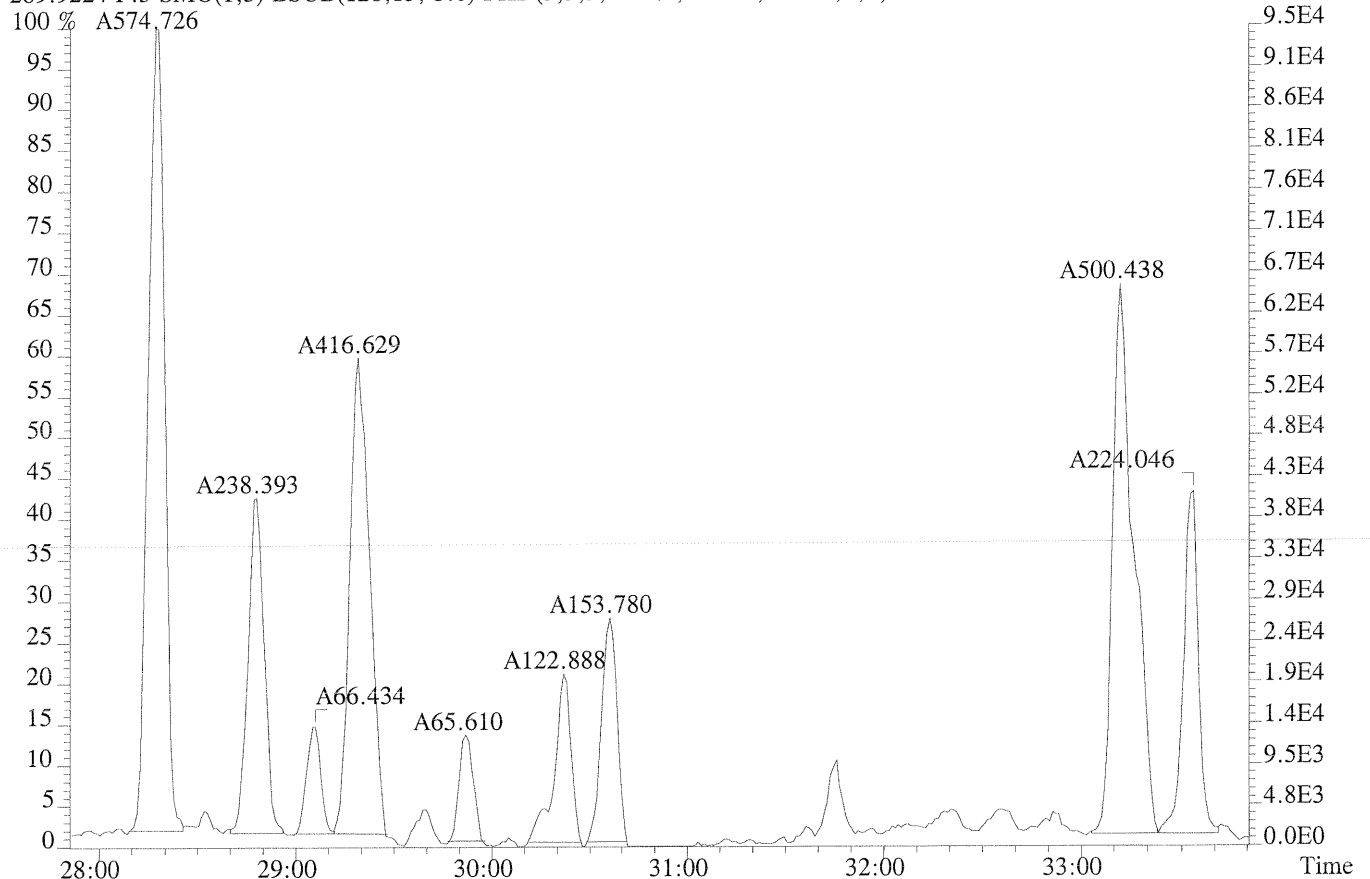
303.9597 F:3 SMO(1,3) BSUB(128,15,-3.0) PKD(3,3,3,0.10%,2112.0,1.00%,F,F)



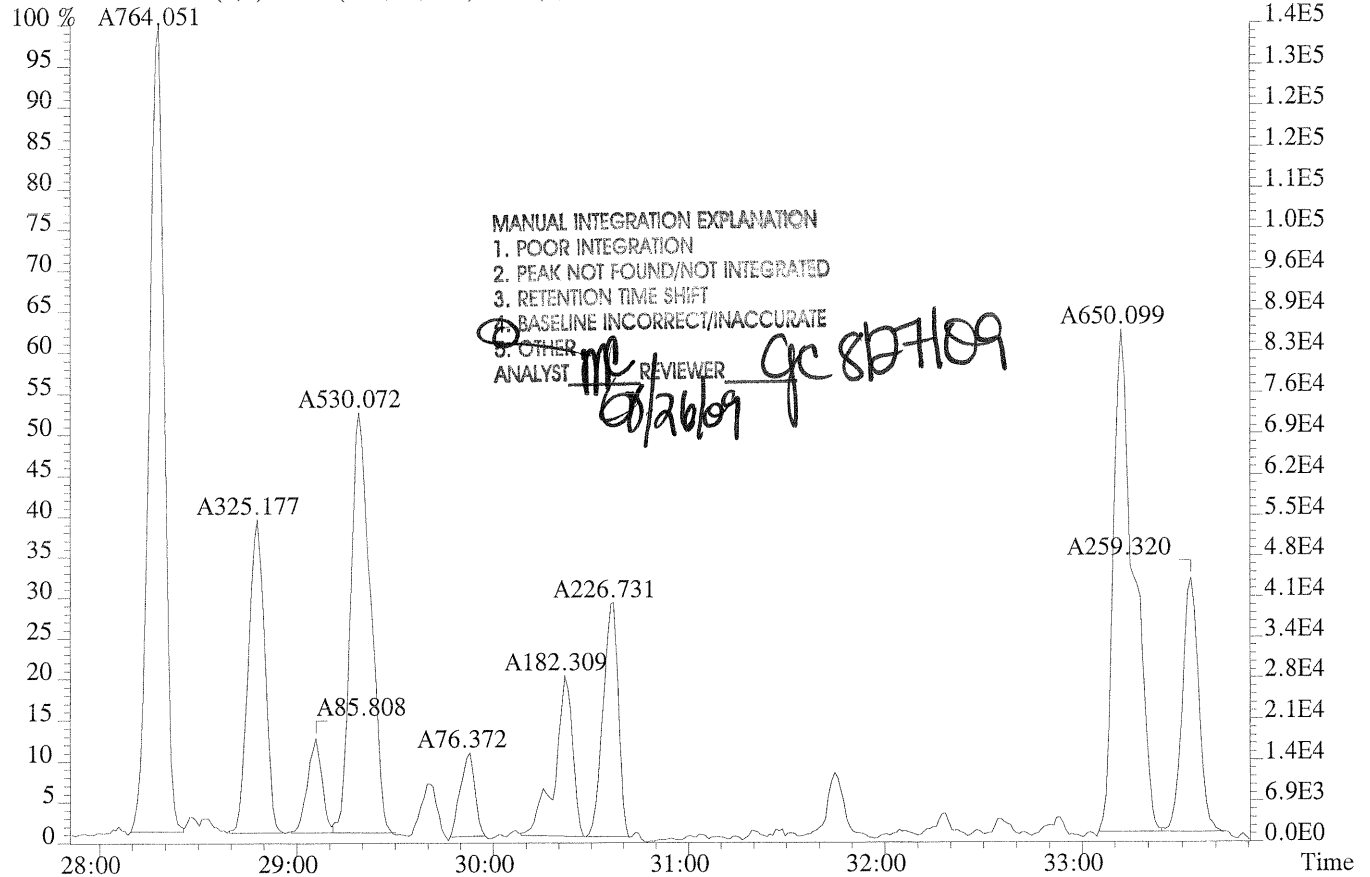
280.9825 F:3 PKD(3,3,3,100.00%,0.0,1.00%,F,F)



File:U220199 #1-603 Acq:25-AUG-2009 19:36:11 Probe EI+ Magnet SIR VG BioTech Mass spectf
 Sample#1 Exp:EQ0900316-01 MB
 289.9224 F:3 SMO(1,3) BSUB(128,15,-3.0) PKD(3,3,3,0.10%,2220.0,1.00%,F,F)
 100 % A574.726



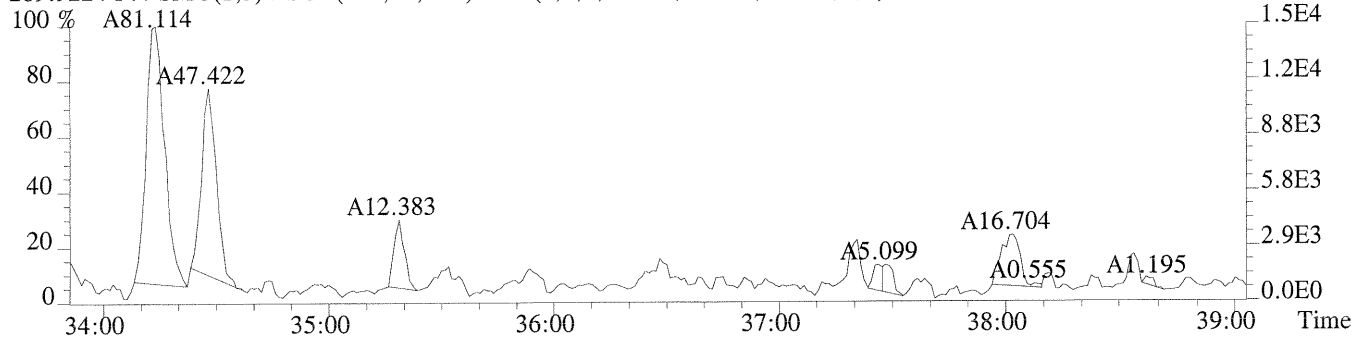
291.9194 F:3 SMO(1,3) BSUB(128,15,-3.0) PKD(3,3,3,0.10%,1792.0,1.00%,F,F)



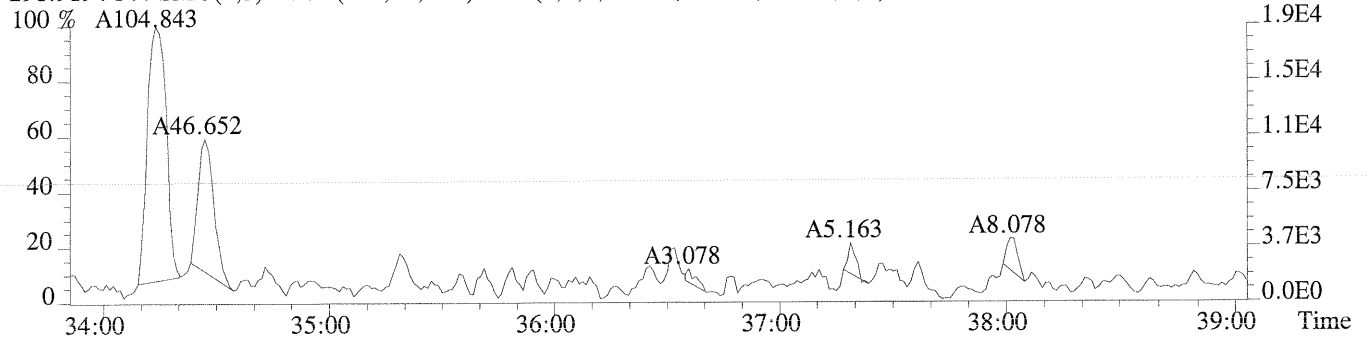
File:U220199 #1-333 Acq:25-AUG-2009 19:36:11 Probe EI+ Magnet SIR VG BioTech Mass spectf

Sample#1 Exp:EQ0900316-01 MB

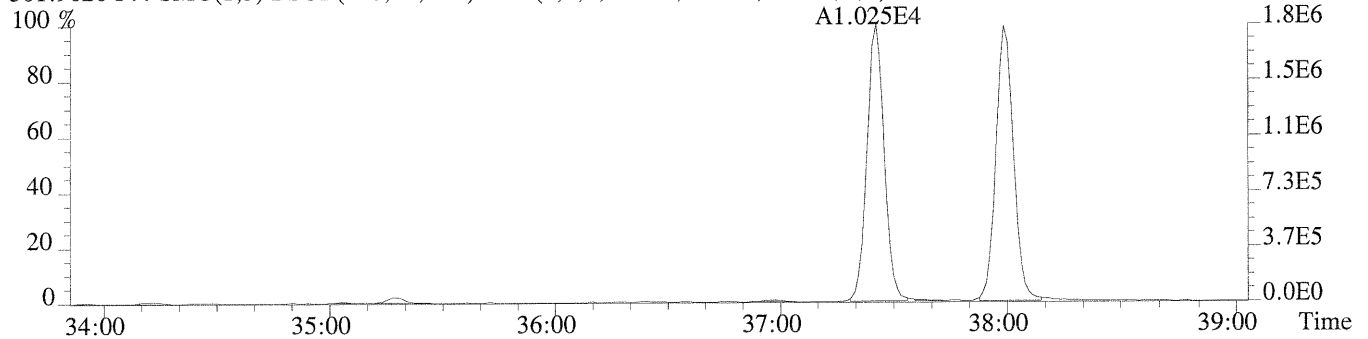
289.9224 F:4 SMO(1,3) BSUB(128,15,-3.0) PKD(3,3,3,0.10%,1004.0,1.00%,F,F)



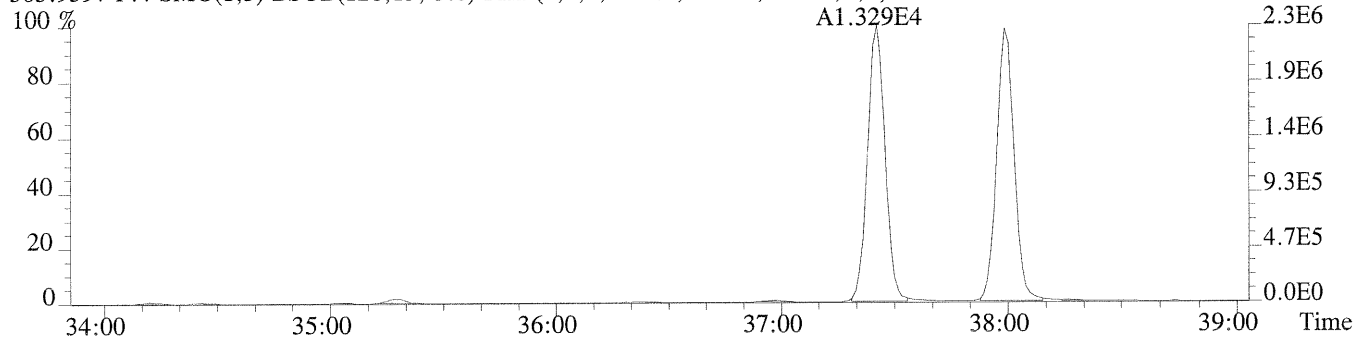
291.9194 F:4 SMO(1,3) BSUB(128,15,-3.0) PKD(3,3,3,0.10%,1584.0,1.00%,F,F)



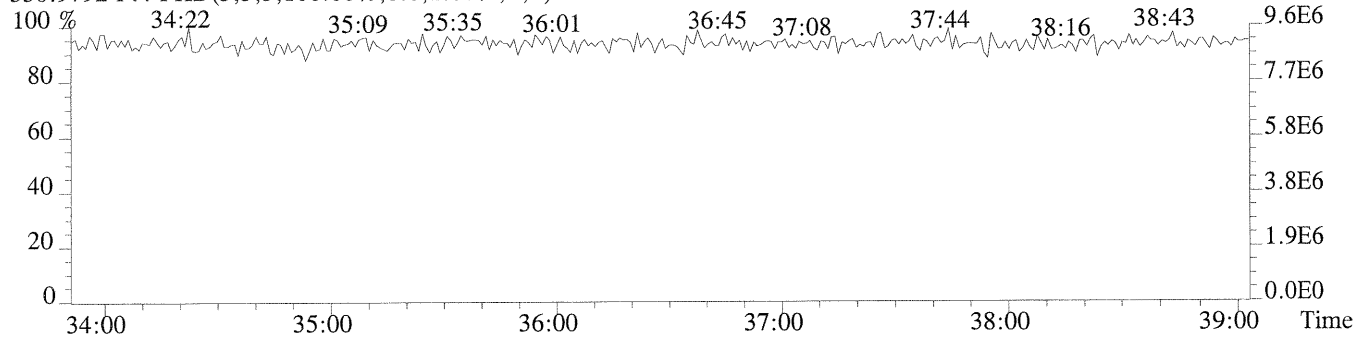
301.9626 F:4 SMO(1,3) BSUB(128,15,-3.0) PKD(3,3,3,0.10%,2324.0,1.00%,F,F)

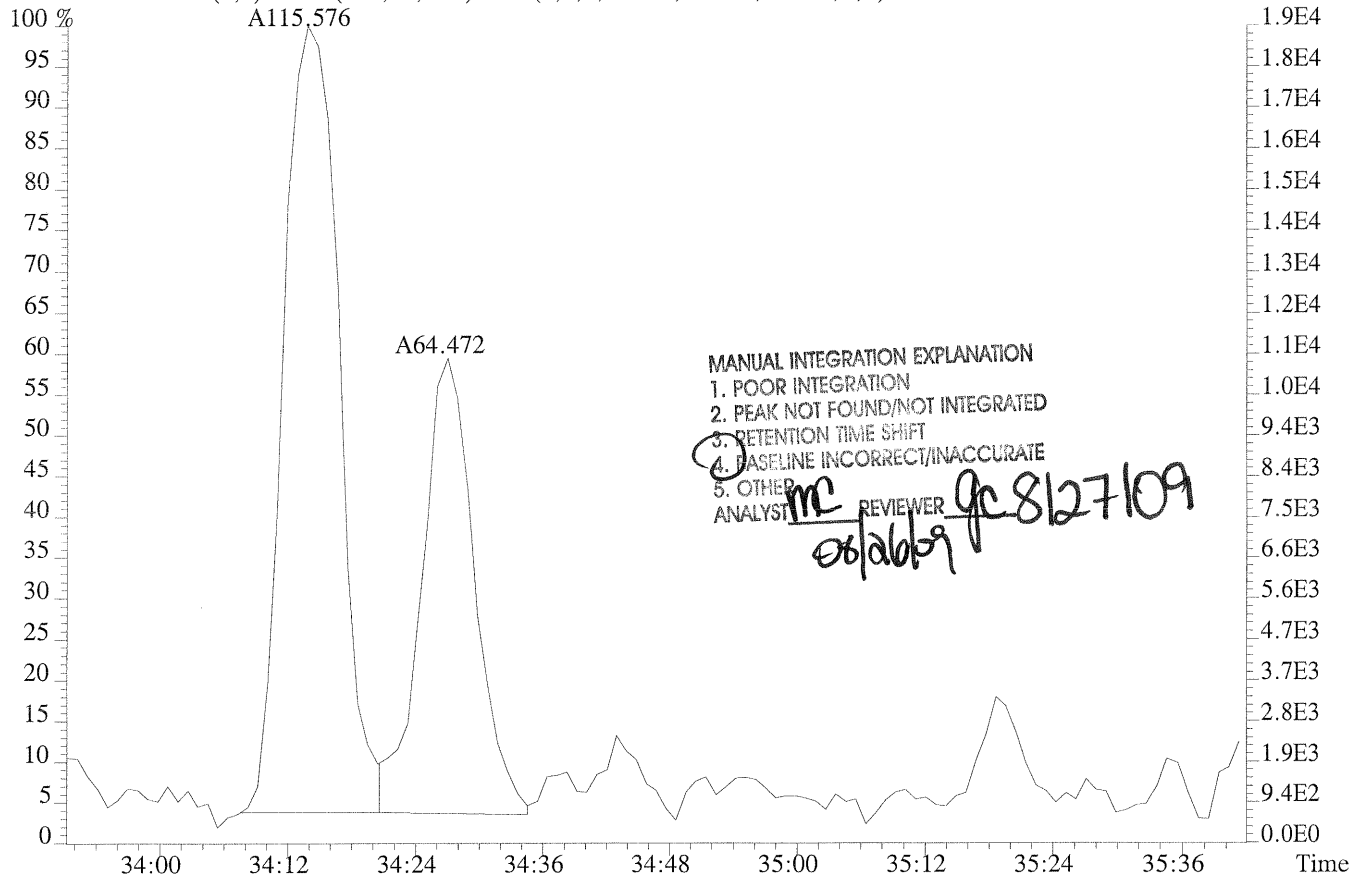
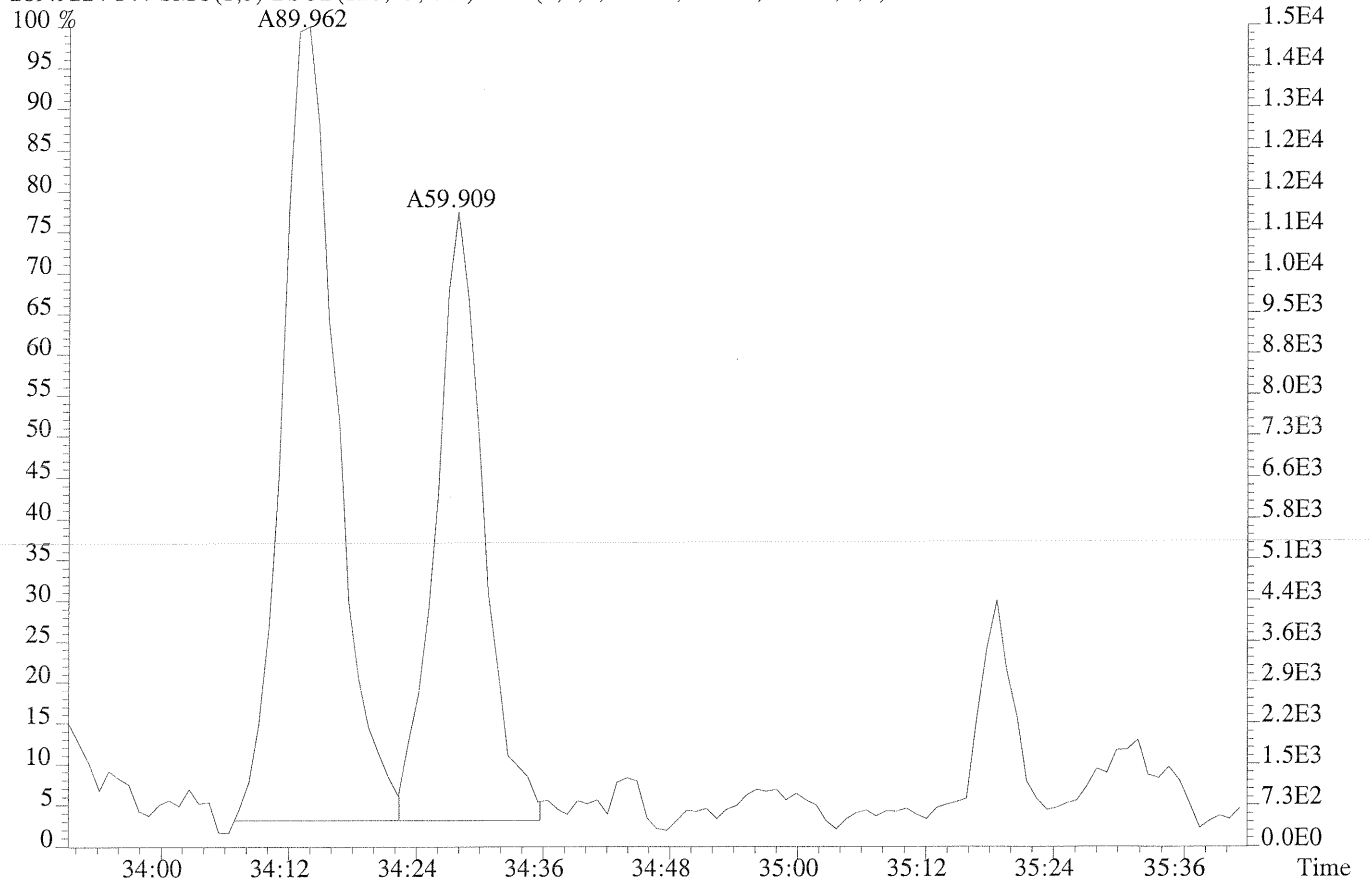


303.9597 F:4 SMO(1,3) BSUB(128,15,-3.0) PKD(3,3,3,0.10%,1940.0,1.00%,F,F)



330.9792 F:4 PKD(3,3,3,100.00%,0.0,1.00%,F,F)

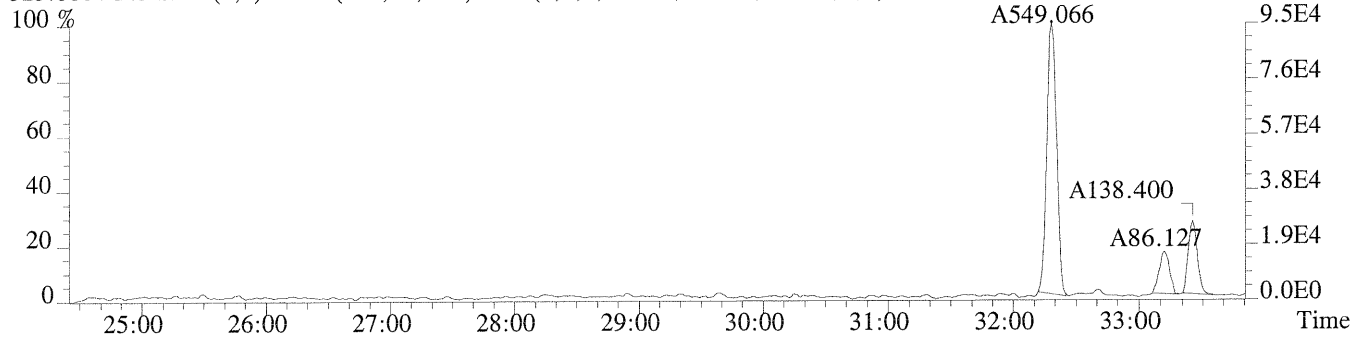




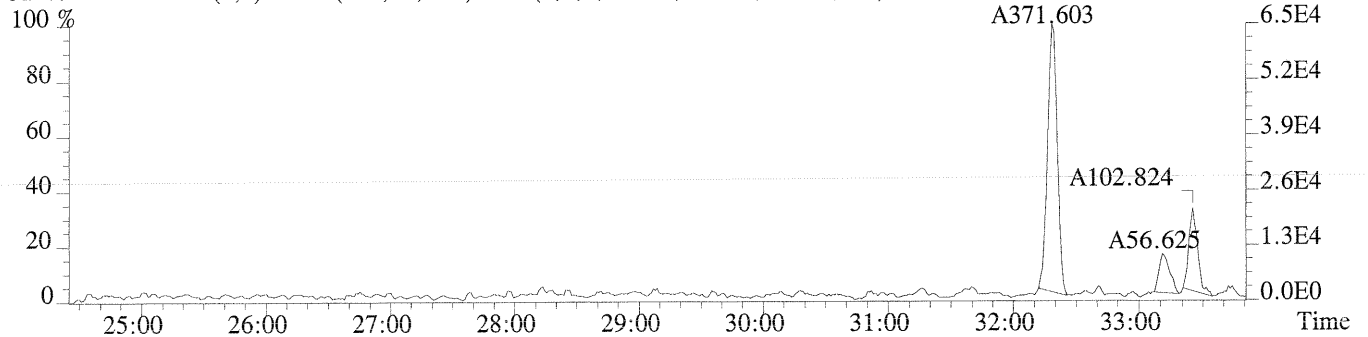
File:U220199 #1-603 Acq:25-AUG-2009 19:36:11 Probe EI+ Magnet SIR VG BioTech Mass spectf

Sample#1 Exp:EQ0900316-01 MB

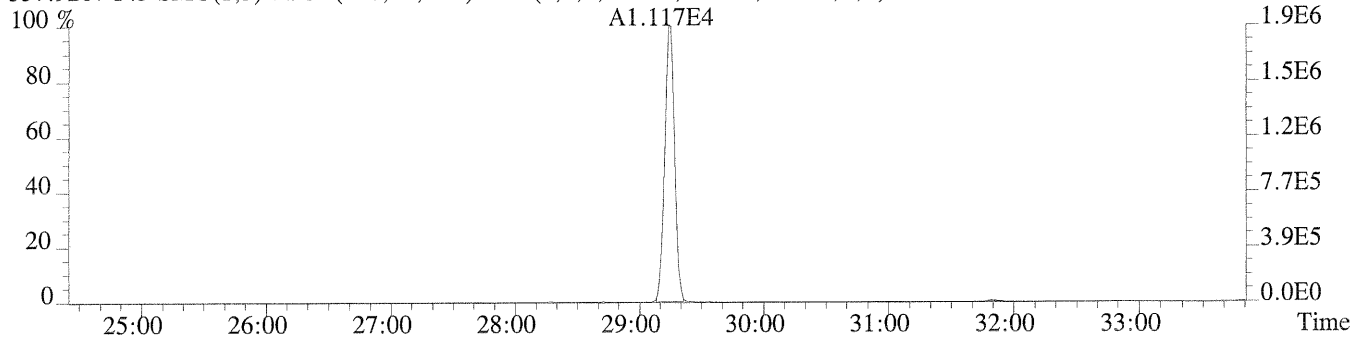
325.8804 F:3 SMO(1,3) BSUB(128,15,-3.0) PKD(3,3,3,0.10%,1800.0,1.00%,F,F)



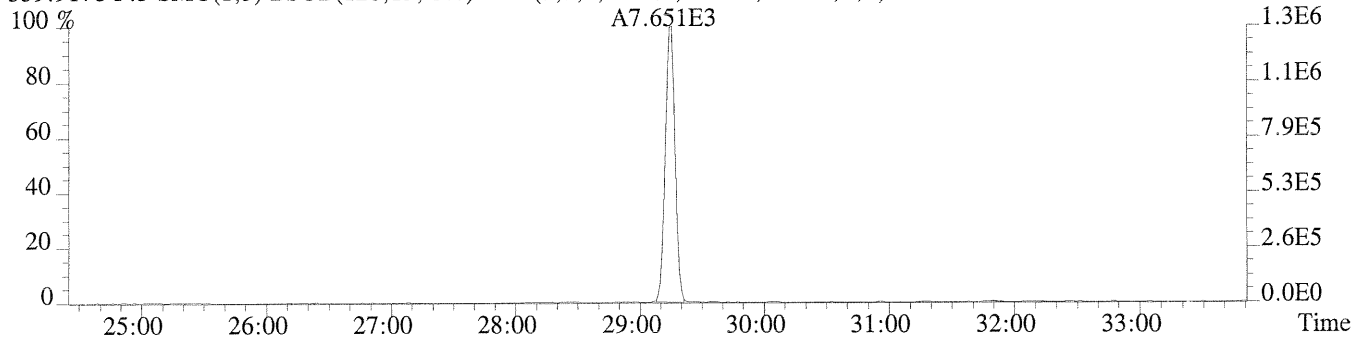
327.8775 F:3 SMO(1,3) BSUB(128,15,-3.0) PKD(3,3,3,0.10%,1820.0,1.00%,F,F)



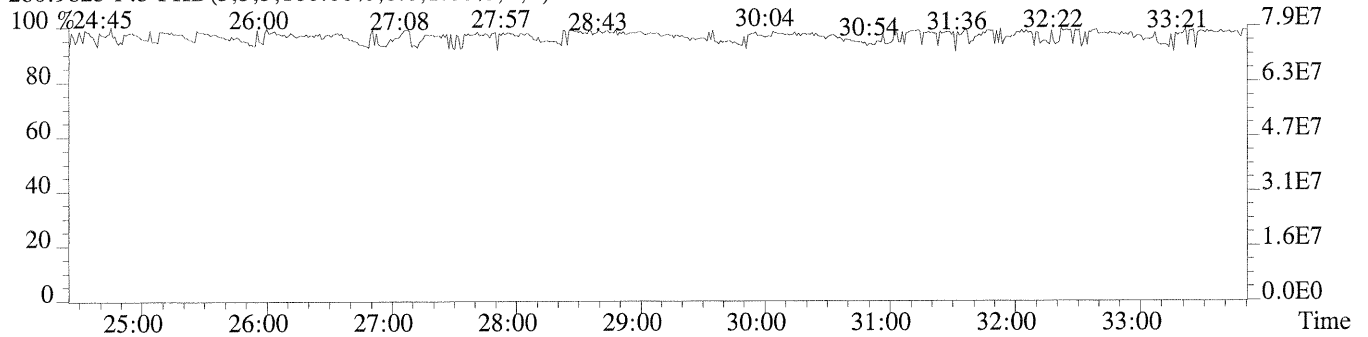
337.9207 F:3 SMO(1,3) BSUB(128,15,-3.0) PKD(3,3,3,0.10%,1552.0,1.00%,F,F)



339.9178 F:3 SMO(1,3) BSUB(128,15,-3.0) PKD(3,3,3,0.10%,1764.0,1.00%,F,F)

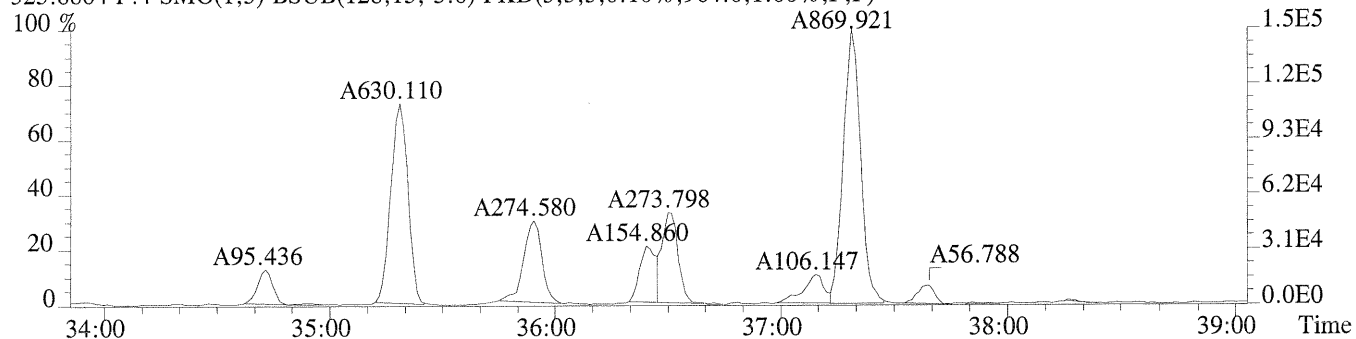


280.9825 F:3 PKD(3,3,3,100.00%,0.0,1.00%,F,F)

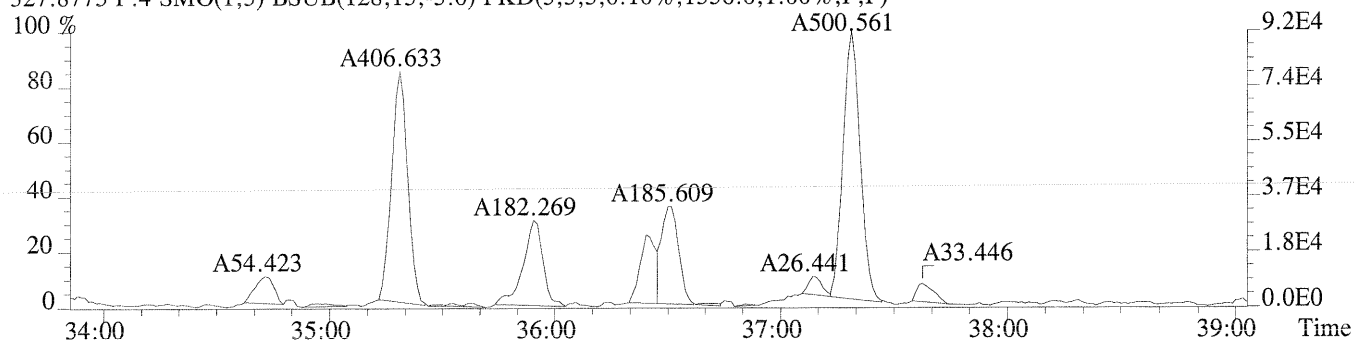


Sample#1 Exp:EQ0900316-01 MB

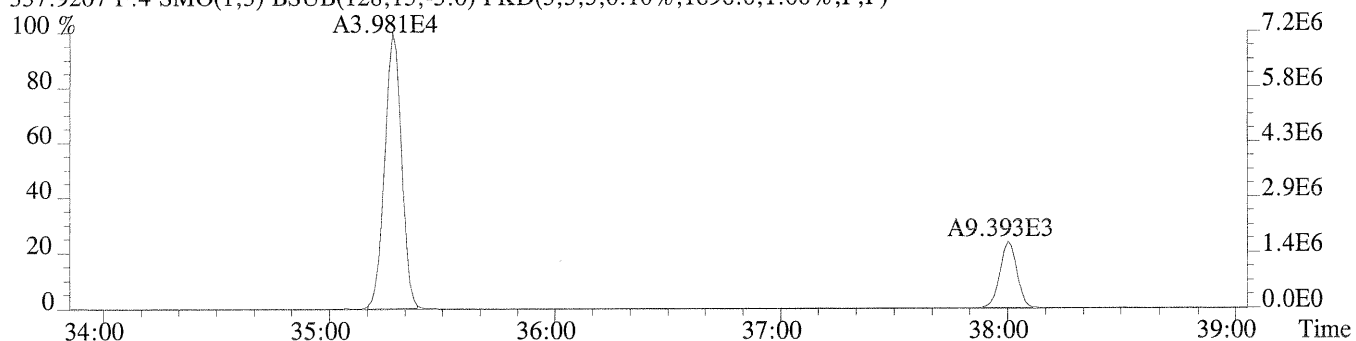
325.8804 F:4 SMO(1,3) BSUB(128,15,-3.0) PKD(3,3,3,0.10%,964.0,1.00%,F,F)



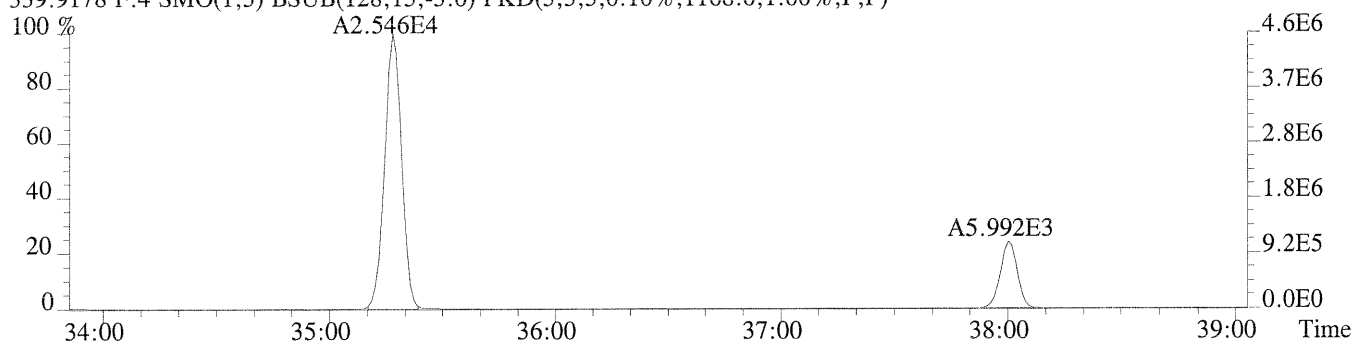
327.8775 F:4 SMO(1,3) BSUB(128,15,-3.0) PKD(3,3,3,0.10%,1336.0,1.00%,F,F)



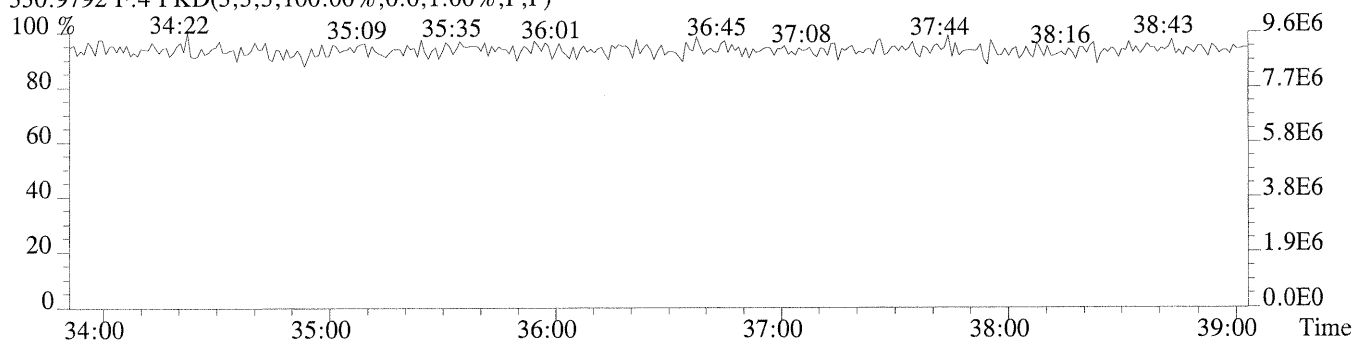
337.9207 F:4 SMO(1,3) BSUB(128,15,-3.0) PKD(3,3,3,0.10%,1896.0,1.00%,F,F)



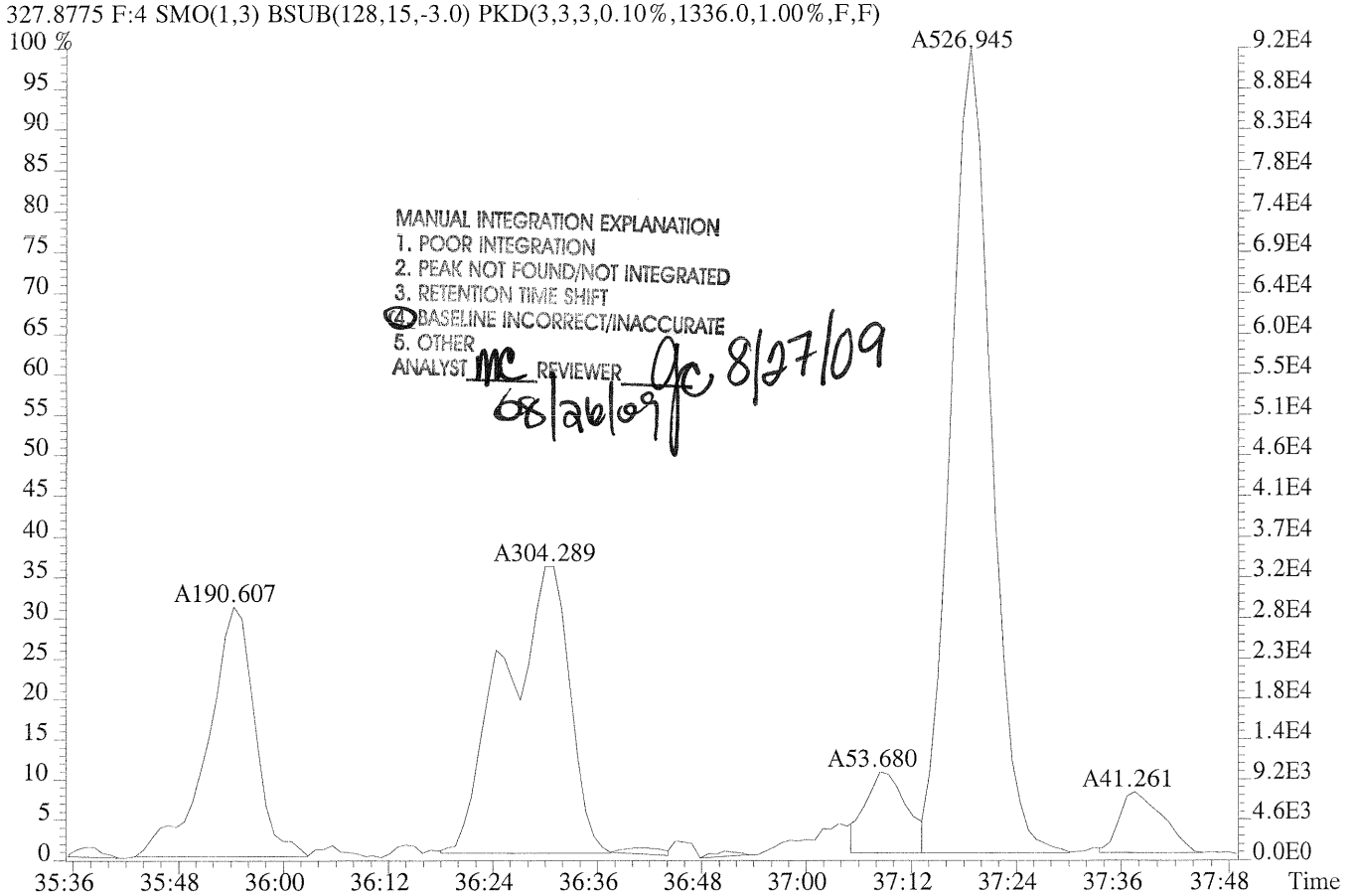
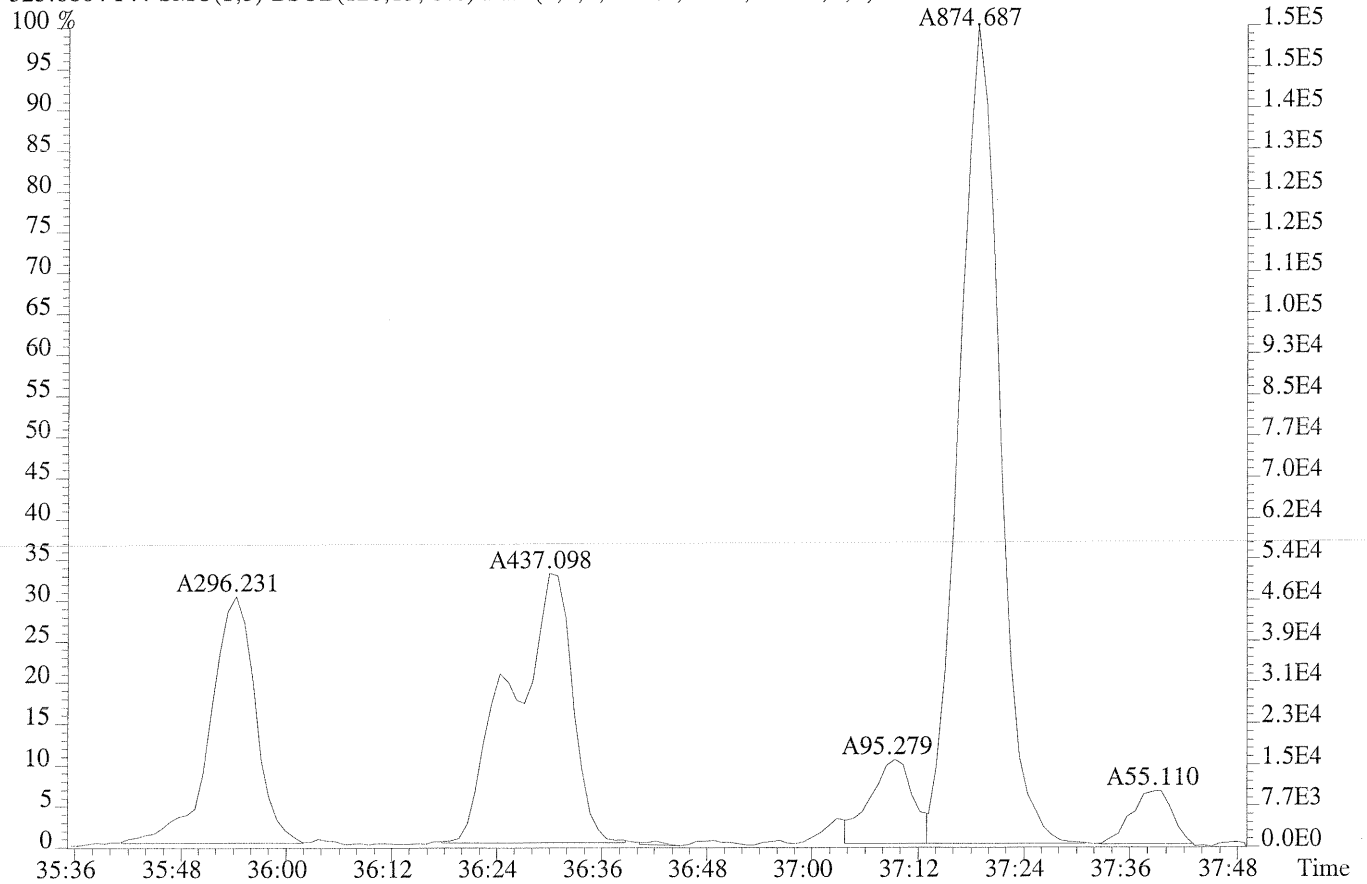
339.9178 F:4 SMO(1,3) BSUB(128,15,-3.0) PKD(3,3,3,0.10%,1168.0,1.00%,F,F)



330.9792 F:4 PKD(3,3,3,100.0%,0.0,1.00%,F,F)



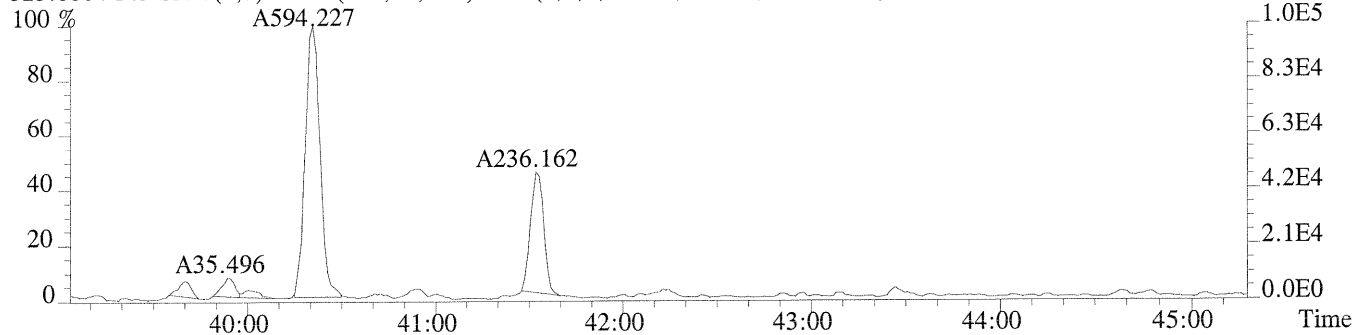
File:U220199 #1-333 Acq:25-AUG-2009 19:36:11 Probe EI+ Magnet SIR VG BioTech Mass spectf
Sample#1 Exp:EQ0900316-01 MB
325.8804 F:4 SMO(1,3) BSUB(128,15,-3.0) PKD(3,3,3,0.10%,964.0,1.00%,F,F)



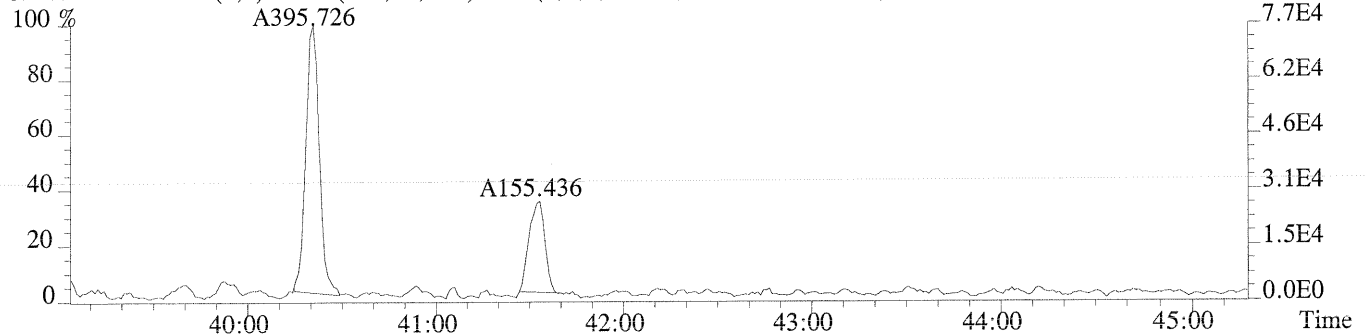
File:U220199 #1-399 Acq:25-AUG-2009 19:36:11 Probe EI+ Magnet SIR VG BioTech Mass spectf

Sample#1 Exp:EQ0900316-01 MB

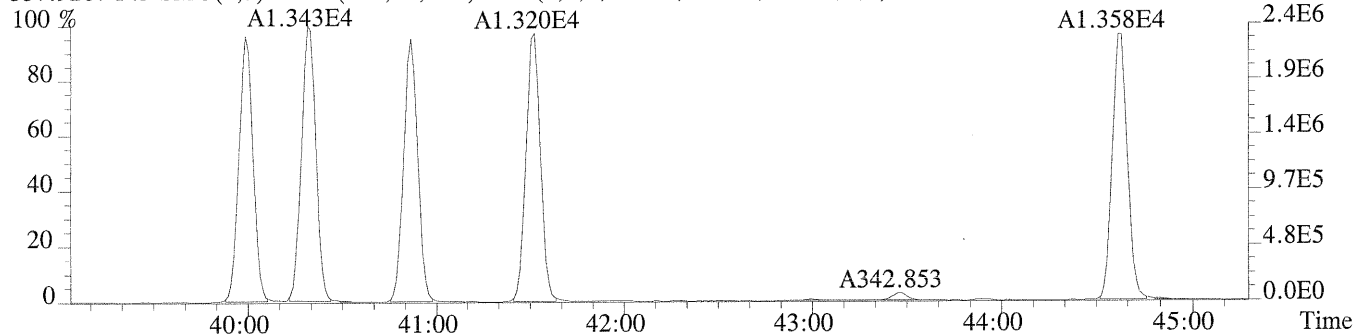
325.8804 F:5 SMO(1,3) BSUB(128,15,-3.0) PKD(3,3,3,0.10%,1764.0,1.00%,F,F)



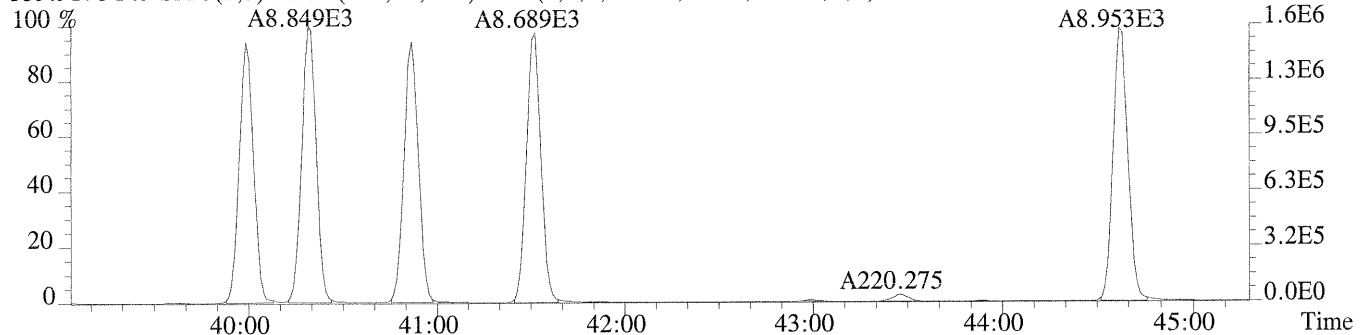
327.8775 F:5 SMO(1,3) BSUB(128,15,-3.0) PKD(3,3,3,0.10%,2604.0,1.00%,F,F)



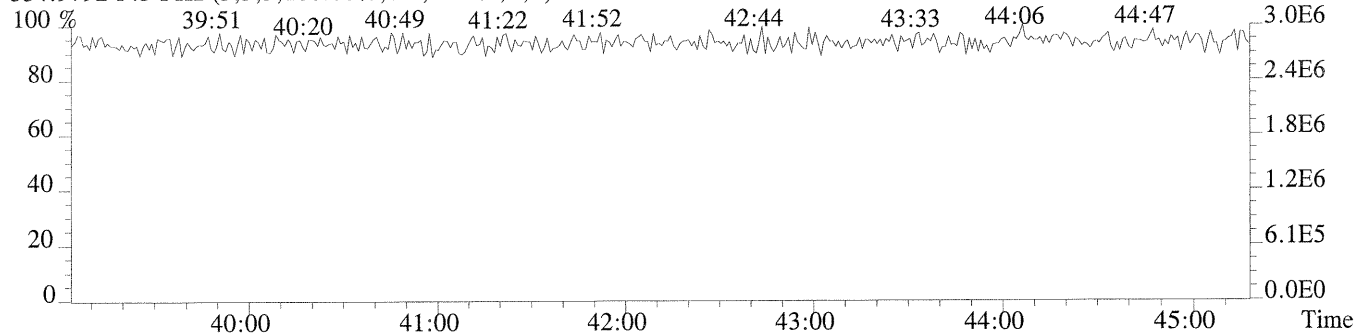
337.9207 F:5 SMO(1,3) BSUB(128,15,-3.0) PKD(3,3,3,0.10%,4252.0,1.00%,F,F)



339.9178 F:5 SMO(1,3) BSUB(128,15,-3.0) PKD(3,3,3,0.10%,600.0,1.00%,F,F)



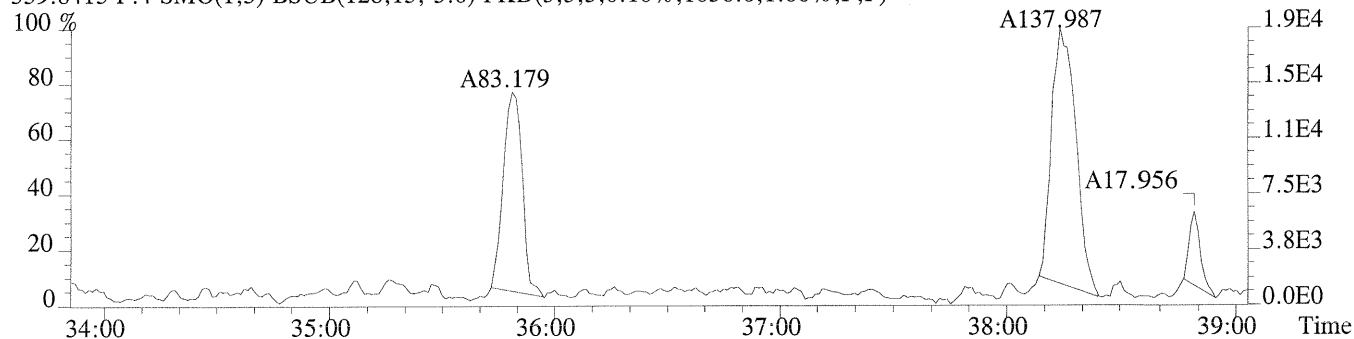
354.9792 F:5 PKD(3,3,3,100.00%,0.0,1.00%,F,F)



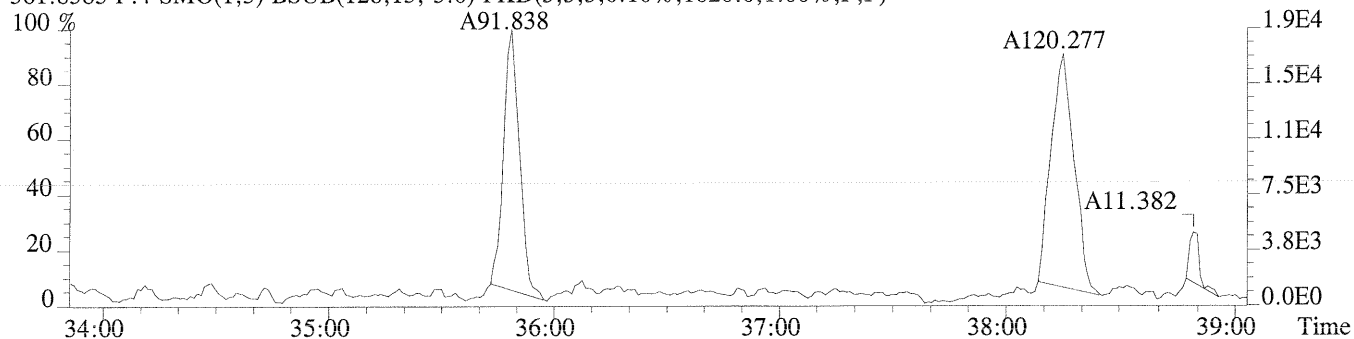
File:U220199 #1-333 Acq:25-AUG-2009 19:36:11 Probe EI+ Magnet SIR VG BioTech Mass spectf

Sample#1 Exp:EQ0900316-01 MB

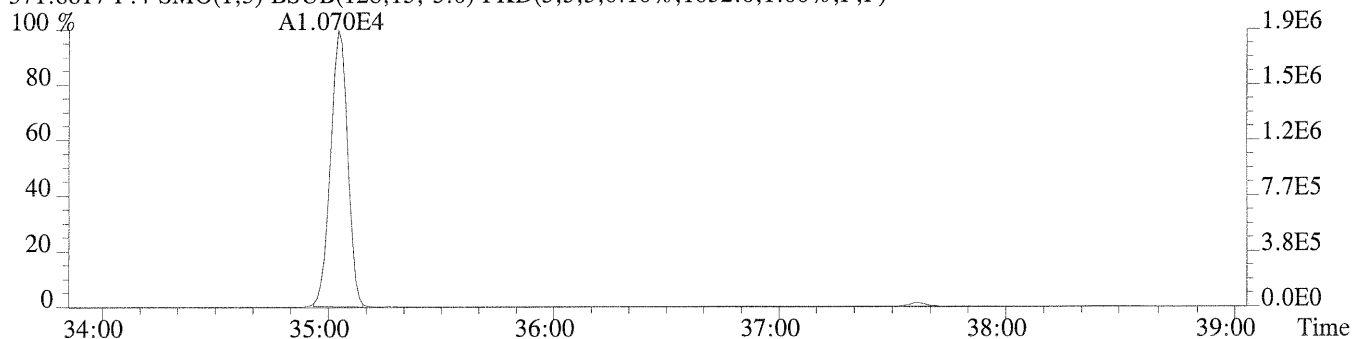
359.8415 F:4 SMO(1,3) BSUB(128,15,-3.0) PKD(3,3,3,0.10%,1036.0,1.00%,F,F)



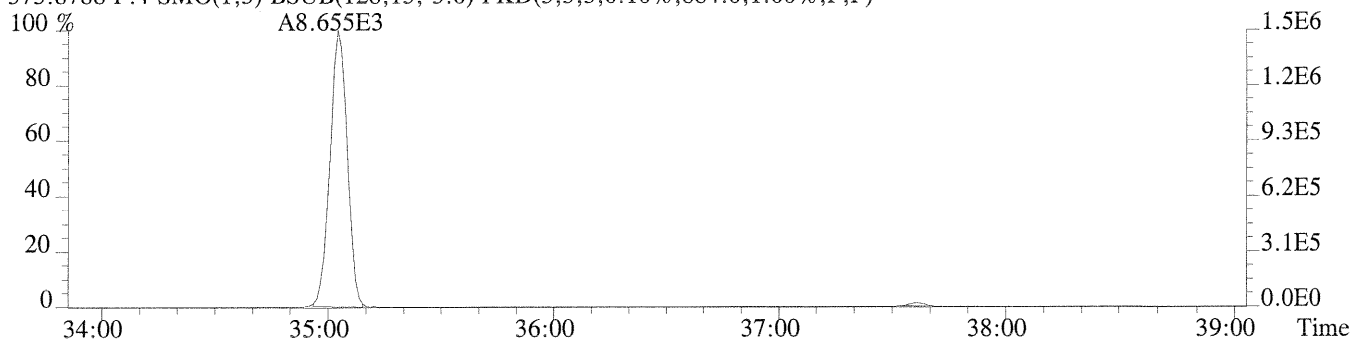
361.8385 F:4 SMO(1,3) BSUB(128,15,-3.0) PKD(3,3,3,0.10%,1020.0,1.00%,F,F)



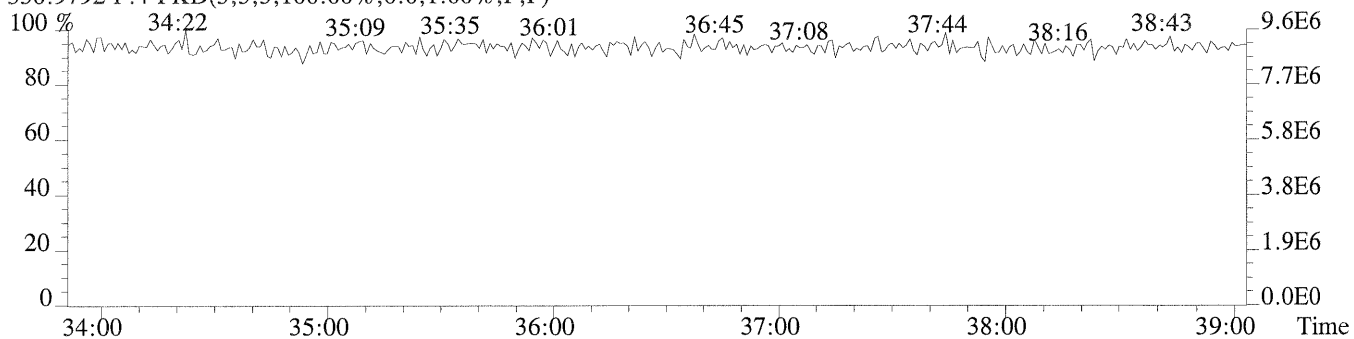
371.8817 F:4 SMO(1,3) BSUB(128,15,-3.0) PKD(3,3,3,0.10%,1052.0,1.00%,F,F)

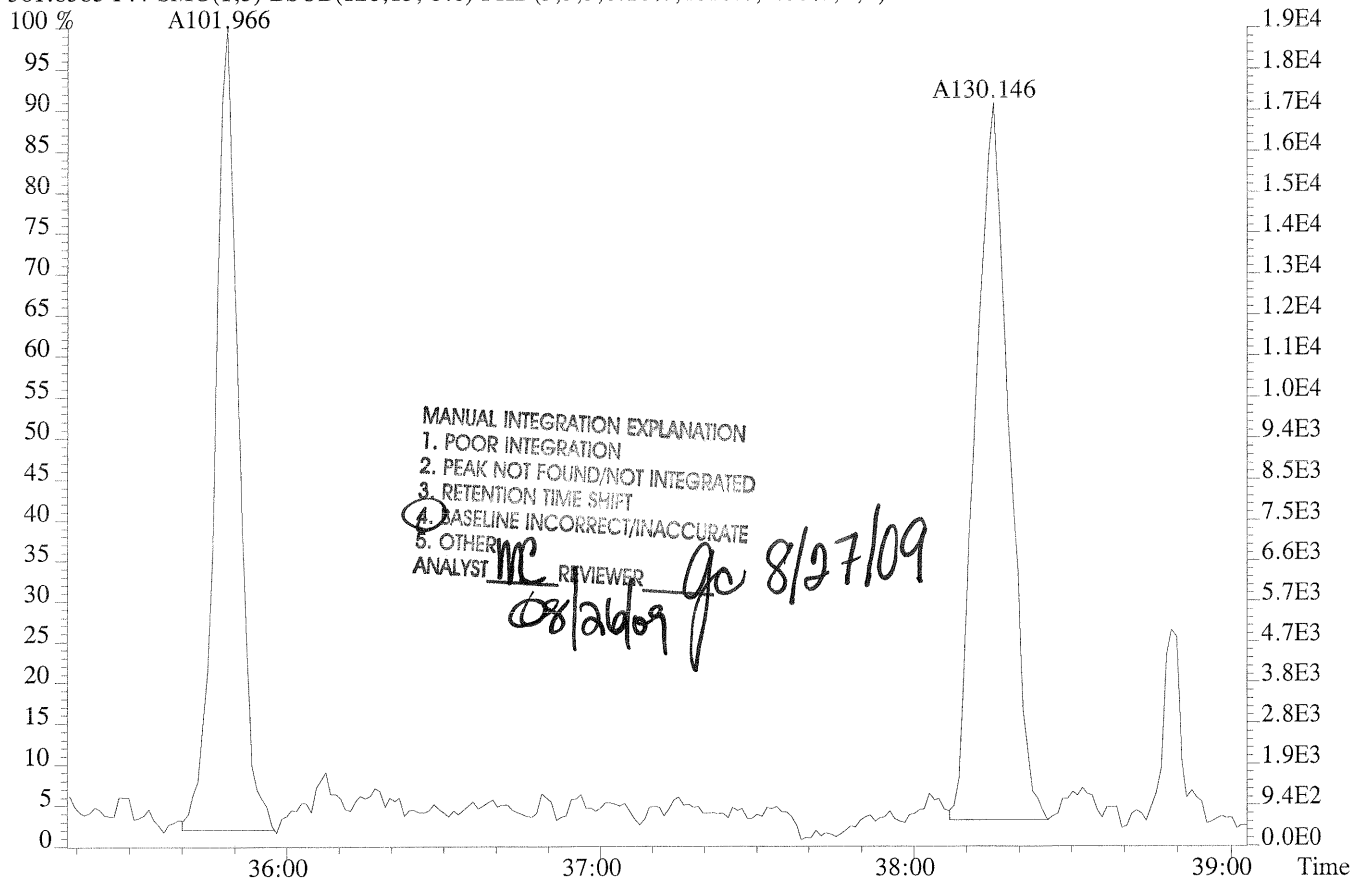
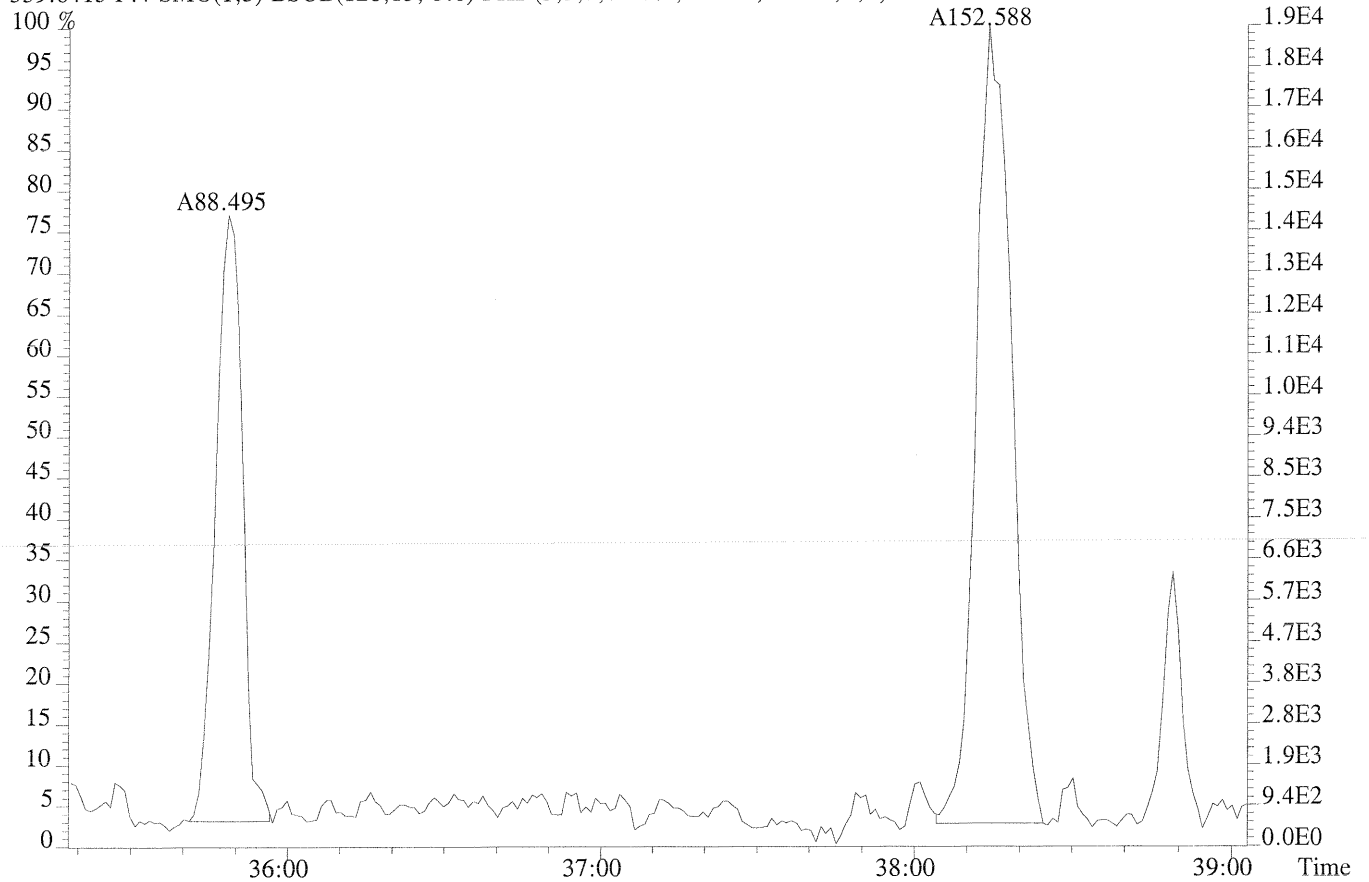


373.8788 F:4 SMO(1,3) BSUB(128,15,-3.0) PKD(3,3,3,0.10%,884.0,1.00%,F,F)



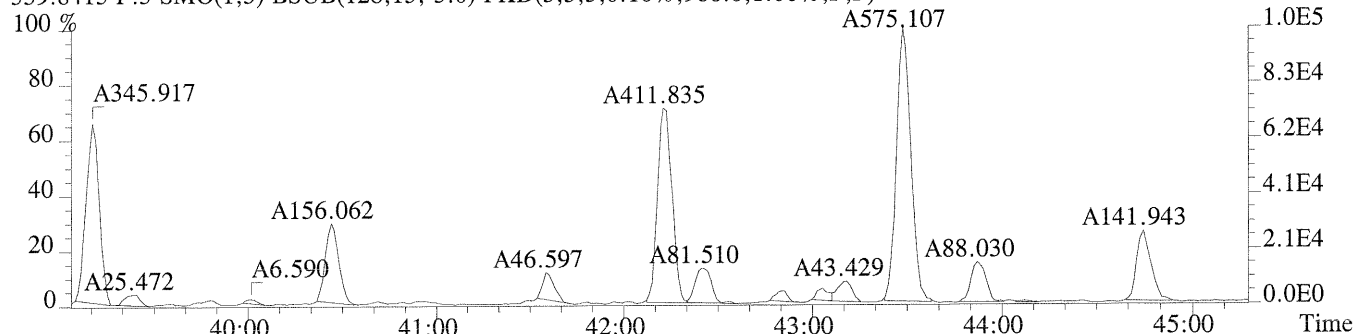
330.9792 F:4 PKD(3,3,3,100.00%,0.0,1.00%,F,F)



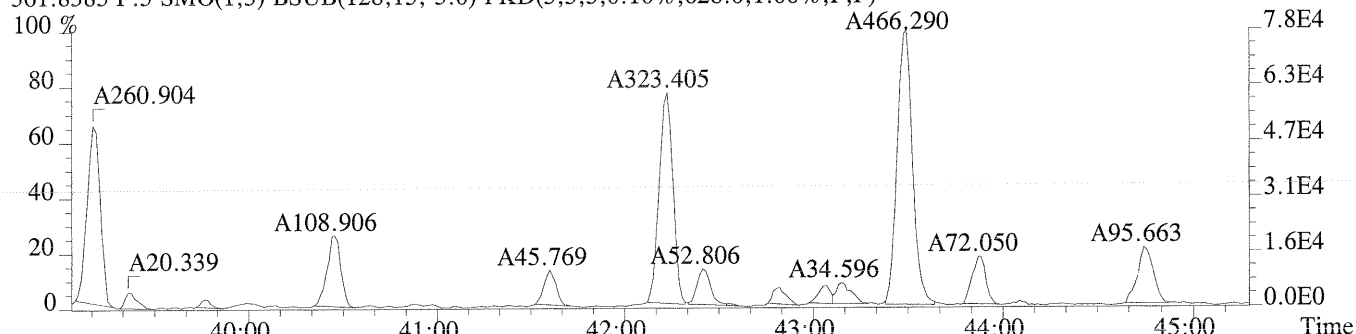


Sample#1 Exp:EQ0900316-01 MB

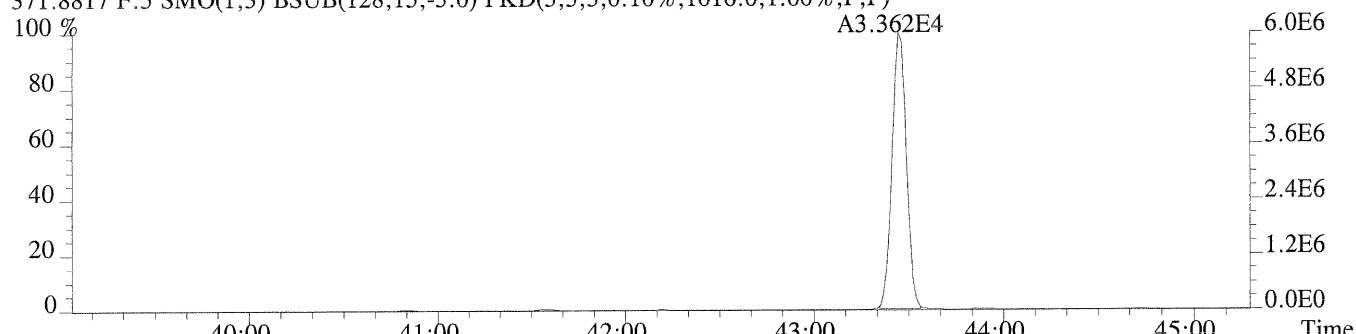
359.8415 F:5 SMO(1,3) BSUB(128,15,-3.0) PKD(3,3,3,0.10%,988.0,1.00%,F,F)



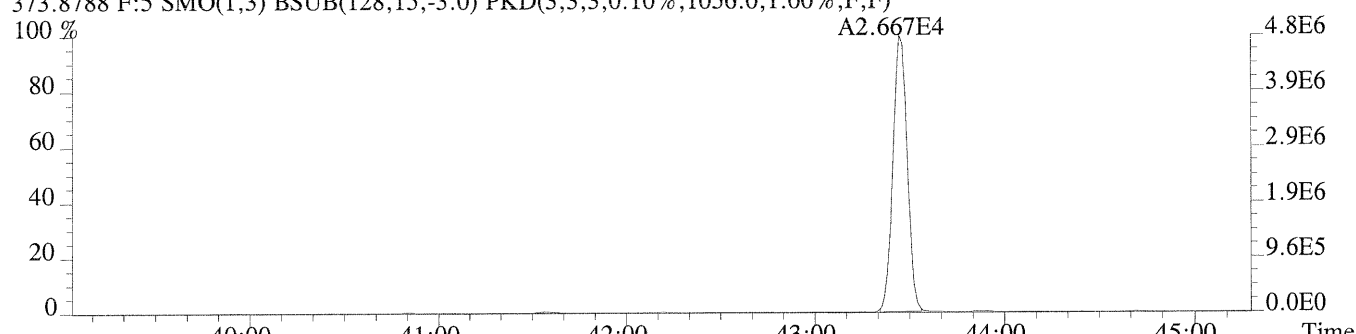
361.8385 F:5 SMO(1,3) BSUB(128,15,-3.0) PKD(3,3,3,0.10%,628.0,1.00%,F,F)



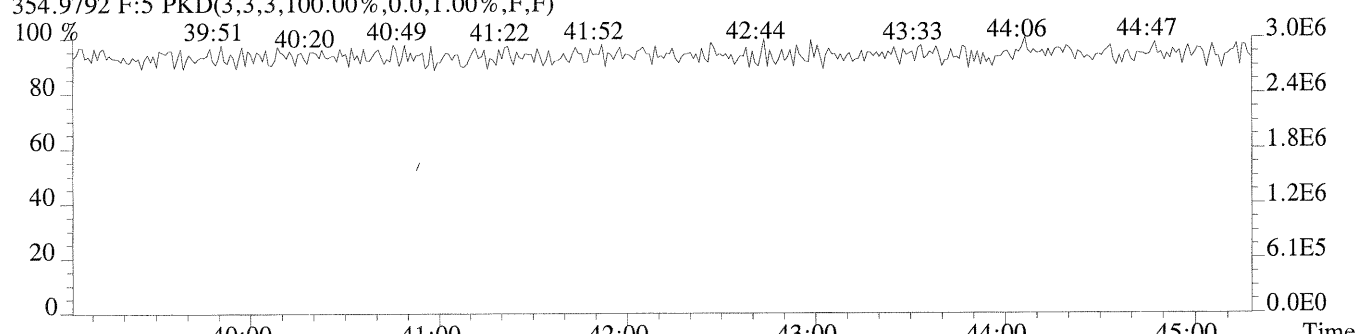
371.8817 F:5 SMO(1,3) BSUB(128,15,-3.0) PKD(3,3,3,0.10%,1016.0,1.00%,F,F)

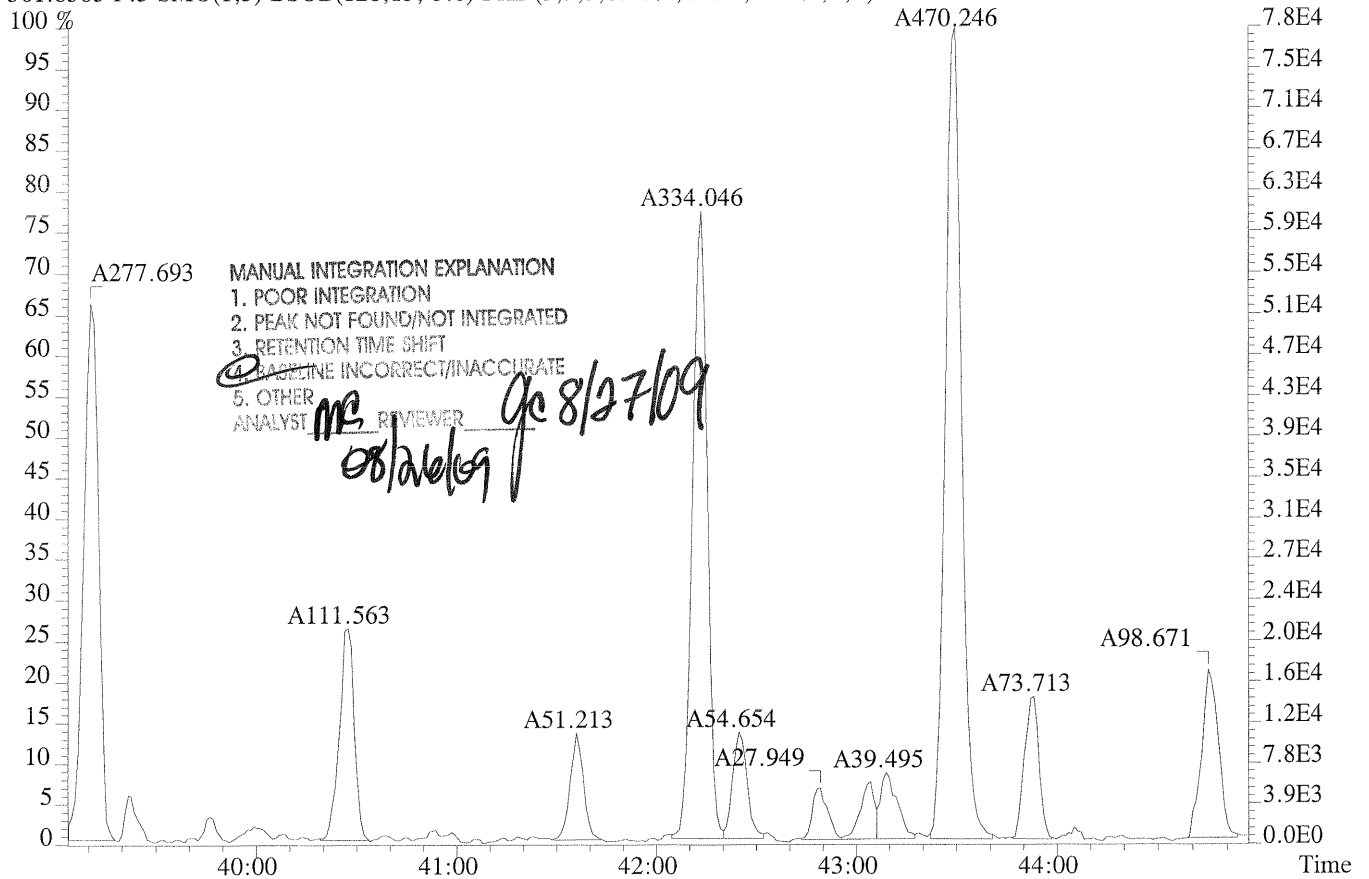
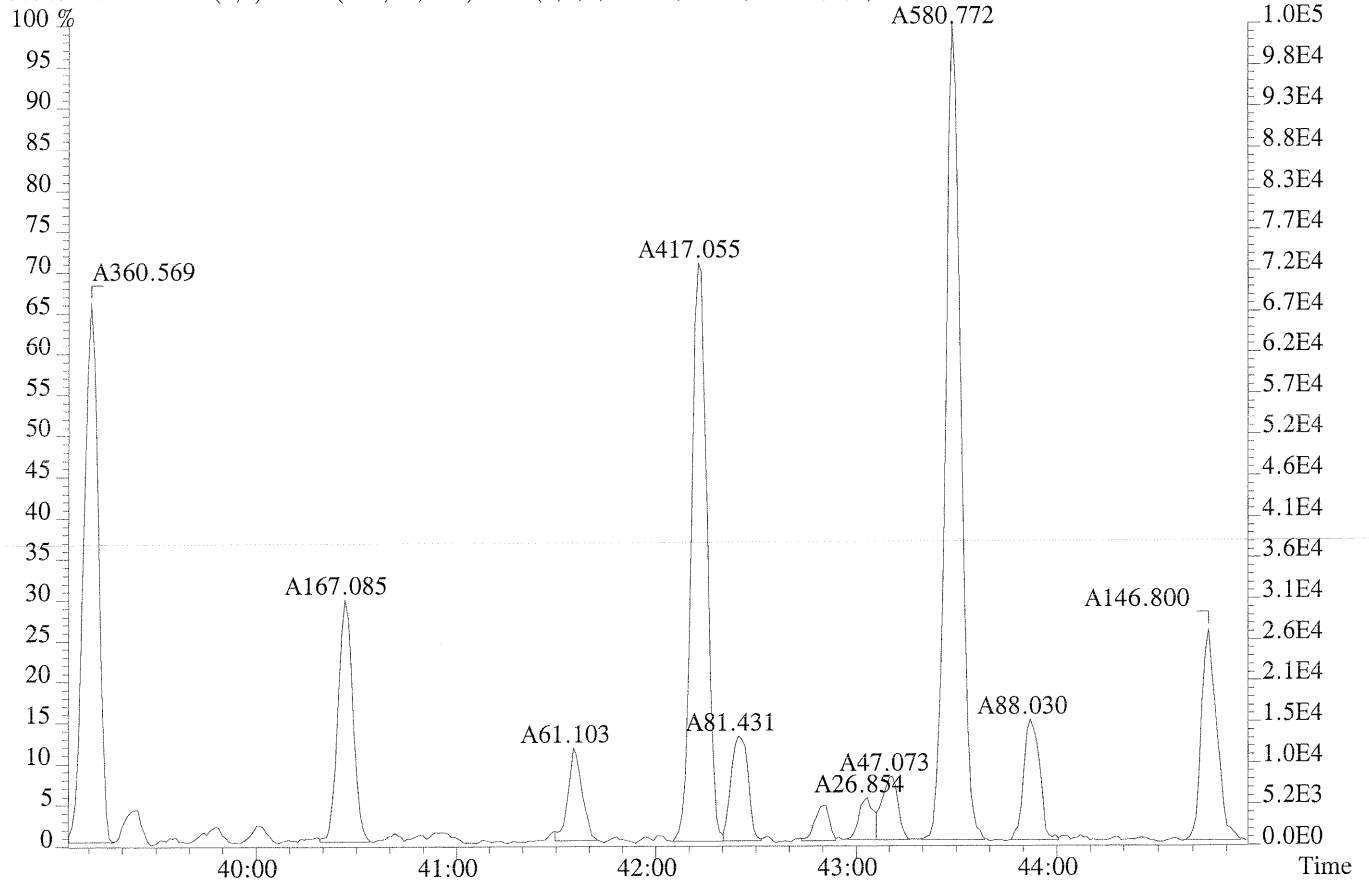


373.8788 F:5 SMO(1,3) BSUB(128,15,-3.0) PKD(3,3,3,0.10%,1056.0,1.00%,F,F)



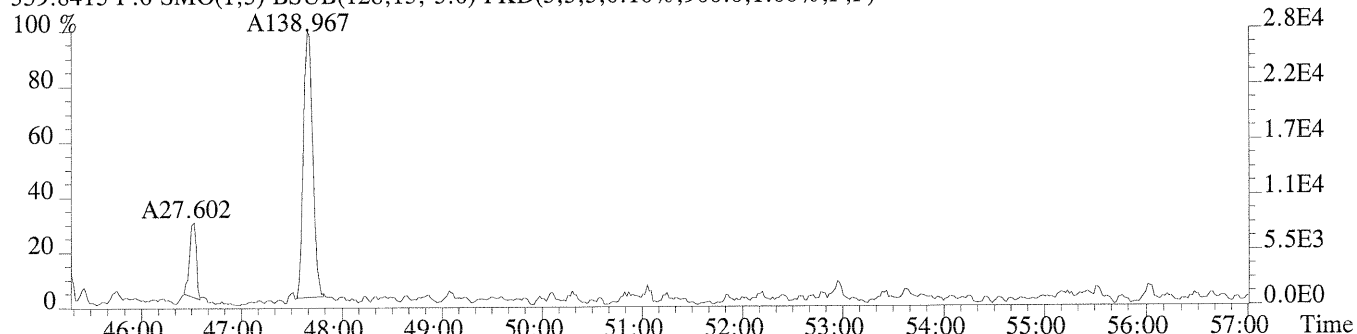
354.9792 F:5 PKD(3,3,3,100.00%,0.0,1.00%,F,F)



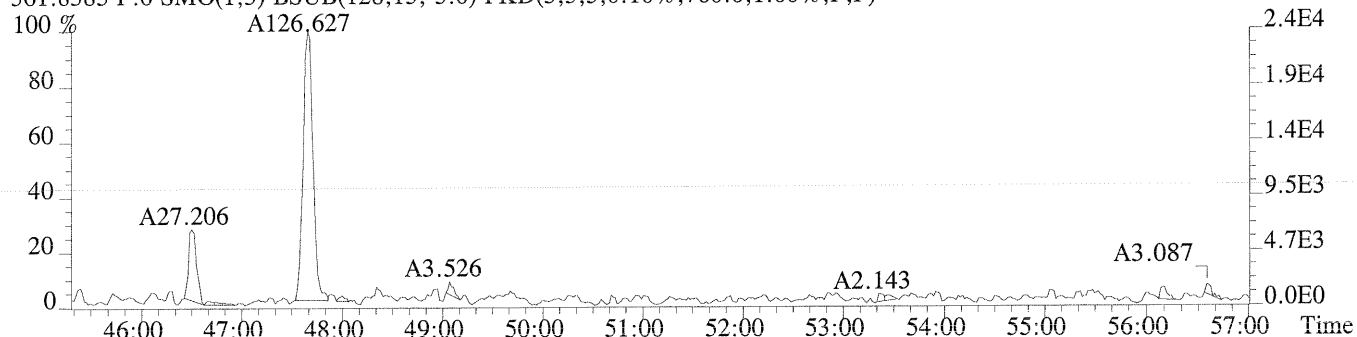


Sample#1 Exp:EQ0900316-01 MB

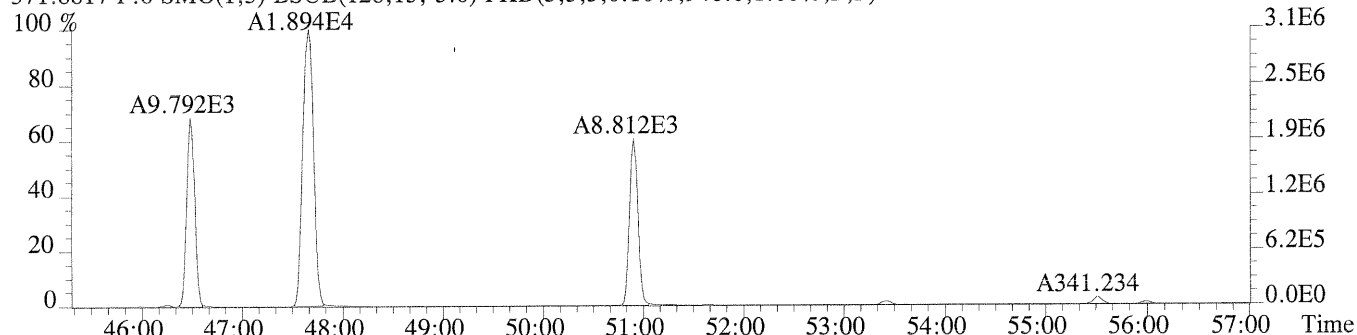
359.8415 F:6 SMO(1,3) BSUB(128,15,-3.0) PKD(3,3,3,0.10%,900.0,1.00%,F,F)



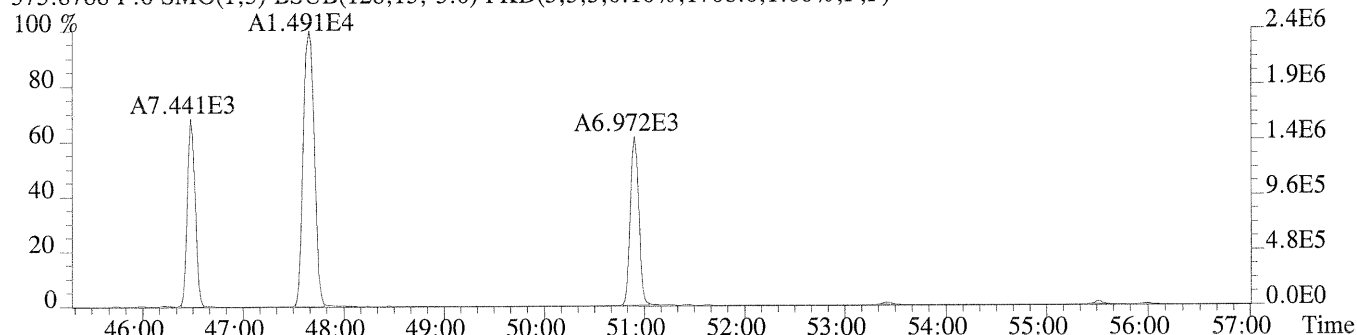
361.8385 F:6 SMO(1,3) BSUB(128,15,-3.0) PKD(3,3,3,0.10%,760.0,1.00%,F,F)



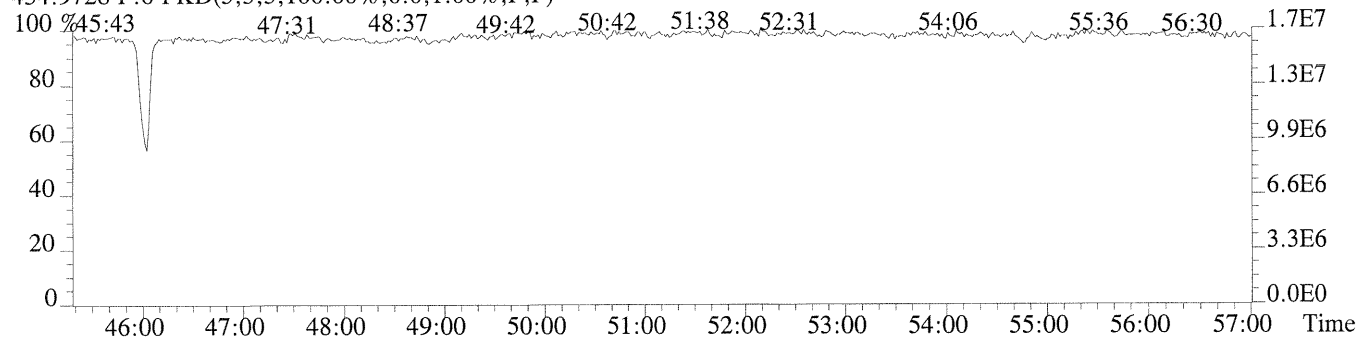
371.8817 F:6 SMO(1,3) BSUB(128,15,-3.0) PKD(3,3,3,0.10%,948.0,1.00%,F,F)



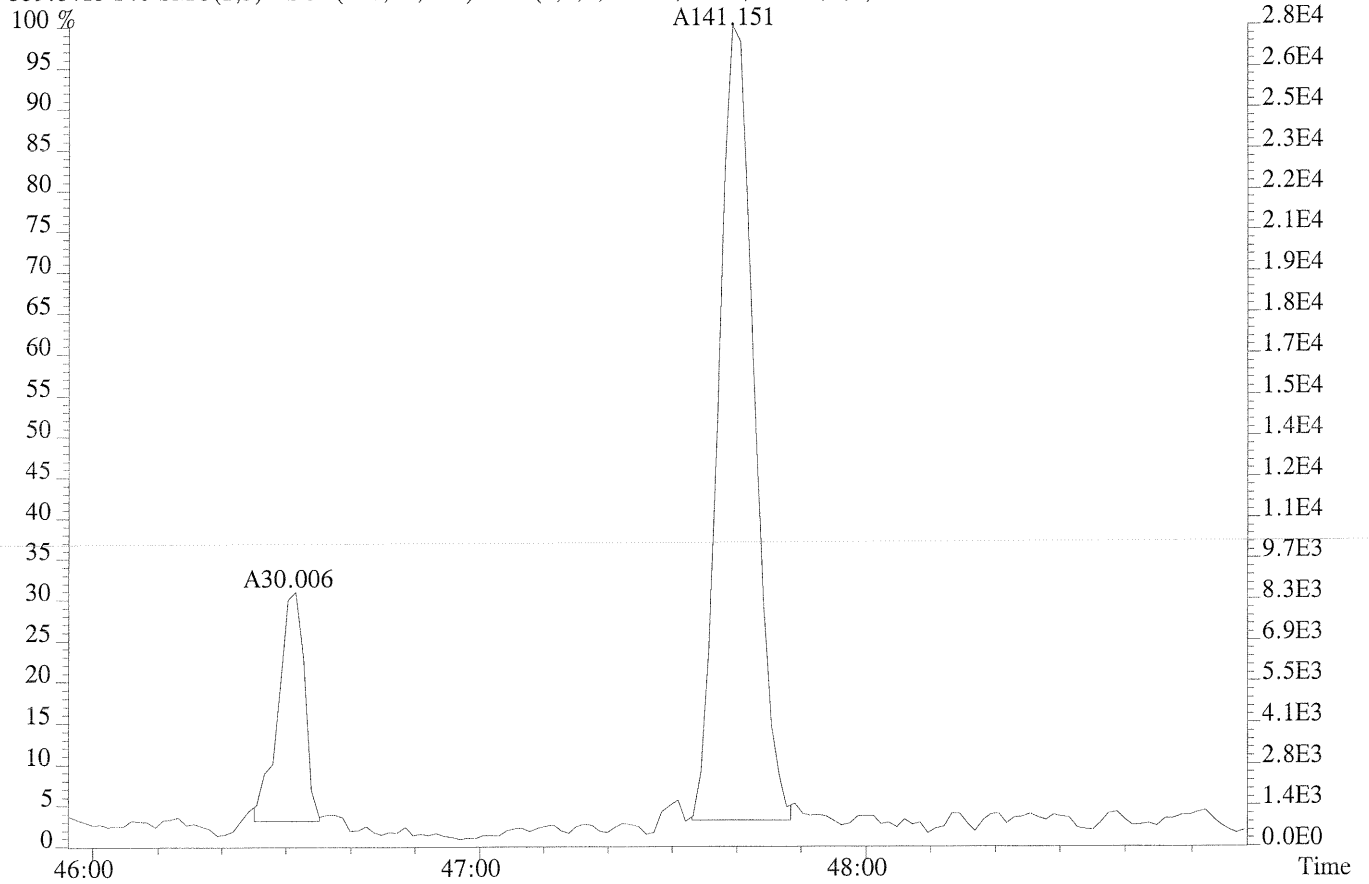
373.8788 F:6 SMO(1,3) BSUB(128,15,-3.0) PKD(3,3,3,0.10%,1708.0,1.00%,F,F)



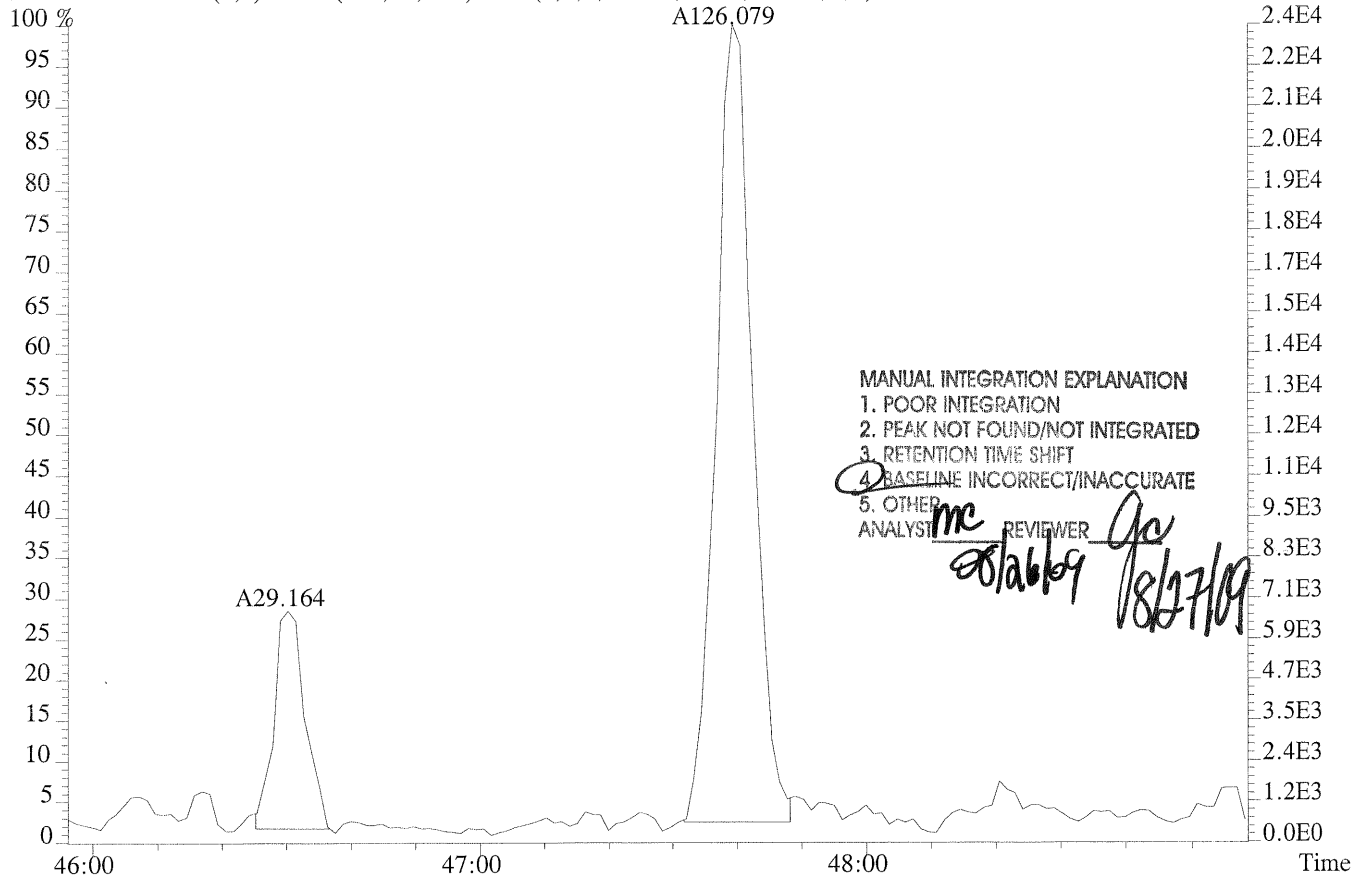
454.9728 F:6 PKD(5,3,5,100.00%,0.0,1.00%,F,F)



File:U220199 #1-580 Acq:25-AUG-2009 19:36:11 Probe EI+ Magnet SIR VG BioTech Mass spectf
Sample#1 Exp:EQ0900316-01 MB
359.8415 F:6 SMO(1,3) BSUB(128,15,-3.0) PKD(3,3,3,0.10%,900.0,1.00%,F,F)

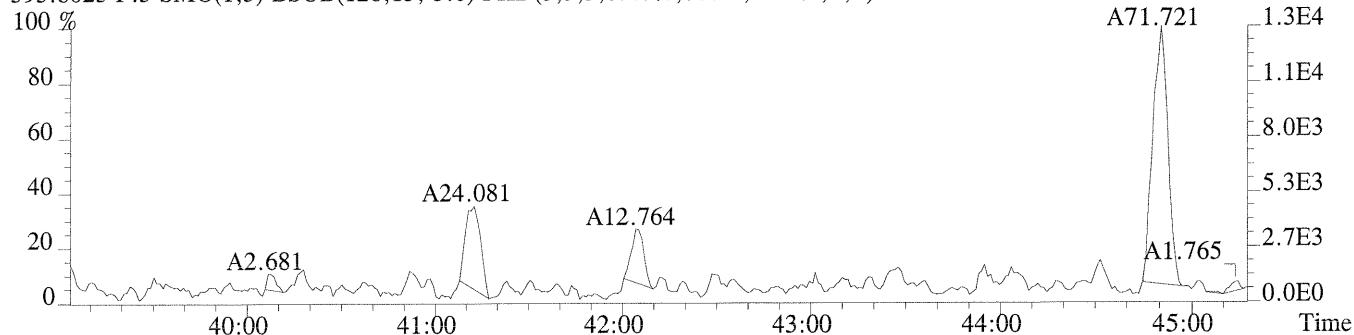


361.8385 F:6 SMO(1,3) BSUB(128,15,-3.0) PKD(3,3,3,0.10%,760.0,1.00%,F,F)

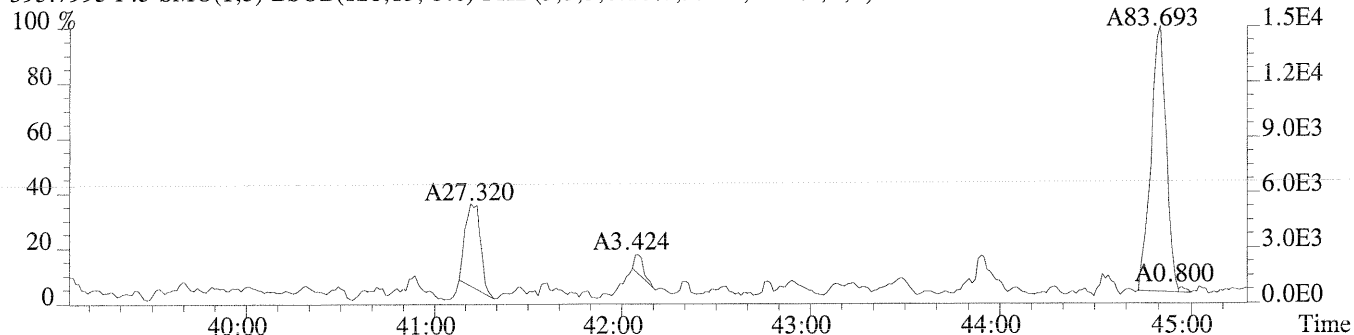


Sample#1 Exp:EQ0900316-01 MB

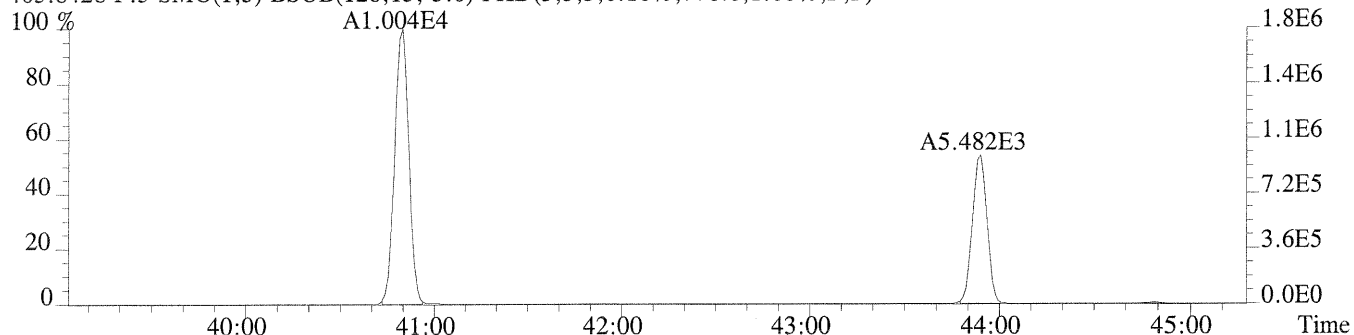
393.8025 F:5 SMO(1,3) BSUB(128,15,-3.0) PKD(3,3,3,0.10%,880.0,1.00%,F,F)



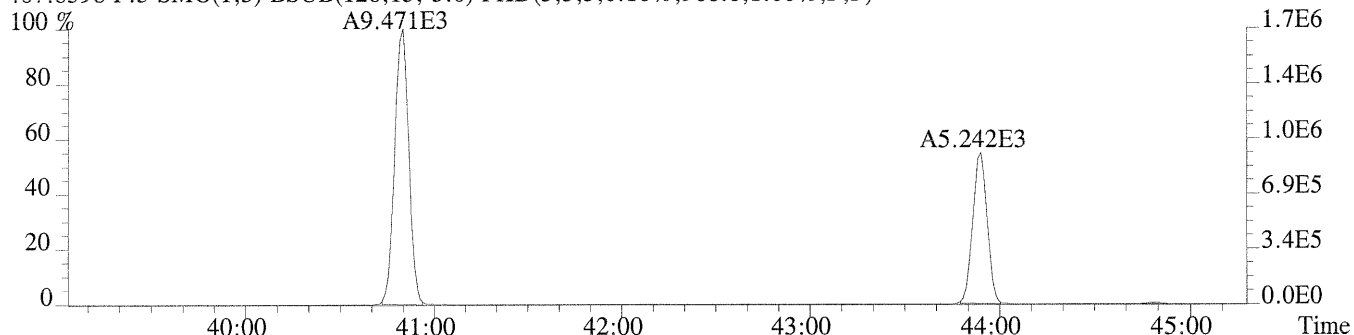
395.7995 F:5 SMO(1,3) BSUB(128,15,-3.0) PKD(3,3,3,0.10%,932.0,1.00%,F,F)



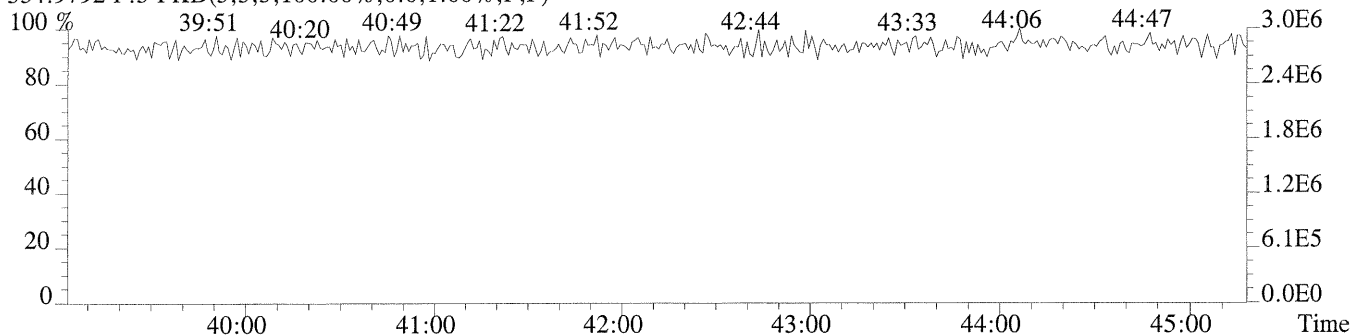
405.8428 F:5 SMO(1,3) BSUB(128,15,-3.0) PKD(3,3,3,0.10%,776.0,1.00%,F,F)



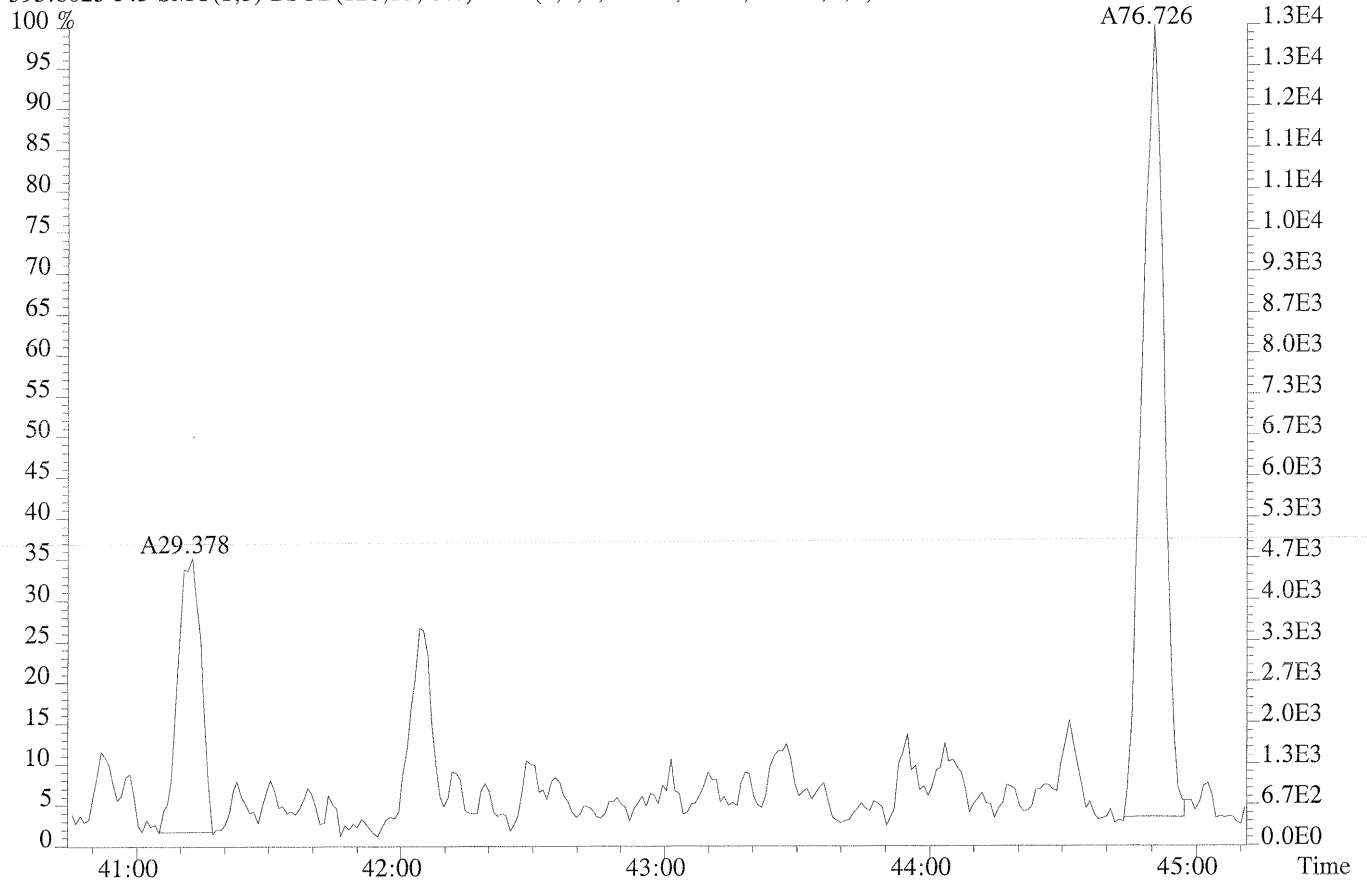
407.8398 F:5 SMO(1,3) BSUB(128,15,-3.0) PKD(3,3,3,0.10%,968.0,1.00%,F,F)



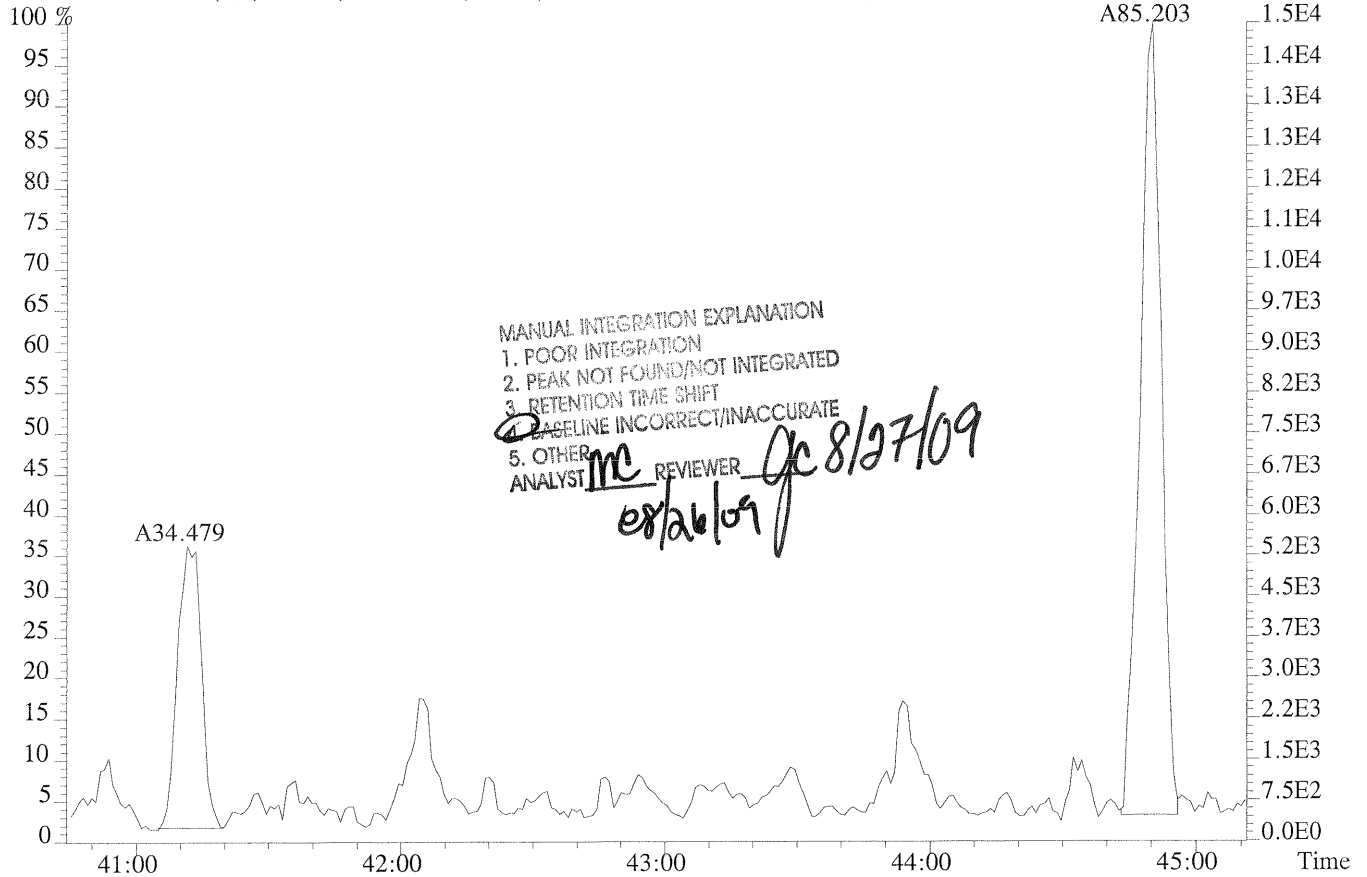
354.9792 F:5 PKD(3,3,3,100.00%,0.0,1.00%,F,F)



File:U220199 #1-399 Acq:25-AUG-2009 19:36:11 Probe EI+ Magnet SIR VG BioTech Mass spectf
Sample#1 Exp:EQ0900316-01 MB
393.8025 F:5 SMO(1,3) BSUB(128,15,-3.0) PKD(3,3,3,0.10%,880.0,1.00%,F,F)



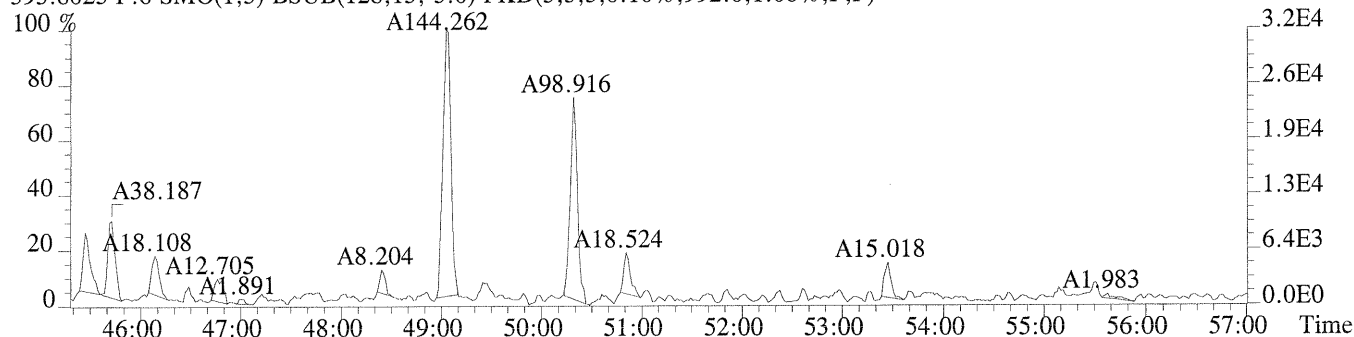
395.7995 F:5 SMO(1,3) BSUB(128,15,-3.0) PKD(3,3,3,0.10%,932.0,1.00%,F,F)



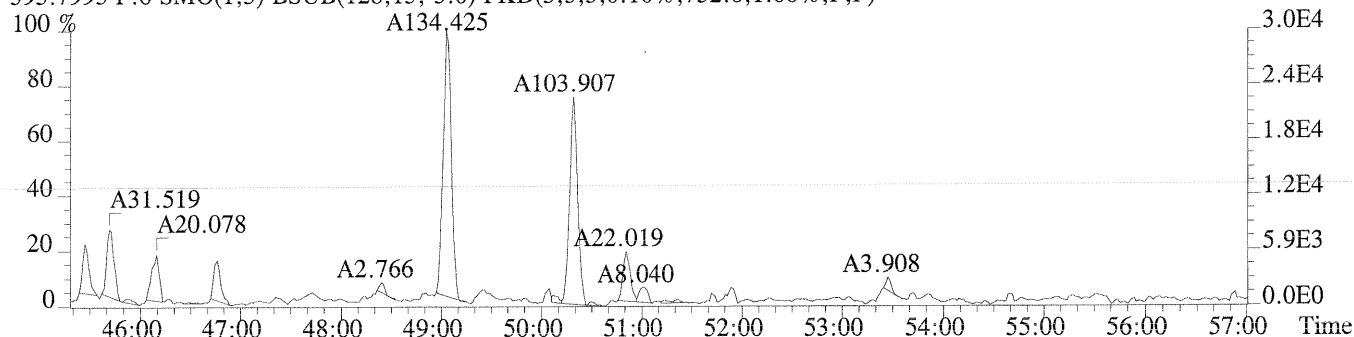
File:U220199 #1-580 Acq:25-AUG-2009 19:36:11 Probe EI+ Magnet SIR VG BioTech Mass spectf

Sample#1 Exp:EQ0900316-01 MB


393.8025 F:6 SMO(1,3) BSUB(128,15,-3.0) PKD(3,3,3,0.10%,992.0,1.00%,F,F)



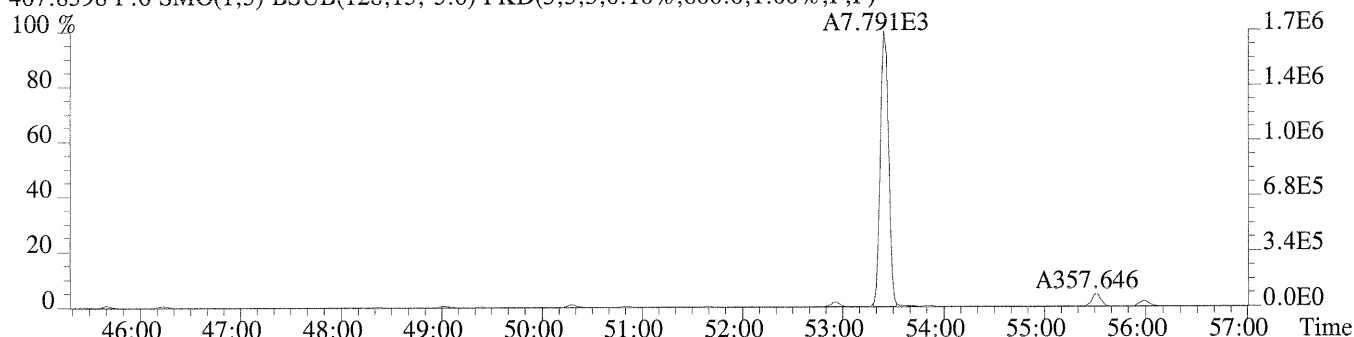
395.7995 F:6 SMO(1,3) BSUB(128,15,-3.0) PKD(3,3,3,0.10%,732.0,1.00%,F,F)



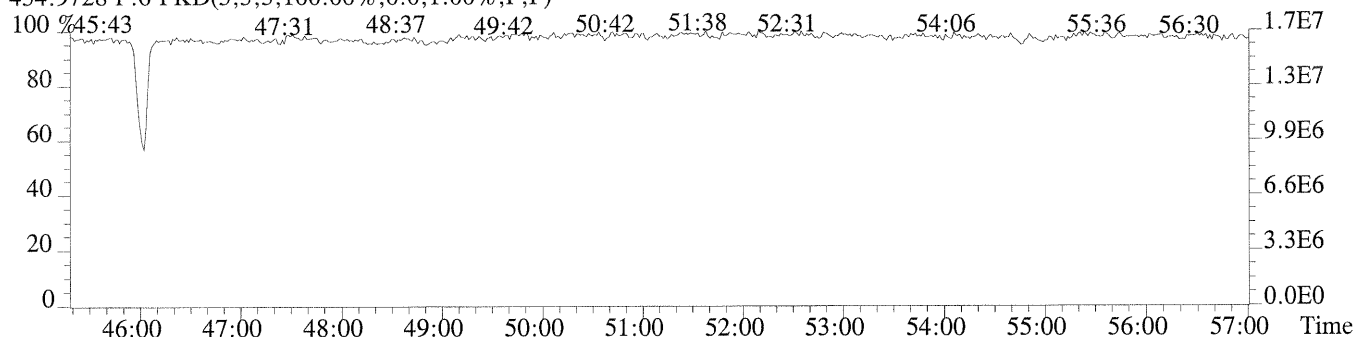
405.8428 F:6 SMO(1,3) BSUB(128,15,-3.0) PKD(3,3,3,0.10%,1236.0,1.00%,F,F)



407.8398 F:6 SMO(1,3) BSUB(128,15,-3.0) PKD(3,3,3,0.10%,800.0,1.00%,F,F)

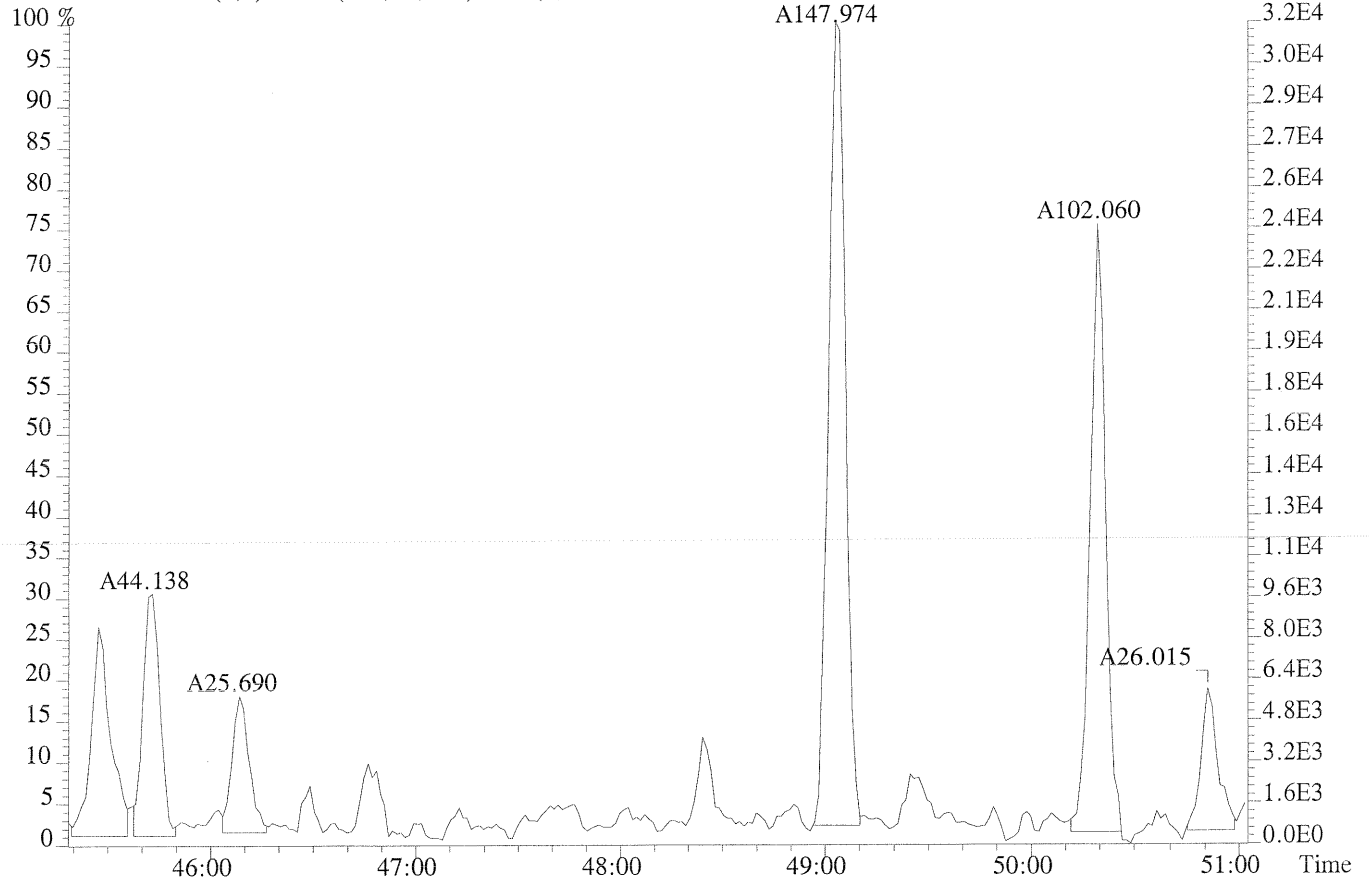


454.9728 F:6 PKD(5,3,5,100.00%,0.0,1.00%,F,F)

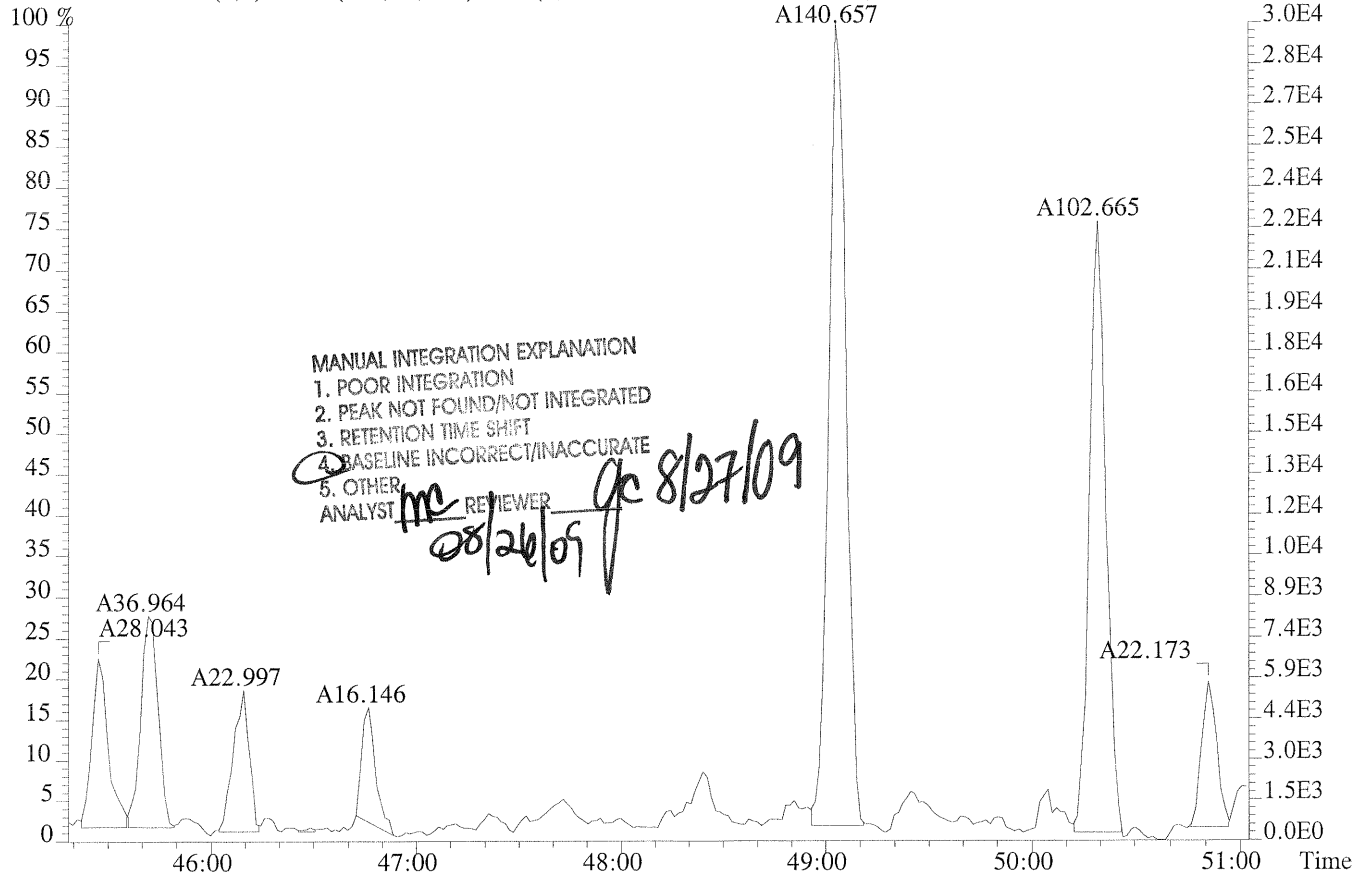


Sample#1 Exp:EQ0900316-01 MB

393.8025 F:6 SMO(1,3) BSUB(128,15,-3.0) PKD(3,3,3,0.10%,992.0,1.00%,F,F)



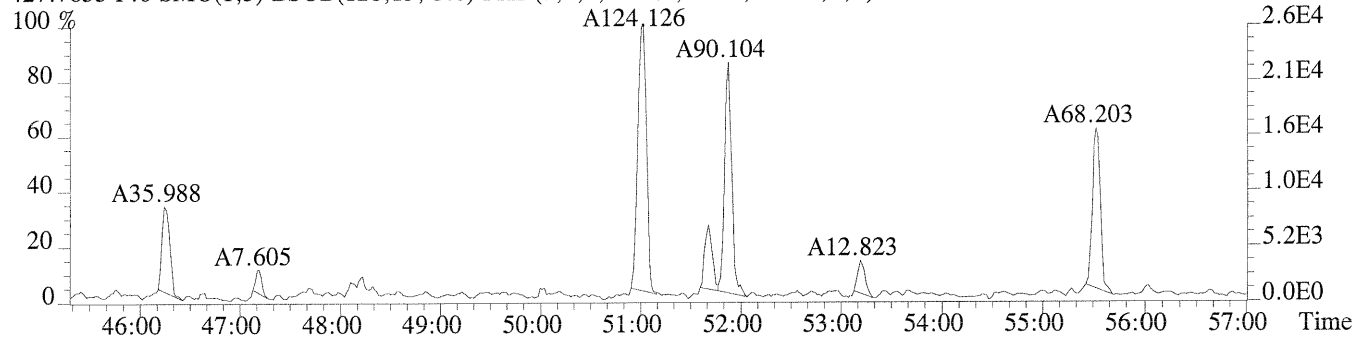
395.7995 F:6 SMO(1,3) BSUB(128,15,-3.0) PKD(3,3,3,0.10%,732.0,1.00%,F,F)



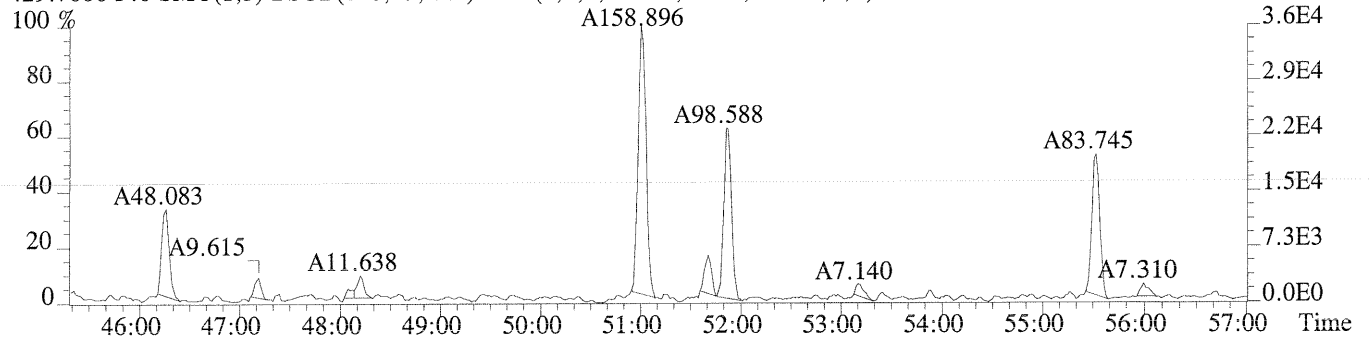
File:U220199 #1-580 Acq:25-AUG-2009 19:36:11 Probe EI+ Magnet SIR VG BioTech Mass spectf

Sample#1 Exp:EQ0900316-01 MB

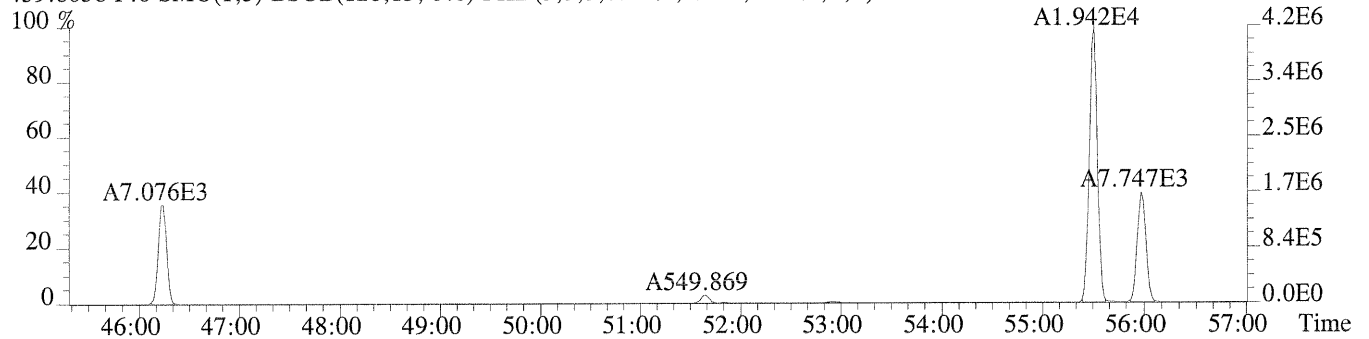
427.7635 F:6 SMO(1,3) BSUB(128,15,-3.0) PKD(3,3,3,0.10%,888.0,1.00%,F,F)



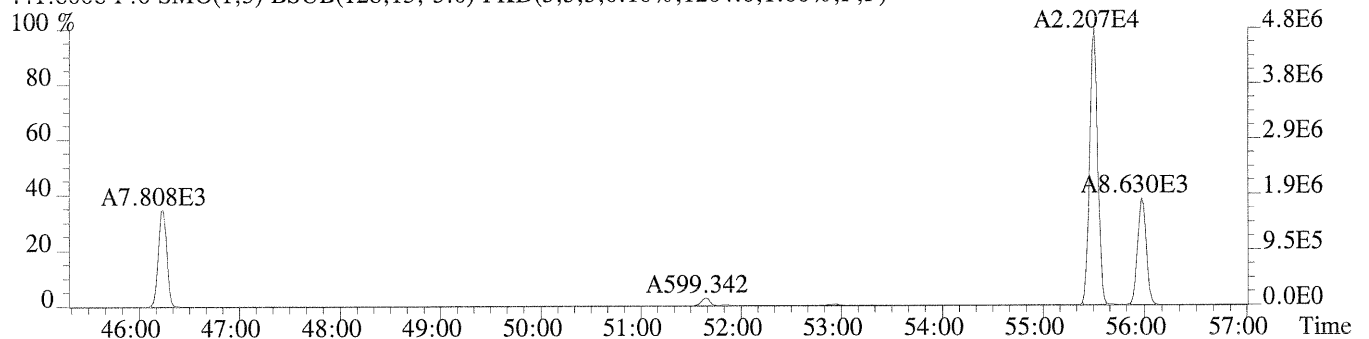
429.7606 F:6 SMO(1,3) BSUB(128,15,-3.0) PKD(3,3,3,0.10%,744.0,1.00%,F,F)



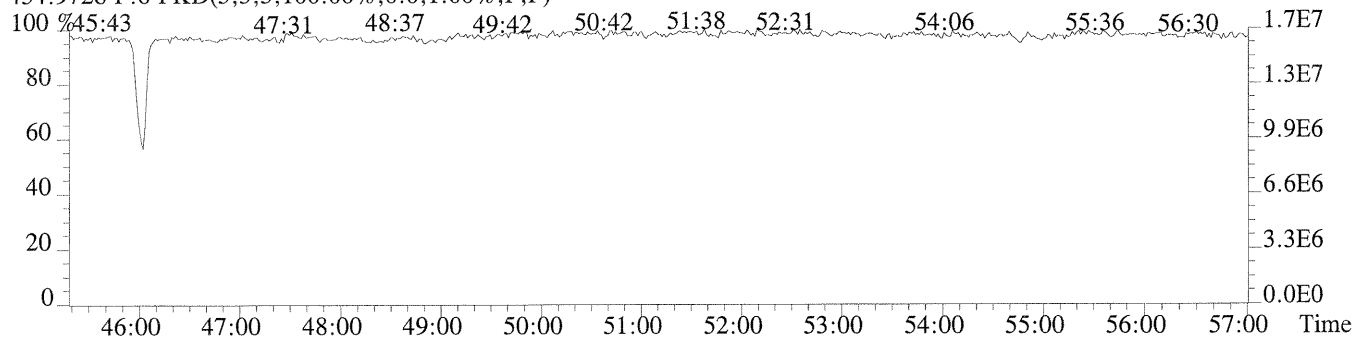
439.8038 F:6 SMO(1,3) BSUB(128,15,-3.0) PKD(3,3,3,0.10%,696.0,1.00%,F,F)

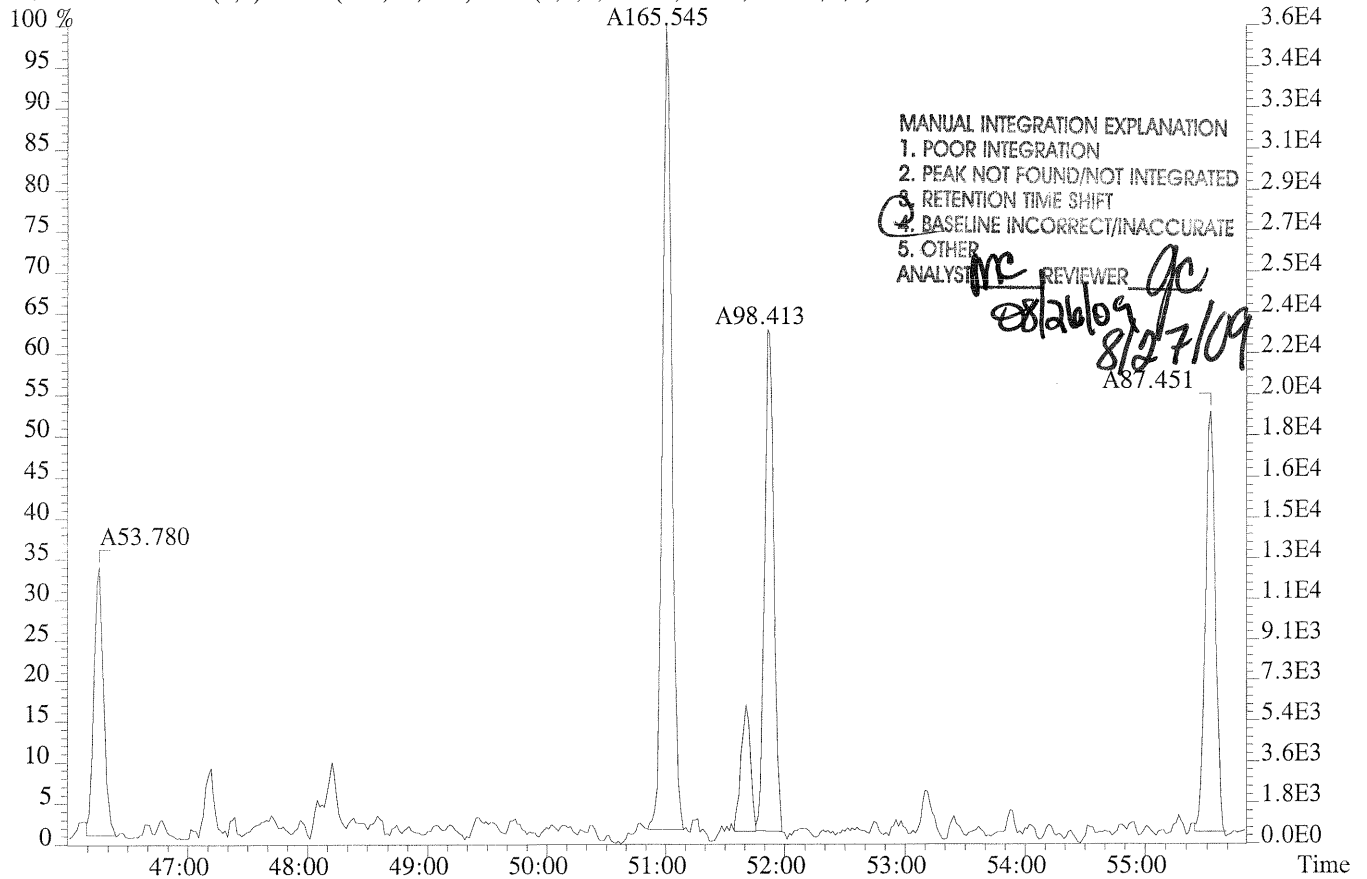
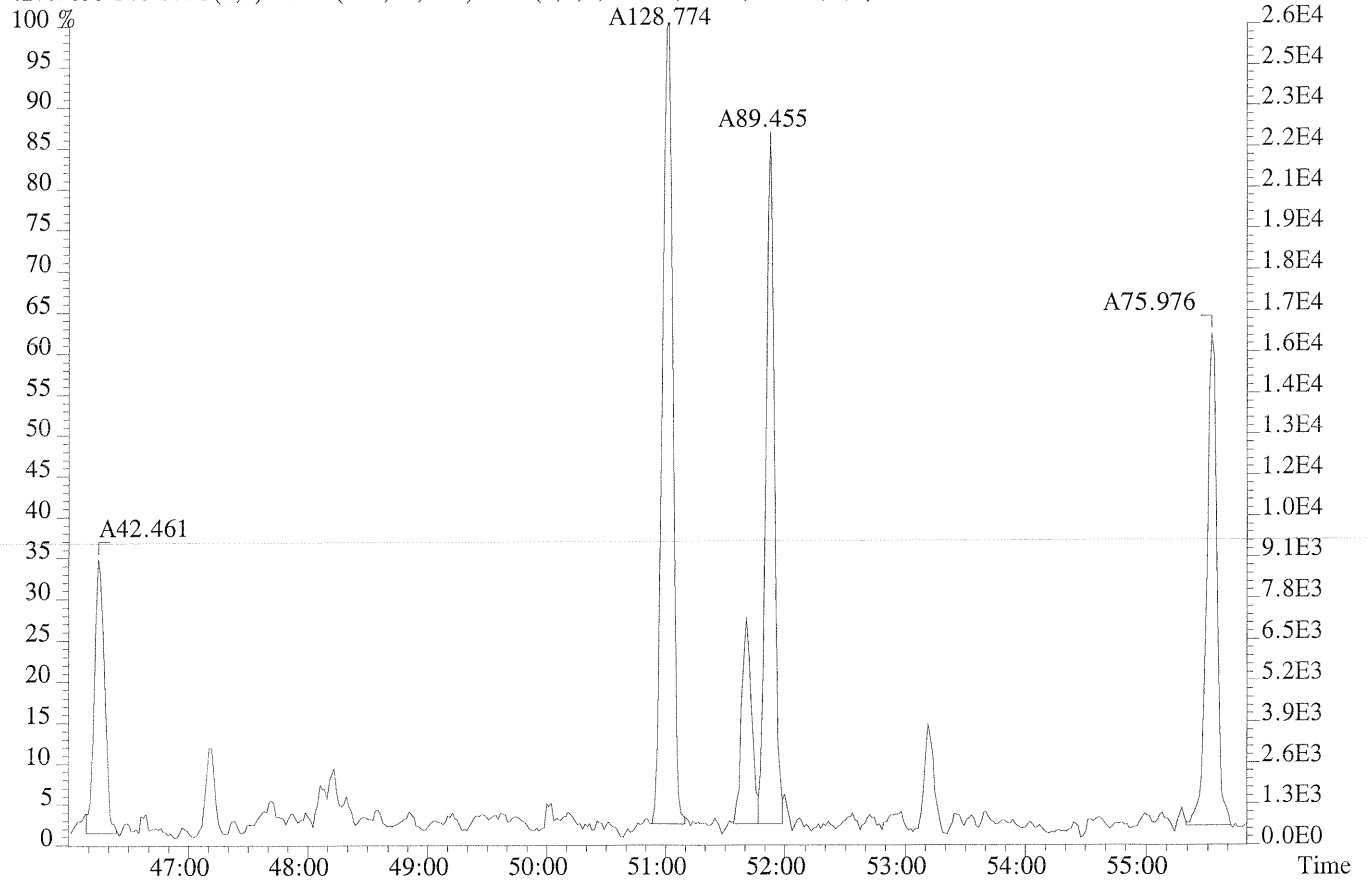


441.8008 F:6 SMO(1,3) BSUB(128,15,-3.0) PKD(3,3,3,0.10%,1204.0,1.00%,F,F)



454.9728 F:6 PKD(5,3,5,100.00%,0.0,1.00%,F,F)

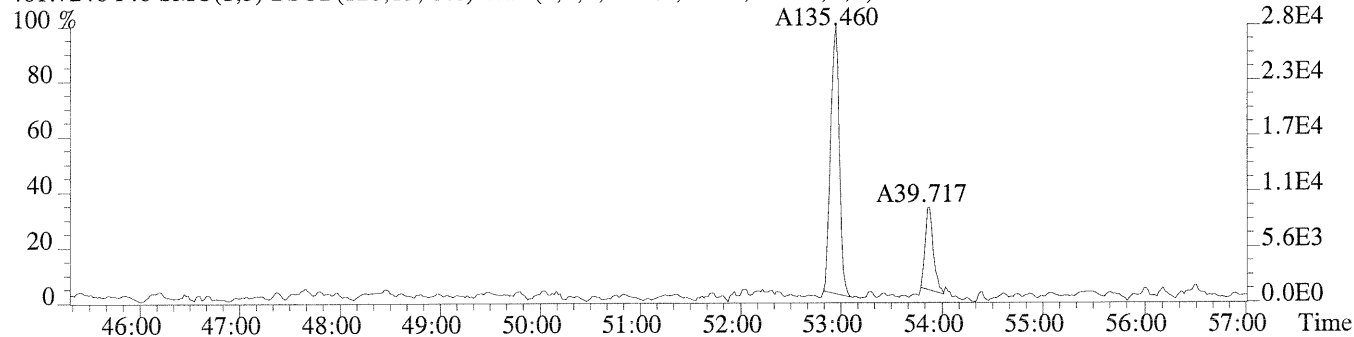




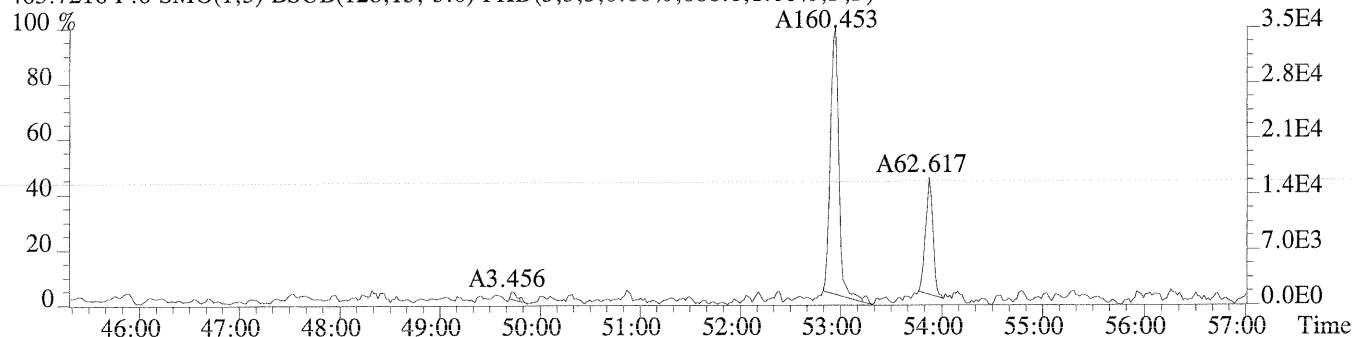
File:U220199 #1-580 Acq:25-AUG-2009 19:36:11 Probe EI+ Magnet SIR VG BioTech Mass spectf

Sample#1 Exp:EQ0900316-01 MB

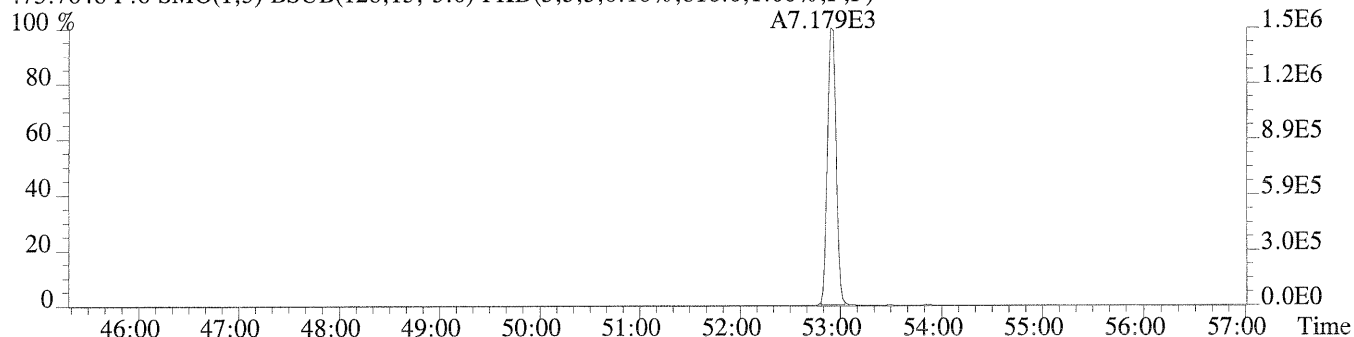
461.7246 F:6 SMO(1,3) BSUB(128,15,-3.0) PKD(3,3,3,0.10%,908.0,1.00%,F,F)



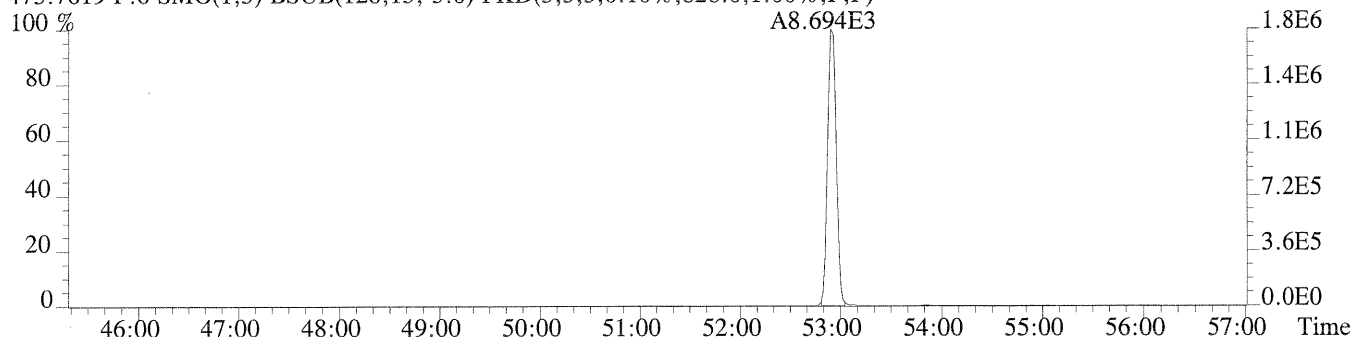
463.7216 F:6 SMO(1,3) BSUB(128,15,-3.0) PKD(3,3,3,0.10%,888.0,1.00%,F,F)



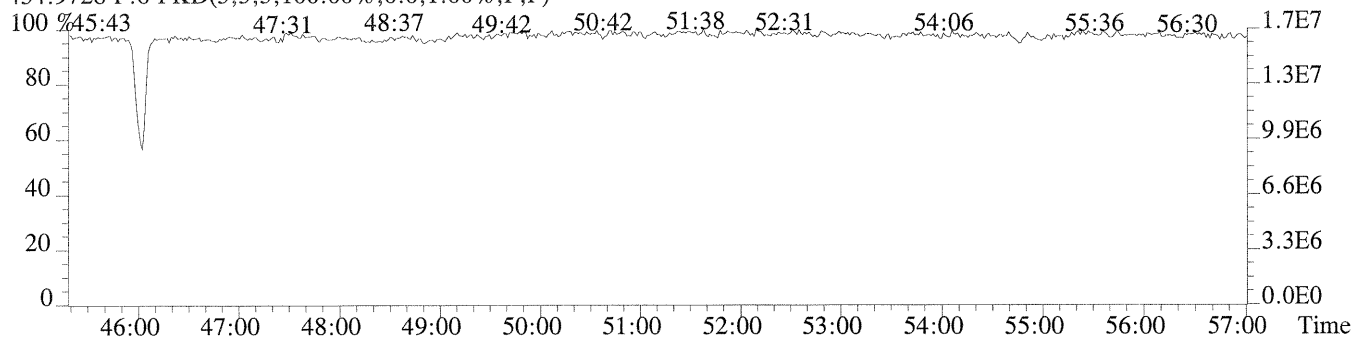
473.7648 F:6 SMO(1,3) BSUB(128,15,-3.0) PKD(3,3,3,0.10%,816.0,1.00%,F,F)



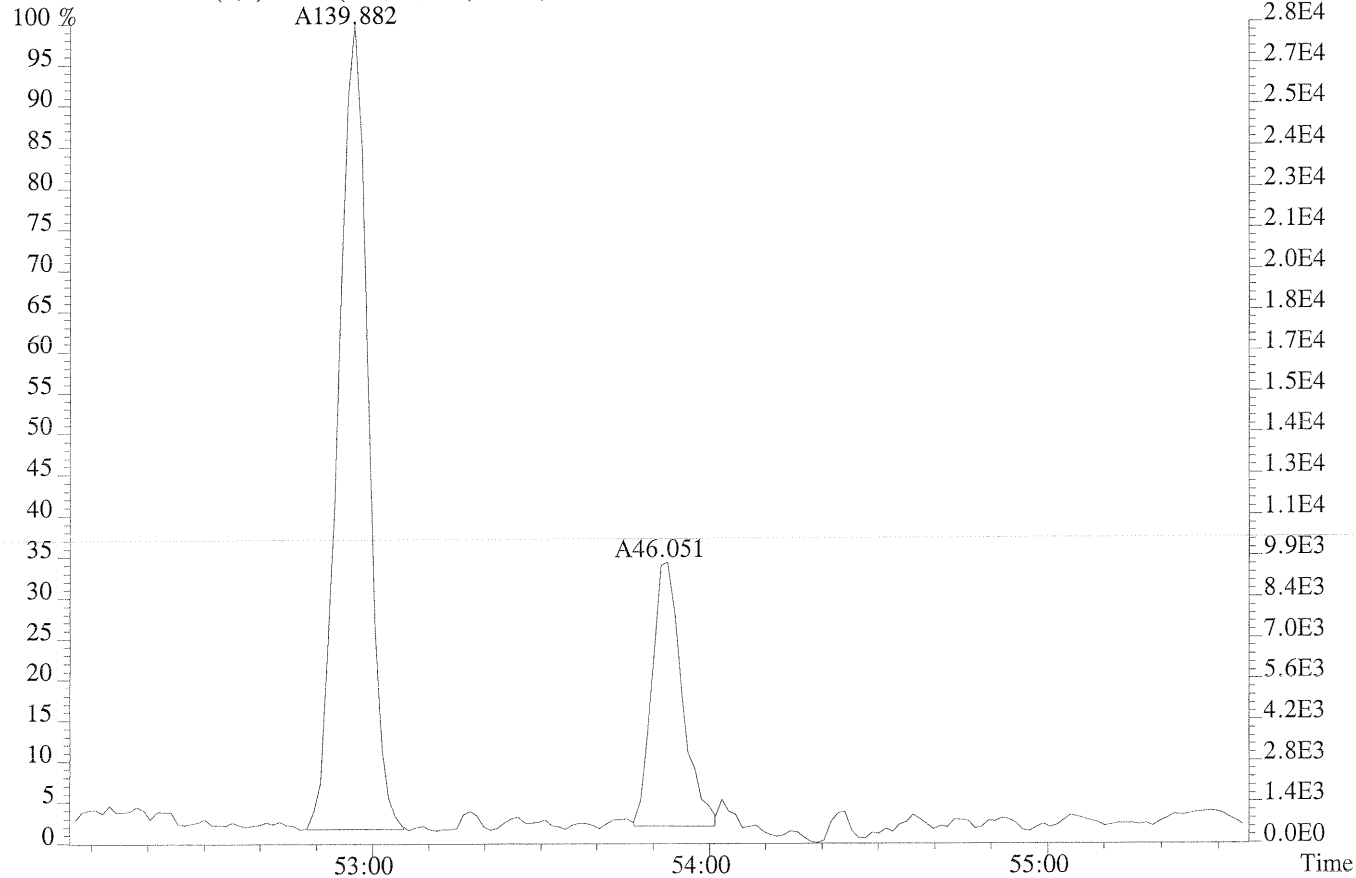
475.7619 F:6 SMO(1,3) BSUB(128,15,-3.0) PKD(3,3,3,0.10%,828.0,1.00%,F,F)



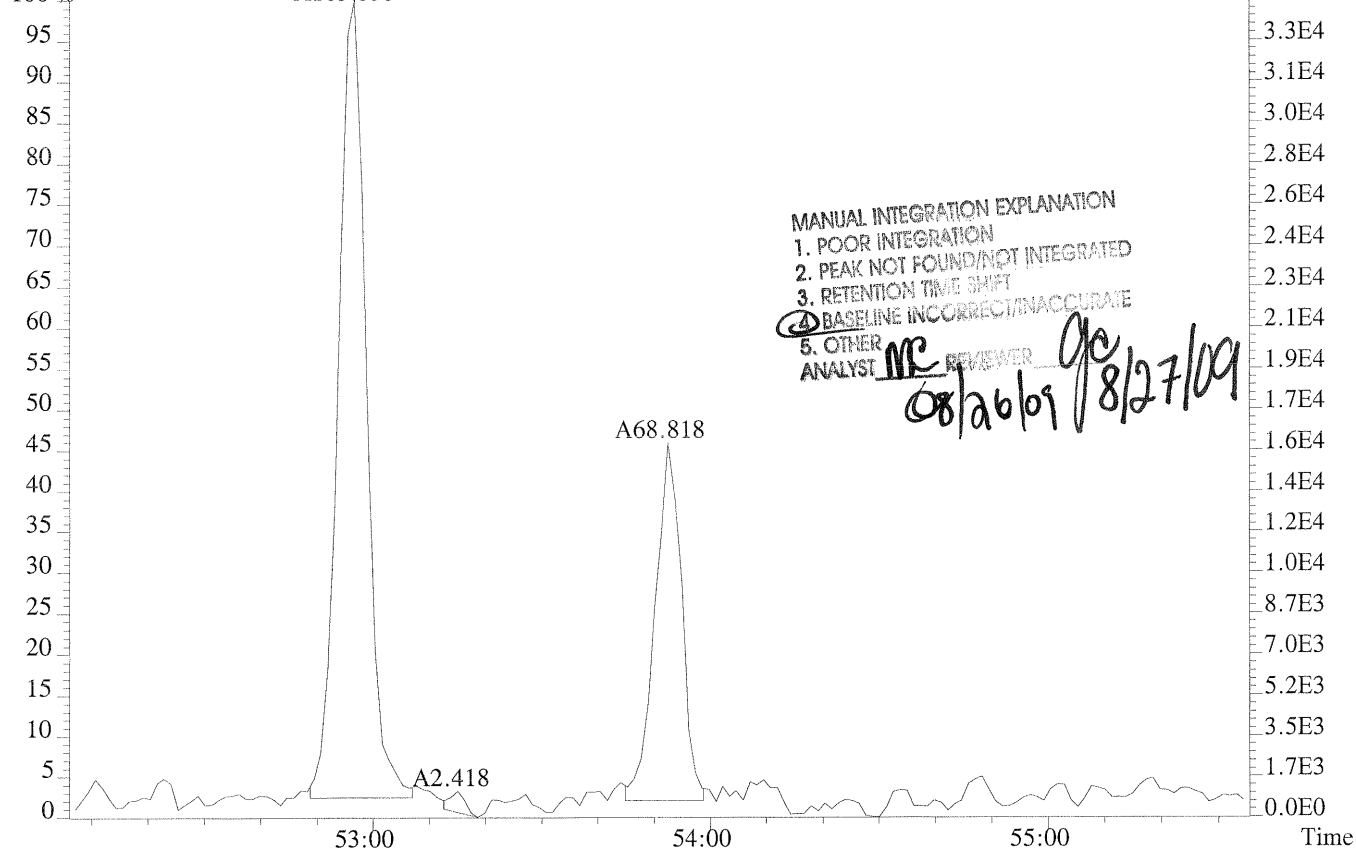
454.9728 F:6 PKD(5,3,5,100.00%,0.0,1.00%,F,F)



File:U220199 #1-580 Acq:25-AUG-2009 19:36:11 Probe EI+ Magnet SIR VG BioTech Mass spectf
Sample#1 Exp:EQ0900316-01 MB
461.7246 F:6 SMO(1,3) BSUB(128,15,-3.0) PKD(3,3,3,0.10%,908.0,1.00%,F,F)



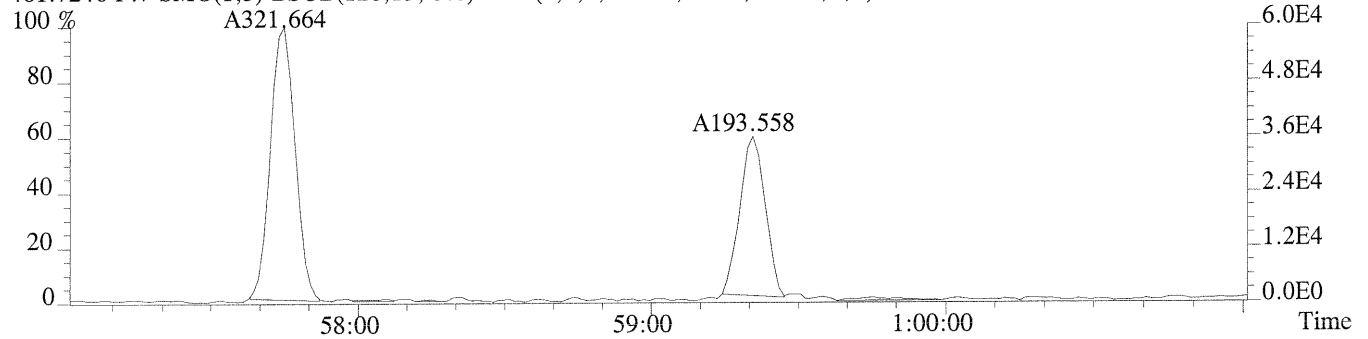
463.7216 F:6 SMO(1,3) BSUB(128,15,-3.0) PKD(3,3,3,0.10%,888.0,1.00%,F,F)



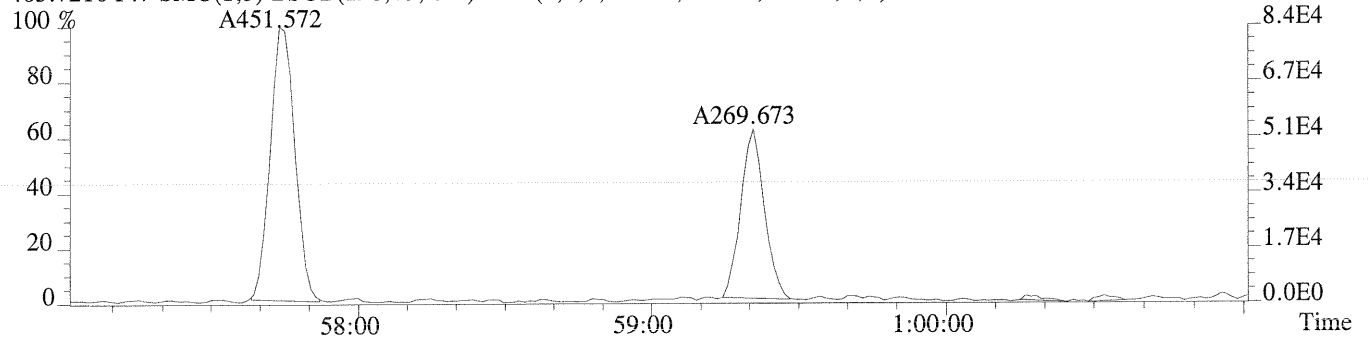
MANUAL INTEGRATION EXPLANATION
1. POOR INTEGRATION
2. PEAK NOT FOUND/NOT INTEGRATED
3. RETENTION TIME SHIFT
4. BASELINE INCORRECT/INACCURATE
5. OTHER
ANALYST *MC* REVIEWER *gc*
08/26/09 *8/27/09*

Sample#1 Exp:EQ0900316-01 MB

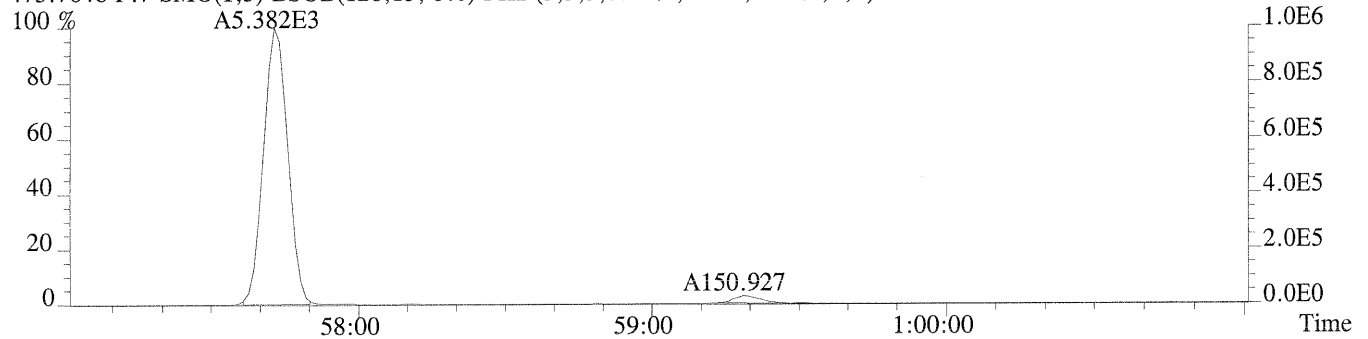
461.7246 F:7 SMO(1,3) BSUB(128,15,-3.0) PKD(3,3,3,0.10%,776.0,1.00%,F,F)



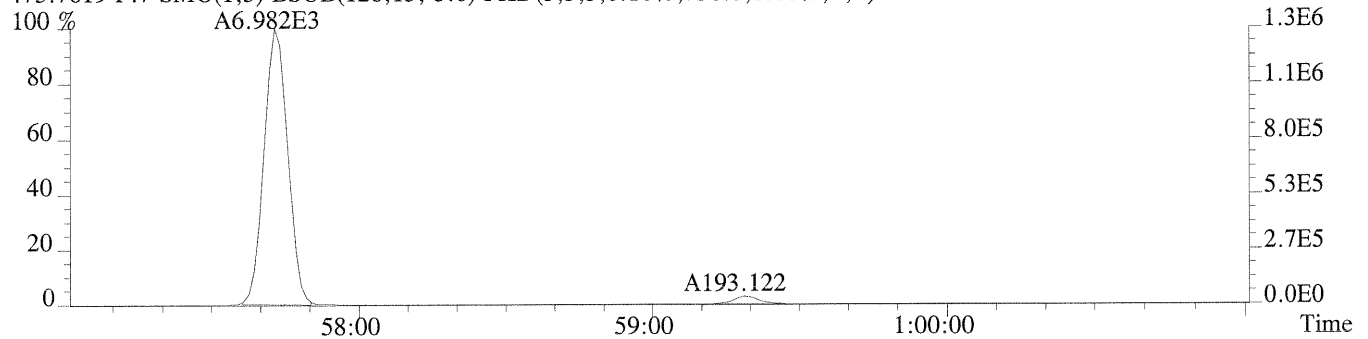
463.7216 F:7 SMO(1,3) BSUB(128,15,-3.0) PKD(3,3,3,0.10%,1180.0,1.00%,F,F)



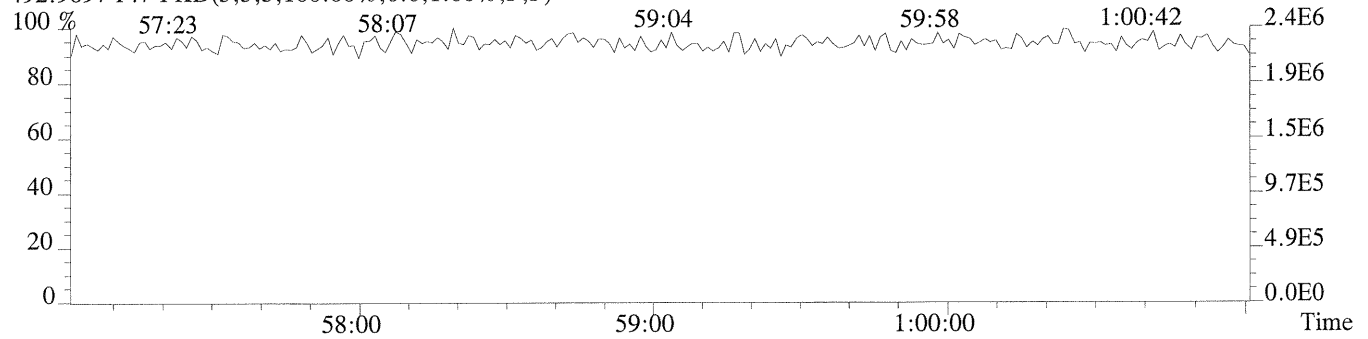
473.7648 F:7 SMO(1,3) BSUB(128,15,-3.0) PKD(3,3,3,0.10%,748.0,1.00%,F,F)



475.7619 F:7 SMO(1,3) BSUB(128,15,-3.0) PKD(3,3,3,0.10%,736.0,1.00%,F,F)

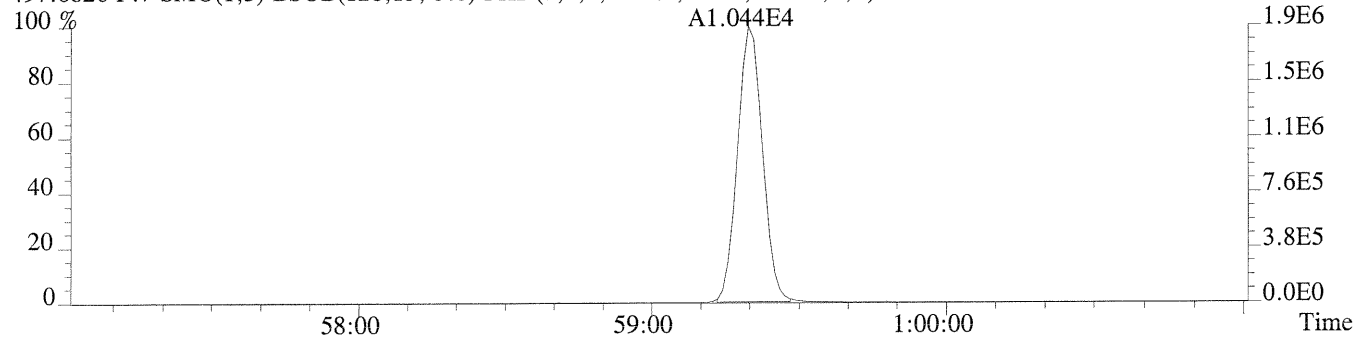


492.9697 F:7 PKD(5,3,5,100.00%,0.0,1.00%,F,F)

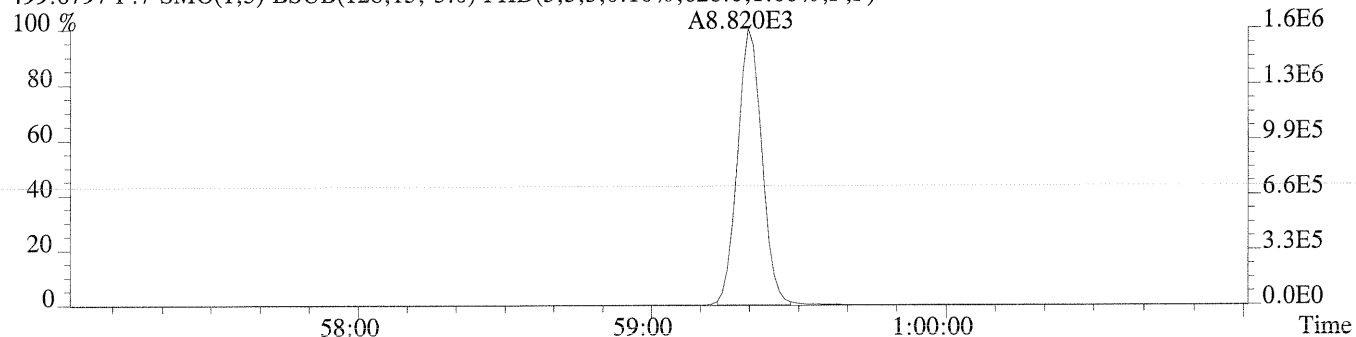


Sample#1 Exp:EQ0900316-01 MB

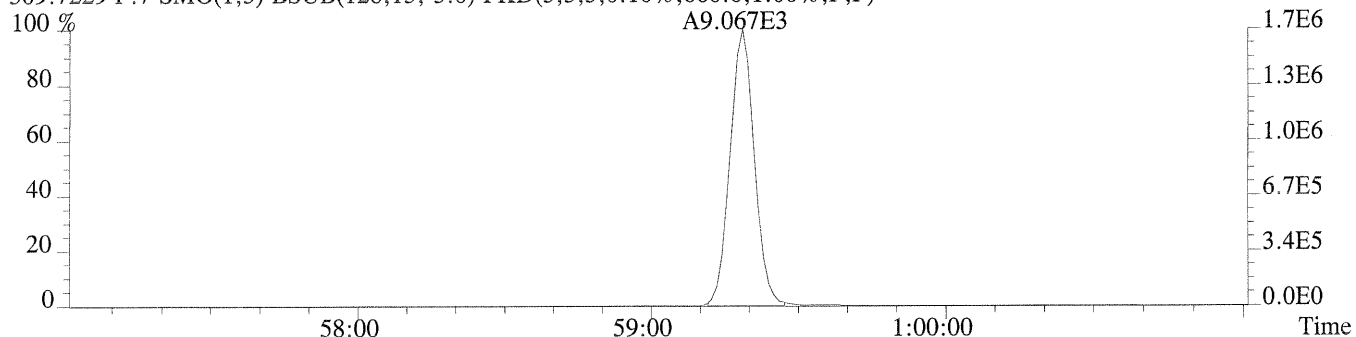
497.6826 F:7 SMO(1,3) BSUB(128,15,-3.0) PKD(3,3,3,0.10%,868.0,1.00%,F,F)



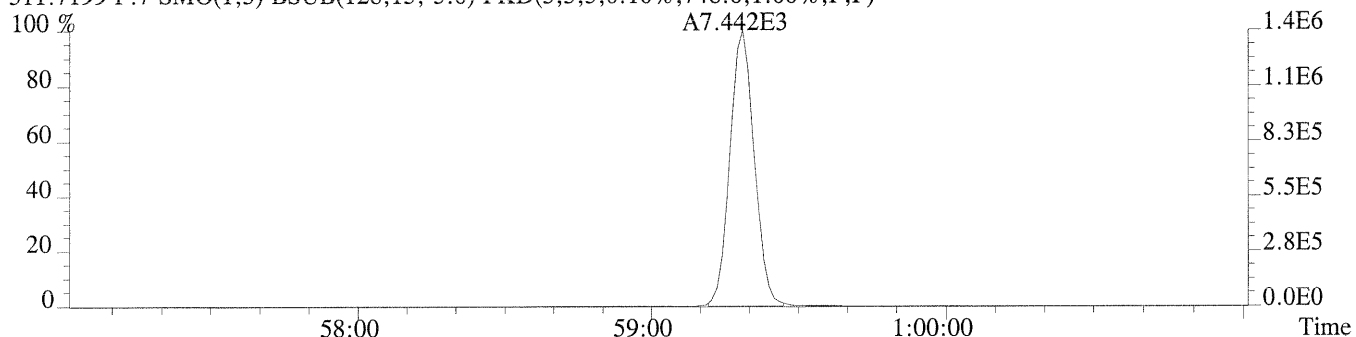
499.6797 F:7 SMO(1,3) BSUB(128,15,-3.0) PKD(3,3,3,0.10%,628.0,1.00%,F,F)



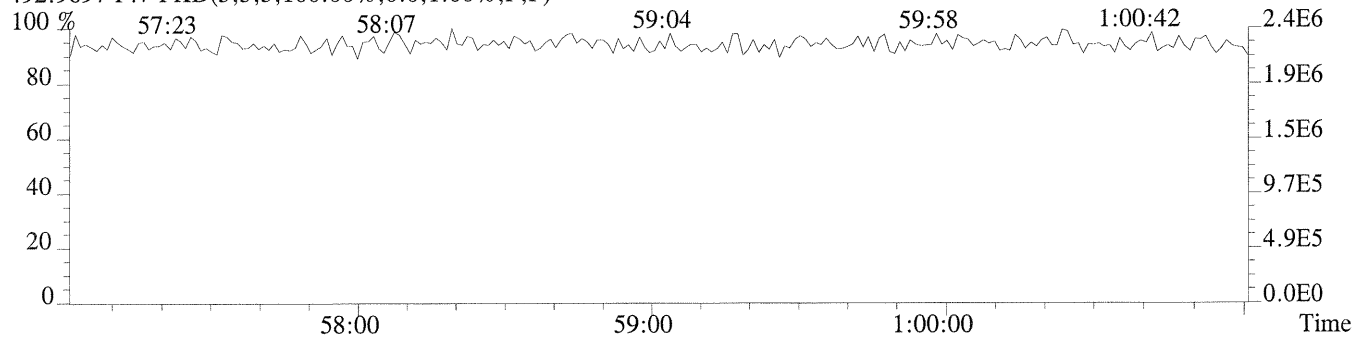
509.7229 F:7 SMO(1,3) BSUB(128,15,-3.0) PKD(3,3,3,0.10%,660.0,1.00%,F,F)



511.7199 F:7 SMO(1,3) BSUB(128,15,-3.0) PKD(3,3,3,0.10%,748.0,1.00%,F,F)



492.9697 F:7 PKD(5,3,5,100.00%,0.0,1.00%,F,F)



Columbia Analytical Services, Inc.
Sample Response Summary

CLIENT ID.
LCS

Run #7 Filename U220193 #1 Samp: 1 Inj: 1 Acquired: 25-AUG-09 12:17:33
Processed: 26-AUG-09 09:54:15 LAB. ID: EQ0900316-02

Typ	Name	RT-1	Resp 1	Resp 2	Ratio	Meet	Mod?	RRT
1 1	2-MoCB	14:10	1.191e+03	3.835e+02	3.10	yes	no	1.002
2 3	4-MoCB	16:37	1.490e+03	4.741e+02	3.14	yes	no	1.001
3 4	22'-DiCB	16:53	8.260e+02	5.581e+02	1.48	yes	yes	1.001
4 15	44'-DiCB	23:16	1.717e+03	1.248e+03	1.38	yes	no	1.001
5 19	22'6'-TrCB	20:17	6.067e+02	5.885e+02	1.03	yes	no	1.001
6 37	344'-TrCB	30:35	2.142e+03	2.198e+03	0.97	yes	no	1.001
7 54	22'66'-TeCB	23:34	8.465e+02	1.156e+03	0.73	yes	no	1.001
8 81	344'5'-TeCB	37:28	1.670e+03	2.218e+03	0.75	yes	no	1.001
9 77	33'44'-TeCB	38:02	1.716e+03	2.267e+03	0.76	yes	no	1.000
10 104	22'466'-PeCB	29:18	1.535e+03	9.741e+02	1.58	yes	no	1.001
11 123	2'344'5'-PeCB	40:03	1.864e+03	1.151e+03	1.62	yes	no	1.001
12 118	23'44'5'-PeCB	40:22	2.540e+03	1.663e+03	1.53	yes	no	1.000
13 114	2344'5'-PeCB	40:55	2.185e+03	1.301e+03	1.68	yes	no	1.001
14 105	233'44'-PeCB	41:34	2.434e+03	1.533e+03	1.59	yes	no	1.001
15 126	33'44'5'-PeCB	44:40	2.380e+03	1.486e+03	1.60	yes	no	1.000
16 155	22'44'66'-HxCB	35:06	1.374e+03	1.185e+03	1.16	yes	no	1.000
17 167	23'44'55'-HxCB	46:31	1.770e+03	1.572e+03	1.13	yes	no	1.000
1856/7	233'44'5'-HxCB	47:42	3.459e+03	3.051e+03	1.13	yes	no	1.000
19 169	33'44'55'-HxCB	50:57	1.740e+03	1.494e+03	1.17	yes	no	1.000
20 188	22'34'566'-HpCB	40:53	1.394e+03	1.425e+03	0.98	yes	no	1.001
21 189	233'44'55'-HpCB	53:27	1.534e+03	1.552e+03	0.99	yes	no	1.000
22 202	22'33'55'66'-OcCB	46:17	1.189e+03	1.349e+03	0.88	yes	no	1.001
23 205	233'44'55'6-OcCB	56:01	1.341e+03	1.593e+03	0.84	yes	no	1.000
24 208	22'33'4'55'66'-NoCB	52:58	1.431e+03	1.903e+03	0.75	yes	no	1.001
25 206	22'33'44'55'6-NoCB	57:46	1.156e+03	1.496e+03	0.77	yes	no	1.001
26 209	DeCB	59:21	2.584e+03	2.159e+03	1.20	yes	no	1.000
27 1L	13C-2-MoCB	14:08	2.221e+03	6.785e+02	3.27	yes	yes	0.743
28 3L	13C-4-MoCB	16:36	2.843e+03	8.130e+02	3.50	yes	yes	0.872
29 4L	13C-22'-DiCB	16:52	1.599e+03	1.038e+03	1.54	yes	no	0.886
30 15L	13C-44'-DiCB	23:15	3.200e+03	2.112e+03	1.52	yes	no	1.222
31 19L	13C-22'6'-TrCB	20:16	1.036e+03	1.133e+03	0.91	yes	no	1.065
32 37L	13C-344'-TrCB	30:34	3.731e+03	3.575e+03	1.04	yes	no	1.080
33 54L	13C-22'66'-TeCB	23:33	1.703e+03	2.188e+03	0.78	yes	no	0.832
34 81L	13C-344'5'-TeCB	37:26	3.307e+03	4.123e+03	0.80	yes	no	1.323
35 77L	13C-33'44'-TeCB	38:01	3.349e+03	4.268e+03	0.78	yes	no	1.343
36104L	13C-22'466'-PeCB	29:16	3.149e+03	2.004e+03	1.57	yes	no	0.829
37123L	13C-2'344'5'-PeCB	40:01	3.744e+03	2.363e+03	1.58	yes	no	1.133
38118L	13C-23'44'5'-PeCB	40:21	4.791e+03	2.981e+03	1.61	yes	no	1.143
39114L	13C-2344'5'-PeCB	40:53	4.484e+03	2.767e+03	1.62	yes	no	1.158
40105L	13C-233'44'-PeCB	41:32	4.792e+03	2.984e+03	1.61	yes	no	1.176
41126L	13C-33'44'5'-PeCB	44:39	4.896e+03	3.068e+03	1.60	yes	no	1.264
42155L	13C-22'44'66'-HxCB	35:05	3.088e+03	2.491e+03	1.24	yes	no	0.807
43167L	13C-23'44'55'-HxCB	46:30	3.623e+03	2.831e+03	1.28	yes	no	1.069
4456/7	13C-233'44'5'-HxCB	47:41	7.279e+03	5.879e+03	1.24	yes	no	1.097
45169L	13C-33'44'55'-HxCB	50:56	3.461e+03	2.663e+03	1.30	yes	no	1.171
46188L	13C-22'34'566'-HpCB	40:51	3.297e+03	3.184e+03	1.04	yes	no	0.736
47189La	13C-233'44'55'-HpCB	53:26	3.123e+03	3.013e+03	1.04	yes	no	0.962
48202La	13C-22'33'55'66'-OcCB	46:14	2.700e+03	2.906e+03	0.93	yes	no	0.833
49205L,	13C-233'44'55'6-OcCB	56:00	3.068e+03	3.389e+03	0.91	yes	no	1.008
50208L713C-22'33'4'55'66'-NoCB		52:56	2.859e+03	3.640e+03	0.79	yes	no	0.953
51206L	13C-22'33'44'55'6-NoCB	57:44	1.987e+03	2.572e+03	0.77	yes	no	1.040
52209L	13C-DeCB	59:20	3.377e+03	2.920e+03	1.16	yes	no	1.068

53	28L	13C-244'-TrCB	26:25	5.403e+03	5.179e+03	1.04	yes	no	0.933
54	111L	13C-233'55'-PeCB	38:02	6.589e+03	4.154e+03	1.59	yes	no	1.077
55	178L	13C-22'33'55'6'-HpCB	43:55	3.939e+03	3.788e+03	1.04	yes	no	1.010
56	9L	13C-2,5-DiCB	19:02	2.369e+04	1.498e+04	1.58	yes	no	*
57	52L	13C-22'55'-TeCB	28:18	1.224e+04	1.557e+04	0.79	yes	no	*
58	101L	13C-22'4'55'-PeCB	35:19	1.536e+04	9.844e+03	1.56	yes	no	*
59	138L	13C-22'3'44'5'-HxCB	43:29	1.000e+04	8.092e+03	1.24	yes	no	*
60	194L	13C-22'33'44'55'-OcCB	55:32	7.070e+03	8.051e+03	0.88	yes	no	*

Columbia Analytical Services, Inc.
Signal/Noise Height Ratio Summary

CLIENT ID.
LCS

Run #7 Filename U220193 Samp: 1 Inj: 1 Acquired: 25-AUG-09 12:17:33
Processed: 26-AUG-09 09:54:151 LAB. ID: EQ0900316-02

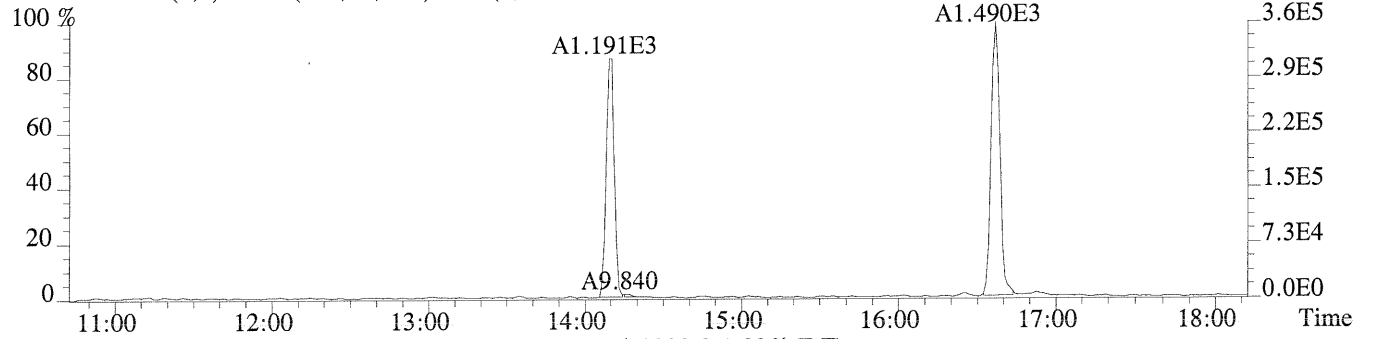
	Name	Signal 1	Noise 1	S/N Rat.1	Signal 2	Noise 2	S/N Rat.2
1	2-MoCB	3.14e+05	2.88e+03	1.1e+02	1.04e+05	2.81e+03	3.7e+01
2	4-MoCB	3.60e+05	2.88e+03	1.3e+02	1.15e+05	2.81e+03	4.1e+01
3	22'-DiCB	2.05e+05	5.25e+03	3.9e+01	1.42e+05	2.70e+04	5.3e+00
4	44'-DiCB	3.64e+05	1.80e+03	2.0e+02	2.74e+05	1.62e+04	1.7e+01
5	22'6'-TrCB	1.47e+05	2.59e+03	5.7e+01	1.40e+05	1.44e+03	9.7e+01
6	344'-TrCB	3.97e+05	4.82e+03	8.2e+01	4.02e+05	2.40e+03	1.7e+02
7	22'66'-TeCB	2.02e+05	1.10e+03	1.8e+02	2.68e+05	1.54e+03	1.7e+02
8	344'5-TeCB	3.04e+05	7.92e+02	3.8e+02	4.00e+05	8.88e+02	4.5e+02
9	33'44'-TeCB	2.99e+05	7.92e+02	3.8e+02	4.16e+05	8.88e+02	4.7e+02
10	22'466'-PeCB	3.15e+05	6.61e+03	4.8e+01	1.90e+05	3.67e+03	5.2e+01
11	2'344'5-PeCB	3.48e+05	2.69e+03	1.3e+02	2.26e+05	3.23e+03	7.0e+01
12	23'44'5-PeCB	4.64e+05	2.69e+03	1.7e+02	3.02e+05	3.23e+03	9.3e+01
13	2344'5-PeCB	4.08e+05	2.69e+03	1.5e+02	2.50e+05	3.23e+03	7.7e+01
14	233'44'-PeCB	4.37e+05	2.69e+03	1.6e+02	2.67e+05	3.23e+03	8.3e+01
15	33'44'5-PeCB	4.02e+05	2.69e+03	1.5e+02	2.60e+05	3.23e+03	8.1e+01
16	22'44'66'-HxCB	2.41e+05	1.14e+03	2.1e+02	2.24e+05	1.26e+03	1.8e+02
17	23'44'55'-HxCB	3.91e+05	1.36e+03	2.9e+02	3.40e+05	1.09e+03	3.1e+02
18	233'44'5-HxCB	5.81e+05	1.36e+03	4.3e+02	4.96e+05	1.09e+03	4.6e+02
19	33'44'55'-HxCB	3.79e+05	1.36e+03	2.8e+02	3.23e+05	1.09e+03	3.0e+02
20	22'34'566'-HpCB	2.58e+05	1.73e+03	1.5e+02	2.70e+05	1.06e+03	2.6e+02
21	233'44'55'-HpCB	3.18e+05	1.05e+03	3.0e+02	3.27e+05	5.88e+02	5.6e+02
22	22'33'55'66'-OcCB	2.52e+05	7.60e+02	3.3e+02	2.96e+05	9.24e+02	3.2e+02
23	233'44'55'6-OcCB	2.79e+05	7.60e+02	3.7e+02	3.30e+05	9.24e+02	3.6e+02
24	22'33'4'55'66'-NoCB	3.00e+05	8.52e+02	3.5e+02	3.88e+05	9.28e+02	4.2e+02
25	22'33'44'55'6-NoCB	2.20e+05	9.60e+02	2.3e+02	2.89e+05	1.59e+03	1.8e+02
26	DeCB	4.80e+05	7.48e+02	6.4e+02	3.96e+05	6.44e+02	6.1e+02
27	13C-2-MoCB	5.98e+05	4.12e+03	1.5e+02	1.92e+05	2.74e+04	7.0e+00
28	13C-4-MoCB	6.80e+05	4.12e+03	1.6e+02	2.00e+05	2.74e+04	7.3e+00
29	13C-22'-DiCB	3.92e+05	2.72e+03	1.4e+02	2.53e+05	2.71e+03	9.3e+01
30	13C-44'-DiCB	7.15e+05	2.85e+03	2.5e+02	4.64e+05	2.18e+03	2.1e+02
31	13C-22'6'-TrCB	2.70e+05	3.05e+04	8.8e+00	2.78e+05	1.66e+04	1.7e+01
32	13C-344'-TrCB	6.80e+05	2.15e+04	3.2e+01	6.49e+05	1.07e+04	6.0e+01
33	13C-22'66'-TeCB	3.76e+05	4.40e+03	8.6e+01	4.92e+05	1.82e+03	2.7e+02
34	13C-344'5-TeCB	5.92e+05	2.30e+03	2.6e+02	7.35e+05	1.28e+03	5.7e+02
35	13C-33'44'-TeCB	5.90e+05	2.30e+03	2.6e+02	7.47e+05	1.28e+03	5.8e+02
36	13C-22'466'-PeCB	6.06e+05	1.47e+03	4.1e+02	3.92e+05	1.12e+03	3.5e+02
37	13C-2'344'5-PeCB	6.77e+05	2.16e+03	3.1e+02	4.29e+05	1.96e+03	2.2e+02
38	13C-23'44'5-PeCB	8.71e+05	2.16e+03	4.0e+02	5.59e+05	1.96e+03	2.9e+02
39	13C-2344'5-PeCB	7.97e+05	2.16e+03	3.7e+02	4.97e+05	1.96e+03	2.5e+02
40	13C-233'44'-PeCB	8.66e+05	2.16e+03	4.0e+02	5.38e+05	1.96e+03	2.8e+02
41	13C-33'44'5-PeCB	8.53e+05	2.16e+03	4.0e+02	5.29e+05	1.96e+03	2.7e+02
42	13C-22'44'66'-HxCB	5.77e+05	8.16e+02	7.1e+02	4.65e+05	1.03e+03	4.5e+02
43	13C-23'44'55'-HxCB	8.00e+05	1.36e+03	5.9e+02	6.37e+05	9.68e+02	6.6e+02
44	13C-233'44'5'-HxCB	1.21e+06	1.36e+03	8.9e+02	9.64e+05	9.68e+02	1.0e+03
45	13C-33'44'55'-HxCB	7.31e+05	1.36e+03	5.4e+02	5.79e+05	9.68e+02	6.0e+02
46	13C-22'34'566'-HpCB	6.10e+05	1.71e+03	3.6e+02	5.77e+05	1.14e+03	5.1e+02
47	13C-233'44'55'-HpCB	6.76e+05	1.27e+03	5.3e+02	6.34e+05	8.12e+02	7.8e+02
48	13C-22'33'55'66'-OcCB	5.87e+05	8.64e+02	6.8e+02	6.13e+05	8.16e+02	7.5e+02
49	13C-233'44'55'6-OcCB	6.57e+05	8.64e+02	7.6e+02	7.33e+05	8.16e+02	9.0e+02
50	13C-22'33'4'55'66'-NoCB	5.99e+05	8.88e+02	6.7e+02	7.69e+05	7.60e+02	1.0e+03
51	13C-22'33'44'55'6-NoCB	3.83e+05	9.04e+02	4.2e+02	4.87e+05	7.64e+02	6.4e+02
52	13C-DeCB	6.37e+05	7.36e+02	8.7e+02	5.45e+05	6.04e+02	9.0e+02

53	13C-244'-TrCB	1.05e+06	2.15e+04	4.9e+01	1.02e+06	1.07e+04	9.5e+01
54	13C-233'55'-PeCB	1.20e+06	1.60e+03	7.5e+02	7.69e+05	1.56e+03	4.9e+02
55	13C-22'33'55'6-HpCB	7.17e+05	1.71e+03	4.2e+02	7.01e+05	1.14e+03	6.1e+02
56	13C-2,5-DiCB	5.94e+06	2.85e+03	2.1e+03	3.75e+06	2.18e+03	1.7e+03
57	13C-22'55'-TeCB	2.37e+06	1.90e+03	1.2e+03	3.04e+06	1.81e+03	1.7e+03
58	13C-22'4'55'-PeCB	2.89e+06	1.60e+03	1.8e+03	1.83e+06	1.56e+03	1.2e+03
59	13C-22'3'44'5'-HxCB	1.70e+06	1.16e+03	1.5e+03	1.40e+06	1.09e+03	1.3e+03
60	13C-22'33'44'55'-OxCB	1.50e+06	8.64e+02	1.7e+03	1.70e+06	8.16e+02	2.1e+03

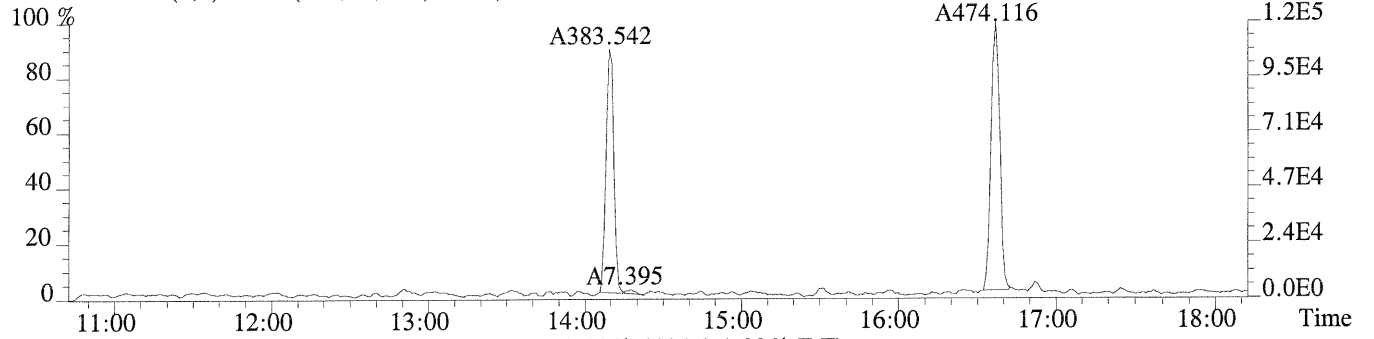
File:U220193 #1-482 Acq:25-AUG-2009 12:17:33 Probe EI+ Magnet SIR VG BioTech Mass spectf

Sample#1 Exp:EQ0900316-02 LCS

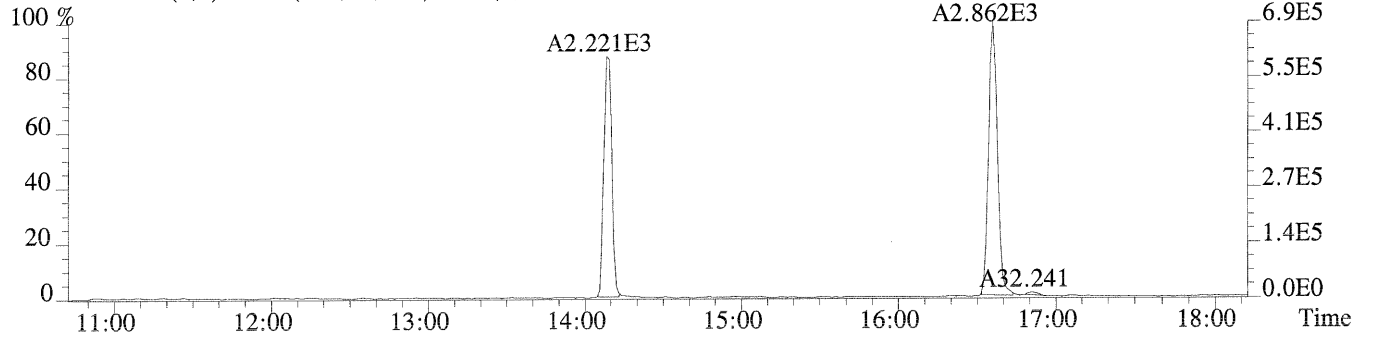
188.0393 SMO(1,3) BSUB(128,15,-3.0) PKD(3,3,3,0.10%,2876.0,1.00%,F,F)



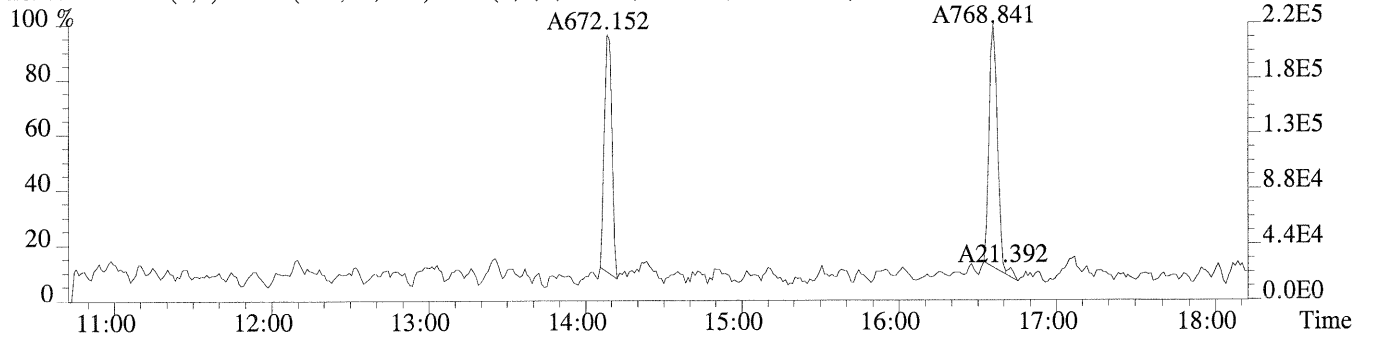
190.0363 SMO(1,3) BSUB(128,15,-3.0) PKD(3,3,3,0.10%,2808.0,1.00%,F,F)



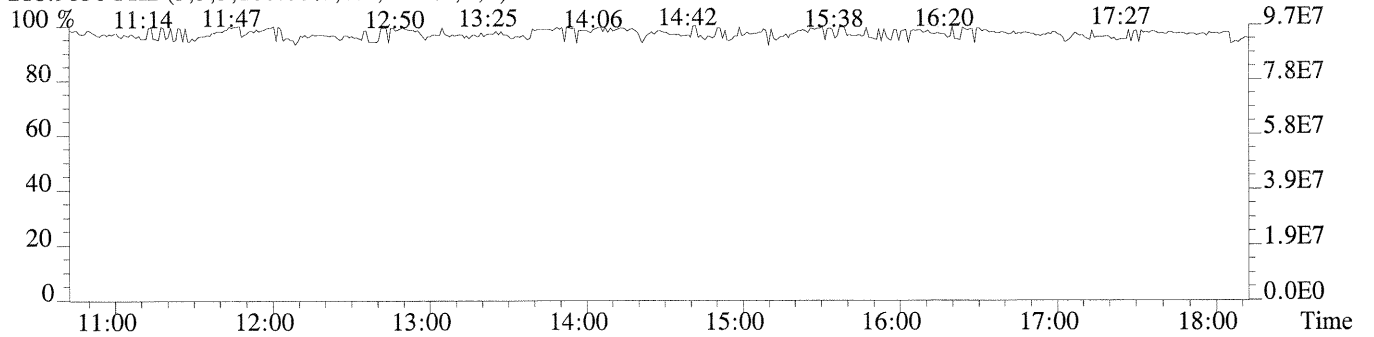
200.0795 SMO(1,3) BSUB(128,15,-3.0) PKD(3,3,3,0.10%,4124.0,1.00%,F,F)



202.0766 SMO(1,3) BSUB(128,15,-3.0) PKD(3,3,3,0.10%,27440.0,1.00%,F,F)

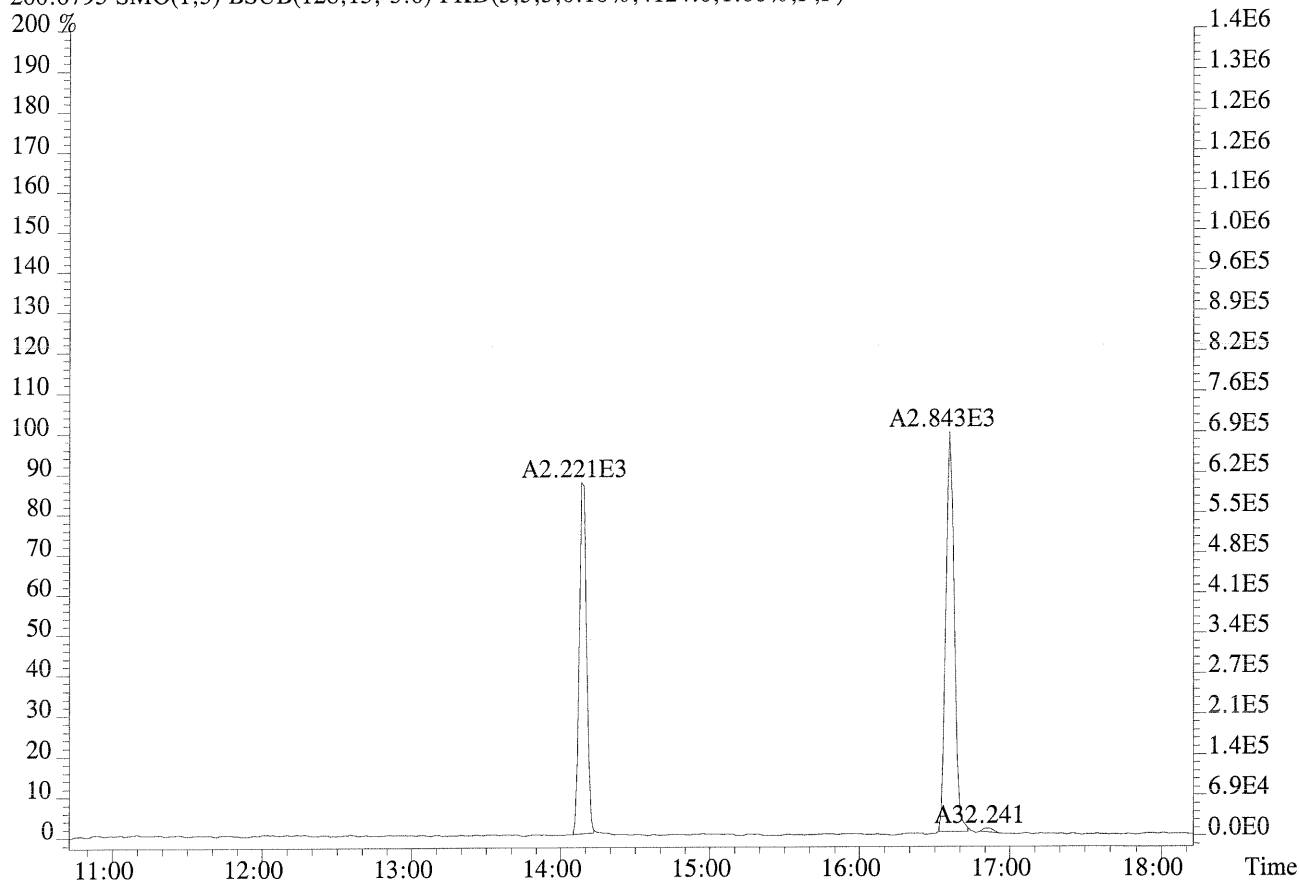


218.9856 PKD(3,3,3,100.00%,0.0,1.00%,F,F)

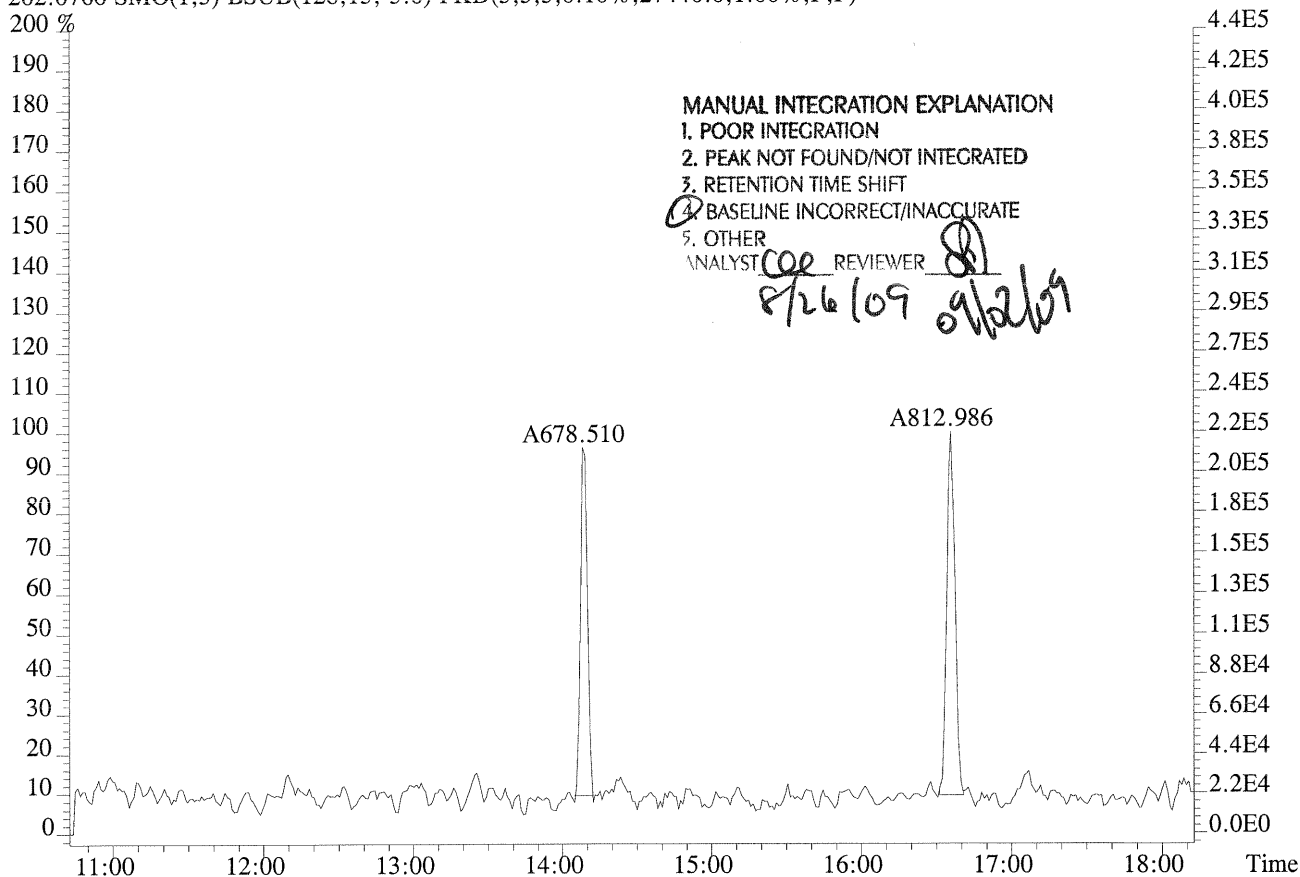


Sample#1 Exp:EQ0900316-02 LCS

200.0795 SMO(1,3) BSUB(128,15,-3.0) PKD(3,3,3,0.10%,4124.0,1.00%,F,F)



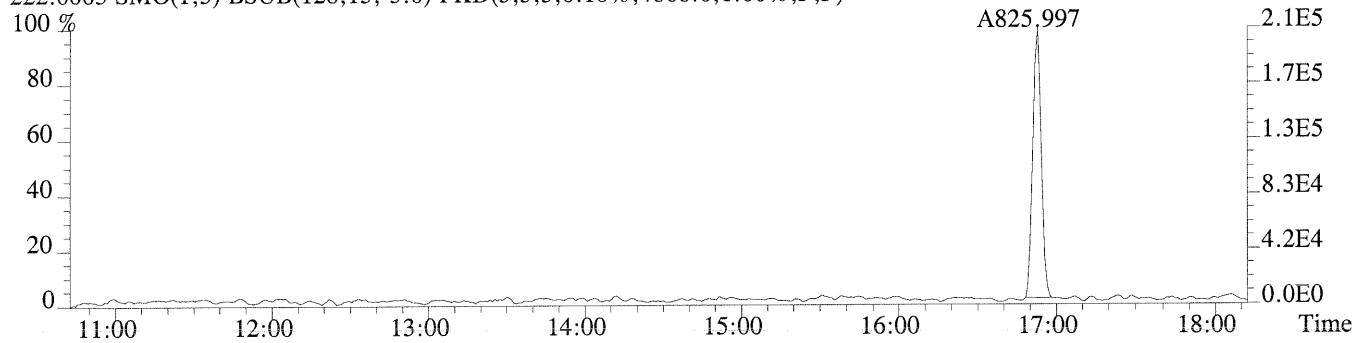
202.0766 SMO(1,3) BSUB(128,15,-3.0) PKD(3,3,3,0.10%,27440.0,1.00%,F,F)



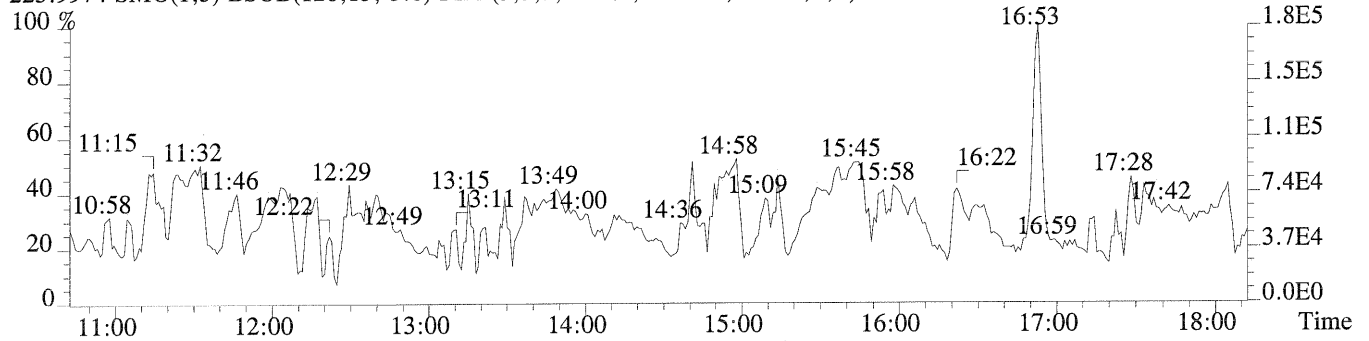
File:U220193 #1-482 Acq:25-AUG-2009 12:17:33 Probe EI+ Magnet SIR VG BioTech Mass spectf

Sample#1 Exp:EQ0900316-02 LCS

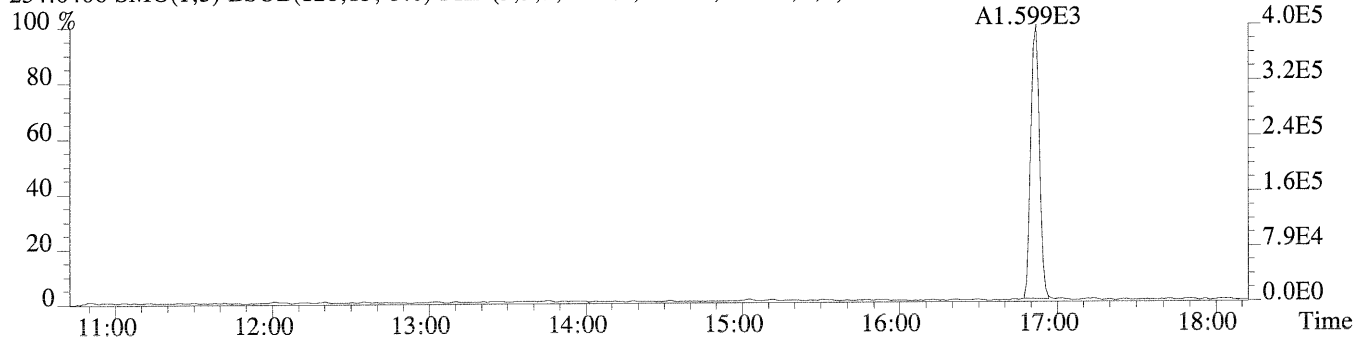
222.0003 SMO(1,3) BSUB(128,15,-3.0) PKD(3,3,3,0.10%,4868.0,1.00%,F,F)



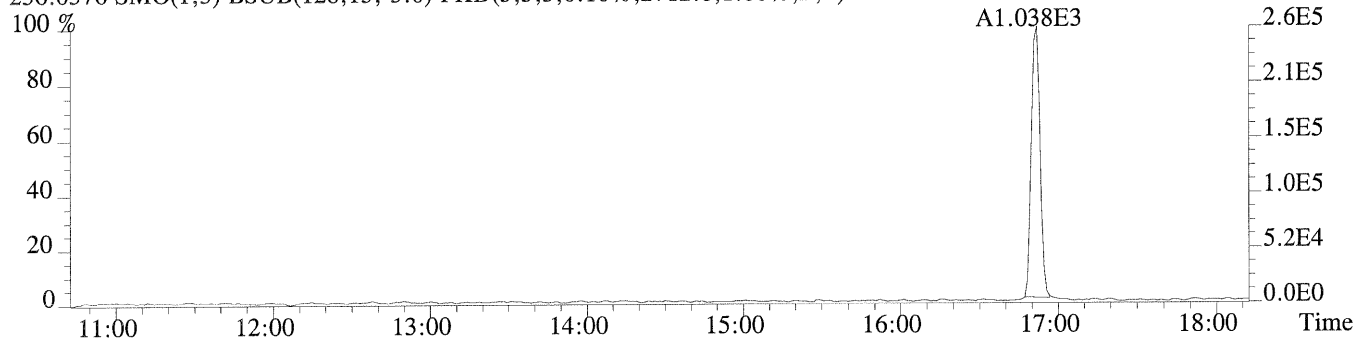
223.9974 SMO(1,3) BSUB(128,15,-3.0) PKD(3,3,3,0.10%,72320.0,1.00%,F,F)



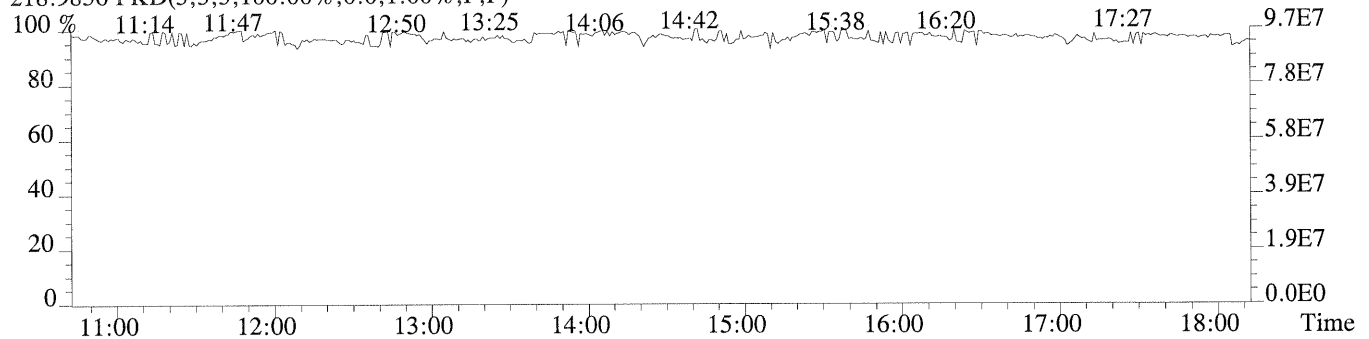
234.0406 SMO(1,3) BSUB(128,15,-3.0) PKD(3,3,3,0.10%,2720.0,1.00%,F,F)

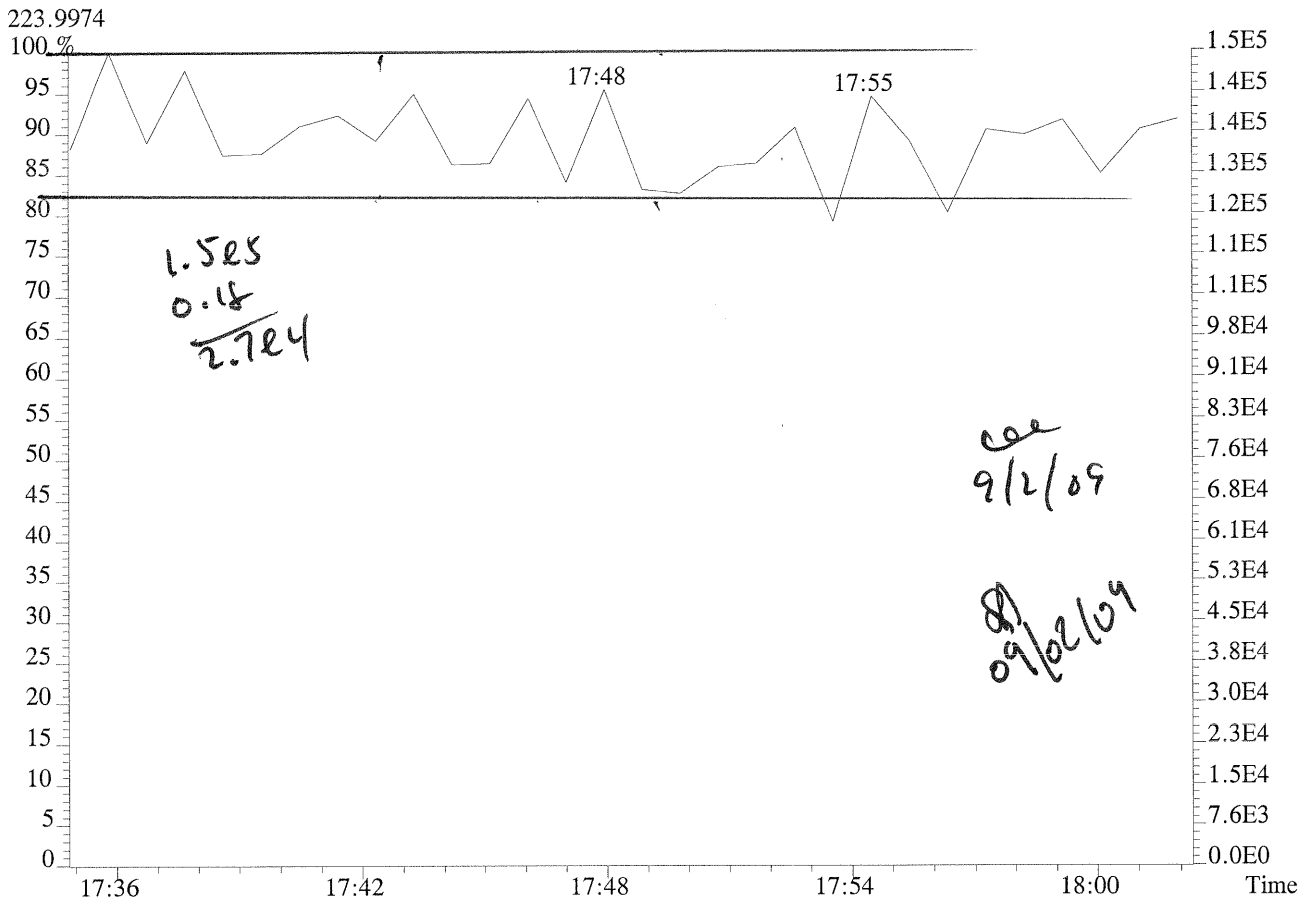
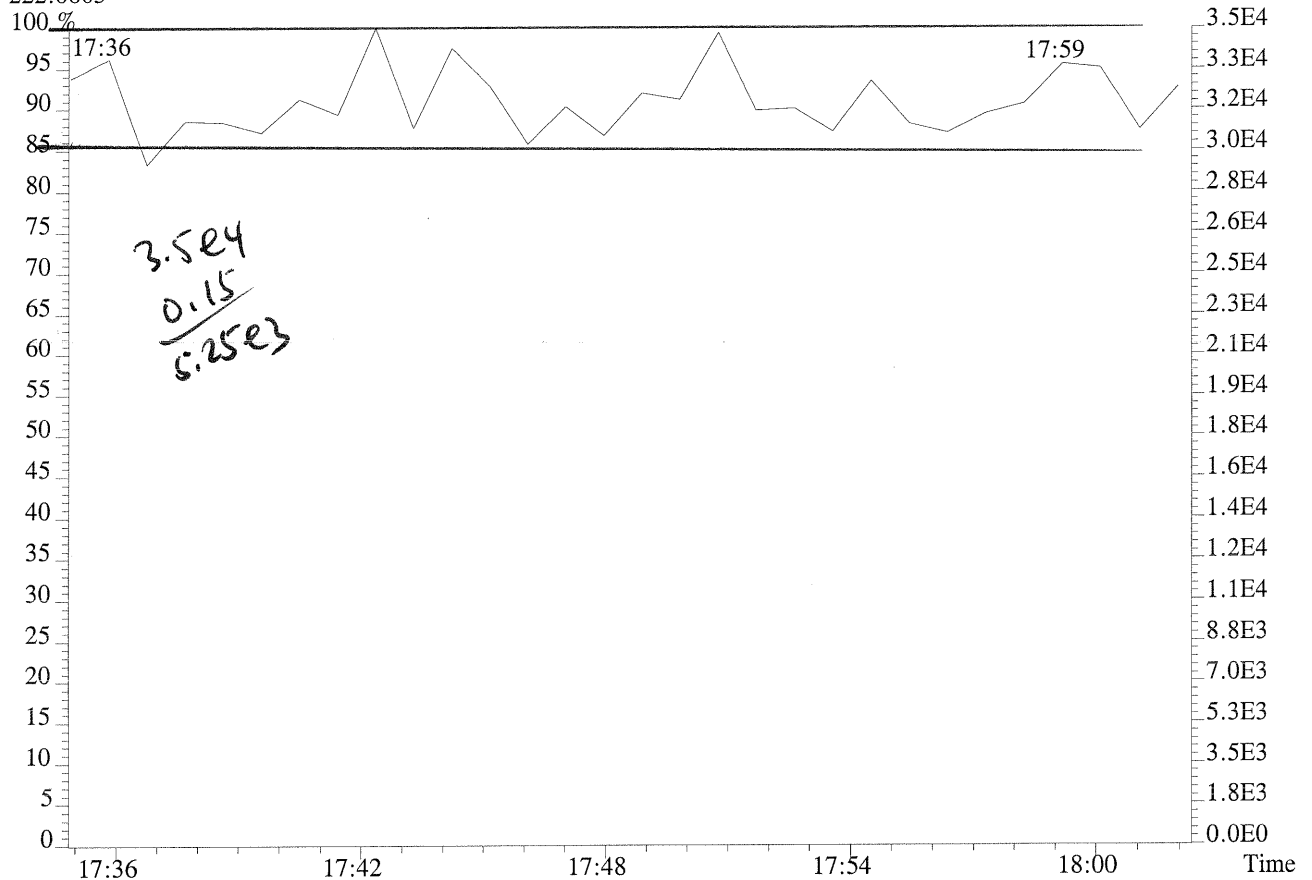


236.0376 SMO(1,3) BSUB(128,15,-3.0) PKD(3,3,3,0.10%,2712.0,1.00%,F,F)

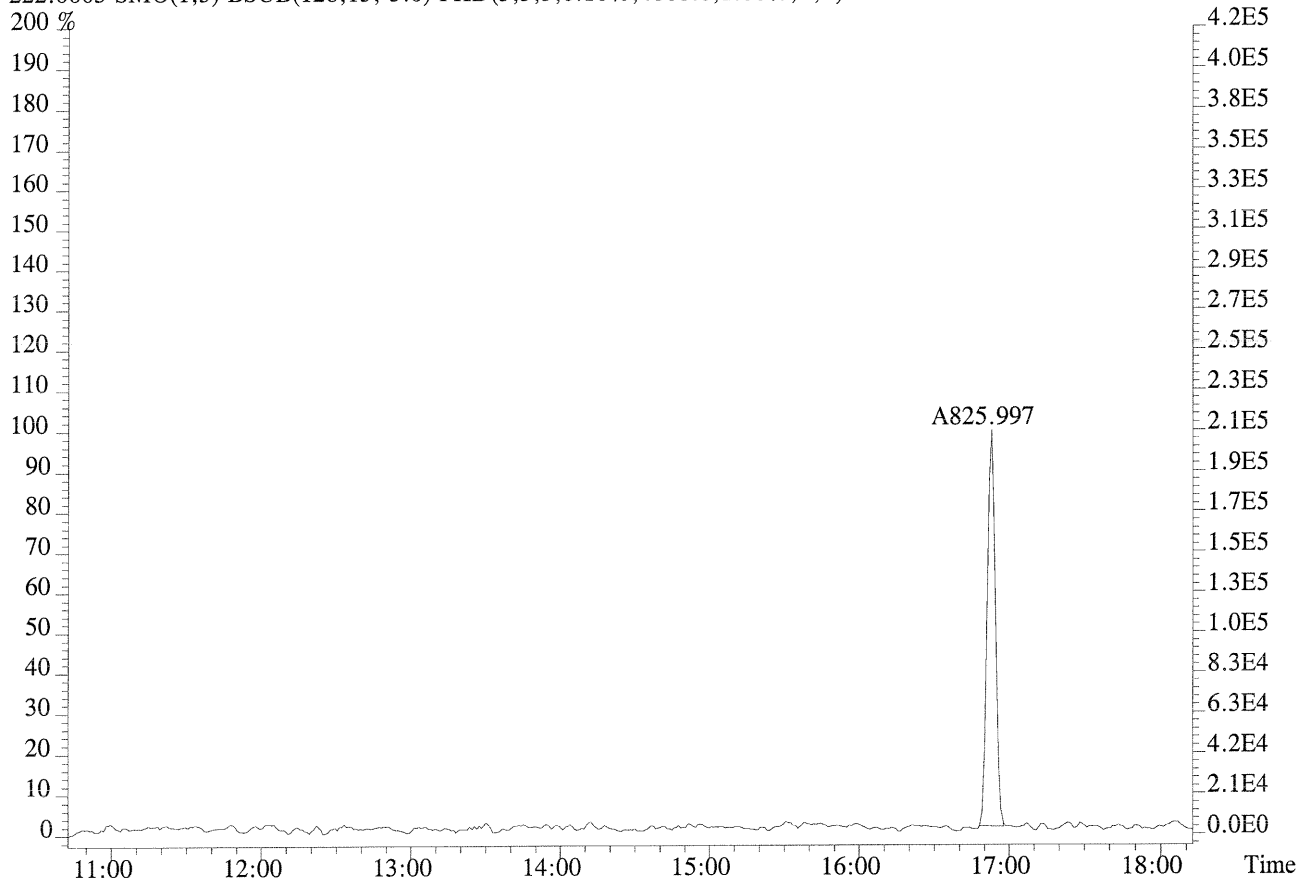


218.9856 PKD(3,3,3,100.00%,0.0,1.00%,F,F)

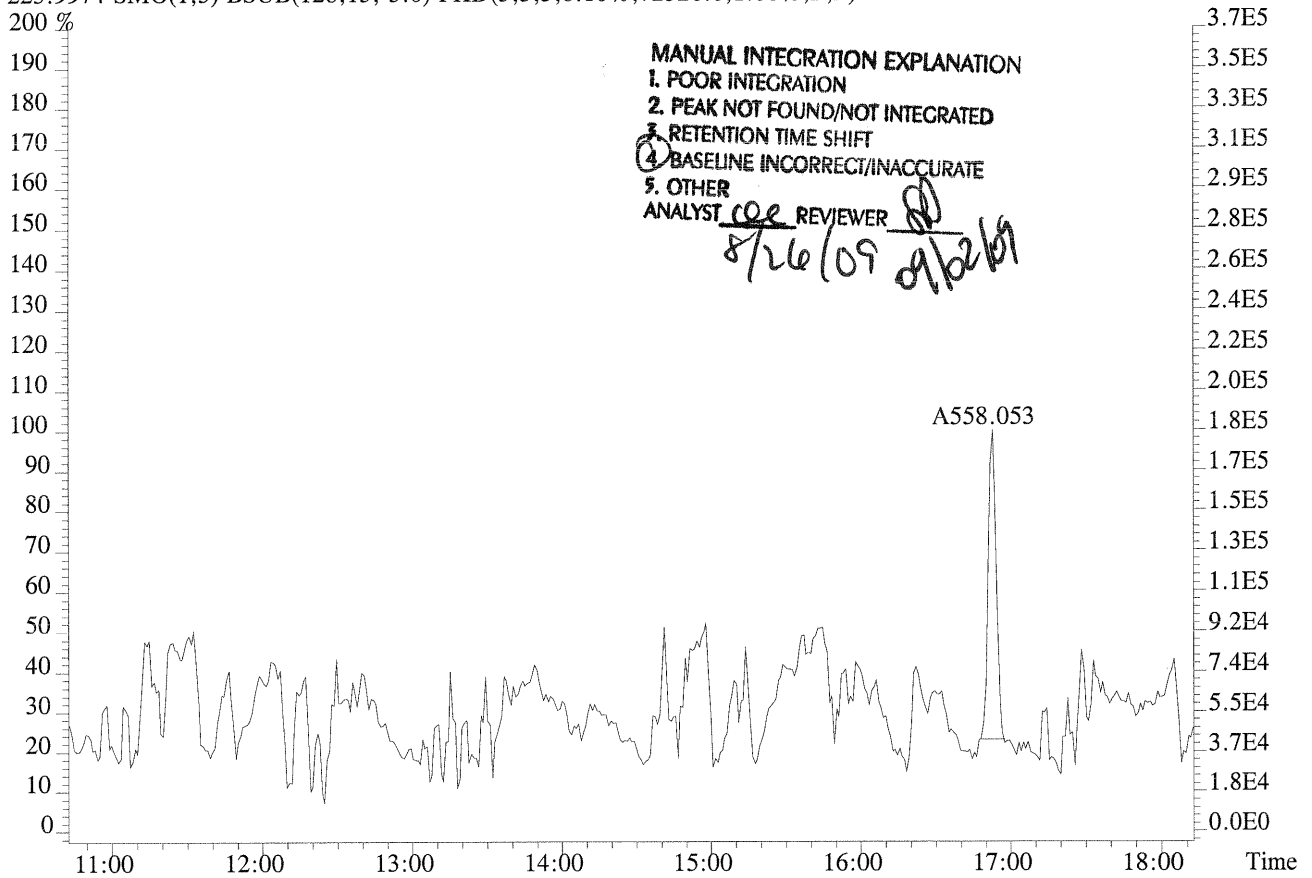




File:U220193 #1-482 Acq:25-AUG-2009 12:17:33 Probe EI+ Magnet SIR VG BioTech Mass sf
Sample#1 Exp:EQ0900316-02 LCS
222.0003 SMO(1,3) BSUB(128,15,-3.0) PKD(3,3,3,0.10%,4868.0,1.00%,F,F)



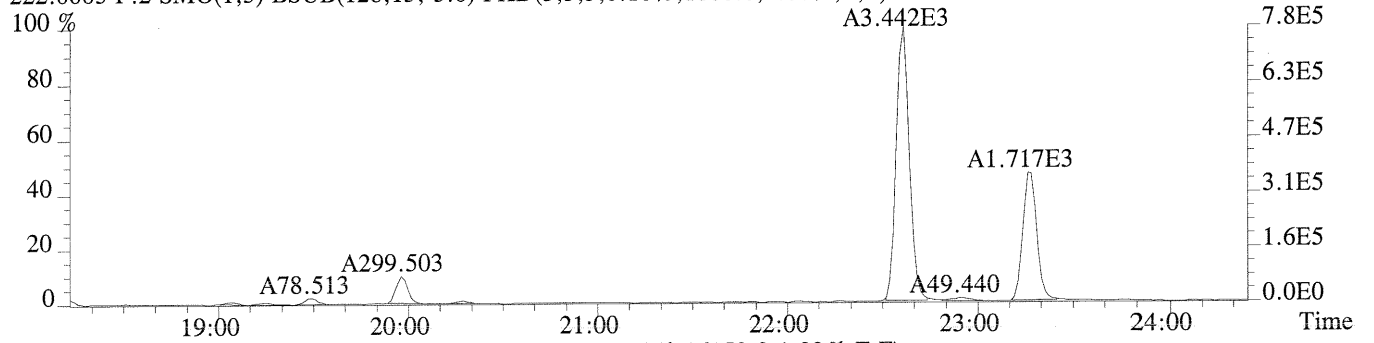
223.9974 SMO(1,3) BSUB(128,15,-3.0) PKD(3,3,3,0.10%,72320.0,1.00%,F,F)



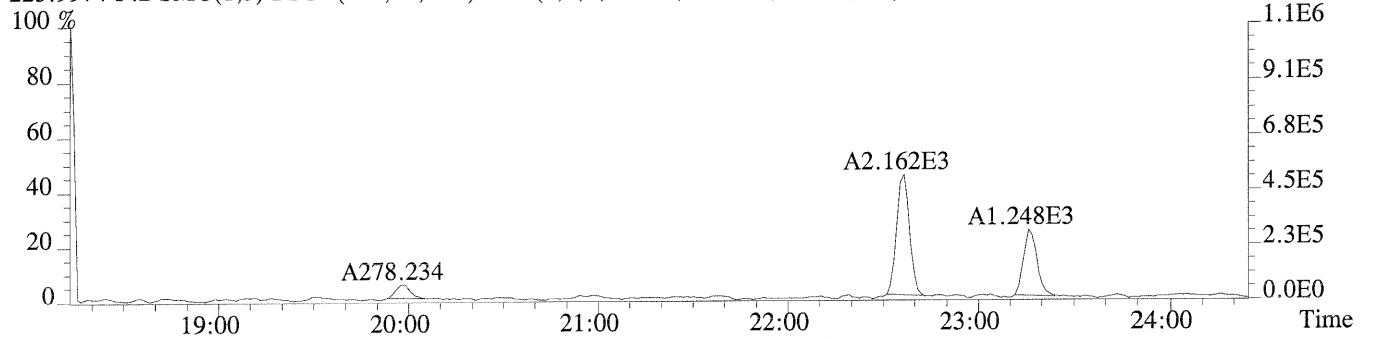
File:U220193 #1-342 Acq:25-AUG-2009 12:17:33 Probe EI+ Magnet SIR VG BioTech Mass spectf

Sample#1 Exp:EQ0900316-02 LCS

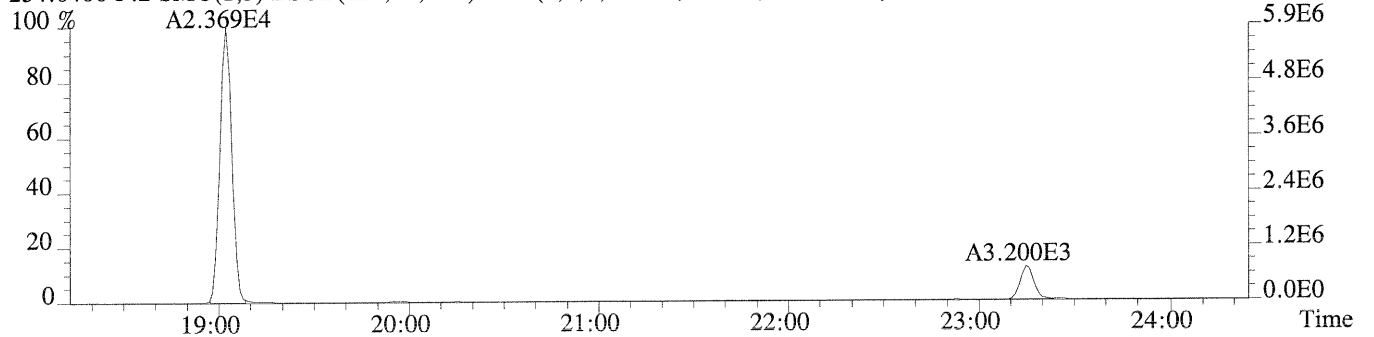
222.0003 F:2 SMO(1,3) BSUB(128,15,-3.0) PKD(3,3,3,0.10%,1800.0,1.00%,F,F)



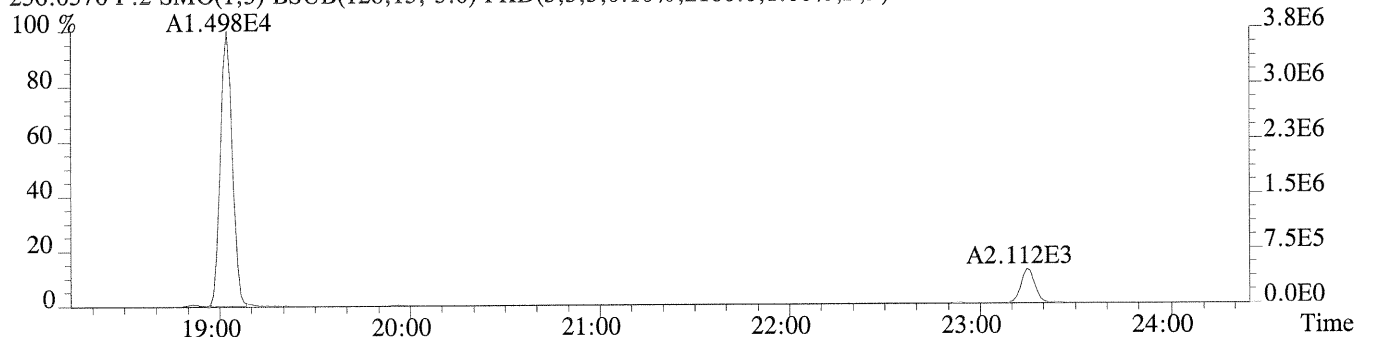
223.9974 F:2 SMO(1,3) BSUB(128,15,-3.0) PKD(3,3,3,0.10%,16152.0,1.00%,F,F)



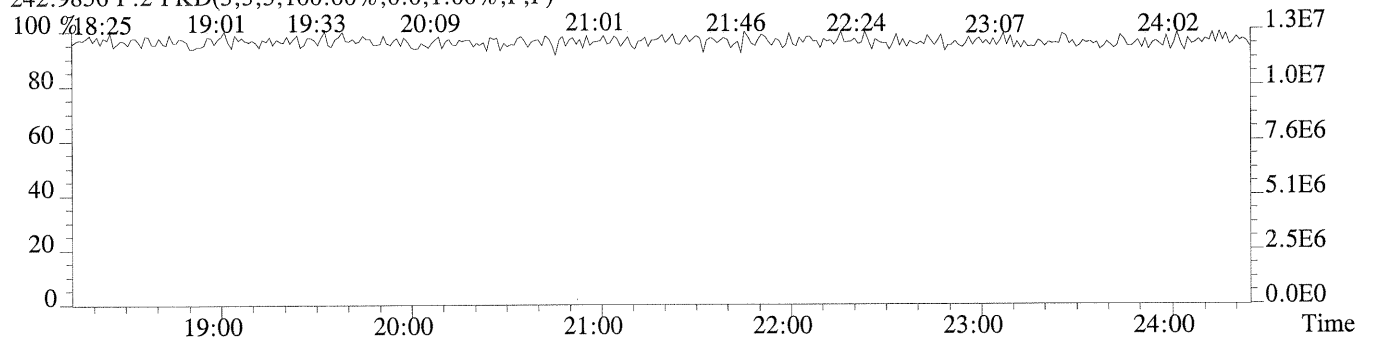
234.0406 F:2 SMO(1,3) BSUB(128,15,-3.0) PKD(3,3,3,0.10%,2848.0,1.00%,F,F)



236.0376 F:2 SMO(1,3) BSUB(128,15,-3.0) PKD(3,3,3,0.10%,2180.0,1.00%,F,F)



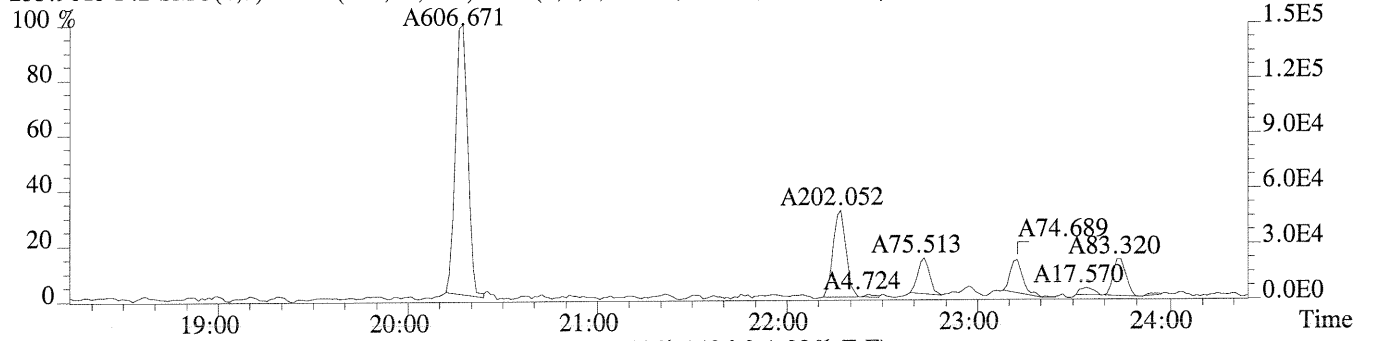
242.9856 F:2 PKD(3,3,3,100.00%,0.0,1.00%,F,F)



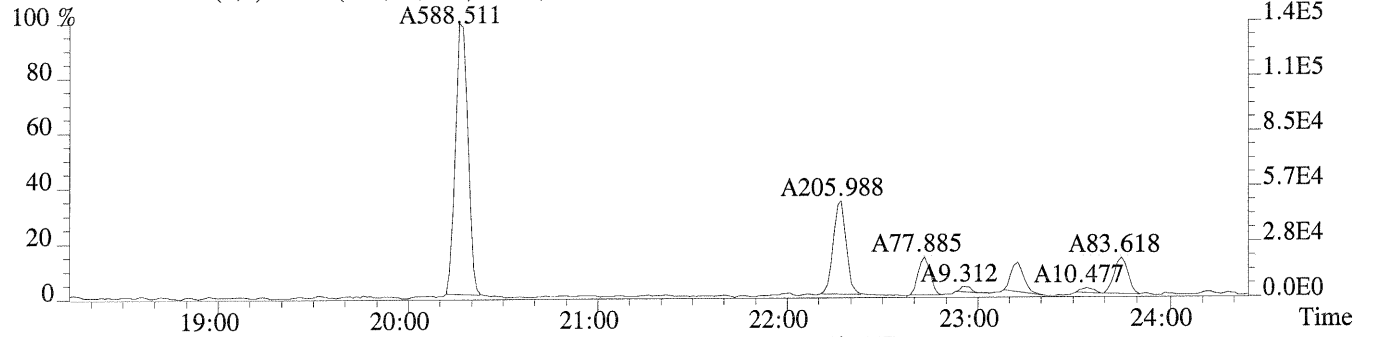
File:U220193 #1-342 Acq:25-AUG-2009 12:17:33 Probe EI+ Magnet SIR VG BioTech Mass spectf

Sample#1 Exp:EQ0900316-02 LCS

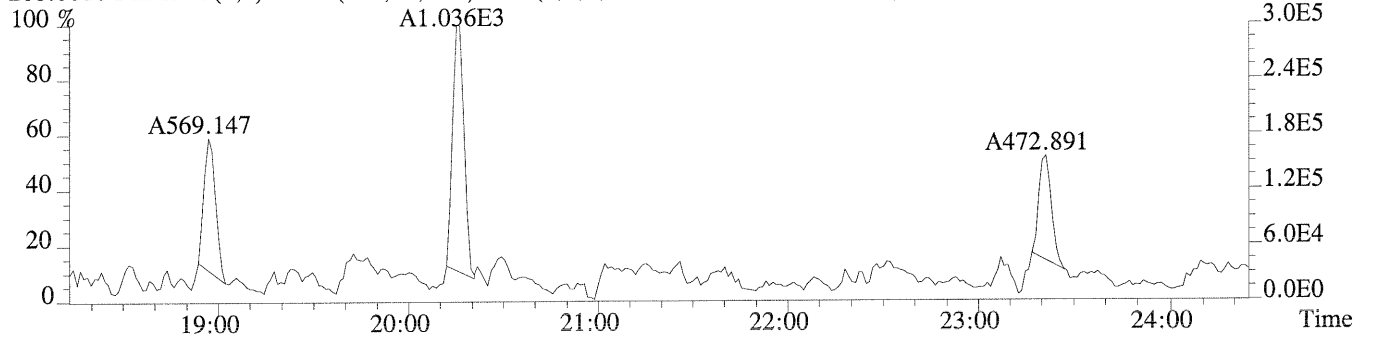
255.9613 F:2 SMO(1,3) BSUB(128,15,-3.0) PKD(3,3,3,0.10%,2588.0,1.00%,F,F)



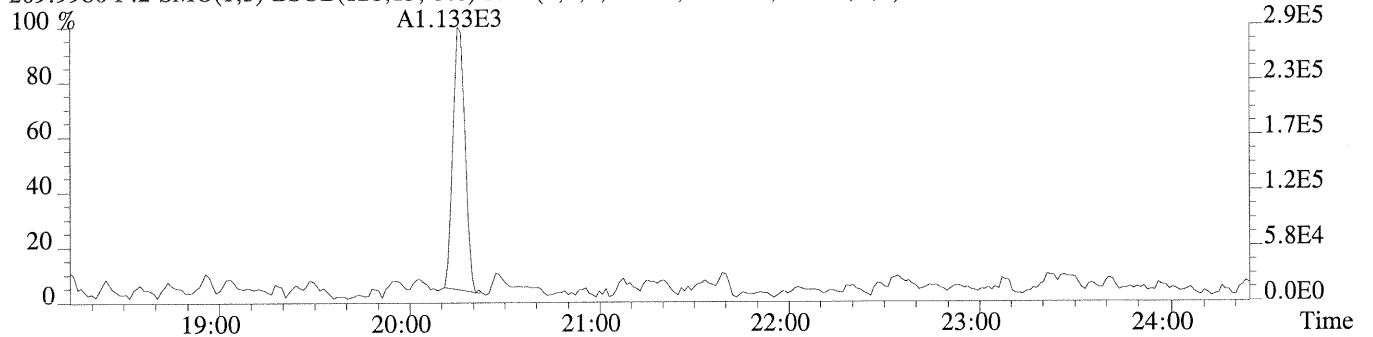
257.9584 F:2 SMO(1,3) BSUB(128,15,-3.0) PKD(3,3,3,0.10%,1436.0,1.00%,F,F)



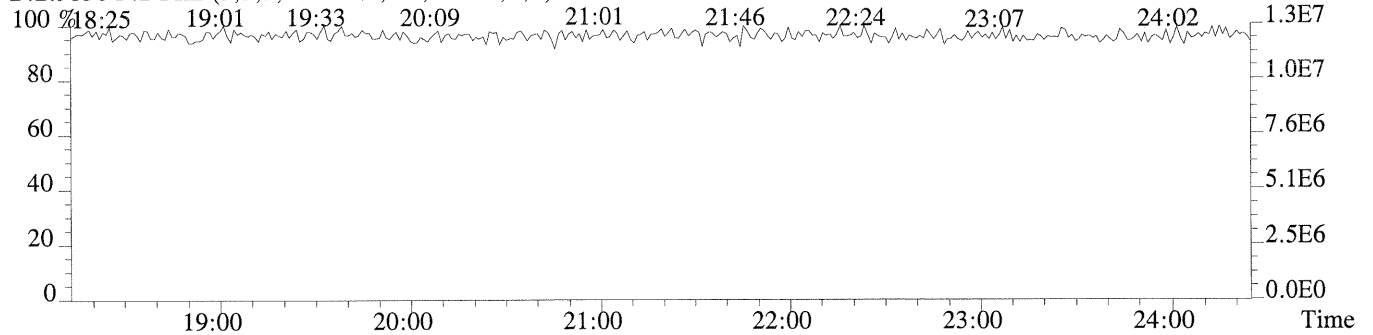
268.0016 F:2 SMO(1,3) BSUB(128,15,-3.0) PKD(3,3,3,0.10%,30472.0,1.00%,F,F)

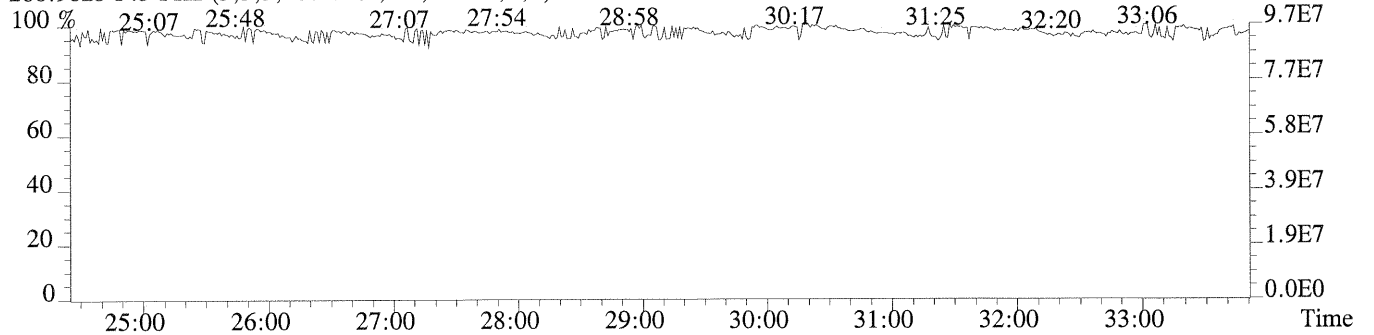
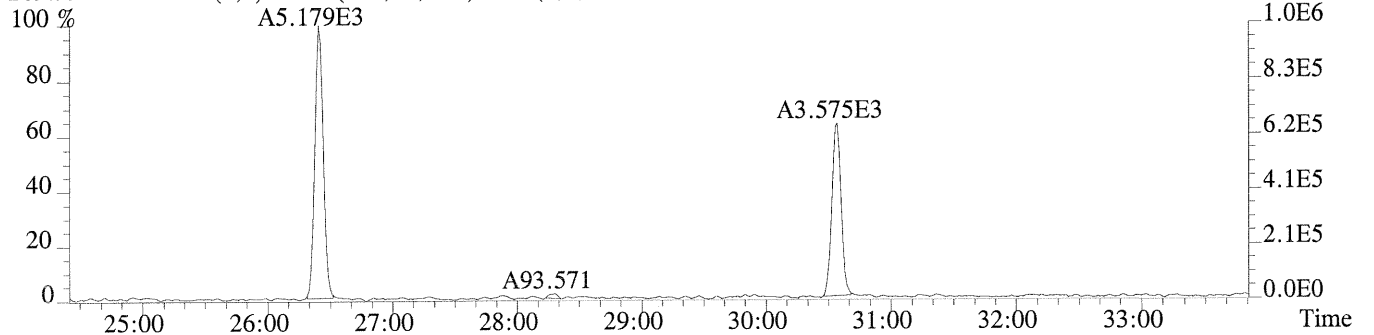
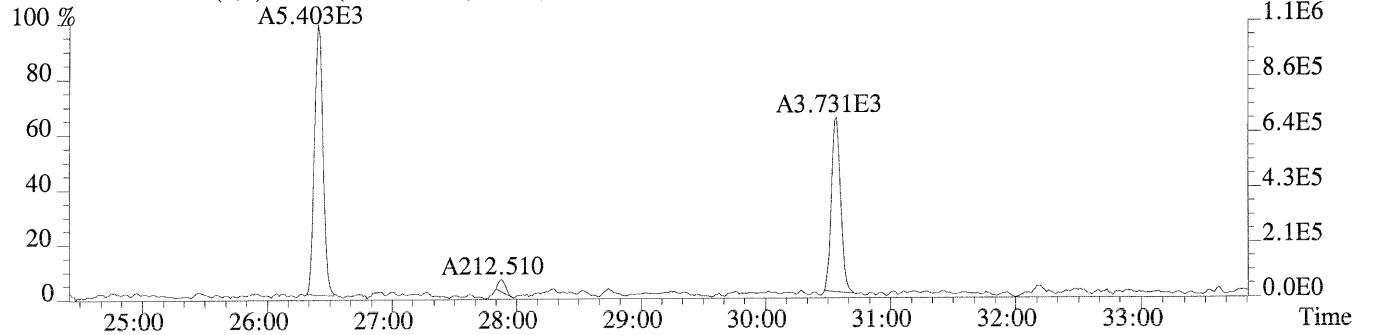
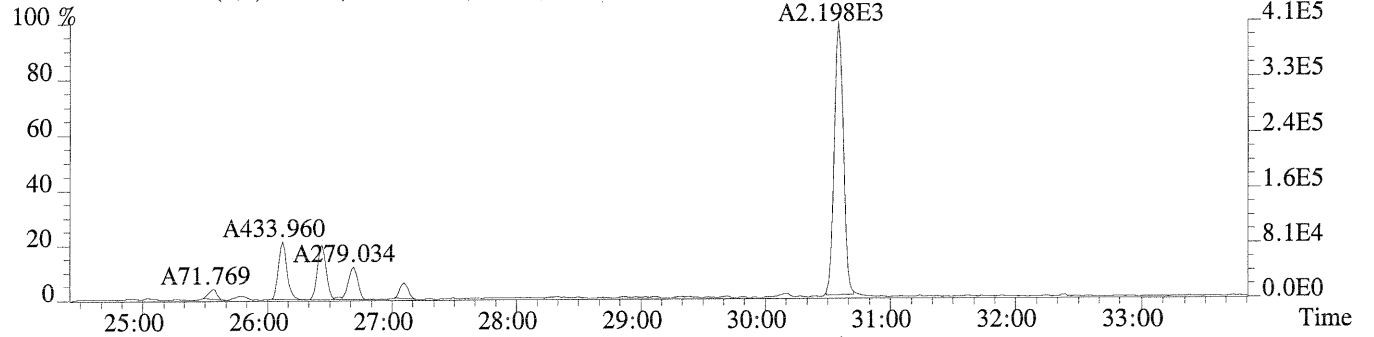
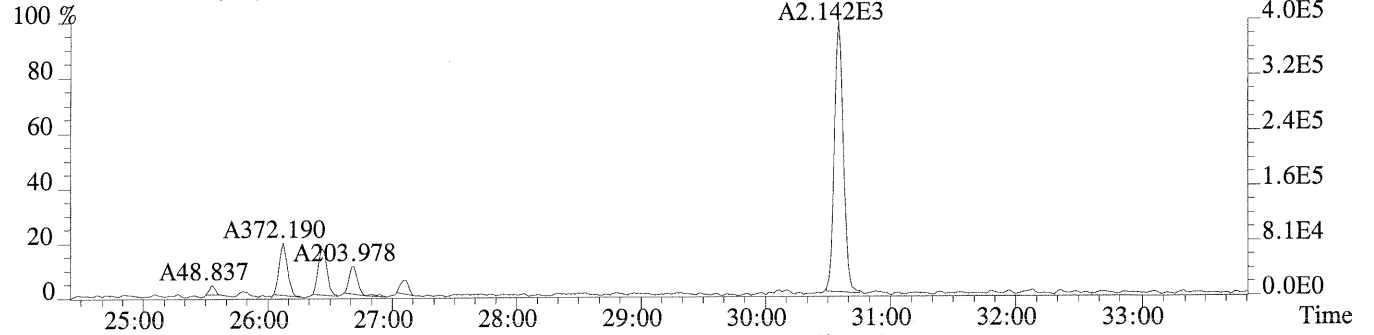


269.9986 F:2 SMO(1,3) BSUB(128,15,-3.0) PKD(3,3,3,0.10%,16584.0,1.00%,F,F)



242.9856 F:2 PKD(3,3,3,100.00%,0.0,1.00%,F,F)

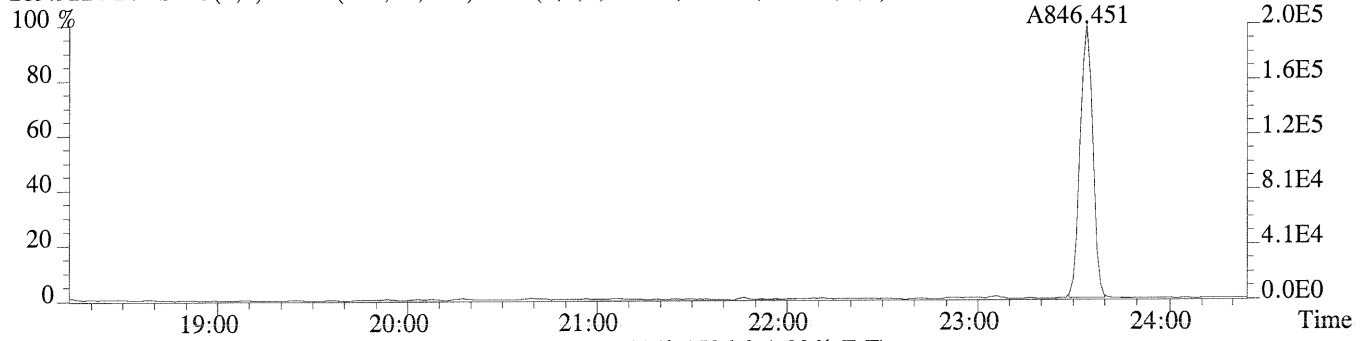




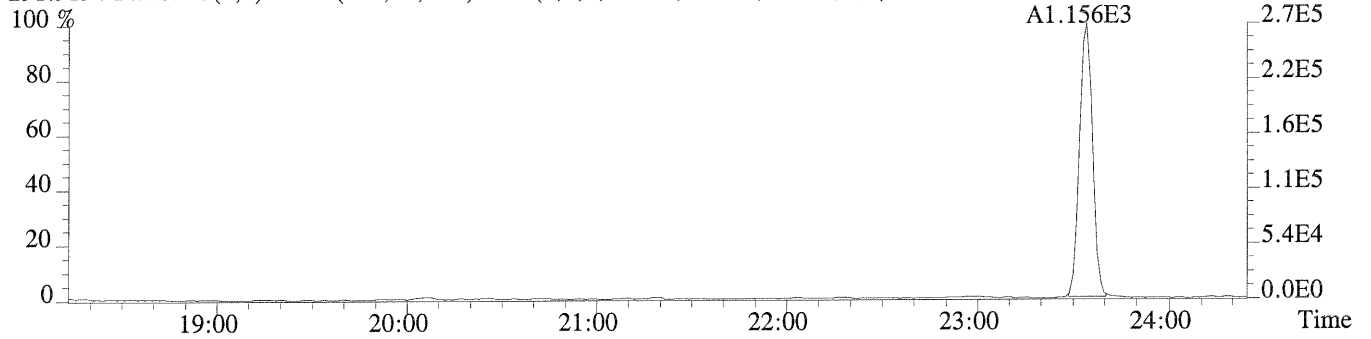
File:U220193 #1-342 Acq:25-AUG-2009 12:17:33 Probe EI+ Magnet SIR VG BioTech Mass spectf

Sample#1 Exp:EQ0900316-02 LCS

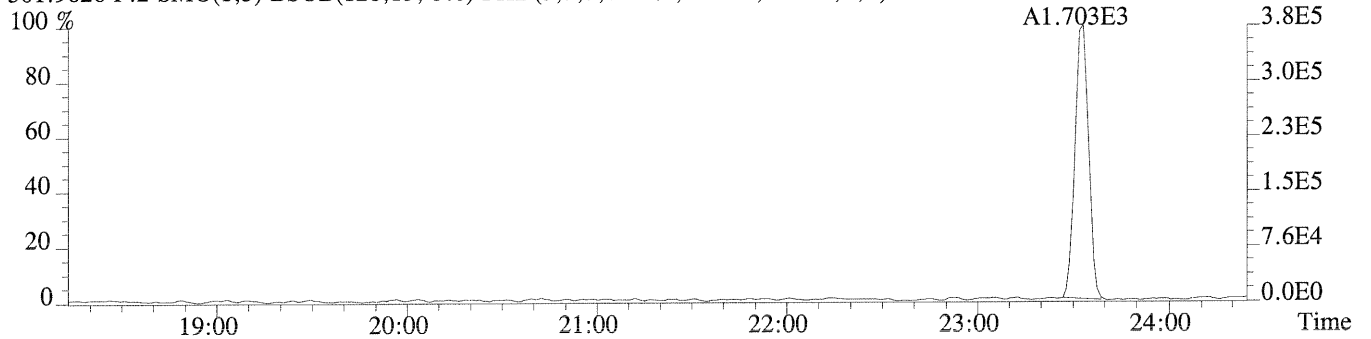
289.9224 F:2 SMO(1,3) BSUB(128,15,-3.0) PKD(3,3,3,0.10%,1096.0,1.00%,F,F)



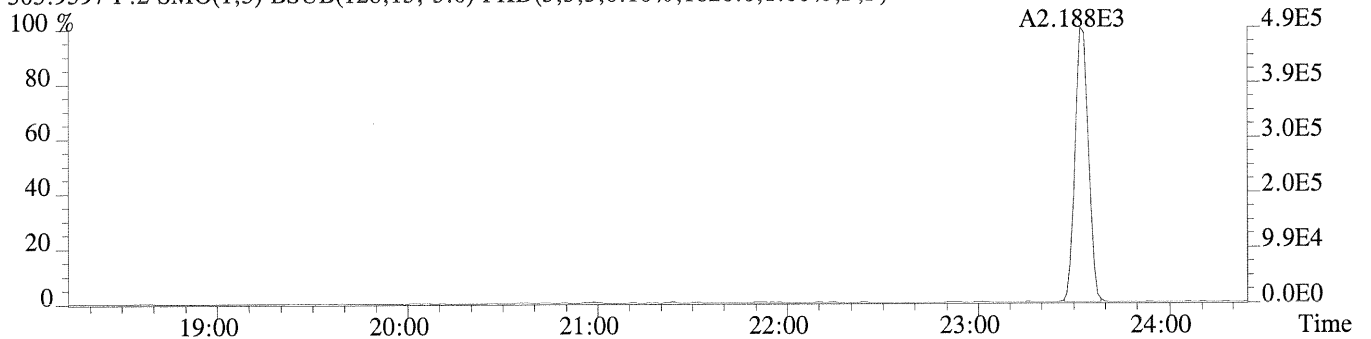
291.9194 F:2 SMO(1,3) BSUB(128,15,-3.0) PKD(3,3,3,0.10%,1536.0,1.00%,F,F)



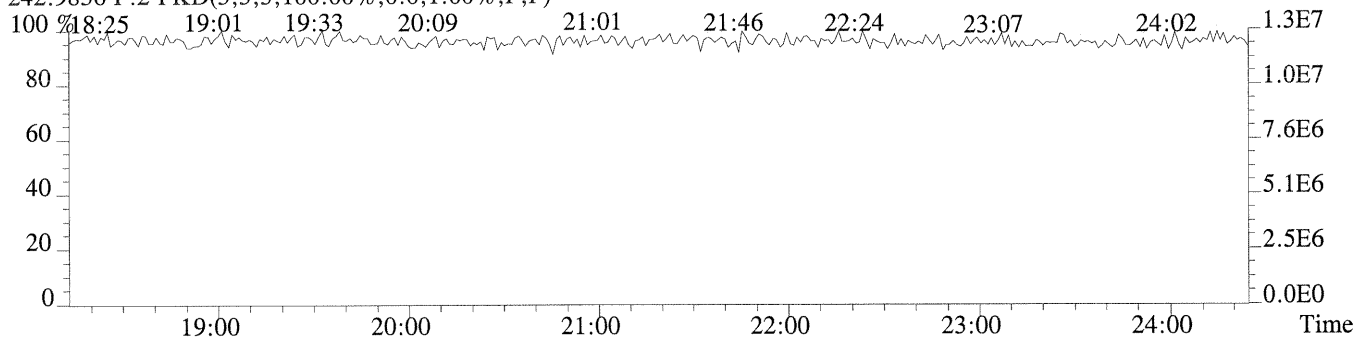
301.9626 F:2 SMO(1,3) BSUB(128,15,-3.0) PKD(3,3,3,0.10%,4396.0,1.00%,F,F)



303.9597 F:2 SMO(1,3) BSUB(128,15,-3.0) PKD(3,3,3,0.10%,1820.0,1.00%,F,F)



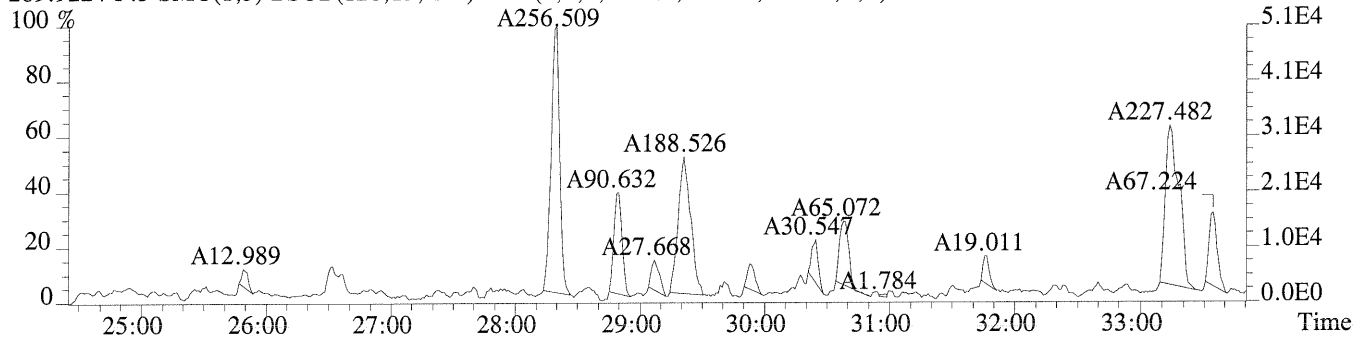
242.9856 F:2 PKD(3,3,3,100.00%,0.0,1.00%,F,F)



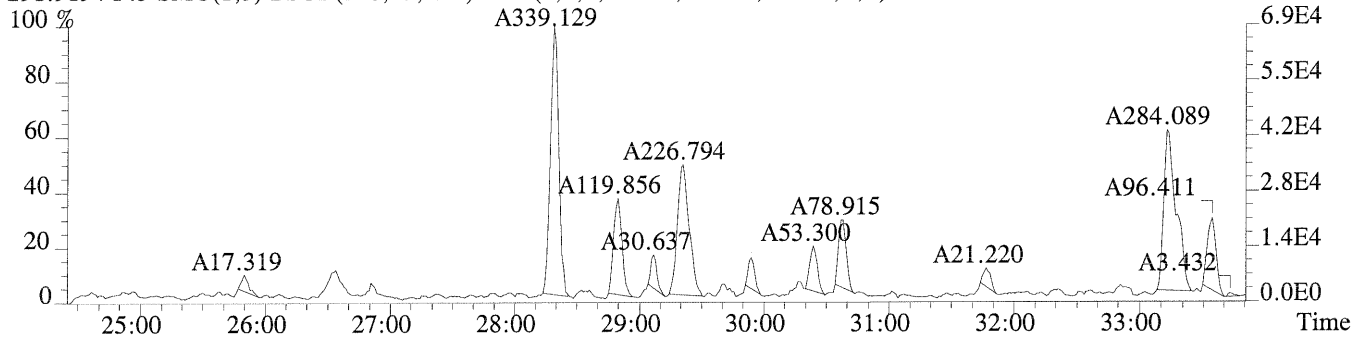
File:U220193 #1-603 Acq:25-AUG-2009 12:17:33 Probe EI+ Magnet SIR VG BioTech Mass spectf

Sample#1 Exp:EQ0900316-02 LCS

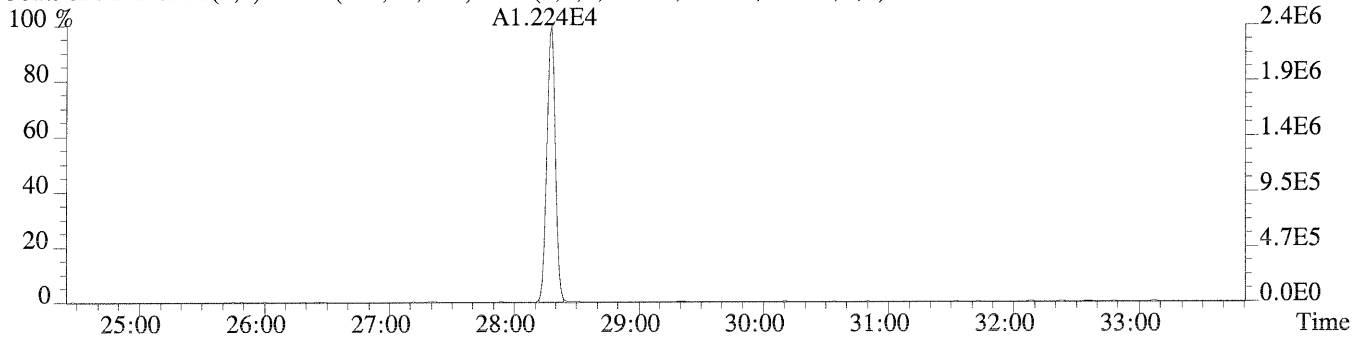
289.9224 F:3 SMO(1,3) BSUB(128,15,-3.0) PKD(3,3,3,0.10%,2480.0,1.00%,F,F)



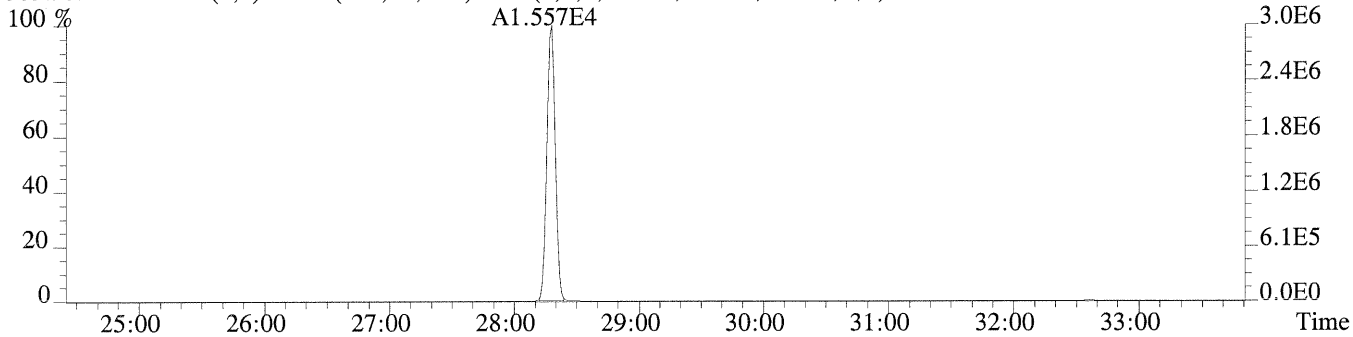
291.9194 F:3 SMO(1,3) BSUB(128,15,-3.0) PKD(3,3,3,0.10%,2404.0,1.00%,F,F)



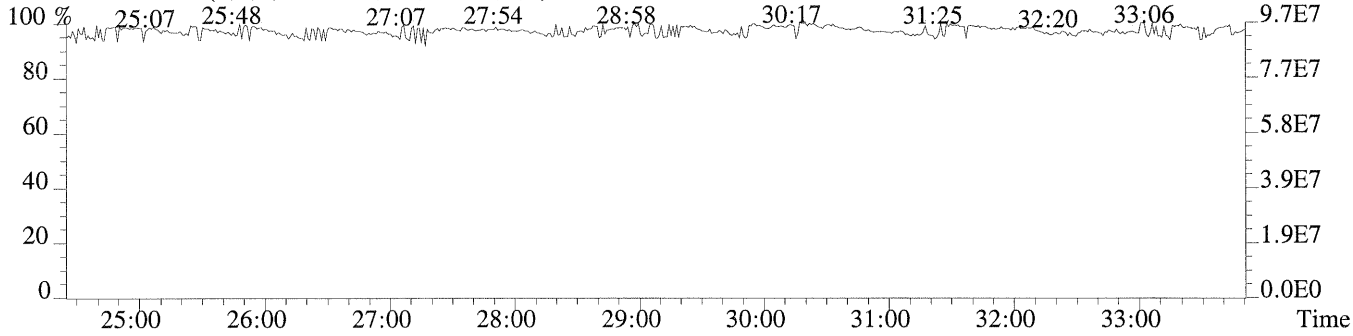
301.9626 F:3 SMO(1,3) BSUB(128,15,-3.0) PKD(3,3,3,0.10%,1900.0,1.00%,F,F)



303.9597 F:3 SMO(1,3) BSUB(128,15,-3.0) PKD(3,3,3,0.10%,1808.0,1.00%,F,F)

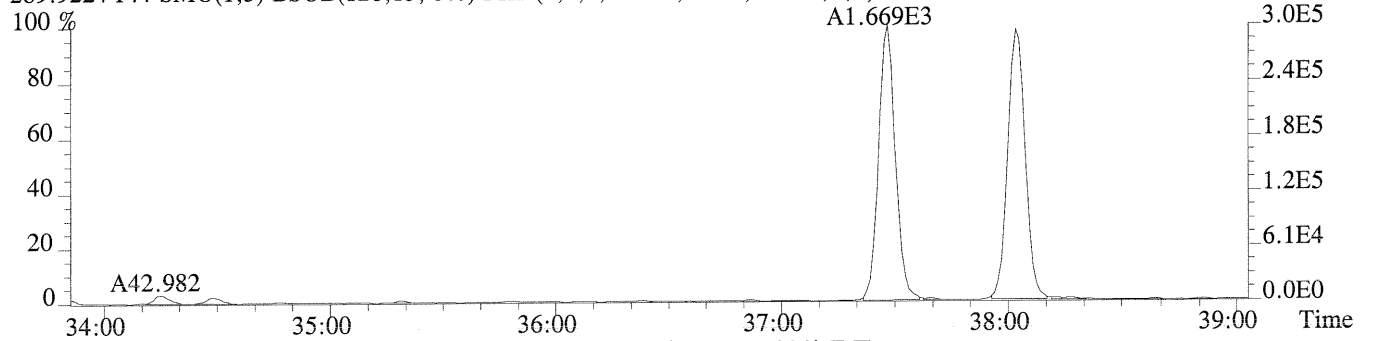


280.9825 F:3 PKD(3,3,3,100.00%,0.0,1.00%,F,F)

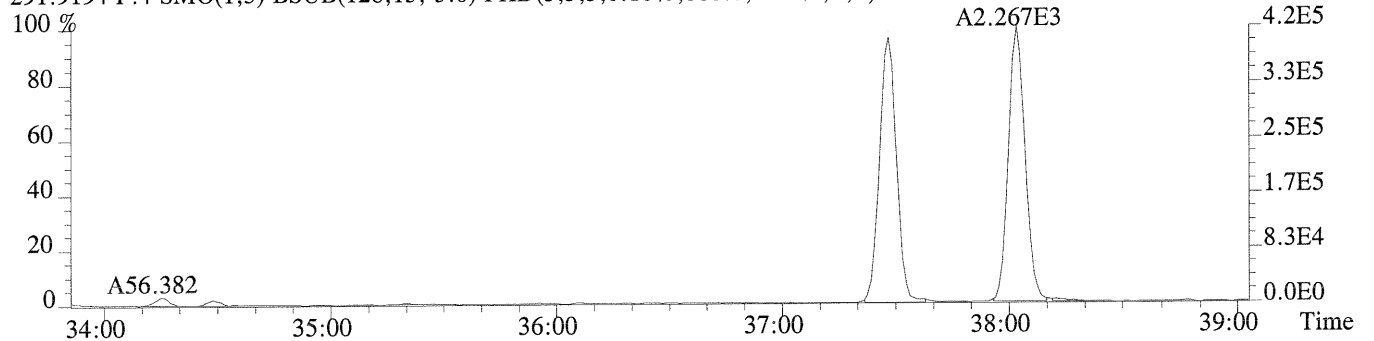


Sample#1 Exp:EQ0900316-02 LCS

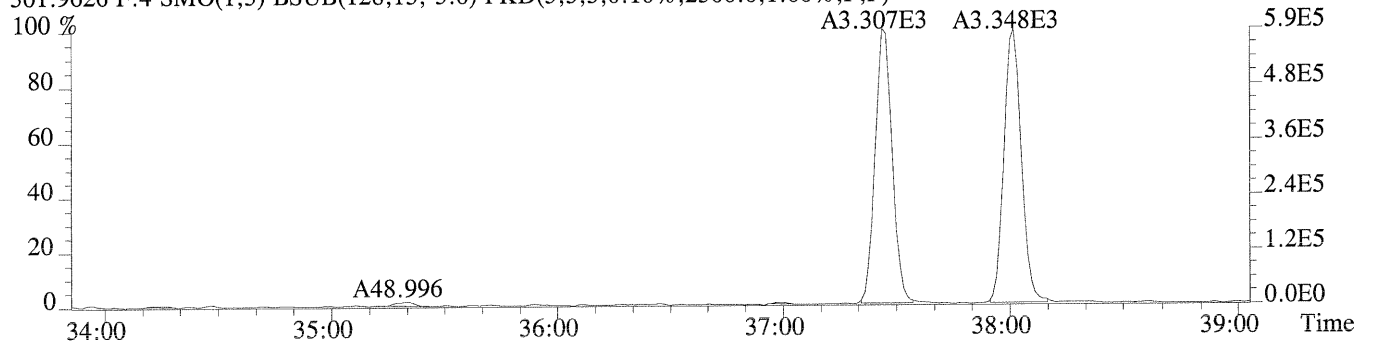
289.9224 F:4 SMO(1,3) BSUB(128,15,-3.0) PKD(3,3,3,0.10%,792.0,1.00%,F,F)




291.9194 F:4 SMO(1,3) BSUB(128,15,-3.0) PKD(3,3,3,0.10%,888.0,1.00%,F,F)



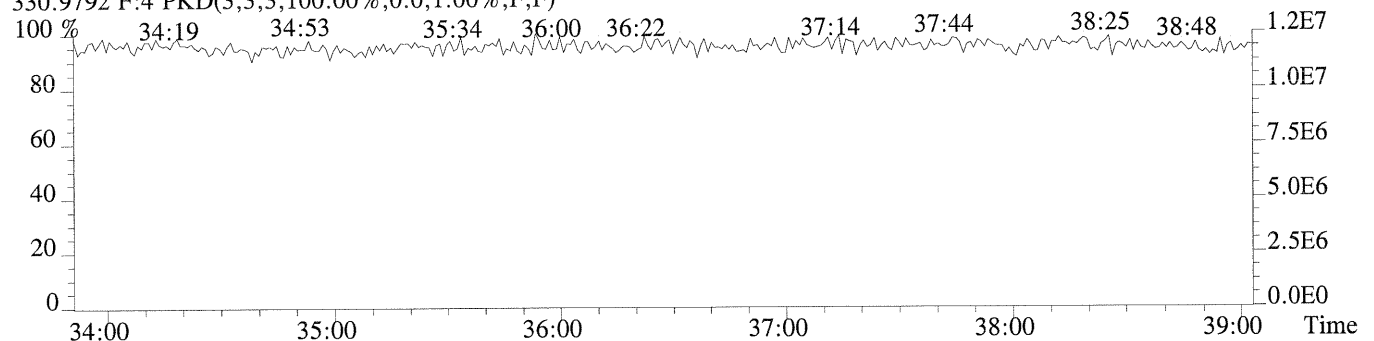
301.9626 F:4 SMO(1,3) BSUB(128,15,-3.0) PKD(3,3,3,0.10%,2300.0,1.00%,F,F)



303.9597 F:4 SMO(1,3) BSUB(128,15,-3.0) PKD(3,3,3,0.10%,1284.0,1.00%,F,F)



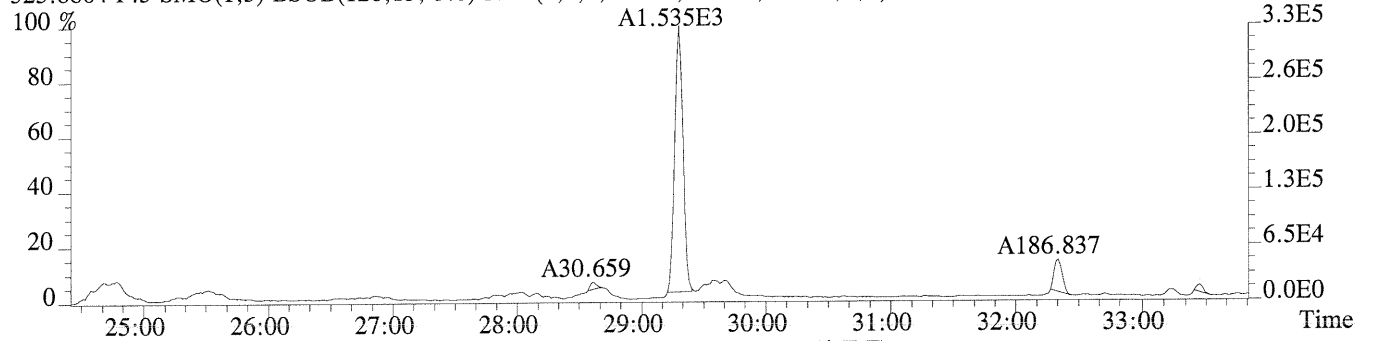
330.9792 F:4 PKD(3,3,3,100.00%,0.0,1.00%,F,F)



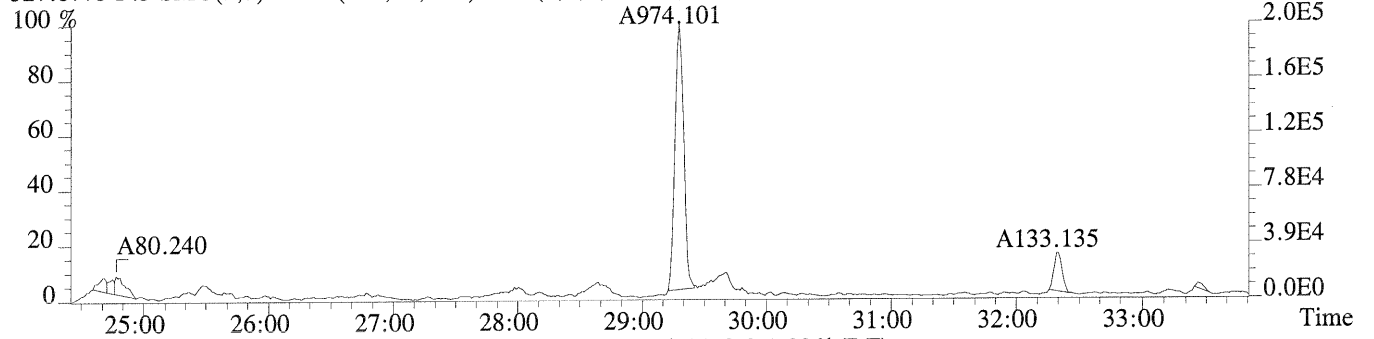
File:U220193 #1-603 Acq:25-AUG-2009 12:17:33 Probe EI+ Magnet SIR VG BioTech Mass spectf

Sample#1 Exp:EQ0900316-02 LCS

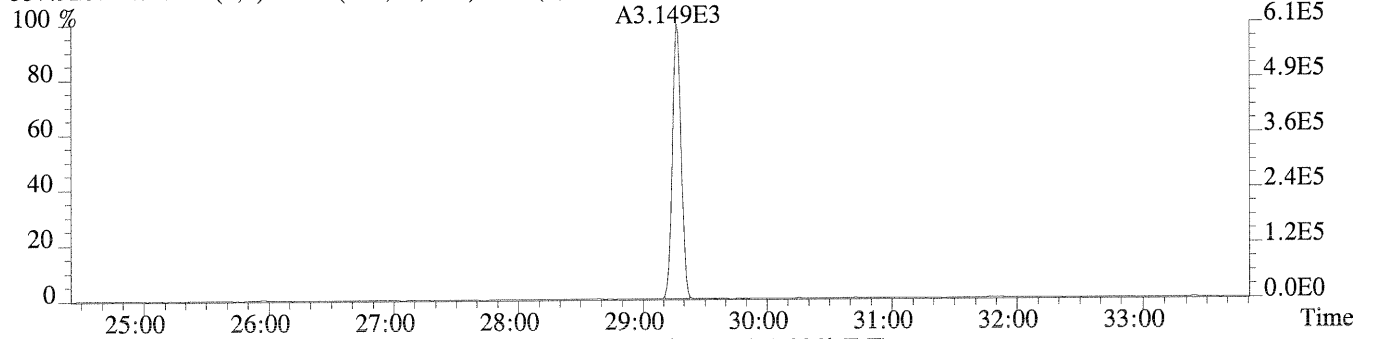
325.8804 F:3 SMO(1,3) BSUB(128,15,-3.0) PKD(3,3,3,0.10%,6612.0,1.00%,F,F)



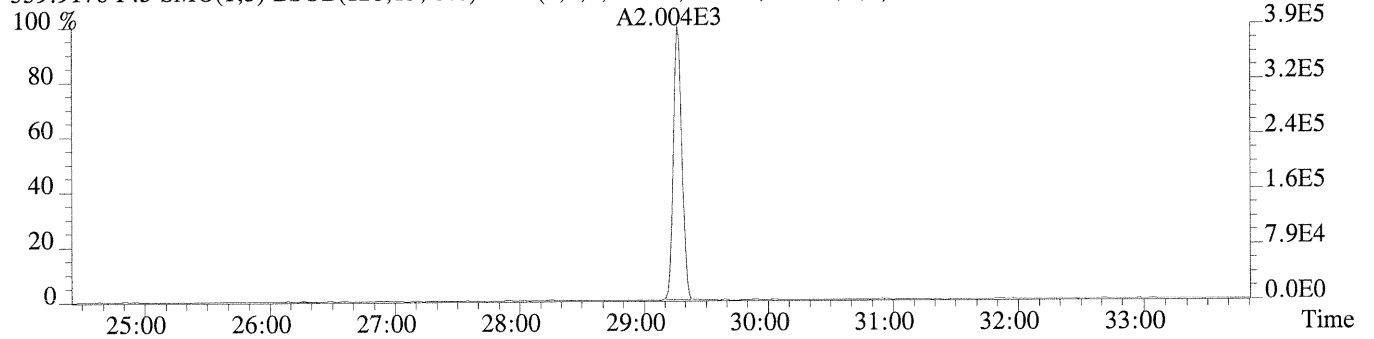
327.8775 F:3 SMO(1,3) BSUB(128,15,-3.0) PKD(3,3,3,0.10%,3668.0,1.00%,F,F)



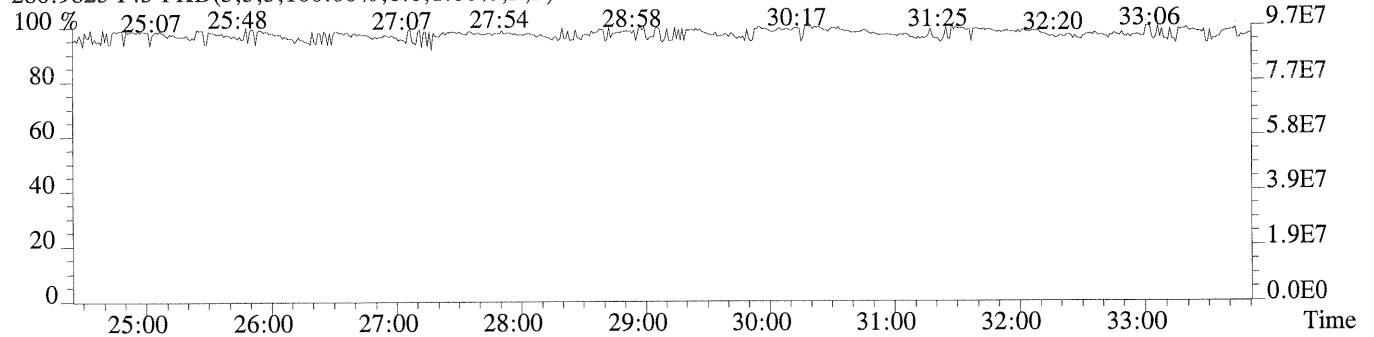
337.9207 F:3 SMO(1,3) BSUB(128,15,-3.0) PKD(3,3,3,0.10%,1472.0,1.00%,F,F)



339.9178 F:3 SMO(1,3) BSUB(128,15,-3.0) PKD(3,3,3,0.10%,1124.0,1.00%,F,F)



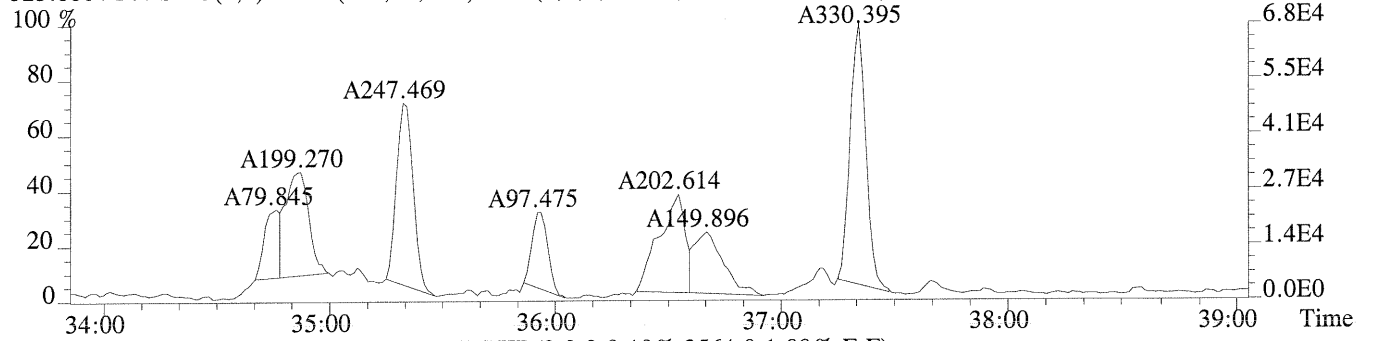
280.9825 F:3 PKD(3,3,3,100.00%,0.0,1.00%,F,F)



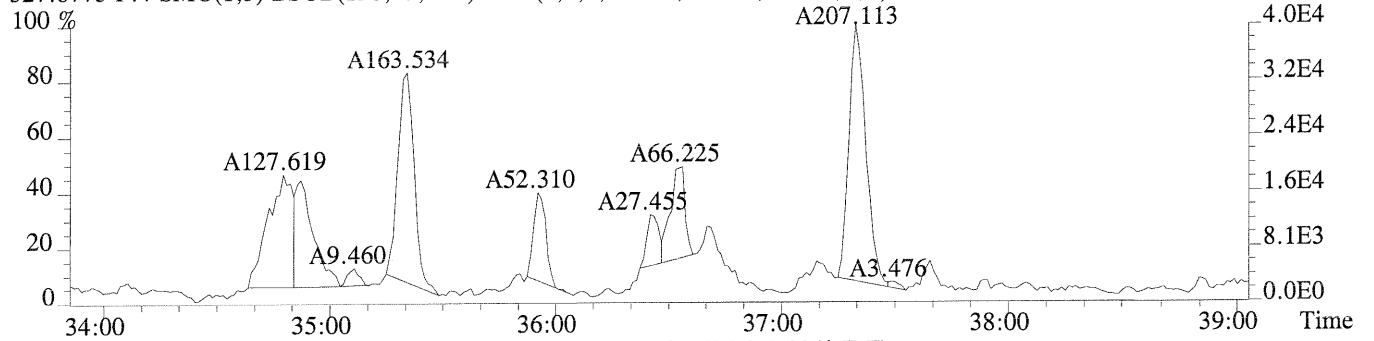
File:U220193 #1-333 Acq:25-AUG-2009 12:17:33 Probe EI+ Magnet SIR VG BioTech Mass spectf

Sample#1 Exp:EQ0900316-02 LCS

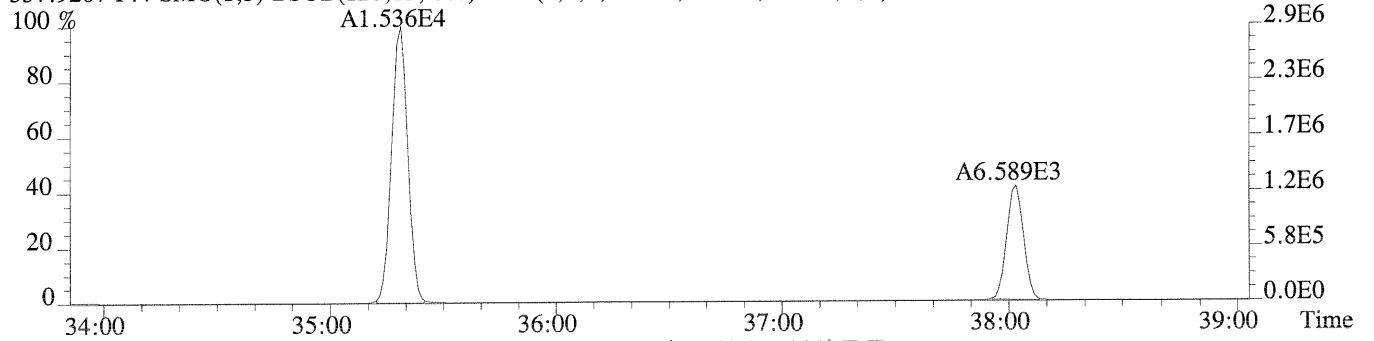
325.8804 F:4 SMO(1,3) BSUB(128,15,-3.0) PKD(3,3,3,0.10%,2224.0,1.00%,F,F)



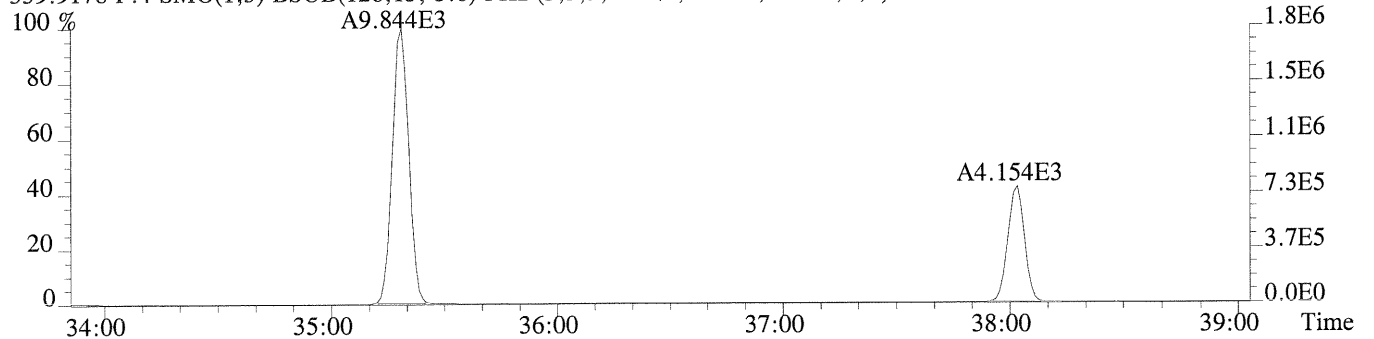
327.8775 F:4 SMO(1,3) BSUB(128,15,-3.0) PKD(3,3,3,0.10%,2564.0,1.00%,F,F)



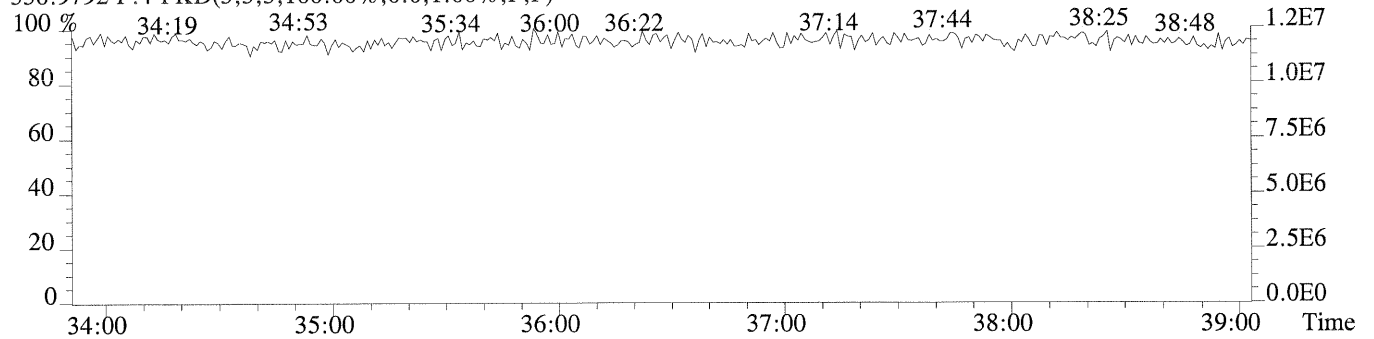
337.9207 F:4 SMO(1,3) BSUB(128,15,-3.0) PKD(3,3,3,0.10%,1604.0,1.00%,F,F)



339.9178 F:4 SMO(1,3) BSUB(128,15,-3.0) PKD(3,3,3,0.10%,1564.0,1.00%,F,F)



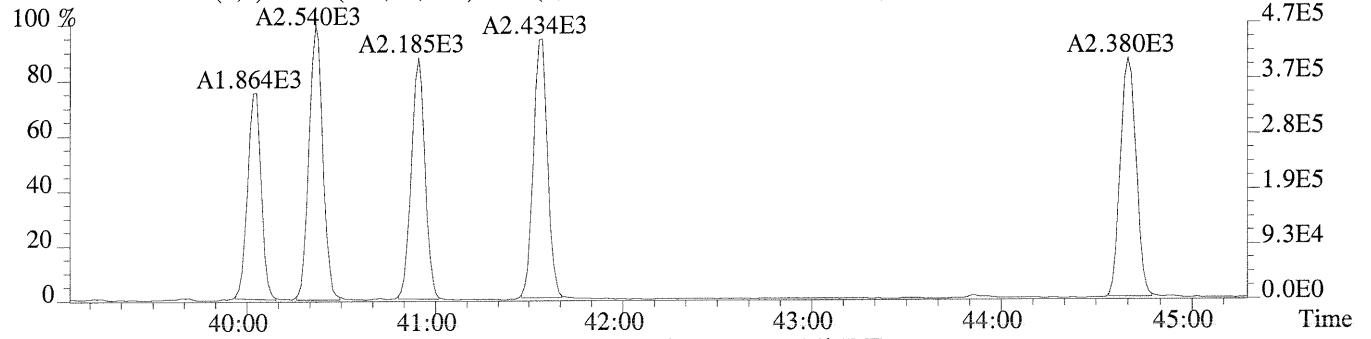
330.9792 F:4 PKD(3,3,3,100.00%,0.0,1.00%,F,F)



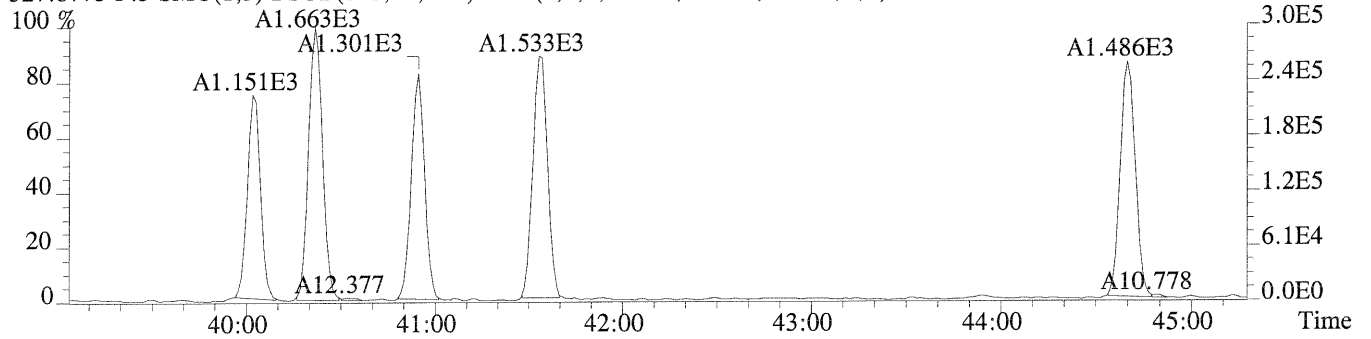
File:U220193 #1-399 Acq:25-AUG-2009 12:17:33 Probe EI+ Magnet SIR VG BioTech Mass spectf

Sample#1 Exp:EQ0900316-02 LCS

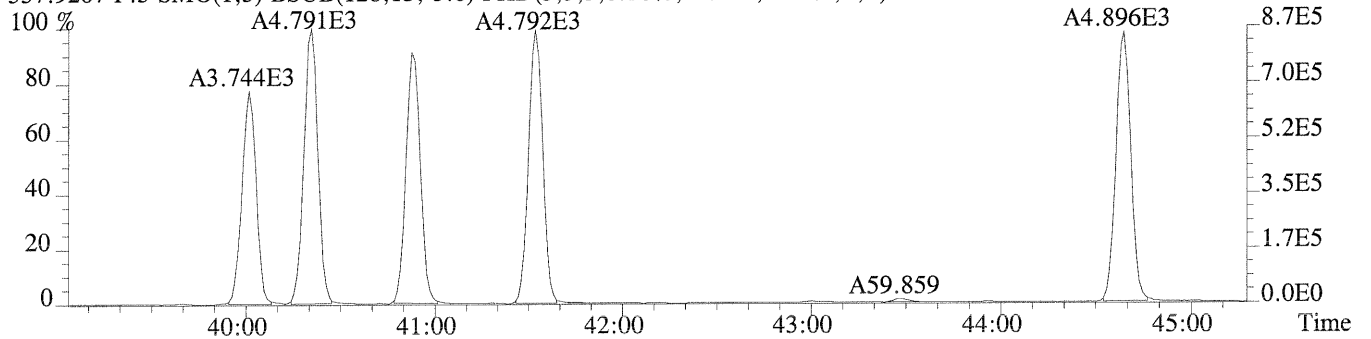
325.8804 F:5 SMO(1,3) BSUB(128,15,-3.0) PKD(3,3,3,0.10%,2688.0,1.00%,F,F)



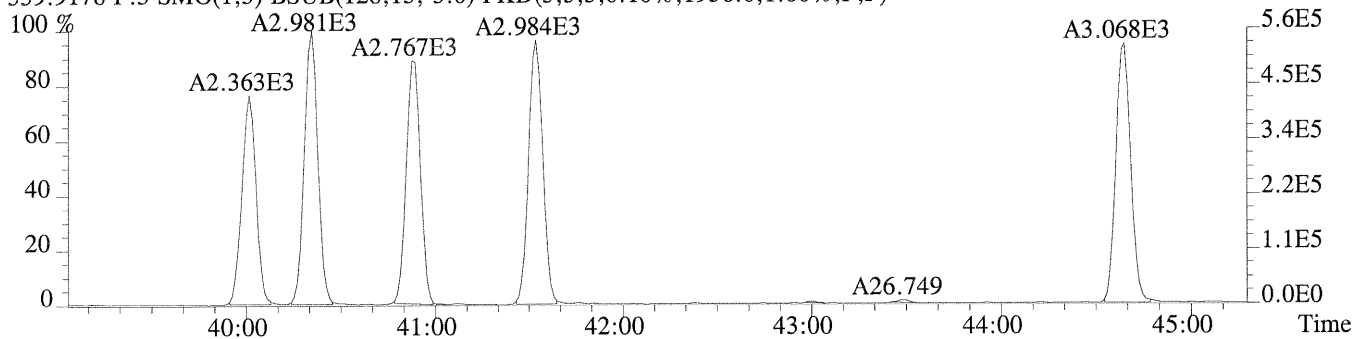
327.8775 F:5 SMO(1,3) BSUB(128,15,-3.0) PKD(3,3,3,0.10%,3228.0,1.00%,F,F)



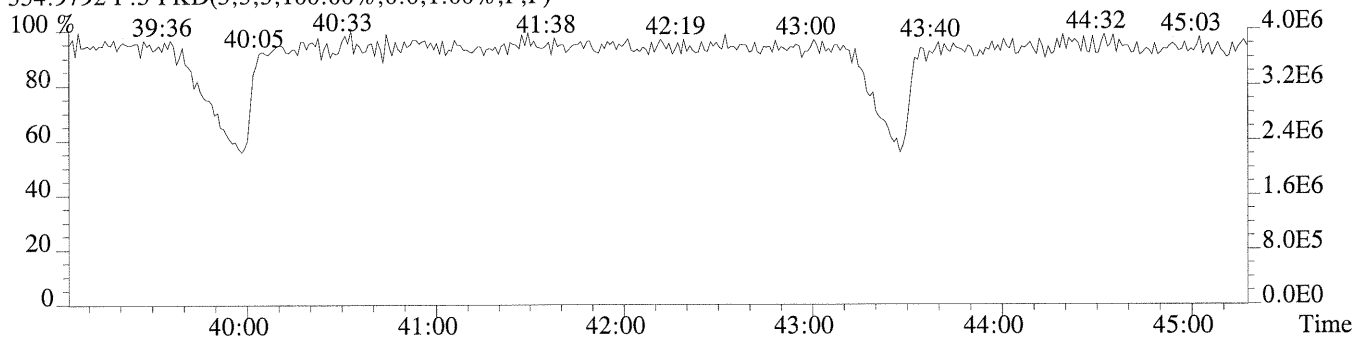
337.9207 F:5 SMO(1,3) BSUB(128,15,-3.0) PKD(3,3,3,0.10%,2156.0,1.00%,F,F)



339.9178 F:5 SMO(1,3) BSUB(128,15,-3.0) PKD(3,3,3,0.10%,1956.0,1.00%,F,F)



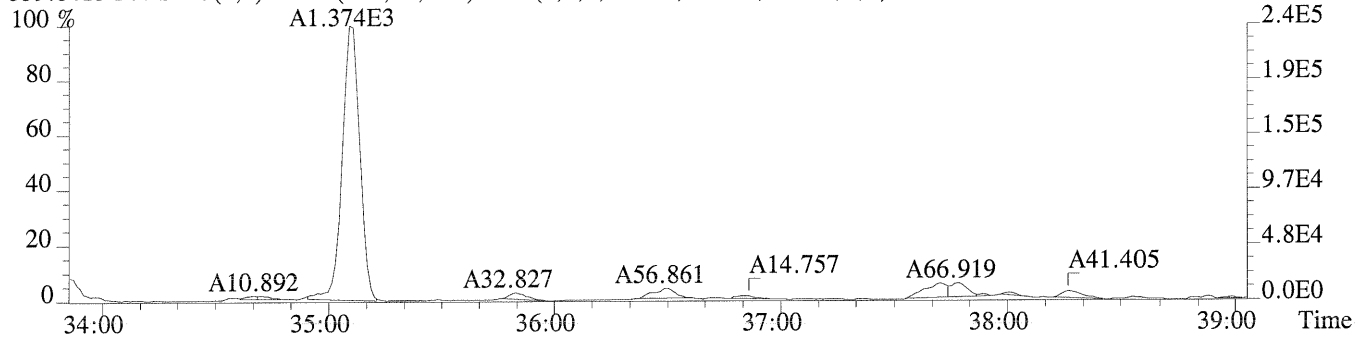
354.9792 F:5 PKD(3,3,3,100.00%,0.0,1.00%,F,F)



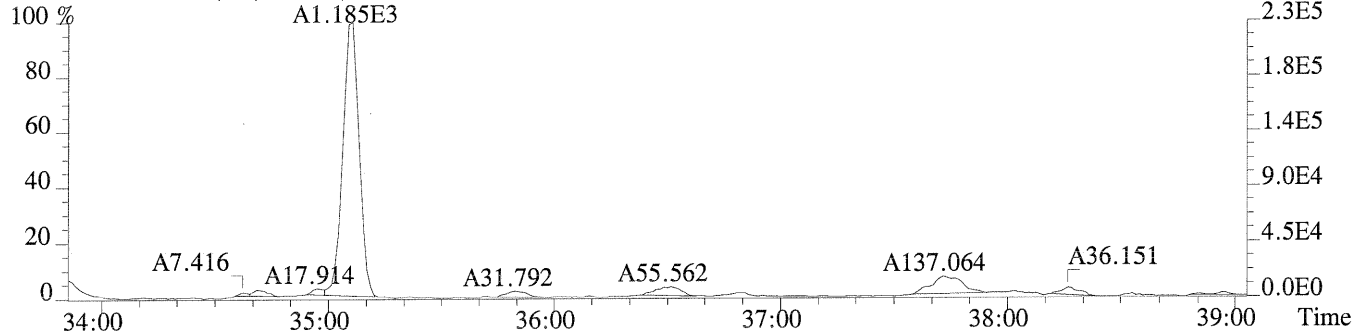
File:U220193 #1-333 Acq:25-AUG-2009 12:17:33 Probe EI+ Magnet SIR VG BioTech Mass spectf

Sample#1 Exp:EQ0900316-02 LCS

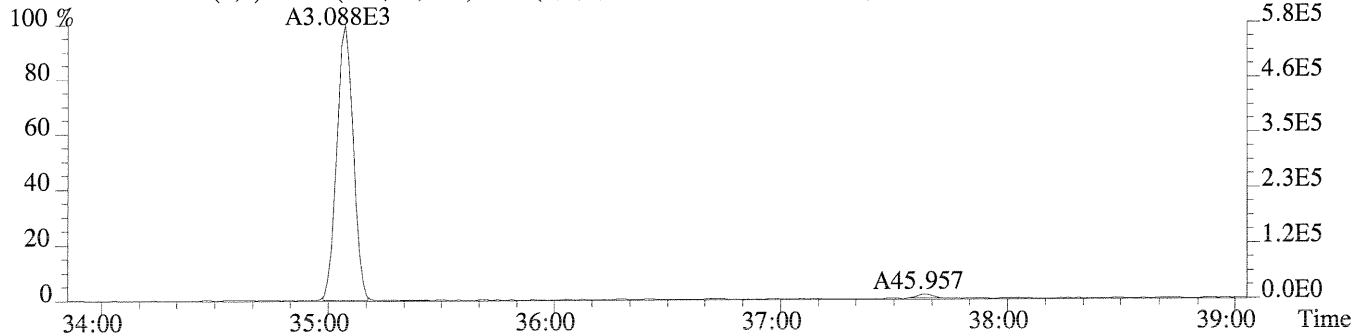
359.8415 F:4 SMO(1,3) BSUB(128,15,-3.0) PKD(3,3,3,0.10%,1144.0,1.00%,F,F)



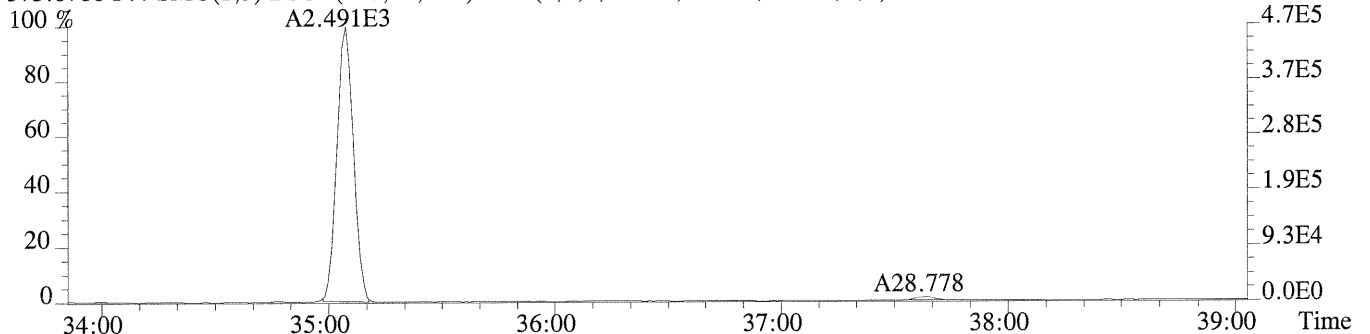
361.8385 F:4 SMO(1,3) BSUB(128,15,-3.0) PKD(3,3,3,0.10%,1260.0,1.00%,F,F)



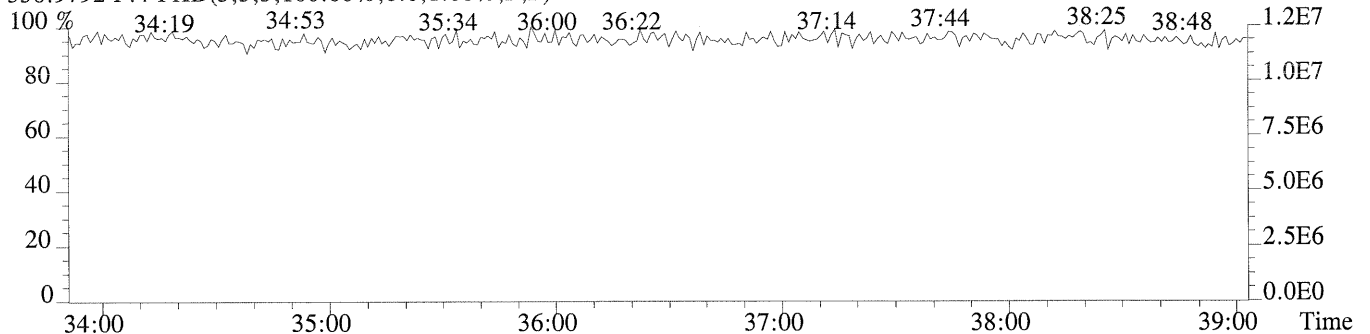
371.8817 F:4 SMO(1,3) BSUB(128,15,-3.0) PKD(3,3,3,0.10%,816.0,1.00%,F,F)



373.8788 F:4 SMO(1,3) BSUB(128,15,-3.0) PKD(3,3,3,0.10%,1032.0,1.00%,F,F)



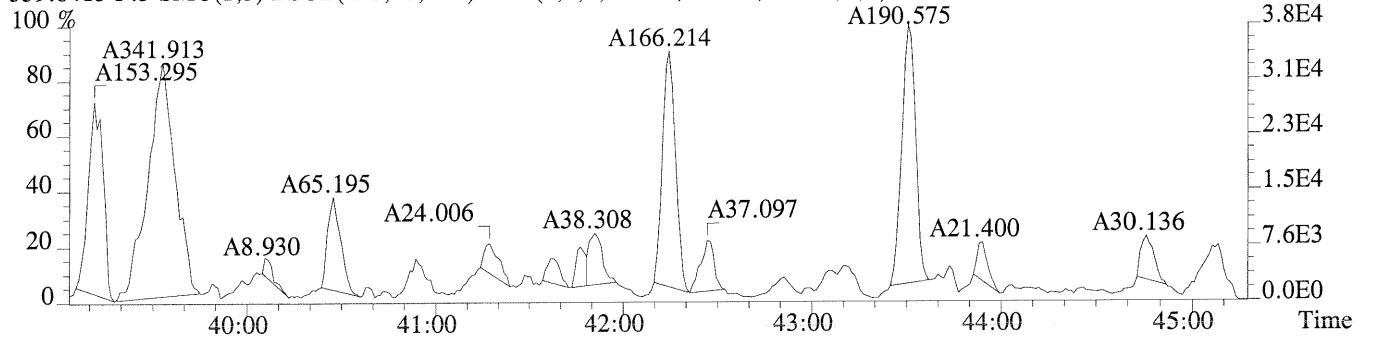
330.9792 F:4 PKD(3,3,3,100.00%,0.0,1.00%,F,F)



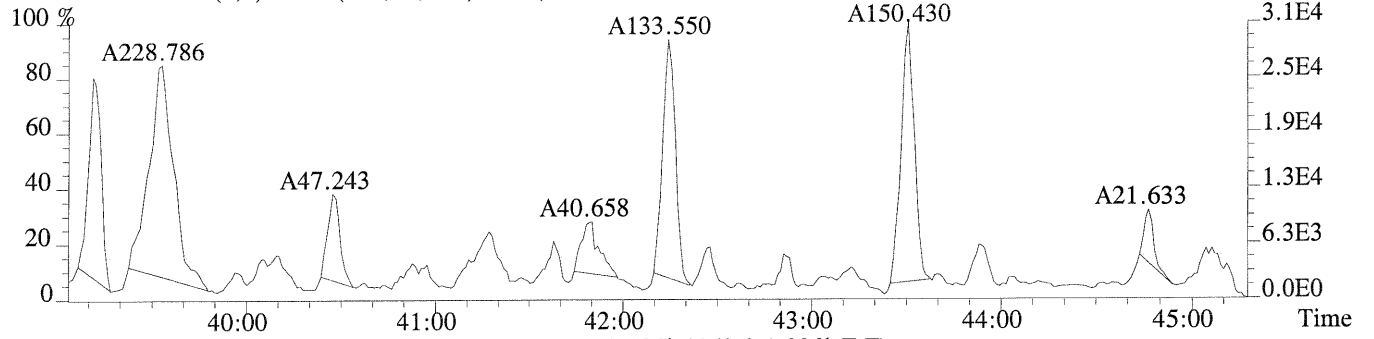
File:U220193 #1-399 Acq:25-AUG-2009 12:17:33 Probe EI+ Magnet SIR VG BioTech Mass spectf

Sample#1 Exp:EQ0900316-02 LCS

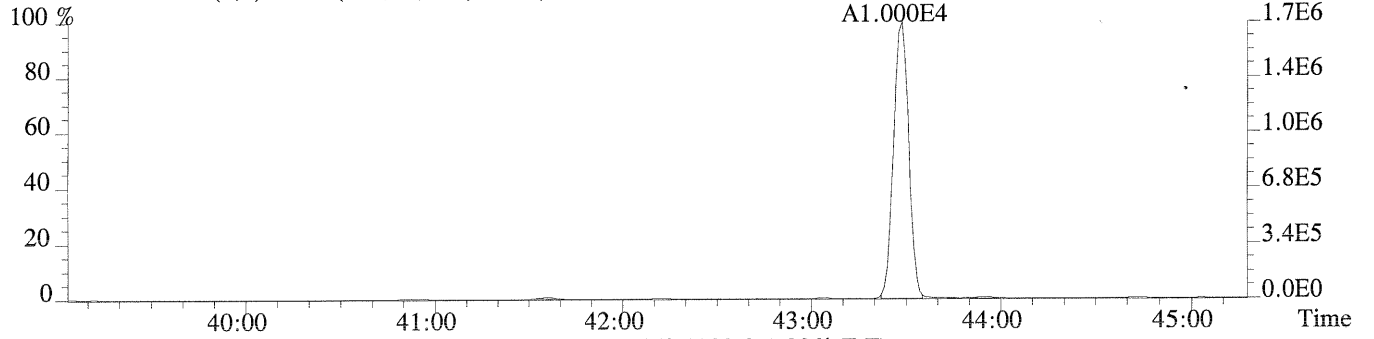
359.8415 F:5 SMO(1,3) BSUB(128,15,-3.0) PKD(3,3,3,0.10%,1808.0,1.00%,F,F)



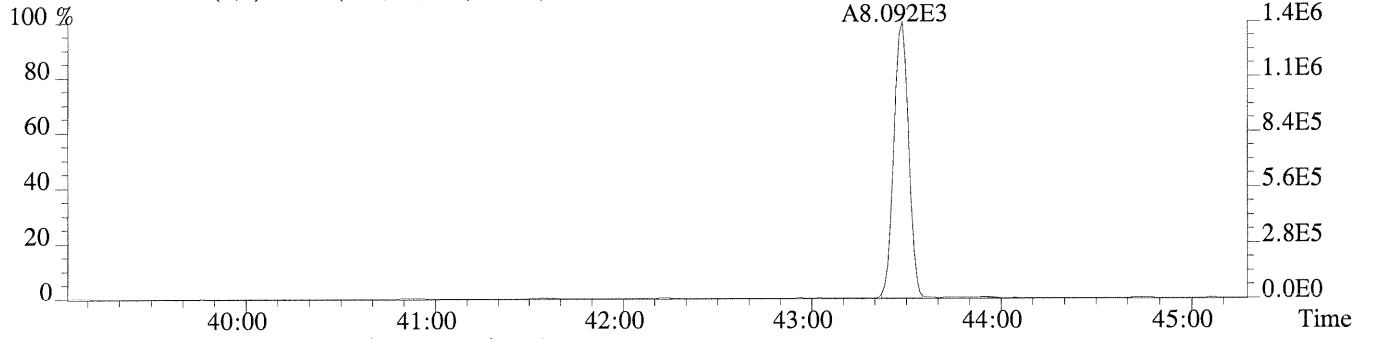
361.8385 F:5 SMO(1,3) BSUB(128,15,-3.0) PKD(3,3,3,0.10%,2428.0,1.00%,F,F)



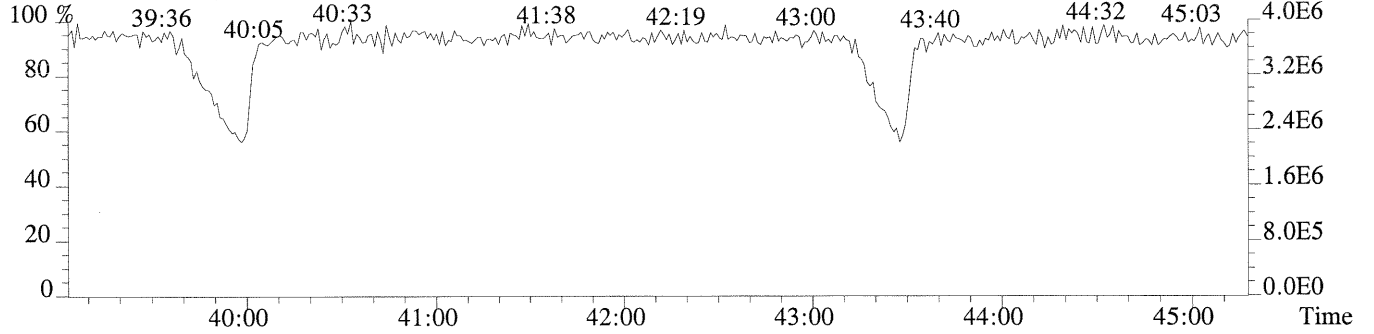
371.8817 F:5 SMO(1,3) BSUB(128,15,-3.0) PKD(3,3,3,0.10%,1160.0,1.00%,F,F)



373.8788 F:5 SMO(1,3) BSUB(128,15,-3.0) PKD(3,3,3,0.10%,1092.0,1.00%,F,F)



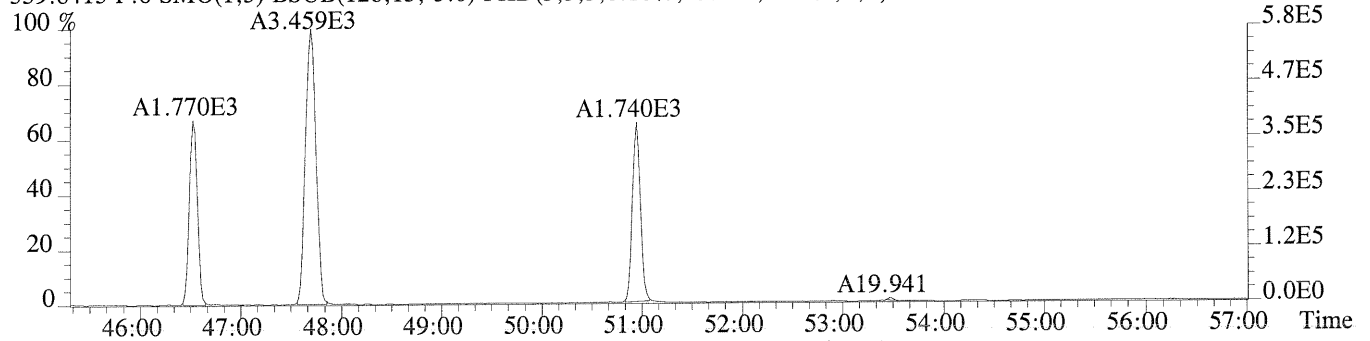
354.9792 F:5 PKD(3,3,3,100.00%,0.0,1.00%,F,F)



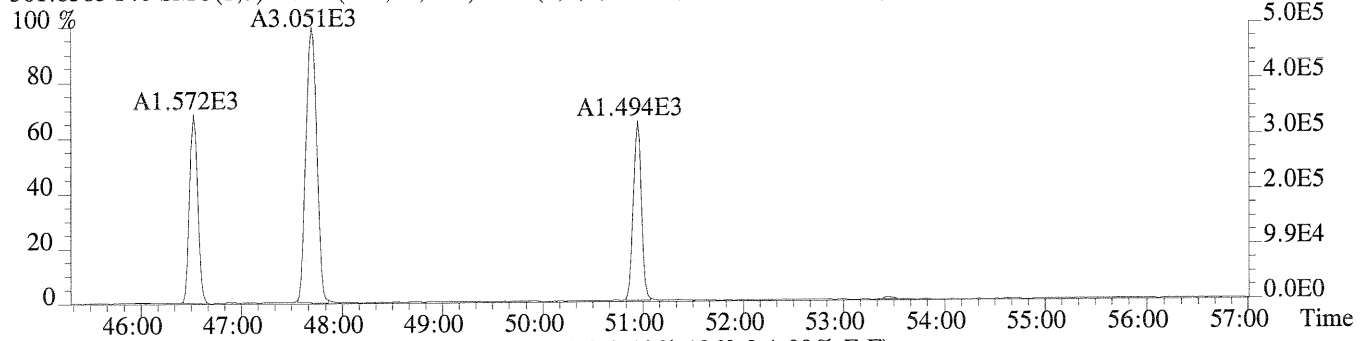
File:U220193 #1-580 Acq:25-AUG-2009 12:17:33 Probe EI+ Magnet SIR VG BioTech Mass spectf

Sample#1 Exp:EQ0900316-02 LCS

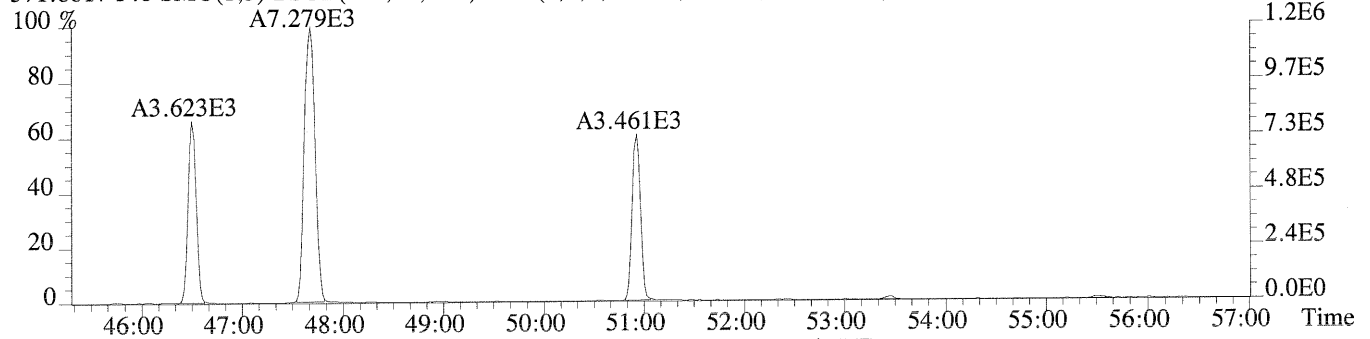
359.8415 F:6 SMO(1,3) BSUB(128,15,-3.0) PKD(3,3,3,0.10%,1356.0,1.00%,F,F)



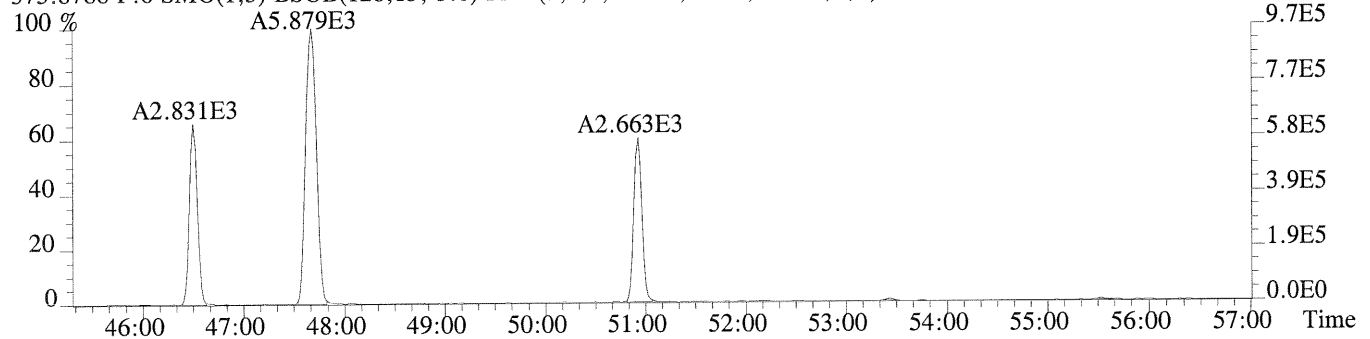
361.8385 F:6 SMO(1,3) BSUB(128,15,-3.0) PKD(3,3,3,0.10%,1088.0,1.00%,F,F)



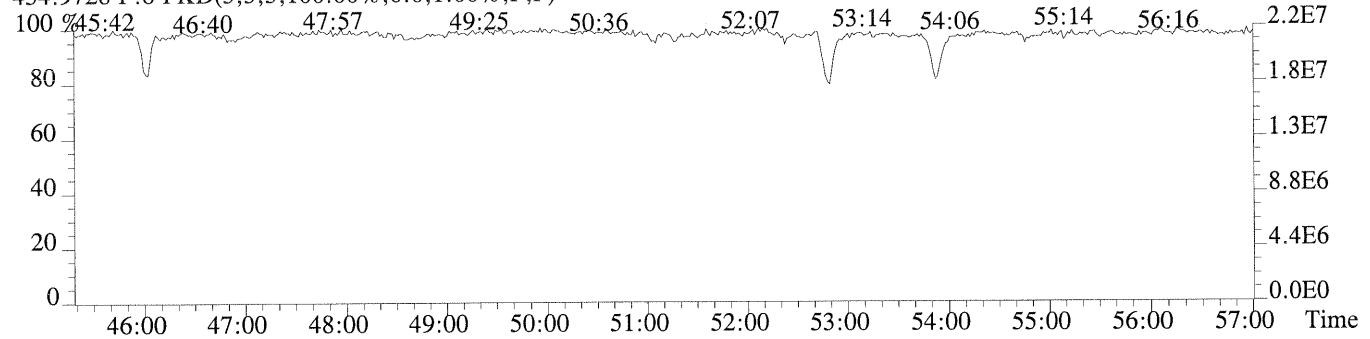
371.8817 F:6 SMO(1,3) BSUB(128,15,-3.0) PKD(3,3,3,0.10%,1360.0,1.00%,F,F)



373.8788 F:6 SMO(1,3) BSUB(128,15,-3.0) PKD(3,3,3,0.10%,968.0,1.00%,F,F)



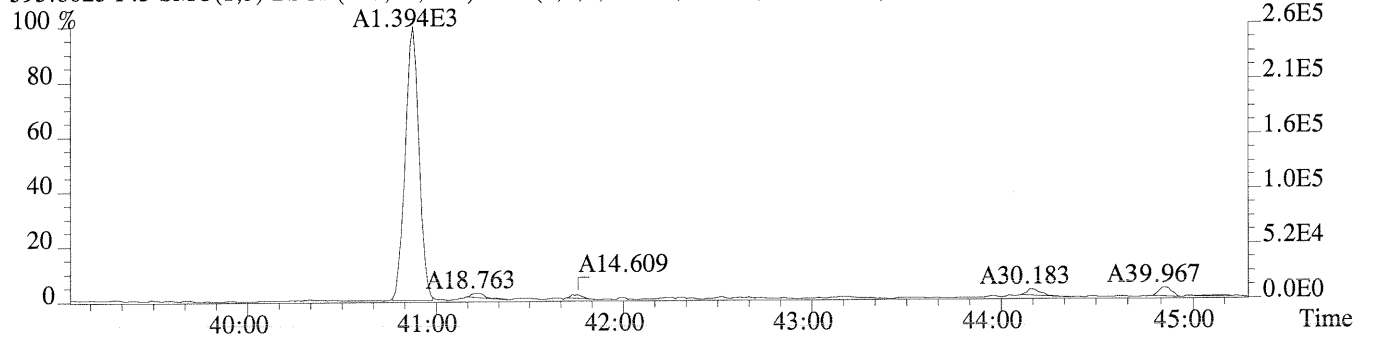
454.9728 F:6 PKD(5,3,5,100.00%,0.0,1.00%,F,F)



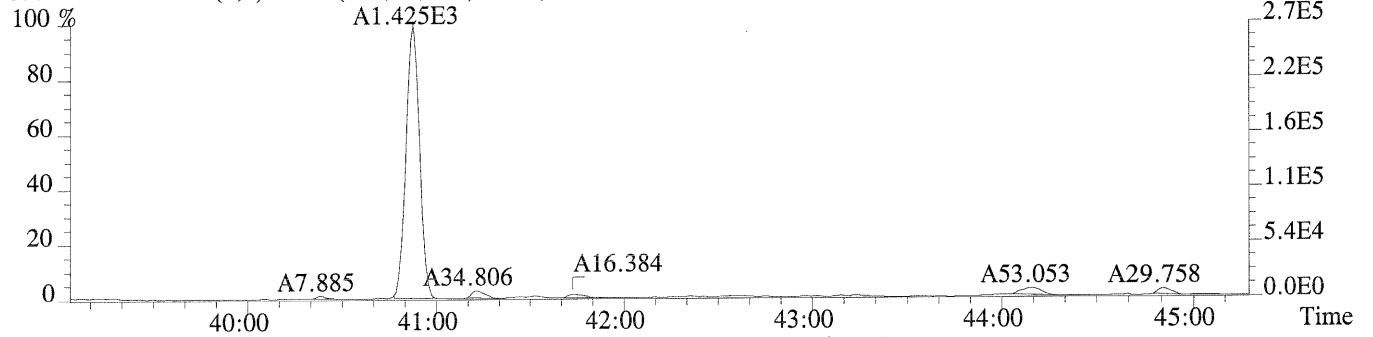
File:U220193 #1-399 Acq:25-AUG-2009 12:17:33 Probe EI+ Magnet SIR VG BioTech Mass spectf

Sample#1 Exp:EQ0900316-02 LCS

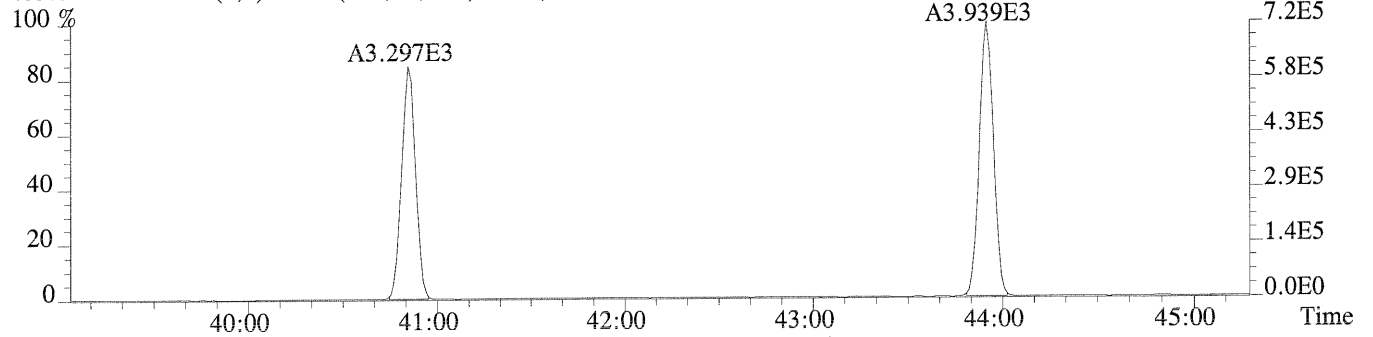
393.8025 F:5 SMO(1,3) BSUB(128,15,-3.0) PKD(3,3,3,0.10%,1732.0,1.00%,F,F)



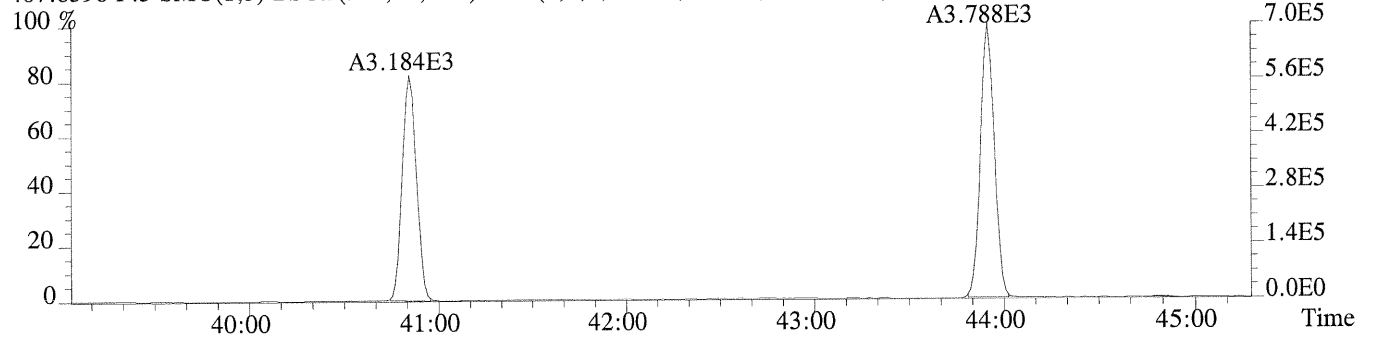
395.7995 F:5 SMO(1,3) BSUB(128,15,-3.0) PKD(3,3,3,0.10%,1056.0,1.00%,F,F)



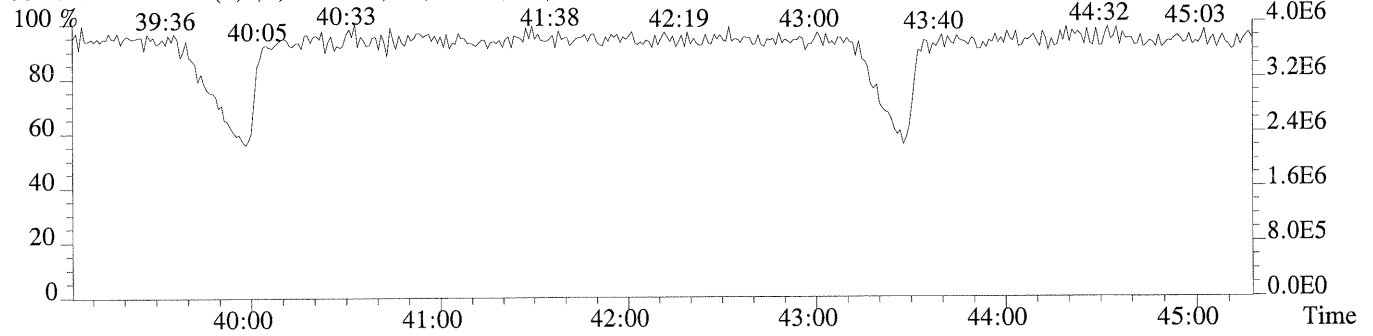
405.8428 F:5 SMO(1,3) BSUB(128,15,-3.0) PKD(3,3,3,0.10%,1712.0,1.00%,F,F)



407.8398 F:5 SMO(1,3) BSUB(128,15,-3.0) PKD(3,3,3,0.10%,1140.0,1.00%,F,F)



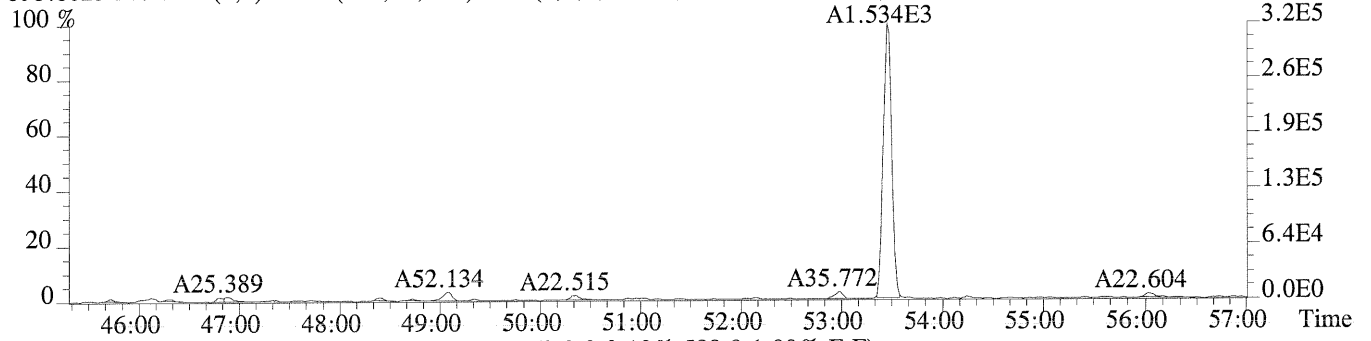
354.9792 F:5 PKD(3,3,3,100.00%,0.0,1.00%,F,F)



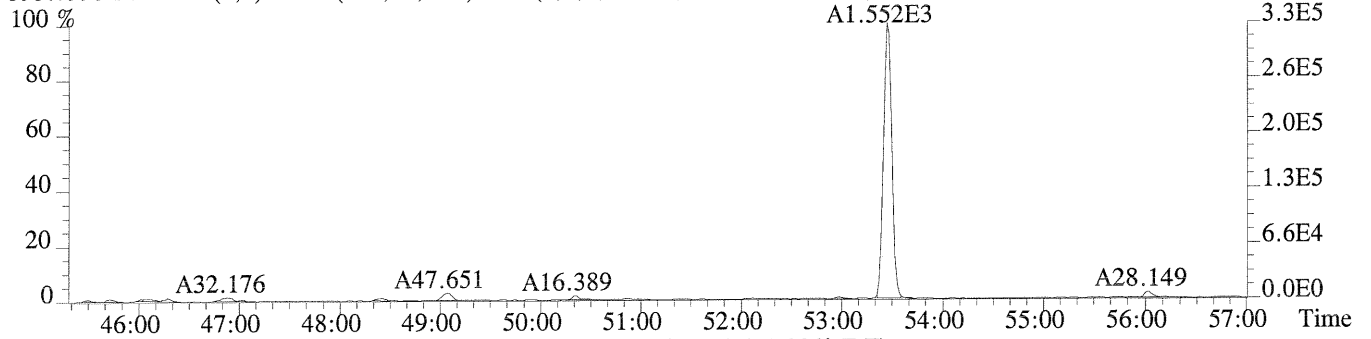
File:U220193 #1-580 Acq:25-AUG-2009 12:17:33 Probe EI+ Magnet SIR VG BioTech Mass spectf

Sample#1 Exp:EQ0900316-02 LCS

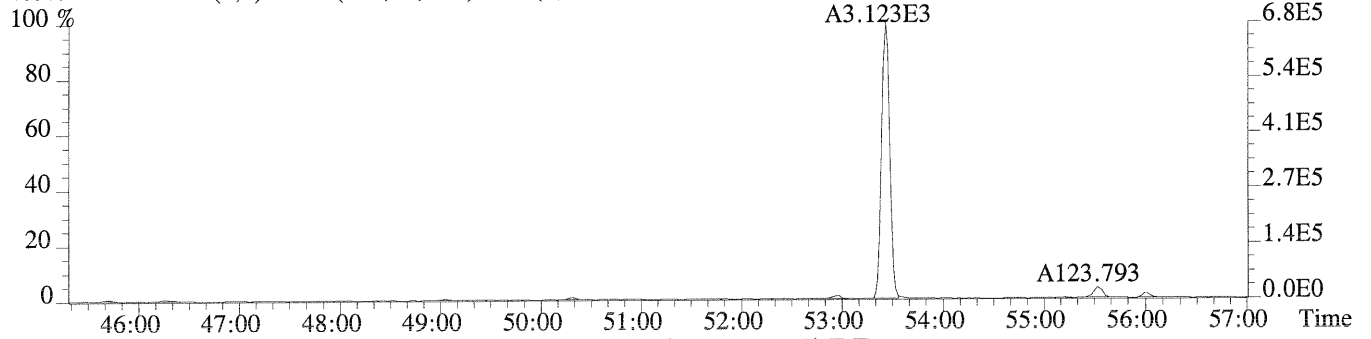
393.8025 F:6 SMO(1,3) BSUB(128,15,-3.0) PKD(3,3,3,0.10%,1048.0,1.00%,F,F)



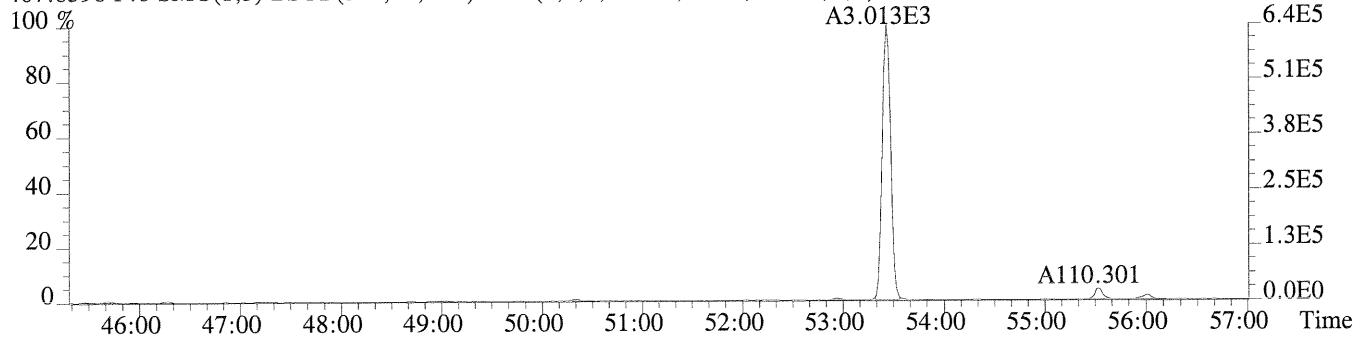
395.7995 F:6 SMO(1,3) BSUB(128,15,-3.0) PKD(3,3,3,0.10%,588.0,1.00%,F,F)



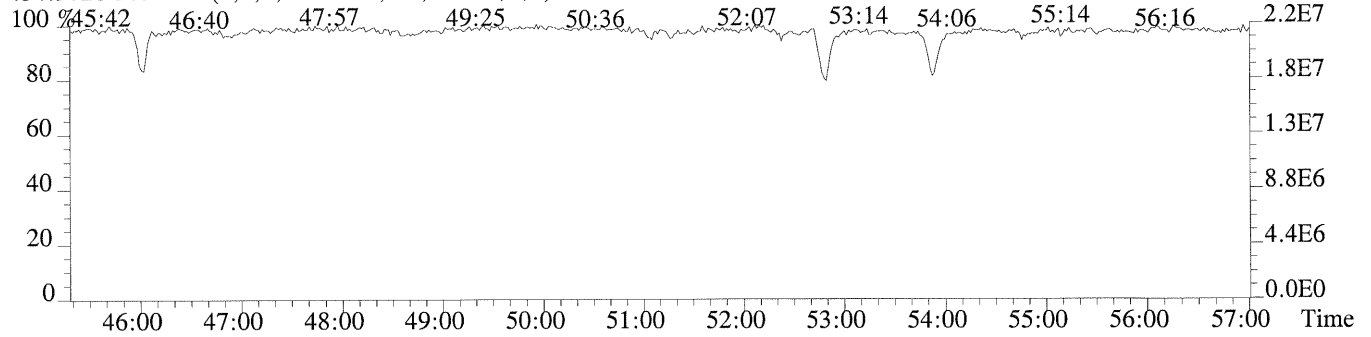
405.8428 F:6 SMO(1,3) BSUB(128,15,-3.0) PKD(3,3,3,0.10%,1272.0,1.00%,F,F)



407.8398 F:6 SMO(1,3) BSUB(128,15,-3.0) PKD(3,3,3,0.10%,812.0,1.00%,F,F)



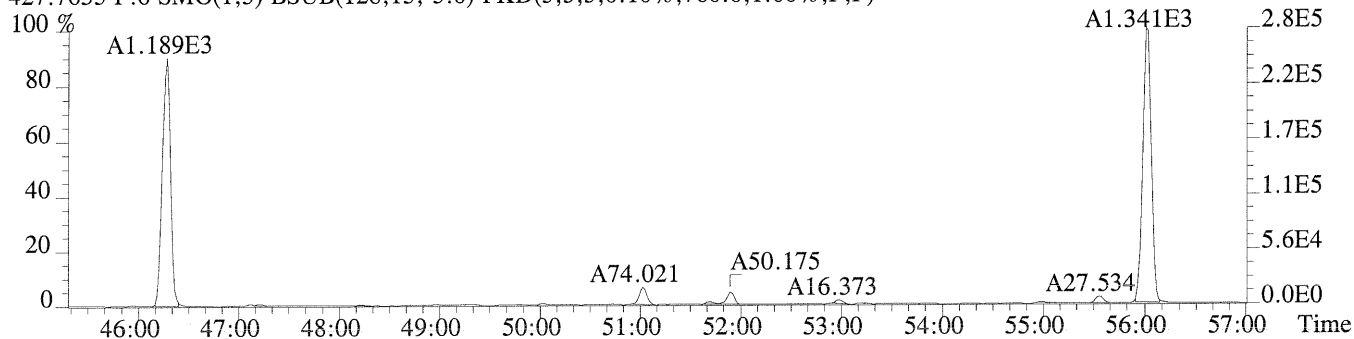
454.9728 F:6 PKD(5,3,5,100.00%,0.0,1.00%,F,F)



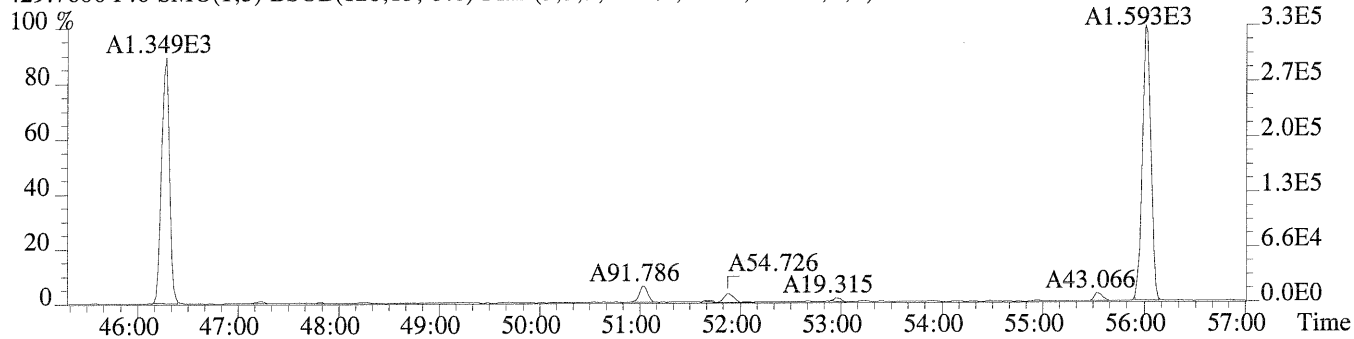
File:U220193 #1-580 Acq:25-AUG-2009 12:17:33 Probe EI+ Magnet SIR VG BioTech Mass spectf

Sample#1 Exp:EQ0900316-02 LCS

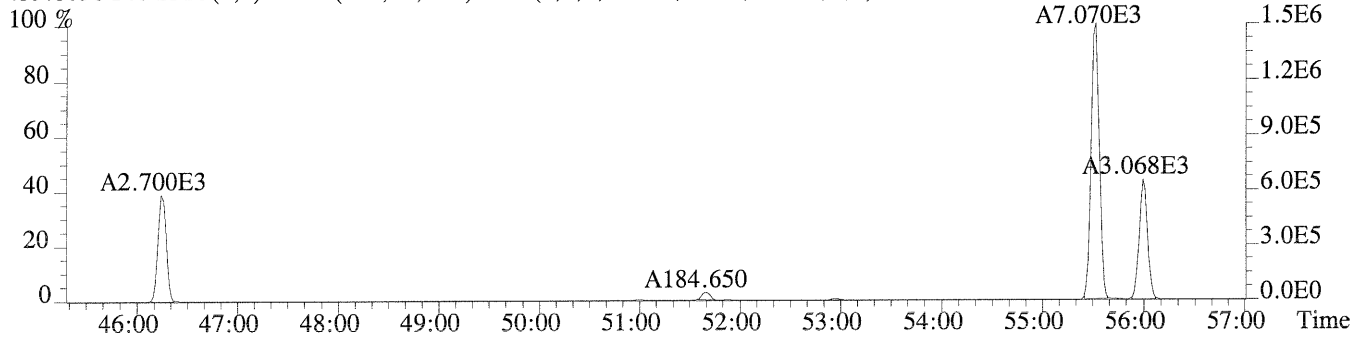
427.7635 F:6 SMO(1,3) BSUB(128,15,-3.0) PKD(3,3,3,0.10%,760.0,1.00%,F,F)



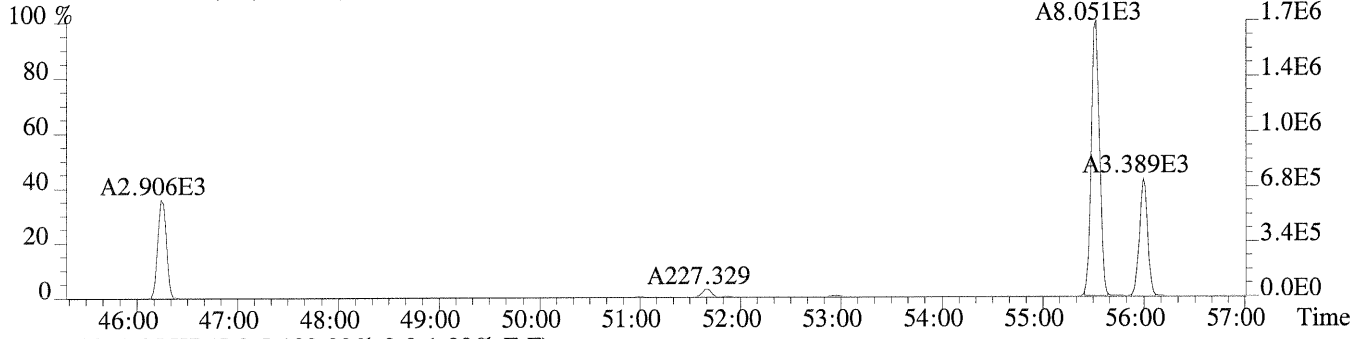
429.7606 F:6 SMO(1,3) BSUB(128,15,-3.0) PKD(3,3,3,0.10%,924.0,1.00%,F,F)



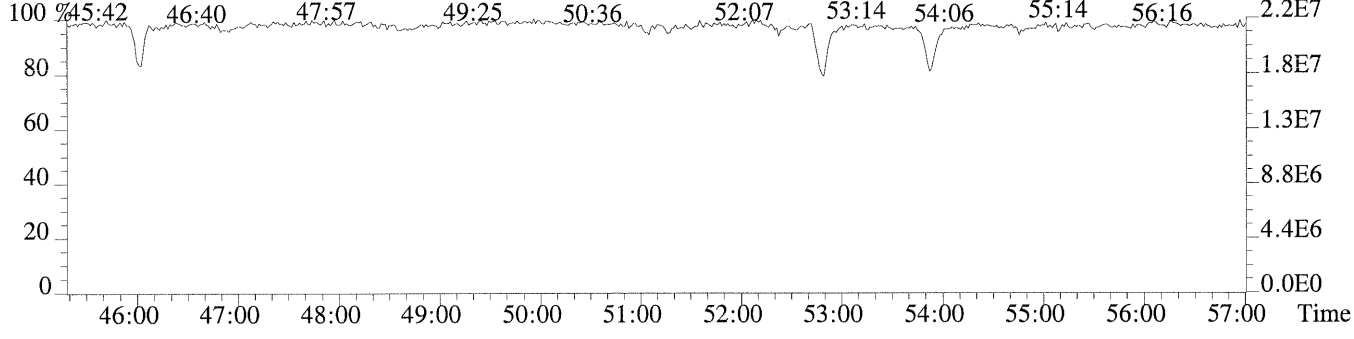
439.8038 F:6 SMO(1,3) BSUB(128,15,-3.0) PKD(3,3,3,0.10%,864.0,1.00%,F,F)



441.8008 F:6 SMO(1,3) BSUB(128,15,-3.0) PKD(3,3,3,0.10%,816.0,1.00%,F,F)



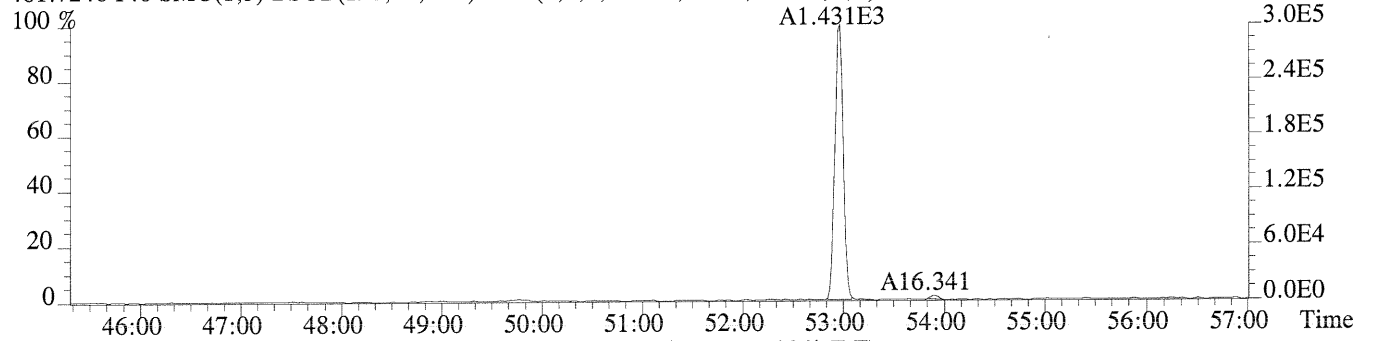
454.9728 F:6 PKD(5,3,5,100.00%,0.0,1.00%,F,F)



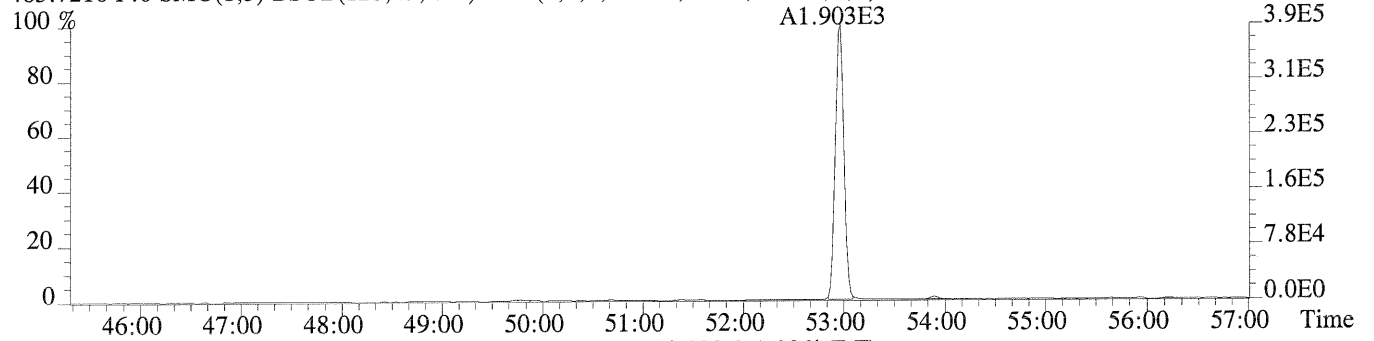
File:U220193 #1-580 Acq:25-AUG-2009 12:17:33 Probe EI+ Magnet SIR VG BioTech Mass spectf

Sample#1 Exp:EQ0900316-02 LCS

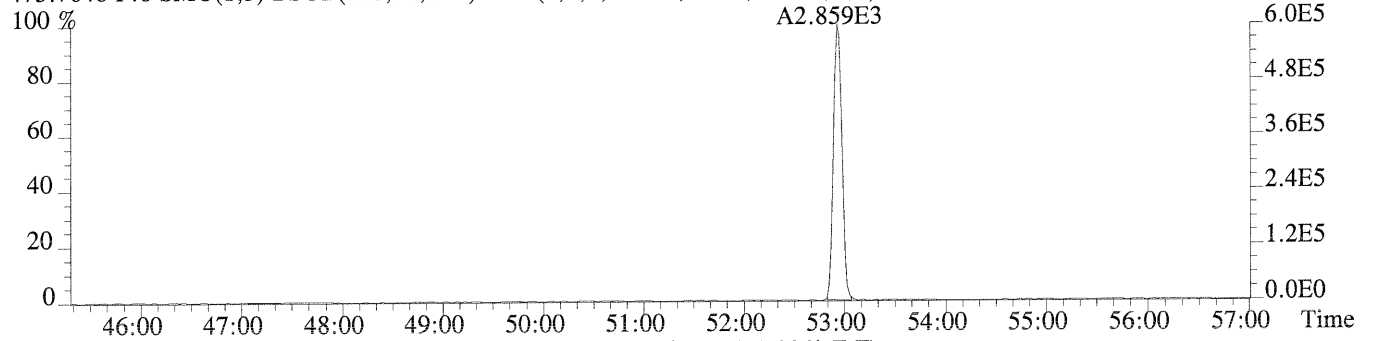
461.7246 F:6 SMO(1,3) BSUB(128,15,-3.0) PKD(3,3,3,0.10%,852.0,1.00%,F,F)



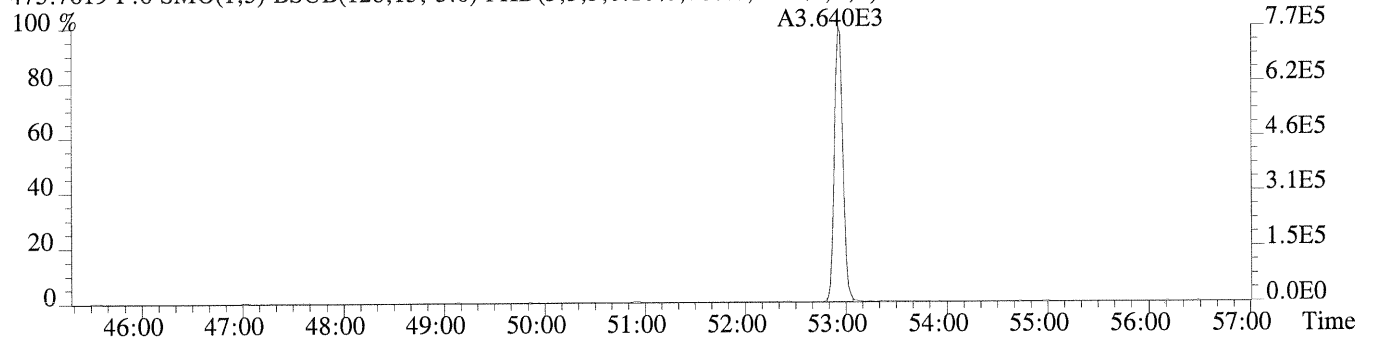
463.7216 F:6 SMO(1,3) BSUB(128,15,-3.0) PKD(3,3,3,0.10%,928.0,1.00%,F,F)



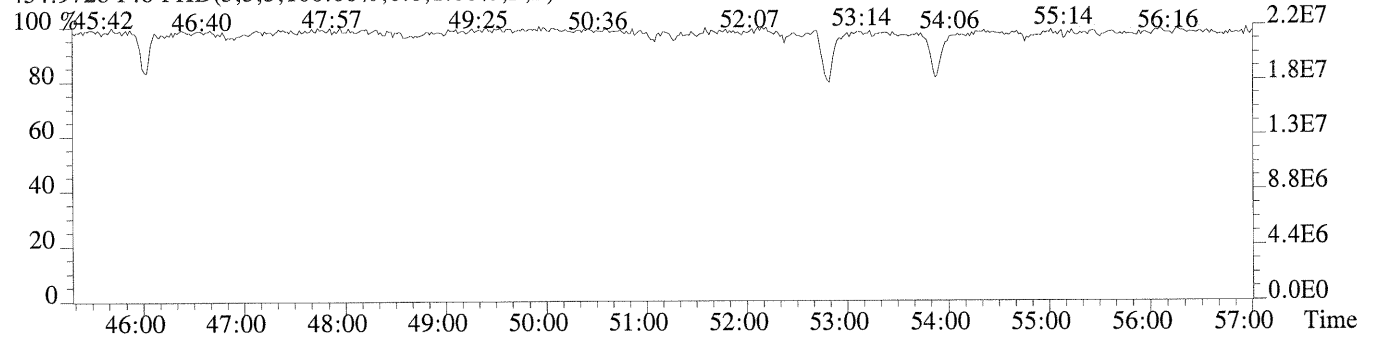
473.7648 F:6 SMO(1,3) BSUB(128,15,-3.0) PKD(3,3,3,0.10%,888.0,1.00%,F,F)



475.7619 F:6 SMO(1,3) BSUB(128,15,-3.0) PKD(3,3,3,0.10%,760.0,1.00%,F,F)



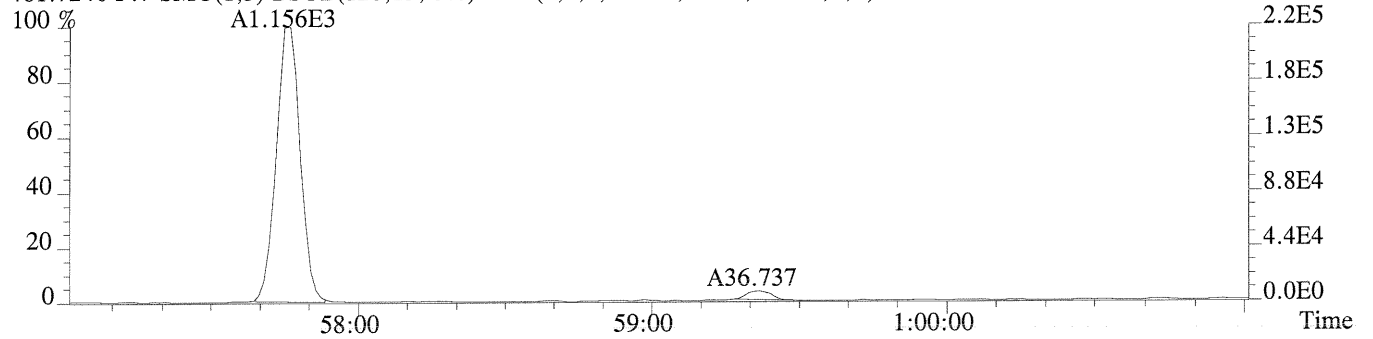
454.9728 F:6 PKD(5,3,5,100.00%,0.0,1.00%,F,F)



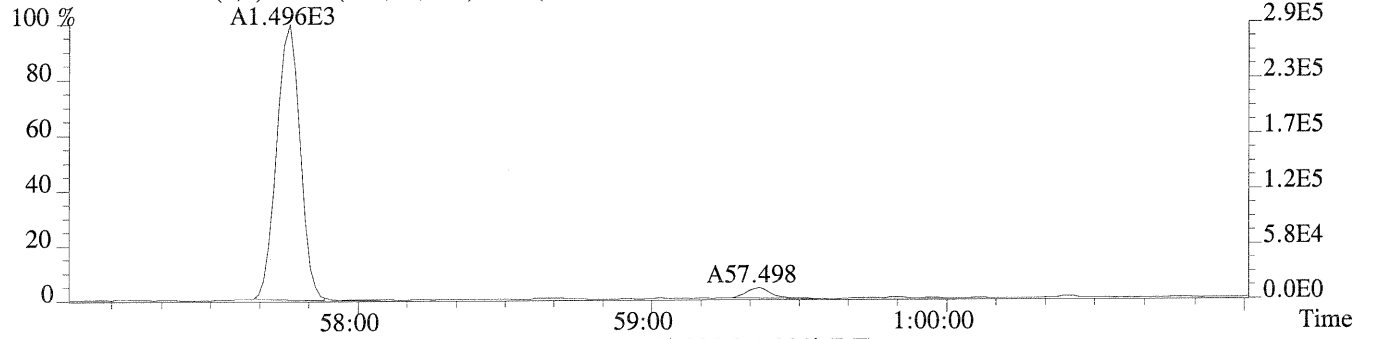
File:U220193 #1-226 Acq:25-AUG-2009 12:17:33 Probe EI+ Magnet SIR VG BioTech Mass spectf

Sample#1 Exp:EQ0900316-02 LCS

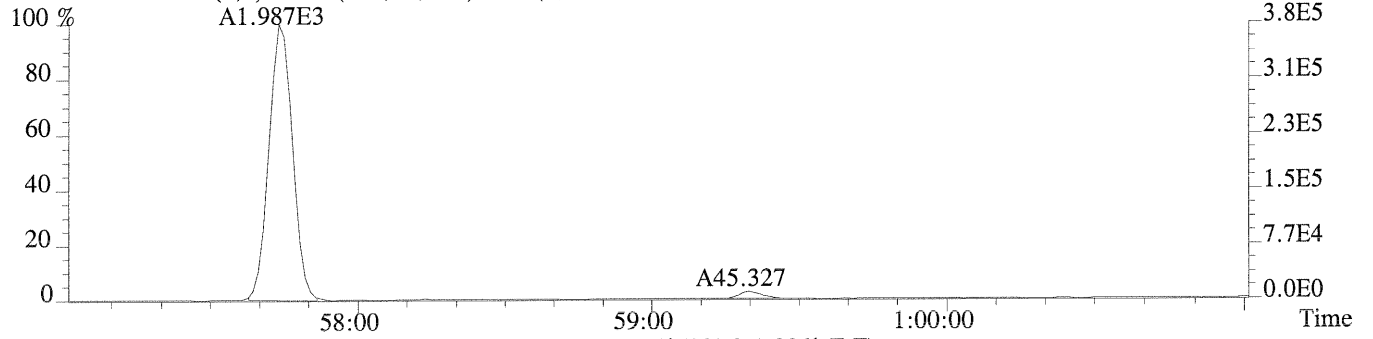
461.7246 F:7 SMO(1,3) BSUB(128,15,-3.0) PKD(3,3,3,0.10%,960.0,1.00%,F,F)



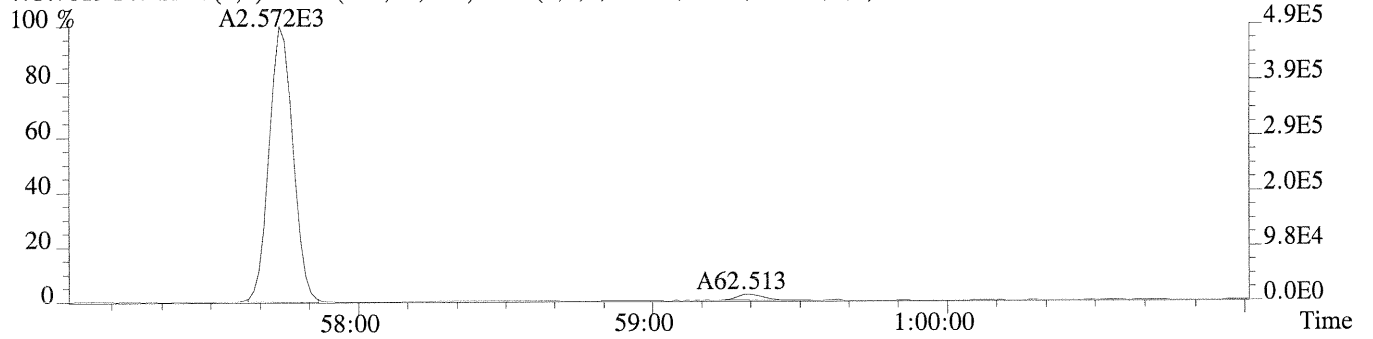
463.7216 F:7 SMO(1,3) BSUB(128,15,-3.0) PKD(3,3,3,0.10%,1588.0,1.00%,F,F)



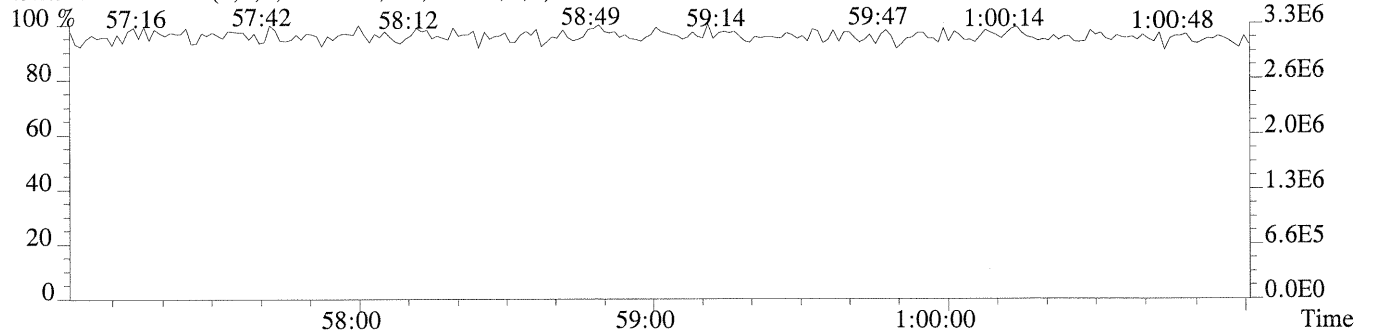
473.7648 F:7 SMO(1,3) BSUB(128,15,-3.0) PKD(3,3,3,0.10%,904.0,1.00%,F,F)



475.7619 F:7 SMO(1,3) BSUB(128,15,-3.0) PKD(3,3,3,0.10%,764.0,1.00%,F,F)

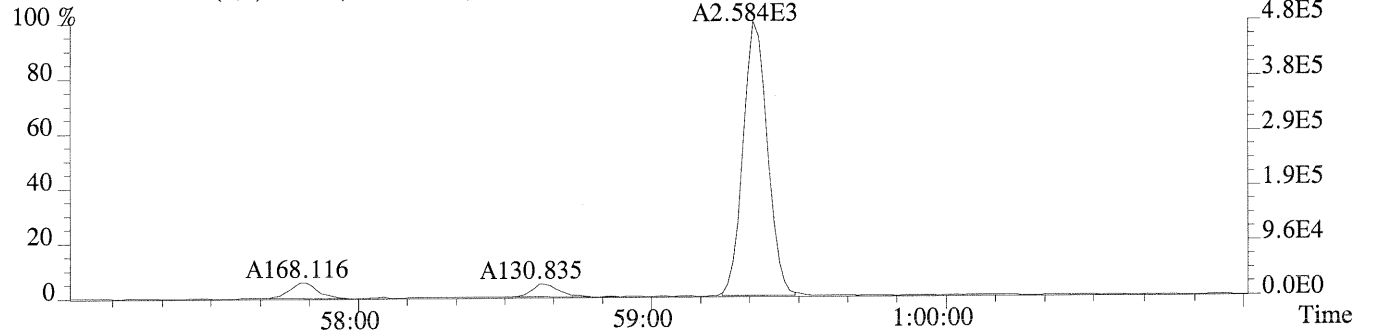


492.9697 F:7 PKD(5,3,5,100.00%,0.0,1.00%,F,F)

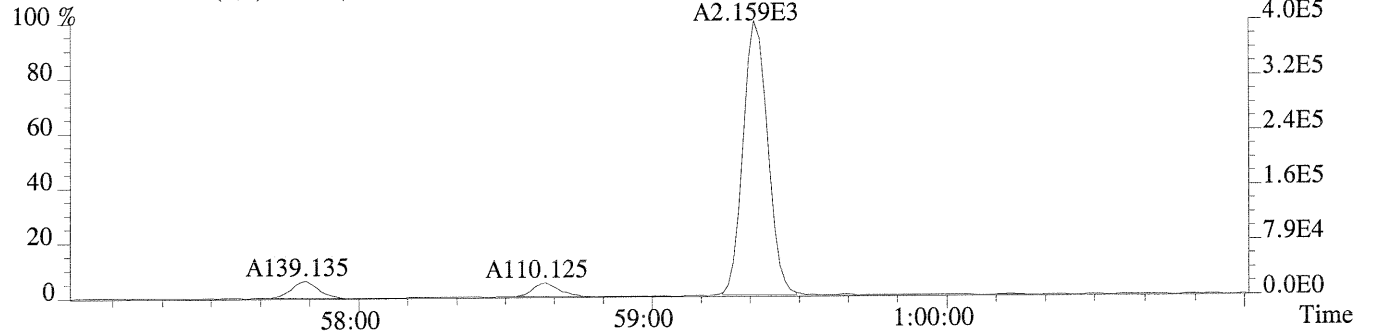


Sample#1 Exp:EQ0900316-02 LCS

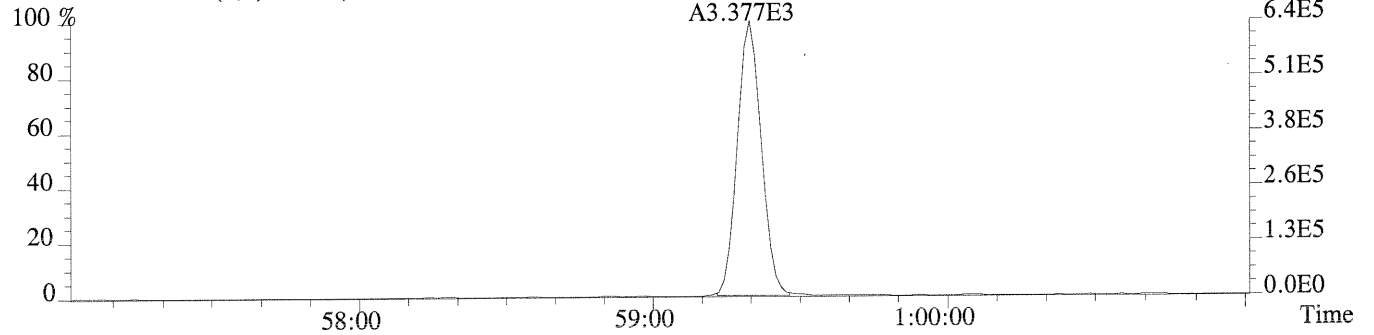
497.6826 F:7 SMO(1,3) BSUB(128,15,-3.0) PKD(3,3,3,0.10%,748.0,1.00%,F,F)



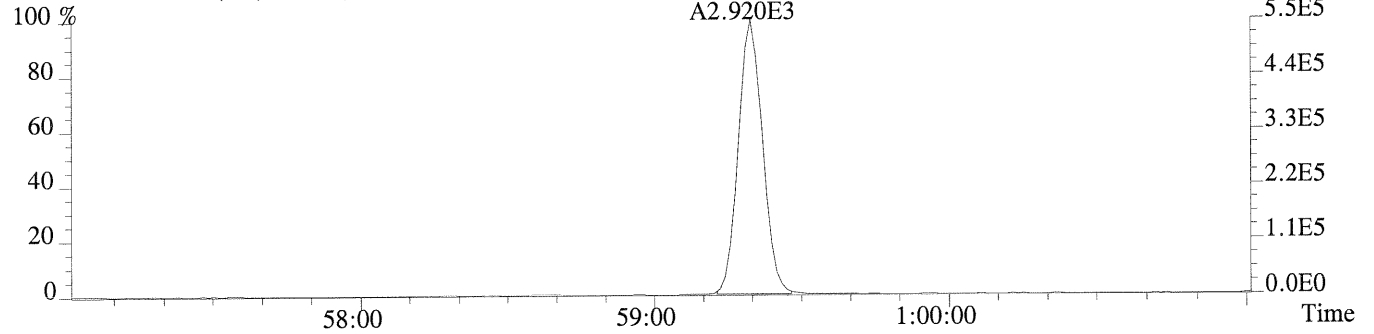
499.6797 F:7 SMO(1,3) BSUB(128,15,-3.0) PKD(3,3,3,0.10%,644.0,1.00%,F,F)



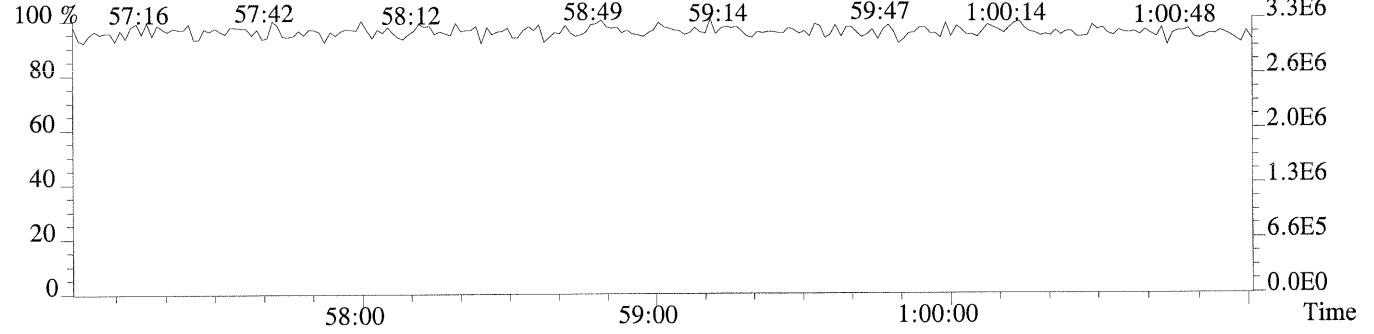
509.7229 F:7 SMO(1,3) BSUB(128,15,-3.0) PKD(3,3,3,0.10%,736.0,1.00%,F,F)



511.7199 F:7 SMO(1,3) BSUB(128,15,-3.0) PKD(3,3,3,0.10%,604.0,1.00%,F,F)



492.9697 F:7 PKD(5,3,5,100.00%,0.0,1.00%,F,F)



Columbia Analytical Services, Inc.
Sample Response Summary

CLIENT ID.
DLCS

Run #8 Filename U220194 #1 Samp: 1 Inj: 1 Acquired: 25-AUG-09 13:20:00
Processed: 26-AUG-09 10:04:41 LAB. ID: EQ0900316-03

Typ	Name	RT-1	Resp 1	Resp 2	Ratio	Meet	Mod?	RRT
1 1	2-MoCB	14:09	1.327e+03	4.275e+02	3.10	yes	no	1.002
2 3	4-MoCB	16:37	1.675e+03	5.572e+02	3.01	yes	no	1.001
3 4	22'-DiCB	16:53	8.837e+02	5.410e+02	1.63	yes	yes	1.002
4 15	44'-DiCB	23:16	1.967e+03	1.389e+03	1.42	yes	yes	1.001
5 19	22'6'-TrCB	20:16	6.679e+02	6.438e+02	1.04	yes	no	1.001
6 37	344'-TrCB	30:35	3.220e+03	3.157e+03	1.02	yes	no	1.001
7 54	22'66'-TeCB	23:34	1.022e+03	1.425e+03	0.72	yes	no	1.002
8 81	344'5'-TeCB	37:27	2.796e+03	3.691e+03	0.76	yes	no	1.000
9 77	33'44'-TeCB	38:02	2.867e+03	3.882e+03	0.74	yes	no	1.001
10 104	22'466'-PeCB	29:18	2.290e+03	1.474e+03	1.55	yes	no	1.001
11 123	2'344'5'-PeCB	40:02	3.607e+03	2.347e+03	1.54	yes	no	1.001
12 118	23'44'5'-PeCB	40:22	4.013e+03	2.512e+03	1.60	yes	no	1.001
13 114	2344'5'-PeCB	40:55	3.755e+03	2.419e+03	1.55	yes	no	1.001
14 105	233'44'5'-PeCB	41:33	4.023e+03	2.578e+03	1.56	yes	no	1.000
15 126	33'44'5'-PeCB	44:40	3.698e+03	2.333e+03	1.59	yes	no	1.000
16 155	22'44'66'-HxCB	35:06	2.340e+03	2.067e+03	1.13	yes	no	1.001
17 167	23'44'55'-HxCB	46:31	2.710e+03	2.336e+03	1.16	yes	no	1.000
1856/7	233'44'5'-HxCB	47:42	5.572e+03	4.554e+03	1.22	yes	no	1.000
19 169	33'44'55'-HxCB	50:57	2.521e+03	2.124e+03	1.19	yes	no	1.000
20 188	22'34'566'-HpCB	40:52	2.377e+03	2.424e+03	0.98	yes	no	1.000
21 189	233'44'55'-HpCB	53:27	2.162e+03	2.133e+03	1.01	yes	no	1.000
22 202	22'33'55'66'-OcCB	46:17	1.911e+03	2.240e+03	0.85	yes	no	1.001
23 205	233'44'55'6'-OcCB	56:01	1.901e+03	2.234e+03	0.85	yes	no	1.000
24 208	22'33'4'55'66'-NoCB	52:58	2.047e+03	2.640e+03	0.78	yes	no	1.001
25 206	22'33'44'55'6'-NoCB	57:46	1.524e+03	1.948e+03	0.78	yes	no	1.001
26 209	DeCB	59:21	2.331e+03	2.000e+03	1.17	yes	no	1.000
27 1L	13C-2-MoCB	14:08	2.344e+03	7.705e+02	3.04	yes	yes	0.742
28 3L	13C-4-MoCB	16:36	2.950e+03	8.654e+02	3.41	yes	yes	0.872
29 4L	13C-22'-DiCB	16:51	1.642e+03	1.110e+03	1.48	yes	no	0.885
30 15L	13C-44'-DiCB	23:15	3.750e+03	2.283e+03	1.64	yes	no	1.221
31 19L	13C-22'6'-TrCB	20:15	1.039e+03	1.155e+03	0.90	yes	no	1.064
32 37L	13C-344'-TrCB	30:33	5.410e+03	5.402e+03	1.00	yes	no	1.080
33 54L	13C-22'66'-TeCB	23:32	1.949e+03	2.526e+03	0.77	yes	no	0.832
34 81L	13C-344'5'-TeCB	37:26	5.196e+03	6.656e+03	0.78	yes	no	1.324
35 77L	13C-33'44'-TeCB	38:00	5.409e+03	6.852e+03	0.79	yes	no	1.343
36104L	13C-22'466'-PeCB	29:16	4.231e+03	2.841e+03	1.49	yes	no	0.829
37123L	13C-2'344'5'-PeCB	40:00	6.929e+03	4.490e+03	1.54	yes	no	1.133
38118L	13C-23'44'5'-PeCB	40:20	7.486e+03	4.730e+03	1.58	yes	no	1.143
39114L	13C-2344'5'-PeCB	40:53	6.959e+03	4.522e+03	1.54	yes	no	1.158
40105L	13C-233'44'-PeCB	41:32	7.366e+03	4.662e+03	1.58	yes	no	1.177
41126L	13C-33'44'5'-PeCB	44:39	7.380e+03	4.639e+03	1.59	yes	no	1.265
42155L	13C-22'44'66'-HxCB	35:04	4.756e+03	3.991e+03	1.19	yes	no	0.807
43167L	13C-23'44'55'-HxCB	46:30	5.567e+03	4.266e+03	1.30	yes	no	1.070
4456/7	13C-233'44'5'-HxCB	47:41	1.114e+04	8.729e+03	1.28	yes	no	1.097
45169L	13C-33'44'55'-HxCB	50:56	4.944e+03	3.656e+03	1.35	yes	no	1.172
46188L	13C-22'34'566'-HpCB	40:51	5.456e+03	5.179e+03	1.05	yes	no	0.736
47189La	13C-233'44'55'-HpCB	53:26	4.514e+03	4.344e+03	1.04	yes	no	0.962
48202La	13C-22'33'55'66'-OcCB	46:14	4.127e+03	4.491e+03	0.92	yes	no	0.833
49205L,	13C-233'44'55'6'-OcCB	55:60	4.376e+03	4.817e+03	0.91	yes	no	1.008
50208L7	13C-22'33'4'55'66'-NoCB	52:56	4.373e+03	5.245e+03	0.83	yes	no	0.953
51206L	13C-22'33'44'55'6'-NoCB	57:44	2.947e+03	3.768e+03	0.78	yes	no	1.040
52209L	13C-DeCB	59:20	4.916e+03	4.156e+03	1.18	yes	no	1.068

53	28L	13C-244'-TrCB	26:25	6.031e+03	5.897e+03	1.02	yes	no	0.934
54	111L	13C-233'55'-PeCB	38:01	9.295e+03	5.880e+03	1.58	yes	no	1.077
55	178L	13C-22'33'55'6-HpCB	43:55	5.588e+03	5.387e+03	1.04	yes	no	1.010
56	9L	13C-2,5-DiCB	19:02	2.780e+04	1.767e+04	1.57	yes	no	*
57	52L	13C-22'55'-TeCB	28:17	1.466e+04	1.878e+04	0.78	yes	no	*
58	101L	13C-22'4'55'-PeCB	35:18	1.870e+04	1.172e+04	1.60	yes	no	*
59	138L	13C-22'3'44'5'-HxCB	43:28	1.558e+04	1.268e+04	1.23	yes	no	*
60	194L	13C-22'33'44'55'-OcCB	55:32	8.909e+03	1.004e+04	0.89	yes	no	*

Columbia Analytical Services, Inc.
Signal/Noise Height Ratio Summary

CLIENT ID.
DLCS

Run #8 Filename U220194 Samp: 1 Inj: 1 Acquired: 25-AUG-09 13:20:00
Processed: 26-AUG-09 10:04:411 LAB. ID: EQ0900316-03

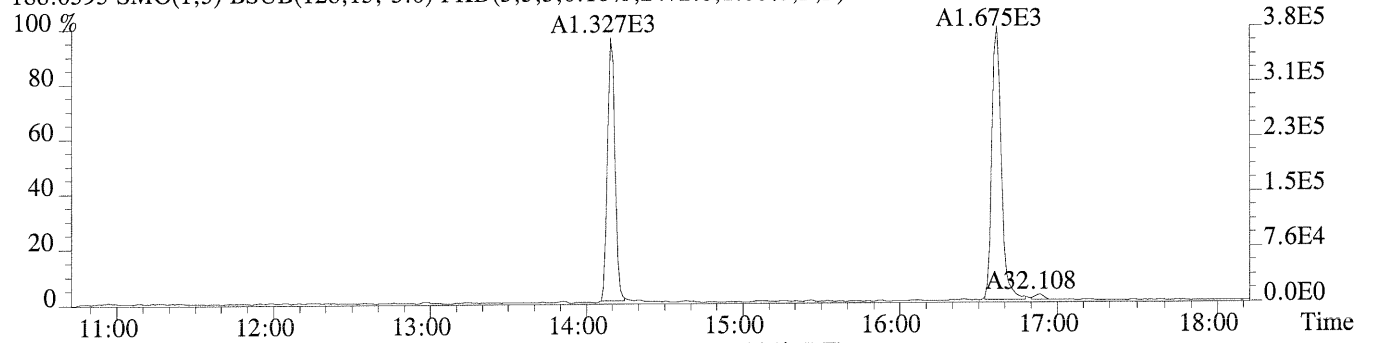
	Name	Signal 1	Noise 1	S/N Rat.1	Signal 2	Noise 2	S/N Rat.2
1	2-MoCB	3.65e+05	2.47e+03	1.5e+02	1.16e+05	2.46e+03	4.7e+01
2	4-MoCB	3.79e+05	2.47e+03	1.5e+02	1.26e+05	2.46e+03	5.1e+01
3	22'-DiCB	2.12e+05	3.74e+03	5.7e+01	1.45e+05	2.70e+04	5.4e+00
4	44'-DiCB	4.34e+05	2.42e+03	1.8e+02	3.04e+05	1.95e+04	1.6e+01
5	22'6'-TrCB	1.61e+05	2.65e+03	6.1e+01	1.61e+05	1.14e+03	1.4e+02
6	344'-TrCB	5.96e+05	5.49e+03	1.1e+02	5.54e+05	2.82e+03	2.0e+02
7	22'66'-TeCB	2.34e+05	1.01e+03	2.3e+02	3.16e+05	1.04e+03	3.0e+02
8	344'5-TeCB	4.99e+05	8.60e+02	5.8e+02	6.55e+05	1.40e+03	4.7e+02
9	33'44'-TeCB	5.19e+05	8.60e+02	6.0e+02	6.87e+05	1.40e+03	4.9e+02
10	22'466'-PeCB	4.41e+05	1.83e+03	2.4e+02	2.79e+05	1.77e+03	1.6e+02
11	2'344'5-PeCB	6.58e+05	1.84e+03	3.6e+02	4.27e+05	3.57e+03	1.2e+02
12	23'44'5-PeCB	7.36e+05	1.84e+03	4.0e+02	4.58e+05	3.57e+03	1.3e+02
13	2344'5-PeCB	6.78e+05	1.84e+03	3.7e+02	4.31e+05	3.57e+03	1.2e+02
14	233'44'-PeCB	7.39e+05	1.84e+03	4.0e+02	4.69e+05	3.57e+03	1.3e+02
15	33'44'5-PeCB	6.47e+05	1.84e+03	3.5e+02	4.10e+05	3.57e+03	1.1e+02
16	22'44'66'-HxCB	4.49e+05	9.28e+02	4.8e+02	3.88e+05	8.56e+02	4.5e+02
17	23'44'55'-HxCB	5.94e+05	1.26e+03	4.7e+02	5.22e+05	1.04e+03	5.0e+02
18	233'44'5-HxCB	9.06e+05	1.26e+03	7.2e+02	7.56e+05	1.04e+03	7.3e+02
19	33'44'55'-HxCB	5.48e+05	1.26e+03	4.3e+02	4.64e+05	1.04e+03	4.5e+02
20	22'34'566'-HpCB	4.34e+05	1.21e+03	3.6e+02	4.42e+05	7.72e+02	5.7e+02
21	233'44'55'-HpCB	4.74e+05	7.40e+02	6.4e+02	4.60e+05	7.88e+02	5.8e+02
22	22'33'55'66'-OcCB	3.98e+05	7.00e+02	5.7e+02	4.73e+05	1.20e+03	4.0e+02
23	233'44'55'6-OcCB	4.08e+05	7.00e+02	5.8e+02	4.69e+05	1.20e+03	3.9e+02
24	22'33'4'55'66'-NoCB	4.28e+05	9.76e+02	4.4e+02	5.53e+05	7.96e+02	7.0e+02
25	22'33'44'55'6-NoCB	2.85e+05	6.80e+02	4.2e+02	3.66e+05	1.46e+03	2.5e+02
26	DeCB	4.13e+05	9.92e+02	4.2e+02	3.66e+05	9.48e+02	3.9e+02
27	13C-2-MoCB	6.30e+05	3.55e+03	1.8e+02	2.08e+05	2.27e+04	9.1e+00
28	13C-4-MoCB	6.70e+05	3.55e+03	1.9e+02	2.02e+05	2.27e+04	8.9e+00
29	13C-22'-DiCB	3.92e+05	3.12e+03	1.3e+02	2.72e+05	2.57e+03	1.1e+02
30	13C-44'-DiCB	8.03e+05	2.63e+03	3.0e+02	4.98e+05	2.40e+03	2.1e+02
31	13C-22'6'-TrCB	2.82e+05	3.44e+04	8.2e+00	2.92e+05	2.02e+04	1.4e+01
32	13C-344'-TrCB	1.00e+06	2.76e+04	3.6e+01	9.80e+05	1.02e+04	9.6e+01
33	13C-22'66'-TeCB	4.57e+05	4.68e+03	9.8e+01	5.89e+05	1.54e+03	3.8e+02
34	13C-344'5-TeCB	9.57e+05	1.60e+03	6.0e+02	1.21e+06	1.22e+03	9.9e+02
35	13C-33'44'-TeCB	9.51e+05	1.60e+03	5.9e+02	1.22e+06	1.22e+03	1.0e+03
36	13C-22'466'-PeCB	8.34e+05	1.74e+03	4.8e+02	5.57e+05	1.75e+03	3.2e+02
37	13C-2'344'5-PeCB	1.27e+06	1.12e+03	1.1e+03	8.11e+05	1.40e+03	5.8e+02
38	13C-23'44'5-PeCB	1.35e+06	1.12e+03	1.2e+03	8.35e+05	1.40e+03	6.0e+02
39	13C-2344'5-PeCB	1.26e+06	1.12e+03	1.1e+03	8.41e+05	1.40e+03	6.0e+02
40	13C-233'44'-PeCB	1.33e+06	1.12e+03	1.2e+03	8.52e+05	1.40e+03	6.1e+02
41	13C-33'44'5-PeCB	1.28e+06	1.12e+03	1.1e+03	7.96e+05	1.40e+03	5.7e+02
42	13C-22'44'66'-HxCB	8.79e+05	1.12e+03	7.9e+02	7.39e+05	1.38e+03	5.3e+02
43	13C-23'44'55'-HxCB	1.23e+06	1.16e+03	1.1e+03	9.40e+05	1.89e+03	5.0e+02
44	13C-233'44'5'-HxCB	1.86e+06	1.16e+03	1.6e+03	1.43e+06	1.89e+03	7.6e+02
45	13C-33'44'55'-HxCB	1.06e+06	1.16e+03	9.1e+02	7.94e+05	1.89e+03	4.2e+02
46	13C-22'34'566'-HpCB	1.01e+06	1.23e+03	8.2e+02	9.35e+05	9.80e+02	9.5e+02
47	13C-233'44'55'-HpCB	9.58e+05	1.31e+03	7.3e+02	9.16e+05	7.84e+02	1.2e+03
48	13C-22'33'55'66'-OcCB	8.81e+05	7.28e+02	1.2e+03	9.55e+05	8.16e+02	1.2e+03
49	13C-233'44'55'6-OcCB	9.40e+05	7.28e+02	1.3e+03	1.05e+06	8.16e+02	1.3e+03
50	13C-22'33'4'55'66'-NoCB	9.15e+05	7.12e+02	1.3e+03	1.11e+06	8.80e+02	1.3e+03
51	13C-22'33'44'55'6-NoCB	5.71e+05	9.76e+02	5.8e+02	7.18e+05	9.60e+02	7.5e+02
52	13C-DeCB	9.16e+05	9.44e+02	9.7e+02	7.69e+05	8.88e+02	8.7e+02

53	13C-244'-TrCB	1.20e+06	2.76e+04	4.4e+01	1.18e+06	1.02e+04	1.1e+02
54	13C-233'55'-PeCB	1.71e+06	1.18e+03	1.4e+03	1.08e+06	1.17e+03	9.2e+02
55	13C-22'33'55'6'-HpCB	9.96e+05	1.23e+03	8.1e+02	9.71e+05	9.80e+02	9.9e+02
56	13C-2,5-DiCB	6.93e+06	2.63e+03	2.6e+03	4.42e+06	2.40e+03	1.8e+03
57	13C-22'55'-TeCB	2.84e+06	3.56e+03	8.0e+02	3.68e+06	2.18e+03	1.7e+03
58	13C-22'4'55'-PeCB	3.48e+06	1.18e+03	2.9e+03	2.19e+06	1.17e+03	1.9e+03
59	13C-22'3'44'5'-HxCB	2.80e+06	8.40e+02	3.3e+03	2.28e+06	7.04e+02	3.2e+03
60	13C-22'33'44'55'-OxCB	1.86e+06	7.28e+02	2.6e+03	2.11e+06	8.16e+02	2.6e+03

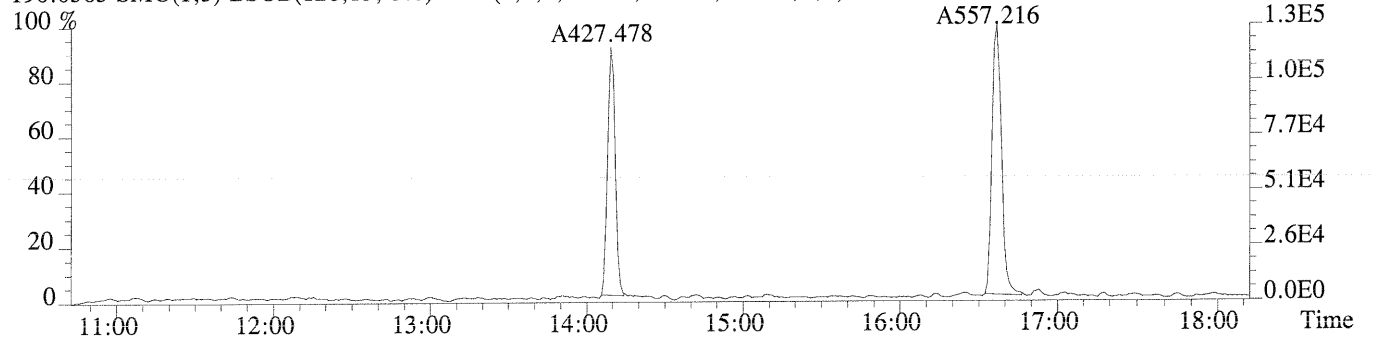
File:U220194 #1-482 Acq:25-AUG-2009 13:20:00 Probe EI+ Magnet SIR VG BioTech Mass spectf

Sample#1 Exp:EQ0900316-03 DLCS

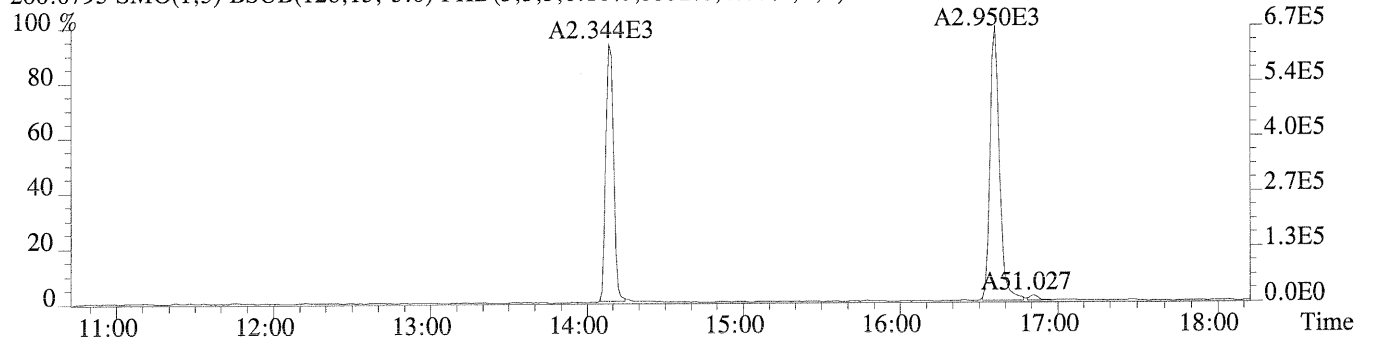
188.0393 SMO(1,3) BSUB(128,15,-3.0) PKD(3,3,3,0.10%,2472.0,1.00%,F,F)



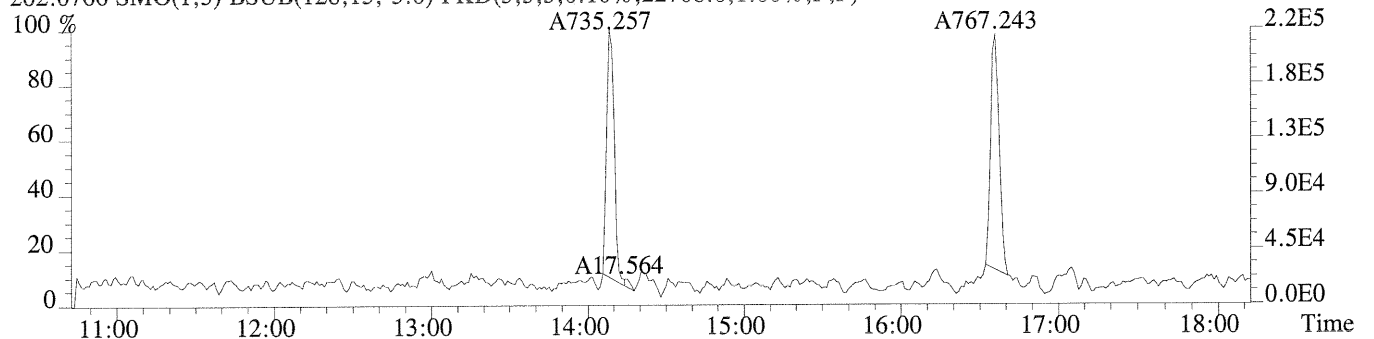
190.0363 SMO(1,3) BSUB(128,15,-3.0) PKD(3,3,3,0.10%,2460.0,1.00%,F,F)



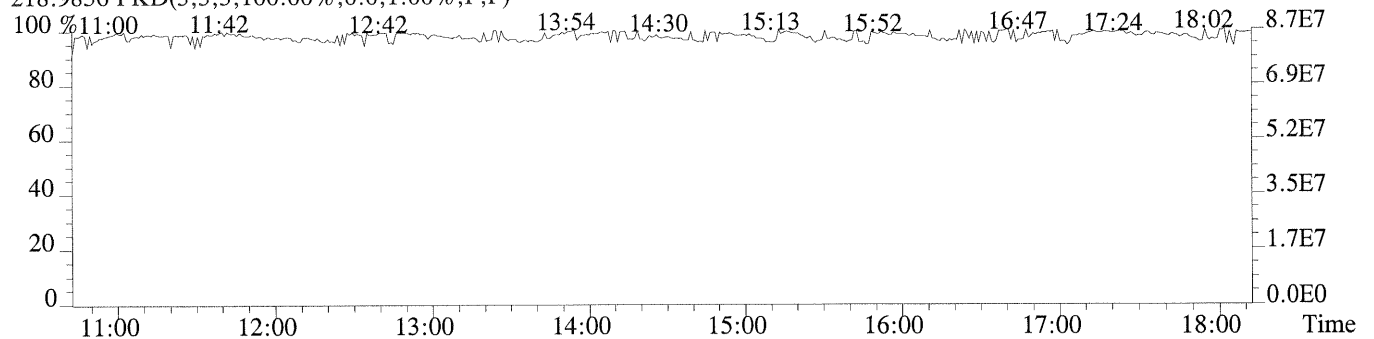
200.0795 SMO(1,3) BSUB(128,15,-3.0) PKD(3,3,3,0.10%,3552.0,1.00%,F,F)



202.0766 SMO(1,3) BSUB(128,15,-3.0) PKD(3,3,3,0.10%,22708.0,1.00%,F,F)



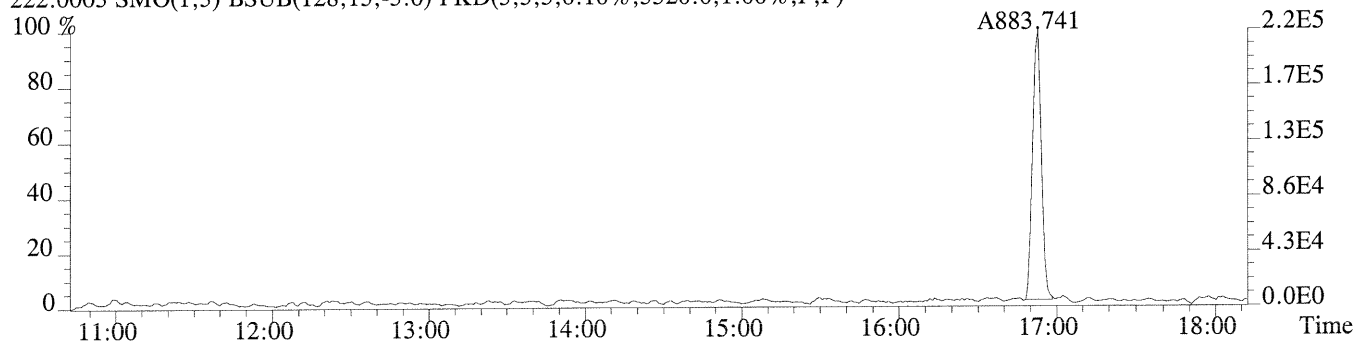
218.9856 PKD(3,3,3,100.00%,0.0,1.00%,F,F)



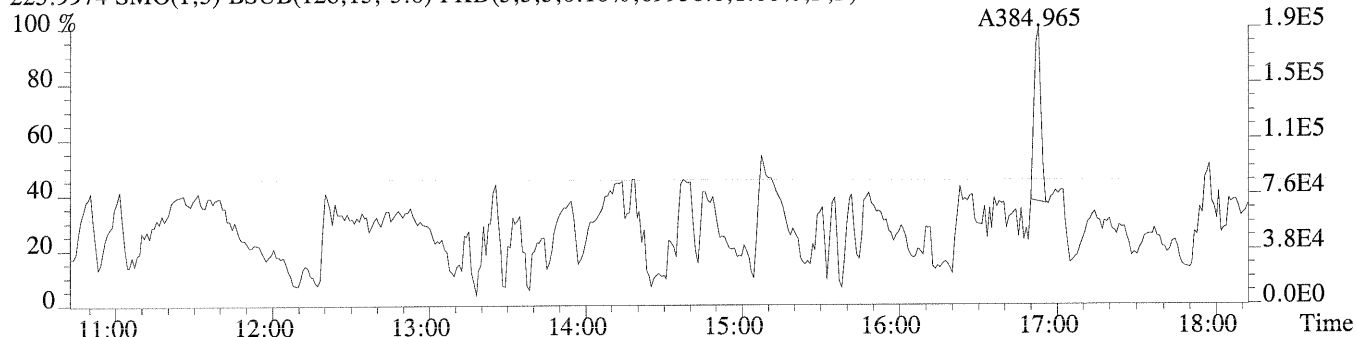
File:U220194 #1-482 Acq:25-AUG-2009 13:20:00 Probe EI+ Magnet SIR VG BioTech Mass spectf

Sample#1 Exp:EQ0900316-03 DLCS

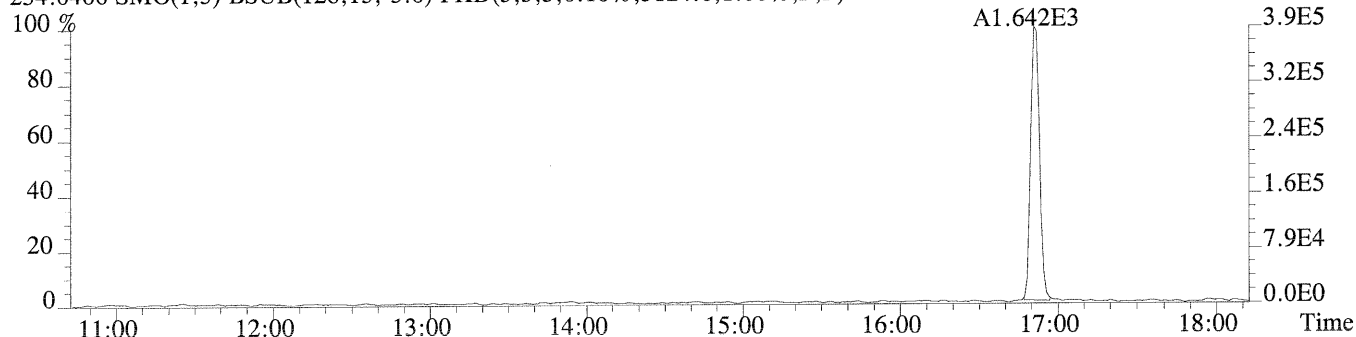
222.0003 SMO(1,3) BSUB(128,15,-3.0) PKD(3,3,3,0.10%,5320.0,1.00%,F,F)



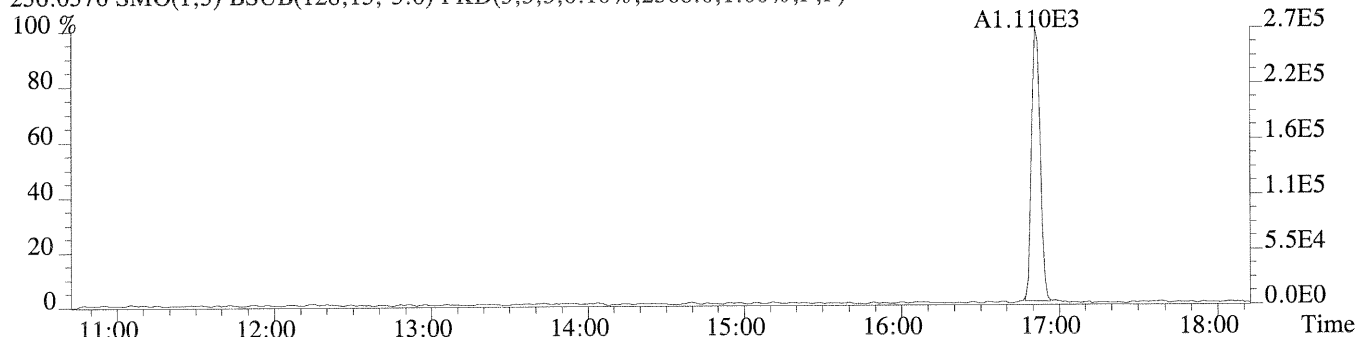
223.9974 SMO(1,3) BSUB(128,15,-3.0) PKD(3,3,3,0.10%,69956.0,1.00%,F,F)



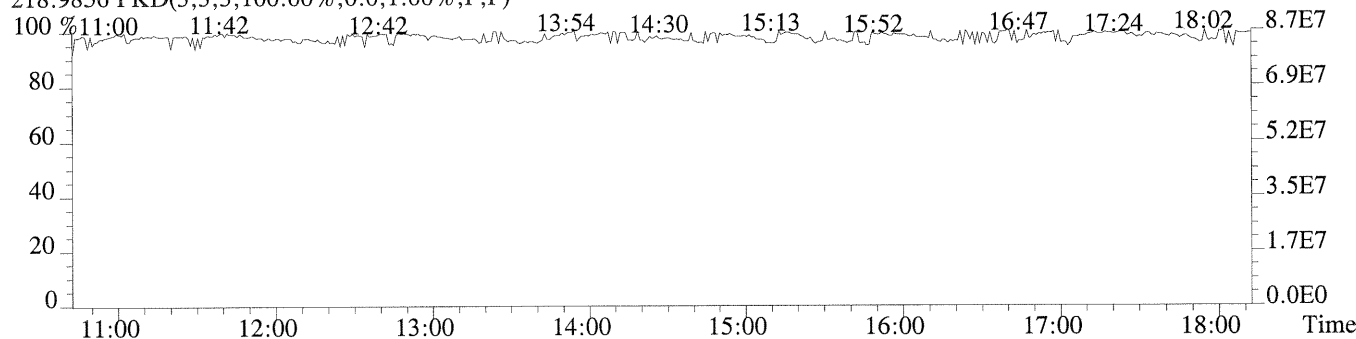
234.0406 SMO(1,3) BSUB(128,15,-3.0) PKD(3,3,3,0.10%,3124.0,1.00%,F,F)

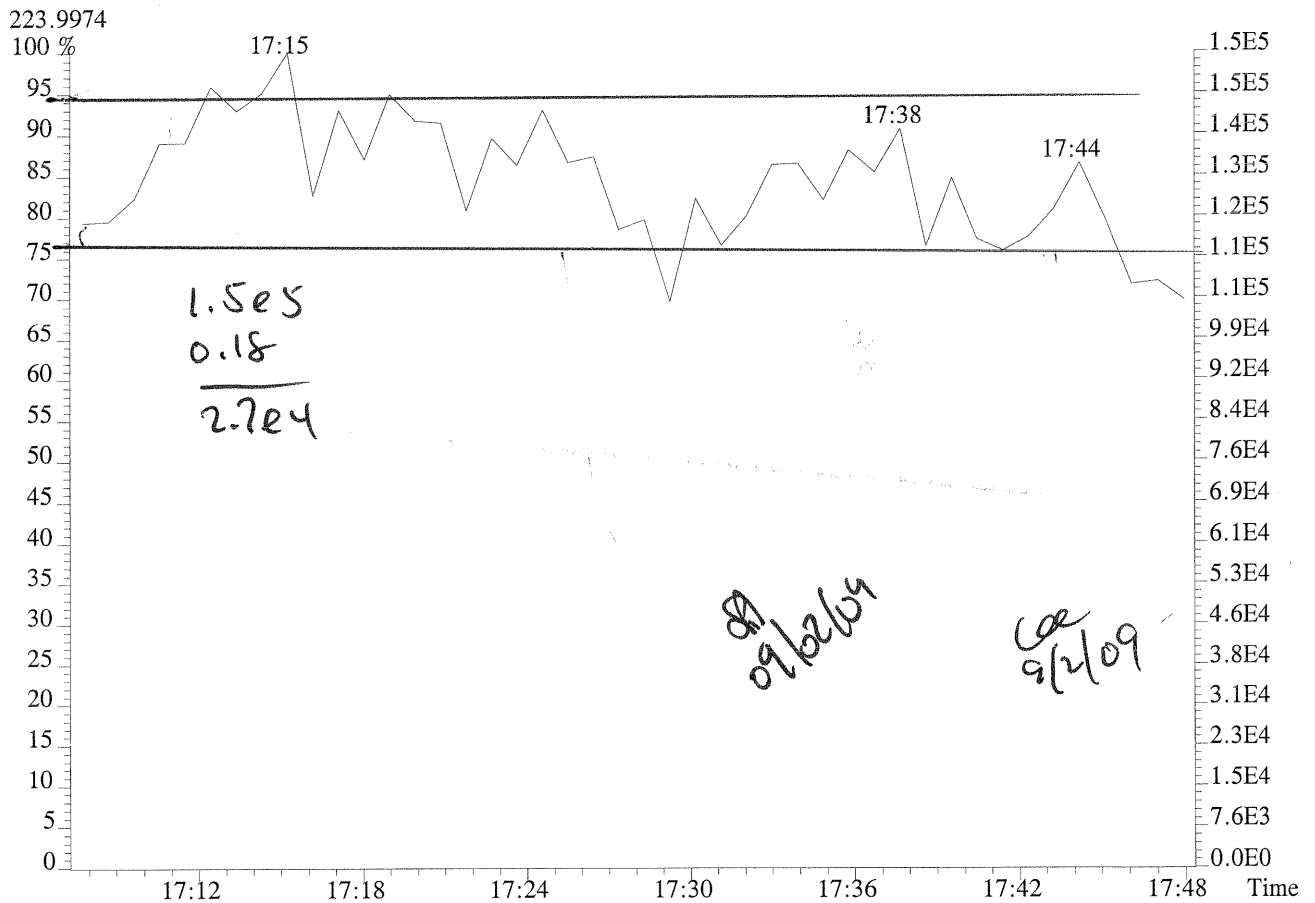
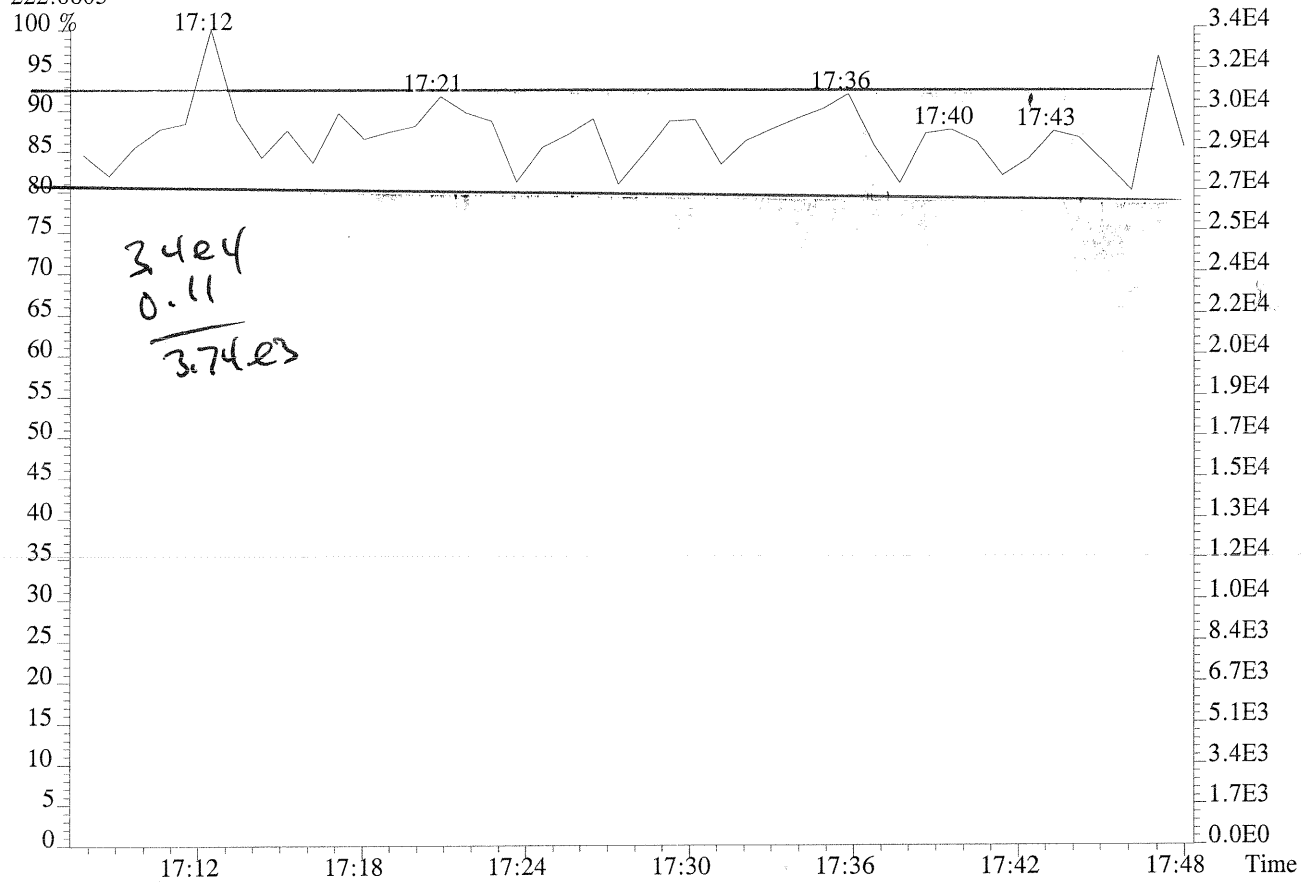


236.0376 SMO(1,3) BSUB(128,15,-3.0) PKD(3,3,3,0.10%,2568.0,1.00%,F,F)

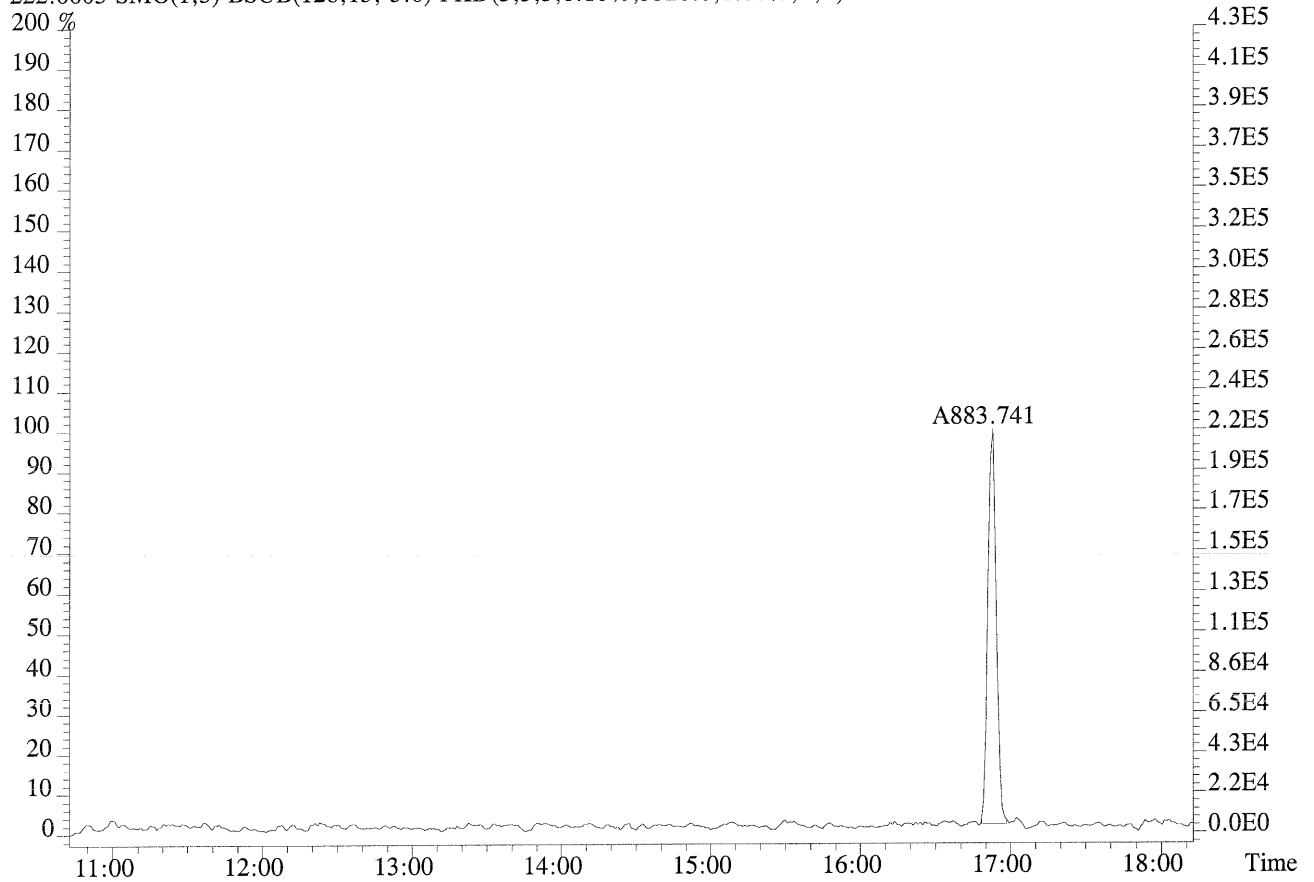


218.9856 PKD(3,3,3,100.00%,0.0,1.00%,F,F)

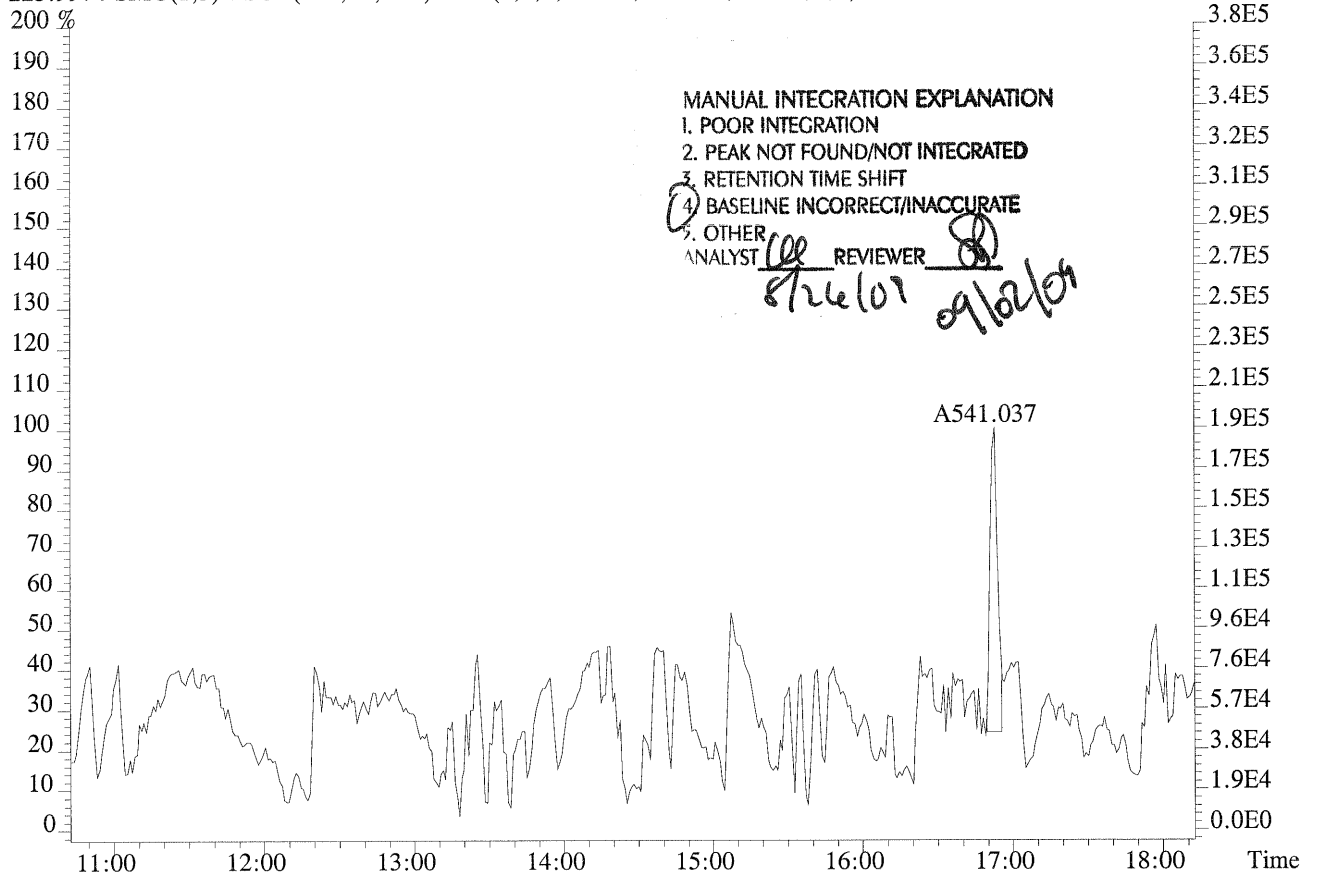




File:U220194 #1-482 Acq:25-AUG-2009 13:20:00 Probe EI+ Magnet SIR VG BioTech Mass sf
Sample#1 Exp:EQ0900316-03 DLCS
222.0003 SMO(1,3) BSUB(128,15,-3.0) PKD(3,3,3,0.10%,5320.0,1.00%,F,F)



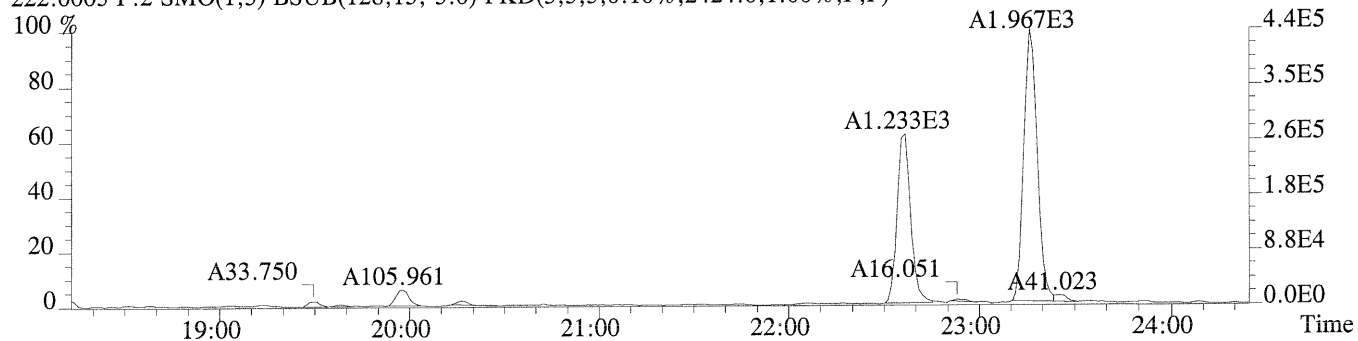
223.9974 SMO(1,3) BSUB(128,15,-3.0) PKD(3,3,3,0.10%,69956.0,1.00%,F,F)



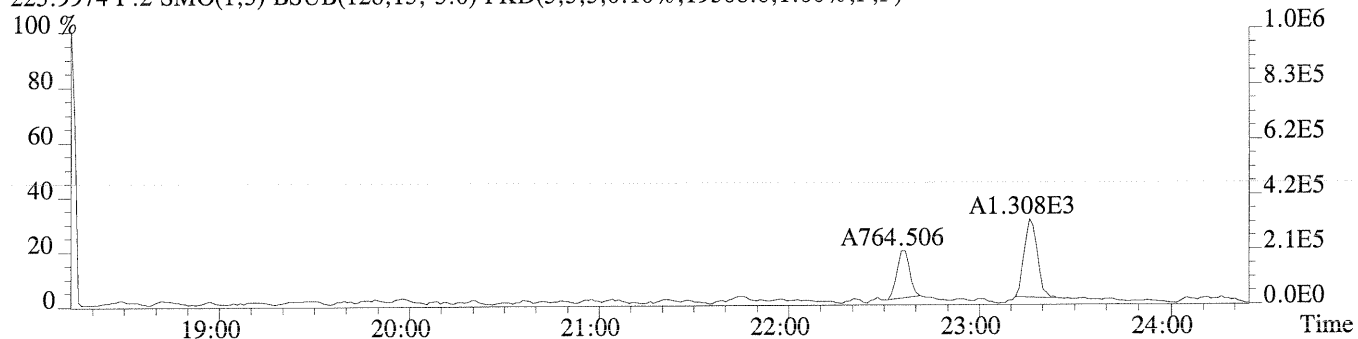
File:U220194 #1-342 Acq:25-AUG-2009 13:20:00 Probe EI+ Magnet SIR VG BioTech Mass spectf

Sample#1 Exp:EQ0900316-03 DLCS

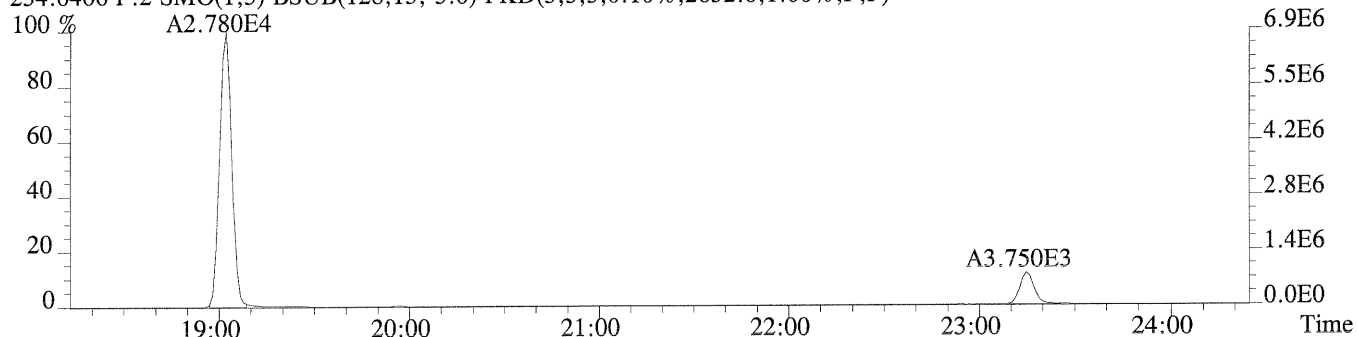
222.0003 F:2 SMO(1,3) BSUB(128,15,-3.0) PKD(3,3,3,0.10%,2424.0,1.00%,F,F)



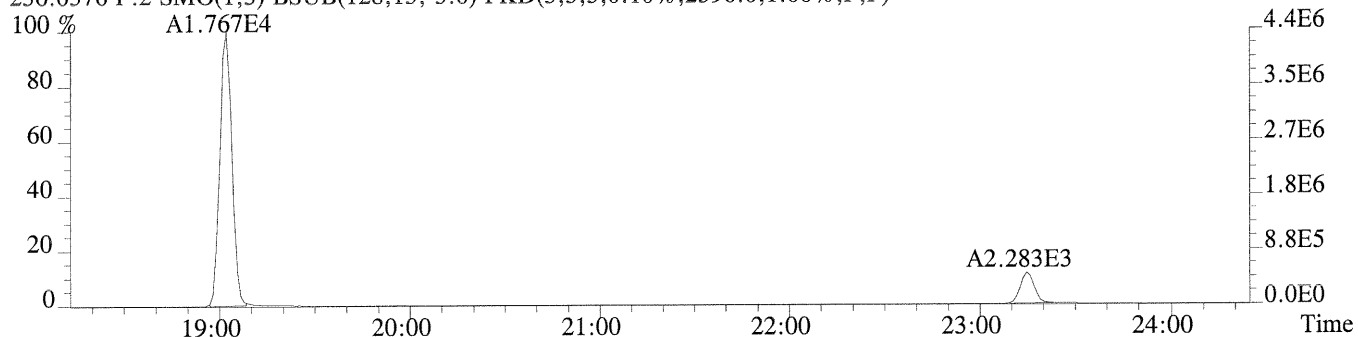
223.9974 F:2 SMO(1,3) BSUB(128,15,-3.0) PKD(3,3,3,0.10%,19508.0,1.00%,F,F)



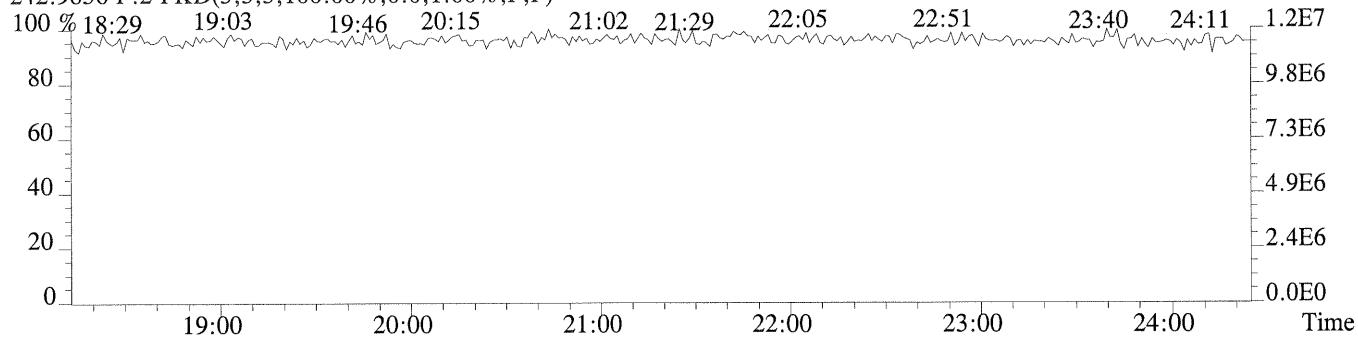
234.0406 F:2 SMO(1,3) BSUB(128,15,-3.0) PKD(3,3,3,0.10%,2632.0,1.00%,F,F)



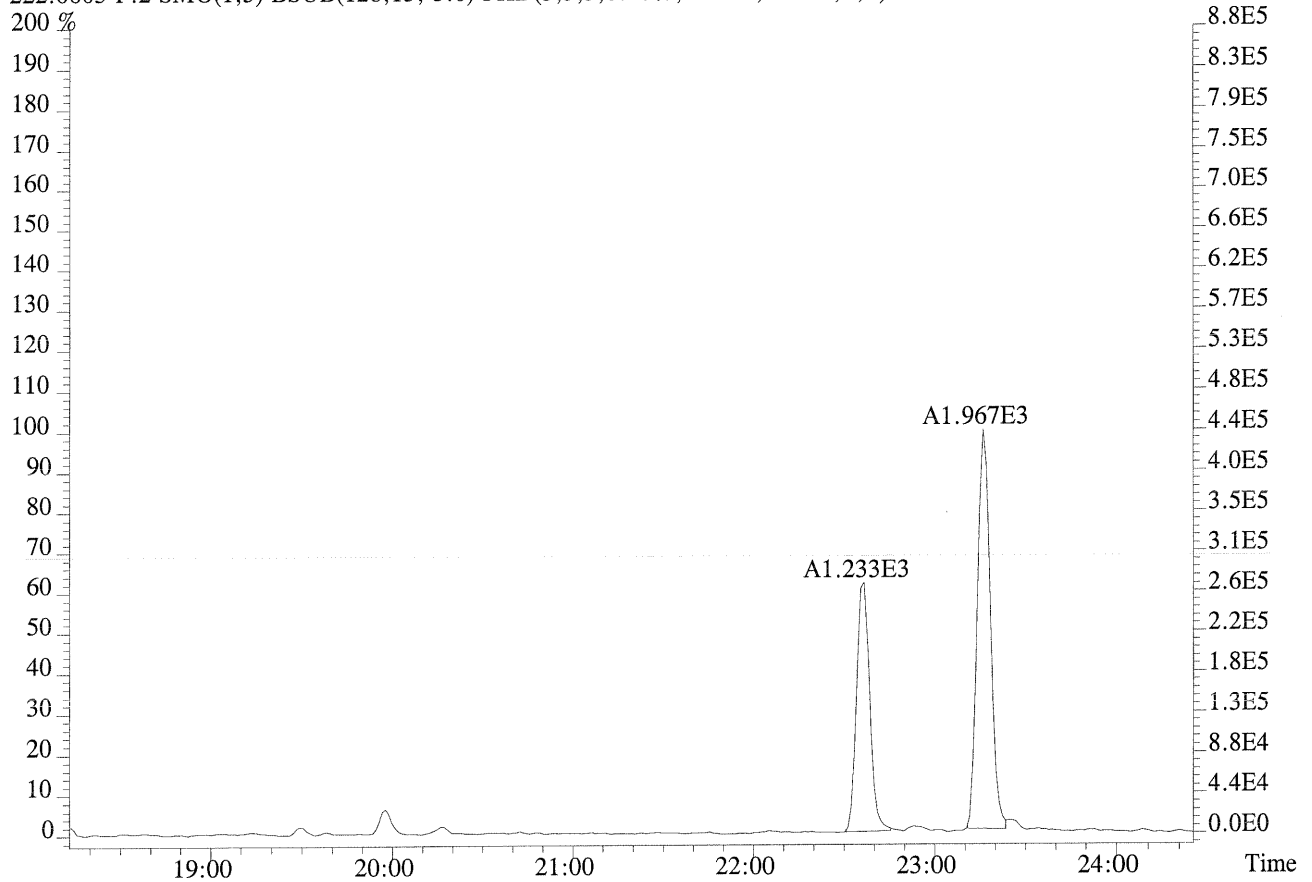
236.0376 F:2 SMO(1,3) BSUB(128,15,-3.0) PKD(3,3,3,0.10%,2396.0,1.00%,F,F)



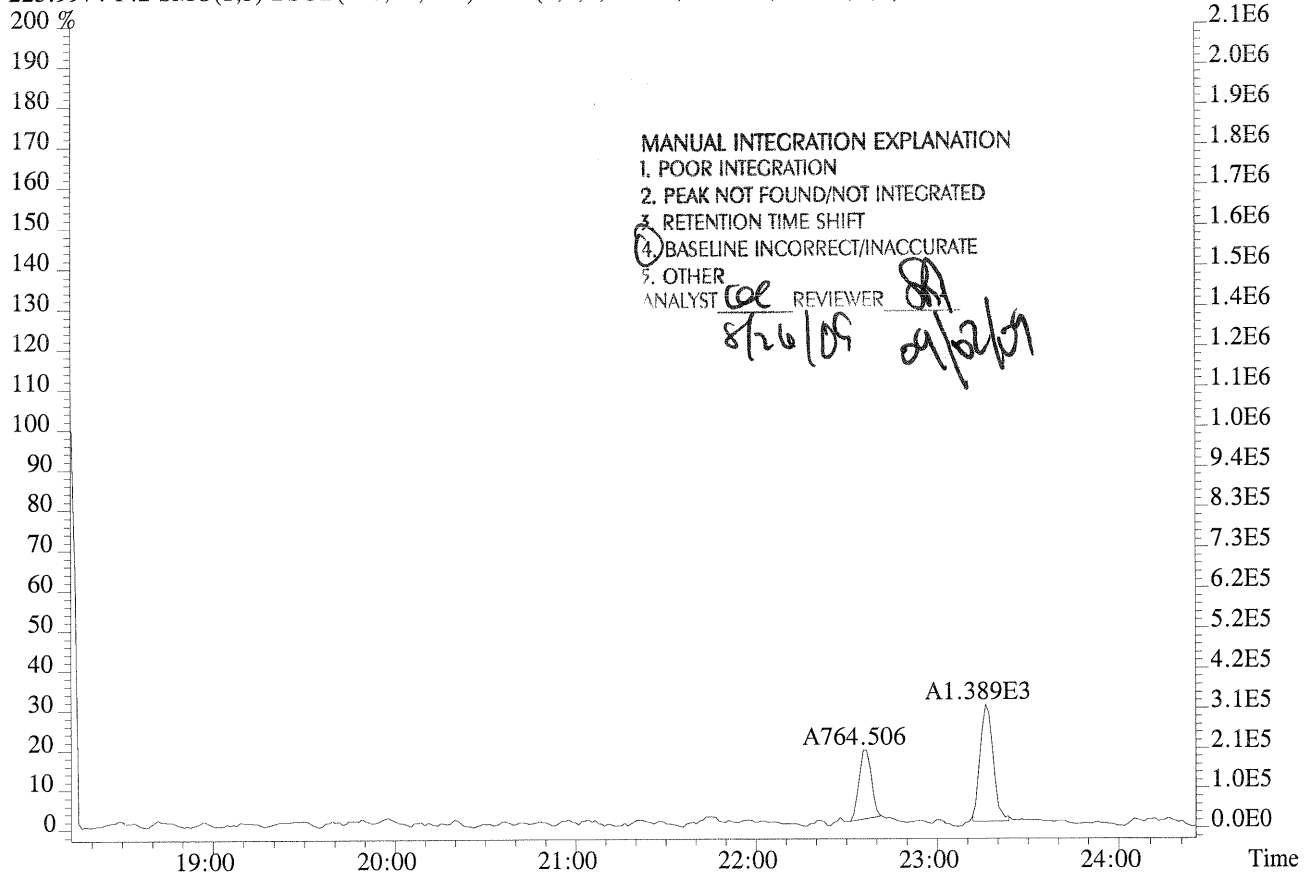
242.9856 F:2 PKD(3,3,3,100.00%,0.0,1.00%,F,F)



File:U220194 #1-342 Acq:25-AUG-2009 13:20:00 Probe EI+ Magnet SIR VG BioTech Mass sf
Sample#1 Exp:EQ0900316-03 DLCS
222.0003 F:2 SMO(1,3) BSUB(128,15,-3.0) PKD(3,3,3,0.10%,2424.0,1.00%,F,F)



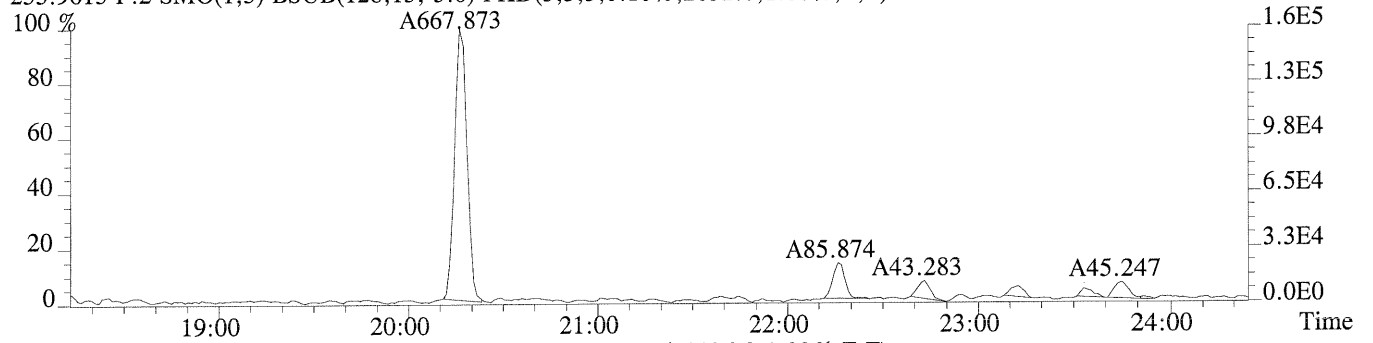
223.9974 F:2 SMO(1,3) BSUB(128,15,-3.0) PKD(3,3,3,0.10%,19508.0,1.00%,F,F)



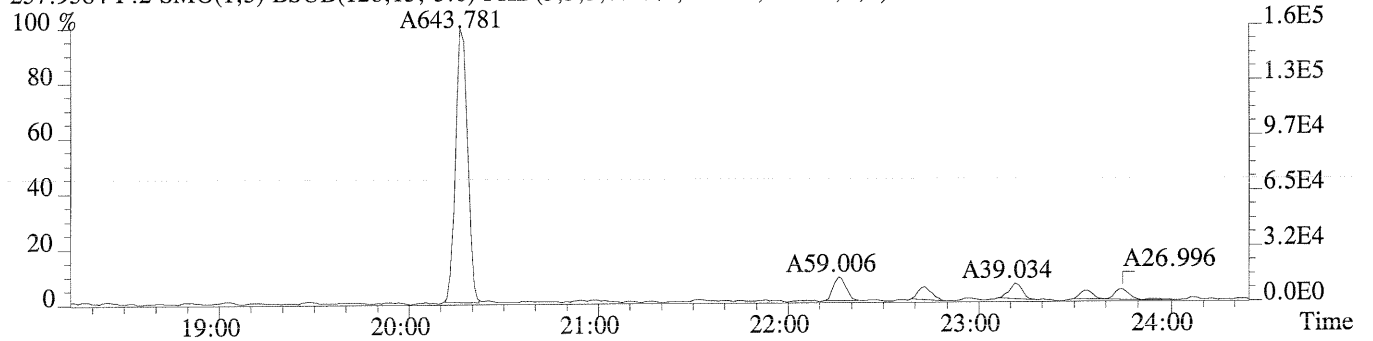
File:U220194 #1-342 Acq:25-AUG-2009 13:20:00 Probe EI+ Magnet SIR VG BioTech Mass spectf

Sample#1 Exp:EQ0900316-03 DLCS

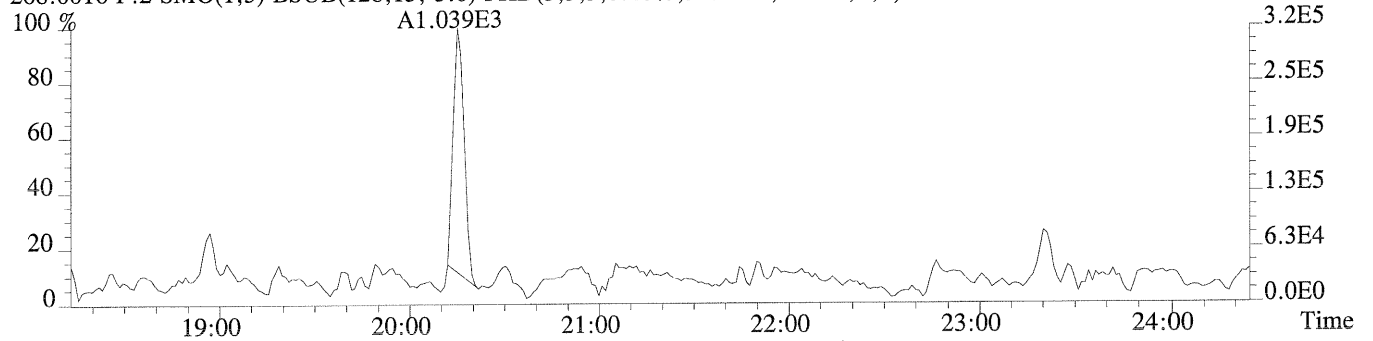
255.9613 F:2 SMO(1,3) BSUB(128,15,-3.0) PKD(3,3,3,0.10%,2652.0,1.00%,F,F)



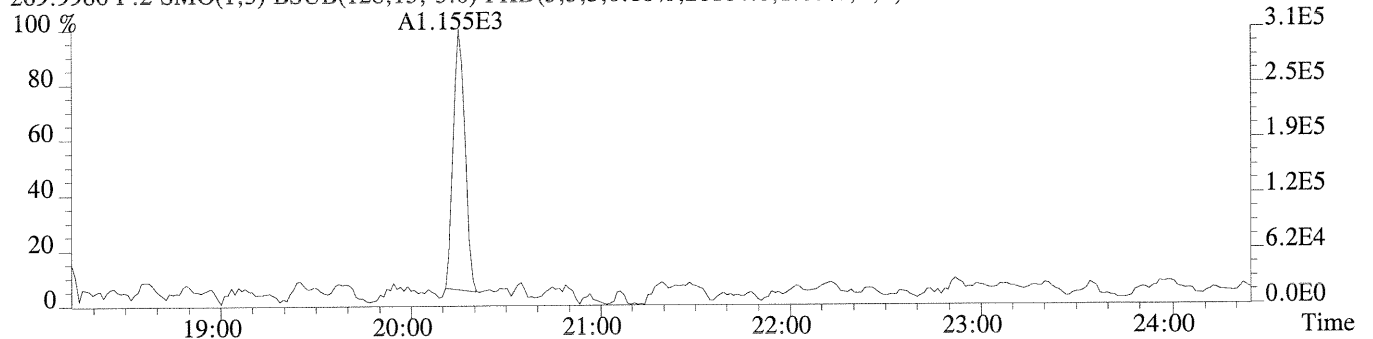
257.9584 F:2 SMO(1,3) BSUB(128,15,-3.0) PKD(3,3,3,0.10%,1136.0,1.00%,F,F)



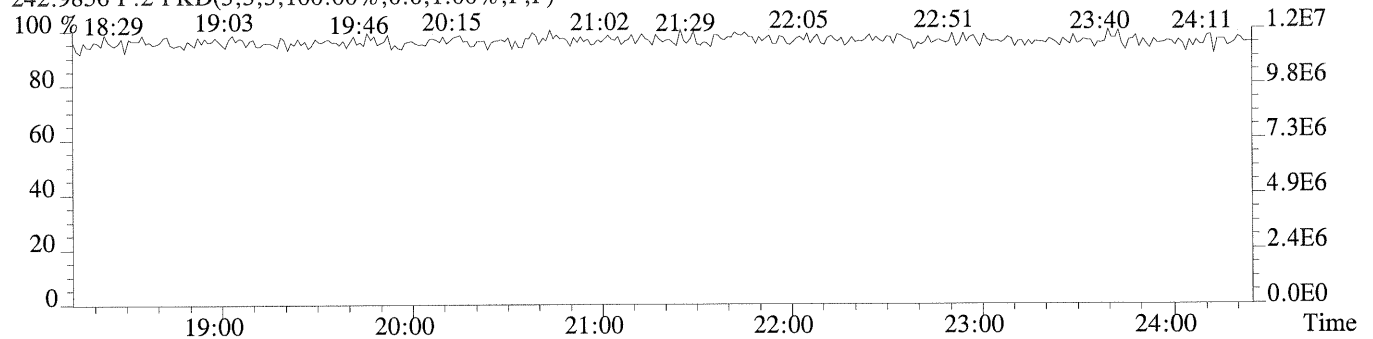
268.0016 F:2 SMO(1,3) BSUB(128,15,-3.0) PKD(3,3,3,0.10%,34356.0,1.00%,F,F)

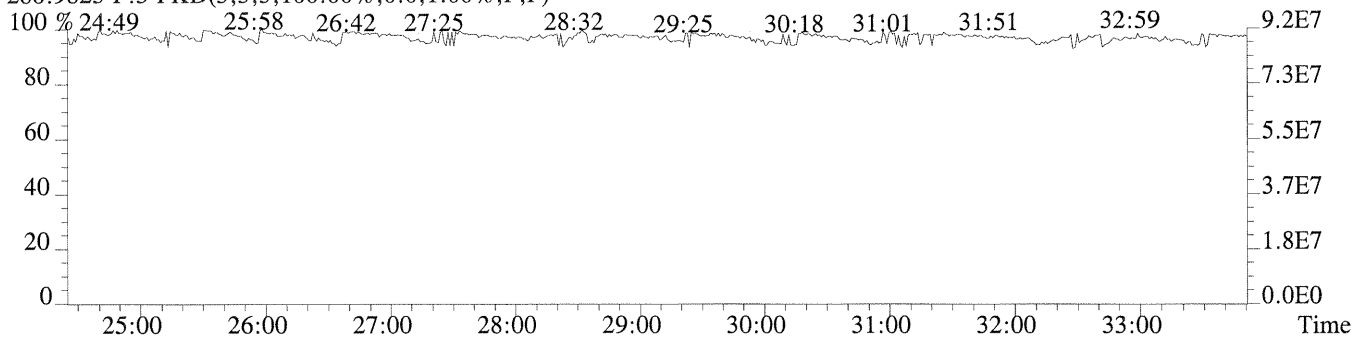
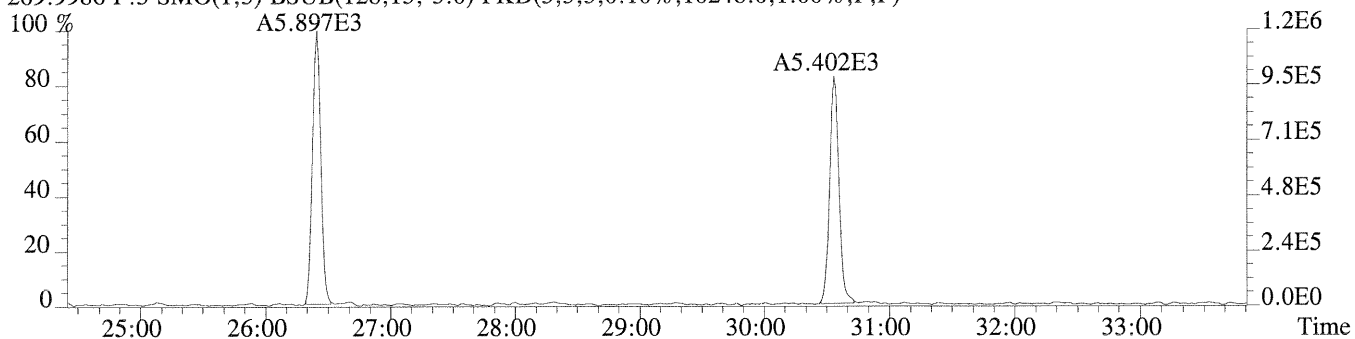
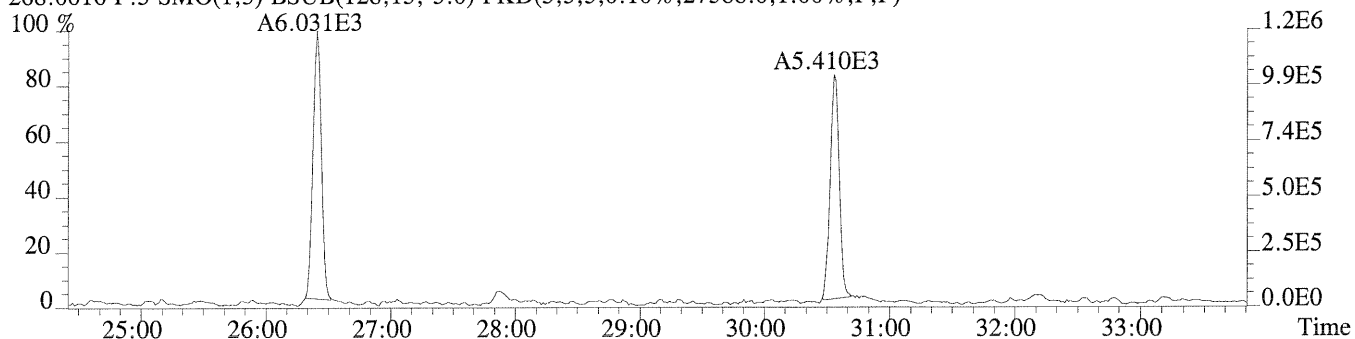
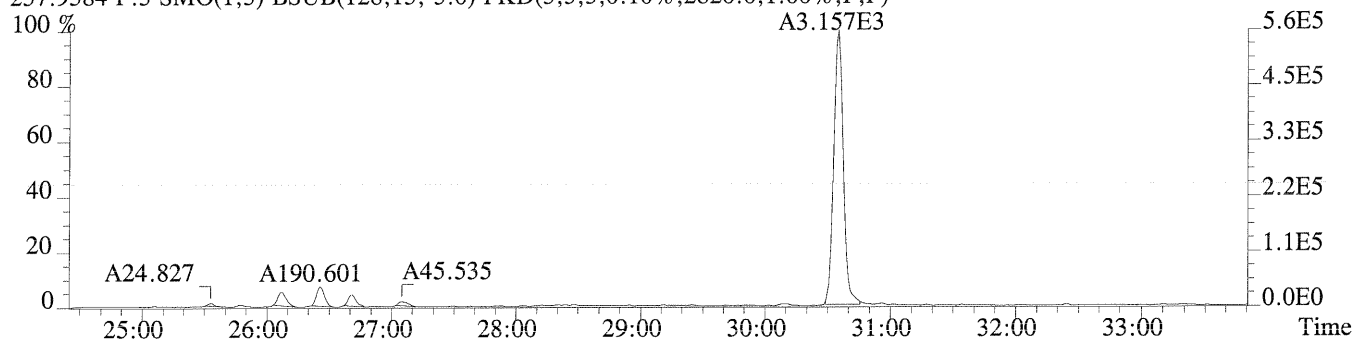
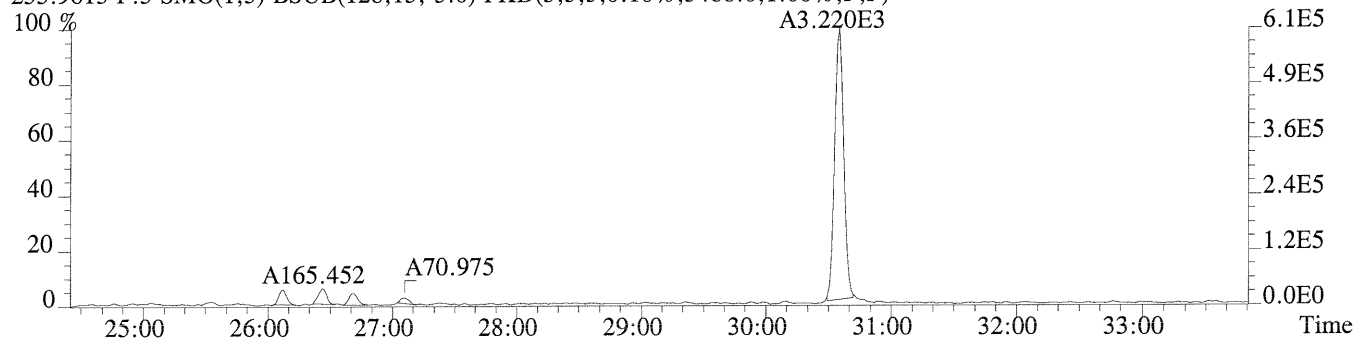


269.9986 F:2 SMO(1,3) BSUB(128,15,-3.0) PKD(3,3,3,0.10%,20164.0,1.00%,F,F)



242.9856 F:2 PKD(3,3,3,100.00%,0.0,1.00%,F,F)

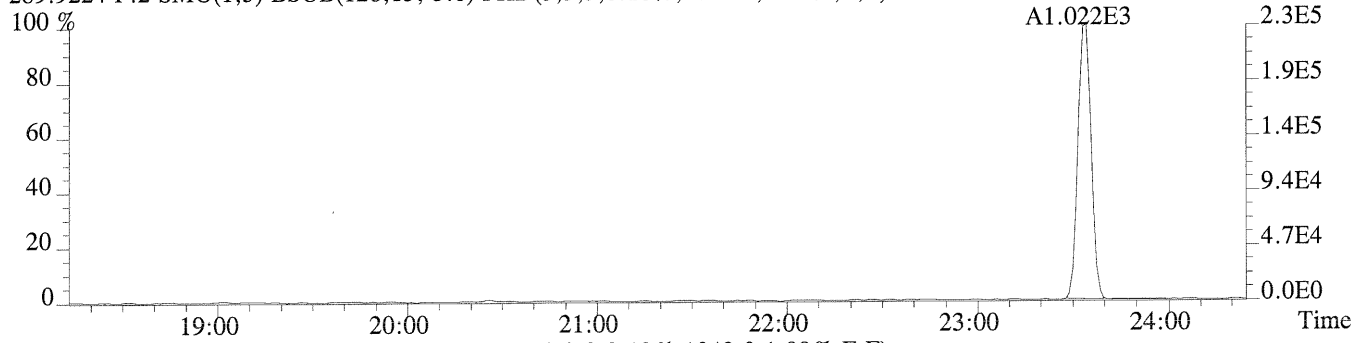




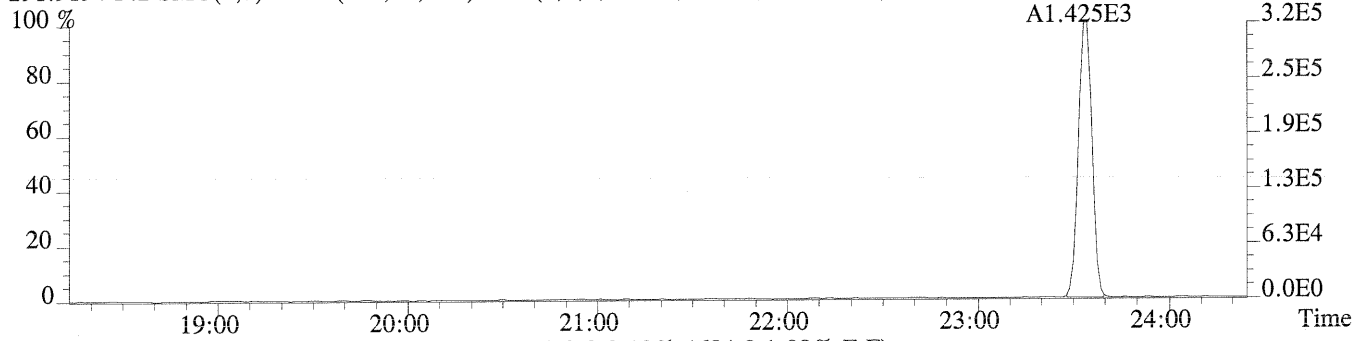
File:U220194 #1-342 Acq:25-AUG-2009 13:20:00 Probe EI+ Magnet SIR VG BioTech Mass spectf

Sample#1 Exp:EQ0900316-03 DLCS

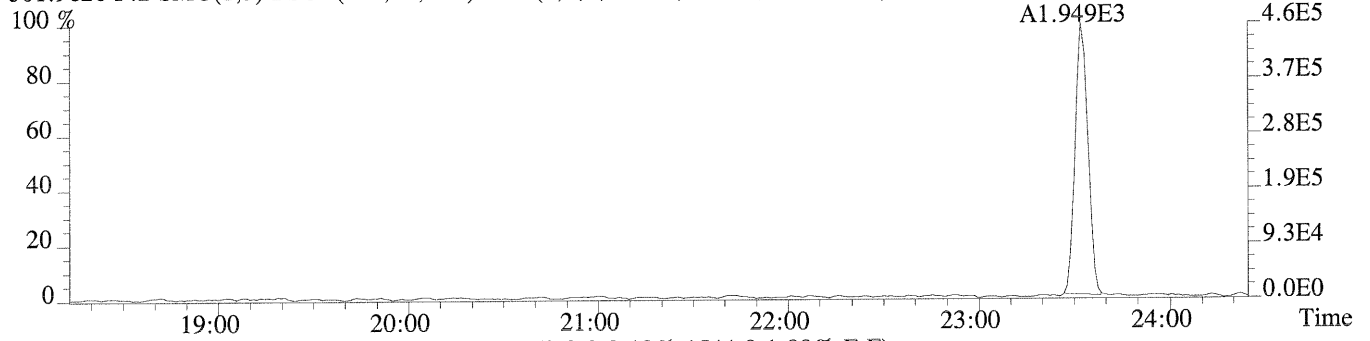
289.9224 F:2 SMO(1,3) BSUB(128,15,-3.0) PKD(3,3,3,0.10%,1012.0,1.00%,F,F)



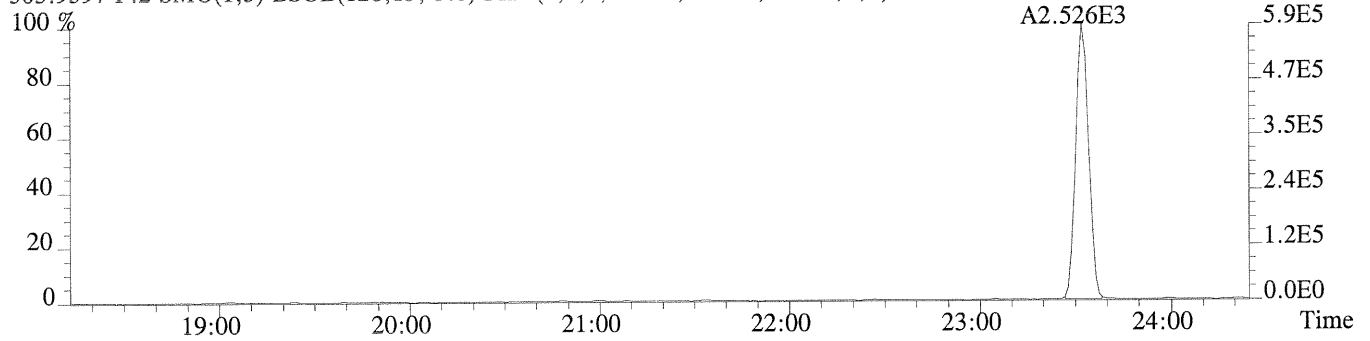
291.9194 F:2 SMO(1,3) BSUB(128,15,-3.0) PKD(3,3,3,0.10%,1040.0,1.00%,F,F)



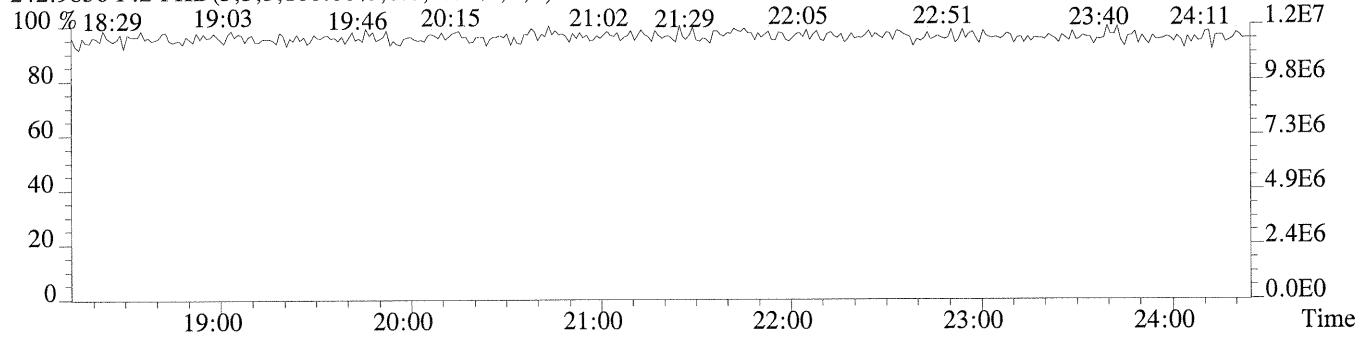
301.9626 F:2 SMO(1,3) BSUB(128,15,-3.0) PKD(3,3,3,0.10%,4684.0,1.00%,F,F)



303.9597 F:2 SMO(1,3) BSUB(128,15,-3.0) PKD(3,3,3,0.10%,1544.0,1.00%,F,F)



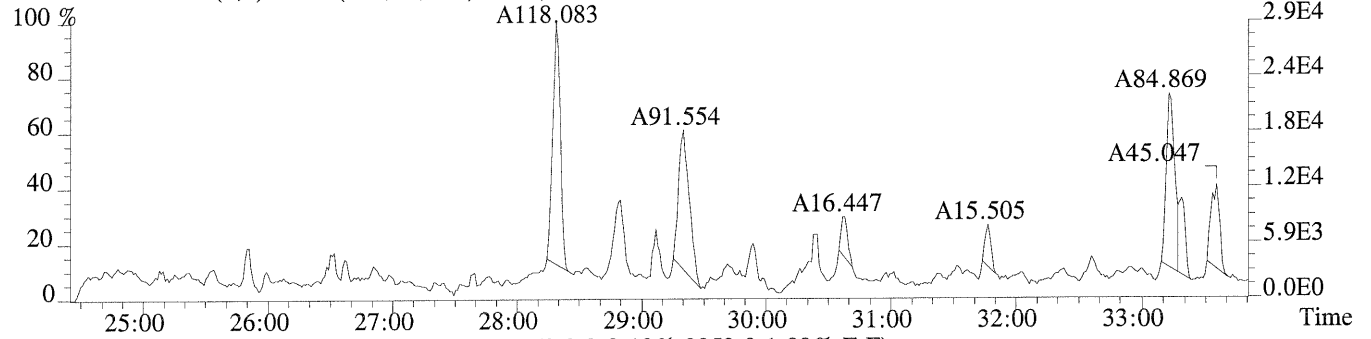
242.9856 F:2 PKD(3,3,3,100.00%,0.0,1.00%,F,F)



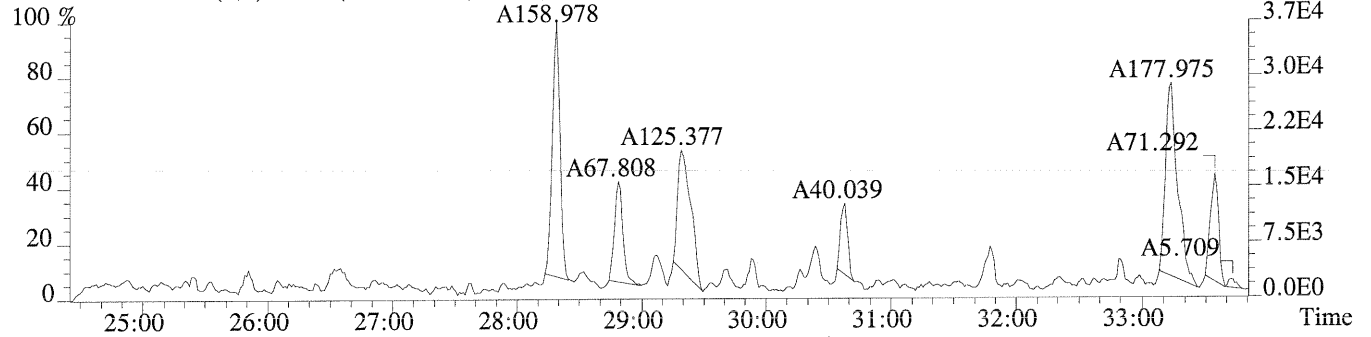
File:U220194 #1-603 Acq:25-AUG-2009 13:20:00 Probe EI+ Magnet SIR VG BioTech Mass spectr

Sample#1 Exp:EQ0900316-03 DLCS

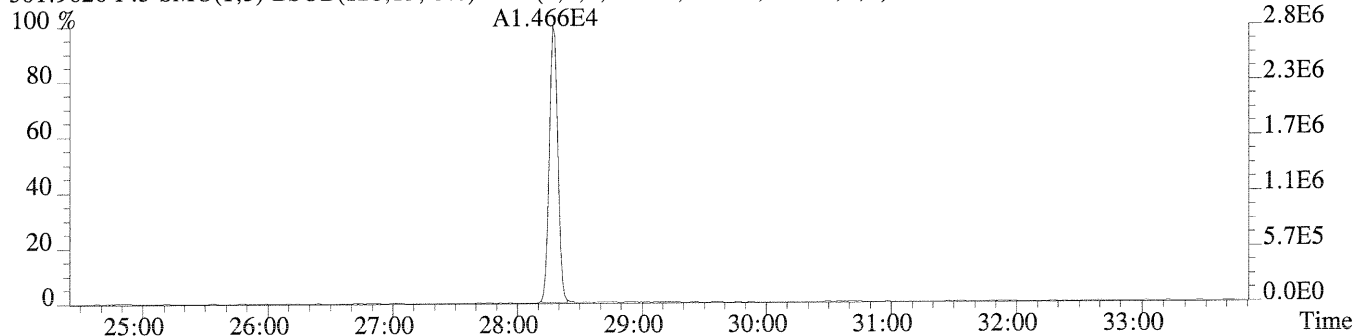
289.9224 F:3 SMO(1,3) BSUB(128,15,-3.0) PKD(3,3,3,0.10%,3000.0,1.00%,F,F)



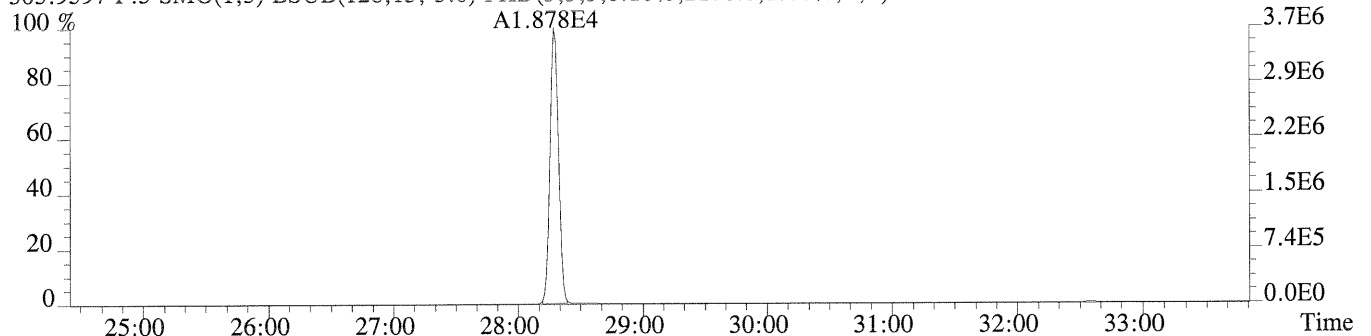
291.9194 F:3 SMO(1,3) BSUB(128,15,-3.0) PKD(3,3,3,0.10%,2352.0,1.00%,F,F)



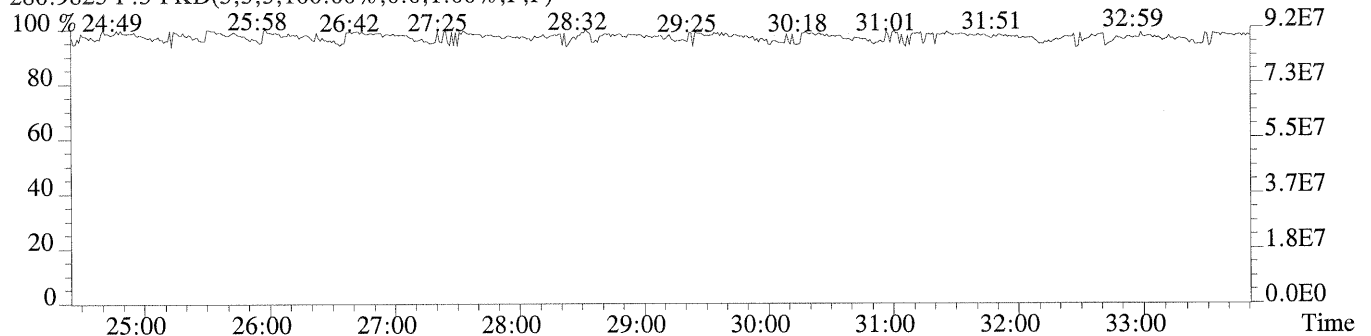
301.9626 F:3 SMO(1,3) BSUB(128,15,-3.0) PKD(3,3,3,0.10%,3556.0,1.00%,F,F)



303.9597 F:3 SMO(1,3) BSUB(128,15,-3.0) PKD(3,3,3,0.10%,2176.0,1.00%,F,F)



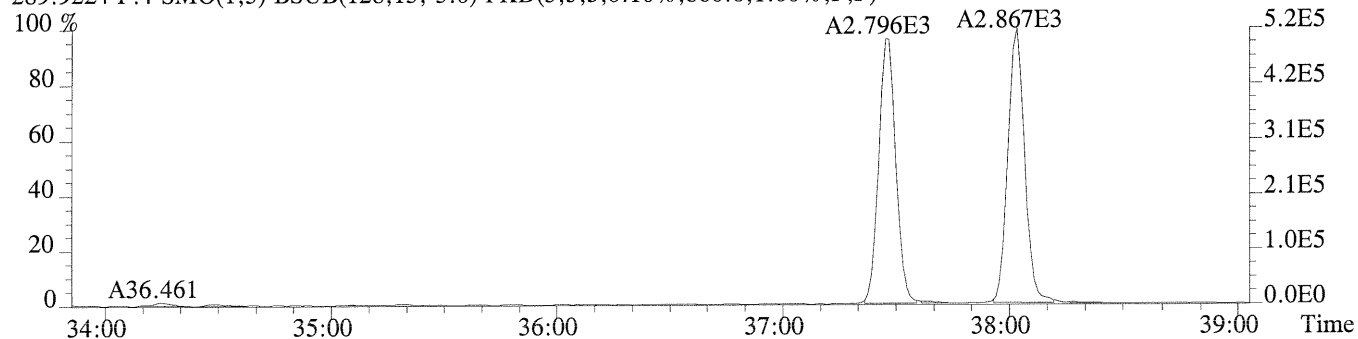
280.9825 F:3 PKD(3,3,3,100.00%,0.0,1.00%,F,F)



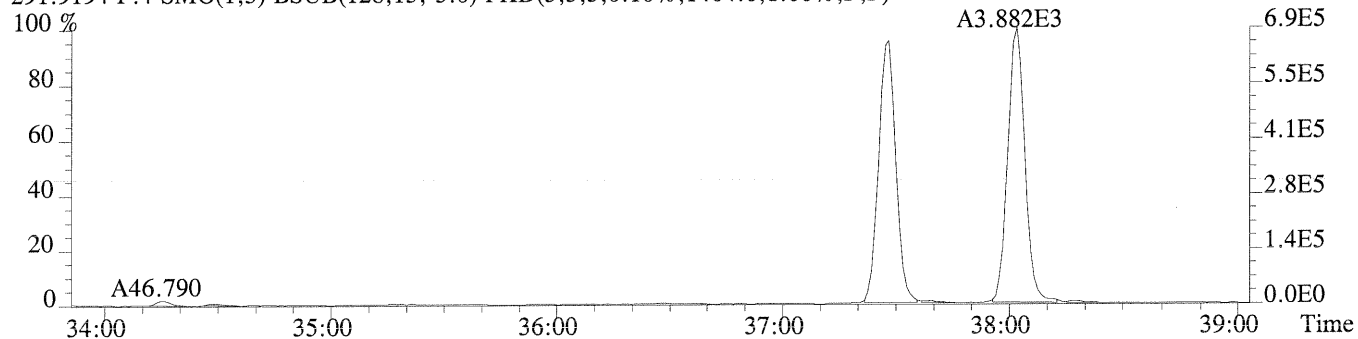
File:U220194 #1-333 Acq:25-AUG-2009 13:20:00 Probe EI+ Magnet SIR VG BioTech Mass spectf

Sample#1 Exp:EQ0900316-03 DLCS

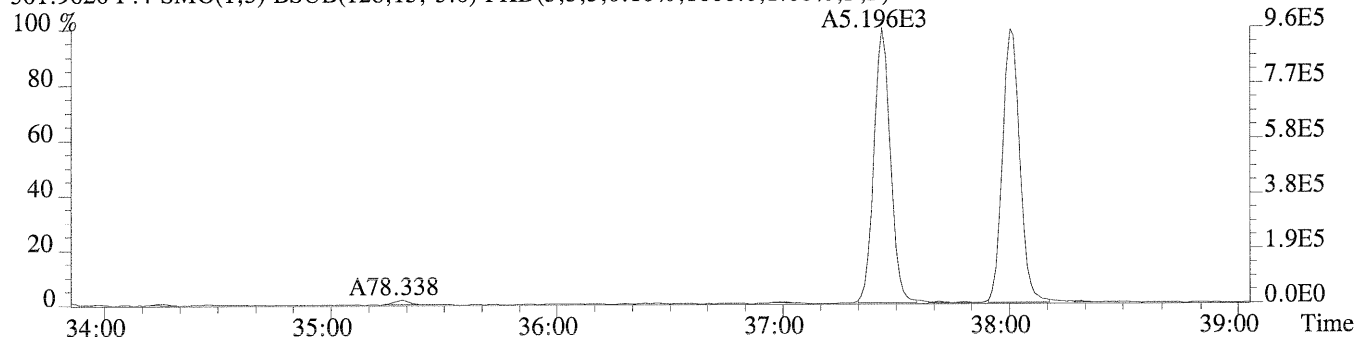
289.9224 F:4 SMO(1,3) BSUB(128,15,-3.0) PKD(3,3,3,0.10%,860.0,1.00%,F,F)



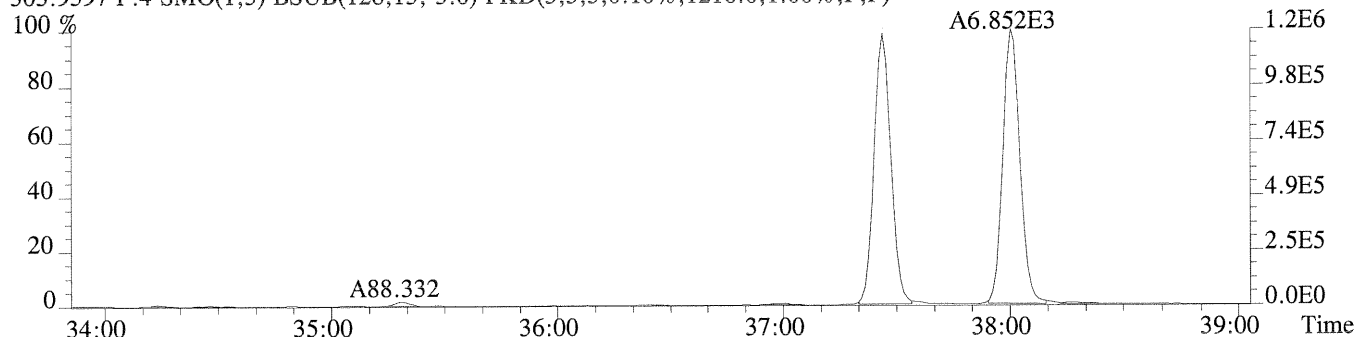
291.9194 F:4 SMO(1,3) BSUB(128,15,-3.0) PKD(3,3,3,0.10%,1404.0,1.00%,F,F)



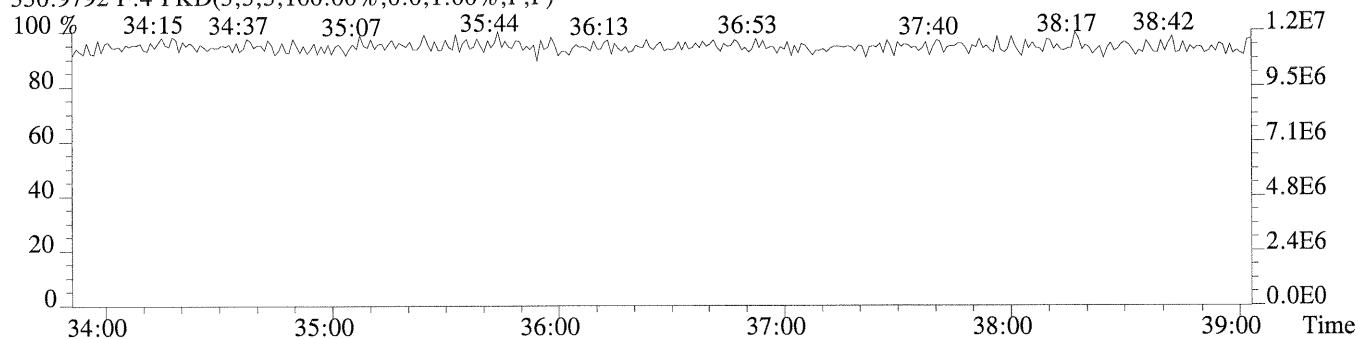
301.9626 F:4 SMO(1,3) BSUB(128,15,-3.0) PKD(3,3,3,0.10%,1600.0,1.00%,F,F)



303.9597 F:4 SMO(1,3) BSUB(128,15,-3.0) PKD(3,3,3,0.10%,1216.0,1.00%,F,F)



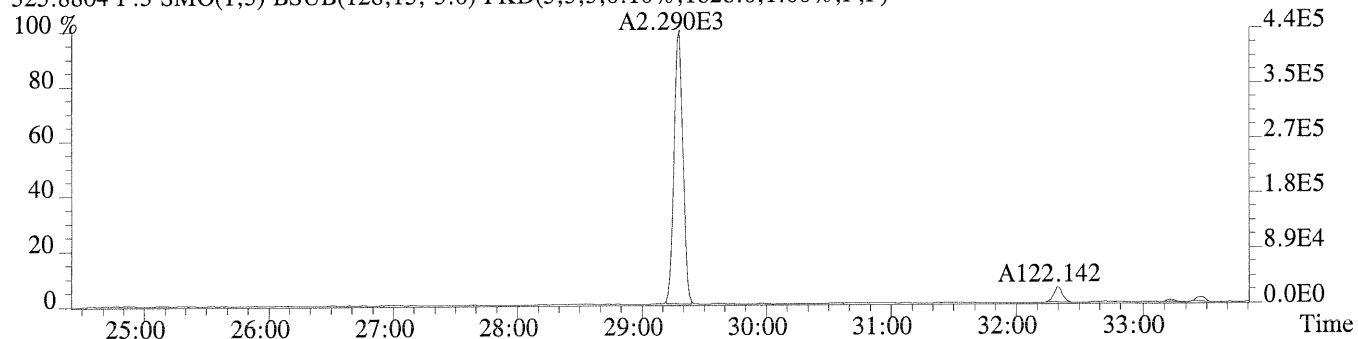
330.9792 F:4 PKD(3,3,3,100.00%,0.0,1.00%,F,F)



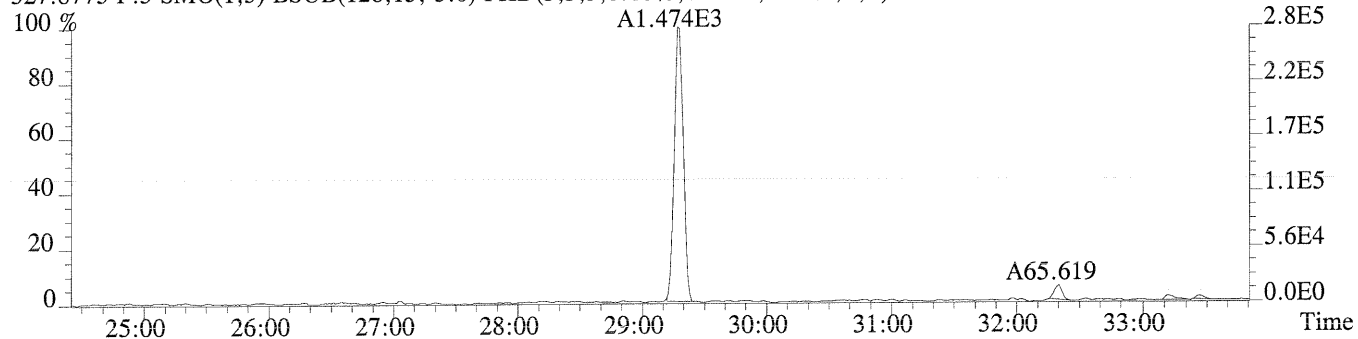
File:U220194 #1-603 Acq:25-AUG-2009 13:20:00 Probe EI+ Magnet SIR VG BioTech Mass spectf

Sample#1 Exp:EQ0900316-03 DLCS

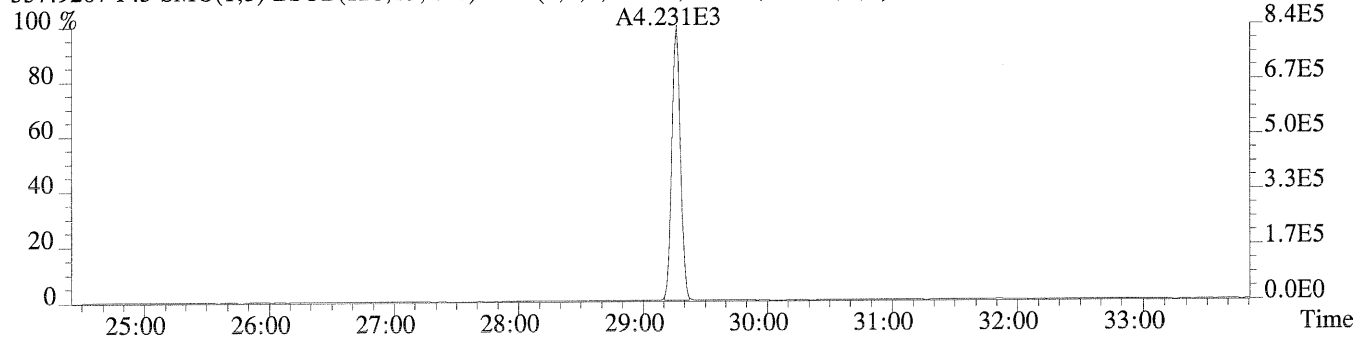
325.8804 F:3 SMO(1,3) BSUB(128,15,-3.0) PKD(3,3,3,0.10%,1828.0,1.00%,F,F)



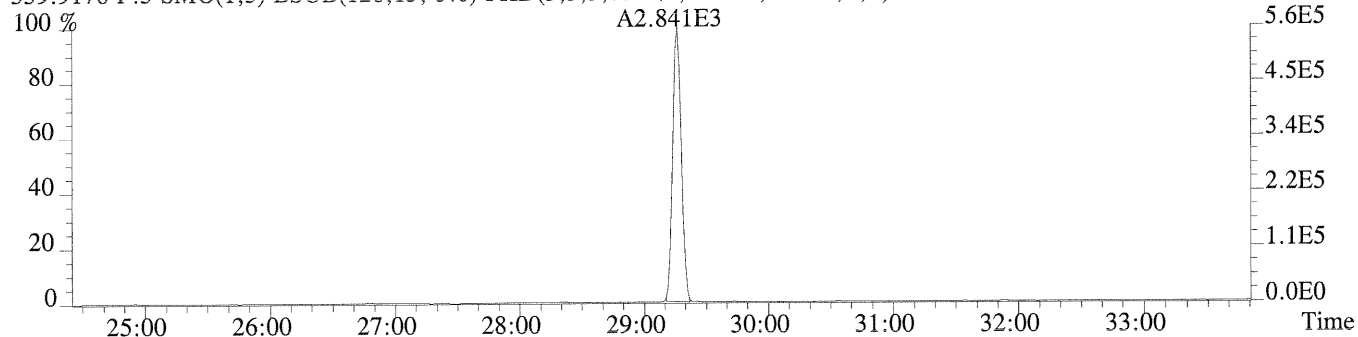
327.8775 F:3 SMO(1,3) BSUB(128,15,-3.0) PKD(3,3,3,0.10%,1772.0,1.00%,F,F)



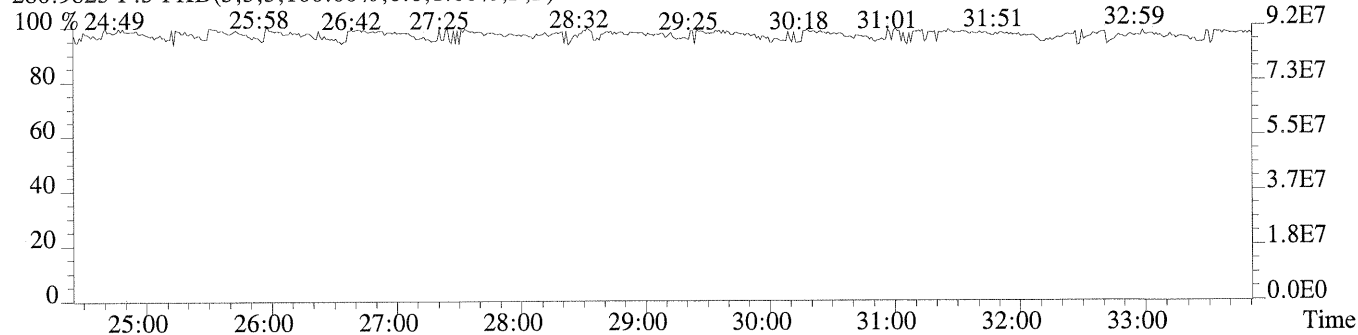
337.9207 F:3 SMO(1,3) BSUB(128,15,-3.0) PKD(3,3,3,0.10%,1736.0,1.00%,F,F)



339.9178 F:3 SMO(1,3) BSUB(128,15,-3.0) PKD(3,3,3,0.10%,1748.0,1.00%,F,F)



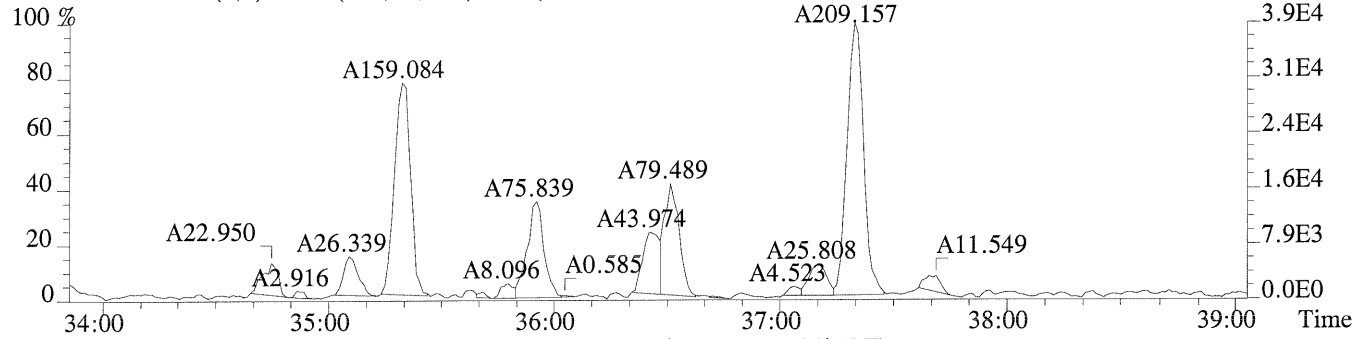
280.9825 F:3 PKD(3,3,3,100.00%,0.0,1.00%,F,F)



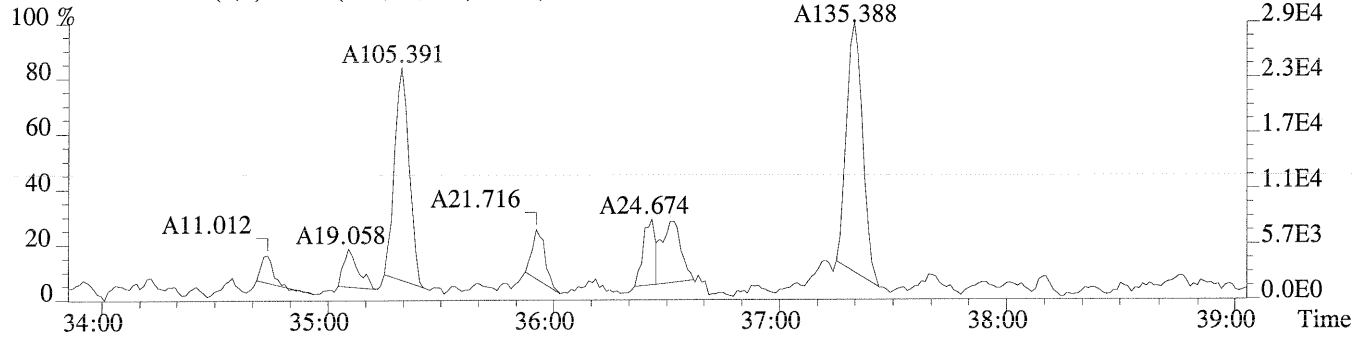
File:U220194 #1-333 Acq:25-AUG-2009 13:20:00 Probe EI+ Magnet SIR VG BioTech Mass spectf

Sample#1 Exp:EQ0900316-03 DLCS

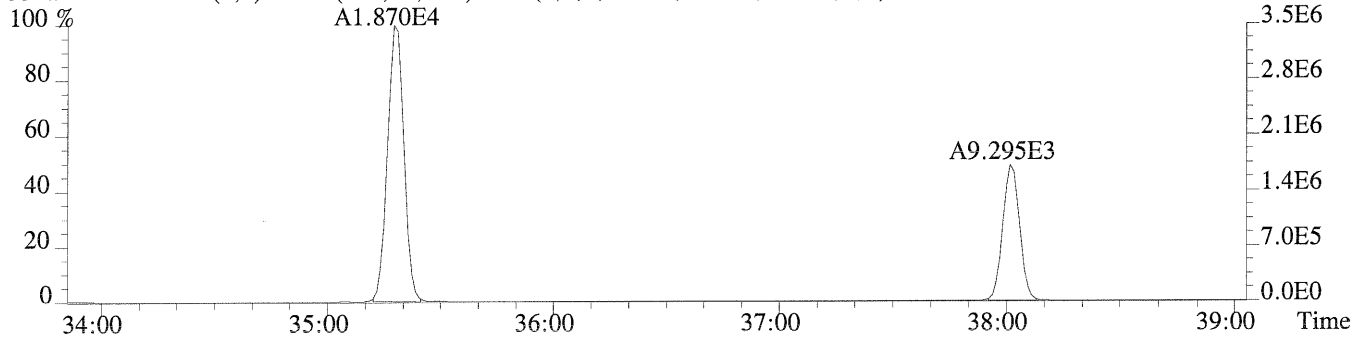
325.8804 F:4 SMO(1,3) BSUB(128,15,-3.0) PKD(3,3,3,0.10%,824.0,1.00%,F,F)



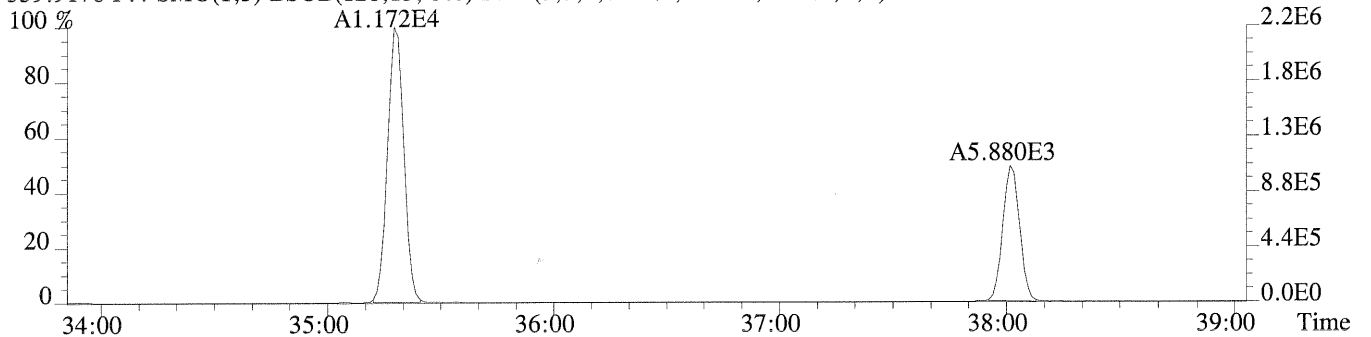
327.8775 F:4 SMO(1,3) BSUB(128,15,-3.0) PKD(3,3,3,0.10%,1568.0,1.00%,F,F)



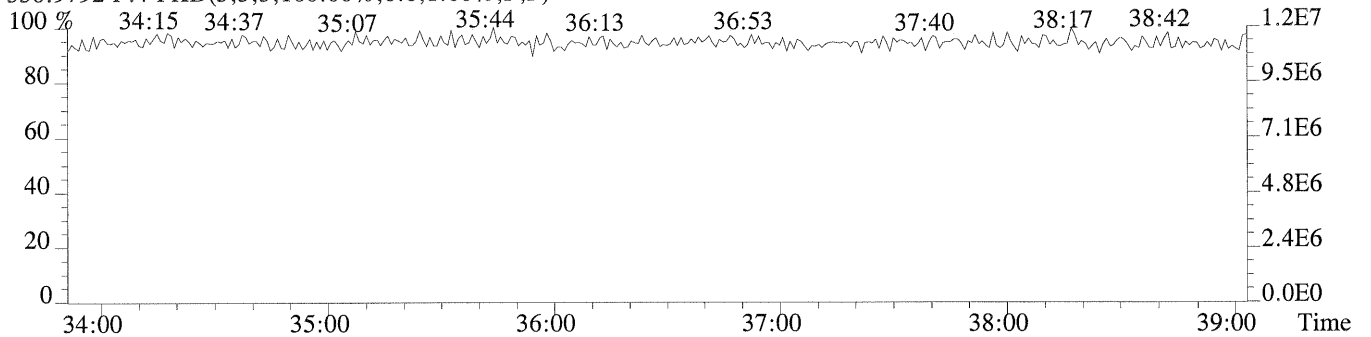
337.9207 F:4 SMO(1,3) BSUB(128,15,-3.0) PKD(3,3,3,0.10%,1180.0,1.00%,F,F)



339.9178 F:4 SMO(1,3) BSUB(128,15,-3.0) PKD(3,3,3,0.10%,1172.0,1.00%,F,F)



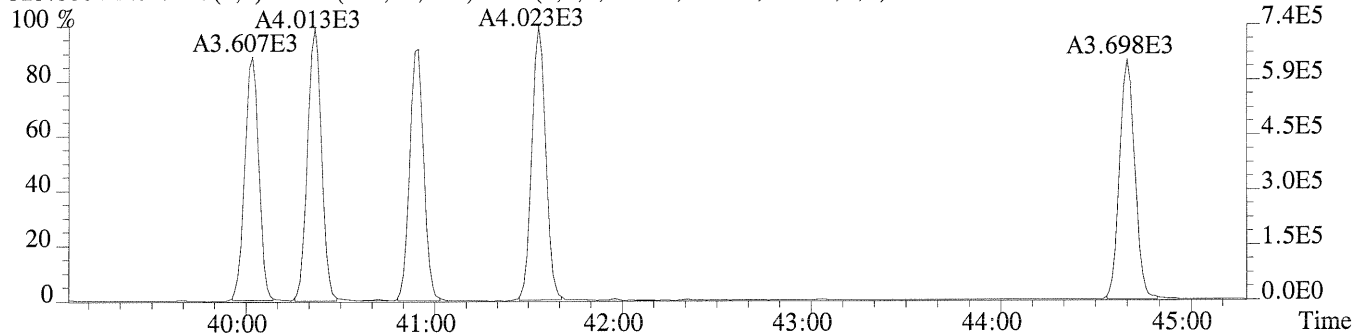
330.9792 F:4 PKD(3,3,3,100.00%,0.0,1.00%,F,F)



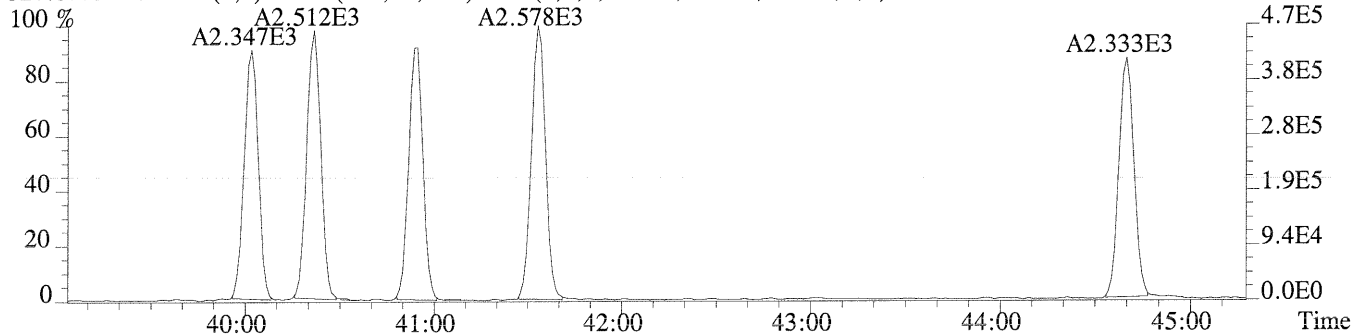
File:U220194 #1-399 Acq:25-AUG-2009 13:20:00 Probe EI+ Magnet SIR VG BioTech Mass spectf

Sample#1 Exp:EQ0900316-03 DLCS

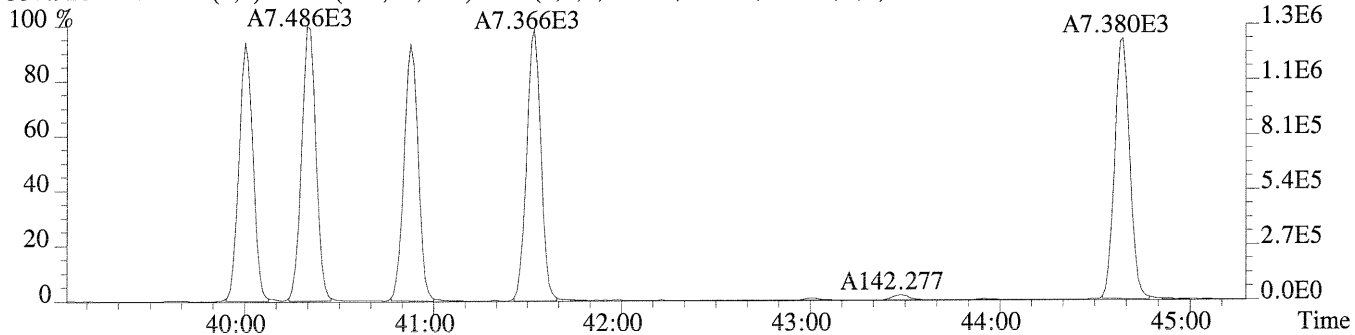
325.8804 F:5 SMO(1,3) BSUB(128,15,-3.0) PKD(3,3,3,0.10%,1844.0,1.00%,F,F)



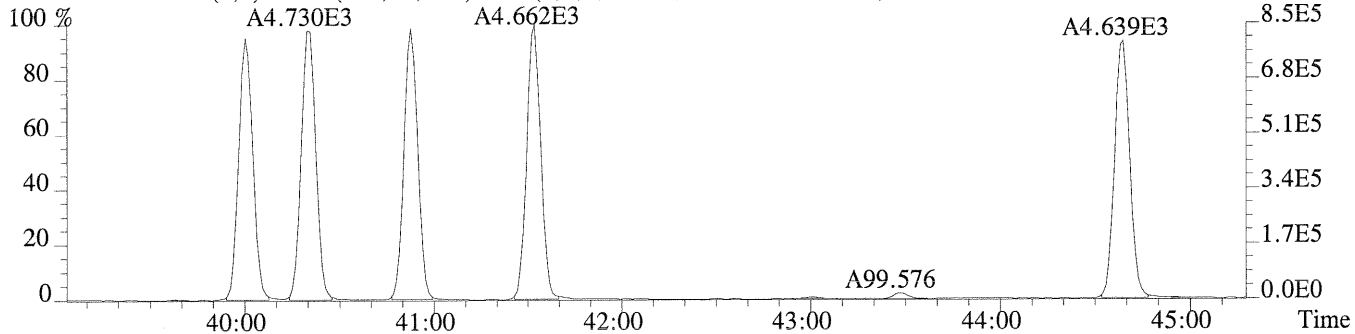
327.8775 F:5 SMO(1,3) BSUB(128,15,-3.0) PKD(3,3,3,0.10%,3572.0,1.00%,F,F)



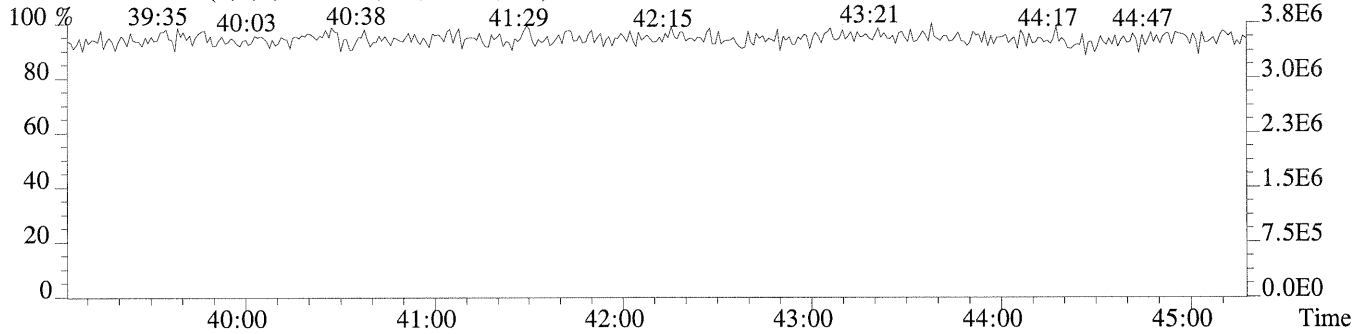
337.9207 F:5 SMO(1,3) BSUB(128,15,-3.0) PKD(3,3,3,0.10%,1116.0,1.00%,F,F)



339.9178 F:5 SMO(1,3) BSUB(128,15,-3.0) PKD(3,3,3,0.10%,1396.0,1.00%,F,F)



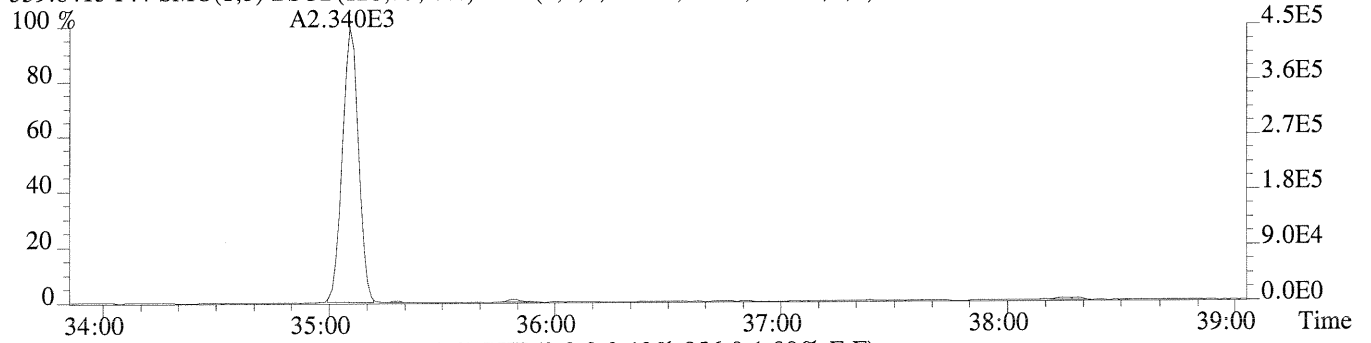
354.9792 F:5 PKD(3,3,3,100.00%,0.0,1.00%,F,F)



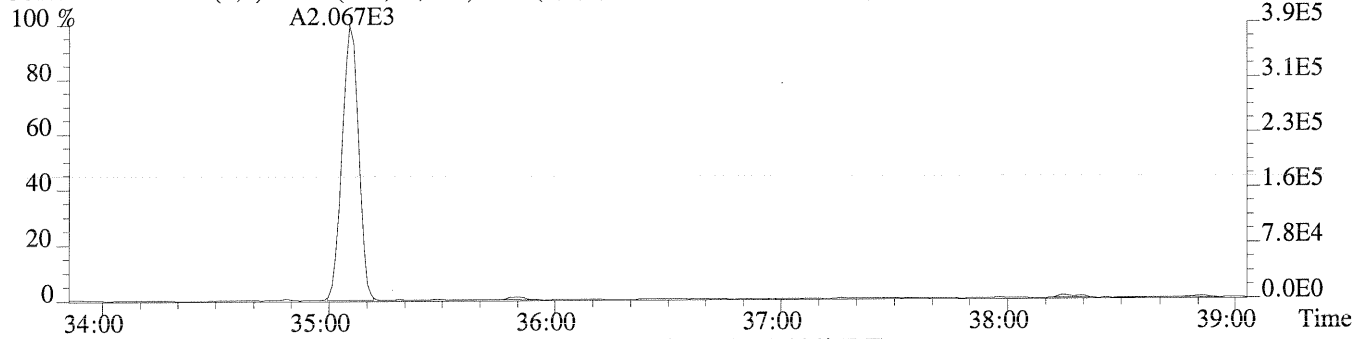
File:U220194 #1-333 Acq:25-AUG-2009 13:20:00 Probe EI+ Magnet SIR VG BioTech Mass spectf

Sample#1 Exp:EQ0900316-03 DLCS

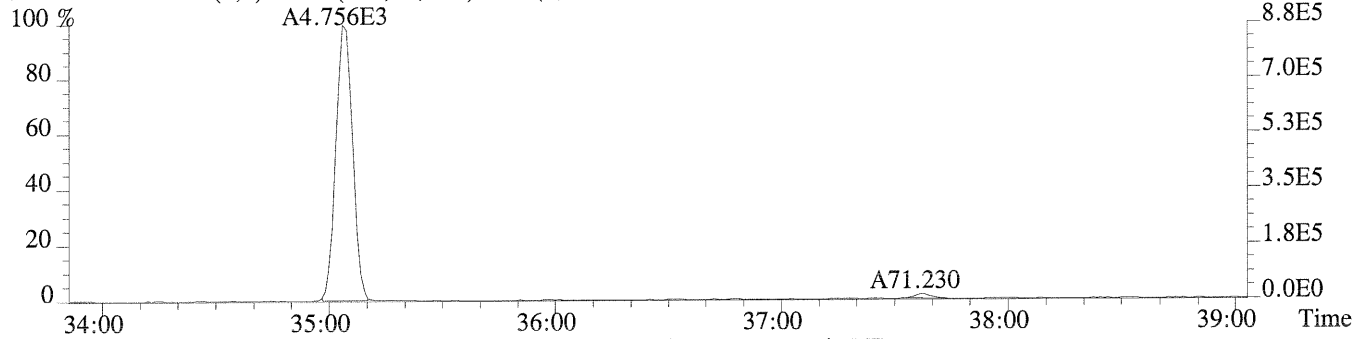
359.8415 F:4 SMO(1,3) BSUB(128,15,-3.0) PKD(3,3,3,0.10%,928.0,1.00%,F,F)



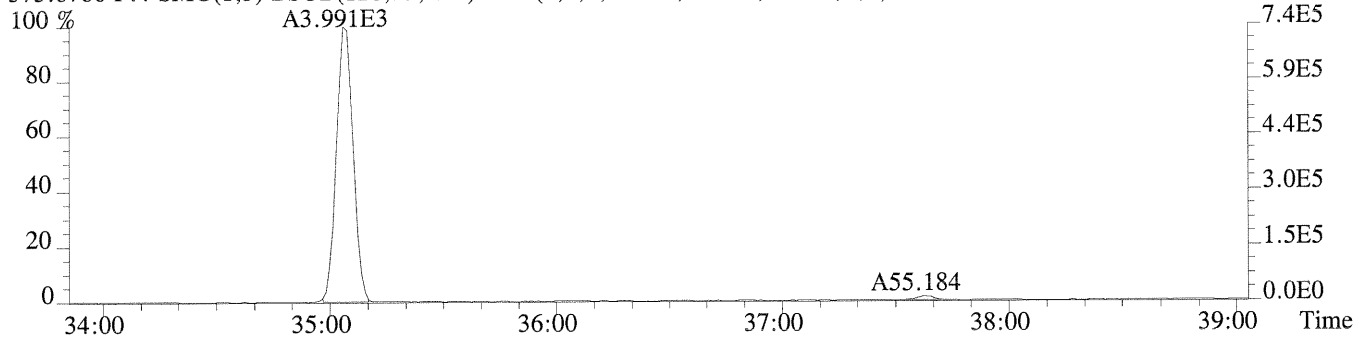
361.8385 F:4 SMO(1,3) BSUB(128,15,-3.0) PKD(3,3,3,0.10%,856.0,1.00%,F,F)



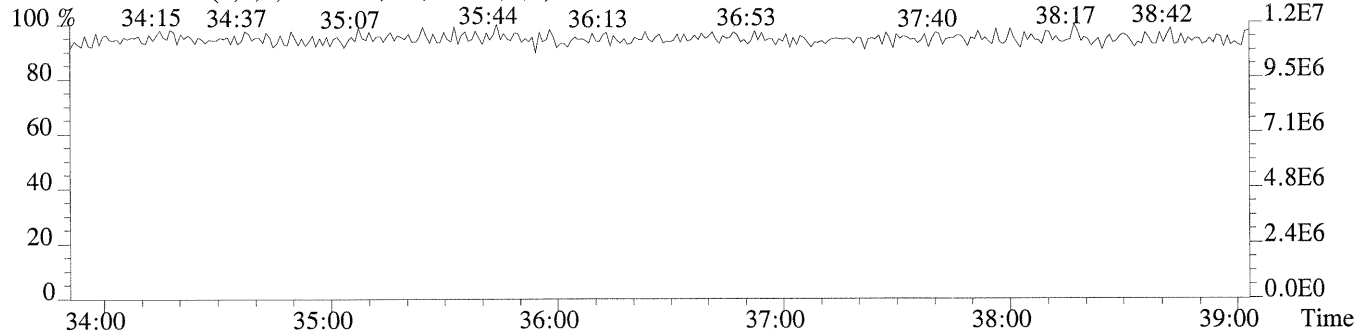
371.8817 F:4 SMO(1,3) BSUB(128,15,-3.0) PKD(3,3,3,0.10%,1116.0,1.00%,F,F)



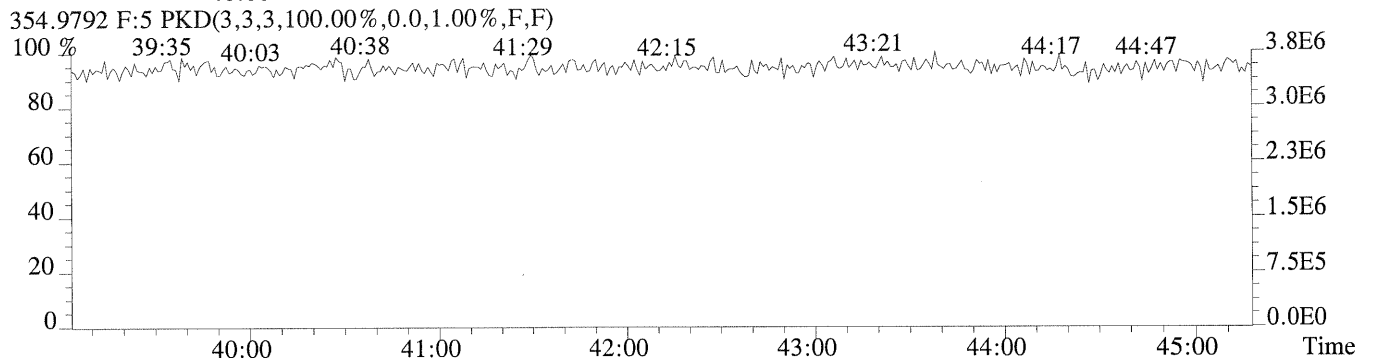
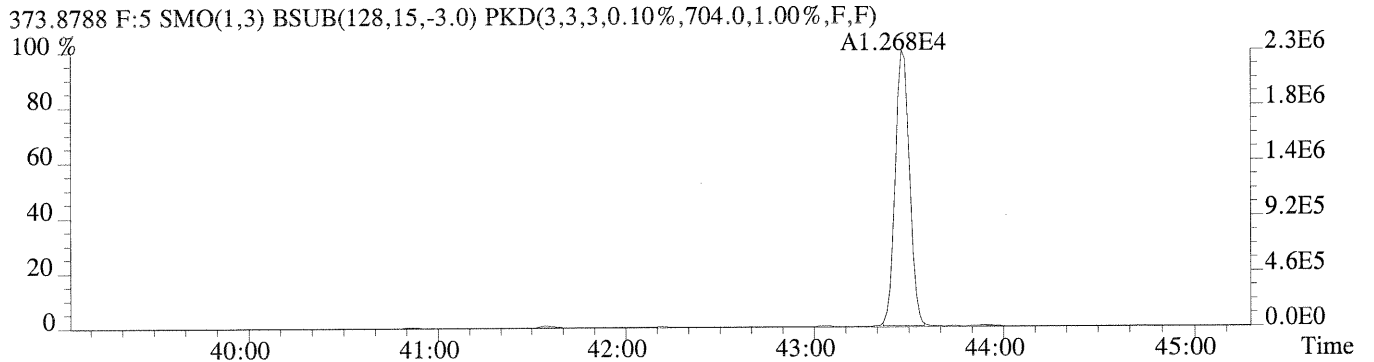
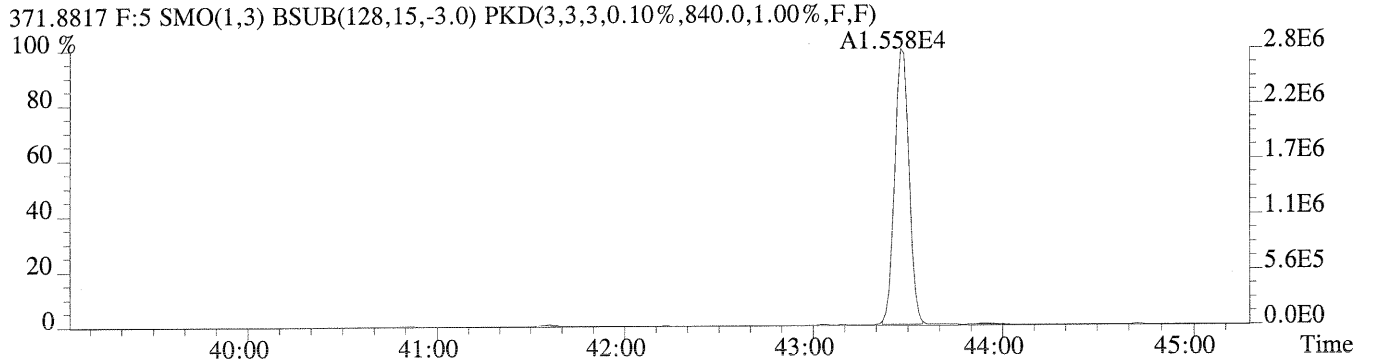
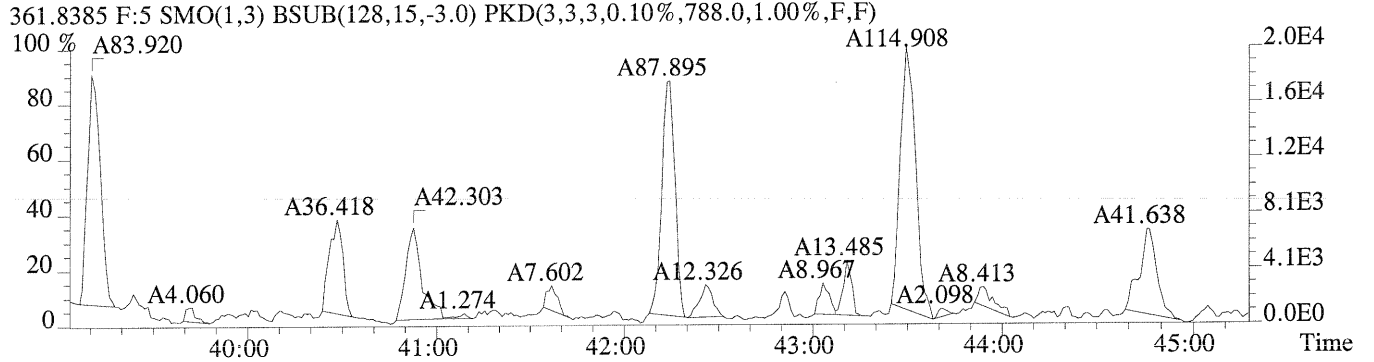
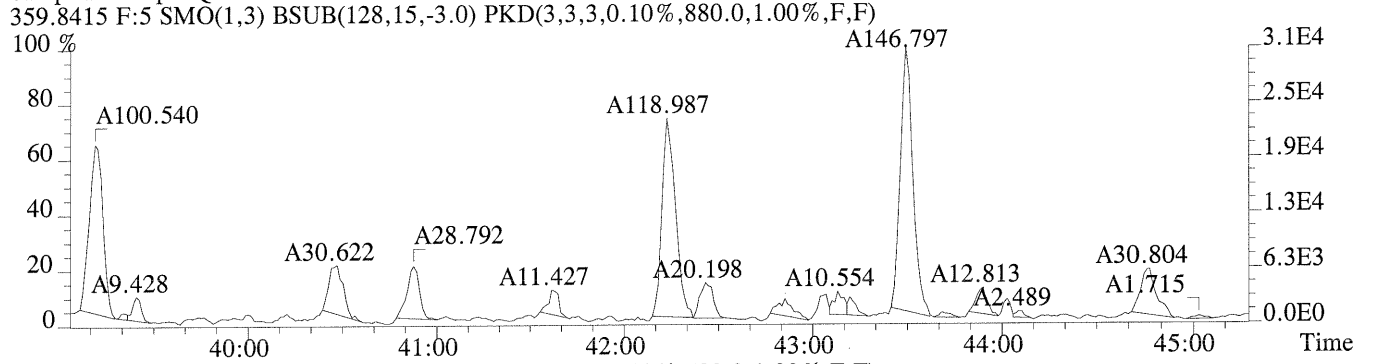
373.8788 F:4 SMO(1,3) BSUB(128,15,-3.0) PKD(3,3,3,0.10%,1384.0,1.00%,F,F)



330.9792 F:4 PKD(3,3,3,100.00%,0.0,1.00%,F,F)



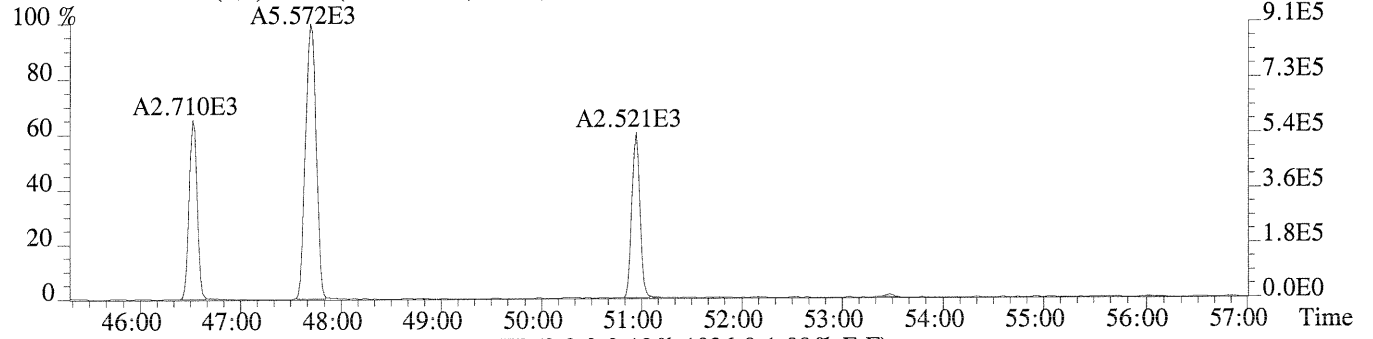
File:U220194 #1-399 Acq:25-AUG-2009 13:20:00 Probe EI+ Magnet SIR VG BioTech Mass spectf
Sample#1 Exp:EQ0900316-03 DLCS



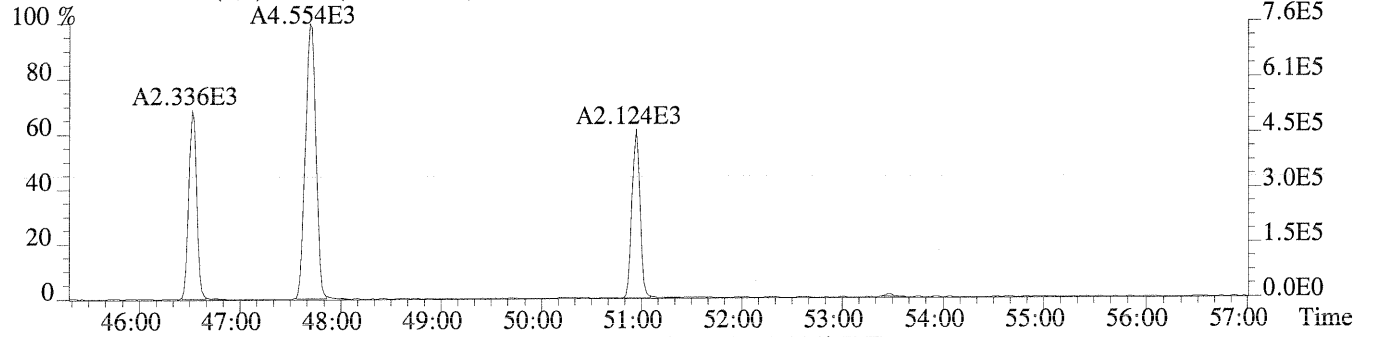
File:U220194 #1-580 Acq:25-AUG-2009 13:20:00 Probe EI+ Magnet SIR VG BioTech Mass spectf

Sample#1 Exp:EQ0900316-03 DLCS

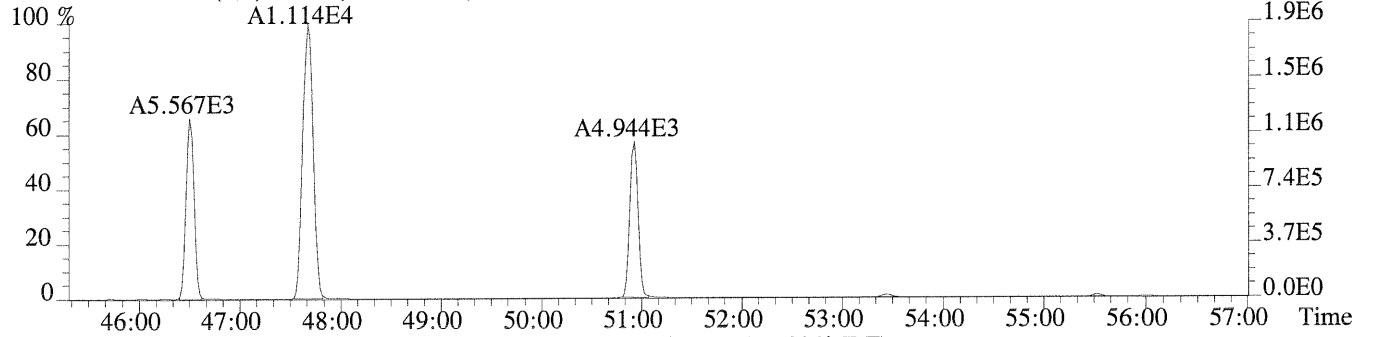
359.8415 F:6 SMO(1,3) BSUB(128,15,-3.0) PKD(3,3,3,0.10%,1260.0,1.00%,F,F)



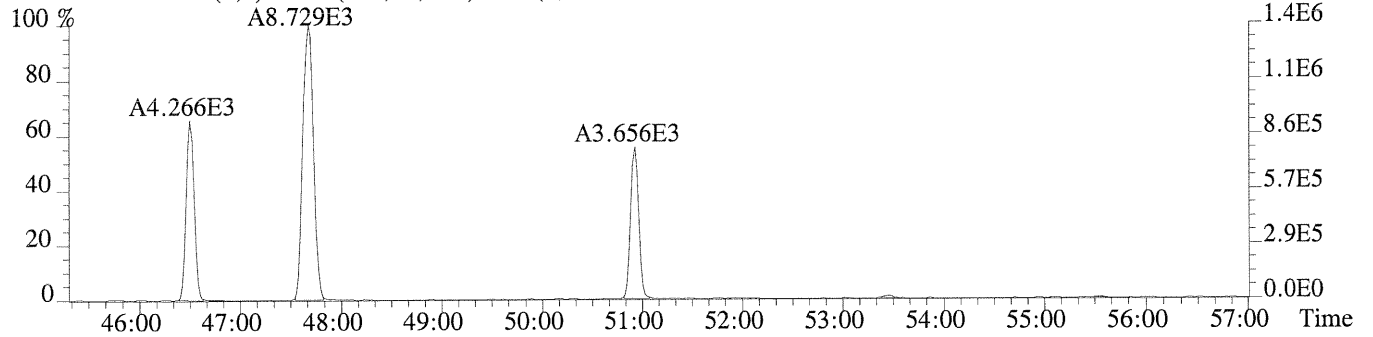
361.8385 F:6 SMO(1,3) BSUB(128,15,-3.0) PKD(3,3,3,0.10%,1036.0,1.00%,F,F)



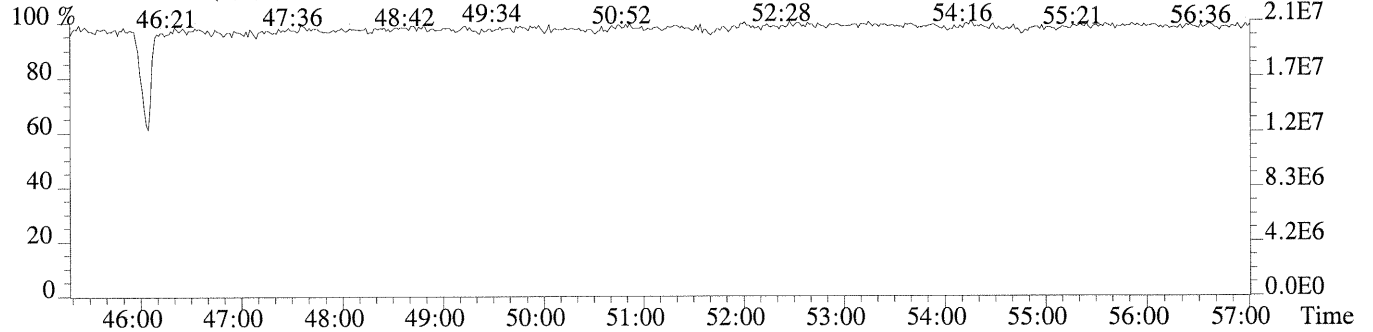
371.8817 F:6 SMO(1,3) BSUB(128,15,-3.0) PKD(3,3,3,0.10%,1156.0,1.00%,F,F)



373.8788 F:6 SMO(1,3) BSUB(128,15,-3.0) PKD(3,3,3,0.10%,1888.0,1.00%,F,F)



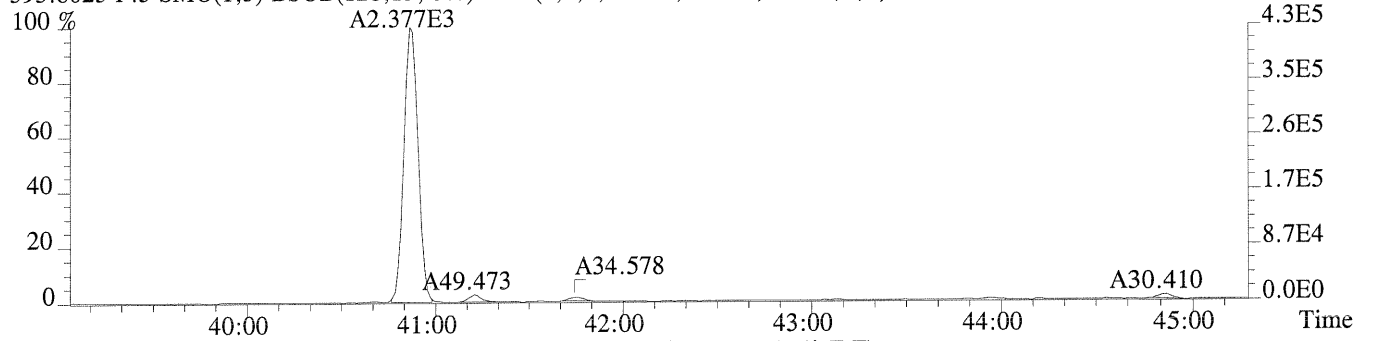
454.9728 F:6 PKD(5,3,5,100.00%,0.0,1.00%,F,F)




File:U220194 #1-399 Acq:25-AUG-2009 13:20:00 Probe EI+ Magnet SIR VG BioTech Mass spectf

Sample#1 Exp:EQ0900316-03 DLCS

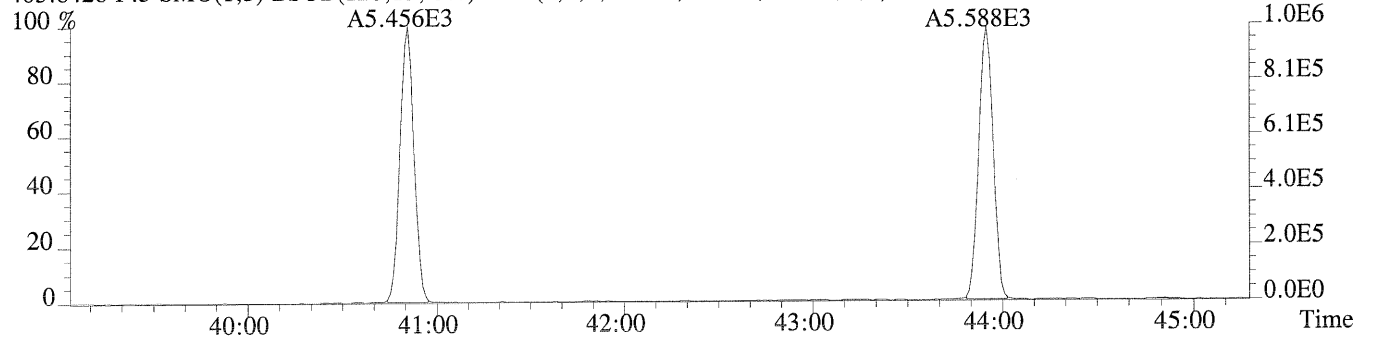
393.8025 F:5 SMO(1,3) BSUB(128,15,-3.0) PKD(3,3,3,0.10%,1212.0,1.00%,F,F)



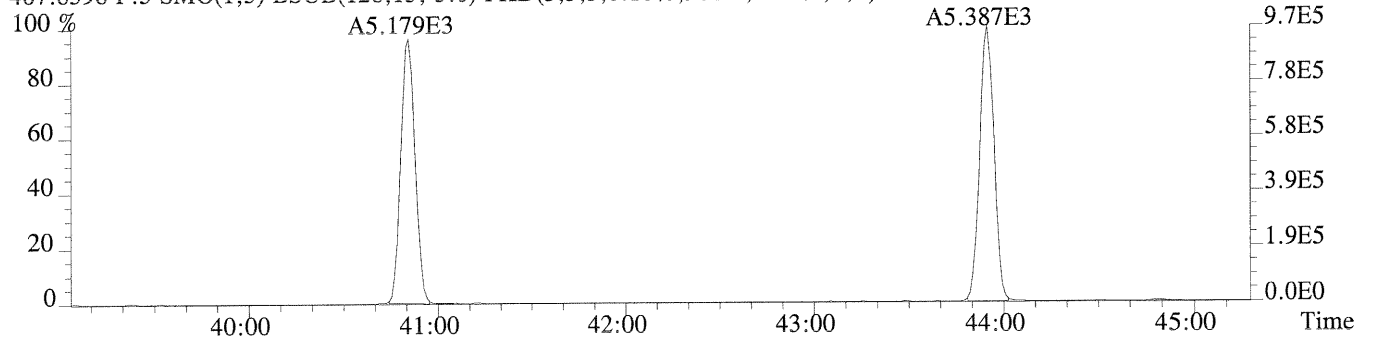
395.7995 F:5 SMO(1,3) BSUB(128,15,-3.0) PKD(3,3,3,0.10%,772.0,1.00%,F,F)



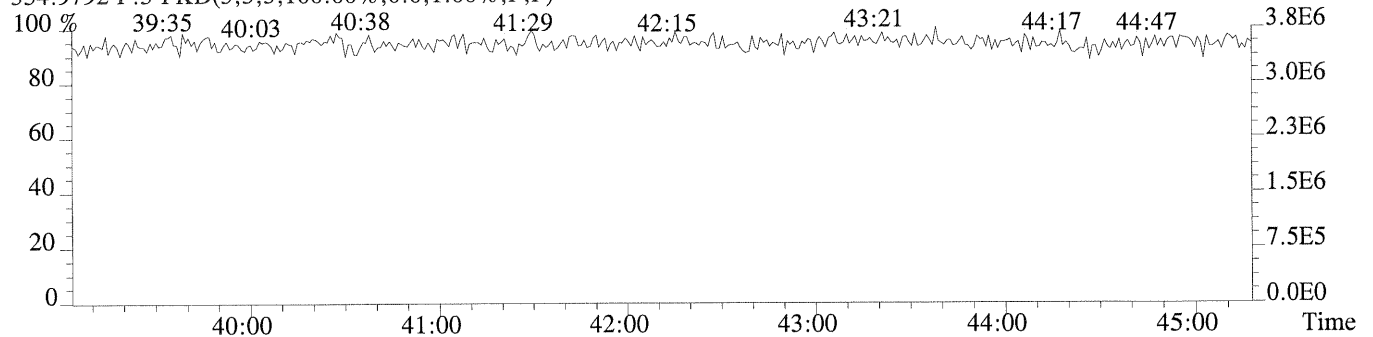
405.8428 F:5 SMO(1,3) BSUB(128,15,-3.0) PKD(3,3,3,0.10%,1228.0,1.00%,F,F)



407.8398 F:5 SMO(1,3) BSUB(128,15,-3.0) PKD(3,3,3,0.10%,980.0,1.00%,F,F)



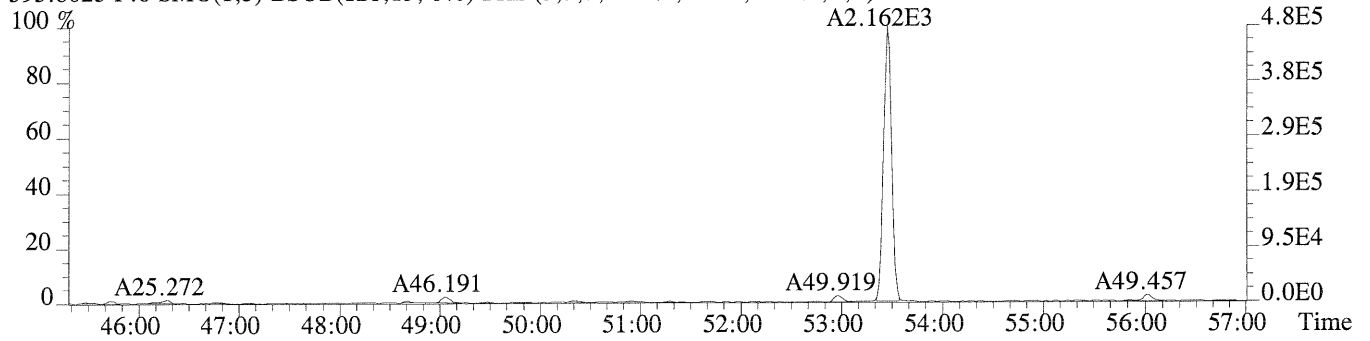
354.9792 F:5 PKD(3,3,3,100.00%,0.0,1.00%,F,F)



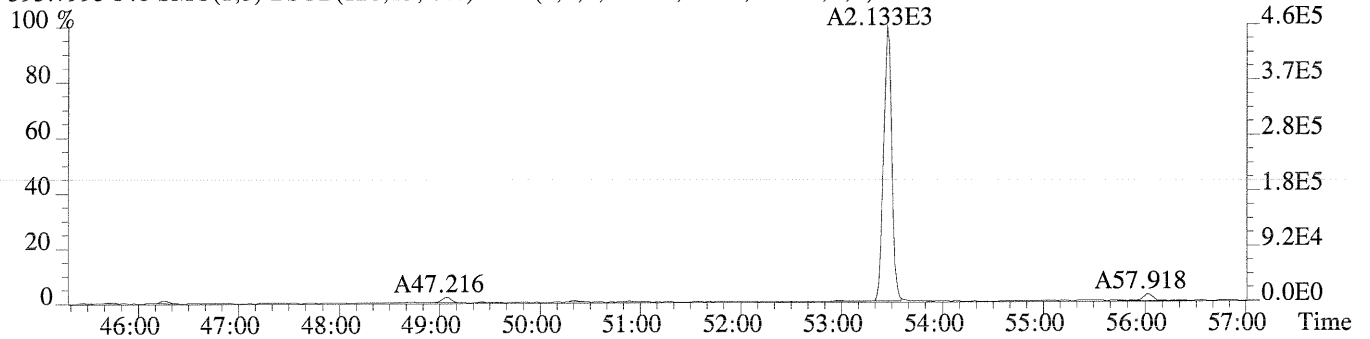
File:U220194 #1-580 Acq:25-AUG-2009 13:20:00 Probe EI+ Magnet SIR VG BioTech Mass spectf

Sample#1 Exp:EQ0900316-03 DLCS

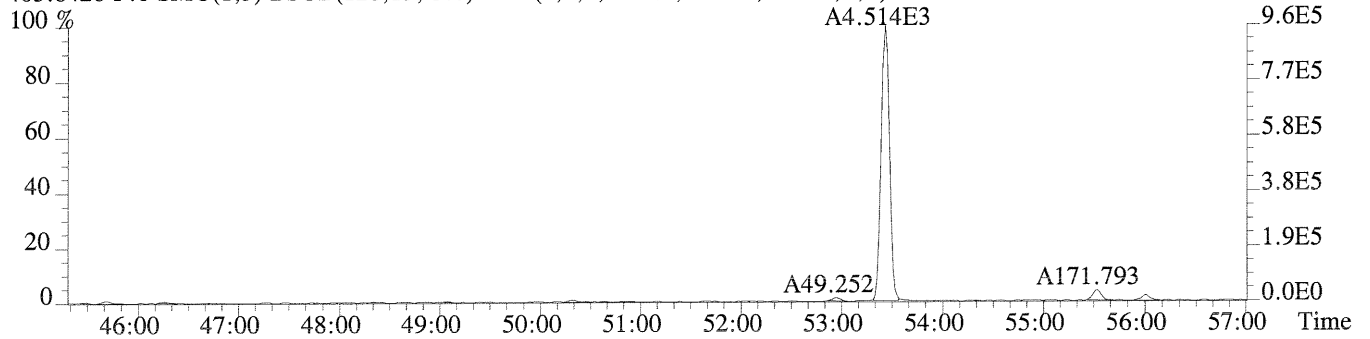
393.8025 F:6 SMO(1,3) BSUB(128,15,-3.0) PKD(3,3,3,0.10%,740.0,1.00%,F,F)



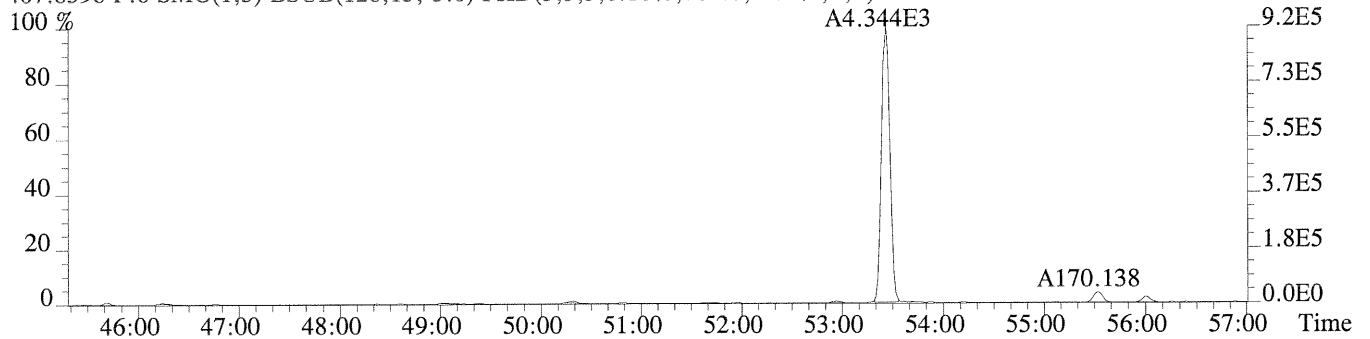
395.7995 F:6 SMO(1,3) BSUB(128,15,-3.0) PKD(3,3,3,0.10%,788.0,1.00%,F,F)



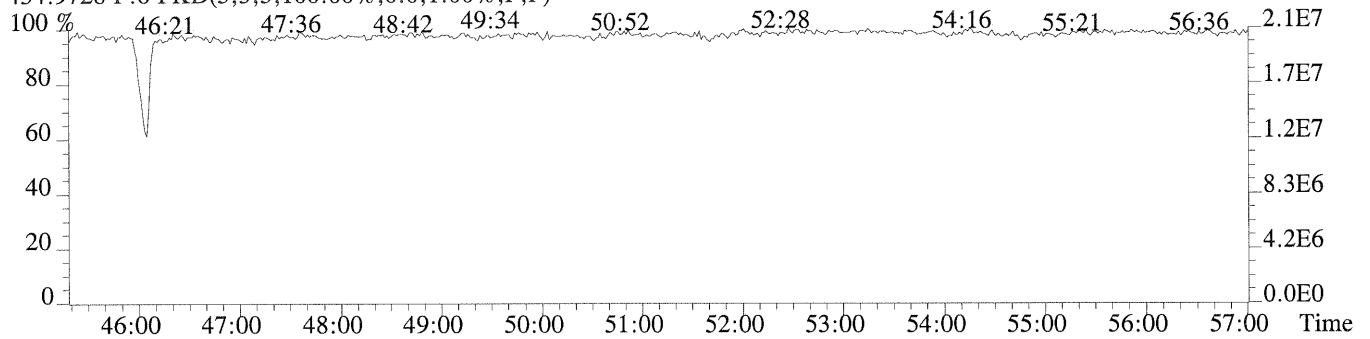
405.8428 F:6 SMO(1,3) BSUB(128,15,-3.0) PKD(3,3,3,0.10%,1308.0,1.00%,F,F)



407.8398 F:6 SMO(1,3) BSUB(128,15,-3.0) PKD(3,3,3,0.10%,784.0,1.00%,F,F)



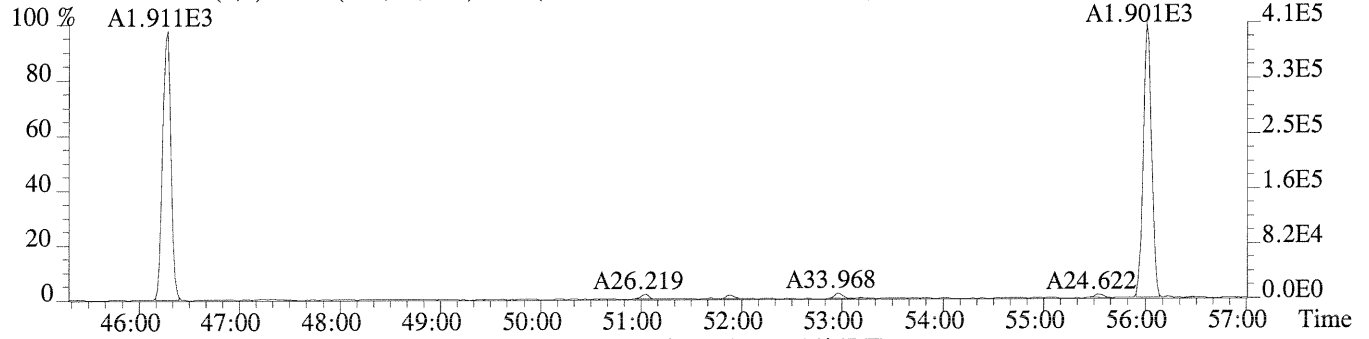
454.9728 F:6 PKD(5,3,5,100.00%,0.0,1.00%,F,F)



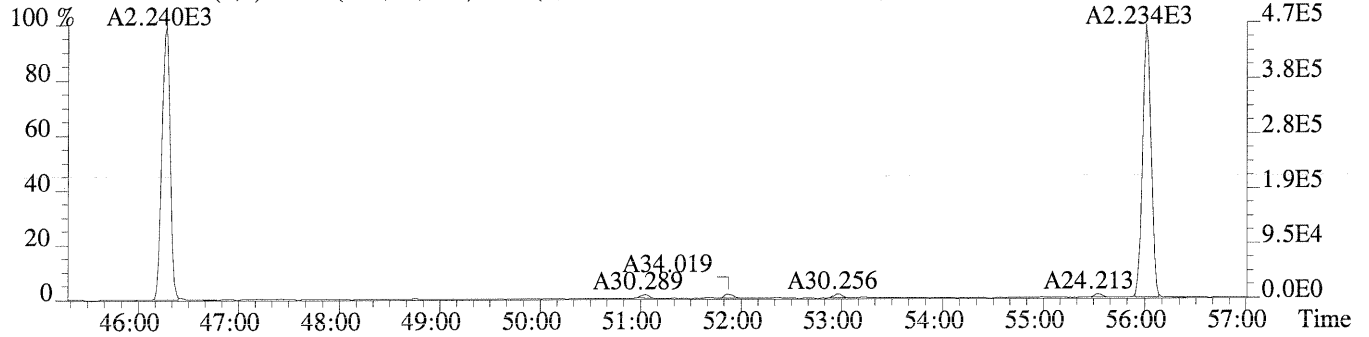
File:U220194 #1-580 Acq:25-AUG-2009 13:20:00 Probe EI+ Magnet SIR VG BioTech Mass spectf

Sample#1 Exp:EQ0900316-03 DLCS

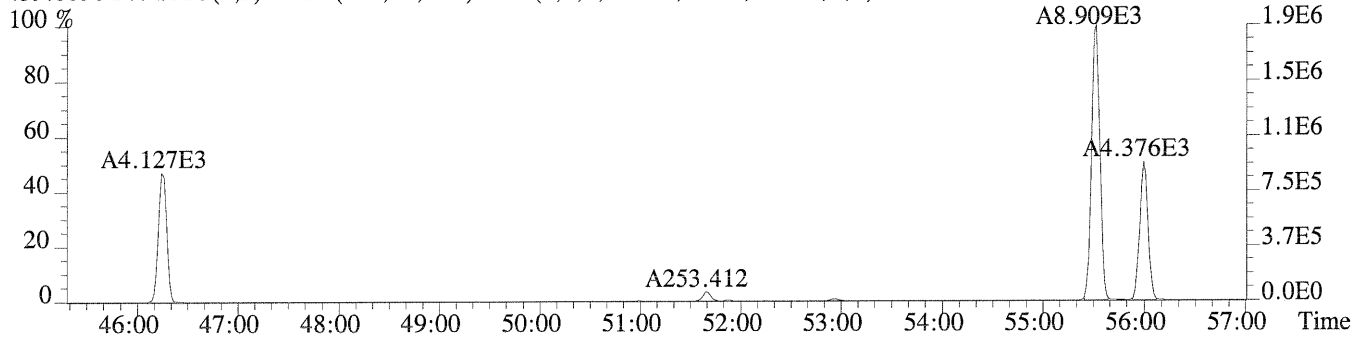
427.7635 F:6 SMO(1,3) BSUB(128,15,-3.0) PKD(3,3,3,0.10%,700.0,1.00%,F,F)



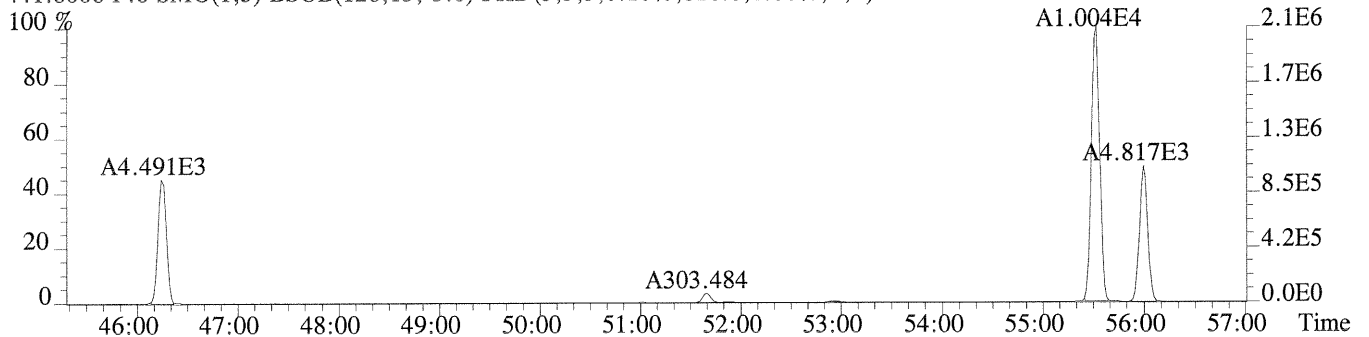
429.7606 F:6 SMO(1,3) BSUB(128,15,-3.0) PKD(3,3,3,0.10%,1196.0,1.00%,F,F)



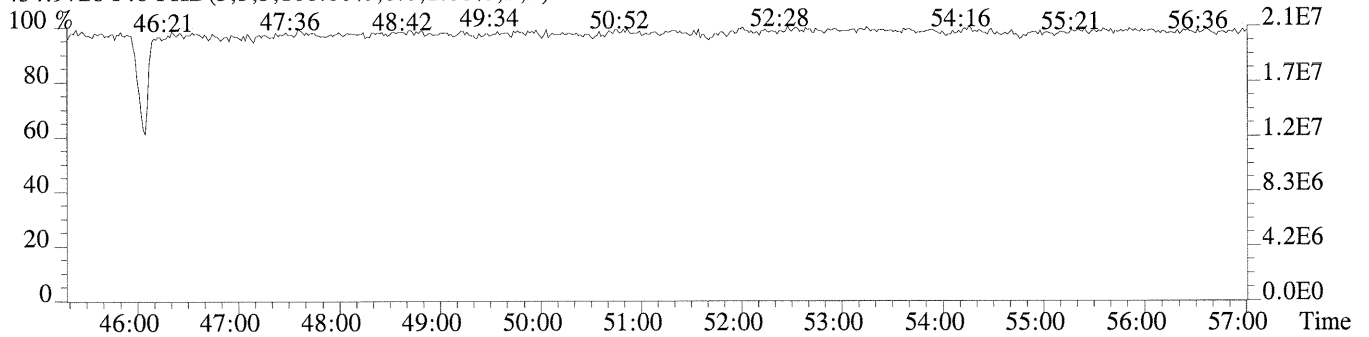
439.8038 F:6 SMO(1,3) BSUB(128,15,-3.0) PKD(3,3,3,0.10%,728.0,1.00%,F,F)



441.8008 F:6 SMO(1,3) BSUB(128,15,-3.0) PKD(3,3,3,0.10%,816.0,1.00%,F,F)



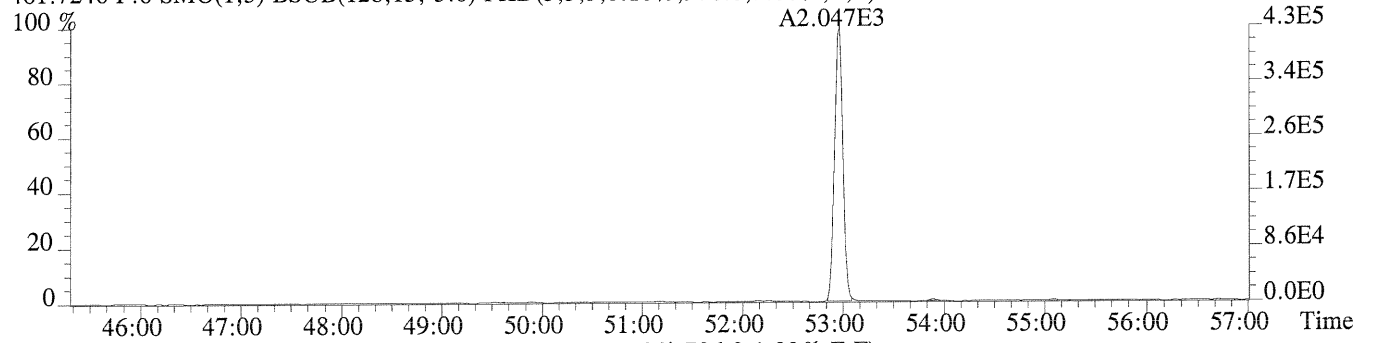
454.9728 F:6 PKD(5,3,5,100.00%,0.0,1.00%,F,F)



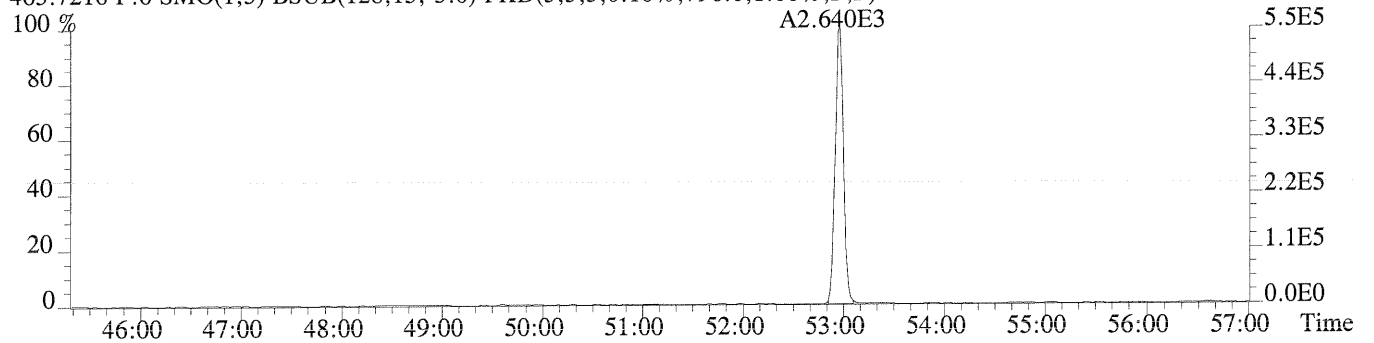
File:U220194 #1-580 Acq:25-AUG-2009 13:20:00 Probe EI+ Magnet SIR VG BioTech Mass spectf

Sample#1 Exp:EQ0900316-03 DLCS

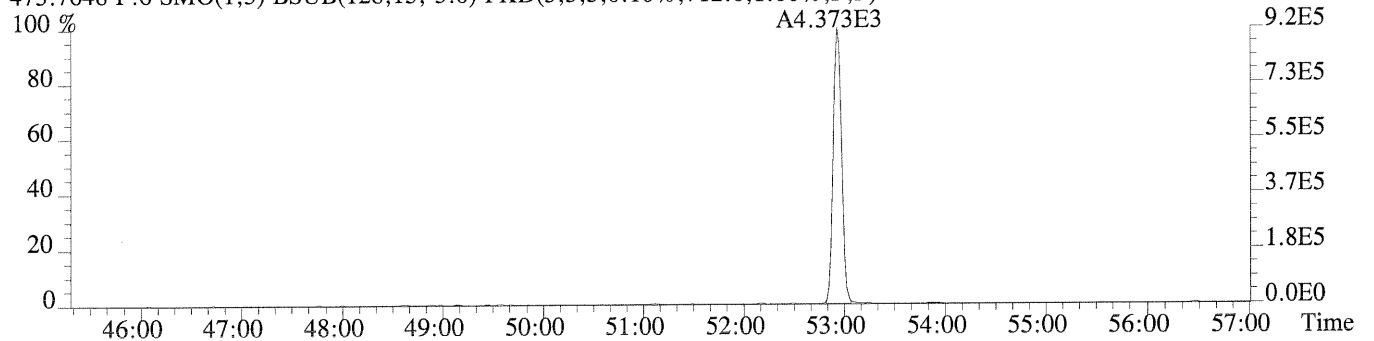
461.7246 F:6 SMO(1,3) BSUB(128,15,-3.0) PKD(3,3,3,0.10%,976.0,1.00%,F,F)



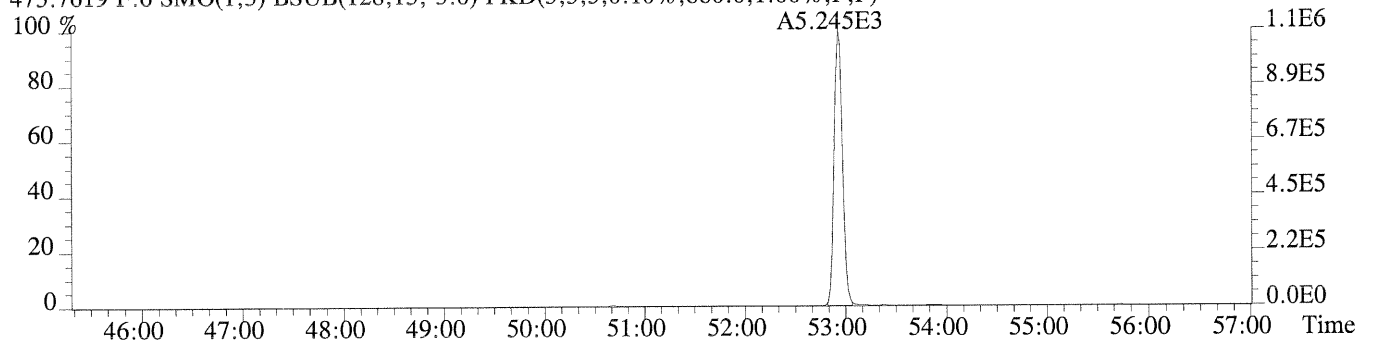
463.7216 F:6 SMO(1,3) BSUB(128,15,-3.0) PKD(3,3,3,0.10%,796.0,1.00%,F,F)



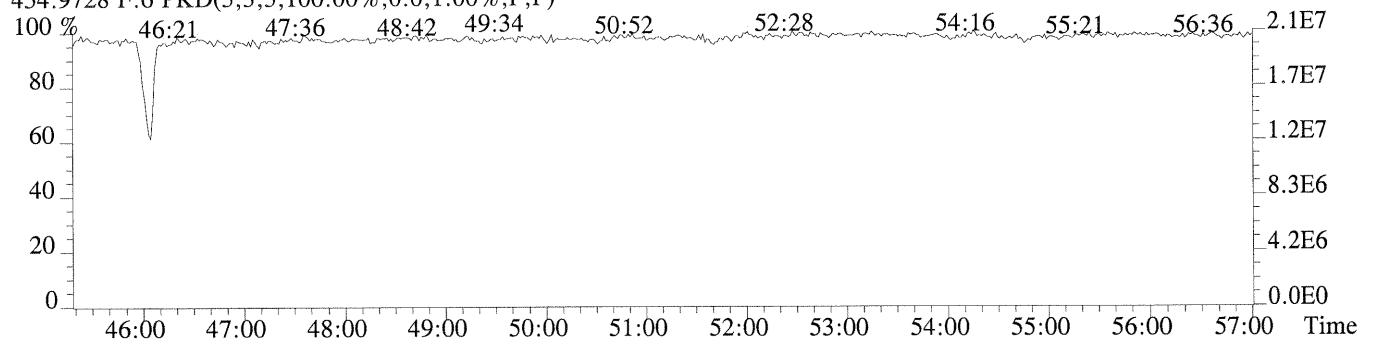
473.7648 F:6 SMO(1,3) BSUB(128,15,-3.0) PKD(3,3,3,0.10%,712.0,1.00%,F,F)



475.7619 F:6 SMO(1,3) BSUB(128,15,-3.0) PKD(3,3,3,0.10%,880.0,1.00%,F,F)




454.9728 F:6 PKD(5,3,5,100.00%,0.0,1.00%,F,F)



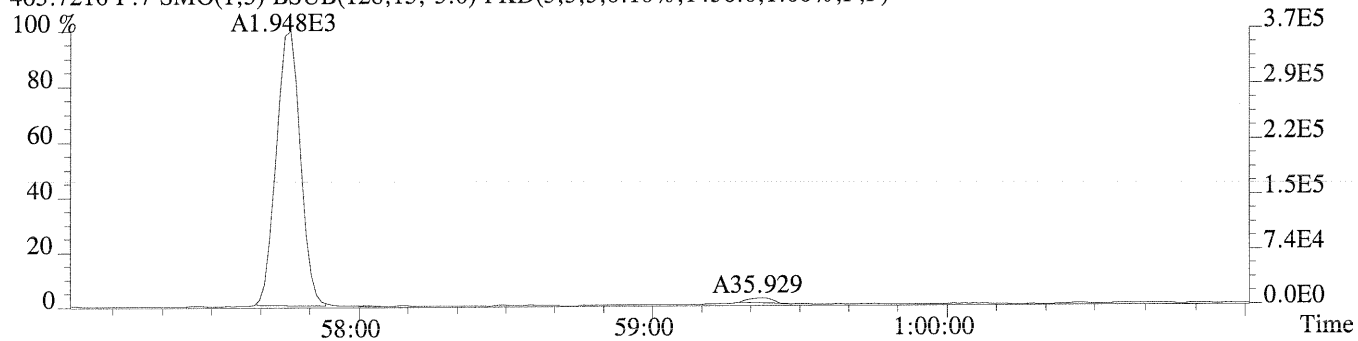
File:U220194 #1-226 Acq:25-AUG-2009 13:20:00 Probe EI+ Magnet SIR VG BioTech Mass spectr

Sample#1 Exp:EQ0900316-03 DLCS


461.7246 F:7 SMO(1,3) BSUB(128,15,-3.0) PKD(3,3,3,0.10%,680.0,1.00%,F,F)




463.7216 F:7 SMO(1,3) BSUB(128,15,-3.0) PKD(3,3,3,0.10%,1456.0,1.00%,F,F)



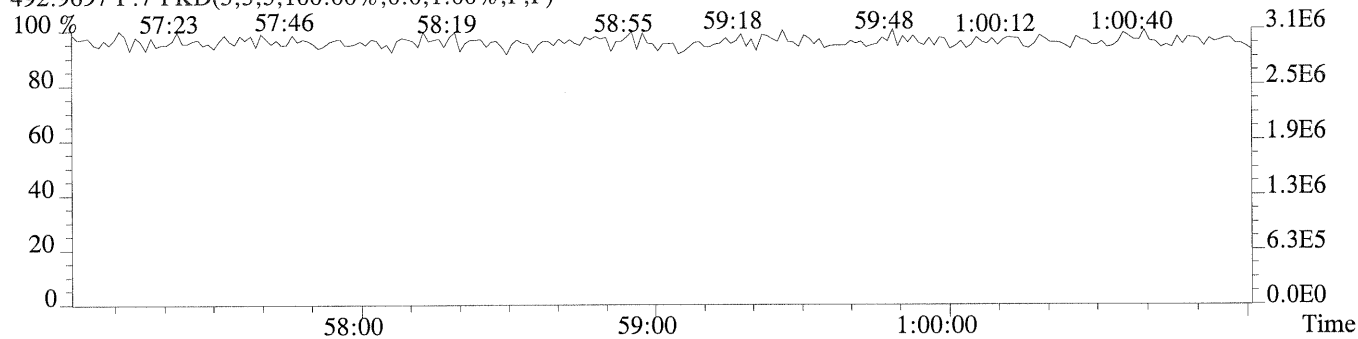
473.7648 F:7 SMO(1,3) BSUB(128,15,-3.0) PKD(3,3,3,0.10%,976.0,1.00%,F,F)



475.7619 F:7 SMO(1,3) BSUB(128,15,-3.0) PKD(3,3,3,0.10%,960.0,1.00%,F,F)



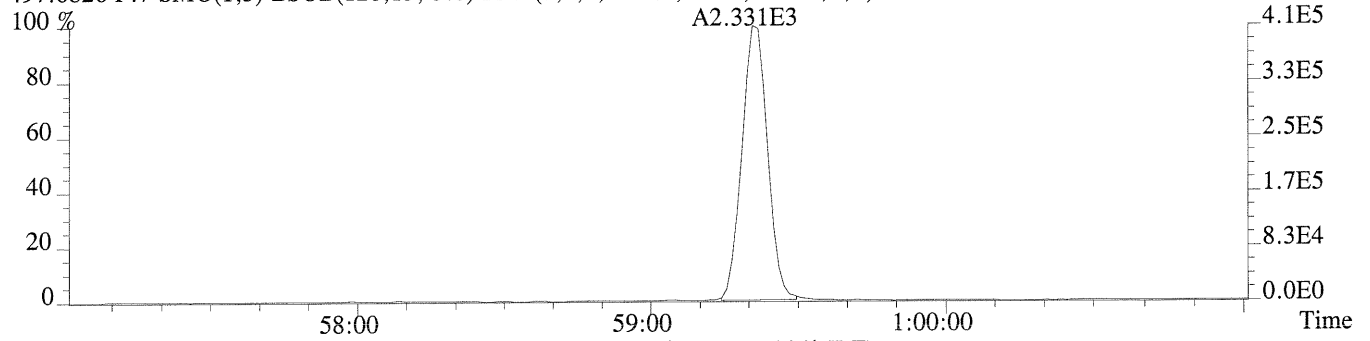
492.9697 F:7 PKD(5,3,5,100.00%,0.0,1.00%,F,F)



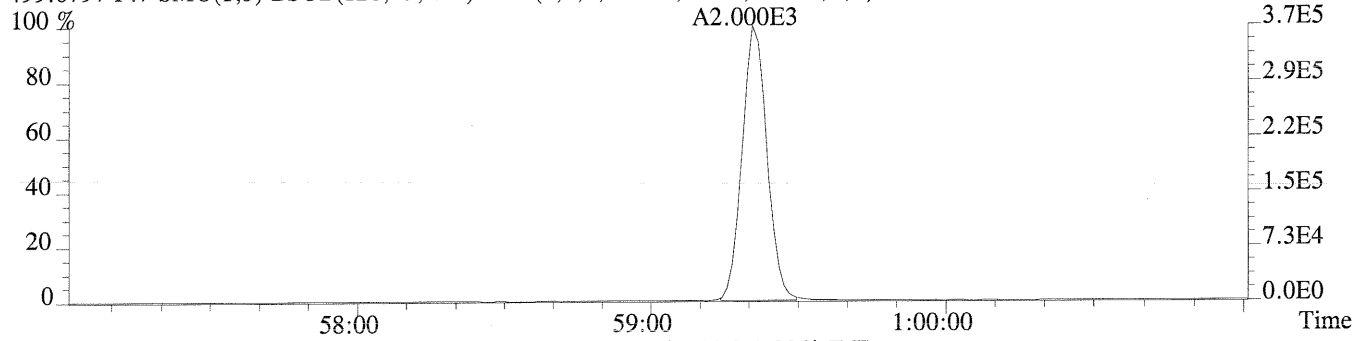
File:U220194 #1-226 Acq:25-AUG-2009 13:20:00 Probe EI+ Magnet SIR VG BioTech Mass spectf

Sample#1 Exp:EQ0900316-03 DLCS

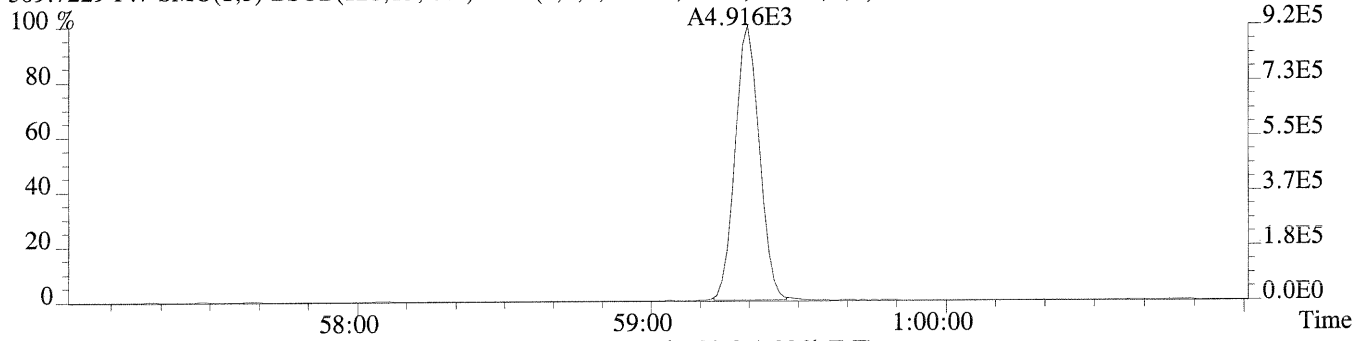
497.6826 F:7 SMO(1,3) BSUB(128,15,-3.0) PKD(3,3,3,0.10%,992.0,1.00%,F,F)



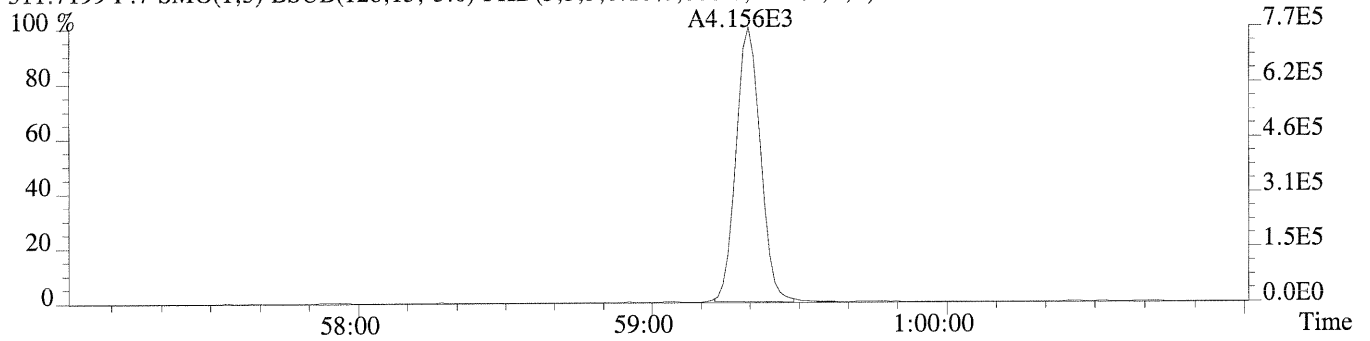
499.6797 F:7 SMO(1,3) BSUB(128,15,-3.0) PKD(3,3,3,0.10%,948.0,1.00%,F,F)



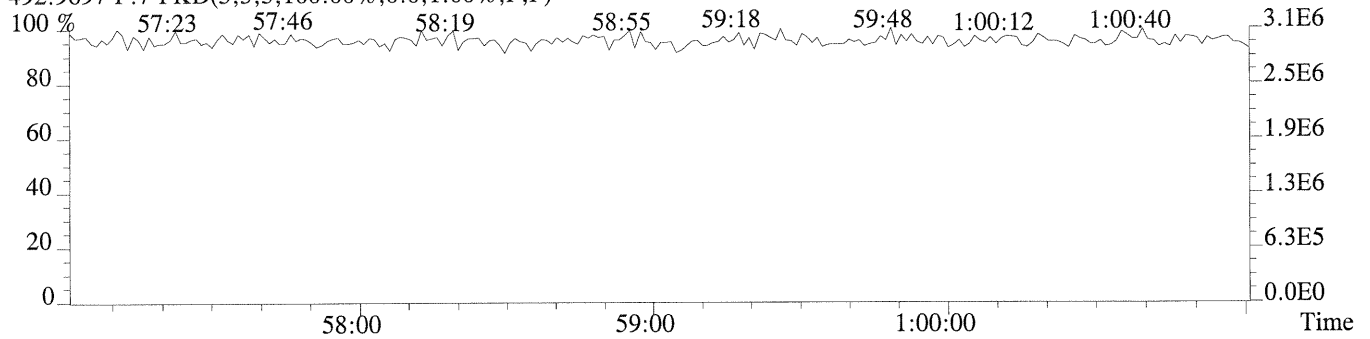
509.7229 F:7 SMO(1,3) BSUB(128,15,-3.0) PKD(3,3,3,0.10%,944.0,1.00%,F,F)



511.7199 F:7 SMO(1,3) BSUB(128,15,-3.0) PKD(3,3,3,0.10%,888.0,1.00%,F,F)



492.9697 F:7 PKD(5,3,5,100.00%,0.0,1.00%,F,F)





Continuing Calibration

19408 Park Row, Suite 320, Houston, TX 77084

Phone (713)266-1599 Fax (713)266-0130

www.caslab.com

An Employee Owned Company

RW/CS3 Daily Calibration QC Checklist

Calibration File Name: U220192-0220197 Circle one
Beginning Ending

Date: 25 Aug 09

Method: 1668 WHO 1668 Total 1668 (209) 1668 WHO & TOTAL

Date 26 Aug 09 First Reviewer lee

Date 09/02/09 Second Reviewer JA

5DFC
 PCDD/PCDF ANALYTICAL SEQUENCE SUMMARY

Lab Name: Columbia Analytical Services Contract:
 Lab Code: TX01411 Case No.: SDG No.:
 GC Column: SPB-OCTYL ID: 0.25 (mm) Instrument ID: AutoSpec-Ultima
 Init. Calib. Date: 08/19/09
 Init. Calib. Times: 12:03

THE ANALYTICAL SEQUENCE OF STANDARDS, SAMPLES, BLANKS, AND LABORATORY CONTROL
 SAMPLES (LCSS) IS AS FOLLOWS:

EPA SAMPLE NO.	LAB SAMPLE ID	LAB FILE ID	DATE ANALYZED	TIME ANALYZED
CCAL CS3	CCAL CS3	U220192	25-AUG-09	10:25:29
LCS	EQ0900316-02	U220193	25-AUG-09	12:17:33
DLCS	EQ0900316-03	U220194	25-AUG-09	13:20:00
CCAL CS3	CCAL CS3	U220197	25-AUG-09	17:09:18

5DFC
PCDD/PCDF ANALYTICAL SEQUENCE SUMMARY

Lab Name: Columbia Analytical Services

Contract:

Lab Code: TX01411

Case No.:

SDG No.:

GC Column: SPB-OCTYL

ID: 0.25 (mm)

Instrument ID: AutoSpec-Ultima

Init. Calib. Date: 08/19/09

Init. Calib. Times: 12:03

THE ANALYTICAL SEQUENCE OF STANDARDS, SAMPLES, BLANKS, AND LABORATORY CONTROL
SAMPLES (LCSS) IS AS FOLLOWS:

EPA SAMPLE NO.	LAB SAMPLE ID	LAB FILE ID	DATE ANALYZED	TIME ANALYZED
DCCS-209	PCB-209 INJECT ₇	U220191	25-AUG-09 25-AUG-09	09:21:25

HRGC/HRMS RUN LOG

CAS HOUSTON 19408 Park Row, Suite 320 Houston, TX 77084

Acq Method: 1668 EPA

GC Method: 1668 EPA

Result File: E:\220197RES\CAL

EDD File:



An Employee Owned Company

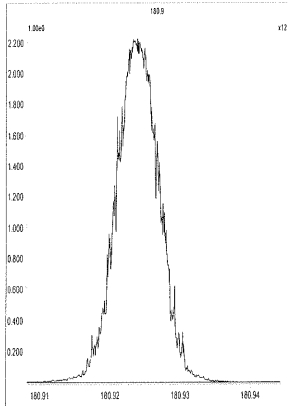
Date	Time	File	CAS ID	Client ID	Batch #	Analyst	Comments	RE
08/25/09	09:21	U220191	PCB 209 Injection	B2-31-3		KC		
	10:25	U220192	ccal CS3	B1-66-2				
	12:17	U220193	EQ0900316-02	LC3	EQ316			
	13:20	U220194	↓ -03	DLCS	↓			
	14:56	U220195	EQ0900316-01	MB	↓		Don't process	
	15:57	U220196	R0904102-016	RE			Don't process	
	17:09	U220197	ccal CS3	B1-66-2				
	18:31	---	HRMS check					
	18:33	U220198	PCB 209 Injection	B2-31-3				
	19:36	U220199	EQ0900316-01	MB	METHOD BLANK			
	20:44	U220200	R0904102-016	RE	EB072309-80			
	21:52	U220201	EQ0900316-016	RE	R0904016-019	RE	Needs re-injection	
	23:00	U220202	EQ0900316-016	RE	R0904016-019	RE	Needs re-injection	
08/26/09	00:08	U220203	R0903918-011	RE	EB071709-GN			
	01:16	U220204	↓ -013	RE	TR-6B			
	02:24	U220205	R0904426-015	EB081009-802				

Reviewed by: MC

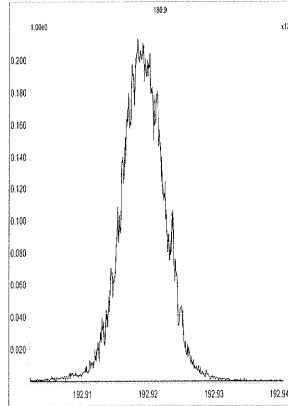
File: Experiment: 1668EPA.exp Reference: Pfk.ref Function: 1 @ 200 (ppm)

Printed: Tuesday, August 25, 2009 09:18:48 Central Daylight Time

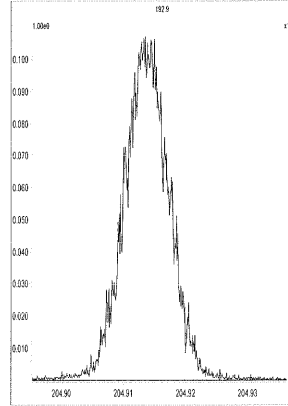
M 180.9888 R 13160



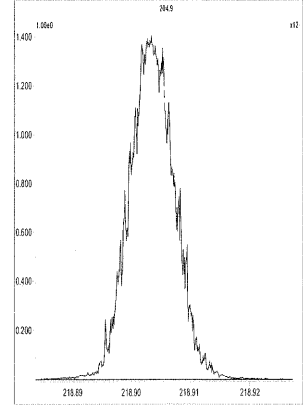
M 192.9888 R 12693



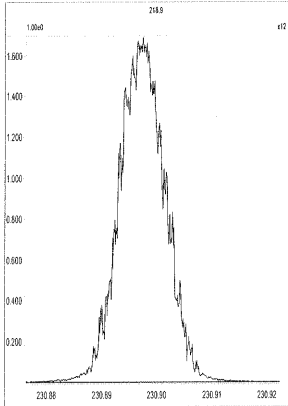
M 204.9888 R 12375



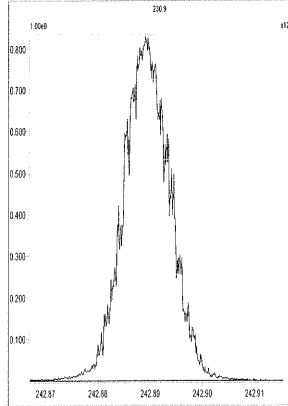
M 218.9856 R 13089



M 230.9856 R 12501



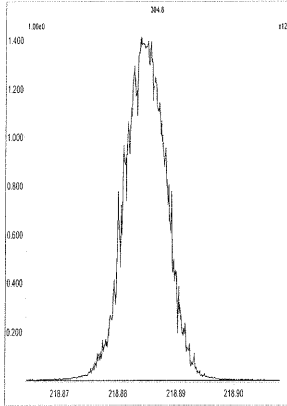
M 242.9856 R 12313



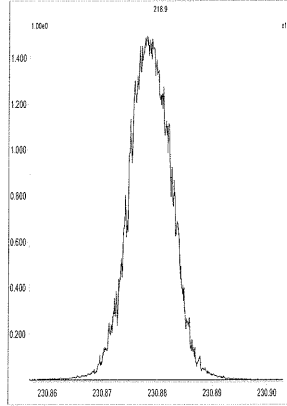
File: Experiment: 1668EPA.exp Reference: Pfk.ref Function: 2 @ 200 (ppm)

Printed: Tuesday, August 25, 2009 09:19:04 Central Daylight Time

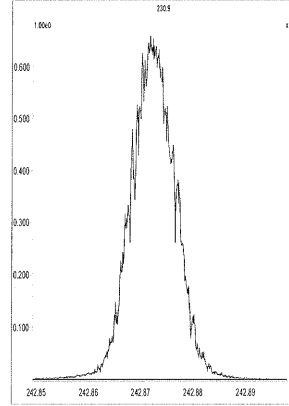
M 218.9856 R 13586



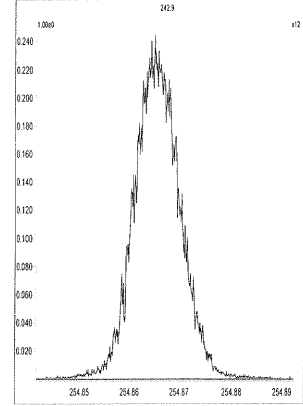
M 230.9856 R 13369



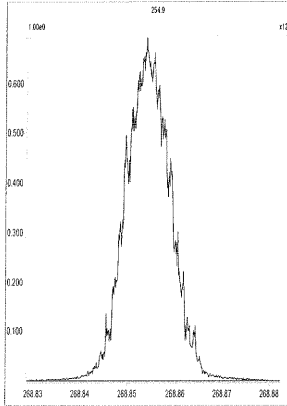
M 242.9856 R 12252



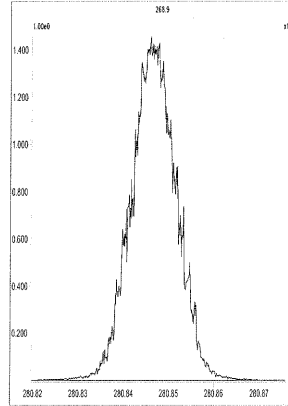
M 254.9856 R 12253



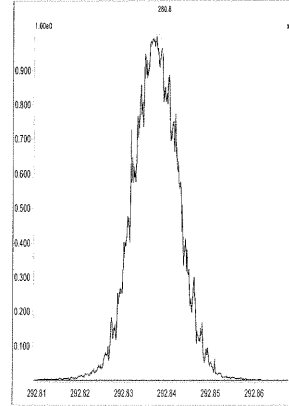
M 268.9824 R 12437



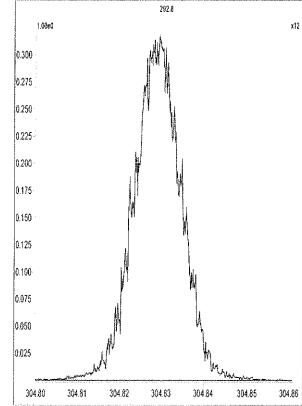
M 280.9824 R 12192



M 292.9824 R 11962



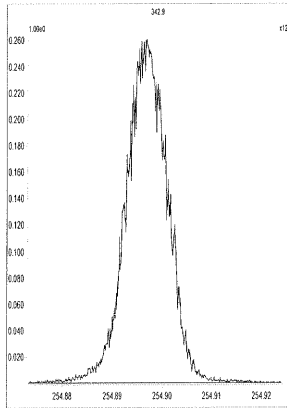
M 304.9824 R 12193



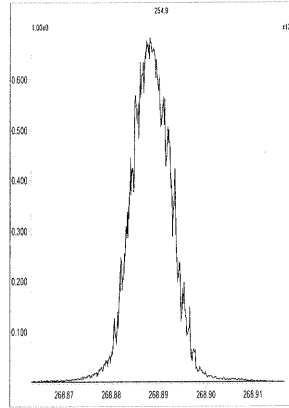
File: Experiment: 1668EPA.exp Reference: Pfk.ref Function: 3 @ 200 (ppm)

Printed: Tuesday, August 25, 2009 09:19:20 Central Daylight Time

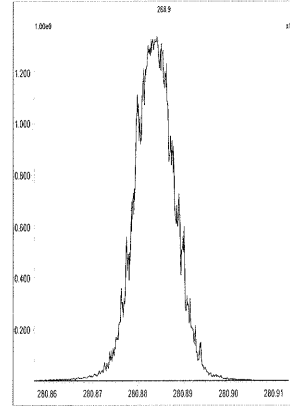
M 254.9856 R 13736



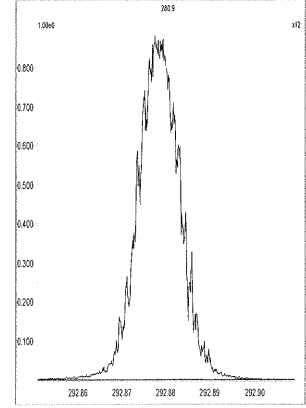
M 268.9824 R 14452



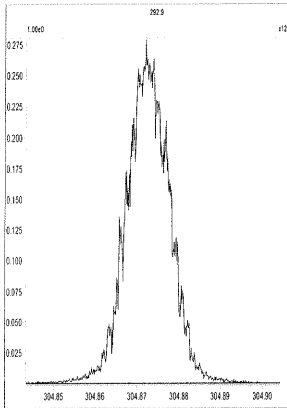
M 280.9824 R 13659



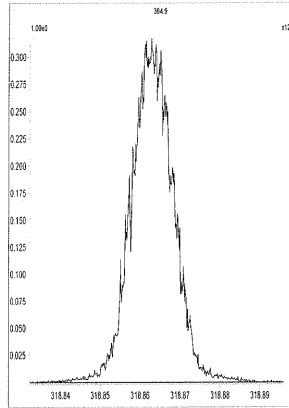
M 292.9824 R 13160



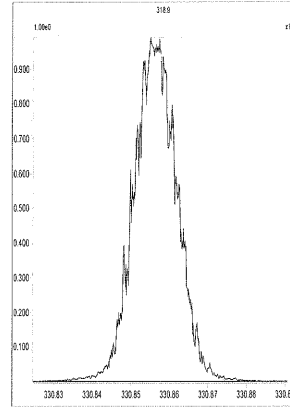
M 304.9824 R 13440



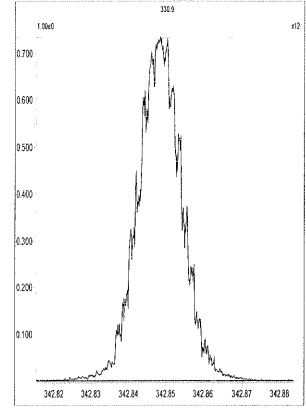
M 318.9792 R 13659



M 330.9792 R 13299



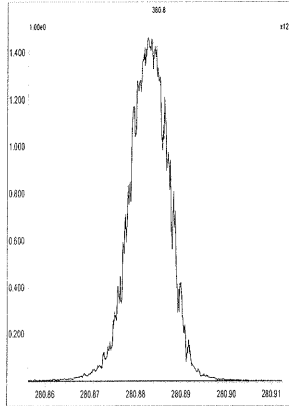
M 342.9792 R 13440



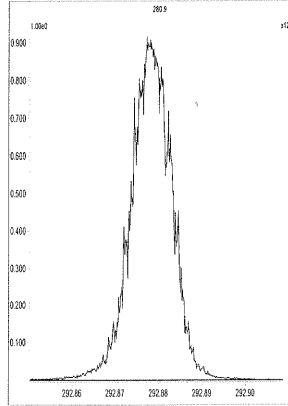
File: Experiment: 1668EPA.exp Reference: Pfk.ref Function: 4 @ 200 (ppm)

Printed: Tuesday, August 25, 2009 09:19:39 Central Daylight Time

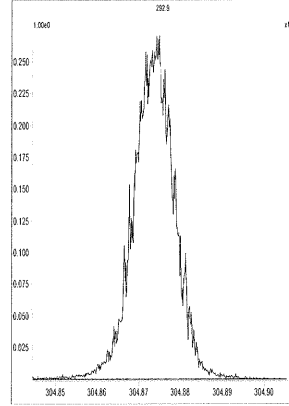
M 280.9824 R 14202



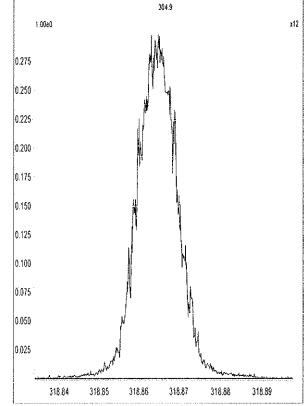
M 292.9824 R 13300



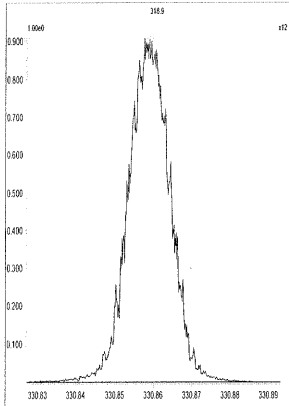
M 304.9824 R 13661



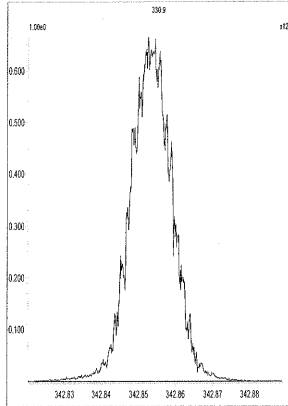
M 318.9792 R 14283



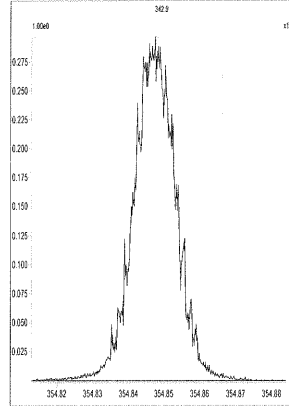
M 330.9792 R 13588



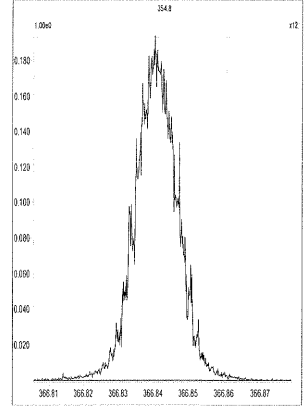
M 342.9792 R 14050



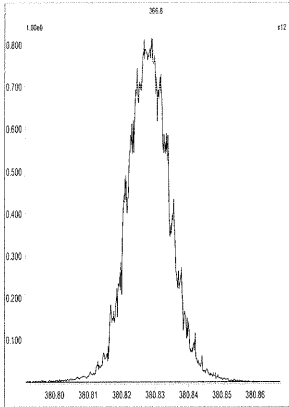
M 354.9792 R 12956



M 366.9792 R 13021



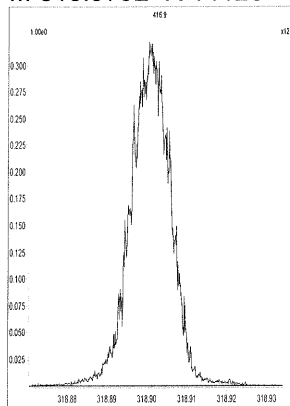
M 380.9760 R 12952



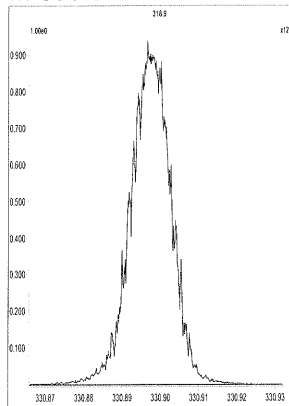
File: Experiment: 1668EPA.exp Reference: Pfk.ref Function: 5 @ 200 (ppm)

Printed: Tuesday, August 25, 2009 09:19:58 Central Daylight Time

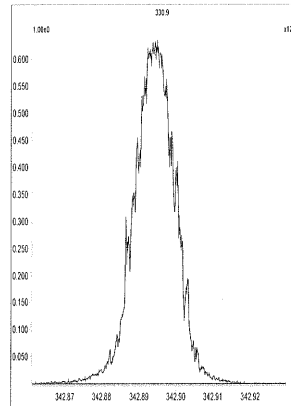
M 318.9792 R 14123



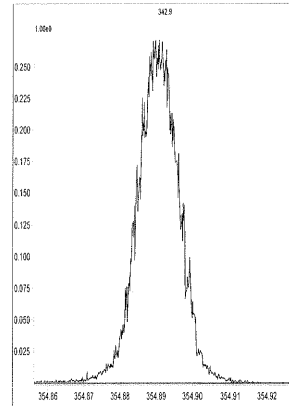
M 330.9792 R 13815



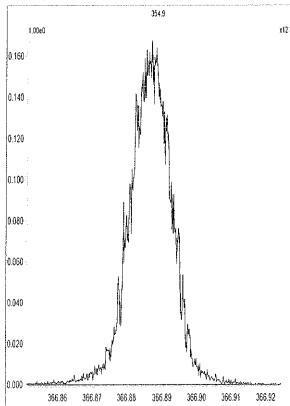
M 342.9792 R 13662



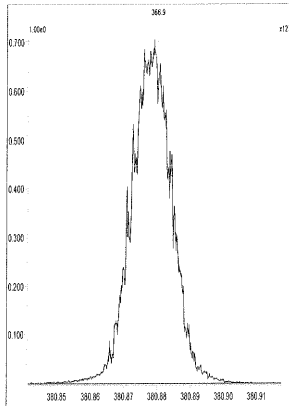
M 354.9792 R 13439



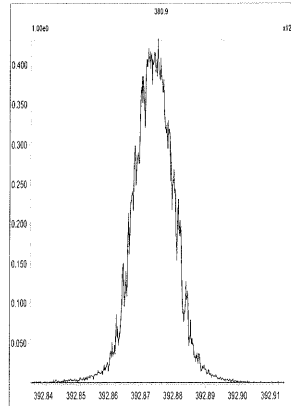
M 366.9792 R 13738



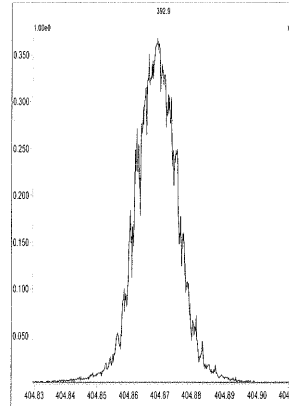
M 380.9760 R 14205



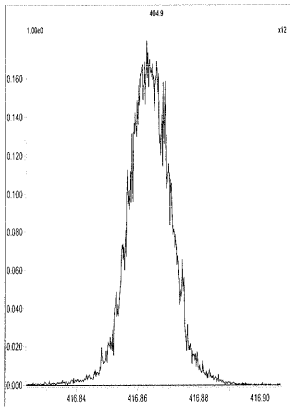
M 392.9760 R 13734



M 404.9760 R 13510



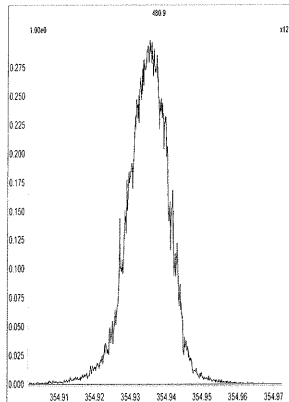
M 416.9760 R 12953



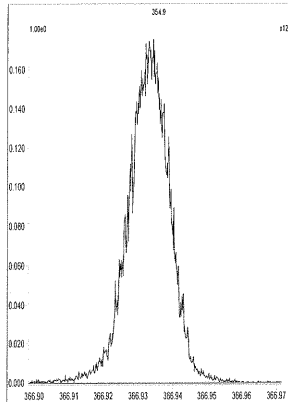
File: Experiment: 1668EPA.exp Reference: Pfk.ref Function: 6 @ 200 (ppm)

Printed: Tuesday, August 25, 2009 09:20:20 Central Daylight Time

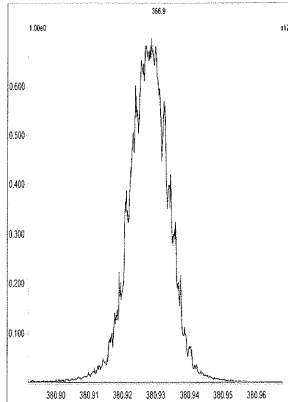
M 354.9792 R 13661



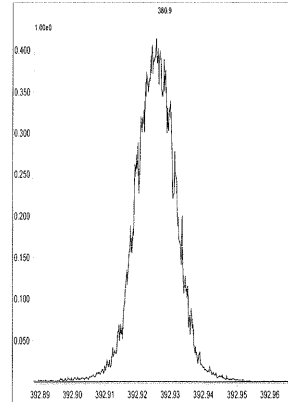
M 366.9792 R 13161



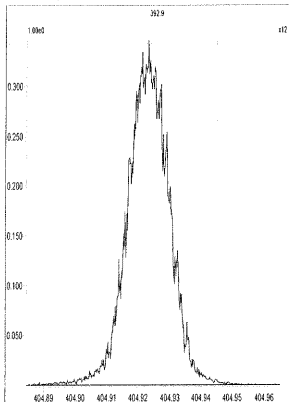
M 380.9760 R 14047



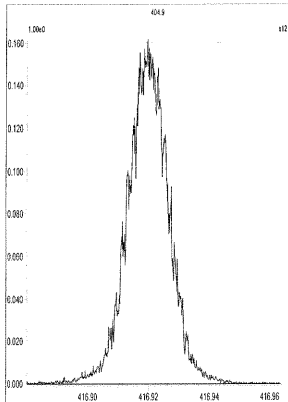
M 392.9760 R 14045



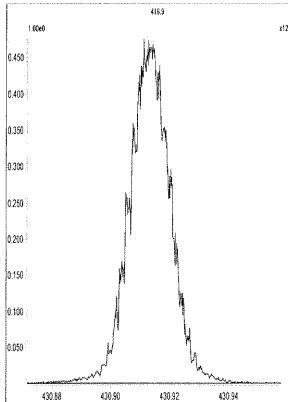
M 404.9760 R 14128



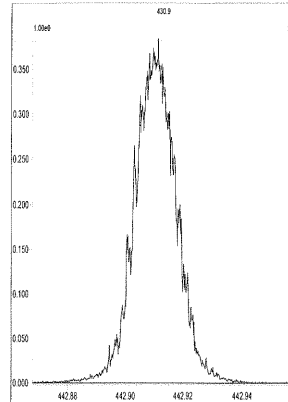
M 416.9760 R 13229



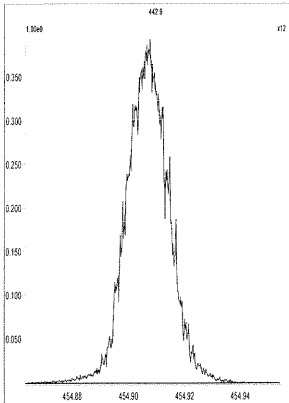
M 430.9728 R 13298



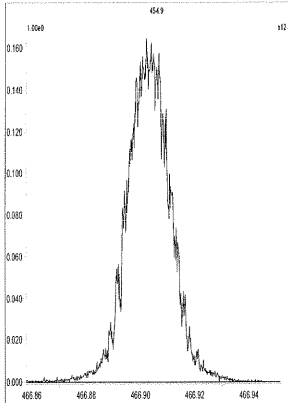
M 442.9728 R 13160



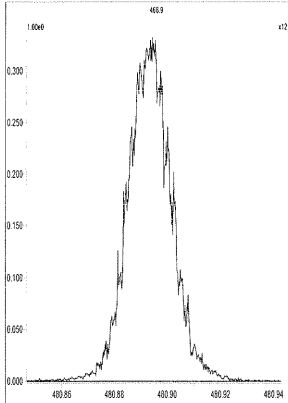
M 454.9728 R 14287



M 466.9728 R 12820



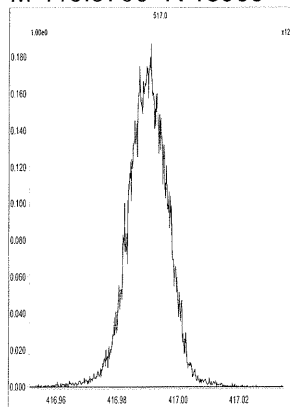
M 480.9696 R 12498



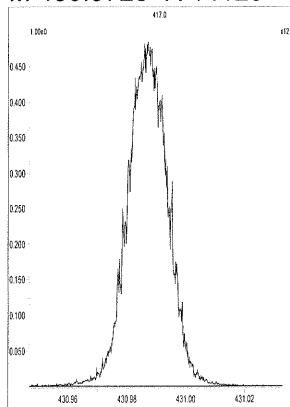
File: Experiment: 1668EPA.exp Reference: Pfk.ref Function: 7 @ 200 (ppm)

Printed: Tuesday, August 25, 2009 09:20:40 Central Daylight Time

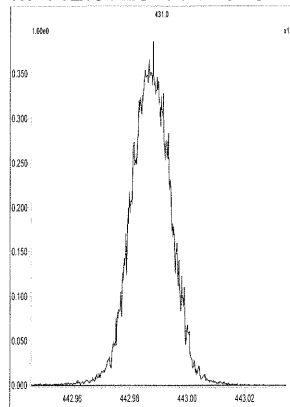
M 416.9760 R 13965



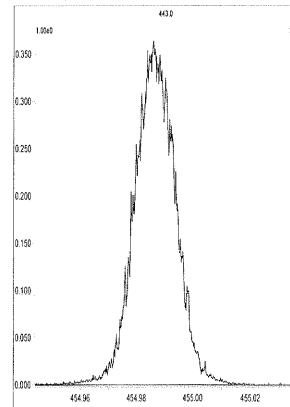
M 430.9728 R 14126



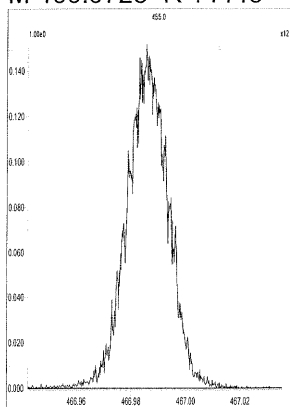
M 442.9728 R 14045



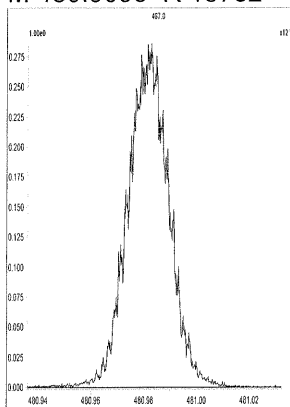
M 454.9728 R 13887



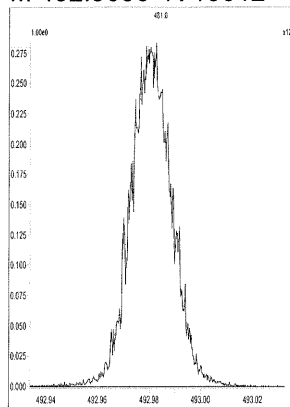
M 466.9728 R 14448



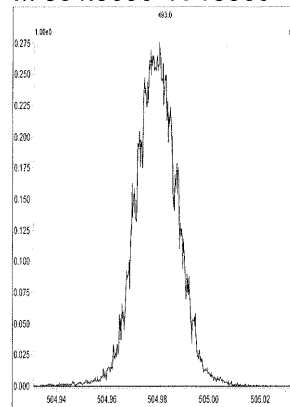
M 480.9696 R 13732



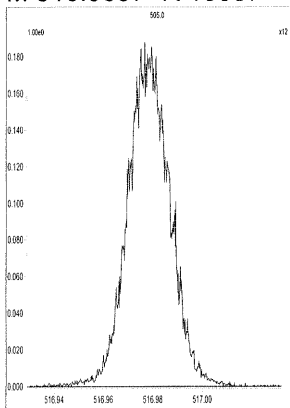
M 492.9696 R 13512



M 504.9696 R 13809



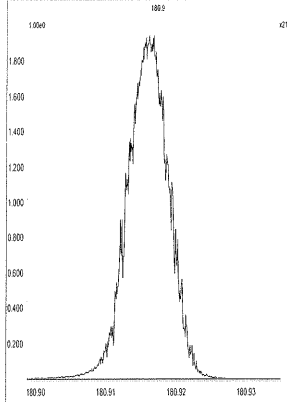
M 516.9697 R 13587



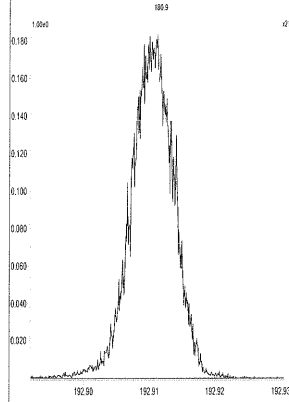
File: Experiment: 1668EPA.exp Reference: Pfk.ref Function: 1 @ 200 (ppm)

Printed: Tuesday, August 25, 2009 18:31:28 Central Daylight Time

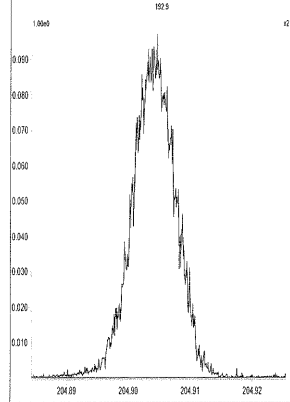
M 180.9888 R 14126



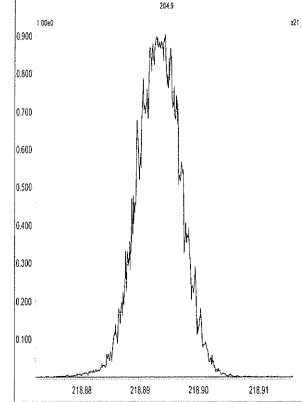
M 192.9888 R 13371



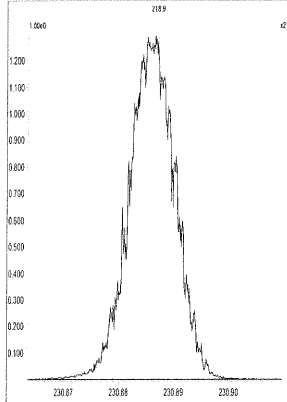
M 204.9888 R 13296



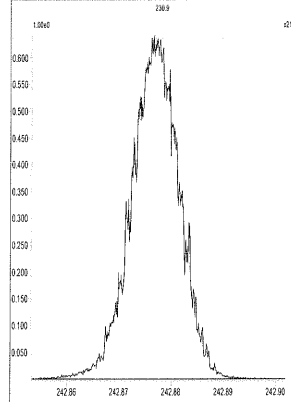
M 218.9856 R 12563



M 230.9856 R 12373



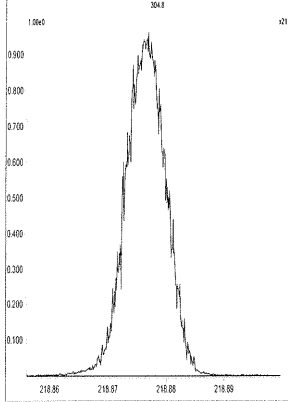
M 242.9856 R 11208



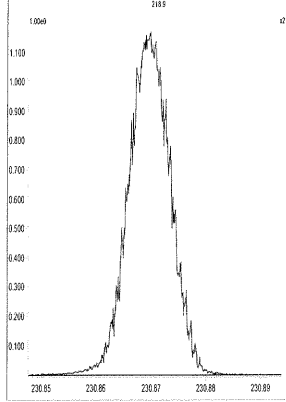
File: Experiment: 1668EPA.exp Reference: Pfk.ref Function: 2 @ 200 (ppm)

Printed: Tuesday, August 25, 2009 18:31:44 Central Daylight Time

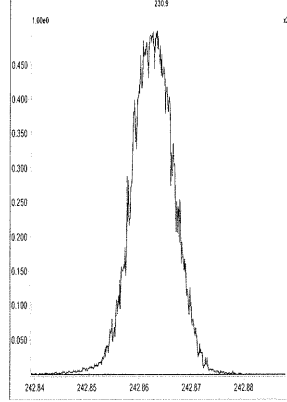
M 218.9856 R 14880



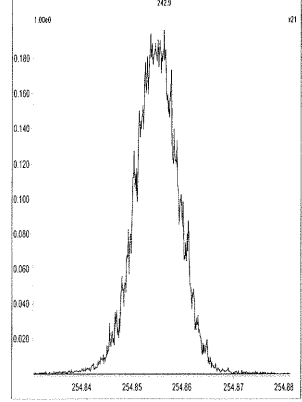
M 230.9856 R 13587



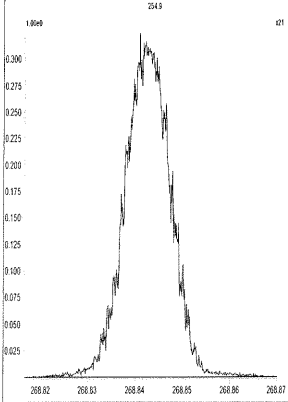
M 242.9856 R 12887



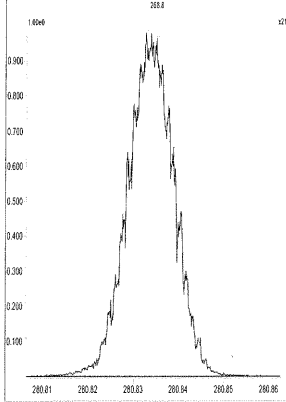
M 254.9856 R 12560



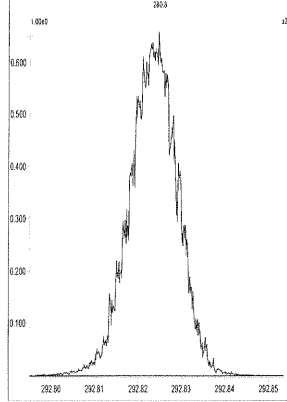
M 268.9824 R 12761



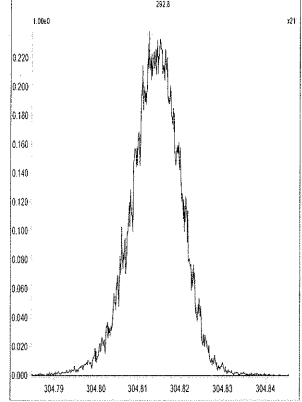
M 280.9824 R 12434



M 292.9824 R 11261



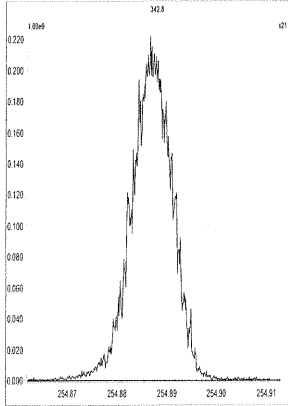
M 304.9824 R 11315



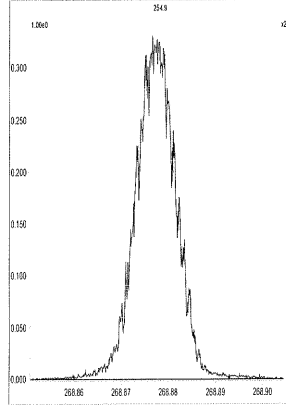
File: Experiment: 1668EPA.exp Reference: Pfk.ref Function: 3 @ 200 (ppm)

Printed: Tuesday, August 25, 2009 18:31:57 Central Daylight Time

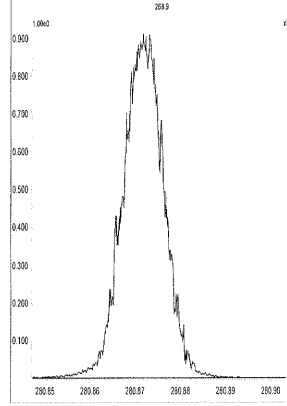
M 254.9856 R 13965



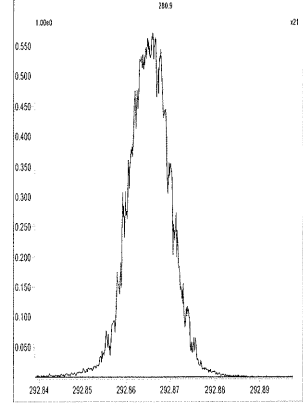
M 268.9824 R 13813



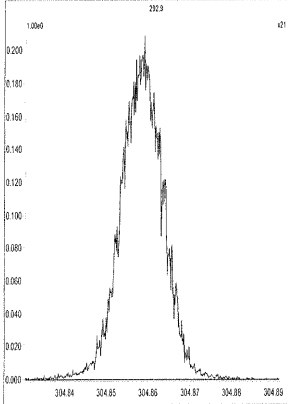
M 280.9824 R 14448



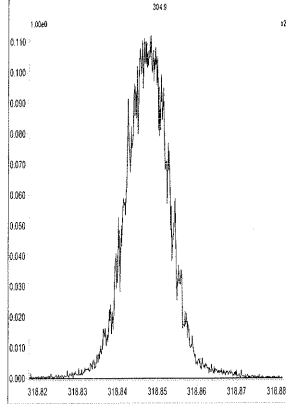
M 292.9824 R 13222



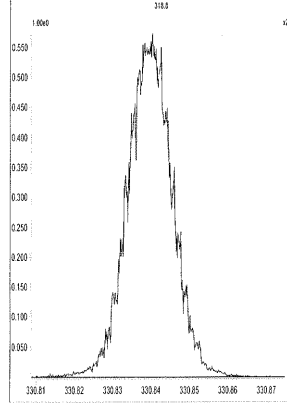
M 304.9824 R 13440



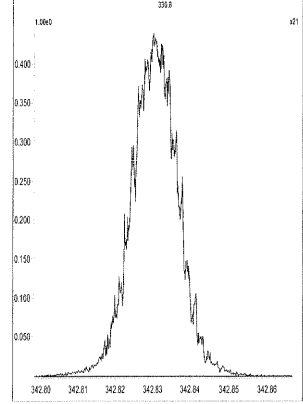
M 318.9792 R 13018



M 330.9792 R 12255



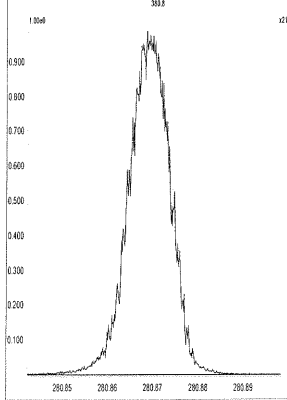
M 342.9792 R 12436



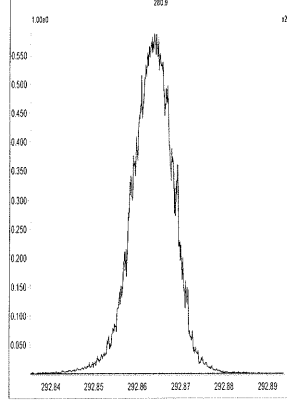
File: Experiment: 1668EPA.exp Reference: Pfk.ref Function: 4 @ 200 (ppm)

Printed: Tuesday, August 25, 2009 18:32:15 Central Daylight Time

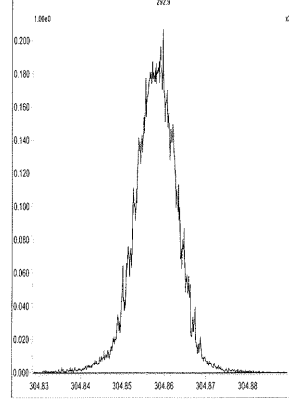
M 280.9824 R 13511



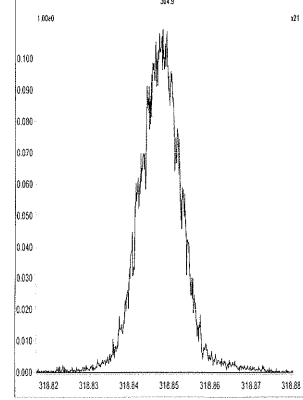
M 292.9824 R 13160



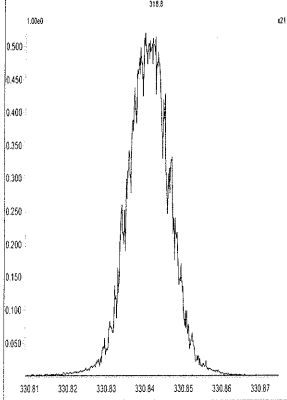
M 304.9824 R 13512



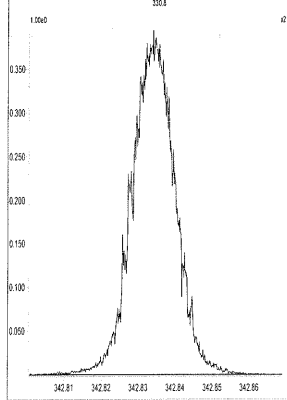
M 318.9792 R 14539



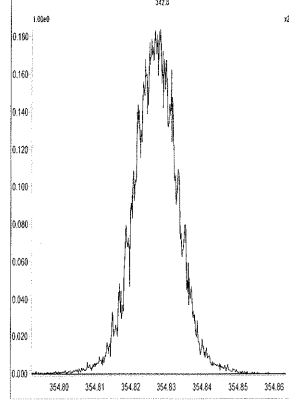
M 330.9792 R 13588



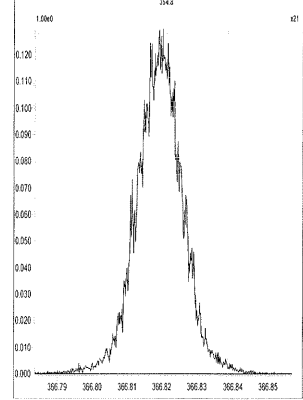
M 342.9792 R 12630



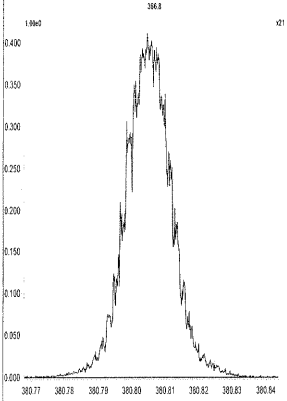
M 354.9792 R 12373



M 366.9792 R 12376



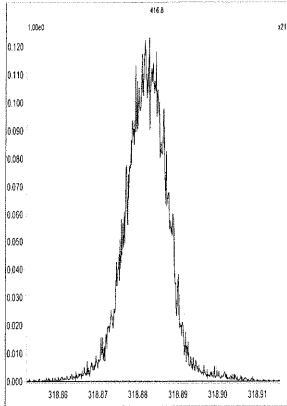
M 380.9760 R 11846



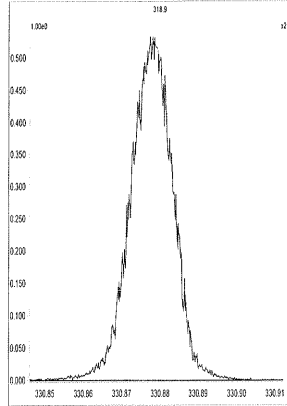
File: Experiment: 1668EPA.exp Reference: Pfk.ref Function: 5 @ 200 (ppm)

Printed: Tuesday, August 25, 2009 18:32:34 Central Daylight Time

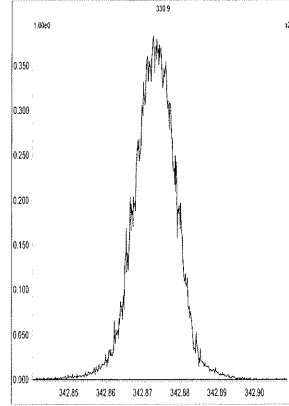
M 318.9792 R 13585



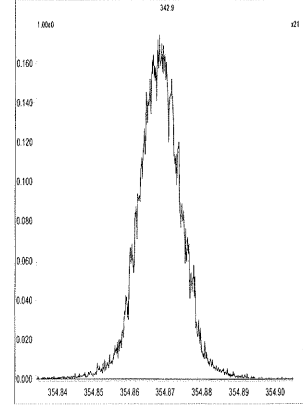
M 330.9792 R 13589



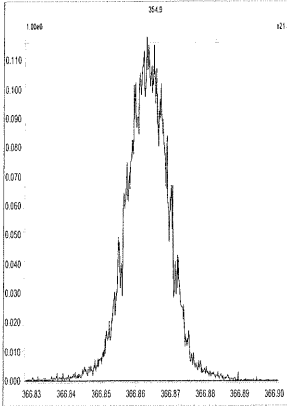
M 342.9792 R 13889



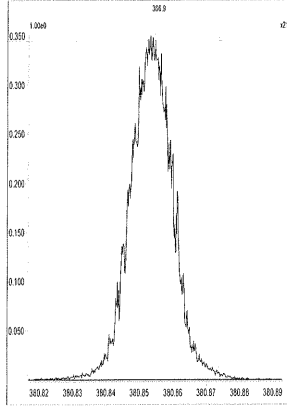
M 354.9792 R 12951



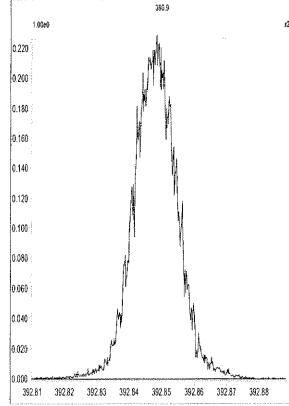
M 366.9792 R 13588



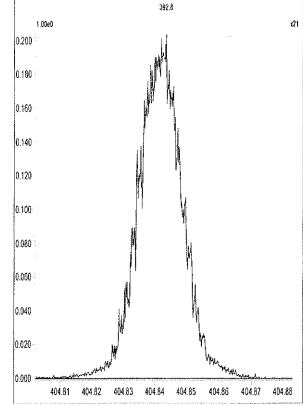
M 380.9760 R 12820



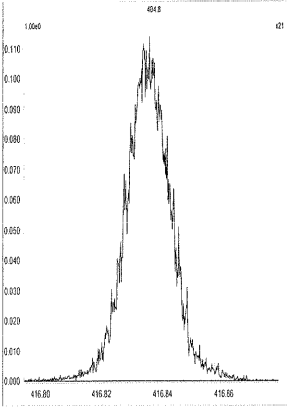
M 392.9760 R 13160



M 404.9760 R 12954



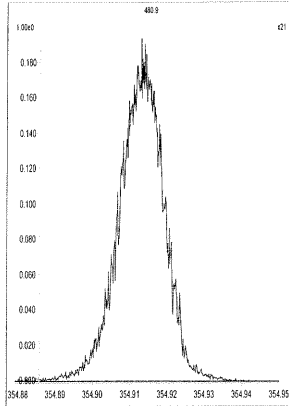
M 416.9760 R 12258



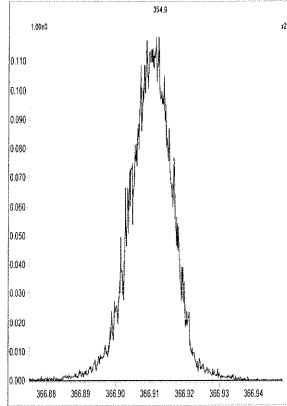
File: Experiment: 1668EPA.exp Reference: Pfk.ref Function: 6 @ 200 (ppm)

Printed: Tuesday, August 25, 2009 18:32:56 Central Daylight Time

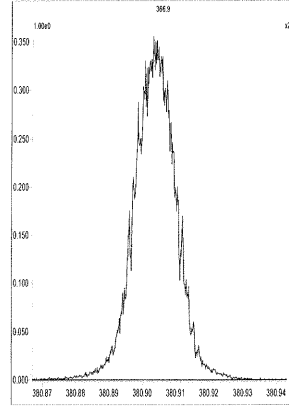
M 354.9792 R 12690



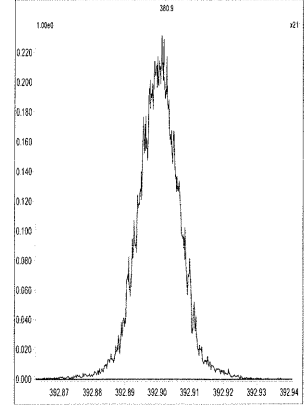
M 366.9792 R 12752



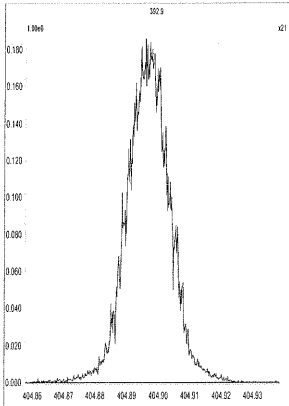
M 380.9760 R 13223



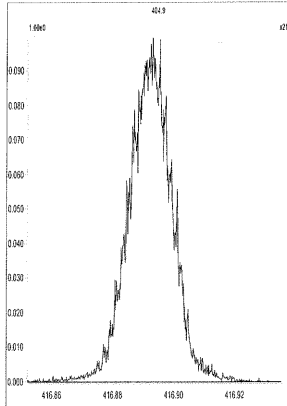
M 392.9760 R 12952



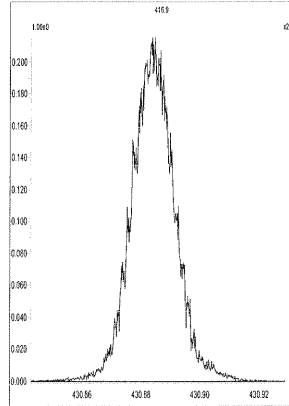
M 404.9760 R 12624



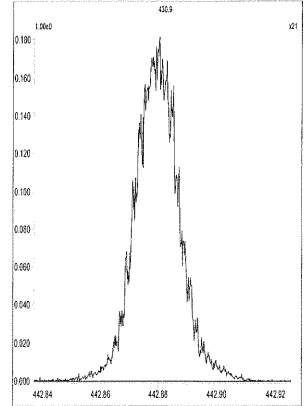
M 416.9760 R 13153



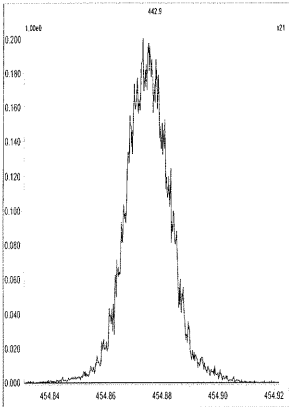
M 430.9728 R 12625



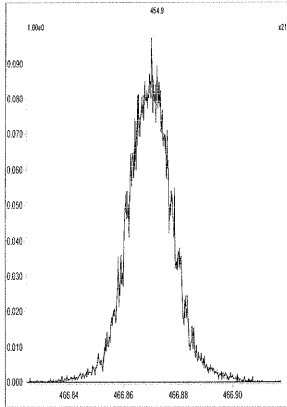
M 442.9728 R 12079



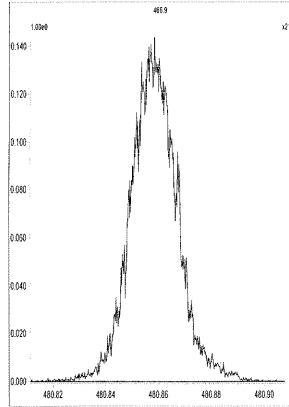
M 454.9728 R 12438



M 466.9728 R 12624



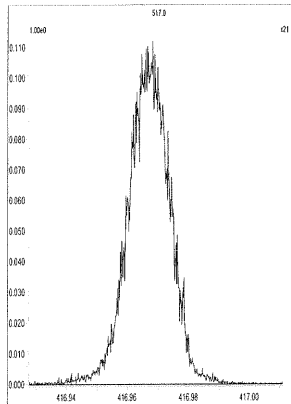
M 480.9696 R 11522



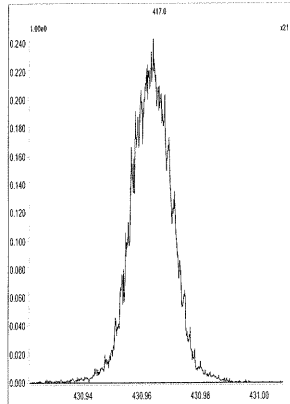
File: Experiment: 1668EPA.exp Reference: Pfk.ref Function: 7 @ 200 (ppm)

Printed: Tuesday, August 25, 2009 18:33:16 Central Daylight Time

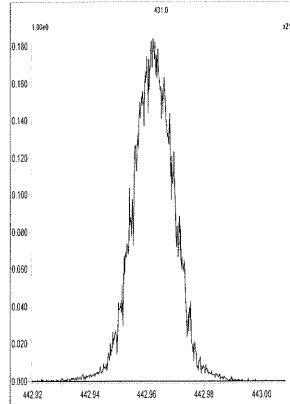
M 416.9760 R 13516



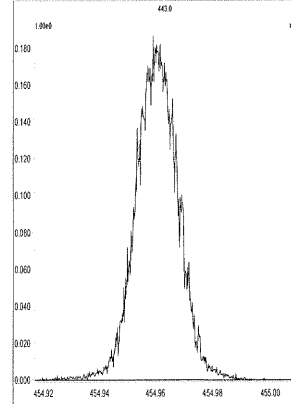
M 430.9728 R 14452



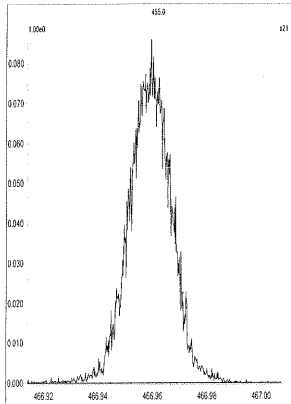
M 442.9728 R 14204



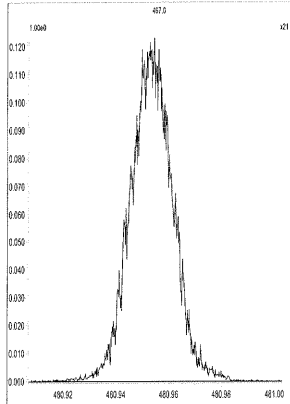
M 454.9728 R 13810



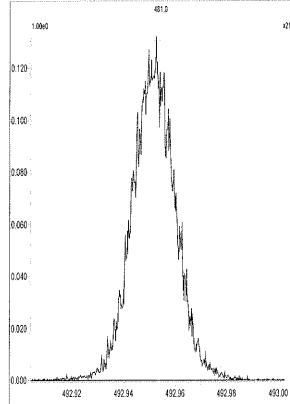
M 466.9728 R 13583



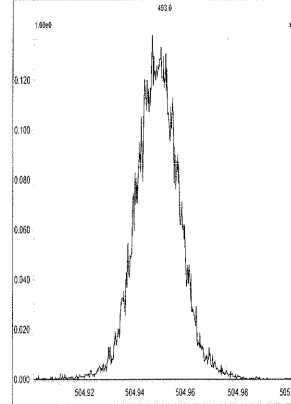
M 480.9696 R 13586



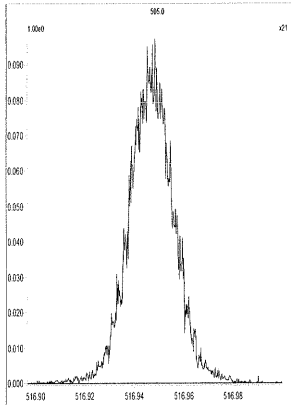
M 492.9696 R 13225



M 504.9696 R 12821



M 516.9697 R 12194



METHOD 1668A
DILUTED COMBINED 209 CONGENER SOLUTION (DCCS-209)

CLIENT ID

DCCS-209

Lab Name: COLUMBIA ANALYTICAL SERVICES

Lab Code: CAS

GC Column SPB-Octyl

SDG No.:

Lab File ID: U220191

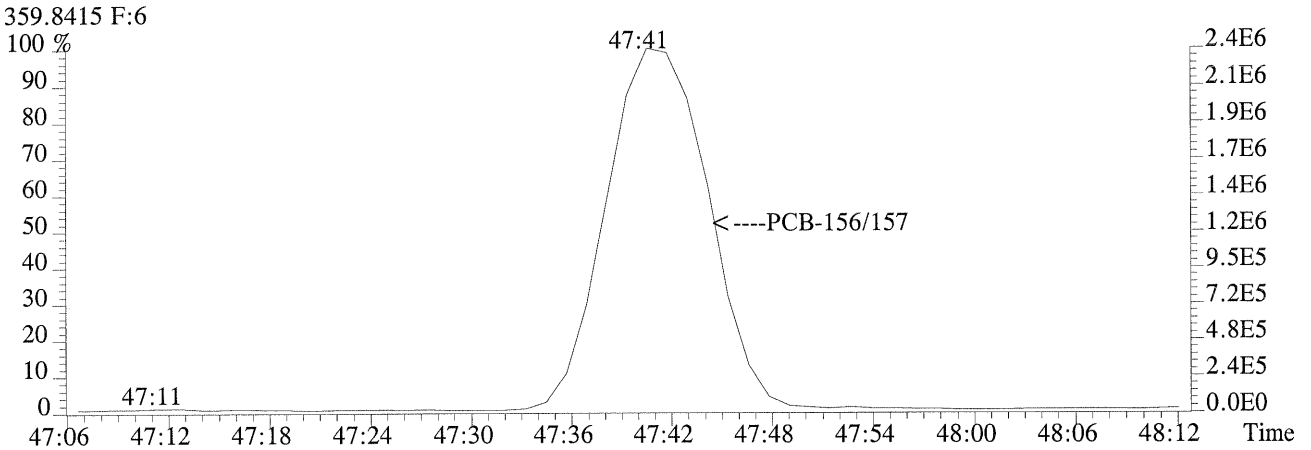
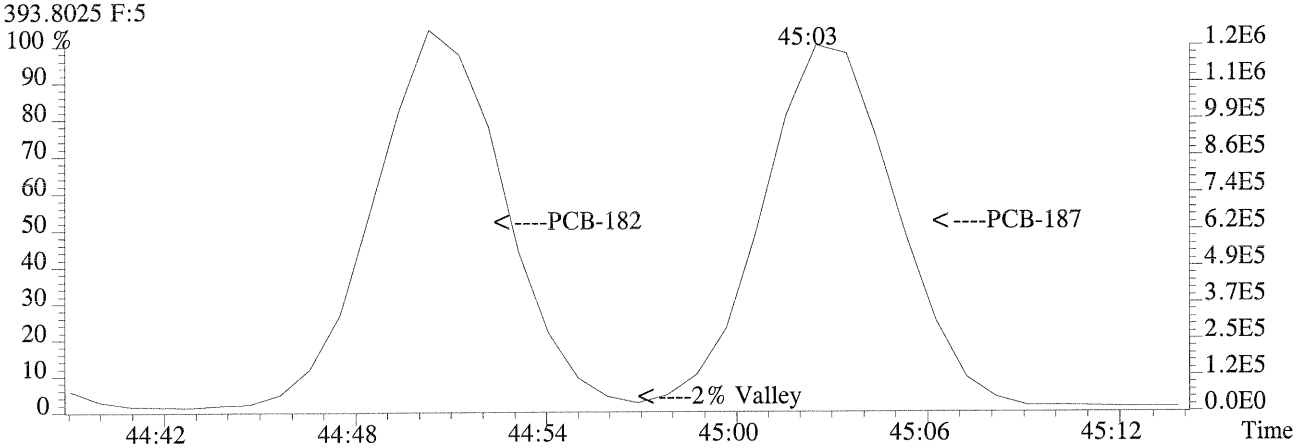
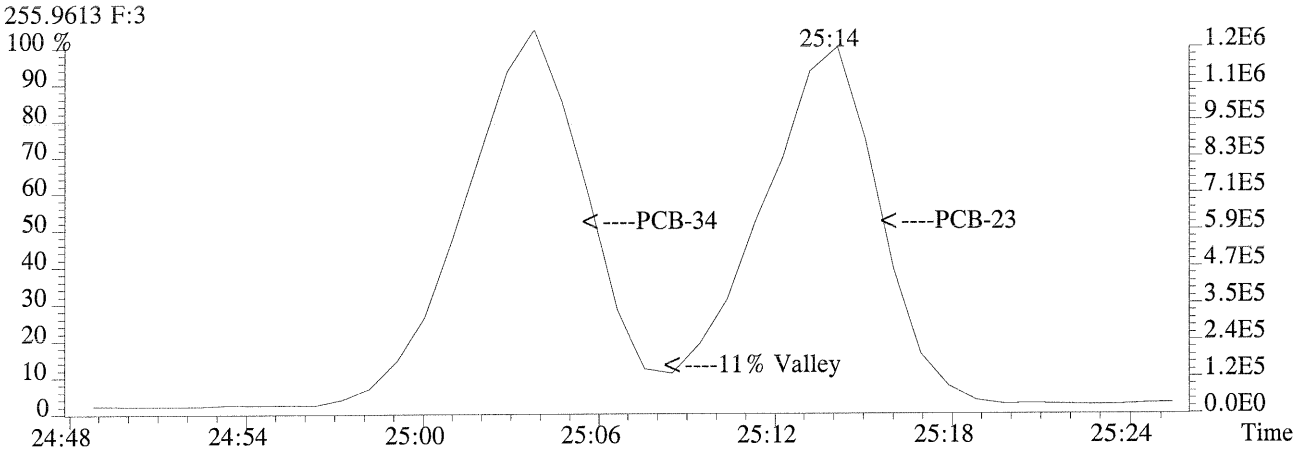
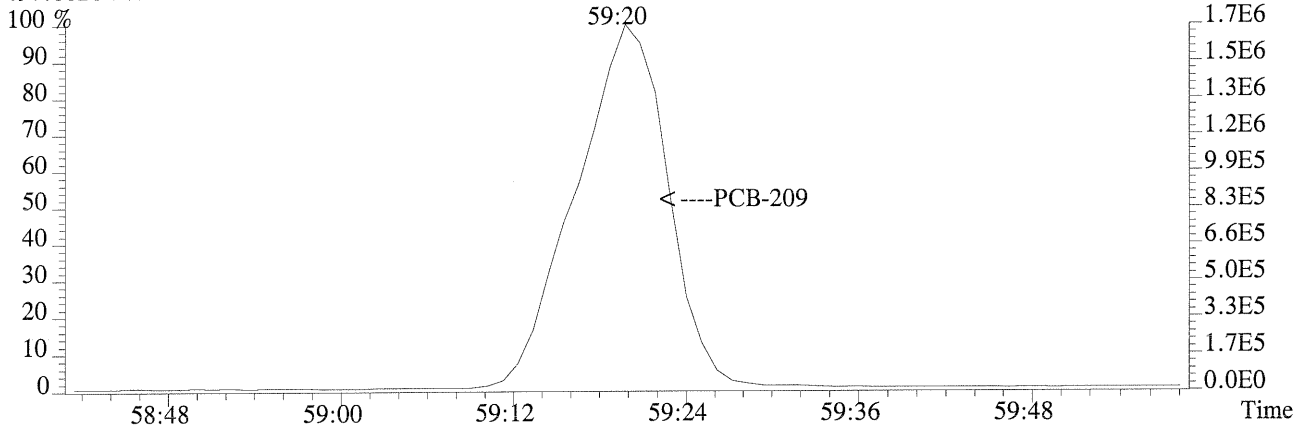
Date Analyzed: 25 Aug 09

Time Analyzed: 09:21:25

Retention time for PCB 209:	<u>59:20</u>	min.	(>55 min.)
%Valley between PCB 34 and PCB 23:	<u>11</u>	%	(<40%)
%Valley between PCB 187 and PCB 182:	<u>2</u>	%	(<40%)
Seconds of coelution between PCB 156 and PCB 157:	<u>0</u>	sec.	(<2)

Reference: Section 6.9.1.1 Method 1668A with corrections and changes through August 30, 2003.

File:U220191 #1-226 Acq:25-AUG-2009 09:21:25 Probe EI+ Magnet SIR VG BioTech Mass sf
Sample#1 Exp:PCB 209 INJECTION
497.6826 F:7



Columbia Analytical Services, Inc.
Sample Response Summary

CLIENT ID.
DCCS-209

Run #7 Filename U220191 Samp: 1 Inj: 1 Acquired: 25-AUG-09 09:21:25
Processed: 26-AUG-09 13:00:40 Sample ID: PCB-209 INJECTION

Ln#	Fxn	Name	RT-1	Resp 1	Resp 2	RatioMeet	Mod?	RRT
1	1	PCB-1	14:09	8.661e+03	2.679e+03	3.23	y n	1.001
2	1	PCB-2	16:24	9.096e+03	2.788e+03	3.26	y n	0.989
3	1	PCB-3	16:36	8.914e+03	2.754e+03	3.24	y n	1.001
4	1	PCB-4	16:52	4.771e+03	2.978e+03	1.60	y n	1.001
5	1	PCB-10	17:03	7.479e+03	4.768e+03	1.57	y n	1.012
6	2	PCB-9	19:02	6.315e+03	4.169e+03	1.51	y n	1.130
7	2	PCB-7	19:13	6.274e+03	4.126e+03	1.52	y n	1.140
8	2	PCB-6	19:28	6.364e+03	3.940e+03	1.62	y n	1.155
9	2	PCB-5	19:49	5.823e+03	3.658e+03	1.59	y n	1.176
10	2	PCB-8	19:57	6.825e+03	4.400e+03	1.55	y n	1.184
11	2	PCB-14	21:42	6.174e+03	4.267e+03	1.45	y n	0.934
12	2	PCB-11	22:36	6.439e+03	4.068e+03	1.58	y n	0.973
13	2	PCB-12/13	22:55	1.297e+04	8.312e+03	1.56	y n	0.986
14	2	PCB-15	23:16	6.830e+03	4.416e+03	1.55	y n	1.001
15	2	PCB-19	20:16	2.931e+03	2.807e+03	1.04	y n	1.001
16	2	PCB-18/30	22:15	7.831e+03	7.660e+03	1.02	y n	1.099
17	2	PCB-17	22:42	3.323e+03	3.344e+03	0.99	y n	1.121
18	2	PCB-27	22:56	4.826e+03	4.748e+03	1.02	y n	1.133
19	2	PCB-24	23:05	4.236e+03	4.173e+03	1.01	y n	1.140
20	2	PCB-16	23:11	2.553e+03	2.537e+03	1.01	y n	1.145
21	2	PCB-32	23:44	4.771e+03	4.734e+03	1.01	y n	1.172
22	3	PCB-34	25:04	6.184e+03	5.985e+03	1.03	y n	1.238
23	3	PCB-23	25:14	5.691e+03	5.795e+03	0.98	y n	1.246
24	3	PCB-26/29	25:33	1.252e+04	1.253e+04	1.00	y n	1.262
25	3	PCB-25	25:47	6.832e+03	6.627e+03	1.03	y n	0.844
26	3	PCB-31	26:07	6.708e+03	6.410e+03	1.05	y n	0.855
27	3	PCB-20/28	26:26	1.244e+04	1.280e+04	0.97	y n	0.865
28	3	PCB-21/33	26:38	1.185e+04	1.231e+04	0.96	y n	0.872
29	3	PCB-22	27:05	5.786e+03	5.929e+03	0.98	y n	0.887
30	3	PCB-36	28:42	6.536e+03	6.875e+03	0.95	y n	0.939
31	3	PCB-39	29:04	6.094e+03	6.403e+03	0.95	y n	0.951
32	3	PCB-38	29:41	6.012e+03	5.054e+03	1.19	y n	0.972
33	3	PCB-35	30:09	5.506e+03	5.618e+03	0.98	y n	0.987
34	3	PCB-37	30:34	5.441e+03	5.327e+03	1.02	y n	1.001
35	2	PCB-54	23:33	7.080e+03	9.635e+03	0.73	y n	1.001
36	3	PCB-50/53	25:50	1.307e+04	1.711e+04	0.76	y n	1.098
37	3	PCB-45/51	26:36	1.241e+04	1.574e+04	0.79	y y	1.130
38	3	PCB-46	26:51	5.592e+03	7.240e+03	0.77	y n	1.141
39	3	PCB-52	28:19	6.697e+03	8.980e+03	0.75	y y	1.203
40	3	PCB-43/73	28:28	1.350e+04	1.798e+04	0.75	y y	1.210
41	3	PCB-49/69	28:47	1.526e+04	1.992e+04	0.77	y n	1.223
42	3	PCB-48	29:07	6.513e+03	8.502e+03	0.77	y n	1.237
43	3	PCB-44/47/65	29:22	2.155e+04	2.794e+04	0.77	y n	1.248
44	3	PCB-59/62/75	29:41	2.318e+04	3.024e+04	0.77	y n	1.261
45	3	PCB-42	29:53	6.170e+03	8.016e+03	0.77	y n	1.270
46	3	PCB-40/41/71	30:23	1.783e+04	2.343e+04	0.76	y y	1.291
47	3	PCB-64	30:37	9.014e+03	1.169e+04	0.77	y n	1.301
48	3	PCB-72	31:28	9.229e+03	1.188e+04	0.78	y n	0.841
49	3	PCB-68	31:46	9.494e+03	1.224e+04	0.78	y n	0.849
50	3	PCB-57	32:12	9.032e+03	1.168e+04	0.77	y n	0.860

51	3	PCB-58	32:26	8.791e+03	1.141e+04	0.77	y	n	0.866
52	3	PCB-67	32:37	9.308e+03	1.199e+04	0.78	y	n	0.871
53	3	PCB-63	32:53	8.661e+03	1.119e+04	0.77	y	n	0.878
54	3	PCB-61/70/74/76	33:14	3.403e+04	4.445e+04	0.77	y	n	0.888
55	3	PCB-66	33:34	7.665e+03	1.005e+04	0.76	y	n	0.897
56	3	PCB-55	33:44	6.780e+03	8.870e+03	0.76	y	n	0.901
57	4	PCB-56	34:15	8.547e+03	1.142e+04	0.75	y	n	0.915
58	4	PCB-60	34:28	8.798e+03	1.156e+04	0.76	y	n	0.921
59	4	PCB-80	34:52	1.027e+04	1.333e+04	0.77	y	n	0.931
60	4	PCB-79	36:26	9.460e+03	1.280e+04	0.74	y	n	0.973
61	4	PCB-78	37:00	8.672e+03	1.112e+04	0.78	y	n	0.988
62	4	PCB-81	37:27	8.408e+03	1.124e+04	0.75	y	n	1.000
63	4	PCB-77	38:01	7.987e+03	1.071e+04	0.75	y	n	1.000
64	3	PCB-104	29:17	1.117e+04	7.203e+03	1.55	y	n	1.001
65	3	PCB-96	29:41	1.094e+04	7.224e+03	1.51	y	n	1.014
66	3	PCB-103	31:39	9.449e+03	6.223e+03	1.52	y	n	1.081
67	3	PCB-94	31:52	7.673e+03	5.081e+03	1.51	y	n	1.089
68	3	PCB-95	32:19	9.144e+03	5.748e+03	1.59	y	n	1.104
69	3	PCB-93/100	32:33	1.752e+04	1.135e+04	1.54	y	n	1.112
70	3	PCB-98/102	32:42	1.667e+04	1.088e+04	1.53	y	n	1.117
71	3	PCB-88/91	33:07	1.704e+04	1.088e+04	1.57	y	y	1.132
72	3	PCB-84	33:26	7.638e+03	5.035e+03	1.52	y	n	1.142
73	4	PCB-89	33:56	7.265e+03	4.535e+03	1.60	y	y	1.159
74	4	PCB-121	34:20	1.104e+04	6.796e+03	1.63	y	n	1.173
75	4	PCB-92	34:44	7.971e+03	5.089e+03	1.57	y	n	0.868
76	4	PCB-90/101/113	35:19	2.749e+04	1.743e+04	1.58	y	n	0.883
77	4	PCB-83/99	35:55	1.561e+04	1.040e+04	1.50	y	y	0.898
78	4	PCB-112	36:02	1.128e+04	6.727e+03	1.68	y	y	0.901
79	4	PCB-86/87/97/109/119/125	36:24	5.511e+04	3.482e+04	1.58	y	y	0.910
80	4	PCB-117	37:05	1.008e+04	6.310e+03	1.60	y	n	0.927
81	4	PCB-85/116	37:10	1.884e+04	1.176e+04	1.60	y	n	0.929
82	4	PCB-110/115	37:20	2.120e+04	1.378e+04	1.54	y	y	0.933
83	4	PCB-82	37:39	7.151e+03	4.362e+03	1.64	y	n	0.941
84	4	PCB-111	38:03	1.068e+04	6.940e+03	1.54	y	n	0.951
85	4	PCB-120	38:31	1.099e+04	7.277e+03	1.51	y	n	0.963
86	5	PCB-108/124	39:40	2.047e+04	1.318e+04	1.55	y	n	0.992
87	5	PCB-107	39:55	1.076e+04	7.717e+03	1.39	y	n	0.998
88	5	PCB-123	40:01	9.745e+03	6.549e+03	1.49	y	n	1.000
89	5	PCB-106	40:09	1.052e+04	7.035e+03	1.49	y	n	1.004
90	5	PCB-118	40:22	1.089e+04	7.002e+03	1.56	y	n	1.001
91	5	PCB-122	40:43	1.008e+04	6.323e+03	1.59	y	n	1.010
92	5	PCB-114	40:54	1.066e+04	6.865e+03	1.55	y	n	1.000
93	5	PCB-105	41:33	1.102e+04	6.893e+03	1.60	y	n	1.001
94	5	PCB-127	43:01	1.046e+04	6.448e+03	1.62	y	n	1.036
95	5	PCB-126	44:40	9.415e+03	5.967e+03	1.58	y	n	1.001
96	4	PCB-155	35:06	1.011e+04	8.520e+03	1.19	y	n	1.001
97	4	PCB-152	35:18	9.793e+03	8.365e+03	1.17	y	n	1.007
98	4	PCB-150	35:27	9.671e+03	8.223e+03	1.18	y	n	1.011
99	4	PCB-136	35:50	9.642e+03	8.250e+03	1.17	y	n	1.022
100	4	PCB-145	36:07	9.360e+03	7.673e+03	1.22	y	n	1.030
101	4	PCB-148	37:39	7.386e+03	6.271e+03	1.18	y	n	1.074
102	4	PCB-135/151	38:15	1.426e+04	1.222e+04	1.17	y	n	1.091
103	4	PCB-154	38:31	8.581e+03	7.356e+03	1.17	y	n	1.098
104	4	PCB-144	38:50	7.618e+03	6.297e+03	1.21	y	n	1.107
105	5	PCB-147/149	39:11	1.509e+04	1.177e+04	1.28	y	n	1.117
106	5	PCB-134	39:24	6.051e+03	4.768e+03	1.27	y	n	1.124
107	5	PCB-143	39:29	6.719e+03	5.354e+03	1.25	y	n	1.126

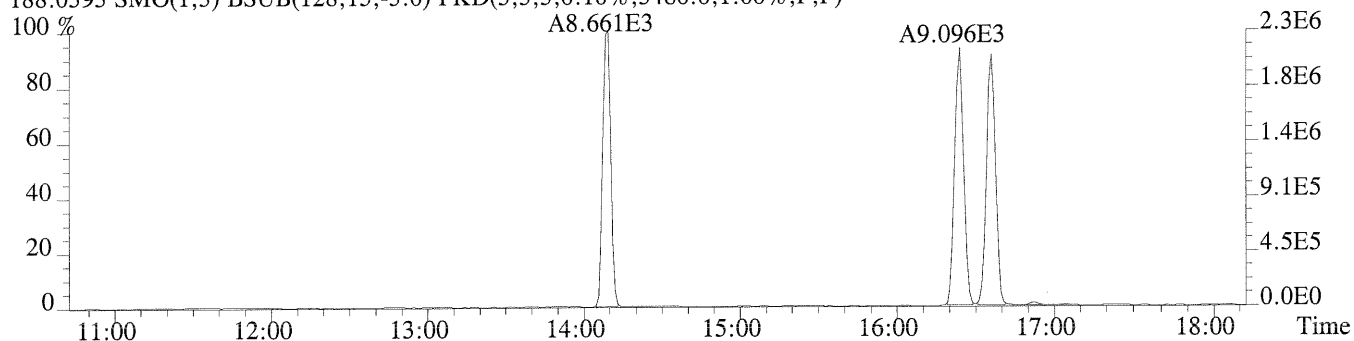
108	5	PCB-139/140	39:48	1.472e+04	1.162e+04	1.27	y	n	1.135
109	5	PCB-131	40:00	6.513e+03	5.239e+03	1.24	y	n	1.141
110	5	PCB-142	40:10	6.361e+03	5.072e+03	1.25	y	n	1.145
111	5	PCB-132	40:27	6.595e+03	5.175e+03	1.27	y	n	1.154
112	5	PCB-133	40:58	6.865e+03	5.434e+03	1.26	y	n	1.168
113	5	PCB-165	41:22	8.442e+03	6.778e+03	1.25	y	n	0.890
114	5	PCB-146	41:37	7.861e+03	6.383e+03	1.23	y	n	0.895
115	5	PCB-161	41:45	9.214e+03	7.416e+03	1.24	y	n	0.898
116	5	PCB-153/168	42:15	1.743e+04	1.410e+04	1.24	y	n	0.909
117	5	PCB-141	42:26	7.149e+03	5.753e+03	1.24	y	n	0.913
118	5	PCB-130	42:50	6.100e+03	4.959e+03	1.23	y	n	0.921
119	5	PCB-137	43:04	6.842e+03	5.433e+03	1.26	y	n	0.926
120	5	PCB-164	43:11	9.097e+03	7.309e+03	1.24	y	n	0.929
121	5	PCB-129/138/163	43:31	2.216e+04	1.770e+04	1.25	y	n	0.936
122	5	PCB-160	43:40	8.664e+03	6.890e+03	1.26	y	n	0.939
123	5	PCB-158	43:53	1.024e+04	8.164e+03	1.25	y	n	0.944
124	5	PCB-128/166	44:45	1.595e+04	1.284e+04	1.24	y	n	0.962
125	6	PCB-159	45:45	7.259e+03	5.825e+03	1.25	y	n	0.984
126	6	PCB-162	46:02	7.337e+03	6.063e+03	1.21	y	n	0.990
127	6	PCB-167	46:31	7.183e+03	5.984e+03	1.20	y	n	1.000
128	6	PCB-156/157	47:41	1.373e+04	1.148e+04	1.20	y	n	1.001
129	6	PCB-169	50:57	6.014e+03	5.091e+03	1.18	y	n	1.001
130	5	PCB-188	40:52	8.133e+03	8.262e+03	0.98	y	n	1.000
131	5	PCB-179	41:13	8.245e+03	8.495e+03	0.97	y	n	1.009
132	5	PCB-184	41:44	8.439e+03	8.614e+03	0.98	y	n	1.022
133	5	PCB-176	42:06	8.185e+03	7.980e+03	1.03	y	n	1.031
134	5	PCB-186	42:33	7.806e+03	8.123e+03	0.96	y	n	1.042
135	5	PCB-178	43:56	5.910e+03	6.047e+03	0.98	y	n	1.075
136	5	PCB-175	44:34	6.243e+03	6.249e+03	1.00	y	n	1.091
137	5	PCB-187	44:50	6.485e+03	6.527e+03	0.99	y	n	1.098
138	5	PCB-182	45:03	6.323e+03	6.453e+03	0.98	y	n	1.103
139	6	PCB-183	45:28	5.370e+03	5.498e+03	0.98	y	n	1.113
140	6	PCB-185	45:35	3.880e+03	3.795e+03	1.02	y	n	1.116
141	6	PCB-174	45:43	4.736e+03	4.664e+03	1.02	y	n	1.119
142	6	PCB-177	46:10	4.278e+03	4.264e+03	1.00	y	n	1.130
143	6	PCB-181	46:34	4.614e+03	4.548e+03	1.01	y	n	1.140
144	6	PCB-171/173	46:46	8.627e+03	8.348e+03	1.03	y	n	1.145
145	6	PCB-172	48:24	4.191e+03	4.184e+03	1.00	y	n	0.906
146	6	PCB-192	48:42	5.215e+03	5.140e+03	1.01	y	n	0.911
147	6	PCB-180/193	49:02	1.029e+04	1.066e+04	0.97	y	n	0.918
148	6	PCB-191	49:25	5.464e+03	5.593e+03	0.98	y	n	0.925
149	6	PCB-170	50:20	3.959e+03	4.042e+03	0.98	y	n	0.942
150	6	PCB-190	50:52	5.761e+03	5.748e+03	1.00	y	n	0.952
151	6	PCB-189	53:27	4.744e+03	5.097e+03	0.93	y	n	1.000
152	6	PCB-202	46:16	7.263e+03	8.441e+03	0.86	y	n	1.001
153	6	PCB-201	47:11	7.759e+03	9.049e+03	0.86	y	n	1.021
154	6	PCB-204	47:53	7.663e+03	9.044e+03	0.85	y	n	1.036
155	6	PCB-197	48:06	7.722e+03	9.153e+03	0.84	y	n	1.040
156	6	PCB-200	48:13	7.492e+03	8.579e+03	0.87	y	n	1.043
157	6	PCB-198/199	51:00	1.070e+04	1.249e+04	0.86	y	n	1.103
158	6	PCB-196	51:40	5.533e+03	6.252e+03	0.89	y	n	0.923
159	6	PCB-203	51:53	5.725e+03	6.820e+03	0.84	y	n	0.926
160	6	PCB-195	53:13	5.017e+03	5.941e+03	0.84	y	n	0.950
161	6	PCB-194	55:32	5.228e+03	6.127e+03	0.85	y	n	0.992
162	6	PCB-205	56:01	6.205e+03	7.030e+03	0.88	y	n	1.000
163	6	PCB-208	52:57	6.489e+03	8.543e+03	0.76	y	n	1.000
164	6	PCB-207	53:53	6.256e+03	8.273e+03	0.76	y	n	1.018

165	7	PCB-206	57:45	4.528e+03	5.984e+03	0.76	y	n	1.000
166	7	PCB-209	59:20	1.132e+04	9.581e+03	1.18	y	n	1.000
167	1	PCB-1L	14:08	3.100e+04	1.018e+04	3.05	y	n	0.743
168	1	PCB-3L	16:35	3.371e+04	1.085e+04	3.11	y	n	0.872
169	1	PCB-4L	16:51	1.933e+04	1.280e+04	1.51	y	n	0.886
170	2	PCB-15L	23:14	2.494e+04	1.642e+04	1.52	y	n	1.222
171	2	PCB-19L	20:15	1.124e+04	1.115e+04	1.01	y	n	1.065
172	3	PCB-37L	30:33	2.159e+04	2.096e+04	1.03	y	n	1.080
173	2	PCB-54L	23:32	1.420e+04	1.853e+04	0.77	y	n	0.832
174	4	PCB-81L	37:26	1.560e+04	1.996e+04	0.78	y	n	1.324
175	4	PCB-77L	38:00	1.519e+04	1.979e+04	0.77	y	n	1.344
176	3	PCB-104L	29:16	2.324e+04	1.505e+04	1.54	y	n	0.829
177	5	PCB-123L	40:00	2.017e+04	1.280e+04	1.58	y	n	1.133
178	5	PCB-118L	40:20	2.132e+04	1.375e+04	1.55	y	n	1.143
179	5	PCB-114L	40:53	2.025e+04	1.322e+04	1.53	y	n	1.158
180	5	PCB-105L	41:31	1.944e+04	1.282e+04	1.52	y	n	1.176
181	5	PCB-126L	44:38	1.894e+04	1.248e+04	1.52	y	n	1.264
182	4	PCB-155L	35:04	2.164e+04	1.725e+04	1.25	y	n	0.807
183	6	PCB-167L	46:30	1.401e+04	1.092e+04	1.28	y	n	1.070
184	6	PCB-156/157L	47:39	2.676e+04	2.113e+04	1.27	y	n	1.096
185	6	PCB-169L	50:54	1.162e+04	9.020e+03	1.29	y	n	1.171
186	5	PCB-188L	40:51	1.851e+04	1.791e+04	1.03	y	n	0.736
187	6	PCB-189L	53:26	1.045e+04	9.980e+03	1.05	y	n	0.962
188	6	PCB-202L	46:14	1.151e+04	1.268e+04	0.91	y	n	0.833
189	6	PCB-205L	56:00	9.498e+03	1.058e+04	0.90	y	n	1.009
190	6	PCB-208L	52:56	9.238e+03	1.218e+04	0.76	y	n	0.953
191	7	PCB-206L	57:44	6.371e+03	8.156e+03	0.78	y	n	1.040
192	7	PCB-209L	59:19	1.019e+04	8.602e+03	1.18	y	n	1.068
193	3	PCB-28L	26:24	2.309e+04	2.237e+04	1.03	y	n	0.933
194	4	PCB-111L	38:01	2.108e+04	1.314e+04	1.60	y	n	1.077
195	5	PCB-178L	43:54	1.259e+04	1.206e+04	1.04	y	n	1.010
196	2	PCB-9L	19:01	2.525e+04	1.626e+04	1.55	y	n	*
197	3	PCB-52L	28:17	1.391e+04	1.733e+04	0.80	y	n	*
198	4	PCB-101L	35:18	1.751e+04	1.118e+04	1.57	y	n	*
199	5	PCB-138L	43:28	1.478e+04	1.163e+04	1.27	y	n	*
200	6	PCB-194L	55:31	8.043e+03	9.189e+03	0.88	y	n	*

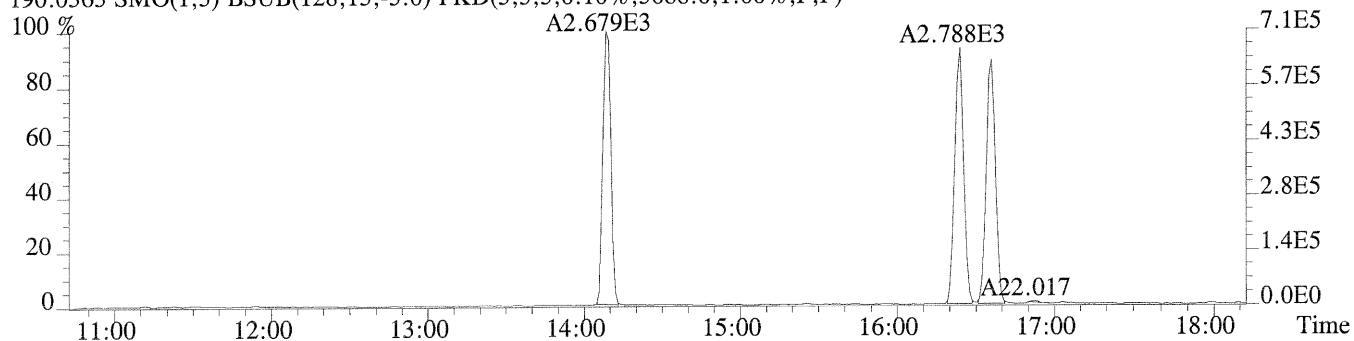
File:U220191 #1-482 Acq:25-AUG-2009 09:21:25 Probe EI+ Magnet SIR VG BioTech Mass spectf

Sample#1 Exp:PCB 209 INJECTION

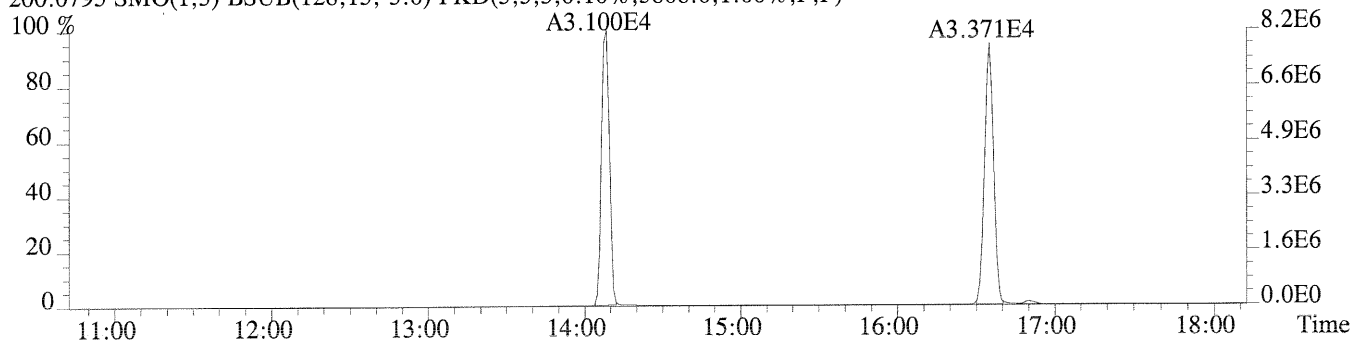
188.0393 SMO(1,3) BSUB(128,15,-3.0) PKD(3,3,3,0.10%,3480.0,1.00%,F,F)



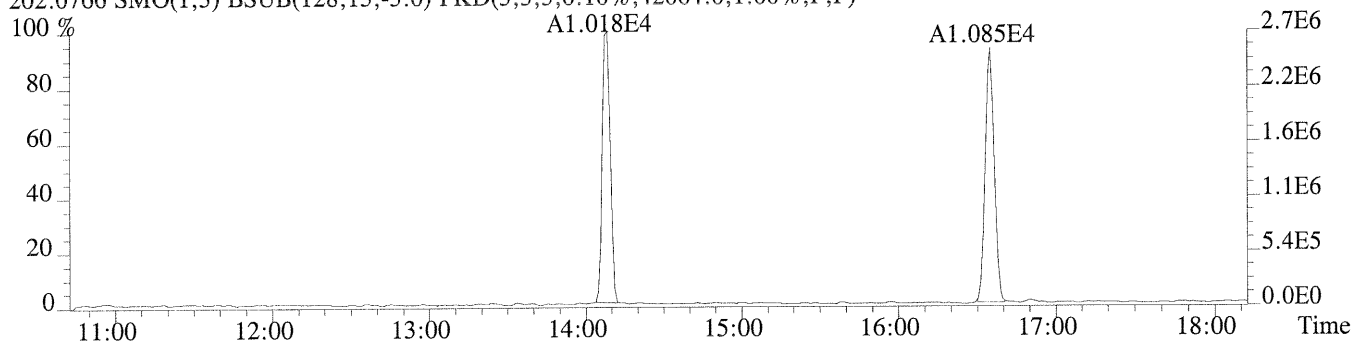
190.0363 SMO(1,3) BSUB(128,15,-3.0) PKD(3,3,3,0.10%,3688.0,1.00%,F,F)



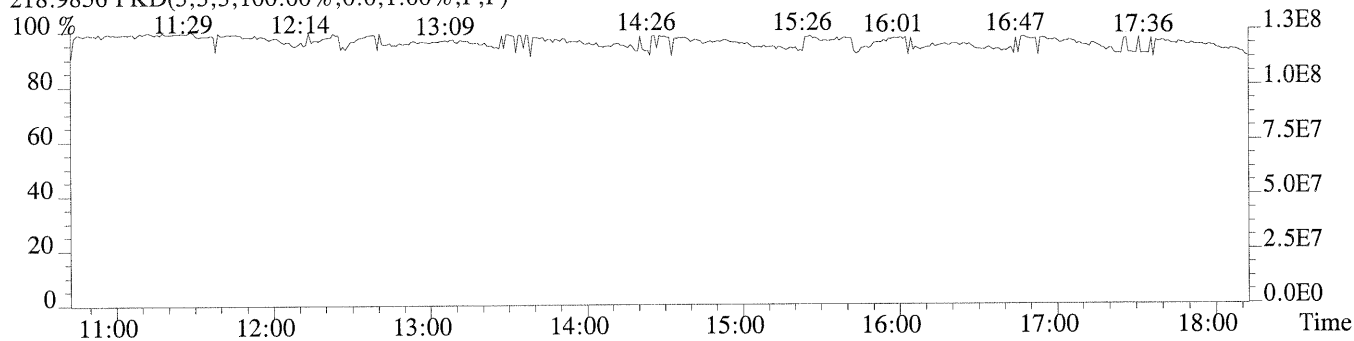
200.0795 SMO(1,3) BSUB(128,15,-3.0) PKD(3,3,3,0.10%,5808.0,1.00%,F,F)



202.0766 SMO(1,3) BSUB(128,15,-3.0) PKD(3,3,3,0.10%,42064.0,1.00%,F,F)



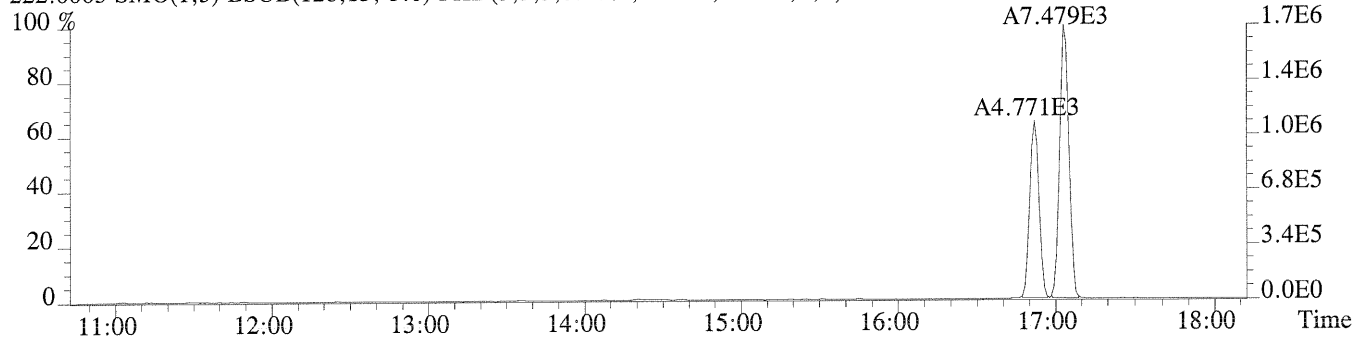
218.9856 PKD(3,3,3,100.00%,0.0,1.00%,F,F)



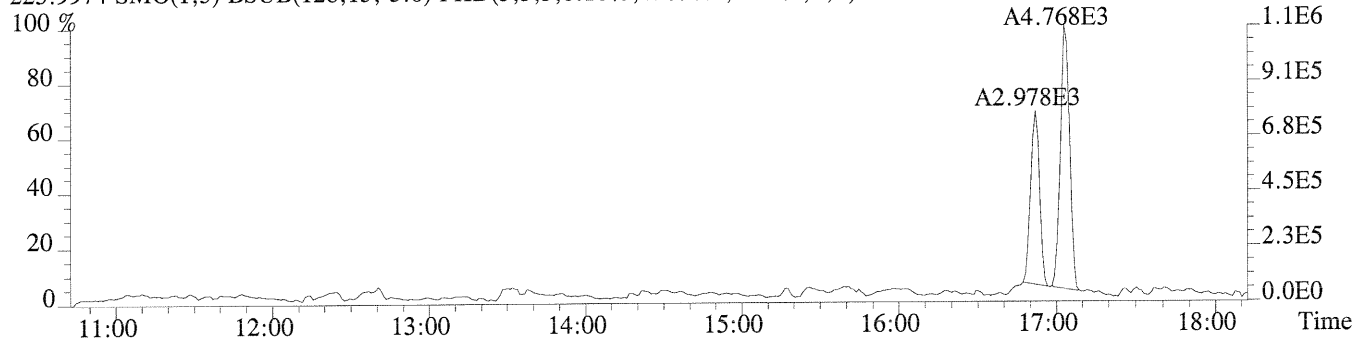
File:U220191 #1-482 Acq:25-AUG-2009 09:21:25 Probe EI+ Magnet SIR VG BioTech Mass spectf

Sample#1 Exp:PCB 209 INJECTION

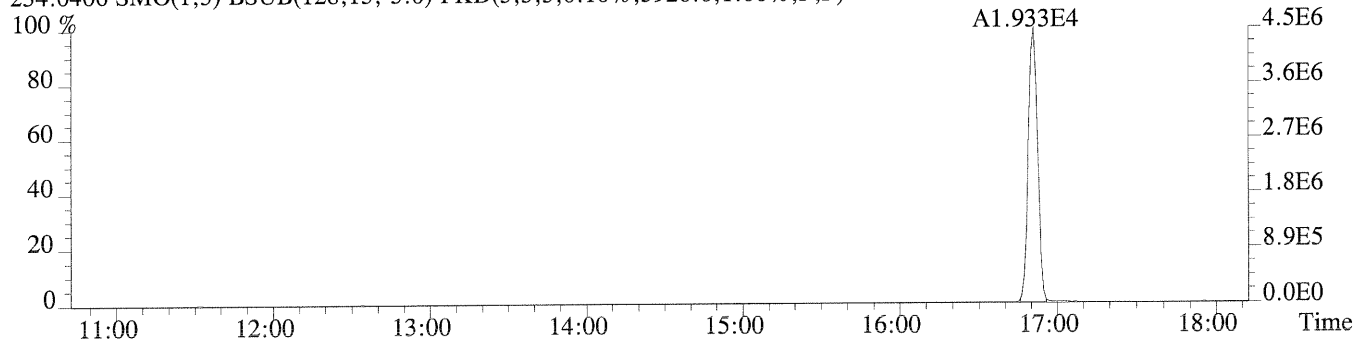
222.0003 SMO(1,3) BSUB(128,15,-3.0) PKD(3,3,3,0.10%,5844.0,1.00%,F,F)



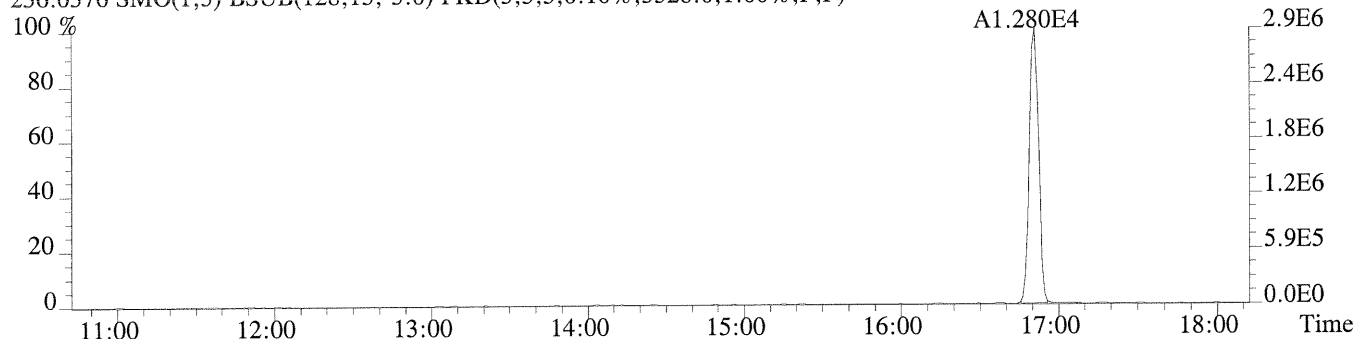
223.9974 SMO(1,3) BSUB(128,15,-3.0) PKD(3,3,3,0.10%,41056.0,1.00%,F,F)



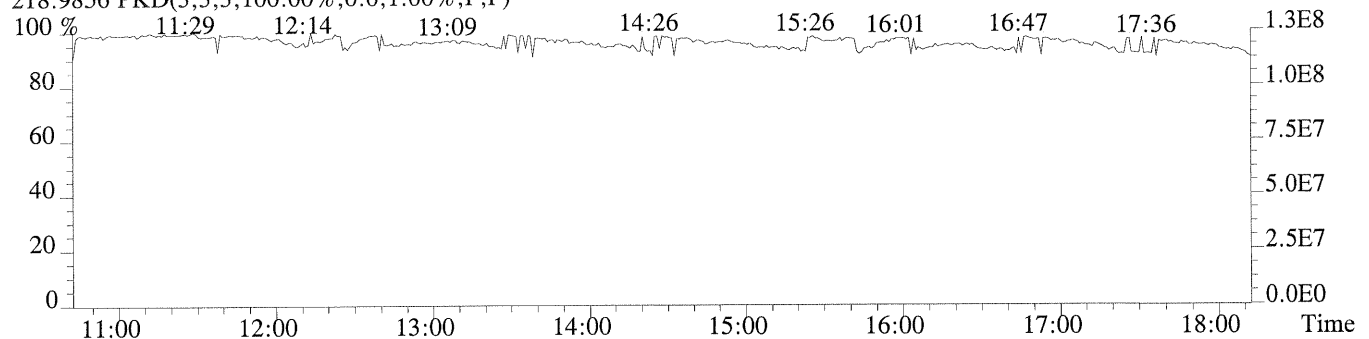
234.0406 SMO(1,3) BSUB(128,15,-3.0) PKD(3,3,3,0.10%,3928.0,1.00%,F,F)



236.0376 SMO(1,3) BSUB(128,15,-3.0) PKD(3,3,3,0.10%,3528.0,1.00%,F,F)



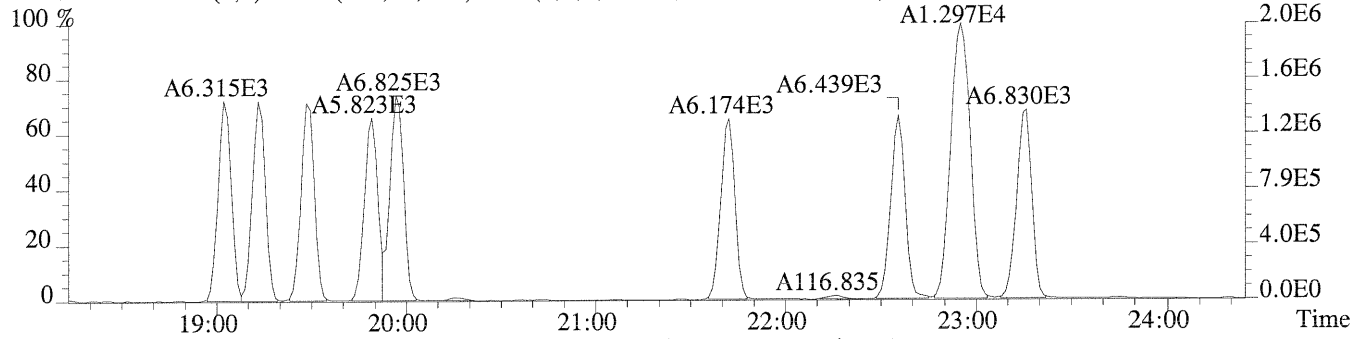
218.9856 PKD(3,3,3,100.00%,0.0,1.00%,F,F)



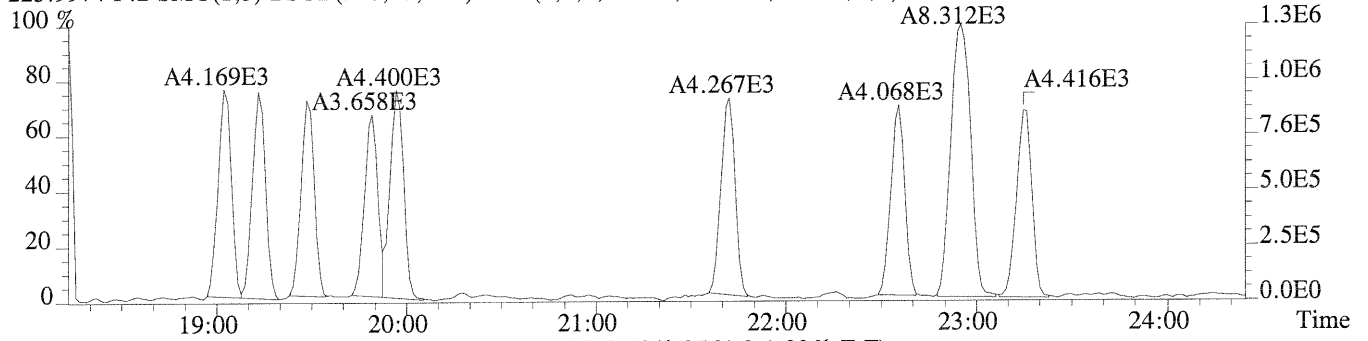
File:U220191 #1-342 Acq:25-AUG-2009 09:21:25 Probe EI+ Magnet SIR VG BioTech Mass spectf

Sample#1 Exp:PCB 209 INJECTION

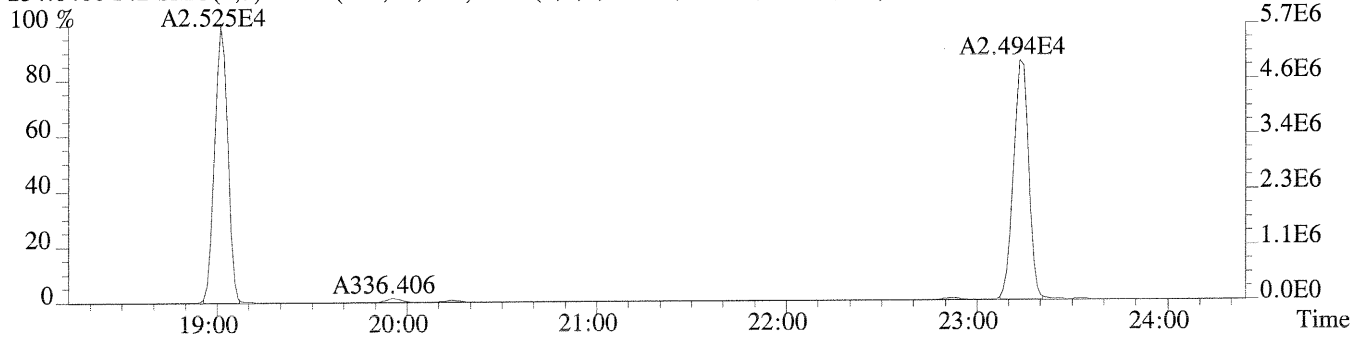
222.0003 F:2 SMO(1,3) BSUB(128,15,-3.0) PKD(3,3,3,0.10%,2920.0,1.00%,F,F)



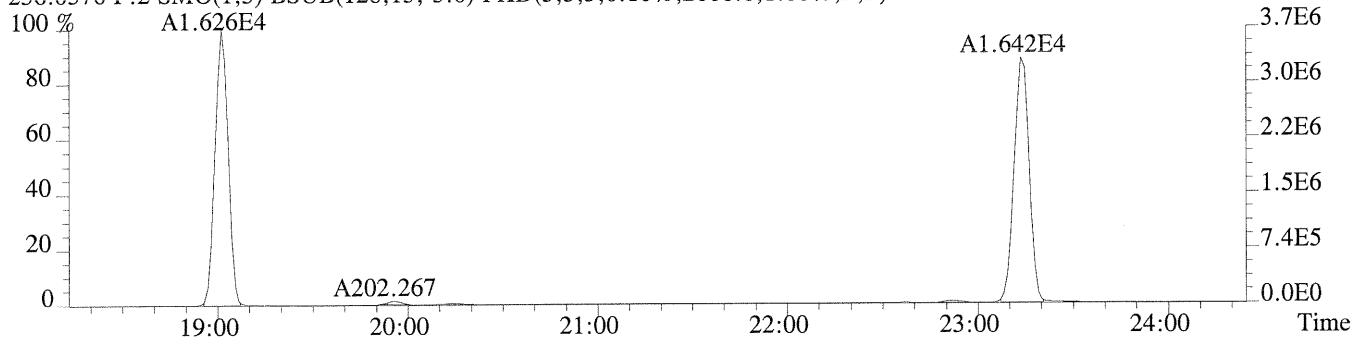
223.9974 F:2 SMO(1,3) BSUB(128,15,-3.0) PKD(3,3,3,0.10%,23776.0,1.00%,F,F)



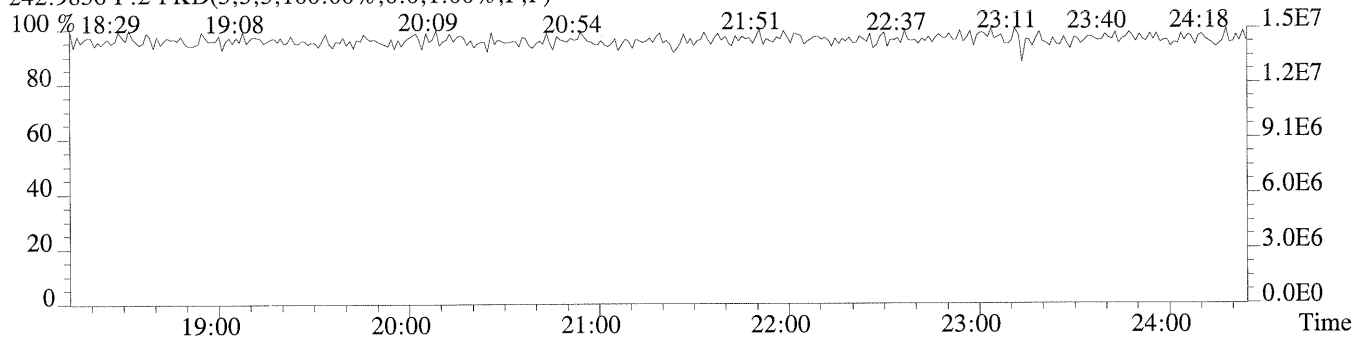
234.0406 F:2 SMO(1,3) BSUB(128,15,-3.0) PKD(3,3,3,0.10%,2564.0,1.00%,F,F)



236.0376 F:2 SMO(1,3) BSUB(128,15,-3.0) PKD(3,3,3,0.10%,2608.0,1.00%,F,F)

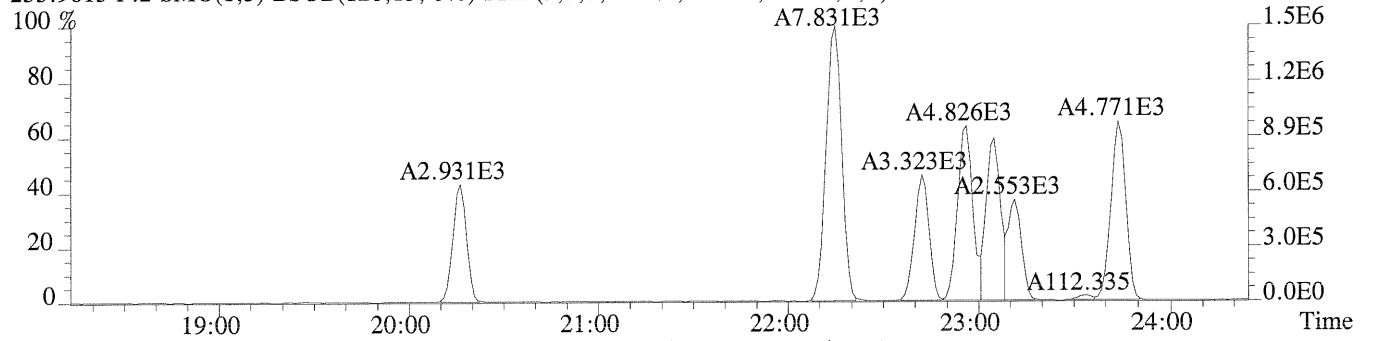


242.9856 F:2 PKD(3,3,3,100.00%,0.0,1.00%,F,F)

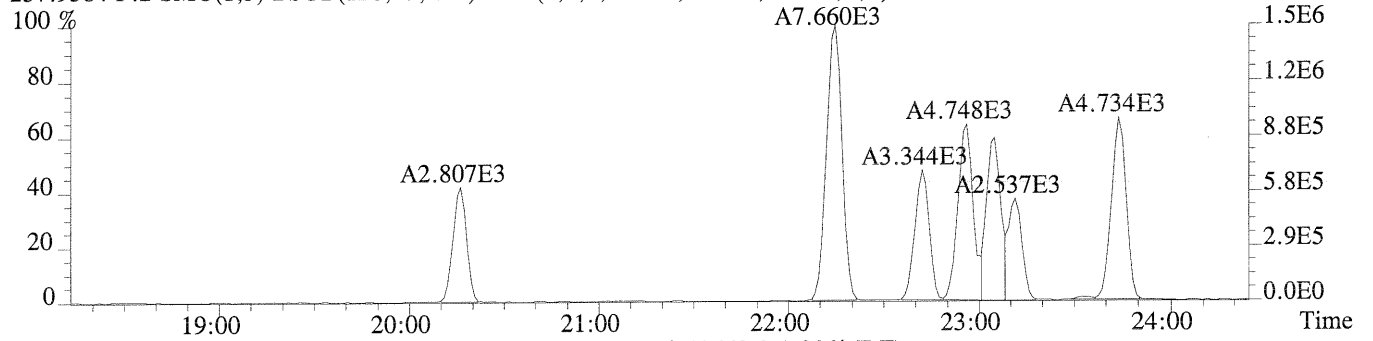


Sample#1 Exp:PCB 209 INJECTION

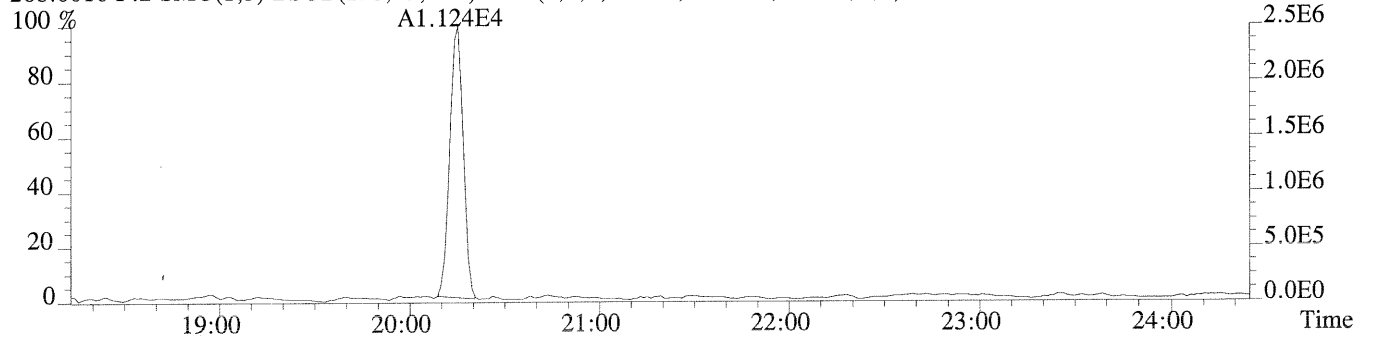
255.9613 F:2 SMO(1,3) BSUB(128,15,-3.0) PKD(3,3,3,0.10%,3300.0,1.00%,F,F)



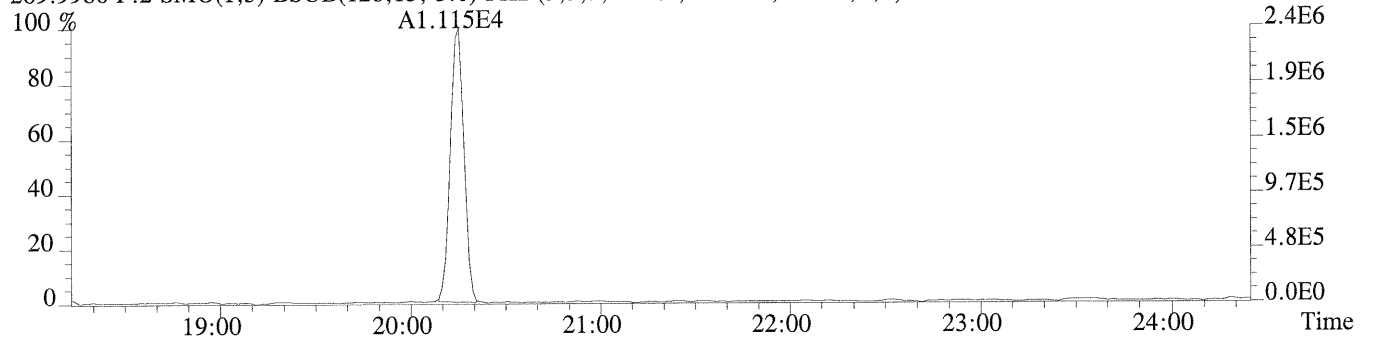
257.9584 F:2 SMO(1,3) BSUB(128,15,-3.0) PKD(3,3,3,0.10%,2072.0,1.00%,F,F)



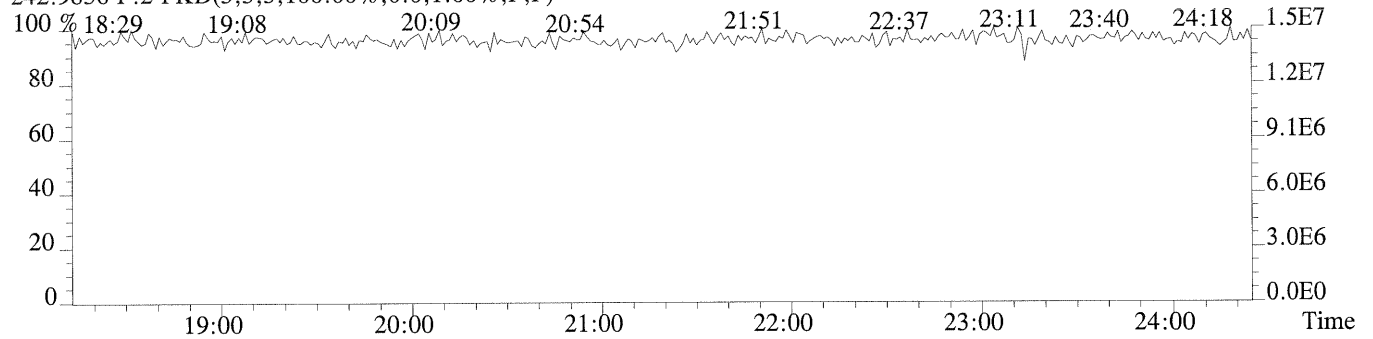
268.0016 F:2 SMO(1,3) BSUB(128,15,-3.0) PKD(3,3,3,0.10%,49668.0,1.00%,F,F)



269.9986 F:2 SMO(1,3) BSUB(128,15,-3.0) PKD(3,3,3,0.10%,15668.0,1.00%,F,F)



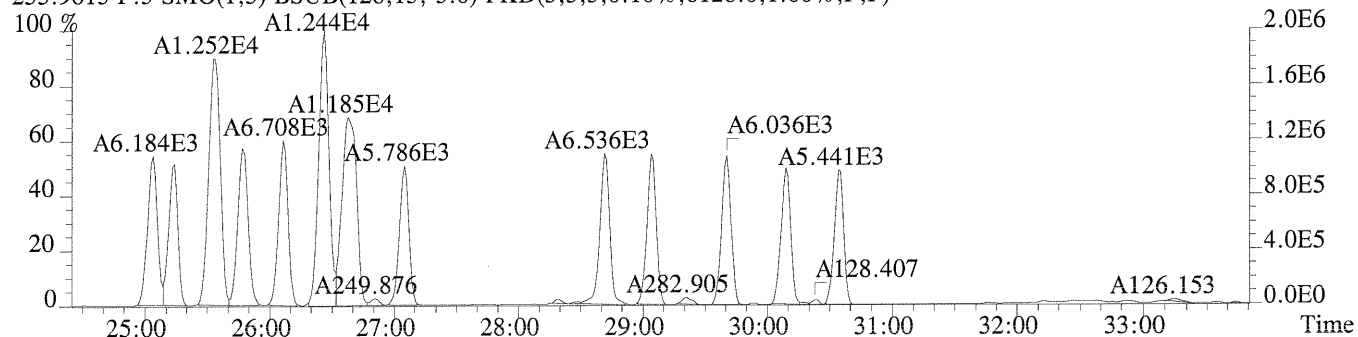
242.9856 F:2 PKD(3,3,3,100.00%,0.0,1.00%,F,F)



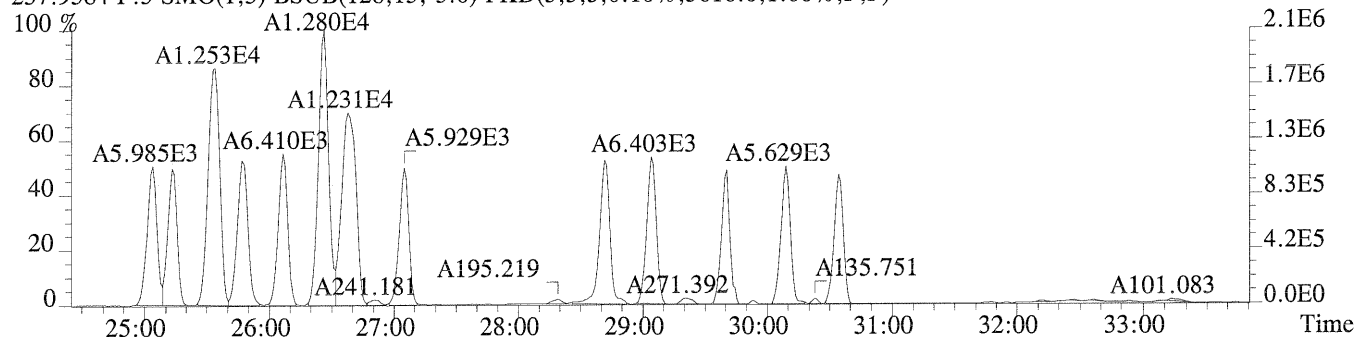
File:U220191 #1-603 Acq:25-AUG-2009 09:21:25 Probe EI+ Magnet SIR VG BioTech Mass spectf

Sample#1 Exp:PCB 209 INJECTION

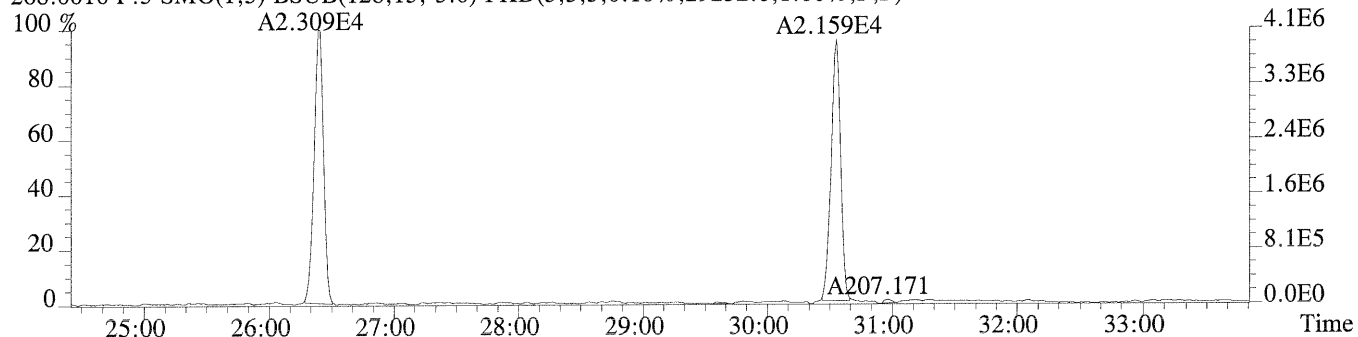
255.9613 F:3 SMO(1,3) BSUB(128,15,-3.0) PKD(3,3,3,0.10%,6128.0,1.00%,F,F)



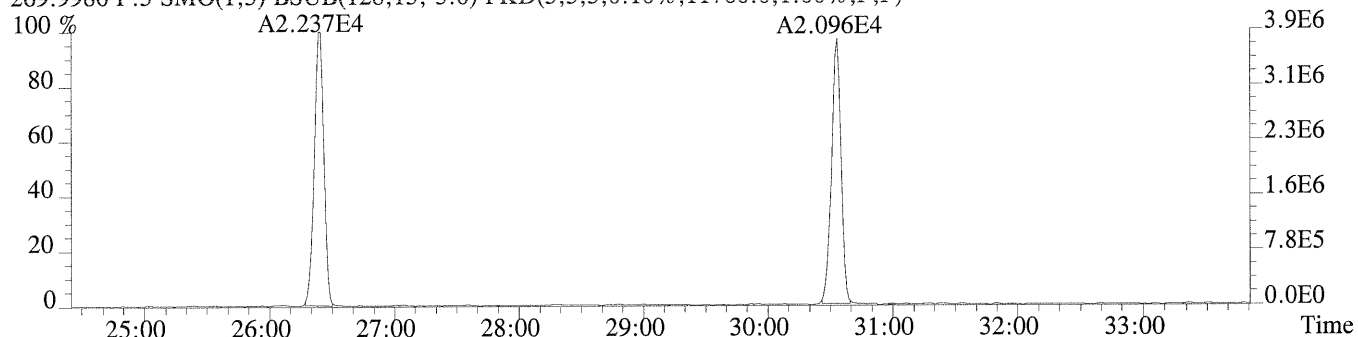
257.9584 F:3 SMO(1,3) BSUB(128,15,-3.0) PKD(3,3,3,0.10%,3616.0,1.00%,F,F)



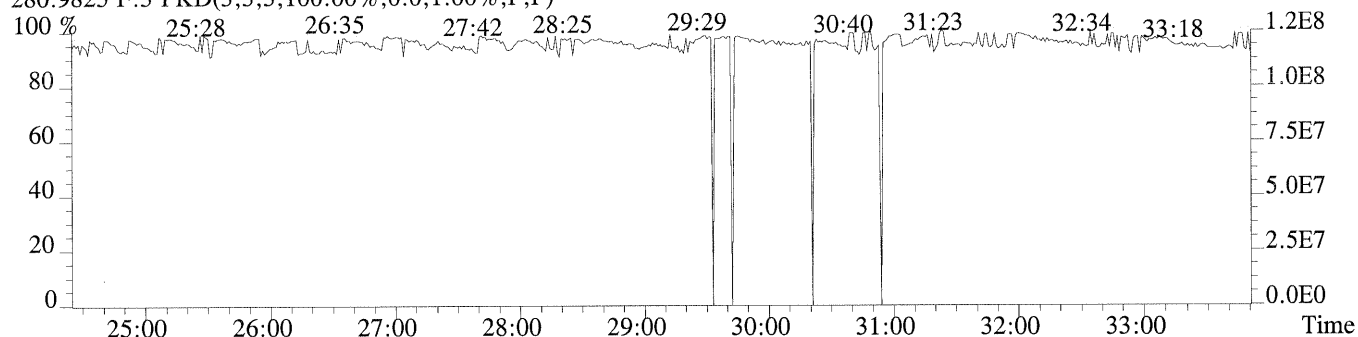
268.0016 F:3 SMO(1,3) BSUB(128,15,-3.0) PKD(3,3,3,0.10%,29232.0,1.00%,F,F)



269.9986 F:3 SMO(1,3) BSUB(128,15,-3.0) PKD(3,3,3,0.10%,11760.0,1.00%,F,F)



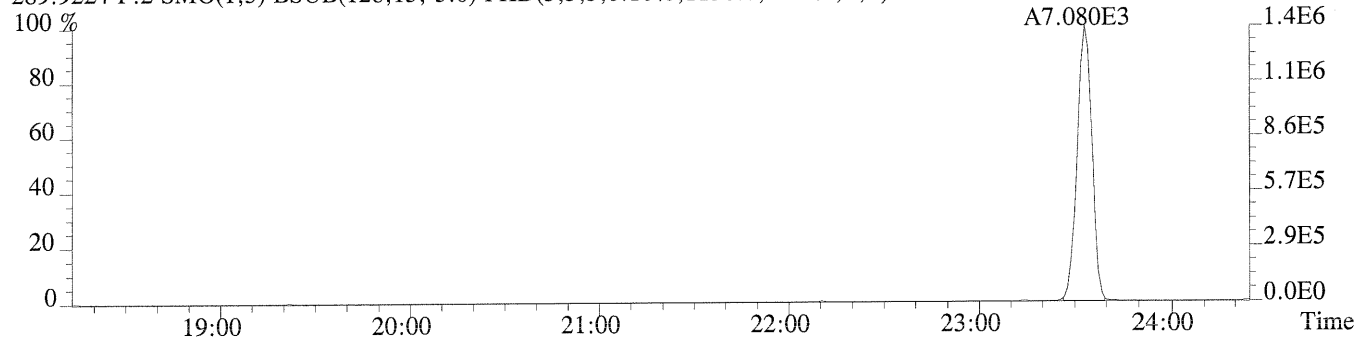
280.9825 F:3 PKD(3,3,3,100.00%,0.0,1.00%,F,F)



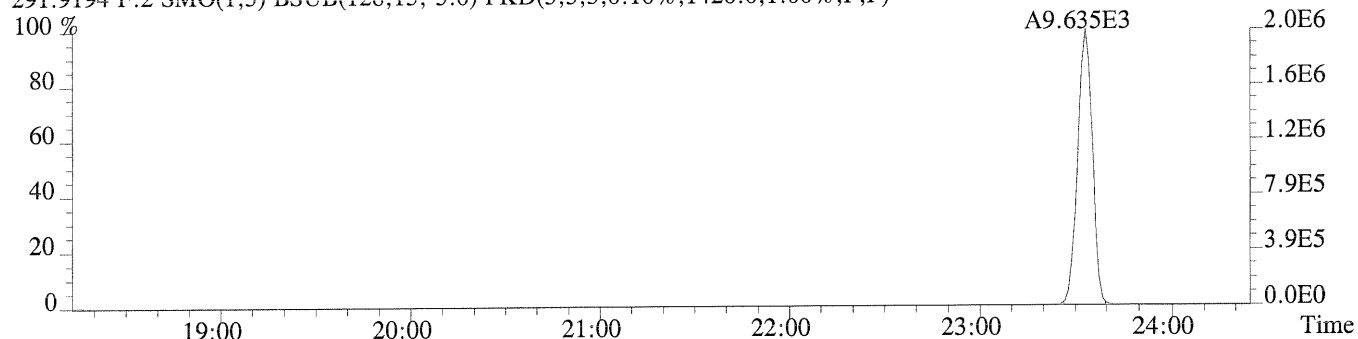
File:U220191 #1-342 Acq:25-AUG-2009 09:21:25 Probe EI+ Magnet SIR VG BioTech Mass spectf

Sample#1 Exp:PCB 209 INJECTION

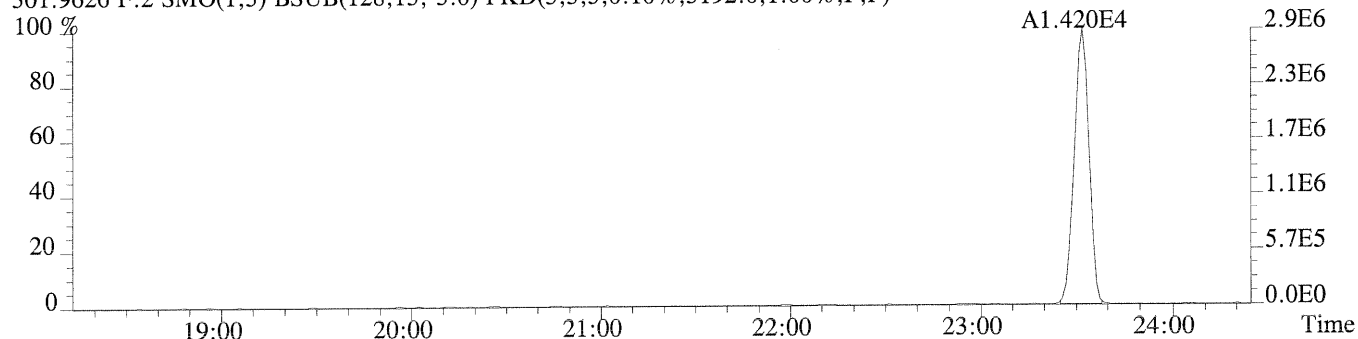
289.9224 F:2 SMO(1,3) BSUB(128,15,-3.0) PKD(3,3,3,0.10%,1136.0,1.00%,F,F)



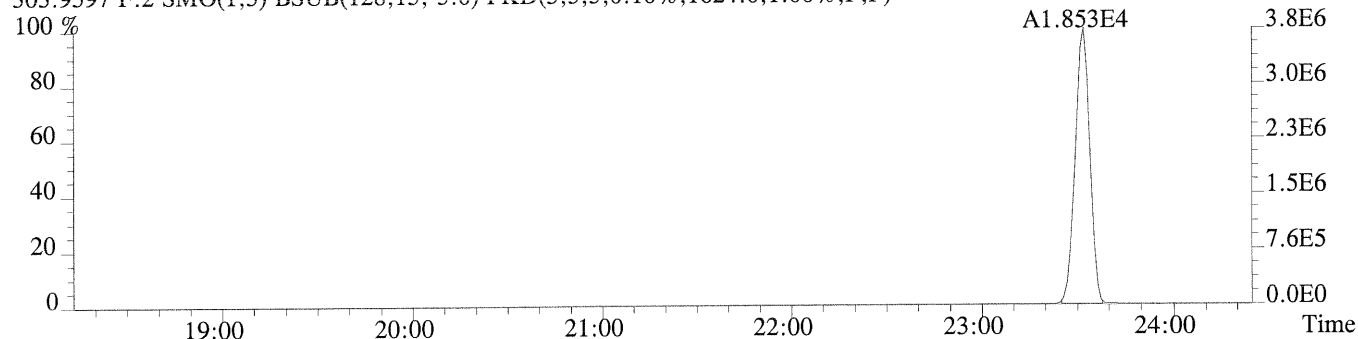
291.9194 F:2 SMO(1,3) BSUB(128,15,-3.0) PKD(3,3,3,0.10%,1420.0,1.00%,F,F)



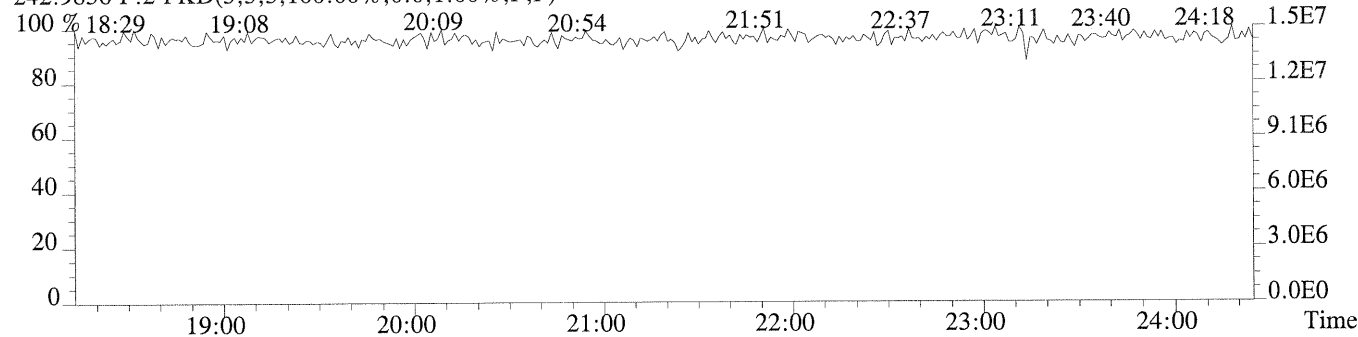
301.9626 F:2 SMO(1,3) BSUB(128,15,-3.0) PKD(3,3,3,0.10%,3192.0,1.00%,F,F)



303.9597 F:2 SMO(1,3) BSUB(128,15,-3.0) PKD(3,3,3,0.10%,1624.0,1.00%,F,F)



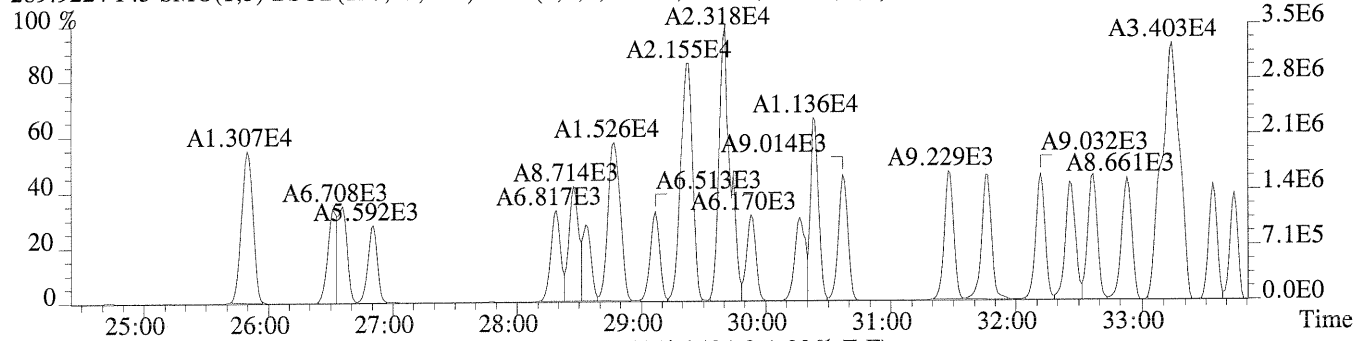
242.9856 F:2 PKD(3,3,3,100.00%,0.0,1.00%,F,F)



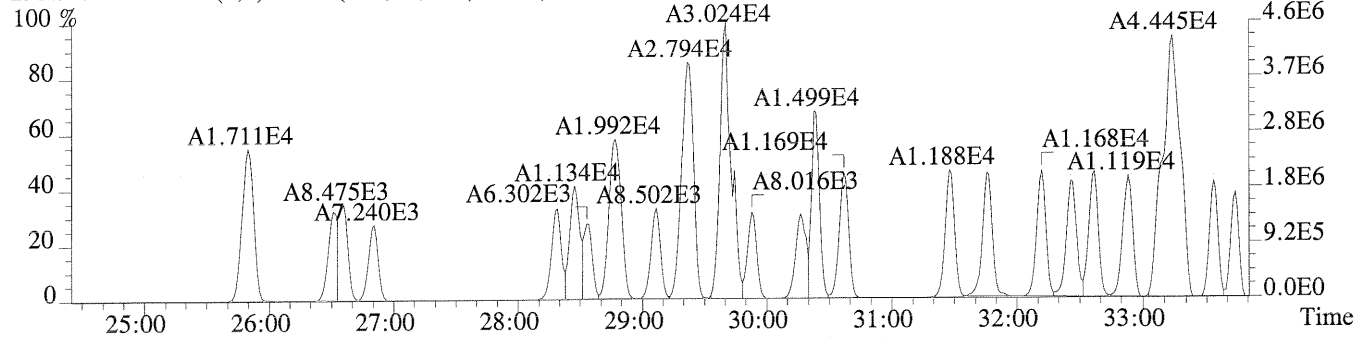
File:U220191 #1-603 Acq:25-AUG-2009 09:21:25 Probe EI+ Magnet SIR VG BioTech Mass spectf

Sample#1 Exp:PCB 209 INJECTION

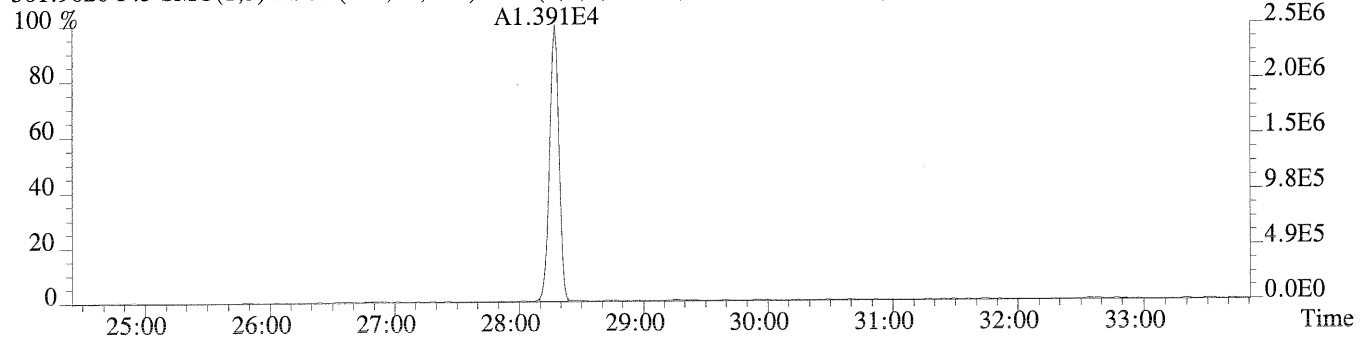
289.9224 F:3 SMO(1,3) BSUB(128,15,-3.0) PKD(3,3,3,0.10%,4552.0,1.00%,F,F)



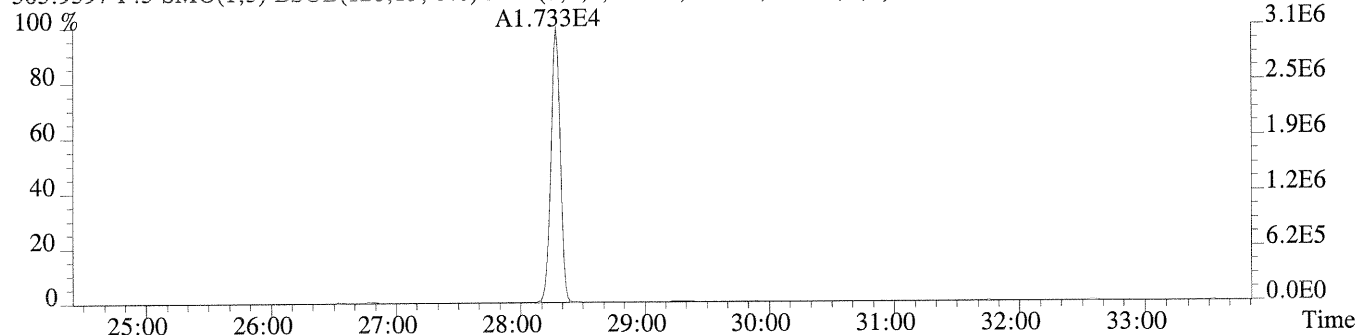
291.9194 F:3 SMO(1,3) BSUB(128,15,-3.0) PKD(3,3,3,0.10%,2424.0,1.00%,F,F)



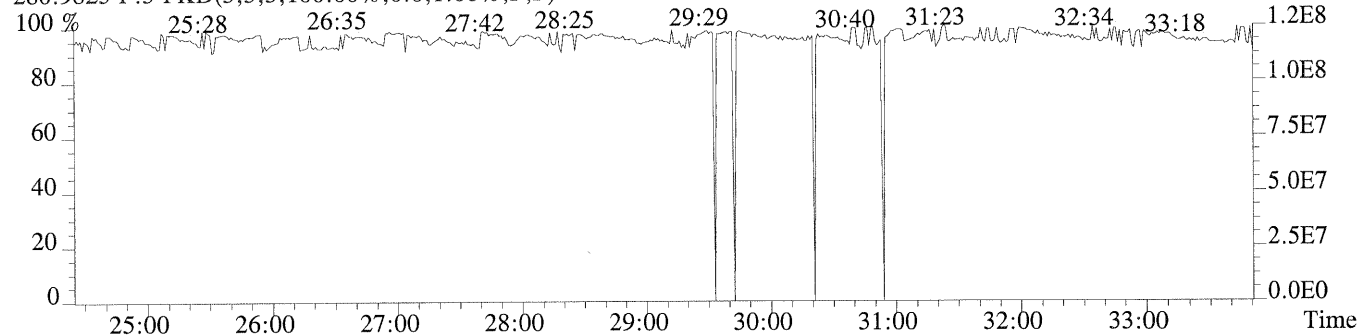
301.9626 F:3 SMO(1,3) BSUB(128,15,-3.0) PKD(3,3,3,0.10%,2660.0,1.00%,F,F)

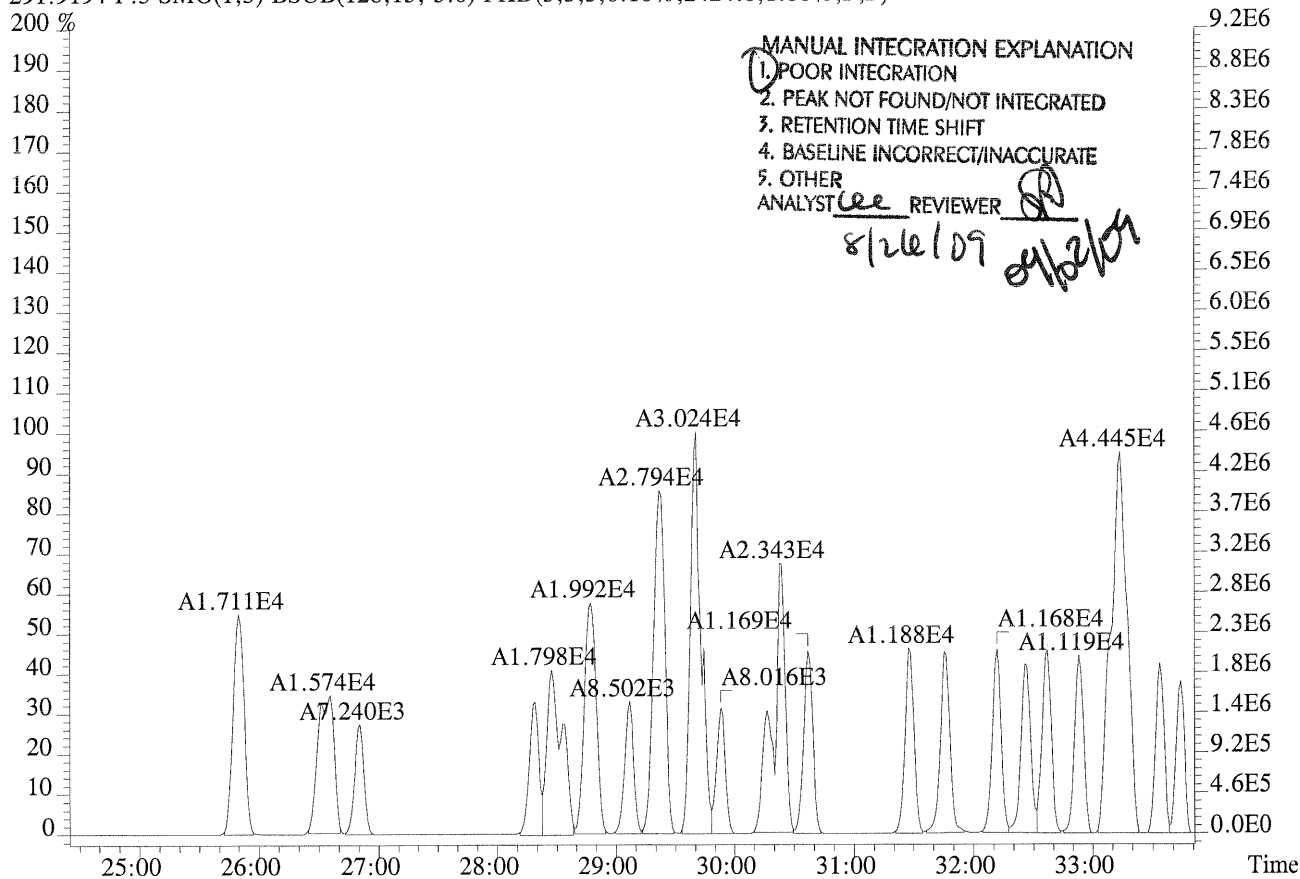
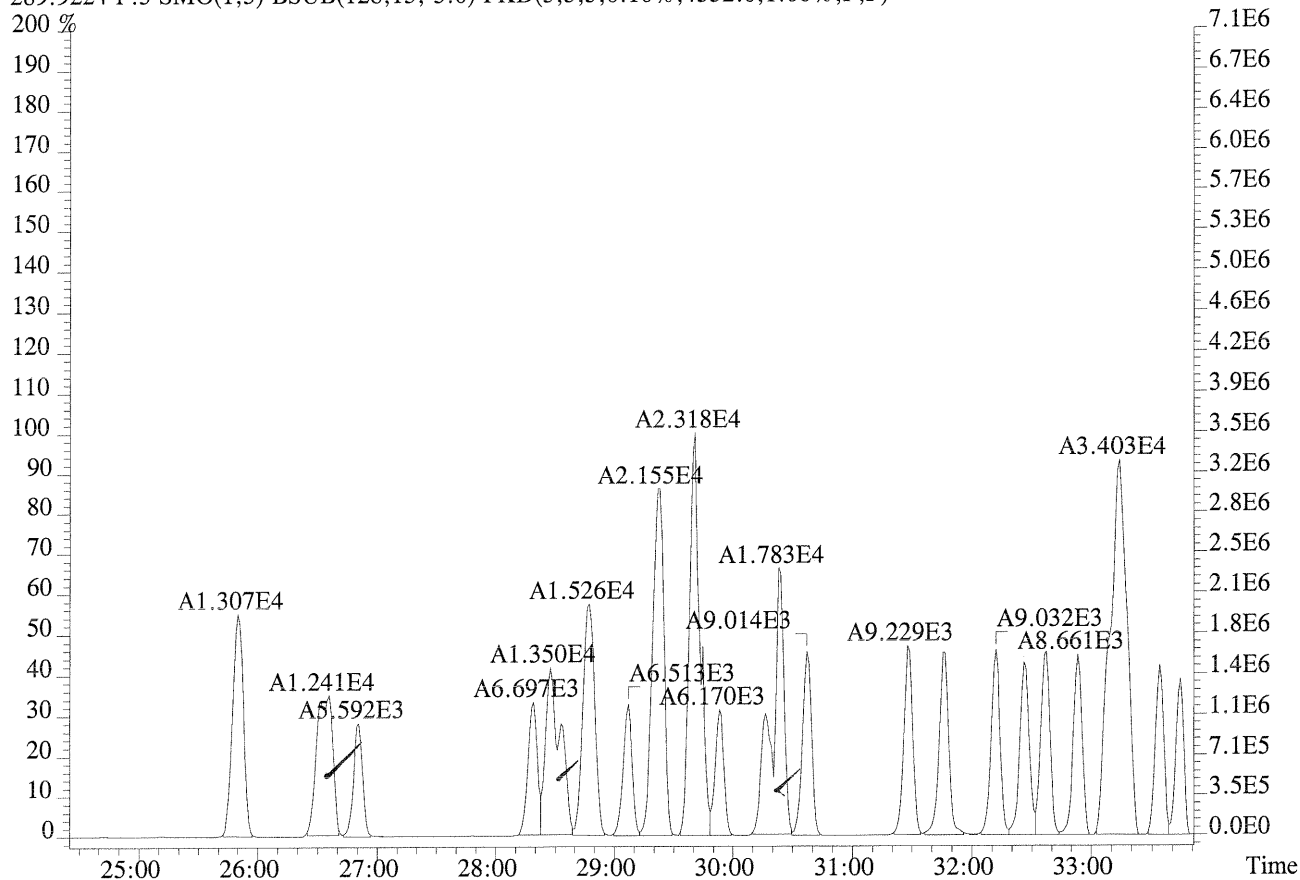


303.9597 F:3 SMO(1,3) BSUB(128,15,-3.0) PKD(3,3,3,0.10%,2148.0,1.00%,F,F)



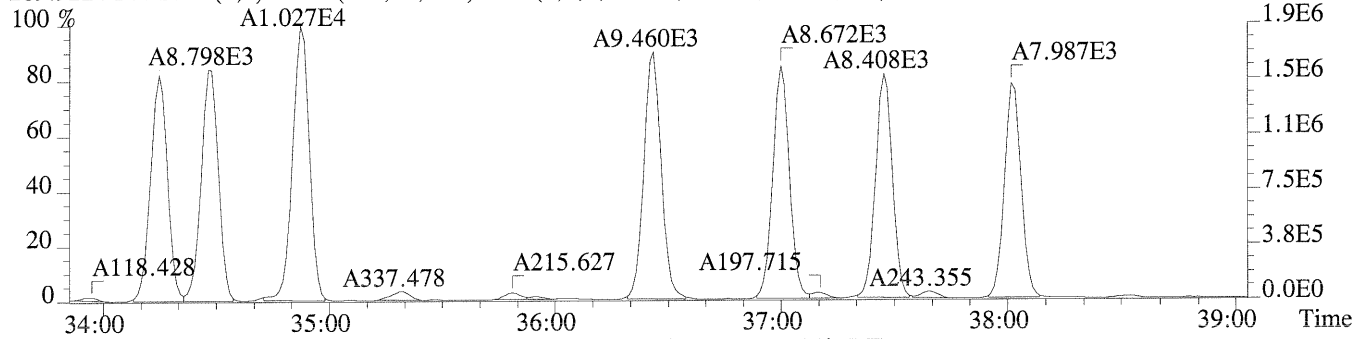
280.9825 F:3 PKD(3,3,3,100.00%,0.0,1.00%,F,F)



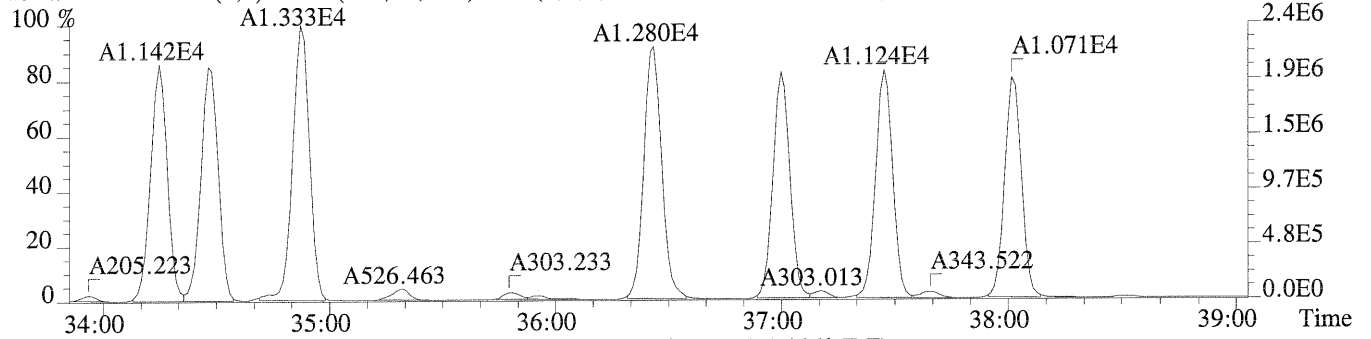


Sample#1 Exp:PCB 209 INJECTION

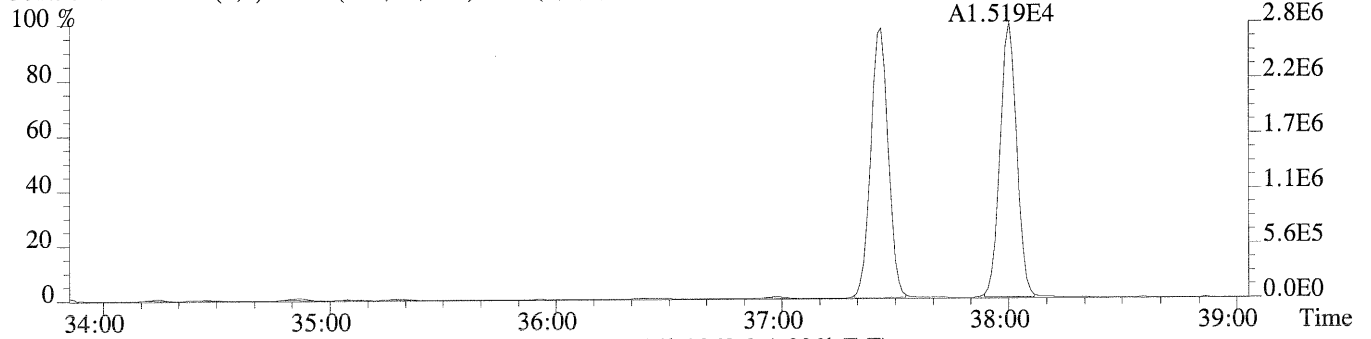
289.9224 F:4 SMO(1,3) BSUB(128,15,-3.0) PKD(3,3,3,0.10%,6456.0,1.00%,F,F)



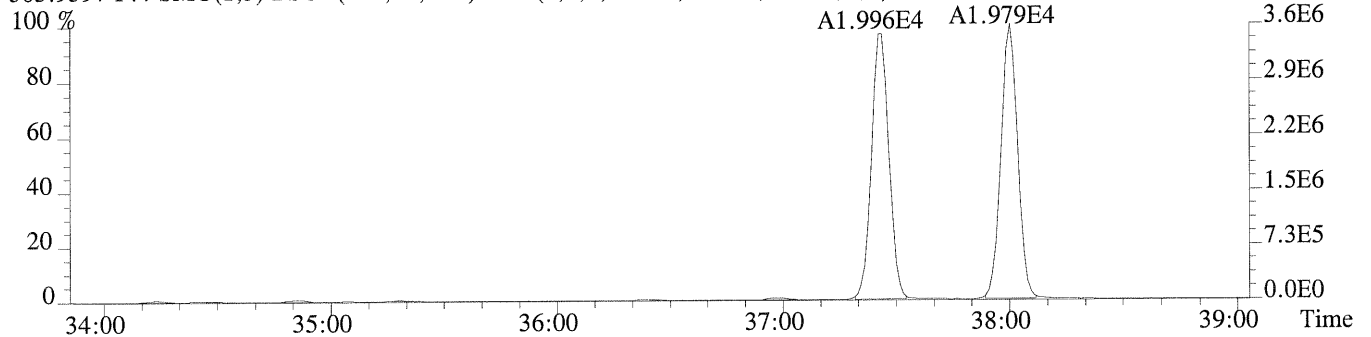
291.9194 F:4 SMO(1,3) BSUB(128,15,-3.0) PKD(3,3,3,0.10%,7648.0,1.00%,F,F)



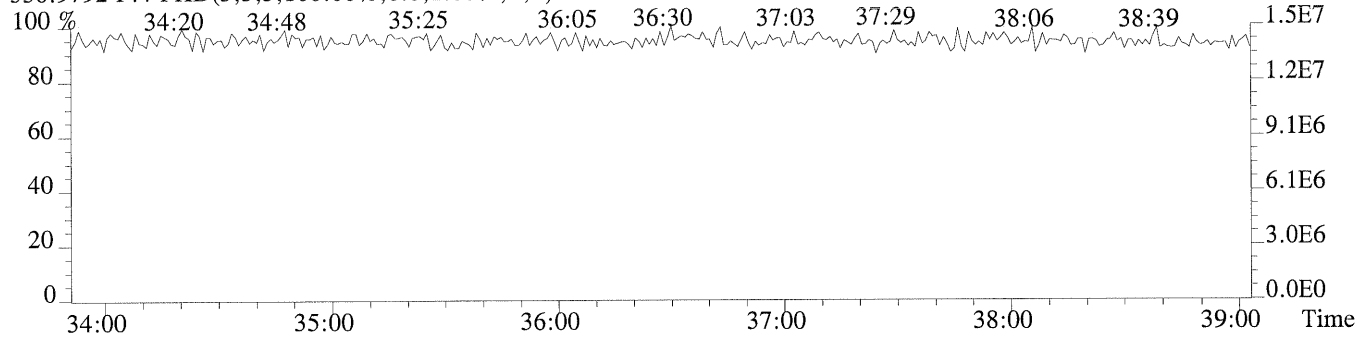
301.9626 F:4 SMO(1,3) BSUB(128,15,-3.0) PKD(3,3,3,0.10%,1992.0,1.00%,F,F)



303.9597 F:4 SMO(1,3) BSUB(128,15,-3.0) PKD(3,3,3,0.10%,2060.0,1.00%,F,F)



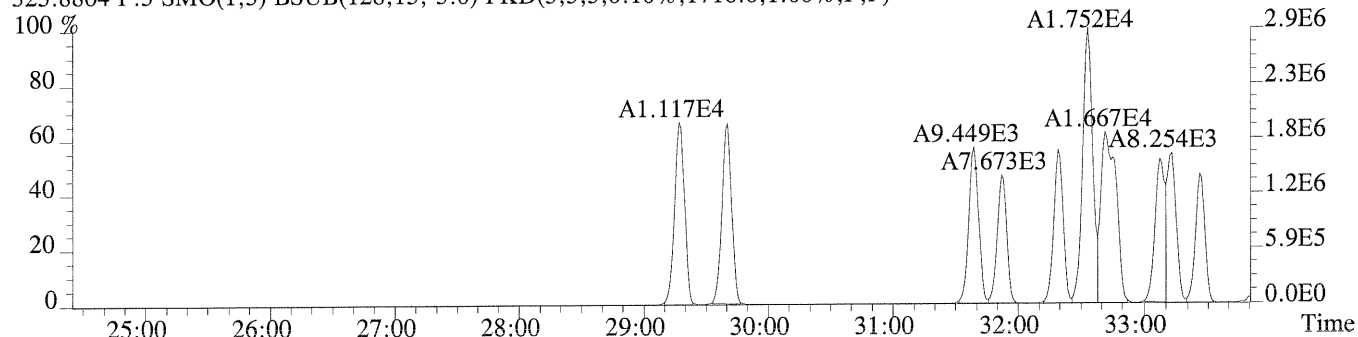
330.9792 F:4 PKD(3,3,3,100.00%,0.0,1.00%,F,F)



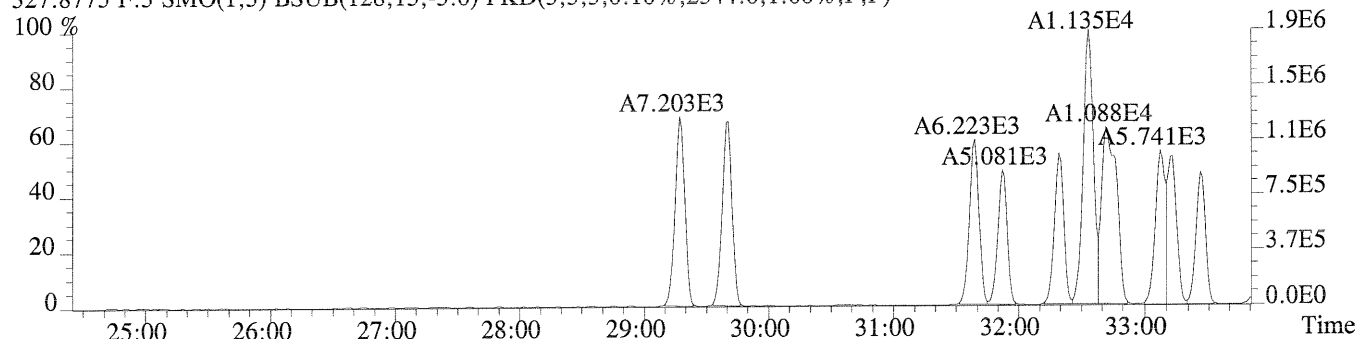
File:U220191 #1-603 Acq:25-AUG-2009 09:21:25 Probe EI+ Magnet SIR VG BioTech Mass spectf

Sample#1 Exp:PCB 209 INJECTION

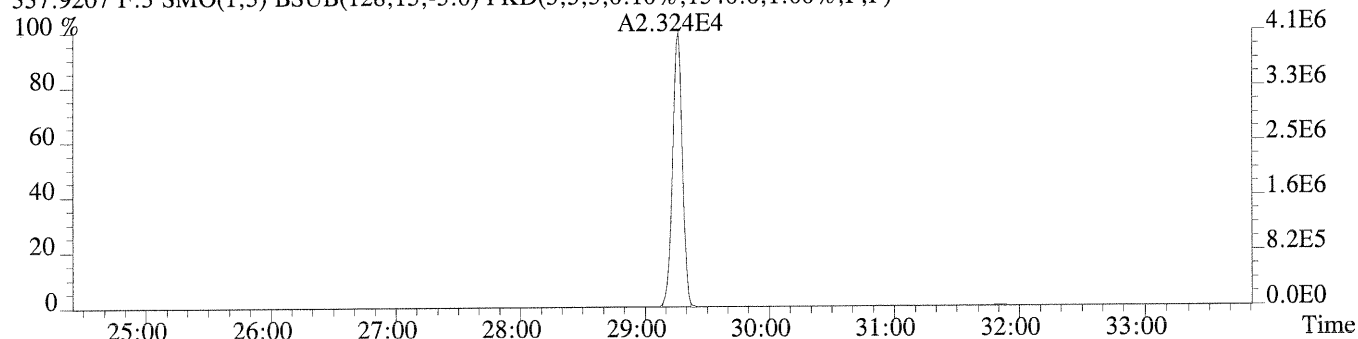
325.8804 F:3 SMO(1,3) BSUB(128,15,-3.0) PKD(3,3,3,0.10%,1716.0,1.00%,F,F)



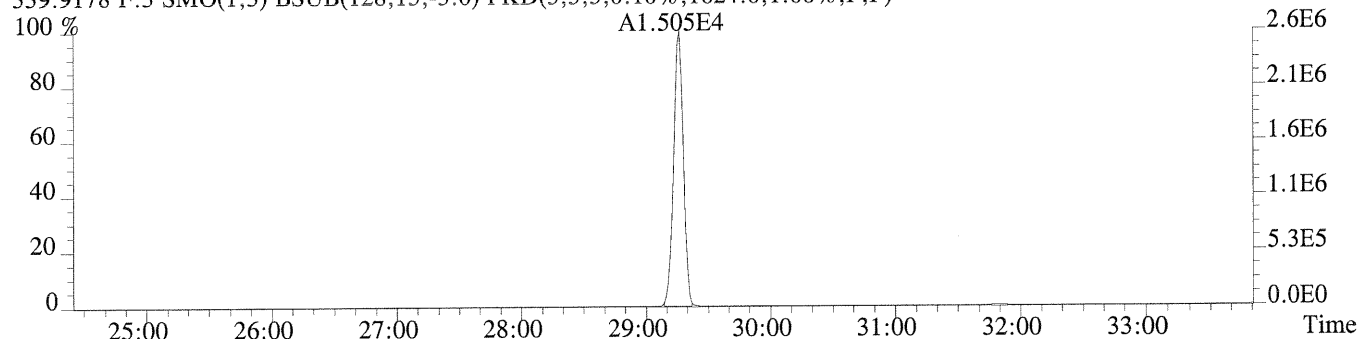
327.8775 F:3 SMO(1,3) BSUB(128,15,-3.0) PKD(3,3,3,0.10%,2344.0,1.00%,F,F)



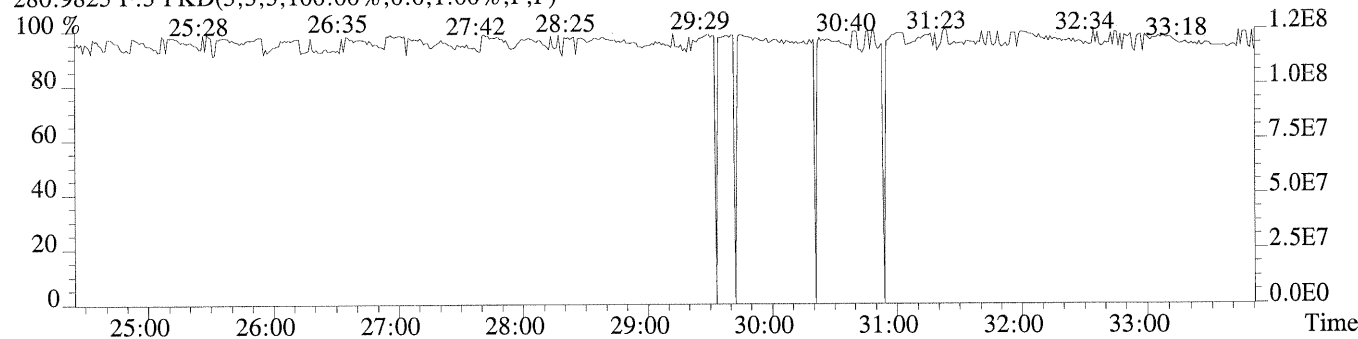
337.9207 F:3 SMO(1,3) BSUB(128,15,-3.0) PKD(3,3,3,0.10%,1340.0,1.00%,F,F)

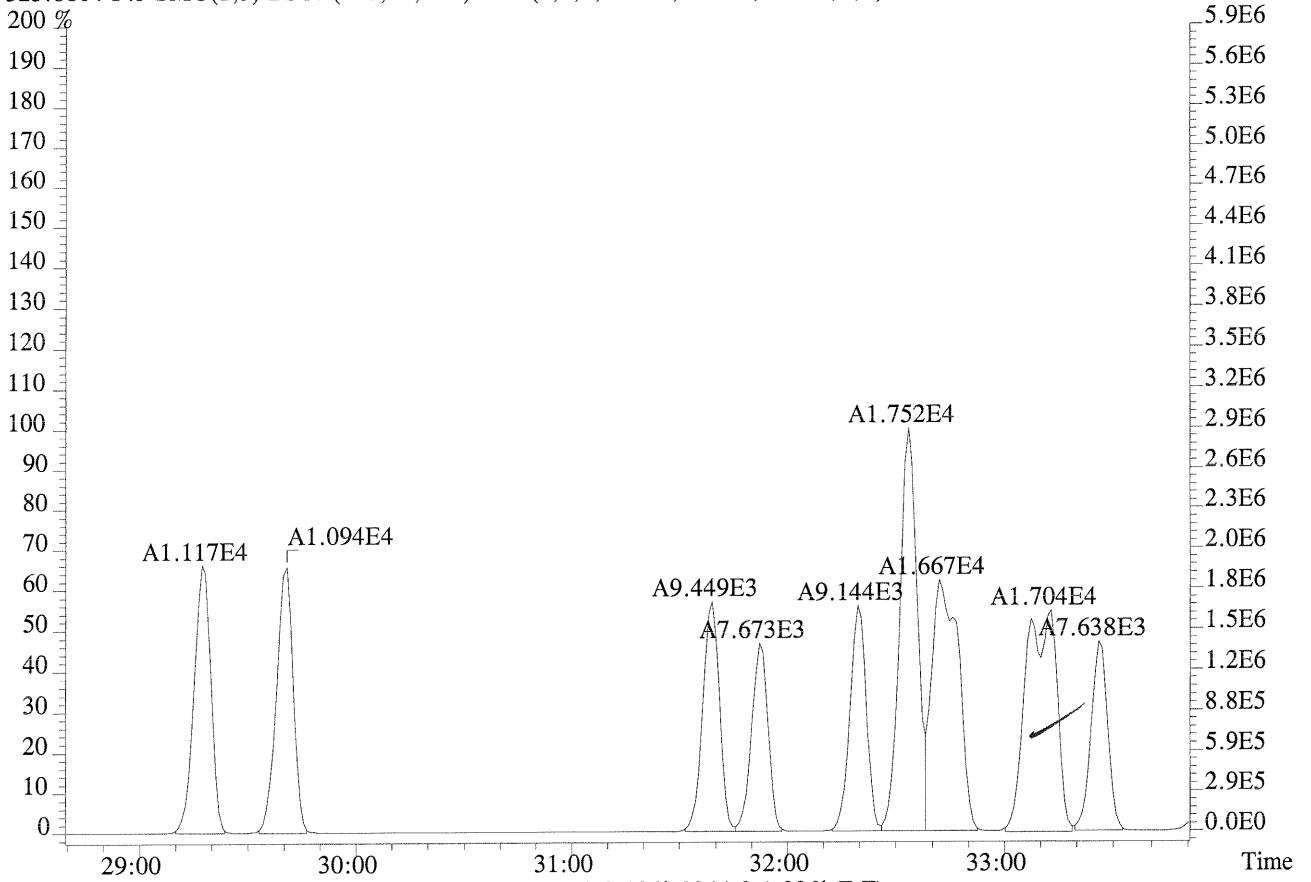


339.9178 F:3 SMO(1,3) BSUB(128,15,-3.0) PKD(3,3,3,0.10%,1624.0,1.00%,F,F)

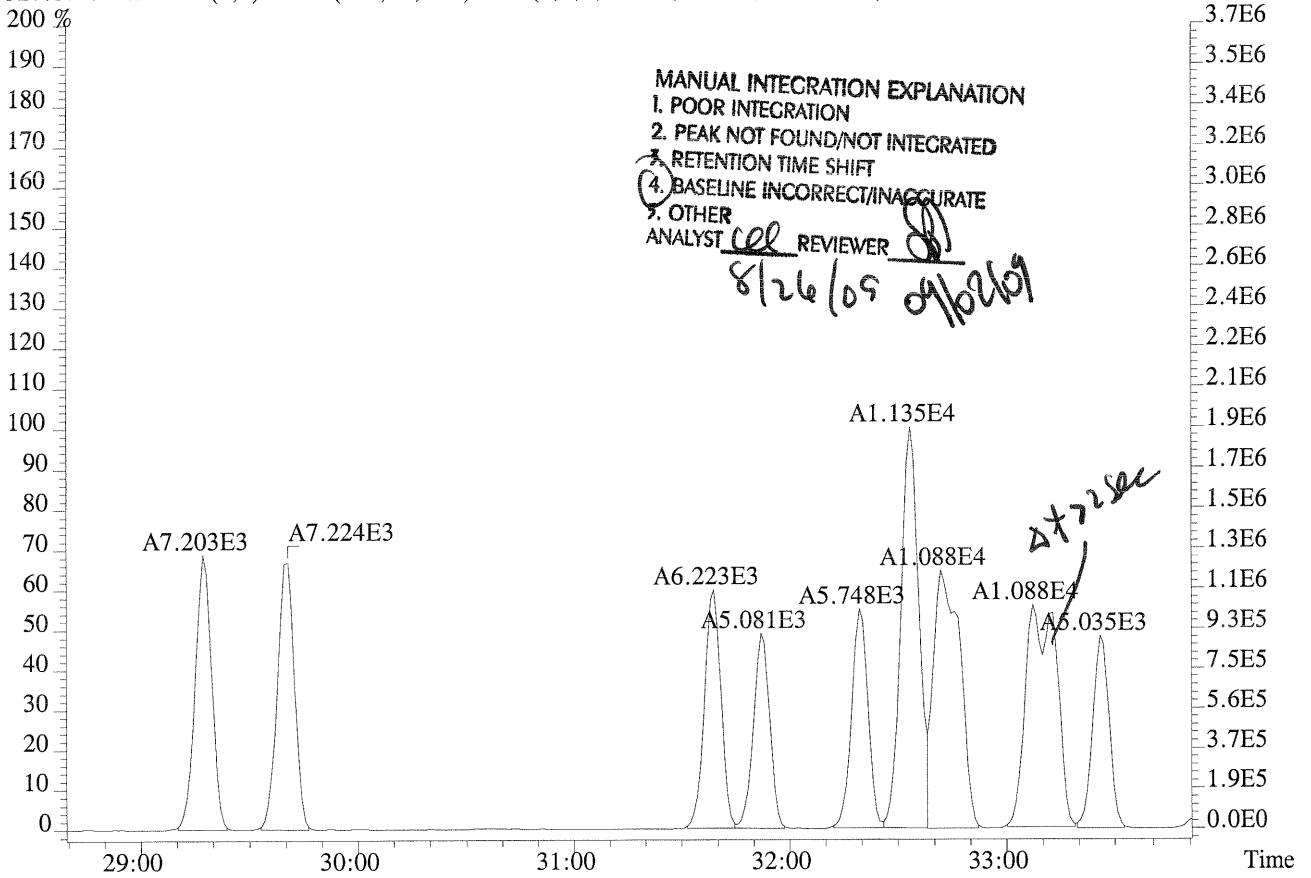


280.9825 F:3 PKD(3,3,3,100.00%,0.0,1.00%,F,F)



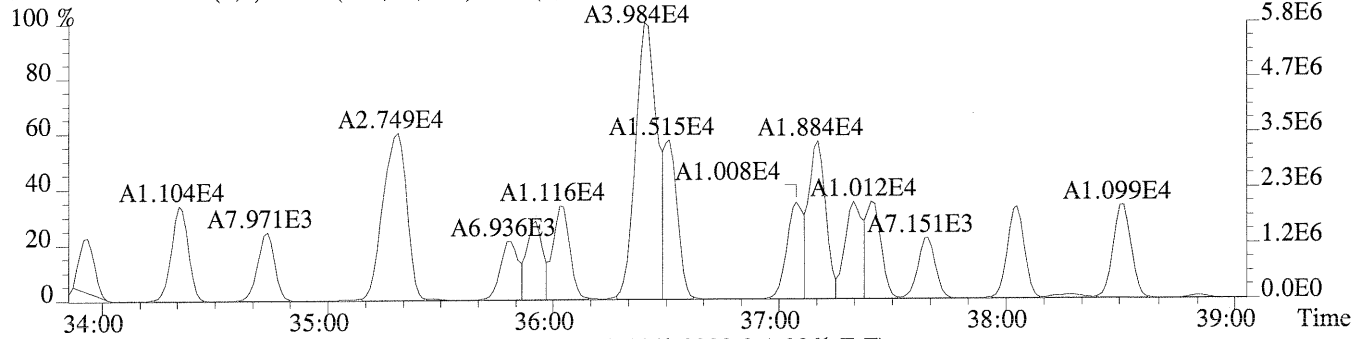


327.8775 F:3 SMO(1,3) BSUB(128,15,-3.0) PKD(3,3,3,0.10%,2344.0,1.00%,F,F)

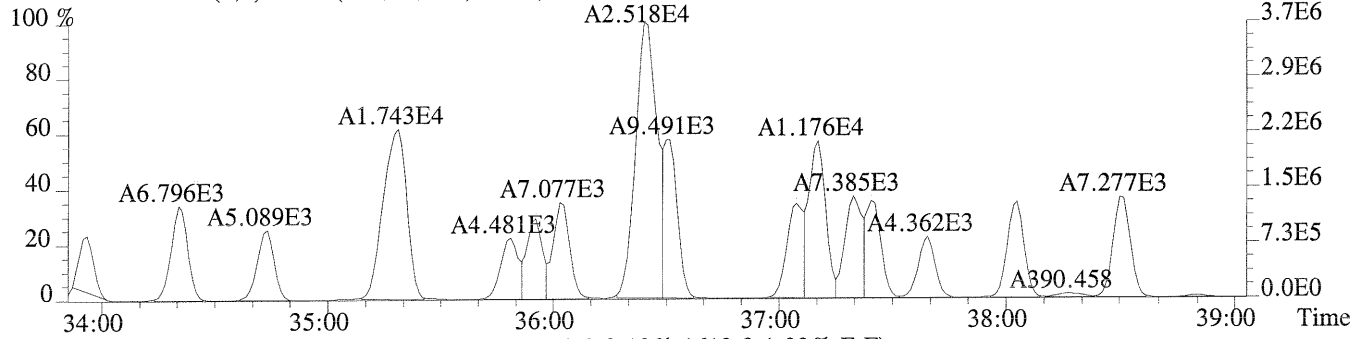


Sample#1 Exp:PCB 209 INJECTION

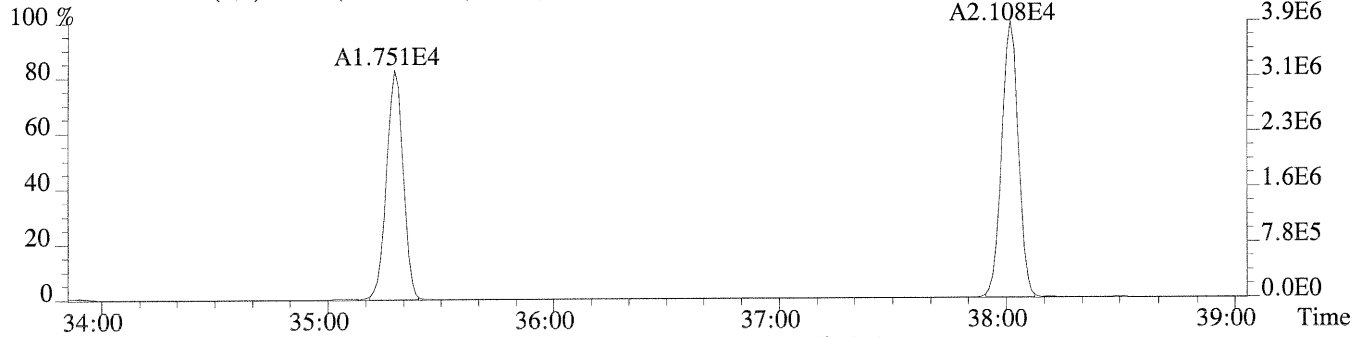
325.8804 F:4 SMO(1,3) BSUB(128,15,-3.0) PKD(3,3,3,0.10%,3412.0,1.00%,F,F)



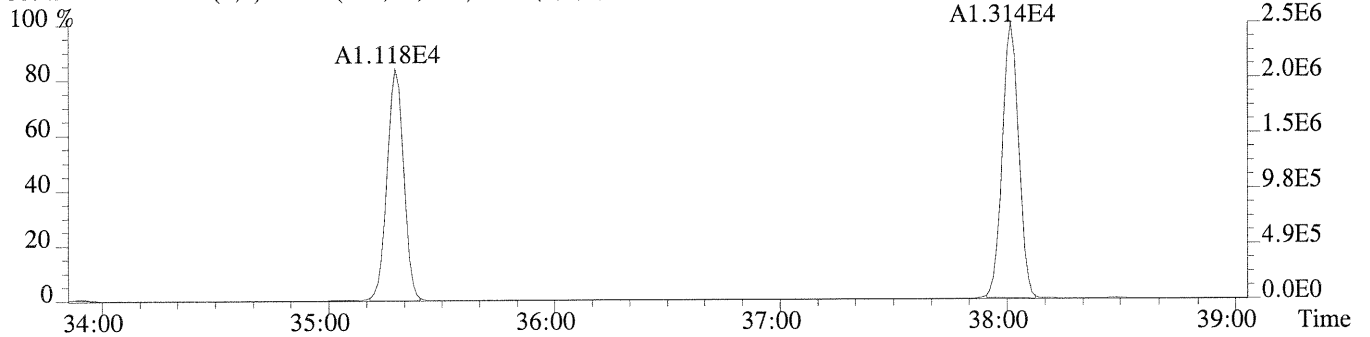
327.8775 F:4 SMO(1,3) BSUB(128,15,-3.0) PKD(3,3,3,0.10%,2220.0,1.00%,F,F)



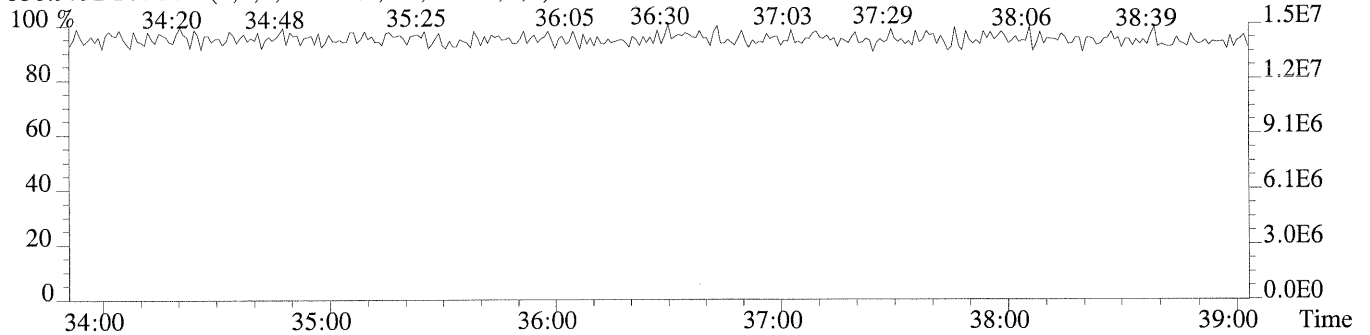
337.9207 F:4 SMO(1,3) BSUB(128,15,-3.0) PKD(3,3,3,0.10%,1612.0,1.00%,F,F)



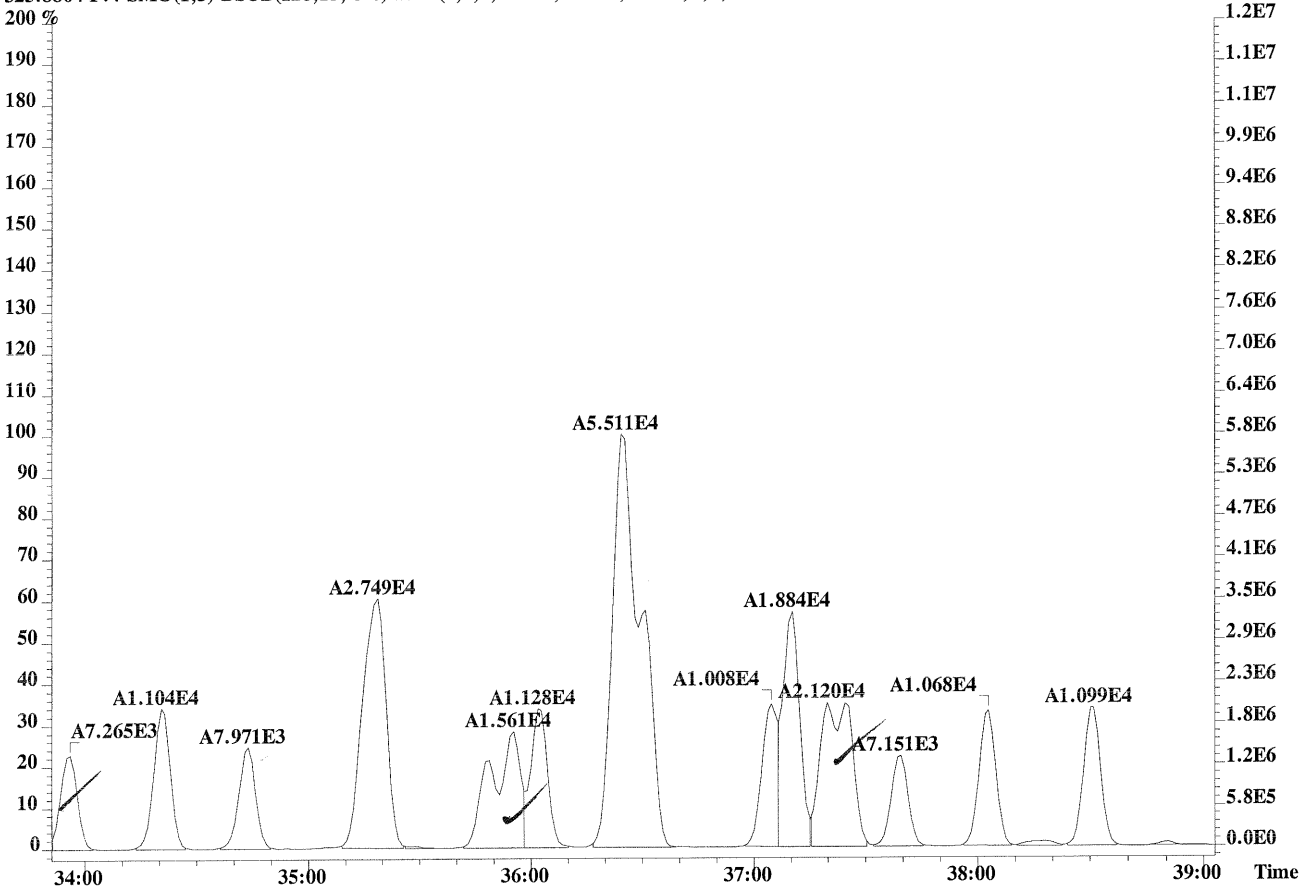
339.9178 F:4 SMO(1,3) BSUB(128,15,-3.0) PKD(3,3,3,0.10%,1360.0,1.00%,F,F)



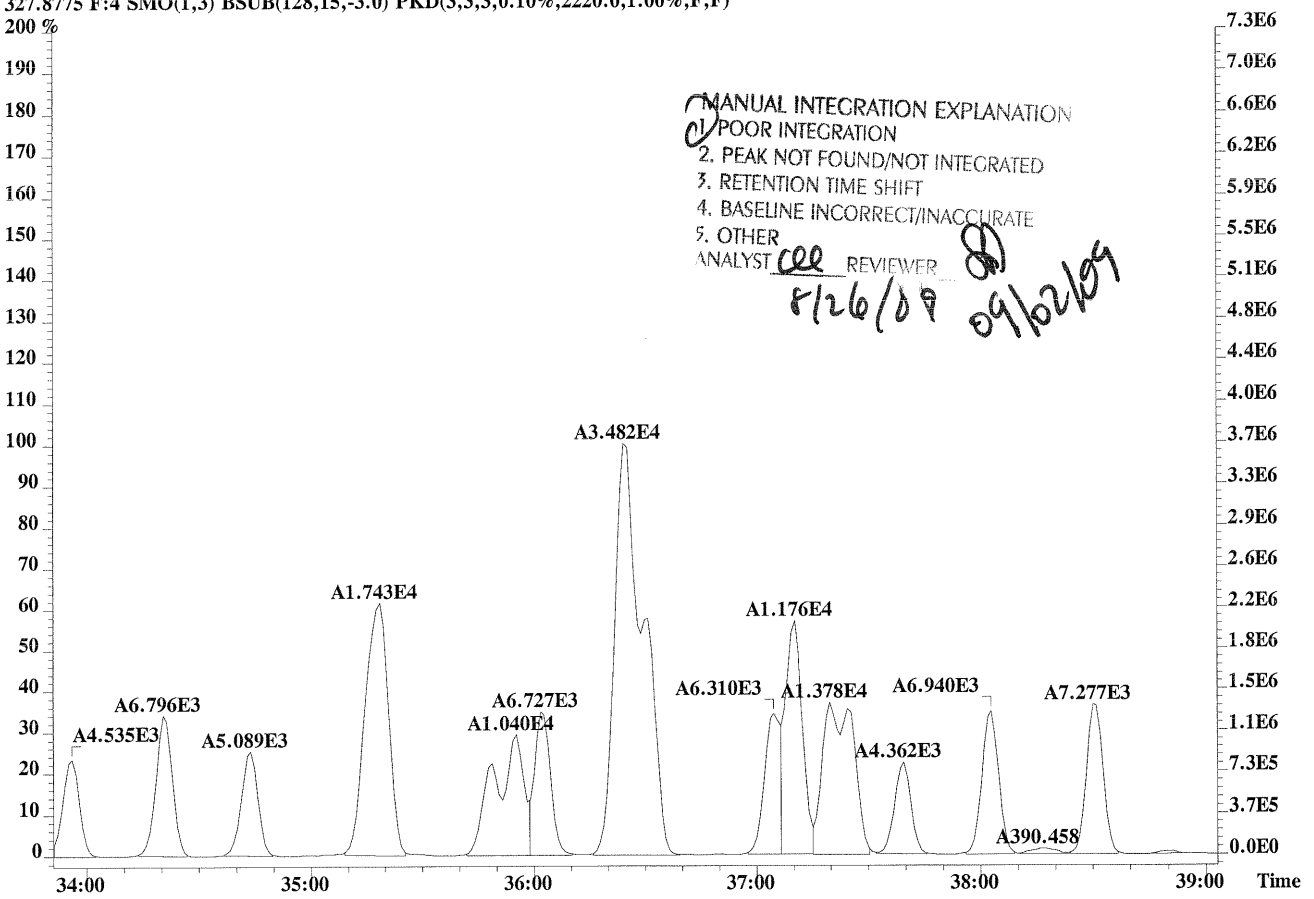
330.9792 F:4 PKD(3,3,3,100.00%,0.0,1.00%,F,F)



File:U220191 #1-333 Acq:25-AUG-2009 09:21:25 Probe EI+ Magnet SIR VG BioTech Mass spectrom
 Sample#1 Exp:PCB 209 INJECTION
 325.8804 F:4 SMO(1,3) BSUB(128,15,-3.0) PKD(3,3,3,0.10%,3412.0,1.00%,F,F)
 200 %

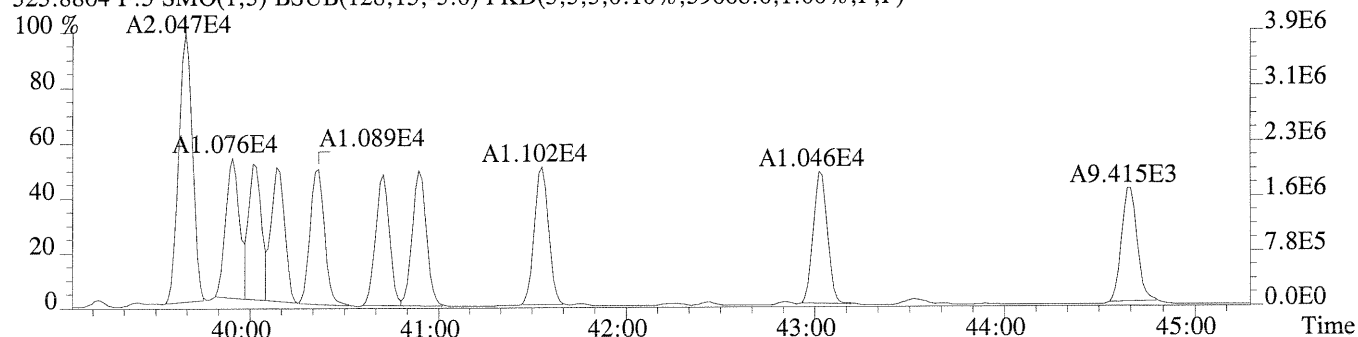


327.8775 F:4 SMO(1,3) BSUB(128,15,-3.0) PKD(3,3,3,0.10%,2220.0,1.00%,F,F)
 200 %

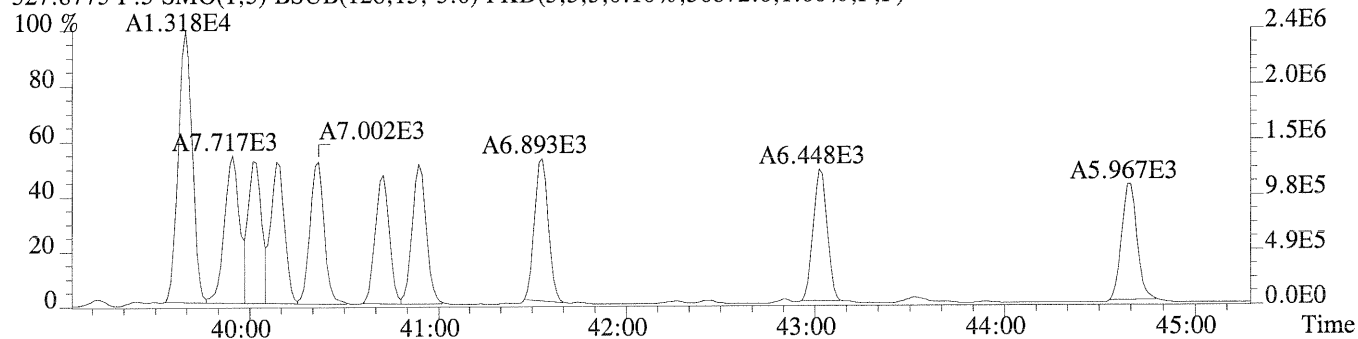


Sample#1 Exp:PCB 209 INJECTION

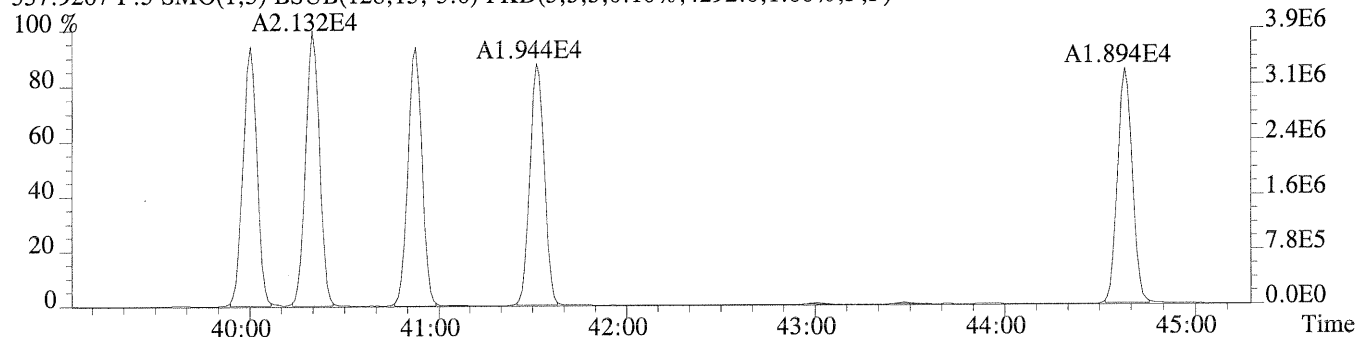
325.8804 F:5 SMO(1,3) BSUB(128,15,-3.0) PKD(3,3,3,0.10%,59668.0,1.00%,F,F)



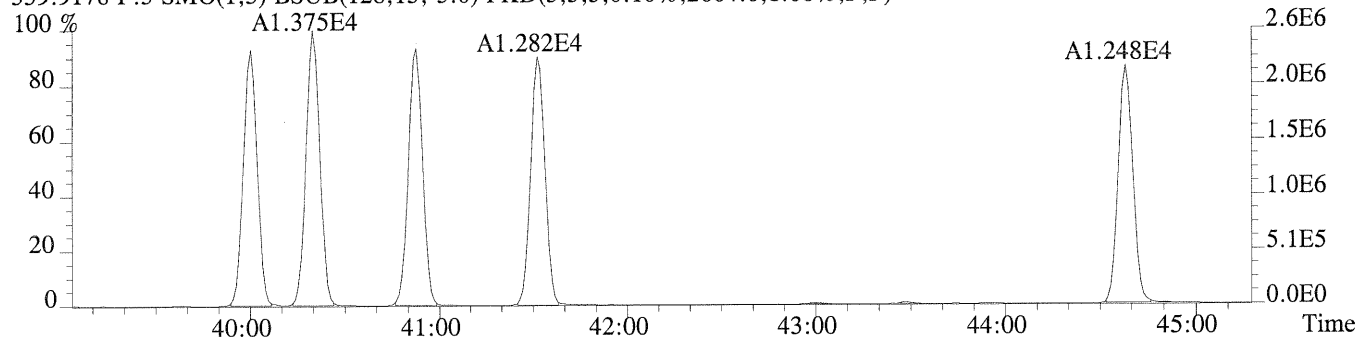
327.8775 F:5 SMO(1,3) BSUB(128,15,-3.0) PKD(3,3,3,0.10%,36872.0,1.00%,F,F)



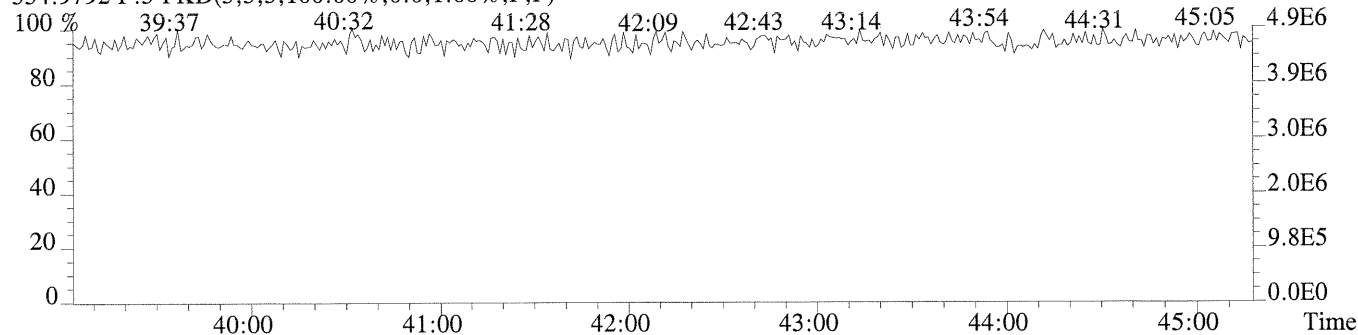
337.9207 F:5 SMO(1,3) BSUB(128,15,-3.0) PKD(3,3,3,0.10%,4292.0,1.00%,F,F)



339.9178 F:5 SMO(1,3) BSUB(128,15,-3.0) PKD(3,3,3,0.10%,2664.0,1.00%,F,F)

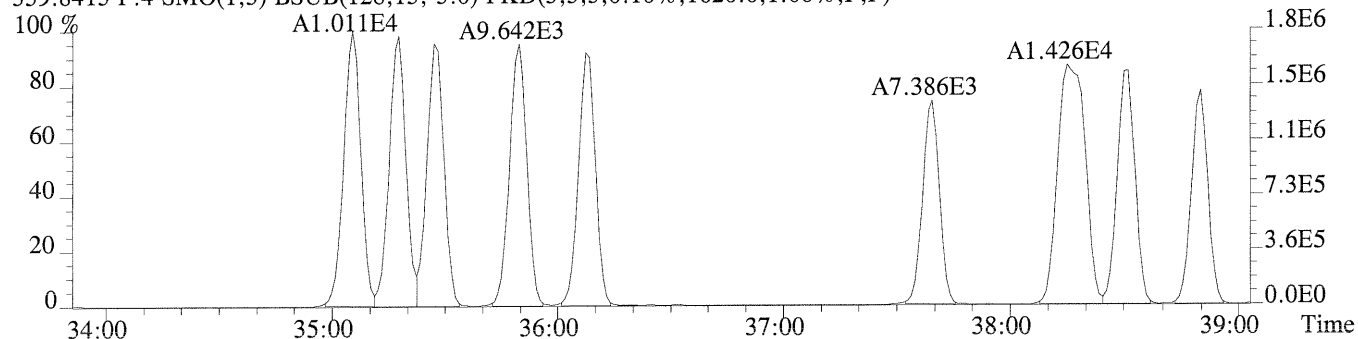


354.9792 F:5 PKD(3,3,3,100.00%,0.0,1.00%,F,F)

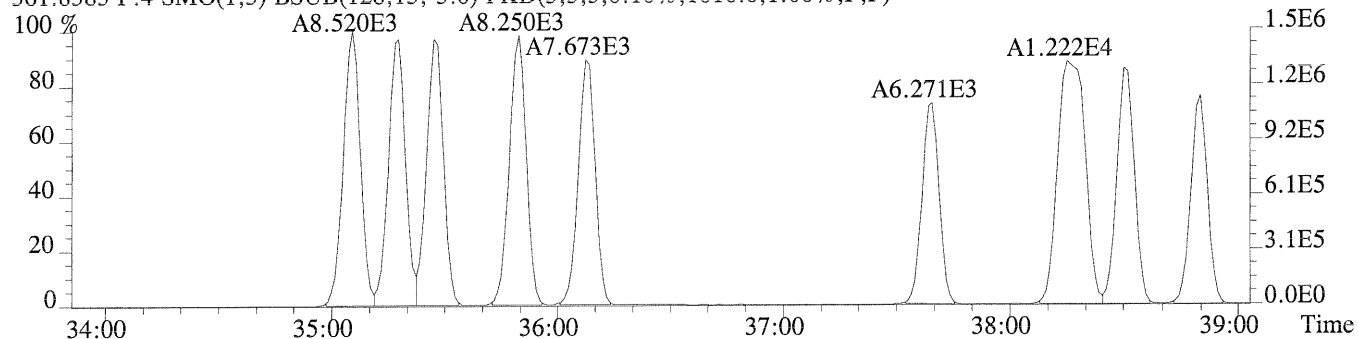


Sample#1 Exp:PCB 209 INJECTION

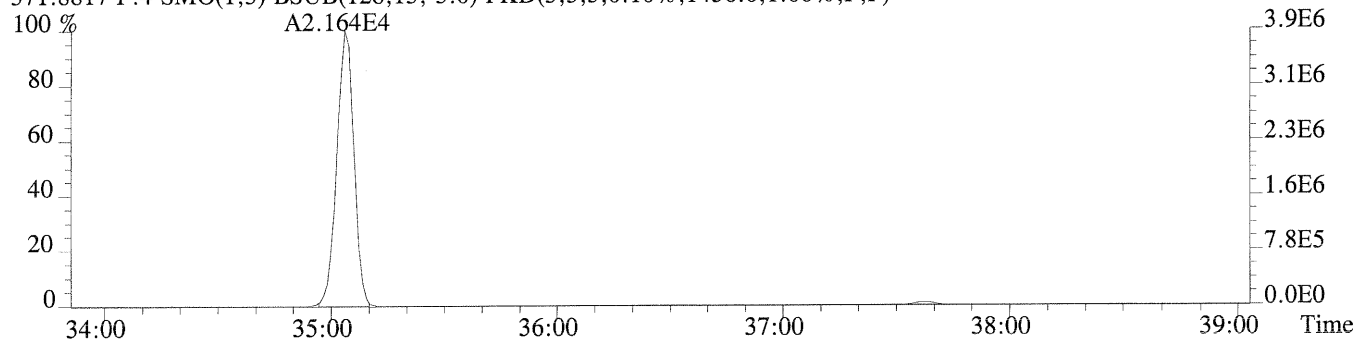
359.8415 F:4 SMO(1,3) BSUB(128,15,-3.0) PKD(3,3,3,0.10%,1620.0,1.00%,F,F)



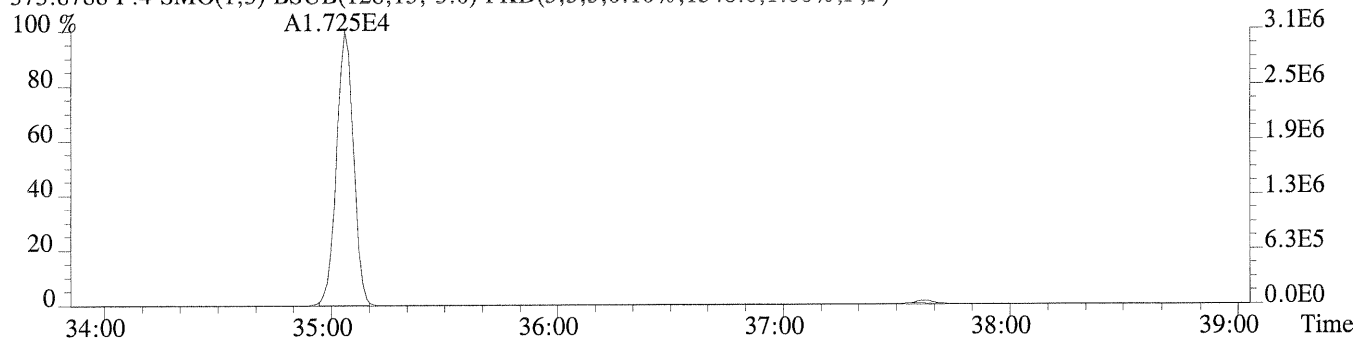
361.8385 F:4 SMO(1,3) BSUB(128,15,-3.0) PKD(3,3,3,0.10%,1016.0,1.00%,F,F)



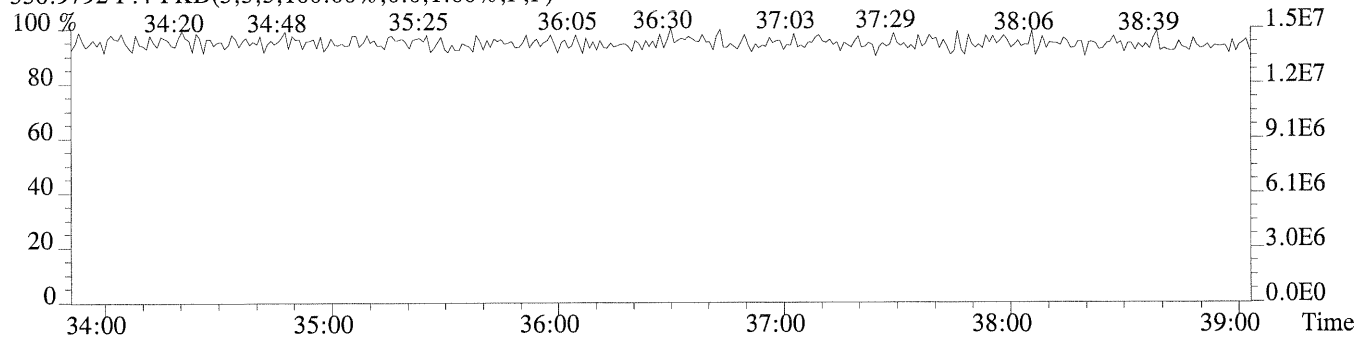
371.8817 F:4 SMO(1,3) BSUB(128,15,-3.0) PKD(3,3,3,0.10%,1436.0,1.00%,F,F)



373.8788 F:4 SMO(1,3) BSUB(128,15,-3.0) PKD(3,3,3,0.10%,1548.0,1.00%,F,F)

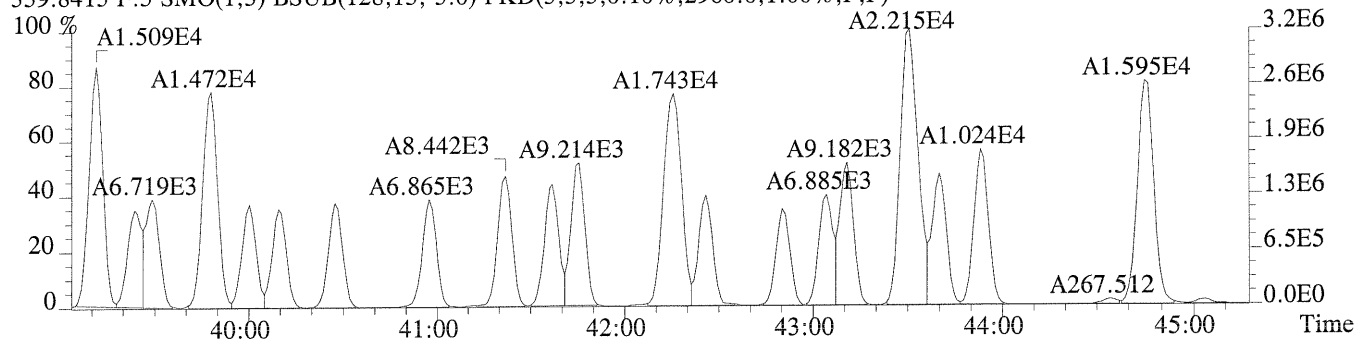


330.9792 F:4 PKD(3,3,3,100.00%,0.0,1.00%,F,F)

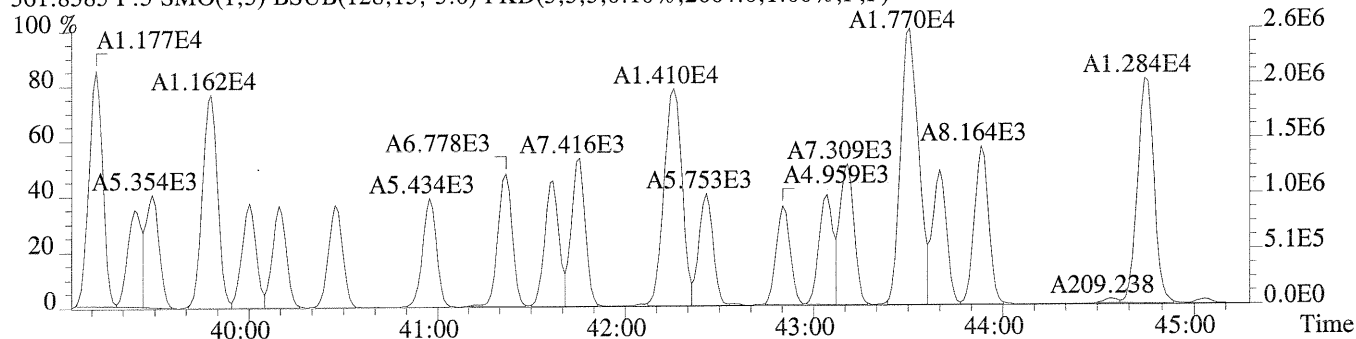


Sample#1 Exp:PCB 209 INJECTION

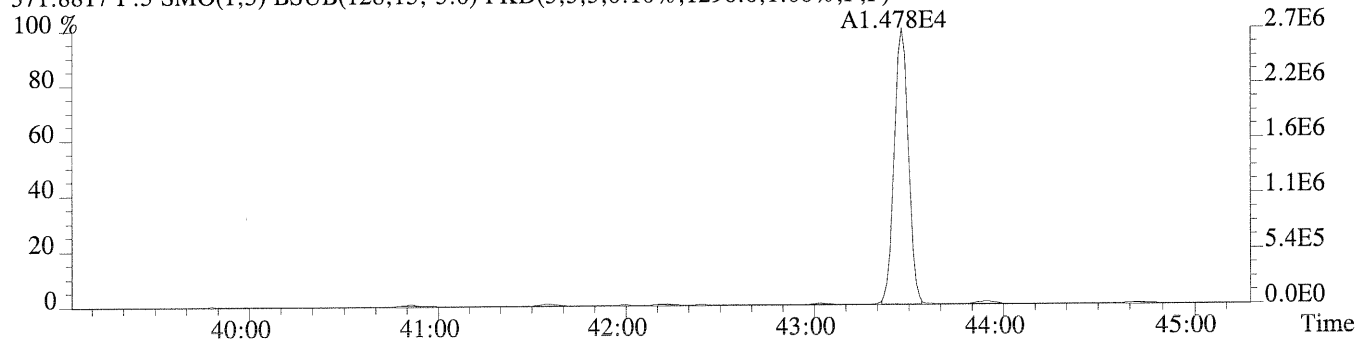
359.8415 F:5 SMO(1,3) BSUB(128,15,-3.0) PKD(3,3,3,0.10%,2960.0,1.00%,F,F)



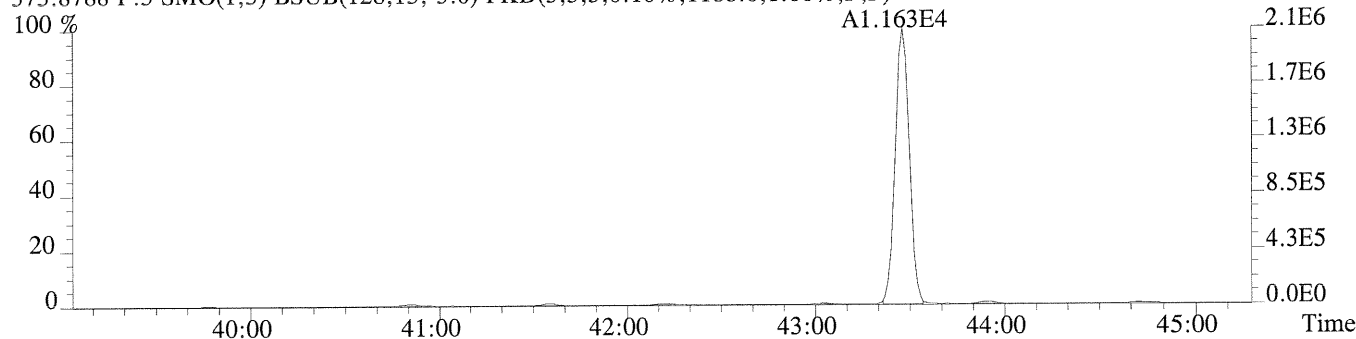
361.8385 F:5 SMO(1,3) BSUB(128,15,-3.0) PKD(3,3,3,0.10%,2664.0,1.00%,F,F)



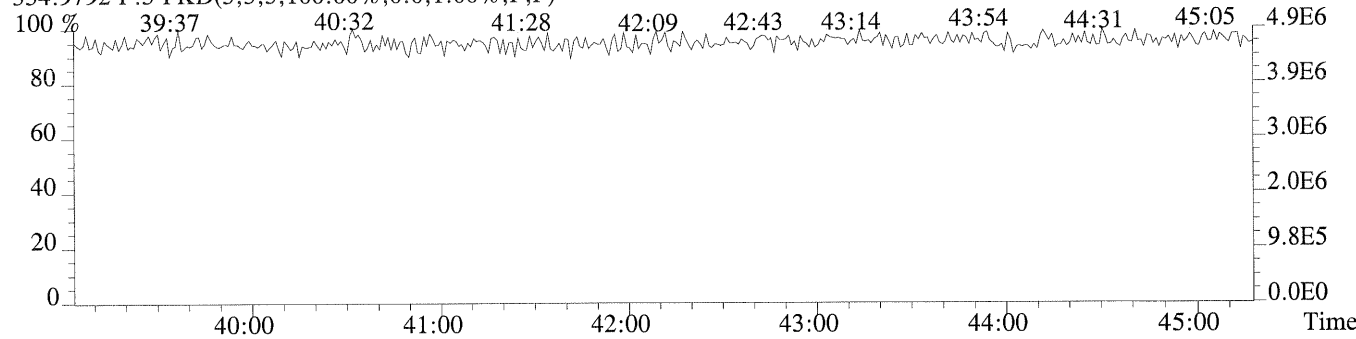
371.8817 F:5 SMO(1,3) BSUB(128,15,-3.0) PKD(3,3,3,0.10%,1296.0,1.00%,F,F)



373.8788 F:5 SMO(1,3) BSUB(128,15,-3.0) PKD(3,3,3,0.10%,1188.0,1.00%,F,F)

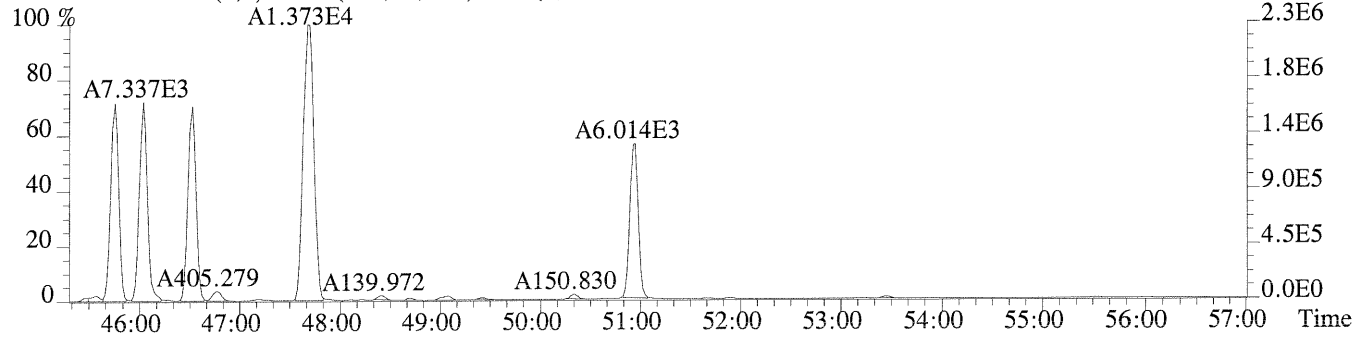


354.9792 F:5 PKD(3,3,3,100.00%,0.0,1.00%,F,F)

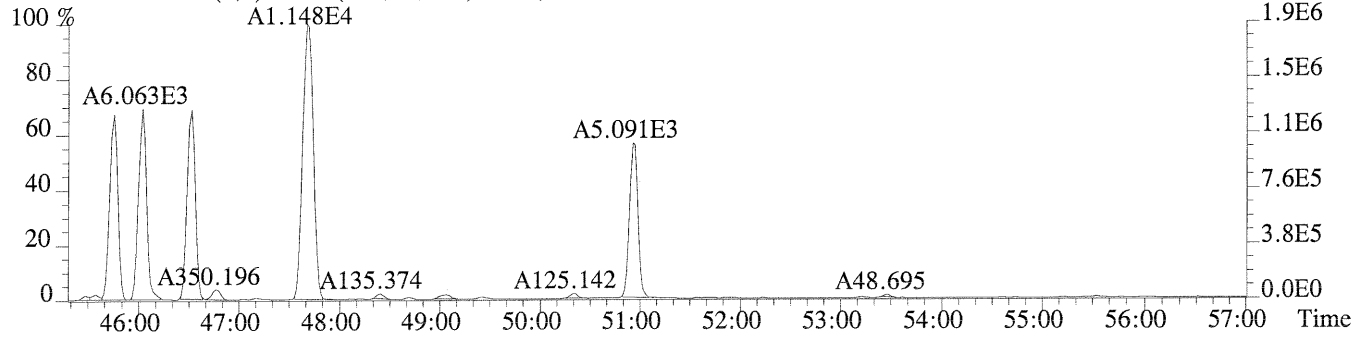


Sample#1 Exp:PCB 209 INJECTION

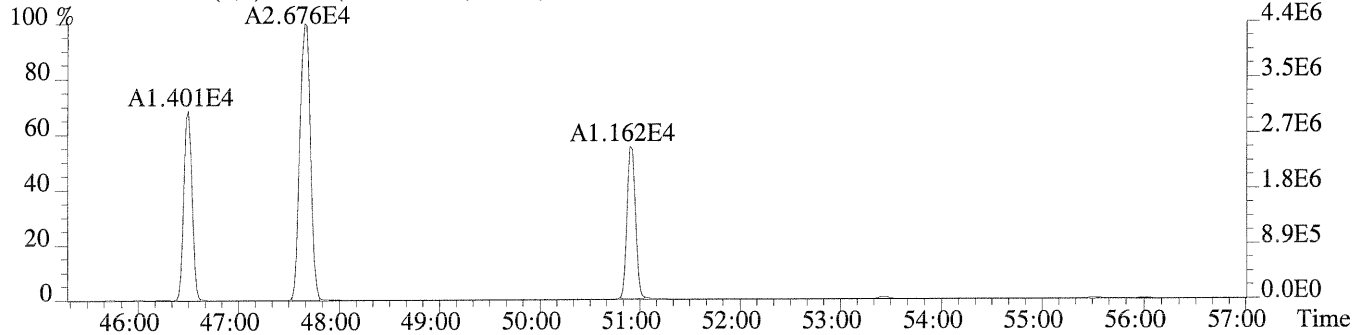
359.8415 F:6 SMO(1,3) BSUB(128,15,-3.0) PKD(3,3,3,0.10%,6552.0,1.00%,F,F)



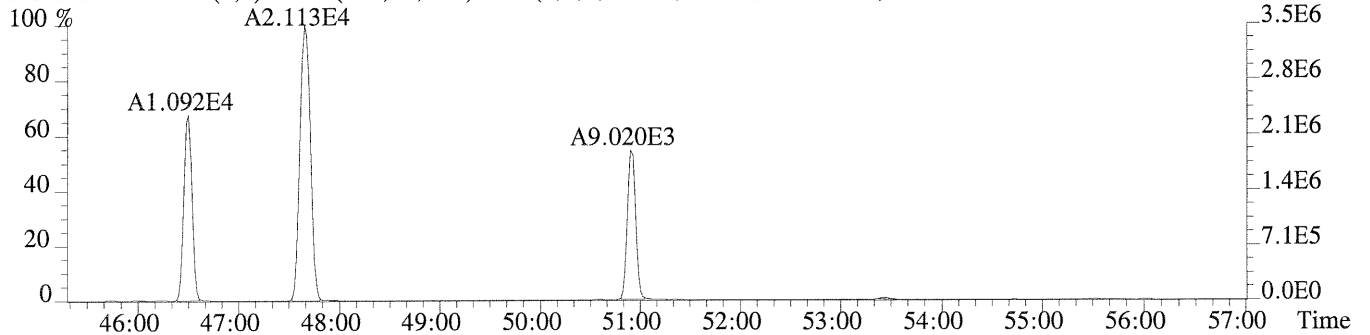
361.8385 F:6 SMO(1,3) BSUB(128,15,-3.0) PKD(3,3,3,0.10%,8552.0,1.00%,F,F)



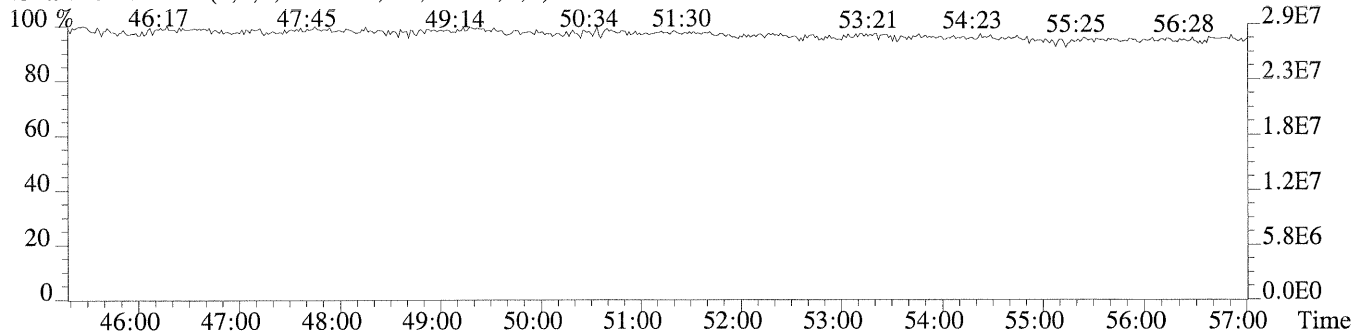
371.8817 F:6 SMO(1,3) BSUB(128,15,-3.0) PKD(3,3,3,0.10%,2216.0,1.00%,F,F)



373.8788 F:6 SMO(1,3) BSUB(128,15,-3.0) PKD(3,3,3,0.10%,3040.0,1.00%,F,F)

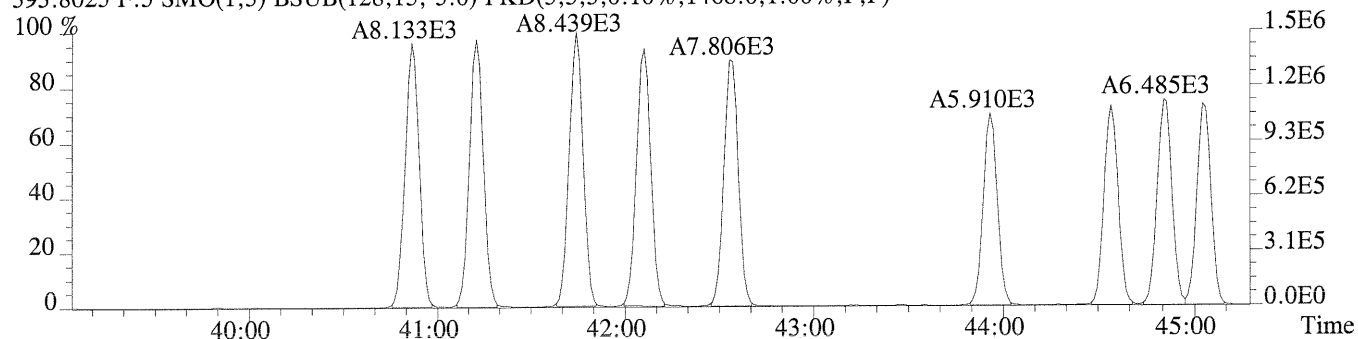


454.9728 F:6 PKD(5,3,5,100.00%,0.0,1.00%,F,F)

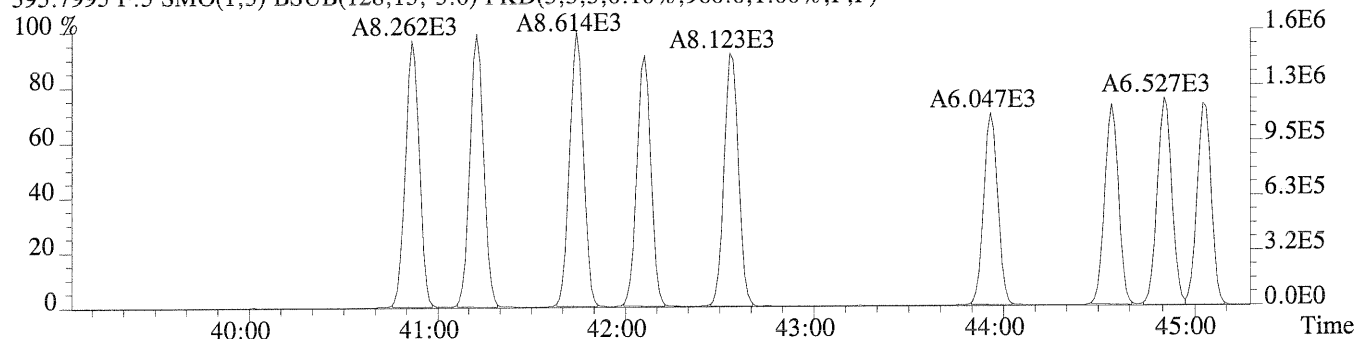


Sample#1 Exp:PCB 209 INJECTION

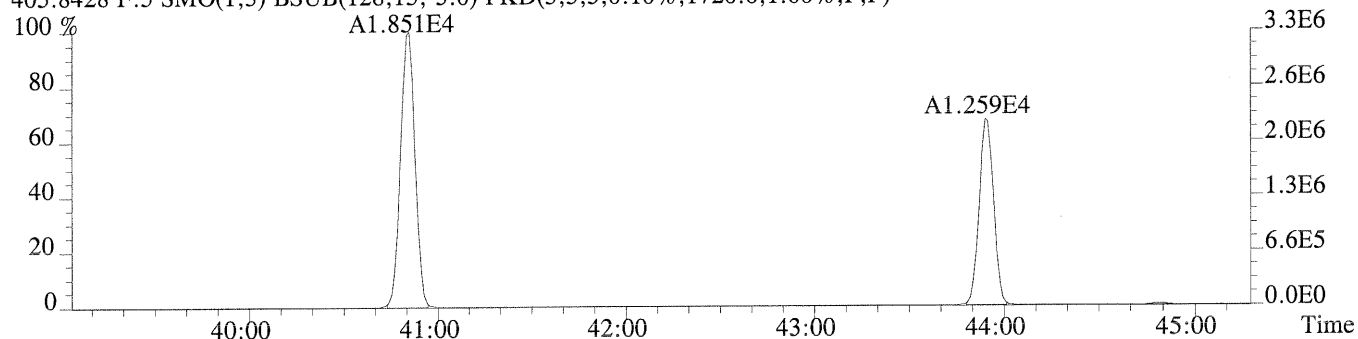
393.8025 F:5 SMO(1,3) BSUB(128,15,-3.0) PKD(3,3,3,0.10%,1468.0,1.00%,F,F)



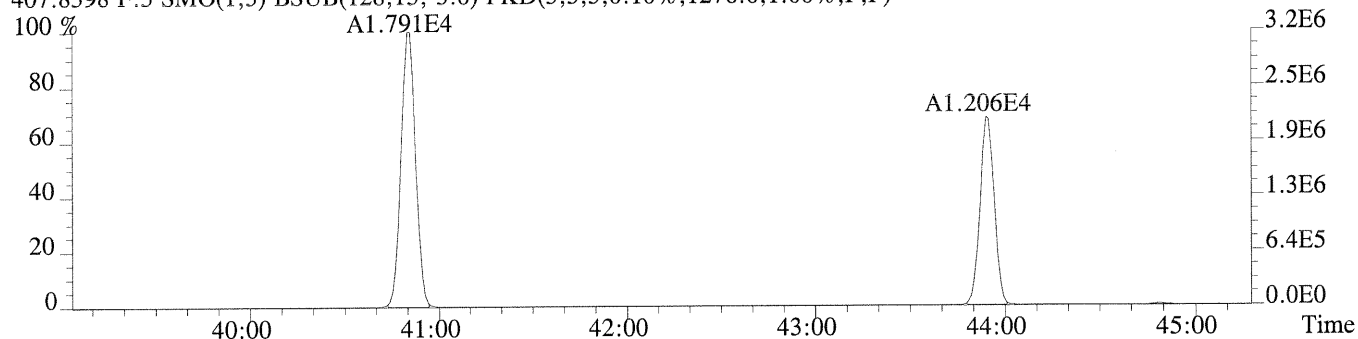
395.7995 F:5 SMO(1,3) BSUB(128,15,-3.0) PKD(3,3,3,0.10%,960.0,1.00%,F,F)



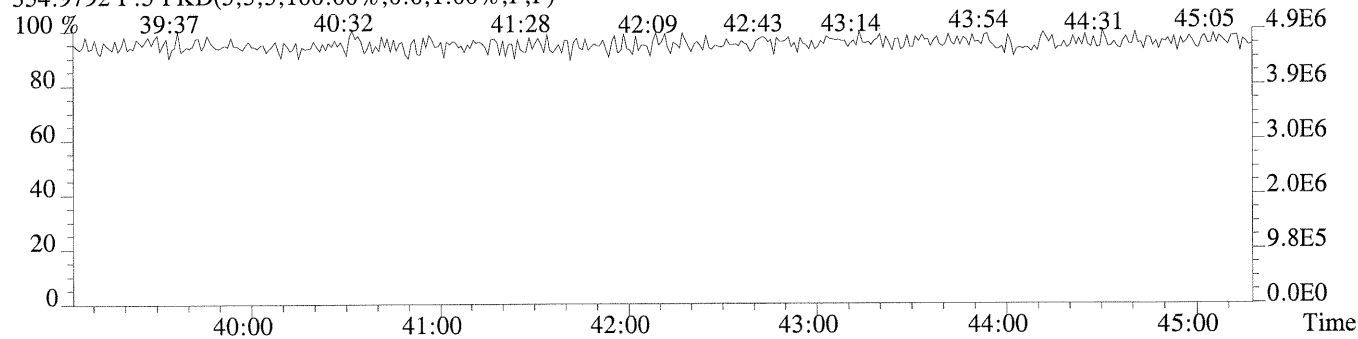
405.8428 F:5 SMO(1,3) BSUB(128,15,-3.0) PKD(3,3,3,0.10%,1720.0,1.00%,F,F)



407.8398 F:5 SMO(1,3) BSUB(128,15,-3.0) PKD(3,3,3,0.10%,1276.0,1.00%,F,F)



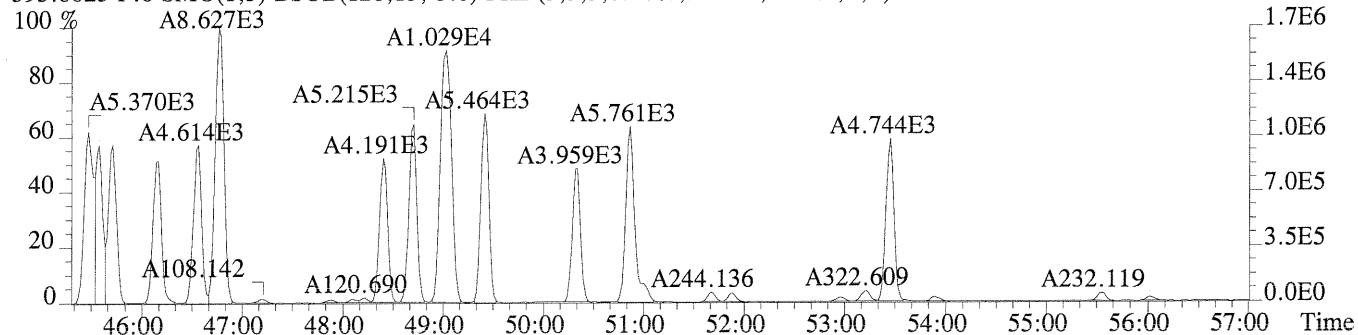
354.9792 F:5 PKD(3,3,3,100.00%,0.0,1.00%,F,F)



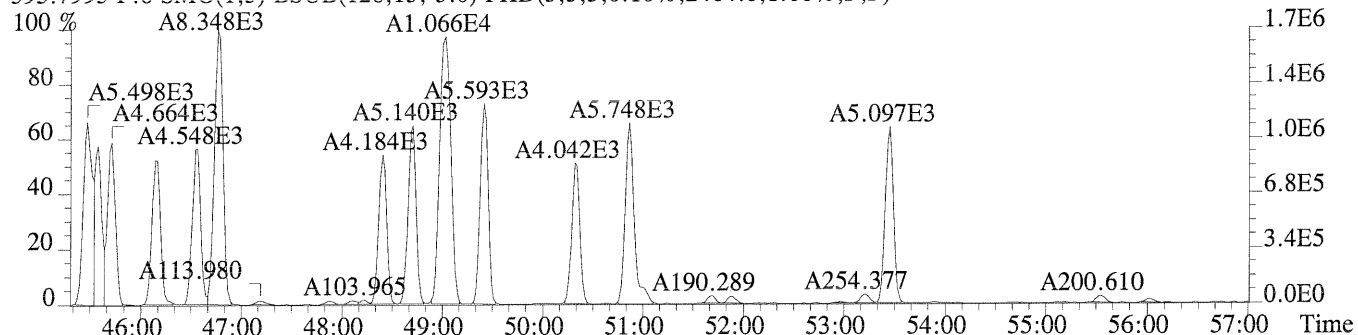
File:U220191 #1-580 Acq:25-AUG-2009 09:21:25 Probe EI+ Magnet SIR VG BioTech Mass spectf

Sample#1 Exp:PCB 209 INJECTION

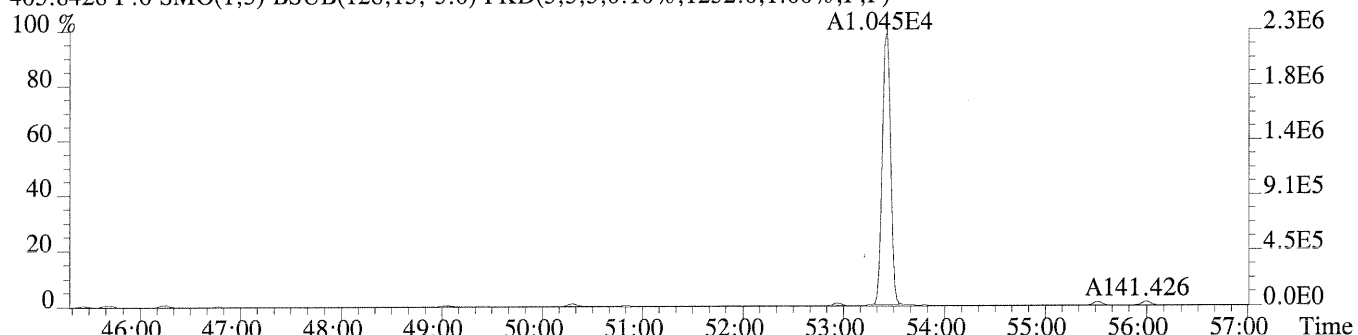
393.8025 F:6 SMO(1,3) BSUB(128,15,-3.0) PKD(3,3,3,0.10%,3208.0,1.00%,F,F)



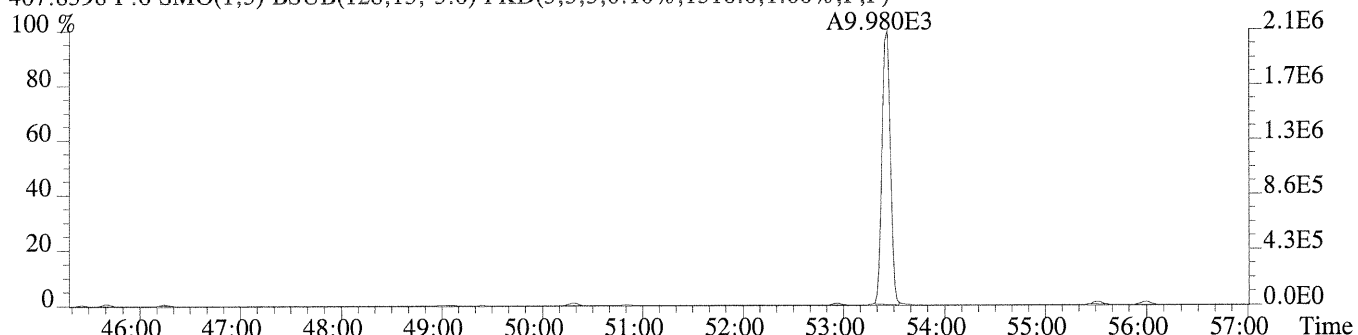
395.7995 F:6 SMO(1,3) BSUB(128,15,-3.0) PKD(3,3,3,0.10%,2464.0,1.00%,F,F)



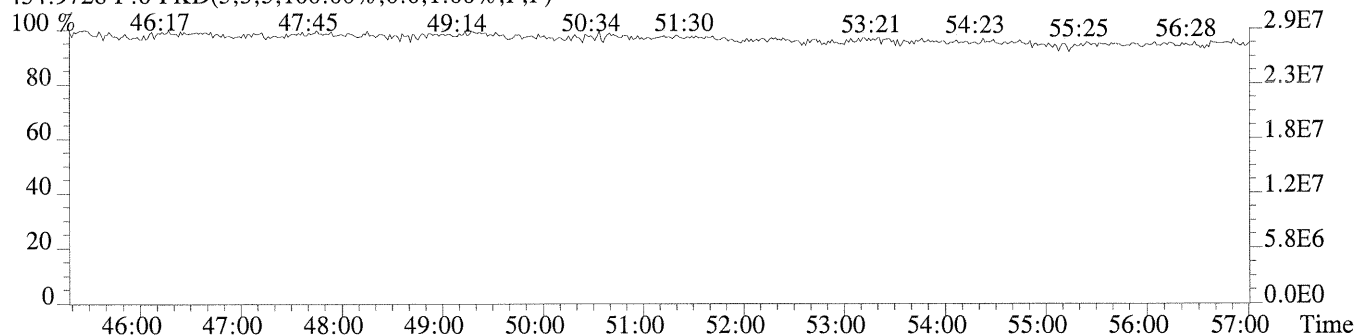
405.8428 F:6 SMO(1,3) BSUB(128,15,-3.0) PKD(3,3,3,0.10%,1252.0,1.00%,F,F)



407.8398 F:6 SMO(1,3) BSUB(128,15,-3.0) PKD(3,3,3,0.10%,1316.0,1.00%,F,F)

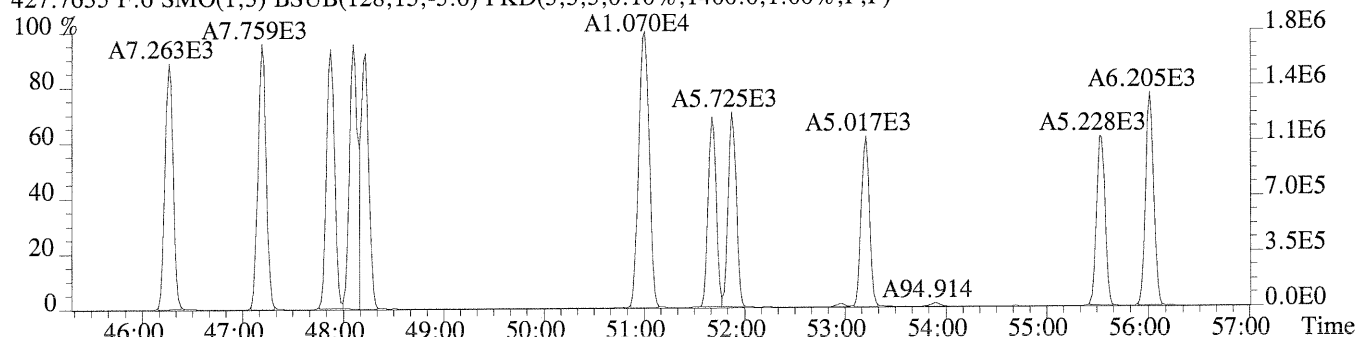


454.9728 F:6 PKD(5,3,5,100.00%,0.0,1.00%,F,F)

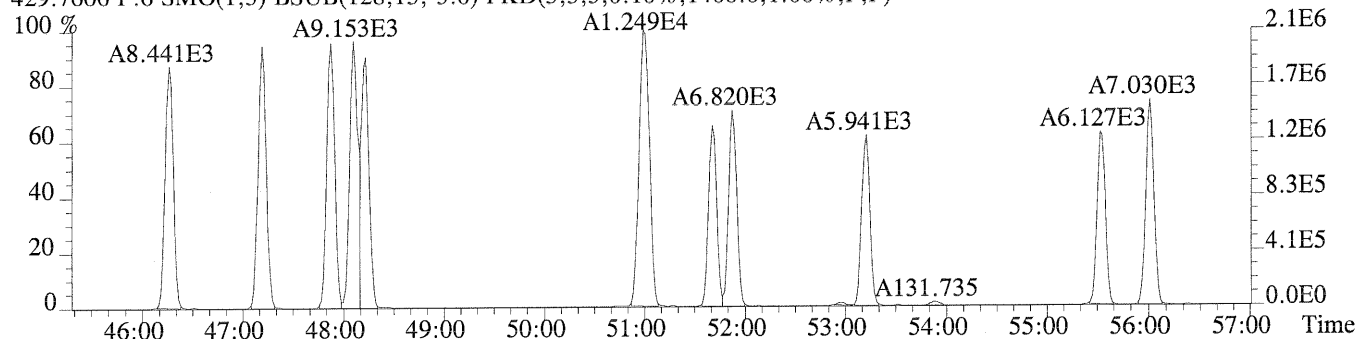


Sample#1 Exp:PCB 209 INJECTION

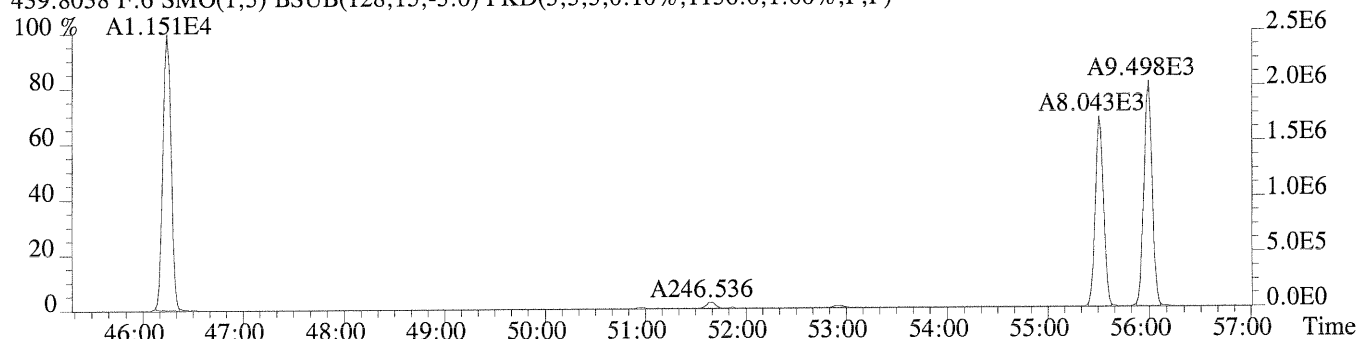
427.7635 F:6 SMO(1,3) BSUB(128,15,-3.0) PKD(3,3,3,0.10%,1400.0,1.00%,F,F)



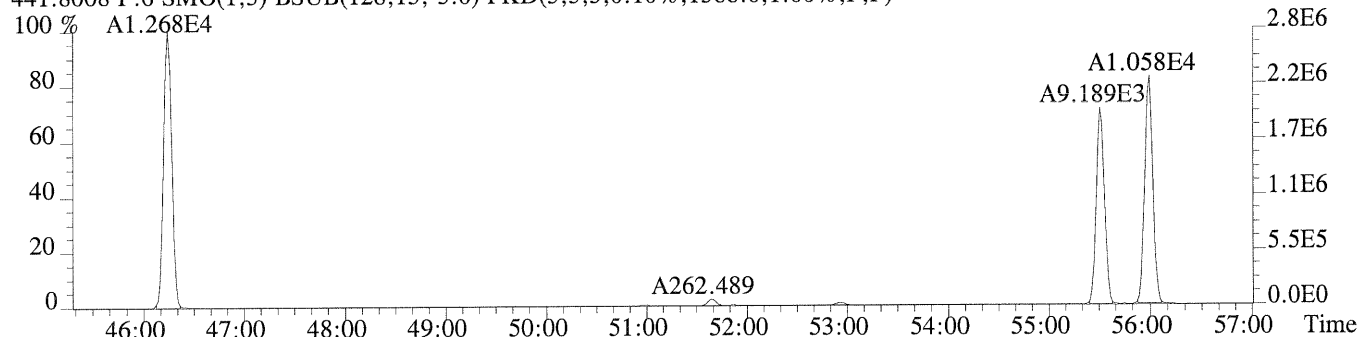
429.7606 F:6 SMO(1,3) BSUB(128,15,-3.0) PKD(3,3,3,0.10%,1400.0,1.00%,F,F)



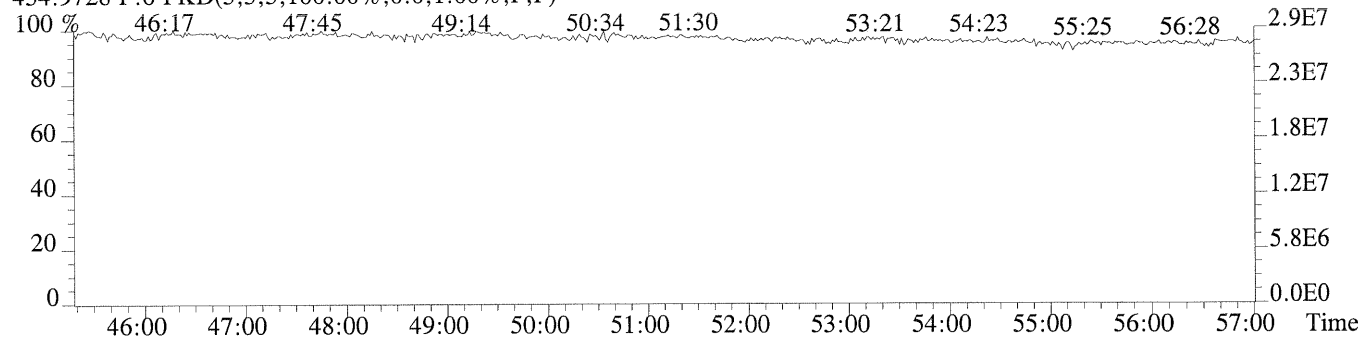
439.8038 F:6 SMO(1,3) BSUB(128,15,-3.0) PKD(3,3,3,0.10%,1136.0,1.00%,F,F)



441.8008 F:6 SMO(1,3) BSUB(128,15,-3.0) PKD(3,3,3,0.10%,1388.0,1.00%,F,F)

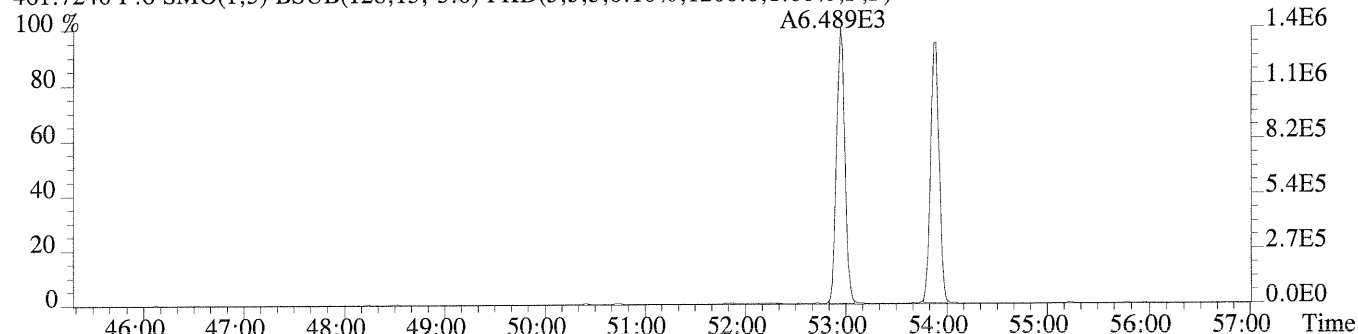


454.9728 F:6 PKD(5,3,5,100.00%,0.0,1.00%,F,F)

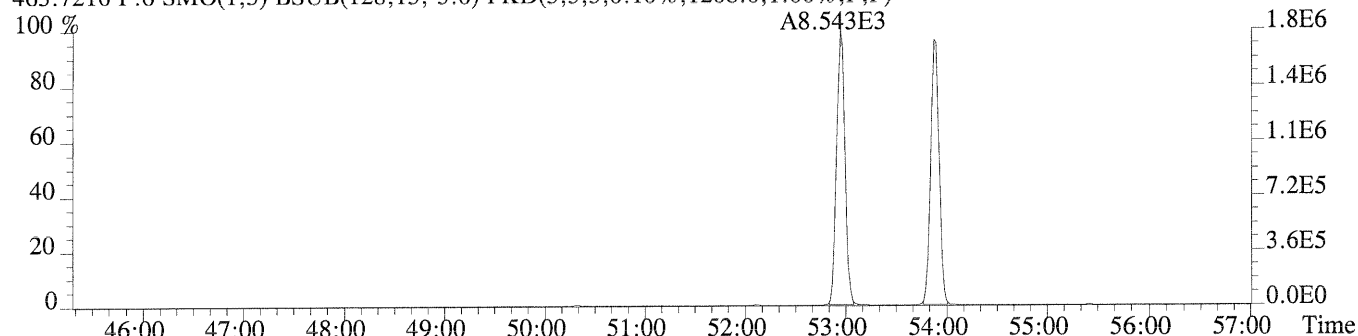


Sample#1 Exp:PCB 209 INJECTION

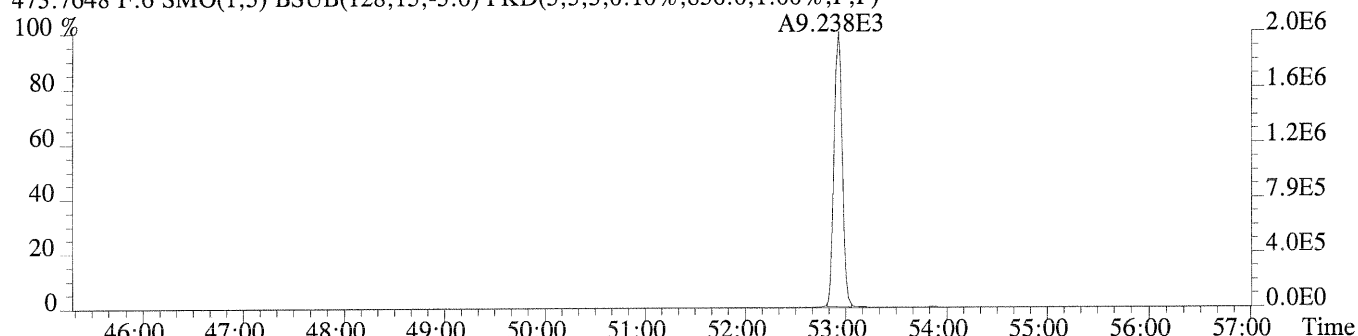
461.7246 F:6 SMO(1,3) BSUB(128,15,-3.0) PKD(3,3,3,0.10%,1200.0,1.00%,F,F)



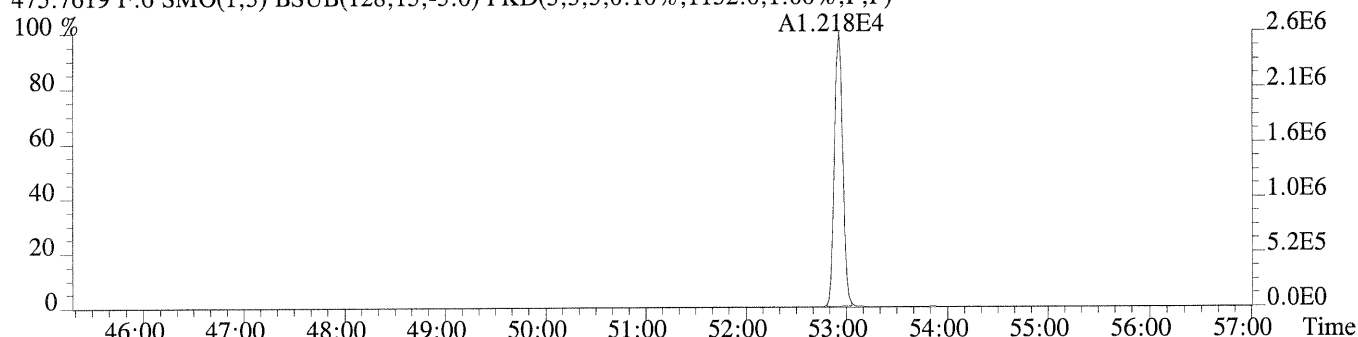
463.7216 F:6 SMO(1,3) BSUB(128,15,-3.0) PKD(3,3,3,0.10%,1208.0,1.00%,F,F)



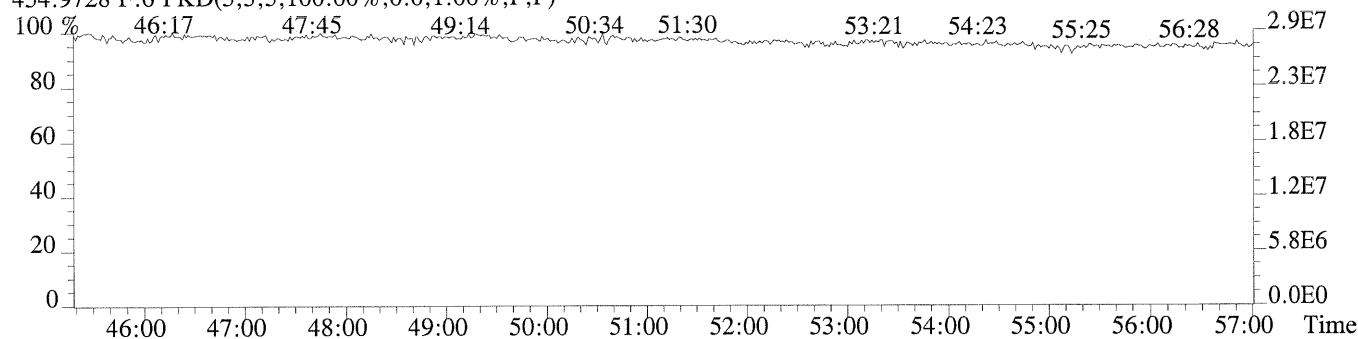
473.7648 F:6 SMO(1,3) BSUB(128,15,-3.0) PKD(3,3,3,0.10%,856.0,1.00%,F,F)



475.7619 F:6 SMO(1,3) BSUB(128,15,-3.0) PKD(3,3,3,0.10%,1152.0,1.00%,F,F)

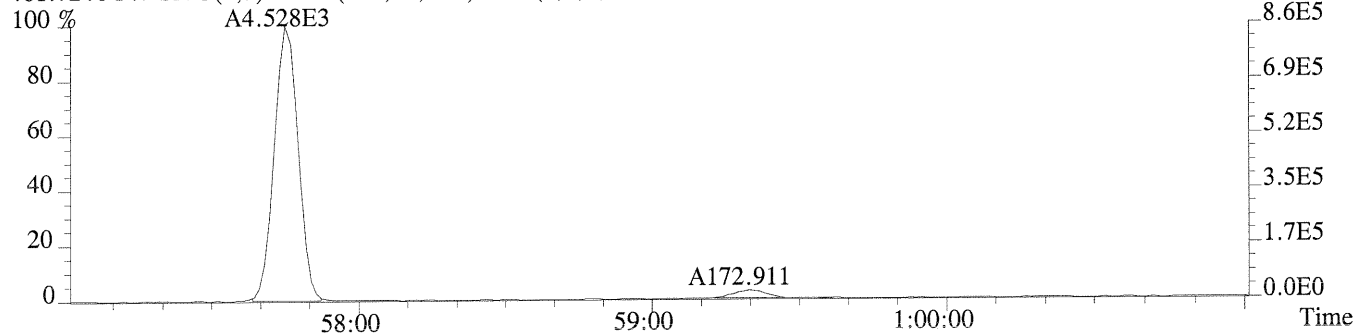


454.9728 F:6 PKD(5,3,5,100.00%,0.0,1.00%,F,F)

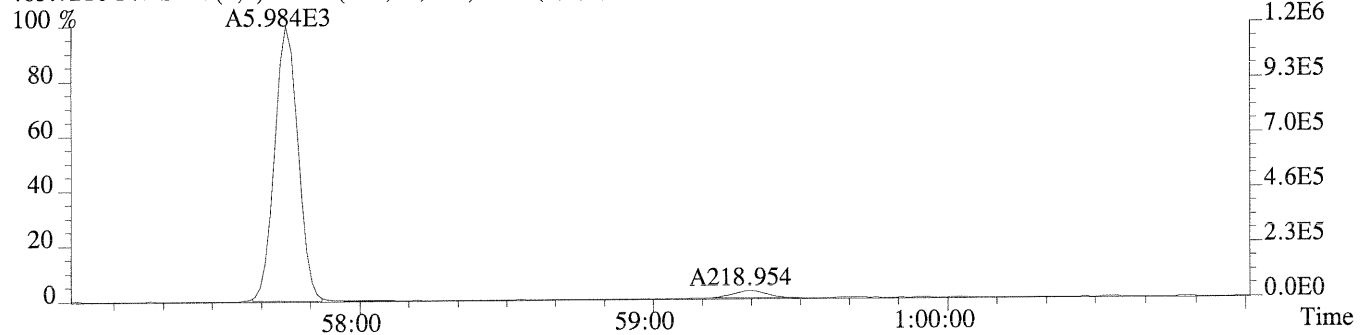


Sample#1 Exp:PCB 209 INJECTION

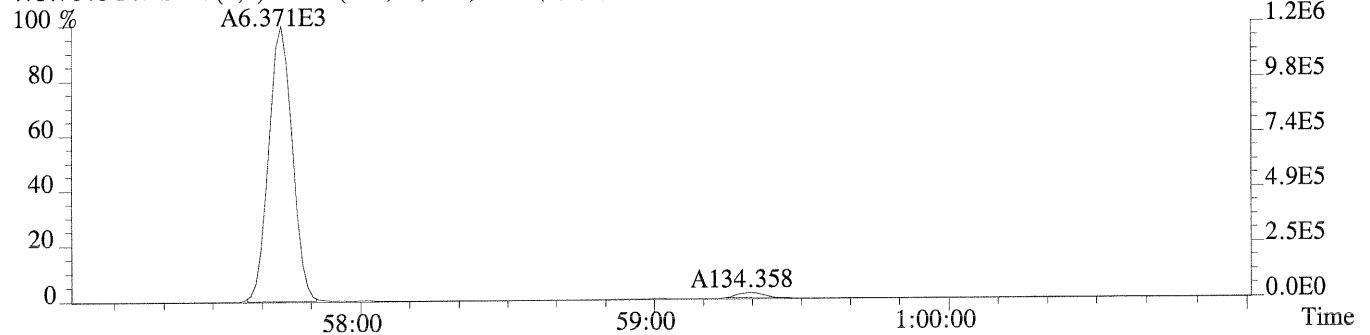
461.7246 F:7 SMO(1,3) BSUB(128,15,-3.0) PKD(3,3,3,0.10%,1340.0,1.00%,F,F)




463.7216 F:7 SMO(1,3) BSUB(128,15,-3.0) PKD(3,3,3,0.10%,1216.0,1.00%,F,F)



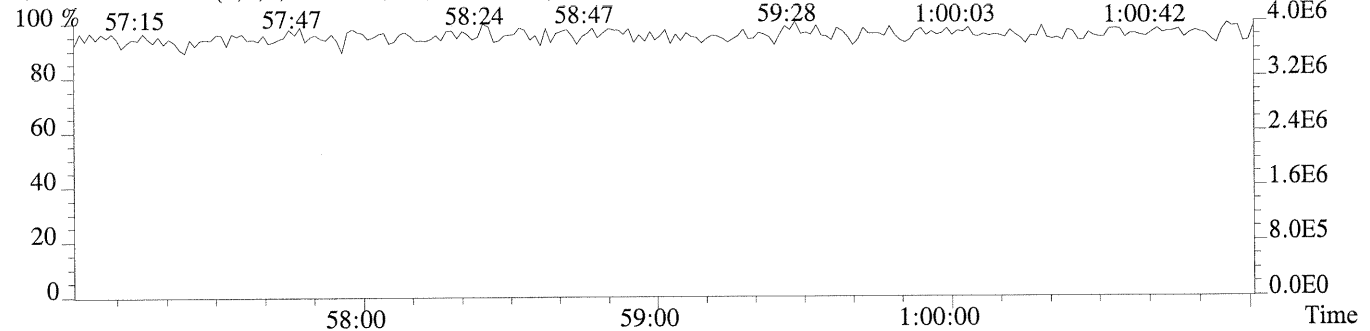
473.7648 F:7 SMO(1,3) BSUB(128,15,-3.0) PKD(3,3,3,0.10%,880.0,1.00%,F,F)



475.7619 F:7 SMO(1,3) BSUB(128,15,-3.0) PKD(3,3,3,0.10%,916.0,1.00%,F,F)

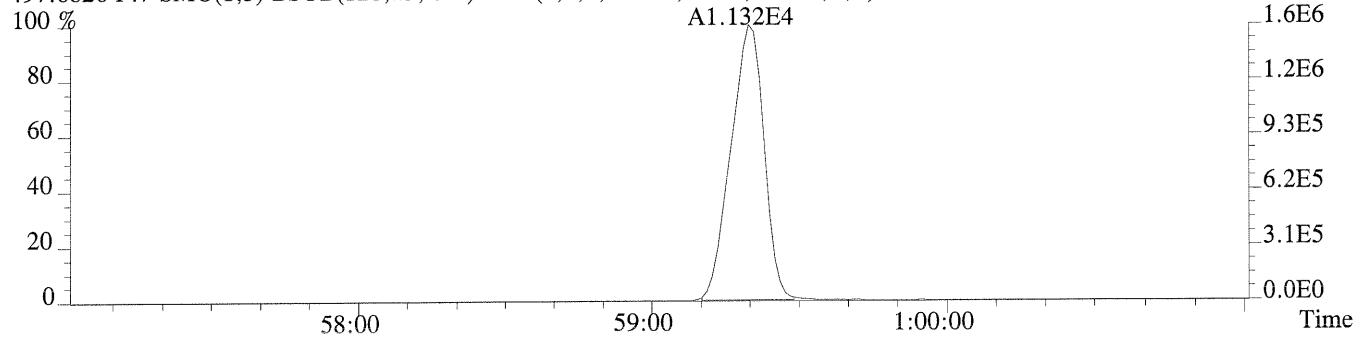


492.9697 F:7 PKD(5,3,5,100.00%,0.0,1.00%,F,F)

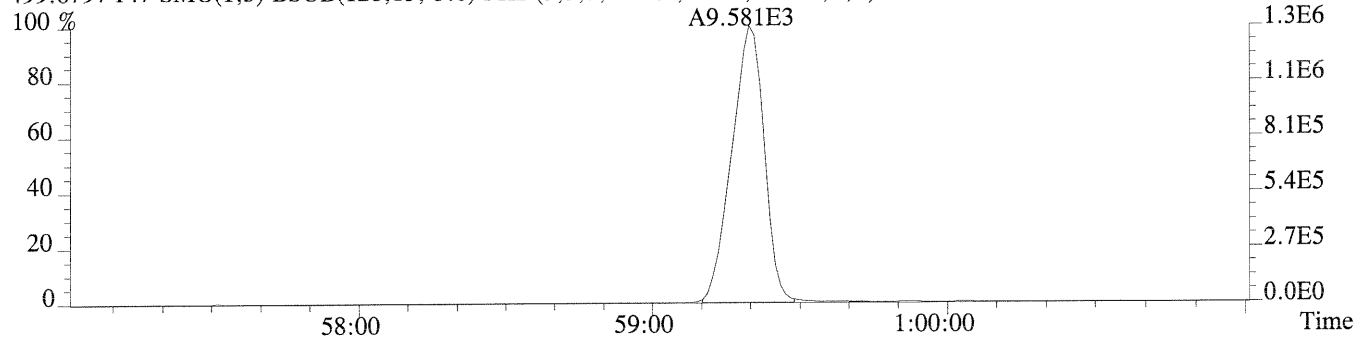


Sample#1 Exp:PCB 209 INJECTION

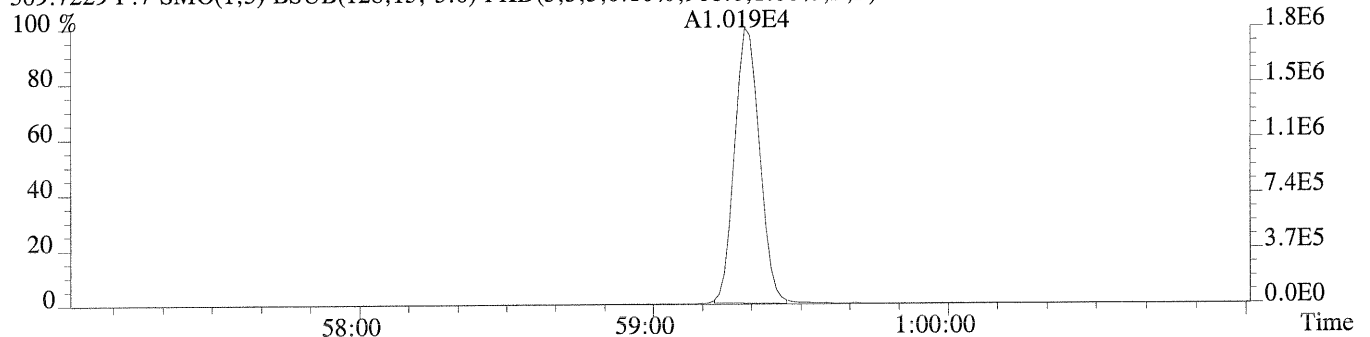
497.6826 F:7 SMO(1,3) BSUB(128,15,-3.0) PKD(3,3,3,0.10%,932.0,1.00%,F,F)



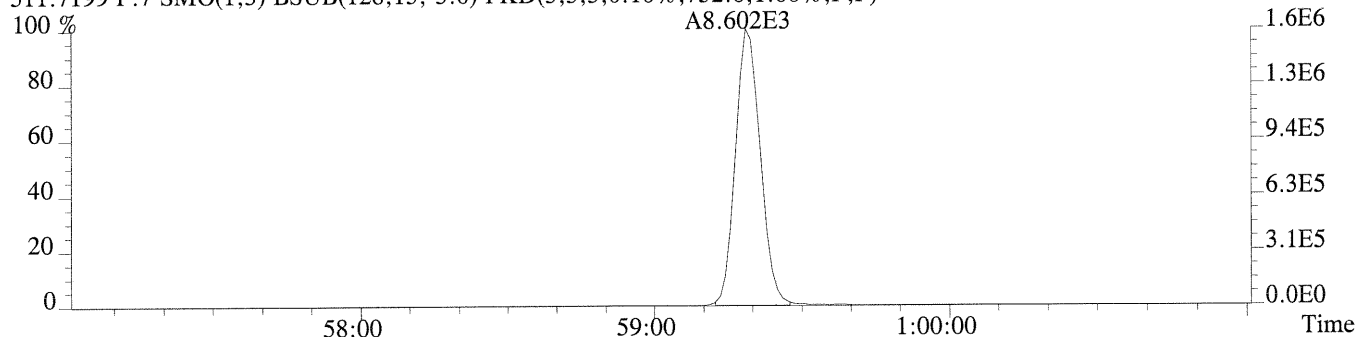
499.6797 F:7 SMO(1,3) BSUB(128,15,-3.0) PKD(3,3,3,0.10%,976.0,1.00%,F,F)



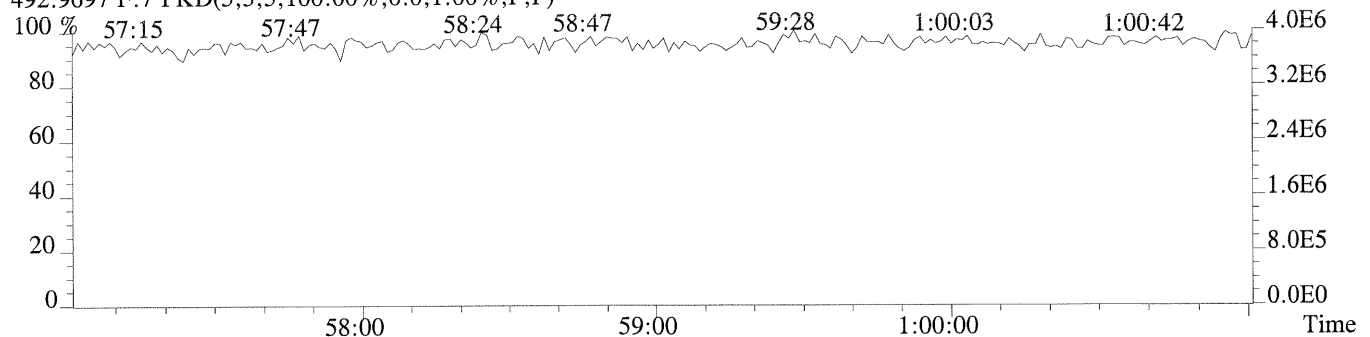
509.7229 F:7 SMO(1,3) BSUB(128,15,-3.0) PKD(3,3,3,0.10%,908.0,1.00%,F,F)



511.7199 F:7 SMO(1,3) BSUB(128,15,-3.0) PKD(3,3,3,0.10%,752.0,1.00%,F,F)



492.9697 F:7 PKD(5,3,5,100.00%,0.0,1.00%,F,F)



FORM 4A
PCB CALIBRATION VERIFICATION

Lab Name: Columbia Analytical Services Episode No.:

Contract No.: SAS No.:

Initial Calibration Date: 08/19/09

Instrument ID: Autospec Ultima GC Column ID: SPB-OCTYL

VER Data Filename: U220192 Analysis Date: 25-AUG-09 Time: 10:25:29

NATIVE ANALYTES	M/Z'S	ION	QC	CONC. FOUND	CONC. RANGE (3) (ng/mL)
	FORMING RATIO (1)	ABUND. RATIO	LIMITS (2)		
2-MoCB	M/M+2	3.10	2.66-3.60	50.6	35.0 - 65.0
4-MoCB	M/M+2	3.16	2.66-3.60	52.6	35.0 - 65.0
22'-DiCB	M/M+2	1.58	1.33-1.79	50.4	35.0 - 65.0
44'-DiCB	M/M+2	1.57	1.33-1.79	50.9	35.0 - 65.0
22'6'-TrCB	M/M+2	1.00	0.88-1.20	50.0	35.0 - 65.0
344'-TrCB	M/M+2	0.99	0.88-1.20	50.0	35.0 - 65.0
22'66'-TeCB	M/M+2	0.74	0.65-0.89	50.3	35.0 - 65.0
344'5'-TeCB	M/M+2	0.77	0.65-0.89	49.3	35.0 - 65.0
33'44'-TeCB	M/M+2	0.76	0.65-0.89	49.2	35.0 - 65.0
22'466'-PeCB	M+2/M+4	1.55	1.32-1.78	52.1	35.0 - 65.0
2'344'5'-PeCB	M+2/M+4	1.57	1.32-1.78	50.2	35.0 - 65.0
23'44'5'-PeCB	M+2/M+4	1.57	1.32-1.78	51.8	35.0 - 65.0
2344'5'-PeCB	M+2/M+4	1.52	1.32-1.78	49.7	35.0 - 65.0
233'44'-PeCB	M+2/M+4	1.57	1.32-1.78	49.0	35.0 - 65.0
33'44'5'-PeCB	M+2/M+4	1.54	1.32-1.78	49.3	35.0 - 65.0
22'44'66'-HxCB	M+2/M+4	1.20	1.05-1.43	51.3	35.0 - 65.0
23'44'55'-HxCB	M+2/M+4	1.20	1.05-1.43	49.2	35.0 - 65.0
233'44'5'-HxCB	M+2/M+4	1.25	1.05-1.43	103.3	70.0 -130.0
33'44'55'-HxCB	M+2/M+4	1.26	1.05-1.43	48.7	35.0 - 65.0
22'34'566'-HpCB	M+2/M+4	0.97	0.89-1.21	50.5	35.0 - 65.0
233'44'55'-HpCB	M+2/M+4	0.98	0.89-1.21	48.6	35.0 - 65.0
22'33'55'66'-OoCB	M+2/M+4	0.86	0.76-1.02	49.2	35.0 - 65.0
233'44'55'6'-OoCB	M+2/M+4	0.84	0.76-1.02	51.1	35.0 - 65.0
22'33'4'55'66'-NoCB	M+2/M+4	0.79	0.65-0.89	49.5	35.0 - 65.0
22'33'44'55'6'-NoCB	M+2/M+4	0.77	0.65-0.89	50.2	35.0 - 65.0
DeCB	M+4/M+6	1.19	0.99-1.33	47.6	35.0 - 65.0

(1) See Table 7, Method 1668A, for m/z specifications.

(2) Ion Abundance Ratio Control Limits as specified in Table 8, Method 1668A.

(3) Contract-required concentration range as specified in Table 6, Method 1668A, under VER.

SP1668F4AU

FORM 4B
PCB CALIBRATION VERIFICATION

Lab Name: Columbia Analytical Services Episode No.:

Contract No.: SAS No.:

Initial Calibration Date: 08/19/09

Instrument ID: Autospec Ultima GC Column ID: SPB-OCTYL

VER Data Filename: U220192 Analysis Date: 25-AUG-09 Time: 10:25:29

Labeled Compounds	M/Z'S	ION	QC	CONC. FOUND	CONC.
	FORMING RATIO (1)	ABUND. RATIO	LIMITS (2)		RANGE (3) (ng/mL)
13C-2-MoCB	M/M+2	3.03	2.66-3.60	100.2	50.0 - 150.0
13C-4-MoCB	M/M+2	3.12	2.66-3.60	104.1	50.0 - 150.0
13C-22'-DiCB	M/M+2	1.51	1.33-1.79	107.8	50.0 - 150.0
13C-44'-DiCB	M/M+2	1.54	1.33-1.79	105.7	50.0 - 150.0
13C-22'6'-TrCB	M/M+2	1.04	0.88-1.20	106.9	50.0 - 150.0
13C-344'-TrCB	M/M+2	1.04	0.88-1.20	98.8	50.0 - 150.0
13C-22'66'-TeCB	M/M+2	0.79	0.65-0.89	97.8	50.0 - 150.0
13C-344'5'-TeCB	M/M+2	0.79	0.65-0.89	103.9	50.0 - 150.0
13C-33'44'-TeCB	M/M+2	0.77	0.65-0.89	107.8	50.0 - 150.0
13C-22'466'-PeCB	M+2/M+4	1.48	1.32-1.78	93.9	50.0 - 150.0
13C-2'344'5'-PeCB	M+2/M+4	1.53	1.32-1.78	97.2	50.0 - 150.0
13C-23'44'5'-PeCB	M+2/M+4	1.59	1.32-1.78	96.2	50.0 - 150.0
13C-2344'5'-PeCB	M+2/M+4	1.54	1.32-1.78	98.1	50.0 - 150.0
13C-233'44'-PeCB	M+2/M+4	1.54	1.32-1.78	100.0	50.0 - 150.0
13C-33'44'5'-PeCB	M+2/M+4	1.54	1.32-1.78	106.8	50.0 - 150.0
13C-22'44'66'-HxCB	M+2/M+4	1.27	1.05-1.43	92.6	50.0 - 150.0
13C-23'44'55'-HxCB	M+2/M+4	1.28	1.05-1.43	101.1	50.0 - 150.0
13C-233'44'5'-HxCB	M+2/M+4	1.25	1.05-1.43	203.7	100.0 - 300.0
13C-33'44'55'-HxCB	M+2/M+4	1.23	1.05-1.43	112.9	50.0 - 150.0
13C-22'34'566'-HpCB	M+2/M+4	1.04	0.89-1.21	82.0	50.0 - 150.0
13C-233'44'55'-HpCB	M+2/M+4	1.03	0.89-1.21	97.5	50.0 - 150.0
13C-22'33'55'66'-OoCB	M+2/M+4	0.92	0.76-1.02	86.6	50.0 - 150.0
13C-233'44'55'6-OoCB	M+2/M+4	0.89	0.76-1.02	97.0	50.0 - 150.0
13C-22'33'4'55'66'-NoCB	M+2/M+4	0.81	0.65-0.89	91.6	50.0 - 150.0
13C-22'33'44'55'6-NoCB	M+2/M+4	0.78	0.65-0.89	92.5	50.0 - 150.0
13C-DeCB	M+4/M+6	1.18	0.99-1.33	94.8	50.0 - 150.0

CLEANUP STANDARDS

13C-244'-TrCB	M/M+2	1.01	0.88-1.20	97.1	50.0 - 150.0
13C-233'55'-PeCB	M+2/M+4	1.59	1.32-1.78	100.6	50.0 - 150.0
13C-22'33'55'6-HpCB	M+2/M+4	1.04	0.89-1.21	103.4	50.0 - 150.0

(1) See Table 7, Method 1668A, for m/z specifications.

(2) Ion Abundance Ratio Control Limits as specified in Table 8, Method 1668A.

(3) Contract-required concentration range, as specified in Table 6, Method 1668A, under VER.

SP1668F4Bu

Columbia Analytical Services, Inc.
Sample Response Summary

CLIENT ID.
CCAL CS3

Run #6 Filename U220192 #1 Samp: 1 Inj: 1 Acquired: 25-AUG-09 10:25:29
Processed: 26-AUG-09 09:49:02 LAB. ID: CCAL CS3

Typ	Name	RT-1	Resp 1	Resp 2	Ratio	Meet	Mod?	RRT
1 1	2-MoCB	14:08	2.640e+04	8.526e+03	3.10	yes	no	1.000
2 3	4-MoCB	16:35	2.823e+04	8.921e+03	3.16	yes	no	1.001
3 4	22'-DiCB	16:51	1.384e+04	8.763e+03	1.58	yes	no	1.001
4 15	44'-DiCB	23:15	1.948e+04	1.238e+04	1.57	yes	no	1.001
5 19	22'6'-TrCB	20:15	8.614e+03	8.610e+03	1.00	yes	no	1.001
6 37	344'-TrCB	30:34	1.687e+04	1.704e+04	0.99	yes	no	1.001
7 54	22'66'-TeCB	23:32	1.022e+04	1.381e+04	0.74	yes	no	1.001
8 81	344'5'-TeCB	37:27	1.240e+04	1.617e+04	0.77	yes	no	1.000
9 77	33'44'-TeCB	38:02	1.199e+04	1.588e+04	0.76	yes	no	1.001
10 104	22'466'-PeCB	29:17	1.659e+04	1.068e+04	1.55	yes	no	1.001
11 123	2'344'5'-PeCB	40:02	1.570e+04	1.001e+04	1.57	yes	no	1.001
12 118	23'44'5'-PeCB	40:22	1.719e+04	1.094e+04	1.57	yes	no	1.001
13 114	2344'5'-PeCB	40:54	1.609e+04	1.056e+04	1.52	yes	no	1.000
14 105	233'44'-PeCB	41:33	1.580e+04	1.010e+04	1.57	yes	no	1.000
15 126	33'44'5'-PeCB	44:40	1.492e+04	9.702e+03	1.54	yes	no	1.001
16 155	22'44'66'-HxCB	35:06	1.497e+04	1.244e+04	1.20	yes	no	1.001
17 167	23'44'55'-HxCB	46:31	1.101e+04	9.205e+03	1.20	yes	no	1.000
1856/7	233'44'5'-HxCB	47:42	2.208e+04	1.771e+04	1.25	yes	no	1.000
19 169	33'44'55'-HxCB	50:57	1.048e+04	8.283e+03	1.26	yes	no	1.000
20 188	22'34'566'-HpCB	40:52	1.224e+04	1.259e+04	0.97	yes	no	1.001
21 189	233'44'55'-HpCB	53:27	8.107e+03	8.253e+03	0.98	yes	no	1.000
22 202	22'33'55'66'-OcCB	46:16	7.565e+03	8.814e+03	0.86	yes	no	1.001
23 205	233'44'55'6-OcCB	56:01	7.277e+03	8.662e+03	0.84	yes	no	1.000
24 208	22'33'4'55'66'-NoCB	52:57	7.286e+03	9.169e+03	0.79	yes	no	1.000
25 206	22'33'44'55'6'-NoCB	57:46	5.349e+03	6.938e+03	0.77	yes	no	1.001
26 209	DeCB	59:21	9.056e+03	7.600e+03	1.19	yes	no	1.000
27 1L	13C-2-MoCB	14:08	4.647e+04	1.532e+04	3.03	yes	no	0.744
28 3L	13C-4-MoCB	16:34	5.001e+04	1.603e+04	3.12	yes	no	0.872
29 4L	13C-22'-DiCB	16:50	2.826e+04	1.867e+04	1.51	yes	no	0.886
30 15L	13C-44'-DiCB	23:14	3.634e+04	2.362e+04	1.54	yes	no	1.223
31 19L	13C-22'6'-TrCB	20:14	1.649e+04	1.589e+04	1.04	yes	no	1.065
32 37L	13C-344'-TrCB	30:33	3.115e+04	2.993e+04	1.04	yes	no	1.081
33 54L	13C-22'66'-TeCB	23:31	2.150e+04	2.717e+04	0.79	yes	no	0.832
34 81L	13C-344'5'-TeCB	37:26	2.373e+04	3.015e+04	0.79	yes	no	1.324
35 77L	13C-33'44'-TeCB	38:00	2.409e+04	3.122e+04	0.77	yes	no	1.344
36104L	13C-22'466'-PeCB	29:15	3.203e+04	2.162e+04	1.48	yes	no	0.829
37123L	13C-2'344'5'-PeCB	40:00	2.934e+04	1.916e+04	1.53	yes	no	1.133
38118L	13C-23'44'5'-PeCB	40:20	2.997e+04	1.884e+04	1.59	yes	no	1.143
39114L	13C-2344'5'-PeCB	40:53	3.053e+04	1.982e+04	1.54	yes	no	1.158
40105L	13C-233'44'-PeCB	41:32	2.969e+04	1.923e+04	1.54	yes	no	1.177
41126L	13C-33'44'5'-PeCB	44:38	2.945e+04	1.913e+04	1.54	yes	no	1.264
42155L	13C-22'44'66'-HxCB	35:04	3.287e+04	2.583e+04	1.27	yes	no	0.807
43167L	13C-23'44'55'-HxCB	46:30	2.232e+04	1.750e+04	1.28	yes	no	1.070
4456/7	13C-233'44'5'-HxCB	47:41	4.156e+04	3.333e+04	1.25	yes	no	1.097
45169L	13C-33'44'55'-HxCB	50:56	2.089e+04	1.701e+04	1.23	yes	no	1.172
46188L	13C-22'34'566'-HpCB	40:50	2.719e+04	2.606e+04	1.04	yes	no	0.736
47189La	13C-233'44'55'-HpCB	53:26	1.961e+04	1.912e+04	1.03	yes	no	0.962
48202La	13C-22'33'55'66'-OcCB	46:14	1.834e+04	1.990e+04	0.92	yes	no	0.833
49205L,	13C-233'44'55'6-OcCB	56:00	1.650e+04	1.858e+04	0.89	yes	no	1.009
50208L713C-22'33'4'55'66'-NoCB		52:56	1.617e+04	1.994e+04	0.81	yes	no	0.953
51206L	13C-22'33'44'55'6'-NoCB	57:44	1.162e+04	1.497e+04	0.78	yes	no	1.040
52209L	13C-DeCB	59:20	1.914e+04	1.626e+04	1.18	yes	no	1.069

53	28L	13C-244'-TrCB	26:24	3.503e+04	3.454e+04	1.01	yes	no	0.934
54	111L	13C-233'55'-PeCB	38:01	3.164e+04	1.996e+04	1.59	yes	no	1.077
55	178L	13C-22'33'55'6-HpCB	43:55	2.008e+04	1.938e+04	1.04	yes	no	1.010
56	9L	13C-2,5-DiCB	19:00	3.455e+04	2.216e+04	1.56	yes	no	*
57	52L	13C-22'55'-TeCB	28:16	2.015e+04	2.603e+04	0.77	yes	no	*
58	101L	13C-22'4'55'-PeCB	35:18	2.520e+04	1.573e+04	1.60	yes	no	*
59	138L	13C-22'3'44'5'-HxCB	43:28	2.241e+04	1.784e+04	1.26	yes	no	*
60	194L	13C-22'33'44'55'-OcCB	55:31	1.307e+04	1.459e+04	0.90	yes	no	*

Columbia Analytical Services, Inc.
Signal/Noise Height Ratio Summary

CLIENT ID.
CCAL CS3

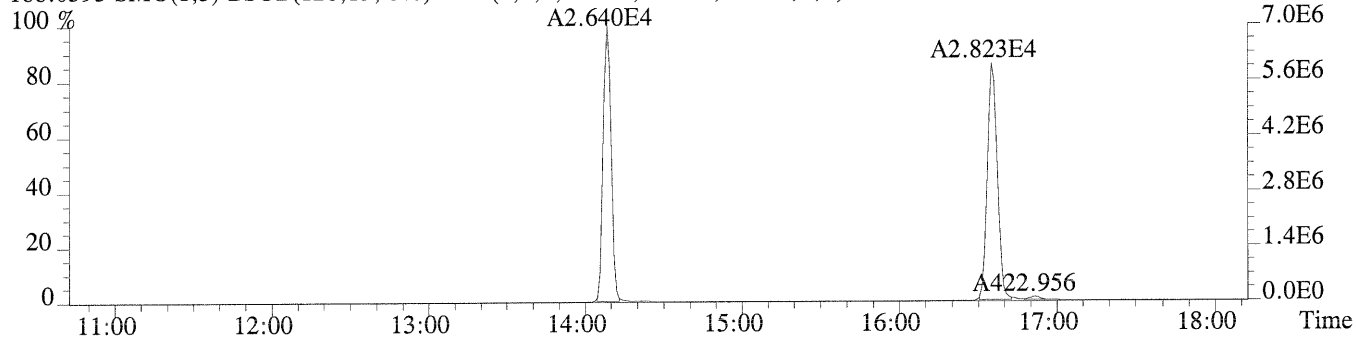
Run #6 Filename U220192 Samp: 1 Inj: 1 Acquired: 25-AUG-09 10:25:29
Processed: 26-AUG-09 09:49:021 LAB. ID: CCAL CS3

	Name	Signal 1	Noise 1	S/N Rat.1	Signal 2	Noise 2	S/N Rat.2
1	2-MoCB	6.95e+06	3.24e+03	2.1e+03	2.25e+06	3.52e+03	6.4e+02
2	4-MoCB	5.98e+06	3.24e+03	1.8e+03	1.88e+06	3.52e+03	5.3e+02
3	22'-DiCB	2.94e+06	5.54e+03	5.3e+02	1.89e+06	3.32e+04	5.7e+01
4	44'-DiCB	3.42e+06	3.37e+03	1.0e+03	2.17e+06	2.00e+04	1.1e+02
5	22'6'-TrCB	1.74e+06	2.54e+03	6.9e+02	1.75e+06	1.58e+03	1.1e+03
6	344'-TrCB	2.45e+06	5.12e+03	4.8e+02	2.44e+06	2.59e+03	9.4e+02
7	22'66'-TeCB	1.86e+06	8.28e+02	2.2e+03	2.56e+06	1.13e+03	2.3e+03
8	344'5'-TeCB	2.05e+06	1.30e+03	1.6e+03	2.67e+06	1.84e+03	1.4e+03
9	33'44'-TeCB	1.93e+06	1.30e+03	1.5e+03	2.57e+06	1.84e+03	1.4e+03
10	22'466'-PeCB	2.52e+06	1.90e+03	1.3e+03	1.67e+06	2.58e+03	6.5e+02
11	2'344'5'-PeCB	2.65e+06	8.59e+03	3.1e+02	1.72e+06	2.16e+03	8.0e+02
12	23'44'5'-PeCB	3.01e+06	8.59e+03	3.5e+02	1.90e+06	2.16e+03	8.8e+02
13	2344'5'-PeCB	2.77e+06	8.59e+03	3.2e+02	1.80e+06	2.16e+03	8.3e+02
14	233'44'-PeCB	2.70e+06	8.59e+03	3.1e+02	1.74e+06	2.16e+03	8.0e+02
15	33'44'5'-PeCB	2.57e+06	8.59e+03	3.0e+02	1.66e+06	2.16e+03	7.7e+02
16	22'44'66'-HxCB	2.46e+06	4.60e+02	5.3e+03	2.03e+06	7.40e+02	2.7e+03
17	23'44'55'-HxCB	2.41e+06	2.19e+03	1.1e+03	2.00e+06	1.24e+03	1.6e+03
18	233'44'5'-HxCB	3.63e+06	2.19e+03	1.7e+03	2.95e+06	1.24e+03	2.4e+03
19	33'44'55'-HxCB	2.20e+06	2.19e+03	1.0e+03	1.72e+06	1.24e+03	1.4e+03
20	22'34'566'-HpCB	2.12e+06	8.84e+02	2.4e+03	2.21e+06	5.16e+02	4.3e+03
21	233'44'55'-HpCB	1.74e+06	1.42e+03	1.2e+03	1.78e+06	6.64e+02	2.7e+03
22	22'33'55'66'-OoCB	1.58e+06	7.84e+02	2.0e+03	1.87e+06	7.12e+02	2.6e+03
23	233'44'55'6'-OoCB	1.56e+06	7.84e+02	2.0e+03	1.86e+06	7.12e+02	2.6e+03
24	22'33'4'55'66'-NoCB	1.49e+06	8.68e+02	1.7e+03	1.90e+06	9.92e+02	1.9e+03
25	22'33'44'55'6'-NoCB	9.98e+05	1.36e+03	7.4e+02	1.29e+06	1.71e+03	7.6e+02
26	DeCB	1.67e+06	1.02e+03	1.6e+03	1.39e+06	9.76e+02	1.4e+03
27	13C-2-MoCB	1.22e+07	4.04e+03	3.0e+03	4.06e+06	2.85e+04	1.4e+02
28	13C-4-MoCB	1.05e+07	4.04e+03	2.6e+03	3.42e+06	2.85e+04	1.2e+02
29	13C-22'-DiCB	6.15e+06	3.72e+03	1.7e+03	4.08e+06	3.20e+03	1.3e+03
30	13C-44'-DiCB	6.28e+06	4.18e+03	1.5e+03	4.08e+06	2.50e+03	1.6e+03
31	13C-22'6'-TrCB	3.32e+06	3.36e+04	9.9e+01	3.19e+06	1.41e+04	2.3e+02
32	13C-344'-TrCB	4.47e+06	2.60e+04	1.7e+02	4.30e+06	1.39e+04	3.1e+02
33	13C-22'66'-TeCB	3.99e+06	4.49e+03	8.9e+02	5.03e+06	1.59e+03	3.2e+03
34	13C-344'5'-TeCB	3.91e+06	2.46e+03	1.6e+03	4.95e+06	2.18e+03	2.3e+03
35	13C-33'44'-TeCB	3.91e+06	2.46e+03	1.6e+03	5.17e+06	2.18e+03	2.4e+03
36	13C-22'466'-PeCB	4.93e+06	1.75e+03	2.8e+03	3.34e+06	1.69e+03	2.0e+03
37	13C-2'344'5'-PeCB	5.10e+06	2.44e+03	2.1e+03	3.33e+06	9.01e+03	3.7e+02
38	13C-23'44'5'-PeCB	5.20e+06	2.44e+03	2.1e+03	3.29e+06	9.01e+03	3.7e+02
39	13C-2344'5'-PeCB	5.28e+06	2.44e+03	2.2e+03	3.43e+06	9.01e+03	3.8e+02
40	13C-233'44'-PeCB	5.04e+06	2.44e+03	2.1e+03	3.29e+06	9.01e+03	3.6e+02
41	13C-33'44'5'-PeCB	4.96e+06	2.44e+03	2.0e+03	3.21e+06	9.01e+03	3.6e+02
42	13C-22'44'66'-HxCB	5.53e+06	6.12e+02	9.0e+03	4.26e+06	1.06e+03	4.0e+03
43	13C-23'44'55'-HxCB	4.83e+06	1.44e+03	3.4e+03	3.76e+06	1.88e+03	2.0e+03
44	13C-233'44'5'-HxCB	6.85e+06	1.44e+03	4.8e+03	5.47e+06	1.88e+03	2.9e+03
45	13C-33'44'55'-HxCB	4.38e+06	1.44e+03	3.0e+03	3.56e+06	1.88e+03	1.9e+03
46	13C-22'34'566'-HpCB	4.65e+06	1.79e+03	2.6e+03	4.48e+06	1.23e+03	3.6e+03
47	13C-233'44'55'-HpCB	4.18e+06	1.98e+03	2.1e+03	4.07e+06	8.80e+02	4.6e+03
48	13C-22'33'55'66'-OoCB	3.93e+06	9.68e+02	4.1e+03	4.26e+06	1.15e+03	3.7e+03
49	13C-233'44'55'6'-OoCB	3.57e+06	9.68e+02	3.7e+03	3.99e+06	1.15e+03	3.5e+03
50	13C-22'33'4'55'66'-NoCB	3.36e+06	7.80e+02	4.3e+03	4.19e+06	9.04e+02	4.6e+03
51	13C-22'33'44'55'6'-NoCB	2.19e+06	8.12e+02	2.7e+03	2.86e+06	1.03e+03	2.8e+03
52	13C-DeCB	3.46e+06	1.08e+03	3.2e+03	2.96e+06	9.76e+02	3.0e+03

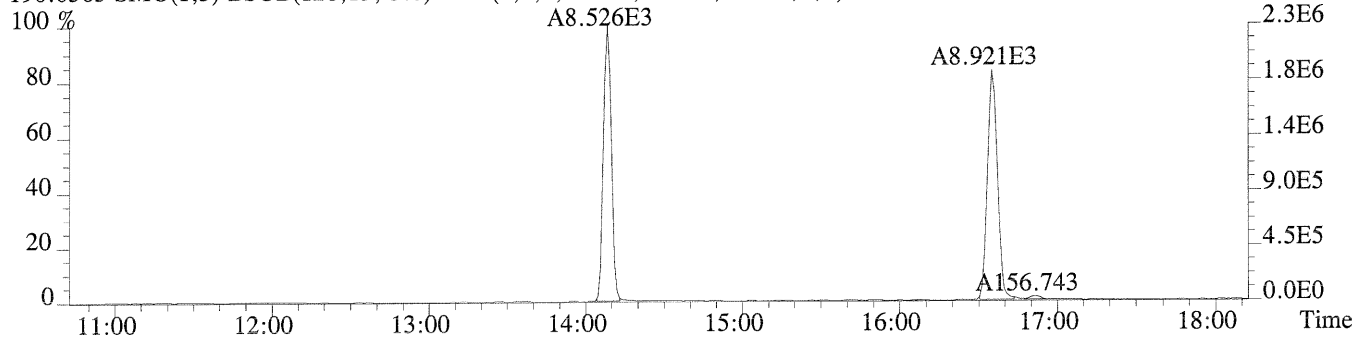
53	13C-244'-TrCB	5.31e+06	2.60e+04	2.0e+02	5.20e+06	1.39e+04	3.7e+02
54	13C-233'55'-PeCB	5.47e+06	9.96e+02	5.5e+03	3.45e+06	7.32e+02	4.7e+03
55	13C-22'33'55'6-HpCB	3.52e+06	1.79e+03	2.0e+03	3.36e+06	1.23e+03	2.7e+03
56	13C-2,5-DiCB	7.16e+06	4.18e+03	1.7e+03	4.64e+06	2.50e+03	1.9e+03
57	13C-22'55'-TeCB	3.08e+06	2.30e+03	1.3e+03	3.99e+06	2.13e+03	1.9e+03
58	13C-22'4'55'-PeCB	4.27e+06	9.96e+02	4.3e+03	2.65e+06	7.32e+02	3.6e+03
59	13C-22'3'44'5'-HxCB	3.94e+06	1.06e+03	3.7e+03	3.15e+06	1.12e+03	2.8e+03
60	13C-22'33'44'55'-OoCB	2.73e+06	9.68e+02	2.8e+03	3.06e+06	1.15e+03	2.7e+03

Sample#1 Exp:CCAL CS3

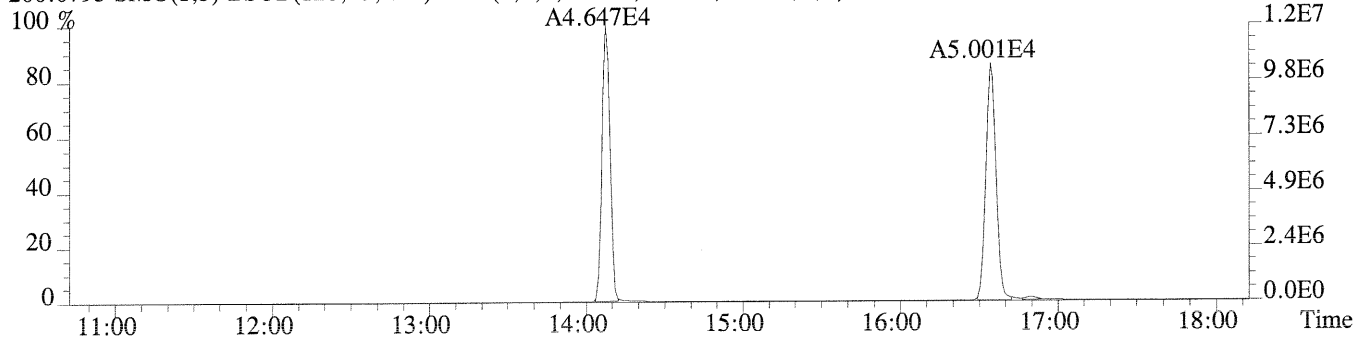
188.0393 SMO(1,3) BSUB(128,15,-3.0) PKD(3,3,3,0.10%,3236.0,1.00%,F,F)



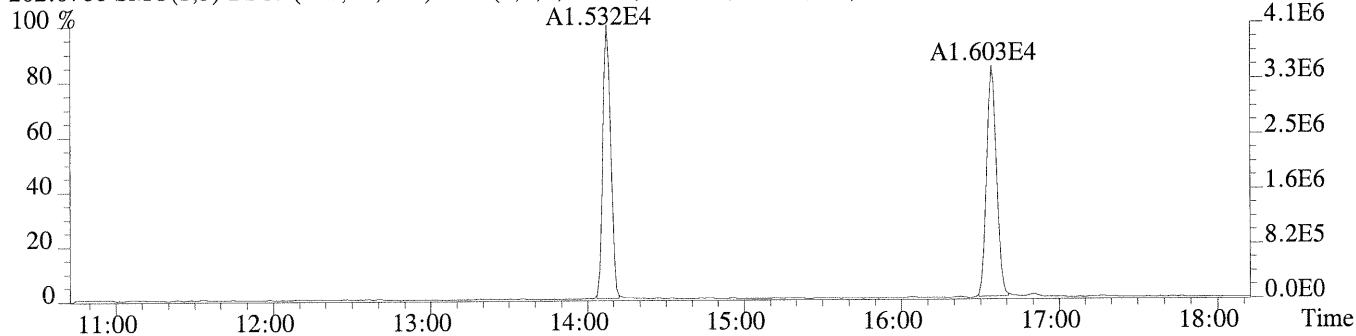
190.0363 SMO(1,3) BSUB(128,15,-3.0) PKD(3,3,3,0.10%,3520.0,1.00%,F,F)



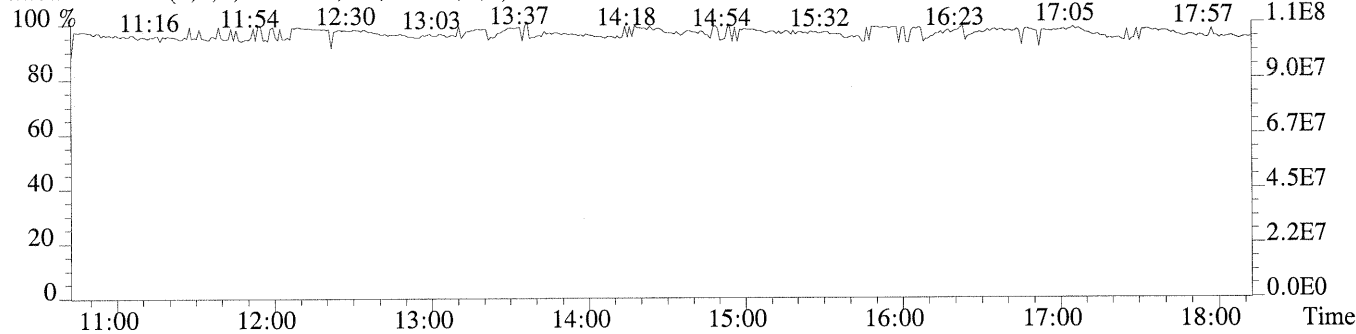
200.0795 SMO(1,3) BSUB(128,15,-3.0) PKD(3,3,3,0.10%,4040.0,1.00%,F,F)



202.0766 SMO(1,3) BSUB(128,15,-3.0) PKD(3,3,3,0.10%,28516.0,1.00%,F,F)

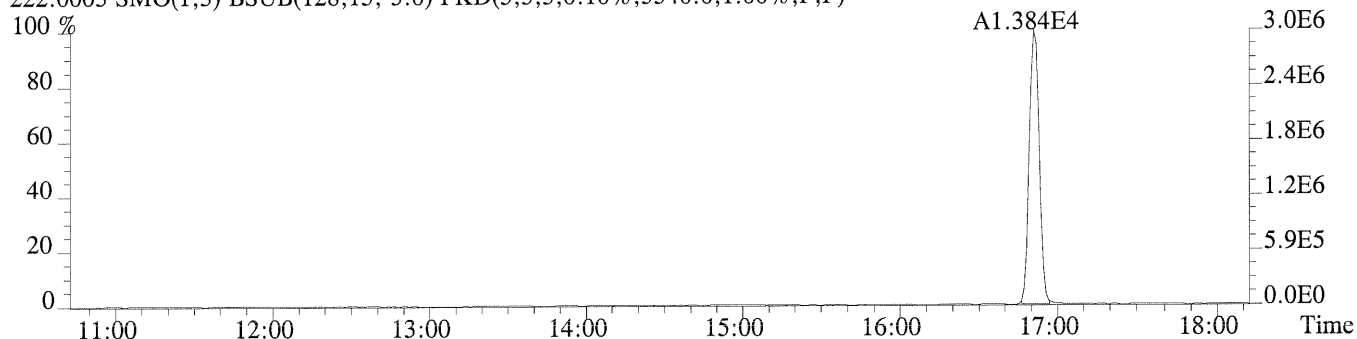


218.9856 PKD(3,3,3,100.00%,0.0,1.00%,F,F)

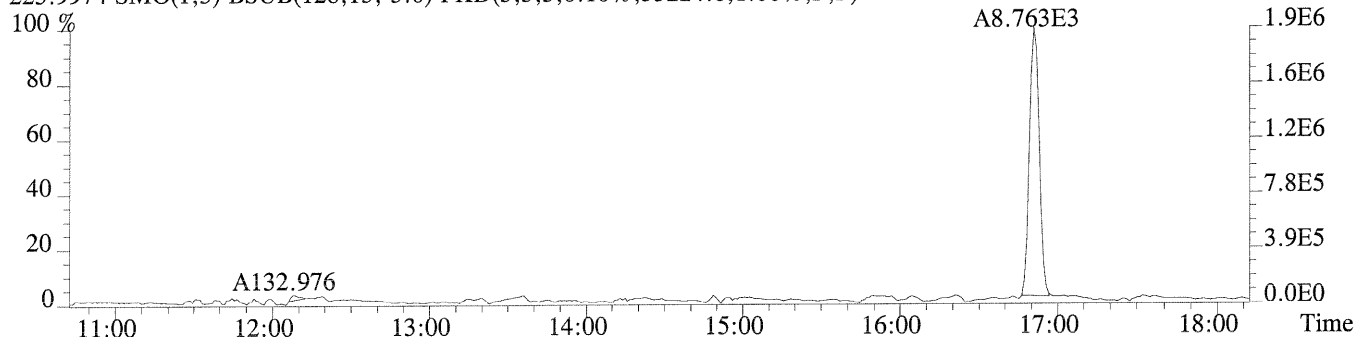


Sample#1 Exp:CCAL CS3

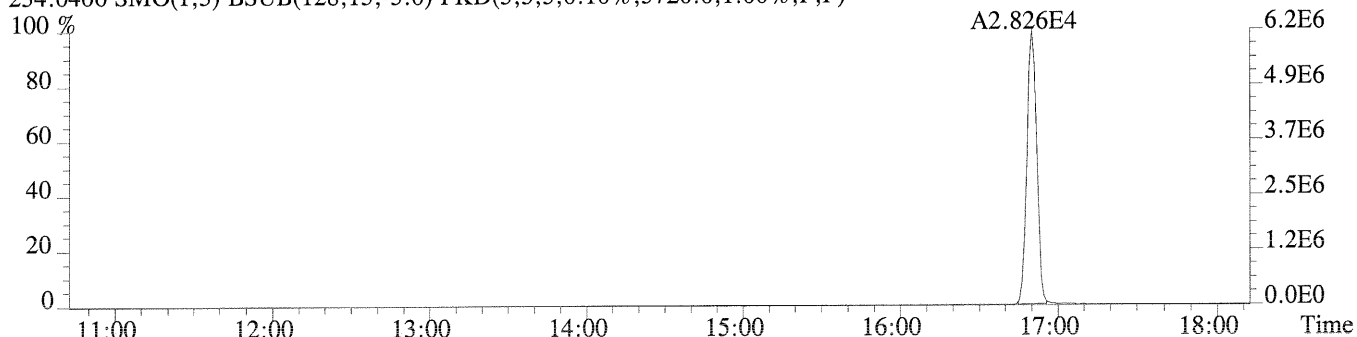
222.0003 SMO(1,3) BSUB(128,15,-3.0) PKD(3,3,3,0.10%,5540.0,1.00%,F,F)



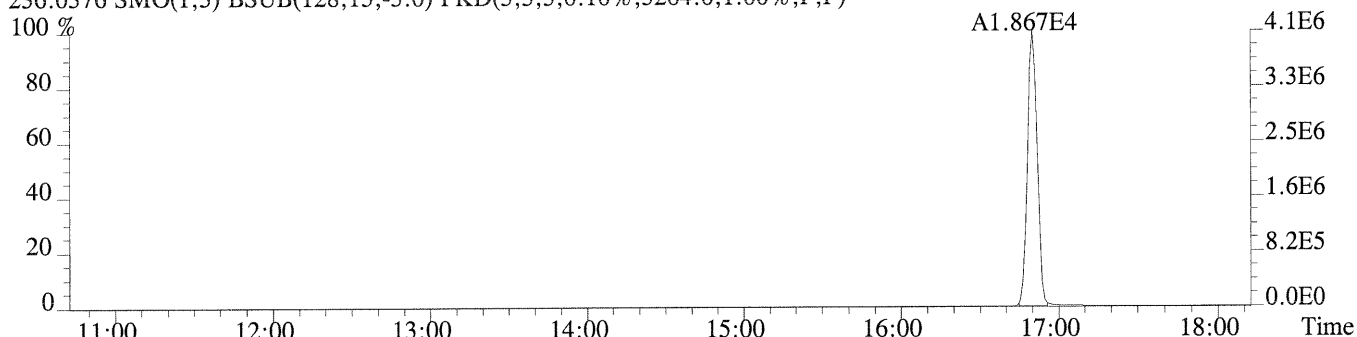
223.9974 SMO(1,3) BSUB(128,15,-3.0) PKD(3,3,3,0.10%,33224.0,1.00%,F,F)



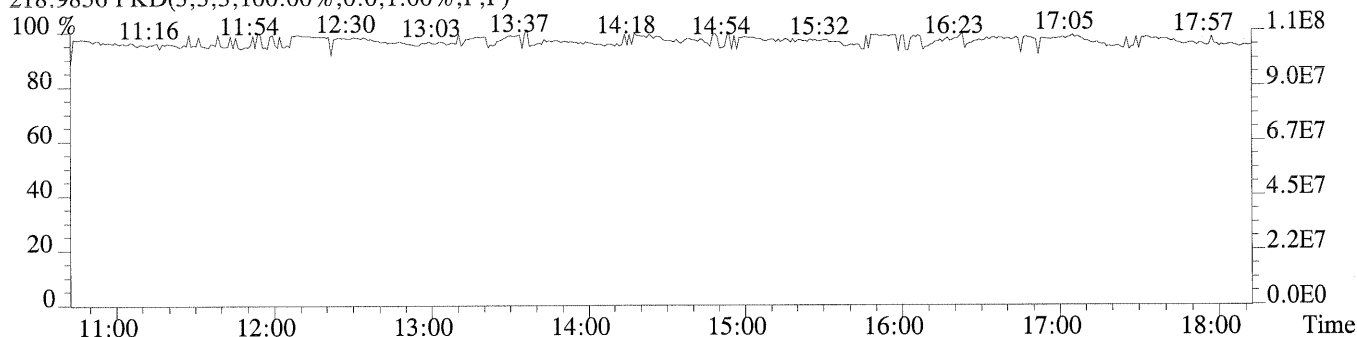
234.0406 SMO(1,3) BSUB(128,15,-3.0) PKD(3,3,3,0.10%,3720.0,1.00%,F,F)



236.0376 SMO(1,3) BSUB(128,15,-3.0) PKD(3,3,3,0.10%,3204.0,1.00%,F,F)



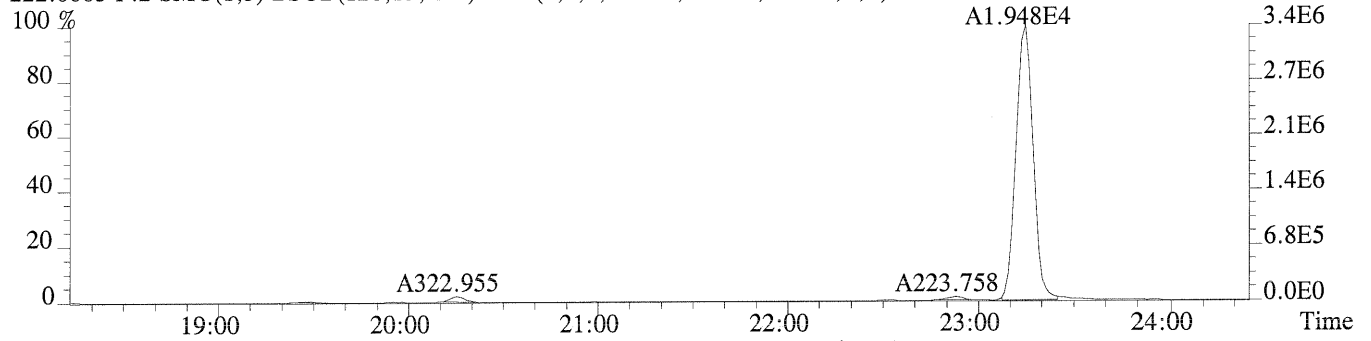
218.9856 PKD(3,3,3,100.00%,0.0,1.00%,F,F)



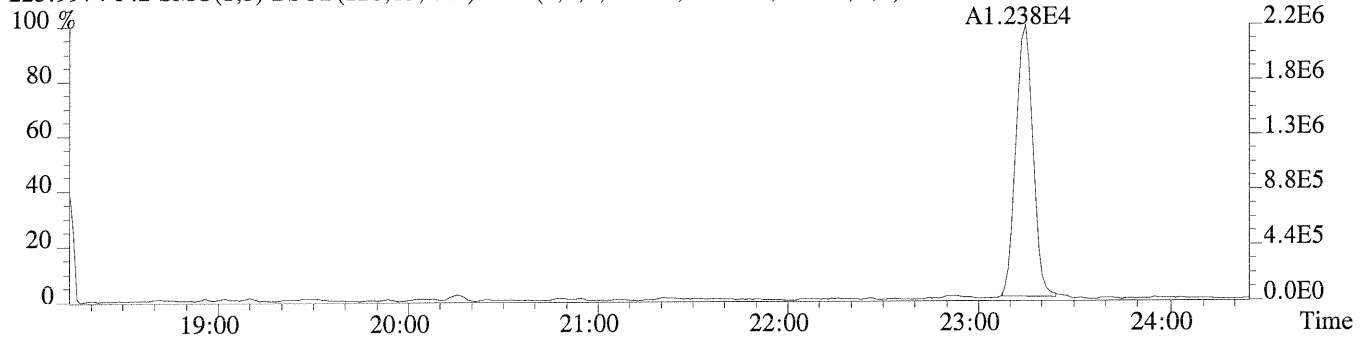
File:U220192 #1-342 Acq:25-AUG-2009 10:25:29 Probe EI+ Magnet SIR VG BioTech Mass spectf

Sample#1 Exp:CCAL CS3

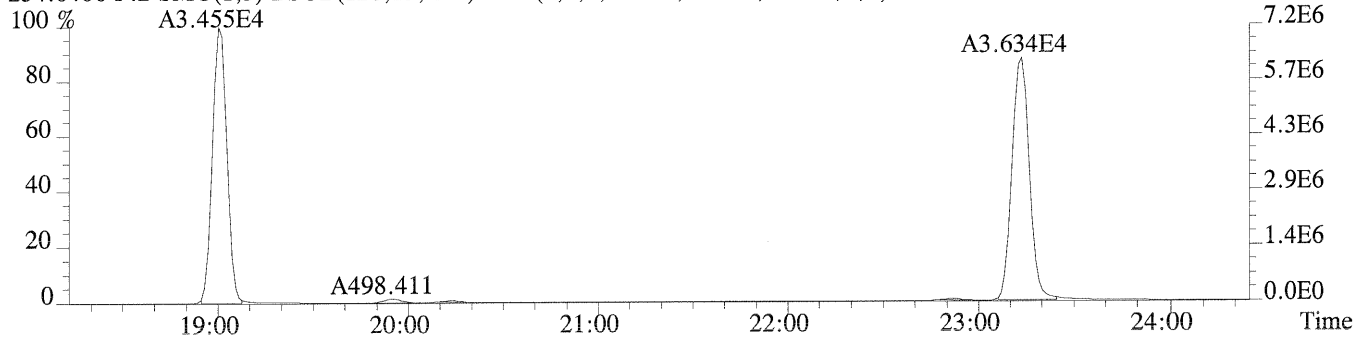
222.0003 F:2 SMO(1,3) BSUB(128,15,-3.0) PKD(3,3,3,0.10%,3368.0,1.00%,F,F)



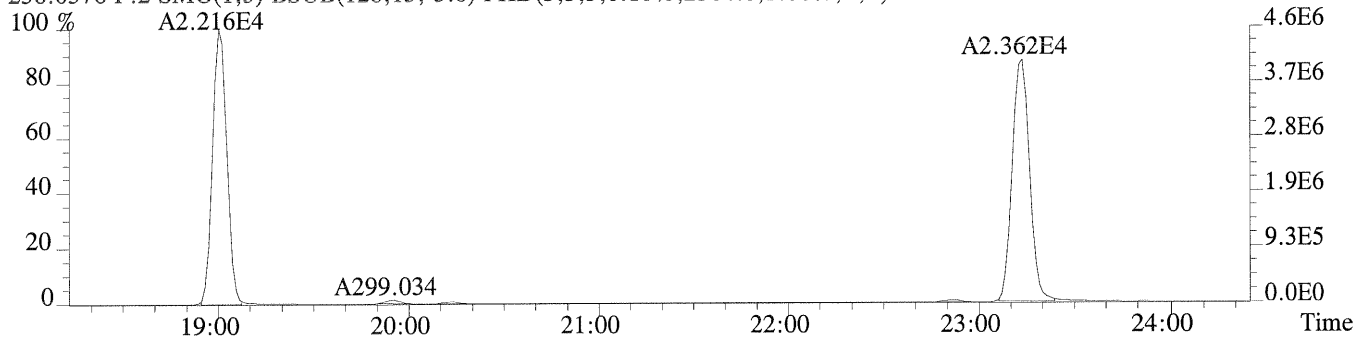
223.9974 F:2 SMO(1,3) BSUB(128,15,-3.0) PKD(3,3,3,0.10%,20012.0,1.00%,F,F)



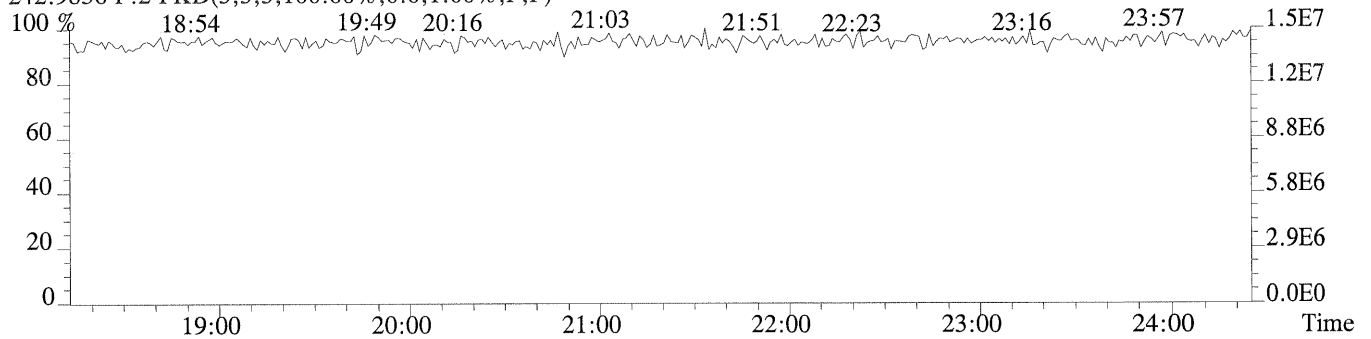
234.0406 F:2 SMO(1,3) BSUB(128,15,-3.0) PKD(3,3,3,0.10%,4176.0,1.00%,F,F)



236.0376 F:2 SMO(1,3) BSUB(128,15,-3.0) PKD(3,3,3,0.10%,2504.0,1.00%,F,F)



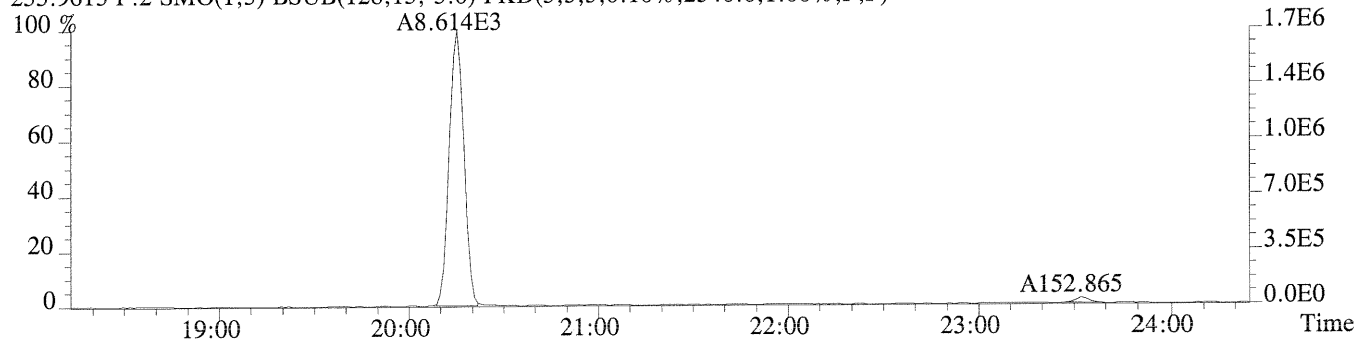
242.9856 F:2 PKD(3,3,3,100.00%,0.0,1.00%,F,F)



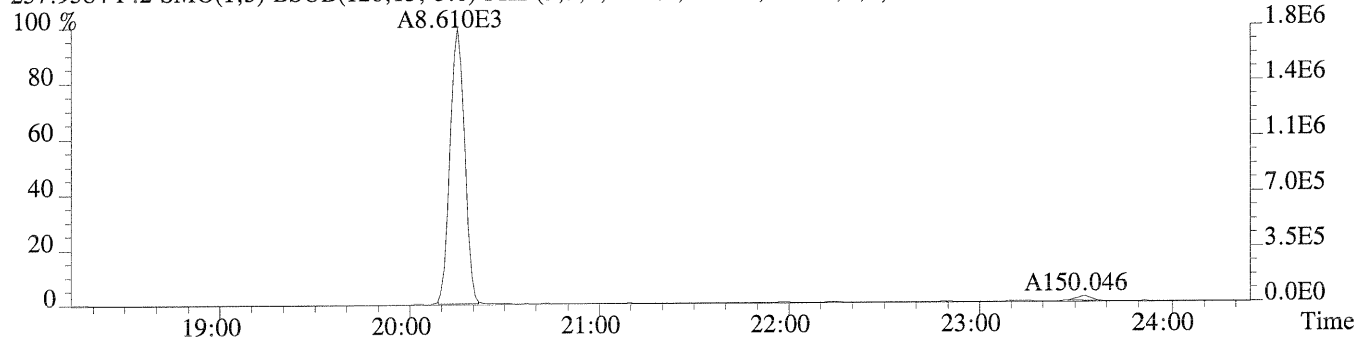
File:U220192 #1-342 Acq:25-AUG-2009 10:25:29 Probe EI+ Magnet SIR VG BioTech Mass spectf

Sample#1 Exp:CCAL CS3

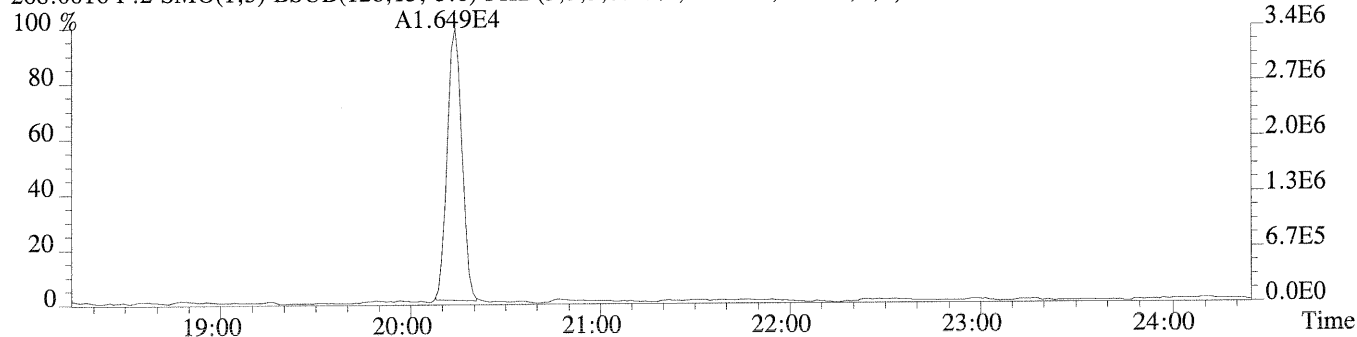
255.9613 F:2 SMO(1,3) BSUB(128,15,-3.0) PKD(3,3,3,0.10%,2540.0,1.00%,F,F)



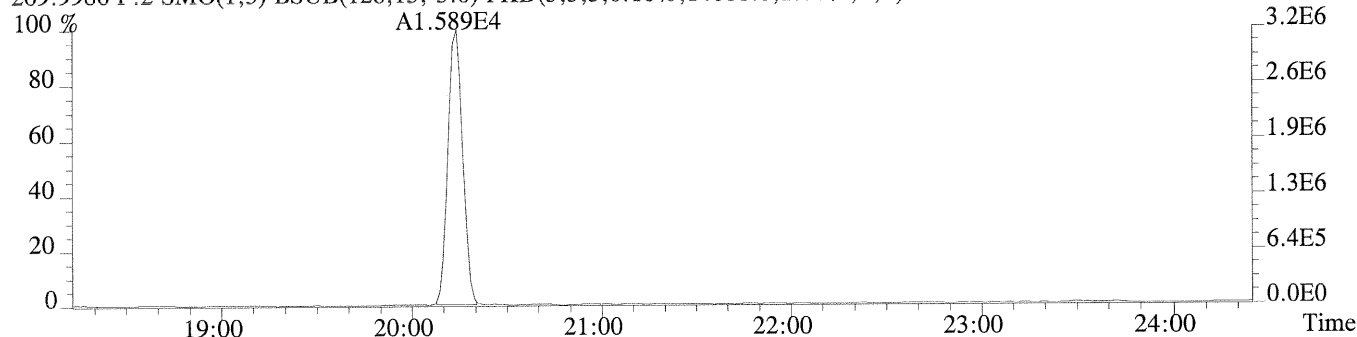
257.9584 F:2 SMO(1,3) BSUB(128,15,-3.0) PKD(3,3,3,0.10%,1580.0,1.00%,F,F)



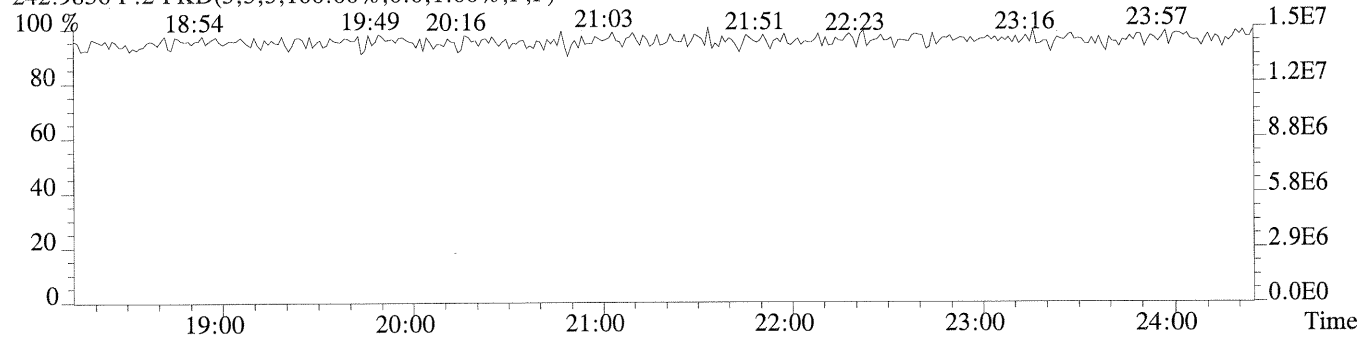
268.0016 F:2 SMO(1,3) BSUB(128,15,-3.0) PKD(3,3,3,0.10%,33556.0,1.00%,F,F)



269.9986 F:2 SMO(1,3) BSUB(128,15,-3.0) PKD(3,3,3,0.10%,14088.0,1.00%,F,F)

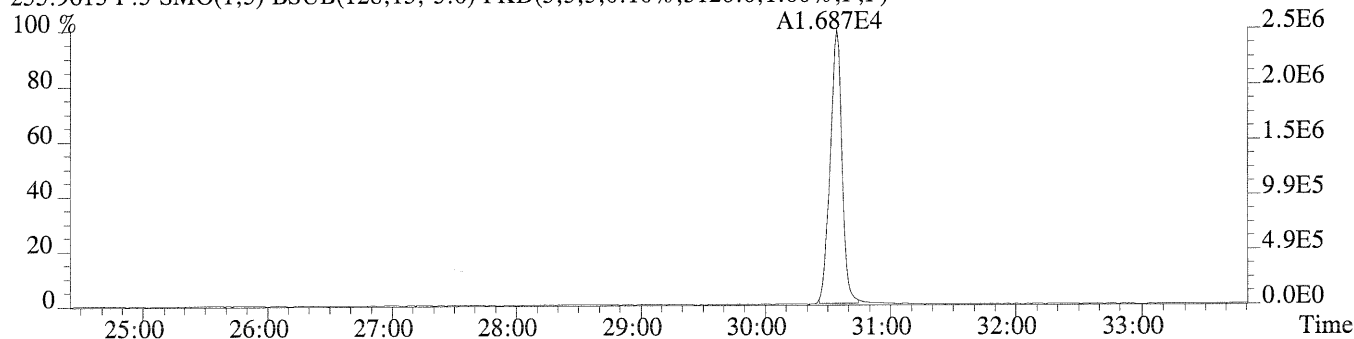


242.9856 F:2 PKD(3,3,3,100.00%,0.0,1.00%,F,F)

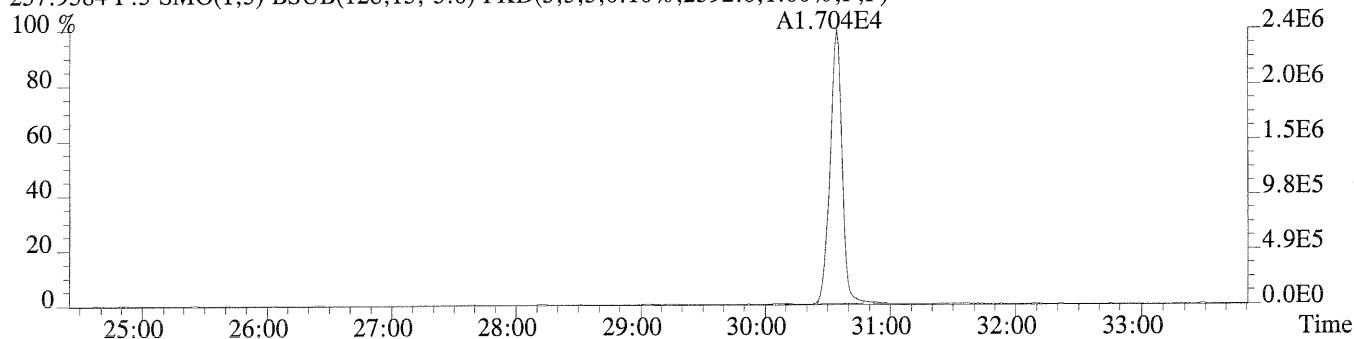


Sample#1 Exp:CCAL CS3

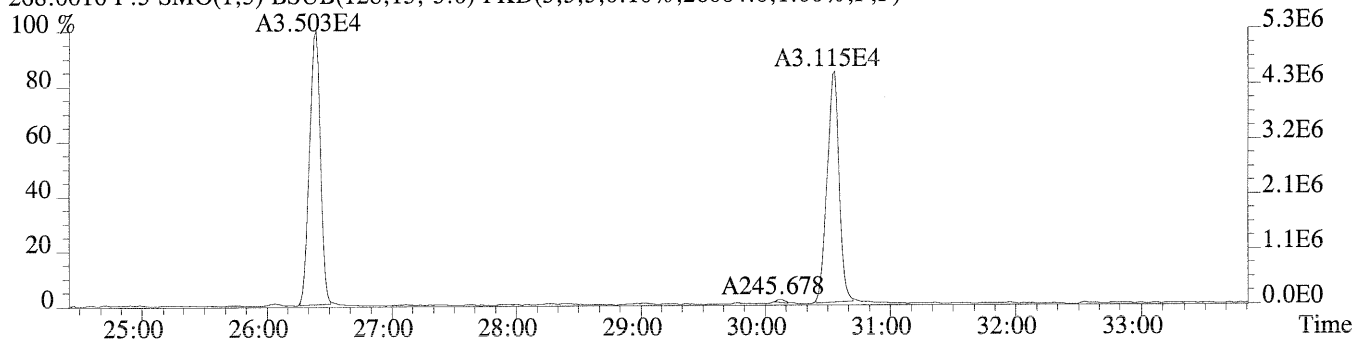
255.9613 F:3 SMO(1,3) BSUB(128,15,-3.0) PKD(3,3,3,0.10%,5120.0,1.00%,F,F)



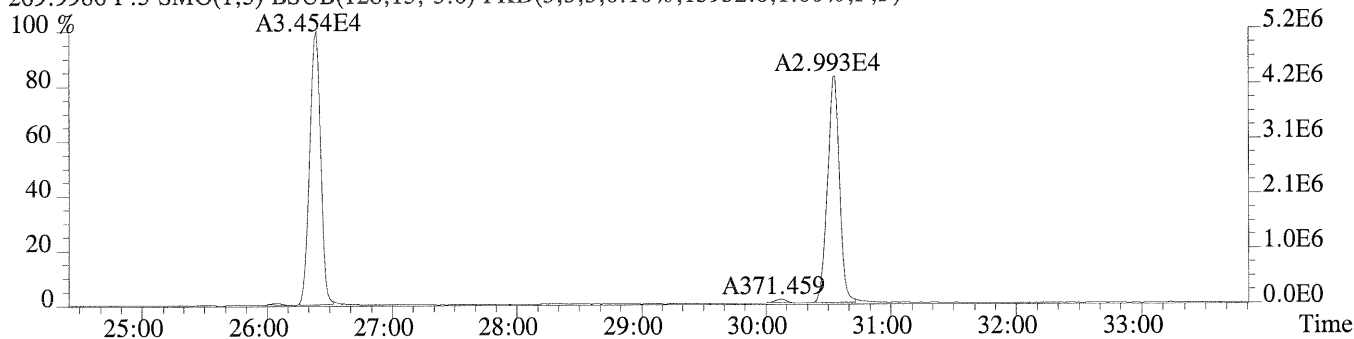
257.9584 F:3 SMO(1,3) BSUB(128,15,-3.0) PKD(3,3,3,0.10%,2592.0,1.00%,F,F)



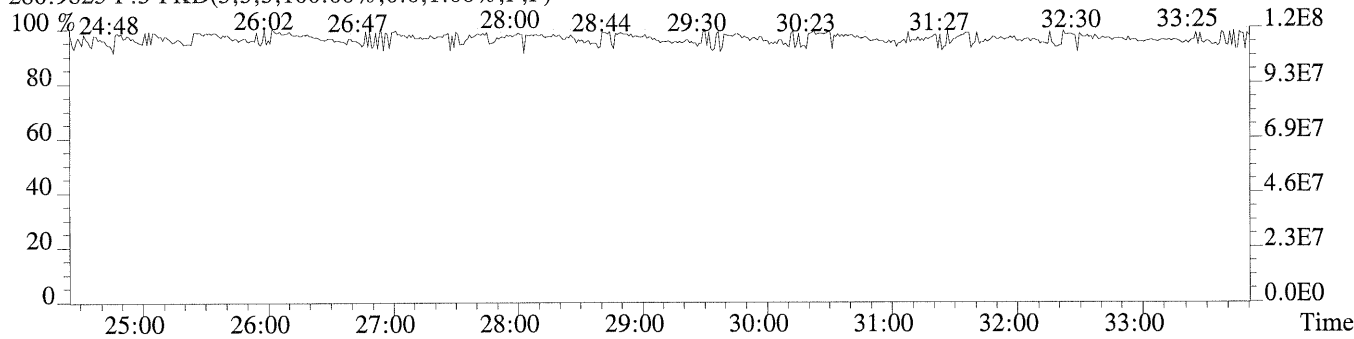
268.0016 F:3 SMO(1,3) BSUB(128,15,-3.0) PKD(3,3,3,0.10%,26004.0,1.00%,F,F)



269.9986 F:3 SMO(1,3) BSUB(128,15,-3.0) PKD(3,3,3,0.10%,13932.0,1.00%,F,F)



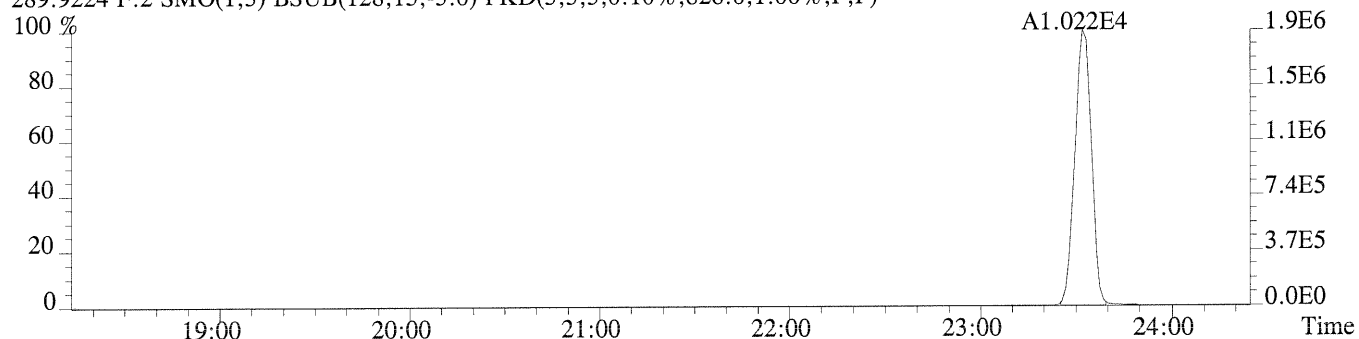
280.9825 F:3 PKD(3,3,3,100.00%,0.0,1.00%,F,F)



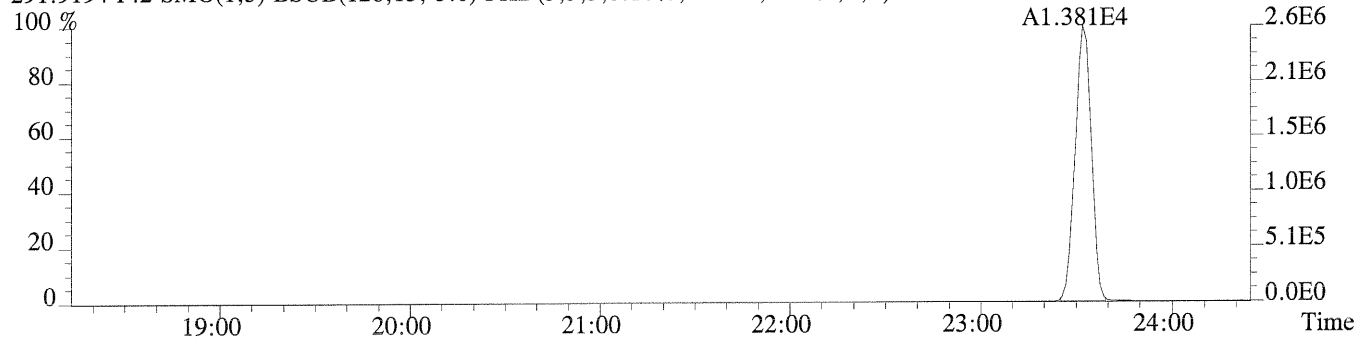
File:U220192 #1-342 Acq:25-AUG-2009 10:25:29 Probe EI+ Magnet SIR VG BioTech Mass spectf

Sample#1 Exp:CCAL CS3

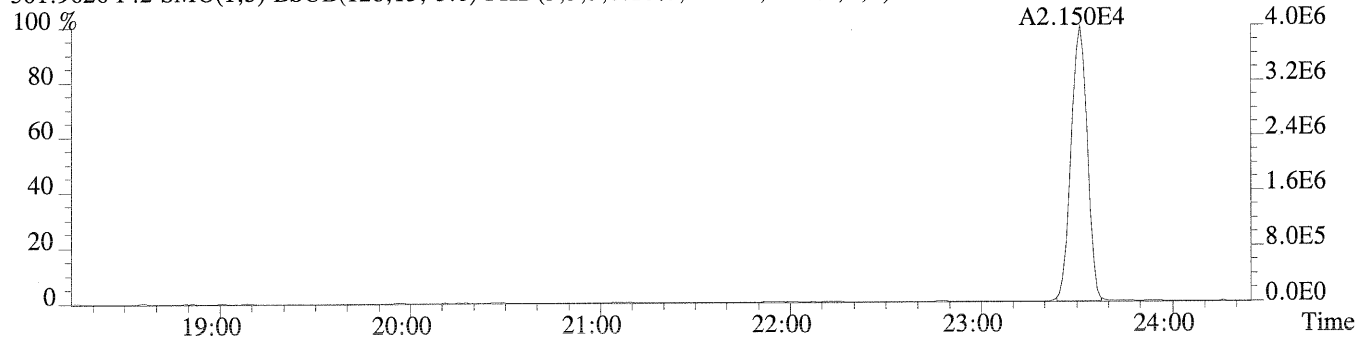
289.9224 F:2 SMO(1,3) BSUB(128,15,-3.0) PKD(3,3,3,0.10%,828.0,1.00%,F,F)



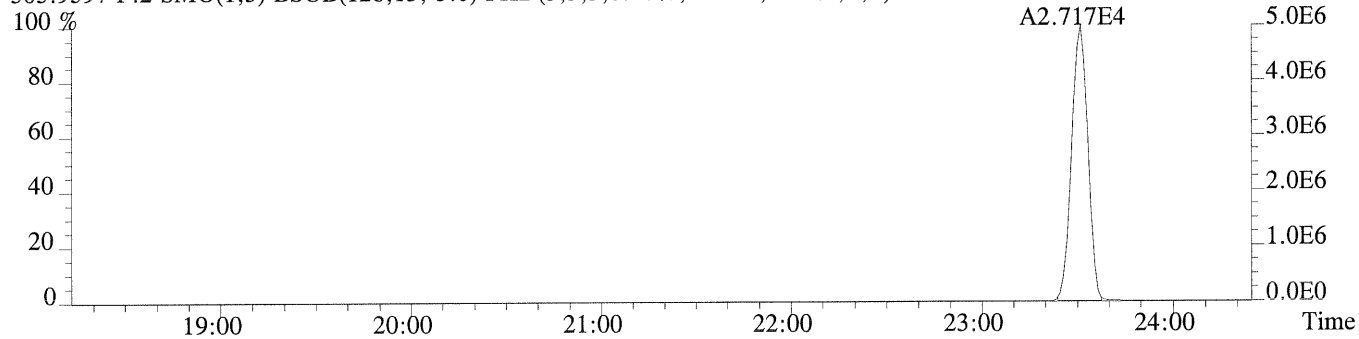
291.9194 F:2 SMO(1,3) BSUB(128,15,-3.0) PKD(3,3,3,0.10%,1128.0,1.00%,F,F)



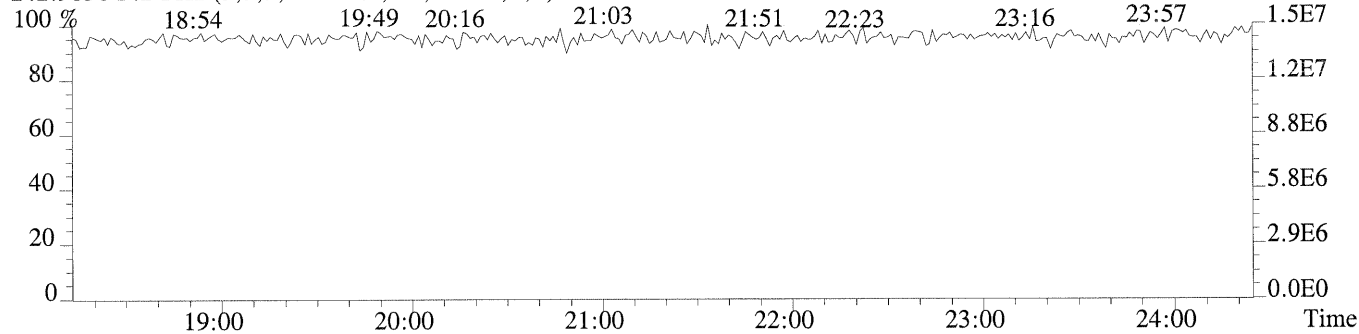
301.9626 F:2 SMO(1,3) BSUB(128,15,-3.0) PKD(3,3,3,0.10%,4488.0,1.00%,F,F)



303.9597 F:2 SMO(1,3) BSUB(128,15,-3.0) PKD(3,3,3,0.10%,1588.0,1.00%,F,F)



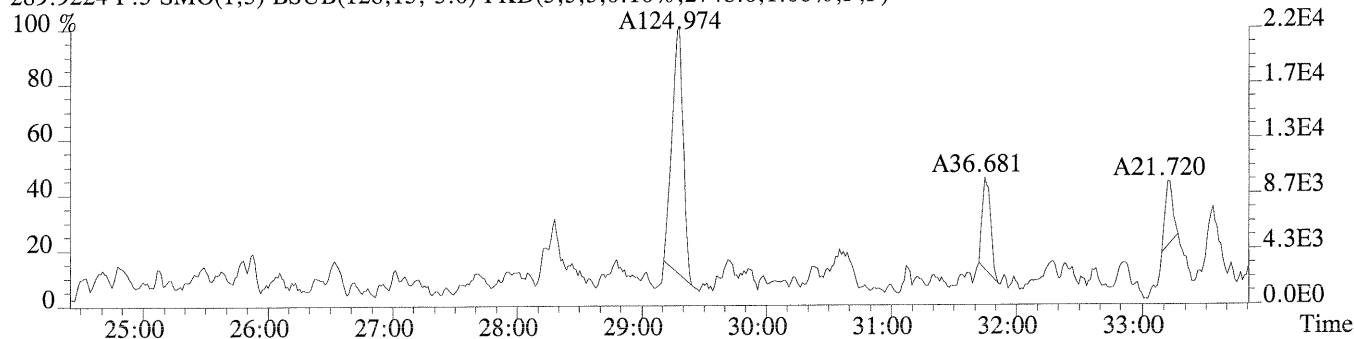
242.9856 F:2 PKD(3,3,3,100.00%,0.0,1.00%,F,F)



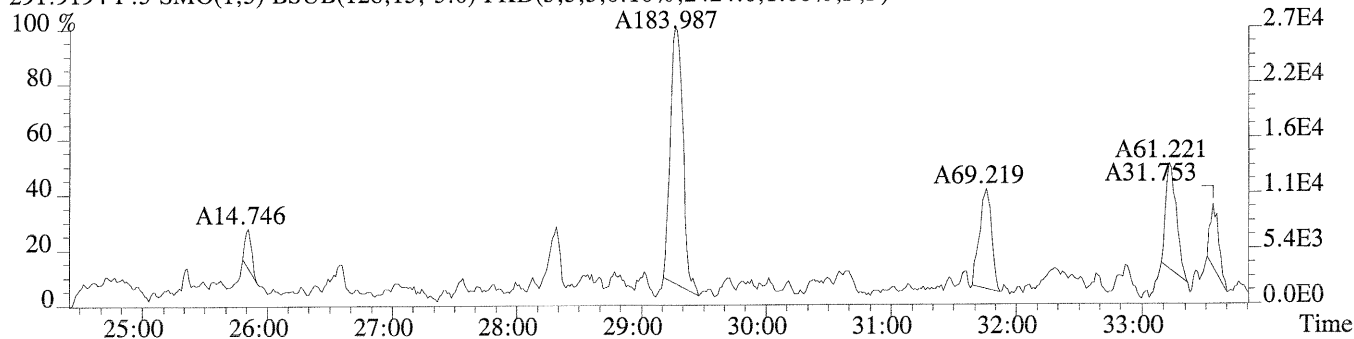
File:U220192 #1-603 Acq:25-AUG-2009 10:25:29 Probe EI+ Magnet SIR VG BioTech Mass spectf

Sample#1 Exp:CCAL CS3

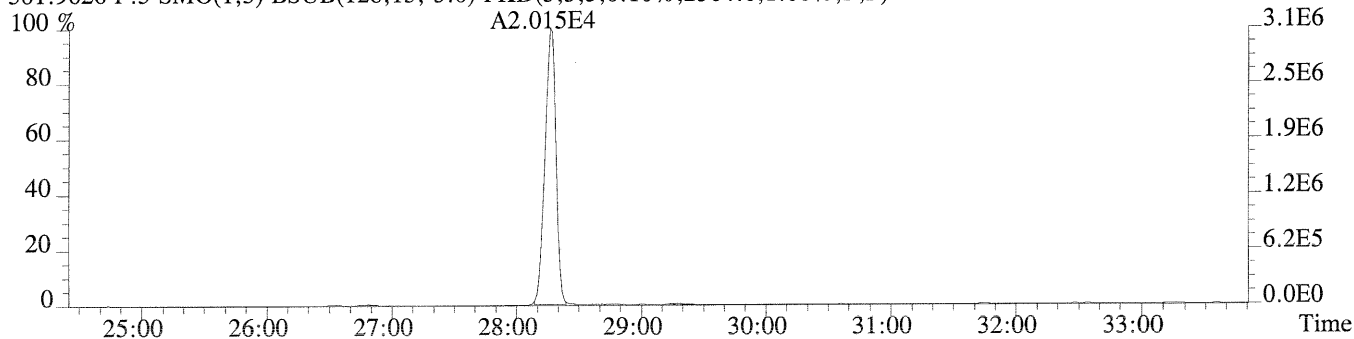
289.9224 F:3 SMO(1,3) BSUB(128,15,-3.0) PKD(3,3,3,0.10%,2748.0,1.00%,F,F)



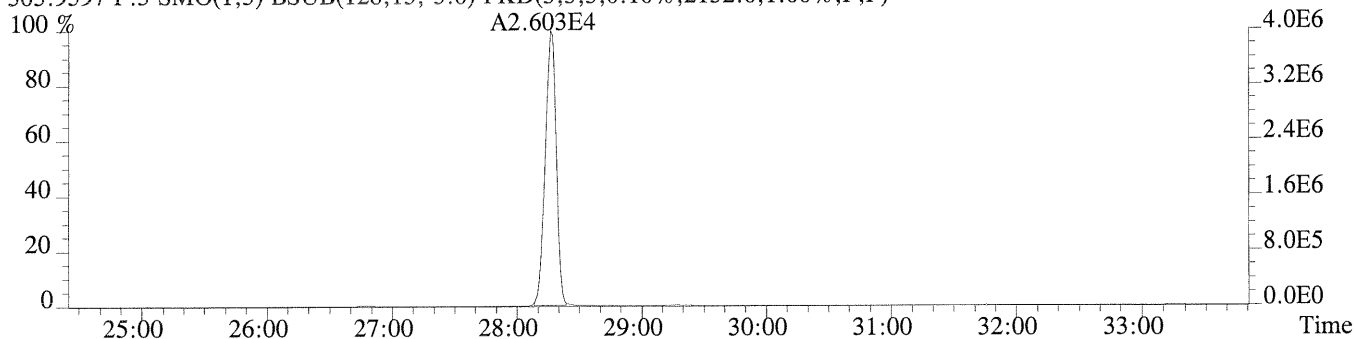
291.9194 F:3 SMO(1,3) BSUB(128,15,-3.0) PKD(3,3,3,0.10%,2424.0,1.00%,F,F)



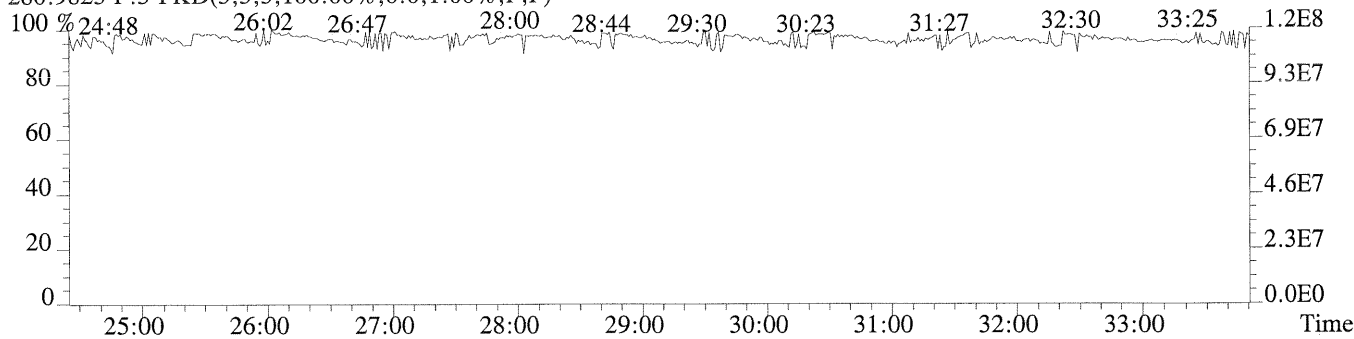
301.9626 F:3 SMO(1,3) BSUB(128,15,-3.0) PKD(3,3,3,0.10%,2304.0,1.00%,F,F)



303.9597 F:3 SMO(1,3) BSUB(128,15,-3.0) PKD(3,3,3,0.10%,2132.0,1.00%,F,F)



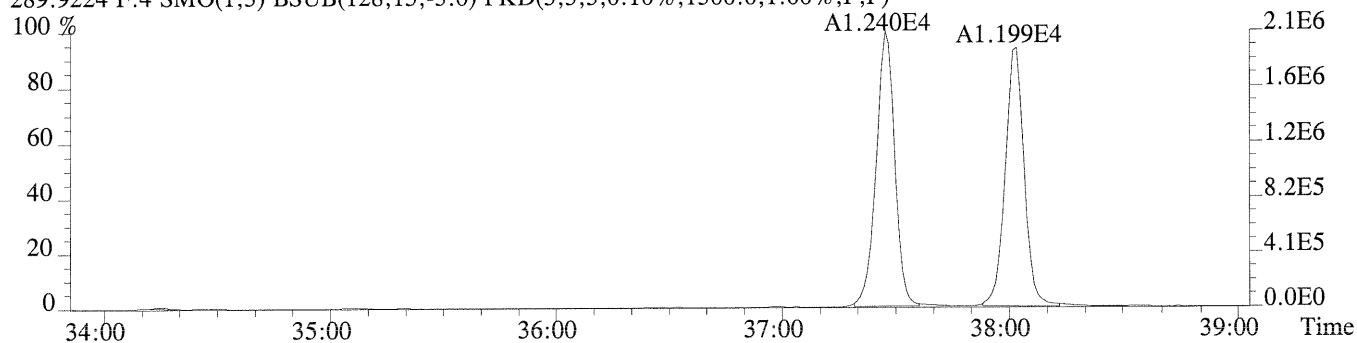
280.9825 F:3 PKD(3,3,3,100.00%,0.0,1.00%,F,F)



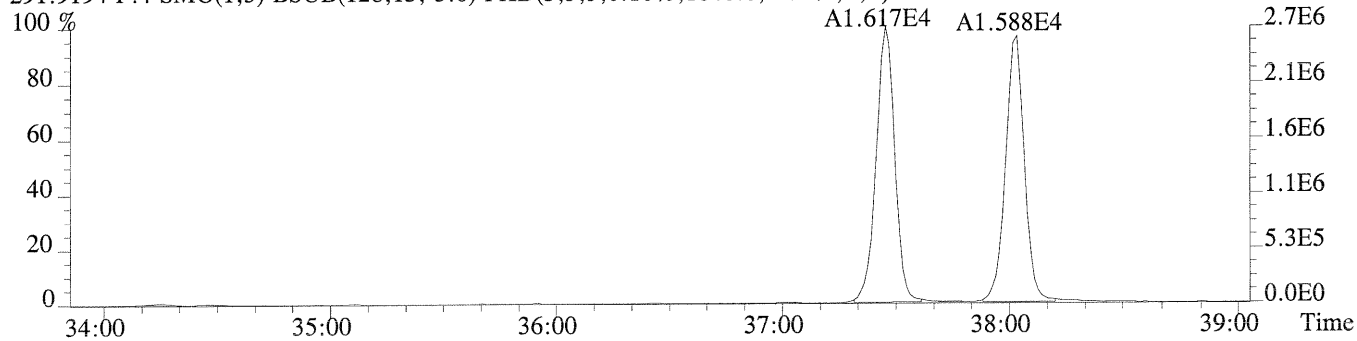
File:U220192 #1-333 Acq:25-AUG-2009 10:25:29 Probe EI+ Magnet SIR VG BioTech Mass spectf

Sample#1 Exp:CCAL CS3

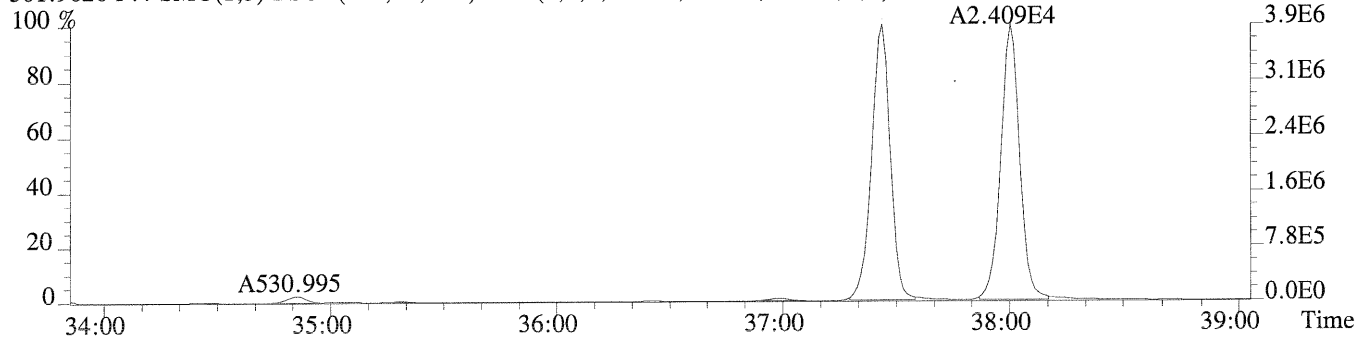
289.9224 F:4 SMO(1,3) BSUB(128,15,-3.0) PKD(3,3,3,0.10%,1300.0,1.00%,F,F)



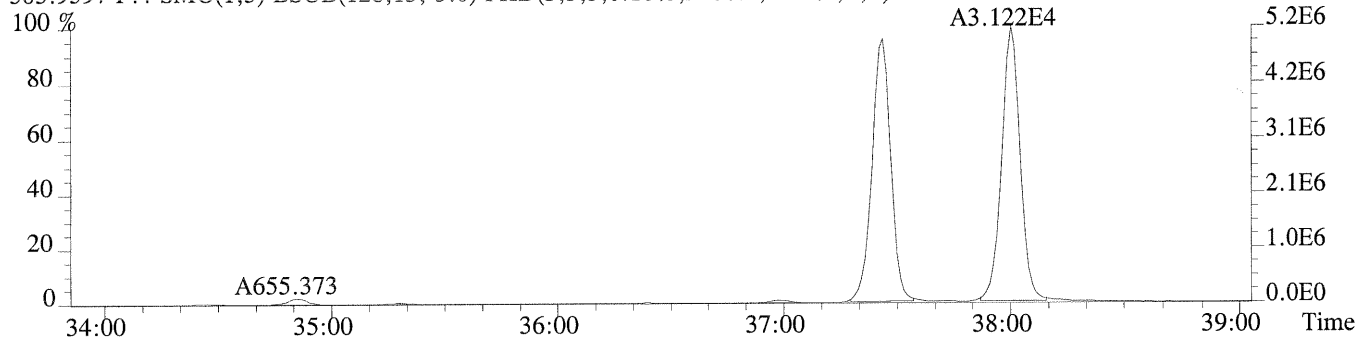
291.9194 F:4 SMO(1,3) BSUB(128,15,-3.0) PKD(3,3,3,0.10%,1840.0,1.00%,F,F)



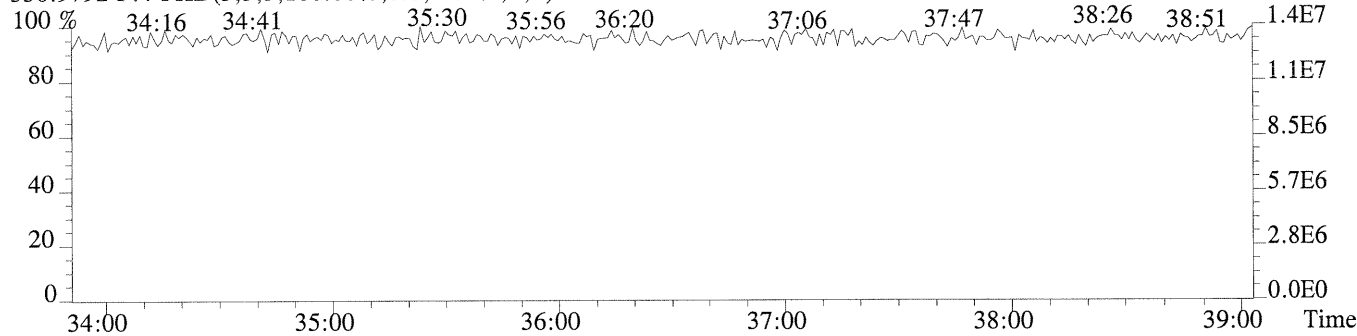
301.9626 F:4 SMO(1,3) BSUB(128,15,-3.0) PKD(3,3,3,0.10%,2456.0,1.00%,F,F)



303.9597 F:4 SMO(1,3) BSUB(128,15,-3.0) PKD(3,3,3,0.10%,2180.0,1.00%,F,F)



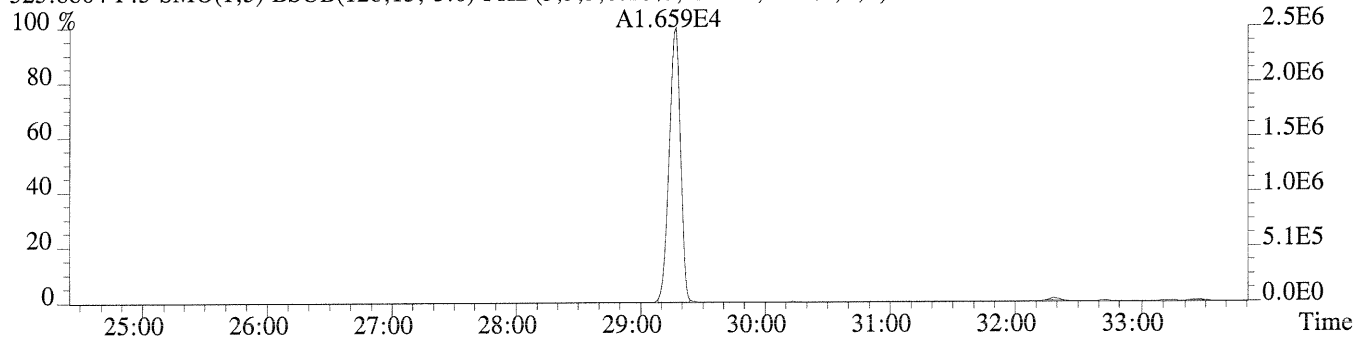
330.9792 F:4 PKD(3,3,3,100.00%,0.0,1.00%,F,F)



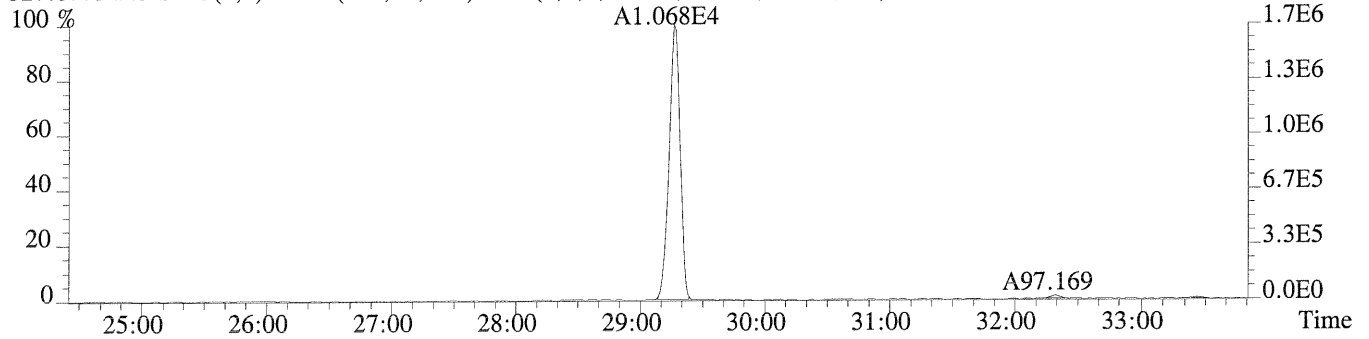
File:U220192 #1-603 Acq:25-AUG-2009 10:25:29 Probe EI+ Magnet SIR VG BioTech Mass spectf

Sample#1 Exp:CCAL CS3

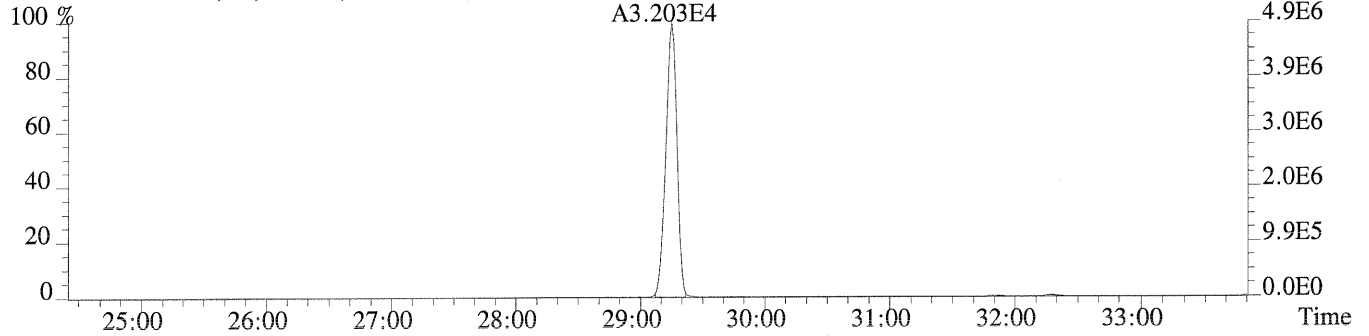
325.8804 F:3 SMO(1,3) BSUB(128,15,-3.0) PKD(3,3,3,0.10%,1900.0,1.00%,F,F)



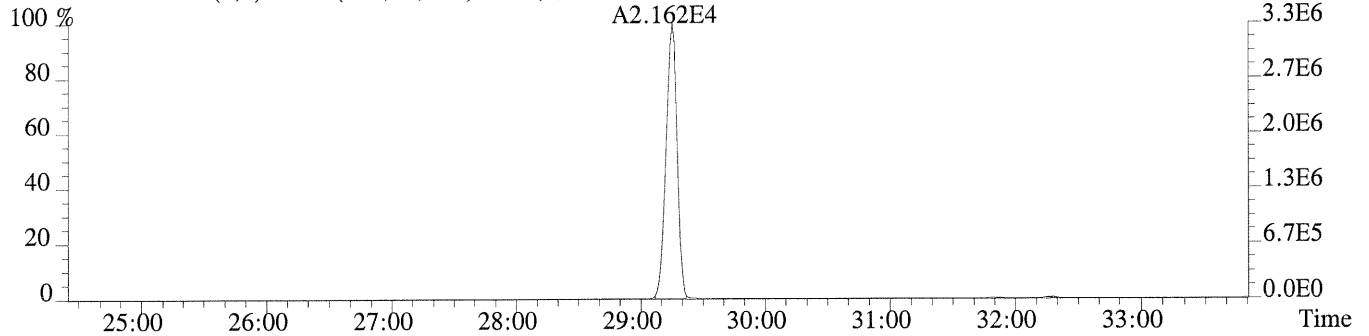
327.8775 F:3 SMO(1,3) BSUB(128,15,-3.0) PKD(3,3,3,0.10%,2580.0,1.00%,F,F)



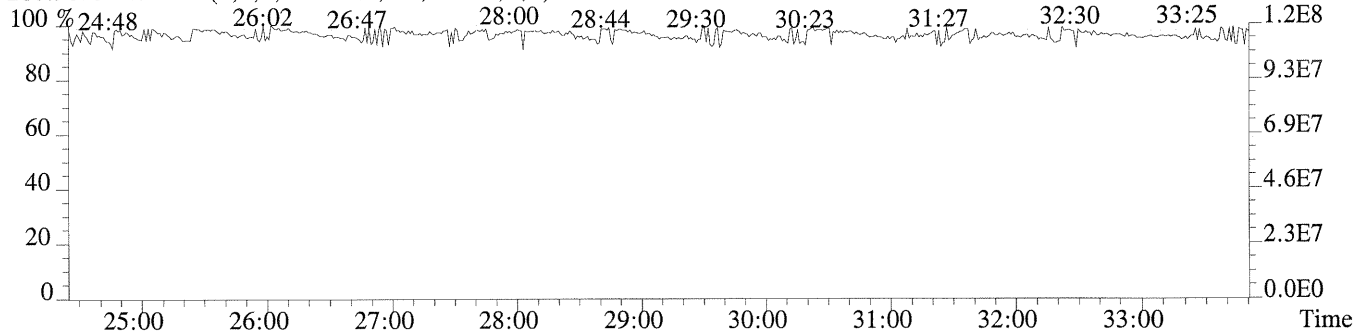
337.9207 F:3 SMO(1,3) BSUB(128,15,-3.0) PKD(3,3,3,0.10%,1752.0,1.00%,F,F)



339.9178 F:3 SMO(1,3) BSUB(128,15,-3.0) PKD(3,3,3,0.10%,1692.0,1.00%,F,F)

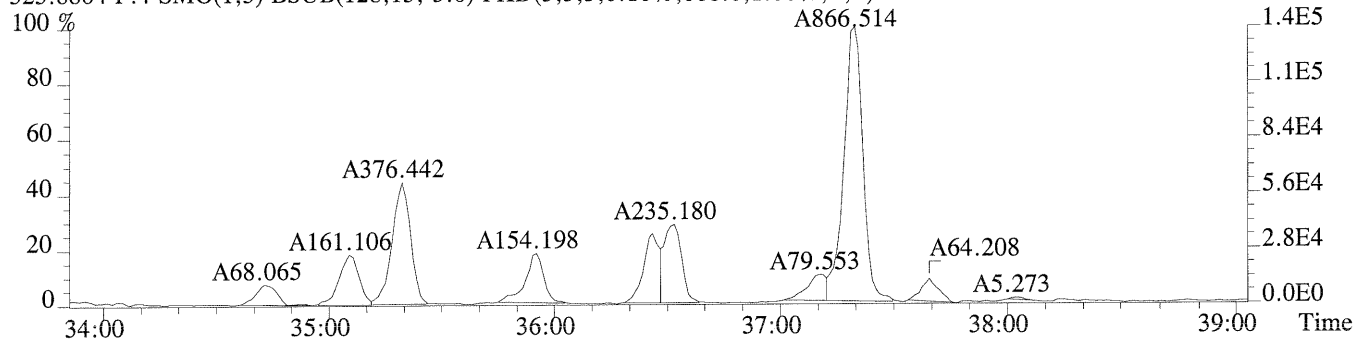


280.9825 F:3 PKD(3,3,3,100.00%,0.0,1.00%,F,F)

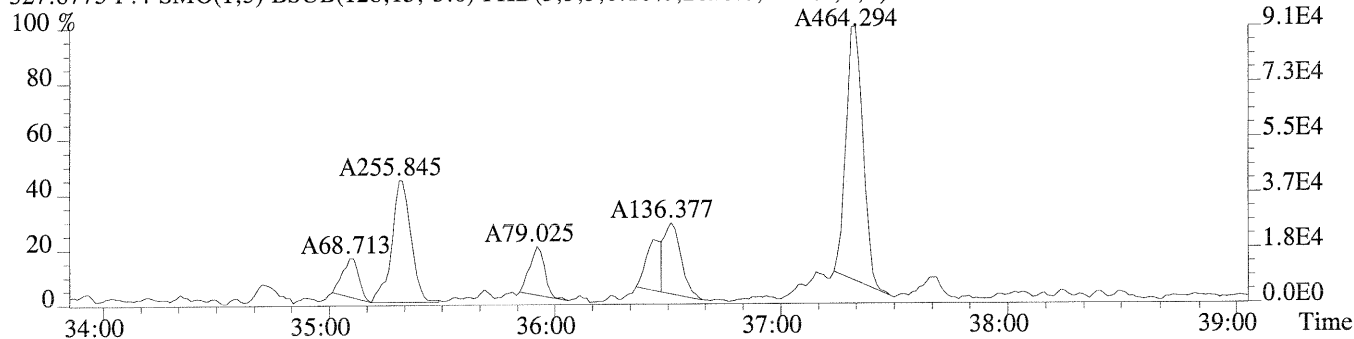


Sample#1 Exp:CCAL CS3

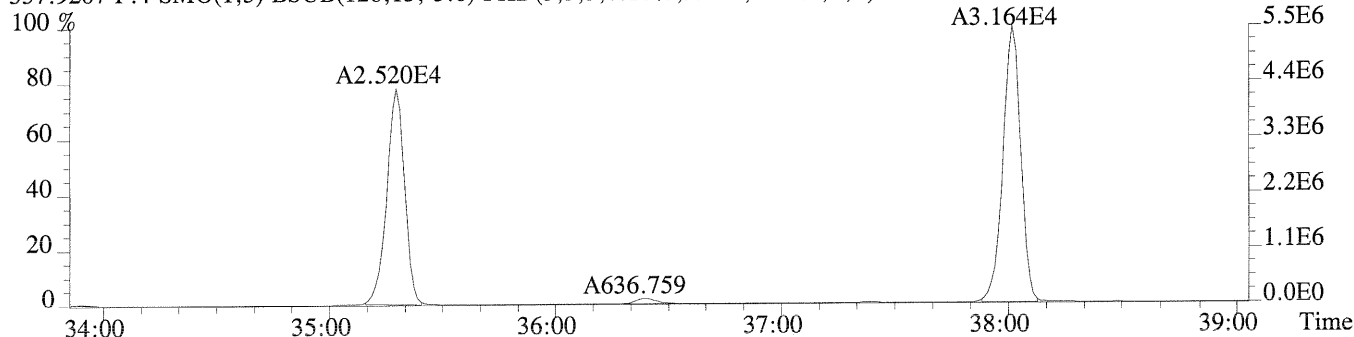
325.8804 F:4 SMO(1,3) BSUB(128,15,-3.0) PKD(3,3,3,0.10%,888.0,1.00%,F,F)



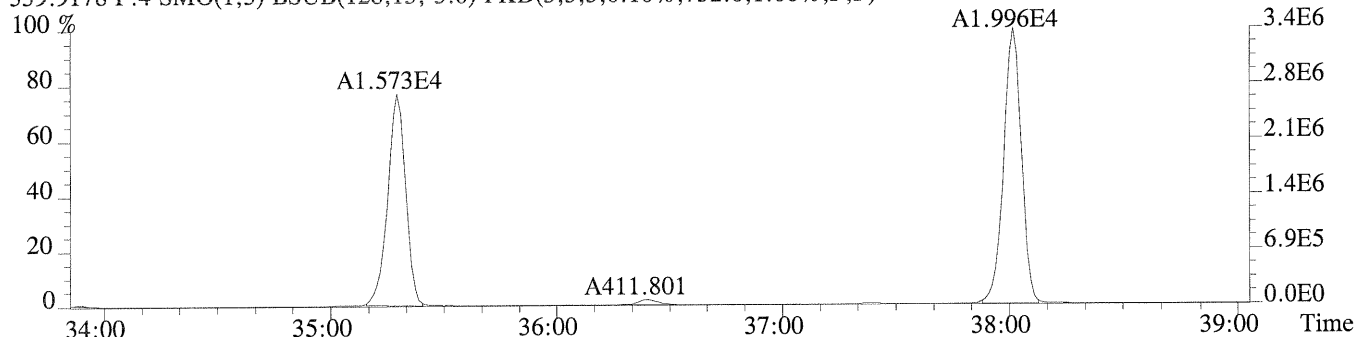
327.8775 F:4 SMO(1,3) BSUB(128,15,-3.0) PKD(3,3,3,0.10%,2628.0,1.00%,F,F)



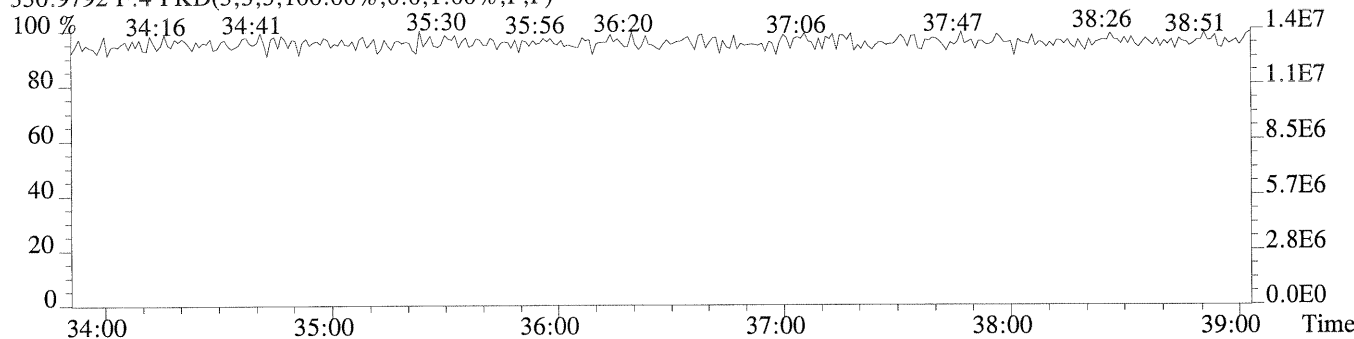
337.9207 F:4 SMO(1,3) BSUB(128,15,-3.0) PKD(3,3,3,0.10%,996.0,1.00%,F,F)



339.9178 F:4 SMO(1,3) BSUB(128,15,-3.0) PKD(3,3,3,0.10%,732.0,1.00%,F,F)

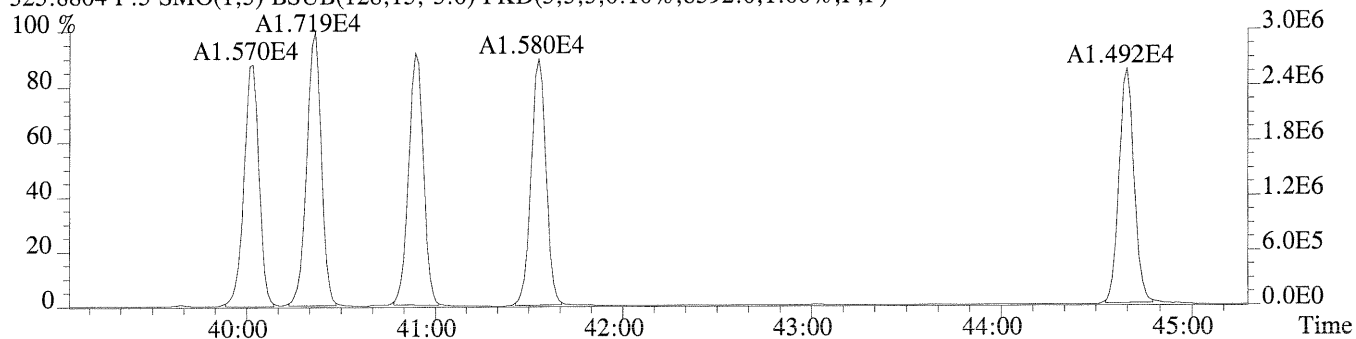


330.9792 F:4 PKD(3,3,3,100.00%,0.0,1.00%,F,F)

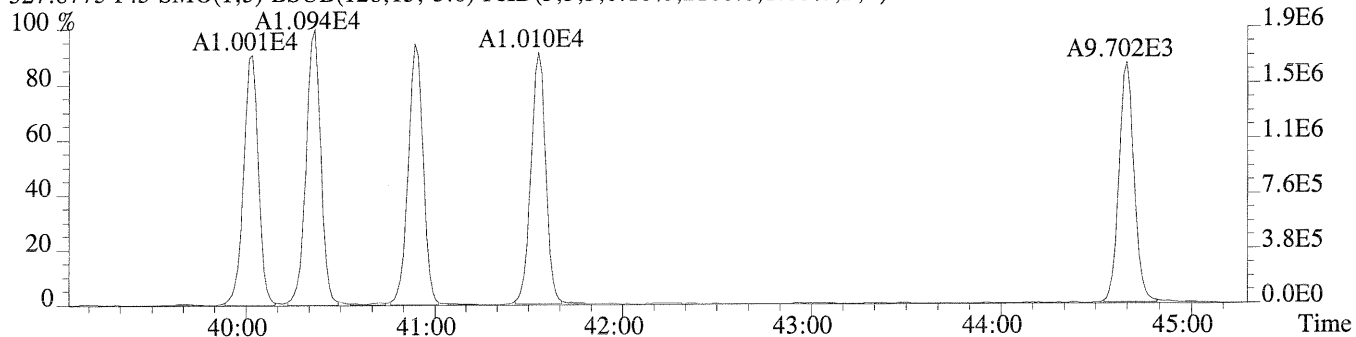


Sample#1 Exp:CCAL CS3

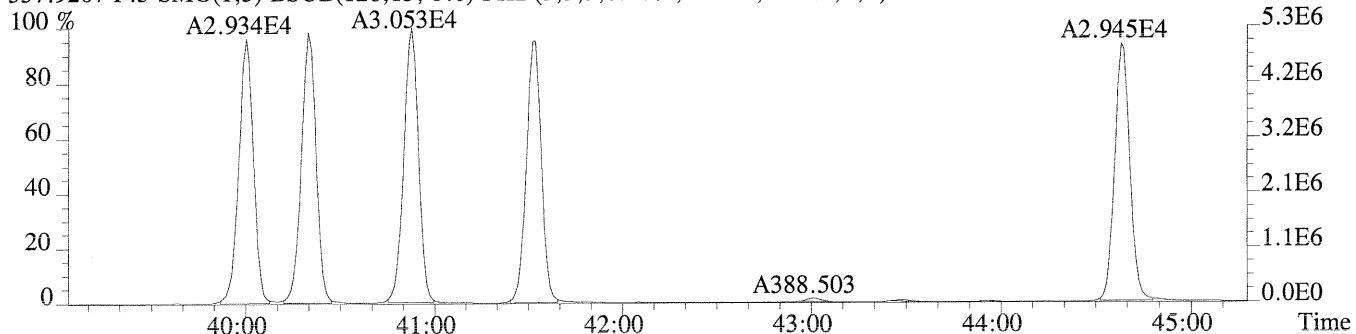
325.8804 F:5 SMO(1,3) BSUB(128,15,-3.0) PKD(3,3,3,0.10%,8592.0,1.00%,F,F)



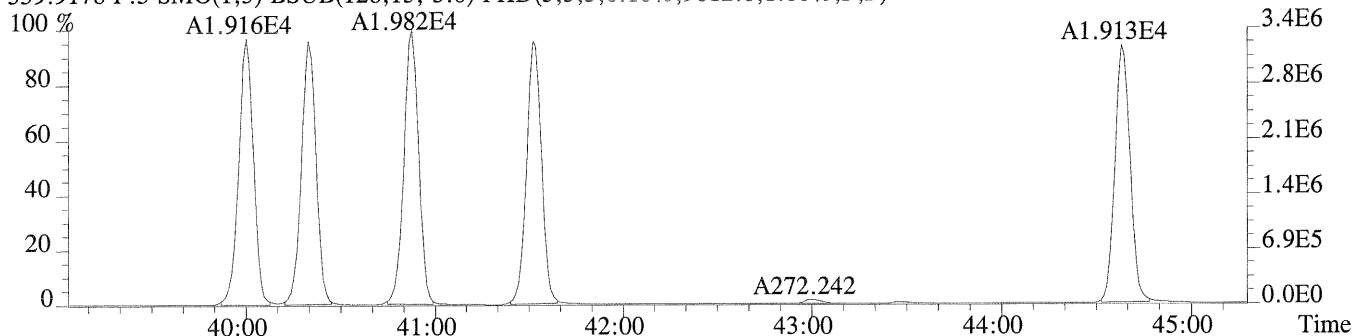
327.8775 F:5 SMO(1,3) BSUB(128,15,-3.0) PKD(3,3,3,0.10%,2160.0,1.00%,F,F)



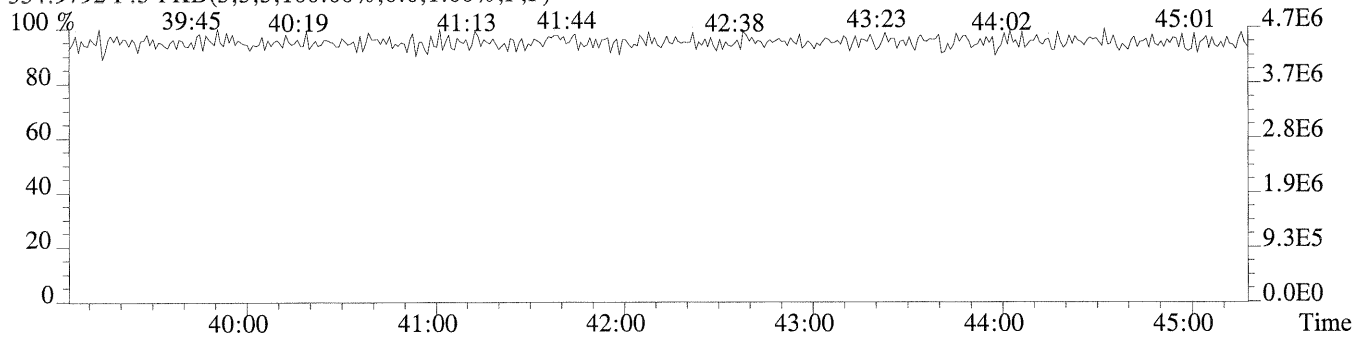
337.9207 F:5 SMO(1,3) BSUB(128,15,-3.0) PKD(3,3,3,0.10%,2444.0,1.00%,F,F)



339.9178 F:5 SMO(1,3) BSUB(128,15,-3.0) PKD(3,3,3,0.10%,9012.0,1.00%,F,F)

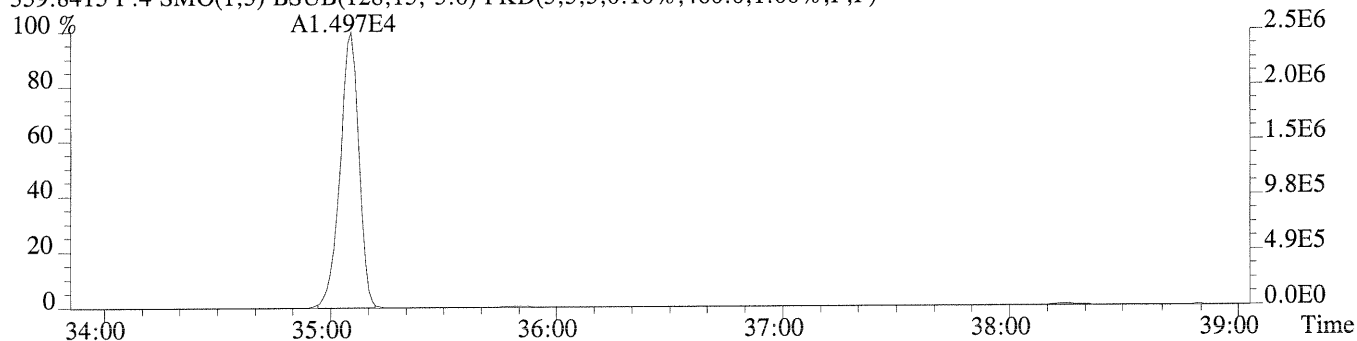


354.9792 F:5 PKD(3,3,3,100.00%,0.0,1.00%,F,F)

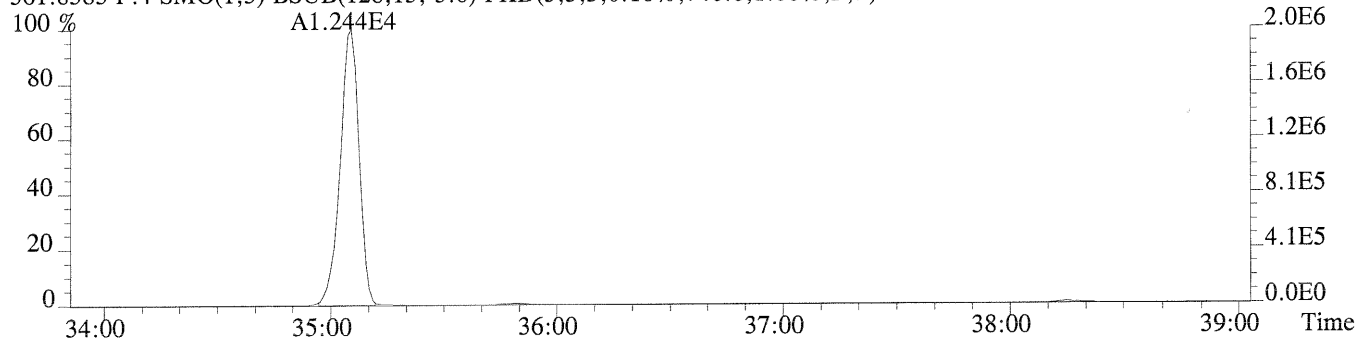


Sample#1 Exp:CCAL CS3

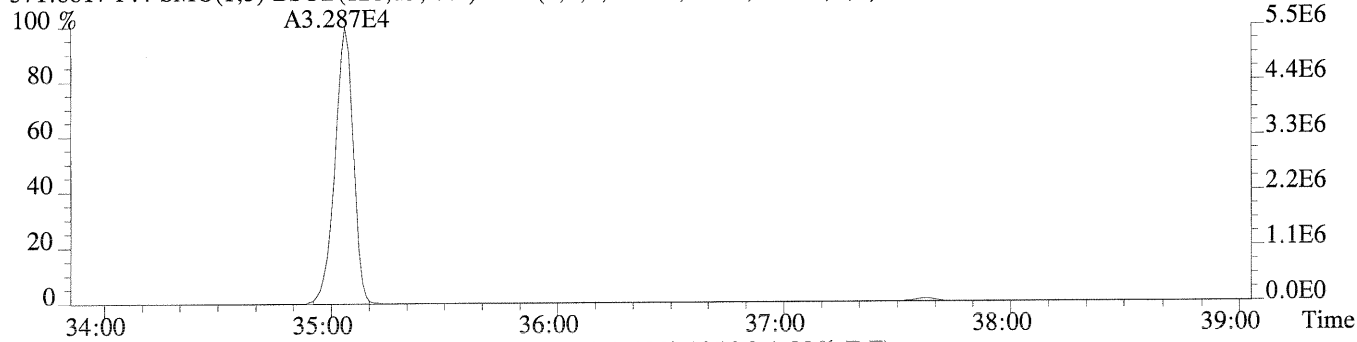
359.8415 F:4 SMO(1,3) BSUB(128,15,-3.0) PKD(3,3,3,0.10%,460.0,1.00%,F,F)



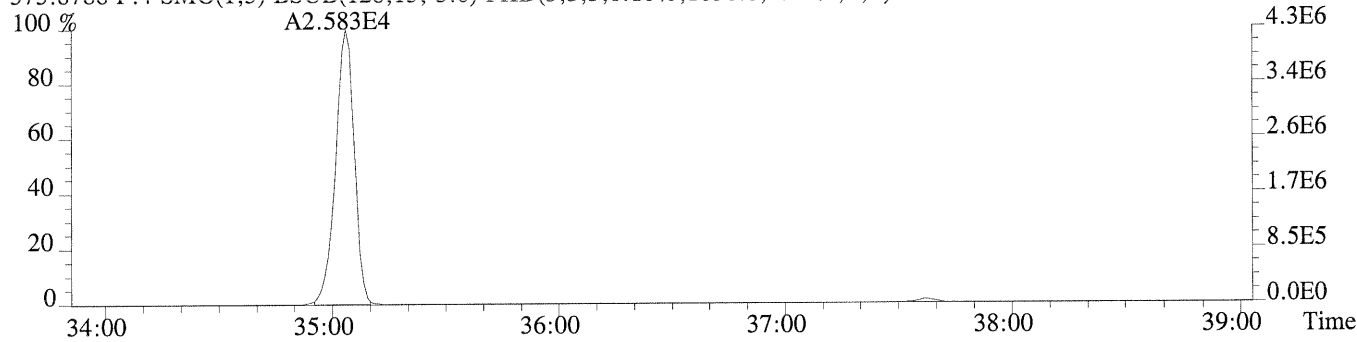
361.8385 F:4 SMO(1,3) BSUB(128,15,-3.0) PKD(3,3,3,0.10%,740.0,1.00%,F,F)



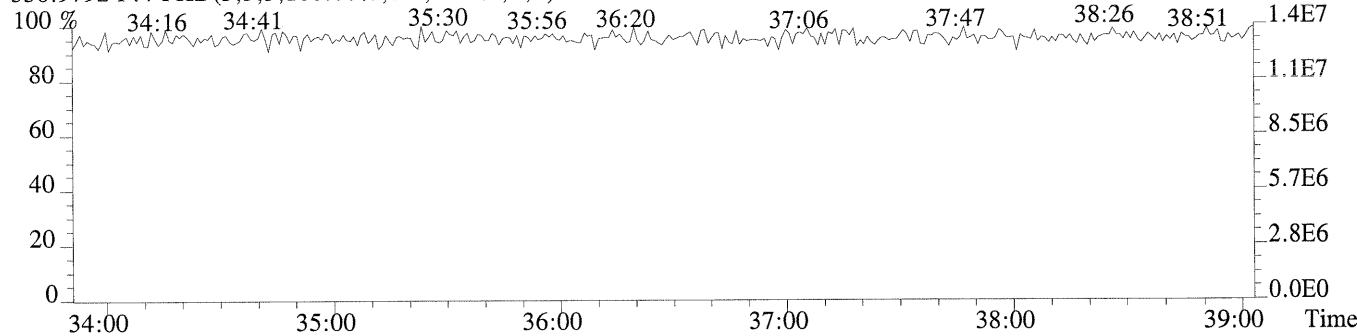
371.8817 F:4 SMO(1,3) BSUB(128,15,-3.0) PKD(3,3,3,0.10%,612.0,1.00%,F,F)



373.8788 F:4 SMO(1,3) BSUB(128,15,-3.0) PKD(3,3,3,0.10%,1056.0,1.00%,F,F)



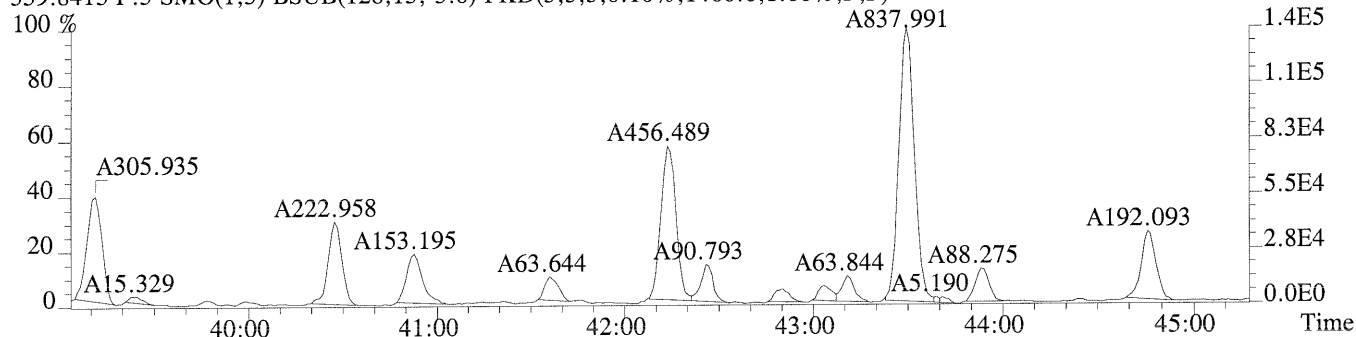
330.9792 F:4 PKD(3,3,3,100.00%,0.0,1.00%,F,F)



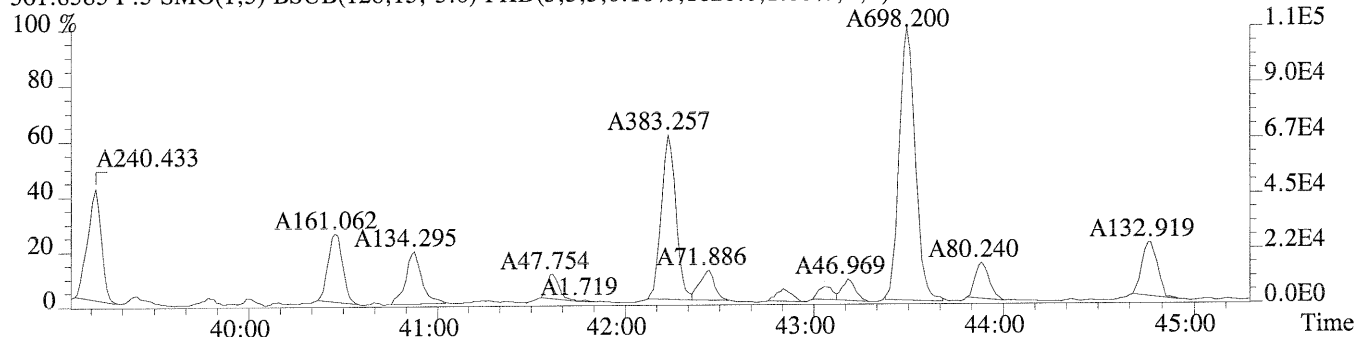
File:U220192 #1-399 Acq:25-AUG-2009 10:25:29 Probe EI+ Magnet SIR VG BioTech Mass spectf

Sample#1 Exp:CCAL CS3

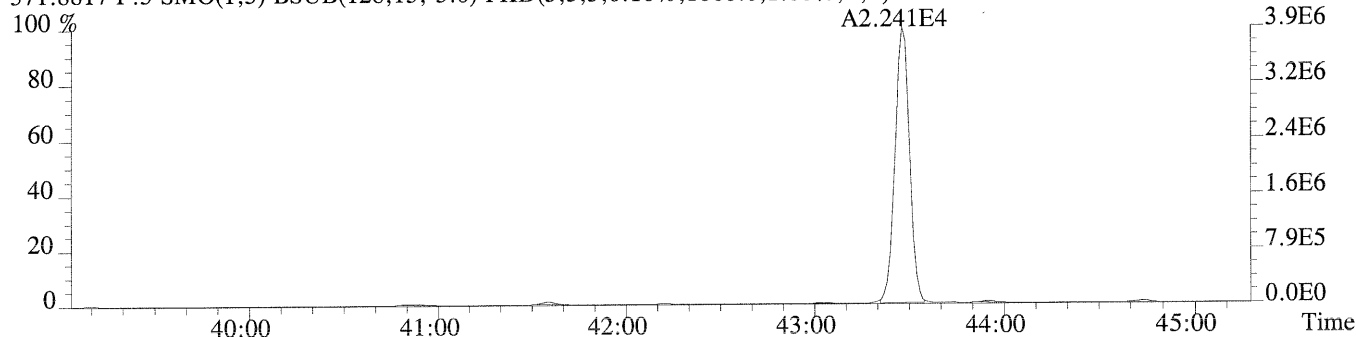
359.8415 F:5 SMO(1,3) BSUB(128,15,-3.0) PKD(3,3,3,0.10%,1460.0,1.00%,F,F)



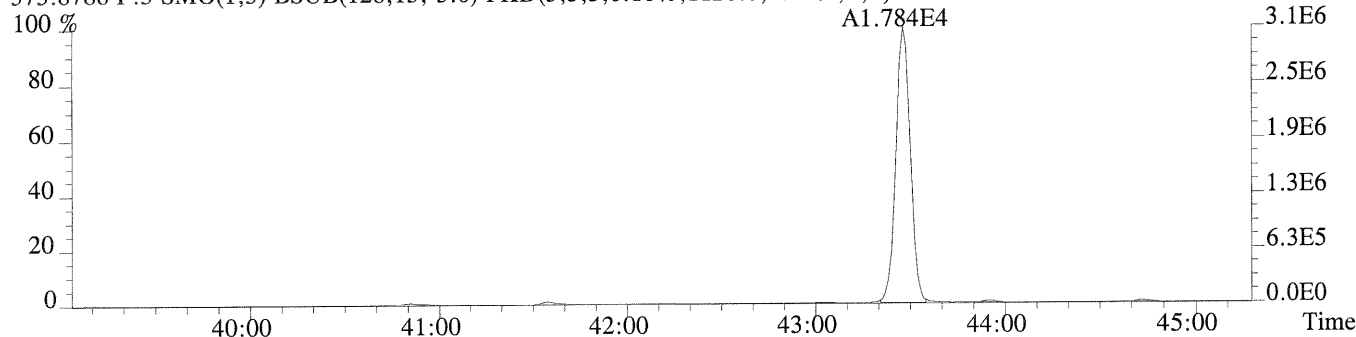
361.8385 F:5 SMO(1,3) BSUB(128,15,-3.0) PKD(3,3,3,0.10%,1620.0,1.00%,F,F)



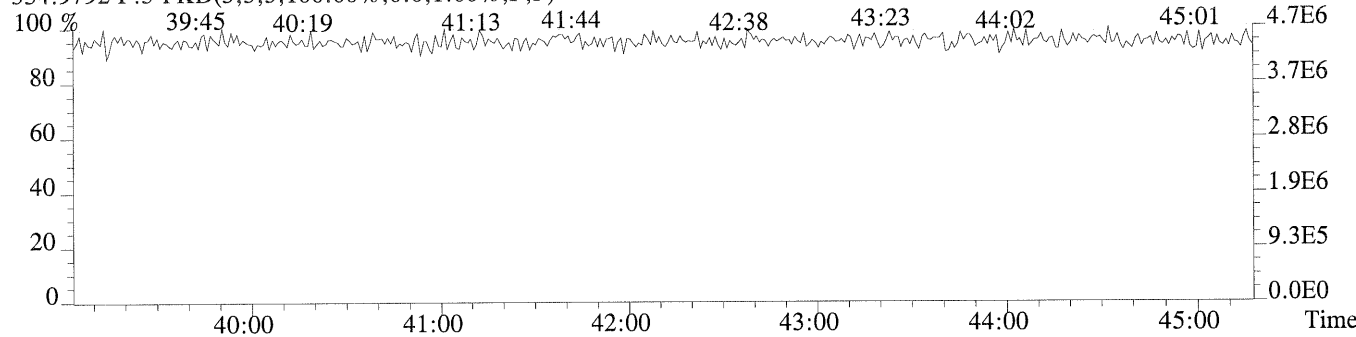
371.8817 F:5 SMO(1,3) BSUB(128,15,-3.0) PKD(3,3,3,0.10%,1060.0,1.00%,F,F)



373.8788 F:5 SMO(1,3) BSUB(128,15,-3.0) PKD(3,3,3,0.10%,1120.0,1.00%,F,F)



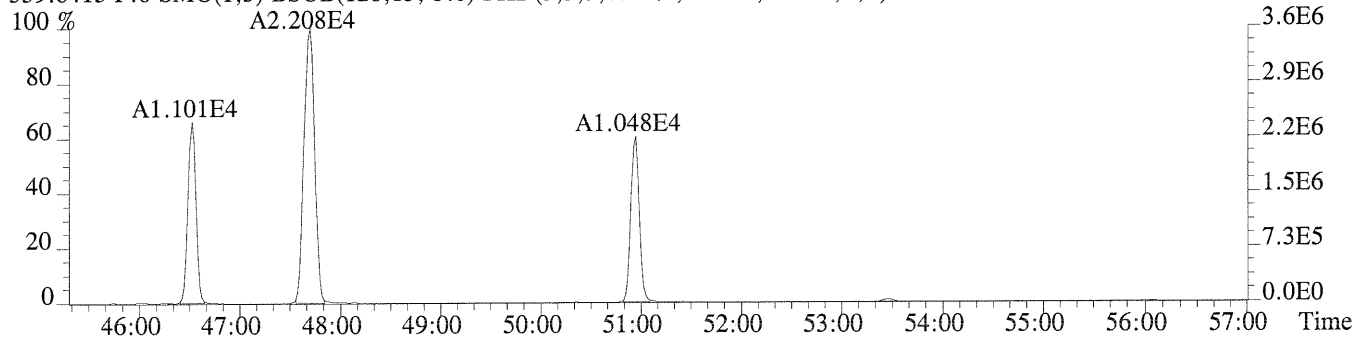
354.9792 F:5 PKD(3,3,3,100.00%,0.0,1.00%,F,F)



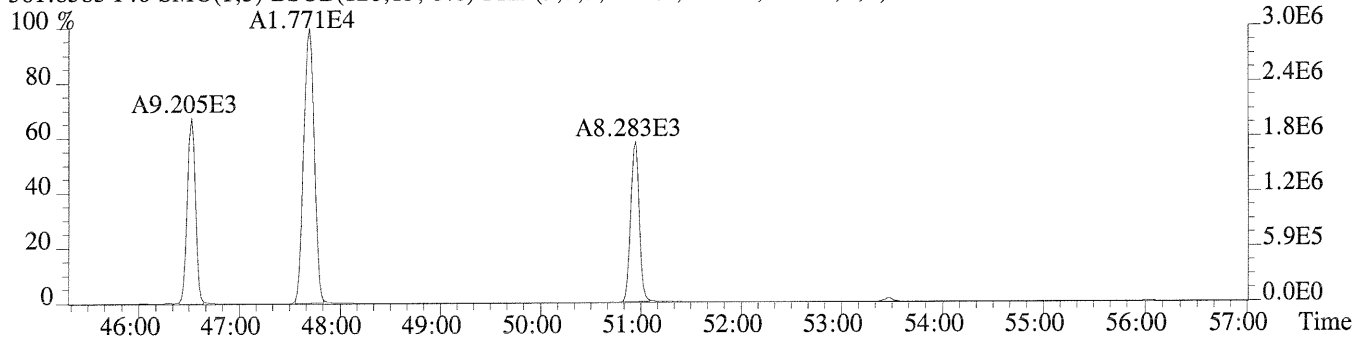
File:U220192 #1-580 Acq:25-AUG-2009 10:25:29 Probe EI+ Magnet SIR VG BioTech Mass spectf

Sample#1 Exp:CCAL CS3

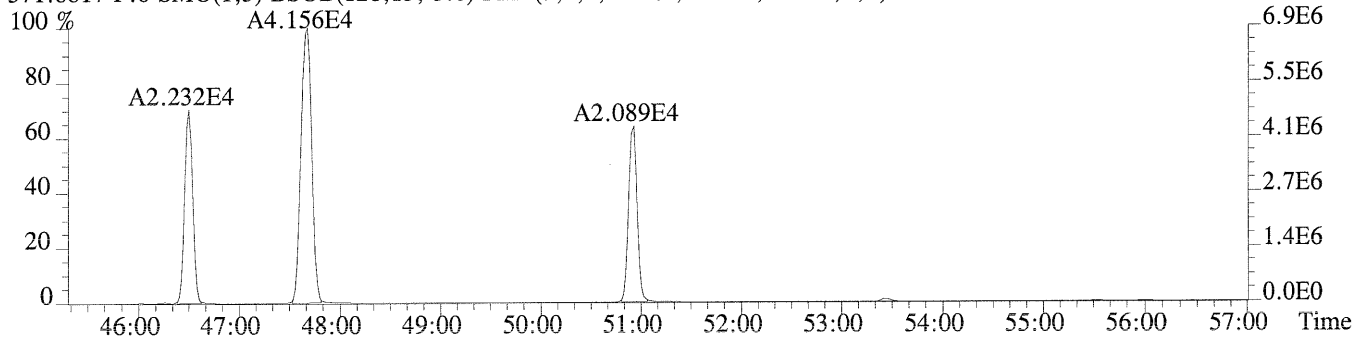
359.8415 F:6 SMO(1,3) BSUB(128,15,-3.0) PKD(3,3,3,0.10%,2192.0,1.00%,F,F)



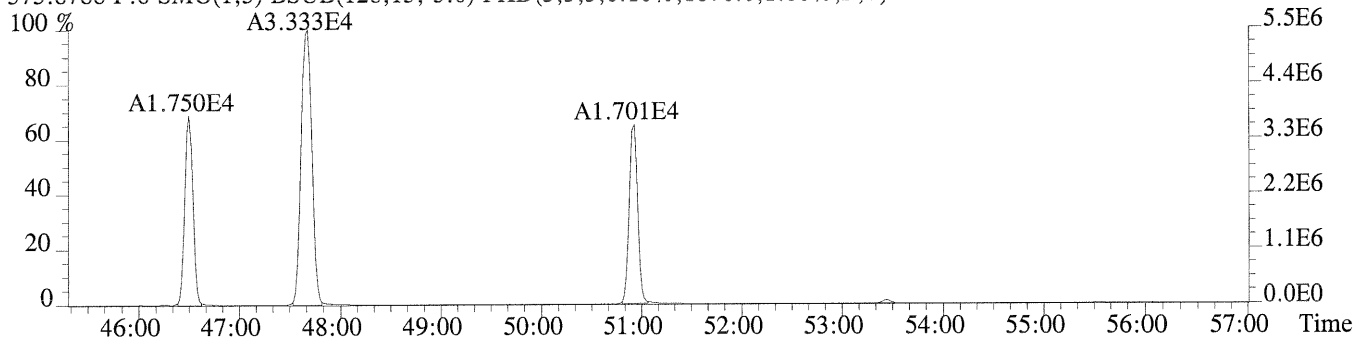
361.8385 F:6 SMO(1,3) BSUB(128,15,-3.0) PKD(3,3,3,0.10%,1236.0,1.00%,F,F)



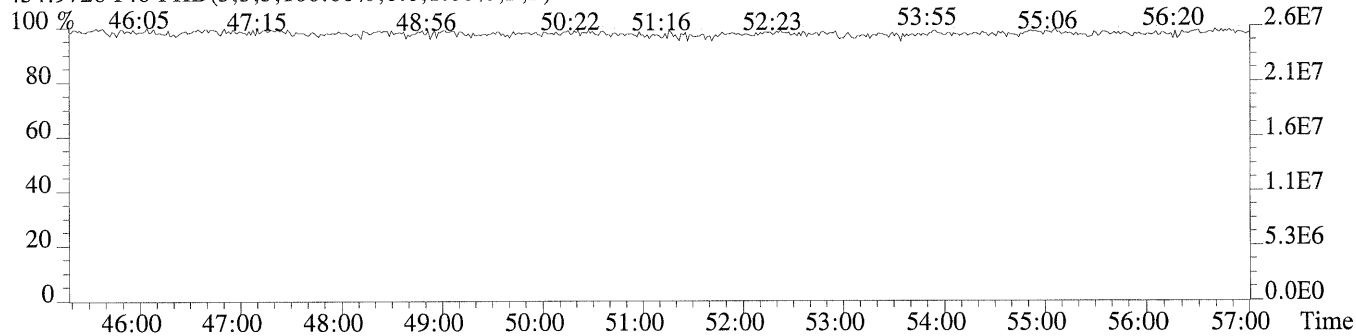
371.8817 F:6 SMO(1,3) BSUB(128,15,-3.0) PKD(3,3,3,0.10%,1436.0,1.00%,F,F)



373.8788 F:6 SMO(1,3) BSUB(128,15,-3.0) PKD(3,3,3,0.10%,1876.0,1.00%,F,F)

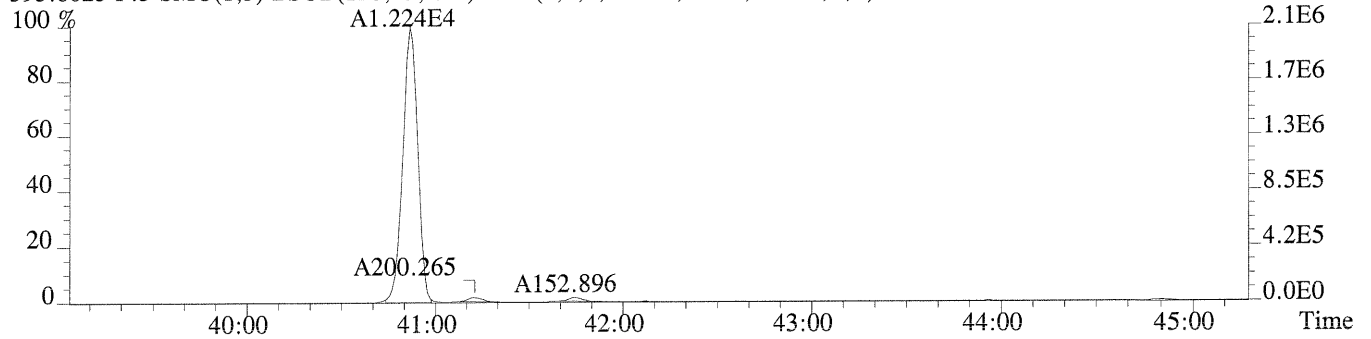


454.9728 F:6 PKD(5,3,5,100.00%,0.0,1.00%,F,F)

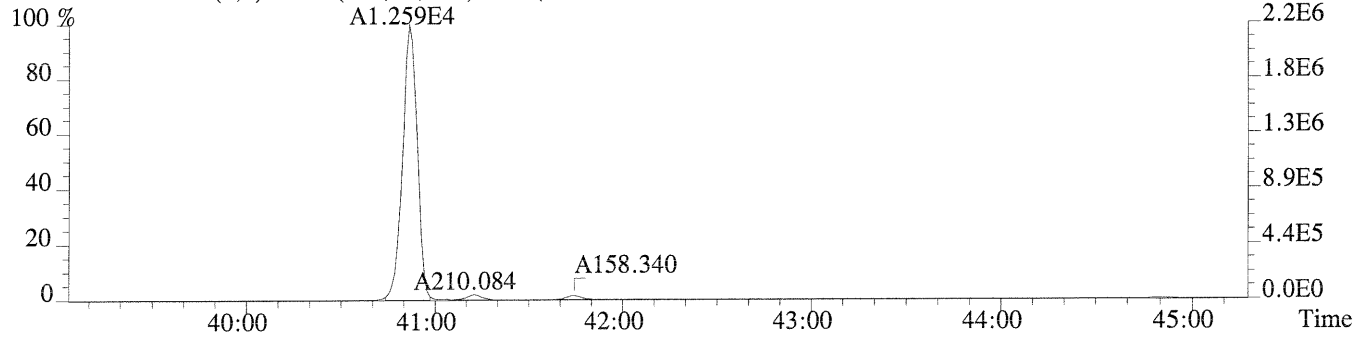


Sample#1 Exp:CCAL CS3

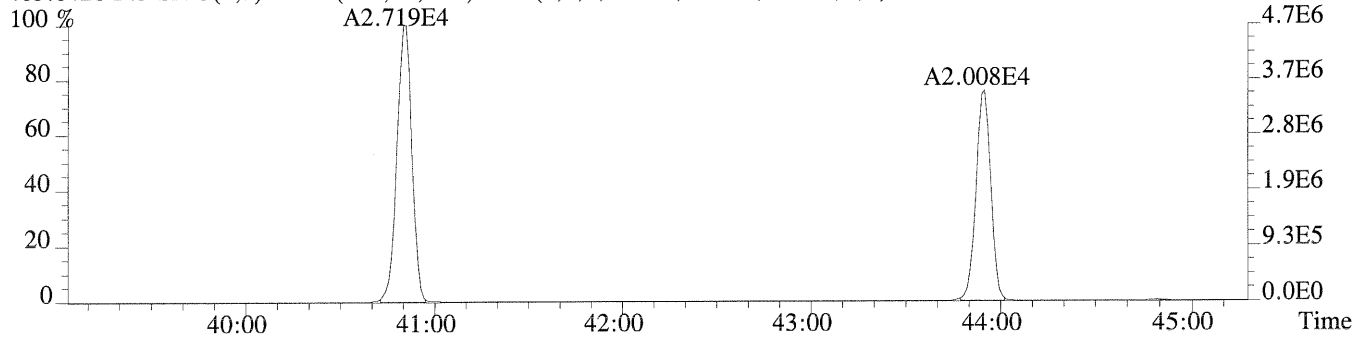
393.8025 F:5 SMO(1,3) BSUB(128,15,-3.0) PKD(3,3,3,0.10%,884.0,1.00%,F,F)



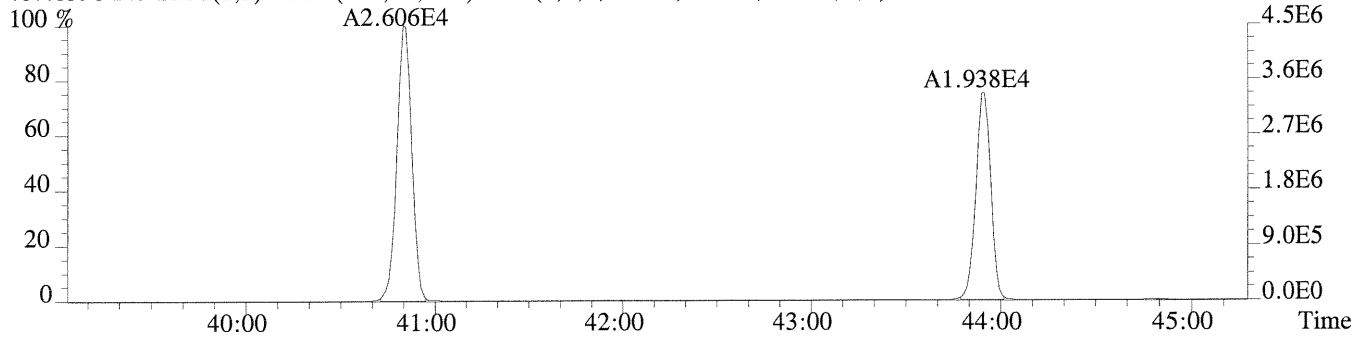
395.7995 F:5 SMO(1,3) BSUB(128,15,-3.0) PKD(3,3,3,0.10%,516.0,1.00%,F,F)



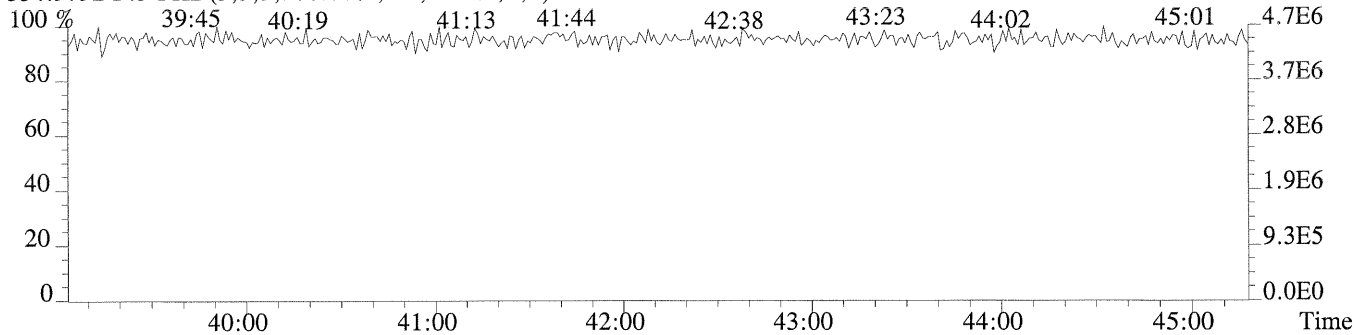
405.8428 F:5 SMO(1,3) BSUB(128,15,-3.0) PKD(3,3,3,0.10%,1788.0,1.00%,F,F)



407.8398 F:5 SMO(1,3) BSUB(128,15,-3.0) PKD(3,3,3,0.10%,1232.0,1.00%,F,F)



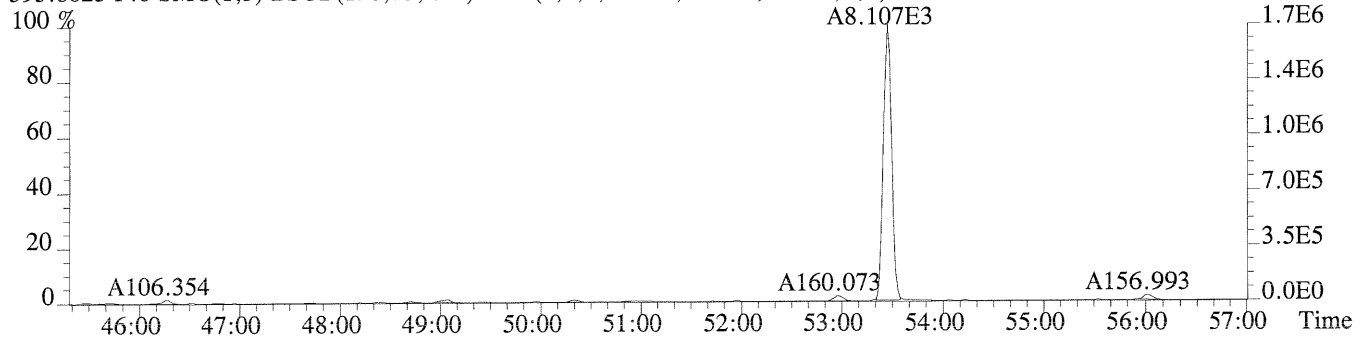
354.9792 F:5 PKD(3,3,3,100.00%,0.0,1.00%,F,F)



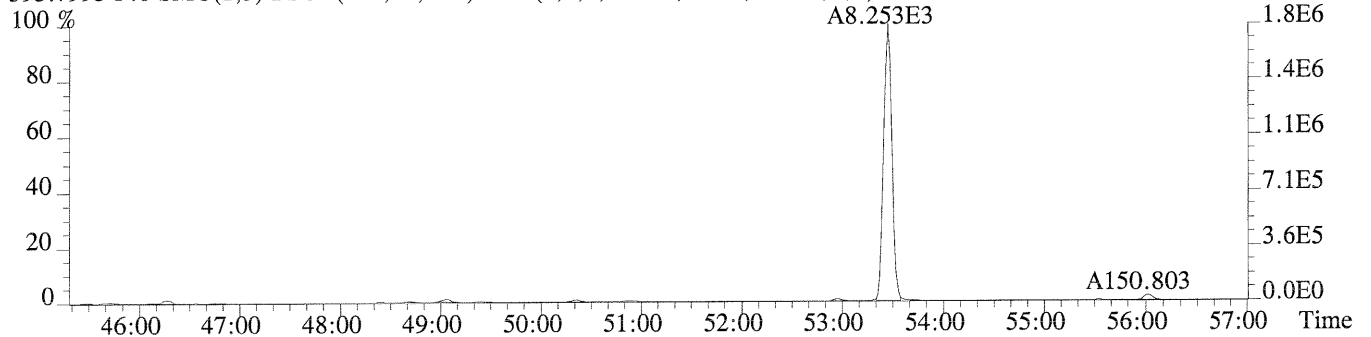
File:U220192 #1-580 Acq:25-AUG-2009 10:25:29 Probe EI+ Magnet SIR VG BioTech Mass spectf

Sample#1 Exp:CCAL CS3

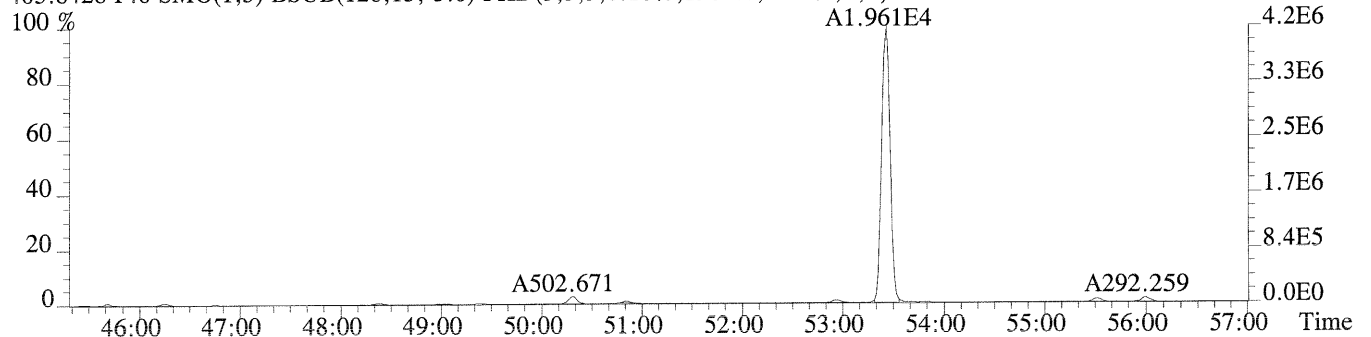
393.8025 F:6 SMO(1,3) BSUB(128,15,-3.0) PKD(3,3,3,0.10%,1420.0,1.00%,F,F)



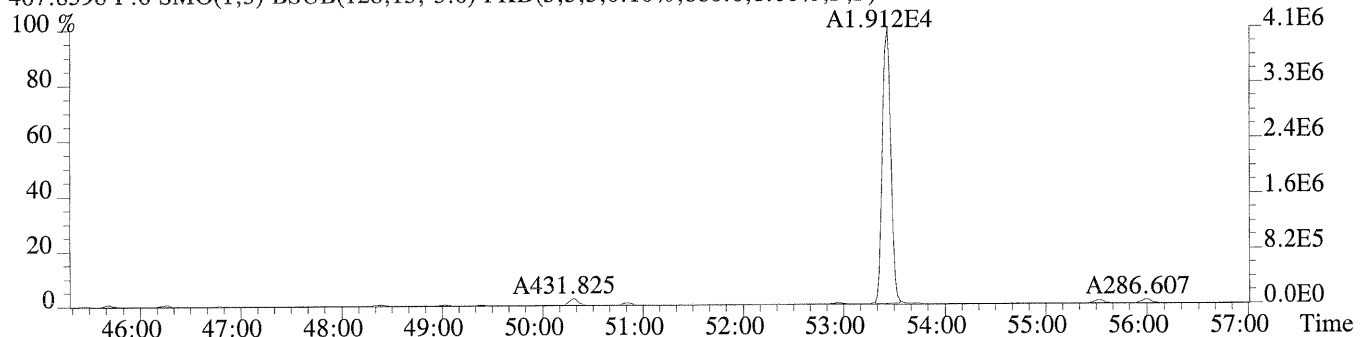
395.7995 F:6 SMO(1,3) BSUB(128,15,-3.0) PKD(3,3,3,0.10%,664.0,1.00%,F,F)



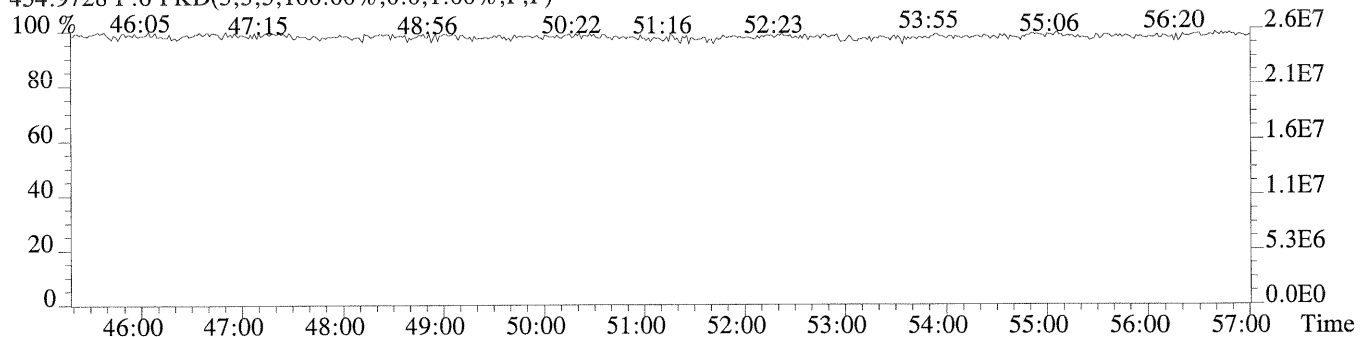
405.8428 F:6 SMO(1,3) BSUB(128,15,-3.0) PKD(3,3,3,0.10%,1984.0,1.00%,F,F)



407.8398 F:6 SMO(1,3) BSUB(128,15,-3.0) PKD(3,3,3,0.10%,880.0,1.00%,F,F)



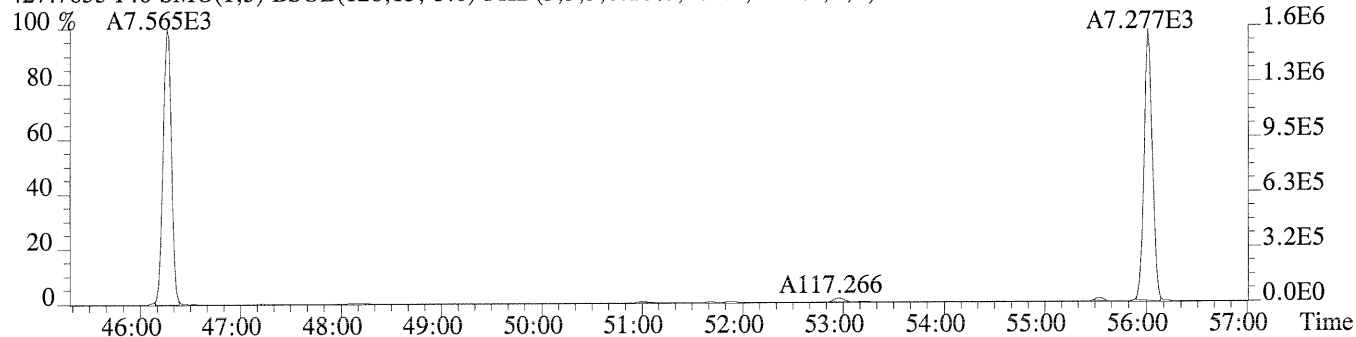
454.9728 F:6 PKD(5,3,5,100.00%,0.0,1.00%,F,F)



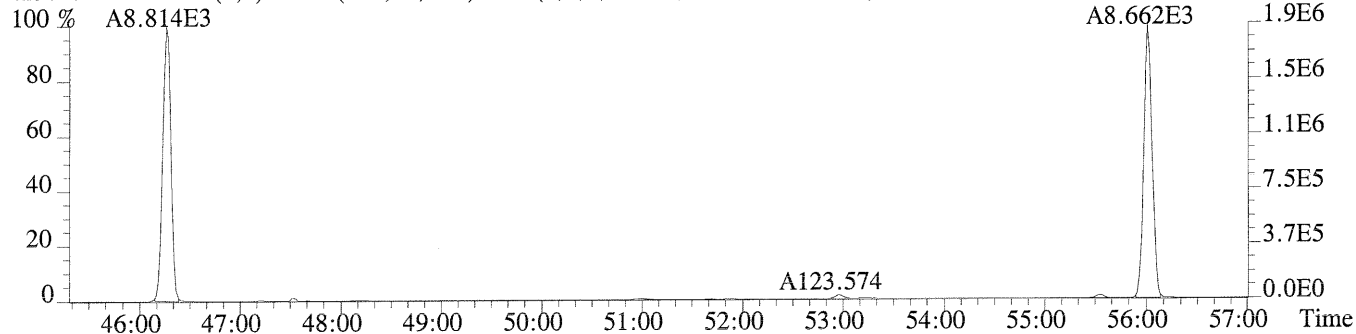
File:U220192 #1-580 Acq:25-AUG-2009 10:25:29 Probe EI+ Magnet SIR VG BioTech Mass spectf

Sample#1 Exp:CCAL CS3

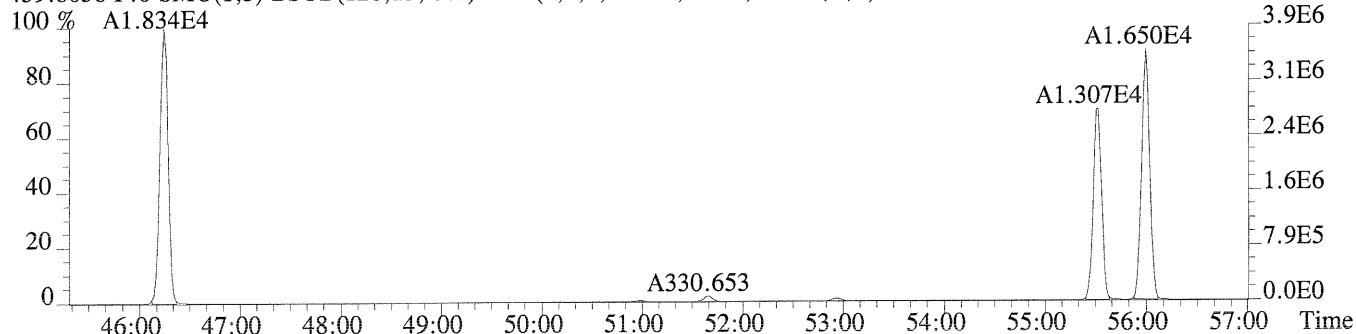
427.7635 F:6 SMO(1,3) BSUB(128,15,-3.0) PKD(3,3,3,0.10%,784.0,1.00%,F,F)



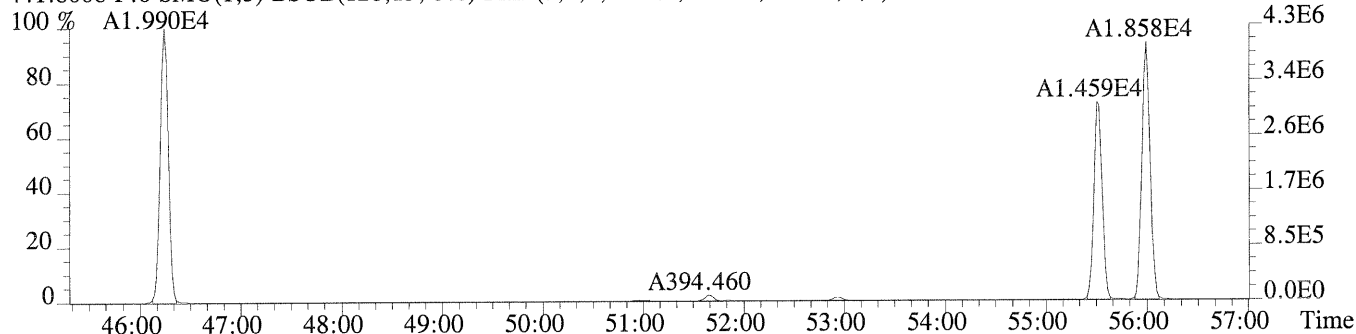
429.7606 F:6 SMO(1,3) BSUB(128,15,-3.0) PKD(3,3,3,0.10%,712.0,1.00%,F,F)



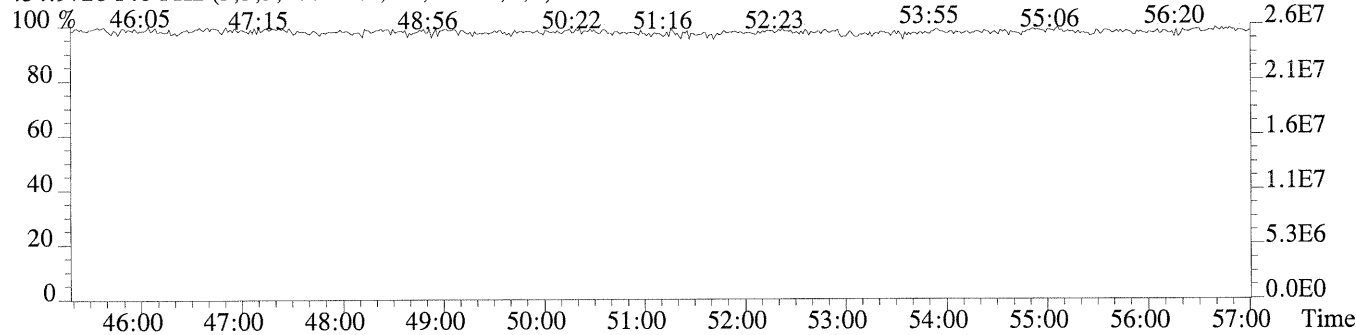
439.8038 F:6 SMO(1,3) BSUB(128,15,-3.0) PKD(3,3,3,0.10%,968.0,1.00%,F,F)



441.8008 F:6 SMO(1,3) BSUB(128,15,-3.0) PKD(3,3,3,0.10%,1148.0,1.00%,F,F)



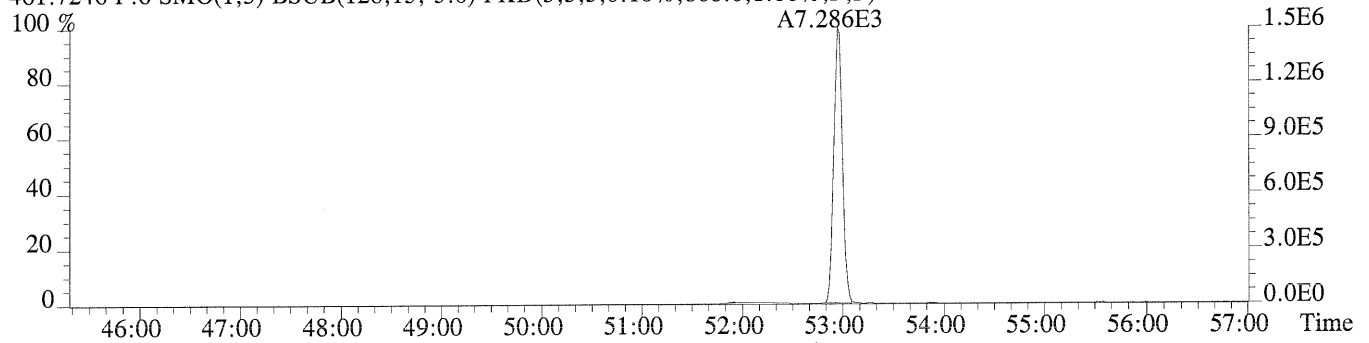
454.9728 F:6 PKD(5,3,5,100.00%,0.0,1.00%,F,F)



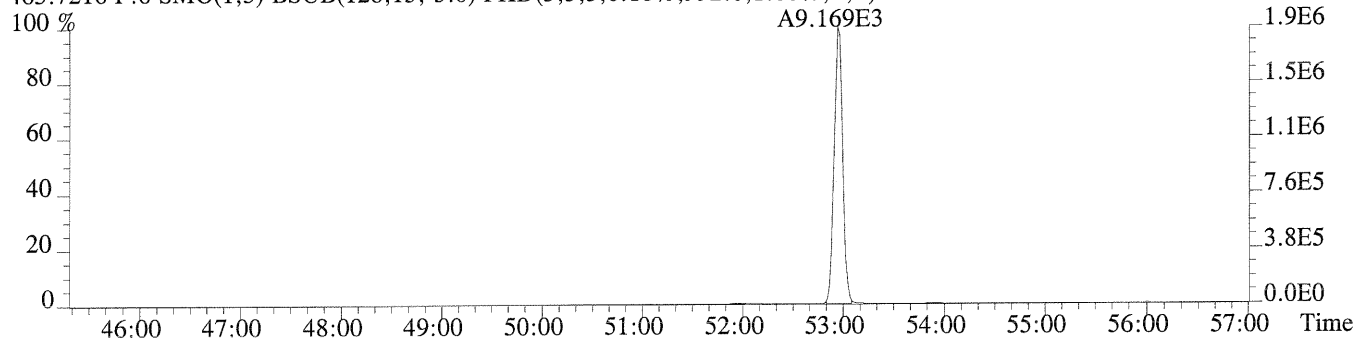
File:U220192 #1-580 Acq:25-AUG-2009 10:25:29 Probe EI+ Magnet SIR VG BioTech Mass spectf

Sample#1 Exp:CCAL CS3

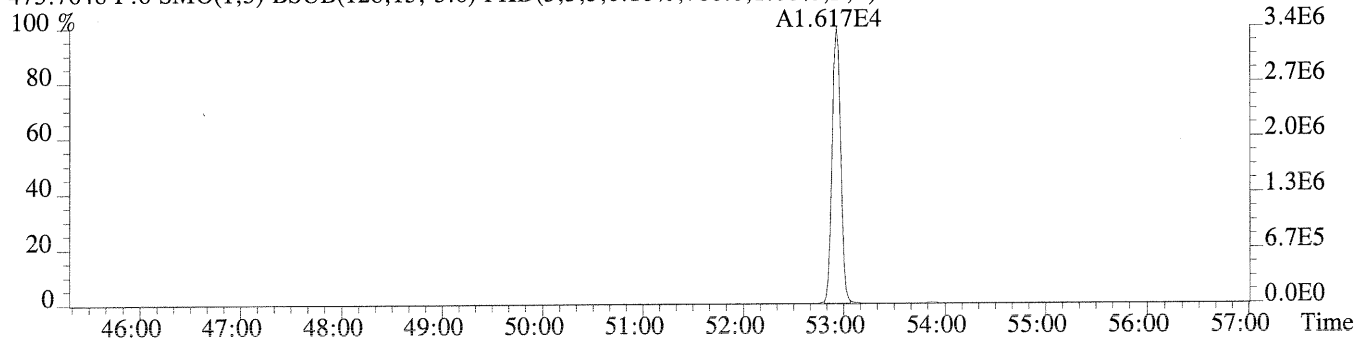
461.7246 F:6 SMO(1,3) BSUB(128,15,-3.0) PKD(3,3,3,0.10%,868.0,1.00%,F,F)



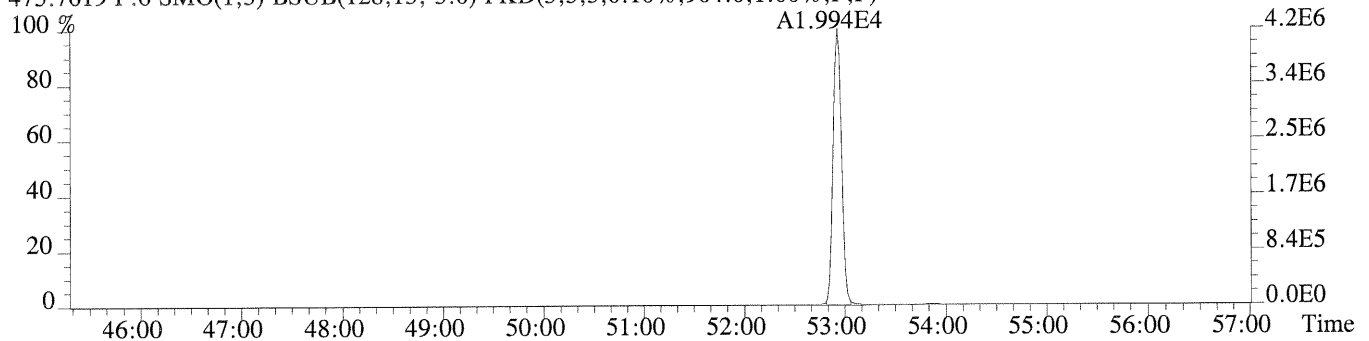
463.7216 F:6 SMO(1,3) BSUB(128,15,-3.0) PKD(3,3,3,0.10%,992.0,1.00%,F,F)



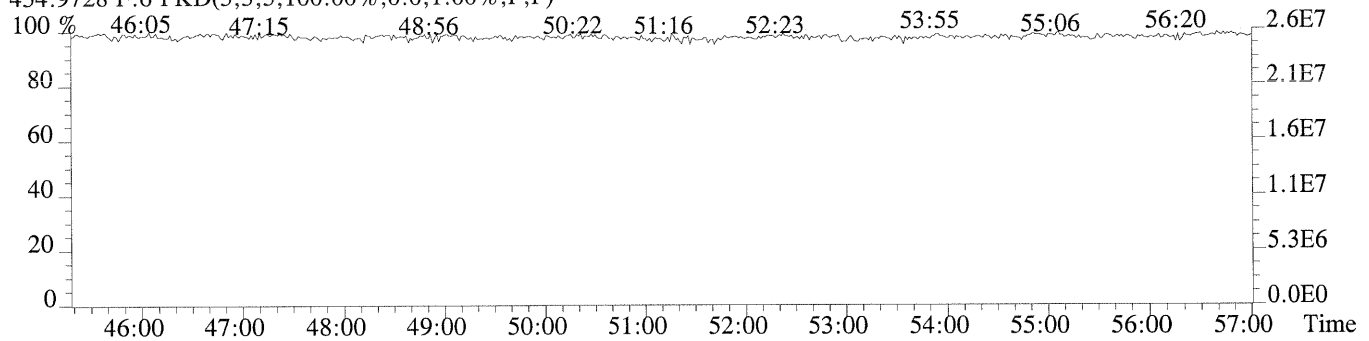
473.7648 F:6 SMO(1,3) BSUB(128,15,-3.0) PKD(3,3,3,0.10%,780.0,1.00%,F,F)



475.7619 F:6 SMO(1,3) BSUB(128,15,-3.0) PKD(3,3,3,0.10%,904.0,1.00%,F,F)

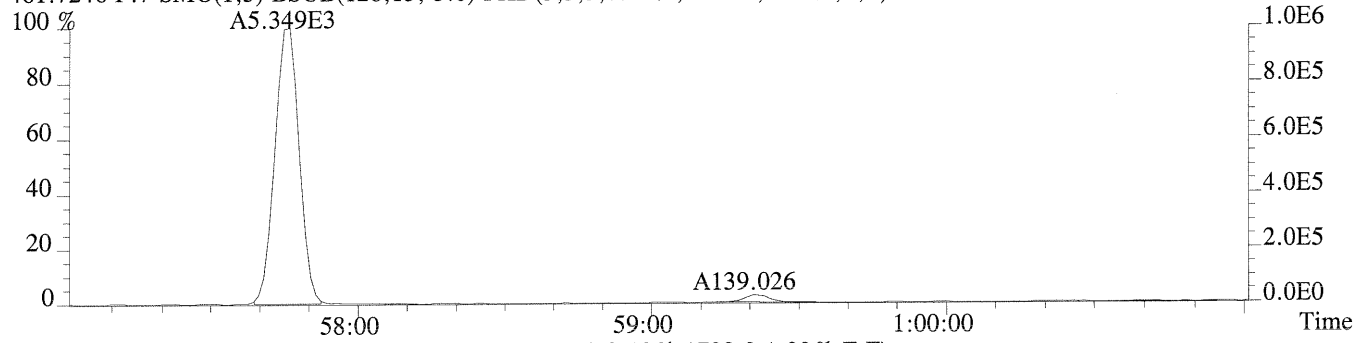


454.9728 F:6 PKD(5,3,5,100.00%,0.0,1.00%,F,F)




Sample#1 Exp:CCAL CS3


461.7246 F:7 SMO(1,3) BSUB(128,15,-3.0) PKD(3,3,3,0.10%,1356.0,1.00%,F,F)



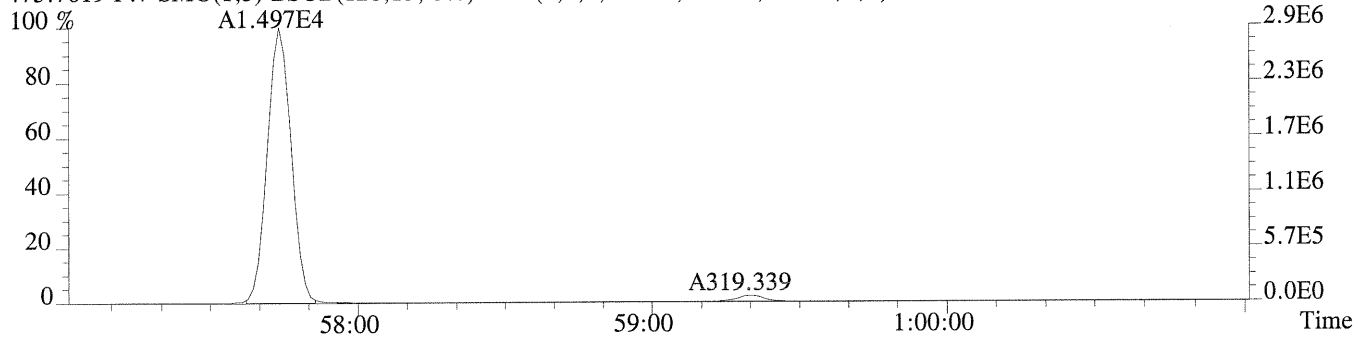
463.7216 F:7 SMO(1,3) BSUB(128,15,-3.0) PKD(3,3,3,0.10%,1708.0,1.00%,F,F)



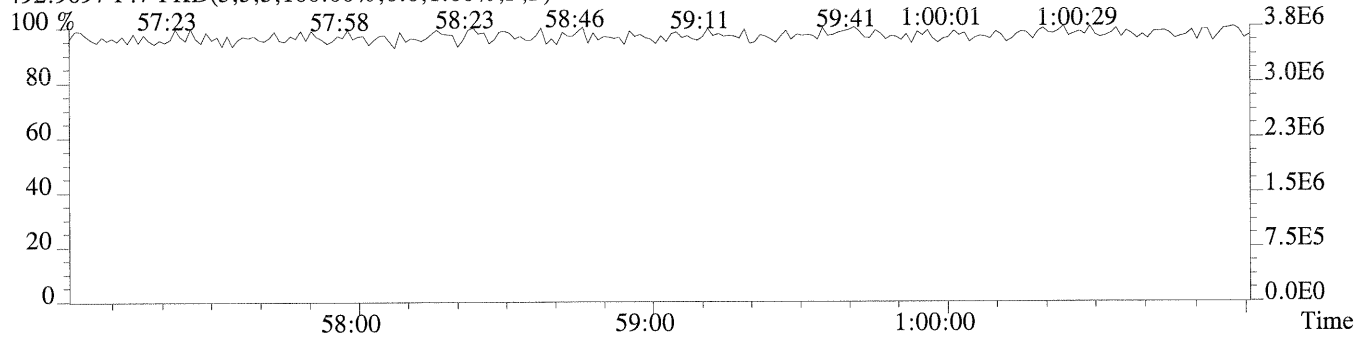
473.7648 F:7 SMO(1,3) BSUB(128,15,-3.0) PKD(3,3,3,0.10%,812.0,1.00%,F,F)



475.7619 F:7 SMO(1,3) BSUB(128,15,-3.0) PKD(3,3,3,0.10%,1032.0,1.00%,F,F)

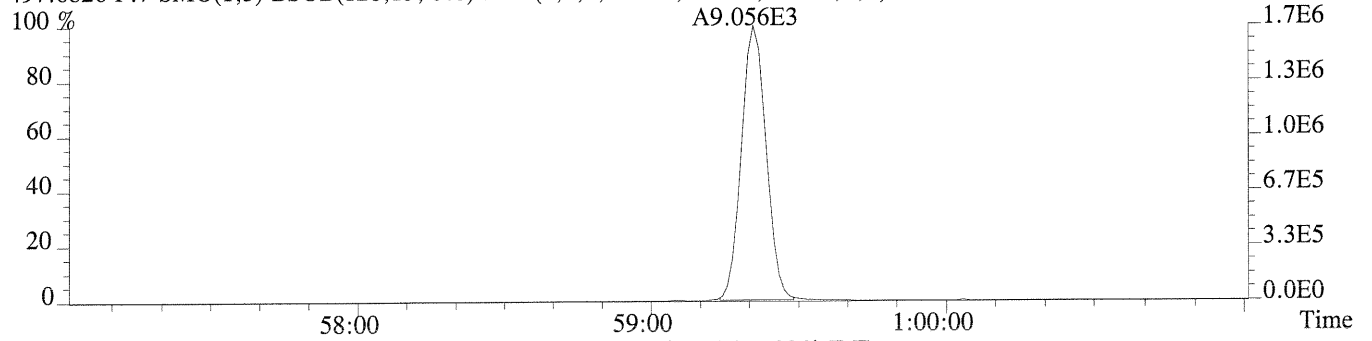


492.9697 F:7 PKD(5,3,5,100.00%,0.0,1.00%,F,F)

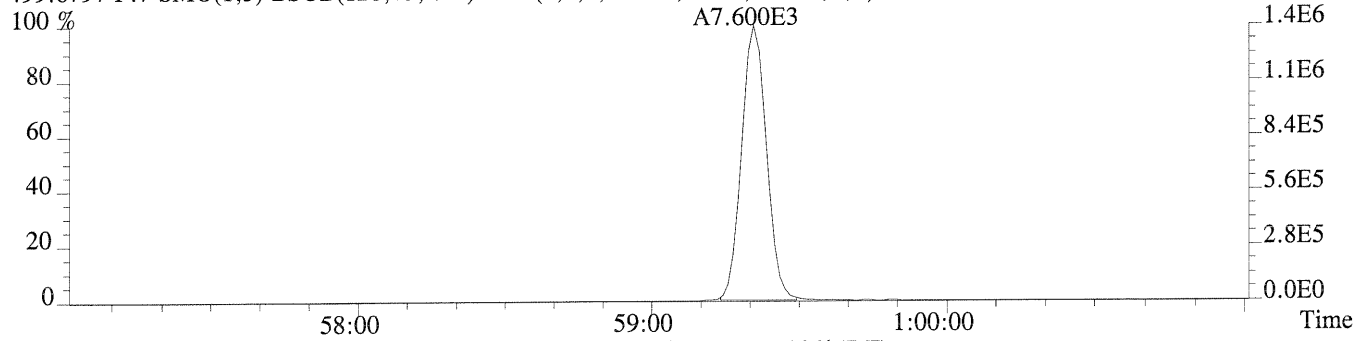


Sample#1 Exp:CCAL CS3

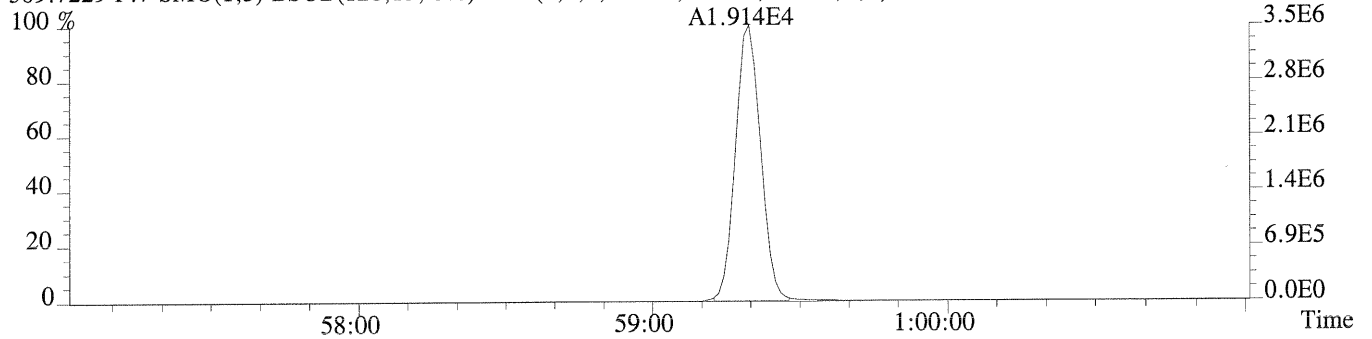
497.6826 F:7 SMO(1,3) BSUB(128,15,-3.0) PKD(3,3,3,0.10%,1024.0,1.00%,F,F)



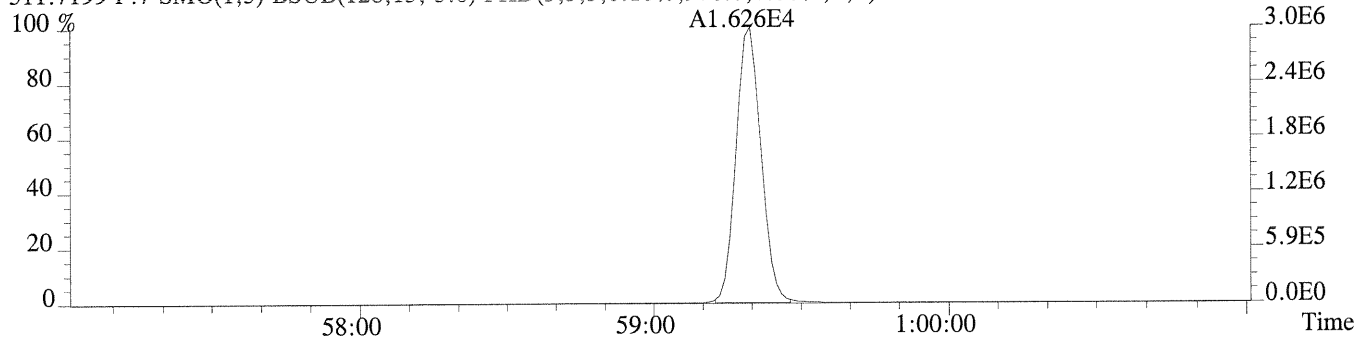
499.6797 F:7 SMO(1,3) BSUB(128,15,-3.0) PKD(3,3,3,0.10%,976.0,1.00%,F,F)



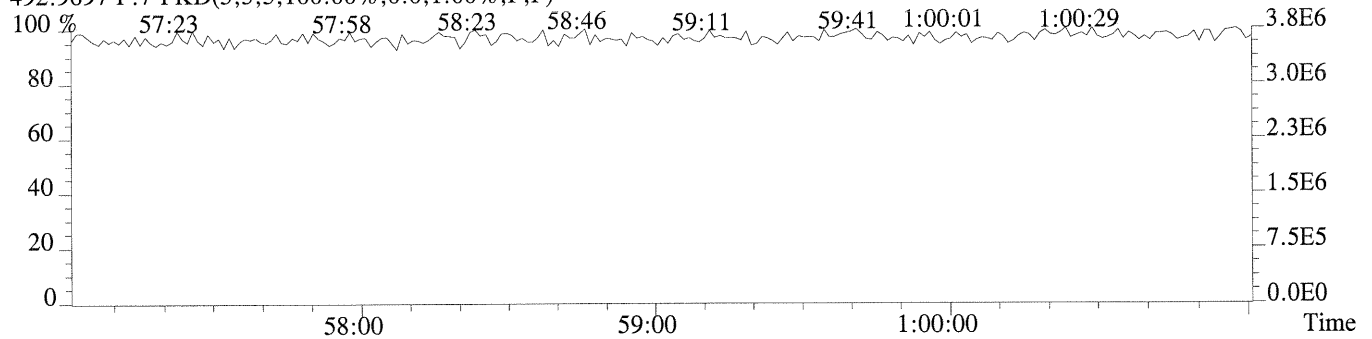
509.7229 F:7 SMO(1,3) BSUB(128,15,-3.0) PKD(3,3,3,0.10%,1080.0,1.00%,F,F)



511.7199 F:7 SMO(1,3) BSUB(128,15,-3.0) PKD(3,3,3,0.10%,976.0,1.00%,F,F)



492.9697 F:7 PKD(5,3,5,100.00%,0.0,1.00%,F,F)



FORM 4A
PCB CALIBRATION VERIFICATION

Lab Name: Columbia Analytical Services Episode No.:

Contract No.: SAS No.:

Initial Calibration Date: 08/19/09

Instrument ID: Autospec Ultima GC Column ID: SPB-OCTYL

VER Data Filename: U220197 Analysis Date: 25-AUG-09 Time: 17:09:18

	M/Z'S	ION	QC	CONC. FOUND	CONC.
	FORMING RATIO (1)	ABUND. RATIO	LIMITS (2)		RANGE (3) (ng/mL)
NATIVE ANALYTES					
2-MoCB	M/M+2	3.01	2.66-3.60	49.0	35.0 - 65.0
4-MoCB	M/M+2	3.19	2.66-3.60	52.1	35.0 - 65.0
22'-DiCB	M/M+2	1.55	1.33-1.79	51.4	35.0 - 65.0
44'-DiCB	M/M+2	1.52	1.33-1.79	50.5	35.0 - 65.0
22'6'-TrCB	M/M+2	0.98	0.88-1.20	48.9	35.0 - 65.0
344'-TrCB	M/M+2	1.03	0.88-1.20	47.9	35.0 - 65.0
22'66'-TeCB	M/M+2	0.71	0.65-0.89	49.5	35.0 - 65.0
344'5-TeCB	M/M+2	0.77	0.65-0.89	46.8	35.0 - 65.0
33'44'-TeCB	M/M+2	0.74	0.65-0.89	48.6	35.0 - 65.0
22'466'-PeCB	M+2/M+4	1.55	1.32-1.78	49.6	35.0 - 65.0
2'344'5-PeCB	M+2/M+4	1.56	1.32-1.78	49.8	35.0 - 65.0
23'44'5-PeCB	M+2/M+4	1.60	1.32-1.78	50.5	35.0 - 65.0
2344'5-PeCB	M+2/M+4	1.55	1.32-1.78	48.8	35.0 - 65.0
233'44'-PeCB	M+2/M+4	1.58	1.32-1.78	48.7	35.0 - 65.0
33'44'5-PeCB	M+2/M+4	1.56	1.32-1.78	48.0	35.0 - 65.0
22'44'66'-HxCB	M+2/M+4	1.16	1.05-1.43	50.3	35.0 - 65.0
23'44'55'-HxCB	M+2/M+4	1.25	1.05-1.43	48.6	35.0 - 65.0
233'44'5-HxCB	M+2/M+4	1.14	1.05-1.43	99.4	70.0 -130.0
33'44'55'-HxCB	M+2/M+4	1.17	1.05-1.43	48.3	35.0 - 65.0
22'34'566'-HpCB	M+2/M+4	0.94	0.89-1.21	50.0	35.0 - 65.0
233'44'55'-HpCB	M+2/M+4	1.03	0.89-1.21	48.4	35.0 - 65.0
22'33'55'66'-OoCB	M+2/M+4	0.85	0.76-1.02	48.0	35.0 - 65.0
233'44'55'6-OoCB	M+2/M+4	0.85	0.76-1.02	49.5	35.0 - 65.0
22'33'4'55'66'-NoCB	M+2/M+4	0.77	0.65-0.89	47.6	35.0 - 65.0
22'33'44'55'6-NoCB	M+2/M+4	0.75	0.65-0.89	48.9	35.0 - 65.0
DeCB	M+4/M+6	1.19	0.99-1.33	46.0	35.0 - 65.0

(1) See Table 7, Method 1668A, for m/z specifications.

(2) Ion Abundance Ratio Control Limits as specified in Table 8, Method 1668A.

(3) Contract-required concentration range as specified in Table 6, Method 1668A, under VER.

SP1668F4AU

FORM 4B
PCB CALIBRATION VERIFICATION

Lab Name: Columbia Analytical Services Episode No.:

Contract No.: SAS No.:

Initial Calibration Date: 08/19/09

Instrument ID: Autospec Ultima GC Column ID: SPB-OCTYL

VER Data Filename: U220197 Analysis Date: 25-AUG-09 Time: 17:09:18

Labeled Compounds	M/Z'S	ION	QC	CONC. FOUND	CONC. RANGE (3) (ng/mL)
	FORMING RATIO (1)	ABUND. RATIO	LIMITS (2)		
13C-2-MoCB	M/M+2	3.01	2.66-3.60	98.4	50.0 - 150.0
13C-4-MoCB	M/M+2	3.03	2.66-3.60	103.2	50.0 - 150.0
13C-22'-DiCB	M/M+2	1.51	1.33-1.79	104.9	50.0 - 150.0
13C-44'-DiCB	M/M+2	1.55	1.33-1.79	107.3	50.0 - 150.0
13C-22'6'-TrCB	M/M+2	1.01	0.88-1.20	105.6	50.0 - 150.0
13C-344'-TrCB	M/M+2	1.06	0.88-1.20	104.2	50.0 - 150.0
13C-22'66'-TeCB	M/M+2	0.77	0.65-0.89	102.9	50.0 - 150.0
13C-344'5'-TeCB	M/M+2	0.78	0.65-0.89	106.1	50.0 - 150.0
13C-33'44'-TeCB	M/M+2	0.76	0.65-0.89	111.4	50.0 - 150.0
13C-22'466'-PeCB	M+2/M+4	1.53	1.32-1.78	98.5	50.0 - 150.0
13C-2'344'5'-PeCB	M+2/M+4	1.57	1.32-1.78	94.1	50.0 - 150.0
13C-23'44'5'-PeCB	M+2/M+4	1.56	1.32-1.78	95.6	50.0 - 150.0
13C-2344'5'-PeCB	M+2/M+4	1.56	1.32-1.78	97.1	50.0 - 150.0
13C-233'44'-PeCB	M+2/M+4	1.56	1.32-1.78	99.4	50.0 - 150.0
13C-33'44'5'-PeCB	M+2/M+4	1.58	1.32-1.78	107.1	50.0 - 150.0
13C-22'44'66'-HxCB	M+2/M+4	1.20	1.05-1.43	97.1	50.0 - 150.0
13C-23'44'55'-HxCB	M+2/M+4	1.31	1.05-1.43	97.5	50.0 - 150.0
13C-233'44'5'-HxCB	M+2/M+4	1.24	1.05-1.43	198.5	100.0 - 300.0
13C-33'44'55'-HxCB	M+2/M+4	1.32	1.05-1.43	108.6	50.0 - 150.0
13C-22'34'566'-HpCB	M+2/M+4	1.02	0.89-1.21	84.1	50.0 - 150.0
13C-233'44'55'-HpCB	M+2/M+4	1.06	0.89-1.21	96.1	50.0 - 150.0
13C-22'33'55'66'-OoCB	M+2/M+4	0.91	0.76-1.02	89.0	50.0 - 150.0
13C-233'44'55'6'-OoCB	M+2/M+4	0.89	0.76-1.02	95.3	50.0 - 150.0
13C-22'33'4'55'66'-NoCB	M+2/M+4	0.77	0.65-0.89	97.6	50.0 - 150.0
13C-22'33'44'55'6'-NoCB	M+2/M+4	0.78	0.65-0.89	93.6	50.0 - 150.0
13C-DeCB	M+4/M+6	1.18	0.99-1.33	95.0	50.0 - 150.0

CLEANUP STANDARDS

13C-244'-TrCB	M/M+2	1.02	0.88-1.20	98.2	50.0 - 150.0
13C-233'55'-PeCB	M+2/M+4	1.59	1.32-1.78	103.2	50.0 - 150.0
13C-22'33'55'6'-HpCB	M+2/M+4	1.04	0.89-1.21	104.2	50.0 - 150.0

(1) See Table 7, Method 1668A, for m/z specifications.

(2) Ion Abundance Ratio Control Limits as specified in Table 8, Method 1668A.

(3) Contract-required concentration range, as specified in Table 6, Method 1668A, under VER.

SP1668F4Bu

Columbia Analytical Services, Inc.
Sample Response Summary

CLIENT ID.
CCAL CS3

Run #9 Filename U220197 #1 Samp: 1 Inj: 1 Acquired: 25-AUG-09 17:09:18
Processed: 26-AUG-09 10:10:14 LAB. ID: CCAL CS3

Typ	Name	RT-1	Resp 1	Resp 2	Ratio	Meet	Mod?	RRT
1 1	2-MoCB	14:08	3.331e+04	1.108e+04	3.01	yes	no	1.000
2 3	4-MoCB	16:35	3.721e+04	1.165e+04	3.19	yes	no	1.001
3 4	22'-DiCB	16:51	1.824e+04	1.177e+04	1.55	yes	no	1.001
4 15	44'-DiCB	23:15	2.586e+04	1.700e+04	1.52	yes	no	1.001
5 19	22'6'-TrCB	20:15	1.102e+04	1.120e+04	0.98	yes	no	1.001
6 37	344'-TrCB	30:33	2.239e+04	2.182e+04	1.03	yes	no	1.001
7 54	22'66'-TeCB	23:32	1.336e+04	1.872e+04	0.71	yes	no	1.001
8 81	344'5'-TeCB	37:27	1.555e+04	2.019e+04	0.77	yes	no	1.001
9 77	33'44'-TeCB	38:01	1.558e+04	2.115e+04	0.74	yes	no	1.000
10 104	22'466'-PeCB	29:17	2.105e+04	1.355e+04	1.55	yes	no	1.001
11 123	2'344'5'-PeCB	40:01	1.918e+04	1.226e+04	1.56	yes	no	1.000
12 118	23'44'5'-PeCB	40:21	2.132e+04	1.336e+04	1.60	yes	no	1.000
13 114	2344'5'-PeCB	40:54	2.003e+04	1.288e+04	1.55	yes	no	1.000
14 105	233'44'-PeCB	41:33	1.995e+04	1.266e+04	1.58	yes	no	1.001
15 126	33'44'5'-PeCB	44:39	1.867e+04	1.194e+04	1.56	yes	no	1.000
16 155	22'44'66'-HxCB	35:06	1.890e+04	1.636e+04	1.16	yes	no	1.001
17 167	23'44'55'-HxCB	46:31	1.340e+04	1.069e+04	1.25	yes	no	1.000
1856/7	233'44'5'-HxCB	47:41	2.496e+04	2.180e+04	1.14	yes	no	1.001
19 169	33'44'55'-HxCB	50:57	1.208e+04	1.033e+04	1.17	yes	no	1.001
20 188	22'34'566'-HpCB	40:52	1.493e+04	1.584e+04	0.94	yes	no	1.001
21 189	233'44'55'-HpCB	53:27	9.984e+03	9.653e+03	1.03	yes	no	1.000
22 202	22'33'55'66'-OxCB	46:16	9.191e+03	1.086e+04	0.85	yes	no	1.001
23 205	233'44'55'6-OxCB	56:01	8.541e+03	9.993e+03	0.85	yes	no	1.000
24 208	22'33'4'55'66'-NoCB	52:57	8.983e+03	1.159e+04	0.77	yes	no	1.000
25 206	22'33'44'55'6'-NoCB	57:45	6.333e+03	8.457e+03	0.75	yes	no	1.000
26 209	DeCB	59:21	1.070e+04	8.998e+03	1.19	yes	no	1.001
27 1L	13C-2-MoCB	14:08	6.092e+04	2.022e+04	3.01	yes	no	0.744
28 3L	13C-4-MoCB	16:34	6.581e+04	2.174e+04	3.03	yes	no	0.872
29 4L	13C-22'-DiCB	16:50	3.673e+04	2.433e+04	1.51	yes	no	0.886
30 15L	13C-44'-DiCB	23:14	4.945e+04	3.195e+04	1.55	yes	no	1.223
31 19L	13C-22'6'-TrCB	20:14	2.148e+04	2.125e+04	1.01	yes	no	1.065
32 37L	13C-344'-TrCB	30:32	4.273e+04	4.045e+04	1.06	yes	no	1.080
33 54L	13C-22'66'-TeCB	23:31	2.869e+04	3.739e+04	0.77	yes	no	0.832
34 81L	13C-344'5'-TeCB	37:25	3.109e+04	3.994e+04	0.78	yes	no	1.324
35 77L	13C-33'44'-TeCB	38:00	3.188e+04	4.188e+04	0.76	yes	no	1.344
36104L	13C-22'466'-PeCB	29:15	4.332e+04	2.828e+04	1.53	yes	no	0.829
37123L	13C-2'344'5'-PeCB	40:00	3.653e+04	2.327e+04	1.57	yes	no	1.133
38118L	13C-23'44'5'-PeCB	40:20	3.760e+04	2.414e+04	1.56	yes	no	1.143
39114L	13C-2344'5'-PeCB	40:53	3.861e+04	2.478e+04	1.56	yes	no	1.158
40105L	13C-233'44'-PeCB	41:31	3.772e+04	2.419e+04	1.56	yes	no	1.176
41126L	13C-33'44'5'-PeCB	44:38	3.794e+04	2.404e+04	1.58	yes	no	1.264
42155L	13C-22'44'66'-HxCB	35:04	4.208e+04	3.506e+04	1.20	yes	no	0.807
43167L	13C-23'44'55'-HxCB	46:30	2.730e+04	2.083e+04	1.31	yes	no	1.070
4456/7	13C-233'44'5'-HxCB	47:39	5.069e+04	4.078e+04	1.24	yes	no	1.096
45169L	13C-33'44'55'-HxCB	50:54	2.603e+04	1.969e+04	1.32	yes	no	1.171
46188L	13C-22'34'566'-HpCB	40:50	3.372e+04	3.307e+04	1.02	yes	no	0.736
47189La	13C-233'44'55'-HpCB	53:26	2.401e+04	2.266e+04	1.06	yes	no	0.962
48202La	13C-22'33'55'66'-OxCB	46:14	2.283e+04	2.519e+04	0.91	yes	no	0.833
49205L,	13C-233'44'55'6-OxCB	56:00	1.977e+04	2.232e+04	0.89	yes	no	1.009
50208L713C	-22'33'4'55'66'-NoCB	52:56	2.043e+04	2.660e+04	0.77	yes	no	0.953
51206L	13C-22'33'44'55'6'-NoCB	57:44	1.443e+04	1.844e+04	0.78	yes	no	1.040
52209L	13C-DeCB	59:19	2.343e+04	1.992e+04	1.18	yes	no	1.068

53	28L	13C-244'-TrCB	26:24	4.585e+04	4.492e+04	1.02	yes	no	0.934
54	111L	13C-233'55'-PeCB	38:01	4.140e+04	2.601e+04	1.59	yes	no	1.077
55	178L	13C-22'33'55'6'-HpCB	43:54	2.534e+04	2.447e+04	1.04	yes	no	1.010
56	9L	13C-2,5-DiCB	19:00	4.605e+04	2.977e+04	1.55	yes	no	*
57	52L	13C-22'55'-TeCB	28:16	2.589e+04	3.371e+04	0.77	yes	no	*
58	101L	13C-22'4'55'-PeCB	35:18	3.189e+04	2.020e+04	1.58	yes	no	*
59	138L	13C-22'3'44'5'-HxCB	43:28	2.792e+04	2.253e+04	1.24	yes	no	*
60	194L	13C-22'33'44'55'-OcCB	55:31	1.593e+04	1.788e+04	0.89	yes	no	*

Columbia Analytical Services, Inc.
Signal/Noise Height Ratio Summary

CLIENT ID.
CCAL CS3

Run #9 Filename U220197 Samp: 1 Inj: 1 Acquired: 25-AUG-09 17:09:18
Processed: 26-AUG-09 10:10:141 LAB. ID: CCAL CS3

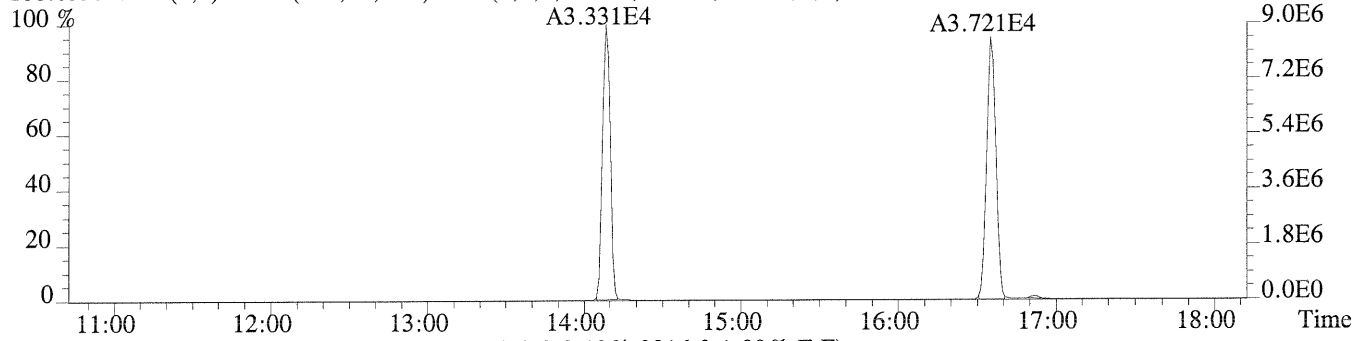
	Name	Signal 1	Noise 1	S/N Rat.1	Signal 2	Noise 2	S/N Rat.2
1	2-MoCB	8.97e+06	3.01e+03	3.0e+03	3.01e+06	2.82e+03	1.1e+03
2	4-MoCB	8.53e+06	3.01e+03	2.8e+03	2.66e+06	2.82e+03	9.4e+02
3	22'-DiCB	4.02e+06	3.78e+03	1.1e+03	2.63e+06	3.34e+04	7.9e+01
4	44'-DiCB	4.96e+06	2.57e+03	1.9e+03	3.31e+06	1.27e+04	2.6e+02
5	22'6'-TrCB	2.37e+06	2.83e+03	8.4e+02	2.39e+06	1.60e+03	1.5e+03
6	344'-TrCB	3.72e+06	3.24e+03	1.1e+03	3.57e+06	2.42e+03	1.5e+03
7	22'66'-TeCB	2.56e+06	1.30e+03	2.0e+03	3.62e+06	1.35e+03	2.7e+03
8	344'5-TeCB	2.75e+06	9.20e+02	3.0e+03	3.55e+06	1.33e+03	2.7e+03
9	33'44'-TeCB	2.76e+06	9.20e+02	3.0e+03	3.79e+06	1.33e+03	2.9e+03
10	22'466'-PeCB	3.46e+06	1.86e+03	1.9e+03	2.23e+06	2.40e+03	9.3e+02
11	2'344'5-PeCB	3.39e+06	1.36e+03	2.5e+03	2.18e+06	3.72e+03	5.9e+02
12	23'44'5-PeCB	3.74e+06	1.36e+03	2.8e+03	2.38e+06	3.72e+03	6.4e+02
13	2344'5-PeCB	3.64e+06	1.36e+03	2.7e+03	2.32e+06	3.72e+03	6.2e+02
14	233'44'-PeCB	3.54e+06	1.36e+03	2.6e+03	2.26e+06	3.72e+03	6.1e+02
15	33'44'5-PeCB	3.27e+06	1.36e+03	2.4e+03	2.12e+06	3.72e+03	5.7e+02
16	22'44'66'-HxCB	3.26e+06	1.56e+03	2.1e+03	2.85e+06	7.24e+02	3.9e+03
17	23'44'55'-HxCB	2.97e+06	1.03e+03	2.9e+03	2.41e+06	1.37e+03	1.8e+03
18	233'44'5-HxCB	4.08e+06	1.03e+03	4.0e+03	3.58e+06	1.37e+03	2.6e+03
19	33'44'55'-HxCB	2.53e+06	1.03e+03	2.5e+03	2.17e+06	1.37e+03	1.6e+03
20	22'34'566'-HpCB	2.69e+06	8.60e+02	3.1e+03	2.82e+06	6.16e+02	4.6e+03
21	233'44'55'-HpCB	2.14e+06	1.10e+03	1.9e+03	2.08e+06	5.08e+02	4.1e+03
22	22'33'55'66'-OxCB	1.97e+06	1.10e+03	1.8e+03	2.36e+06	1.18e+03	2.0e+03
23	233'44'55'6-OxCB	1.87e+06	1.10e+03	1.7e+03	2.16e+06	1.18e+03	1.8e+03
24	22'33'4'55'66'-NoCB	1.87e+06	8.08e+02	2.3e+03	2.42e+06	1.06e+03	2.3e+03
25	22'33'44'55'6-NoCB	1.21e+06	8.84e+02	1.4e+03	1.61e+06	1.52e+03	1.1e+03
26	DeCB	2.00e+06	4.28e+02	4.7e+03	1.69e+06	5.64e+02	3.0e+03
27	13C-2-MoCB	1.63e+07	2.24e+03	7.3e+03	5.47e+06	1.48e+04	3.7e+02
28	13C-4-MoCB	1.49e+07	2.24e+03	6.7e+03	4.97e+06	1.48e+04	3.4e+02
29	13C-22'-DiCB	8.32e+06	2.81e+03	3.0e+03	5.52e+06	2.52e+03	2.2e+03
30	13C-44'-DiCB	9.49e+06	2.44e+03	3.9e+03	6.16e+06	2.76e+03	2.2e+03
31	13C-22'6'-TrCB	4.61e+06	3.08e+04	1.5e+02	4.60e+06	1.73e+04	2.7e+02
32	13C-344'-TrCB	7.20e+06	3.60e+04	2.0e+02	6.83e+06	1.69e+04	4.0e+02
33	13C-22'66'-TeCB	5.62e+06	2.56e+03	2.2e+03	7.33e+06	1.50e+03	4.9e+03
34	13C-344'5-TeCB	5.48e+06	3.55e+03	1.5e+03	7.04e+06	1.76e+03	4.0e+03
35	13C-33'44'-TeCB	5.61e+06	3.55e+03	1.6e+03	7.29e+06	1.76e+03	4.1e+03
36	13C-22'466'-PeCB	7.21e+06	1.82e+03	4.0e+03	4.71e+06	1.53e+03	3.1e+03
37	13C-2'344'5-PeCB	6.48e+06	2.80e+03	2.3e+03	4.11e+06	1.62e+03	2.5e+03
38	13C-23'44'5-PeCB	6.76e+06	2.80e+03	2.4e+03	4.36e+06	1.62e+03	2.7e+03
39	13C-2344'5-PeCB	6.80e+06	2.80e+03	2.4e+03	4.37e+06	1.62e+03	2.7e+03
40	13C-233'44'-PeCB	6.84e+06	2.80e+03	2.4e+03	4.43e+06	1.62e+03	2.7e+03
41	13C-33'44'5-PeCB	6.73e+06	2.80e+03	2.4e+03	4.24e+06	1.62e+03	2.6e+03
42	13C-22'44'66'-HxCB	7.39e+06	9.20e+02	8.0e+03	6.16e+06	1.30e+03	4.7e+03
43	13C-23'44'55'-HxCB	5.93e+06	1.62e+03	3.7e+03	4.52e+06	2.63e+03	1.7e+03
44	13C-233'44'5'-HxCB	8.46e+06	1.62e+03	5.2e+03	6.78e+06	2.63e+03	2.6e+03
45	13C-33'44'55'-HxCB	5.54e+06	1.62e+03	3.4e+03	4.20e+06	2.63e+03	1.6e+03
46	13C-22'34'566'-HpCB	5.90e+06	1.49e+03	4.0e+03	5.85e+06	3.16e+02	1.9e+04
47	13C-233'44'55'-HpCB	5.12e+06	1.04e+03	4.9e+03	4.88e+06	1.04e+03	4.7e+03
48	13C-22'33'55'66'-OxCB	4.98e+06	8.12e+02	6.1e+03	5.45e+06	6.80e+02	8.0e+03
49	13C-233'44'55'6-OxCB	4.26e+06	8.12e+02	5.3e+03	4.80e+06	6.80e+02	7.1e+03
50	13C-22'33'4'55'66'-NoCB	4.28e+06	7.48e+02	5.7e+03	5.57e+06	1.04e+03	5.4e+03
51	13C-22'33'44'55'6-NoCB	2.77e+06	6.32e+02	4.4e+03	3.54e+06	1.38e+03	2.6e+03
52	13C-DeCB	4.22e+06	9.12e+02	4.6e+03	3.62e+06	5.00e+02	7.2e+03

53	13C-244'-TrCB	7.70e+06	3.60e+04	2.1e+02	7.56e+06	1.69e+04	4.5e+02
54	13C-233'55'-PeCB	7.46e+06	2.59e+03	2.9e+03	4.66e+06	4.02e+03	1.2e+03
55	13C-22'33'55'6-HpCB	4.55e+06	1.49e+03	3.0e+03	4.35e+06	3.16e+02	1.4e+04
56	13C-2,5-DiCB	9.98e+06	2.44e+03	4.1e+03	6.49e+06	2.76e+03	2.4e+03
57	13C-22'55'-TeCB	4.32e+06	3.01e+03	1.4e+03	5.64e+06	2.14e+03	2.6e+03
58	13C-22'4'55'-PeCB	5.65e+06	2.59e+03	2.2e+03	3.60e+06	4.02e+03	9.0e+02
59	13C-22'3'44'5'-HxCB	5.04e+06	8.92e+02	5.6e+03	4.02e+06	8.48e+02	4.7e+03
60	13C-22'33'44'55'-OxCB	3.43e+06	8.12e+02	4.2e+03	3.87e+06	6.80e+02	5.7e+03

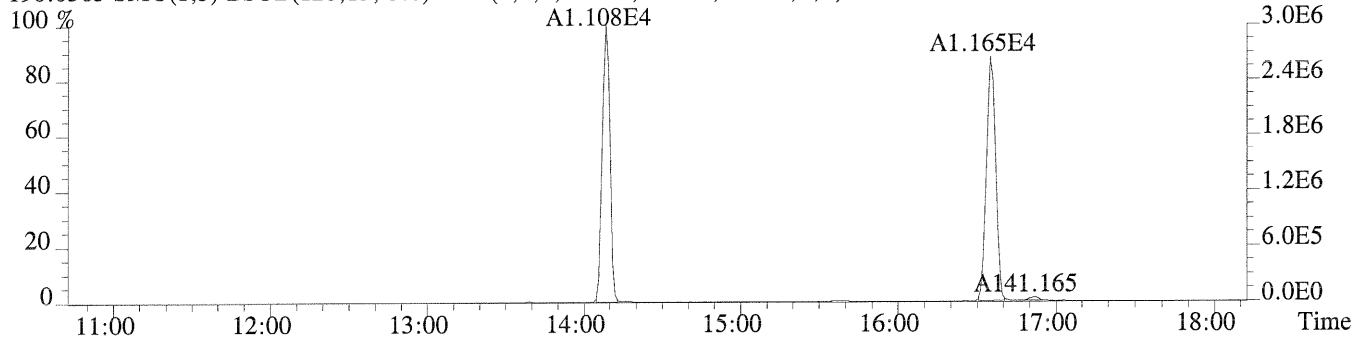
File:U220197 #1-482 Acq:25-AUG-2009 17:09:18 Probe EI+ Magnet SIR VG BioTech Mass spectf

Sample#1 Exp:CCAL CS3

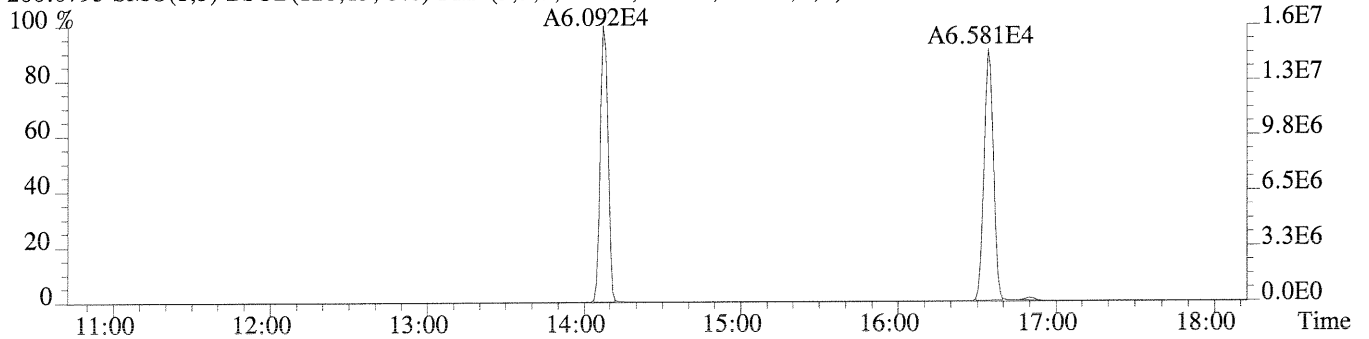
188.0393 SMO(1,3) BSUB(128,15,-3.0) PKD(3,3,3,0.10%,3012.0,1.00%,F,F)



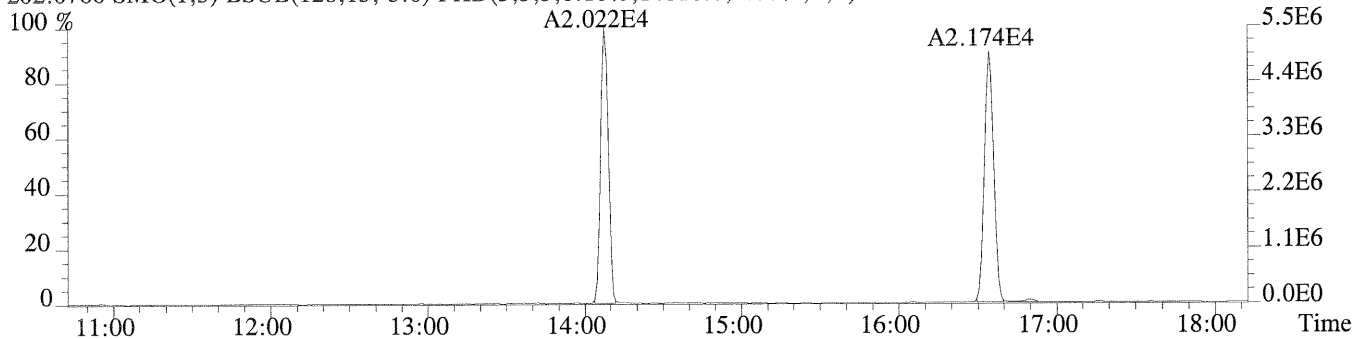
190.0363 SMO(1,3) BSUB(128,15,-3.0) PKD(3,3,3,0.10%,2816.0,1.00%,F,F)



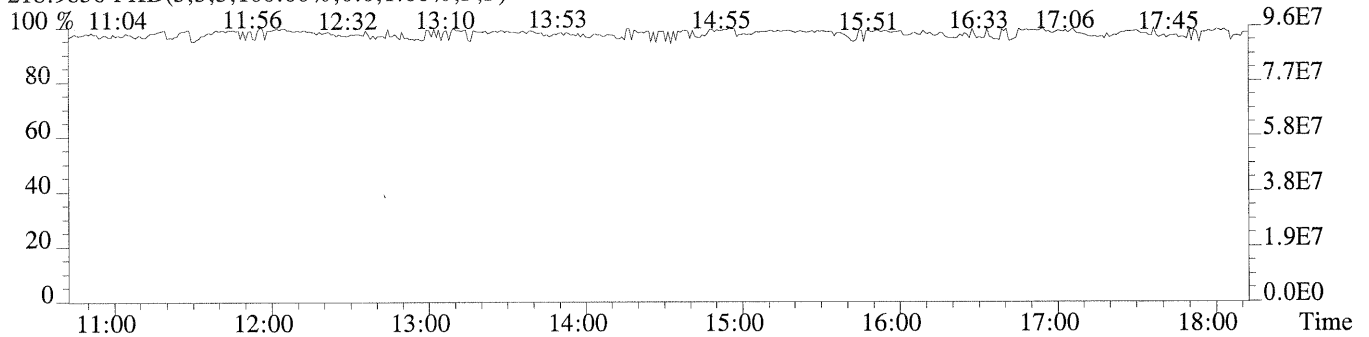
200.0795 SMO(1,3) BSUB(128,15,-3.0) PKD(3,3,3,0.10%,2236.0,1.00%,F,F)



202.0766 SMO(1,3) BSUB(128,15,-3.0) PKD(3,3,3,0.10%,14816.0,1.00%,F,F)



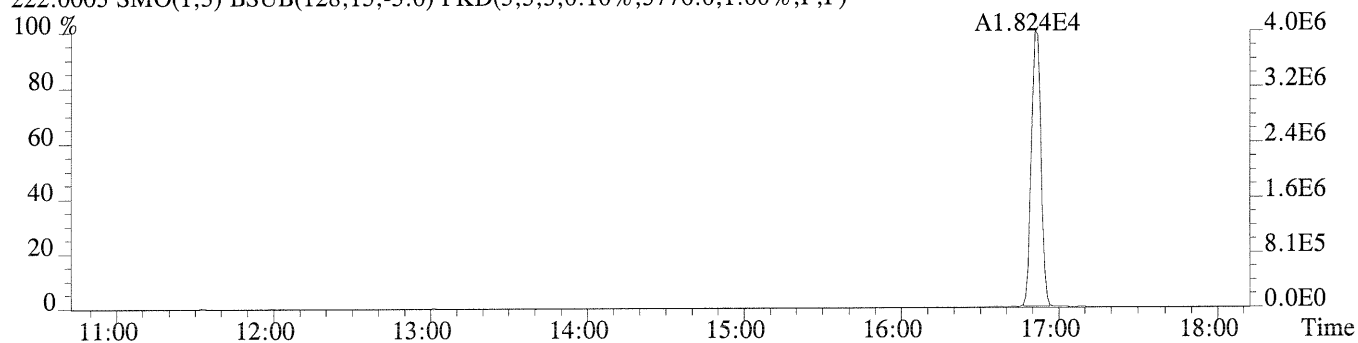
218.9856 PKD(3,3,3,100.00%,0.0,1.00%,F,F)



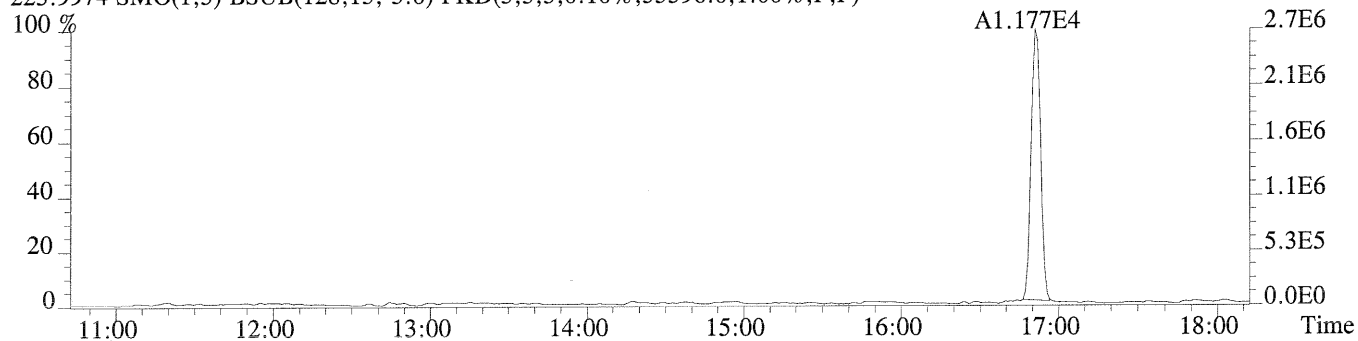
File:U220197 #1-482 Acq:25-AUG-2009 17:09:18 Probe EI+ Magnet SIR VG BioTech Mass spectf

Sample#1 Exp:CCAL CS3

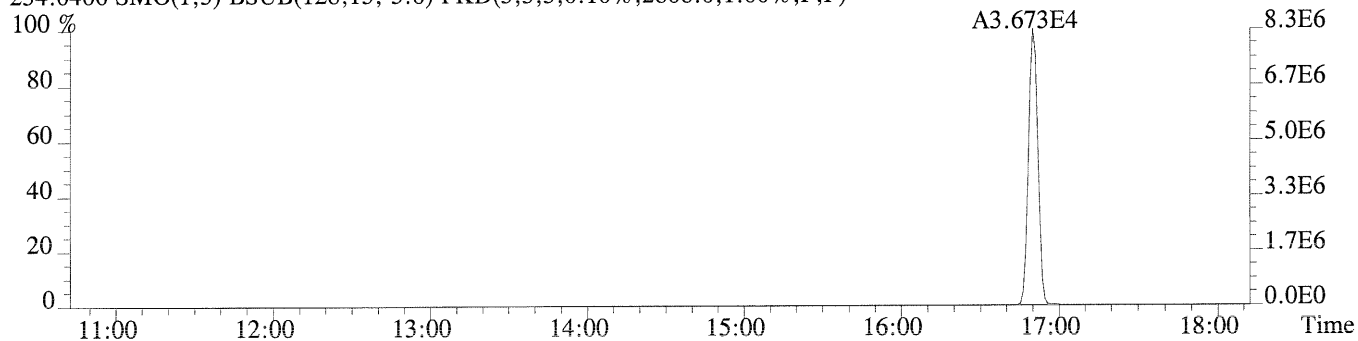
222.0003 SMO(1,3) BSUB(128,15,-3.0) PKD(3,3,3,0.10%,3776.0,1.00%,F,F)



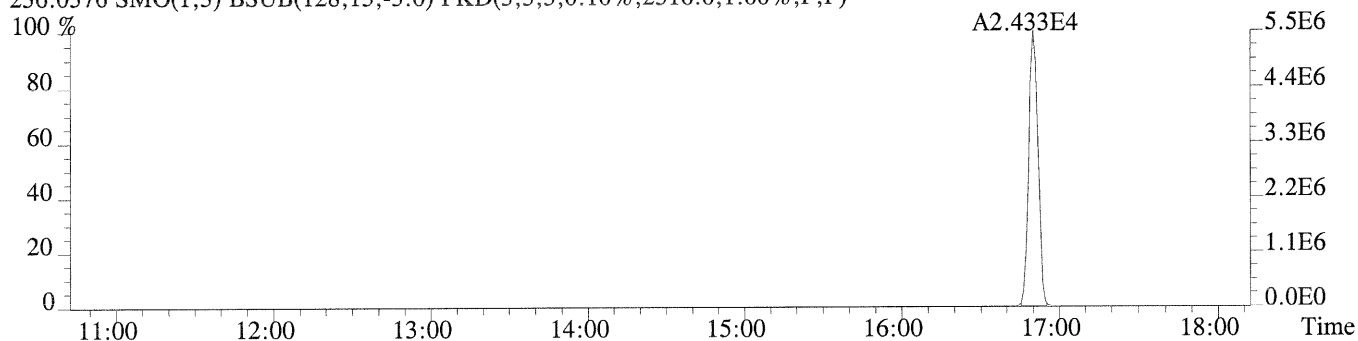
223.9974 SMO(1,3) BSUB(128,15,-3.0) PKD(3,3,3,0.10%,33396.0,1.00%,F,F)



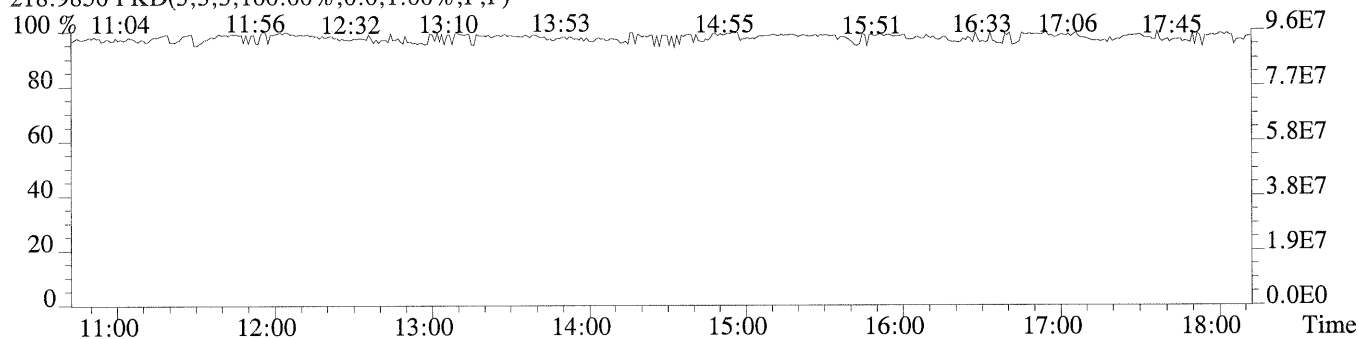
234.0406 SMO(1,3) BSUB(128,15,-3.0) PKD(3,3,3,0.10%,2808.0,1.00%,F,F)



236.0376 SMO(1,3) BSUB(128,15,-3.0) PKD(3,3,3,0.10%,2516.0,1.00%,F,F)

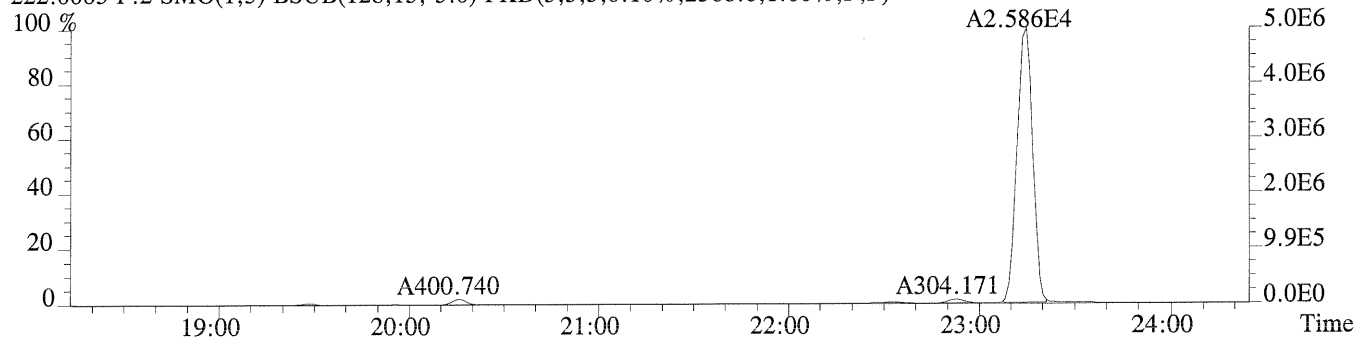


218.9856 PKD(3,3,3,100.00%,0.0,1.00%,F,F)

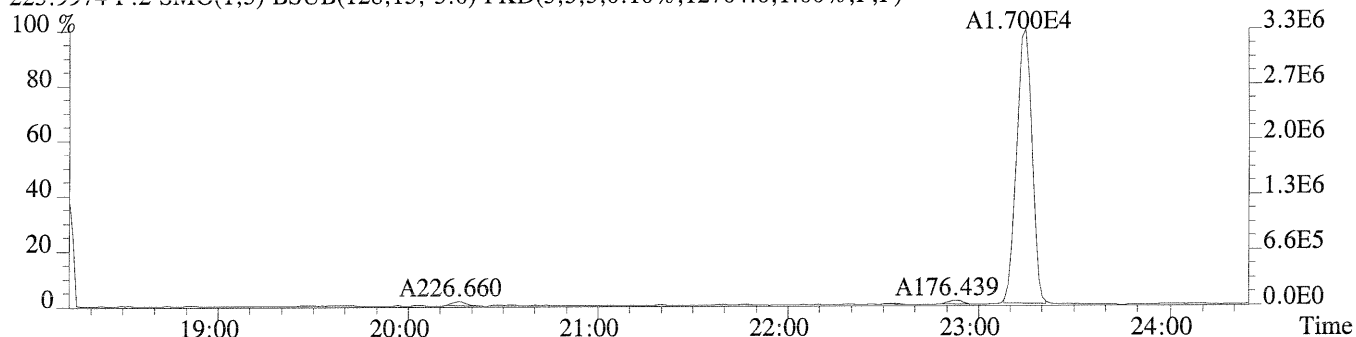


Sample#1 Exp:CCAL CS3

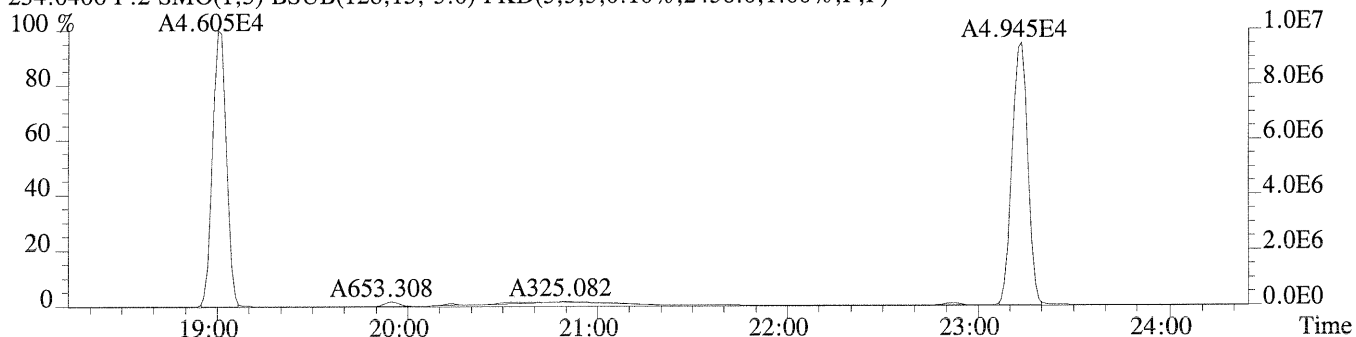
222.0003 F:2 SMO(1,3) BSUB(128,15,-3.0) PKD(3,3,3,0.10%,2568.0,1.00%,F,F)



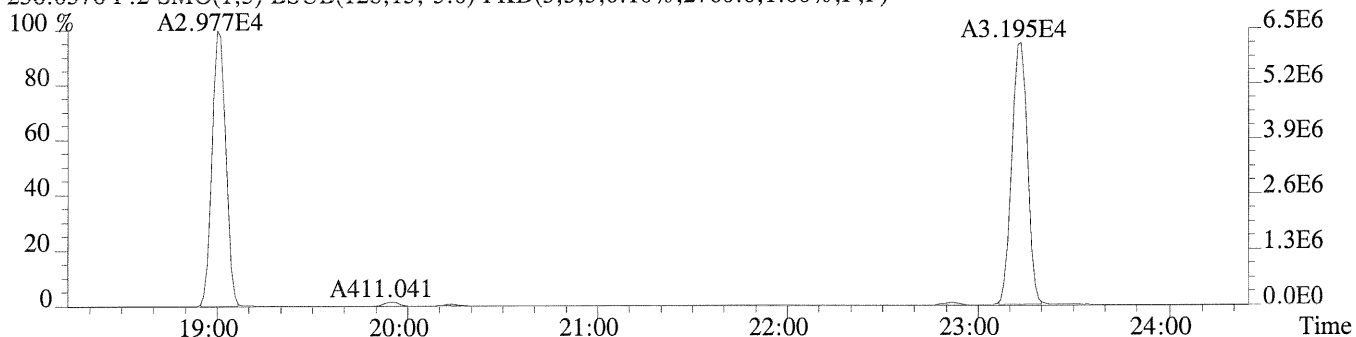
223.9974 F:2 SMO(1,3) BSUB(128,15,-3.0) PKD(3,3,3,0.10%,12704.0,1.00%,F,F)



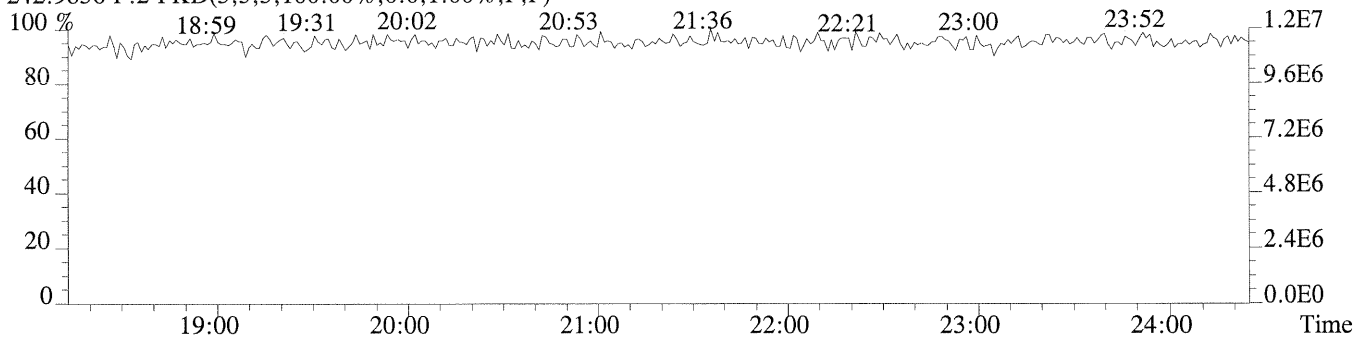
234.0406 F:2 SMO(1,3) BSUB(128,15,-3.0) PKD(3,3,3,0.10%,2436.0,1.00%,F,F)



236.0376 F:2 SMO(1,3) BSUB(128,15,-3.0) PKD(3,3,3,0.10%,2760.0,1.00%,F,F)

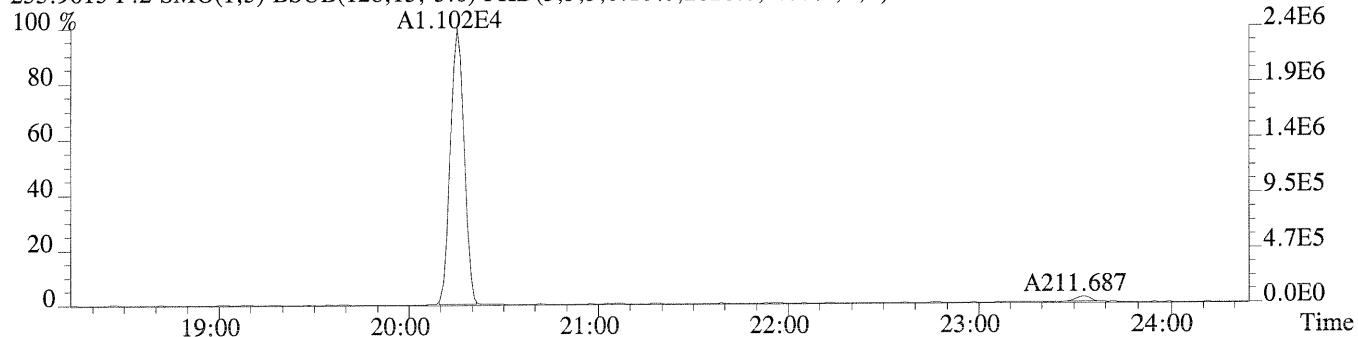


242.9856 F:2 PKD(3,3,3,100.00%,0.0,1.00%,F,F)

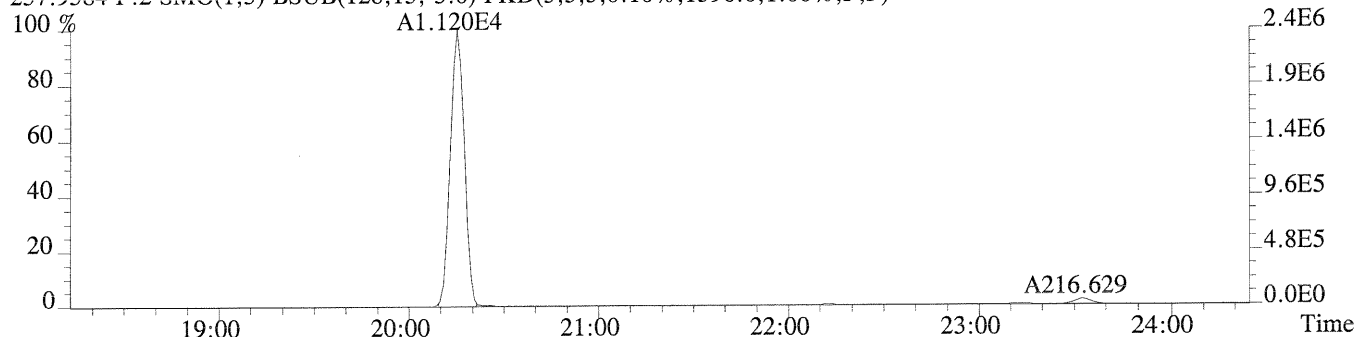


Sample#1 Exp:CCAL CS3

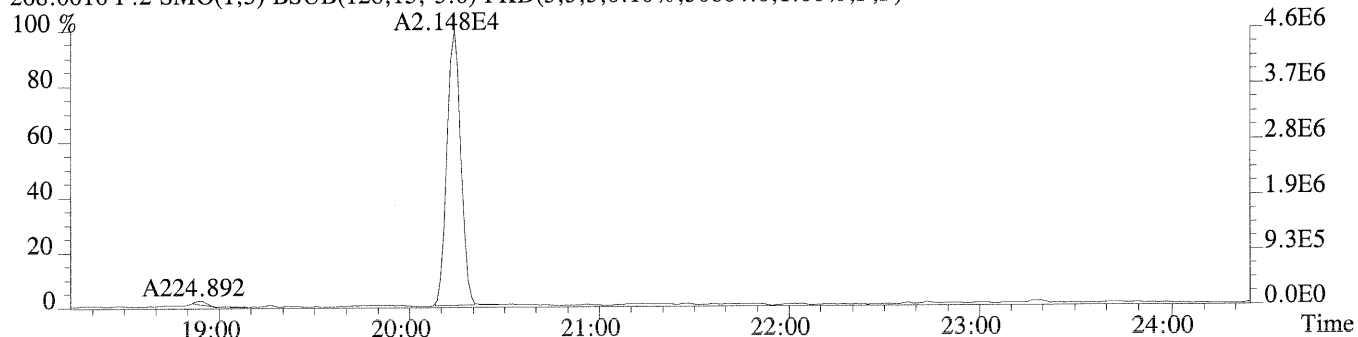
255.9613 F:2 SMO(1,3) BSUB(128,15,-3.0) PKD(3,3,3,0.10%,2828.0,1.00%,F,F)



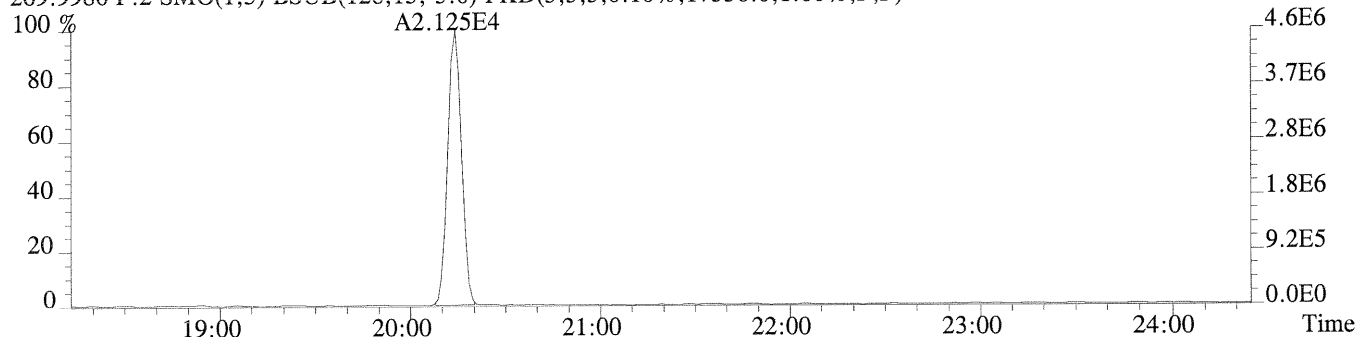
257.9584 F:2 SMO(1,3) BSUB(128,15,-3.0) PKD(3,3,3,0.10%,1596.0,1.00%,F,F)



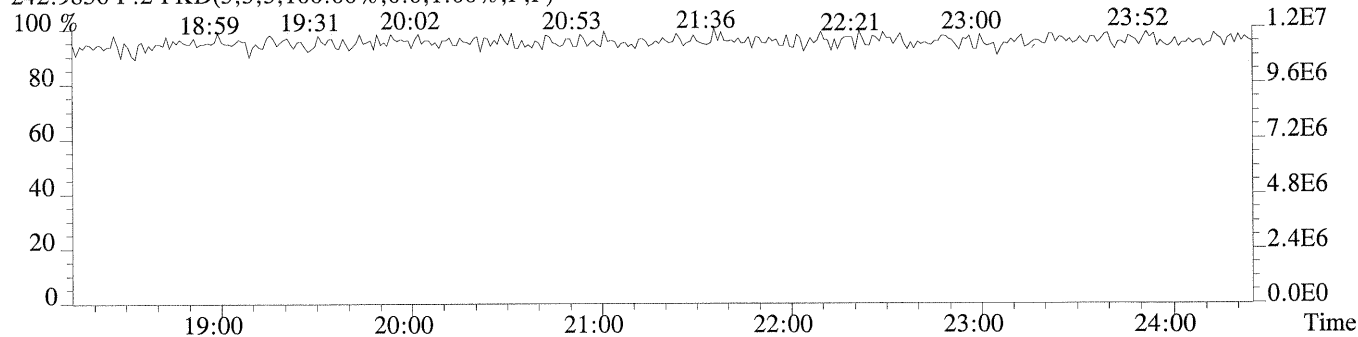
268.0016 F:2 SMO(1,3) BSUB(128,15,-3.0) PKD(3,3,3,0.10%,30804.0,1.00%,F,F)



269.9986 F:2 SMO(1,3) BSUB(128,15,-3.0) PKD(3,3,3,0.10%,17336.0,1.00%,F,F)



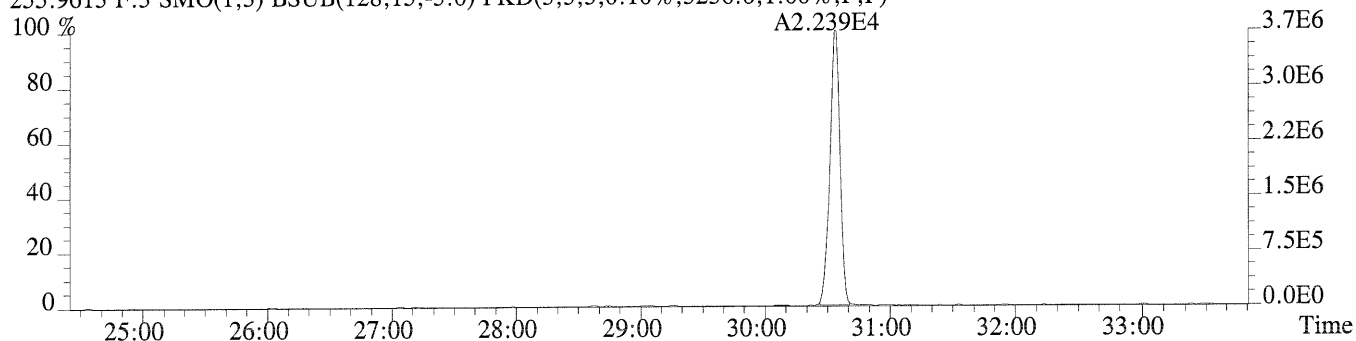
242.9856 F:2 PKD(3,3,3,100.00%,0.0,1.00%,F,F)



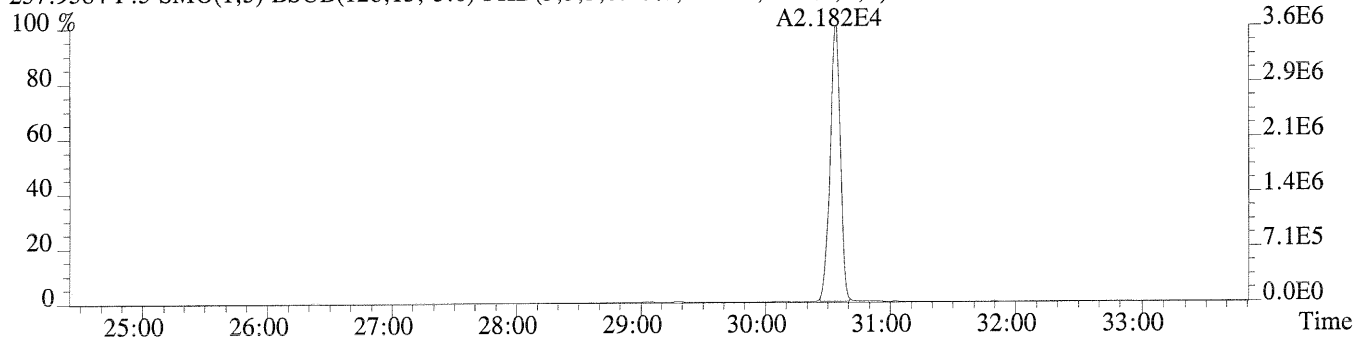
File:U220197 #1-603 Acq:25-AUG-2009 17:09:18 Probe EI+ Magnet SIR VG BioTech Mass spectf

Sample#1 Exp:CCAL CS3

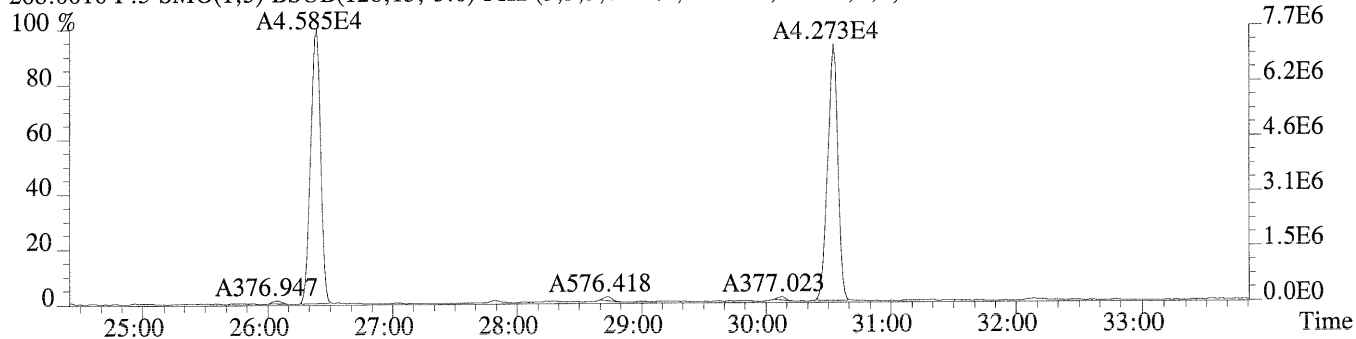
255.9613 F:3 SMO(1,3) BSUB(128,15,-3.0) PKD(3,3,3,0.10%,3236.0,1.00%,F,F)



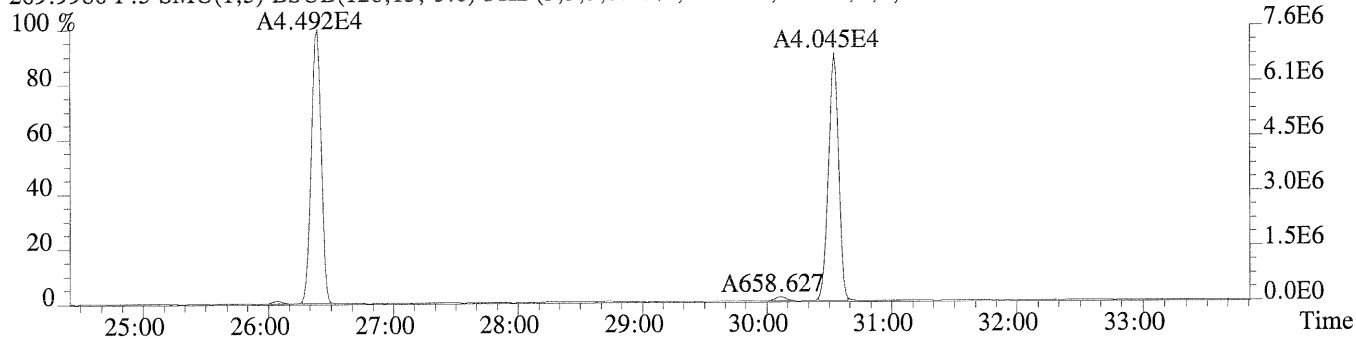
257.9584 F:3 SMO(1,3) BSUB(128,15,-3.0) PKD(3,3,3,0.10%,2424.0,1.00%,F,F)



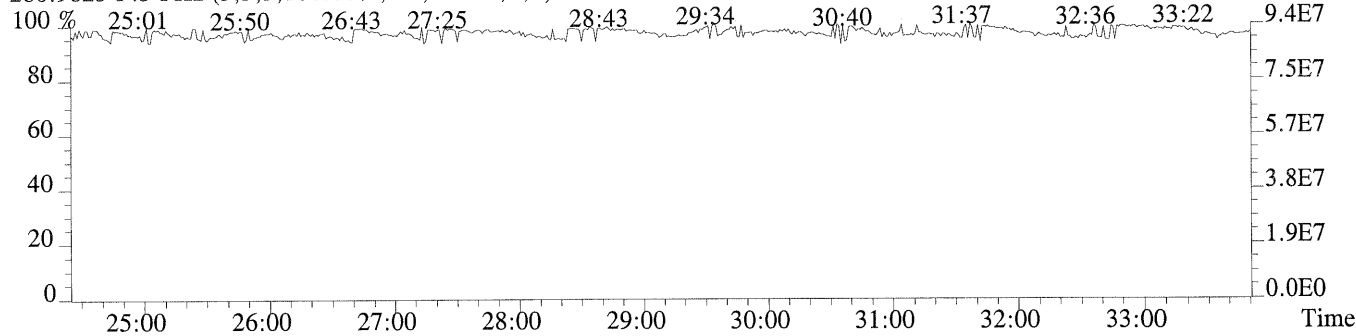
268.0016 F:3 SMO(1,3) BSUB(128,15,-3.0) PKD(3,3,3,0.10%,36048.0,1.00%,F,F)



269.9986 F:3 SMO(1,3) BSUB(128,15,-3.0) PKD(3,3,3,0.10%,16912.0,1.00%,F,F)



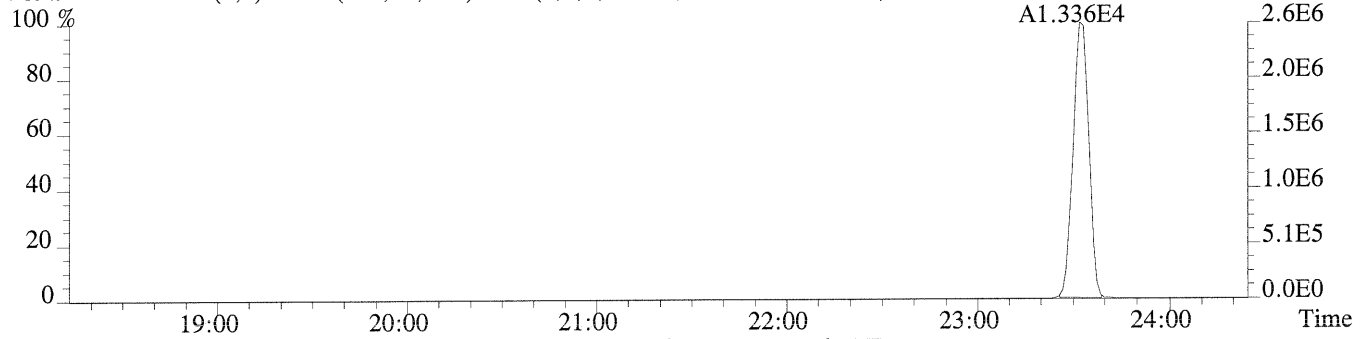
280.9825 F:3 PKD(3,3,3,100.00%,0.0,1.00%,F,F)



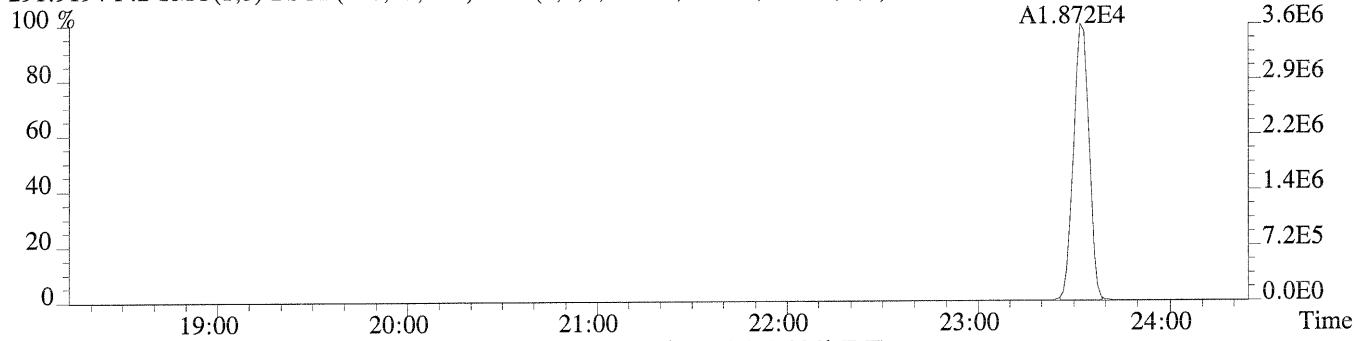
File:U220197 #1-342 Acq:25-AUG-2009 17:09:18 Probe EI+ Magnet SIR VG BioTech Mass spectf

Sample#1 Exp:CCAL CS3

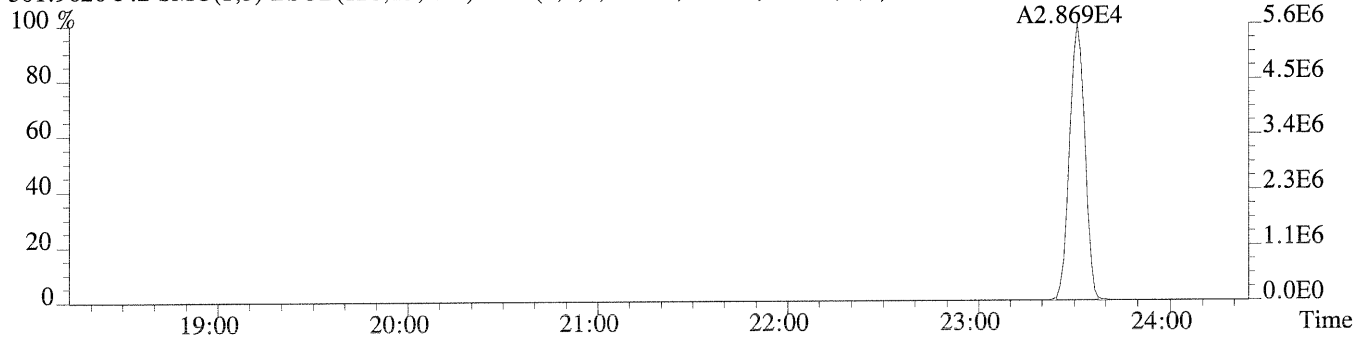
289.9224 F:2 SMO(1,3) BSUB(128,15,-3.0) PKD(3,3,3,0.10%,1296.0,1.00%,F,F)



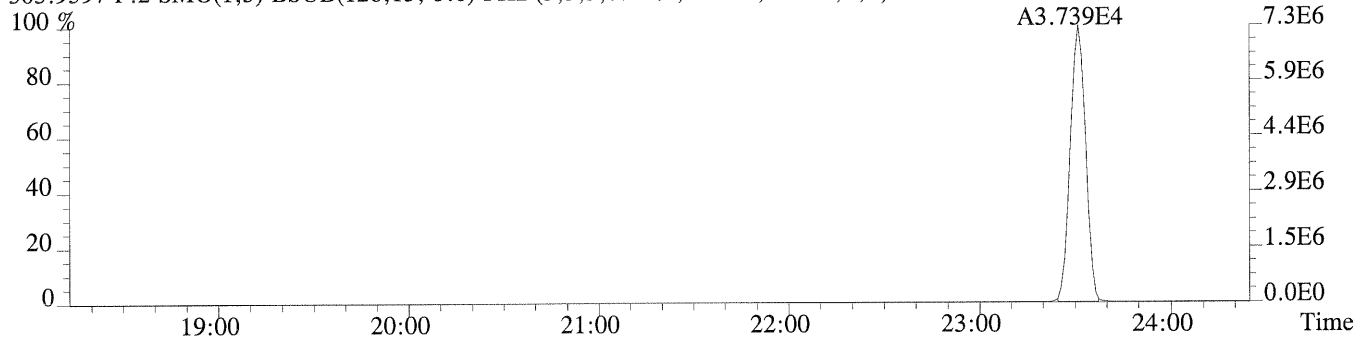
291.9194 F:2 SMO(1,3) BSUB(128,15,-3.0) PKD(3,3,3,0.10%,1352.0,1.00%,F,F)



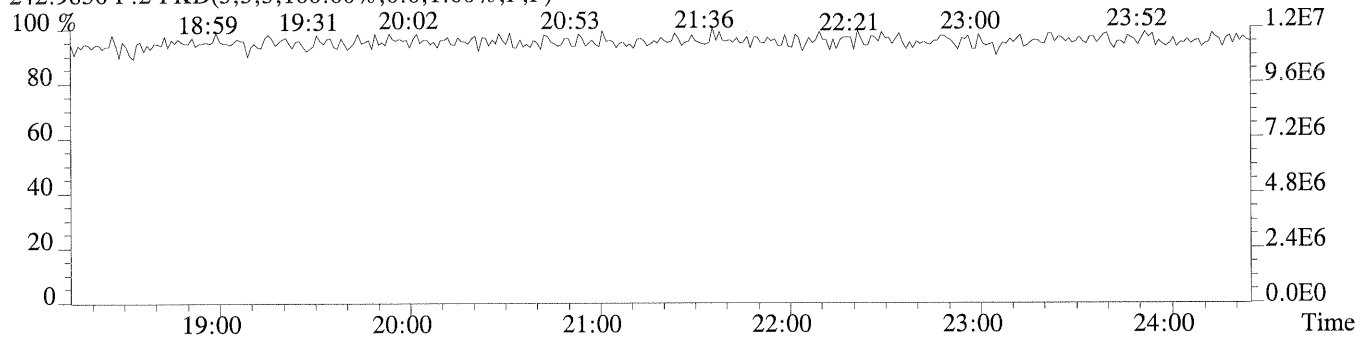
301.9626 F:2 SMO(1,3) BSUB(128,15,-3.0) PKD(3,3,3,0.10%,2564.0,1.00%,F,F)

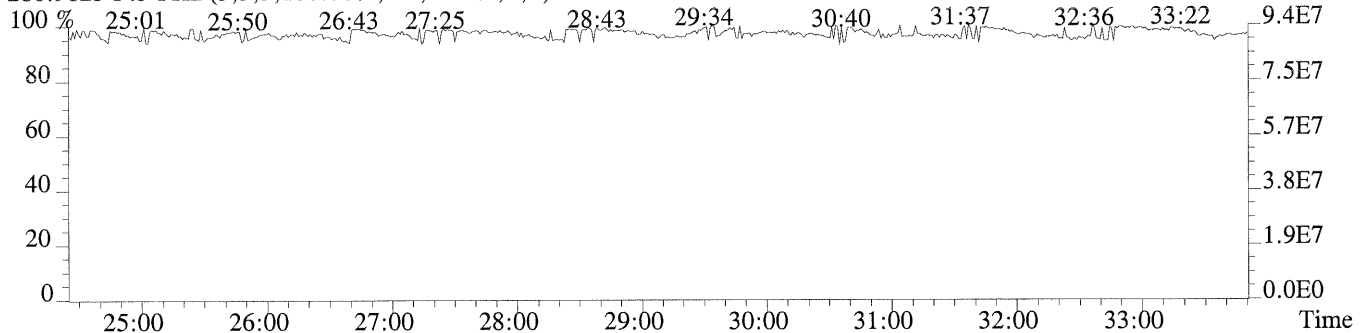
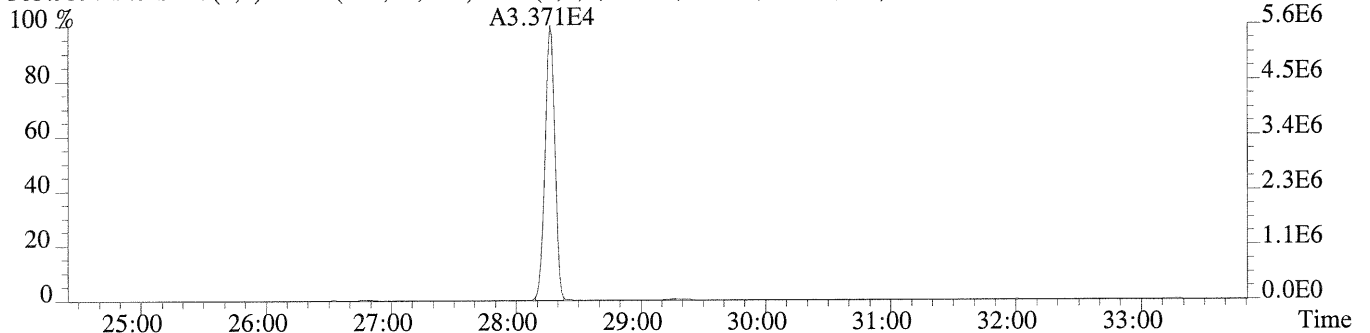
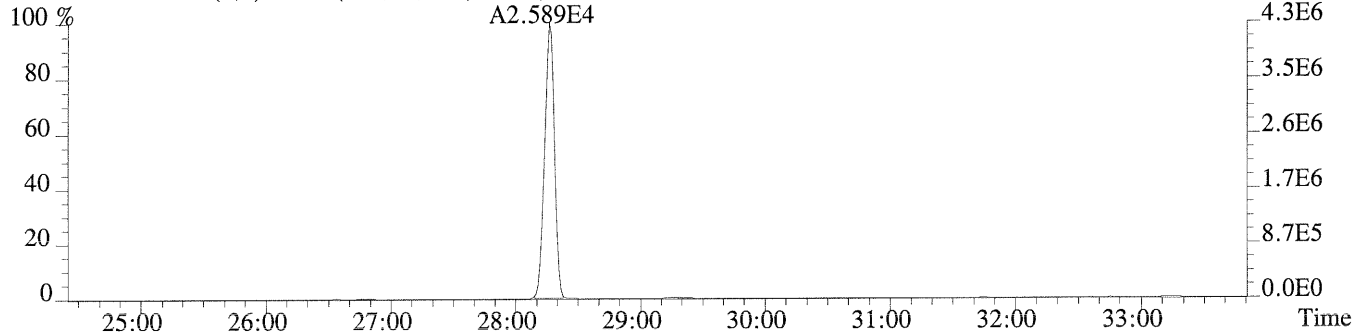
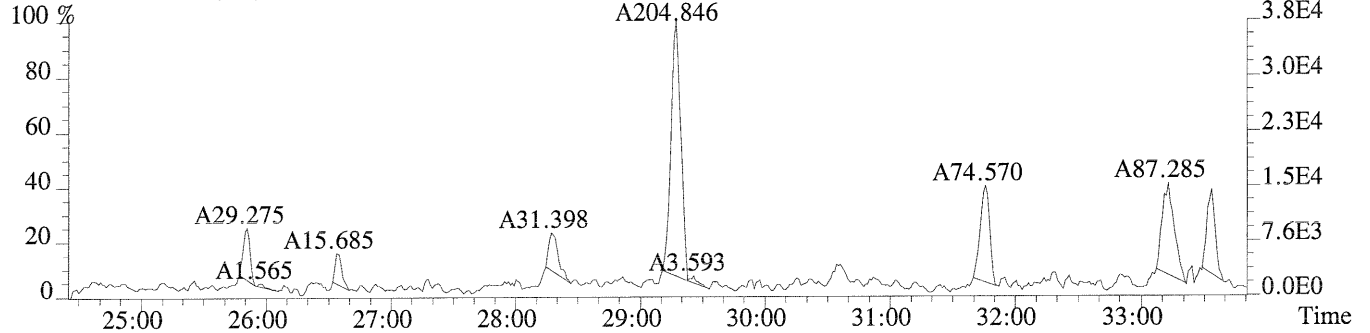
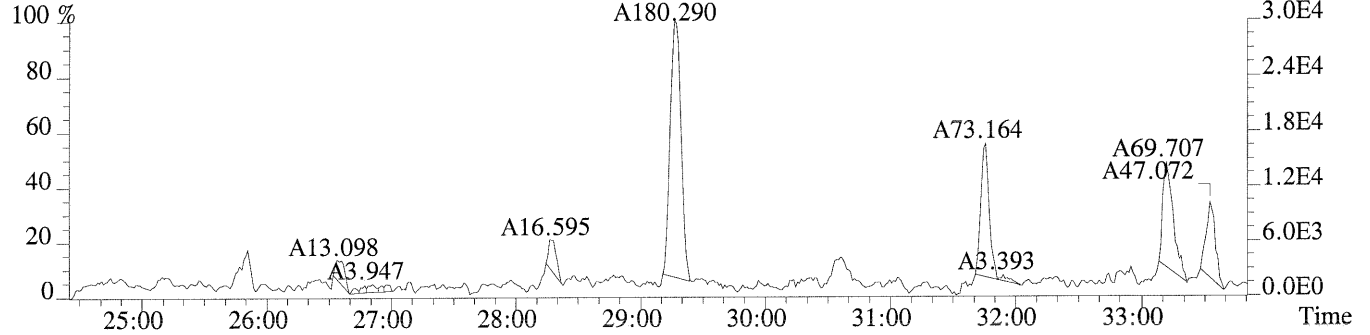


303.9597 F:2 SMO(1,3) BSUB(128,15,-3.0) PKD(3,3,3,0.10%,1504.0,1.00%,F,F)



242.9856 F:2 PKD(3,3,3,100.00%,0.0,1.00%,F,F)

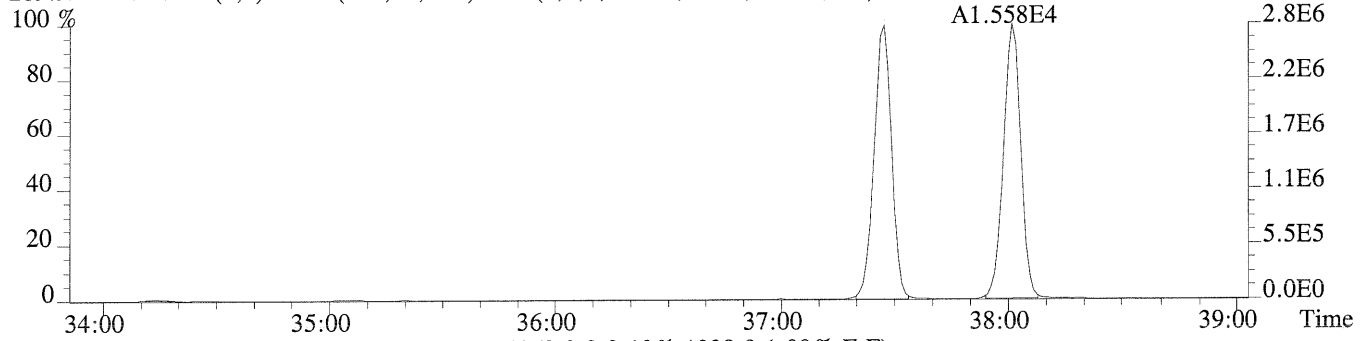




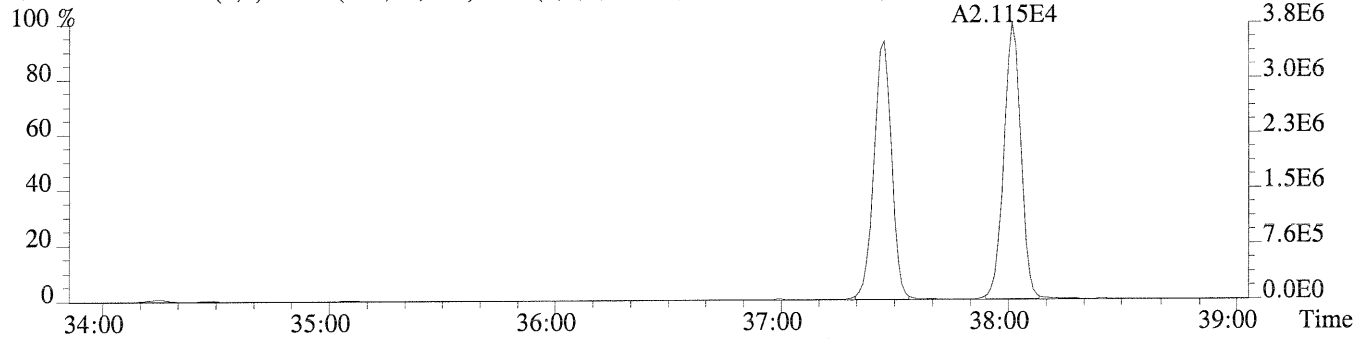
File:U220197 #1-333 Acq:25-AUG-2009 17:09:18 Probe EI+ Magnet SIR VG BioTech Mass spectf

Sample#1 Exp:CCAL CS3

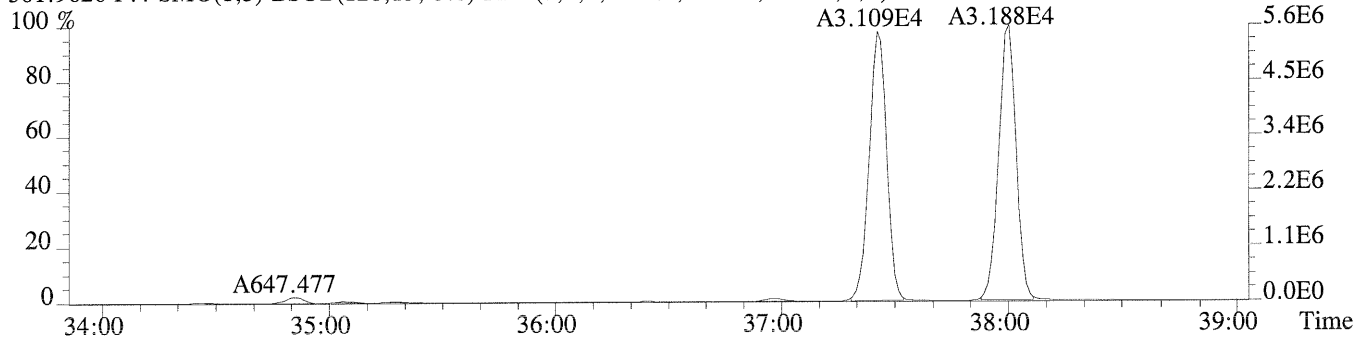
289.9224 F:4 SMO(1,3) BSUB(128,15,-3.0) PKD(3,3,3,0.10%,920.0,1.00%,F,F)



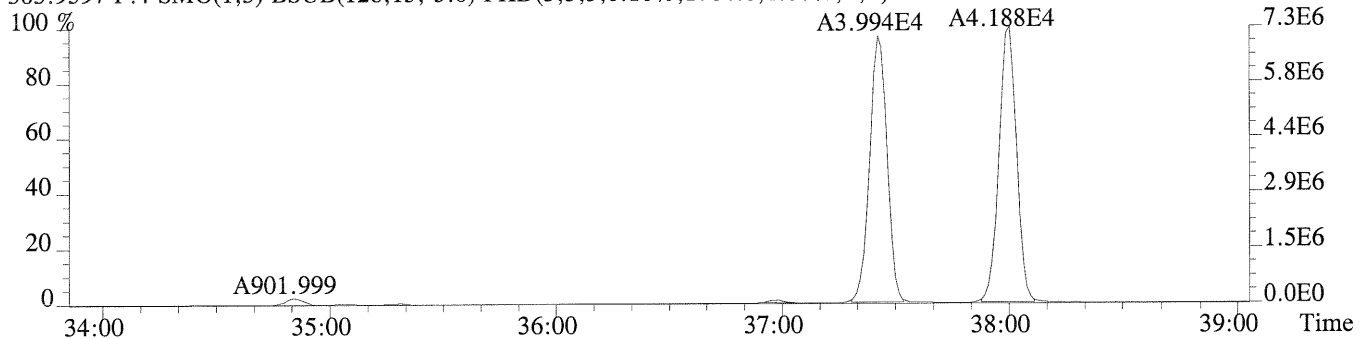
291.9194 F:4 SMO(1,3) BSUB(128,15,-3.0) PKD(3,3,3,0.10%,1328.0,1.00%,F,F)



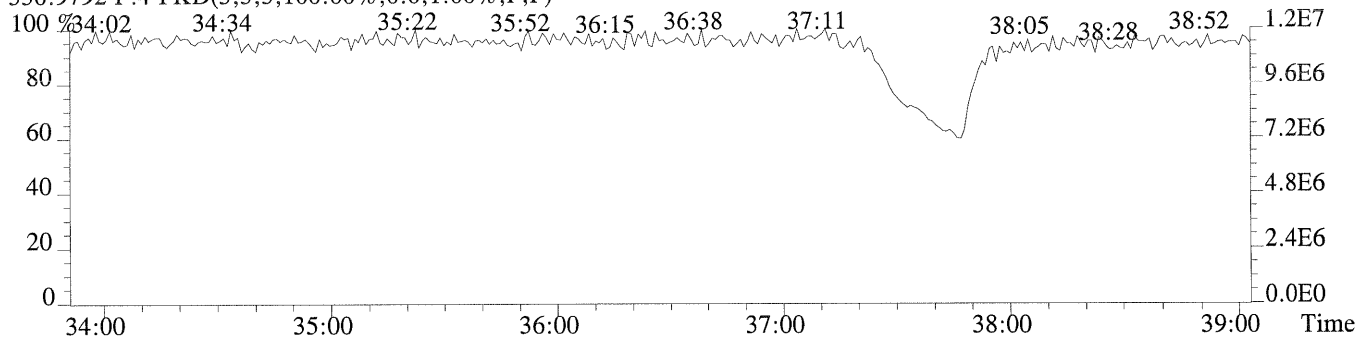
301.9626 F:4 SMO(1,3) BSUB(128,15,-3.0) PKD(3,3,3,0.10%,3548.0,1.00%,F,F)



303.9597 F:4 SMO(1,3) BSUB(128,15,-3.0) PKD(3,3,3,0.10%,1764.0,1.00%,F,F)



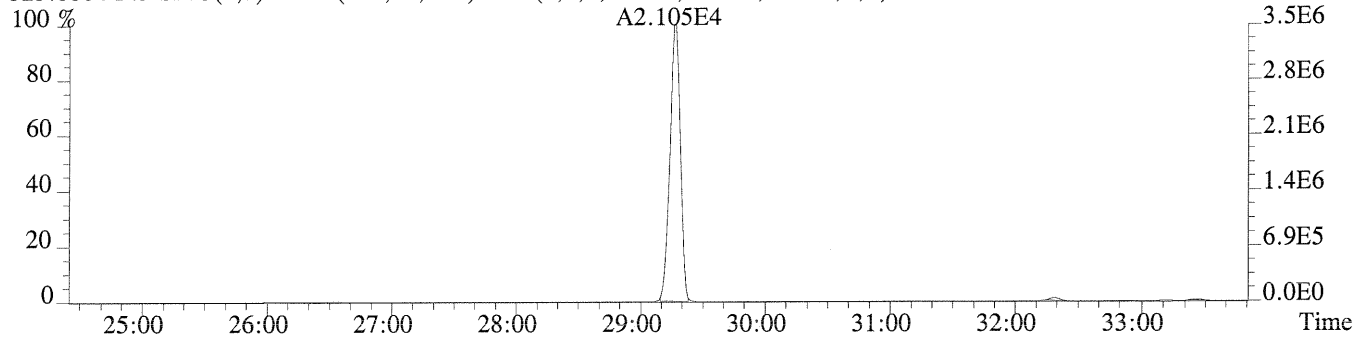
330.9792 F:4 PKD(3,3,3,100.00%,0.0,1.00%,F,F)



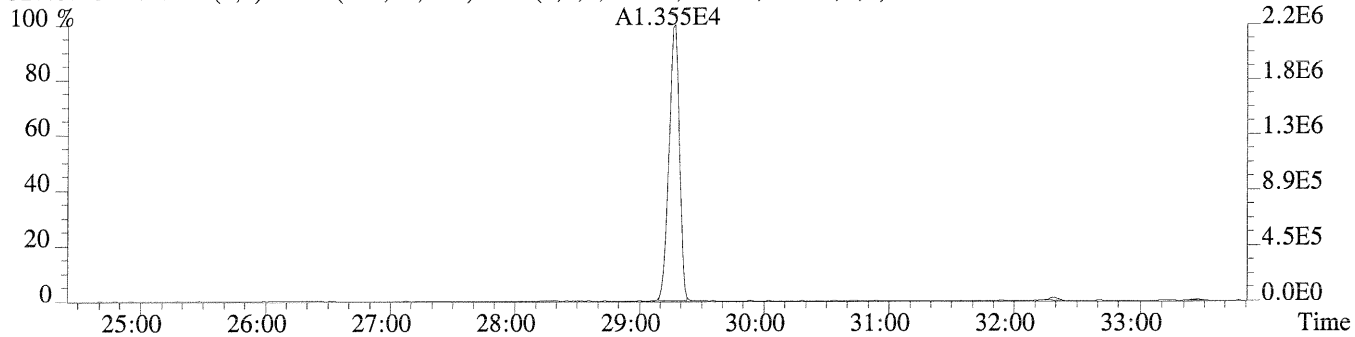
File:U220197 #1-603 Acq:25-AUG-2009 17:09:18 Probe EI+ Magnet SIR VG BioTech Mass spectr

Sample#1 Exp:CCAL CS3

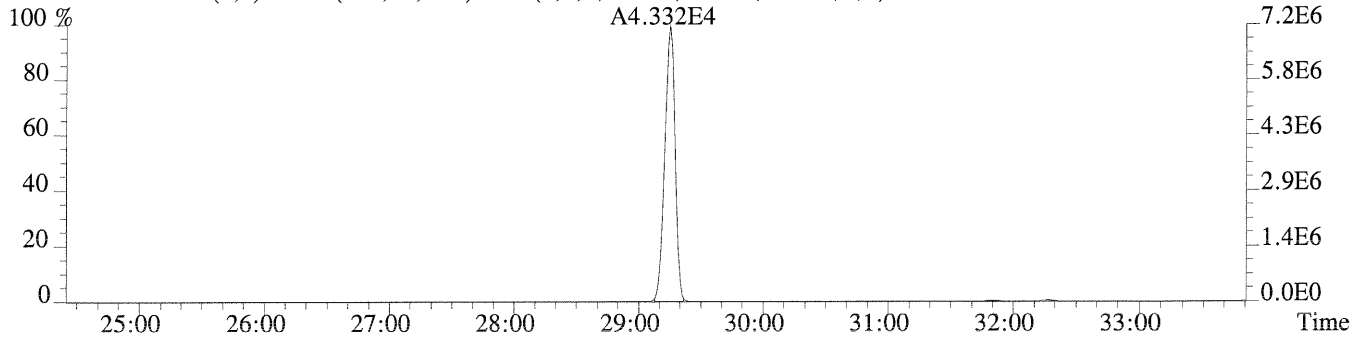
325.8804 F:3 SMO(1,3) BSUB(128,15,-3.0) PKD(3,3,3,0.10%,1864.0,1.00%,F,F)



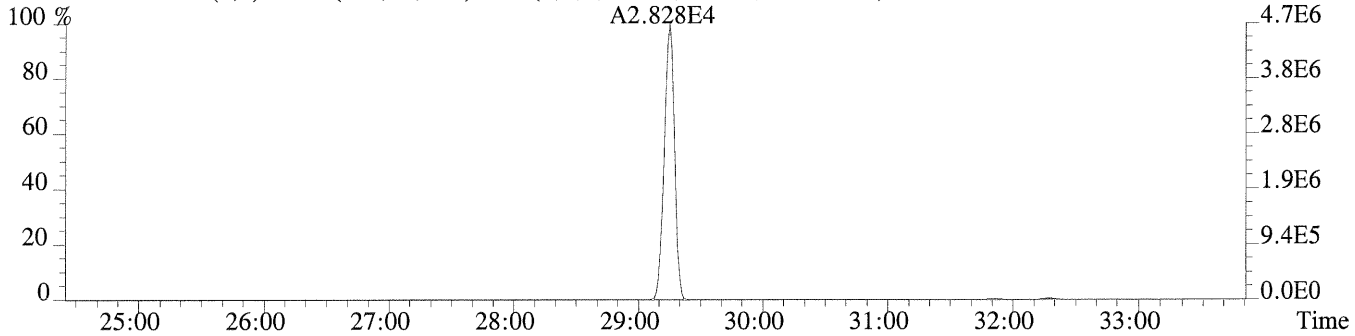
327.8775 F:3 SMO(1,3) BSUB(128,15,-3.0) PKD(3,3,3,0.10%,2396.0,1.00%,F,F)



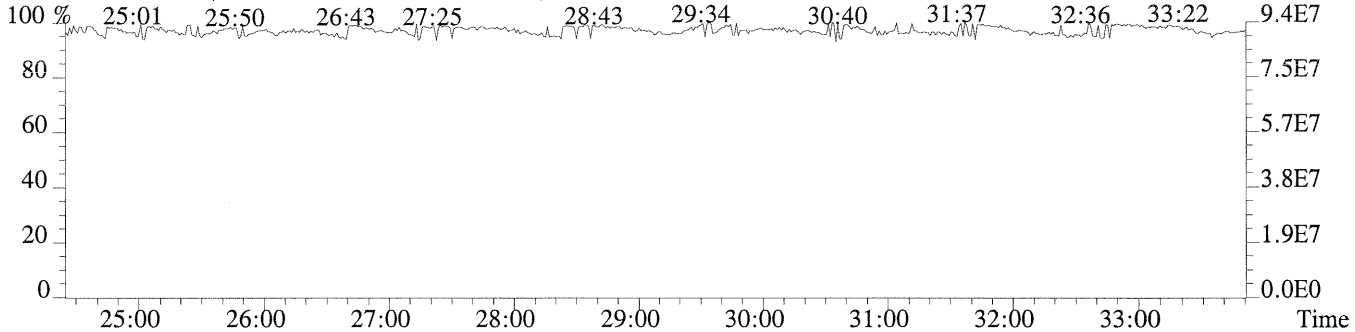
337.9207 F:3 SMO(1,3) BSUB(128,15,-3.0) PKD(3,3,3,0.10%,1824.0,1.00%,F,F)



339.9178 F:3 SMO(1,3) BSUB(128,15,-3.0) PKD(3,3,3,0.10%,1532.0,1.00%,F,F)

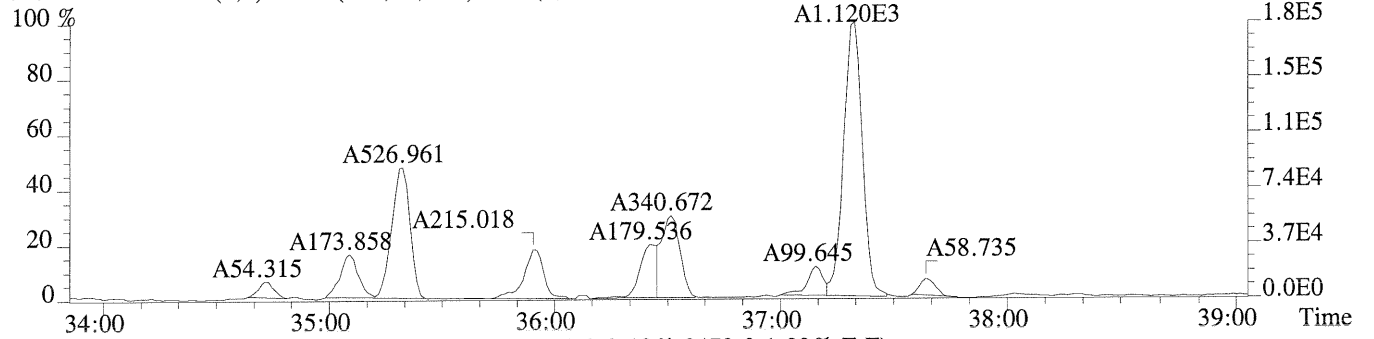


280.9825 F:3 PKD(3,3,3,100.00%,0.0,1.00%,F,F)

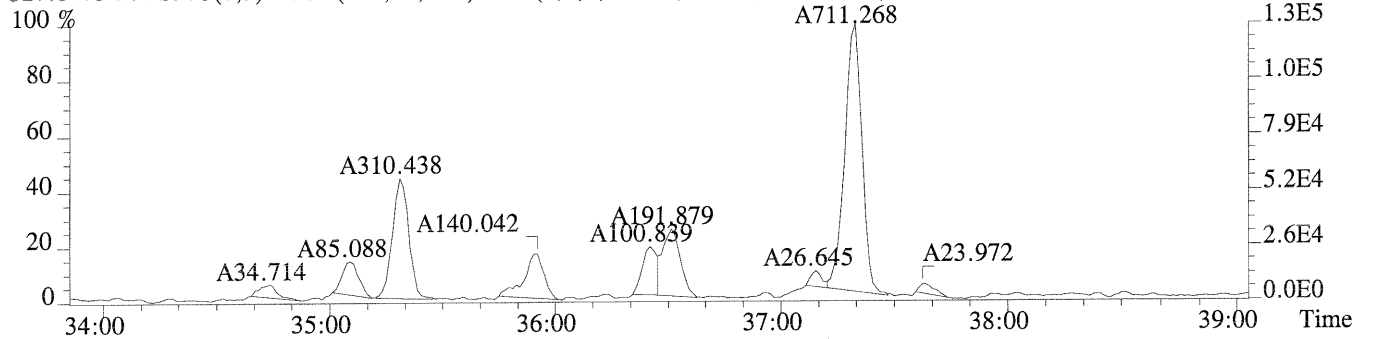


Sample#1 Exp:CCAL CS3

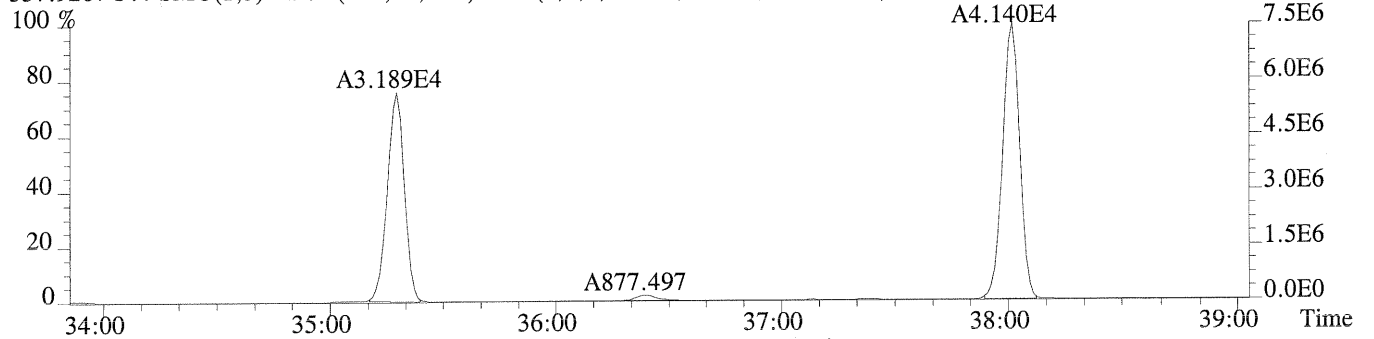
325.8804 F:4 SMO(1,3) BSUB(128,15,-3.0) PKD(3,3,3,0.10%,1396.0,1.00%,F,F)



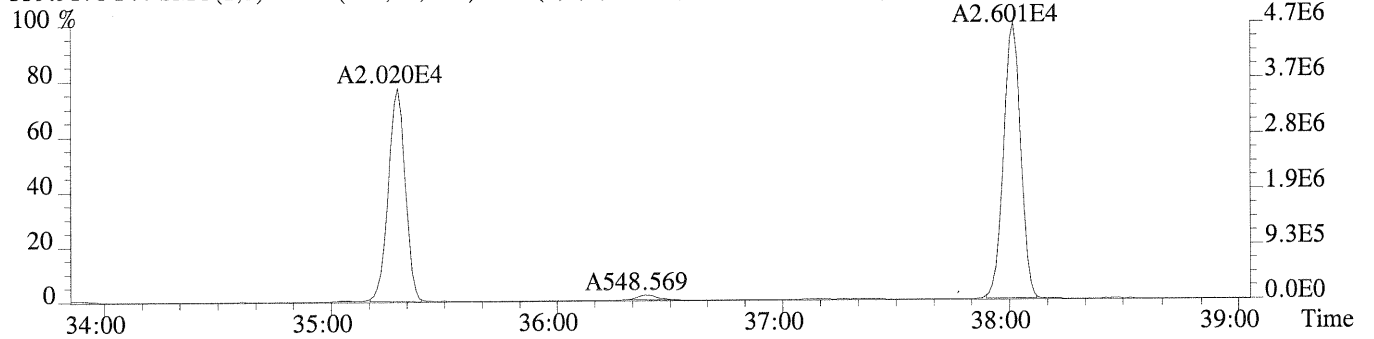
327.8775 F:4 SMO(1,3) BSUB(128,15,-3.0) PKD(3,3,3,0.10%,2472.0,1.00%,F,F)



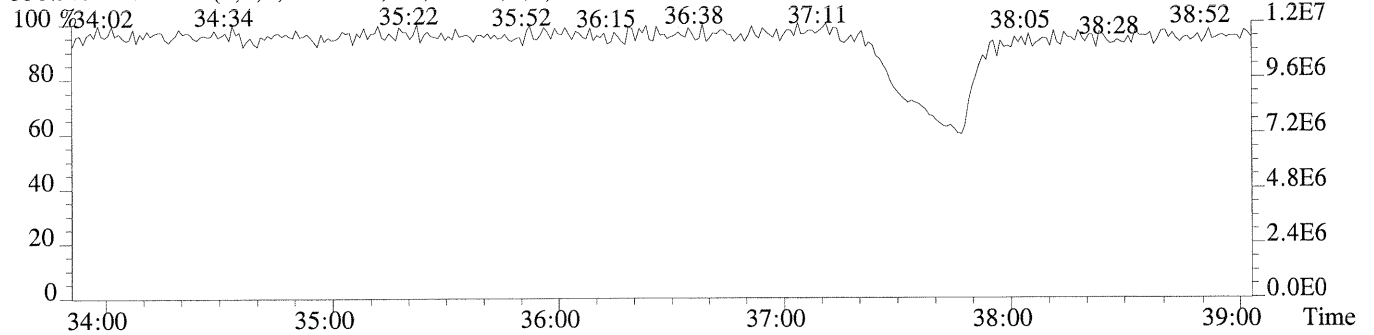
337.9207 F:4 SMO(1,3) BSUB(128,15,-3.0) PKD(3,3,3,0.10%,2588.0,1.00%,F,F)



339.9178 F:4 SMO(1,3) BSUB(128,15,-3.0) PKD(3,3,3,0.10%,4020.0,1.00%,F,F)

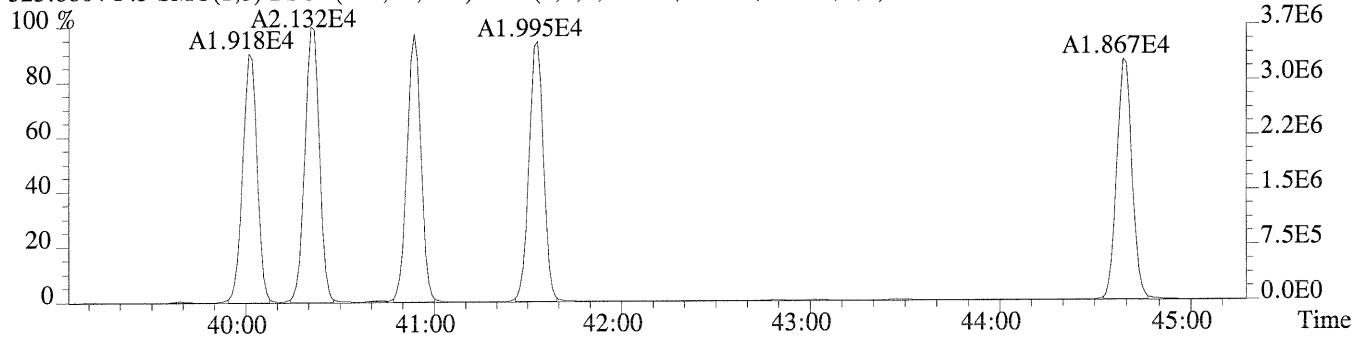


330.9792 F:4 PKD(3,3,3,100.00%,0.0,1.00%,F,F)

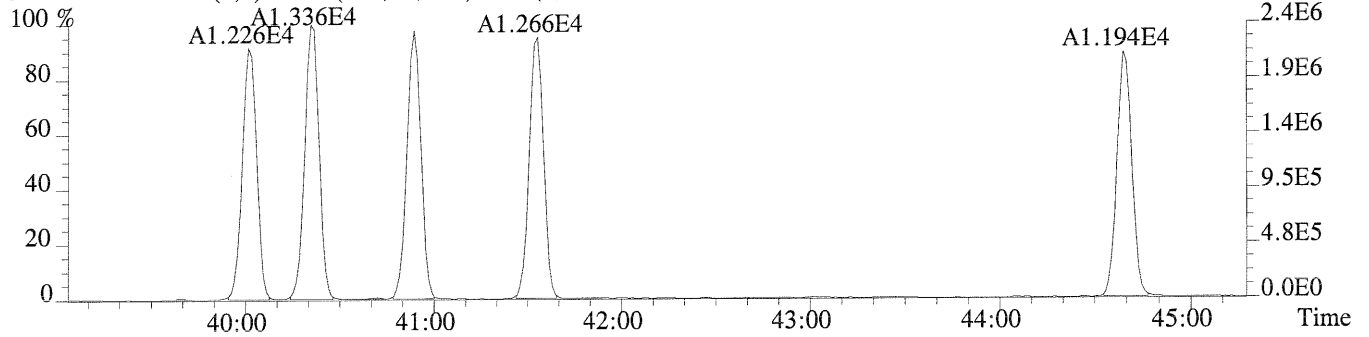


Sample#1 Exp:CCAL CS3

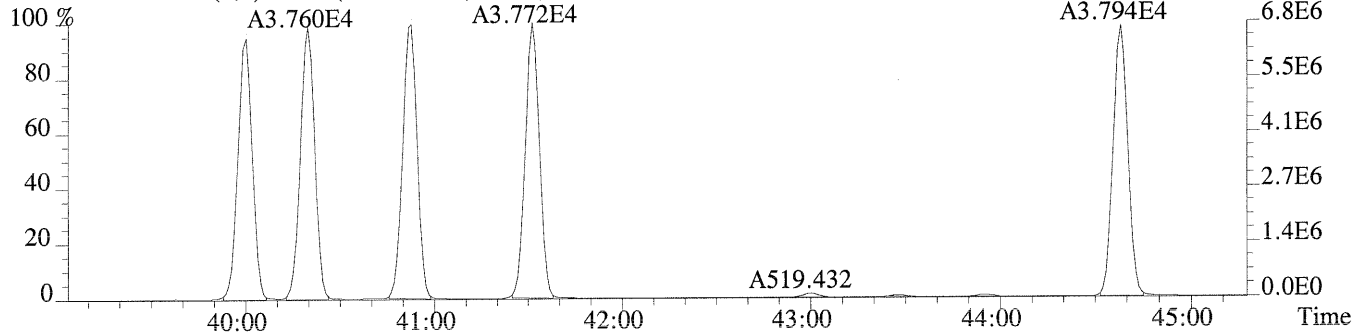
325.8804 F:5 SMO(1,3) BSUB(128,15,-3.0) PKD(3,3,3,0.10%,1360.0,1.00%,F,F)



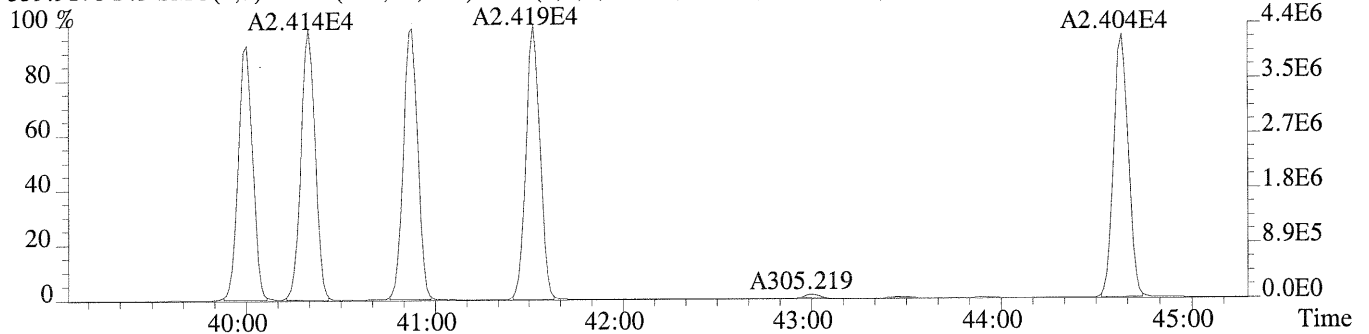
327.8775 F:5 SMO(1,3) BSUB(128,15,-3.0) PKD(3,3,3,0.10%,3712.0,1.00%,F,F)



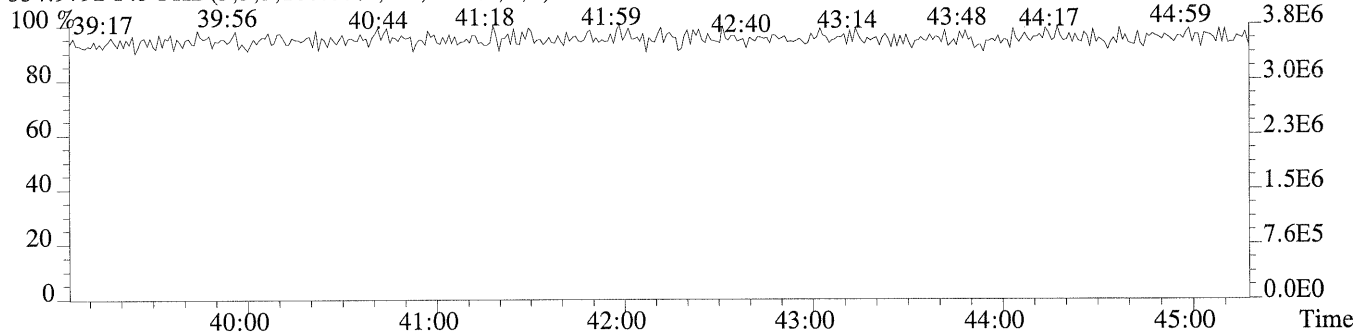
337.9207 F:5 SMO(1,3) BSUB(128,15,-3.0) PKD(3,3,3,0.10%,2804.0,1.00%,F,F)



339.9178 F:5 SMO(1,3) BSUB(128,15,-3.0) PKD(3,3,3,0.10%,1620.0,1.00%,F,F)

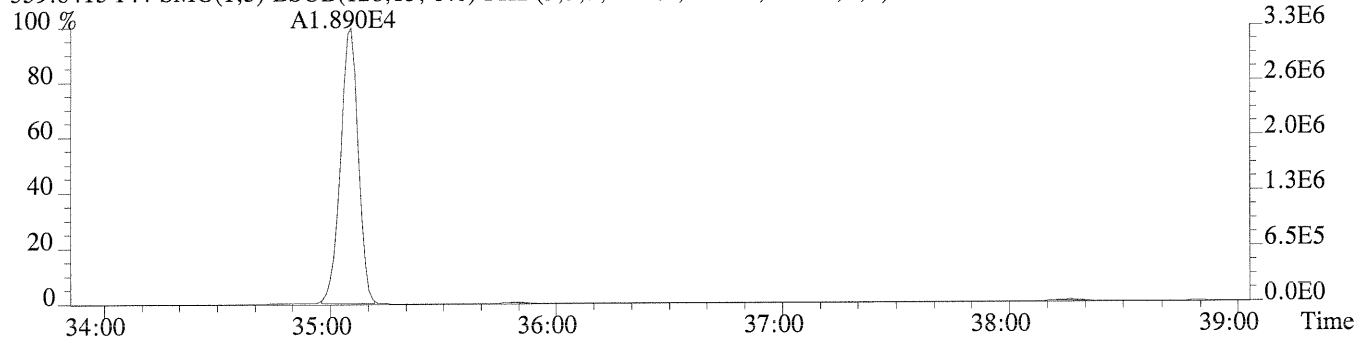


354.9792 F:5 PKD(3,3,3,100.00%,0.0,1.00%,F,F)

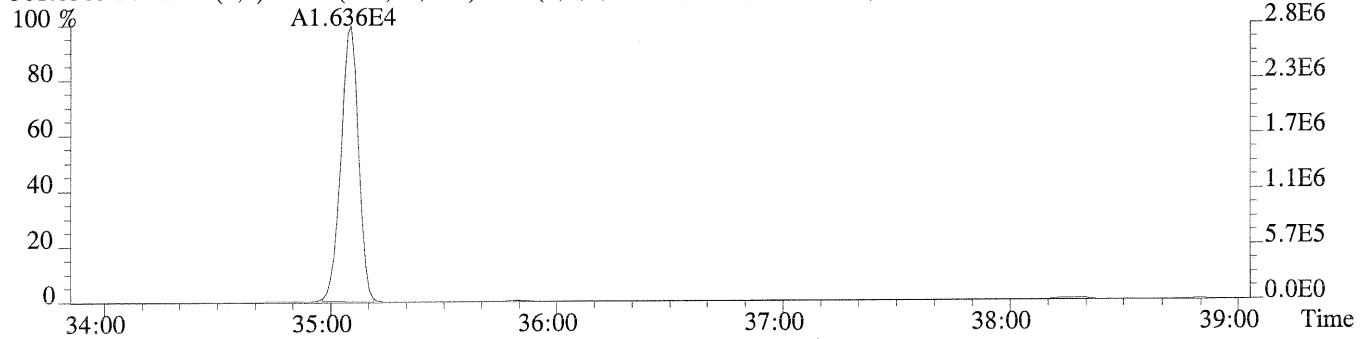


Sample#1 Exp:CCAL CS3

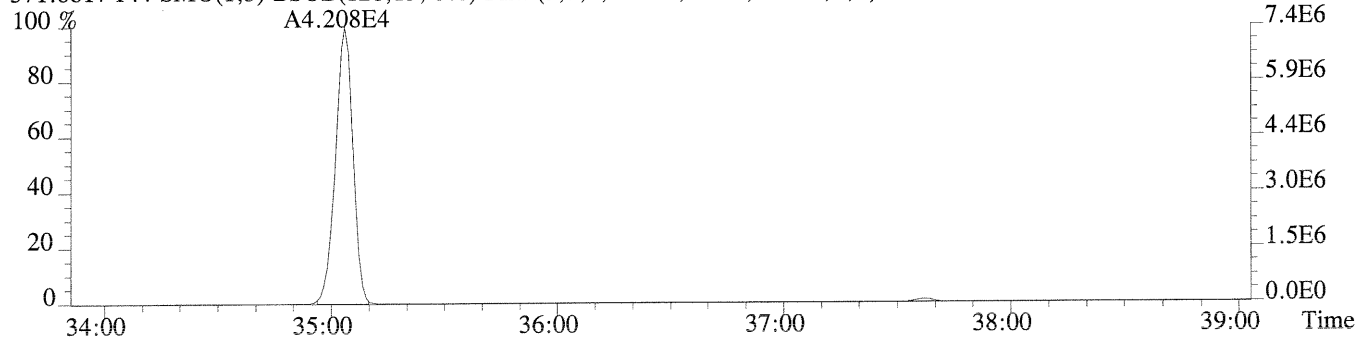
359.8415 F:4 SMO(1,3) BSUB(128,15,-3.0) PKD(3,3,3,0.10%,1560.0,1.00%,F,F)



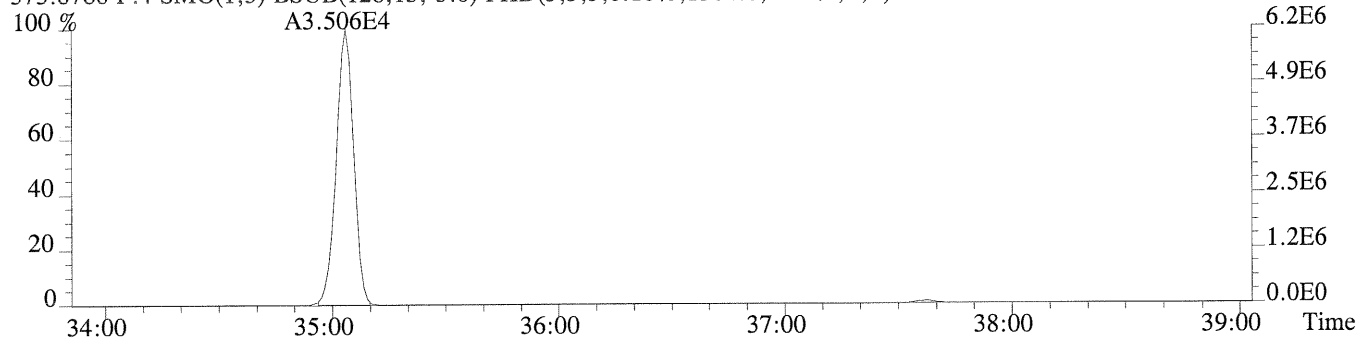
361.8385 F:4 SMO(1,3) BSUB(128,15,-3.0) PKD(3,3,3,0.10%,724.0,1.00%,F,F)



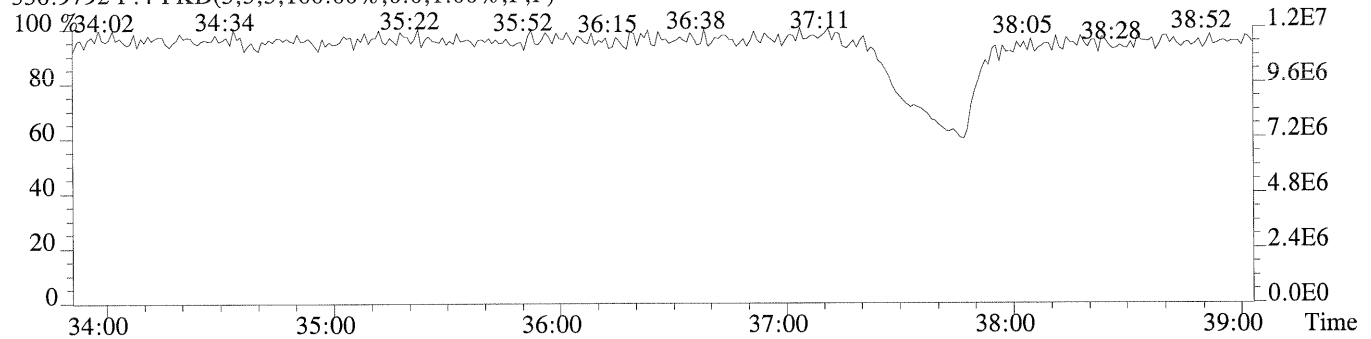
371.8817 F:4 SMO(1,3) BSUB(128,15,-3.0) PKD(3,3,3,0.10%,920.0,1.00%,F,F)



373.8788 F:4 SMO(1,3) BSUB(128,15,-3.0) PKD(3,3,3,0.10%,1304.0,1.00%,F,F)

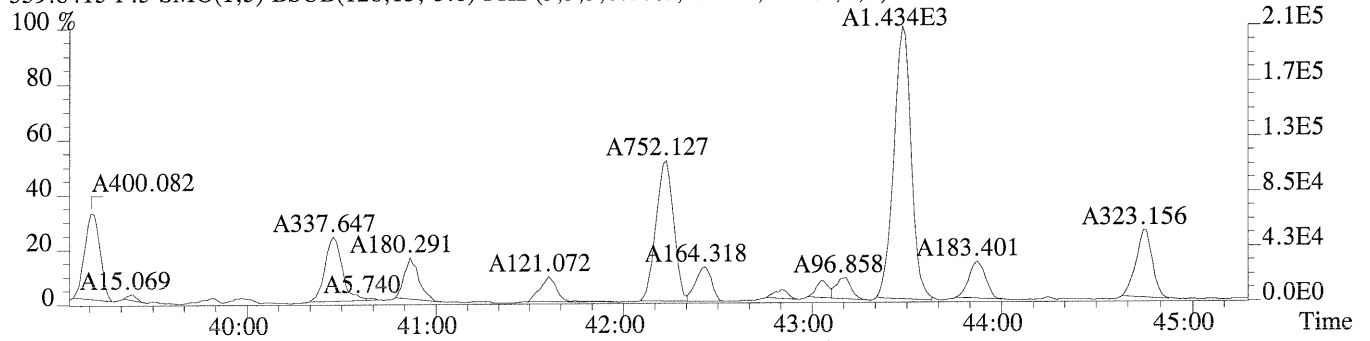


330.9792 F:4 PKD(3,3,3,100.00%,0.0,1.00%,F,F)

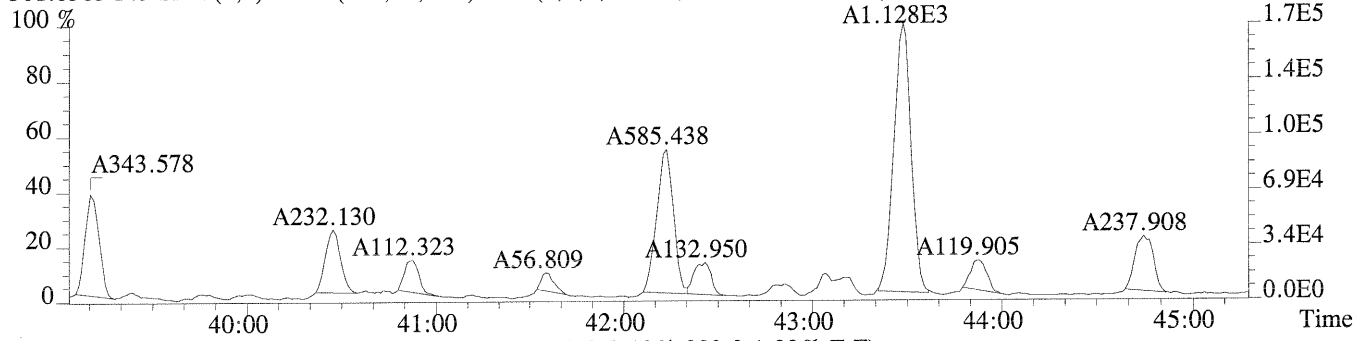


Sample#1 Exp:CCAL CS3

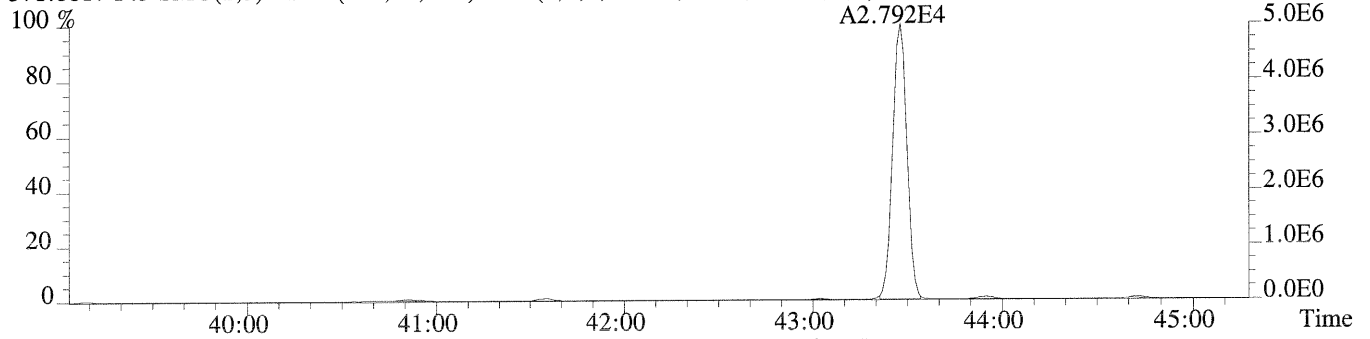
359.8415 F:5 SMO(1,3) BSUB(128,15,-3.0) PKD(3,3,3,0.10%,1816.0,1.00%,F,F)



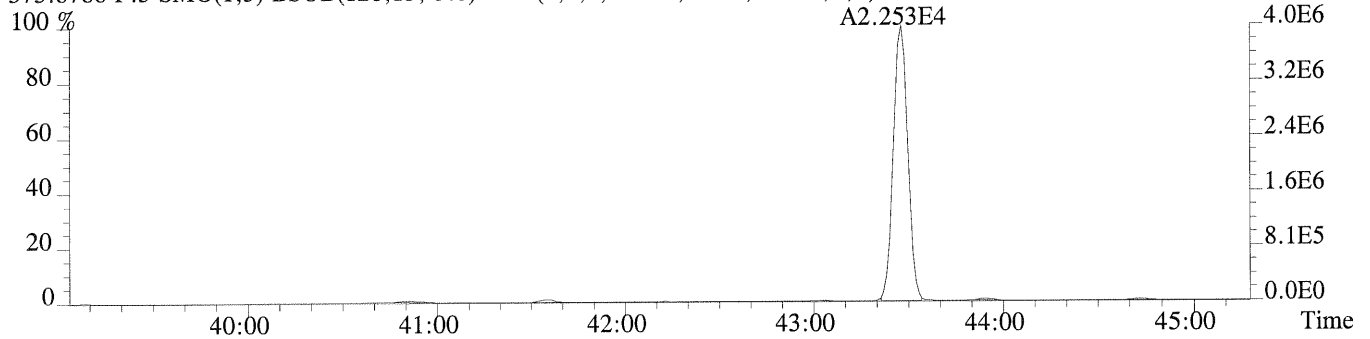
361.8385 F:5 SMO(1,3) BSUB(128,15,-3.0) PKD(3,3,3,0.10%,4040.0,1.00%,F,F)



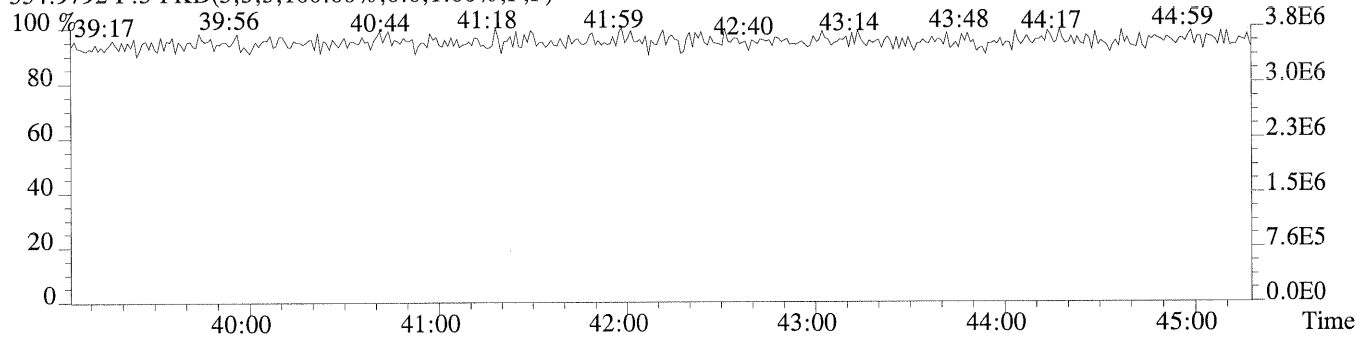
371.8817 F:5 SMO(1,3) BSUB(128,15,-3.0) PKD(3,3,3,0.10%,892.0,1.00%,F,F)



373.8788 F:5 SMO(1,3) BSUB(128,15,-3.0) PKD(3,3,3,0.10%,848.0,1.00%,F,F)

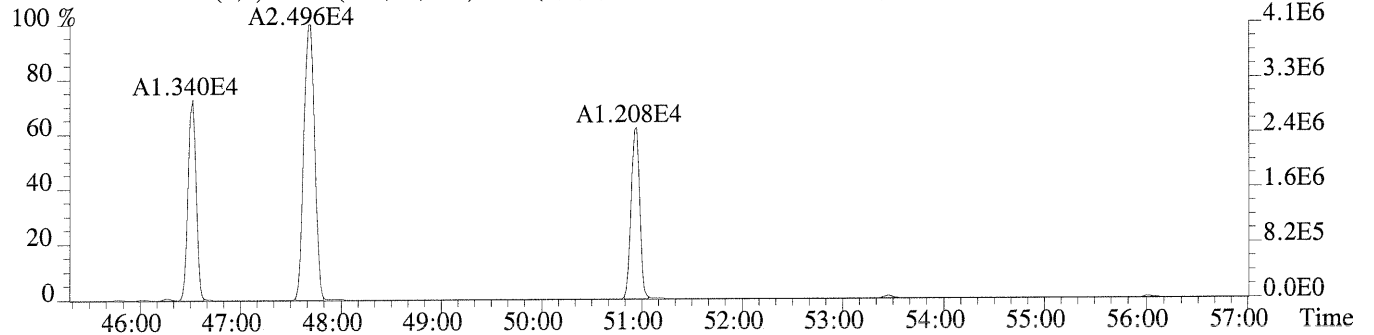


354.9792 F:5 PKD(3,3,3,100.00%,0.0,1.00%,F,F)

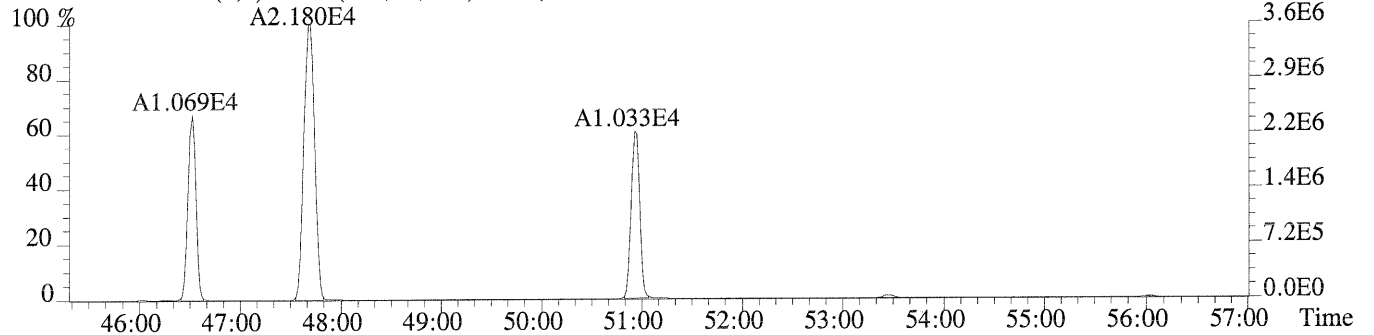


Sample#1 Exp:CCAL CS3

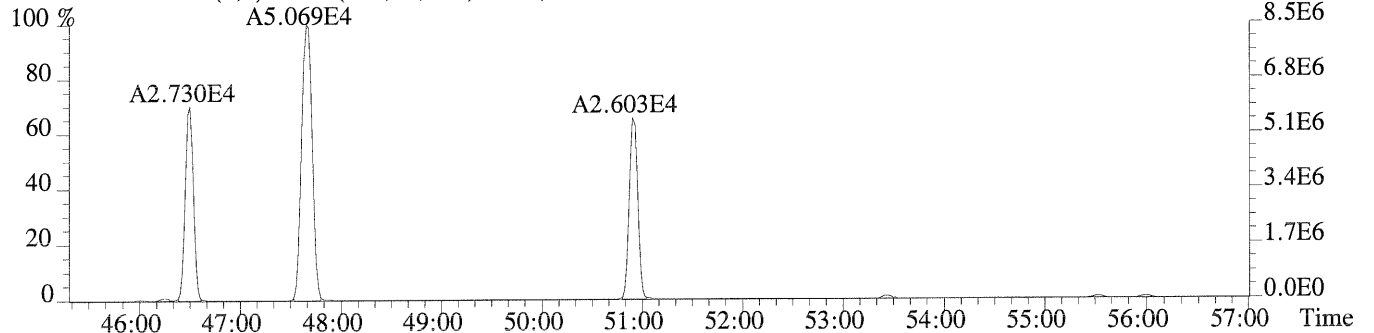
359.8415 F:6 SMO(1,3) BSUB(128,15,-3.0) PKD(3,3,3,0.10%,1032.0,1.00%,F,F)



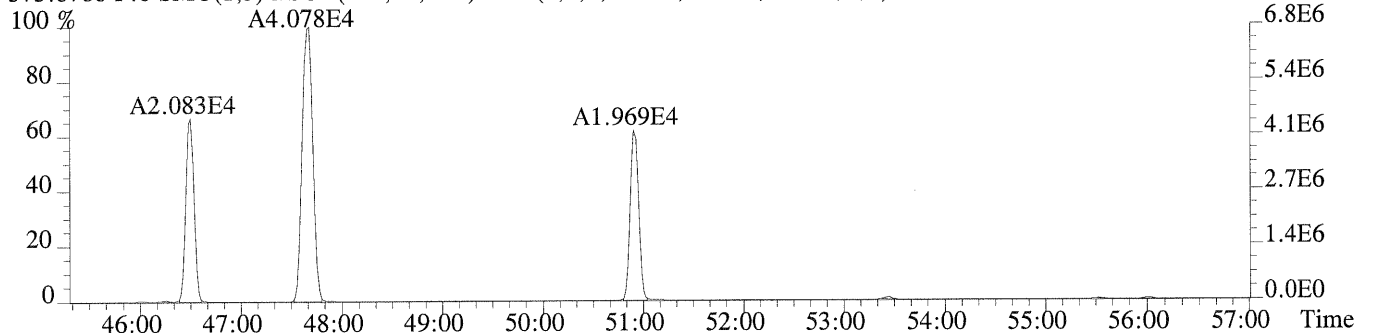
361.8385 F:6 SMO(1,3) BSUB(128,15,-3.0) PKD(3,3,3,0.10%,1368.0,1.00%,F,F)



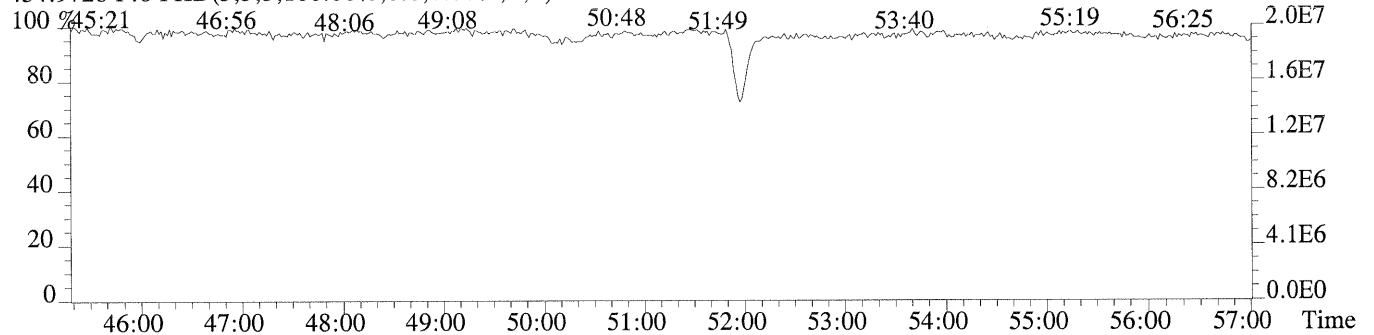
371.8817 F:6 SMO(1,3) BSUB(128,15,-3.0) PKD(3,3,3,0.10%,1616.0,1.00%,F,F)



373.8788 F:6 SMO(1,3) BSUB(128,15,-3.0) PKD(3,3,3,0.10%,2628.0,1.00%,F,F)




454.9728 F:6 PKD(5,3,5,100.00%,0.0,1.00%,F,F)

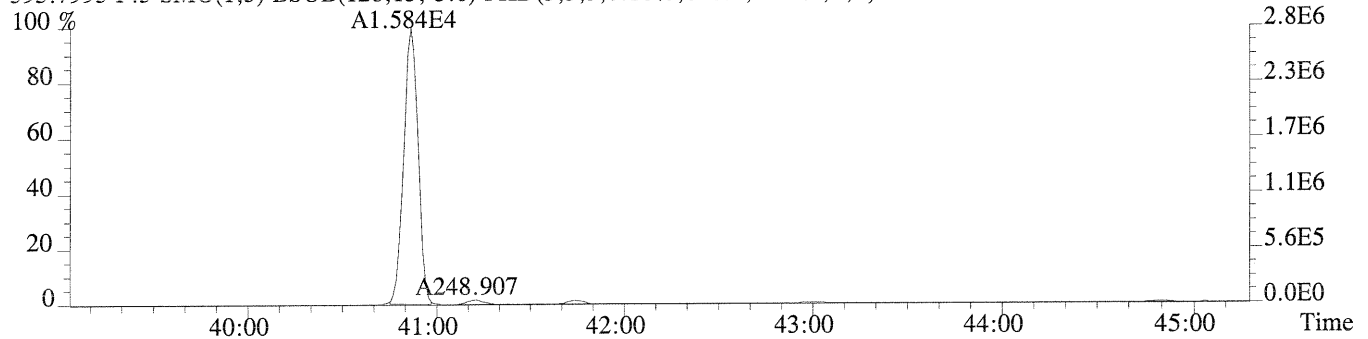


Sample#1 Exp:CCAL CS3

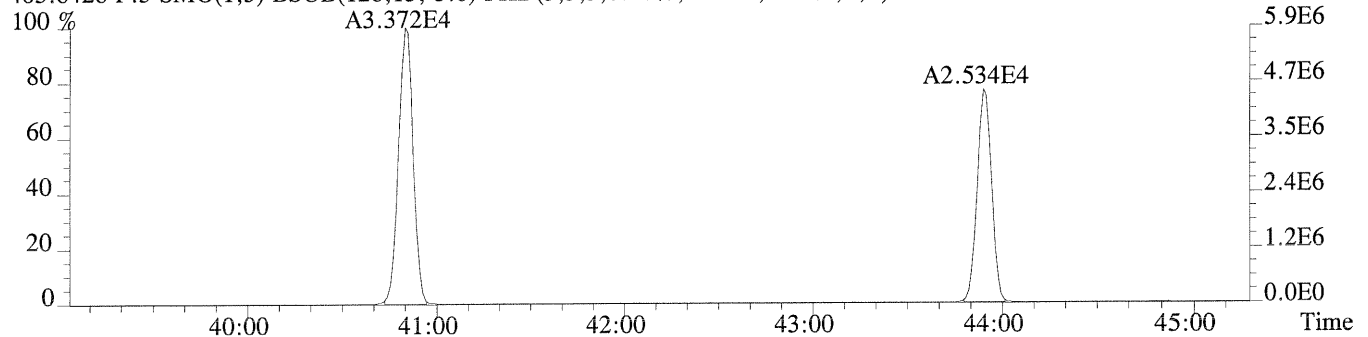
393.8025 F:5 SMO(1,3) BSUB(128,15,-3.0) PKD(3,3,3,0.10%,860.0,1.00%,F,F)



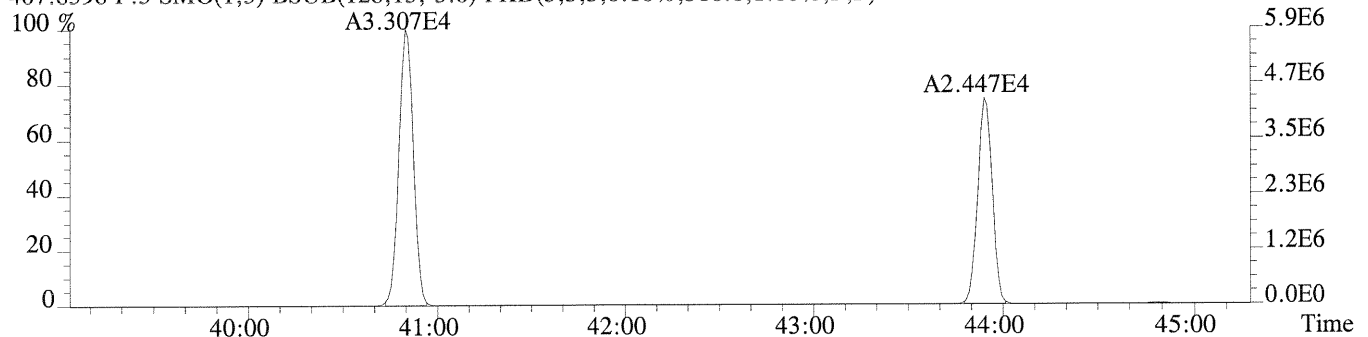
395.7995 F:5 SMO(1,3) BSUB(128,15,-3.0) PKD(3,3,3,0.10%,616.0,1.00%,F,F)



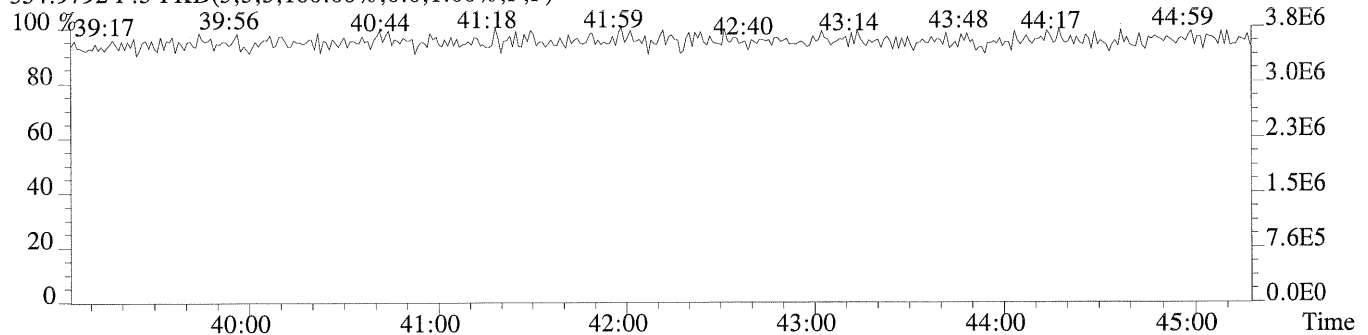
405.8428 F:5 SMO(1,3) BSUB(128,15,-3.0) PKD(3,3,3,0.10%,1496.0,1.00%,F,F)



407.8398 F:5 SMO(1,3) BSUB(128,15,-3.0) PKD(3,3,3,0.10%,316.0,1.00%,F,F)



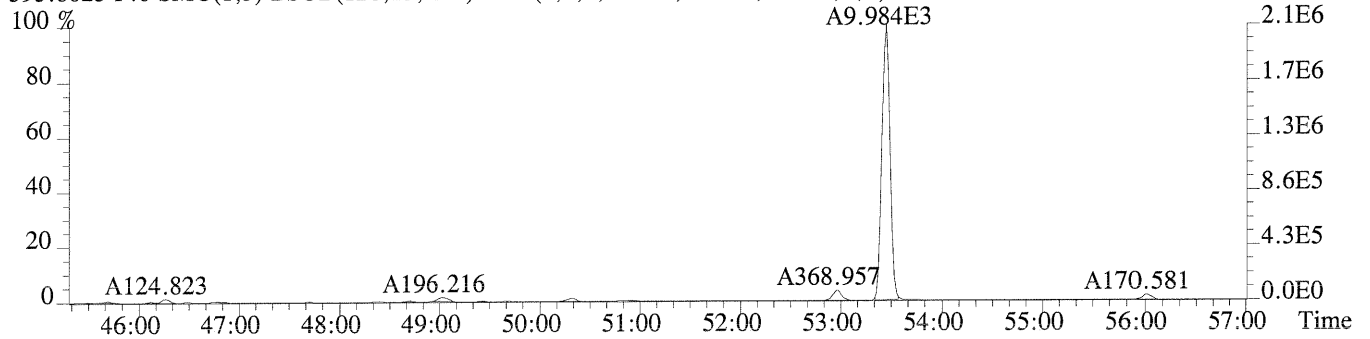
354.9792 F:5 PKD(3,3,3,100.00%,0.0,1.00%,F,F)



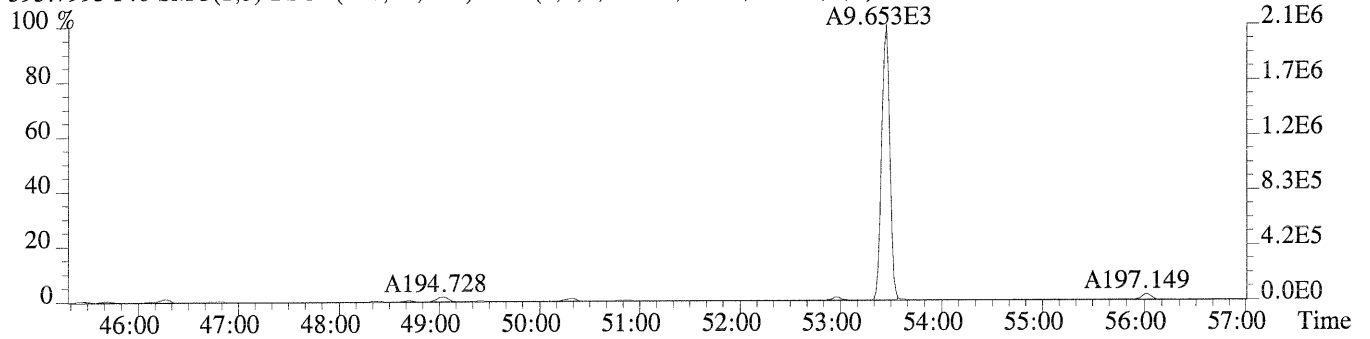
File:U220197 #1-580 Acq:25-AUG-2009 17:09:18 Probe EI+ Magnet SIR VG BioTech Mass spectf

Sample#1 Exp:CCAL CS3

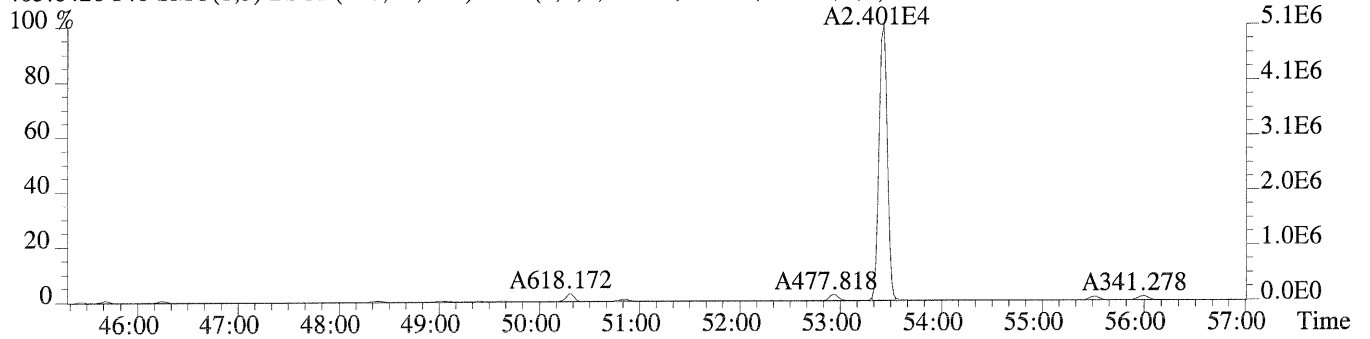
393.8025 F:6 SMO(1,3) BSUB(128,15,-3.0) PKD(3,3,3,0.10%,1104.0,1.00%,F,F)



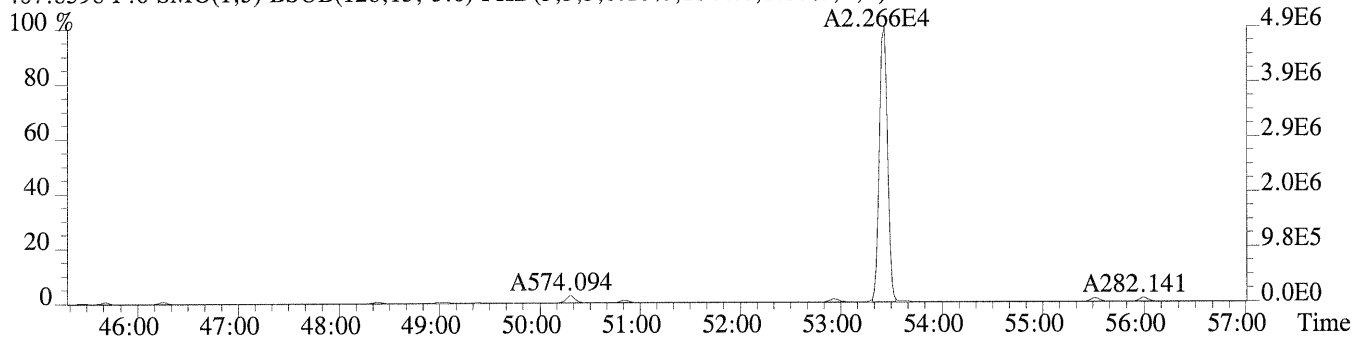
395.7995 F:6 SMO(1,3) BSUB(128,15,-3.0) PKD(3,3,3,0.10%,508.0,1.00%,F,F)



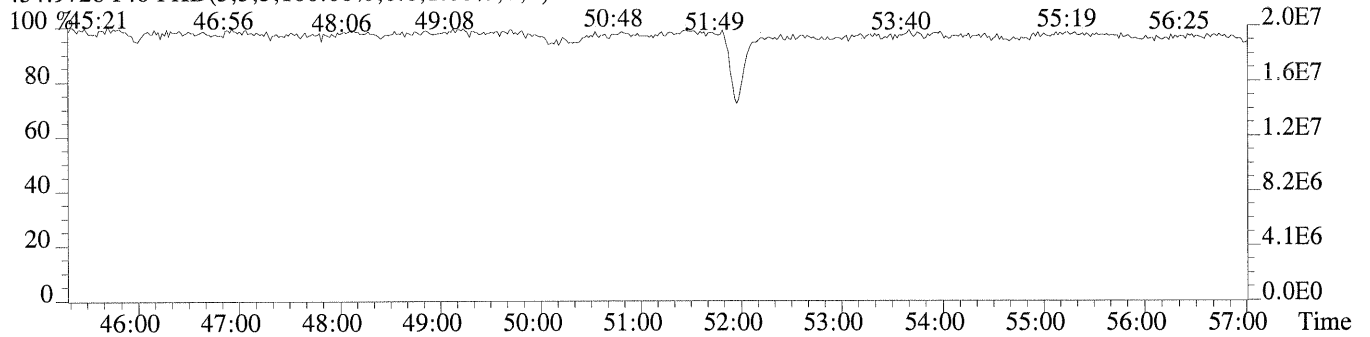
405.8428 F:6 SMO(1,3) BSUB(128,15,-3.0) PKD(3,3,3,0.10%,1036.0,1.00%,F,F)



407.8398 F:6 SMO(1,3) BSUB(128,15,-3.0) PKD(3,3,3,0.10%,1044.0,1.00%,F,F)



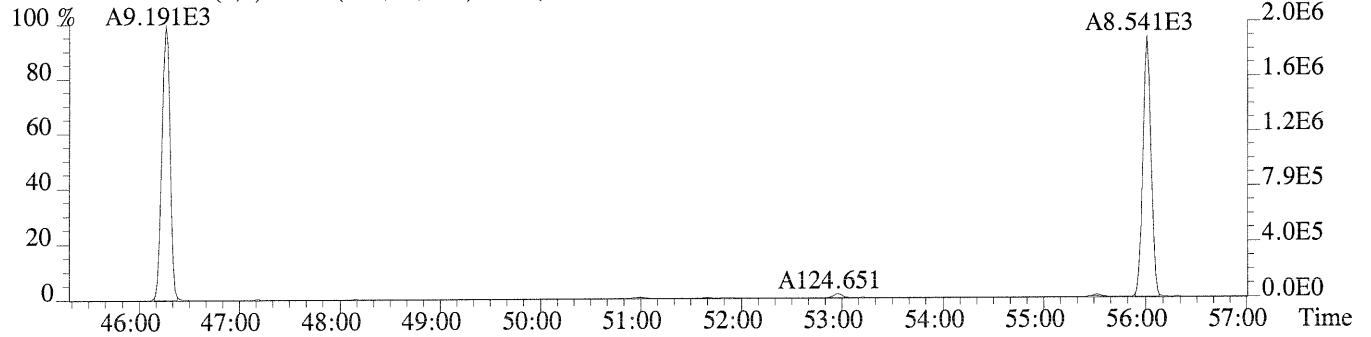
454.9728 F:6 PKD(5,3,5,100.00%,0.0,1.00%,F,F)



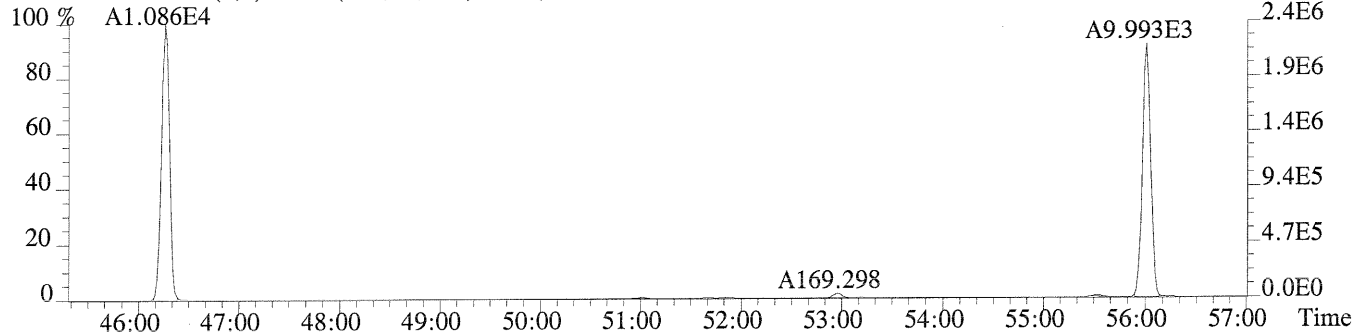
File:U220197 #1-580 Acq:25-AUG-2009 17:09:18 Probe EI+ Magnet SIR VG BioTech Mass spectf

Sample#1 Exp:CCAL CS3

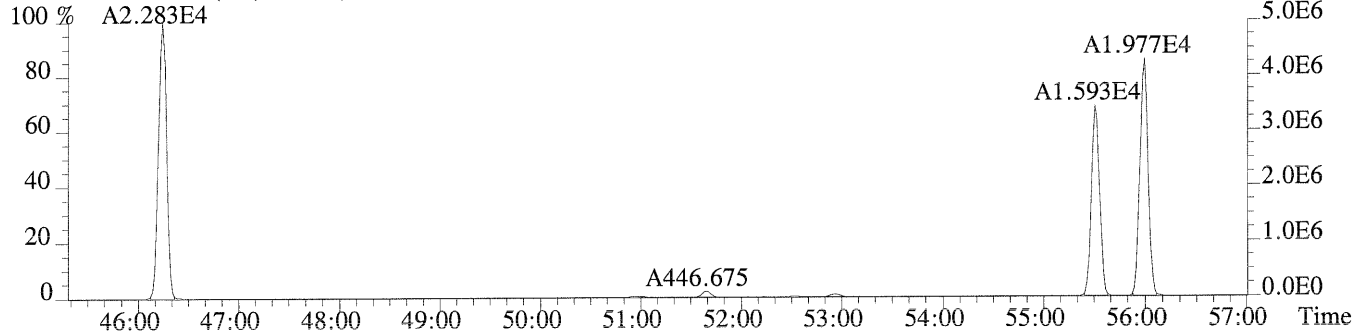
427.7635 F:6 SMO(1,3) BSUB(128,15,-3.0) PKD(3,3,3,0.10%,1100.0,1.00%,F,F)



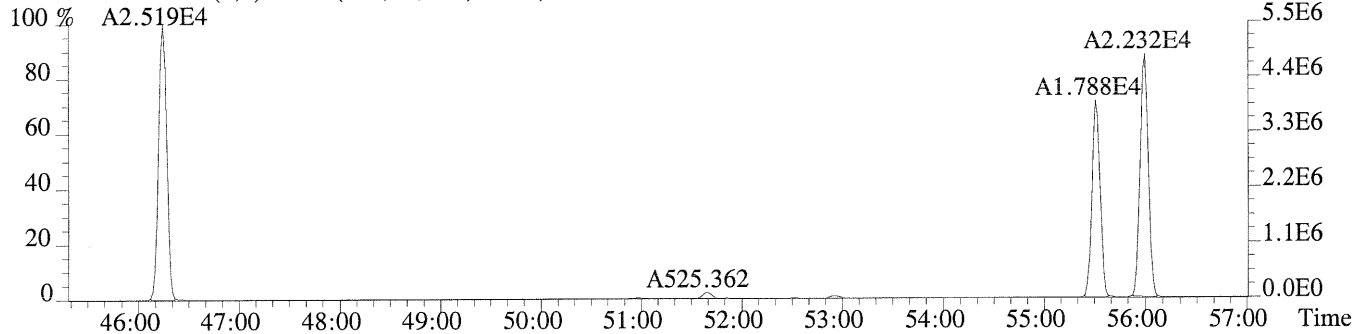
429.7606 F:6 SMO(1,3) BSUB(128,15,-3.0) PKD(3,3,3,0.10%,1184.0,1.00%,F,F)



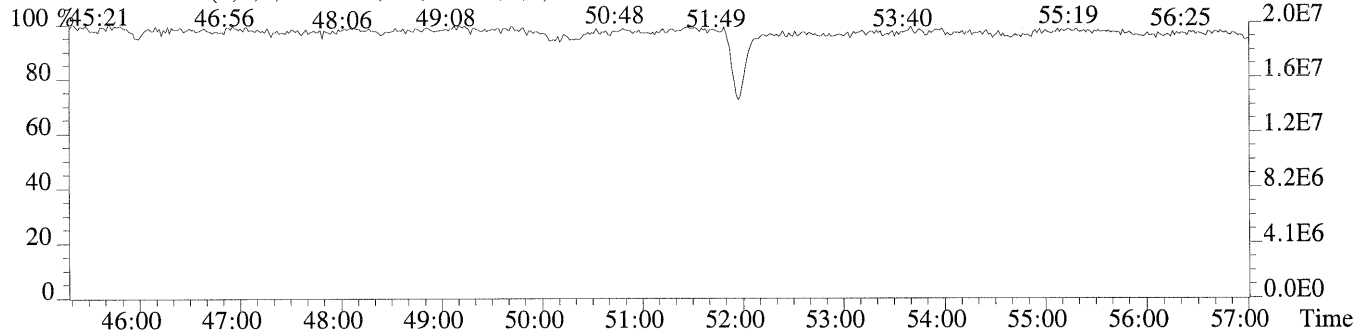
439.8038 F:6 SMO(1,3) BSUB(128,15,-3.0) PKD(3,3,3,0.10%,812.0,1.00%,F,F)



441.8008 F:6 SMO(1,3) BSUB(128,15,-3.0) PKD(3,3,3,0.10%,680.0,1.00%,F,F)



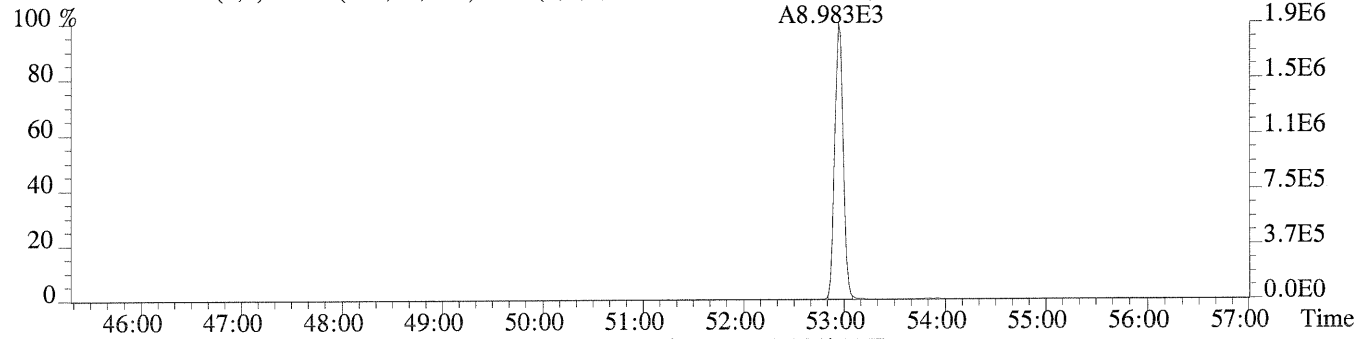
454.9728 F:6 PKD(5,3,5,100.00%,0.0,1.00%,F,F)



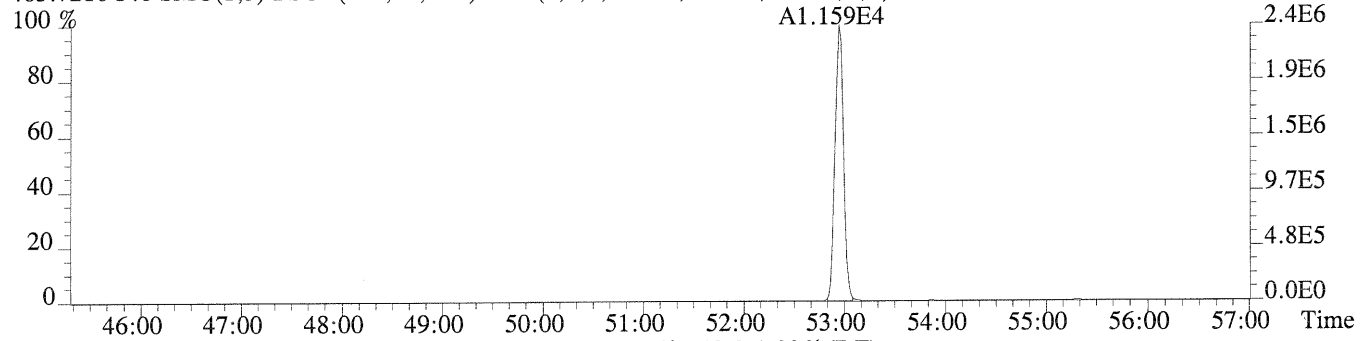
File:U220197 #1-580 Acq:25-AUG-2009 17:09:18 Probe EI+ Magnet SIR VG BioTech Mass spectf

Sample#1 Exp:CCAL CS3

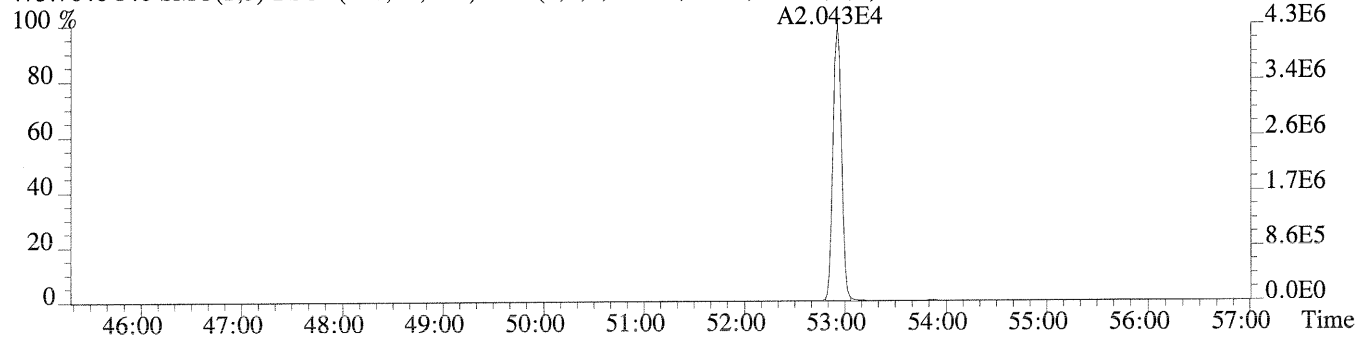
461.7246 F:6 SMO(1,3) BSUB(128,15,-3.0) PKD(3,3,3,0.10%,808.0,1.00%,F,F)



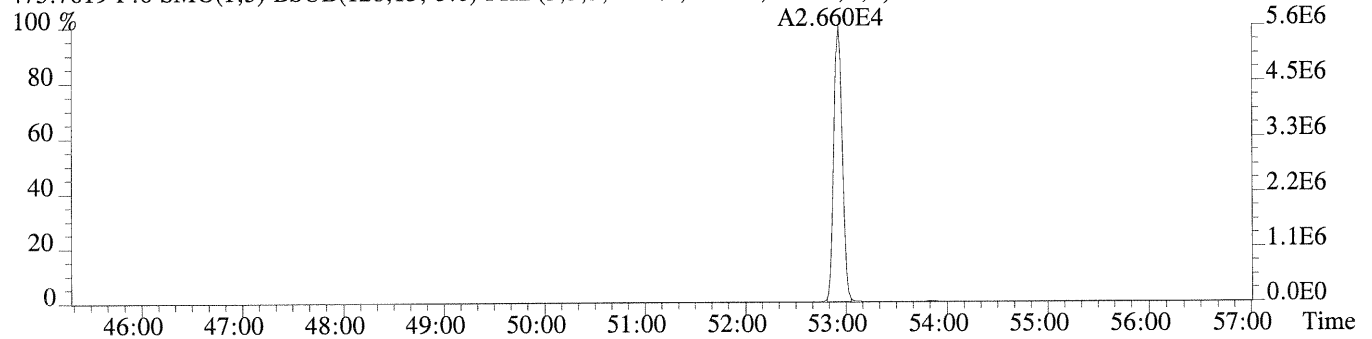
463.7216 F:6 SMO(1,3) BSUB(128,15,-3.0) PKD(3,3,3,0.10%,1056.0,1.00%,F,F)



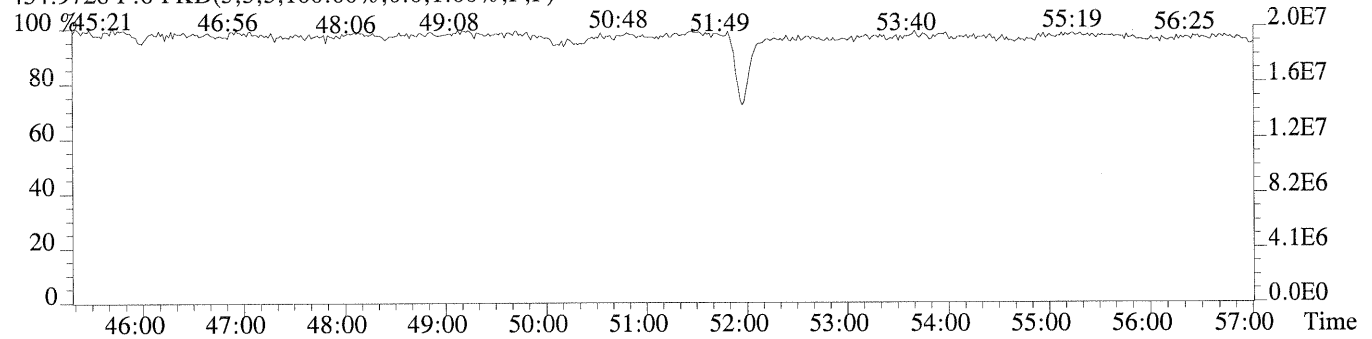
473.7648 F:6 SMO(1,3) BSUB(128,15,-3.0) PKD(3,3,3,0.10%,748.0,1.00%,F,F)



475.7619 F:6 SMO(1,3) BSUB(128,15,-3.0) PKD(3,3,3,0.10%,1036.0,1.00%,F,F)

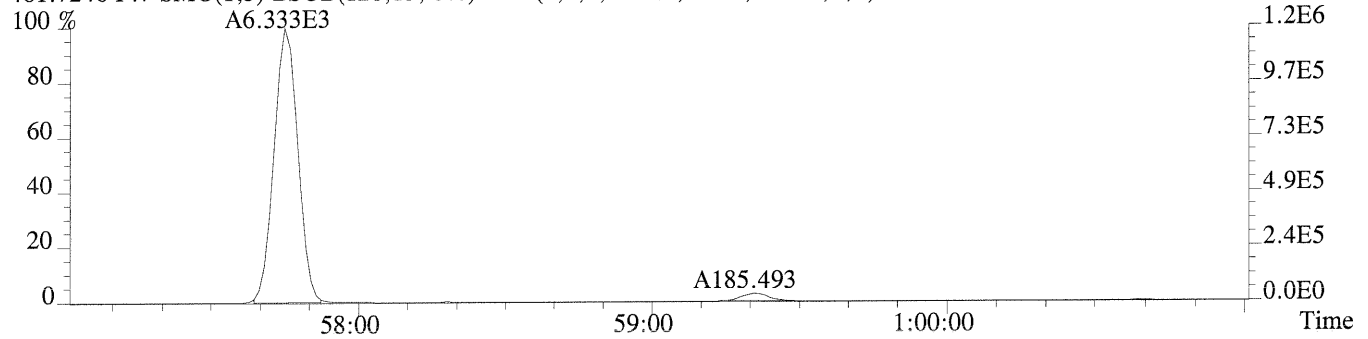


454.9728 F:6 PKD(5,3,5,100.00%,0.0,1.00%,F,F)

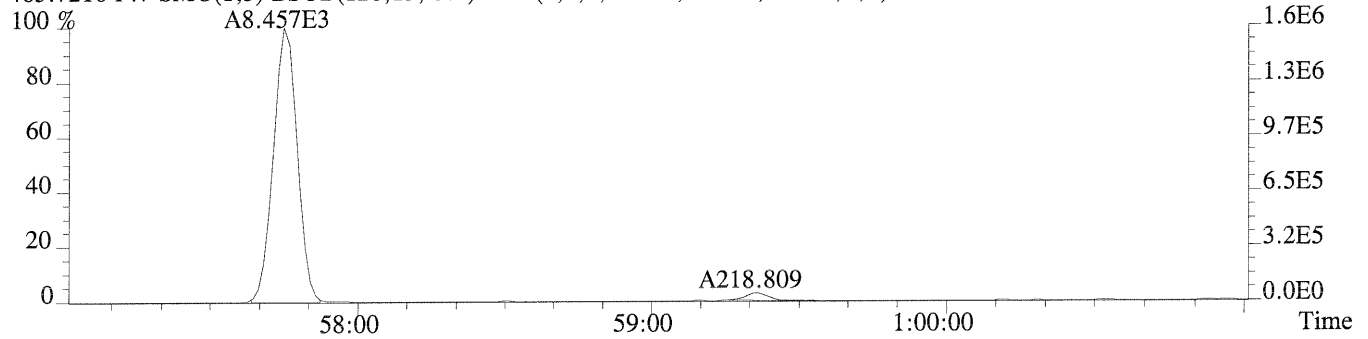


Sample#1 Exp:CCAL CS3

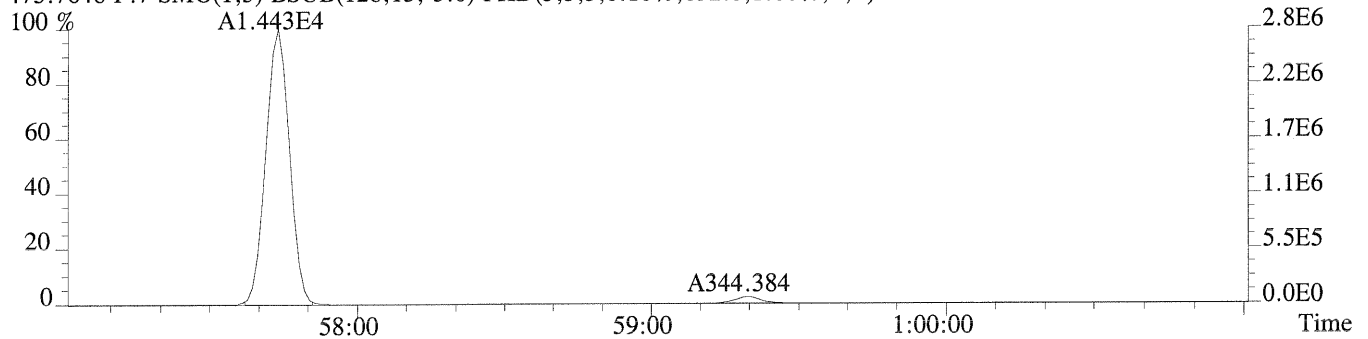
461.7246 F:7 SMO(1,3) BSUB(128,15,-3.0) PKD(3,3,3,0.10%,884.0,1.00%,F,F)



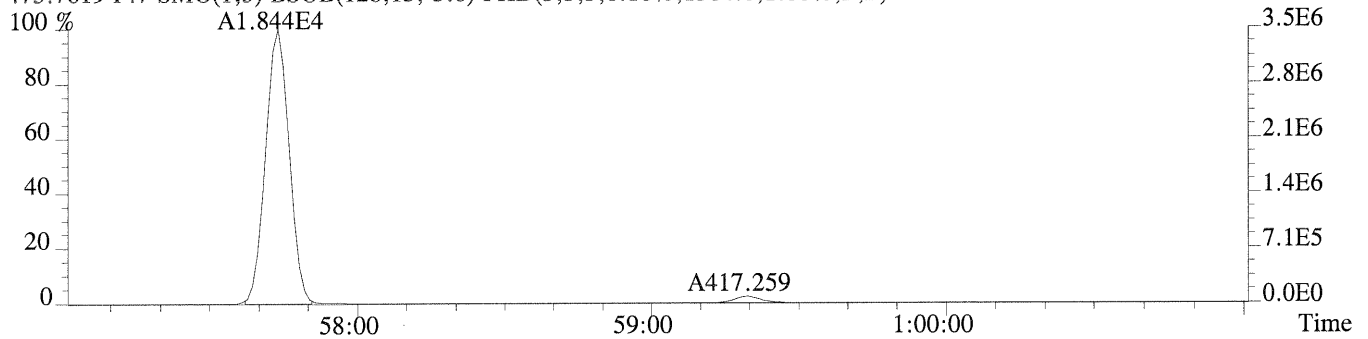
463.7216 F:7 SMO(1,3) BSUB(128,15,-3.0) PKD(3,3,3,0.10%,1520.0,1.00%,F,F)



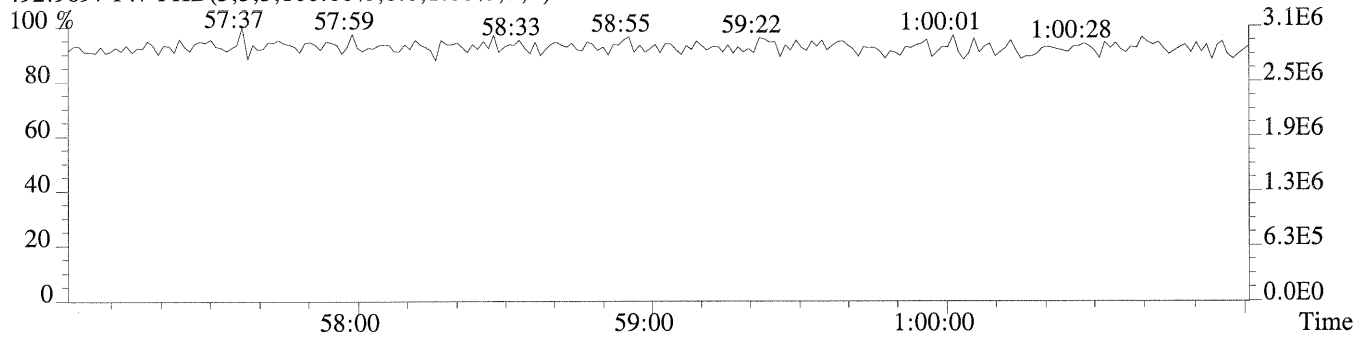
473.7648 F:7 SMO(1,3) BSUB(128,15,-3.0) PKD(3,3,3,0.10%,632.0,1.00%,F,F)



475.7619 F:7 SMO(1,3) BSUB(128,15,-3.0) PKD(3,3,3,0.10%,1384.0,1.00%,F,F)

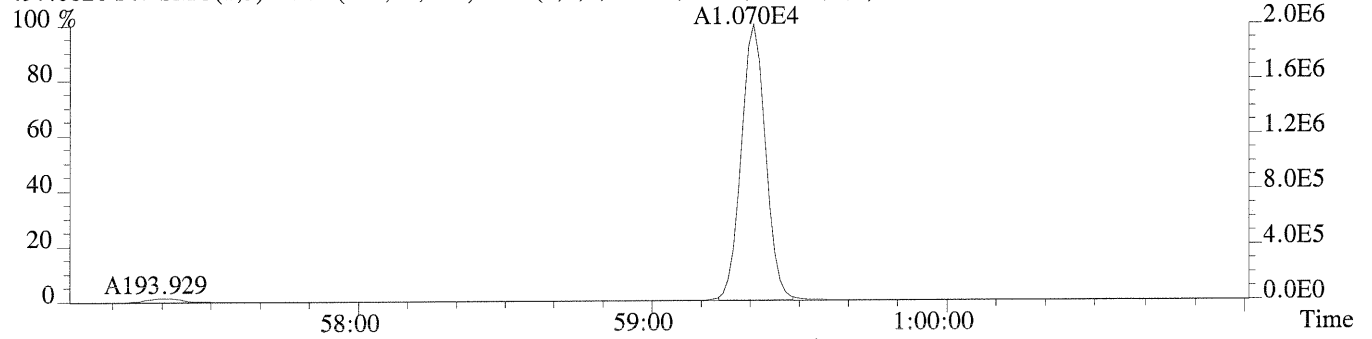


492.9697 F:7 PKD(5,3,5,100.00%,0.0,1.00%,F,F)

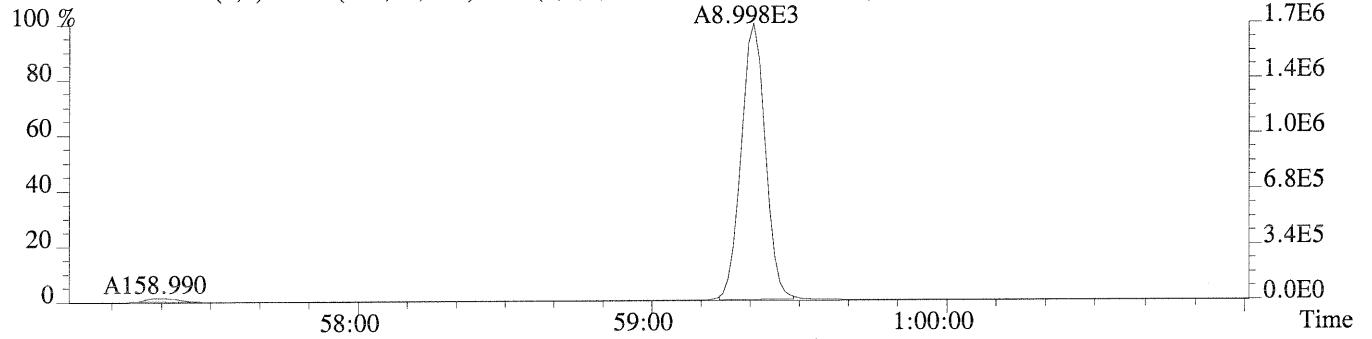


Sample#1 Exp:CCAL CS3

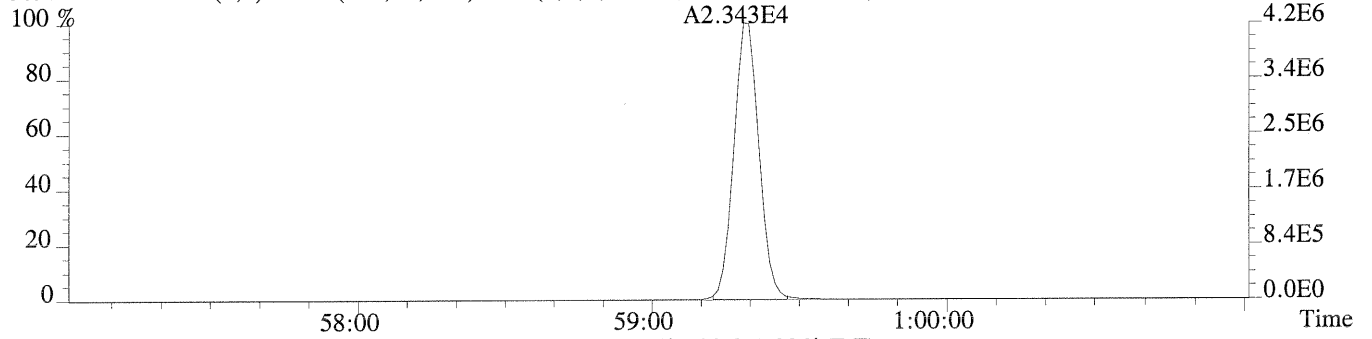
497.6826 F:7 SMO(1,3) BSUB(128,15,-3.0) PKD(3,3,3,0.10%,428.0,1.00%,F,F)



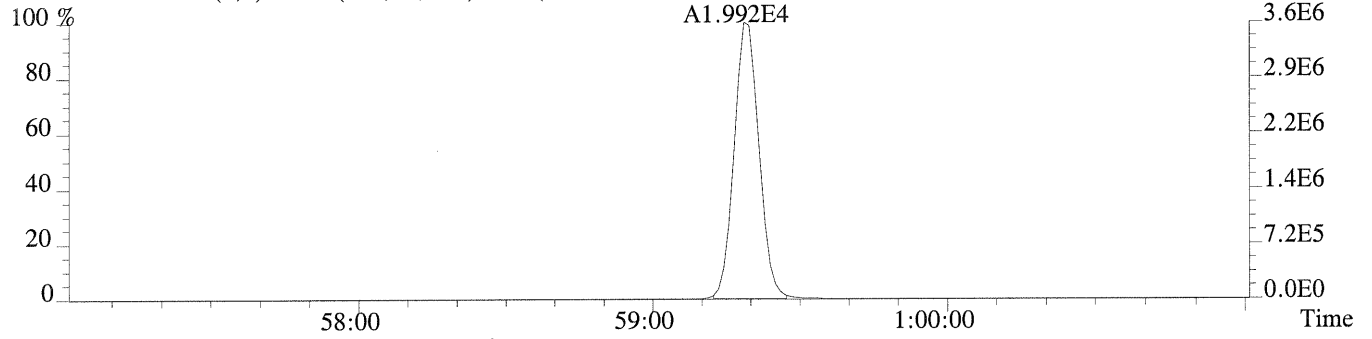
499.6797 F:7 SMO(1,3) BSUB(128,15,-3.0) PKD(3,3,3,0.10%,564.0,1.00%,F,F)



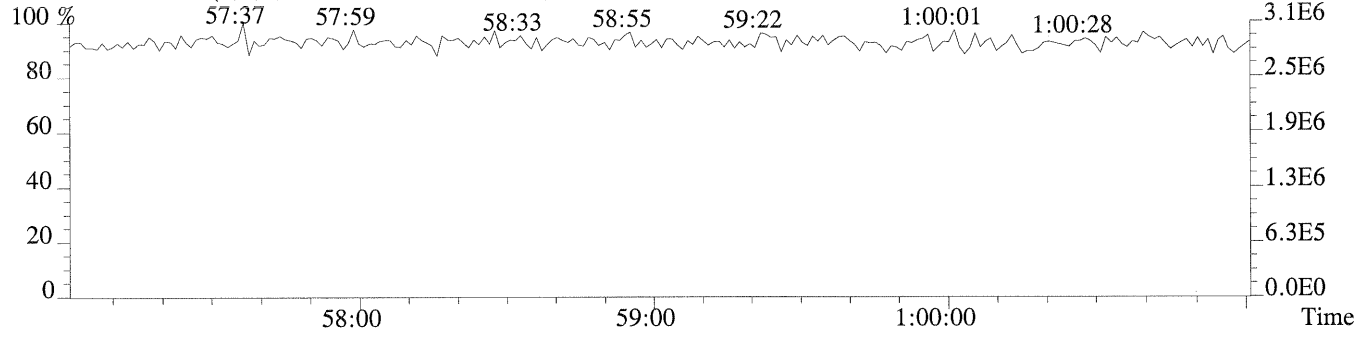
509.7229 F:7 SMO(1,3) BSUB(128,15,-3.0) PKD(3,3,3,0.10%,912.0,1.00%,F,F)



511.7199 F:7 SMO(1,3) BSUB(128,15,-3.0) PKD(3,3,3,0.10%,500.0,1.00%,F,F)



492.9697 F:7 PKD(5,3,5,100.00%,0.0,1.00%,F,F)



RW/CS3 Daily Calibration QC Checklist

Calibration File Name: V220197

Circle one

Date: 08/25/09 - 08/26/09

Beginning Ending

Method: 1668 WHO 1668 Total 1668 (209) 1668 WHO & TOTAL

Date 08/26/09 First Reviewer MC

Date 8/27/09 Second Reviewer gc

5DFC
PCDD/PCDF ANALYTICAL SEQUENCE SUMMARY

Lab Name: Columbia Analytical Services

Contract:

Lab Code: TX01411

Case No.:

SDG No.:

GC Column: SPB-OCTYL

ID: 0.25 (mm)

Instrument ID: AutoSpec-Ultima

Init. Calib. Date: 08/19/09

Init. Calib. Times: 12:03

THE ANALYTICAL SEQUENCE OF STANDARDS, SAMPLES, BLANKS, AND LABORATORY CONTROL SAMPLES (LCSs) IS AS FOLLOWS:

EPA SAMPLE NO.	LAB SAMPLE ID	LAB FILE ID	DATE ANALYZED	TIME ANALYZED
CCAL CS3	CCAL CS3	U220197	25-AUG-09	17:09:18
DCCS-209	PCB 209 INJECT ₇	U220198	25-AUG-09	18:33:34
METHOD BLANK	EQ0900316-01	U220199	25-AUG-09	19:36:11
EB072309-SO	DO NOT USE	U220200	25-AUG-09	20:44:15
EB072109-SO	DO NOT USE	U220202	25-AUG-09	23:00:18
TR-6B	DO NOT USE	U220204	26-AUG-09	01:16:21
EB081009-SO2	R0904426-015	U220205	26-AUG-09	02:24:25

HRGC/HRMS RUN LOG

CAS HOUSTON 19408 Park Row, Suite 320 Houston, TX 77084

Acq Method: 1668EPA

Result File: E:\220197RES\CAL

GC Method: 1668EPA

EDD File:



An Employee Owned Company

Date	Time	File	CAS ID	Client ID	Batch #	Analyst	Comments	RE
08/25/09	09:21	U220191	PCB 209 Injection	B2-31-3		JK		
		U220192	CCal CS3	B1-66-2				
		U220193	EQ0900316-02	LCS				
		U220194	↓ -03	DLC5				
	14:56	U220195	EQ0900316-01	MB			Don't process	
	15:57	U220196	R0904102-016	RE			Don't process	
	17:09	U220197	CCal CS3	B1-66-2				
	18:31	—	HRMS check					
	18:23	U220198	PCB 209 Injection	B2-31-3				
	19:36	U220199	EQ0900316-01	MB Method Blank				
	20:44	U220200	R0904102-016	BE EB072309-80				
	21:52	U220201	↓ -014	RE R0904016-014	RE FB072109-80		Needs re-injection	
	23:00	U220202	↓ -020	RE R0904016-020	RE EB072109-80		Needs re-injection	
08/26/09	00:08	U220203	R0903918-011	BE EB071709-6N				
	01:16	U220204	↓ -013	RE TR-6B				
	02:24	U220205	R0904426-015	EB081009-802				

Reviewed by: MC

HRGC/HRMS RUN LOG

CAS HOUSTON 19408 Park Row, Suite 320 Houston, TX 77084

Acq Method: 1668EPA

Result File:

GC Method: 1668EPA

EDD File:



An Employee Owned Company

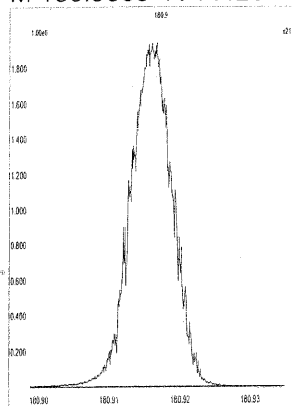
Date	Time	File	CAS ID	Client ID	Batch #	Analyst	Comments	RE
08/26/09	03:32	U220206	Inst Lab Column Test 1			MC		
	04:40	U220207	Inst Lab Column Test 2					
	06:30		HRMS check					
		U220208	OUTDOOR TEST 2 - 8/26/09					
		U220209	INST. LAB 86 TEST 1 - 8/26/09					
		U220210	INST. LAB 86 TEST 2 - 8/26/09					
		U220211	OUTDOOR TEST 1 - 8/26/09					
	13:15		HRMS CHECK					
		U220212	CCAL 633	BI-66-2				
		U220213	FB 209 INJECTION	BI-31-3				
		U220214	EQ0900314-DIUS	DLCS				
		U220215	CCAL 633	BI-66-2				
	18:37		HRMS CHECK					
		U220216	FB 209 INJECTION	BI-31-3				
		U220217	EQ0900316-DIUS METHOD BLANK					
		U220218	EQ0900316-DIUS FB07109-50					

Reviewed by: MC

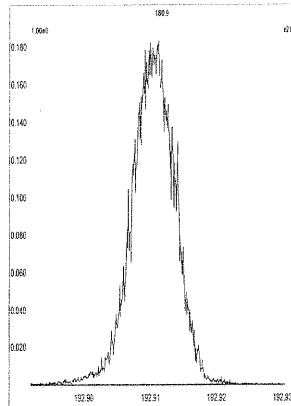
File: Experiment: 1668EPA.exp Reference: Pfk.ref Function: 1 @ 200 (ppm)

Printed: Tuesday, August 25, 2009 18:31:28 Central Daylight Time

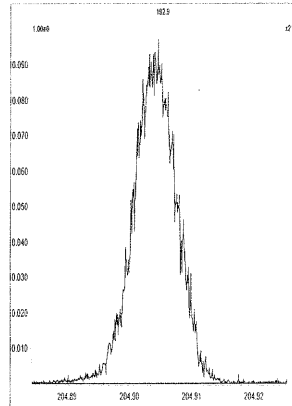
M 180.9888 R 14126



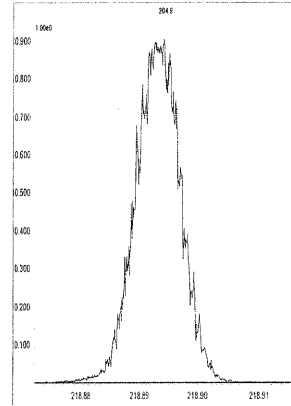
M 192.9888 R 13371



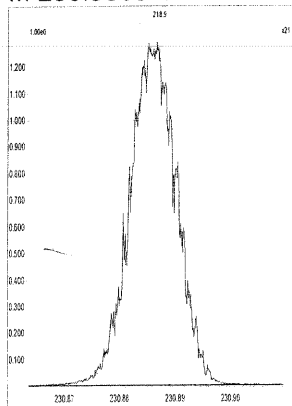
M 204.9888 R 13296



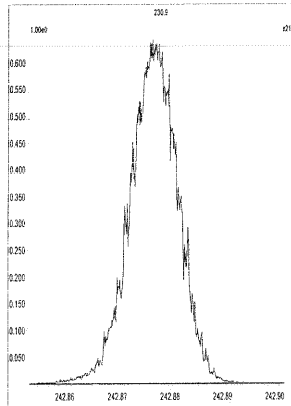
M 218.9856 R 12563



M 230.9856 R 12373



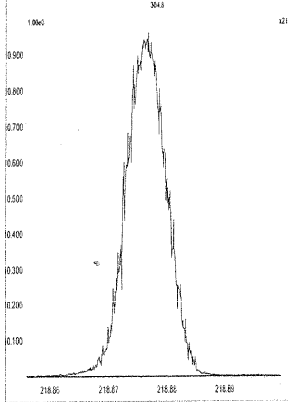
M 242.9856 R 11208



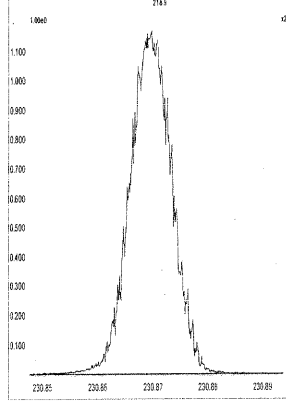
File: Experiment: 1668EPA.exp Reference: Pfk.ref Function: 2 @ 200 (ppm)

Printed: Tuesday, August 25, 2009 18:31:44 Central Daylight Time

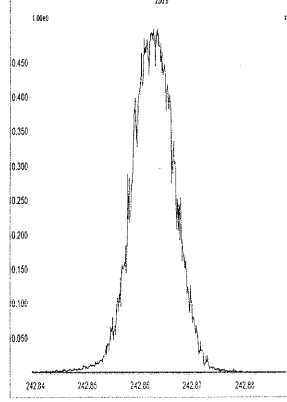
M 218.9856 R 14880



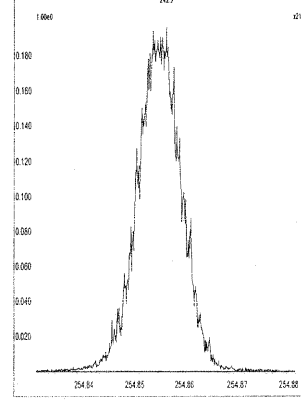
M 230.9856 R 13587



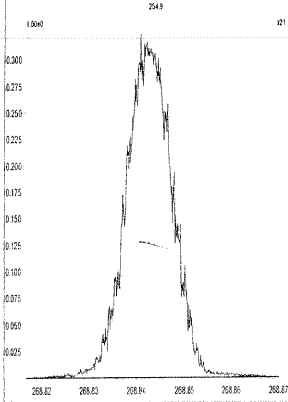
M 242.9856 R 12887



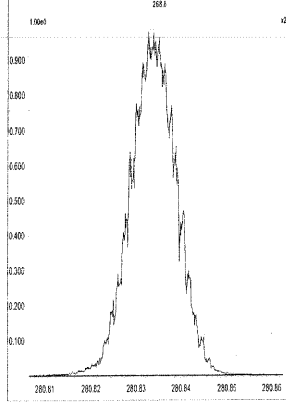
M 254.9856 R 12560



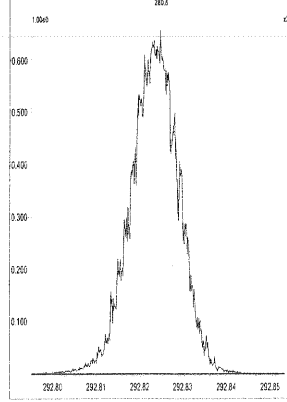
M 268.9824 R 12761



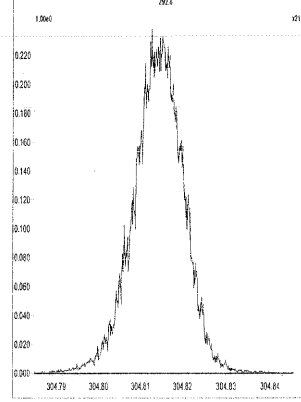
M 280.9824 R 12434



M 292.9824 R 11261



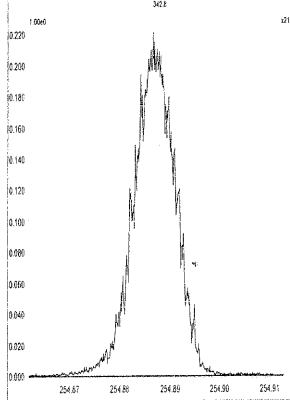
M 304.9824 R 11315



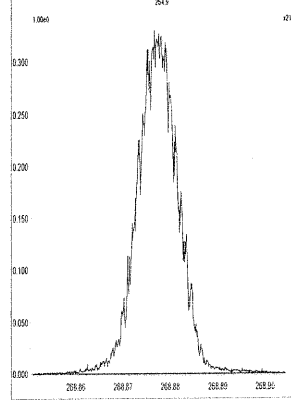
File: Experiment: 1668EPA.exp Reference: Pfk.ref Function: 3 @ 200 (ppm)

Printed: Tuesday, August 25, 2009 18:31:57 Central Daylight Time

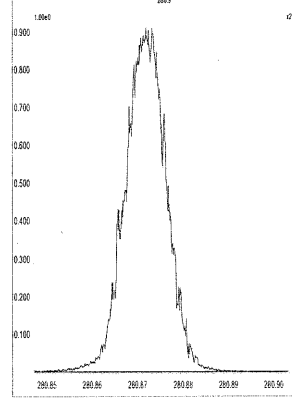
M 254.9856 R 13965



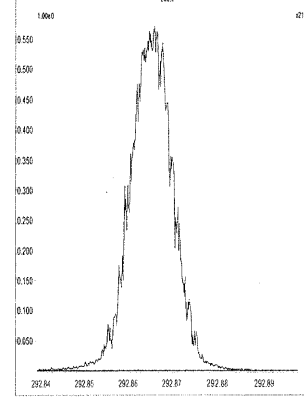
M 268.9824 R 13813



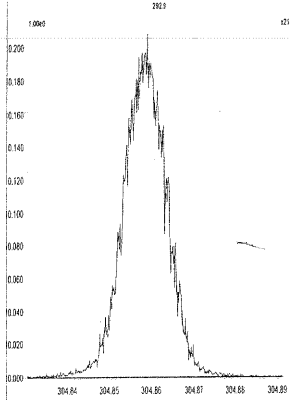
M 280.9824 R 14448



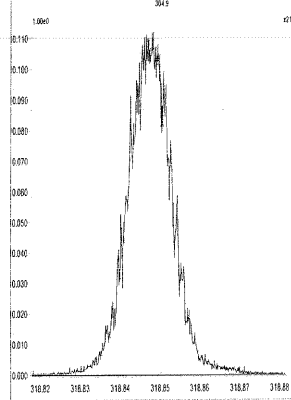
M 292.9824 R 13222



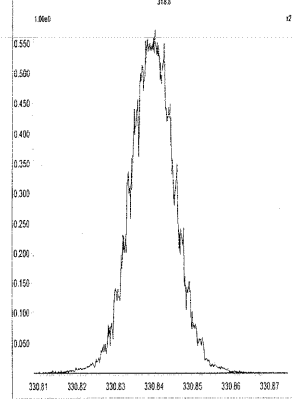
M 304.9824 R 13440



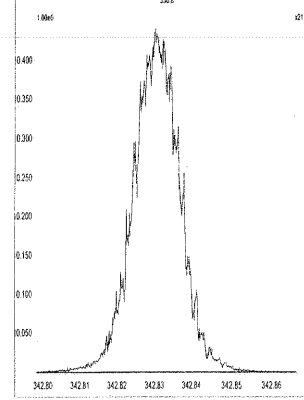
M 318.9792 R 13018



M 330.9792 R 12255



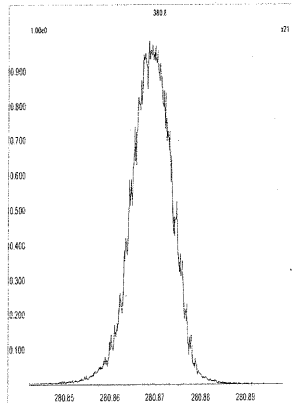
M 342.9792 R 12436



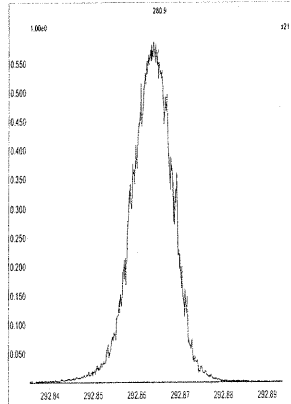
File: Experiment: 1668EPA.exp Reference: Pfk.ref Function: 4 @ 200 (ppm)

Printed: Tuesday, August 25, 2009 18:32:15 Central Daylight Time

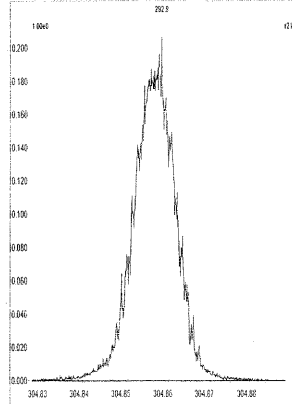
M 280.9824 R 13511



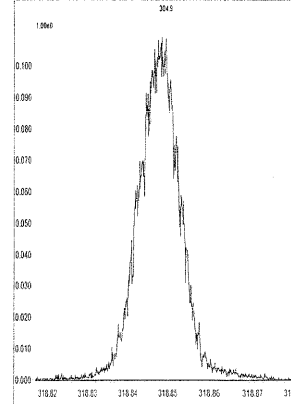
M 292.9824 R 13160



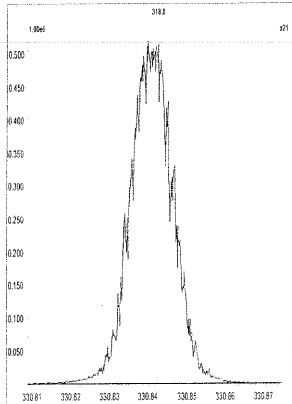
M 304.9824 R 13512



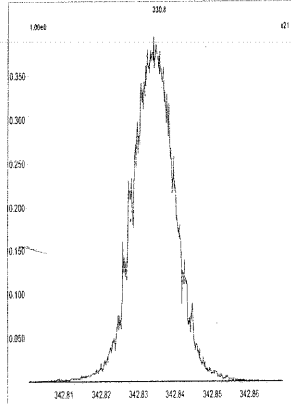
M 318.9792 R 14539



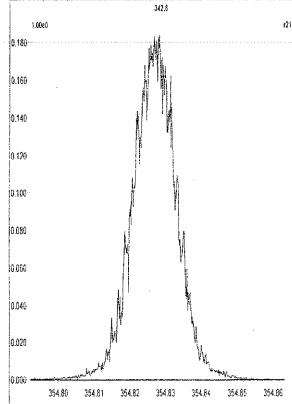
M 330.9792 R 13588



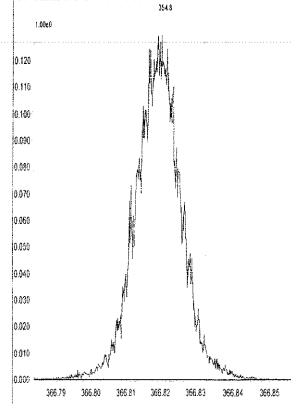
M 342.9792 R 12630



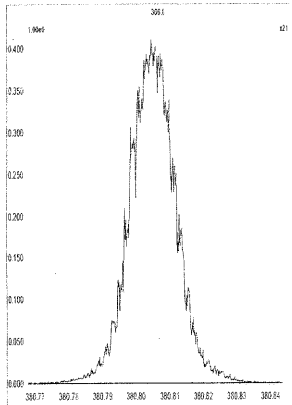
M 354.9792 R 12373



M 366.9792 R 12376



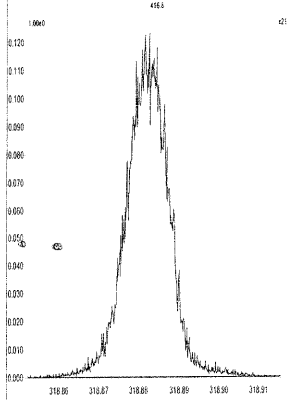
M 380.9760 R 11846



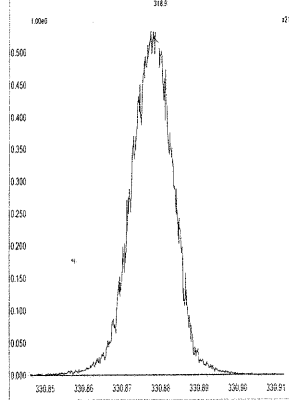
File: Experiment: 1668EPA.exp Reference: Pfk.ref Function: 5 @ 200 (ppm)

Printed: Tuesday, August 25, 2009 18:32:34 Central Daylight Time

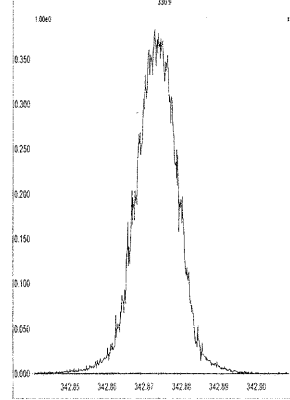
M 318.9792 R 13585



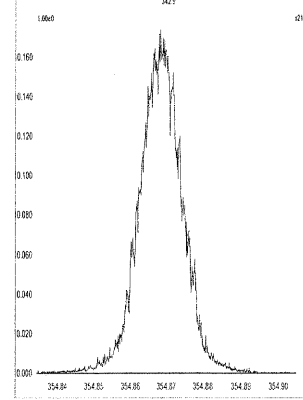
M 330.9792 R 13589



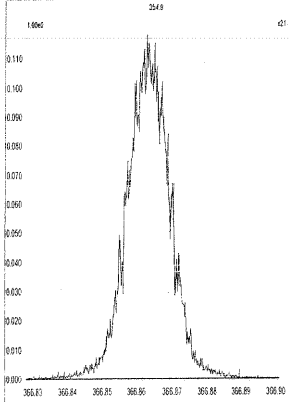
M 342.9792 R 13889



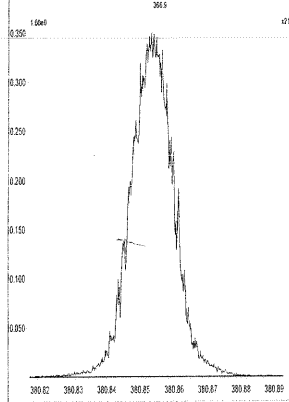
M 354.9792 R 12951



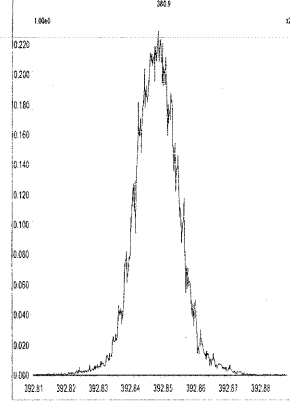
M 366.9792 R 13588



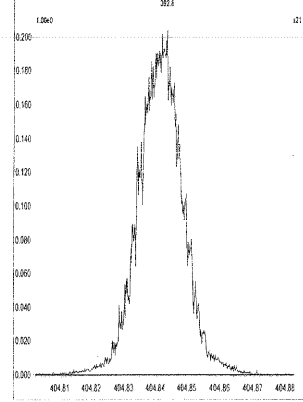
M 380.9760 R 12820



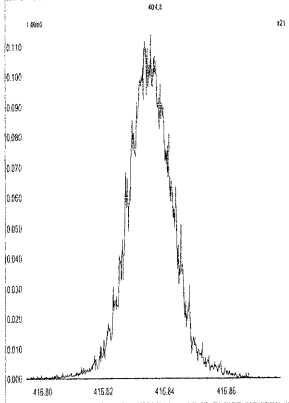
M 392.9760 R 13160



M 404.9760 R 12954



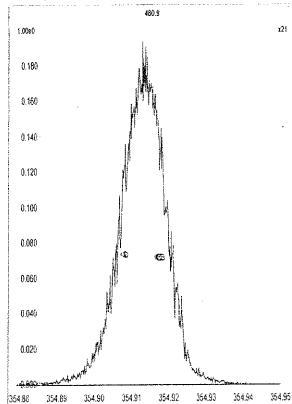
M 416.9760 R 12258



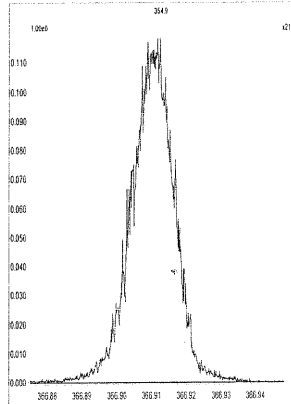
File: Experiment: 1668EPA.exp Reference: Pfk.ref Function: 6 @ 200 (ppm)

Printed: Tuesday, August 25, 2009 18:32:56 Central Daylight Time

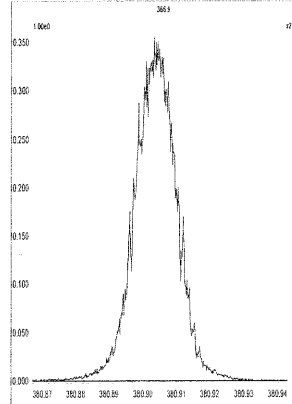
M 354.9792 R 12690



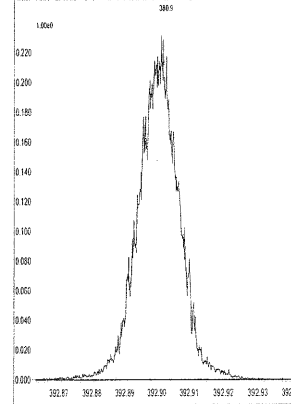
M 366.9792 R 12752



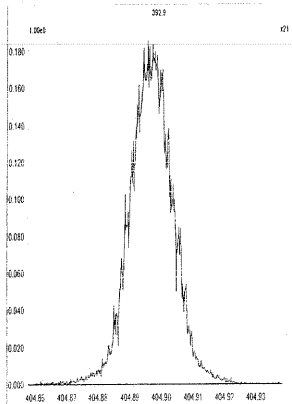
M 380.9760 R 13223



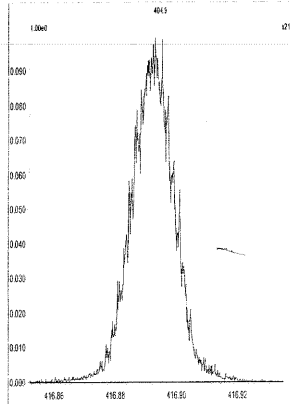
M 392.9760 R 12952



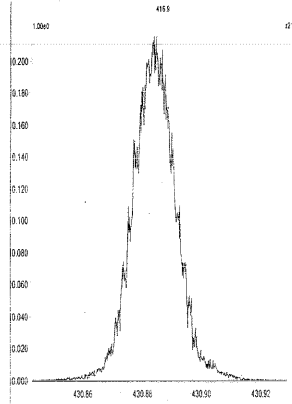
M 404.9760 R 12624



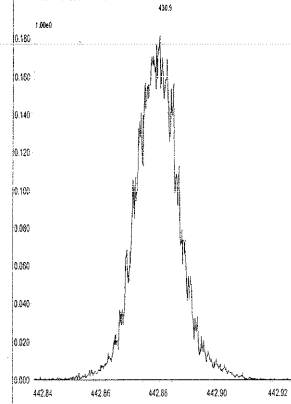
M 416.9760 R 13153



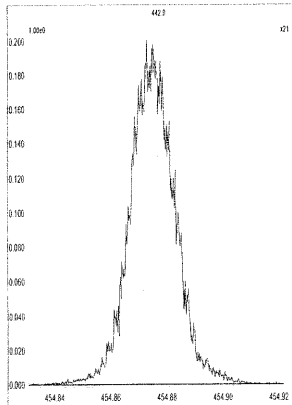
M 430.9728 R 12625



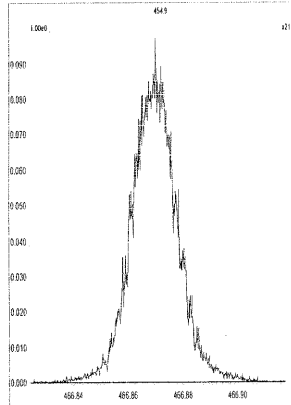
M 442.9728 R 12079



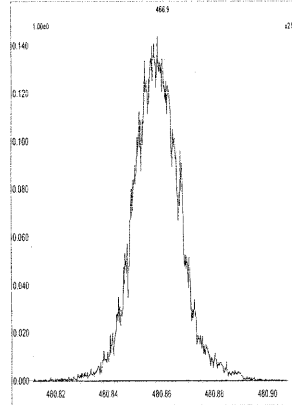
M 454.9728 R 12438



M 466.9728 R 12624



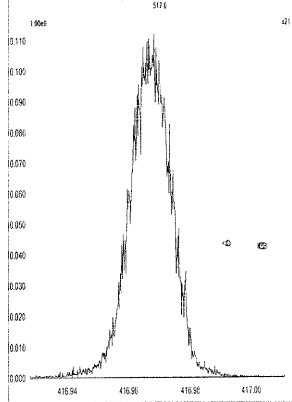
M 480.9696 R 11522



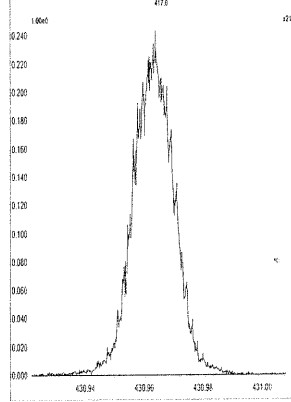
File: Experiment: 1668EPA.exp Reference: Pfk.ref Function: 7 @ 200 (ppm)

Printed: Tuesday, August 25, 2009 18:33:16 Central Daylight Time

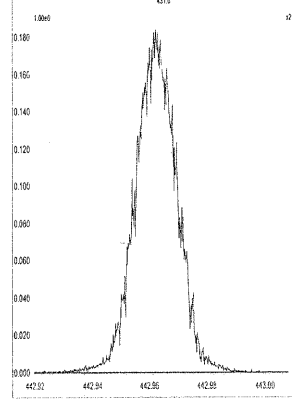
M 416.9760 R 13516



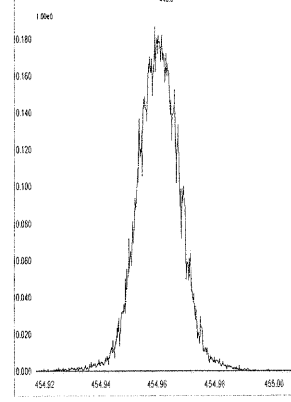
M 430.9728 R 14452



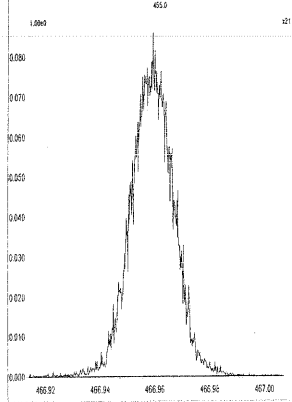
M 442.9728 R 14204



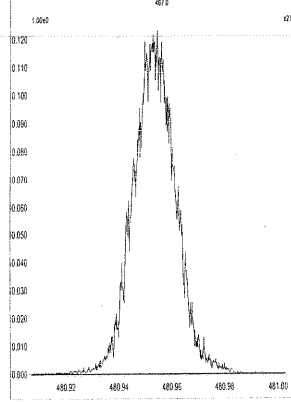
M 454.9728 R 13810



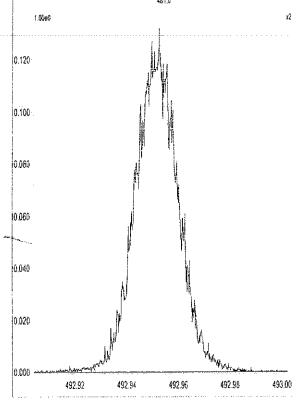
M 466.9728 R 13583



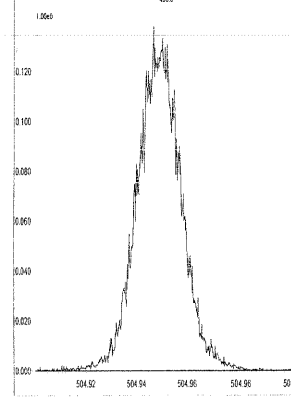
M 480.9696 R 13586



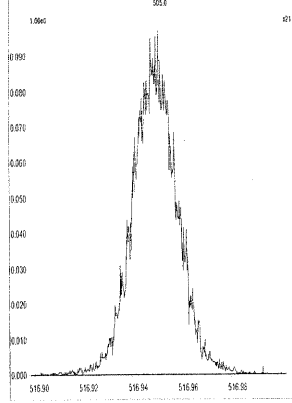
M 492.9696 R 13225



M 504.9696 R 12821



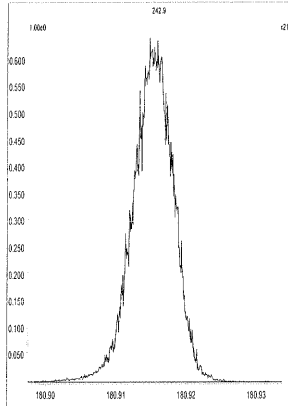
M 516.9697 R 12194



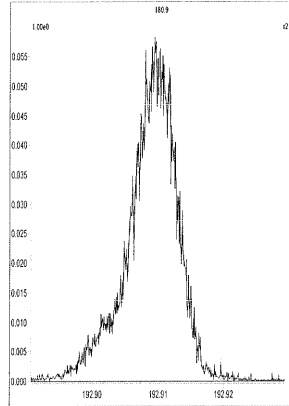
File: Experiment: 1668EPA.exp Reference: Pfk.ref Function: 1 @ 200 (ppm)

Printed: Wednesday, August 26, 2009 06:30:33 Central Daylight Time

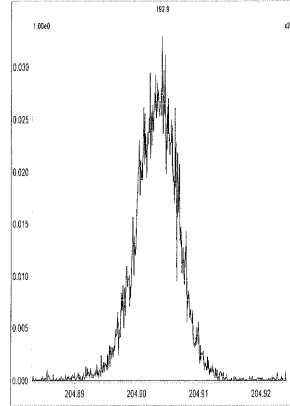
M 180.9888 R 13515



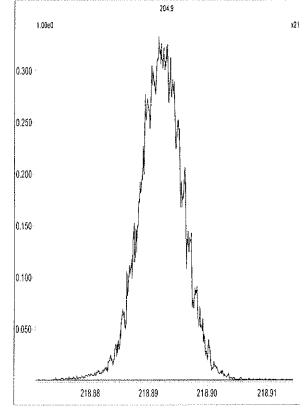
M 192.9888 R 10919



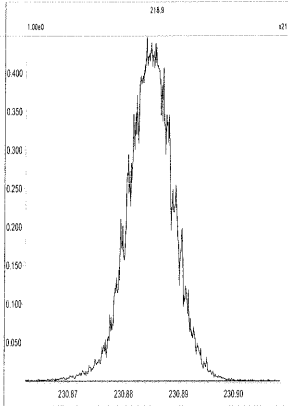
M 204.9888 R 13226



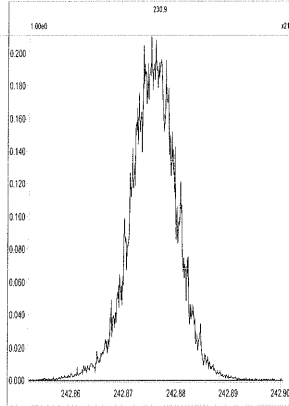
M 218.9856 R 13158



M 230.9856 R 12132



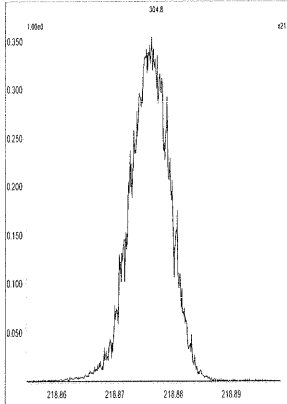
M 242.9856 R 11734



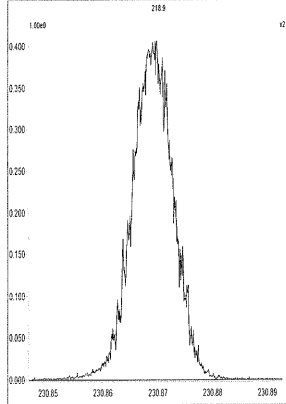
File: Experiment: 1668EPA.exp Reference: Pfk.ref Function: 2 @ 200 (ppm)

Printed: Wednesday, August 26, 2009 06:31:00 Central Daylight Time

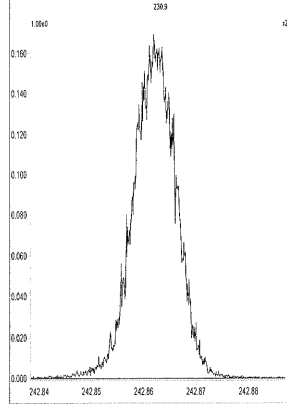
M 218.9856 R 13735



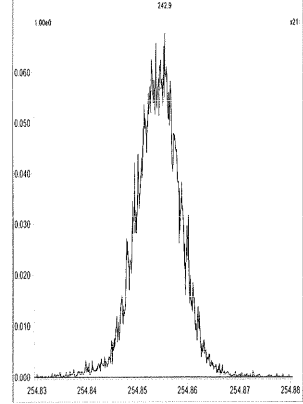
M 230.9856 R 13513



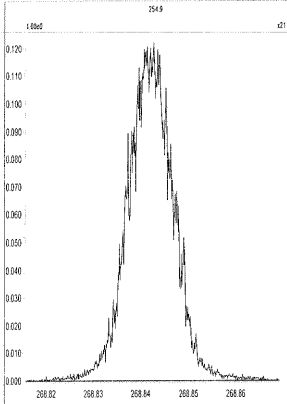
M 242.9856 R 12817



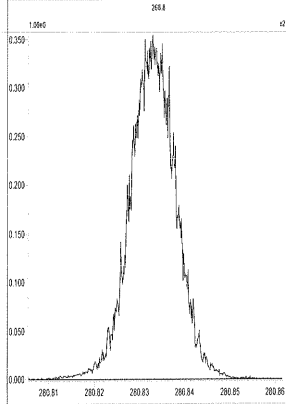
M 254.9856 R 13733



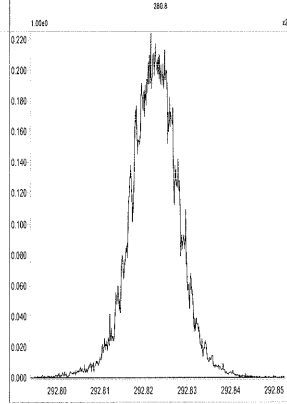
M 268.9824 R 12819



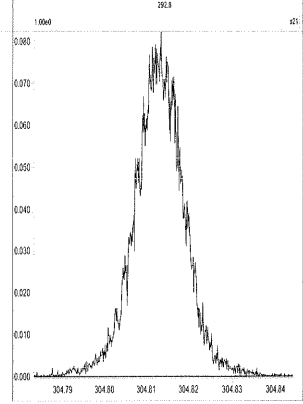
M 280.9824 R 11958



M 292.9824 R 11160



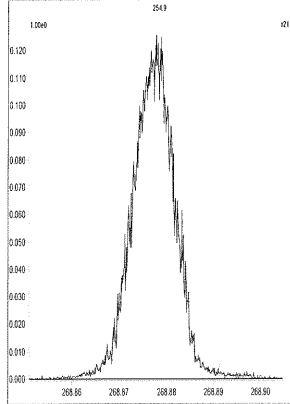
M 304.9824 R 11264



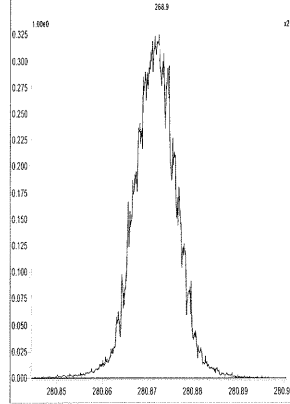
File: Experiment: 1668EPA.exp Reference: Pfk.ref Function: 3 @ 200 (ppm)

Printed: Wednesday, August 26, 2009 06:31:25 Central Daylight Time

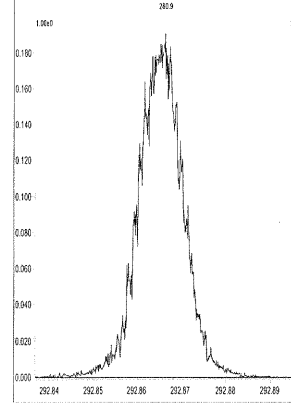
M 254.9856 R 14203



M 268.9824 R 12821

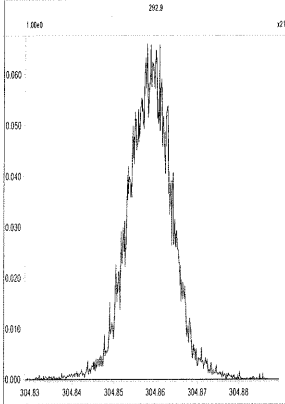


M 280.9824 R 13584

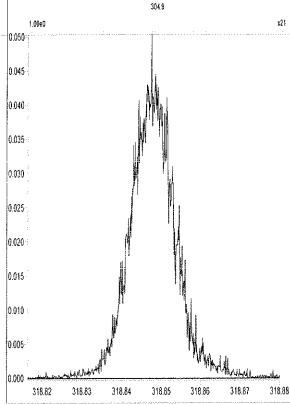


M 292.9824 R 13508

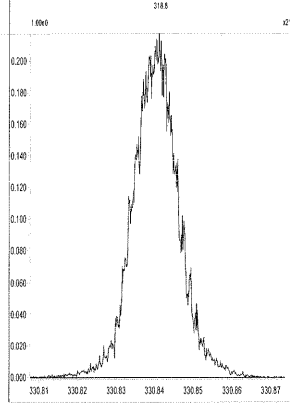
M 304.9824 R 13512



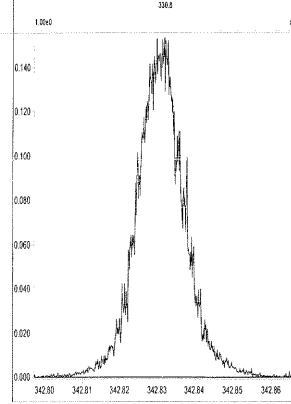
M 318.9792 R 12022



M 330.9792 R 11364



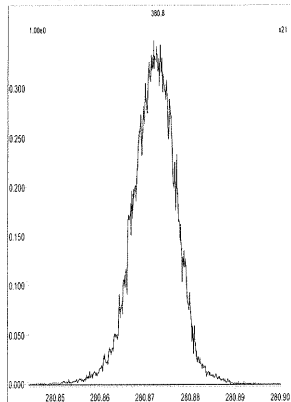
M 342.9792 R 11017



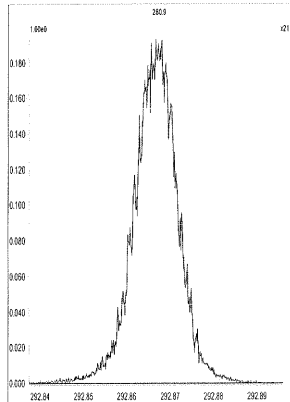
File: Experiment: 1668EPA.exp Reference: Pfk.ref Function: 4 @ 200 (ppm)

Printed: Wednesday, August 26, 2009 06:32:03 Central Daylight Time

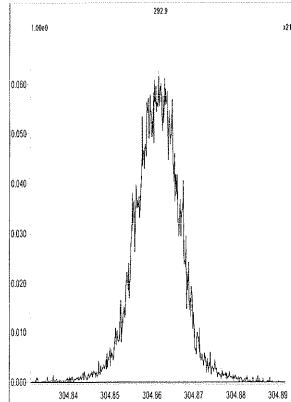
M 280.9824 R 12253



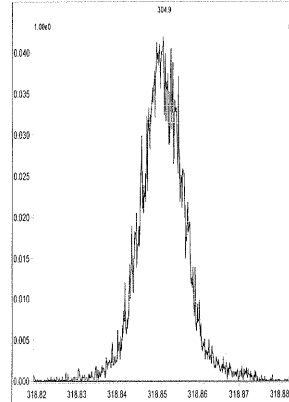
M 292.9824 R 12378



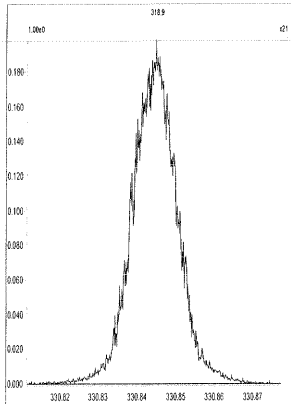
M 304.9824 R 12314



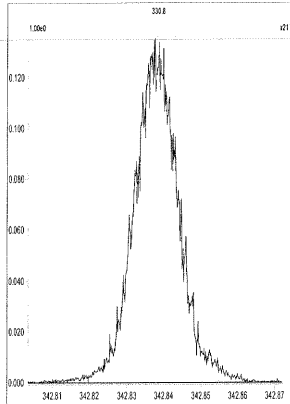
M 318.9792 R 12503



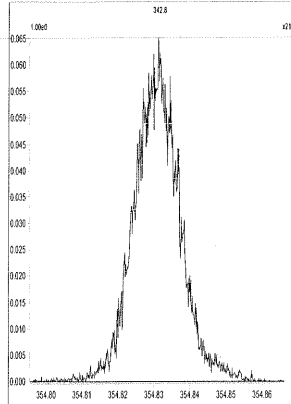
M 330.9792 R 12196



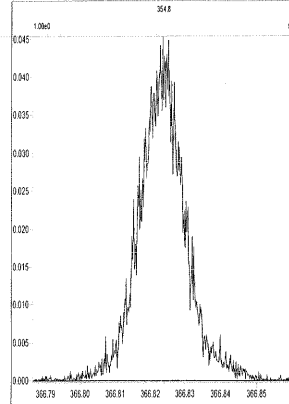
M 342.9792 R 11209



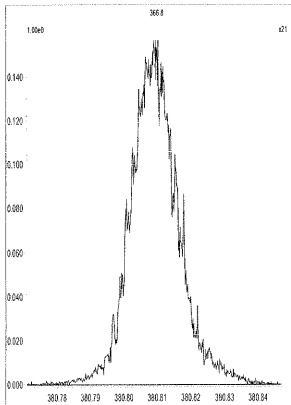
M 354.9792 R 12502



M 366.9792 R 11682



M 380.9760 R 11631



File: Experiment: 1668EPA.exp Reference: Pfk.ref Function: 5 @ 200 (ppm)

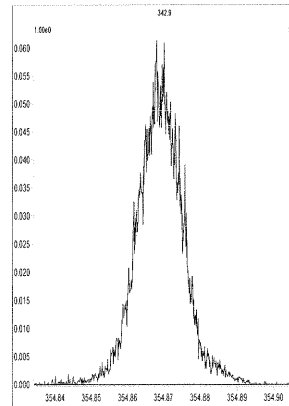
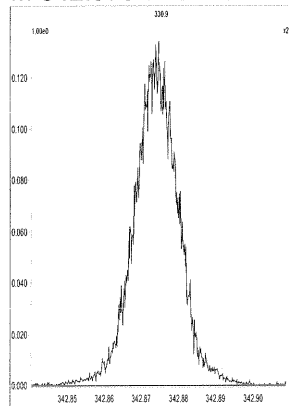
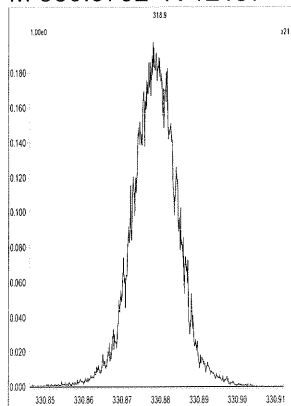
Printed: Wednesday, August 26, 2009 06:32:36 Central Daylight Time

M 318.9792 R 12375

M 330.9792 R 12197

M 342.9792 R 12310

M 354.9792 R 12624

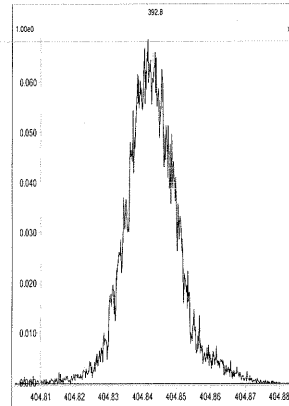
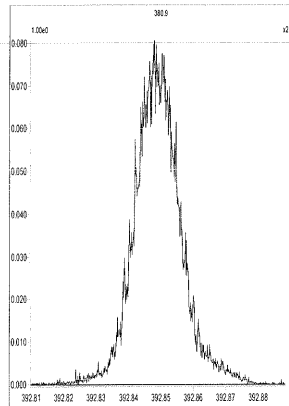
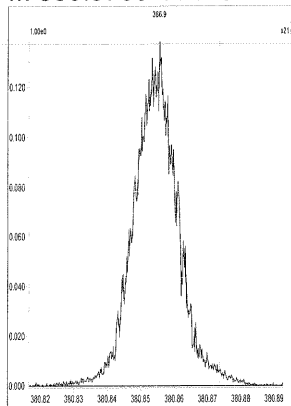
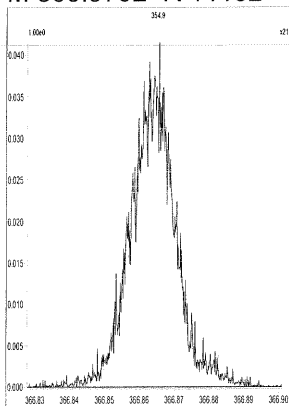


M 366.9792 R 11162

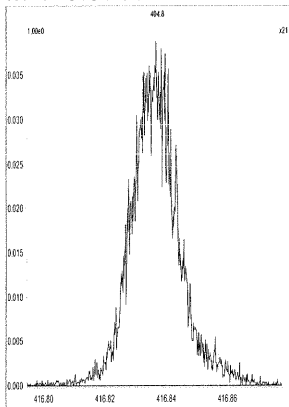
M 380.9760 R 11312

M 392.9760 R 12017

M 404.9760 R 10684



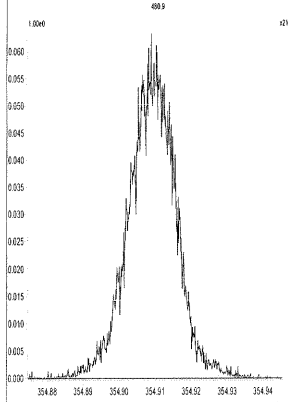
M 416.9760 R 11260



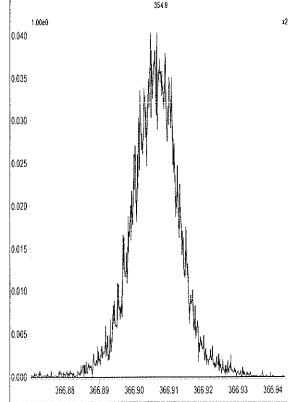
File: Experiment: 1668EPA.exp Reference: Pfk.ref Function: 6 @ 200 (ppm)

Printed: Wednesday, August 26, 2009 06:33:03 Central Daylight Time

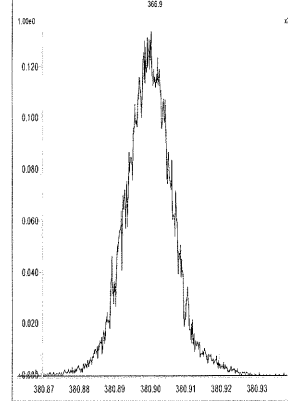
M 354.9792 R 11467



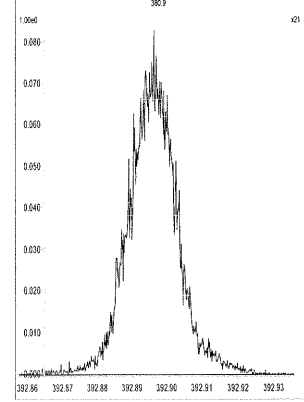
M 366.9792 R 11790



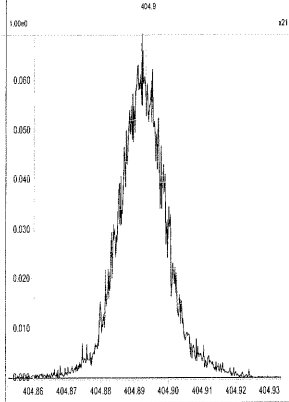
M 380.9760 R 11793



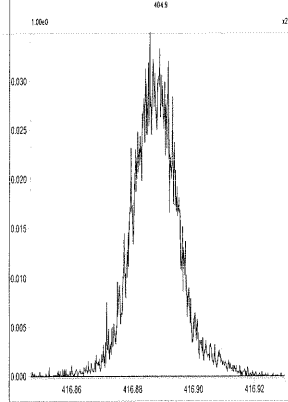
M 392.9760 R 12076



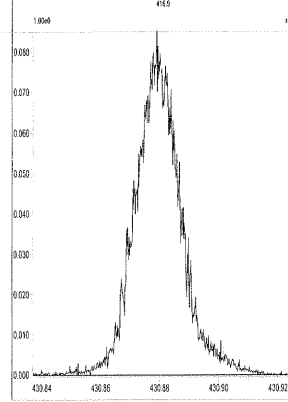
M 404.9760 R 12192



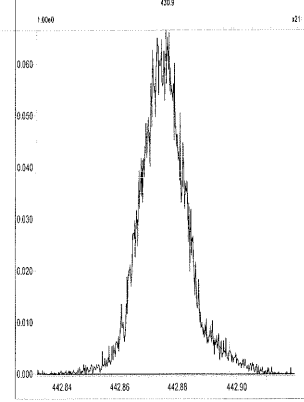
M 416.9760 R 11848



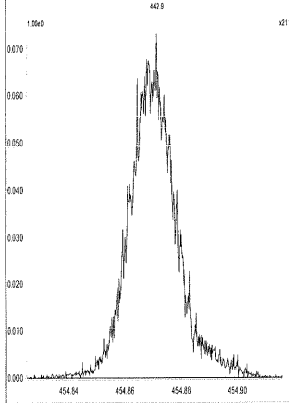
M 430.9728 R 11467



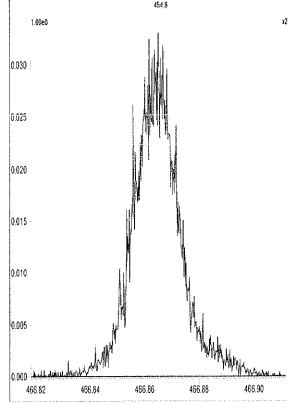
M 442.9728 R 11259



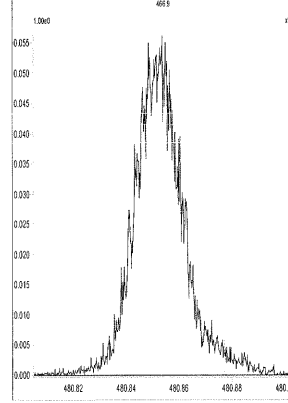
M 454.9728 R 10729



M 466.9728 R 11630



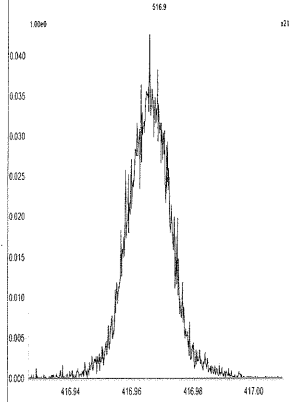
M 480.9696 R 10684



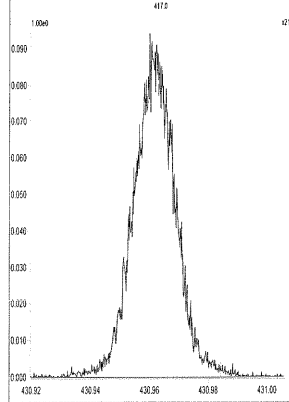
File: Experiment: 1668EPA.exp Reference: Pfk.ref Function: 7 @ 200 (ppm)

Printed: Wednesday, August 26, 2009 06:33:28 Central Daylight Time

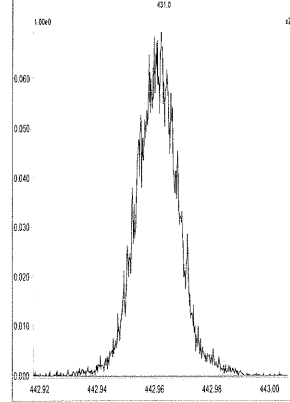
M 416.9760 R 14122



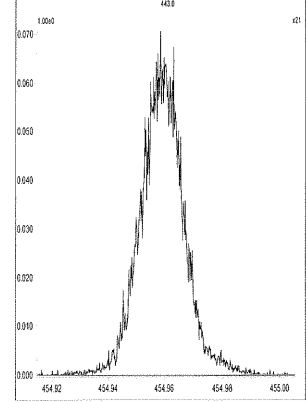
M 430.9728 R 13662



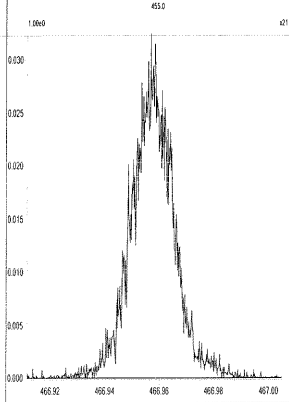
M 442.9728 R 13227



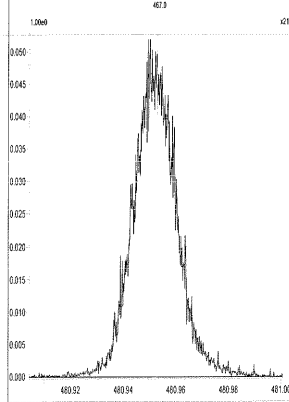
M 454.9728 R 12951



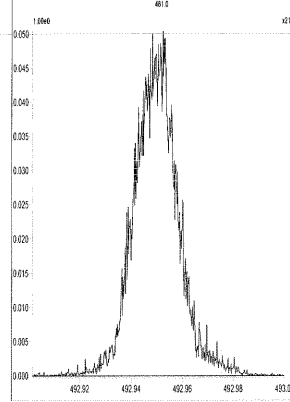
M 466.9728 R 13298



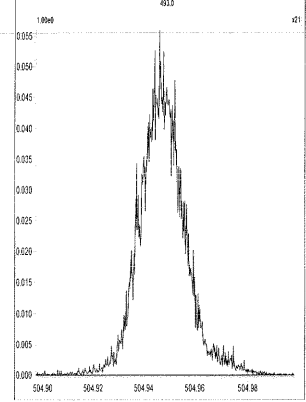
M 480.9696 R 12437



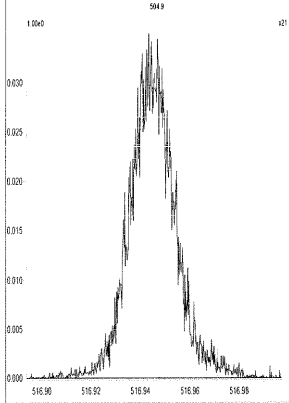
M 492.9696 R 13156



M 504.9696 R 12500



M 516.9697 R 14285



METHOD 1668A
DILUTED COMBINED 209 CONGENER SOLUTION (DCCS-209)

CLIENT ID

DCCS-209

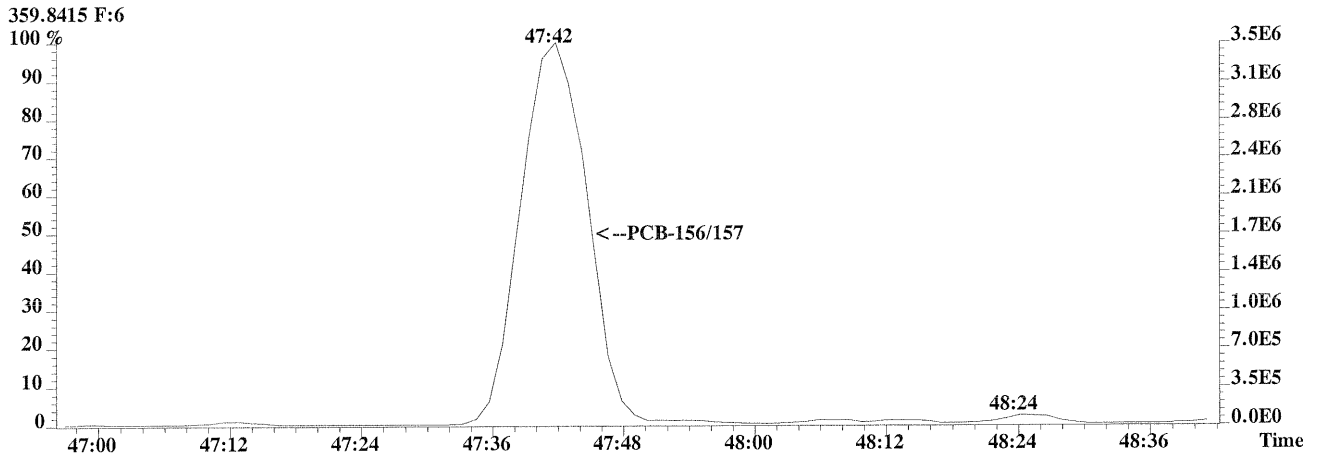
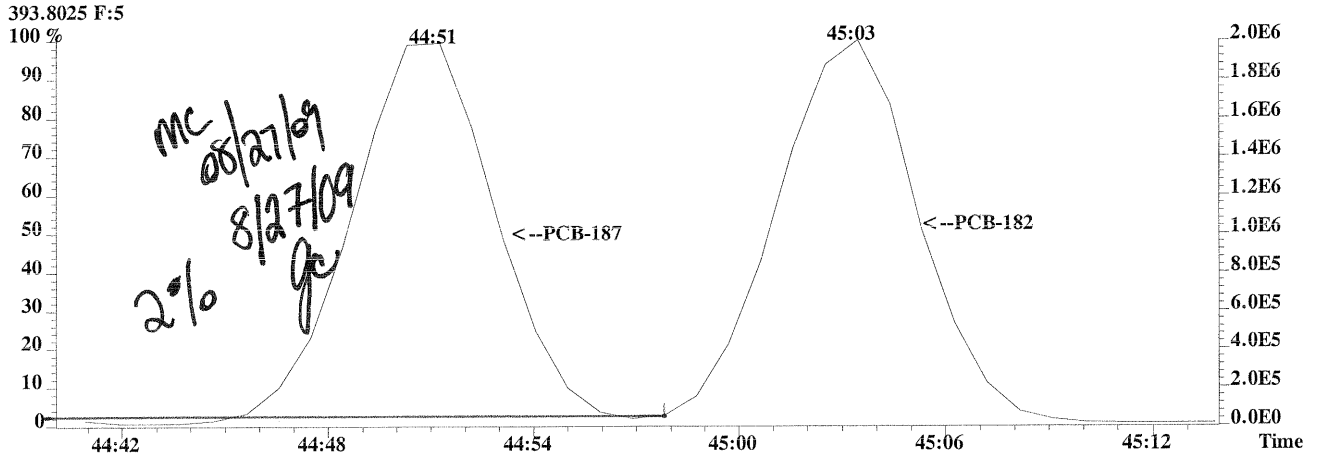
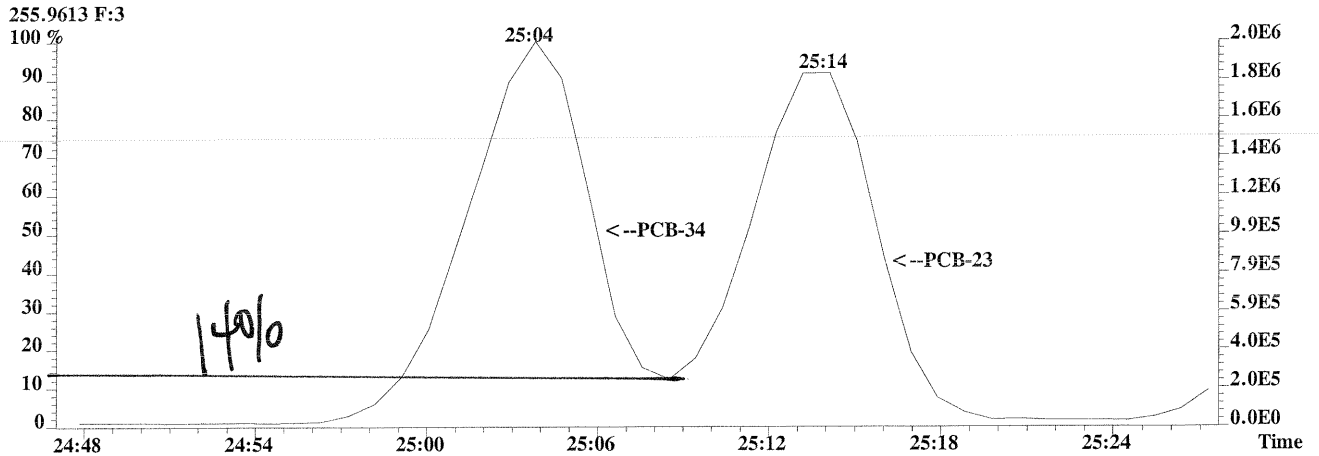
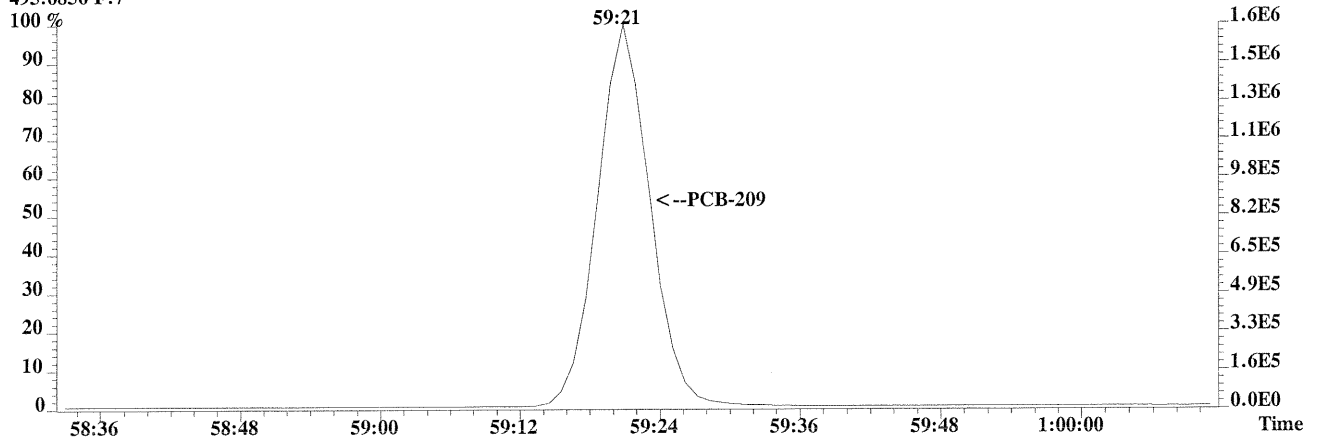
Lab Name: COLUMBIA ANALYTICAL SERVICESLab Code: CASGC Column SPB-Octyl

SDG No.:

Lab File ID: U220198Date Analyzed: 08/25/09Time Analyzed: 18:33:34

Retention time for PCB 209:	<u>59:21</u>	min.	(>55 min.)
%Valley between PCB 34 and PCB 23:	<u>14</u>	%	(<40%)
%Valley between PCB 187 and PCB 182:	<u>2</u>	%	(<40%)
Seconds of coelution between PCB 156 and PCB 157:	<u>0</u>	sec.	(<2)

Reference: Section 6.9.1.1 Method 1668A with corrections and changes through August 30, 2003.



Columbia Analytical Services, Inc.
Sample Response Summary

CLIENT ID.
DCCS-209

Run #7 Filename U220198 Samp: 1 Inj: 1 Acquired: 25-AUG-09 18:33:34
Processed: 26-AUG-09 14:32:26 Sample ID: PCB 209 INJECTION

Ln#	Fxn	Name	RT-1	Resp 1	Resp 2	RatioMeet	Mod?	RRT	
1	1	PCB-1	14:09	1.623e+04	5.170e+03	3.14	y	n	1.001
2	1	PCB-2	16:24	1.762e+04	5.574e+03	3.16	y	n	0.989
3	1	PCB-3	16:36	1.716e+04	5.637e+03	3.04	y	n	1.001
4	1	PCB-4	16:52	8.820e+03	5.715e+03	1.54	y	n	1.001
5	1	PCB-10	17:04	1.389e+04	8.812e+03	1.58	y	n	1.013
6	2	PCB-9	19:02	1.206e+04	7.735e+03	1.56	y	n	1.130
7	2	PCB-7	19:13	1.241e+04	8.016e+03	1.55	y	n	1.140
8	2	PCB-6	19:30	1.199e+04	7.914e+03	1.52	y	n	1.157
9	2	PCB-5	19:49	1.156e+04	7.005e+03	1.65	y	n	1.176
10	2	PCB-8	19:57	1.243e+04	8.415e+03	1.48	y	n	1.184
11	2	PCB-14	21:42	1.204e+04	8.015e+03	1.50	y	n	0.933
12	2	PCB-11	22:36	1.208e+04	7.814e+03	1.55	y	n	0.972
13	2	PCB-12/13	22:55	2.411e+04	1.568e+04	1.54	y	n	0.986
14	2	PCB-15	23:16	1.226e+04	8.204e+03	1.49	y	n	1.001
15	2	PCB-19	20:16	5.406e+03	5.279e+03	1.02	y	n	1.001
16	2	PCB-18/30	22:15	1.402e+04	1.425e+04	0.98	y	n	1.099
17	2	PCB-17	22:42	6.099e+03	6.086e+03	1.00	y	n	1.121
18	2	PCB-27	22:56	8.720e+03	8.804e+03	0.99	y	n	1.133
19	2	PCB-24	23:05	7.705e+03	7.776e+03	0.99	y	n	1.140
20	2	PCB-16	23:11	4.775e+03	4.835e+03	0.99	y	n	1.145
21	2	PCB-32	23:44	8.953e+03	8.989e+03	1.00	y	n	1.172
22	3	PCB-34	25:04	1.061e+04	1.058e+04	1.00	y	n	1.238
23	3	PCB-23	25:13	9.859e+03	1.045e+04	0.94	y	n	1.245
24	3	PCB-26/29	25:34	2.198e+04	2.138e+04	1.03	y	n	1.263
25	3	PCB-25	25:48	1.115e+04	1.187e+04	0.94	y	n	0.845
26	3	PCB-31	26:07	1.142e+04	1.122e+04	1.02	y	n	0.855
27	3	PCB-20/28	26:26	2.146e+04	2.181e+04	0.98	y	n	0.865
28	3	PCB-21/33	26:38	2.061e+04	2.115e+04	0.97	y	n	0.872
29	3	PCB-22	27:05	9.997e+03	9.982e+03	1.00	y	n	0.887
30	3	PCB-36	28:43	1.156e+04	1.143e+04	1.01	y	n	0.940
31	3	PCB-39	29:04	1.087e+04	1.056e+04	1.03	y	n	0.951
32	3	PCB-38	29:41	9.696e+03	9.822e+03	0.99	y	n	0.972
33	3	PCB-35	30:09	8.969e+03	9.358e+03	0.96	y	n	0.987
34	3	PCB-37	30:35	8.660e+03	8.987e+03	0.96	y	n	1.001
35	2	PCB-54	23:33	1.276e+04	1.819e+04	0.70	y	n	1.001
36	3	PCB-50/53	25:50	2.284e+04	3.009e+04	0.76	y	n	1.098
37	3	PCB-45/51	26:36	2.193e+04	2.879e+04	0.76	y	y	1.130
38	3	PCB-46	26:51	9.562e+03	1.265e+04	0.76	y	n	1.141
39	3	PCB-52	28:19	1.203e+04	1.600e+04	0.75	y	y	1.203
40	3	PCB-43/73	28:28	2.408e+04	3.128e+04	0.77	y	y	1.210
41	3	PCB-49/69	28:47	2.639e+04	3.411e+04	0.77	y	n	1.223
42	3	PCB-48	29:07	1.126e+04	1.453e+04	0.77	y	n	1.237
43	3	PCB-44/47/65	29:23	3.743e+04	4.941e+04	0.76	y	n	1.249
44	3	PCB-59/62/75	29:41	4.506e+04	5.932e+04	0.76	y	n	1.261
45	3	PCB-42	29:53	1.056e+04	1.341e+04	0.79	y	n	1.270
46	3	PCB-40/41/71	30:24	3.332e+04	4.321e+04	0.77	y	y	1.292
47	3	PCB-64	30:37	1.570e+04	2.028e+04	0.77	y	n	1.301
48	3	PCB-72	31:29	1.590e+04	2.023e+04	0.79	y	n	0.841
49	3	PCB-68	31:47	1.627e+04	2.113e+04	0.77	y	n	0.849
50	3	PCB-57	32:12	1.514e+04	2.014e+04	0.75	y	n	0.860

51	3	PCB-58	32:27	1.487e+04	1.907e+04	0.78	y	n	0.867
52	3	PCB-67	32:37	1.577e+04	2.056e+04	0.77	y	n	0.871
53	3	PCB-63	32:53	1.379e+04	1.802e+04	0.77	y	n	0.878
54	3	PCB-61/70/74/76	33:14	5.370e+04	7.005e+04	0.77	y	n	0.888
55	3	PCB-66	33:34	1.018e+04	1.362e+04	0.75	y	n	0.897
56	3	PCB-55	33:44	8.721e+03	1.163e+04	0.75	y	n	0.901
57	4	PCB-56	34:15	1.373e+04	1.880e+04	0.73	y	n	0.915
58	4	PCB-60	34:29	1.457e+04	1.912e+04	0.76	y	n	0.921
59	4	PCB-80	34:52	1.546e+04	2.180e+04	0.71	y	n	0.931
60	4	PCB-79	36:26	1.505e+04	2.131e+04	0.71	y	n	0.973
61	4	PCB-78	37:00	1.304e+04	1.778e+04	0.73	y	n	0.988
62	4	PCB-81	37:27	1.294e+04	1.768e+04	0.73	y	n	1.000
63	4	PCB-77	38:02	1.227e+04	1.658e+04	0.74	y	n	1.001
64	3	PCB-104	29:17	1.958e+04	1.284e+04	1.53	y	n	1.001
65	3	PCB-96	29:41	1.961e+04	1.269e+04	1.54	y	n	1.014
66	3	PCB-103	31:39	1.683e+04	1.076e+04	1.56	y	n	1.081
67	3	PCB-94	31:52	1.352e+04	8.795e+03	1.54	y	n	1.089
68	3	PCB-95	32:19	1.553e+04	1.004e+04	1.55	y	n	1.104
69	3	PCB-93/100	32:33	2.995e+04	1.943e+04	1.54	y	n	1.112
70	3	PCB-98/102	32:42	2.877e+04	1.879e+04	1.53	y	n	1.117
71	3	PCB-88/91	33:13	2.935e+04	1.870e+04	1.57	y	y	1.135
72	3	PCB-84	33:26	1.316e+04	8.552e+03	1.54	y	n	1.142
73	4	PCB-89	33:56	9.078e+03	5.703e+03	1.59	y	n	1.159
74	4	PCB-121	34:21	1.811e+04	1.171e+04	1.55	y	n	1.174
75	4	PCB-92	34:44	1.350e+04	8.387e+03	1.61	y	n	0.868
76	4	PCB-90/101/113	35:19	4.577e+04	2.950e+04	1.55	y	n	0.883
77	4	PCB-83/99	35:55	2.700e+04	1.719e+04	1.57	y	y	0.898
78	4	PCB-112	36:03	1.776e+04	1.164e+04	1.53	y	y	0.901
79	4	PCB-86/87/97/109/119/125	36:25	9.265e+04	5.849e+04	1.58	y	y	0.910
80	4	PCB-117	37:05	1.577e+04	1.036e+04	1.52	y	n	0.927
81	4	PCB-85/116	37:10	3.159e+04	2.046e+04	1.54	y	n	0.929
82	4	PCB-110/115	37:24	3.541e+04	2.246e+04	1.58	y	y	0.935
83	4	PCB-82	37:39	1.163e+04	7.283e+03	1.60	y	n	0.941
84	4	PCB-111	38:03	1.767e+04	1.098e+04	1.61	y	n	0.951
85	4	PCB-120	38:31	1.849e+04	1.161e+04	1.59	y	n	0.963
86	5	PCB-108/124	39:40	3.196e+04	2.049e+04	1.56	y	n	0.992
87	5	PCB-107	39:55	1.675e+04	1.067e+04	1.57	y	n	0.998
88	5	PCB-123	40:02	1.609e+04	9.421e+03	1.71	y	n	1.001
89	5	PCB-106	40:09	1.550e+04	1.055e+04	1.47	y	n	1.004
90	5	PCB-118	40:22	1.635e+04	1.029e+04	1.59	y	n	1.001
91	5	PCB-122	40:42	1.550e+04	9.644e+03	1.61	y	n	1.009
92	5	PCB-114	40:54	1.680e+04	1.056e+04	1.59	y	n	1.000
93	5	PCB-105	41:33	1.639e+04	1.068e+04	1.53	y	n	1.001
94	5	PCB-127	43:01	1.515e+04	9.663e+03	1.57	y	n	1.036
95	5	PCB-126	44:40	1.368e+04	8.856e+03	1.54	y	n	1.001
96	4	PCB-155	35:06	1.669e+04	1.497e+04	1.12	y	n	1.001
97	4	PCB-152	35:18	1.625e+04	1.454e+04	1.12	y	n	1.007
98	4	PCB-150	35:28	1.622e+04	1.433e+04	1.13	y	n	1.011
99	4	PCB-136	35:50	1.627e+04	1.377e+04	1.18	y	n	1.022
100	4	PCB-145	36:08	1.556e+04	1.373e+04	1.13	y	n	1.030
101	4	PCB-148	37:39	1.209e+04	1.066e+04	1.13	y	n	1.074
102	4	PCB-135/151	38:16	2.353e+04	2.059e+04	1.14	y	n	1.091
103	4	PCB-154	38:31	1.419e+04	1.253e+04	1.13	y	n	1.098
104	4	PCB-144	38:50	1.237e+04	1.073e+04	1.15	y	n	1.107
105	5	PCB-147/149	39:11	2.455e+04	1.959e+04	1.25	y	n	1.117
106	5	PCB-134	39:24	9.658e+03	7.940e+03	1.22	y	n	1.124
107	5	PCB-143	39:29	1.116e+04	9.021e+03	1.24	y	n	1.126

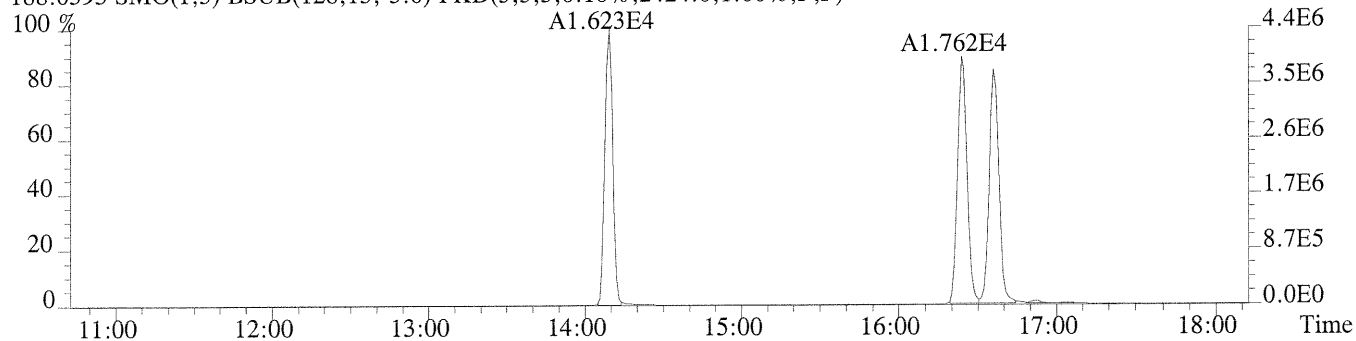
108	5	PCB-139/140	39:48	2.402e+04	1.933e+04	1.24	y	n	1.135
109	5	PCB-131	40:00	1.047e+04	8.169e+03	1.28	y	n	1.141
110	5	PCB-142	40:10	1.052e+04	8.241e+03	1.28	y	n	1.145
111	5	PCB-132	40:27	1.051e+04	8.316e+03	1.26	y	n	1.154
112	5	PCB-133	40:58	1.088e+04	8.789e+03	1.24	y	n	1.168
113	5	PCB-165	41:22	1.408e+04	1.100e+04	1.28	y	n	0.890
114	5	PCB-146	41:37	1.254e+04	9.971e+03	1.26	y	n	0.895
115	5	PCB-161	41:45	1.514e+04	1.194e+04	1.27	y	n	0.898
116	5	PCB-153/168	42:15	2.744e+04	2.231e+04	1.23	y	n	0.909
117	5	PCB-141	42:26	1.151e+04	8.995e+03	1.28	y	n	0.913
118	5	PCB-130	42:50	9.696e+03	7.827e+03	1.24	y	n	0.921
119	5	PCB-137	43:04	1.048e+04	8.406e+03	1.25	y	n	0.926
120	5	PCB-164	43:11	1.479e+04	1.166e+04	1.27	y	n	0.929
121	5	PCB-129/138/163	43:31	3.414e+04	2.770e+04	1.23	y	n	0.936
122	5	PCB-160	43:40	1.409e+04	1.112e+04	1.27	y	n	0.939
123	5	PCB-158	43:53	1.561e+04	1.265e+04	1.23	y	n	0.944
124	5	PCB-128/166	44:46	2.491e+04	2.018e+04	1.23	y	n	0.963
125	6	PCB-159	45:45	1.058e+04	9.209e+03	1.15	y	n	0.984
126	6	PCB-162	46:02	9.864e+03	8.233e+03	1.20	y	n	0.990
127	6	PCB-167	46:31	1.123e+04	9.076e+03	1.24	y	n	1.000
128	6	PCB-156/157	47:42	2.011e+04	1.680e+04	1.20	y	n	1.000
129	6	PCB-169	50:57	8.990e+03	7.315e+03	1.23	y	n	1.000
130	5	PCB-188	40:52	1.322e+04	1.398e+04	0.95	y	n	1.000
131	5	PCB-179	41:13	1.355e+04	1.378e+04	0.98	y	n	1.009
132	5	PCB-184	41:44	1.392e+04	1.419e+04	0.98	y	n	1.022
133	5	PCB-176	42:06	1.289e+04	1.341e+04	0.96	y	n	1.031
134	5	PCB-186	42:34	1.239e+04	1.308e+04	0.95	y	n	1.042
135	5	PCB-178	43:56	9.197e+03	9.614e+03	0.96	y	n	1.075
136	5	PCB-175	44:34	9.746e+03	1.004e+04	0.97	y	n	1.091
137	5	PCB-187	44:51	1.030e+04	1.056e+04	0.98	y	n	1.098
138	5	PCB-182	45:03	1.019e+04	1.062e+04	0.96	y	n	1.103
139	6	PCB-183	45:28	8.261e+03	8.266e+03	1.00	y	n	1.113
140	6	PCB-185	45:34	6.087e+03	6.067e+03	1.00	y	n	1.115
141	6	PCB-174	45:43	7.301e+03	7.294e+03	1.00	y	n	1.119
142	6	PCB-177	46:10	6.784e+03	6.938e+03	0.98	y	n	1.130
143	6	PCB-181	46:34	6.978e+03	6.837e+03	1.02	y	n	1.140
144	6	PCB-171/173	46:47	1.280e+04	1.286e+04	1.00	y	n	1.145
145	6	PCB-172	48:25	6.270e+03	6.290e+03	1.00	y	n	0.906
146	6	PCB-192	48:42	8.021e+03	7.801e+03	1.03	y	n	0.911
147	6	PCB-180/193	49:02	1.572e+04	1.615e+04	0.97	y	n	0.918
148	6	PCB-191	49:25	8.290e+03	8.313e+03	1.00	y	n	0.925
149	6	PCB-170	50:20	5.859e+03	5.697e+03	1.03	y	n	0.942
150	6	PCB-190	50:52	8.748e+03	8.552e+03	1.02	y	n	0.952
151	6	PCB-189	53:27	7.027e+03	6.973e+03	1.01	y	n	1.000
152	6	PCB-202	46:16	1.138e+04	1.359e+04	0.84	y	n	1.001
153	6	PCB-201	47:11	1.215e+04	1.441e+04	0.84	y	n	1.021
154	6	PCB-204	47:53	1.215e+04	1.444e+04	0.84	y	n	1.036
155	6	PCB-197	48:06	1.183e+04	1.408e+04	0.84	y	n	1.040
156	6	PCB-200	48:13	1.234e+04	1.427e+04	0.86	y	n	1.043
157	6	PCB-198/199	51:00	1.635e+04	1.987e+04	0.82	y	n	1.103
158	6	PCB-196	51:40	8.324e+03	9.782e+03	0.85	y	n	0.923
159	6	PCB-203	51:53	8.805e+03	1.036e+04	0.85	y	n	0.926
160	6	PCB-195	53:13	7.447e+03	8.708e+03	0.86	y	n	0.950
161	6	PCB-194	55:33	7.530e+03	9.053e+03	0.83	y	n	0.992
162	6	PCB-205	56:01	8.926e+03	1.068e+04	0.84	y	n	1.000
163	6	PCB-208	52:57	1.020e+04	1.346e+04	0.76	y	n	1.000
164	6	PCB-207	53:54	1.004e+04	1.290e+04	0.78	y	n	1.018

165	7	PCB-206	57:45	6.861e+03	8.850e+03	0.78	y	n	1.000
166	7	PCB-209	59:21	1.119e+04	9.320e+03	1.20	y	n	1.000
167	1	PCB-11L	14:08	5.848e+04	1.932e+04	3.03	y	n	0.743
168	1	PCB-3L	16:35	6.261e+04	2.058e+04	3.04	y	n	0.872
169	1	PCB-4L	16:51	3.495e+04	2.332e+04	1.50	y	n	0.886
170	2	PCB-15L	23:15	4.521e+04	2.929e+04	1.54	y	n	1.223
171	2	PCB-19L	20:15	2.060e+04	2.043e+04	1.01	y	n	1.065
172	3	PCB-37L	30:33	3.580e+04	3.440e+04	1.04	y	n	1.080
173	2	PCB-54L	23:32	2.639e+04	3.423e+04	0.77	y	n	0.832
174	4	PCB-81L	37:26	2.448e+04	3.187e+04	0.77	y	n	1.324
175	4	PCB-77L	38:00	2.369e+04	3.044e+04	0.78	y	n	1.344
176	3	PCB-104L	29:16	4.081e+04	2.635e+04	1.55	y	n	0.829
177	5	PCB-123L	40:00	3.168e+04	2.061e+04	1.54	y	n	1.133
178	5	PCB-118L	40:20	3.384e+04	2.155e+04	1.57	y	n	1.143
179	5	PCB-114L	40:53	3.183e+04	2.041e+04	1.56	y	n	1.158
180	5	PCB-105L	41:31	3.104e+04	1.994e+04	1.56	y	n	1.176
181	5	PCB-126L	44:38	2.811e+04	1.801e+04	1.56	y	n	1.264
182	4	PCB-155L	35:04	3.849e+04	3.127e+04	1.23	y	n	0.807
183	6	PCB-167L	46:30	2.128e+04	1.667e+04	1.28	y	n	1.070
184	6	PCB-156/157L	47:41	3.986e+04	3.067e+04	1.30	y	n	1.097
185	6	PCB-169L	50:56	1.686e+04	1.312e+04	1.29	y	n	1.172
186	5	PCB-188L	40:51	3.098e+04	3.001e+04	1.03	y	n	0.736
187	6	PCB-189L	53:26	1.522e+04	1.432e+04	1.06	y	n	0.962
188	6	PCB-202L	46:14	1.808e+04	2.027e+04	0.89	y	n	0.833
189	6	PCB-205L	56:00	1.421e+04	1.584e+04	0.90	y	n	1.009
190	6	PCB-208L	52:56	1.478e+04	1.911e+04	0.77	y	n	0.953
191	7	PCB-206L	57:44	9.524e+03	1.215e+04	0.78	y	n	1.040
192	7	PCB-209L	59:20	1.588e+04	1.292e+04	1.23	y	n	1.069
193	3	PCB-28L	26:25	3.972e+04	3.890e+04	1.02	y	n	0.934
194	4	PCB-111L	38:01	3.465e+04	2.215e+04	1.56	y	n	1.077
195	5	PCB-178L	43:55	2.005e+04	1.944e+04	1.03	y	n	1.010
196	2	PCB-9L	19:01	4.753e+04	3.048e+04	1.56	y	n	*
197	3	PCB-52L	28:17	2.401e+04	3.122e+04	0.77	y	n	*
198	4	PCB-101L	35:18	2.929e+04	1.887e+04	1.55	y	n	*
199	5	PCB-138L	43:28	2.325e+04	1.849e+04	1.26	y	n	*
200	6	PCB-194L	55:31	1.207e+04	1.347e+04	0.90	y	n	*

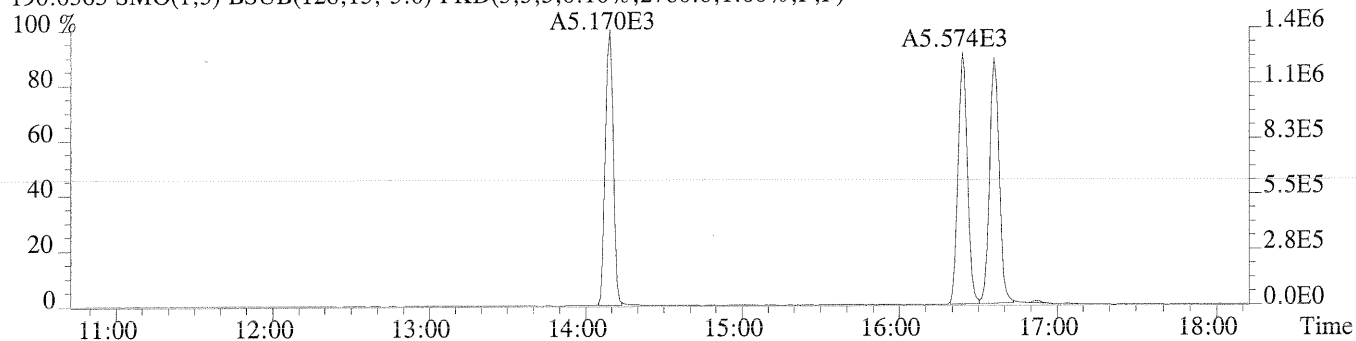
File:U220198 #1-482 Acq:25-AUG-2009 18:33:34 Probe EI+ Magnet SIR VG BioTech Mass spectf

Sample#1 Exp:PCB 209 INJECTION

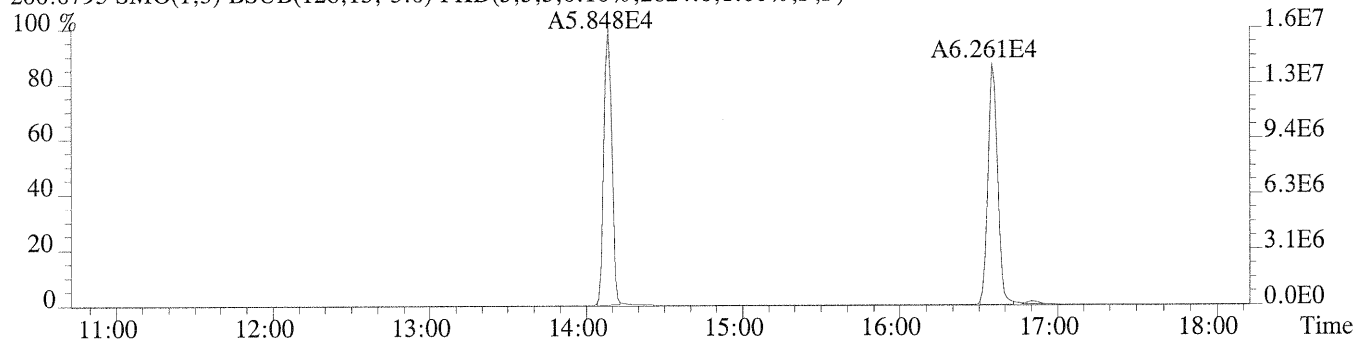
188.0393 SMO(1,3) BSUB(128,15,-3.0) PKD(3,3,3,0.10%,2424.0,1.00%,F,F)



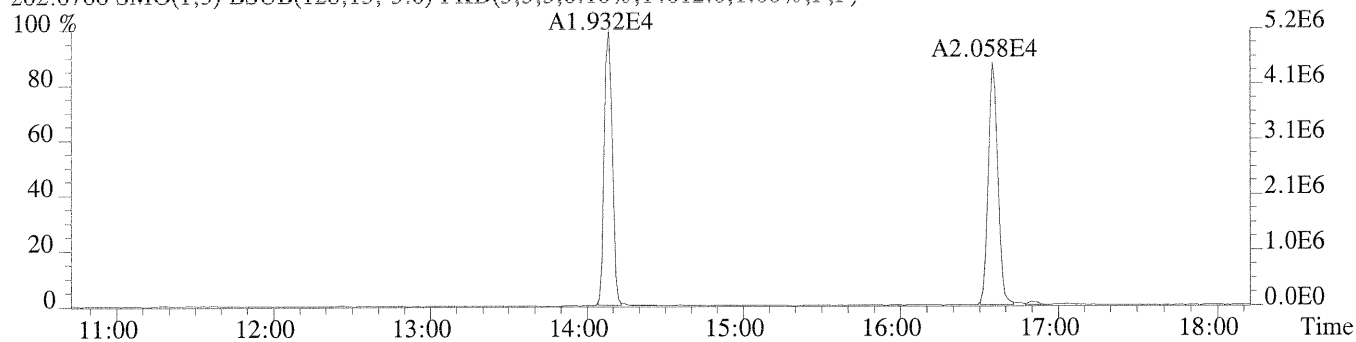
190.0363 SMO(1,3) BSUB(128,15,-3.0) PKD(3,3,3,0.10%,2780.0,1.00%,F,F)



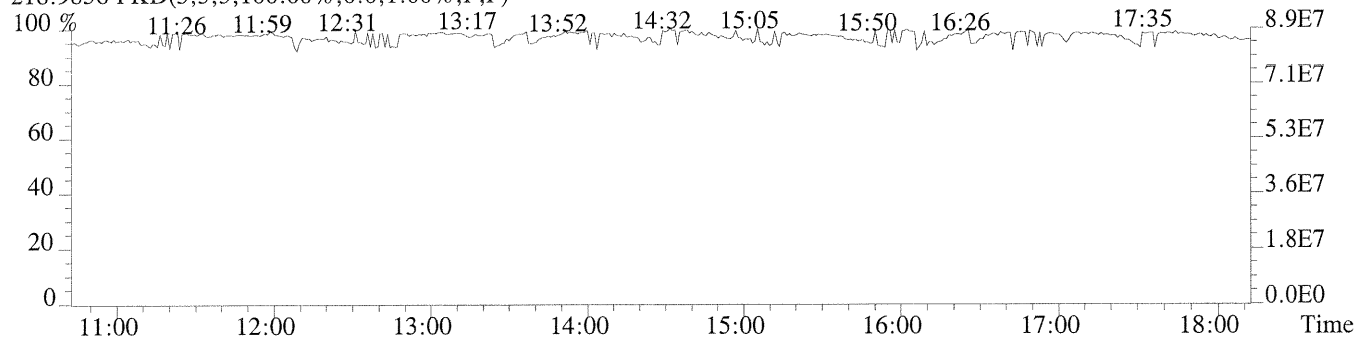
200.0795 SMO(1,3) BSUB(128,15,-3.0) PKD(3,3,3,0.10%,2824.0,1.00%,F,F)



202.0766 SMO(1,3) BSUB(128,15,-3.0) PKD(3,3,3,0.10%,14012.0,1.00%,F,F)



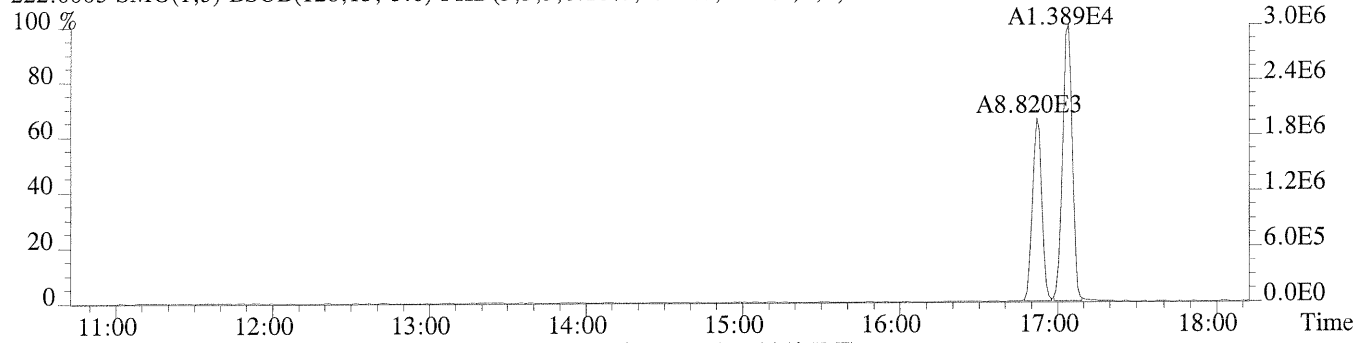
218.9856 PKD(3,3,3,100.00%,0.0,1.00%,F,F)



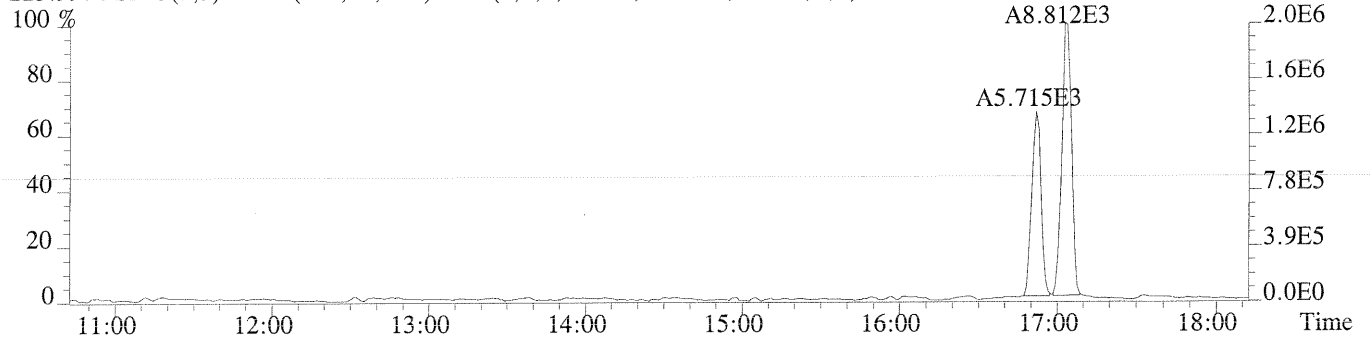
File:U220198 #1-482 Acq:25-AUG-2009 18:33:34 Probe EI+ Magnet SIR VG BioTech Mass spectf

Sample#1 Exp:PCB 209 INJECTION

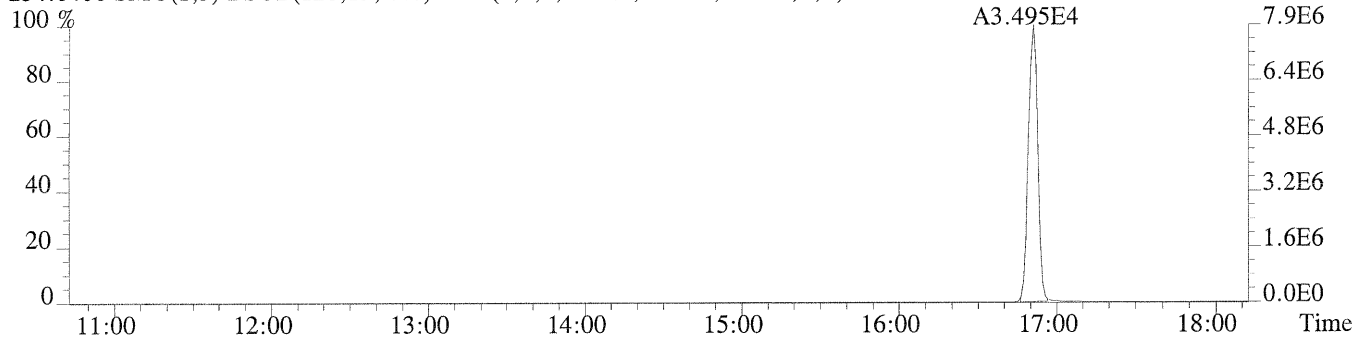
222.0003 SMO(1,3) BSUB(128,15,-3.0) PKD(3,3,3,0.10%,4312.0,1.00%,F,F)



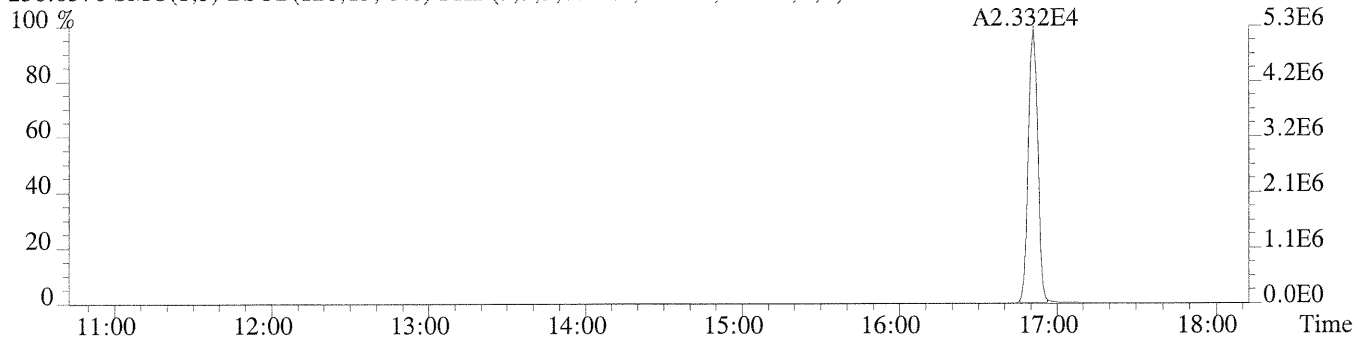
223.9974 SMO(1,3) BSUB(128,15,-3.0) PKD(3,3,3,0.10%,28100.0,1.00%,F,F)



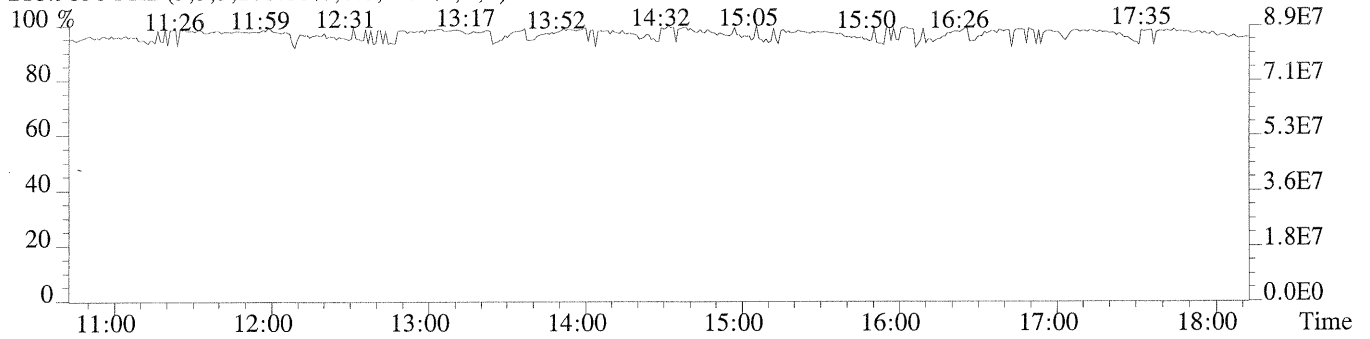
234.0406 SMO(1,3) BSUB(128,15,-3.0) PKD(3,3,3,0.10%,2960.0,1.00%,F,F)



236.0376 SMO(1,3) BSUB(128,15,-3.0) PKD(3,3,3,0.10%,2616.0,1.00%,F,F)



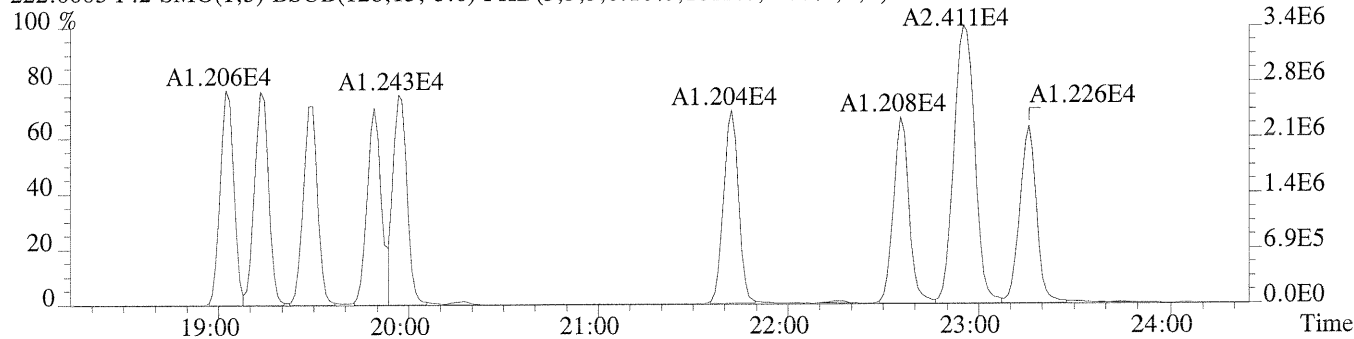
218.9856 PKD(3,3,3,100.00%,0.0,1.00%,F,F)



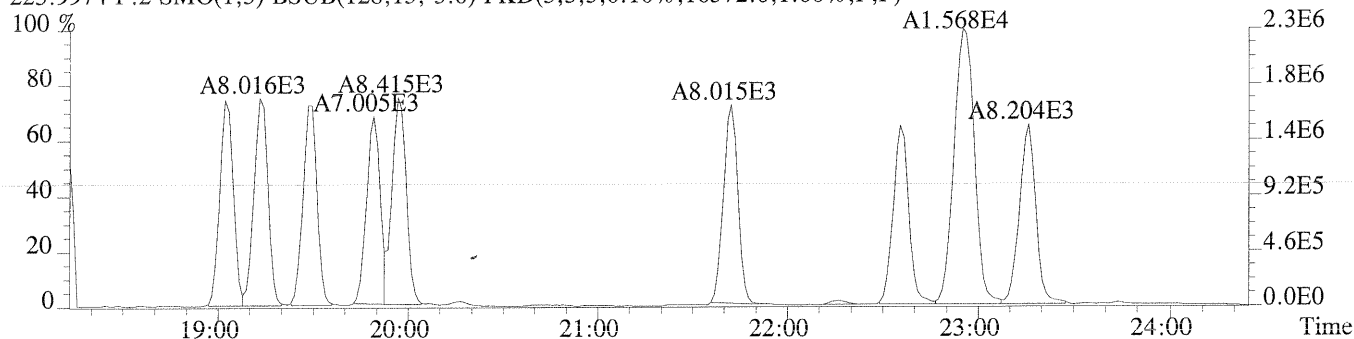
File:U220198 #1-342 Acq:25-AUG-2009 18:33:34 Probe EI+ Magnet SIR VG BioTech Mass spectf

Sample#1 Exp:PCB 209 INJECTION

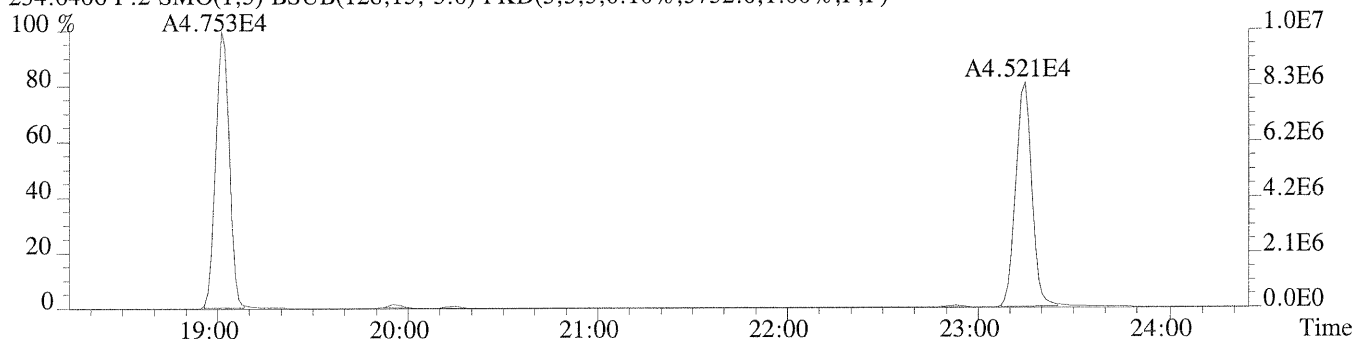
222.0003 F:2 SMO(1,3) BSUB(128,15,-3.0) PKD(3,3,3,0.10%,1812.0,1.00%,F,F)



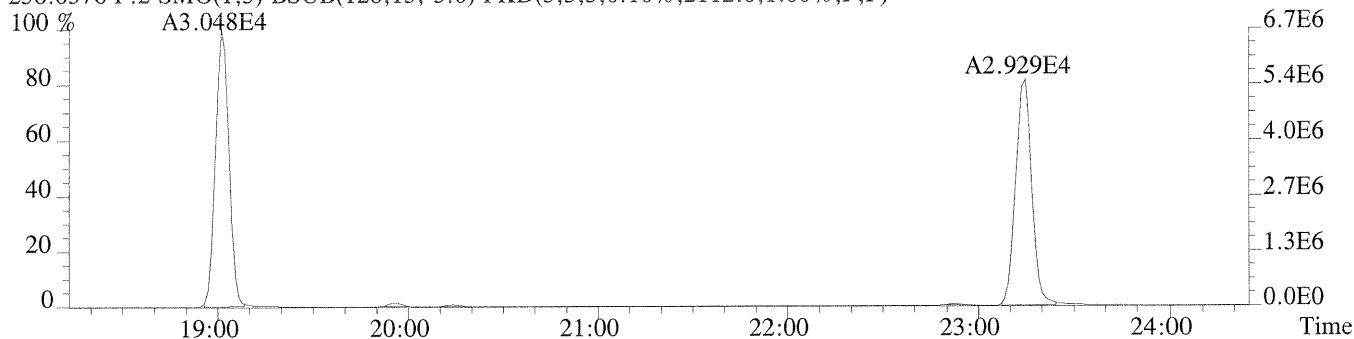
223.9974 F:2 SMO(1,3) BSUB(128,15,-3.0) PKD(3,3,3,0.10%,16372.0,1.00%,F,F)



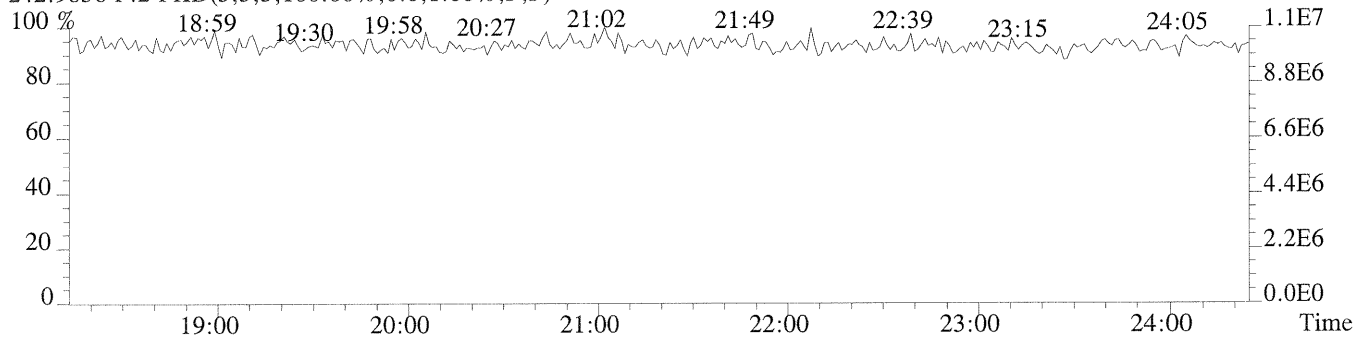
234.0406 F:2 SMO(1,3) BSUB(128,15,-3.0) PKD(3,3,3,0.10%,3732.0,1.00%,F,F)



236.0376 F:2 SMO(1,3) BSUB(128,15,-3.0) PKD(3,3,3,0.10%,2112.0,1.00%,F,F)



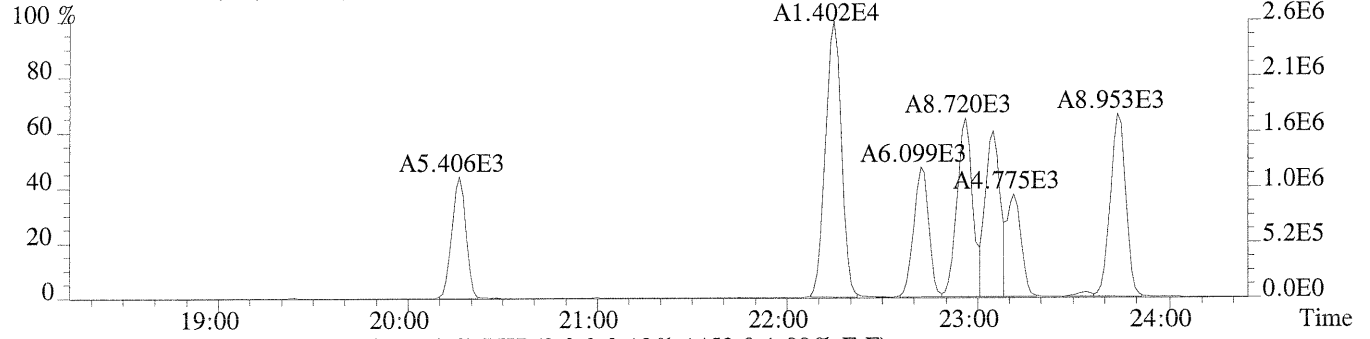
242.9856 F:2 PKD(3,3,3,100.00%,0.0,1.00%,F,F)



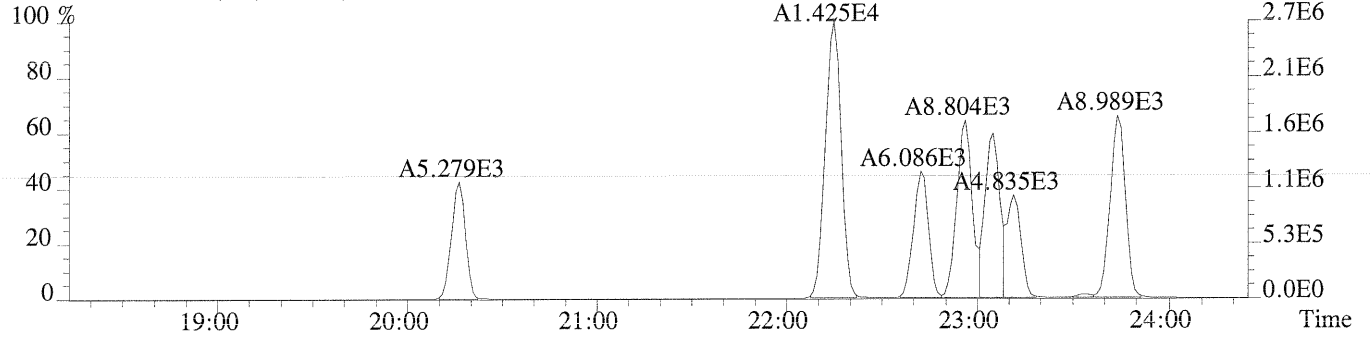
File:U220198 #1-342 Acq:25-AUG-2009 18:33:34 Probe EI+ Magnet SIR VG BioTech Mass spectf

Sample#1 Exp:PCB 209 INJECTION

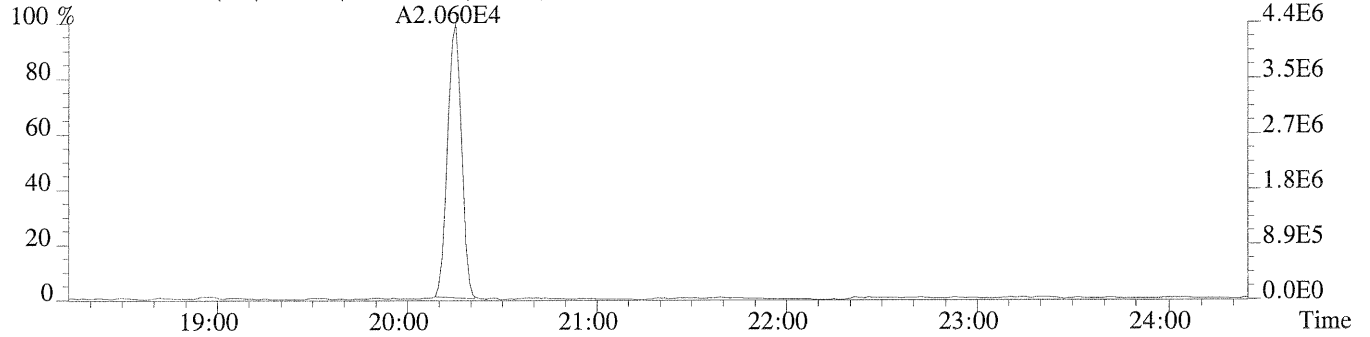
255.9613 F:2 SMO(1,3) BSUB(128,15,-3.0) PKD(3,3,3,0.10%,2180.0,1.00%,F,F)



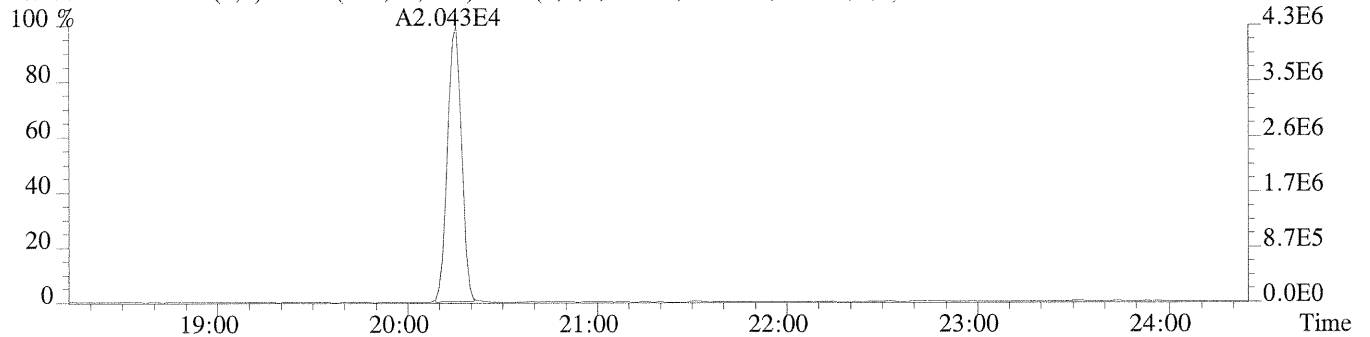
257.9584 F:2 SMO(1,3) BSUB(128,15,-3.0) PKD(3,3,3,0.10%,1452.0,1.00%,F,F)



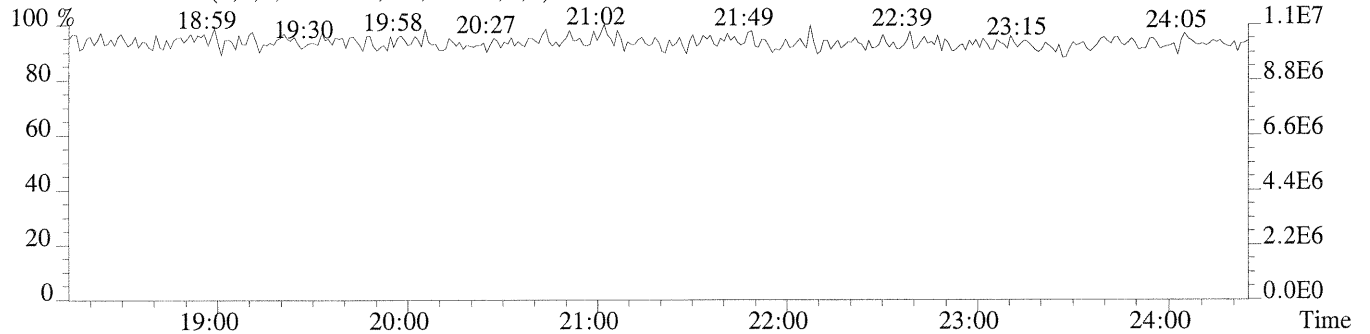
268.0016 F:2 SMO(1,3) BSUB(128,15,-3.0) PKD(3,3,3,0.10%,28160.0,1.00%,F,F)



269.9986 F:2 SMO(1,3) BSUB(128,15,-3.0) PKD(3,3,3,0.10%,13116.0,1.00%,F,F)



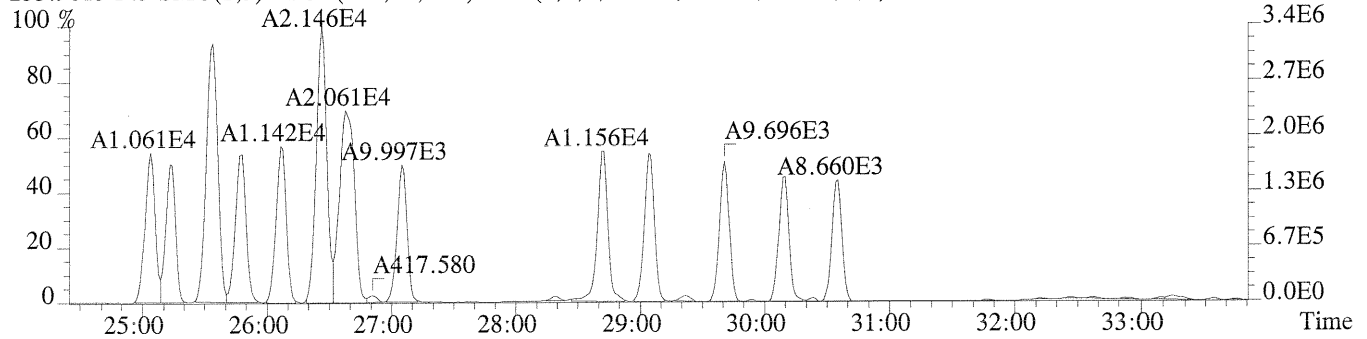
242.9856 F:2 PKD(3,3,3,100.00%,0.0,1.00%,F,F)



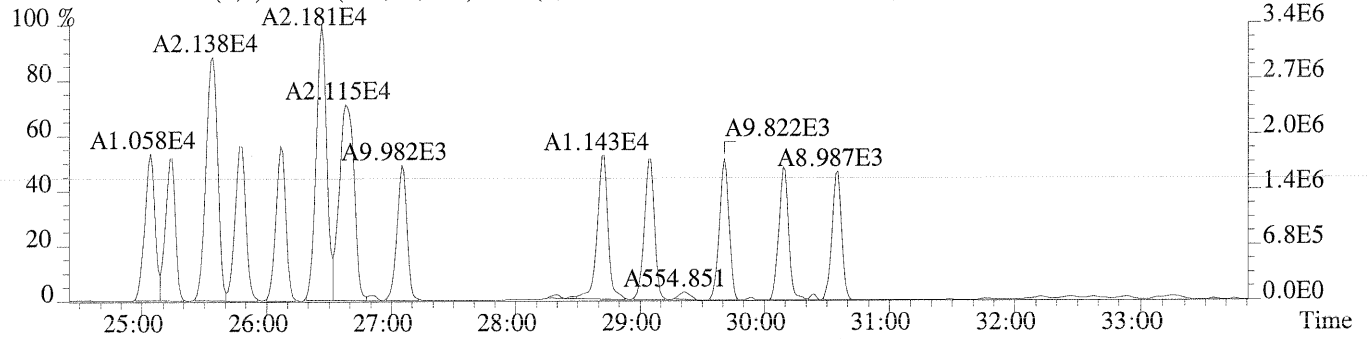
File:U220198 #1-603 Acq:25-AUG-2009 18:33:34 Probe EI+ Magnet SIR VG BioTech Mass spectf

Sample#1 Exp:PCB 209 INJECTION

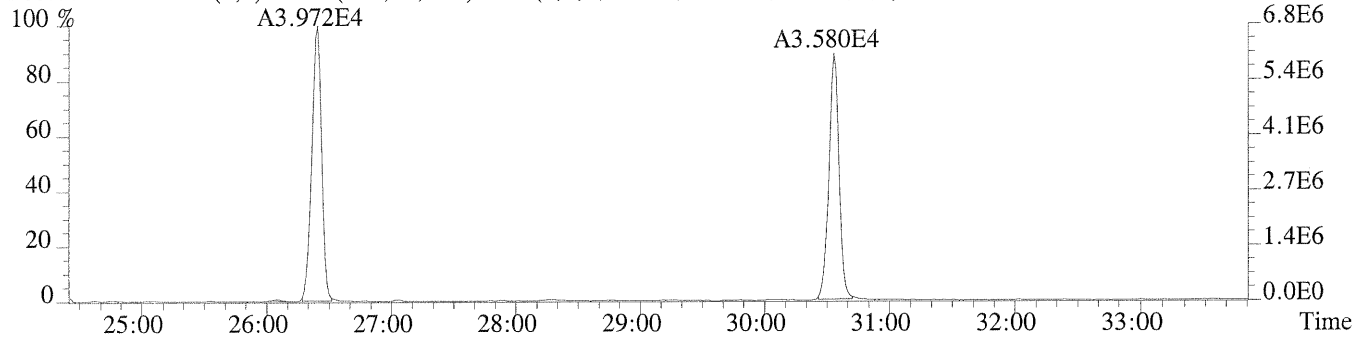
255.9613 F:3 SMO(1,3) BSUB(128,15,-3.0) PKD(3,3,3,0.10%,6492.0,1.00%,F,F)



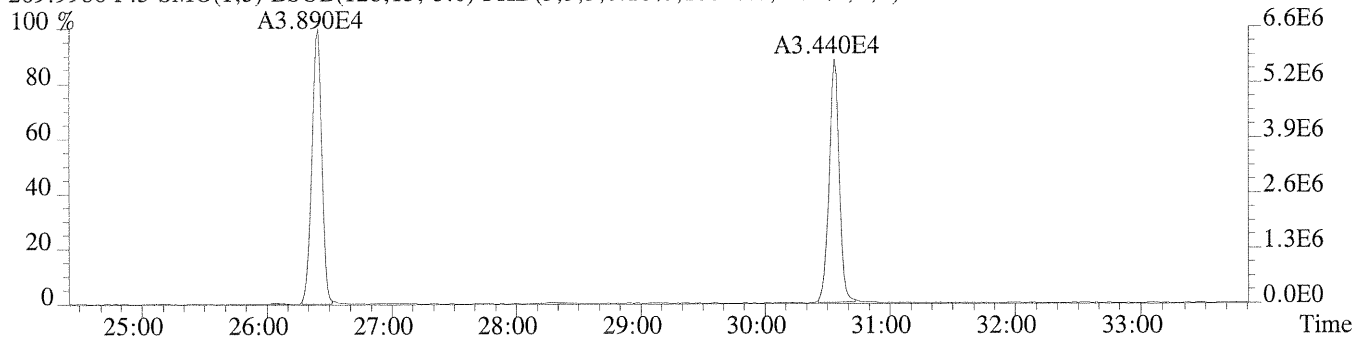
257.9584 F:3 SMO(1,3) BSUB(128,15,-3.0) PKD(3,3,3,0.10%,15116.0,1.00%,F,F)



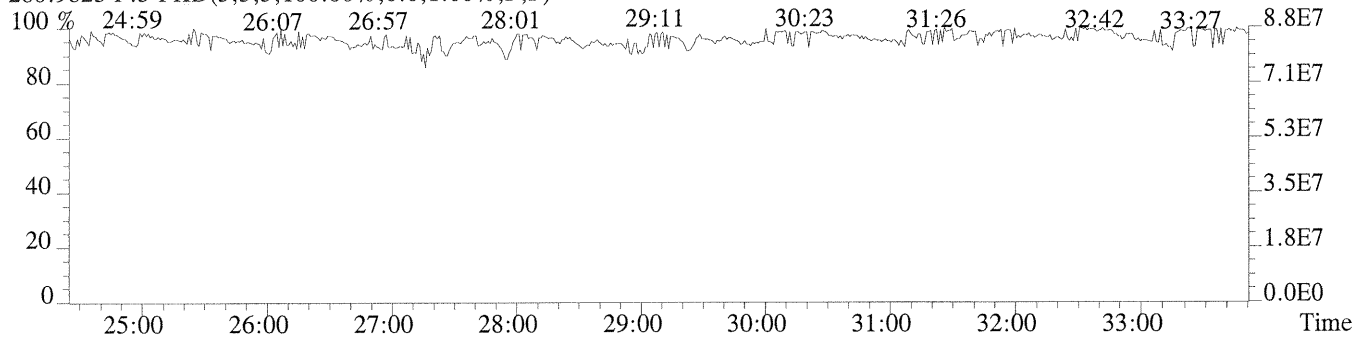
268.0016 F:3 SMO(1,3) BSUB(128,15,-3.0) PKD(3,3,3,0.10%,22540.0,1.00%,F,F)



269.9986 F:3 SMO(1,3) BSUB(128,15,-3.0) PKD(3,3,3,0.10%,10040.0,1.00%,F,F)



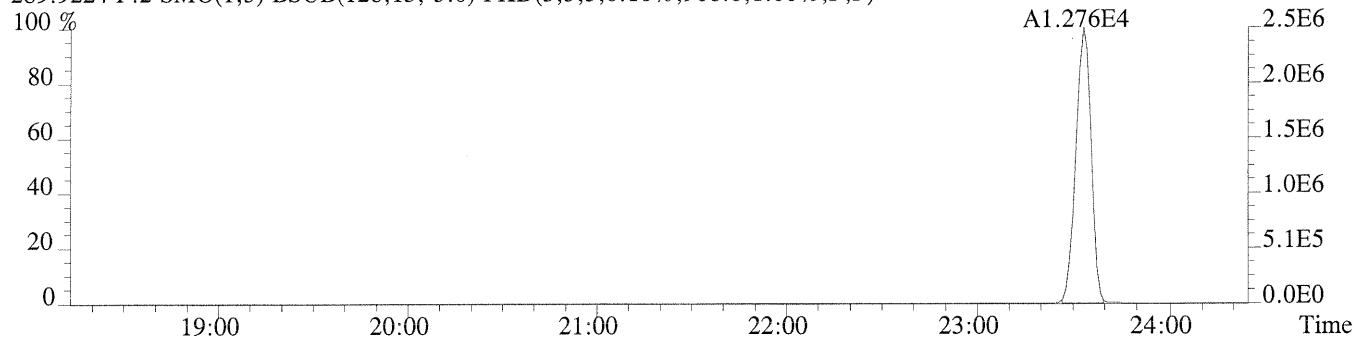
280.9825 F:3 PKD(3,3,3,100.00%,0.0,1.00%,F,F)



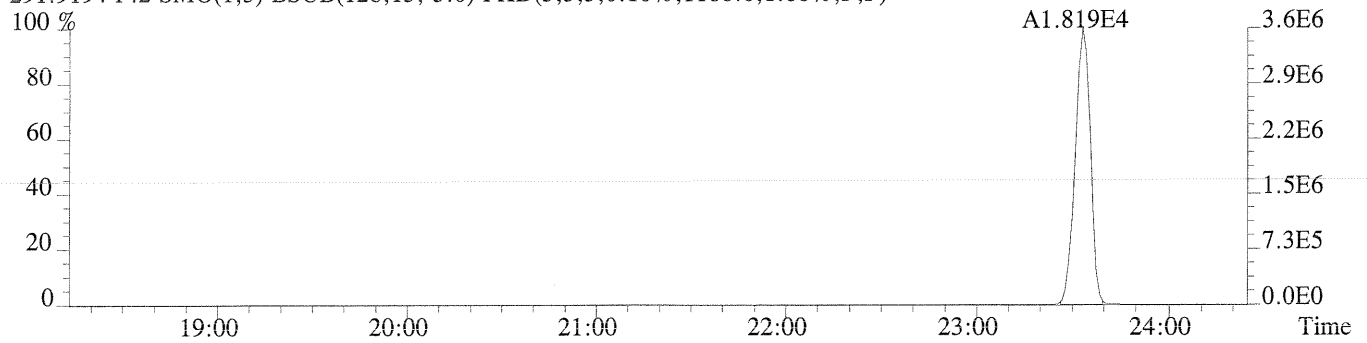
File:U220198 #1-342 Acq:25-AUG-2009 18:33:34 Probe EI+ Magnet SIR VG BioTech Mass spectf

Sample#1 Exp:PCB 209 INJECTION

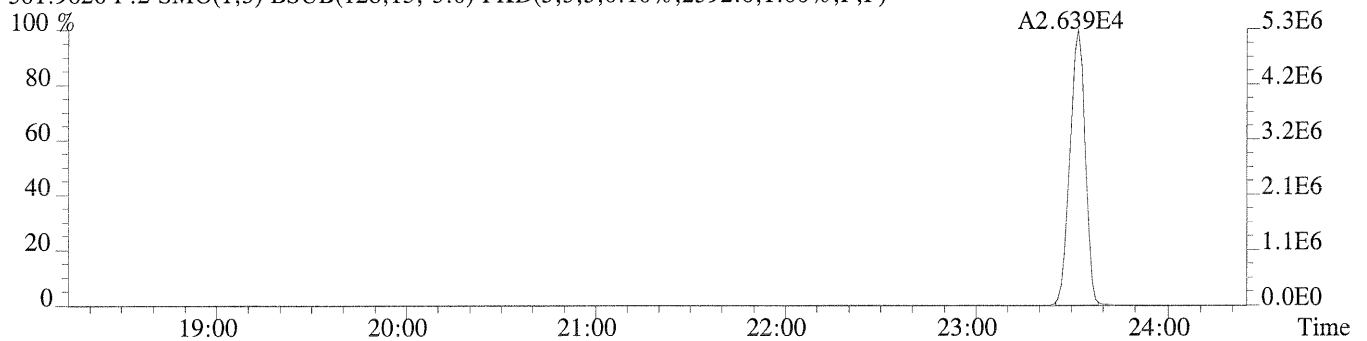
289.9224 F:2 SMO(1,3) BSUB(128,15,-3.0) PKD(3,3,3,0.10%,908.0,1.00%,F,F)



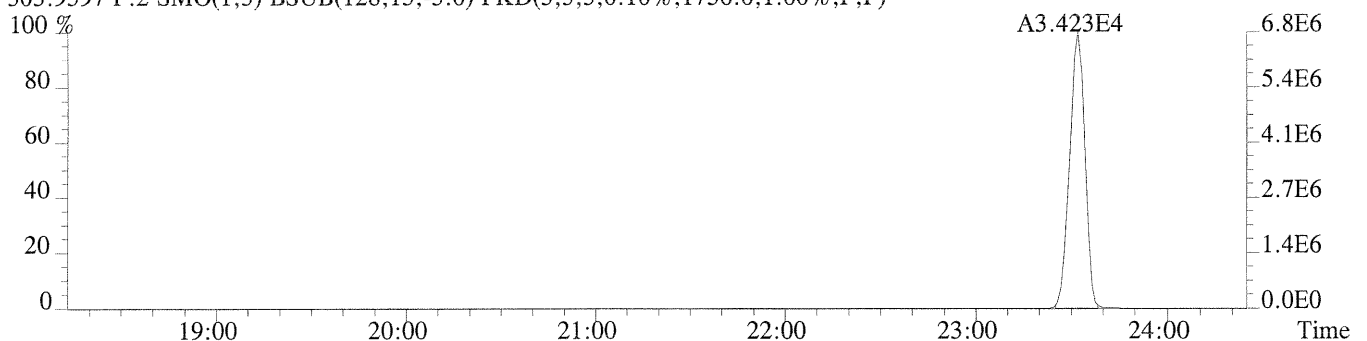
291.9194 F:2 SMO(1,3) BSUB(128,15,-3.0) PKD(3,3,3,0.10%,1188.0,1.00%,F,F)



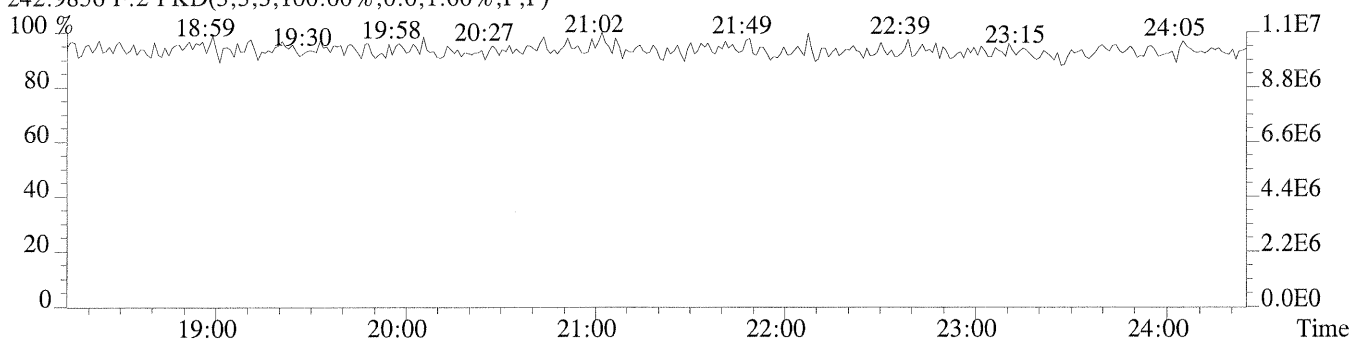
301.9626 F:2 SMO(1,3) BSUB(128,15,-3.0) PKD(3,3,3,0.10%,2392.0,1.00%,F,F)



303.9597 F:2 SMO(1,3) BSUB(128,15,-3.0) PKD(3,3,3,0.10%,1756.0,1.00%,F,F)



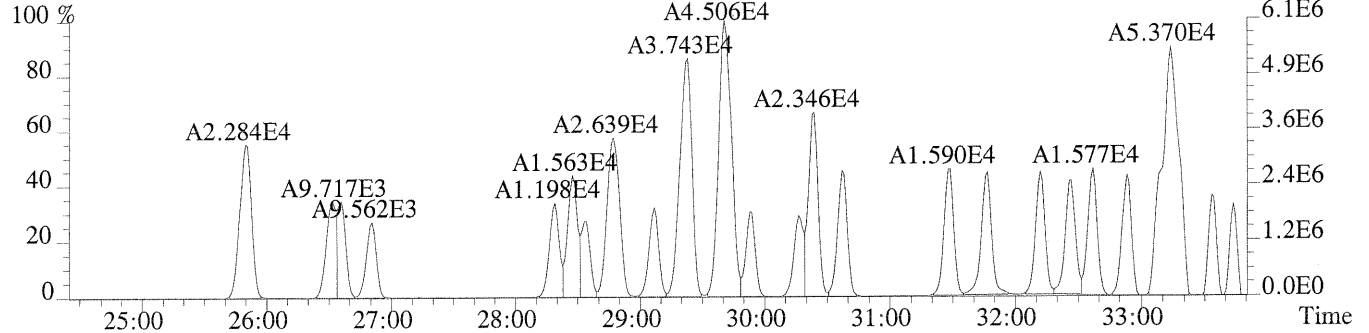
242.9856 F:2 PKD(3,3,3,100.00%,0.0,1.00%,F,F)



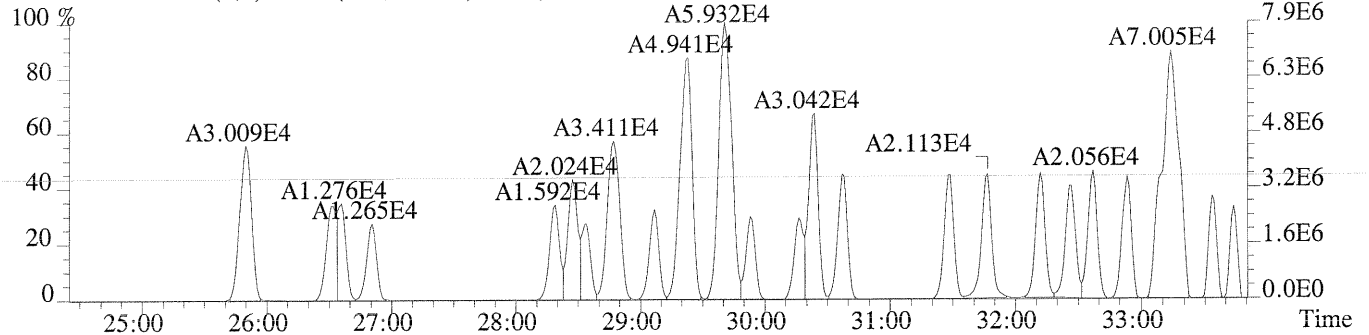
File:U220198 #1-603 Acq:25-AUG-2009 18:33:34 Probe EI+ Magnet SIR VG BioTech Mass spectf

Sample#1 Exp:PCB 209 INJECTION

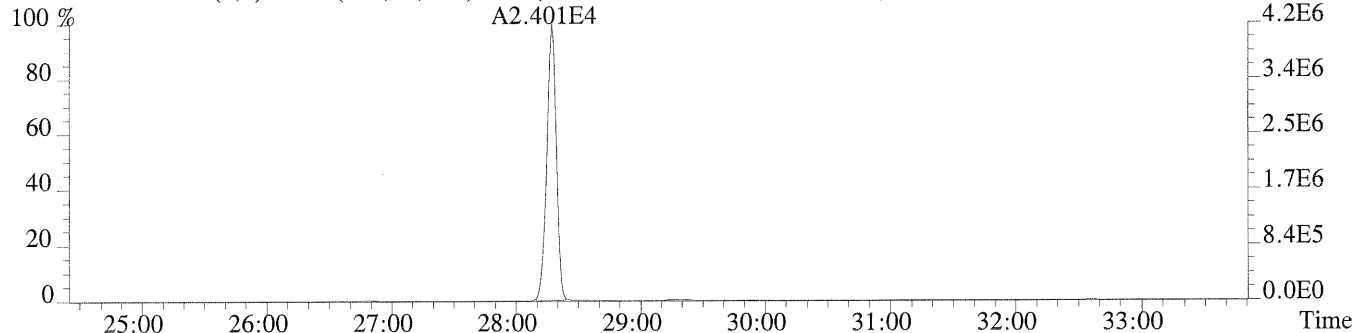
289.9224 F:3 SMO(1,3) BSUB(128,15,-3.0) PKD(3,3,3,0.10%,2200.0,1.00%,F,F)



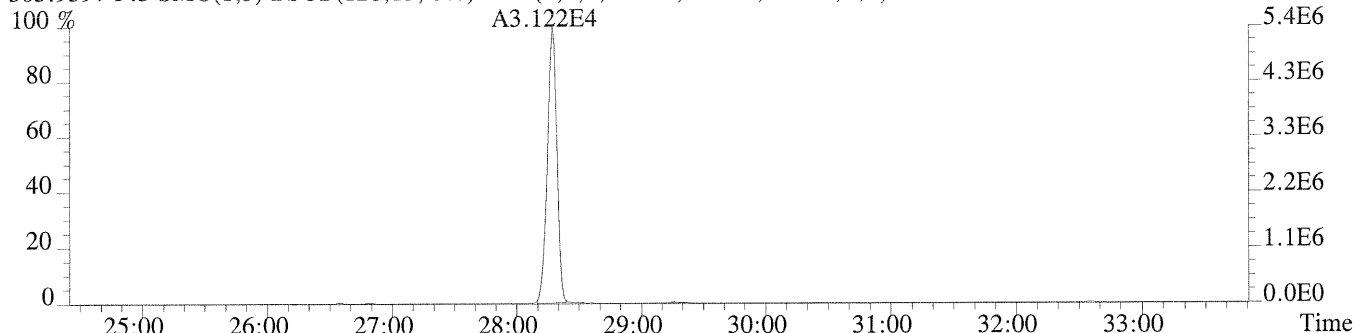
291.9194 F:3 SMO(1,3) BSUB(128,15,-3.0) PKD(3,3,3,0.10%,1544.0,1.00%,F,F)



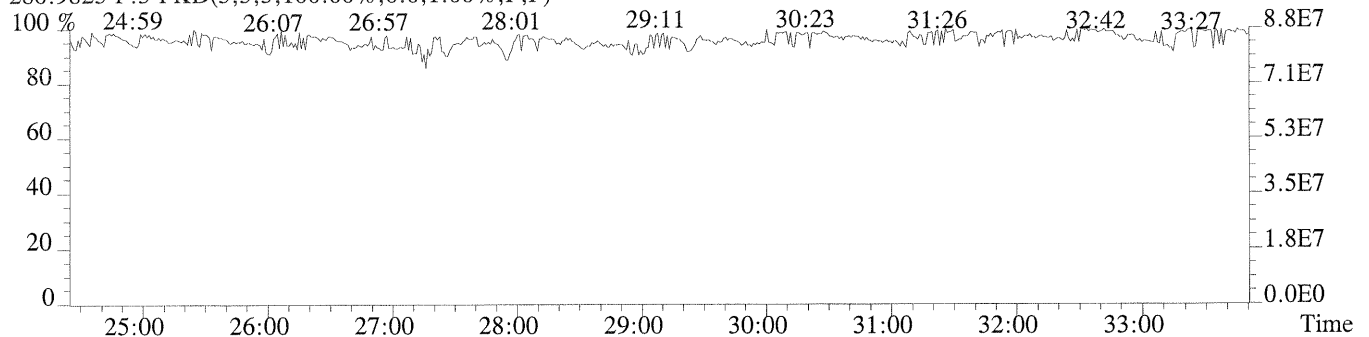
301.9626 F:3 SMO(1,3) BSUB(128,15,-3.0) PKD(3,3,3,0.10%,2192.0,1.00%,F,F)



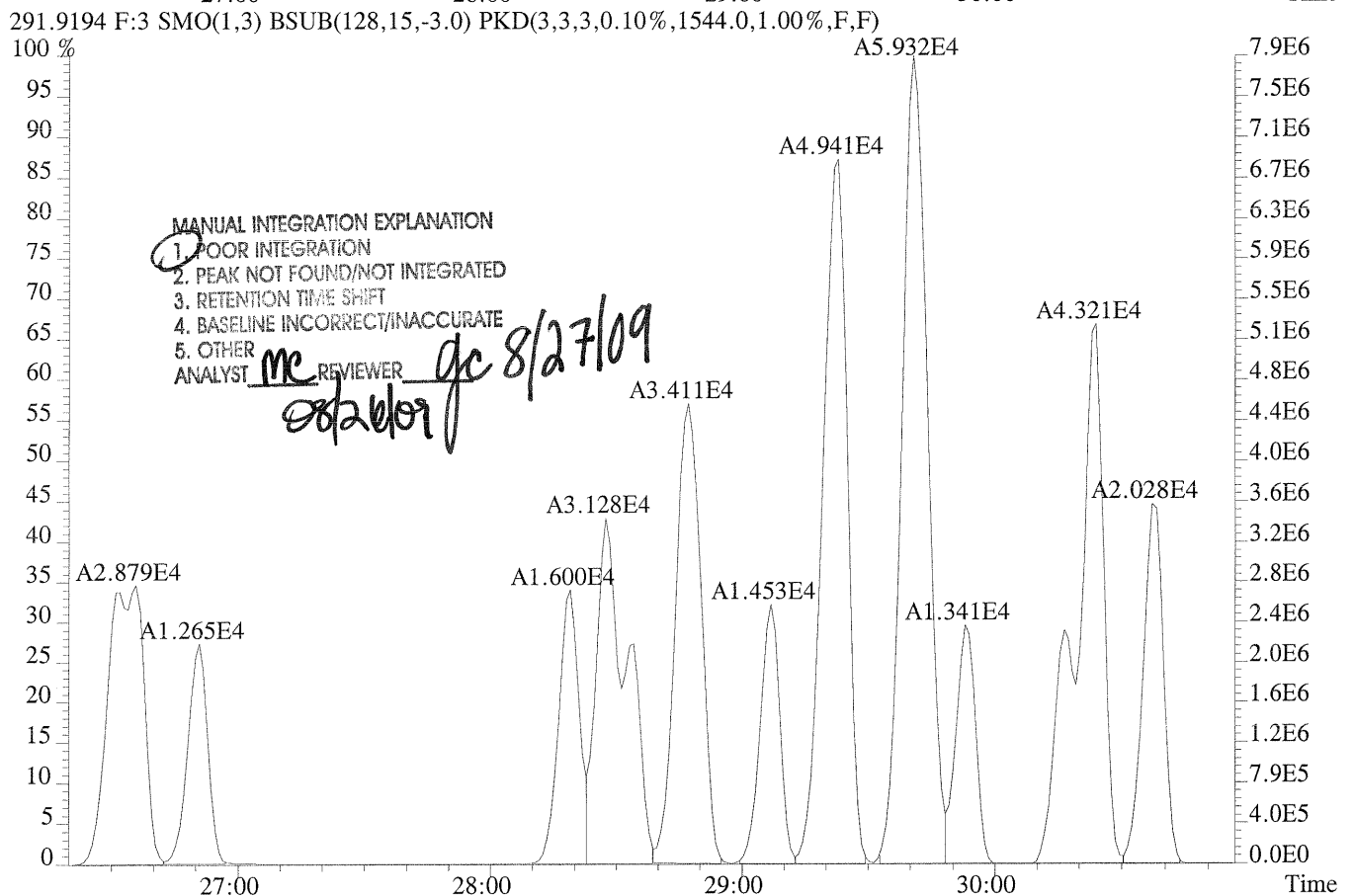
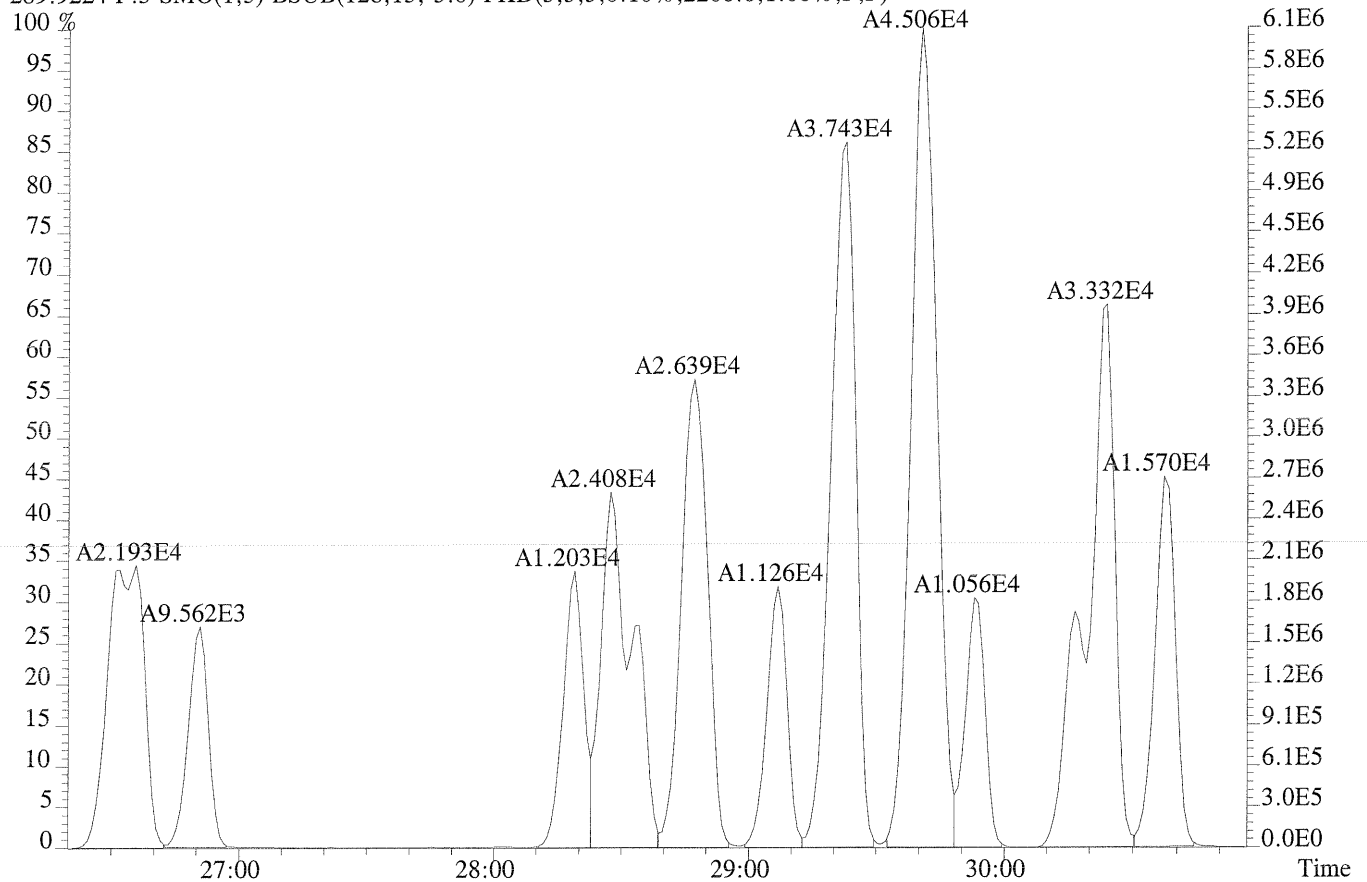
303.9597 F:3 SMO(1,3) BSUB(128,15,-3.0) PKD(3,3,3,0.10%,1464.0,1.00%,F,F)



280.9825 F:3 PKD(3,3,3,100.00%,0.0,1.00%,F,F)



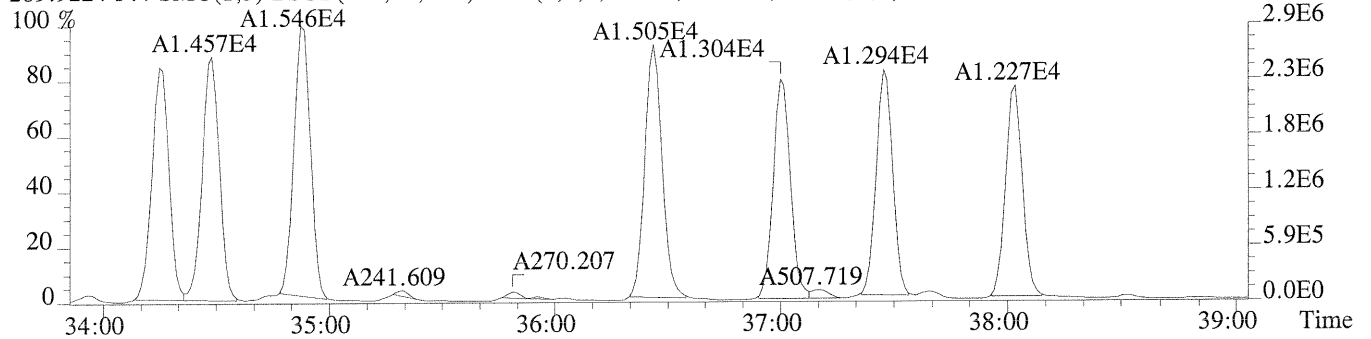
File:U220198 #1-603 Acq:25-AUG-2009 18:33:34 Probe EI+ Magnet SIR VG BioTech Mass spectf
 Sample#1 Exp:PCB 209 INJECTION
 289.9224 F:3 SMO(1,3) BSUB(128,15,-3.0) PKD(3,3,3,0.10%,2200.0,1.00%,F,F)



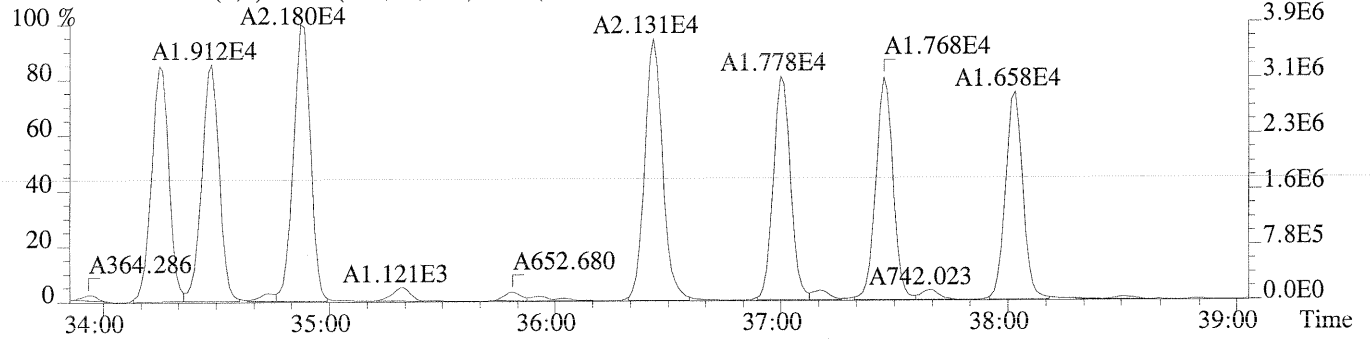
File:U220198 #1-333 Acq:25-AUG-2009 18:33:34 Probe EI+ Magnet SIR VG BioTech Mass spectf

Sample#1 Exp:PCB 209 INJECTION

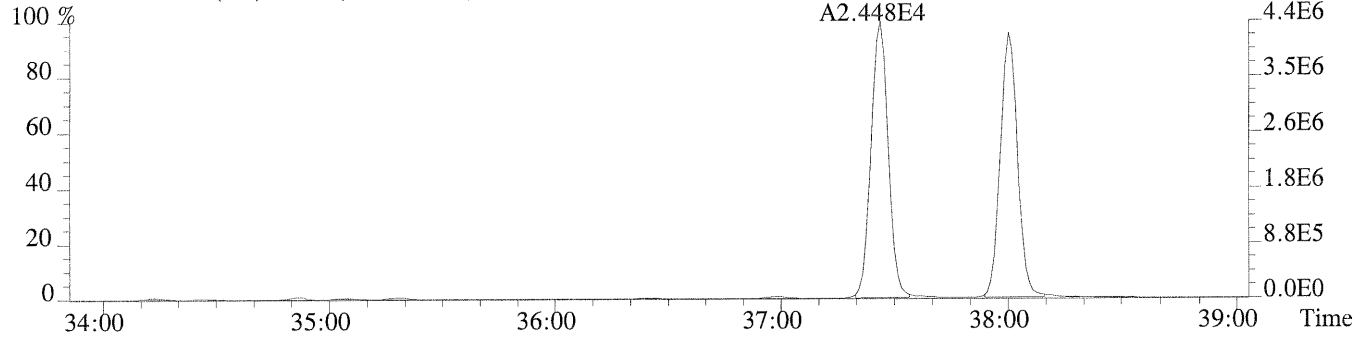
289.9224 F:4 SMO(1,3) BSUB(128,15,-3.0) PKD(3,3,3,0.10%,34052.0,1.00%,F,F)



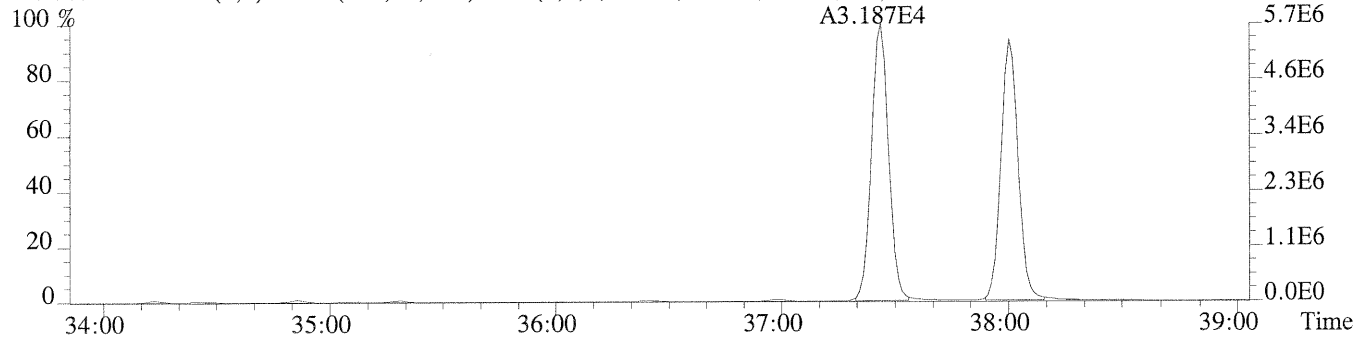
291.9194 F:4 SMO(1,3) BSUB(128,15,-3.0) PKD(3,3,3,0.10%,3372.0,1.00%,F,F)



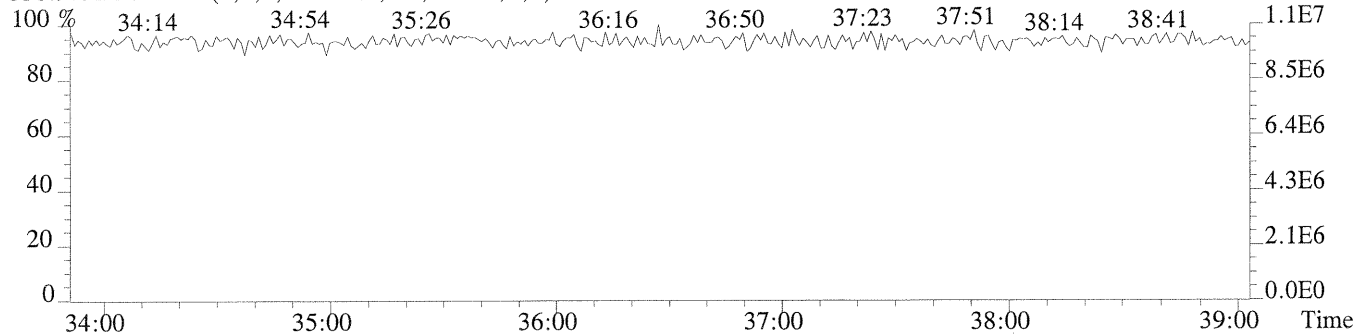
301.9626 F:4 SMO(1,3) BSUB(128,15,-3.0) PKD(3,3,3,0.10%,2444.0,1.00%,F,F)



303.9597 F:4 SMO(1,3) BSUB(128,15,-3.0) PKD(3,3,3,0.10%,1960.0,1.00%,F,F)



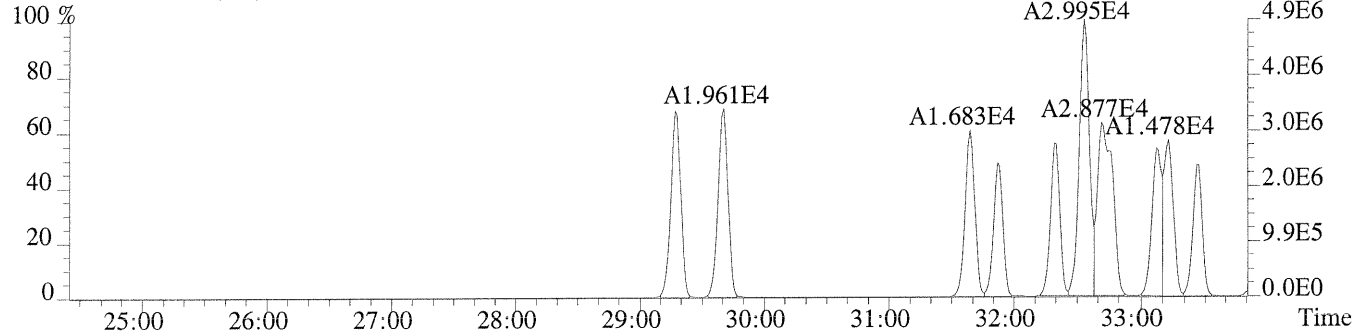
330.9792 F:4 PKD(3,3,3,100.00%,0.0,1.00%,F,F)



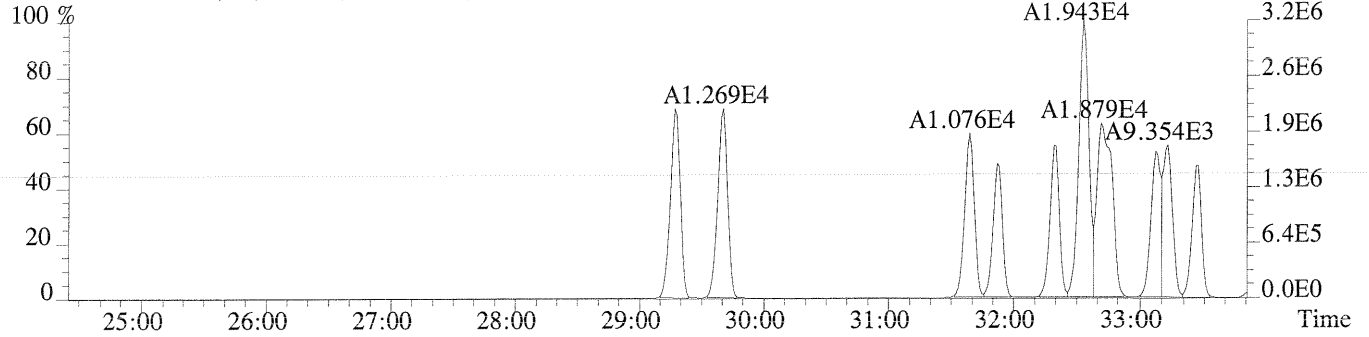
File:U220198 #1-603 Acq:25-AUG-2009 18:33:34 Probe EI+ Magnet SIR VG BioTech Mass spectf

Sample#1 Exp:PCB 209 INJECTION

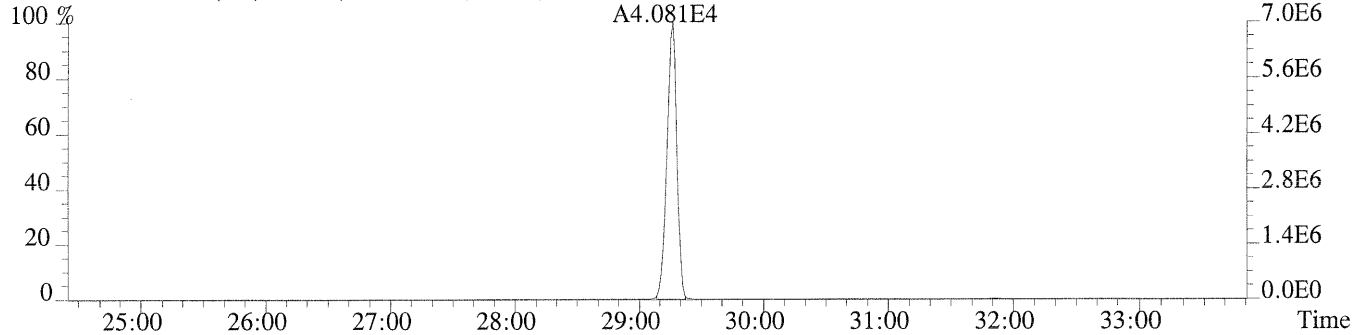
325.8804 F:3 SMO(1,3) BSUB(128,15,-3.0) PKD(3,3,3,0.10%,1376.0,1.00%,F,F)



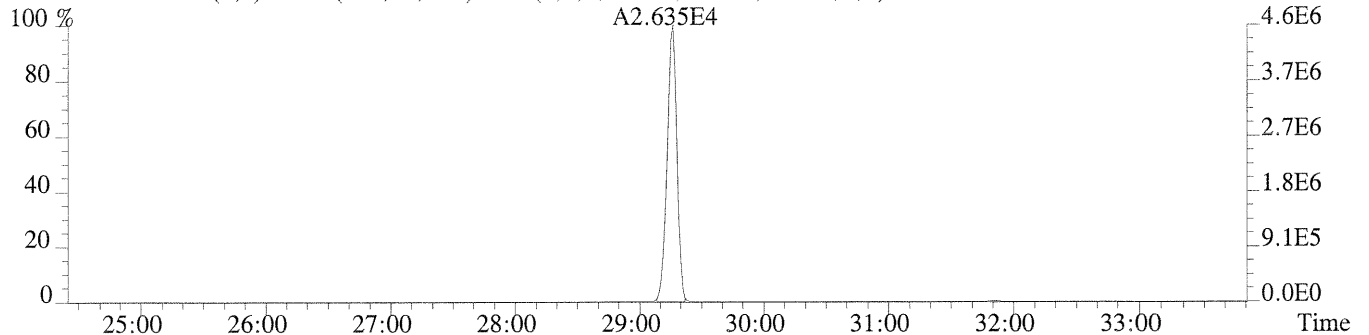
327.8775 F:3 SMO(1,3) BSUB(128,15,-3.0) PKD(3,3,3,0.10%,1516.0,1.00%,F,F)



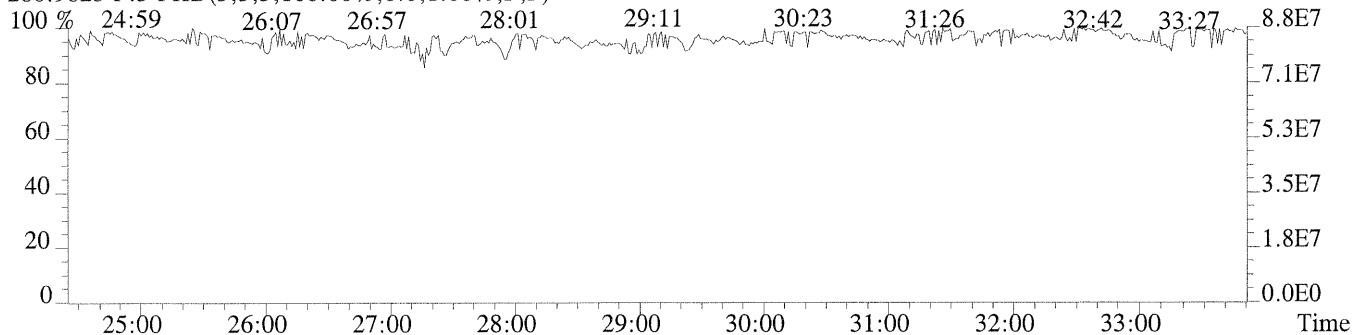
337.9207 F:3 SMO(1,3) BSUB(128,15,-3.0) PKD(3,3,3,0.10%,1552.0,1.00%,F,F)



339.9178 F:3 SMO(1,3) BSUB(128,15,-3.0) PKD(3,3,3,0.10%,1108.0,1.00%,F,F)

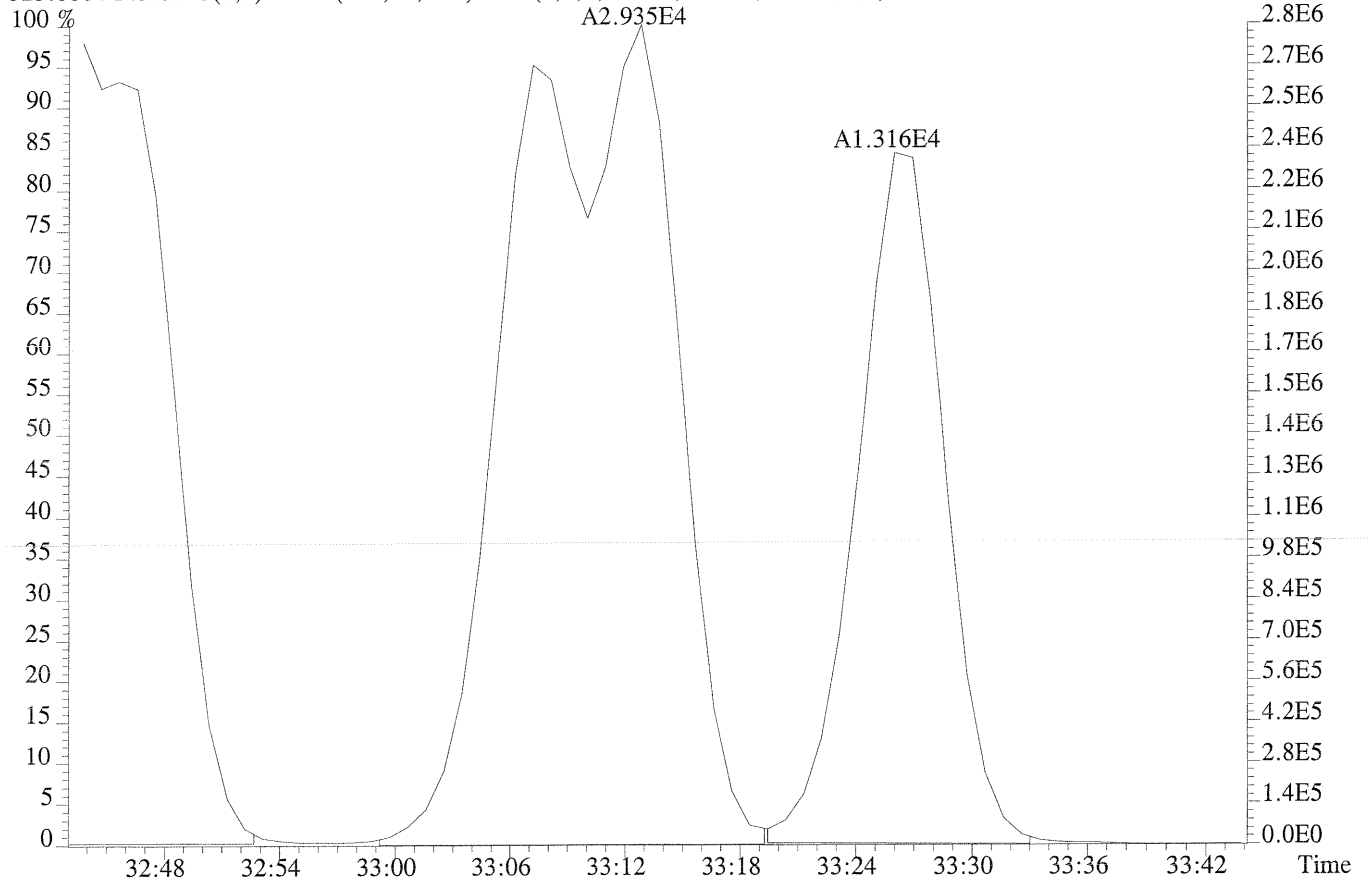


280.9825 F:3 PKD(3,3,3,100.00%,0.0,1.00%,F,F)

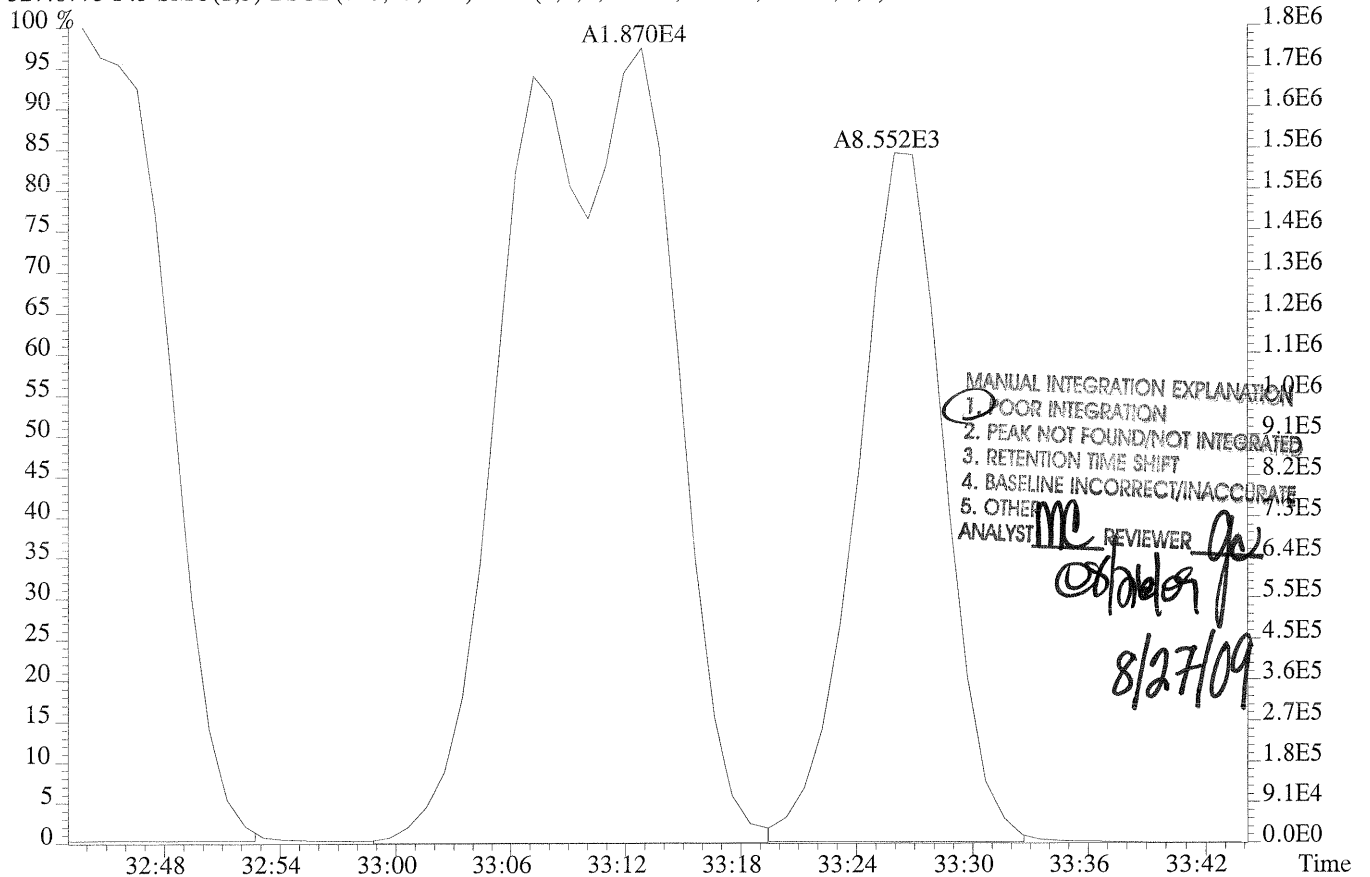


Sample#1 Exp:PCB 209 INJECTION

325.8804 F:3 SMO(1,3) BSUB(128,15,-3.0) PKD(3,3,3,0.10%,1376.0,1.00%,F,F)

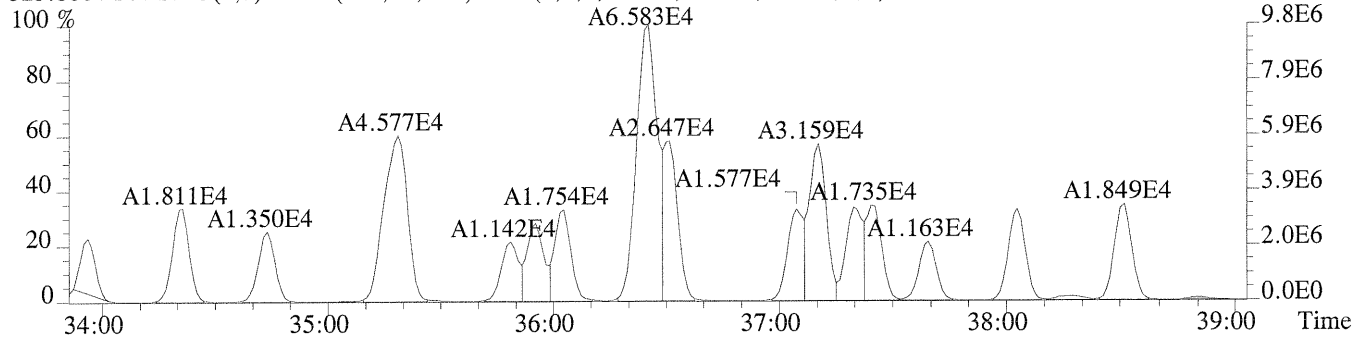


327.8775 F:3 SMO(1,3) BSUB(128,15,-3.0) PKD(3,3,3,0.10%,1516.0,1.00%,F,F)

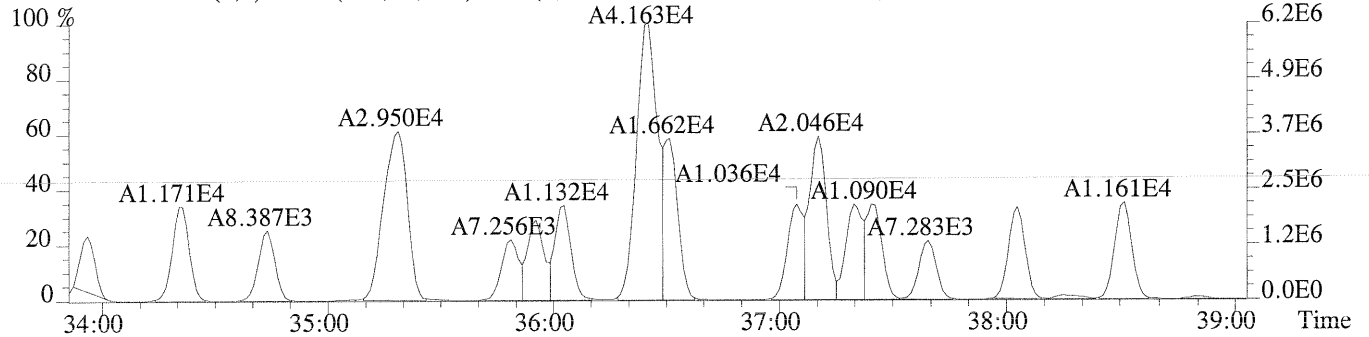


Sample#1 Exp:PCB 209 INJECTION

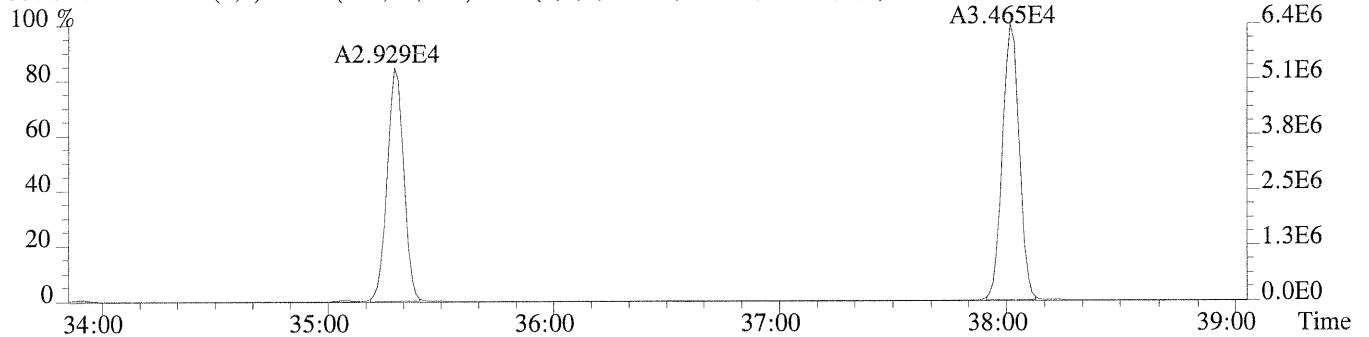
325.8804 F:4 SMO(1,3) BSUB(128,15,-3.0) PKD(3,3,3,0.10%,3780.0,1.00%,F,F)



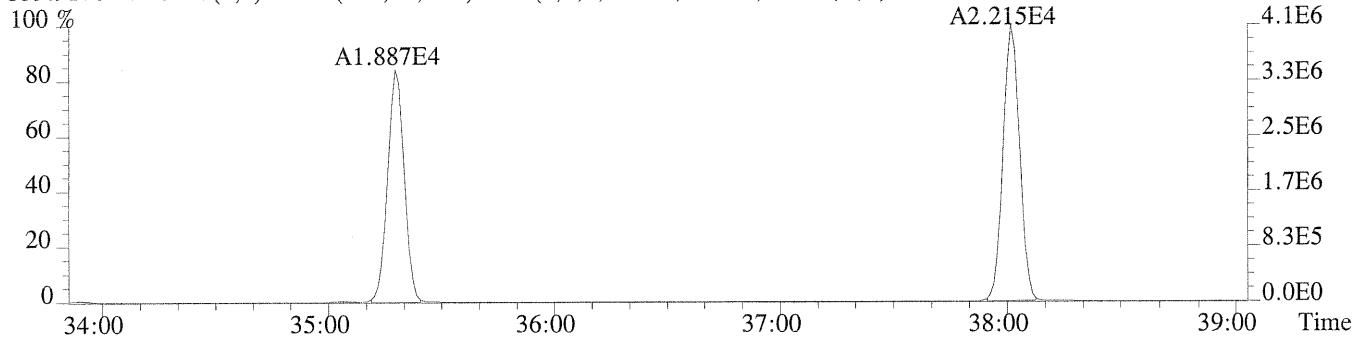
327.8775 F:4 SMO(1,3) BSUB(128,15,-3.0) PKD(3,3,3,0.10%,4304.0,1.00%,F,F)



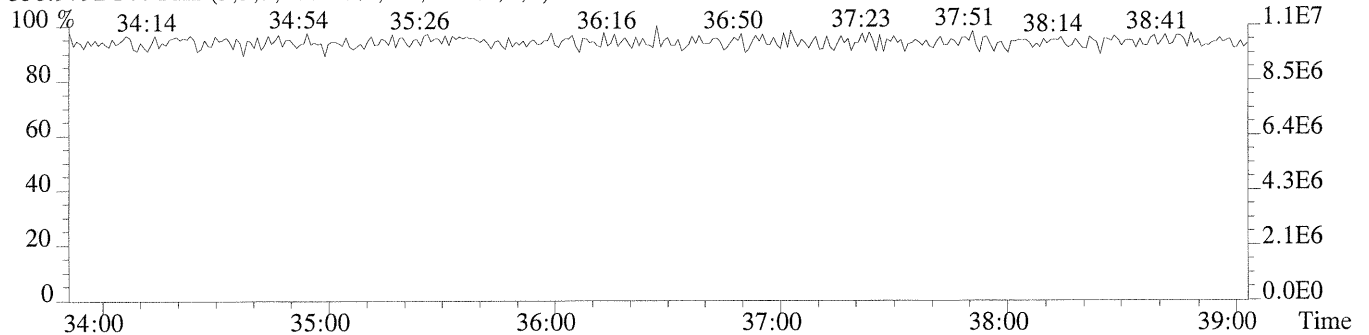
337.9207 F:4 SMO(1,3) BSUB(128,15,-3.0) PKD(3,3,3,0.10%,1920.0,1.00%,F,F)



339.9178 F:4 SMO(1,3) BSUB(128,15,-3.0) PKD(3,3,3,0.10%,1152.0,1.00%,F,F)

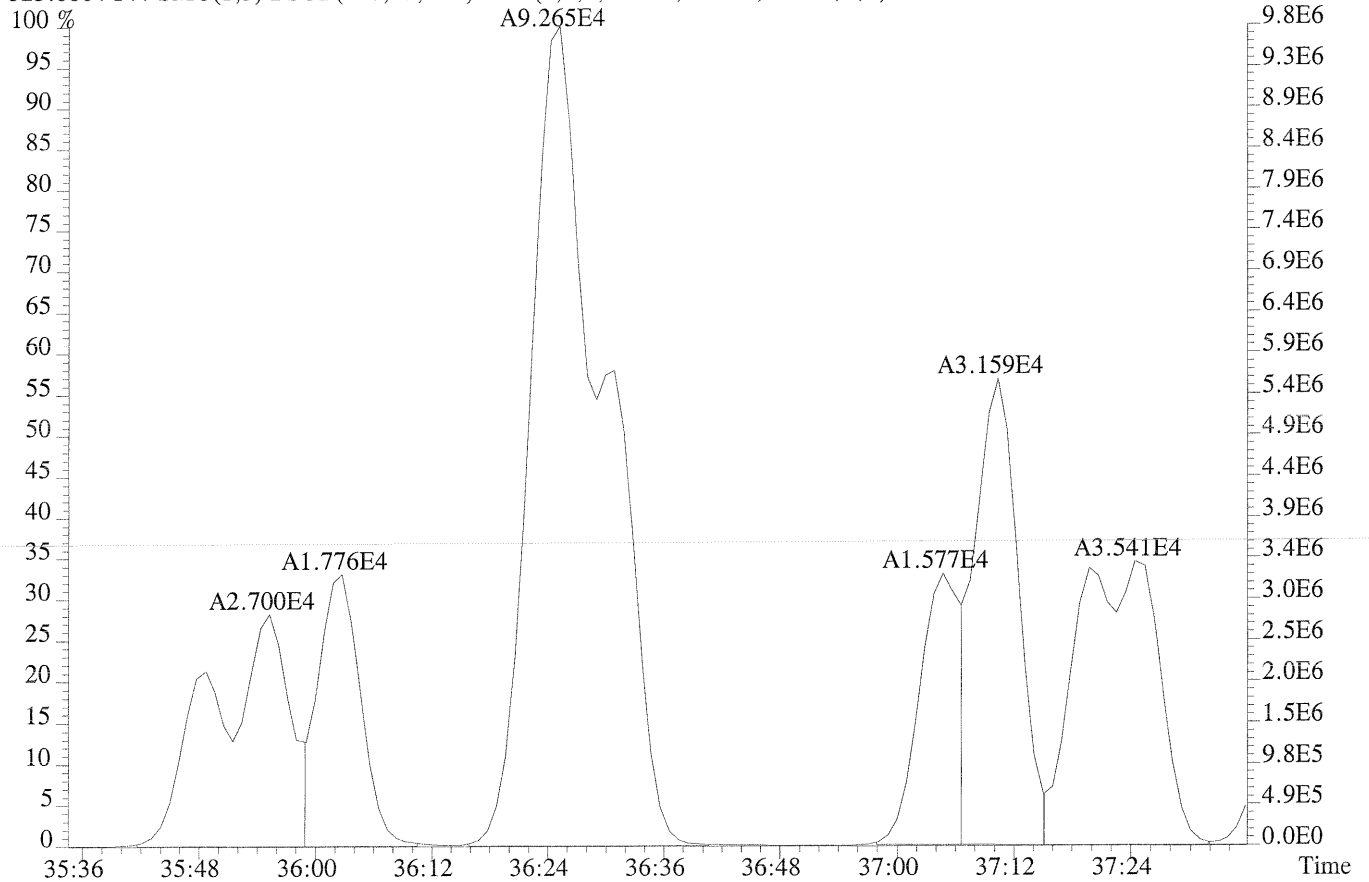


330.9792 F:4 PKD(3,3,3,100.00%,0.0,1.00%,F,F)

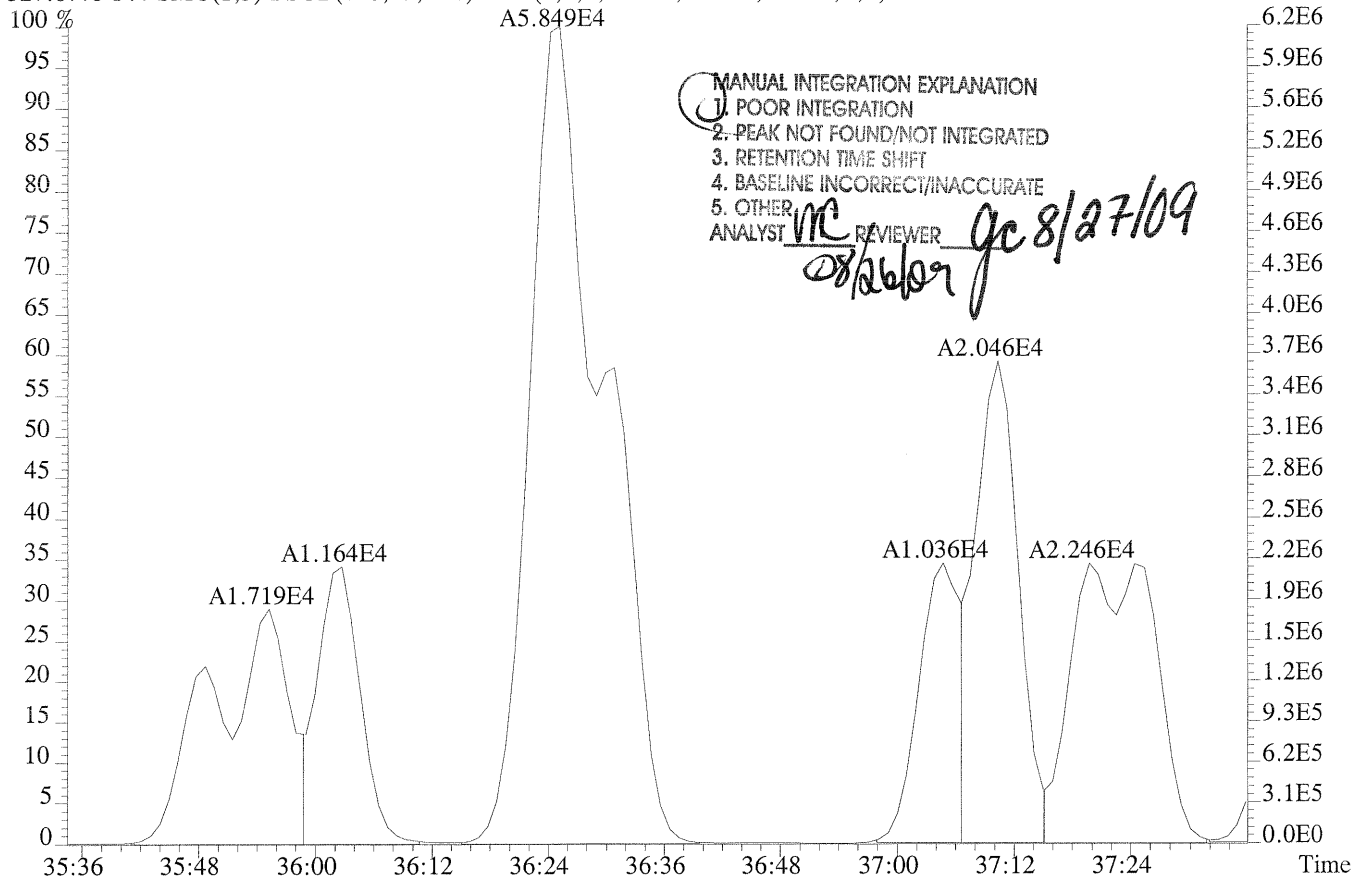


Sample#1 Exp:PCB 209 INJECTION

325.8804 F:4 SMO(1,3) BSUB(128,15,-3.0) PKD(3,3,3,0.10%,3780.0,1.00%,F,F)

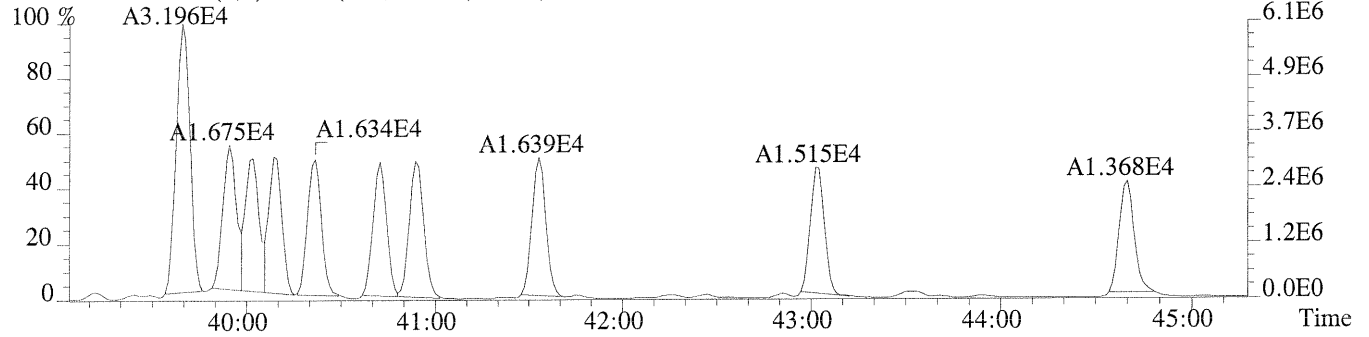


327.8775 F:4 SMO(1,3) BSUB(128,15,-3.0) PKD(3,3,3,0.10%,4304.0,1.00%,F,F)

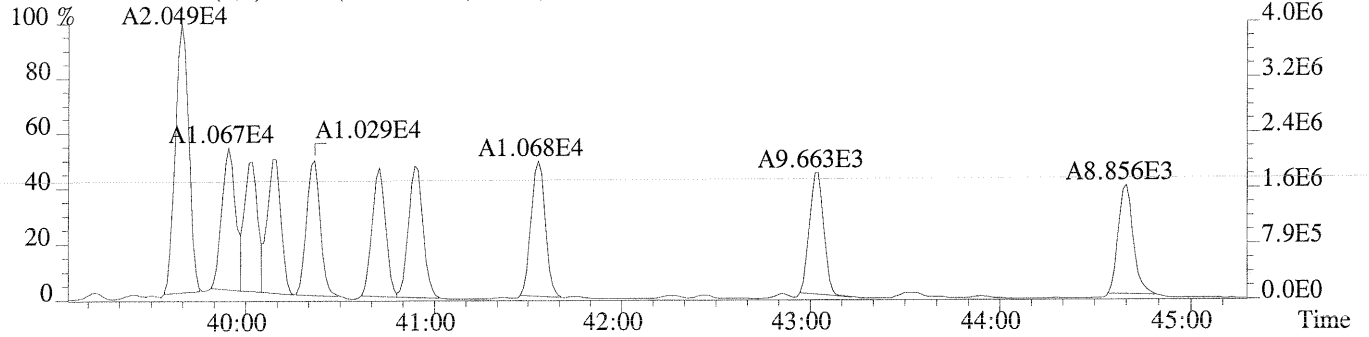


Sample#1 Exp:PCB 209 INJECTION

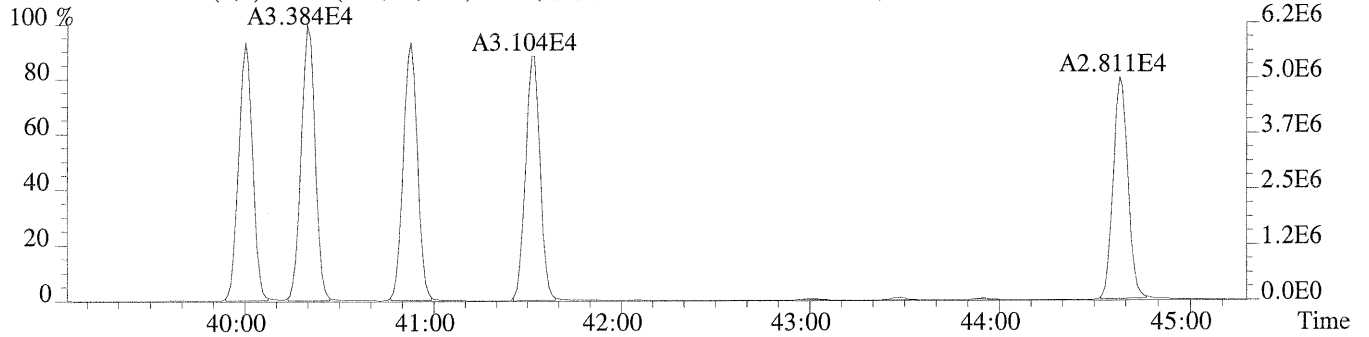
325.8804 F:5 SMO(1,3) BSUB(128,15,-3.0) PKD(3,3,3,0.10%,109936.0,1.00%,F,F)



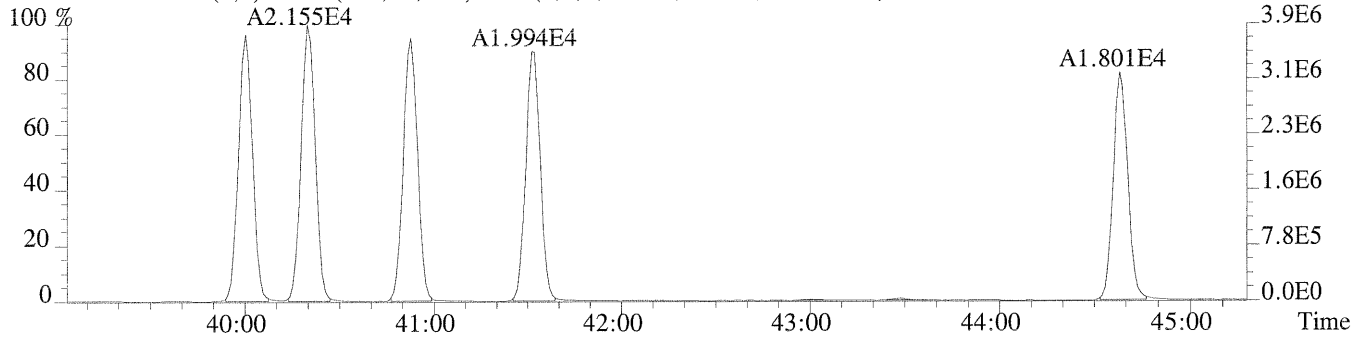
327.8775 F:5 SMO(1,3) BSUB(128,15,-3.0) PKD(3,3,3,0.10%,64364.0,1.00%,F,F)



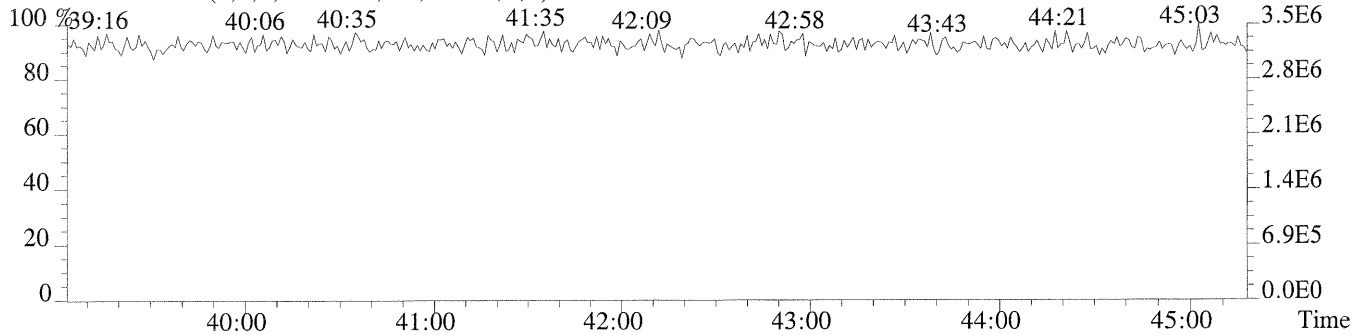
337.9207 F:5 SMO(1,3) BSUB(128,15,-3.0) PKD(3,3,3,0.10%,7784.0,1.00%,F,F)



339.9178 F:5 SMO(1,3) BSUB(128,15,-3.0) PKD(3,3,3,0.10%,6968.0,1.00%,F,F)



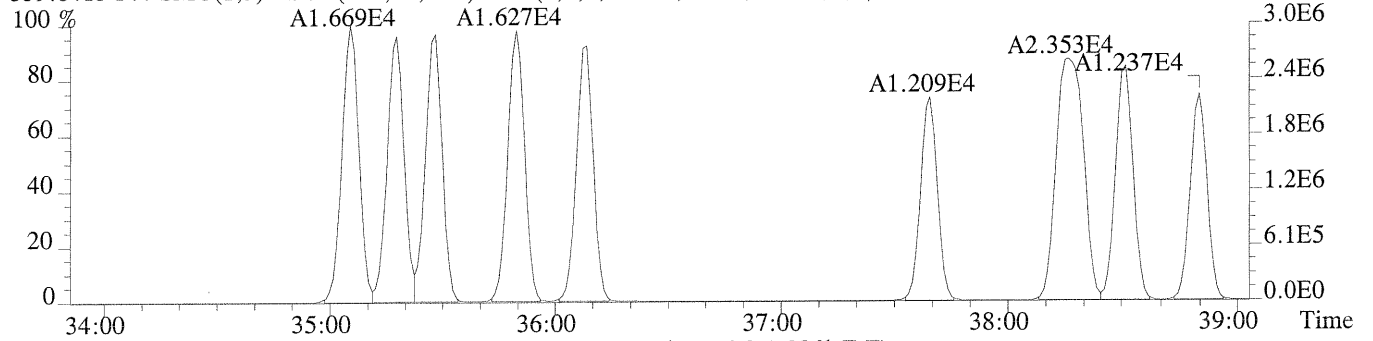
354.9792 F:5 PKD(3,3,3,100.00%,0.0,1.00%,F,F)



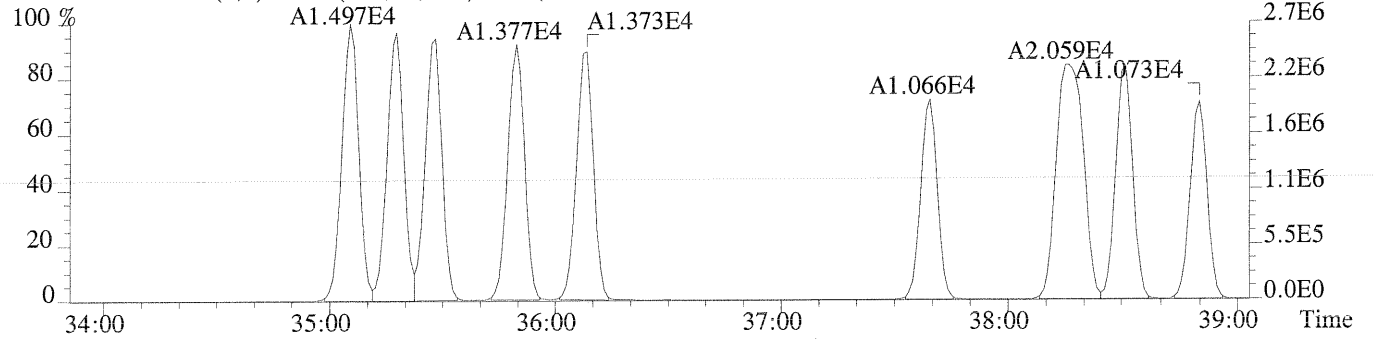
File:U220198 #1-333 Acq:25-AUG-2009 18:33:34 Probe EI+ Magnet SIR VG BioTech Mass spectf

Sample#1 Exp:PCB 209 INJECTION

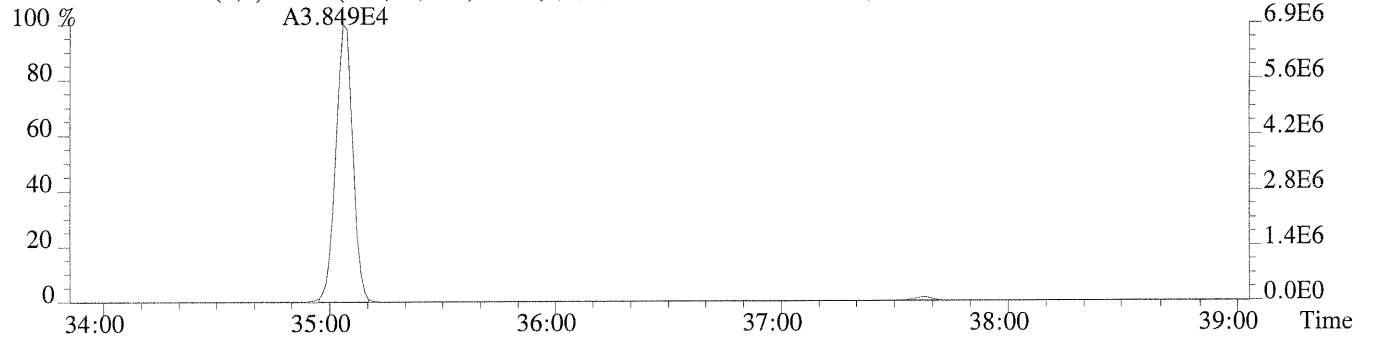
359.8415 F:4 SMO(1,3) BSUB(128,15,-3.0) PKD(3,3,3,0.10%,852.0,1.00%,F,F)



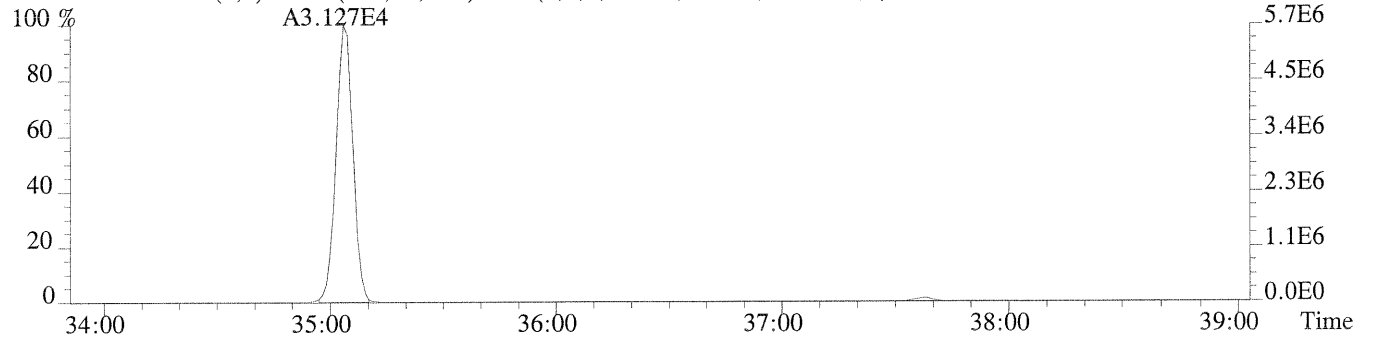
361.8385 F:4 SMO(1,3) BSUB(128,15,-3.0) PKD(3,3,3,0.10%,1116.0,1.00%,F,F)



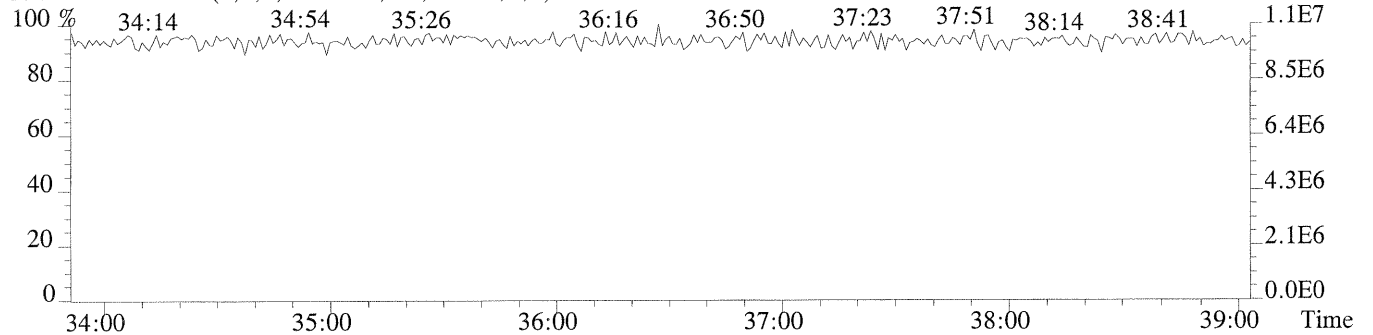
371.8817 F:4 SMO(1,3) BSUB(128,15,-3.0) PKD(3,3,3,0.10%,652.0,1.00%,F,F)



373.8788 F:4 SMO(1,3) BSUB(128,15,-3.0) PKD(3,3,3,0.10%,1260.0,1.00%,F,F)

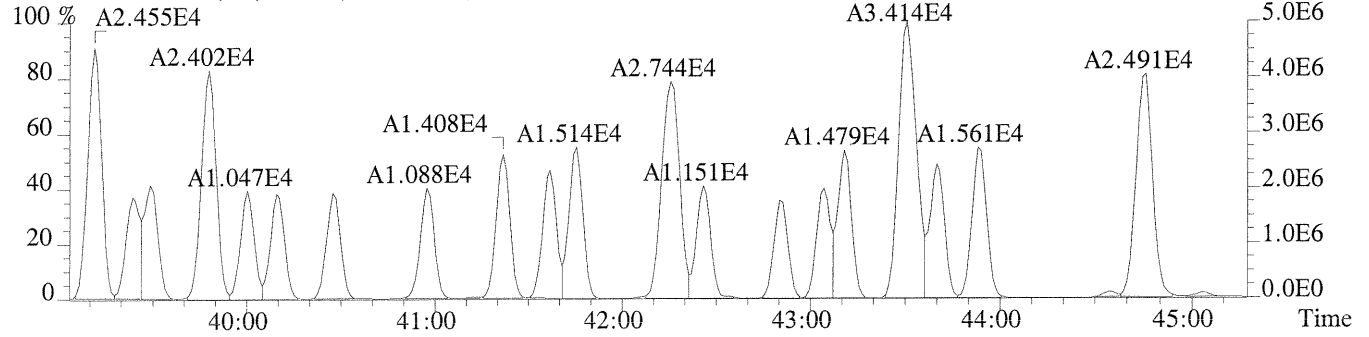


330.9792 F:4 PKD(3,3,3,100.00%,0.0,1.00%,F,F)

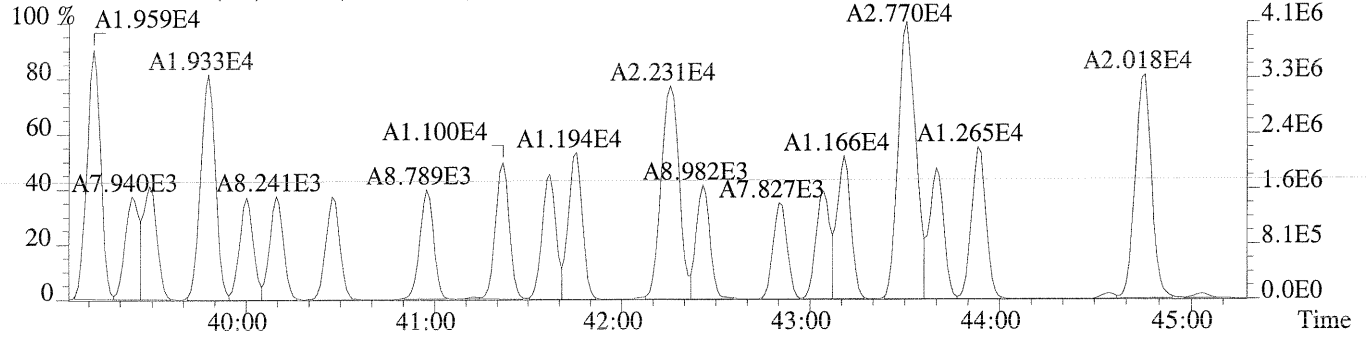


Sample#1 Exp:PCB 209 INJECTION

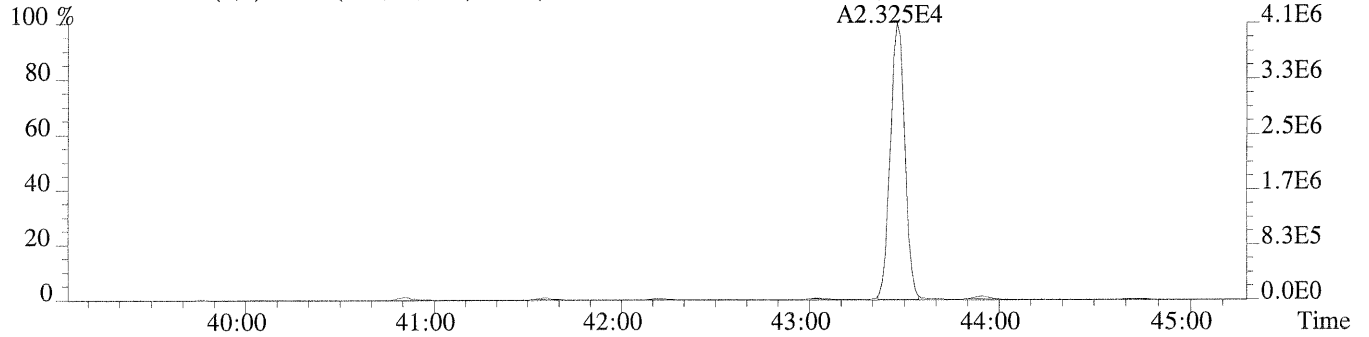
359.8415 F:5 SMO(1,3) BSUB(128,15,-3.0) PKD(3,3,3,0.10%,8620.0,1.00%,F,F)



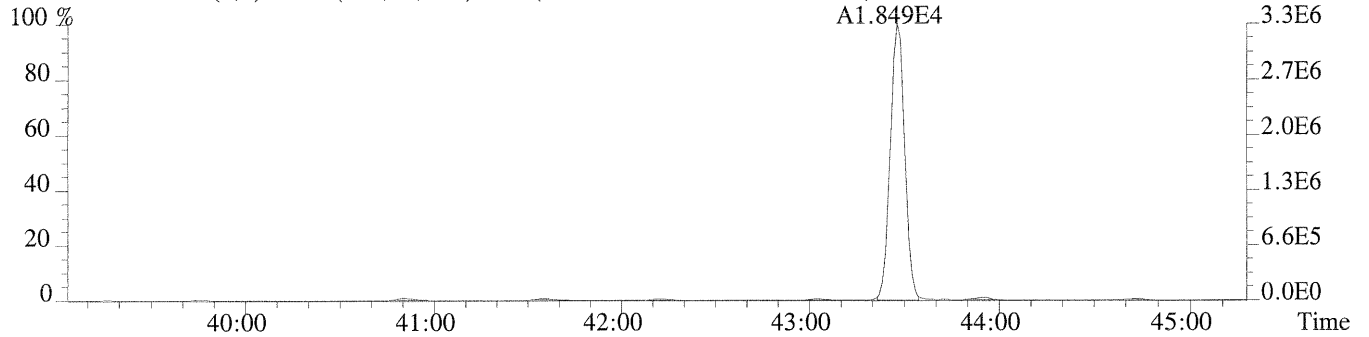
361.8385 F:5 SMO(1,3) BSUB(128,15,-3.0) PKD(3,3,3,0.10%,5648.0,1.00%,F,F)



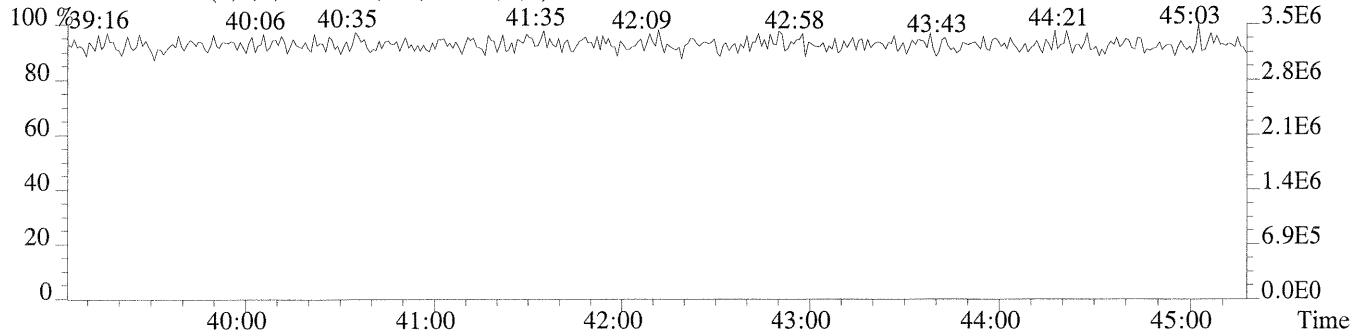
371.8817 F:5 SMO(1,3) BSUB(128,15,-3.0) PKD(3,3,3,0.10%,1400.0,1.00%,F,F)



373.8788 F:5 SMO(1,3) BSUB(128,15,-3.0) PKD(3,3,3,0.10%,956.0,1.00%,F,F)

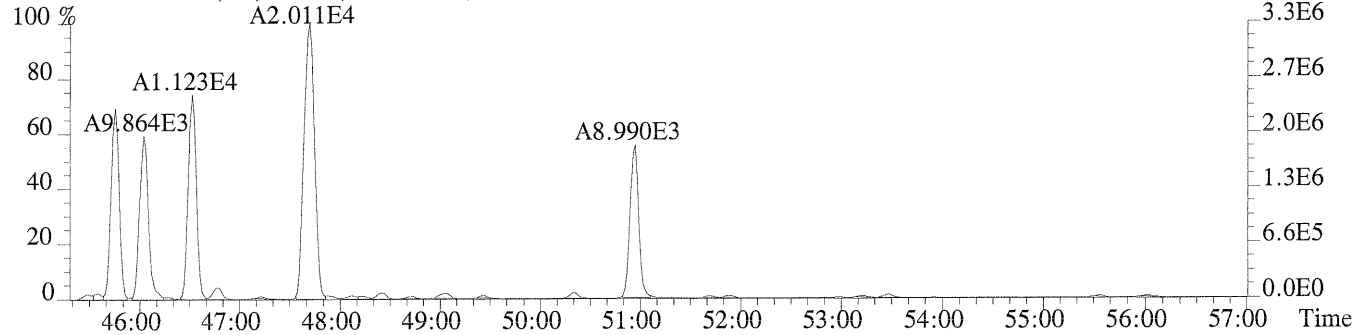


354.9792 F:5 PKD(3,3,3,100.00%,0.0,1.00%,F,F)

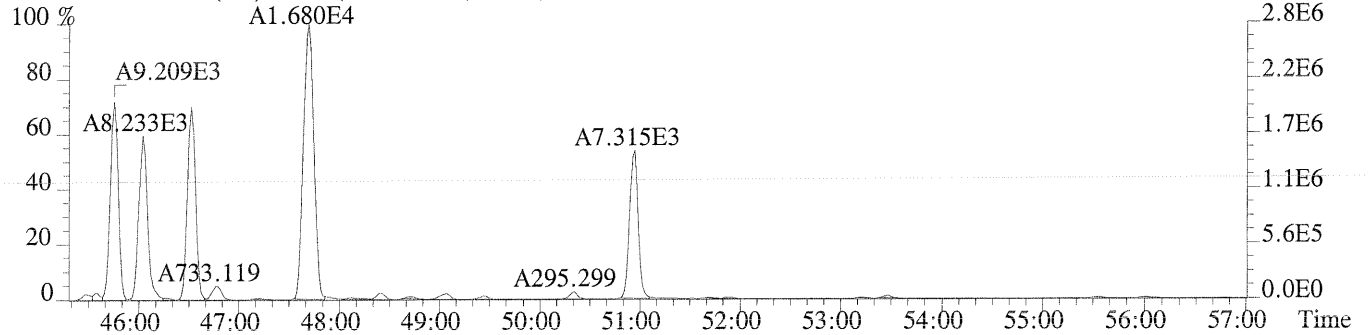


Sample#1 Exp:PCB 209 INJECTION

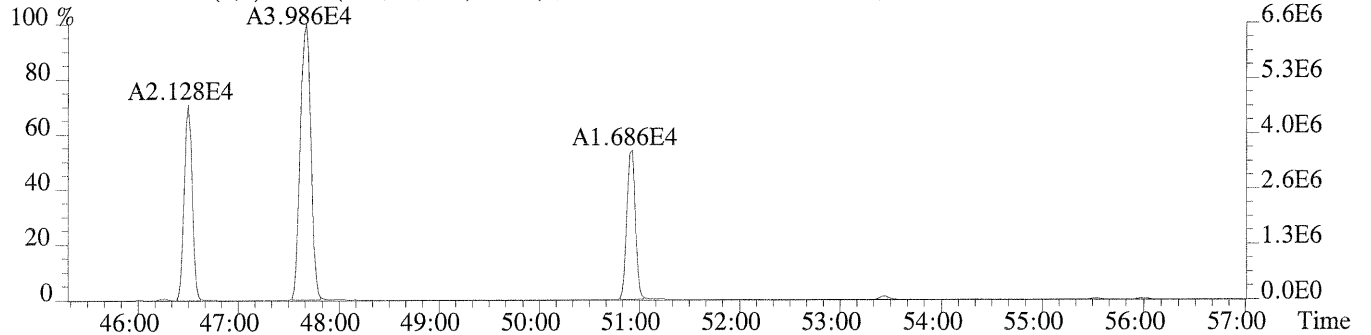
359.8415 F:6 SMO(1,3) BSUB(128,15,-3.0) PKD(3,3,3,0.10%,2748.0,1.00%,F,F)



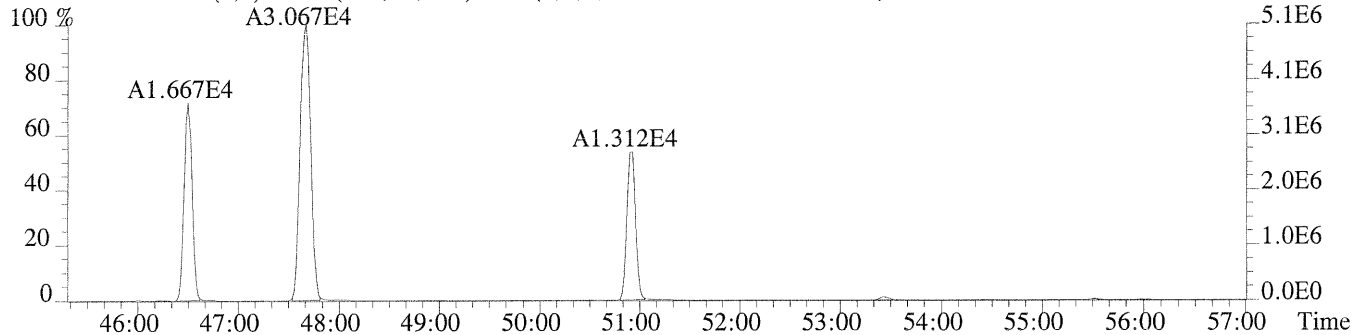
361.8385 F:6 SMO(1,3) BSUB(128,15,-3.0) PKD(3,3,3,0.10%,1972.0,1.00%,F,F)



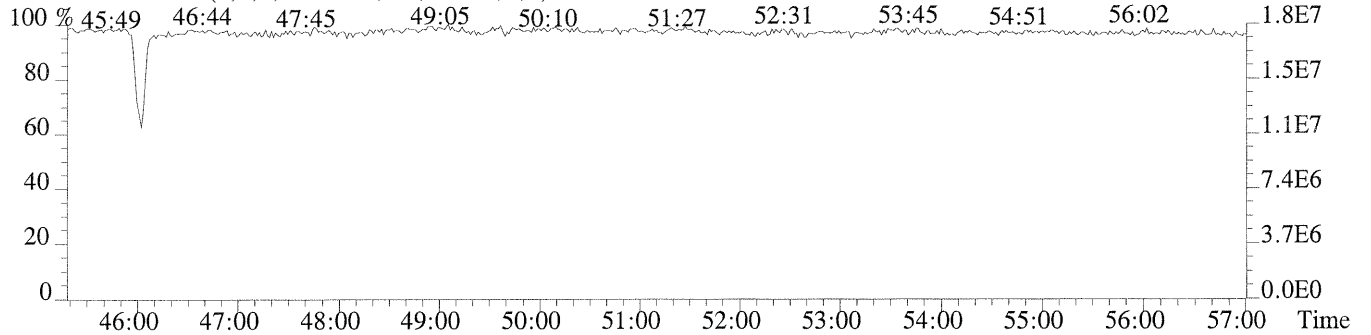
371.8817 F:6 SMO(1,3) BSUB(128,15,-3.0) PKD(3,3,3,0.10%,2508.0,1.00%,F,F)



373.8788 F:6 SMO(1,3) BSUB(128,15,-3.0) PKD(3,3,3,0.10%,1292.0,1.00%,F,F)



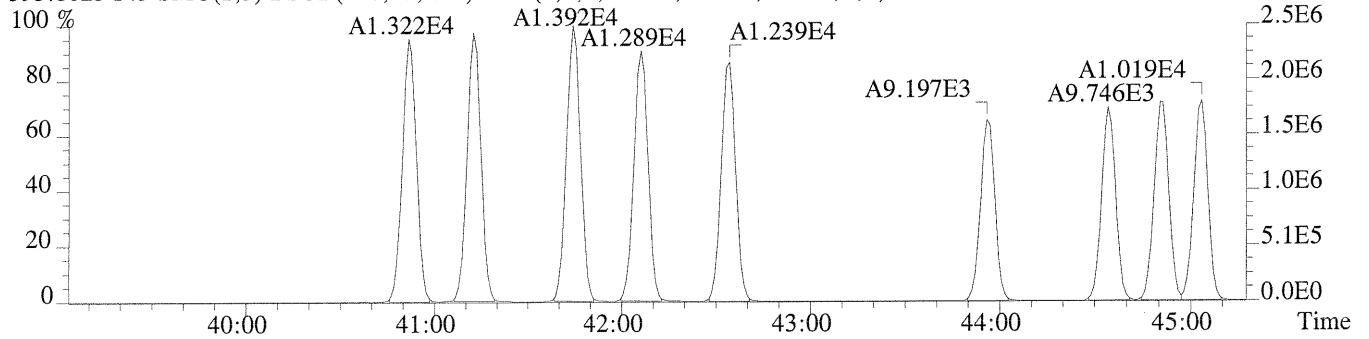
454.9728 F:6 PKD(5,3,5,100.00%,0.0,1.00%,F,F)



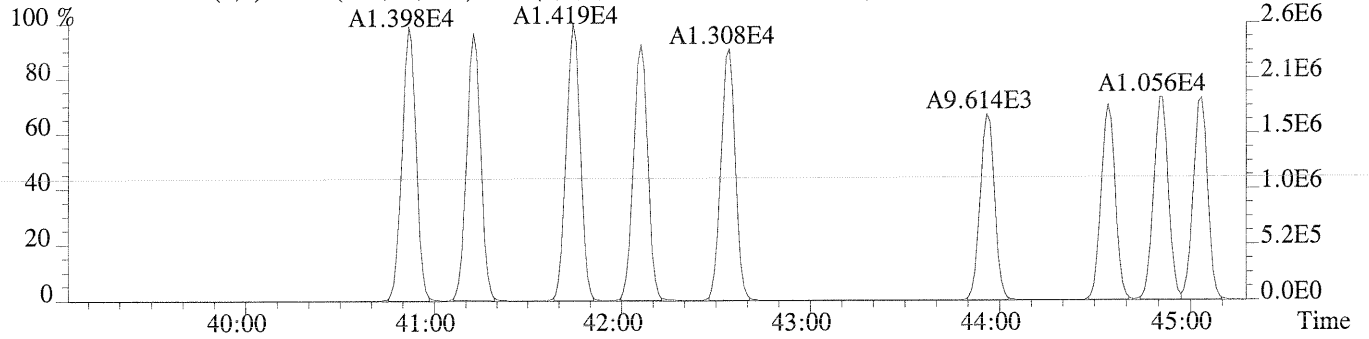
File:U220198 #1-399 Acq:25-AUG-2009 18:33:34 Probe EI+ Magnet SIR VG BioTech Mass spectf

Sample#1 Exp:PCB 209 INJECTION

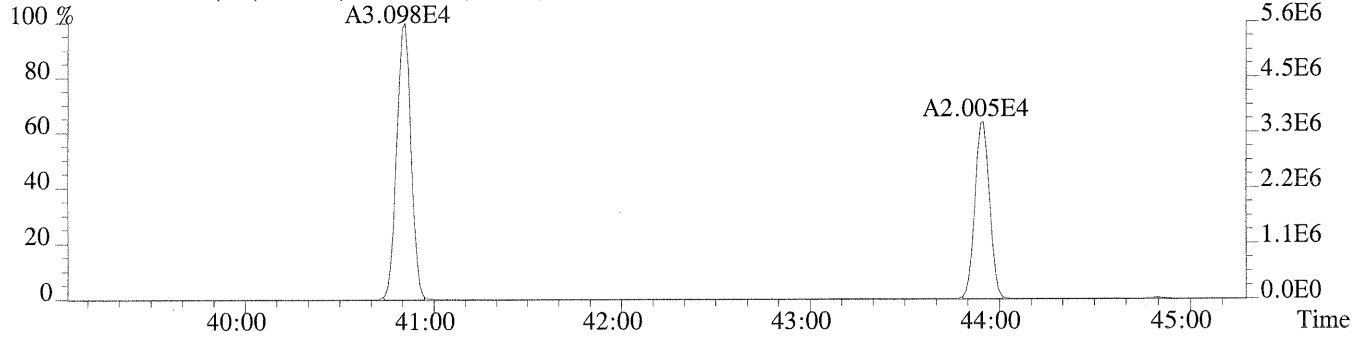
393.8025 F:5 SMO(1,3) BSUB(128,15,-3.0) PKD(3,3,3,0.10%,1312.0,1.00%,F,F)



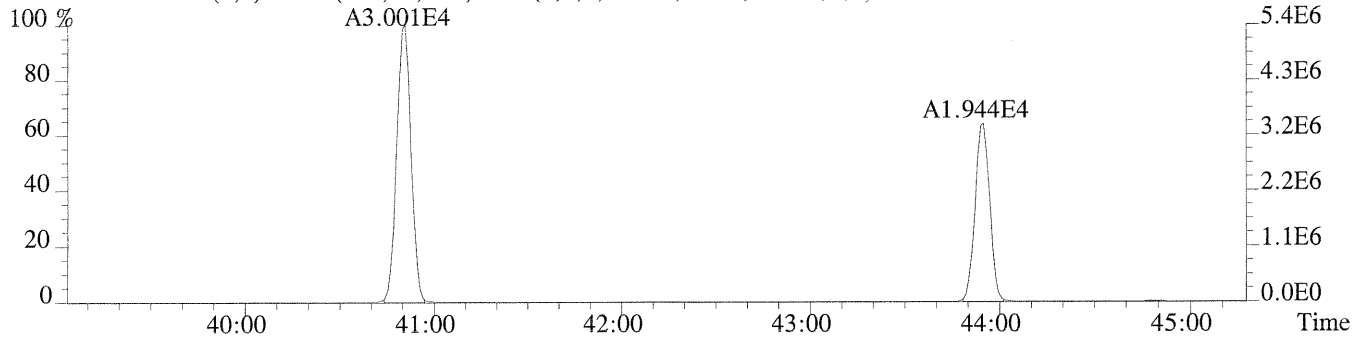
395.7995 F:5 SMO(1,3) BSUB(128,15,-3.0) PKD(3,3,3,0.10%,812.0,1.00%,F,F)



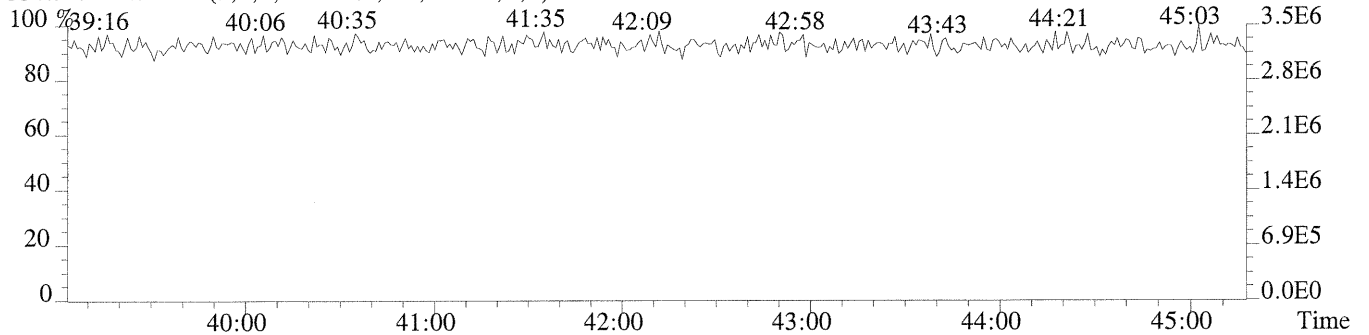
405.8428 F:5 SMO(1,3) BSUB(128,15,-3.0) PKD(3,3,3,0.10%,1112.0,1.00%,F,F)



407.8398 F:5 SMO(1,3) BSUB(128,15,-3.0) PKD(3,3,3,0.10%,700.0,1.00%,F,F)



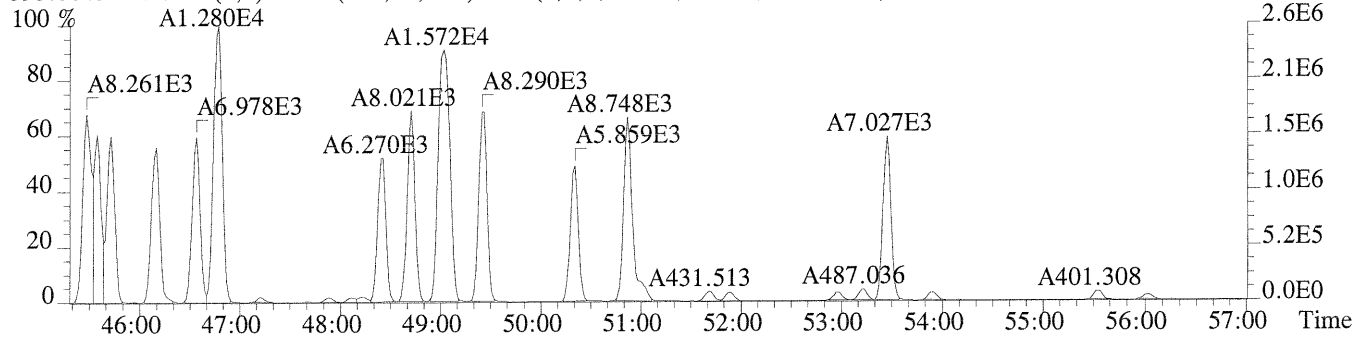
354.9792 F:5 PKD(3,3,3,100.00%,0.0,1.00%,F,F)



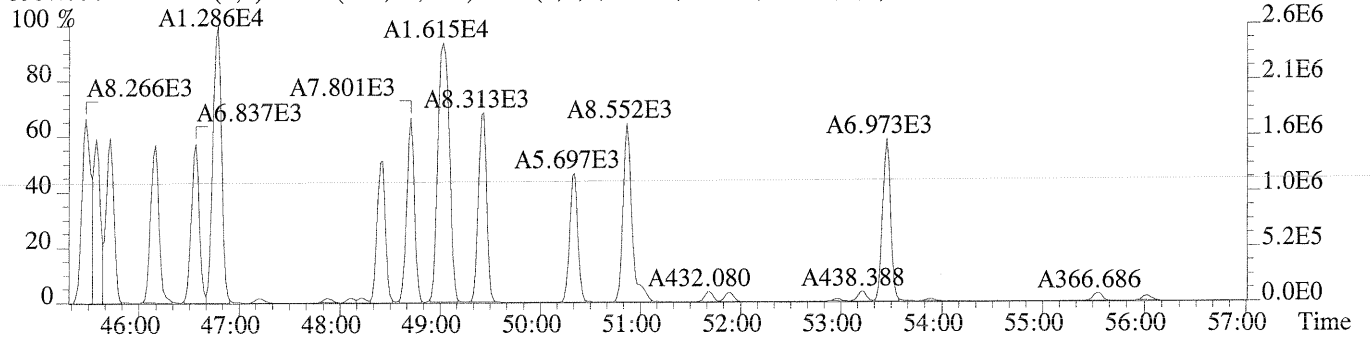
File:U220198 #1-580 Acq:25-AUG-2009 18:33:34 Probe EI+ Magnet SIR VG BioTech Mass spectf

Sample#1 Exp:PCB 209 INJECTION

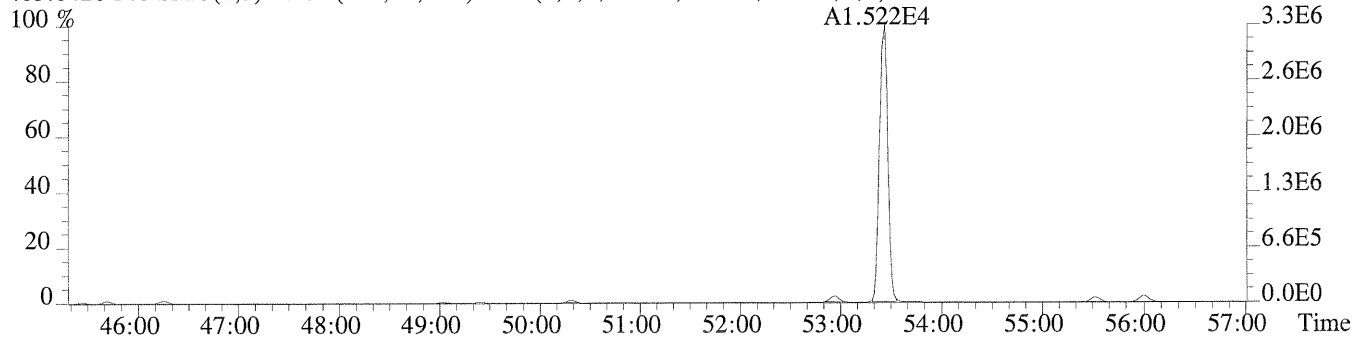
393.8025 F:6 SMO(1,3) BSUB(128,15,-3.0) PKD(3,3,3,0.10%,2832.0,1.00%,F,F)



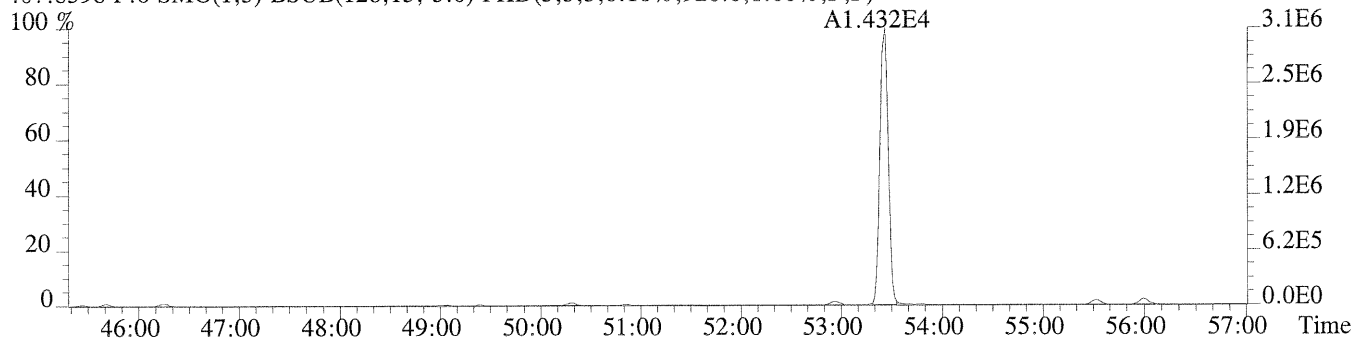
395.7995 F:6 SMO(1,3) BSUB(128,15,-3.0) PKD(3,3,3,0.10%,2000.0,1.00%,F,F)



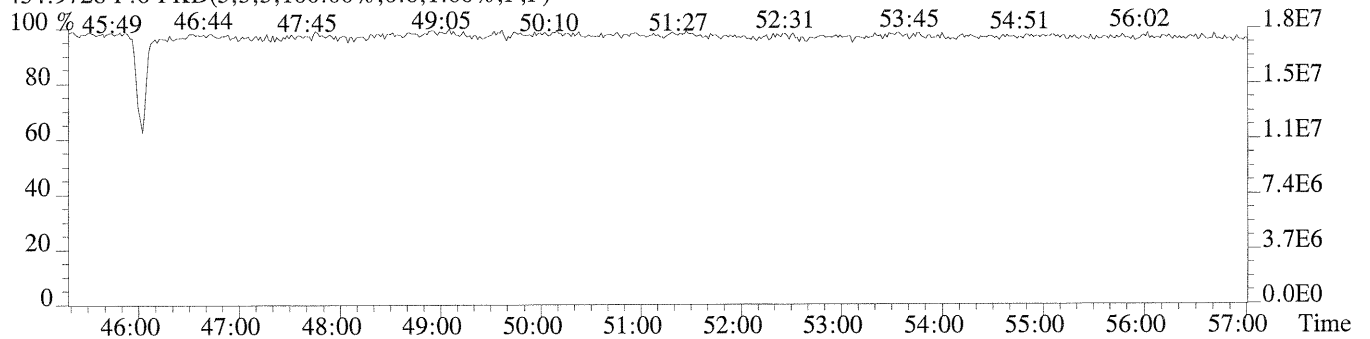
405.8428 F:6 SMO(1,3) BSUB(128,15,-3.0) PKD(3,3,3,0.10%,1320.0,1.00%,F,F)



407.8398 F:6 SMO(1,3) BSUB(128,15,-3.0) PKD(3,3,3,0.10%,920.0,1.00%,F,F)

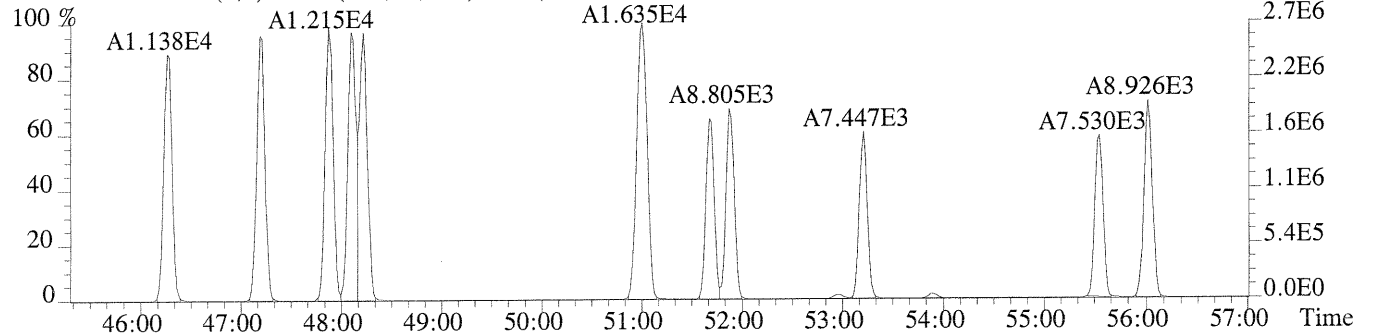


454.9728 F:6 PKD(5,3,5,100.00%,0.0,1.00%,F,F)

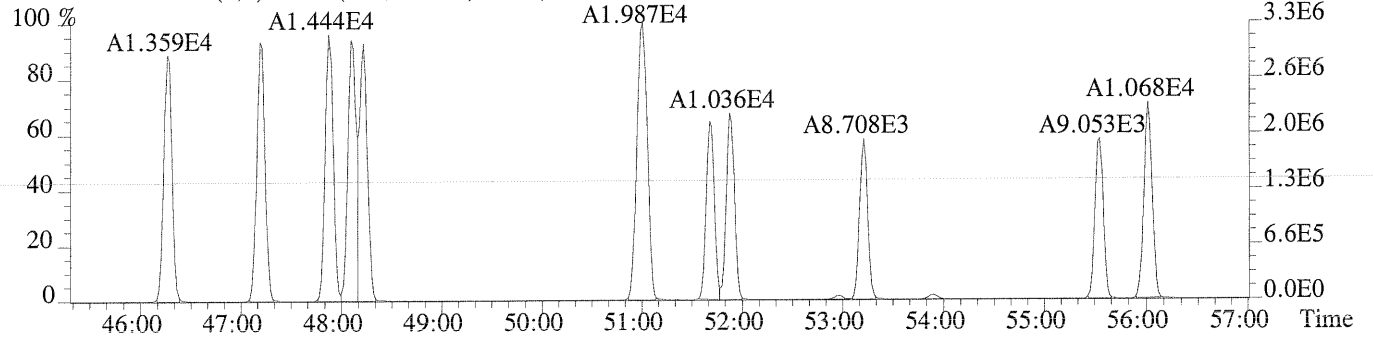


Sample#1 Exp:PCB 209 INJECTION

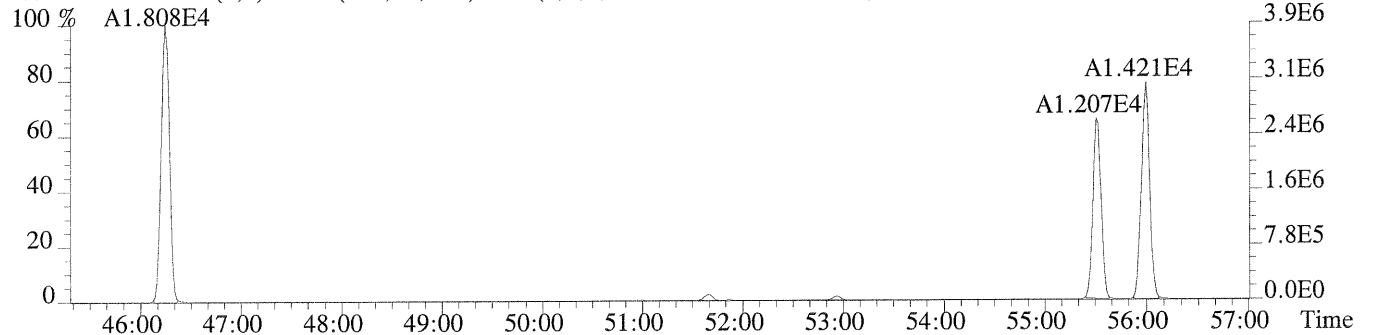
427.7635 F:6 SMO(1,3) BSUB(128,15,-3.0) PKD(3,3,3,0.10%,724.0,1.00%,F,F)



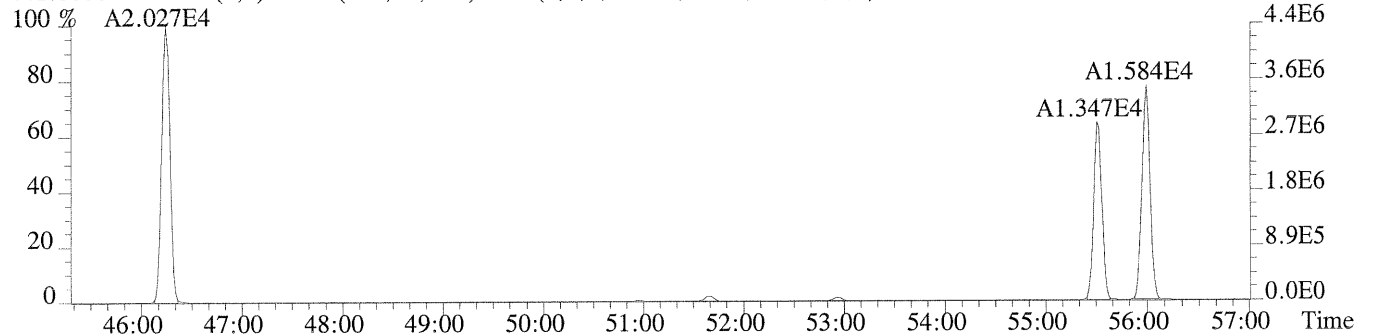
429.7606 F:6 SMO(1,3) BSUB(128,15,-3.0) PKD(3,3,3,0.10%,1132.0,1.00%,F,F)



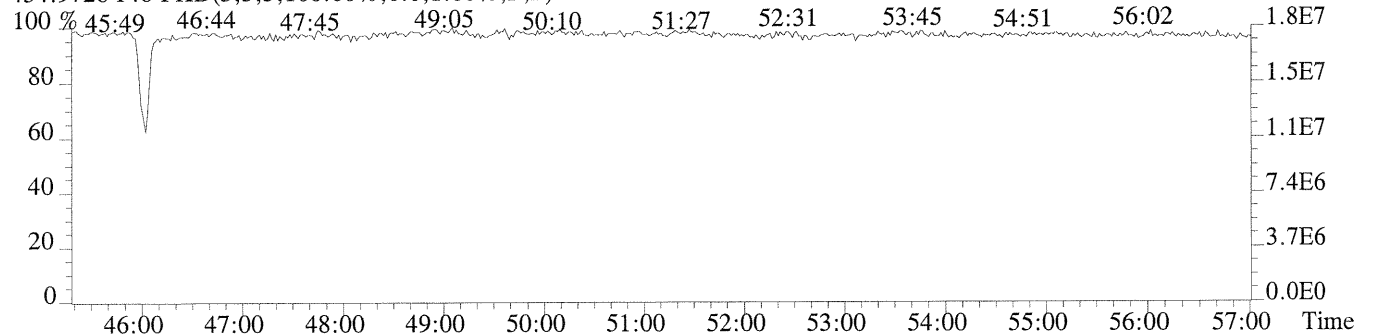
439.8038 F:6 SMO(1,3) BSUB(128,15,-3.0) PKD(3,3,3,0.10%,852.0,1.00%,F,F)



441.8008 F:6 SMO(1,3) BSUB(128,15,-3.0) PKD(3,3,3,0.10%,976.0,1.00%,F,F)



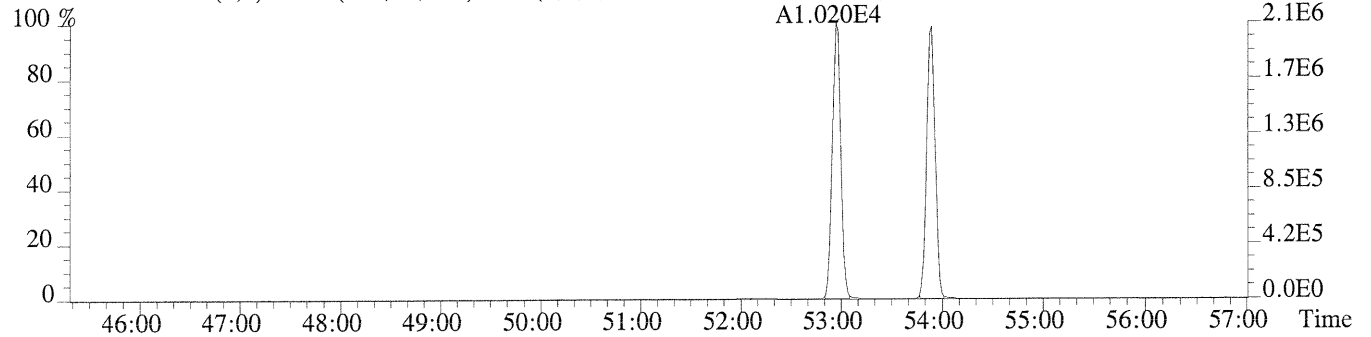
454.9728 F:6 PKD(5,3,5,100.00%,0.0,1.00%,F,F)



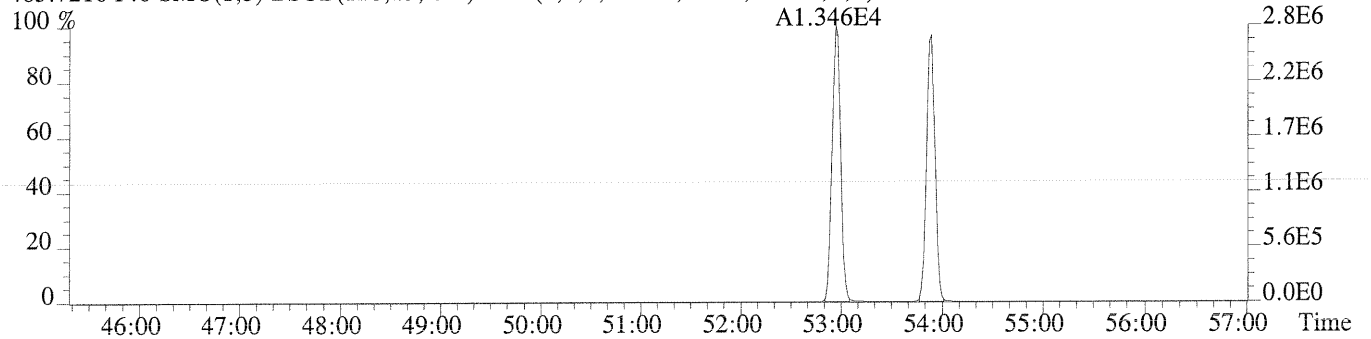
File:U220198 #1-580 Acq:25-AUG-2009 18:33:34 Probe EI+ Magnet SIR VG BioTech Mass spectr

Sample#1 Exp:PCB 209 INJECTION

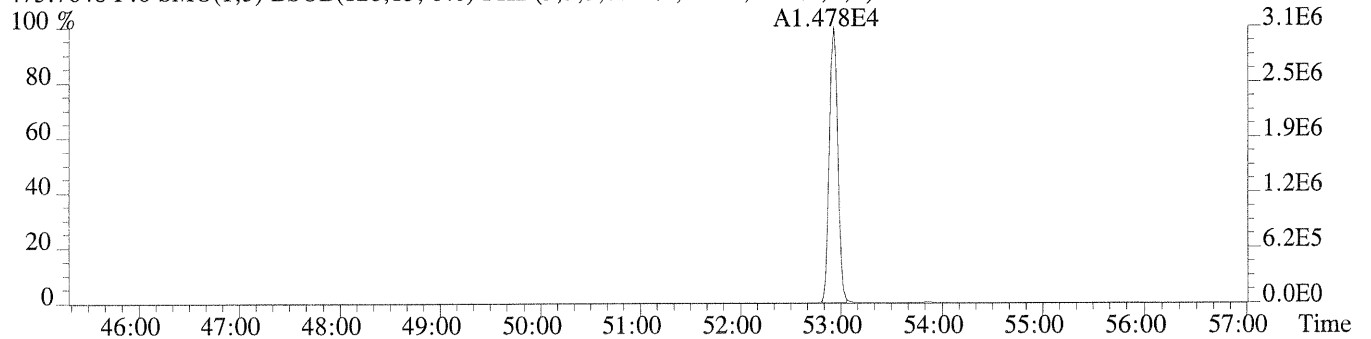
461.7246 F:6 SMO(1,3) BSUB(128,15,-3.0) PKD(3,3,3,0.10%,1056.0,1.00%,F,F)



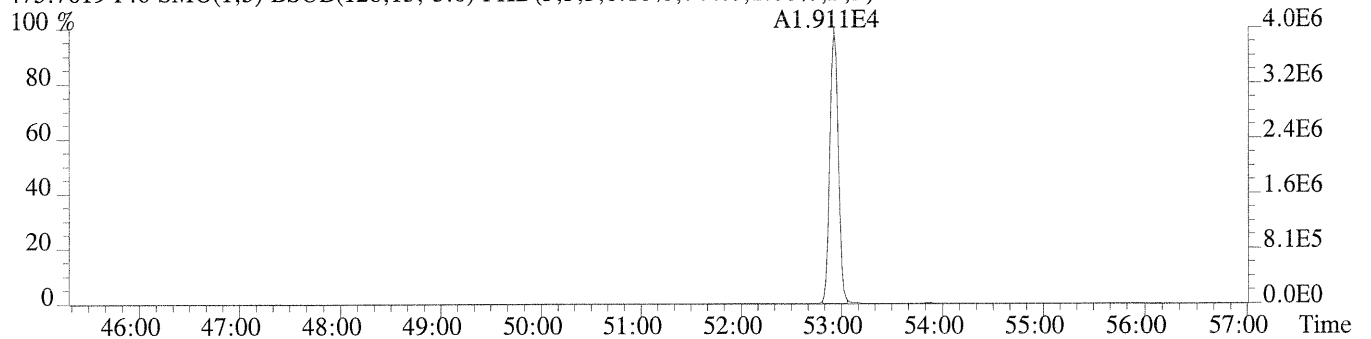
463.7216 F:6 SMO(1,3) BSUB(128,15,-3.0) PKD(3,3,3,0.10%,896.0,1.00%,F,F)



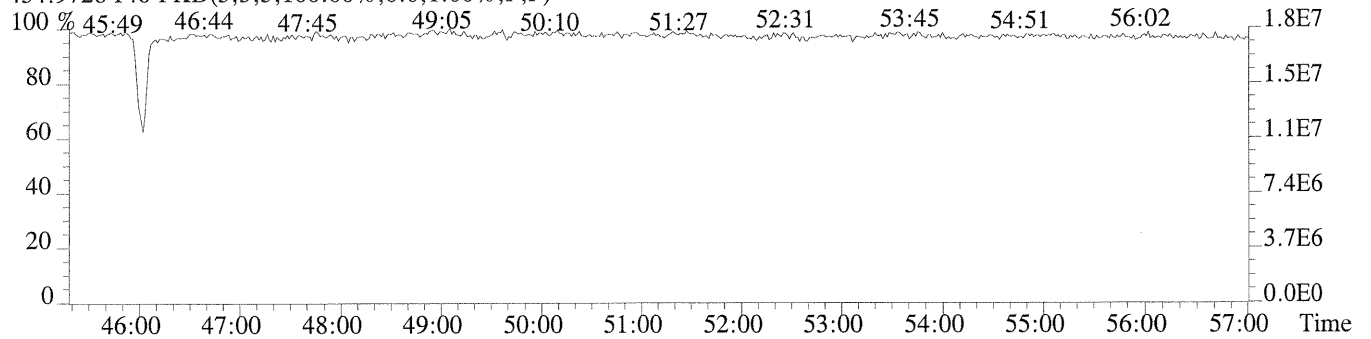
473.7648 F:6 SMO(1,3) BSUB(128,15,-3.0) PKD(3,3,3,0.10%,952.0,1.00%,F,F)



475.7619 F:6 SMO(1,3) BSUB(128,15,-3.0) PKD(3,3,3,0.10%,744.0,1.00%,F,F)




454.9728 F:6 PKD(5,3,5,100.00%,0.0,1.00%,F,F)



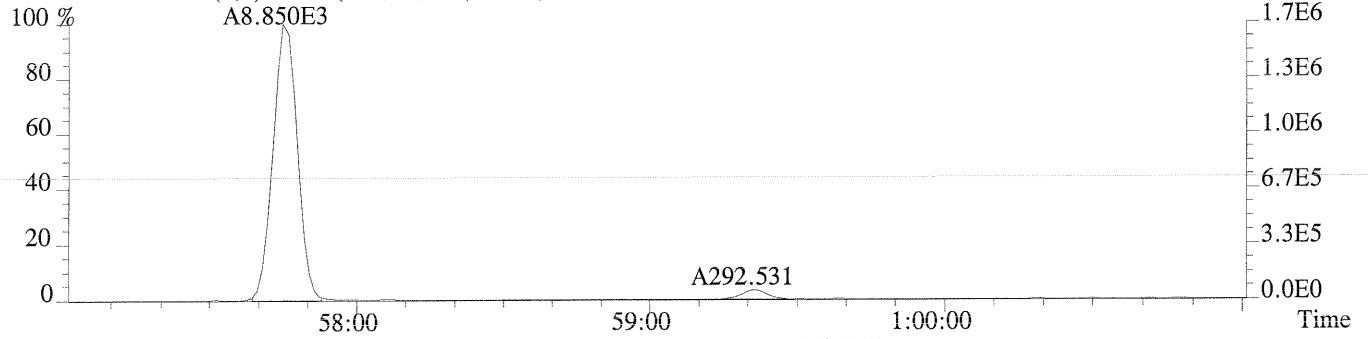
File:U220198 #1-226 Acq:25-AUG-2009 18:33:34 Probe EI+ Magnet SIR VG BioTech Mass spectf

Sample#1 Exp:PCB 209 INJECTION

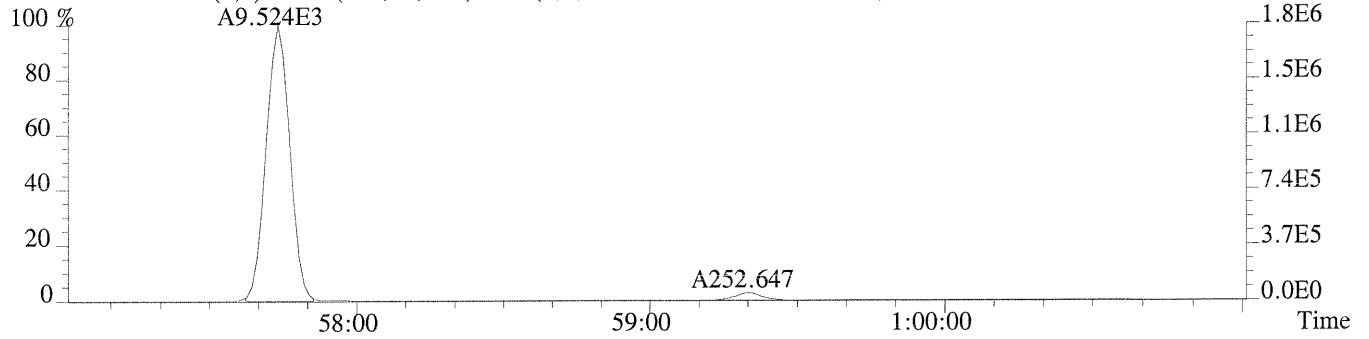
461.7246 F:7 SMO(1,3) BSUB(128,15,-3.0) PKD(3,3,3,0.10%,1016.0,1.00%,F,F)



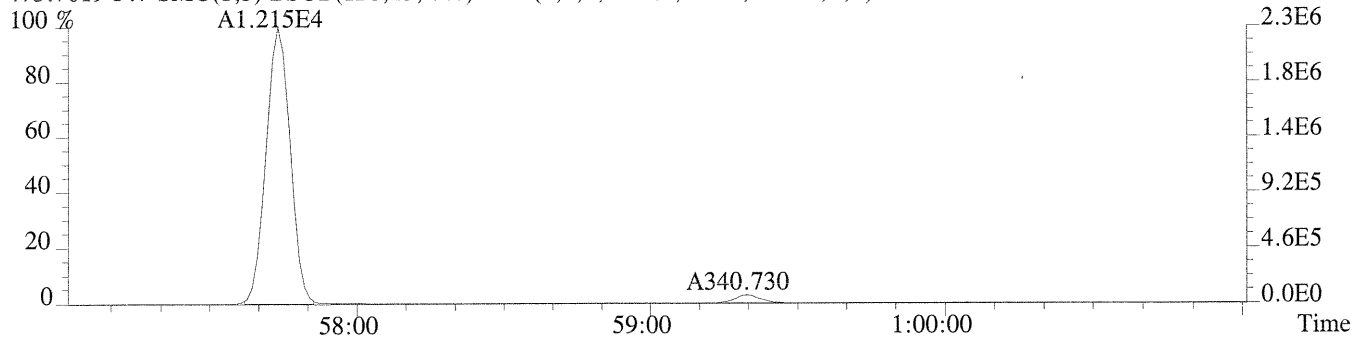
463.7216 F:7 SMO(1,3) BSUB(128,15,-3.0) PKD(3,3,3,0.10%,1456.0,1.00%,F,F)



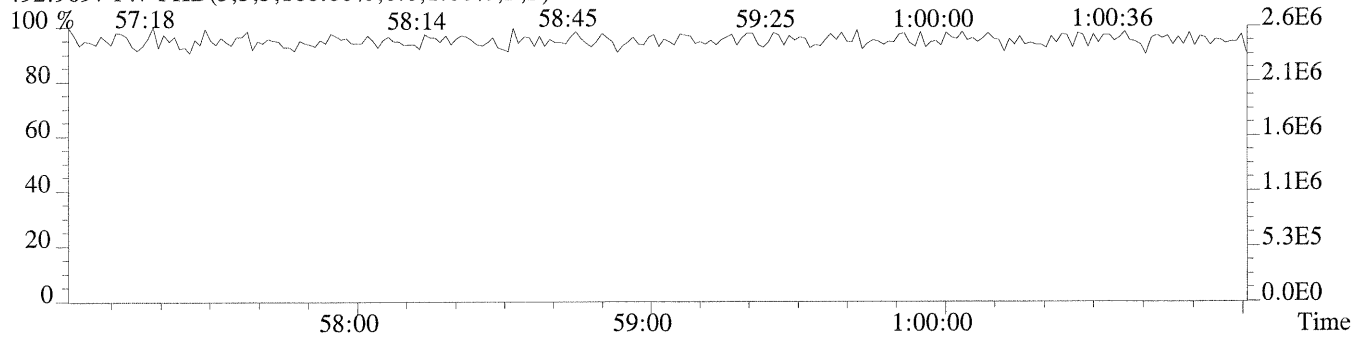
473.7648 F:7 SMO(1,3) BSUB(128,15,-3.0) PKD(3,3,3,0.10%,1144.0,1.00%,F,F)



475.7619 F:7 SMO(1,3) BSUB(128,15,-3.0) PKD(3,3,3,0.10%,940.0,1.00%,F,F)

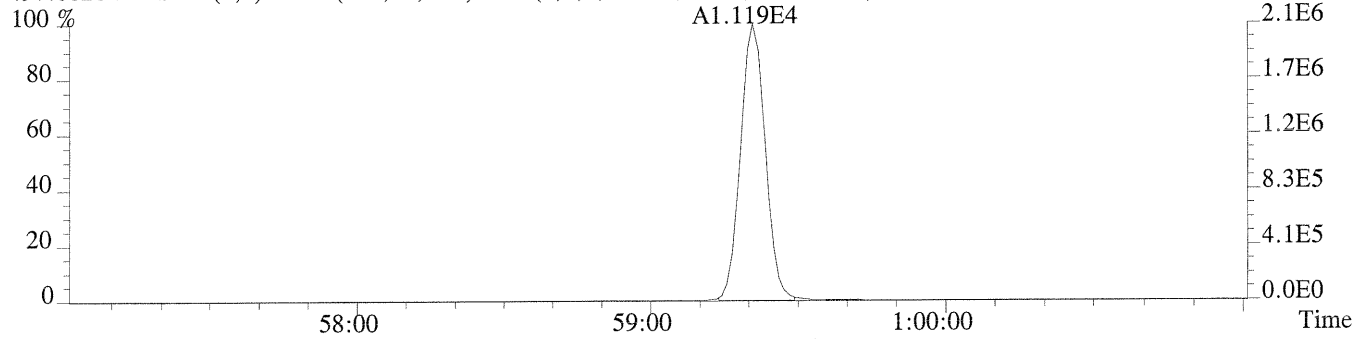


492.9697 F:7 PKD(5,3,5,100.00%,0.0,1.00%,F,F)

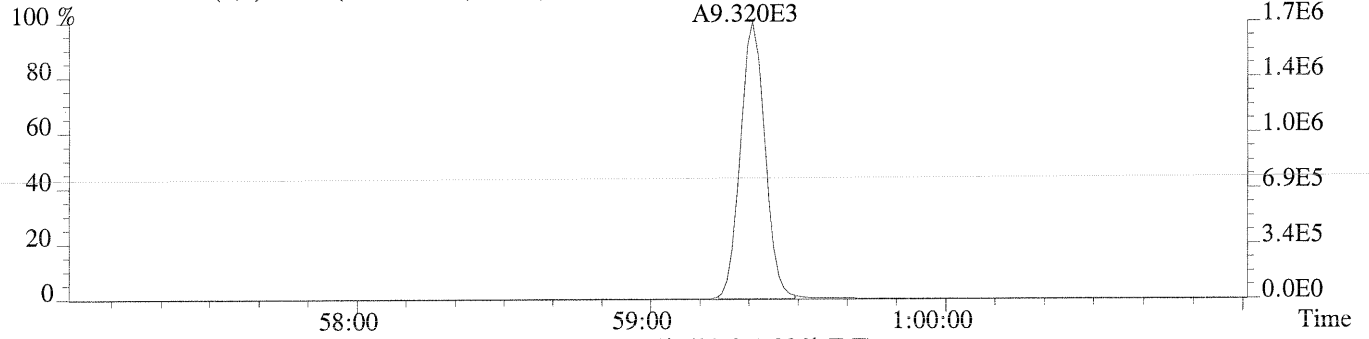


Sample#1 Exp:PCB 209 INJECTION

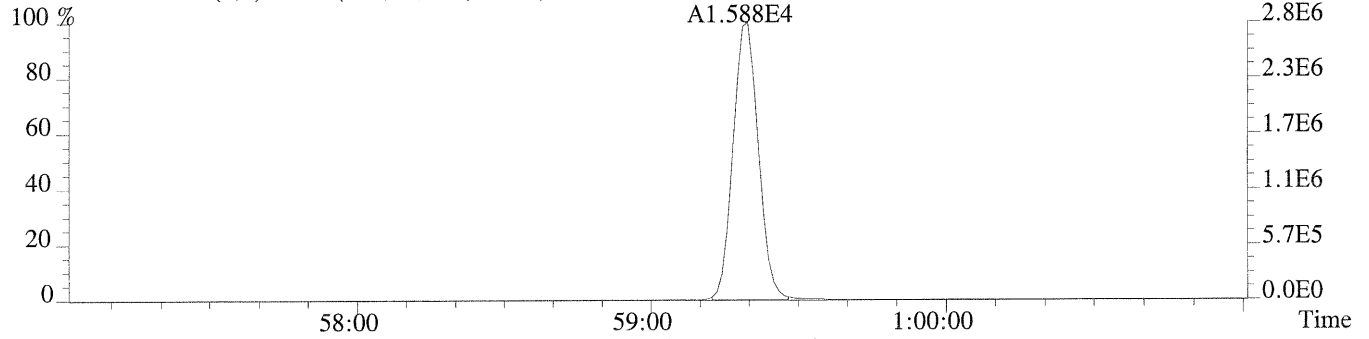
497.6826 F:7 SMO(1,3) BSUB(128,15,-3.0) PKD(3,3,3,0.10%,724.0,1.00%,F,F)



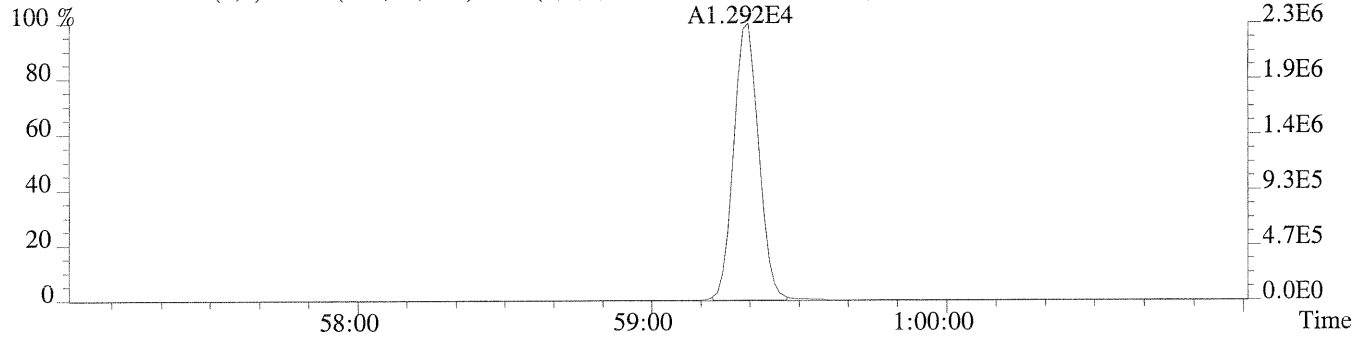
499.6797 F:7 SMO(1,3) BSUB(128,15,-3.0) PKD(3,3,3,0.10%,836.0,1.00%,F,F)



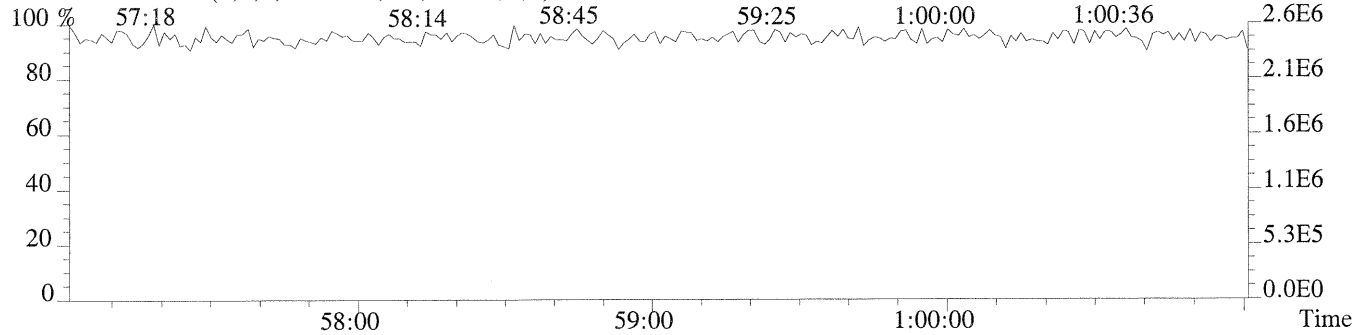
509.7229 F:7 SMO(1,3) BSUB(128,15,-3.0) PKD(3,3,3,0.10%,600.0,1.00%,F,F)



511.7199 F:7 SMO(1,3) BSUB(128,15,-3.0) PKD(3,3,3,0.10%,644.0,1.00%,F,F)



492.9697 F:7 PKD(5,3,5,100.00%,0.0,1.00%,F,F)



FORM 4A
PCB CALIBRATION VERIFICATION

Lab Name: Columbia Analytical Services Episode No.:

Contract No.: SAS No.:

Initial Calibration Date: 08/19/09

Instrument ID: Autospec Ultima GC Column ID: SPB-OCTYL

VER Data Filename: U220197 Analysis Date: 25-AUG-09 Time: 17:09:18

	M/Z'S	ION	QC	CONC.	CONC.
	FORMING	ABUND.	LIMITS		RANGE (3)
NATIVE ANALYTES	RATIO (1)	RATIO	(2)	FOUND	(ng/mL)
2-MoCB	M/M+2	3.01	2.66-3.60	49.0	35.0 - 65.0
4-MoCB	M/M+2	3.19	2.66-3.60	52.1	35.0 - 65.0
22'-DiCB	M/M+2	1.55	1.33-1.79	51.4	35.0 - 65.0
44'-DiCB	M/M+2	1.52	1.33-1.79	50.5	35.0 - 65.0
22'6'-TrCB	M/M+2	0.98	0.88-1.20	48.9	35.0 - 65.0
344'-TrCB	M/M+2	1.03	0.88-1.20	47.9	35.0 - 65.0
22'66'-TeCB	M/M+2	0.71	0.65-0.89	49.5	35.0 - 65.0
344'5-TeCB	M/M+2	0.77	0.65-0.89	46.8	35.0 - 65.0
33'44'-TeCB	M/M+2	0.74	0.65-0.89	48.6	35.0 - 65.0
22'466'-PeCB	M+2/M+4	1.55	1.32-1.78	49.6	35.0 - 65.0
2'344'5-PeCB	M+2/M+4	1.56	1.32-1.78	49.8	35.0 - 65.0
23'44'5-PeCB	M+2/M+4	1.60	1.32-1.78	50.5	35.0 - 65.0
2344'5-PeCB	M+2/M+4	1.55	1.32-1.78	48.8	35.0 - 65.0
233'44'-PeCB	M+2/M+4	1.58	1.32-1.78	48.7	35.0 - 65.0
33'44'5-PeCB	M+2/M+4	1.56	1.32-1.78	48.0	35.0 - 65.0
22'44'66'-HxCB	M+2/M+4	1.16	1.05-1.43	50.3	35.0 - 65.0
23'44'55'-HxCB	M+2/M+4	1.25	1.05-1.43	48.6	35.0 - 65.0
233'44'5-HxCB	M+2/M+4	1.14	1.05-1.43	99.4	70.0 -130.0
33'44'55'-HxCB	M+2/M+4	1.17	1.05-1.43	48.3	35.0 - 65.0
22'34'566'-HpCB	M+2/M+4	0.94	0.89-1.21	50.0	35.0 - 65.0
233'44'55'-HpCB	M+2/M+4	1.03	0.89-1.21	48.4	35.0 - 65.0
22'33'55'66'-OoCB	M+2/M+4	0.85	0.76-1.02	48.0	35.0 - 65.0
233'44'55'6-OoCB	M+2/M+4	0.85	0.76-1.02	49.5	35.0 - 65.0
22'33'4'55'66'-NoCB	M+2/M+4	0.77	0.65-0.89	47.6	35.0 - 65.0
22'33'44'55'6-NoCB	M+2/M+4	0.75	0.65-0.89	48.9	35.0 - 65.0
DeCB	M+4/M+6	1.19	0.99-1.33	46.0	35.0 - 65.0

(1) See Table 7, Method 1668A, for m/z specifications.

(2) Ion Abundance Ratio Control Limits as specified in Table 8, Method 1668A.

(3) Contract-required concentration range as specified in Table 6, Method 1668A, under VER.

SP1668F4AU

FORM 4B
PCB CALIBRATION VERIFICATION

Lab Name: Columbia Analytical Services Episode No.:

Contract No.: SAS No.:

Initial Calibration Date: 08/19/09

Instrument ID: Autospec Ultima GC Column ID: SPB-OCTYL

VER Data Filename: U220197 Analysis Date: 25-AUG-09 Time: 17:09:18

LABELED COMPOUNDS	M/Z'S	ION	QC	CONC. FOUND	CONC.
	FORMING RATIO (1)	ABUND. RATIO	LIMITS (2)		RANGE (3)
13C-2-MoCB	M/M+2	3.01	2.66-3.60	94.6	50.0 - 150.0
13C-4-MoCB	M/M+2	3.03	2.66-3.60	99.2	50.0 - 150.0
13C-22'-DiCB	M/M+2	1.51	1.33-1.79	100.9	50.0 - 150.0
13C-44'-DiCB	M/M+2	1.55	1.33-1.79	103.2	50.0 - 150.0
13C-22'6'-TrCB	M/M+2	1.01	0.88-1.20	101.5	50.0 - 150.0
13C-344'-TrCB	M/M+2	1.06	0.88-1.20	104.2	50.0 - 150.0
13C-22'66'-TeCB	M/M+2	0.77	0.65-0.89	102.9	50.0 - 150.0
13C-344'5'-TeCB	M/M+2	0.78	0.65-0.89	106.1	50.0 - 150.0
13C-33'44'-TeCB	M/M+2	0.76	0.65-0.89	111.4	50.0 - 150.0
13C-22'466'-PeCB	M+2/M+4	1.53	1.32-1.78	98.5	50.0 - 150.0
13C-2'344'5'-PeCB	M+2/M+4	1.57	1.32-1.78	94.1	50.0 - 150.0
13C-23'44'5'-PeCB	M+2/M+4	1.56	1.32-1.78	95.6	50.0 - 150.0
13C-2344'5'-PeCB	M+2/M+4	1.56	1.32-1.78	97.1	50.0 - 150.0
13C-233'44'-PeCB	M+2/M+4	1.56	1.32-1.78	99.4	50.0 - 150.0
13C-33'44'5'-PeCB	M+2/M+4	1.58	1.32-1.78	107.1	50.0 - 150.0
13C-22'44'66'-HxCB	M+2/M+4	1.20	1.05-1.43	97.1	50.0 - 150.0
13C-23'44'55'-HxCB	M+2/M+4	1.31	1.05-1.43	97.5	50.0 - 150.0
13C-233'44'5'-HxCB	M+2/M+4	1.24	1.05-1.43	198.5	100.0 - 300.0
13C-33'44'55'-HxCB	M+2/M+4	1.32	1.05-1.43	108.6	50.0 - 150.0
13C-22'34'566'-HpCB	M+2/M+4	1.02	0.89-1.21	84.1	50.0 - 150.0
13C-233'44'55'-HpCB	M+2/M+4	1.06	0.89-1.21	96.1	50.0 - 150.0
13C-22'33'55'66'-OoCB	M+2/M+4	0.91	0.76-1.02	89.0	50.0 - 150.0
13C-233'44'55'6-OoCB	M+2/M+4	0.89	0.76-1.02	95.3	50.0 - 150.0
13C-22'33'4'55'66'-NoCB	M+2/M+4	0.77	0.65-0.89	97.6	50.0 - 150.0
13C-22'33'44'55'6-NoCB	M+2/M+4	0.78	0.65-0.89	93.6	50.0 - 150.0
13C-DeCB	M+4/M+6	1.18	0.99-1.33	95.0	50.0 - 150.0

CLEANUP STANDARDS

13C-244'-TrCB	M/M+2	1.02	0.88-1.20	98.2	50.0 - 150.0
13C-233'55'-PeCB	M+2/M+4	1.59	1.32-1.78	103.2	50.0 - 150.0
13C-22'33'55'6-HpCB	M+2/M+4	1.04	0.89-1.21	104.2	50.0 - 150.0

(1) See Table 7, Method 1668A, for m/z specifications.

(2) Ion Abundance Ratio Control Limits as specified in Table 8, Method 1668A.

(3) Contract-required concentration range, as specified in Table 6, Method 1668A, under VER.

SP1668F4Bu

Columbia Analytical Services, Inc.
Sample Response Summary

CLIENT ID.
CCAL CS3

Run #6 Filename U220197 #1 Samp: 1 Inj: 1 Acquired: 25-AUG-09 17:09:18
Processed: 26-AUG-09 14:28:26 LAB. ID: CCAL CS3

Typ	Name	RT-1	Resp 1	Resp 2	Ratio	Meet	Mod?	RRT
1 1	2-MoCB	14:08	3.331e+04	1.108e+04	3.01	yes	no	1.000
2 3	4-MoCB	16:35	3.721e+04	1.165e+04	3.19	yes	no	1.001
3 4	22'-DiCB	16:51	1.824e+04	1.177e+04	1.55	yes	no	1.001
4 15	44'-DiCB	23:15	2.586e+04	1.700e+04	1.52	yes	no	1.001
5 19	22'6'-TrCB	20:15	1.102e+04	1.120e+04	0.98	yes	no	1.001
6 37	344'-TrCB	30:33	2.239e+04	2.182e+04	1.03	yes	no	1.001
7 54	22'66'-TeCB	23:32	1.336e+04	1.872e+04	0.71	yes	no	1.001
8 81	344'5'-TeCB	37:27	1.555e+04	2.019e+04	0.77	yes	no	1.001
9 77	33'44'-TeCB	38:01	1.558e+04	2.115e+04	0.74	yes	no	1.000
10 104	22'466'-PeCB	29:17	2.105e+04	1.355e+04	1.55	yes	no	1.001
11 123	2'344'5'-PeCB	40:01	1.918e+04	1.226e+04	1.56	yes	no	1.000
12 118	23'44'5'-PeCB	40:21	2.132e+04	1.336e+04	1.60	yes	no	1.000
13 114	2344'5'-PeCB	40:54	2.003e+04	1.288e+04	1.55	yes	no	1.000
14 105	233'44'-PeCB	41:33	1.995e+04	1.266e+04	1.58	yes	no	1.001
15 126	33'44'5'-PeCB	44:39	1.867e+04	1.194e+04	1.56	yes	no	1.000
16 155	22'44'66'-HxCB	35:06	1.890e+04	1.636e+04	1.16	yes	no	1.001
17 167	23'44'55'-HxCB	46:31	1.340e+04	1.069e+04	1.25	yes	no	1.000
1856/7	233'44'5'-HxCB	47:41	2.496e+04	2.180e+04	1.14	yes	no	1.001
19 169	33'44'55'-HxCB	50:57	1.208e+04	1.033e+04	1.17	yes	no	1.001
20 188	22'34'566'-HpCB	40:52	1.493e+04	1.584e+04	0.94	yes	no	1.001
21 189	233'44'55'-HpCB	53:27	9.984e+03	9.653e+03	1.03	yes	no	1.000
22 202	22'33'55'66'-OxCB	46:16	9.191e+03	1.086e+04	0.85	yes	no	1.001
23 205	233'44'55'6-OxCB	56:01	8.541e+03	9.993e+03	0.85	yes	no	1.000
24 208	22'33'4'55'66'-NoCB	52:57	8.983e+03	1.159e+04	0.77	yes	no	1.000
25 206	22'33'44'55'6'-NoCB	57:45	6.333e+03	8.457e+03	0.75	yes	no	1.000
26 209	DeCB	59:21	1.070e+04	8.998e+03	1.19	yes	no	1.001
27 1L	13C-2-MoCB	14:08	6.092e+04	2.022e+04	3.01	yes	no	0.744
28 3L	13C-4-MoCB	16:34	6.581e+04	2.174e+04	3.03	yes	no	0.872
29 4L	13C-22'-DiCB	16:50	3.673e+04	2.433e+04	1.51	yes	no	0.886
30 15L	13C-44'-DiCB	23:14	4.945e+04	3.195e+04	1.55	yes	no	1.223
31 19L	13C-22'6'-TrCB	20:14	2.148e+04	2.125e+04	1.01	yes	no	1.065
32 37L	13C-344'-TrCB	30:32	4.273e+04	4.045e+04	1.06	yes	no	1.080
33 54L	13C-22'66'-TeCB	23:31	2.869e+04	3.739e+04	0.77	yes	no	0.832
34 81L	13C-344'5'-TeCB	37:25	3.109e+04	3.994e+04	0.78	yes	no	1.324
35 77L	13C-33'44'-TeCB	38:00	3.188e+04	4.188e+04	0.76	yes	no	1.344
36104L	13C-22'466'-PeCB	29:15	4.332e+04	2.828e+04	1.53	yes	no	0.829
37123L	13C-2'344'5'-PeCB	40:00	3.653e+04	2.327e+04	1.57	yes	no	1.133
38118L	13C-23'44'5'-PeCB	40:20	3.760e+04	2.414e+04	1.56	yes	no	1.143
39114L	13C-2344'5'-PeCB	40:53	3.861e+04	2.478e+04	1.56	yes	no	1.158
40105L	13C-233'44'-PeCB	41:31	3.772e+04	2.419e+04	1.56	yes	no	1.176
41126L	13C-33'44'5'-PeCB	44:38	3.794e+04	2.404e+04	1.58	yes	no	1.264
42155L	13C-22'44'66'-HxCB	35:04	4.208e+04	3.506e+04	1.20	yes	no	0.807
43167L	13C-23'44'55'-HxCB	46:30	2.730e+04	2.083e+04	1.31	yes	no	1.070
4456/7	13C-233'44'5'-HxCB	47:39	5.069e+04	4.078e+04	1.24	yes	no	1.096
45169L	13C-33'44'55'-HxCB	50:54	2.603e+04	1.969e+04	1.32	yes	no	1.171
46188L	13C-22'34'566'-HpCB	40:50	3.372e+04	3.307e+04	1.02	yes	no	0.736
47189La	13C-233'44'55'-HpCB	53:26	2.401e+04	2.266e+04	1.06	yes	no	0.962
48202La	13C-22'33'55'66'-OxCB	46:14	2.283e+04	2.519e+04	0.91	yes	no	0.833
49205L,	13C-233'44'55'6-OxCB	56:00	1.977e+04	2.232e+04	0.89	yes	no	1.009
50208L7	13C-22'33'4'55'66'-NoCB	52:56	2.043e+04	2.660e+04	0.77	yes	no	0.953
51206L	13C-22'33'44'55'6'-NoCB	57:44	1.443e+04	1.844e+04	0.78	yes	no	1.040
52209L	13C-DeCB	59:19	2.343e+04	1.992e+04	1.18	yes	no	1.068

53	28L	13C-244'-TrCB	26:24	4.585e+04	4.492e+04	1.02	yes	no	0.934
54	111L	13C-233'55'-PeCB	38:01	4.140e+04	2.601e+04	1.59	yes	no	1.077
55	178L	13C-22'33'55'6'-HpCB	43:54	2.534e+04	2.447e+04	1.04	yes	no	1.010
56	9L	13C-2,5-DiCB	19:00	4.605e+04	2.977e+04	1.55	yes	no	*
57	52L	13C-22'55'-TeCB	28:16	2.589e+04	3.371e+04	0.77	yes	no	*
58	101L	13C-22'4'55'-PeCB	35:18	3.189e+04	2.020e+04	1.58	yes	no	*
59	138L	13C-22'3'44'5'-HxCB	43:28	2.792e+04	2.253e+04	1.24	yes	no	*
60	194L	13C-22'33'44'55'-OcCB	55:31	1.593e+04	1.788e+04	0.89	yes	no	*

Columbia Analytical Services, Inc.
Signal/Noise Height Ratio SummaryCLIENT ID.
CCAL CS3

Run #6 Filename U220197 #1 Samp: 1 Inj: 1 Acquired: 25-AUG-09 17:09:18

Processed: 26-AUG-09 14:28:26 LAB. ID: CCAL CS3

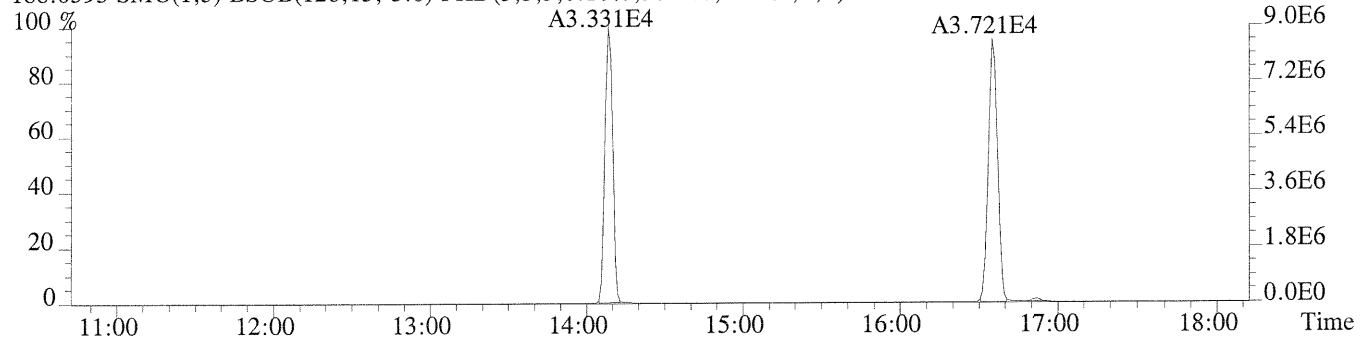
	Name	Signal 1	Noise 1	S/N Rat.1	Signal 2	Noise 2	S/N Rat.2
1	2-MoCB	8.97e+06	3.01e+03	3.0e+03	3.01e+06	2.82e+03	1.1e+03
2	4-MoCB	8.53e+06	3.01e+03	2.8e+03	2.66e+06	2.82e+03	9.4e+02
3	22'-DiCB	4.02e+06	3.78e+03	1.1e+03	2.63e+06	3.34e+04	7.9e+01
4	44'-DiCB	4.96e+06	2.57e+03	1.9e+03	3.31e+06	1.27e+04	2.6e+02
5	22'6'-TrCB	2.37e+06	2.83e+03	8.4e+02	2.39e+06	1.60e+03	1.5e+03
6	344'-TrCB	3.72e+06	3.24e+03	1.1e+03	3.57e+06	2.42e+03	1.5e+03
7	22'66'-TeCB	2.56e+06	1.30e+03	2.0e+03	3.62e+06	1.35e+03	2.7e+03
8	344'5-TeCB	2.75e+06	9.20e+02	3.0e+03	3.55e+06	1.33e+03	2.7e+03
9	33'44'-TeCB	2.76e+06	9.20e+02	3.0e+03	3.79e+06	1.33e+03	2.9e+03
10	22'466'-PeCB	3.46e+06	1.86e+03	1.9e+03	2.23e+06	2.40e+03	9.3e+02
11	2'344'5-PeCB	3.39e+06	1.36e+03	2.5e+03	2.18e+06	3.72e+03	5.9e+02
12	23'44'5-PeCB	3.74e+06	1.36e+03	2.8e+03	2.38e+06	3.72e+03	6.4e+02
13	2344'5-PeCB	3.64e+06	1.36e+03	2.7e+03	2.32e+06	3.72e+03	6.2e+02
14	233'44'-PeCB	3.54e+06	1.36e+03	2.6e+03	2.26e+06	3.72e+03	6.1e+02
15	33'44'5-PeCB	3.27e+06	1.36e+03	2.4e+03	2.12e+06	3.72e+03	5.7e+02
16	22'44'66'-HxCB	3.26e+06	1.56e+03	2.1e+03	2.85e+06	7.24e+02	3.9e+03
17	23'44'55'-HxCB	2.97e+06	1.03e+03	2.9e+03	2.41e+06	1.37e+03	1.8e+03
18	233'44'5-HxCB	4.08e+06	1.03e+03	4.0e+03	3.58e+06	1.37e+03	2.6e+03
19	33'44'55'-HxCB	2.53e+06	1.03e+03	2.5e+03	2.17e+06	1.37e+03	1.6e+03
20	22'34'566'-HpCB	2.69e+06	8.60e+02	3.1e+03	2.82e+06	6.16e+02	4.6e+03
21	233'44'55'-HpCB	2.14e+06	1.10e+03	1.9e+03	2.08e+06	5.08e+02	4.1e+03
22	22'33'55'66'-OcCB	1.97e+06	1.10e+03	1.8e+03	2.36e+06	1.18e+03	2.0e+03
23	233'44'55'6-OcCB	1.87e+06	1.10e+03	1.7e+03	2.16e+06	1.18e+03	1.8e+03
24	22'33'4'55'66'-NoCB	1.87e+06	8.08e+02	2.3e+03	2.42e+06	1.06e+03	2.3e+03
25	22'33'44'55'6-NoCB	1.21e+06	8.84e+02	1.4e+03	1.61e+06	1.52e+03	1.1e+03
26	DeCB	2.00e+06	4.28e+02	4.7e+03	1.69e+06	5.64e+02	3.0e+03
27	13C-2-MoCB	1.63e+07	2.24e+03	7.3e+03	5.47e+06	1.48e+04	3.7e+02
28	13C-4-MoCB	1.49e+07	2.24e+03	6.7e+03	4.97e+06	1.48e+04	3.4e+02
29	13C-22'-DiCB	8.32e+06	2.81e+03	3.0e+03	5.52e+06	2.52e+03	2.2e+03
30	13C-44'-DiCB	9.49e+06	2.44e+03	3.9e+03	6.16e+06	2.76e+03	2.2e+03
31	13C-22'6'-TrCB	4.61e+06	3.08e+04	1.5e+02	4.60e+06	1.73e+04	2.7e+02
32	13C-344'-TrCB	7.20e+06	3.60e+04	2.0e+02	6.83e+06	1.69e+04	4.0e+02
33	13C-22'66'-TeCB	5.62e+06	2.56e+03	2.2e+03	7.33e+06	1.50e+03	4.9e+03
34	13C-344'5-TeCB	5.48e+06	3.55e+03	1.5e+03	7.04e+06	1.76e+03	4.0e+03
35	13C-33'44'-TeCB	5.61e+06	3.55e+03	1.6e+03	7.29e+06	1.76e+03	4.1e+03
36	13C-22'466'-PeCB	7.21e+06	1.82e+03	4.0e+03	4.71e+06	1.53e+03	3.1e+03
37	13C-2'344'5-PeCB	6.48e+06	2.80e+03	2.3e+03	4.11e+06	1.62e+03	2.5e+03
38	13C-23'44'5-PeCB	6.76e+06	2.80e+03	2.4e+03	4.36e+06	1.62e+03	2.7e+03
39	13C-2344'5-PeCB	6.80e+06	2.80e+03	2.4e+03	4.37e+06	1.62e+03	2.7e+03
40	13C-233'44'-PeCB	6.84e+06	2.80e+03	2.4e+03	4.43e+06	1.62e+03	2.7e+03
41	13C-33'44'5-PeCB	6.73e+06	2.80e+03	2.4e+03	4.24e+06	1.62e+03	2.6e+03
42	13C-22'44'66'-HxCB	7.39e+06	9.20e+02	8.0e+03	6.16e+06	1.30e+03	4.7e+03
43	13C-23'44'55'-HxCB	5.93e+06	1.62e+03	3.7e+03	4.52e+06	2.63e+03	1.7e+03
44	13C-233'44'5'-HxCB	8.46e+06	1.62e+03	5.2e+03	6.78e+06	2.63e+03	2.6e+03
45	13C-33'44'55'-HxCB	5.54e+06	1.62e+03	3.4e+03	4.20e+06	2.63e+03	1.6e+03
46	13C-22'34'566'-HpCB	5.90e+06	1.49e+03	4.0e+03	5.85e+06	3.16e+02	1.9e+04
47	13C-233'44'55'-HpCB	5.12e+06	1.04e+03	4.9e+03	4.88e+06	1.04e+03	4.7e+03
48	13C-22'33'55'66'-OcCB	4.98e+06	8.12e+02	6.1e+03	5.45e+06	6.80e+02	8.0e+03
49	13C-233'44'55'6-OcCB	4.26e+06	8.12e+02	5.3e+03	4.80e+06	6.80e+02	7.1e+03
50	13C-22'33'4'55'66'-NoCB	4.28e+06	7.48e+02	5.7e+03	5.57e+06	1.04e+03	5.4e+03

51	13C-22'33'44'55'6-NoCB	2.77e+06	6.32e+02	4.4e+03	3.54e+06	1.38e+03	2.6e+03
52	13C-DeCB	4.22e+06	9.12e+02	4.6e+03	3.62e+06	5.00e+02	7.2e+03
53	13C-244'-TrCB	7.70e+06	3.60e+04	2.1e+02	7.56e+06	1.69e+04	4.5e+02
54	13C-233'55'-PeCB	7.46e+06	2.59e+03	2.9e+03	4.66e+06	4.02e+03	1.2e+03
55	13C-22'33'55'6-HpCB	4.55e+06	1.49e+03	3.0e+03	4.35e+06	3.16e+02	1.4e+04
56	13C-2,5-DiCB	9.98e+06	2.44e+03	4.1e+03	6.49e+06	2.76e+03	2.4e+03
57	13C-22'55'-TeCB	4.32e+06	3.01e+03	1.4e+03	5.64e+06	2.14e+03	2.6e+03
58	13C-22'4'55'-PeCB	5.65e+06	2.59e+03	2.2e+03	3.60e+06	4.02e+03	9.0e+02
59	13C-22'3'44'5'-HxCB	5.04e+06	8.92e+02	5.6e+03	4.02e+06	8.48e+02	4.7e+03
60	13C-22'33'44'55'-OcCB	3.43e+06	8.12e+02	4.2e+03	3.87e+06	6.80e+02	5.7e+03

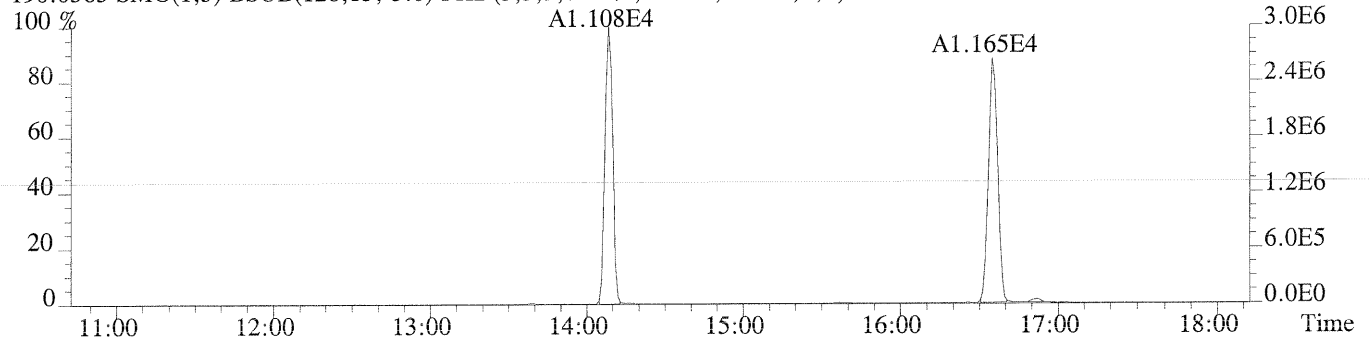
File:U220197 #1-482 Acq:25-AUG-2009 17:09:18 Probe EI+ Magnet SIR VG BioTech Mass spectf

Sample#1 Exp:CCAL CS3

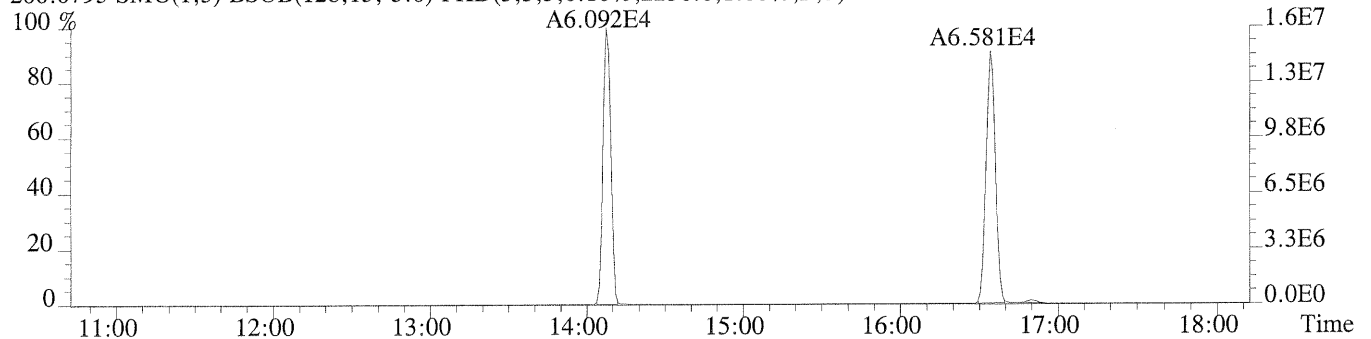
188.0393 SMO(1,3) BSUB(128,15,-3.0) PKD(3,3,3,0.10%,3012.0,1.00%,F,F)



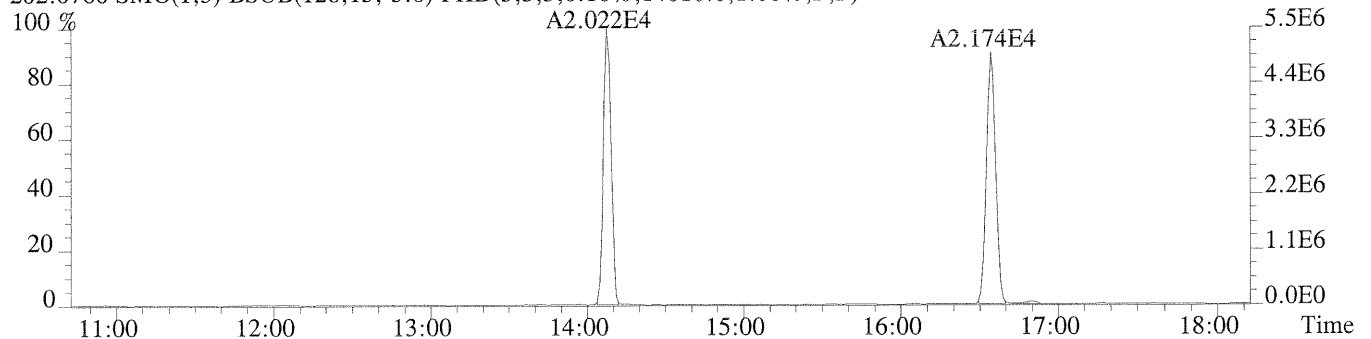
190.0363 SMO(1,3) BSUB(128,15,-3.0) PKD(3,3,3,0.10%,2816.0,1.00%,F,F)



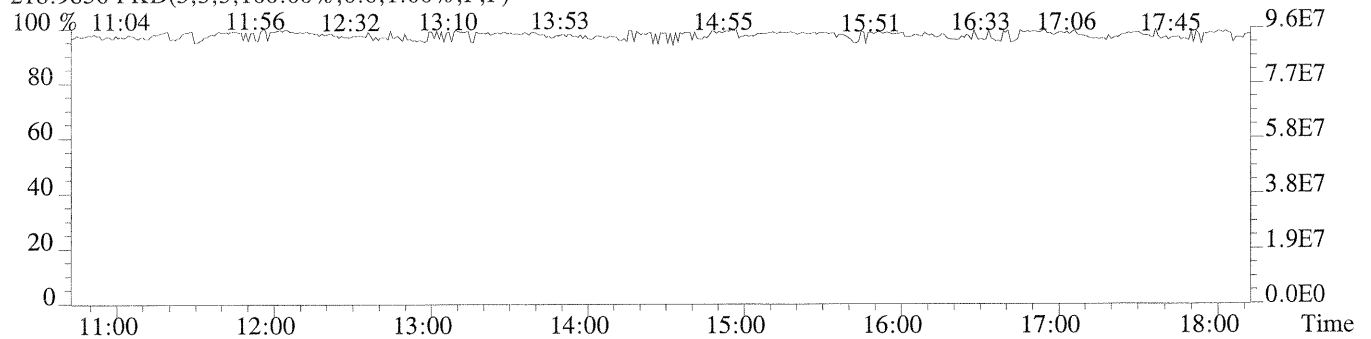
200.0795 SMO(1,3) BSUB(128,15,-3.0) PKD(3,3,3,0.10%,2236.0,1.00%,F,F)



202.0766 SMO(1,3) BSUB(128,15,-3.0) PKD(3,3,3,0.10%,14816.0,1.00%,F,F)



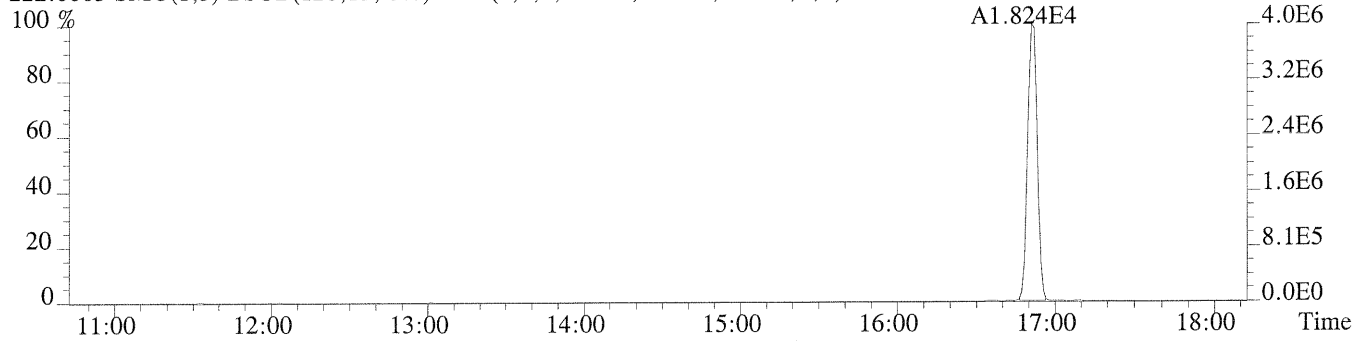
218.9856 PKD(3,3,3,100.00%,0.0,1.00%,F,F)



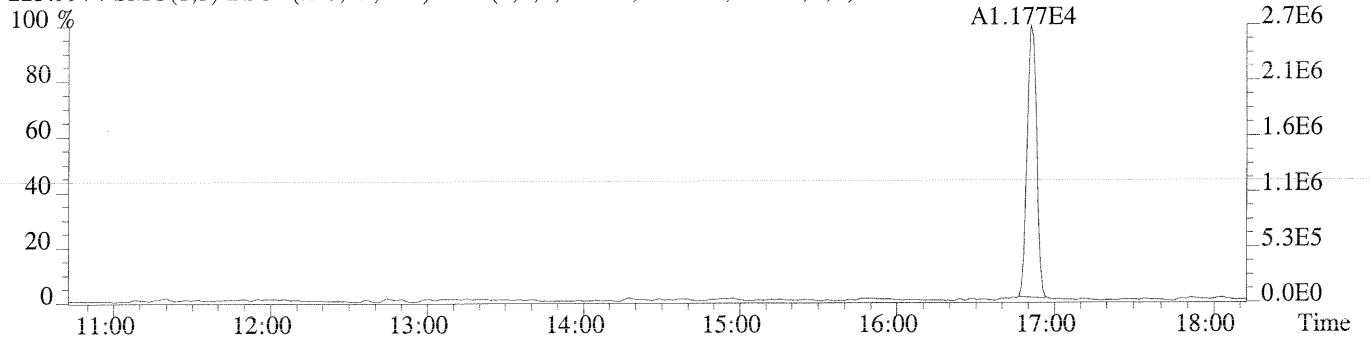
File:U220197 #1-482 Acq:25-AUG-2009 17:09:18 Probe EI+ Magnet SIR VG BioTech Mass spectf

Sample#1 Exp:CCAL CS3

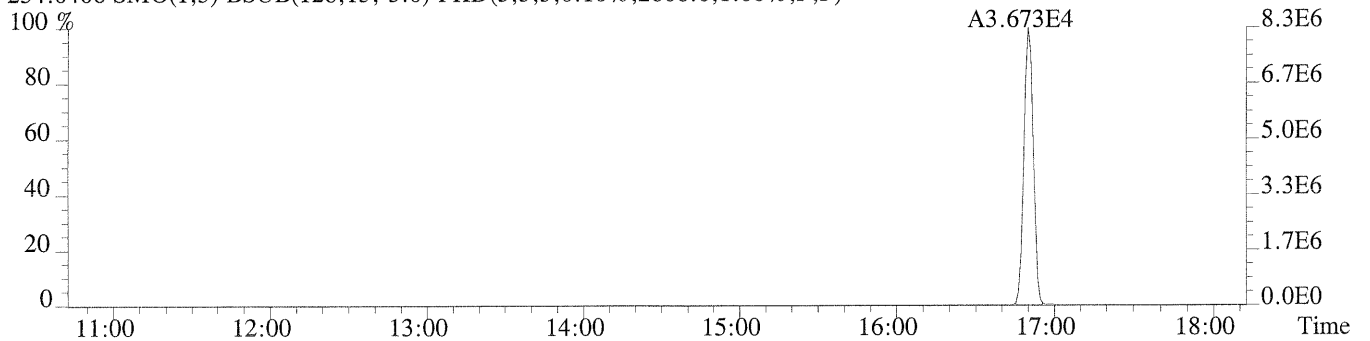
222.0003 SMO(1,3) BSUB(128,15,-3.0) PKD(3,3,3,0.10%,3776.0,1.00%,F,F)



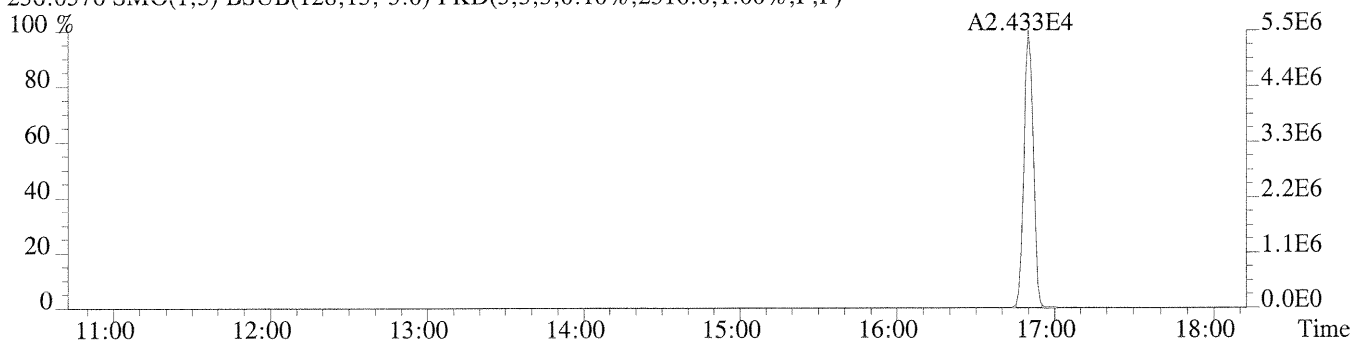
223.9974 SMO(1,3) BSUB(128,15,-3.0) PKD(3,3,3,0.10%,33396.0,1.00%,F,F)



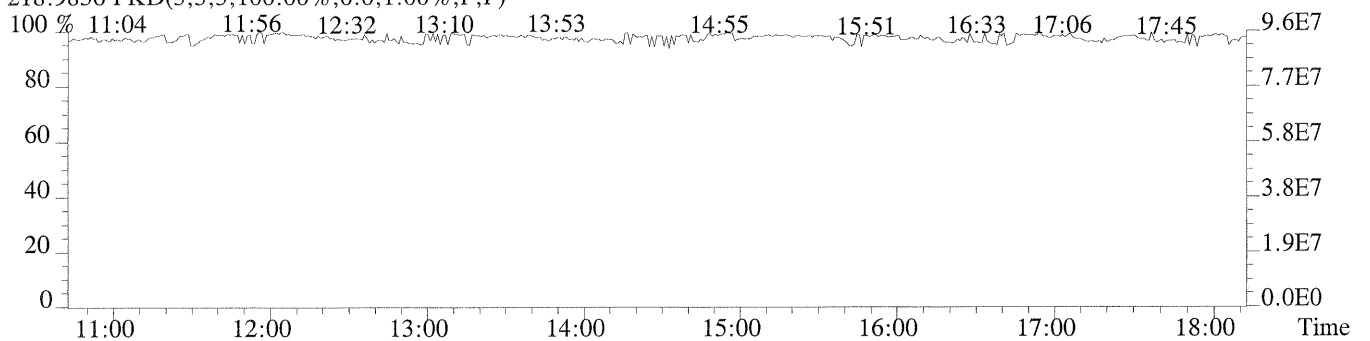
234.0406 SMO(1,3) BSUB(128,15,-3.0) PKD(3,3,3,0.10%,2808.0,1.00%,F,F)



236.0376 SMO(1,3) BSUB(128,15,-3.0) PKD(3,3,3,0.10%,2516.0,1.00%,F,F)



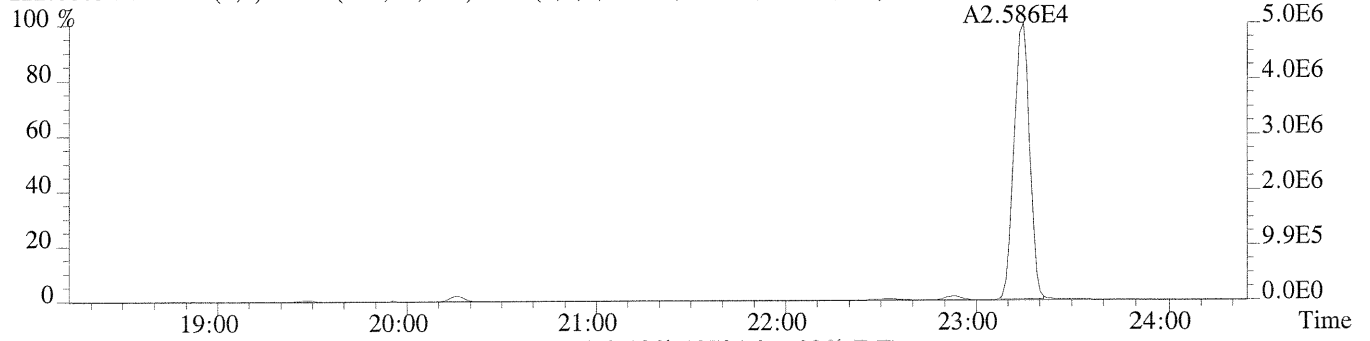
218.9856 PKD(3,3,3,100.00%,0.0,1.00%,F,F)



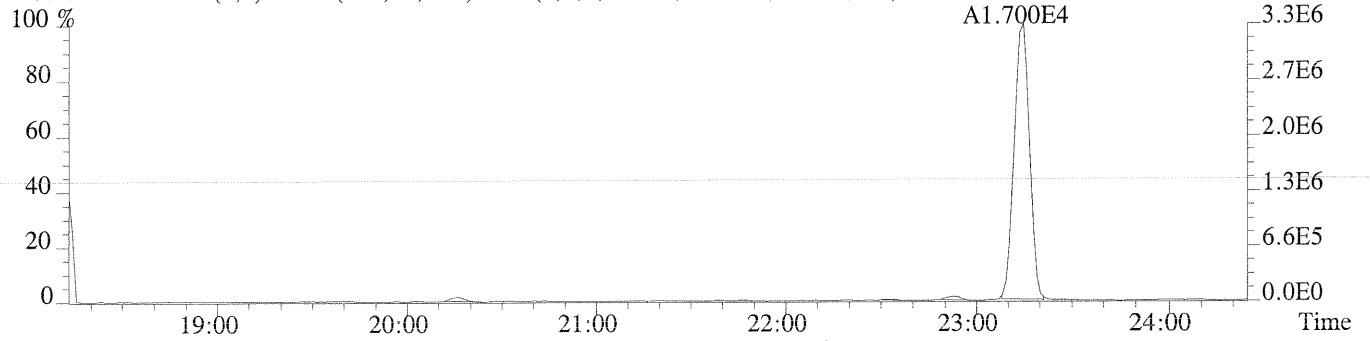
File:U220197 #1-342 Acq:25-AUG-2009 17:09:18 Probe EI+ Magnet SIR VG BioTech Mass spectf

Sample#1 Exp:CCAL CS3

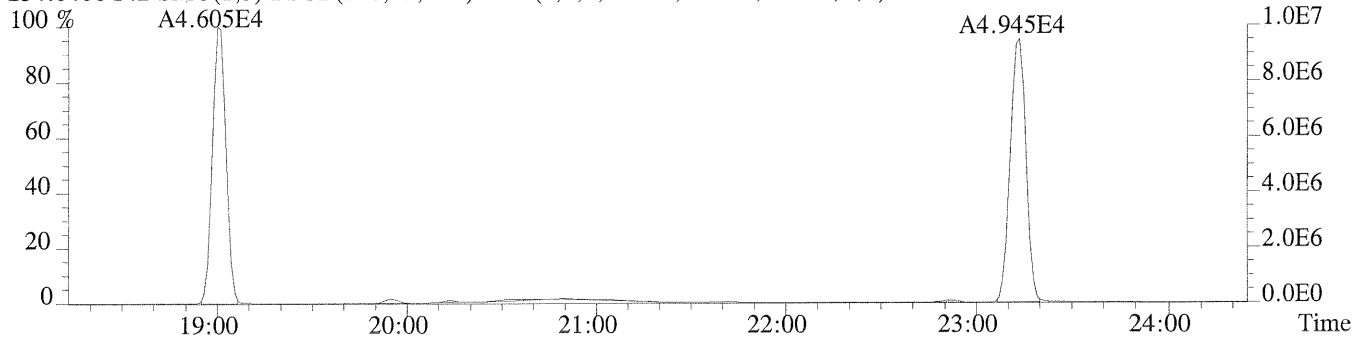
222.0003 F:2 SMO(1,3) BSUB(128,15,-3.0) PKD(3,3,3,0.10%,2568.0,1.00%,F,F)



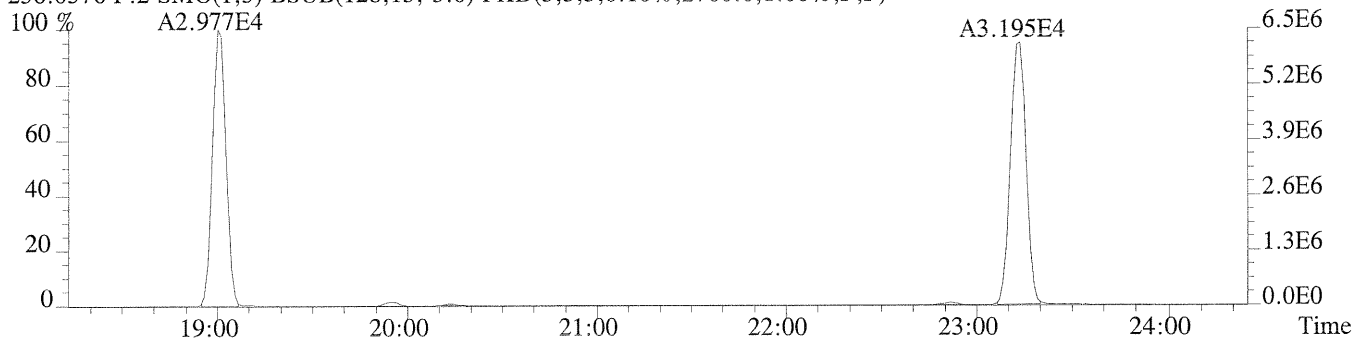
223.9974 F:2 SMO(1,3) BSUB(128,15,-3.0) PKD(3,3,3,0.10%,12704.0,1.00%,F,F)



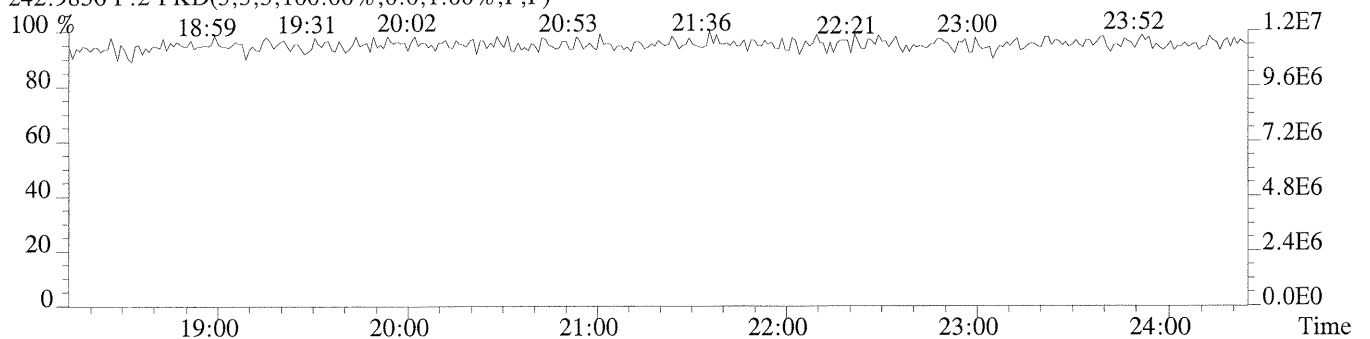
234.0406 F:2 SMO(1,3) BSUB(128,15,-3.0) PKD(3,3,3,0.10%,2436.0,1.00%,F,F)



236.0376 F:2 SMO(1,3) BSUB(128,15,-3.0) PKD(3,3,3,0.10%,2760.0,1.00%,F,F)



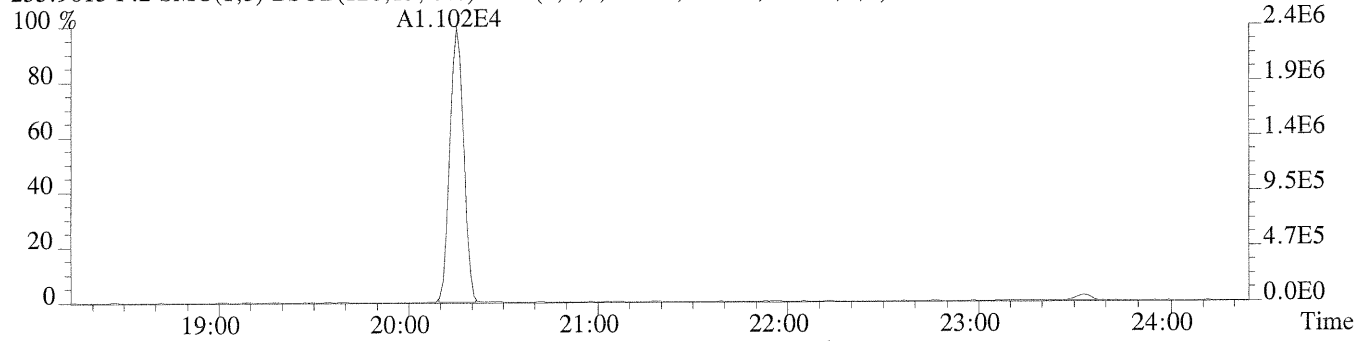
242.9856 F:2 PKD(3,3,3,100.00%,0.0,1.00%,F,F)



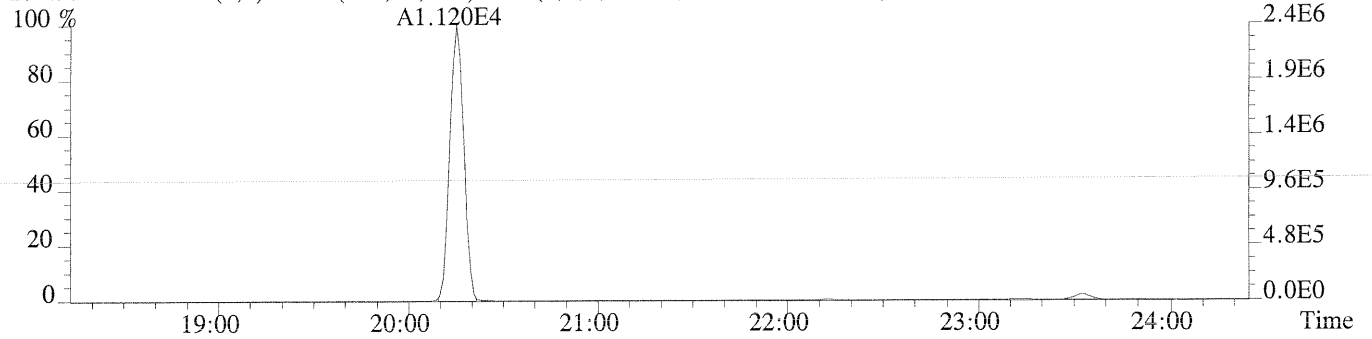
File:U220197 #1-342 Acq:25-AUG-2009 17:09:18 Probe EI+ Magnet SIR VG BioTech Mass spectf

Sample#1 Exp:CCAL CS3

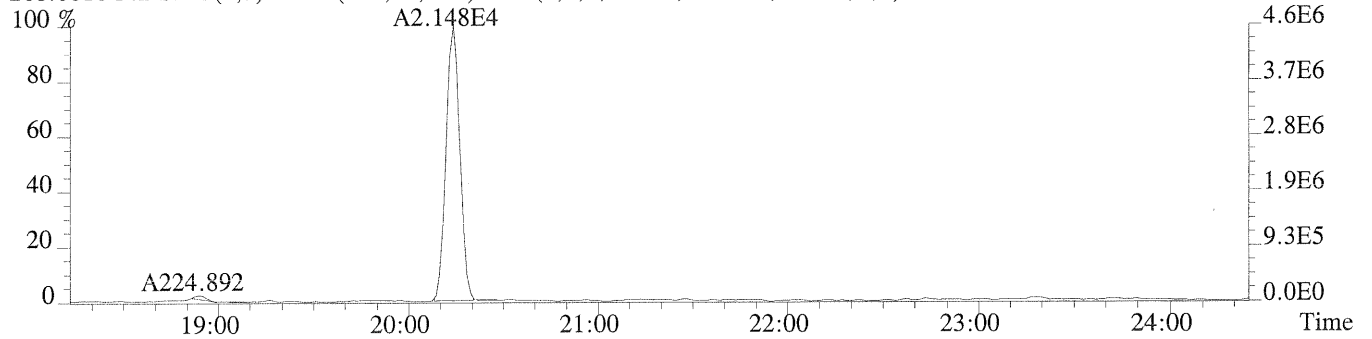
255.9613 F:2 SMO(1,3) BSUB(128,15,-3.0) PKD(3,3,3,0.10%,2828.0,1.00%,F,F)



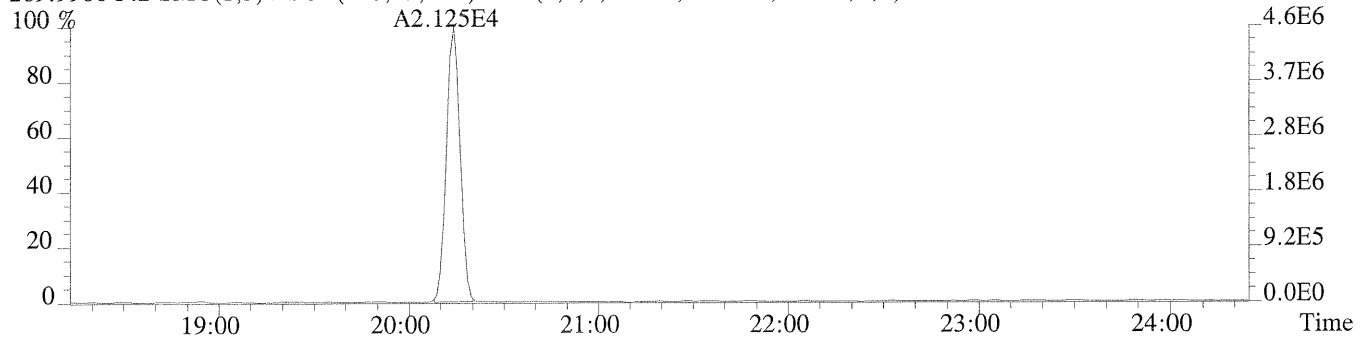
257.9584 F:2 SMO(1,3) BSUB(128,15,-3.0) PKD(3,3,3,0.10%,1596.0,1.00%,F,F)



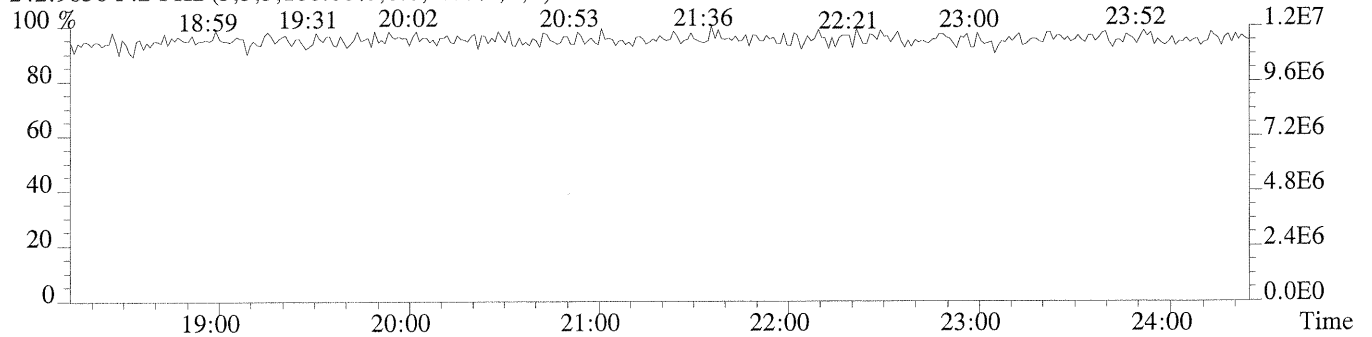
268.0016 F:2 SMO(1,3) BSUB(128,15,-3.0) PKD(3,3,3,0.10%,30804.0,1.00%,F,F)



269.9986 F:2 SMO(1,3) BSUB(128,15,-3.0) PKD(3,3,3,0.10%,17336.0,1.00%,F,F)

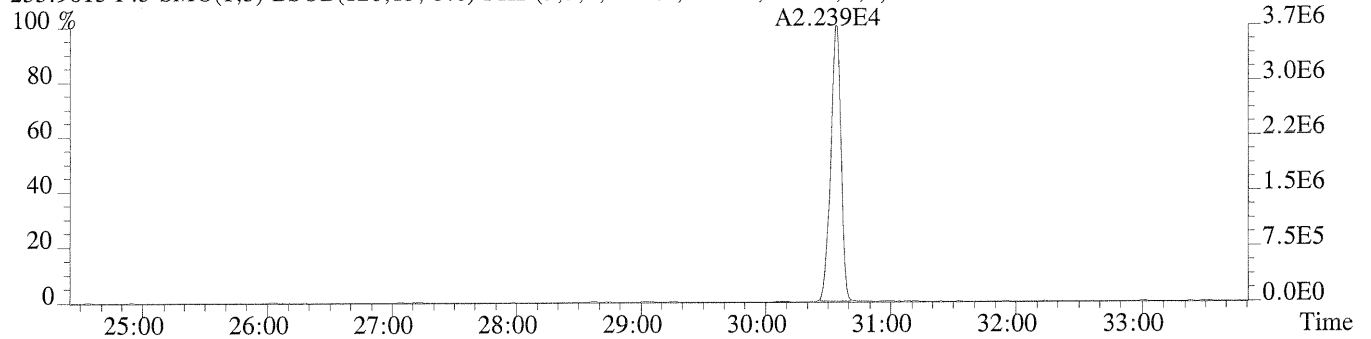


242.9856 F:2 PKD(3,3,3,100.00%,0.0,1.00%,F,F)

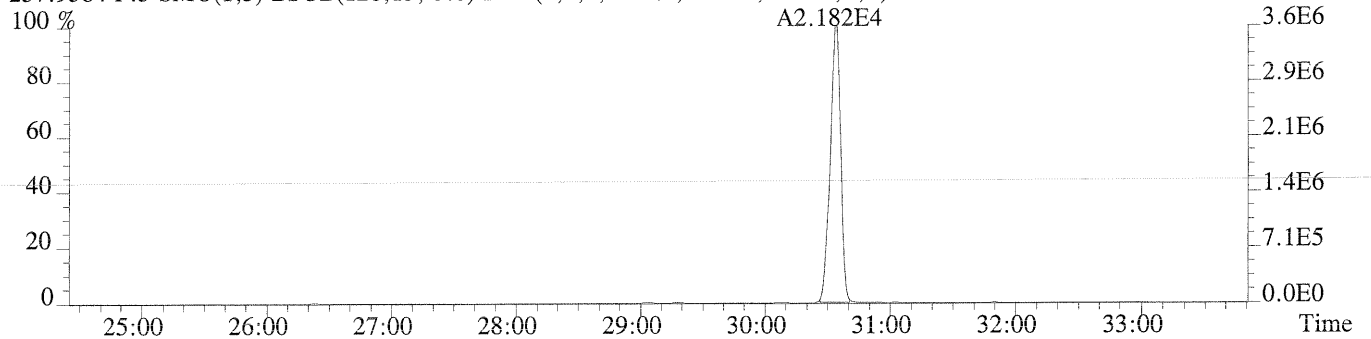


Sample#1 Exp:CCAL CS3

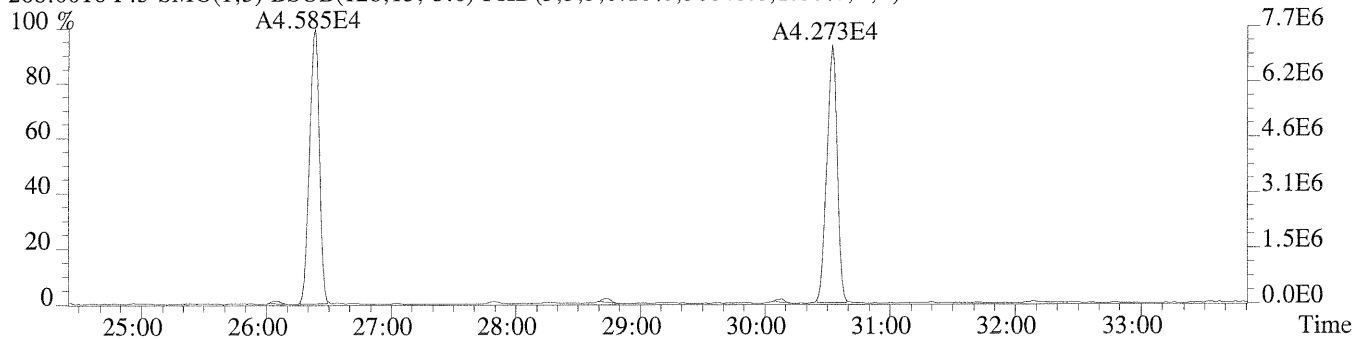
255.9613 F:3 SMO(1,3) BSUB(128,15,-3.0) PKD(3,3,3,0.10%,3236.0,1.00%,F,F)



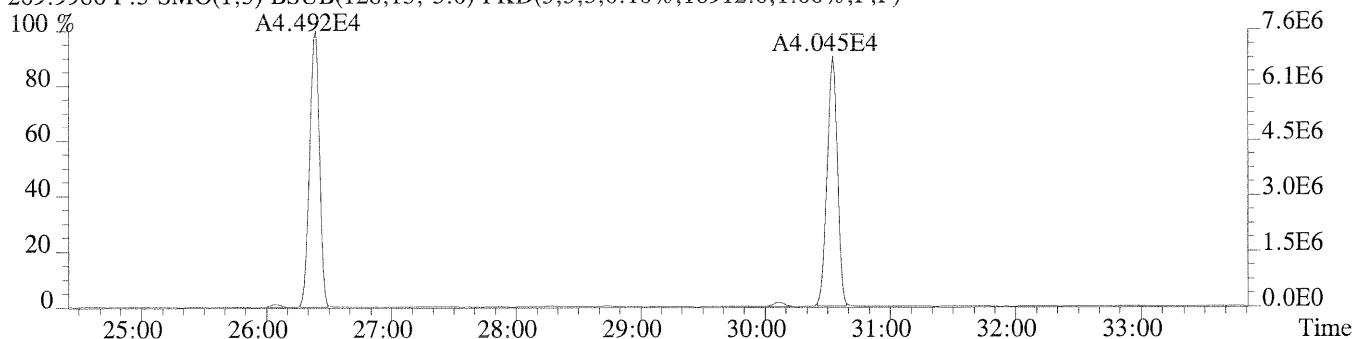
257.9584 F:3 SMO(1,3) BSUB(128,15,-3.0) PKD(3,3,3,0.10%,2424.0,1.00%,F,F)



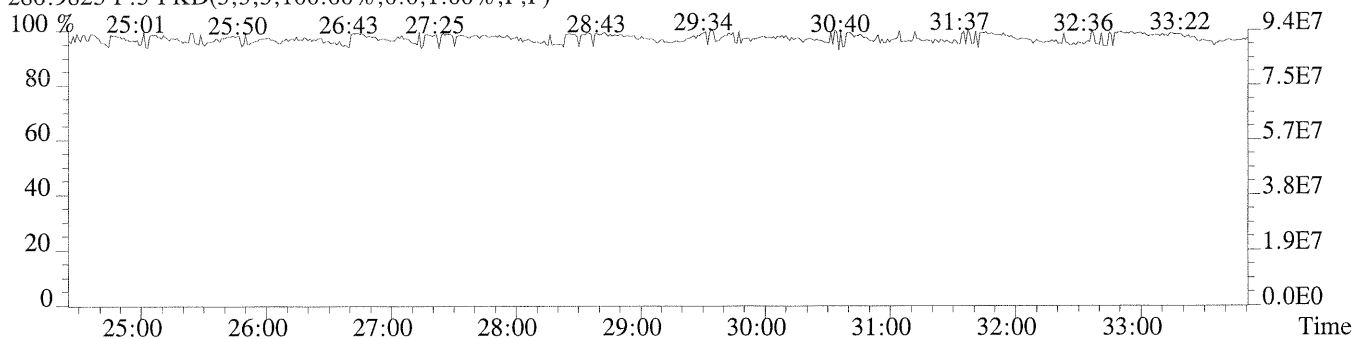
268.0016 F:3 SMO(1,3) BSUB(128,15,-3.0) PKD(3,3,3,0.10%,36048.0,1.00%,F,F)



269.9986 F:3 SMO(1,3) BSUB(128,15,-3.0) PKD(3,3,3,0.10%,16912.0,1.00%,F,F)

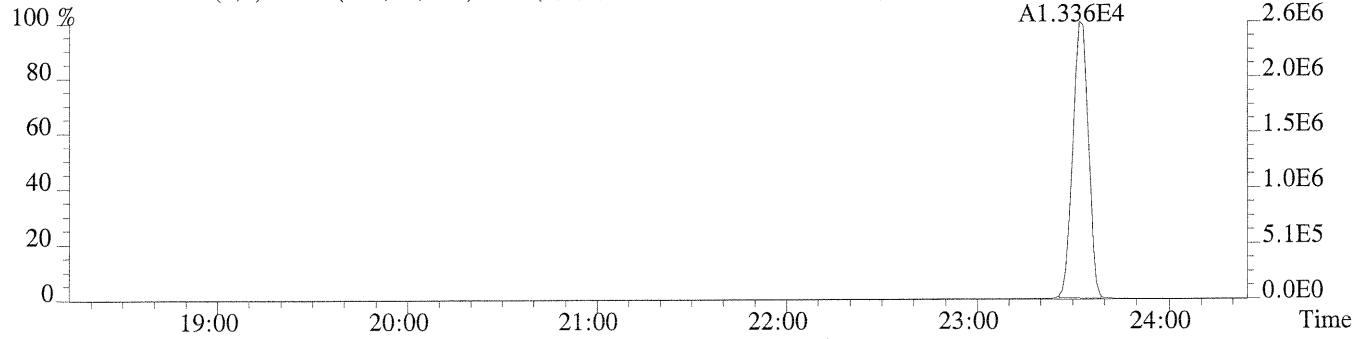


280.9825 F:3 PKD(3,3,3,100.00%,0.0,1.00%,F,F)

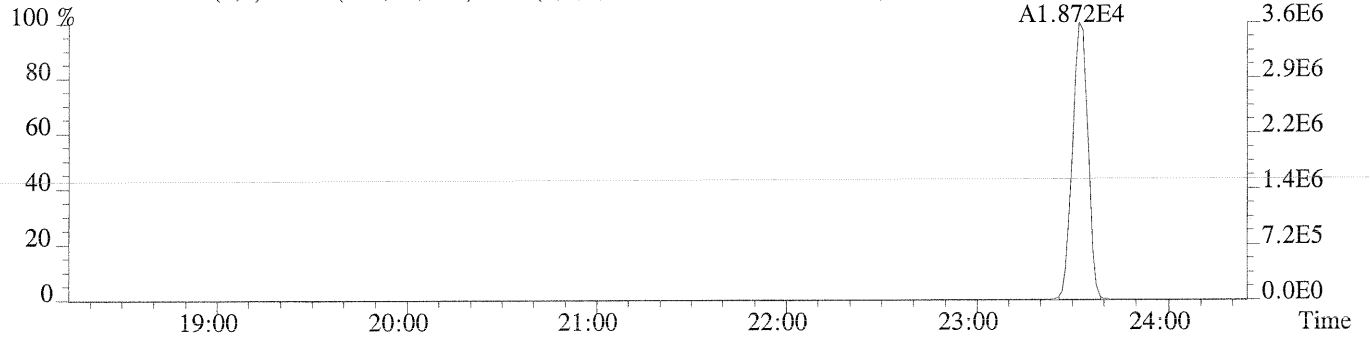


Sample#1 Exp:CCAL CS3

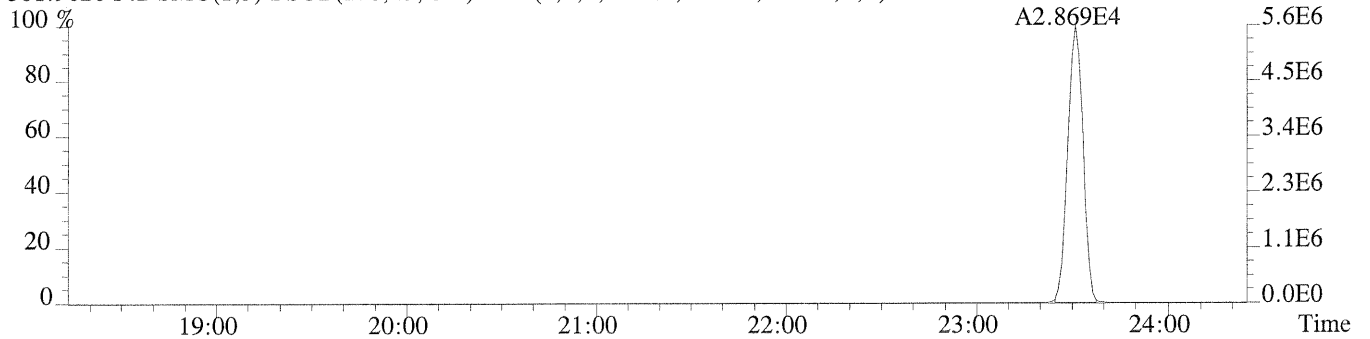
289.9224 F:2 SMO(1,3) BSUB(128,15,-3.0) PKD(3,3,3,0.10%,1296.0,1.00%,F,F)



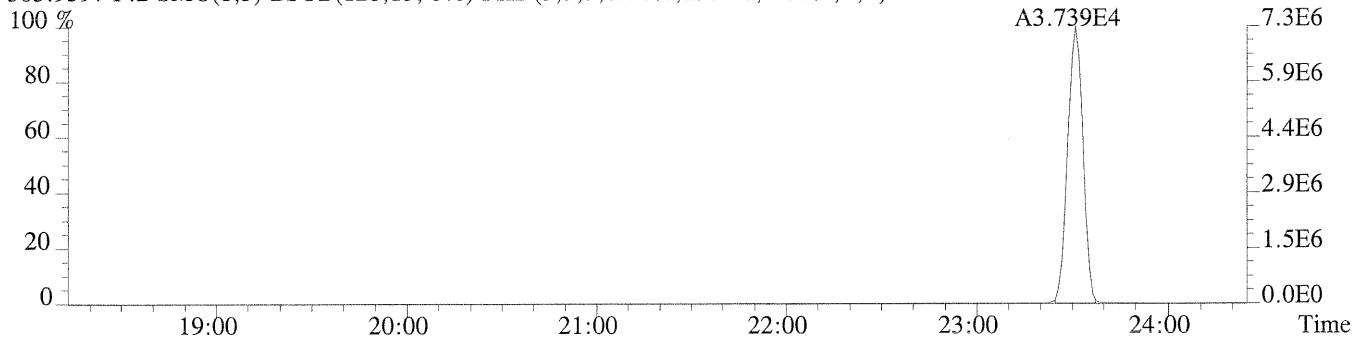
291.9194 F:2 SMO(1,3) BSUB(128,15,-3.0) PKD(3,3,3,0.10%,1352.0,1.00%,F,F)



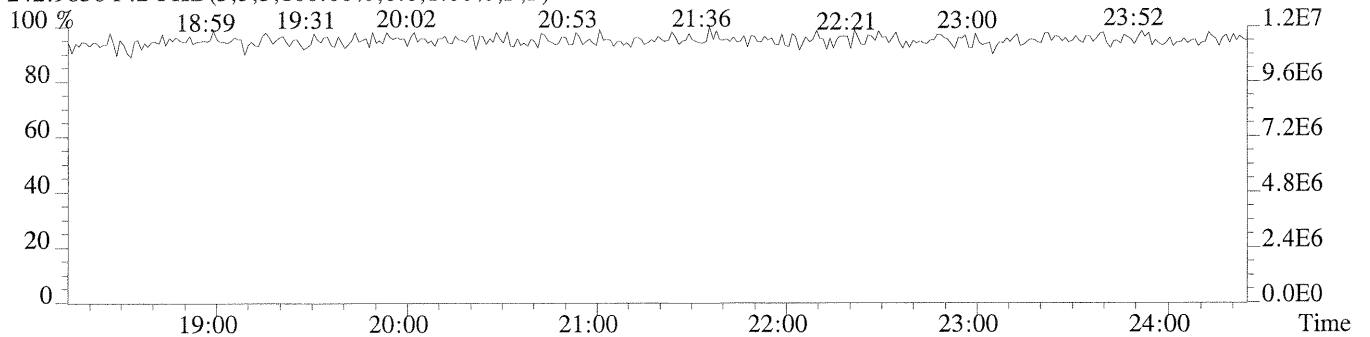
301.9626 F:2 SMO(1,3) BSUB(128,15,-3.0) PKD(3,3,3,0.10%,2564.0,1.00%,F,F)



303.9597 F:2 SMO(1,3) BSUB(128,15,-3.0) PKD(3,3,3,0.10%,1504.0,1.00%,F,F)



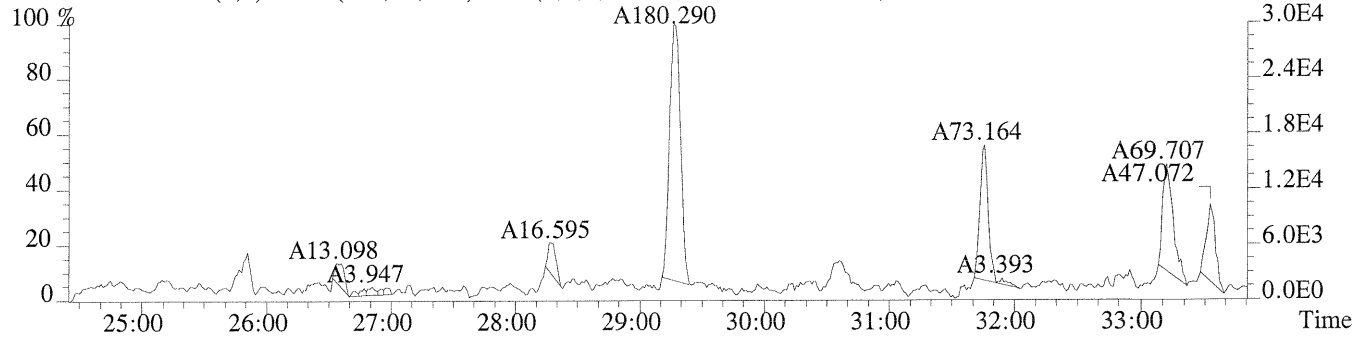
242.9856 F:2 PKD(3,3,3,100.00%,0.0,1.00%,F,F)



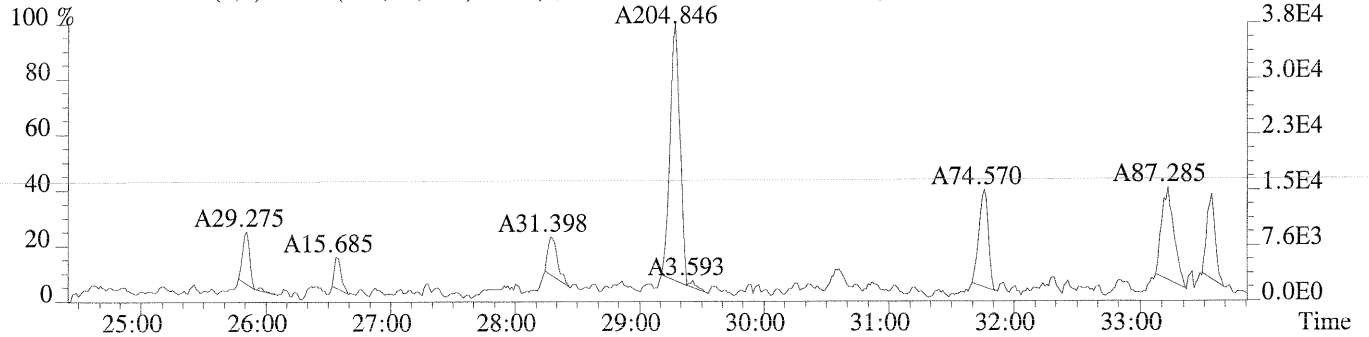
File:U220197 #1-603 Acq:25-AUG-2009 17:09:18 Probe EI+ Magnet SIR VG BioTech Mass spectf

Sample#1 Exp:CCAL CS3

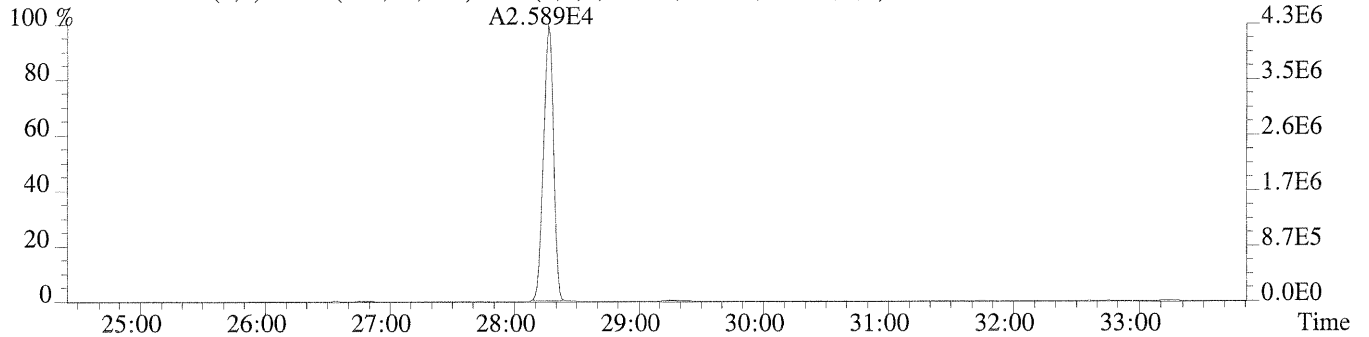
289.9224 F:3 SMO(1,3) BSUB(128,15,-3.0) PKD(3,3,3,0.10%,1860.0,1.00%,F,F)



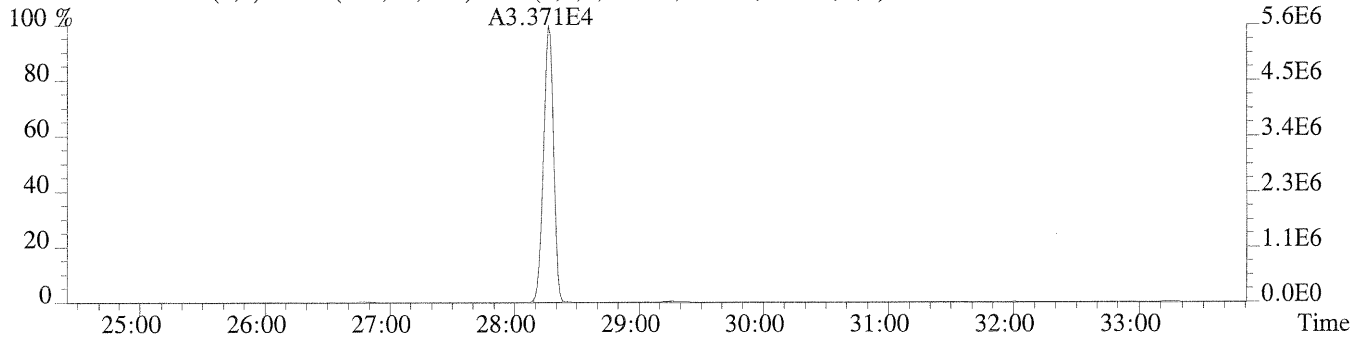
291.9194 F:3 SMO(1,3) BSUB(128,15,-3.0) PKD(3,3,3,0.10%,1972.0,1.00%,F,F)



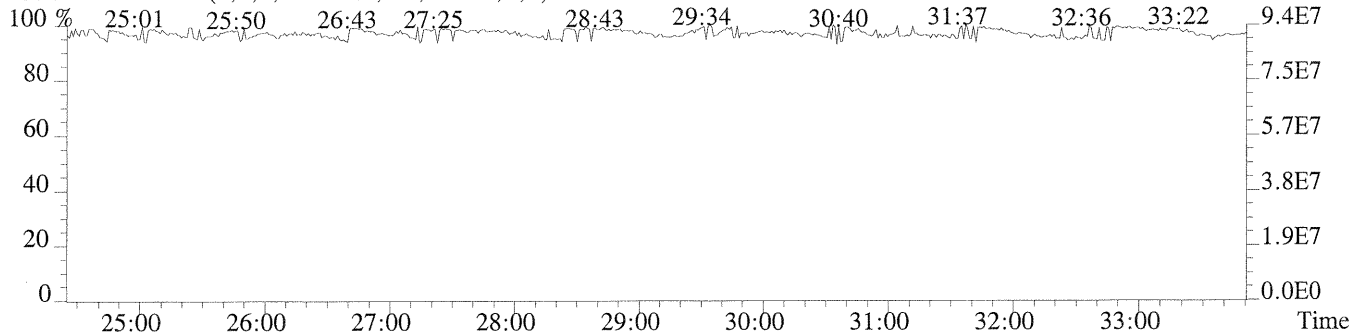
301.9626 F:3 SMO(1,3) BSUB(128,15,-3.0) PKD(3,3,3,0.10%,3008.0,1.00%,F,F)



303.9597 F:3 SMO(1,3) BSUB(128,15,-3.0) PKD(3,3,3,0.10%,2144.0,1.00%,F,F)

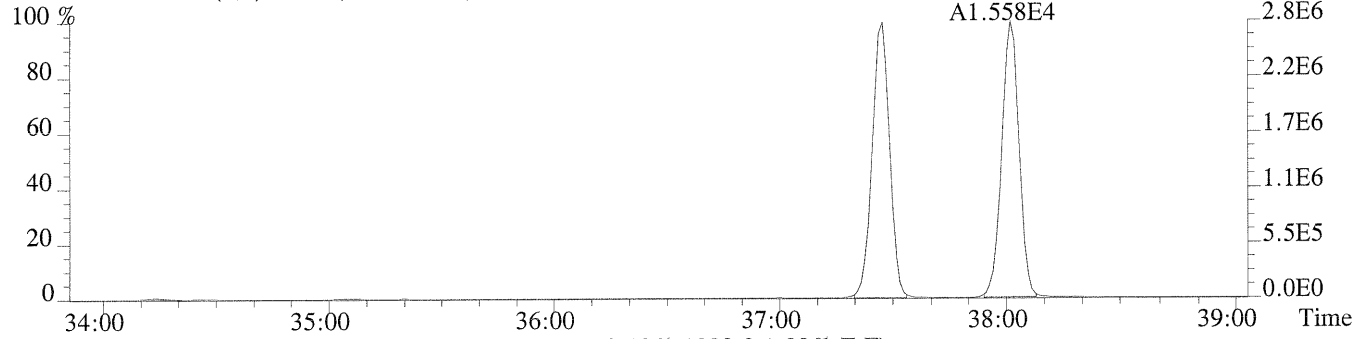


280.9825 F:3 PKD(3,3,3,100.00%,0.0,1.00%,F,F)

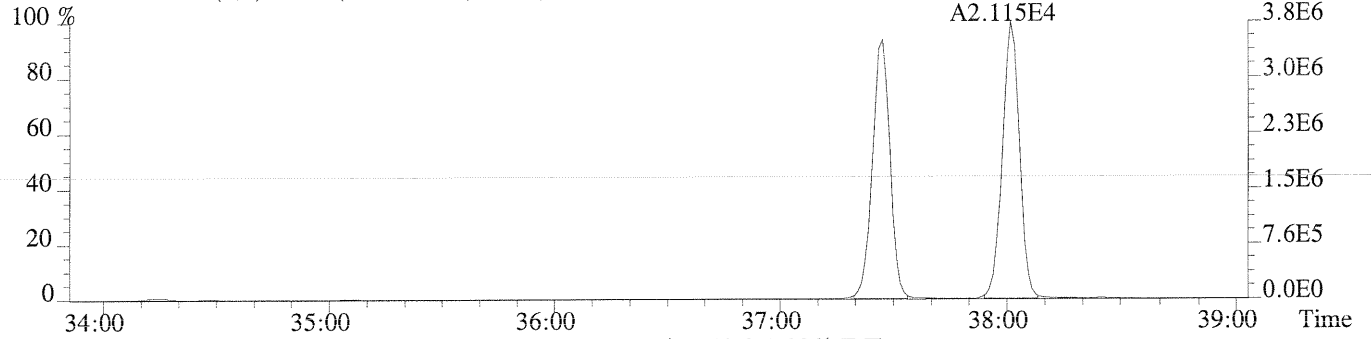


Sample#1 Exp:CCAL CS3

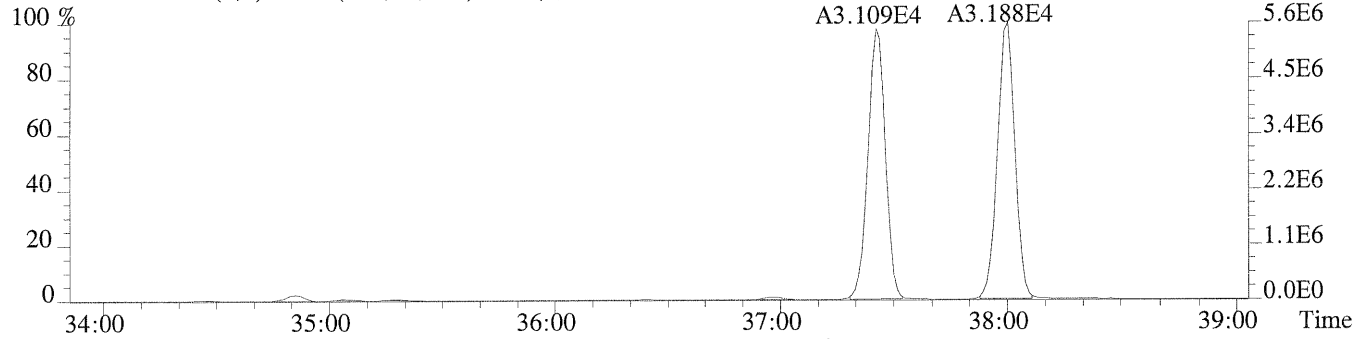
289.9224 F:4 SMO(1,3) BSUB(128,15,-3.0) PKD(3,3,3,0.10%,920.0,1.00%,F,F)



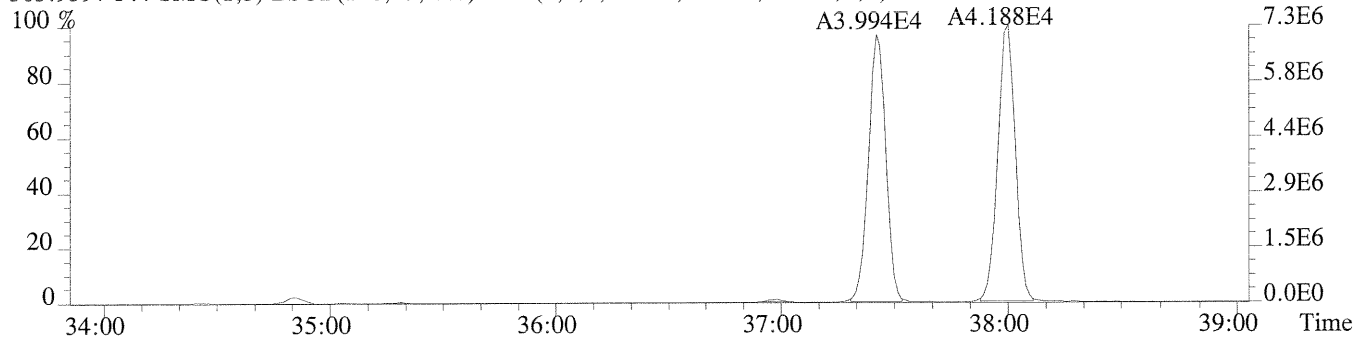
291.9194 F:4 SMO(1,3) BSUB(128,15,-3.0) PKD(3,3,3,0.10%,1328.0,1.00%,F,F)



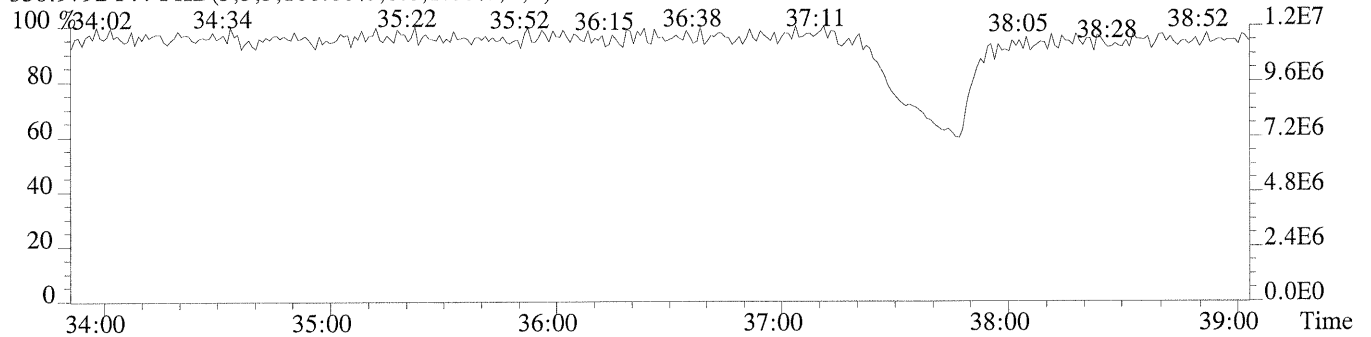
301.9626 F:4 SMO(1,3) BSUB(128,15,-3.0) PKD(3,3,3,0.10%,3548.0,1.00%,F,F)



303.9597 F:4 SMO(1,3) BSUB(128,15,-3.0) PKD(3,3,3,0.10%,1764.0,1.00%,F,F)

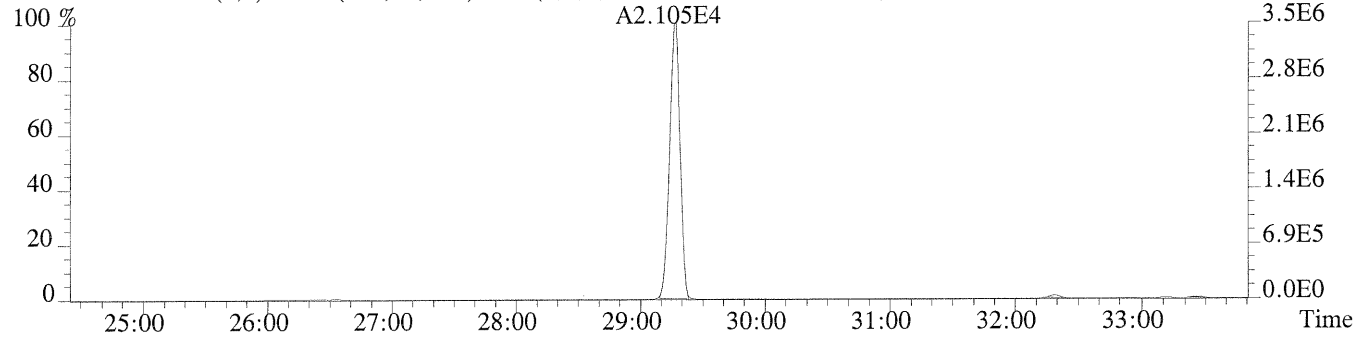


330.9792 F:4 PKD(3,3,3,100.00%,0.0,1.00%,F,F)

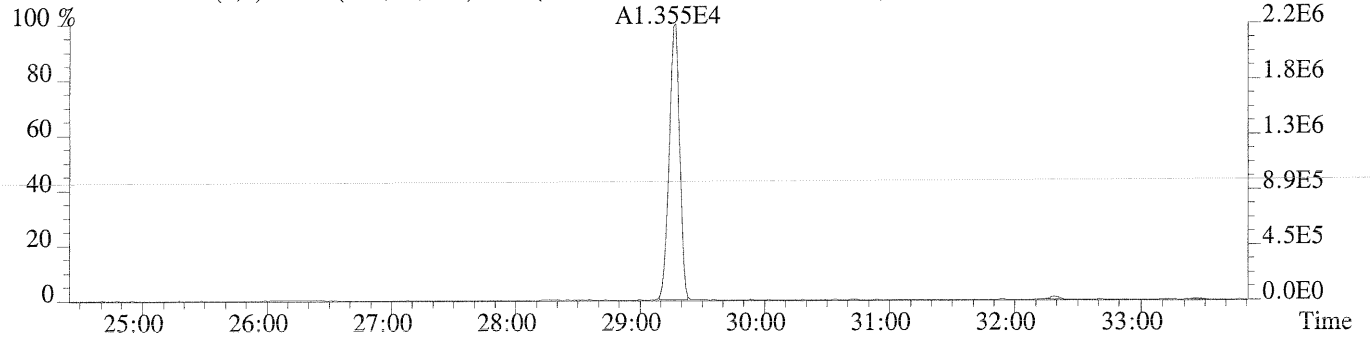


Sample#1 Exp:CCAL CS3

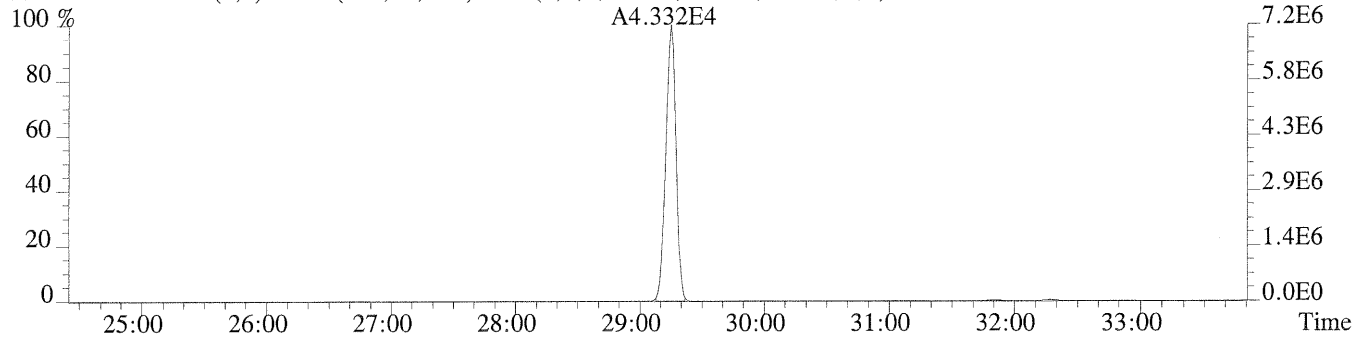
325.8804 F:3 SMO(1,3) BSUB(128,15,-3.0) PKD(3,3,3,0.10%,1864.0,1.00%,F,F)



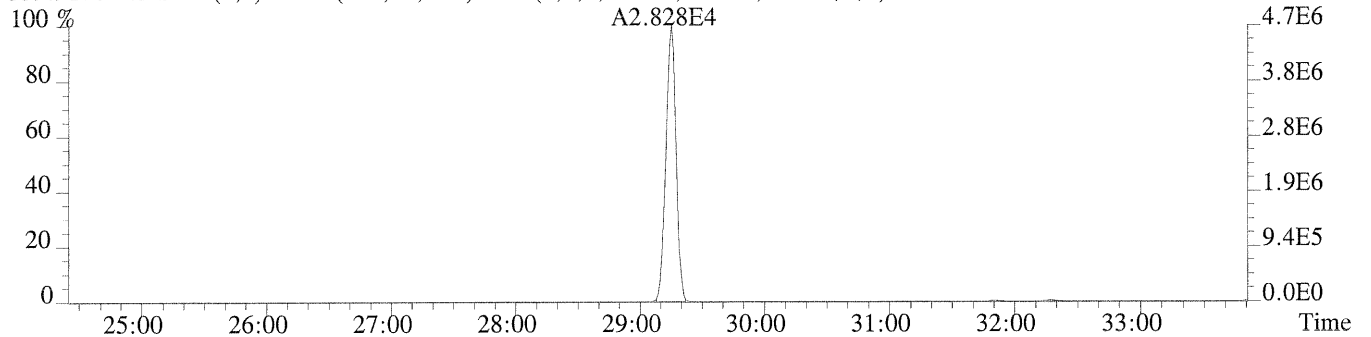
327.8775 F:3 SMO(1,3) BSUB(128,15,-3.0) PKD(3,3,3,0.10%,2396.0,1.00%,F,F)



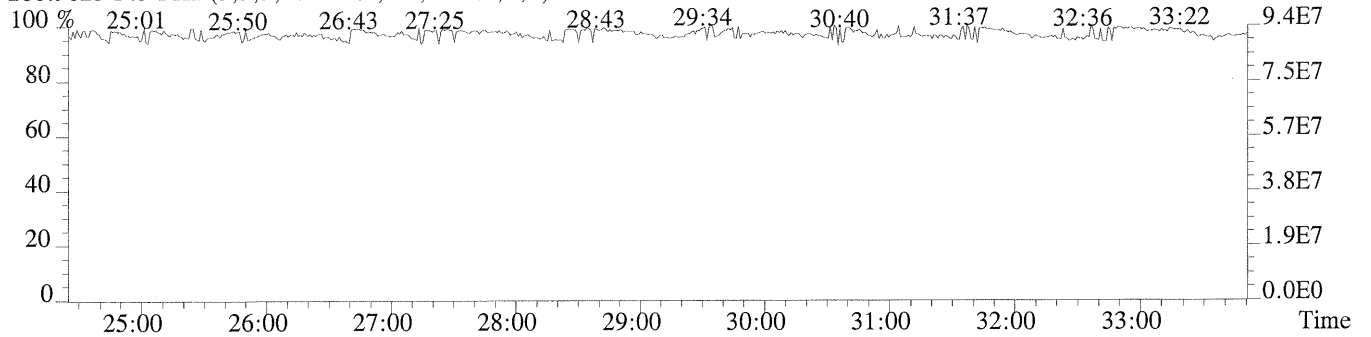
337.9207 F:3 SMO(1,3) BSUB(128,15,-3.0) PKD(3,3,3,0.10%,1824.0,1.00%,F,F)



339.9178 F:3 SMO(1,3) BSUB(128,15,-3.0) PKD(3,3,3,0.10%,1532.0,1.00%,F,F)

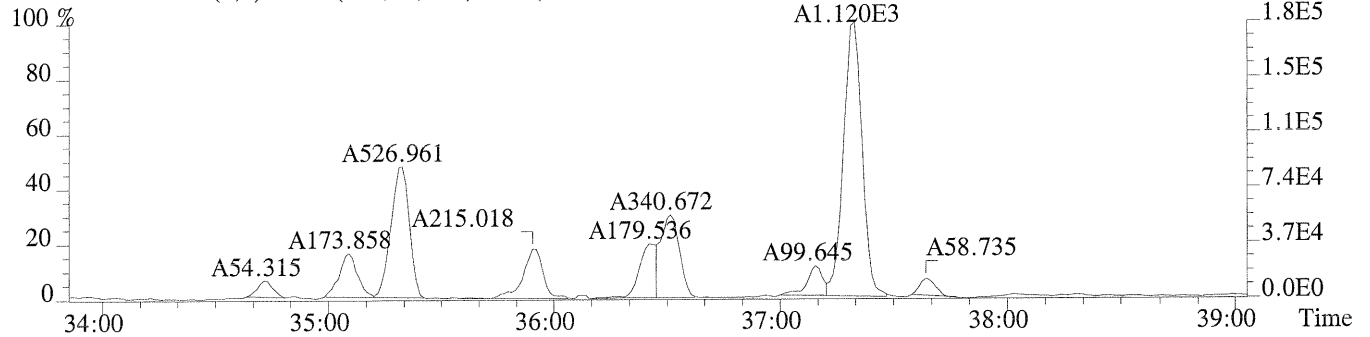


280.9825 F:3 PKD(3,3,3,100.00%,0.0,1.00%,F,F)

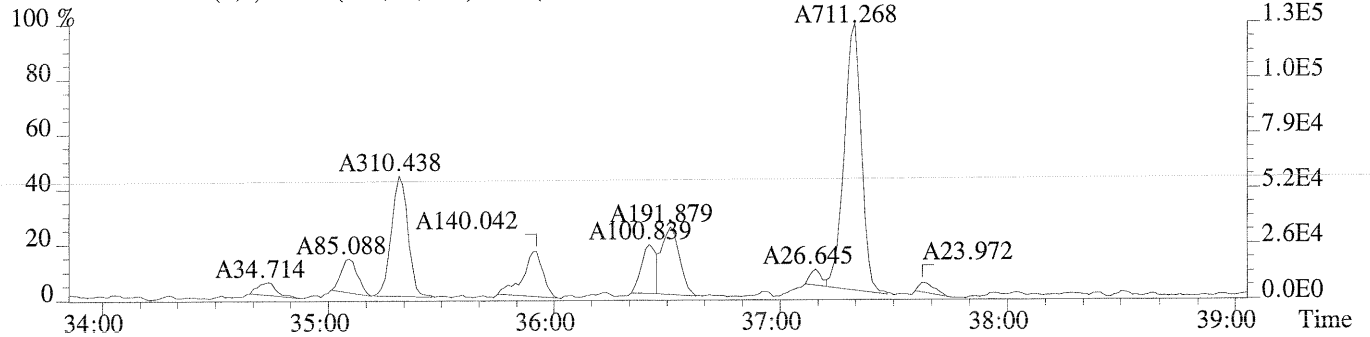


Sample#1 Exp:CCAL CS3

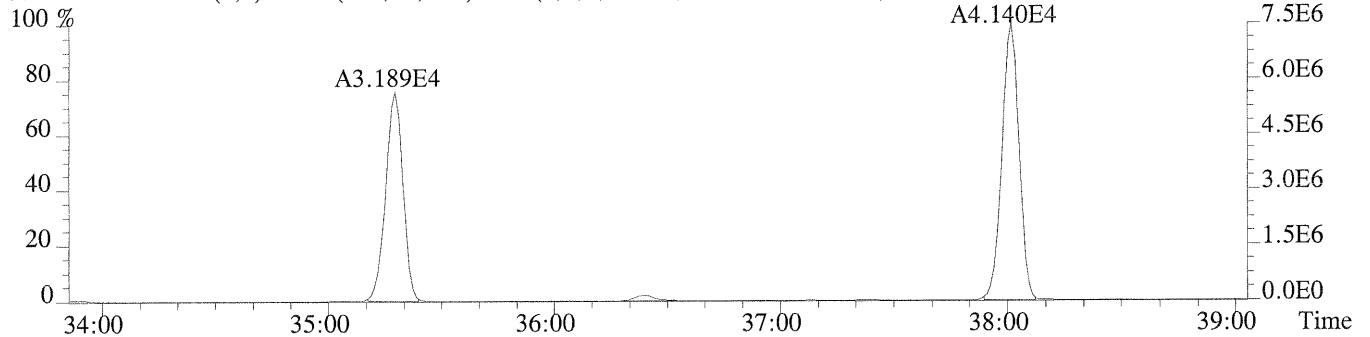
325.8804 F:4 SMO(1,3) BSUB(128,15,-3.0) PKD(3,3,3,0.10%,1396.0,1.00%,F,F)



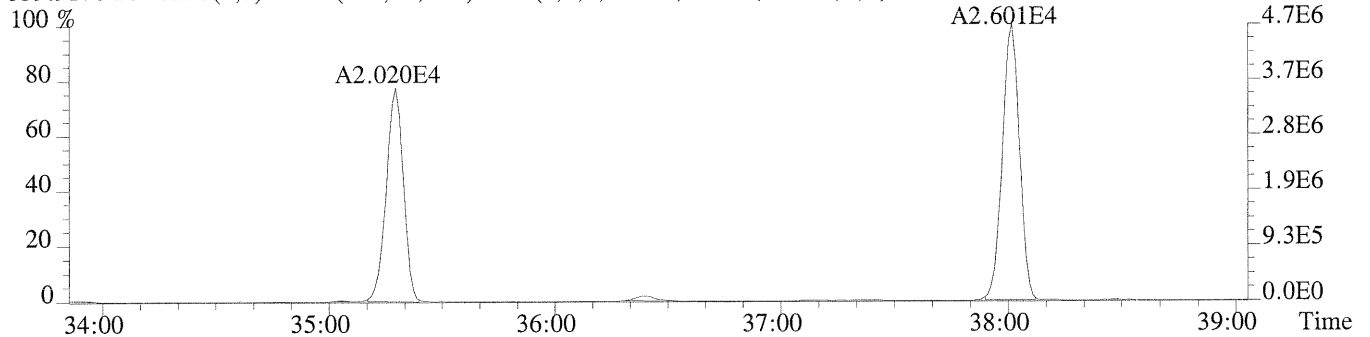
327.8775 F:4 SMO(1,3) BSUB(128,15,-3.0) PKD(3,3,3,0.10%,2472.0,1.00%,F,F)



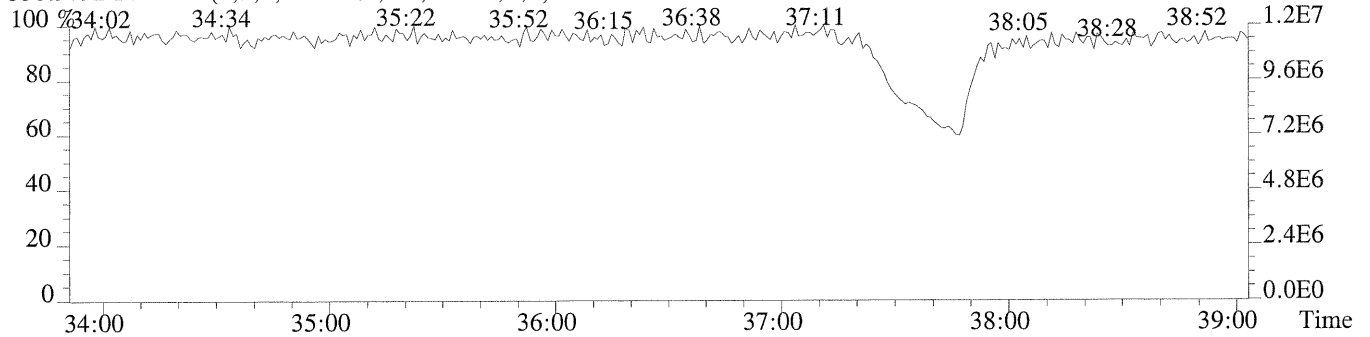
337.9207 F:4 SMO(1,3) BSUB(128,15,-3.0) PKD(3,3,3,0.10%,2588.0,1.00%,F,F)



339.9178 F:4 SMO(1,3) BSUB(128,15,-3.0) PKD(3,3,3,0.10%,4020.0,1.00%,F,F)



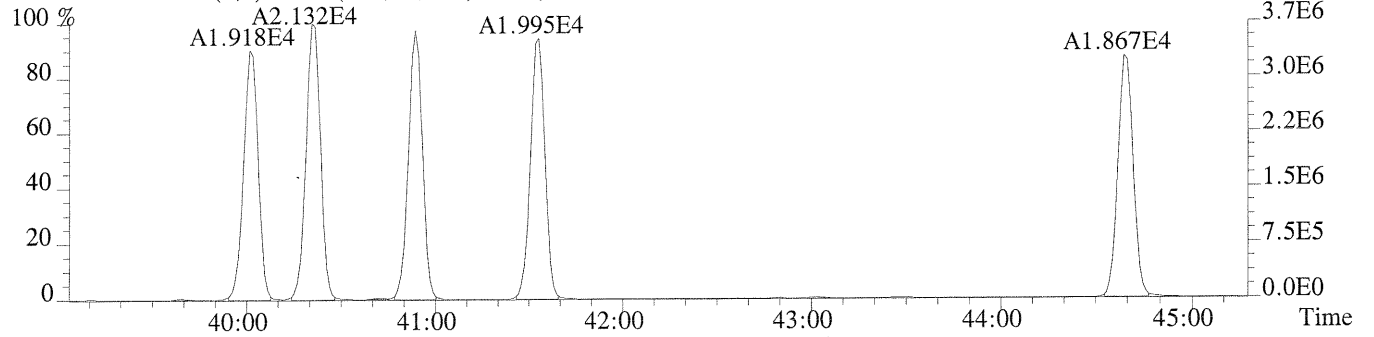
330.9792 F:4 PKD(3,3,3,100.0%,0.0,1.00%,F,F)



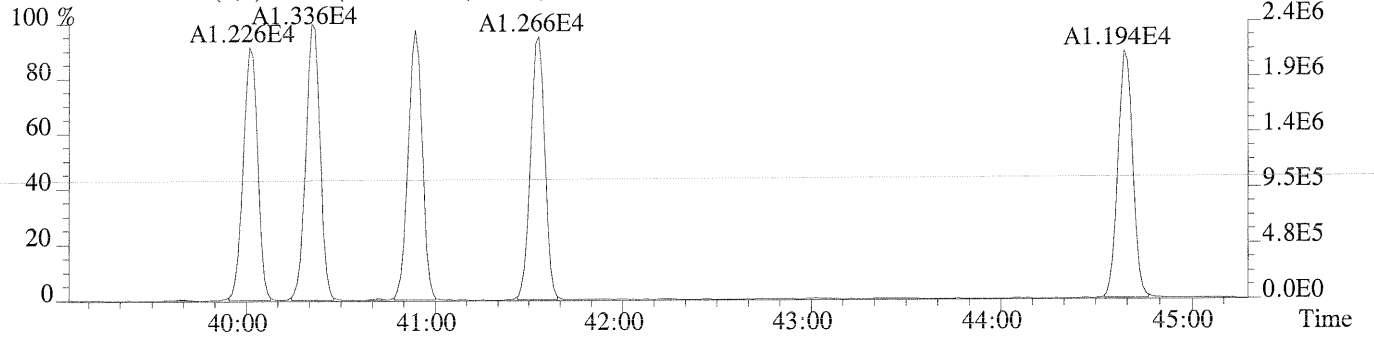
File:U220197 #1-399 Acq:25-AUG-2009 17:09:18 Probe EI+ Magnet SIR VG BioTech Mass spectf

Sample#1 Exp:CCAL CS3

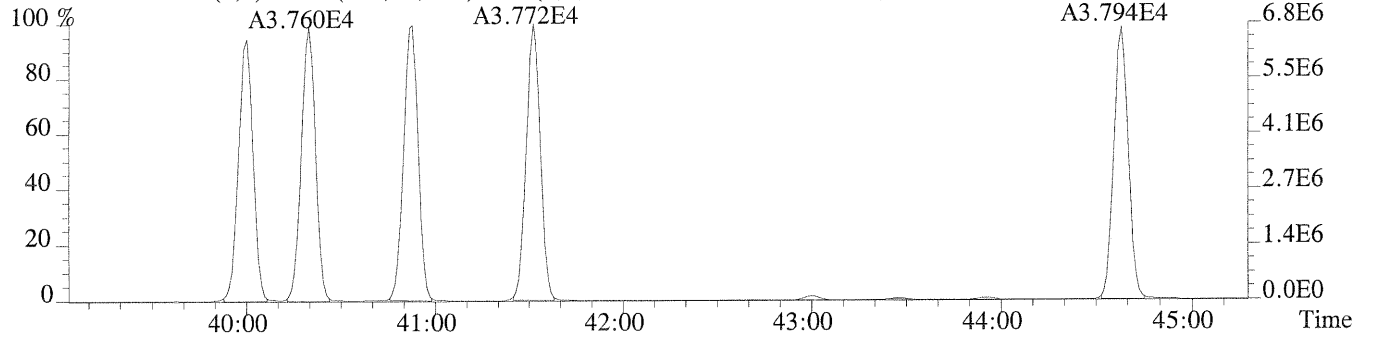
325.8804 F:5 SMO(1,3) BSUB(128,15,-3.0) PKD(3,3,3,0.10%,1360.0,1.00%,F,F)



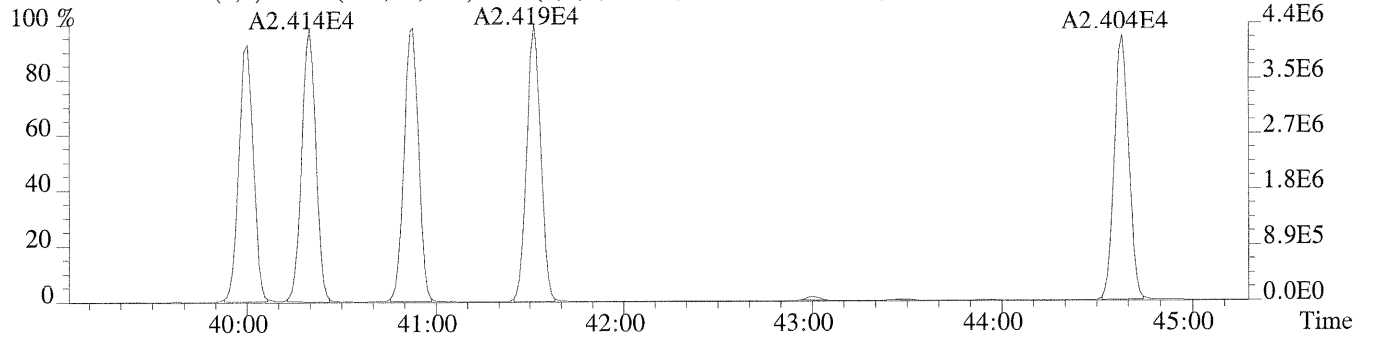
327.8775 F:5 SMO(1,3) BSUB(128,15,-3.0) PKD(3,3,3,0.10%,3712.0,1.00%,F,F)



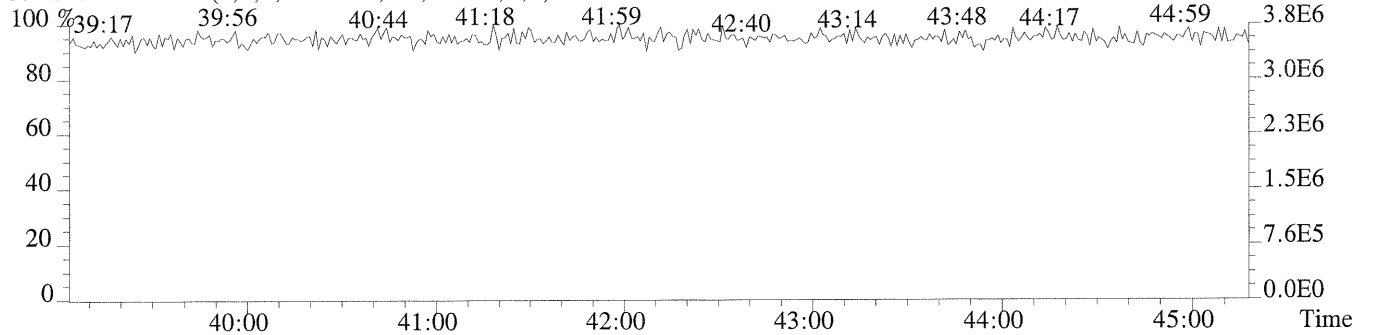
337.9207 F:5 SMO(1,3) BSUB(128,15,-3.0) PKD(3,3,3,0.10%,2804.0,1.00%,F,F)



339.9178 F:5 SMO(1,3) BSUB(128,15,-3.0) PKD(3,3,3,0.10%,1620.0,1.00%,F,F)

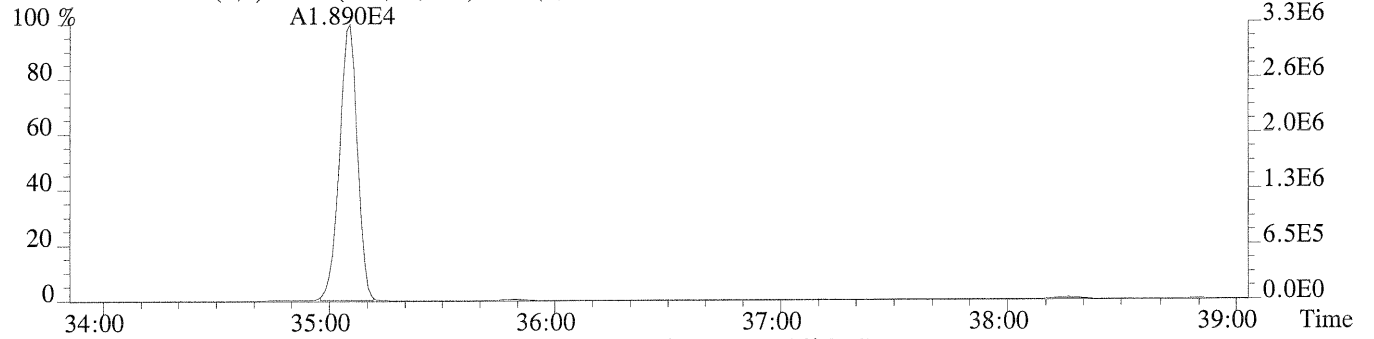


354.9792 F:5 PKD(3,3,3,100.00%,0.0,1.00%,F,F)

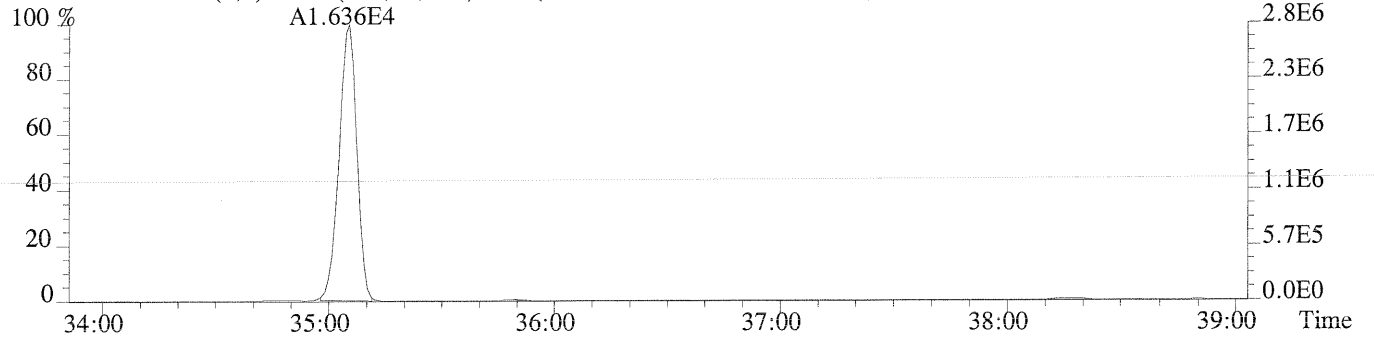


Sample#1 Exp:CCAL CS3

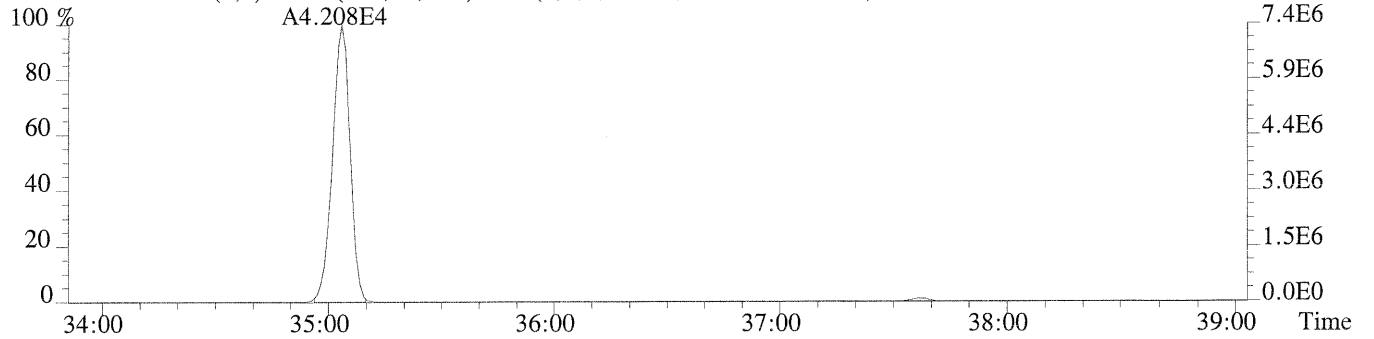
359.8415 F:4 SMO(1,3) BSUB(128,15,-3.0) PKD(3,3,3,0.10%,1560.0,1.00%,F,F)



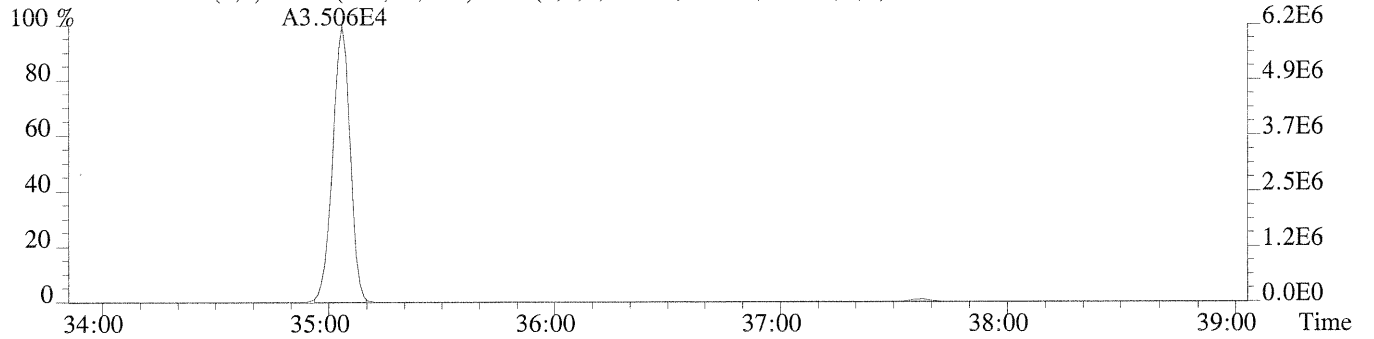
361.8385 F:4 SMO(1,3) BSUB(128,15,-3.0) PKD(3,3,3,0.10%,724.0,1.00%,F,F)



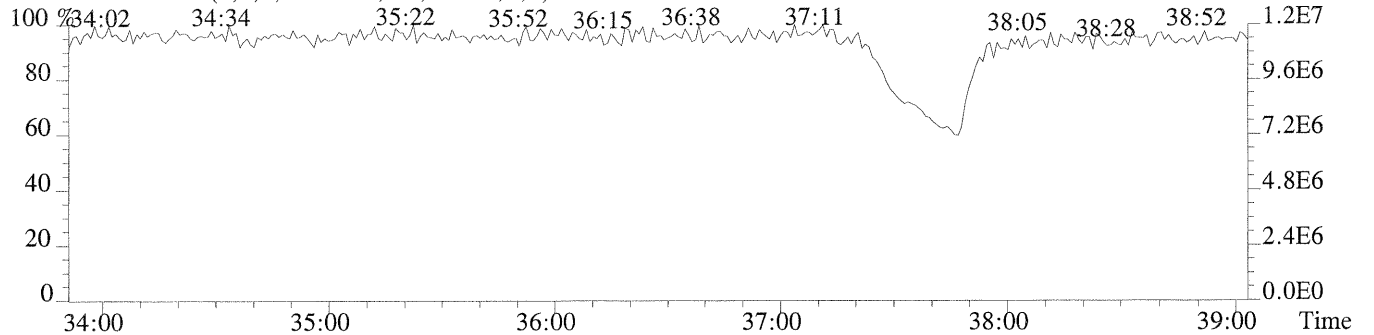
371.8817 F:4 SMO(1,3) BSUB(128,15,-3.0) PKD(3,3,3,0.10%,920.0,1.00%,F,F)



373.8788 F:4 SMO(1,3) BSUB(128,15,-3.0) PKD(3,3,3,0.10%,1304.0,1.00%,F,F)



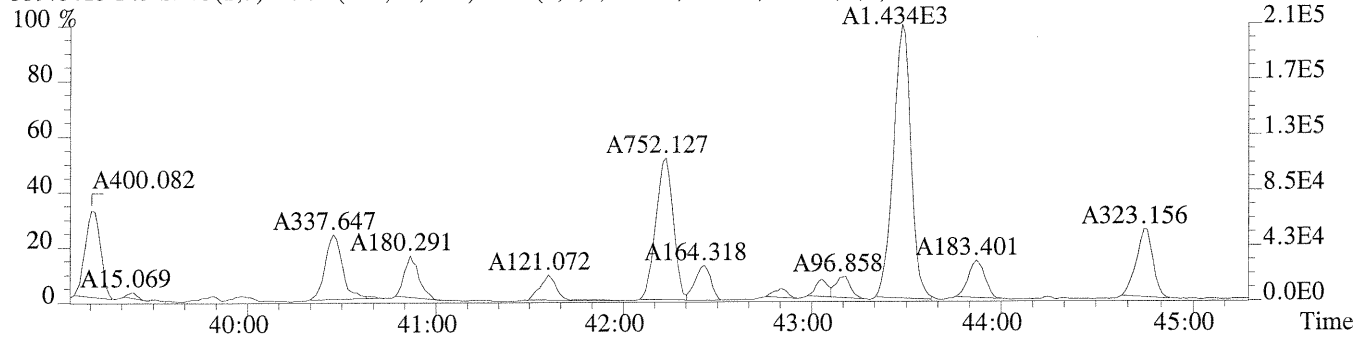
330.9792 F:4 PKD(3,3,3,100.00%,0.0,1.00%,F,F)



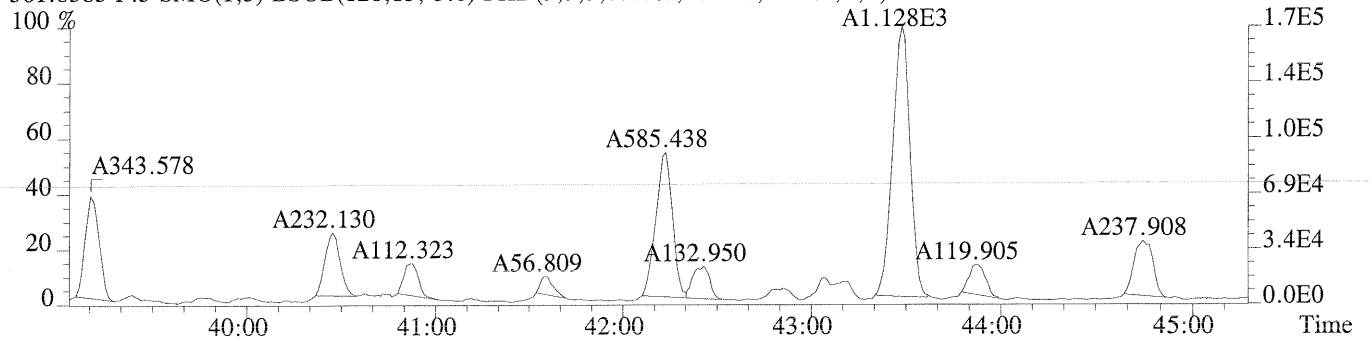
File:U220197 #1-399 Acq:25-AUG-2009 17:09:18 Probe EI+ Magnet SIR VG BioTech Mass spectf

Sample#1 Exp:CCAL CS3

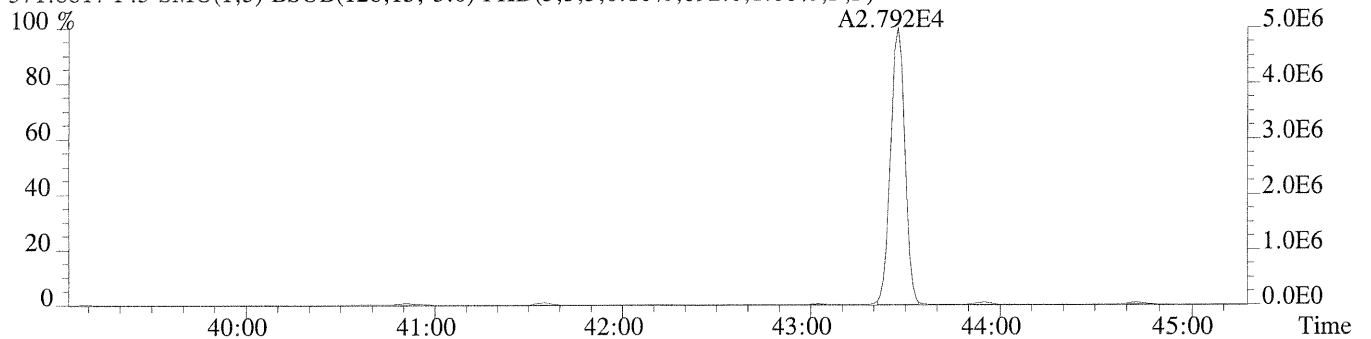
359.8415 F:5 SMO(1,3) BSUB(128,15,-3.0) PKD(3,3,3,0.10%,1816.0,1.00%,F,F)



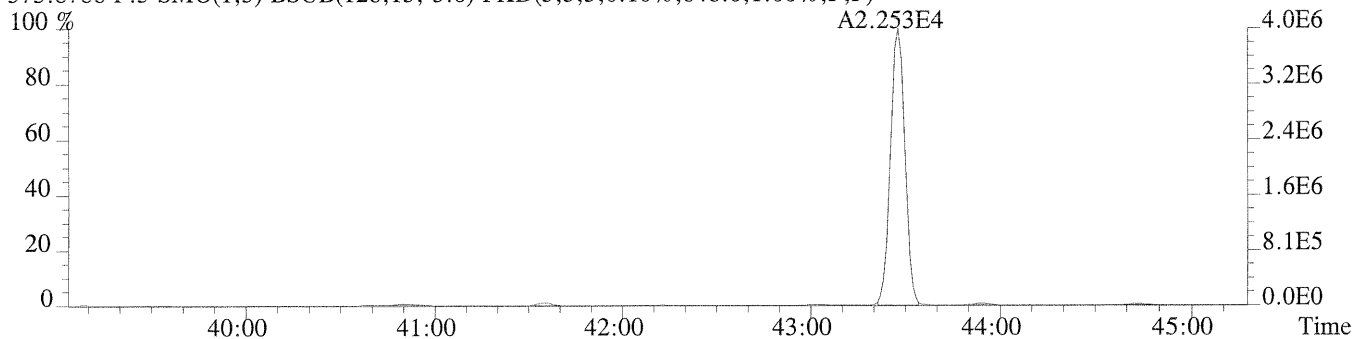
361.8385 F:5 SMO(1,3) BSUB(128,15,-3.0) PKD(3,3,3,0.10%,4040.0,1.00%,F,F)



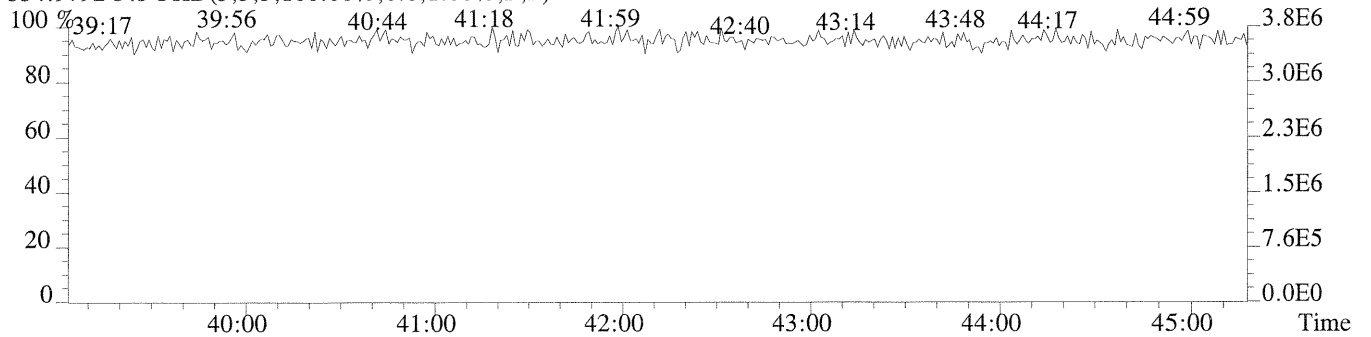
371.8817 F:5 SMO(1,3) BSUB(128,15,-3.0) PKD(3,3,3,0.10%,892.0,1.00%,F,F)



373.8788 F:5 SMO(1,3) BSUB(128,15,-3.0) PKD(3,3,3,0.10%,848.0,1.00%,F,F)

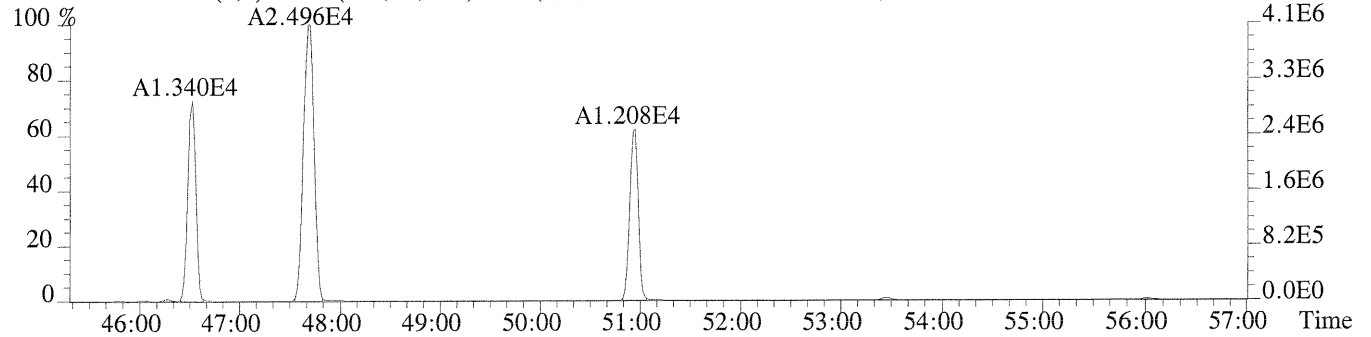


354.9792 F:5 PKD(3,3,3,100.00%,0.0,1.00%,F,F)

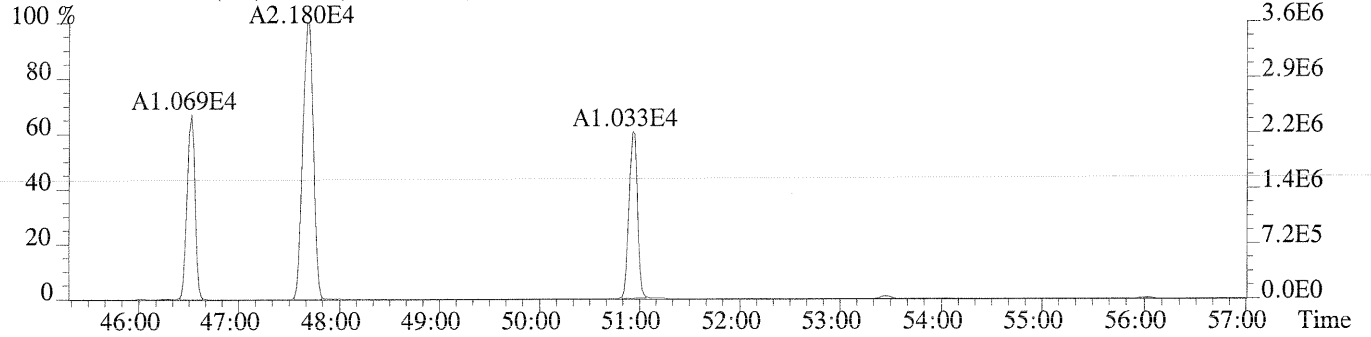


Sample#1 Exp:CCAL CS3

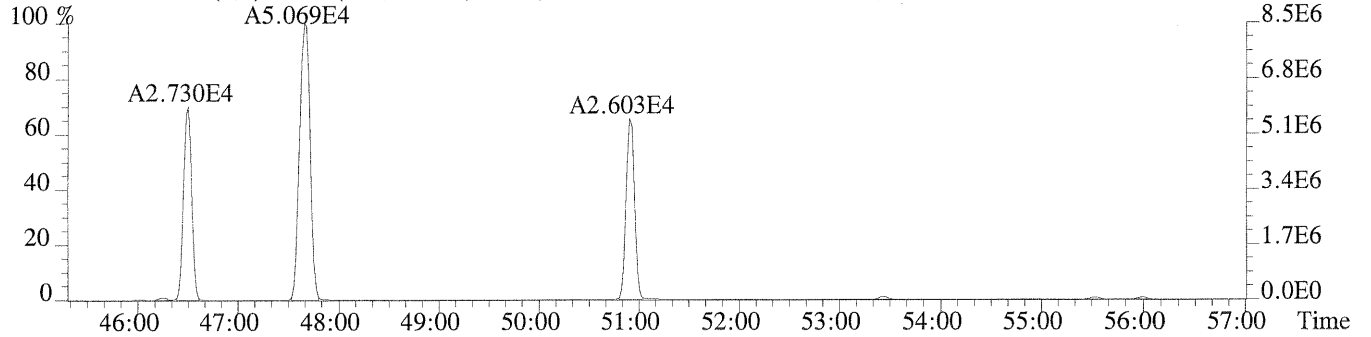
359.8415 F:6 SMO(1,3) BSUB(128,15,-3.0) PKD(3,3,3,0.10%,1032.0,1.00%,F,F)



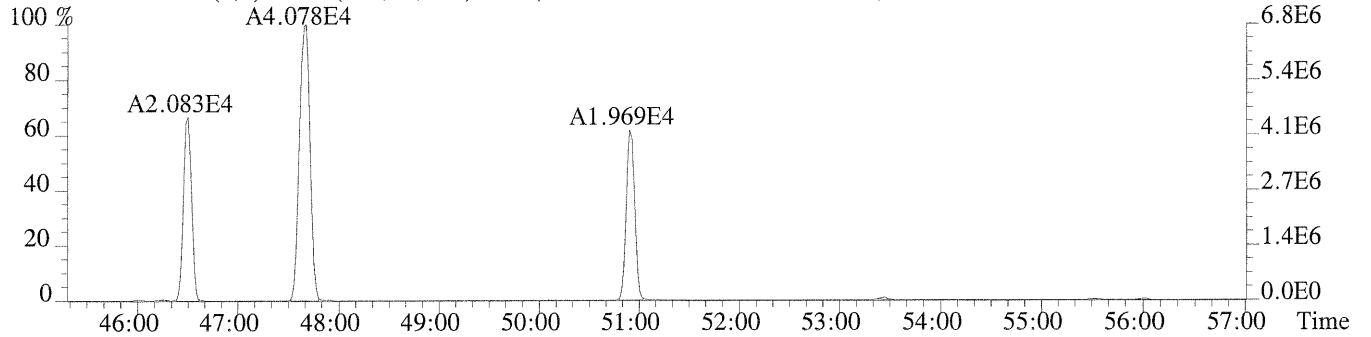
361.8385 F:6 SMO(1,3) BSUB(128,15,-3.0) PKD(3,3,3,0.10%,1368.0,1.00%,F,F)



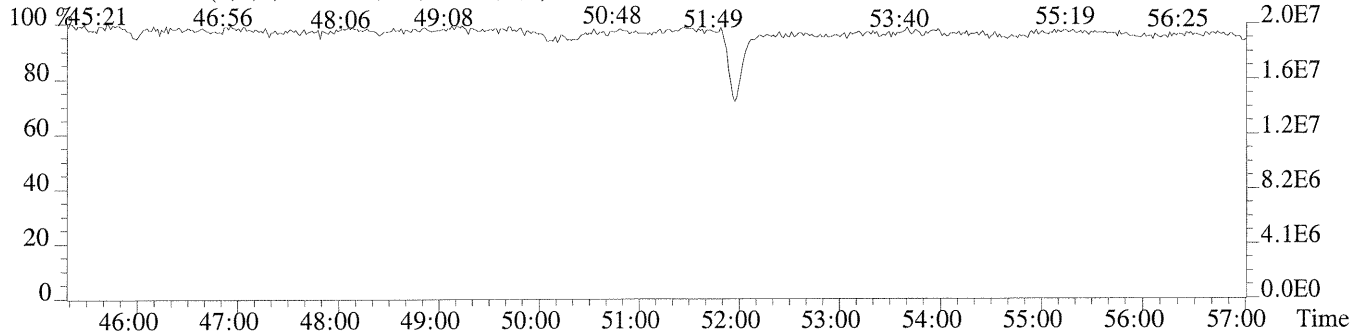
371.8817 F:6 SMO(1,3) BSUB(128,15,-3.0) PKD(3,3,3,0.10%,1616.0,1.00%,F,F)



373.8788 F:6 SMO(1,3) BSUB(128,15,-3.0) PKD(3,3,3,0.10%,2628.0,1.00%,F,F)

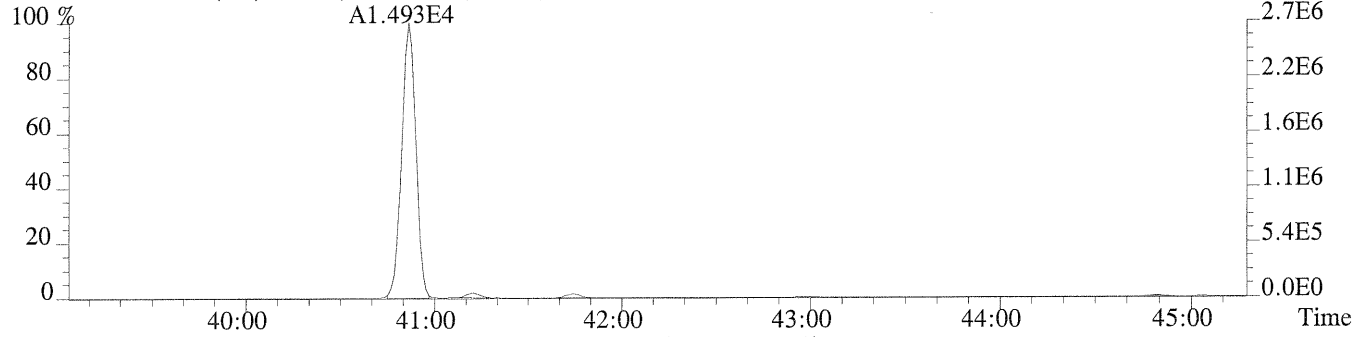


454.9728 F:6 PKD(5,3,5,100.00%,0.0,1.00%,F,F)

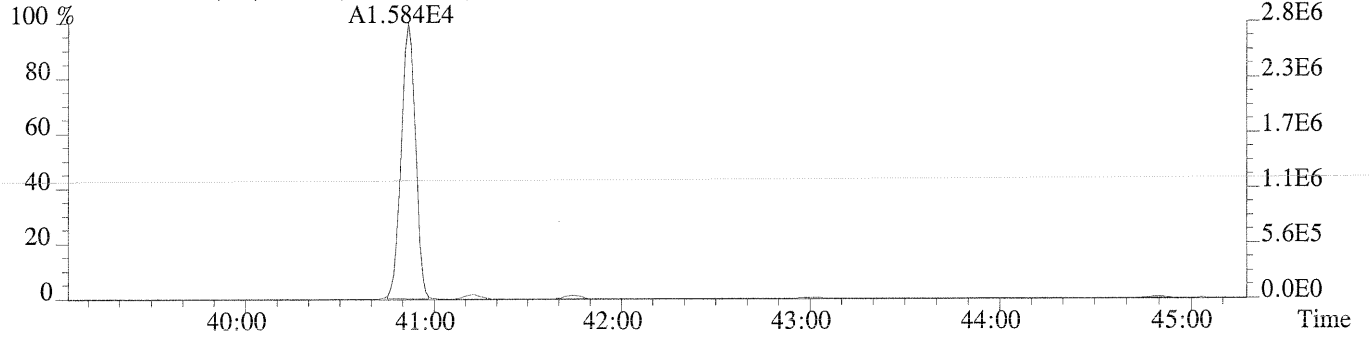


Sample#1 Exp:CCAL CS3

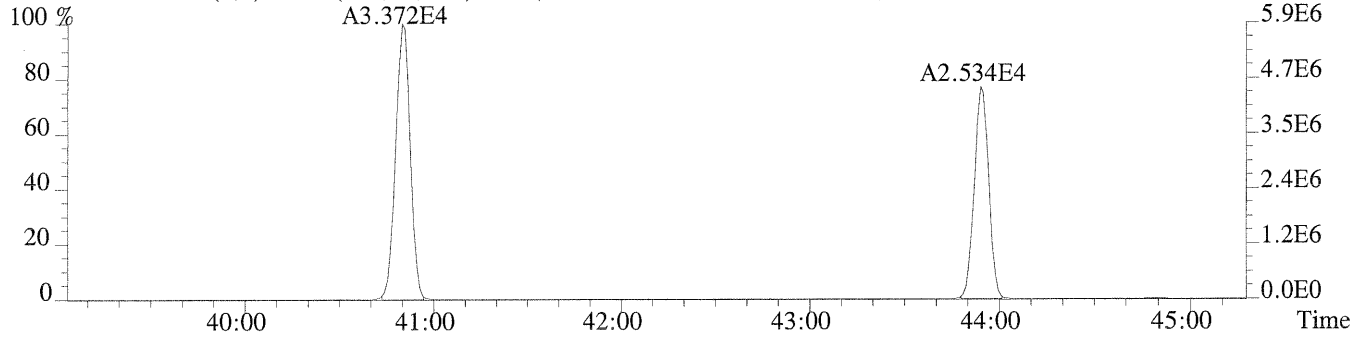
393.8025 F:5 SMO(1,3) BSUB(128,15,-3.0) PKD(3,3,3,0.10%,860.0,1.00%,F,F)



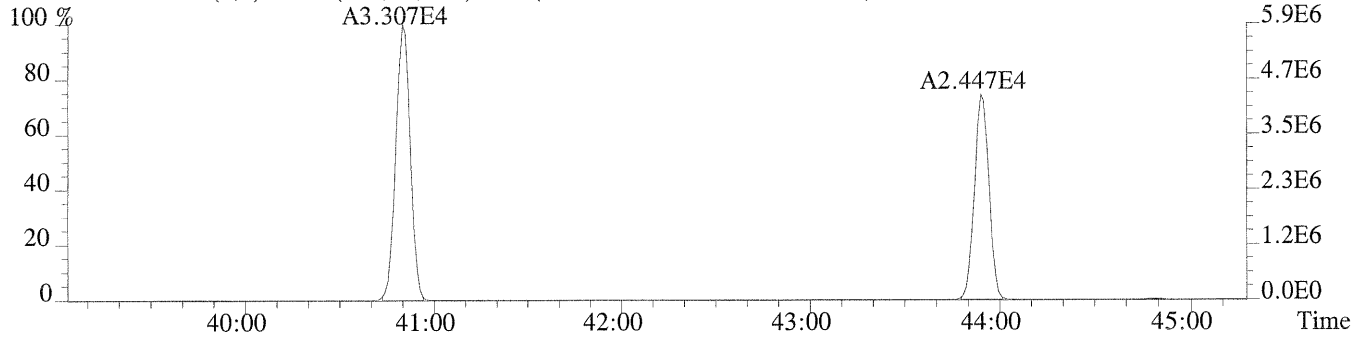
395.7995 F:5 SMO(1,3) BSUB(128,15,-3.0) PKD(3,3,3,0.10%,616.0,1.00%,F,F)



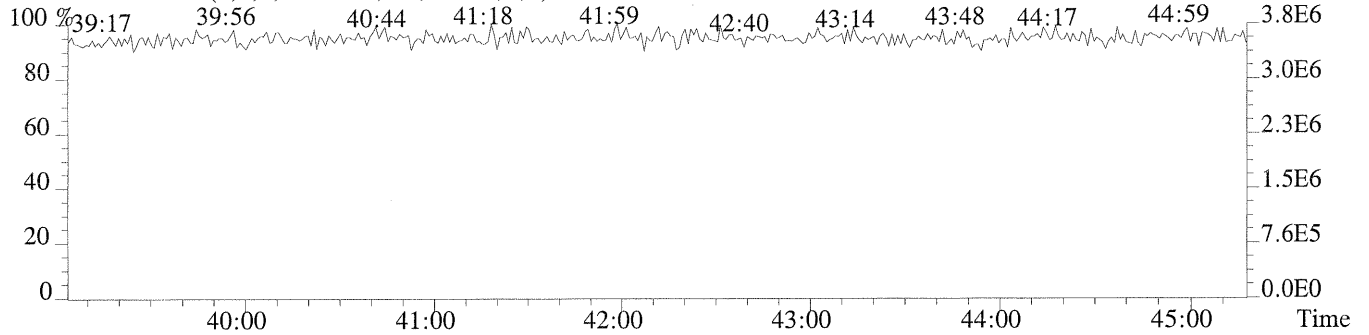
405.8428 F:5 SMO(1,3) BSUB(128,15,-3.0) PKD(3,3,3,0.10%,1496.0,1.00%,F,F)



407.8398 F:5 SMO(1,3) BSUB(128,15,-3.0) PKD(3,3,3,0.10%,316.0,1.00%,F,F)

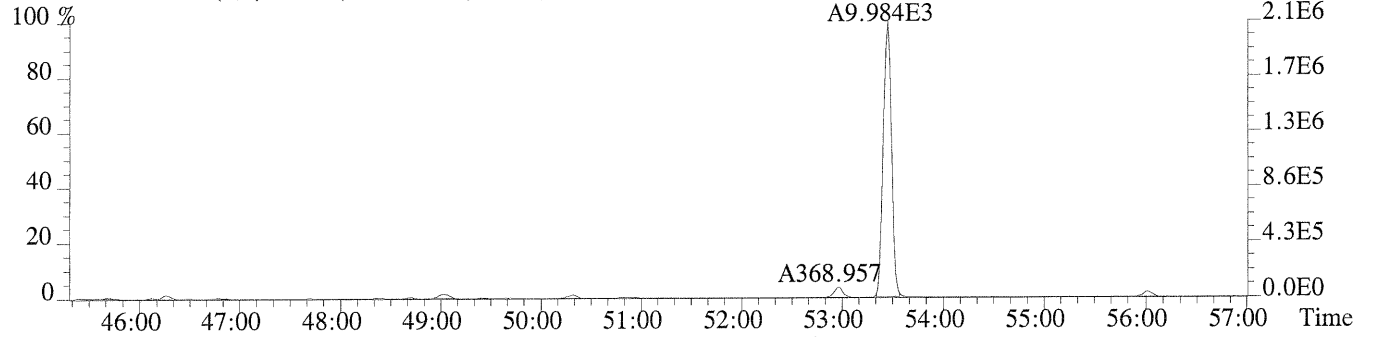


354.9792 F:5 PKD(3,3,3,100.00%,0.0,1.00%,F,F)

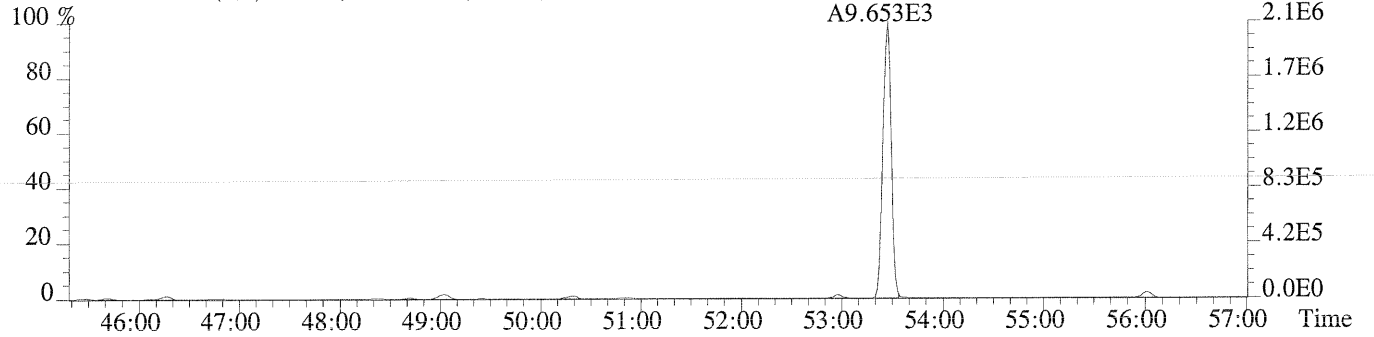


Sample#1 Exp:CCAL CS3

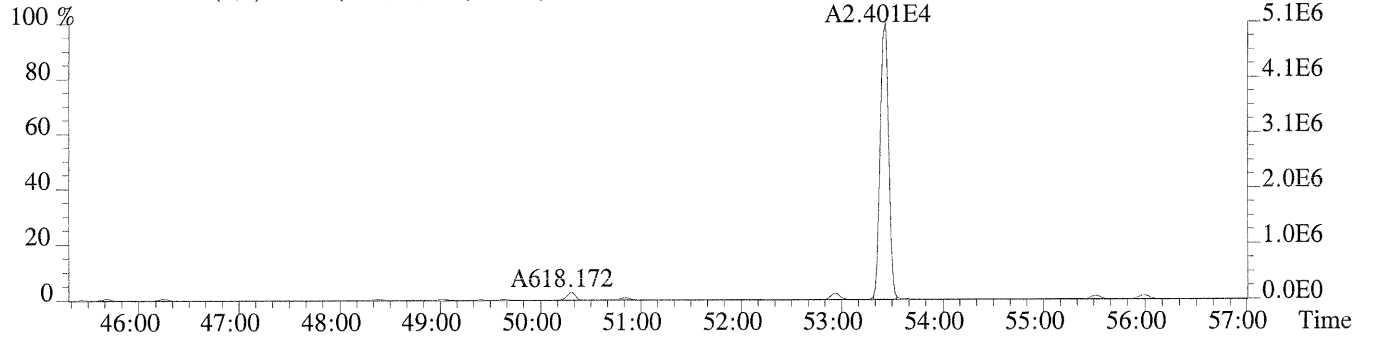
393.8025 F:6 SMO(1,3) BSUB(128,15,-3.0) PKD(3,3,3,0.10%,1104.0,1.00%,F,F)



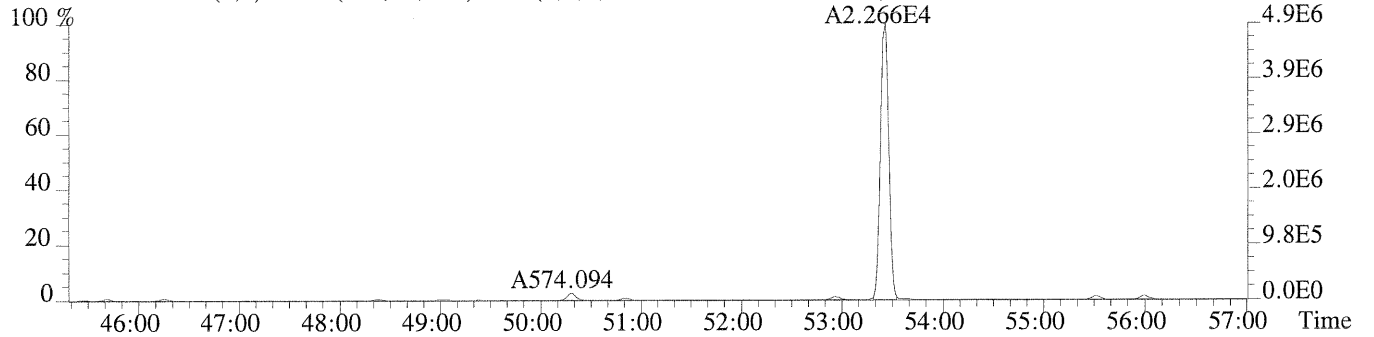
395.7995 F:6 SMO(1,3) BSUB(128,15,-3.0) PKD(3,3,3,0.10%,508.0,1.00%,F,F)



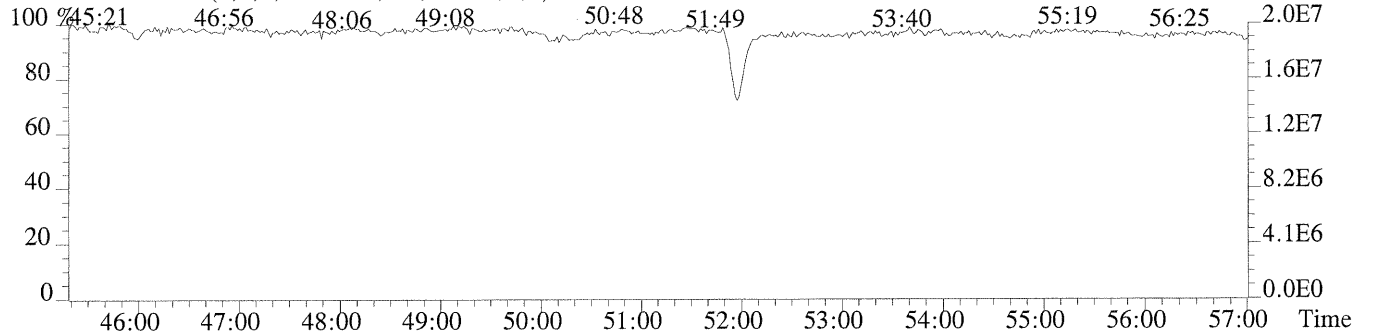
405.8428 F:6 SMO(1,3) BSUB(128,15,-3.0) PKD(3,3,3,0.10%,1036.0,1.00%,F,F)



407.8398 F:6 SMO(1,3) BSUB(128,15,-3.0) PKD(3,3,3,0.10%,1044.0,1.00%,F,F)



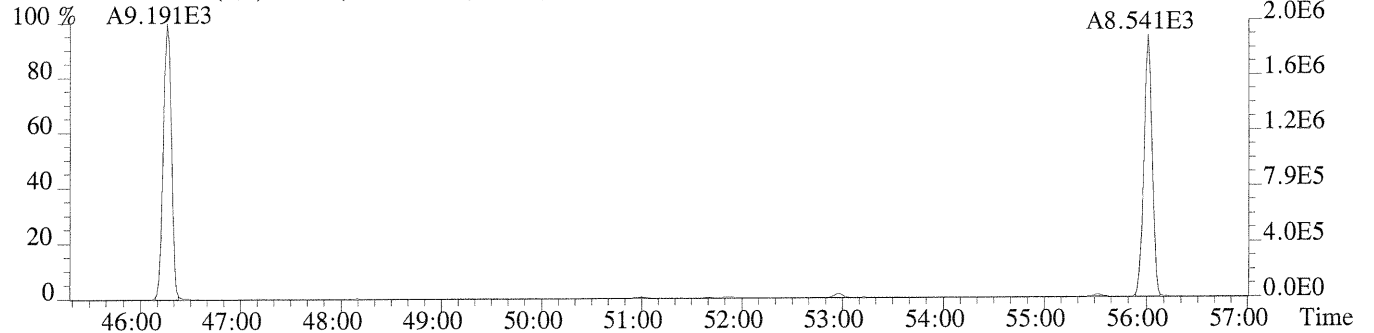
454.9728 F:6 PKD(5,3,5,100.00%,0.0,1.00%,F,F)



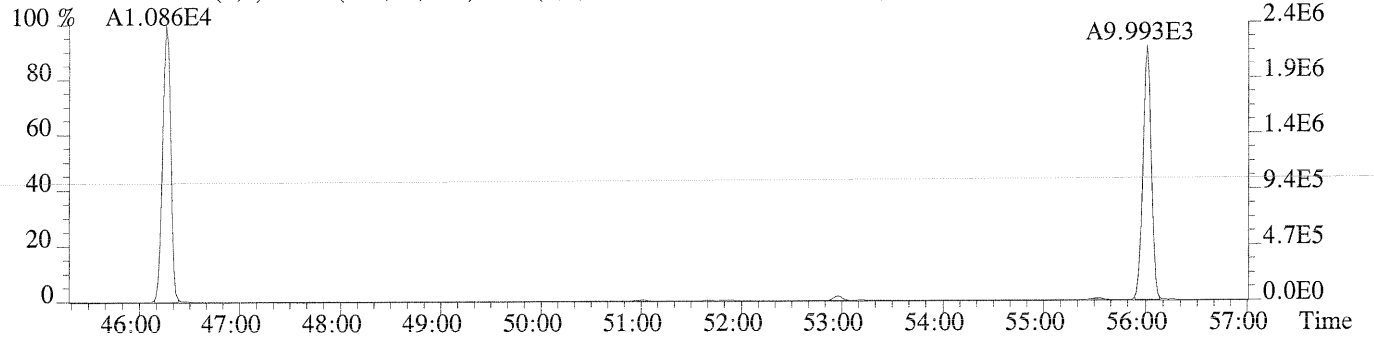
File:U220197 #1-580 Acq:25-AUG-2009 17:09:18 Probe EI+ Magnet SIR VG BioTech Mass spectf

Sample#1 Exp:CCAL CS3

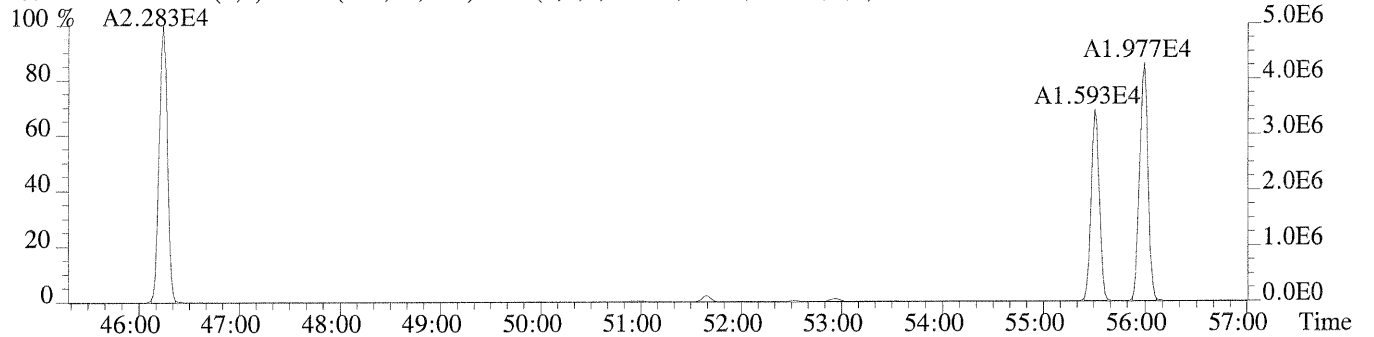
427.7635 F:6 SMO(1,3) BSUB(128,15,-3.0) PKD(3,3,3,0.10%,1100.0,1.00%,F,F)



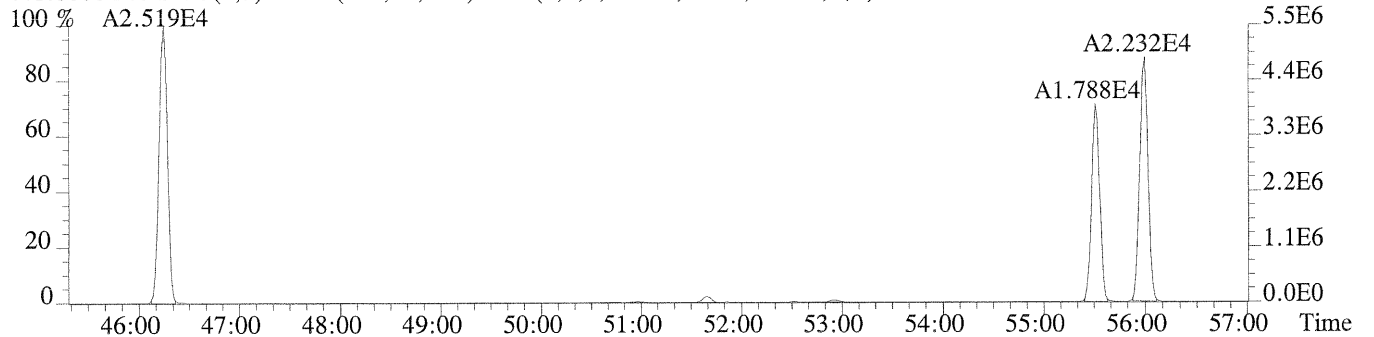
429.7606 F:6 SMO(1,3) BSUB(128,15,-3.0) PKD(3,3,3,0.10%,1184.0,1.00%,F,F)



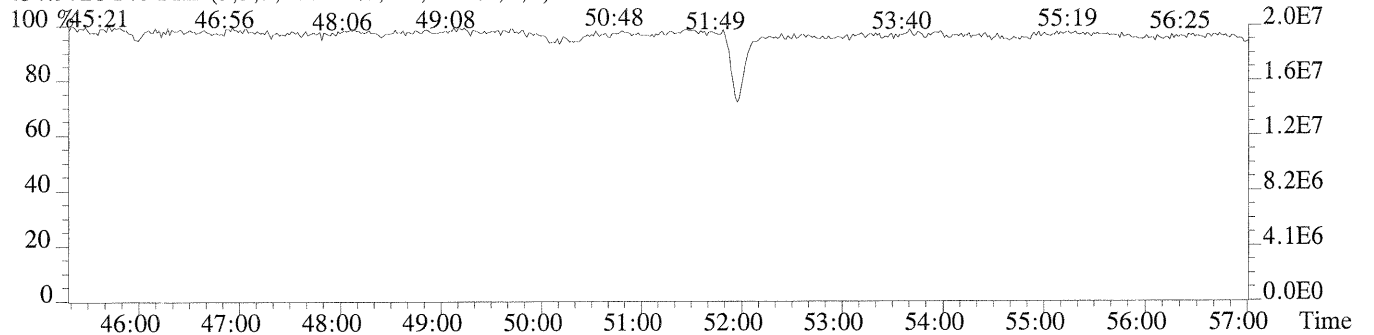
439.8038 F:6 SMO(1,3) BSUB(128,15,-3.0) PKD(3,3,3,0.10%,812.0,1.00%,F,F)



441.8008 F:6 SMO(1,3) BSUB(128,15,-3.0) PKD(3,3,3,0.10%,680.0,1.00%,F,F)

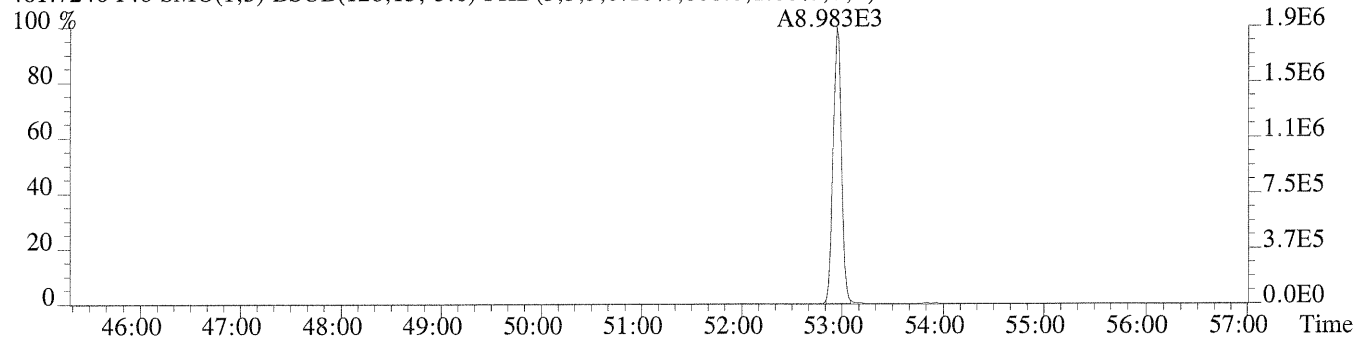


454.9728 F:6 PKD(5,3,5,100.00%,0.0,1.00%,F,F)

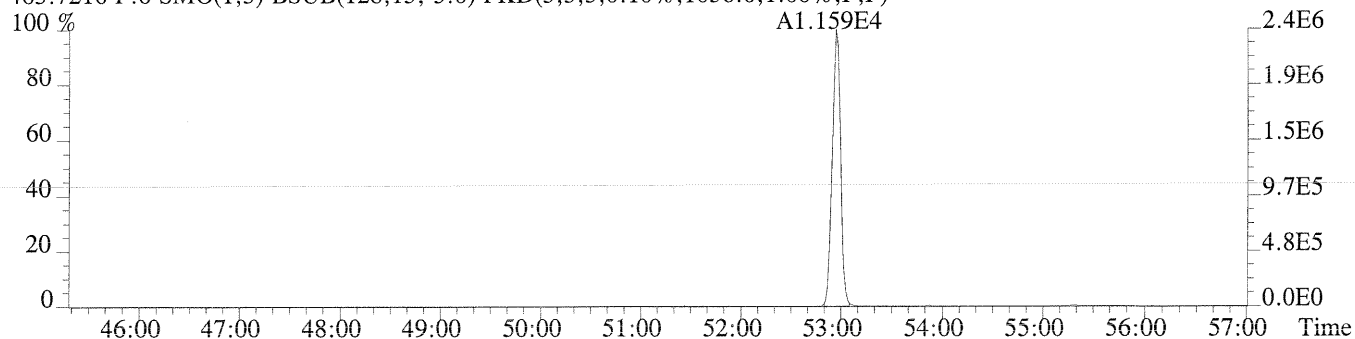


Sample#1 Exp:CCAL CS3

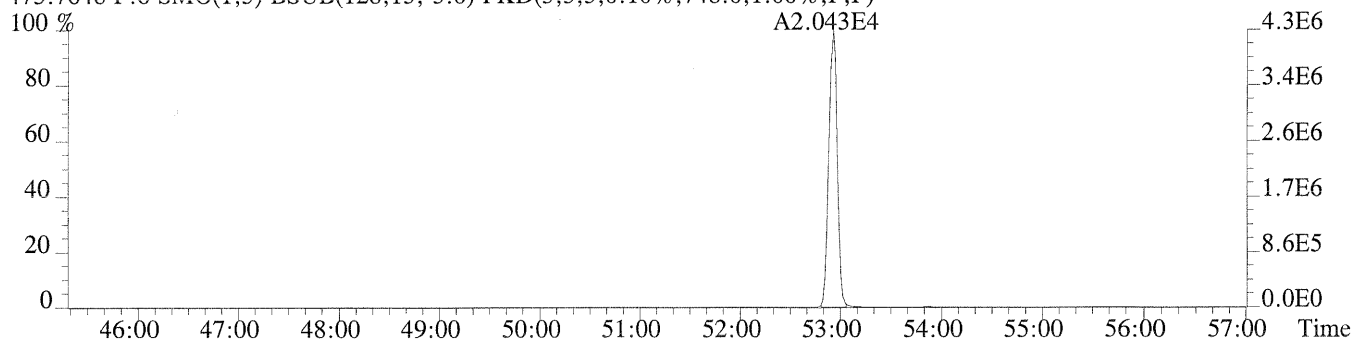
461.7246 F:6 SMO(1,3) BSUB(128,15,-3.0) PKD(3,3,3,0.10%,808.0,1.00%,F,F)



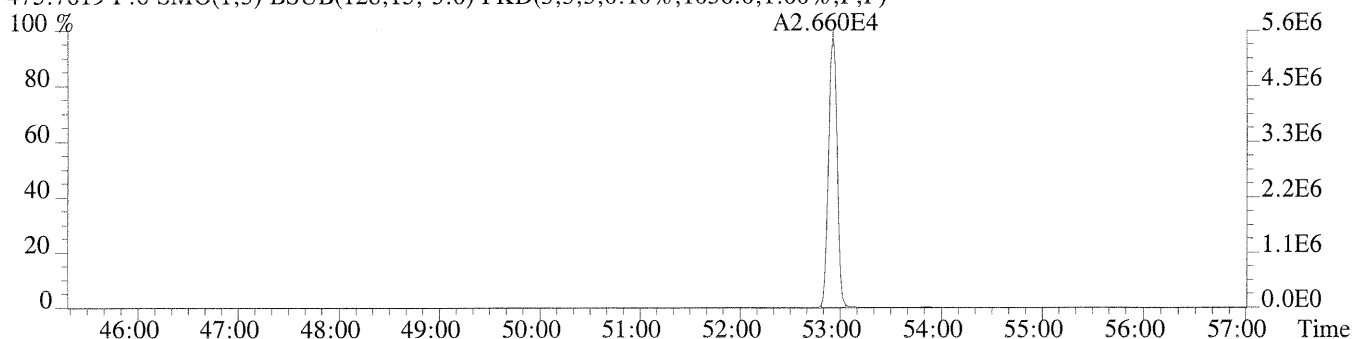
463.7216 F:6 SMO(1,3) BSUB(128,15,-3.0) PKD(3,3,3,0.10%,1056.0,1.00%,F,F)



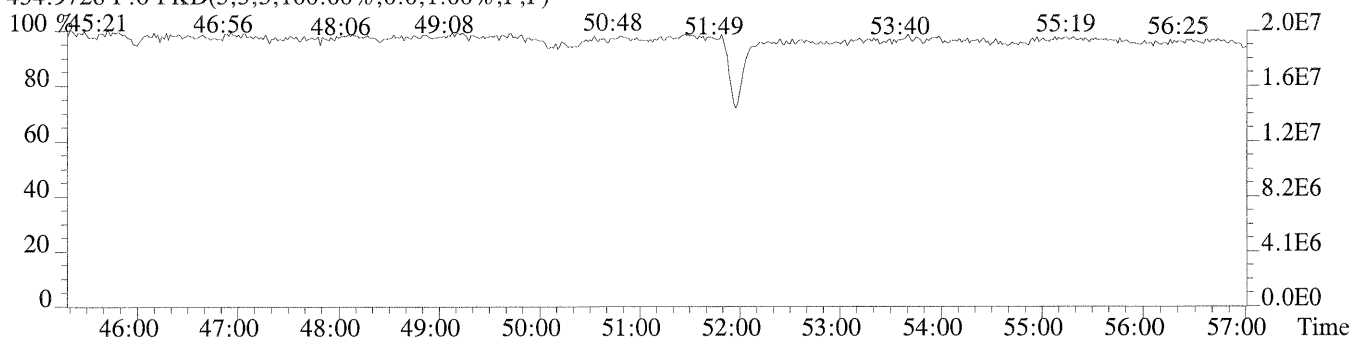
473.7648 F:6 SMO(1,3) BSUB(128,15,-3.0) PKD(3,3,3,0.10%,748.0,1.00%,F,F)



475.7619 F:6 SMO(1,3) BSUB(128,15,-3.0) PKD(3,3,3,0.10%,1036.0,1.00%,F,F)

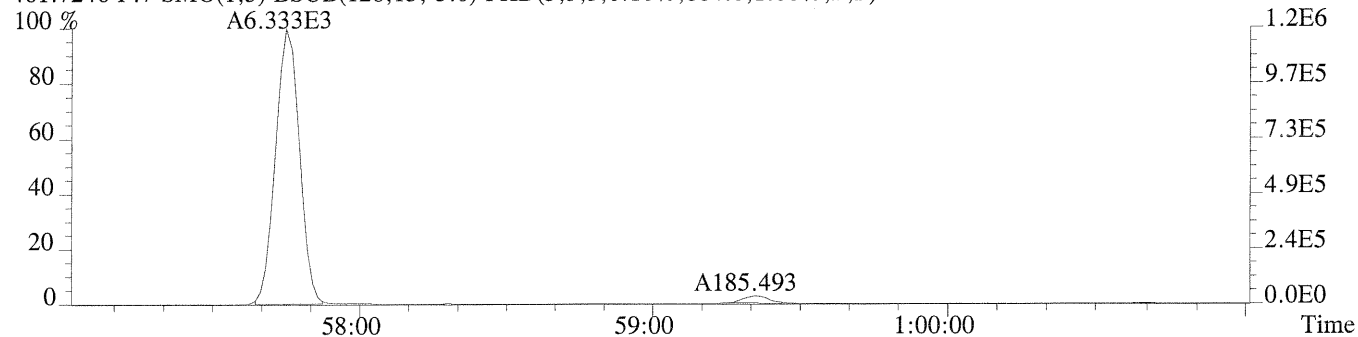


454.9728 F:6 PKD(5,3,5,100.00%,0.0,1.00%,F,F)




Sample#1 Exp:CCAL CS3

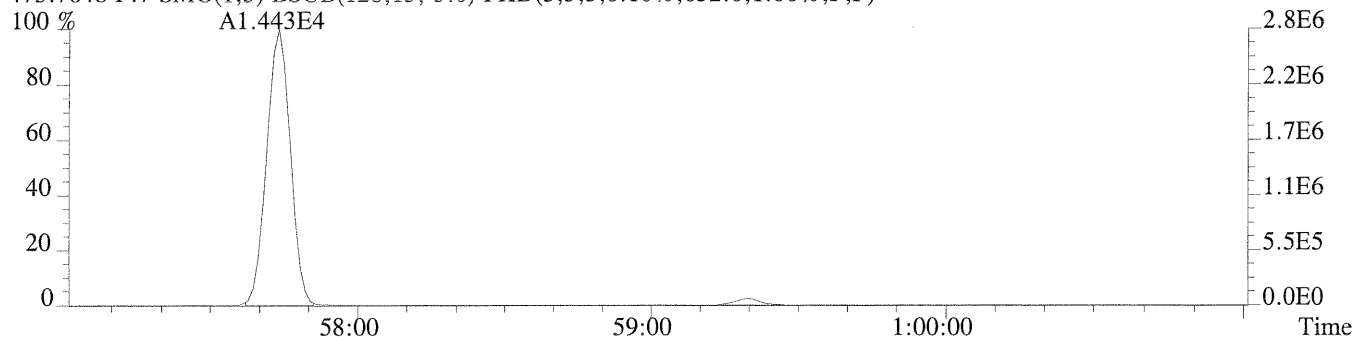
461.7246 F:7 SMO(1,3) BSUB(128,15,-3.0) PKD(3,3,3,0.10%,884.0,1.00%,F,F)



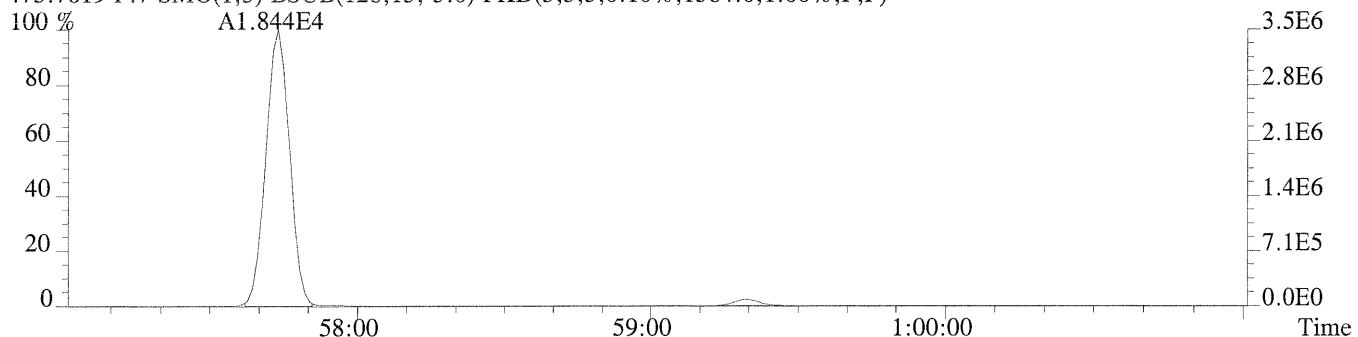
463.7216 F:7 SMO(1,3) BSUB(128,15,-3.0) PKD(3,3,3,0.10%,1520.0,1.00%,F,F)



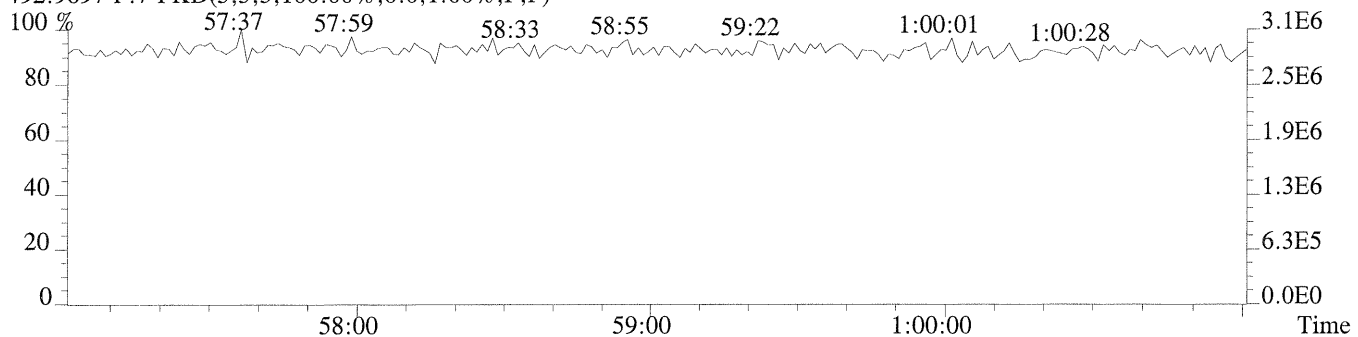
473.7648 F:7 SMO(1,3) BSUB(128,15,-3.0) PKD(3,3,3,0.10%,632.0,1.00%,F,F)



475.7619 F:7 SMO(1,3) BSUB(128,15,-3.0) PKD(3,3,3,0.10%,1384.0,1.00%,F,F)

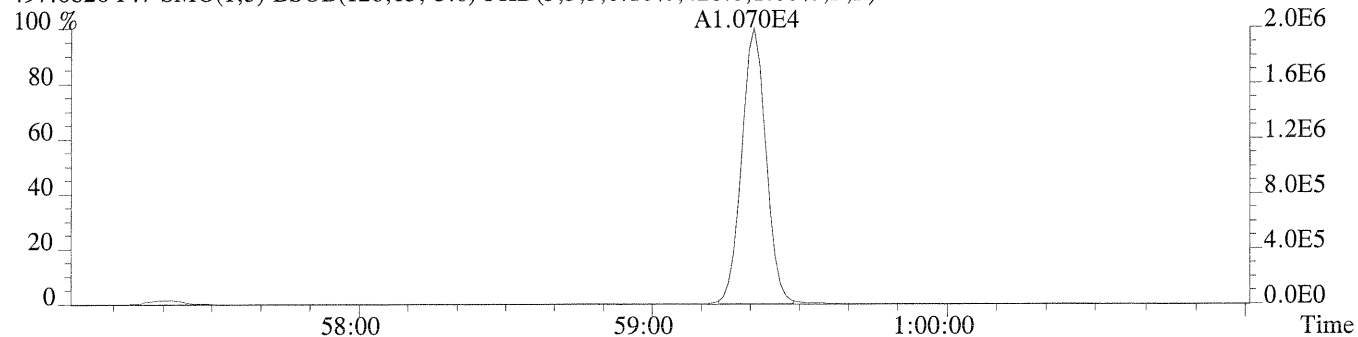


492.9697 F:7 PKD(5,3,5,100.00%,0.0,1.00%,F,F)

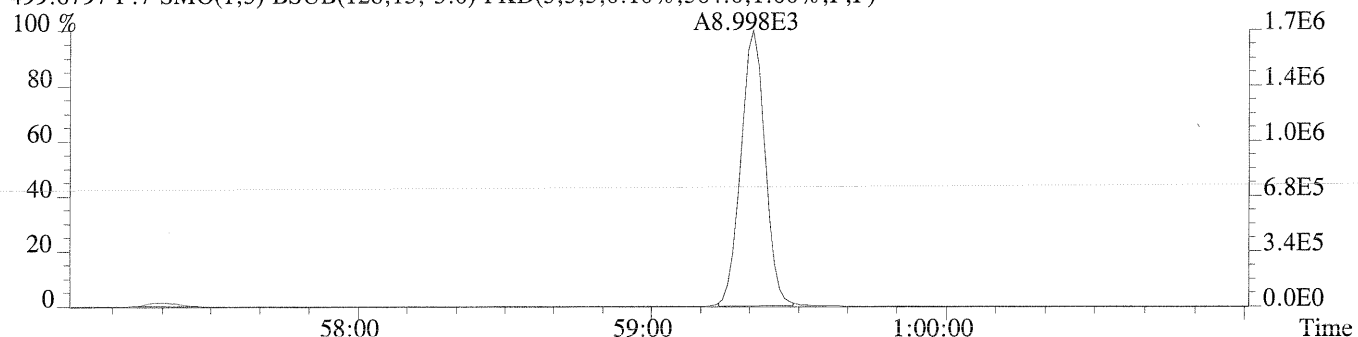


Sample#1 Exp:CCAL CS3

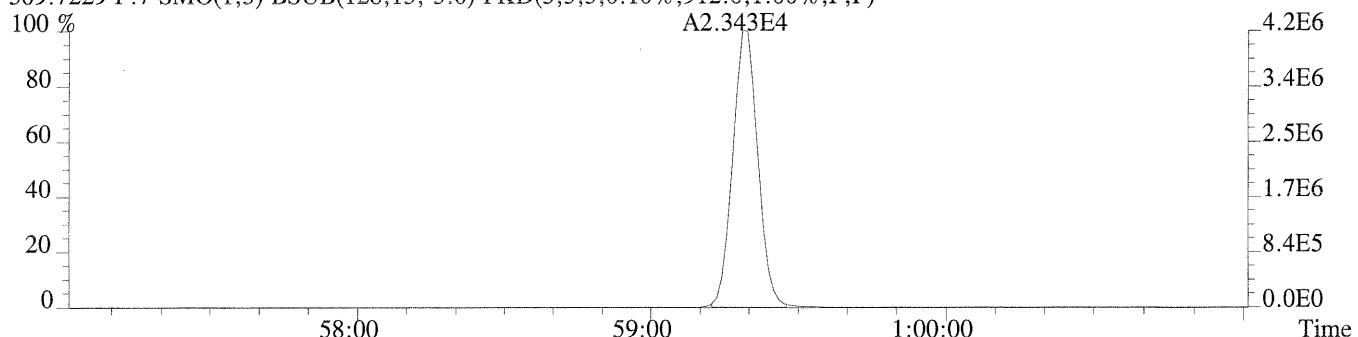
497.6826 F:7 SMO(1,3) BSUB(128,15,-3.0) PKD(3,3,3,0.10%,428.0,1.00%,F,F)



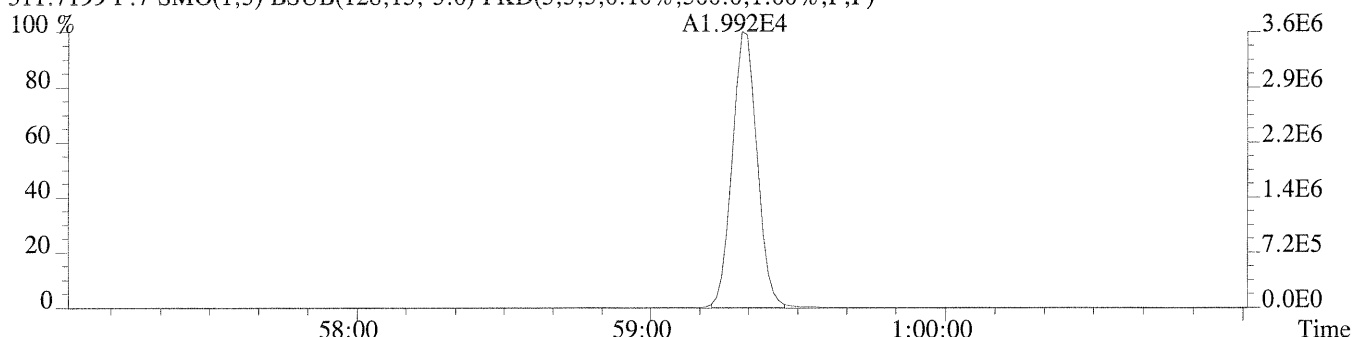
499.6797 F:7 SMO(1,3) BSUB(128,15,-3.0) PKD(3,3,3,0.10%,564.0,1.00%,F,F)



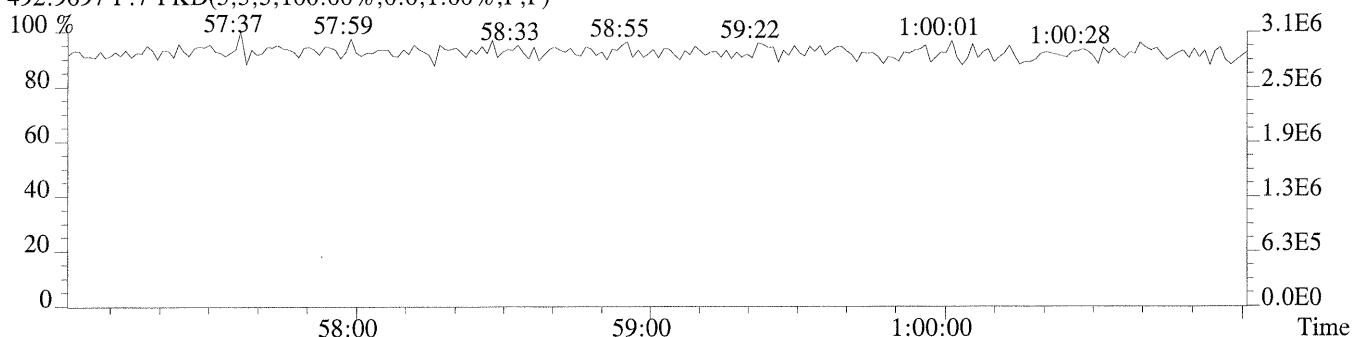
509.7229 F:7 SMO(1,3) BSUB(128,15,-3.0) PKD(3,3,3,0.10%,912.0,1.00%,F,F)



511.7199 F:7 SMO(1,3) BSUB(128,15,-3.0) PKD(3,3,3,0.10%,500.0,1.00%,F,F)



492.9697 F:7 PKD(5,3,5,100.00%,0.0,1.00%,F,F)



RW/CS3 Daily Calibration QC Checklist

Calibration File Name: U02025

Date: 26/27 AUG. 09

Circle one
Beginning Ending

Method: 1668 WHO 1668 Total **1668 (209)** 1668 WHO & TOTAL

Date 08/31/09 First Reviewer [Signature]

Date 08/31/09 Second Reviewer [Signature]

5DFC
PCDD/PCDF ANALYTICAL SEQUENCE SUMMARY

Lab Name: Columbia Analytical Services

Contract:

Lab Code: TX01411

Case No.:

SDG No.:

GC Column: SPB-OCTYL

ID: 0.25 (mm)

Instrument ID: AutoSpec-Ultima

Init. Calib. Date: 08/19/09

Init. Calib. Times: 12:03

THE ANALYTICAL SEQUENCE OF STANDARDS, SAMPLES, BLANKS, AND LABORATORY CONTROL SAMPLES (LCSs) IS AS FOLLOWS:

EPA SAMPLE NO.	LAB SAMPLE ID	LAB FILE ID	DATE ANALYZED	TIME ANALYZED
CCAL CS3		U220215	26-AUG-09	17:12:05
PCB 209 INJECTION		U220216	26-AUG-09	18:39:30
DO NOT USE	EQ0900316-01	U220217	26-AUG-09	19:42:16
DO NOT USE	R0904016-019RE	U220218	26-AUG-09	20:50:21
DO NOT USE	R0903918-011RE	U220219	26-AUG-09	21:58:25
RSAU5-0.5B	R0904329-014	U220222	27-AUG-09	01:22:33
SA107-29B	R0904512-005	U220223	27-AUG-09	02:30:32
09-WS-08	E0900626-001	U220224	27-AUG-09	03:38:34
DO NOT USE	E0900628-007	U220225	27-AUG-09	04:46:38
C0114	E0900628-007	U220225	27-AUG-09	04:46:38
FB080409-GW	R0904290-006	U220221	27-AUG-09	00:14:32



HRGC/HRMS RUN LOG

CAS HOUSTON 19408 Park Row, Suite 320 Houston, TX 77084

Acq Method: 1668EPA

Result File: D:\220215\ES\ca

GC Method: 1668EPA

EDD File:

Date	Time	File	CAS ID	Client ID	Batch #	Analyst	Comments	RE
08/26/09	03:32	U220206	Inst Lab Column Test 1			✓		
	04:40	U220207	Inst Lab Column Test 2					
	06:30	---	HRMS check					
		U220208	OUTDOOR TEST 2 - 8/26/09					
		U220209	INST. LAB 86 TEST 1 - 8/26/09					
		U220210	INST. LAB 86 TEST 2 - 8/26/09					
		U220211	OUTDOOR TEST 1 - 8/26/09					
	13:15	---	HRMS CHECK					
		U220212	CAL CS3	BI-66-2				
		U220213	P/B 209 INJECTION	B2-31-3				
		U220214	EQ0900314-03015 DLCS					
	17:12	U220215	CAL CS3	BI-66-2				
	18:37	---	HRMS CHECK					
	18:39	U220216	P/B 209 INJECTION	B2-31-3				
	19:42	U220217	EQ0900316-01MB METHOD BLANK	EQ316			DO NOT USE	
	20:50	U220218	CONC4016-019E FBO72109-SQ	EQ316		✓	DO NOT USE	

Reviewed by: MC

HRGC/HRMS RUN LOG

CAS HOUSTON 19408 Park Row, Suite 320 Houston, TX 77084

Acq Method: 1668EPA
 GC Method: 1668EPA

Result File: C:\J220227RES\CAL
 EDD File: _____



An Employee Owned Company

Date	Time	File	CAS ID	Client ID	Batch #	Analyst	Comments	RE
08/24/09	01:58	U220229	R0903918-011RE	EP071709-GW	EQ316	JK	DO NOT USE	
08/24/09	23:06	U220229	R0904279-013	FB080309-S0			Needs re-injection. BEING RE-EXTRACTED	
08/24/09	00:14	U220229	R0904290-006	FB080409-GW			USE ME 10/20/09	
08/24/09	01:22	U220229	R0904329-014	RSAUS-0.5B	EQ308			
08/24/09	08:30	U220229	R0904512-005	SA107-29B	EQ316			
08/24/09	03:38	U220229	E0900626-001	09-WS-08	EQ316			
08/24/09	04:46	U220229	E0900628-007	CO114	EQ314			
08/24/09	06:19	_____	HUNG CHECK					
08/24/09	06:23	U220226	090209 INJECTION	BA-31-3				
08/24/09	07:27	U220227	CAL 53	BI-100-2				
08/24/09	8:54	U220228	E0900314-01	MB METHOD BLANK	E-Q314			
08/24/09	09:57	U220229	R0904512-003	SA107-10B				
08/24/09	11:05	U220230	_____	-004 SA107009-10B				
08/24/09	12:13	U220231	R0904426-019	SA119-48B				
08/24/09	12:21	U220232	_____	SA119-0.5B				
08/24/09	RS	U220233	R0904329-019	RSAUS-50B	EQ308			

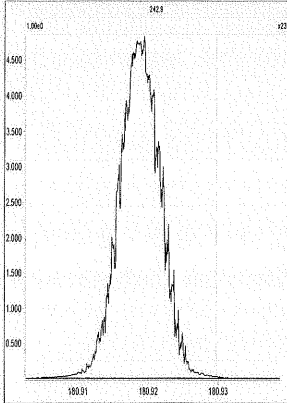
U220226
 U220224
 of 15
 08/24/09

Reviewed by: MC

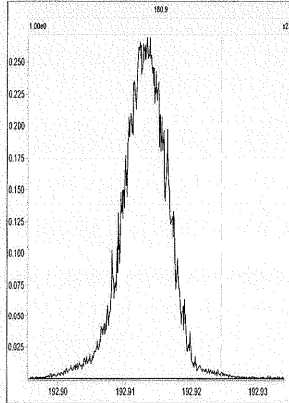
File: Experiment: 1668EPA.exp Reference: Pfk.ref Function: 1 @ 200 (ppm)

Printed: Wednesday, August 26, 2009 18:37:02 Central Daylight Time

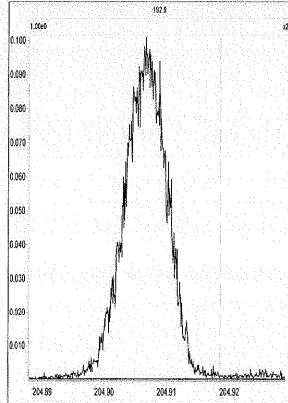
M 180.9888 R 13663



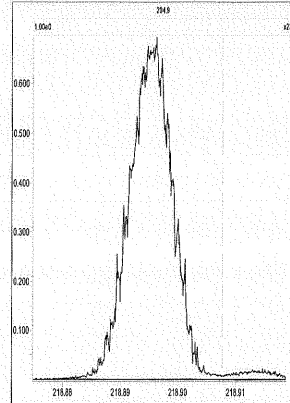
M 192.9888 R 12623



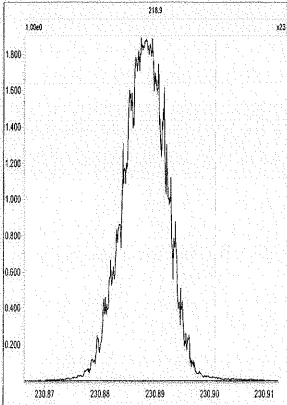
M 204.9888 R 14043



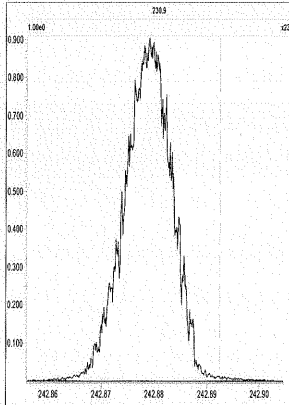
M 218.9856 R 13889



M 230.9856 R 12564



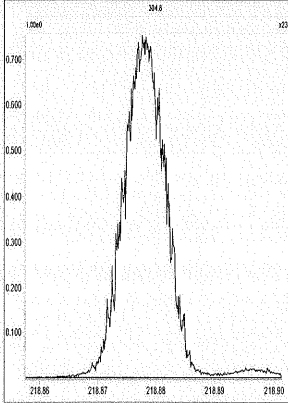
M 242.9856 R 12688



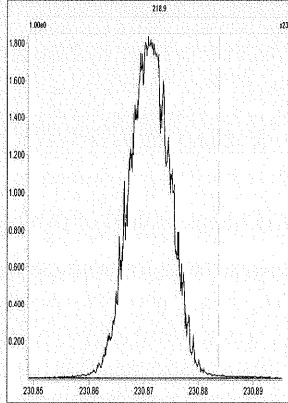
File: Experiment: 1668EPA.exp Reference: Pfk.ref Function: 2 @ 200 (ppm)

Printed: Wednesday, August 26, 2009 18:37:18 Central Daylight Time

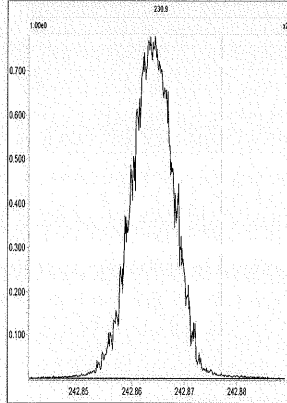
M 218.9856 R 13888



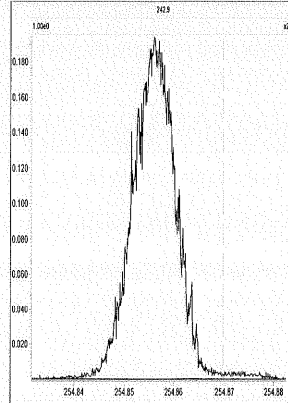
M 230.9856 R 13736



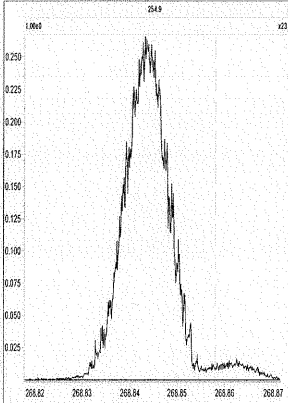
M 242.9856 R 13370



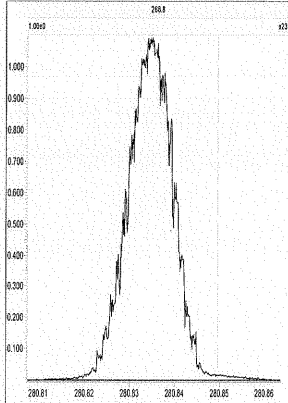
M 254.9856 R 13086



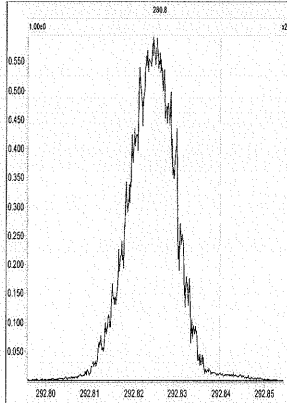
M 268.9824 R 13088



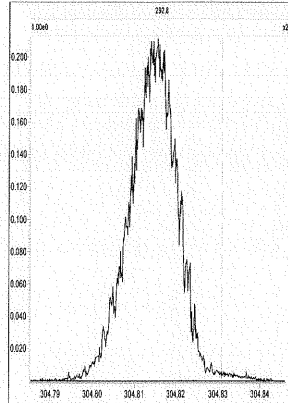
M 280.9824 R 12629



M 292.9824 R 12438



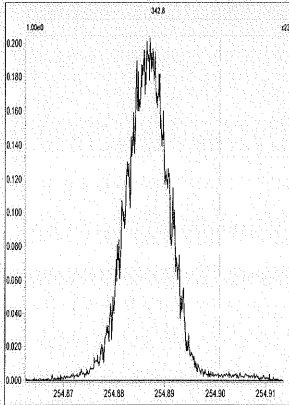
M 304.9824 R 11625



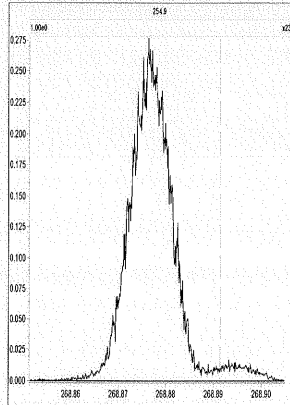
File: Experiment: 1668EPA.exp Reference: Pfk.ref Function: 3 @ 200 (ppm)

Printed: Wednesday, August 26, 2009 18:37:35 Central Daylight Time

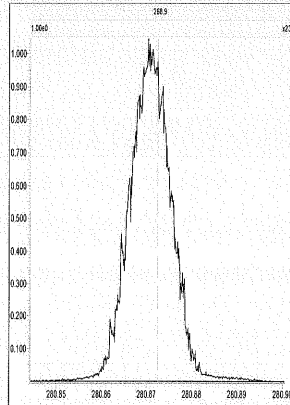
M 254.9856 R 13586



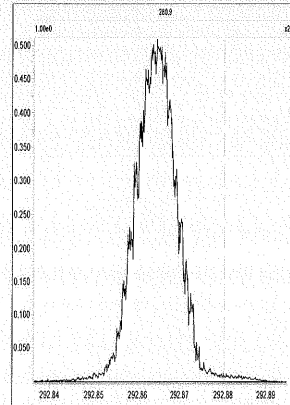
M 268.9824 R 14205



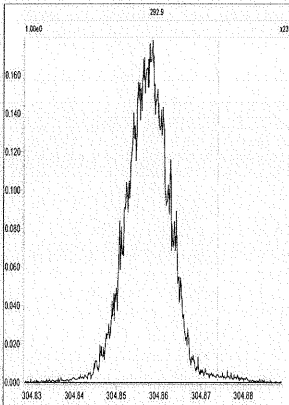
M 280.9824 R 13659



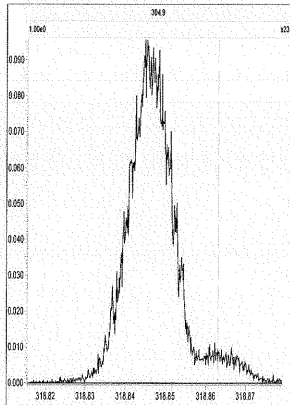
M 292.9824 R 13738



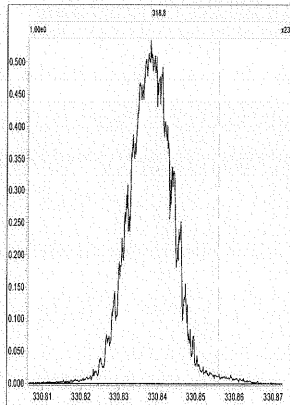
M 304.9824 R 13440



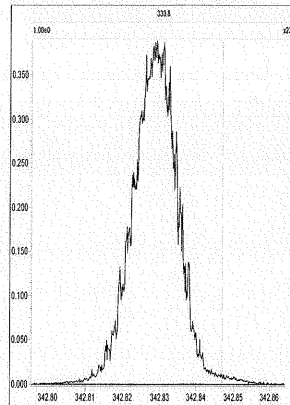
M 318.9792 R 9655



M 330.9792 R 13222



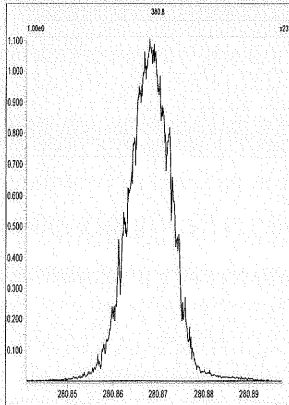
M 342.9792 R 12498



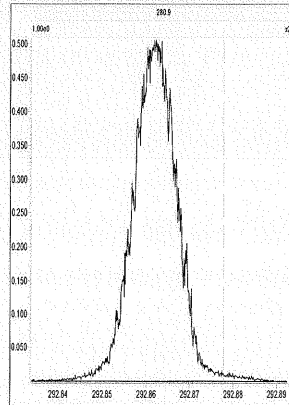
File: Experiment: 1668EPA.exp Reference: Pfk.ref Function: 4 @ 200 (ppm)

Printed: Wednesday, August 26, 2009 18:37:53 Central Daylight Time

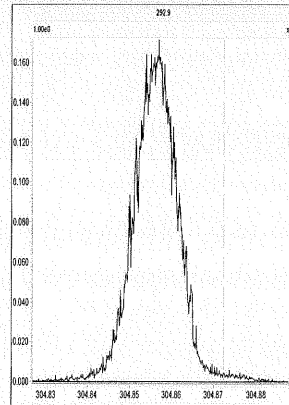
M 280.9824 R 13518



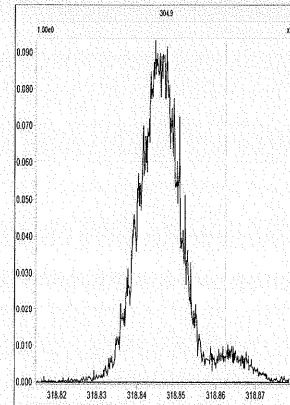
M 292.9824 R 12621



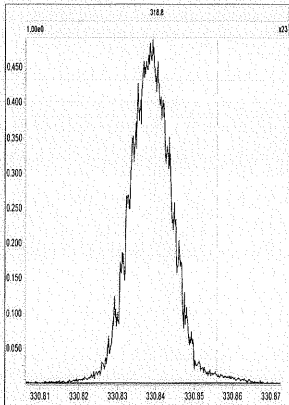
M 304.9824 R 13157



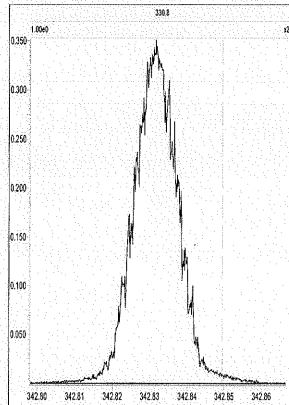
M 318.9792 R 12752



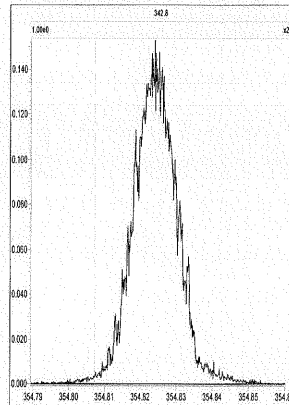
M 330.9792 R 14205



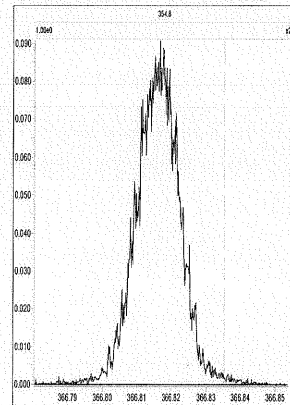
M 342.9792 R 13965



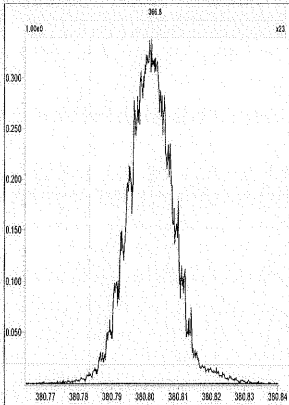
M 354.9792 R 13509



M 366.9792 R 12886



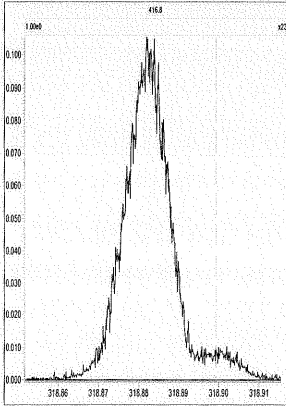
M 380.9760 R 12498



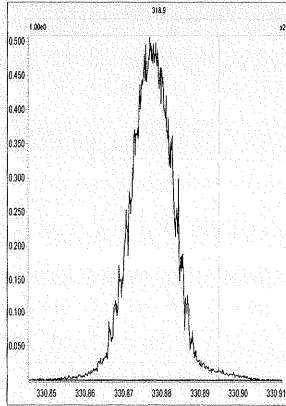
File: Experiment: 1668EPA.exp Reference: Pfk.ref Function: 5 @ 200 (ppm)

Printed: Wednesday, August 26, 2009 18:38:12 Central Daylight Time

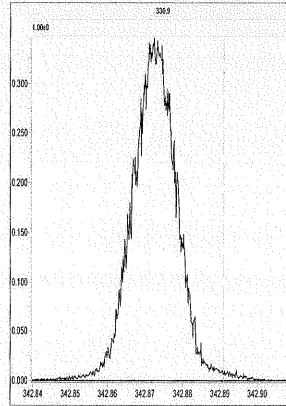
M 318.9792 R 11681



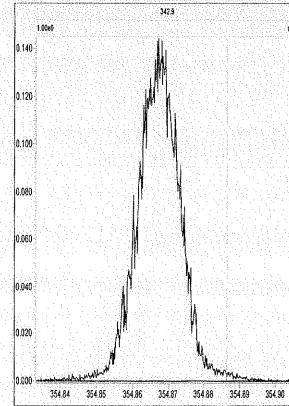
M 330.9792 R 13017



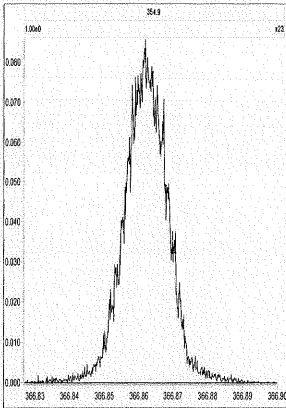
M 342.9792 R 13221



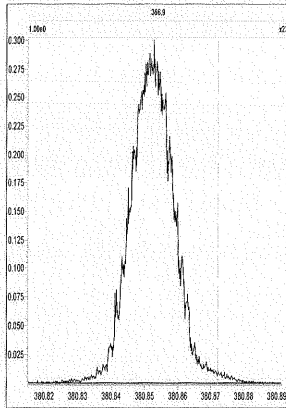
M 354.9792 R 13295



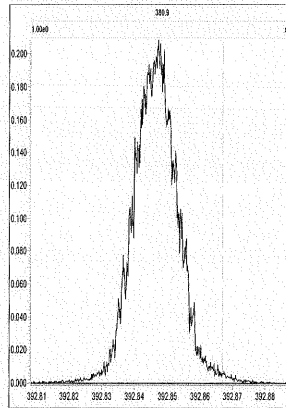
M 366.9792 R 13022



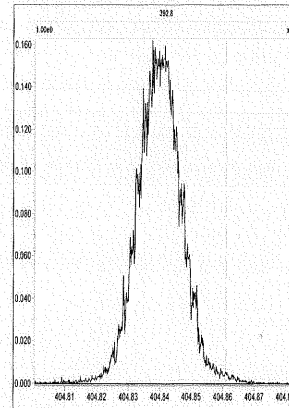
M 380.9760 R 13297



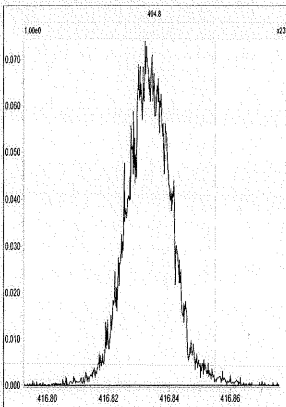
M 392.9760 R 12884



M 404.9760 R 12686



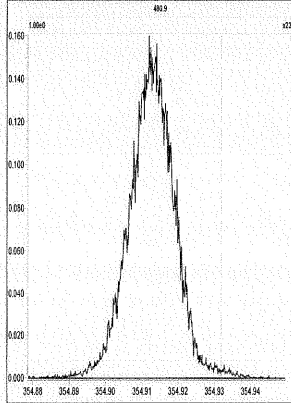
M 416.9760 R 12314



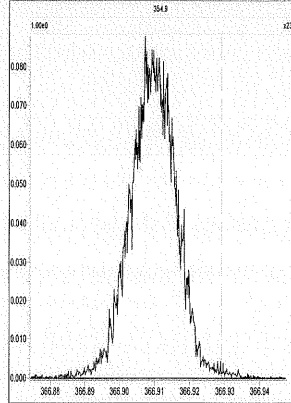
File: Experiment: 1668EPA.exp Reference: Pfk.ref Function: 6 @ 200 (ppm)

Printed: Wednesday, August 26, 2009 18:38:34 Central Daylight Time

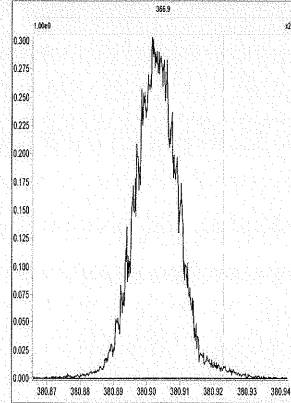
M 354.9792 R 12820



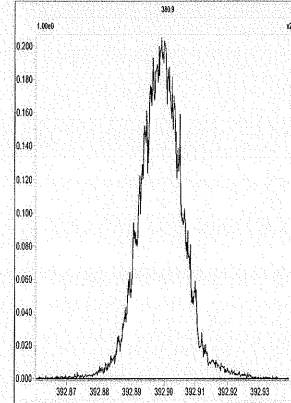
M 366.9792 R 12956



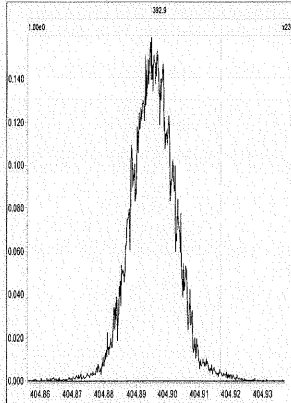
M 380.9760 R 12756



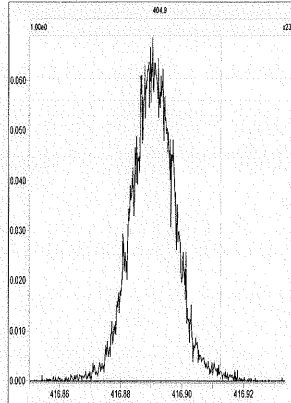
M 392.9760 R 13513



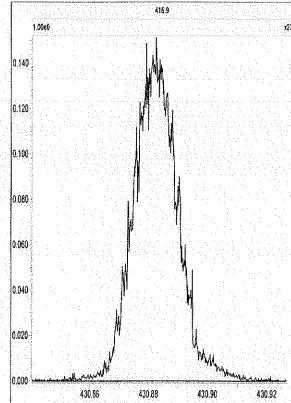
M 404.9760 R 13155



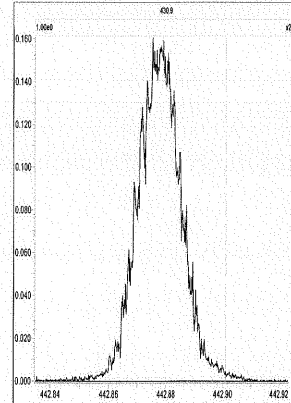
M 416.9760 R 12690



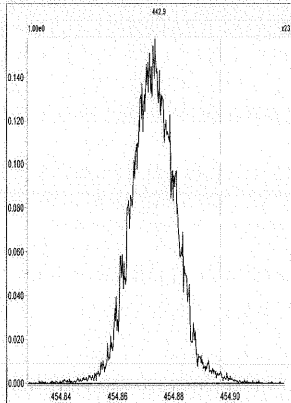
M 430.9728 R 12022



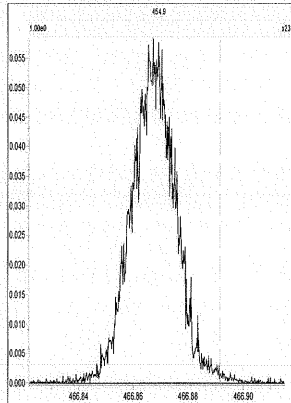
M 442.9728 R 12757



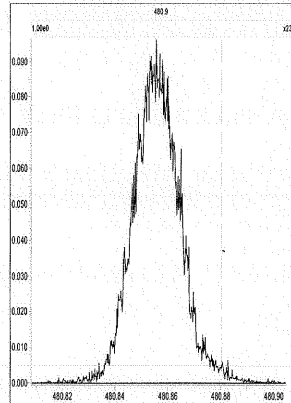
M 454.9728 R 13153



M 466.9728 R 12885



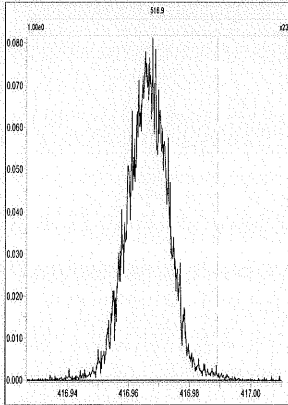
M 480.9696 R 11575



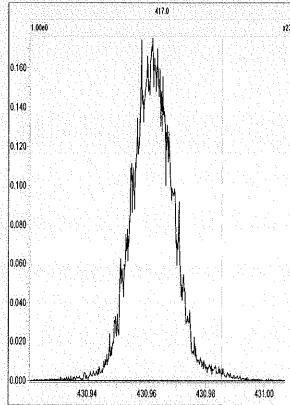
File: Experiment: 1668EPA.exp Reference: Pfk.ref Function: 7 @ 200 (ppm)

Printed: Wednesday, August 26, 2009 18:38:54 Central Daylight Time

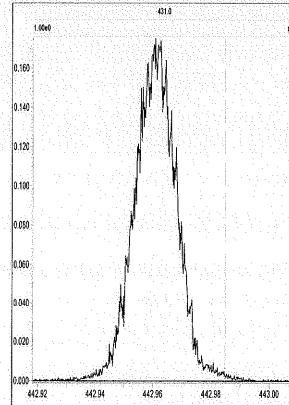
M 416.9760 R 14043



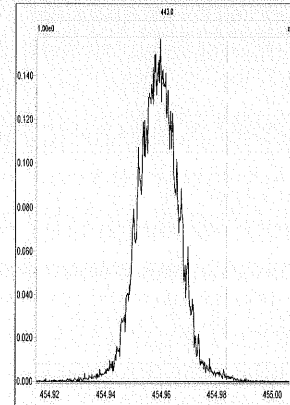
M 430.9728 R 13968



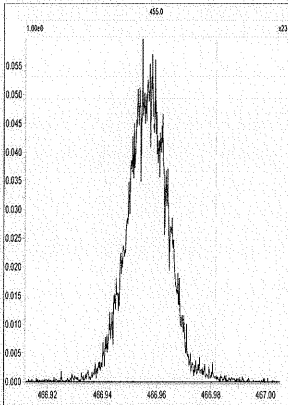
M 442.9728 R 14204



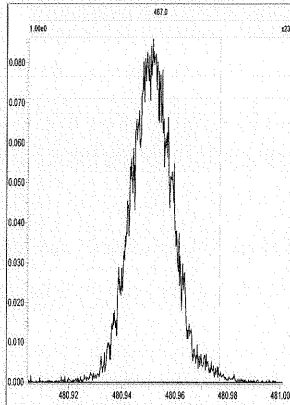
M 454.9728 R 14047



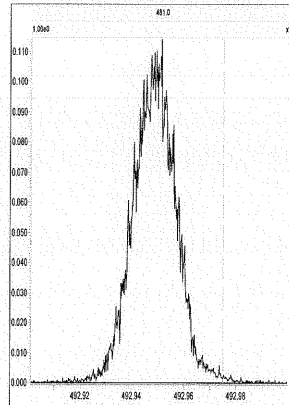
M 466.9728 R 14046



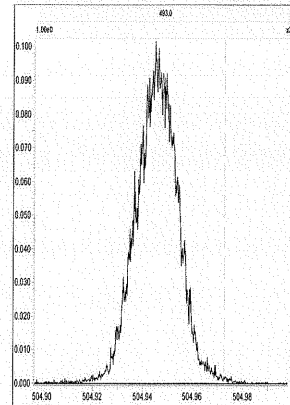
M 480.9696 R 13811



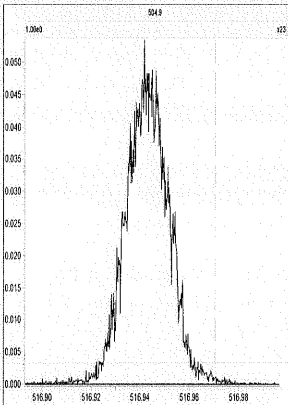
M 492.9696 R 13225



M 504.9696 R 13294



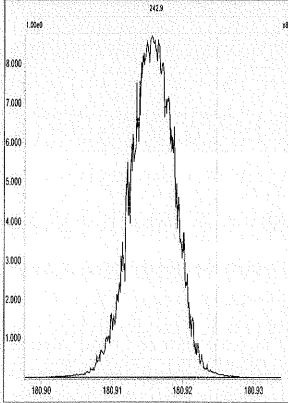
M 516.9697 R 13965



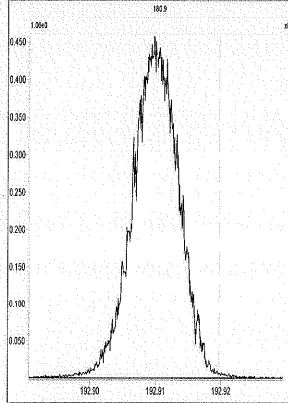
File: Experiment: 1668EPA.exp Reference: Pfk.ref Function: 1 @ 200 (ppm)

Printed: Thursday, August 27, 2009 06:15:51 Central Daylight Time

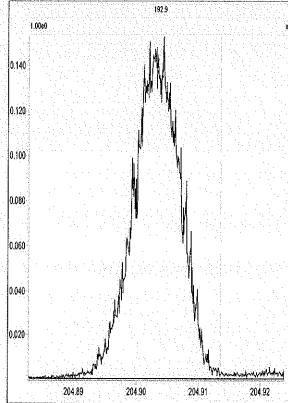
M 180.9888 R 12496



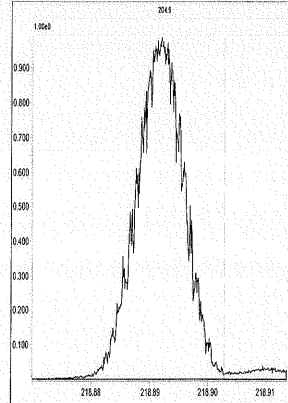
M 192.9888 R 12440



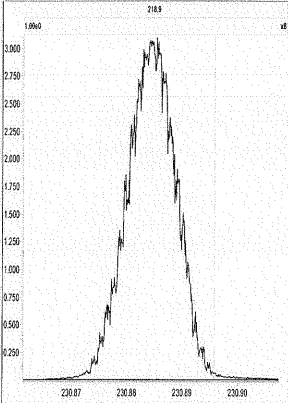
M 204.9888 R 11366



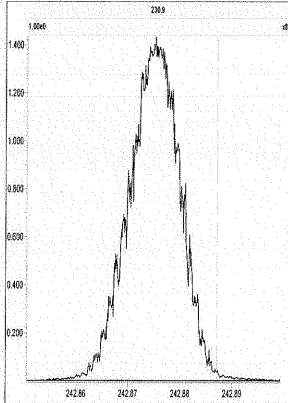
M 218.9856 R 12255



M 230.9856 R 11849



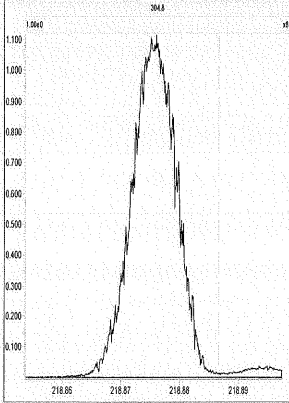
M 242.9856 R 11112



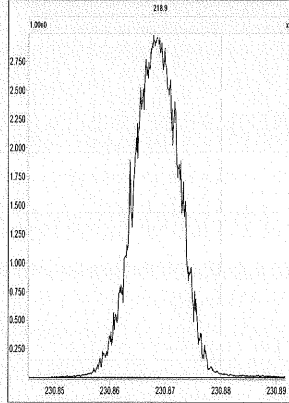
File: Experiment: 1668EPA.exp Reference: Pfk.ref Function: 2 @ 200 (ppm)

Printed: Thursday, August 27, 2009 06:16:23 Central Daylight Time

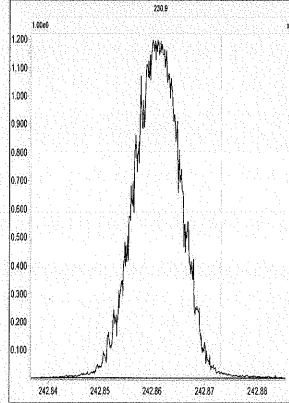
M 218.9856 R 13231



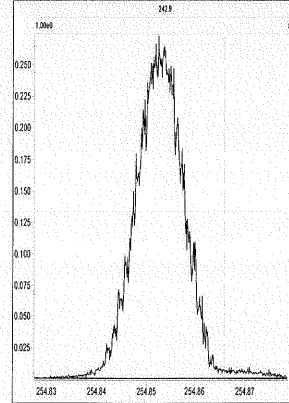
M 230.9856 R 12136



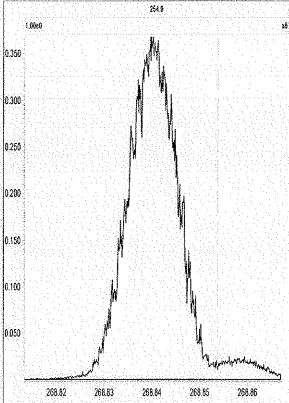
M 242.9856 R 12817



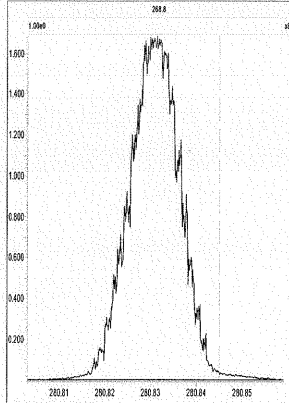
M 254.9856 R 12133



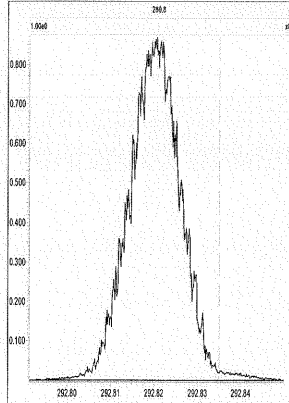
M 268.9824 R 11627



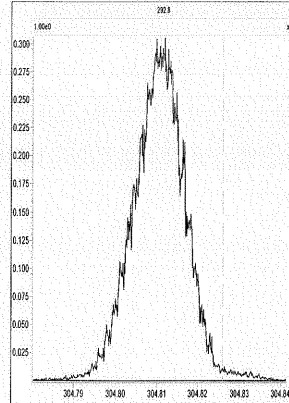
M 280.9824 R 11576



M 292.9824 R 11160



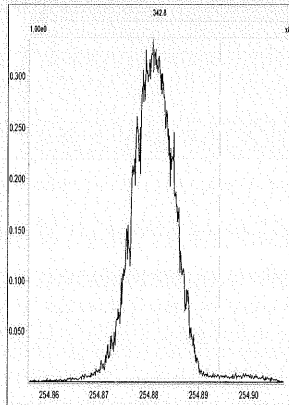
M 304.9824 R 10820



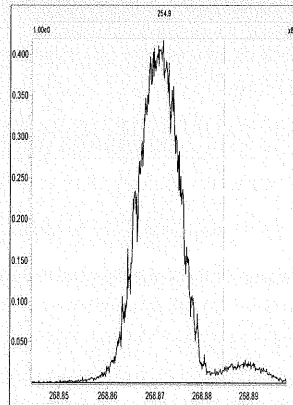
File: Experiment: 1668EPA.exp Reference: Pfk.ref Function: 3 @ 200 (ppm)

Printed: Thursday, August 27, 2009 06:16:48 Central Daylight Time

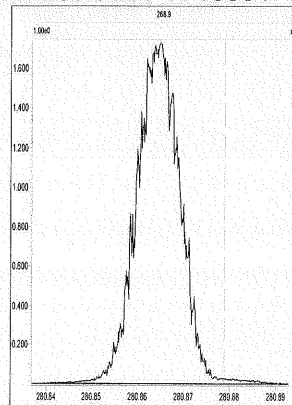
M 254.9856 R 13512



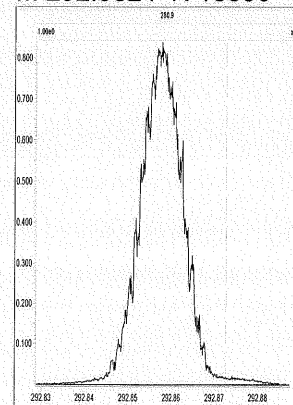
M 268.9824 R 13804



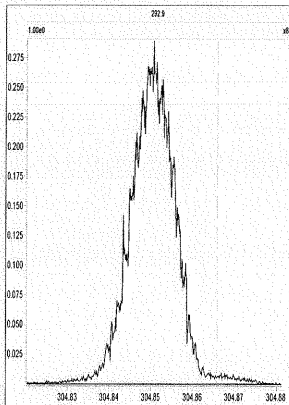
M 280.9824 R 13584



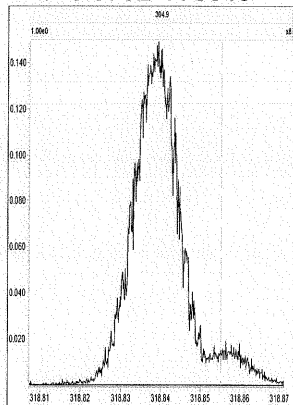
M 292.9824 R 13890



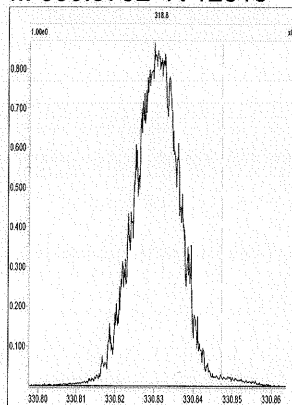
M 304.9824 R 13374



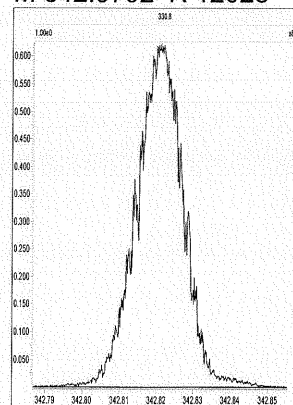
M 318.9792 R 8648



M 330.9792 R 12315



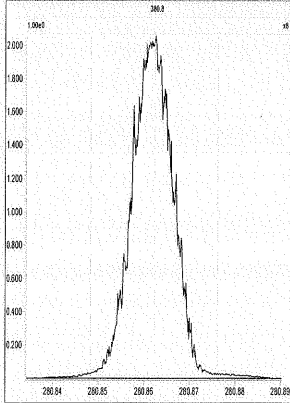
M 342.9792 R 12023



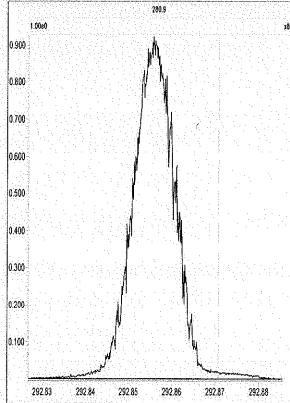
File: Experiment: 1668EPA.exp Reference: Pfk.ref Function: 4 @ 200 (ppm)

Printed: Thursday, August 27, 2009 06:17:39 Central Daylight Time

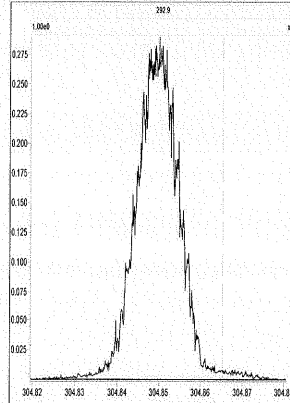
M 280.9824 R 14283



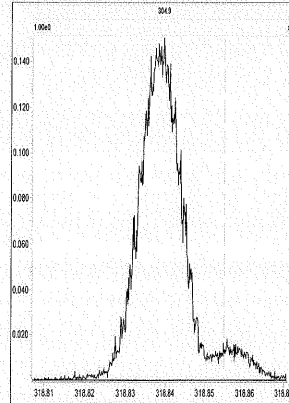
M 292.9824 R 13738



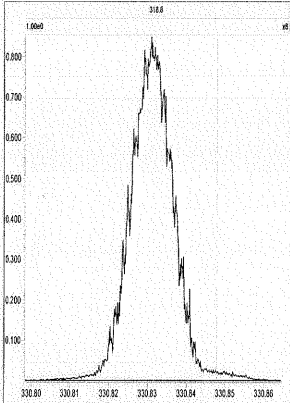
M 304.9824 R 13811



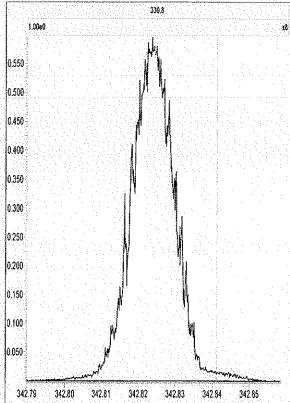
M 318.9792 R 9227



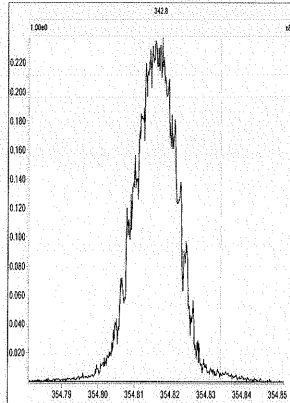
M 330.9792 R 13514



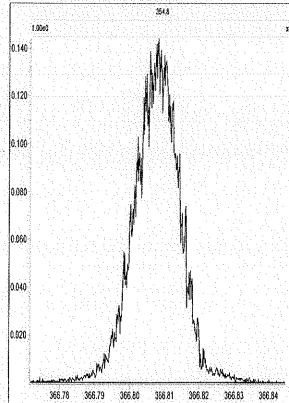
M 342.9792 R 13025



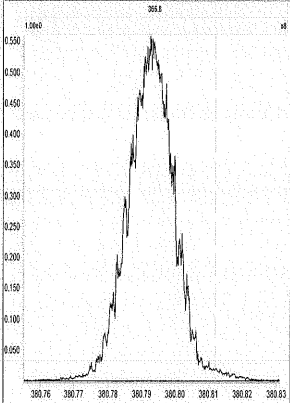
M 354.9792 R 13515



M 366.9792 R 13232



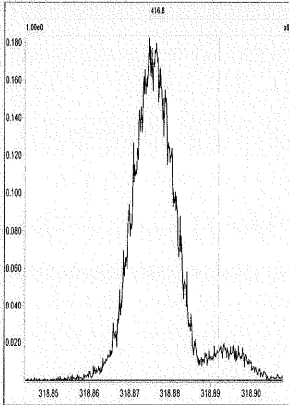
M 380.9760 R 11964



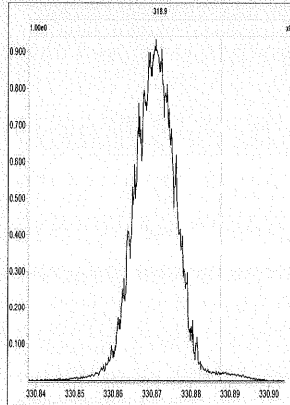
File: Experiment: 1668EPA.exp Reference: Pfk.ref Function: 5 @ 200 (ppm)

Printed: Thursday, August 27, 2009 06:18:12 Central Daylight Time

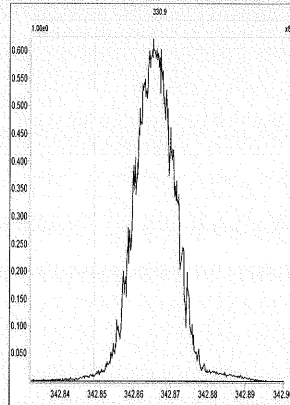
M 318.9792 R 13585



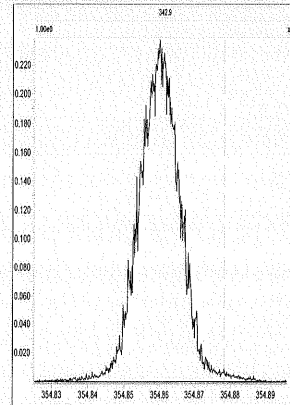
M 330.9792 R 13738



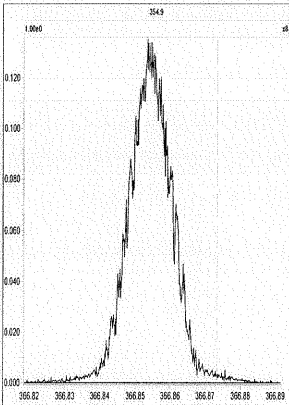
M 342.9792 R 13440



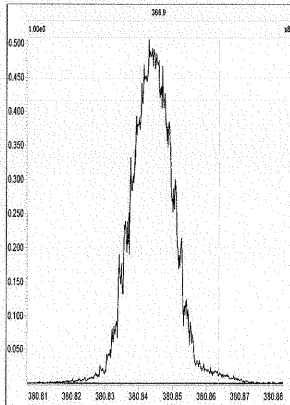
M 354.9792 R 13733



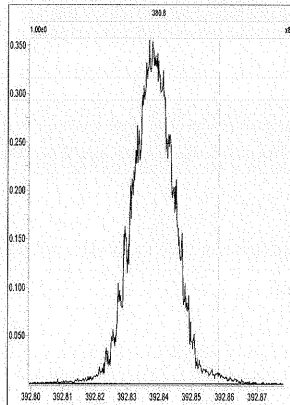
M 366.9792 R 13737



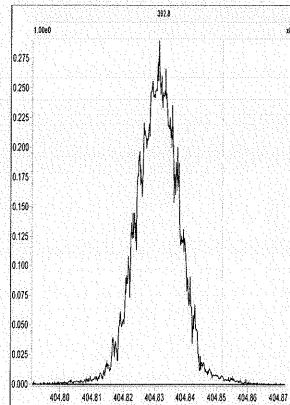
M 380.9760 R 13512



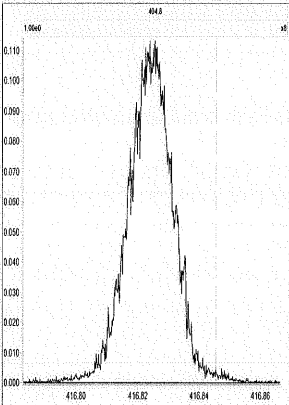
M 392.9760 R 13886



M 404.9760 R 14205



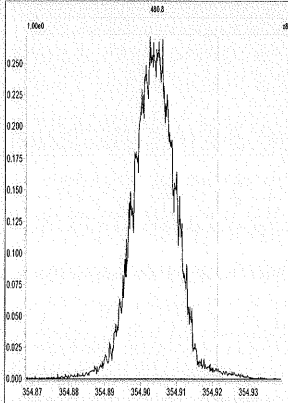
M 416.9760 R 13156



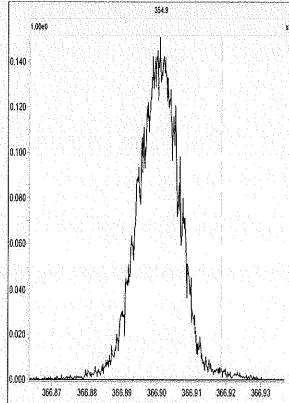
File: Experiment: 1668EPA.exp Reference: Pfk.ref Function: 6 @ 200 (ppm)

Printed: Thursday, August 27, 2009 06:18:40 Central Daylight Time

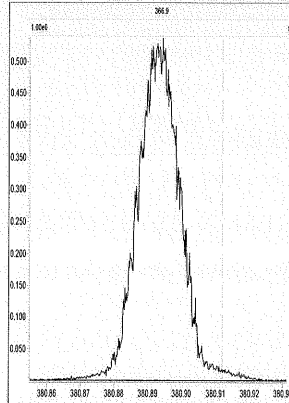
M 354.9792 R 13586



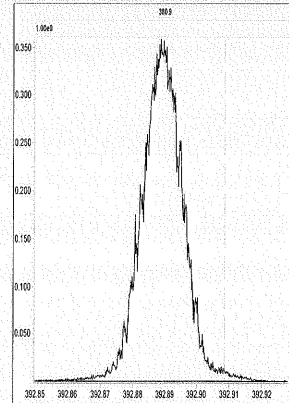
M 366.9792 R 13664



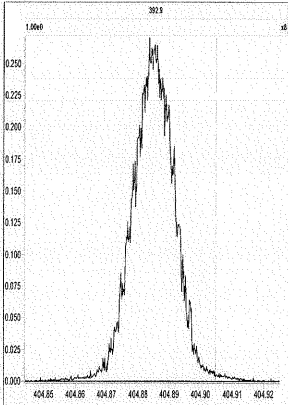
M 380.9760 R 14536



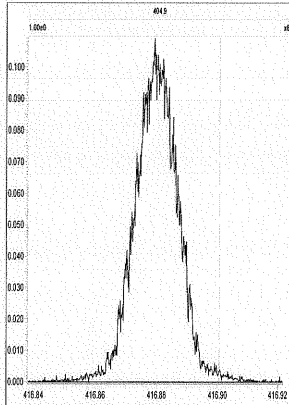
M 392.9760 R 13660



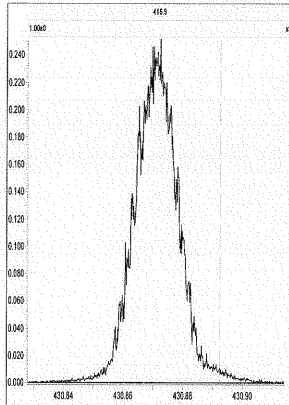
M 404.9760 R 13589



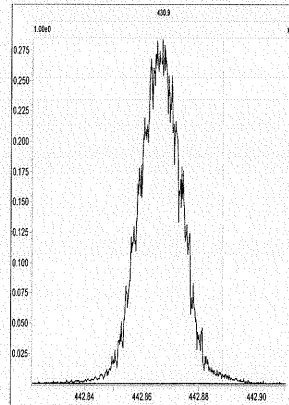
M 416.9760 R 13441



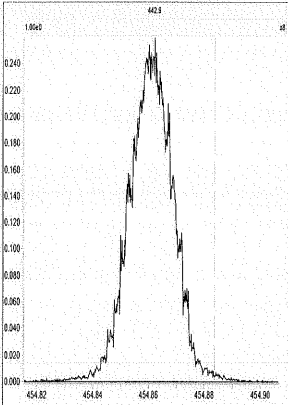
M 430.9728 R 13296



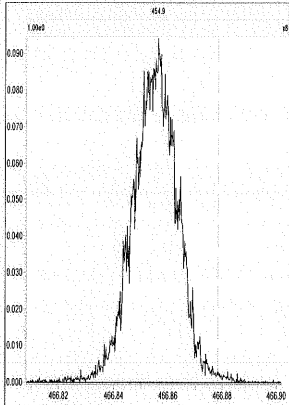
M 442.9728 R 13588



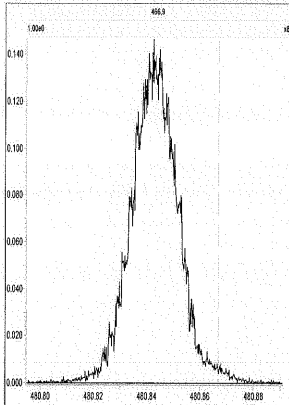
M 454.9728 R 13297



M 466.9728 R 12884



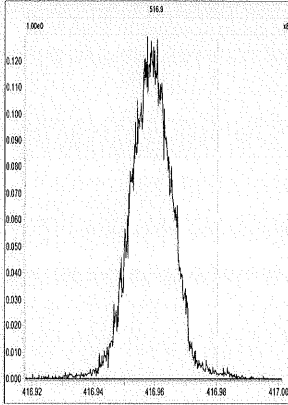
M 480.9696 R 11416



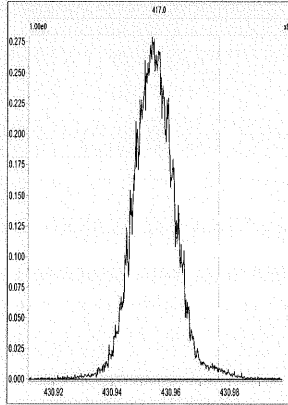
File: Experiment: 1668EPA.exp Reference: Pfk.ref Function: 7 @ 200 (ppm)

Printed: Thursday, August 27, 2009 06:19:31 Central Daylight Time

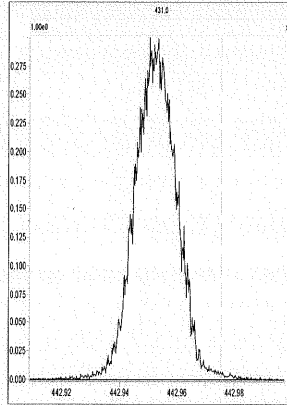
M 416.9760 R 14790



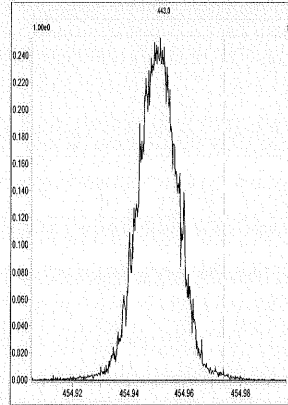
M 430.9728 R 13657



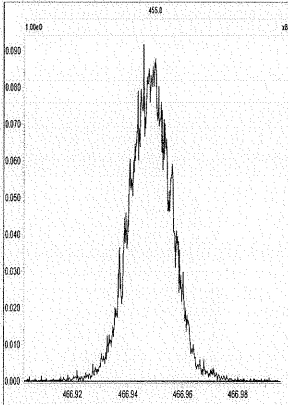
M 442.9728 R 13811



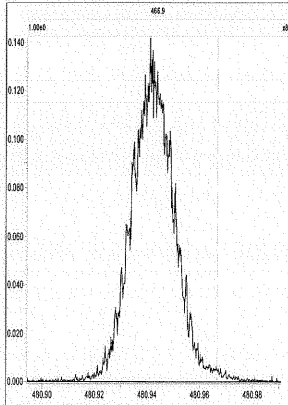
M 454.9728 R 13663



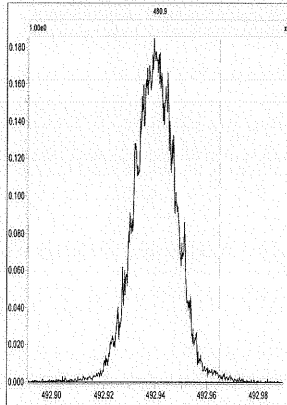
M 466.9728 R 13228



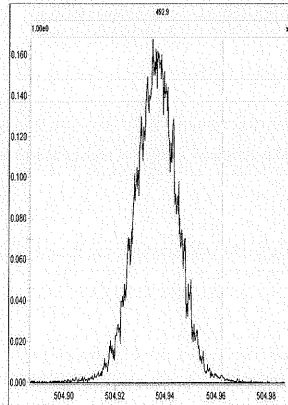
M 480.9696 R 13227



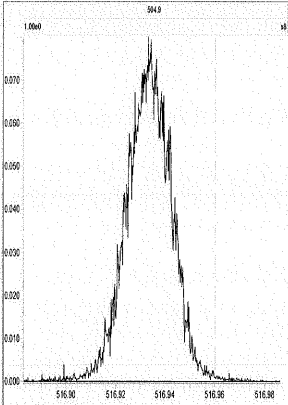
M 492.9696 R 12822



M 504.9696 R 13228



M 516.9697 R 13226



U220216

METHOD 1668A
DILUTED COMBINED 209 CONGENER SOLUTION (DCCS-209)

CLIENT ID

DCCS-209

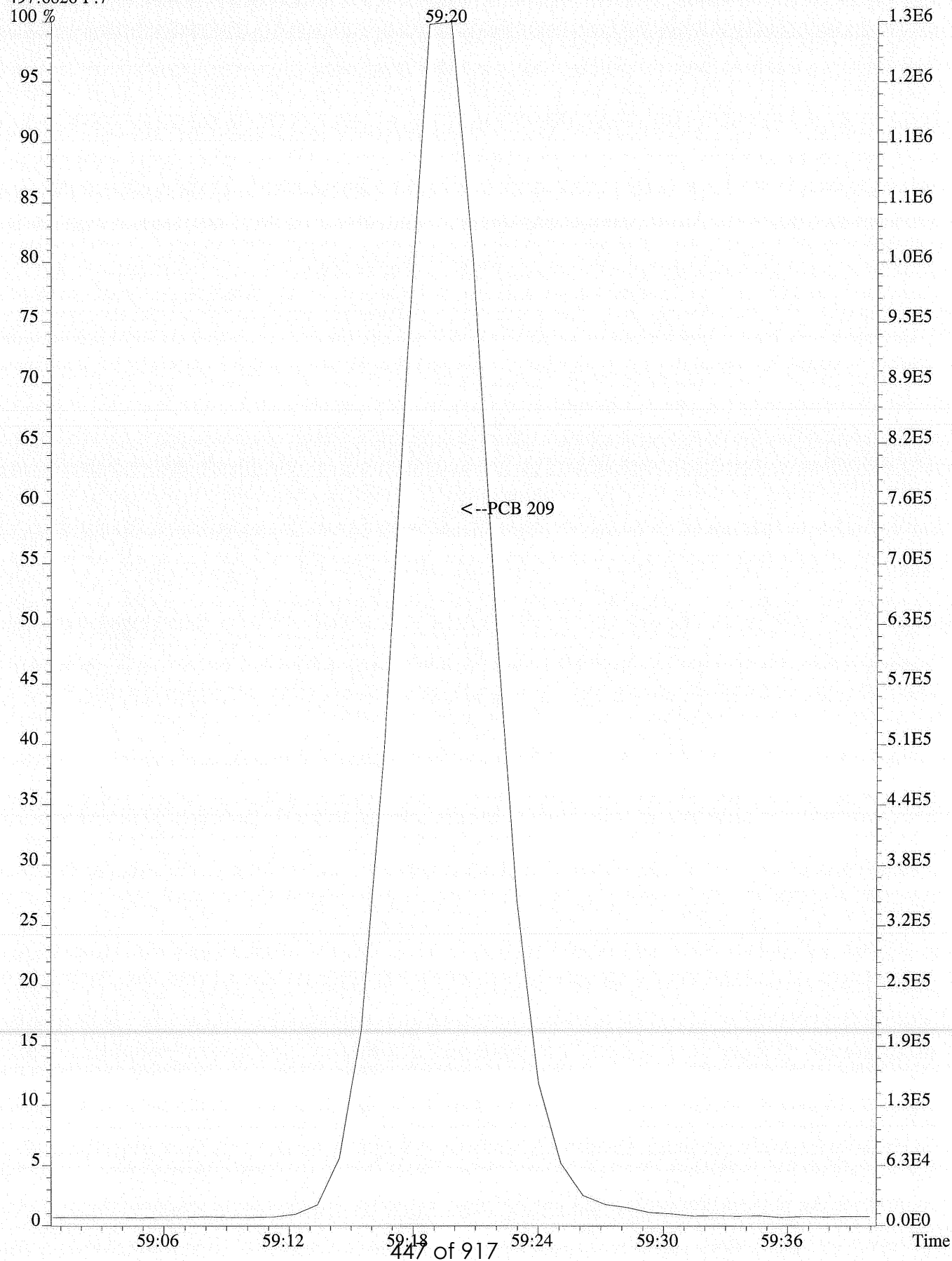
Lab Name: COLUMBIA ANALYTICAL SERVICES
Lab Code: CAS
GC Column: SPB-Octyl

SDG No.:
Lab File ID: U220216
Date Analyzed: 08/26/09
Time Analyzed: 18:39:30

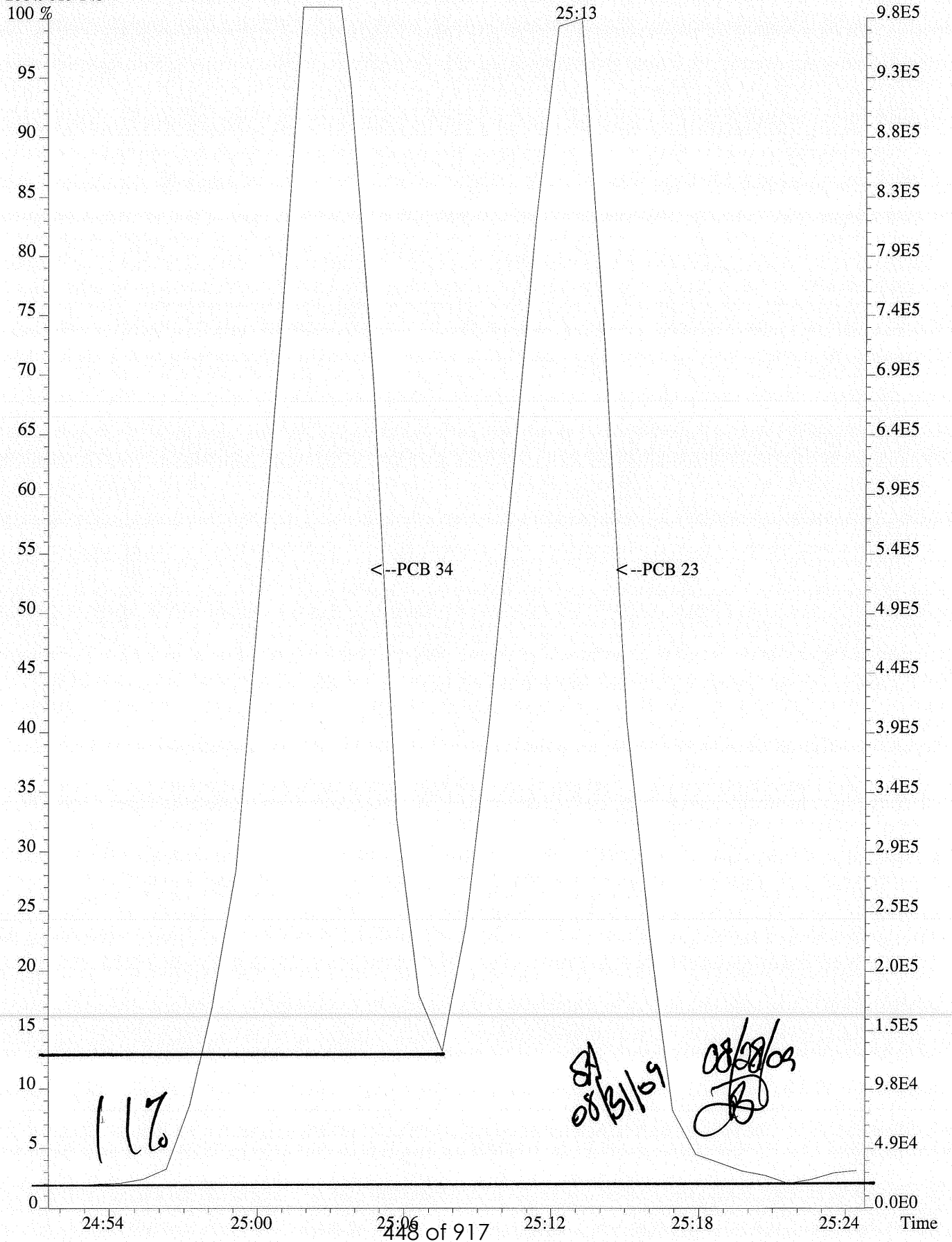
Retention time for PCB 209:	<u>59:20</u>	min.	(>55 min.)
%Valley between PCB 34 and PCB 23:	<u>11%</u>	%	(<40%)
%Valley between PCB 187 and PCB 182:	<u>2%</u>	%	(<40%)
Seconds of coelution between PCB 156 and PCB	<u>0</u>	sec.	(<2 sec.)

Reference: Section 6.9.1.1 Method 1668A with corrections and changes through August 30, 2003.

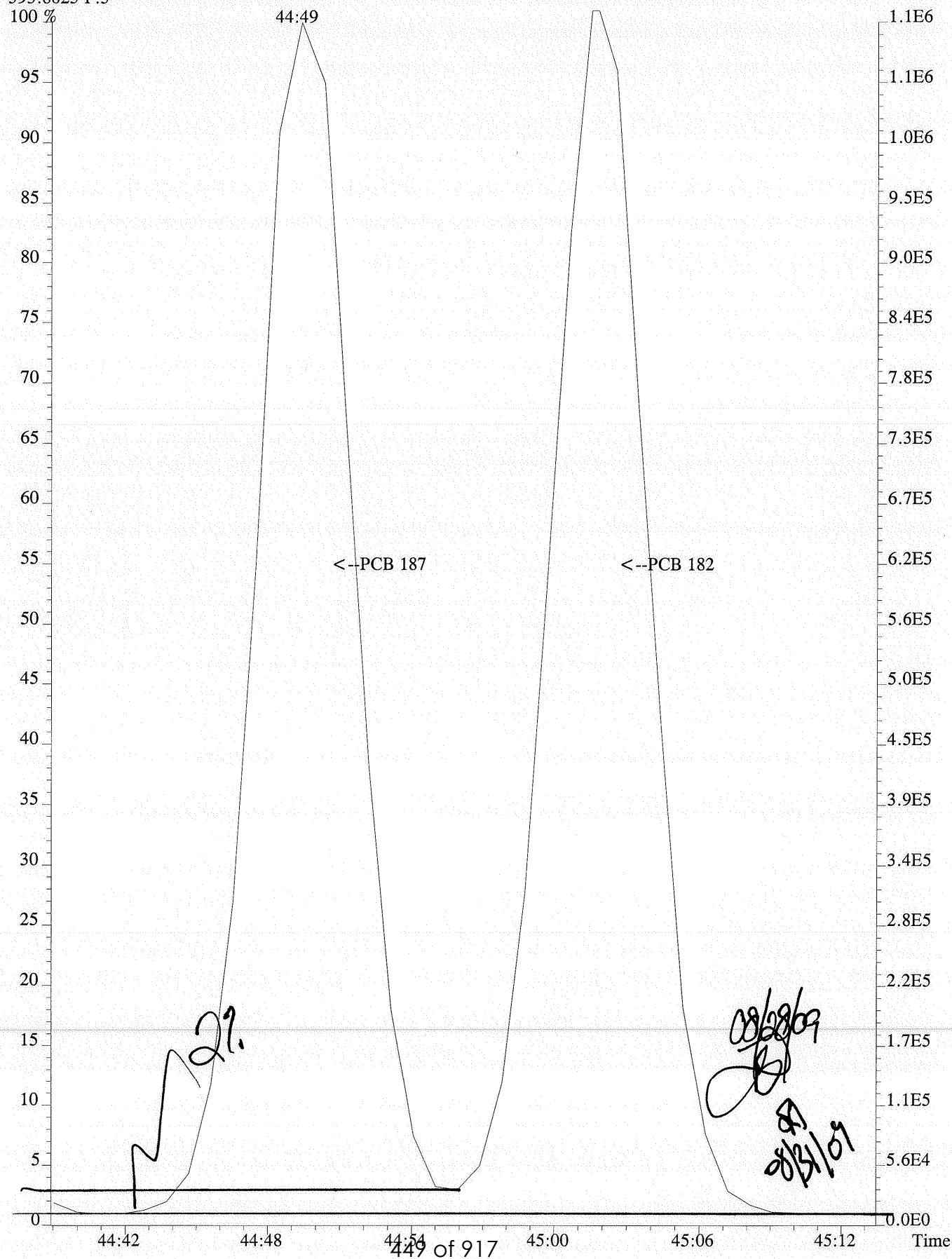
File:U220216 #1-226 Acq:26-AUG-2009 18:39:30 Probe EI+ Magnet SIR VG BioTech Mass spectf
Sample#1 Exp:PCB 209 INJECTION
497.6826 F:7



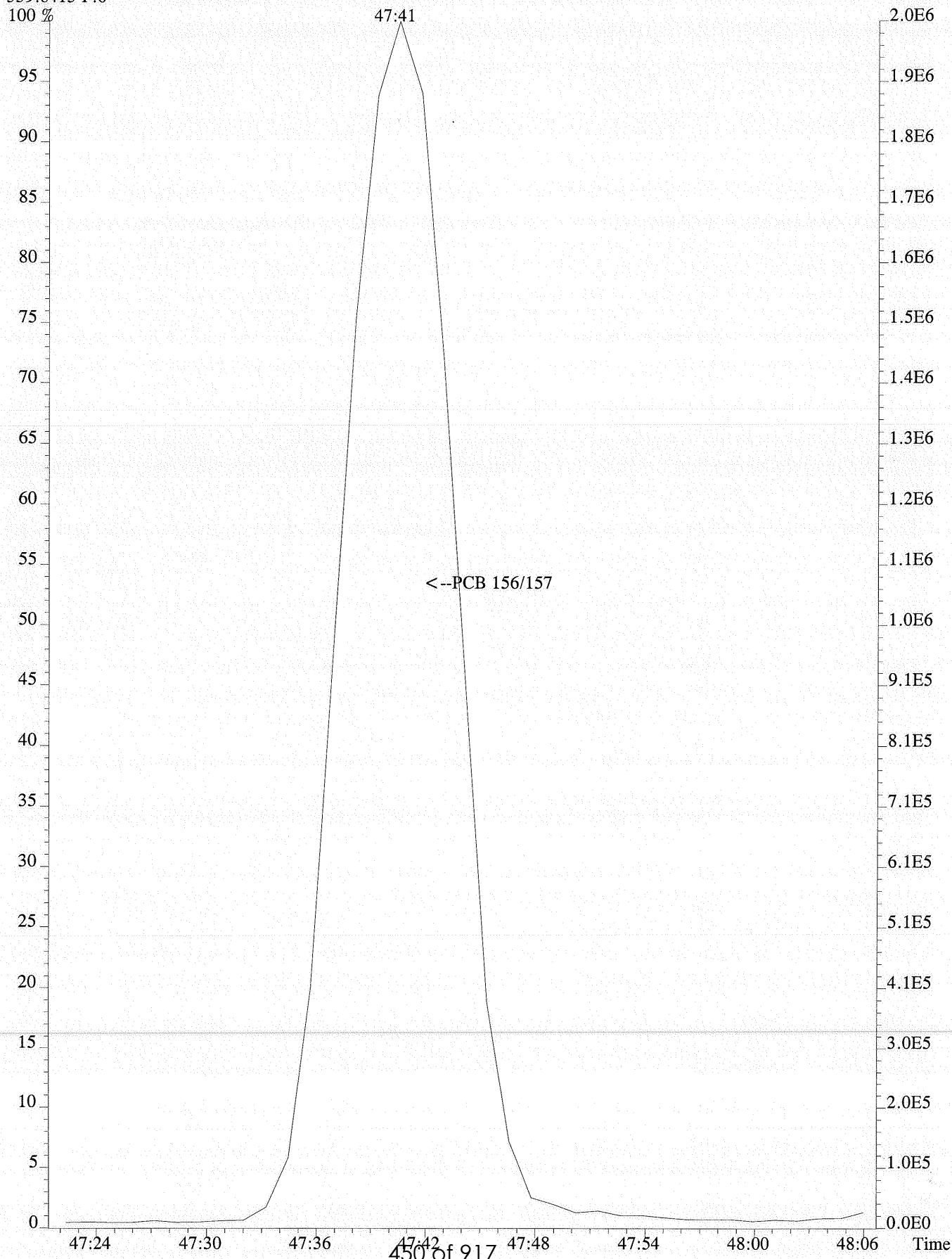
File:U220216 #1-602 Acq:26-AUG-2009 18:39:30 Probe EI+ Magnet SIR VG BioTech Mass spectr
Sample#1 Exp:PCB 209 INJECTION
255.9613 F:3



File:U220216 #1-399 Acq:26-AUG-2009 18:39:30 Probe EI+ Magnet SIR VG BioTech Mass spectf
Sample#1 Exp:PCB 209 INJECTION
393.8025 F:5



File:U220216 #1-580 Acq:26-AUG-2009 18:39:30 Probe EI+ Magnet SIR VG BioTech Mass spectf
Sample#1 Exp:PCB 209 INJECTION
359.8415 F:6



Columbia Analytical Services, Inc.
Sample Response Summary

CLIENT ID.
PCB 209 INJE η

Run #7 Filename U220216 Samp: 1 Inj: 1 Acquired: 26-AUG-09 18:39:30
Processed: 27-AUG-09 11:37:18 Sample ID: PCB 209 INJECTION

Ln#	Fxn	Name	RT-1	Resp 1	Resp 2	Ratio	Meet	Mod?	RRT
1	1	PCB-1	14:08	8.439e+03	2.733e+03	3.09	y	n	1.000
2	1	PCB-2	16:24	8.954e+03	2.909e+03	3.08	y	n	0.990
3	1	PCB-3	16:35	8.719e+03	2.878e+03	3.03	y	n	1.001
4	1	PCB-4	16:52	4.657e+03	2.969e+03	1.57	y	n	1.002
5	1	PCB-10	17:03	7.214e+03	4.500e+03	1.60	y	n	1.013
6	2	PCB-9	19:02	6.239e+03	4.031e+03	1.55	y	n	1.131
7	2	PCB-7	19:13	6.458e+03	4.064e+03	1.59	y	n	1.142
8	2	PCB-6	19:28	6.192e+03	4.013e+03	1.54	y	n	1.156
9	2	PCB-5	19:48	5.851e+03	3.940e+03	1.48	y	n	1.176
10	2	PCB-8	19:57	6.506e+03	4.423e+03	1.47	y	n	1.185
11	2	PCB-14	21:41	6.461e+03	4.072e+03	1.59	y	n	0.933
12	2	PCB-11	22:34	6.229e+03	4.099e+03	1.52	y	n	0.971
13	2	PCB-12/13	22:54	1.271e+04	8.010e+03	1.59	y	n	0.986
14	2	PCB-15	23:15	6.504e+03	4.006e+03	1.62	y	n	1.001
15	2	PCB-19	20:15	2.736e+03	2.807e+03	0.97	y	n	1.001
16	2	PCB-18/30	22:14	7.273e+03	7.427e+03	0.98	y	n	1.099
17	2	PCB-17	22:42	2.996e+03	3.105e+03	0.97	y	n	1.122
18	2	PCB-27	22:55	4.451e+03	4.499e+03	0.99	y	n	1.133
19	2	PCB-24	23:04	4.343e+03	4.438e+03	0.98	y	n	1.140
20	2	PCB-16	23:10	2.236e+03	2.211e+03	1.01	y	n	1.145
21	2	PCB-32	23:43	4.627e+03	4.634e+03	1.00	y	n	1.172
22	3	PCB-34	25:03	5.756e+03	5.692e+03	1.01	y	n	1.238
23	3	PCB-23	25:12	5.265e+03	5.505e+03	0.96	y	n	1.245
24	3	PCB-26/29	25:33	1.165e+04	1.168e+04	1.00	y	n	1.263
25	3	PCB-25	25:46	6.277e+03	6.003e+03	1.05	y	n	0.844
26	3	PCB-31	26:06	5.892e+03	5.823e+03	1.01	y	n	0.855
27	3	PCB-20/28	26:25	1.108e+04	1.152e+04	0.96	y	n	0.865
28	3	PCB-21/33	26:37	1.124e+04	1.090e+04	1.03	y	n	0.872
29	3	PCB-22	27:04	5.321e+03	5.309e+03	1.00	y	n	0.886
30	3	PCB-36	28:41	5.865e+03	5.707e+03	1.03	y	n	0.939
31	3	PCB-39	29:03	5.846e+03	5.611e+03	1.04	y	n	0.951
32	3	PCB-38	29:40	5.082e+03	5.451e+03	0.93	y	n	0.972
33	3	PCB-35	30:08	4.883e+03	5.074e+03	0.96	y	n	0.987
34	3	PCB-37	30:34	4.885e+03	4.750e+03	1.03	y	n	1.001
35	2	PCB-54	23:33	6.529e+03	9.252e+03	0.71	y	n	1.001
36	3	PCB-50/53	25:49	1.187e+04	1.567e+04	0.76	y	n	1.098
37	3	PCB-45/51	26:35	1.125e+04	1.491e+04	0.75	y	y	1.130
38	3	PCB-46	26:50	4.994e+03	6.632e+03	0.75	y	n	1.141
39	3	PCB-52	28:18	6.328e+03	8.175e+03	0.77	y	y	1.203
40	3	PCB-43/73	28:27	1.245e+04	1.630e+04	0.76	y	y	1.210
41	3	PCB-49/69	28:46	1.374e+04	1.812e+04	0.76	y	y	1.223
42	3	PCB-48	29:06	5.852e+03	7.747e+03	0.76	y	n	1.237
43	3	PCB-44/47/65	29:21	1.910e+04	2.548e+04	0.75	y	n	1.248
44	3	PCB-59/62/75	29:40	2.293e+04	3.033e+04	0.76	y	n	1.262
45	3	PCB-42	29:52	5.284e+03	7.021e+03	0.75	y	n	1.270
46	3	PCB-40/41/71	30:23	1.701e+04	2.269e+04	0.75	y	y	1.292
47	3	PCB-64	30:36	7.759e+03	1.031e+04	0.75	y	y	1.301
48	3	PCB-72	31:27	8.166e+03	1.096e+04	0.75	y	n	0.841
49	3	PCB-68	31:45	8.382e+03	1.101e+04	0.76	y	n	0.849
50	3	PCB-57	32:11	8.135e+03	1.072e+04	0.76	y	n	0.860

51	3	PCB-58	32:26	8.021e+03	1.066e+04	0.75	y	n	0.867
52	3	PCB-67	32:36	8.449e+03	1.115e+04	0.76	y	n	0.871
53	3	PCB-63	32:52	7.619e+03	1.029e+04	0.74	y	n	0.878
54	3	PCB-61/70/74/76	33:13	2.903e+04	3.947e+04	0.74	y	n	0.888
55	3	PCB-66	33:33	6.292e+03	8.887e+03	0.71	y	n	0.897
56	3	PCB-55	33:43	5.415e+03	7.770e+03	0.70	y	n	0.901
57	4	PCB-56	34:14	7.616e+03	1.003e+04	0.76	y	n	0.915
58	4	PCB-60	34:28	7.628e+03	1.019e+04	0.75	y	n	0.921
59	4	PCB-80	34:51	9.300e+03	1.171e+04	0.79	y	n	0.931
60	4	PCB-79	36:25	8.907e+03	1.138e+04	0.78	y	n	0.973
61	4	PCB-78	36:59	7.530e+03	1.003e+04	0.75	y	n	0.988
62	4	PCB-81	37:26	7.463e+03	9.975e+03	0.75	y	n	1.000
63	4	PCB-77	38:01	7.389e+03	9.203e+03	0.80	y	n	1.001
64	3	PCB-104	29:16	9.910e+03	6.395e+03	1.55	y	n	1.001
65	3	PCB-96	29:40	1.027e+04	6.262e+03	1.64	y	n	1.014
66	3	PCB-103	31:38	8.399e+03	5.490e+03	1.53	y	n	1.081
67	3	PCB-94	31:51	7.042e+03	4.439e+03	1.59	y	n	1.089
68	3	PCB-95	32:18	8.007e+03	5.129e+03	1.56	y	n	1.104
69	3	PCB-93/100	32:32	1.569e+04	1.001e+04	1.57	y	n	1.112
70	3	PCB-98/102	32:41	1.504e+04	9.421e+03	1.60	y	n	1.117
71	3	PCB-88/91	33:10	1.519e+04	9.774e+03	1.55	y	y	1.134
72	3	PCB-84	33:25	6.788e+03	4.457e+03	1.52	y	n	1.142
73	4	PCB-89	33:55	4.628e+03	3.000e+03	1.54	y	n	1.160
74	4	PCB-121	34:20	9.678e+03	6.138e+03	1.58	y	n	1.174
75	4	PCB-92	34:43	6.985e+03	4.368e+03	1.60	y	n	0.868
76	4	PCB-90/101/113	35:18	2.406e+04	1.559e+04	1.54	y	n	0.883
77	4	PCB-83/99	35:53	1.408e+04	8.849e+03	1.59	y	y	0.897
78	4	PCB-112	36:01	1.014e+04	6.261e+03	1.62	y	y	0.901
79	4	PCB-86/87/97/109/119/125	36:23	4.886e+04	3.142e+04	1.55	y	y	0.910
80	4	PCB-117	37:04	9.205e+03	5.441e+03	1.69	y	y	0.927
81	4	PCB-85/116	37:09	1.714e+04	1.099e+04	1.56	y	y	0.929
82	4	PCB-110/115	37:23	1.907e+04	1.208e+04	1.58	y	y	0.935
83	4	PCB-82	37:39	6.275e+03	3.981e+03	1.58	y	n	0.942
84	4	PCB-111	38:01	9.480e+03	6.182e+03	1.53	y	n	0.951
85	4	PCB-120	38:29	9.973e+03	6.535e+03	1.53	y	n	0.962
86	5	PCB-108/124	39:39	1.862e+04	1.229e+04	1.52	y	y	0.992
87	5	PCB-107	39:54	8.922e+03	7.307e+03	1.22	n	y	0.998
88	5	PCB-123	40:00	9.518e+03	5.986e+03	1.59	y	y	1.000
89	5	PCB-106	40:08	9.649e+03	6.581e+03	1.47	y	y	1.004
90	5	PCB-118	40:21	9.101e+03	6.364e+03	1.43	y	y	1.001
91	5	PCB-122	40:42	8.745e+03	5.924e+03	1.48	y	y	1.010
92	5	PCB-114	40:53	9.766e+03	6.464e+03	1.51	y	y	1.000
93	5	PCB-105	41:32	9.363e+03	6.400e+03	1.46	y	y	1.001
94	5	PCB-127	43:00	9.190e+03	6.187e+03	1.49	y	y	1.036
95	5	PCB-126	44:39	8.325e+03	5.824e+03	1.43	y	y	1.001
96	4	PCB-155	35:05	8.823e+03	7.555e+03	1.17	y	n	1.001
97	4	PCB-152	35:17	8.503e+03	7.542e+03	1.13	y	n	1.007
98	4	PCB-150	35:26	8.458e+03	7.376e+03	1.15	y	n	1.011
99	4	PCB-136	35:49	8.513e+03	7.359e+03	1.16	y	n	1.022
100	4	PCB-145	36:07	8.221e+03	7.031e+03	1.17	y	n	1.030
101	4	PCB-148	37:38	6.266e+03	5.511e+03	1.14	y	n	1.074
102	4	PCB-135/151	38:14	1.248e+04	1.084e+04	1.15	y	n	1.091
103	4	PCB-154	38:29	7.445e+03	6.604e+03	1.13	y	n	1.098
104	4	PCB-144	38:49	6.476e+03	5.813e+03	1.11	y	n	1.107
105	5	PCB-147/149	39:11	1.294e+04	1.011e+04	1.28	y	n	1.118
106	5	PCB-134	39:23	5.183e+03	4.170e+03	1.24	y	n	1.124
107	5	PCB-143	39:28	5.970e+03	4.741e+03	1.26	y	n	1.126

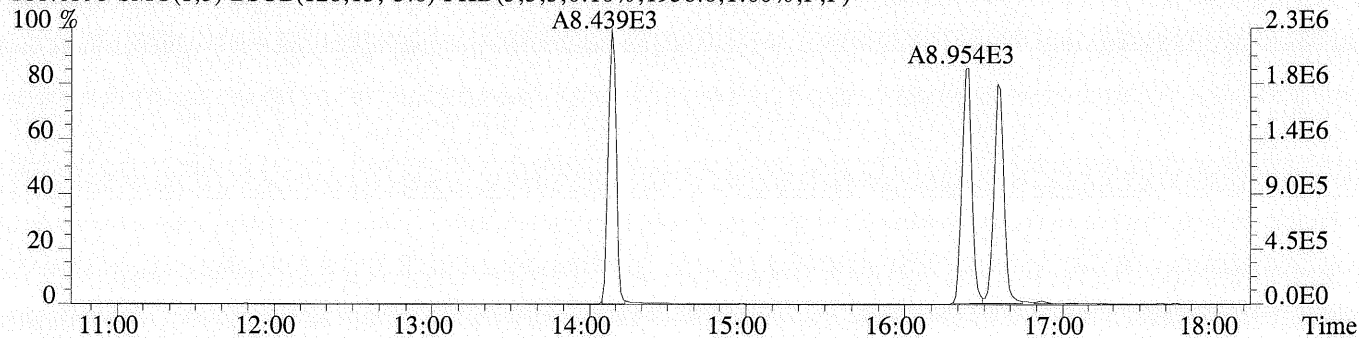
108	5	PCB-139/140	39:47	1.298e+04	1.049e+04	1.24	y	n	1.135
109	5	PCB-131	39:59	5.742e+03	4.615e+03	1.24	y	n	1.141
110	5	PCB-142	40:09	5.646e+03	4.406e+03	1.28	y	n	1.146
111	5	PCB-132	40:27	5.662e+03	4.481e+03	1.26	y	n	1.154
112	5	PCB-133	40:57	6.115e+03	4.786e+03	1.28	y	n	1.168
113	5	PCB-165	41:21	7.680e+03	6.183e+03	1.24	y	n	0.890
114	5	PCB-146	41:35	7.203e+03	5.768e+03	1.25	y	n	0.895
115	5	PCB-161	41:44	8.292e+03	6.659e+03	1.25	y	n	0.898
116	5	PCB-153/168	42:14	1.537e+04	1.241e+04	1.24	y	n	0.909
117	5	PCB-141	42:25	6.252e+03	5.243e+03	1.19	y	n	0.913
118	5	PCB-130	42:49	5.371e+03	4.340e+03	1.24	y	n	0.921
119	5	PCB-137	43:03	6.056e+03	4.915e+03	1.23	y	n	0.926
120	5	PCB-164	43:10	8.101e+03	6.577e+03	1.23	y	n	0.929
121	5	PCB-129/138/163	43:30	1.965e+04	1.575e+04	1.25	y	n	0.936
122	5	PCB-160	43:39	7.854e+03	6.365e+03	1.23	y	n	0.939
123	5	PCB-158	43:52	8.865e+03	7.155e+03	1.24	y	n	0.944
124	5	PCB-128/166	44:44	1.421e+04	1.119e+04	1.27	y	n	0.962
125	6	PCB-159	45:44	6.672e+03	5.493e+03	1.21	y	n	0.984
126	6	PCB-162	46:01	5.324e+03	4.452e+03	1.20	y	n	0.990
127	6	PCB-167	46:30	6.326e+03	5.292e+03	1.20	y	n	1.000
128	6	PCB-156/157	47:41	1.171e+04	1.018e+04	1.15	y	n	1.001
129	6	PCB-169	50:56	5.670e+03	4.649e+03	1.22	y	n	1.001
130	5	PCB-188	40:51	7.135e+03	7.444e+03	0.96	y	n	1.001
131	5	PCB-179	41:12	7.360e+03	7.611e+03	0.97	y	n	1.009
132	5	PCB-184	41:44	7.382e+03	7.785e+03	0.95	y	n	1.022
133	5	PCB-176	42:05	6.999e+03	7.507e+03	0.93	y	n	1.031
134	5	PCB-186	42:32	6.801e+03	7.116e+03	0.96	y	n	1.042
135	5	PCB-178	43:55	5.157e+03	5.462e+03	0.94	y	n	1.076
136	5	PCB-175	44:33	5.470e+03	5.741e+03	0.95	y	n	1.091
137	5	PCB-187	44:49	5.707e+03	5.969e+03	0.96	y	n	1.098
138	5	PCB-182	45:02	5.686e+03	5.903e+03	0.96	y	n	1.103
139	6	PCB-183	45:27	4.675e+03	4.758e+03	0.98	y	n	1.114
140	6	PCB-185	45:33	3.378e+03	3.521e+03	0.96	y	n	1.116
141	6	PCB-174	45:42	4.109e+03	4.127e+03	1.00	y	n	1.120
142	6	PCB-177	46:08	3.635e+03	3.573e+03	1.02	y	n	1.130
143	6	PCB-181	46:33	3.776e+03	3.847e+03	0.98	y	n	1.140
144	6	PCB-171/173	46:46	7.169e+03	7.370e+03	0.97	y	n	1.146
145	6	PCB-172	48:24	3.493e+03	3.426e+03	1.02	y	n	0.906
146	6	PCB-192	48:41	4.466e+03	4.458e+03	1.00	y	n	0.911
147	6	PCB-180/193	49:00	8.992e+03	9.277e+03	0.97	y	n	0.917
148	6	PCB-191	49:25	4.756e+03	4.889e+03	0.97	y	n	0.925
149	6	PCB-170	50:19	3.512e+03	3.365e+03	1.04	y	n	0.942
150	6	PCB-190	50:51	5.185e+03	5.320e+03	0.97	y	n	0.952
151	6	PCB-189	53:26	4.333e+03	4.405e+03	0.98	y	n	1.000
152	6	PCB-202	46:14	6.157e+03	7.518e+03	0.82	y	n	1.000
153	6	PCB-201	47:10	6.782e+03	8.142e+03	0.83	y	n	1.021
154	6	PCB-204	47:51	6.657e+03	7.864e+03	0.85	y	n	1.035
155	6	PCB-197	48:05	6.435e+03	7.712e+03	0.83	y	n	1.040
156	6	PCB-200	48:12	6.792e+03	7.954e+03	0.85	y	n	1.043
157	6	PCB-198/199	50:59	9.236e+03	1.109e+04	0.83	y	n	1.103
158	6	PCB-196	51:39	4.706e+03	5.523e+03	0.85	y	n	0.923
159	6	PCB-203	51:51	5.047e+03	5.889e+03	0.86	y	n	0.926
160	6	PCB-195	53:11	4.371e+03	5.163e+03	0.85	y	n	0.950
161	6	PCB-194	55:32	4.531e+03	5.362e+03	0.84	y	n	0.992
162	6	PCB-205	56:00	5.345e+03	6.456e+03	0.83	y	n	1.000
163	6	PCB-208	52:56	5.984e+03	7.695e+03	0.78	y	n	1.001
164	6	PCB-207	53:53	5.746e+03	7.586e+03	0.76	y	n	1.019

165	7	PCB-206	57:44	4.118e+03	5.413e+03	0.76	y	n	1.000
166	7	PCB-209	59:20	6.379e+03	5.339e+03	1.19	y	n	1.001
167	1	PCB-11L	14:08	3.101e+04	1.018e+04	3.05	y	n	0.744
168	1	PCB-3L	16:34	3.275e+04	1.038e+04	3.15	y	n	0.872
169	1	PCB-4L	16:50	1.801e+04	1.203e+04	1.50	y	n	0.886
170	2	PCB-15L	23:14	2.403e+04	1.583e+04	1.52	y	n	1.223
171	2	PCB-19L	20:14	1.096e+04	1.051e+04	1.04	y	n	1.065
172	3	PCB-37L	30:32	1.899e+04	1.841e+04	1.03	y	n	1.080
173	2	PCB-54L	23:31	1.354e+04	1.747e+04	0.78	y	n	0.832
174	4	PCB-81L	37:25	1.382e+04	1.763e+04	0.78	y	n	1.324
175	4	PCB-77L	37:59	1.352e+04	1.750e+04	0.77	y	n	1.344
176	3	PCB-104L	29:15	2.019e+04	1.292e+04	1.56	y	n	0.829
177	5	PCB-123L	39:59	1.810e+04	1.146e+04	1.58	y	n	1.133
178	5	PCB-118L	40:19	1.910e+04	1.233e+04	1.55	y	n	1.143
179	5	PCB-114L	40:52	1.792e+04	1.172e+04	1.53	y	n	1.158
180	5	PCB-105L	41:30	1.740e+04	1.149e+04	1.52	y	n	1.176
181	5	PCB-126L	44:37	1.725e+04	1.114e+04	1.55	y	n	1.265
182	4	PCB-155L	35:03	1.935e+04	1.600e+04	1.21	y	n	0.807
183	6	PCB-167L	46:29	1.245e+04	9.568e+03	1.30	y	n	1.070
184	6	PCB-156/157L	47:39	2.356e+04	1.888e+04	1.25	y	n	1.097
185	6	PCB-169L	50:54	1.045e+04	8.386e+03	1.25	y	n	1.171
186	5	PCB-188L	40:49	1.663e+04	1.610e+04	1.03	y	n	0.736
187	6	PCB-189L	53:25	9.444e+03	9.002e+03	1.05	y	n	0.963
188	6	PCB-202L	46:13	1.003e+04	1.119e+04	0.90	y	n	0.833
189	6	PCB-205L	55:59	8.526e+03	9.531e+03	0.89	y	n	1.009
190	6	PCB-208L	52:54	8.663e+03	1.102e+04	0.79	y	n	0.953
191	7	PCB-206L	57:43	5.796e+03	7.399e+03	0.78	y	n	1.040
192	7	PCB-209L	59:18	9.172e+03	7.791e+03	1.18	y	n	1.069
193	3	PCB-28L	26:24	2.039e+04	2.033e+04	1.00	y	n	0.934
194	4	PCB-111L	38:00	1.861e+04	1.212e+04	1.54	y	n	1.077
195	5	PCB-178L	43:53	1.128e+04	1.084e+04	1.04	y	n	1.010
196	2	PCB-9L	19:00	2.545e+04	1.640e+04	1.55	y	n	*
197	3	PCB-52L	28:16	1.234e+04	1.583e+04	0.78	y	n	*
198	4	PCB-101L	35:17	1.552e+04	9.836e+03	1.58	y	n	*
199	5	PCB-138L	43:27	1.308e+04	1.053e+04	1.24	y	n	*
200	6	PCB-194L	55:29	7.351e+03	8.034e+03	0.91	y	n	*

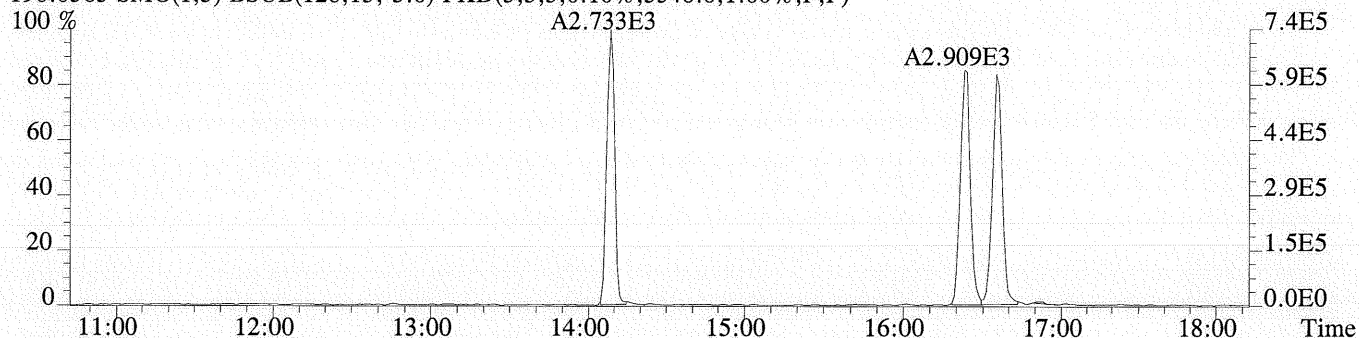
File:U220216 #1-482 Acq:26-AUG-2009 18:39:30 Probe EI+ Magnet SIR VG BioTech Mass spectr

Sample#1 Exp:PCB 209 INJECTION

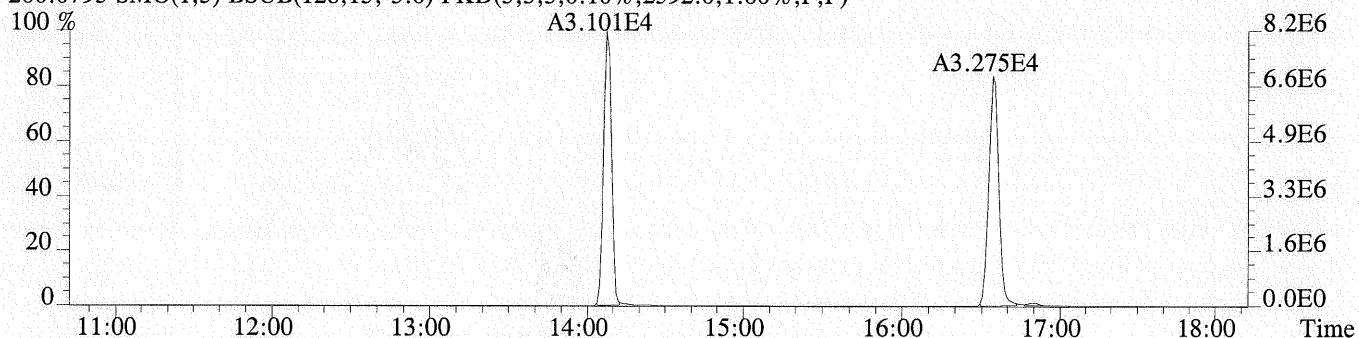
188.0393 SMO(1,3) BSUB(128,15,-3.0) PKD(3,3,3,0.10%,1936.0,1.00%,F,F)



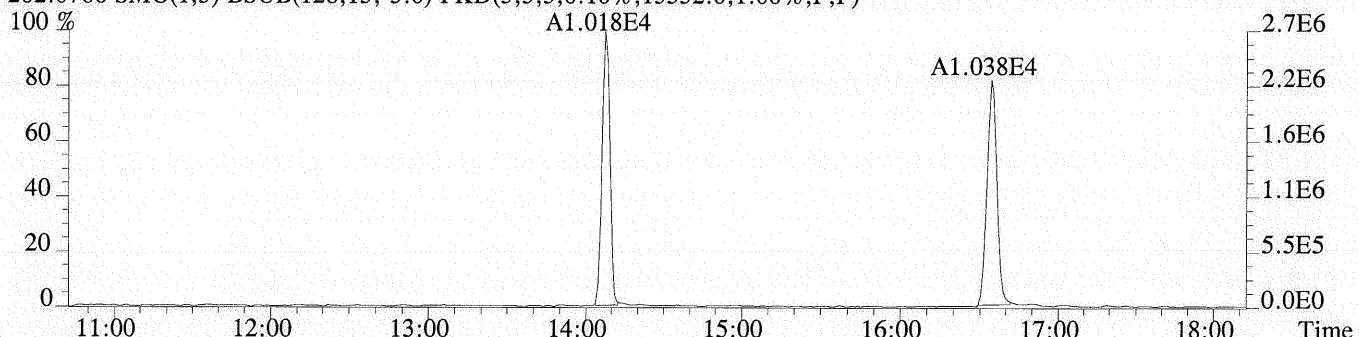
190.0363 SMO(1,3) BSUB(128,15,-3.0) PKD(3,3,3,0.10%,3340.0,1.00%,F,F)



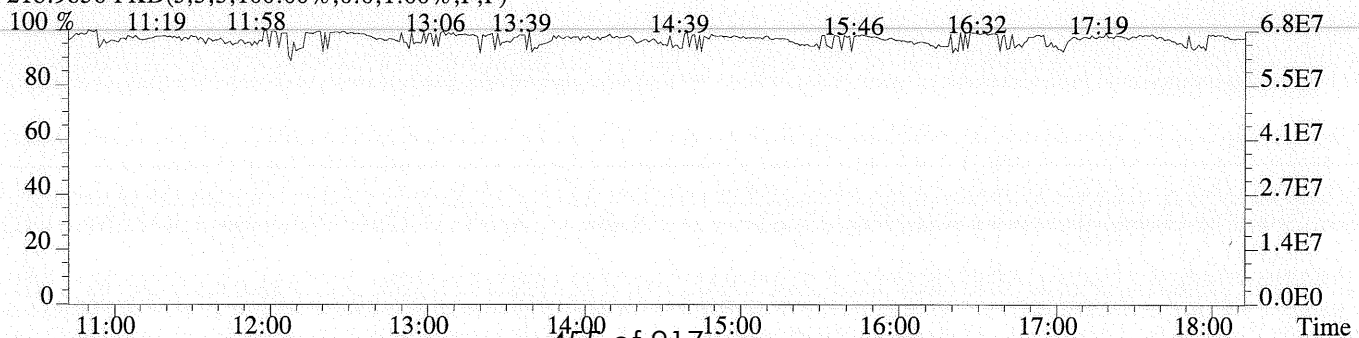
200.0795 SMO(1,3) BSUB(128,15,-3.0) PKD(3,3,3,0.10%,2592.0,1.00%,F,F)



202.0766 SMO(1,3) BSUB(128,15,-3.0) PKD(3,3,3,0.10%,15552.0,1.00%,F,F)

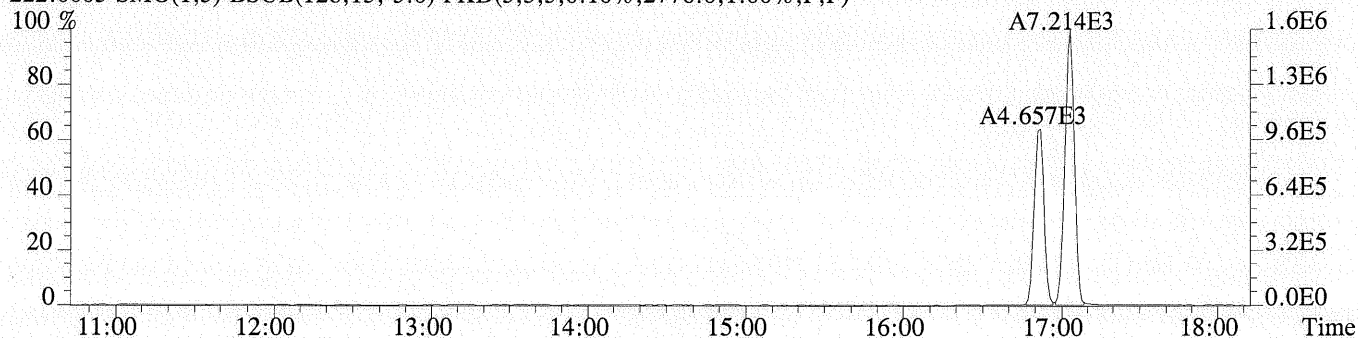


218.9856 PKD(3,3,3,100.00%,0.0,1.00%,F,F)

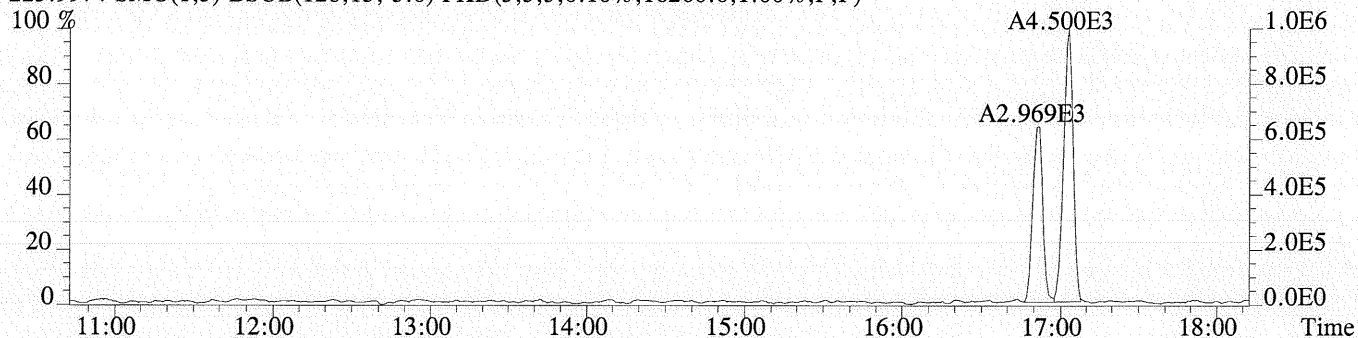


Sample#1 Exp:PCB 209 INJECTION

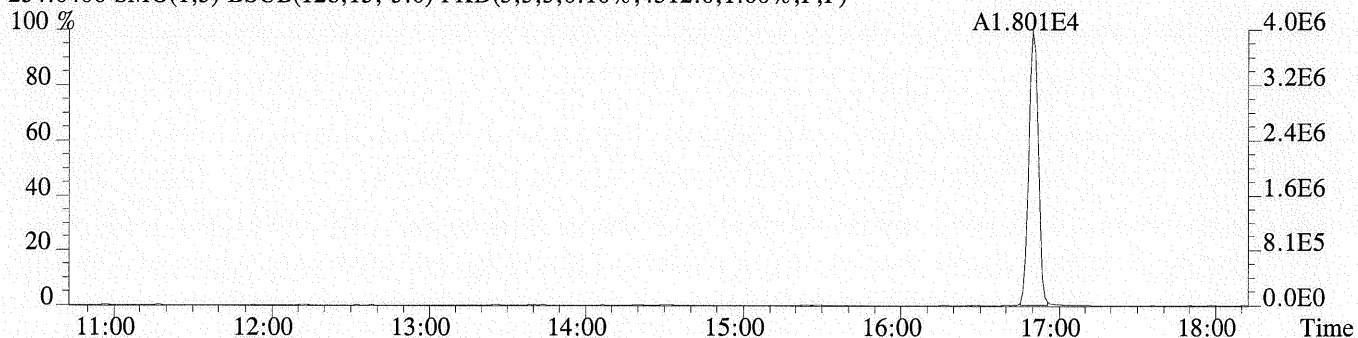
222.0003 SMO(1,3) BSUB(128,15,-3.0) PKD(3,3,3,0.10%,2776.0,1.00%,F,F)



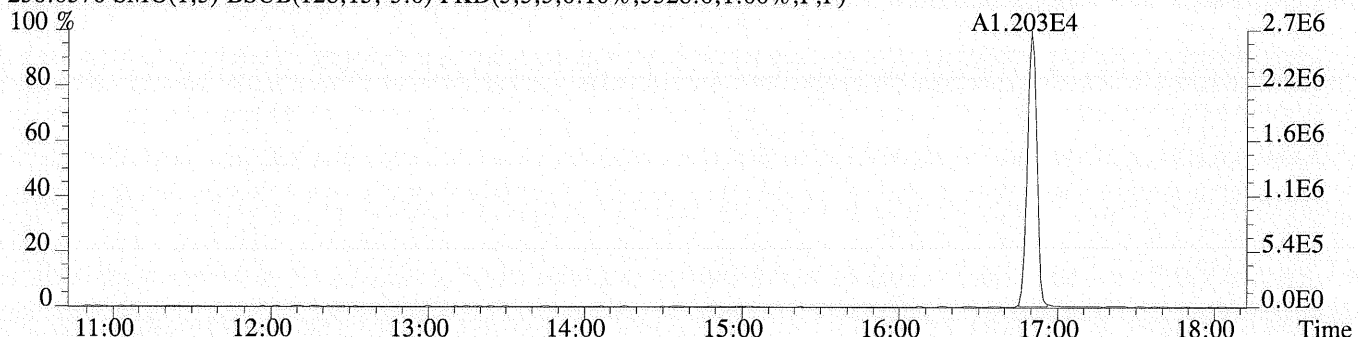
223.9974 SMO(1,3) BSUB(128,15,-3.0) PKD(3,3,3,0.10%,16260.0,1.00%,F,F)



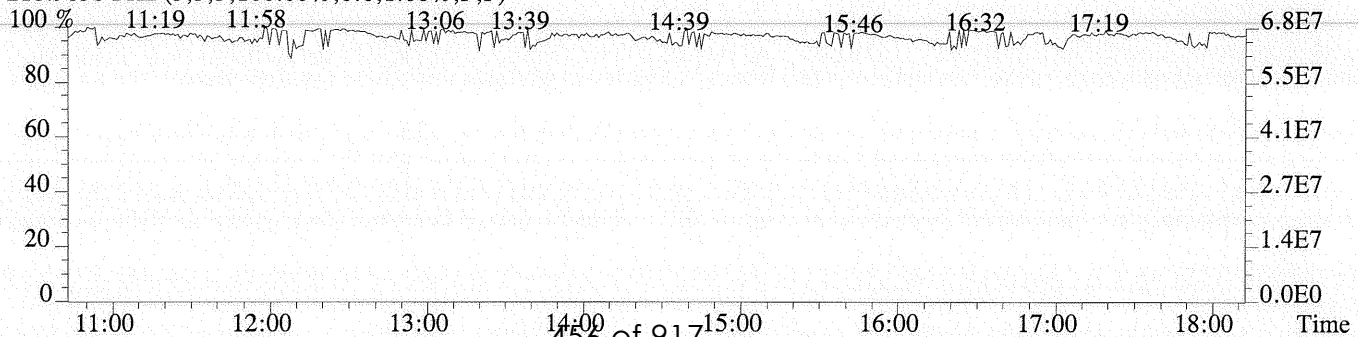
234.0406 SMO(1,3) BSUB(128,15,-3.0) PKD(3,3,3,0.10%,4312.0,1.00%,F,F)



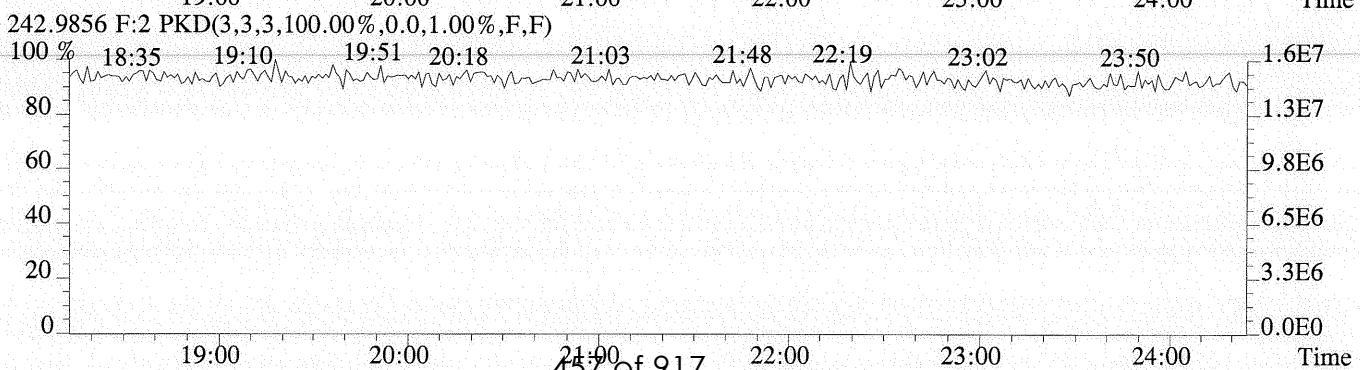
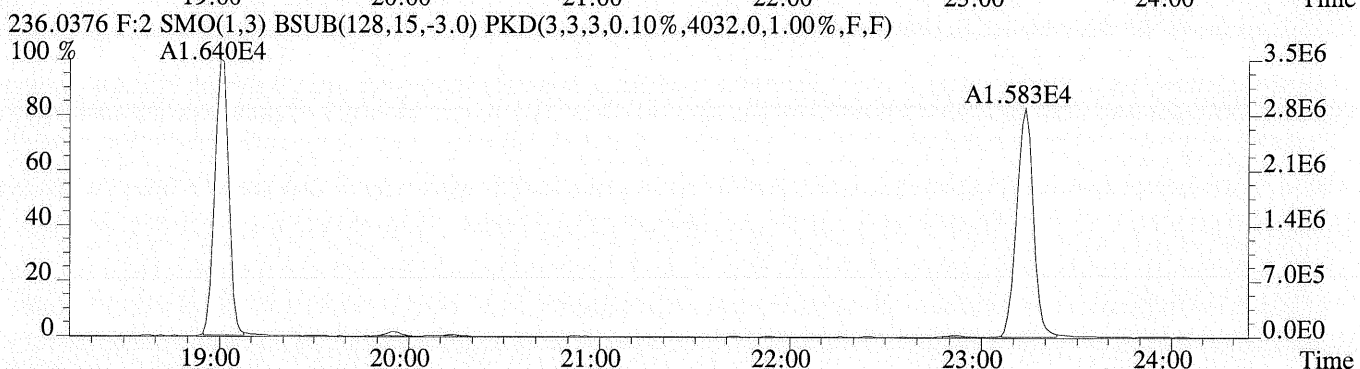
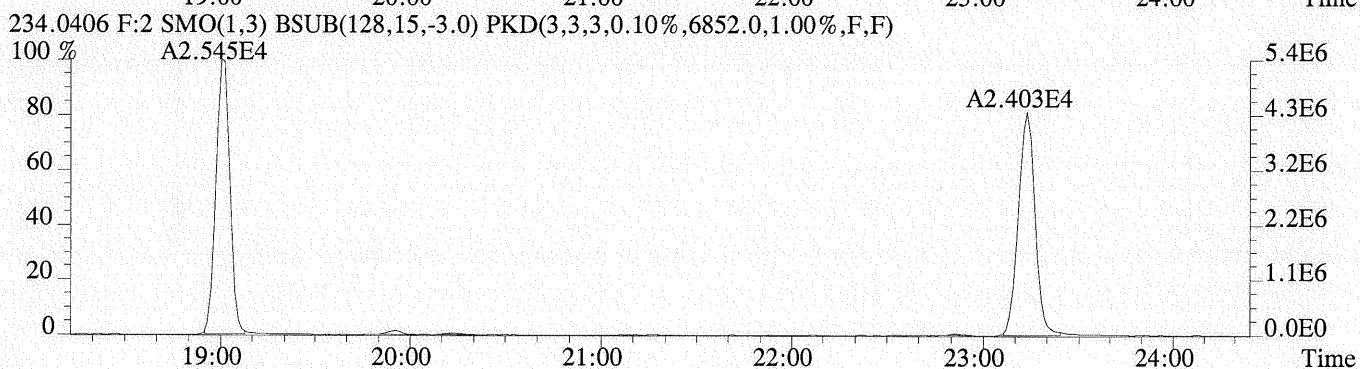
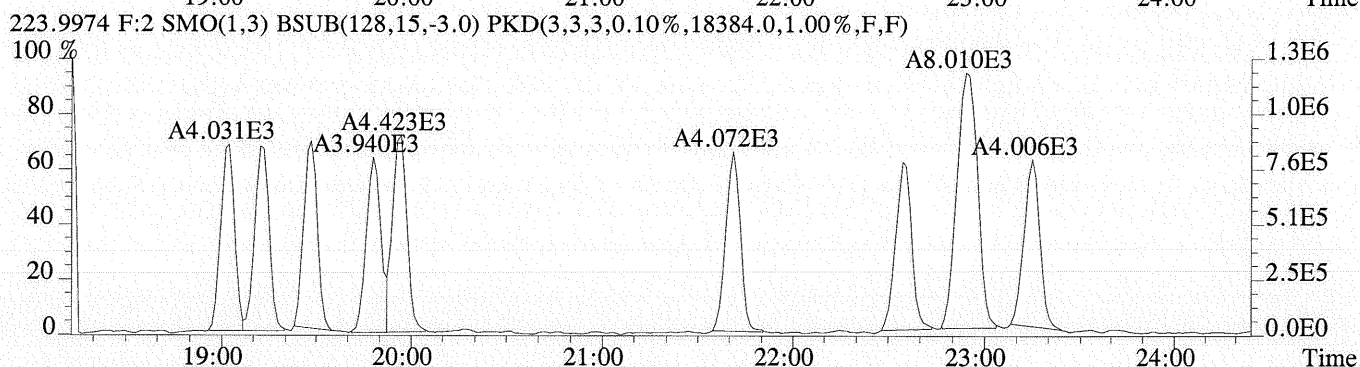
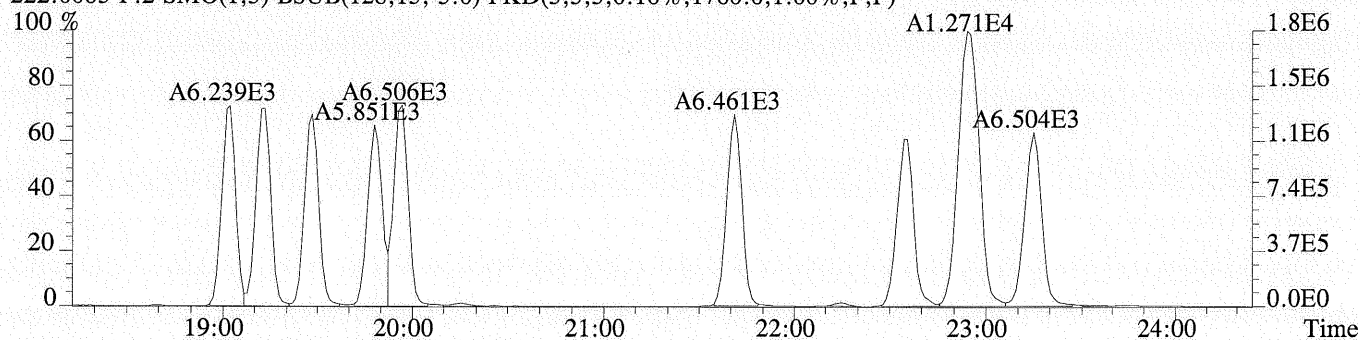
236.0376 SMO(1,3) BSUB(128,15,-3.0) PKD(3,3,3,0.10%,3328.0,1.00%,F,F)



218.9856 PKD(3,3,3,100.00%,0.0,1.00%,F,F)

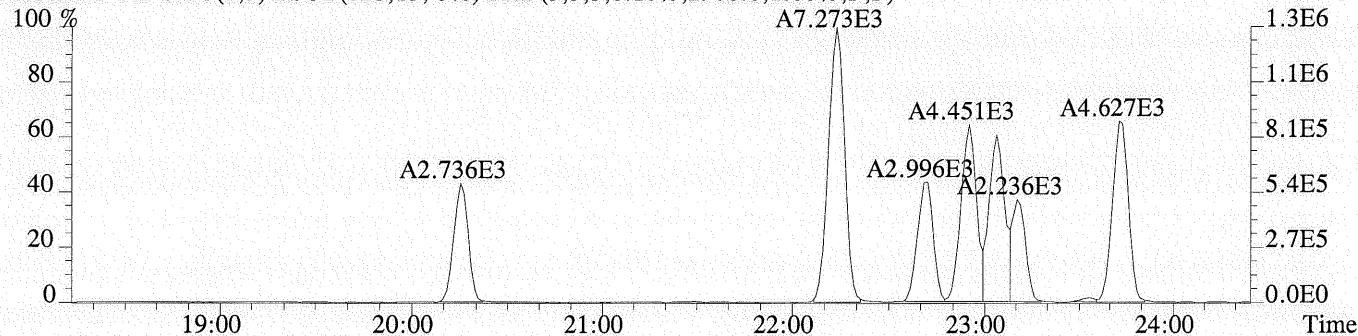


File:U220216 #1-342 Acq:26-AUG-2009 18:39:30 Probe EI+ Magnet SIR VG BioTech Mass spectf
Sample#1 Exp:PCB 209 INJECTION
222.0003 F:2 SMO(1,3) BSUB(128,15,-3.0) PKD(3,3,3,0.10%,1760.0,1.00%,F,F)

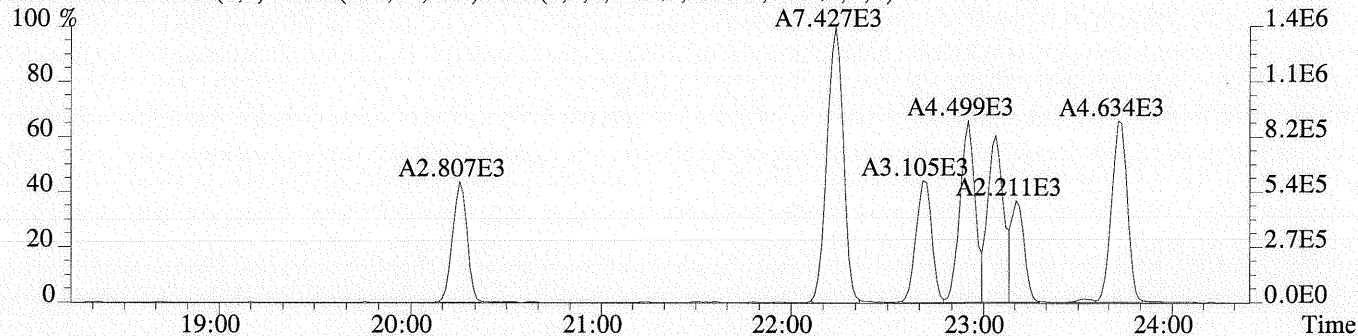


Sample#1 Exp:PCB 209 INJECTION

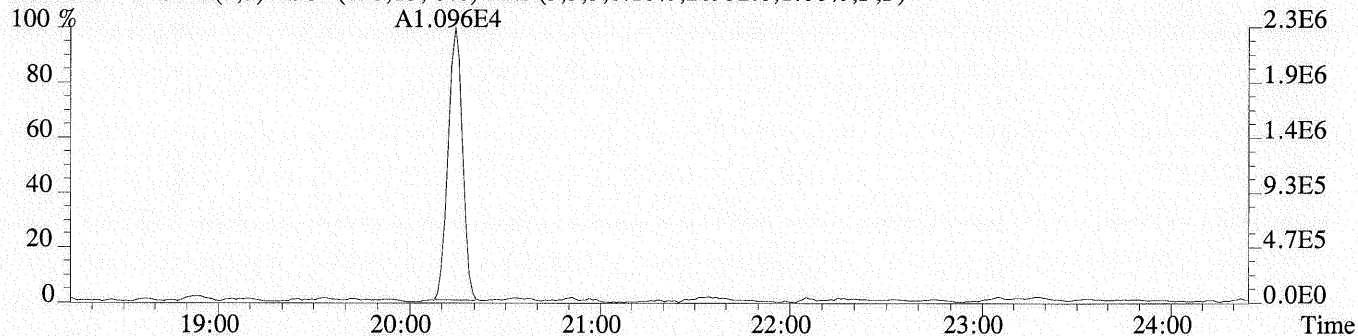
255.9613 F:2 SMO(1,3) BSUB(128,15,-3.0) PKD(3,3,3,0.10%,2908.0,1.00%,F,F)



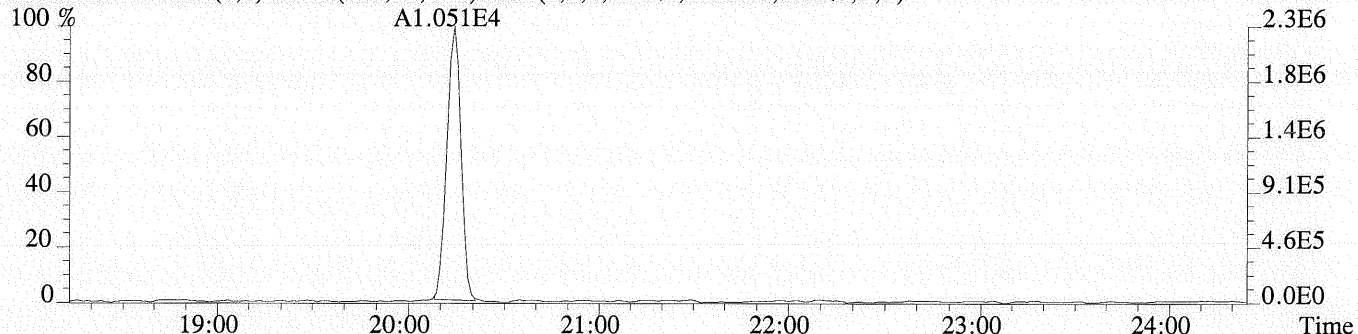
257.9584 F:2 SMO(1,3) BSUB(128,15,-3.0) PKD(3,3,3,0.10%,1388.0,1.00%,F,F)



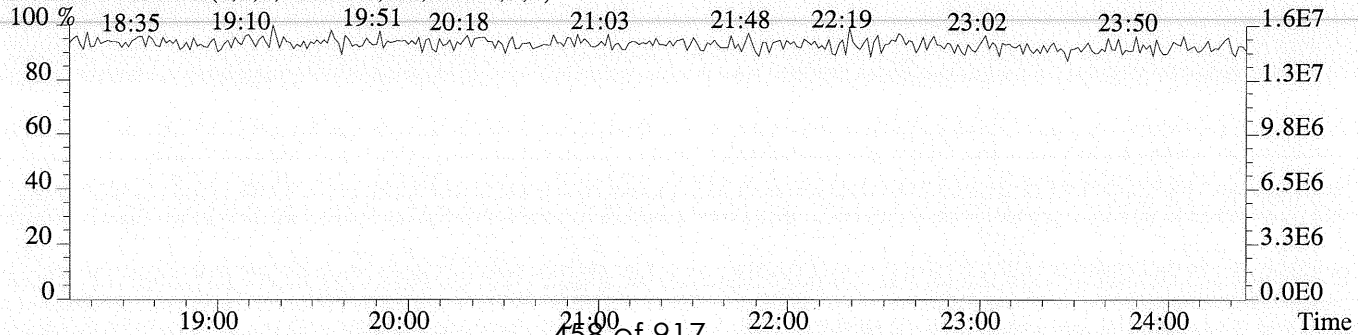
268.0016 F:2 SMO(1,3) BSUB(128,15,-3.0) PKD(3,3,3,0.10%,26952.0,1.00%,F,F)



269.9986 F:2 SMO(1,3) BSUB(128,15,-3.0) PKD(3,3,3,0.10%,17924.0,1.00%,F,F)

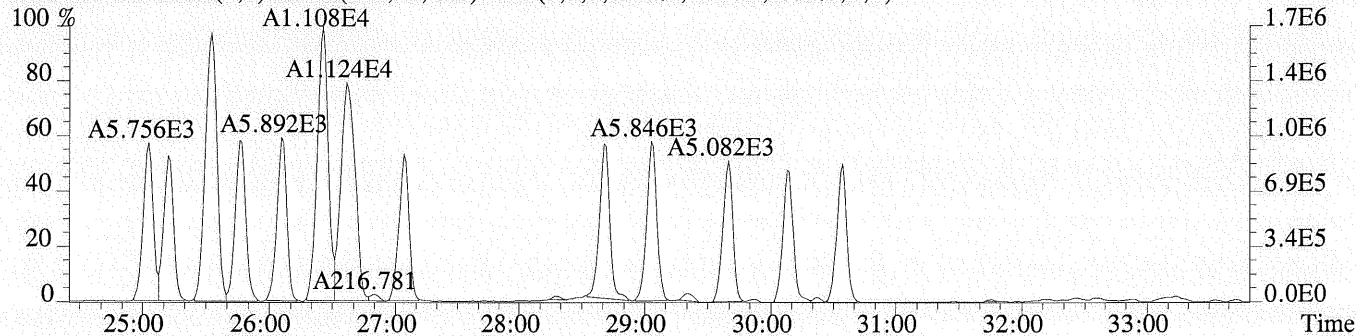


242.9856 F:2 PKD(3,3,3,100.00%,0.0,1.00%,F,F)

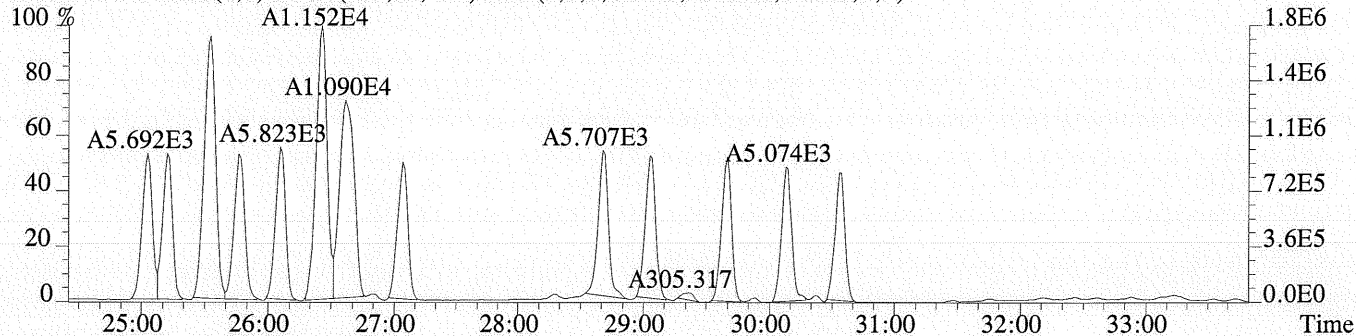


File:U220216 #1-602 Acq:26-AUG-2009 18:39:30 Probe EI+ Magnet SIR VG BioTech Mass spectf
Sample#1 Exp:PCB 209 INJECTION

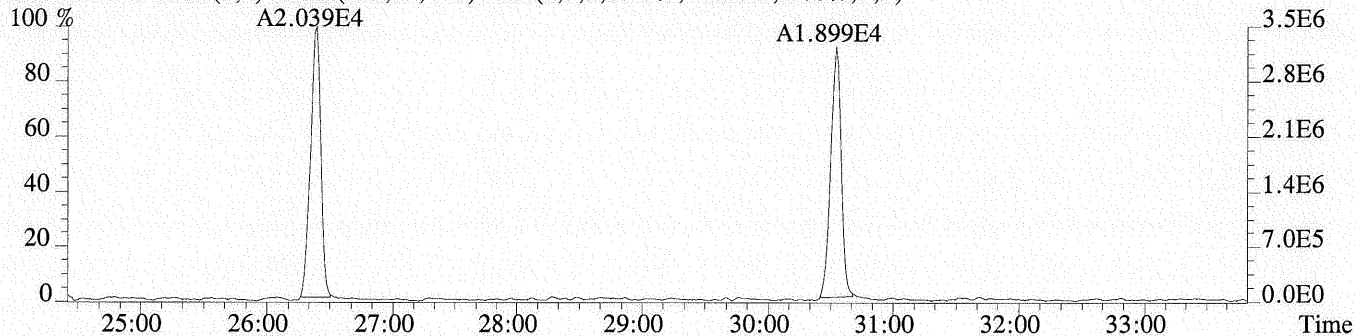
255.9613 F:3 SMO(1,3) BSUB(128,15,-3.0) PKD(3,3,3,0.10%,7904.0,1.00%,F,F)



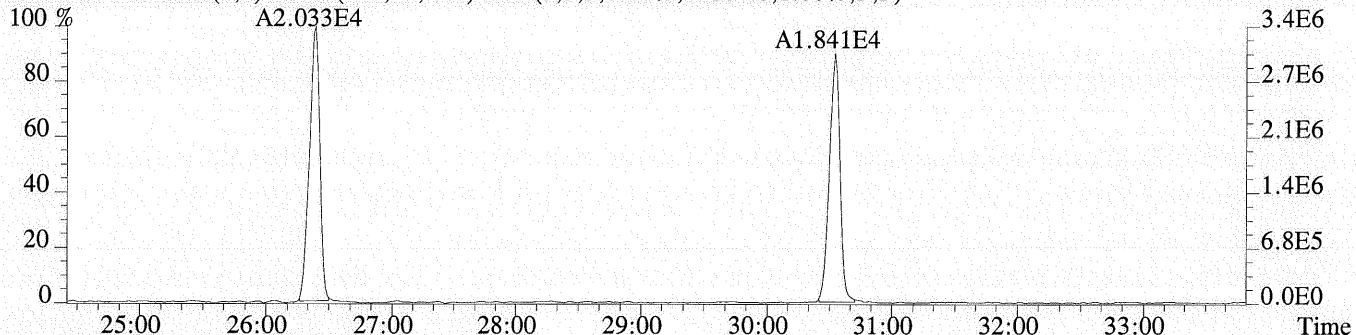
257.9584 F:3 SMO(1,3) BSUB(128,15,-3.0) PKD(3,3,3,0.10%,20464.0,1.00%,F,F)



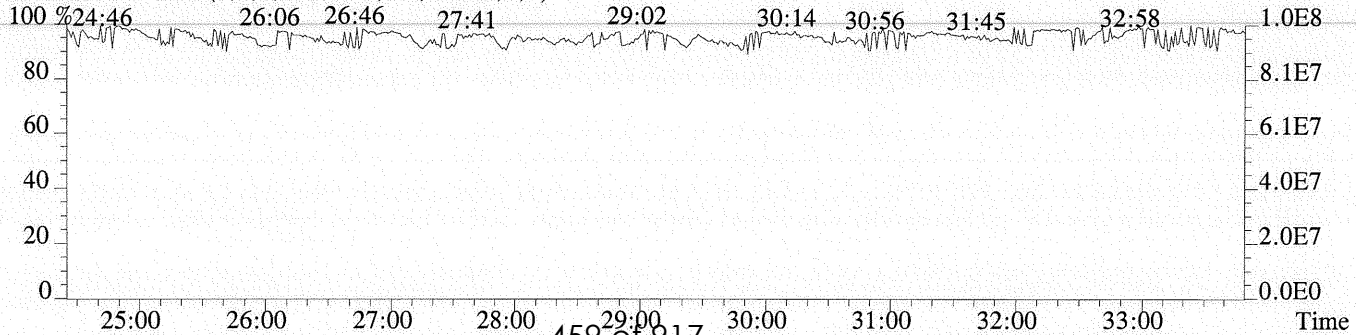
268.0016 F:3 SMO(1,3) BSUB(128,15,-3.0) PKD(3,3,3,0.10%,44268.0,1.00%,F,F)



269.9986 F:3 SMO(1,3) BSUB(128,15,-3.0) PKD(3,3,3,0.10%,22004.0,1.00%,F,F)



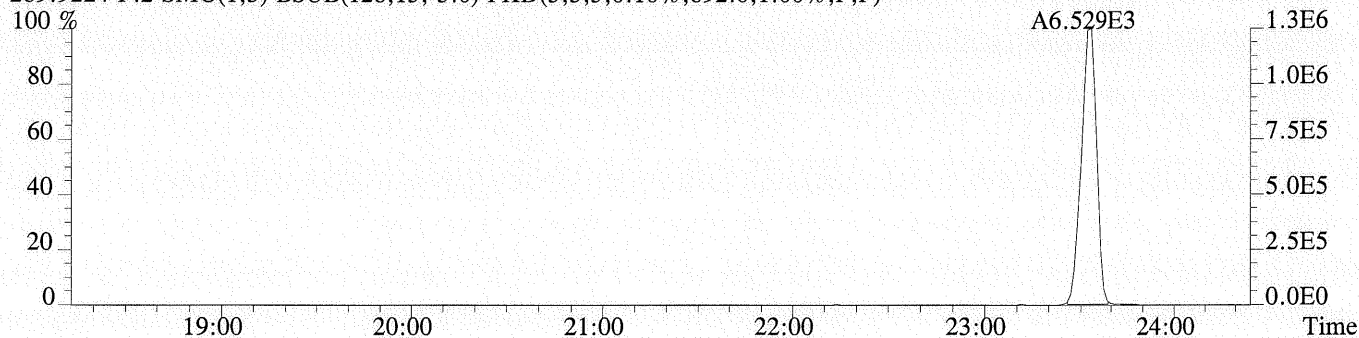
280.9825 F:3 PKD(3,3,3,100.00%,0.0,1.00%,F,F)



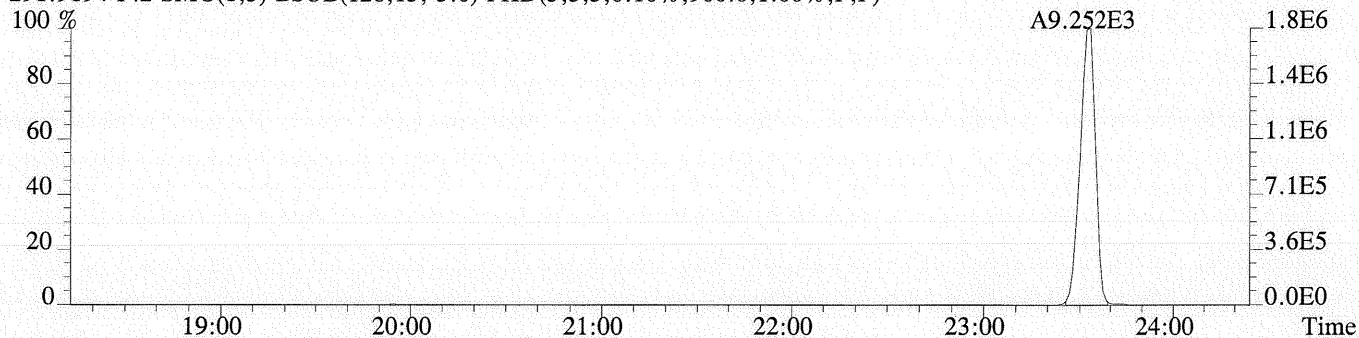
File:U220216 #1-342 Acq:26-AUG-2009 18:39:30 Probe EI+ Magnet SIR VG BioTech Mass spectf

Sample#1 Exp:PCB 209 INJECTION

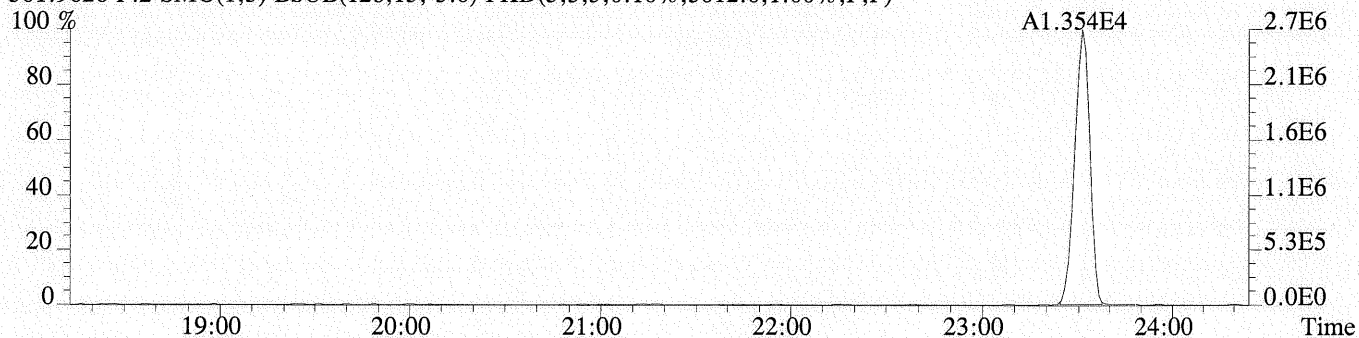
289.9224 F:2 SMO(1,3) BSUB(128,15,-3.0) PKD(3,3,3,0.10%,892.0,1.00%,F,F)



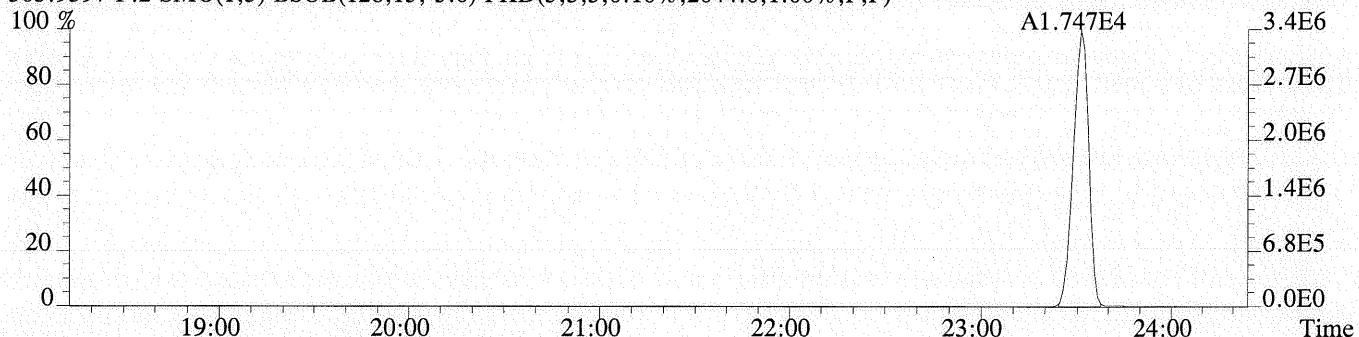
291.9194 F:2 SMO(1,3) BSUB(128,15,-3.0) PKD(3,3,3,0.10%,900.0,1.00%,F,F)



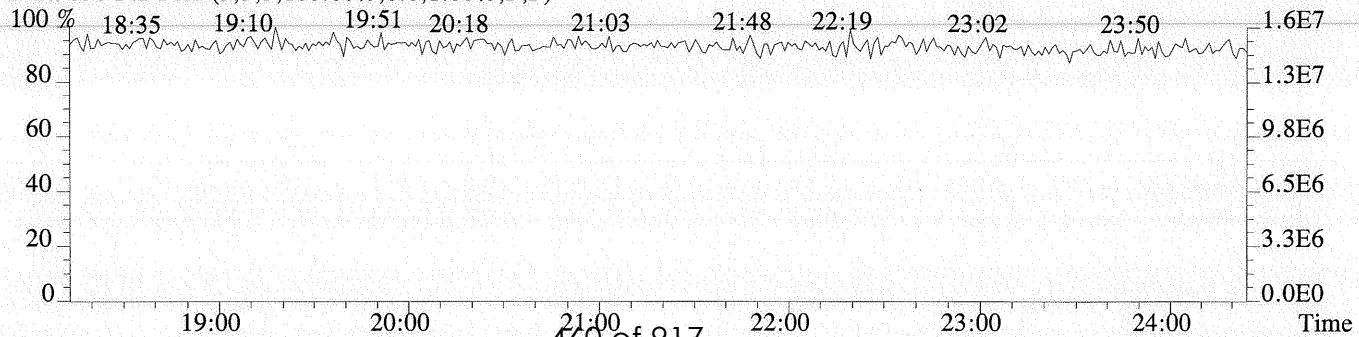
301.9626 F:2 SMO(1,3) BSUB(128,15,-3.0) PKD(3,3,3,0.10%,3012.0,1.00%,F,F)



303.9597 F:2 SMO(1,3) BSUB(128,15,-3.0) PKD(3,3,3,0.10%,2044.0,1.00%,F,F)

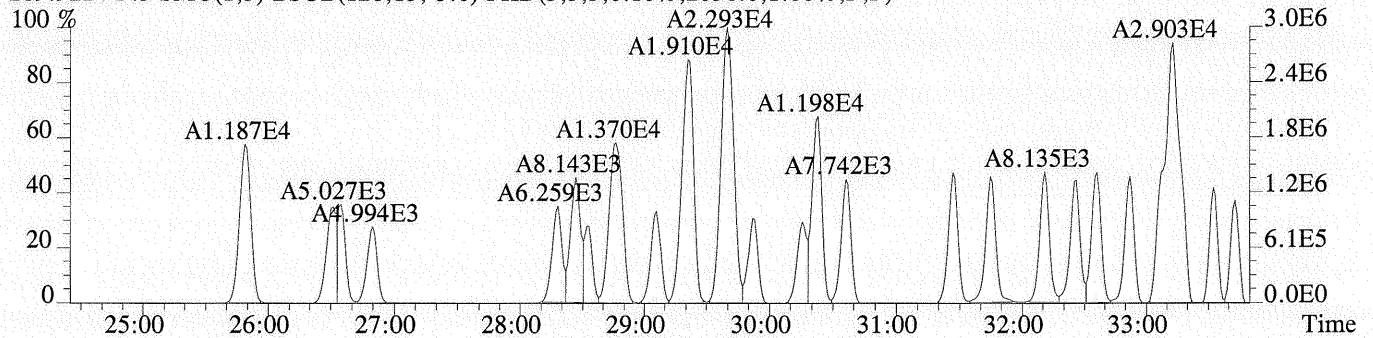


242.9856 F:2 PKD(3,3,3,100.00%,0.0,1.00%,F,F)

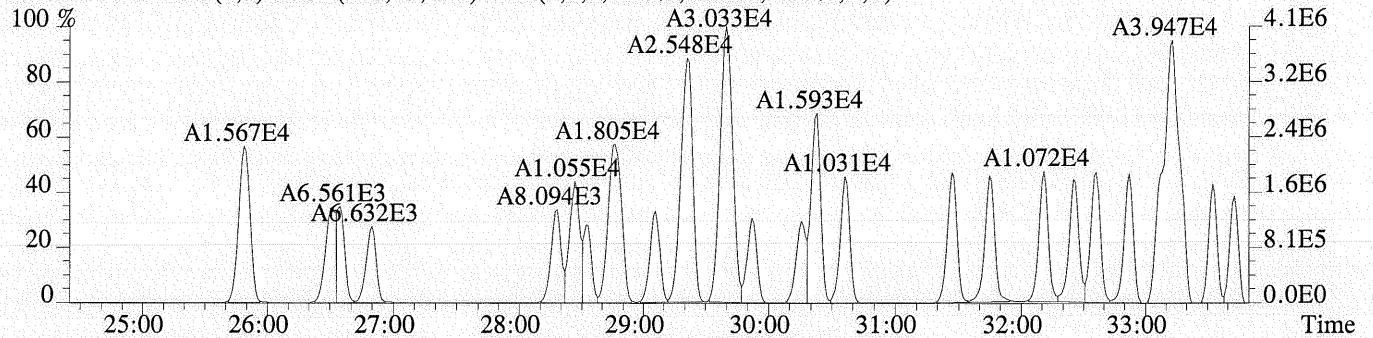


File:U220216 #1-602 Acq:26-AUG-2009 18:39:30 Probe EI+ Magnet SIR VG BioTech Mass spectf
Sample#1 Exp:PCB 209 INJECTION

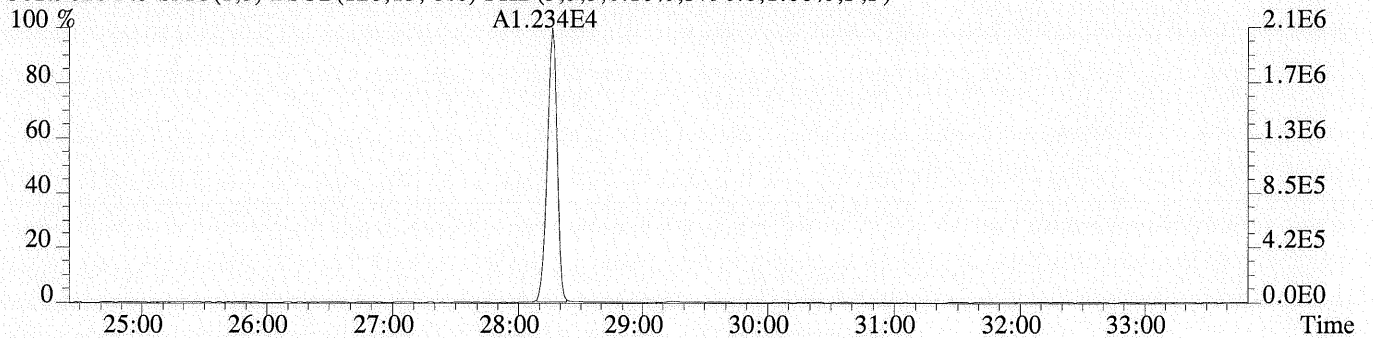
289.9224 F:3 SMO(1,3) BSUB(128,15,-3.0) PKD(3,3,3,0.10%,2056.0,1.00%,F,F)



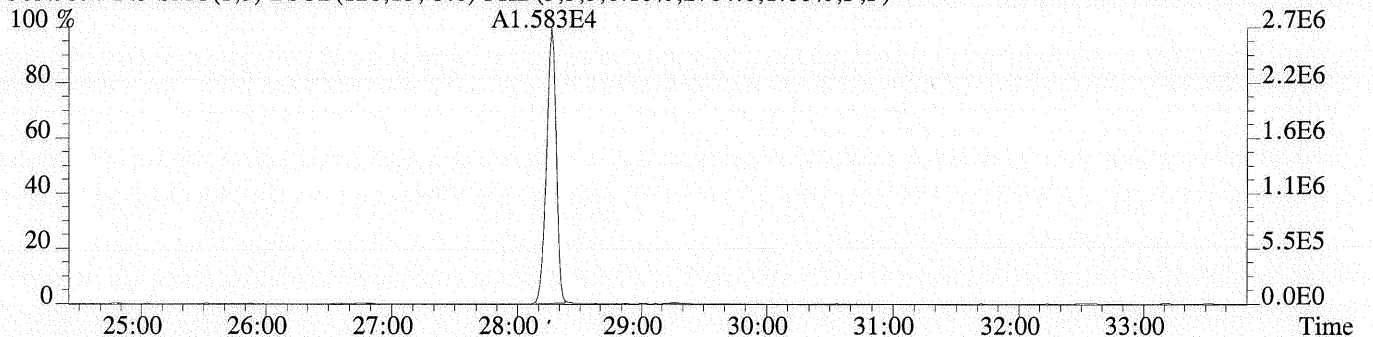
291.9194 F:3 SMO(1,3) BSUB(128,15,-3.0) PKD(3,3,3,0.10%,2152.0,1.00%,F,F)



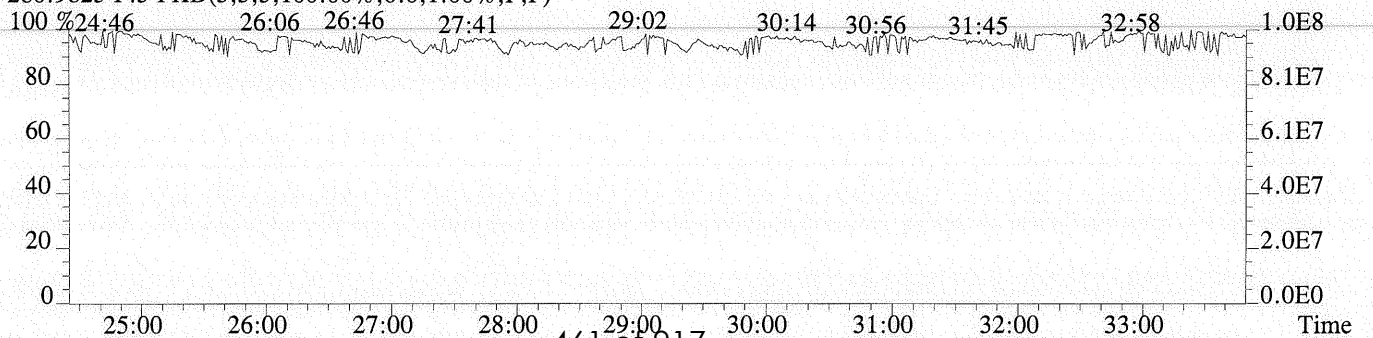
301.9626 F:3 SMO(1,3) BSUB(128,15,-3.0) PKD(3,3,3,0.10%,3796.0,1.00%,F,F)



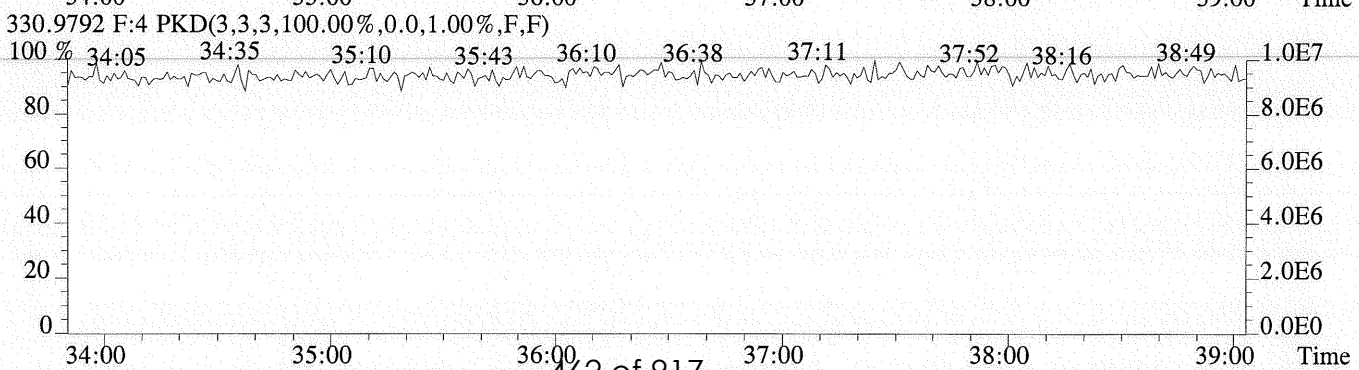
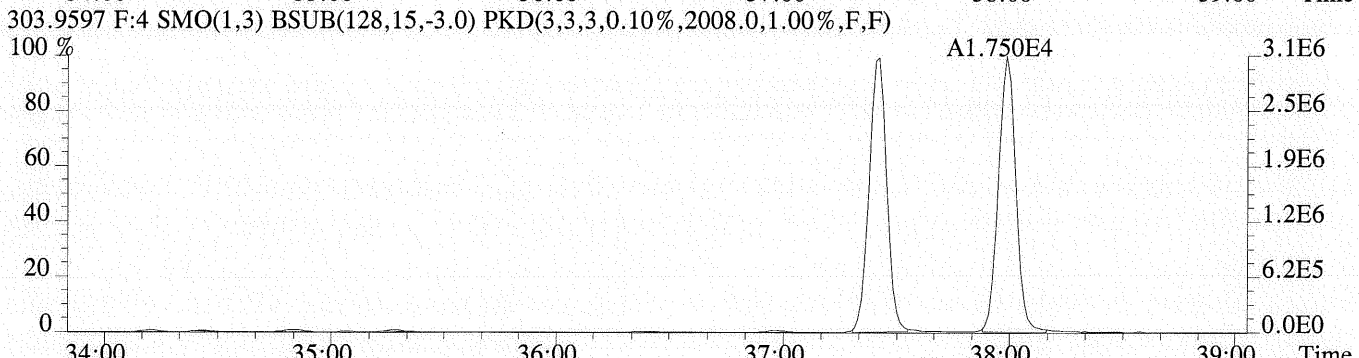
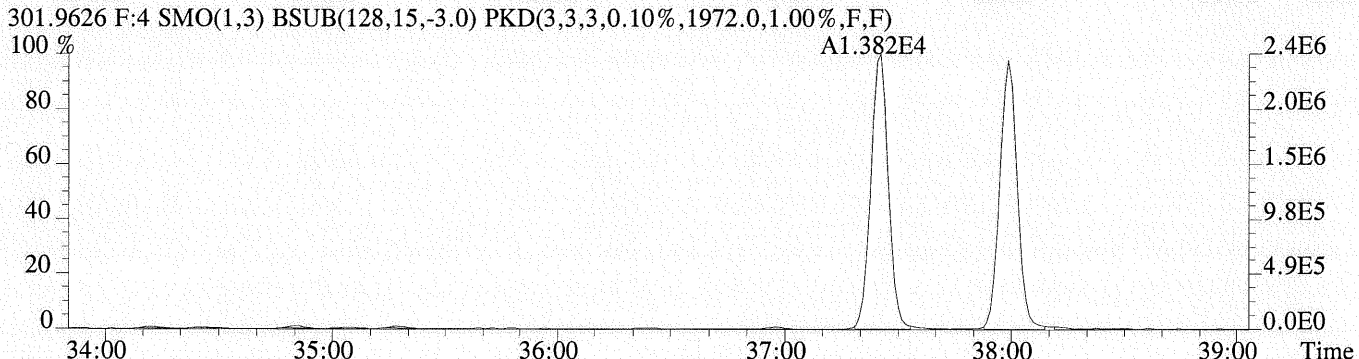
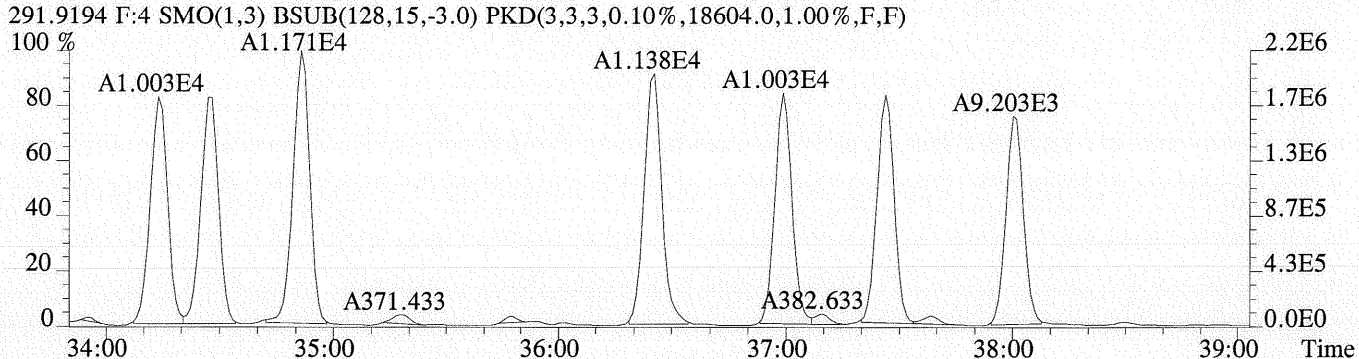
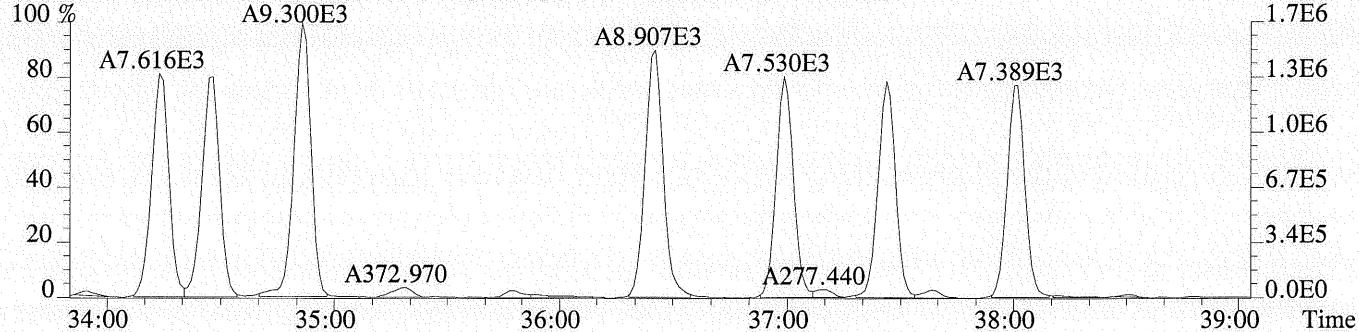
303.9597 F:3 SMO(1,3) BSUB(128,15,-3.0) PKD(3,3,3,0.10%,2764.0,1.00%,F,F)



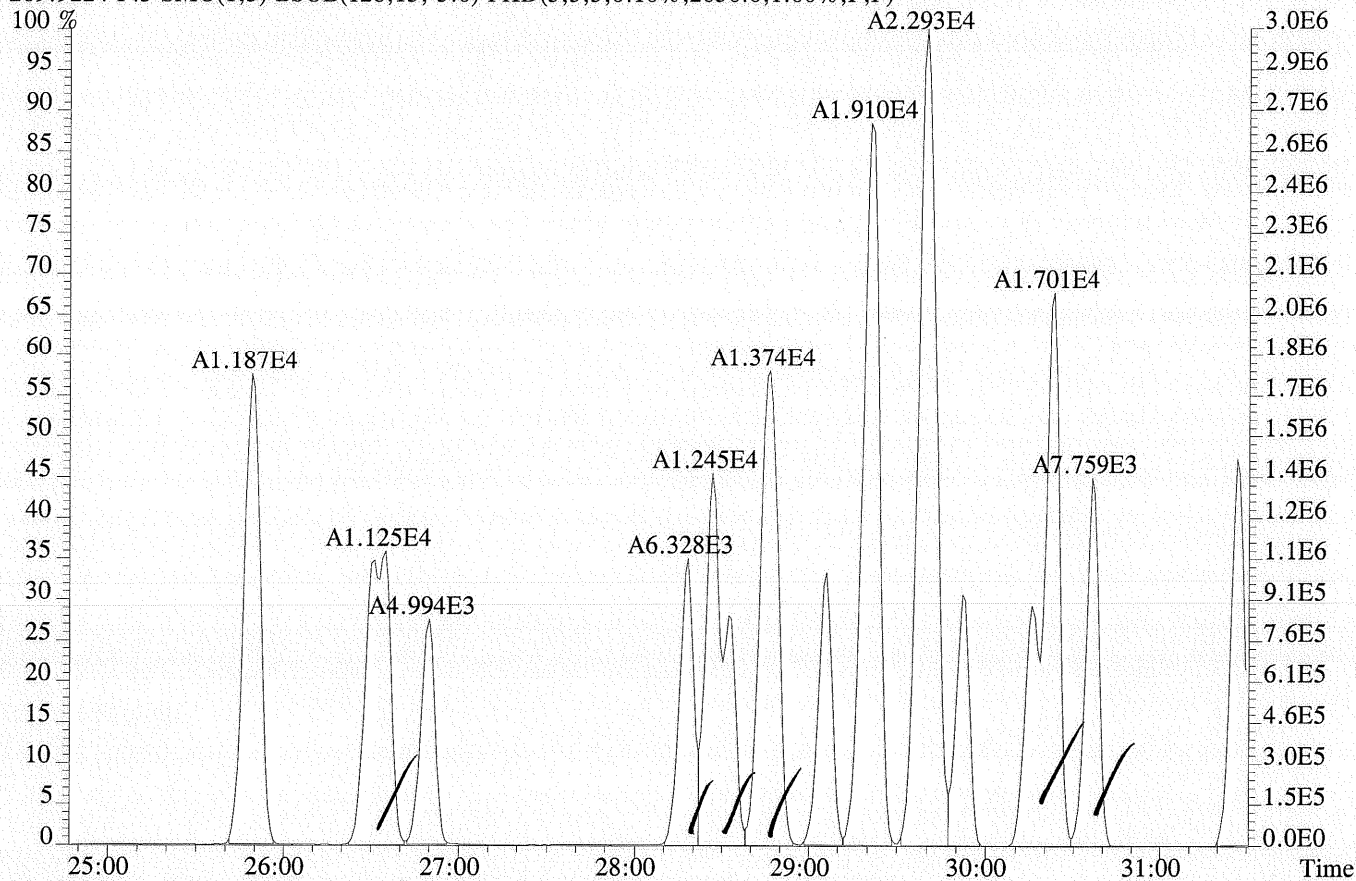
280.9825 F:3 PKD(3,3,3,100.00%,0.0,1.00%,F,F)



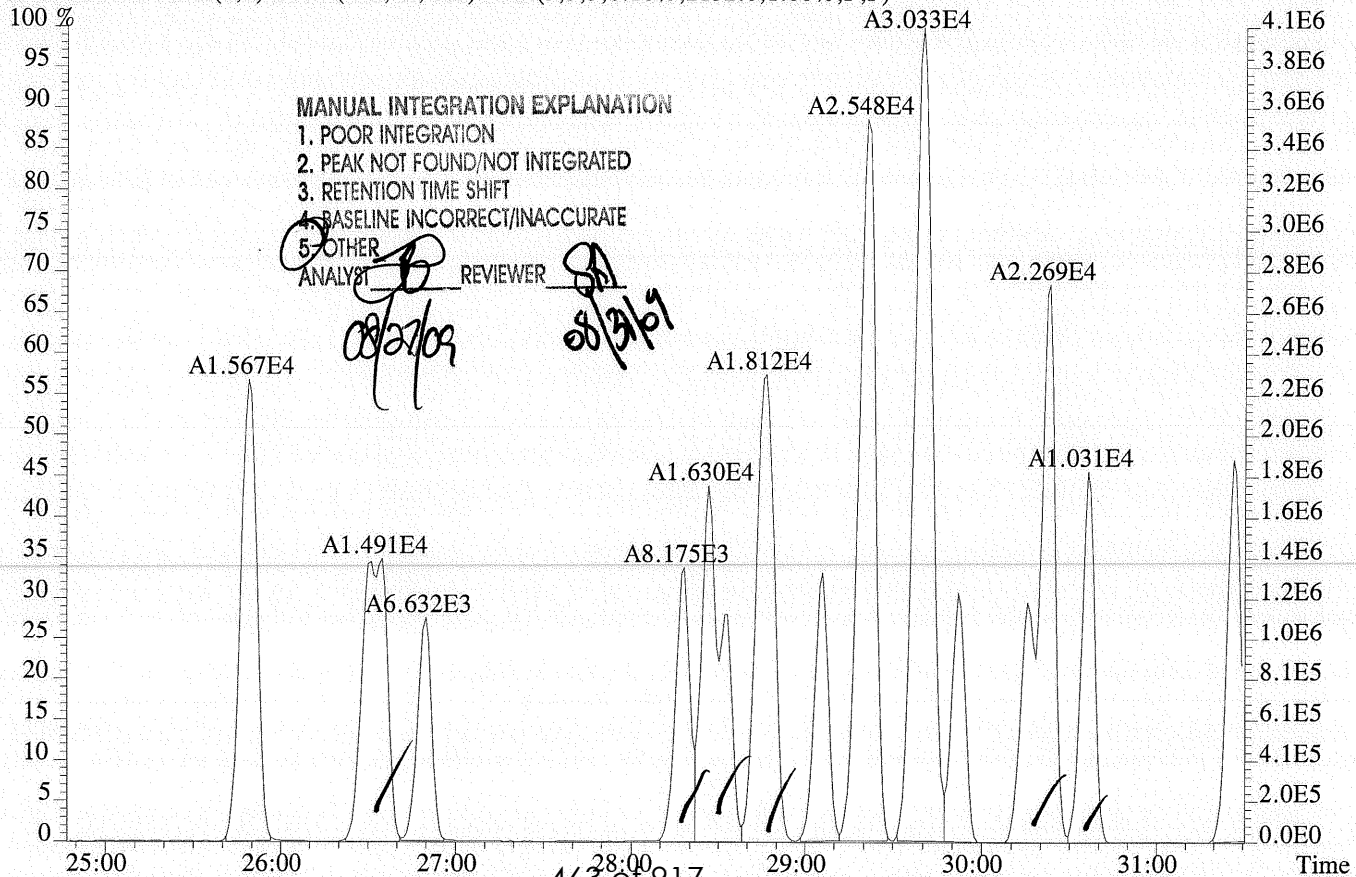
File:U220216 #1-334 Acq:26-AUG-2009 18:39:30 Probe EI+ Magnet SIR VG BioTech Mass spectr
Sample#1 Exp:PCB 209 INJECTION



File:U220216 #1-602 Acq:26-AUG-2009 18:39:30 Probe EI+ Magnet SIR VG BioTech Mass spectr
 Sample#1 Exp:PCB 209 INJECTION
 289.9224 F:3 SMO(1,3) BSUB(128,15,-3.0) PKD(3,3,3,0.10%,2056.0,1.00%,F,F)



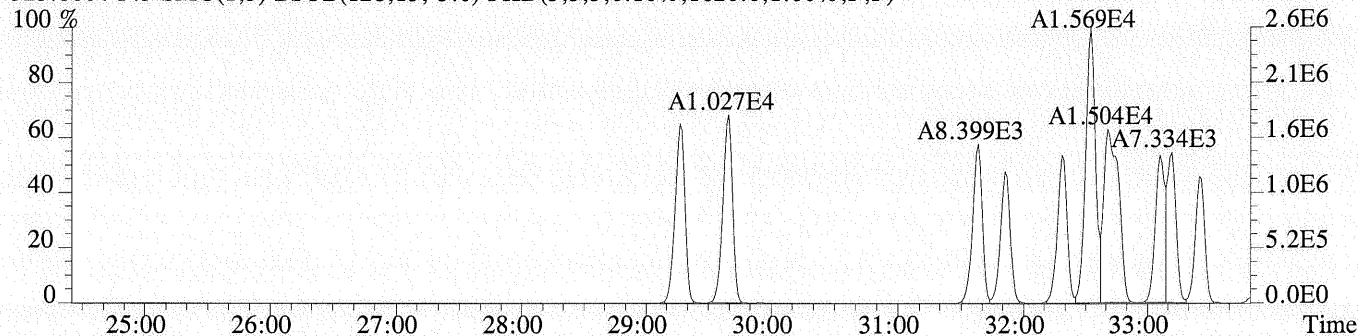
291.9194 F:3 SMO(1,3) BSUB(128,15,-3.0) PKD(3,3,3,0.10%,2152.0,1.00%,F,F)



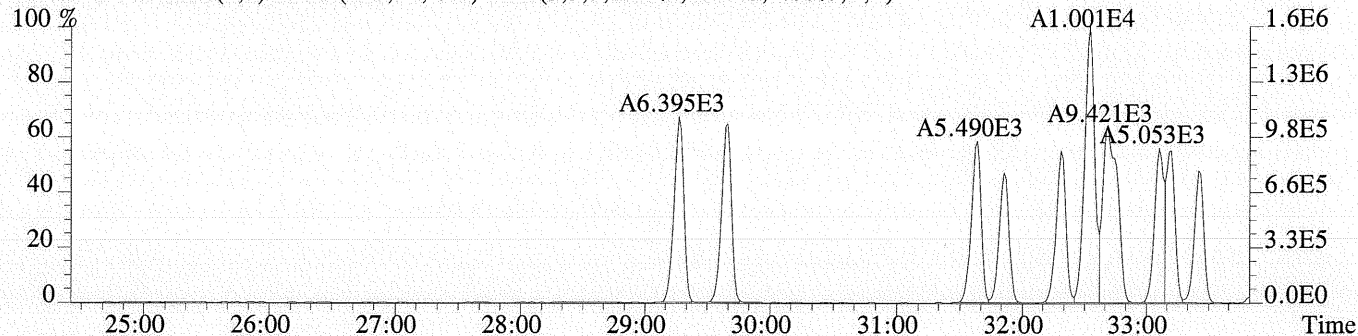
File:U220216 #1-602 Acq:26-AUG-2009 18:39:30 Probe EI+ Magnet SIR VG BioTech Mass spectr

Sample#1 Exp:PCB 209 INJECTION

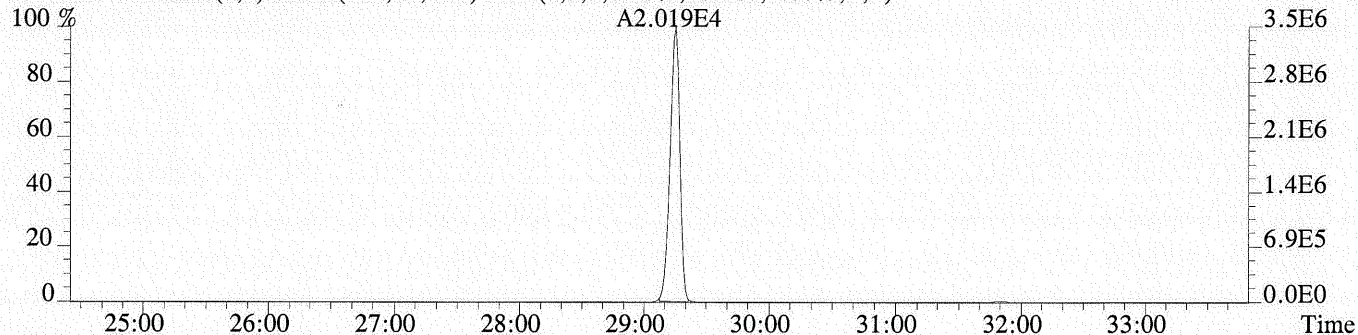
325.8804 F:3 SMO(1,3) BSUB(128,15,-3.0) PKD(3,3,3,0.10%,1620.0,1.00%,F,F)



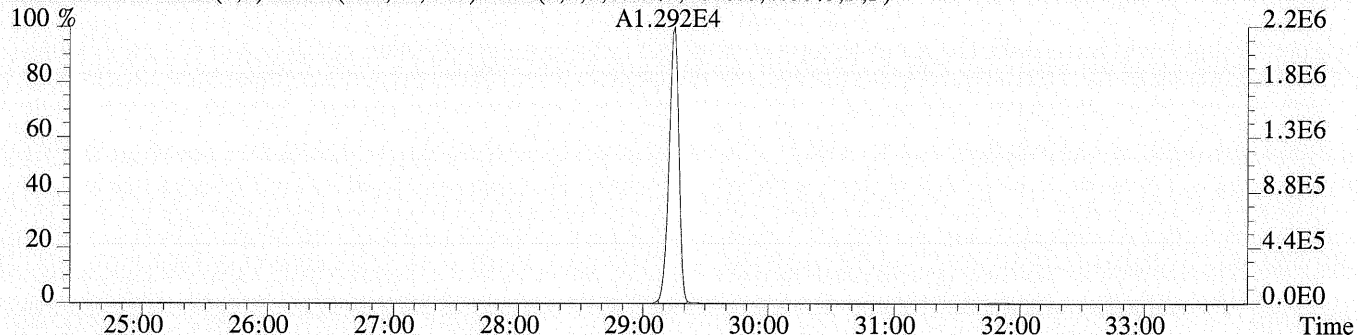
327.8775 F:3 SMO(1,3) BSUB(128,15,-3.0) PKD(3,3,3,0.10%,2544.0,1.00%,F,F)



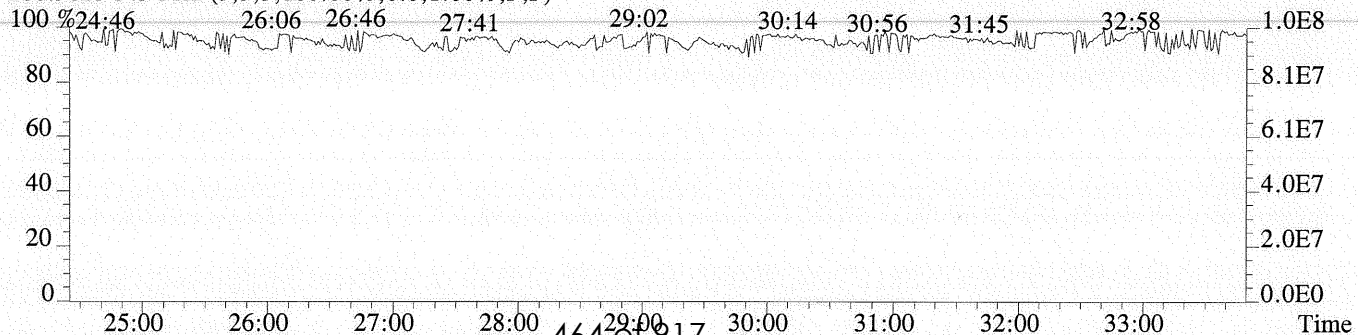
337.9207 F:3 SMO(1,3) BSUB(128,15,-3.0) PKD(3,3,3,0.10%,1836.0,1.00%,F,F)



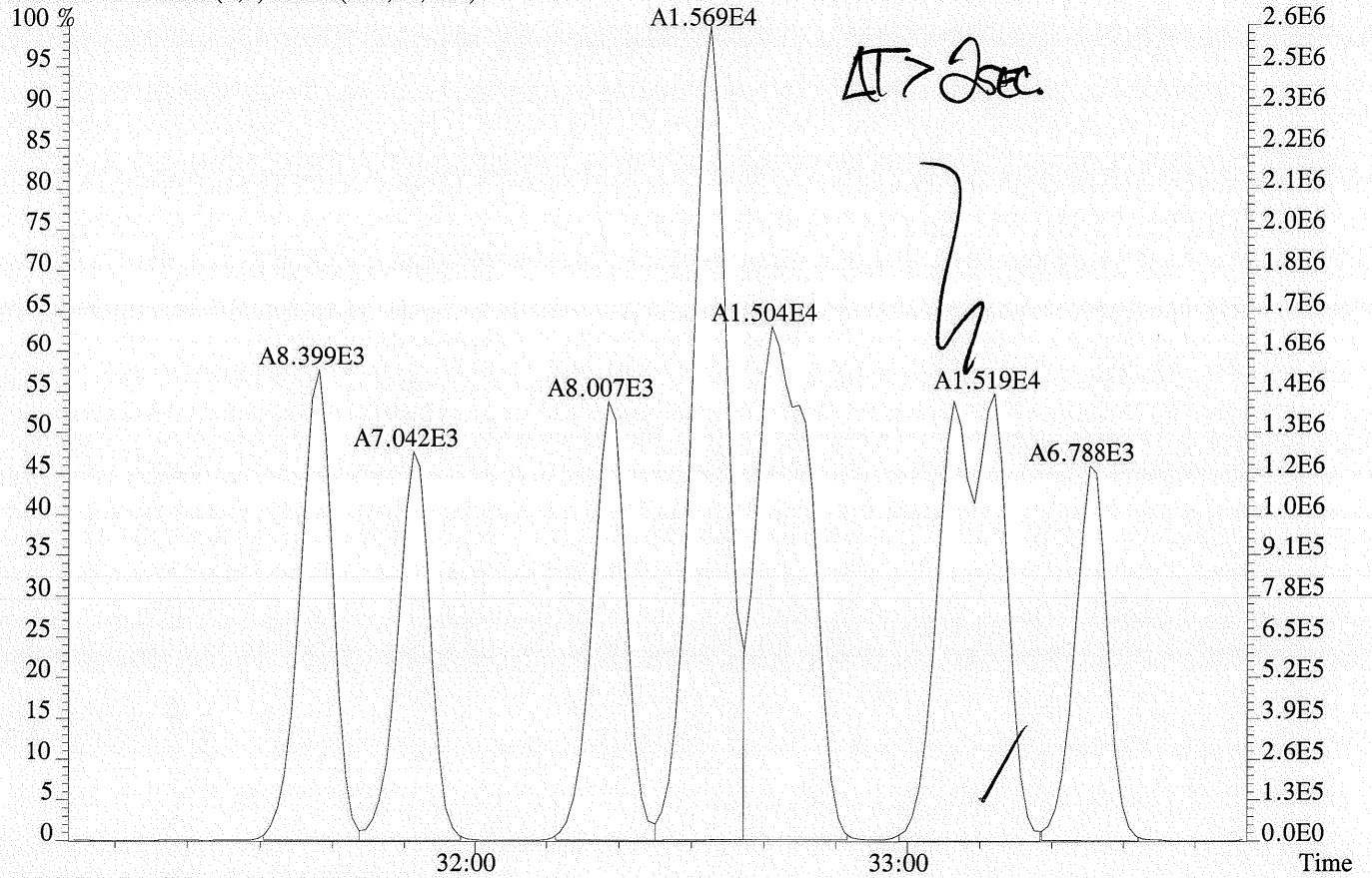
339.9178 F:3 SMO(1,3) BSUB(128,15,-3.0) PKD(3,3,3,0.10%,1648.0,1.00%,F,F)



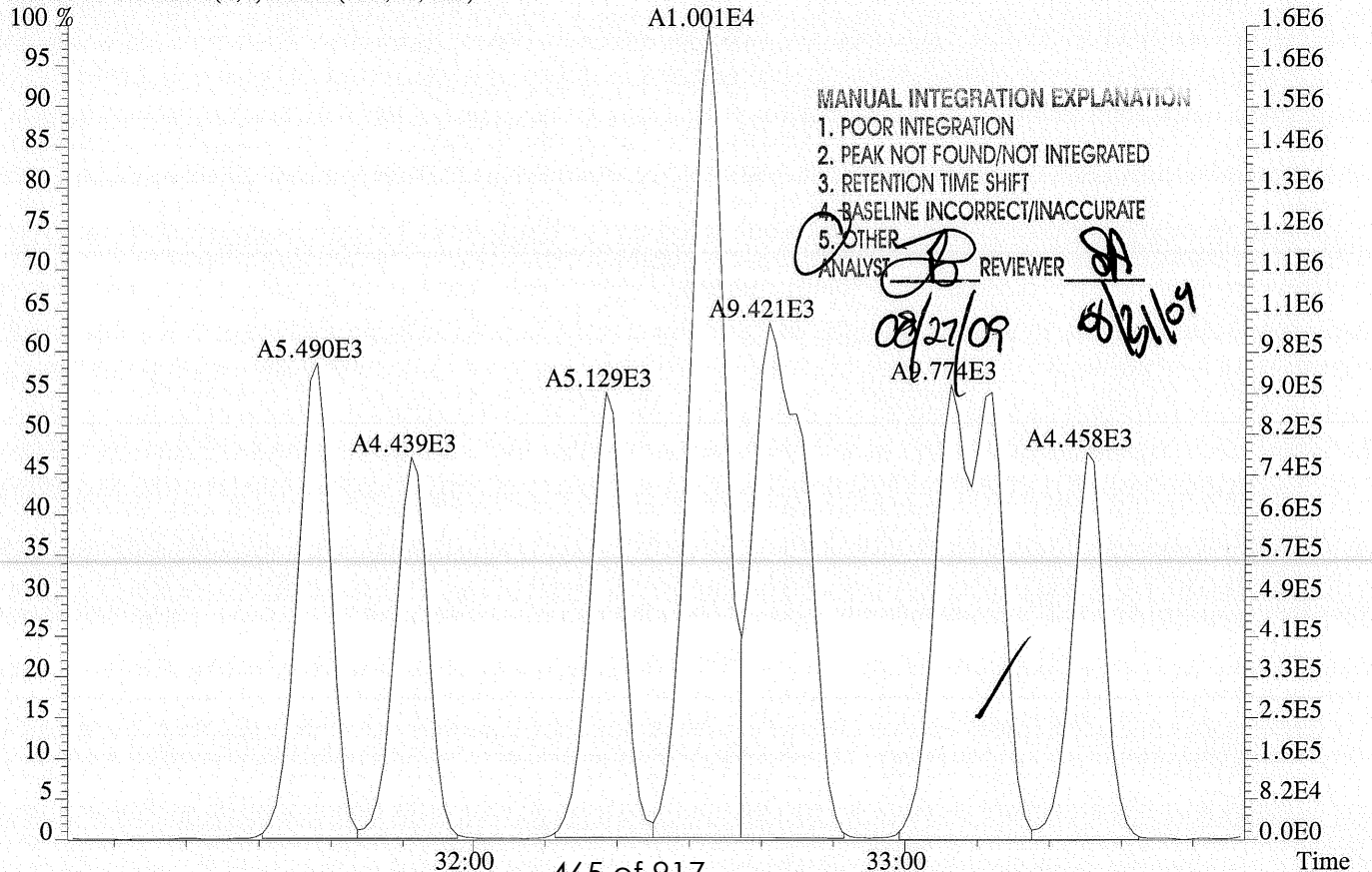
280.9825 F:3 PKD(3,3,3,100.00%,0.0,1.00%,F,F)



File:U220216 #1-602 Acq:26-AUG-2009 18:39:30 Probe EI+ Magnet SIR VG BioTech Mass spectf
 Sample#1 Exp:PCB 209 INJECTION
 325.8804 F:3 SMO(1,3) BSUB(128,15,-3.0)



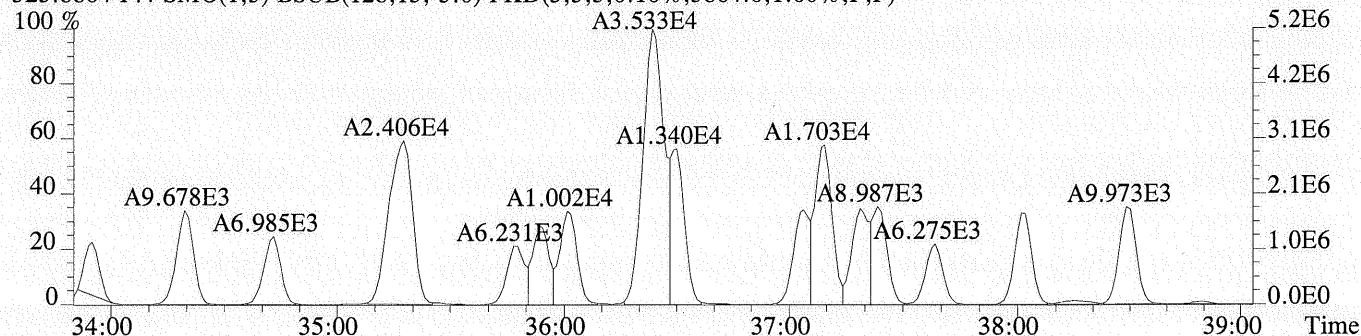
327.8775 F:3 SMO(1,3) BSUB(128,15,-3.0)



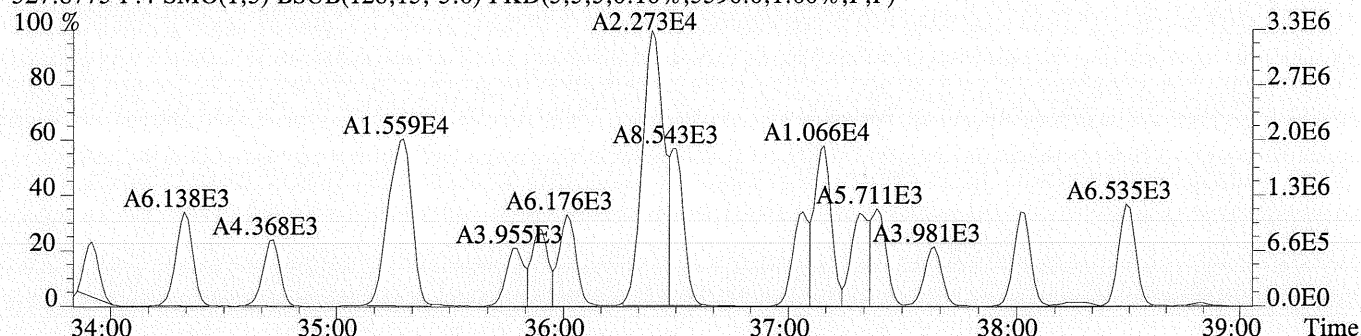
File:U220216 #1-334 Acq:26-AUG-2009 18:39:30 Probe EI+ Magnet SIR VG BioTech Mass spectf

Sample#1 Exp:PCB 209 INJECTION

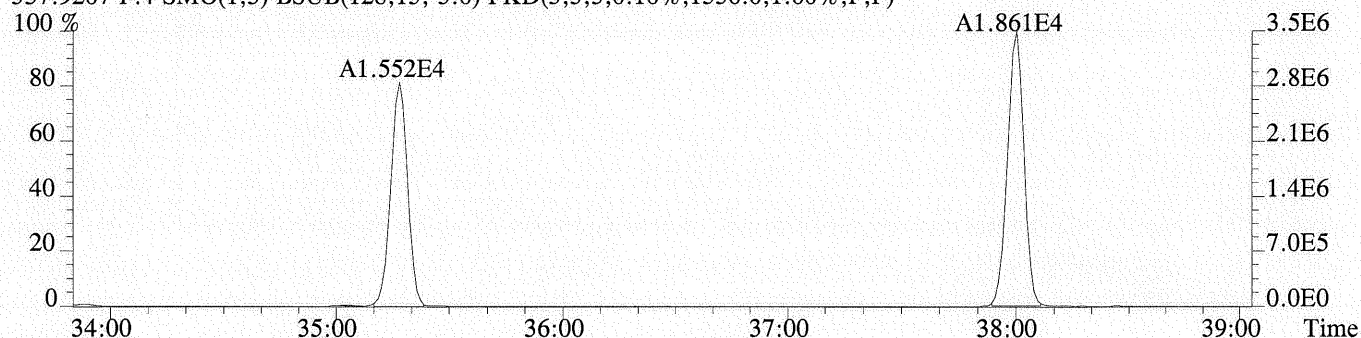
325.8804 F:4 SMO(1,3) BSUB(128,15,-3.0) PKD(3,3,3,0.10%,3864.0,1.00%,F,F)



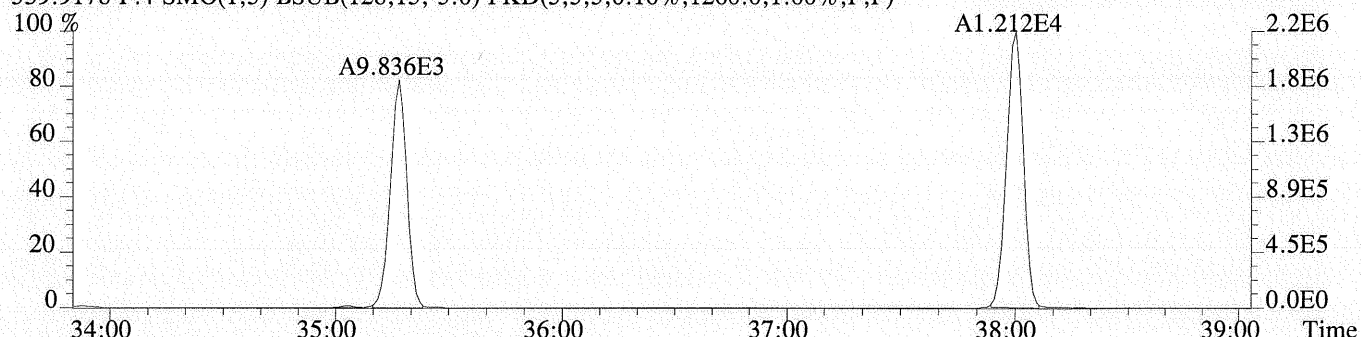
327.8775 F:4 SMO(1,3) BSUB(128,15,-3.0) PKD(3,3,3,0.10%,3596.0,1.00%,F,F)



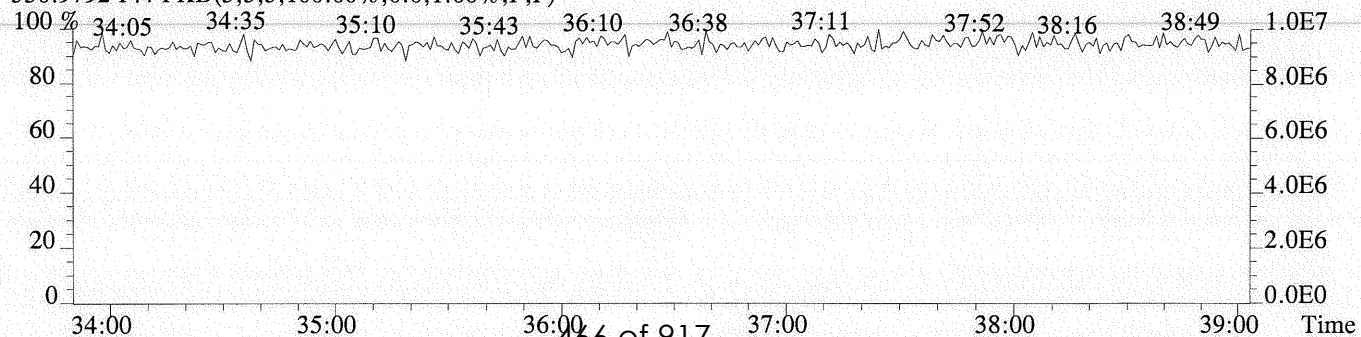
337.9207 F:4 SMO(1,3) BSUB(128,15,-3.0) PKD(3,3,3,0.10%,1536.0,1.00%,F,F)



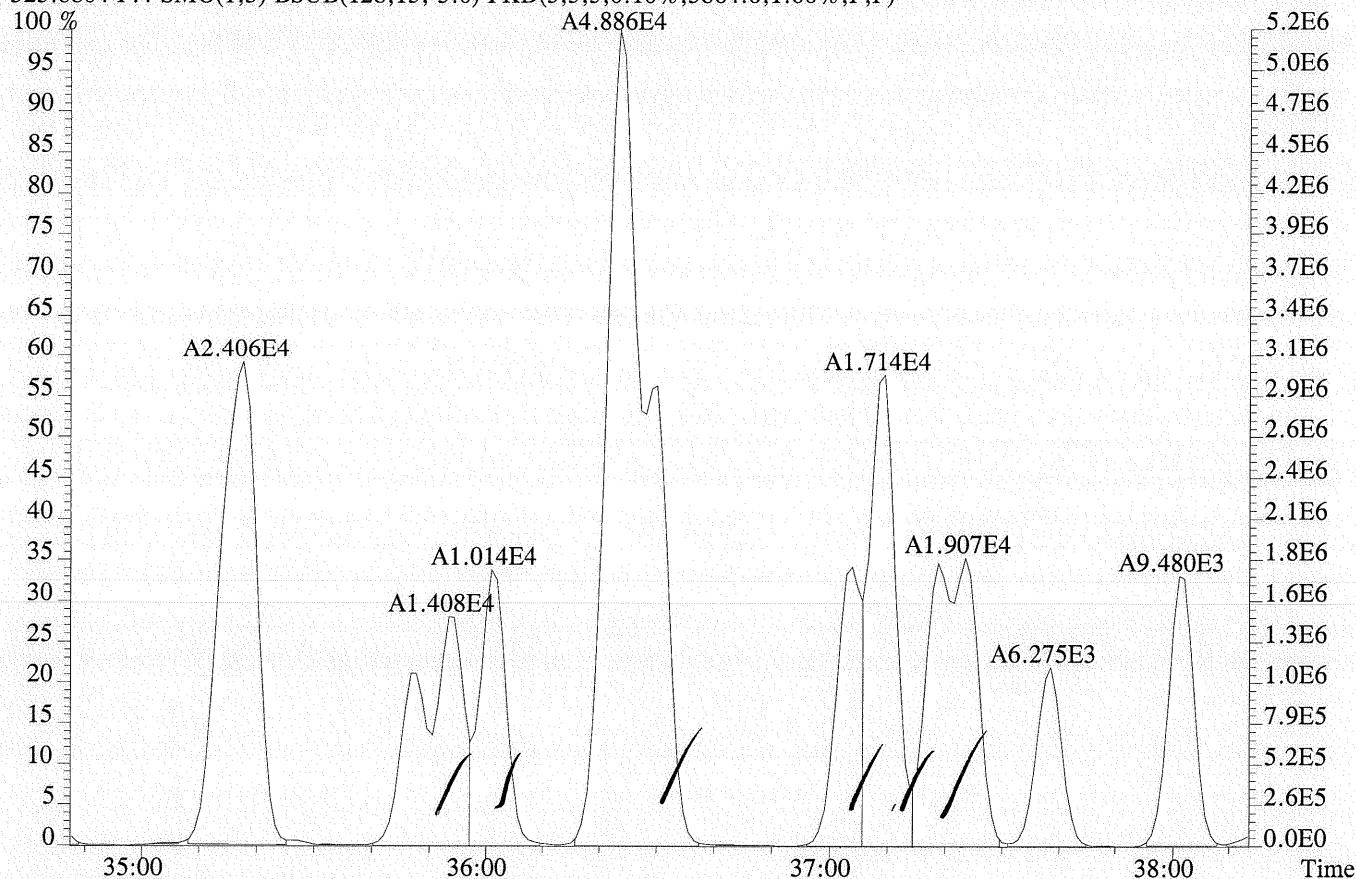
339.9178 F:4 SMO(1,3) BSUB(128,15,-3.0) PKD(3,3,3,0.10%,1260.0,1.00%,F,F)



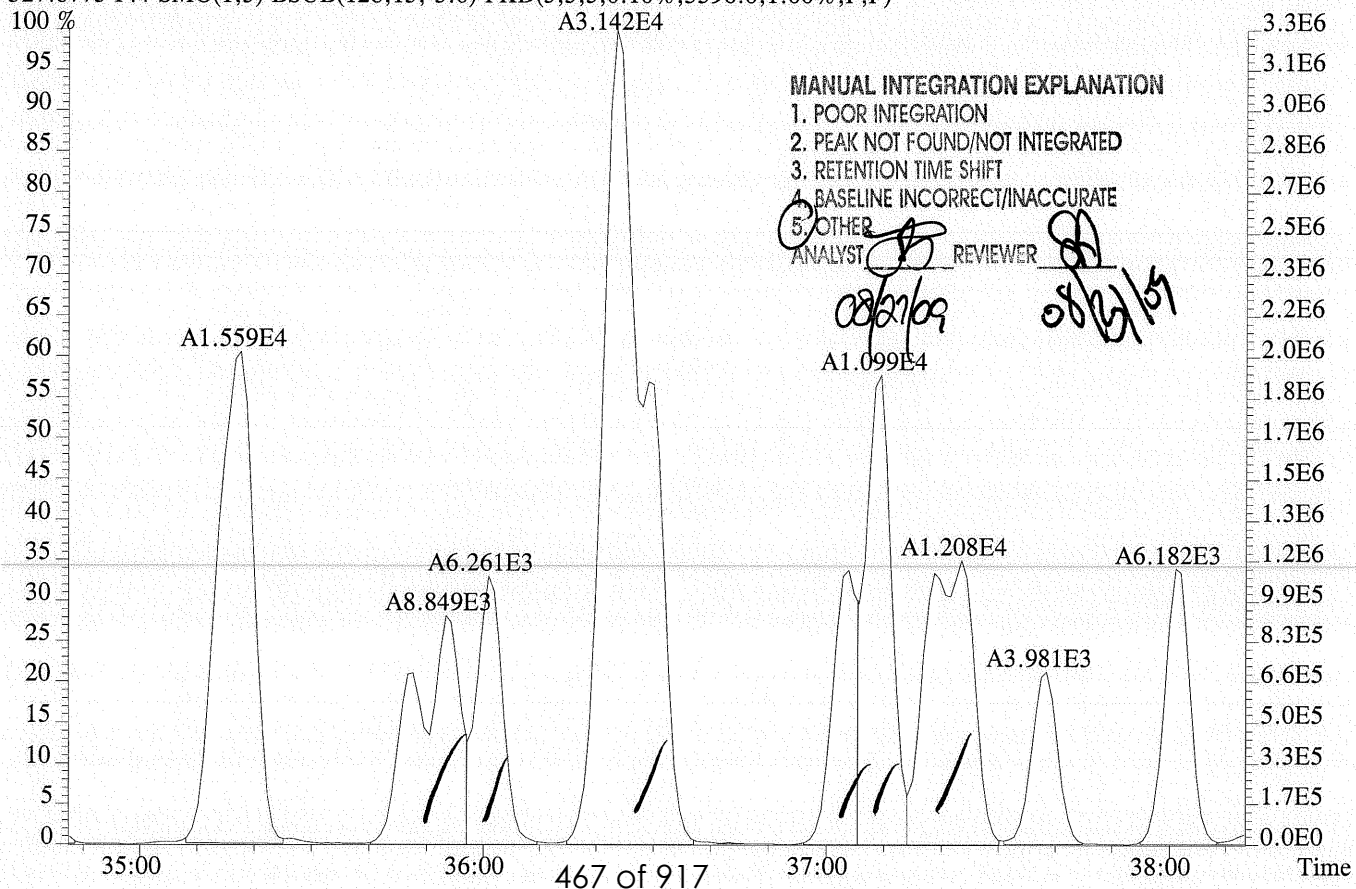
330.9792 F:4 PKD(3,3,3,100.00%,0.0,1.00%,F,F)



File:U220216 #1-334 Acq:26-AUG-2009 18:39:30 Probe EI+ Magnet SIR VG BioTech Mass spectf
 Sample#1 Exp:PCB 209 INJECTION
 325.8804 F:4 SMO(1,3) BSUB(128,15,-3.0) PKD(3,3,3,0.10%,3864.0,1.00%,F,F)

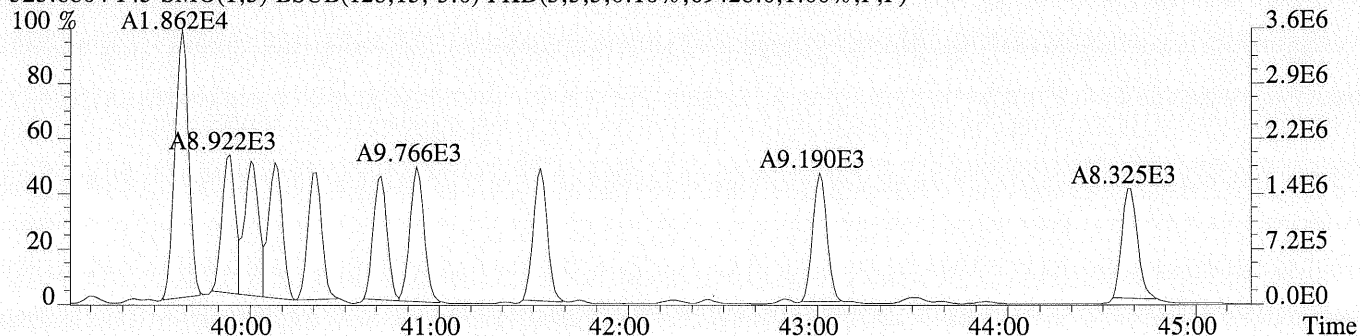


327.8775 F:4 SMO(1,3) BSUB(128,15,-3.0) PKD(3,3,3,0.10%,3596.0,1.00%,F,F)

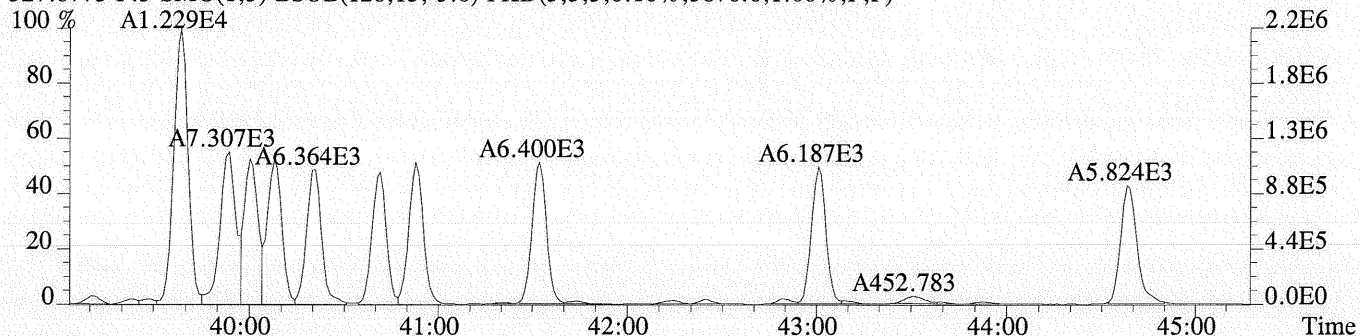


File:U220216 #1-399 Acq:26-AUG-2009 18:39:30 Probe EI+ Magnet SIR VG BioTech Mass spectf
Sample#1 Exp:PCB 209 INJECTION

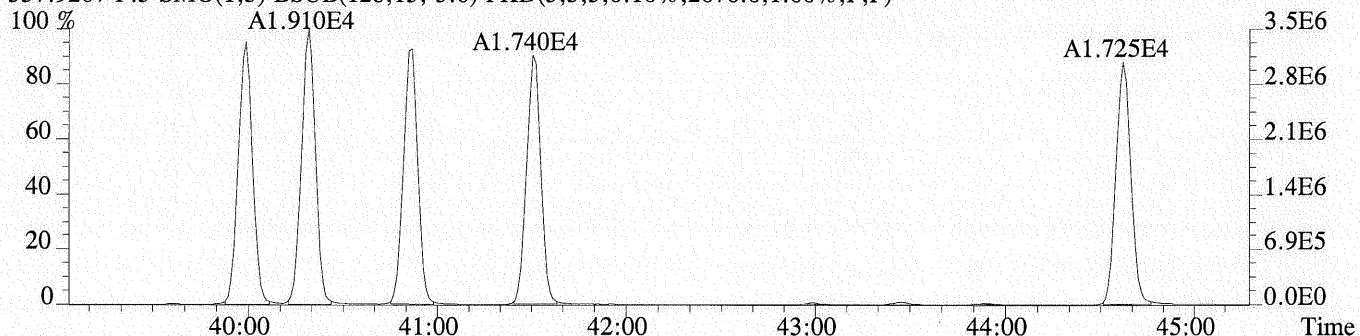
325.8804 F:5 SMO(1,3) BSUB(128,15,-3.0) PKD(3,3,3,0.10%,69428.0,1.00%,F,F)



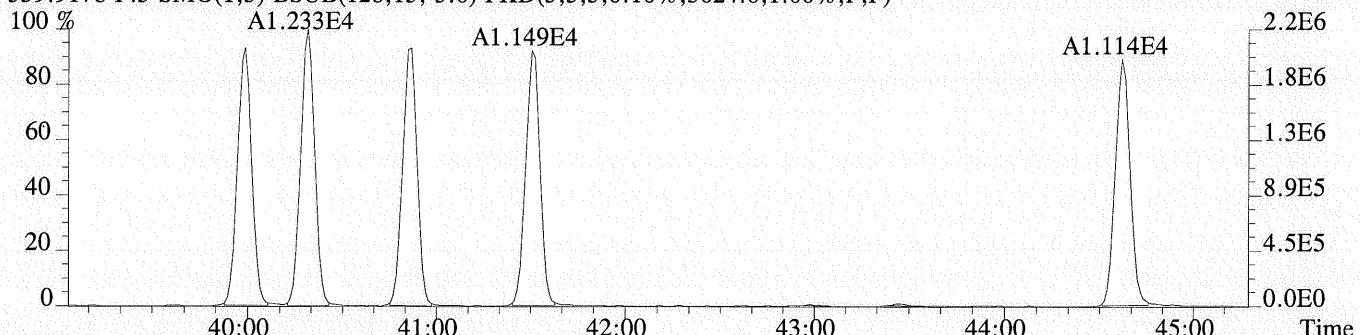
327.8775 F:5 SMO(1,3) BSUB(128,15,-3.0) PKD(3,3,3,0.10%,3876.0,1.00%,F,F)



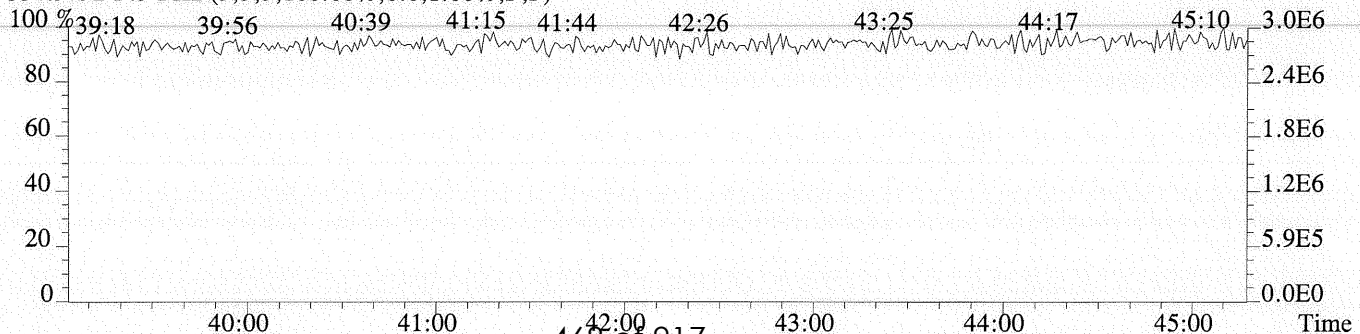
337.9207 F:5 SMO(1,3) BSUB(128,15,-3.0) PKD(3,3,3,0.10%,2076.0,1.00%,F,F)



339.9178 F:5 SMO(1,3) BSUB(128,15,-3.0) PKD(3,3,3,0.10%,3024.0,1.00%,F,F)



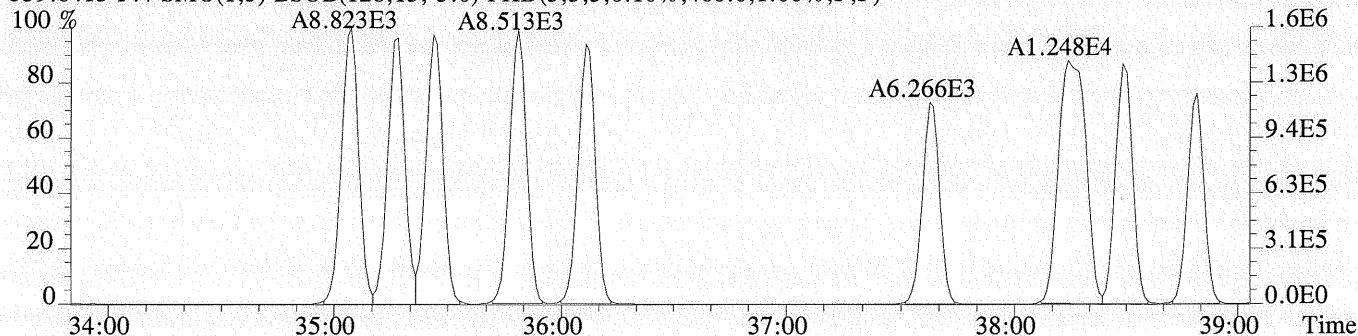
354.9792 F:5 PKD(3,3,3,100.00%,0.0,1.00%,F,F)



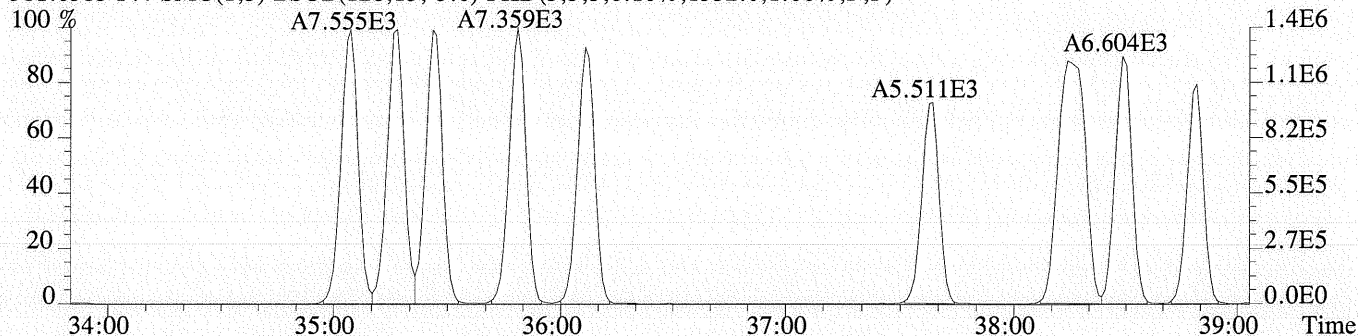
File:U220216 #1-334 Acq:26-AUG-2009 18:39:30 Probe EI+ Magnet SIR VG BioTech Mass spectr

Sample#1 Exp:PCB 209 INJECTION

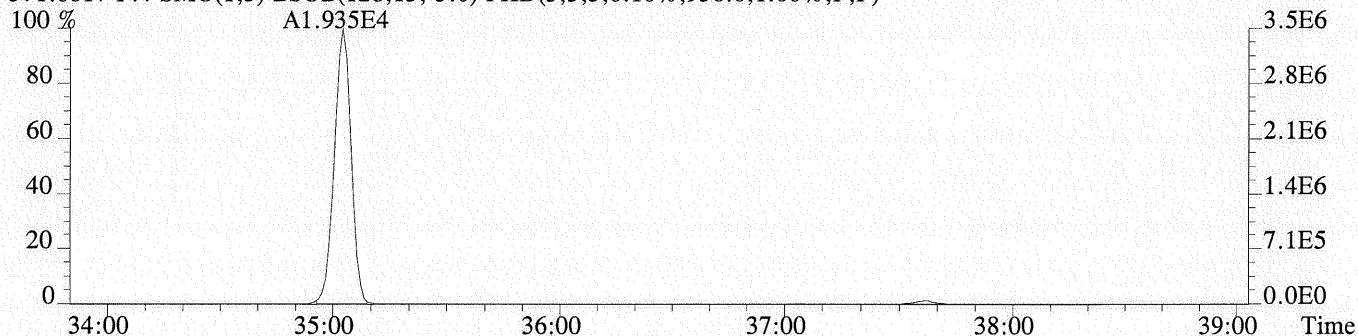
359.8415 F:4 SMO(1,3) BSUB(128,15,-3.0) PKD(3,3,3,0.10%,460.0,1.00%,F,F)



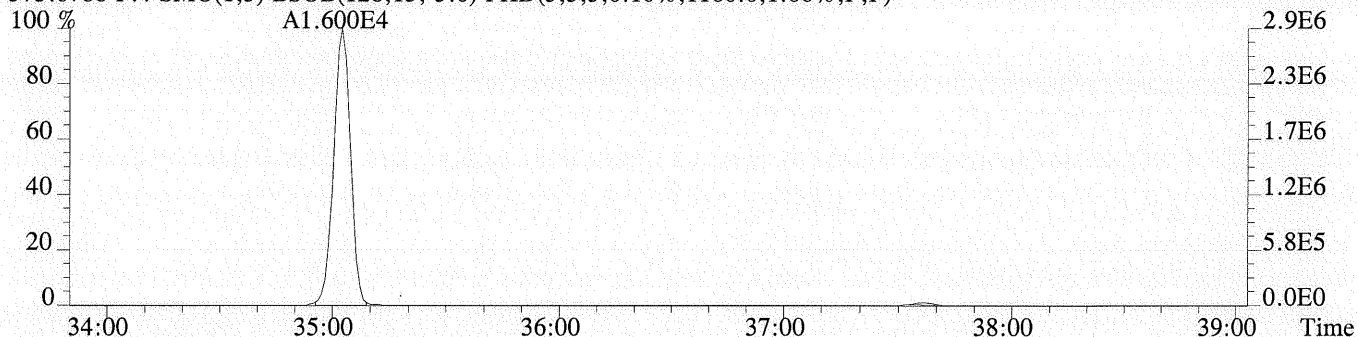
361.8385 F:4 SMO(1,3) BSUB(128,15,-3.0) PKD(3,3,3,0.10%,1332.0,1.00%,F,F)



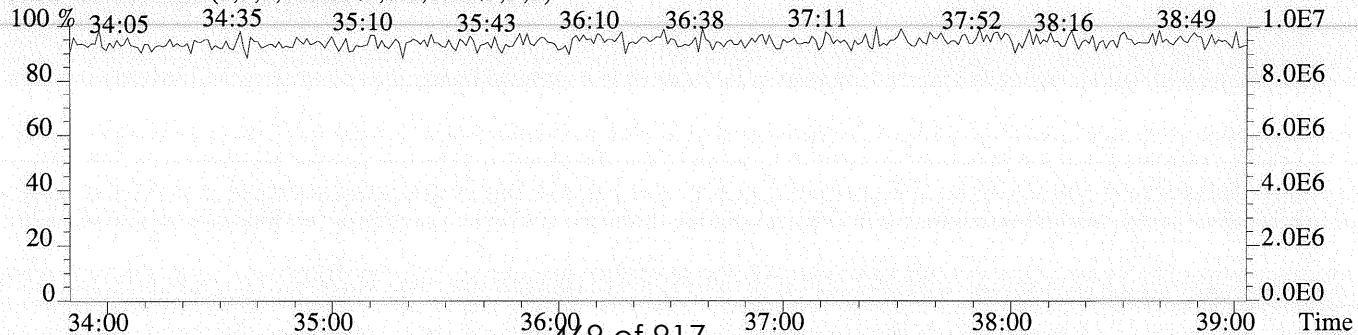
371.8817 F:4 SMO(1,3) BSUB(128,15,-3.0) PKD(3,3,3,0.10%,936.0,1.00%,F,F)



373.8788 F:4 SMO(1,3) BSUB(128,15,-3.0) PKD(3,3,3,0.10%,1160.0,1.00%,F,F)

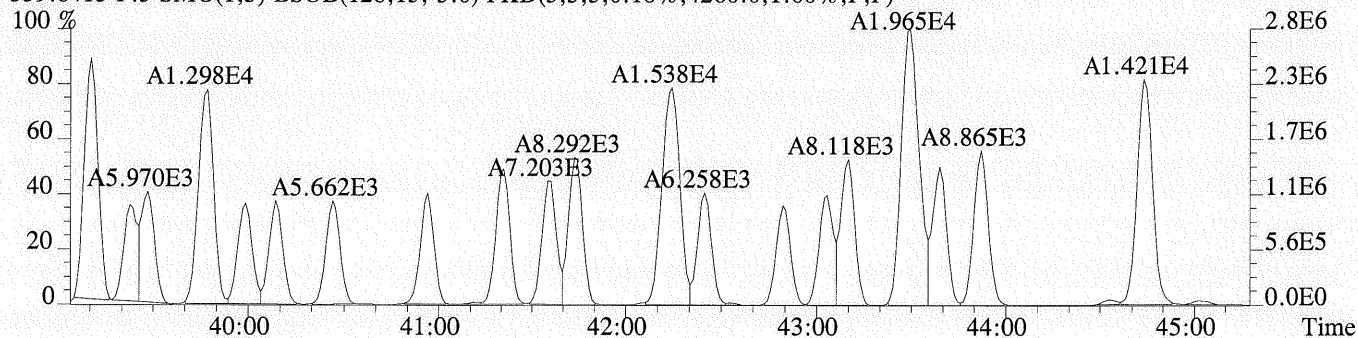


330.9792 F:4 PKD(3,3,3,100.00%,0.0,1.00%,F,F)

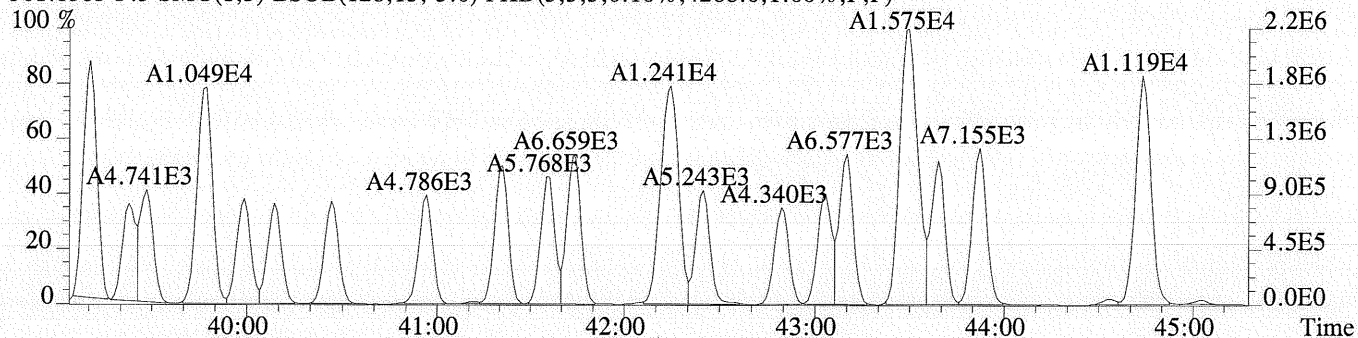


File:U220216 #1-399 Acq:26-AUG-2009 18:39:30 Probe EI+ Magnet SIR VG BioTech Mass spectf
Sample#1 Exp:PCB 209 INJECTION

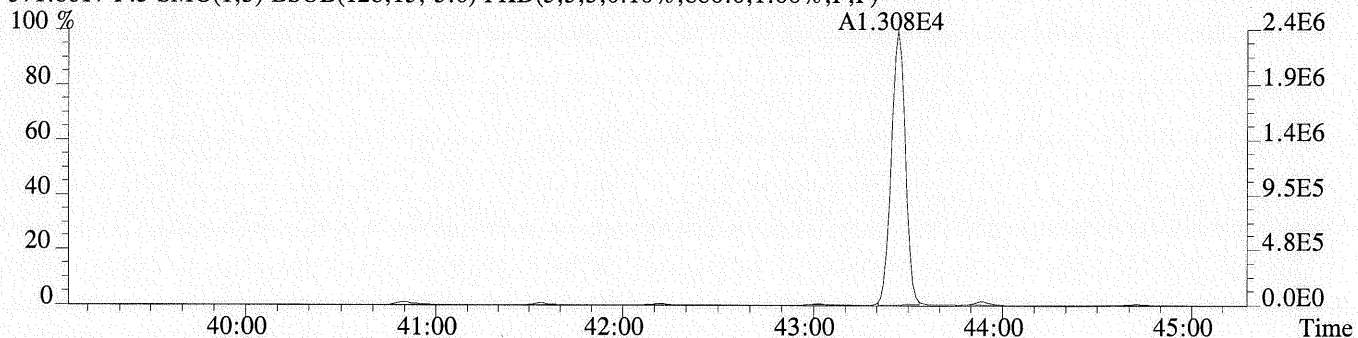
359.8415 F:5 SMO(1,3) BSUB(128,15,-3.0) PKD(3,3,3,0.10%,4260.0,1.00%,F,F)



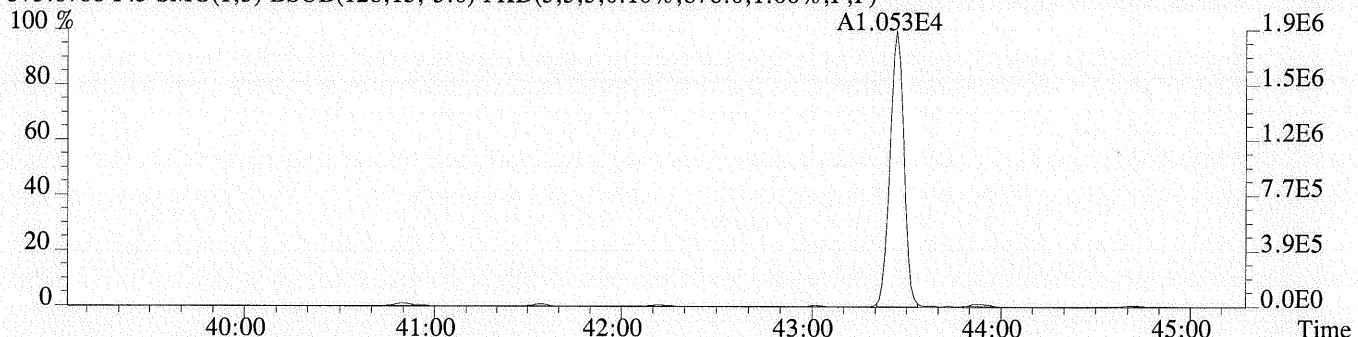
361.8385 F:5 SMO(1,3) BSUB(128,15,-3.0) PKD(3,3,3,0.10%,4268.0,1.00%,F,F)



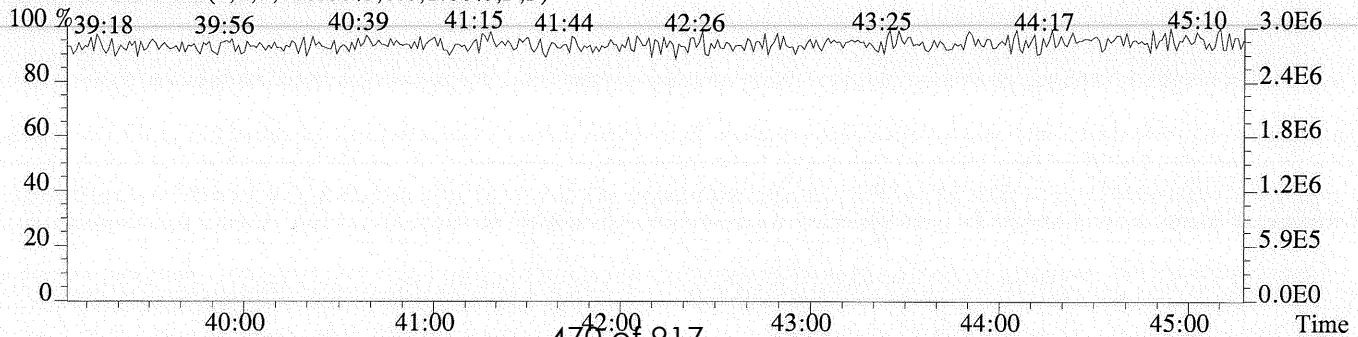
371.8817 F:5 SMO(1,3) BSUB(128,15,-3.0) PKD(3,3,3,0.10%,880.0,1.00%,F,F)



373.8788 F:5 SMO(1,3) BSUB(128,15,-3.0) PKD(3,3,3,0.10%,876.0,1.00%,F,F)

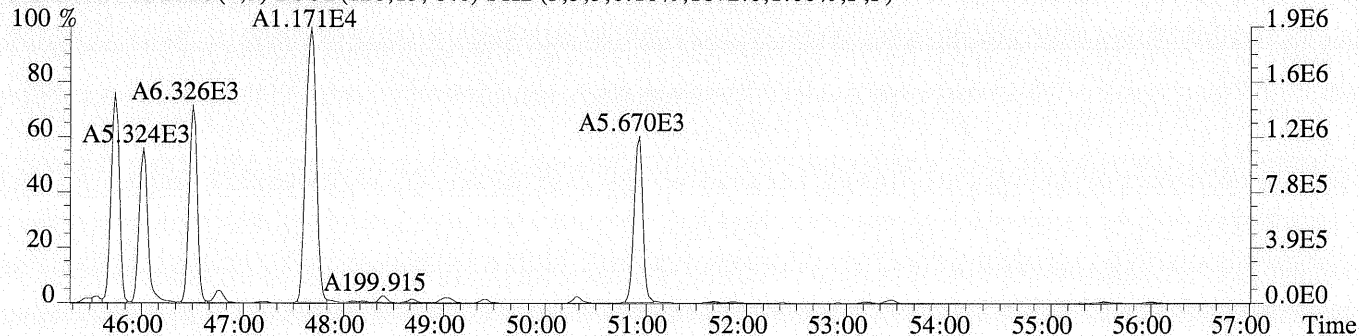


354.9792 F:5 PKD(3,3,3,100.00%,0.0,1.00%,F,F)

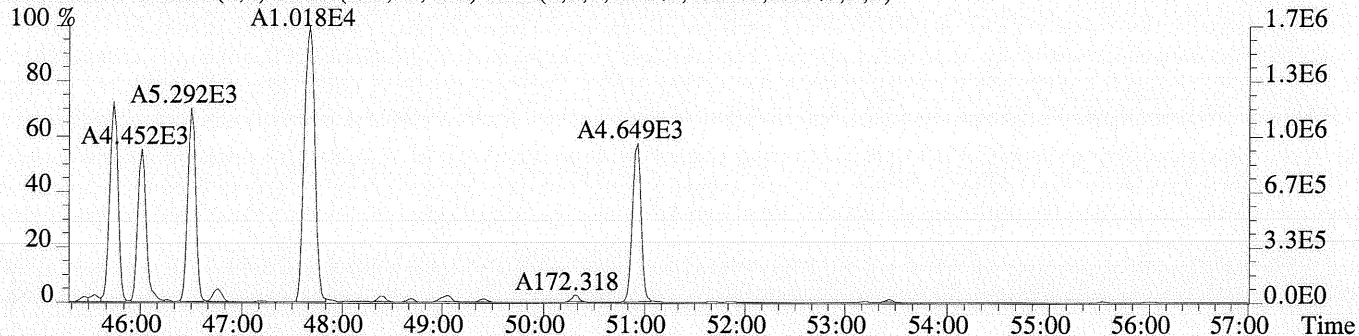


File:U220216 #1-580 Acq:26-AUG-2009 18:39:30 Probe EI+ Magnet SIR VG BioTech Mass spectf
Sample#1 Exp:PCB 209 INJECTION

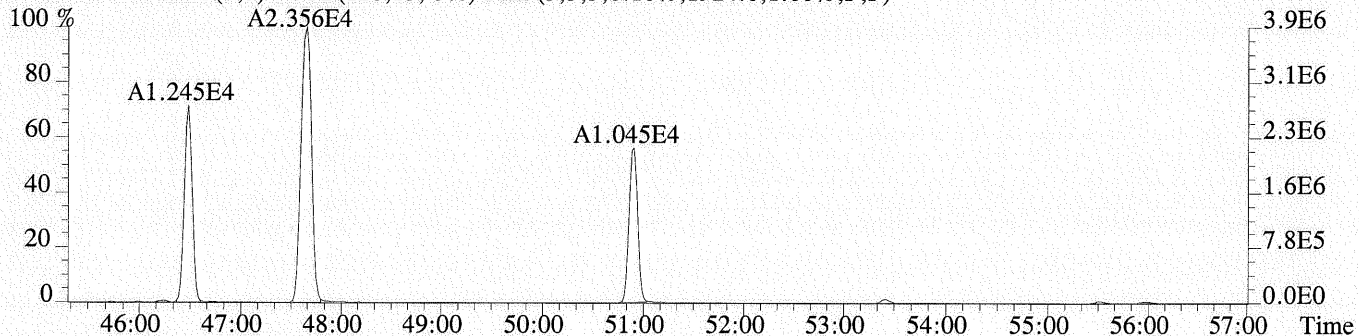
359.8415 F:6 SMO(1,3) BSUB(128,15,-3.0) PKD(3,3,3,0.10%,1872.0,1.00%,F,F)



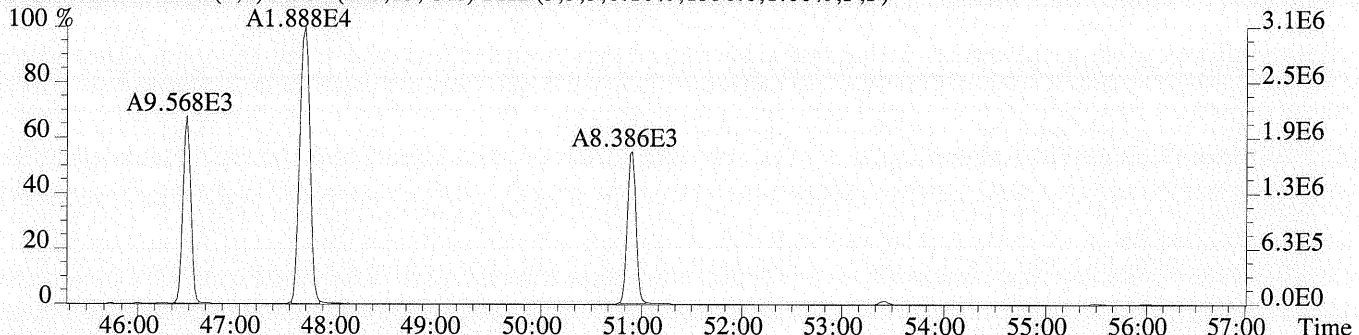
361.8385 F:6 SMO(1,3) BSUB(128,15,-3.0) PKD(3,3,3,0.10%,4524.0,1.00%,F,F)



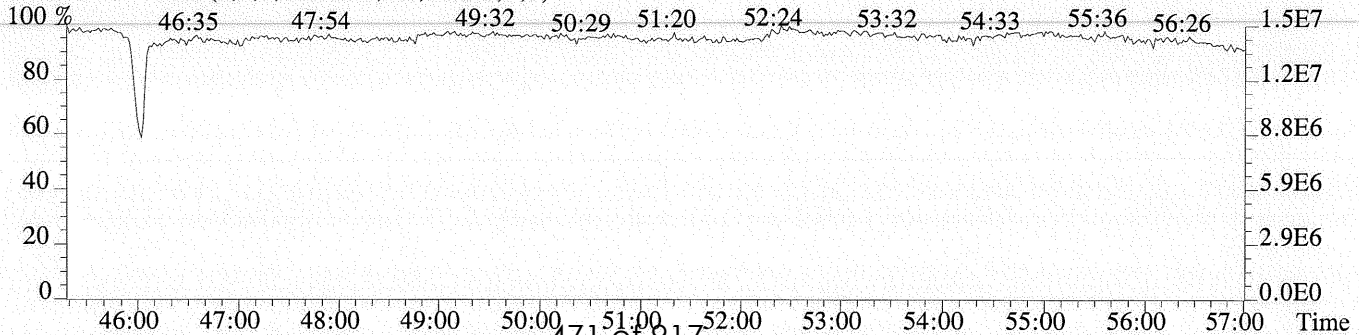
371.8817 F:6 SMO(1,3) BSUB(128,15,-3.0) PKD(3,3,3,0.10%,1924.0,1.00%,F,F)



373.8788 F:6 SMO(1,3) BSUB(128,15,-3.0) PKD(3,3,3,0.10%,1536.0,1.00%,F,F)



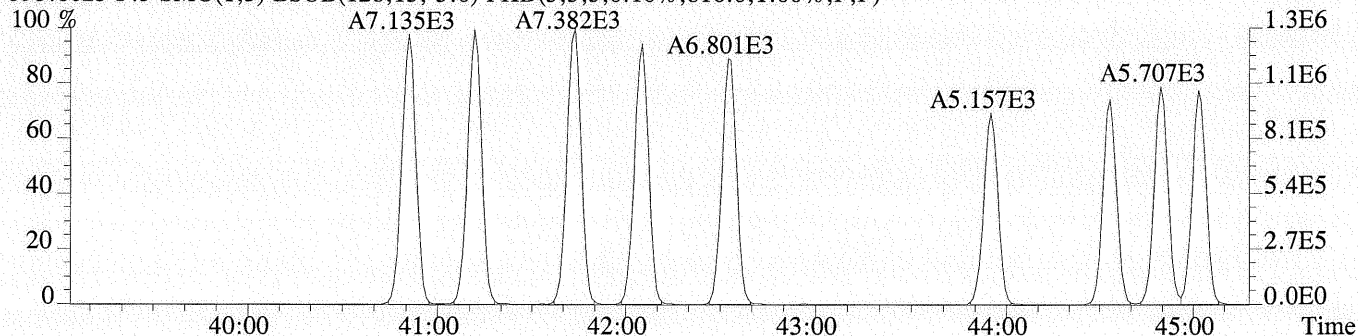
454.9728 F:6 PKD(5,3,5,100.00%,0.0,1.00%,F,F)



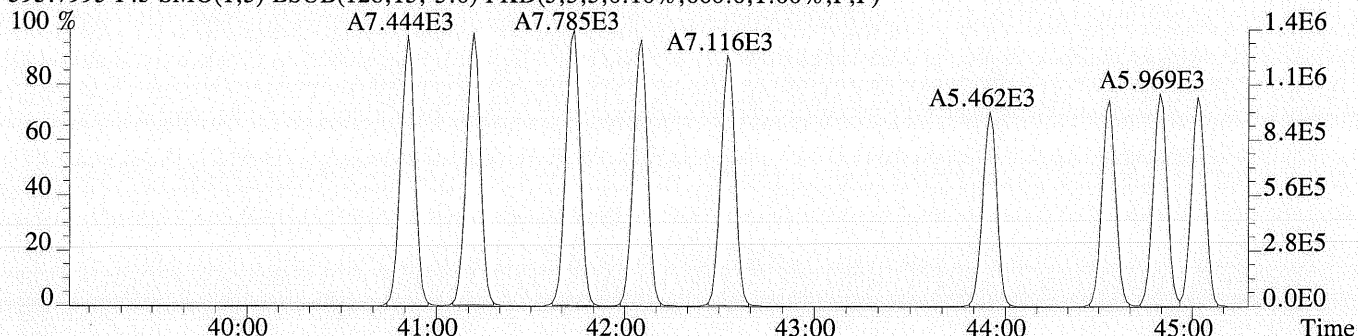
File:U220216 #1-399 Acq:26-AUG-2009 18:39:30 Probe EI+ Magnet SIR VG BioTech Mass spectr

Sample#1 Exp:PCB 209 INJECTION

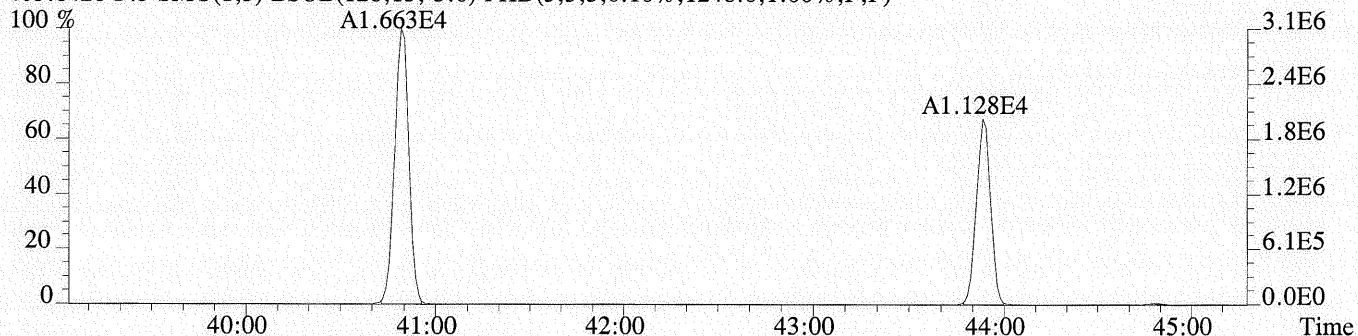
393.8025 F:5 SMO(1,3) BSUB(128,15,-3.0) PKD(3,3,3,0.10%,816.0,1.00%,F,F)



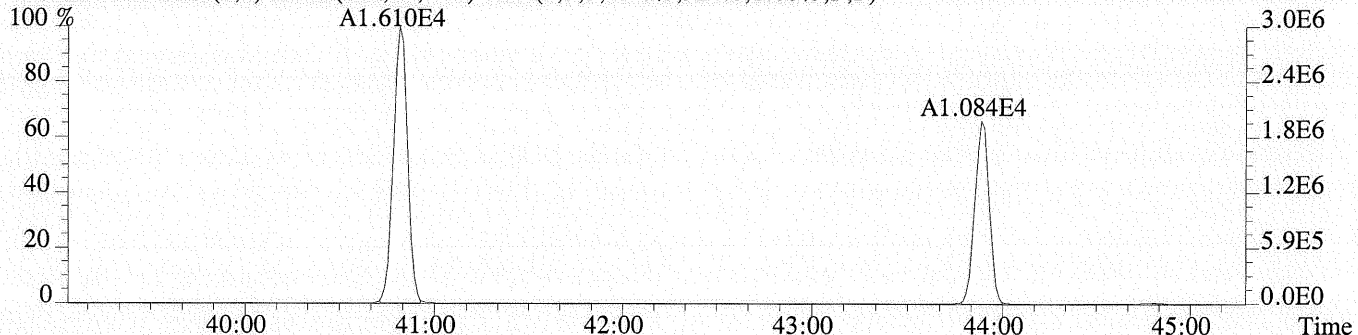
395.7995 F:5 SMO(1,3) BSUB(128,15,-3.0) PKD(3,3,3,0.10%,660.0,1.00%,F,F)



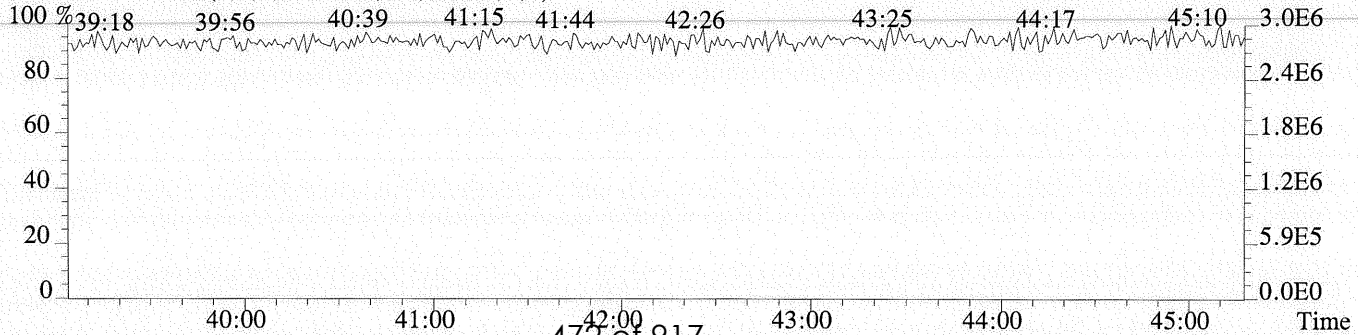
405.8428 F:5 SMO(1,3) BSUB(128,15,-3.0) PKD(3,3,3,0.10%,1248.0,1.00%,F,F)



407.8398 F:5 SMO(1,3) BSUB(128,15,-3.0) PKD(3,3,3,0.10%,924.0,1.00%,F,F)



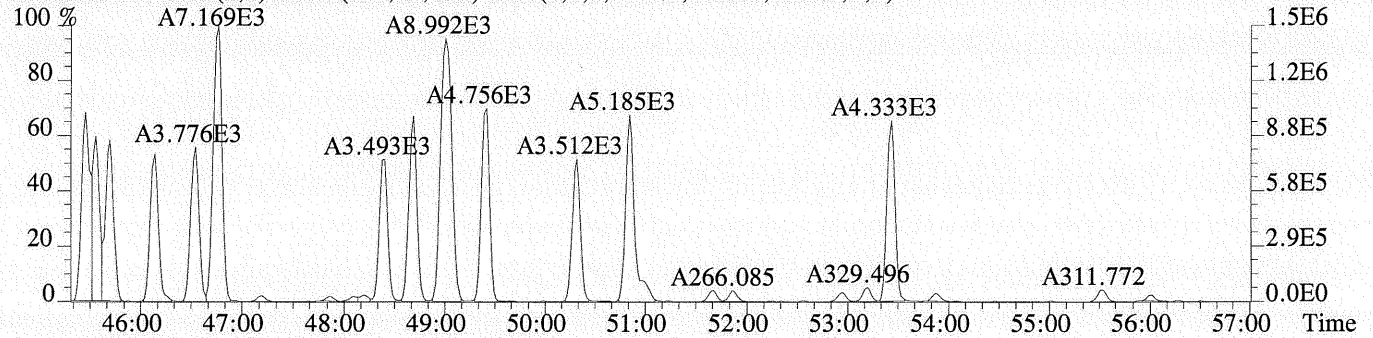
354.9792 F:5 PKD(3,3,3,100.00%,0.0,1.00%,F,F)



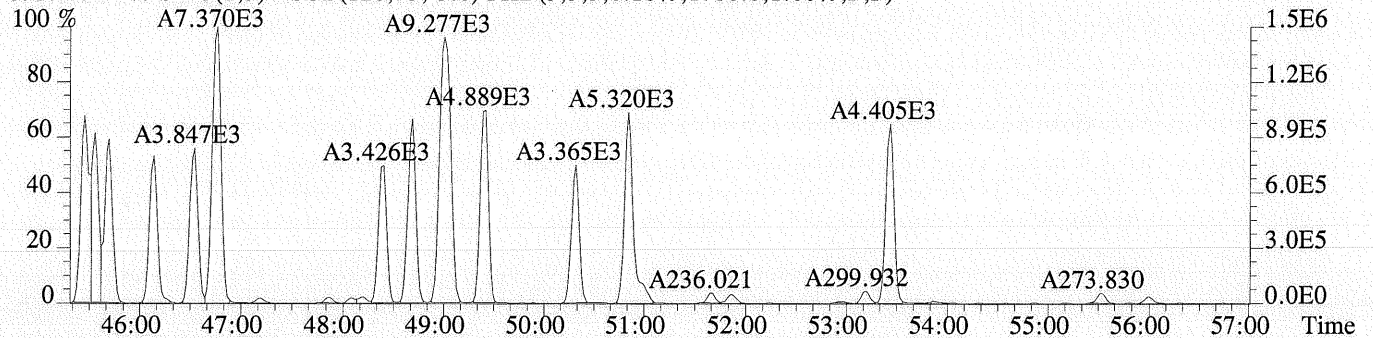
File:U220216 #1-580 Acq:26-AUG-2009 18:39:30 Probe EI+ Magnet SIR VG BioTech Mass spectf

Sample#1 Exp:PCB 209 INJECTION

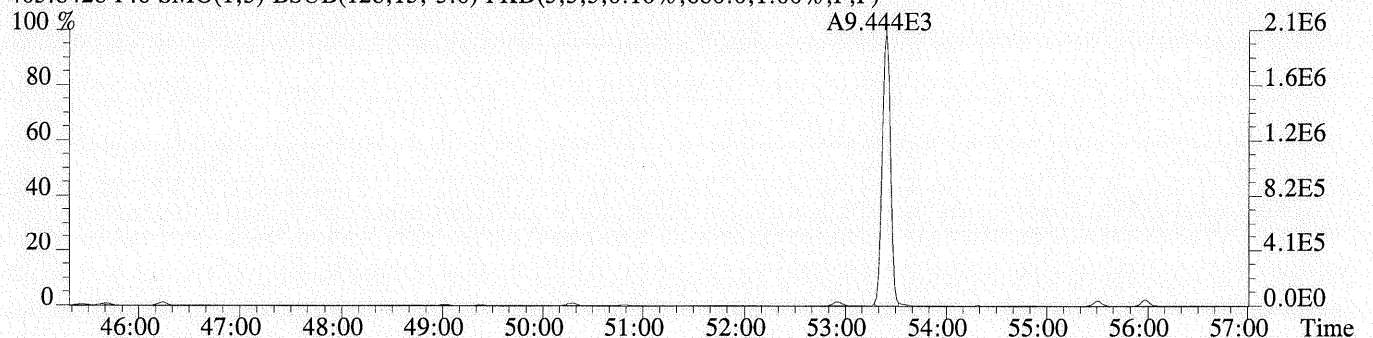
393.8025 F:6 SMO(1,3) BSUB(128,15,-3.0) PKD(3,3,3,0.10%,1496.0,1.00%,F,F)



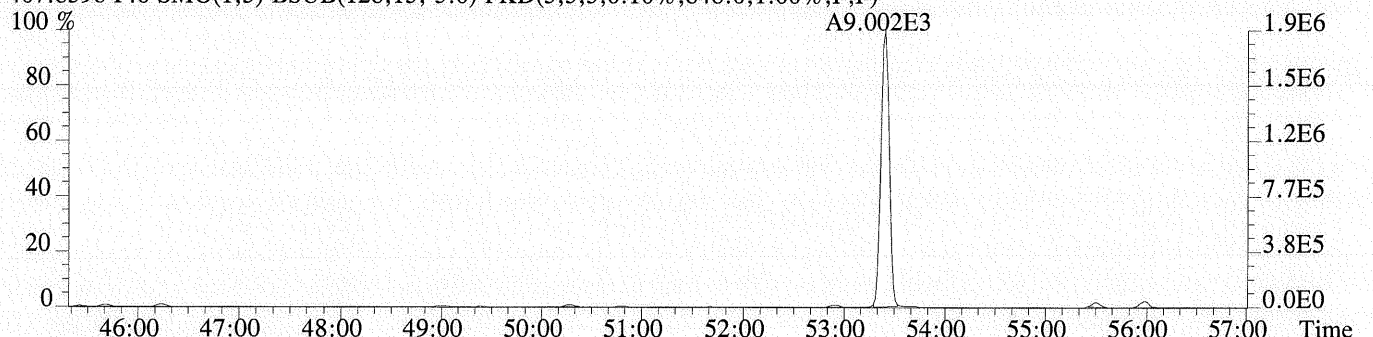
395.7995 F:6 SMO(1,3) BSUB(128,15,-3.0) PKD(3,3,3,0.10%,1788.0,1.00%,F,F)



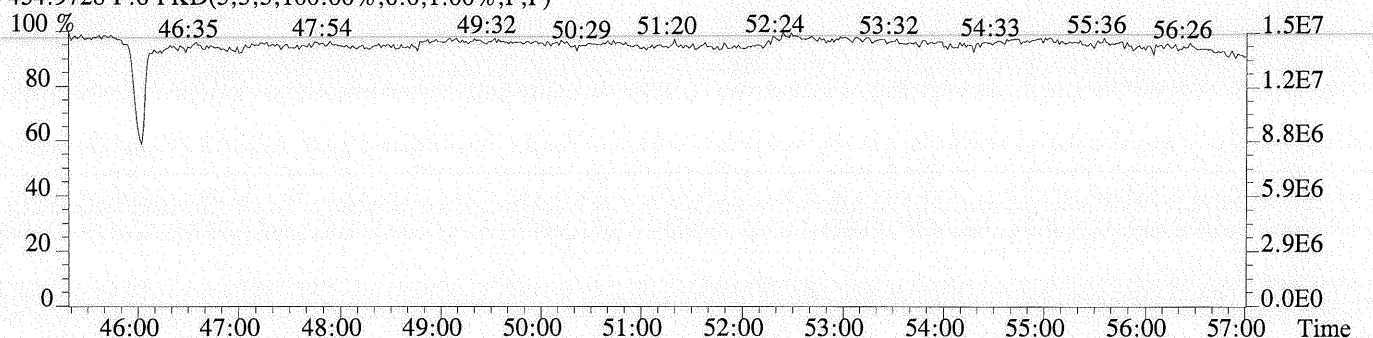
405.8428 F:6 SMO(1,3) BSUB(128,15,-3.0) PKD(3,3,3,0.10%,680.0,1.00%,F,F)



407.8398 F:6 SMO(1,3) BSUB(128,15,-3.0) PKD(3,3,3,0.10%,848.0,1.00%,F,F)



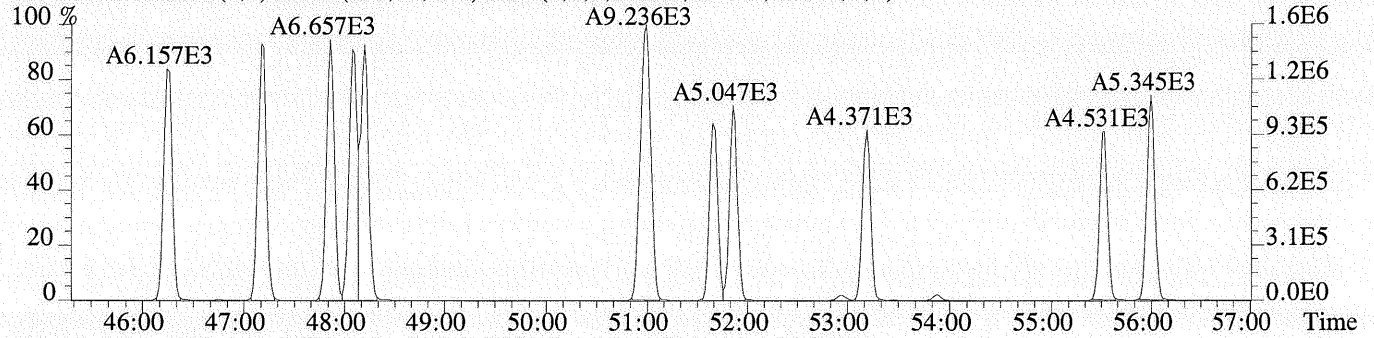
454.9728 F:6 PKD(5,3,5,100.00%,0.0,1.00%,F,F)



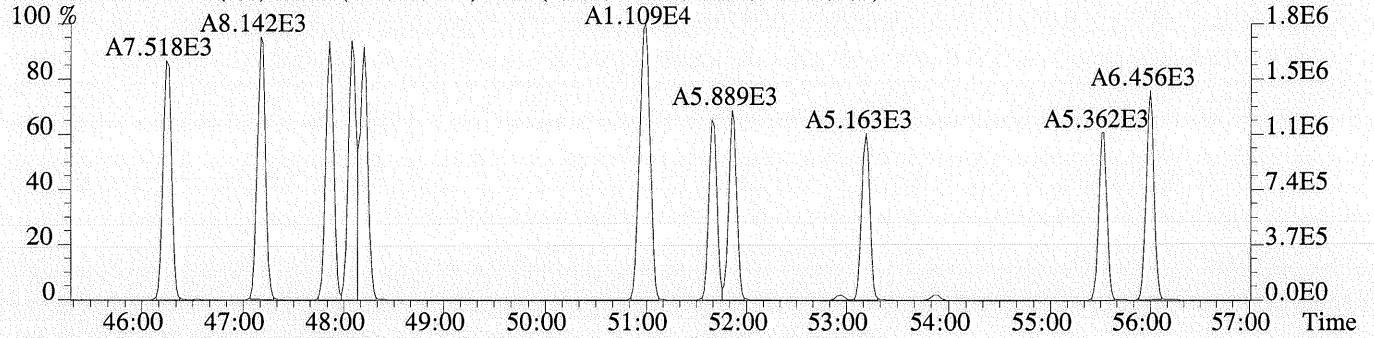
File:U220216 #1-580 Acq:26-AUG-2009 18:39:30 Probe EI+ Magnet SIR VG BioTech Mass spectr

Sample#1 Exp:PCB 209 INJECTION

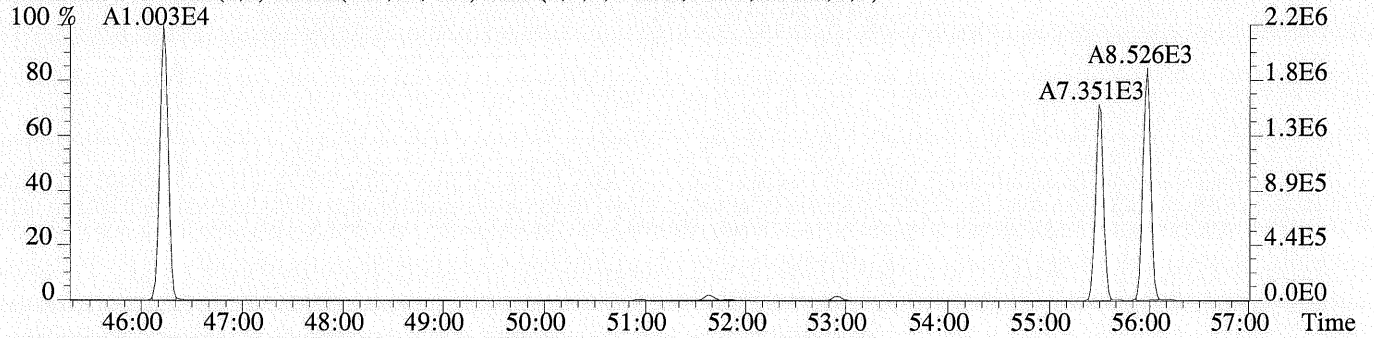
427.7635 F:6 SMO(1,3) BSUB(128,15,-3.0) PKD(3,3,3,0.10%,1076.0,1.00%,F,F)



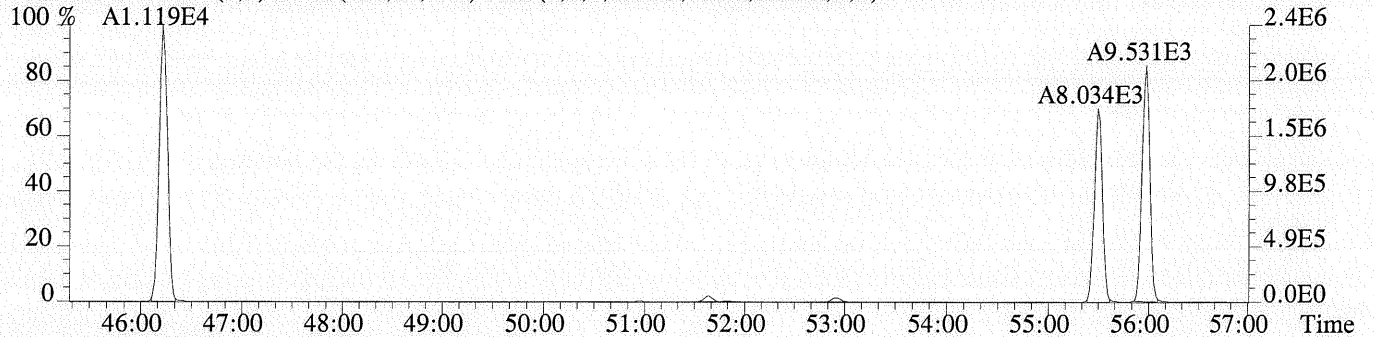
429.7606 F:6 SMO(1,3) BSUB(128,15,-3.0) PKD(3,3,3,0.10%,916.0,1.00%,F,F)



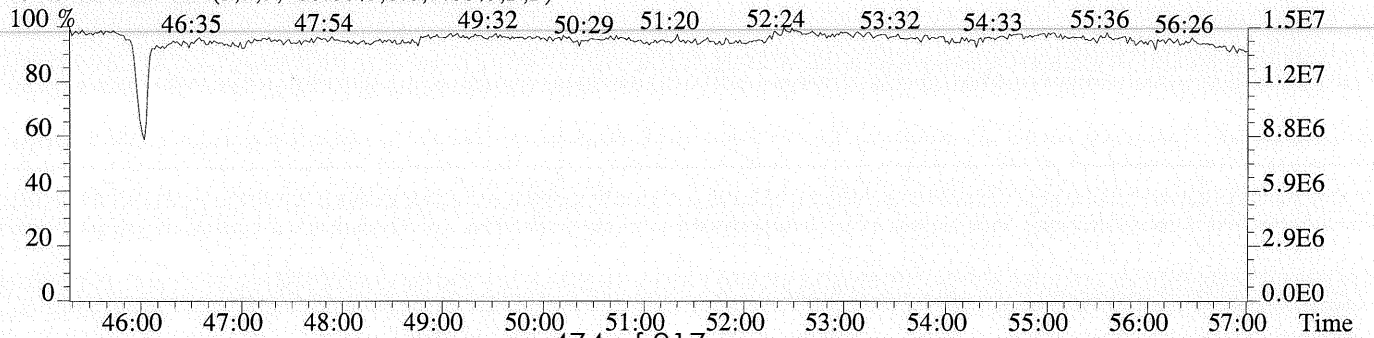
439.8038 F:6 SMO(1,3) BSUB(128,15,-3.0) PKD(3,3,3,0.10%,764.0,1.00%,F,F)



441.8008 F:6 SMO(1,3) BSUB(128,15,-3.0) PKD(3,3,3,0.10%,764.0,1.00%,F,F)

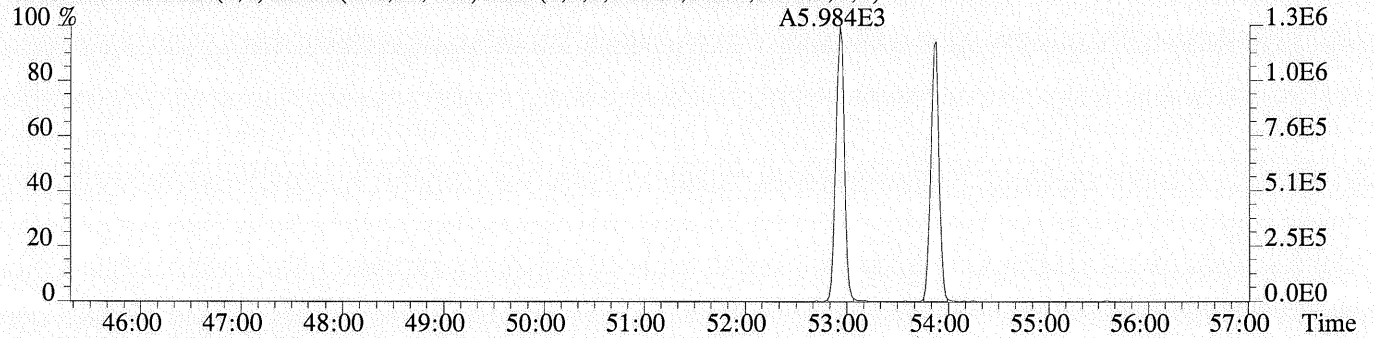


454.9728 F:6 PKD(5,3,5,100.00%,0.0,1.00%,F,F)

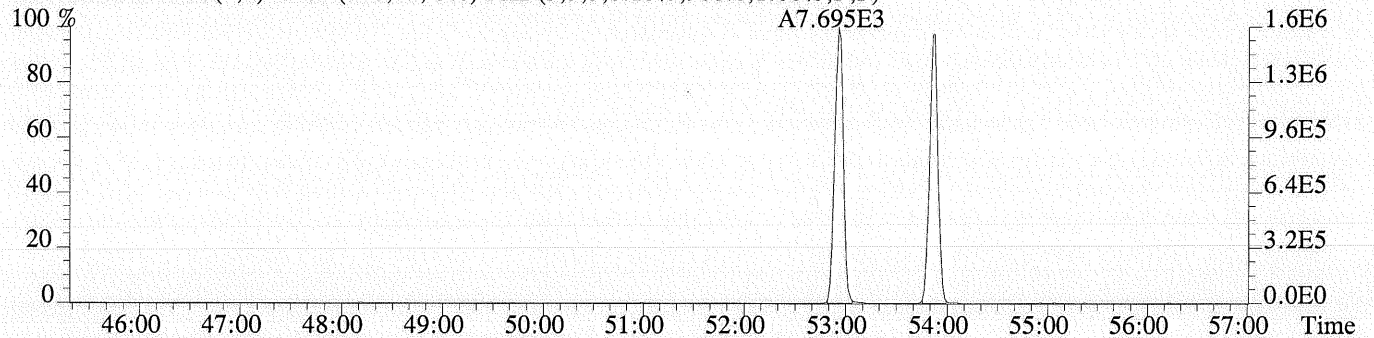


Sample#1 Exp:PCB 209 INJECTION

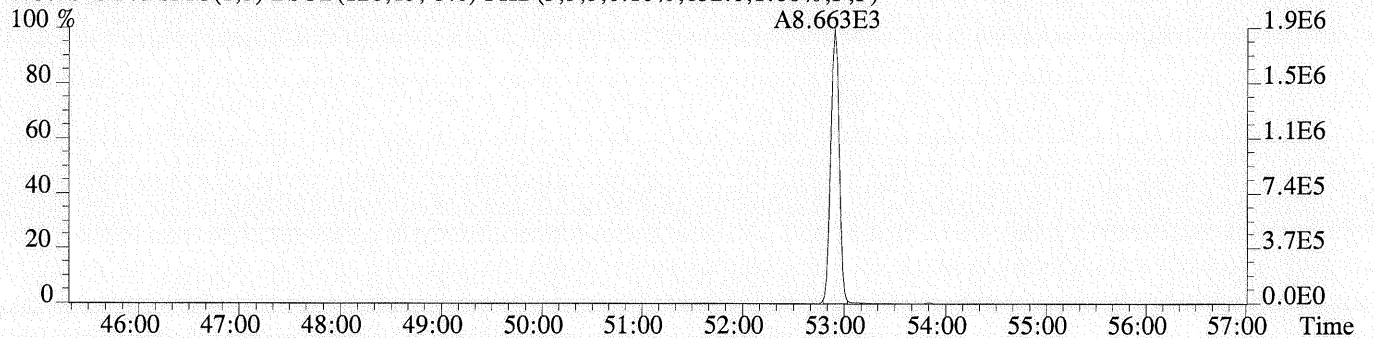
461.7246 F:6 SMO(1,3) BSUB(128,15,-3.0) PKD(3,3,3,0.10%,872.0,1.00%,F,F)



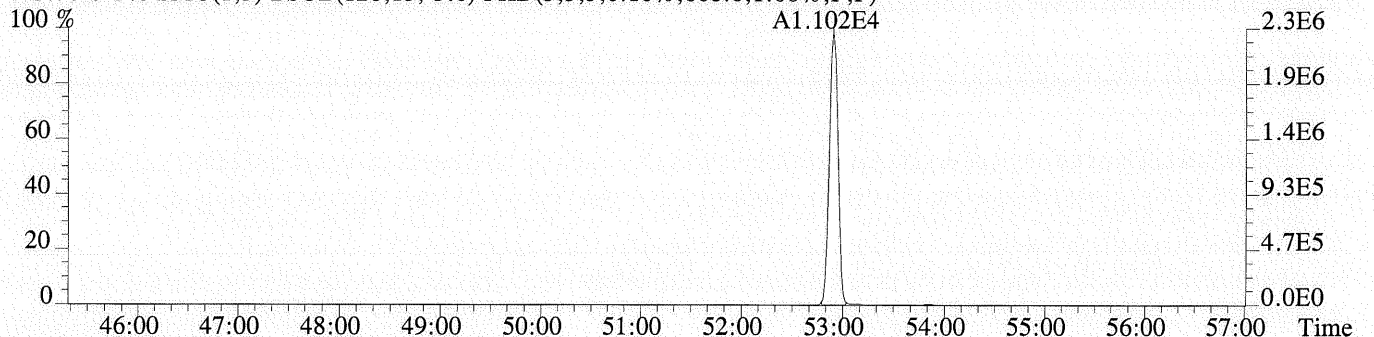
463.7216 F:6 SMO(1,3) BSUB(128,15,-3.0) PKD(3,3,3,0.10%,908.0,1.00%,F,F)



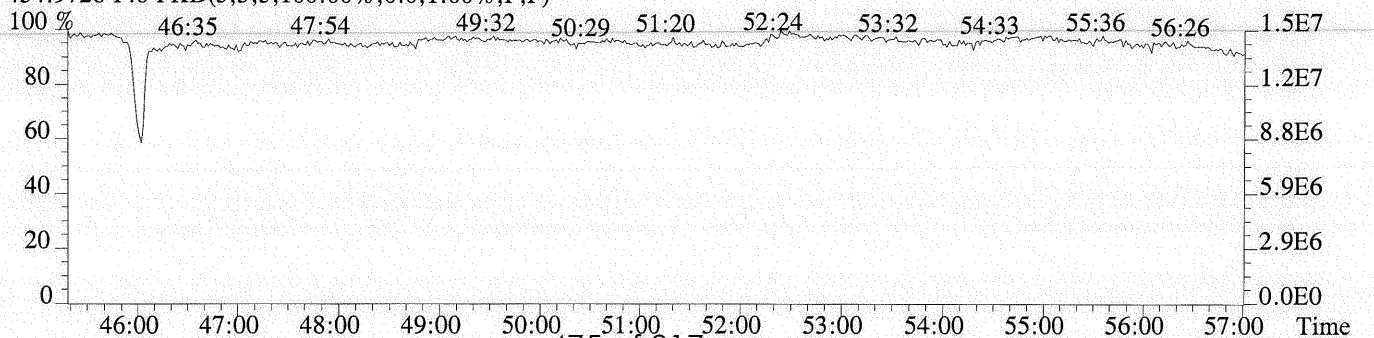
473.7648 F:6 SMO(1,3) BSUB(128,15,-3.0) PKD(3,3,3,0.10%,652.0,1.00%,F,F)



475.7619 F:6 SMO(1,3) BSUB(128,15,-3.0) PKD(3,3,3,0.10%,668.0,1.00%,F,F)



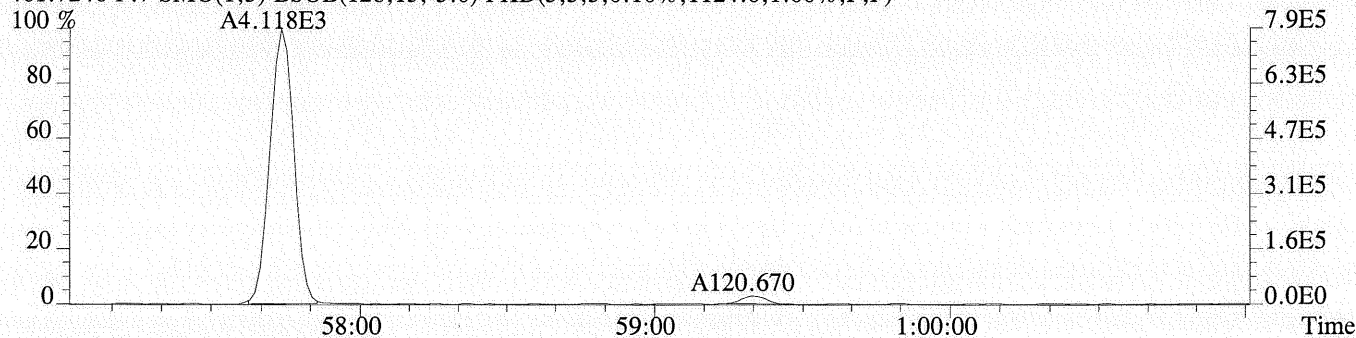
454.9728 F:6 PKD(5,3,5,100.00%,0.0,1.00%,F,F)



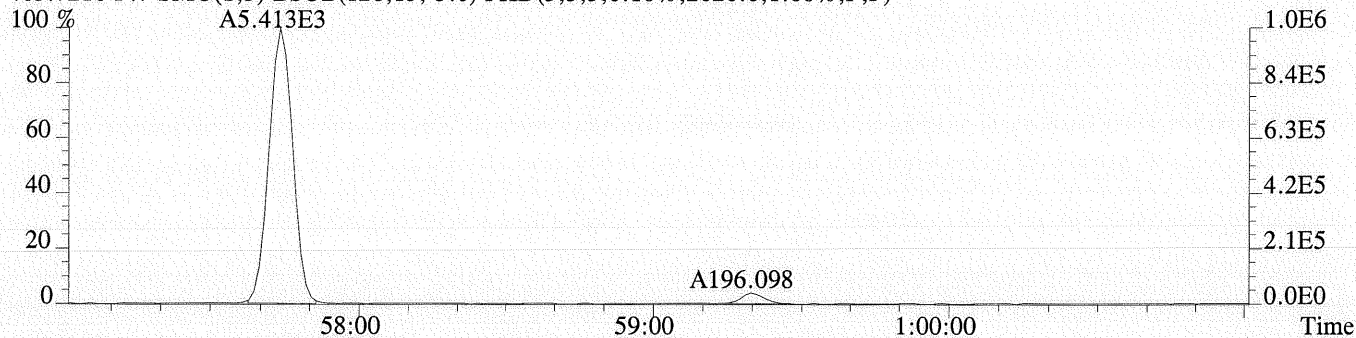
File:U220216 #1-226 Acq:26-AUG-2009 18:39:30 Probe EI+ Magnet SIR VG BioTech Mass spectf

Sample#1 Exp:PCB 209 INJECTION

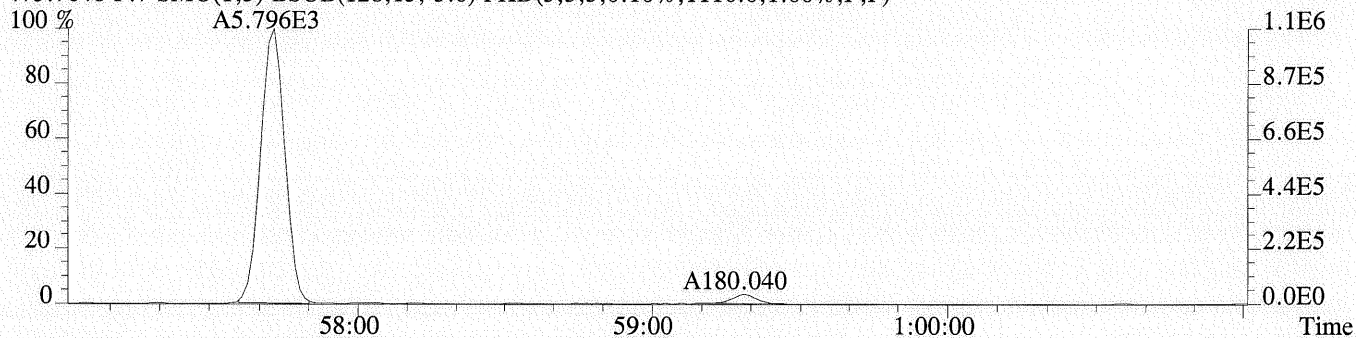
461.7246 F:7 SMO(1,3) BSUB(128,15,-3.0) PKD(3,3,3,0.10%,1124.0,1.00%,F,F)



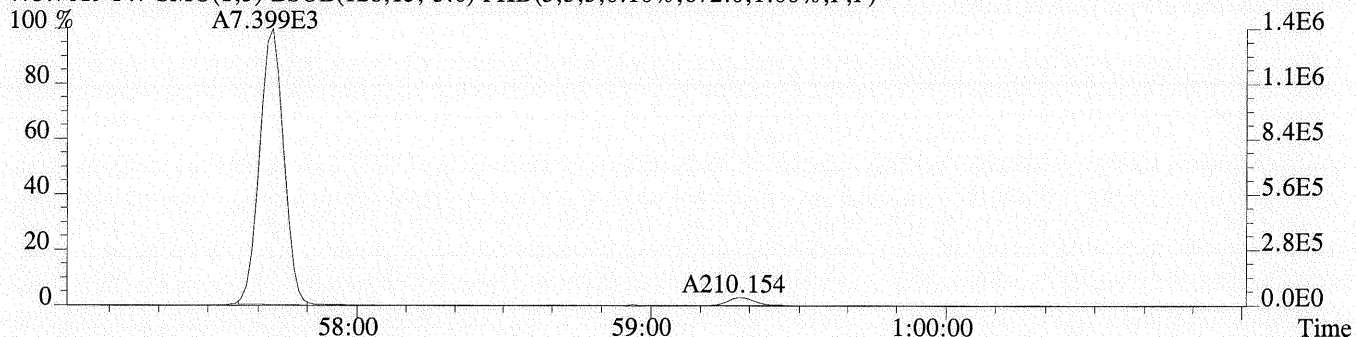
463.7216 F:7 SMO(1,3) BSUB(128,15,-3.0) PKD(3,3,3,0.10%,2020.0,1.00%,F,F)



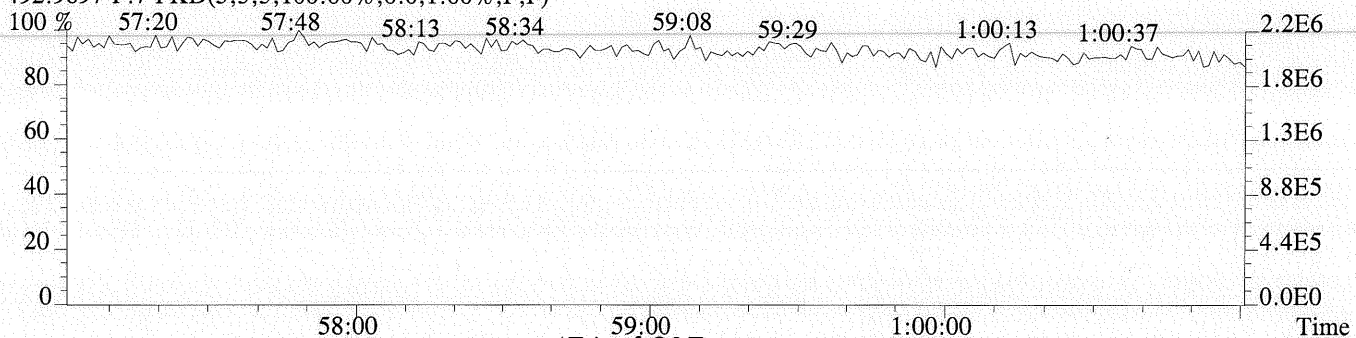
473.7648 F:7 SMO(1,3) BSUB(128,15,-3.0) PKD(3,3,3,0.10%,1116.0,1.00%,F,F)



475.7619 F:7 SMO(1,3) BSUB(128,15,-3.0) PKD(3,3,3,0.10%,672.0,1.00%,F,F)

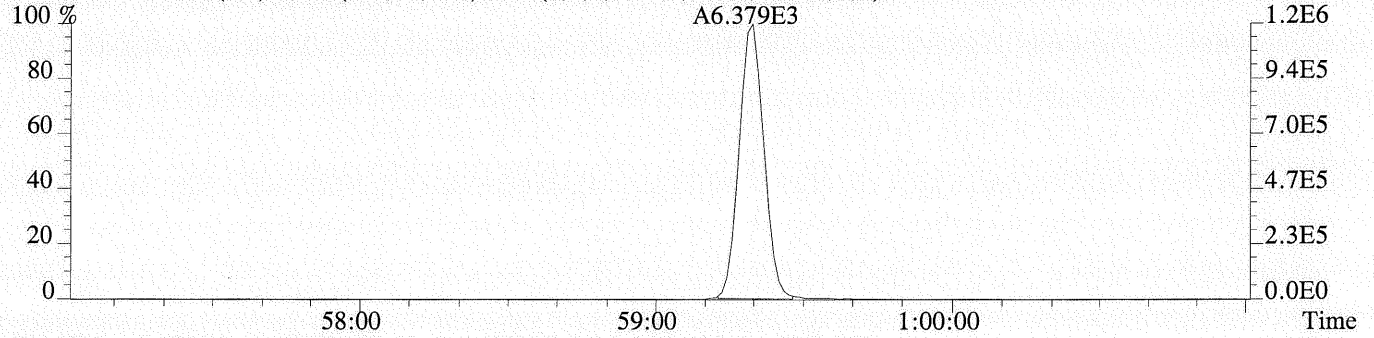


492.9697 F:7 PKD(5,3,5,100.00%,0.0,1.00%,F,F)

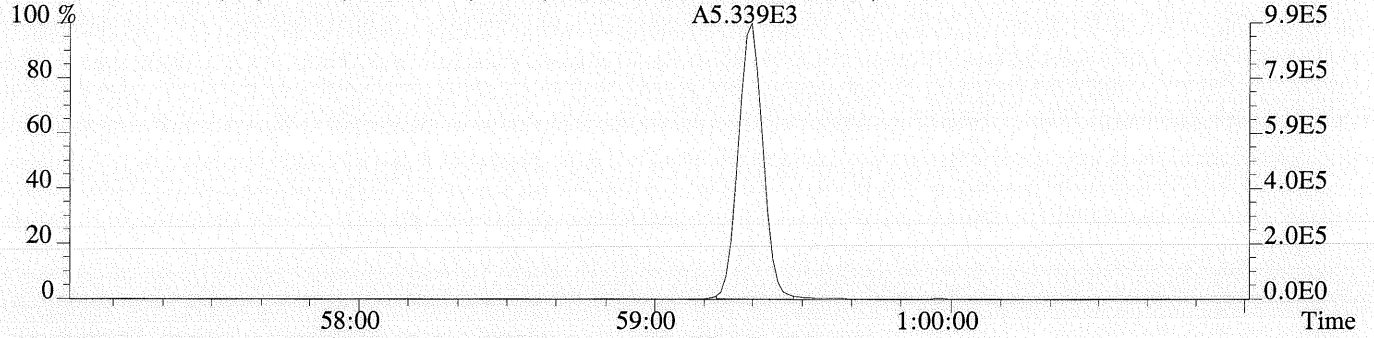


Sample#1 Exp:PCB 209 INJECTION

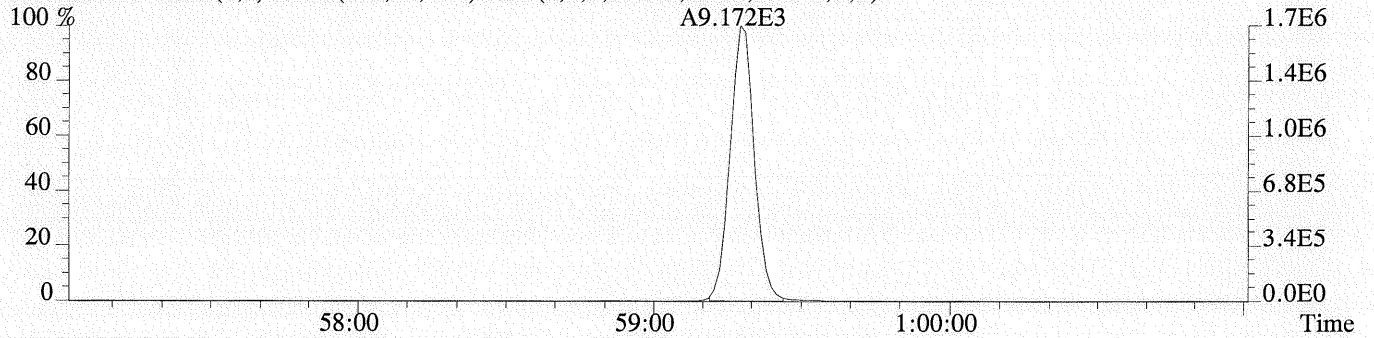
497.6826 F:7 SMO(1,3) BSUB(128,15,-3.0) PKD(3,3,3,0.10%,540.0,1.00%,F,F)



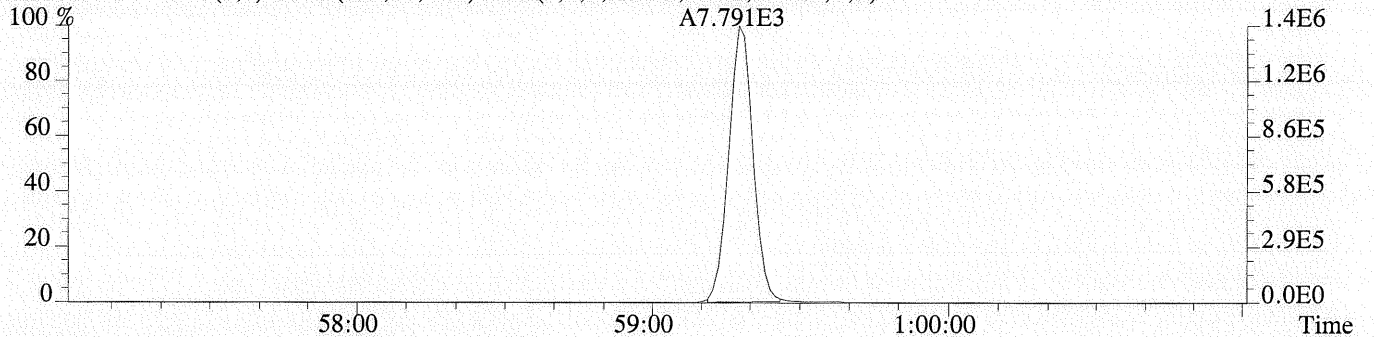
499.6797 F:7 SMO(1,3) BSUB(128,15,-3.0) PKD(3,3,3,0.10%,652.0,1.00%,F,F)



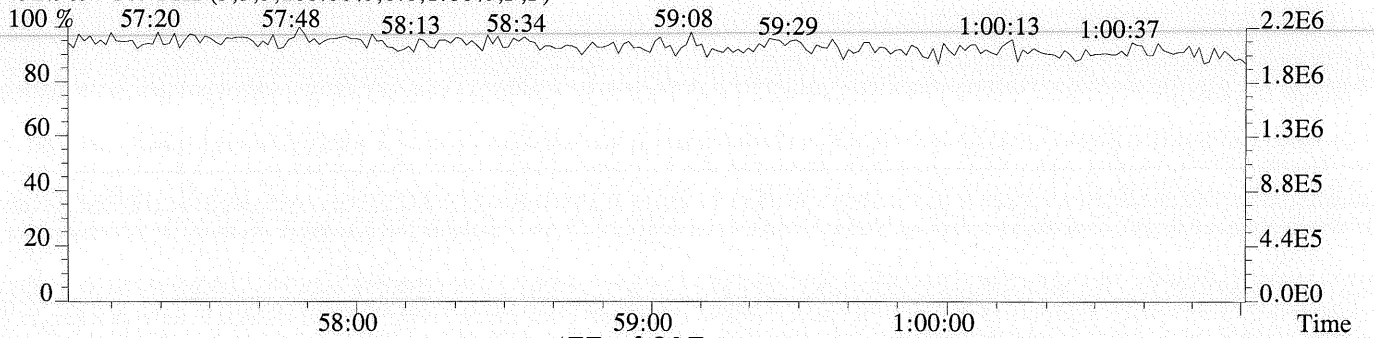
509.7229 F:7 SMO(1,3) BSUB(128,15,-3.0) PKD(3,3,3,0.10%,528.0,1.00%,F,F)



511.7199 F:7 SMO(1,3) BSUB(128,15,-3.0) PKD(3,3,3,0.10%,672.0,1.00%,F,F)



492.9697 F:7 PKD(5,3,5,100.00%,0.0,1.00%,F,F)



FORM 4A
PCB CALIBRATION VERIFICATION

Lab Name: Columbia Analytical Services Episode No.:

Contract No.: SAS No.:

Initial Calibration Date: 08/19/09

Instrument ID: Autospec Premier GC Column ID: SPB-OCTYL

VER Data Filename: U220215

Analysis Date: 26-AUG-09 Time: 17:12:05

NATIVE ANALYTES	M/Z'S	ION	QC	CONC. FOUND	CONC. RANGE (3) (ng/mL)
	FORMING RATIO (1)	ABUND. RATIO	LIMITS (2)		
2-MoCB	M/M+2	3.07	2.66-3.60	50.4	35.0 - 65.0
4-MoCB	M/M+2	2.98	2.66-3.60	47.7	35.0 - 65.0
22'-DiCB	M/M+2	1.52	1.33-1.79	52.5	35.0 - 65.0
44'-DiCB	M/M+2	1.55	1.33-1.79	51.7	35.0 - 65.0
22'6'-TrCB	M/M+2	1.00	0.88-1.20	49.2	35.0 - 65.0
344'-TrCB	M/M+2	0.97	0.88-1.20	48.9	35.0 - 65.0
22'66'-TeCB	M/M+2	0.71	0.65-0.89	48.7	35.0 - 65.0
344'5'-TeCB	M/M+2	0.74	0.65-0.89	49.0	35.0 - 65.0
33'44'-TeCB	M/M+2	0.76	0.65-0.89	49.7	35.0 - 65.0
22'466'-PeCB	M+2/M+4	1.51	1.32-1.78	50.6	35.0 - 65.0
2'344'5'-PeCB	M+2/M+4	1.56	1.32-1.78	50.3	35.0 - 65.0
23'44'5'-PeCB	M+2/M+4	1.57	1.32-1.78	48.5	35.0 - 65.0
2344'5'-PeCB	M+2/M+4	1.57	1.32-1.78	49.4	35.0 - 65.0
233'44'-PeCB	M+2/M+4	1.58	1.32-1.78	48.2	35.0 - 65.0
33'44'5'-PeCB	M+2/M+4	1.59	1.32-1.78	49.4	35.0 - 65.0
22'44'66'-HxCB	M+2/M+4	1.13	1.05-1.43	50.4	35.0 - 65.0
23'44'55'-HxCB	M+2/M+4	1.13	1.05-1.43	47.3	35.0 - 65.0
233'44'5'-HxCB	M+2/M+4	1.22	1.05-1.43	100.4	70.0 -130.0
33'44'55'-HxCB	M+2/M+4	1.21	1.05-1.43	47.4	35.0 - 65.0
22'34'566'-HpCB	M+2/M+4	0.96	0.89-1.21	49.6	35.0 - 65.0
233'44'55'-HpCB	M+2/M+4	1.00	0.89-1.21	48.9	35.0 - 65.0
22'33'55'66'-OcCB	M+2/M+4	0.84	0.76-1.02	48.0	35.0 - 65.0
233'44'55'6'-OcCB	M+2/M+4	0.84	0.76-1.02	49.7	35.0 - 65.0
22'33'4'55'66'-NoCB	M+2/M+4	0.80	0.65-0.89	47.2	35.0 - 65.0
22'33'44'55'6'-NoCB	M+2/M+4	0.74	0.65-0.89	49.8	35.0 - 65.0
DeCB	M+4/M+6	1.22	0.99-1.33	45.4	35.0 - 65.0

(1) See Table 7, Method 1668A, for m/z specifications.

(2) Ion Abundance Ratio Control Limits as specified in Table 8, Method 1668A.

(3) Contract-required concentration range as specified in Table 6, Method 1668A, under VER.

SP1668F4AU

FORM 4B
PCB CALIBRATION VERIFICATION

Lab Name: Columbia Analytical Services Episode No.:

Contract No.: SAS No.:

Initial Calibration Date: 08/19/09

Instrument ID: Autospec Premier GC Column ID: SPB-OCTYL

VER Data Filename: U220215 Analysis Date: 26-AUG-09 Time: 17:12:05

Labeled Compounds	M/Z'S	ION	QC	CONC. FOUND	CONC. RANGE (3) (ng/mL)
	FORMING RATIO (1)	ABUND. RATIO	LIMITS (2)		
13C-2-MoCB	M/M+2	3.00	2.66-3.60	98.8	50.0 - 150.0
13C-4-MoCB	M/M+2	3.02	2.66-3.60	99.3	50.0 - 150.0
13C-22'-DiCB	M/M+2	1.48	1.33-1.79	96.4	50.0 - 150.0
13C-44'-DiCB	M/M+2	1.54	1.33-1.79	100.0	50.0 - 150.0
13C-22'6'-TrCB	M/M+2	1.00	0.88-1.20	97.5	50.0 - 150.0
13C-344'-TrCB	M/M+2	1.02	0.88-1.20	104.2	50.0 - 150.0
13C-22'66'-TeCB	M/M+2	0.78	0.65-0.89	104.1	50.0 - 150.0
13C-344'5-TeCB	M/M+2	0.77	0.65-0.89	102.3	50.0 - 150.0
13C-33'44'-TeCB	M/M+2	0.78	0.65-0.89	106.6	50.0 - 150.0
13C-22'466'-PeCB	M+2/M+4	1.56	1.32-1.78	100.0	50.0 - 150.0
13C-2'344'5-PeCB	M+2/M+4	1.57	1.32-1.78	95.1	50.0 - 150.0
13C-23'44'5-PeCB	M+2/M+4	1.55	1.32-1.78	95.3	50.0 - 150.0
13C-2344'5-PeCB	M+2/M+4	1.55	1.32-1.78	96.0	50.0 - 150.0
13C-233'44'-PeCB	M+2/M+4	1.57	1.32-1.78	97.7	50.0 - 150.0
13C-33'44'5-PeCB	M+2/M+4	1.54	1.32-1.78	101.8	50.0 - 150.0
13C-22'44'66'-HxCB	M+2/M+4	1.27	1.05-1.43	99.3	50.0 - 150.0
13C-23'44'55'-HxCB	M+2/M+4	1.23	1.05-1.43	98.4	50.0 - 150.0
13C-233'44'5'-HxCB	M+2/M+4	1.30	1.05-1.43	197.6	100.0 - 300.0
13C-33'44'55'-HxCB	M+2/M+4	1.30	1.05-1.43	104.4	50.0 - 150.0
13C-22'34'566'-HpCB	M+2/M+4	1.03	0.89-1.21	89.0	50.0 - 150.0
13C-233'44'55'-HpCB	M+2/M+4	1.03	0.89-1.21	96.4	50.0 - 150.0
13C-22'33'55'66'-OcCB	M+2/M+4	0.91	0.76-1.02	93.3	50.0 - 150.0
13C-233'44'55'6-OcCB	M+2/M+4	0.89	0.76-1.02	94.5	50.0 - 150.0
13C-22'33'4'55'66'-NoCB	M+2/M+4	0.80	0.65-0.89	101.3	50.0 - 150.0
13C-22'33'44'55'6-NoCB	M+2/M+4	0.77	0.65-0.89	94.2	50.0 - 150.0
13C-DeCB	M+4/M+6	1.18	0.99-1.33	93.0	50.0 - 150.0

CLEANUP STANDARDS

13C-244'-TrCB	M/M+2	1.02	0.88-1.20	102.1	50.0 - 150.0
13C-233'55'-PeCB	M+2/M+4	1.60	1.32-1.78	101.4	50.0 - 150.0
13C-22'33'55'6-HpCB	M+2/M+4	1.04	0.89-1.21	107.5	50.0 - 150.0

(1) See Table 7, Method 1668A, for m/z specifications.

(2) Ion Abundance Ratio Control Limits as specified in Table 8, Method 1668A.

(3) Contract-required concentration range, as specified in Table 6, Method 1668A, under VER.

SP1668F4Bu

Columbia Analytical Services, Inc.
Sample Response Summary

CLIENT ID.
CCAL CS3

Run #6 Filename U220215 Samp: 1 Inj: 1 Acquired: 26-AUG-09 17:12:05
Processed: 27-AUG-09 11:12:10 LAB. ID: CCAL CS3

Typ	Name	RT-1	Resp 1	Resp 2	Ratio	Meet	Mod?	RRT
1 1	2-MoCB	14:08	3.132e+04	1.021e+04	3.07	yes	no	1.001
2 3	4-MoCB	16:34	2.918e+04	9.790e+03	2.98	yes	no	1.001
3 4	22'-DiCB	16:50	1.538e+04	1.012e+04	1.52	yes	no	1.001
4 15	44'-DiCB	23:13	2.255e+04	1.451e+04	1.55	yes	no	1.001
5 19	22'6'-TrCB	20:14	9.346e+03	9.375e+03	1.00	yes	no	1.001
6 37	344'-TrCB	30:32	1.792e+04	1.841e+04	0.97	yes	no	1.001
7 54	22'66'-TeCB	23:31	1.070e+04	1.504e+04	0.71	yes	no	1.001
8 81	344'5'-TeCB	37:25	1.236e+04	1.672e+04	0.74	yes	no	1.001
9 77	33'44'-TeCB	37:59	1.248e+04	1.646e+04	0.76	yes	no	1.000
10 104	22'466'-PeCB	29:15	1.693e+04	1.124e+04	1.51	yes	no	1.001
11 123	2'344'5'-PeCB	39:59	1.538e+04	9.854e+03	1.56	yes	no	1.000
12 118	23'44'5'-PeCB	40:19	1.596e+04	1.016e+04	1.57	yes	no	1.000
13 114	2344'5'-PeCB	40:52	1.581e+04	1.008e+04	1.57	yes	no	1.001
14 105	233'44'-PeCB	41:31	1.527e+04	9.662e+03	1.58	yes	no	1.001
15 126	33'44'5'-PeCB	44:37	1.445e+04	9.107e+03	1.59	yes	no	1.000
16 155	22'44'66'-HxCB	35:03	1.458e+04	1.286e+04	1.13	yes	no	1.000
17 167	23'44'55'-HxCB	46:29	9.523e+03	8.461e+03	1.13	yes	no	1.000
1856/7	233'44'5'-HxCB	47:39	1.965e+04	1.609e+04	1.22	yes	no	1.000
19 169	33'44'55'-HxCB	50:54	8.802e+03	7.257e+03	1.21	yes	no	1.000
20 188	22'34'566'-HpCB	40:50	1.162e+04	1.211e+04	0.96	yes	no	1.001
21 189	233'44'55'-HpCB	53:25	7.312e+03	7.301e+03	1.00	yes	no	1.000
22 202	22'33'55'66'-OcCB	46:14	7.040e+03	8.395e+03	0.84	yes	no	1.001
23 205	233'44'55'6-OcCB	55:59	6.181e+03	7.366e+03	0.84	yes	no	1.000
24 208	22'33'4'55'66'-NoCB	52:56	6.921e+03	8.629e+03	0.80	yes	no	1.001
25 206	22'33'44'55'6-NoCB	57:43	4.737e+03	6.394e+03	0.74	yes	no	1.000
26 209	DeCB	59:19	7.687e+03	6.303e+03	1.22	yes	no	1.001
27 1L	13C-2-MoCB	14:07	5.534e+04	1.847e+04	3.00	yes	no	0.608
28 3L	13C-4-MoCB	16:33	5.736e+04	1.897e+04	3.02	yes	no	0.714
29 4L	13C-22'-DiCB	16:49	3.032e+04	2.052e+04	1.48	yes	no	0.725
30 15L	13C-44'-DiCB	23:11	4.166e+04	2.702e+04	1.54	yes	no	1.000
31 19L	13C-22'6'-TrCB	20:13	1.785e+04	1.790e+04	1.00	yes	no	0.872
32 37L	13C-344'-TrCB	30:30	3.381e+04	3.316e+04	1.02	yes	no	1.080
33 54L	13C-22'66'-TeCB	23:30	2.362e+04	3.025e+04	0.78	yes	no	0.832
34 81L	13C-344'5'-TeCB	37:23	2.394e+04	3.122e+04	0.77	yes	no	1.324
35 77L	13C-33'44'-TeCB	37:58	2.485e+04	3.202e+04	0.78	yes	no	1.345
36104L	13C-22'466'-PeCB	29:13	3.481e+04	2.236e+04	1.56	yes	no	0.829
37123L	13C-2'344'5'-PeCB	39:58	2.901e+04	1.850e+04	1.57	yes	no	1.134
38118L	13C-23'44'5'-PeCB	40:18	2.944e+04	1.896e+04	1.55	yes	no	1.143
39114L	13C-2344'5'-PeCB	40:50	2.997e+04	1.934e+04	1.55	yes	no	1.158
40105L	13C-233'44'-PeCB	41:29	2.921e+04	1.866e+04	1.57	yes	no	1.177
41126L	13C-33'44'5'-PeCB	44:36	2.811e+04	1.826e+04	1.54	yes	no	1.265
42155L	13C-22'44'66'-HxCB	35:02	3.352e+04	2.637e+04	1.27	yes	no	0.807
43167L	13C-23'44'55'-HxCB	46:28	2.038e+04	1.654e+04	1.23	yes	no	1.070
4456/7	13C-233'44'5'-HxCB	47:38	3.906e+04	3.013e+04	1.30	yes	no	1.097
45169L	13C-33'44'55'-HxCB	50:53	1.888e+04	1.451e+04	1.30	yes	no	1.172
46188L	13C-22'34'566'-HpCB	40:48	2.639e+04	2.551e+04	1.03	yes	no	0.736
47189La	13C-233'44'55'-HpCB	53:23	1.744e+04	1.692e+04	1.03	yes	no	0.962
48202La	13C-22'33'55'66'-OcCB	46:12	1.758e+04	1.936e+04	0.91	yes	no	0.833
49205L,	13C-233'44'55'6-OcCB	55:57	1.444e+04	1.622e+04	0.89	yes	no	1.009
50208L713C	13C-22'33'4'55'66'-NoCB	52:53	1.592e+04	1.993e+04	0.80	yes	no	0.953
51206L	13C-22'33'44'55'6-NoCB	57:42	1.059e+04	1.370e+04	0.77	yes	no	1.040
52209L	13C-DeCB	59:17	4.687e+04	1.430e+04	1.18	yes	no	1.069

53	28L	13C-244'-TrCB	26:22	3.846e+04	3.758e+04	1.02	yes	no	0.934
54	111L	13C-233'55'-PeCB	37:59	3.209e+04	2.000e+04	1.60	yes	no	1.077
55	178L	13C-22'33'55'6-HpCB	43:52	1.990e+04	1.914e+04	1.04	yes	no	1.010
56	9L	13C-2,5-DiCB	23:11	4.166e+04	2.702e+04	1.54	yes	no	*
57	52L	13C-22'55'-TeCB	28:14	2.096e+04	2.707e+04	0.77	yes	no	*
58	101L	13C-22'4'55'-PeCB	35:16	2.516e+04	1.580e+04	1.59	yes	no	*
59	138L	13C-22'3'44'5'-HxCB	43:26	2.147e+04	1.686e+04	1.27	yes	no	*
60	194L	13C-22'33'44'55'-OcCB	55:28	1.171e+04	1.311e+04	0.89	yes	no	*

Columbia Analytical Services, Inc.
Signal/Noise Height Ratio Summary

CLIENT ID.
CCAL CS3

Run #6 Filename U220215 Samp: 1 Inj: 1 Acquired: 26-AUG-09 17:12:05
Processed: 27-AUG-09 11:12:101 LAB. ID: CCAL CS3

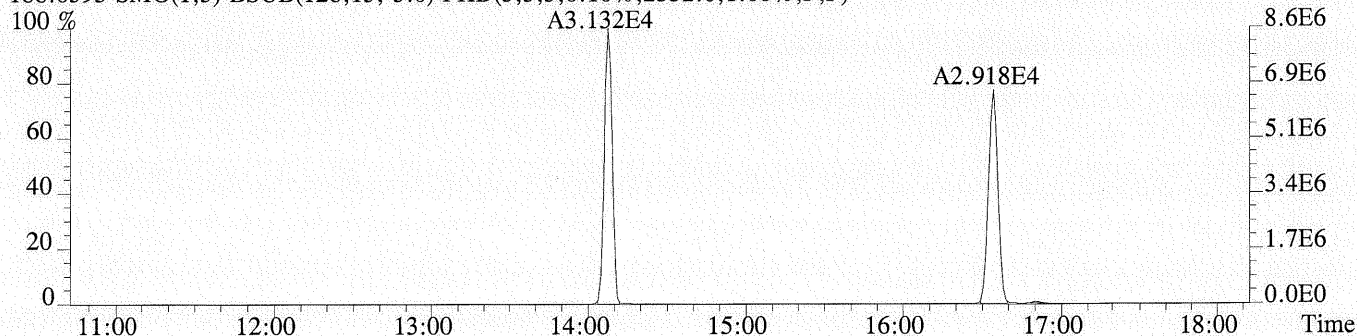
	Name	Signal 1	Noise 1	S/N Rat.1	Signal 2	Noise 2	S/N Rat.2
1	2-MoCB	8.56e+06	2.33e+03	3.7e+03	2.80e+06	3.84e+03	7.3e+02
2	4-MoCB	6.63e+06	2.33e+03	2.8e+03	2.20e+06	3.84e+03	5.7e+02
3	22'-DiCB	3.45e+06	2.69e+03	1.3e+03	2.26e+06	1.60e+04	1.4e+02
4	44'-DiCB	4.33e+06	1.22e+03	3.5e+03	2.80e+06	1.63e+04	1.7e+02
5	22'6'-TrCB	1.97e+06	2.78e+03	7.1e+02	1.97e+06	1.32e+03	1.5e+03
6	344'-TrCB	2.92e+06	4.36e+03	6.7e+02	2.96e+06	2.89e+03	1.0e+03
7	22'66'-TeCB	2.09e+06	1.02e+03	2.0e+03	2.92e+06	1.02e+03	2.9e+03
8	344'5'-TeCB	2.12e+06	1.51e+03	1.4e+03	2.92e+06	1.66e+03	1.8e+03
9	33'44'-TeCB	2.20e+06	1.51e+03	1.5e+03	2.89e+06	1.66e+03	1.7e+03
10	22'466'-PeCB	2.73e+06	1.59e+03	1.7e+03	1.79e+06	1.52e+03	1.2e+03
11	2'344'5-PeCB	2.77e+06	1.57e+03	1.8e+03	1.75e+06	2.04e+03	8.5e+02
12	23'44'5-PeCB	2.87e+06	1.57e+03	1.8e+03	1.81e+06	2.04e+03	8.9e+02
13	2344'5-PeCB	2.80e+06	1.57e+03	1.8e+03	1.81e+06	2.04e+03	8.8e+02
14	233'44'-PeCB	2.70e+06	1.57e+03	1.7e+03	1.72e+06	2.04e+03	8.4e+02
15	33'44'5-PeCB	2.55e+06	1.57e+03	1.6e+03	1.62e+06	2.04e+03	7.9e+02
16	22'44'66'-HxCB	2.47e+06	6.60e+02	3.7e+03	2.18e+06	1.12e+03	2.0e+03
17	23'44'55'-HxCB	2.08e+06	1.56e+03	1.3e+03	1.85e+06	7.76e+02	2.4e+03
18	233'44'5-HxCB	3.28e+06	1.56e+03	2.1e+03	2.67e+06	7.76e+02	3.4e+03
19	33'44'55'-HxCB	1.88e+06	1.56e+03	1.2e+03	1.53e+06	7.76e+02	2.0e+03
20	22'34'566'-HpCB	2.04e+06	1.20e+03	1.7e+03	2.15e+06	8.04e+02	2.7e+03
21	233'44'55'-HpCB	1.57e+06	8.16e+02	1.9e+03	1.60e+06	8.68e+02	1.8e+03
22	22'33'55'66'-OxCB	1.48e+06	8.84e+02	1.7e+03	1.76e+06	9.64e+02	1.8e+03
23	233'44'55'6-OxCB	1.34e+06	8.84e+02	1.5e+03	1.59e+06	9.64e+02	1.7e+03
24	22'33'4'55'66'-NoCB	1.41e+06	7.24e+02	2.0e+03	1.78e+06	7.80e+02	2.3e+03
25	22'33'44'55'6-NoCB	8.86e+05	1.12e+03	7.9e+02	1.22e+06	1.50e+03	8.1e+02
26	DeCB	1.44e+06	5.36e+02	2.7e+03	1.15e+06	6.68e+02	1.7e+03
27	13C-2-MoCB	1.50e+07	2.84e+03	5.3e+03	5.01e+06	1.64e+04	3.1e+02
28	13C-4-MoCB	1.29e+07	2.84e+03	4.6e+03	4.27e+06	1.64e+04	2.6e+02
29	13C-22'-DiCB	6.82e+06	2.63e+03	2.6e+03	4.64e+06	3.92e+03	1.2e+03
30	13C-44'-DiCB	8.01e+06	2.69e+03	3.0e+03	5.21e+06	3.10e+03	1.7e+03
31	13C-22'6'-TrCB	3.78e+06	6.26e+04	6.0e+01	3.75e+06	2.70e+04	1.4e+02
32	13C-344'-TrCB	5.57e+06	4.19e+04	1.3e+02	5.44e+06	2.13e+04	2.6e+02
33	13C-22'66'-TeCB	4.53e+06	3.44e+03	1.3e+03	5.76e+06	1.81e+03	3.2e+03
34	13C-344'5'-TeCB	4.14e+06	2.51e+03	1.7e+03	5.43e+06	2.26e+03	2.4e+03
35	13C-33'44'-TeCB	4.21e+06	2.51e+03	1.7e+03	5.50e+06	2.26e+03	2.4e+03
36	13C-22'466'-PeCB	5.65e+06	1.66e+03	3.4e+03	3.65e+06	1.48e+03	2.5e+03
37	13C-2'344'5-PeCB	5.06e+06	2.35e+03	2.2e+03	3.27e+06	2.75e+03	1.2e+03
38	13C-23'44'5-PeCB	5.27e+06	2.35e+03	2.2e+03	3.37e+06	2.75e+03	1.2e+03
39	13C-2344'5-PeCB	5.25e+06	2.35e+03	2.2e+03	3.35e+06	2.75e+03	1.2e+03
40	13C-233'44'-PeCB	5.18e+06	2.35e+03	2.2e+03	3.32e+06	2.75e+03	1.2e+03
41	13C-33'44'5-PeCB	4.98e+06	2.35e+03	2.1e+03	3.22e+06	2.75e+03	1.2e+03
42	13C-22'44'66'-HxCB	5.69e+06	9.12e+02	6.2e+03	4.53e+06	8.92e+02	5.1e+03
43	13C-23'44'55'-HxCB	4.47e+06	6.24e+02	7.2e+03	3.65e+06	1.54e+03	2.4e+03
44	13C-233'44'5'-HxCB	6.51e+06	6.24e+02	1.0e+04	5.01e+06	1.54e+03	3.3e+03
45	13C-33'44'55'-HxCB	3.99e+06	6.24e+02	6.4e+03	3.05e+06	1.54e+03	2.0e+03
46	13C-22'34'566'-HpCB	4.61e+06	8.36e+02	5.5e+03	4.49e+06	5.68e+02	7.9e+03
47	13C-233'44'55'-HpCB	3.81e+06	1.45e+03	2.6e+03	3.66e+06	1.20e+03	3.1e+03
48	13C-22'33'55'66'-OxCB	3.77e+06	9.08e+02	4.2e+03	4.14e+06	8.52e+02	4.9e+03
49	13C-233'44'55'6-OxCB	3.12e+06	9.08e+02	3.4e+03	3.50e+06	8.52e+02	4.1e+03
50	13C-22'33'4'55'66'-NoCB	3.32e+06	8.28e+02	4.0e+03	4.17e+06	7.32e+02	5.7e+03
51	13C-22'33'44'55'6-NoCB	2.04e+06	1.42e+03	1.4e+03	2.61e+06	2.22e+03	1.2e+03
52	13C-DeCB	3.05e+06	6.16e+02	5.9e+03	2.65e+06	6.80e+02	3.9e+03

53	13C-244'-TrCB	6.38e+06	4.19e+04	1.5e+02	6.20e+06	2.13e+04	2.9e+02
54	13C-233'55'-PeCB	5.65e+06	1.23e+03	4.6e+03	3.49e+06	1.27e+03	2.8e+03
55	13C-22'33'55'6'-HpCB	3.50e+06	8.36e+02	4.2e+03	3.35e+06	5.68e+02	5.9e+03
56	13C-2,5-DiCB	8.01e+06	2.69e+03	3.0e+03	5.21e+06	3.10e+03	1.7e+03
57	13C-22'55'-TeCB	3.36e+06	4.16e+03	8.1e+02	4.40e+06	2.36e+03	1.9e+03
58	13C-22'4'55'-PeCB	4.38e+06	1.23e+03	3.6e+03	2.78e+06	1.27e+03	2.2e+03
59	13C-22'3'44'5'-HxCB	3.81e+06	1.01e+03	3.8e+03	3.00e+06	1.15e+03	2.6e+03
60	13C-22'33'44'55'-OxCB	2.45e+06	9.08e+02	2.7e+03	2.75e+06	8.52e+02	3.2e+03

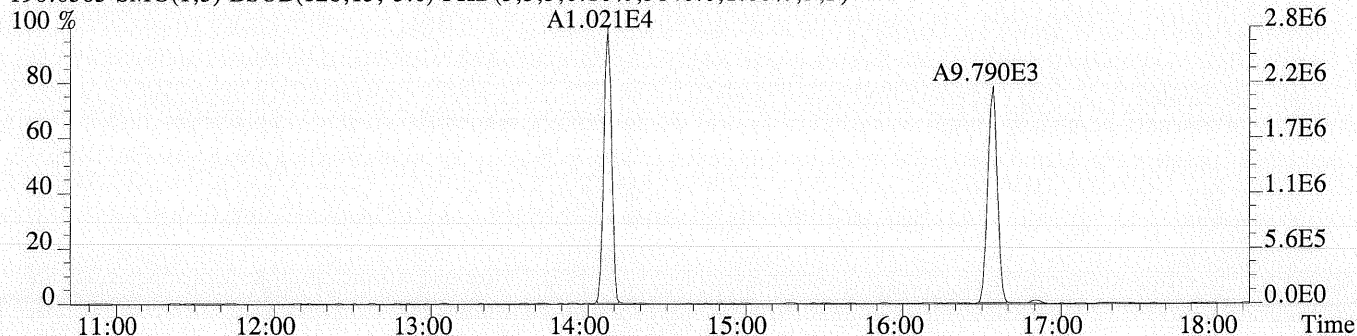
File:U220215 #1-482 Acq:26-AUG-2009 17:12:05 Probe EI+ Magnet SIR VG BioTech Mass spectf

Sample#1 Exp:CCAL CS3

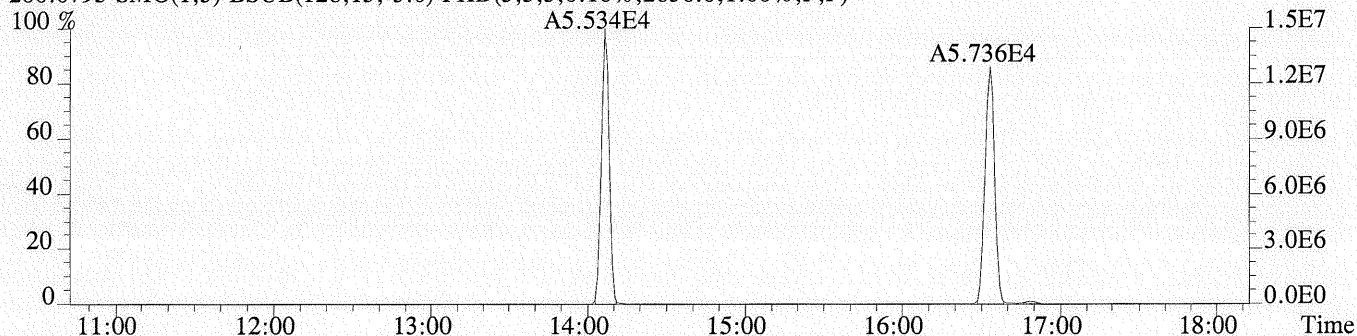
188.0393 SMO(1,3) BSUB(128,15,-3.0) PKD(3,3,3,0.10%,2332.0,1.00%,F,F)



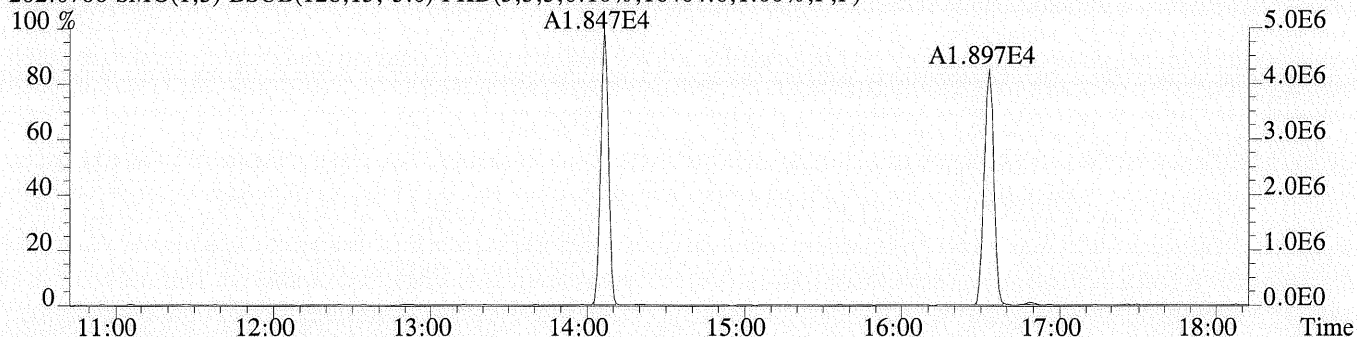
190.0363 SMO(1,3) BSUB(128,15,-3.0) PKD(3,3,3,0.10%,3840.0,1.00%,F,F)



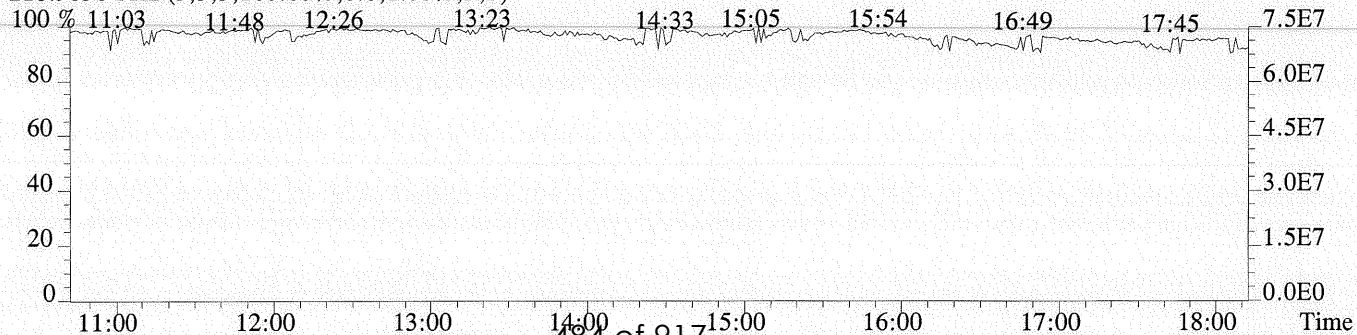
200.0795 SMO(1,3) BSUB(128,15,-3.0) PKD(3,3,3,0.10%,2836.0,1.00%,F,F)



202.0766 SMO(1,3) BSUB(128,15,-3.0) PKD(3,3,3,0.10%,16404.0,1.00%,F,F)

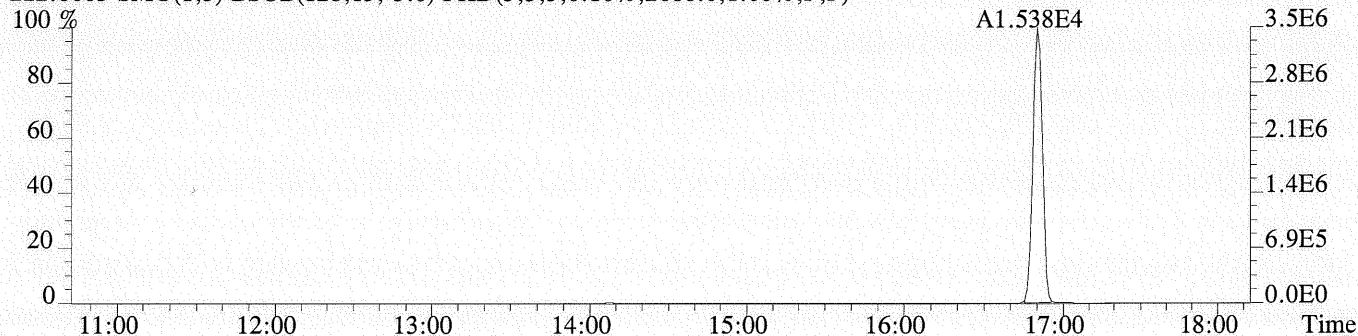


218.9856 PKD(3,3,3,100.00%,0.0,1.00%,F,F)

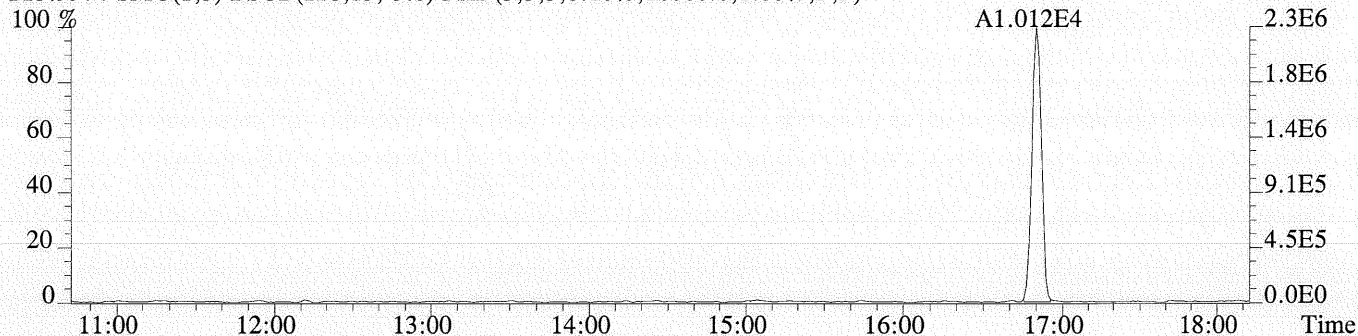


Sample#1 Exp:CCAL CS3

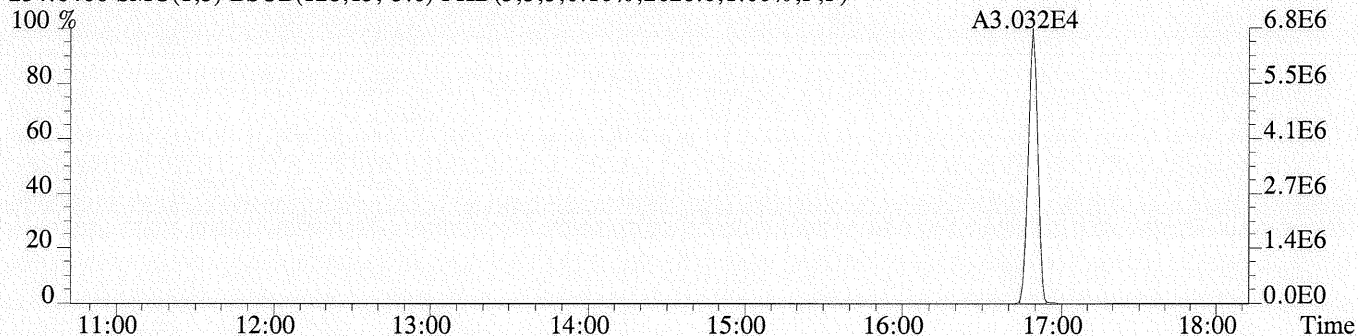
222.0003 SMO(1,3) BSUB(128,15,-3.0) PKD(3,3,3,0.10%,2688.0,1.00%,F,F)



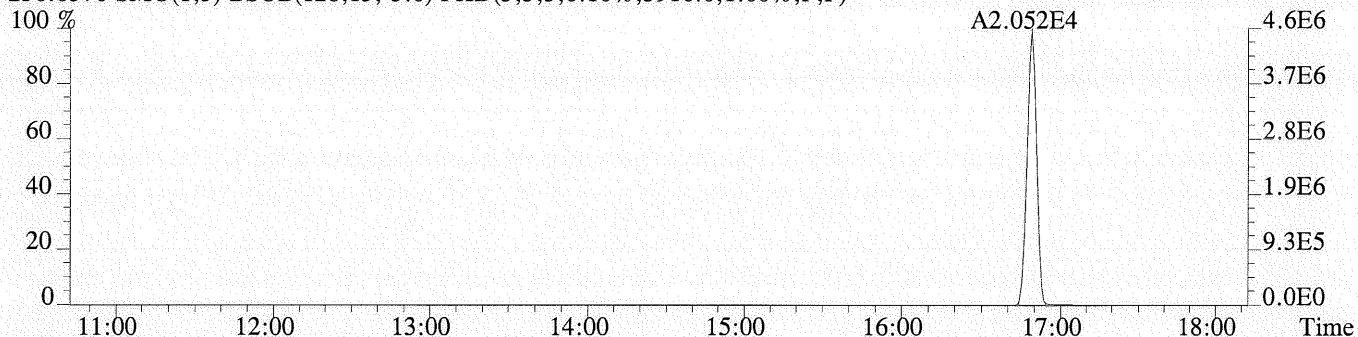
223.9974 SMO(1,3) BSUB(128,15,-3.0) PKD(3,3,3,0.10%,16000.0,1.00%,F,F)



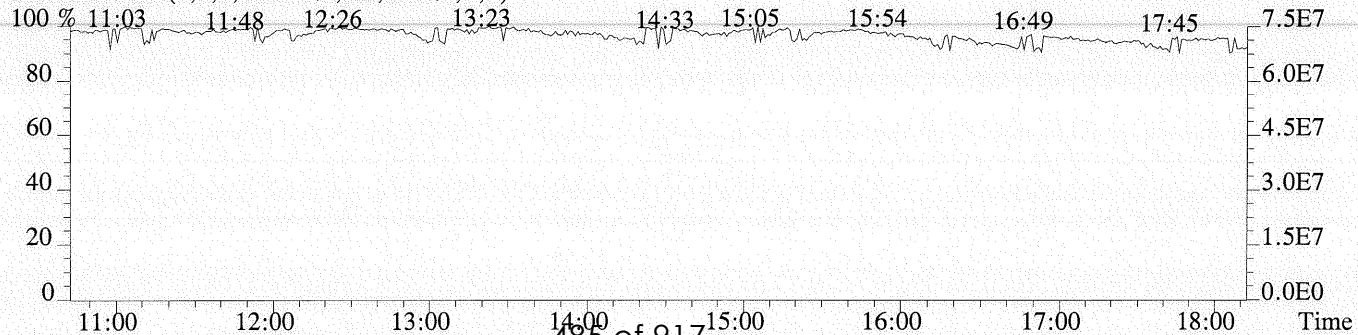
234.0406 SMO(1,3) BSUB(128,15,-3.0) PKD(3,3,3,0.10%,2628.0,1.00%,F,F)



236.0376 SMO(1,3) BSUB(128,15,-3.0) PKD(3,3,3,0.10%,3916.0,1.00%,F,F)



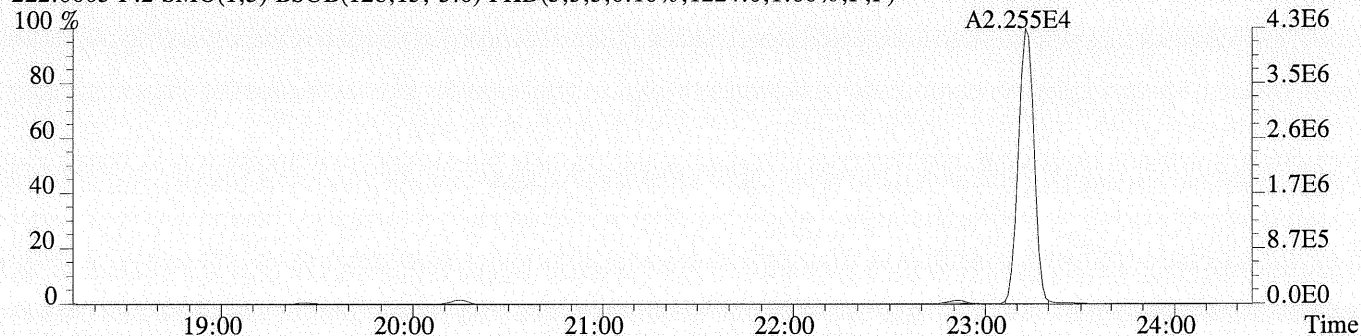
218.9856 PKD(3,3,3,100.00%,0.0,1.00%,F,F)



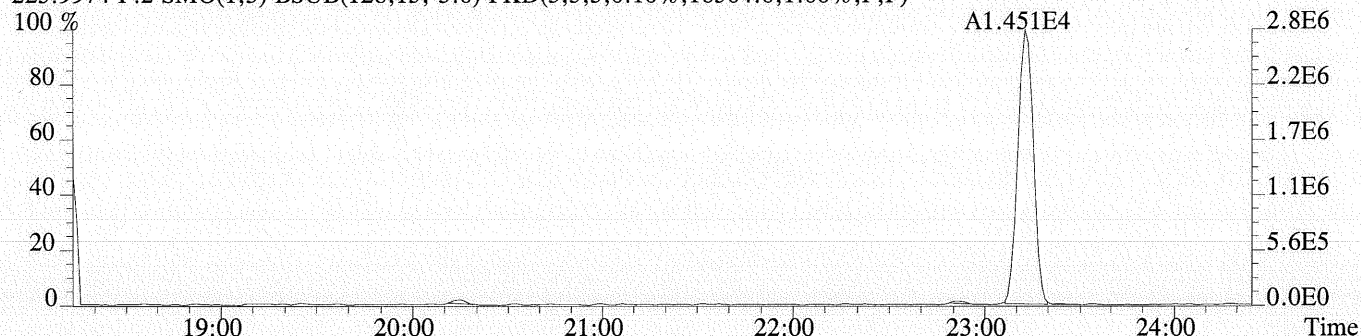
File:U220215 #1-342 Acq:26-AUG-2009 17:12:05 Probe EI+ Magnet SIR VG BioTech Mass spectf

Sample#1 Exp:CCAL CS3

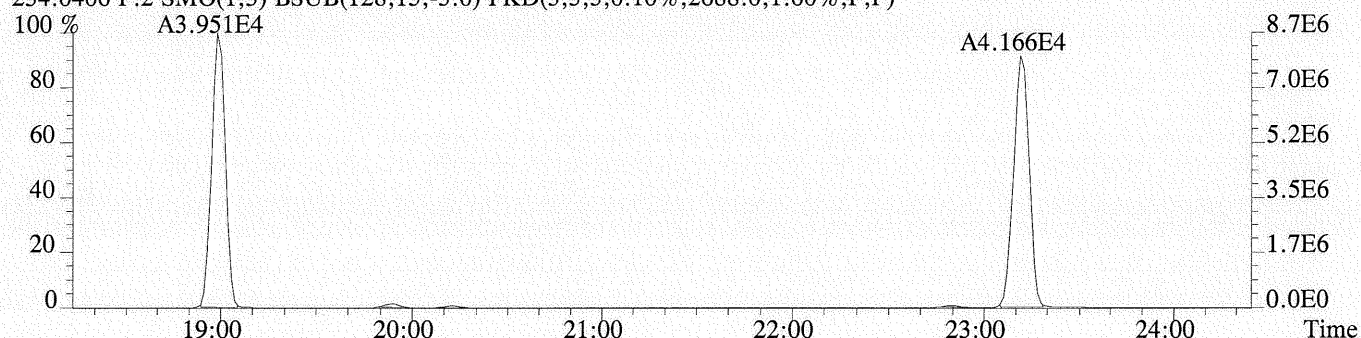
222.0003 F:2 SMO(1,3) BSUB(128,15,-3.0) PKD(3,3,3,0.10%,1224.0,1.00%,F,F)



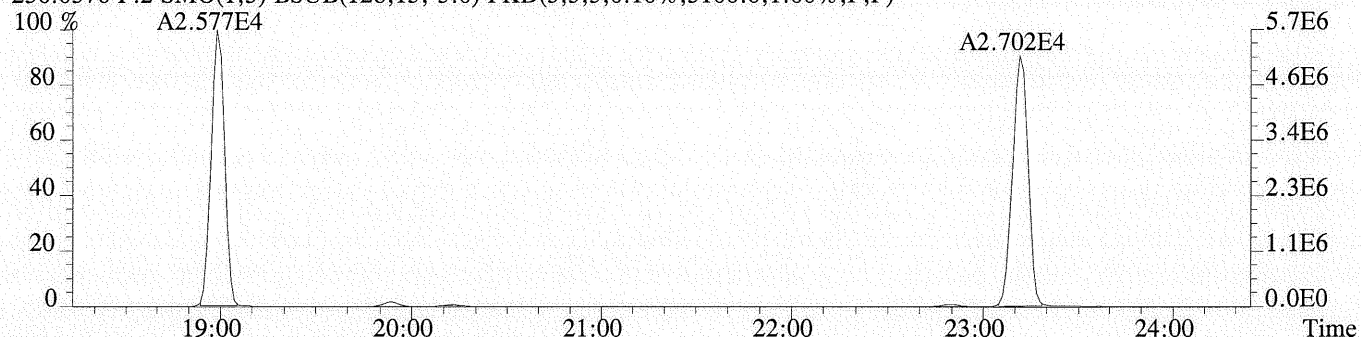
223.9974 F:2 SMO(1,3) BSUB(128,15,-3.0) PKD(3,3,3,0.10%,16304.0,1.00%,F,F)



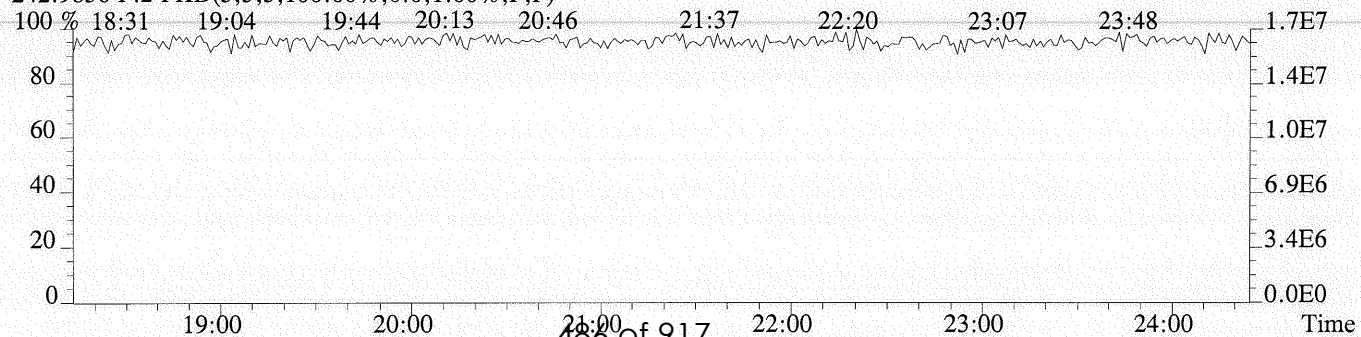
234.0406 F:2 SMO(1,3) BSUB(128,15,-3.0) PKD(3,3,3,0.10%,2688.0,1.00%,F,F)



236.0376 F:2 SMO(1,3) BSUB(128,15,-3.0) PKD(3,3,3,0.10%,3100.0,1.00%,F,F)



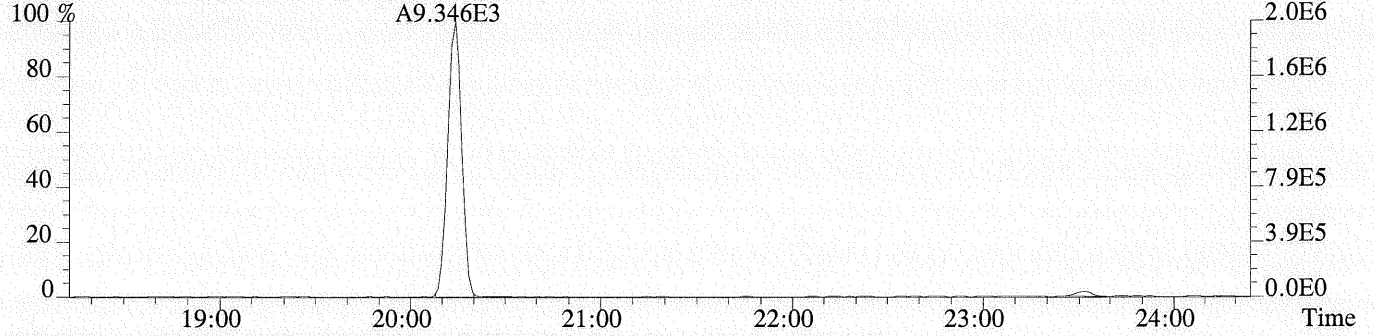
242.9856 F:2 PKD(3,3,3,100.00%,0.0,1.00%,F,F)



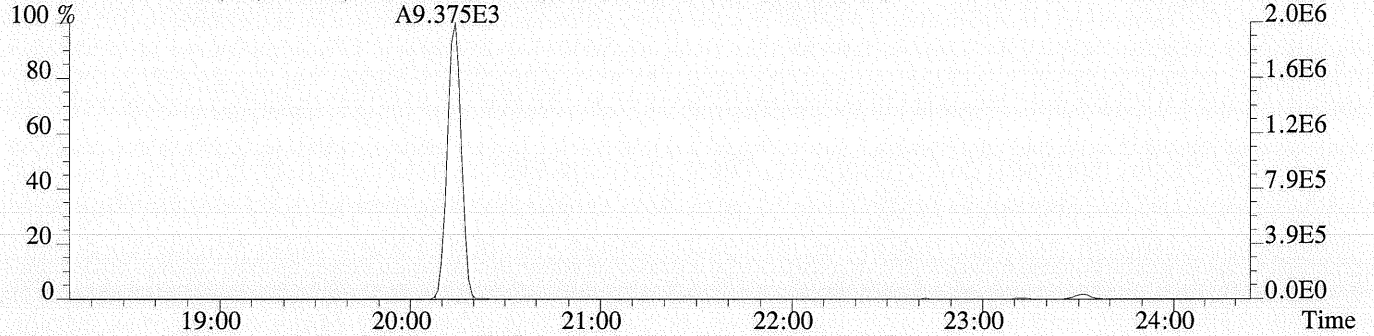
File:U220215 #1-342 Acq:26-AUG-2009 17:12:05 Probe EI+ Magnet SIR VG BioTech Mass spectf

Sample#1 Exp:CCAL CS3

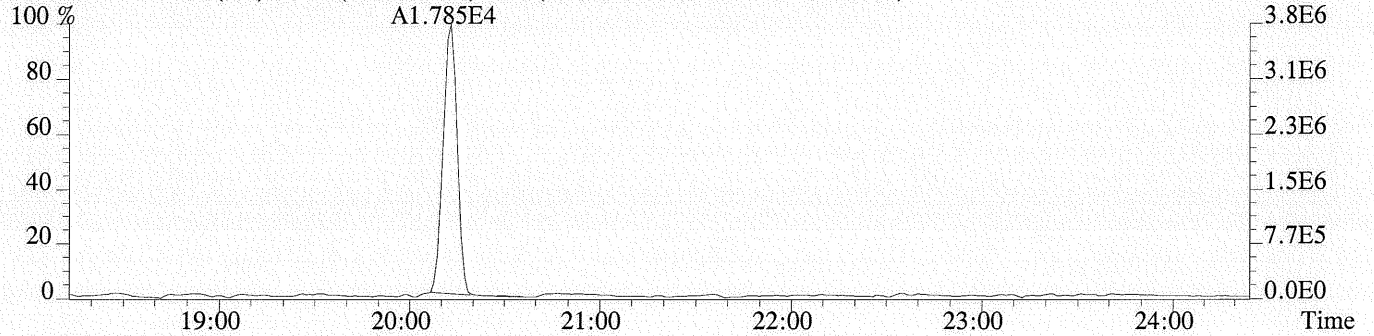
255.9613 F:2 SMO(1,3) BSUB(128,15,-3.0) PKD(3,3,3,0.10%,2776.0,1.00%,F,F)



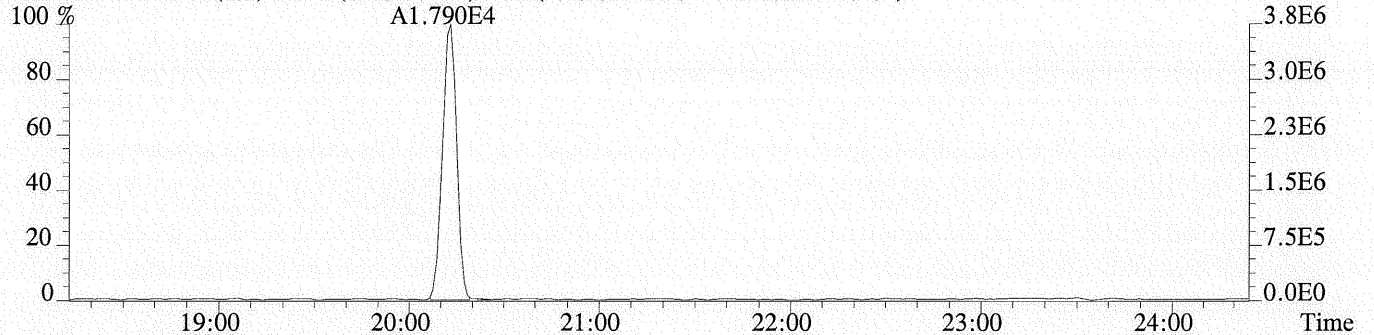
257.9584 F:2 SMO(1,3) BSUB(128,15,-3.0) PKD(3,3,3,0.10%,1324.0,1.00%,F,F)



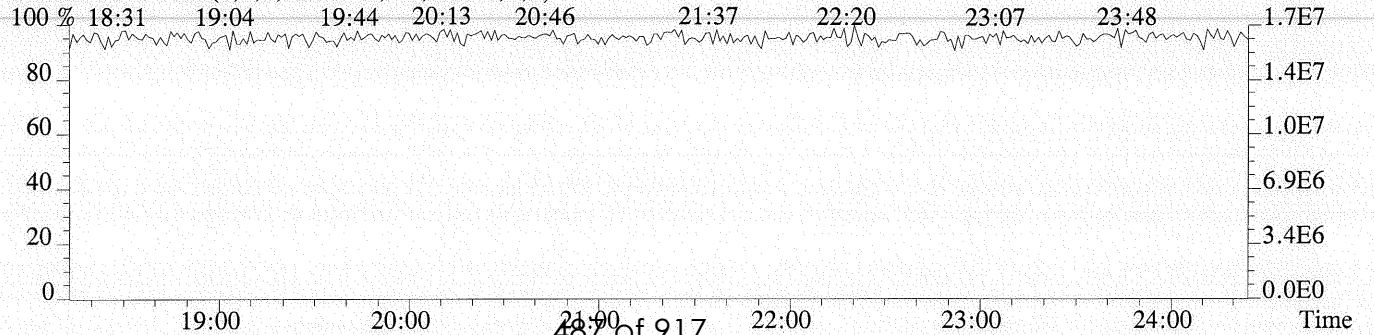
268.0016 F:2 SMO(1,3) BSUB(128,15,-3.0) PKD(3,3,3,0.10%,62604.0,1.00%,F,F)



269.9986 F:2 SMO(1,3) BSUB(128,15,-3.0) PKD(3,3,3,0.10%,27012.0,1.00%,F,F)



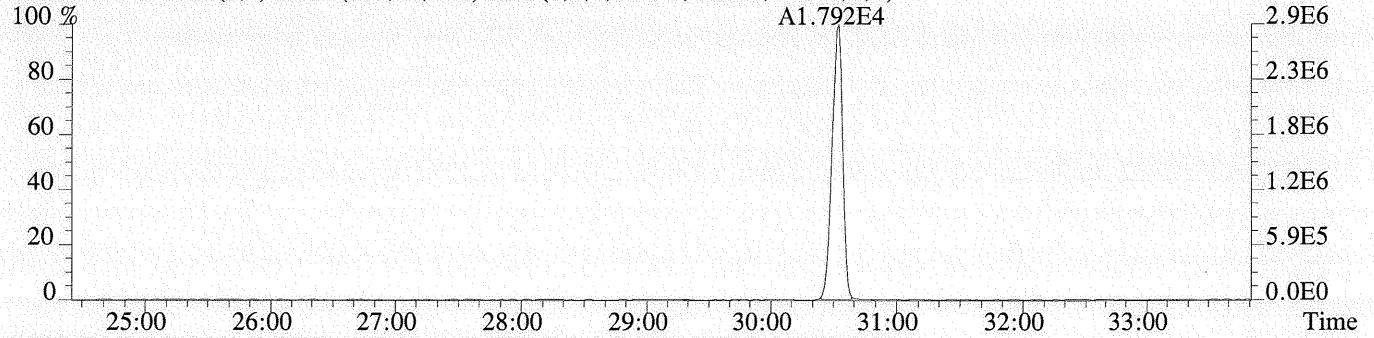
242.9856 F:2 PKD(3,3,3,100.00%,0.0,1.00%,F,F)



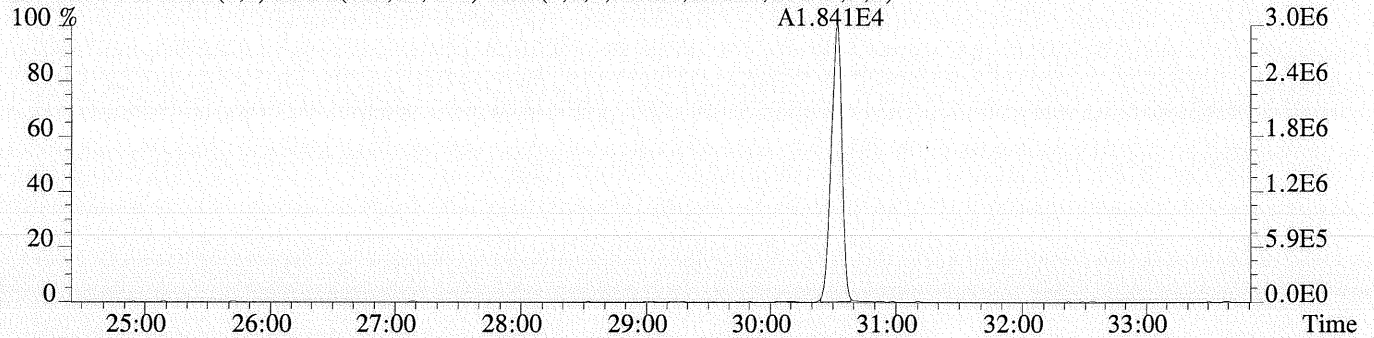
File:U220215 #1-603 Acq:26-AUG-2009 17:12:05 Probe EI+ Magnet SIR VG BioTech Mass spectf

Sample#1 Exp:CCAL CS3

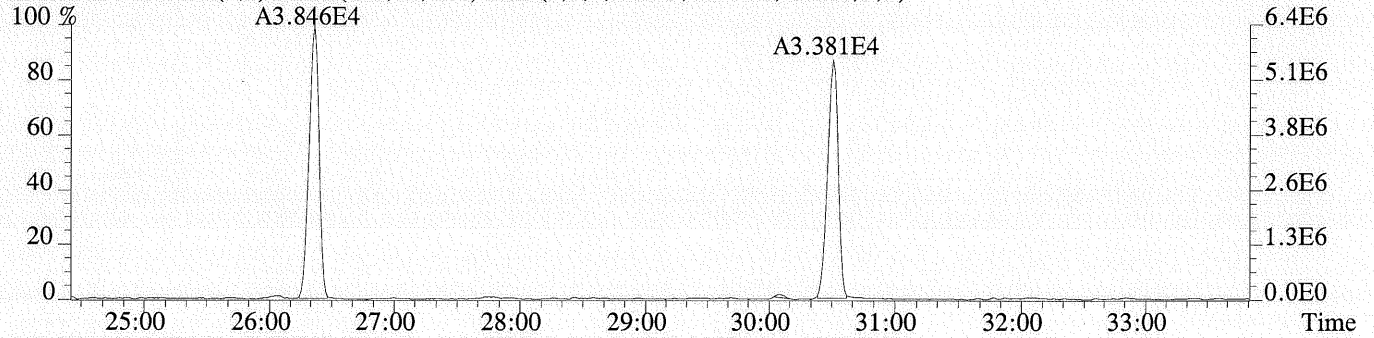
255.9613 F:3 SMO(1,3) BSUB(128,15,-3.0) PKD(3,3,3,0.10%,4360.0,1.00%,F,F)



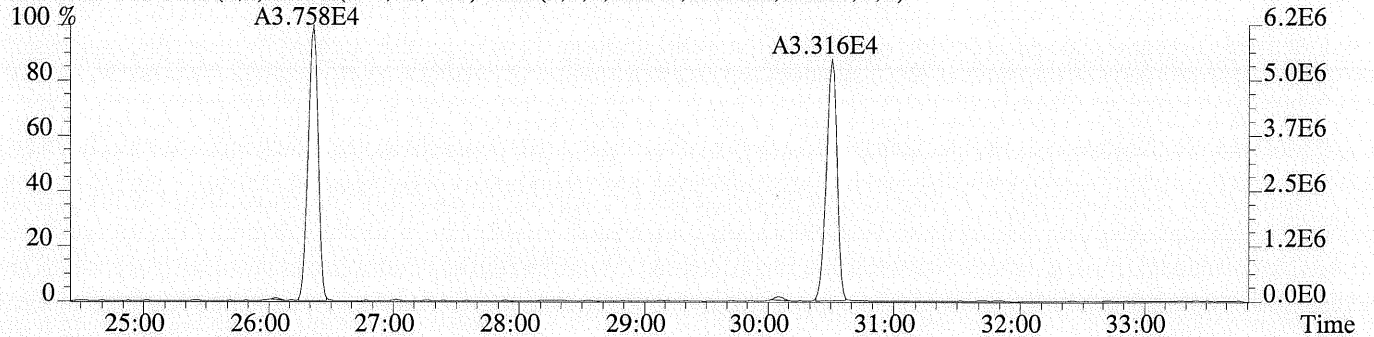
257.9584 F:3 SMO(1,3) BSUB(128,15,-3.0) PKD(3,3,3,0.10%,2888.0,1.00%,F,F)



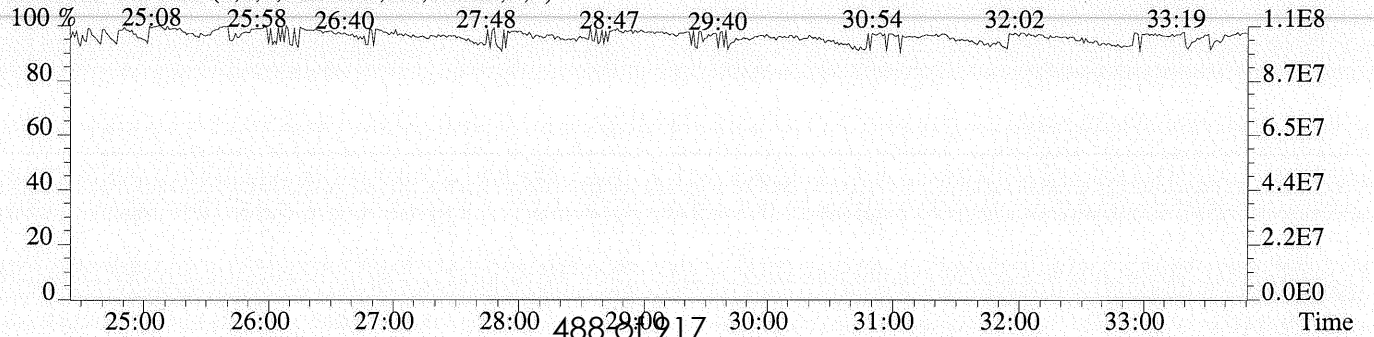
268.0016 F:3 SMO(1,3) BSUB(128,15,-3.0) PKD(3,3,3,0.10%,41904.0,1.00%,F,F)



269.9986 F:3 SMO(1,3) BSUB(128,15,-3.0) PKD(3,3,3,0.10%,21276.0,1.00%,F,F)



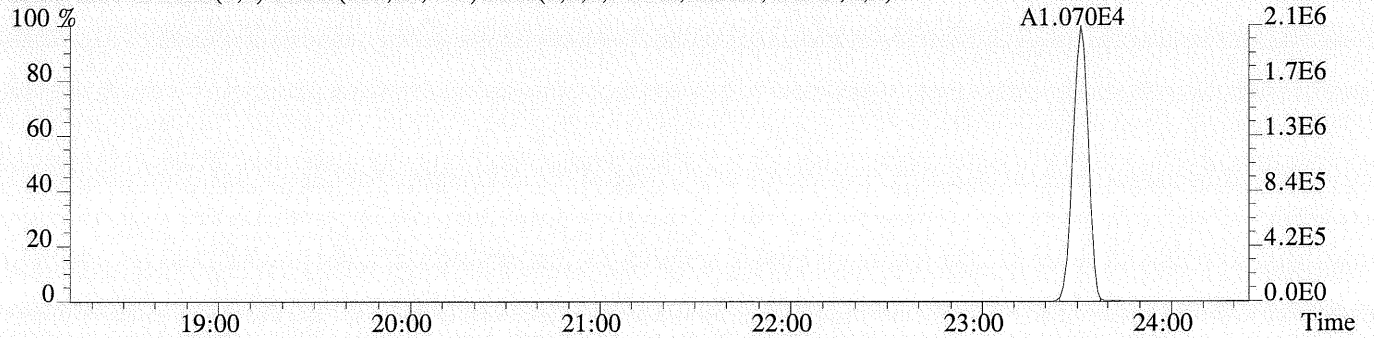
280.9825 F:3 PKD(3,3,3,100.00%,0.0,1.00%,F,F)



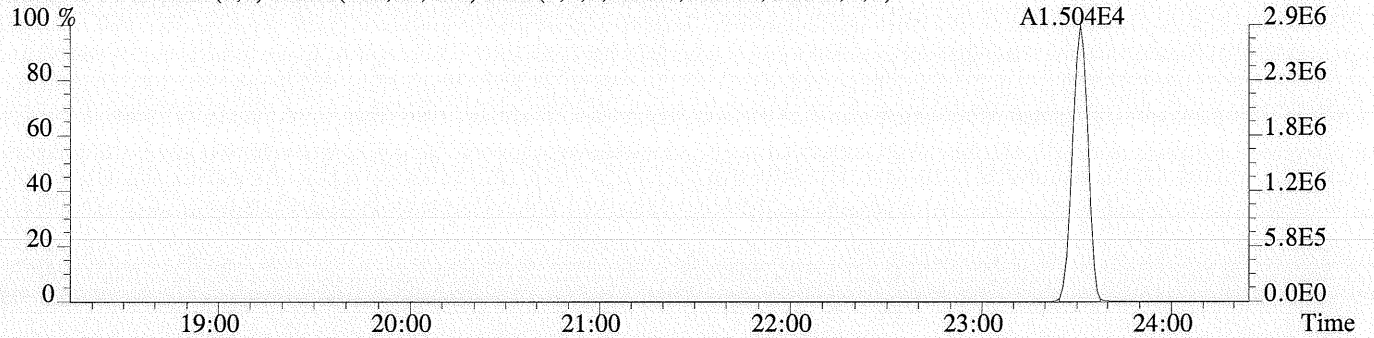
File:U220215 #1-342 Acq:26-AUG-2009 17:12:05 Probe EI+ Magnet SIR VG BioTech Mass spectf

Sample#1 Exp:CCAL CS3

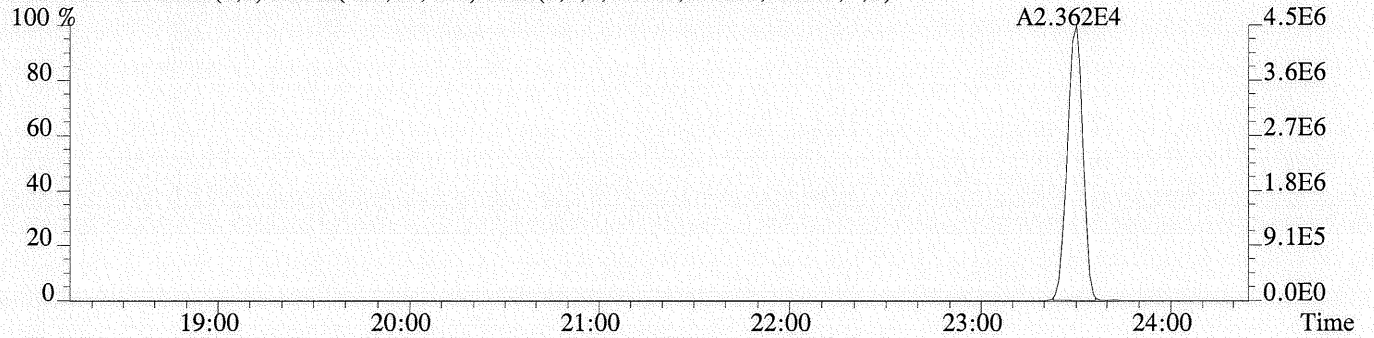
289.9224 F:2 SMO(1,3) BSUB(128,15,-3.0) PKD(3,3,3,0.10%,1024.0,1.00%,F,F)



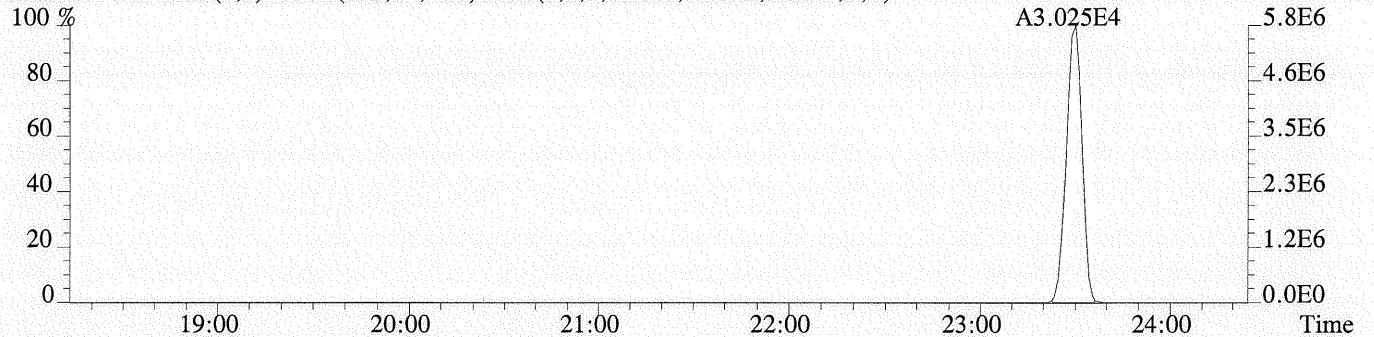
291.9194 F:2 SMO(1,3) BSUB(128,15,-3.0) PKD(3,3,3,0.10%,1020.0,1.00%,F,F)



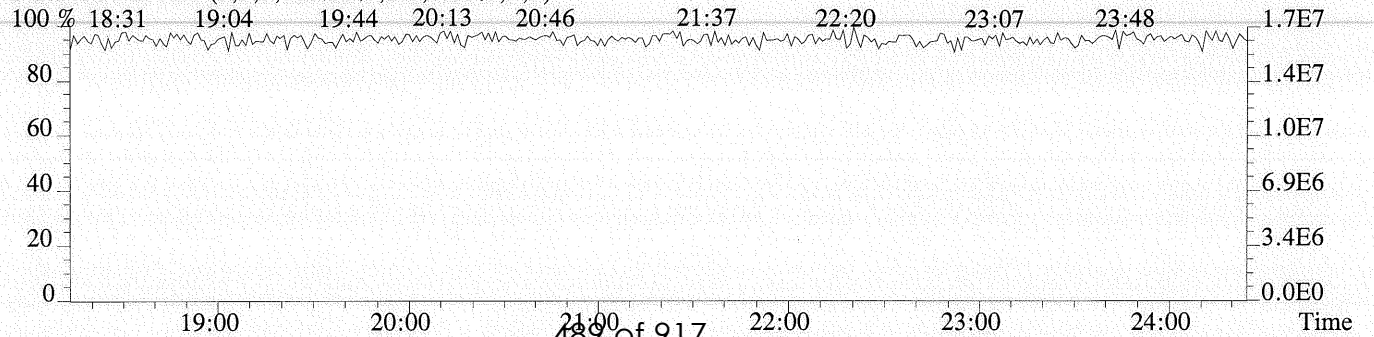
301.9626 F:2 SMO(1,3) BSUB(128,15,-3.0) PKD(3,3,3,0.10%,3440.0,1.00%,F,F)



303.9597 F:2 SMO(1,3) BSUB(128,15,-3.0) PKD(3,3,3,0.10%,1808.0,1.00%,F,F)



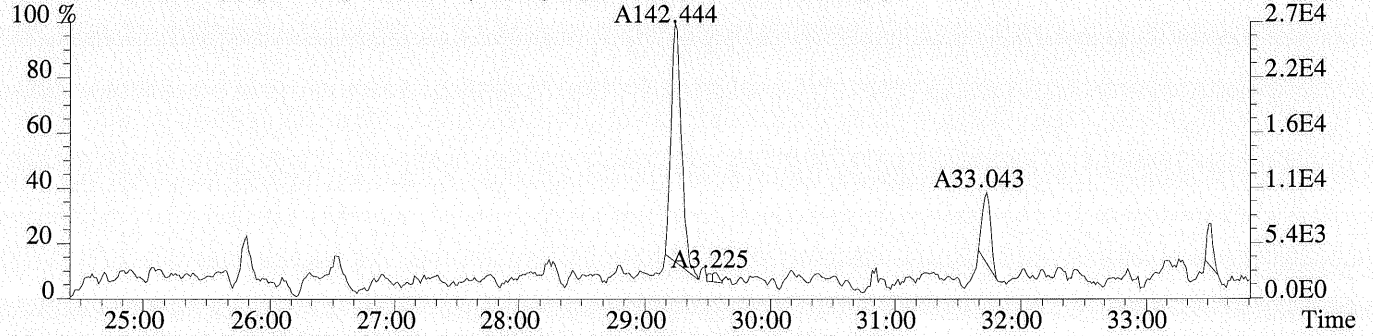
242.9856 F:2 PKD(3,3,3,100.00%,0.0,1.00%,F,F)



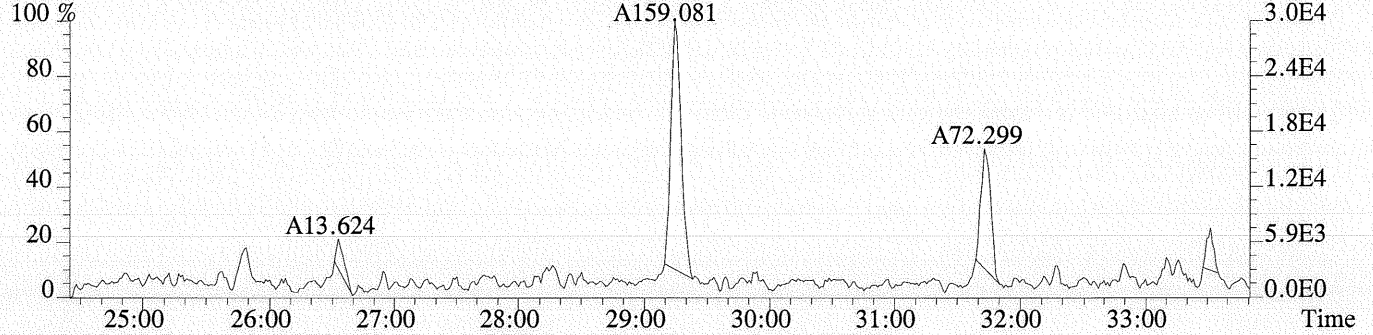
File:U220215 #1-603 Acq:26-AUG-2009 17:12:05 Probe EI+ Magnet SIR VG BioTech Mass spectr

Sample#1 Exp:CCAL CS3

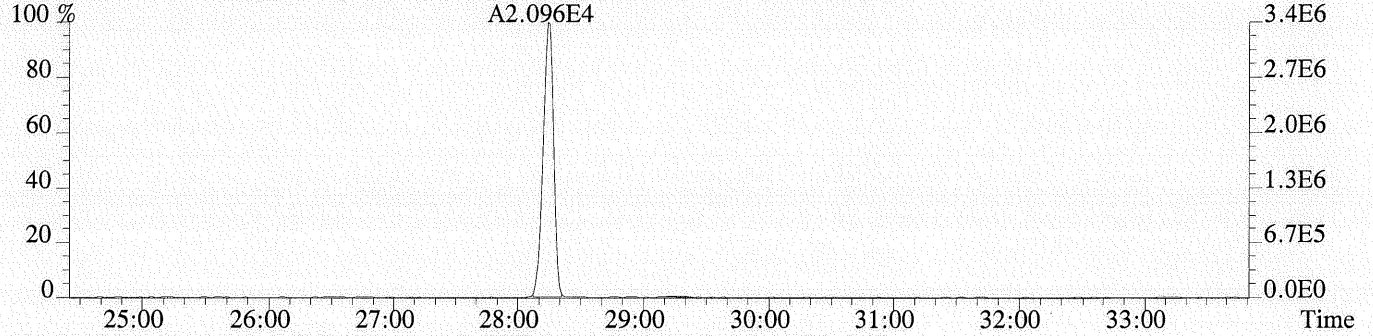
289.9224 F:3 SMO(1,3) BSUB(128,15,-3.0) PKD(3,3,3,0.10%,2716.0,1.00%,F,F)



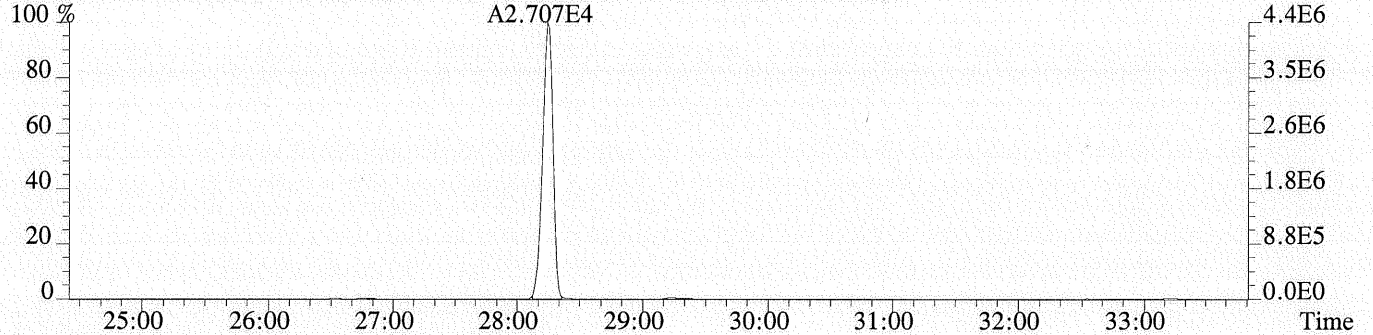
291.9194 F:3 SMO(1,3) BSUB(128,15,-3.0) PKD(3,3,3,0.10%,2116.0,1.00%,F,F)



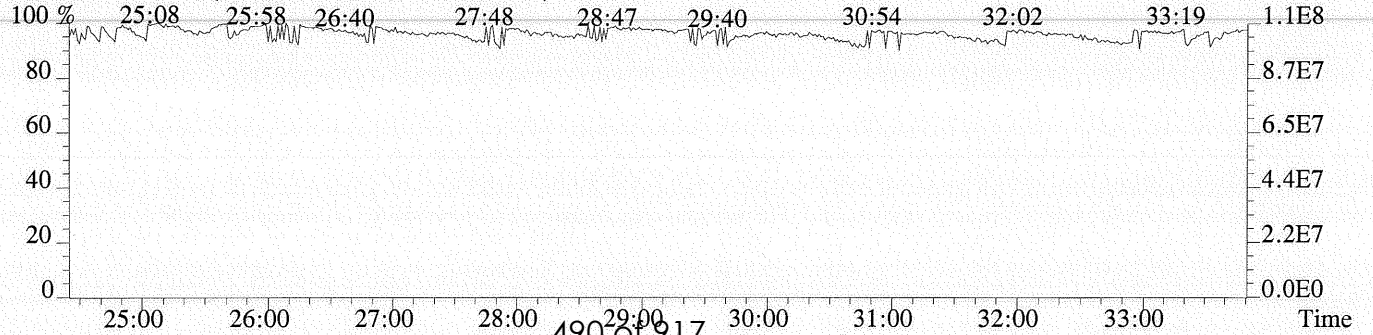
301.9626 F:3 SMO(1,3) BSUB(128,15,-3.0) PKD(3,3,3,0.10%,4164.0,1.00%,F,F)



303.9597 F:3 SMO(1,3) BSUB(128,15,-3.0) PKD(3,3,3,0.10%,2360.0,1.00%,F,F)



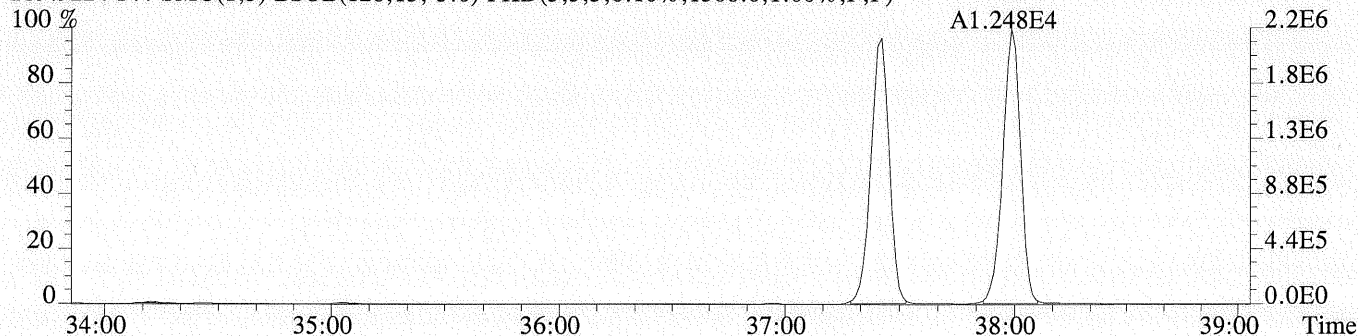
280.9825 F:3 PKD(3,3,3,100.00%,0.0,1.00%,F,F)



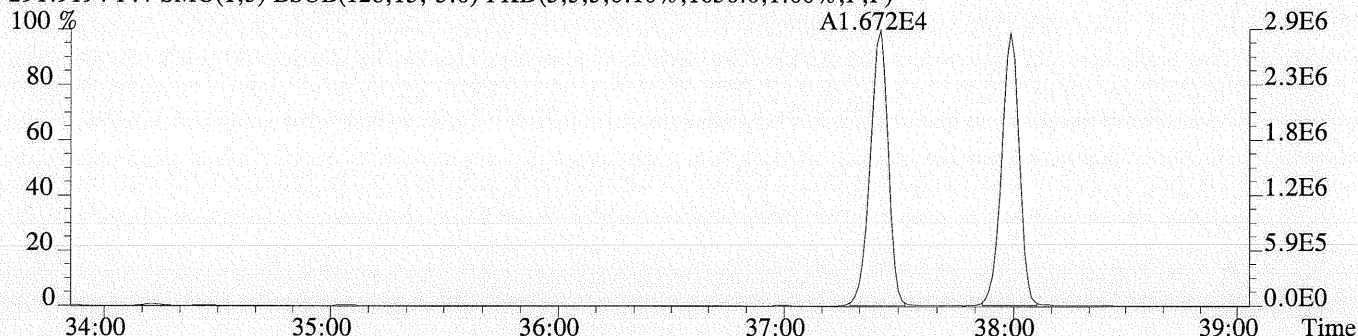
File:U220215 #1-333 Acq:26-AUG-2009 17:12:05 Probe EI+ Magnet SIR VG BioTech Mass spectf

Sample#1 Exp:CCAL CS3

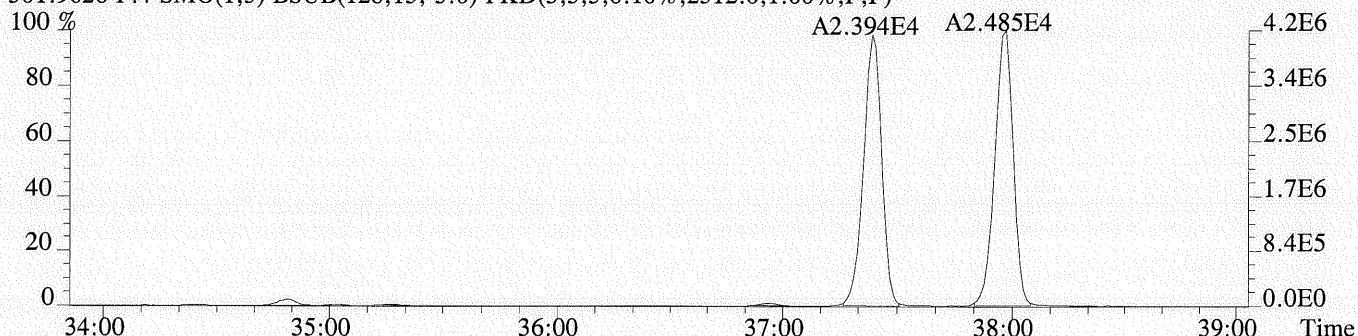
289.9224 F:4 SMO(1,3) BSUB(128,15,-3.0) PKD(3,3,3,0.10%,1508.0,1.00%,F,F)



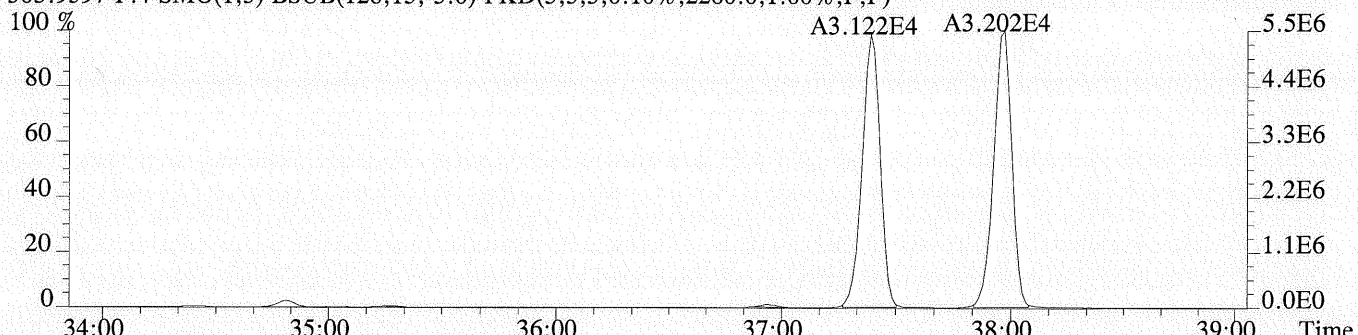
291.9194 F:4 SMO(1,3) BSUB(128,15,-3.0) PKD(3,3,3,0.10%,1656.0,1.00%,F,F)



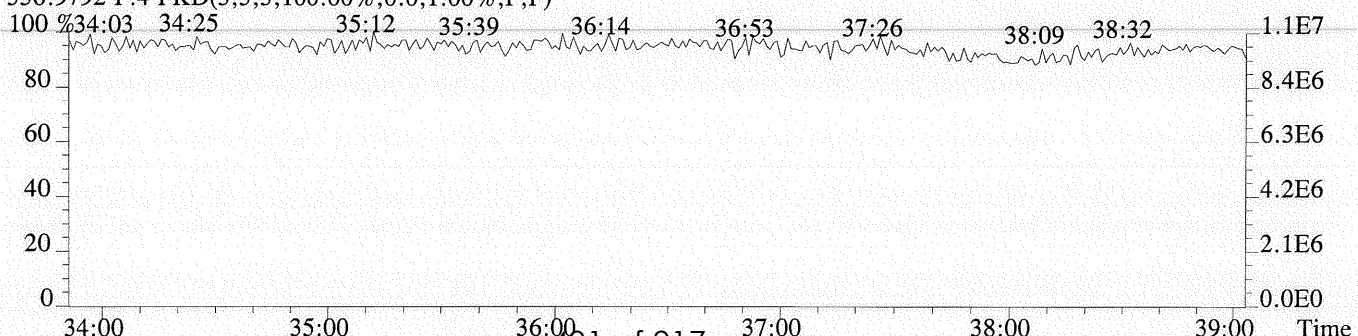
301.9626 F:4 SMO(1,3) BSUB(128,15,-3.0) PKD(3,3,3,0.10%,2512.0,1.00%,F,F)



303.9597 F:4 SMO(1,3) BSUB(128,15,-3.0) PKD(3,3,3,0.10%,2260.0,1.00%,F,F)



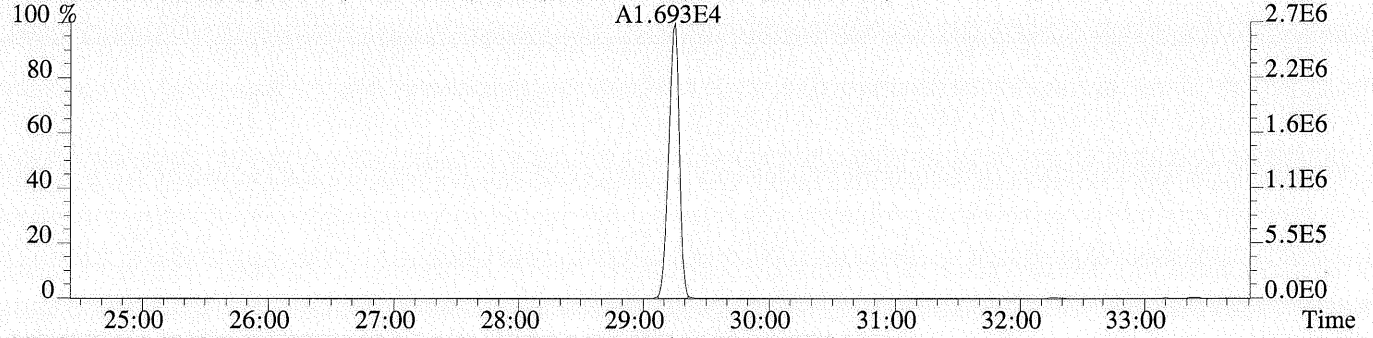
330.9792 F:4 PKD(3,3,3,100.00%,0.0,1.00%,F,F)



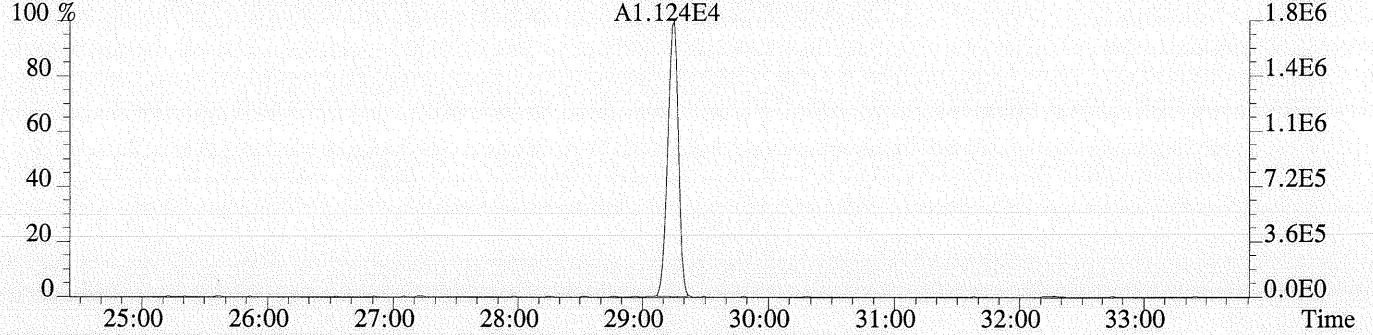
File:U220215 #1-603 Acq:26-AUG-2009 17:12:05 Probe EI+ Magnet SIR VG BioTech Mass spectf

Sample#1 Exp:CCAL CS3

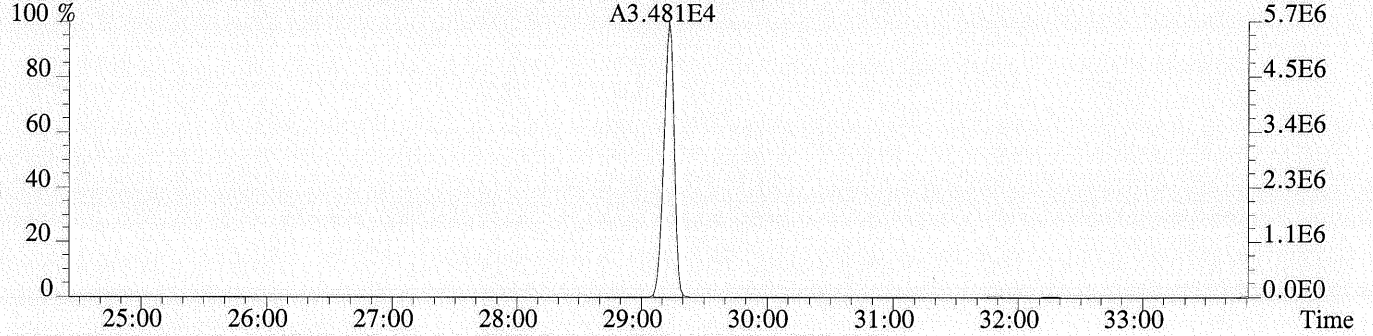
325.8804 F:3 SMO(1,3) BSUB(128,15,-3.0) PKD(3,3,3,0.10%,1592.0,1.00%,F,F)



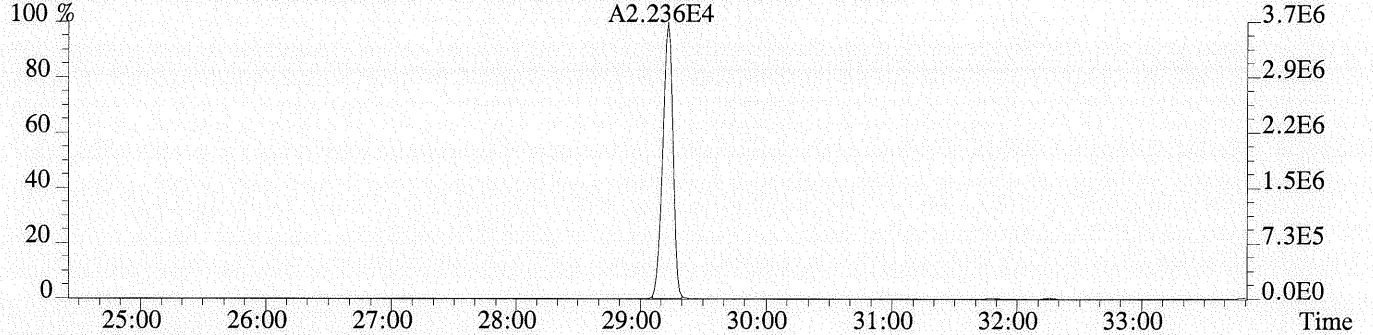
327.8775 F:3 SMO(1,3) BSUB(128,15,-3.0) PKD(3,3,3,0.10%,1516.0,1.00%,F,F)



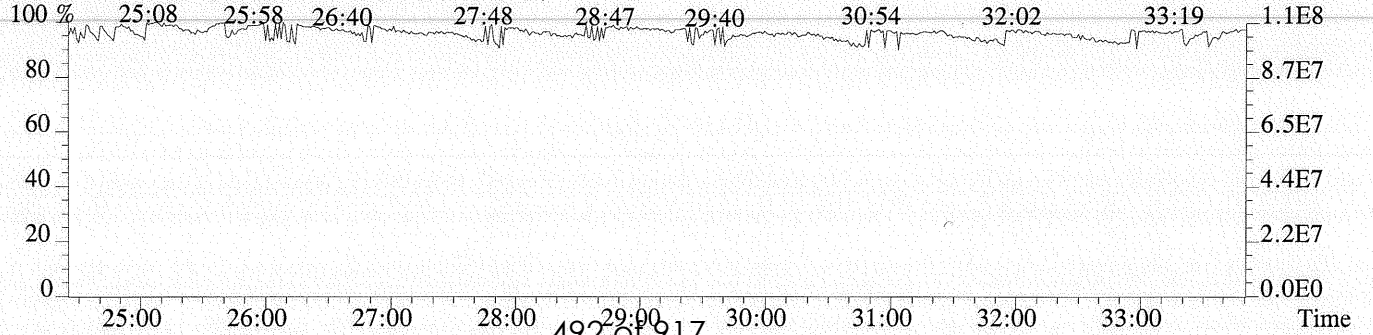
337.9207 F:3 SMO(1,3) BSUB(128,15,-3.0) PKD(3,3,3,0.10%,1656.0,1.00%,F,F)



339.9178 F:3 SMO(1,3) BSUB(128,15,-3.0) PKD(3,3,3,0.10%,1476.0,1.00%,F,F)

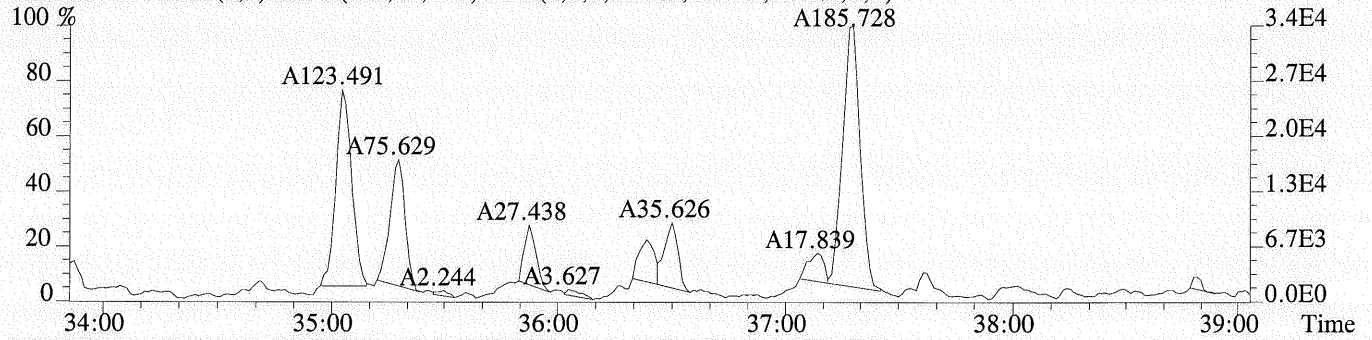


280.9825 F:3 PKD(3,3,3,100.00%,0.0,1.00%,F,F)

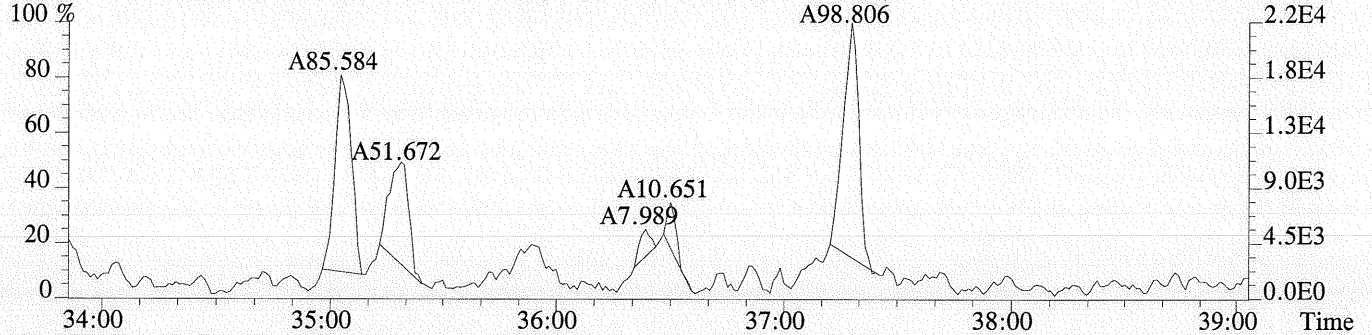


File:U220215 #1-333 Acq:26-AUG-2009 17:12:05 Probe EI+ Magnet SIR VG BioTech Mass spectf
Sample#1 Exp:CCAL CS3

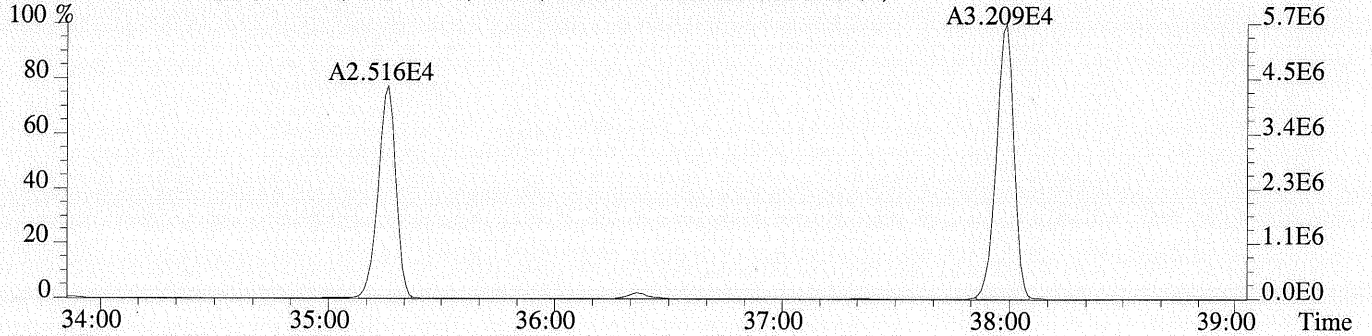
325.8804 F:4 SMO(1,3) BSUB(128,15,-3.0) PKD(3,3,3,0.10%,1464.0,1.00%,F,F)



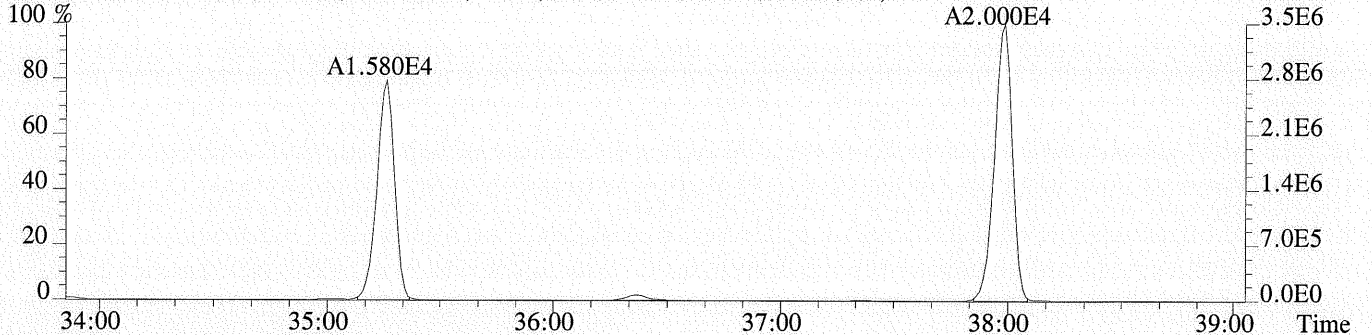
327.8775 F:4 SMO(1,3) BSUB(128,15,-3.0) PKD(3,3,3,0.10%,1604.0,1.00%,F,F)



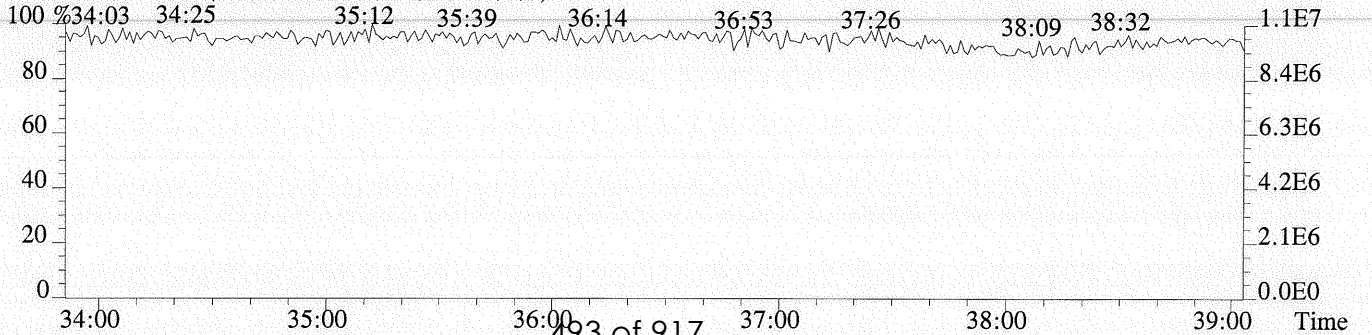
337.9207 F:4 SMO(1,3) BSUB(128,15,-3.0) PKD(3,3,3,0.10%,1228.0,1.00%,F,F)



339.9178 F:4 SMO(1,3) BSUB(128,15,-3.0) PKD(3,3,3,0.10%,1268.0,1.00%,F,F)



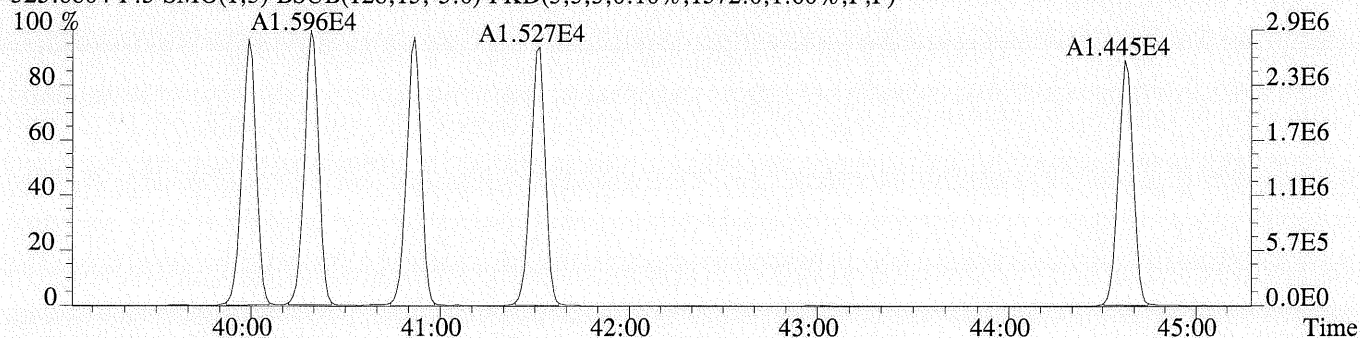
330.9792 F:4 PKD(3,3,3,100.00%,0.0,1.00%,F,F)



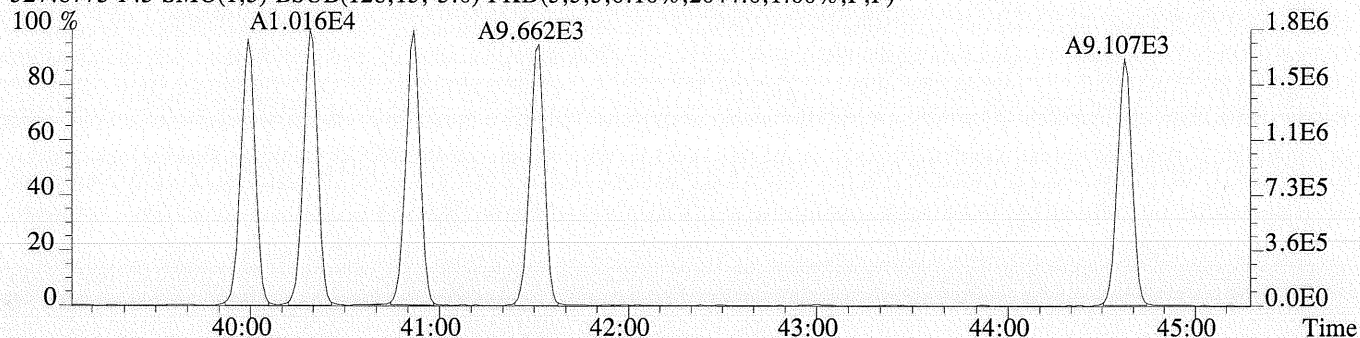
File:U220215 #1-399 Acq:26-AUG-2009 17:12:05 Probe EI+ Magnet SIR VG BioTech Mass spectr

Sample#1 Exp:CCAL CS3

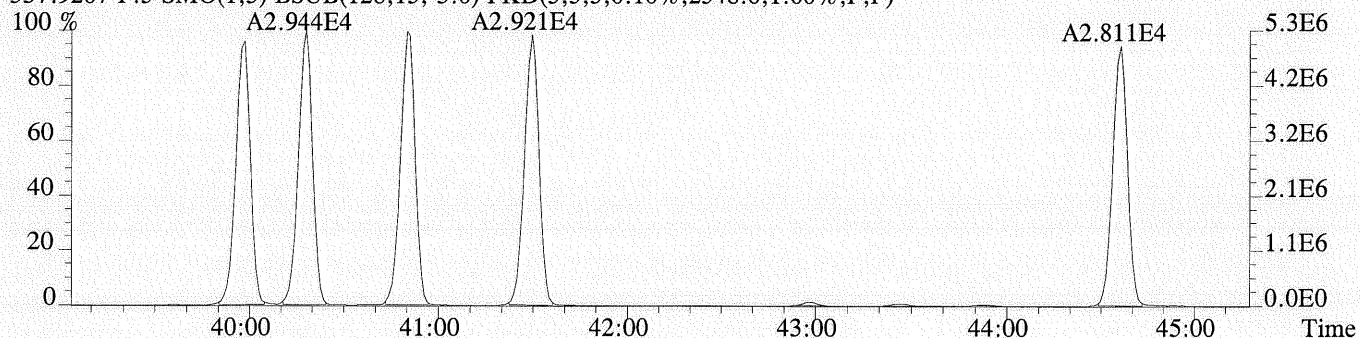
325.8804 F:5 SMO(1,3) BSUB(128,15,-3.0) PKD(3,3,3,0.10%,1572.0,1.00%,F,F)



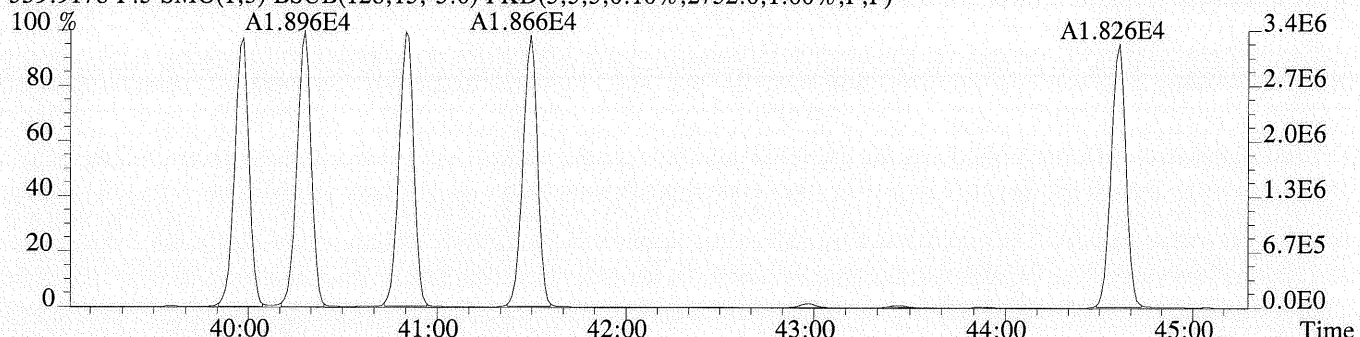
327.8775 F:5 SMO(1,3) BSUB(128,15,-3.0) PKD(3,3,3,0.10%,2044.0,1.00%,F,F)



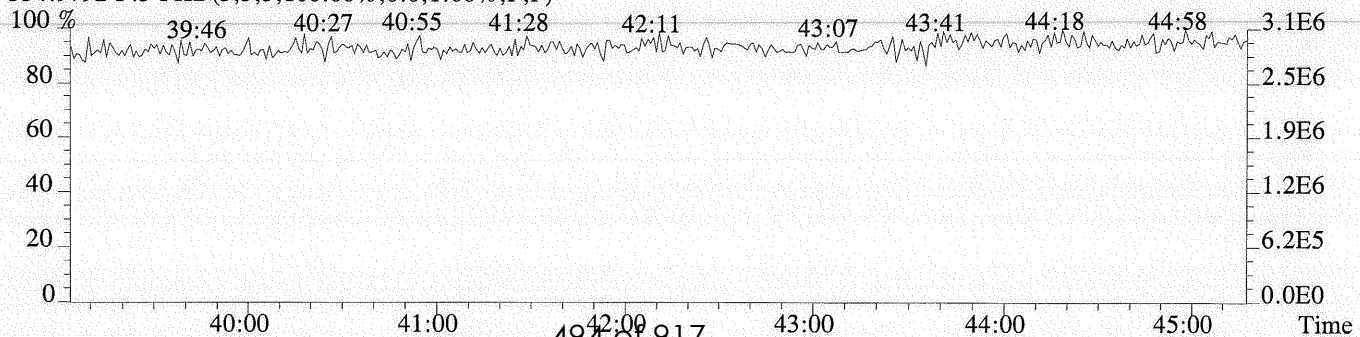
337.9207 F:5 SMO(1,3) BSUB(128,15,-3.0) PKD(3,3,3,0.10%,2348.0,1.00%,F,F)



339.9178 F:5 SMO(1,3) BSUB(128,15,-3.0) PKD(3,3,3,0.10%,2752.0,1.00%,F,F)



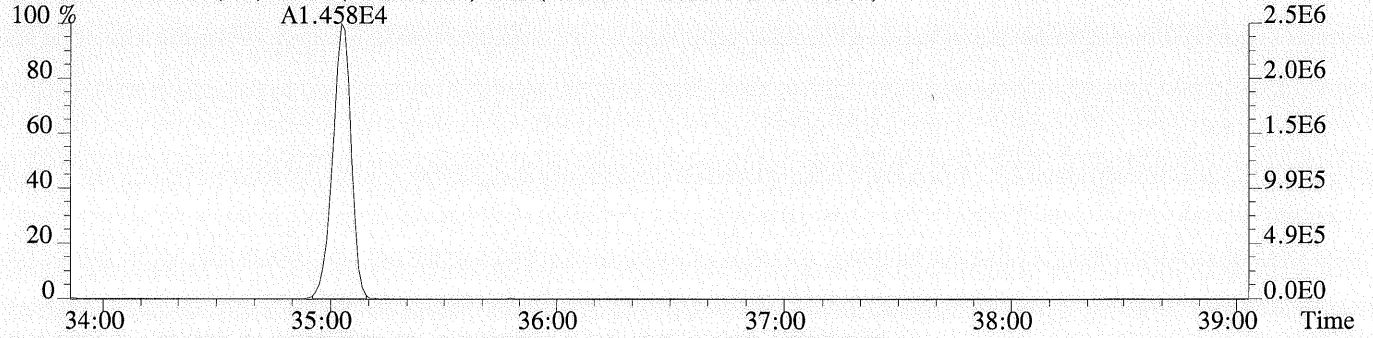
354.9792 F:5 PKD(3,3,3,100.00%,0.0,1.00%,F,F)



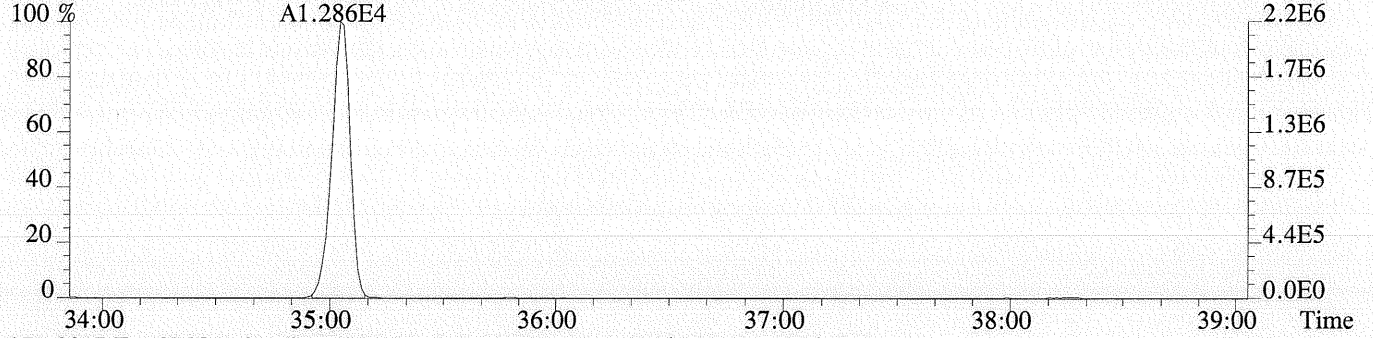
File:U220215 #1-333 Acq:26-AUG-2009 17:12:05 Probe EI+ Magnet SIR VG BioTech Mass spectf

Sample#1 Exp:CCAL CS3

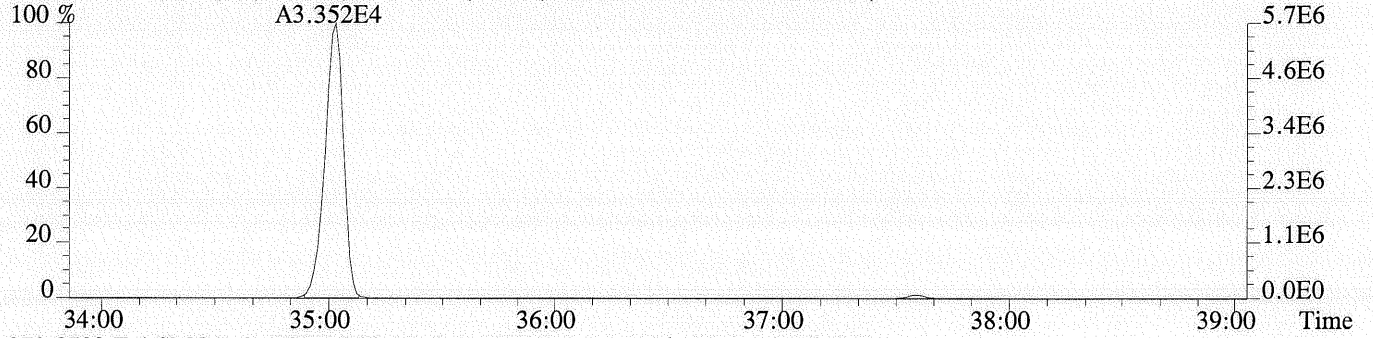
359.8415 F:4 SMO(1,3) BSUB(128,15,-3.0) PKD(3,3,3,0.10%,660.0,1.00%,F,F)



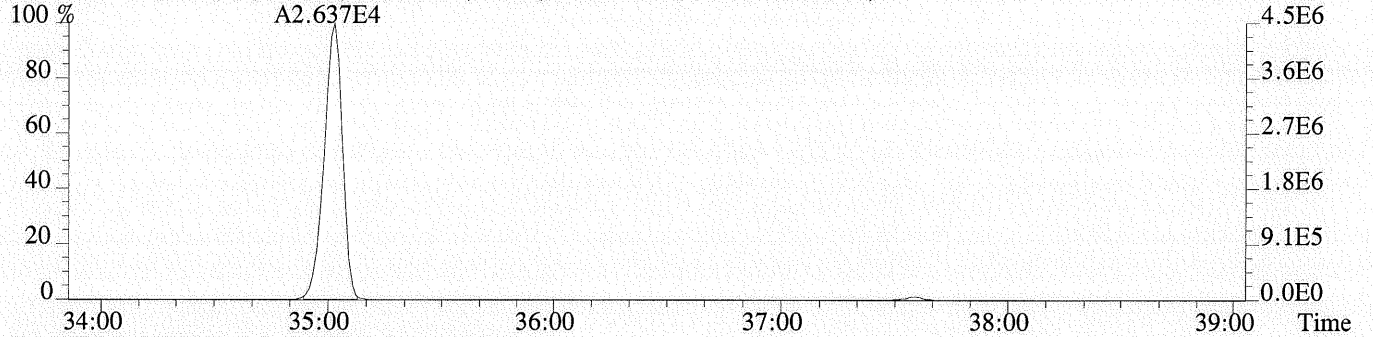
361.8385 F:4 SMO(1,3) BSUB(128,15,-3.0) PKD(3,3,3,0.10%,1116.0,1.00%,F,F)



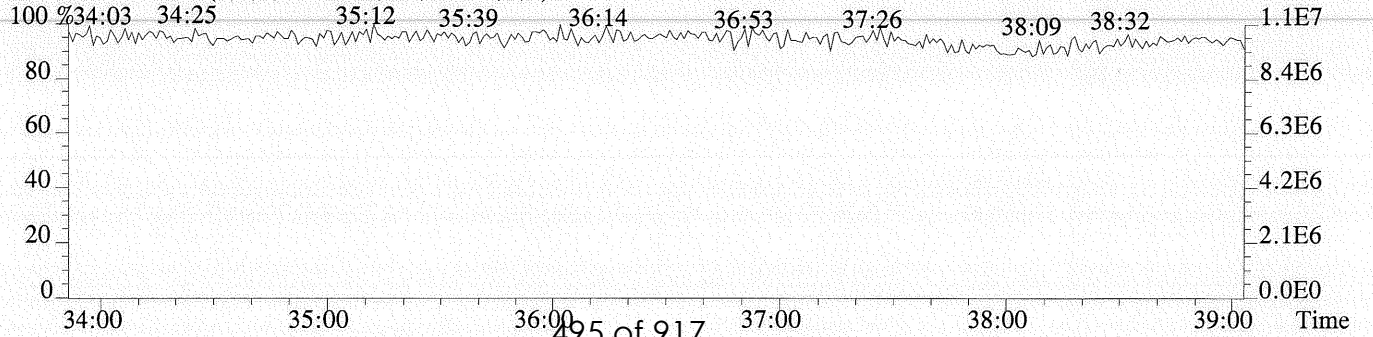
371.8817 F:4 SMO(1,3) BSUB(128,15,-3.0) PKD(3,3,3,0.10%,912.0,1.00%,F,F)



373.8788 F:4 SMO(1,3) BSUB(128,15,-3.0) PKD(3,3,3,0.10%,892.0,1.00%,F,F)



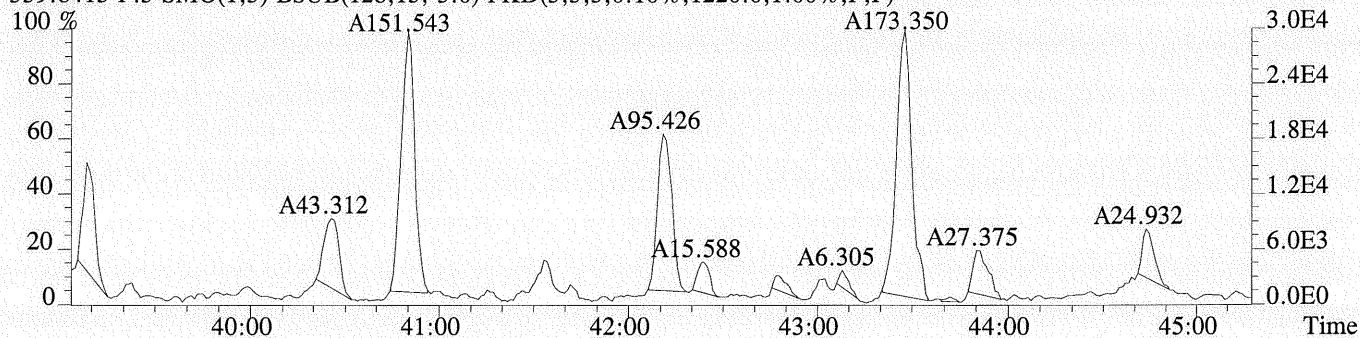
330.9792 F:4 PKD(3,3,3,100.00%,0.0,1.00%,F,F)



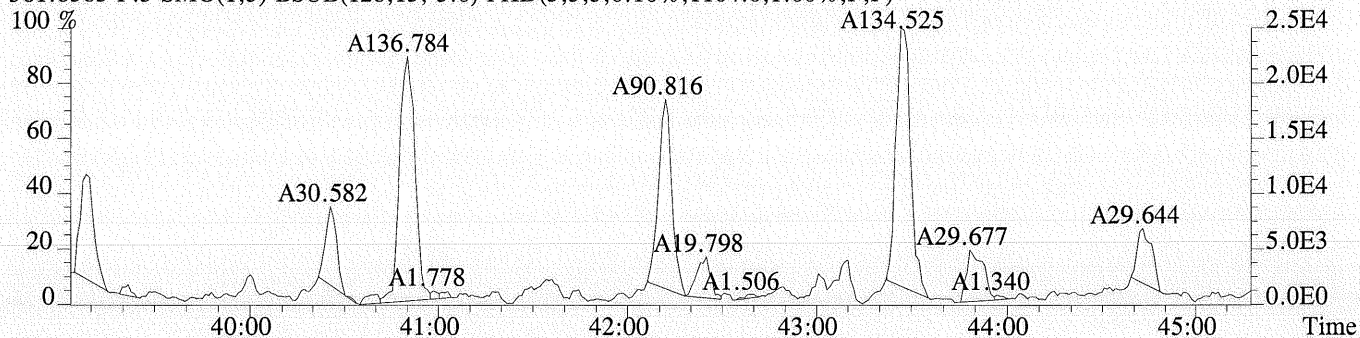
File:U220215 #1-399 Acq:26-AUG-2009 17:12:05 Probe EI+ Magnet SIR VG BioTech Mass spectf

Sample#1 Exp:CCAL CS3

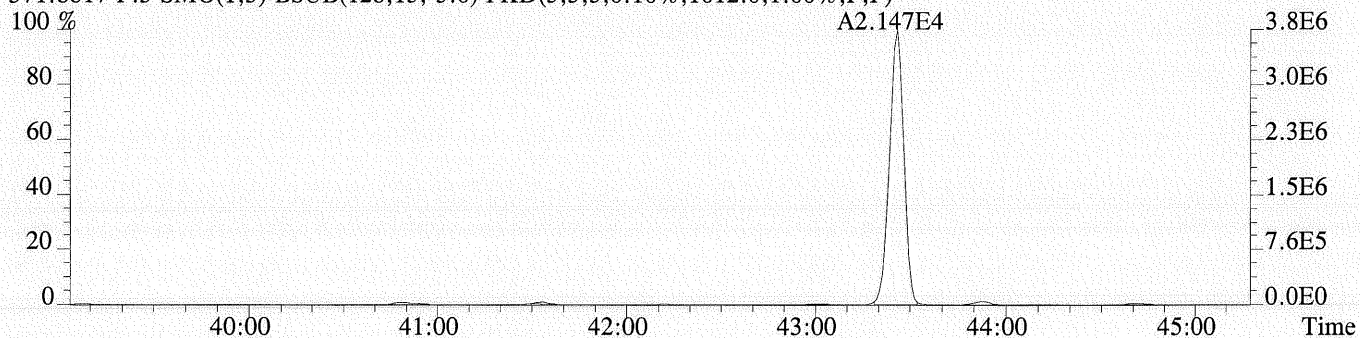
359.8415 F:5 SMO(1,3) BSUB(128,15,-3.0) PKD(3,3,3,0.10%,1220.0,1.00%,F,F)



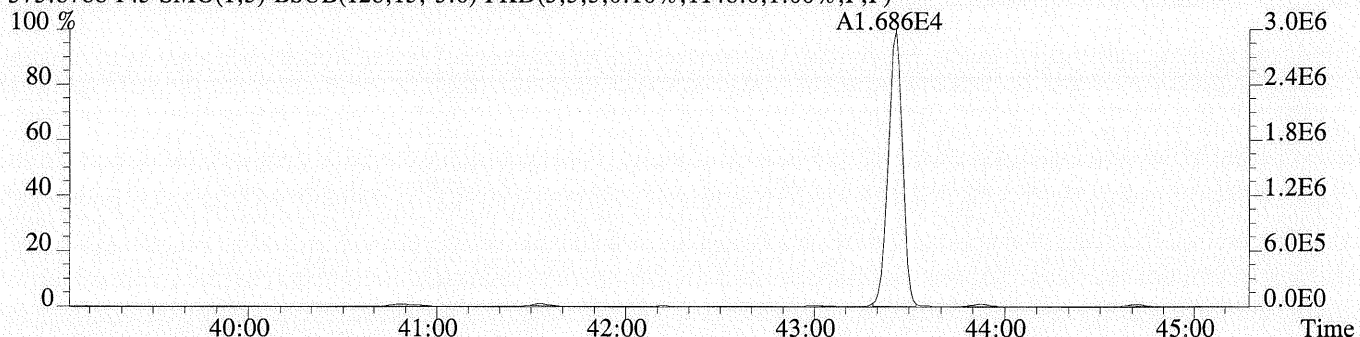
361.8385 F:5 SMO(1,3) BSUB(128,15,-3.0) PKD(3,3,3,0.10%,1104.0,1.00%,F,F)



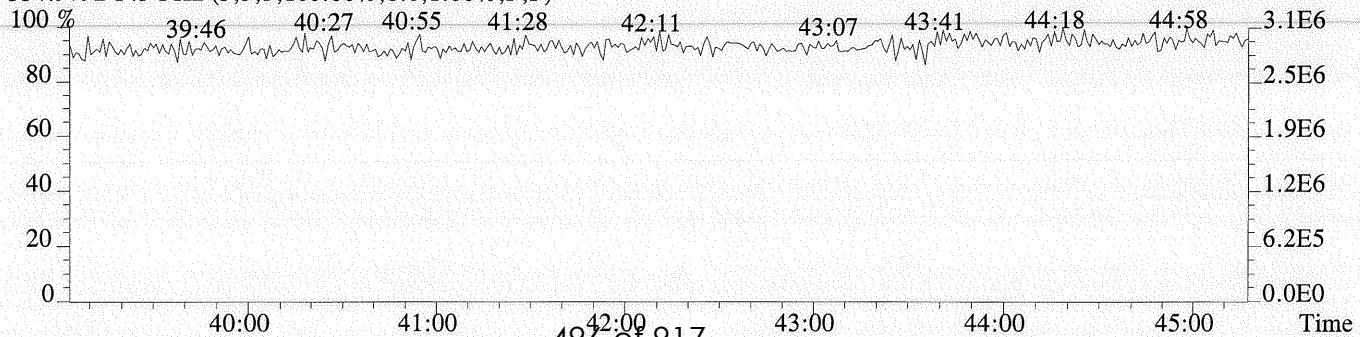
371.8817 F:5 SMO(1,3) BSUB(128,15,-3.0) PKD(3,3,3,0.10%,1012.0,1.00%,F,F)



373.8788 F:5 SMO(1,3) BSUB(128,15,-3.0) PKD(3,3,3,0.10%,1148.0,1.00%,F,F)



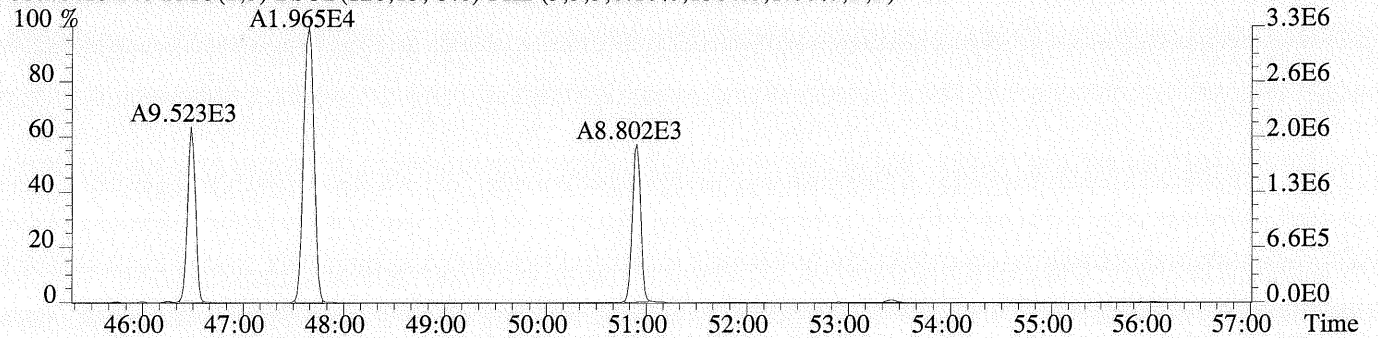
354.9792 F:5 PKD(3,3,3,100.00%,0.0,1.00%,F,F)



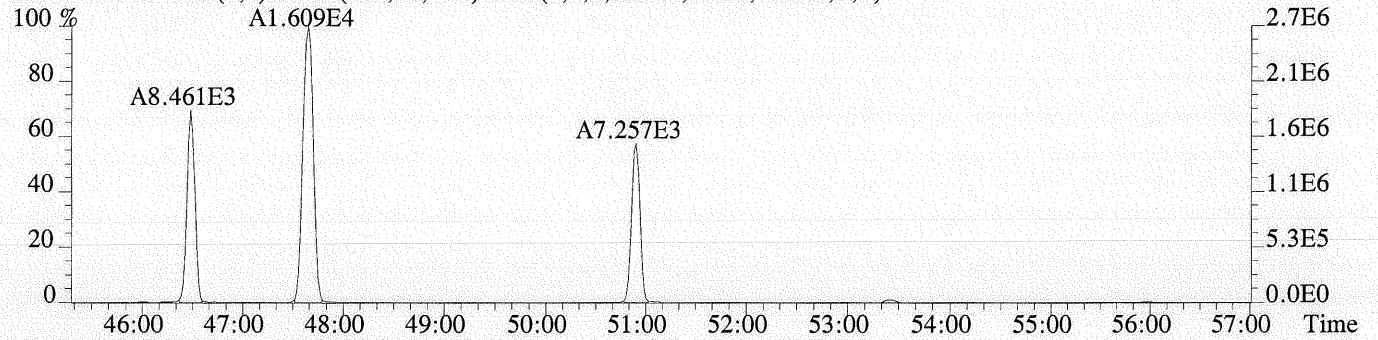
File:U220215 #1-580 Acq:26-AUG-2009 17:12:05 Probe EI+ Magnet SIR VG BioTech Mass spectr

Sample#1 Exp:CCAL CS3

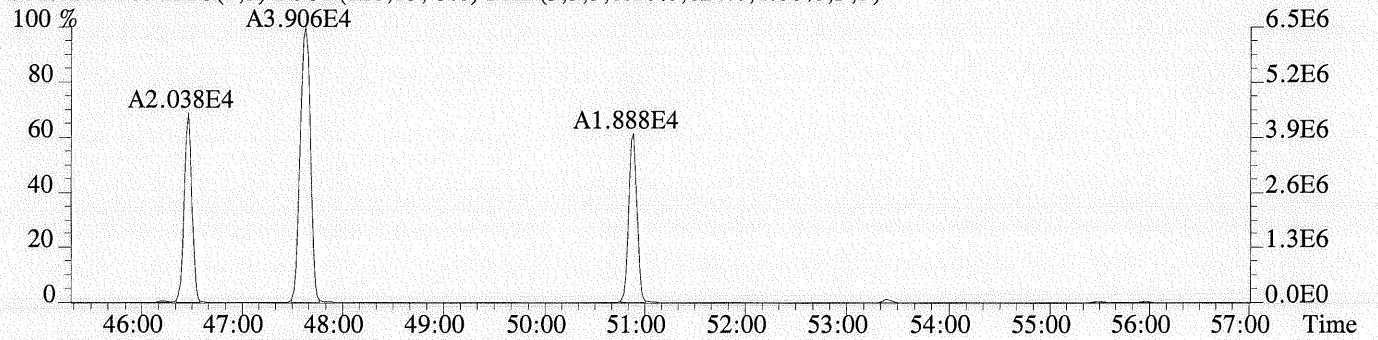
359.8415 F:6 SMO(1,3) BSUB(128,15,-3.0) PKD(3,3,3,0.10%,1564.0,1.00%,F,F)



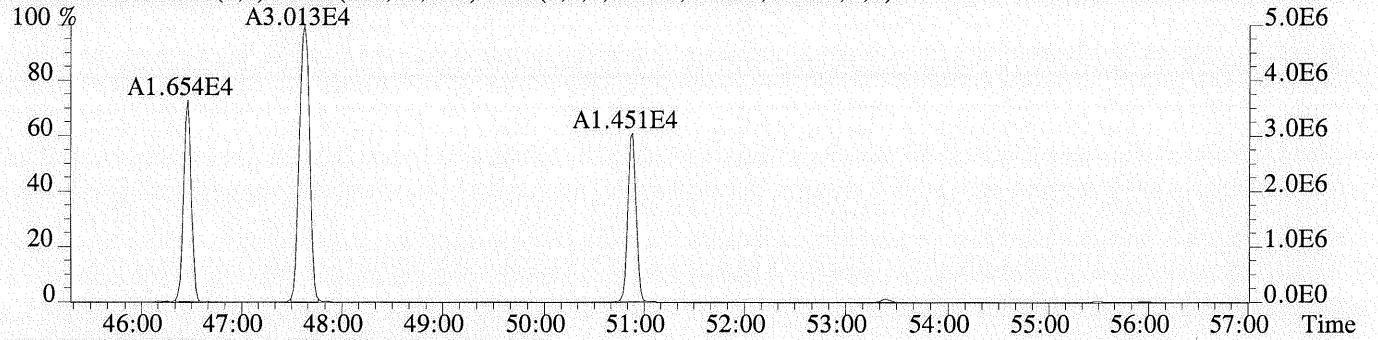
361.8385 F:6 SMO(1,3) BSUB(128,15,-3.0) PKD(3,3,3,0.10%,776.0,1.00%,F,F)



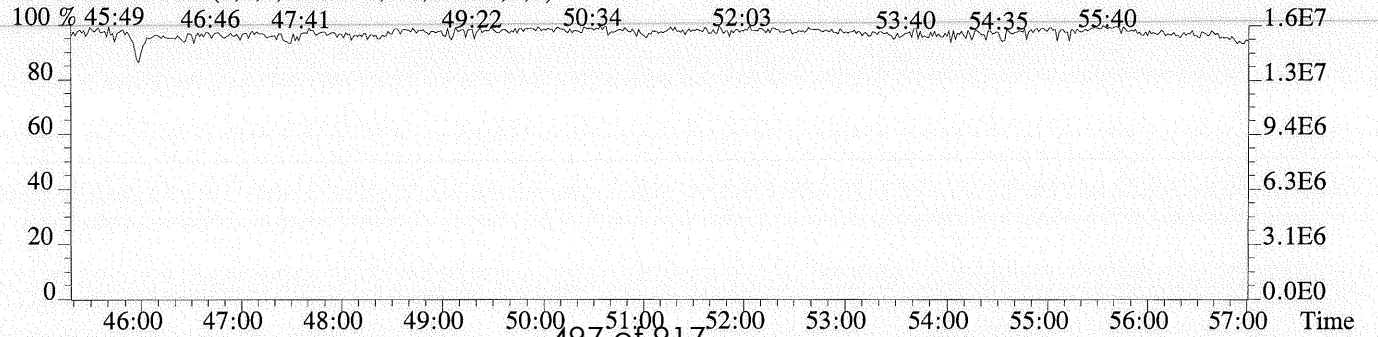
371.8817 F:6 SMO(1,3) BSUB(128,15,-3.0) PKD(3,3,3,0.10%,624.0,1.00%,F,F)



373.8788 F:6 SMO(1,3) BSUB(128,15,-3.0) PKD(3,3,3,0.10%,1536.0,1.00%,F,F)

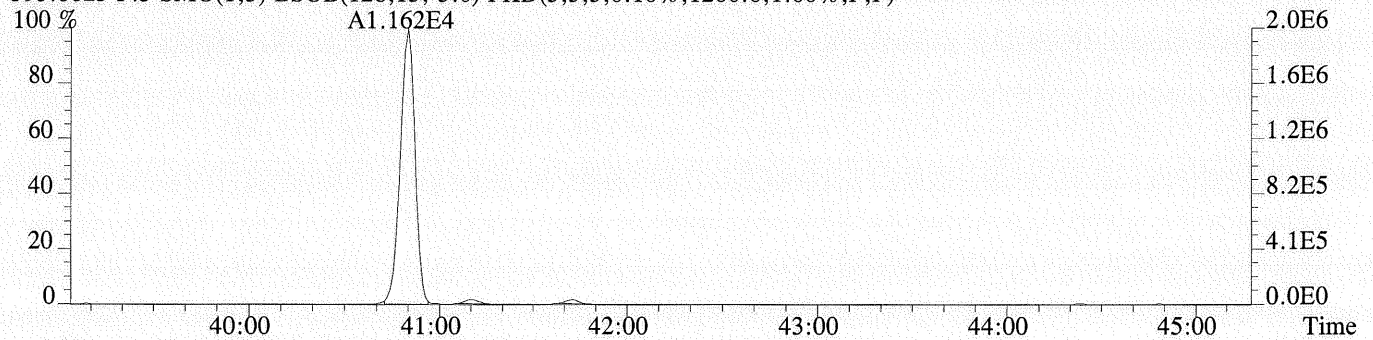


454.9728 F:6 PKD(5,3,5,100.00%,0.0,1.00%,F,F)

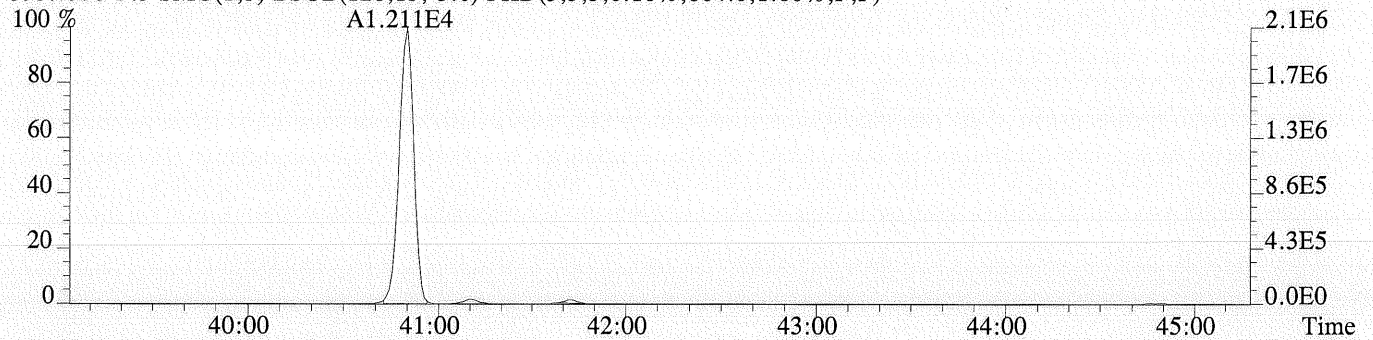


Sample#1 Exp:CCAL CS3

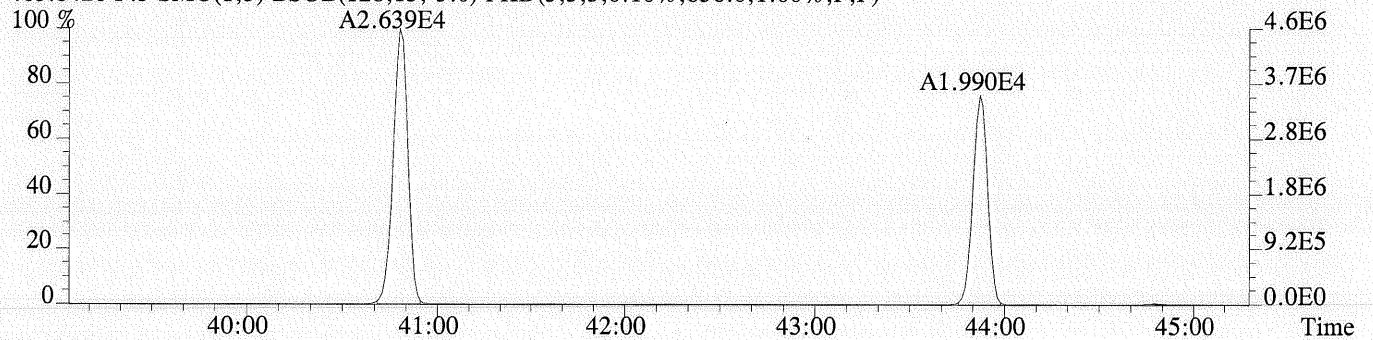
393.8025 F:5 SMO(1,3) BSUB(128,15,-3.0) PKD(3,3,3,0.10%,1200.0,1.00%,F,F)



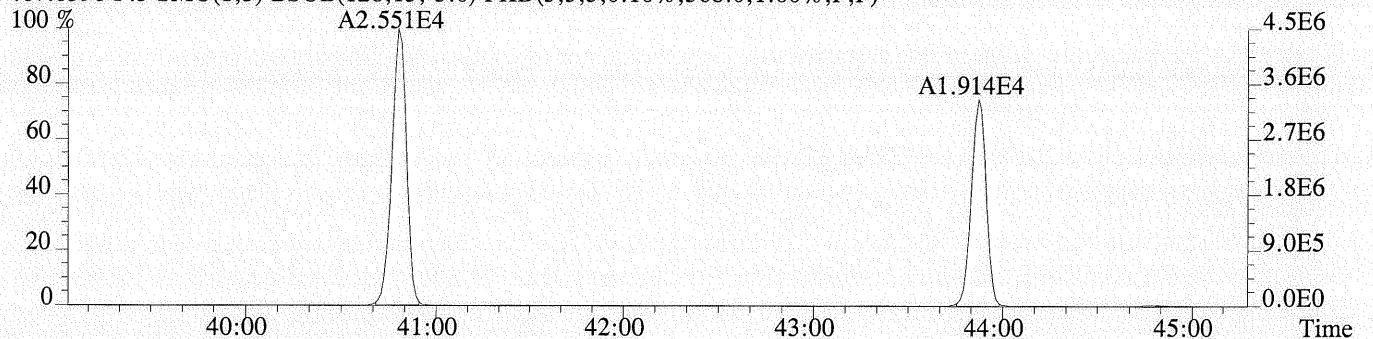
395.7995 F:5 SMO(1,3) BSUB(128,15,-3.0) PKD(3,3,3,0.10%,804.0,1.00%,F,F)



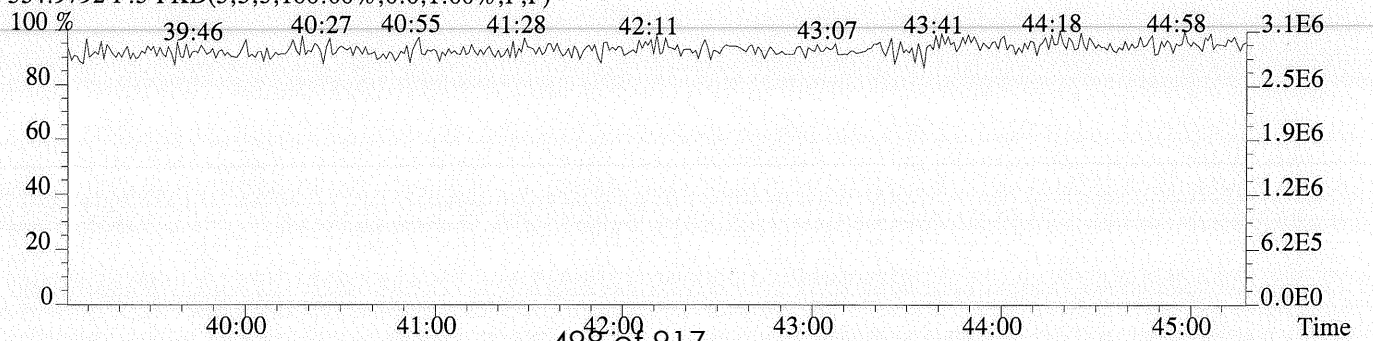
405.8428 F:5 SMO(1,3) BSUB(128,15,-3.0) PKD(3,3,3,0.10%,836.0,1.00%,F,F)



407.8398 F:5 SMO(1,3) BSUB(128,15,-3.0) PKD(3,3,3,0.10%,568.0,1.00%,F,F)

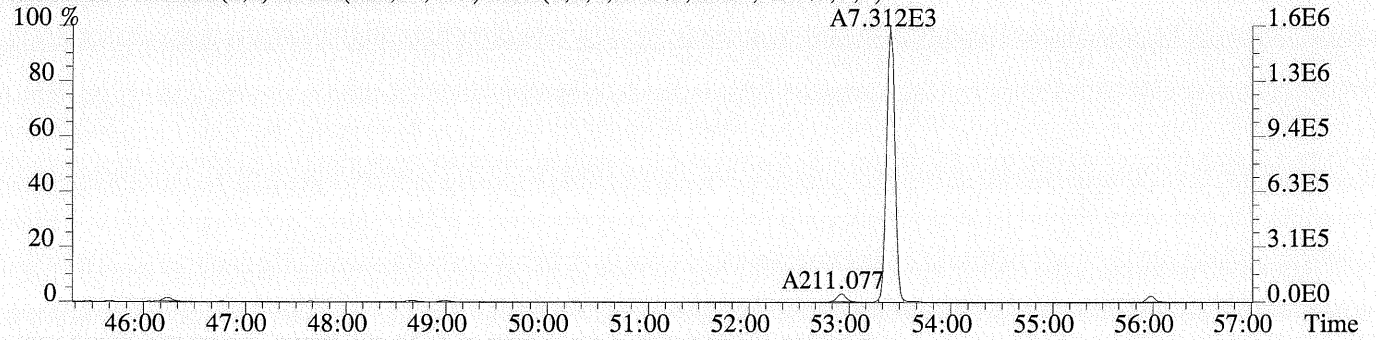


354.9792 F:5 PKD(3,3,3,100.00%,0.0,1.00%,F,F)

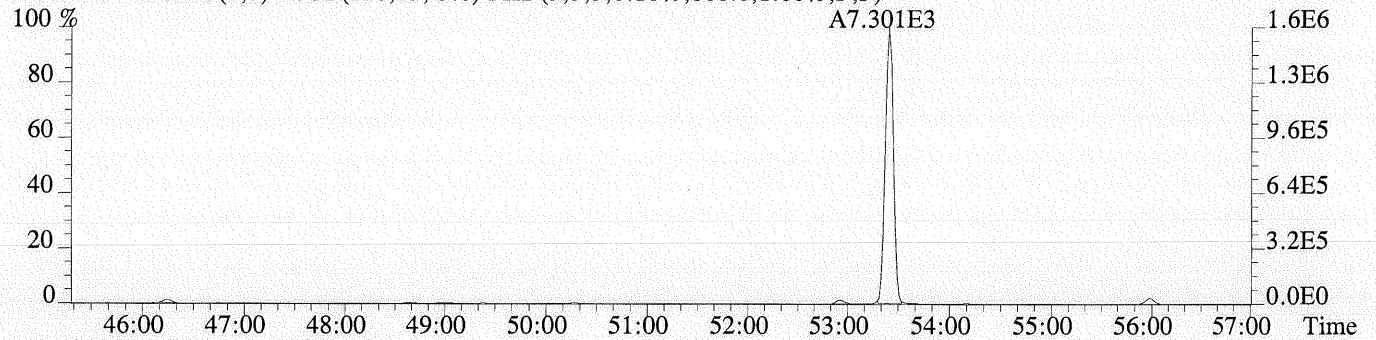


Sample#1 Exp:CCAL CS3

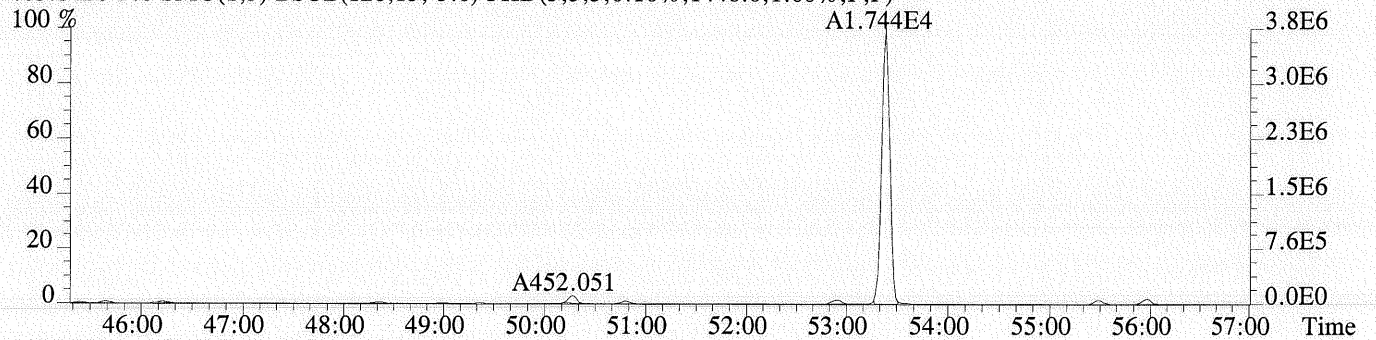
393.8025 F:6 SMO(1,3) BSUB(128,15,-3.0) PKD(3,3,3,0.10%,816.0,1.00%,F,F)



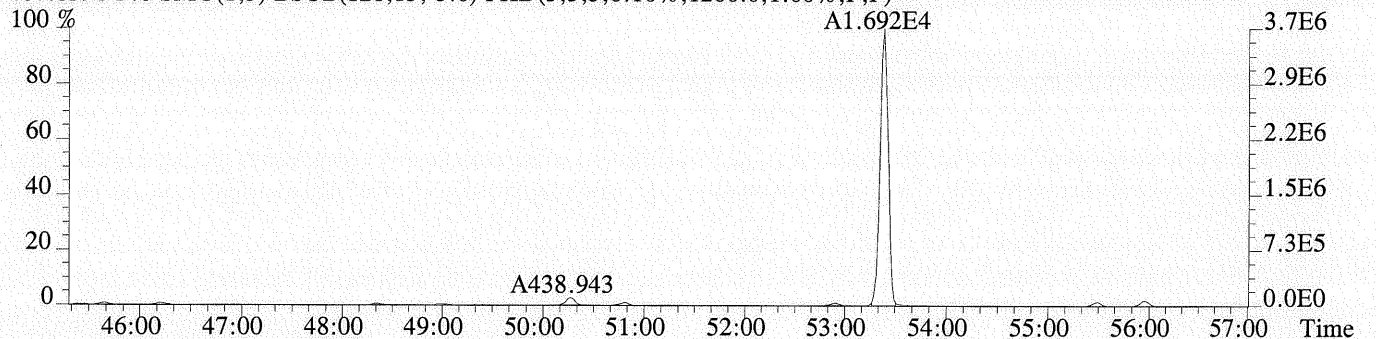
395.7995 F:6 SMO(1,3) BSUB(128,15,-3.0) PKD(3,3,3,0.10%,868.0,1.00%,F,F)



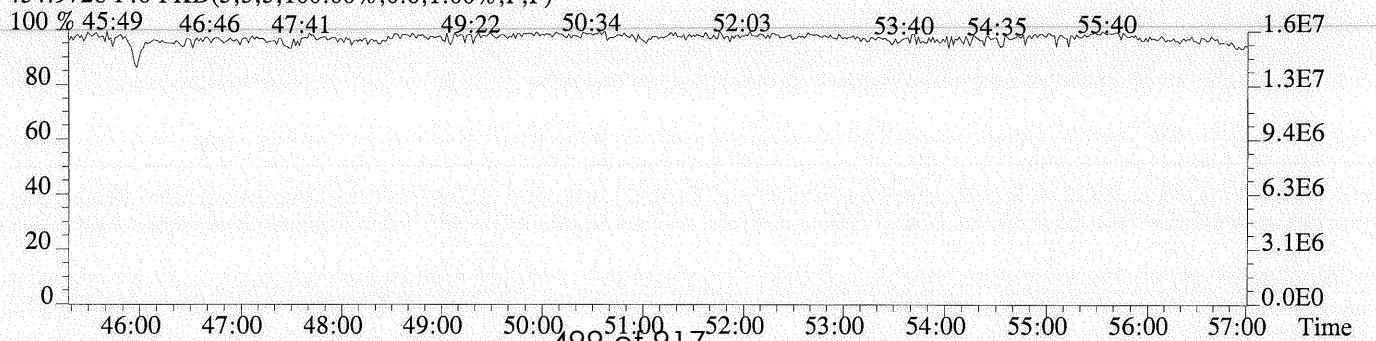
405.8428 F:6 SMO(1,3) BSUB(128,15,-3.0) PKD(3,3,3,0.10%,1448.0,1.00%,F,F)



407.8398 F:6 SMO(1,3) BSUB(128,15,-3.0) PKD(3,3,3,0.10%,1200.0,1.00%,F,F)



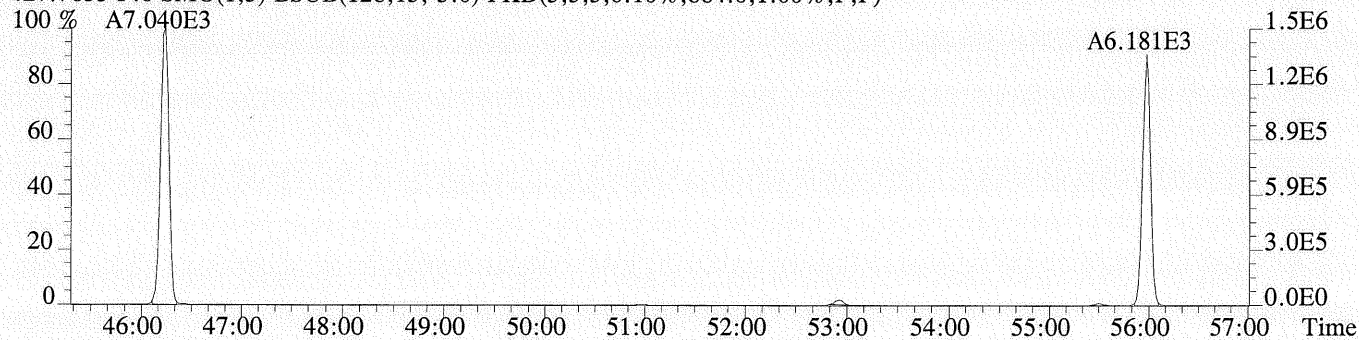
454.9728 F:6 PKD(5,3,5,100.00%,0.0,1.00%,F,F)



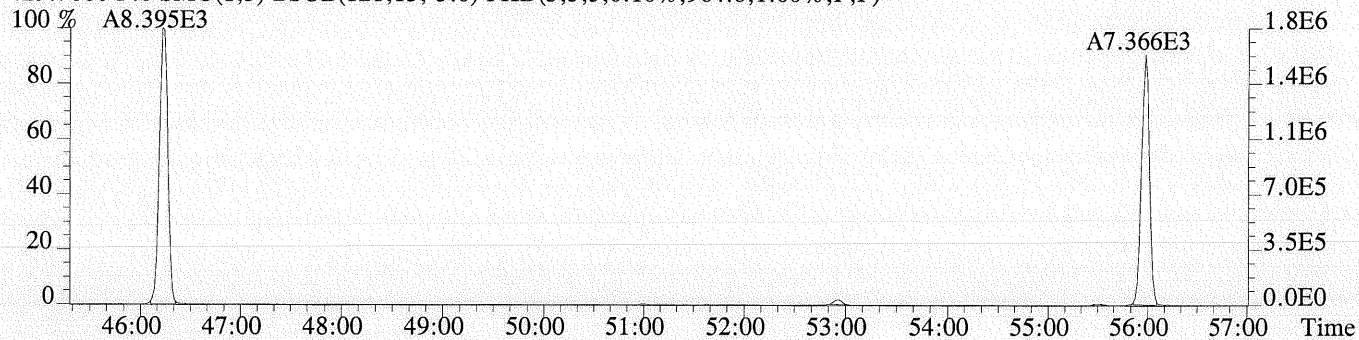
File:U220215 #1-580 Acq:26-AUG-2009 17:12:05 Probe EI+ Magnet SIR VG BioTech Mass spectr

Sample#1 Exp:CCAL CS3

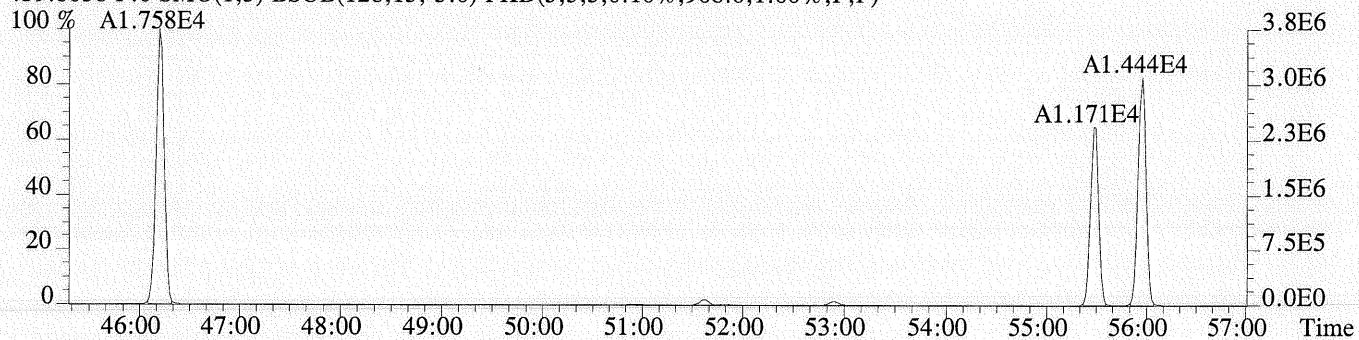
427.7635 F:6 SMO(1,3) BSUB(128,15,-3.0) PKD(3,3,3,0.10%,884.0,1.00%,F,F)



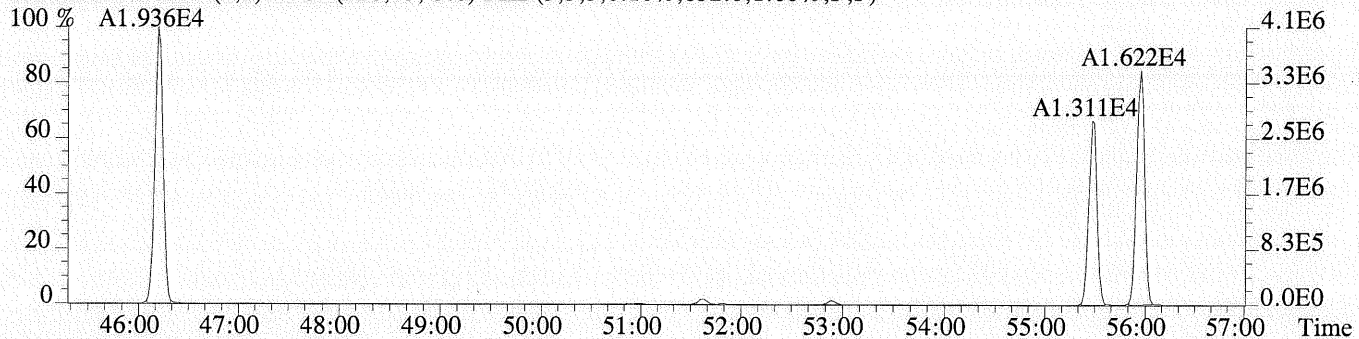
429.7606 F:6 SMO(1,3) BSUB(128,15,-3.0) PKD(3,3,3,0.10%,964.0,1.00%,F,F)



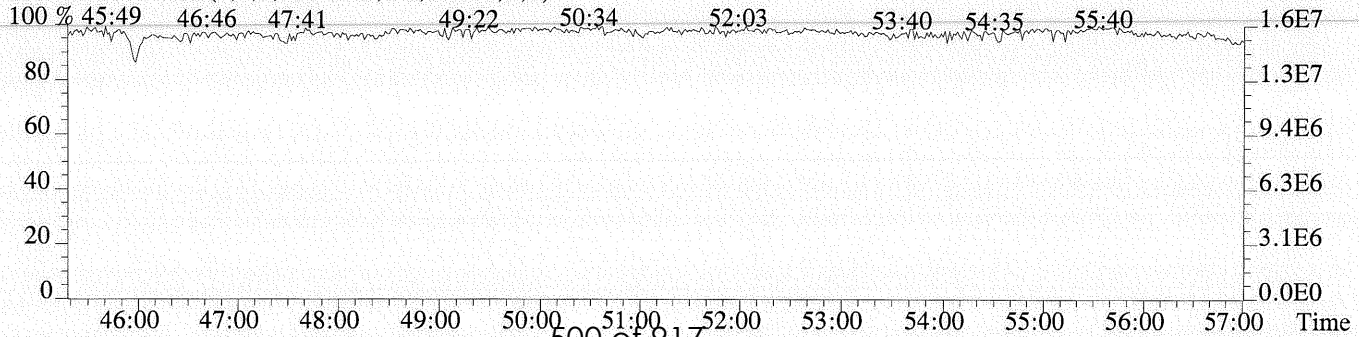
439.8038 F:6 SMO(1,3) BSUB(128,15,-3.0) PKD(3,3,3,0.10%,908.0,1.00%,F,F)



441.8008 F:6 SMO(1,3) BSUB(128,15,-3.0) PKD(3,3,3,0.10%,852.0,1.00%,F,F)

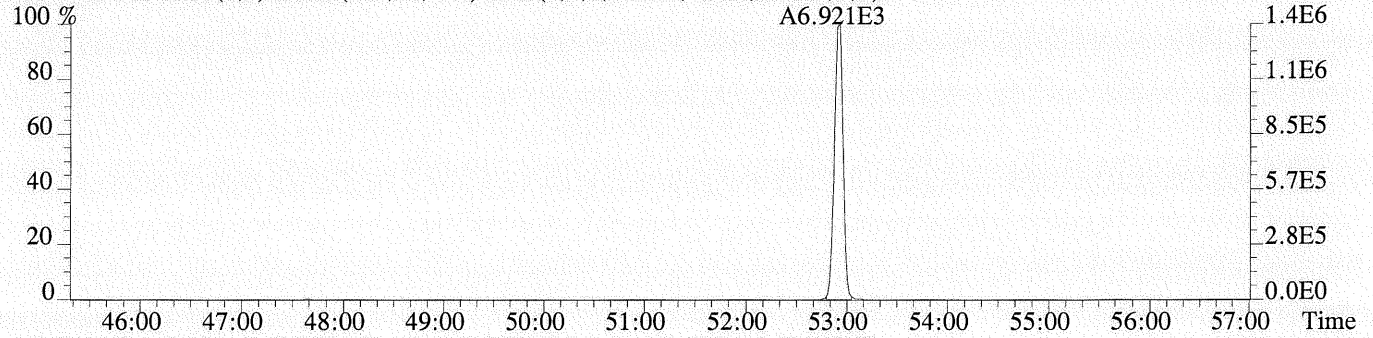


454.9728 F:6 PKD(5,3,5,100.00%,0.0,1.00%,F,F)

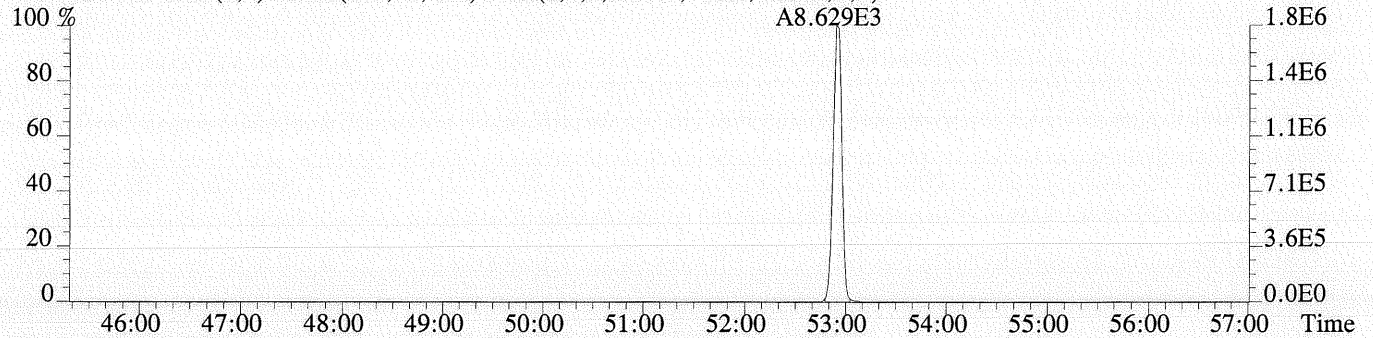


Sample#1 Exp:CCAL CS3

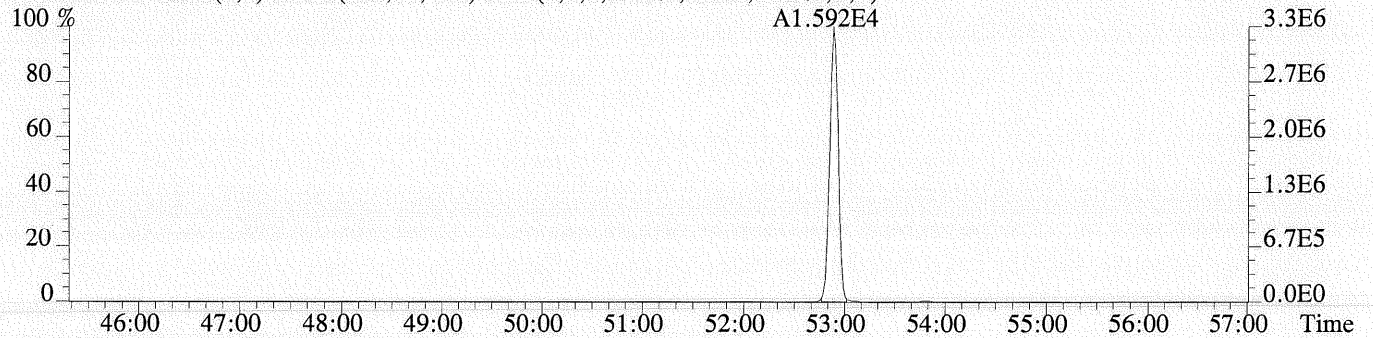
461.7246 F:6 SMO(1,3) BSUB(128,15,-3.0) PKD(3,3,3,0.10%,724.0,1.00%,F,F)



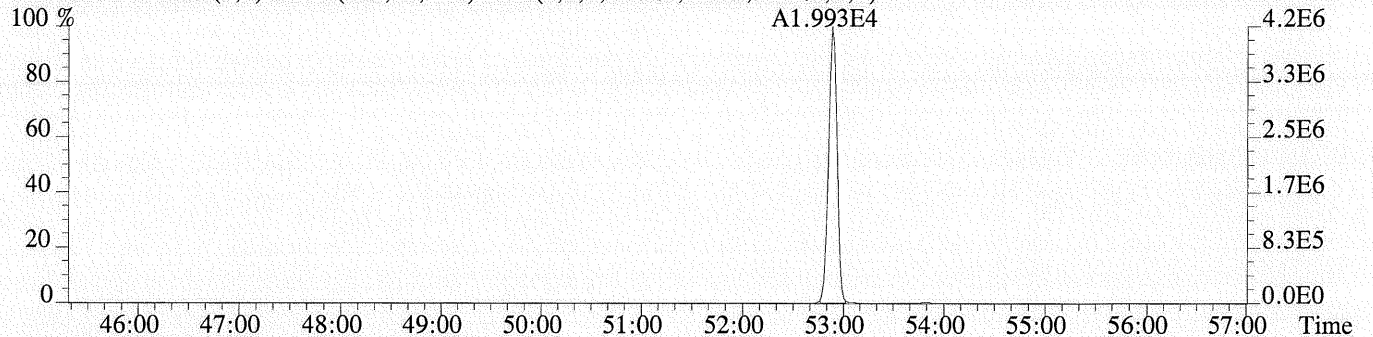
463.7216 F:6 SMO(1,3) BSUB(128,15,-3.0) PKD(3,3,3,0.10%,780.0,1.00%,F,F)



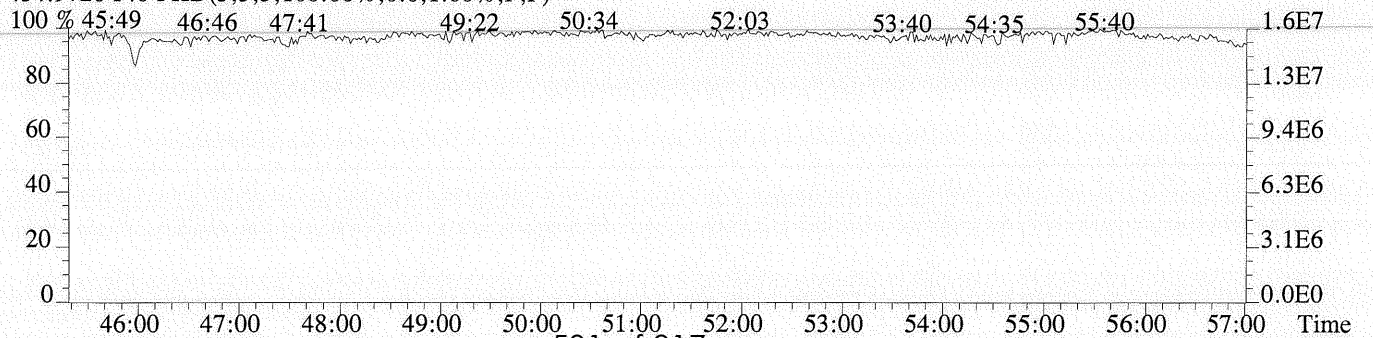
473.7648 F:6 SMO(1,3) BSUB(128,15,-3.0) PKD(3,3,3,0.10%,828.0,1.00%,F,F)



475.7619 F:6 SMO(1,3) BSUB(128,15,-3.0) PKD(3,3,3,0.10%,732.0,1.00%,F,F)

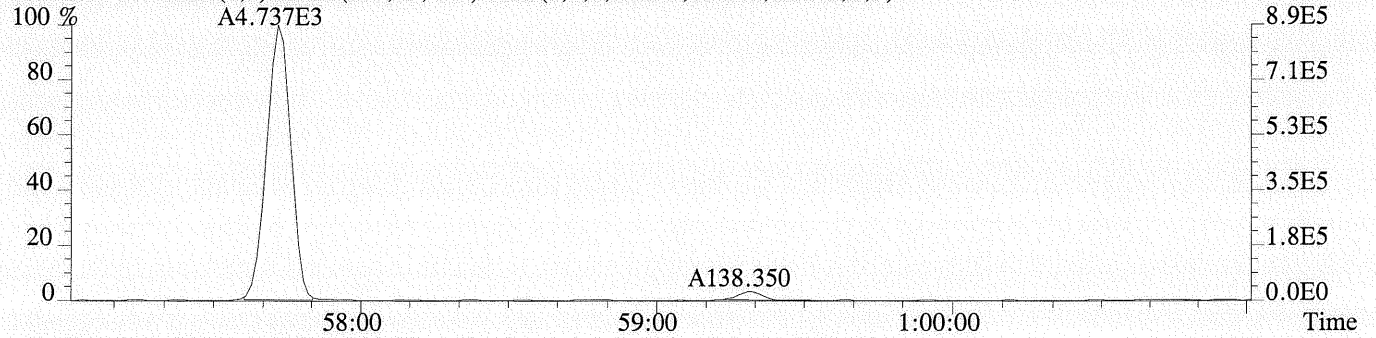


454.9728 F:6 PKD(5,3,5,100.00%,0.0,1.00%,F,F)

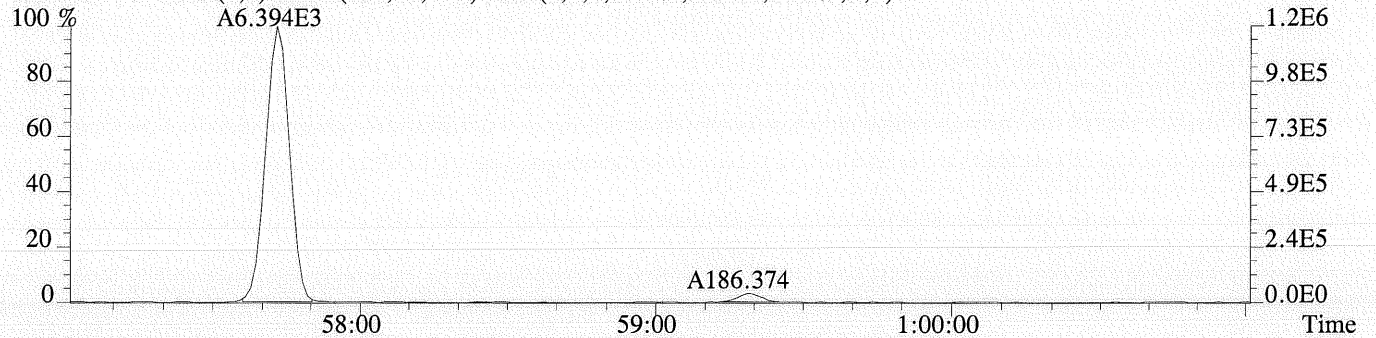


Sample#1 Exp:CCAL CS3

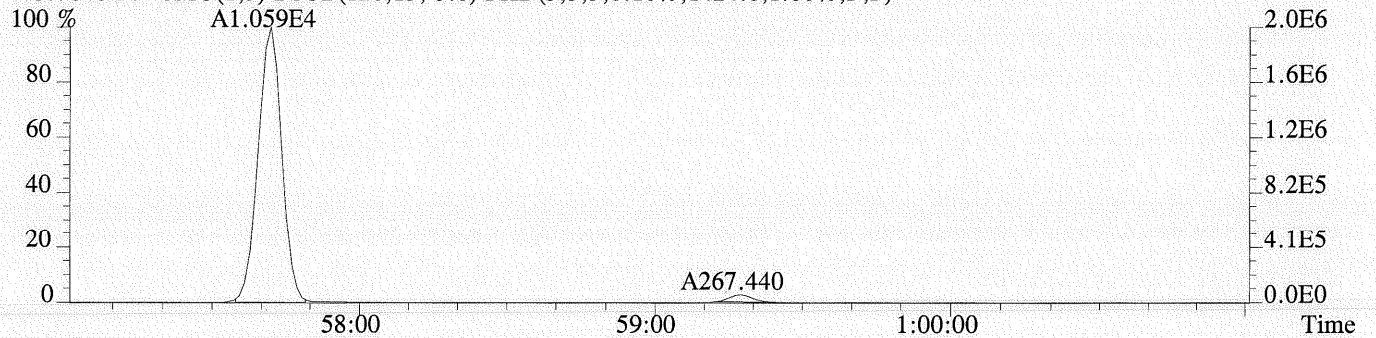
461.7246 F:7 SMO(1,3) BSUB(128,15,-3.0) PKD(3,3,3,0.10%,1116.0,1.00%,F,F)



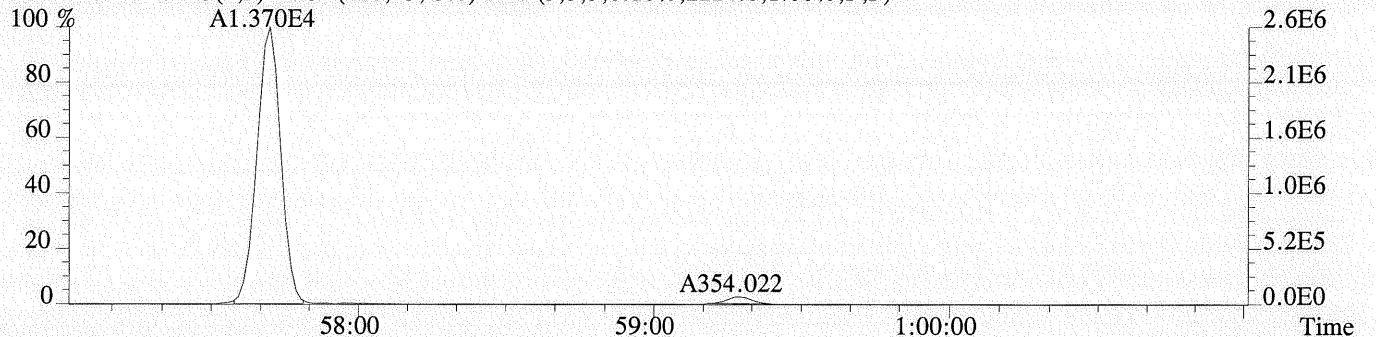
463.7216 F:7 SMO(1,3) BSUB(128,15,-3.0) PKD(3,3,3,0.10%,1504.0,1.00%,F,F)



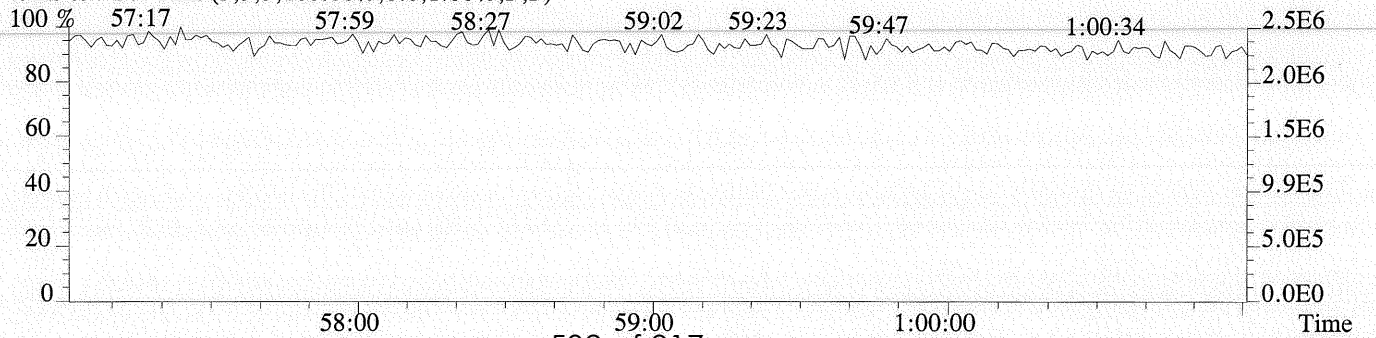
473.7648 F:7 SMO(1,3) BSUB(128,15,-3.0) PKD(3,3,3,0.10%,1424.0,1.00%,F,F)



475.7619 F:7 SMO(1,3) BSUB(128,15,-3.0) PKD(3,3,3,0.10%,2224.0,1.00%,F,F)



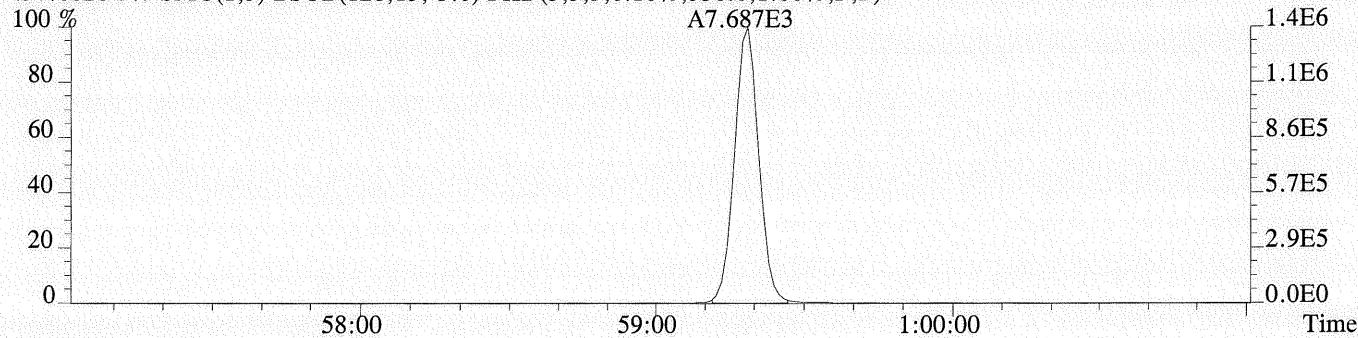
492.9697 F:7 PKD(5,3,5,100.00%,0.0,1.00%,F,F)



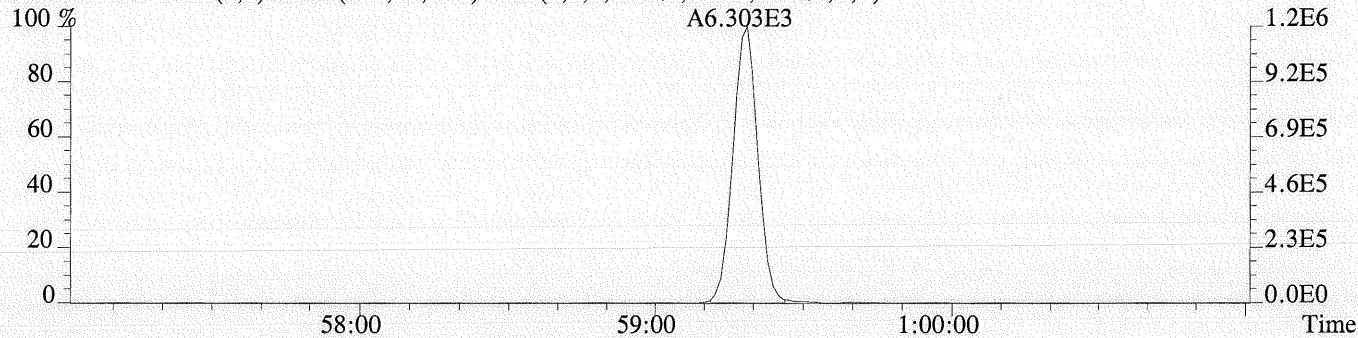
File:U220215 #1-226 Acq:26-AUG-2009 17:12:05 Probe EI+ Magnet SIR VG BioTech Mass spectf

Sample#1 Exp:CCAL CS3

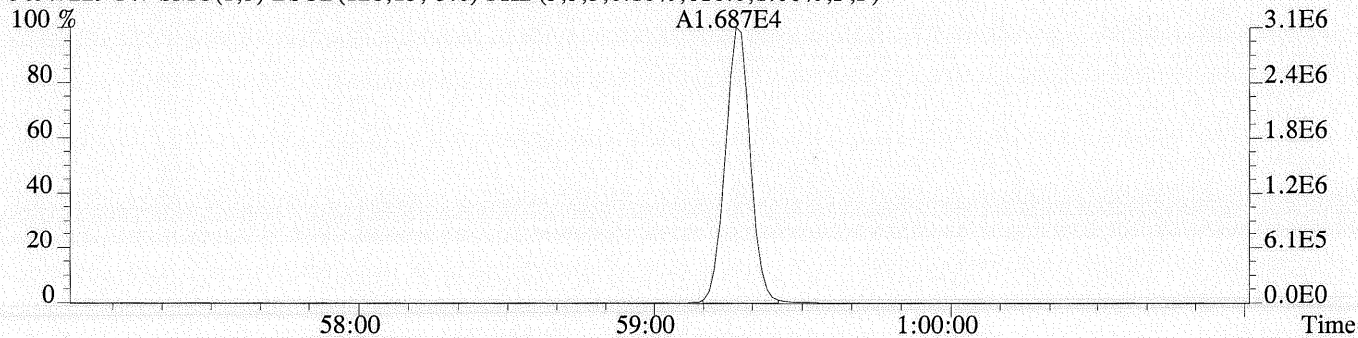
497.6826 F:7 SMO(1,3) BSUB(128,15,-3.0) PKD(3,3,3,0.10%,536.0,1.00%,F,F)



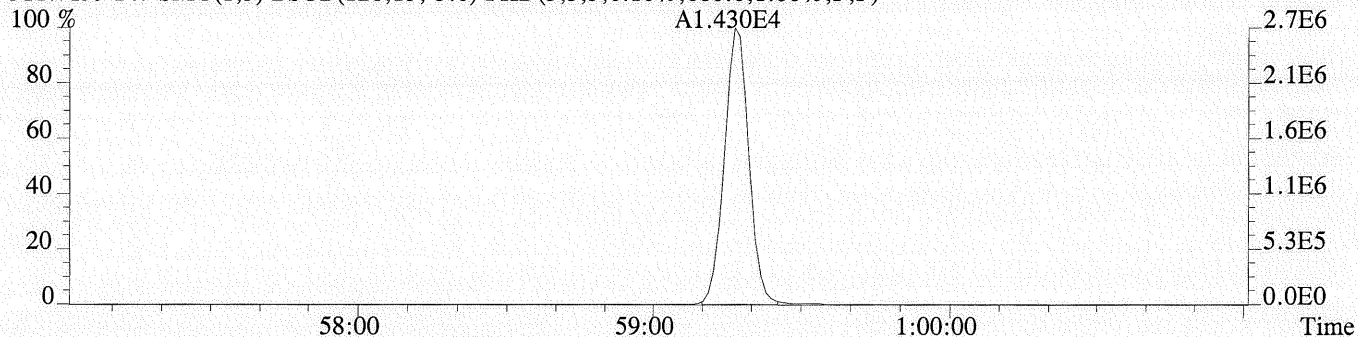
499.6797 F:7 SMO(1,3) BSUB(128,15,-3.0) PKD(3,3,3,0.10%,668.0,1.00%,F,F)



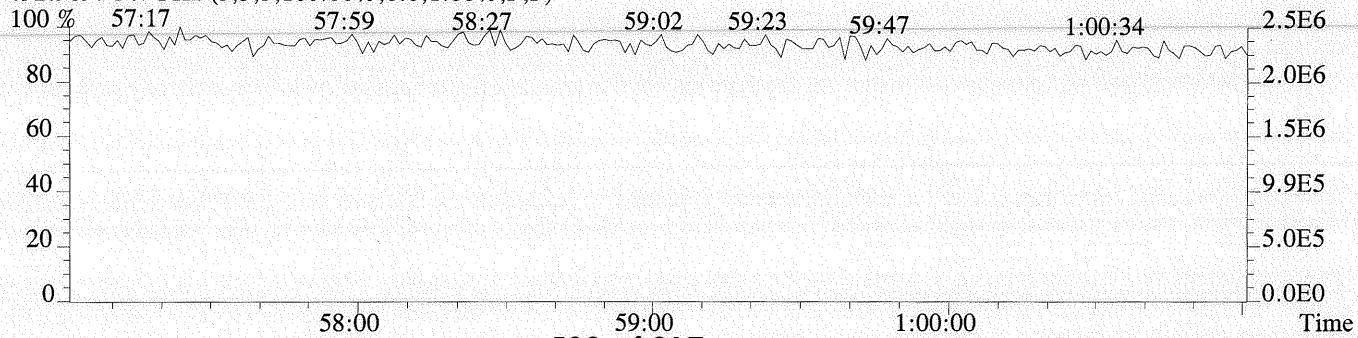
509.7229 F:7 SMO(1,3) BSUB(128,15,-3.0) PKD(3,3,3,0.10%,616.0,1.00%,F,F)



511.7199 F:7 SMO(1,3) BSUB(128,15,-3.0) PKD(3,3,3,0.10%,680.0,1.00%,F,F)



492.9697 F:7 PKD(5,3,5,100.00%,0.0,1.00%,F,F)



RW/ HRCC3 Daily Calibration QC Checklist

Calibration File Name: U132564-U132576

Date: 08/18/09 - 08/19/09

Circle one: Beginning / Ending

Method: 8290 / Tetra / TCDD Only / TCDF Conf

Retention Window/Column Performance Check:

Analyst

Second Check

Windows labeled for first and last eluting compounds	✓	✓
Column performance shows less than or equal to 25% valley between column specific 2378 isomer and the closest eluters	✓	✓
No QC ion deflections affect column specific 2378 isomer or the closest eluters	✓	✓

HRCC3 Continuing Calibration

Analyst

Second Check

Percent RSD within method criteria	Average	Arg
All relative abundance ratios meet method criteria	✓	✓
No QC ion deflections greater than 20%	✓	✓
Mass spectrometer resolution greater than or equal to 10,000 and documented	✓	✓
Signal-to-noise of all target analytes and associated labeled standards at least 2.5:1	✓	✓
Ending Calibration injected prior to end of 12 hour clock	✓	✓

Analyst: MC

Second QC: gc

5DFC
PCDD/PCDF ANALYTICAL SEQUENCE SUMMARY

Lab Name: Columbia Analytical Services, Houston

Contract:

Lab Code: CAS

Episode No.:

SDG No.:

GC Column: DB-5

ID: 0.25 (mm)


Instrument ID: AutoSpec-Ultima

Init. Calib. Date: 07/31/09

Init. Calib.Times: 13:13

THE ANALYTICAL SEQUENCE OF STANDARDS, SAMPLES, BLANKS, SPIKES AND
DUPLICATES IS AS FOLLOWS:

EPA SAMPLE NO.	LAB SAMPLE ID	LAB FILE ID	DATE ANALYZED	TIME ANALYZED
WINDOW DEFINE		U132562	18-AUG-09	16:19:01
CCAL HRCC3	CCAL HRCC3	U132564	18-AUG-09	18:30:39
METHOD BLANK	EQ0900315-01	U132566	18-AUG-09	20:04:22
CP EFFLUENT	E0900601-002	U132567	18-AUG-09	20:52:19
AE EFFLUENT	E0900601-003	U132568	18-AUG-09	21:40:17
ASH-4-D-TCLP	E0900561-001RE	U132569	18-AUG-09	22:28:14
PI INFLUENT	E0900601-001	U132570	18-AUG-09	23:16:10
PI INFLUENT MS	EQ0900315-03	U132571	19-AUG-09	00:04:08
PI INFLUENT DMS	EQ0900315-04	U132572	19-AUG-09	00:52:04
SA74-0.5B MS	EQ0900303-07	U132573	19-AUG-09	01:39:59



An Employee Owned Company

HRGC/HRMS RUN LOG

CAS HOUSTON 19408 Park Row, Suite 320 Houston, TX 77084

Acq Method: 8900CS1613

GC Method: 8900CS1613

Result File: E:\132564\RES\CAL

EDD File:

Date	Time	File	CAS ID	Client ID	Batch #	Analyst	Comments	RE
08/17/09	19:36	---	HRMS CHECK			SB		
08/18/09	16:17	---	HRMS CHECK			SB		
	16:19	U132562	Window Define	D4-90-2				
	17:04	U132563	Cal HRCC3	D9-83-4A				
	18:29	---	HRMS CHECK					
	18:30	U132564	Cal HRCC3	D9-83-4A				
	19:16	U132565	Test					
	20:04	U132566	EQ900315-01	MB METHOD BLANK				
	20:52	U132567	EQ900601-002	CP Effluent				
	21:40	U132568	↓ -003	AE Effluent				
	22:28	U132569	EQ900561-001	RE ASH-4-D-TCLP				
	23:16	U132570	EQ900601-001	PI Influent				
08/19/09	00:04	U132571	EQ900315-03	PI Influent MS				
	00:52	U132572	↓ -04	PI Influent DMS				
	01:39	U132573	EQ900303-07	SA74-0.5B MS				
	02:27	U132574	Test					

Reviewed by: MC

HRCC/HRMS RUN LOG

CAS HOUSTON 19408 Park Row, Suite 320 Houston, TX 77084

Acq Method: 8200AF/6B
 GC Method: 8200AS/6B

Result File: _____
 EDD File: _____



An Employee Owned Company

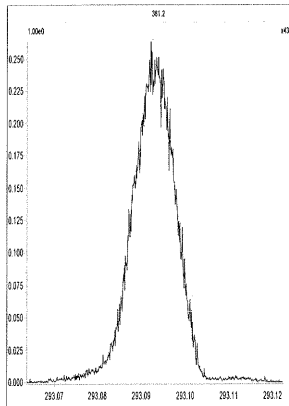
Date	Time	File	CAS ID	Client ID	Batch #	Analyst	Comments	RE
08/19/09	03:15	U132575	Test			EB		
↓	04:03	U132576	calcd HRCC3	M-83-4A			USE AVERAGE	
↓	04:53	---	HRMS check					
	06:24	---	HRMS CHECK					
		U132577	WINDOW DEFINE	D1-90-2				
		U132578	CAL HRMS	D1-83-4A				

Reviewed by: MC

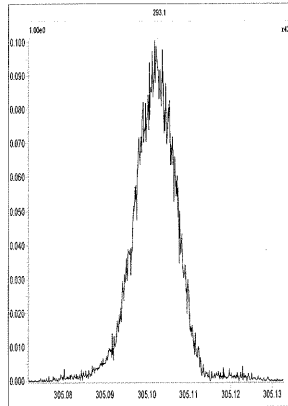
File: Experiment: 8290CAS.exp Reference: pfk.ref Function: 1 @ 200 (ppm)

Printed: Tuesday, August 18, 2009 16:17:44 Central Daylight Time

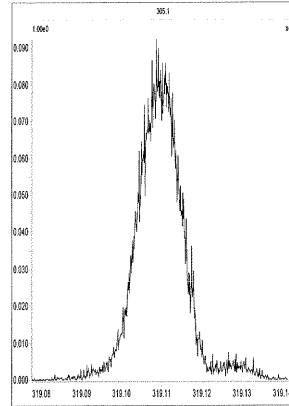
M 292.9824 R 13226



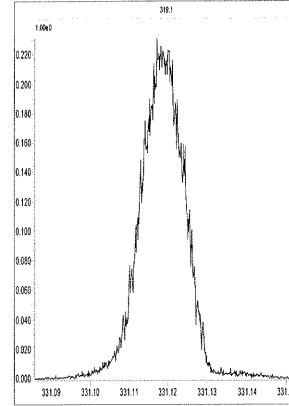
M 304.9824 R 13154



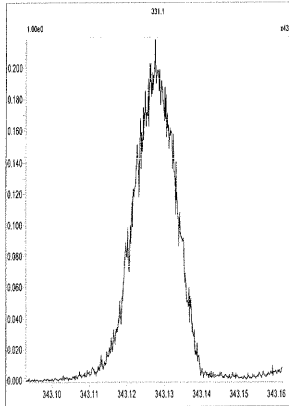
M 318.9792 R 13370



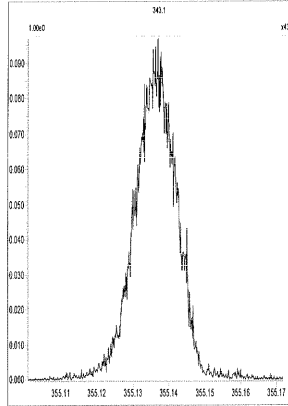
M 330.9792 R 13227



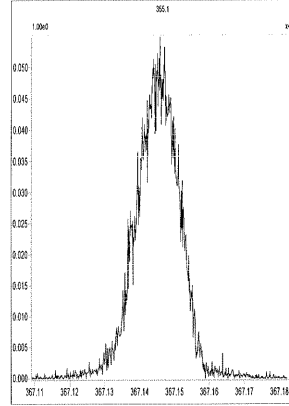
M 342.9792 R 13591



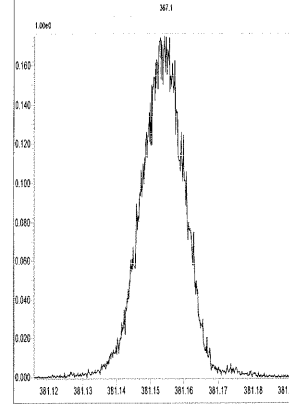
M 354.9792 R 13891



M 366.9792 R 13587



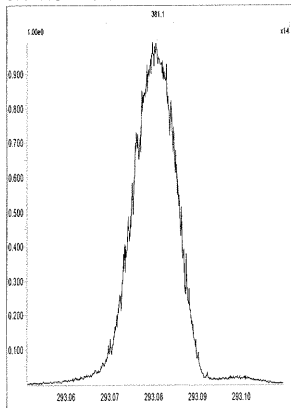
M 380.9760 R 12689



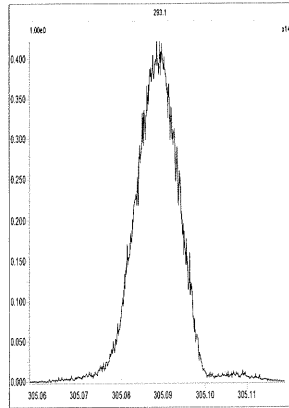
File: Experiment: 8290CAS.exp Reference: pfk.ref Function: 1 @ 200 (ppm)

Printed: Tuesday, August 18, 2009 18:29:21 Central Daylight Time

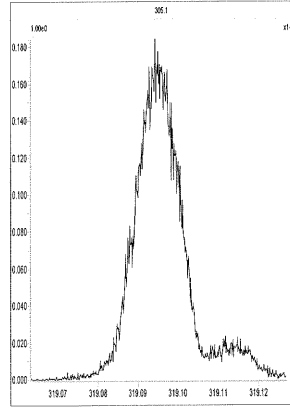
M 292.9824 R 13025



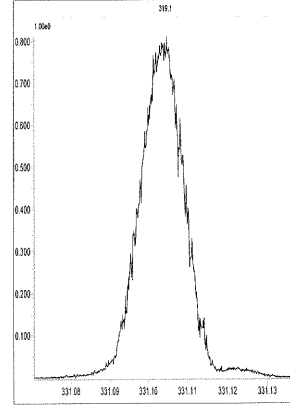
M 304.9824 R 13223



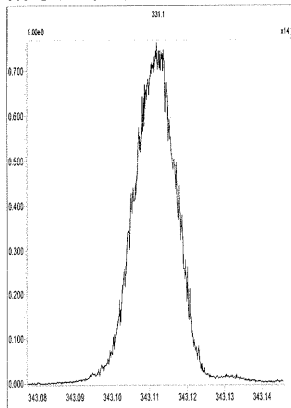
M 318.9792 R 8562



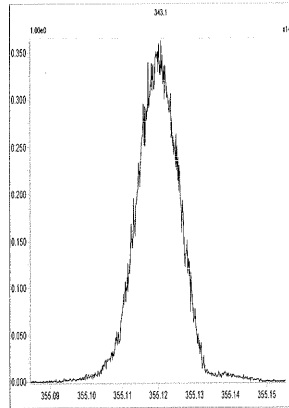
M 330.9792 R 13368



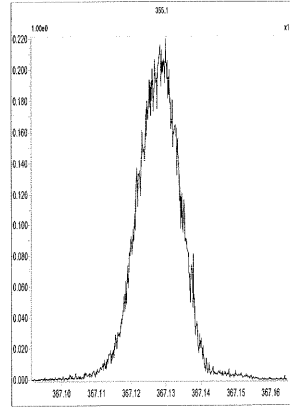
M 342.9792 R 13295



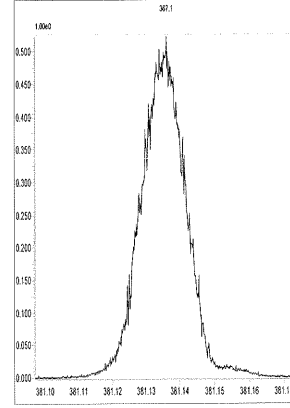
M 354.9792 R 13365



M 366.9792 R 13089

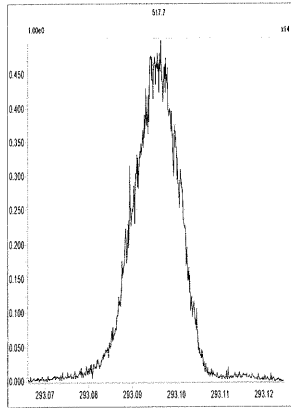


M 380.9760 R 13585

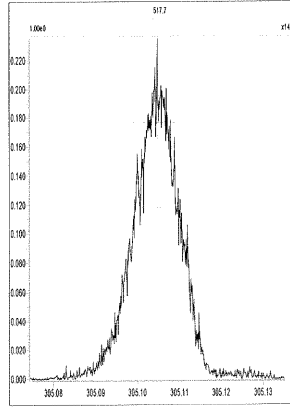


Printed: Wednesday, August 19, 2009 04:53:34 Central Daylight Time

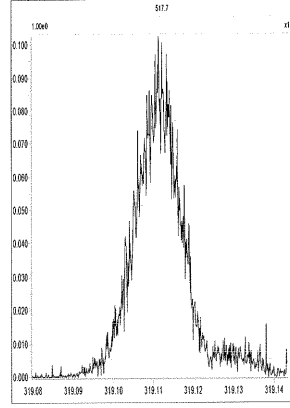
M 292.9824 R 12594



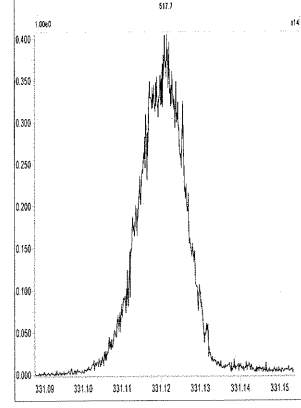
M 304.9824 R 12594



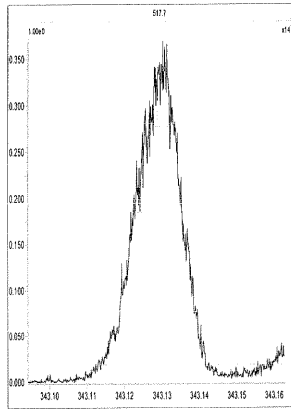
M 318.9792 R 12138



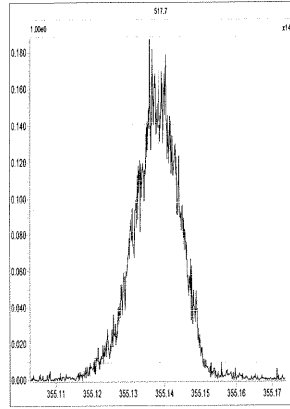
M 330.9792 R 12345



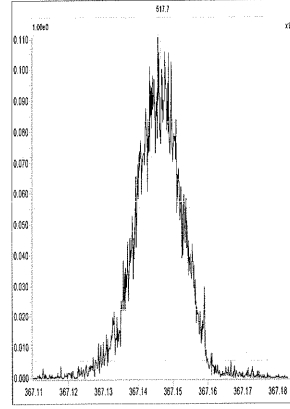
M 342.9792 R 12410



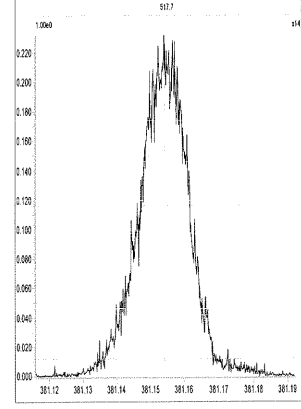
M 354.9792 R 12255



M 366.9792 R 12723



M 380.9760 R 11633



5DFA

WINDOW DEFINING MIX SUMMARY

CLIENT ID:

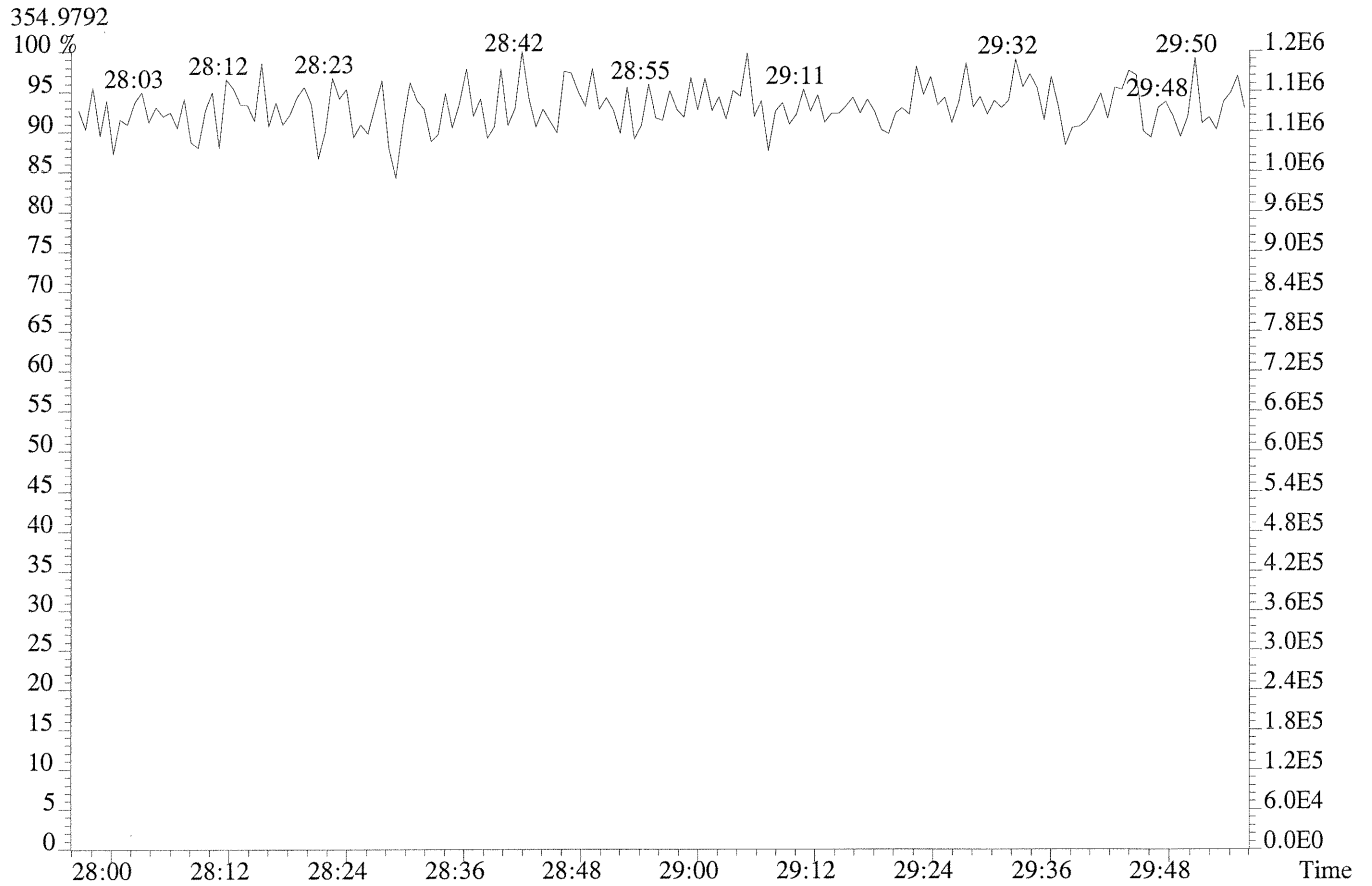
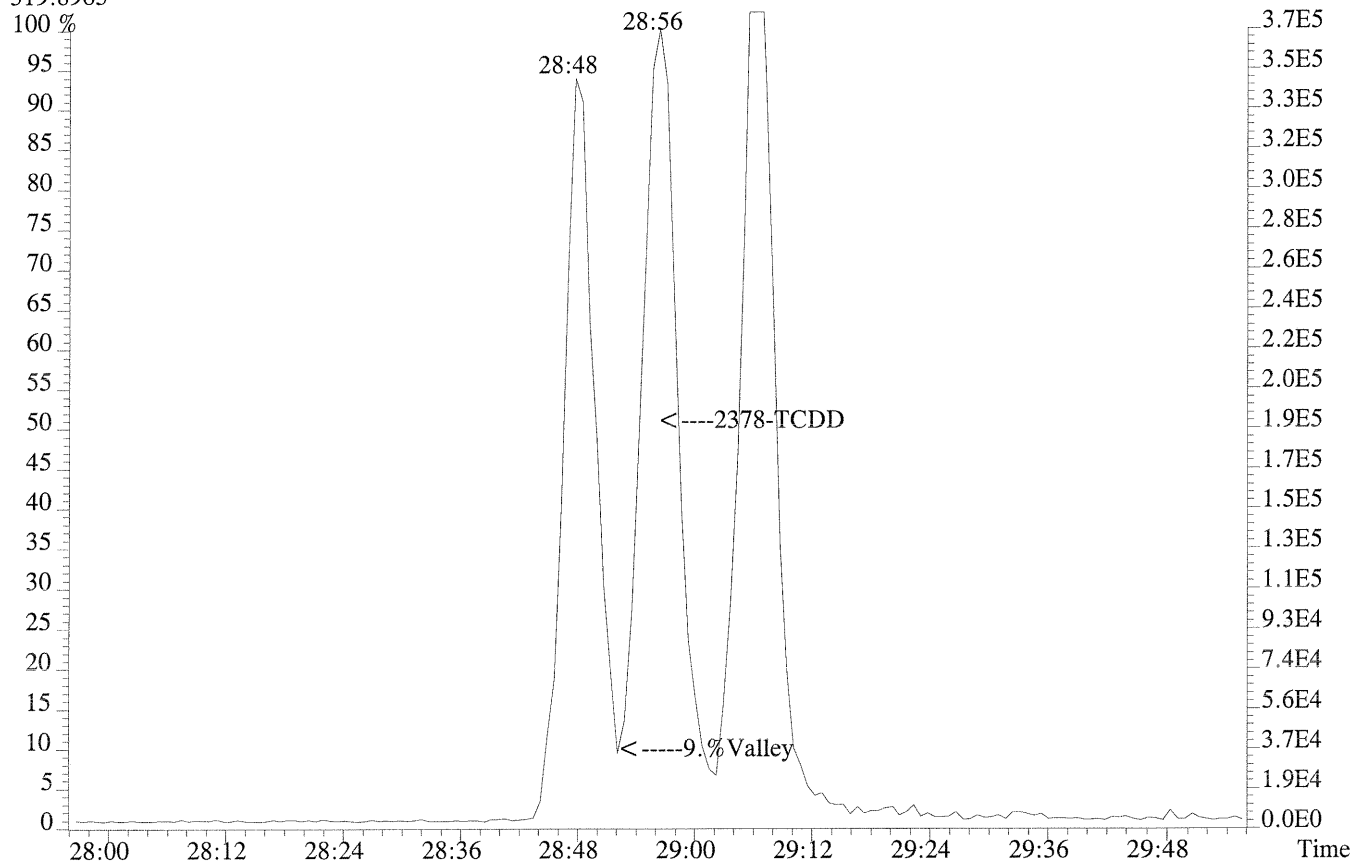
WDM

Lab Name: COLUMBIA ANALYTICAL SERVICES
Lab Code: CAS Case No.: _____ SDG No.:
GC Column: DB-5 ID: 0.25 (mm) Lab File ID: U132562
Date Analyzed: 18-AUG-2009
Time Analyzed: 16:19:01

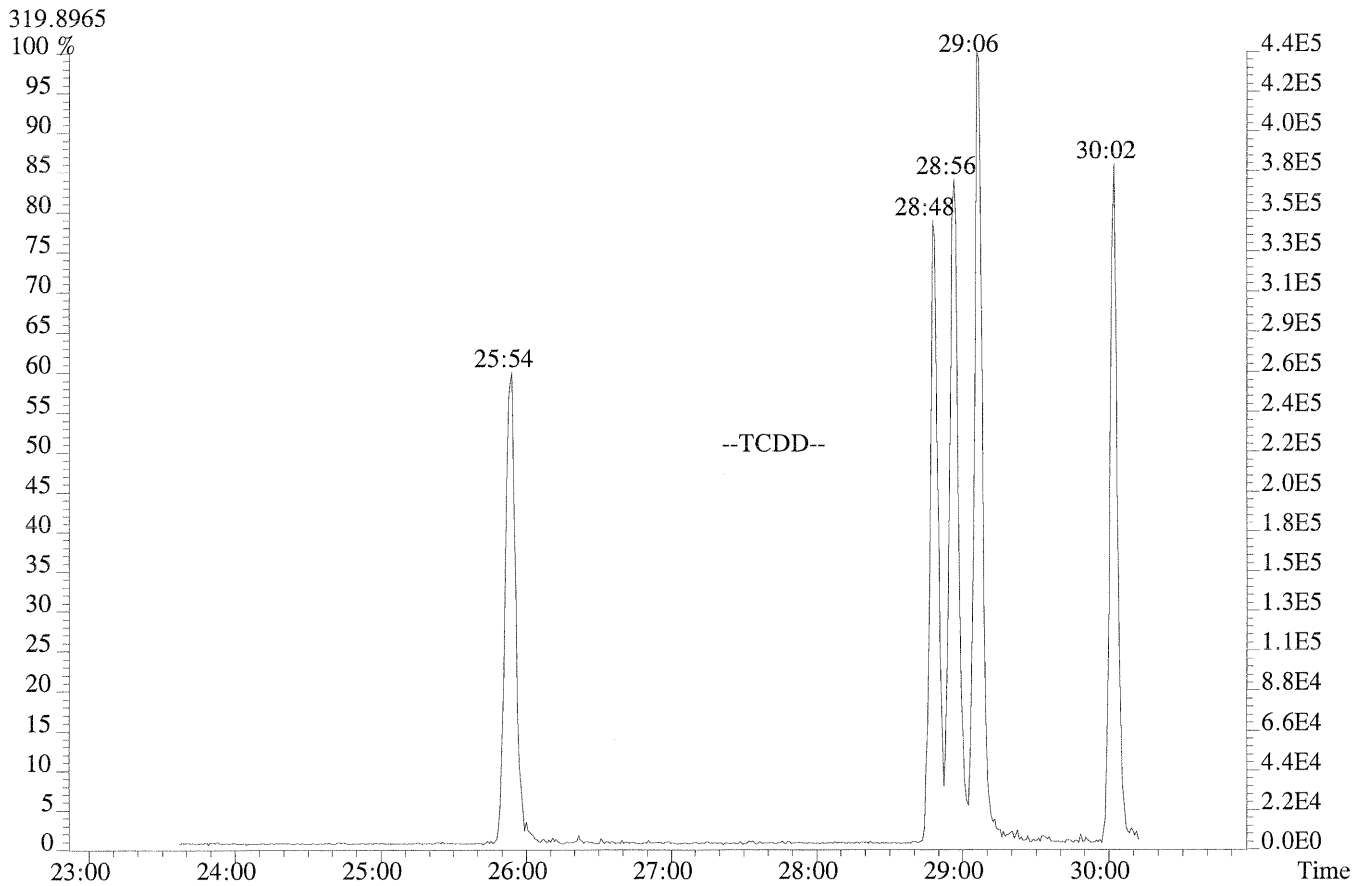
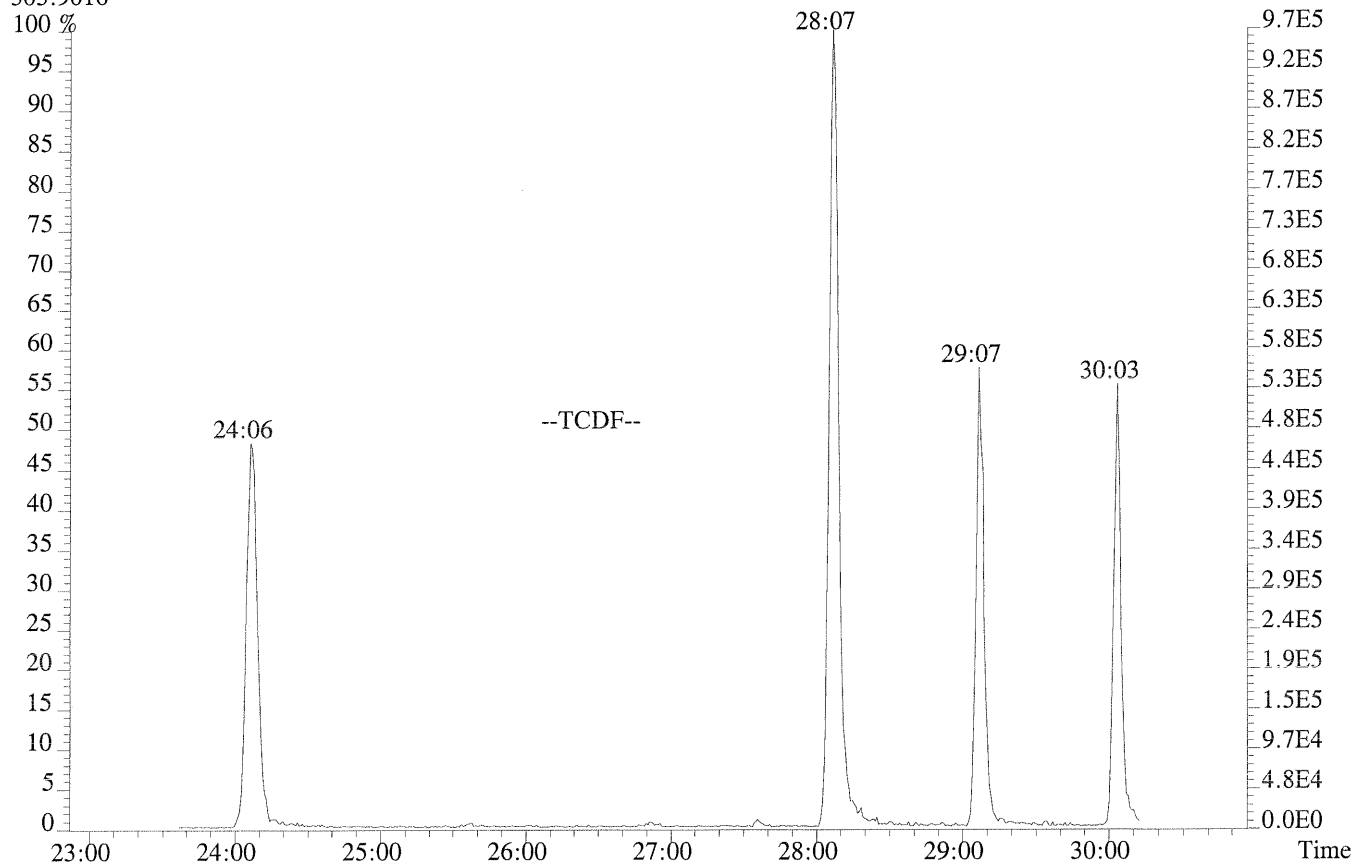
Congener	Retention Time First Eluting	Retention Time Last Eluting
TCDF	24:06	30:03
TCDD	25:54	30:02
PeCDF	30:19	34:10
PeCDD	31:40	34:01
HxCDF	35:02	37:21
HxCDD	35:32	37:01
HpCDF	38:43	40:02
HpCDD	38:58	39:37

% Valley 2378-TCDD: 9. %

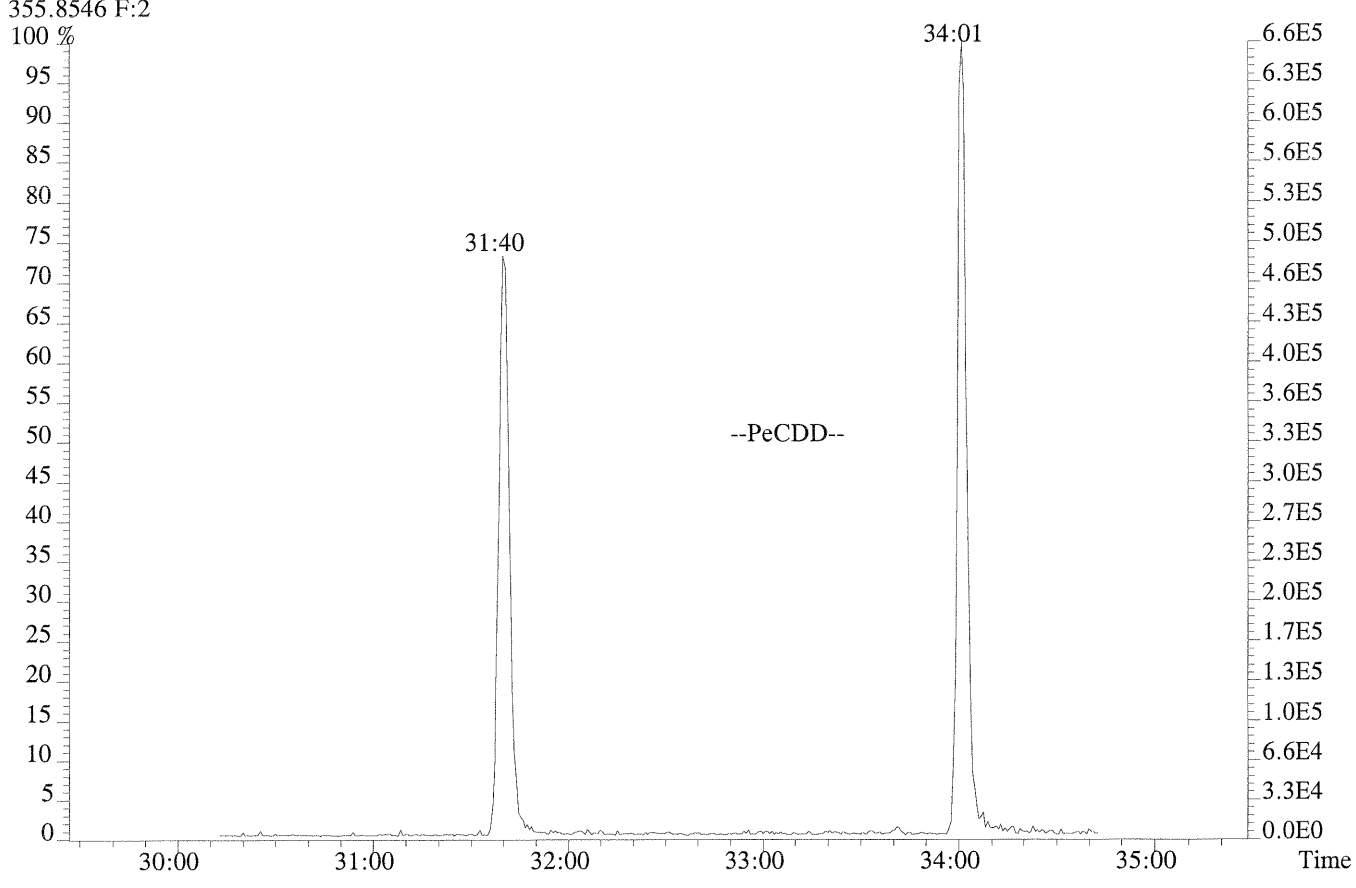
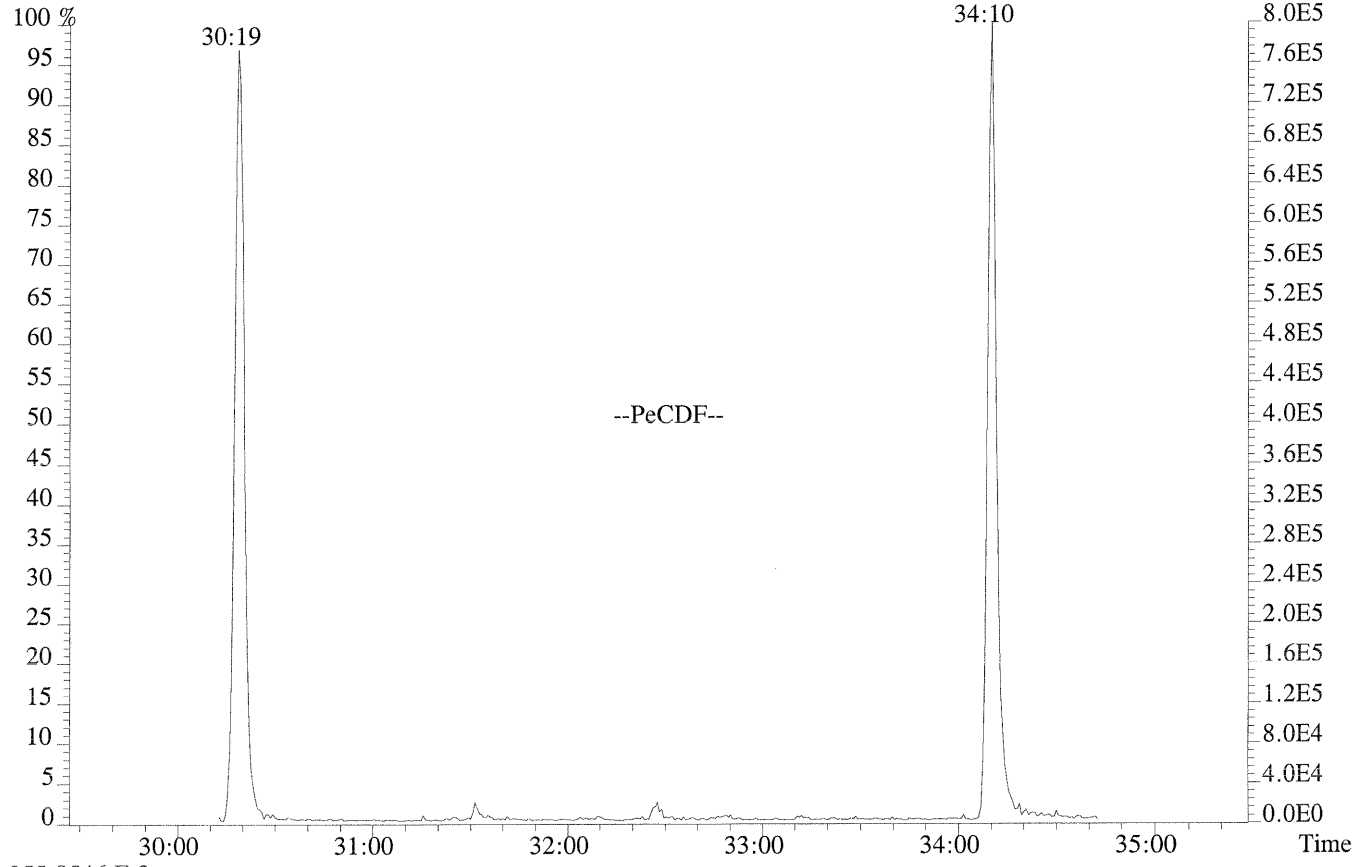
File:U132562 #1-550 Acq:18-AUG-2009 16:19:01 Probe EI+ Magnet SIR VG BioTech Mass spectf
Sample#1 Exp:WINDOW DEFINE
319.8965



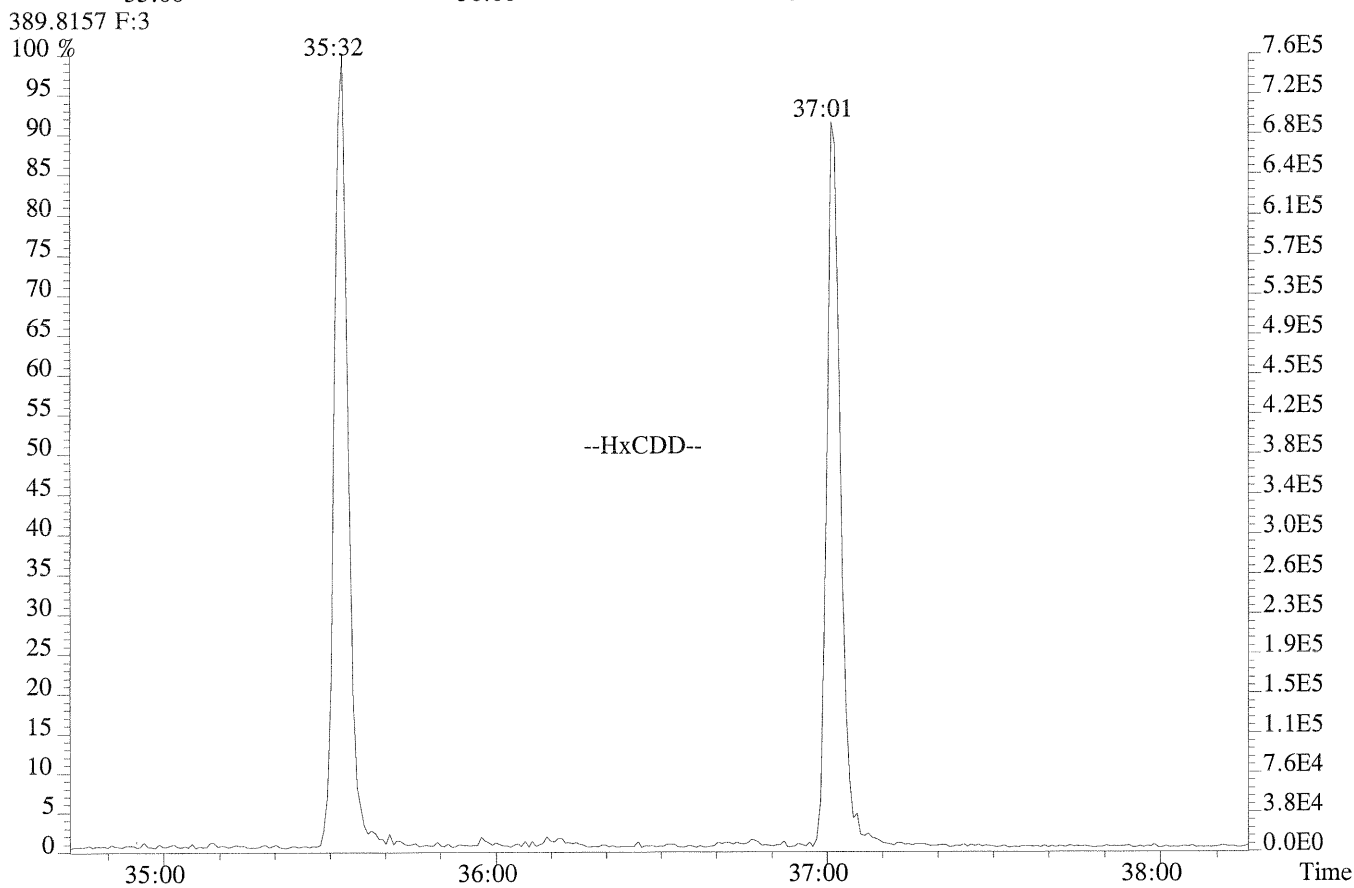
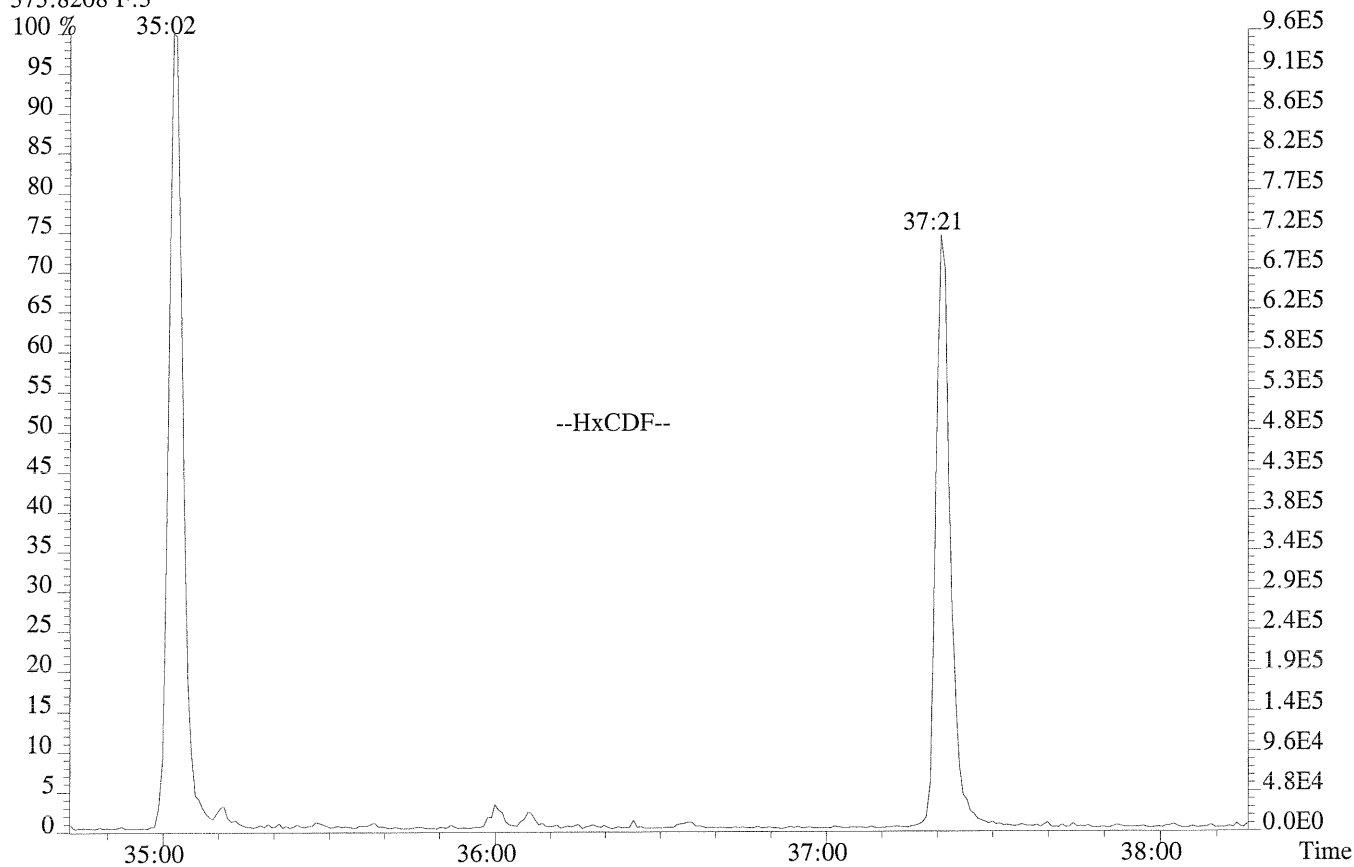
File:U132562 #1-550 Acq:18-AUG-2009 16:19:01 Probe EI+ Magnet SIR VG BioTech Mass spectf
Sample#1 Exp:WINDOW DEFINE
303.9016



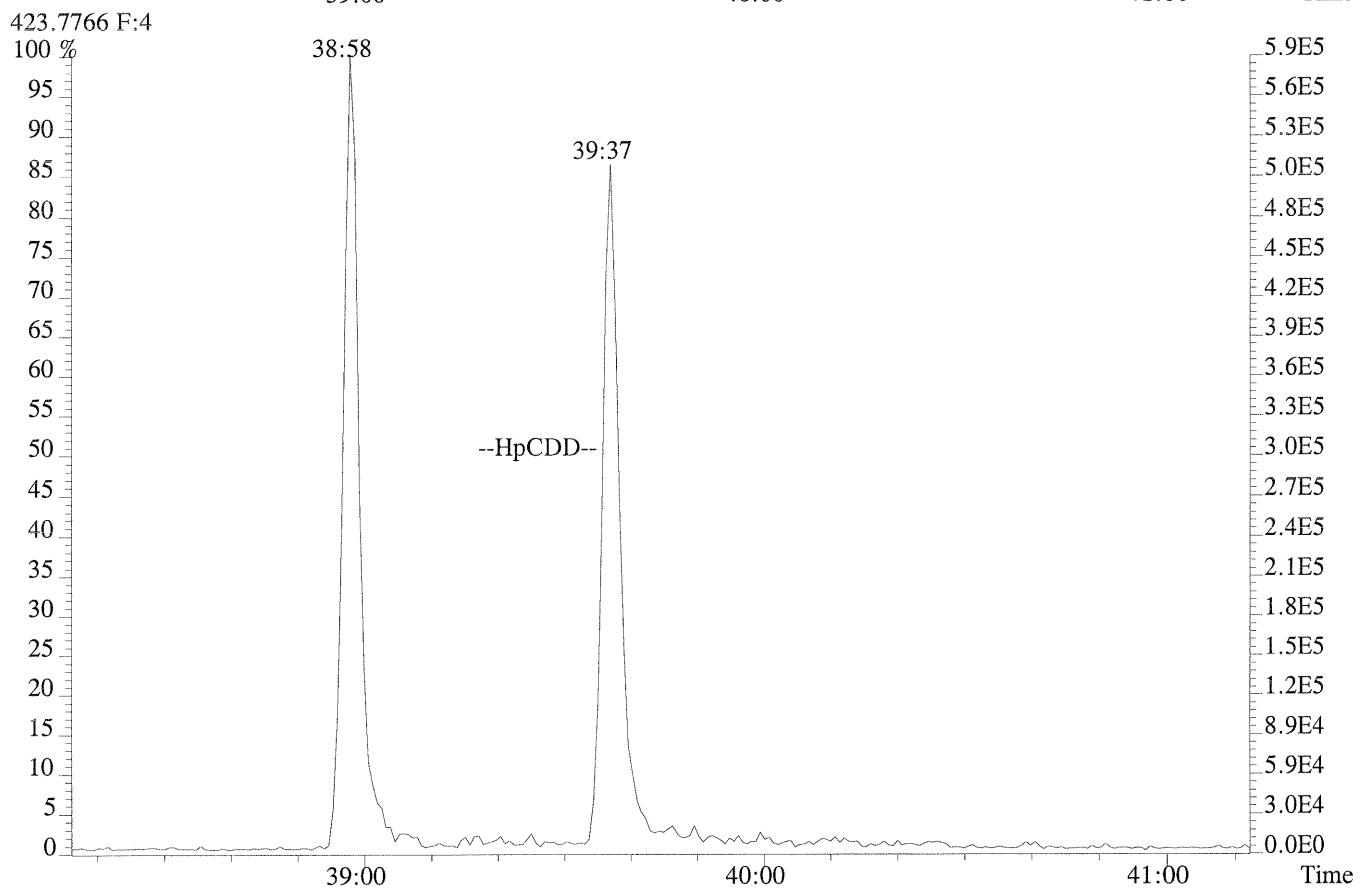
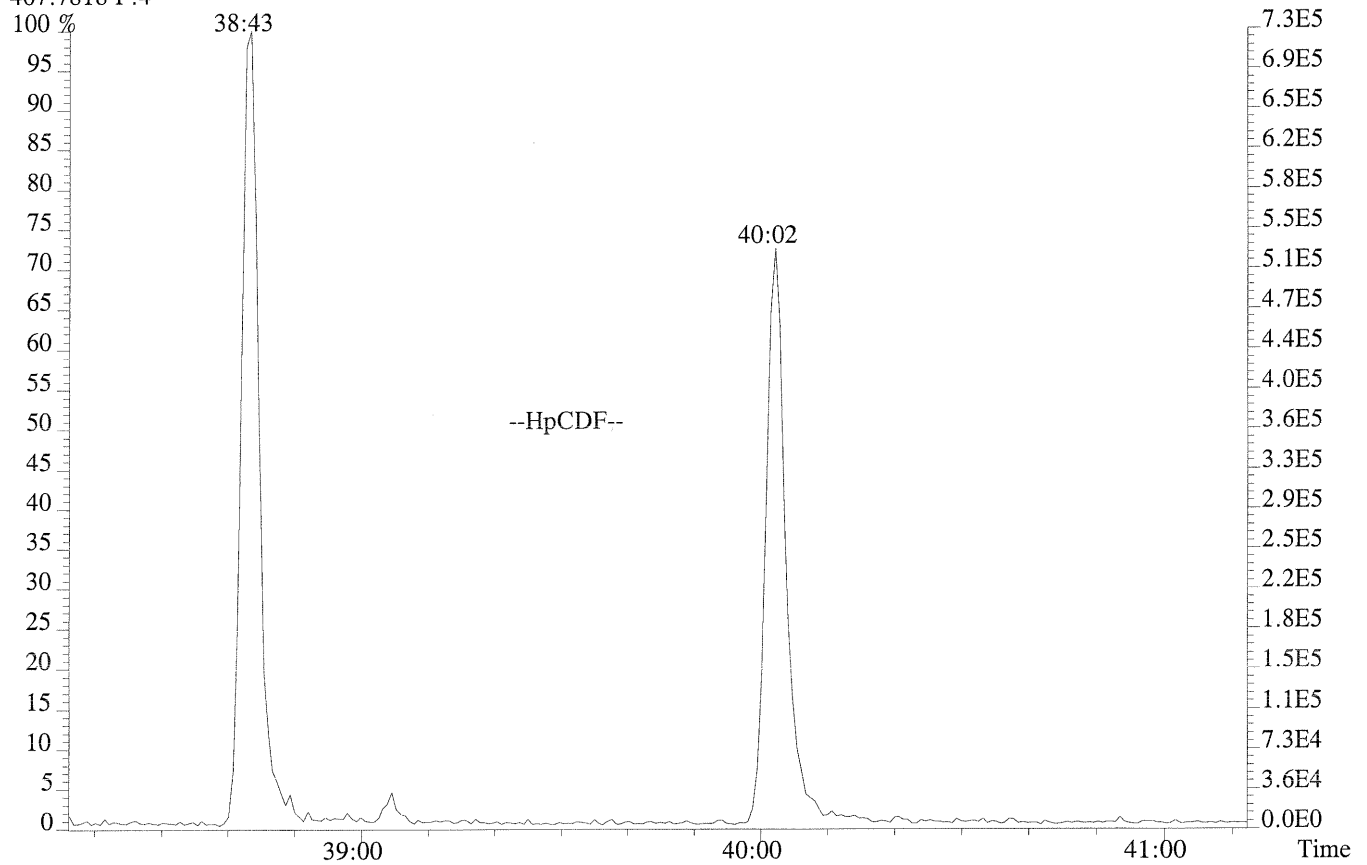
File:U132562 #1-409 Acq:18-AUG-2009 16:19:01 Probe EI+ Magnet SIR VG BioTech Mass spectf
Sample#1 Exp:WINDOW DEFINE
339.8597 F:2



File:U132562 #1-322 Acq:18-AUG-2009 16:19:01 Probe EI+ Magnet SIR VG BioTech Mass spectf
Sample#1 Exp:WINDOW DEFINE
373.8208 F:3



File:U132562 #1-267 Acq:18-AUG-2009 16:19:01 Probe EI+ Magnet SIR VG BioTech Mass spectf
Sample#1 Exp:WINDOW DEFINE
407.7818 F:4



FORM 6A
PCDD/PCDF DAILY CALIBRATION RELATIVE RESPONSES

Lab Name: Columbia Analytical Services Episode No.:

Contract No.: SDG No.:

Initial Calibration Date: 07/31/09

Instrument: AutoSpec-Ultima GC Column ID: DB-5

Begin CCAL Filename: U132564

End CCAL Filename: U132576

	RELATIVE RESPONSE (RR)		MEAN RR (1)	Cv (RSD)
	Begin CCAL	End CCAL		
NATIVE ANALYTES				
2,3,7,8-TCDD	0.98	1.01	0.99	2.19
1,2,3,7,8-PeCDD	0.84	0.86	0.85	1.79
1,2,3,4,7,8-HxCDD	1.07	1.02	1.05	3.88
1,2,3,6,7,8-HxCDD	1.09	1.15	1.12	3.84
1,2,3,7,8,9-HxCDD	1.05	1.07	1.06	1.10
1,2,3,4,6,7,8-HpCDD	0.93	0.94	0.93	0.56
OCDD	1.11	1.12	1.11	0.71
2,3,7,8-TCDF	0.91	0.92	0.91	0.43
1,2,3,7,8-PeCDF	0.91	0.91	0.91	0.36
2,3,4,7,8-PeCDF	0.96	0.93	0.94	1.98
1,2,3,4,7,8-HxCDF	1.13	1.18	1.16	3.07
1,2,3,6,7,8-HxCDF	1.17	1.18	1.17	0.98
1,2,3,7,8,9-HxCDF	0.94	1.05	1.00	7.81
2,3,4,6,7,8-HxCDF	1.06	1.12	1.09	3.58
1,2,3,4,6,7,8-HpCDF	1.34	1.36	1.35	0.67
1,2,3,4,7,8,9-HpCDF	1.04	1.11	1.08	4.74
OCDF	1.32	1.34	1.33	1.03

(1) Two daily mean RF values are used to compute the analyte and labeled compounds, see Section 8.3.2.4, Method 8290.

8290F6A

FORM 6B
PCDD/PCDF DAILY CALIBRATION RELATIVE RESPONSES

Lab Name: Columbia Analytical Services Episode No.:

Contract No.: SDG No.:

Initial Calibration Date: 07/31/09

Instrument: AutoSpec-Ultima GC Column ID: DB-5

Begin CCAL Filename: U132564

End CCAL Filename: U132576

Labeled Compounds	RELATIVE RESPONSE (RR)		MEAN RR (1)	Cv (RSD)
	Begin CCAL	End CCAL		
Labeled Compounds				
13C-2,3,7,8-TCDD	1.00	1.05	1.03	3.70
13C-1,2,3,7,8-PeCDD	1.15	1.34	1.25	10.34
13C-1,2,3,6,7,8-HxCDD	0.91	0.86	0.88	4.05
13C-1,2,3,4,6,7,8-HpCDD	0.86	0.88	0.87	1.12
13C-OCDD	0.67	0.72	0.69	5.68
13C-2,3,7,8-TCDF	1.43	1.54	1.49	5.52
13C-1,2,3,7,8-PeCDF	1.45	1.78	1.62	14.18
13C-1,2,3,4,7,8-HxCDF	1.22	1.15	1.19	3.62
13C-1,2,3,4,6,7,8-HpCDF	0.98	0.98	0.98	0.01
CLEANUP STANDARD				
37Cl-2,3,7,8-TCDD	1.00	1.07	1.03	4.73

(1) Two daily mean RF values are used to compute the analyte and labeled compounds, see Section 8.3.2.4, Method 8290.

8290F6B

FORM 4A
PCDD/PCDF CALIBRATION VERIFICATION

Lab Name: Columbia Analytical Services Episode No.:

Contract No.: SDG No.:

Initial Calibration Date: 07/31/09

Instrument ID: AutoSpec-Ultima GC Column ID: DB-5

VER Data Filename: U132564 Analysis Date: 18-AUG-09 Time: 18:30:39

	M/Z'S FORMING RATIO (1)	ION ABUND. RATIO	QC LIMITS (2)	CCAL. RRF	MEAN RRF	%D (3)
NATIVE ANALYTES						
2,3,7,8-TCDD	M/M+2	0.78	0.65-0.89	0.98	0.93	4.63
1,2,3,7,8-PeCDD	M+2/M+4	1.63	1.32-1.78	0.84	0.89	-6.27
1,2,3,4,7,8-HxCDD	M+2/M+4	1.27	1.05-1.43	1.07	1.03	4.52
1,2,3,6,7,8-HxCDD	M+2/M+4	1.28	1.05-1.43	1.09	1.08	0.56
1,2,3,7,8,9-HxCDD	M+2/M+4	1.25	1.05-1.43	1.05	1.05	-0.07
1,2,3,4,6,7,8-HpCDD	M+2/M+4	1.06	0.88-1.20	0.93	0.95	-1.62
OCDD	M+2/M+4	0.88	0.76-1.02	1.11	1.02	8.35
2,3,7,8-TCDF	M/M+2	0.76	0.65-0.89	0.91	0.85	7.34
1,2,3,7,8-PeCDF	M+2/M+4	1.57	1.32-1.78	0.91	0.85	6.19
2,3,4,7,8-PeCDF	M+2/M+4	1.60	1.32-1.78	0.96	0.89	7.82
1,2,3,4,7,8-HxCDF	M+2/M+4	1.24	1.05-1.43	1.13	1.13	0.48
1,2,3,6,7,8-HxCDF	M+2/M+4	1.25	1.05-1.43	1.17	1.14	1.87
1,2,3,7,8,9-HxCDF	M+2/M+4	1.22	1.05-1.43	0.94	0.94	0.38
2,3,4,6,7,8-HxCDF	M+2/M+4	1.24	1.05-1.43	1.06	1.06	0.60
1,2,3,4,6,7,8-HpCDF	M+2/M+4	1.03	0.88-1.20	1.34	1.37	-2.13
1,2,3,4,7,8,9-HpCDF	M+2/M+4	1.04	0.88-1.20	1.04	1.08	-4.03
OCDF	M+2/M+4	0.93	0.76-1.02	1.32	1.10	19.90

(1) See Table 6, Method 8290, for m/z specifications.

(2) Ion Abundance Ratio Control Limits as specified in Table 8, Method 8290.

(3) The beginning CCAL %RSD for the 17 unlabeled standard must not exceed +/- 20%, Section 7.7.4.1. The ending CCAL must not exceed +/-25%. Section 8.3.2.4.

8290F4A

FORM 4B
PCDD/PCDF CALIBRATION VERIFICATION

Lab Name: Columbia Analytical Services Episode No.:

Contract No.: SDG No.:

Initial Calibration Date: 07/31/09

Instrument ID: AutoSpec-Ultima GC Column ID: DB-5

VER Data Filename: U132564 Analysis Date: 18-AUG-09 Time: 18:30:39

LABELLED COMPOUNDS	M/Z'S FORMING RATIO (1)	ION ABUND. RATIO	QC LIMITS (2)	CCAL. RRF	MEAN RRF	%D (3)
13C-2,3,7,8-TCDD	M/M+2	0.79	0.65-0.89	1.00	1.05	-4.73
13C-1,2,3,7,8-PeCDD	M+2/M+4	1.59	1.32-1.78	1.15	0.91	27.51
13C-1,2,3,6,7,8-HxCDD	M+2/M+4	1.25	1.05-1.43	0.91	0.98	-7.26
13C-1,2,3,4,6,7,8-HpCDD	M+2/M+4	1.06	0.88-1.20	0.86	0.93	-6.75
13C-OCDD	M+2/M+4	0.91	0.76-1.02	0.67	0.75	-11.52
13C-2,3,7,8-TCDF	M/M+2	0.79	0.65-0.89	1.43	1.36	5.30
13C-1,2,3,7,8-PeCDF	M+2/M+4	1.58	1.32-1.78	1.45	1.26	15.23
13C-1,2,3,4,7,8-HxCDF	M/M+2	0.52	0.43-0.59	1.22	1.25	-2.88
13C-1,2,3,4,6,7,8-HpCDF	M/M+2	0.45	0.37-0.51	0.98	0.93	5.28
CLEANUP STANDARD						
37Cl-2,3,7,8-TCDD				1.00	0.98	2.33

(1) See Table 6, Method 8290, for m/z specifications.

(2) Ion Abundance Ratio Control Limits as specified in Table 8, Method 8290.

(3) The beginning CCAL %RSD for the labeled standard must not exceed +/- 30%, Section 7.7.4.2. The ending CCAL must not exceed +/- 35%, Section 8.3.2.4.

8290F4B

Columbia Analytical Services, Inc.
Sample Response Summary

CLIENT ID.
CCAL HRCC3

Run #6 Filename U132564 Samp: 1 Inj: 1 Acquired: 18-AUG-09 18:30:39
Processed: 19-AUG-09 15:28:40 LAB. ID: CCAL HRCC3

Typ	Name	RT-1	Resp 1	Resp 2	Ratio	Meet	Mod?	RRF
1 Unk	2,3,7,8-TCDF	28:05	4.800e+03	6.326e+03	0.76	yes	no	0.848
2 Unk	1,2,3,7,8-PeCDF	32:27	1.725e+04	1.099e+04	1.57	yes	no	0.854
3 Unk	2,3,4,7,8-PeCDF	33:11	1.832e+04	1.142e+04	1.60	yes	no	0.886
4 Unk	1,2,3,4,7,8-HxCDF	36:00	1.620e+04	1.307e+04	1.24	yes	no	1.125
5 Unk	1,2,3,6,7,8-HxCDF	36:06	1.673e+04	1.342e+04	1.25	yes	no	1.144
6 Unk	2,3,4,6,7,8-HxCDF	36:35	1.526e+04	1.227e+04	1.24	yes	no	1.058
7 Unk	1,2,3,7,8,9-HxCDF	37:17	1.340e+04	1.096e+04	1.22	yes	no	0.938
8 Unk	1,2,3,4,6,7,8-HpCDF	38:43	1.422e+04	1.381e+04	1.03	yes	no	1.374
9 Unk	1,2,3,4,7,8,9-HpCDF	40:01	1.107e+04	1.060e+04	1.04	yes	no	1.083
10 Unk	OCDF	42:48	1.802e+04	1.948e+04	0.93	yes	yes	1.102
11 Unk	2,3,7,8-TCDD	28:56	3.662e+03	4.679e+03	0.78	yes	no	0.933
12 Unk	1,2,3,7,8-PeCDD	33:32	1.279e+04	7.841e+03	1.63	yes	no	0.891
13 Unk	1,2,3,4,7,8-HxCDD	36:41	1.163e+04	9.135e+03	1.27	yes	no	1.028
14 Unk	1,2,3,6,7,8-HxCDD	36:46	1.181e+04	9.216e+03	1.28	yes	no	1.082
15 Unk	1,2,3,7,8,9-HxCDD	37:03	1.129e+04	9.009e+03	1.25	yes	no	1.052
16 Unk	1,2,3,4,6,7,8-HpCDD	39:36	8.804e+03	8.329e+03	1.06	yes	no	0.947
17 Unk	OCDD	42:38	1.470e+04	1.668e+04	0.88	yes	no	1.020
18 IS	13C-2,3,7,8-TCDF	28:05	2.705e+04	3.405e+04	0.79	yes	no	1.355
19 IS	13C-1,2,3,7,8-PeCDF	32:26	3.816e+04	2.410e+04	1.58	yes	no	1.262
20 IS	13C-1,2,3,4,7,8-HxCDF	35:59	4.430e+04	8.510e+04	0.52	yes	no	1.251
21 IS	13C-1,2,3,4,6,7,8-HpCDF	38:42	3.228e+04	7.197e+04	0.45	yes	no	0.930
22 IS	13C-2,3,7,8-TCDD	28:54	1.880e+04	2.394e+04	0.79	yes	no	1.048
23 IS	13C-1,2,3,7,8-PeCDD	33:31	3.037e+04	1.905e+04	1.59	yes	no	0.905
24 IS	13C-1,2,3,6,7,8-HxCDD	36:45	5.368e+04	4.291e+04	1.25	yes	no	0.978
25 IS	13C-1,2,3,4,6,7,8-HpCDD	39:36	4.744e+04	4.455e+04	1.06	yes	no	0.927
26 IS	13C-OCDD	42:37	6.760e+04	7.435e+04	0.91	yes	no	0.753
27 RS/RT	13C-1,2,3,4-TCDD	28:41	1.898e+04	2.383e+04	0.80	yes	no	-
28 RS/RT	13C-1,2,3,7,8,9-HxCDD	37:02	5.911e+04	4.735e+04	1.25	yes	no	-
29 C/Up	37Cl-2,3,7,8-TCDD	28:56	8.556e+03					0.977
				SUM AREA				
30 Tot	Total Tetra-Furans	28:05		1.121e+04	0.76	yes		0.848
31 Tot	Total Tetra-Dioxins	28:56		8.341e+03	0.78	yes		0.933
32 Tot	Total Penta-Furans	32:27		5.830e+04	1.57	yes		0.870
33 Tot	Total Penta-Dioxins	33:32		2.063e+04	1.63	yes		0.891
34 Tot	Total Hexa-Furans	36:00		1.113e+05	1.24	yes		1.066
35 Tot	Total Hexa-Dioxins	36:41		6.209e+04	1.27	yes		1.054
36 Tot	Total Hepta-Furans	38:43		4.970e+04	1.03	yes		1.228
37 Tot	Total Hepta-Dioxins	38:58		1.722e+04	1.08	yes		0.947

Columbia Analytical Services, Inc.
19408 Park Row., Suite 320
Houston, TX 77084
Office (713) 266-1599. Fax (713) 266-0130

Columbia Analytical Services, Inc.
Signal/Noise Height Ratio SummaryCLIENT ID.
CCAL HRCC3

Run #6 Filename U132564 #1 Samp: 1 Inj: 1 Acquired: 18-AUG-09 18:30:39

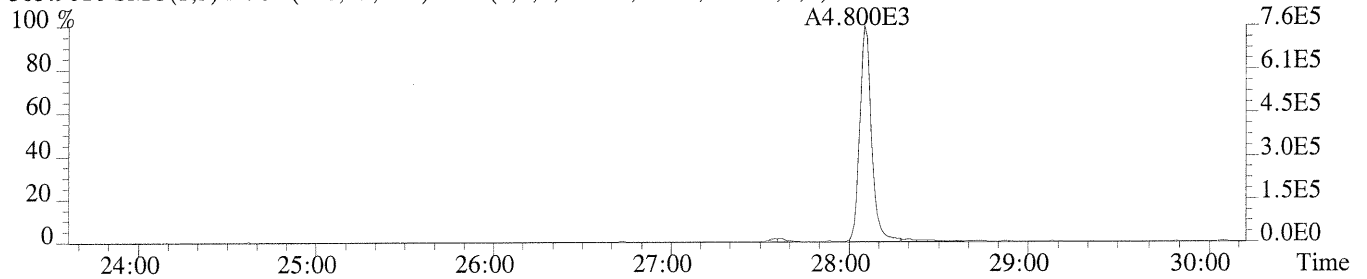
Processed: 19-AUG-09 15:28:40 LAB. ID: CCAL HRCC3

	Name	Signal 1	Noise 1	S/N Rat.1	Signal 2	Noise 2	S/N Rat.2
1	2,3,7,8-TCDF	7.56e+05	6.20e+02	1.2e+03	9.97e+05	6.16e+02	1.6e+03
2	1,2,3,7,8-PeCDF	3.08e+06	7.64e+02	4.0e+03	1.96e+06	1.03e+03	1.9e+03
3	2,3,4,7,8-PeCDF	3.29e+06	7.64e+02	4.3e+03	2.06e+06	1.03e+03	2.0e+03
4	1,2,3,4,7,8-HxCDF	3.36e+06	7.16e+02	4.7e+03	2.69e+06	6.60e+02	4.1e+03
5	1,2,3,6,7,8-HxCDF	3.17e+06	7.16e+02	4.4e+03	2.54e+06	6.60e+02	3.8e+03
6	2,3,4,6,7,8-HxCDF	3.09e+06	7.16e+02	4.3e+03	2.51e+06	6.60e+02	3.8e+03
7	1,2,3,7,8,9-HxCDF	2.60e+06	7.16e+02	3.6e+03	2.12e+06	6.60e+02	3.2e+03
8	1,2,3,4,6,7,8-HpCDF	2.96e+06	3.26e+03	9.1e+02	2.88e+06	1.97e+03	1.5e+03
9	1,2,3,4,7,8,9-HpCDF	1.97e+06	3.26e+03	6.0e+02	1.87e+06	1.97e+03	9.5e+02
10	OCDF	2.85e+06	1.10e+03	2.6e+03	3.08e+06	1.36e+03	2.3e+03
11	2,3,7,8-TCDD	6.12e+05	5.24e+02	1.2e+03	7.70e+05	6.24e+02	1.2e+03
12	1,2,3,7,8-PeCDD	2.46e+06	7.52e+02	3.3e+03	1.49e+06	5.48e+02	2.7e+03
13	1,2,3,4,7,8-HxCDD	2.53e+06	4.20e+02	6.0e+03	1.99e+06	5.92e+02	3.4e+03
14	1,2,3,6,7,8-HxCDD	2.49e+06	4.20e+02	5.9e+03	1.99e+06	5.92e+02	3.4e+03
15	1,2,3,7,8,9-HxCDD	2.37e+06	4.20e+02	5.6e+03	1.89e+06	5.92e+02	3.2e+03
16	1,2,3,4,6,7,8-HpCDD	1.71e+06	6.52e+02	2.6e+03	1.62e+06	5.00e+02	3.2e+03
17	OCDD	2.23e+06	4.96e+02	4.5e+03	2.59e+06	5.12e+02	5.1e+03
18	13C-2,3,7,8-TCDF	4.22e+06	1.68e+03	2.5e+03	5.35e+06	1.02e+03	5.2e+03
19	13C-1,2,3,7,8-PeCDF	7.08e+06	2.32e+02	3.1e+04	4.49e+06	4.88e+02	9.2e+03
20	13C-1,2,3,4,7,8-HxCDF	8.65e+06	2.72e+02	3.2e+04	1.66e+07	9.36e+02	1.8e+04
21	13C-1,2,3,4,6,7,8-HpCDF	6.75e+06	2.98e+03	2.3e+03	1.51e+07	9.16e+02	1.6e+04
22	13C-2,3,7,8-TCDD	3.21e+06	2.04e+03	1.6e+03	4.05e+06	8.64e+02	4.7e+03
23	13C-1,2,3,7,8-PeCDD	5.76e+06	6.88e+02	8.4e+03	3.63e+06	6.84e+02	5.3e+03
24	13C-1,2,3,6,7,8-HxCDD	1.16e+07	1.23e+03	9.5e+03	9.25e+06	7.52e+02	1.2e+04
25	13C-1,2,3,4,6,7,8-HpCDD	9.28e+06	7.60e+02	1.2e+04	8.74e+06	4.72e+02	1.9e+04
26	13C-OCDD	1.03e+07	7.28e+02	1.4e+04	1.13e+07	5.80e+02	2.0e+04
27	13C-1,2,3,4-TCDD	3.36e+06	2.04e+03	1.6e+03	4.13e+06	8.64e+02	4.8e+03
28	13C-1,2,3,7,8,9-HxCDD	1.24e+07	1.23e+03	1.0e+04	1.00e+07	7.52e+02	1.3e+04
29	37Cl-2,3,7,8-TCDD	1.40e+06	5.72e+02	2.5e+03			

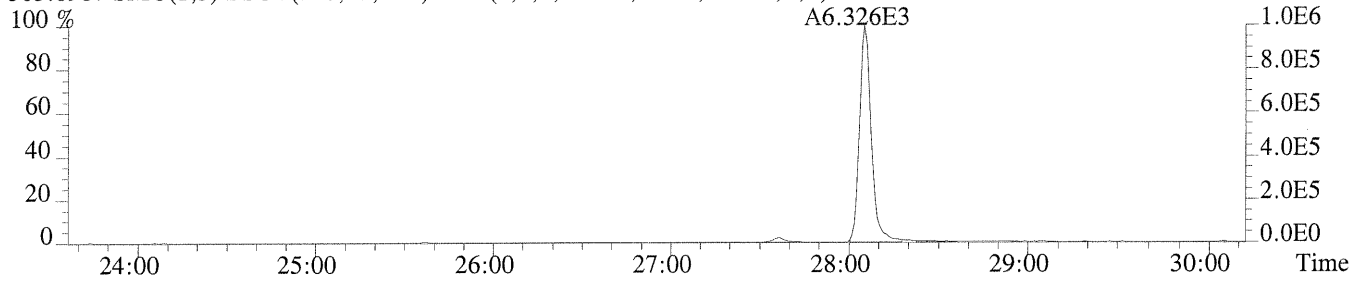
Columbia Analytical Services, Inc.
19408 Park Row, Suite 320
Houston, TX 77084
Office: (713)266-1599. Fax: (713)266-0130

Sample#1 Exp:CCAL HRCC3

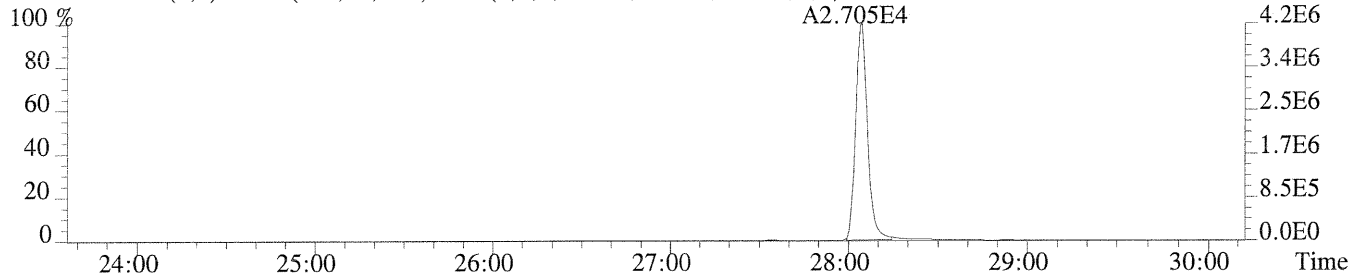
303.9016 SMO(1,3) BSUB(128,15,-3.0) PKD(3,3,3,0.10%,620.0,1.00%,F,F)



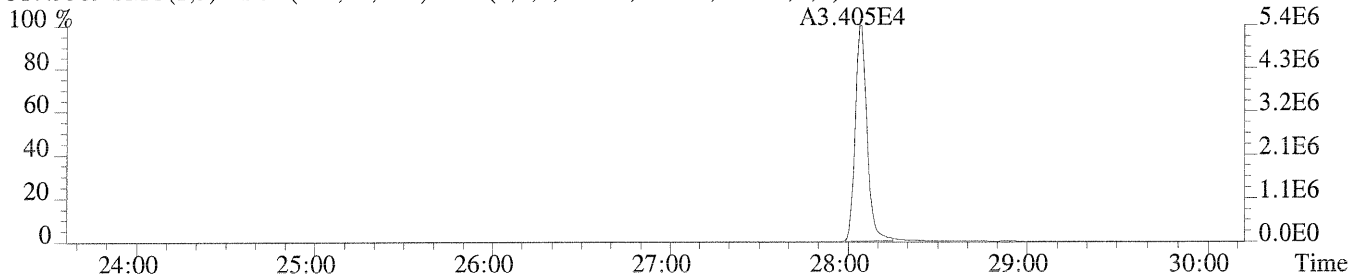
305.8987 SMO(1,3) BSUB(128,15,-3.0) PKD(3,3,3,0.10%,616.0,1.00%,F,F)



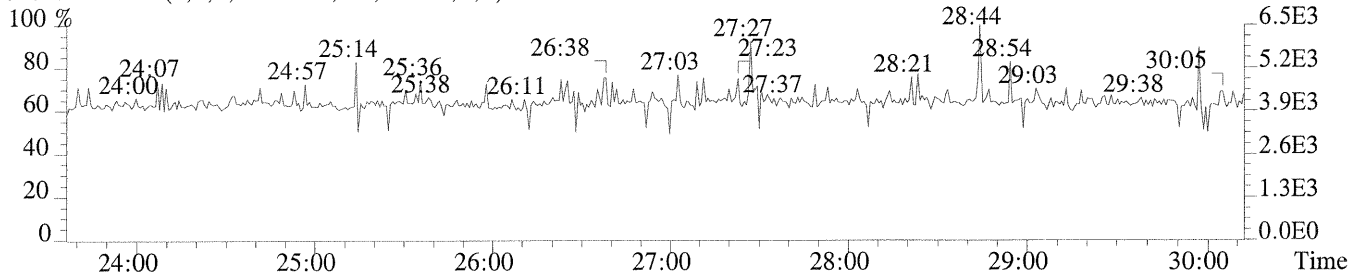
315.9419 SMO(1,3) BSUB(128,15,-3.0) PKD(3,3,3,0.10%,1680.0,1.00%,F,F)



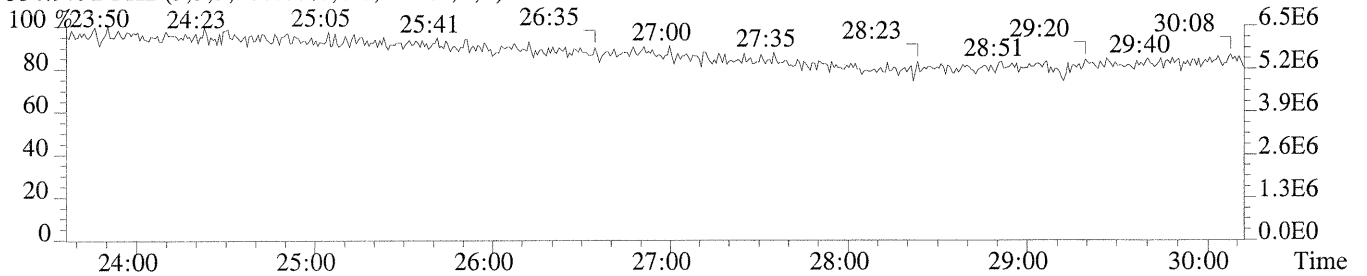
317.9389 SMO(1,3) BSUB(128,15,-3.0) PKD(3,3,3,0.10%,1020.0,1.00%,F,F)



375.8364 PKD(5,3,5,100.00%,0.0,1.00%,F,F)

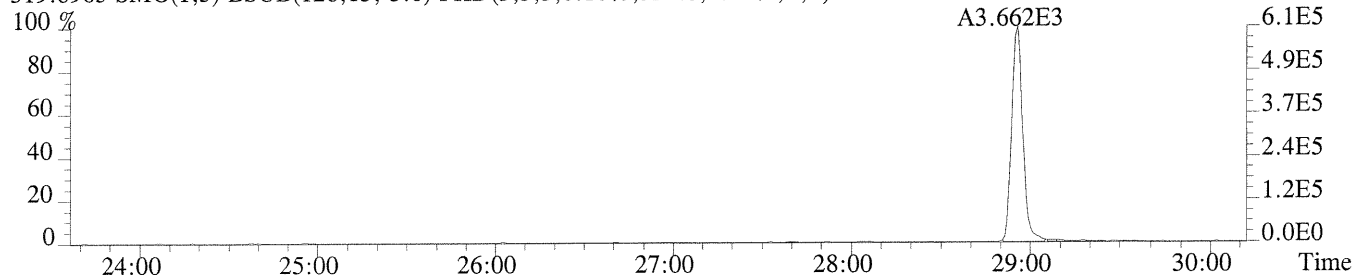


354.9792 PKD(3,3,3,100.00%,0.0,1.00%,F,F)

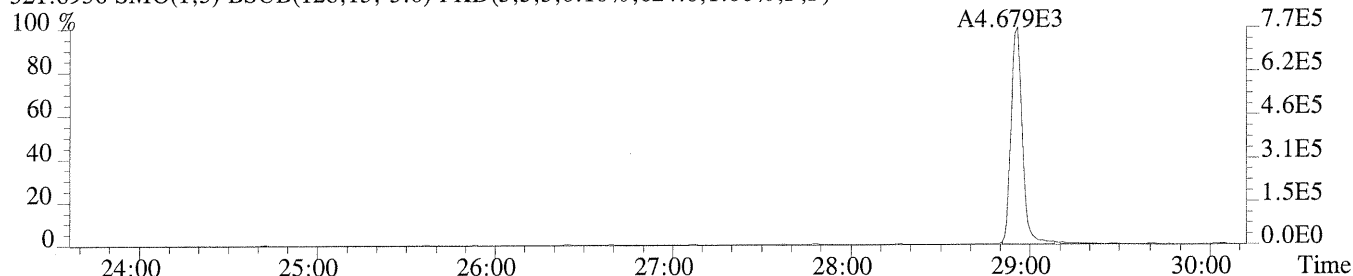


Sample#1 Exp:CCAL HRCC3

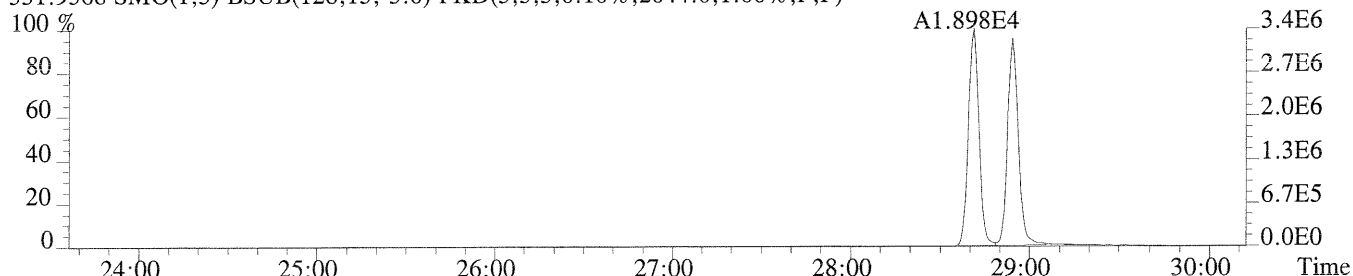
319.8965 SMO(1,3) BSUB(128,15,-3.0) PKD(3,3,3,0.10%,524.0,1.00%,F,F)



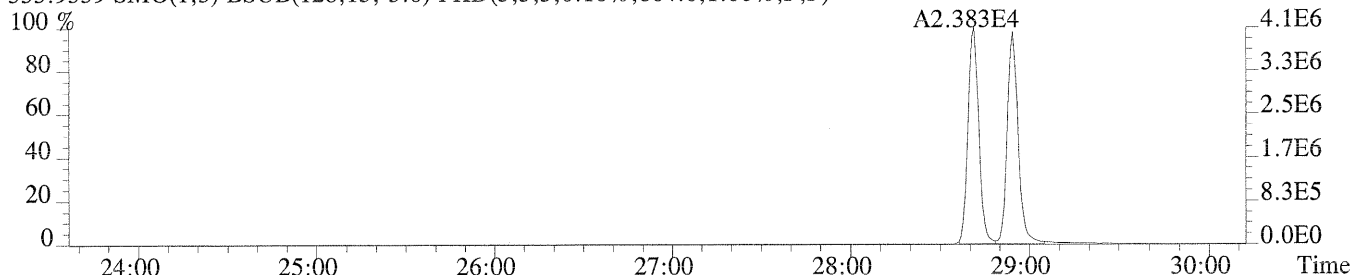
321.8936 SMO(1,3) BSUB(128,15,-3.0) PKD(3,3,3,0.10%,624.0,1.00%,F,F)



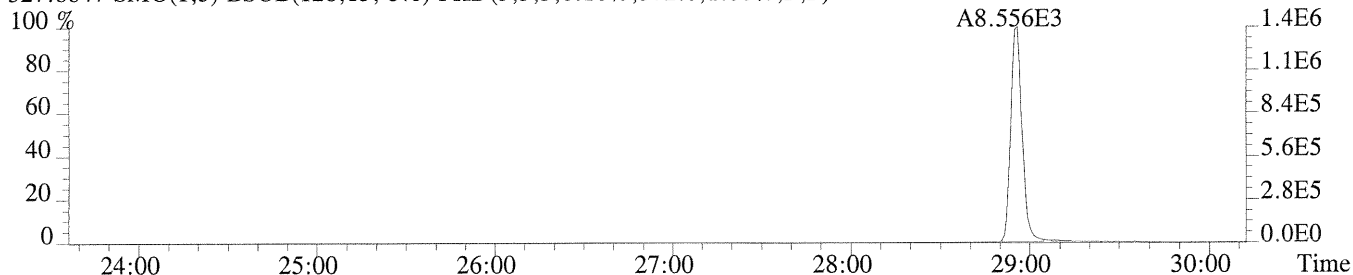
331.9368 SMO(1,3) BSUB(128,15,-3.0) PKD(3,3,3,0.10%,2044.0,1.00%,F,F)



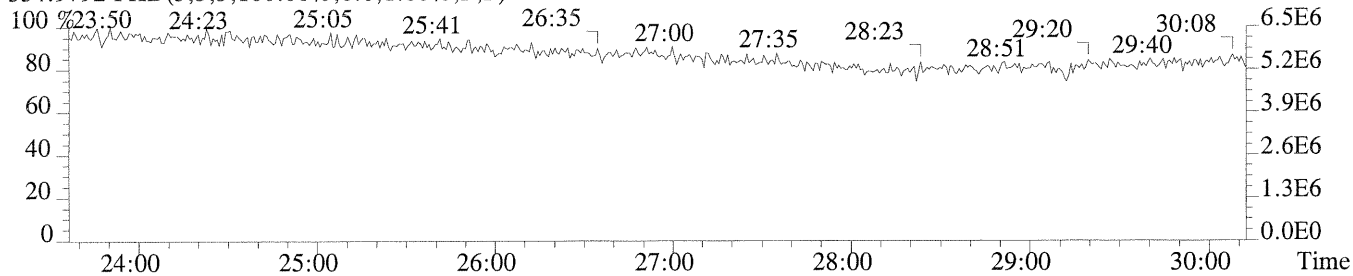
333.9339 SMO(1,3) BSUB(128,15,-3.0) PKD(3,3,3,0.10%,864.0,1.00%,F,F)



327.8847 SMO(1,3) BSUB(128,15,-3.0) PKD(3,3,3,0.10%,572.0,1.00%,F,F)

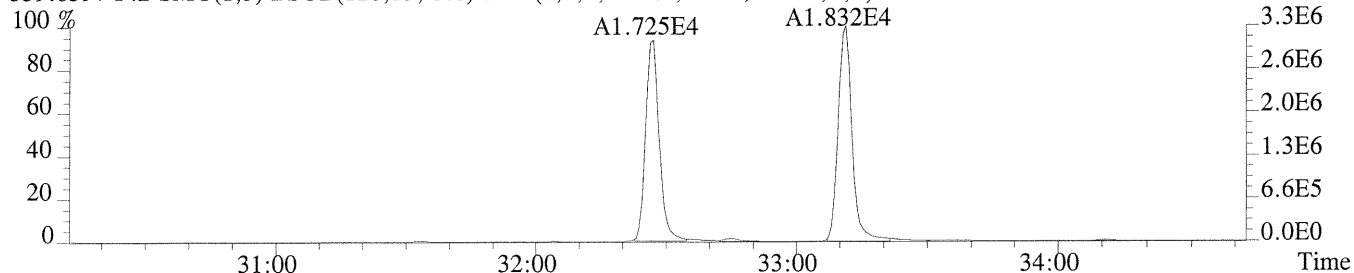


354.9792 PKD(3,3,3,100.00%,0.0,1.00%,F,F)

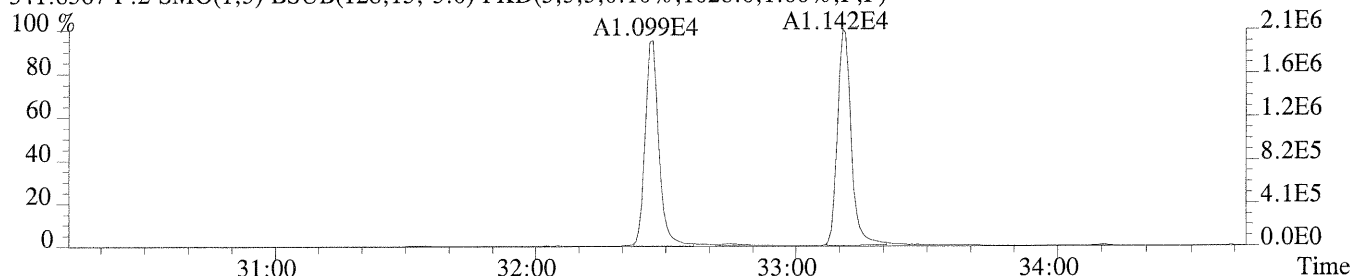


Sample#1 Exp:CCAL HRCC3

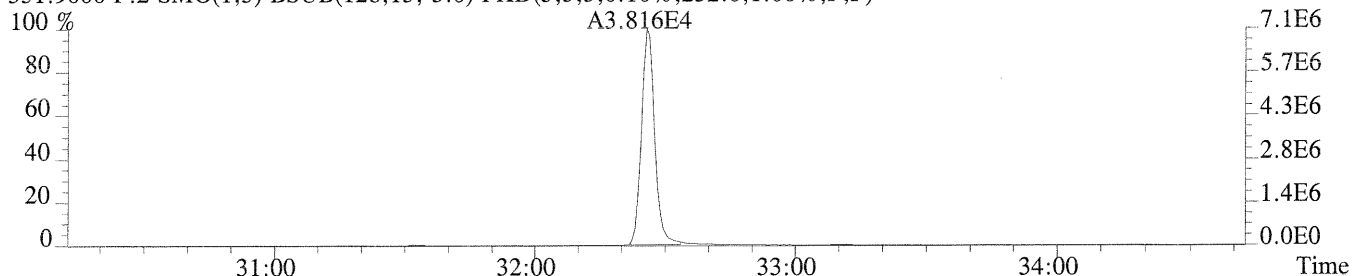
339.8597 F:2 SMO(1,3) BSUB(128,15,-3.0) PKD(3,3,3,0.10%,764.0,1.00%,F,F)



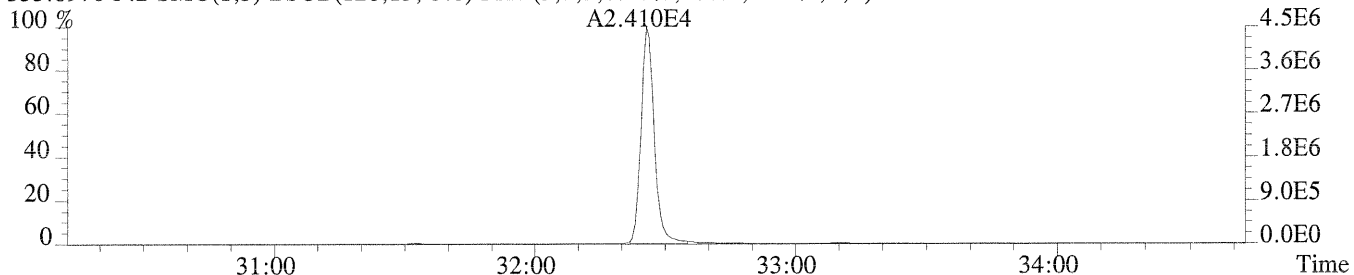
341.8567 F:2 SMO(1,3) BSUB(128,15,-3.0) PKD(3,3,3,0.10%,1028.0,1.00%,F,F)



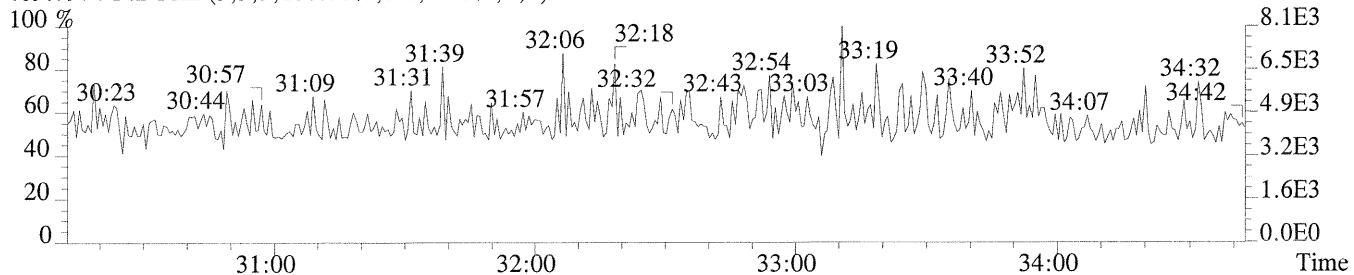
351.9000 F:2 SMO(1,3) BSUB(128,15,-3.0) PKD(3,3,3,0.10%,232.0,1.00%,F,F)



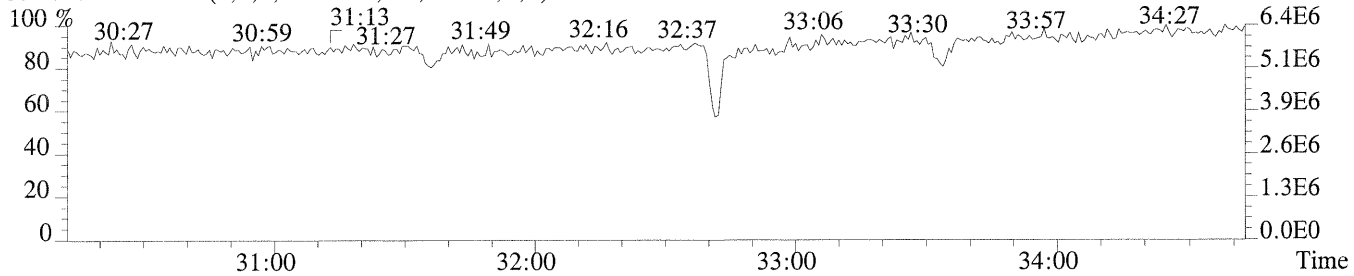
353.8970 F:2 SMO(1,3) BSUB(128,15,-3.0) PKD(3,3,3,0.10%,488.0,1.00%,F,F)



409.7974 F:2 PKD(5,3,5,100.00%,0.0,1.00%,F,F)



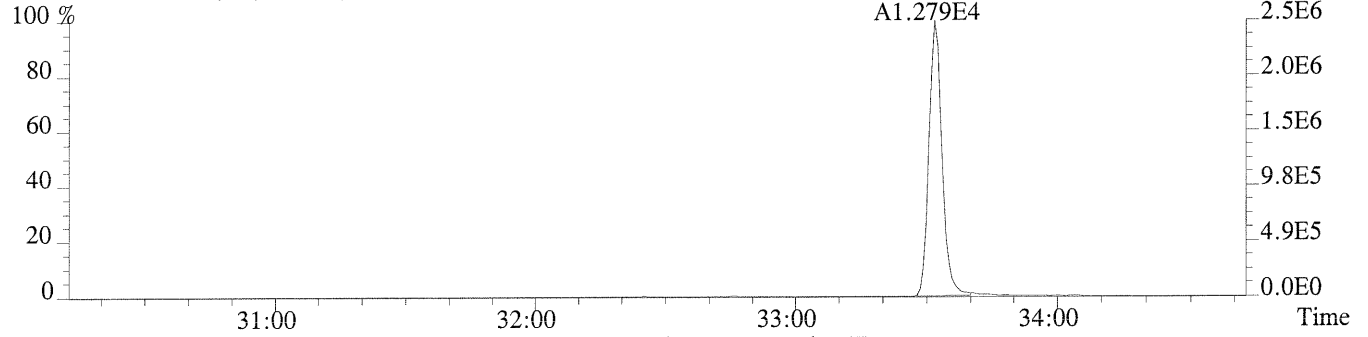
354.9792 F:2 PKD(3,3,3,100.00%,0.0,1.00%,F,F)



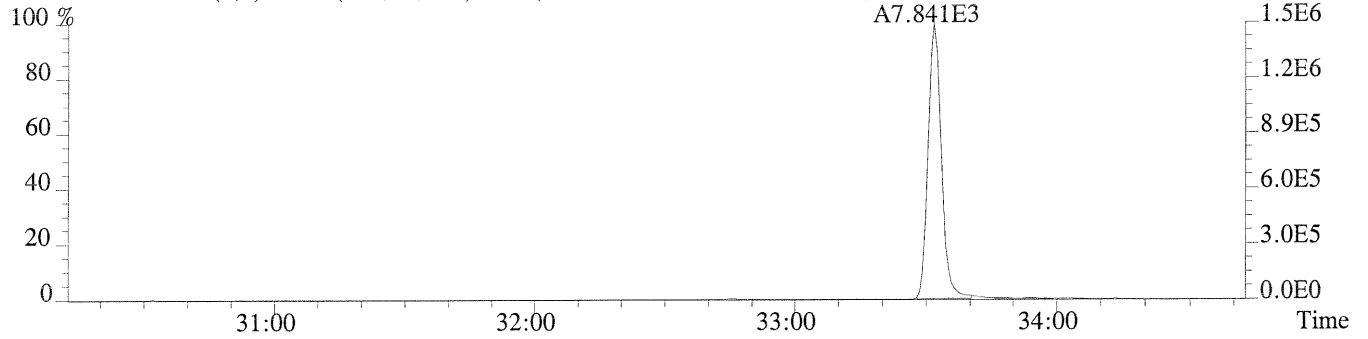
File:U132564 #1-409 Acq:18-AUG-2009 18:30:39 Probe EI+ Magnet SIR VG BioTech Mass spectf

Sample#1 Exp:CCAL HRCC3

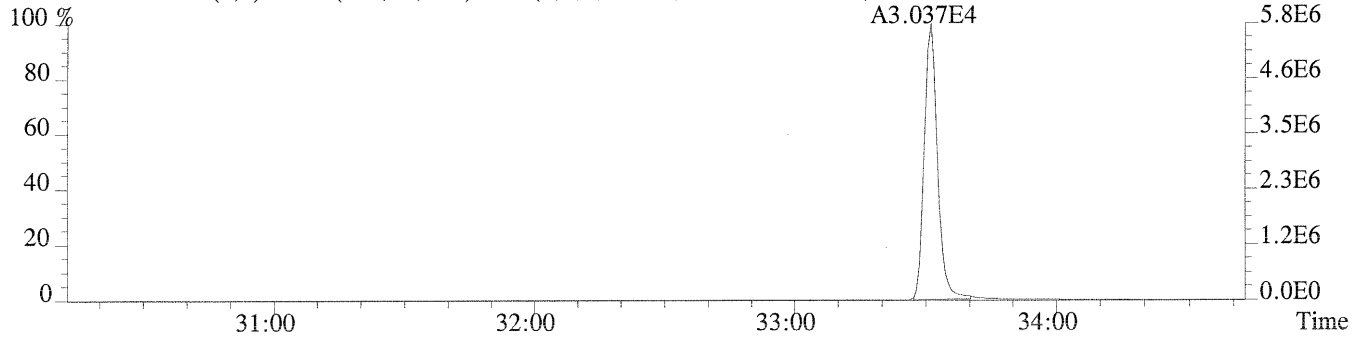
355.8546 F:2 SMO(1,3) BSUB(128,15,-3.0) PKD(3,3,3,0.10%,752.0,1.00%,F,F)



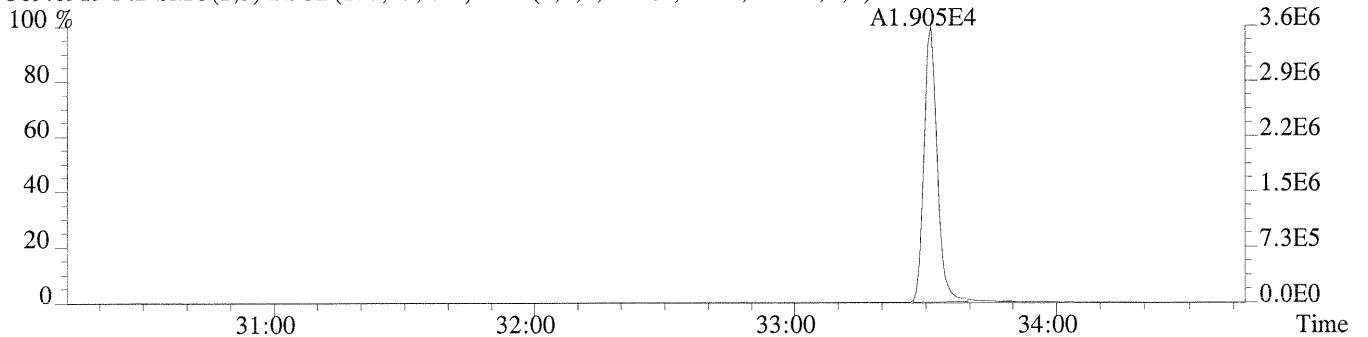
357.8517 F:2 SMO(1,3) BSUB(128,15,-3.0) PKD(3,3,3,0.10%,548.0,1.00%,F,F)



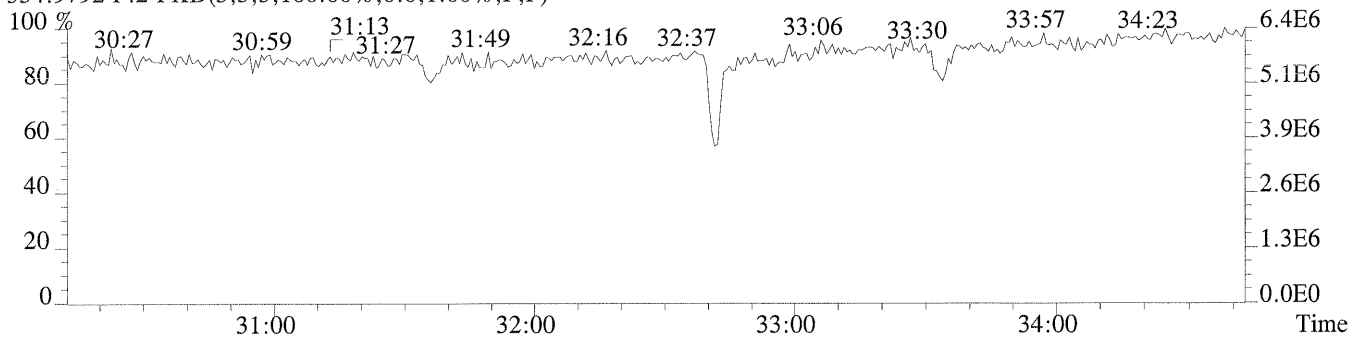
367.8949 F:2 SMO(1,3) BSUB(128,15,-3.0) PKD(3,3,3,0.10%,688.0,1.00%,F,F)



369.8919 F:2 SMO(1,3) BSUB(128,15,-3.0) PKD(3,3,3,0.10%,684.0,1.00%,F,F)



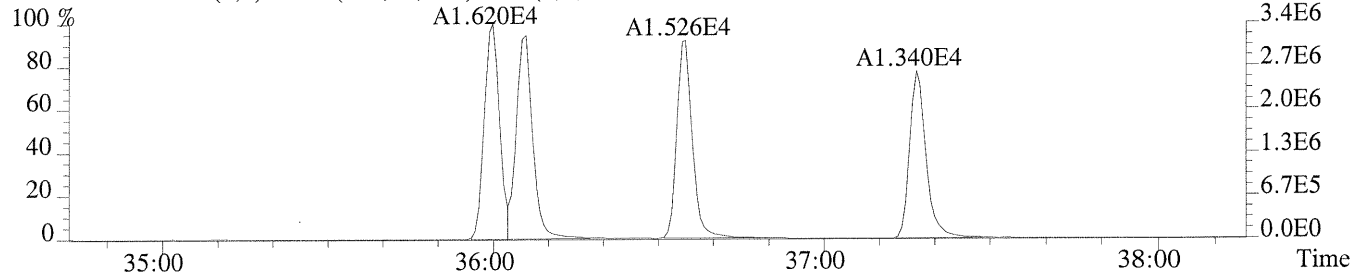
354.9792 F:2 PKD(3,3,3,100.00%,0.0,1.00%,F,F)



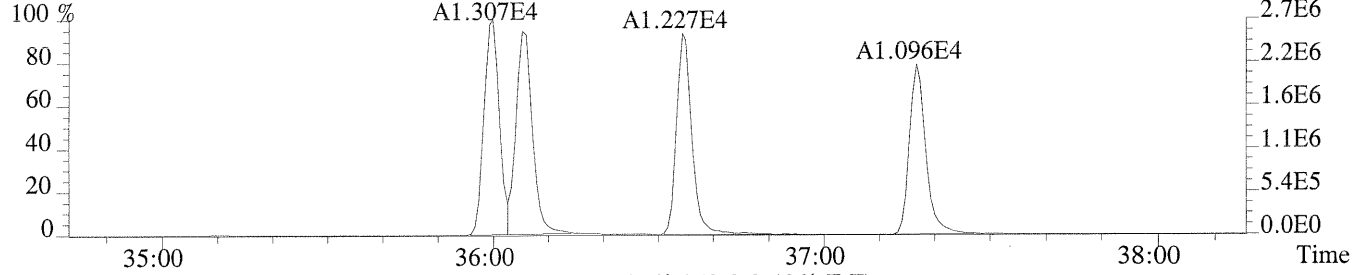
File:U132564 #1-322 Acq:18-AUG-2009 18:30:39 Probe EI+ Magnet SIR VG BioTech Mass spectf

Sample#1 Exp:CCAL HRCC3

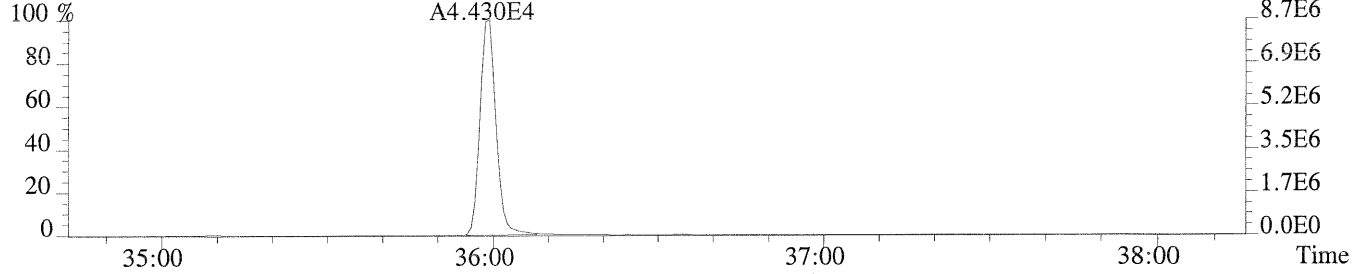
373.8208 F:3 SMO(1,3) BSUB(128,15,-3.0) PKD(3,3,3,0.25%,716.0,0.40%,F,F)



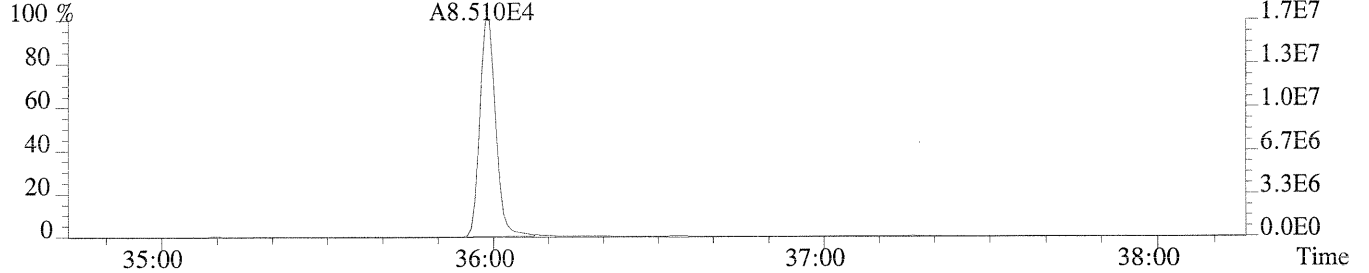
375.8178 F:3 SMO(1,3) BSUB(128,15,-3.0) PKD(3,3,3,0.25%,660.0,0.40%,F,F)



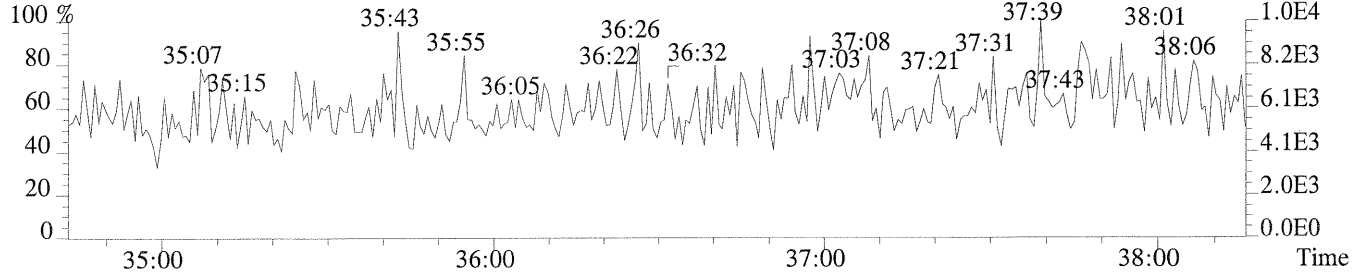
383.8639 F:3 SMO(1,3) BSUB(128,15,-3.0) PKD(3,3,3,0.25%,272.0,0.40%,F,F)



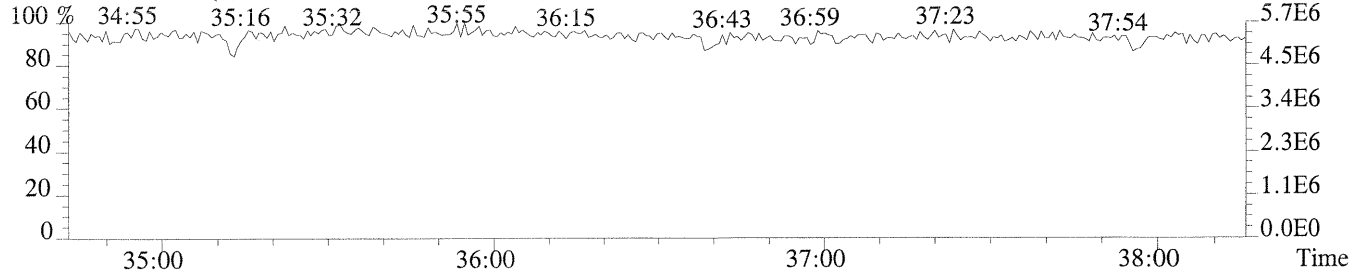
385.8610 F:3 SMO(1,3) BSUB(128,15,-3.0) PKD(3,3,3,0.25%,936.0,0.40%,F,F)



445.7555 F:3 PKD(5,3,5,100.00%,0.0,1.00%,F,F)



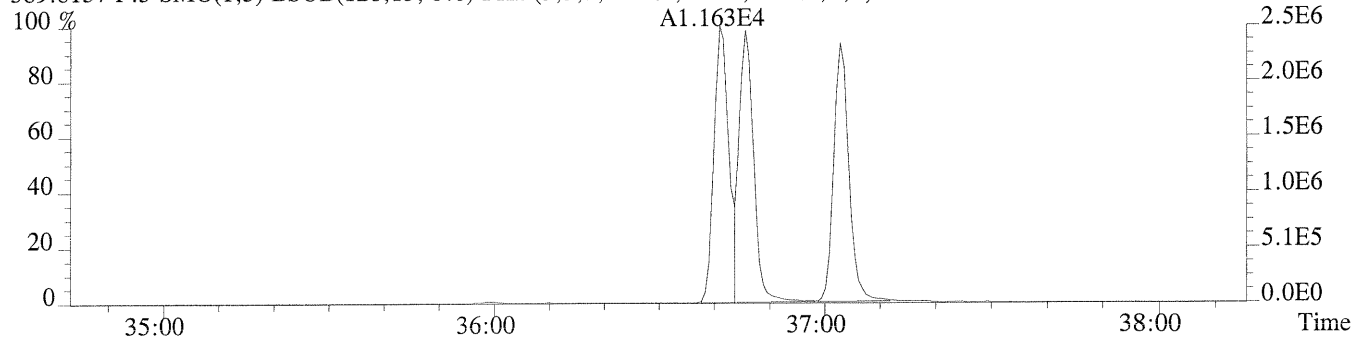
430.9728 F:3 PKD(3,3,3,100.00%,0.0,1.00%,F,F)



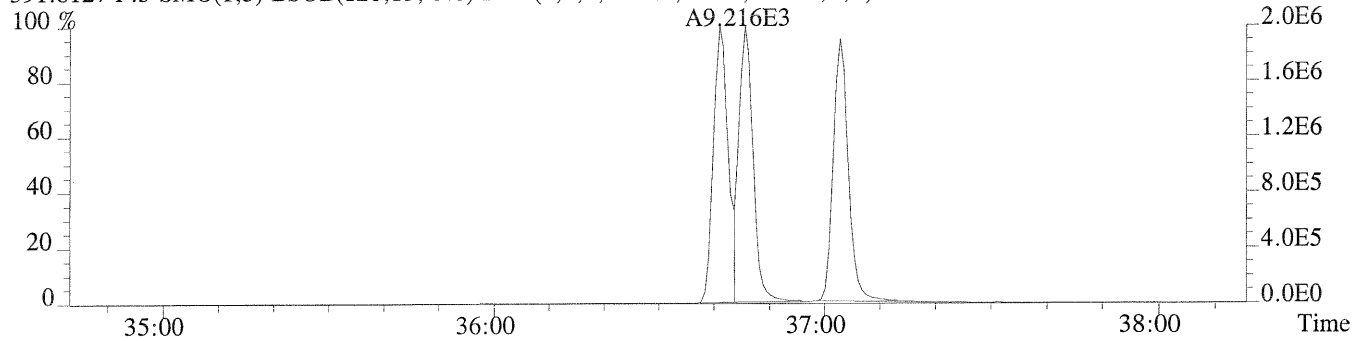
File:U132564 #1-322 Acq:18-AUG-2009 18:30:39 Probe EI+ Magnet SIR VG BioTech Mass spectf

Sample#1 Exp:CCAL HRCC3

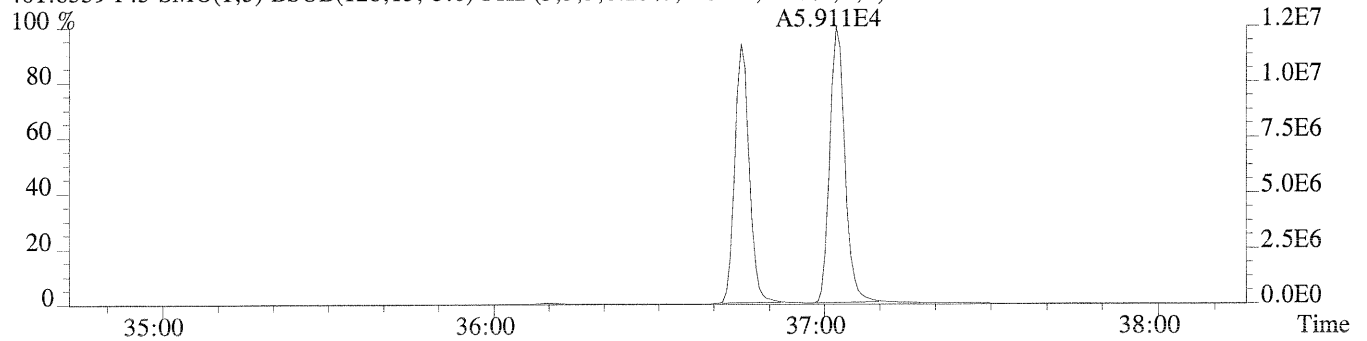
389.8157 F:3 SMO(1,3) BSUB(128,15,-3.0) PKD(3,3,3,0.25%,420.0,0.40%,F,F)



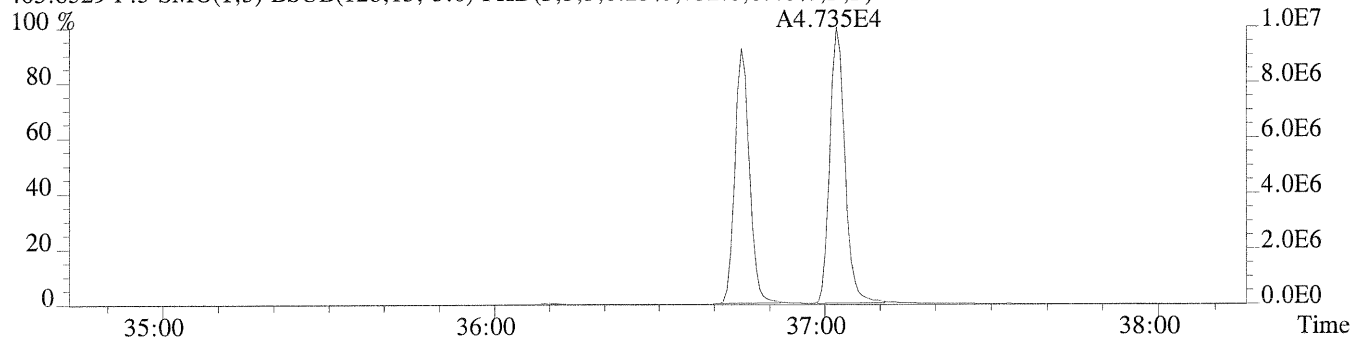
391.8127 F:3 SMO(1,3) BSUB(128,15,-3.0) PKD(3,3,3,0.25%,592.0,0.40%,F,F)



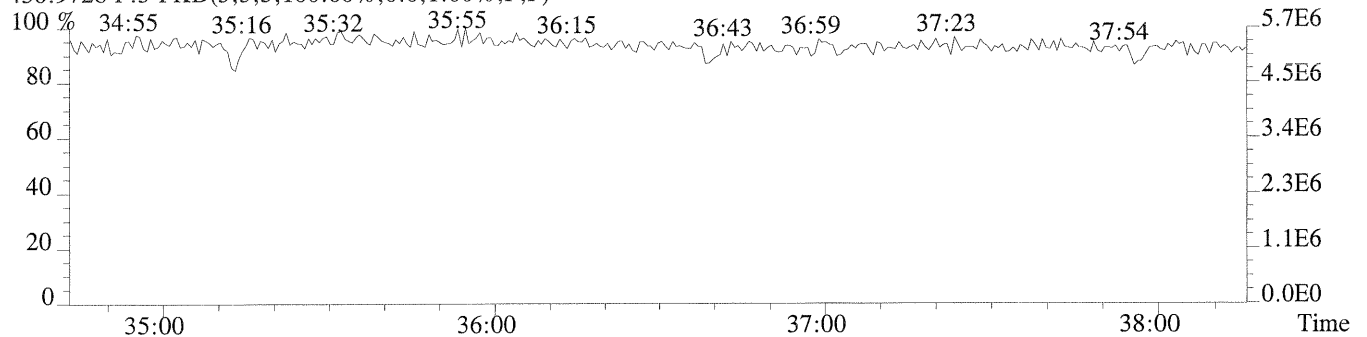
401.8559 F:3 SMO(1,3) BSUB(128,15,-3.0) PKD(3,3,3,0.25%,1232.0,0.40%,F,F)



403.8529 F:3 SMO(1,3) BSUB(128,15,-3.0) PKD(3,3,3,0.25%,752.0,0.40%,F,F)

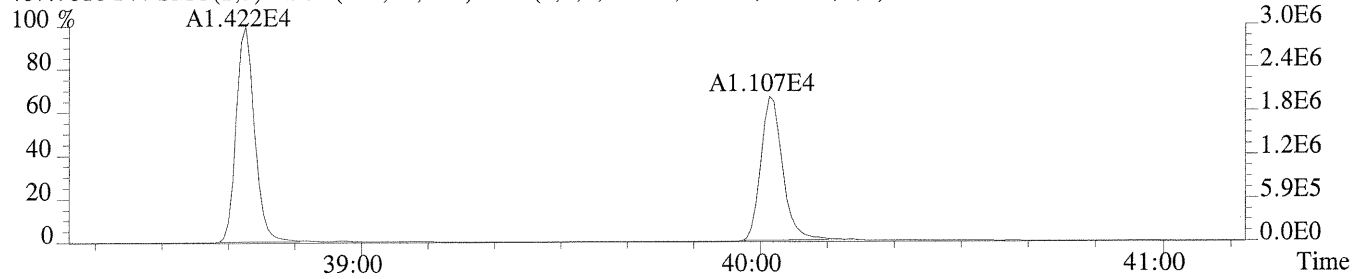


430.9728 F:3 PKD(3,3,3,100.00%,0.0,1.00%,F,F)

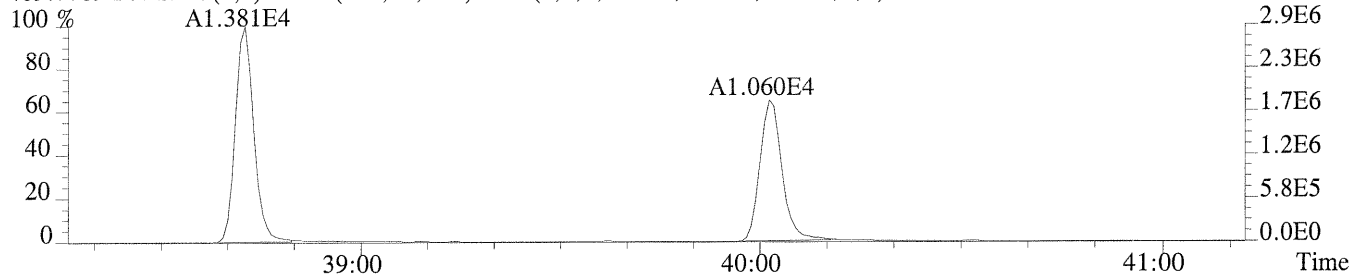


Sample#1 Exp:CCAL HRCC3

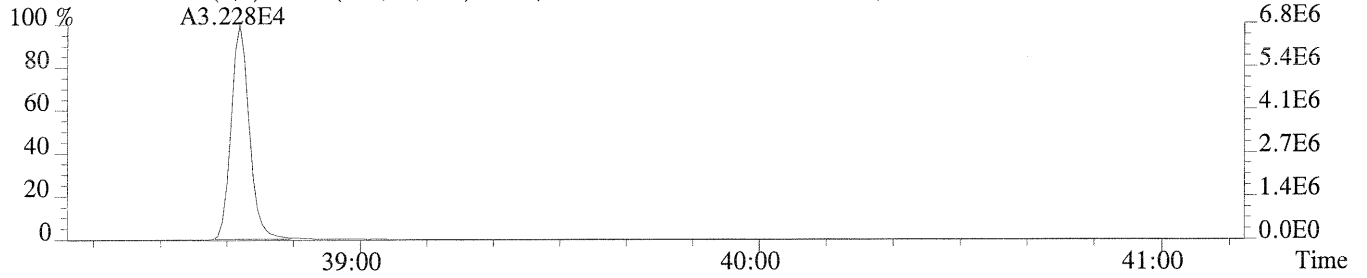
407.7818 F:4 SMO(1,3) BSUB(128,15,-3.0) PKD(3,3,3,0.25%,3264.0,0.50%,F,F)



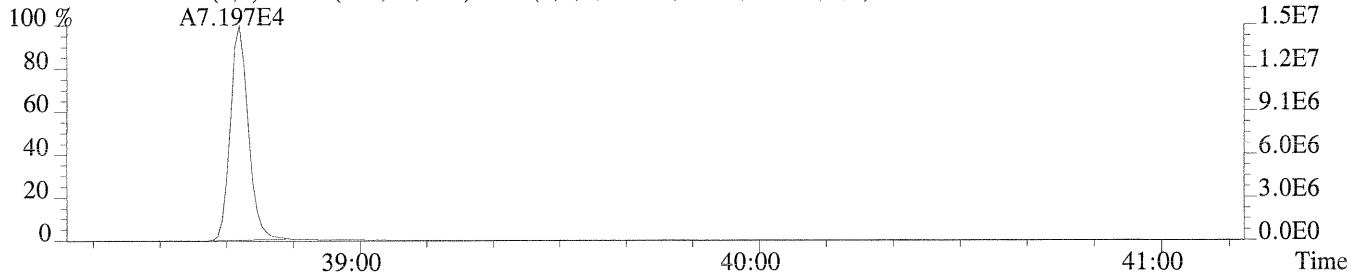
409.7789 F:4 SMO(1,3) BSUB(128,15,-3.0) PKD(3,3,3,0.25%,1972.0,0.50%,F,F)



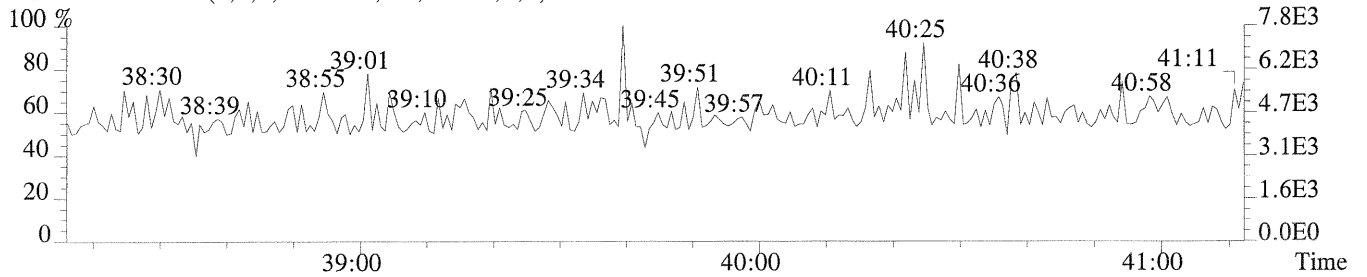
417.8253 F:4 SMO(1,3) BSUB(128,15,-3.0) PKD(3,3,3,0.25%,2976.0,0.50%,F,F)



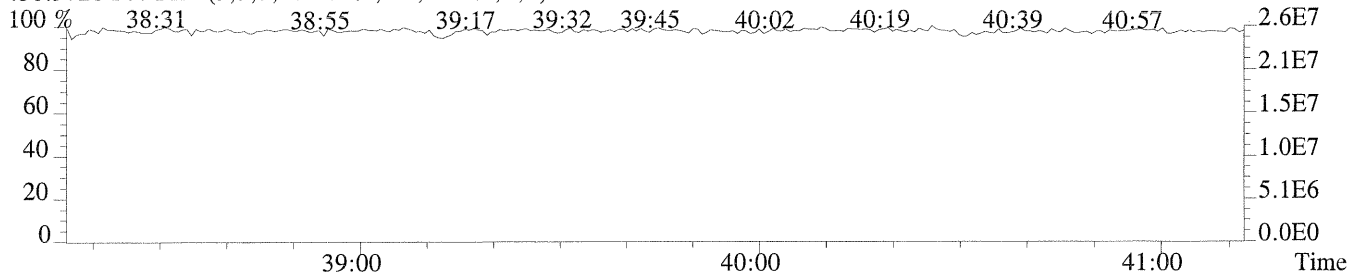
419.8220 F:4 SMO(1,3) BSUB(128,15,-3.0) PKD(3,3,3,0.25%,916.0,0.50%,F,F)



479.7165 F:4 PKD(5,3,5,100.00%,0.0,1.00%,F,F)

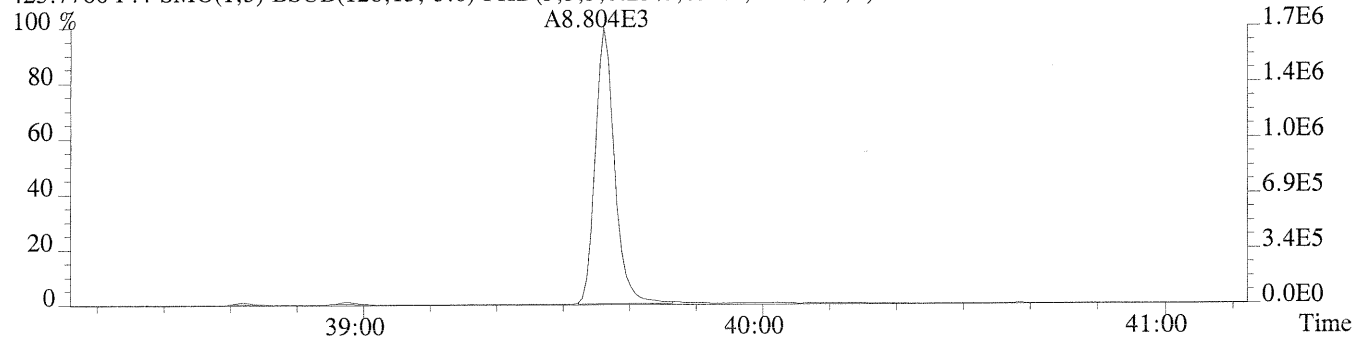


430.9728 F:4 PKD(3,3,3,100.00%,0.0,1.00%,F,F)

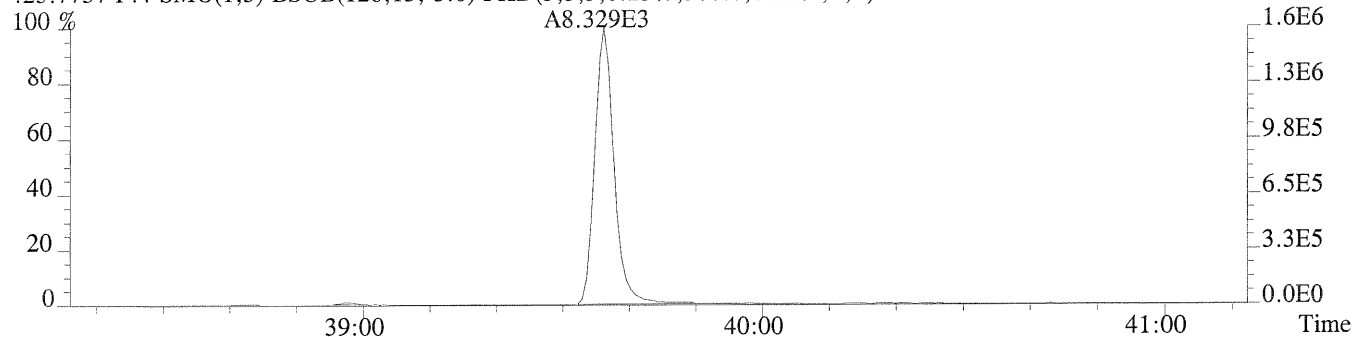


Sample#1 Exp:CCAL HRCC3

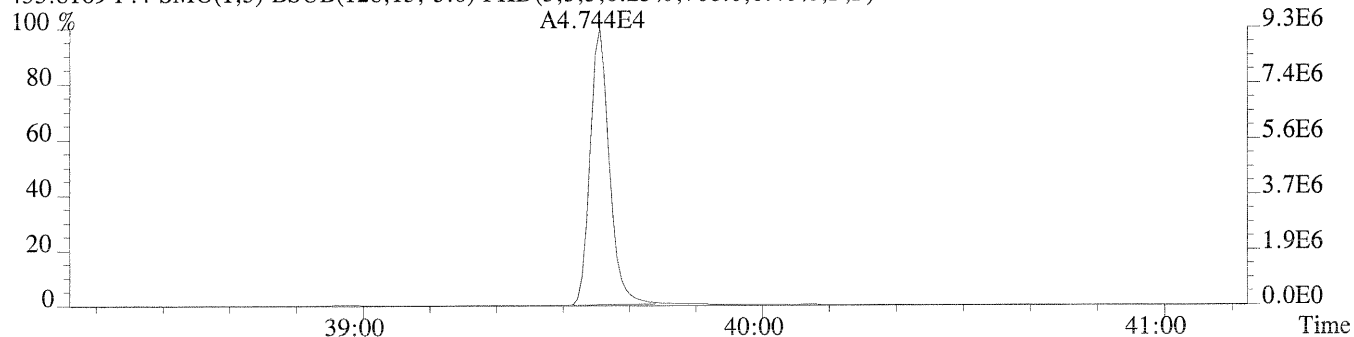
423.7766 F:4 SMO(1,3) BSUB(128,15,-3.0) PKD(3,3,3,0.25%,652.0,0.40%,F,F)



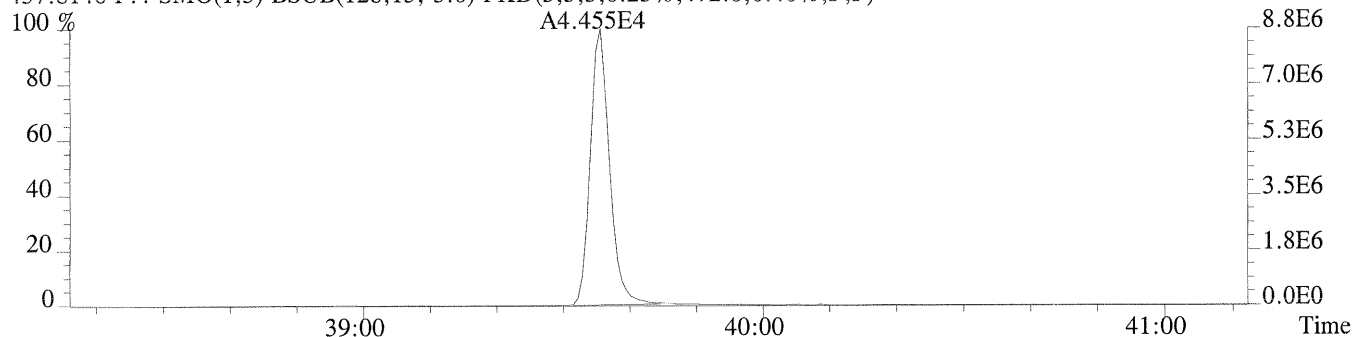
425.7737 F:4 SMO(1,3) BSUB(128,15,-3.0) PKD(3,3,3,0.25%,500.0,0.40%,F,F)



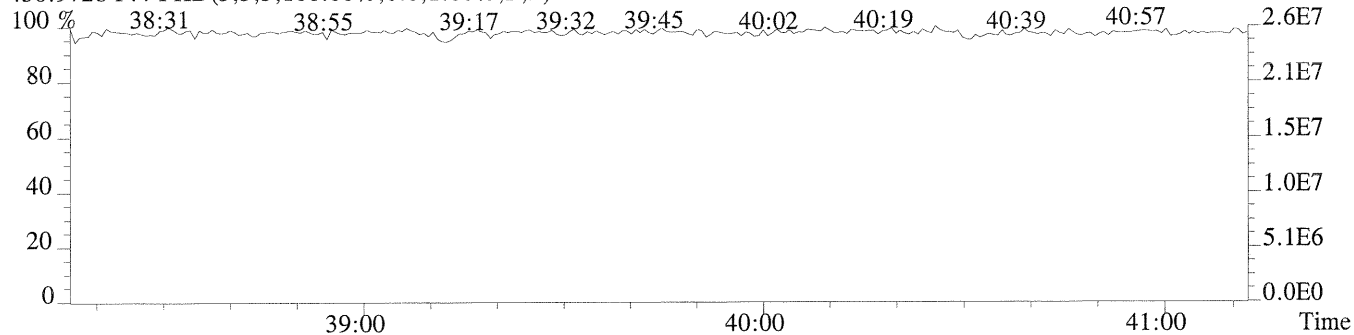
435.8169 F:4 SMO(1,3) BSUB(128,15,-3.0) PKD(3,3,3,0.25%,760.0,0.40%,F,F)



437.8140 F:4 SMO(1,3) BSUB(128,15,-3.0) PKD(3,3,3,0.25%,472.0,0.40%,F,F)



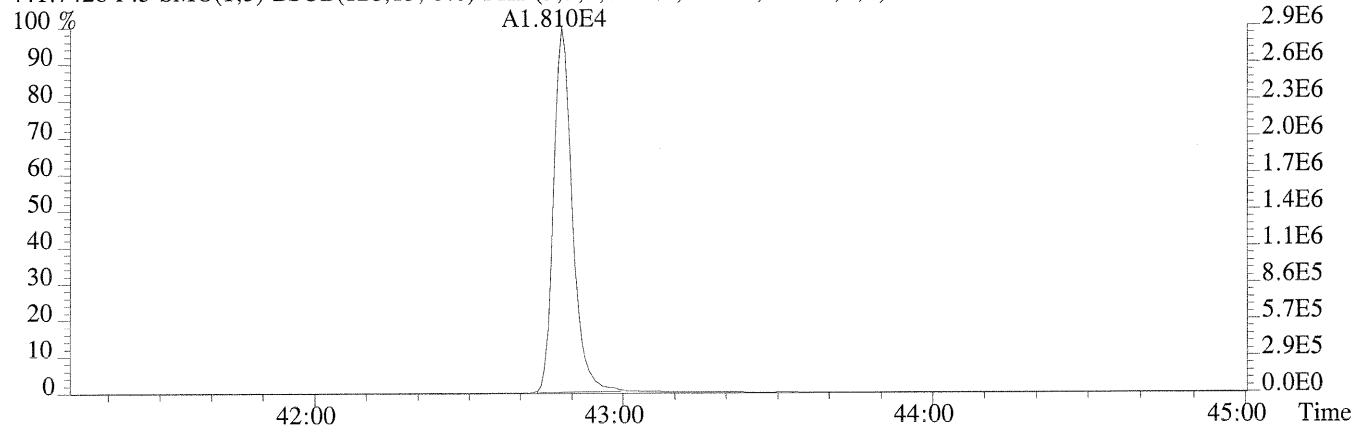
430.9728 F:4 PKD(3,3,3,100.00%,0.0,1.00%,F,F)



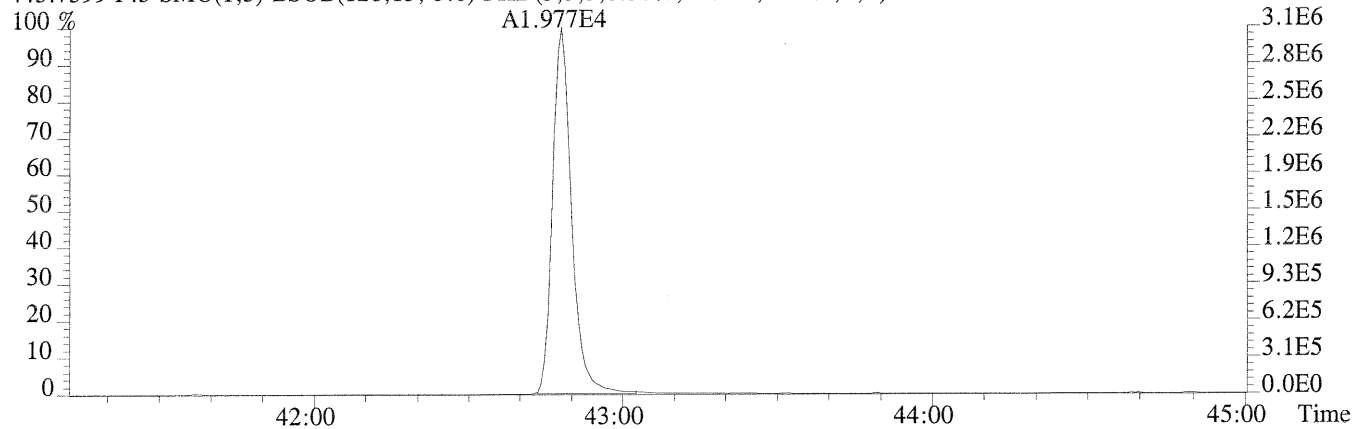
File:U132564 #1-345 Acq:18-AUG-2009 18:30:39 Probe EI+ Magnet SIR VG BioTech Mass spectf

Sample#1 Exp:CCAL HRCC3

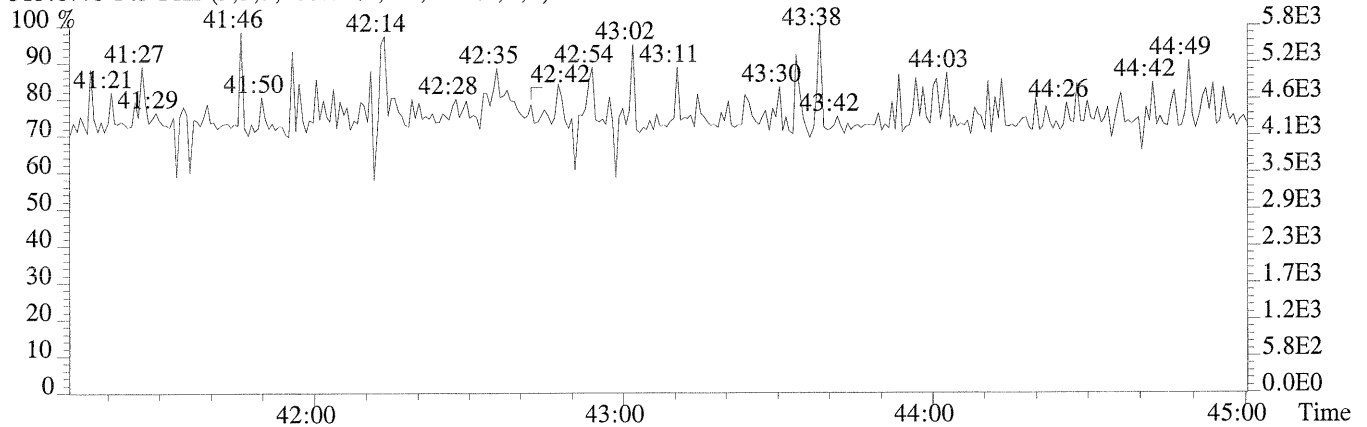
441.7428 F:5 SMO(1,3) BSUB(128,15,-3.0) PKD(5,3,5,0.30%,1100.0,0.40%,F,F)



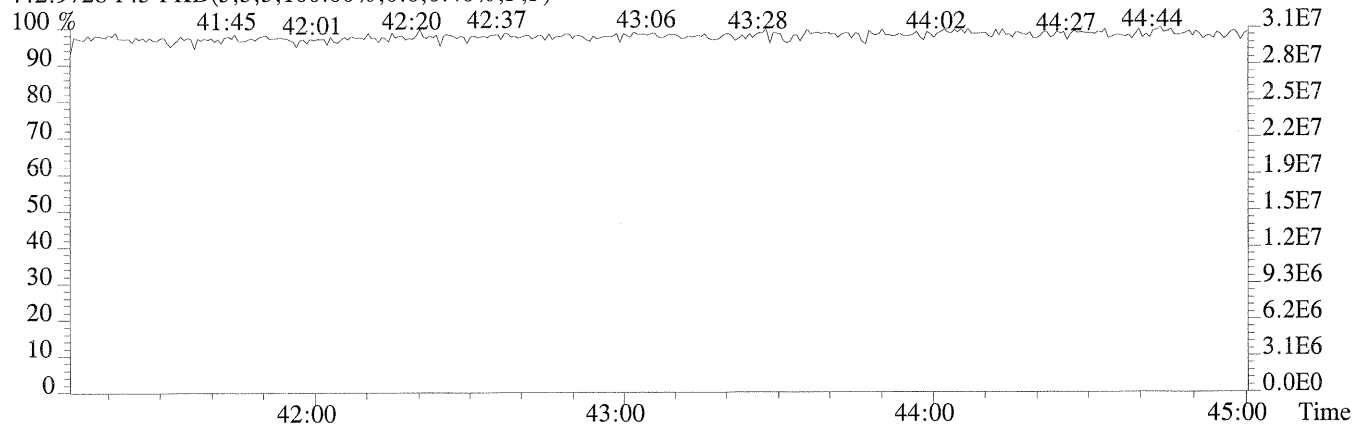
443.7399 F:5 SMO(1,3) BSUB(128,15,-3.0) PKD(5,3,5,0.30%,1364.0,0.40%,F,F)



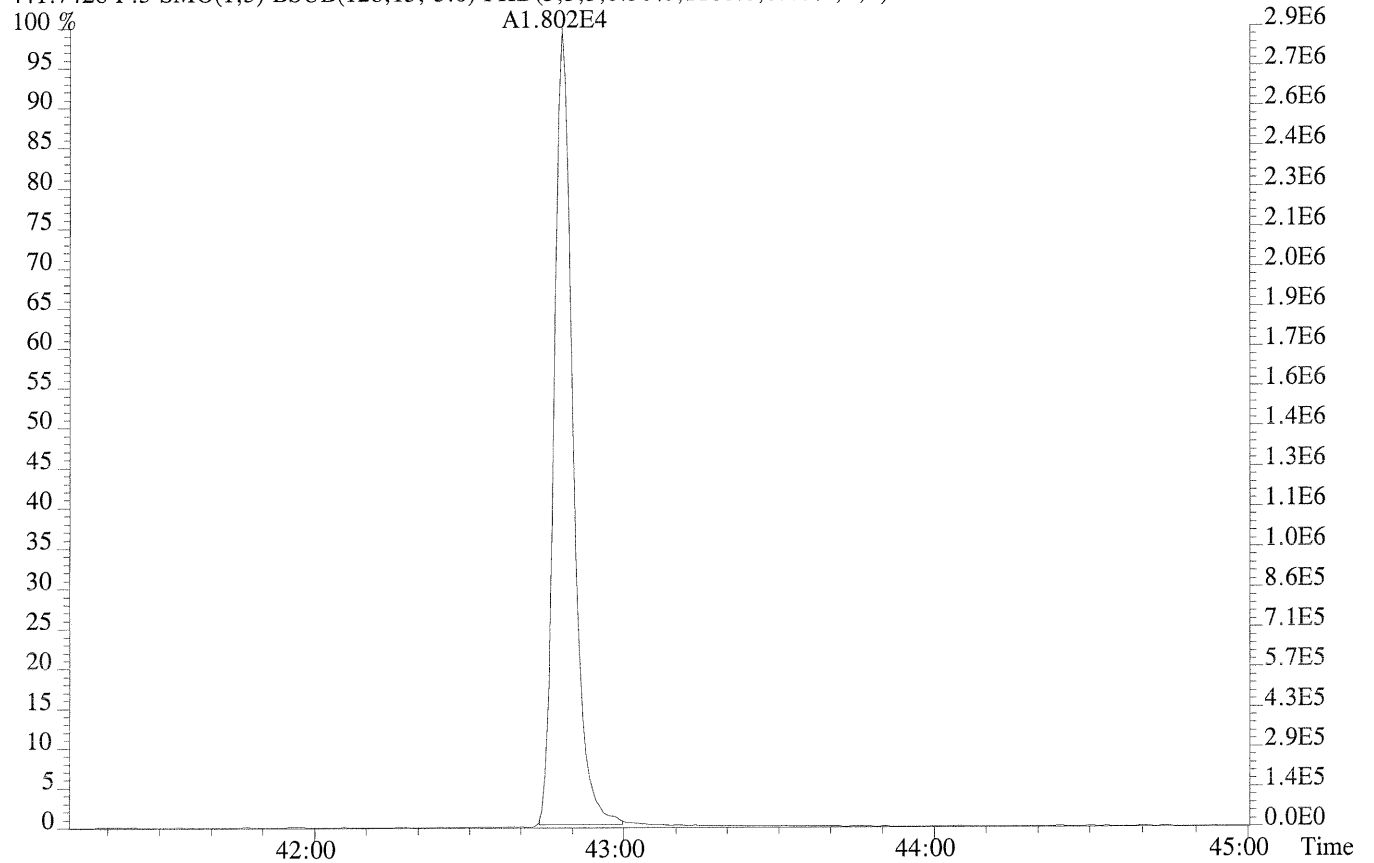
513.6775 F:5 PKD(5,3,5,100.00%,0.0,1.00%,F,F)



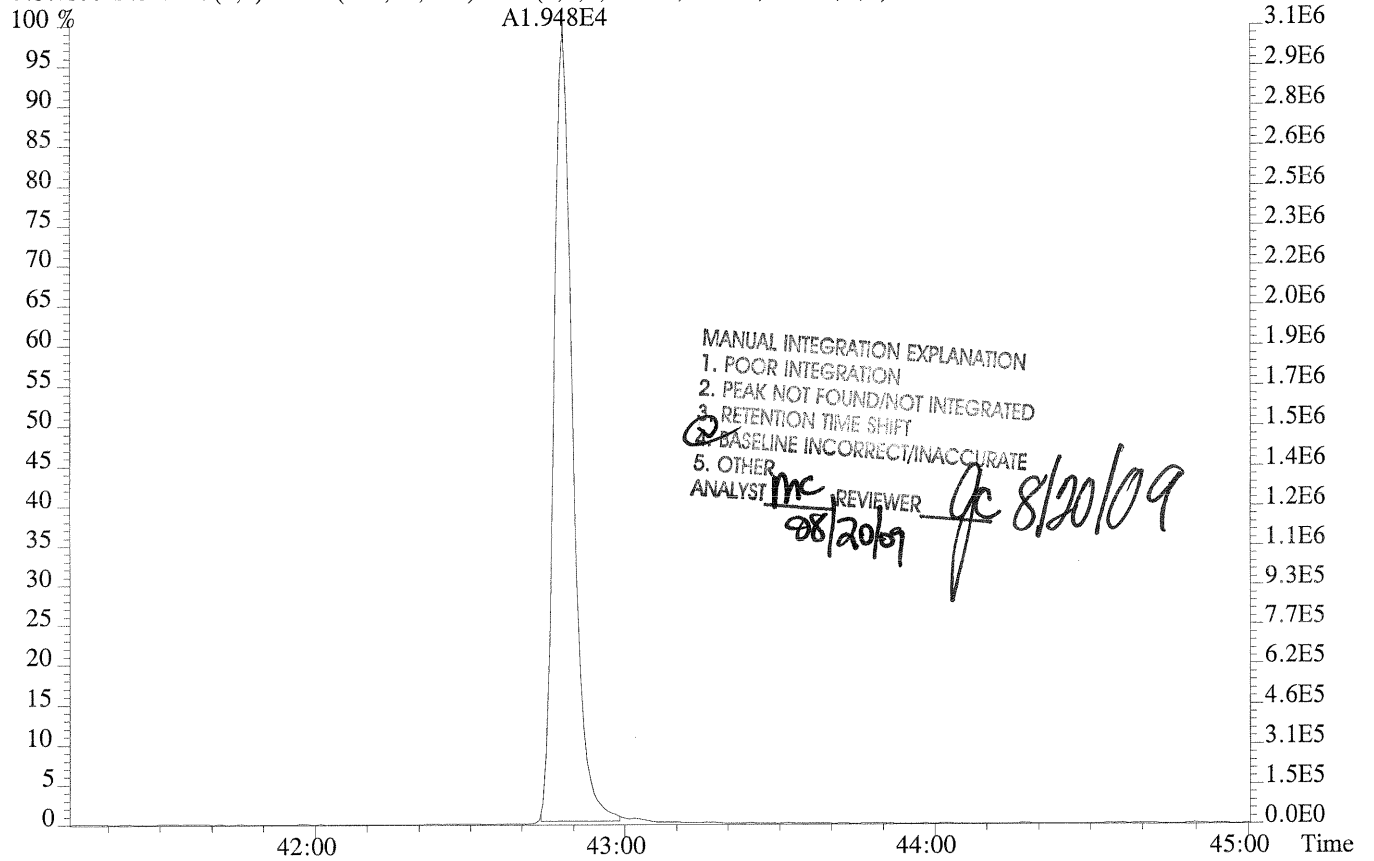
442.9728 F:5 PKD(3,3,3,100.00%,0.0,0.40%,F,F)



File:U132564 #1-345 Acq:18-AUG-2009 18:30:39 Probe EI+ Magnet SIR VG BioTech Mass spectf
Sample#1 Exp:CCAL HRCC3
441.7428 F:5 SMO(1,3) BSUB(128,15,-3.0) PKD(5,3,5,0.30%,1100.0,0.40%,F,F)



443.7399 F:5 SMO(1,3) BSUB(128,15,-3.0) PKD(5,3,5,0.30%,1364.0,0.40%,F,F)

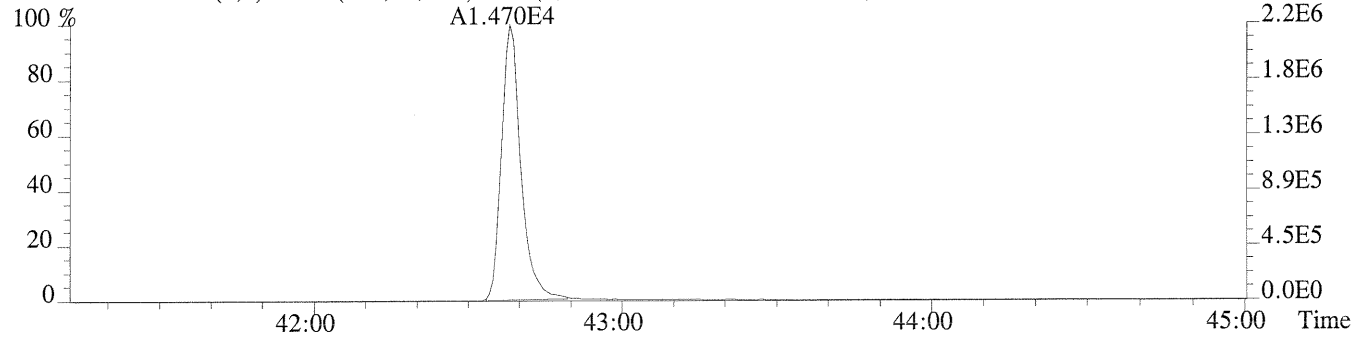


MANUAL INTEGRATION EXPLANATION
1. POOR INTEGRATION
2. PEAK NOT FOUND/NOT INTEGRATED
3. RETENTION TIME SHIFT
4. BASELINE INCORRECT/INACCURATE
5. OTHER

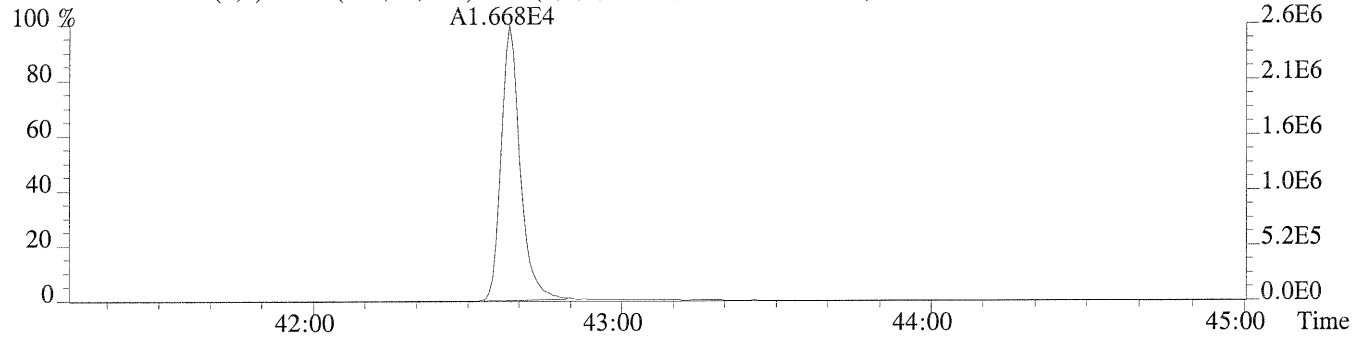
ANALYST *mc* REVIEWER *gc* 8/20/09
08/20/09

Sample#1 Exp:CCAL HRCC3

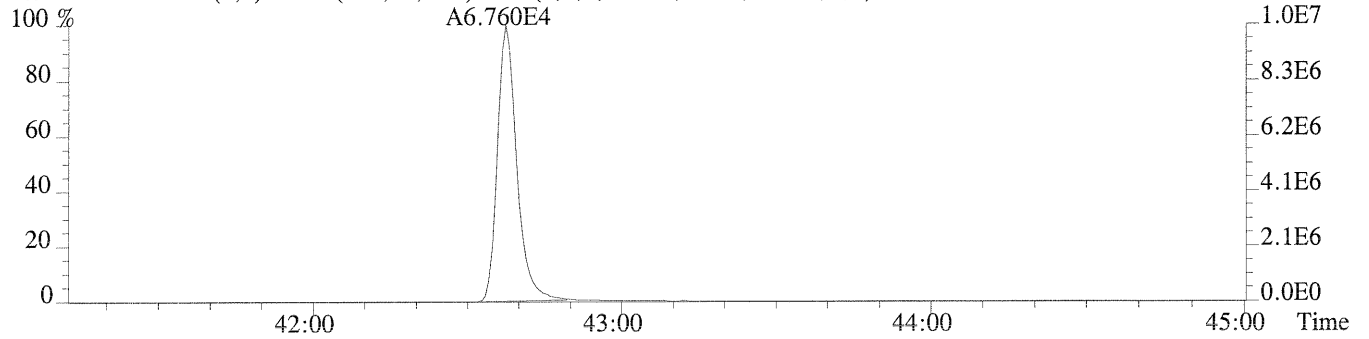
457.7377 F:5 SMO(1,3) BSUB(128,15,-3.0) PKD(5,3,5,0.30%,496.0,0.40%,F,F)



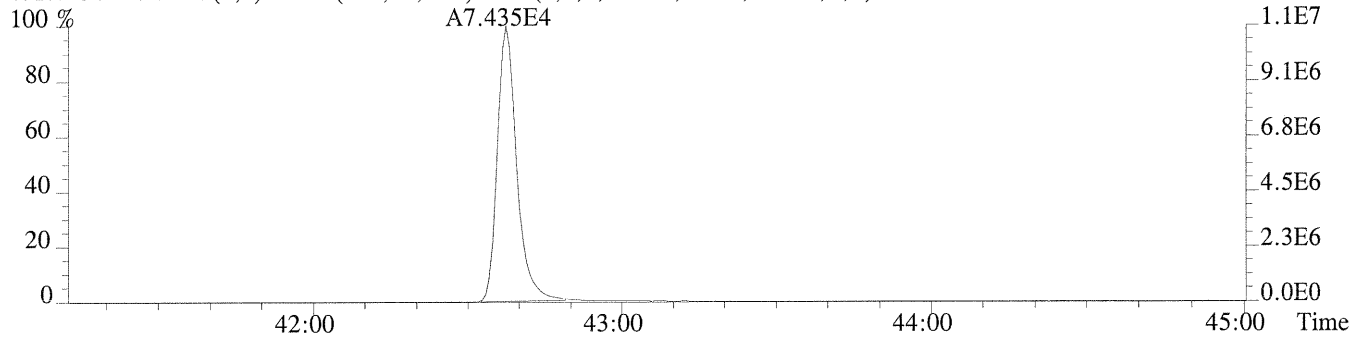
459.7348 F:5 SMO(1,3) BSUB(128,15,-3.0) PKD(5,3,5,0.30%,512.0,0.40%,F,F)



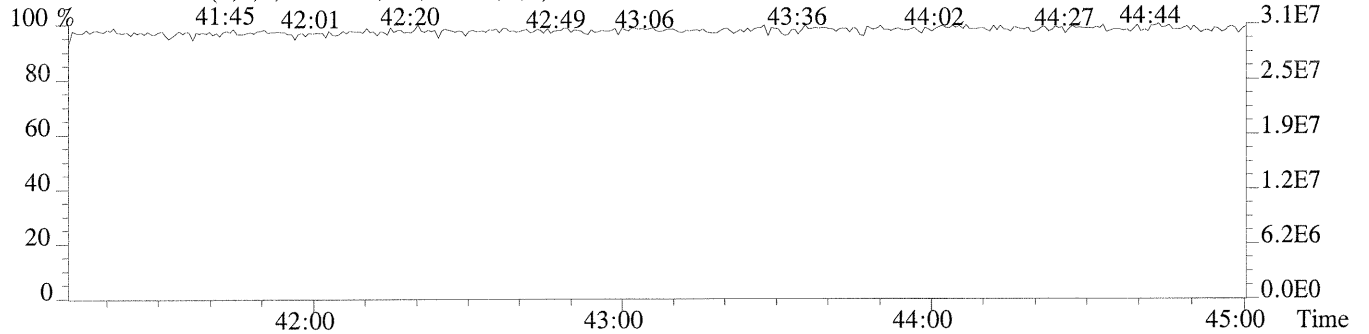
469.7779 F:5 SMO(1,3) BSUB(128,15,-3.0) PKD(5,3,5,0.30%,728.0,0.40%,F,F)



471.7750 F:5 SMO(1,3) BSUB(128,15,-3.0) PKD(5,3,5,0.30%,580.0,0.40%,F,F)



442.9728 F:5 PKD(3,3,3,100.00%,0.0,0.40%,F,F)



FORM 4A
PCDD/PCDF CALIBRATION VERIFICATION

Lab Name: Columbia Analytical Services Episode No.:

Contract No.: SDG No.:

Initial Calibration Date: 07/31/09

Instrument ID: AutoSpec-Ultima GC Column ID: DB-5

VER Data Filename: U132576 Analysis Date: 19-AUG-09 Time: 04:03:49

NATIVE ANALYTES	M/Z'S FORMING RATIO (1)	ION ABUND. RATIO	QC LIMITS (2)	CCAL. RRF	MEAN RRF	%D (3)
2,3,7,8-TCDD	M/M+2	0.77	0.65-0.89	1.01	0.93	7.92
1,2,3,7,8-PeCDD	M+2/M+4	1.59	1.32-1.78	0.86	0.89	-3.86
1,2,3,4,7,8-HxCDD	M+2/M+4	1.25	1.05-1.43	1.02	1.03	-1.05
1,2,3,6,7,8-HxCDD	M+2/M+4	1.28	1.05-1.43	1.15	1.08	6.17
1,2,3,7,8,9-HxCDD	M+2/M+4	1.29	1.05-1.43	1.07	1.05	1.50
1,2,3,4,6,7,8-HpCDD	M+2/M+4	1.06	0.88-1.20	0.94	0.95	-0.84
OCDD	M+2/M+4	0.90	0.76-1.02	1.12	1.02	9.44
2,3,7,8-TCDF	M/M+2	0.78	0.65-0.89	0.92	0.85	8.00
1,2,3,7,8-PeCDF	M+2/M+4	1.55	1.32-1.78	0.91	0.85	6.74
2,3,4,7,8-PeCDF	M+2/M+4	1.54	1.32-1.78	0.93	0.89	4.85
1,2,3,4,7,8-HxCDF	M+2/M+4	1.24	1.05-1.43	1.18	1.13	4.94
1,2,3,6,7,8-HxCDF	M+2/M+4	1.24	1.05-1.43	1.18	1.14	3.29
1,2,3,7,8,9-HxCDF	M+2/M+4	1.23	1.05-1.43	1.05	0.94	12.11
2,3,4,6,7,8-HxCDF	M+2/M+4	1.22	1.05-1.43	1.12	1.06	5.83
1,2,3,4,6,7,8-HpCDF	M+2/M+4	1.03	0.88-1.20	1.36	1.37	-1.20
1,2,3,4,7,8,9-HpCDF	M+2/M+4	1.04	0.88-1.20	1.11	1.08	2.63
OCDF	M+2/M+4	0.93	0.76-1.02	1.34	1.10	21.66

(1) See Table 6, Method 8290, for m/z specifications.

(2) Ion Abundance Ratio Control Limits as specified in Table 8, Method 8290.

(3) The beginning CCAL %RSD for the 17 unlabeled standard must not exceed +/- 20%, Section 7.7.4.1. The ending CCAL must not exceed +/-25%. Section 8.3.2.4.

8290F4A

FORM 4B
PCDD/PCDF CALIBRATION VERIFICATION

Lab Name: Columbia Analytical Services Episode No.:

Contract No.: SDG No.:

Initial Calibration Date: 07/31/09

Instrument ID: AutoSpec-Ultima GC Column ID: DB-5

VER Data Filename: U132576 Analysis Date: 19-AUG-09 Time: 04:03:49

LABELLED COMPOUNDS	M/Z'S FORMING RATIO (1)	ION ABUND. RATIO	QC LIMITS (2)	CCAL. RRF	MEAN RRF	%D (3)
13C-2,3,7,8-TCDD	M/M+2	0.79	0.65-0.89	1.05	1.05	0.38
13C-1,2,3,7,8-PeCDD	M+2/M+4	1.60	1.32-1.78	1.34	0.91	47.62
13C-1,2,3,6,7,8-HxCDD	M+2/M+4	1.31	1.05-1.43	0.86	0.98	-12.41
13C-1,2,3,4,6,7,8-HpCDD	M+2/M+4	1.07	0.88-1.20	0.88	0.93	-5.26
13C-OCDD	M+2/M+4	0.91	0.76-1.02	0.72	0.75	-4.11
13C-2,3,7,8-TCDF	M/M+2	0.80	0.65-0.89	1.54	1.36	13.86
13C-1,2,3,7,8-PeCDF	M+2/M+4	1.60	1.32-1.78	1.78	1.26	40.91
13C-1,2,3,4,7,8-HxCDF	M/M+2	0.53	0.43-0.59	1.15	1.25	-7.72
13C-1,2,3,4,6,7,8-HpCDF	M/M+2	0.45	0.37-0.51	0.98	0.93	5.26
CLEANUP STANDARD						
37Cl-2,3,7,8-TCDD				1.07	0.98	9.41

(1) See Table 6, Method 8290, for m/z specifications.

(2) Ion Abundance Ratio Control Limits as specified in Table 8, Method 8290.

(3) The beginning CCAL %RSD for the labeled standard must not exceed +/- 30%, Section 7.7.4.2. The ending CCAL must not exceed +/- 35%, Section 8.3.2.4.

8290F4B

Columbia Analytical Services, Inc.
Sample Response Summary

CLIENT ID.
CCAL HRCC3

Run #7 Filename U132576 Samp: 1 Inj: 1 Acquired: 19-AUG-09 04:03:49
Processed: 19-AUG-09 15:28:41 LAB. ID: CCAL HRCC3

Typ	Name	RT-1	Resp 1	Resp 2	Ratio	Meet	Mod?	RRF
1 Unk	2,3,7,8-TCDF	28:05	6.051e+03	7.756e+03	0.78	yes	no	0.848
2 Unk	1,2,3,7,8-PeCDF	32:26	2.408e+04	1.551e+04	1.55	yes	no	0.854
3 Unk	2,3,4,7,8-PeCDF	33:11	2.443e+04	1.591e+04	1.54	yes	no	0.886
4 Unk	1,2,3,4,7,8-HxCDF	35:59	1.985e+04	1.599e+04	1.24	yes	no	1.125
5 Unk	1,2,3,6,7,8-HxCDF	36:05	1.984e+04	1.601e+04	1.24	yes	no	1.144
6 Unk	2,3,4,6,7,8-HxCDF	36:34	1.867e+04	1.531e+04	1.22	yes	no	1.058
7 Unk	1,2,3,7,8,9-HxCDF	37:17	1.758e+04	1.432e+04	1.23	yes	no	0.938
8 Unk	1,2,3,4,6,7,8-HpCDF	38:42	1.774e+04	1.719e+04	1.03	yes	no	1.374
9 Unk	1,2,3,4,7,8,9-HpCDF	40:01	1.455e+04	1.405e+04	1.04	yes	no	1.083
10 Unk	OCDF	42:47	2.447e+04	2.645e+04	0.93	yes	no	1.102
11 Unk	2,3,7,8-TCDD	28:55	4.510e+03	5.830e+03	0.77	yes	no	0.933
12 Unk	1,2,3,7,8-PeCDD	33:32	1.714e+04	1.081e+04	1.59	yes	no	0.891
13 Unk	1,2,3,4,7,8-HxCDD	36:41	1.273e+04	1.019e+04	1.25	yes	no	1.028
14 Unk	1,2,3,6,7,8-HxCDD	36:46	1.453e+04	1.135e+04	1.28	yes	no	1.082
15 Unk	1,2,3,7,8,9-HxCDD	37:03	1.356e+04	1.048e+04	1.29	yes	no	1.052
16 Unk	1,2,3,4,6,7,8-HpCDD	39:36	1.116e+04	1.050e+04	1.06	yes	no	0.947
17 Unk	OCDD	42:38	2.014e+04	2.227e+04	0.90	yes	no	1.020
18 IS	13C-2,3,7,8-TCDF	28:04	3.340e+04	4.196e+04	0.80	yes	no	1.355
19 IS	13C-1,2,3,7,8-PeCDF	32:26	5.347e+04	3.338e+04	1.60	yes	no	1.262
20 IS	13C-1,2,3,4,7,8-HxCDF	35:59	5.266e+04	9.911e+04	0.53	yes	no	1.251
21 IS	13C-1,2,3,4,6,7,8-HpCDF	38:42	4.010e+04	8.857e+04	0.45	yes	no	0.930
22 IS	13C-2,3,7,8-TCDD	28:54	2.261e+04	2.876e+04	0.79	yes	no	1.048
23 IS	13C-1,2,3,7,8-PeCDD	33:31	4.018e+04	2.509e+04	1.60	yes	no	0.905
24 IS	13C-1,2,3,6,7,8-HxCDD	36:45	6.380e+04	4.880e+04	1.31	yes	no	0.978
25 IS	13C-1,2,3,4,6,7,8-HpCDD	39:35	5.955e+04	5.581e+04	1.07	yes	no	0.927
26 IS	13C-OCDD	42:37	9.053e+04	9.937e+04	0.91	yes	no	0.753
27 RS/RT	13C-1,2,3,4-TCDD	28:41	2.170e+04	2.713e+04	0.80	yes	no	-
28 RS/RT	13C-1,2,3,7,8,9-HxCDD	37:02	7.422e+04	5.720e+04	1.30	yes	no	-
29 C/Up	37Cl-2,3,7,8-TCDD	28:55	1.044e+04					0.977
				SUM AREA				
30 Tot	Total Tetra-Furans	27:42		1.383e+04	0.68	yes		0.848
31 Tot	Total Tetra-Dioxins	28:55		1.034e+04	0.77	yes		0.933
32 Tot	Total Penta-Furans	32:26		8.010e+04	1.55	yes		0.870
33 Tot	Total Penta-Dioxins	33:32		2.795e+04	1.59	yes		0.891
34 Tot	Total Hexa-Furans	35:59		1.376e+05	1.24	yes		1.066
35 Tot	Total Hexa-Dioxins	36:41		7.283e+04	1.25	yes		1.054
36 Tot	Total Hepta-Furans	38:42		6.352e+04	1.03	yes		1.228
37 Tot	Total Hepta-Dioxins	39:36		2.166e+04	1.06	yes		0.947

Columbia Analytical Services, Inc.
19408 Park Row., Suite 320
Houston, TX 77084
Office (713) 266-1599. Fax (713) 266-0130

Columbia Analytical Services, Inc.
Signal/Noise Height Ratio SummaryCLIENT ID.
CCAL HRCC3

Run #7 Filename U132576 #1 Samp: 1 Inj: 1 Acquired: 19-AUG-09 04:03:49

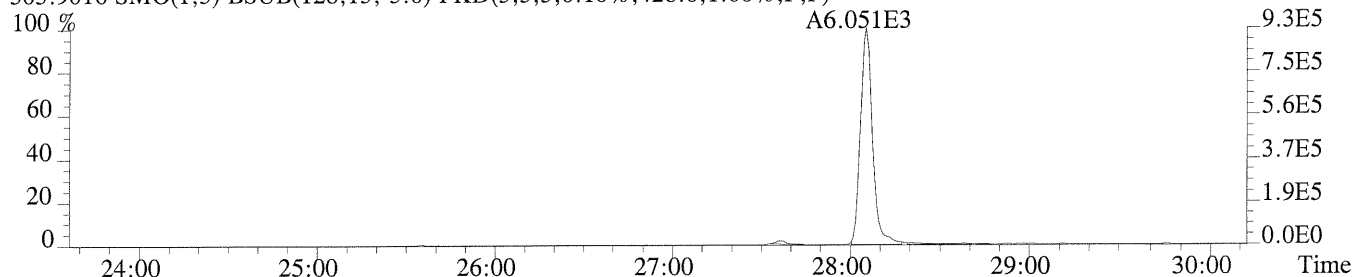
Processed: 19-AUG-09 15:28:41 LAB. ID: CCAL HRCC3

	Name	Signal 1	Noise 1	S/N Rat.1	Signal 2	Noise 2	S/N Rat.2
1	2,3,7,8-TCDF	9.33e+05	4.28e+02	2.2e+03	1.21e+06	7.28e+02	1.7e+03
2	1,2,3,7,8-PeCDF	4.24e+06	1.96e+02	2.2e+04	2.74e+06	7.44e+02	3.7e+03
3	2,3,4,7,8-PeCDF	4.44e+06	1.96e+02	2.3e+04	2.86e+06	7.44e+02	3.8e+03
4	1,2,3,4,7,8-HxCDF	4.24e+06	9.12e+02	4.6e+03	3.48e+06	2.48e+02	1.4e+04
5	1,2,3,6,7,8-HxCDF	4.02e+06	9.12e+02	4.4e+03	3.28e+06	2.48e+02	1.3e+04
6	2,3,4,6,7,8-HxCDF	3.96e+06	9.12e+02	4.3e+03	3.23e+06	2.48e+02	1.3e+04
7	1,2,3,7,8,9-HxCDF	3.41e+06	9.12e+02	3.7e+03	2.75e+06	2.48e+02	1.1e+04
8	1,2,3,4,6,7,8-HpCDF	3.61e+06	1.82e+03	2.0e+03	3.49e+06	2.40e+03	1.5e+03
9	1,2,3,4,7,8,9-HpCDF	2.71e+06	1.82e+03	1.5e+03	2.61e+06	2.40e+03	1.1e+03
10	OCDF	3.86e+06	4.32e+02	8.9e+03	4.29e+06	5.48e+02	7.8e+03
11	2,3,7,8-TCDD	7.46e+05	6.88e+02	1.1e+03	9.82e+05	5.44e+02	1.8e+03
12	1,2,3,7,8-PeCDD	3.30e+06	5.04e+02	6.6e+03	2.07e+06	3.44e+02	6.0e+03
13	1,2,3,4,7,8-HxCDD	2.99e+06	8.08e+02	3.7e+03	2.34e+06	5.76e+02	4.1e+03
14	1,2,3,6,7,8-HxCDD	3.00e+06	8.08e+02	3.7e+03	2.33e+06	5.76e+02	4.1e+03
15	1,2,3,7,8,9-HxCDD	2.87e+06	8.08e+02	3.6e+03	2.24e+06	5.76e+02	3.9e+03
16	1,2,3,4,6,7,8-HpCDD	2.15e+06	6.60e+02	3.3e+03	2.00e+06	4.92e+02	4.1e+03
17	OCDD	3.15e+06	3.76e+02	8.4e+03	3.43e+06	5.44e+02	6.3e+03
18	13C-2,3,7,8-TCDF	5.25e+06	1.75e+03	3.0e+03	6.60e+06	1.00e+03	6.6e+03
19	13C-1,2,3,7,8-PeCDF	9.72e+06	5.44e+02	1.8e+04	6.09e+06	4.96e+02	1.2e+04
20	13C-1,2,3,4,7,8-HxCDF	1.11e+07	4.40e+02	2.5e+04	2.08e+07	5.48e+02	3.8e+04
21	13C-1,2,3,4,6,7,8-HpCDF	8.06e+06	3.99e+03	2.0e+03	1.79e+07	8.37e+03	2.1e+03
22	13C-2,3,7,8-TCDD	3.88e+06	1.65e+03	2.4e+03	4.85e+06	5.80e+02	8.4e+03
23	13C-1,2,3,7,8-PeCDD	7.53e+06	5.36e+02	1.4e+04	4.74e+06	6.64e+02	7.1e+03
24	13C-1,2,3,6,7,8-HxCDD	1.41e+07	1.74e+03	8.1e+03	1.08e+07	8.16e+02	1.3e+04
25	13C-1,2,3,4,6,7,8-HpCDD	1.12e+07	5.84e+02	1.9e+04	1.06e+07	5.36e+02	2.0e+04
26	13C-OCDD	1.39e+07	3.24e+02	4.3e+04	1.53e+07	6.08e+02	2.5e+04
27	13C-1,2,3,4-TCDD	3.80e+06	1.65e+03	2.3e+03	4.66e+06	5.80e+02	8.0e+03
28	13C-1,2,3,7,8,9-HxCDD	1.57e+07	1.74e+03	9.0e+03	1.22e+07	8.16e+02	1.5e+04
29	37Cl-2,3,7,8-TCDD	1.77e+06	5.64e+02	3.1e+03			

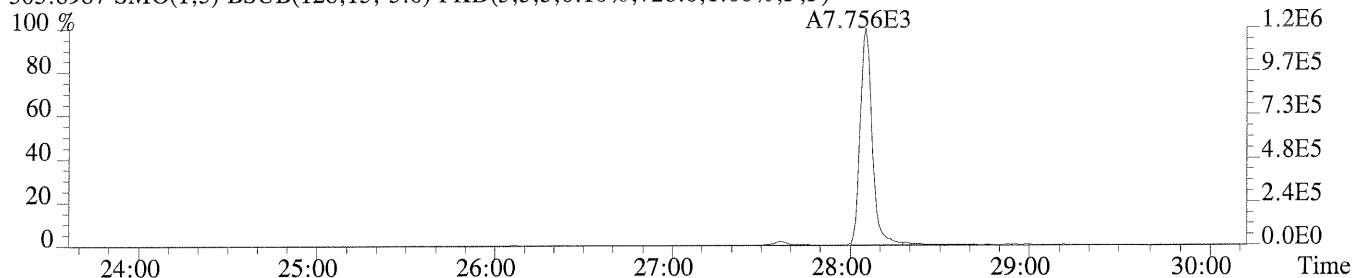
Columbia Analytical Services, Inc.
19408 Park Row, Suite 320
Houston, TX 77084
Office: (713)266-1599. Fax: (713)266-0130

Sample#1 Exp:CCAL HRCC3

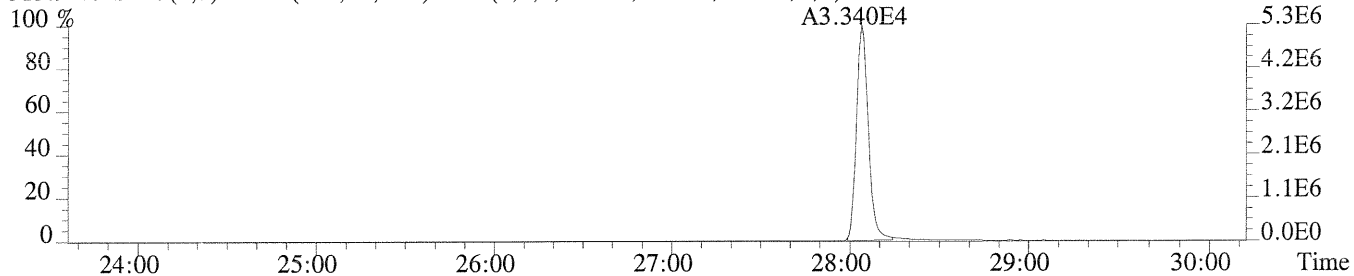
303.9016 SMO(1,3) BSUB(128,15,-3.0) PKD(3,3,3,0.10%,428.0,1.00%,F,F)



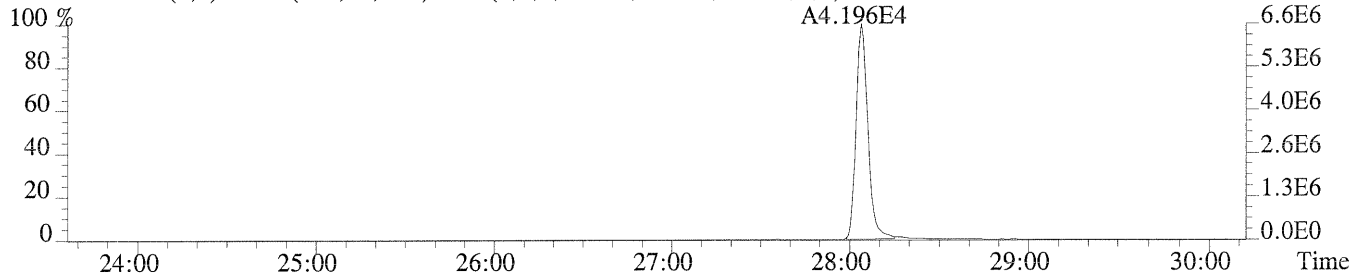
305.8987 SMO(1,3) BSUB(128,15,-3.0) PKD(3,3,3,0.10%,728.0,1.00%,F,F)



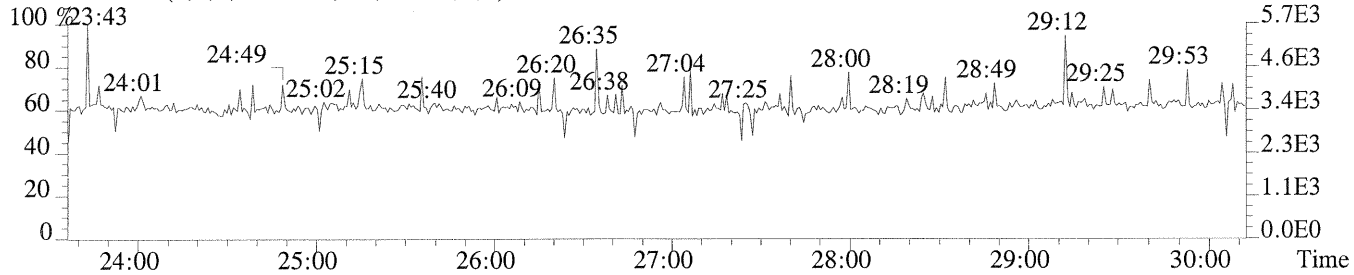
315.9419 SMO(1,3) BSUB(128,15,-3.0) PKD(3,3,3,0.10%,1752.0,1.00%,F,F)



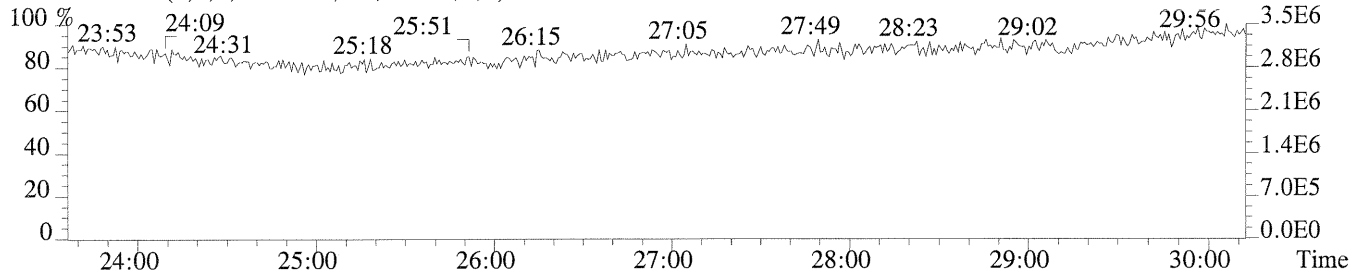
317.9389 SMO(1,3) BSUB(128,15,-3.0) PKD(3,3,3,0.10%,1000.0,1.00%,F,F)



375.8364 PKD(5,3,5,100.00%,0.0,1.00%,F,F)

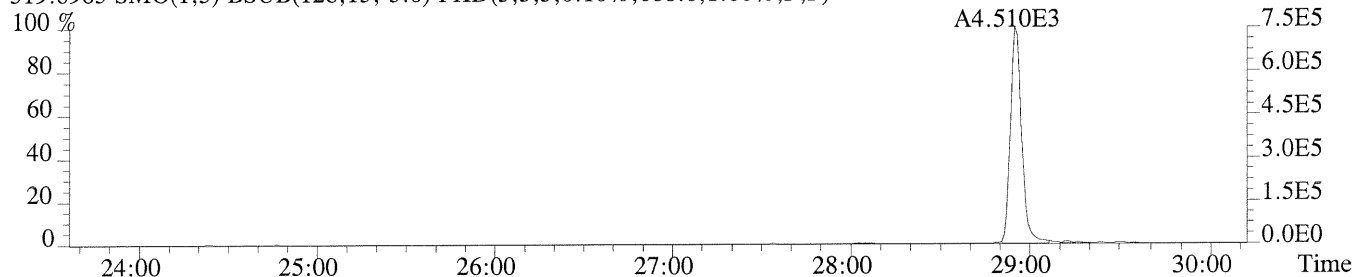


354.9792 PKD(3,3,3,100.00%,0.0,1.00%,F,F)

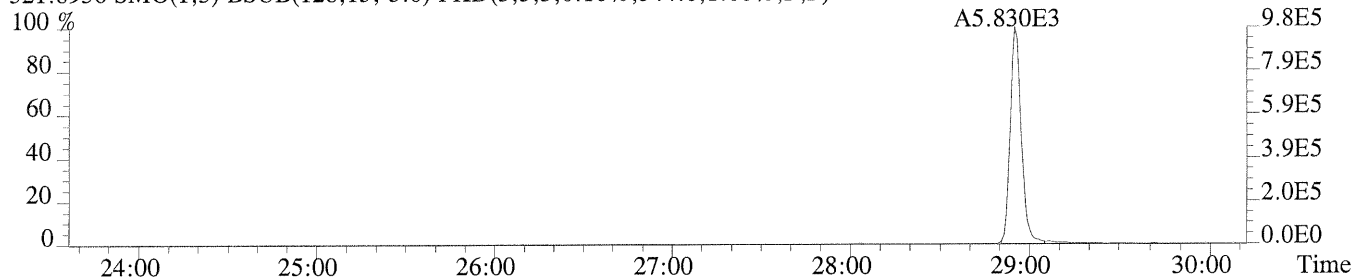


Sample#1 Exp:CCAL HRCC3

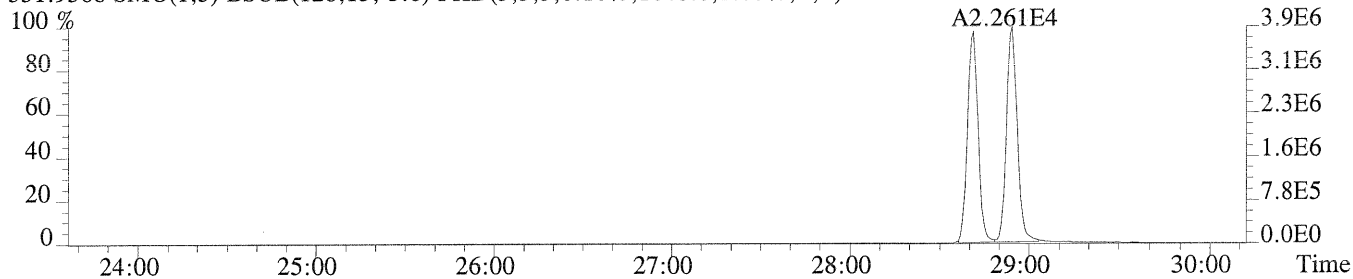
319.8965 SMO(1,3) BSUB(128,15,-3.0) PKD(3,3,3,0.10%,688.0,1.00%,F,F)



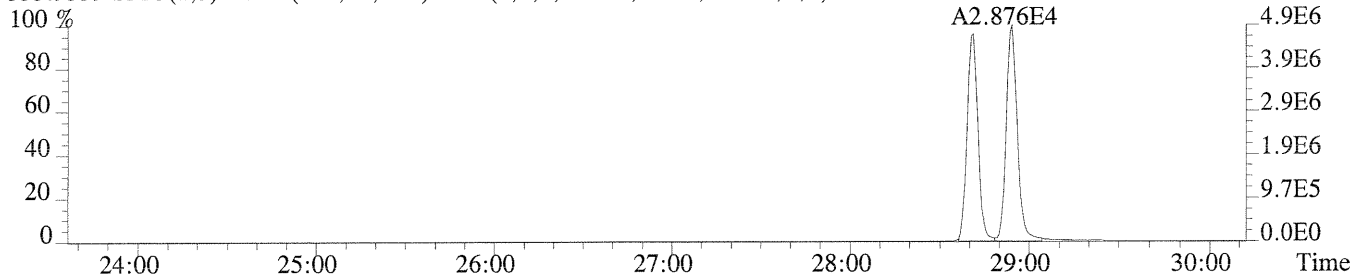
321.8936 SMO(1,3) BSUB(128,15,-3.0) PKD(3,3,3,0.10%,544.0,1.00%,F,F)



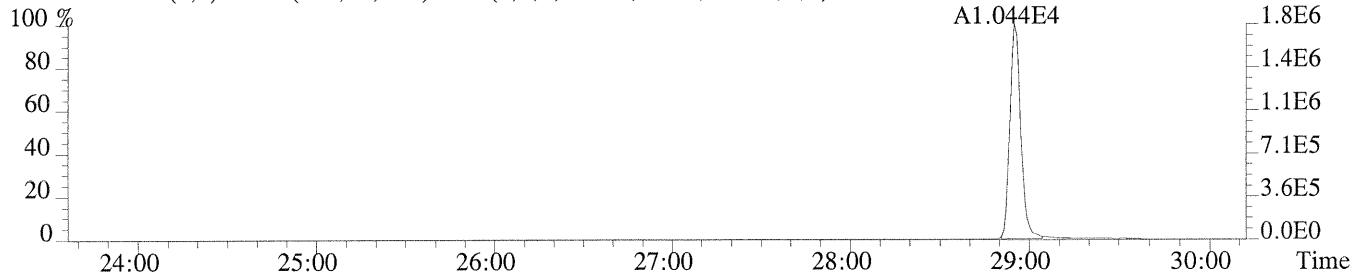
331.9368 SMO(1,3) BSUB(128,15,-3.0) PKD(3,3,3,0.10%,1648.0,1.00%,F,F)



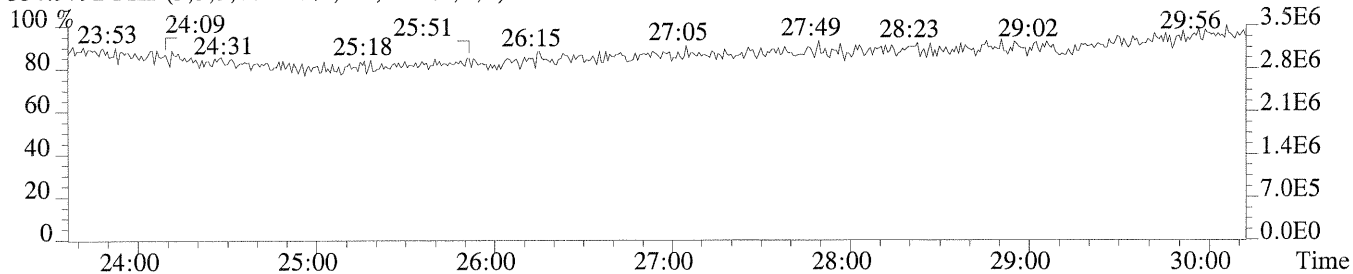
333.9339 SMO(1,3) BSUB(128,15,-3.0) PKD(3,3,3,0.10%,580.0,1.00%,F,F)



327.8847 SMO(1,3) BSUB(128,15,-3.0) PKD(3,3,3,0.10%,564.0,1.00%,F,F)

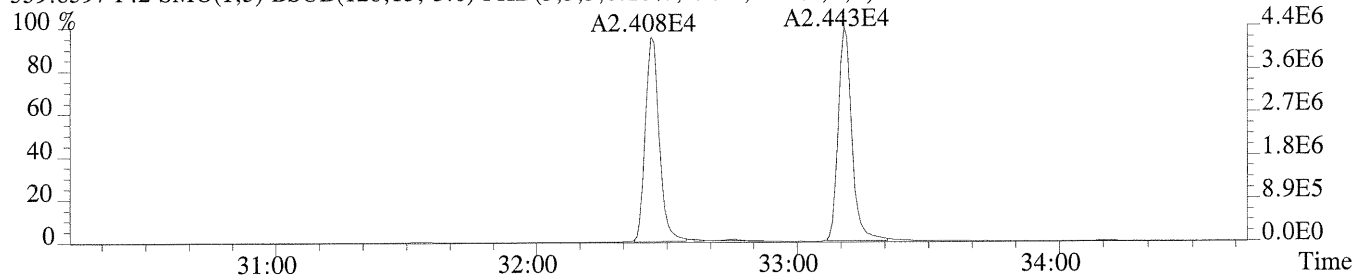


354.9792 PKD(3,3,3,100.00%,0.0,1.00%,F,F)

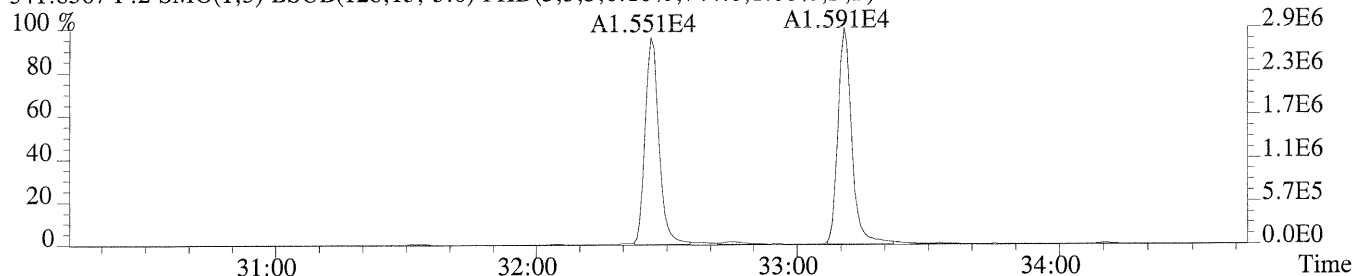


Sample#1 Exp:CCAL HRCC3

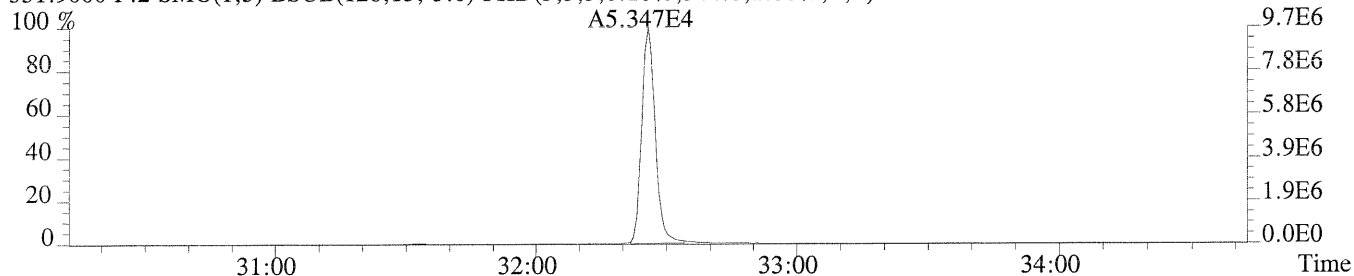
339.8597 F:2 SMO(1,3) BSUB(128,15,-3.0) PKD(3,3,3,0.10%,196.0,1.00%,F,F)



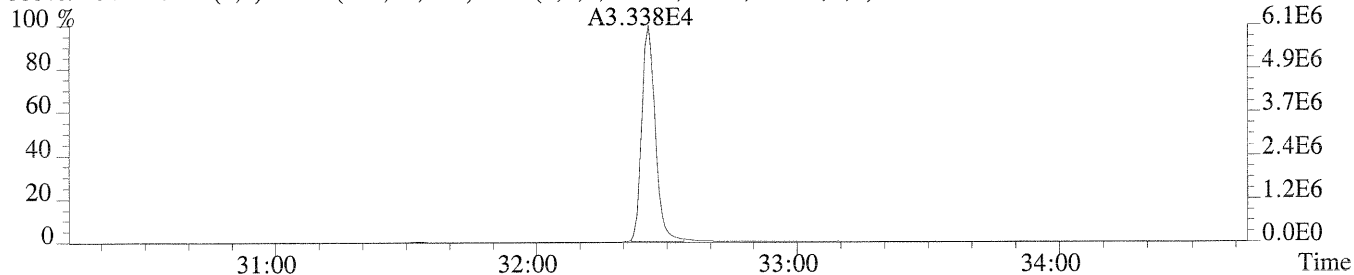
341.8567 F:2 SMO(1,3) BSUB(128,15,-3.0) PKD(3,3,3,0.10%,744.0,1.00%,F,F)



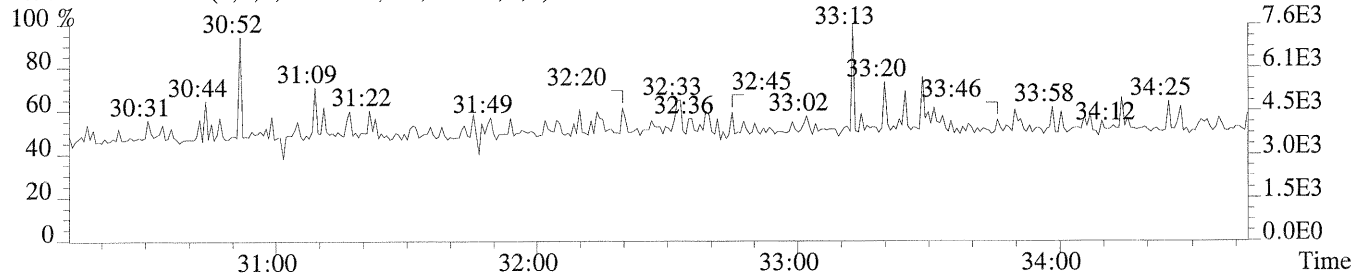
351.9000 F:2 SMO(1,3) BSUB(128,15,-3.0) PKD(3,3,3,0.10%,544.0,1.00%,F,F)



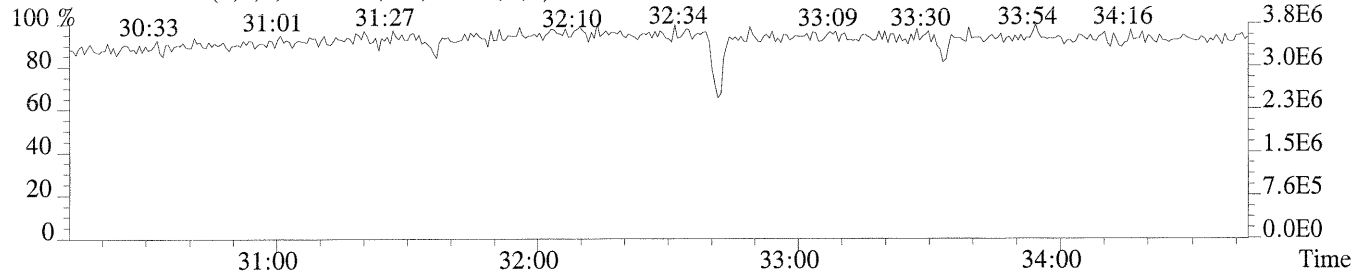
353.8970 F:2 SMO(1,3) BSUB(128,15,-3.0) PKD(3,3,3,0.10%,496.0,1.00%,F,F)



409.7974 F:2 PKD(5,3,5,100.00%,0.0,1.00%,F,F)

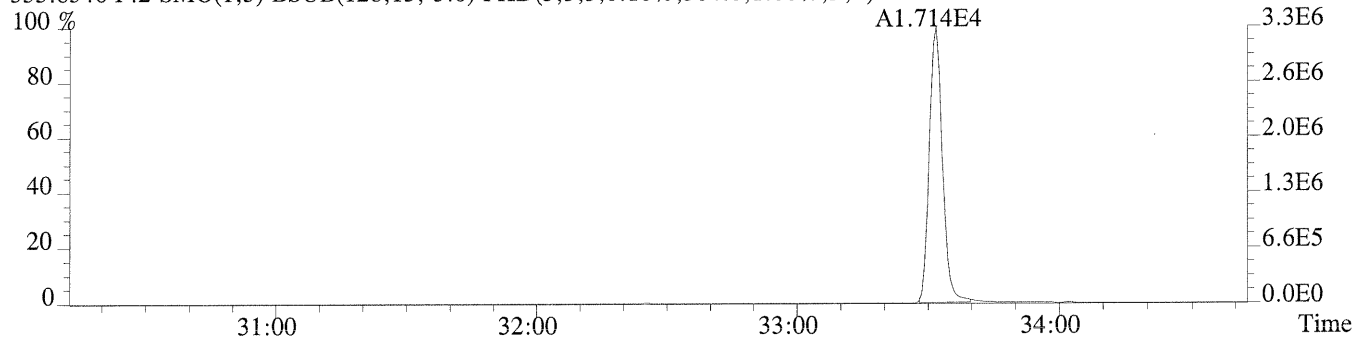


354.9792 F:2 PKD(3,3,3,100.00%,0.0,1.00%,F,F)

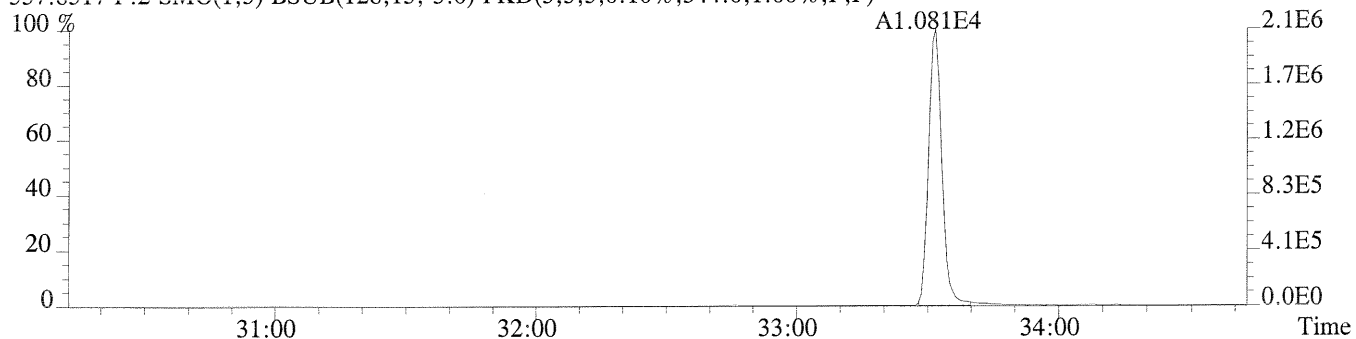


Sample#1 Exp:CCAL HRCC3

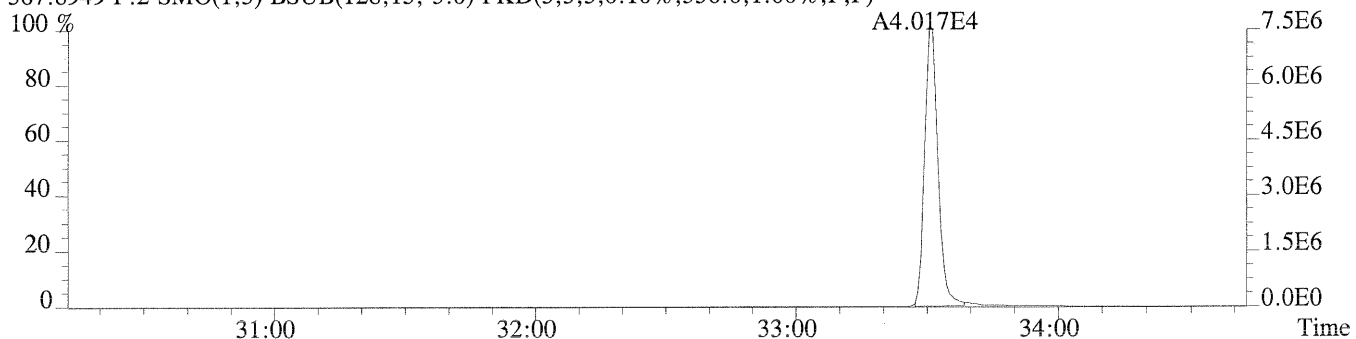
355.8546 F:2 SMO(1,3) BSUB(128,15,-3.0) PKD(3,3,3,0.10%,504.0,1.00%,F,F)



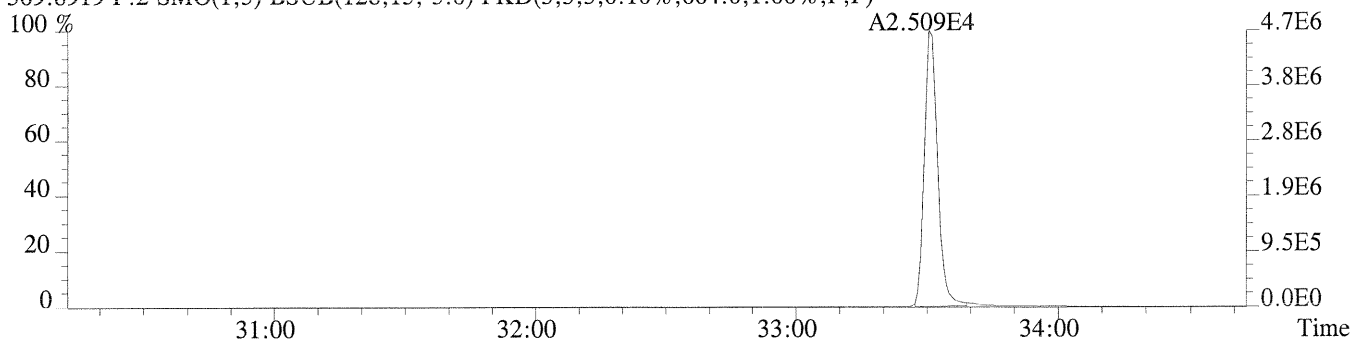
357.8517 F:2 SMO(1,3) BSUB(128,15,-3.0) PKD(3,3,3,0.10%,344.0,1.00%,F,F)



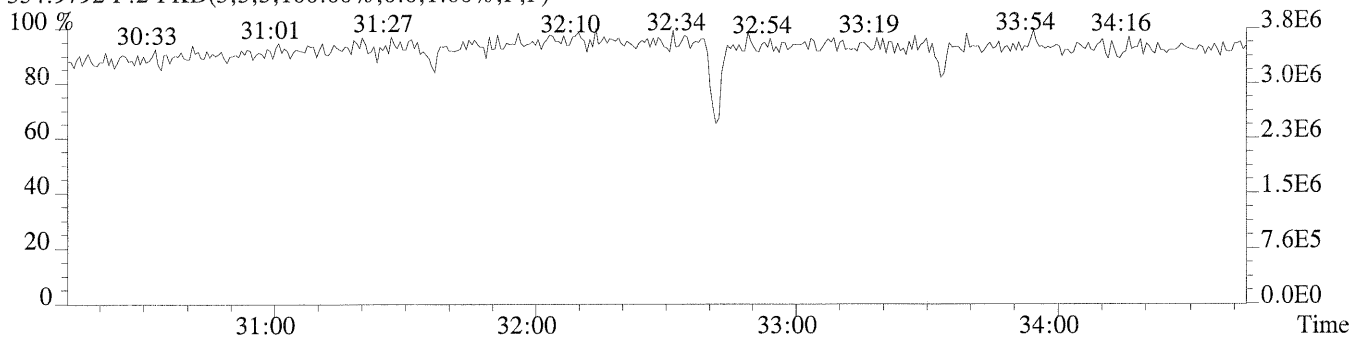
367.8949 F:2 SMO(1,3) BSUB(128,15,-3.0) PKD(3,3,3,0.10%,536.0,1.00%,F,F)



369.8919 F:2 SMO(1,3) BSUB(128,15,-3.0) PKD(3,3,3,0.10%,664.0,1.00%,F,F)

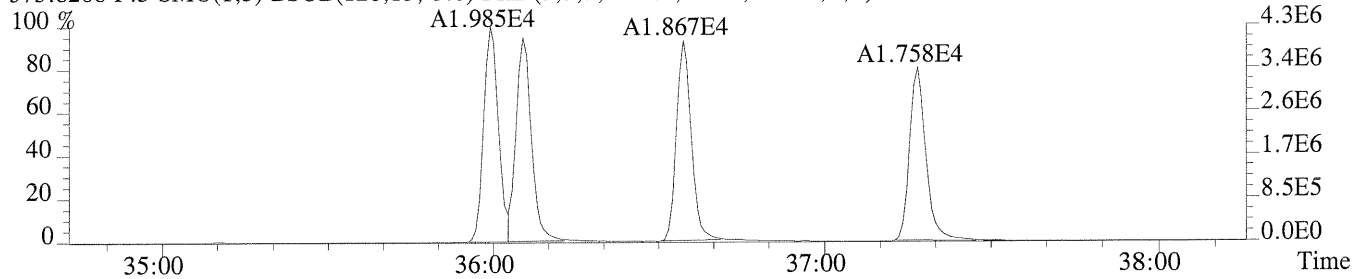


354.9792 F:2 PKD(3,3,3,100.00%,0.0,1.00%,F,F)

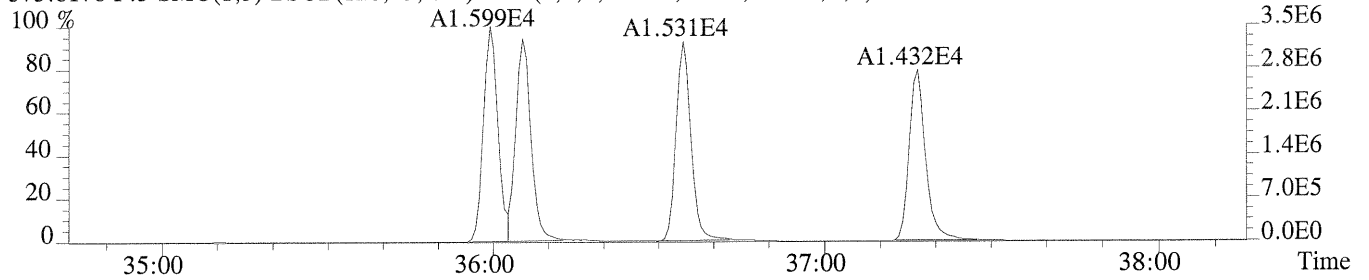


Sample#1 Exp:CCAL HRCC3

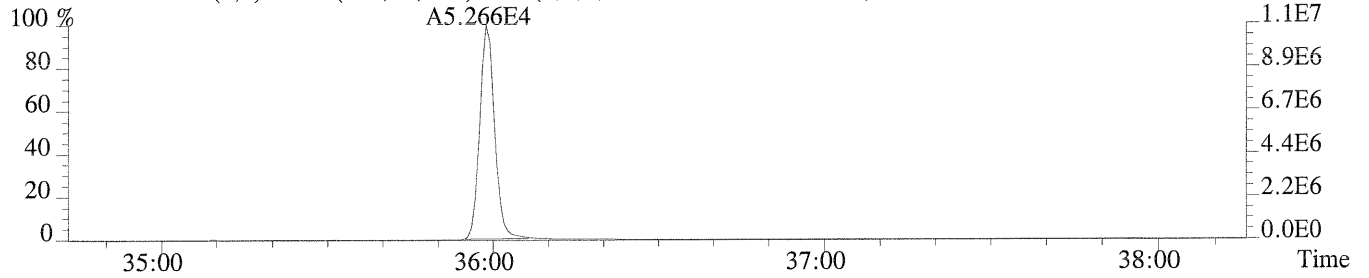
373.8208 F:3 SMO(1,3) BSUB(128,15,-3.0) PKD(3,3,3,0.25%,912.0,0.40%,F,F)



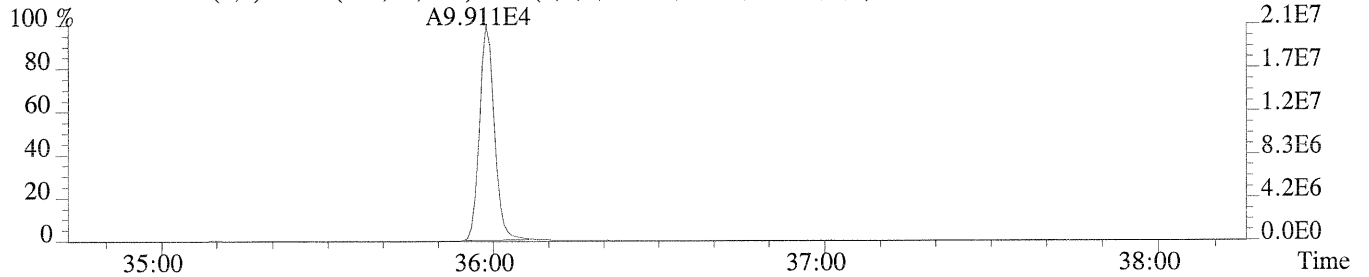
375.8178 F:3 SMO(1,3) BSUB(128,15,-3.0) PKD(3,3,3,0.25%,248.0,0.40%,F,F)



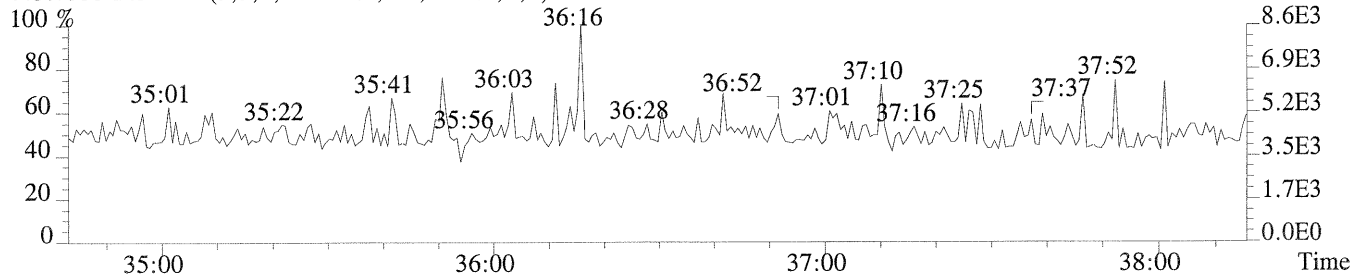
383.8639 F:3 SMO(1,3) BSUB(128,15,-3.0) PKD(3,3,3,0.25%,440.0,0.40%,F,F)



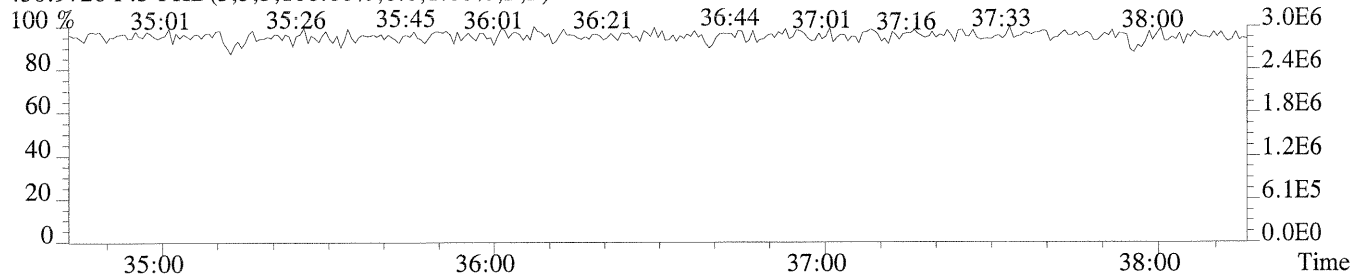
385.8610 F:3 SMO(1,3) BSUB(128,15,-3.0) PKD(3,3,3,0.25%,548.0,0.40%,F,F)



445.7555 F:3 PKD(5,3,5,100.00%,0.0,1.00%,F,F)

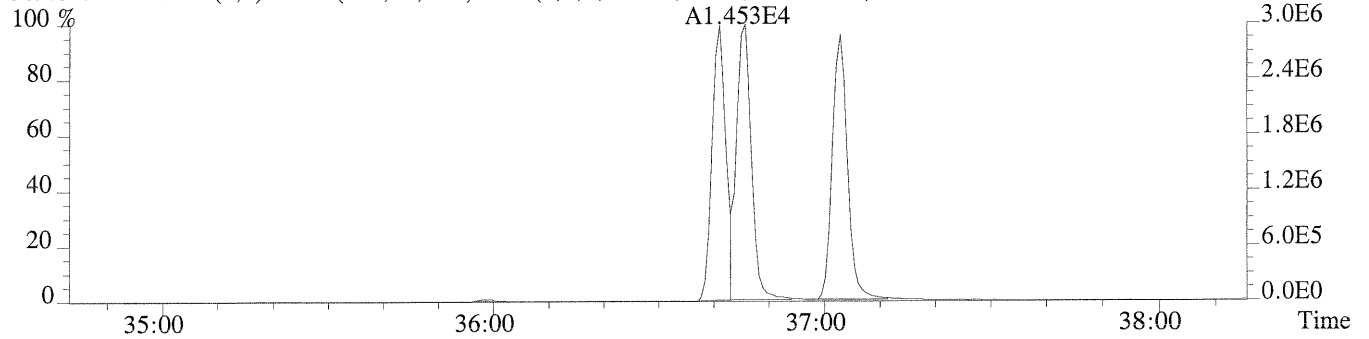


430.9728 F:3 PKD(3,3,3,100.00%,0.0,1.00%,F,F)

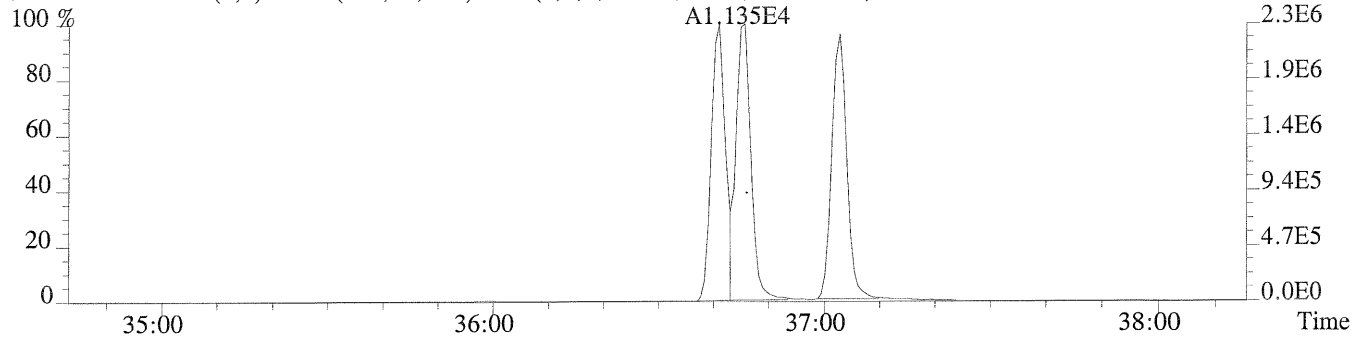


Sample#1 Exp:CCAL HRCC3

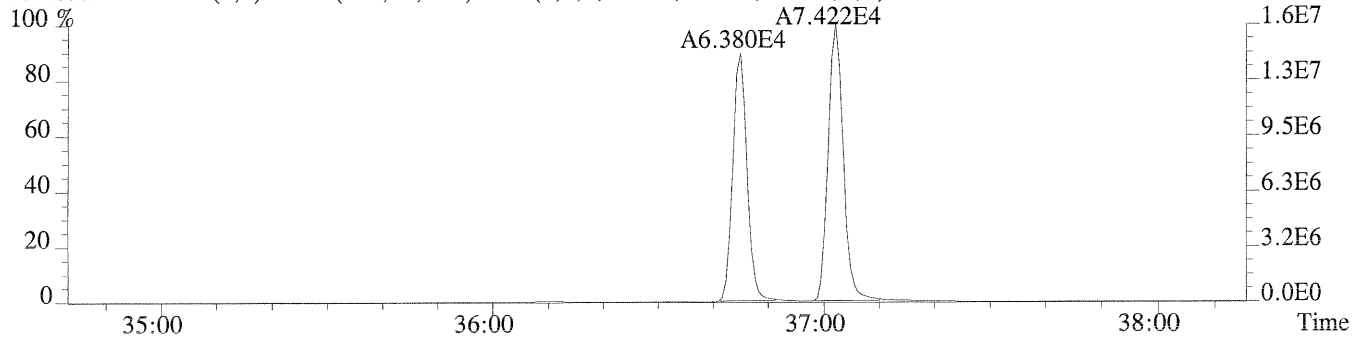
389.8157 F:3 SMO(1,3) BSUB(128,15,-3.0) PKD(3,3,3,0.25%,808.0,0.40%,F,F)



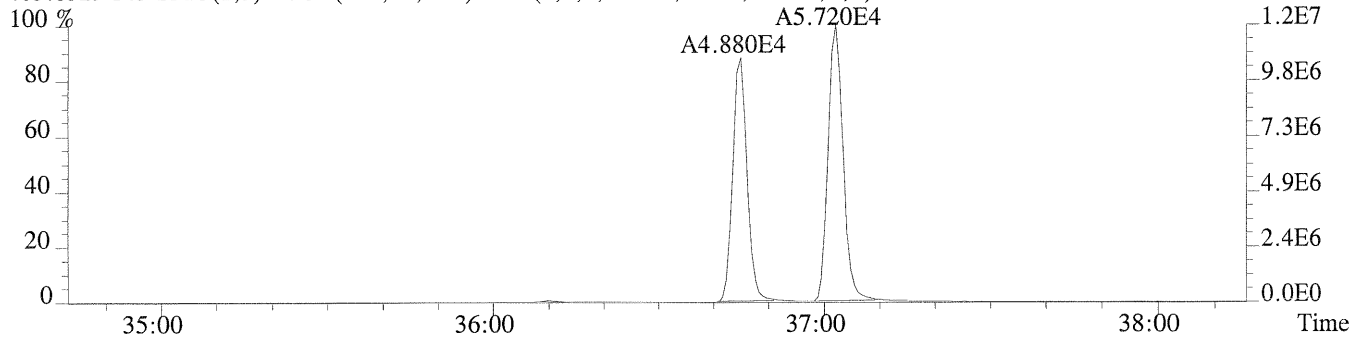
391.8127 F:3 SMO(1,3) BSUB(128,15,-3.0) PKD(3,3,3,0.25%,576.0,0.40%,F,F)



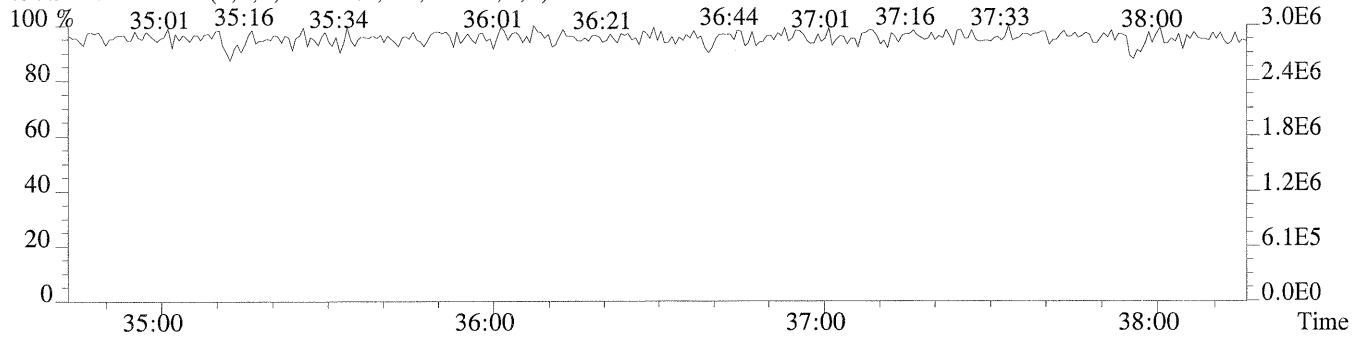
401.8559 F:3 SMO(1,3) BSUB(128,15,-3.0) PKD(3,3,3,0.25%,1736.0,0.40%,F,F)



403.8529 F:3 SMO(1,3) BSUB(128,15,-3.0) PKD(3,3,3,0.25%,816.0,0.40%,F,F)

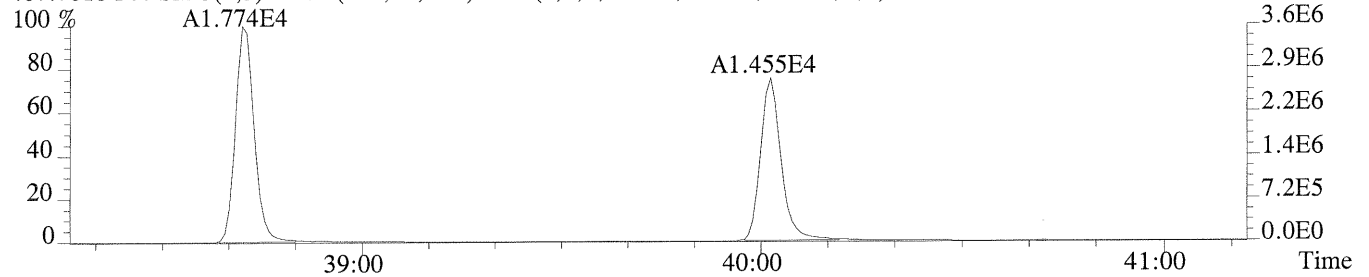


430.9728 F:3 PKD(3,3,3,100.00%,0.0,1.00%,F,F)

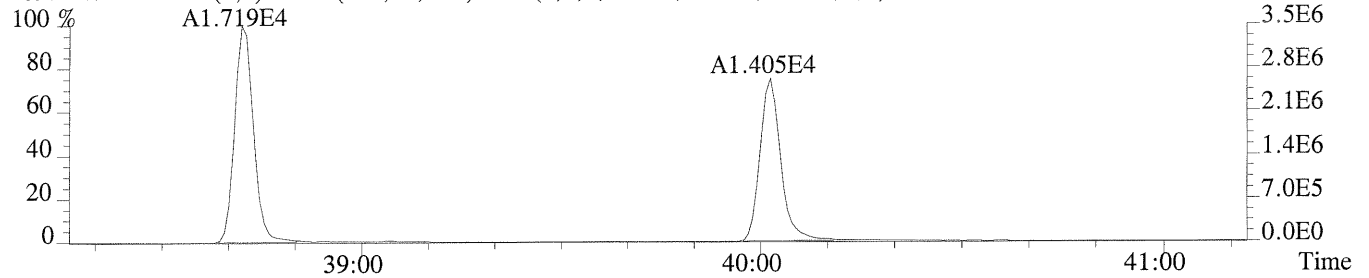


Sample#1 Exp:CCAL HRCC3

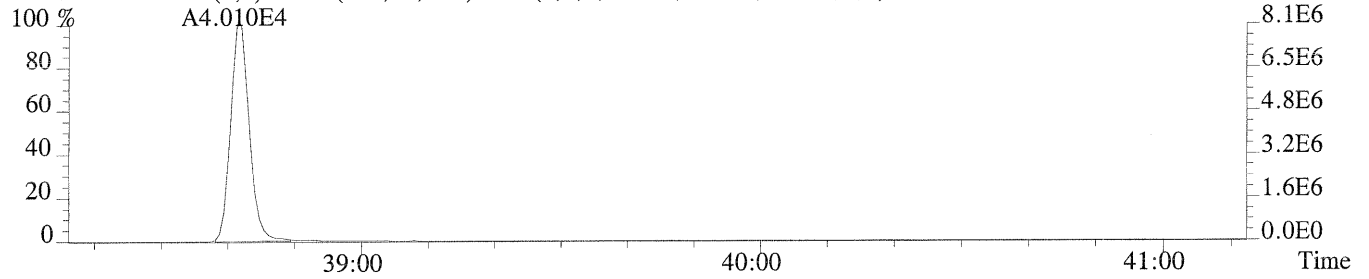
407.7818 F:4 SMO(1,3) BSUB(128,15,-3.0) PKD(3,3,3,0.25%,1816.0,0.50%,F,F)



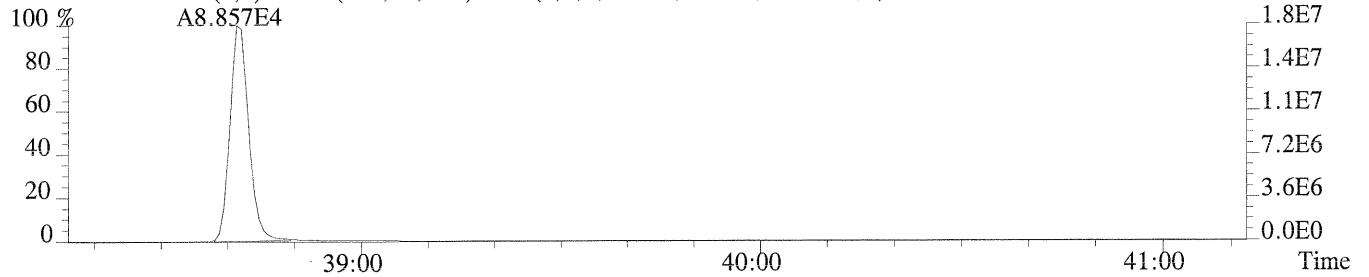
409.7789 F:4 SMO(1,3) BSUB(128,15,-3.0) PKD(3,3,3,0.25%,2404.0,0.50%,F,F)



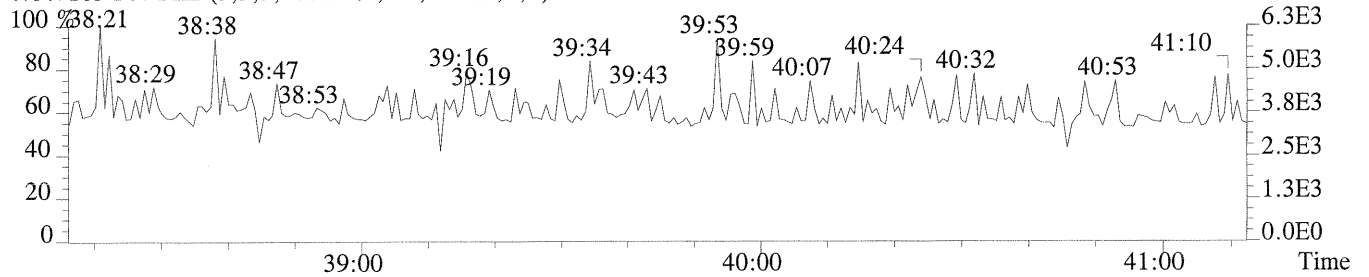
417.8253 F:4 SMO(1,3) BSUB(128,15,-3.0) PKD(3,3,3,0.25%,3992.0,0.50%,F,F)



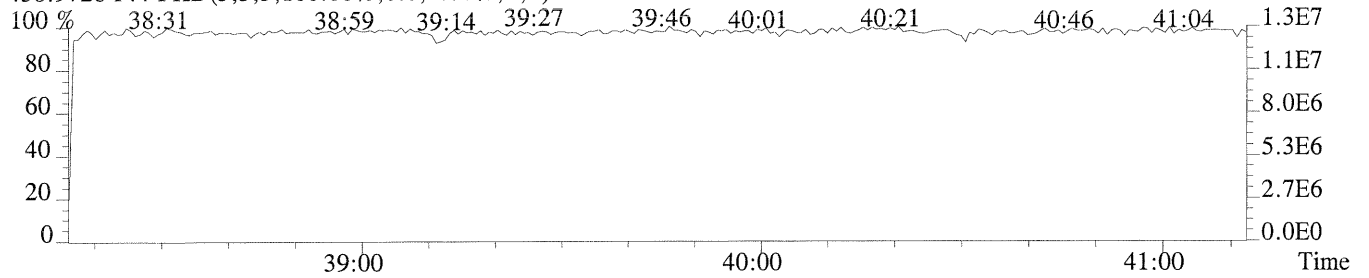
419.8220 F:4 SMO(1,3) BSUB(128,15,-3.0) PKD(3,3,3,0.25%,8372.0,0.50%,F,F)



479.7165 F:4 PKD(5,3,5,100.00%,0.0,1.00%,F,F)

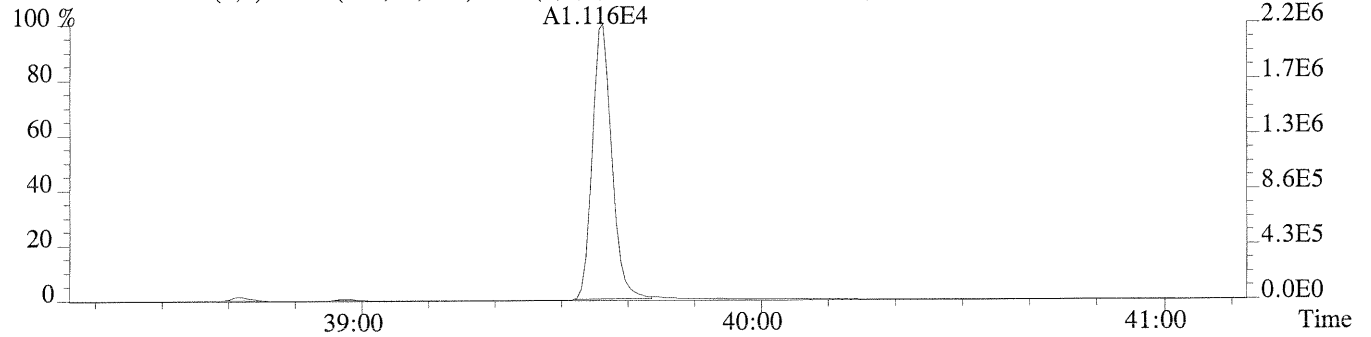


430.9728 F:4 PKD(3,3,3,100.00%,0.0,1.00%,F,F)

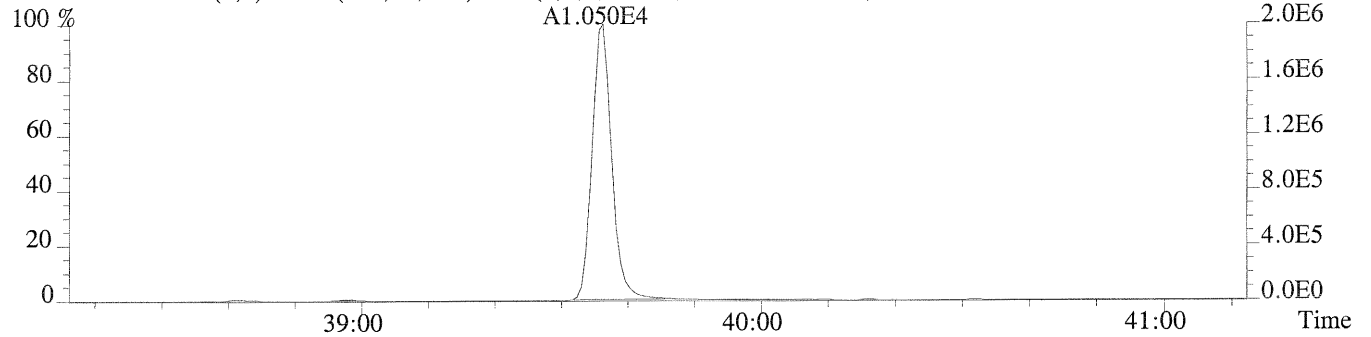


Sample#1 Exp:CCAL HRCC3

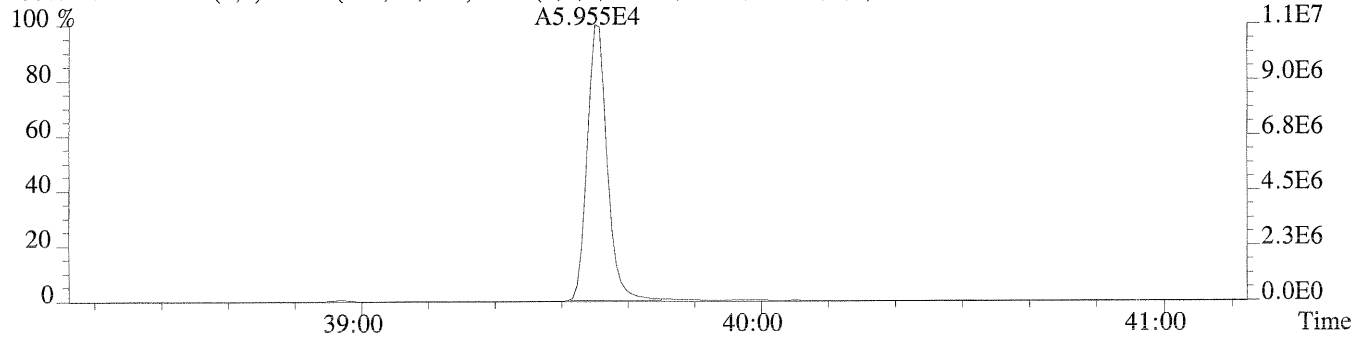
423.7766 F:4 SMO(1,3) BSUB(128,15,-3.0) PKD(3,3,3,0.25%,660.0,0.40%,F,F)



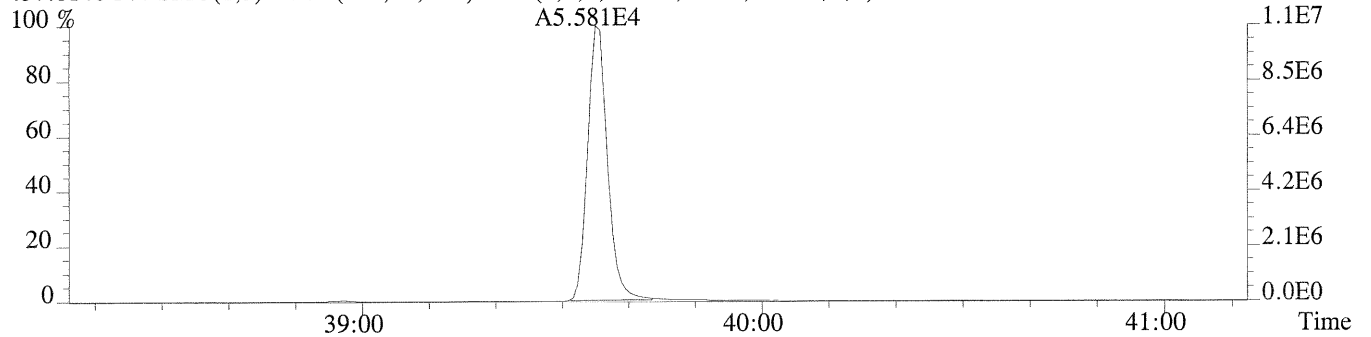
425.7737 F:4 SMO(1,3) BSUB(128,15,-3.0) PKD(3,3,3,0.25%,492.0,0.40%,F,F)



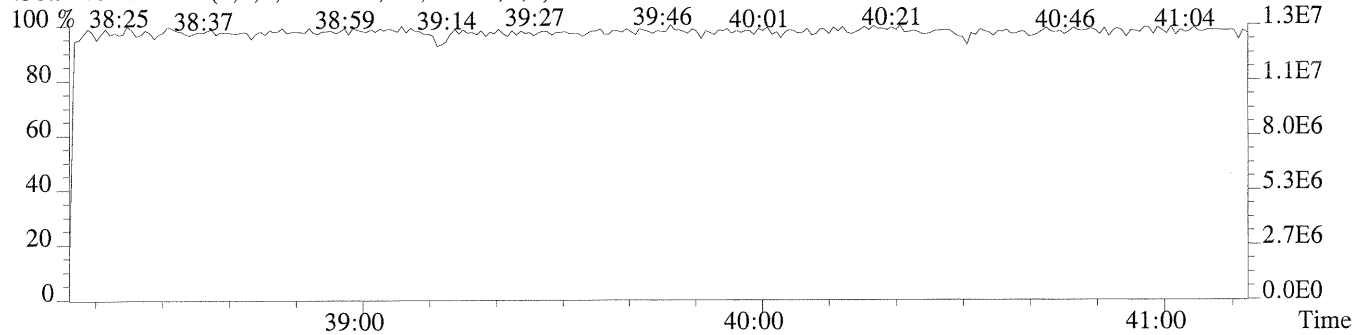
435.8169 F:4 SMO(1,3) BSUB(128,15,-3.0) PKD(3,3,3,0.25%,584.0,0.40%,F,F)



437.8140 F:4 SMO(1,3) BSUB(128,15,-3.0) PKD(3,3,3,0.25%,536.0,0.40%,F,F)



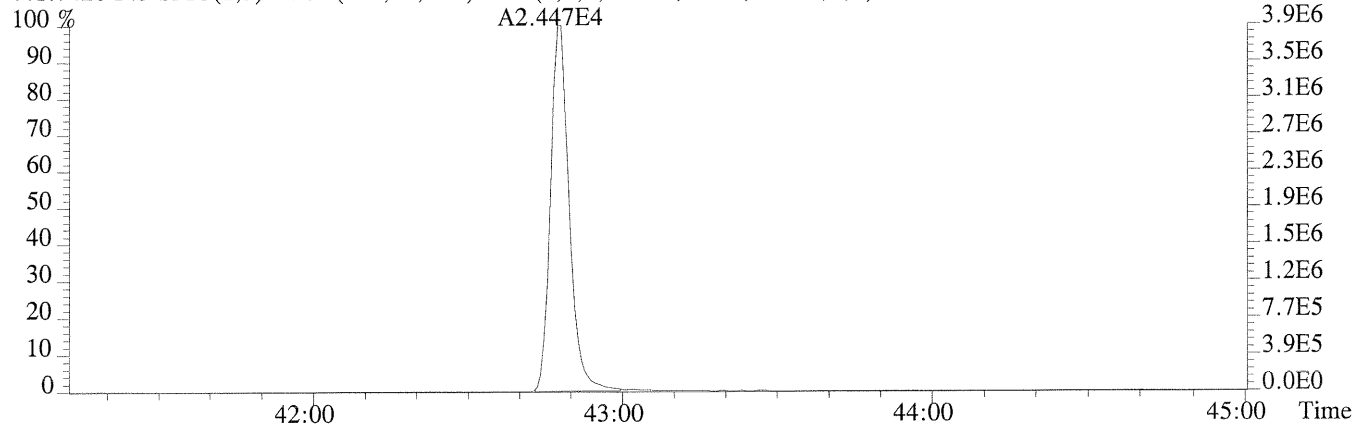
430.9728 F:4 PKD(3,3,3,100.00%,0.0,1.00%,F,F)



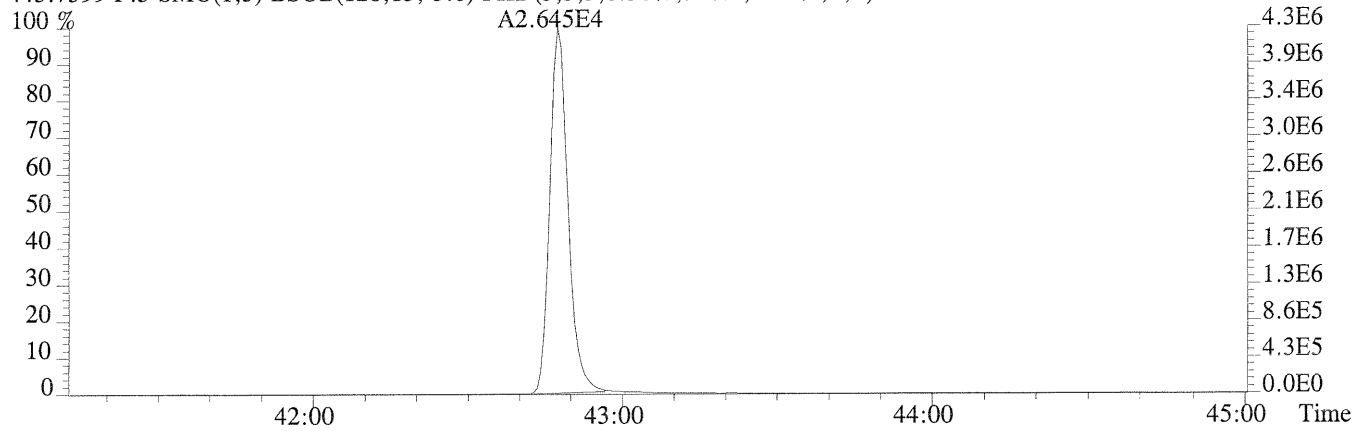
File:U132576 #1-345 Acq:19-AUG-2009 04:03:49 Probe EI+ Magnet SIR VG BioTech Mass spectf

Sample#1 Exp:CCAL HRCC3

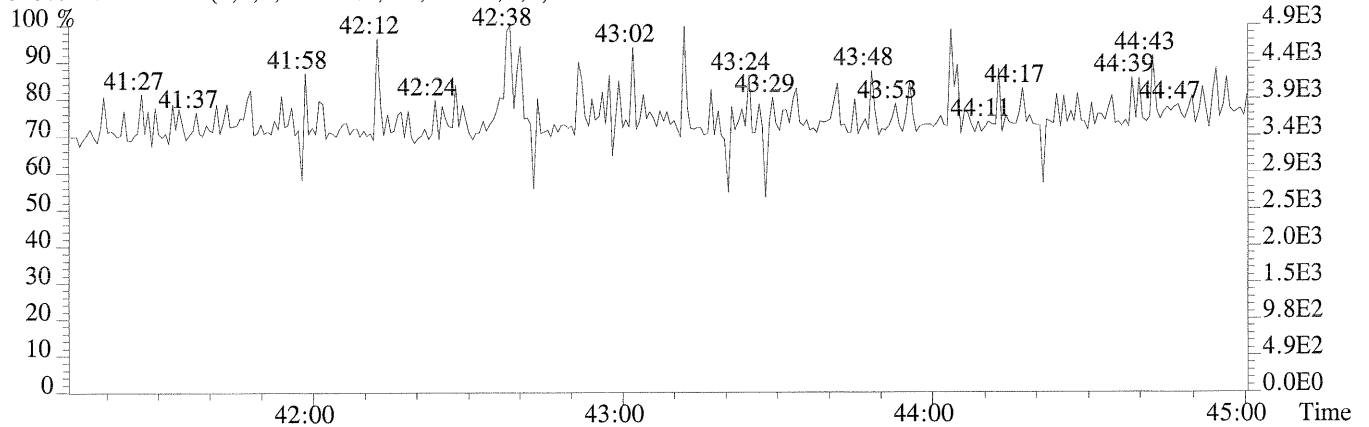
441.7428 F:5 SMO(1,3) BSUB(128,15,-3.0) PKD(5,3,5,0.30%,432.0,0.40%,F,F)



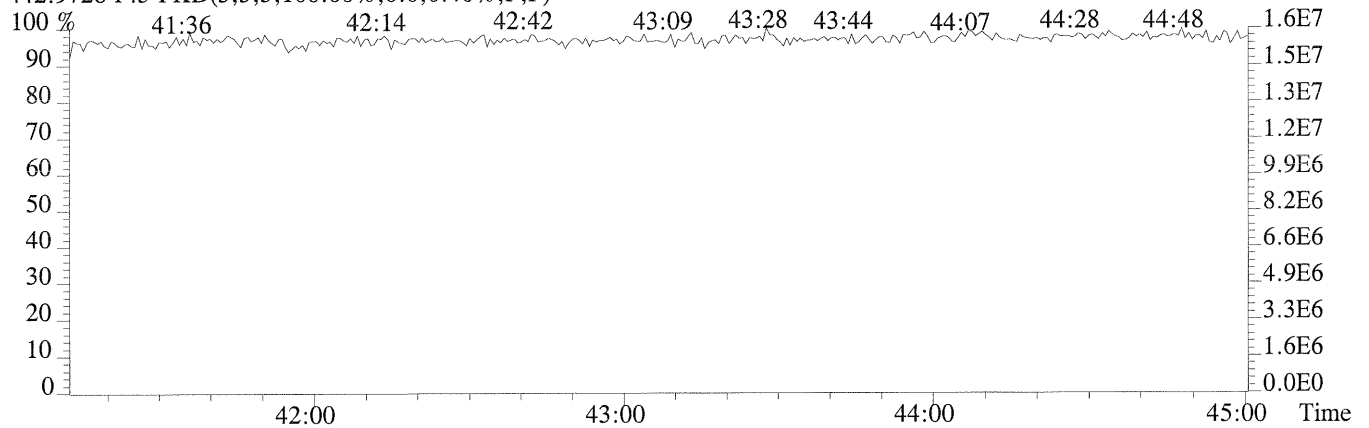
443.7399 F:5 SMO(1,3) BSUB(128,15,-3.0) PKD(5,3,5,0.30%,548.0,0.40%,F,F)



513.6775 F:5 PKD(5,3,5,100.00%,0.0,1.00%,F,F)

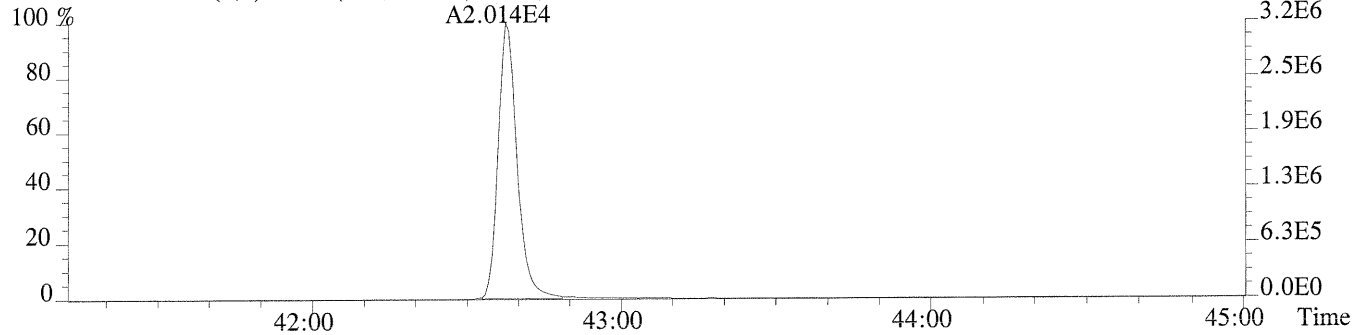


442.9728 F:5 PKD(3,3,3,100.00%,0.0,0.40%,F,F)

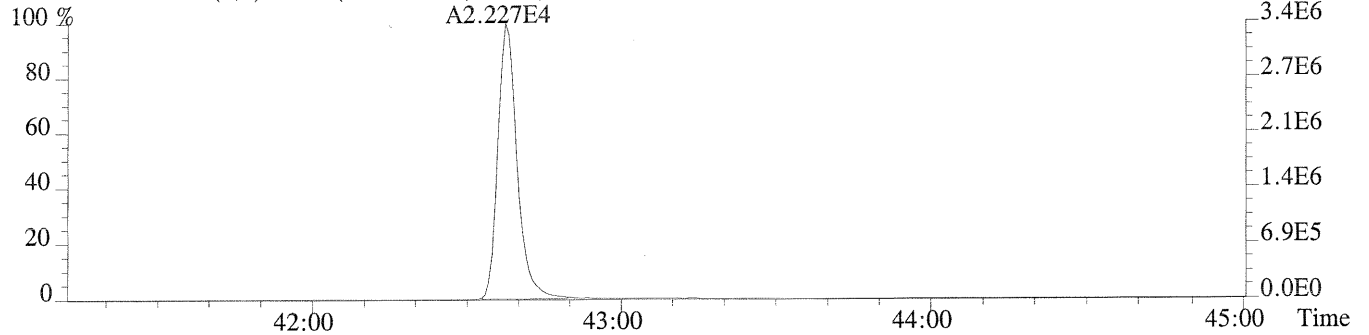


Sample#1 Exp:CCAL HRCC3

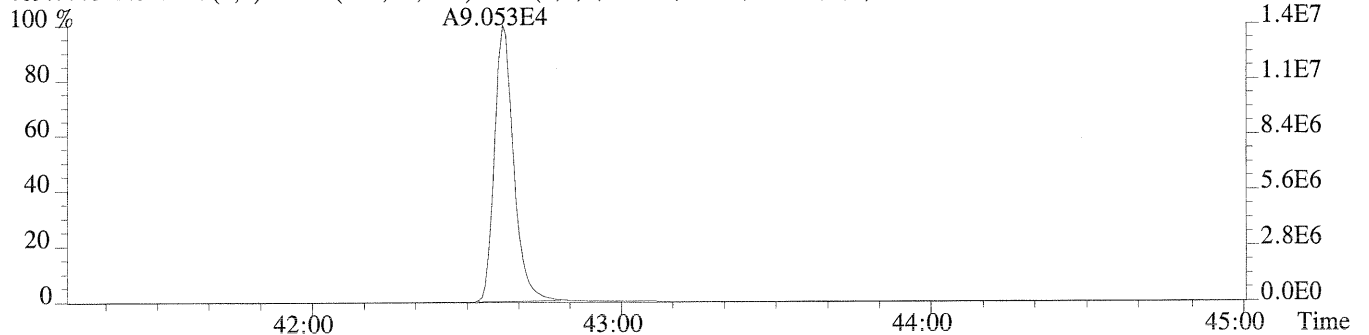
457.7377 F:5 SMO(1,3) BSUB(128,15,-3.0) PKD(5,3,5,0.30%,376.0,0.40%,F,F)



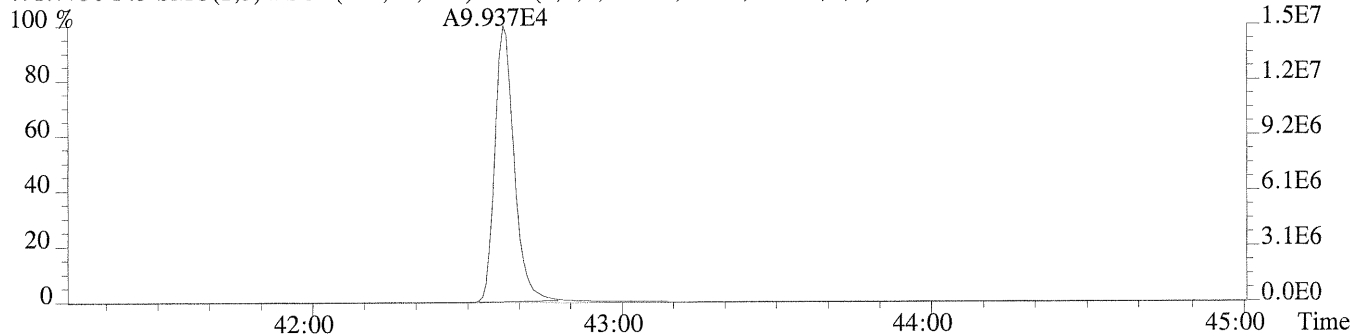
459.7348 F:5 SMO(1,3) BSUB(128,15,-3.0) PKD(5,3,5,0.30%,544.0,0.40%,F,F)



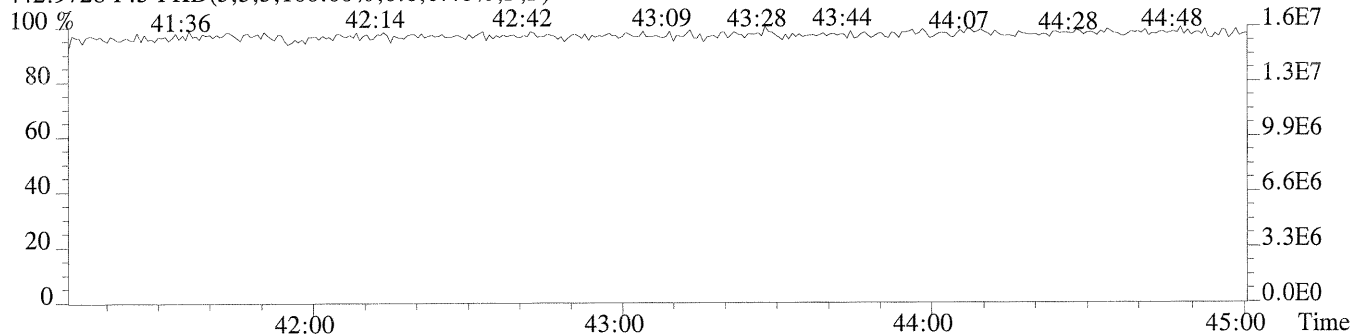
469.7779 F:5 SMO(1,3) BSUB(128,15,-3.0) PKD(5,3,5,0.30%,324.0,0.40%,F,F)



471.7750 F:5 SMO(1,3) BSUB(128,15,-3.0) PKD(5,3,5,0.30%,608.0,0.40%,F,F)



442.9728 F:5 PKD(3,3,3,100.00%,0.0,0.40%,F,F)



RW/ HRCC3 Daily Calibration QC Checklist

Calibration File Name: U132589-U132603

Circle one: Beginning / Ending

Date: 19-20 Aug 09

Method: 8290 / Tetra / TCDD Only / TCDF Conf

Retention Window/Column Performance Check:

Analyst

Second Check

Windows labeled for first and last eluting compounds	—	✓
Column performance shows less than or equal to 25% valley between column specific 2378 isomer and the closest eluters	—	✓
No QC ion deflections affect column specific 2378 isomer or the closest eluters	✓	✓

HRCC3 Continuing Calibration

Analyst

Second Check

Percent RSD within method criteria	<u>use Avg</u>	<u>use Avg</u>
All relative abundance ratios meet method criteria	—	✓
No QC ion deflections greater than 20%	✓	✓
Mass spectrometer resolution greater than or equal to 10,000 and documented	—	✓
Signal-to-noise of all target analytes and associated labeled standards at least 2.5:1	—	✓
Ending Calibration injected prior to end of 12 hour clock	—	✓

Analyst: we

Second QC: SA

5DFC
PCDD/PCDF ANALYTICAL SEQUENCE SUMMARY

Lab Name: Columbia Analytical Services, Houston

Contract:

Lab Code: CAS

Episode No.:

SDG No.:

GC Column: db5

ID: 0.25 (mm)

Instrument ID: AutoSpec-Ultima

Init. Calib. Date: 07/31/09

Init. Calib. Times: 13:13

THE ANALYTICAL SEQUENCE OF STANDARDS, SAMPLES, BLANKS, SPIKES AND
DUPLICATES IS AS FOLLOWS:

EPA SAMPLE NO.	LAB SAMPLE ID	LAB FILE ID	DATE ANALYZED	TIME ANALYZED
WINDOW DEFINE		U132590	19-AUG-09	18:21:39
CCAL HRCC3		U132589	19-AUG-09	17:20:38
METHOD BLANK	EQ0900320-01	U132591	19-AUG-09	19:07:22
GM09GAC-COMP2	K0907500-004	U132592	19-AUG-09	19:55:20
09078578-1	E0900643-001	U132593	19-AUG-09	20:43:15
DU1-E2-COMP	K0907047-001	U132594	19-AUG-09	21:31:13
DU2-E2-COMP	K0907047-002	U132595	19-AUG-09	22:19:10
DU3-E2-COMP	K0907047-003	U132596	19-AUG-09	23:07:05
DU4-E2-COMP	K0907047-004	U132597	19-AUG-09	23:55:03
LCS	EQ0900313-02	U132598	20-AUG-09	00:42:59
LCS	EQ0900315-02	U132599	20-AUG-09	01:30:56
LCS	EQ0900320-02	U132600	20-AUG-09	02:18:55
DLCS	EQ0900320-03	U132601	20-AUG-09	03:06:51

HRGC/HRMS RUN LOG

CAS HOUSTON 19408 Park Row, Suite 320 Houston, TX 77084

Acq Method: 8290 CAS / 1613

GC Method: 8290 CAS / 1613

Result File: C:\132589RES\CAL

EDD File:



An Employee Owned Company

Date	Time	File	CAS ID	Client ID	Batch #	Analyst	Comments	RE
08/19/09	18:15	U132589	HRMS check			RB		
	17:20	0607	Cal HRCC3	D983-4A				
	18:21	U132590	WINDOW DEFINE	D190-2				
	19:07	U132591	EQ900320-01MB	METHOD BLANK	EQ320			
	19:55	U132592	K0907500-004	GM09GAC-COMP2	↓			
	20:43	U132593	EQ900643-001	09078578-1	EQ313			
	21:31	U132594	K0907047-001	D01-E2-COMP				
	22:19	U132595	-002	D02				
	23:07	U132596	-003	D03				
	23:55	U132597	-004	D04				
08/20/09	00:42	U132598	EQ900313-01MS	LCS				
	01:30	U132599	EQ900315-01MS	DECS LCS	EQ315			
	02:18	U132600	EQ900320-01MS	LCS	EQ320			
	03:06	U132601	EQ900320-03MS	D LCS	↓			
	03:54	U132602	TEST					
	04:42	U132603	Cal HRCC3	D9-83-4A			(SEE AVERAGE)	

08/20/09

Reviewed by: JMC

HRGC/HRMS RUN LOG

CAS HOUSTON 19408 Park Row, Suite 320 Houston, TX 77084

Acq Method: 8900AS/1613
GC Method: 8900AP/1615

Result File: _____
EDD File: _____

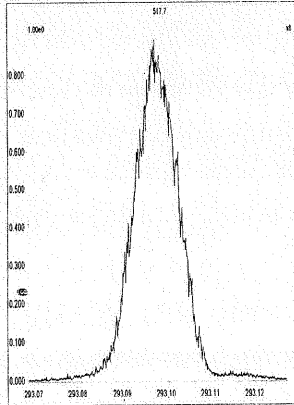


An Employee Owned Company

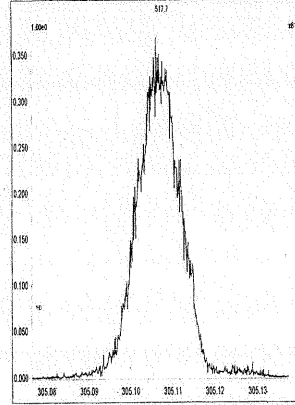
Date	Time	File	CAS ID	Client ID	Batch #	Analyst	Comments	RE
08/10/09	05:38	_____	HRMS CHECK			[Signature]		
	07:01	_____	HRMS CHECK			[Signature]		
		U1326004	WINDOW DEFINE	D4-20-2				

Reviewed by: SA

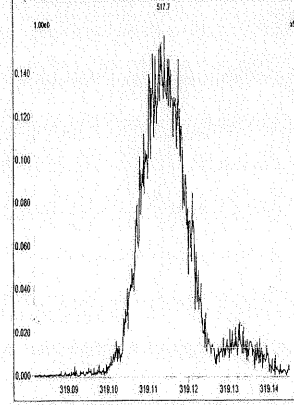
M 292.9824 R 12953



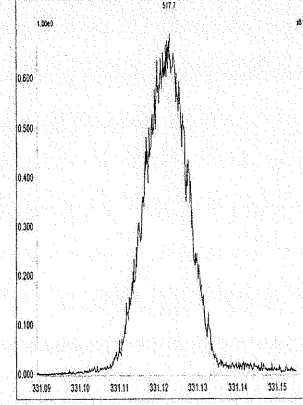
M 304.9824 R 13481



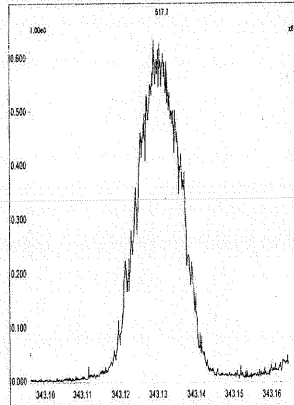
M 318.9792 R 13372



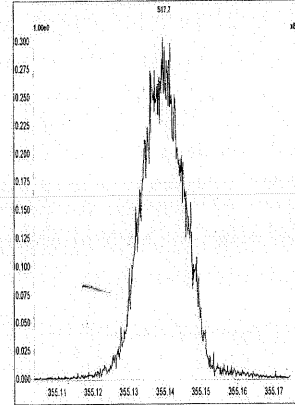
M 330.9792 R 13262



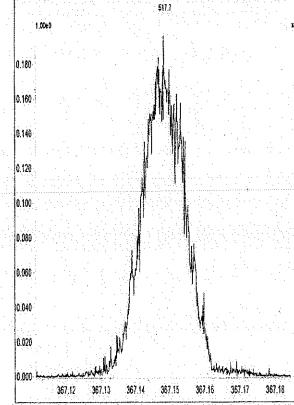
M 342.9792 R 13335



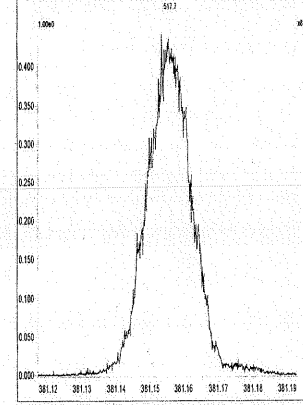
M 354.9792 R 13592



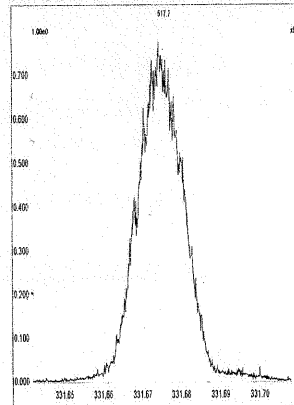
M 366.9792 R 13750



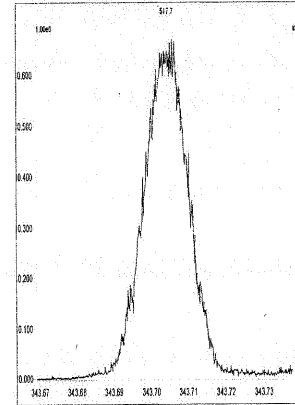
M 380.9760 R 12886



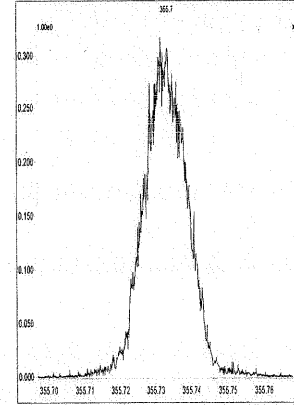
M 330.9792 R 12853



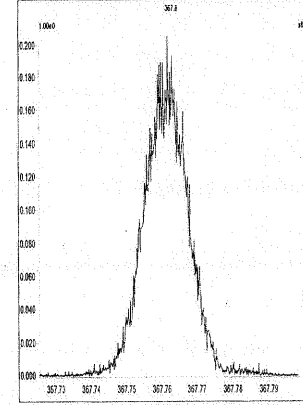
M 342.9792 R 12886



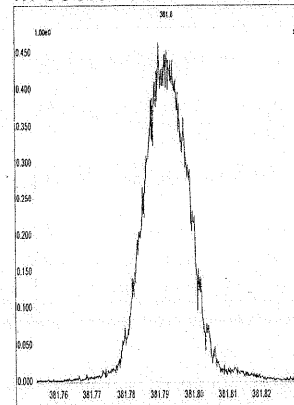
M 354.9792 R 13054



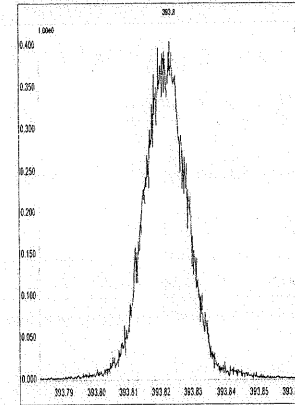
M 366.9792 R 13266



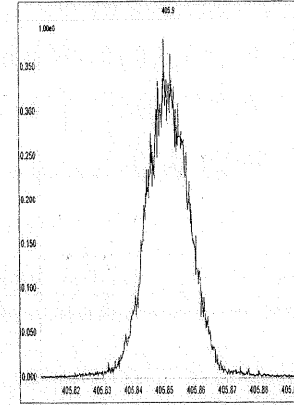
M 380.9760 R 13333



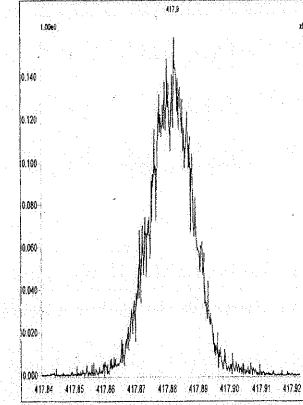
M 392.9760 R 13160



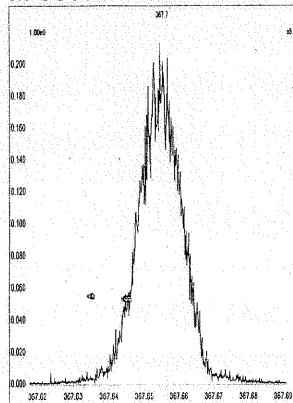
M 404.9760 R 13230



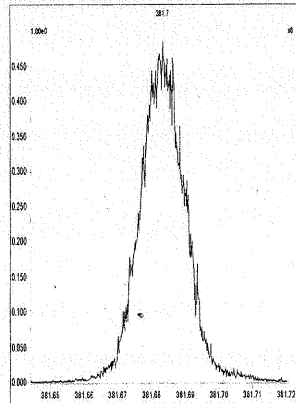
M 416.9760 R 13662



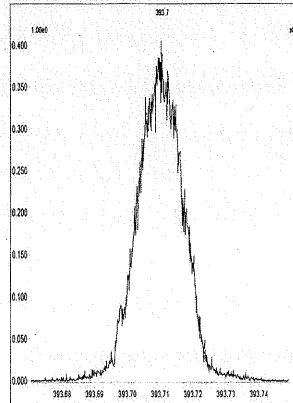
M 366.9792 R 13440



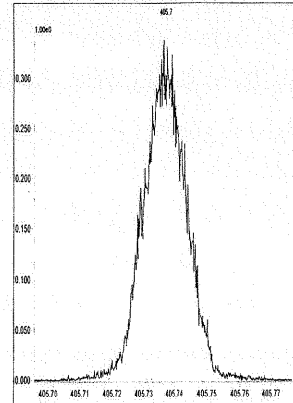
M 380.9760 R 12693



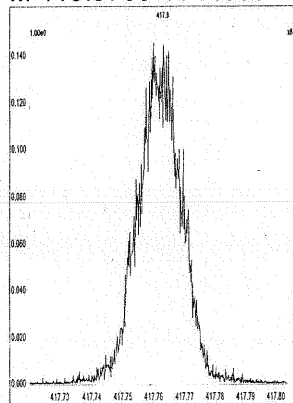
M 392.9760 R 12724



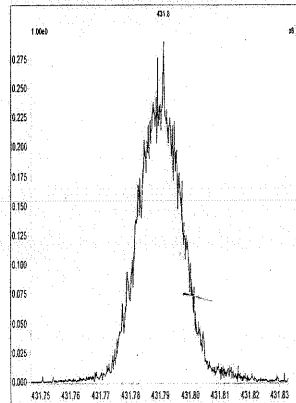
M 404.9760 R 13368



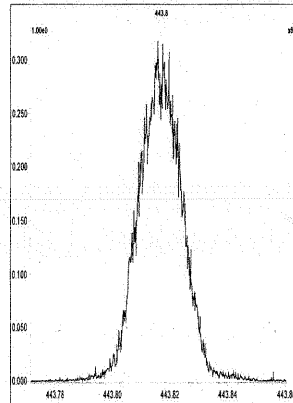
M 416.9760 R 14089



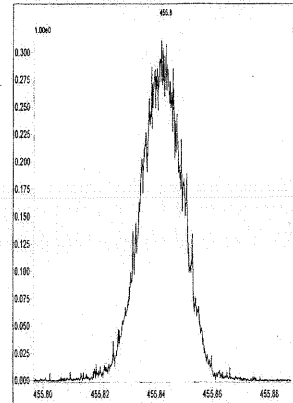
M 430.9728 R 13479



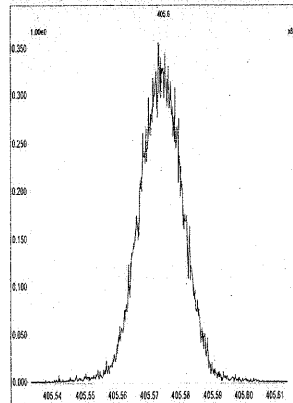
M 442.9728 R 13227



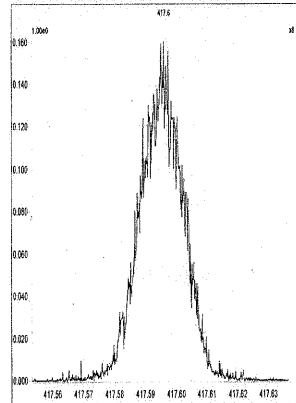
M 454.9728 R 13378



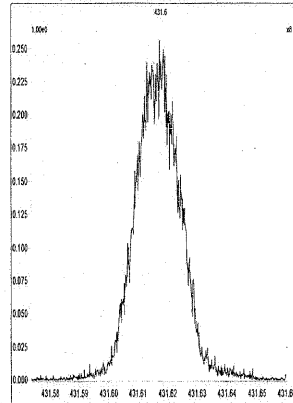
M 404.9760 R 12986



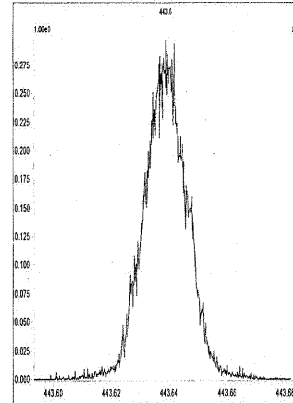
M 416.9760 R 13368



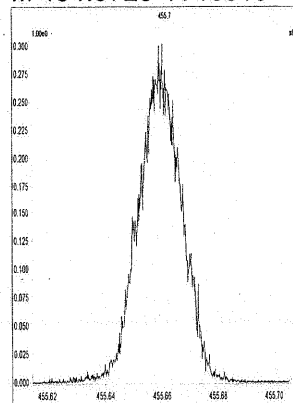
M 430.9728 R 13091



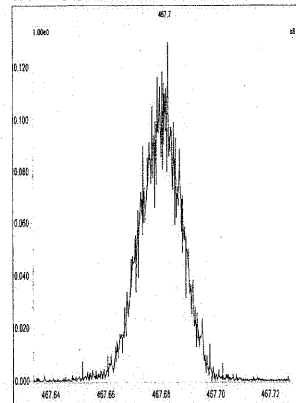
M 442.9728 R 13441



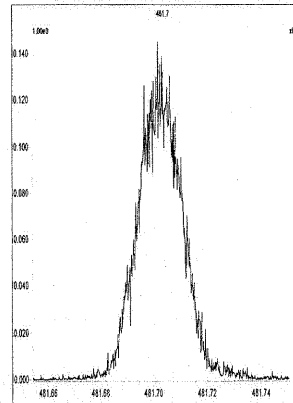
M 454.9728 R 13513



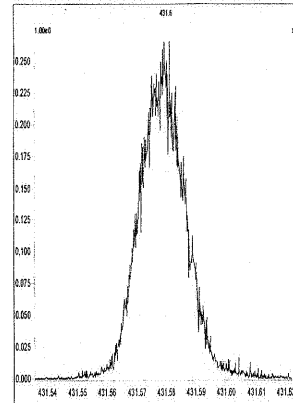
M 466.9728 R 13776



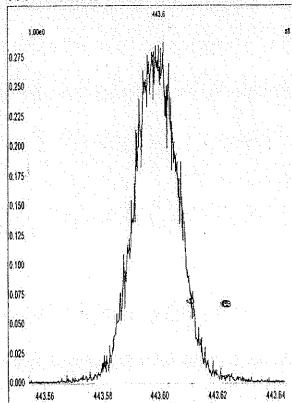
M 480.9696 R 13710



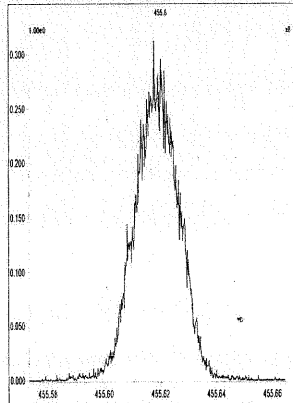
M 430.9728 R 12469



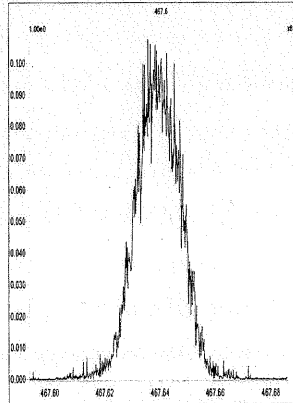
M 442.9728 R 13450



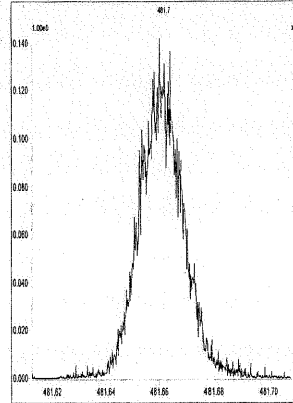
M 454.9728 R 12857



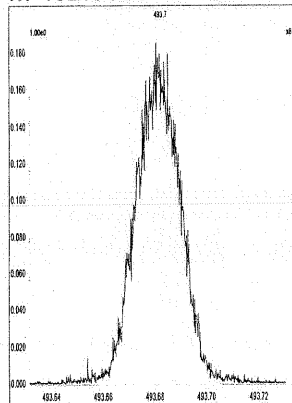
M 466.9728 R 13337



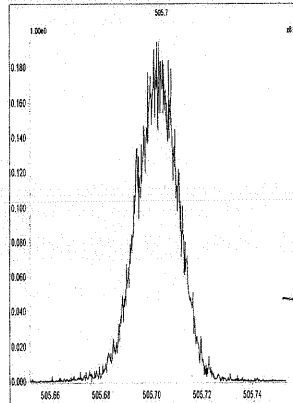
M 480.9696 R 13056



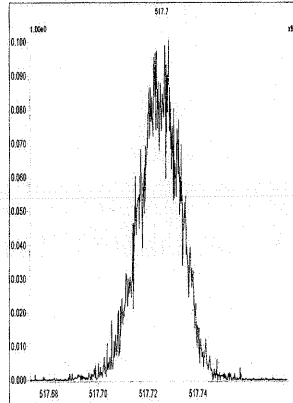
M 492.9696 R 13640



M 504.9696 R 13333

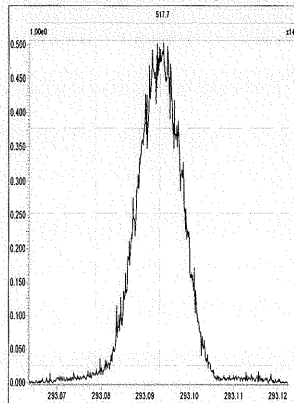


M 516.9697 R 13862

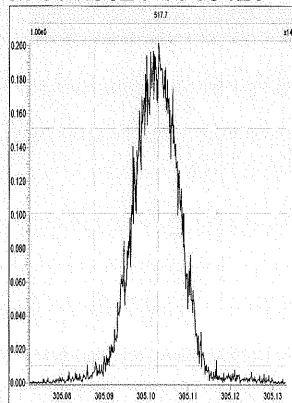


Printed: Thursday, August 20, 2009 05:38:43 Central Daylight Time

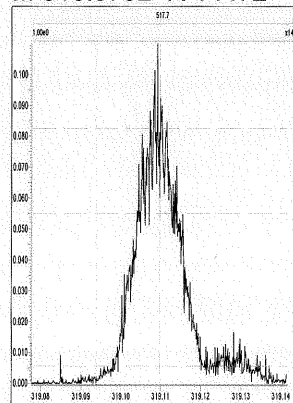
M 292.9824 R 13122



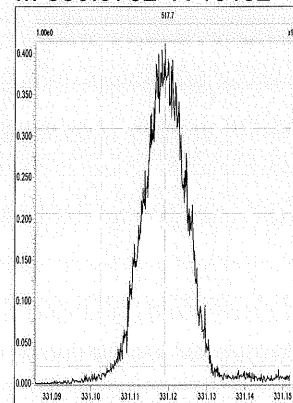
M 304.9824 R 13420



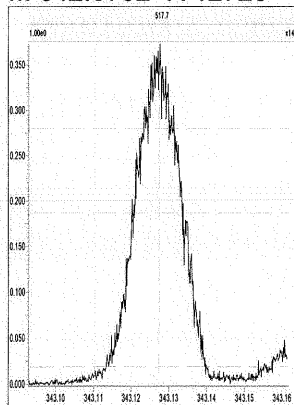
M 318.9792 R 14472



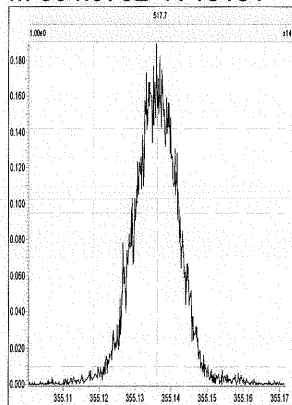
M 330.9792 R 13192



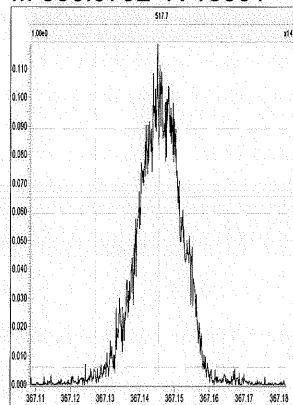
M 342.9792 R 12726



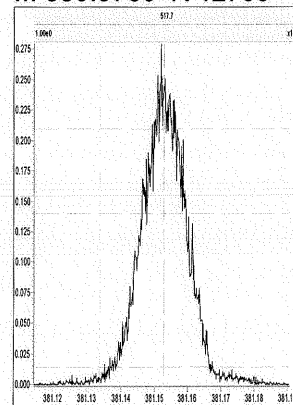
M 354.9792 R 13181



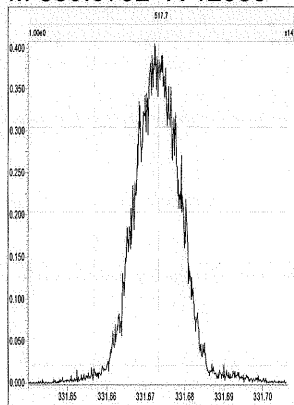
M 366.9792 R 13561



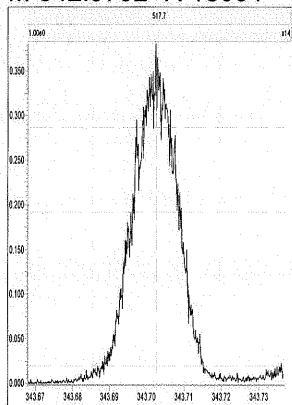
M 380.9760 R 12705



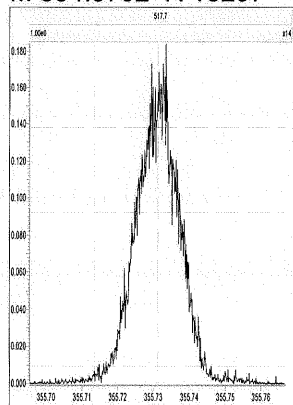
M 330.9792 R 12986



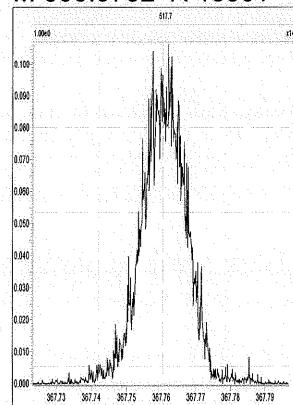
M 342.9792 R 13091



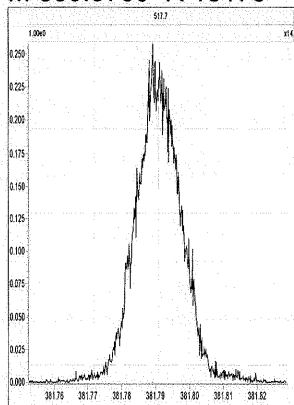
M 354.9792 R 13297



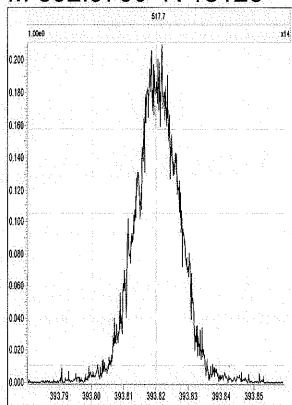
M 366.9792 R 13561



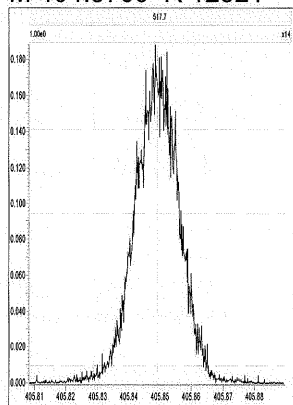
M 380.9760 R 13175



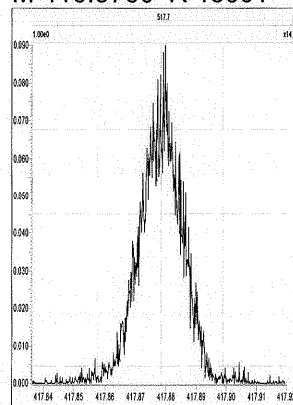
M 392.9760 R 13123



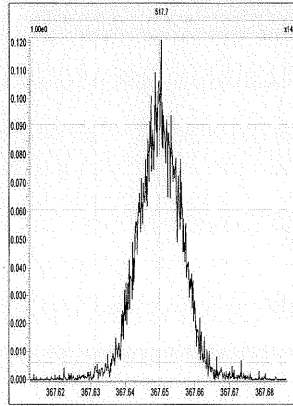
M 404.9760 R 12921



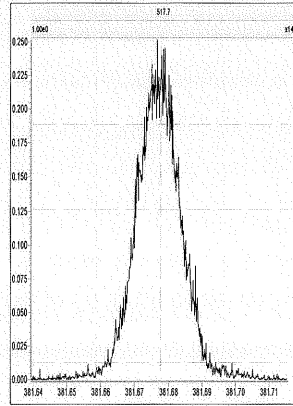
M 416.9760 R 13661



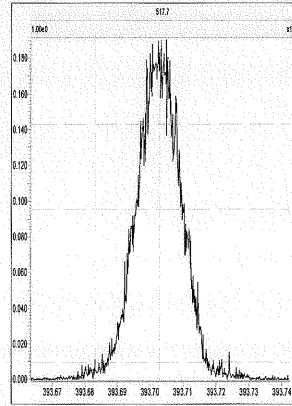
M 366.9792 R 13440



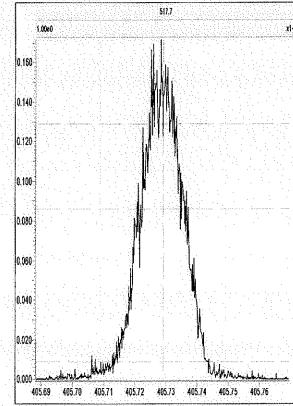
M 380.9760 R 13550



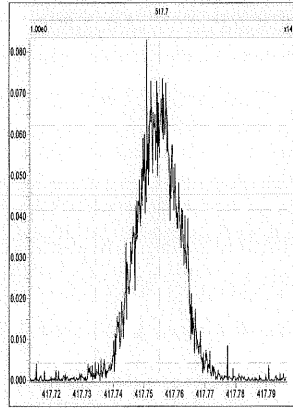
M 392.9760 R 13409



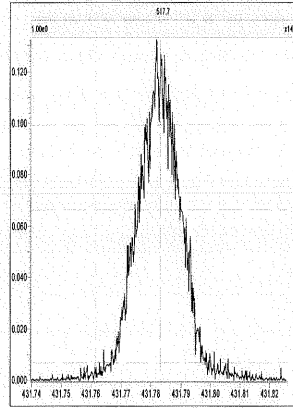
M 404.9760 R 13554



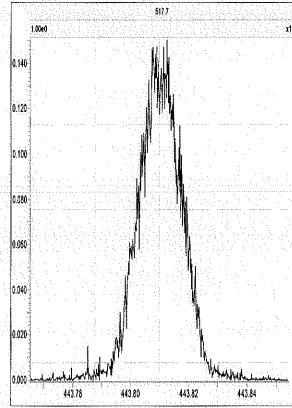
M 416.9760 R 14169



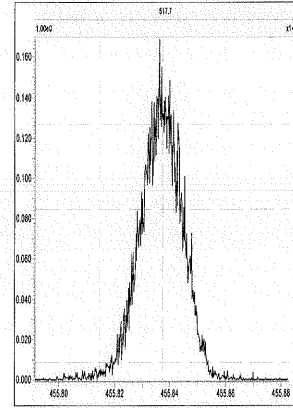
M 430.9728 R 13440



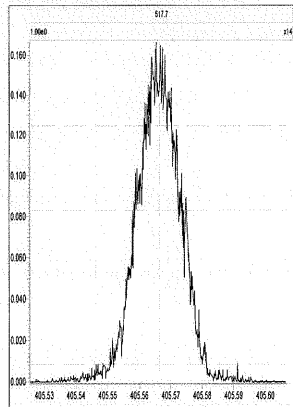
M 442.9728 R 13368



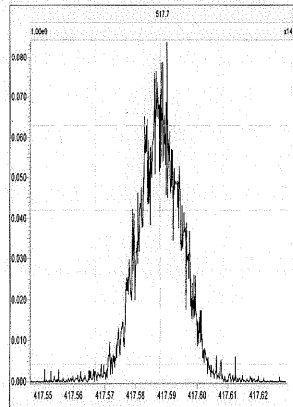
M 454.9728 R 13513



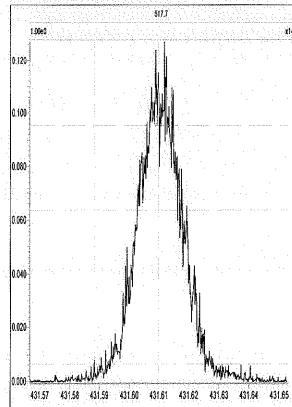
M 404.9760 R 13527



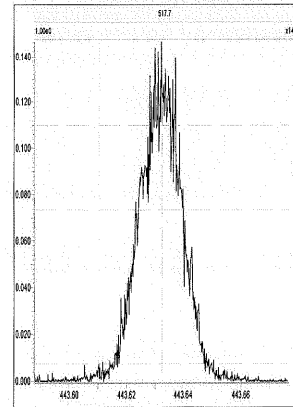
M 416.9760 R 13981



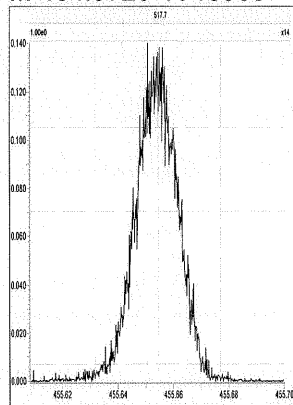
M 430.9728 R 13640



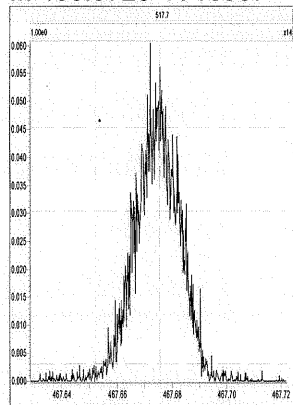
M 442.9728 R 13850



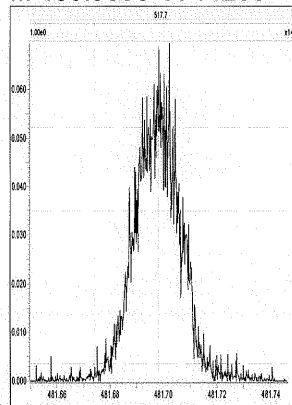
M 454.9728 R 13966



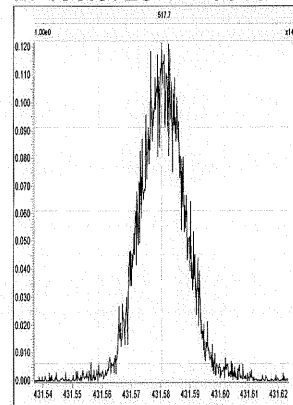
M 466.9728 R 13987



M 480.9696 R 14285

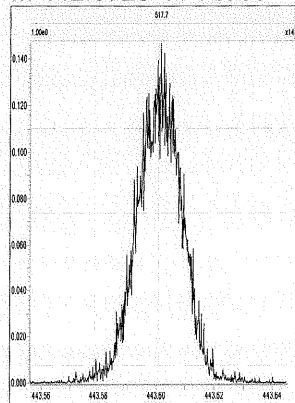


M 430.9728 R 13516

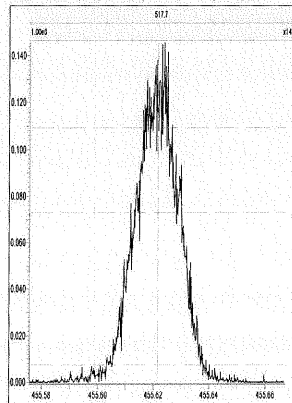


Printed: Thursday, August 20, 2009 05:38:43 Central Daylight Time

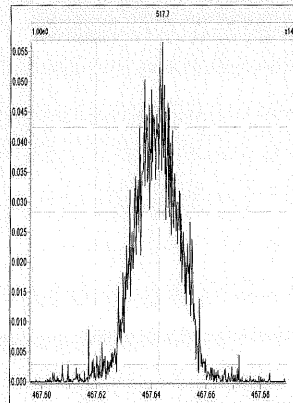
M 442.9728 R 12889



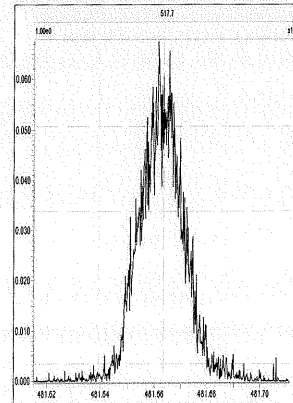
M 454.9728 R 13298



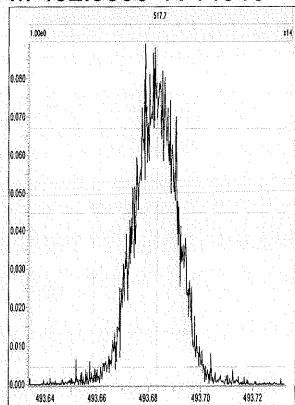
M 466.9728 R 15094



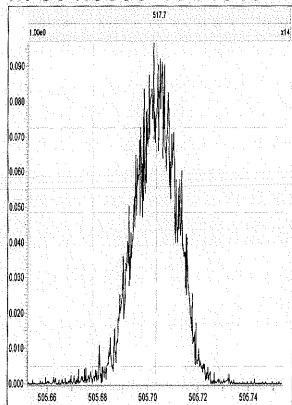
M 480.9696 R 13976



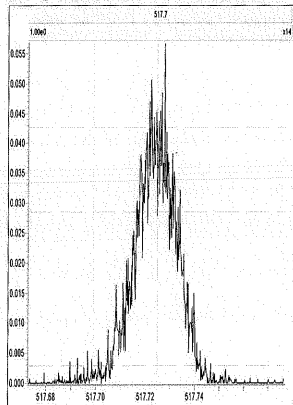
M 492.9696 R 14010



M 504.9696 R 14046



M 516.9697 R 14205



5DFA

WINDOW DEFINING MIX SUMMARY

CLIENT ID:

WDM

Lab Name: COLUMBIA ANALYTICAL SERVICES

Lab Code: CAS

GC Column: DB-5

Case No.:

ID: 0.25 (mm)

SDG No.:

Lab File ID: U132590

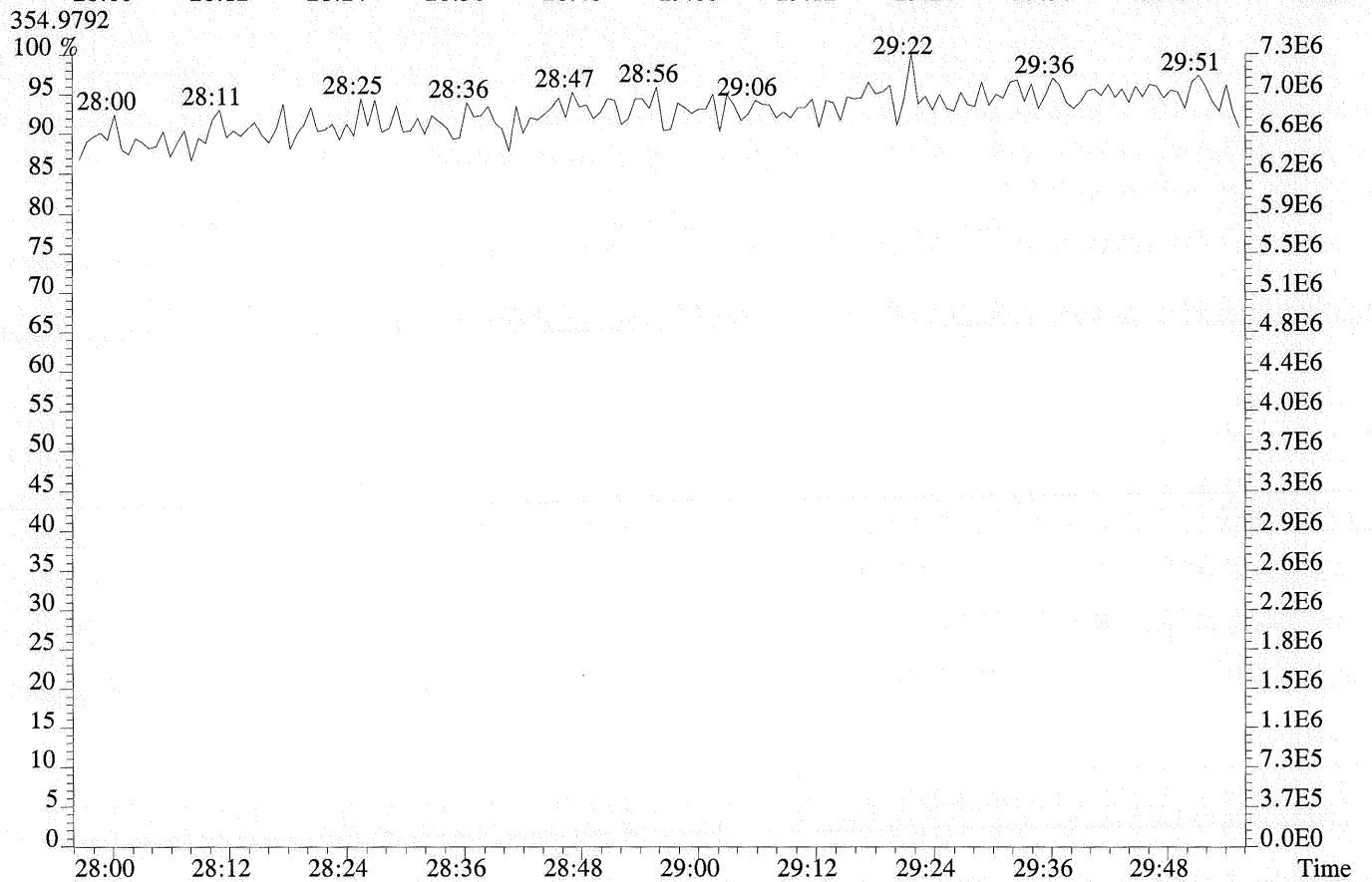
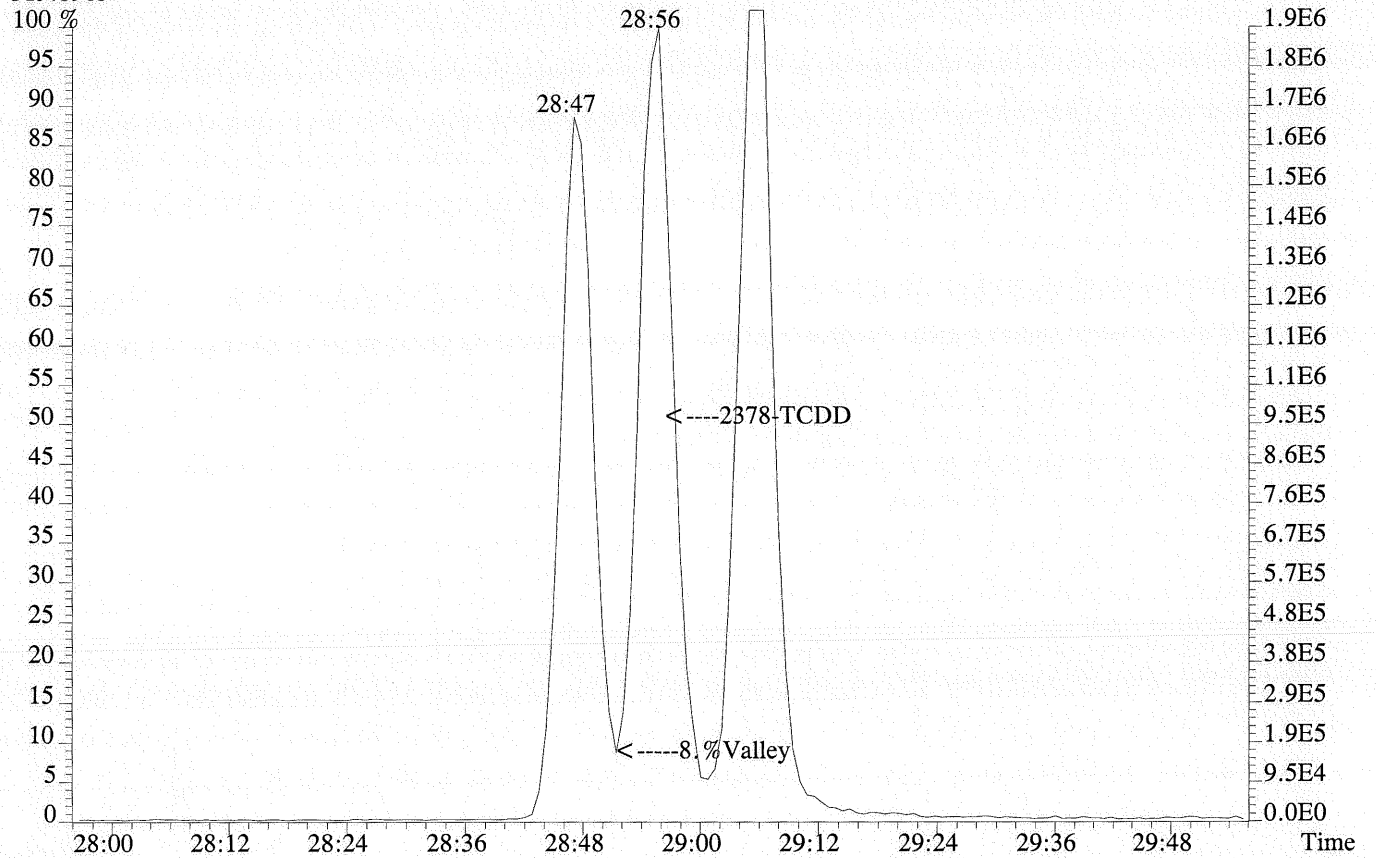
Date Analyzed: 19-AUG-2009

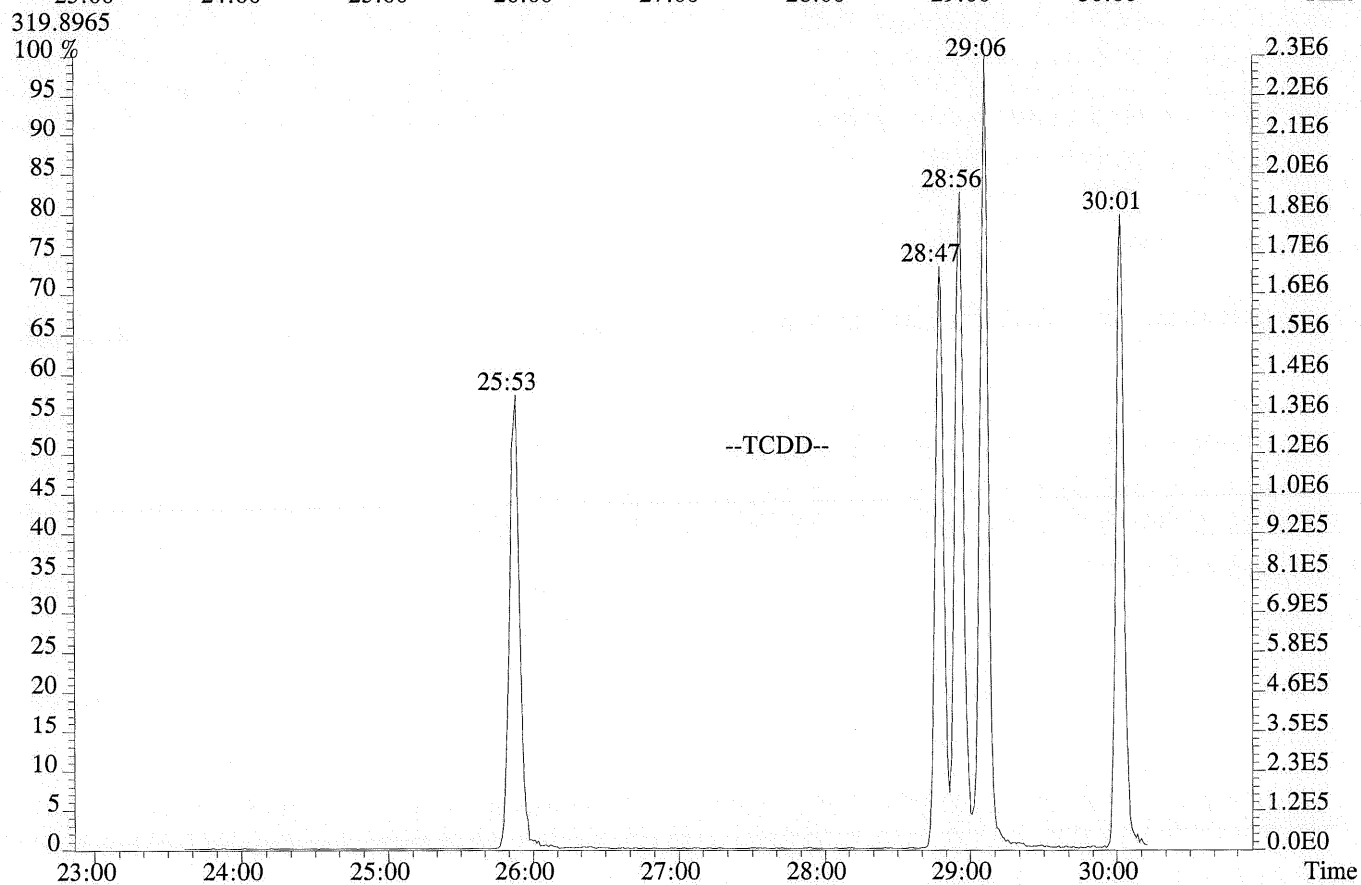
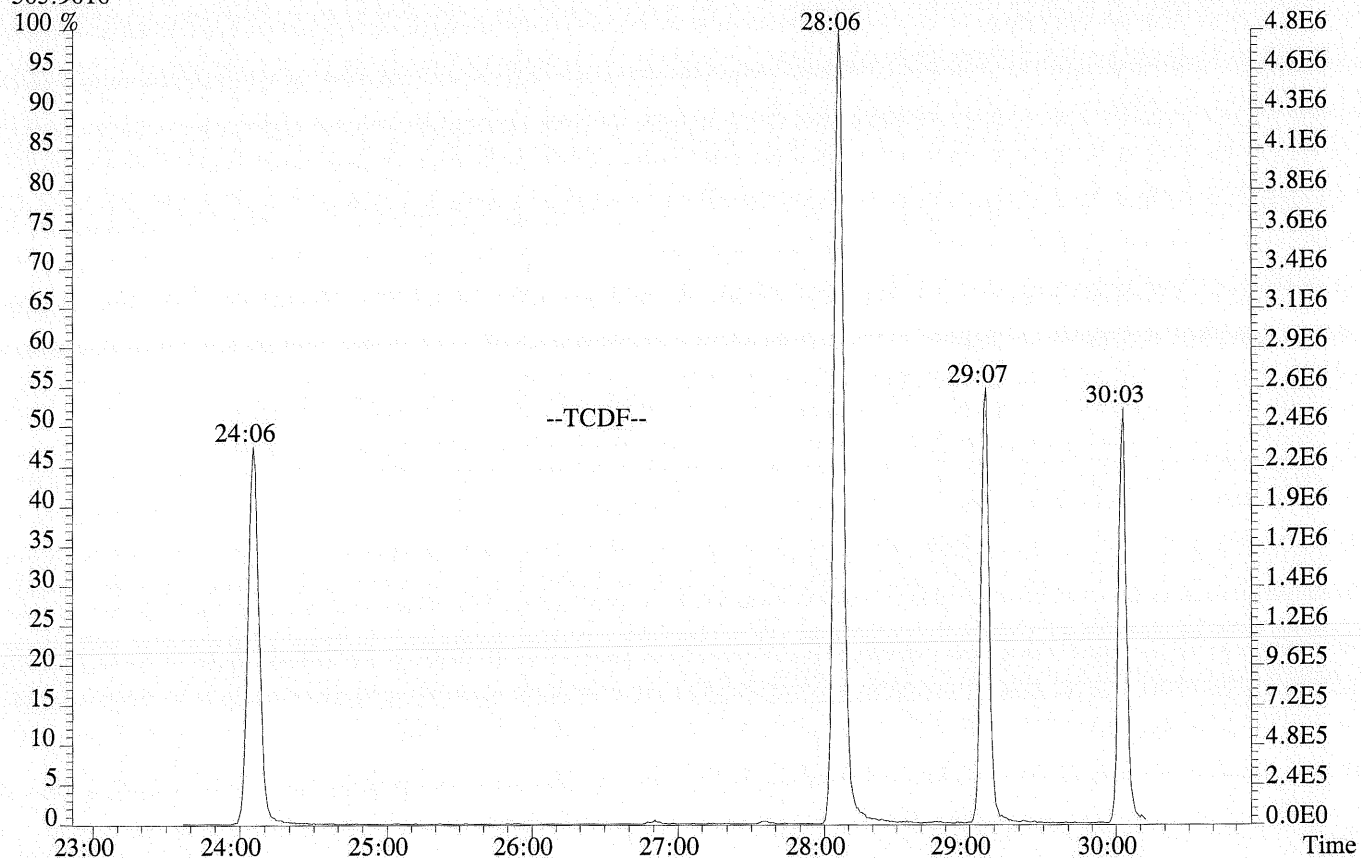
Time Analyzed: 18:21:39

Congener	Retention Time First Eluting	Retention Time Last Eluting
TCDF	24:06	30:03
TCDD	25:53	30:01
PeCDF	30:18	34:10
PeCDD	31:40	34:00
HxCDF	35:02	37:21
HxCDD	35:32	37:01
HpCDF	38:43	40:02
HpCDD	38:58	39:37

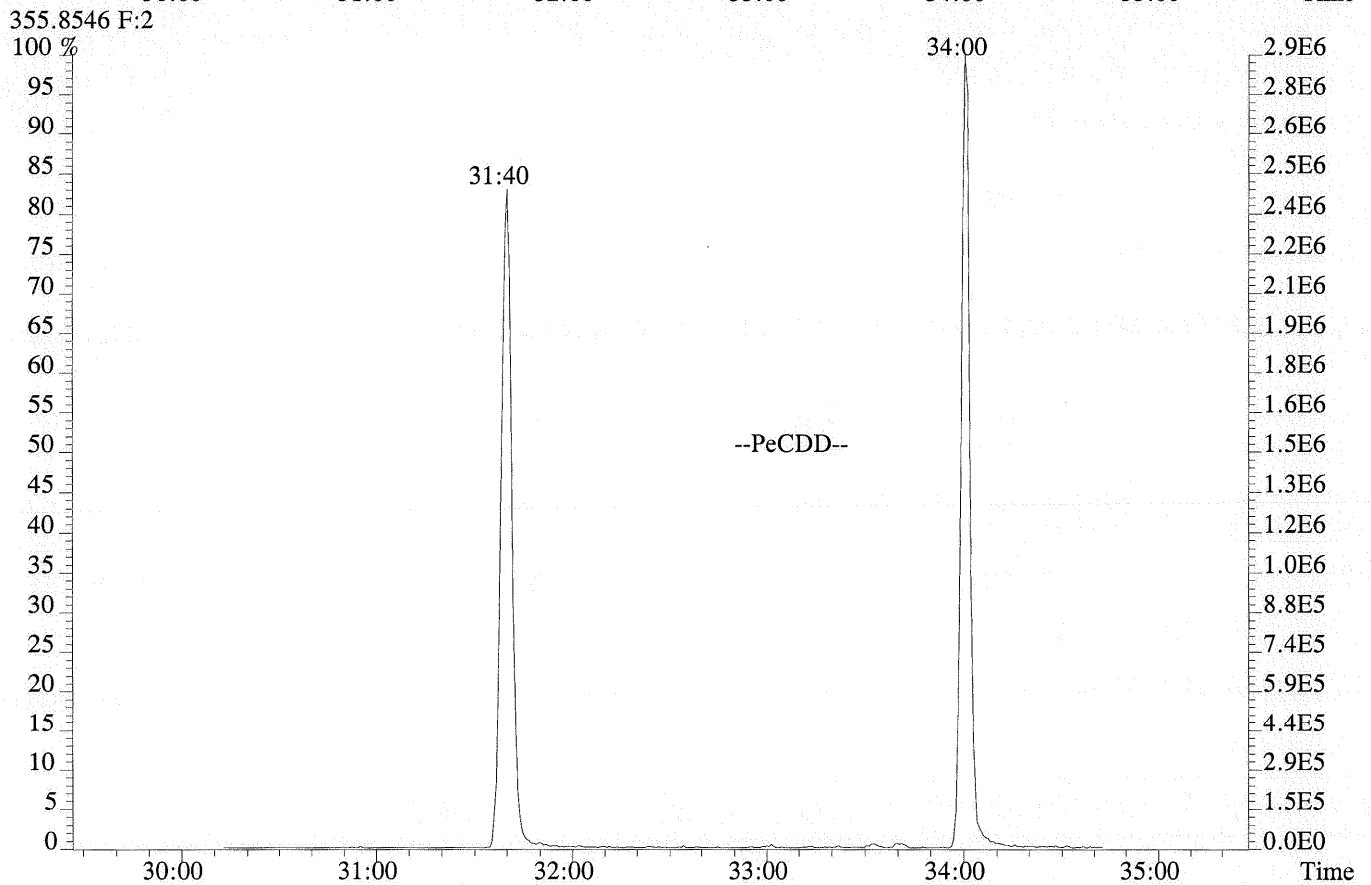
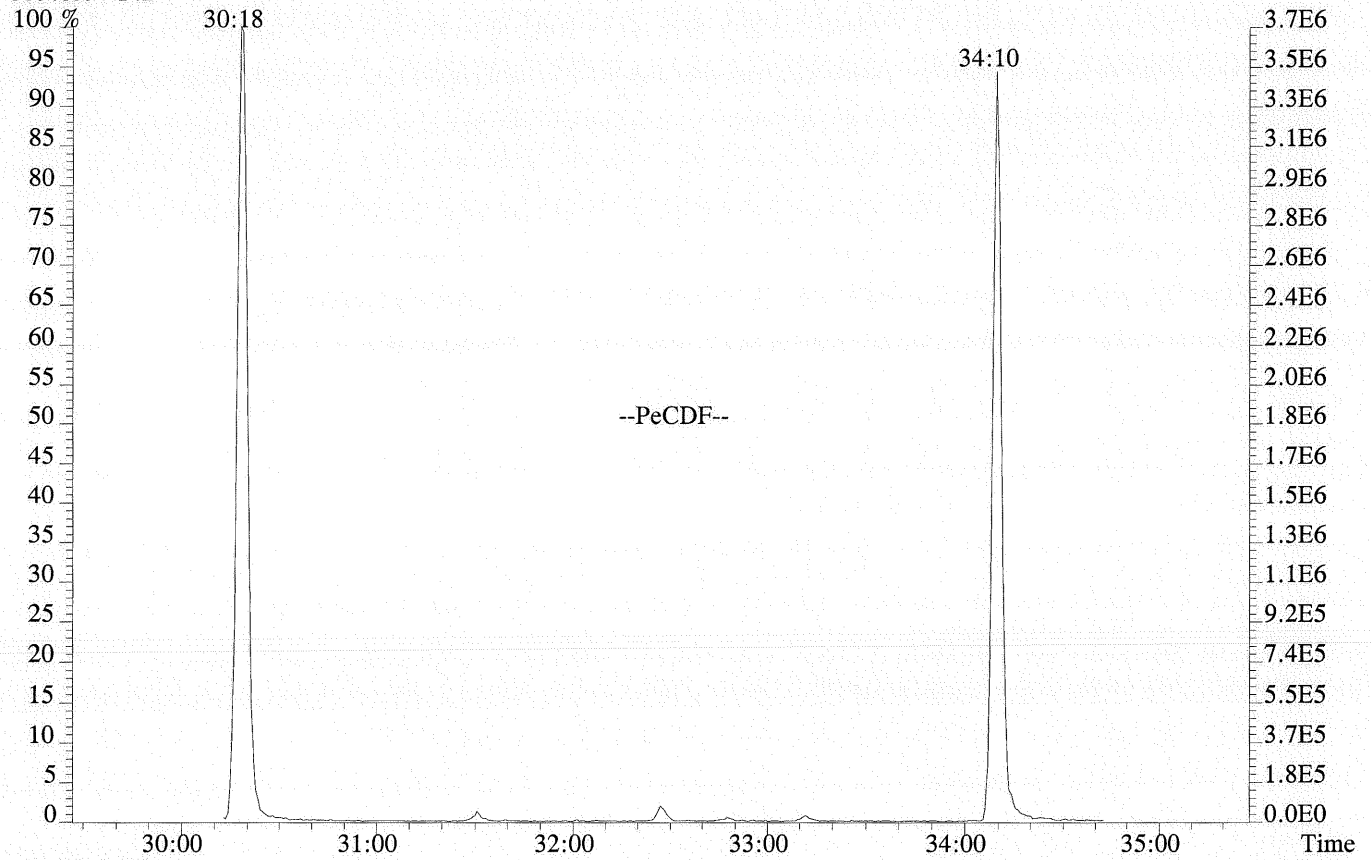
% Valley 2378-TCDD:

8. %

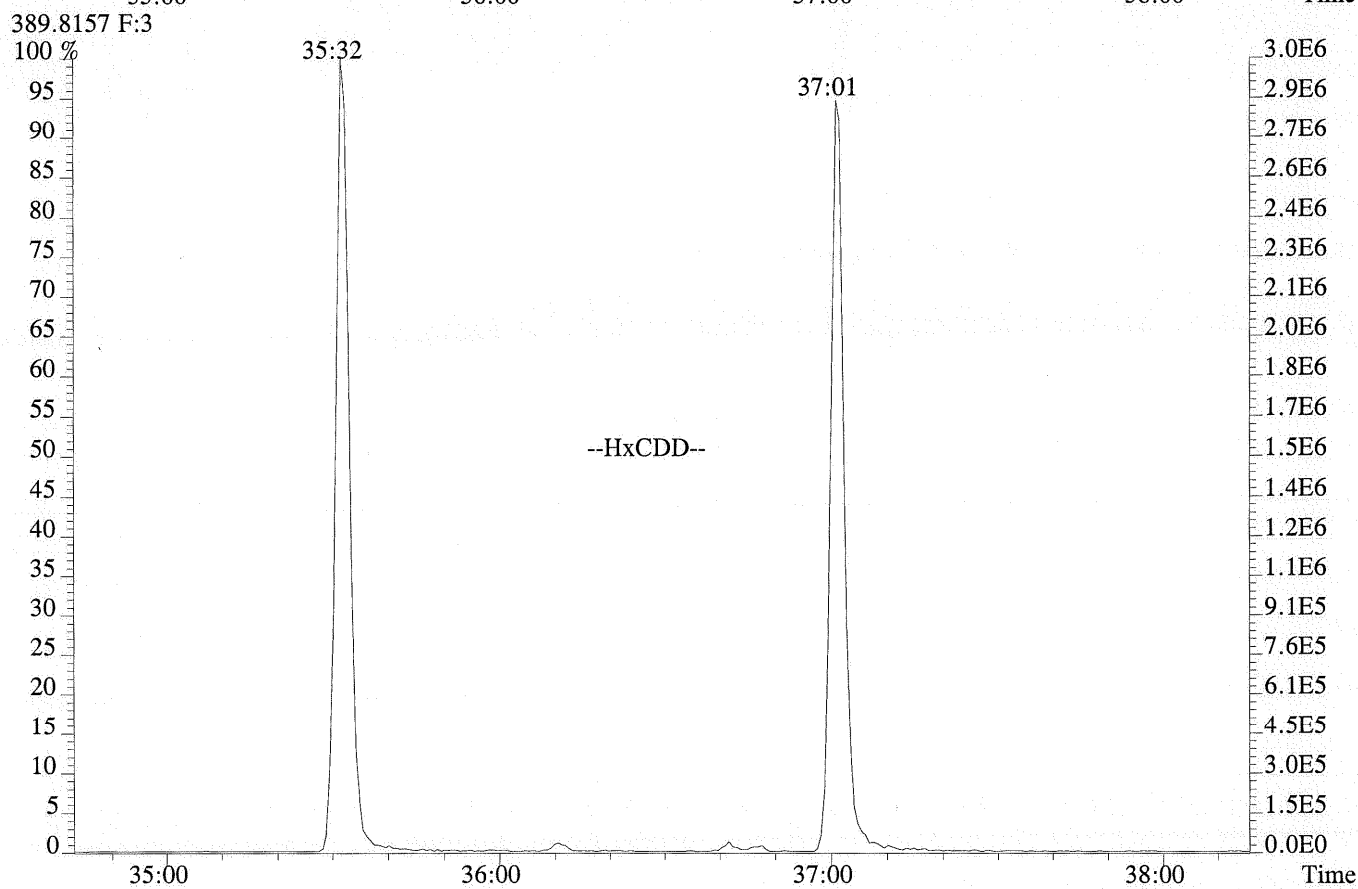
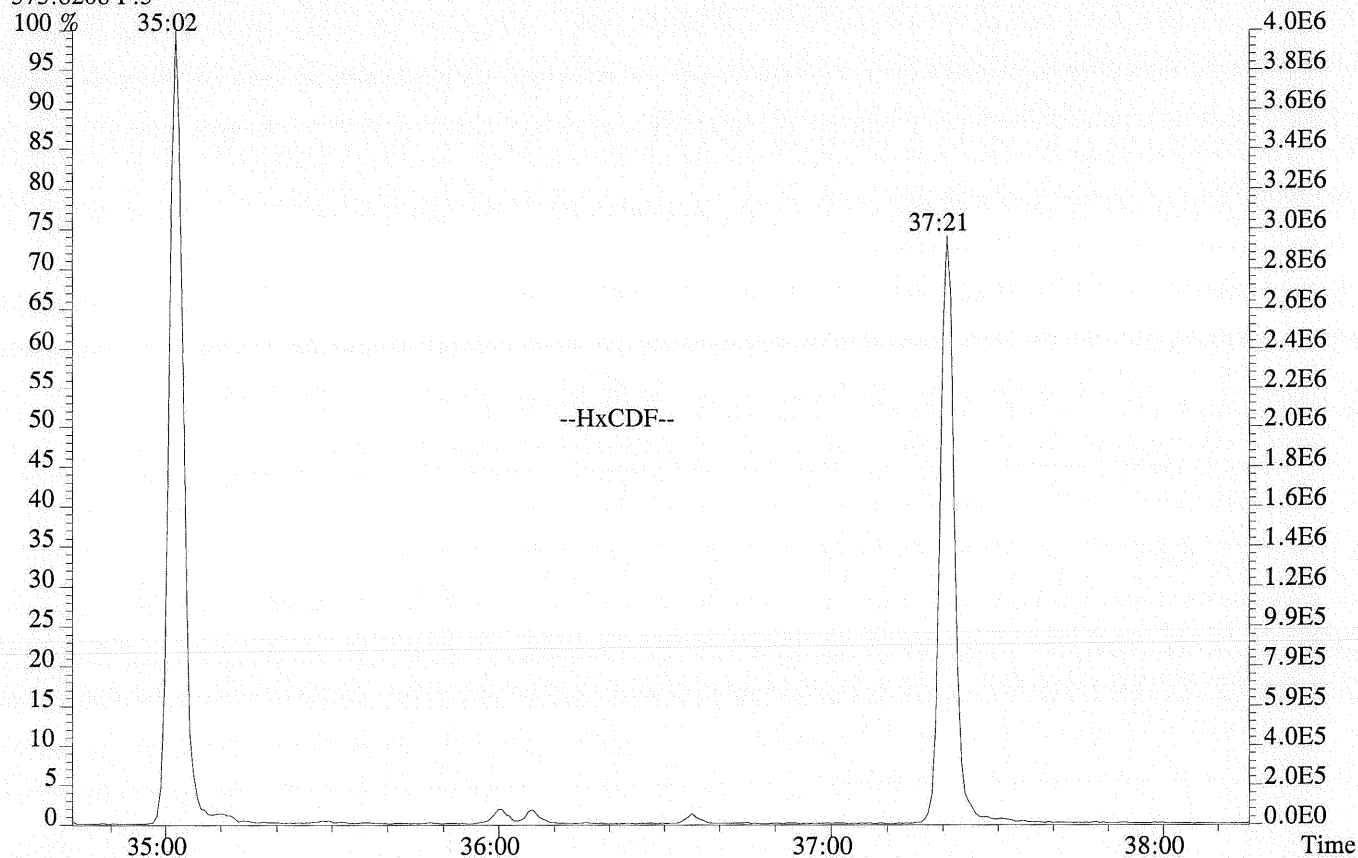




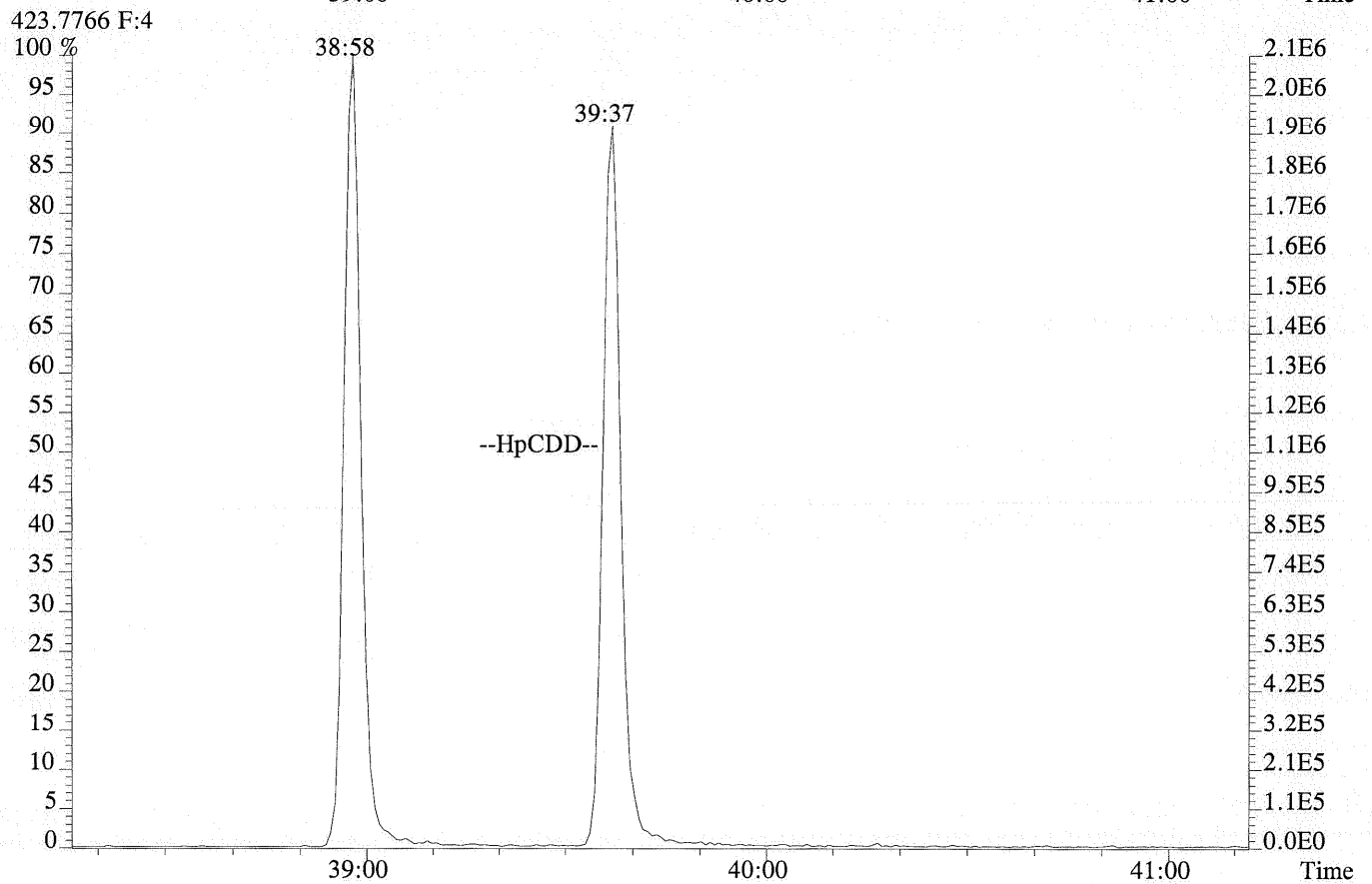
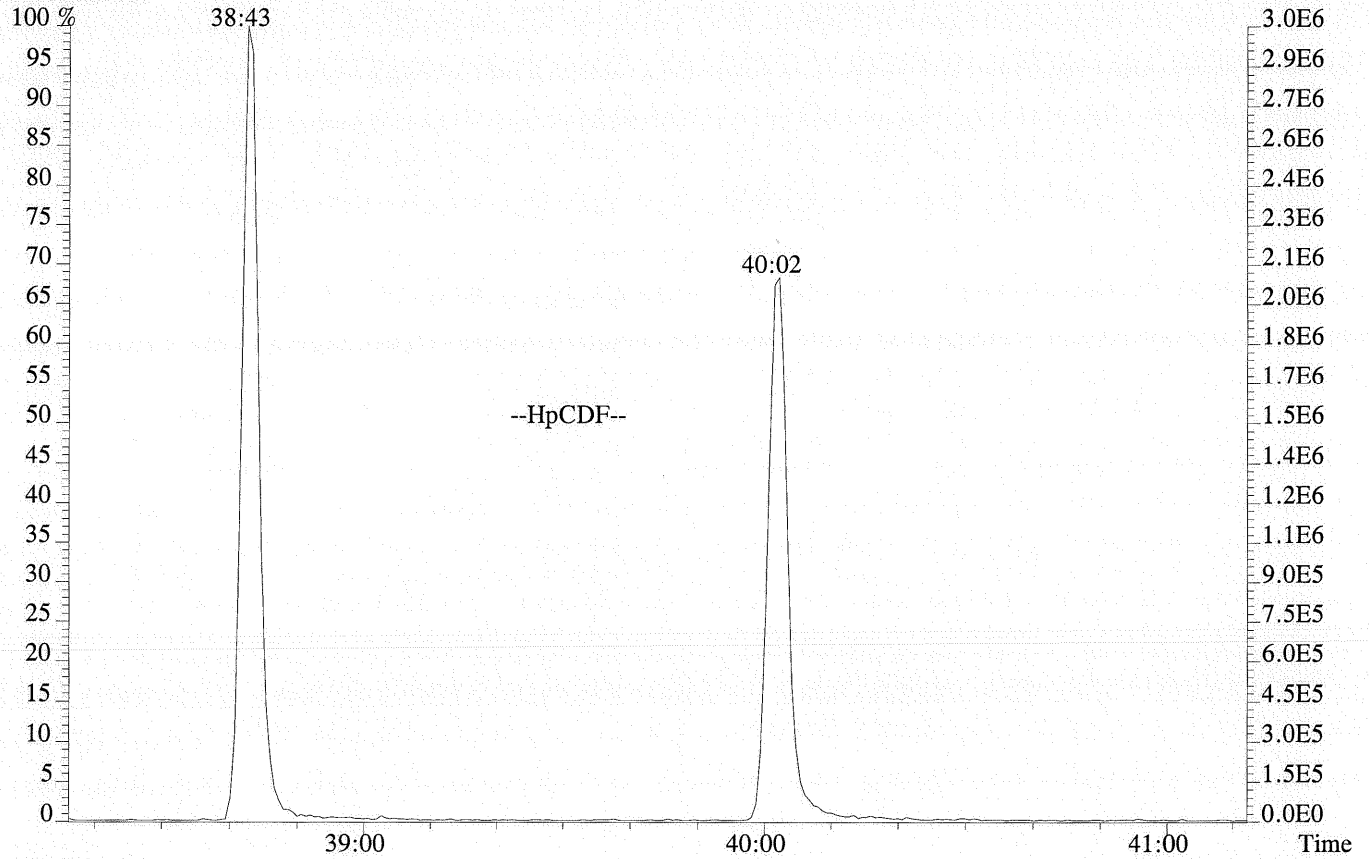
File:U132590 #1-409 Acq:19-AUG-2009 18:21:39 Probe EI+ Magnet SIR VG BioTech Mass spectf
Sample#1 Exp:WINDOW DEFINE
339.8597 F:2



File:U132590 #1-322 Acq:19-AUG-2009 18:21:39 Probe EI+ Magnet SIR VG BioTech Mass spectf
Sample#1 Exp:WINDOW DEFINE
373.8208 F:3



File:U132590 #1-267 Acq:19-AUG-2009 18:21:39 Probe EI+ Magnet SIR VG BioTech Mass spectf
Sample#1 Exp:WINDOW DEFINE
407.7818 F:4



FORM 6A

PCDD/PCDF DAILY CALIBRATION RELATIVE RESPONSES

Lab Name: Columbia Analytical Services Episode No.:

Contract No.: SDG No.:

Initial Calibration Date: 07/31/09

Instrument ID: Autospec Ultima

GC Column ID: DB-5

Begin CCAL Filename: U132589

End CCAL Filename: U132603

NATIVE ANALYTES	RELATIVE RESPONSE (RR)		MEAN RR (1)	Cv (RSD)
	Begin CCAL	End CCAL		
2,3,7,8-TCDD	1.03	0.99	1.01	2.37
1,2,3,7,8-PeCDD	0.83	0.83	0.83	0.37
1,2,3,4,7,8-HxCDD	1.12	1.06	1.09	3.91
1,2,3,6,7,8-HxCDD	1.08	1.08	1.08	0.42
1,2,3,7,8,9-HxCDD	1.10	1.08	1.09	1.61
1,2,3,4,6,7,8-HpCDD	0.94	0.91	0.93	2.35
OCDD	1.11	1.07	1.09	2.41
2,3,7,8-TCDF	0.91	0.91	0.91	0.42
1,2,3,7,8-PeCDF	0.91	0.92	0.91	0.47
2,3,4,7,8-PeCDF	0.92	0.94	0.93	1.60
1,2,3,4,7,8-HxCDF	1.18	1.17	1.17	0.80
1,2,3,6,7,8-HxCDF	1.18	1.20	1.19	1.29
1,2,3,7,8,9-HxCDF	0.98	1.07	1.02	6.08
2,3,4,6,7,8-HxCDF	1.07	1.13	1.10	3.61
1,2,3,4,6,7,8-HpCDF	1.36	1.33	1.35	1.59
1,2,3,4,7,8,9-HpCDF	1.08	1.11	1.09	1.86
OCDF	1.32	1.30	1.31	1.05

(1) Two daily mean RF values are used to compute the analyte and labeled compounds, see Section 8.3.2.4, Method 8290.

8290F6A

FORM 6B
PCDD/PCDF DAILY CALIBRATION RELATIVE RESPONSES

Lab Name: Columbia Analytical Services Episode No.:

Contract No.: SDG No.:

Initial Calibration Date: 07/31/09

Instrument ID: Autospec Ultima GC Column ID: DB-5

Begin CCAL Filename: U132589

End CCAL Filename: U132603

LABLED COMPOUNDS	RELATIVE RESPONSE (RR)		MEAN RR (1)	Cv (RSD)
	Begin CCAL	End CCAL		
13C-2,3,7,8-TCDD	1.00	1.06	1.03	3.66
13C-1,2,3,7,8-PeCDD	1.01	1.31	1.16	18.33
13C-1,2,3,6,7,8-HxCDD	0.85	0.86	0.86	1.24
13C-1,2,3,4,6,7,8-HpCDD	0.87	0.88	0.87	0.26
13C-OCDD	0.68	0.69	0.69	1.14
13C-2,3,7,8-TCDF	1.53	1.56	1.55	1.47
13C-1,2,3,7,8-PeCDF	1.34	1.67	1.51	15.57
13C-1,2,3,4,7,8-HxCDF	1.20	1.13	1.16	4.36
13C-1,2,3,4,6,7,8-HpCDF	0.98	0.95	0.97	2.05
CLEANUP STANDARD				
37Cl-2,3,7,8-TCDD	1.02	1.07	1.04	3.12

(1) Two daily mean RF values are used to compute the analyte and labeled compounds, see Section 8.3.2.4, Method 8290.

8290F6B

USEPA - ITD

FORM 4A
PCDD/PCDF CALIBRATION VERIFICATION

Lab Name: Columbia Analytical Services Episode No.:

Contract No.: SDG No.:

Initial Calibration Date: 07/31/09

Instrument ID: AutoSpec-Ultima GC Column ID: DB-5

VER Data Filename: U132589 Analysis Date: 19-AUG-09 Time: 17:20:38

NATIVE ANALYTES	M/Z'S FORMING RATIO (1)	ION ABUND. RATIO	QC LIMITS (2)	CCAL. RRF	MEAN RRF	%D (3)
2,3,7,8-TCDD	M/M+2	0.80	0.65-0.89	1.03	0.93	10.10
1,2,3,7,8-PeCDD	M+2/M+4	1.59	1.32-1.78	0.83	0.89	-6.77
1,2,3,4,7,8-HxCDD	M+2/M+4	1.27	1.05-1.43	1.12	1.03	8.55
1,2,3,6,7,8-HxCDD	M+2/M+4	1.22	1.05-1.43	1.08	1.08	0.22
1,2,3,7,8,9-HxCDD	M+2/M+4	1.26	1.05-1.43	1.10	1.05	4.74
1,2,3,4,6,7,8-HpCDD	M+2/M+4	1.06	0.88-1.20	0.94	0.95	-0.20
OCDD	M+2/M+4	0.89	0.76-1.02	1.11	1.02	8.88
2,3,7,8-TCDF	M/M+2	0.77	0.65-0.89	0.91	0.85	7.35
1,2,3,7,8-PeCDF	M+2/M+4	1.57	1.32-1.78	0.91	0.85	6.63
2,3,4,7,8-PeCDF	M+2/M+4	1.56	1.32-1.78	0.92	0.89	3.55
1,2,3,4,7,8-HxCDF	M+2/M+4	1.23	1.05-1.43	1.18	1.13	4.83
1,2,3,6,7,8-HxCDF	M+2/M+4	1.24	1.05-1.43	1.18	1.14	2.94
1,2,3,7,8,9-HxCDF	M+2/M+4	1.22	1.05-1.43	0.98	0.94	4.28
2,3,4,6,7,8-HxCDF	M+2/M+4	1.24	1.05-1.43	1.07	1.06	1.48
1,2,3,4,6,7,8-HpCDF	M+2/M+4	1.05	0.88-1.20	1.36	1.37	-0.63
1,2,3,4,7,8,9-HpCDF	M+2/M+4	1.06	0.88-1.20	1.08	1.08	-0.40
OCDF	M+2/M+4	0.92	0.76-1.02	1.32	1.10	19.78

(1) See Table 6, Method 8290, for m/z specifications.

(2) Ion Abundance Ratio Control Limits as specified in Table 8, Method 8290.

(3) The beginning CCAL %RSD for the 17 unlabeled standard must not exceed +/- 20%, Section 7.7.4.1. The ending CCAL must not exceed +/-25%. Section 8.3.2.4.

8290F4A

USEPA - ITD

FORM 4B
PCDD/PCDF CALIBRATION VERIFICATION

Lab Name: Columbia Analytical Services Episode No.:

Contract No.: SDG No.:

Initial Calibration Date: 07/31/09

Instrument ID: AutoSpec-Ultima GC Column ID: DB-5

VER Data Filename: U132589 Analysis Date: 19-AUG-09 Time: 17:20:38

LABELED COMPOUNDS	M/Z'S FORMING RATIO (1)	ION ABUND. RATIO	QC LIMITS (2)	CCAL. RRF	MEAN RRF	%D (3)
13C-2,3,7,8-TCDD	M/M+2	0.81	0.65-0.89	1.00	1.05	-4.25
13C-1,2,3,7,8-PeCDD	M+2/M+4	1.60	1.32-1.78	1.01	0.91	11.56
13C-1,2,3,6,7,8-HxCDD	M+2/M+4	1.31	1.05-1.43	0.85	0.98	-13.36
13C-1,2,3,4,6,7,8-HpCDD	M+2/M+4	1.06	0.88-1.20	0.87	0.93	-5.82
13C-OCDD	M+2/M+4	0.92	0.76-1.02	0.68	0.75	-9.79
13C-2,3,7,8-TCDF	M/M+2	0.81	0.65-0.89	1.53	1.36	12.84
13C-1,2,3,7,8-PeCDF	M+2/M+4	1.61	1.32-1.78	1.34	1.26	6.33
13C-1,2,3,4,7,8-HxCDF	M/M+2	0.53	0.43-0.59	1.20	1.25	-4.24
13C-1,2,3,4,6,7,8-HpCDF	M/M+2	0.46	0.37-0.51	0.98	0.93	5.40
CLEANUP STANDARD						
37Cl-2,3,7,8-TCDD				1.02	0.98	4.50

(1) See Table 6, Method 8290, for m/z specifications.

(2) Ion Abundance Ratio Control Limits as specified in Table 8, Method 8290.

(3) The beginning CCAL %RSD for the labeled standard must not exceed +/- 30%, Section 7.7.4.2. The ending CCAL must not exceed +/- 35%, Section 8.3.2.4.

8290F4Bp

Columbia Analytical Services, Inc.
Sample Response Summary

CLIENT ID.
CCAL HRCC3

Run #6 Filename U132589 Samp: 1 Inj: 1 Acquired: 19-AUG-09 17:20:38
Processed: 20-AUG-09 07:55:43 LAB. ID: CCAL HRCC3

Typ	Name	RT-1	Resp 1	Resp 2	Ratio	Meet	Mod?	RRF
1 Unk	2,3,7,8-TCDF	28:05	9.416e+03	1.220e+04	0.77	yes	no	0.848
2 Unk	1,2,3,7,8-PeCDF	32:26	2.897e+04	1.848e+04	1.57	yes	no	0.854
3 Unk	2,3,4,7,8-PeCDF	33:11	2.911e+04	1.867e+04	1.56	yes	no	0.886
4 Unk	1,2,3,4,7,8-HxCDF	35:59	2.558e+04	2.080e+04	1.23	yes	no	1.125
5 Unk	1,2,3,6,7,8-HxCDF	36:05	2.561e+04	2.069e+04	1.24	yes	no	1.144
6 Unk	2,3,4,6,7,8-HxCDF	36:34	2.338e+04	1.882e+04	1.24	yes	no	1.058
7 Unk	1,2,3,7,8,9-HxCDF	37:17	2.115e+04	1.729e+04	1.22	yes	no	0.938
8 Unk	1,2,3,4,6,7,8-HpCDF	38:43	2.249e+04	2.142e+04	1.05	yes	no	1.374
9 Unk	1,2,3,4,7,8,9-HpCDF	40:01	1.783e+04	1.686e+04	1.06	yes	no	1.083
10 Unk	OCDF	42:48	2.817e+04	3.070e+04	0.92	yes	no	1.102
11 Unk	2,3,7,8-TCDD	28:55	7.114e+03	8.881e+03	0.80	yes	no	0.933
12 Unk	1,2,3,7,8-PeCDD	33:32	1.998e+04	1.258e+04	1.59	yes	no	0.891
13 Unk	1,2,3,4,7,8-HxCDD	36:41	1.738e+04	1.366e+04	1.27	yes	no	1.028
14 Unk	1,2,3,6,7,8-HxCDD	36:46	1.661e+04	1.356e+04	1.22	yes	no	1.082
15 Unk	1,2,3,7,8,9-HxCDD	37:03	1.707e+04	1.356e+04	1.26	yes	no	1.052
16 Unk	1,2,3,4,6,7,8-HpCDD	39:36	1.390e+04	1.315e+04	1.06	yes	no	0.947
17 Unk	OCDD	42:38	2.330e+04	2.625e+04	0.89	yes	no	1.020
18 IS	13C-2,3,7,8-TCDF	28:04	5.322e+04	6.549e+04	0.81	yes	no	1.355
19 IS	13C-1,2,3,7,8-PeCDF	32:26	6.422e+04	3.995e+04	1.61	yes	no	1.262
20 IS	13C-1,2,3,4,7,8-HxCDF	35:59	6.825e+04	1.284e+05	0.53	yes	no	1.251
21 IS	13C-1,2,3,4,6,7,8-HpCDF	38:42	5.066e+04	1.102e+05	0.46	yes	no	0.930
22 IS	13C-2,3,7,8-TCDD	28:54	3.480e+04	4.308e+04	0.81	yes	no	1.048
23 IS	13C-1,2,3,7,8-PeCDD	33:31	4.824e+04	3.015e+04	1.60	yes	no	0.905
24 IS	13C-1,2,3,6,7,8-HxCDD	36:45	7.893e+04	6.013e+04	1.31	yes	no	0.978
25 IS	13C-1,2,3,4,6,7,8-HpCDD	39:36	7.361e+04	6.956e+04	1.06	yes	no	0.927
26 IS	13C-OCDD	42:38	1.070e+05	1.161e+05	0.92	yes	no	0.753
27 RS/RT	13C-1,2,3,4-TCDD	28:41	3.425e+04	4.337e+04	0.79	yes	no	-
28 RS/RT	13C-1,2,3,7,8,9-HxCDD	37:02	9.275e+04	7.131e+04	1.30	yes	no	-
29 C/Up	37Cl-2,3,7,8-TCDD	28:55	1.584e+04					0.977
				SUM AREA				
30 Tot	Total Tetra-Furans	28:05		2.162e+04	0.77	yes		0.848
31 Tot	Total Tetra-Dioxins	28:55		1.599e+04	0.80	yes		0.933
32 Tot	Total Penta-Furans	32:26		9.542e+04	1.57	yes		0.870
33 Tot	Total Penta-Dioxins	33:32		3.255e+04	1.59	yes		0.891
34 Tot	Total Hexa-Furans	35:59		1.733e+05	1.23	yes		1.066
35 Tot	Total Hexa-Dioxins	36:41		9.185e+04	1.27	yes		1.054
36 Tot	Total Hepta-Furans	38:43		7.860e+04	1.05	yes		1.228
37 Tot	Total Hepta-Dioxins	39:36		2.705e+04	1.06	yes		0.947

Columbia Analytical Services, Inc.
19408 Park Row., Suite 320
Houston, TX 77084
Office (713) 266-1599. Fax (713) 266-0130

Columbia Analytical Services, Inc.
Signal/Noise Height Ratio Summary

CLIENT ID.
CCAL HRCC3

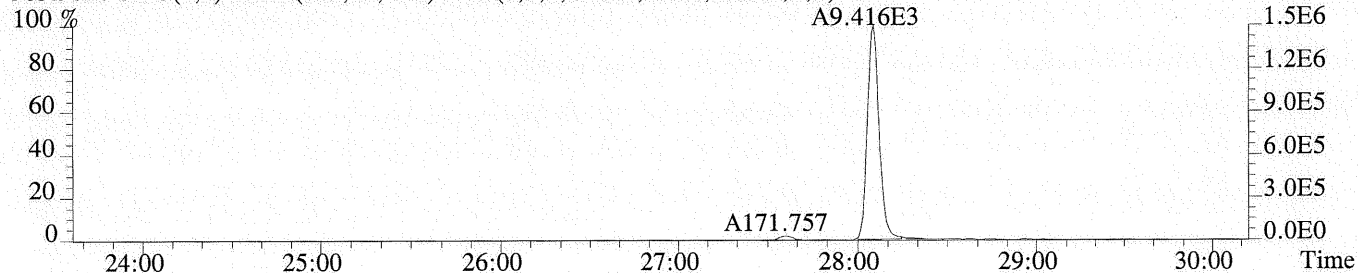
Run #6 Filename U132589 Samp: 1 Inj: 1 Acquired: 19-AUG-09 17:20:38
Processed: 20-AUG-09 07:55:431 LAB. ID: CCAL HRCC3

	Name	Signal 1	Noise 1	S/N Rat.1	Signal 2	Noise 2	S/N Rat.2
1	2,3,7,8-TCDF	1.50e+06	3.36e+02	4.5e+03	1.93e+06	7.28e+02	2.6e+03
2	1,2,3,7,8-PeCDF	5.25e+06	5.16e+02	1.0e+04	3.39e+06	8.08e+02	4.2e+03
3	2,3,4,7,8-PeCDF	5.56e+06	5.16e+02	1.1e+04	3.53e+06	8.08e+02	4.4e+03
4	1,2,3,4,7,8-HxCDF	5.50e+06	1.19e+03	4.6e+03	4.46e+06	6.56e+02	6.8e+03
5	1,2,3,6,7,8-HxCDF	5.11e+06	1.19e+03	4.3e+03	4.14e+06	6.56e+02	6.3e+03
6	2,3,4,6,7,8-HxCDF	4.97e+06	1.19e+03	4.2e+03	4.02e+06	6.56e+02	6.1e+03
7	1,2,3,7,8,9-HxCDF	4.33e+06	1.19e+03	3.6e+03	3.52e+06	6.56e+02	5.4e+03
8	1,2,3,4,6,7,8-HpCDF	4.71e+06	2.48e+03	1.9e+03	4.41e+06	1.96e+03	2.2e+03
9	1,2,3,4,7,8,9-HpCDF	3.36e+06	2.48e+03	1.4e+03	3.15e+06	1.96e+03	1.6e+03
10	OCDF	4.66e+06	5.24e+02	8.9e+03	5.08e+06	4.88e+02	1.0e+04
11	2,3,7,8-TCDD	1.22e+06	8.00e+02	1.5e+03	1.54e+06	6.28e+02	2.4e+03
12	1,2,3,7,8-PeCDD	3.98e+06	8.28e+02	4.8e+03	2.55e+06	4.80e+02	5.3e+03
13	1,2,3,4,7,8-HxCDD	3.98e+06	5.68e+02	7.0e+03	3.11e+06	1.18e+03	2.6e+03
14	1,2,3,6,7,8-HxCDD	3.78e+06	5.68e+02	6.6e+03	3.06e+06	1.18e+03	2.6e+03
15	1,2,3,7,8,9-HxCDD	3.81e+06	5.68e+02	6.7e+03	3.03e+06	1.18e+03	2.6e+03
16	1,2,3,4,6,7,8-HpCDD	2.76e+06	5.52e+02	5.0e+03	2.63e+06	3.56e+02	7.4e+03
17	OCDD	3.80e+06	5.16e+02	7.4e+03	4.28e+06	8.24e+02	5.2e+03
18	13C-2,3,7,8-TCDF	8.78e+06	3.10e+03	2.8e+03	1.07e+07	1.42e+03	7.6e+03
19	13C-1,2,3,7,8-PeCDF	1.23e+07	4.52e+02	2.7e+04	7.63e+06	6.64e+02	1.1e+04
20	13C-1,2,3,4,7,8-HxCDF	1.44e+07	6.44e+02	2.2e+04	2.73e+07	5.16e+02	5.3e+04
21	13C-1,2,3,4,6,7,8-HpCDF	1.05e+07	2.56e+03	4.1e+03	2.28e+07	1.02e+04	2.2e+03
22	13C-2,3,7,8-TCDD	6.08e+06	1.91e+03	3.2e+03	7.50e+06	1.10e+03	6.8e+03
23	13C-1,2,3,7,8-PeCDD	9.74e+06	4.84e+02	2.0e+04	6.07e+06	4.60e+02	1.3e+04
24	13C-1,2,3,6,7,8-HxCDD	1.74e+07	2.08e+03	8.4e+03	1.34e+07	8.60e+02	1.6e+04
25	13C-1,2,3,4,6,7,8-HpCDD	1.49e+07	7.08e+02	2.1e+04	1.40e+07	7.48e+02	1.9e+04
26	13C-OCDD	1.76e+07	4.96e+02	3.6e+04	1.90e+07	3.56e+02	5.3e+04
27	13C-1,2,3,4-TCDD	6.08e+06	1.91e+03	3.2e+03	7.57e+06	1.10e+03	6.9e+03
28	13C-1,2,3,7,8,9-HxCDD	2.04e+07	2.08e+03	9.8e+03	1.57e+07	8.60e+02	1.8e+04
29	37Cl-2,3,7,8-TCDD	2.77e+06	7.56e+02	3.7e+03			

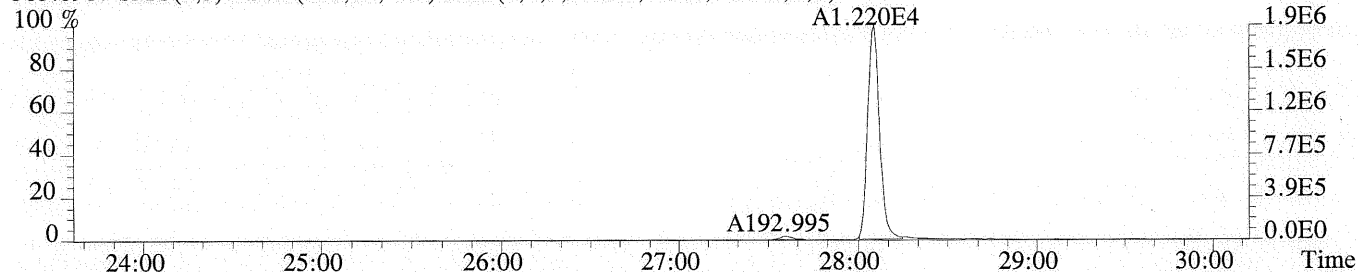
Columbia Analytical Services, Inc.
19408 Park Row, Suite 320
Houston, TX 77084
Office: (713) 266-1599. Fax: (713) 266-0130

Sample#1 Exp:CCAL HRCC3

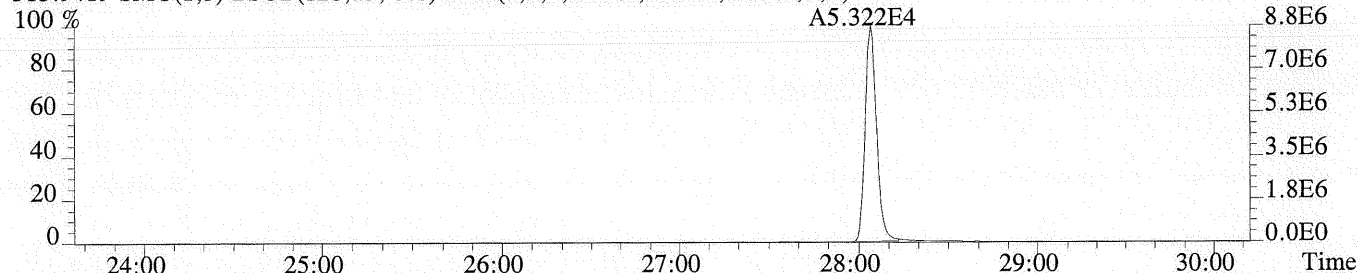
303.9016 SMO(1,3) BSUB(128,15,-3.0) PKD(3,3,3,0.10%,336.0,1.00%,F,F)



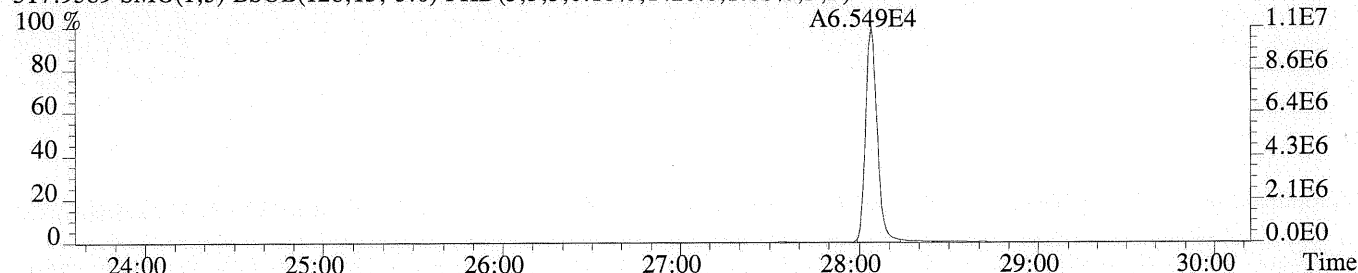
305.8987 SMO(1,3) BSUB(128,15,-3.0) PKD(3,3,3,0.10%,728.0,1.00%,F,F)



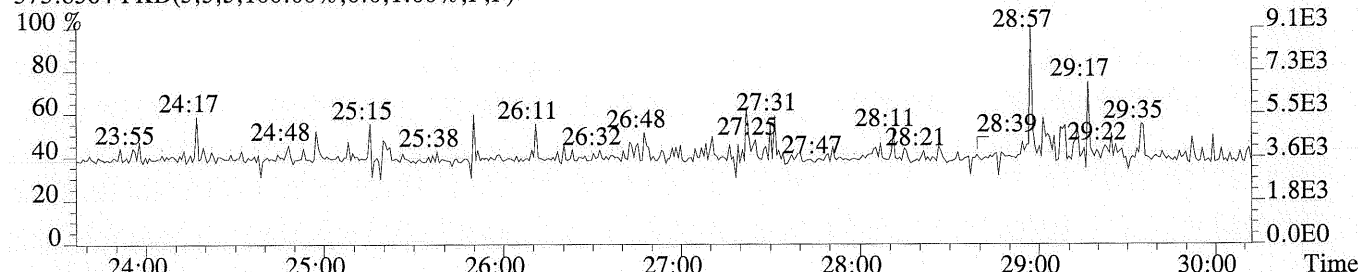
315.9419 SMO(1,3) BSUB(128,15,-3.0) PKD(3,3,3,0.10%,3104.0,1.00%,F,F)



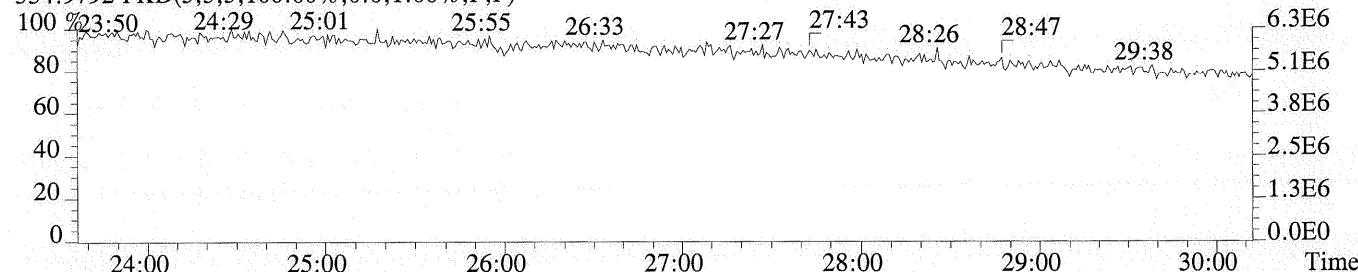
317.9389 SMO(1,3) BSUB(128,15,-3.0) PKD(3,3,3,0.10%,1420.0,1.00%,F,F)



375.8364 PKD(5,3,5,100.00%,0.0,1.00%,F,F)

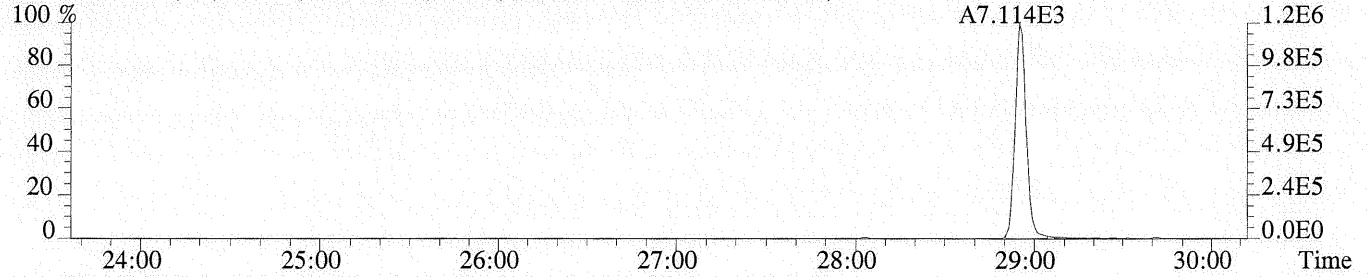


354.9792 PKD(3,3,3,100.00%,0.0,1.00%,F,F)

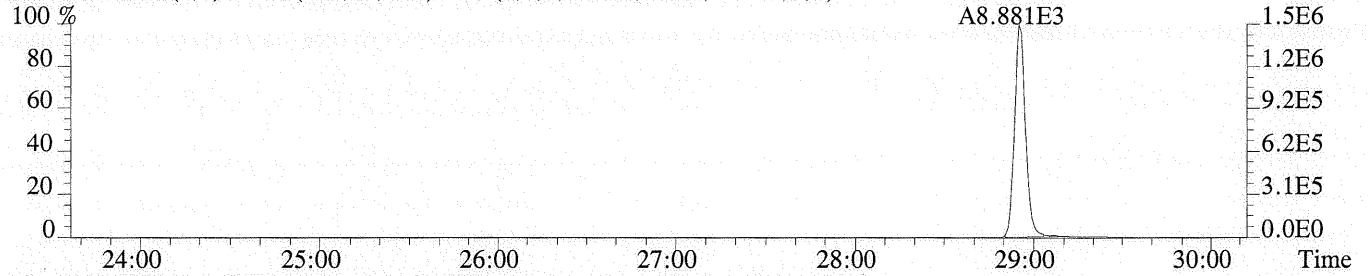


Sample#1 Exp:CCAL HRCC3

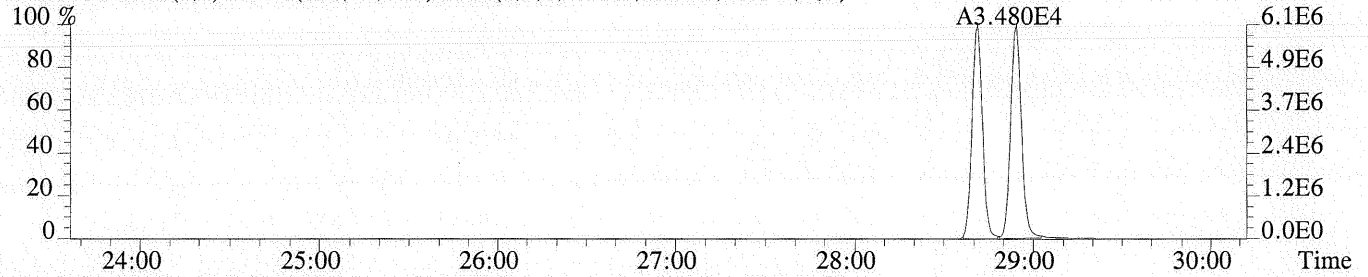
319.8965 SMO(1,3) BSUB(128,15,-3.0) PKD(3,3,3,0.10%,800.0,1.00%,F,F)



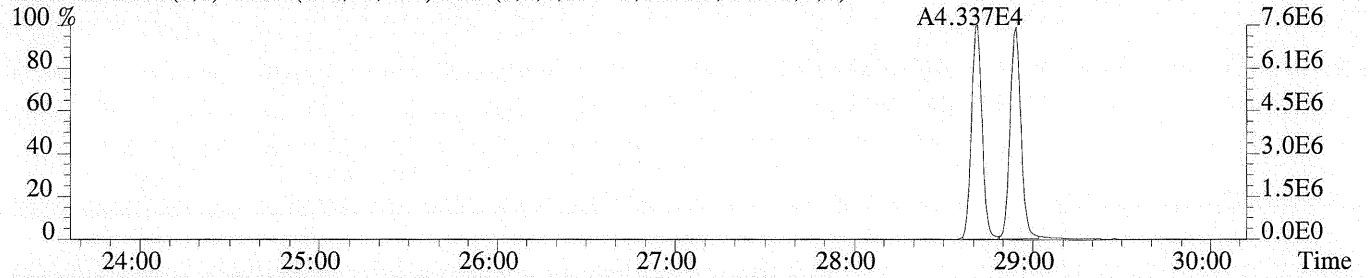
321.8936 SMO(1,3) BSUB(128,15,-3.0) PKD(3,3,3,0.10%,628.0,1.00%,F,F)



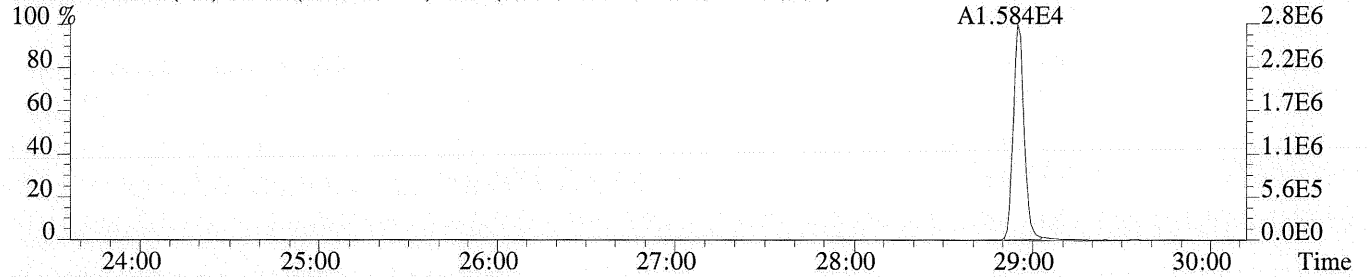
331.9368 SMO(1,3) BSUB(128,15,-3.0) PKD(3,3,3,0.10%,1908.0,1.00%,F,F)



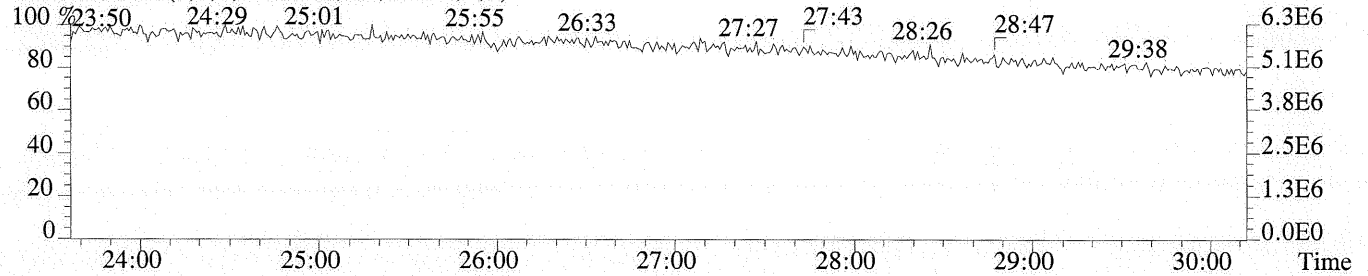
333.9339 SMO(1,3) BSUB(128,15,-3.0) PKD(3,3,3,0.10%,1096.0,1.00%,F,F)



327.8847 SMO(1,3) BSUB(128,15,-3.0) PKD(3,3,3,0.10%,756.0,1.00%,F,F)

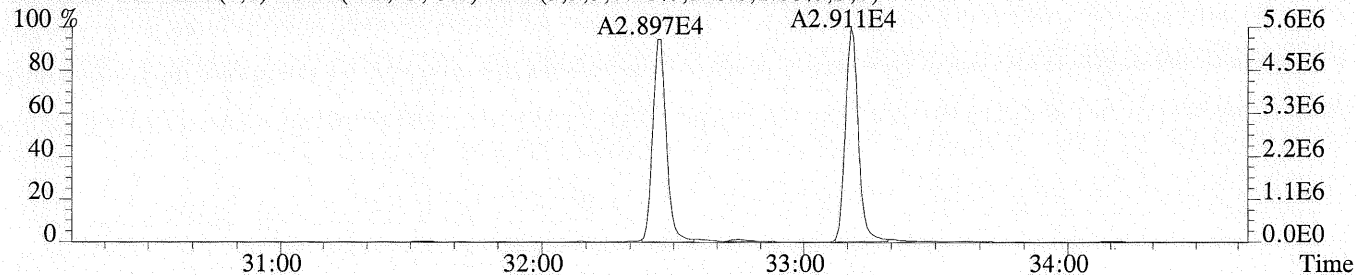


354.9792 PKD(3,3,3,100.00%,0.0,1.00%,F,F)

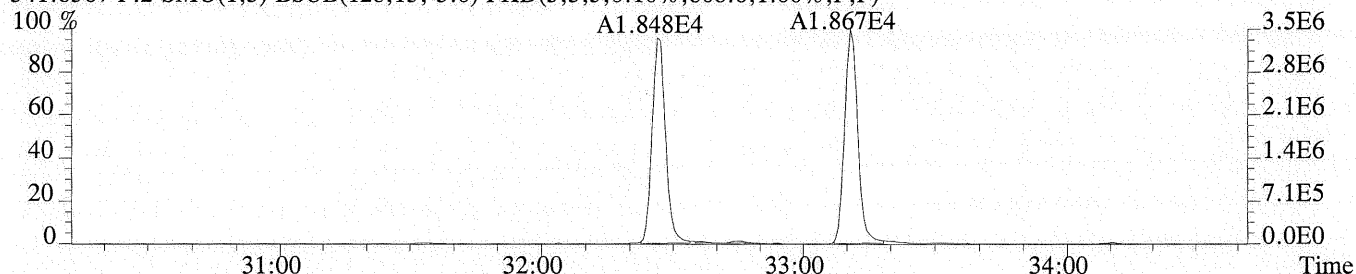


Sample#1 Exp:CCAL HRCC3

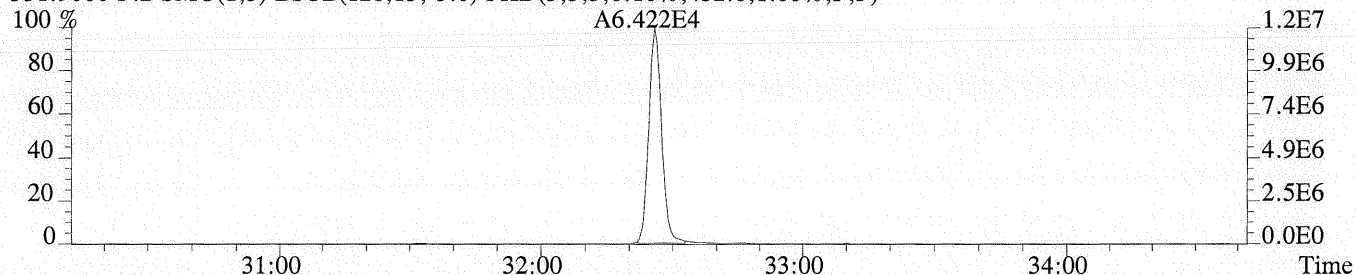
339.8597 F:2 SMO(1,3) BSUB(128,15,-3.0) PKD(3,3,3,0.10%,516.0,1.00%,F,F)



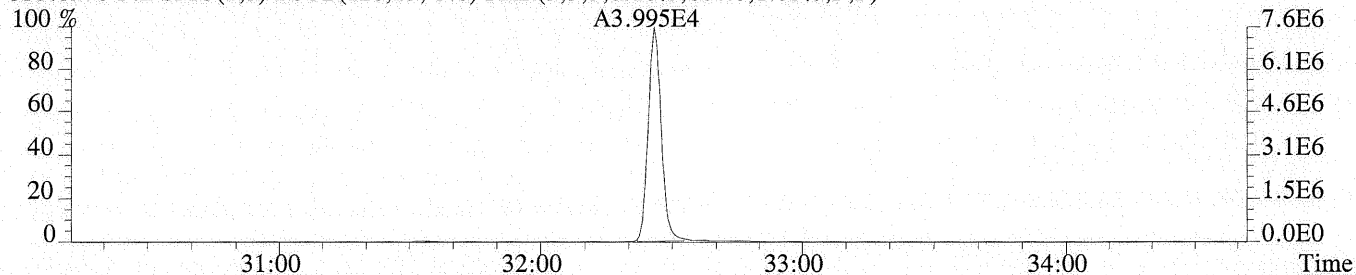
341.8567 F:2 SMO(1,3) BSUB(128,15,-3.0) PKD(3,3,3,0.10%,808.0,1.00%,F,F)



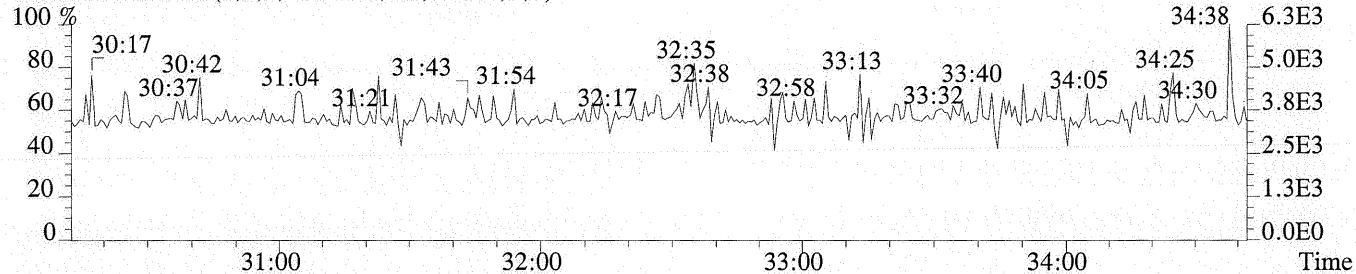
351.9000 F:2 SMO(1,3) BSUB(128,15,-3.0) PKD(3,3,3,0.10%,452.0,1.00%,F,F)



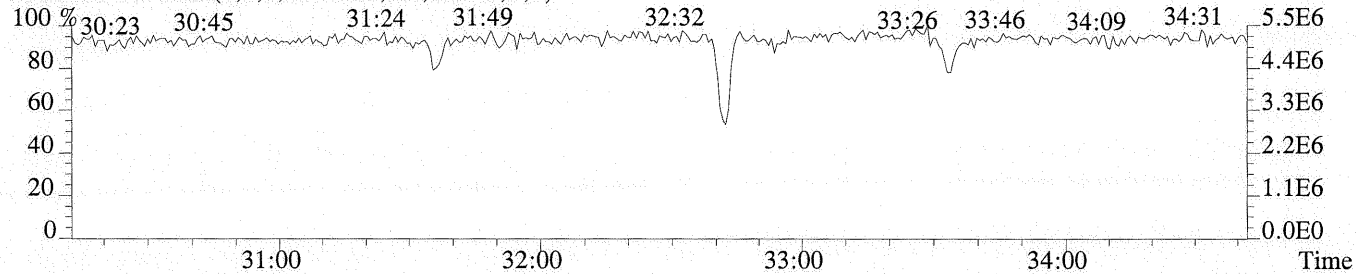
353.8970 F:2 SMO(1,3) BSUB(128,15,-3.0) PKD(3,3,3,0.10%,664.0,1.00%,F,F)



409.7974 F:2 PKD(5,3,5,100.00%,0.0,1.00%,F,F)

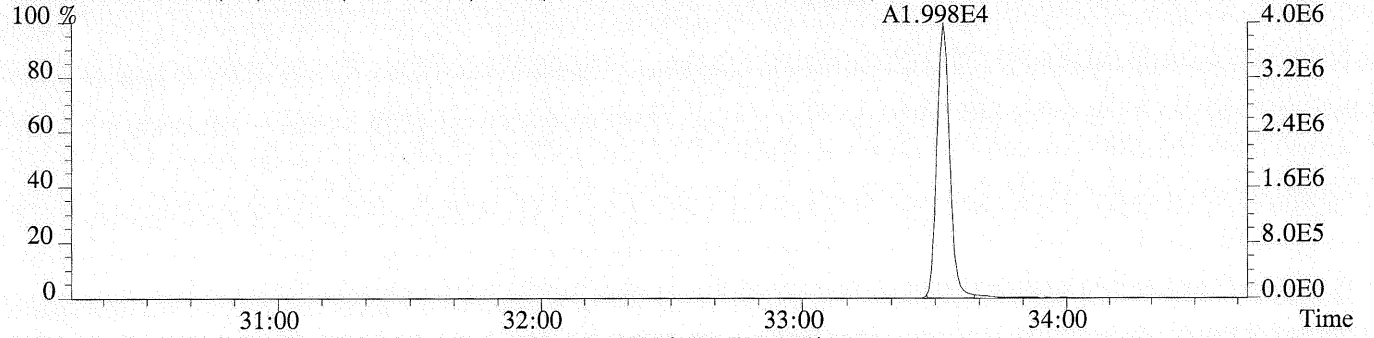


354.9792 F:2 PKD(3,3,3,100.00%,0.0,1.00%,F,F)

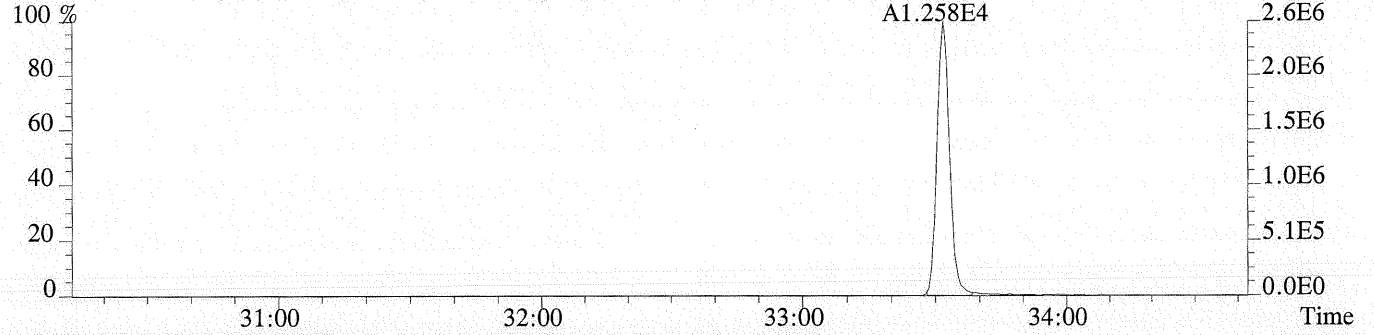


Sample#1 Exp:CCAL HRCC3

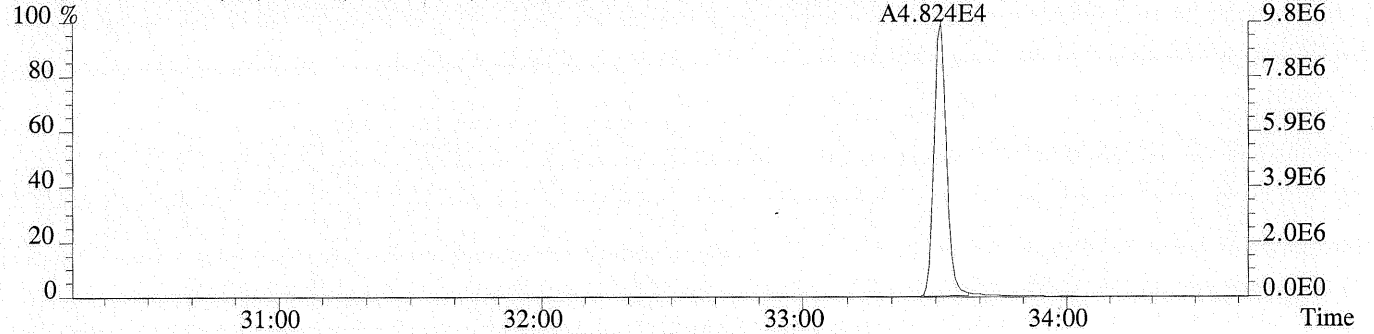
355.8546 F:2 SMO(1,3) BSUB(128,15,-3.0) PKD(3,3,3,0.10%,828.0,1.00%,F,F)



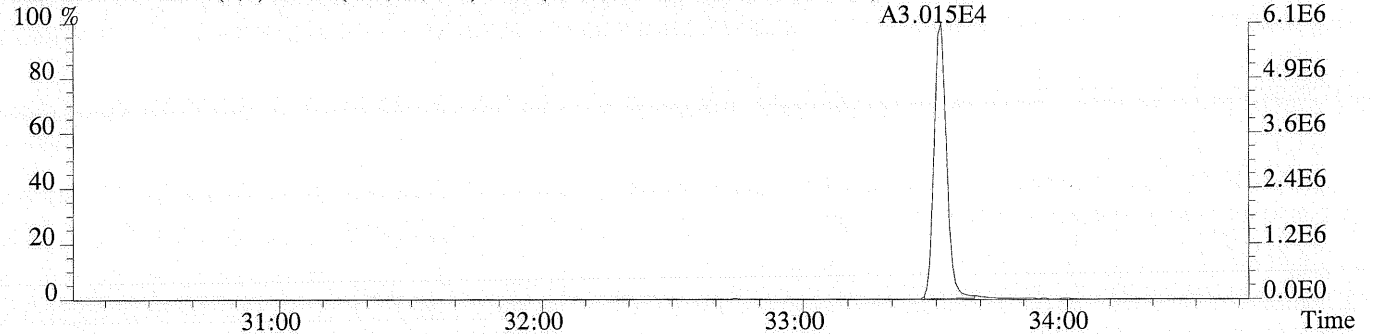
357.8517 F:2 SMO(1,3) BSUB(128,15,-3.0) PKD(3,3,3,0.10%,480.0,1.00%,F,F)



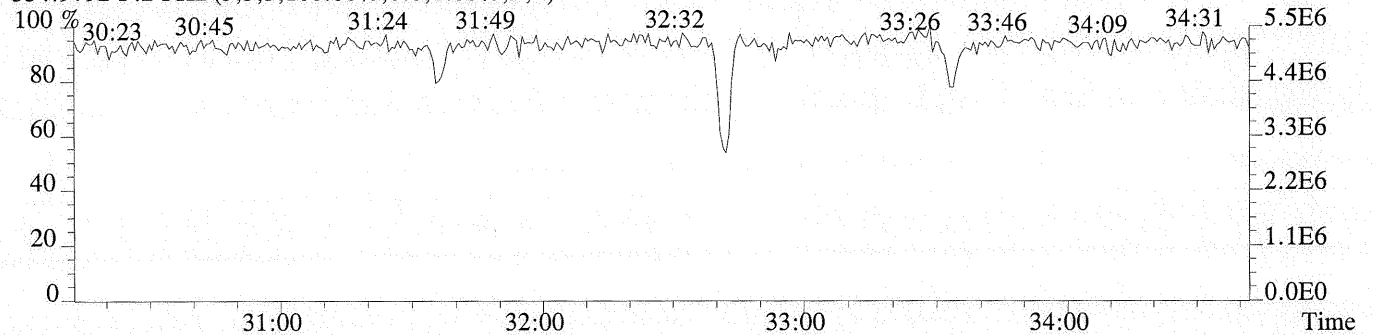
367.8949 F:2 SMO(1,3) BSUB(128,15,-3.0) PKD(3,3,3,0.10%,484.0,1.00%,F,F)



369.8919 F:2 SMO(1,3) BSUB(128,15,-3.0) PKD(3,3,3,0.10%,460.0,1.00%,F,F)

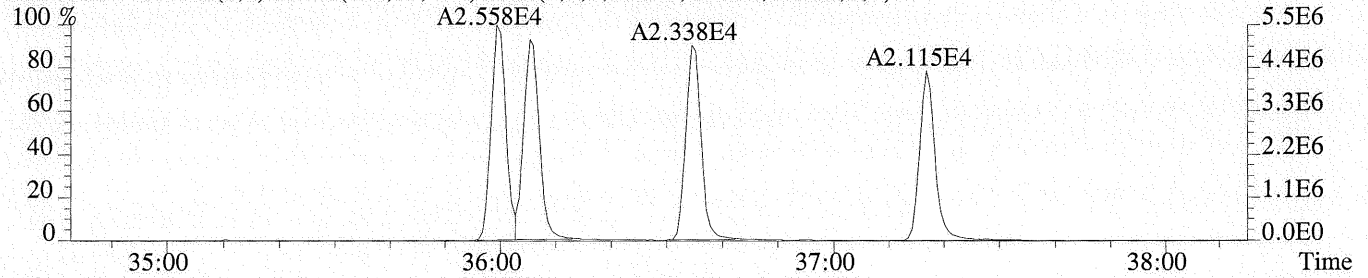


354.9792 F:2 PKD(3,3,3,100.00%,0.0,1.00%,F,F)

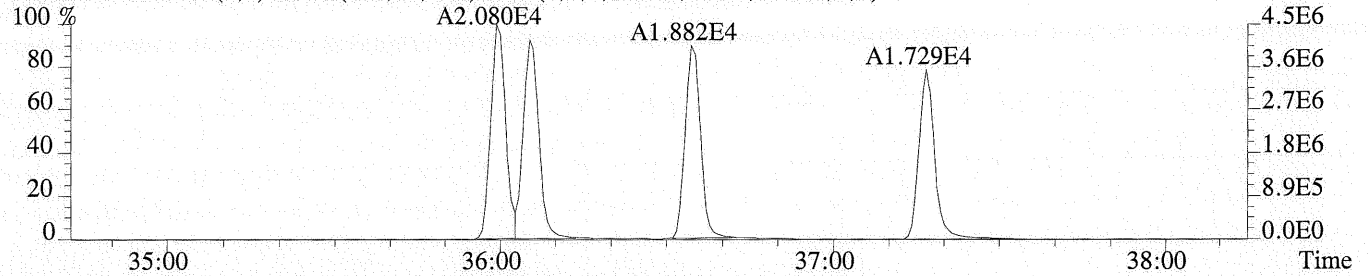


Sample#1 Exp:CCAL HRCC3

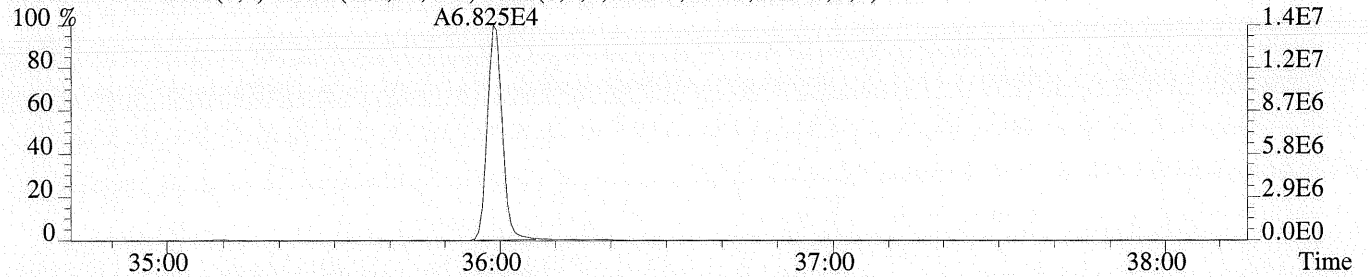
373.8208 F:3 SMO(1,3) BSUB(128,15,-3.0) PKD(3,3,3,0.25%,1188.0,0.40%,F,F)



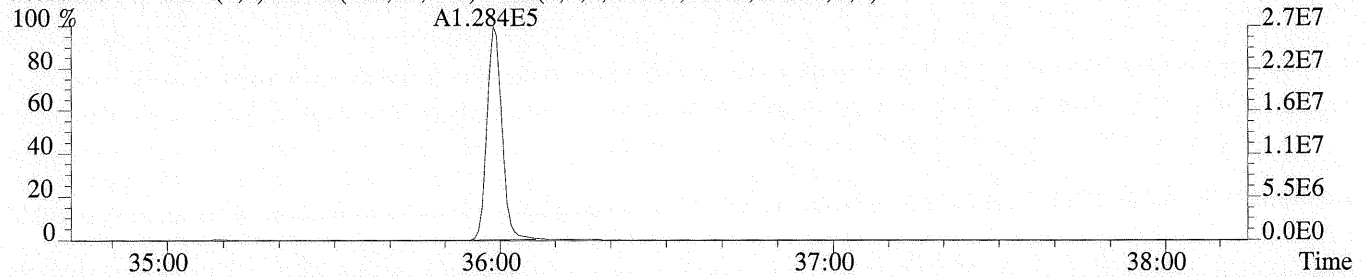
375.8178 F:3 SMO(1,3) BSUB(128,15,-3.0) PKD(3,3,3,0.25%,656.0,0.40%,F,F)



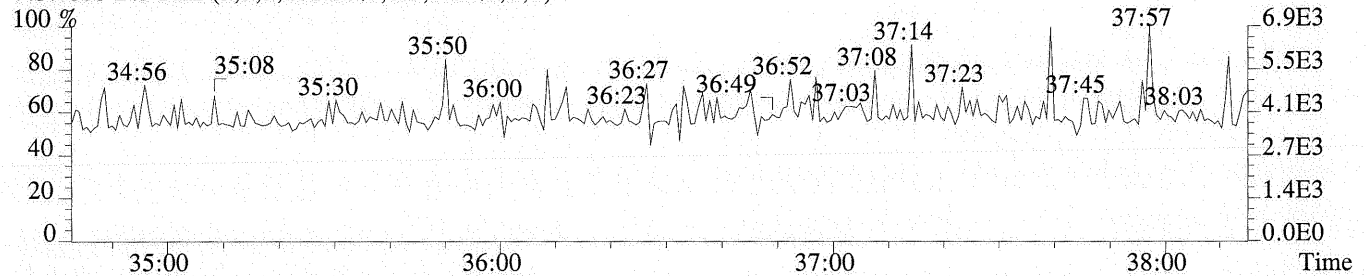
383.8639 F:3 SMO(1,3) BSUB(128,15,-3.0) PKD(3,3,3,0.25%,644.0,0.40%,F,F)



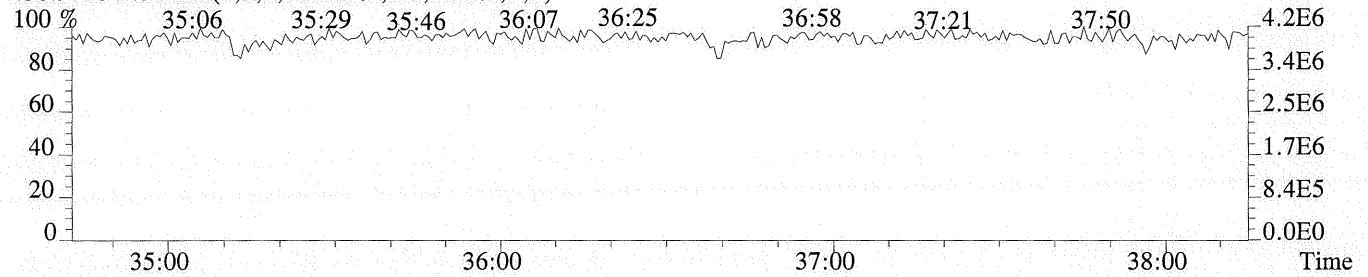
385.8610 F:3 SMO(1,3) BSUB(128,15,-3.0) PKD(3,3,3,0.25%,516.0,0.40%,F,F)



445.7555 F:3 PKD(5,3,5,100.00%,0.0,1.00%,F,F)

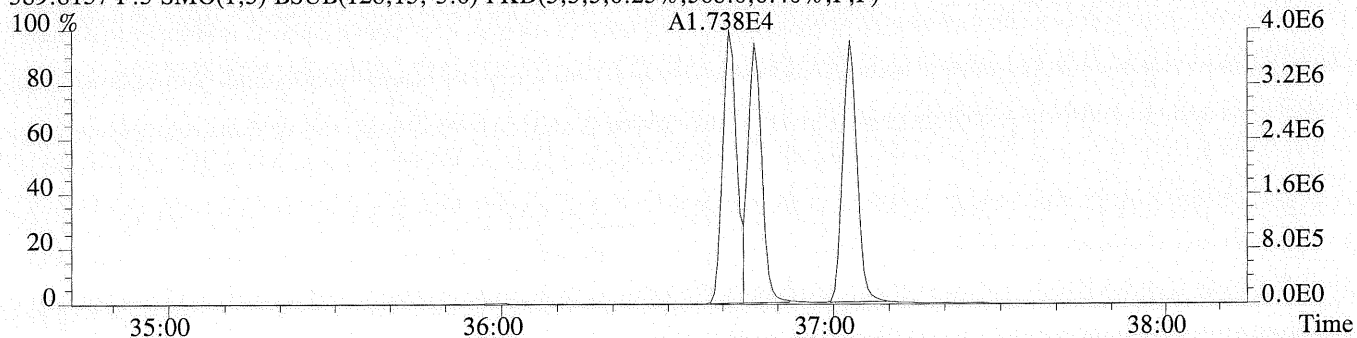


430.9728 F:3 PKD(3,3,3,100.00%,0.0,1.00%,F,F)

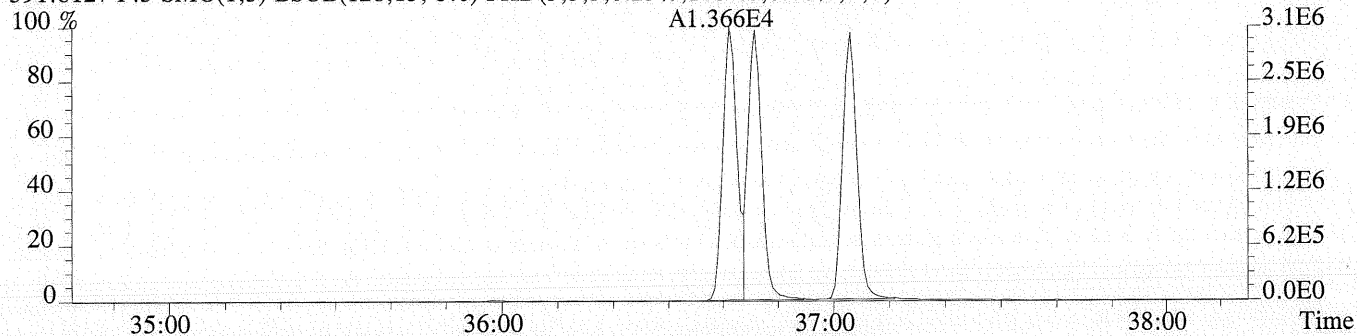


Sample#1 Exp:CCAL HRCC3

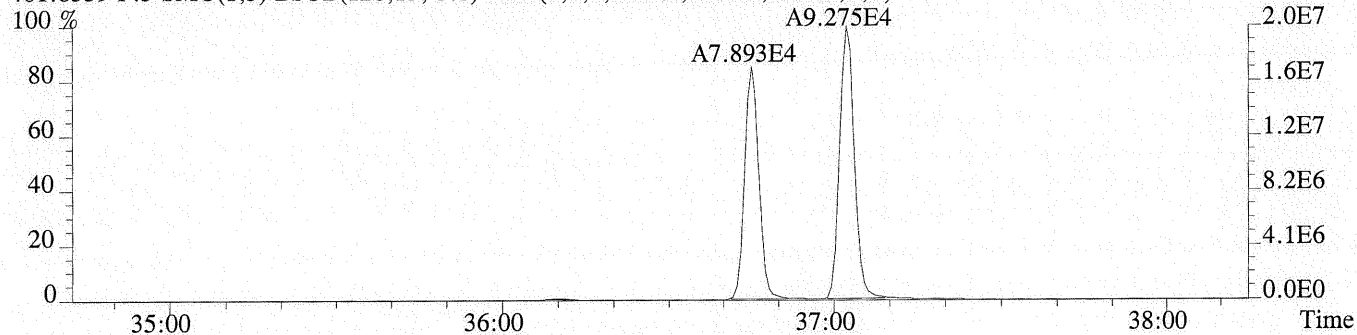
389.8157 F:3 SMO(1,3) BSUB(128,15,-3.0) PKD(3,3,3,0.25%,568.0,0.40%,F,F)



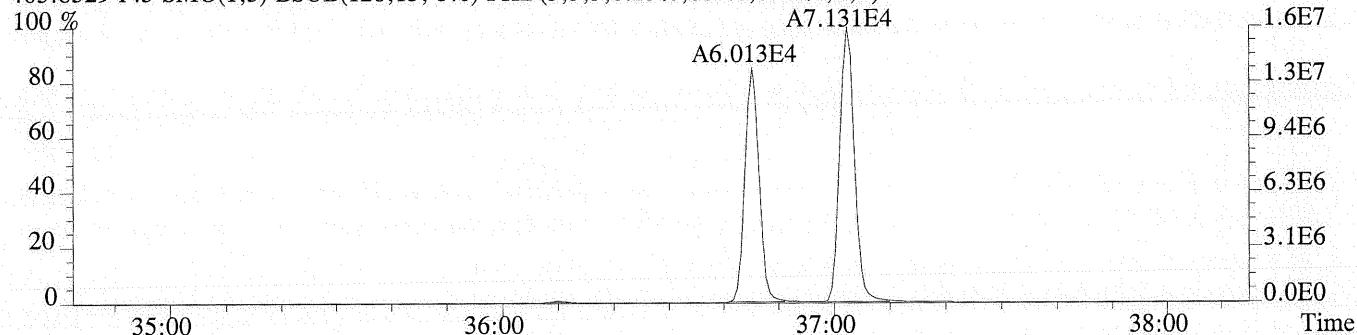
391.8127 F:3 SMO(1,3) BSUB(128,15,-3.0) PKD(3,3,3,0.25%,1184.0,0.40%,F,F)



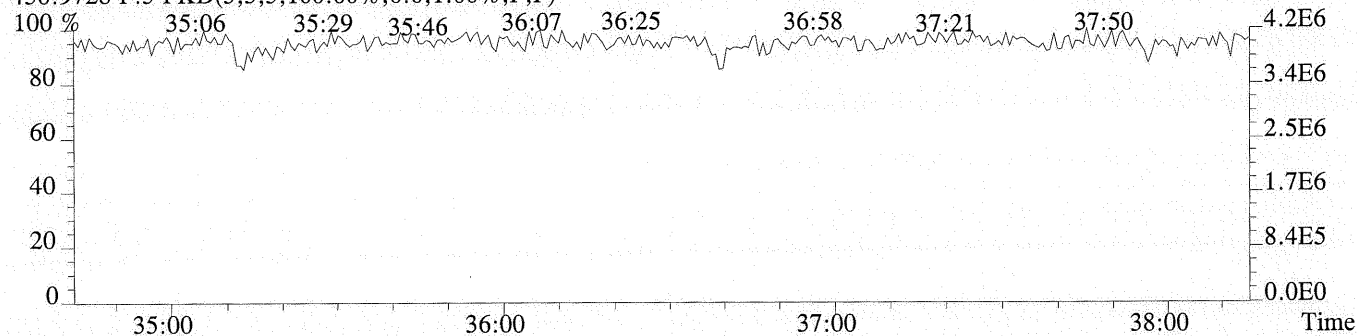
401.8559 F:3 SMO(1,3) BSUB(128,15,-3.0) PKD(3,3,3,0.25%,2076.0,0.40%,F,F)



403.8529 F:3 SMO(1,3) BSUB(128,15,-3.0) PKD(3,3,3,0.25%,860.0,0.40%,F,F)

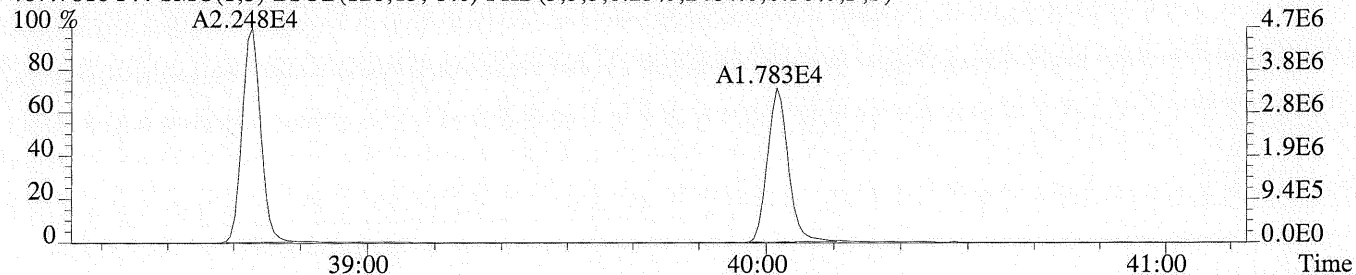


430.9728 F:3 PKD(3,3,3,100.00%,0.0,1.00%,F,F)

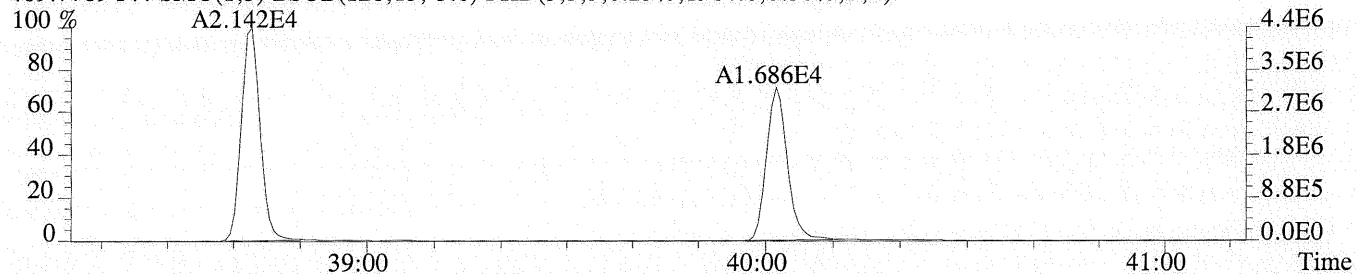


Sample#1 Exp:CCAL HRCC3

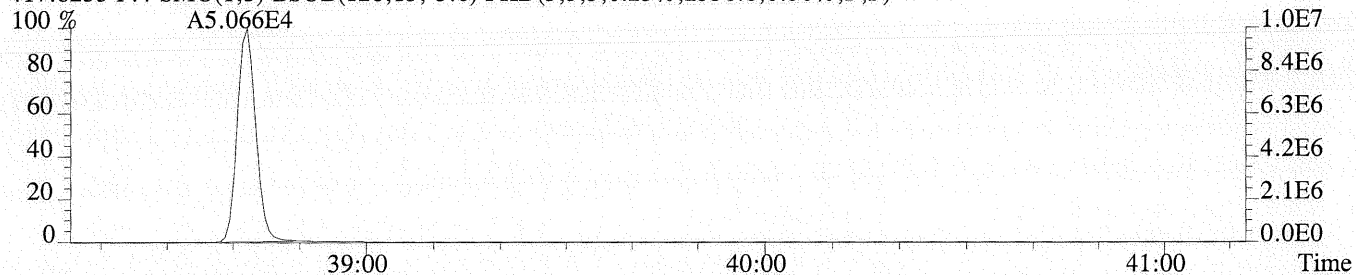
407.7818 F:4 SMO(1,3) BSUB(128,15,-3.0) PKD(3,3,3,0.25%,2484.0,0.50%,F,F)



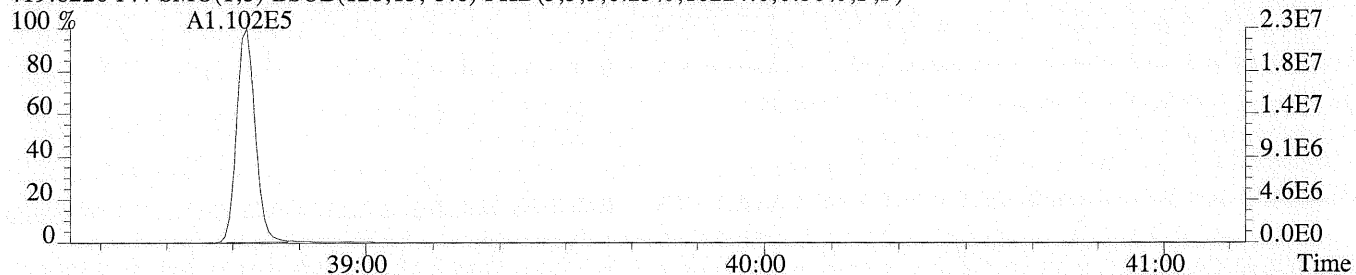
409.7789 F:4 SMO(1,3) BSUB(128,15,-3.0) PKD(3,3,3,0.25%,1964.0,0.50%,F,F)



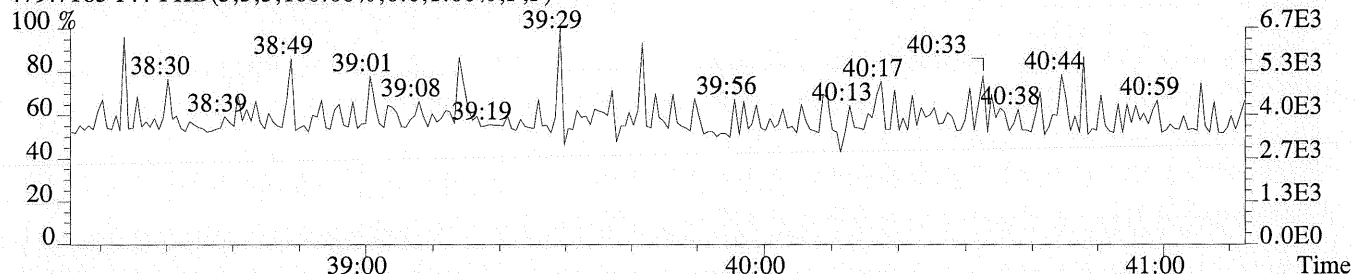
417.8253 F:4 SMO(1,3) BSUB(128,15,-3.0) PKD(3,3,3,0.25%,2556.0,0.50%,F,F)



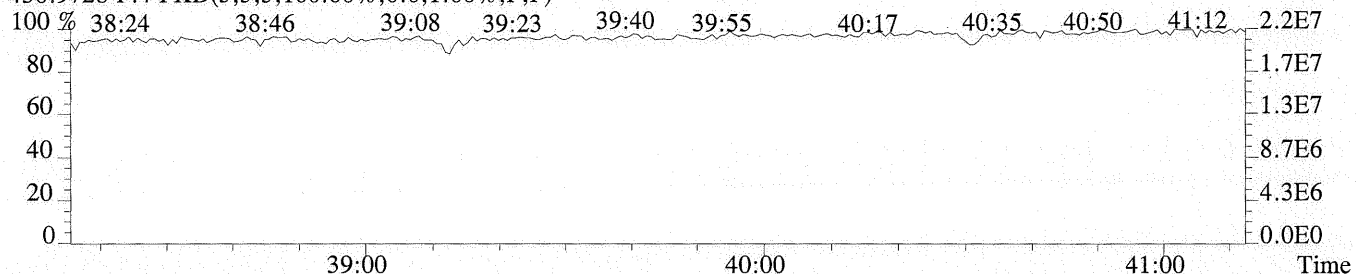
419.8220 F:4 SMO(1,3) BSUB(128,15,-3.0) PKD(3,3,3,0.25%,10224.0,0.50%,F,F)



479.7165 F:4 PKD(5,3,5,100.00%,0.0,1.00%,F,F)

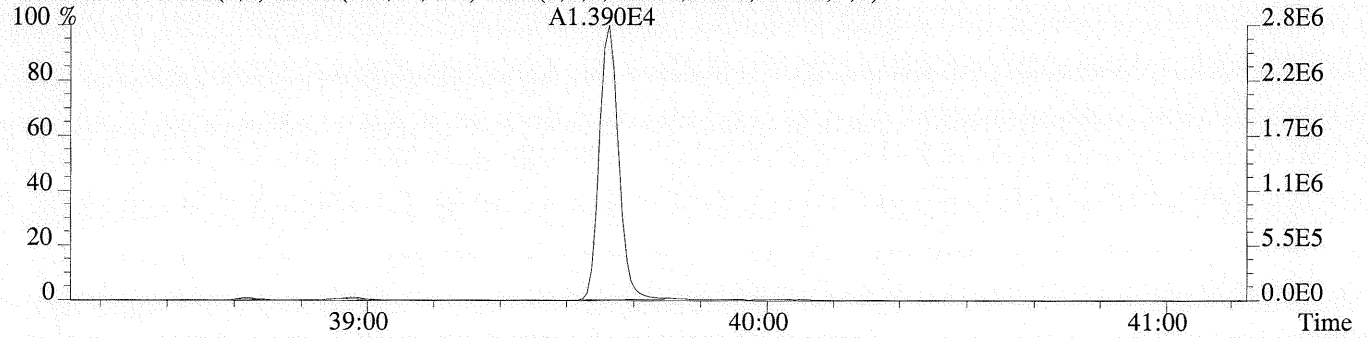


430.9728 F:4 PKD(3,3,3,100.00%,0.0,1.00%,F,F)

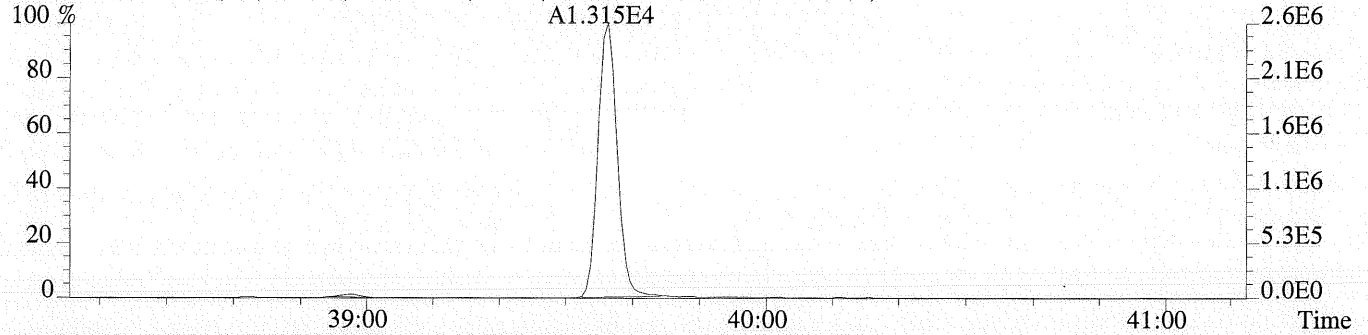


Sample#1 Exp:CCAL HRCC3

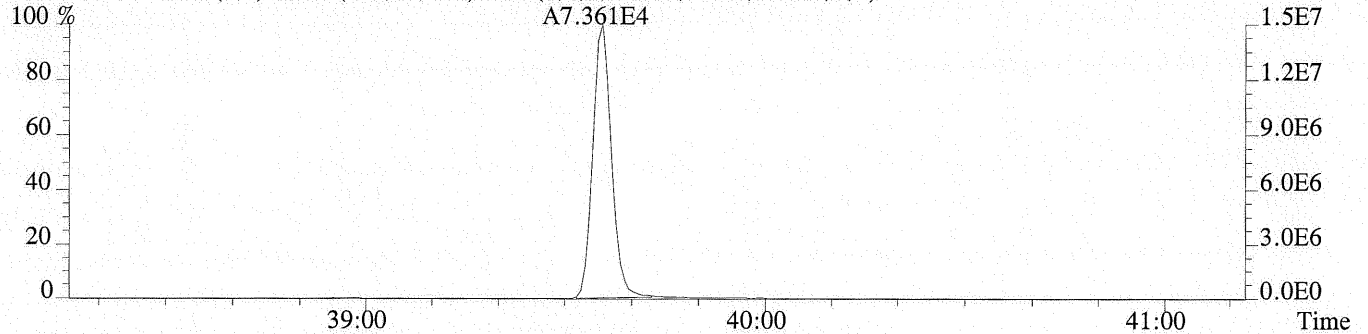
423.7766 F:4 SMO(1,3) BSUB(128,15,-3.0) PKD(3,3,3,0.25%,552.0,0.40%,F,F)



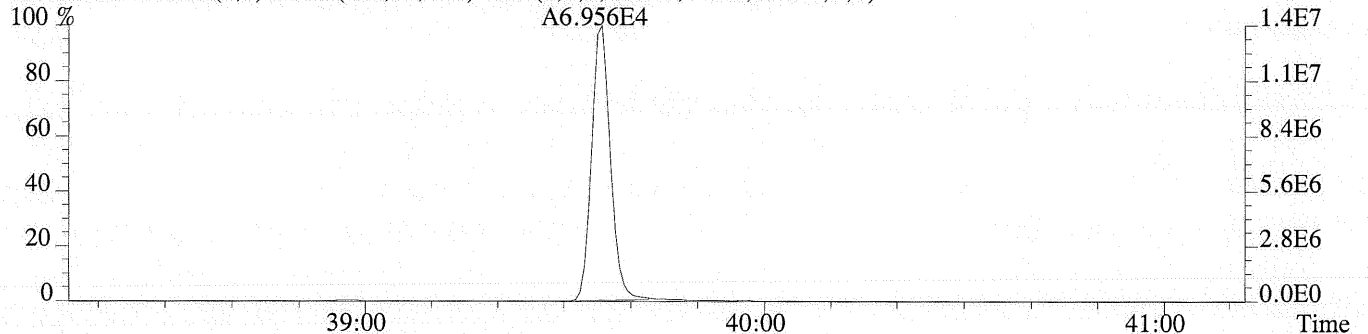
425.7737 F:4 SMO(1,3) BSUB(128,15,-3.0) PKD(3,3,3,0.25%,356.0,0.40%,F,F)



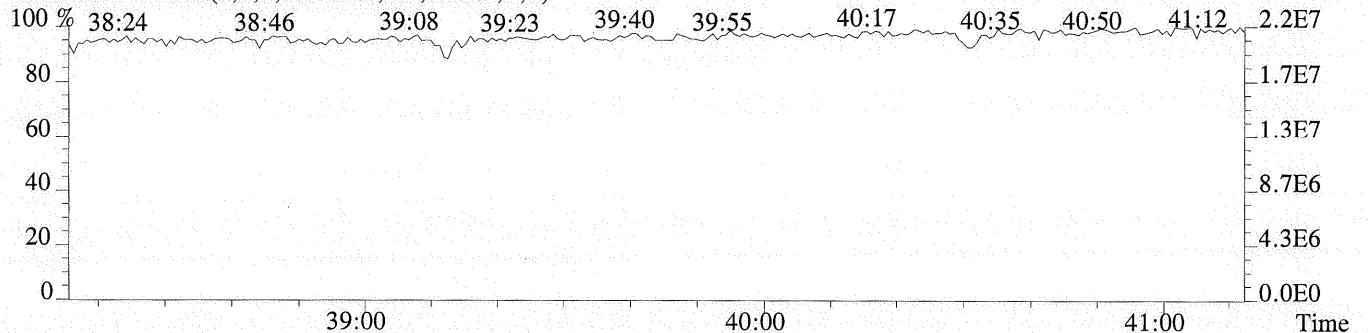
435.8169 F:4 SMO(1,3) BSUB(128,15,-3.0) PKD(3,3,3,0.25%,708.0,0.40%,F,F)



437.8140 F:4 SMO(1,3) BSUB(128,15,-3.0) PKD(3,3,3,0.25%,748.0,0.40%,F,F)

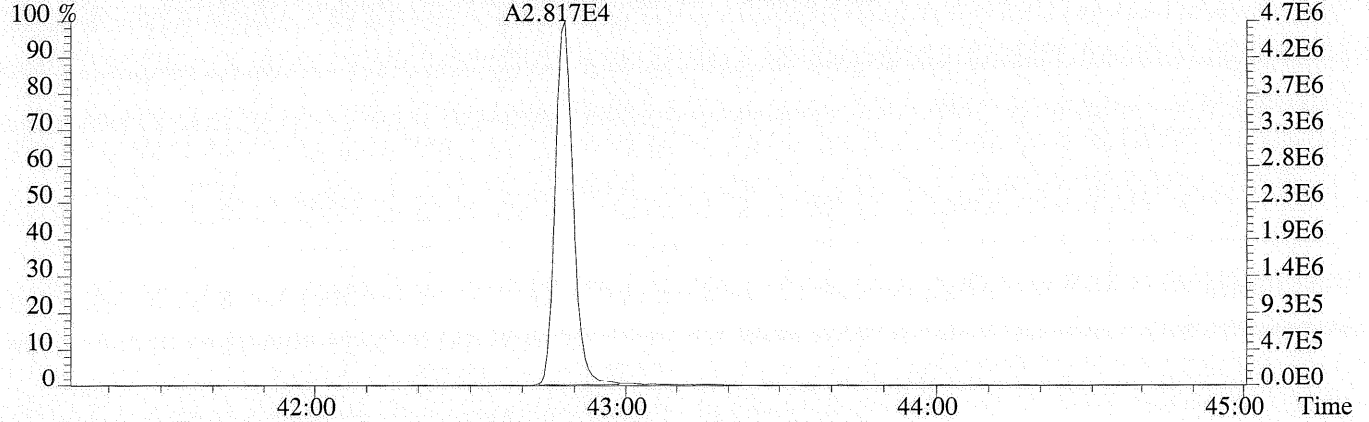


430.9728 F:4 PKD(3,3,3,100.00%,0.0,1.00%,F,F)

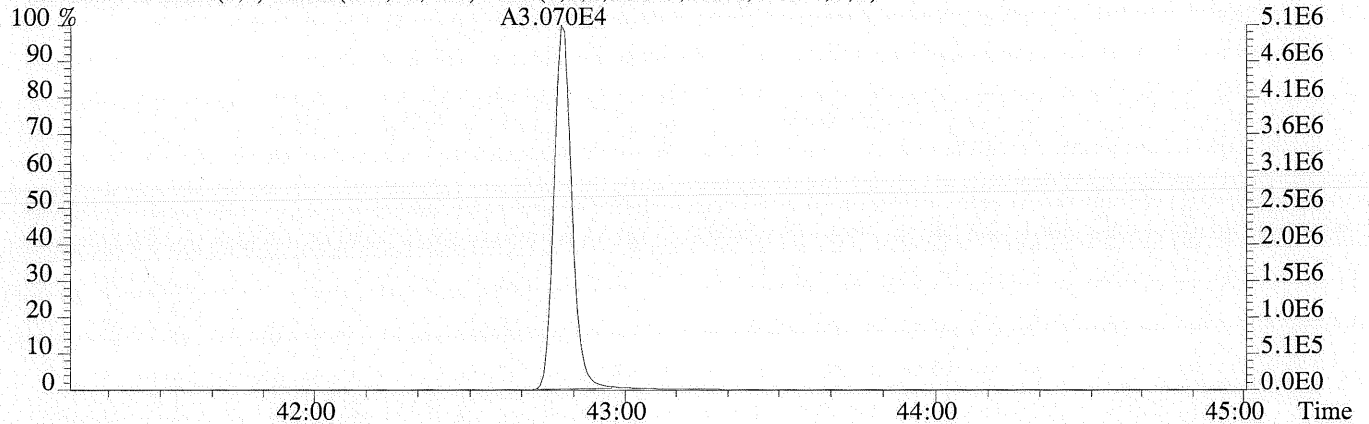


Sample#1 Exp:CCAL HRCC3

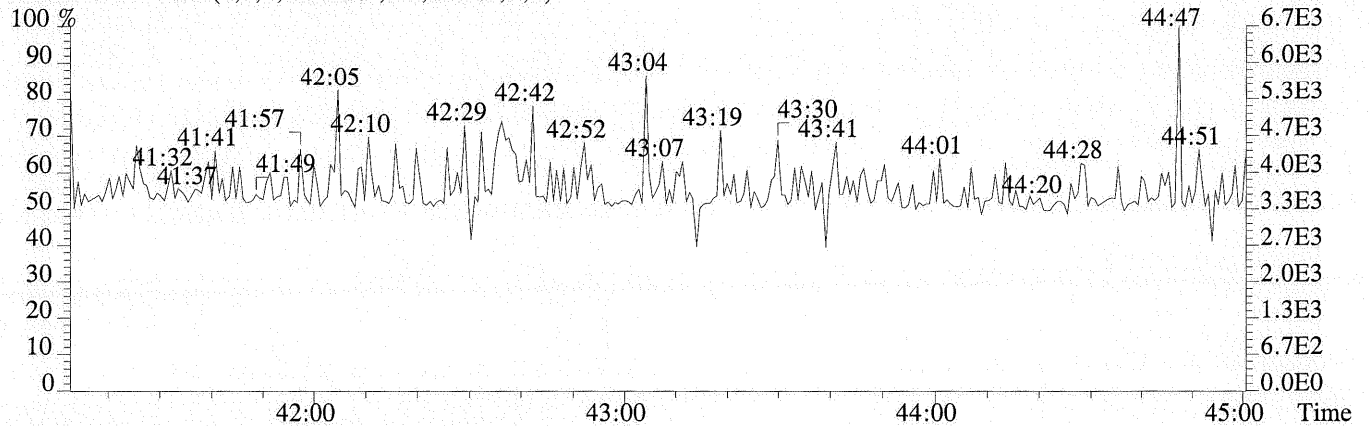
441.7428 F:5 SMO(1,3) BSUB(128,15,-3.0) PKD(5,3,5,0.30%,524.0,0.40%,F,F)



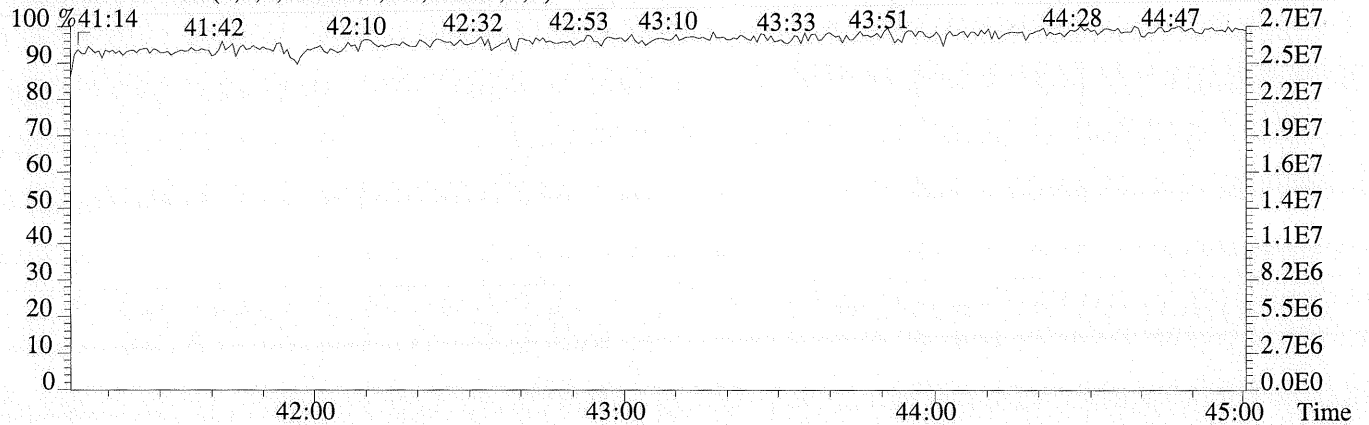
443.7399 F:5 SMO(1,3) BSUB(128,15,-3.0) PKD(5,3,5,0.30%,488.0,0.40%,F,F)



513.6775 F:5 PKD(5,3,5,100.00%,0.0,1.00%,F,F)

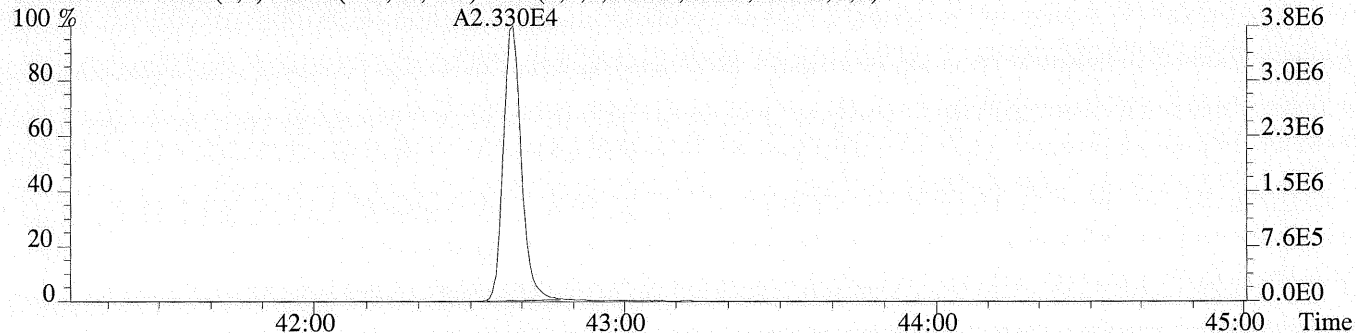


442.9728 F:5 PKD(3,3,3,100.00%,0.0,0.40%,F,F)

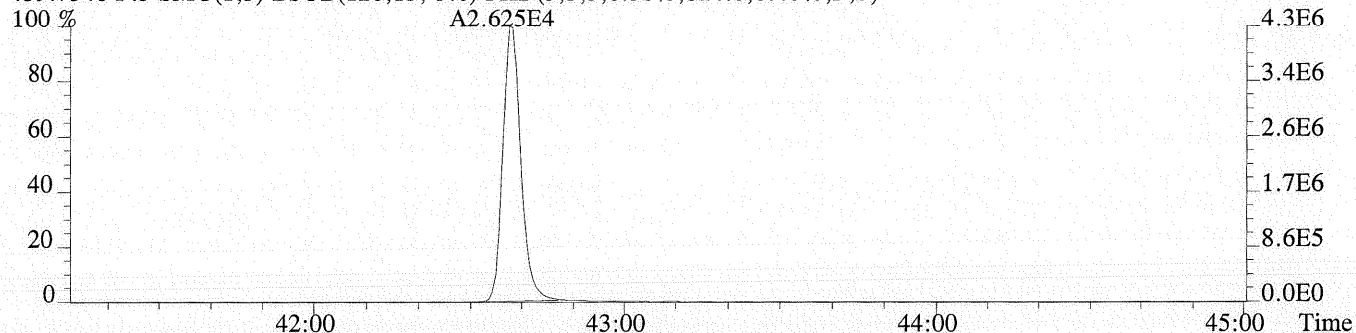


Sample#1 Exp:CCAL HRCC3

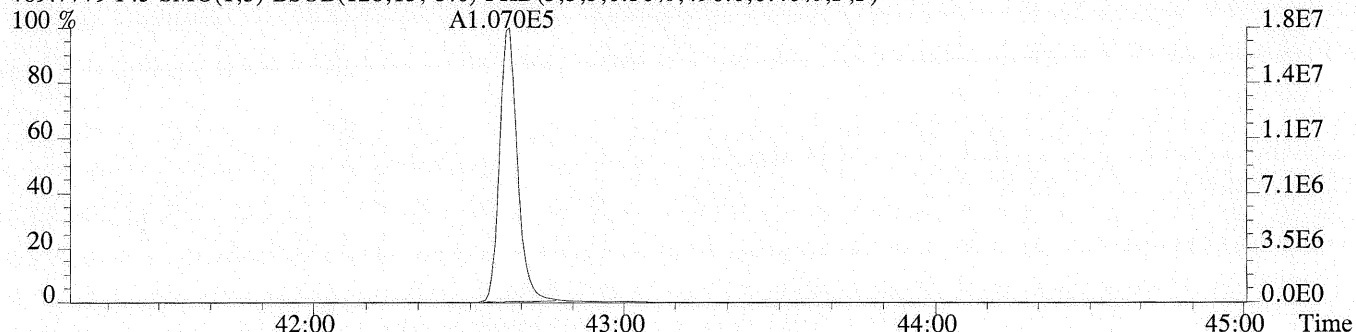
457.7377 F:5 SMO(1,3) BSUB(128,15,-3.0) PKD(5,3,5,0.30%,516.0,0.40%,F,F)



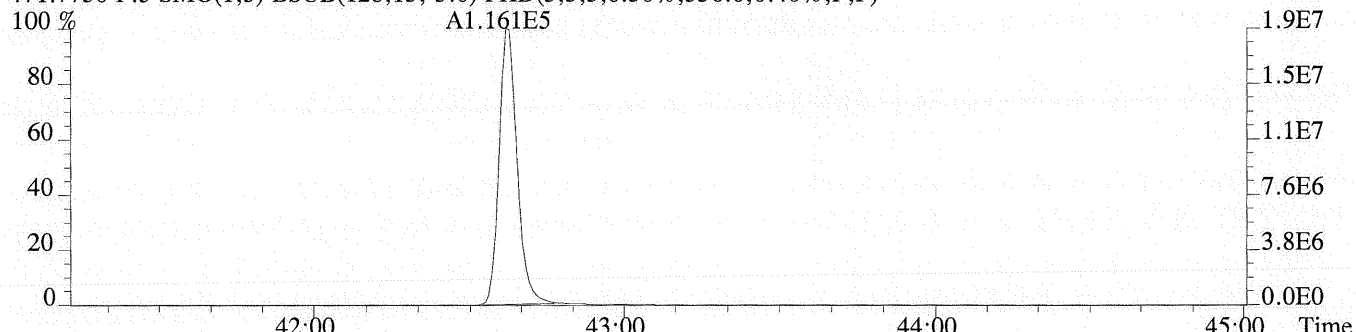
459.7348 F:5 SMO(1,3) BSUB(128,15,-3.0) PKD(5,3,5,0.30%,824.0,0.40%,F,F)



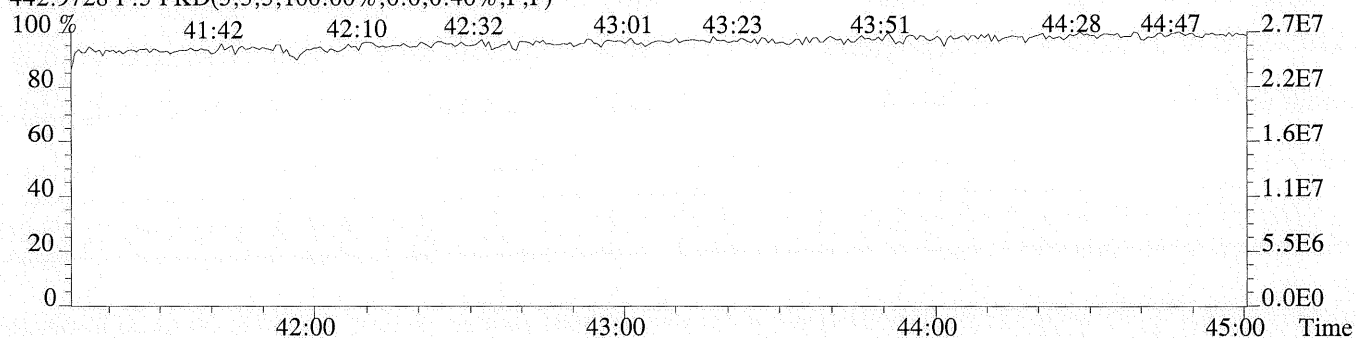
469.7779 F:5 SMO(1,3) BSUB(128,15,-3.0) PKD(5,3,5,0.30%,496.0,0.40%,F,F)



471.7750 F:5 SMO(1,3) BSUB(128,15,-3.0) PKD(5,3,5,0.30%,356.0,0.40%,F,F)



442.9728 F:5 PKD(3,3,3,100.00%,0.0,0.40%,F,F)



USEPA - ITD

FORM 4A
PCDD/PCDF CALIBRATION VERIFICATION

Lab Name: Columbia Analytical Services Episode No.:

Contract No.: SDG No.:

Initial Calibration Date: 07/31/09

Instrument ID: AutoSpec-Ultima GC Column ID: DB-5

VER Data Filename: U132603 Analysis Date: 20-AUG-09 Time: 04:42:45

NATIVE ANALYTES	M/Z'S FORMING RATIO (1)	ION ABUND. RATIO	QC LIMITS (2)	CCAL. RRF	MEAN RRF	%D (3)
2,3,7,8-TCDD	M/M+2	0.76	0.65-0.89	0.99	0.93	6.48
1,2,3,7,8-PeCDD	M+2/M+4	1.61	1.32-1.78	0.84	0.89	-6.14
1,2,3,4,7,8-HxCDD	M+2/M+4	1.26	1.05-1.43	1.06	1.03	2.71
1,2,3,6,7,8-HxCDD	M+2/M+4	1.29	1.05-1.43	1.08	1.08	-0.37
1,2,3,7,8,9-HxCDD	M+2/M+4	1.23	1.05-1.43	1.08	1.05	2.37
1,2,3,4,6,7,8-HpCDD	M+2/M+4	1.03	0.88-1.20	0.91	0.95	-3.53
OCDD	M+2/M+4	0.92	0.76-1.02	1.07	1.02	5.23
2,3,7,8-TCDF	M/M+2	0.80	0.65-0.89	0.91	0.85	6.71
1,2,3,7,8-PeCDF	M+2/M+4	1.60	1.32-1.78	0.92	0.85	7.35
2,3,4,7,8-PeCDF	M+2/M+4	1.59	1.32-1.78	0.94	0.89	5.93
1,2,3,4,7,8-HxCDF	M+2/M+4	1.23	1.05-1.43	1.17	1.13	3.65
1,2,3,6,7,8-HxCDF	M+2/M+4	1.26	1.05-1.43	1.20	1.14	4.84
1,2,3,7,8,9-HxCDF	M+2/M+4	1.24	1.05-1.43	1.07	0.94	13.64
2,3,4,6,7,8-HxCDF	M+2/M+4	1.23	1.05-1.43	1.13	1.06	6.79
1,2,3,4,6,7,8-HpCDF	M+2/M+4	1.03	0.88-1.20	1.33	1.37	-2.85
1,2,3,4,7,8,9-HpCDF	M+2/M+4	1.01	0.88-1.20	1.11	1.08	2.25
OCDF	M+2/M+4	0.91	0.76-1.02	1.30	1.10	18.01

(1) See Table 6, Method 8290, for m/z specifications.

(2) Ion Abundance Ratio Control Limits as specified in Table 8, Method 8290.

(3) The beginning CCAL %RSD for the 17 unlabeled standard must not exceed +/- 20%, Section 7.7.4.1. The ending CCAL must not exceed +/-25%. Section 8.3.2.4.

8290F4A

FORM 4B
PCDD/PCDF CALIBRATION VERIFICATION

Lab Name: Columbia Analytical Services Episode No.:

Contract No.: SDG No.:

Initial Calibration Date: 07/31/09

Instrument ID: AutoSpec-Ultima GC Column ID: DB-5

VER Data Filename: U132603 Analysis Date: 20-AUG-09 Time: 04:42:45

LABELED COMPOUNDS	M/Z'S FORMING RATIO (1)	ION ABUND. RATIO	QC LIMITS (2)	CCAL. RRF	MEAN RRF	%D (3)
13C-2,3,7,8-TCDD	M/M+2	0.77	0.65-0.89	1.06	1.05	0.84
13C-1,2,3,7,8-PeCDD	M+2/M+4	1.57	1.32-1.78	1.31	0.91	44.57
13C-1,2,3,6,7,8-HxCDD	M+2/M+4	1.29	1.05-1.43	0.86	0.98	-11.83
13C-1,2,3,4,6,7,8-HpCDD	M+2/M+4	1.07	0.88-1.20	0.88	0.93	-5.48
13C-OCDD	M+2/M+4	0.91	0.76-1.02	0.69	0.75	-8.33
13C-2,3,7,8-TCDF	M/M+2	0.80	0.65-0.89	1.56	1.36	15.21
13C-1,2,3,7,8-PeCDF	M+2/M+4	1.60	1.32-1.78	1.67	1.26	32.65
13C-1,2,3,4,7,8-HxCDF	M/M+2	0.53	0.43-0.59	1.13	1.25	-9.97
13C-1,2,3,4,6,7,8-HpCDF	M/M+2	0.46	0.37-0.51	0.95	0.93	2.38
CLEANUP STANDARD						
37Cl-2,3,7,8-TCDD				1.07	0.98	9.22

(1) See Table 6, Method 8290, for m/z specifications.

(2) Ion Abundance Ratio Control Limits as specified in Table 8, Method 8290.

(3) The beginning CCAL %RSD for the labeled standard must not exceed +/- 30%, Section 7.7.4.2. The ending CCAL must not exceed +/- 35%, Section 8.3.2.4.

8290F4Bp

Columbia Analytical Services, Inc.
Sample Response Summary

CLIENT ID.
CCAL HRCC3

Run #7 Filename U132603 Samp: 1 Inj: 1 Acquired: 20-AUG-09 04:42:45
Processed: 20-AUG-09 08:02:27 LAB. ID: CCAL HRCC3

Typ	Name	RT-1	Resp 1	Resp 2	Ratio	Meet	Mod?	RRF
1 Unk	2,3,7,8-TCDF	28:05	4.894e+03	6.086e+03	0.80	yes	no	0.848
2 Unk	1,2,3,7,8-PeCDF	32:26	1.834e+04	1.148e+04	1.60	yes	no	0.854
3 Unk	2,3,4,7,8-PeCDF	33:11	1.875e+04	1.177e+04	1.59	yes	no	0.886
4 Unk	1,2,3,4,7,8-HxCDF	35:59	1.593e+04	1.291e+04	1.23	yes	no	1.125
5 Unk	1,2,3,6,7,8-HxCDF	36:05	1.653e+04	1.312e+04	1.26	yes	no	1.144
6 Unk	2,3,4,6,7,8-HxCDF	36:34	1.542e+04	1.251e+04	1.23	yes	no	1.058
7 Unk	1,2,3,7,8,9-HxCDF	37:16	1.461e+04	1.174e+04	1.24	yes	no	0.938
8 Unk	1,2,3,4,6,7,8-HpCDF	38:42	1.414e+04	1.375e+04	1.03	yes	no	1.374
9 Unk	1,2,3,4,7,8,9-HpCDF	40:01	1.162e+04	1.152e+04	1.01	yes	no	1.083
10 Unk	OCDF	42:48	1.877e+04	2.066e+04	0.91	yes	no	1.102
11 Unk	2,3,7,8-TCDD	28:54	3.522e+03	4.631e+03	0.76	yes	no	0.933
12 Unk	1,2,3,7,8-PeCDD	33:31	1.312e+04	8.138e+03	1.61	yes	no	0.891
13 Unk	1,2,3,4,7,8-HxCDD	36:40	1.113e+04	8.863e+03	1.26	yes	no	1.028
14 Unk	1,2,3,6,7,8-HxCDD	36:45	1.148e+04	8.934e+03	1.29	yes	no	1.082
15 Unk	1,2,3,7,8,9-HxCDD	37:02	1.123e+04	9.152e+03	1.23	yes	no	1.052
16 Unk	1,2,3,4,6,7,8-HpCDD	39:36	8.914e+03	8.642e+03	1.03	yes	yes	0.947
17 Unk	OCDD	42:38	1.558e+04	1.698e+04	0.92	yes	no	1.020
18 IS	13C-2,3,7,8-TCDF	28:04	2.702e+04	3.365e+04	0.80	yes	no	1.355
19 IS	13C-1,2,3,7,8-PeCDF	32:25	4.002e+04	2.502e+04	1.60	yes	yes	1.262
20 IS	13C-1,2,3,4,7,8-HxCDF	35:59	4.291e+04	8.074e+04	0.53	yes	no	1.251
21 IS	13C-1,2,3,4,6,7,8-HpCDF	38:41	3.275e+04	7.177e+04	0.46	yes	no	0.930
22 IS	13C-2,3,7,8-TCDD	28:54	1.784e+04	2.322e+04	0.77	yes	no	1.048
23 IS	13C-1,2,3,7,8-PeCDD	33:31	3.107e+04	1.978e+04	1.57	yes	yes	0.905
24 IS	13C-1,2,3,6,7,8-HxCDD	36:44	5.325e+04	4.141e+04	1.29	yes	no	0.978
25 IS	13C-1,2,3,4,6,7,8-HpCDD	39:35	4.961e+04	4.651e+04	1.07	yes	no	0.927
26 IS	13C-OCDD	42:37	7.214e+04	7.947e+04	0.91	yes	no	0.753
27 RS/RT	13C-1,2,3,4-TCDD	28:41	1.728e+04	2.157e+04	0.80	yes	no	-
28 RS/RT	13C-1,2,3,7,8,9-HxCDD	37:02	6.109e+04	4.866e+04	1.26	yes	no	-
29 C/Up	37Cl-2,3,7,8-TCDD	28:54	8.287e+03					0.977
					SUM AREA			
30 Tot	Total Tetra-Furans	28:05		1.098e+04	0.80	yes		0.848
31 Tot	Total Tetra-Dioxins	28:54		8.153e+03	0.76	yes		0.933
32 Tot	Total Penta-Furans	32:26		6.034e+04	1.60	yes		0.870
33 Tot	Total Penta-Dioxins	33:31		2.126e+04	1.61	yes		0.891
34 Tot	Total Hexa-Furans	35:59		1.128e+05	1.23	yes		1.066
35 Tot	Total Hexa-Dioxins	36:40		6.080e+04	1.26	yes		1.054
36 Tot	Total Hepta-Furans	38:42		5.104e+04	1.03	yes		1.228
37 Tot	Total Hepta-Dioxins	39:36		1.756e+04	1.03	yes		0.947

Columbia Analytical Services, Inc.
19408 Park Row., Suite 320
Houston, TX 77084
Office(713)266-1599. Fax(713)266-0130

Columbia Analytical Services, Inc.
Signal/Noise Height Ratio Summary

CLIENT ID.
CCAL HRCC3

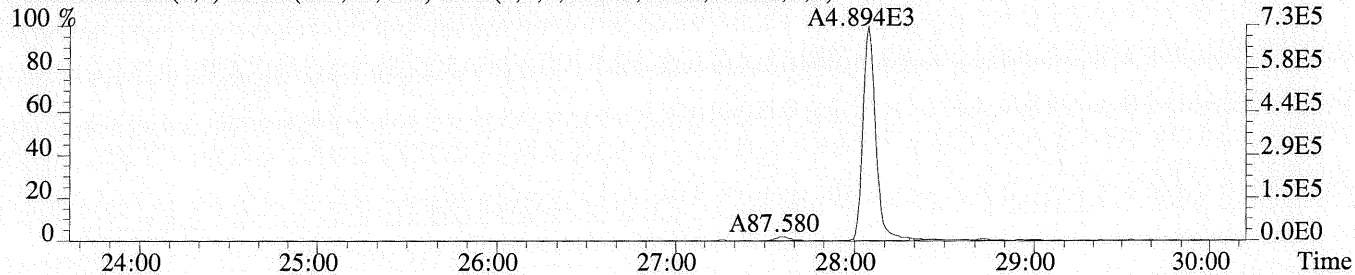
Run #7 Filename U132603 Samp: 1 Inj: 1 Acquired: 20-AUG-09 04:42:45
Processed: 20-AUG-09 08:02:271 LAB. ID: CCAL HRCC3

	Name	Signal 1	Noise 1	S/N Rat.1	Signal 2	Noise 2	S/N Rat.2
1	2,3,7,8-TCDF	7.29e+05	4.92e+02	1.5e+03	9.19e+05	4.40e+02	2.1e+03
2	1,2,3,7,8-PeCDF	3.23e+06	4.76e+02	6.8e+03	2.02e+06	4.56e+02	4.4e+03
3	2,3,4,7,8-PeCDF	3.36e+06	4.76e+02	7.1e+03	2.12e+06	4.56e+02	4.7e+03
4	1,2,3,4,7,8-HxCDF	3.40e+06	2.36e+02	1.4e+04	2.70e+06	4.04e+02	6.7e+03
5	1,2,3,6,7,8-HxCDF	3.16e+06	2.36e+02	1.3e+04	2.51e+06	4.04e+02	6.2e+03
6	2,3,4,6,7,8-HxCDF	3.16e+06	2.36e+02	1.3e+04	2.55e+06	4.04e+02	6.3e+03
7	1,2,3,7,8,9-HxCDF	2.71e+06	2.36e+02	1.1e+04	2.25e+06	4.04e+02	5.6e+03
8	1,2,3,4,6,7,8-HpCDF	2.84e+06	1.43e+03	2.0e+03	2.77e+06	4.48e+02	6.2e+03
9	1,2,3,4,7,8,9-HpCDF	2.08e+06	1.43e+03	1.4e+03	2.02e+06	4.48e+02	4.5e+03
10	OCDF	2.85e+06	5.80e+02	4.9e+03	3.12e+06	6.24e+02	5.0e+03
11	2,3,7,8-TCDD	5.71e+05	3.32e+02	1.7e+03	7.50e+05	5.44e+02	1.4e+03
12	1,2,3,7,8-PeCDD	2.44e+06	2.52e+02	9.7e+03	1.53e+06	3.04e+02	5.0e+03
13	1,2,3,4,7,8-HxCDD	2.44e+06	6.08e+02	4.0e+03	1.93e+06	6.68e+02	2.9e+03
14	1,2,3,6,7,8-HxCDD	2.47e+06	6.08e+02	4.1e+03	1.91e+06	6.68e+02	2.9e+03
15	1,2,3,7,8,9-HxCDD	2.33e+06	6.08e+02	3.8e+03	1.85e+06	6.68e+02	2.8e+03
16	1,2,3,4,6,7,8-HpCDD	1.75e+06	6.16e+02	2.8e+03	1.68e+06	8.40e+02	2.0e+03
17	OCDD	2.37e+06	4.60e+02	5.1e+03	2.55e+06	5.24e+02	4.9e+03
18	13C-2,3,7,8-TCDF	4.18e+06	1.73e+03	2.4e+03	5.26e+06	1.04e+03	5.1e+03
19	13C-1,2,3,7,8-PeCDF	7.19e+06	5.52e+02	1.3e+04	4.54e+06	4.48e+02	1.0e+04
20	13C-1,2,3,4,7,8-HxCDF	8.74e+06	5.08e+02	1.7e+04	1.62e+07	4.20e+02	3.9e+04
21	13C-1,2,3,4,6,7,8-HpCDF	6.62e+06	1.24e+03	5.3e+03	1.46e+07	5.15e+03	2.8e+03
22	13C-2,3,7,8-TCDD	3.06e+06	1.69e+03	1.8e+03	3.99e+06	9.44e+02	4.2e+03
23	13C-1,2,3,7,8-PeCDD	5.89e+06	5.00e+02	1.2e+04	3.73e+06	6.16e+02	6.1e+03
24	13C-1,2,3,6,7,8-HxCDD	1.15e+07	1.46e+03	7.8e+03	9.06e+06	8.48e+02	1.1e+04
25	13C-1,2,3,4,6,7,8-HpCDD	9.69e+06	5.84e+02	1.7e+04	9.02e+06	3.72e+02	2.4e+04
26	13C-OCDD	1.10e+07	4.64e+02	2.4e+04	1.20e+07	3.80e+02	3.2e+04
27	13C-1,2,3,4-TCDD	2.96e+06	1.69e+03	1.7e+03	3.70e+06	9.44e+02	3.9e+03
28	13C-1,2,3,7,8,9-HxCDD	1.26e+07	1.46e+03	8.6e+03	1.01e+07	8.48e+02	1.2e+04
29	37Cl-2,3,7,8-TCDD	1.37e+06	3.36e+02	4.1e+03			

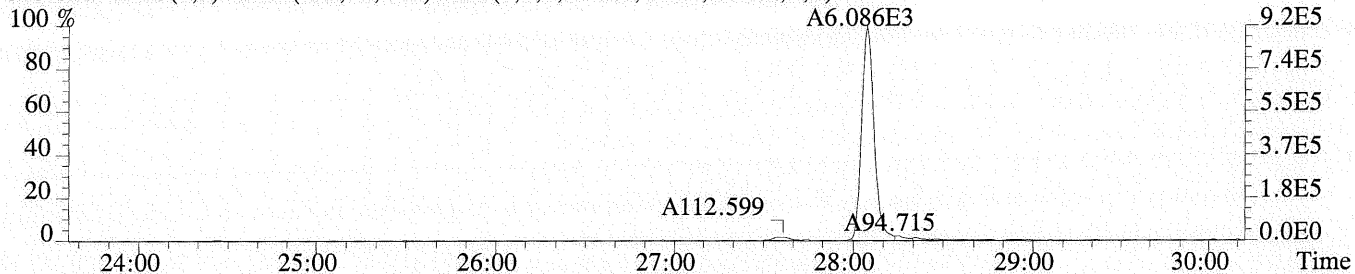
Columbia Analytical Services, Inc.
19408 Park Row, Suite 320
Houston, TX 77084
Office: (713)266-1599. Fax: (713)266-0130

Sample#1 Exp:CCAL HRCC3

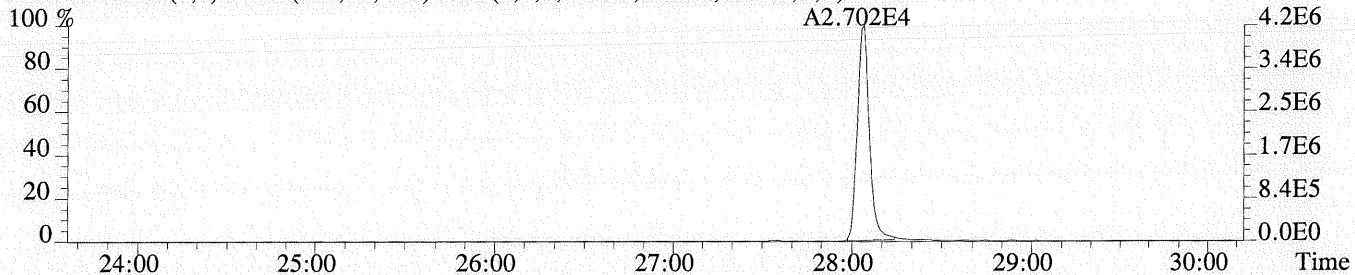
303.9016 SMO(1,3) BSUB(128,15,-3.0) PKD(3,3,3,0.10%,492.0,1.00%,F,F)



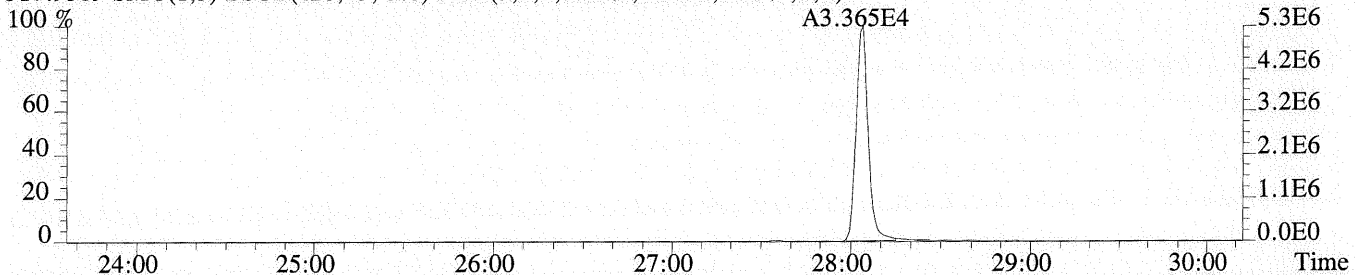
305.8987 SMO(1,3) BSUB(128,15,-3.0) PKD(3,3,3,0.10%,440.0,1.00%,F,F)



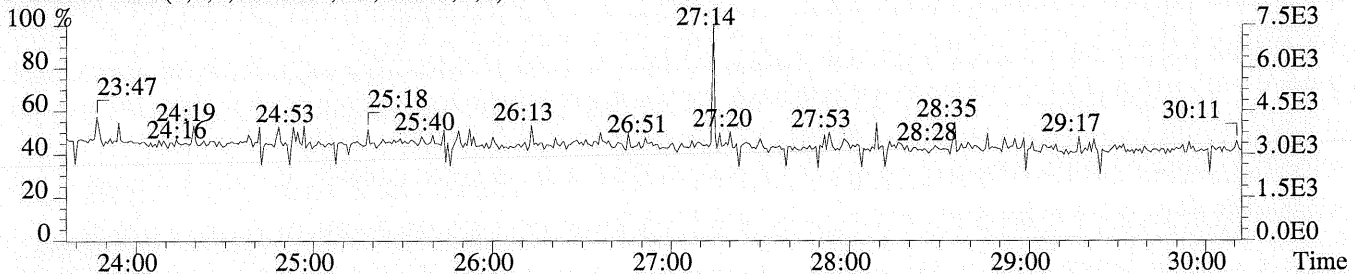
315.9419 SMO(1,3) BSUB(128,15,-3.0) PKD(3,3,3,0.10%,1728.0,1.00%,F,F)



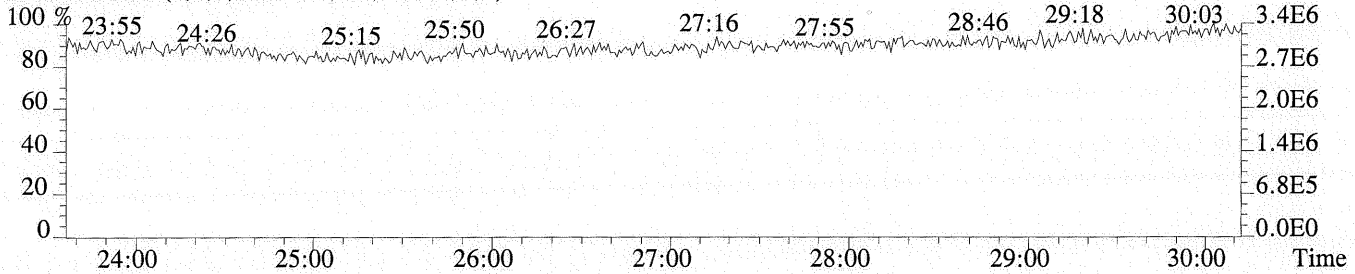
317.9389 SMO(1,3) BSUB(128,15,-3.0) PKD(3,3,3,0.10%,1036.0,1.00%,F,F)



375.8364 PKD(5,3,5,100.00%,0.0,1.00%,F,F)

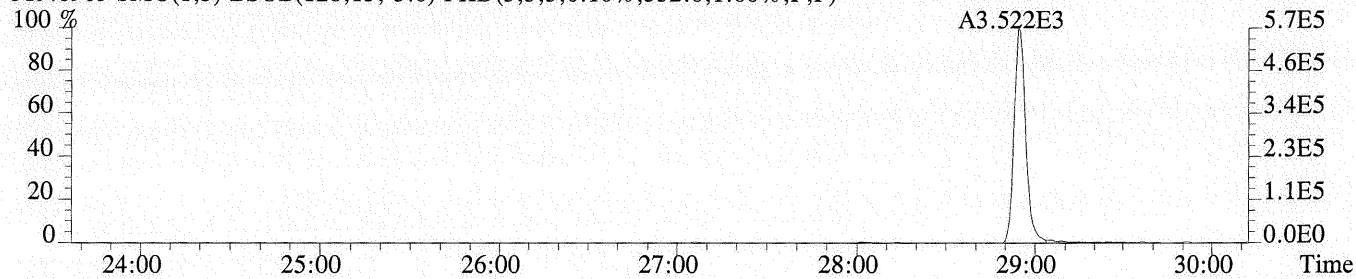


354.9792 PKD(3,3,3,100.00%,0.0,1.00%,F,F)

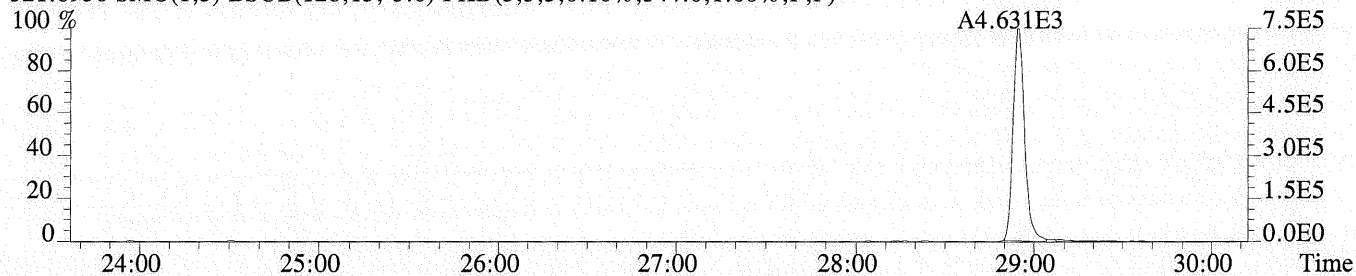


Sample#1 Exp:CCAL HRCC3

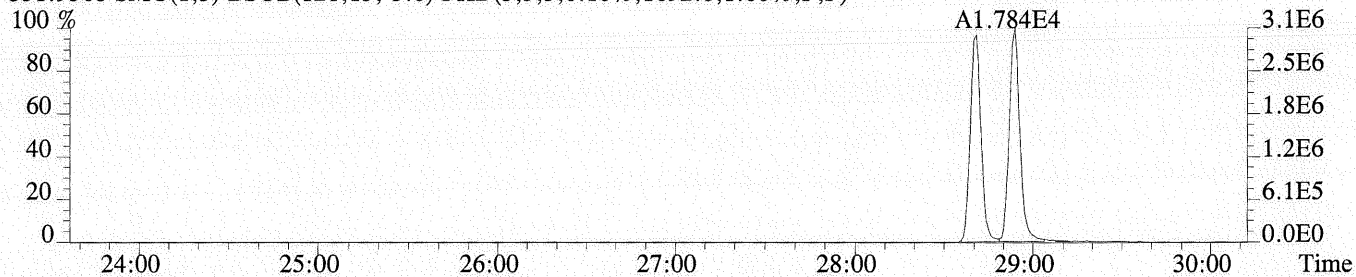
319.8965 SMO(1,3) BSUB(128,15,-3.0) PKD(3,3,3,0.10%,332.0,1.00%,F,F)



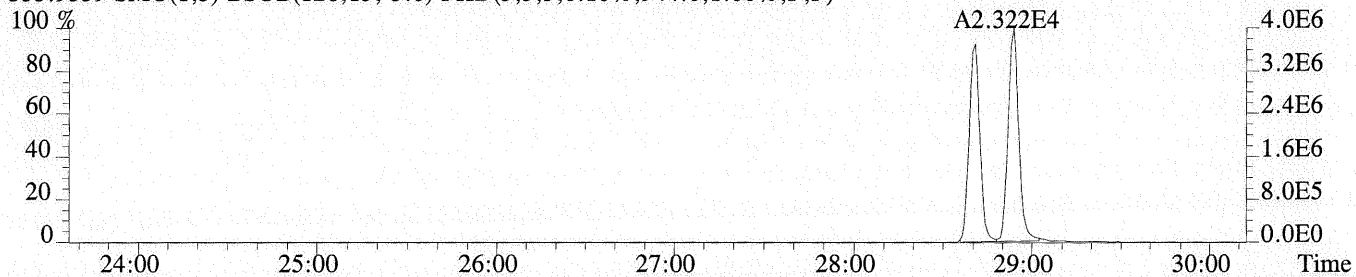
321.8936 SMO(1,3) BSUB(128,15,-3.0) PKD(3,3,3,0.10%,544.0,1.00%,F,F)



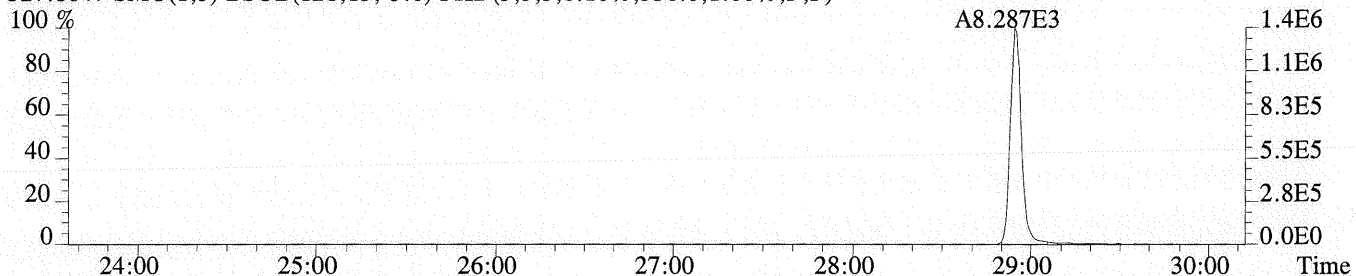
331.9368 SMO(1,3) BSUB(128,15,-3.0) PKD(3,3,3,0.10%,1692.0,1.00%,F,F)



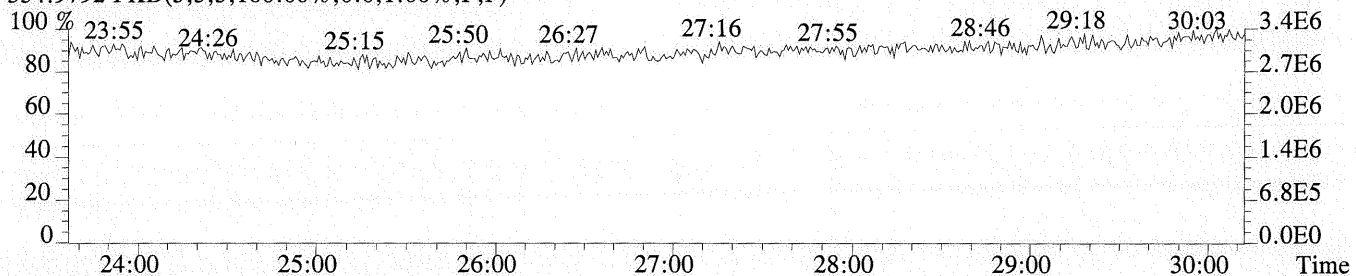
333.9339 SMO(1,3) BSUB(128,15,-3.0) PKD(3,3,3,0.10%,944.0,1.00%,F,F)



327.8847 SMO(1,3) BSUB(128,15,-3.0) PKD(3,3,3,0.10%,336.0,1.00%,F,F)

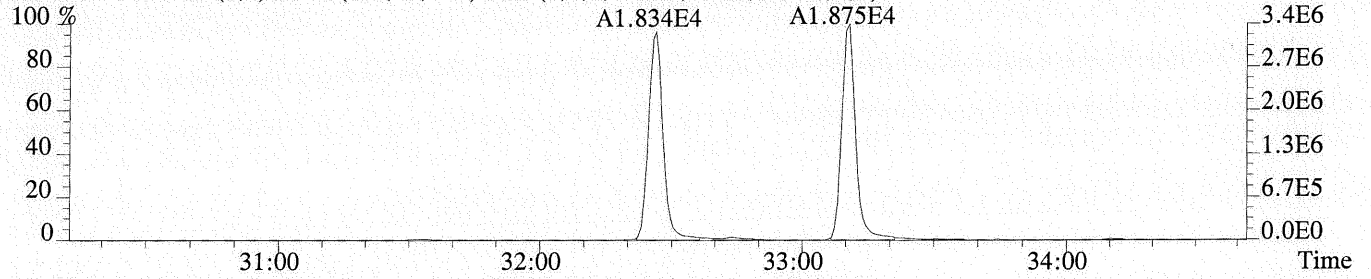


354.9792 PKD(3,3,3,100.00%,0.0,1.00%,F,F)

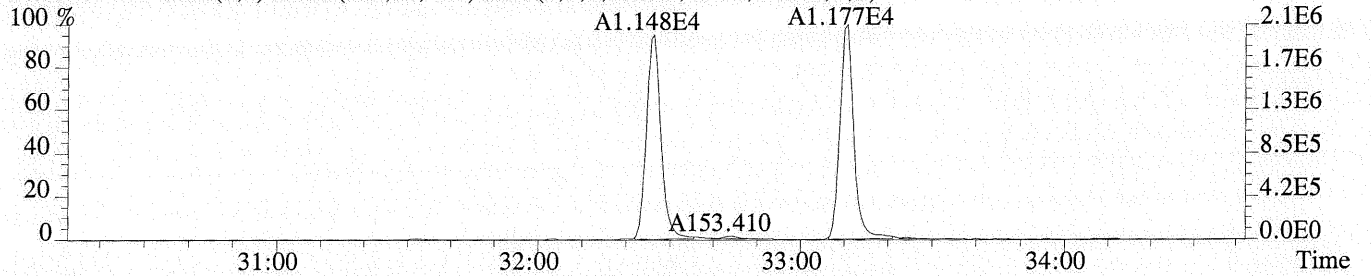


Sample#1 Exp:CCAL HRCC3

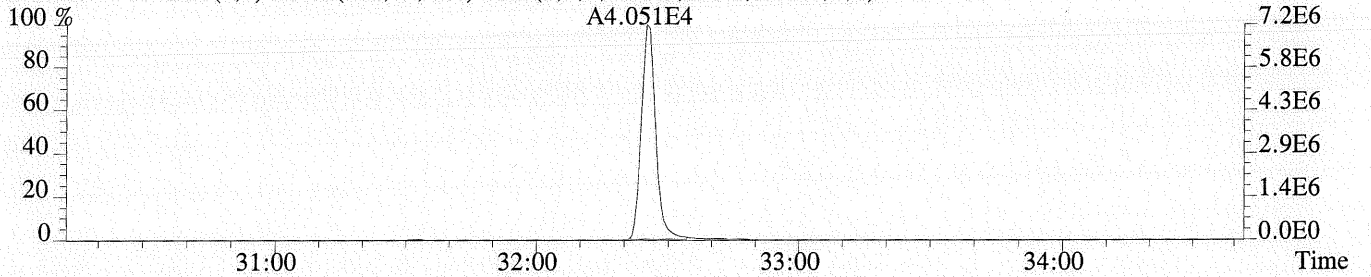
339.8597 F:2 SMO(1,3) BSUB(128,15,-3.0) PKD(3,3,3,0.10%,476.0,1.00%,F,F)



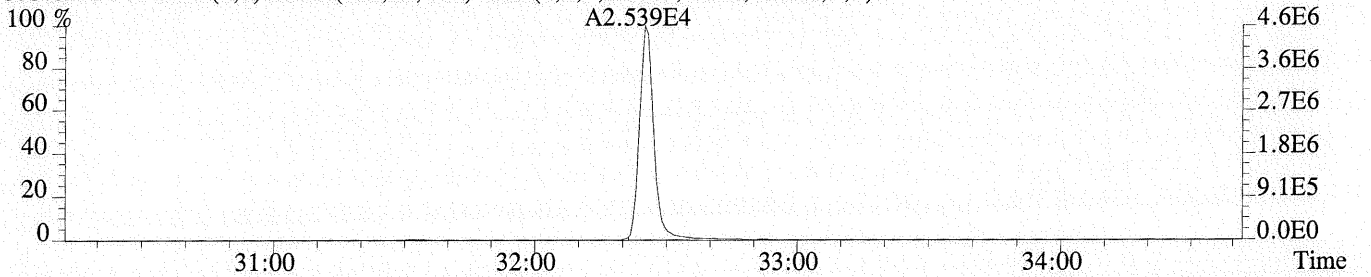
341.8567 F:2 SMO(1,3) BSUB(128,15,-3.0) PKD(3,3,3,0.10%,456.0,1.00%,F,F)



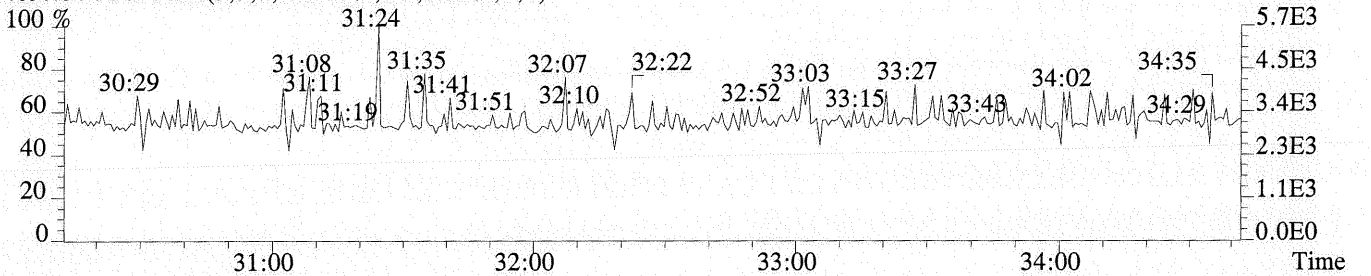
351.9000 F:2 SMO(1,3) BSUB(128,15,-3.0) PKD(3,3,3,0.10%,552.0,1.00%,F,F)



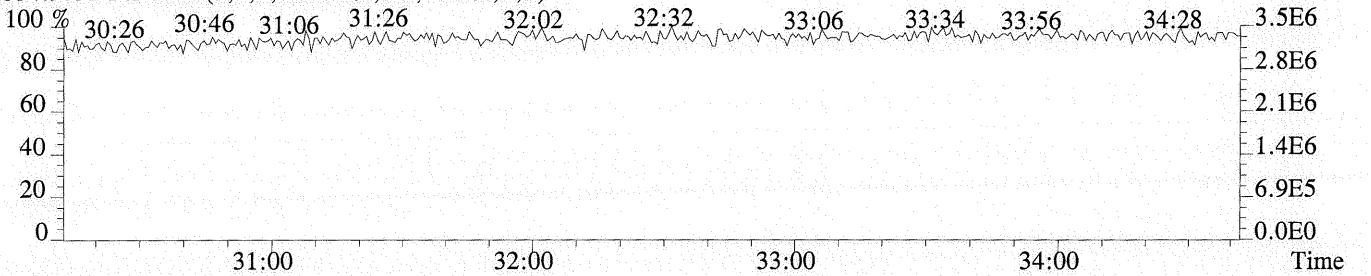
353.8970 F:2 SMO(1,3) BSUB(128,15,-3.0) PKD(3,3,3,0.10%,448.0,1.00%,F,F)



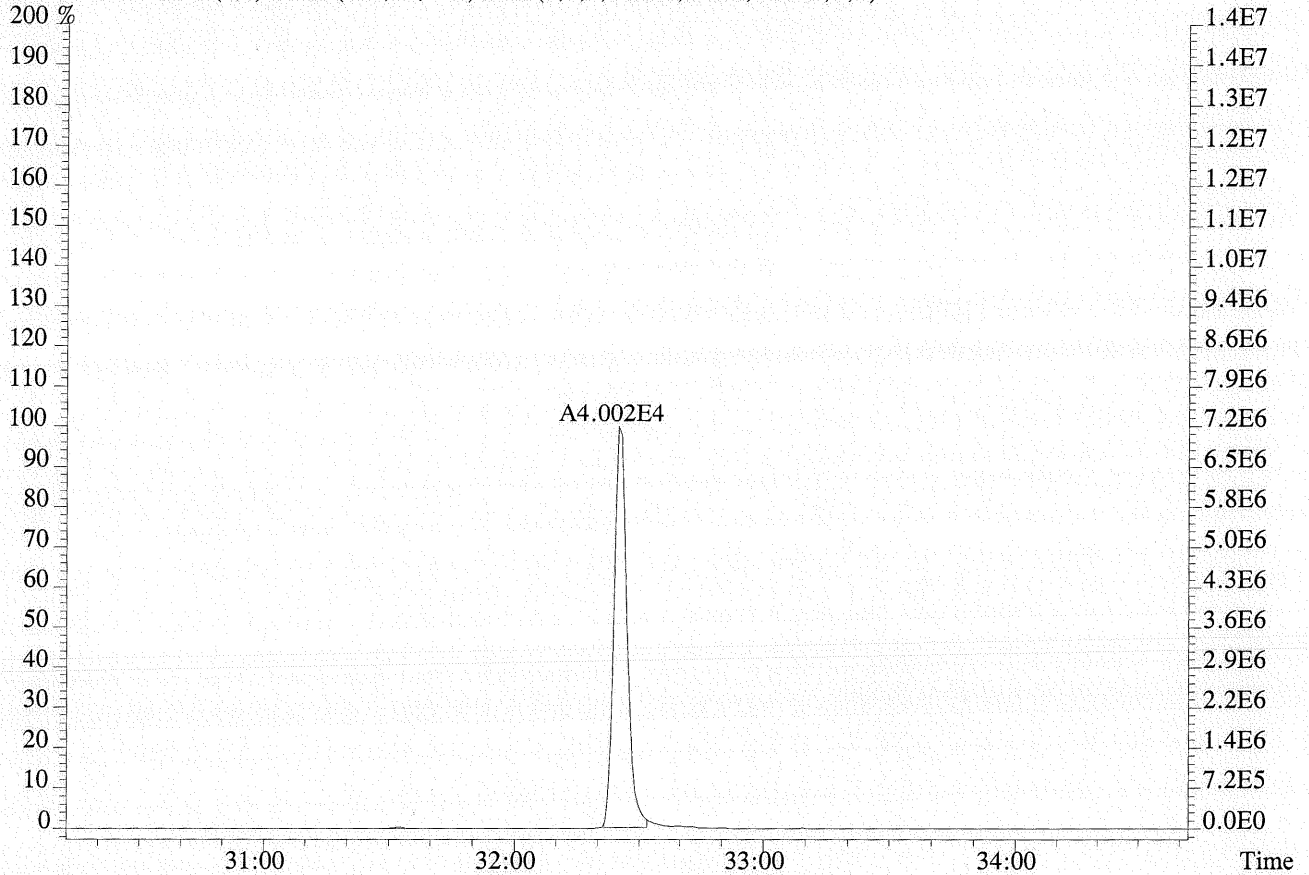
409.7974 F:2 PKD(5,3,5,100.00%,0.0,1.00%,F,F)



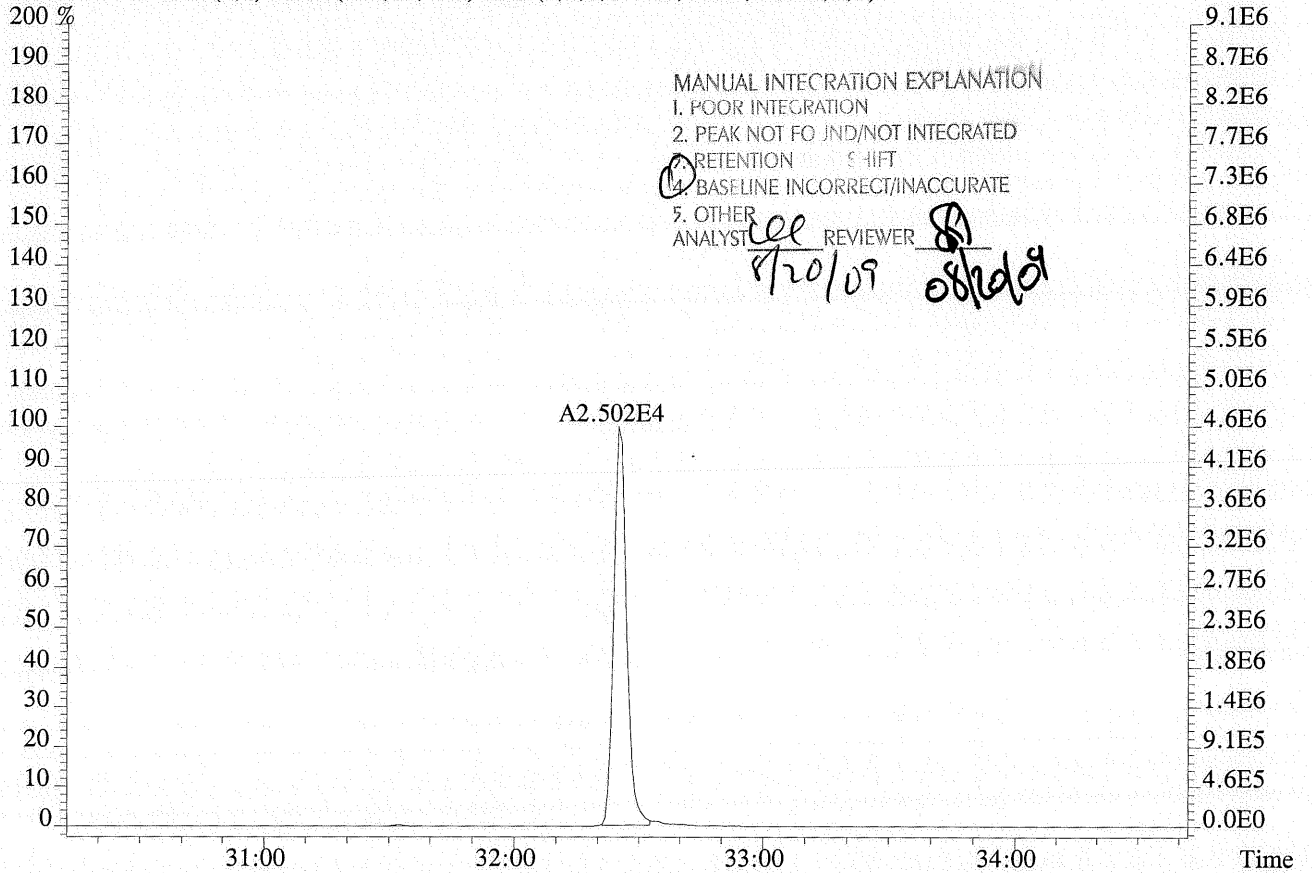
354.9792 F:2 PKD(3,3,3,100.00%,0.0,1.00%,F,F)



File:U132603 #1-408 Acq:20-AUG-2009 04:42:45 Probe EI+ Magnet SIR VG BioTech Mass sf
Sample#1 Exp:CCAL HRCC3
351.9000 F:2 SMO(1,3) BSUB(128,15,-3.0) PKD(3,3,3,0.10%,552.0,1.00%,F,F)

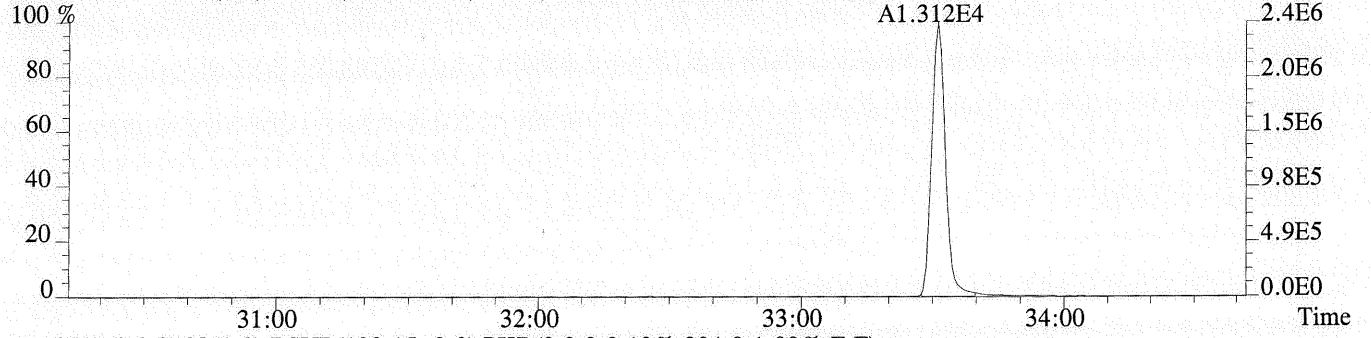


353.8970 F:2 SMO(1,3) BSUB(128,15,-3.0) PKD(3,3,3,0.10%,448.0,1.00%,F,F)

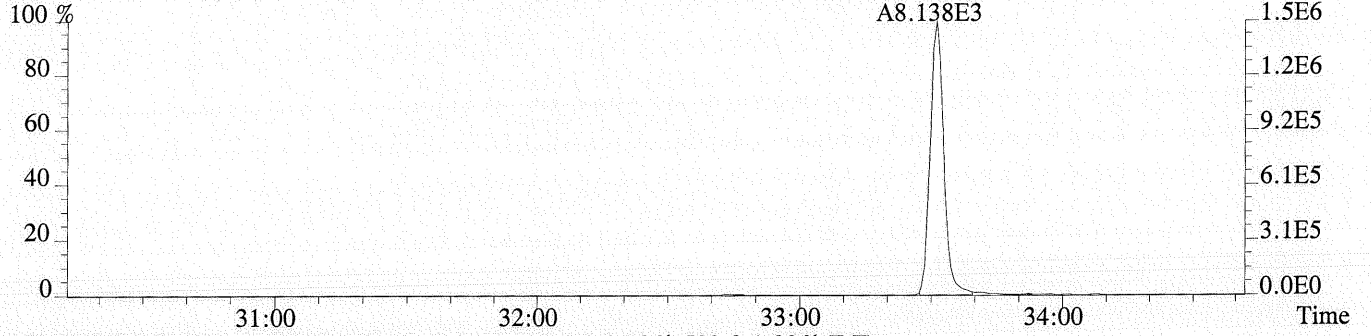


Sample#1 Exp:CCAL HRCC3

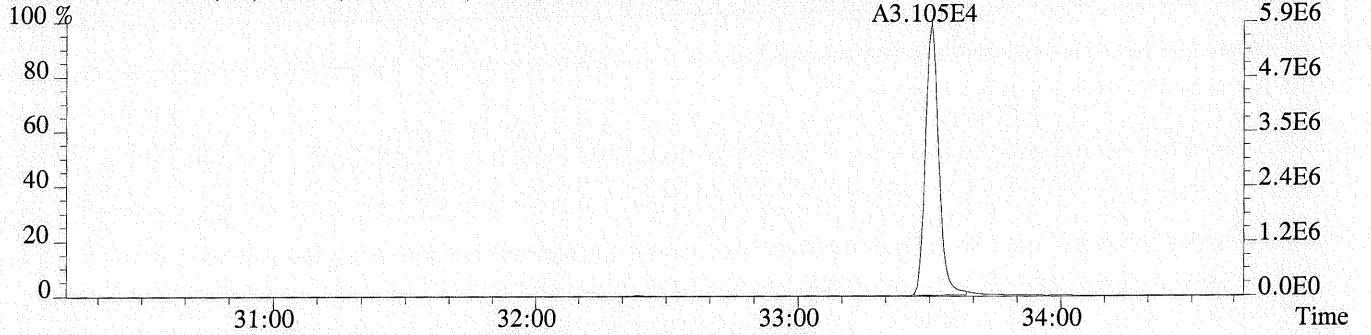
355.8546 F:2 SMO(1,3) BSUB(128,15,-3.0) PKD(3,3,3,0.10%,252.0,1.00%,F,F)



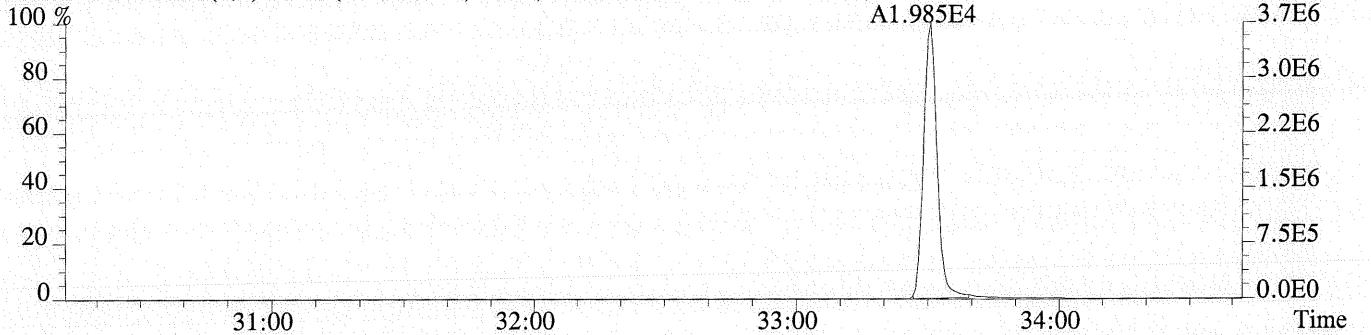
357.8517 F:2 SMO(1,3) BSUB(128,15,-3.0) PKD(3,3,3,0.10%,304.0,1.00%,F,F)



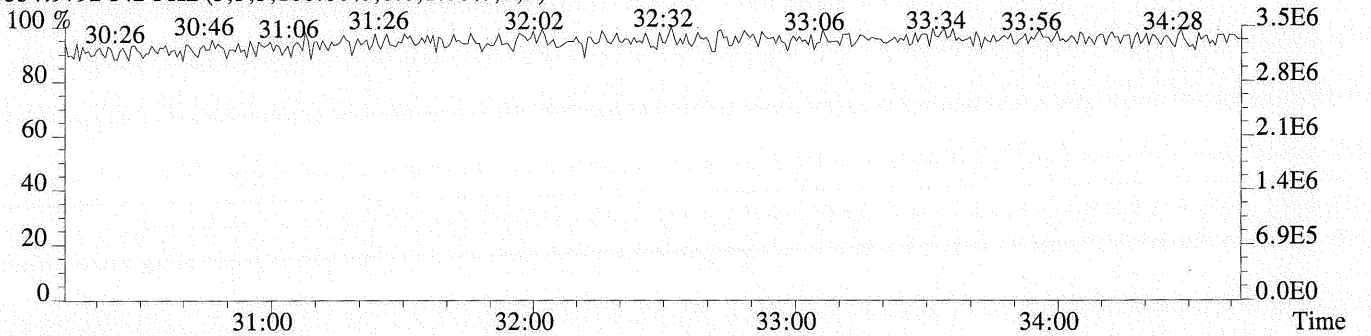
367.8949 F:2 SMO(1,3) BSUB(128,15,-3.0) PKD(3,3,3,0.10%,500.0,1.00%,F,F)



369.8919 F:2 SMO(1,3) BSUB(128,15,-3.0) PKD(3,3,3,0.10%,616.0,1.00%,F,F)

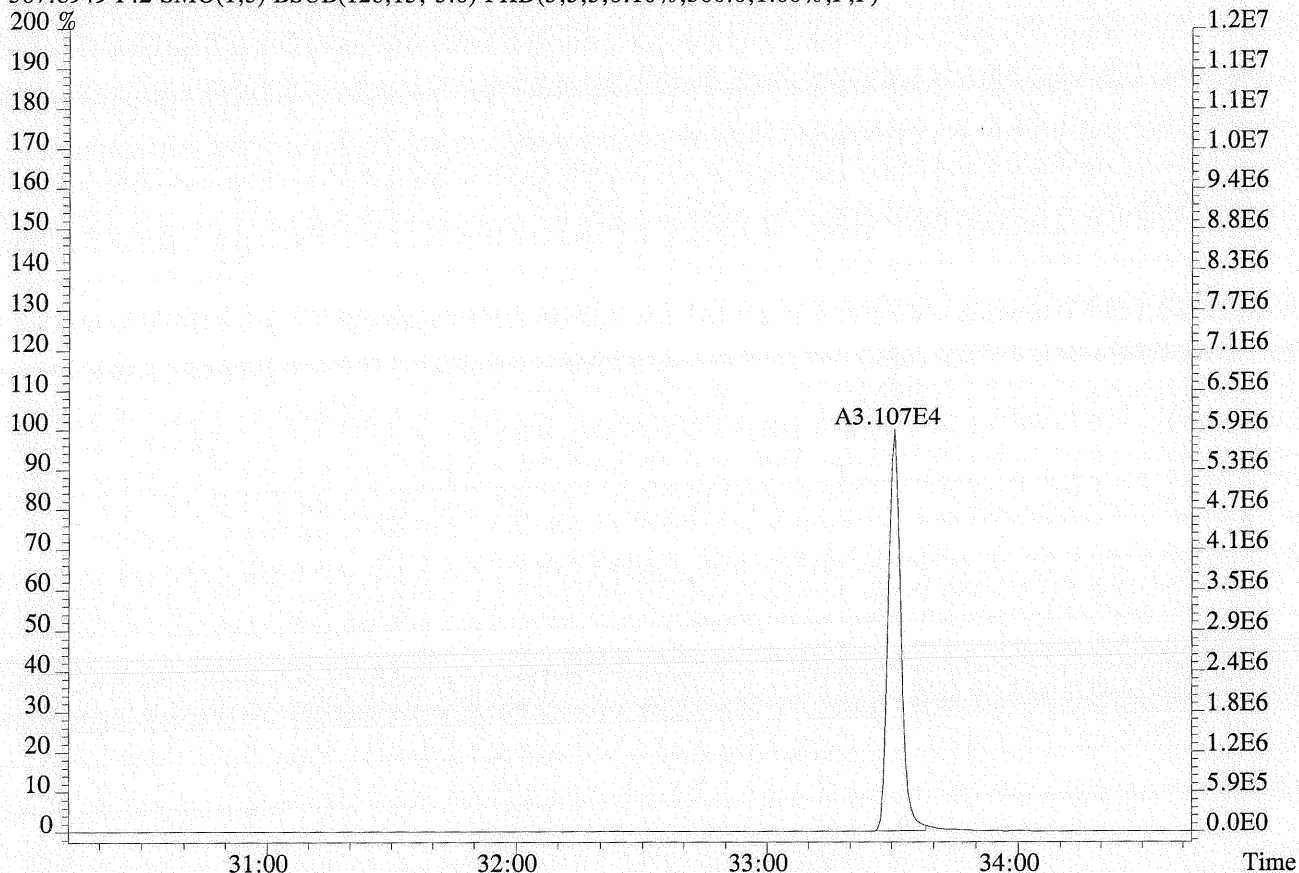


354.9792 F:2 PKD(3,3,3,100.00%,0.0,1.00%,F,F)

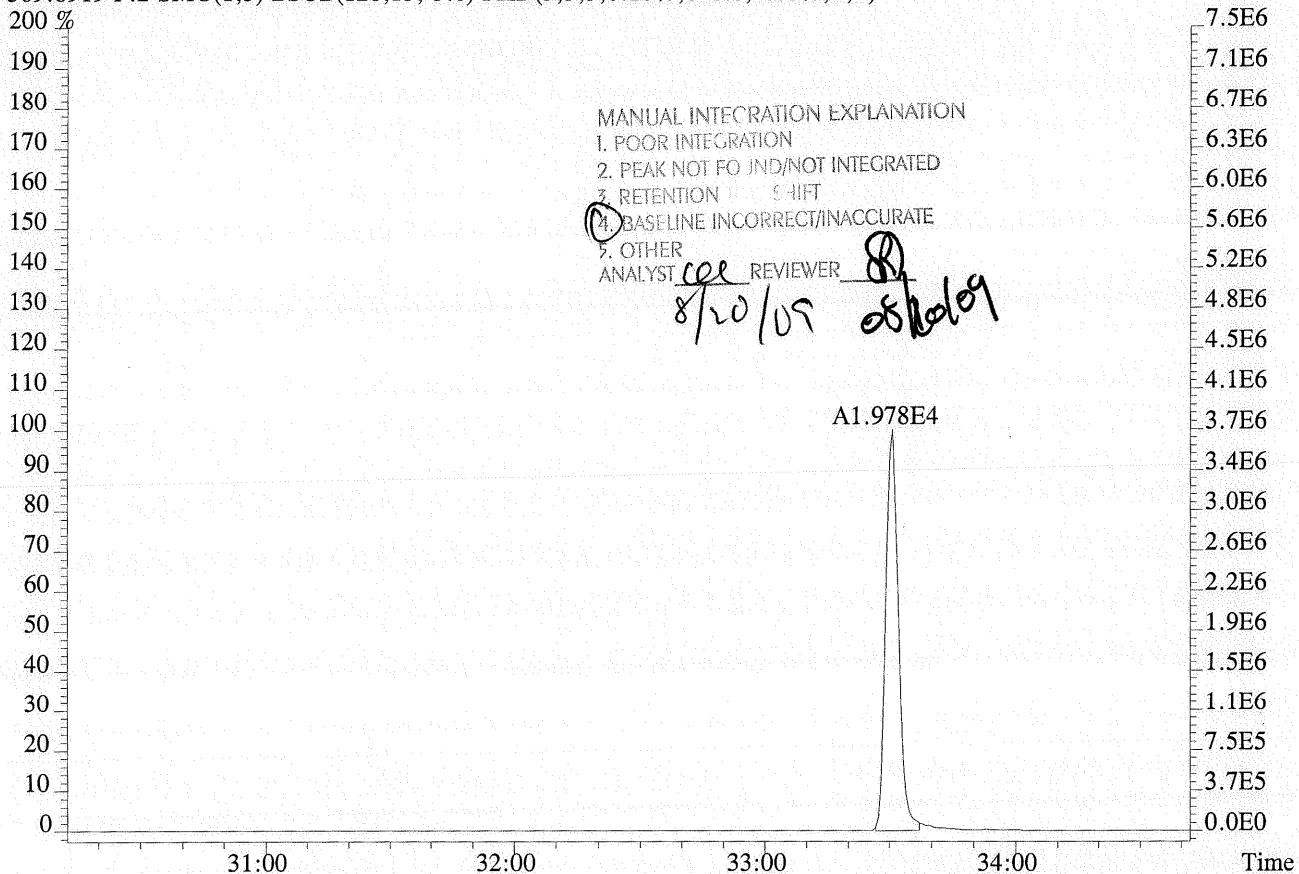


File:U132603 #1-408 Acq:20-AUG-2009 04:42:45 Probe EI+ Magnet SIR VG BioTech Mass s£
Sample#1 Exp:CCAL HRCC3

367.8949 F:2 SMO(1,3) BSUB(128,15,-3.0) PKD(3,3,3,0.10%,500.0,1.00%,F,F)

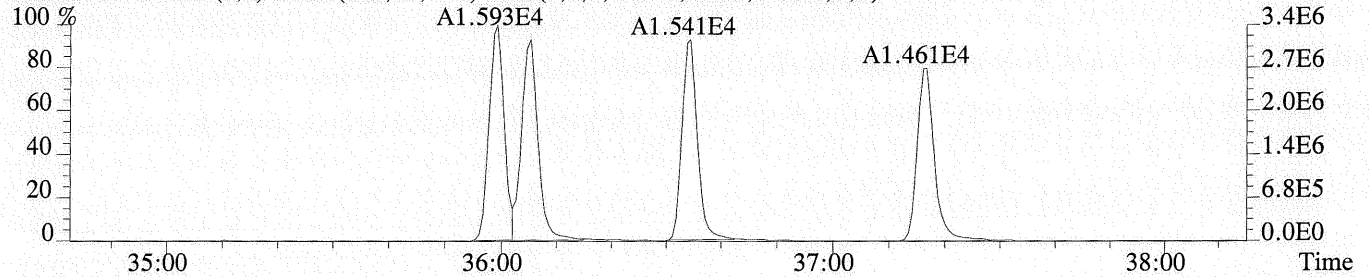


369.8919 F:2 SMO(1,3) BSUB(128,15,-3.0) PKD(3,3,3,0.10%,616.0,1.00%,F,F)

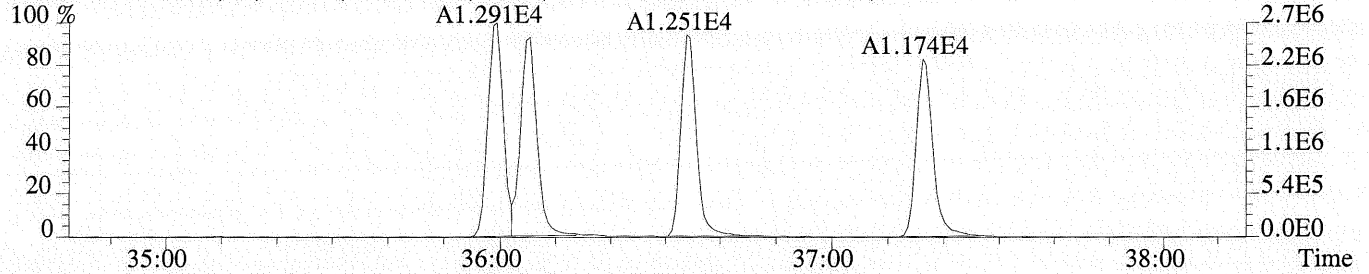


Sample#1 Exp:CCAL HRCC3

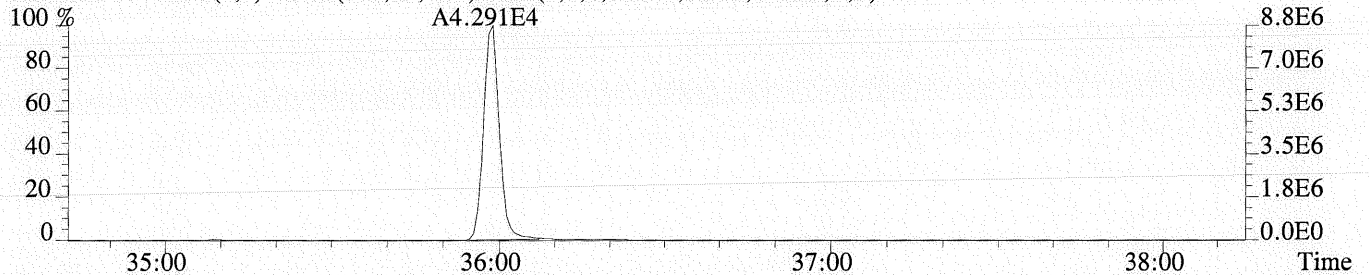
373.8208 F:3 SMO(1,3) BSUB(128,15,-3.0) PKD(3,3,3,0.25%,236.0,0.40%,F,F)



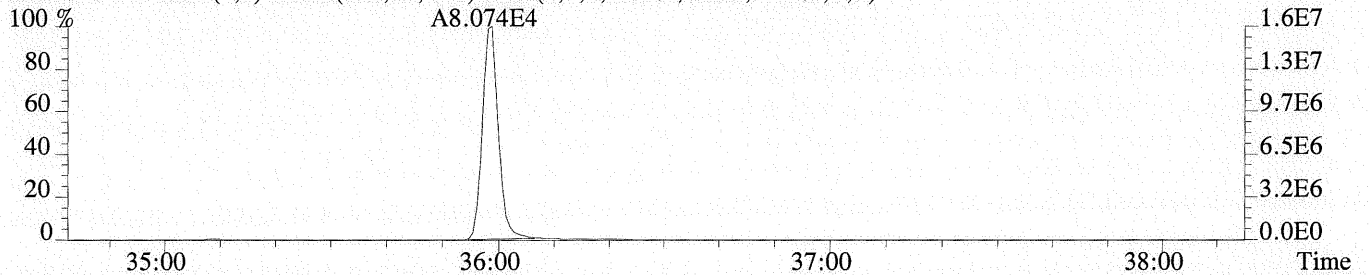
375.8178 F:3 SMO(1,3) BSUB(128,15,-3.0) PKD(3,3,3,0.25%,404.0,0.40%,F,F)



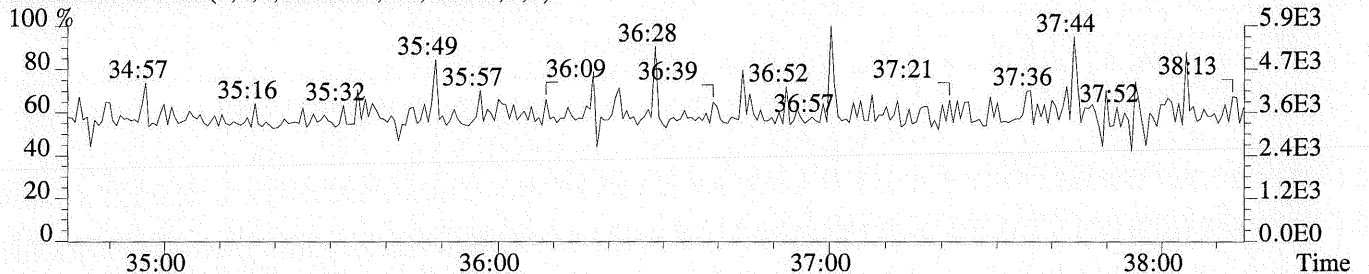
383.8639 F:3 SMO(1,3) BSUB(128,15,-3.0) PKD(3,3,3,0.25%,508.0,0.40%,F,F)



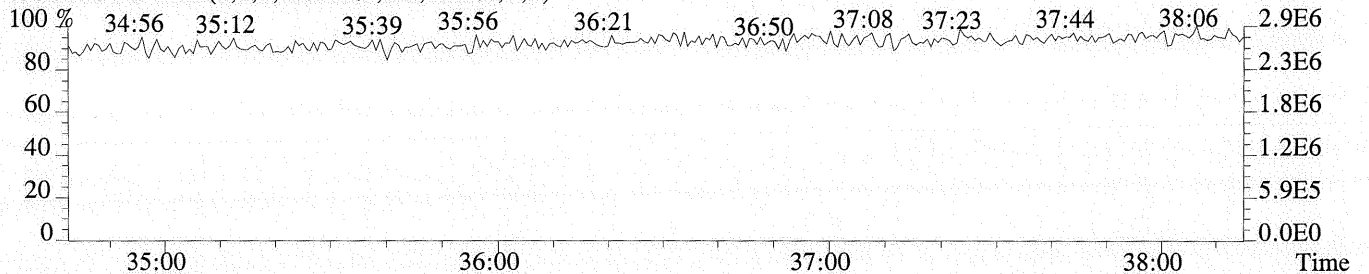
385.8610 F:3 SMO(1,3) BSUB(128,15,-3.0) PKD(3,3,3,0.25%,420.0,0.40%,F,F)

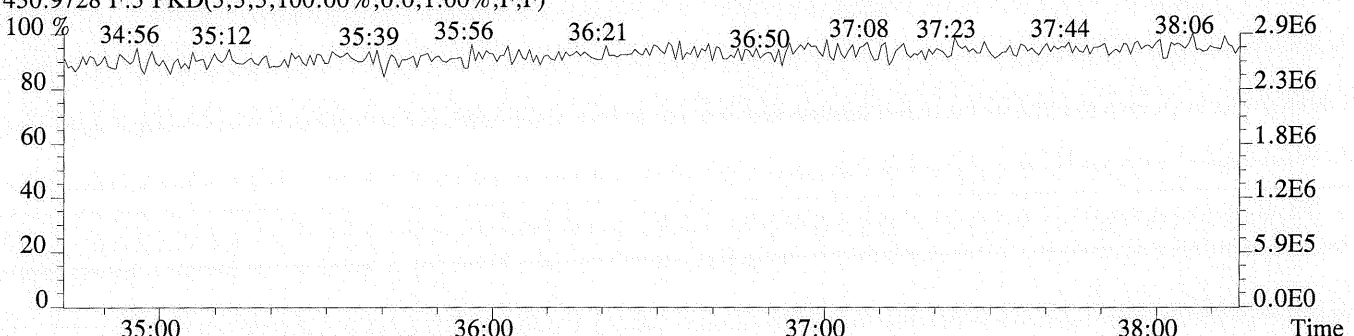
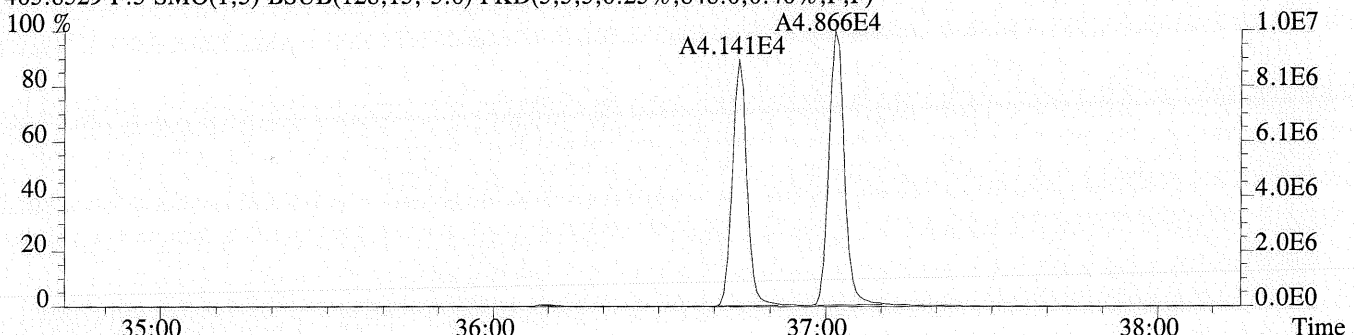
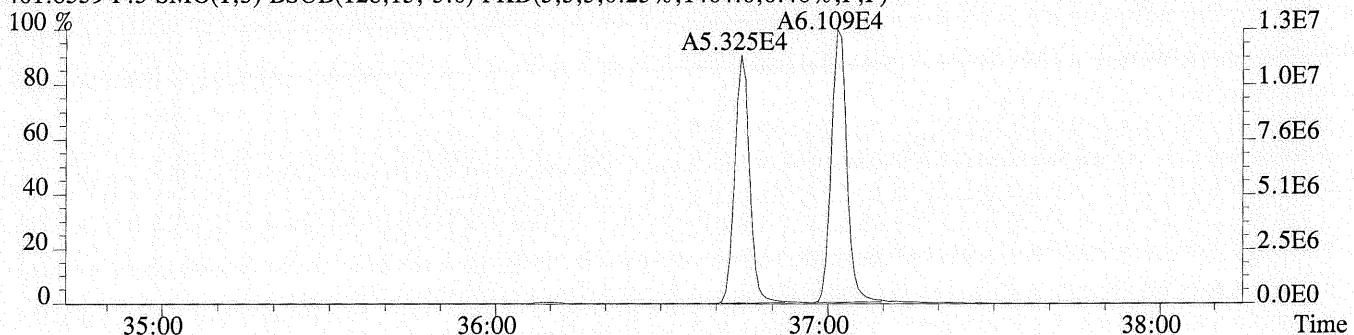
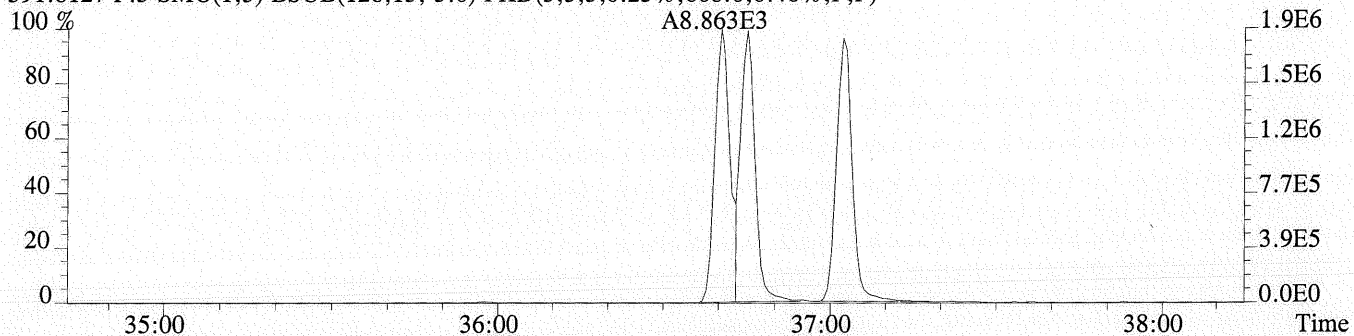
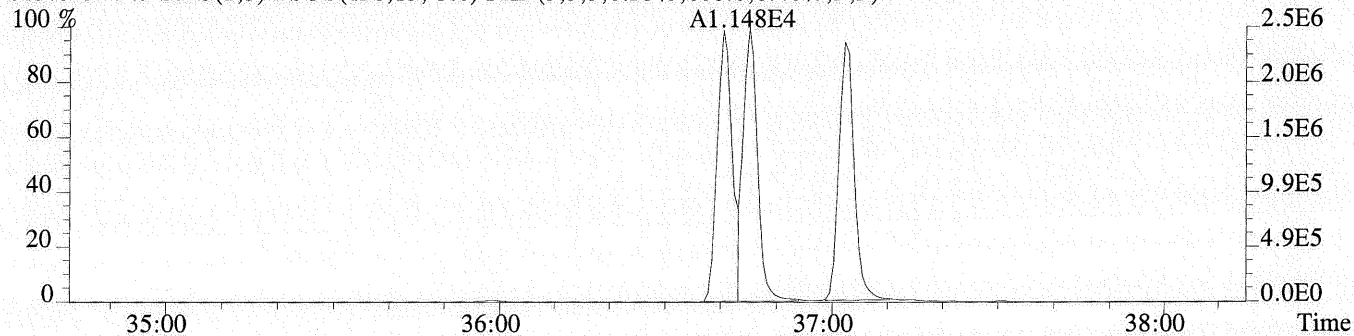


445.7555 F:3 PKD(5,3,5,100.00%,0.0,1.00%,F,F)



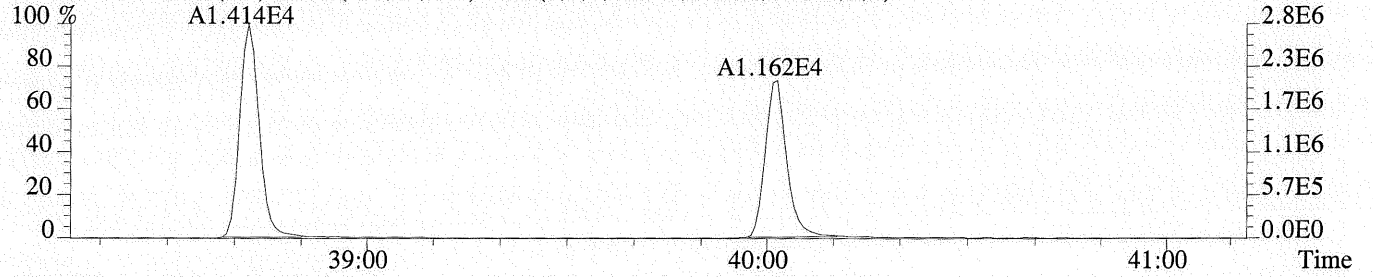
430.9728 F:3 PKD(3,3,3,100.00%,0.0,1.00%,F,F)



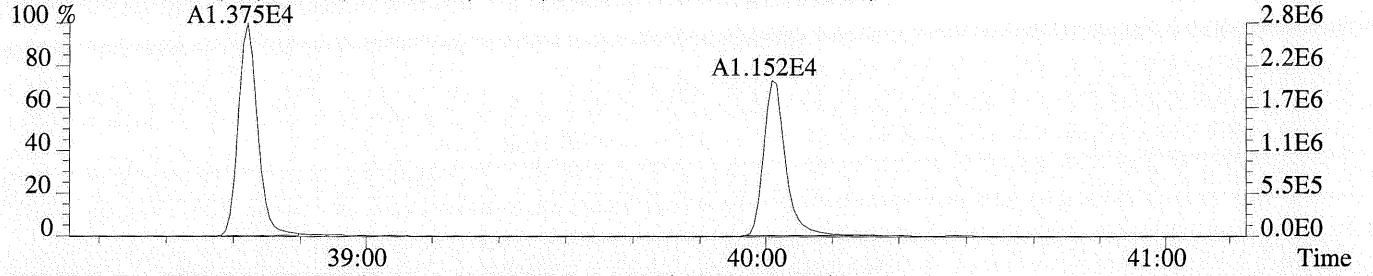


Sample#1 Exp:CCAL HRCC3

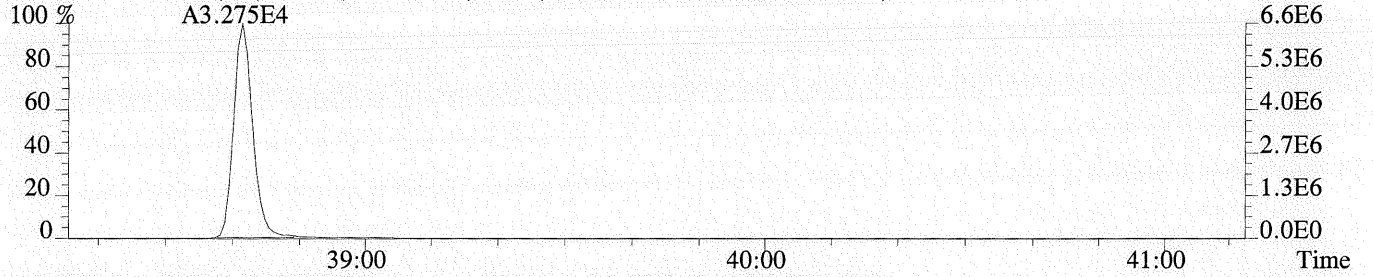
407.7818 F:4 SMO(1,3) BSUB(128,15,-3.0) PKD(3,3,3,0.25%,1432.0,0.50%,F,F)



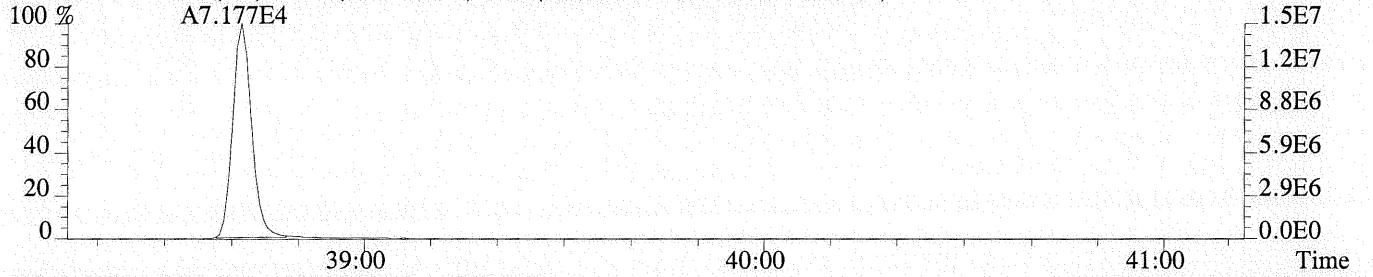
409.7789 F:4 SMO(1,3) BSUB(128,15,-3.0) PKD(3,3,3,0.25%,448.0,0.50%,F,F)



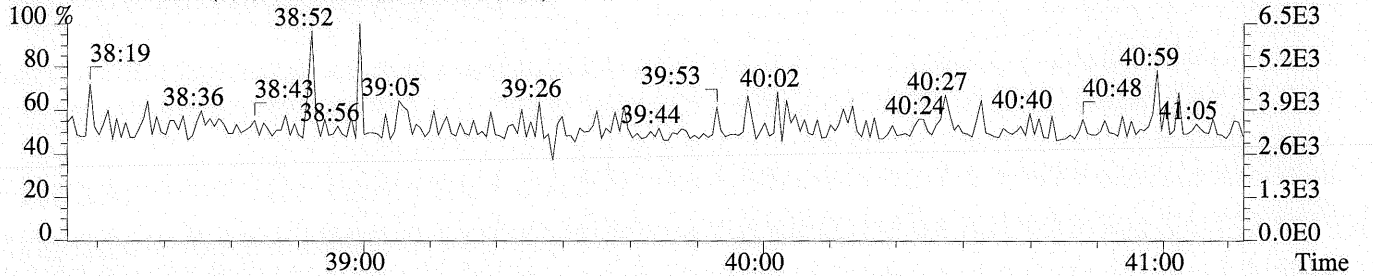
417.8253 F:4 SMO(1,3) BSUB(128,15,-3.0) PKD(3,3,3,0.25%,1244.0,0.50%,F,F)



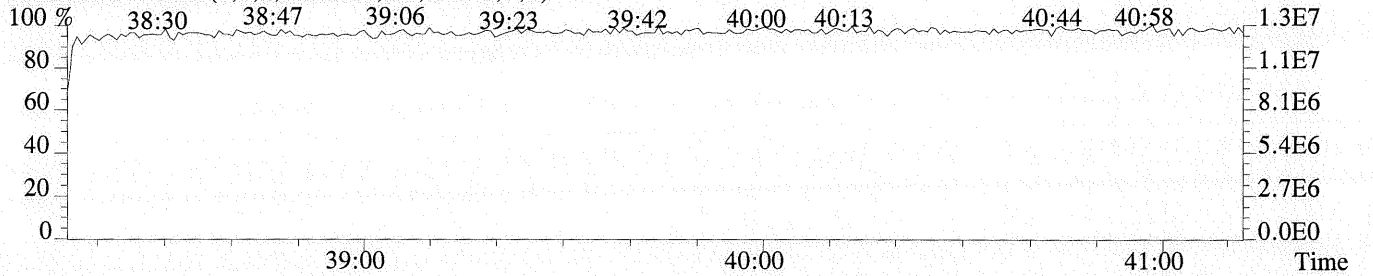
419.8220 F:4 SMO(1,3) BSUB(128,15,-3.0) PKD(3,3,3,0.25%,5148.0,0.50%,F,F)



479.7165 F:4 PKD(5,3,5,100.00%,0.0,1.00%,F,F)

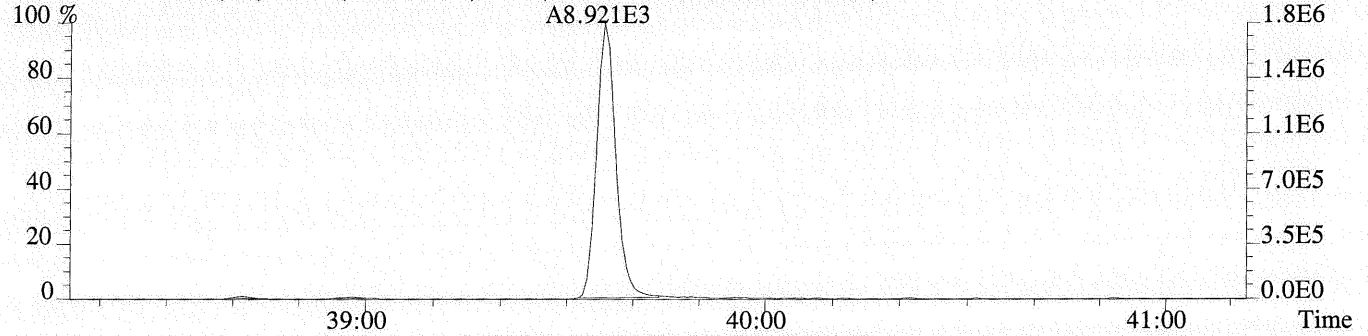


430.9728 F:4 PKD(3,3,3,100.00%,0.0,1.00%,F,F)

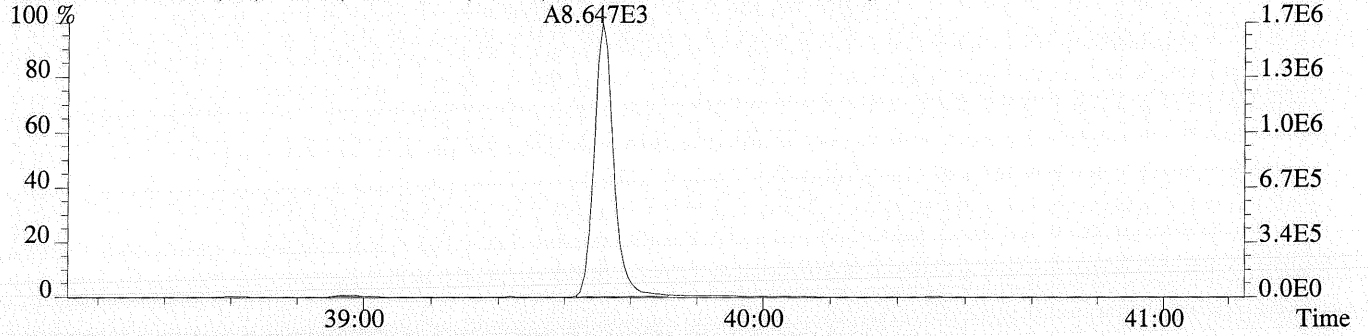


Sample#1 Exp:CCAL HRCC3

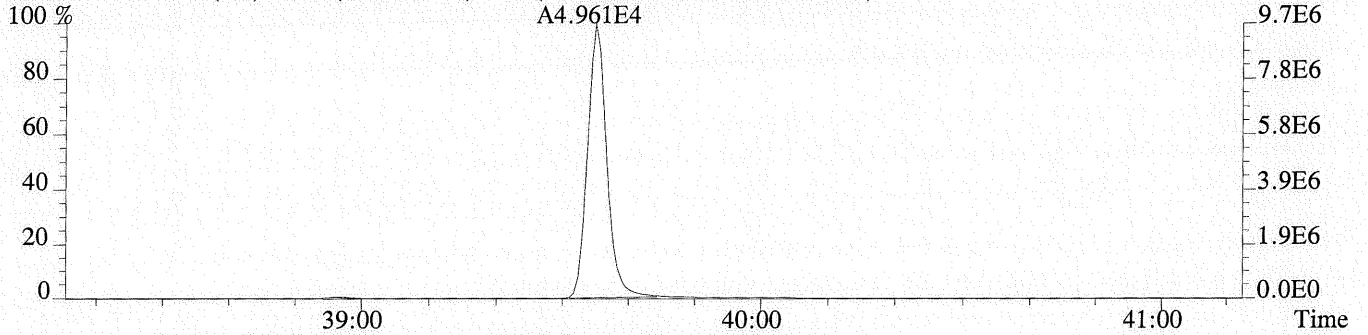
423.7766 F:4 SMO(1,3) BSUB(128,15,-3.0) PKD(3,3,3,0.25%,616.0,0.40%,F,F)



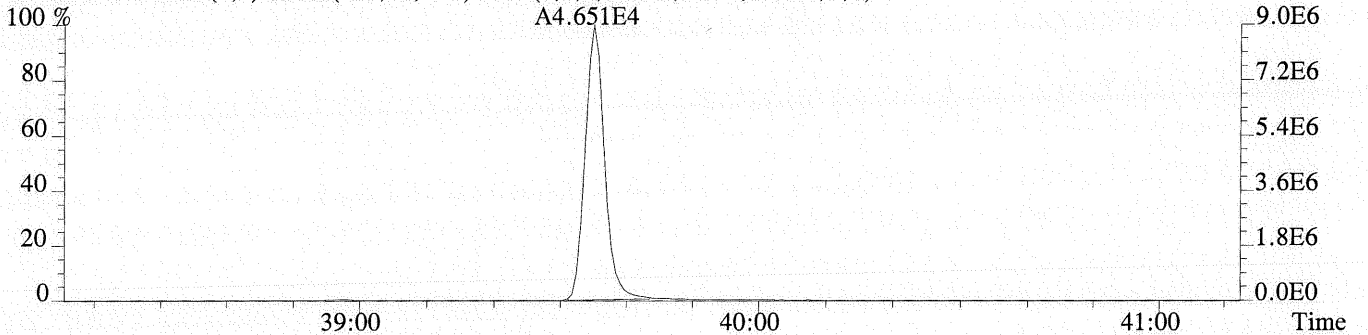
425.7737 F:4 SMO(1,3) BSUB(128,15,-3.0) PKD(3,3,3,0.25%,840.0,0.40%,F,F)



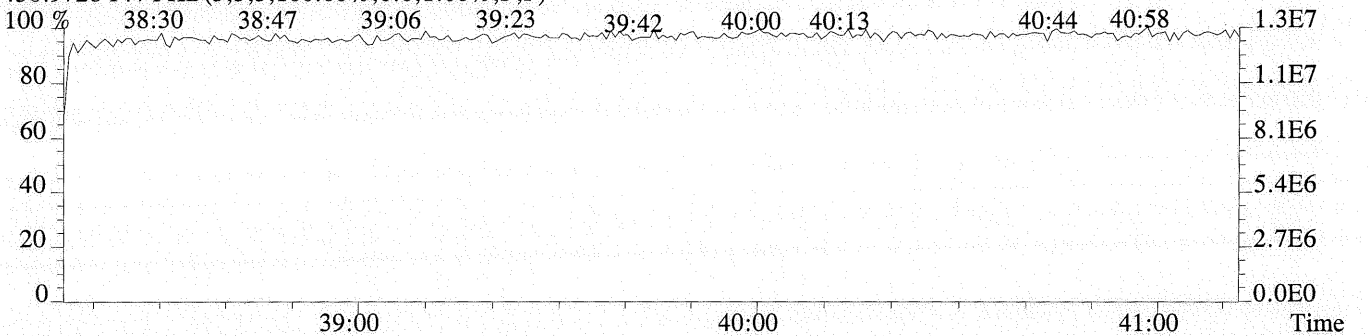
435.8169 F:4 SMO(1,3) BSUB(128,15,-3.0) PKD(3,3,3,0.25%,584.0,0.40%,F,F)



437.8140 F:4 SMO(1,3) BSUB(128,15,-3.0) PKD(3,3,3,0.25%,372.0,0.40%,F,F)

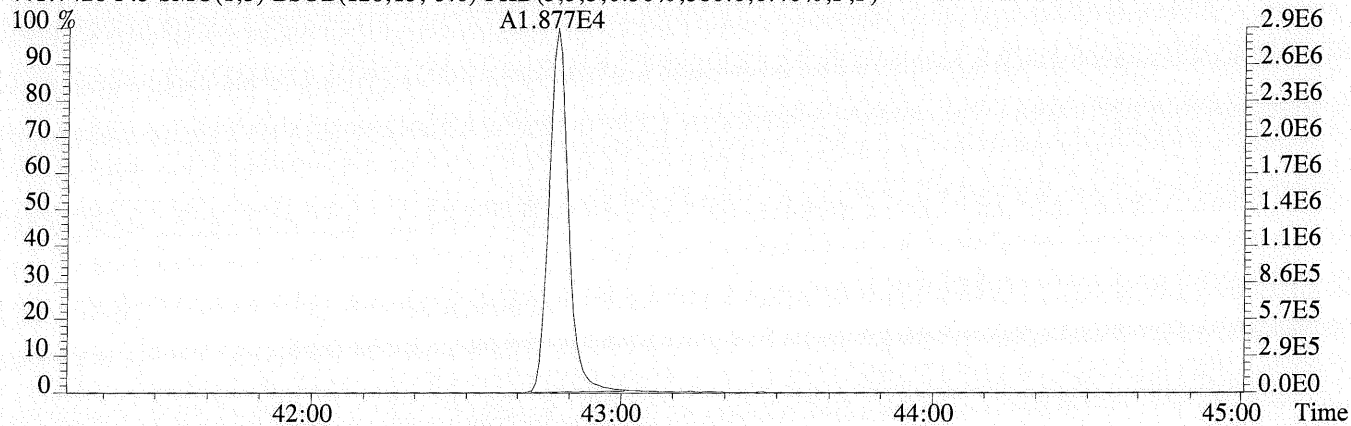


430.9728 F:4 PKD(3,3,3,100.00%,0.0,1.00%,F,F)

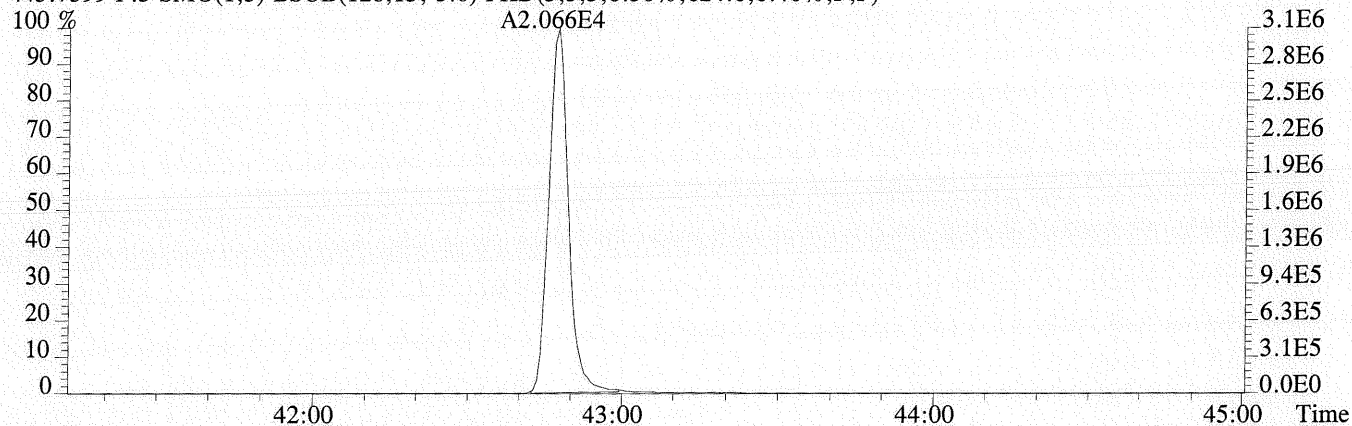


Sample#1 Exp:CCAL HRCC3

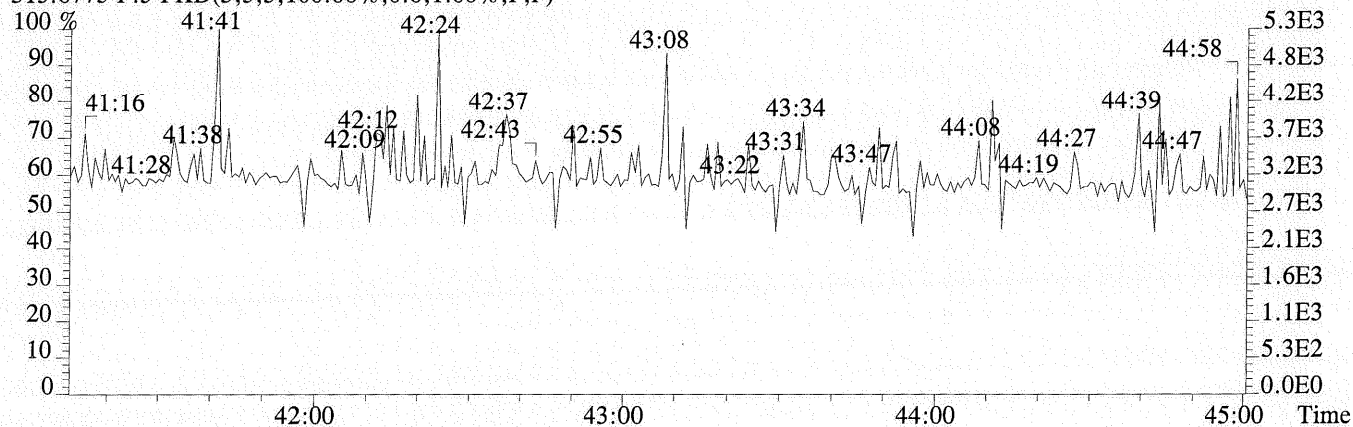
441.7428 F:5 SMO(1,3) BSUB(128,15,-3.0) PKD(5,3,5,0.30%,580.0,0.40%,F,F)



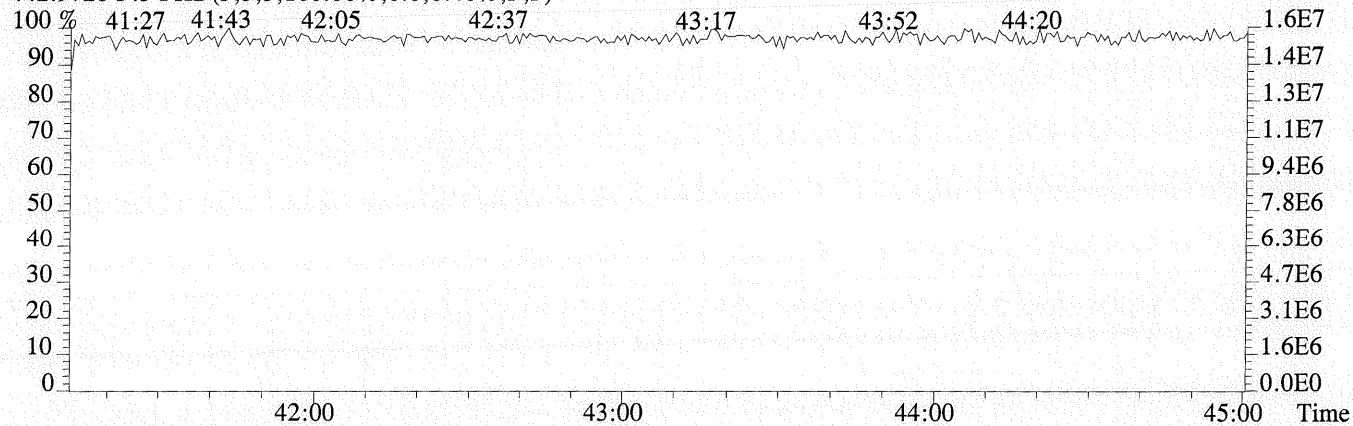
443.7399 F:5 SMO(1,3) BSUB(128,15,-3.0) PKD(5,3,5,0.30%,624.0,0.40%,F,F)



513.6775 F:5 PKD(5,3,5,100.00%,0.0,1.00%,F,F)

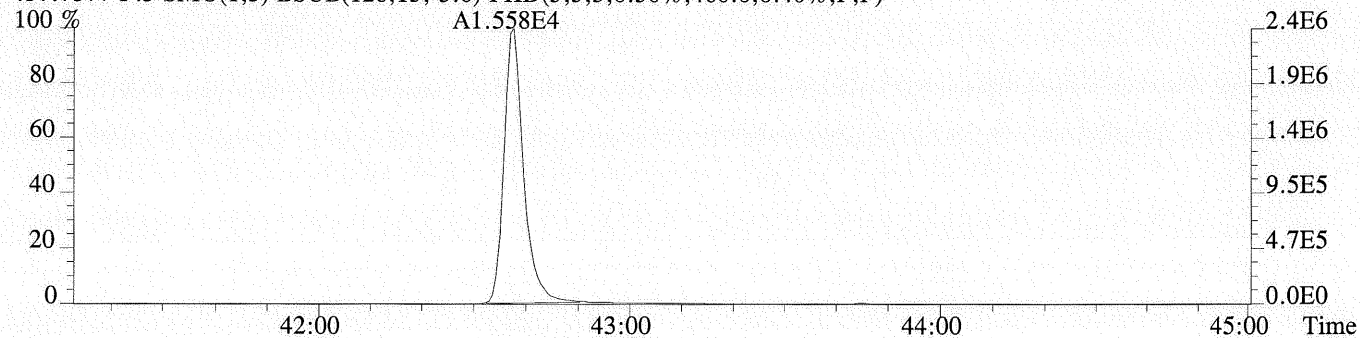


442.9728 F:5 PKD(3,3,3,100.00%,0.0,0.40%,F,F)

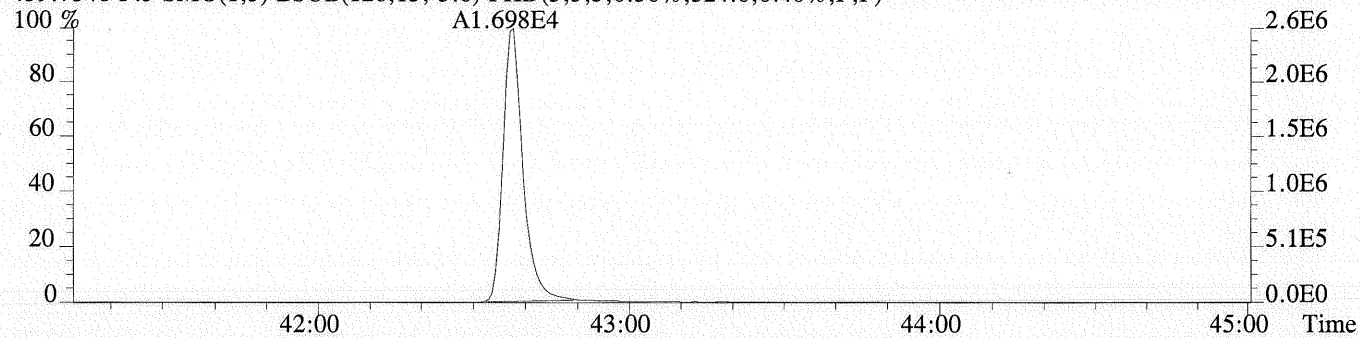


Sample#1 Exp:CCAL HRCC3

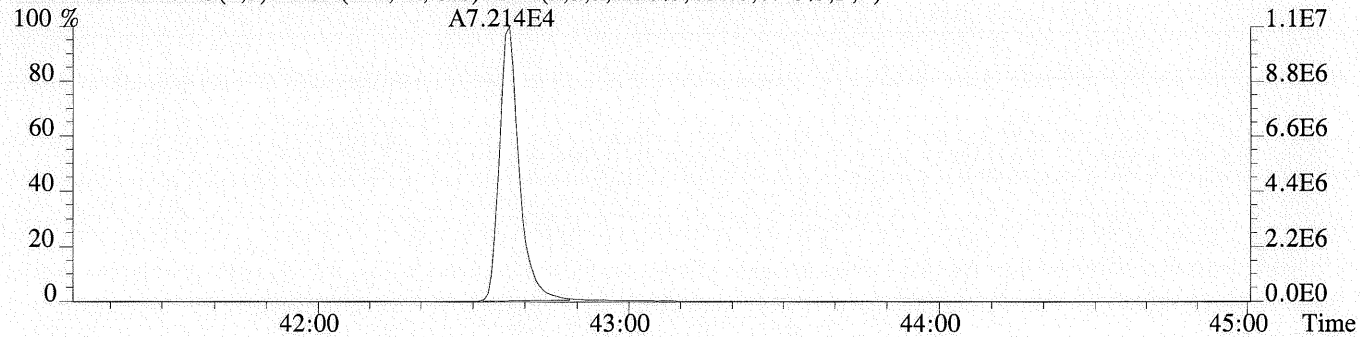
457.7377 F:5 SMO(1,3) BSUB(128,15,-3.0) PKD(5,3,5,0.30%,460.0,0.40%,F,F)



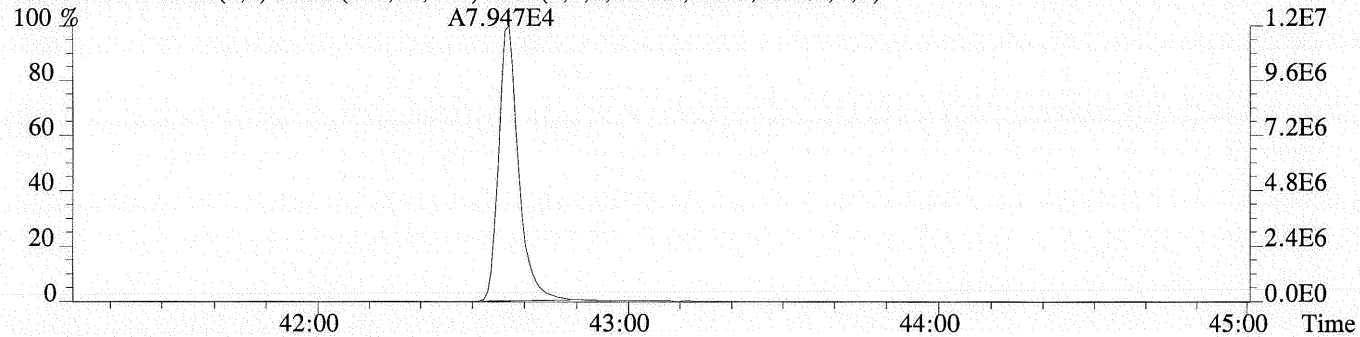
459.7348 F:5 SMO(1,3) BSUB(128,15,-3.0) PKD(5,3,5,0.30%,524.0,0.40%,F,F)



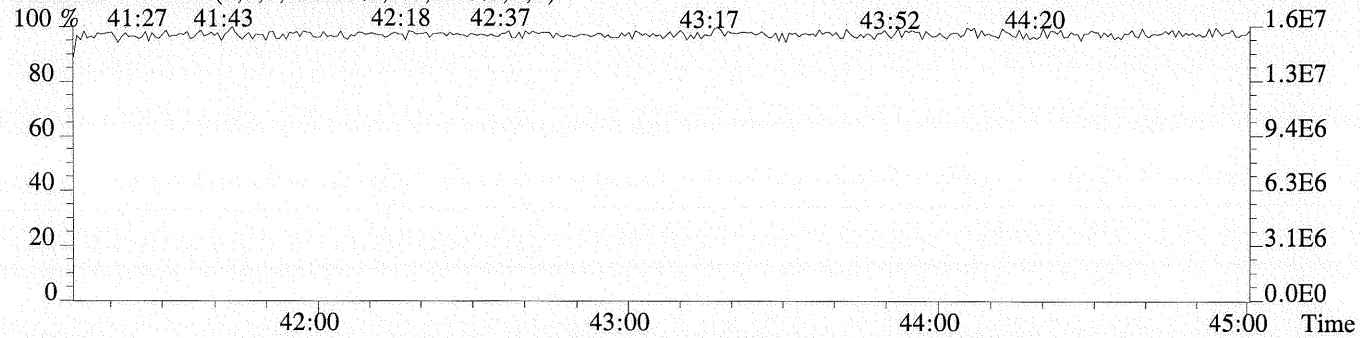
469.7779 F:5 SMO(1,3) BSUB(128,15,-3.0) PKD(5,3,5,0.30%,464.0,0.40%,F,F)



471.7750 F:5 SMO(1,3) BSUB(128,15,-3.0) PKD(5,3,5,0.30%,380.0,0.40%,F,F)



442.9728 F:5 PKD(3,3,3,100.00%,0.0,0.40%,F,F)



RW/ HRCC3 Daily Calibration QC Checklist

Calibration File Name: 0132605_0132616

Circle one: Beginning / Ending

Date: 20 Aug 09

Method: 8290 / Tetra / TCDD Only / TCDF Conf

Retention Window/Column Performance Check:

Analyst

Second Check

Windows labeled for first and last eluting compounds	—	✓
Column performance shows less than or equal to 25% valley between column specific 2378 isomer and the closest eluters	✓	✓
No QC ion deflections affect column specific 2378 isomer or the closest eluters	✓	✓

HRCC3 Continuing Calibration

Analyst

Second Check

Percent RSD within method criteria	✓	✓
All relative abundance ratios meet method criteria	✓	✓
No QC ion deflections greater than 20%	✓	✓
Mass spectrometer resolution greater than or equal to 10,000 and documented	—	✓
Signal-to-noise of all target analytes and associated labeled standards at least 2.5:1	✓	✓
Ending Calibration injected prior to end of 12 hour clock	✓	✓

Analyst: ce

Second QC: SA

5DFC
PCDD/PCDF ANALYTICAL SEQUENCE SUMMARY

Lab Name: Columbia Analytical Services Contract:
 Lab Code: TX01411 Case No.: Client No.: SDG No.:
 GC Column: DB-5 ID: 0.25 (mm) Instrument ID: AutoSpec-Ultima
 Init. Calib. Date: 07/31/09
 Init. Calib.Times: 13:13

THE ANALYTICAL SEQUENCE OF STANDARDS, SAMPLES, BLANKS, AND LABORATORY CONTROL SAMPLES (LCSs) IS AS FOLLOWS:

EPA SAMPLE NO.	LAB SAMPLE ID	LAB FILE ID	DATE ANALYZED	TIME ANALYZED
WINDOW DEFINE		U132604	20-AUG-09	07:07:21
CCAL HRCC3		U132605	20-AUG-09	07:53:02
CCAL HRCC3	CCAL HRCC3	U132616	20-AUG-09	17:43:51
METHOD BLANK	EQ0900313-01	U132606	20-AUG-09	09:17:26
09078576-1	E0900642-001	U132607	20-AUG-09	10:03:22
ASH-16-M	E0900625-001	U132608	20-AUG-09	10:51:21
ASH-16-D	E0900625-002	U132609	20-AUG-09	11:39:18
FB080309-SO	R0904279-013	U132610	20-AUG-09	12:27:16
EB081109-SO	R0904512-026	U132611	20-AUG-09	13:15:12
EB081009-SO2	R0904426-015	U132612	20-AUG-09	14:03:10
FB080409-GW	R0904290-006	U132613	20-AUG-09	14:51:07
TW 0185	K0907040-003	U132614	20-AUG-09	15:39:04
LCS	EQ0900318-02	U132615	20-AUG-09	16:27:04

HRGC/HRMS RUN LOG

CAS HOUSTON 19408 Park Row, Suite 320 Houston, TX 77084



An Employee Owned Company

Acq Method: 8900AS/1615 Result File: C:\01326005 RES

GC Method: 8900CP/1615 EDD File: _____

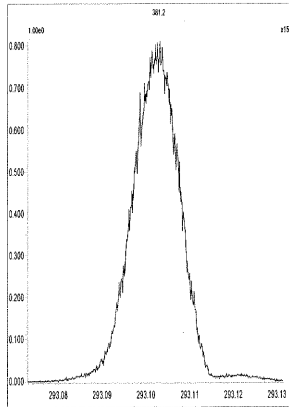
Date	Time	File	CAS ID	Client ID	Batch #	Analyst	Comments	RE	
09/06/09	05:38	_____	HRMS CHECK			[Signature]			
	07:01	_____	HRMS CHECK						
	07:07	01326004	WINDOW DEFINE	DA-90-2					
	07:53	01326005	QUAL HRMS	DA-83-4A					
	09:17	01326006	EQ9000313-0106	METHOD BLANK	EQ313				
	10:03	01326007	EQ9000642-001	09078576-1					
	10:51	01326008	EQ9000645-001	ASH-16-M					
	11:39	01326009	EQ9000645-002	ASH-16-D					
	12:27	01326010	EQ904279-013	F13080309-50	EQ315				
	13:15	01326011	EQ904522-026	E13081107-50					
	14:03	01326012	EQ904426-015	E13081009-502					
	14:51	01326013	EQ904290-006	F13080409-GW					
	15:39	01326014	EQ907040-003	TW 0185					
	16:27	01326015	EQ9000318-0105	LCS					
	17:43	01326016	QUAL HRMS	DA-83-4A	EQ318				
	18:37	_____	HRMS CHECK						

Reviewed by: [Signature]

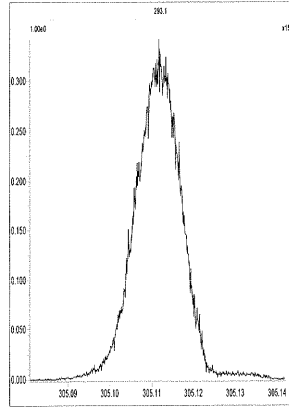
File: Experiment: 8290CAS.exp Reference: pfk.ref Function: 1 @ 200 (ppm)

Printed: Thursday, August 20, 2009 07:01:13 Central Daylight Time

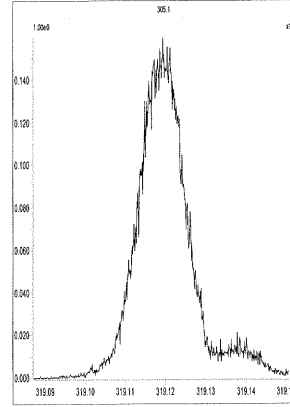
M 292.9824 R 12625



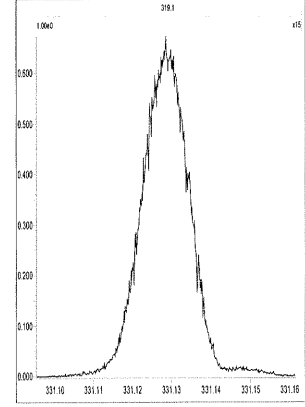
M 304.9824 R 12258



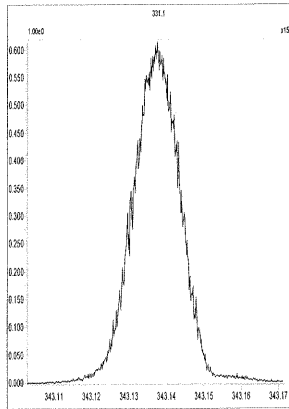
M 318.9792 R 8678



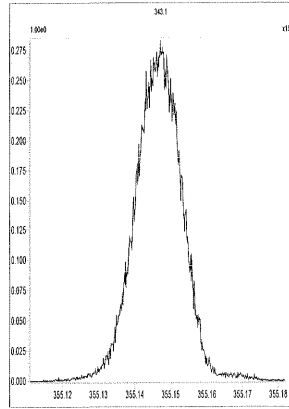
M 330.9792 R 12255



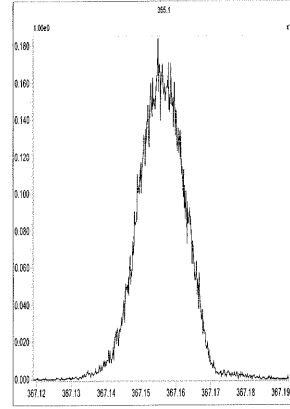
M 342.9792 R 12380



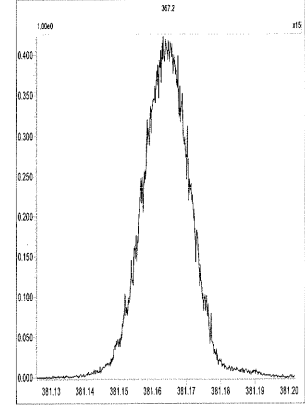
M 354.9792 R 12502



M 366.9792 R 12250



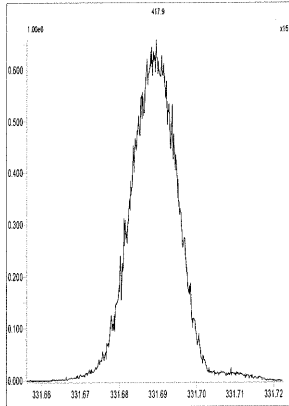
M 380.9760 R 12195



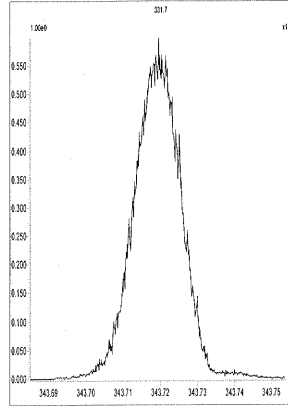
File: Experiment: 8290CAS.exp Reference: pfk.ref Function: 2 @ 200 (ppm)

Printed: Thursday, August 20, 2009 07:01:55 Central Daylight Time

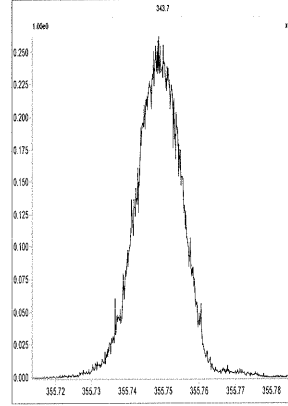
M 330.9792 R 11903



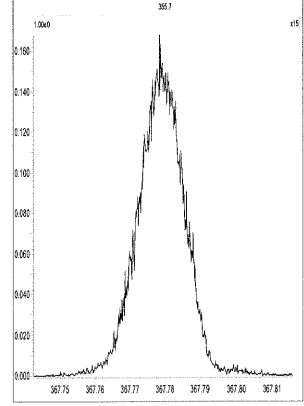
M 342.9792 R 12441



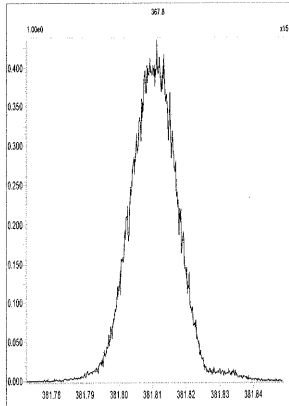
M 354.9792 R 12502



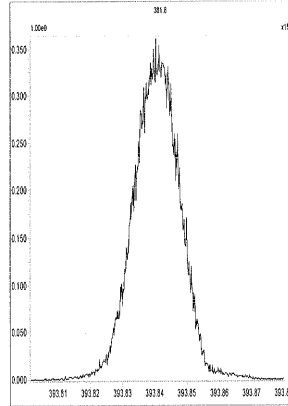
M 366.9792 R 12434



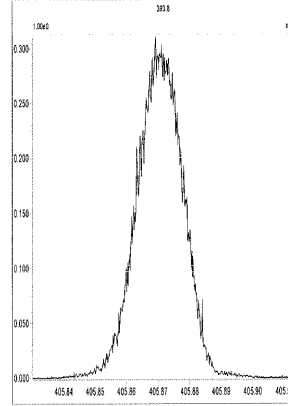
M 380.9760 R 12756



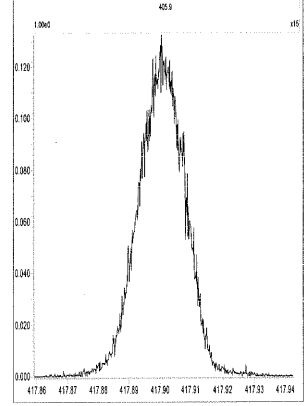
M 392.9760 R 13021



M 404.9760 R 12625



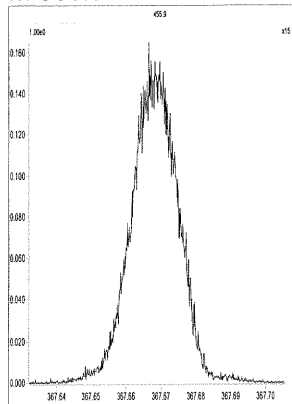
M 416.9760 R 12375



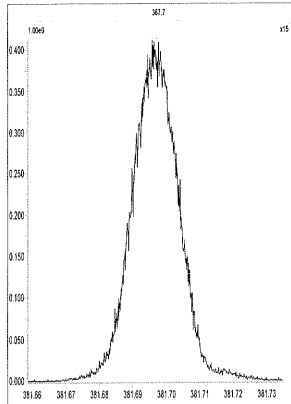
File: Experiment: 8290CAS.exp Reference: pfk.ref Function: 3 @ 200 (ppm)

Printed: Thursday, August 20, 2009 07:03:19 Central Daylight Time

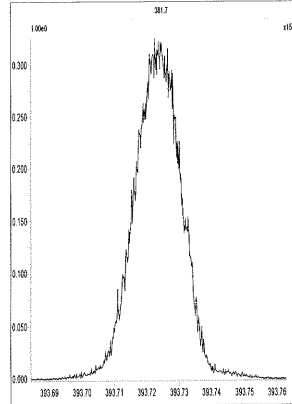
M 366.9792 R 12956



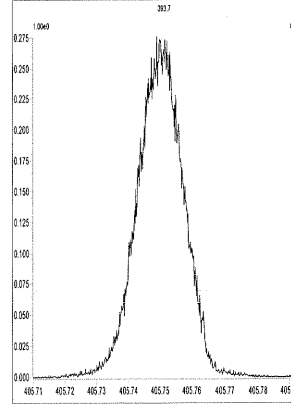
M 380.9760 R 12378



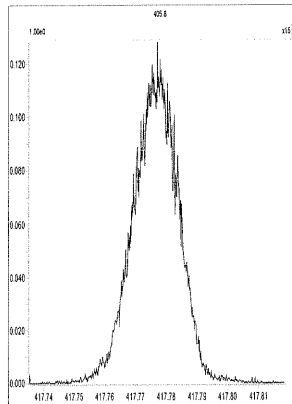
M 392.9760 R 12316



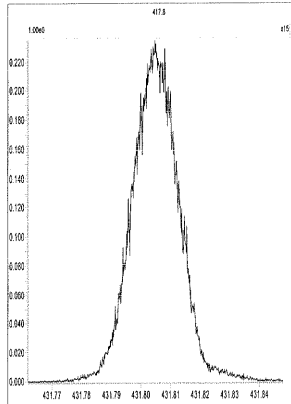
M 404.9760 R 12495



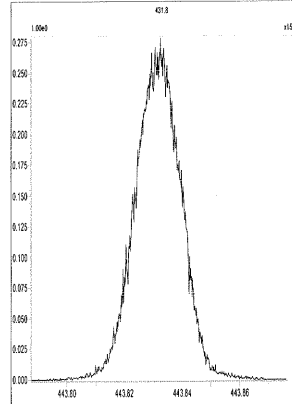
M 416.9760 R 12076



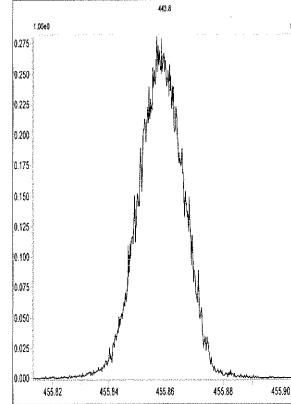
M 430.9728 R 12194



M 442.9728 R 12561



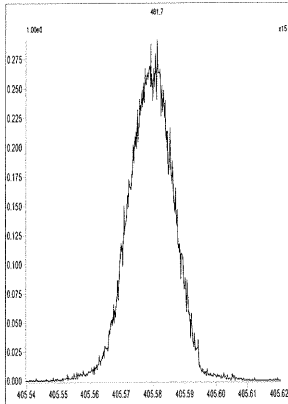
M 454.9728 R 12628



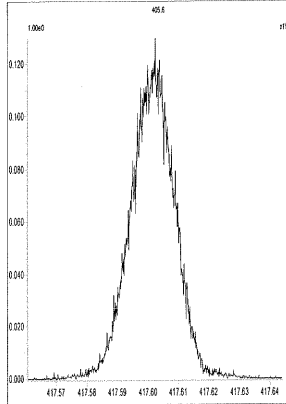
File: Experiment: 8290CAS.exp Reference: pfk.ref Function: 4 @ 200 (ppm)

Printed: Thursday, August 20, 2009 07:04:09 Central Daylight Time

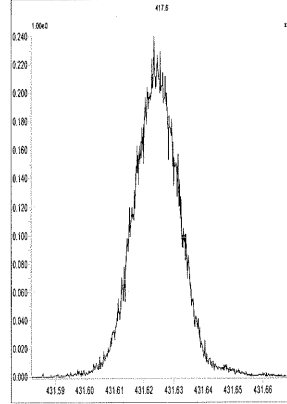
M 404.9760 R 12562



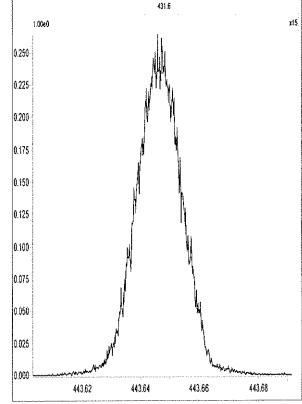
M 416.9760 R 12499



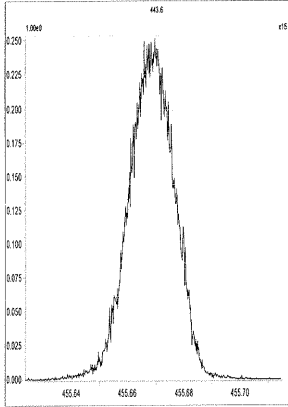
M 430.9728 R 12138



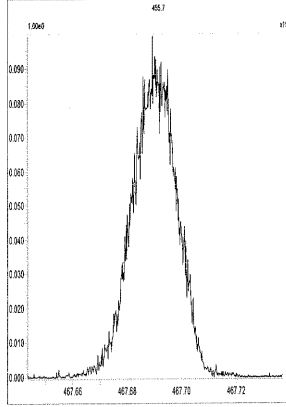
M 442.9728 R 12560



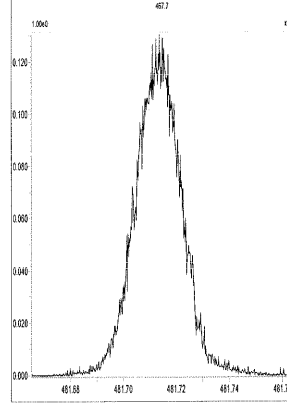
M 454.9728 R 12887



M 466.9728 R 12820



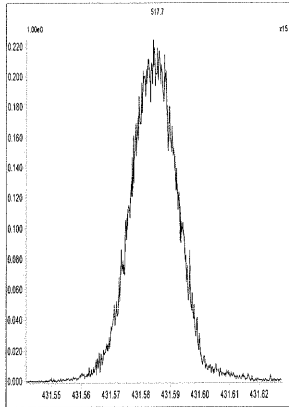
M 480.9696 R 12194



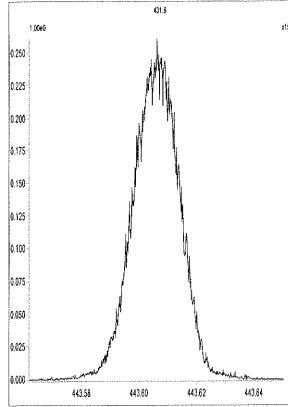
File: Experiment: 8290CAS.exp Reference: pfk.ref Function: 5 @ 200 (ppm)

Printed: Thursday, August 20, 2009 07:05:11 Central Daylight Time

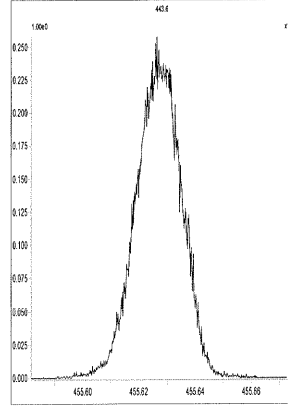
M 430.9728 R 12252



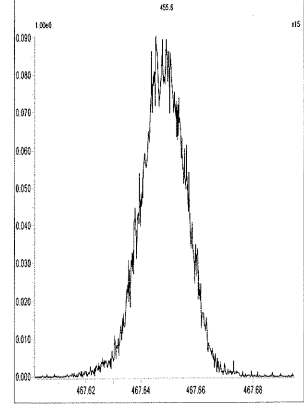
M 442.9728 R 12136



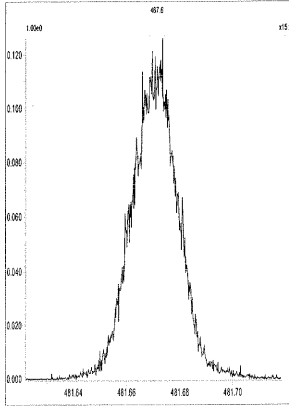
M 454.9728 R 12690



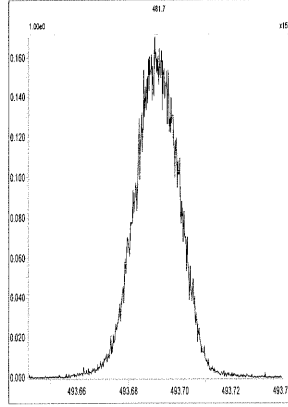
M 466.9728 R 12625



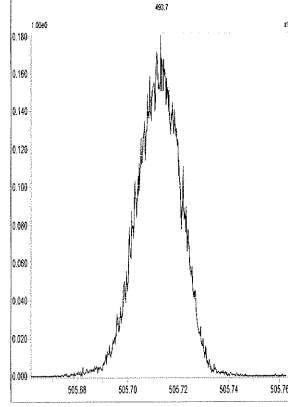
M 480.9696 R 12253



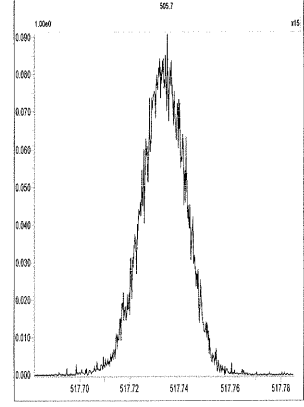
M 492.9696 R 12688



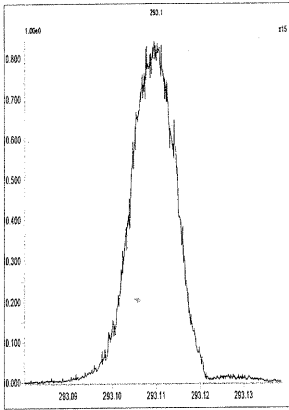
M 504.9696 R 12755



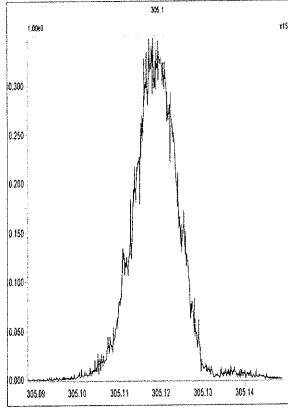
M 516.9697 R 12751



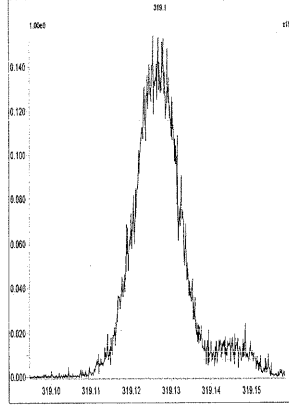
M 292.9824 R 12664



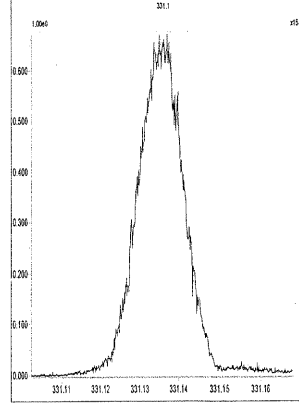
M 304.9824 R 12987



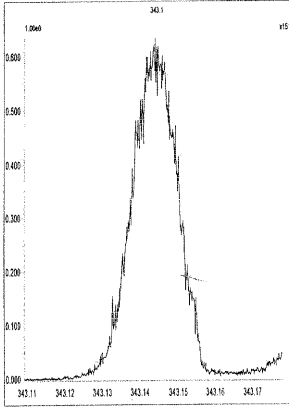
M 318.9792 R 11624



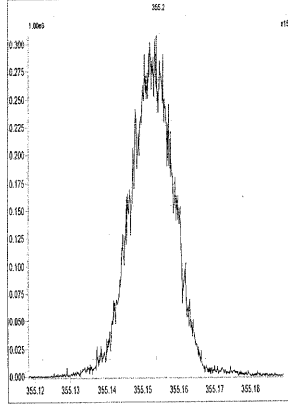
M 330.9792 R 12821



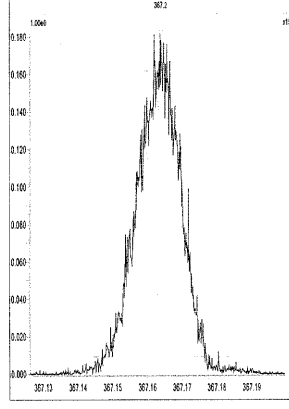
M 342.9792 R 12919



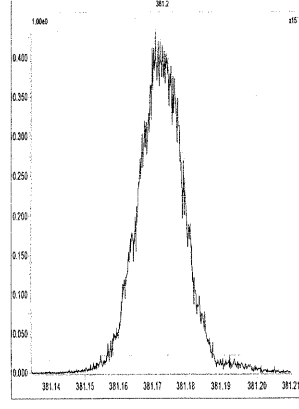
M 354.9792 R 12854



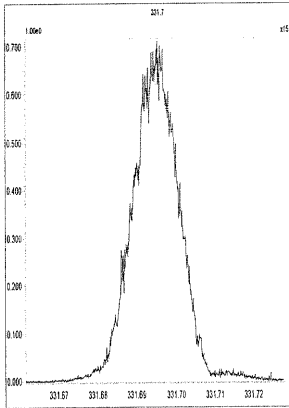
M 366.9792 R 12724



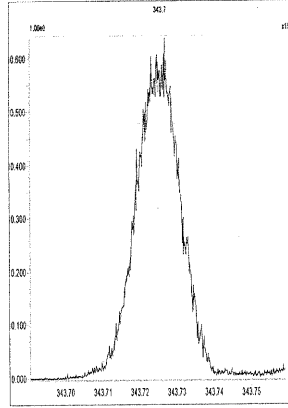
M 380.9760 R 12658



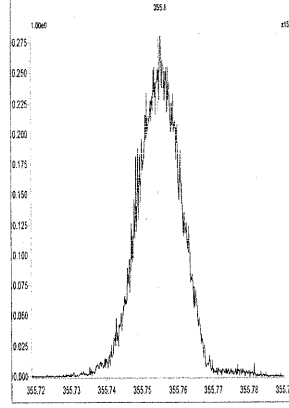
M 330.9792 R 12788



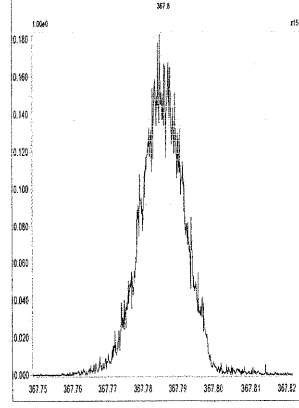
M 342.9792 R 12732



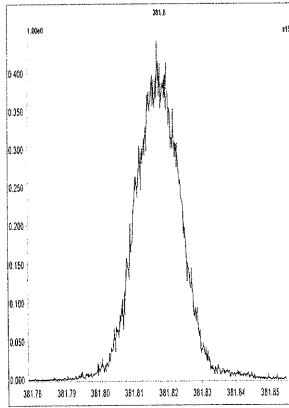
M 354.9792 R 13297



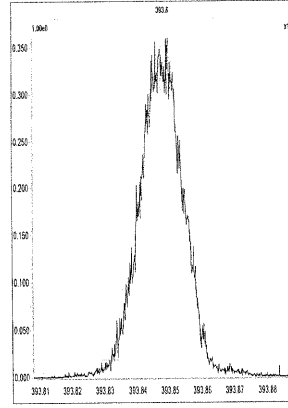
M 366.9792 R 13055



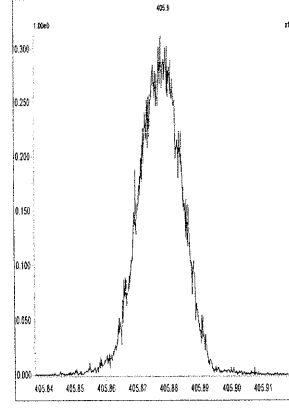
M 380.9760 R 12755



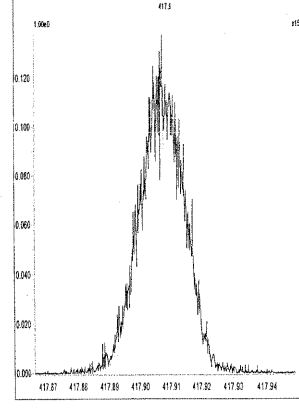
M 392.9760 R 13020



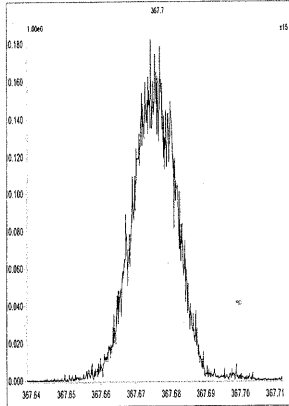
M 404.9760 R 13756



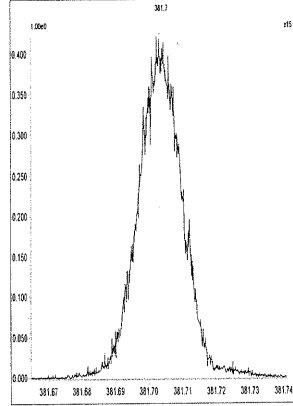
M 416.9760 R 12920



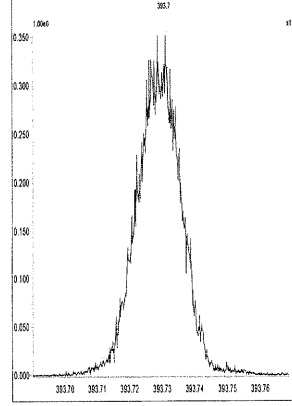
M 366.9792 R 13228



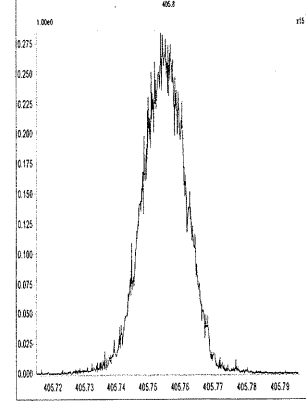
M 380.9760 R 13192



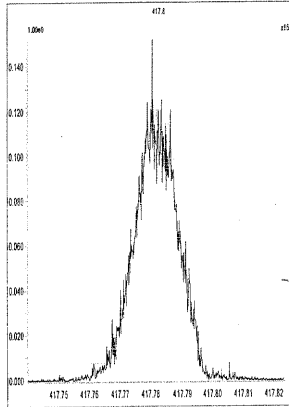
M 392.9760 R 13587



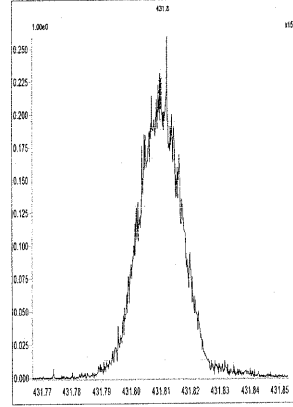
M 404.9760 R 13484



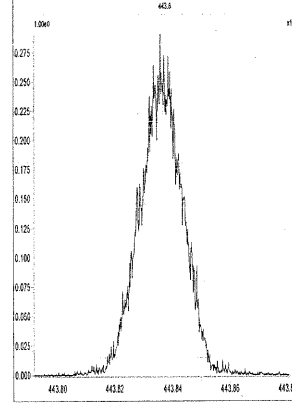
M 416.9760 R 13332



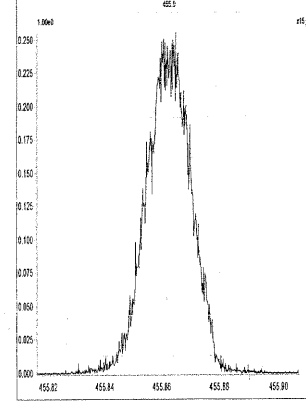
M 430.9728 R 12923



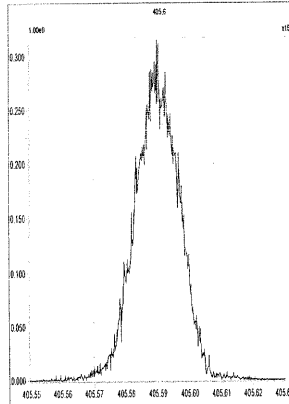
M 442.9728 R 13484



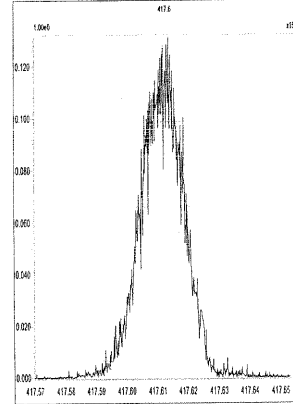
M 454.9728 R 13552



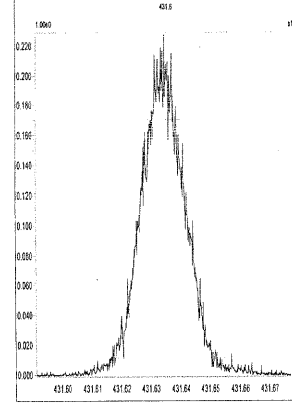
M 404.9760 R 13301



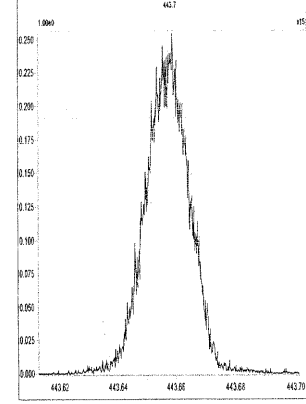
M 416.9760 R 13297



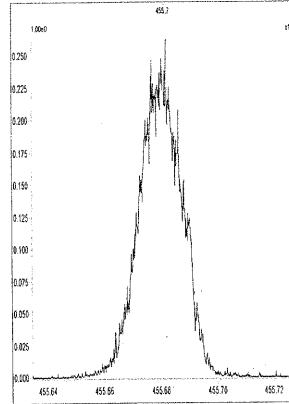
M 430.9728 R 13088



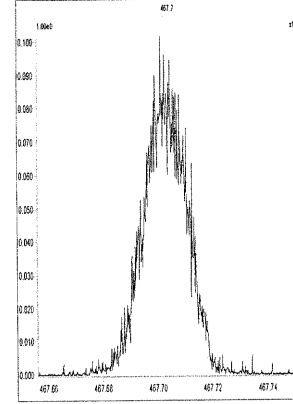
M 442.9728 R 13552



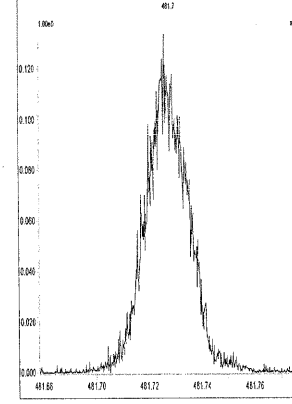
M 454.9728 R 13550



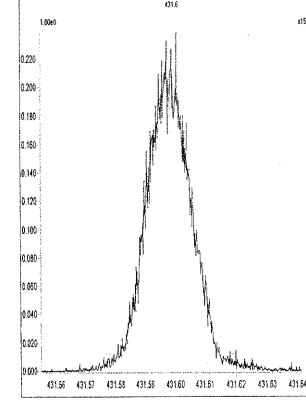
M 466.9728 R 13736



M 480.9696 R 13596

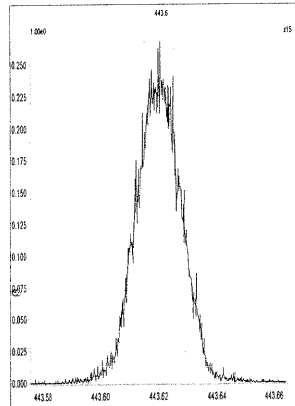


M 430.9728 R 13160

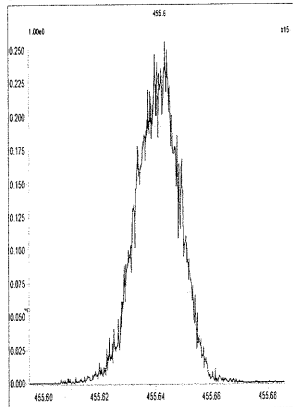


Printed: Thursday, August 20, 2009 18:37:34 Central Daylight Time

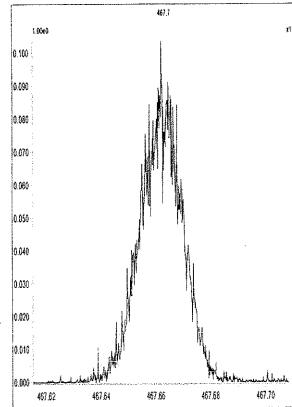
M 442.9728 R 13479



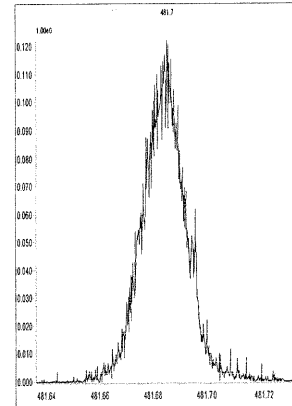
M 454.9728 R 12891



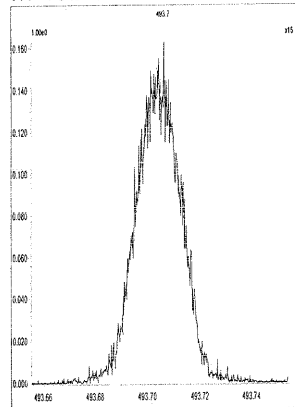
M 466.9728 R 13706



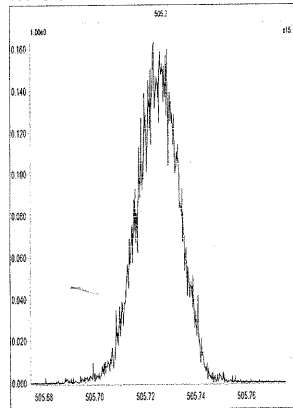
M 480.9696 R 13193



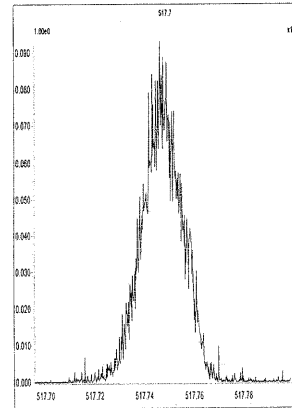
M 492.9696 R 13813



M 504.9696 R 13440



M 516.9697 R 14495



5DFA

WINDOW DEFINING MIX SUMMARY

CLIENT ID:

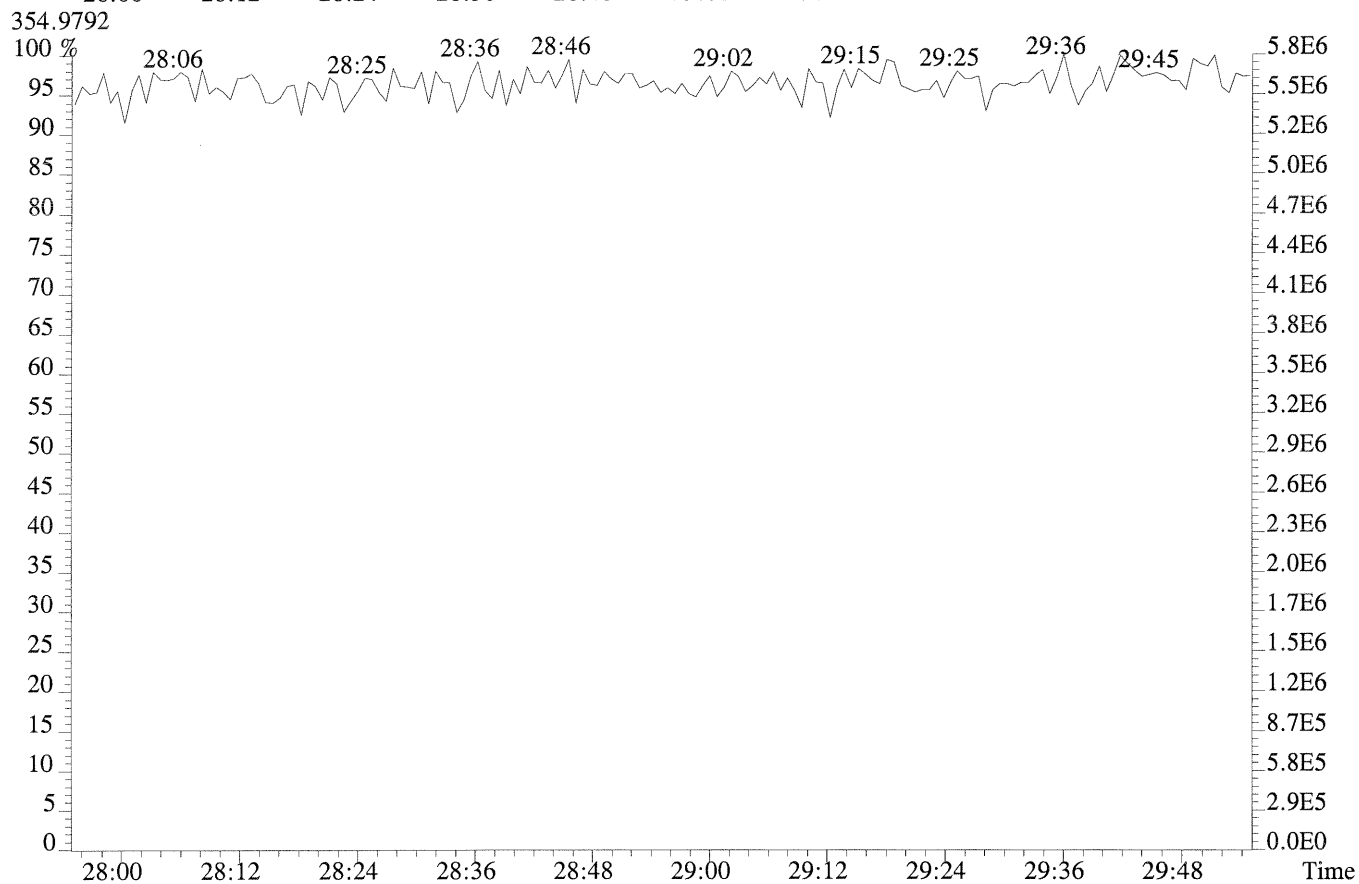
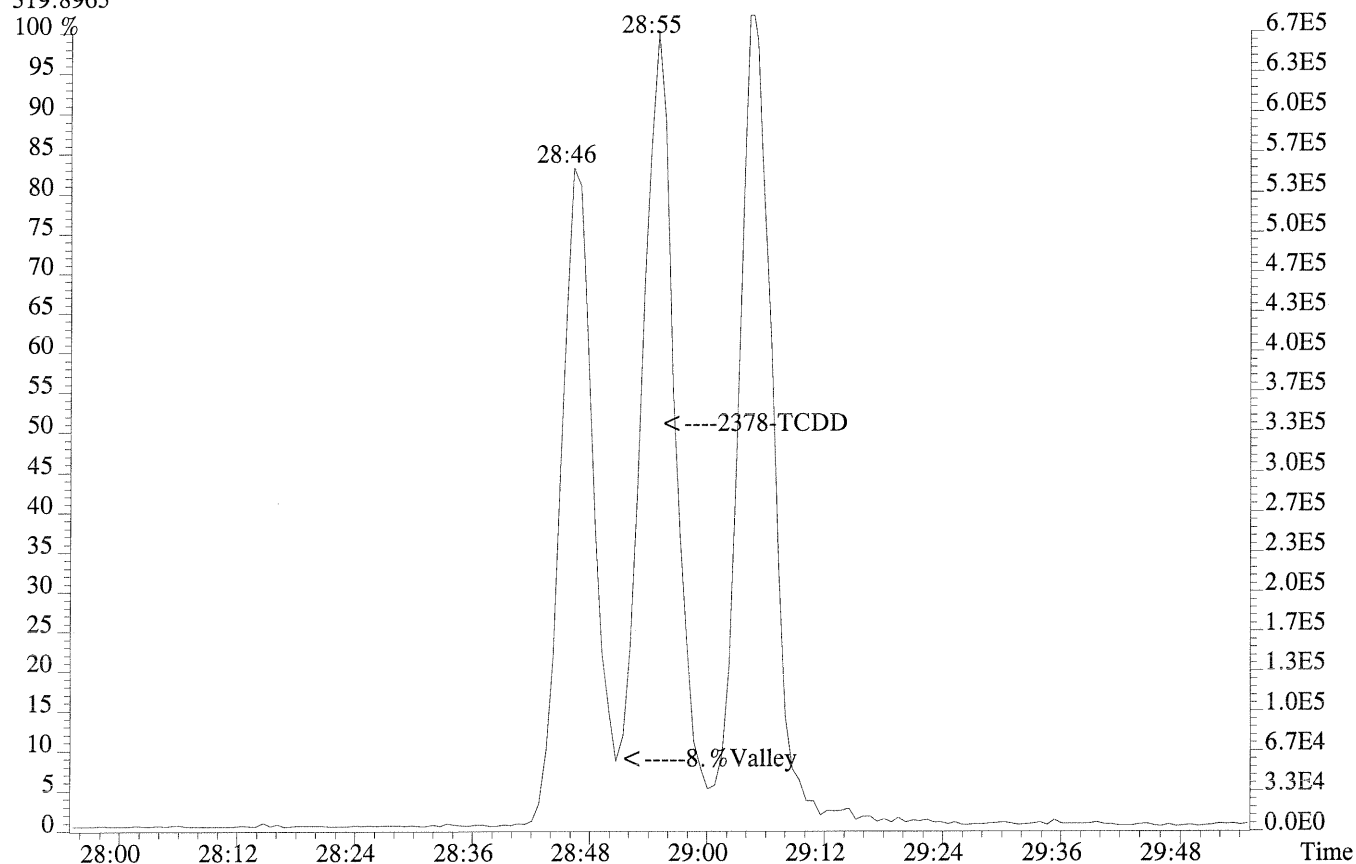
WDM

Lab Name: COLUMBIA ANALYTICAL SERVICES
Lab Code: CAS Case No.: _____ SDG No.:
GC Column: DB-5 ID: 0.25 (mm) Lab File ID: U132604
Date Analyzed: 20-AUG-2009
Time Analyzed: 07:07:21

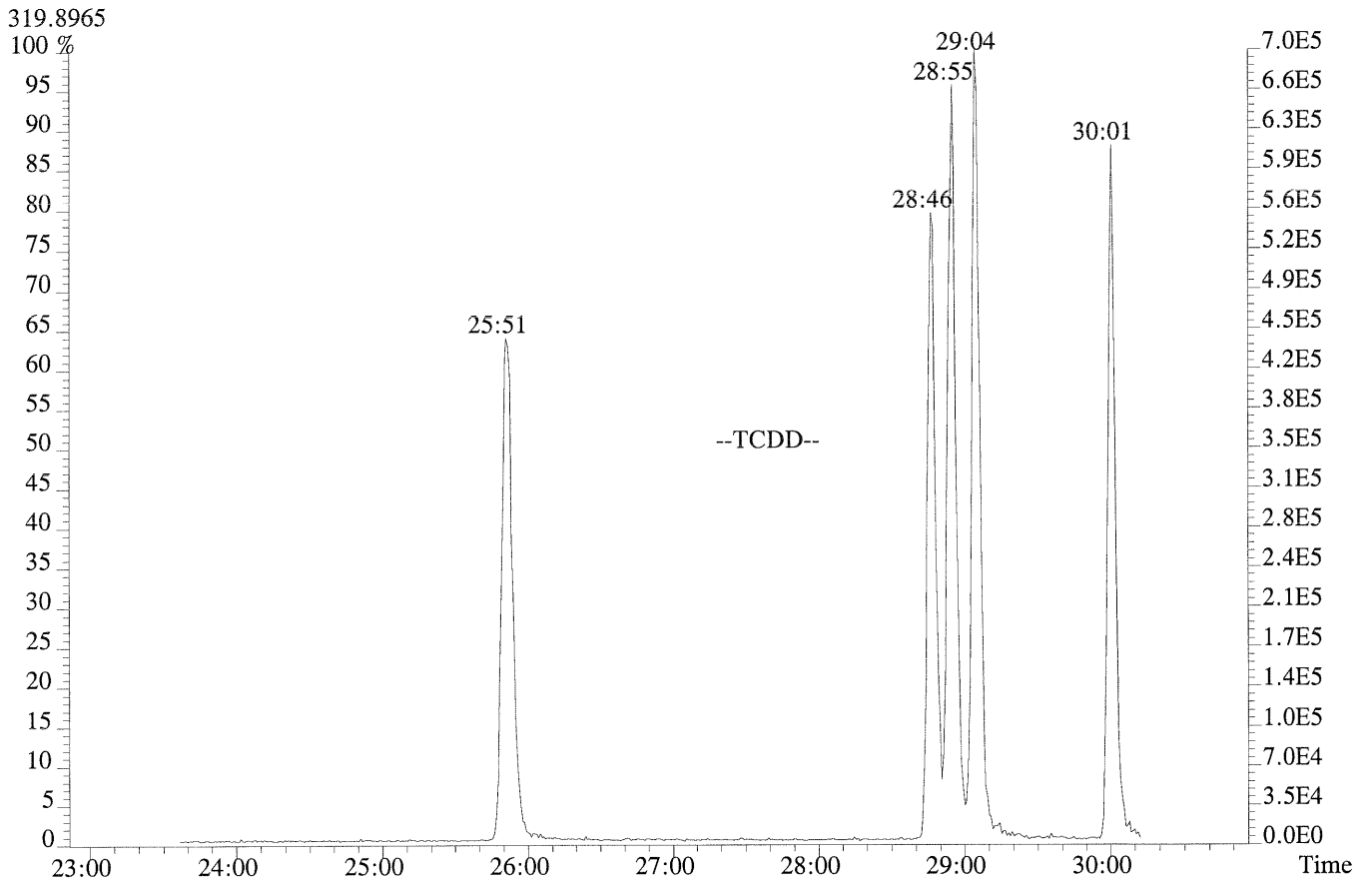
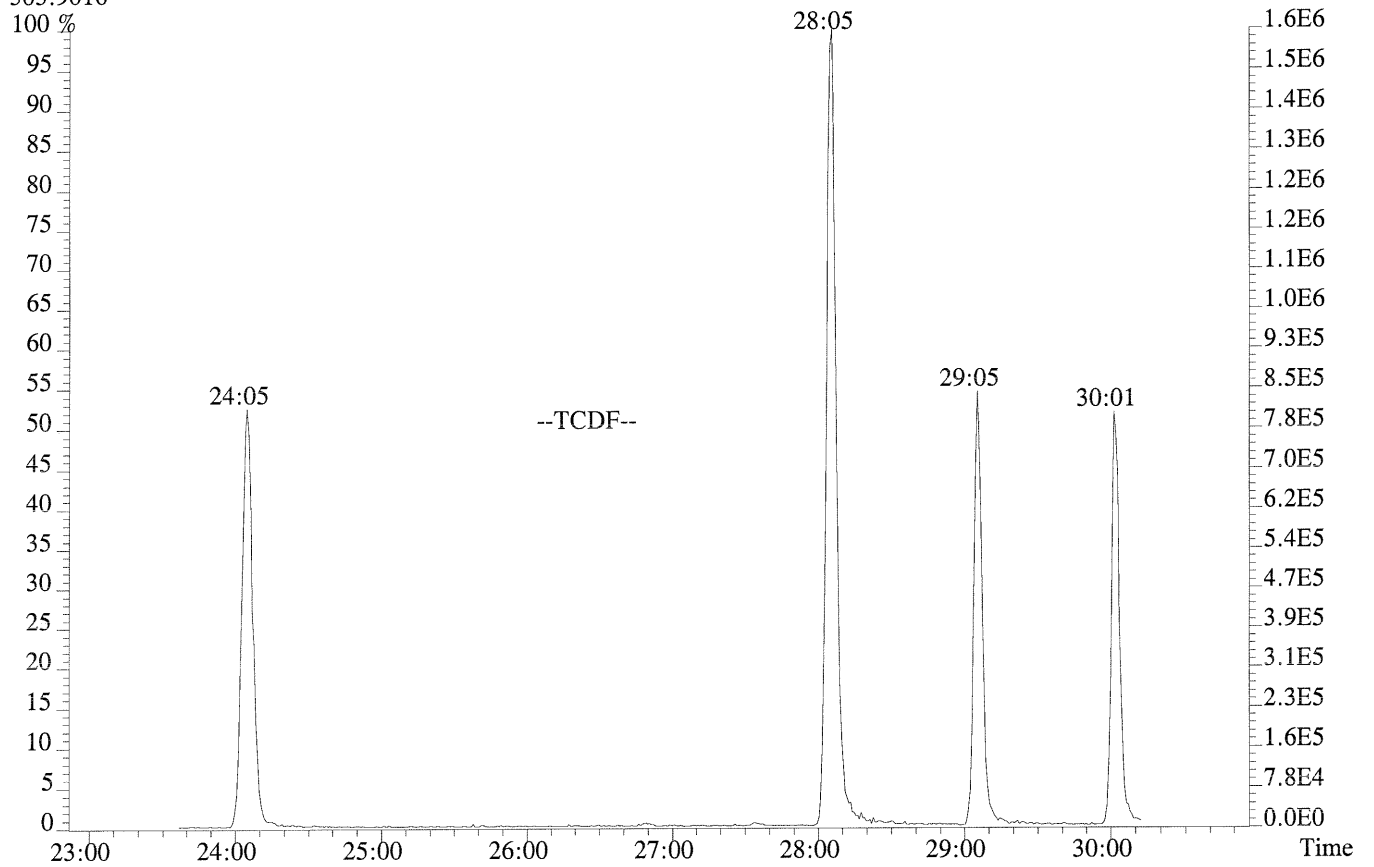
Congener	Retention Time First Eluting	Retention Time Last Eluting
TCDF	24:05	30:01
TCDD	25:51	30:01
PeCDF	30:17	34:09
PeCDD	31:39	34:00
HxCDF	35:01	37:20
HxCDD	35:31	37:00
HpCDF	38:42	40:01
HpCDD	38:57	39:36

% Valley 2378-TCDD:

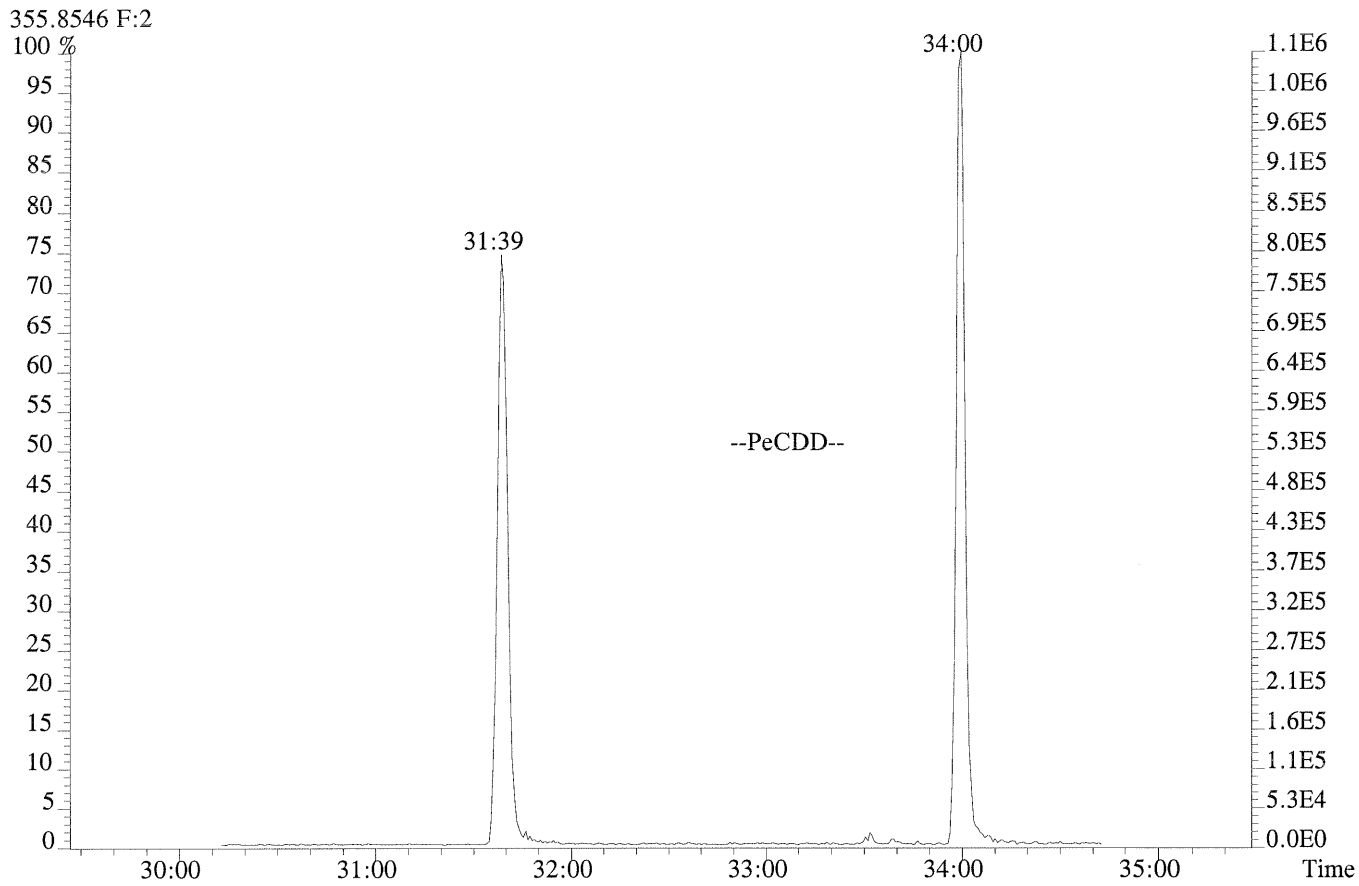
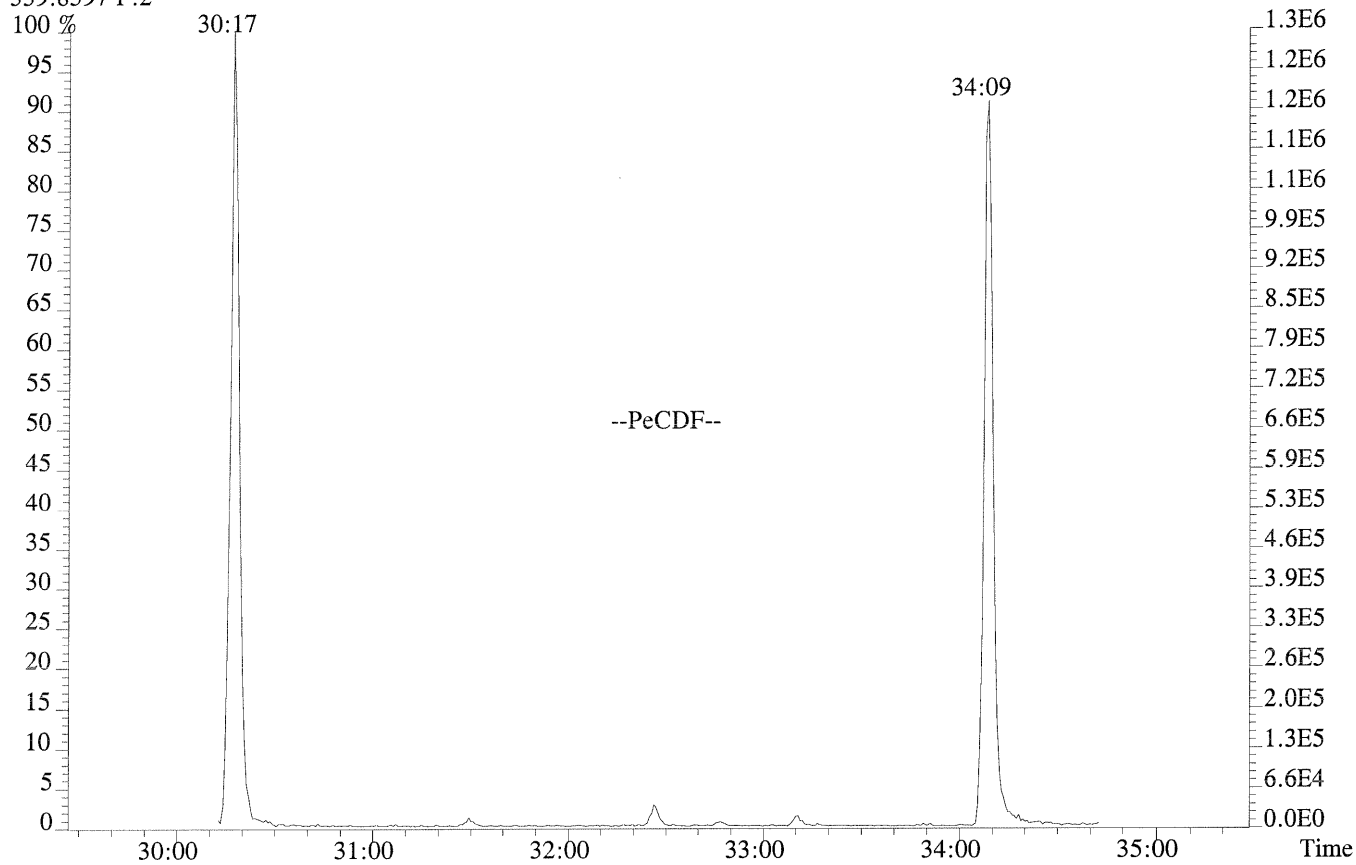
8. %



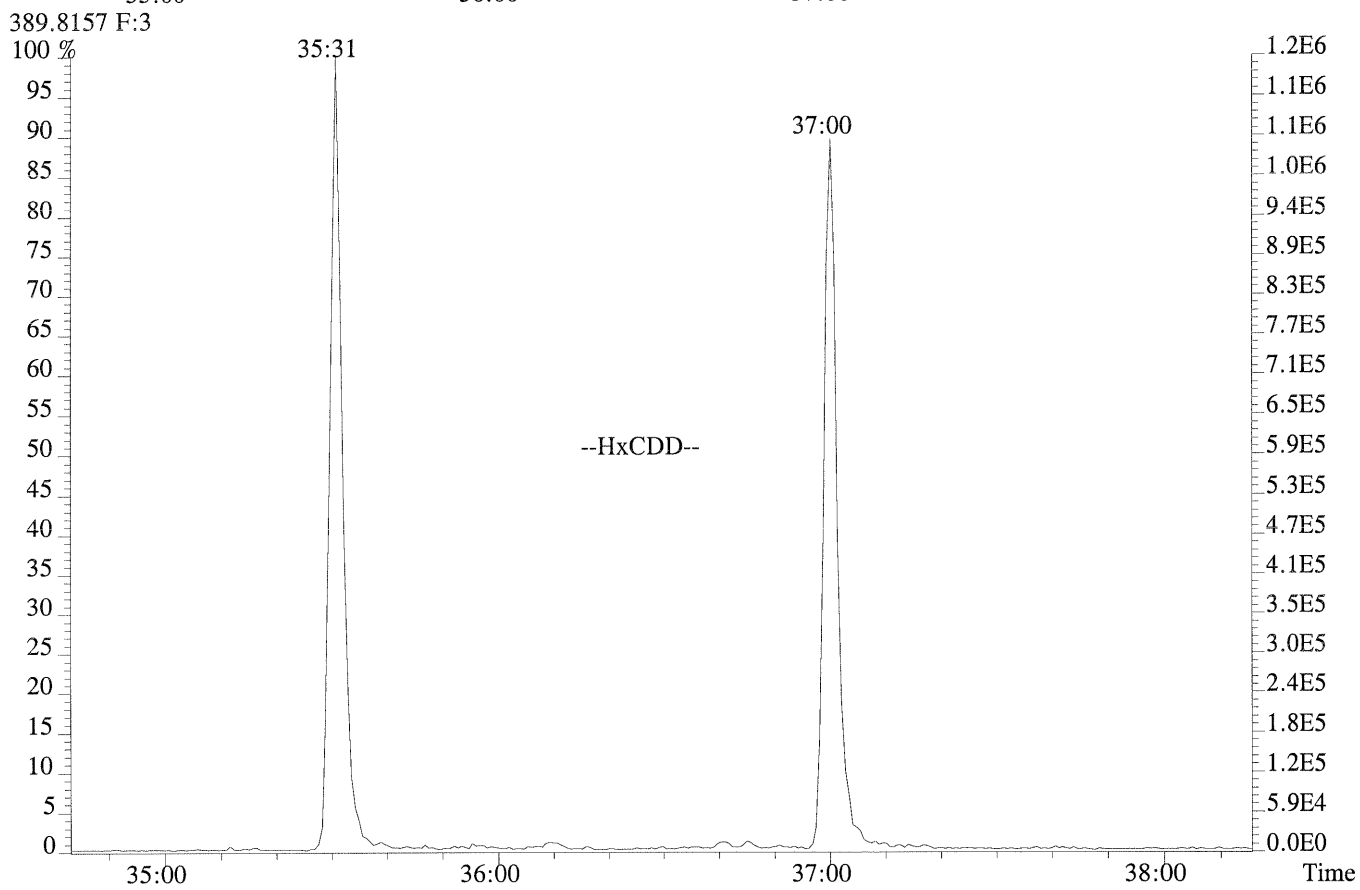
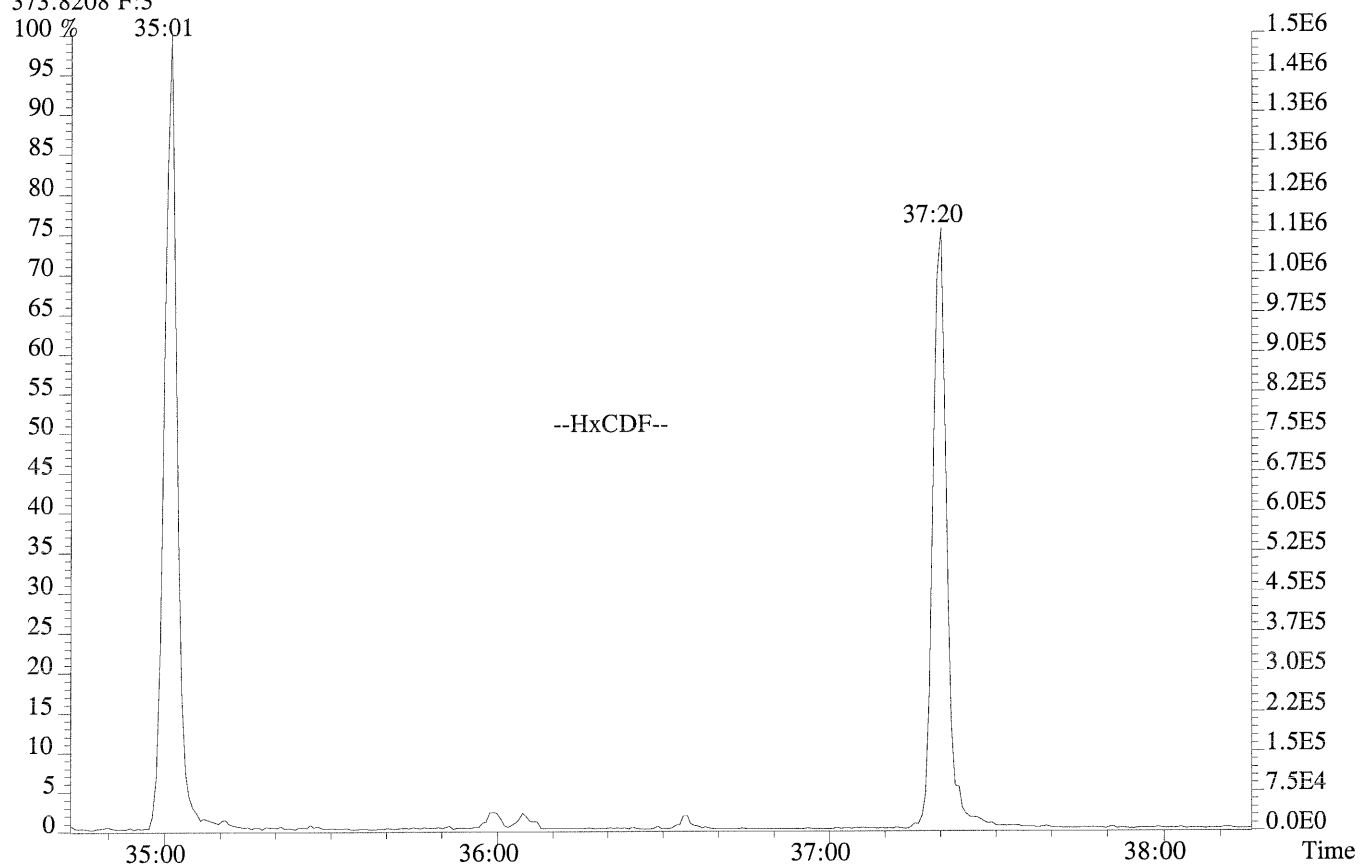
File:U132604 #1-550 Acq:20-AUG-2009 07:07:21 Probe EI+ Magnet SIR VG BioTech Mass spectf
Sample#1 Exp:WINDOW DEFINE
303.9016



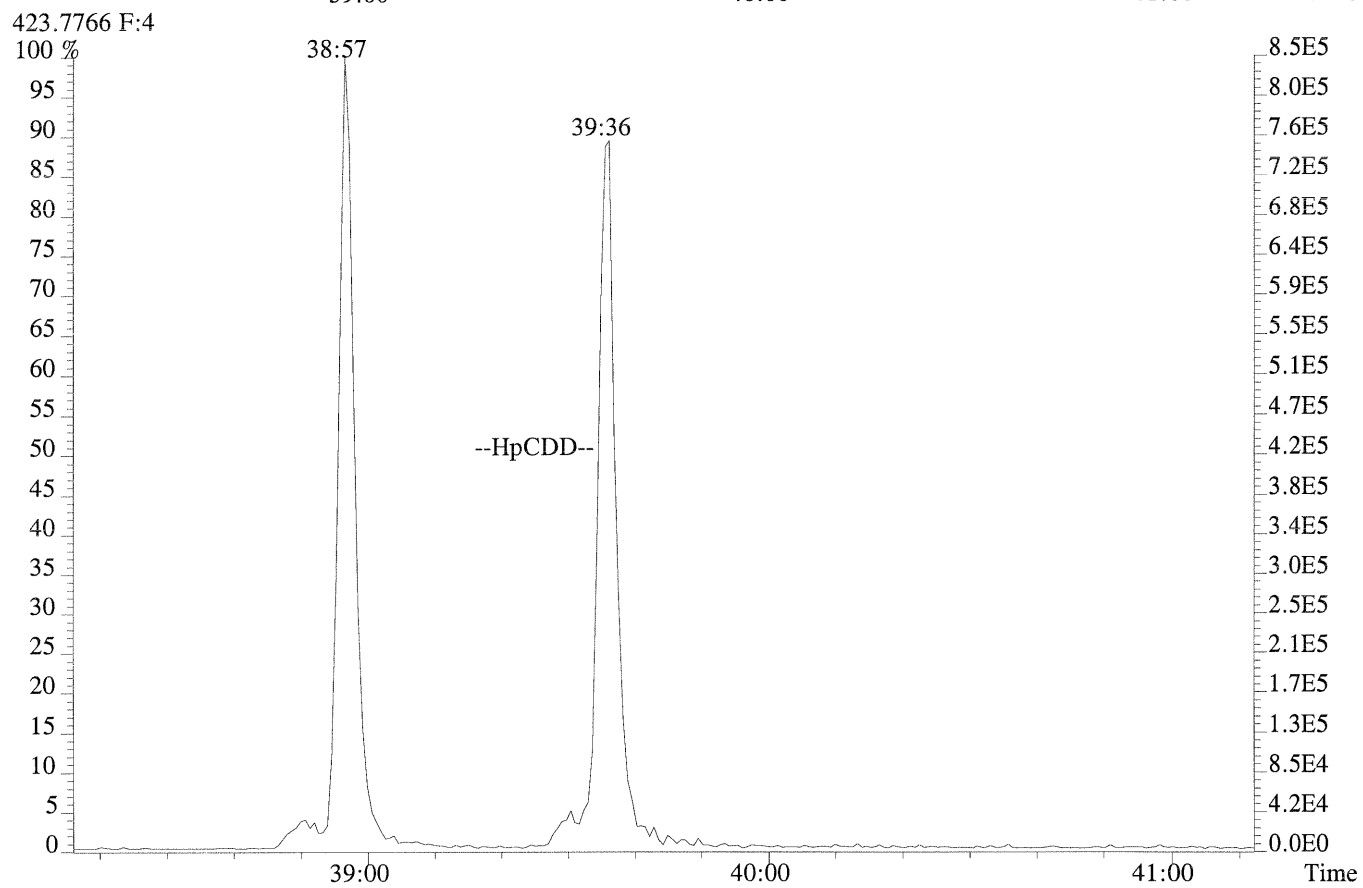
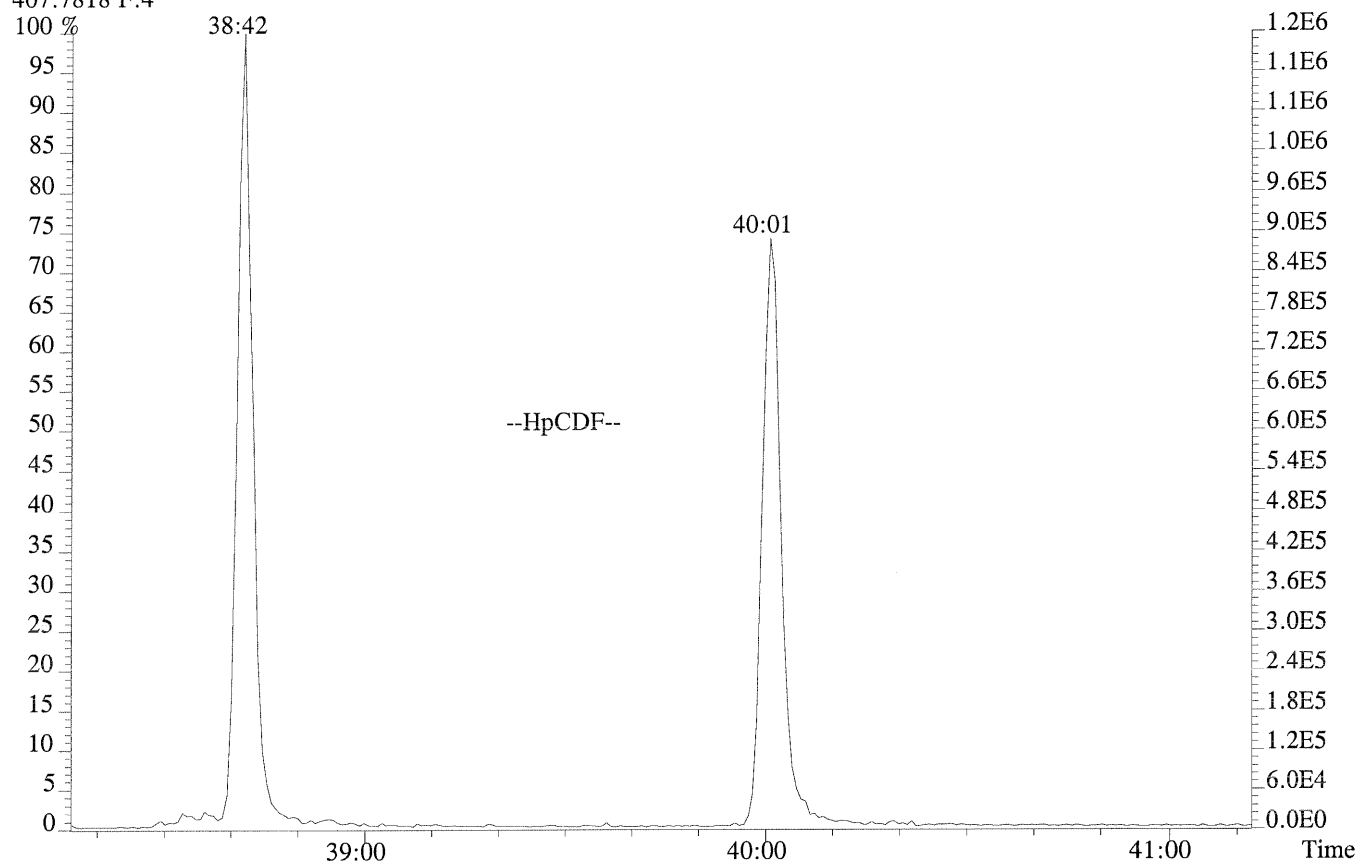
File:U132604 #1-409 Acq:20-AUG-2009 07:07:21 Probe EI+ Magnet SIR VG BioTech Mass spectf
Sample#1 Exp:WINDOW DEFINE
339.8597 F:2



File:U132604 #1-322 Acq:20-AUG-2009 07:07:21 Probe EI+ Magnet SIR VG BioTech Mass spectf
Sample#1 Exp:WINDOW DEFINE
373.8208 F:3



File:U132604 #1-267 Acq:20-AUG-2009 07:07:21 Probe EI+ Magnet SIR VG BioTech Mass spectf
Sample#1 Exp:WINDOW DEFINE
407.7818 F:4



USEPA - ITD

FORM 4A
PCDD/PCDF CALIBRATION VERIFICATION

Lab Name: Columbia Analytical Services Episode No.:

Contract No.: SDG No.:

Initial Calibration Date: 07/31/09

Instrument ID: AutoSpec-Ultima GC Column ID: DB-5

VER Data Filename: U132605 Analysis Date: 20-AUG-09 Time: 07:53:02

	M/Z'S FORMING RATIO (1)	ION ABUND. RATIO	QC LIMITS (2)	CCAL. RRF	MEAN RRF	%D (3)
NATIVE ANALYTES						
2,3,7,8-TCDD	M/M+2	0.76	0.65-0.89	0.98	0.93	4.56
1,2,3,7,8-PeCDD	M+2/M+4	1.63	1.32-1.78	0.86	0.89	-3.46
1,2,3,4,7,8-HxCDD	M+2/M+4	1.25	1.05-1.43	1.03	1.03	0.23
1,2,3,6,7,8-HxCDD	M+2/M+4	1.28	1.05-1.43	1.08	1.08	-0.11
1,2,3,7,8,9-HxCDD	M+2/M+4	1.28	1.05-1.43	1.07	1.05	1.81
1,2,3,4,6,7,8-HpCDD	M+2/M+4	1.06	0.88-1.20	0.92	0.95	-2.51
OCDD	M+2/M+4	0.89	0.76-1.02	1.09	1.02	7.13
2,3,7,8-TCDF	M/M+2	0.77	0.65-0.89	0.90	0.85	5.92
1,2,3,7,8-PeCDF	M+2/M+4	1.59	1.32-1.78	0.91	0.85	6.02
2,3,4,7,8-PeCDF	M+2/M+4	1.56	1.32-1.78	0.94	0.89	6.48
1,2,3,4,7,8-HxCDF	M+2/M+4	1.24	1.05-1.43	1.15	1.13	2.57
1,2,3,6,7,8-HxCDF	M+2/M+4	1.23	1.05-1.43	1.21	1.14	5.62
1,2,3,7,8,9-HxCDF	M+2/M+4	1.22	1.05-1.43	1.07	0.94	13.70
2,3,4,6,7,8-HxCDF	M+2/M+4	1.26	1.05-1.43	1.13	1.06	6.63
1,2,3,4,6,7,8-HpCDF	M+2/M+4	1.03	0.88-1.20	1.33	1.37	-3.44
1,2,3,4,7,8,9-HpCDF	M+2/M+4	1.06	0.88-1.20	1.12	1.08	3.81
OCDF	M+2/M+4	0.91	0.76-1.02	1.30	1.10	17.85

(1) See Table 6, Method 8290, for m/z specifications.

(2) Ion Abundance Ratio Control Limits as specified in Table 8, Method 8290.

(3) The beginning CCAL %RSD for the 17 unlabeled standard must not exceed +/- 20%, Section 7.7.4.1. The ending CCAL must not exceed +/-25%. Section 8.3.2.4.

8290F4A

USEPA - ITD

FORM 4B
PCDD/PCDF CALIBRATION VERIFICATION

Lab Name: Columbia Analytical Services Episode No.:

Contract No.: SDG No.:

Initial Calibration Date: 07/31/09

Instrument ID: AutoSpec-Ultima GC Column ID: DB-5

VER Data Filename: U132605 Analysis Date: 20-AUG-09 Time: 07:53:02

LABELED COMPOUNDS	M/Z'S FORMING RATIO (1)	ION ABUND. RATIO	QC LIMITS (2)	CCAL. RRF	MEAN RRF	%D (3)
13C-2,3,7,8-TCDD	M/M+2	0.77	0.65-0.89	1.08	1.05	2.75
13C-1,2,3,7,8-PeCDD	M+2/M+4	1.57	1.32-1.78	1.18	0.91	29.98
13C-1,2,3,6,7,8-HxCDD	M+2/M+4	1.27	1.05-1.43	0.87	0.98	-10.61
13C-1,2,3,4,6,7,8-HpCDD	M+2/M+4	1.06	0.88-1.20	0.89	0.93	-3.46
13C-OCDD	M+2/M+4	0.90	0.76-1.02	0.73	0.75	-3.02
13C-2,3,7,8-TCDF	M/M+2	0.79	0.65-0.89	1.51	1.36	11.39
13C-1,2,3,7,8-PeCDF	M+2/M+4	1.60	1.32-1.78	1.47	1.26	16.13
13C-1,2,3,4,7,8-HxCDF	M/M+2	0.53	0.43-0.59	1.08	1.25	-13.53
13C-1,2,3,4,6,7,8-HpCDF	M/M+2	0.45	0.37-0.51	0.95	0.93	1.79
CLEANUP STANDARD						
37Cl-2,3,7,8-TCDD				1.04	0.98	6.89

(1) See Table 6, Method 8290, for m/z specifications.

(2) Ion Abundance Ratio Control Limits as specified in Table 8, Method 8290.

(3) The beginning CCAL %RSD for the labeled standard must not exceed +/- 30%, Section 7.7.4.2. The ending CCAL must not exceed +/- 35%, Section 8.3.2.4.

8290F4Bp

Columbia Analytical Services, Inc.
Sample Response Summary

CLIENT ID.
CCAL HRCC3

Run #6 Filename U132605 Samp: 1 Inj: 1 Acquired: 20-AUG-09 07:53:02
Processed: 21-AUG-09 07:52:33 LAB. ID: CCAL HRCC3

Typ	Name	RT-1	Resp 1	Resp 2	Ratio	Meet	Mod?	RRF
1 Unk	2,3,7,8-TCDF	28:05	6.123e+03	7.921e+03	0.77	yes	no	0.848
2 Unk	1,2,3,7,8-PeCDF	32:26	2.112e+04	1.324e+04	1.59	yes	no	0.854
3 Unk	2,3,4,7,8-PeCDF	33:11	2.182e+04	1.397e+04	1.56	yes	no	0.886
4 Unk	1,2,3,4,7,8-HxCDF	35:59	1.981e+04	1.592e+04	1.24	yes	no	1.125
5 Unk	1,2,3,6,7,8-HxCDF	36:05	2.061e+04	1.678e+04	1.23	yes	no	1.144
6 Unk	2,3,4,6,7,8-HxCDF	36:34	1.944e+04	1.546e+04	1.26	yes	no	1.058
7 Unk	1,2,3,7,8,9-HxCDF	37:16	1.812e+04	1.487e+04	1.22	yes	no	0.938
8 Unk	1,2,3,4,6,7,8-HpCDF	38:42	1.821e+04	1.771e+04	1.03	yes	no	1.374
9 Unk	1,2,3,4,7,8,9-HpCDF	40:01	1.568e+04	1.476e+04	1.06	yes	no	1.083
10 Unk	OCDF	42:47	2.591e+04	2.837e+04	0.91	yes	no	1.102
11 Unk	2,3,7,8-TCDD	28:54	4.706e+03	6.166e+03	0.76	yes	no	0.933
12 Unk	1,2,3,7,8-PeCDD	33:31	1.624e+04	9.955e+03	1.63	yes	no	0.891
13 Unk	1,2,3,4,7,8-HxCDD	36:40	1.432e+04	1.146e+04	1.25	yes	no	1.028
14 Unk	1,2,3,6,7,8-HxCDD	36:45	1.517e+04	1.188e+04	1.28	yes	no	1.082
15 Unk	1,2,3,7,8,9-HxCDD	37:02	1.505e+04	1.173e+04	1.28	yes	no	1.052
16 Unk	1,2,3,4,6,7,8-HpCDD	39:35	1.218e+04	1.143e+04	1.06	yes	no	0.947
17 Unk	OCDD	42:37	2.148e+04	2.422e+04	0.89	yes	no	1.020
18 IS	13C-2,3,7,8-TCDF	28:03	3.450e+04	4.367e+04	0.79	yes	no	1.355
19 IS	13C-1,2,3,7,8-PeCDF	32:25	4.665e+04	2.923e+04	1.60	yes	no	1.262
20 IS	13C-1,2,3,4,7,8-HxCDF	35:59	5.362e+04	1.011e+05	0.53	yes	no	1.251
21 IS	13C-1,2,3,4,6,7,8-HpCDF	38:41	4.180e+04	9.361e+04	0.45	yes	no	0.930
22 IS	13C-2,3,7,8-TCDD	28:54	2.431e+04	3.144e+04	0.77	yes	no	1.048
23 IS	13C-1,2,3,7,8-PeCDD	33:30	3.718e+04	2.374e+04	1.57	yes	yes	0.905
24 IS	13C-1,2,3,6,7,8-HxCDD	36:44	6.993e+04	5.514e+04	1.27	yes	no	0.978
25 IS	13C-1,2,3,4,6,7,8-HpCDD	39:35	6.586e+04	6.207e+04	1.06	yes	no	0.927
26 IS	13C-OCDD	42:37	9.923e+04	1.098e+05	0.90	yes	no	0.753
27 RS/RT	13C-1,2,3,4-TCDD	28:41	2.303e+04	2.874e+04	0.80	yes	no	-
28 RS/RT	13C-1,2,3,7,8,9-HxCDD	37:01	8.027e+04	6.275e+04	1.28	yes	no	-
29 C/Up	37Cl-2,3,7,8-TCDD	28:54	1.081e+04					0.977
				SUM AREA				
30 Tot	Total Tetra-Furans	28:05		1.404e+04	0.77	yes		0.848
31 Tot	Total Tetra-Dioxins	28:54		1.087e+04	0.76	yes		0.933
32 Tot	Total Penta-Furans	32:26		7.016e+04	1.59	yes		0.870
33 Tot	Total Penta-Dioxins	33:31		2.620e+04	1.63	yes		0.891
34 Tot	Total Hexa-Furans	35:59		1.410e+05	1.24	yes		1.066
35 Tot	Total Hexa-Dioxins	36:40		7.960e+04	1.25	yes		1.054
36 Tot	Total Hepta-Furans	38:42		6.636e+04	1.03	yes		1.228
37 Tot	Total Hepta-Dioxins	39:35		2.361e+04	1.06	yes		0.947

Columbia Analytical Services, Inc.
19408 Park Row., Suite 320
Houston, TX 77084
Office (713) 266-1599. Fax (713) 266-0130

Columbia Analytical Services, Inc.
Signal/Noise Height Ratio Summary

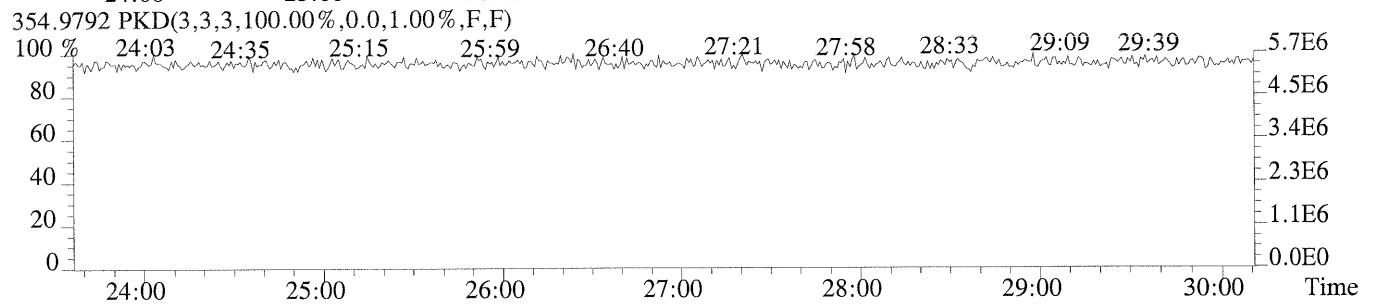
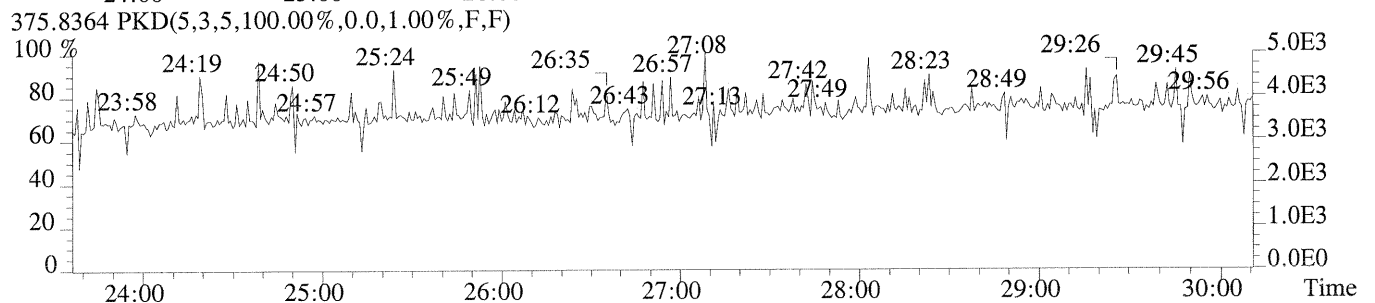
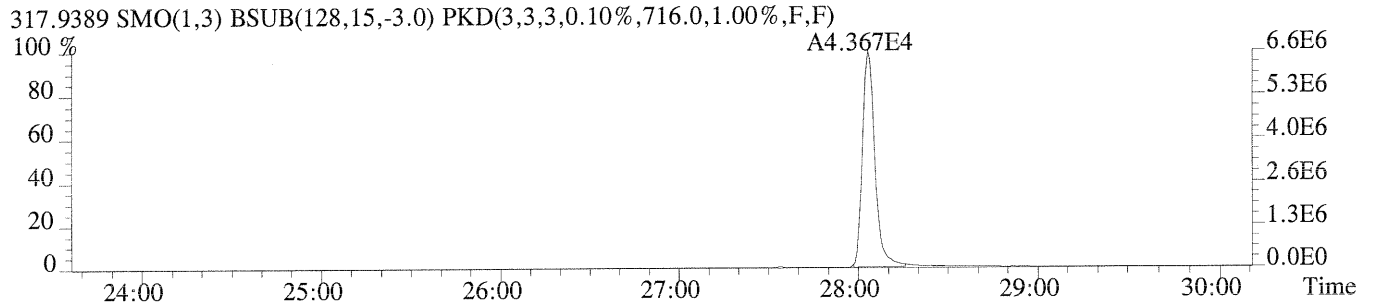
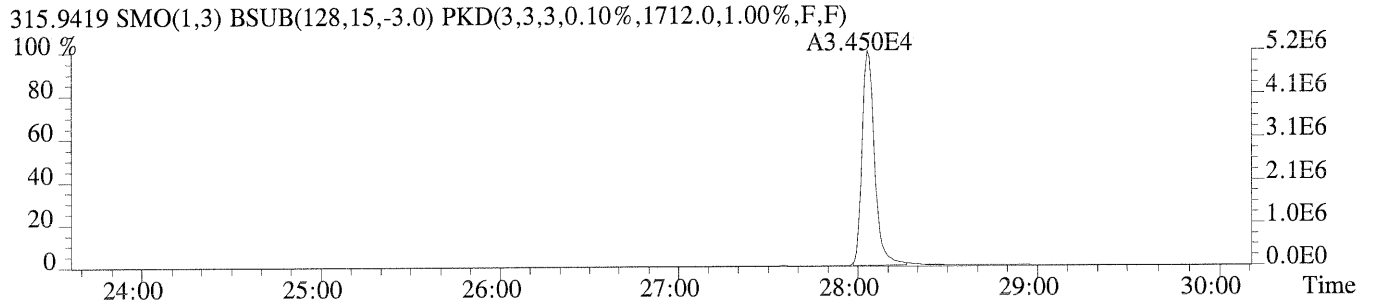
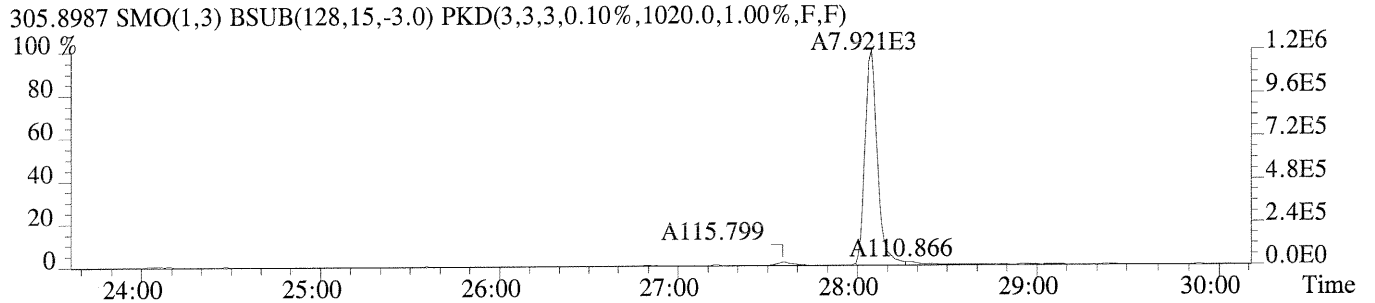

CLIENT ID.
CCAL HRCC3

Run #6 Filename U132605 Samp: 1 Inj: 1 Acquired: 20-AUG-09 07:53:02
Processed: 21-AUG-09 07:52:331 LAB. ID: CCAL HRCC3

	Name	Signal 1	Noise 1	S/N Rat.1	Signal 2	Noise 2	S/N Rat.2
1	2,3,7,8-TCDF	8.99e+05	4.76e+02	1.9e+03	1.20e+06	1.02e+03	1.2e+03
2	1,2,3,7,8-PeCDF	3.68e+06	4.04e+02	9.1e+03	2.32e+06	9.32e+02	2.5e+03
3	2,3,4,7,8-PeCDF	3.86e+06	4.04e+02	9.5e+03	2.46e+06	9.32e+02	2.6e+03
4	1,2,3,4,7,8-HxCDF	4.29e+06	9.28e+02	4.6e+03	3.37e+06	7.16e+02	4.7e+03
5	1,2,3,6,7,8-HxCDF	3.93e+06	9.28e+02	4.2e+03	3.09e+06	7.16e+02	4.3e+03
6	2,3,4,6,7,8-HxCDF	3.99e+06	9.28e+02	4.3e+03	3.20e+06	7.16e+02	4.5e+03
7	1,2,3,7,8,9-HxCDF	3.40e+06	9.28e+02	3.7e+03	2.74e+06	7.16e+02	3.8e+03
8	1,2,3,4,6,7,8-HpCDF	3.68e+06	2.53e+03	1.5e+03	3.52e+06	2.18e+03	1.6e+03
9	1,2,3,4,7,8,9-HpCDF	2.73e+06	2.53e+03	1.1e+03	2.58e+06	2.18e+03	1.2e+03
10	OCDF	4.02e+06	6.12e+02	6.6e+03	4.35e+06	7.16e+02	6.1e+03
11	2,3,7,8-TCDD	7.44e+05	7.52e+02	9.9e+02	9.80e+05	7.20e+02	1.4e+03
12	1,2,3,7,8-PeCDD	3.03e+06	7.40e+02	4.1e+03	1.87e+06	3.04e+02	6.1e+03
13	1,2,3,4,7,8-HxCDD	3.17e+06	4.32e+02	7.3e+03	2.56e+06	6.48e+02	4.0e+03
14	1,2,3,6,7,8-HxCDD	3.10e+06	4.32e+02	7.2e+03	2.51e+06	6.48e+02	3.9e+03
15	1,2,3,7,8,9-HxCDD	3.05e+06	4.32e+02	7.1e+03	2.48e+06	6.48e+02	3.8e+03
16	1,2,3,4,6,7,8-HpCDD	2.32e+06	7.24e+02	3.2e+03	2.20e+06	7.24e+02	3.0e+03
17	OCDD	3.21e+06	3.24e+02	9.9e+03	3.61e+06	4.64e+02	7.8e+03
18	13C-2,3,7,8-TCDF	5.17e+06	1.71e+03	3.0e+03	6.58e+06	7.16e+02	9.2e+03
19	13C-1,2,3,7,8-PeCDF	8.34e+06	5.60e+02	1.5e+04	5.25e+06	8.76e+02	6.0e+03
20	13C-1,2,3,4,7,8-HxCDF	1.10e+07	8.72e+02	1.3e+04	2.07e+07	7.92e+02	2.6e+04
21	13C-1,2,3,4,6,7,8-HpCDF	8.58e+06	4.30e+03	2.0e+03	1.92e+07	9.56e+03	2.0e+03
22	13C-2,3,7,8-TCDD	3.92e+06	1.68e+03	2.3e+03	5.05e+06	7.36e+02	6.9e+03
23	13C-1,2,3,7,8-PeCDD	7.07e+06	7.96e+02	8.9e+03	4.46e+06	6.28e+02	7.1e+03
24	13C-1,2,3,6,7,8-HxCDD	1.52e+07	1.00e+03	1.5e+04	1.19e+07	5.96e+02	2.0e+04
25	13C-1,2,3,4,6,7,8-HpCDD	1.28e+07	8.32e+02	1.5e+04	1.20e+07	6.08e+02	2.0e+04
26	13C-OCDD	1.50e+07	3.96e+02	3.8e+04	1.65e+07	6.48e+02	2.6e+04
27	13C-1,2,3,4-TCDD	3.95e+06	1.68e+03	2.3e+03	4.88e+06	7.36e+02	6.6e+03
28	13C-1,2,3,7,8,9-HxCDD	1.66e+07	1.00e+03	1.7e+04	1.31e+07	5.96e+02	2.2e+04
29	37Cl-2,3,7,8-TCDD	1.73e+06	5.84e+02	3.0e+03			

Columbia Analytical Services, Inc.
19408 Park Row, Suite 320
Houston, TX 77084
Office: (713)266-1599. Fax: (713)266-0130

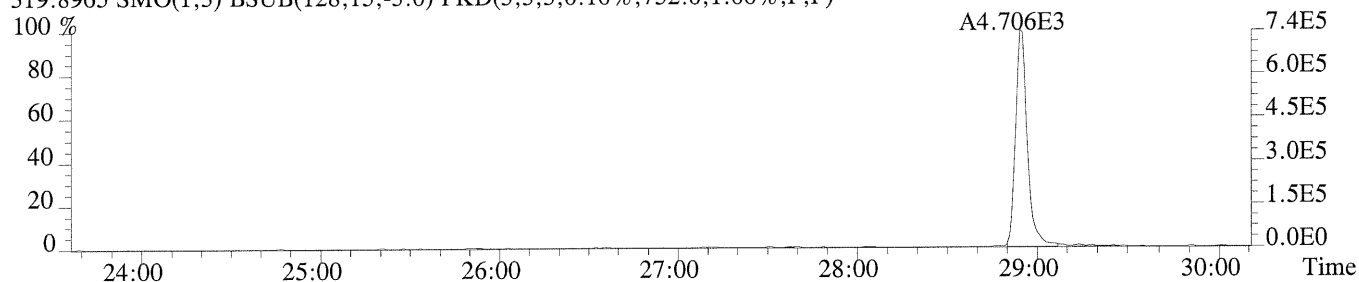
File:U132605 #1-548 Acq:20-AUG-2009 07:53:02 Probe EI+ Magnet SIR VG BioTech Mass spectf
Sample#1 Exp:CCAL HRCC3



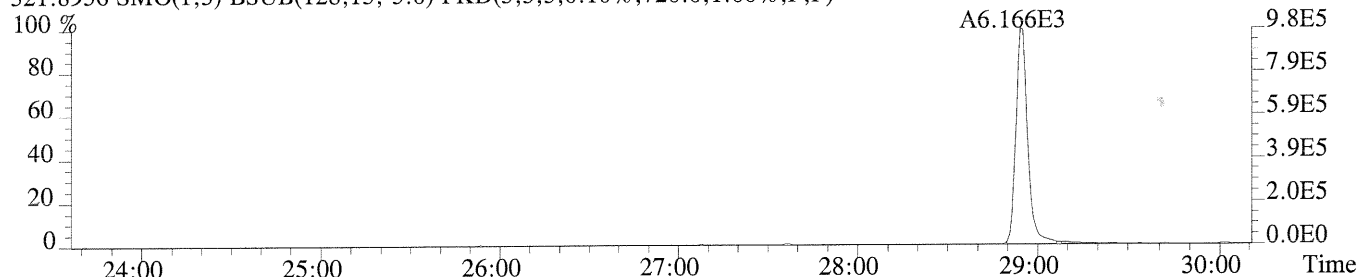
File:U132605 #1-548 Acq:20-AUG-2009 07:53:02 Probe EI+ Magnet SIR VG BioTech Mass spectf

Sample#1 Exp:CCAL HRCC3

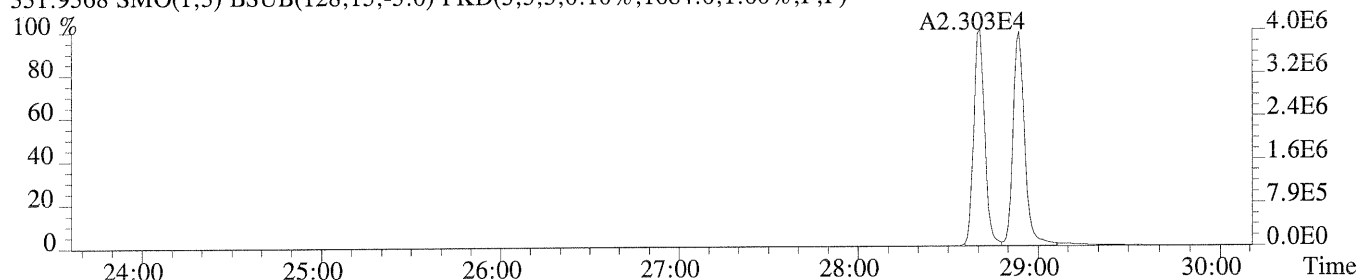
319.8965 SMO(1,3) BSUB(128,15,-3.0) PKD(3,3,3,0.10%,752.0,1.00%,F,F)



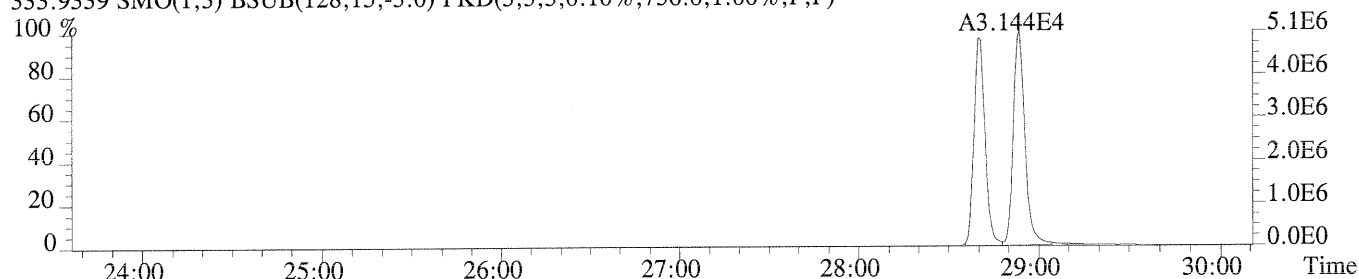
321.8936 SMO(1,3) BSUB(128,15,-3.0) PKD(3,3,3,0.10%,720.0,1.00%,F,F)



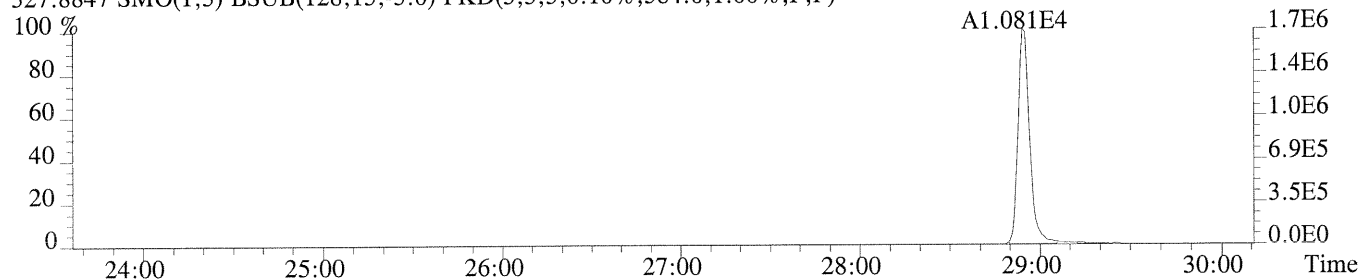
331.9368 SMO(1,3) BSUB(128,15,-3.0) PKD(3,3,3,0.10%,1684.0,1.00%,F,F)



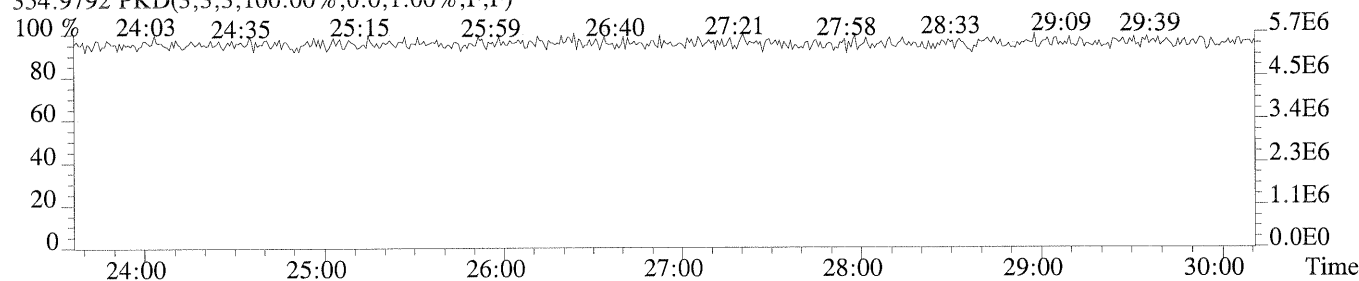
333.9339 SMO(1,3) BSUB(128,15,-3.0) PKD(3,3,3,0.10%,736.0,1.00%,F,F)



327.8847 SMO(1,3) BSUB(128,15,-3.0) PKD(3,3,3,0.10%,584.0,1.00%,F,F)

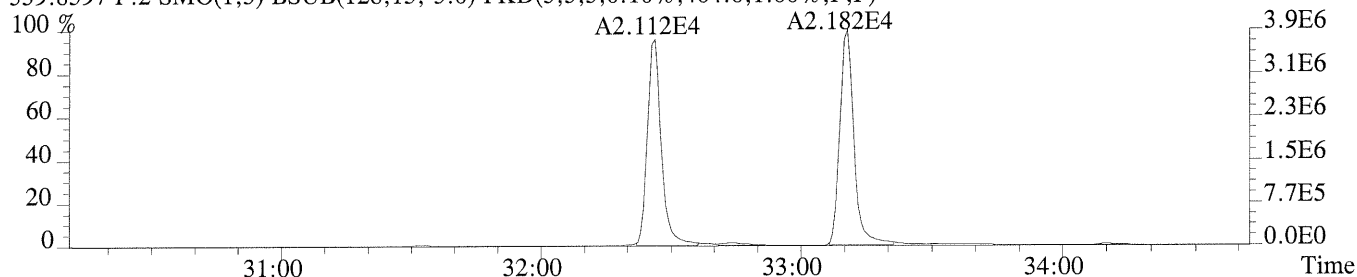


354.9792 PKD(3,3,3,100.00%,0.0,1.00%,F,F)

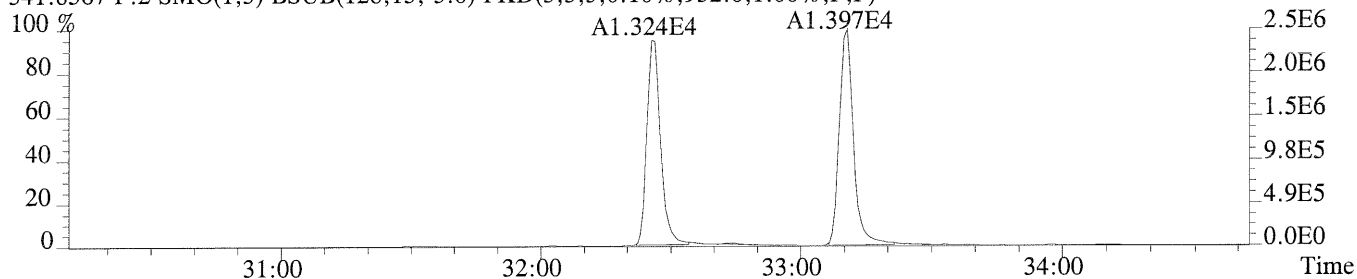


Sample#1 Exp:CCAL HRCC3

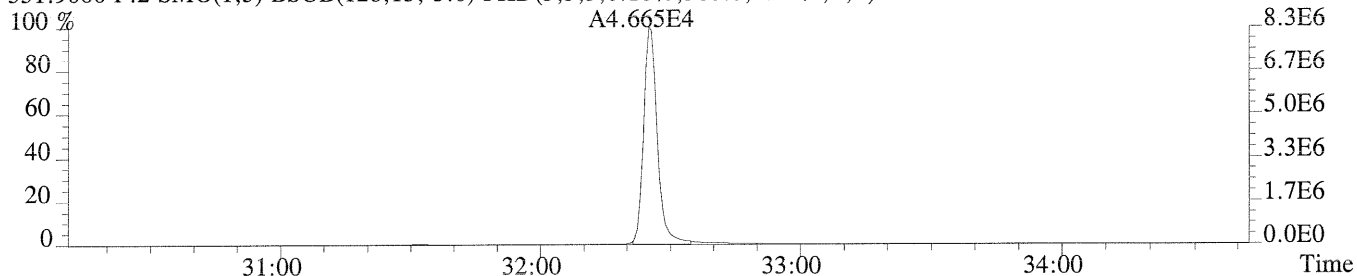
339.8597 F:2 SMO(1,3) BSUB(128,15,-3.0) PKD(3,3,3,0.10%,404.0,1.00%,F,F)



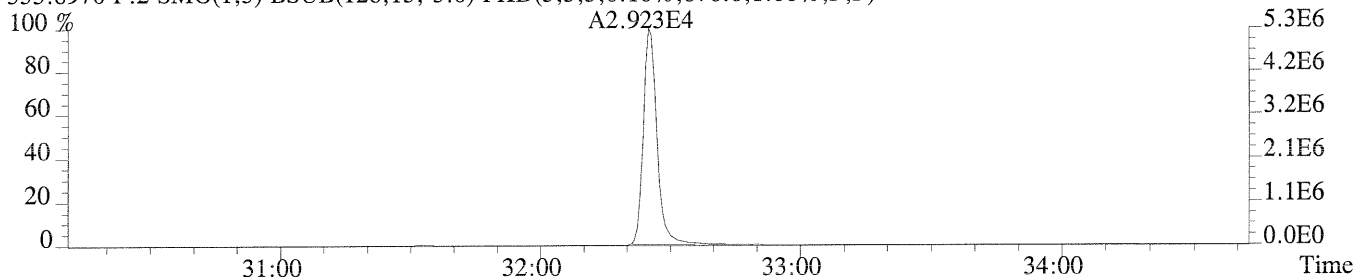
341.8567 F:2 SMO(1,3) BSUB(128,15,-3.0) PKD(3,3,3,0.10%,932.0,1.00%,F,F)



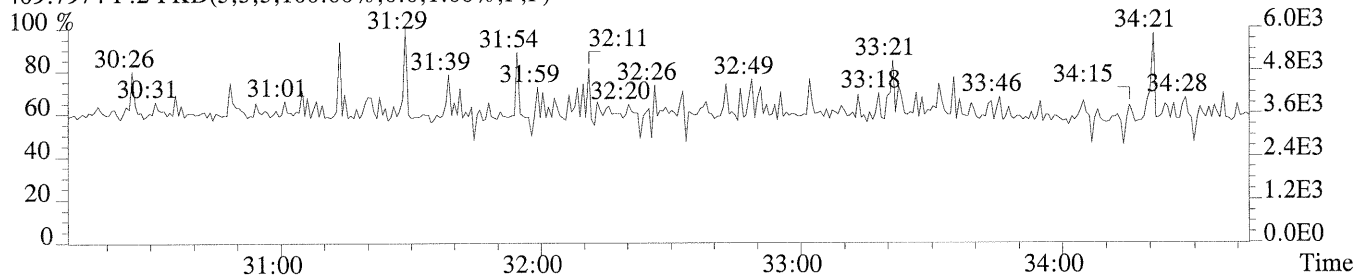
351.9000 F:2 SMO(1,3) BSUB(128,15,-3.0) PKD(3,3,3,0.10%,560.0,1.00%,F,F)



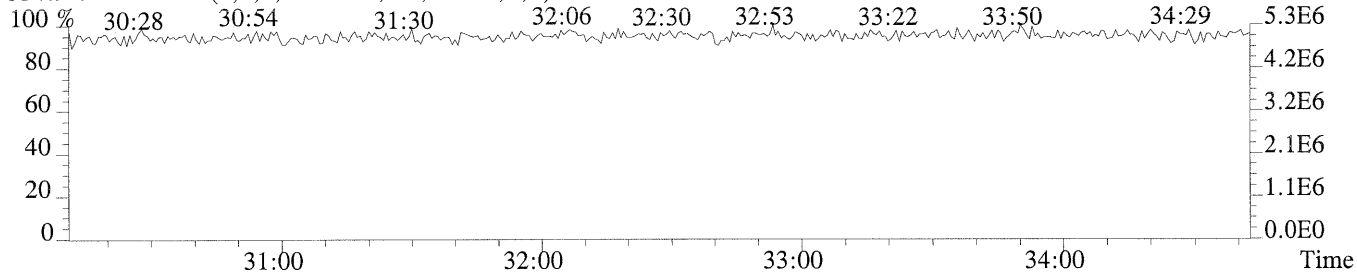
353.8970 F:2 SMO(1,3) BSUB(128,15,-3.0) PKD(3,3,3,0.10%,876.0,1.00%,F,F)



409.7974 F:2 PKD(5,3,5,100.00%,0.0,1.00%,F,F)



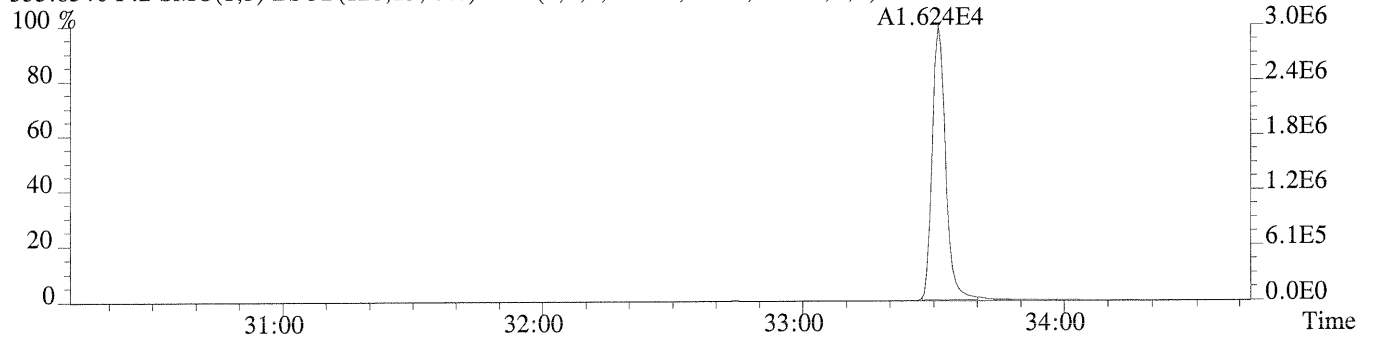
354.9792 F:2 PKD(3,3,3,100.00%,0.0,1.00%,F,F)



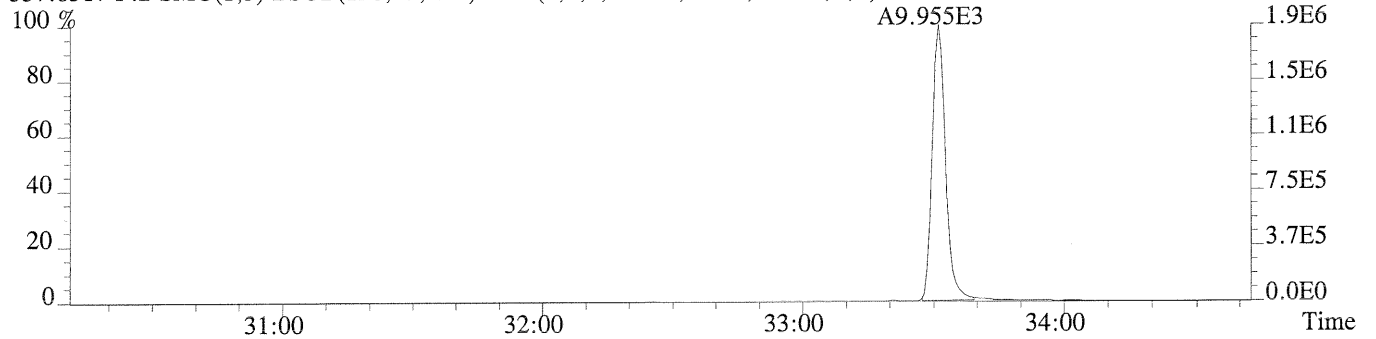
File:U132605 #1-411 Acq:20-AUG-2009 07:53:02 Probe EI+ Magnet SIR VG BioTech Mass spectf

Sample#1 Exp:CCAL HRCC3

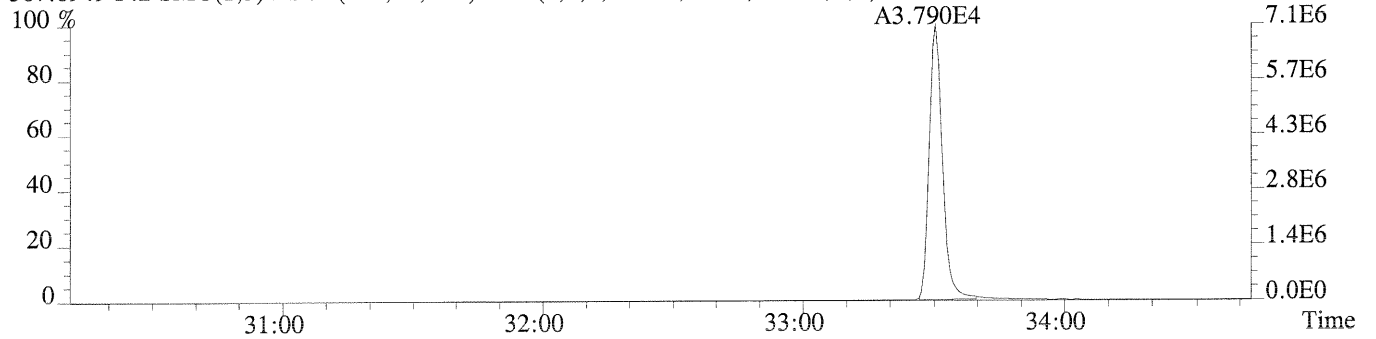
355.8546 F:2 SMO(1,3) BSUB(128,15,-3.0) PKD(3,3,3,0.10%,740.0,1.00%,F,F)



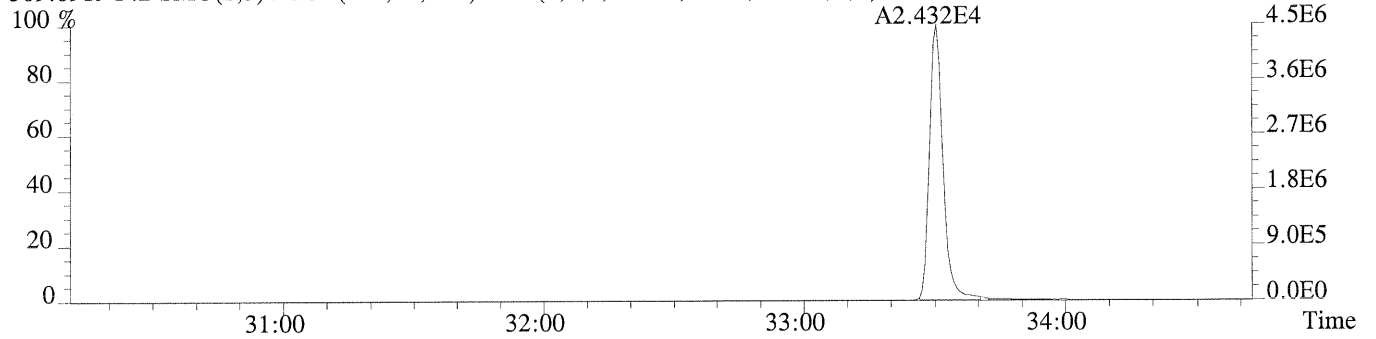
357.8517 F:2 SMO(1,3) BSUB(128,15,-3.0) PKD(3,3,3,0.10%,304.0,1.00%,F,F)



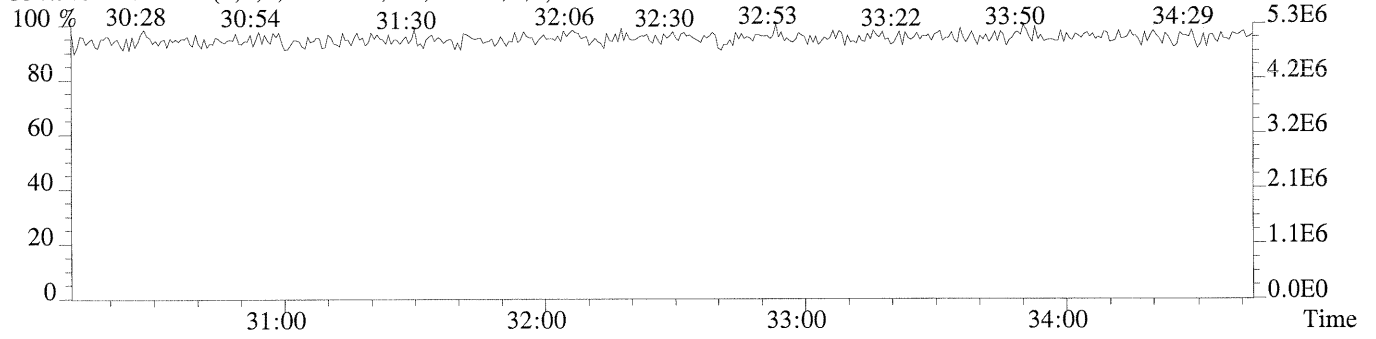
367.8949 F:2 SMO(1,3) BSUB(128,15,-3.0) PKD(3,3,3,0.10%,796.0,1.00%,F,F)



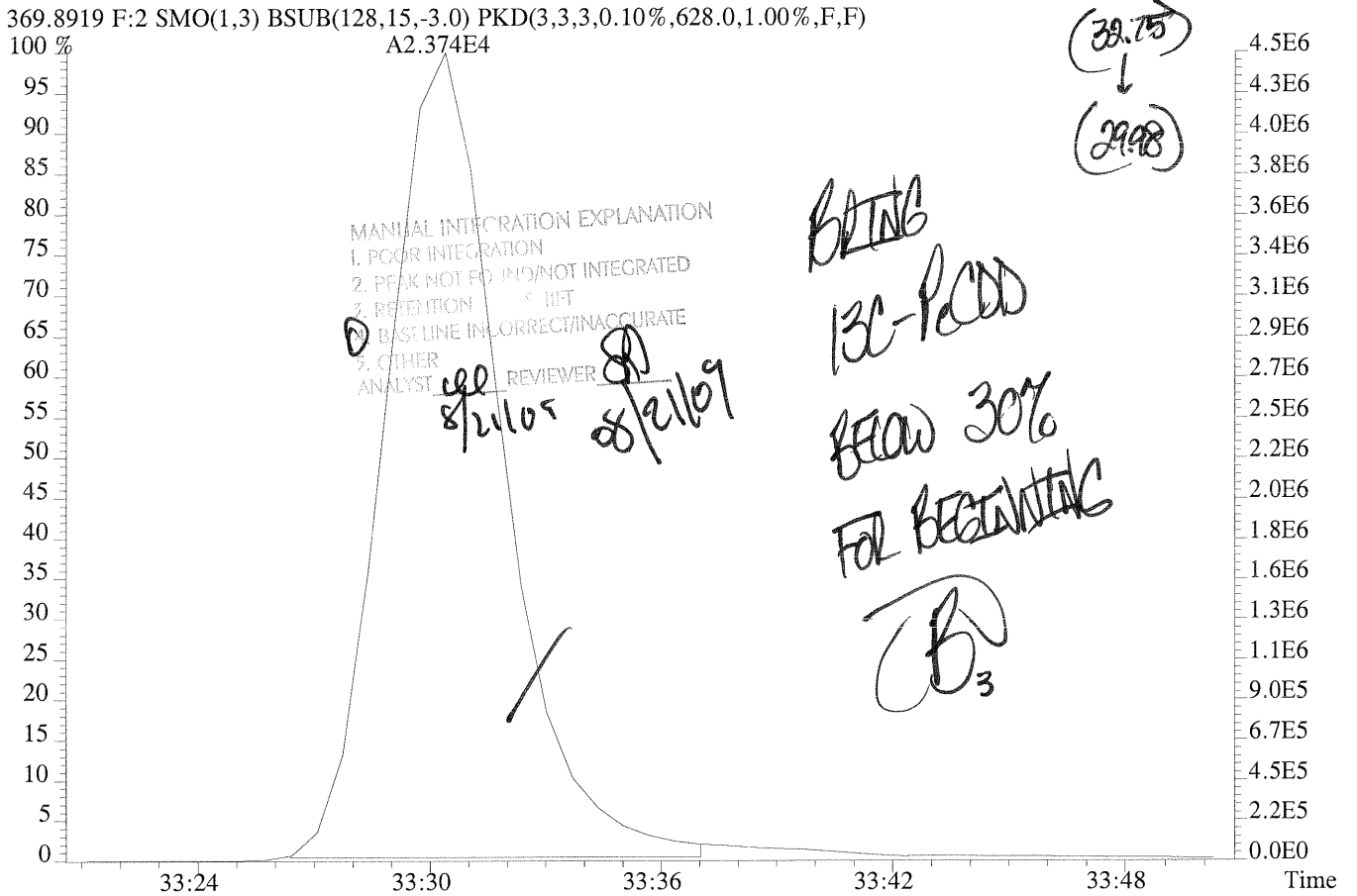
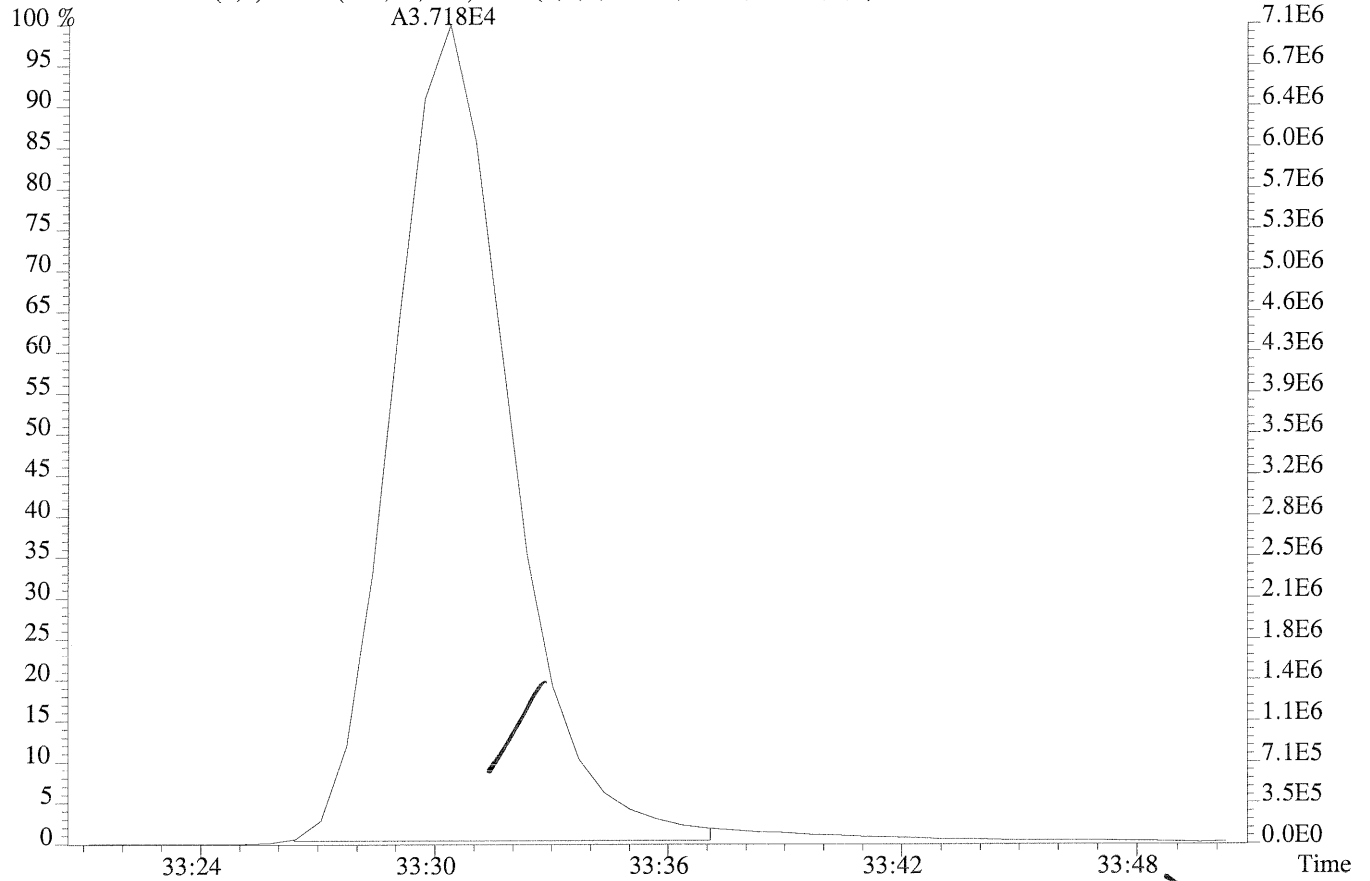
369.8919 F:2 SMO(1,3) BSUB(128,15,-3.0) PKD(3,3,3,0.10%,628.0,1.00%,F,F)



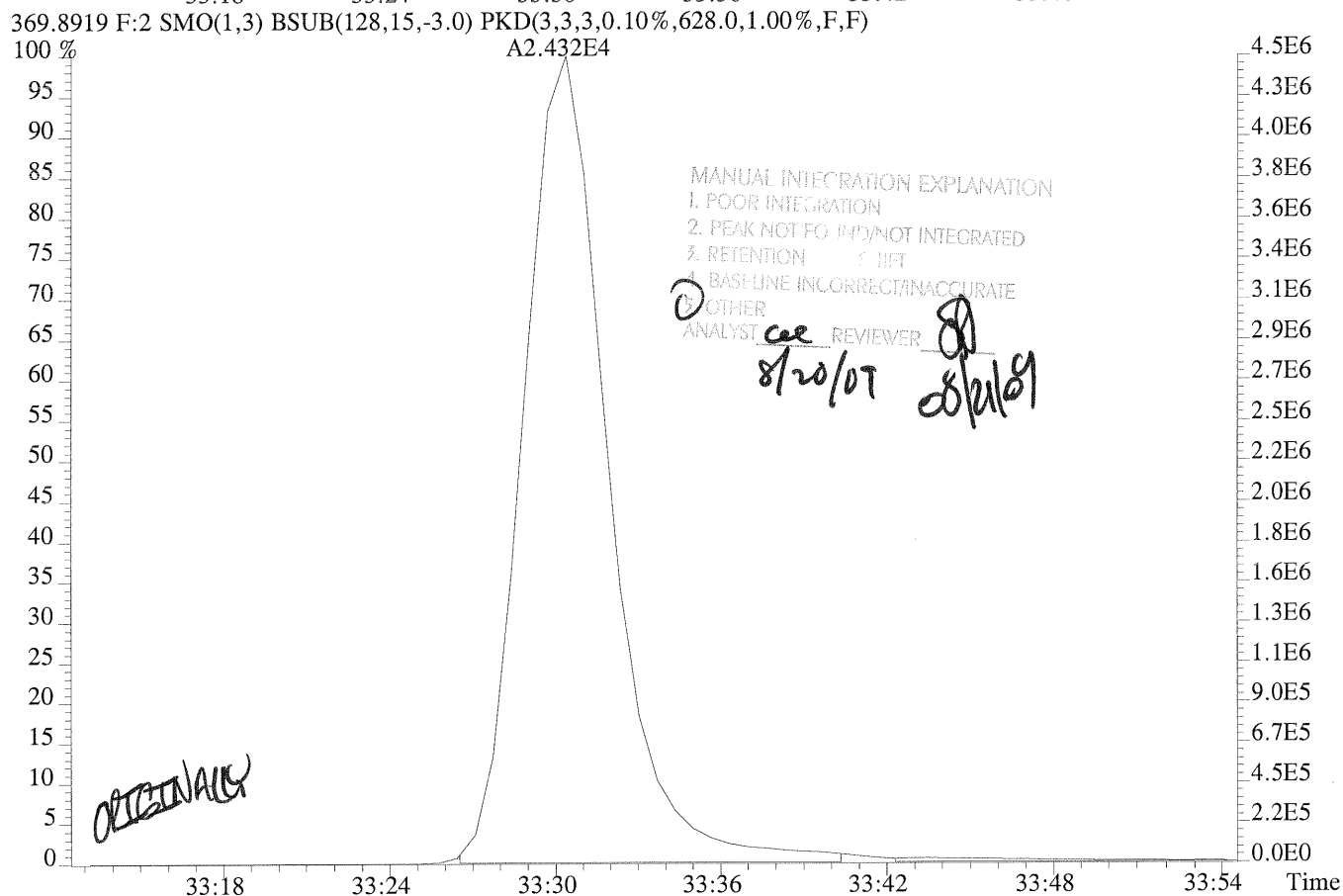
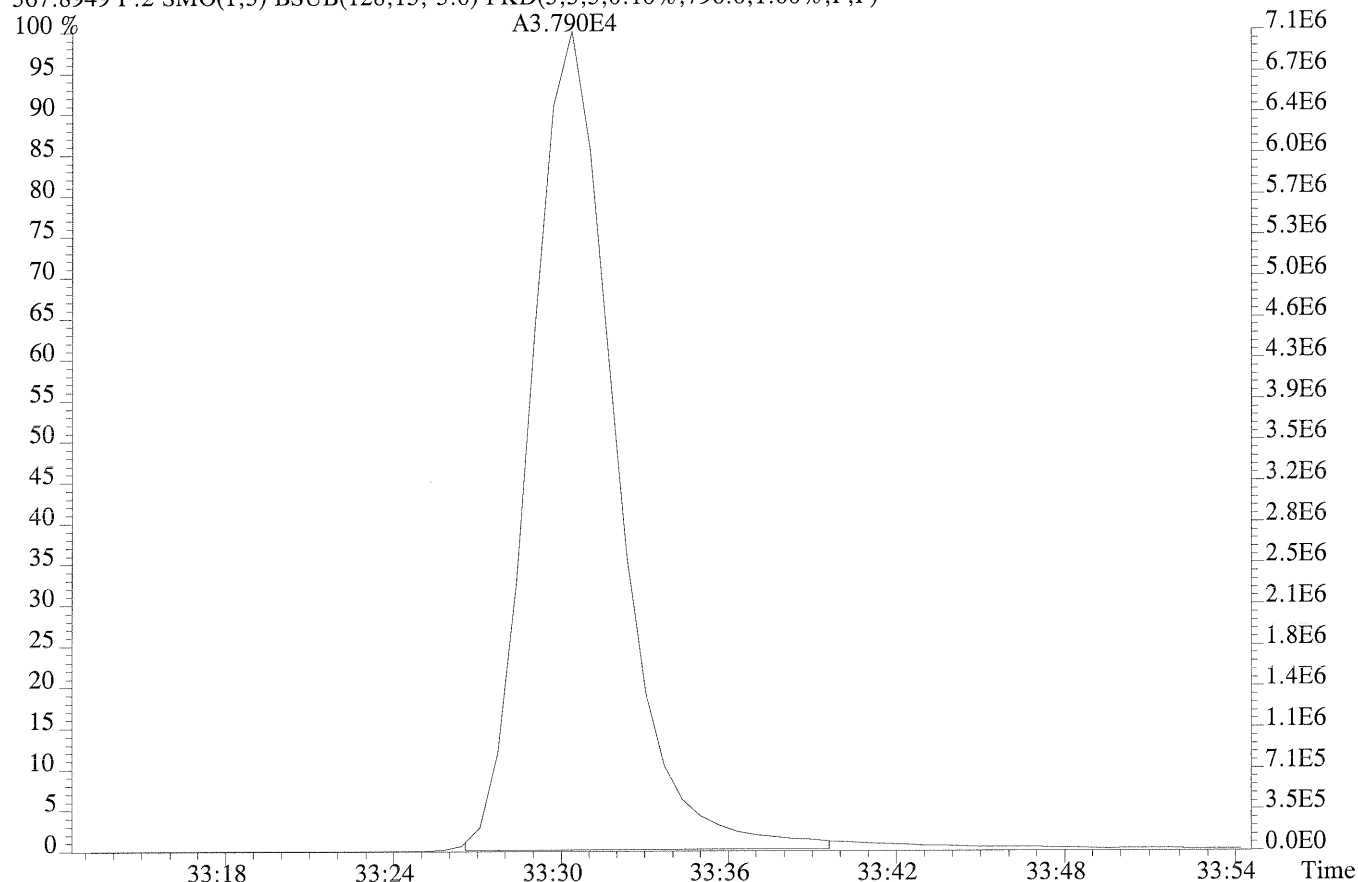
354.9792 F:2 PKD(3,3,3,100.00%,0.0,1.00%,F,F)



File:U132605 #1-411 Acq:20-AUG-2009 07:53:02 Probe EI+ Magnet SIR VG BioTech Mass spectf
 Sample#1 Exp:CCAL HRCC3
 367.8949 F:2 SMO(1,3) BSUB(128,15,-3.0) PKD(3,3,3,0.10%,796.0,1.00%,F,F)



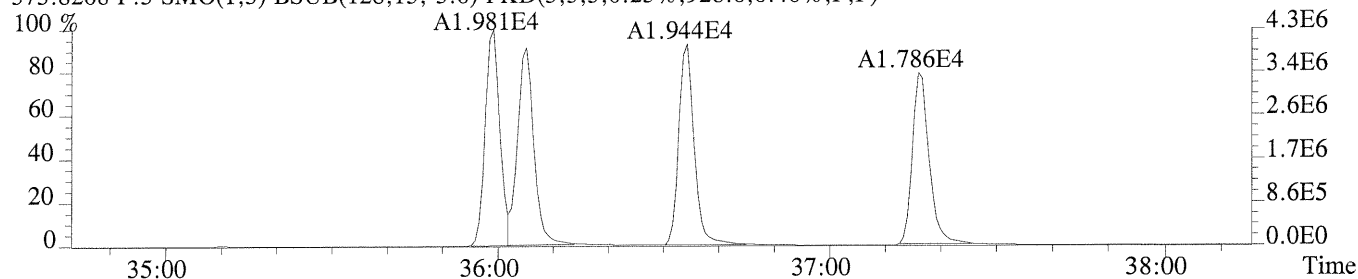
File:U132605 #1-411 Acq:20-AUG-2009 07:53:02 Probe EI+ Magnet SIR VG BioTech Mass spectf
Sample#1 Exp:CCAL HRCC3
367.8949 F:2 SMO(1,3) BSUB(128,15,-3.0) PKD(3,3,3,0.10%,796.0,1.00%,F,F)



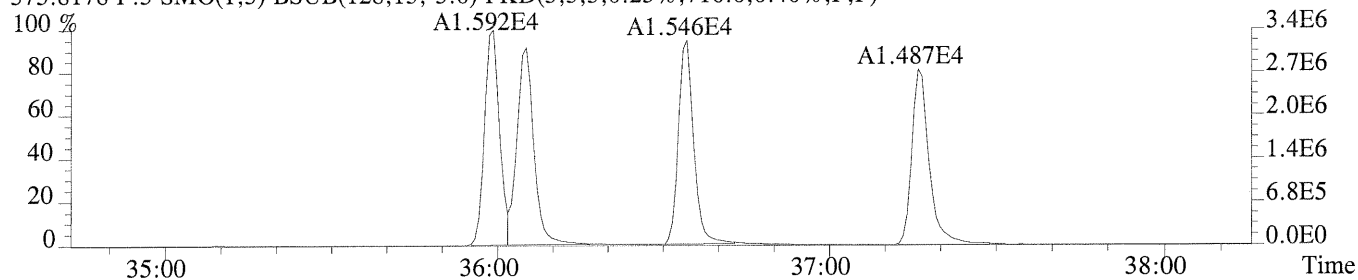
File:U132605 #1-322 Acq:20-AUG-2009 07:53:02 Probe EI+ Magnet SIR VG BioTech Mass spectf

Sample#1 Exp:CCAL HRCC3

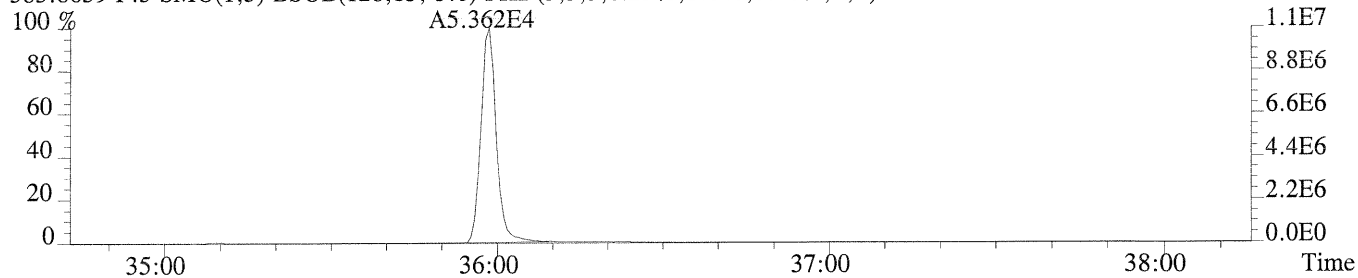
373.8208 F:3 SMO(1,3) BSUB(128,15,-3.0) PKD(3,3,3,0.25%,928.0,0.40%,F,F)



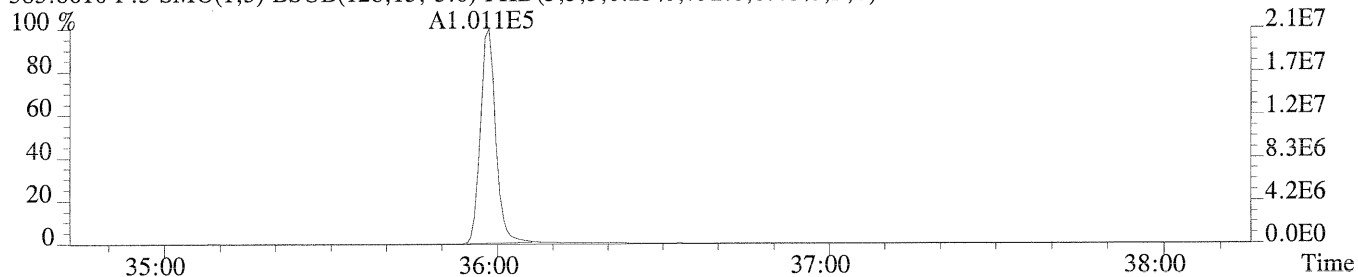
375.8178 F:3 SMO(1,3) BSUB(128,15,-3.0) PKD(3,3,3,0.25%,716.0,0.40%,F,F)



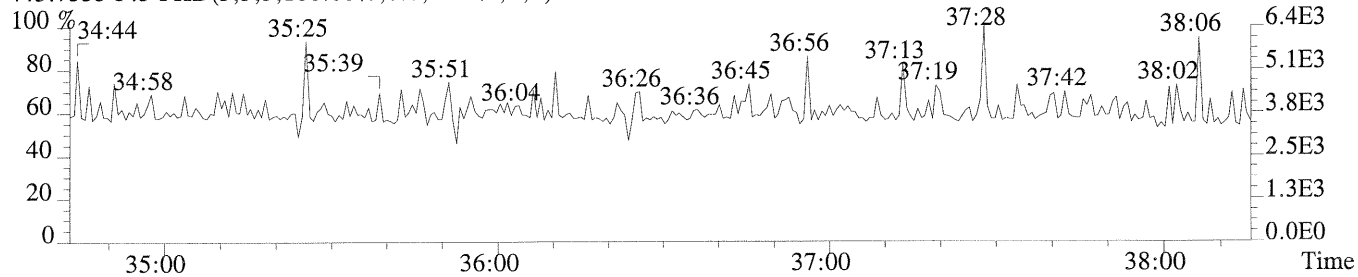
383.8639 F:3 SMO(1,3) BSUB(128,15,-3.0) PKD(3,3,3,0.25%,872.0,0.40%,F,F)



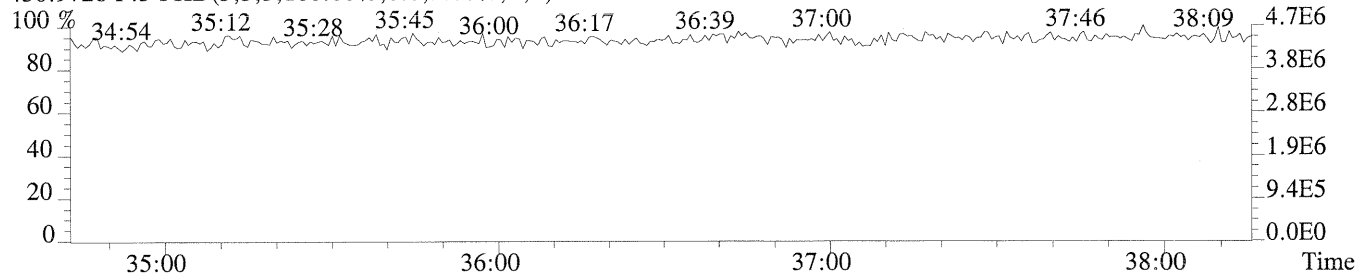
385.8610 F:3 SMO(1,3) BSUB(128,15,-3.0) PKD(3,3,3,0.25%,792.0,0.40%,F,F)



445.7555 F:3 PKD(5,3,5,100.00%,0.0,1.00%,F,F)

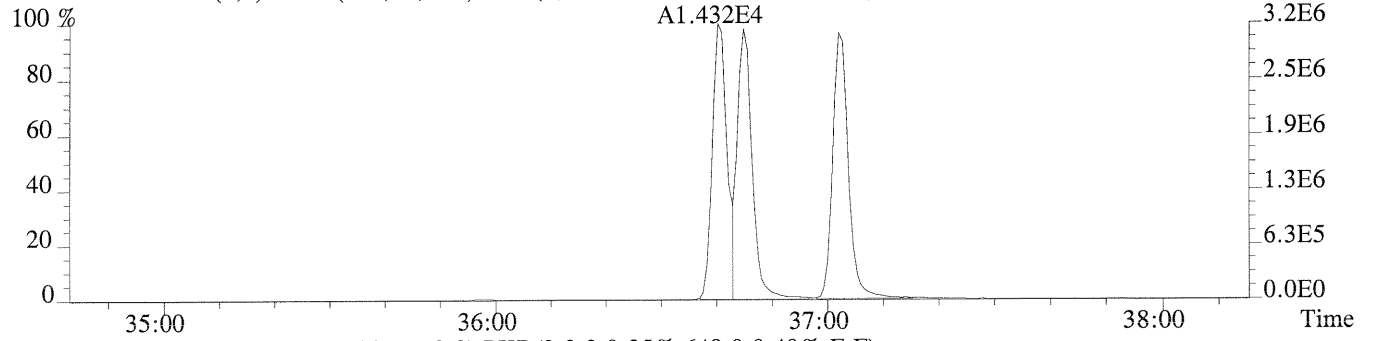


430.9728 F:3 PKD(3,3,3,100.00%,0.0,1.00%,F,F)

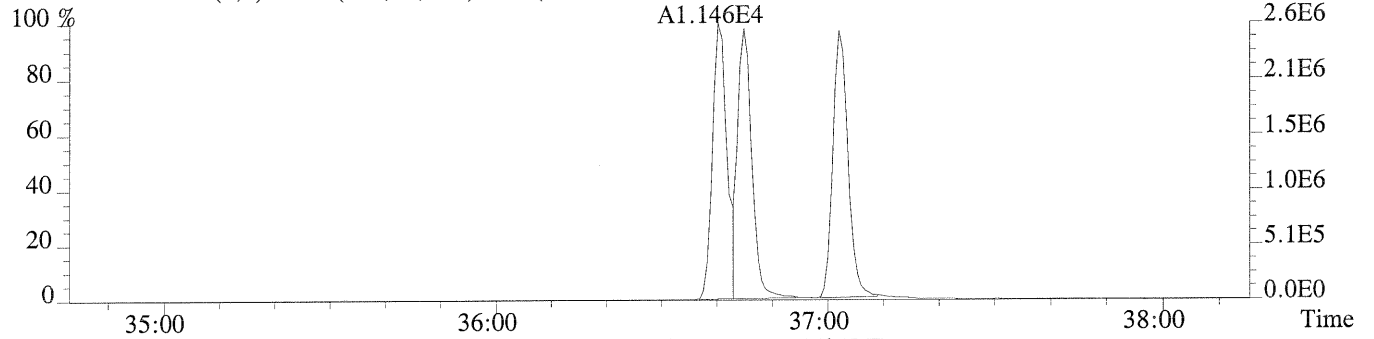


Sample#1 Exp:CCAL HRCC3

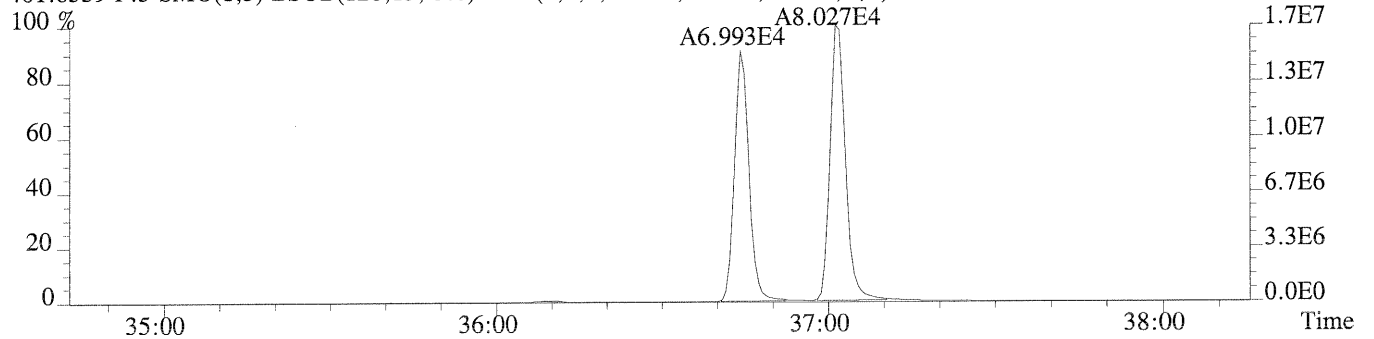
389.8157 F:3 SMO(1,3) BSUB(128,15,-3.0) PKD(3,3,3,0.25%,432.0,0.40%,F,F)



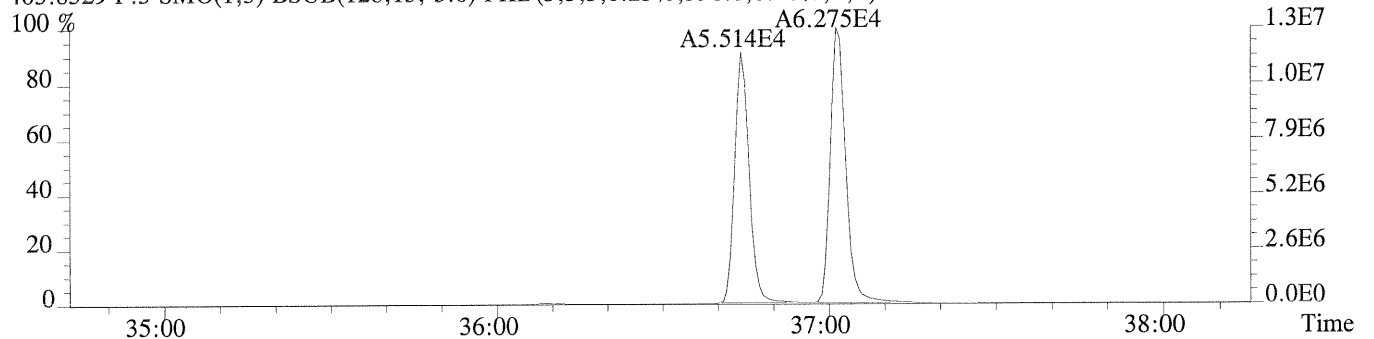
391.8127 F:3 SMO(1,3) BSUB(128,15,-3.0) PKD(3,3,3,0.25%,648.0,0.40%,F,F)



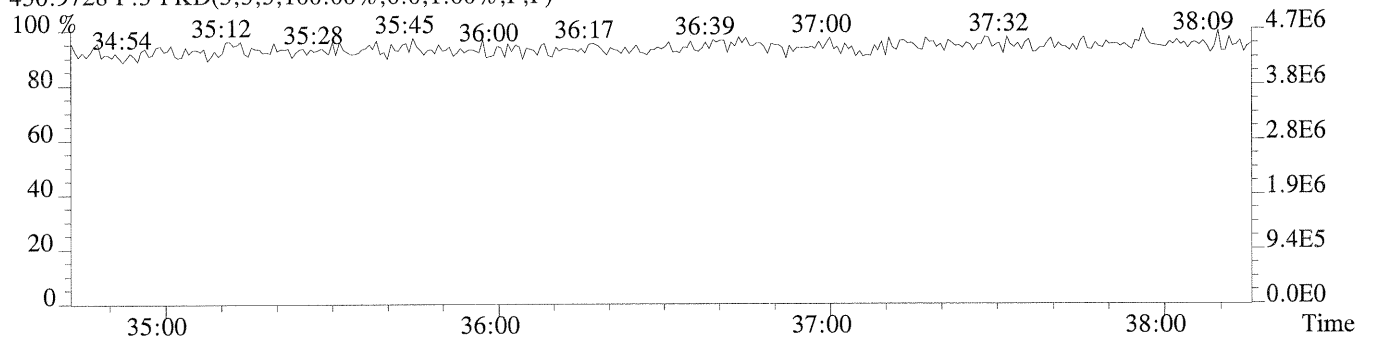
401.8559 F:3 SMO(1,3) BSUB(128,15,-3.0) PKD(3,3,3,0.25%,1004.0,0.40%,F,F)



403.8529 F:3 SMO(1,3) BSUB(128,15,-3.0) PKD(3,3,3,0.25%,596.0,0.40%,F,F)



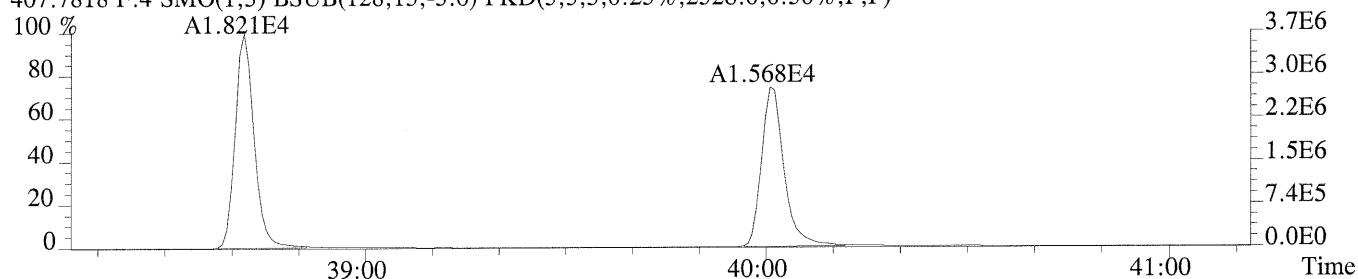
430.9728 F:3 PKD(3,3,3,100.00%,0.0,1.00%,F,F)



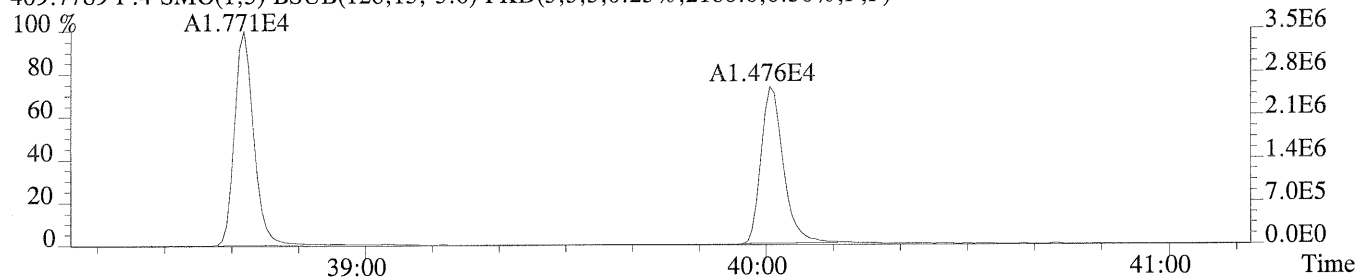
File:U132605 #1-267 Acq:20-AUG-2009 07:53:02 Probe EI+ Magnet SIR VG BioTech Mass spectr

Sample#1 Exp:CCAL HRCC3

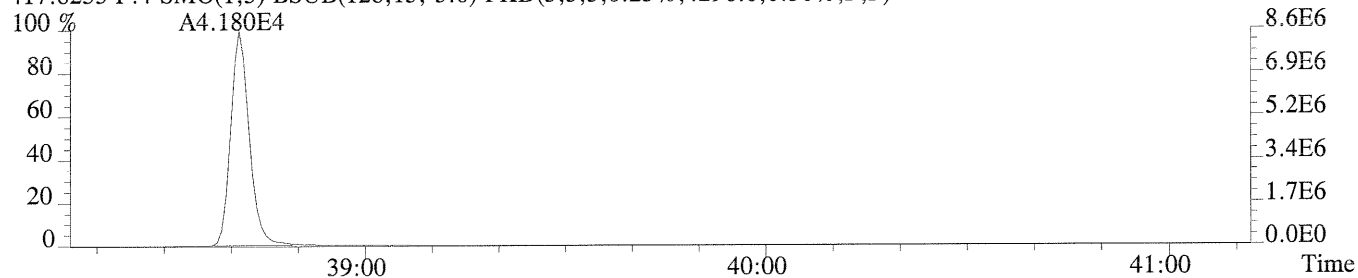
407.7818 F:4 SMO(1,3) BSUB(128,15,-3.0) PKD(3,3,3,0.25%,2528.0,0.50%,F,F)



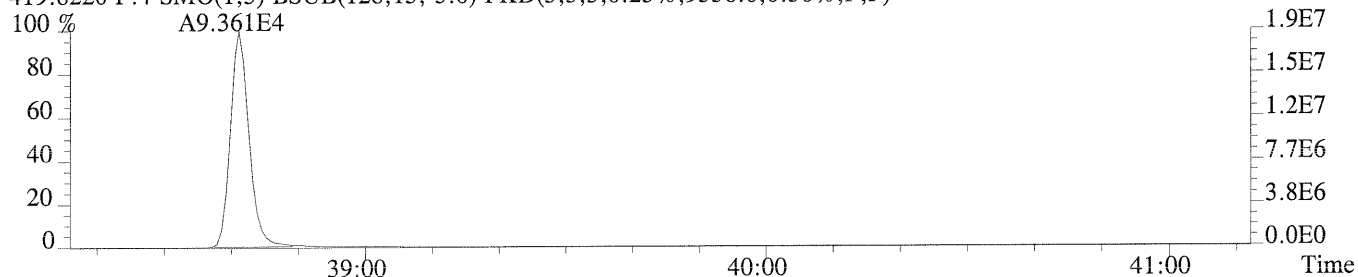
409.7789 F:4 SMO(1,3) BSUB(128,15,-3.0) PKD(3,3,3,0.25%,2180.0,0.50%,F,F)



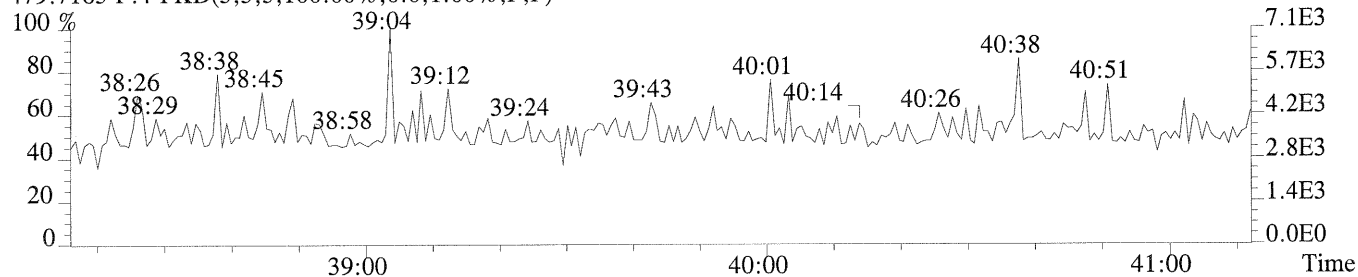
417.8253 F:4 SMO(1,3) BSUB(128,15,-3.0) PKD(3,3,3,0.25%,4296.0,0.50%,F,F)



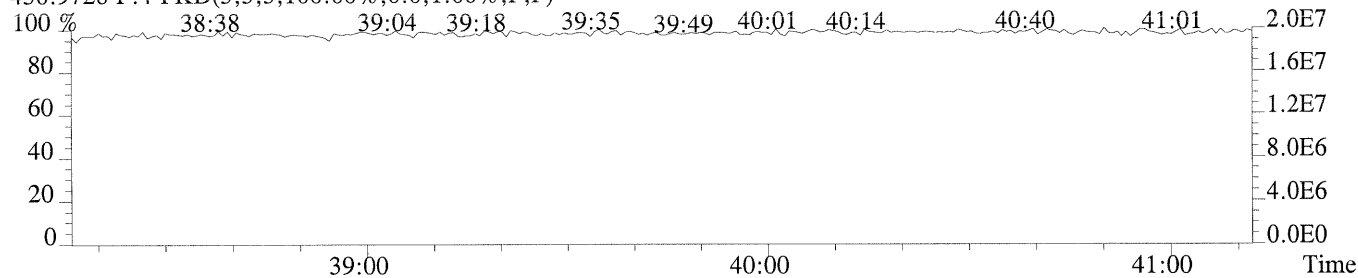
419.8220 F:4 SMO(1,3) BSUB(128,15,-3.0) PKD(3,3,3,0.25%,9556.0,0.50%,F,F)

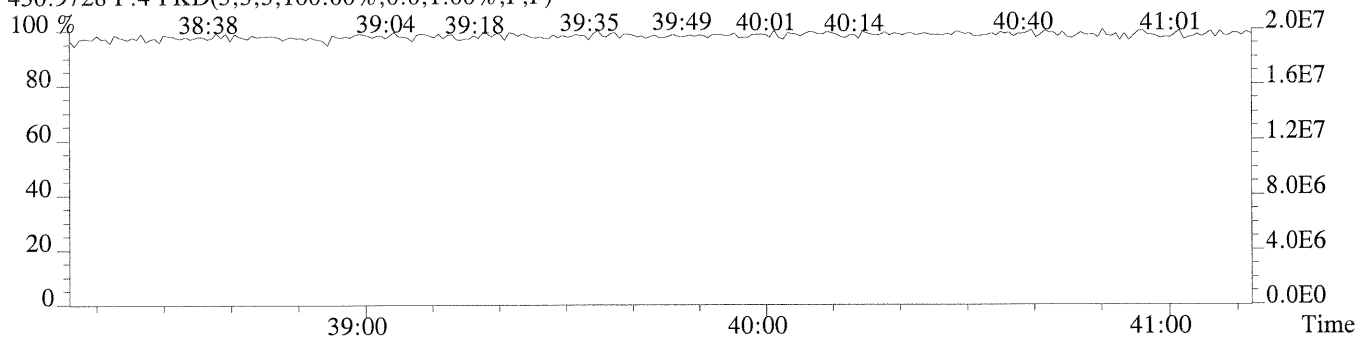
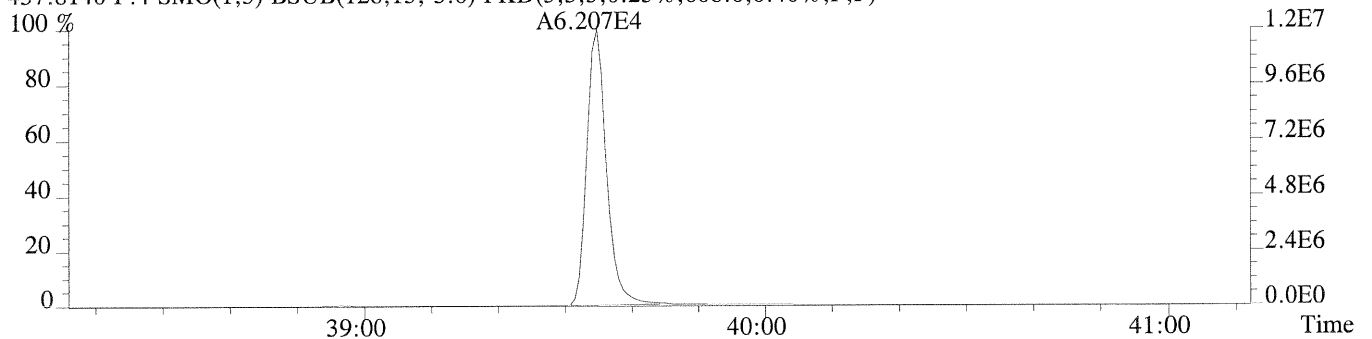
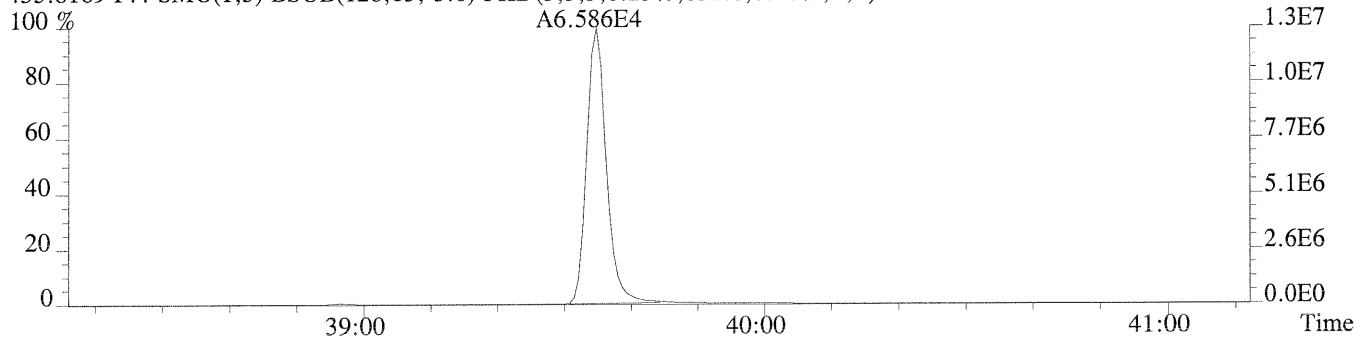
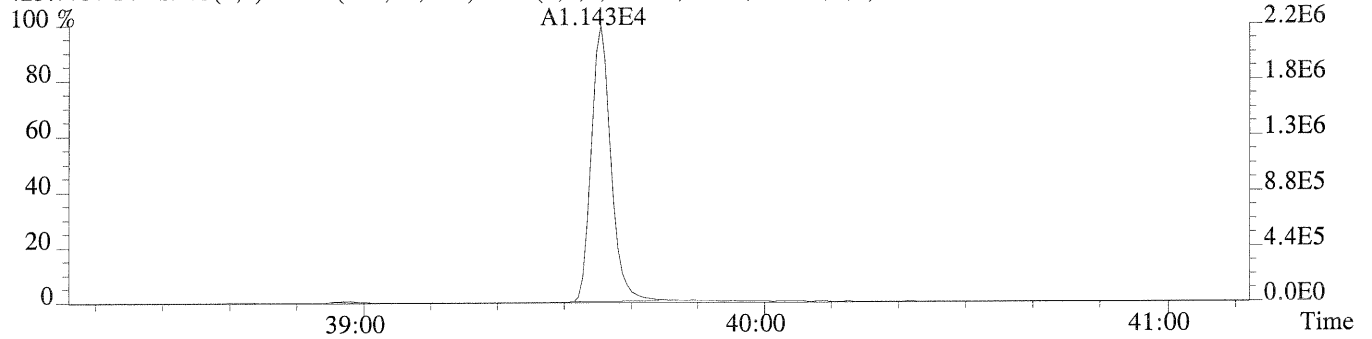
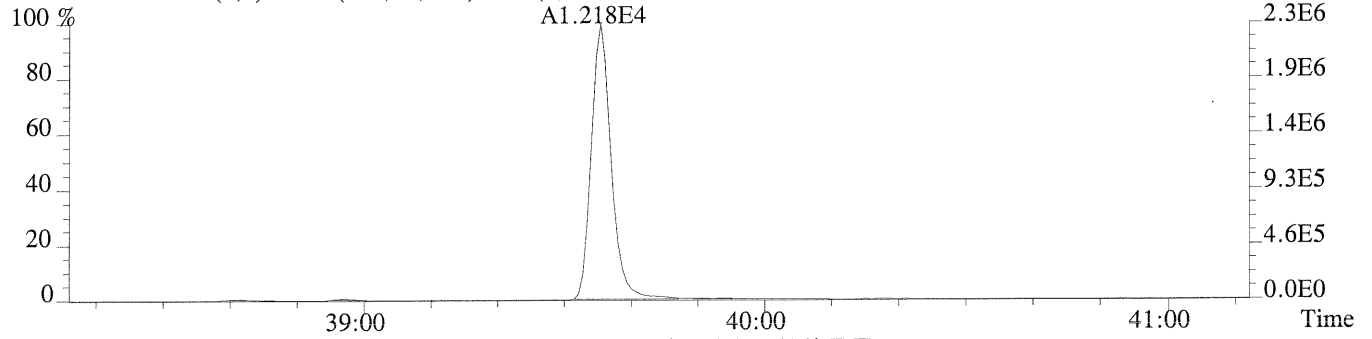


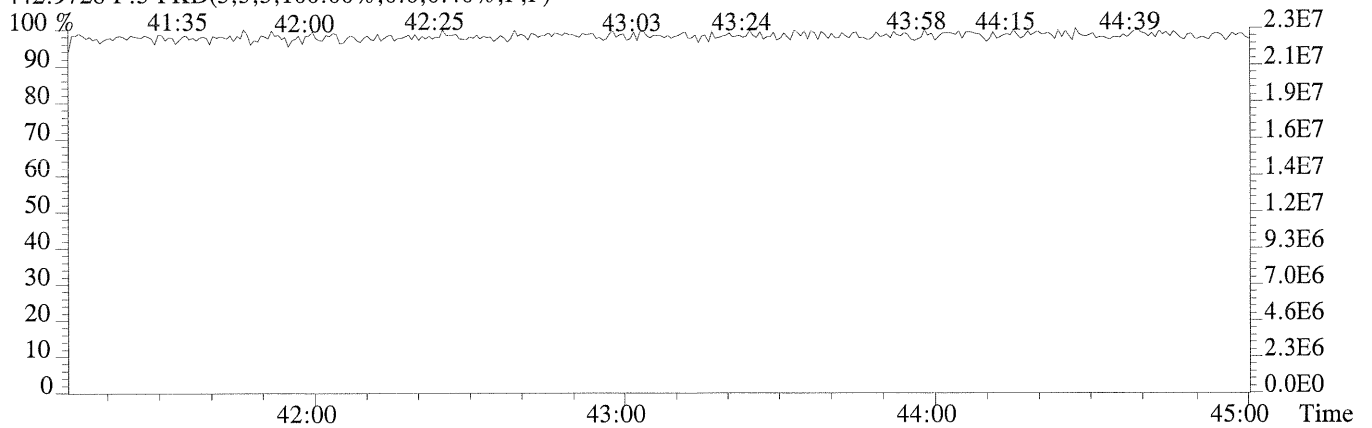
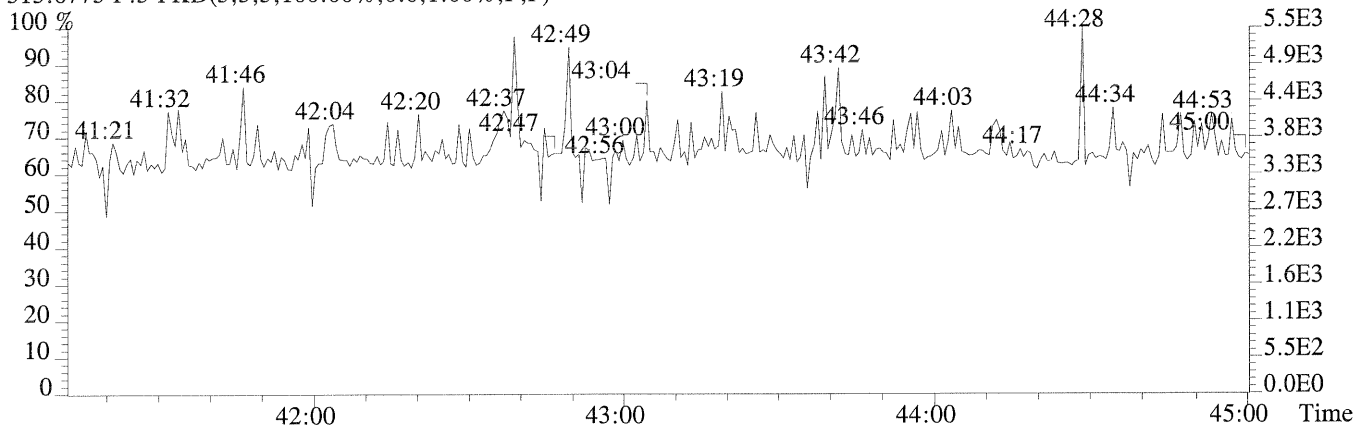
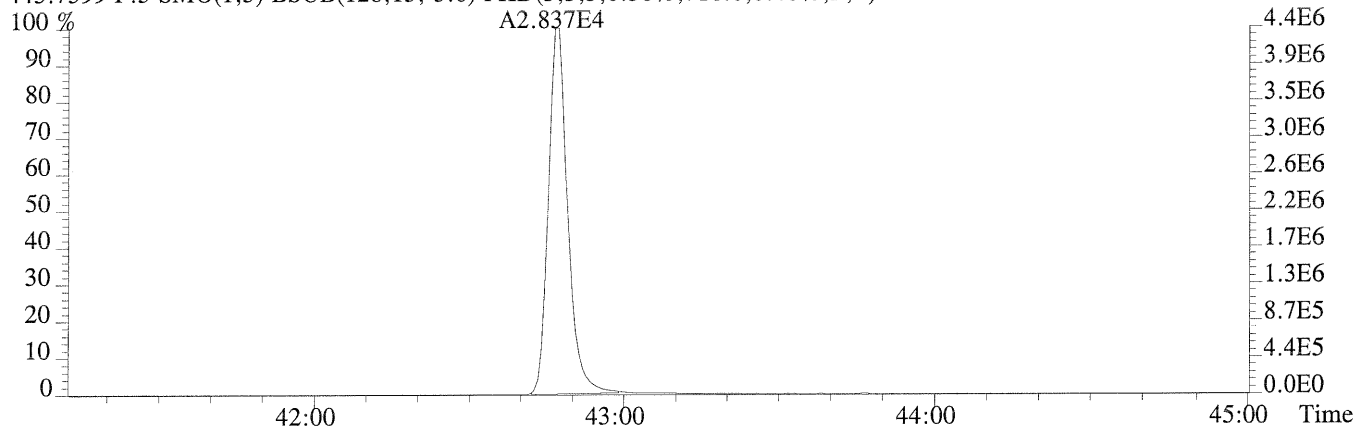
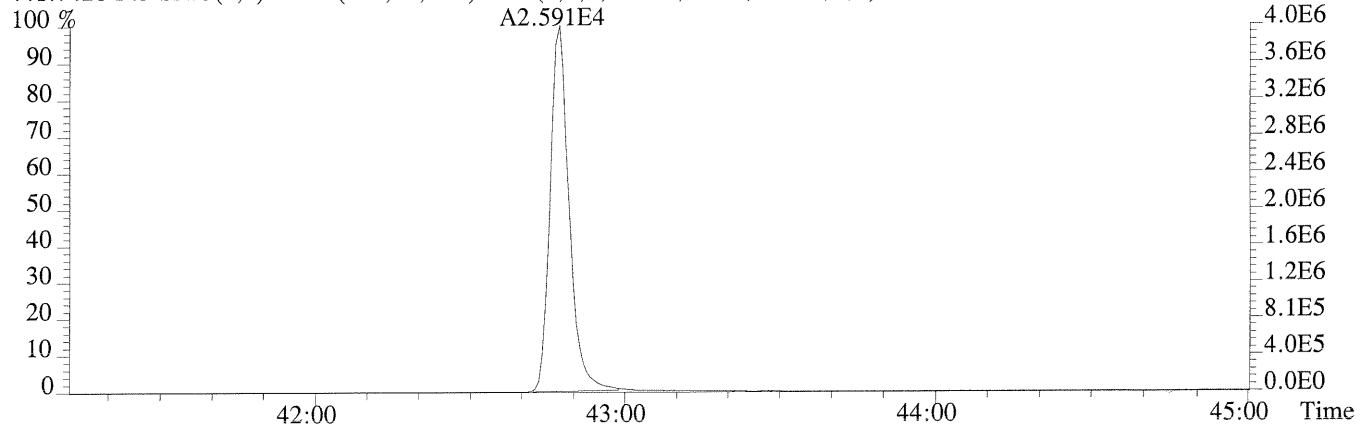
479.7165 F:4 PKD(5,3,5,100.00%,0.0,1.00%,F,F)

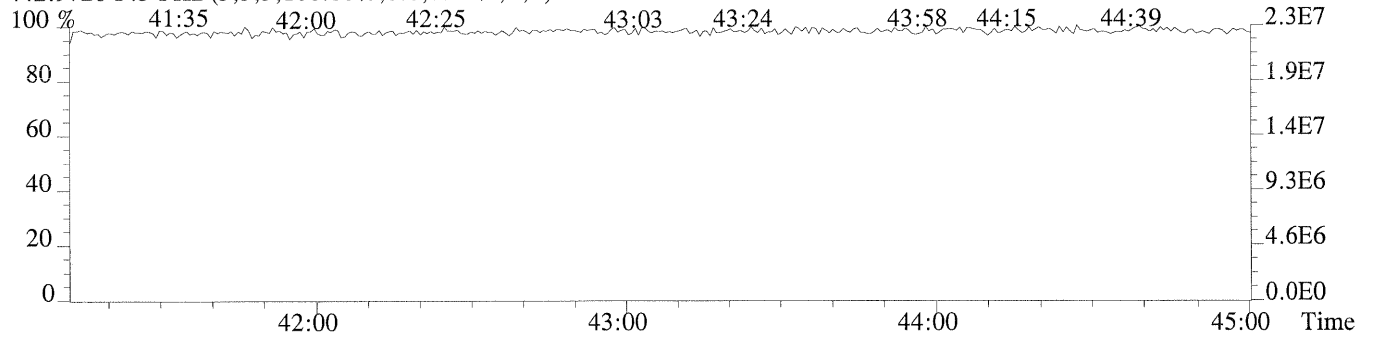
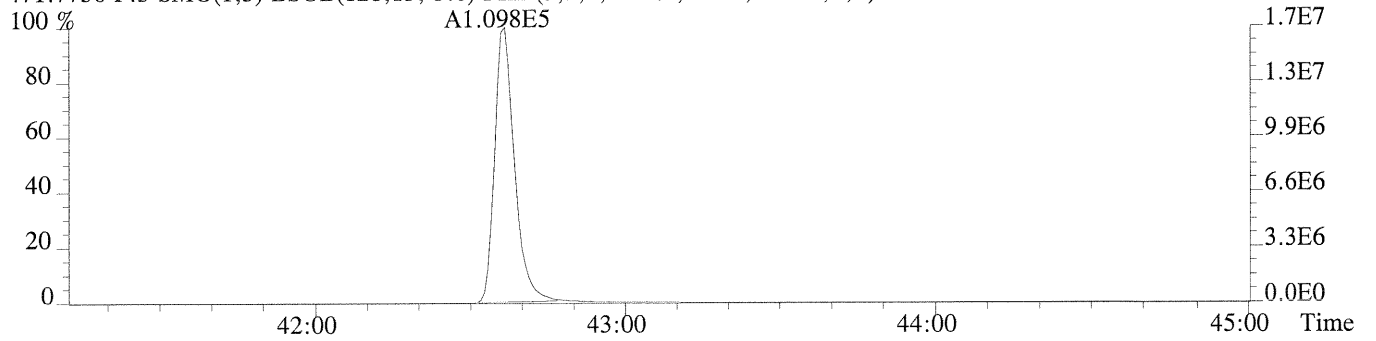
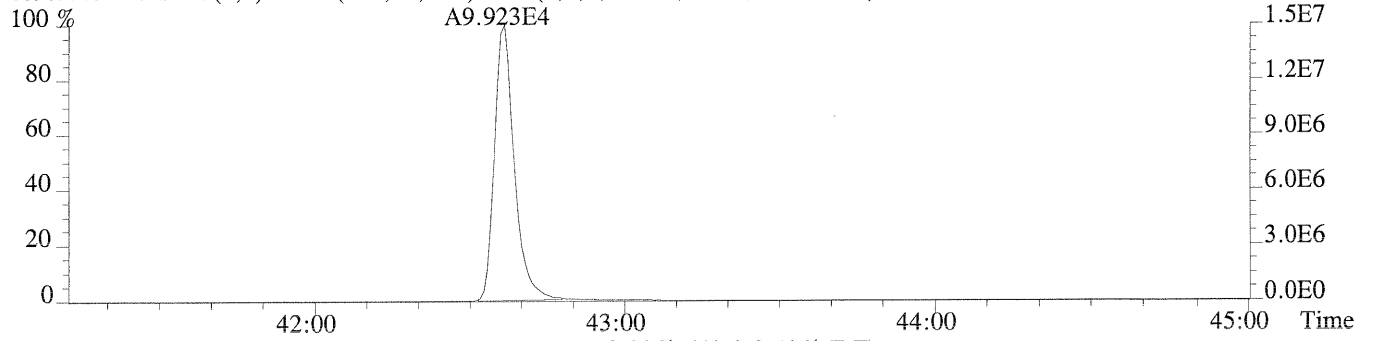
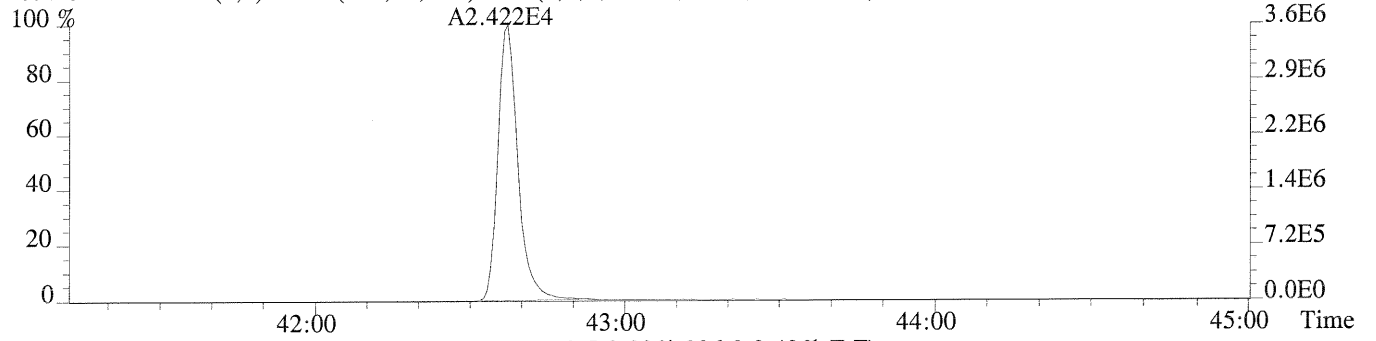
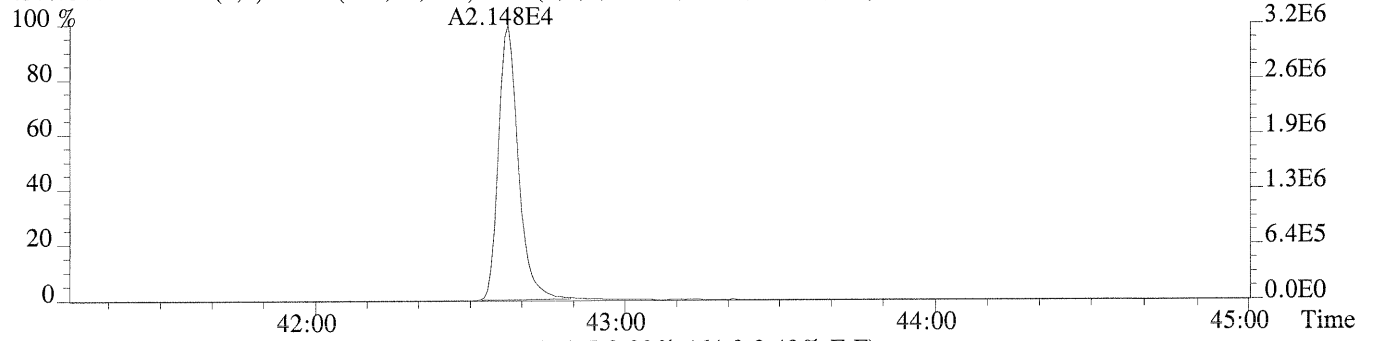


430.9728 F:4 PKD(3,3,3,100.00%,0.0,1.00%,F,F)









USEPA - ITD

FORM 4A
PCDD/PCDF CALIBRATION VERIFICATION

Lab Name: Columbia Analytical Services Episode No.:

Contract No.: SDG No.:

Initial Calibration Date: 07/31/09

Instrument ID: AutoSpec-Ultima GC Column ID: DB-5

VER Data Filename: U132616 Analysis Date: 20-AUG-09 Time: 17:43:51

NATIVE ANALYTES	M/Z'S FORMING RATIO (1)	ION ABUND. RATIO	QC LIMITS (2)	CCAL. RRF	MEAN RRF	%D (3)
2,3,7,8-TCDD	M/M+2	0.79	0.65-0.89	0.98	0.93	5.43
1,2,3,7,8-PeCDD	M+2/M+4	1.54	1.32-1.78	0.83	0.89	-6.94
1,2,3,4,7,8-HxCDD	M+2/M+4	1.28	1.05-1.43	0.98	1.03	-4.82
1,2,3,6,7,8-HxCDD	M+2/M+4	1.29	1.05-1.43	1.18	1.08	9.16
1,2,3,7,8,9-HxCDD	M+2/M+4	1.29	1.05-1.43	1.05	1.05	0.30
1,2,3,4,6,7,8-HpCDD	M+2/M+4	1.04	0.88-1.20	0.90	0.95	-4.40
OCDD	M+2/M+4	0.93	0.76-1.02	1.14	1.02	11.72
2,3,7,8-TCDF	M/M+2	0.80	0.65-0.89	0.90	0.85	6.44
1,2,3,7,8-PeCDF	M+2/M+4	1.54	1.32-1.78	0.90	0.85	5.05
2,3,4,7,8-PeCDF	M+2/M+4	1.57	1.32-1.78	0.92	0.89	4.24
1,2,3,4,7,8-HxCDF	M+2/M+4	1.24	1.05-1.43	1.07	1.13	-5.06
1,2,3,6,7,8-HxCDF	M+2/M+4	1.27	1.05-1.43	1.33	1.14	15.86
1,2,3,7,8,9-HxCDF	M+2/M+4	1.27	1.05-1.43	0.96	0.94	2.37
2,3,4,6,7,8-HxCDF	M+2/M+4	1.24	1.05-1.43	1.11	1.06	4.50
1,2,3,4,6,7,8-HpCDF	M+2/M+4	1.02	0.88-1.20	1.35	1.37	-2.01
1,2,3,4,7,8,9-HpCDF	M+2/M+4	1.03	0.88-1.20	1.07	1.08	-1.08
OCDF	M+2/M+4	0.91	0.76-1.02	1.35	1.10	22.45

(1) See Table 6, Method 8290, for m/z specifications.

(2) Ion Abundance Ratio Control Limits as specified in Table 8, Method 8290.

(3) The beginning CCAL %RSD for the 17 unlabeled standard must not exceed +/- 20%, Section 7.7.4.1. The ending CCAL must not exceed +/-25%. Section 8.3.2.4.

8290F4A

USEPA - ITD

FORM 4B
PCDD/PCDF CALIBRATION VERIFICATION

Lab Name: Columbia Analytical Services Episode No.:

Contract No.: SDG No.:

Initial Calibration Date: 07/31/09

Instrument ID: AutoSpec-Ultima GC Column ID: DB-5

VER Data Filename: U132616 Analysis Date: 20-AUG-09 Time: 17:43:51

LABELED COMPOUNDS	M/Z'S FORMING RATIO (1)	ION ABUND. RATIO	QC LIMITS (2)	CCAL. RRF	MEAN RRF	%D (3)
13C-2,3,7,8-TCDD	M/M+2	0.77	0.65-0.89	1.02	1.05	-2.47
13C-1,2,3,7,8-PeCDD	M+2/M+4	1.56	1.32-1.78	1.03	0.91	13.84
13C-1,2,3,6,7,8-HxCDD	M+2/M+4	1.26	1.05-1.43	0.90	0.98	-8.30
13C-1,2,3,4,6,7,8-HpCDD	M+2/M+4	1.06	0.88-1.20	0.81	0.93	-12.99
13C-OCDD	M+2/M+4	0.92	0.76-1.02	0.59	0.75	-21.98
13C-2,3,7,8-TCDF	M/M+2	0.78	0.65-0.89	1.45	1.36	6.74
13C-1,2,3,7,8-PeCDF	M+2/M+4	1.57	1.32-1.78	1.30	1.26	3.31
13C-1,2,3,4,7,8-HxCDF	M/M+2	0.52	0.43-0.59	1.19	1.25	-4.91
13C-1,2,3,4,6,7,8-HpCDF	M/M+2	0.45	0.37-0.51	0.90	0.93	-2.86
CLEANUP STANDARD						
37Cl-2,3,7,8-TCDD				1.00	0.98	2.82

(1) See Table 6, Method 8290, for m/z specifications.

(2) Ion Abundance Ratio Control Limits as specified in Table 8, Method 8290.

(3) The beginning CCAL %RSD for the labeled standard must not exceed +/- 30%, Section 7.7.4.2. The ending CCAL must not exceed +/- 35%, Section 8.3.2.4.

8290F4Bp

Columbia Analytical Services, Inc.
Sample Response Summary

CLIENT ID.
CCAL HRCC3

Run #7 Filename U132616 Samp: 1 Inj: 1 Acquired: 20-AUG-09 17:43:51
Processed: 21-AUG-09 08:09:56 LAB. ID: CCAL HRCC3

Typ	Name	RT-1	Resp 1	Resp 2	Ratio	Meet	Mod?	RRF	
1 Unk	2,3,7,8-TCDF	28:04	9.878e+03	1.227e+04	0.80	yes	no	0.848	
2 Unk	1,2,3,7,8-PeCDF	32:26	3.007e+04	1.955e+04	1.54	yes	no	0.854	
3 Unk	2,3,4,7,8-PeCDF	33:10	3.122e+04	1.983e+04	1.57	yes	no	0.886	
4 Unk	1,2,3,4,7,8-HxCDF	35:59	2.362e+04	1.906e+04	1.24	yes	no	1.125	
5 Unk	1,2,3,6,7,8-HxCDF	36:05	2.956e+04	2.336e+04	1.27	yes	no	1.144	
6 Unk	2,3,4,6,7,8-HxCDF	36:34	2.440e+04	1.975e+04	1.24	yes	no	1.058	
7 Unk	1,2,3,7,8,9-HxCDF	37:16	2.144e+04	1.689e+04	1.27	yes	no	0.938	
8 Unk	1,2,3,4,6,7,8-HpCDF	38:42	2.066e+04	2.016e+04	1.02	yes	no	1.374	
9 Unk	1,2,3,4,7,8,9-HpCDF	40:01	1.645e+04	1.604e+04	1.03	yes	no	1.083	
10 Unk	OCDF	42:47	2.538e+04	2.787e+04	0.91	yes	no	1.102	
11 Unk	2,3,7,8-TCDD	28:54	7.500e+03	9.543e+03	0.79	yes	no	0.933	
12 Unk	1,2,3,7,8-PeCDD	33:31	2.198e+04	1.424e+04	1.54	yes	no	0.891	
13 Unk	1,2,3,4,7,8-HxCDD	36:40	1.655e+04	1.292e+04	1.28	yes	no	1.028	
14 Unk	1,2,3,6,7,8-HxCDD	36:45	2.006e+04	1.552e+04	1.29	yes	no	1.082	
15 Unk	1,2,3,7,8,9-HxCDD	37:02	1.792e+04	1.384e+04	1.29	yes	no	1.052	
16 Unk	1,2,3,4,6,7,8-HpCDD	39:36	1.247e+04	1.201e+04	1.04	yes	yes	0.947	
17 Unk	OCDD	42:37	2.165e+04	2.333e+04	0.93	yes	no	1.020	
18 IS	13C-2,3,7,8-TCDF	28:03	5.388e+04	6.880e+04	0.78	yes	no	1.355	
19 IS	13C-1,2,3,7,8-PeCDF	32:25	6.751e+04	4.306e+04	1.57	yes	no	1.262	
20 IS	13C-1,2,3,4,7,8-HxCDF	35:59	6.818e+04	1.315e+05	0.52	yes	no	1.251	
21 IS	13C-1,2,3,4,6,7,8-HpCDF	38:41	4.673e+04	1.049e+05	0.45	yes	no	0.930	
22 IS	13C-2,3,7,8-TCDD	28:53	3.771e+04	4.896e+04	0.77	yes	no	1.048	
23 IS	13C-1,2,3,7,8-PeCDD	33:30	5.321e+04	3.418e+04	1.56	yes	no	0.905	
24 IS	13C-1,2,3,6,7,8-HxCDD	36:44	8.392e+04	6.663e+04	1.26	yes	no	0.978	
25 IS	13C-1,2,3,4,6,7,8-HpCDD	39:35	6.963e+04	6.568e+04	1.06	yes	no	0.927	
26 IS	13C-OCDD	42:37	9.478e+04	1.025e+05	0.92	yes	no	0.753	
27 RS/RT	13C-1,2,3,4-TCDD	28:40	3.728e+04	4.752e+04	0.78	yes	no	-	
28 RS/RT	13C-1,2,3,7,8,9-HxCDD	37:01	9.384e+04	7.400e+04	1.27	yes	no	-	
29 C/Up	37Cl-2,3,7,8-TCDD	28:54	1.703e+04					0.977	
					SUM AREA				
30 Tot	Total Tetra-Furans	28:04		2.215e+04	0.80	yes		0.848	
31 Tot	Total Tetra-Dioxins	28:54		1.704e+04	0.79	yes		0.933	
32 Tot	Total Penta-Furans	32:26		1.007e+05	1.54	yes		0.870	
33 Tot	Total Penta-Dioxins	33:31		3.623e+04	1.54	yes		0.891	
34 Tot	Total Hexa-Furans	35:59		1.781e+05	1.24	yes		1.066	
35 Tot	Total Hexa-Dioxins	36:40		9.680e+04	1.28	yes		1.054	
36 Tot	Total Hepta-Furans	38:42		7.332e+04	1.02	yes		1.228	
37 Tot	Total Hepta-Dioxins	39:36		2.449e+04	1.04	yes		0.947	

Columbia Analytical Services, Inc.
19408 Park Row., Suite 320
Houston, TX 77084
Office (713) 266-1599. Fax (713) 266-0130

Columbia Analytical Services, Inc.
Signal/Noise Height Ratio Summary

CLIENT ID.
CCAL HRCC3

Run #7 Filename U132616 Samp: 1 Inj: 1 Acquired: 20-AUG-09 17:43:51
Processed: 21-AUG-09 08:09:561 LAB. ID: CCAL HRCC3

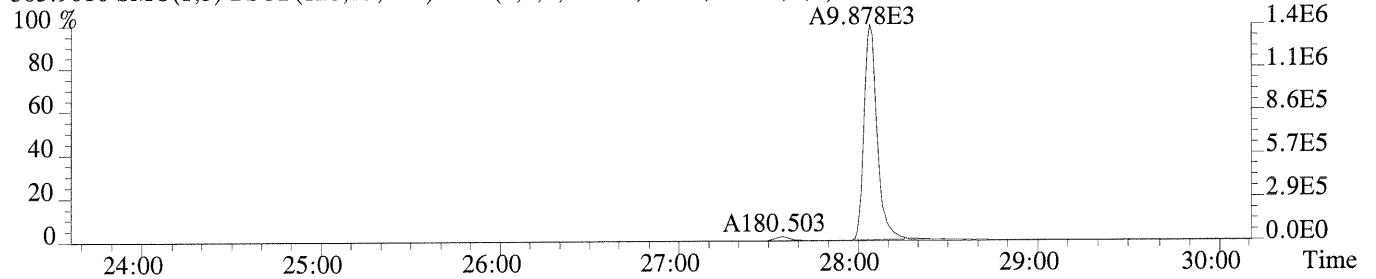
	Name	Signal 1	Noise 1	S/N Rat.1	Signal 2	Noise 2	S/N Rat.2
1	2,3,7,8-TCDF	1.43e+06	5.04e+02	2.8e+03	1.78e+06	8.04e+02	2.2e+03
2	1,2,3,7,8-PeCDF	4.70e+06	4.56e+02	1.0e+04	3.00e+06	4.12e+02	7.3e+03
3	2,3,4,7,8-PeCDF	5.15e+06	4.56e+02	1.1e+04	3.31e+06	4.12e+02	8.0e+03
4	1,2,3,4,7,8-HxCDF	4.54e+06	5.56e+02	8.2e+03	3.67e+06	7.32e+02	5.0e+03
5	1,2,3,6,7,8-HxCDF	4.63e+06	5.56e+02	8.3e+03	3.68e+06	7.32e+02	5.0e+03
6	2,3,4,6,7,8-HxCDF	4.32e+06	5.56e+02	7.8e+03	3.39e+06	7.32e+02	4.6e+03
7	1,2,3,7,8,9-HxCDF	3.41e+06	5.56e+02	6.1e+03	2.72e+06	7.32e+02	3.7e+03
8	1,2,3,4,6,7,8-HpCDF	3.39e+06	3.78e+03	9.0e+02	3.31e+06	2.08e+03	1.6e+03
9	1,2,3,4,7,8,9-HpCDF	2.31e+06	3.78e+03	6.1e+02	2.29e+06	2.08e+03	1.1e+03
10	OCDF	2.97e+06	5.00e+02	5.9e+03	3.26e+06	7.72e+02	4.2e+03
11	2,3,7,8-TCDD	1.16e+06	8.12e+02	1.4e+03	1.47e+06	7.64e+02	1.9e+03
12	1,2,3,7,8-PeCDD	3.63e+06	8.84e+02	4.1e+03	2.29e+06	5.68e+02	4.0e+03
13	1,2,3,4,7,8-HxCDD	3.39e+06	7.12e+02	4.8e+03	2.64e+06	8.60e+02	3.1e+03
14	1,2,3,6,7,8-HxCDD	3.52e+06	7.12e+02	4.9e+03	2.74e+06	8.60e+02	3.2e+03
15	1,2,3,7,8,9-HxCDD	2.97e+06	7.12e+02	4.2e+03	2.31e+06	8.60e+02	2.7e+03
16	1,2,3,4,6,7,8-HpCDD	1.93e+06	1.06e+03	1.8e+03	1.86e+06	2.56e+02	7.3e+03
17	OCDD	2.42e+06	5.84e+02	4.1e+03	2.75e+06	5.44e+02	5.1e+03
18	13C-2,3,7,8-TCDF	7.85e+06	1.85e+03	4.2e+03	9.77e+06	9.56e+02	1.0e+04
19	13C-1,2,3,7,8-PeCDF	1.07e+07	5.80e+02	1.8e+04	6.90e+06	6.52e+02	1.1e+04
20	13C-1,2,3,4,7,8-HxCDF	1.17e+07	6.96e+02	1.7e+04	2.25e+07	8.16e+02	2.8e+04
21	13C-1,2,3,4,6,7,8-HpCDF	7.72e+06	3.88e+03	2.0e+03	1.74e+07	9.08e+03	1.9e+03
22	13C-2,3,7,8-TCDD	5.91e+06	1.91e+03	3.1e+03	7.76e+06	8.68e+02	8.9e+03
23	13C-1,2,3,7,8-PeCDD	8.64e+06	4.72e+02	1.8e+04	5.55e+06	4.32e+02	1.3e+04
24	13C-1,2,3,6,7,8-HxCDD	1.53e+07	1.49e+03	1.0e+04	1.23e+07	1.08e+03	1.1e+04
25	13C-1,2,3,4,6,7,8-HpCDD	1.06e+07	6.80e+02	1.6e+04	9.99e+06	3.56e+02	2.8e+04
26	13C-OCDD	1.12e+07	4.88e+02	2.3e+04	1.24e+07	6.00e+02	2.1e+04
27	13C-1,2,3,4-TCDD	6.06e+06	1.91e+03	3.2e+03	7.72e+06	8.68e+02	8.9e+03
28	13C-1,2,3,7,8,9-HxCDD	1.58e+07	1.49e+03	1.1e+04	1.24e+07	1.08e+03	1.1e+04
29	37Cl-2,3,7,8-TCDD	2.61e+06	5.32e+02	4.9e+03			

Columbia Analytical Services, Inc.
19408 Park Row, Suite 320
Houston, TX 77084
Office: (713) 266-1599. Fax: (713) 266-0130

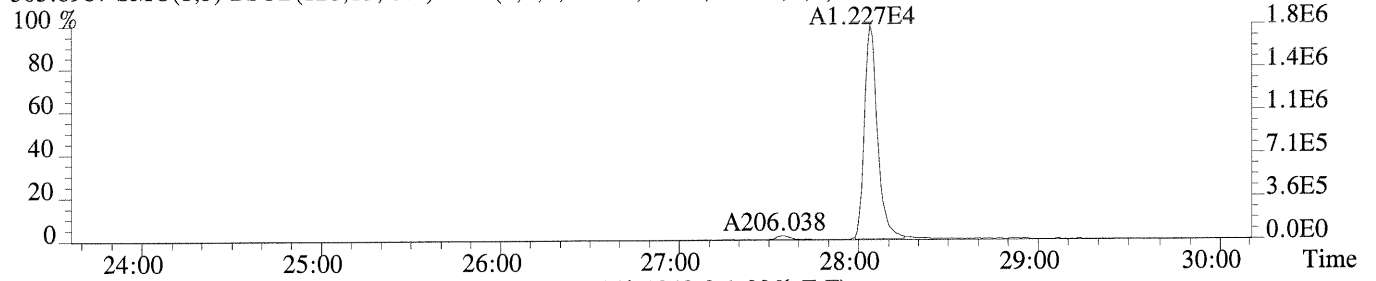
File:U132616 #1-548 Acq:20-AUG-2009 17:43:51 Probe EI+ Magnet SIR VG BioTech Mass spectf

Sample#1 Exp:CCAL HRCC3

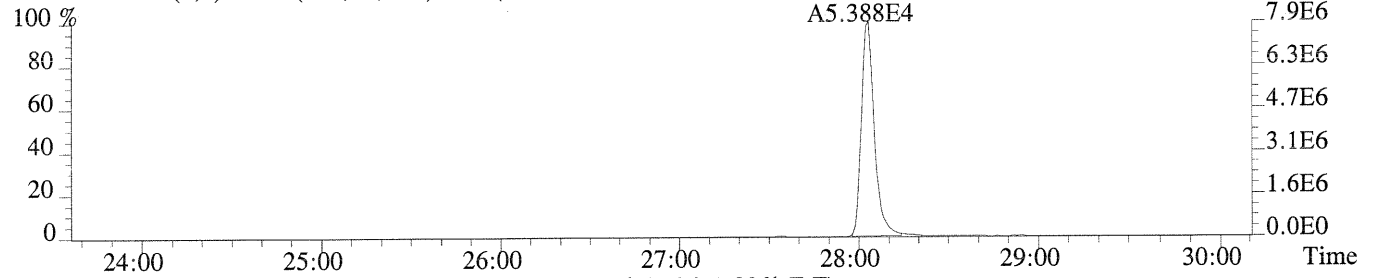
303.9016 SMO(1,3) BSUB(128,15,-3.0) PKD(3,3,3,0.10%,504.0,1.00%,F,F)



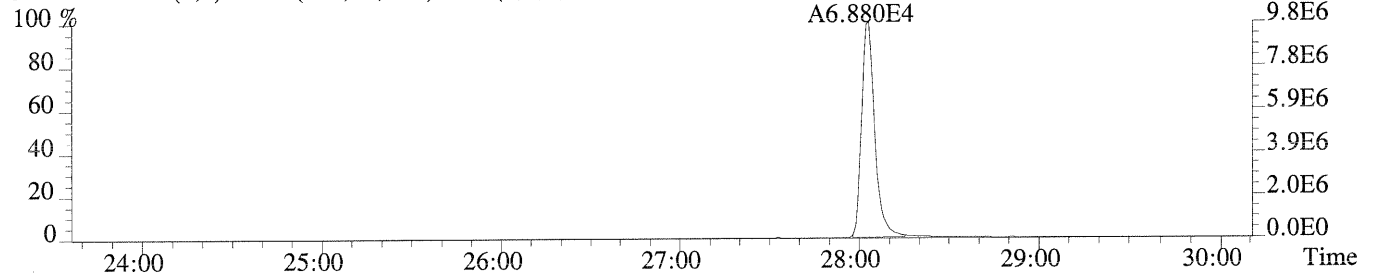
305.8987 SMO(1,3) BSUB(128,15,-3.0) PKD(3,3,3,0.10%,804.0,1.00%,F,F)



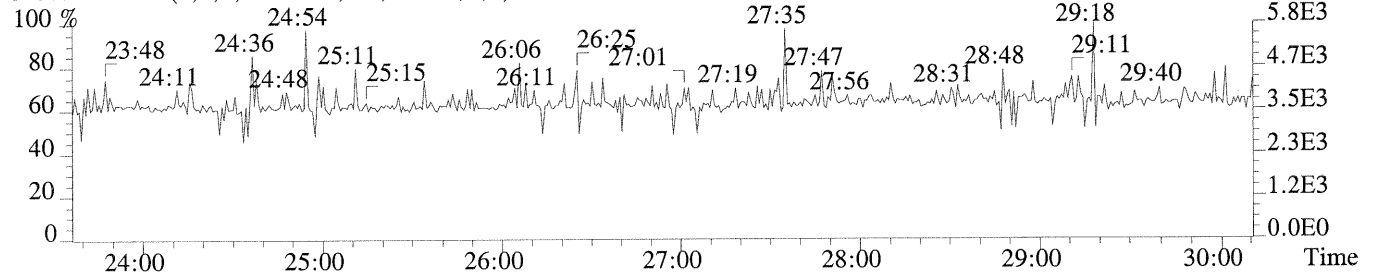
315.9419 SMO(1,3) BSUB(128,15,-3.0) PKD(3,3,3,0.10%,1848.0,1.00%,F,F)



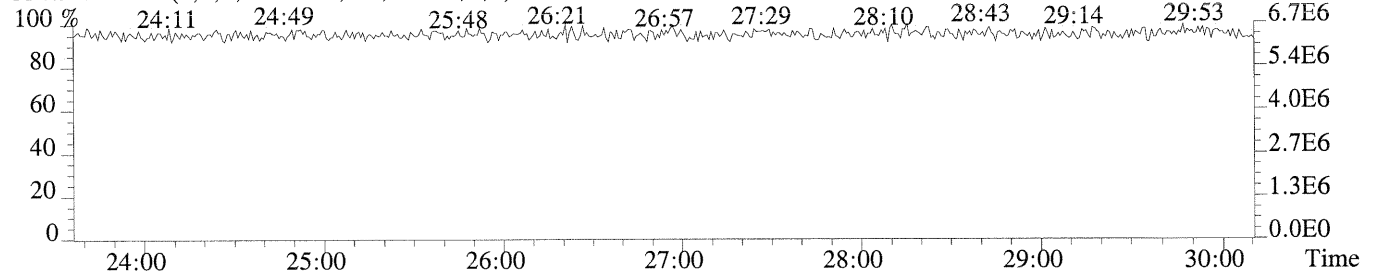
317.9389 SMO(1,3) BSUB(128,15,-3.0) PKD(3,3,3,0.10%,956.0,1.00%,F,F)



375.8364 PKD(5,3,5,100.00%,0.0,1.00%,F,F)



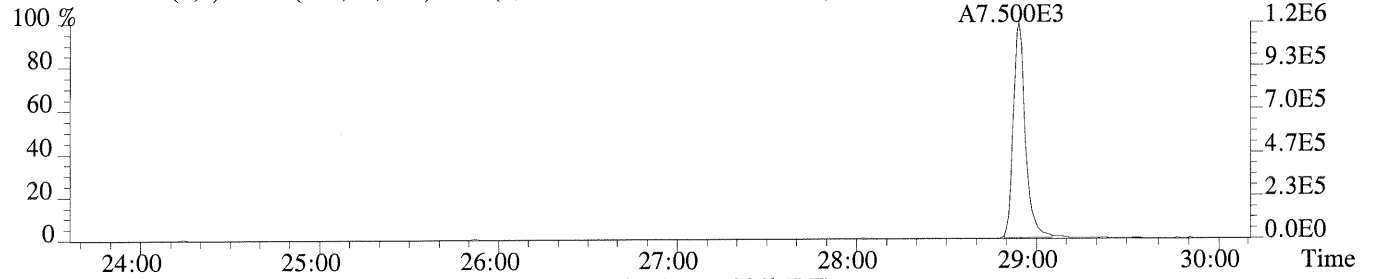
354.9792 PKD(3,3,3,100.00%,0.0,1.00%,F,F)



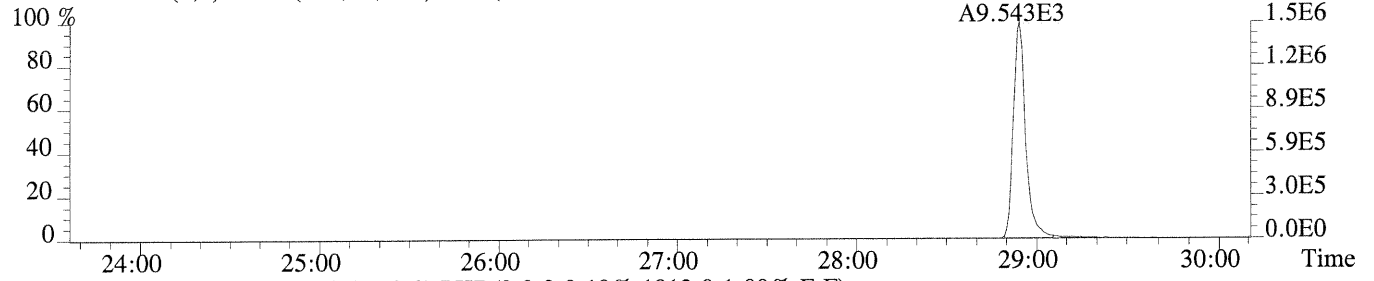
File:U132616 #1-548 Acq:20-AUG-2009 17:43:51 Probe EI+ Magnet SIR VG BioTech Mass spectf

Sample#1 Exp:CCAL HRCC3

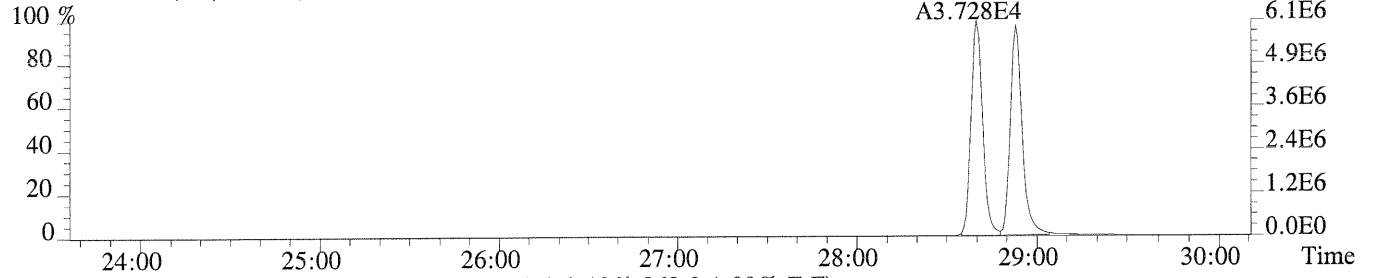
319.8965 SMO(1,3) BSUB(128,15,-3.0) PKD(3,3,3,0.10%,812.0,1.00%,F,F)



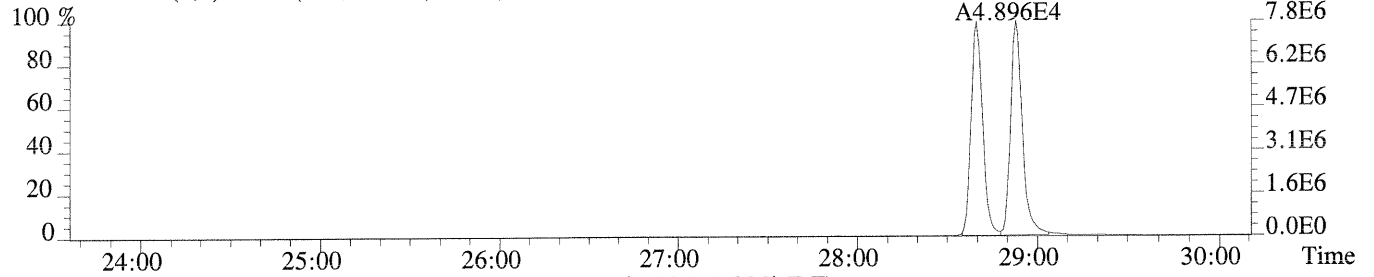
321.8936 SMO(1,3) BSUB(128,15,-3.0) PKD(3,3,3,0.10%,764.0,1.00%,F,F)



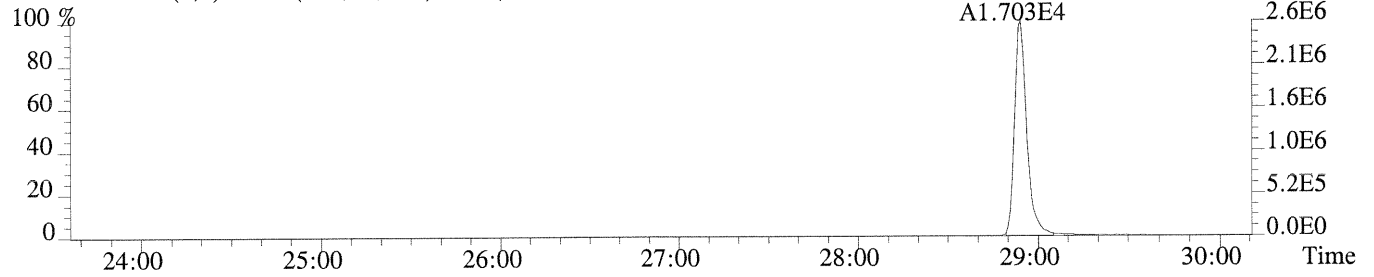
331.9368 SMO(1,3) BSUB(128,15,-3.0) PKD(3,3,3,0.10%,1912.0,1.00%,F,F)



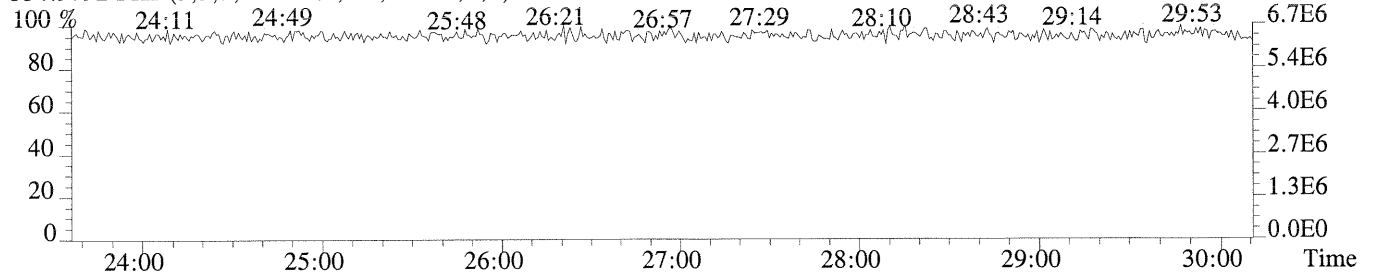
333.9339 SMO(1,3) BSUB(128,15,-3.0) PKD(3,3,3,0.10%,868.0,1.00%,F,F)



327.8847 SMO(1,3) BSUB(128,15,-3.0) PKD(3,3,3,0.10%,532.0,1.00%,F,F)

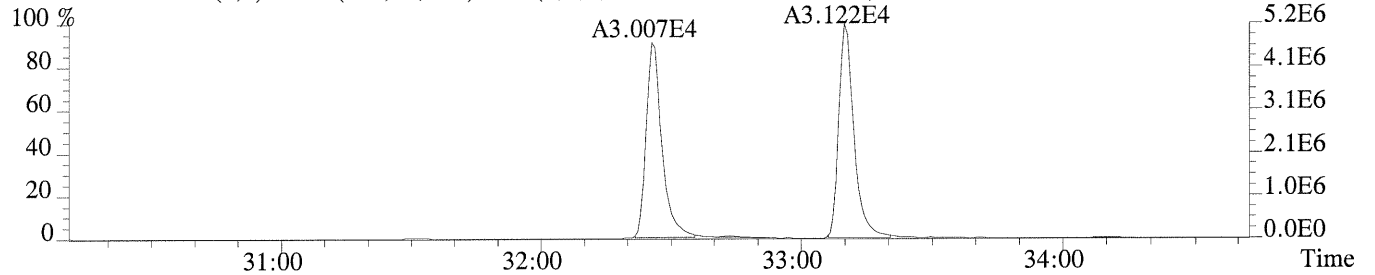


354.9792 PKD(3,3,3,100.00%,0.0,1.00%,F,F)

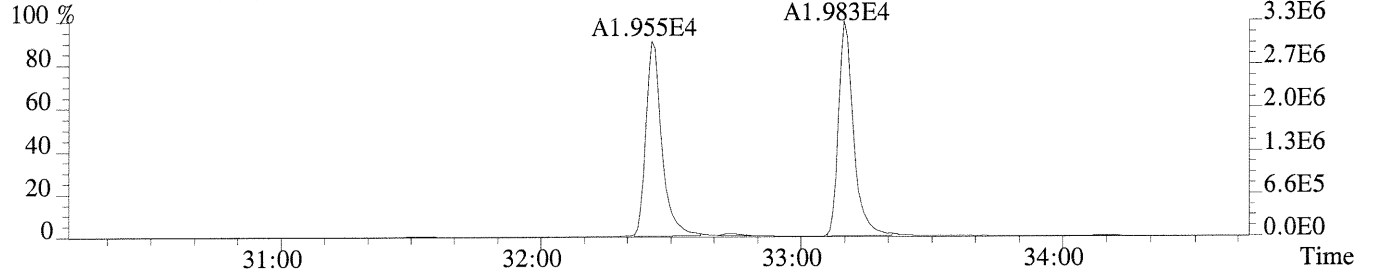


Sample#1 Exp:CCAL HRCC3

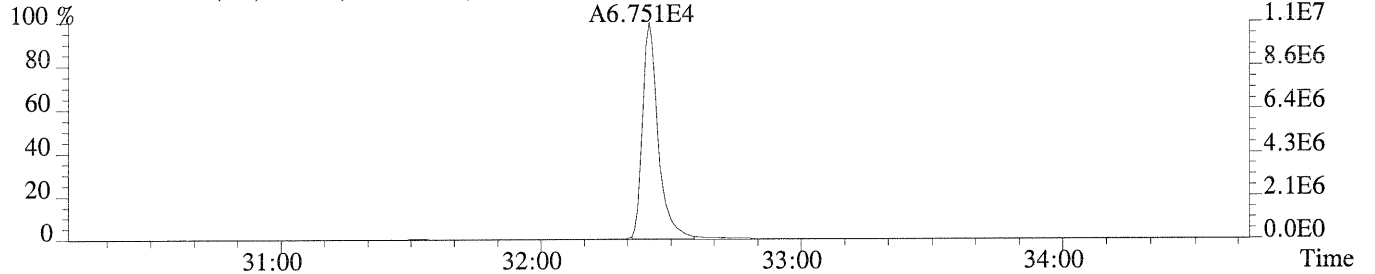
339.8597 F:2 SMO(1,3) BSUB(128,15,-3.0) PKD(3,3,3,0.10%,456.0,1.00%,F,F)



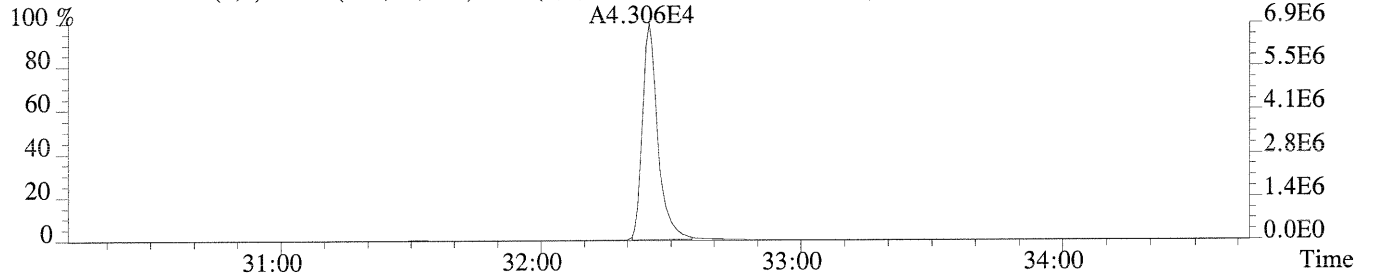
341.8567 F:2 SMO(1,3) BSUB(128,15,-3.0) PKD(3,3,3,0.10%,412.0,1.00%,F,F)



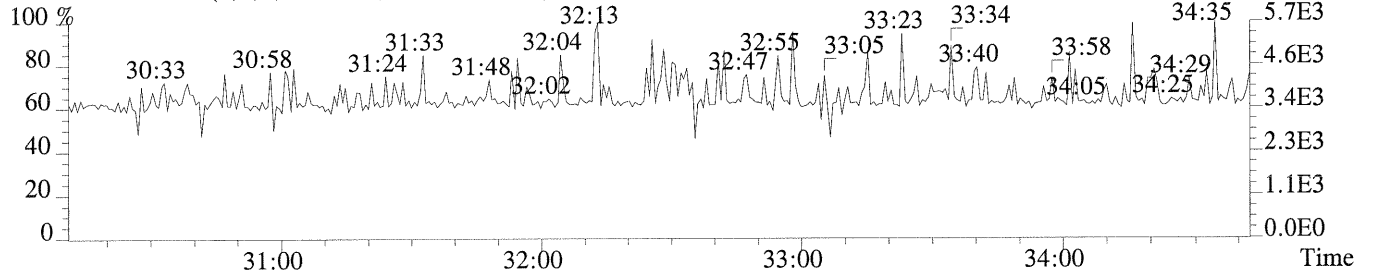
351.9000 F:2 SMO(1,3) BSUB(128,15,-3.0) PKD(3,3,3,0.10%,580.0,1.00%,F,F)



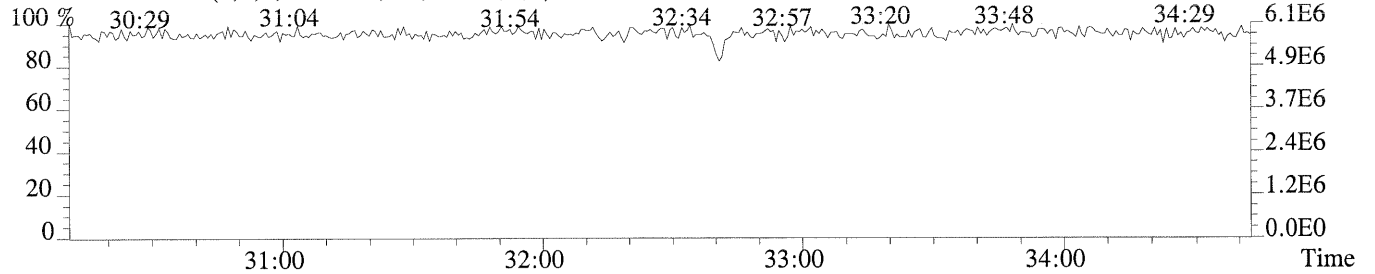
353.8970 F:2 SMO(1,3) BSUB(128,15,-3.0) PKD(3,3,3,0.10%,652.0,1.00%,F,F)



409.7974 F:2 PKD(5,3,5,100.00%,0.0,1.00%,F,F)

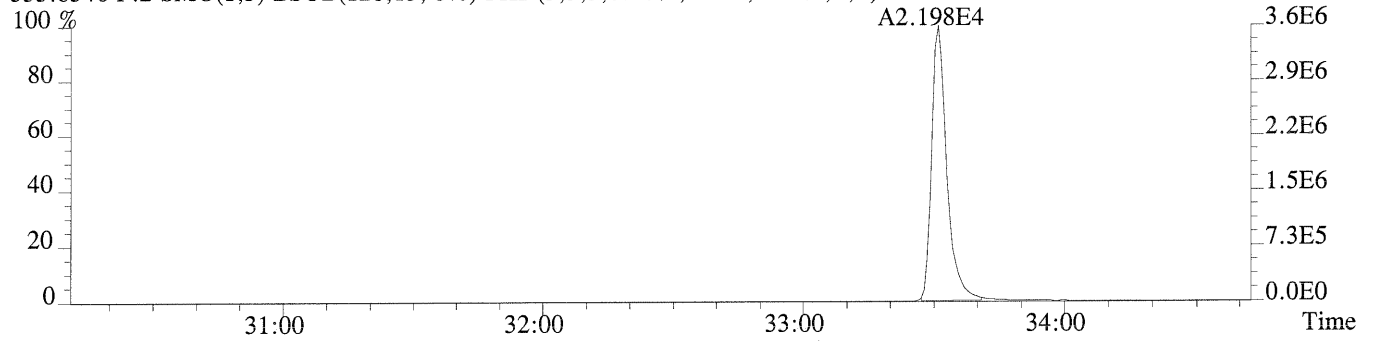


354.9792 F:2 PKD(3,3,3,100.00%,0.0,1.00%,F,F)

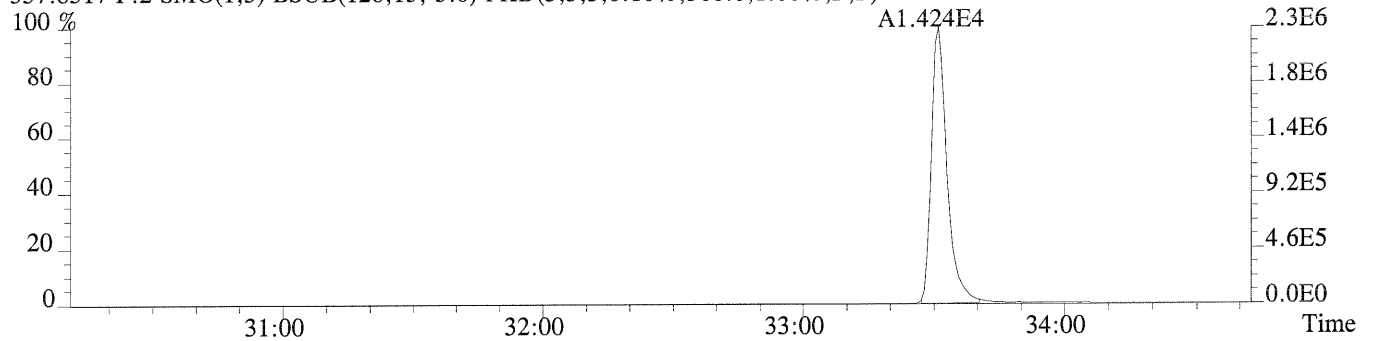


Sample#1 Exp:CCAL HRCC3

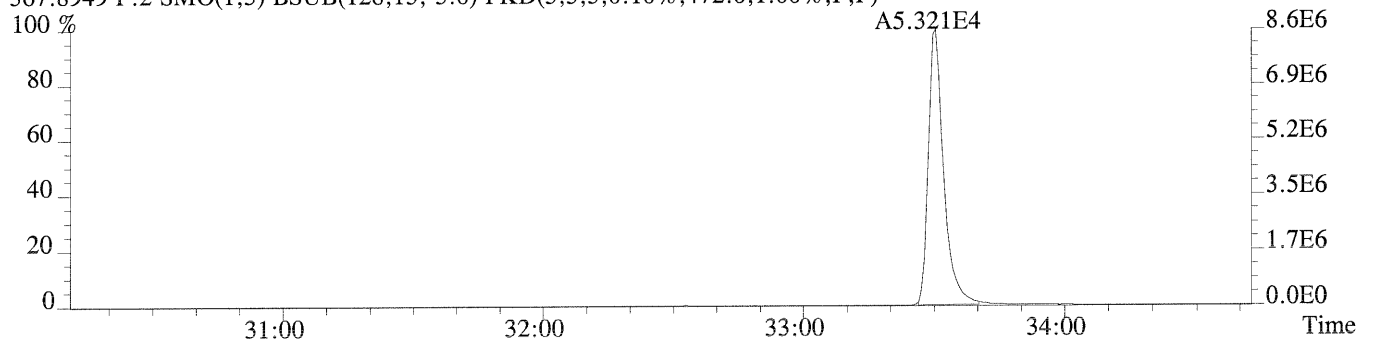
355.8546 F:2 SMO(1,3) BSUB(128,15,-3.0) PKD(3,3,3,0.10%,884.0,1.00%,F,F)



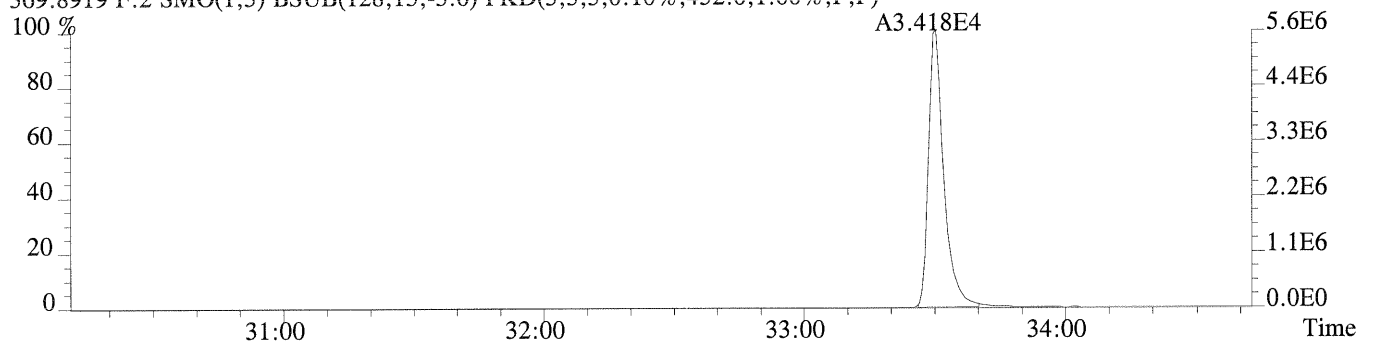
357.8517 F:2 SMO(1,3) BSUB(128,15,-3.0) PKD(3,3,3,0.10%,568.0,1.00%,F,F)



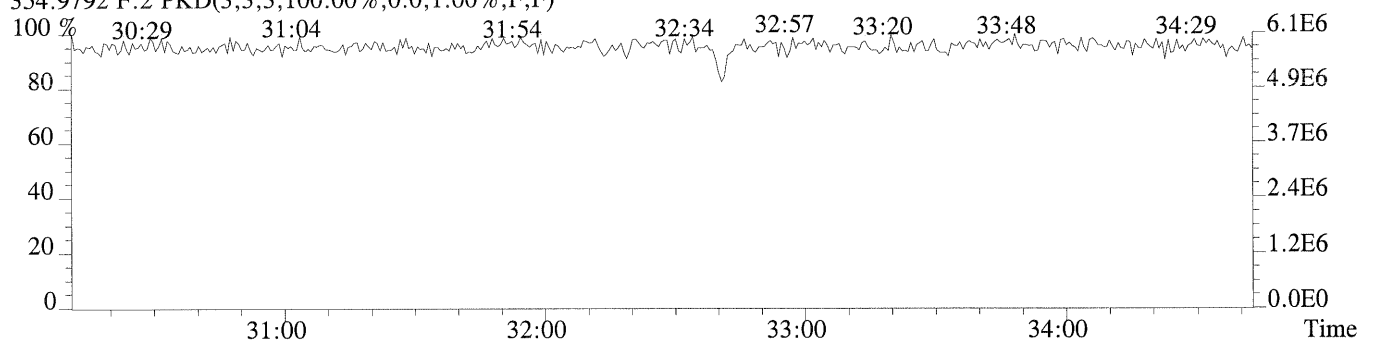
367.8949 F:2 SMO(1,3) BSUB(128,15,-3.0) PKD(3,3,3,0.10%,472.0,1.00%,F,F)



369.8919 F:2 SMO(1,3) BSUB(128,15,-3.0) PKD(3,3,3,0.10%,432.0,1.00%,F,F)



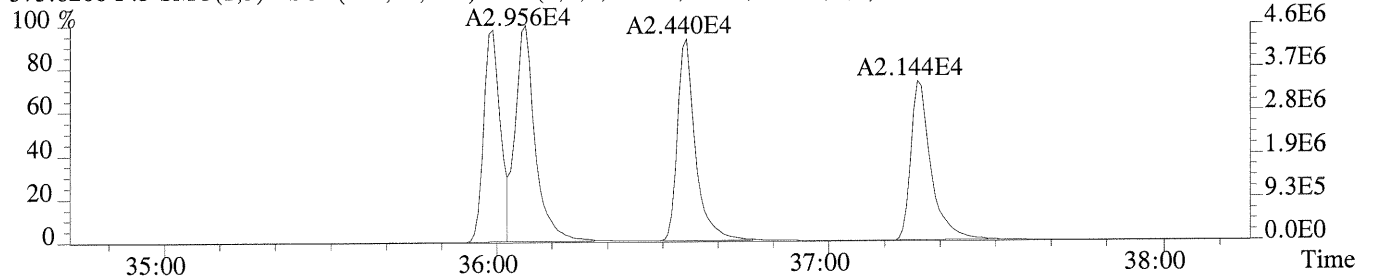
354.9792 F:2 PKD(3,3,3,100.00%,0.0,1.00%,F,F)



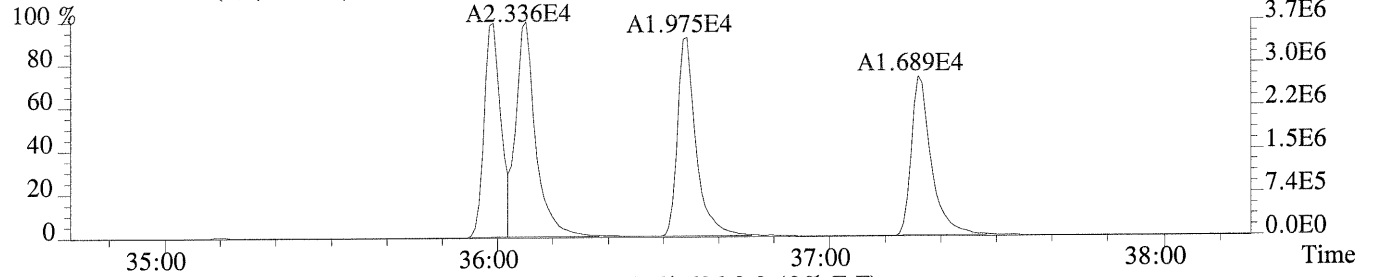
File:U132616 #1-322 Acq:20-AUG-2009 17:43:51 Probe EI+ Magnet SIR VG BioTech Mass spectf

Sample#1 Exp:CCAL HRCC3

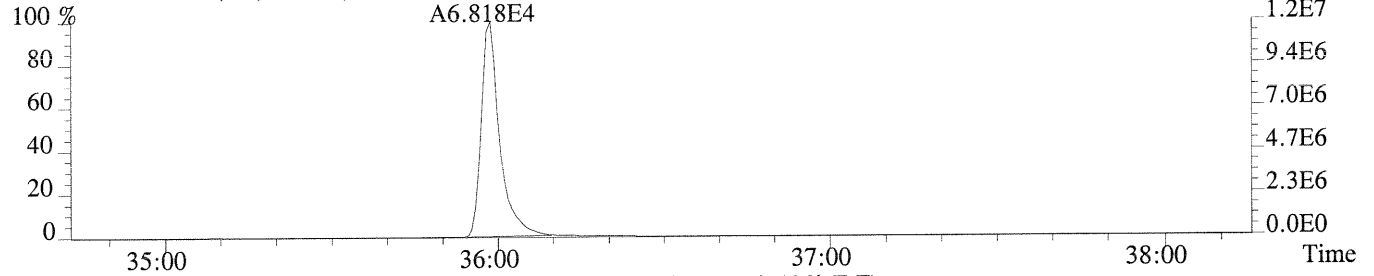
373.8208 F:3 SMO(1,3) BSUB(128,15,-3.0) PKD(3,3,3,0.25%,556.0,0.40%,F,F)



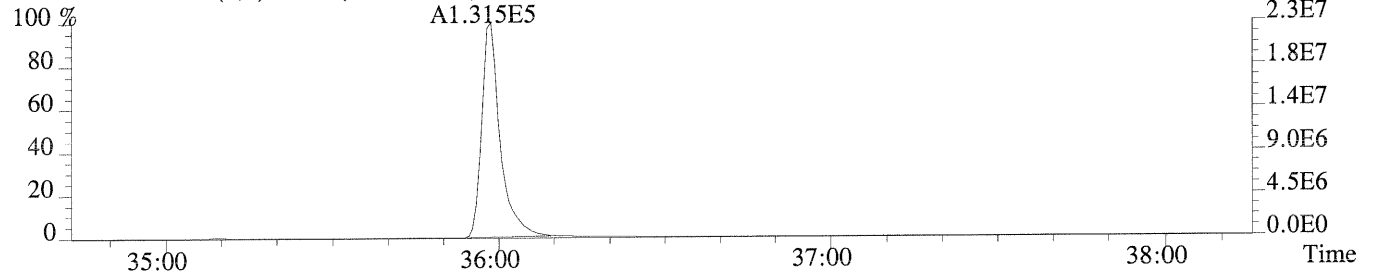
375.8178 F:3 SMO(1,3) BSUB(128,15,-3.0) PKD(3,3,3,0.25%,732.0,0.40%,F,F)



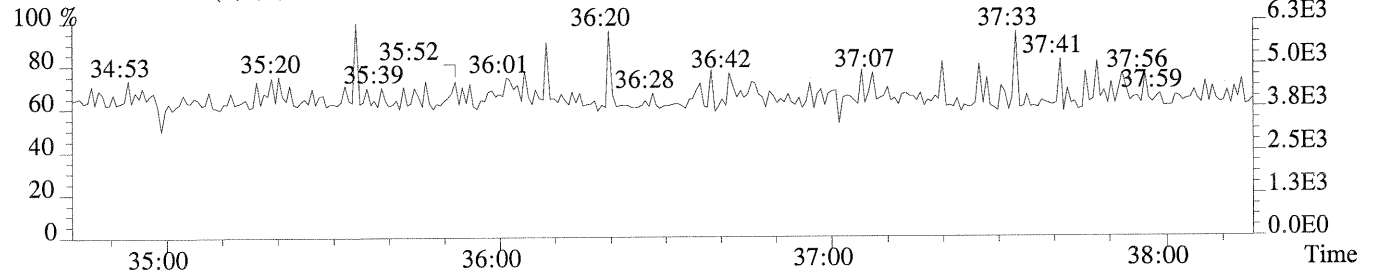
383.8639 F:3 SMO(1,3) BSUB(128,15,-3.0) PKD(3,3,3,0.25%,696.0,0.40%,F,F)



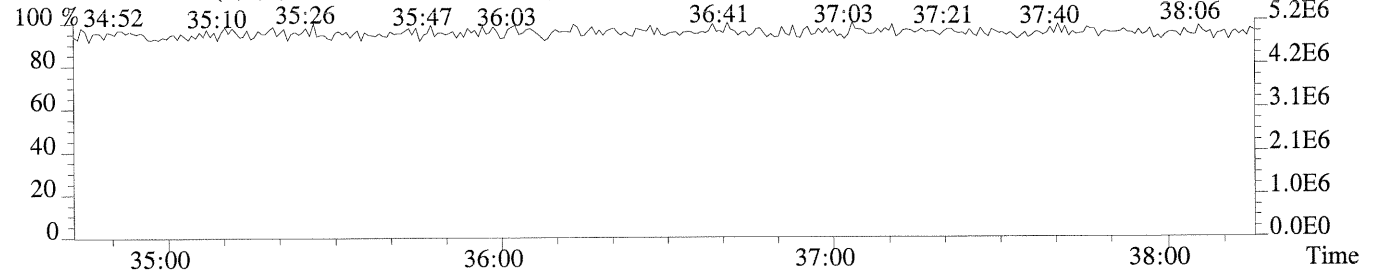
385.8610 F:3 SMO(1,3) BSUB(128,15,-3.0) PKD(3,3,3,0.25%,816.0,0.40%,F,F)



445.7555 F:3 PKD(5,3,5,100.00%,0.0,1.00%,F,F)



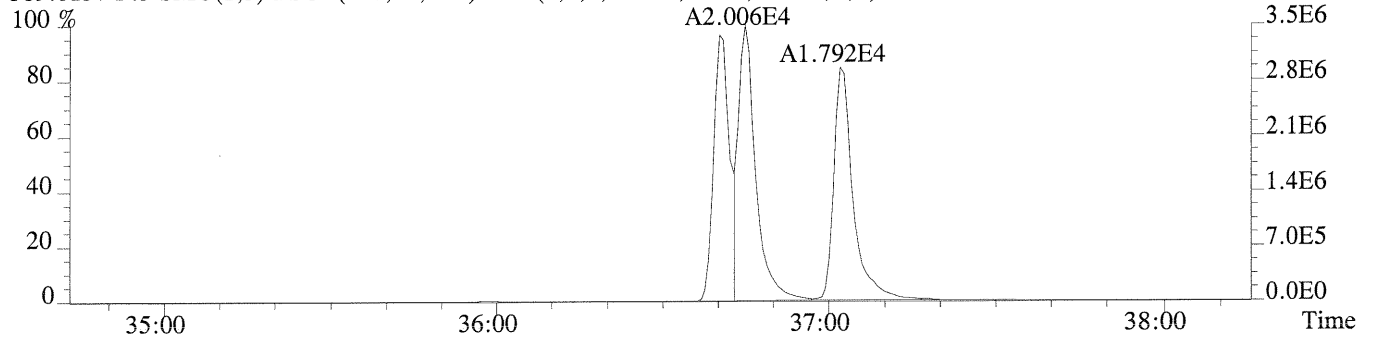
430.9728 F:3 PKD(3,3,3,100.00%,0.0,1.00%,F,F)



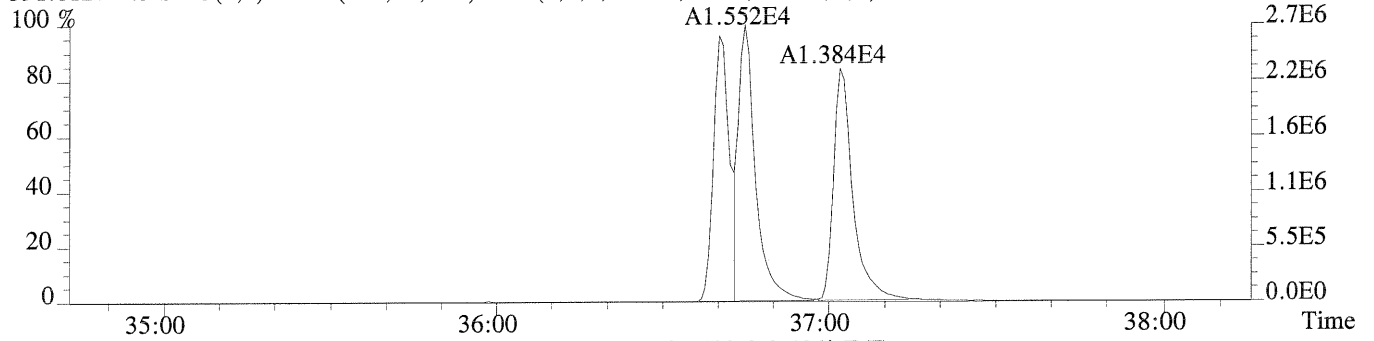
File:U132616 #1-322 Acq:20-AUG-2009 17:43:51 Probe EI+ Magnet SIR VG BioTech Mass spectf

Sample#1 Exp:CCAL HRCC3

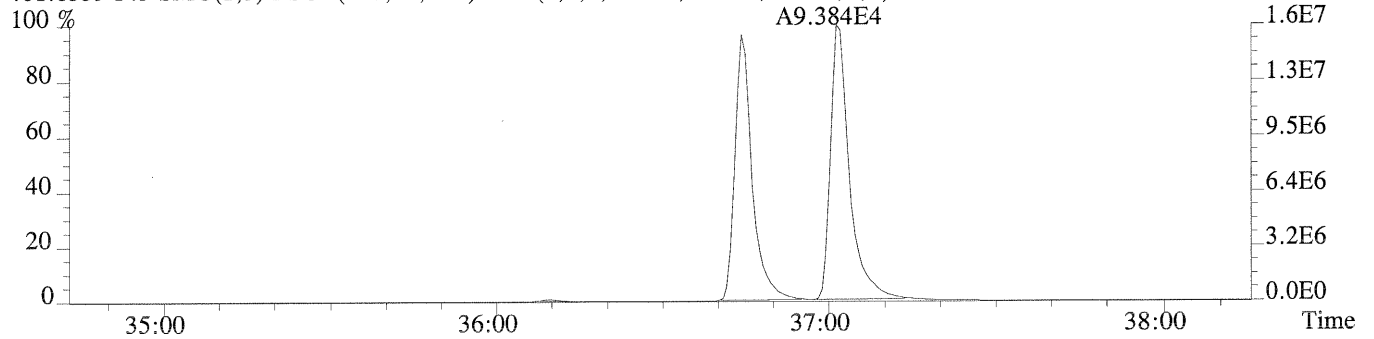
389.8157 F:3 SMO(1,3) BSUB(128,15,-3.0) PKD(3,3,3,0.25%,712.0,0.40%,F,F)



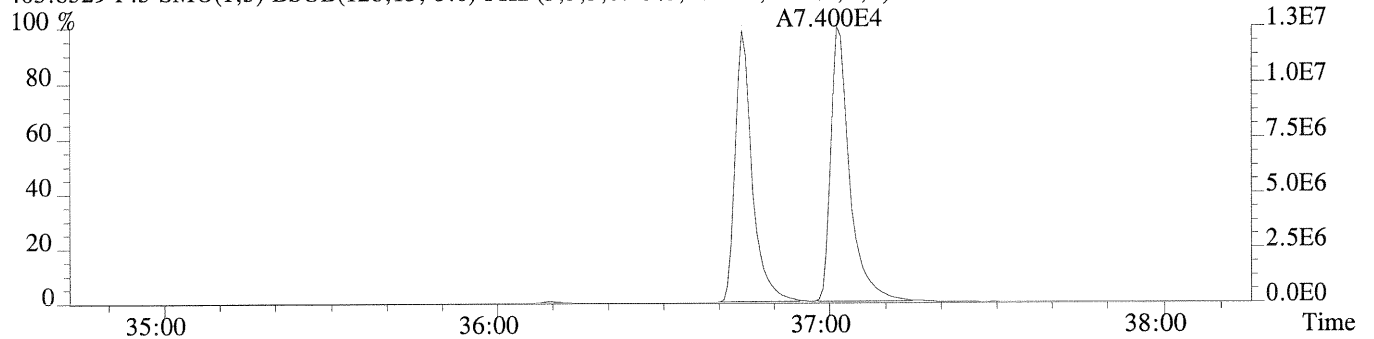
391.8127 F:3 SMO(1,3) BSUB(128,15,-3.0) PKD(3,3,3,0.25%,860.0,0.40%,F,F)



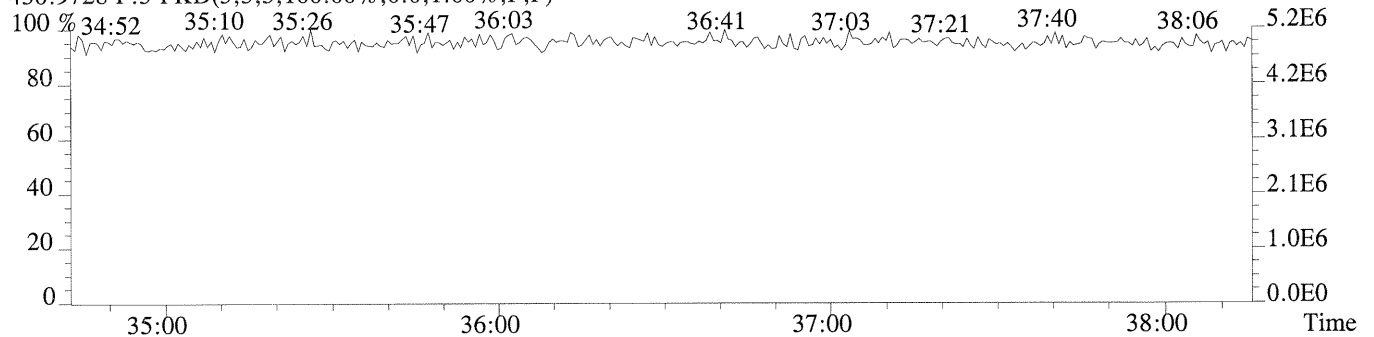
401.8559 F:3 SMO(1,3) BSUB(128,15,-3.0) PKD(3,3,3,0.25%,1488.0,0.40%,F,F)



403.8529 F:3 SMO(1,3) BSUB(128,15,-3.0) PKD(3,3,3,0.25%,1084.0,0.40%,F,F)

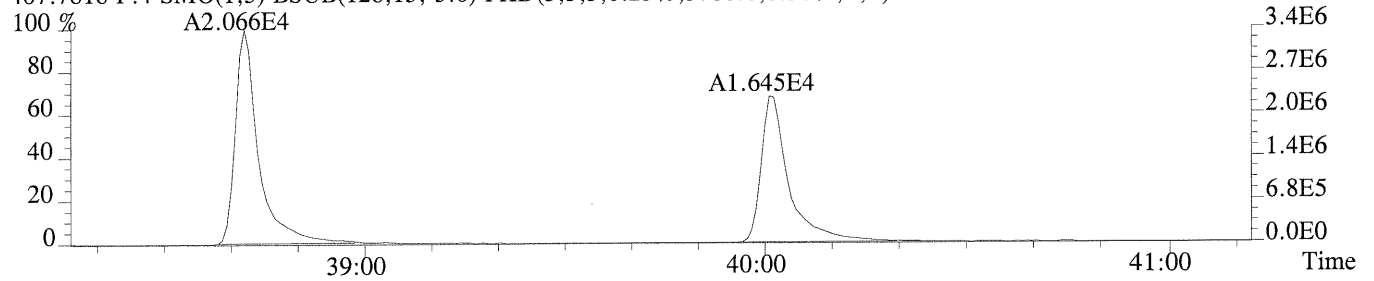


430.9728 F:3 PKD(3,3,3,100.00%,0.0,1.00%,F,F)

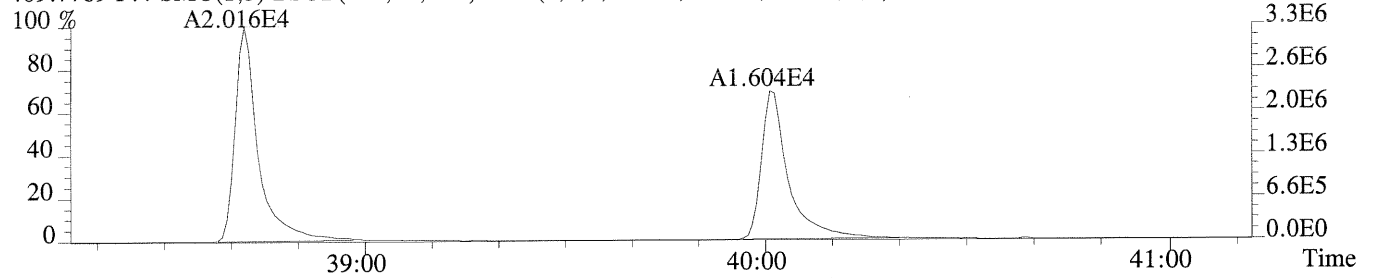


Sample#1 Exp:CCAL HRCC3

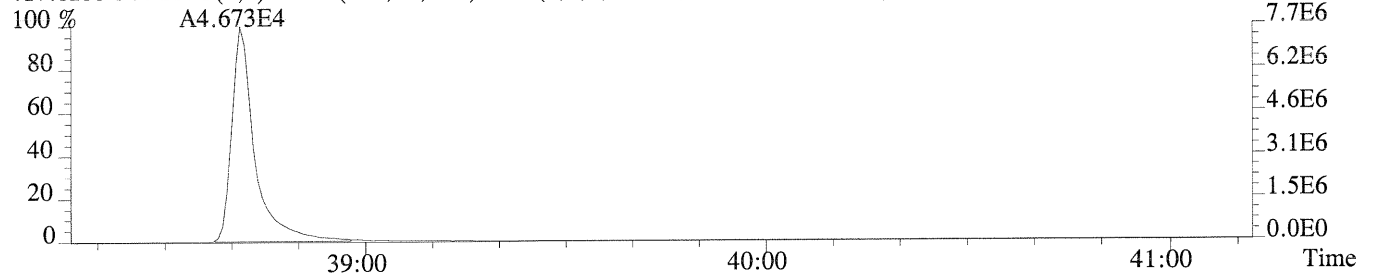
407.7818 F:4 SMO(1,3) BSUB(128,15,-3.0) PKD(3,3,3,0.25%,3780.0,0.50%,F,F)



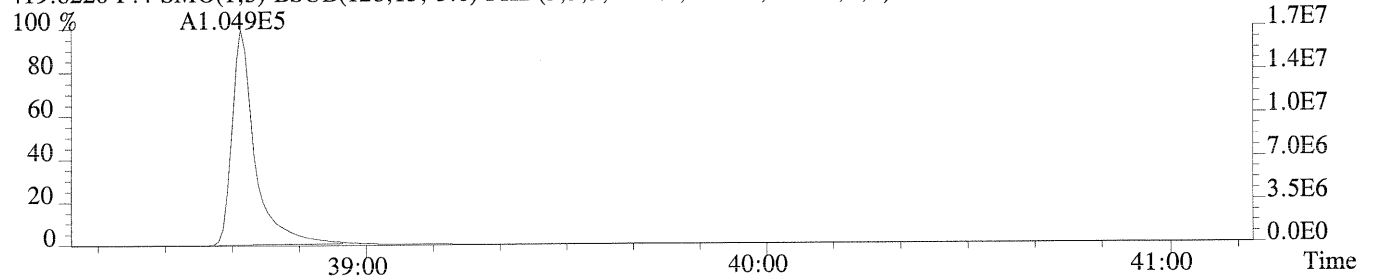
409.7789 F:4 SMO(1,3) BSUB(128,15,-3.0) PKD(3,3,3,0.25%,2076.0,0.50%,F,F)



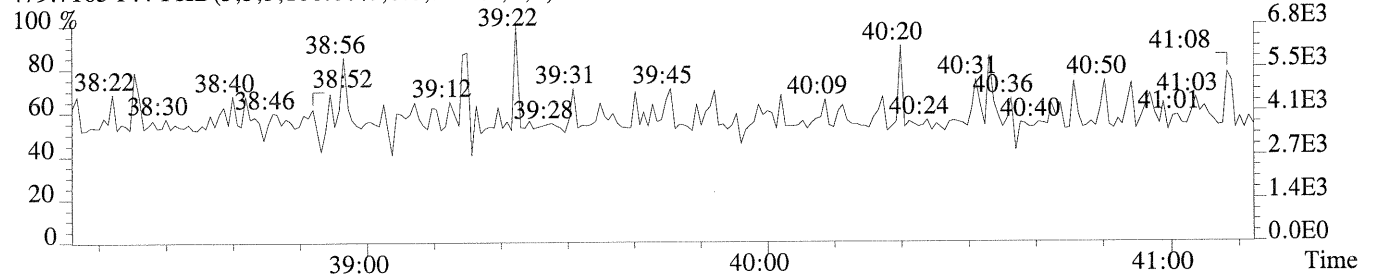
417.8253 F:4 SMO(1,3) BSUB(128,15,-3.0) PKD(3,3,3,0.25%,3884.0,0.50%,F,F)



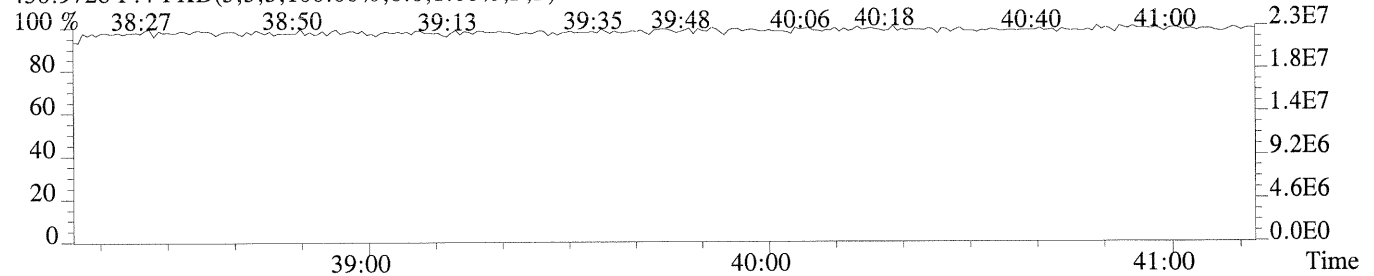
419.8220 F:4 SMO(1,3) BSUB(128,15,-3.0) PKD(3,3,3,0.25%,9076.0,0.50%,F,F)



479.7165 F:4 PKD(5,3,5,100.00%,0.0,1.00%,F,F)



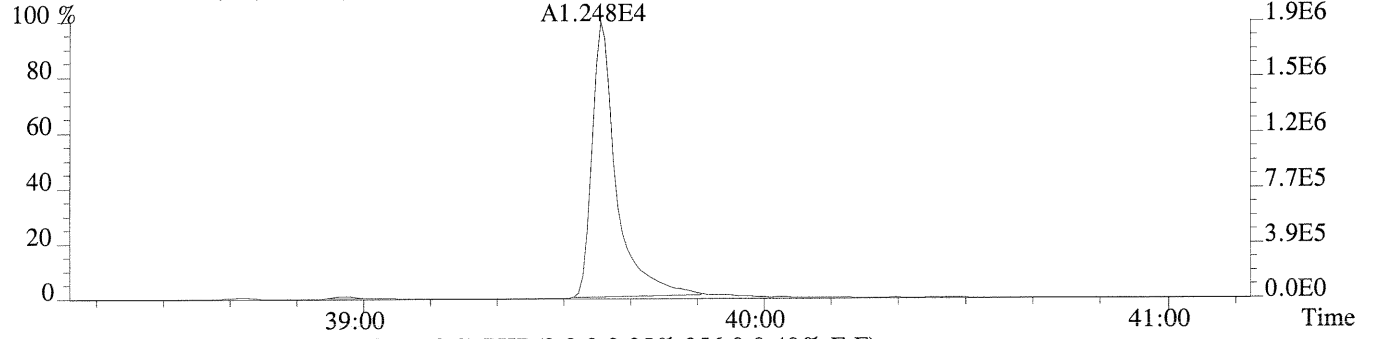
430.9728 F:4 PKD(3,3,3,100.00%,0.0,1.00%,F,F)



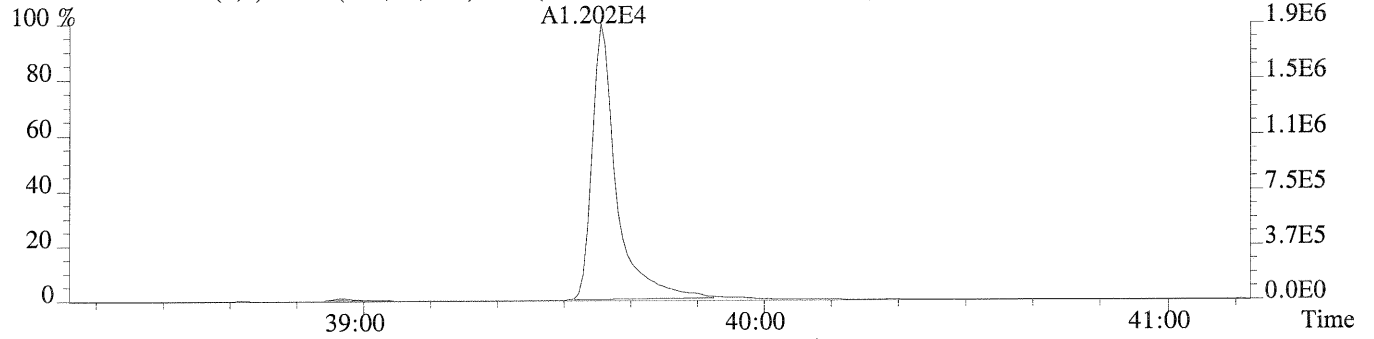
File:U132616 #1-267 Acq:20-AUG-2009 17:43:51 Probe EI+ Magnet SIR VG BioTech Mass spectf

Sample#1 Exp:CCAL HRCC3

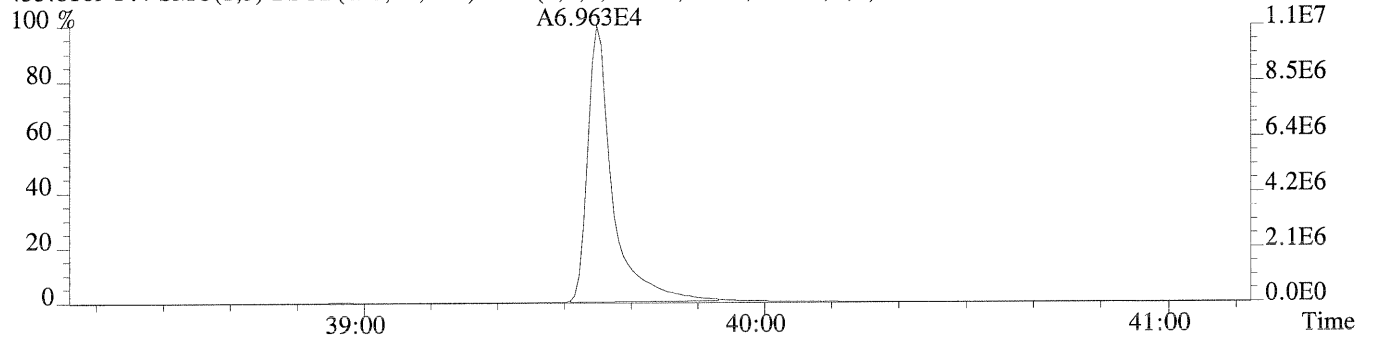
423.7766 F:4 SMO(1,3) BSUB(128,15,-3.0) PKD(3,3,3,0.25%,1060.0,0.40%,F,F)



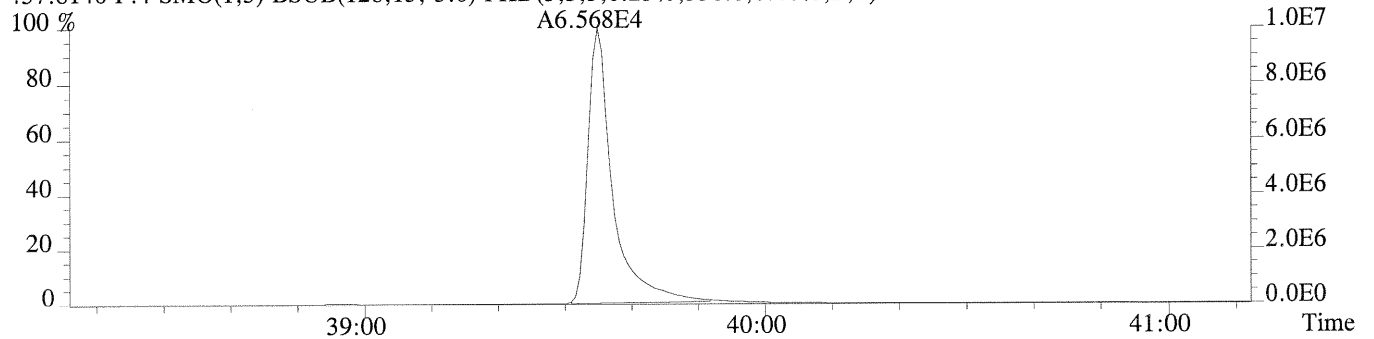
425.7737 F:4 SMO(1,3) BSUB(128,15,-3.0) PKD(3,3,3,0.25%,256.0,0.40%,F,F)



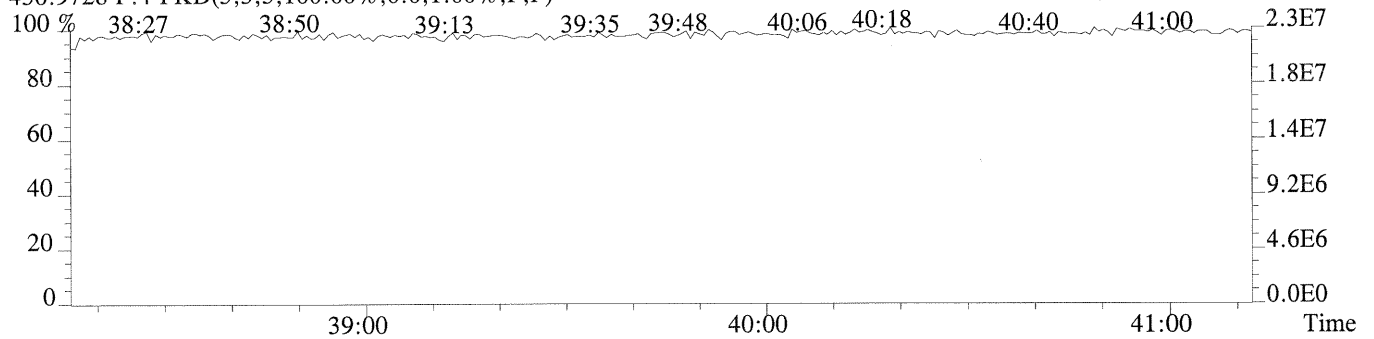
435.8169 F:4 SMO(1,3) BSUB(128,15,-3.0) PKD(3,3,3,0.25%,680.0,0.40%,F,F)



437.8140 F:4 SMO(1,3) BSUB(128,15,-3.0) PKD(3,3,3,0.25%,356.0,0.40%,F,F)



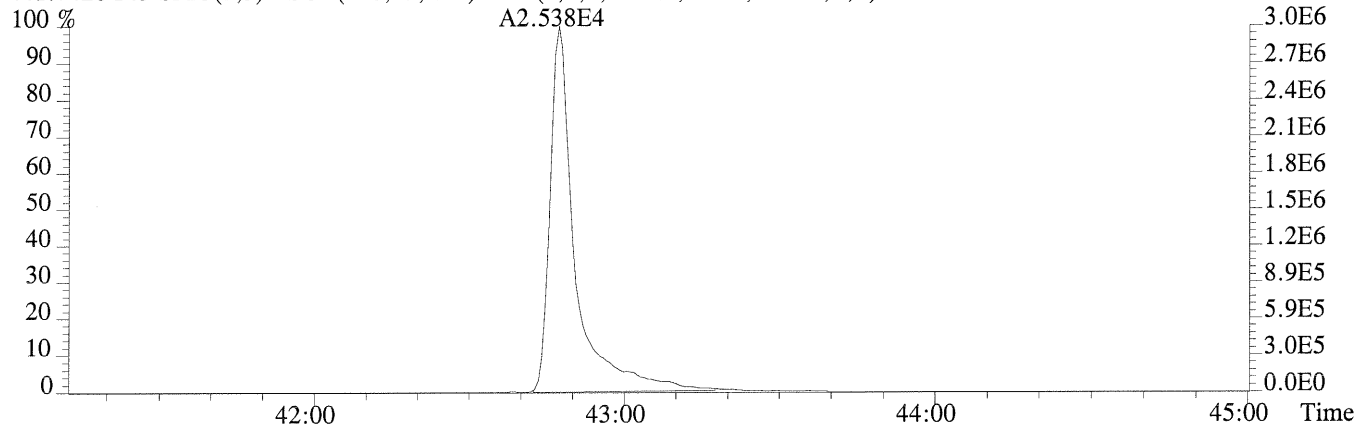
430.9728 F:4 PKD(3,3,3,100.00%,0.0,1.00%,F,F)



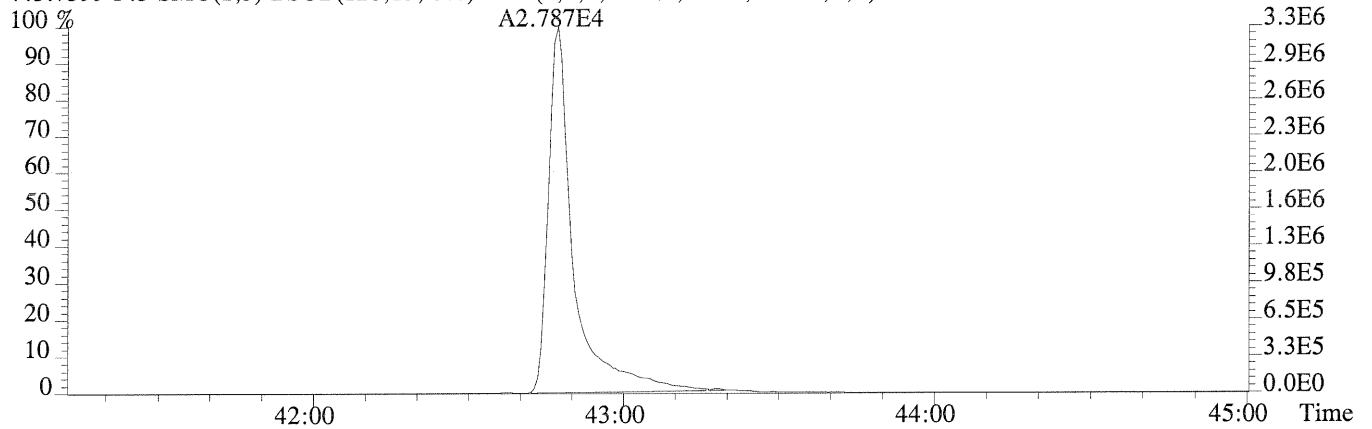
File:U132616 #1-345 Acq:20-AUG-2009 17:43:51 Probe EI+ Magnet SIR VG BioTech Mass spectf

Sample#1 Exp:CCAL HRCC3

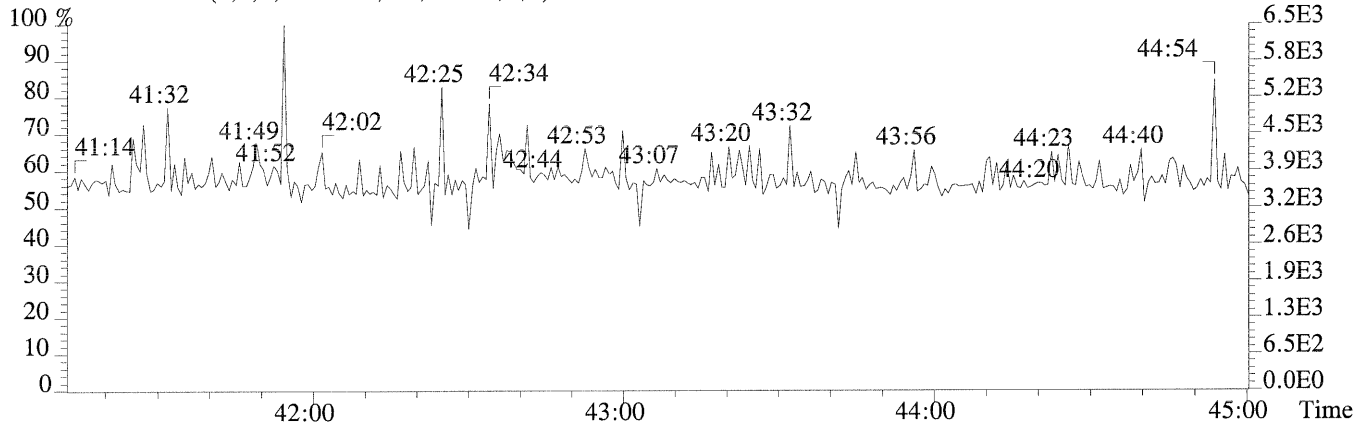
441.7428 F:5 SMO(1,3) BSUB(128,15,-3.0) PKD(5,3,5,0.30%,500.0,0.40%,F,F)



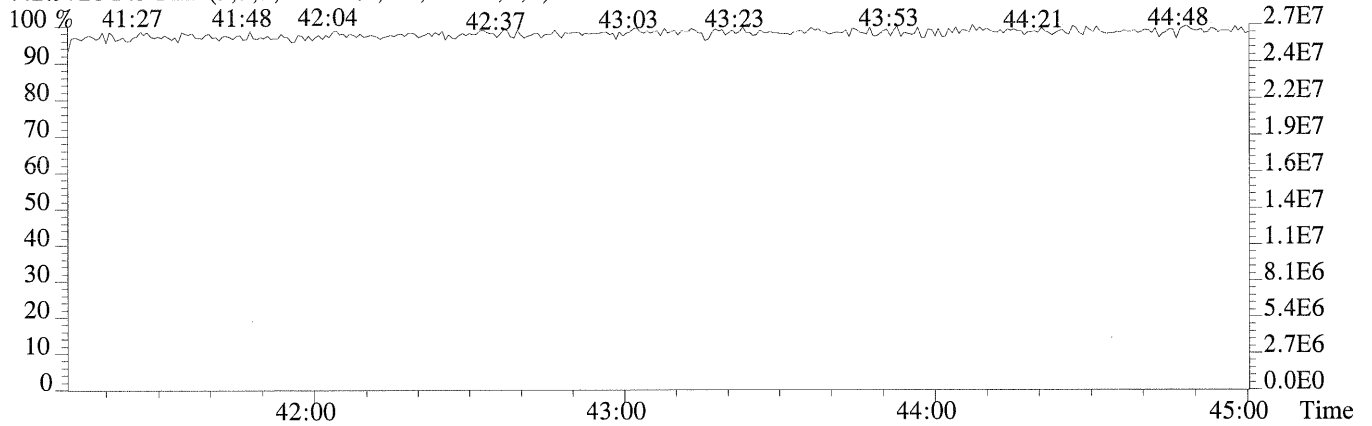
443.7399 F:5 SMO(1,3) BSUB(128,15,-3.0) PKD(5,3,5,0.30%,772.0,0.40%,F,F)



513.6775 F:5 PKD(5,3,5,100.00%,0.0,1.00%,F,F)



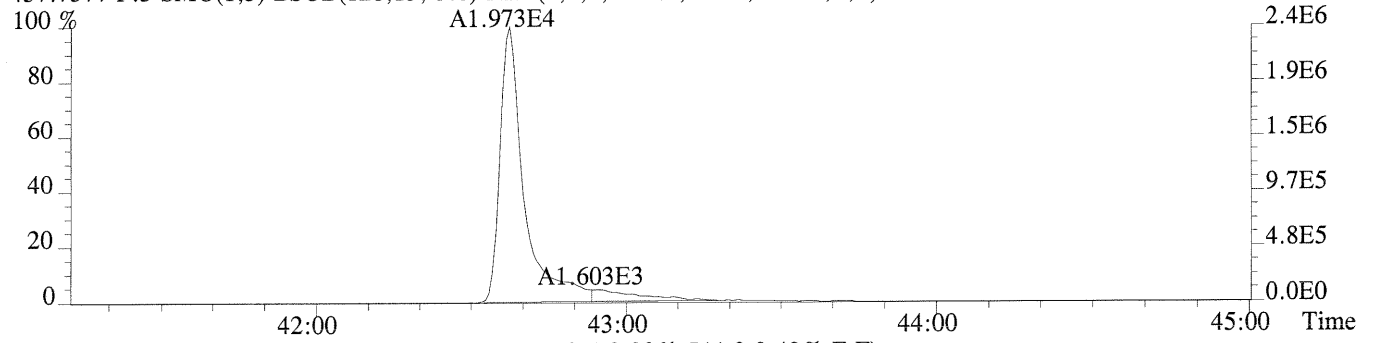
442.9728 F:5 PKD(3,3,3,100.00%,0.0,0.40%,F,F)



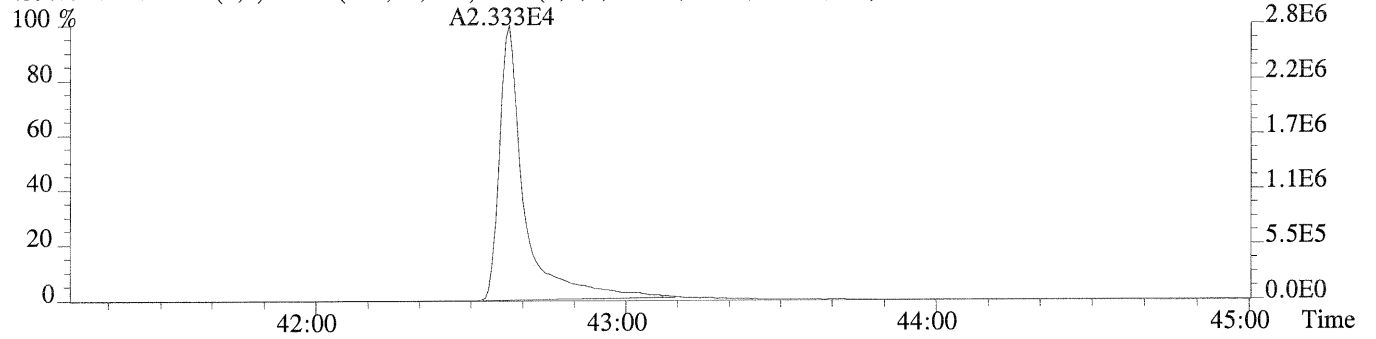
File:U132616 #1-345 Acq:20-AUG-2009 17:43:51 Probe EI+ Magnet SIR VG BioTech Mass spectr

Sample#1 Exp:CCAL HRCC3

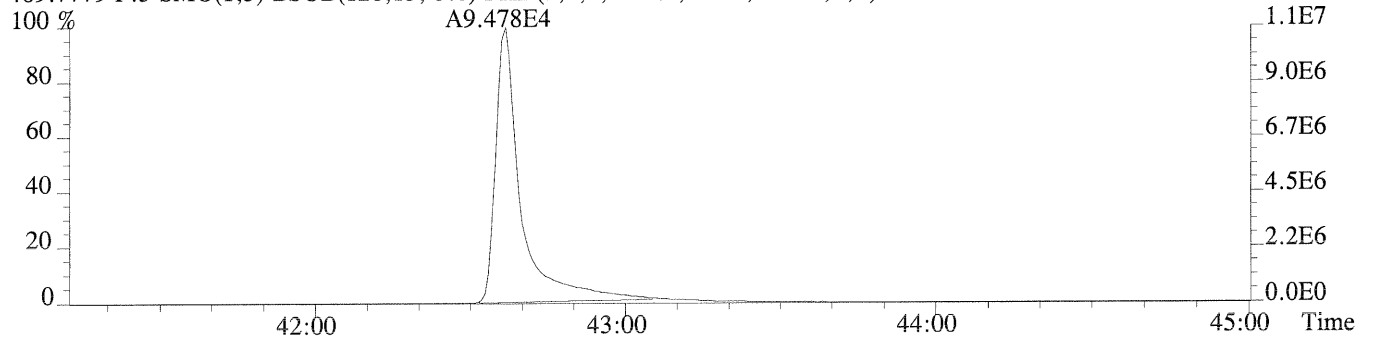
457.7377 F:5 SMO(1,3) BSUB(128,15,-3.0) PKD(5,3,5,0.30%,584.0,0.40%,F,F)



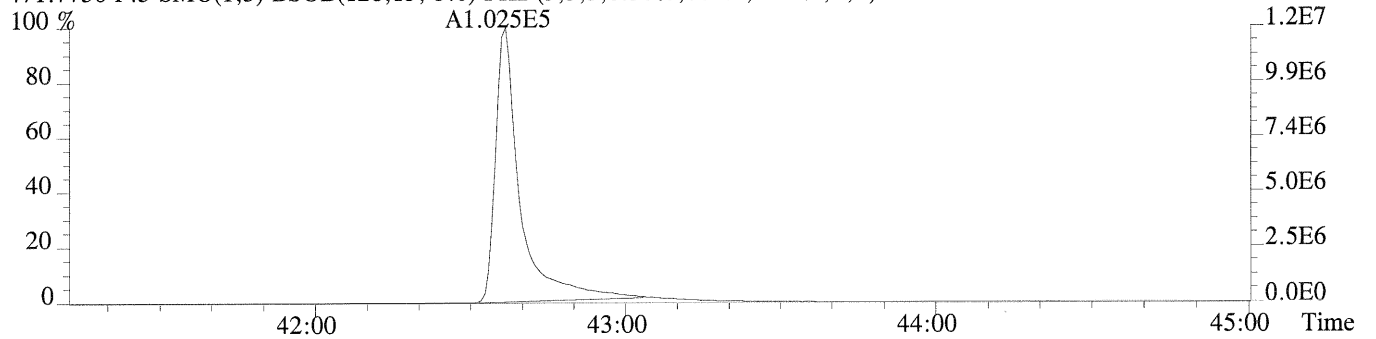
459.7348 F:5 SMO(1,3) BSUB(128,15,-3.0) PKD(5,3,5,0.30%,544.0,0.40%,F,F)



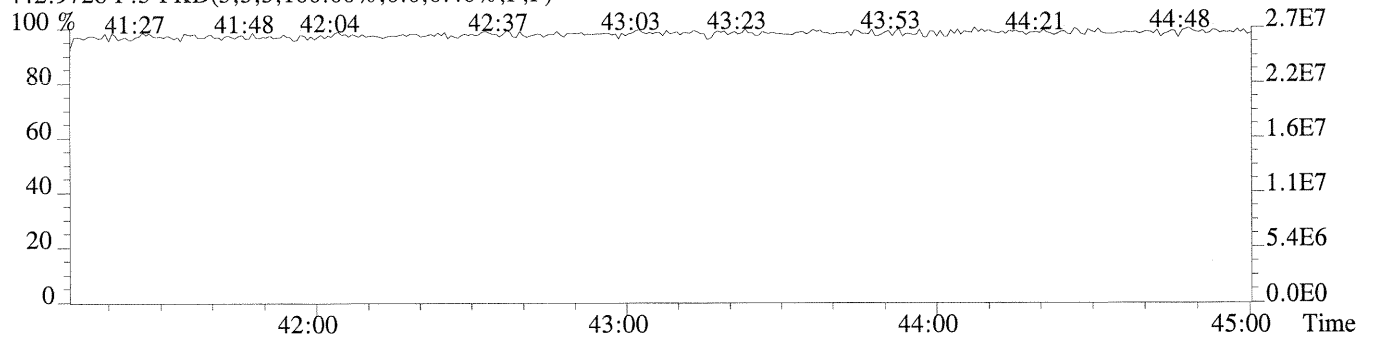
469.7779 F:5 SMO(1,3) BSUB(128,15,-3.0) PKD(5,3,5,0.30%,488.0,0.40%,F,F)



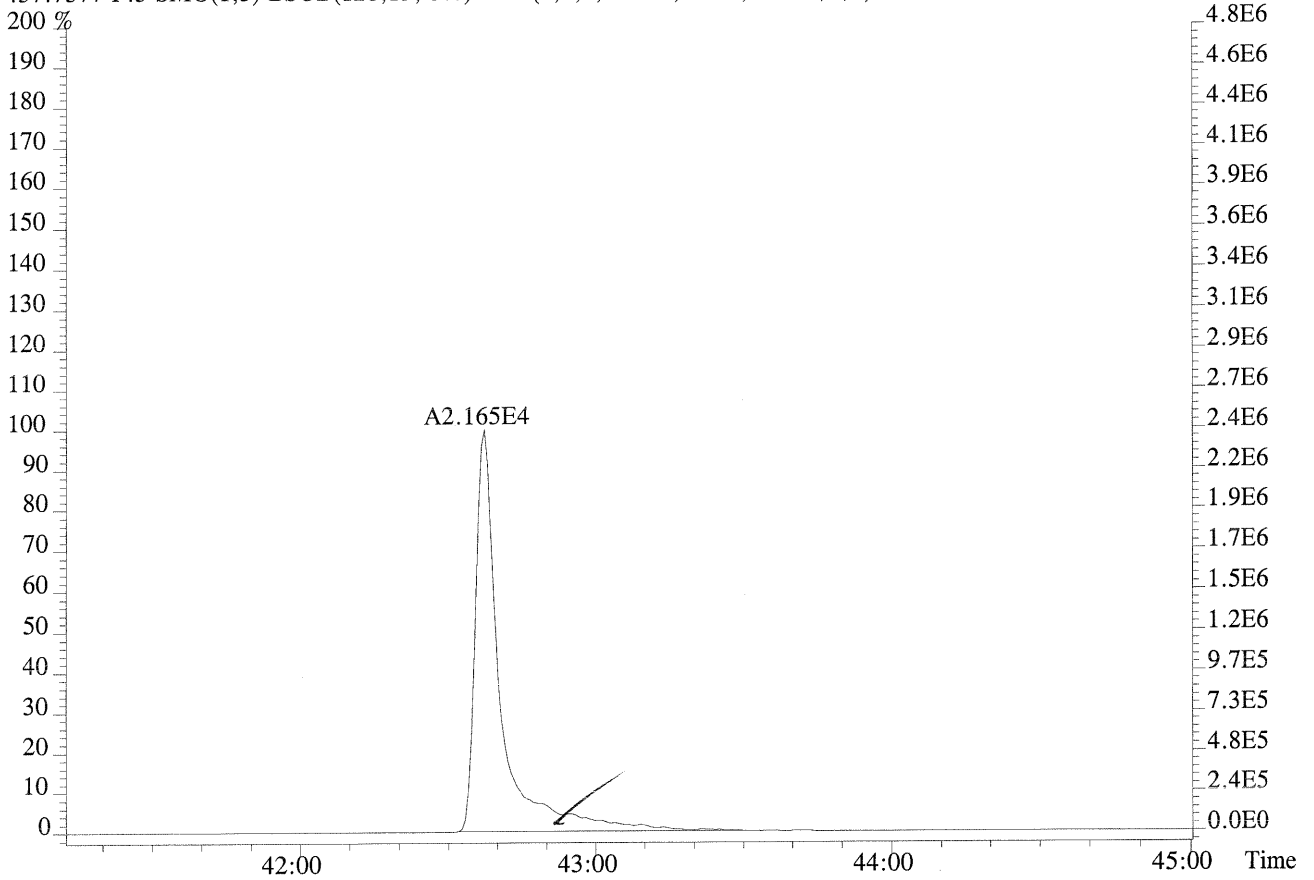
471.7750 F:5 SMO(1,3) BSUB(128,15,-3.0) PKD(5,3,5,0.30%,600.0,0.40%,F,F)



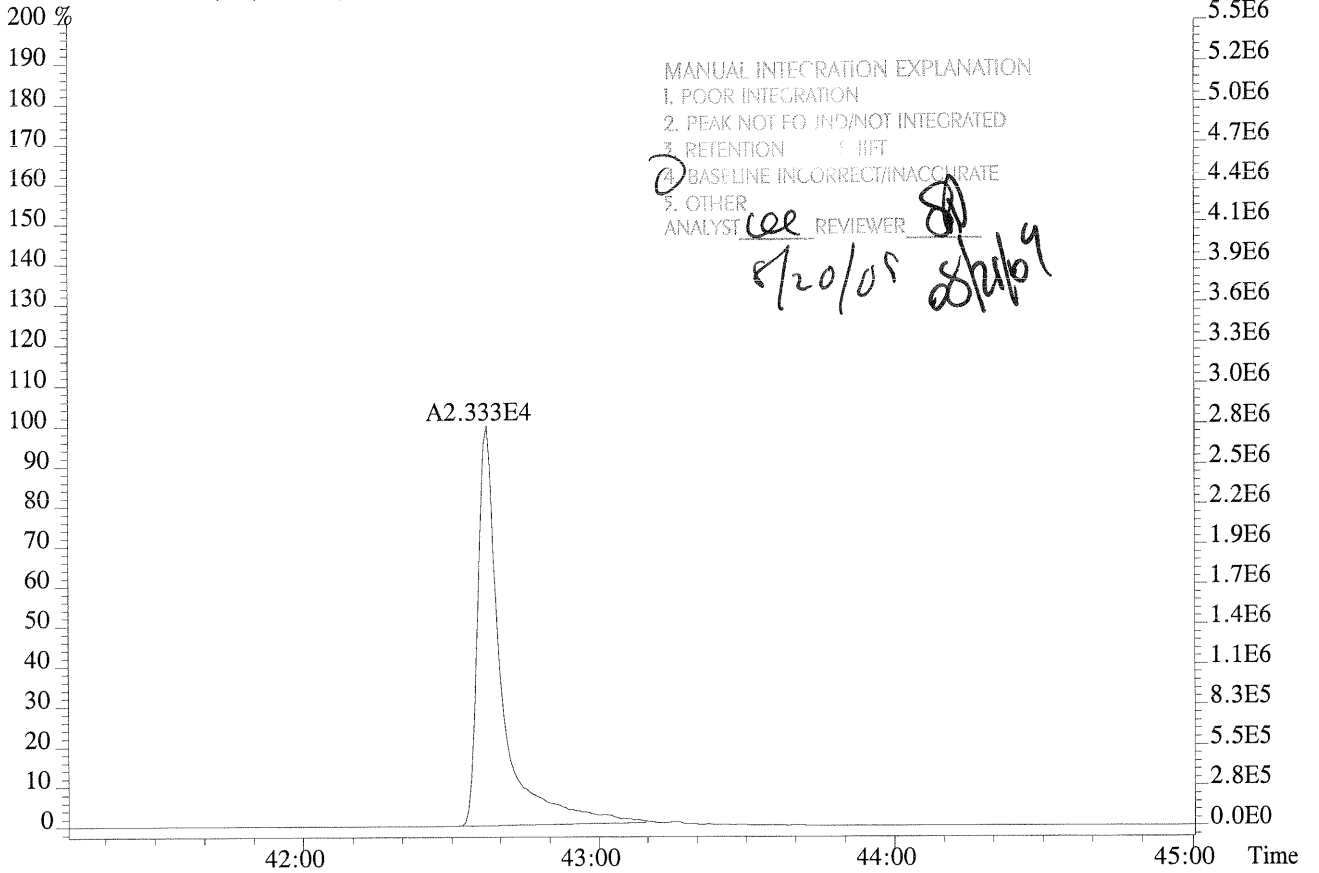
442.9728 F:5 PKD(3,3,3,100.00%,0.0,0.40%,F,F)



File:U132616 #1-345 Acq:20-AUG-2009 17:43:51 Probe EI+ Magnet SIR VG BioTech Mass sf
Sample#1 Exp:CCAL HRCC3
457.7377 F:5 SMO(1,3) BSUB(128,15,-3.0) PKD(5,3,5,0.30%,584.0,0.40%,F,F)



459.7348 F:5 SMO(1,3) BSUB(128,15,-3.0) PKD(5,3,5,0.30%,544.0,0.40%,F,F)





Initial Calibration

19408 Park Row, Suite 320, Houston, TX 77084

Phone (713)266-1599 Fax (713)266-0130

www.caslab.com

An Employee Owned Company

Initial Calibration Checklist

Calibration File Name: U108191668I/IF

Date: 08/19/09

Method: 1668(209) 1668(27) 1668 (WHO) 1668 (WHO & TOTAL)

Date 08/21/09 First Reviewer [Signature]

Date 8/21/09 Second Reviewer [Signature]

5DFC

PCDD/PCDF ANALYTICAL SEQUENCE SUMMARY
HIGH RESOLUTION

Name: Columbia Analytical Services, Houston Contract

Lab Code: TX01411 CASE No.: SDG No.:

GC Column: SPB-OCTYL ID: 0.25 (mm) Instrument ID: AutoSpec-Ultima

Init. Calib. Date: 08/19/09

Init. Calib. Times: 12:03

THE ANALYTICAL SEQUENCE OF STANDARDS, SAMPLES, BLANKS, SPIKES AND
DUPLICATES IS AS FOLLOWS:

EPA SAMPLE NO.	LAB SAMPLE ID	LAB FILE ID	DATE ANALYZED	TIME ANALYZED
PCB 209 INJECTION		U220169	19-AUG-09	12:03:41
ICAL CS1		U220170	19-AUG-09	14:55:24
ICAL CS2		U220171	19-AUG-09	16:38:48
ICAL CS3		U220172	19-AUG-09	17:49:32
ICAL CS4		U220173	19-AUG-09	18:52:58
ICAL CS5		U220174	19-AUG-09	20:01:04

HRGC/HRMS RUN LOG

CAS HOUSTON 19408 Park Row, Suite 320 Houston, TX 77084

Acq Method: 1668 EPA

GC Method: 1668 EPA

Result File: D:\0819168

EDD File: D:\0819168E



An Employee Owned Company

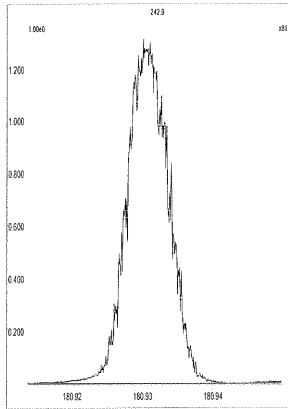
Date	Time	File	CAS ID	Client ID	Batch #	Analyst	Comments	RE
08/17/09	12:37	U220165	EQ0900297-03	DLC3		EB		
	14:45	U220166	EQ0900293-02	LCS				
	15:53	U220167	↓ -03	DLC3				
	17:20	—	HRMS check					
08/19/09	10:52	—	HRMS check					
		U220168	Test					
	12:05	U220169	PEB 209 Injection	B2-31-3				
	14:55	U220170	ICAL CS1	B1-10-1A				
	16:38	U220171	ICAL CS2	B1-10-1B				
	17:49	U220172	ICAL CS3	B1-10-2				
	18:52	U220173	ICAL CS4	B1-10-1D				
	20:01	U220174	ICAL CS5	B1-10-1E				
	21:21	—	HRMS check					
08/20/09	11:24	—	HRMS Check					
	11:26	U220175	PEB 209 Injection	B2-31-3				
	12:46	U220176	Test					

Reviewed by: MC

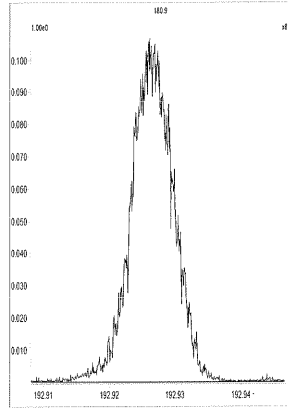
File: Experiment: 1668EPA.exp Reference: Pfk.ref Function: 1 @ 200 (ppm)

Printed: Wednesday, August 19, 2009 10:52:03 Central Daylight Time

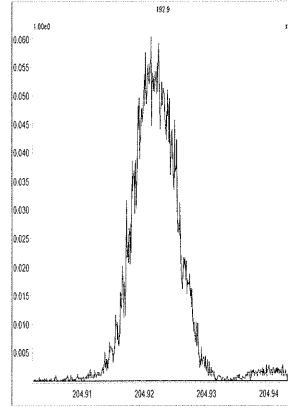
M 180.9888 R 14207



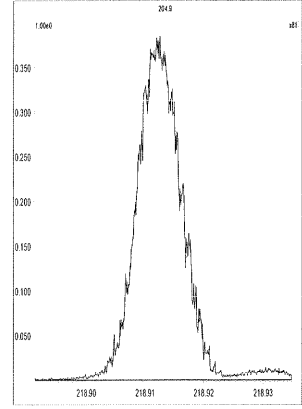
M 192.9888 R 13024



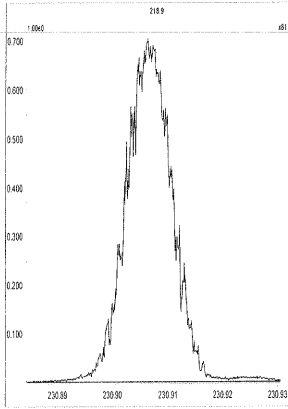
M 204.9888 R 13888



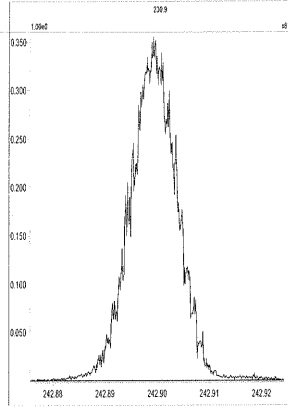
M 218.9856 R 13159



M 230.9856 R 12253



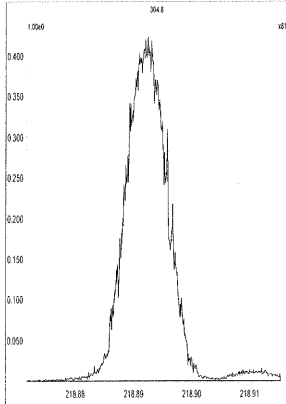
M 242.9856 R 12314



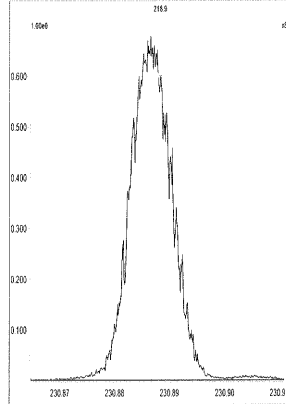
File: Experiment: 1668EPA.exp Reference: Pfk.ref Function: 2 @ 200 (ppm)

Printed: Wednesday, August 19, 2009 10:52:19 Central Daylight Time

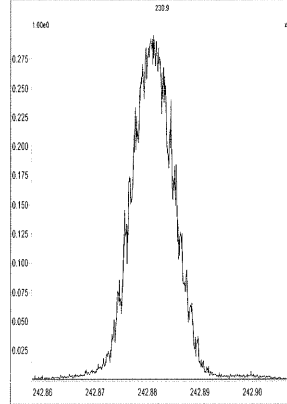
M 218.9856 R 14286



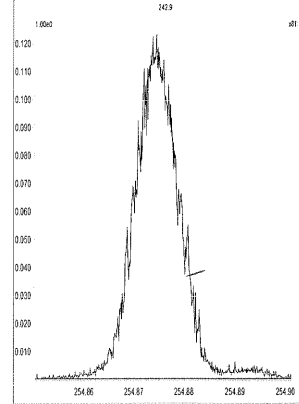
M 230.9856 R 13588



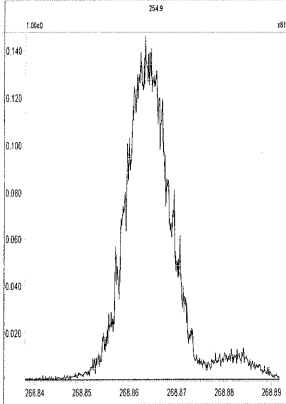
M 242.9856 R 13295



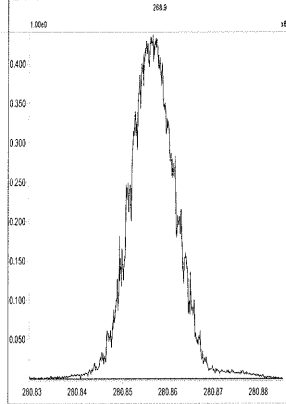
M 254.9856 R 12689



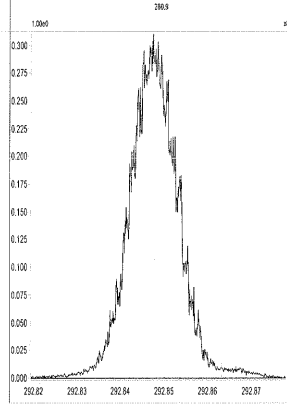
M 268.9824 R 12376



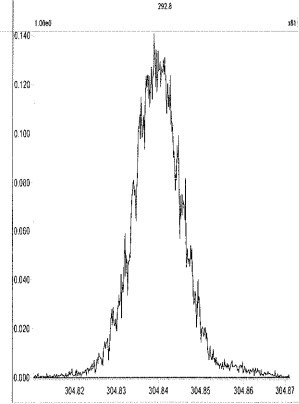
M 280.9824 R 12824



M 292.9824 R 11683



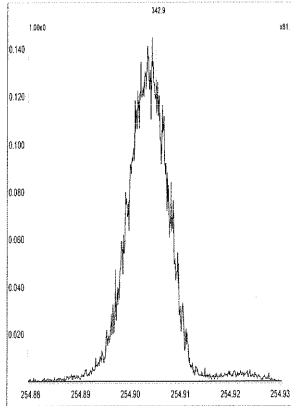
M 304.9824 R 11519



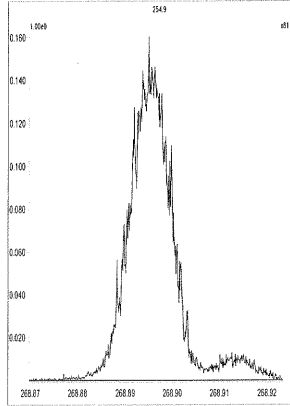
File: Experiment: 1668EPA.exp Reference: Pfk.ref Function: 3 @ 200 (ppm)

Printed: Wednesday, August 19, 2009 10:52:35 Central Daylight Time

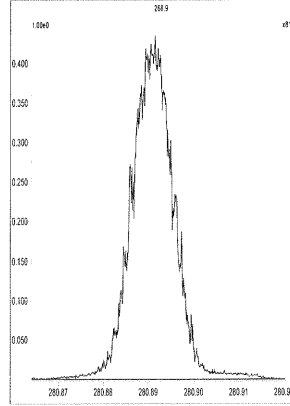
M 254.9856 R 13736



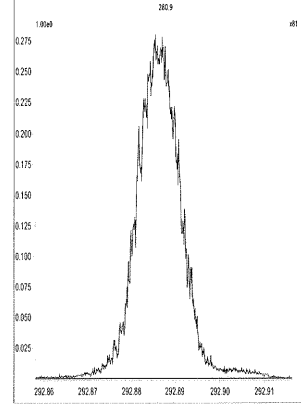
M 268.9824 R 13588



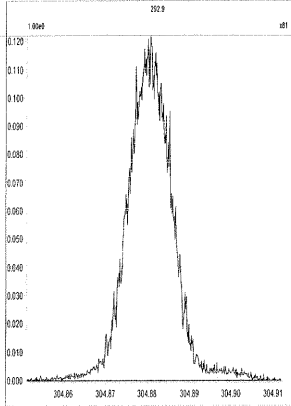
M 280.9824 R 13811



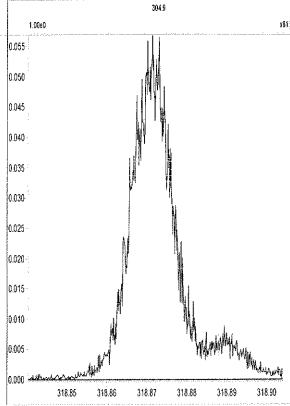
M 292.9824 R 13884



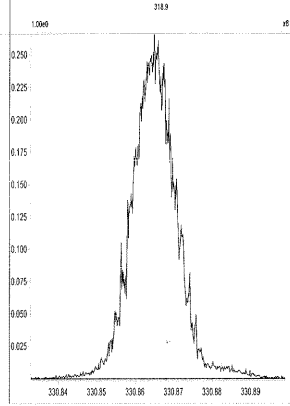
M 304.9824 R 13369



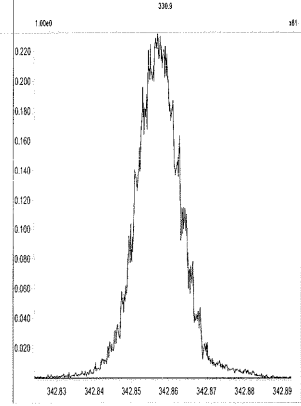
M 318.9792 R 8801



M 330.9792 R 12757



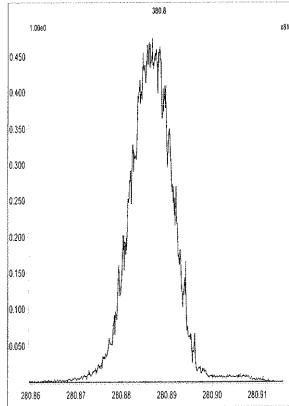
M 342.9792 R 12437



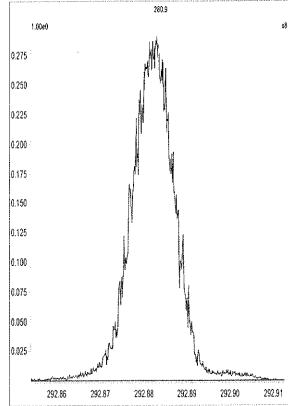
File: Experiment: 1668EPA.exp Reference: Pfk.ref Function: 4 @ 200 (ppm)

Printed: Wednesday, August 19, 2009 10:52:54 Central Daylight Time

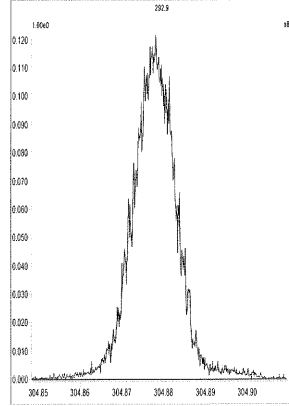
M 280.9824 R 13512



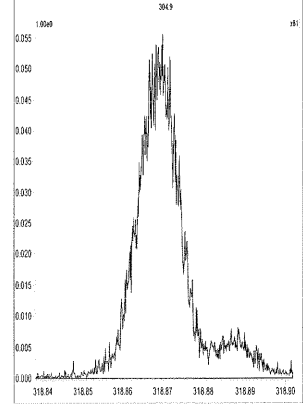
M 292.9824 R 13293



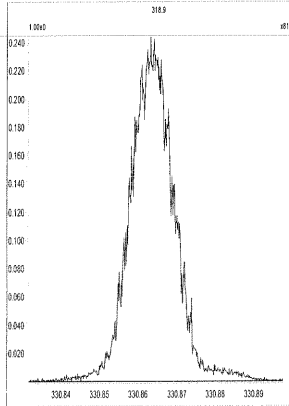
M 304.9824 R 13298



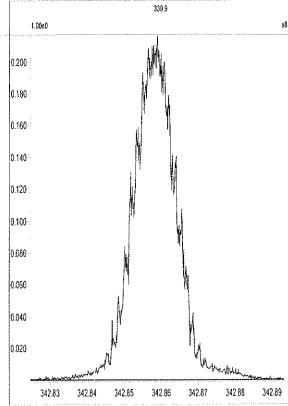
M 318.9792 R 13296



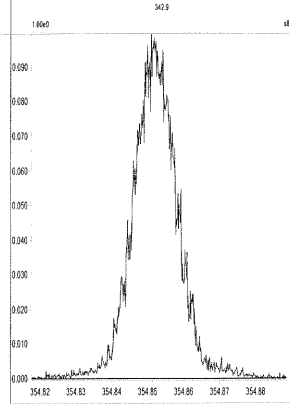
M 330.9792 R 13436



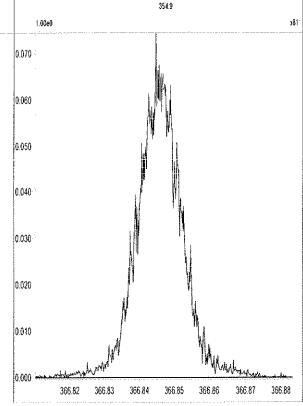
M 342.9792 R 14044



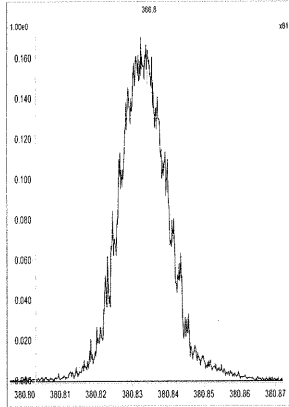
M 354.9792 R 13372



M 366.9792 R 13587



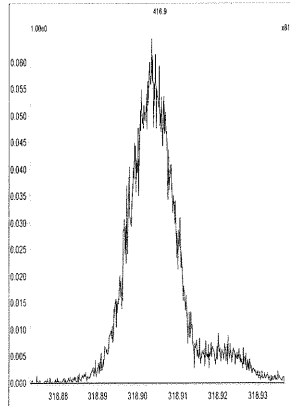
M 380.9760 R 11736



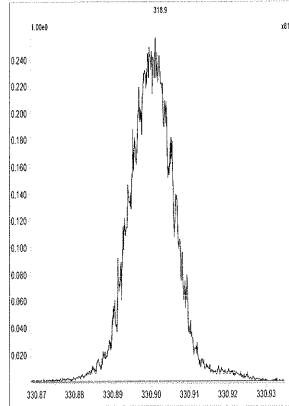
File: Experiment: 1668EPA.exp Reference: Pfk.ref Function: 5 @ 200 (ppm)

Printed: Wednesday, August 19, 2009 10:53:13 Central Daylight Time

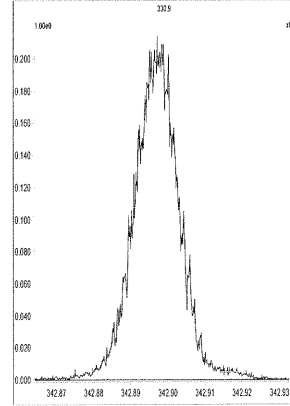
M 318.9792 R 8833



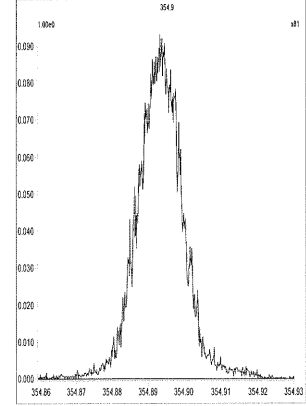
M 330.9792 R 12818



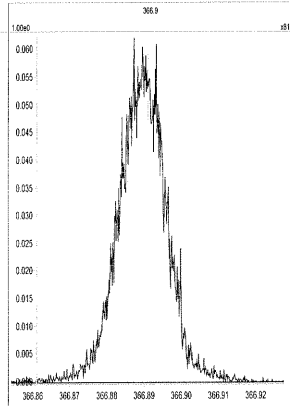
M 342.9792 R 12377



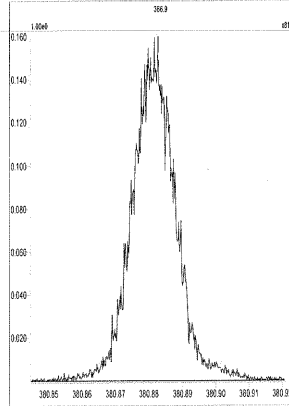
M 354.9792 R 12754



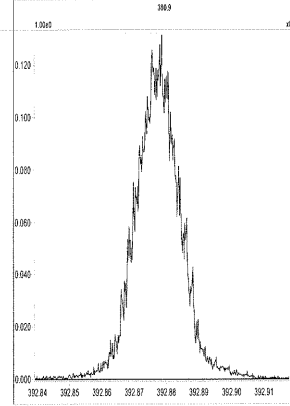
M 366.9792 R 14047



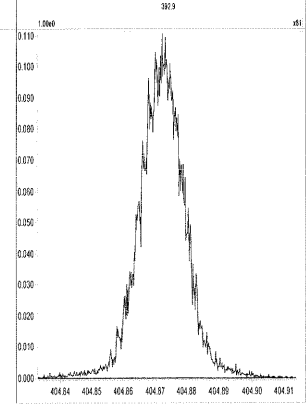
M 380.9760 R 12691



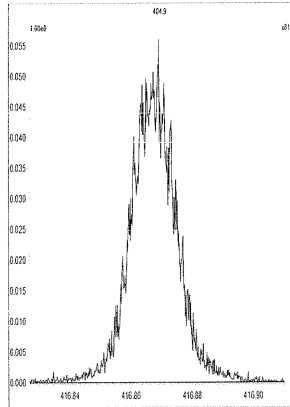
M 392.9760 R 12436



M 404.9760 R 13224



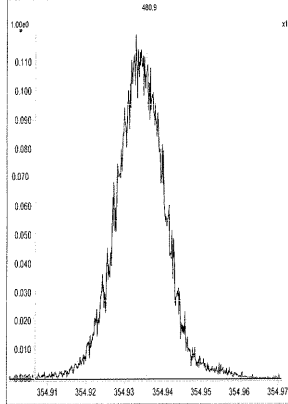
M 416.9760 R 12562



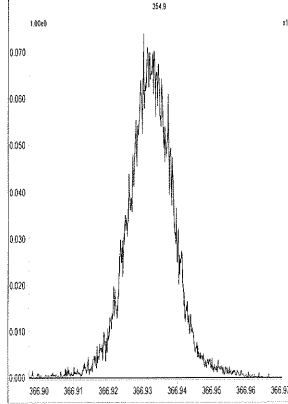
File: Experiment: 1668EPA.exp Reference: Pfk.ref Function: 6 @ 200 (ppm)

Printed: Wednesday, August 19, 2009 10:56:03 Central Daylight Time

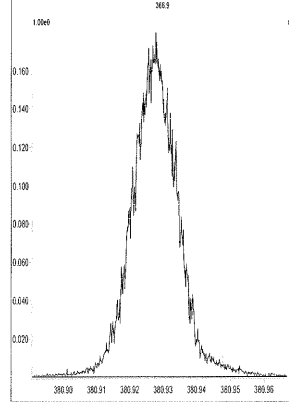
M 354.9792 R 12755



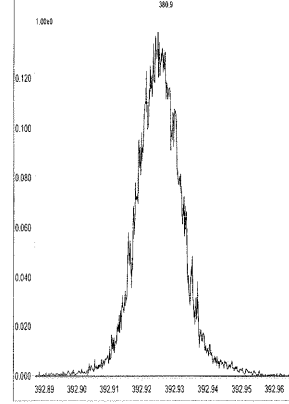
M 366.9792 R 11903



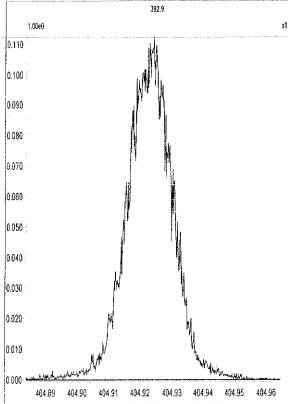
M 380.9760 R 12138



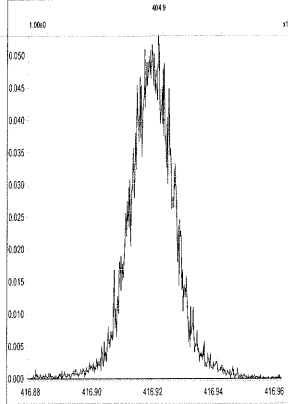
M 392.9760 R 12500



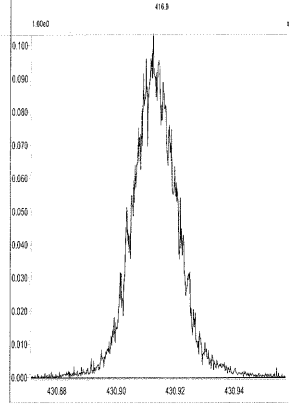
M 404.9760 R 12624



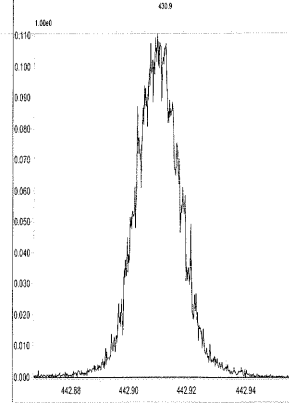
M 416.9760 R 12564



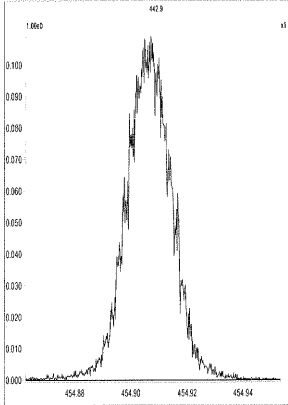
M 430.9728 R 12953



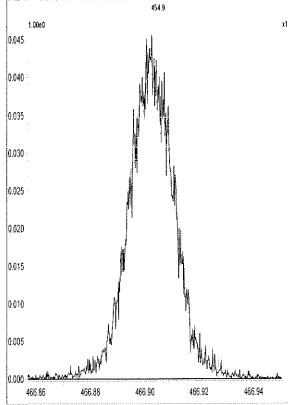
M 442.9728 R 12561



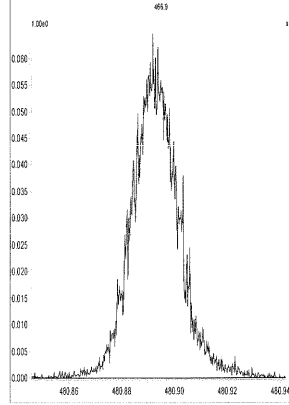
M 454.9728 R 13022



M 466.9728 R 12820



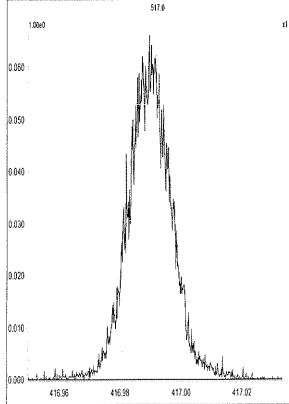
M 480.9696 R 11630



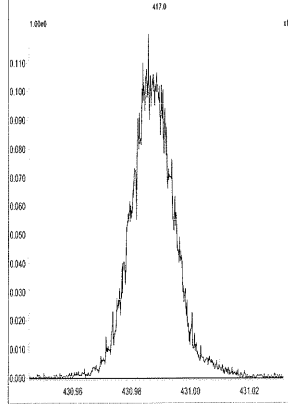
File: Experiment: 1668EPA.exp Reference: Pfk.ref Function: 7 @ 200 (ppm)

Printed: Wednesday, August 19, 2009 10:56:23 Central Daylight Time

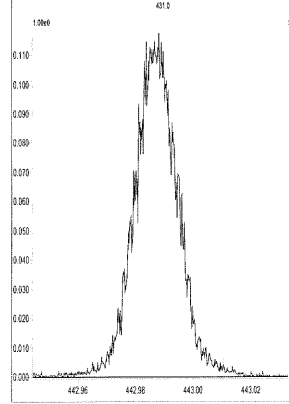
M 416.9760 R 12499



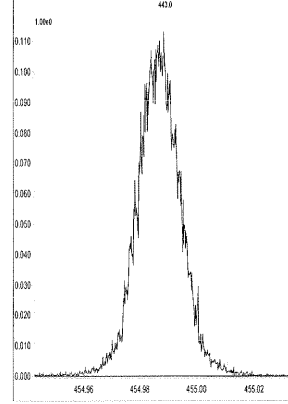
M 430.9728 R 12378



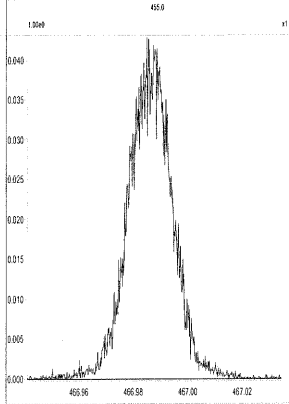
M 442.9728 R 13089



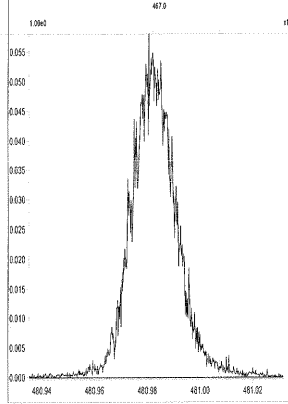
M 454.9728 R 12629



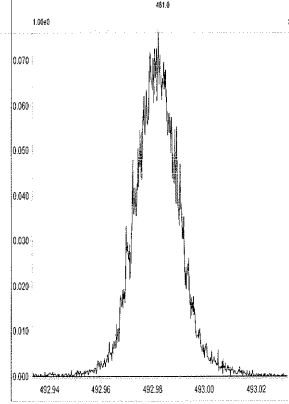
M 466.9728 R 13018



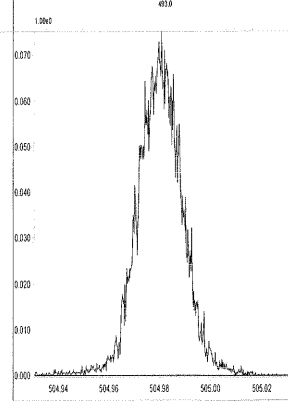
M 480.9696 R 12622



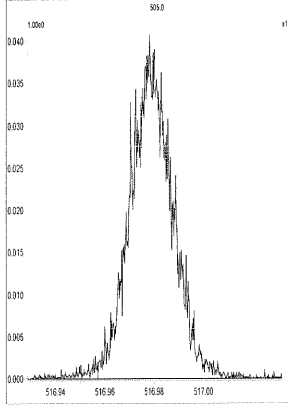
M 492.9696 R 12135



M 504.9696 R 13733

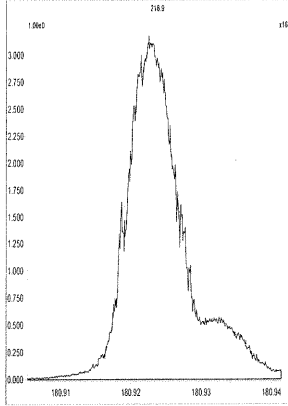


M 516.9697 R 12820

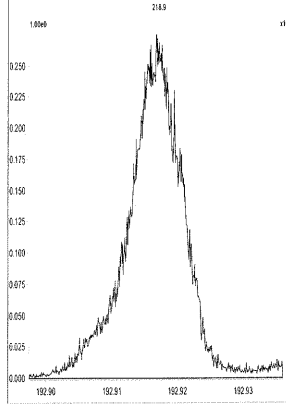


Printed: Wednesday, August 19, 2009 21:21:18 Central Daylight Time

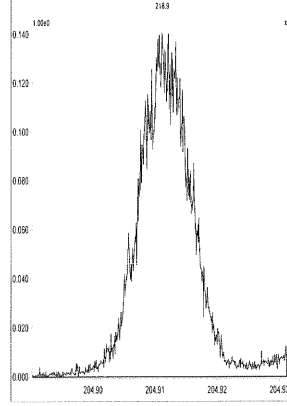
M 180.9888 R 7800



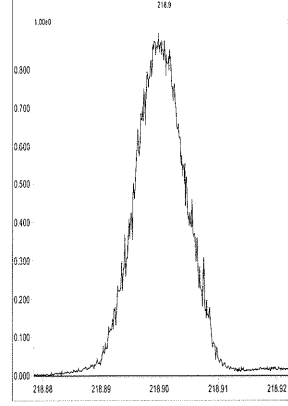
M 192.9888 R 8915



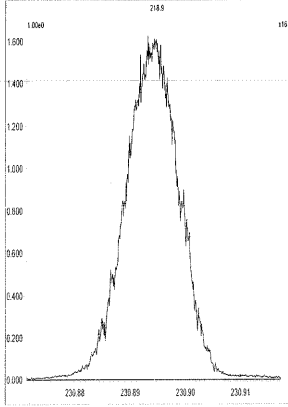
M 204.9888 R 10989



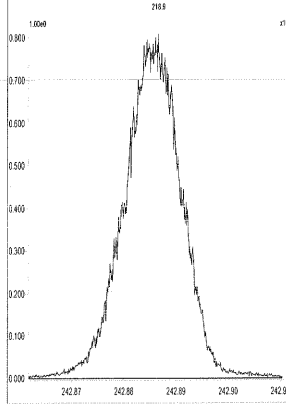
M 218.9856 R 11236



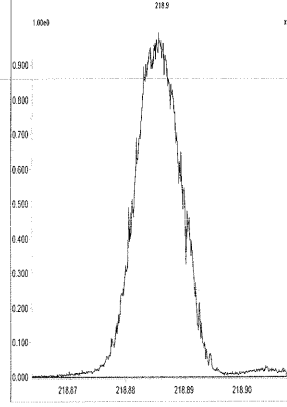
M 230.9856 R 10527



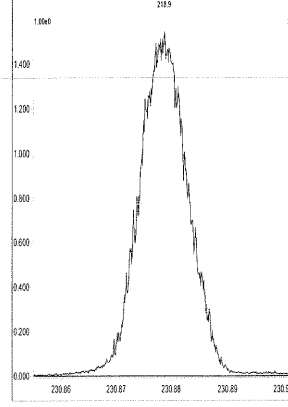
M 242.9856 R 10020



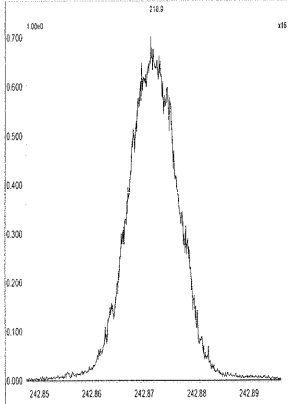
M 218.9856 R 12468



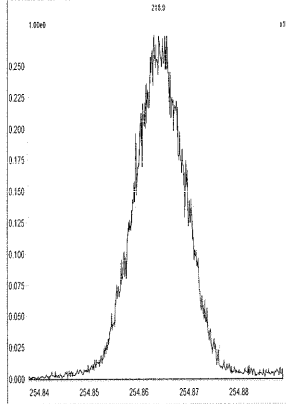
M 230.9856 R 11963



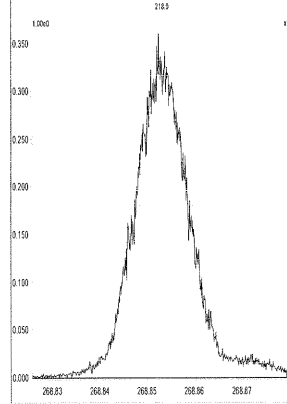
M 242.9856 R 11013



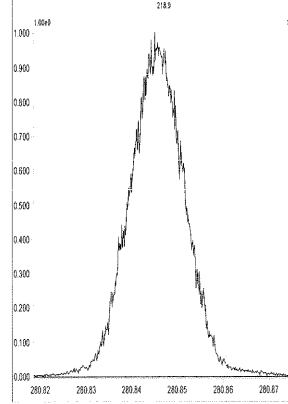
M 254.9856 R 10852



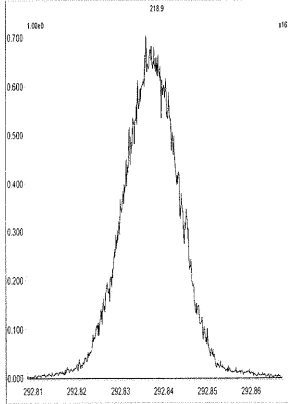
M 268.9824 R 9718



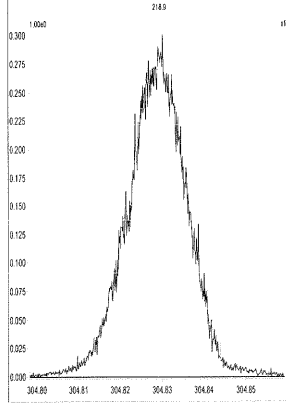
M 280.9824 R 10309



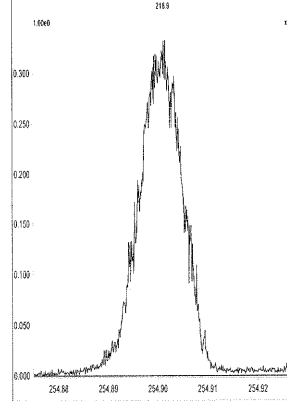
M 292.9824 R 9843



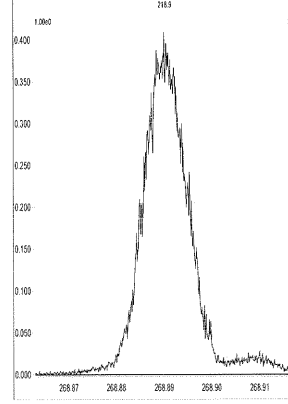
M 304.9824 R 9242



M 254.9856 R 12594

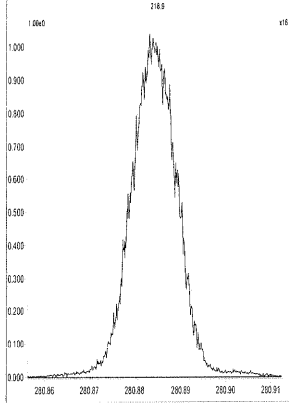


M 268.9824 R 13056

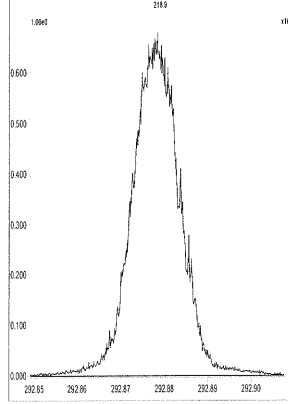


Printed: Wednesday, August 19, 2009 21:21:18 Central Daylight Time

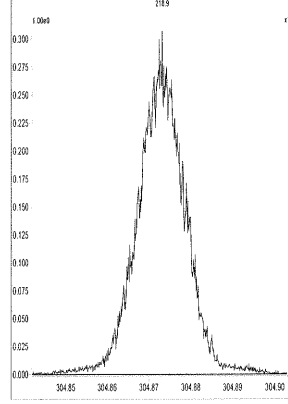
M 280.9824 R 12691



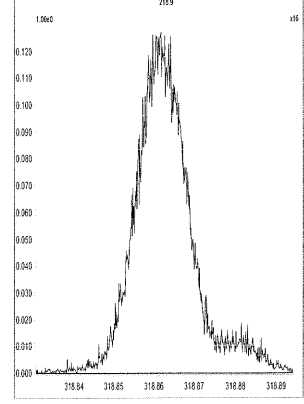
M 292.9824 R 11936



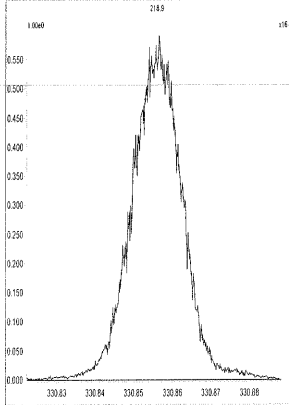
M 304.9824 R 11821



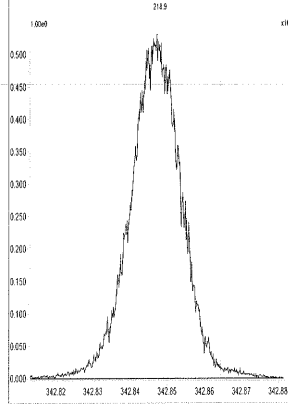
M 318.9792 R 8857



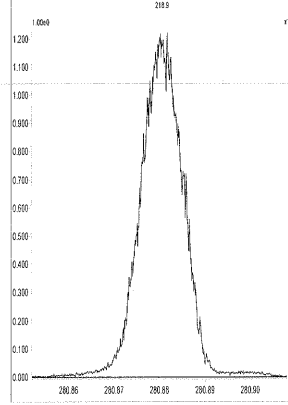
M 330.9792 R 10893



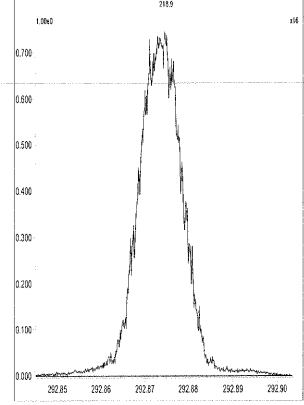
M 342.9792 R 10708



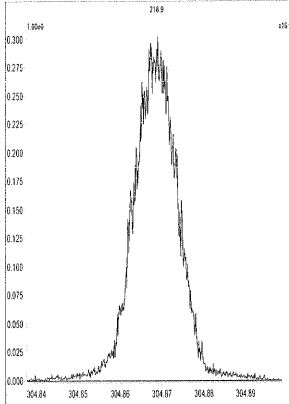
M 280.9824 R 13703



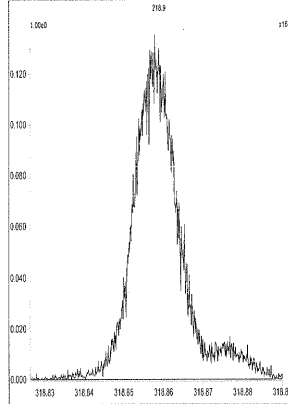
M 292.9824 R 13890



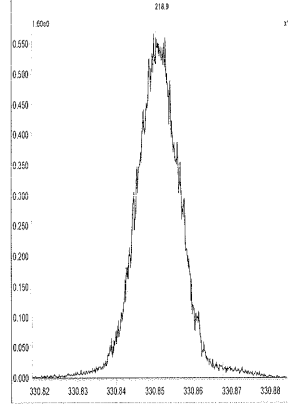
M 304.9824 R 13097



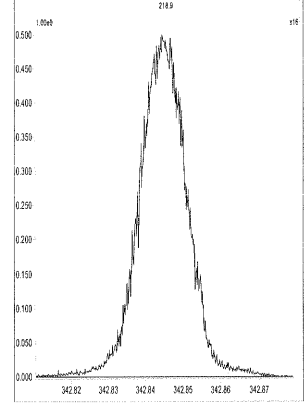
M 318.9792 R 9197



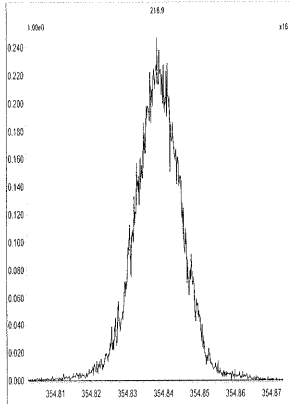
M 330.9792 R 12408



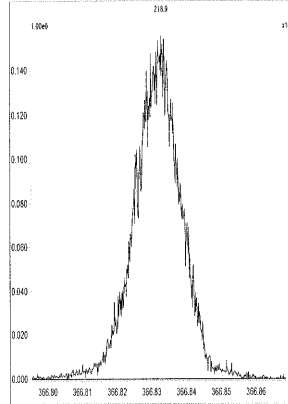
M 342.9792 R 12145



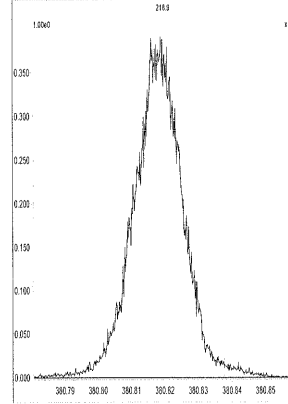
M 354.9792 R 12437



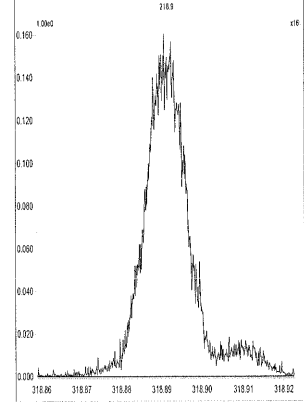
M 366.9792 R 12059



M 380.9760 R 10916

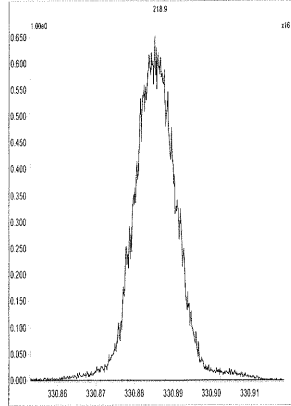


M 318.9792 R 13699

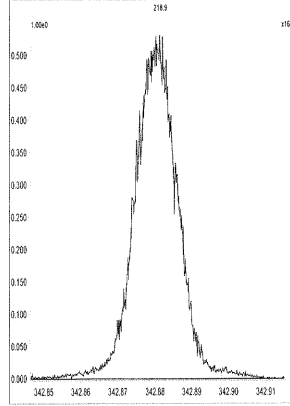


Printed: Wednesday, August 19, 2009 21:21:18 Central Daylight Time

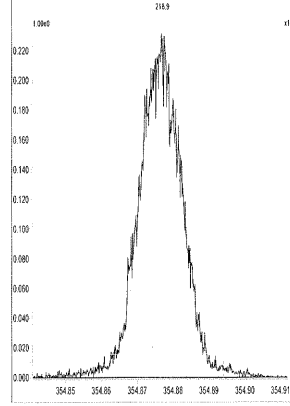
M 330.9792 R 13374



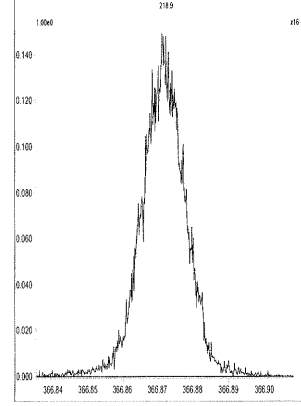
M 342.9792 R 13227



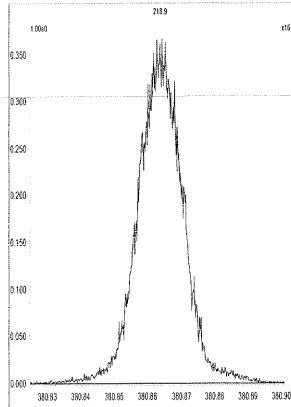
M 354.9792 R 13476



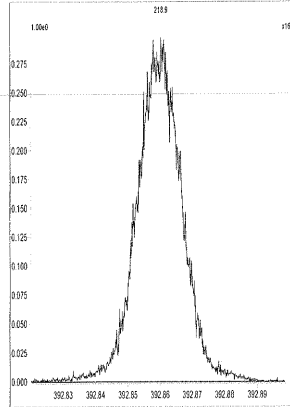
M 366.9792 R 13549



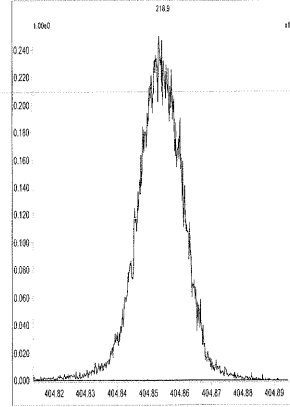
M 380.9760 R 12789



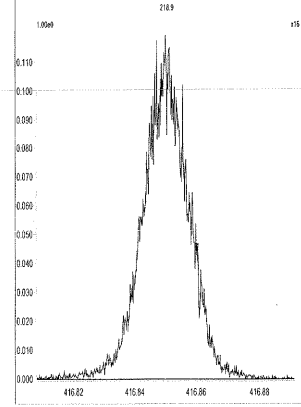
M 392.9760 R 12583



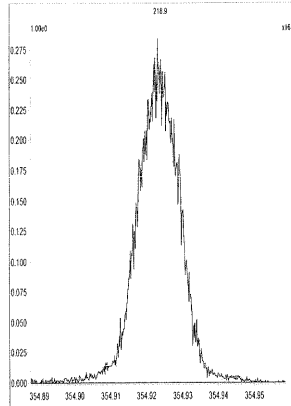
M 404.9760 R 12658



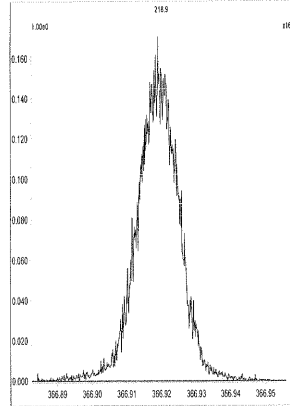
M 416.9760 R 12407



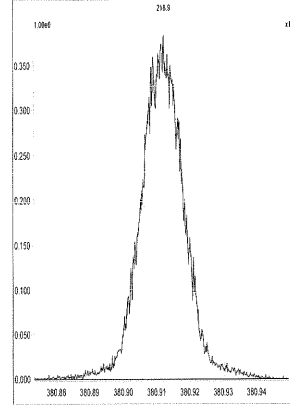
M 354.9792 R 13332



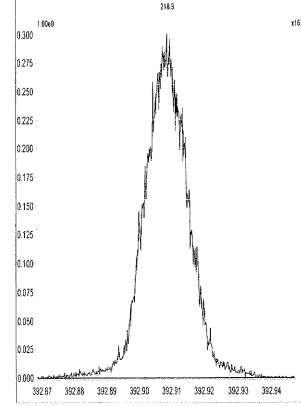
M 366.9792 R 14135



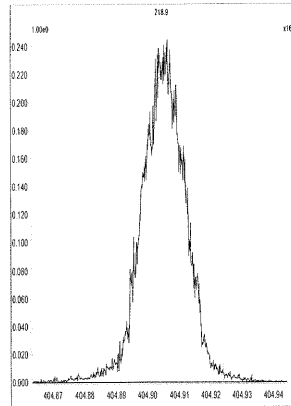
M 380.9760 R 13088



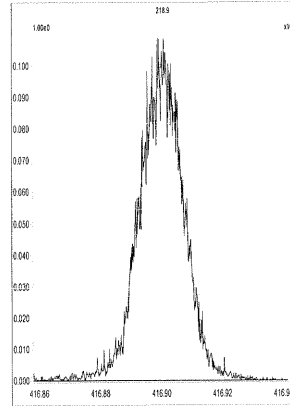
M 392.9760 R 13316



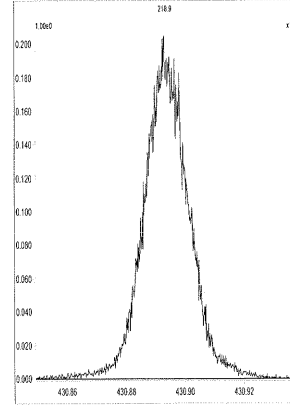
M 404.9760 R 13354



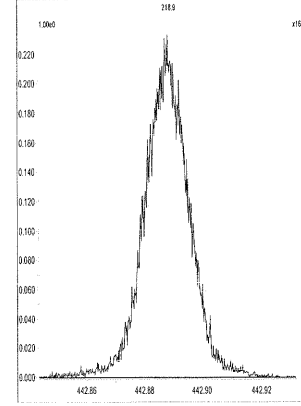
M 416.9760 R 13297



M 430.9728 R 12387

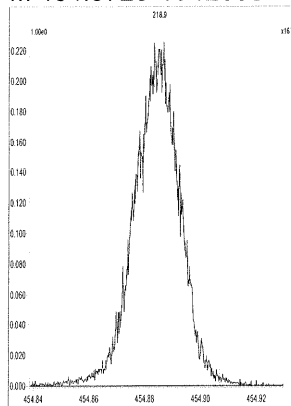


M 442.9728 R 12407

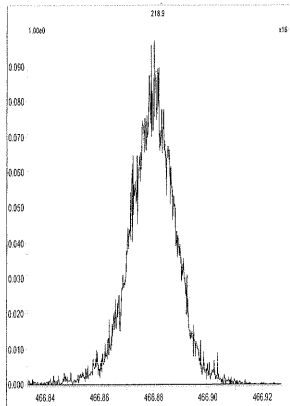


Printed: Wednesday, August 19, 2009 21:21:18 Central Daylight Time

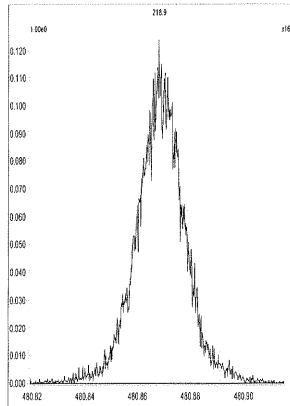
M 454.9728 R 12053



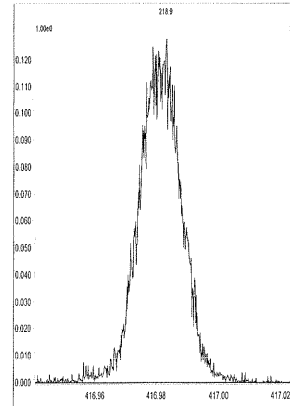
M 466.9728 R 12690



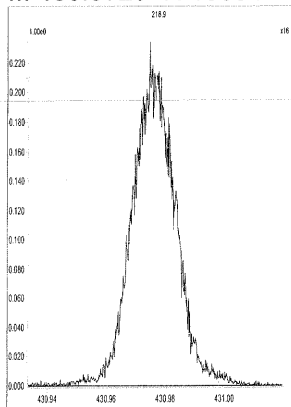
M 480.9696 R 11643



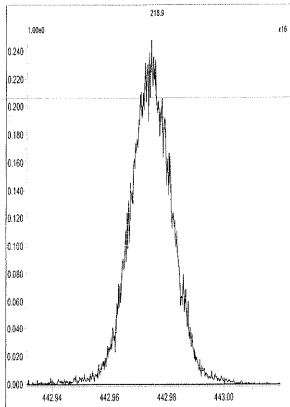
M 416.9760 R 14353



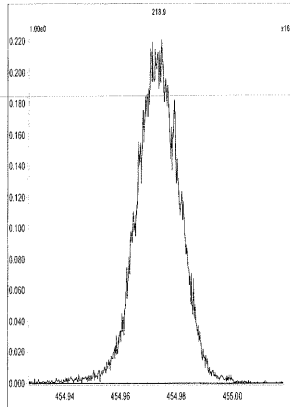
M 430.9728 R 13054



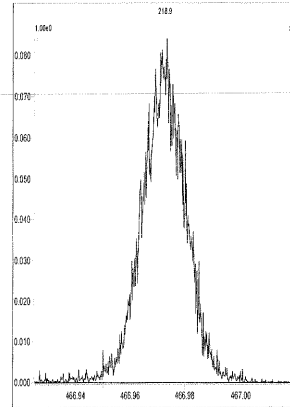
M 442.9728 R 13513



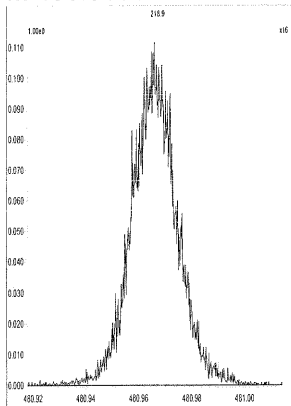
M 454.9728 R 13333



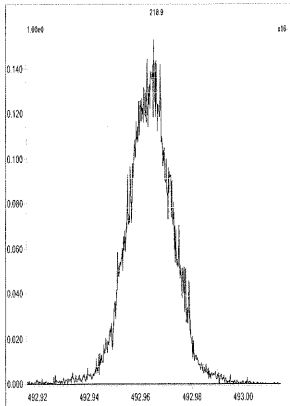
M 466.9728 R 13158



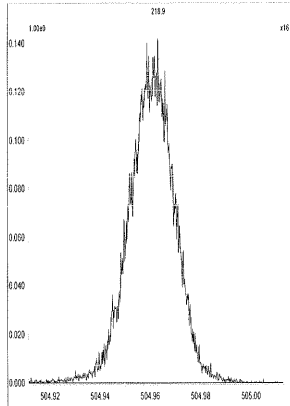
M 480.9696 R 12339



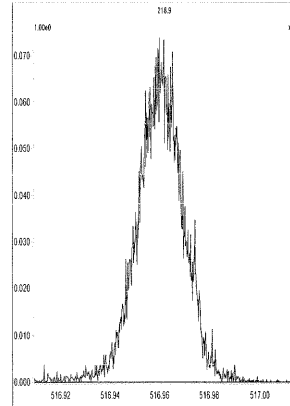
M 492.9696 R 12408



M 504.9696 R 12261



M 516.9697 R 13143



Run: Analyte: SP166UU Cal: U908191667 Results: Version: V3.6 5-AUG-2002 16:49:13

Name	Mean	RRF	S. D.	%RSD	U220169 S1	U220170 S1	U220171 S1	U220172 S1	U220173 S1				
					RRF#1	RRF#2	RRF#3	RRF#4	RRF#5				
PCB-1	1.0982	0.054	4.89 %	1.00	-1.7	1.07	-0.6	1.13	0.7	1.13	0.7	1.14	0.8
PCB-2	1.0526	-	- %	1.05	*	*	*	*	*	*	*	*	*
PCB-3	1.0589	0.030	2.83 %	1.00	-1.9	1.05	-0.3	1.08	0.5	1.08	0.6	1.07	0.5
PCB-4	0.9454	0.050	5.34 %	0.90	-1.0	0.87	-1.5	0.99	0.6	0.99	0.9	0.97	0.4
PCB-10	1.3647	-	- %	1.36	*	*	*	*	*	*	*	*	*
PCB-9	1.0694	-	- %	1.07	*	*	*	*	*	*	*	*	*
PCB-7	1.0214	-	- %	1.02	*	*	*	*	*	*	*	*	*
PCB-6	1.0924	-	- %	1.09	*	*	*	*	*	*	*	*	*
PCB-5	0.9297	-	- %	0.93	*	*	*	*	*	*	*	*	*
PCB-8	1.1674	-	- %	1.17	*	*	*	*	*	*	*	*	*
PCB-14	1.0863	-	- %	1.09	*	*	*	*	*	*	*	*	*
PCB-11	1.0413	-	- %	1.04	*	*	*	*	*	*	*	*	*
PCB-12/13	1.0194	-	- %	1.02	*	*	*	*	*	*	*	*	*
PCB-15	1.0299	0.034	3.26 %	0.96	-2.0	1.03	0.1	1.04	0.6	1.04	0.4	1.05	0.7
PCB-19	1.0490	0.038	3.63 %	0.98	-1.9	1.08	0.8	1.07	0.7	1.05	-0.1	1.06	0.4
PCB-18/30	1.0391	-	- %	1.04	*	*	*	*	*	*	*	*	*
PCB-17	0.8817	-	- %	0.88	*	*	*	*	*	*	*	*	*
PCB-27	1.3157	-	- %	1.32	*	*	*	*	*	*	*	*	*
PCB-24	1.1912	-	- %	1.19	*	*	*	*	*	*	*	*	*
PCB-16	0.5812	-	- %	0.58	*	*	*	*	*	*	*	*	*
PCB-32	1.3574	-	- %	1.36	*	*	*	*	*	*	*	*	*
PCB-34	1.4563	-	- %	1.46	*	*	*	*	*	*	*	*	*
PCB-23	1.2356	-	- %	1.24	*	*	*	*	*	*	*	*	*
PCB-26/29	1.4280	-	- %	1.43	*	*	*	*	*	*	*	*	*
PCB-25	1.5370	-	- %	1.54	*	*	*	*	*	*	*	*	*
PCB-31	1.4509	-	- %	1.45	*	*	*	*	*	*	*	*	*
PCB-20/28	1.4314	-	- %	1.43	*	*	*	*	*	*	*	*	*
PCB-21/33	1.3850	-	- %	1.38	*	*	*	*	*	*	*	*	*
PCB-22	1.3126	-	- %	1.31	*	*	*	*	*	*	*	*	*
PCB-36	1.5114	-	- %	1.51	*	*	*	*	*	*	*	*	*
PCB-39	1.3383	-	- %	1.34	*	*	*	*	*	*	*	*	*
PCB-38	1.2594	-	- %	1.26	*	*	*	*	*	*	*	*	*
PCB-35	1.1645	-	- %	1.16	*	*	*	*	*	*	*	*	*
PCB-37	1.0759	0.087	8.04 %	0.91	-2.0	1.08	0.1	1.13	0.6	1.13	0.6	1.07	0.0
PCB-54	0.9727	0.030	3.07 %	0.93	-1.4	0.95	-0.7	0.98	0.2	1.02	1.5	0.99	0.4
PCB-50/53	0.8403	-	- %	0.84	*	*	*	*	*	*	*	*	*

PCB-45/51	0.8042	-	-	0.80	*	*
PCB-46	0.6947	-	-	0.69	*	*
PCB-52	0.9399	-	-	0.94	*	*
PCB-43/73	0.8398	-	-	0.84	*	*
PCB-49/69	0.9790	-	-	0.98	*	*
PCB-48	0.8081	-	-	0.81	*	*
PCB-44/47/65	0.9287	-	-	0.93	*	*
PCB-59/62/75	1.1219	-	-	1.12	*	*
PCB-42	0.7488	-	-	0.75	*	*
PCB-40/41/71	0.8450	-	-	0.85	*	*
PCB-64	1.1749	-	-	1.17	*	*
PCB-72	1.1851	-	-	1.19	*	*
PCB--68	1.1736	-	-	1.17	*	*
PCB-57	1.1591	-	-	1.16	*	*
PCB-58	1.1136	-	-	1.11	*	*
PCB-67	1.2061	-	-	1.21	*	*

PCB-63	1.2054	-	-		*	*	*	*	*	*	*	*	*	*	*	*	*	*	*	*
PCB-61/70/74/76	1.1242	-	-		*	*	*	*	*	*	*	*	*	*	*	*	*	*	*	*
PCB-66	1.2130	-	-		*	*	*	*	*	*	*	*	*	*	*	*	*	*	*	*
PCB-55	0.9737	-	-		*	*	*	*	*	*	*	*	*	*	*	*	*	*	*	*
PCB-56	0.9731	-	-		*	*	*	*	*	*	*	*	*	*	*	*	*	*	*	*
PCB-60	0.9630	-	-		*	*	*	*	*	*	*	*	*	*	*	*	*	*	*	*
PCB-80	1.1672	-	-		*	*	*	*	*	*	*	*	*	*	*	*	*	*	*	*
PCB-79	1.1460	-	-		*	*	*	*	*	*	*	*	*	*	*	*	*	*	*	*
PCB-78	0.9838	-	-		*	*	*	*	*	*	*	*	*	*	*	*	*	*	*	*
PCB-81	1.0695	0.041	3.86	1.14	1.7	1.07	0.0	1.09	0.5	1.09	0.5	1.09	0.5	1.09	0.5	1.09	0.5	1.05	-0.5	*
PCB-77	1.0168	0.048	4.68	0.97	-1.0	1.06	0.9	1.09	1.5	1.09	1.5	1.09	1.5	1.09	1.5	1.09	1.5	1.00	-0.3	*
PCB-104	0.9657	0.027	2.76	0.96	-0.4	0.96	-0.2	1.00	1.2	1.00	1.2	1.00	1.2	1.00	1.2	1.00	1.2	0.98	0.6	*
PCB-96	1.1573	-	-	*	*	*	*	*	*	*	*	*	*	*	*	*	*	*	*	*
PCB-103	0.9771	-	-	*	*	*	*	*	*	*	*	*	*	*	*	*	*	*	*	*
PCB-94	0.7700	-	-	*	*	*	*	*	*	*	*	*	*	*	*	*	*	*	*	*
PCB-95	0.9184	-	-	*	*	*	*	*	*	*	*	*	*	*	*	*	*	*	*	*
PCB-93/100	0.8645	-	-	*	*	*	*	*	*	*	*	*	*	*	*	*	*	*	*	*
PCB-98/102	0.8291	-	-	*	*	*	*	*	*	*	*	*	*	*	*	*	*	*	*	*
PCB-88/91	0.8500	-	-	*	*	*	*	*	*	*	*	*	*	*	*	*	*	*	*	*
PCB-84	0.7552	-	-	*	*	*	*	*	*	*	*	*	*	*	*	*	*	*	*	*
PCB-89	0.6881	-	-	*	*	*	*	*	*	*	*	*	*	*	*	*	*	*	*	*
PCB-121	0.9454	-	-	*	*	*	*	*	*	*	*	*	*	*	*	*	*	*	*	*
PCB-92	0.7497	-	-	*	*	*	*	*	*	*	*	*	*	*	*	*	*	*	*	*
PCB-90/101/113	0.8318	-	-	*	*	*	*	*	*	*	*	*	*	*	*	*	*	*	*	*
PCB-83/99	0.7438	-	-	*	*	*	*	*	*	*	*	*	*	*	*	*	*	*	*	*
PCB-112	0.9665	-	-	*	*	*	*	*	*	*	*	*	*	*	*	*	*	*	*	*
PCB-86/87/97/109/119/125	0.8424	-	-	*	*	*	*	*	*	*	*	*	*	*	*	*	*	*	*	*
PCB-117	0.9957	-	-	*	*	*	*	*	*	*	*	*	*	*	*	*	*	*	*	*
PCB-85/116	0.8528	-	-	*	*	*	*	*	*	*	*	*	*	*	*	*	*	*	*	*
PCB-110/115	0.9788	-	-	*	*	*	*	*	*	*	*	*	*	*	*	*	*	*	*	*
PCB-82	0.6568	-	-	*	*	*	*	*	*	*	*	*	*	*	*	*	*	*	*	*
PCB-111	0.9583	-	-	*	*	*	*	*	*	*	*	*	*	*	*	*	*	*	*	*
PCB-120	1.0473	-	-	*	*	*	*	*	*	*	*	*	*	*	*	*	*	*	*	*
PCB-108/124	0.8466	-	-	*	*	*	*	*	*	*	*	*	*	*	*	*	*	*	*	*
PCB-107	0.9181	-	-	*	*	*	*	*	*	*	*	*	*	*	*	*	*	*	*	*
PCB-123	1.0307	0.062	5.98	1.06	0.5	1.06	0.5	1.07	0.7	1.07	0.7	1.07	0.7	1.07	0.7	1.07	0.7	1.04	0.2	*
PCB-106	0.9073	-	-	*	*	*	*	*	*	*	*	*	*	*	*	*	*	*	*	*
PCB-118	1.0689	0.127	11.88	1.14	0.6	1.23	1.3	1.02	-0.4	1.02	-0.4	1.02	-0.4	1.02	-0.4	1.02	-0.4	1.08	0.1	*
PCB-122	0.8154	-	-	*	*	*	*	*	*	*	*	*	*	*	*	*	*	*	*	*
PCB-114	1.0498	0.038	3.61	1.08	0.8	1.08	0.7	1.07	0.5	1.07	0.5	1.07	0.5	1.07	0.5	1.07	0.5	1.06	0.2	*
PCB-105	1.0683	0.051	4.80	1.10	0.6	1.15	1.5	1.09	0.4	1.09	0.4	1.09	0.4	1.09	0.4	1.09	0.4	1.04	-0.5	*
PCB-127	0.8510	-	-	*	*	*	*	*	*	*	*	*	*	*	*	*	*	*	*	*
PCB-126	1.0103	0.046	4.57	1.04	0.7	1.02	0.2	1.02	0.2	1.02	0.2	1.02	0.2	1.02	0.2	1.02	0.2	1.03	0.4	*
PCB-155	0.9086	0.023	2.53	0.88	-1.1	0.91	0.2	0.95	1.8	0.95	1.8	0.95	1.8	0.95	1.8	0.95	1.8	0.91	-0.1	*
PCB-152	1.4899	-	-	*	*	*	*	*	*	*	*	*	*	*	*	*	*	*	*	*

PCB-150	1.2954	-	-	1.30	*
PCB-136	1.4193	-	-	1.42	*
PCB-145	1.3146	-	-	1.31	*
PCB-148	1.0731	-	-	1.07	*
PCB-135/151	1.0330	-	-	1.03	*
PCB-154	1.2214	-	-	1.22	*
PCB-144	1.1042	-	-	1.10	*
PCB-147/149	0.9390	-	-	0.94	*
PCB-134	0.8113	-	-	0.81	*
PCB-143	0.8347	-	-	0.83	*
PCB-139/140	0.9305	-	-	0.93	*
PCB-131	0.8297	-	-	0.83	*
PCB-142	0.7971	-	-	0.80	*
PCB-132	0.7692	-	-	0.77	*
PCB-133	0.8606	-	-	0.86	*
PCB-165	1.0351	-	-	1.04	*

PCB-146	0.9977	-	-	1.00	*	*	*	*	*	*	*	*	*	*	*	*	*	*	*	*
PCB-161	1.1833	-	-	1.18	*	*	*	*	*	*	*	*	*	*	*	*	*	*	*	*
PCB-153/168	1.0727	-	-	1.07	*	*	*	*	*	*	*	*	*	*	*	*	*	*	*	*
PCB-141	0.8670	-	-	0.87	*	*	*	*	*	*	*	*	*	*	*	*	*	*	*	*
PCB-130	0.7623	-	-	0.76	*	*	*	*	*	*	*	*	*	*	*	*	*	*	*	*
PCB-137	0.8200	-	-	0.82	*	*	*	*	*	*	*	*	*	*	*	*	*	*	*	*
PCB-164	1.1423	-	-	1.14	*	*	*	*	*	*	*	*	*	*	*	*	*	*	*	*
PCB-129/138/163	0.9268	-	-	0.93	*	*	*	*	*	*	*	*	*	*	*	*	*	*	*	*
PCB-160	1.0889	-	-	1.09	*	*	*	*	*	*	*	*	*	*	*	*	*	*	*	*
PCB-158	1.2601	-	-	1.26	*	*	*	*	*	*	*	*	*	*	*	*	*	*	*	*
PCB-128/166	0.9774	-	-	0.98	*	*	*	*	*	*	*	*	*	*	*	*	*	*	*	*
PCB-159	0.9402	-	-	0.94	*	*	*	*	*	*	*	*	*	*	*	*	*	*	*	*
PCB-162	0.9108	-	-	0.91	*	*	*	*	*	*	*	*	*	*	*	*	*	*	*	*
PCB-167	1.0351	0.040	3.86	1.06	*	*	*	0.06	*	*	1.06	0.5	0.5	1.03	-0.2	0.99	-1.1	*	*	*
PCB-156/157	1.0229	0.026	2.55	0.99	*	*	*	-1.2	*	*	1.06	1.6	1.6	1.04	0.5	1.03	0.2	*	*	*
PCB-169	1.0269	0.033	3.18	1.08	*	*	*	1.7	*	*	1.03	0.2	0.2	1.03	0.2	0.99	-1.1	*	*	*
PCB-188	0.9112	0.031	3.36	0.86	*	*	*	-1.8	*	*	0.93	0.6	0.6	0.93	0.5	0.93	0.7	*	*	*
PCB-179	1.1681	-	-	1.17	*	*	*	*	*	*	*	*	*	*	*	*	*	*	*	*
PCB-184	1.1341	-	-	1.13	*	*	*	*	*	*	*	*	*	*	*	*	*	*	*	*
PCB-176	1.1281	-	-	1.13	*	*	*	*	*	*	*	*	*	*	*	*	*	*	*	*
PCB-186	1.0564	-	-	1.06	*	*	*	*	*	*	*	*	*	*	*	*	*	*	*	*
PCB-178	0.8168	-	-	0.82	*	*	*	*	*	*	*	*	*	*	*	*	*	*	*	*
PCB-175	0.8621	-	-	0.86	*	*	*	*	*	*	*	*	*	*	*	*	*	*	*	*
PCB-187	0.8874	-	-	0.89	*	*	*	*	*	*	*	*	*	*	*	*	*	*	*	*
PCB-182	0.8171	-	-	0.82	*	*	*	*	*	*	*	*	*	*	*	*	*	*	*	*
PCB-183	0.6631	-	-	0.66	*	*	*	*	*	*	*	*	*	*	*	*	*	*	*	*
PCB-185	0.5647	-	-	0.56	*	*	*	*	*	*	*	*	*	*	*	*	*	*	*	*
PCB-174	0.5862	-	-	0.59	*	*	*	*	*	*	*	*	*	*	*	*	*	*	*	*
PCB-177	0.5655	-	-	0.57	*	*	*	*	*	*	*	*	*	*	*	*	*	*	*	*
PCB-181	0.5688	-	-	0.57	*	*	*	*	*	*	*	*	*	*	*	*	*	*	*	*
PCB-171/173	0.5495	-	-	0.55	*	*	*	*	*	*	*	*	*	*	*	*	*	*	*	*
PCB-172	0.5380	-	-	0.54	*	*	*	*	*	*	*	*	*	*	*	*	*	*	*	*
PCB-192	0.6674	-	-	0.67	*	*	*	*	*	*	*	*	*	*	*	*	*	*	*	*
PCB-180/193	0.6733	-	-	0.67	*	*	*	*	*	*	*	*	*	*	*	*	*	*	*	*
PCB-191	0.7243	-	-	0.72	*	*	*	*	*	*	*	*	*	*	*	*	*	*	*	*
PCB-170	0.5229	-	-	0.52	*	*	*	*	*	*	*	*	*	*	*	*	*	*	*	*
PCB-190	0.7207	-	-	0.72	*	*	*	*	*	*	*	*	*	*	*	*	*	*	*	*
PCB-189	0.8718	0.055	6.28	0.89	*	*	*	0.2	*	*	0.86	-0.3	-0.3	0.97	1.8	0.86	-0.3	*	*	*
PCB-202	0.8606	0.036	4.17	0.81	*	*	*	-1.3	*	*	0.83	-0.9	-0.9	0.92	1.5	0.86	0.0	*	*	*
PCB-201	0.9942	-	-	0.99	*	*	*	*	*	*	*	*	*	*	*	*	*	*	*	*
PCB-204	0.9773	-	-	0.98	*	*	*	*	*	*	*	*	*	*	*	*	*	*	*	*
PCB-197	0.8797	-	-	0.88	*	*	*	*	*	*	*	*	*	*	*	*	*	*	*	*
PCB-200	1.0215	-	-	1.02	*	*	*	*	*	*	*	*	*	*	*	*	*	*	*	*
PCB-198/199	0.6671	-	-	0.67	*	*	*	*	*	*	*	*	*	*	*	*	*	*	*	*
PCB-196	0.7008	-	-	0.70	*	*	*	*	*	*	*	*	*	*	*	*	*	*	*	*

PCB-203	0.7156	-	-	0.72	*	*	*	*	*	*	*	*	*	*	*	*	*	*	*
PCB-195	0.6368	-	-	0.64	*	*	*	*	*	*	*	*	*	*	*	*	*	*	*
PCB-194	0.6592	-	-	0.66	*	*	*	*	*	*	*	*	*	*	*	*	*	*	*
PCB-205	0.8774	0.034	3.84 %	0.82	-1.8	0.86	-0.4	0.91	0.8	0.89	0.3	0.90	0.8	0.90	0.8				
PCB-208	0.9145	0.034	3.70 %	0.89	-0.8	0.91	-0.1	0.92	0.1	0.98	1.9	0.89	-0.7	0.89	-0.7				
PCB-207	1.0576	-	-	1.06	*	*	*	*	*	*	*	*	*	*	*	*	*	*	*
PCB-206	0.9206	0.025	2.72 %	0.92	0.0	0.89	-1.2	0.90	-0.7	0.96	1.7	0.93	0.2	0.93	0.2				
PCB-209	0.9714	0.111	11.41 %	0.88	-0.8	1.18	1.9	0.99	0.1	0.98	0.1	0.90	-0.7	0.90	-0.7				
PCB-11L	1.1216	0.025	2.20 %	1.07	-1.9	1.13	0.5	1.13	0.2	1.15	1.0	1.12	0.0	1.12	0.0				
PCB-3L	1.1461	0.054	4.72 %	1.06	-1.6	1.18	0.7	1.10	-0.8	1.17	0.5	1.17	0.5	1.17	0.5				
PCB-4L	0.8039	0.031	3.85 %	0.83	0.9	0.83	0.8	0.75	-1.8	0.82	0.4	0.80	-0.1	0.80	-0.1				
PCB-15L	1.0259	0.041	4.02 %	0.95	-1.7	1.02	-0.2	1.02	-0.3	1.05	0.6	1.04	0.3	1.04	0.3				
PCB-19L	0.5544	0.017	3.05 %	0.55	-0.2	0.58	1.4	0.53	-1.5	0.57	0.8	0.55	-0.4	0.55	-0.4				

PCB-37L	1.3068	0.080	6.11 %	1.15	-2.0	1.31	0.0	1.34	0.4	1.36	0.7	1.34	0.4
PCB-54L	1.0993	0.065	5.93 %	1.21	1.7	1.07	-0.4	1.09	-0.1	1.14	0.6	1.04	-0.9
PCB-81L	1.0975	0.081	7.36 %	0.97	-1.6	1.08	-0.3	1.05	-0.6	1.15	0.6	1.14	0.5
PCB-77L	1.0789	0.092	8.53 %	0.92	-1.7	1.08	0.0	1.05	-0.3	1.10	0.2	1.14	0.7
PCB-104L	1.3964	0.031	2.19 %	1.40	0.1	1.36	-1.1	1.43	1.0	1.44	1.3	1.38	-0.4
PCB-123L	1.1923	0.072	6.00 %	1.06	-1.9	1.17	-0.3	1.23	0.5	1.23	0.5	1.22	0.4
PCB-118L	1.2185	0.063	5.16 %	1.11	-1.7	1.19	-0.5	1.22	0.1	1.29	1.1	1.23	0.1
PCB-114L	1.2194	0.091	7.46 %	1.05	-1.9	1.22	0.0	1.26	0.5	1.21	-0.1	1.27	0.5
PCB-105L	1.1662	0.081	6.97 %	1.02	-1.8	1.15	-0.2	1.21	0.5	1.16	-0.1	1.21	0.5
PCB-126L	1.0866	0.086	7.89 %	0.96	-1.4	1.02	-0.7	1.12	0.4	1.07	-0.2	1.14	0.6
PCB-155L	1.5878	0.045	2.86 %	1.66	1.5	1.57	-0.4	1.60	0.4	1.53	-1.3	1.55	-0.7
PCB-167L	0.9653	0.054	5.59 %	0.90	-1.3	0.96	0.0	1.01	0.7	0.90	-1.1	0.99	0.5
PCB-156/157L	0.9043	0.044	4.87 %	0.86	-1.0	0.89	-0.4	0.94	0.8	0.86	-1.1	0.92	0.4
PCB-169L	0.8181	0.083	10.20 %	0.74	-1.0	0.80	-0.2	0.88	0.7	0.71	-1.3	0.87	0.6
PCB-188L	2.2994	0.189	8.20 %	2.06	-1.3	2.41	0.6	2.30	0.0	2.60	1.6	2.17	-0.7
PCB-189L	1.3795	0.143	10.37 %	1.10	-2.0	1.42	0.3	1.46	0.5	1.38	0.0	1.43	0.3
PCB-202L	1.5573	0.114	7.35 %	1.36	-1.7	1.66	0.9	1.59	0.3	1.67	1.0	1.50	-0.5
PCB-205L	1.2833	0.079	6.16 %	1.16	-1.5	1.25	-0.4	1.27	-0.2	1.40	1.5	1.29	0.1
PCB-208L	1.3955	0.080	5.71 %	1.25	-1.8	1.45	0.7	1.38	-0.2	1.47	1.0	1.40	0.0
PCB-206L	1.0124	0.074	7.35 %	0.88	-1.8	0.98	-0.4	1.08	0.9	1.07	0.8	1.01	0.0
PCB-209L	1.3248	0.079	5.94 %	1.20	-1.6	1.28	-0.6	1.34	0.2	1.43	1.3	1.34	0.2
PCB-28L	1.4968	0.139	9.31 %	1.23	-1.9	1.56	0.5	1.63	0.9	1.53	0.2	1.53	0.2
PCB-111L	1.2368	0.045	3.65 %	1.15	-1.9	1.22	-0.3	1.25	0.4	1.25	0.3	1.27	0.8
PCB-178L	0.9421	0.047	5.00 %	0.91	-0.6	0.97	0.6	0.95	0.3	0.86	-1.7	0.97	0.6
PCB-9L	-	-	%	-	-	-	-	-	-	-	-	-	-
PCB-52L	-	-	%	-	-	-	-	-	-	-	-	-	-
PCB-101L	-	-	%	-	-	-	-	-	-	-	-	-	-
PCB-138L	-	-	%	-	-	-	-	-	-	-	-	-	-
PCB-194L	-	-	%	-	-	-	-	-	-	-	-	-	-

FORM 3A
PCB INITIAL CALIBRATION RELATIVE RESPONSES

Lab Name: Columbia Analytical Services Episode No.:

Contract No.: SDG No.:

Initial Calibration Date: 08/19/09

Instrument ID: AutoSpec-Ultima GC Column: SPB-OCTYL

CS1 Data Filename: U220170 CS4 Data Filename: U220173

CS2 Data Filename: U220171 CS5 Data Filename: U220174

CS3 Data Filename: U220172

NATIVE ANALYTES	IUPAC	RELATIVE RESPONSE (RR)					MEAN	Cv
		CS1	CS2	CS3	CS4	CS5	RR	(RSD)
								(1)
2-MoCB	1	1.07	1.13	1.13	1.14	1.11	1.12	2.77
4-MoCB	3	1.05	1.07	1.08	1.07	1.08	1.07	1.04
22'-DiCB	4	0.87	0.98	0.99	0.97	0.98	0.96	5.18
44'-DiCB	15	1.03	1.05	1.04	1.05	1.04	1.04	0.79
22'6'-TrCB	19	1.08	1.07	1.05	1.06	1.05	1.06	1.36
344'-TrCB	37	1.08	1.13	1.13	1.07	1.13	1.11	2.51
22'66'-TeCB	54	0.95	0.98	1.02	0.99	0.97	0.98	2.47
344'5'-TeCB	81	1.14	1.07	1.09	1.05	1.03	1.08	4.01
33'44'-TeCB	77	0.97	1.06	1.09	1.00	1.00	1.02	4.77
22'466'-PeCB	104	0.96	0.96	1.00	0.98	0.98	0.97	1.74
2'344'5'-PeCB	123	1.06	1.06	1.07	1.04	1.04	1.06	1.48
23'44'5'-PeCB	118	1.14	1.23	1.02	1.08	1.08	1.11	7.16
2344'5'-PeCB	114	1.08	1.08	1.07	1.06	1.04	1.06	1.57
233'44'-PeCB	105	1.10	1.15	1.09	1.04	1.03	1.08	4.21
33'44'5'-PeCB	126	1.04	1.02	1.02	1.03	1.03	1.03	1.00
22'44'66'-HxCB	155	0.88	0.91	0.95	0.91	0.90	0.91	2.82
23'44'55'-HxCB	167	1.09	1.06	1.03	0.99	0.99	1.03	4.18
233'44'5'-HxCB	156 ₇	1.00	1.06	1.04	1.03	1.01	1.03	2.32
33'44'55'-HxCB	169	1.02	1.03	1.03	0.99	1.00	1.02	1.87
22'34'566'-HpCB	188	0.89	0.93	0.93	0.93	0.93	0.92	1.72
233'44'55'-HpCB	189	0.81	0.86	0.97	0.86	0.86	0.87	7.00
22'33'55'66'-OcCB	202	0.83	0.88	0.92	0.86	0.86	0.87	3.61
233'44'55'6'-OcCB	205	0.86	0.91	0.89	0.90	0.89	0.89	1.91
22'33'4'55'66'-NoCB	208	0.91	0.92	0.98	0.89	0.90	0.92	3.79
22'33'44'55'6'-NoCB	206	0.89	0.90	0.96	0.93	0.92	0.92	3.04
DeCB	209	1.18	0.99	0.98	0.90	0.90	0.99	11.56

(1) The %RSD for the 26 unlabeled standard must not exceed +/- 20% (PCB156/157 coeluted), see Section 10.4.4, Method 1668A.

SP1668F3A

Run: Analyte: SPL166UU Cal: u9081911668if

Version: V3.6 5-AUG-2002 16:49:13

Name	Mean RRF	S. D.	%RSD	U220169 RRF#1	SD	U220170 RRF#2	SD	U220171 RRF#3	SD	U220172 RRF#4	SD	U220173 RRF#5	SD	U220174 RRF#6	SD
PCB-1	1.0982	0.054	4.89%	1.00	-1.7	1.07	-0.6	1.13	0.7	1.13	0.7	1.14	0.8	1.11	0.2
PCB-2	1.0526	-	-	1.05	*	*	*	*	*	*	*	*	*	*	*
PCB-3	1.0589	0.030	2.83%	1.00	-1.9	1.05	-0.3	1.07	0.5	1.08	0.6	1.07	0.5	1.08	0.7
PCB-4	0.9454	0.050	5.34%	0.90	-1.0	0.87	-1.5	0.98	0.6	0.99	0.9	0.97	0.4	0.98	0.6
PCB-10	1.3647	-	-	1.36	*	*	*	*	*	*	*	*	*	*	*
PCB-9	1.0694	-	-	1.07	*	*	*	*	*	*	*	*	*	*	*
PCB-7	1.0214	-	-	1.02	*	*	*	*	*	*	*	*	*	*	*
PCB-6	1.0924	-	-	1.09	*	*	*	*	*	*	*	*	*	*	*
PCB-5	0.9297	-	-	0.93	*	*	*	*	*	*	*	*	*	*	*
PCB-8	1.1674	-	-	1.17	*	*	*	*	*	*	*	*	*	*	*
PCB-14	1.0863	-	-	1.09	*	*	*	*	*	*	*	*	*	*	*
PCB-11	1.0413	-	-	1.04	*	*	*	*	*	*	*	*	*	*	*
PCB-12/13	1.0194	-	-	1.02	*	*	*	*	*	*	*	*	*	*	*
PCB-15	1.0299	0.034	3.26%	0.96	-2.0	1.03	0.1	1.05	0.6	1.04	0.4	1.05	0.7	1.04	0.2
PCB-19	1.0490	0.038	3.63%	0.98	-1.9	1.08	0.8	1.07	0.7	1.05	-0.1	1.06	0.4	1.05	0.1
PCB-18/30	1.0391	-	-	1.04	*	*	*	*	*	*	*	*	*	*	*
PCB-17	0.8817	-	-	0.88	*	*	*	*	*	*	*	*	*	*	*
PCB-27	1.3157	-	-	1.32	*	*	*	*	*	*	*	*	*	*	*
PCB-24	1.1912	-	-	1.19	*	*	*	*	*	*	*	*	*	*	*
PCB-16	0.5812	-	-	0.58	*	*	*	*	*	*	*	*	*	*	*
PCB-32	1.3574	-	-	1.36	*	*	*	*	*	*	*	*	*	*	*
PCB-34	1.4563	-	-	1.46	*	*	*	*	*	*	*	*	*	*	*
PCB-23	1.2356	-	-	1.24	*	*	*	*	*	*	*	*	*	*	*
PCB-26/29	1.4280	-	-	1.43	*	*	*	*	*	*	*	*	*	*	*
PCB-25	1.5370	-	-	1.54	*	*	*	*	*	*	*	*	*	*	*
PCB-31	1.4509	-	-	1.45	*	*	*	*	*	*	*	*	*	*	*
PCB-20/28	1.4314	-	-	1.43	*	*	*	*	*	*	*	*	*	*	*
PCB-21/33	1.3850	-	-	1.38	*	*	*	*	*	*	*	*	*	*	*
PCB-22	1.3126	-	-	1.31	*	*	*	*	*	*	*	*	*	*	*
PCB-36	1.5114	-	-	1.51	*	*	*	*	*	*	*	*	*	*	*
PCB-39	1.3383	-	-	1.34	*	*	*	*	*	*	*	*	*	*	*
PCB-38	1.2594	-	-	1.26	*	*	*	*	*	*	*	*	*	*	*
PCB-35	1.1645	-	-	1.16	*	*	*	*	*	*	*	*	*	*	*
PCB-37	1.0759	0.087	8.04%	0.91	-2.0	1.08	0.1	1.13	0.6	1.13	0.6	1.07	0.0	1.13	0.7
PCB-54	0.9727	0.030	3.07%	0.93	-1.4	0.95	-0.7	0.98	0.2	1.02	1.5	0.99	0.4	0.97	0.0
PCB-50/53	0.8403	-	-	0.84	*	*	*	*	*	*	*	*	*	*	*
PCB-45/51	0.8042	-	-	0.80	*	*	*	*	*	*	*	*	*	*	*
PCB-46	0.6947	-	-	0.69	*	*	*	*	*	*	*	*	*	*	*
PCB-52	0.9399	-	-	0.94	*	*	*	*	*	*	*	*	*	*	*
PCB-43/73	0.8398	-	-	0.84	*	*	*	*	*	*	*	*	*	*	*
PCB-49/69	0.9790	-	-	0.98	*	*	*	*	*	*	*	*	*	*	*
PCB-48	0.8081	-	-	0.81	*	*	*	*	*	*	*	*	*	*	*
PCB-44/47/65	0.9287	-	-	0.93	*	*	*	*	*	*	*	*	*	*	*
PCB-59/62/75	1.1219	-	-	1.12	*	*	*	*	*	*	*	*	*	*	*
PCB-42	0.7488	-	-	0.75	*	*	*	*	*	*	*	*	*	*	*
PCB-40/41/71	0.8450	-	-	0.85	*	*	*	*	*	*	*	*	*	*	*
PCB-64	1.1749	-	-	1.17	*	*	*	*	*	*	*	*	*	*	*
PCB-72	1.1851	-	-	1.19	*	*	*	*	*	*	*	*	*	*	*

49		PCB-68	1.1736	-	-	1.17	*	*	*	*	*	*	*	*	*	*	*	*	*	*	*	*	*	*
50		PCB-57	1.1591	-	-	1.16	*	*	*	*	*	*	*	*	*	*	*	*	*	*	*	*	*	*
51		PCB-58	1.1136	-	-	1.11	*	*	*	*	*	*	*	*	*	*	*	*	*	*	*	*	*	*
52		PCB-67	1.2061	-	-	1.21	*	*	*	*	*	*	*	*	*	*	*	*	*	*	*	*	*	*
53		PCB-63	1.2054	-	-	1.21	*	*	*	*	*	*	*	*	*	*	*	*	*	*	*	*	*	*
54		PCB-61/70/74/76	1.1242	-	-	1.12	*	*	*	*	*	*	*	*	*	*	*	*	*	*	*	*	*	*
55		PCB-66	1.2130	-	-	1.21	*	*	*	*	*	*	*	*	*	*	*	*	*	*	*	*	*	*
56		PCB-55	0.9737	-	-	0.97	*	*	*	*	*	*	*	*	*	*	*	*	*	*	*	*	*	*
57		PCB-56	0.9731	-	-	0.97	*	*	*	*	*	*	*	*	*	*	*	*	*	*	*	*	*	*
58		PCB-60	0.9630	-	-	0.96	*	*	*	*	*	*	*	*	*	*	*	*	*	*	*	*	*	*
59		PCB-80	1.1672	-	-	1.17	*	*	*	*	*	*	*	*	*	*	*	*	*	*	*	*	*	*
60		PCB-79	1.1460	-	-	1.15	*	*	*	*	*	*	*	*	*	*	*	*	*	*	*	*	*	*
61		PCB-78	0.9838	-	-	0.98	*	*	*	*	*	*	*	*	*	*	*	*	*	*	*	*	*	*
62		PCB-81	1.0695	0.041	3.86	1.04	*	*	*	*	*	*	*	*	*	*	*	*	*	*	*	*	*	*
63		PCB-77	1.0168	0.048	4.68	0.98	*	*	*	*	*	*	*	*	*	*	*	*	*	*	*	*	*	*
64		PCB-104	0.9657	0.027	2.76	0.92	*	*	*	*	*	*	*	*	*	*	*	*	*	*	*	*	*	*
65		PCB-96	1.1573	-	-	1.16	*	*	*	*	*	*	*	*	*	*	*	*	*	*	*	*	*	*
66		PCB-103	0.9771	-	-	0.98	*	*	*	*	*	*	*	*	*	*	*	*	*	*	*	*	*	*
67		PCB-94	0.7700	-	-	0.77	*	*	*	*	*	*	*	*	*	*	*	*	*	*	*	*	*	*
68		PCB-95	0.9184	-	-	0.92	*	*	*	*	*	*	*	*	*	*	*	*	*	*	*	*	*	*
69		PCB-93/100	0.8645	-	-	0.86	*	*	*	*	*	*	*	*	*	*	*	*	*	*	*	*	*	*
70		PCB-98/102	0.8291	-	-	0.83	*	*	*	*	*	*	*	*	*	*	*	*	*	*	*	*	*	*
71		PCB-88/91	0.8500	-	-	0.85	*	*	*	*	*	*	*	*	*	*	*	*	*	*	*	*	*	*
72		PCB-84	0.7552	-	-	0.76	*	*	*	*	*	*	*	*	*	*	*	*	*	*	*	*	*	*
73		PCB-89	0.6881	-	-	0.69	*	*	*	*	*	*	*	*	*	*	*	*	*	*	*	*	*	*
74		PCB-121	0.9454	-	-	0.95	*	*	*	*	*	*	*	*	*	*	*	*	*	*	*	*	*	*
75		PCB-92	0.7497	-	-	0.75	*	*	*	*	*	*	*	*	*	*	*	*	*	*	*	*	*	*
76		PCB-90/101/113	0.8318	-	-	0.83	*	*	*	*	*	*	*	*	*	*	*	*	*	*	*	*	*	*
77		PCB-83/99	0.7438	-	-	0.74	*	*	*	*	*	*	*	*	*	*	*	*	*	*	*	*	*	*
78		PCB-112	0.9665	-	-	0.97	*	*	*	*	*	*	*	*	*	*	*	*	*	*	*	*	*	*
79		PCB-86/87/97/109/119/125	0.8424	-	-	0.84	*	*	*	*	*	*	*	*	*	*	*	*	*	*	*	*	*	*
80		PCB-117	0.9957	-	-	1.00	*	*	*	*	*	*	*	*	*	*	*	*	*	*	*	*	*	*
81		PCB-85/116	0.8528	-	-	0.85	*	*	*	*	*	*	*	*	*	*	*	*	*	*	*	*	*	*
82		PCB-110/115	0.9788	-	-	0.98	*	*	*	*	*	*	*	*	*	*	*	*	*	*	*	*	*	*
83		PCB-82	0.6568	-	-	0.66	*	*	*	*	*	*	*	*	*	*	*	*	*	*	*	*	*	*
84		PCB-111	0.9583	-	-	0.96	*	*	*	*	*	*	*	*	*	*	*	*	*	*	*	*	*	*
85		PCB-120	1.0473	-	-	1.05	*	*	*	*	*	*	*	*	*	*	*	*	*	*	*	*	*	*
86		PCB-108/124	0.8466	-	-	0.85	*	*	*	*	*	*	*	*	*	*	*	*	*	*	*	*	*	*
87		PCB-107	0.9181	-	-	0.92	*	*	*	*	*	*	*	*	*	*	*	*	*	*	*	*	*	*
88		PCB-123	1.0307	0.062	5.98	0.91	*	*	*	*	*	*	*	*	*	*	*	*	*	*	*	*	*	*
89		PCB-106	0.9073	-	-	0.91	*	*	*	*	*	*	*	*	*	*	*	*	*	*	*	*	*	*
90		PCB-118	1.0689	0.127	11.88	0.85	*	*	*	*	*	*	*	*	*	*	*	*	*	*	*	*	*	*
91		PCB-122	0.8154	-	-	0.82	*	*	*	*	*	*	*	*	*	*	*	*	*	*	*	*	*	*
92		PCB-114	1.0498	0.038	3.61	0.98	*	*	*	*	*	*	*	*	*	*	*	*	*	*	*	*	*	*
93		PCB-105	1.0683	0.051	4.80	1.00	*	*	*	*	*	*	*	*	*	*	*	*	*	*	*	*	*	*
94		PCB-127	0.8510	-	-	0.85	*	*	*	*	*	*	*	*	*	*	*	*	*	*	*	*	*	*
95		PCB-126	1.0103	0.046	4.57	0.92	*	*	*	*	*	*	*	*	*	*	*	*	*	*	*	*	*	*
96		PCB-155	0.9086	0.023	2.53	0.90	*	*	*	*	*	*	*	*	*	*	*	*	*	*	*	*	*	*
97		PCB-152	1.4899	-	-	1.49	*	*	*	*	*	*	*	*	*	*	*	*	*	*	*	*	*	*
98		PCB-150	1.2954	-	-	1.30	*	*	*	*	*	*	*	*	*	*	*	*	*	*	*	*	*	*
99		PCB-136	1.4193	-	-	1.42	*	*	*	*	*	*	*	*	*	*	*	*	*	*	*	*	*	*
100		PCB-145	1.3146	-	-	1.31	*	*	*	*	*	*	*	*	*	*	*	*	*	*	*	*	*	*
101		PCB-148	1.0731	-	-	1.07	*	*	*	*	*	*	*	*	*	*	*	*	*	*	*	*	*	*
102		PCB-135/151	1.0330	-	-	1.03	*	*	*	*	*	*	*	*	*	*	*	*	*	*	*	*	*	*
103		PCB-154	1.2214	-	-	1.22	*	*	*	*	*	*	*	*	*	*	*	*	*	*	*	*	*	*
104		PCB-144	1.1042	-	-	1.10	*	*	*	*	*	*	*	*	*	*	*	*	*	*	*	*	*	*
105		PCB-147/149	0.9390	-	-	0.94	*	*	*	*	*	*	*	*	*	*	*	*	*	*	*	*	*	*

106	PCB-134	0.8113	-	-	0.81	*	*	*	*	*	*	*	*	*	*	*	*	*	*
107	PCB-143	0.8347	-	-	0.83	*	*	*	*	*	*	*	*	*	*	*	*	*	*
108	PCB-139/140	0.9305	-	-	0.93	*	*	*	*	*	*	*	*	*	*	*	*	*	*
109	PCB-131	0.8297	-	-	0.83	*	*	*	*	*	*	*	*	*	*	*	*	*	*
110	PCB-142	0.7971	-	-	0.80	*	*	*	*	*	*	*	*	*	*	*	*	*	*
111	PCB-132	0.7692	-	-	0.77	*	*	*	*	*	*	*	*	*	*	*	*	*	*
112	PCB-133	0.8606	-	-	0.86	*	*	*	*	*	*	*	*	*	*	*	*	*	*
113	PCB-165	1.0351	-	-	1.04	*	*	*	*	*	*	*	*	*	*	*	*	*	*
114	PCB-146	0.9977	-	-	1.00	*	*	*	*	*	*	*	*	*	*	*	*	*	*
115	PCB-161	1.1833	-	-	1.18	*	*	*	*	*	*	*	*	*	*	*	*	*	*
116	PCB-153/168	1.0727	-	-	1.07	*	*	*	*	*	*	*	*	*	*	*	*	*	*
117	PCB-141	0.8670	-	-	0.87	*	*	*	*	*	*	*	*	*	*	*	*	*	*
118	PCB-130	0.7623	-	-	0.76	*	*	*	*	*	*	*	*	*	*	*	*	*	*
119	PCB-137	0.8200	-	-	0.82	*	*	*	*	*	*	*	*	*	*	*	*	*	*
120	PCB-164	1.1423	-	-	1.14	*	*	*	*	*	*	*	*	*	*	*	*	*	*
121	PCB-160	0.9268	-	-	0.93	*	*	*	*	*	*	*	*	*	*	*	*	*	*
122	PCB-158	1.0889	-	-	1.09	*	*	*	*	*	*	*	*	*	*	*	*	*	*
123	PCB-158	1.2601	-	-	1.26	*	*	*	*	*	*	*	*	*	*	*	*	*	*
124	PCB-128/166	0.9774	-	-	0.98	*	*	*	*	*	*	*	*	*	*	*	*	*	*
125	PCB-159	0.9402	-	-	0.94	*	*	*	*	*	*	*	*	*	*	*	*	*	*
126	PCB-162	0.9108	-	-	0.91	*	*	*	*	*	*	*	*	*	*	*	*	*	*
127	PCB-167	1.0351	0.040	3.86	1.06	0.5	1.09	1.4	1.06	0.5	1.03	-0.2	0.99	-1.1	0.99	-1.2	1.01	-0.3	0.99
128	PCB-156/157	1.0229	0.026	2.55	0.99	-1.2	1.00	-0.8	1.06	1.6	1.03	0.2	0.99	-1.1	0.99	-1.2	1.01	-0.3	0.99
129	PCB-169	1.0269	0.033	3.18	1.08	1.7	1.02	-0.2	1.03	0.2	1.03	0.2	0.99	-1.1	0.99	-1.2	1.01	-0.3	0.99
130	PCB-188	0.9112	0.031	3.36	0.86	-1.8	0.89	-0.6	0.93	0.6	0.93	0.5	0.93	0.7	0.93	0.6	0.93	0.7	0.93
131	PCB-179	1.1681	-	-	1.17	*	*	*	*	*	*	*	*	*	*	*	*	*	*
132	PCB-184	1.1341	-	-	1.13	*	*	*	*	*	*	*	*	*	*	*	*	*	*
133	PCB-176	1.1281	-	-	1.13	*	*	*	*	*	*	*	*	*	*	*	*	*	*
134	PCB-186	1.0564	-	-	1.06	*	*	*	*	*	*	*	*	*	*	*	*	*	*
135	PCB-178	0.8168	-	-	0.82	*	*	*	*	*	*	*	*	*	*	*	*	*	*
136	PCB-175	0.8621	-	-	0.86	*	*	*	*	*	*	*	*	*	*	*	*	*	*
137	PCB-187	0.8874	-	-	0.89	*	*	*	*	*	*	*	*	*	*	*	*	*	*
138	PCB-182	0.8171	-	-	0.82	*	*	*	*	*	*	*	*	*	*	*	*	*	*
139	PCB-183	0.6631	-	-	0.66	*	*	*	*	*	*	*	*	*	*	*	*	*	*
140	PCB-185	0.5647	-	-	0.56	*	*	*	*	*	*	*	*	*	*	*	*	*	*
141	PCB-174	0.5862	-	-	0.59	*	*	*	*	*	*	*	*	*	*	*	*	*	*
142	PCB-177	0.5655	-	-	0.57	*	*	*	*	*	*	*	*	*	*	*	*	*	*
143	PCB-181	0.5688	-	-	0.57	*	*	*	*	*	*	*	*	*	*	*	*	*	*
144	PCB-171/173	0.5495	-	-	0.55	*	*	*	*	*	*	*	*	*	*	*	*	*	*
145	PCB-172	0.5380	-	-	0.54	*	*	*	*	*	*	*	*	*	*	*	*	*	*
146	PCB-192	0.6674	-	-	0.67	*	*	*	*	*	*	*	*	*	*	*	*	*	*
147	PCB-180/193	0.6733	-	-	0.67	*	*	*	*	*	*	*	*	*	*	*	*	*	*
148	PCB-191	0.7243	-	-	0.72	*	*	*	*	*	*	*	*	*	*	*	*	*	*
149	PCB-170	0.5229	-	-	0.52	*	*	*	*	*	*	*	*	*	*	*	*	*	*
150	PCB-190	0.7207	-	-	0.72	*	*	*	*	*	*	*	*	*	*	*	*	*	*
151	PCB-189	0.8718	0.055	6.28	0.89	*	*	*	0.86	-0.3	0.97	1.8	0.86	-0.3	0.86	-0.3	0.86	-0.3	0.86
152	PCB-202	0.8606	0.036	4.17	0.81	-1.3	0.83	-0.9	0.88	0.5	0.92	1.5	0.86	0.0	0.86	0.1	0.86	0.1	0.86
153	PCB-201	0.9942	-	-	0.99	*	*	*	*	*	*	*	*	*	*	*	*	*	*
154	PCB-204	0.9773	-	-	0.98	*	*	*	*	*	*	*	*	*	*	*	*	*	*
155	PCB-197	0.8797	-	-	0.88	*	*	*	*	*	*	*	*	*	*	*	*	*	*
156	PCB-200	1.0215	-	-	1.02	*	*	*	*	*	*	*	*	*	*	*	*	*	*
157	PCB-198/199	0.6671	-	-	0.67	*	*	*	*	*	*	*	*	*	*	*	*	*	*
158	PCB-196	0.7008	-	-	0.70	*	*	*	*	*	*	*	*	*	*	*	*	*	*
159	PCB-203	0.7156	-	-	0.72	*	*	*	*	*	*	*	*	*	*	*	*	*	*
160	PCB-195	0.6368	-	-	0.64	*	*	*	*	*	*	*	*	*	*	*	*	*	*
161	PCB-194	0.6592	-	-	0.66	*	*	*	*	*	*	*	*	*	*	*	*	*	*
162	PCB-205	0.8774	0.034	3.84	0.82	-1.8	0.86	-0.4	0.91	0.8	0.89	0.3	0.90	0.8	0.89	0.4	0.89	0.4	0.89

163	PCB-208	0.9145	0.034	3.70	0.89	-0.8	0.91	-0.1	0.92	0.1	0.98	1.9	0.89	-0.7	0.90	-0.4
164	PCB-207	1.0576	-	-	1.06	*	0.89	-1.2	0.90	-0.7	0.96	1.7	0.93	0.2	0.92	-0.1
165	PCB-206	0.9206	0.025	2.72	0.92	0.0	0.89	-1.2	0.90	-0.7	0.96	1.7	0.93	0.2	0.92	-0.1
166	PCB-209	0.9714	0.111	11.41	0.88	-0.8	1.18	1.9	0.99	0.1	0.98	0.1	0.90	-0.7	0.90	-0.6
167	PCB-1L	1.1216	0.025	2.20	1.07	-1.9	1.13	0.5	1.13	0.2	1.15	1.0	1.12	0.0	1.13	0.2
168	PCB-3L	1.1461	0.054	4.72	1.06	-1.6	1.18	0.7	1.10	-0.8	1.17	0.5	1.17	0.5	1.19	0.8
169	PCB-4L	0.8039	0.031	3.85	0.83	0.9	0.83	0.8	0.75	-1.8	0.82	0.4	0.80	-0.1	0.80	-0.2
170	PCB-15L	1.0259	0.041	4.02	0.95	-1.7	1.02	0.2	1.02	-0.3	1.05	0.6	1.04	0.3	1.08	1.2
171	PCB-19L	0.5544	0.017	3.05	0.55	-0.2	0.58	1.4	0.53	-1.5	0.57	0.8	0.55	-0.4	0.55	-0.1
172	PCB-37L	1.3068	0.080	6.11	1.15	-2.0	1.31	0.0	1.34	0.4	1.36	0.7	1.34	0.4	1.34	0.4
173	PCB-54L	1.0993	0.065	5.93	1.21	-1.7	1.07	-0.4	1.09	-0.1	1.14	0.6	1.04	-0.9	1.04	-0.9
174	PCB-81L	1.0975	0.081	7.36	0.92	-1.6	1.08	0.0	1.05	-0.6	1.10	0.6	1.14	0.5	1.20	1.2
175	PCB-77L	1.0789	0.092	8.53	0.92	-1.7	1.08	0.0	1.05	-0.3	1.10	0.2	1.14	0.7	1.19	1.2
176	PCB-104L	1.3964	0.031	2.19	1.40	0.1	1.36	-1.1	1.43	1.0	1.44	1.3	1.38	-0.4	1.37	-0.9
177	PCB-123L	1.1923	0.072	5.16	1.06	-1.9	1.17	-0.3	1.23	0.5	1.23	0.5	1.22	0.4	1.25	0.8
178	PCB-118L	1.2185	0.063	5.16	1.11	-1.7	1.19	-0.5	1.23	0.1	1.23	1.1	1.23	0.1	1.27	0.8
179	PCB-114L	1.2194	0.091	7.46	1.05	-1.9	1.22	0.0	1.26	0.5	1.21	-0.1	1.27	0.5	1.31	1.0
180	PCB-105L	1.1662	0.081	6.97	1.02	-1.8	1.15	-0.2	1.22	0.5	1.16	-0.1	1.21	0.5	1.26	1.4
181	PCB-126L	1.0866	0.045	7.89	0.96	-1.4	1.02	-0.7	1.07	-0.2	1.07	-0.2	1.14	0.6	1.20	1.4
182	PCB-155L	1.5878	0.054	5.59	1.66	-1.5	1.57	0.0	1.60	0.4	1.53	-1.3	1.55	-0.7	1.61	0.6
183	PCB-167L	0.9653	0.054	4.87	0.90	-1.3	0.96	0.0	0.91	0.7	0.90	-1.1	0.99	0.5	1.03	1.2
184	PCB-156/157L	0.9043	0.044	4.87	0.74	-1.0	0.89	-0.4	0.94	0.8	0.86	-1.1	0.92	0.4	0.96	1.3
185	PCB-169L	0.8181	0.083	10.20	0.74	-1.3	0.80	-0.2	0.88	0.7	0.71	-1.3	0.87	0.6	0.91	1.1
186	PCB-188L	2.2994	0.189	8.20	2.06	-1.0	2.41	0.6	2.30	0.0	2.60	1.6	2.17	-0.7	2.26	-0.2
187	PCB-189L	1.3795	0.143	10.37	1.10	-2.0	1.42	0.3	1.46	0.5	1.38	0.0	1.43	0.3	1.50	0.8
188	PCB-202L	1.5573	0.114	7.35	1.36	-1.7	1.66	0.9	1.59	0.3	1.67	1.0	1.50	-0.5	1.56	0.0
189	PCB-205L	1.2833	0.079	6.16	1.16	-1.5	1.25	-0.4	1.27	-0.2	1.40	1.5	1.29	0.1	1.33	0.6
190	PCB-208L	1.3955	0.080	5.71	1.25	-1.8	1.45	0.7	1.38	-0.2	1.47	1.0	1.40	0.0	1.42	0.3
191	PCB-206L	1.0124	0.074	7.35	0.88	-1.8	0.98	-0.4	1.08	0.9	1.07	0.8	1.01	0.0	1.05	0.5
192	PCB-209L	1.3248	0.079	5.94	1.20	-1.6	1.28	-0.6	1.34	0.2	1.43	1.3	1.34	0.2	1.35	0.4
193	PCB-28L	1.4968	0.139	9.31	1.23	-1.9	1.56	0.5	1.63	0.9	1.53	0.2	1.53	0.2	1.51	0.1
194	PCB-111L	1.2368	0.045	3.65	1.15	-1.9	1.22	-0.3	1.25	0.4	1.25	0.3	1.27	0.8	1.27	0.7
195	PCB-178L	0.9421	0.047	5.00	0.91	-0.6	0.97	0.6	0.95	0.3	0.86	-1.7	0.97	0.6	0.98	0.9
196	PCB-9L	-	-	-	-	-	-	-	-	-	-	-	-	-	-	-
197	PCB-52L	-	-	-	-	-	-	-	-	-	-	-	-	-	-	-
198	PCB-101L	-	-	-	-	-	-	-	-	-	-	-	-	-	-	-
199	PCB-138L	-	-	-	-	-	-	-	-	-	-	-	-	-	-	-
200	PCB-194L	-	-	-	-	-	-	-	-	-	-	-	-	-	-	-

FORM 3B
PCB INITIAL CALIBRATION RELATIVE RESPONSES

Lab Name: Columbia Analytical Services Episode No.:

Contract No.: SDG No.:

Initial Calibration Date: 08/19/09

Instrument ID: AutoSpec-Ultima GC Column: SPB-OCTYL

CS1 Data Filename: U220170 CS4 Data Filename: U220173

CS2 Data Filename: U220171 CS5 Data Filename: U220174

CS3 Data Filename: U220172

Labeled Compounds	RELATIVE RESPONSE (RR)					MEAN	Cv
	CS1	CS2	CS3	CS4	CS5	RR	(RSD)
							(1)
13C-2-MoCB	1.13	1.13	1.15	1.12	1.13	1.13	0.85
13C-4-MoCB	1.18	1.10	1.17	1.17	1.19	1.16	3.10
13C-22'-DiCB	0.83	0.75	0.82	0.80	0.80	0.80	3.92
13C-44'-DiCB	1.02	1.02	1.05	1.04	1.08	1.04	2.35
13C-22'6'-TrCB	0.58	0.53	0.57	0.55	0.55	0.56	3.39
13C-344'-TrCB	1.31	1.34	1.36	1.34	1.34	1.34	1.46
13C-22'66'-TeCB	1.07	1.09	1.14	1.04	1.04	1.08	3.72
13C-344'5-TeCB	1.08	1.05	1.15	1.14	1.20	1.12	5.18
13C-33'44'-TeCB	1.08	1.05	1.10	1.14	1.19	1.11	4.84
13C-22'466'-PeCB	1.36	1.43	1.44	1.38	1.37	1.40	2.45
13C-2'344'5-PeCB	1.17	1.23	1.23	1.22	1.25	1.22	2.42
13C-23'44'5-PeCB	1.19	1.22	1.29	1.23	1.27	1.24	3.25
13C-2344'5-PeCB	1.22	1.26	1.21	1.27	1.31	1.25	3.12
13C-233'44'-PeCB	1.15	1.21	1.16	1.21	1.26	1.20	3.58
13C-33'44'5-PeCB	1.02	1.12	1.07	1.14	1.20	1.11	6.13
13C-22'44'66'-HxCB	1.57	1.60	1.53	1.55	1.61	1.57	2.21
13C-23'44'55'-HxCB	0.96	1.01	0.90	0.99	1.03	0.98	4.88
13C-233'44'5'-HxCB	0.89	0.94	0.86	0.92	0.96	0.91	4.65
13C-33'44'55'-HxCB	0.80	0.88	0.71	0.87	0.91	0.83	9.80
13C-22'34'566'-HpCB	2.41	2.30	2.60	2.17	2.26	2.35	6.97
13C-233'44'55'-HpCB	1.42	1.46	1.38	1.43	1.50	1.44	3.12
13C-22'33'55'66'-OxCB	1.66	1.59	1.67	1.50	1.56	1.60	4.53
13C-233'44'55'6-OxCB	1.25	1.27	1.40	1.29	1.33	1.31	4.57
13C-22'33'4'55'66'-NoCB	1.45	1.38	1.47	1.40	1.42	1.42	2.65
13C-22'33'44'55'6-NoCB	0.98	1.08	1.07	1.01	1.05	1.04	3.95
13C-DeCB	1.28	1.34	1.43	1.34	1.35	1.35	3.97

CLEANUP STANDARDS

13C-244'-TrCB	1.56	1.63	1.53	1.53	1.51	1.55	2.98
13C-233'55'-PeCB	1.22	1.25	1.25	1.27	1.27	1.25	1.49
13C-22'33'55'6-HpCB	0.97	0.95	0.86	0.97	0.98	0.95	5.29

(1) The %RSD for the 29 labeled reference compounds must be within the limits

(PCB156/157 coeluted), see Section 10.5, Method 1668A.

SP1668F3B

Columbia Analytical Services, Inc.
Sample Response Summary

CLIENT ID.
ICAL CS1

Run #1 Filename U220170 #1 Samp: 1 Inj: 1 Acquired: 19-AUG-09 14:55:24
Processed: 21-AUG-09 07:13:16 LAB. ID: ICAL CS1

Typ	Name	RT-1	Resp 1	Resp 2	Ratio	Meet	Mod?	RRT
1 1	2-MoCB	14:08	8.298e+02	2.501e+02	3.32	yes	no	1.001
2 3	4-MoCB	16:35	8.366e+02	2.732e+02	3.06	yes	no	1.001
3 4	22'-DiCB	16:51	4.043e+02	2.382e+02	1.70	yes	yes	1.002
4 15	44'-DiCB	23:15	5.521e+02	3.899e+02	1.42	yes	no	1.001
5 19	22'6'-TrCB	20:15	2.867e+02	2.710e+02	1.06	yes	no	1.001
6 37	344'-TrCB	30:35	4.994e+02	4.785e+02	1.04	yes	yes	1.001
7 54	22'66'-TeCB	23:33	2.901e+02	4.153e+02	0.70	yes	no	1.001
8 81	344'5'-TeCB	37:28	3.585e+02	4.883e+02	0.73	yes	no	1.000
9 77	33'44'-TeCB	38:02	3.211e+02	3.988e+02	0.80	yes	no	1.000
10 104	22'466'-PeCB	29:17	4.596e+02	2.918e+02	1.58	yes	no	1.001
11 123	2'344'5'-PeCB	40:03	4.580e+02	2.616e+02	1.75	yes	yes	1.001
12 118	23'44'5'-PeCB	40:23	4.778e+02	3.055e+02	1.56	yes	yes	1.000
13 114	2344'5'-PeCB	40:55	4.689e+02	2.887e+02	1.62	yes	no	1.000
14 105	233'44'-PeCB	41:34	4.382e+02	2.893e+02	1.51	yes	no	1.000
15 126	33'44'5'-PeCB	44:41	3.932e+02	2.237e+02	1.76	yes	no	1.000
16 155	22'44'66'-HxCB	35:06	3.967e+02	3.275e+02	1.21	yes	no	1.000
17 167	23'44'55'-HxCB	46:34	2.879e+02	2.620e+02	1.10	yes	no	1.001
1856/7	233'44'5'-HxCB	47:43	5.014e+02	4.272e+02	1.17	yes	no	1.000
19 169	33'44'55'-HxCB	50:58	2.514e+02	1.763e+02	1.43	yes	no	1.000
20 188	22'34'566'-HpCB	40:53	3.231e+02	3.066e+02	1.05	yes	no	1.000
21 189	233'44'55'-HpCB	53:30	1.670e+02	1.677e+02	1.00	yes	no	1.001
22 202	22'33'55'66'-OxCB	46:18	1.856e+02	2.166e+02	0.86	yes	no	1.001
23 205	233'44'55'6-OxCB	56:02	1.461e+02	1.685e+02	0.87	yes	no	1.000
24 208	22'33'4'55'66'-NoCB	52:59	1.708e+02	2.154e+02	0.79	yes	no	1.000
25 206	22'33'44'55'6-NoCB	57:48	1.195e+02	1.355e+02	0.88	yes	no	1.001
26 209	DeCB	59:23	2.506e+02	1.898e+02	1.32	yes	no	1.001
27 1L	13C-2-MoCB	14:07	7.610e+04	2.510e+04	3.03	yes	no	0.743
28 3L	13C-4-MoCB	16:34	7.987e+04	2.572e+04	3.11	yes	no	0.872
29 4L	13C-22'-DiCB	16:49	4.483e+04	2.921e+04	1.53	yes	no	0.885
30 15L	13C-44'-DiCB	23:14	5.478e+04	3.624e+04	1.51	yes	no	1.223
31 19L	13C-22'6'-TrCB	20:14	2.617e+04	2.544e+04	1.03	yes	no	1.065
32 37L	13C-344'-TrCB	30:34	4.618e+04	4.398e+04	1.05	yes	no	1.081
33 54L	13C-22'66'-TeCB	23:31	3.240e+04	4.177e+04	0.78	yes	no	0.831
34 81L	13C-344'5'-TeCB	37:27	3.247e+04	4.174e+04	0.78	yes	no	1.324
35 77L	13C-33'44'-TeCB	38:01	3.245e+04	4.196e+04	0.77	yes	no	1.344
36104L	13C-22'466'-PeCB	29:16	4.764e+04	3.095e+04	1.54	yes	no	0.829
37123L	13C-2'344'5'-PeCB	40:01	4.130e+04	2.632e+04	1.57	yes	no	1.133
38118L	13C-23'44'5'-PeCB	40:22	4.198e+04	2.660e+04	1.58	yes	no	1.143
39114L	13C-2344'5'-PeCB	40:54	4.257e+04	2.765e+04	1.54	yes	no	1.158
40105L	13C-233'44'-PeCB	41:33	4.025e+04	2.604e+04	1.55	yes	no	1.176
41126L	13C-33'44'5'-PeCB	44:40	3.597e+04	2.311e+04	1.56	yes	no	1.265
42155L	13C-22'44'66'-HxCB	35:05	4.498e+04	3.710e+04	1.21	yes	no	0.807
43167L	13C-23'44'55'-HxCB	46:31	2.825e+04	2.221e+04	1.27	yes	no	1.069
4456/7	13C-233'44'5'-HxCB	47:42	5.161e+04	4.109e+04	1.26	yes	no	1.097
45169L	13C-33'44'55'-HxCB	50:57	2.350e+04	1.844e+04	1.27	yes	no	1.171
46188L	13C-22'34'566'-HpCB	40:52	3.590e+04	3.452e+04	1.04	yes	no	0.736
47189La	13C-233'44'55'-HpCB	53:27	2.129e+04	2.020e+04	1.05	yes	no	0.962
48202La	13C-22'33'55'66'-OxCB	46:16	2.285e+04	2.561e+04	0.89	yes	no	0.833
49205L,	13C-233'44'55'6-OxCB	56:01	1.720e+04	1.927e+04	0.89	yes	no	1.008
50208L713C	22'33'4'55'66'-NoCB	52:58	1.846e+04	2.395e+04	0.77	yes	no	0.953
51206L	13C-22'33'44'55'6-NoCB	57:46	1.250e+04	1.617e+04	0.77	yes	no	1.040
52209L	13C-DeCB	59:21	2.042e+04	1.698e+04	1.20	yes	no	1.068

53 28L	13C-244'-TrCB	26:25	5.569e+04	5.196e+04	1.07	yes	no	0.934
541111L	13C-233'55'-PeCB	38:02	4.297e+04	2.772e+04	1.55	yes	no	1.077
55178L	13C-22'33'55'6'-HpCB	43:56	2.596e+04	2.473e+04	1.05	yes	no	1.010
56 9L	13C-2,5-DiCB	19:00	5.435e+04	3.492e+04	1.56	yes	no	*
57 52L	13C-22'55'-TeCB	28:17	3.019e+04	3.882e+04	0.78	yes	no	*
58101L	13C-22'4'55'-PeCB	35:19	3.546e+04	2.226e+04	1.59	yes	no	*
59138L	13C-22'3'44'5'-HxCB	43:30	2.895e+04	2.339e+04	1.24	yes	no	*
60194L	13C-22'33'44'55'-OxCB	55:33	1.378e+04	1.543e+04	0.89	yes	no	*

Columbia Analytical Services, Inc.
Signal/Noise Height Ratio Summary

CLIENT ID.
ICAL CS1

Run #1 Filename U220170 Samp: 1 Inj: 1 Acquired: 19-AUG-09 14:55:24
Processed: 21-AUG-09 07:13:161 LAB. ID: ICAL CS1

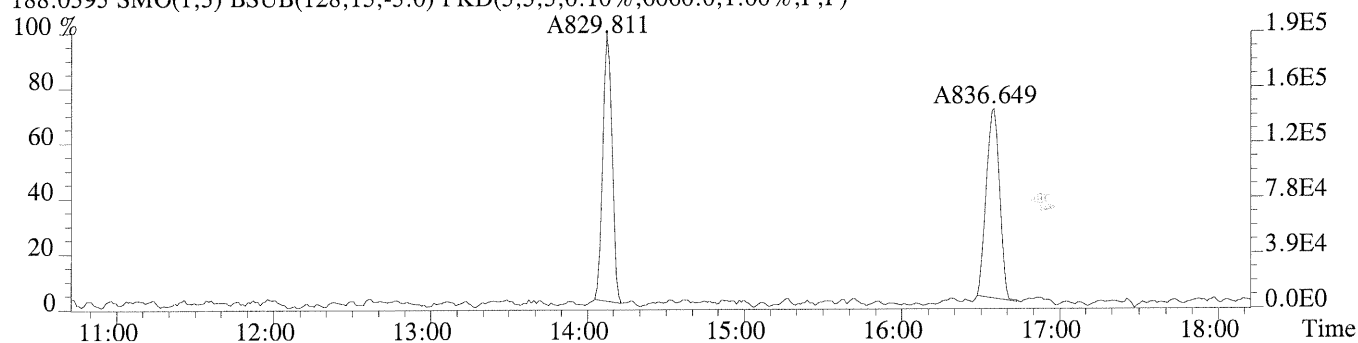
	Name	Signal 1	Noise 1	S/N Rat.1	Signal 2	Noise 2	S/N Rat.2
1	2-MoCB	1.89e+05	6.06e+03	3.1e+01	5.70e+04	3.80e+03	1.5e+01
2	4-MoCB	1.33e+05	6.06e+03	2.2e+01	4.24e+04	3.80e+03	1.1e+01
3	22'-DiCB	6.49e+04	5.00e+03	1.3e+01	3.89e+04	2.00e+04	1.9e+00
4	44'-DiCB	6.75e+04	4.26e+03	1.6e+01	4.58e+04	1.23e+04	3.7e+00
5	22'6'-TrCB	4.00e+04	3.42e+03	1.2e+01	3.86e+04	1.52e+03	2.5e+01
6	344'-TrCB	5.20e+04	5.78e+03	9.0e+00	4.83e+04	1.84e+03	2.6e+01
7	22'66'-TeCB	3.47e+04	1.56e+03	2.2e+01	5.05e+04	2.00e+03	2.5e+01
8	344'5-TeCB	4.63e+04	1.12e+03	4.1e+01	5.86e+04	2.10e+03	2.8e+01
9	33'44'-TeCB	4.22e+04	1.12e+03	3.8e+01	5.09e+04	2.10e+03	2.4e+01
10	22'466'-PeCB	4.83e+04	1.56e+03	3.1e+01	2.90e+04	1.50e+03	1.9e+01
11	2'344'5-PeCB	5.90e+04	9.32e+02	6.3e+01	3.55e+04	9.80e+02	3.6e+01
12	23'44'5-PeCB	6.64e+04	9.32e+02	7.1e+01	4.01e+04	9.80e+02	4.1e+01
13	2344'5-PeCB	6.48e+04	9.32e+02	7.0e+01	4.15e+04	9.80e+02	4.2e+01
14	233'44'-PeCB	5.75e+04	9.32e+02	6.2e+01	4.30e+04	9.80e+02	4.4e+01
15	33'44'5-PeCB	6.09e+04	9.32e+02	6.5e+01	3.13e+04	9.80e+02	3.2e+01
16	22'44'66'-HxCB	4.39e+04	9.12e+02	4.8e+01	4.16e+04	8.28e+02	5.0e+01
17	23'44'55'-HxCB	5.07e+04	1.08e+03	4.7e+01	4.95e+04	8.92e+02	5.6e+01
18	233'44'5-HxCB	8.37e+04	1.08e+03	7.7e+01	6.30e+04	8.92e+02	7.1e+01
19	33'44'55'-HxCB	4.38e+04	1.08e+03	4.0e+01	3.25e+04	8.92e+02	3.6e+01
20	22'34'566'-HpCB	4.50e+04	9.52e+02	4.7e+01	4.51e+04	6.60e+02	6.8e+01
21	233'44'55'-HpCB	3.22e+04	1.06e+03	3.0e+01	3.28e+04	8.60e+02	3.8e+01
22	22'33'55'66'-OcCB	3.78e+04	9.28e+02	4.1e+01	4.07e+04	1.06e+03	3.8e+01
23	233'44'55'6-OcCB	2.86e+04	9.28e+02	3.1e+01	3.33e+04	1.06e+03	3.1e+01
24	22'33'4'55'66'-NoCB	3.11e+04	6.92e+02	4.5e+01	4.23e+04	1.04e+03	4.1e+01
25	22'33'44'55'6-NoCB	2.03e+04	1.18e+03	1.7e+01	2.55e+04	1.78e+03	1.4e+01
26	DeCB	3.87e+04	7.60e+02	5.1e+01	3.12e+04	1.03e+03	3.0e+01
27	13C-2-MoCB	1.68e+07	1.42e+04	1.2e+03	5.57e+06	3.83e+04	1.5e+02
28	13C-4-MoCB	1.22e+07	1.42e+04	8.6e+02	3.95e+06	3.83e+04	1.0e+02
29	13C-22'-DiCB	6.91e+06	3.92e+03	1.8e+03	4.53e+06	4.78e+03	9.5e+02
30	13C-44'-DiCB	6.39e+06	4.17e+03	1.5e+03	4.28e+06	4.52e+03	9.5e+02
31	13C-22'6'-TrCB	3.50e+06	5.50e+04	6.4e+01	3.46e+06	2.08e+04	1.7e+02
32	13C-344'-TrCB	4.74e+06	4.46e+04	1.1e+02	4.50e+06	2.19e+04	2.1e+02
33	13C-22'66'-TeCB	3.86e+06	4.63e+03	8.3e+02	4.99e+06	2.10e+03	2.4e+03
34	13C-344'5-TeCB	4.00e+06	2.68e+03	1.5e+03	5.22e+06	2.96e+03	1.8e+03
35	13C-33'44'-TeCB	3.96e+06	2.68e+03	1.5e+03	5.12e+06	2.96e+03	1.7e+03
36	13C-22'466'-PeCB	5.01e+06	1.44e+03	3.5e+03	3.28e+06	1.36e+03	2.4e+03
37	13C-2'344'5-PeCB	5.49e+06	9.64e+03	5.7e+02	3.56e+06	3.51e+03	1.0e+03
38	13C-23'44'5-PeCB	5.60e+06	9.64e+03	5.8e+02	3.53e+06	3.51e+03	1.0e+03
39	13C-2344'5-PeCB	5.78e+06	9.64e+03	6.0e+02	3.76e+06	3.51e+03	1.1e+03
40	13C-233'44'-PeCB	5.60e+06	9.64e+03	5.8e+02	3.67e+06	3.51e+03	1.0e+03
41	13C-33'44'5-PeCB	5.06e+06	9.64e+03	5.3e+02	3.26e+06	3.51e+03	9.3e+02
42	13C-22'44'66'-HxCB	5.37e+06	1.02e+03	5.3e+03	4.43e+06	1.47e+03	3.0e+03
43	13C-23'44'55'-HxCB	5.13e+06	2.18e+03	2.4e+03	4.00e+06	2.82e+03	1.4e+03
44	13C-233'44'5'-HxCB	7.86e+06	2.18e+03	3.6e+03	6.23e+06	2.82e+03	2.2e+03
45	13C-33'44'55'-HxCB	4.26e+06	2.18e+03	2.0e+03	3.32e+06	2.82e+03	1.2e+03
46	13C-22'34'566'-HpCB	5.03e+06	9.56e+02	5.3e+03	4.83e+06	6.08e+02	7.9e+03
47	13C-233'44'55'-HpCB	3.93e+06	2.32e+03	1.7e+03	3.73e+06	1.26e+03	2.9e+03
48	13C-22'33'55'66'-OcCB	4.24e+06	1.60e+03	2.7e+03	4.75e+06	1.39e+03	3.4e+03
49	13C-233'44'55'6-OcCB	3.17e+06	1.60e+03	2.0e+03	3.52e+06	1.39e+03	2.5e+03
50	13C-22'33'4'55'66'-NoCB	3.33e+06	1.38e+03	2.4e+03	4.39e+06	1.15e+03	3.8e+03
51	13C-22'33'44'55'6-NoCB	2.09e+06	1.25e+03	1.7e+03	2.72e+06	1.56e+03	1.7e+03
52	13C-DeCB	3.36e+06	5.84e+02	5.8e+03	2.78e+06	9.40e+02	3.0e+03

53	13C-244'-TrCB	5.65e+06	4.46e+04	1.3e+02	5.26e+06	2.19e+04	2.4e+02
54	13C-233'55'-PeCB	5.59e+06	1.20e+03	4.7e+03	3.60e+06	1.22e+03	3.0e+03
55	13C-22'33'55'6-HpCB	3.82e+06	9.56e+02	4.0e+03	3.63e+06	6.08e+02	6.0e+03
56	13C-2,5-DiCB	7.85e+06	4.17e+03	1.9e+03	5.06e+06	4.52e+03	1.1e+03
57	13C-22'55'-TeCB	3.11e+06	4.06e+03	7.7e+02	3.99e+06	2.90e+03	1.4e+03
58	13C-22'4'55'-PeCB	4.30e+06	1.20e+03	3.6e+03	2.71e+06	1.22e+03	2.2e+03
59	13C-22'3'44'5'-HxCB	4.18e+06	1.12e+03	3.7e+03	3.40e+06	9.72e+02	3.5e+03
60	13C-22'33'44'55'-OxCB	2.60e+06	1.60e+03	1.6e+03	2.90e+06	1.39e+03	2.1e+03

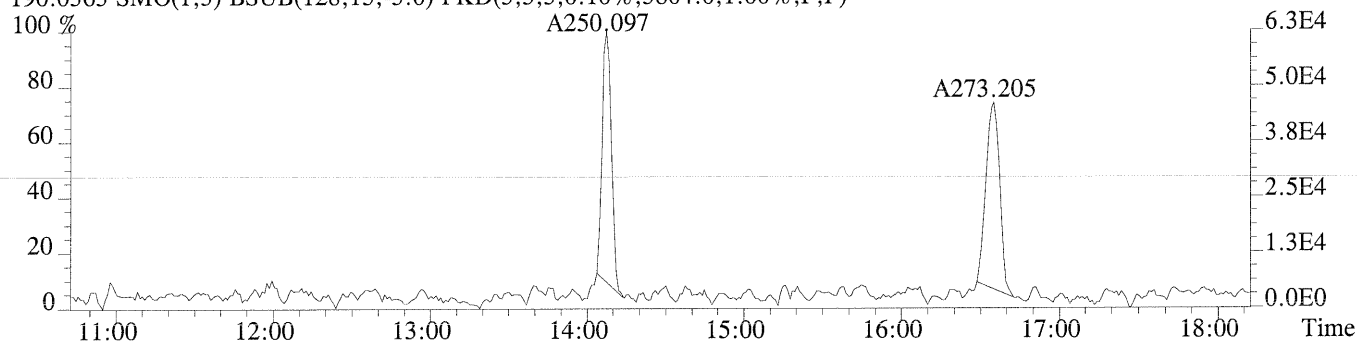
File:U220170 #1-482 Acq:19-AUG-2009 14:55:24 Probe EI+ Magnet SIR VG BioTech Mass spectf

Sample#1 Exp:ICAL CS1

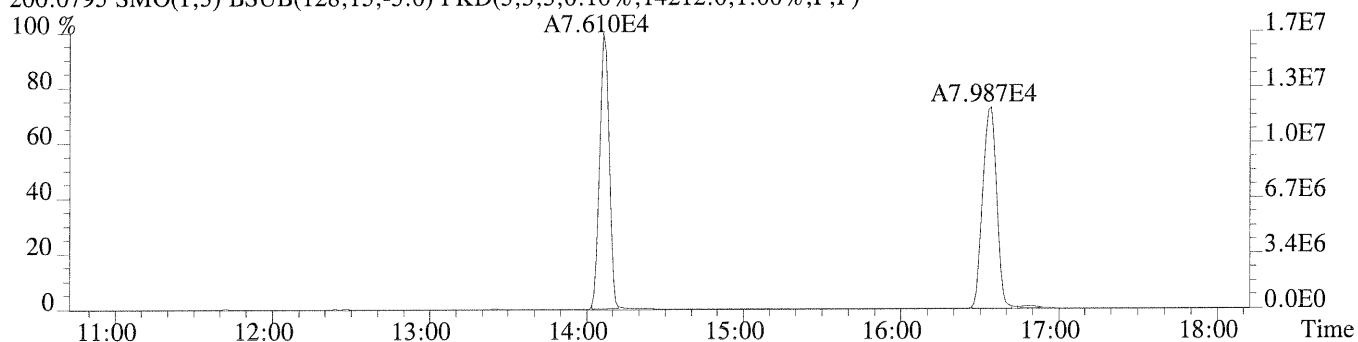
188.0393 SMO(1,3) BSUB(128,15,-3.0) PKD(3,3,3,0.10%,6060.0,1.00%,F,F)



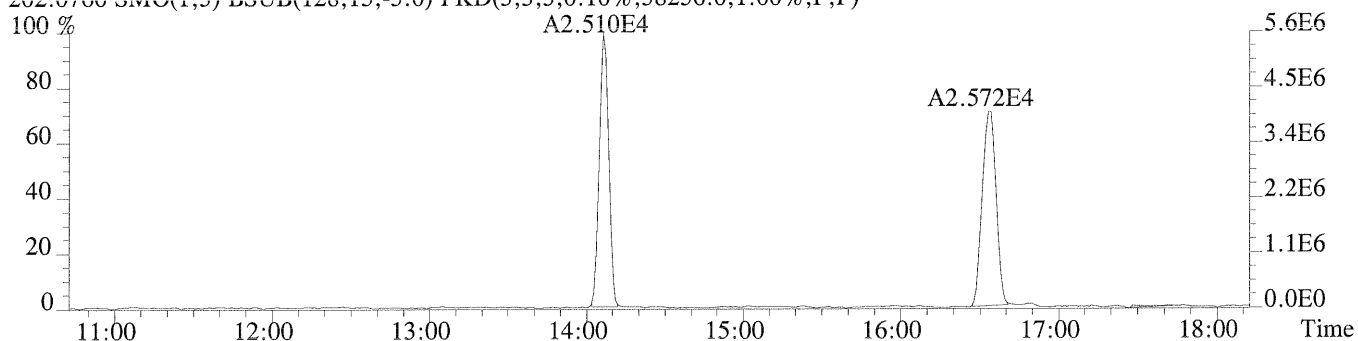
190.0363 SMO(1,3) BSUB(128,15,-3.0) PKD(3,3,3,0.10%,3804.0,1.00%,F,F)



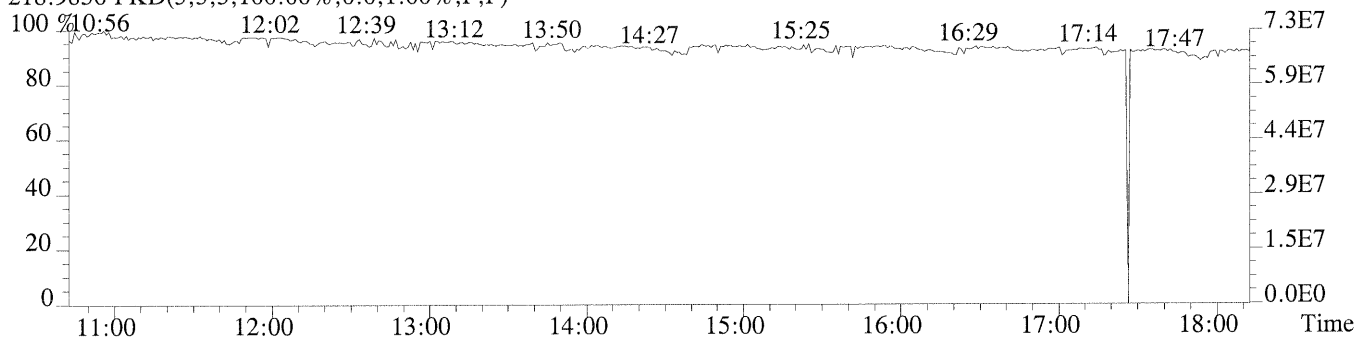
200.0795 SMO(1,3) BSUB(128,15,-3.0) PKD(3,3,3,0.10%,14212.0,1.00%,F,F)



202.0766 SMO(1,3) BSUB(128,15,-3.0) PKD(3,3,3,0.10%,38256.0,1.00%,F,F)



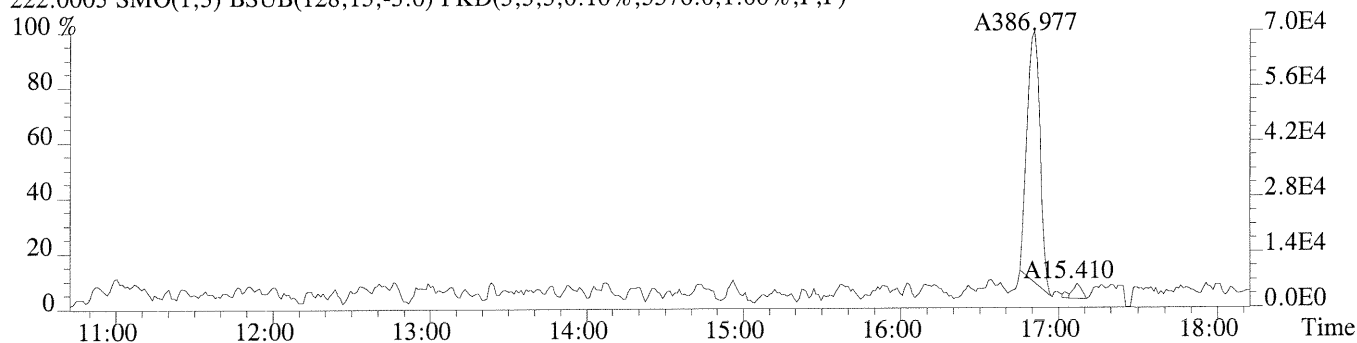
218.9856 PKD(3,3,3,100.00%,0.0,1.00%,F,F)



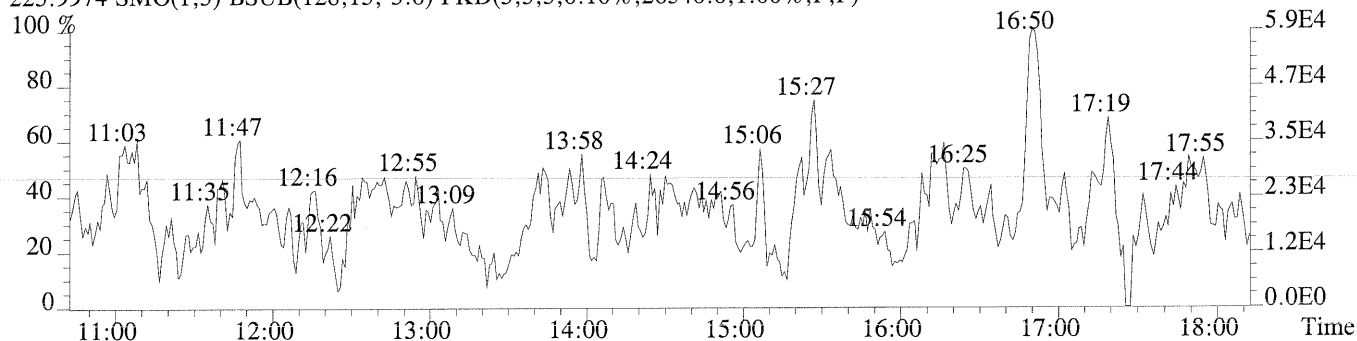
File:U220170 #1-482 Acq:19-AUG-2009 14:55:24 Probe EI+ Magnet SIR VG BioTech Mass spectf

Sample#1 Exp:ICAL CSI

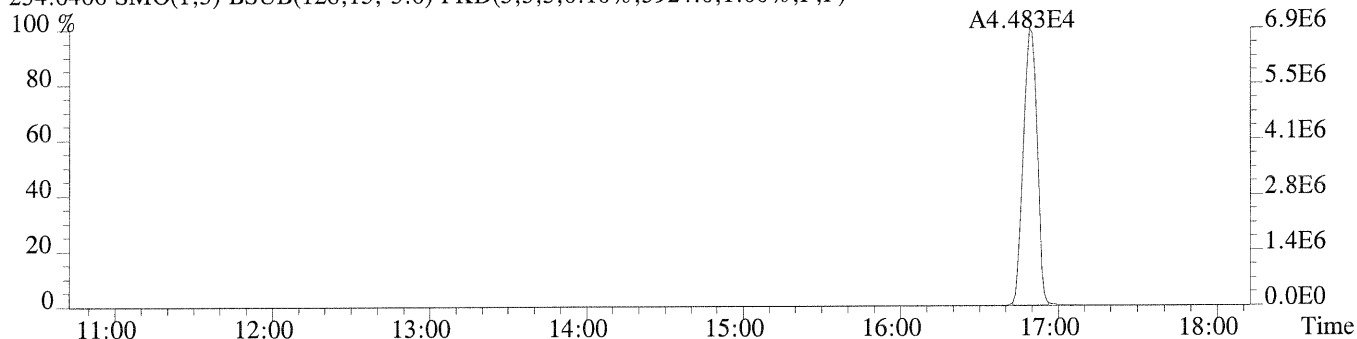
222.0003 SMO(1,3) BSUB(128,15,-3.0) PKD(3,3,3,0.10%,5576.0,1.00%,F,F)



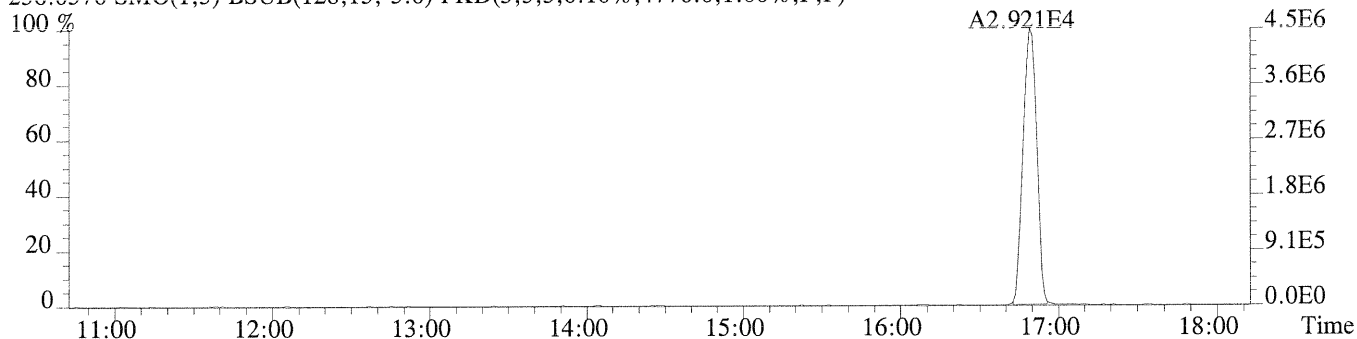
223.9974 SMO(1,3) BSUB(128,15,-3.0) PKD(3,3,3,0.10%,26540.0,1.00%,F,F)



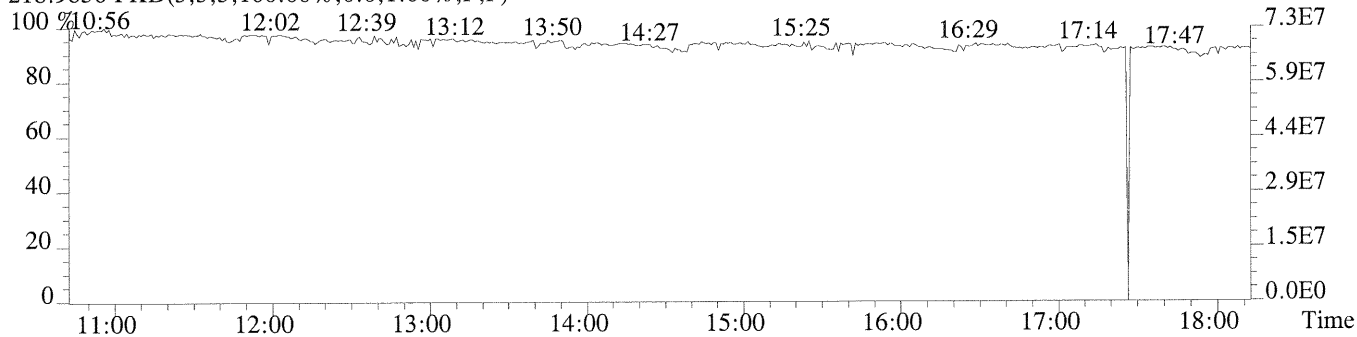
234.0406 SMO(1,3) BSUB(128,15,-3.0) PKD(3,3,3,0.10%,3924.0,1.00%,F,F)



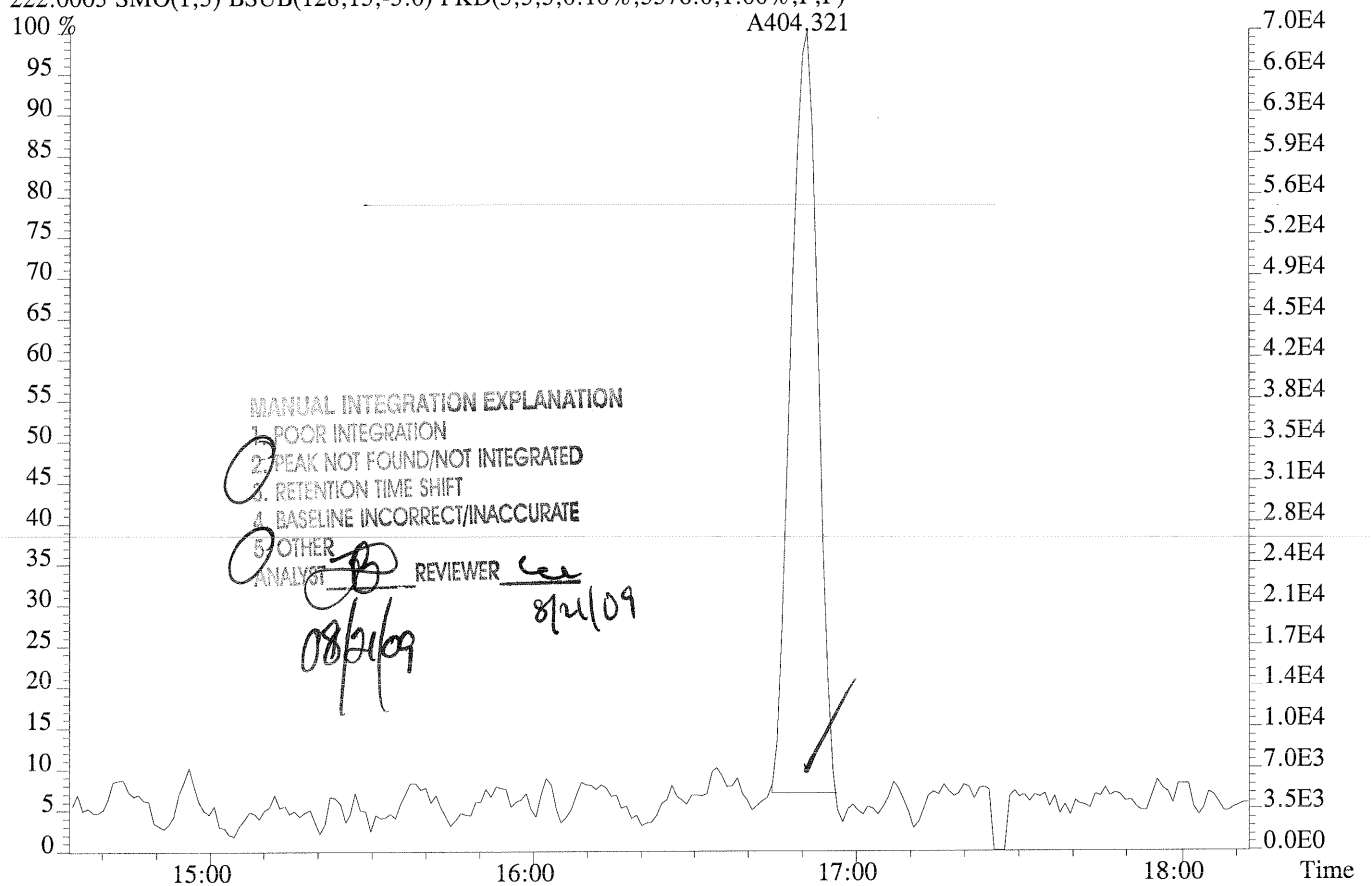
236.0376 SMO(1,3) BSUB(128,15,-3.0) PKD(3,3,3,0.10%,4776.0,1.00%,F,F)



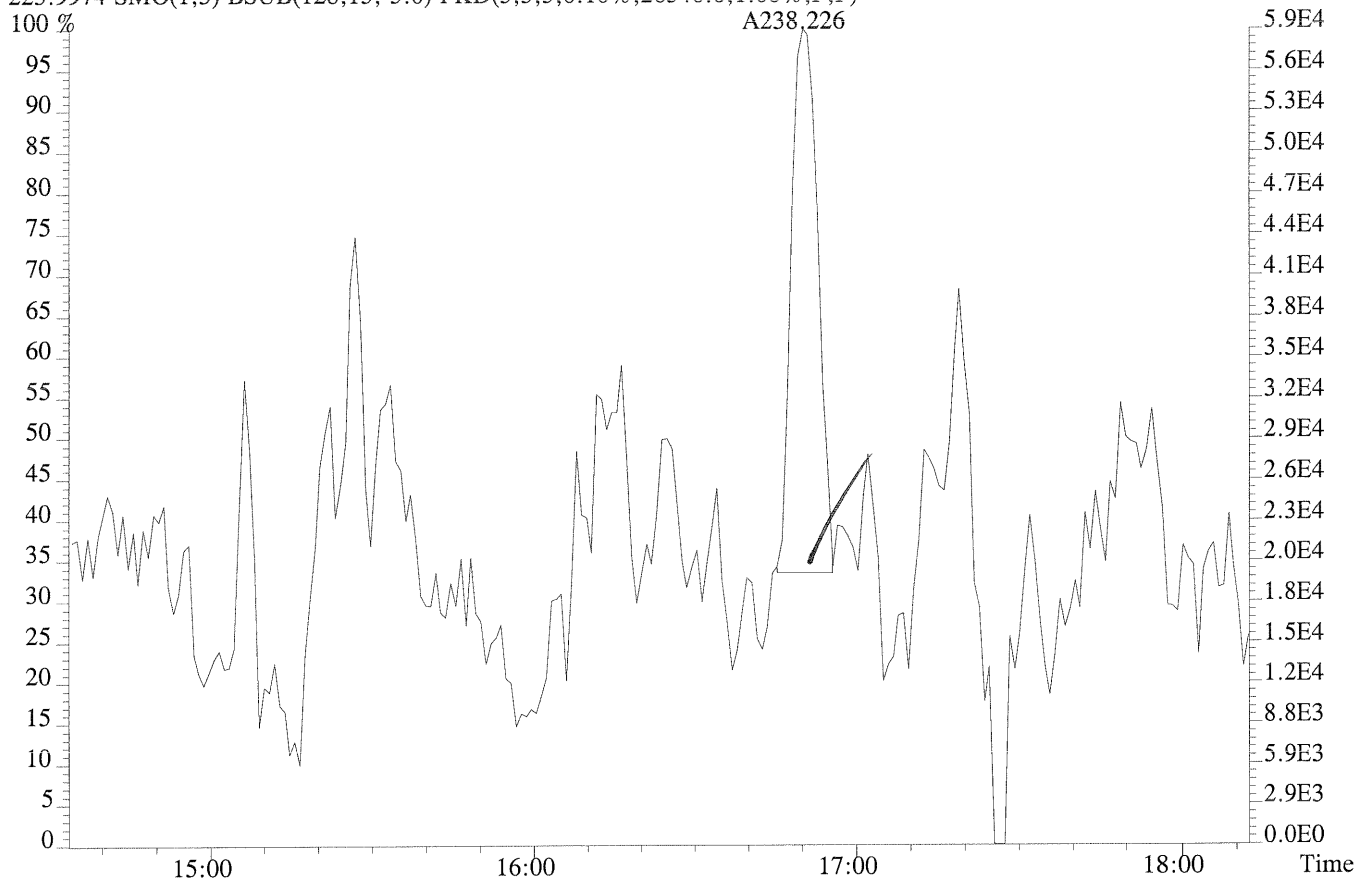
218.9856 PKD(3,3,3,100.00%,0.0,1.00%,F,F)

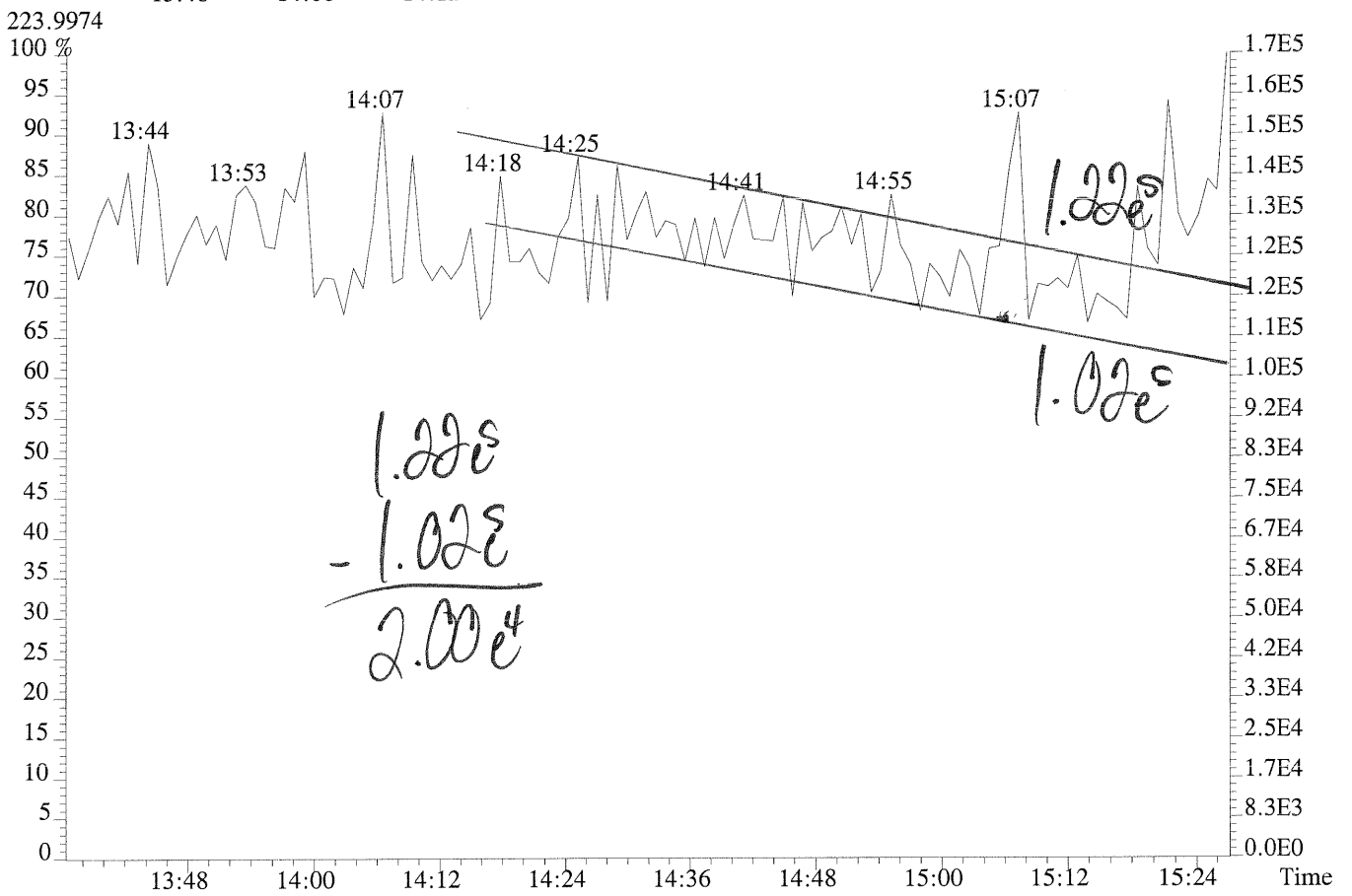
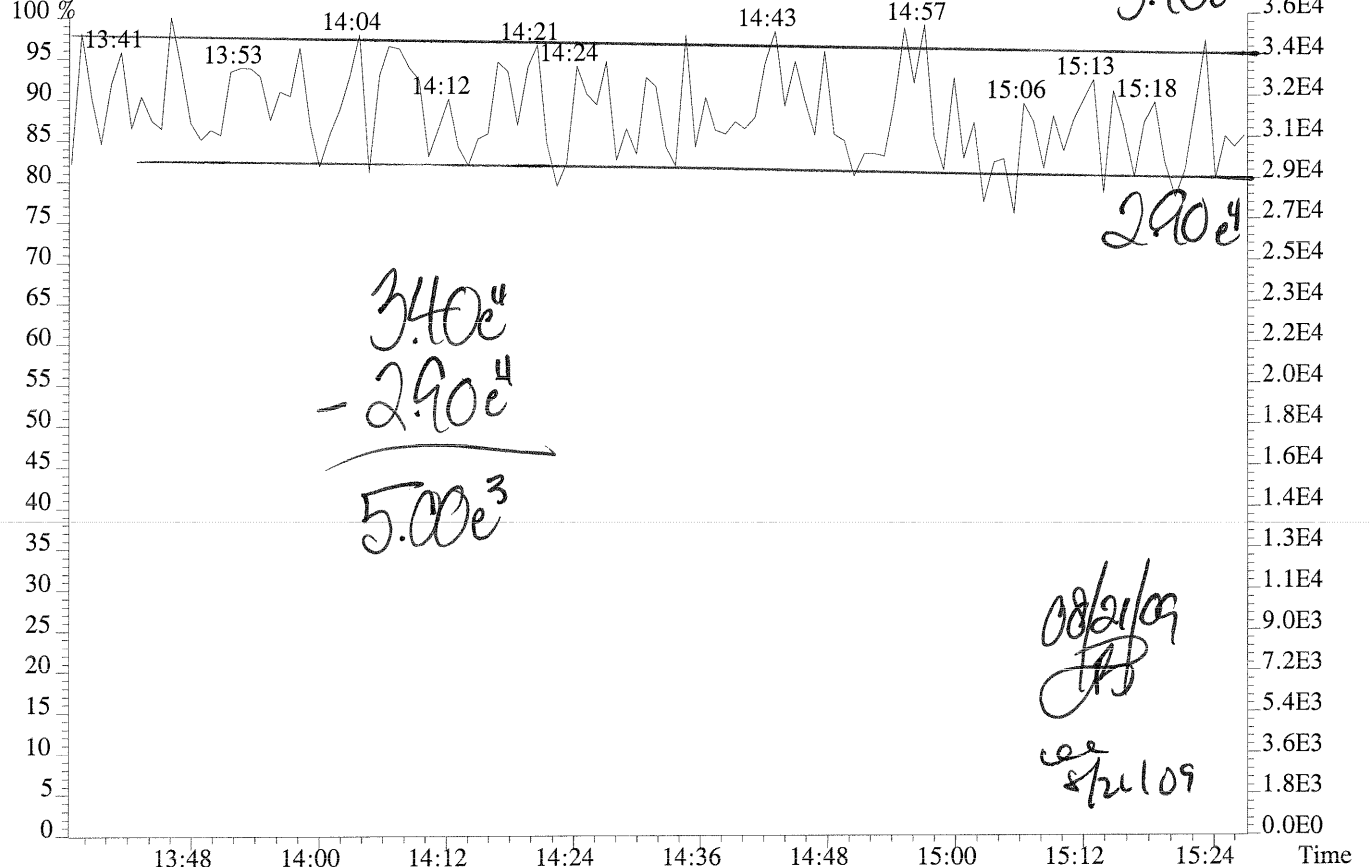


222.0003 SMO(1,3) BSUB(128,15,-3.0) PKD(3,3,3,0.10%,5576.0,1.00%,F,F)
A404,321



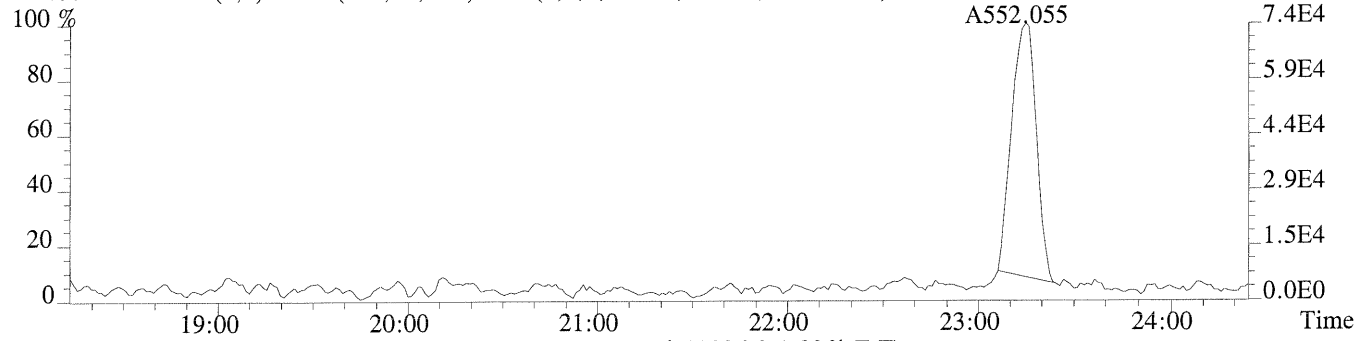
223.9974 SMO(1,3) BSUB(128,15,-3.0) PKD(3,3,3,0.10%,26540.0,1.00%,F,F)
A238,226



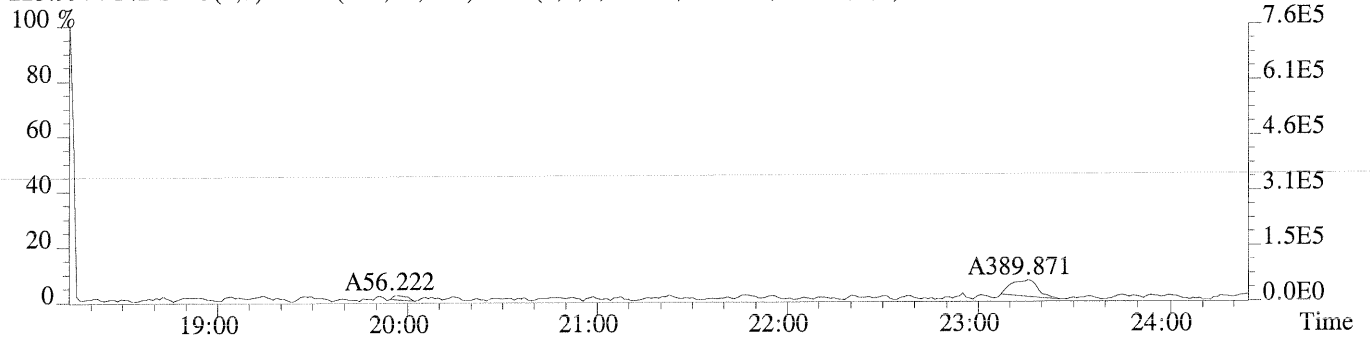


Sample#1 Exp:ICAL CSI

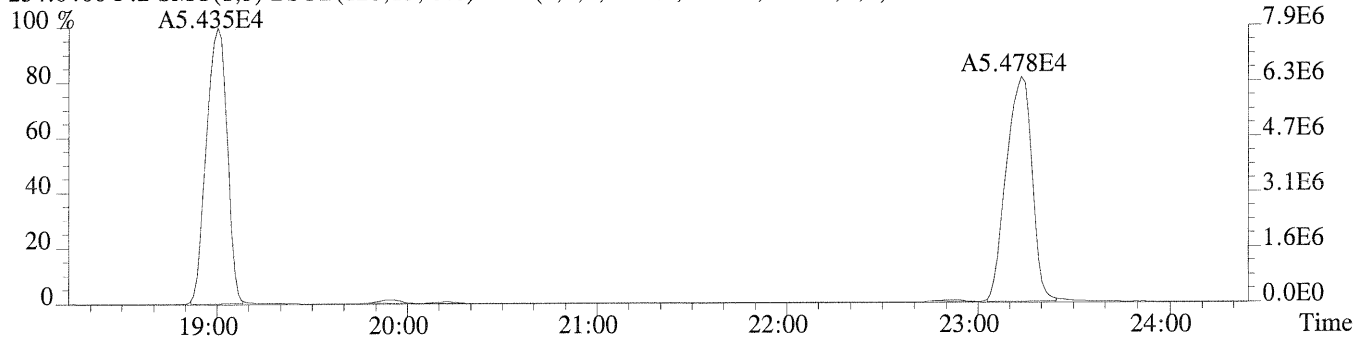
222.0003 F:2 SMO(1,3) BSUB(128,15,-3.0) PKD(3,3,3,0.10%,4256.0,1.00%,F,F)



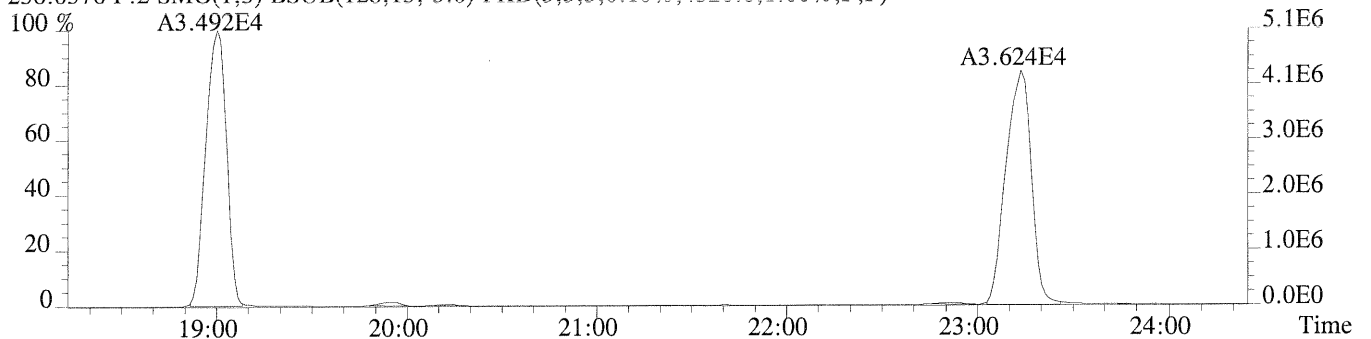
223.9974 F:2 SMO(1,3) BSUB(128,15,-3.0) PKD(3,3,3,0.10%,12336.0,1.00%,F,F)



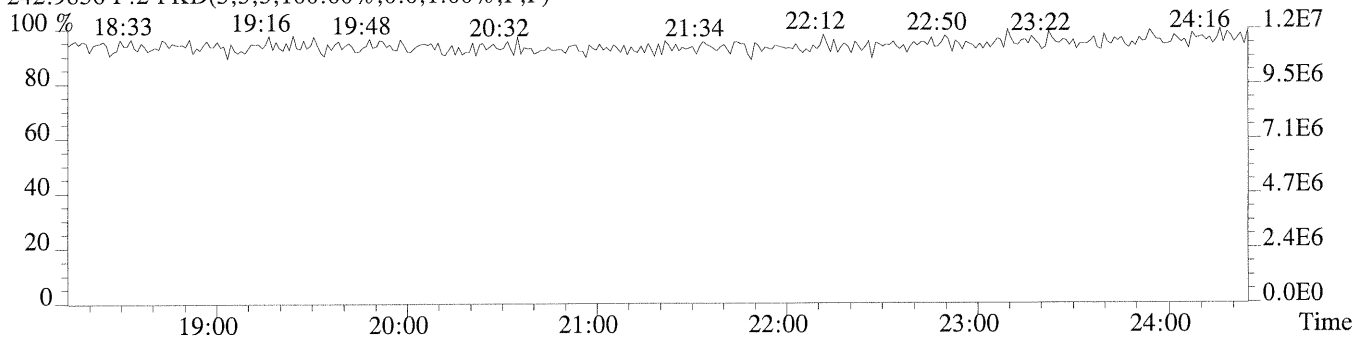
234.0406 F:2 SMO(1,3) BSUB(128,15,-3.0) PKD(3,3,3,0.10%,4168.0,1.00%,F,F)



236.0376 F:2 SMO(1,3) BSUB(128,15,-3.0) PKD(3,3,3,0.10%,4520.0,1.00%,F,F)

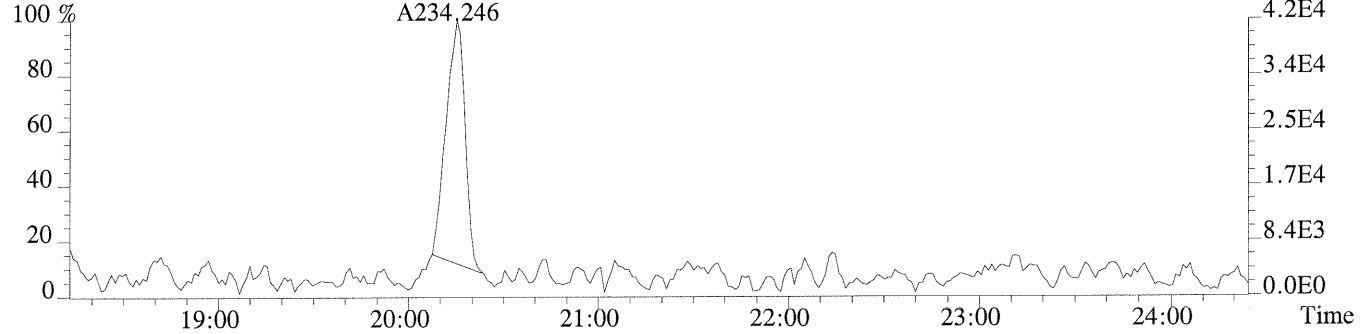


242.9856 F:2 PKD(3,3,3,100.00%,0.0,1.00%,F,F)

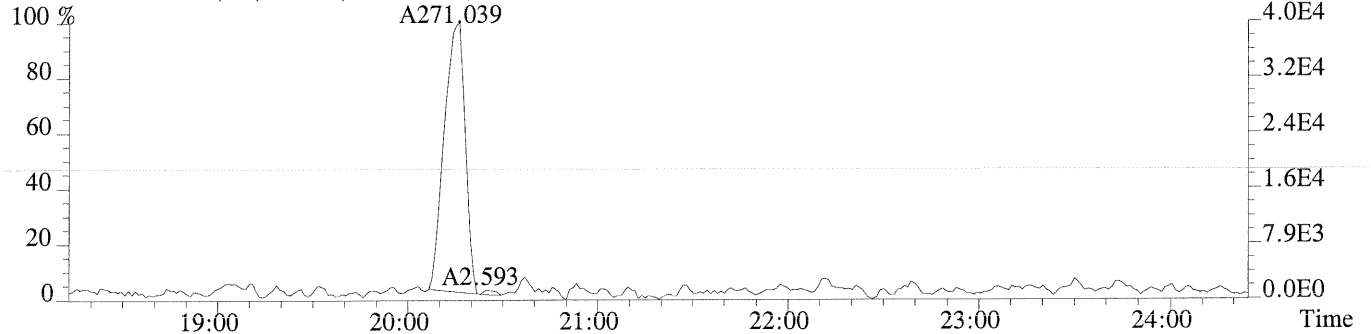


Sample#1 Exp:ICAL CS1

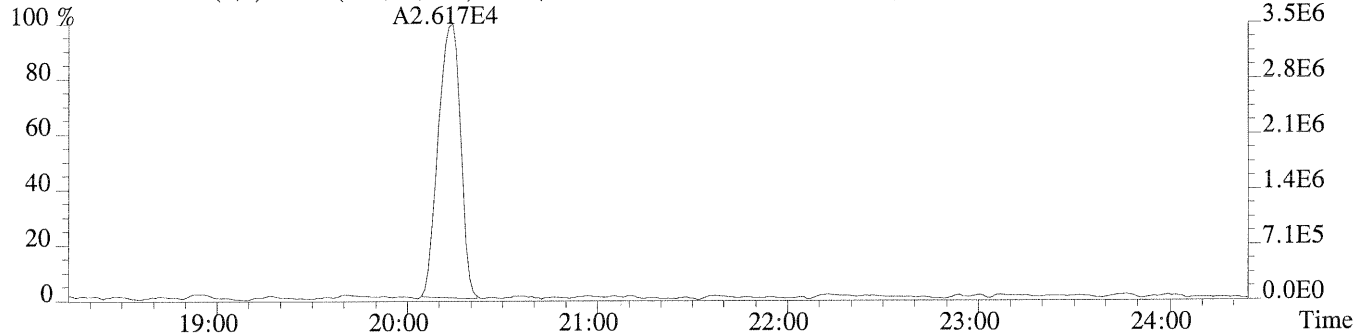
255.9613 F:2 SMO(1,3) BSUB(128,15,-3.0) PKD(3,3,3,0.10%,3420.0,1.00%,F,F)



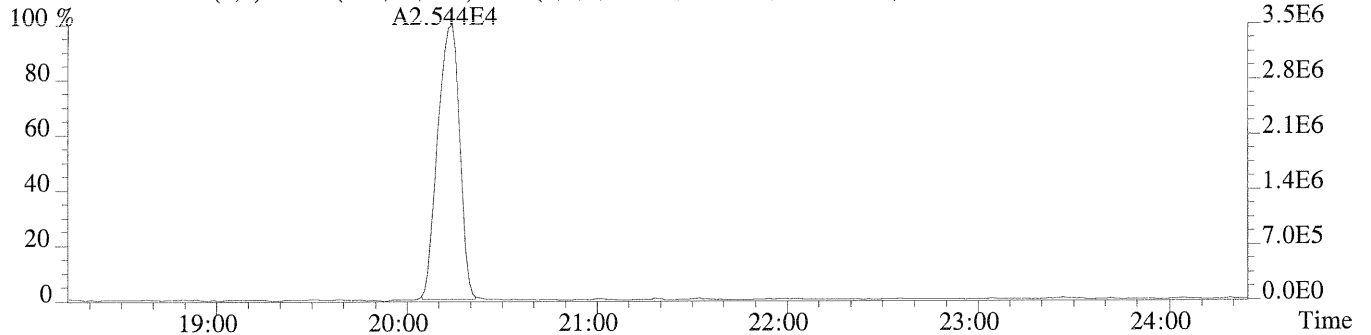
257.9584 F:2 SMO(1,3) BSUB(128,15,-3.0) PKD(3,3,3,0.10%,1524.0,1.00%,F,F)



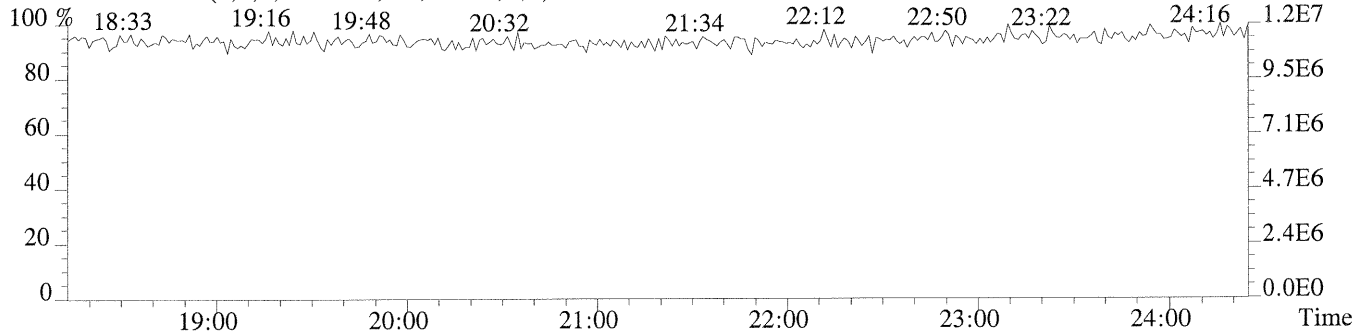
268.0016 F:2 SMO(1,3) BSUB(128,15,-3.0) PKD(3,3,3,0.10%,54992.0,1.00%,F,F)



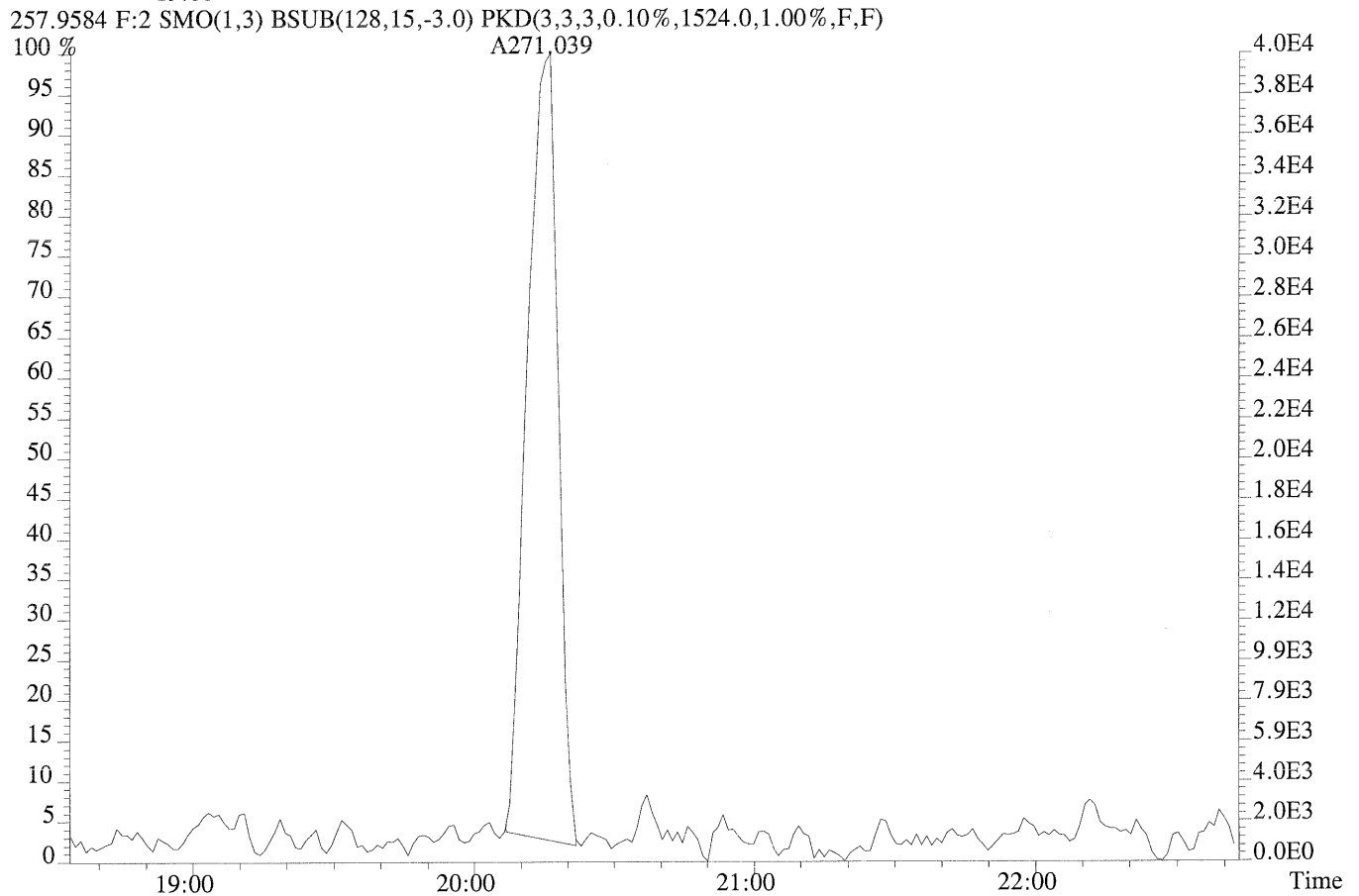
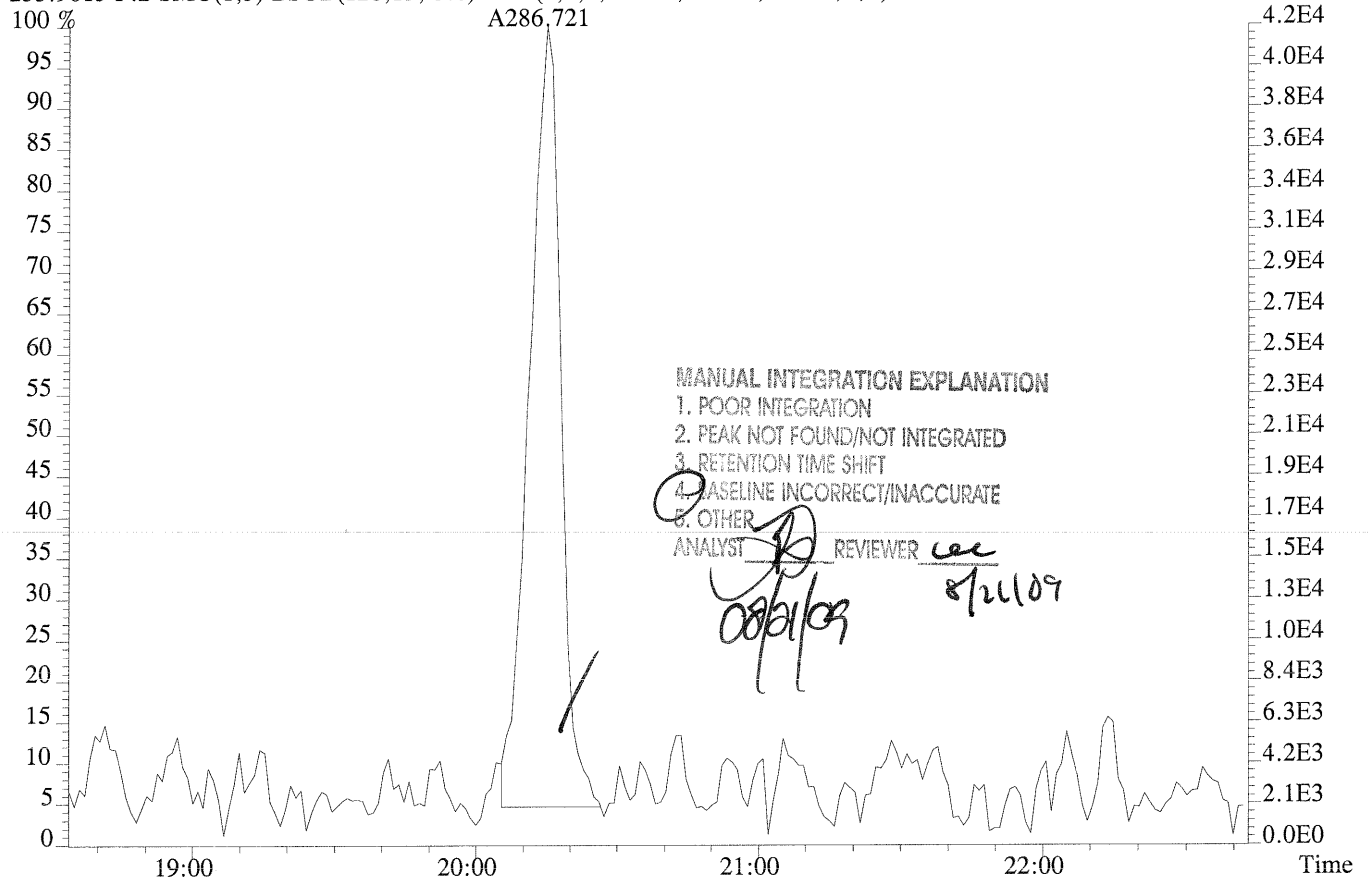
269.9986 F:2 SMO(1,3) BSUB(128,15,-3.0) PKD(3,3,3,0.10%,20832.0,1.00%,F,F)



242.9856 F:2 PKD(3,3,3,100.00%,0.0,1.00%,F,F)

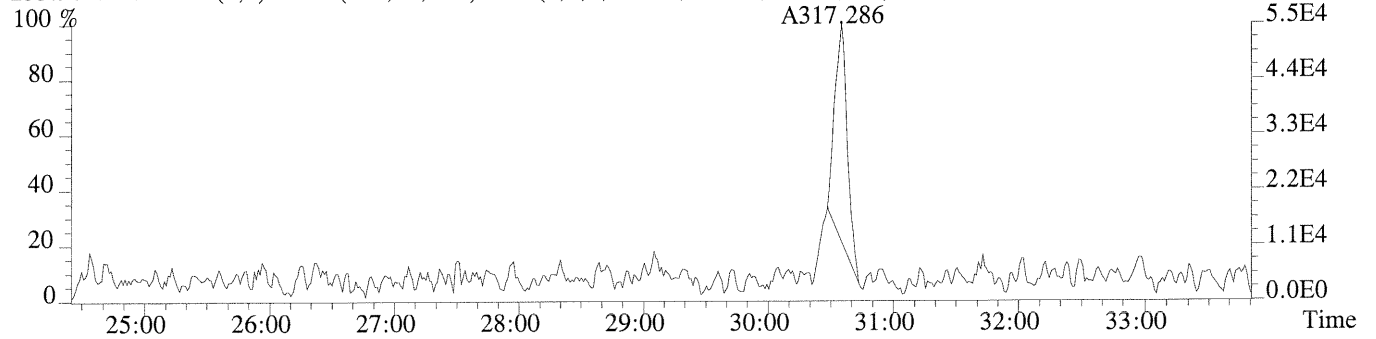


File:U220170 #1-342 Acq:19-AUG-2009 14:55:24 Probe EI+ Magnet SIR VG BioTech Mass spectf
Sample#1 Exp:ICAL CS1
255.9613 F:2 SMO(1,3) BSUB(128,15,-3.0) PKD(3,3,3,0.10%,3420.0,1.00%,F,F)

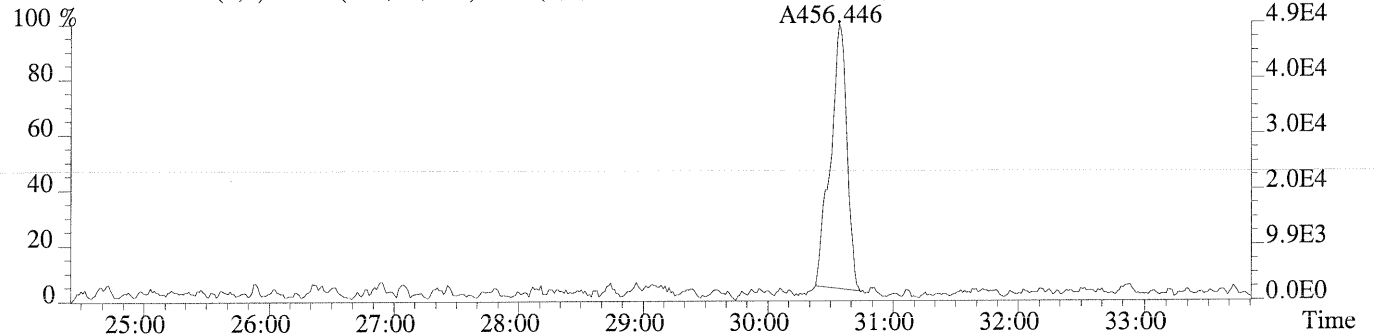


Sample#1 Exp:ICAL CS1

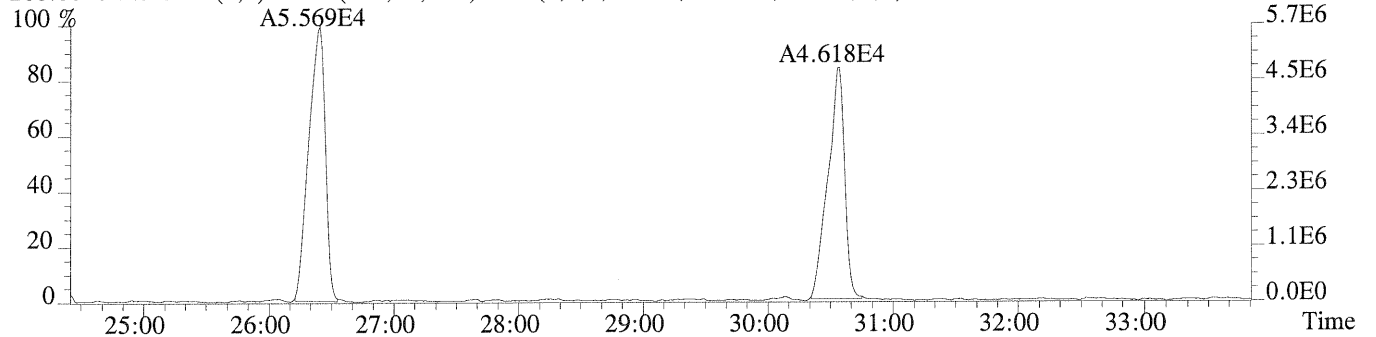
255.9613 F:3 SMO(1,3) BSUB(128,15,-3.0) PKD(3,3,3,0.10%,5784.0,1.00%,F,F)



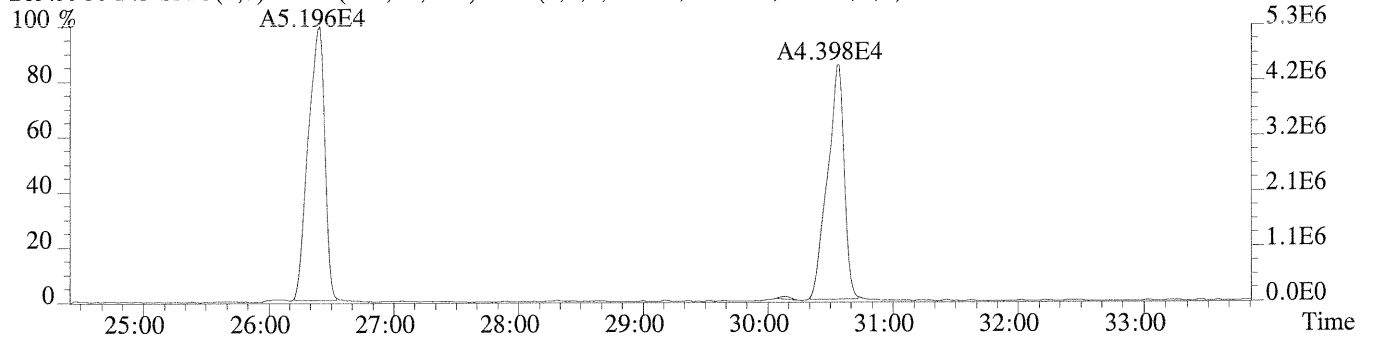
257.9584 F:3 SMO(1,3) BSUB(128,15,-3.0) PKD(3,3,3,0.10%,1844.0,1.00%,F,F)



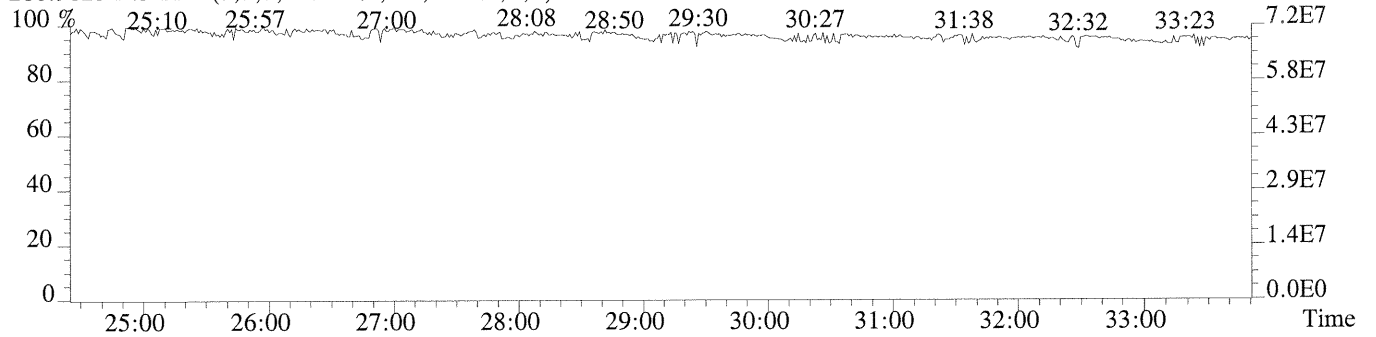
268.0016 F:3 SMO(1,3) BSUB(128,15,-3.0) PKD(3,3,3,0.10%,44604.0,1.00%,F,F)



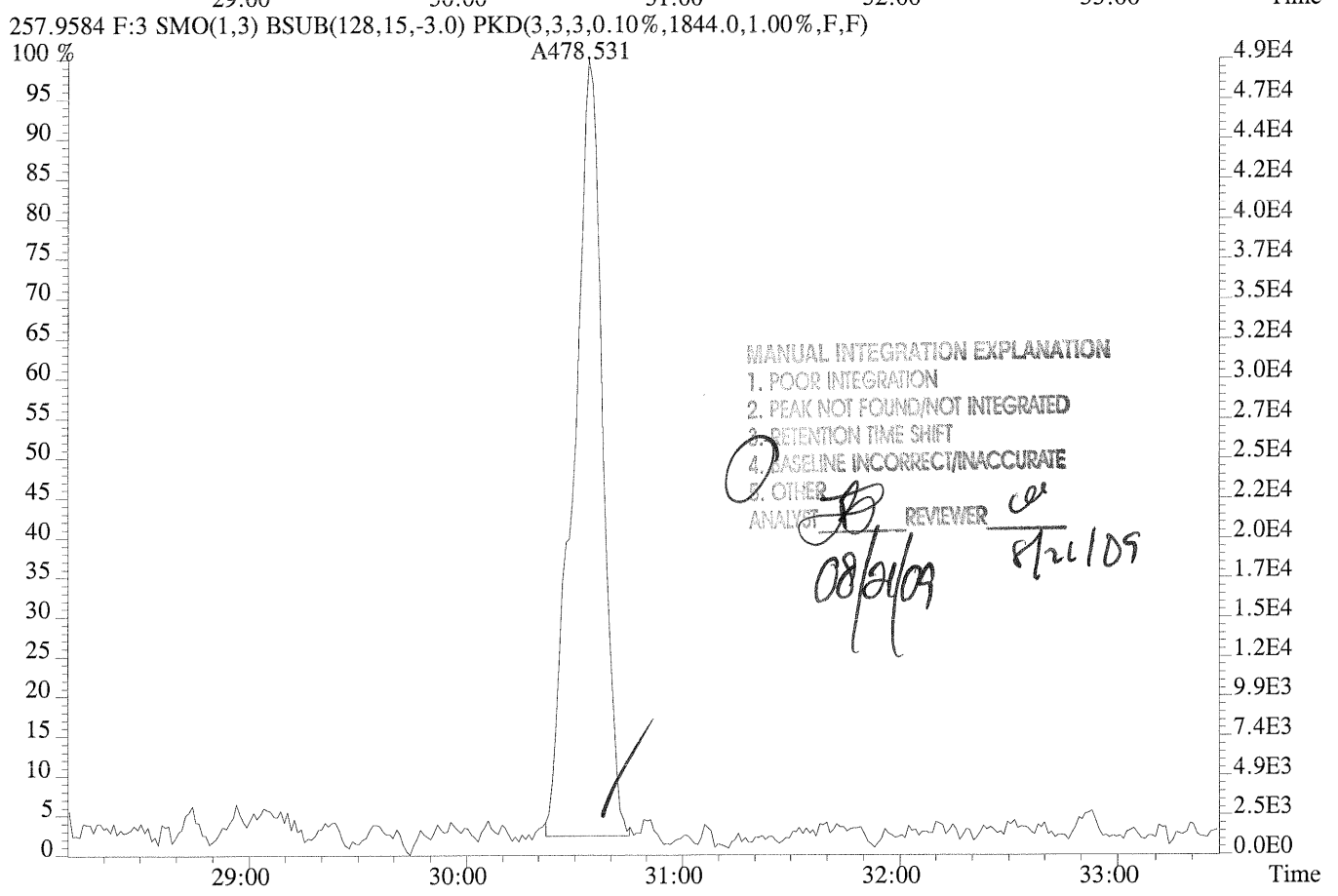
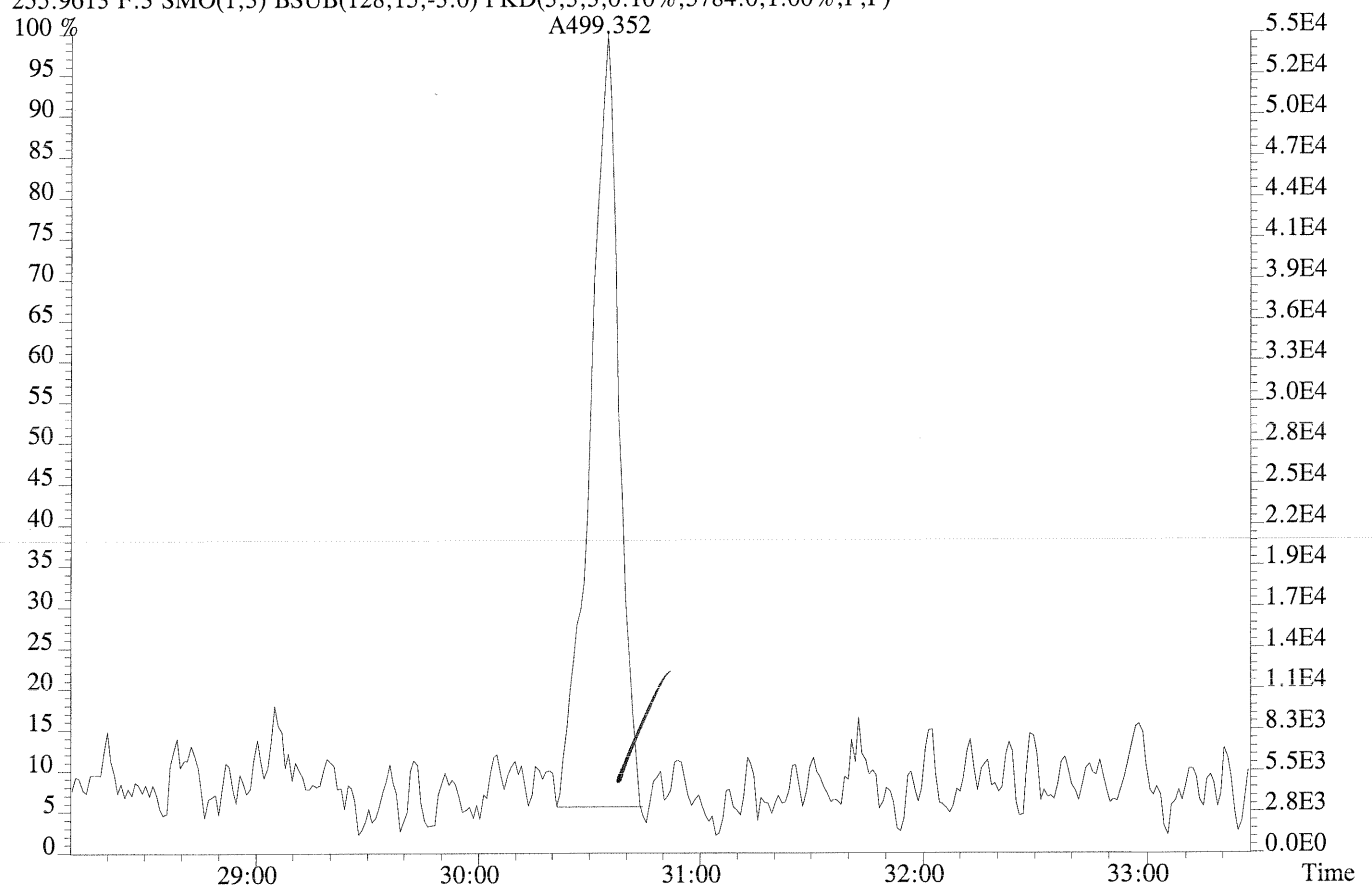
269.9986 F:3 SMO(1,3) BSUB(128,15,-3.0) PKD(3,3,3,0.10%,21920.0,1.00%,F,F)



280.9825 F:3 PKD(3,3,3,100.00%,0.0,1.00%,F,F)



File:U220170 #1-603 Acq:19-AUG-2009 14:55:24 Probe EI+ Magnet SIR VG BioTech Mass spectf
 Sample#1 Exp:ICAL CS1
 255.9613 F:3 SMO(1,3) BSUB(128,15,-3.0) PKD(3,3,3,0.10%,5784.0,1.00%,F,F)



MANUAL INTEGRATION EXPLANATION

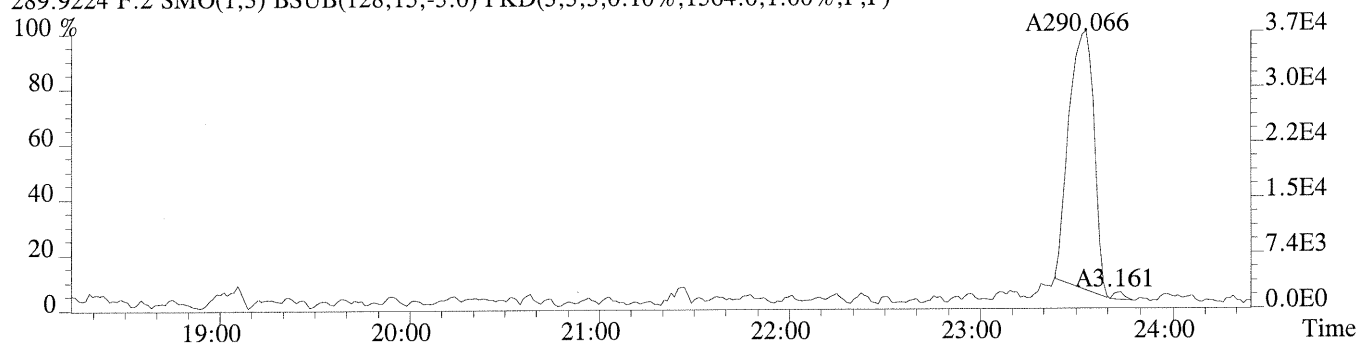
- 1. POOR INTEGRATION
- 2. PEAK NOT FOUND/NOT INTEGRATED
- 3. RETENTION TIME SHIFT
- 4. BASELINE INCORRECT/INACCURATE
- 5. OTHER

ANALYST *[Signature]* REVIEWER *[Signature]*
 08/26/09 8/26/09

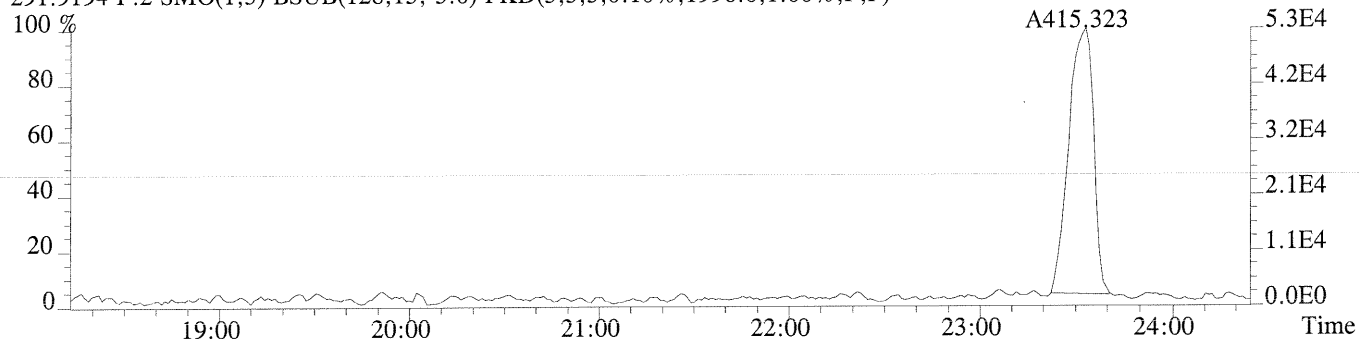
File:U220170 #1-342 Acq:19-AUG-2009 14:55:24 Probe EI+ Magnet SIR VG BioTech Mass spectf

Sample#1 Exp:ICAL CS1

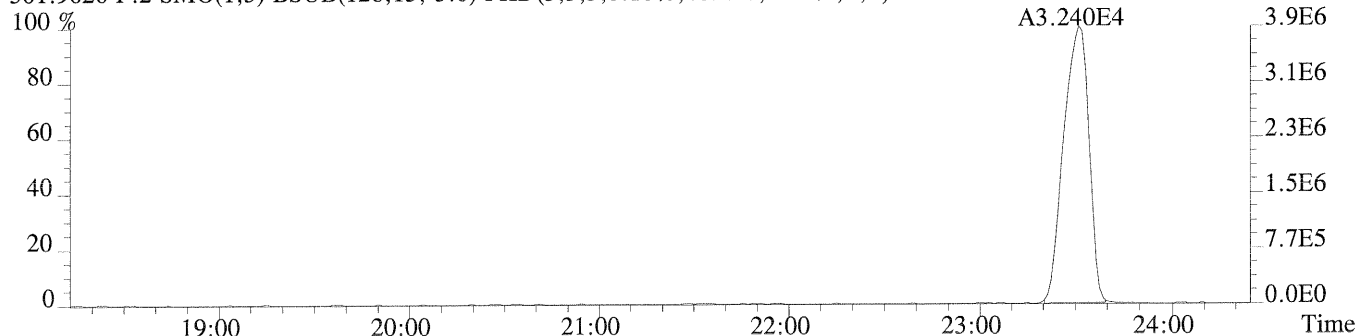
289.9224 F:2 SMO(1,3) BSUB(128,15,-3.0) PKD(3,3,3,0.10%,1564.0,1.00%,F,F)



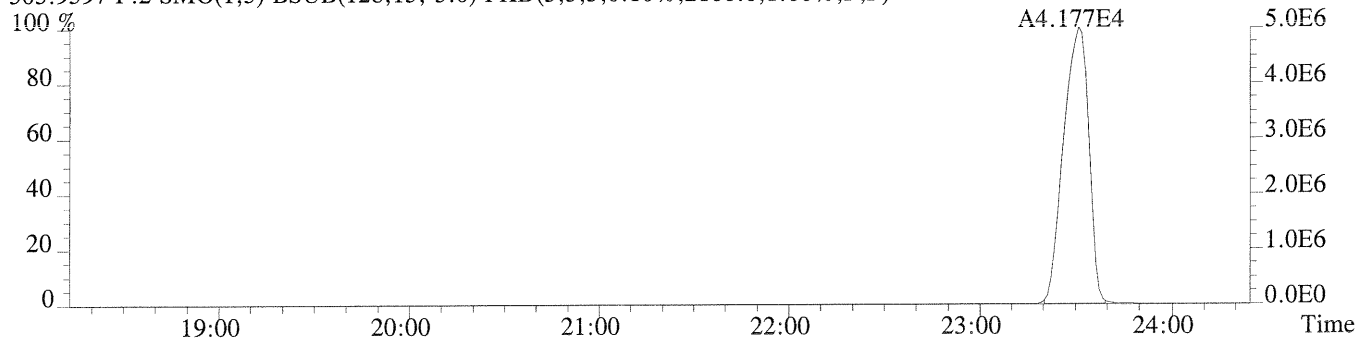
291.9194 F:2 SMO(1,3) BSUB(128,15,-3.0) PKD(3,3,3,0.10%,1996.0,1.00%,F,F)



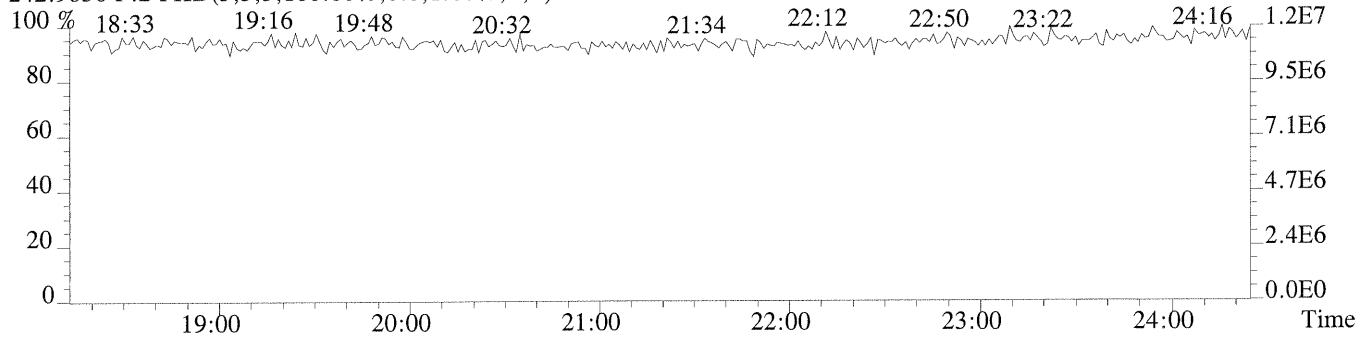
301.9626 F:2 SMO(1,3) BSUB(128,15,-3.0) PKD(3,3,3,0.10%,4628.0,1.00%,F,F)



303.9597 F:2 SMO(1,3) BSUB(128,15,-3.0) PKD(3,3,3,0.10%,2100.0,1.00%,F,F)

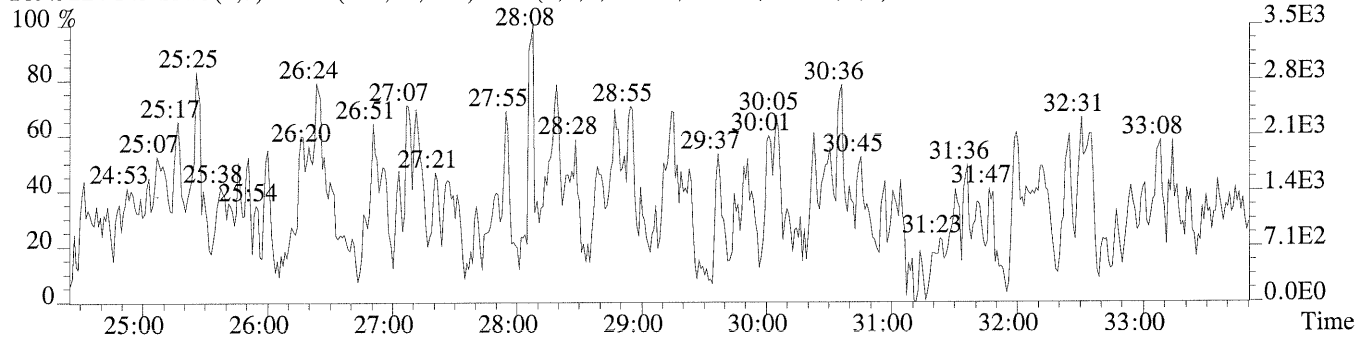


242.9856 F:2 PKD(3,3,3,100.00%,0.0,1.00%,F,F)

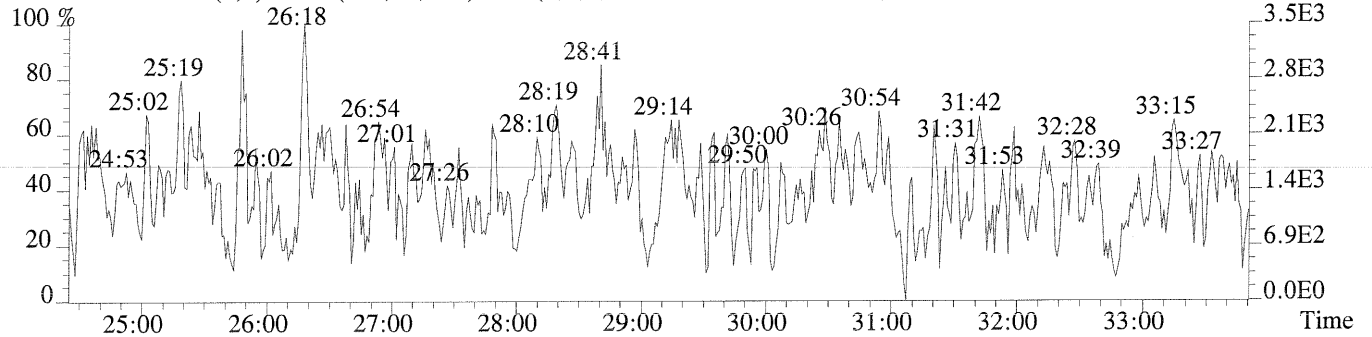


File:U220170 #1-603 Acq:19-AUG-2009 14:55:24 Probe EI+ Magnet SIR VG BioTech Mass spectf
Sample#1 Exp:ICAL CS1

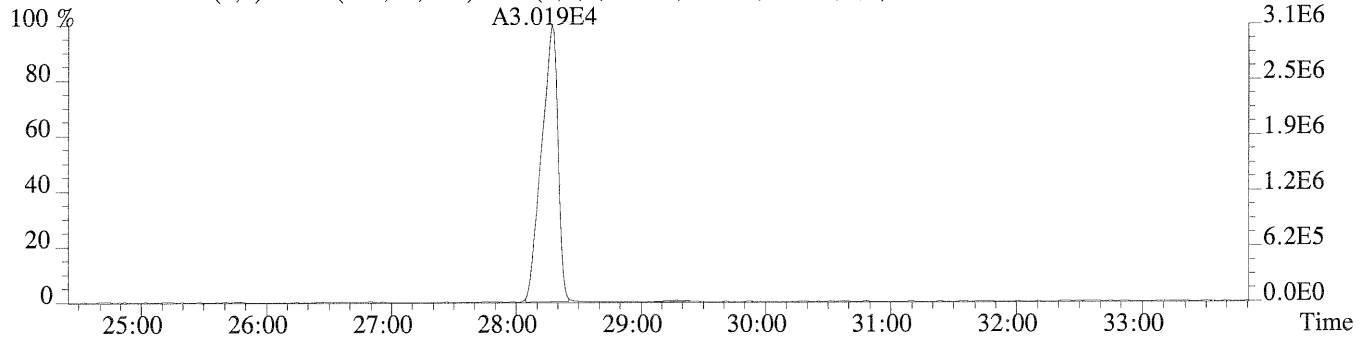
289.9224 F:3 SMO(1,3) BSUB(128,15,-3.0) PKD(3,3,3,0.10%,1508.0,1.00%,F,F)



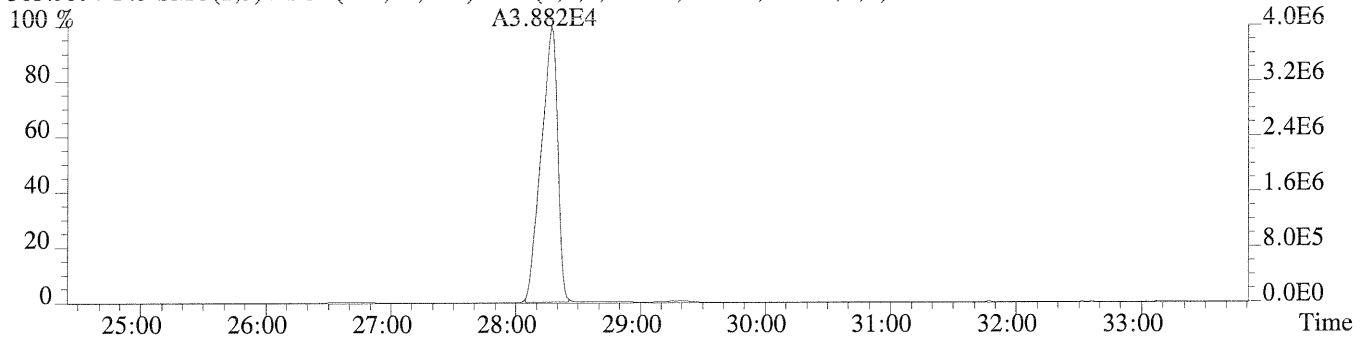
291.9194 F:3 SMO(1,3) BSUB(128,15,-3.0) PKD(3,3,3,0.10%,1724.0,1.00%,F,F)



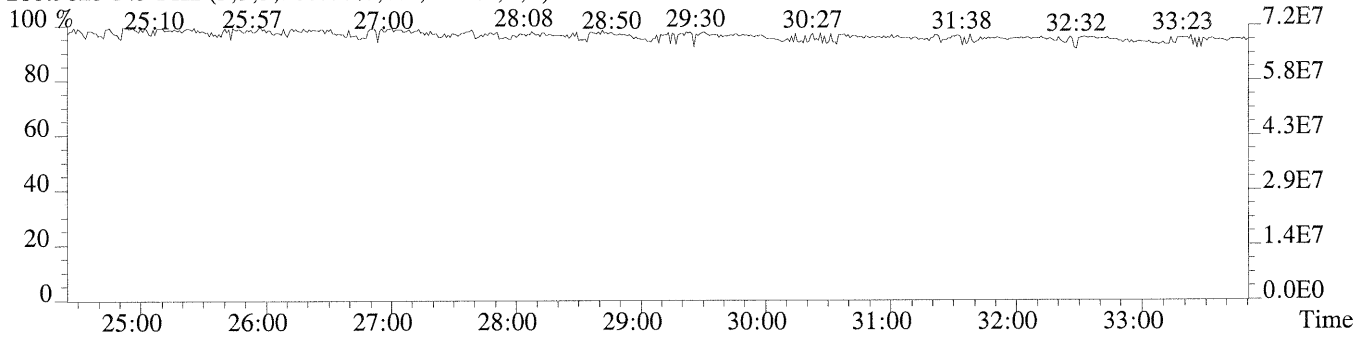
301.9626 F:3 SMO(1,3) BSUB(128,15,-3.0) PKD(3,3,3,0.10%,4064.0,1.00%,F,F)



303.9597 F:3 SMO(1,3) BSUB(128,15,-3.0) PKD(3,3,3,0.10%,2900.0,1.00%,F,F)

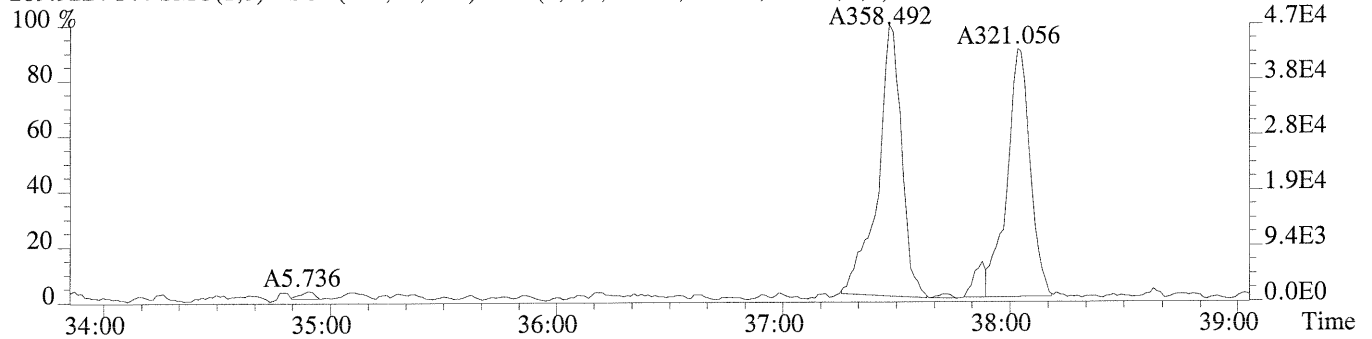


280.9825 F:3 PKD(3,3,3,100.00%,0.0,1.00%,F,F)

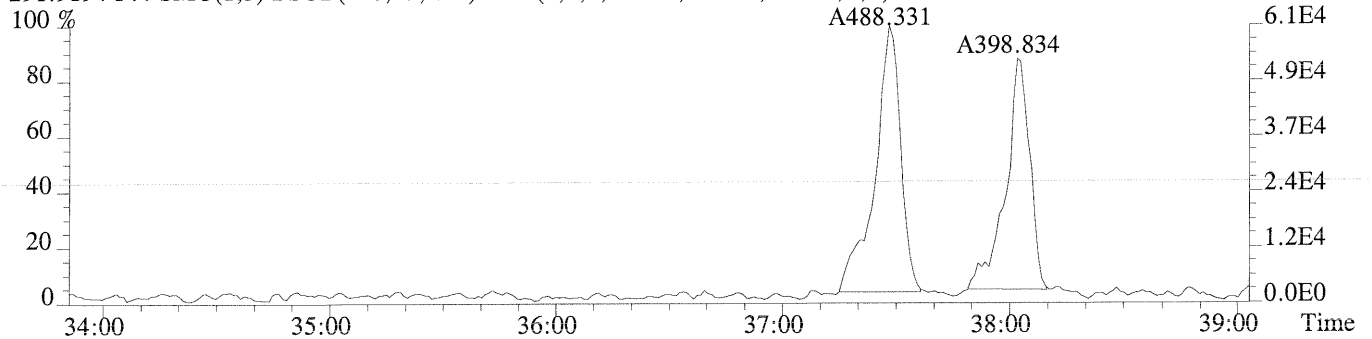


Sample#1 Exp:ICAL CS1

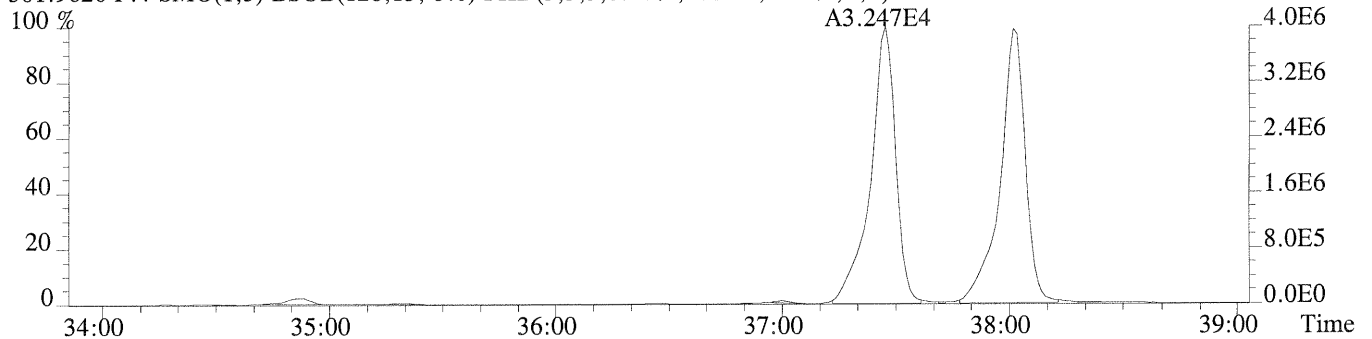
289.9224 F:4 SMO(1,3) BSUB(128,15,-3.0) PKD(3,3,3,0.10%,1120.0,1.00%,F,F)



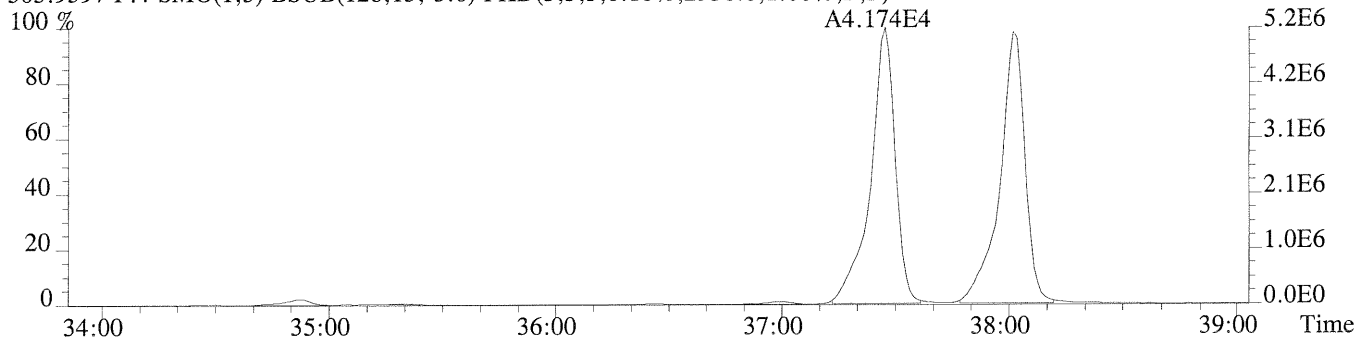
291.9194 F:4 SMO(1,3) BSUB(128,15,-3.0) PKD(3,3,3,0.10%,2100.0,1.00%,F,F)



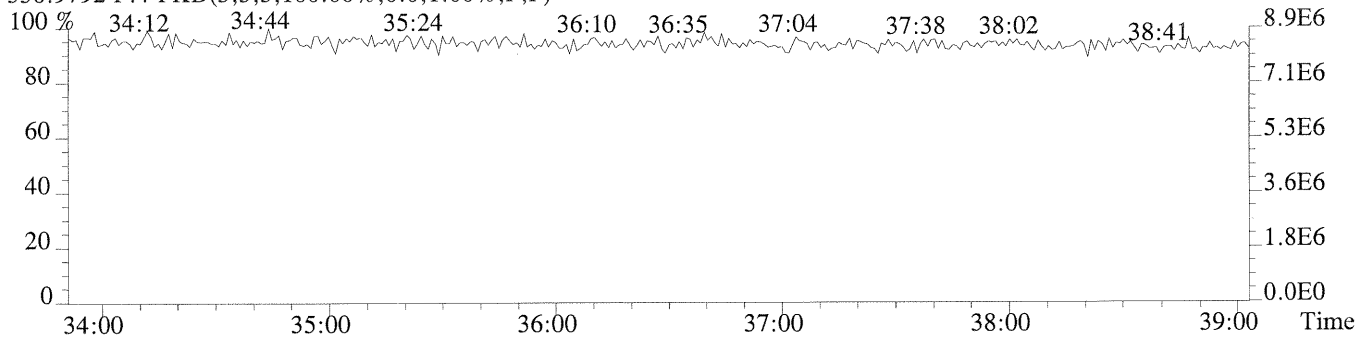
301.9626 F:4 SMO(1,3) BSUB(128,15,-3.0) PKD(3,3,3,0.10%,2680.0,1.00%,F,F)



303.9597 F:4 SMO(1,3) BSUB(128,15,-3.0) PKD(3,3,3,0.10%,2956.0,1.00%,F,F)

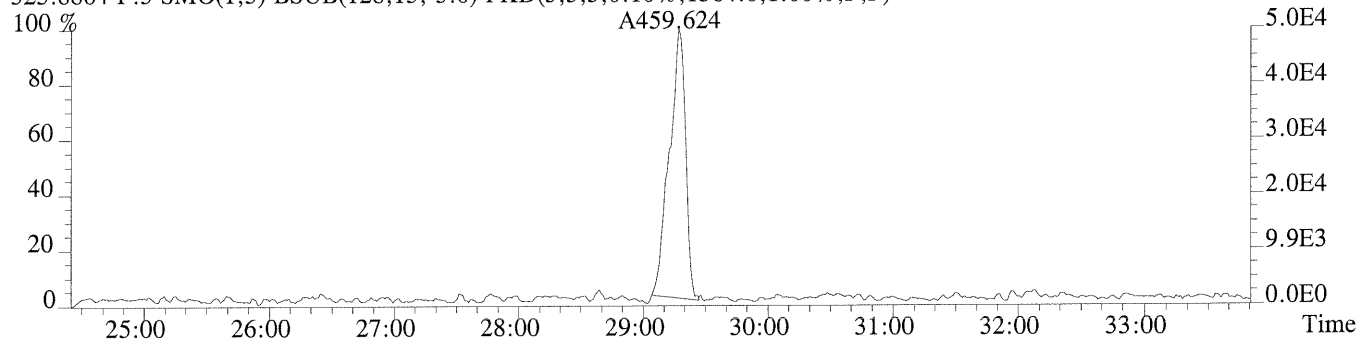


330.9792 F:4 PKD(3,3,3,100.00%,0.0,1.00%,F,F)

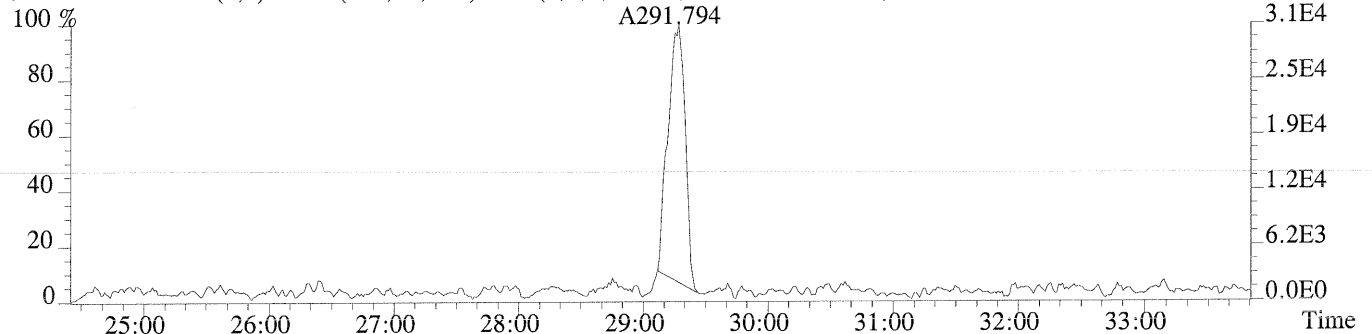


Sample#1 Exp:ICAL CS1

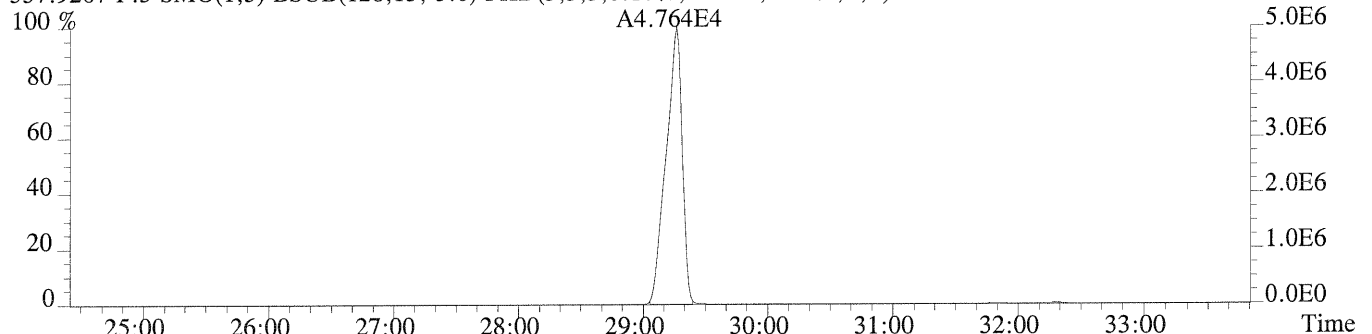
325.8804 F:3 SMO(1,3) BSUB(128,15,-3.0) PKD(3,3,3,0.10%,1564.0,1.00%,F,F)



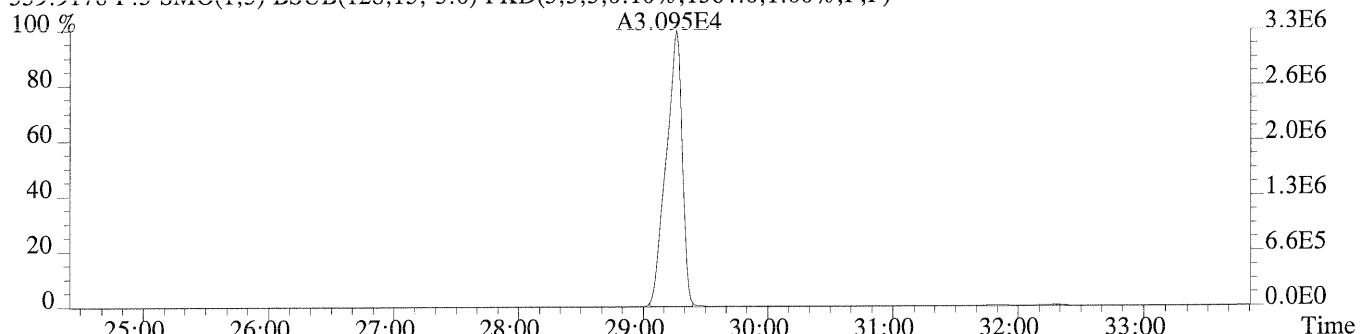
327.8775 F:3 SMO(1,3) BSUB(128,15,-3.0) PKD(3,3,3,0.10%,1500.0,1.00%,F,F)



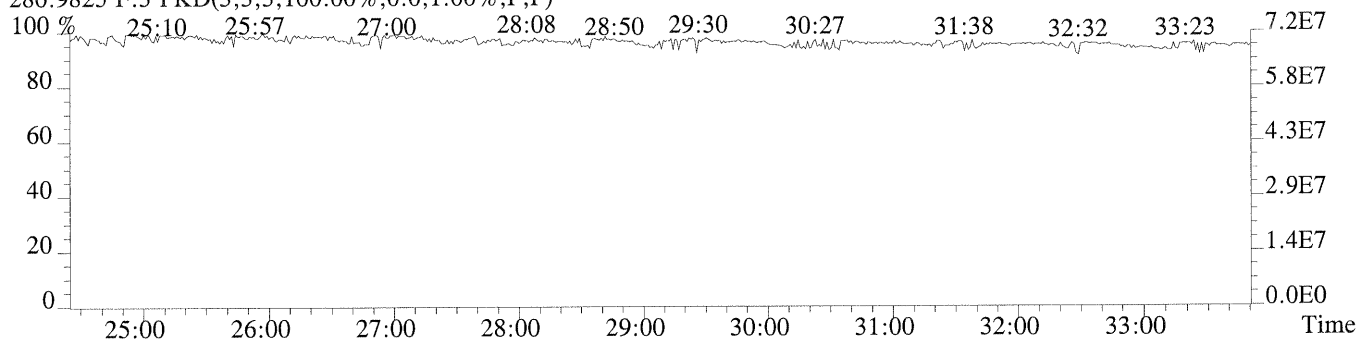
337.9207 F:3 SMO(1,3) BSUB(128,15,-3.0) PKD(3,3,3,0.10%,1440.0,1.00%,F,F)



339.9178 F:3 SMO(1,3) BSUB(128,15,-3.0) PKD(3,3,3,0.10%,1364.0,1.00%,F,F)

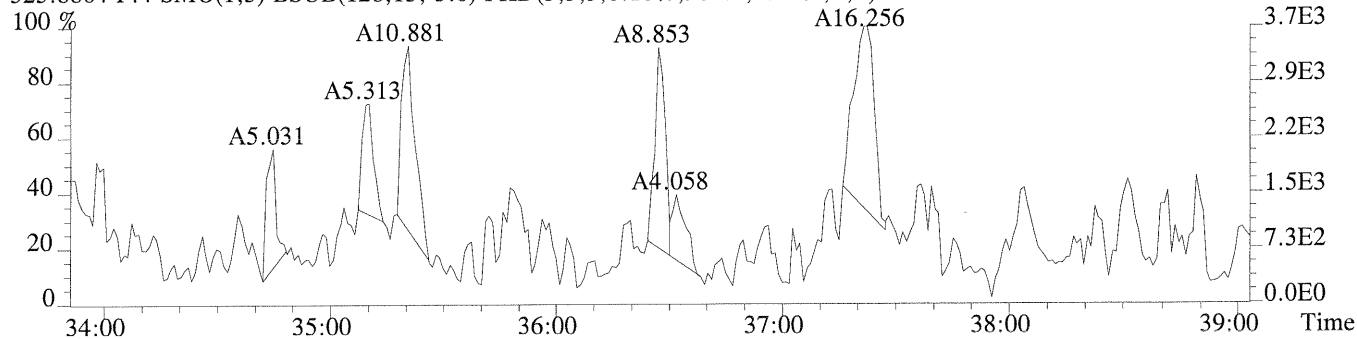


280.9825 F:3 PKD(3,3,3,100.00%,0.0,1.00%,F,F)

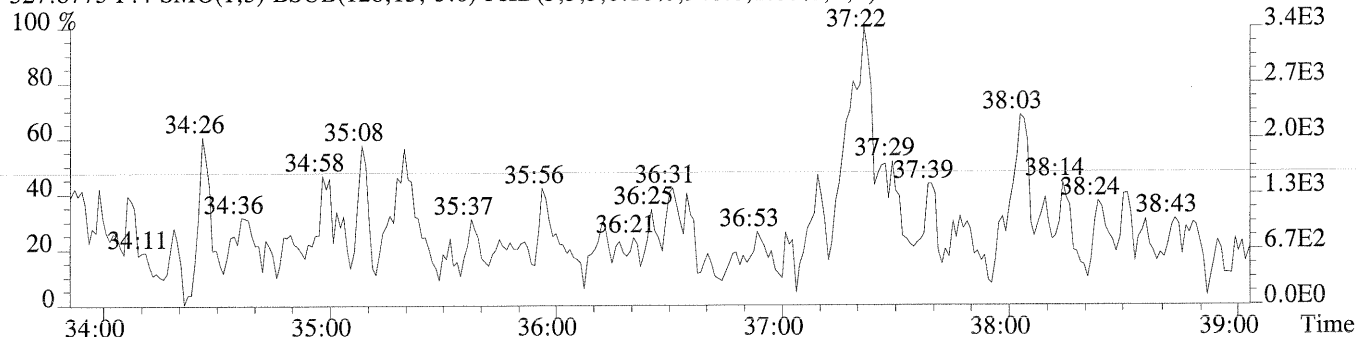


Sample#1 Exp:ICAL CS1

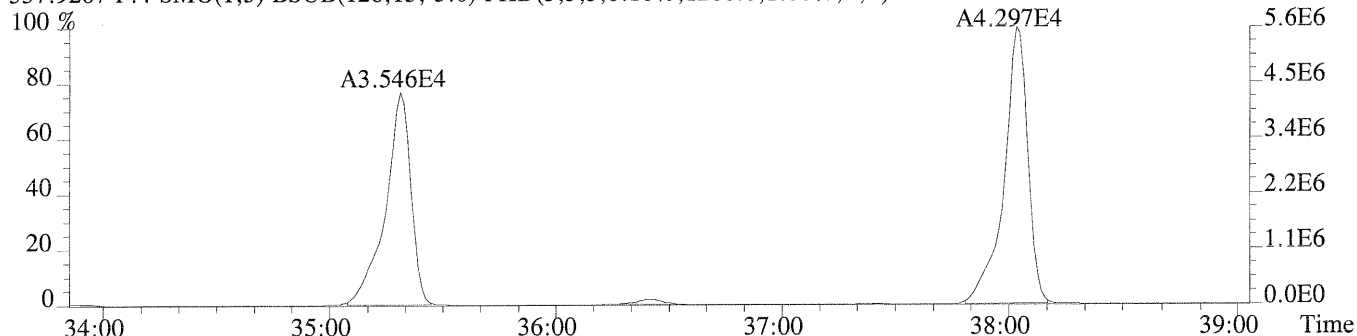
325.8804 F:4 SMO(1,3) BSUB(128,15,-3.0) PKD(3,3,3,0.10%,904.0,1.00%,F,F)



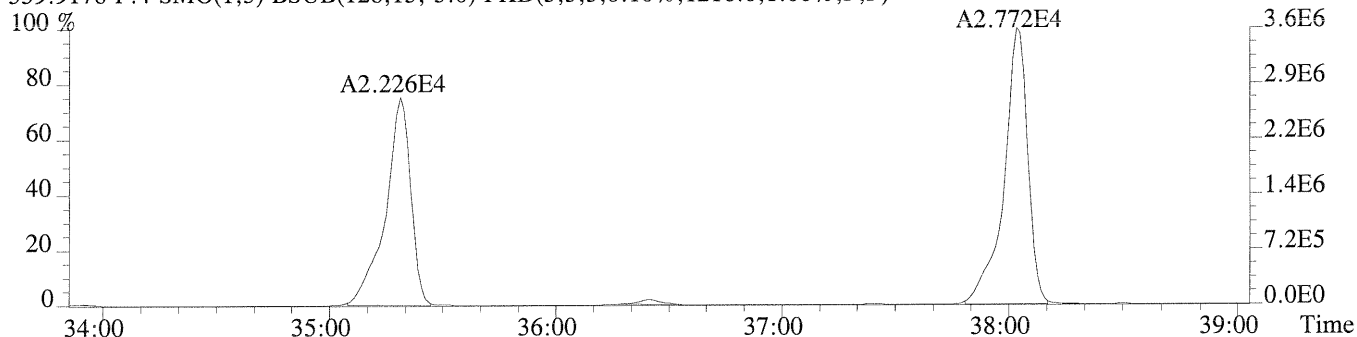
327.8775 F:4 SMO(1,3) BSUB(128,15,-3.0) PKD(3,3,3,0.10%,948.0,1.00%,F,F)



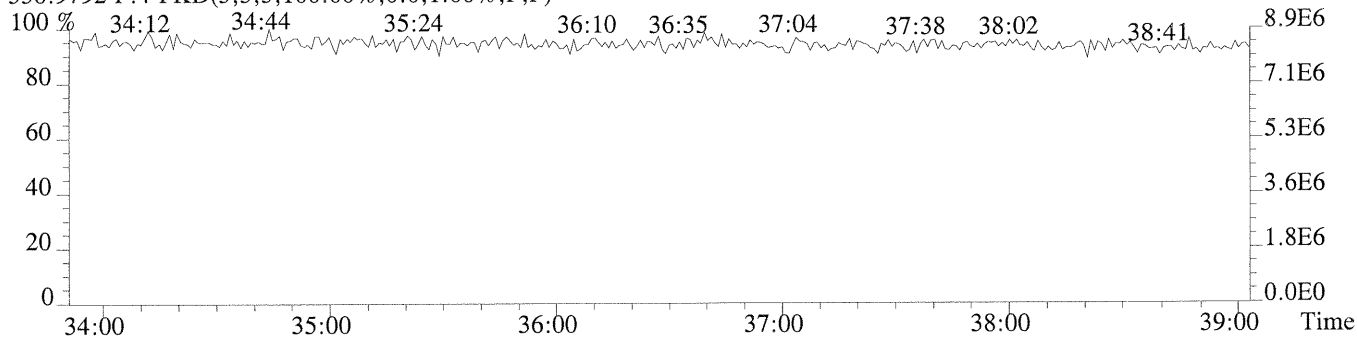
337.9207 F:4 SMO(1,3) BSUB(128,15,-3.0) PKD(3,3,3,0.10%,1200.0,1.00%,F,F)



339.9178 F:4 SMO(1,3) BSUB(128,15,-3.0) PKD(3,3,3,0.10%,1216.0,1.00%,F,F)



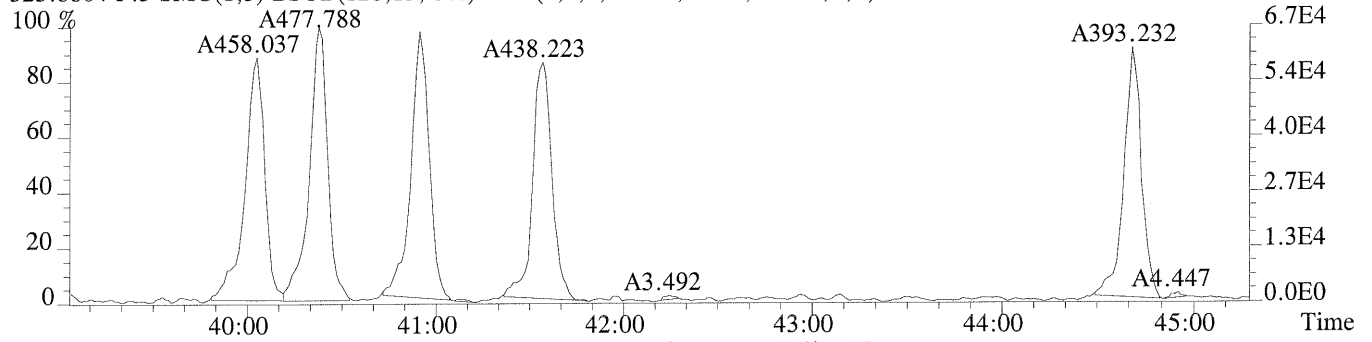
330.9792 F:4 PKD(3,3,3,100.00%,0.0,1.00%,F,F)



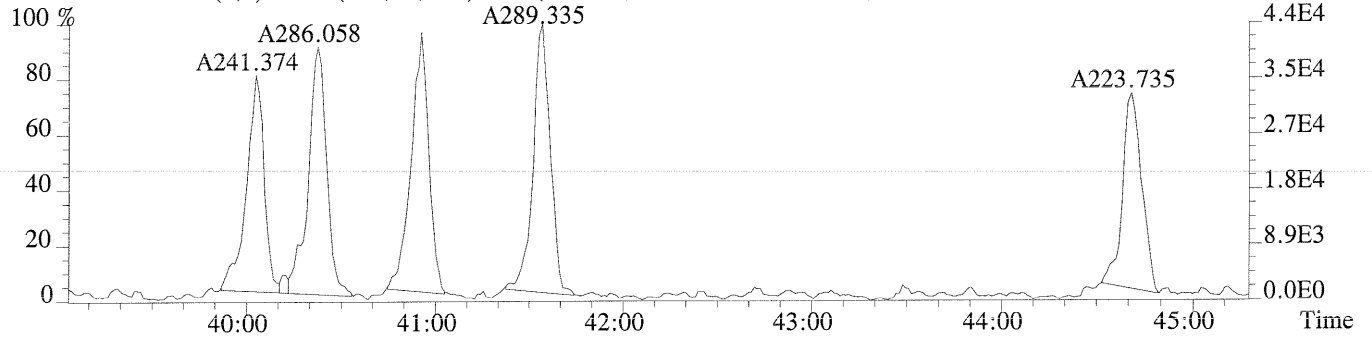
File:U220170 #1-399 Acq:19-AUG-2009 14:55:24 Probe EI+ Magnet SIR VG BioTech Mass spectf

Sample#1 Exp:ICAL CS1

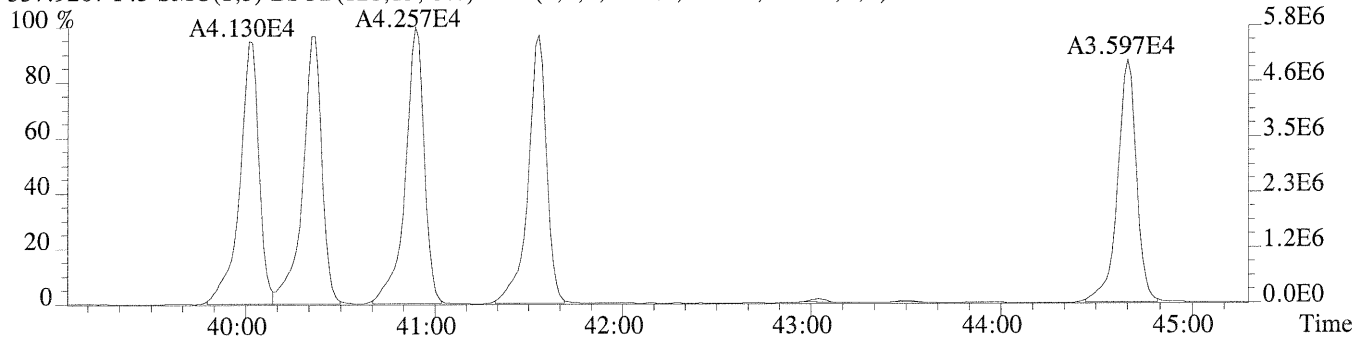
325.8804 F:5 SMO(1,3) BSUB(128,15,-3.0) PKD(3,3,3,0.10%,932.0,1.00%,F,F)



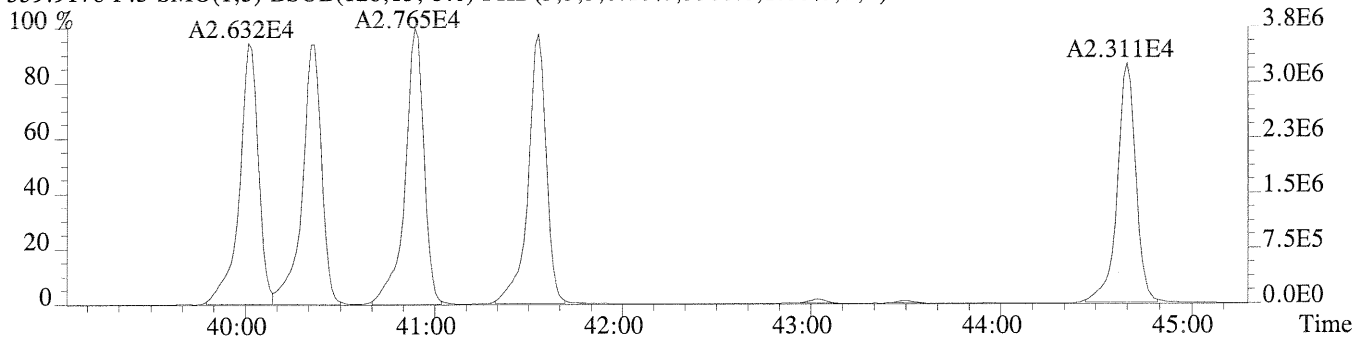
327.8775 F:5 SMO(1,3) BSUB(128,15,-3.0) PKD(3,3,3,0.10%,980.0,1.00%,F,F)



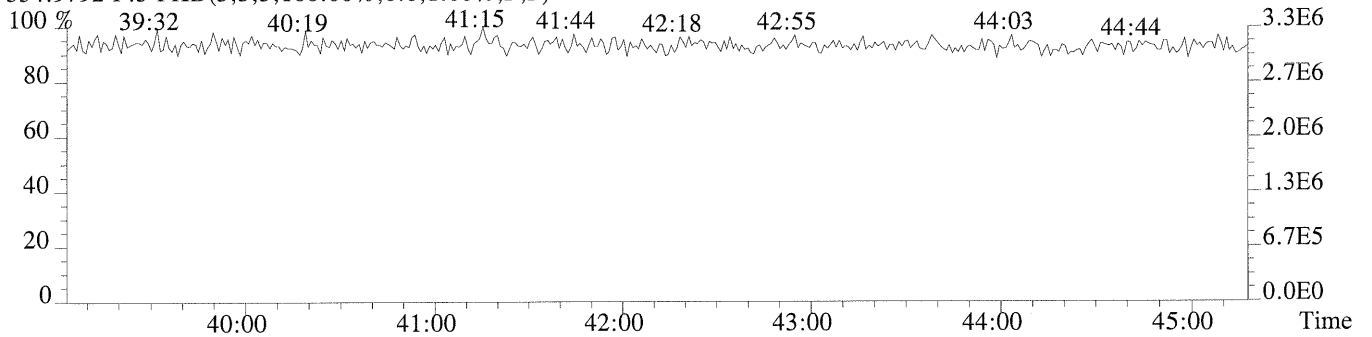
337.9207 F:5 SMO(1,3) BSUB(128,15,-3.0) PKD(3,3,3,0.10%,9636.0,1.00%,F,F)



339.9178 F:5 SMO(1,3) BSUB(128,15,-3.0) PKD(3,3,3,0.10%,3508.0,1.00%,F,F)

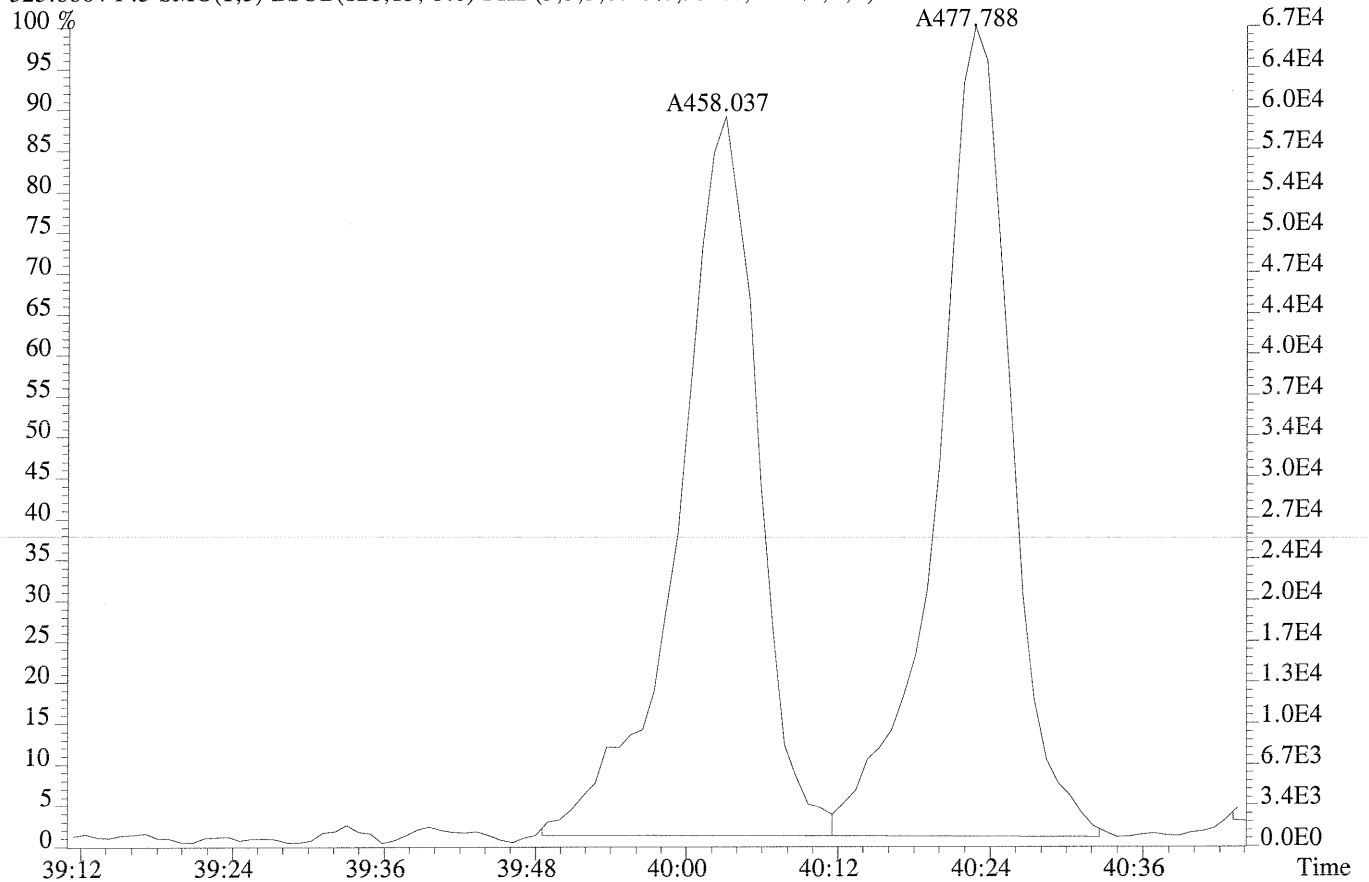


354.9792 F:5 PKD(3,3,3,100.00%,0.0,1.00%,F,F)

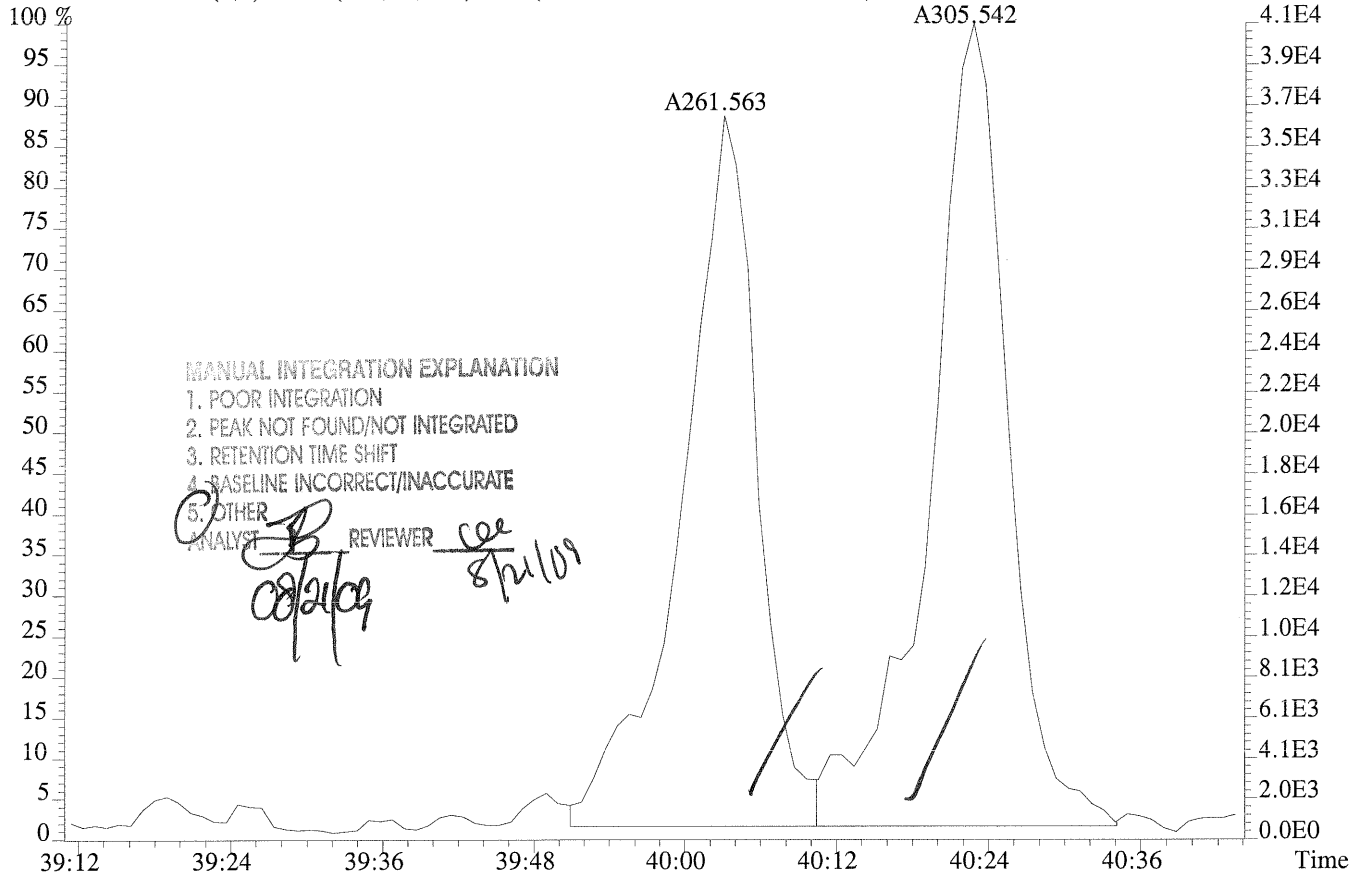


File:U220170 #1-399 Acq:19-AUG-2009 14:55:24 Probe EI+ Magnet SIR VG BioTech Mass spectf
Sample#1 Exp:ICAL CS1

325.8804 F:5 SMO(1,3) BSUB(128,15,-3.0) PKD(3,3,3,0.10%,932.0,1.00%,F,F)



327.8775 F:5 SMO(1,3) BSUB(128,15,-3.0) PKD(3,3,3,0.10%,980.0,1.00%,F,F)



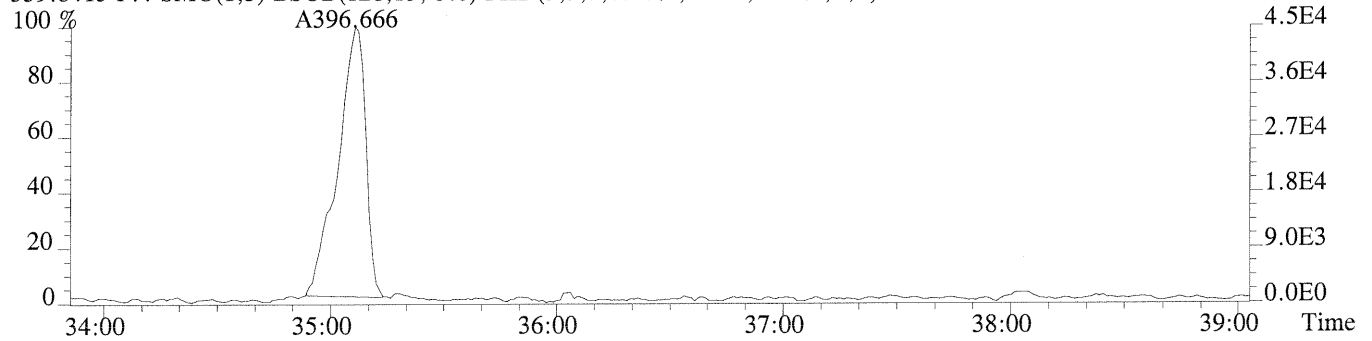
MANUAL INTEGRATION EXPLANATION

- 1. POOR INTEGRATION
- 2. PEAK NOT FOUND/NOT INTEGRATED
- 3. RETENTION TIME SHIFT
- 4. BASELINE INCORRECT/INACCURATE
- 5. OTHER

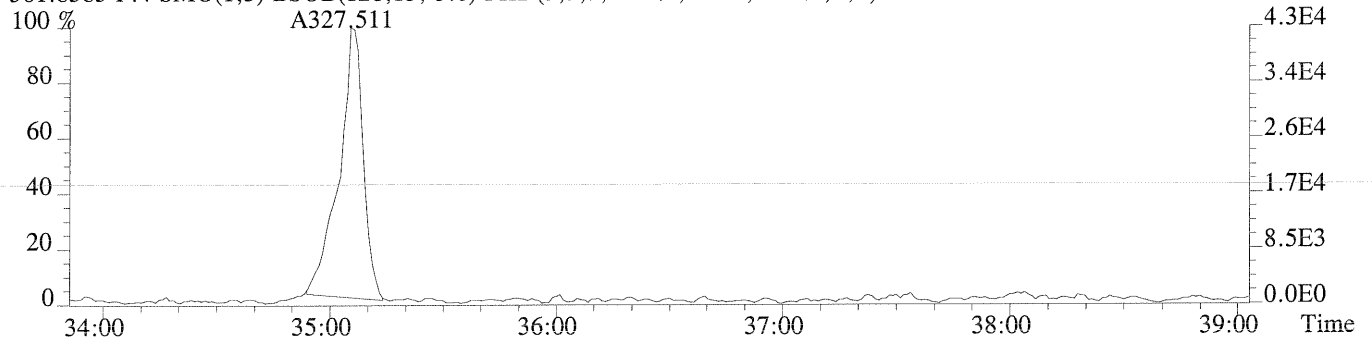
ANALYST *[Signature]* REVIEWER *see 8/21/09*

Sample#1 Exp:ICAL CS1

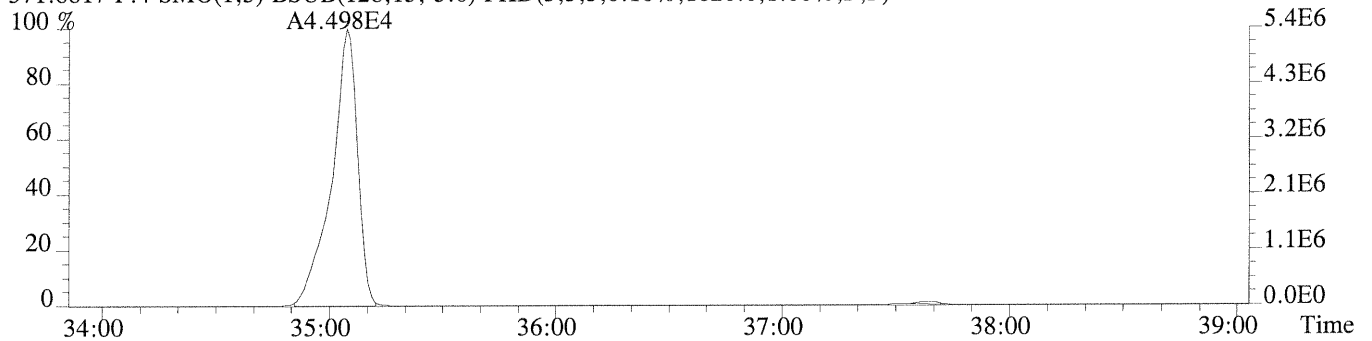
359.8415 F:4 SMO(1,3) BSUB(128,15,-3.0) PKD(3,3,3,0.10%,912.0,1.00%,F,F)



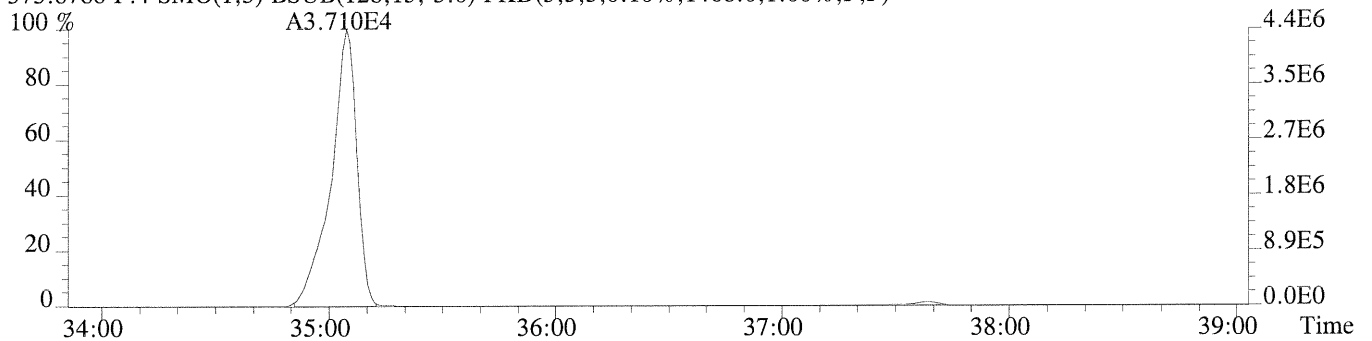
361.8385 F:4 SMO(1,3) BSUB(128,15,-3.0) PKD(3,3,3,0.10%,828.0,1.00%,F,F)



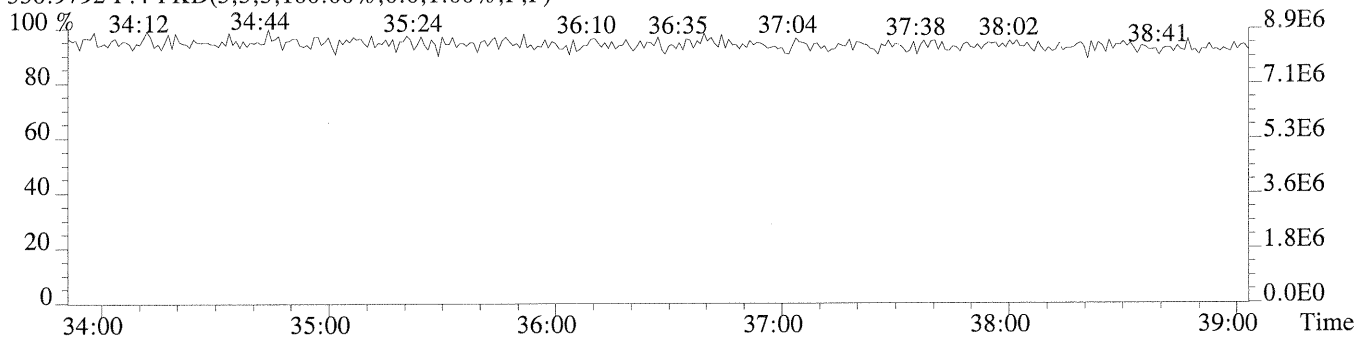
371.8817 F:4 SMO(1,3) BSUB(128,15,-3.0) PKD(3,3,3,0.10%,1020.0,1.00%,F,F)



373.8788 F:4 SMO(1,3) BSUB(128,15,-3.0) PKD(3,3,3,0.10%,1468.0,1.00%,F,F)

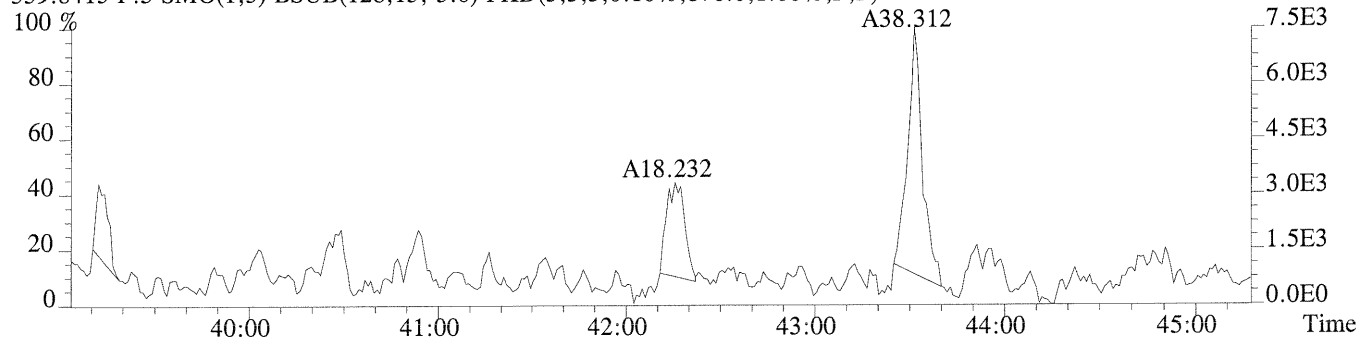


330.9792 F:4 PKD(3,3,3,100.00%,0.0,1.00%,F,F)

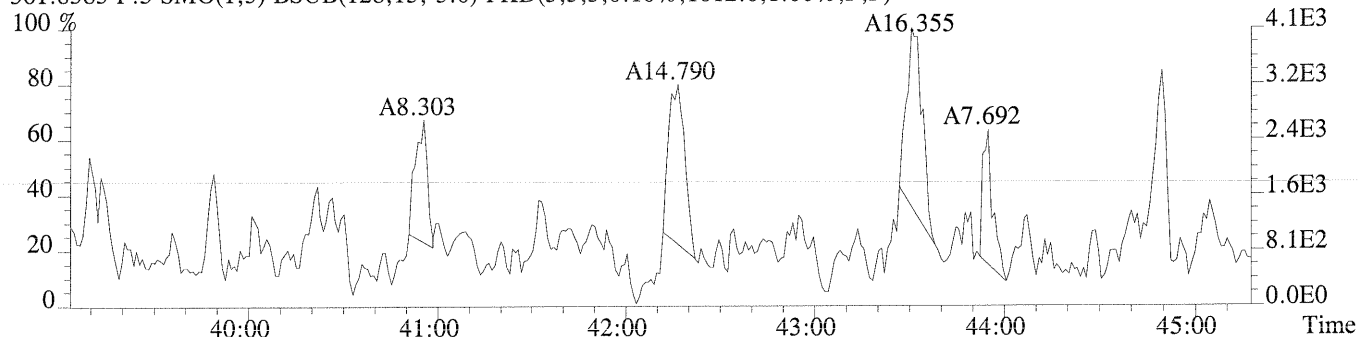


Sample#1 Exp:ICAL CS1

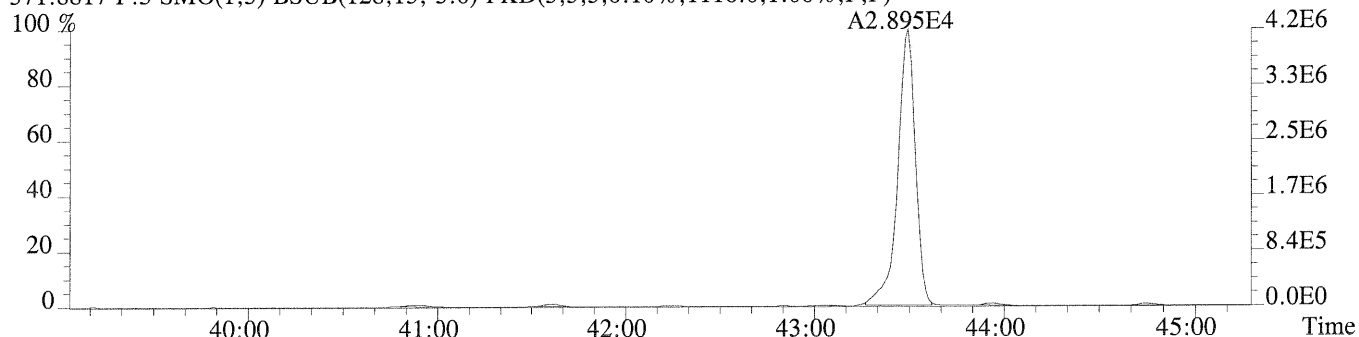
359.8415 F:5 SMO(1,3) BSUB(128,15,-3.0) PKD(3,3,3,0.10%,876.0,1.00%,F,F)



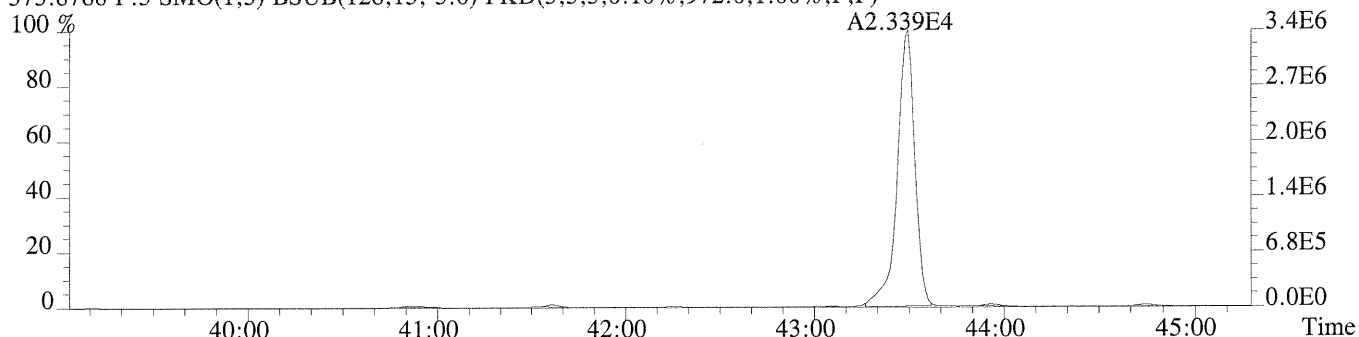
361.8385 F:5 SMO(1,3) BSUB(128,15,-3.0) PKD(3,3,3,0.10%,1012.0,1.00%,F,F)



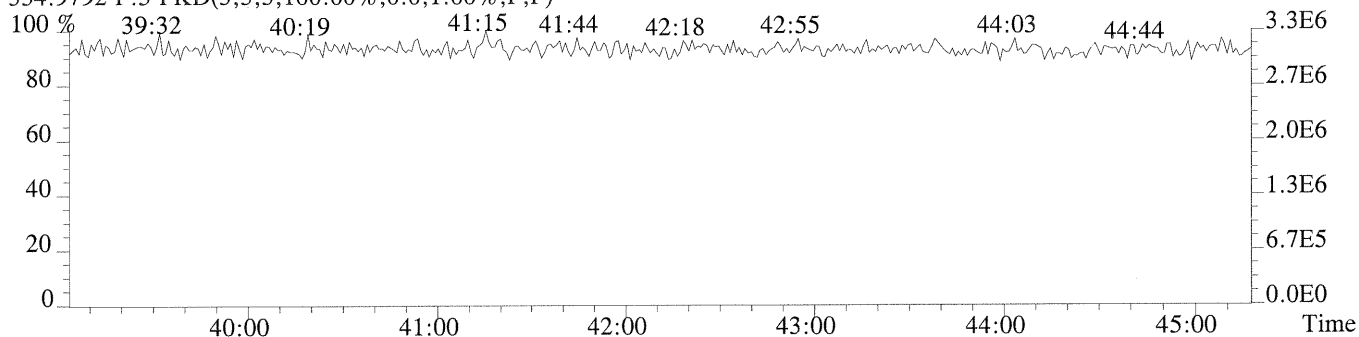
371.8817 F:5 SMO(1,3) BSUB(128,15,-3.0) PKD(3,3,3,0.10%,1116.0,1.00%,F,F)



373.8788 F:5 SMO(1,3) BSUB(128,15,-3.0) PKD(3,3,3,0.10%,972.0,1.00%,F,F)

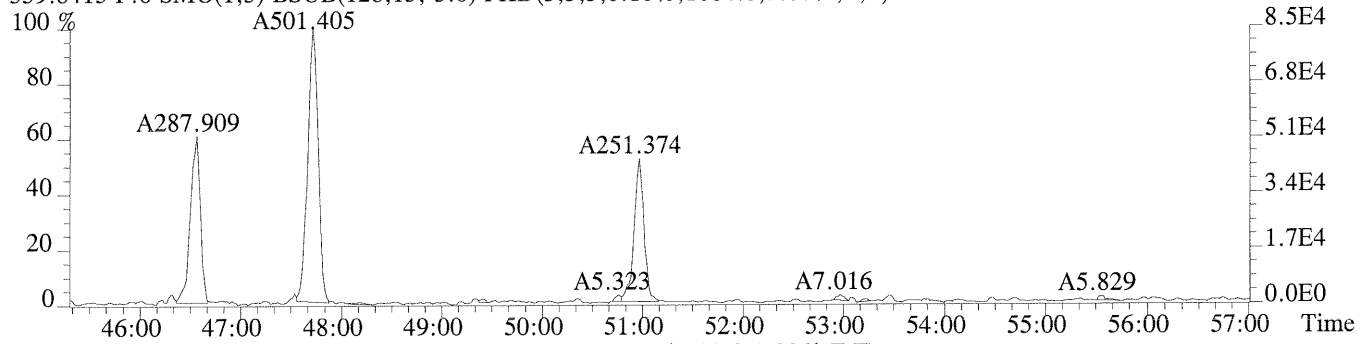


354.9792 F:5 PKD(3,3,3,100.00%,0.0,1.00%,F,F)

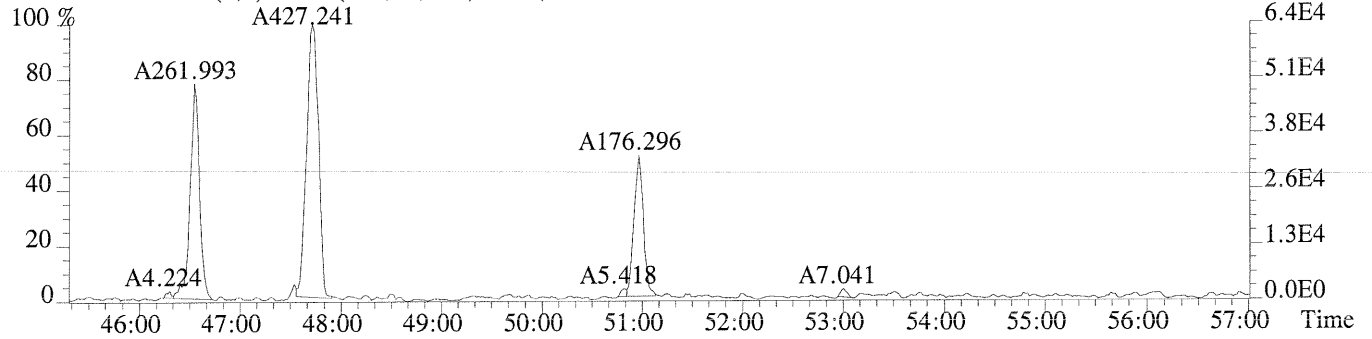


File:U220170 #1-580 Acq:19-AUG-2009 14:55:24 Probe EI+ Magnet SIR VG BioTech Mass spectf
Sample#1 Exp:ICAL CS1

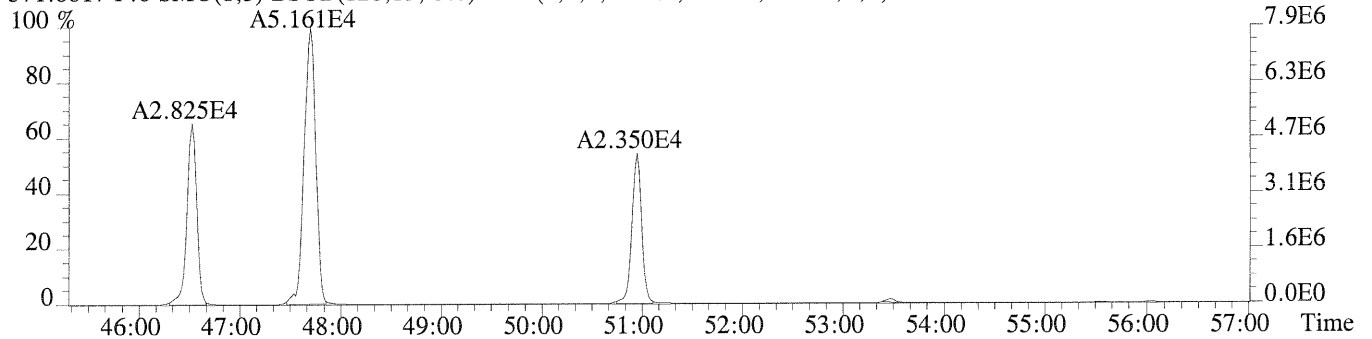
359.8415 F:6 SMO(1,3) BSUB(128,15,-3.0) PKD(3,3,3,0.10%,1084.0,1.00%,F,F)



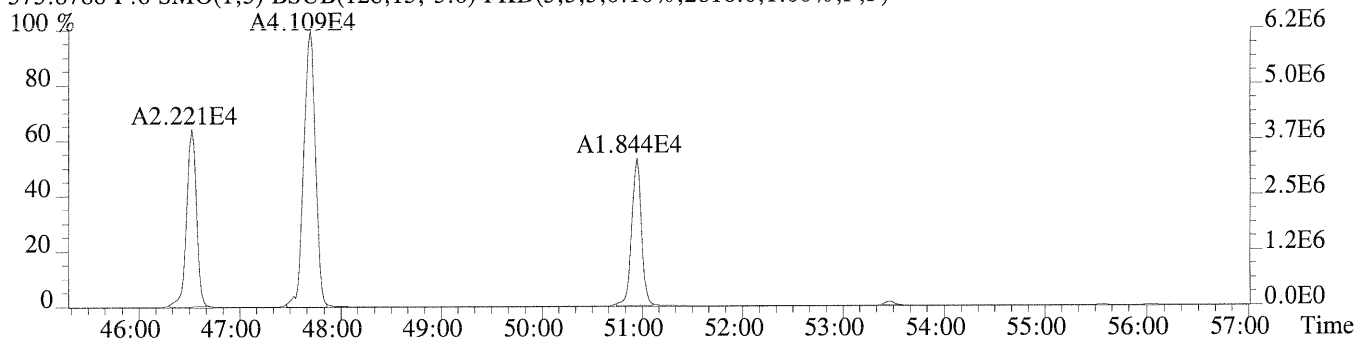
361.8385 F:6 SMO(1,3) BSUB(128,15,-3.0) PKD(3,3,3,0.10%,892.0,1.00%,F,F)



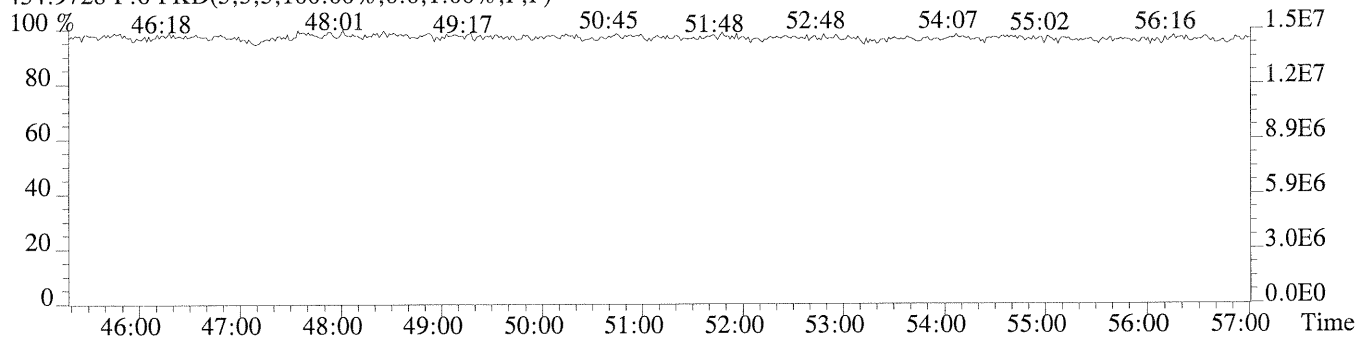
371.8817 F:6 SMO(1,3) BSUB(128,15,-3.0) PKD(3,3,3,0.10%,2180.0,1.00%,F,F)



373.8788 F:6 SMO(1,3) BSUB(128,15,-3.0) PKD(3,3,3,0.10%,2816.0,1.00%,F,F)

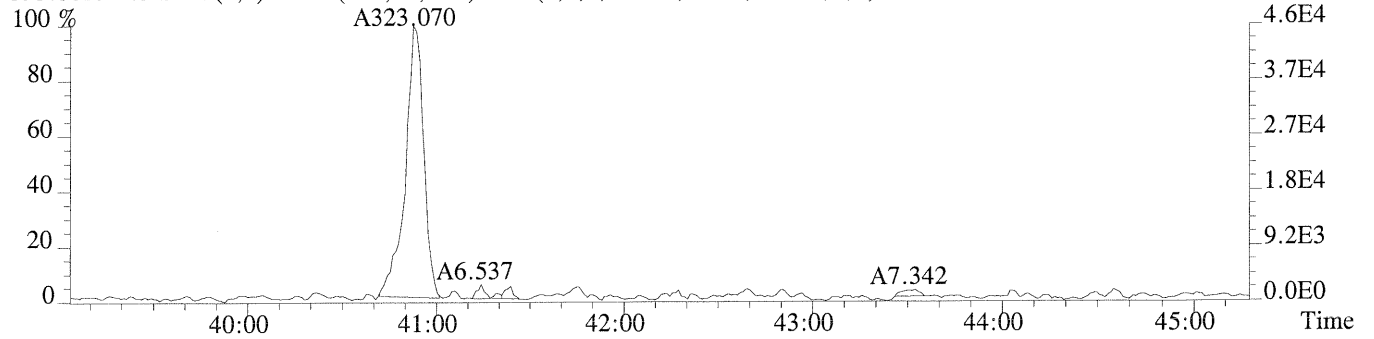


454.9728 F:6 PKD(5,3,5,100.00%,0.0,1.00%,F,F)

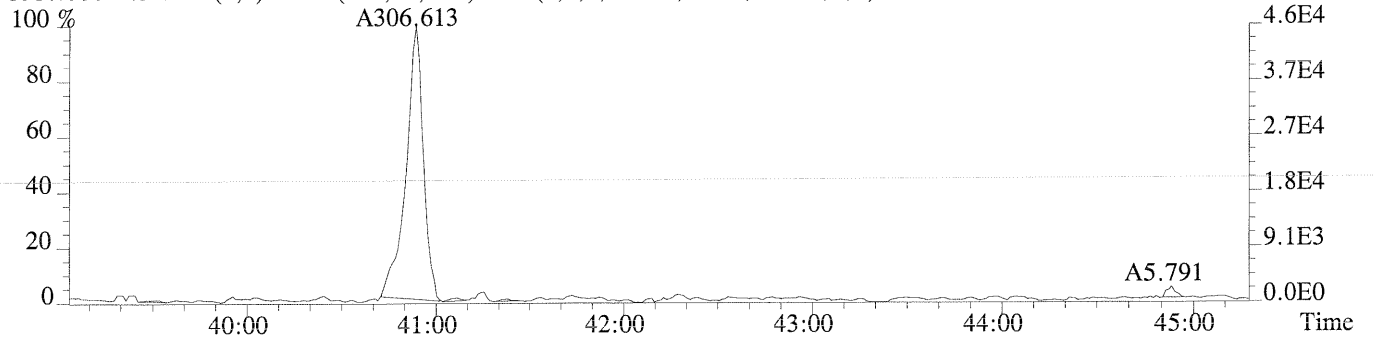


Sample#1 Exp:ICAL CS1

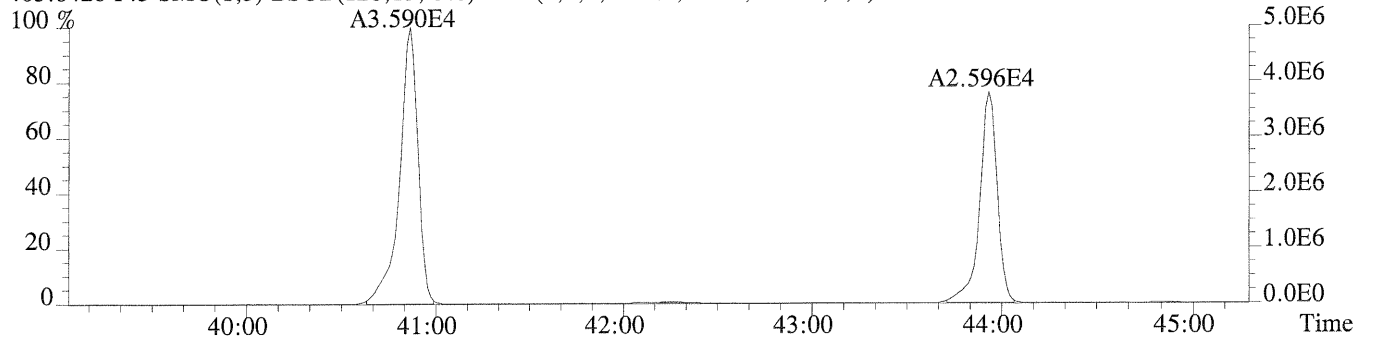
393.8025 F:5 SMO(1,3) BSUB(128,15,-3.0) PKD(3,3,3,0.10%,952.0,1.00%,F,F)



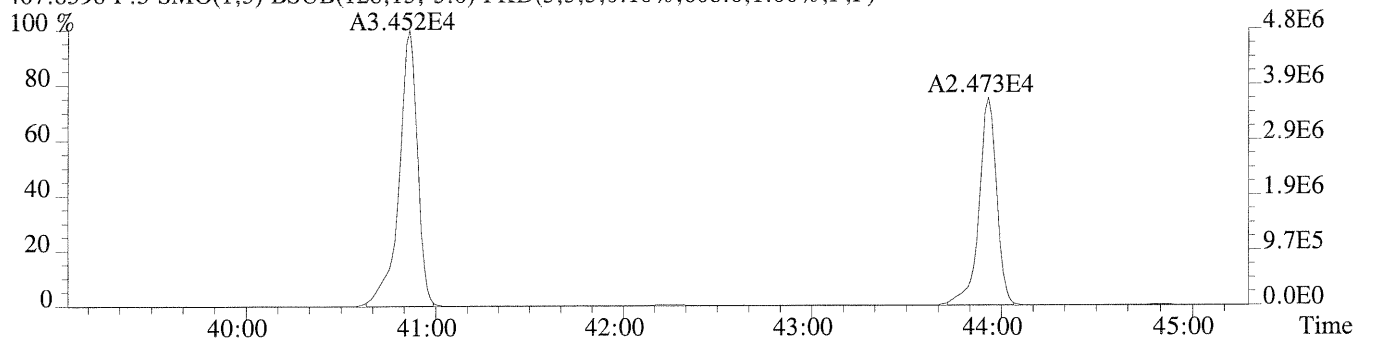
395.7995 F:5 SMO(1,3) BSUB(128,15,-3.0) PKD(3,3,3,0.10%,660.0,1.00%,F,F)



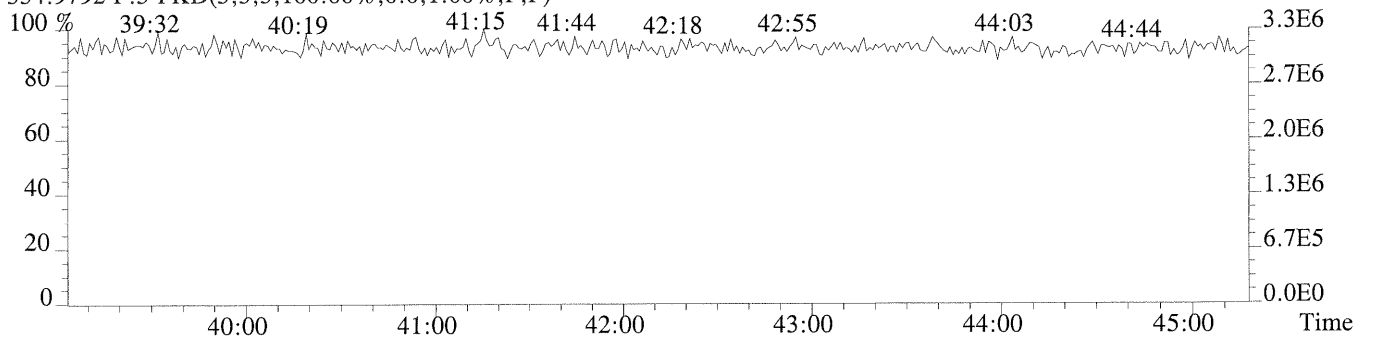
405.8428 F:5 SMO(1,3) BSUB(128,15,-3.0) PKD(3,3,3,0.10%,956.0,1.00%,F,F)



407.8398 F:5 SMO(1,3) BSUB(128,15,-3.0) PKD(3,3,3,0.10%,608.0,1.00%,F,F)

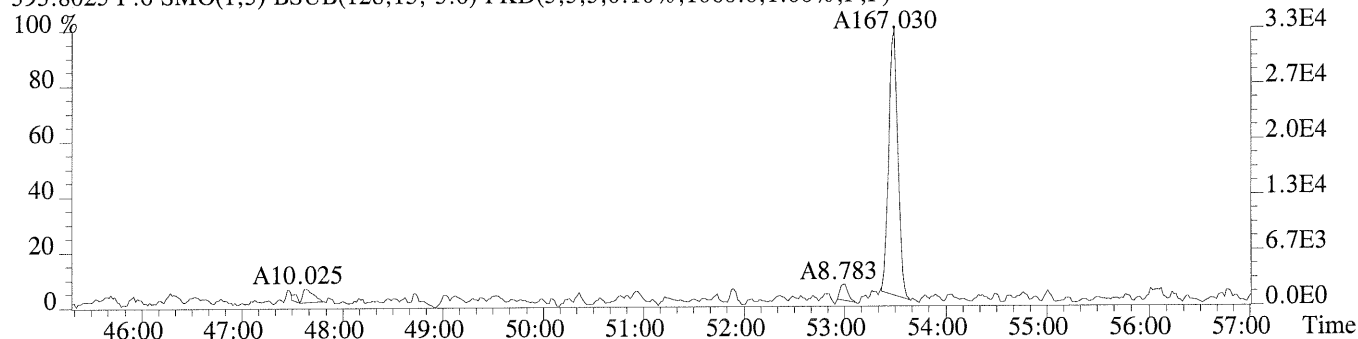


354.9792 F:5 PKD(3,3,3,100.00%,0.0,1.00%,F,F)

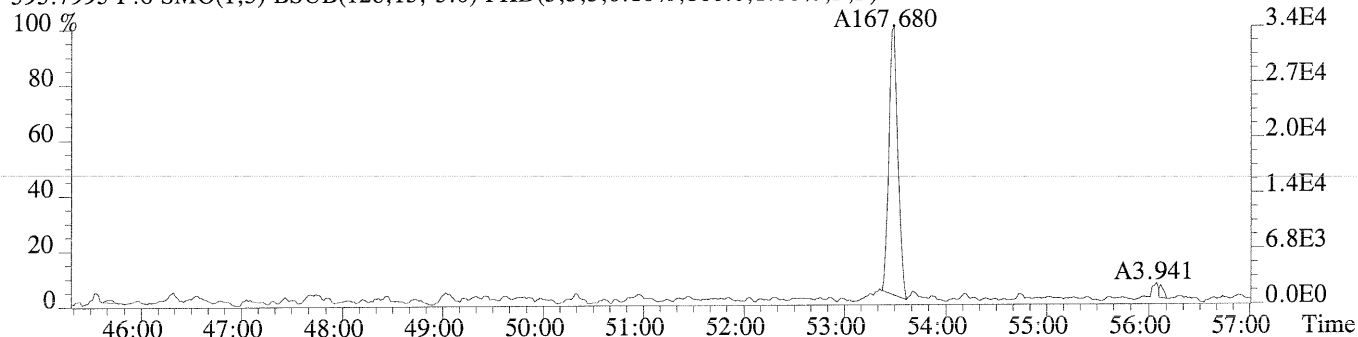


Sample#1 Exp:ICAL CS1


393.8025 F:6 SMO(1,3) BSUB(128,15,-3.0) PKD(3,3,3,0.10%,1060.0,1.00%,F,F)



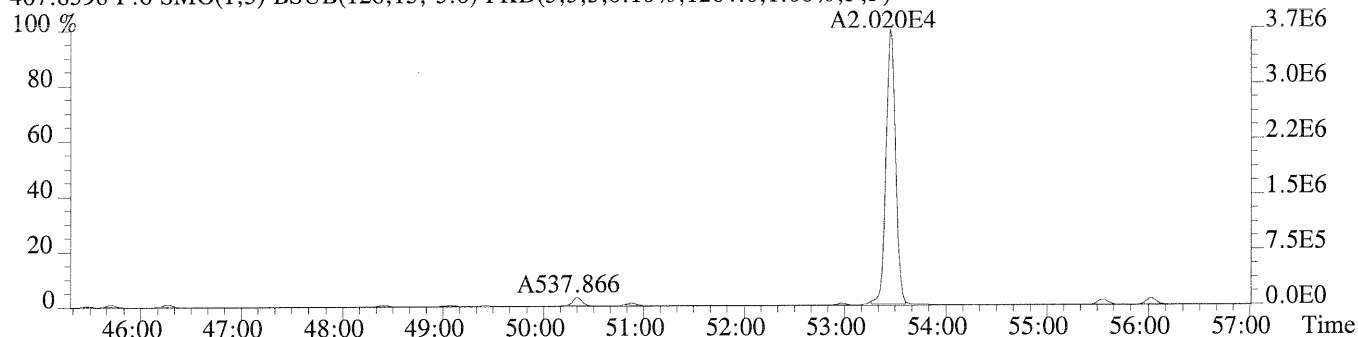
395.7995 F:6 SMO(1,3) BSUB(128,15,-3.0) PKD(3,3,3,0.10%,860.0,1.00%,F,F)



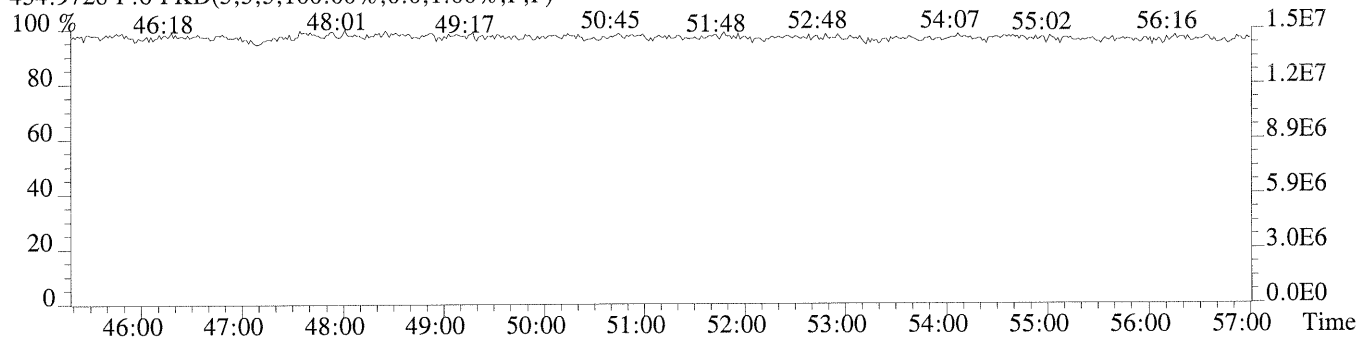
405.8428 F:6 SMO(1,3) BSUB(128,15,-3.0) PKD(3,3,3,0.10%,2316.0,1.00%,F,F)



407.8398 F:6 SMO(1,3) BSUB(128,15,-3.0) PKD(3,3,3,0.10%,1264.0,1.00%,F,F)



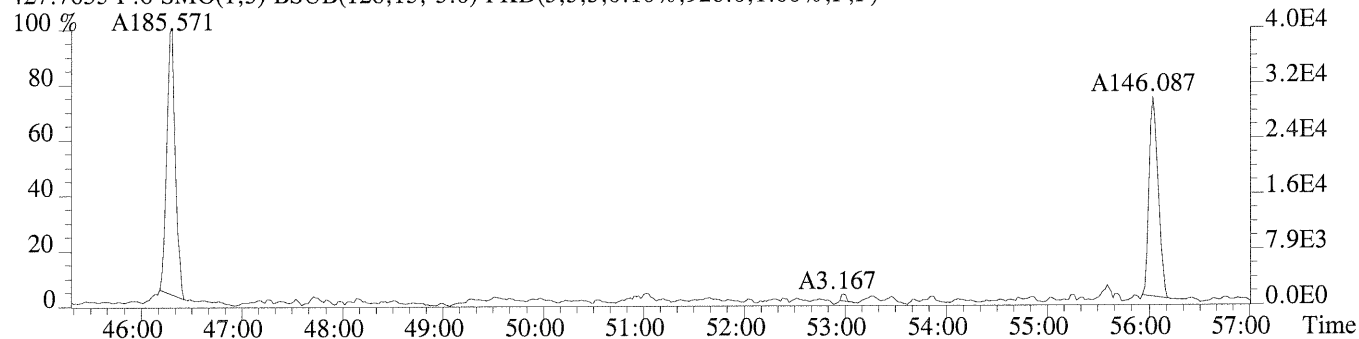
454.9728 F:6 PKD(5,3,5,100.00%,0.0,1.00%,F,F)



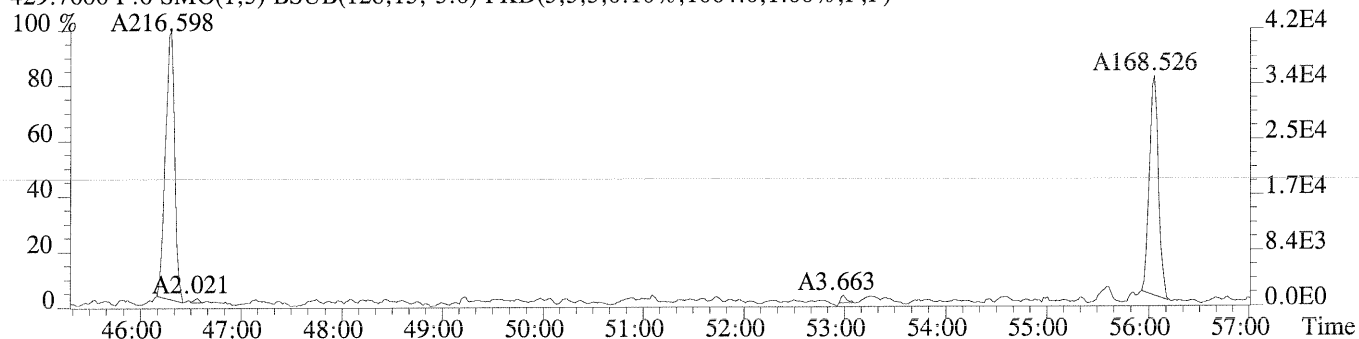
File:U220170 #1-580 Acq:19-AUG-2009 14:55:24 Probe EI+ Magnet SIR VG BioTech Mass spectf

Sample#1 Exp:ICAL CS1

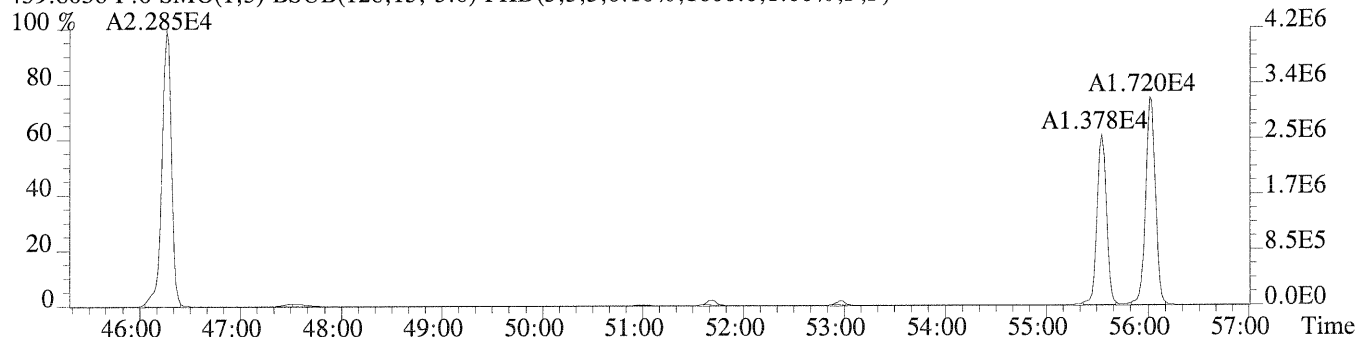
427.7635 F:6 SMO(1,3) BSUB(128,15,-3.0) PKD(3,3,3,0.10%,928.0,1.00%,F,F)



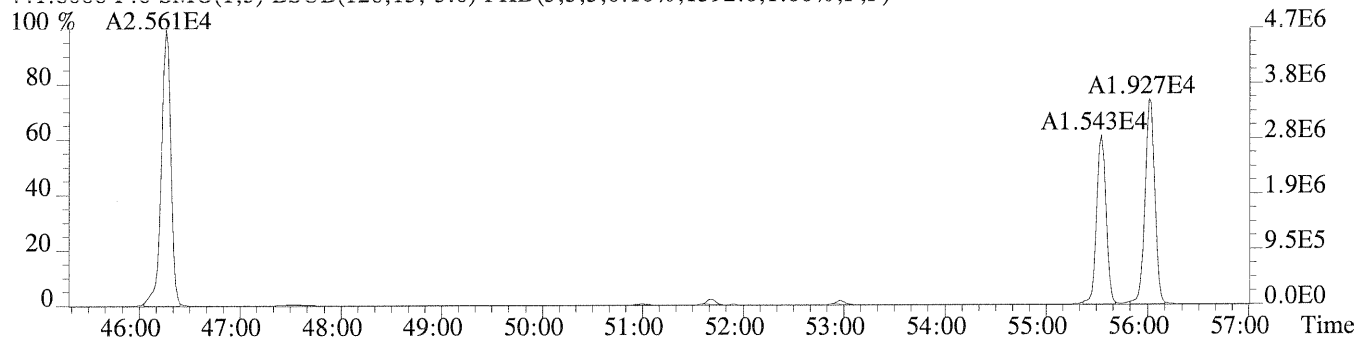
429.7606 F:6 SMO(1,3) BSUB(128,15,-3.0) PKD(3,3,3,0.10%,1064.0,1.00%,F,F)



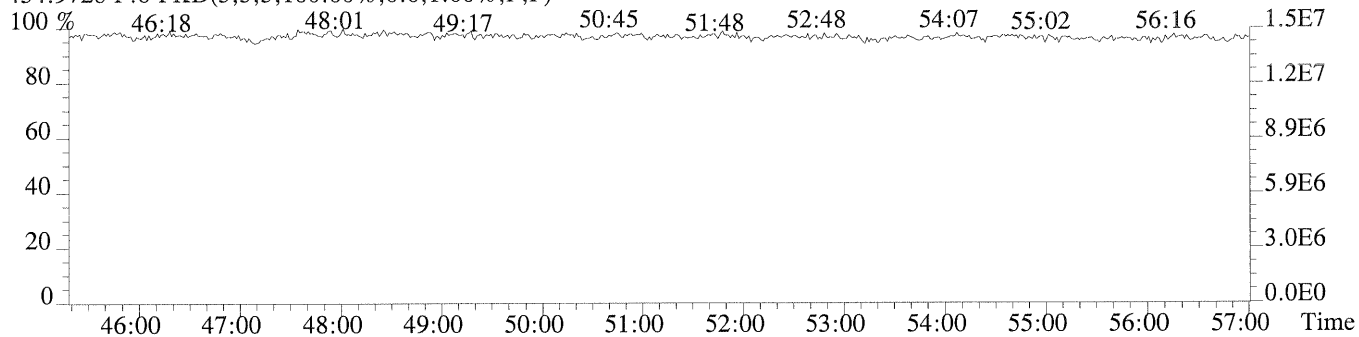
439.8038 F:6 SMO(1,3) BSUB(128,15,-3.0) PKD(3,3,3,0.10%,1600.0,1.00%,F,F)



441.8008 F:6 SMO(1,3) BSUB(128,15,-3.0) PKD(3,3,3,0.10%,1392.0,1.00%,F,F)

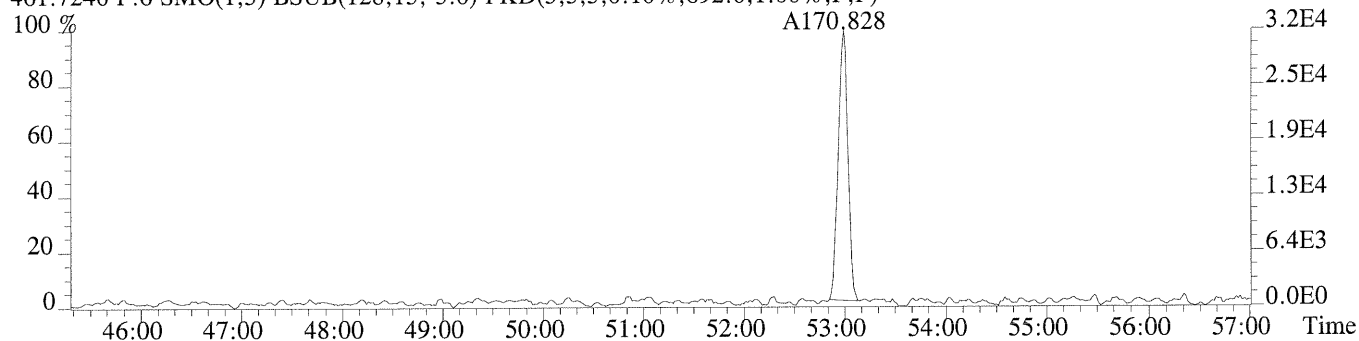


454.9728 F:6 PKD(5,3,5,100.00%,0.0,1.00%,F,F)

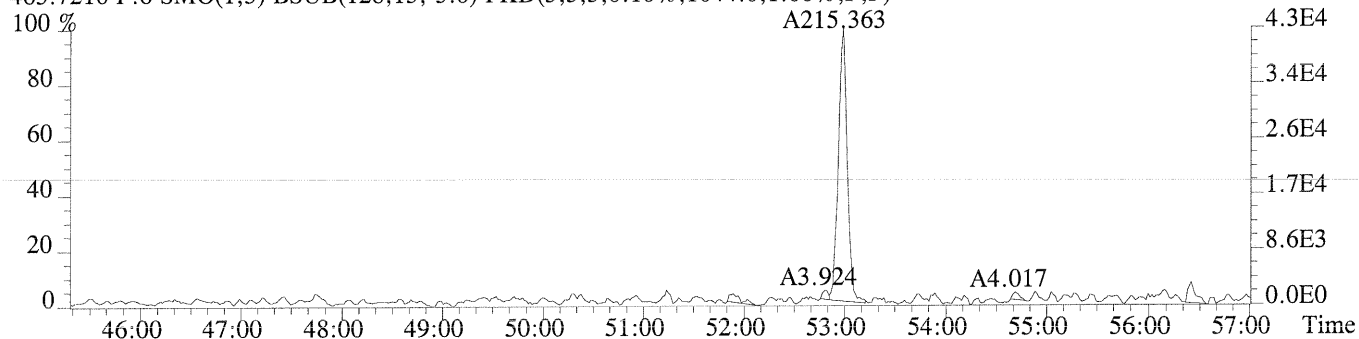


Sample#1 Exp:ICAL CS1

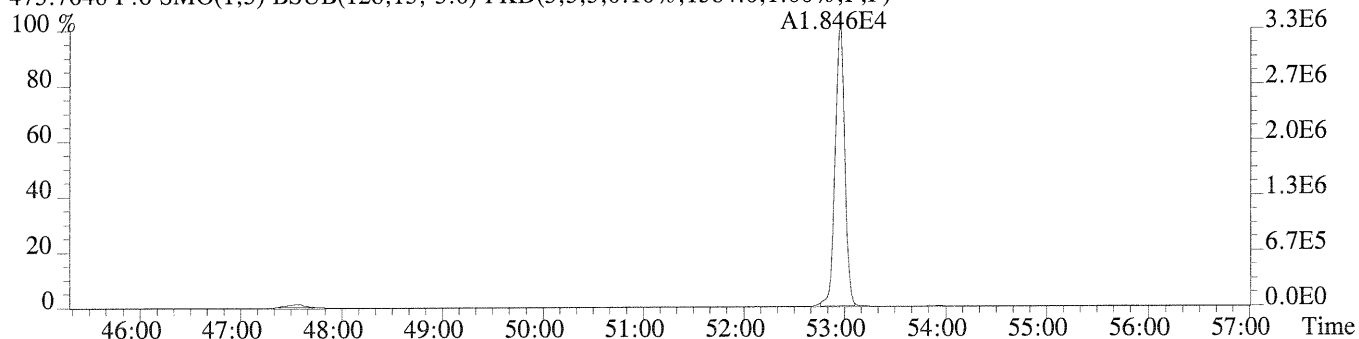
461.7246 F:6 SMO(1,3) BSUB(128,15,-3.0) PKD(3,3,3,0.10%,692.0,1.00%,F,F)



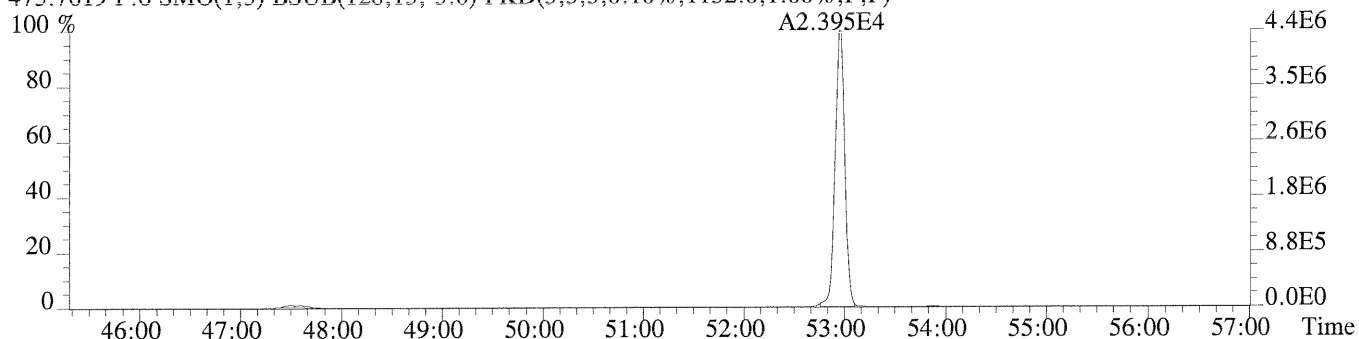
463.7216 F:6 SMO(1,3) BSUB(128,15,-3.0) PKD(3,3,3,0.10%,1044.0,1.00%,F,F)



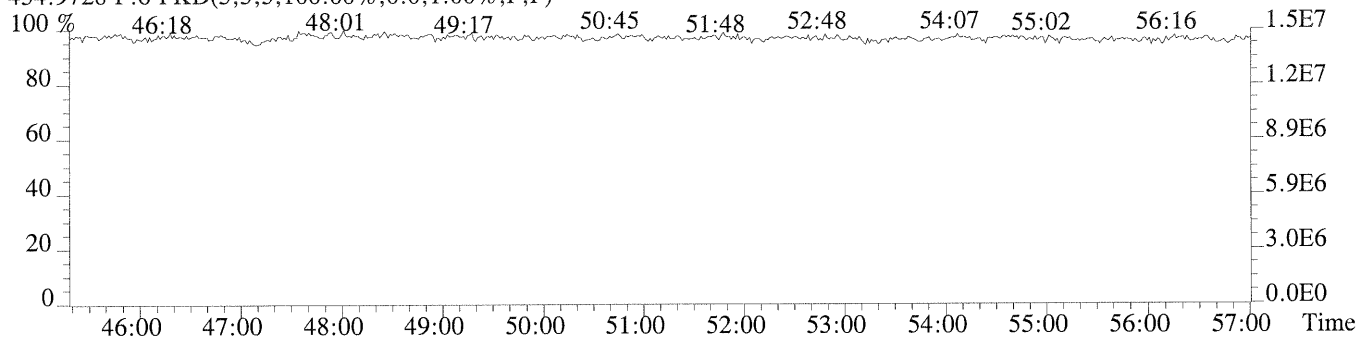
473.7648 F:6 SMO(1,3) BSUB(128,15,-3.0) PKD(3,3,3,0.10%,1384.0,1.00%,F,F)



475.7619 F:6 SMO(1,3) BSUB(128,15,-3.0) PKD(3,3,3,0.10%,1152.0,1.00%,F,F)

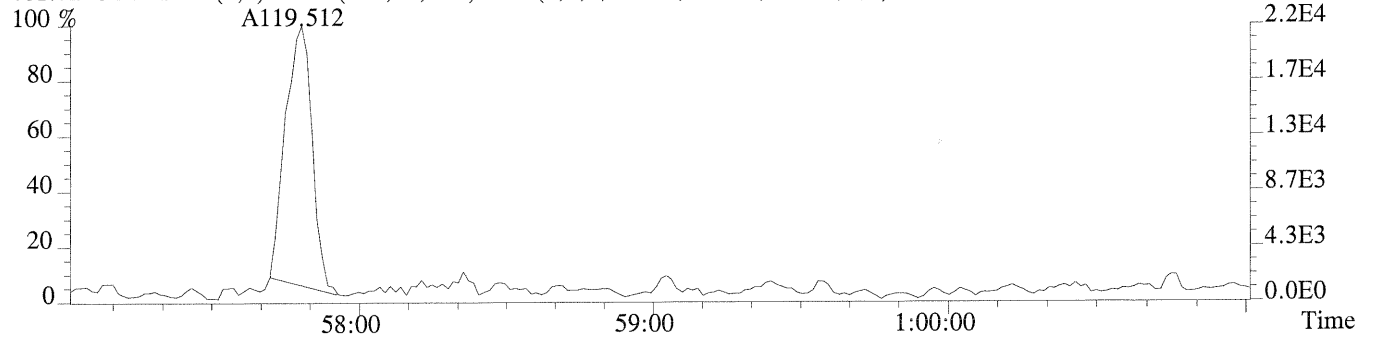


454.9728 F:6 PKD(5,3,5,100.00%,0.0,1.00%,F,F)

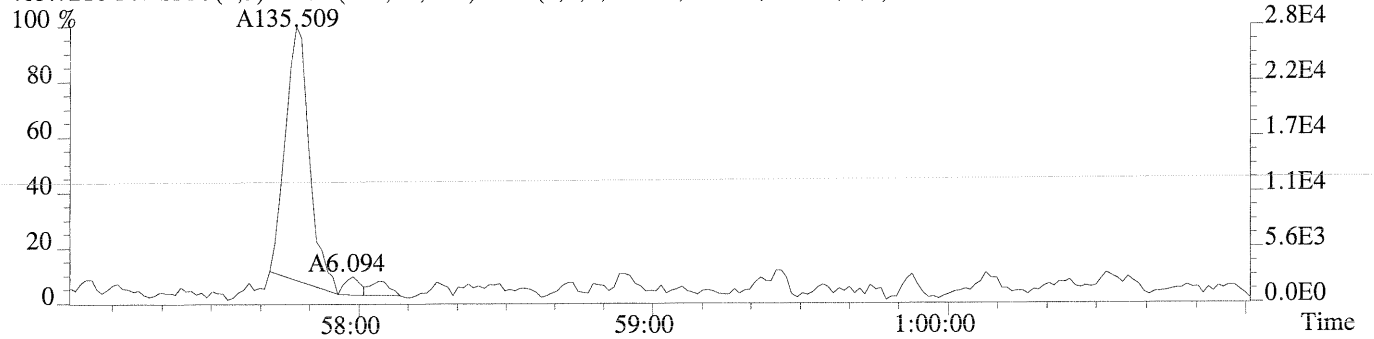


Sample#1 Exp:ICAL CSI

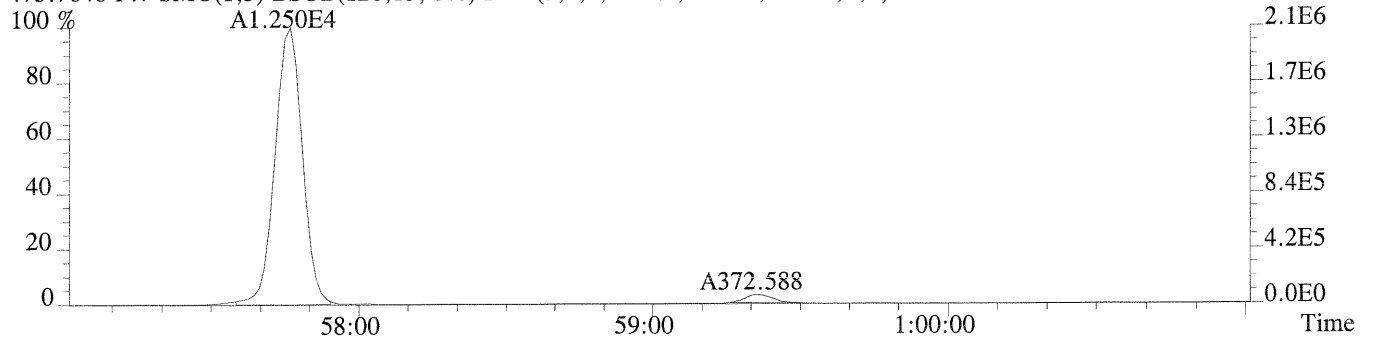
461.7246 F:7 SMO(1,3) BSUB(128,15,-3.0) PKD(3,3,3,0.10%,1176.0,1.00%,F,F)



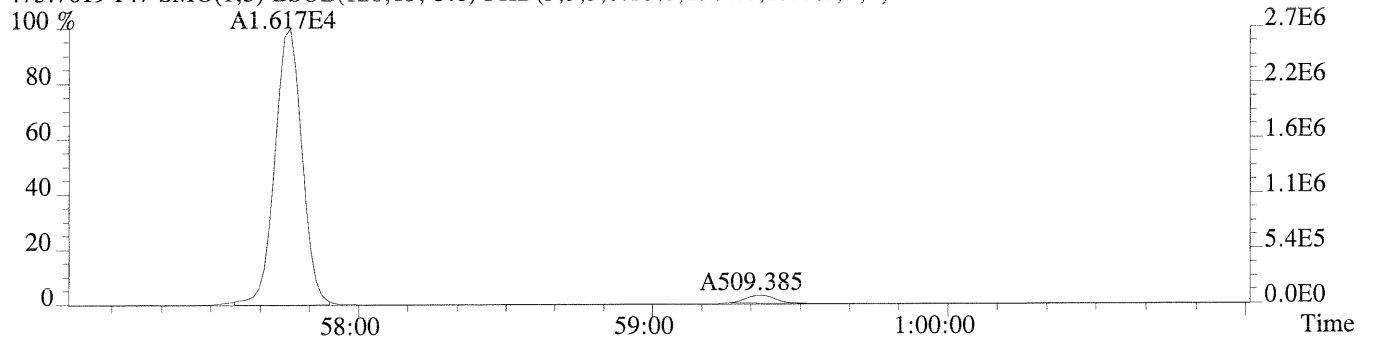
463.7216 F:7 SMO(1,3) BSUB(128,15,-3.0) PKD(3,3,3,0.10%,1776.0,1.00%,F,F)



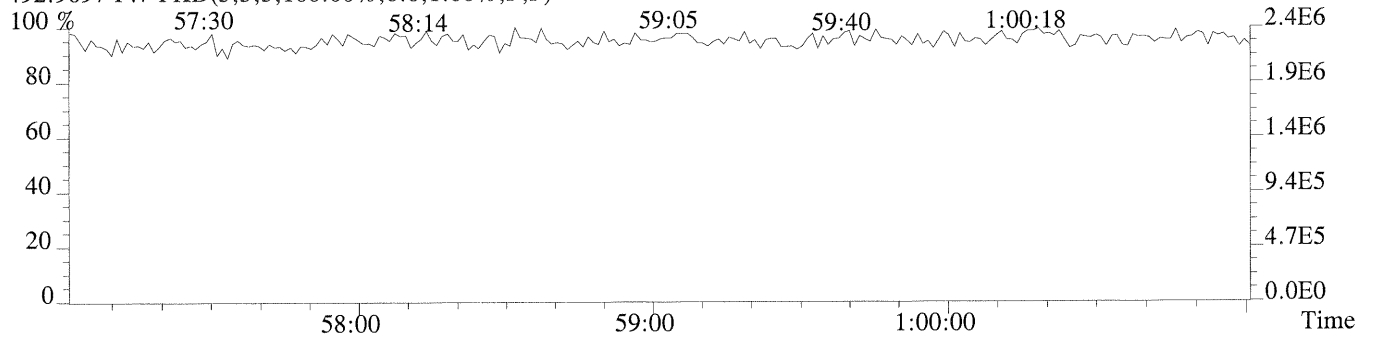
473.7648 F:7 SMO(1,3) BSUB(128,15,-3.0) PKD(3,3,3,0.10%,1252.0,1.00%,F,F)



475.7619 F:7 SMO(1,3) BSUB(128,15,-3.0) PKD(3,3,3,0.10%,1564.0,1.00%,F,F)

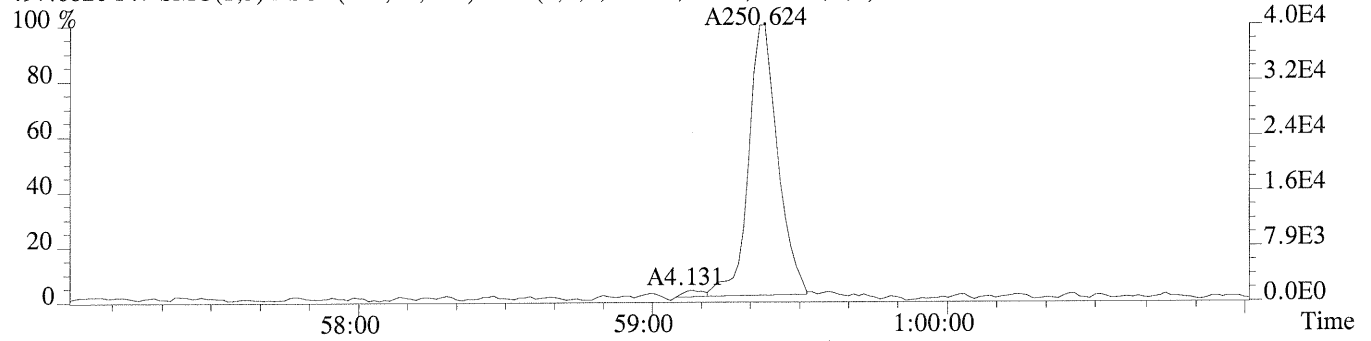


492.9697 F:7 PKD(5,3,5,100.00%,0.0,1.00%,F,F)

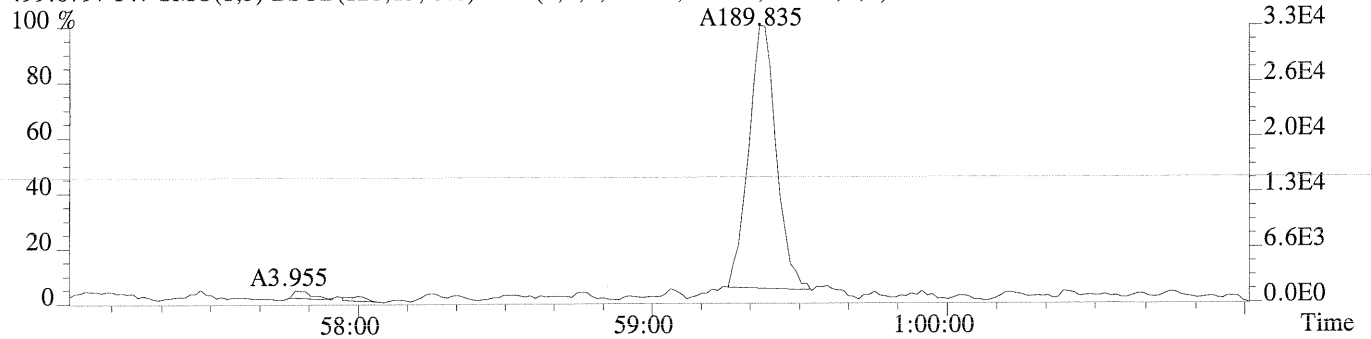


Sample#1 Exp:ICAL CS1

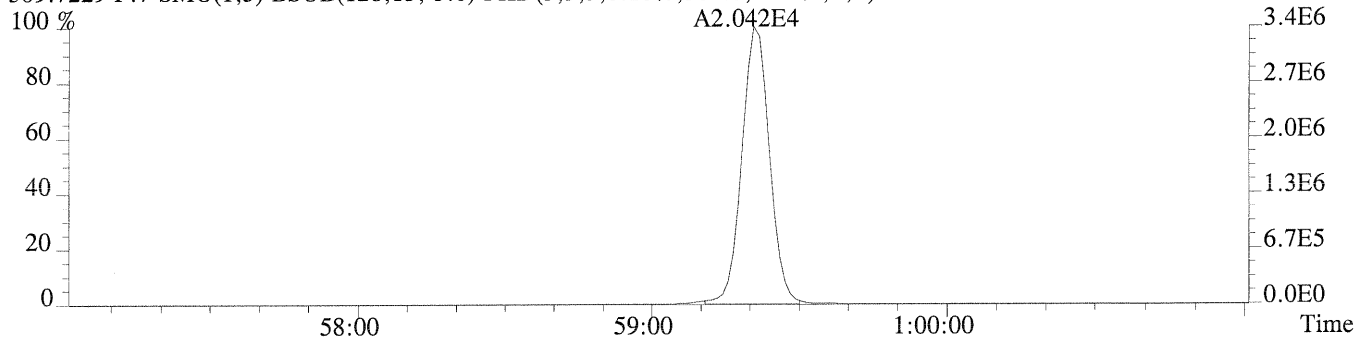
497.6826 F:7 SMO(1,3) BSUB(128,15,-3.0) PKD(3,3,3,0.10%,760.0,1.00%,F,F)



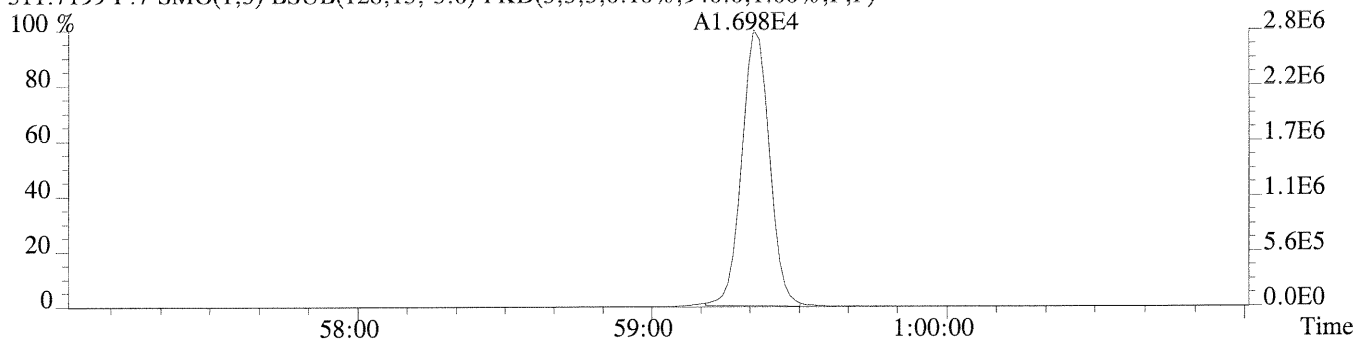
499.6797 F:7 SMO(1,3) BSUB(128,15,-3.0) PKD(3,3,3,0.10%,1032.0,1.00%,F,F)



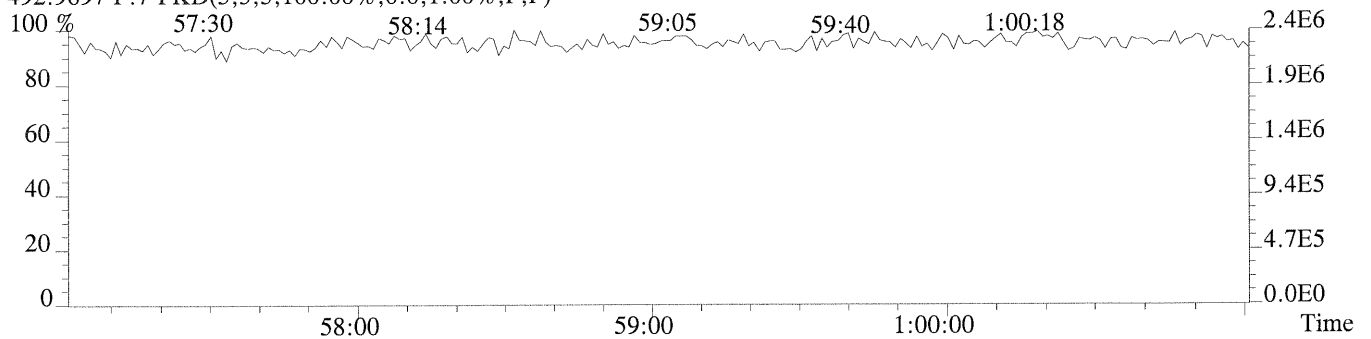
509.7229 F:7 SMO(1,3) BSUB(128,15,-3.0) PKD(3,3,3,0.10%,584.0,1.00%,F,F)



511.7199 F:7 SMO(1,3) BSUB(128,15,-3.0) PKD(3,3,3,0.10%,940.0,1.00%,F,F)



492.9697 F:7 PKD(5,3,5,100.00%,0.0,1.00%,F,F)



Columbia Analytical Services, Inc.
Sample Response Summary

CLIENT ID.
ICAL CS2

Run #2 Filename U220171 #1 Samp: 1 Inj: 1 Acquired: 19-AUG-09 16:38:48
Processed: 21-AUG-09 07:14:52 LAB. ID: ICAL CS2

Typ	Name	RT-1	Resp 1	Resp 2	Ratio	Meet	Mod?	RRT
1 1	2-MoCB	14:08	4.094e+03	1.295e+03	3.16	yes	no	1.000
2 3	4-MoCB	16:35	3.737e+03	1.242e+03	3.01	yes	no	1.001
3 4	22'-DiCB	16:51	1.885e+03	1.193e+03	1.58	yes	yes	1.002
4 15	44'-DiCB	23:14	2.757e+03	1.743e+03	1.58	yes	no	1.001
5 19	22'6'-TrCB	20:15	1.173e+03	1.228e+03	0.96	yes	no	1.002
6 37	344'-TrCB	30:35	2.251e+03	2.221e+03	1.01	yes	no	1.001
7 54	22'66'-TeCB	23:32	1.316e+03	1.848e+03	0.71	yes	no	1.001
8 81	344'5'-TeCB	37:29	1.370e+03	1.956e+03	0.70	yes	no	1.001
9 77	33'44'-TeCB	38:03	1.455e+03	1.834e+03	0.79	yes	yes	1.000
10 104	22'466'-PeCB	29:18	1.967e+03	1.214e+03	1.62	yes	no	1.001
11 123	2'344'5'-PeCB	40:03	1.840e+03	1.187e+03	1.55	yes	no	1.000
12 118	23'44'5'-PeCB	40:23	2.175e+03	1.320e+03	1.65	yes	no	1.000
13 114	2344'5'-PeCB	40:56	1.925e+03	1.233e+03	1.56	yes	no	1.000
14 105	233'44'-PeCB	41:35	1.982e+03	1.223e+03	1.62	yes	no	1.001
15 126	33'44'5'-PeCB	44:42	1.594e+03	1.047e+03	1.52	yes	no	1.001
16 155	22'44'66'-HxCB	35:06	1.658e+03	1.395e+03	1.19	yes	no	1.000
17 167	23'44'55'-HxCB	46:34	1.214e+03	1.002e+03	1.21	yes	no	1.001
1856/7	233'44'5'-HxCB	47:43	2.229e+03	1.944e+03	1.15	yes	no	1.000
19 169	33'44'55'-HxCB	50:58	1.041e+03	8.524e+02	1.22	yes	no	1.000
20 188	22'34'566'-HpCB	40:54	1.284e+03	1.296e+03	0.99	yes	no	1.001
21 189	233'44'55'-HpCB	53:30	7.708e+02	7.310e+02	1.05	yes	no	1.001
22 202	22'33'55'66'-OxCB	46:18	7.704e+02	9.130e+02	0.84	yes	no	1.000
23 205	233'44'55'6'-OxCB	56:03	6.457e+02	7.368e+02	0.88	yes	no	1.000
24 208	22'33'4'55'66'-NoCB	52:59	6.493e+02	8.788e+02	0.74	yes	no	1.000
25 206	22'33'44'55'6'-NoCB	57:47	5.120e+02	6.622e+02	0.77	yes	no	1.000
26 209	DeCB	59:23	8.761e+02	7.205e+02	1.22	yes	no	1.000
27 1L	13C-2-MoCB	14:08	7.155e+04	2.355e+04	3.04	yes	no	0.744
28 3L	13C-4-MoCB	16:34	7.046e+04	2.240e+04	3.15	yes	no	0.872
29 4L	13C-22'-DiCB	16:49	3.820e+04	2.486e+04	1.54	yes	no	0.885
30 15L	13C-44'-DiCB	23:13	5.207e+04	3.361e+04	1.55	yes	no	1.222
31 19L	13C-22'6'-TrCB	20:13	2.257e+04	2.213e+04	1.02	yes	no	1.064
32 37L	13C-344'-TrCB	30:34	4.072e+04	3.866e+04	1.05	yes	no	1.081
33 54L	13C-22'66'-TeCB	23:31	2.832e+04	3.639e+04	0.78	yes	no	0.831
34 81L	13C-344'5'-TeCB	37:27	2.759e+04	3.467e+04	0.80	yes	no	1.324
35 77L	13C-33'44'-TeCB	38:02	2.735e+04	3.476e+04	0.79	yes	no	1.345
36104L	13C-22'466'-PeCB	29:16	4.006e+04	2.617e+04	1.53	yes	no	0.829
37123L	13C-2'344'5'-PeCB	40:02	3.477e+04	2.222e+04	1.56	yes	no	1.134
38118L	13C-23'44'5'-PeCB	40:22	3.462e+04	2.220e+04	1.56	yes	no	1.143
39114L	13C-2344'5'-PeCB	40:55	3.568e+04	2.298e+04	1.55	yes	no	1.159
40105L	13C-233'44'-PeCB	41:33	3.422e+04	2.175e+04	1.57	yes	no	1.176
41126L	13C-33'44'5'-PeCB	44:40	3.172e+04	2.017e+04	1.57	yes	no	1.265
42155L	13C-22'44'66'-HxCB	35:05	3.721e+04	2.969e+04	1.25	yes	no	0.807
43167L	13C-23'44'55'-HxCB	46:31	2.379e+04	1.815e+04	1.31	yes	no	1.069
4456/7	13C-233'44'5'-HxCB	47:42	4.336e+04	3.502e+04	1.24	yes	no	1.097
45169L	13C-33'44'55'-HxCB	50:57	2.024e+04	1.643e+04	1.23	yes	no	1.171
46188L	13C-22'34'566'-HpCB	40:52	2.841e+04	2.710e+04	1.05	yes	no	0.736
47189La	13C-233'44'55'-HpCB	53:28	1.768e+04	1.738e+04	1.02	yes	no	0.962
48202La	13C-22'33'55'66'-OxCB	46:17	1.818e+04	2.007e+04	0.91	yes	no	0.833
49205L,	13C-233'44'55'6'-OxCB	56:02	1.444e+04	1.610e+04	0.90	yes	no	1.009
50208L7	13C-22'33'4'55'66'-NoCB	52:58	1.456e+04	1.873e+04	0.78	yes	no	0.953
51206L	13C-22'33'44'55'6'-NoCB	57:46	1.150e+04	1.450e+04	0.79	yes	no	1.040
52209L	13C-DeCB	59:22	1.777e+04	1.455e+04	1.22	yes	no	1.069

53 28L	13C-244'-TrCB	26:24	4.907e+04	4.717e+04	1.04	yes	no	0.933
54111L	13C-233'55'-PeCB	38:03	3.544e+04	2.273e+04	1.56	yes	no	1.077
55178L	13C-22'33'55'6'-HpCB	43:56	2.044e+04	1.937e+04	1.06	yes	no	1.010
56 9L	13C-2,5-DiCB	19:00	5.157e+04	3.281e+04	1.57	yes	no	*
57 52L	13C-22'55'-TeCB	28:17	2.569e+04	3.343e+04	0.77	yes	no	*
58101L	13C-22'4'55'-PeCB	35:19	2.853e+04	1.788e+04	1.60	yes	no	*
59138L	13C-22'3'44'5'-HxCB	43:30	2.313e+04	1.858e+04	1.25	yes	no	*
60194L	13C-22'33'44'55'-OxCB	55:33	1.139e+04	1.271e+04	0.90	yes	no	*

Columbia Analytical Services, Inc.
Signal/Noise Height Ratio Summary

CLIENT ID.
ICAL CS2

Run #2 Filename U220171 Samp: 1 Inj: 1 Acquired: 19-AUG-09 16:38:48
Processed: 21-AUG-09 07:14:521 LAB. ID: ICAL CS2

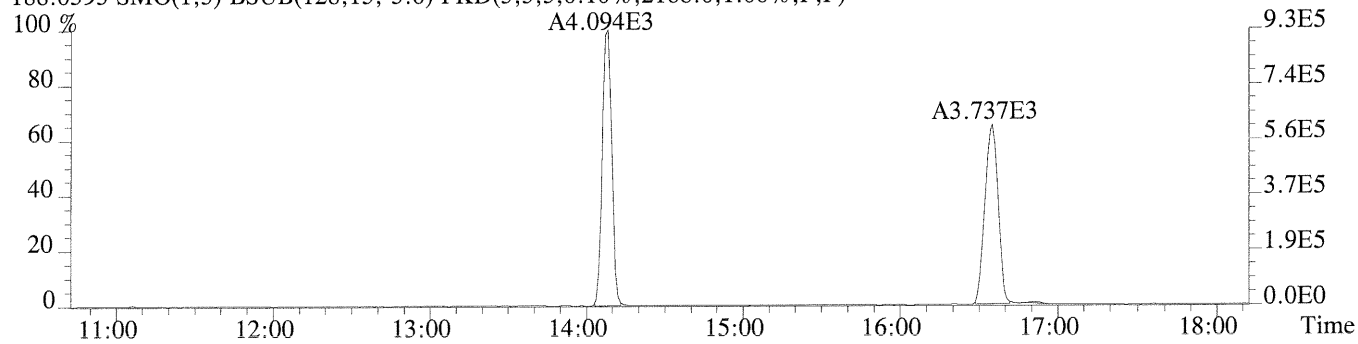
	Name	Signal 1	Noise 1	S/N Rat.1	Signal 2	Noise 2	S/N Rat.2
1	2-MoCB	9.25e+05	2.19e+03	4.2e+02	2.90e+05	3.41e+03	8.5e+01
2	4-MoCB	6.02e+05	2.19e+03	2.8e+02	1.96e+05	3.41e+03	5.7e+01
3	22'-DiCB	3.06e+05	2.67e+03	1.1e+02	1.81e+05	9.68e+03	1.9e+01
4	44'-DiCB	3.20e+05	1.71e+03	1.9e+02	2.17e+05	1.16e+04	1.9e+01
5	22'6'-TrCB	1.58e+05	2.06e+03	7.6e+01	1.72e+05	1.34e+03	1.3e+02
6	344'-TrCB	2.05e+05	4.85e+03	4.2e+01	1.99e+05	2.60e+03	7.6e+01
7	22'66'-TeCB	1.57e+05	1.21e+03	1.3e+02	2.25e+05	1.09e+03	2.1e+02
8	344'5-TeCB	1.55e+05	1.26e+03	1.2e+02	2.14e+05	1.46e+03	1.5e+02
9	33'44'-TeCB	1.59e+05	1.26e+03	1.3e+02	2.01e+05	1.46e+03	1.4e+02
10	22'466'-PeCB	1.89e+05	1.12e+03	1.7e+02	1.08e+05	1.14e+03	9.4e+01
11	2'344'5-PeCB	2.41e+05	2.20e+03	1.1e+02	1.56e+05	1.26e+03	1.2e+02
12	23'44'5-PeCB	2.78e+05	2.20e+03	1.3e+02	1.71e+05	1.26e+03	1.4e+02
13	2344'5-PeCB	2.54e+05	2.20e+03	1.2e+02	1.61e+05	1.26e+03	1.3e+02
14	233'44'-PeCB	2.64e+05	2.20e+03	1.2e+02	1.64e+05	1.26e+03	1.3e+02
15	33'44'5-PeCB	2.21e+05	2.20e+03	1.0e+02	1.38e+05	1.26e+03	1.1e+02
16	22'44'66'-HxCB	1.82e+05	1.11e+03	1.6e+02	1.50e+05	8.28e+02	1.8e+02
17	23'44'55'-HxCB	2.12e+05	1.14e+03	1.9e+02	1.71e+05	9.00e+02	1.9e+02
18	233'44'5-HxCB	3.15e+05	1.14e+03	2.8e+02	2.73e+05	9.00e+02	3.0e+02
19	33'44'55'-HxCB	1.86e+05	1.14e+03	1.6e+02	1.57e+05	9.00e+02	1.7e+02
20	22'34'566'-HpCB	1.69e+05	1.38e+03	1.2e+02	1.68e+05	5.92e+02	2.8e+02
21	233'44'55'-HpCB	1.42e+05	7.16e+02	2.0e+02	1.31e+05	6.20e+02	2.1e+02
22	22'33'55'66'-OxCB	1.40e+05	6.80e+02	2.1e+02	1.63e+05	6.36e+02	2.6e+02
23	233'44'55'6-OxCB	1.21e+05	6.80e+02	1.8e+02	1.38e+05	6.36e+02	2.2e+02
24	22'33'4'55'66'-NoCB	1.14e+05	8.40e+02	1.4e+02	1.66e+05	5.92e+02	2.8e+02
25	22'33'44'55'6-NoCB	9.02e+04	9.16e+02	9.9e+01	1.11e+05	1.50e+03	7.4e+01
26	DeCB	1.48e+05	8.40e+02	1.8e+02	1.15e+05	9.68e+02	1.2e+02
27	13C-2-MoCB	1.60e+07	3.01e+03	5.3e+03	5.24e+06	1.66e+04	3.2e+02
28	13C-4-MoCB	1.12e+07	3.01e+03	3.7e+03	3.60e+06	1.66e+04	2.2e+02
29	13C-22'-DiCB	6.04e+06	2.98e+03	2.0e+03	3.98e+06	2.23e+03	1.8e+03
30	13C-44'-DiCB	5.99e+06	3.28e+03	1.8e+03	3.86e+06	3.74e+03	1.0e+03
31	13C-22'6'-TrCB	3.16e+06	2.95e+04	1.1e+02	3.14e+06	1.82e+04	1.7e+02
32	13C-344'-TrCB	3.82e+06	3.15e+04	1.2e+02	3.55e+06	1.51e+04	2.4e+02
33	13C-22'66'-TeCB	3.39e+06	3.09e+03	1.1e+03	4.38e+06	1.81e+03	2.4e+03
34	13C-344'5-TeCB	3.17e+06	1.92e+03	1.6e+03	4.03e+06	2.06e+03	2.0e+03
35	13C-33'44'-TeCB	3.13e+06	1.92e+03	1.6e+03	3.96e+06	2.06e+03	1.9e+03
36	13C-22'466'-PeCB	3.80e+06	1.27e+03	3.0e+03	2.51e+06	1.02e+03	2.5e+03
37	13C-2'344'5-PeCB	4.38e+06	4.98e+03	8.8e+02	2.78e+06	3.21e+03	8.7e+02
38	13C-23'44'5-PeCB	4.42e+06	4.98e+03	8.9e+02	2.89e+06	3.21e+03	9.0e+02
39	13C-2344'5-PeCB	4.51e+06	4.98e+03	9.1e+02	2.93e+06	3.21e+03	9.1e+02
40	13C-233'44'-PeCB	4.49e+06	4.98e+03	9.0e+02	2.84e+06	3.21e+03	8.8e+02
41	13C-33'44'5-PeCB	4.30e+06	4.98e+03	8.6e+02	2.75e+06	3.21e+03	8.6e+02
42	13C-22'44'66'-HxCB	4.05e+06	1.13e+03	3.6e+03	3.24e+06	1.55e+03	2.1e+03
43	13C-23'44'55'-HxCB	4.12e+06	3.57e+03	1.2e+03	3.22e+06	3.38e+03	9.5e+02
44	13C-233'44'5'-HxCB	6.16e+06	3.57e+03	1.7e+03	5.00e+06	3.38e+03	1.5e+03
45	13C-33'44'55'-HxCB	3.70e+06	3.57e+03	1.0e+03	2.94e+06	3.38e+03	8.7e+02
46	13C-22'34'566'-HpCB	3.68e+06	1.22e+03	3.0e+03	3.49e+06	9.72e+02	3.6e+03
47	13C-233'44'55'-HpCB	3.20e+06	1.02e+03	3.1e+03	3.16e+06	1.03e+03	3.1e+03
48	13C-22'33'55'66'-OxCB	3.12e+06	7.00e+02	4.5e+03	3.46e+06	6.76e+02	5.1e+03
49	13C-233'44'55'6-OxCB	2.64e+06	7.00e+02	3.8e+03	2.97e+06	6.76e+02	4.4e+03
50	13C-22'33'4'55'66'-NoCB	2.65e+06	5.96e+02	4.4e+03	3.42e+06	6.96e+02	4.9e+03
51	13C-22'33'44'55'6-NoCB	1.96e+06	1.65e+03	1.2e+03	2.45e+06	1.90e+03	1.3e+03
52	13C-DeCB	2.89e+06	7.28e+02	4.0e+03	2.36e+06	7.68e+02	3.1e+03

53	13C-244'-TrCB	4.74e+06	3.15e+04	1.5e+02	4.49e+06	1.51e+04	3.0e+02
54	13C-233'55'-PeCB	4.29e+06	1.34e+03	3.2e+03	2.72e+06	8.40e+02	3.2e+03
55	13C-22'33'55'6'-HpCB	2.83e+06	1.22e+03	2.3e+03	2.71e+06	9.72e+02	2.8e+03
56	13C-2,5-DiCB	7.76e+06	3.28e+03	2.4e+03	4.92e+06	3.74e+03	1.3e+03
57	13C-22'55'-TeCB	2.48e+06	2.38e+03	1.0e+03	3.20e+06	1.62e+03	2.0e+03
58	13C-22'4'55'-PeCB	3.11e+06	1.34e+03	2.3e+03	1.96e+06	8.40e+02	2.3e+03
59	13C-22'3'44'5'-HxCB	3.26e+06	7.76e+02	4.2e+03	2.62e+06	1.25e+03	2.1e+03
60	13C-22'33'44'55'-OxCB	2.14e+06	7.00e+02	3.1e+03	2.42e+06	6.76e+02	3.6e+03

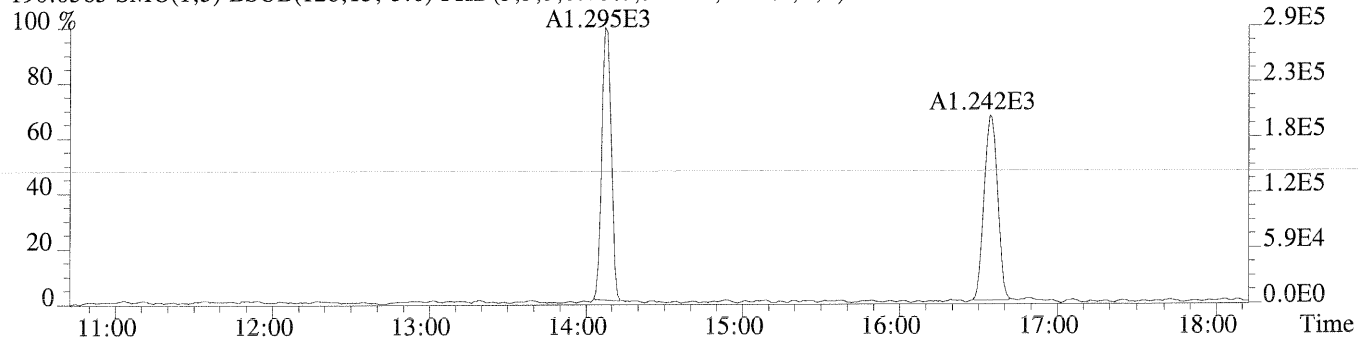
File:U220171 #1-482 Acq:19-AUG-2009 16:38:48 Probe EI+ Magnet SIR VG BioTech Mass spectf

Sample#1 Exp:ICAL CS2

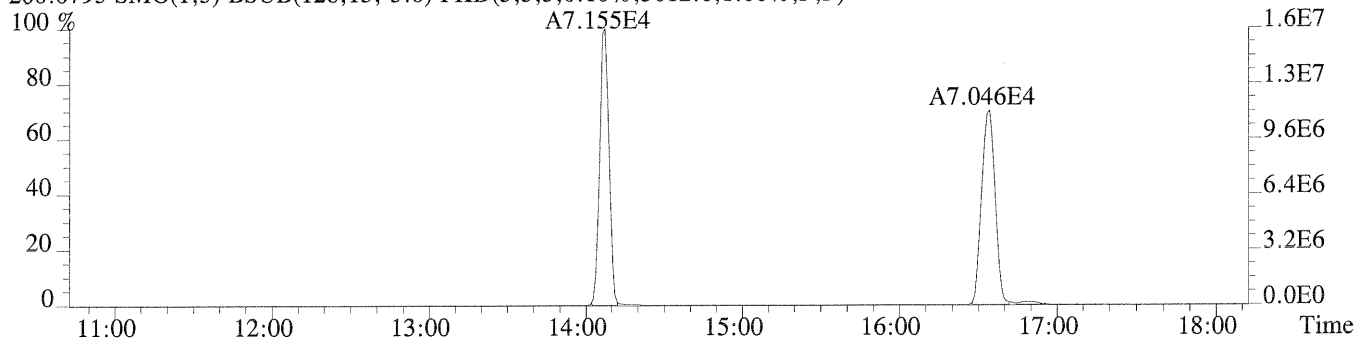
188.0393 SMO(1,3) BSUB(128,15,-3.0) PKD(3,3,3,0.10%,2188.0,1.00%,F,F)



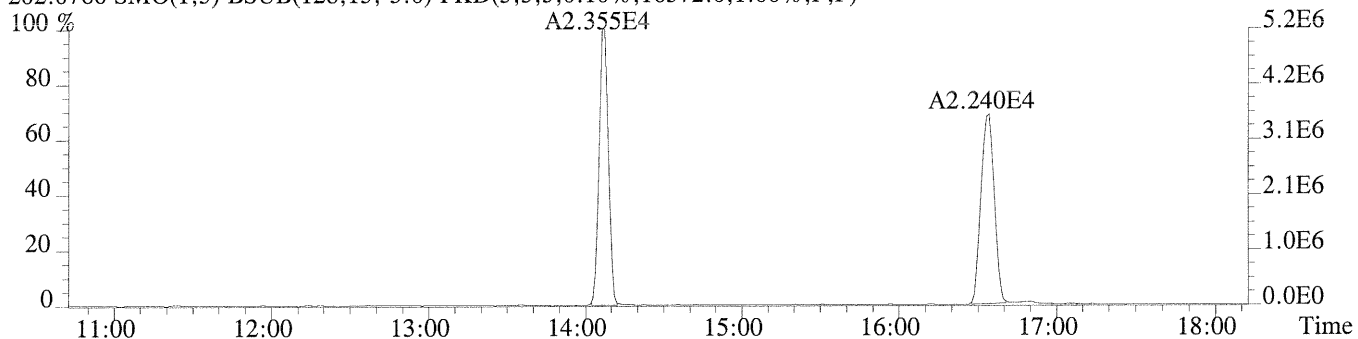
190.0363 SMO(1,3) BSUB(128,15,-3.0) PKD(3,3,3,0.10%,3412.0,1.00%,F,F)



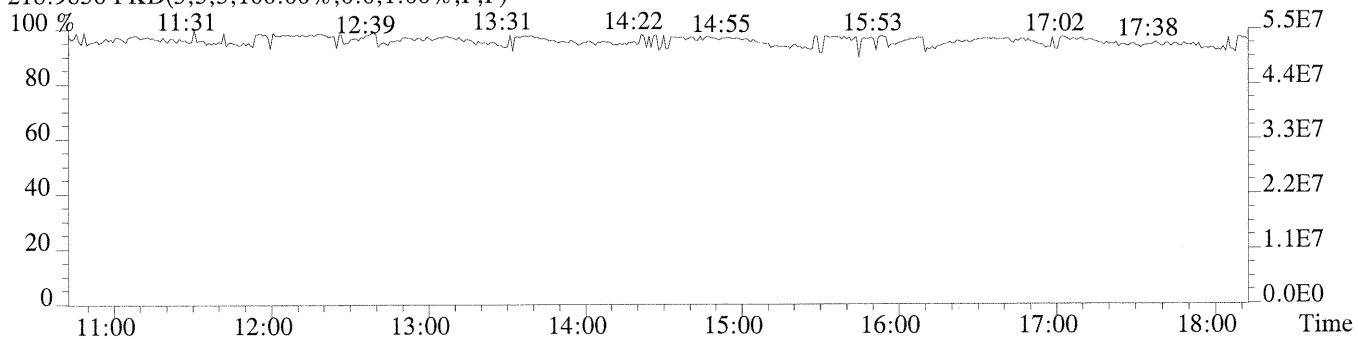
200.0795 SMO(1,3) BSUB(128,15,-3.0) PKD(3,3,3,0.10%,3012.0,1.00%,F,F)



202.0766 SMO(1,3) BSUB(128,15,-3.0) PKD(3,3,3,0.10%,16572.0,1.00%,F,F)

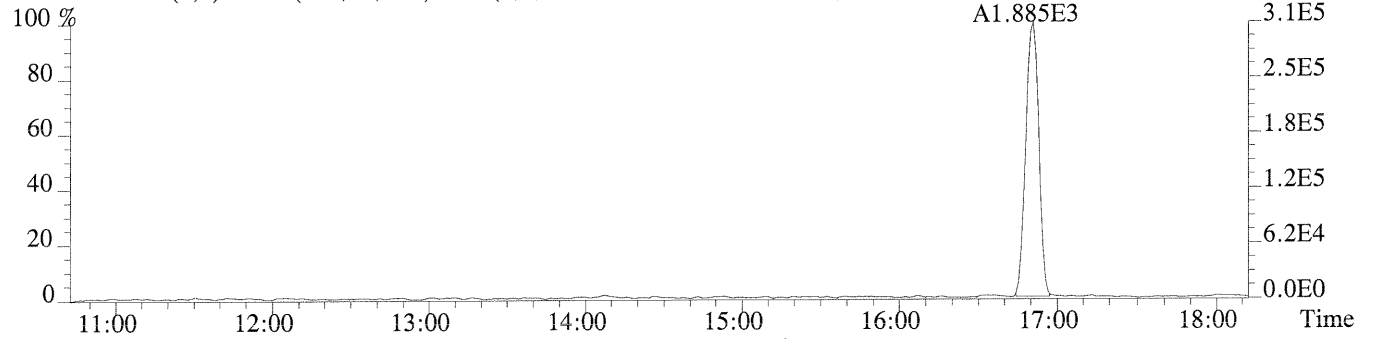


218.9856 PKD(3,3,3,100.00%,0.0,1.00%,F,F)

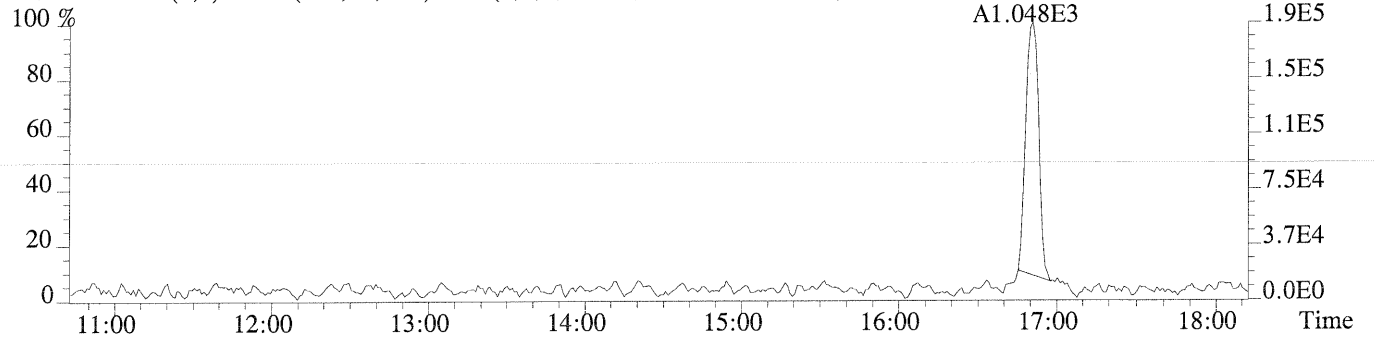


Sample#1 Exp:ICAL CS2

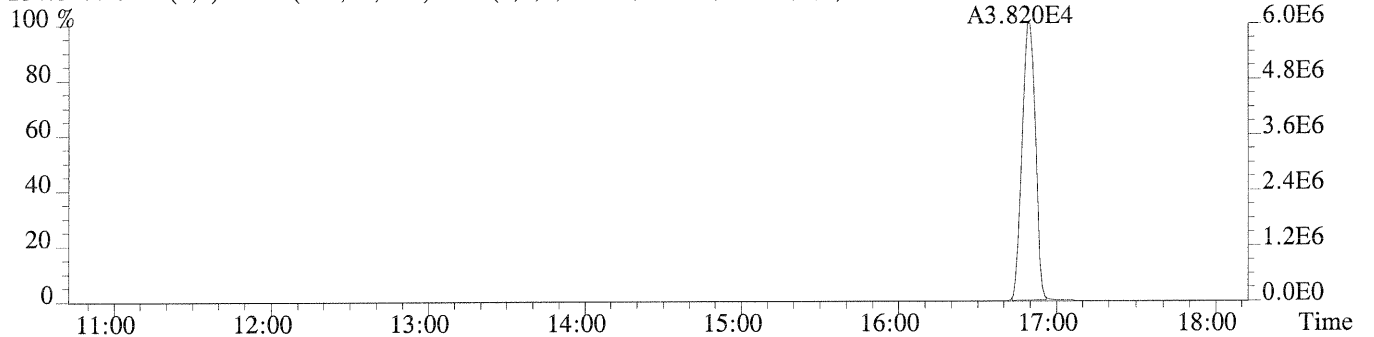
222.0003 SMO(1,3) BSUB(128,15,-3.0) PKD(3,3,3,0.10%,2668.0,1.00%,F,F)



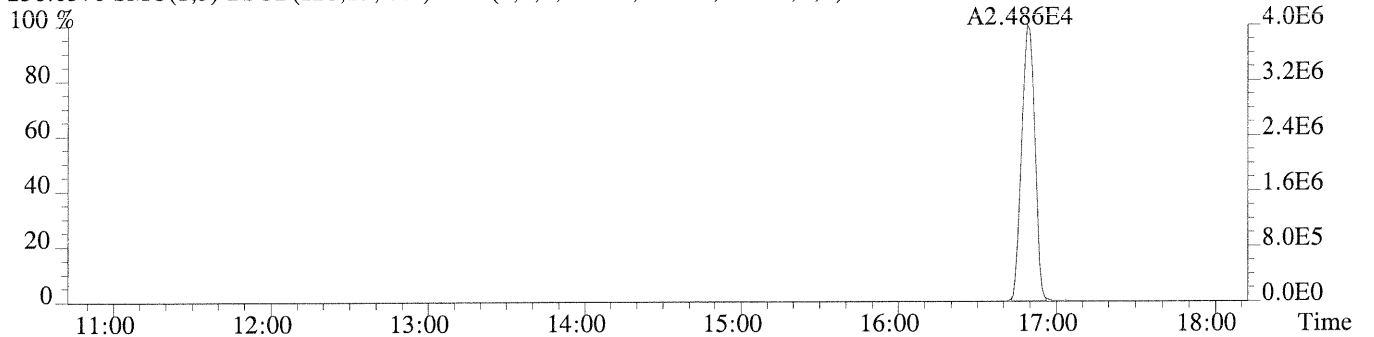
223.9974 SMO(1,3) BSUB(128,15,-3.0) PKD(3,3,3,0.10%,9680.0,1.00%,F,F)



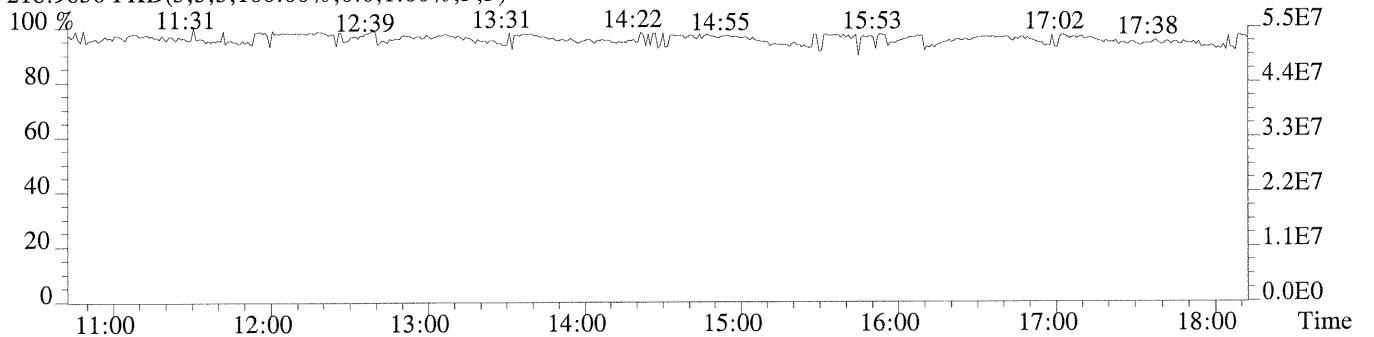
234.0406 SMO(1,3) BSUB(128,15,-3.0) PKD(3,3,3,0.10%,2976.0,1.00%,F,F)



236.0376 SMO(1,3) BSUB(128,15,-3.0) PKD(3,3,3,0.10%,2228.0,1.00%,F,F)

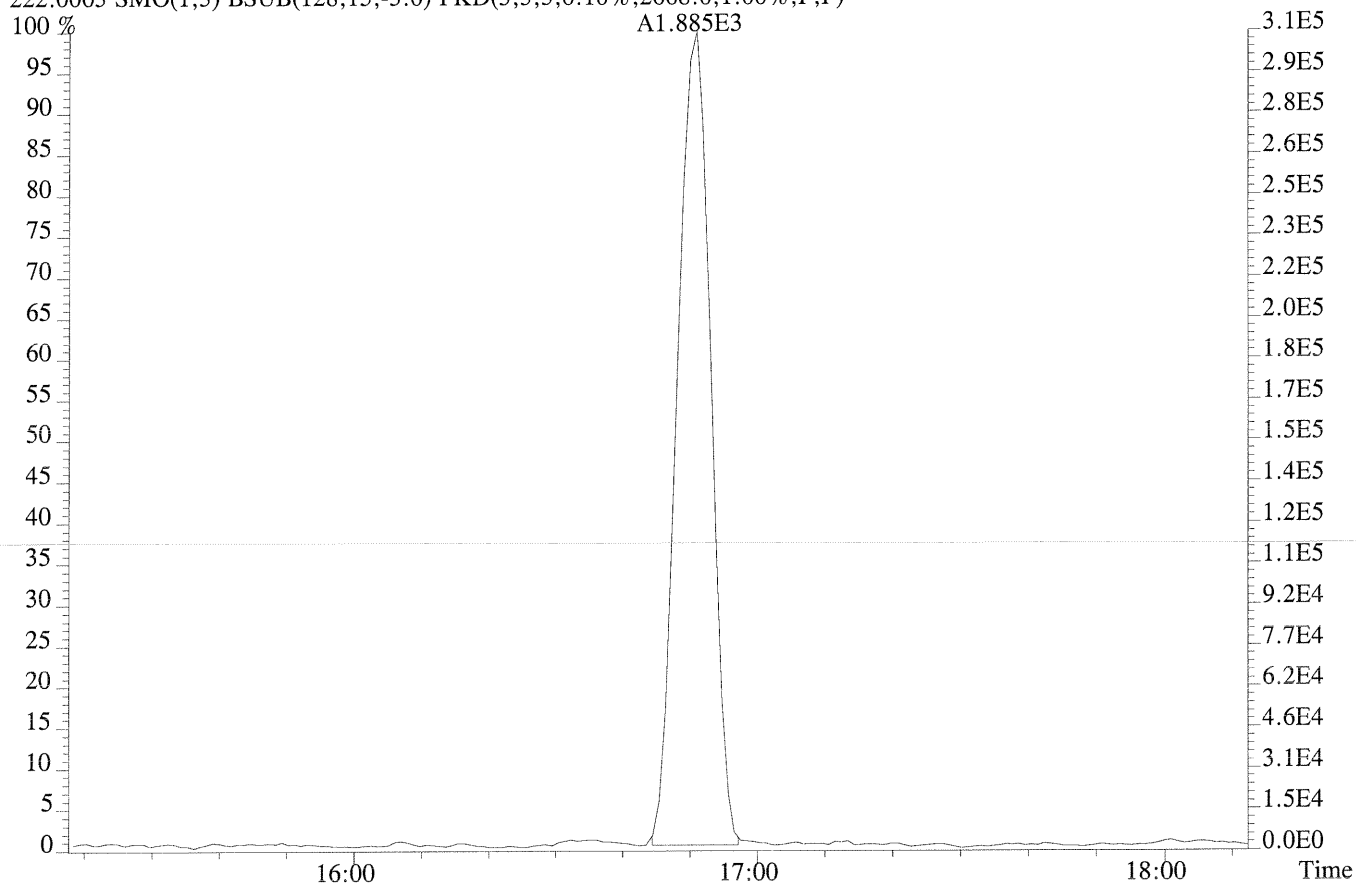


218.9856 PKD(3,3,3,100.00%,0.0,1.00%,F,F)

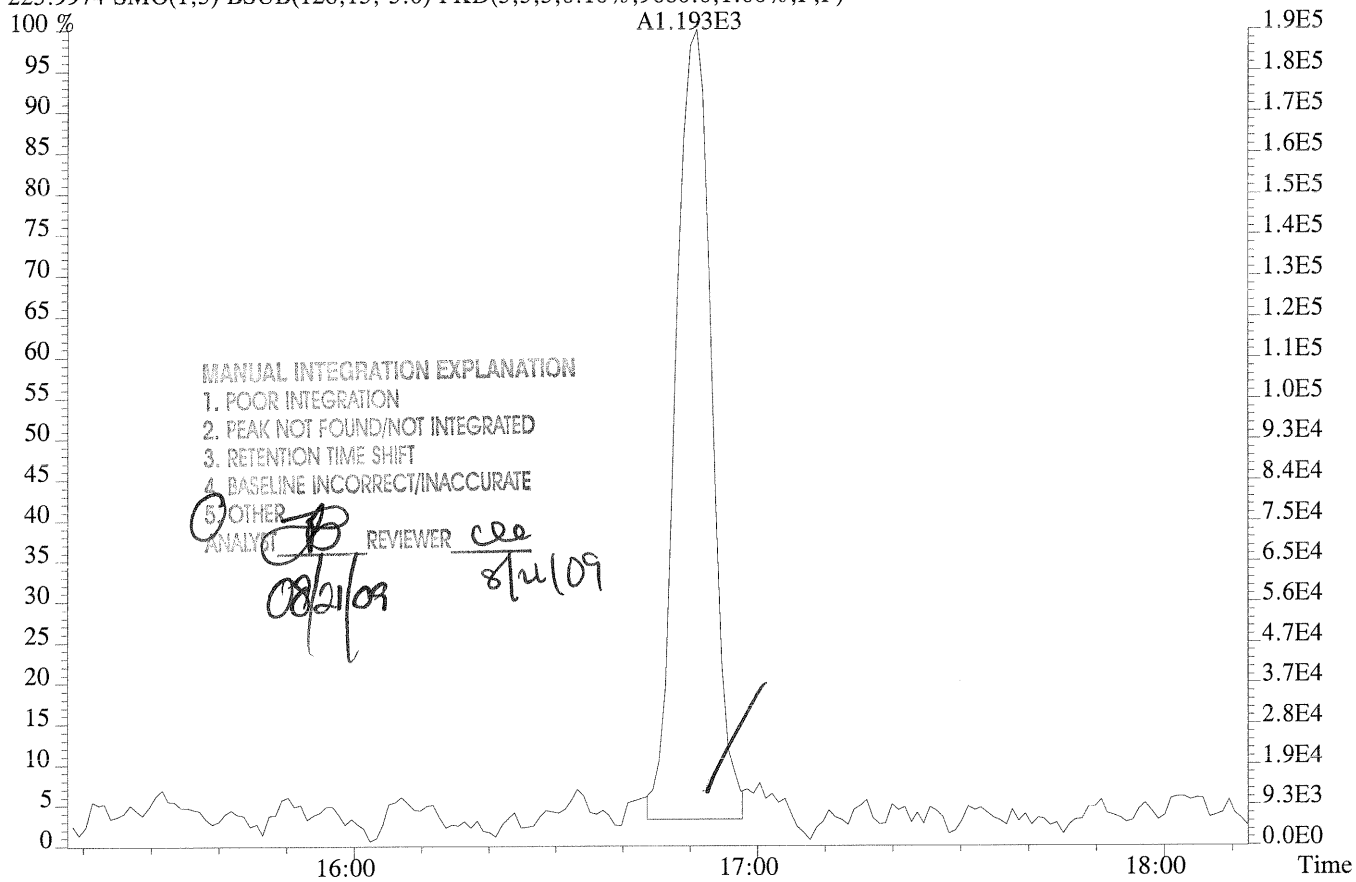


File:U220171 #1-482 Acq:19-AUG-2009 16:38:48 Probe EI+ Magnet SIR VG BioTech Mass spectf
Sample#1 Exp:ICAL CS2

222.0003 SMO(1,3) BSUB(128,15,-3.0) PKD(3,3,3,0.10%,2668.0,1.00%,F,F)

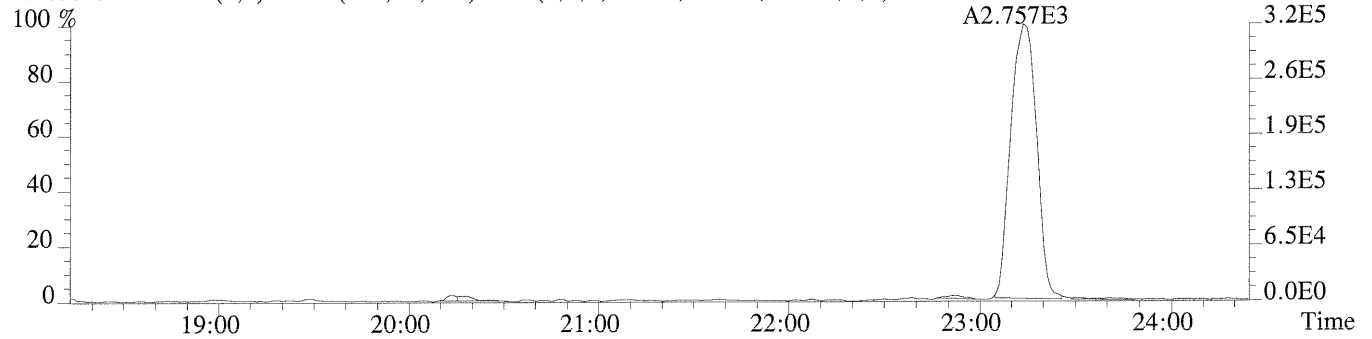


223.9974 SMO(1,3) BSUB(128,15,-3.0) PKD(3,3,3,0.10%,9680.0,1.00%,F,F)

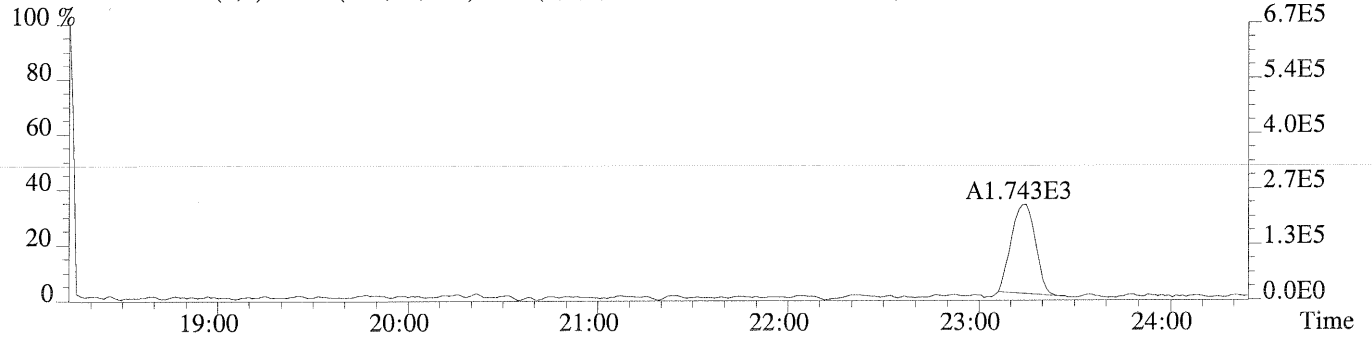


File:U220171 #1-342 Acq:19-AUG-2009 16:38:48 Probe EI+ Magnet SIR VG BioTech Mass spectf
Sample#1 Exp:ICAL CS2

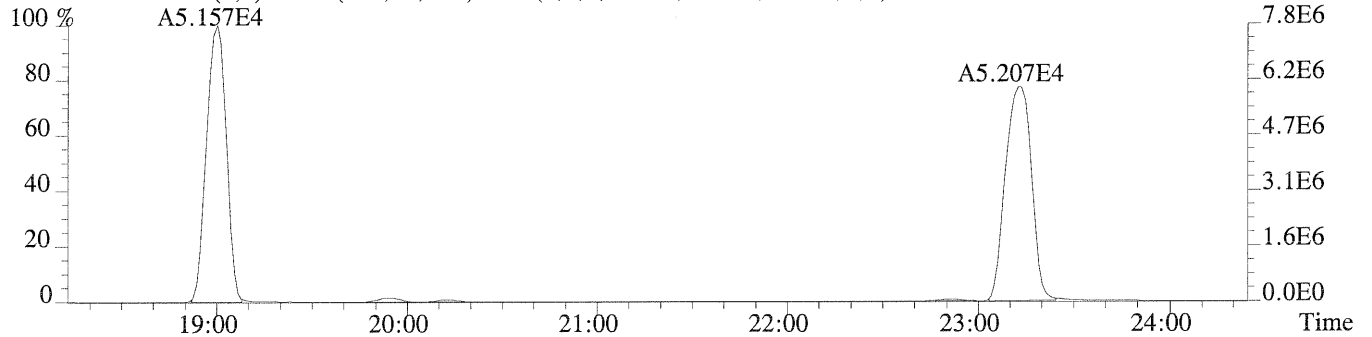
222.0003 F:2 SMO(1,3) BSUB(128,15,-3.0) PKD(3,3,3,0.10%,1708.0,1.00%,F,F)



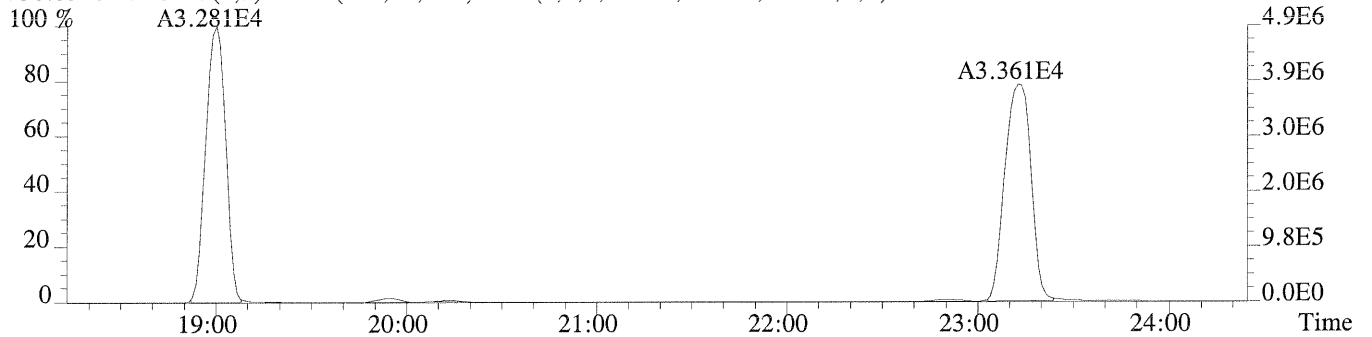
223.9974 F:2 SMO(1,3) BSUB(128,15,-3.0) PKD(3,3,3,0.10%,11568.0,1.00%,F,F)



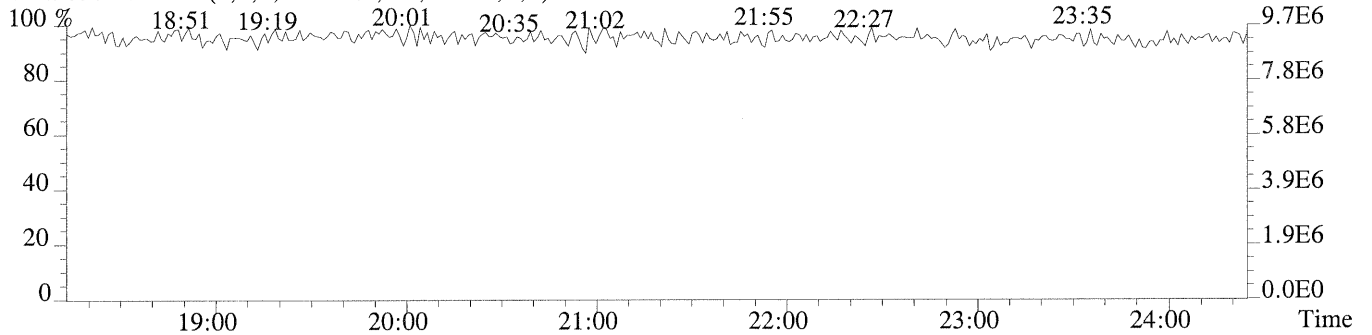
234.0406 F:2 SMO(1,3) BSUB(128,15,-3.0) PKD(3,3,3,0.10%,3276.0,1.00%,F,F)



236.0376 F:2 SMO(1,3) BSUB(128,15,-3.0) PKD(3,3,3,0.10%,3744.0,1.00%,F,F)

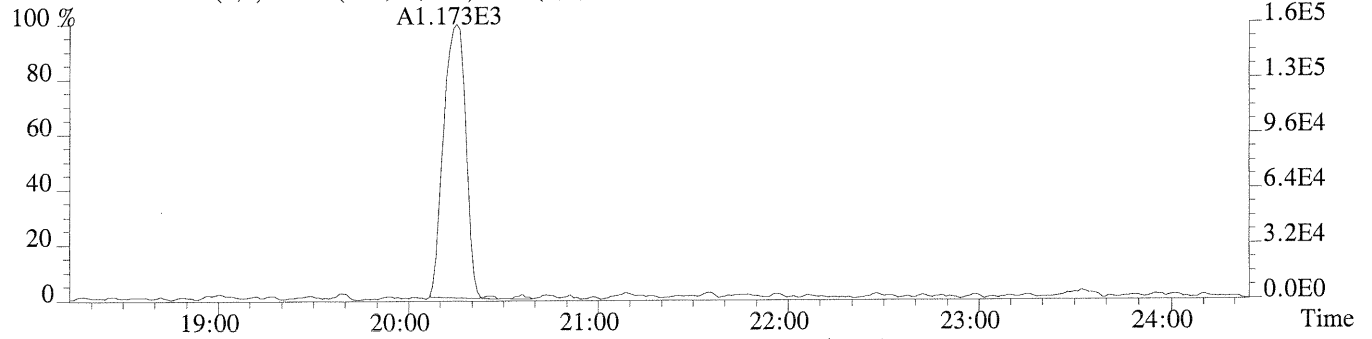


242.9856 F:2 PKD(3,3,3,100.00%,0.0,1.00%,F,F)

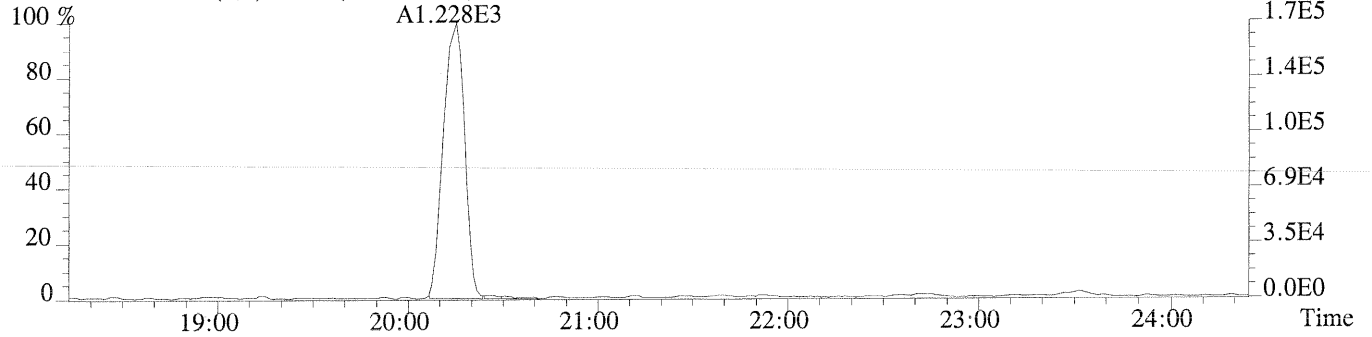


File:U220171 #1-342 Acq:19-AUG-2009 16:38:48 Probe EI+ Magnet SIR VG BioTech Mass spectf
Sample#1 Exp:ICAL CS2

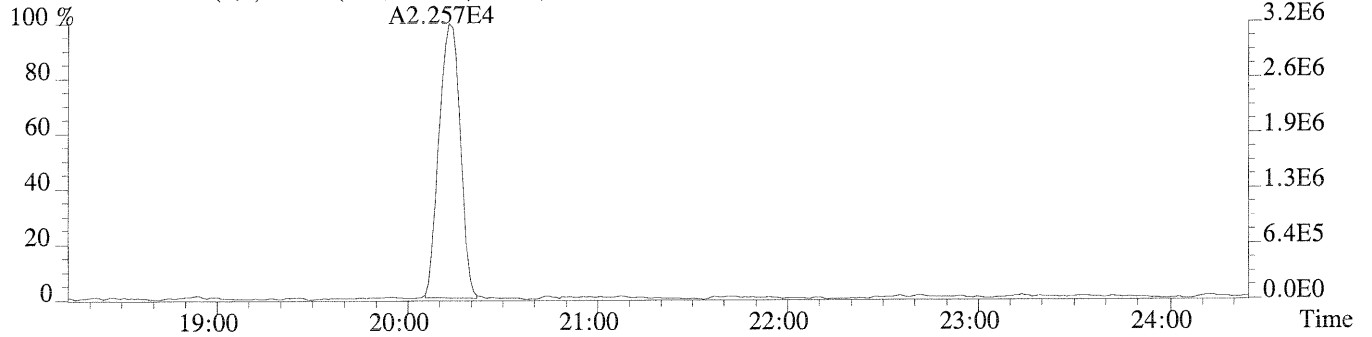
255.9613 F:2 SMO(1,3) BSUB(128,15,-3.0) PKD(3,3,3,0.10%,2064.0,1.00%,F,F)



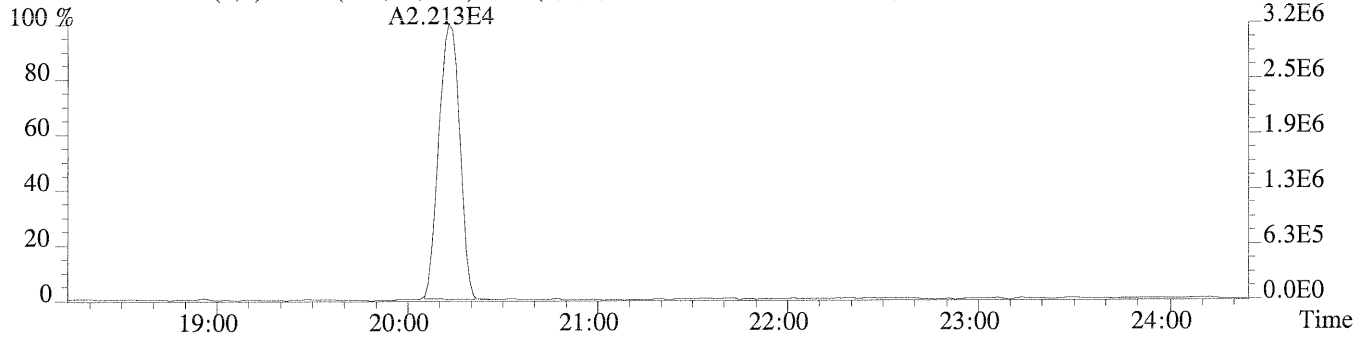
257.9584 F:2 SMO(1,3) BSUB(128,15,-3.0) PKD(3,3,3,0.10%,1340.0,1.00%,F,F)



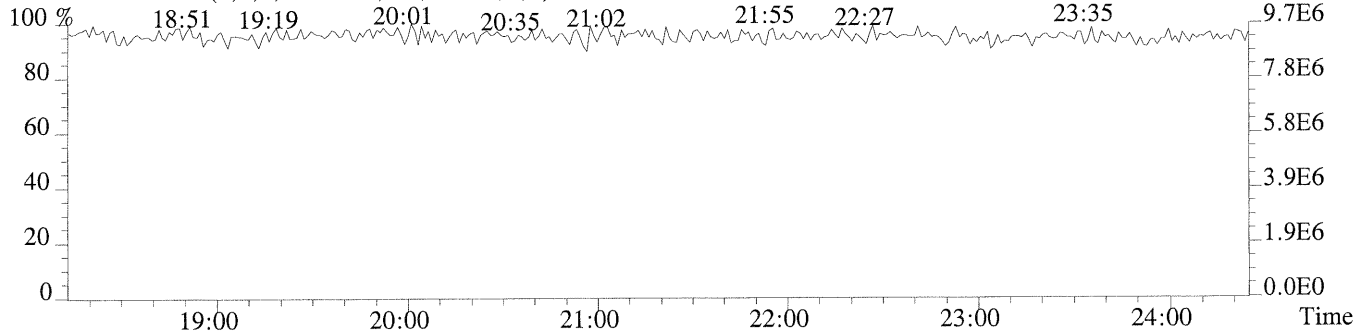
268.0016 F:2 SMO(1,3) BSUB(128,15,-3.0) PKD(3,3,3,0.10%,29524.0,1.00%,F,F)



269.9986 F:2 SMO(1,3) BSUB(128,15,-3.0) PKD(3,3,3,0.10%,18216.0,1.00%,F,F)

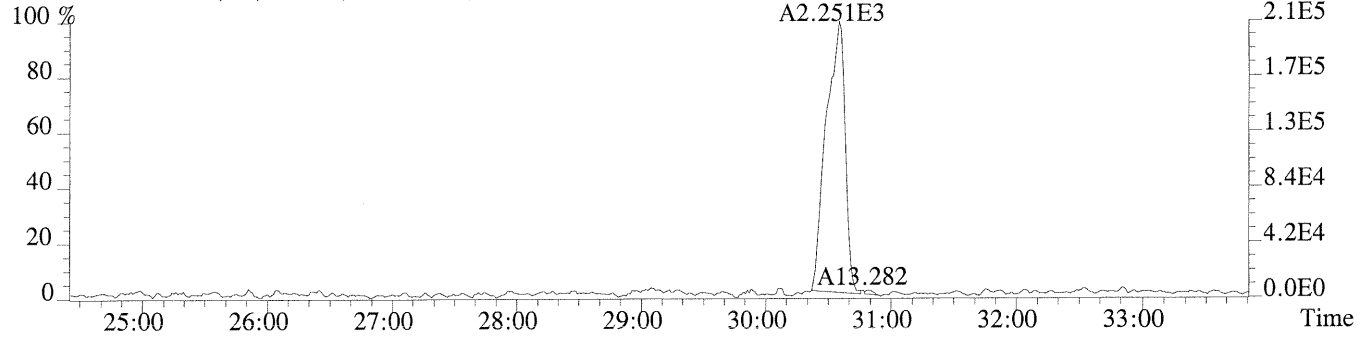


242.9856 F:2 PKD(3,3,3,100.00%,0.0,1.00%,F,F)

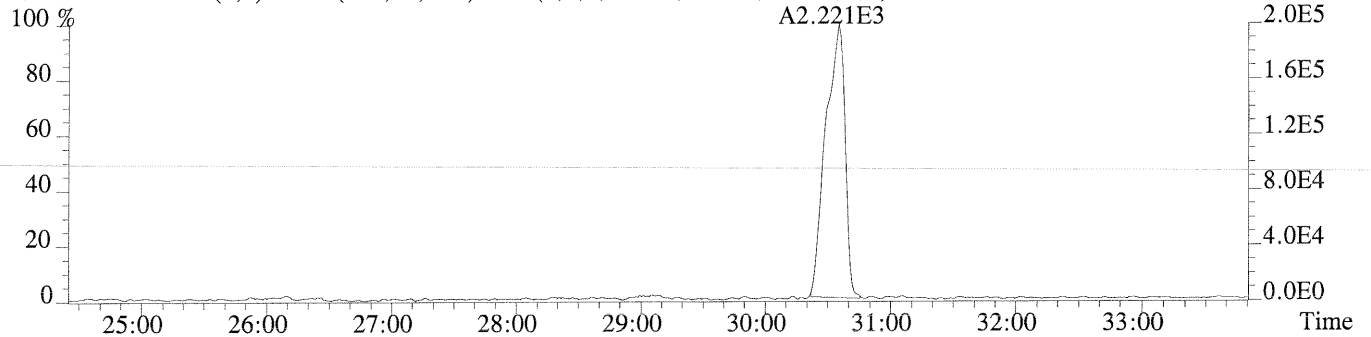


Sample#1 Exp:ICAL CS2

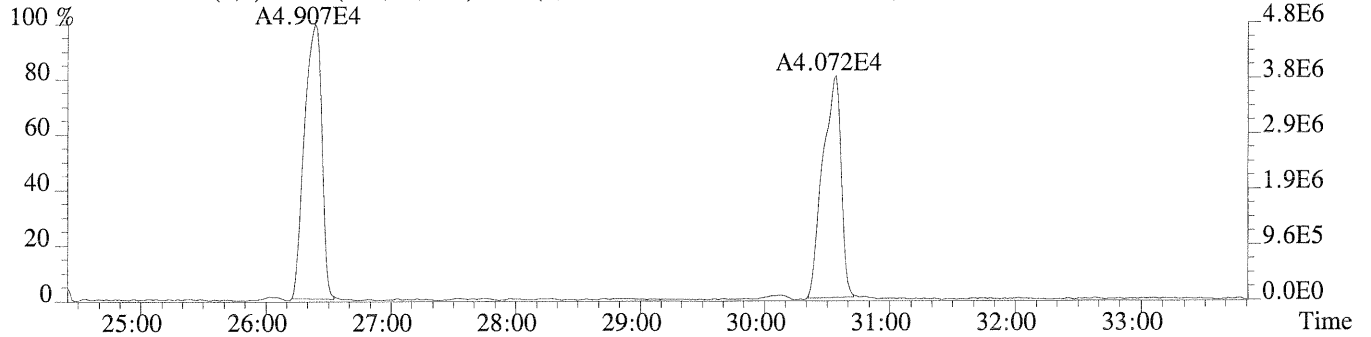
255.9613 F:3 SMO(1,3) BSUB(128,15,-3.0) PKD(3,3,3,0.10%,4852.0,1.00%,F,F)



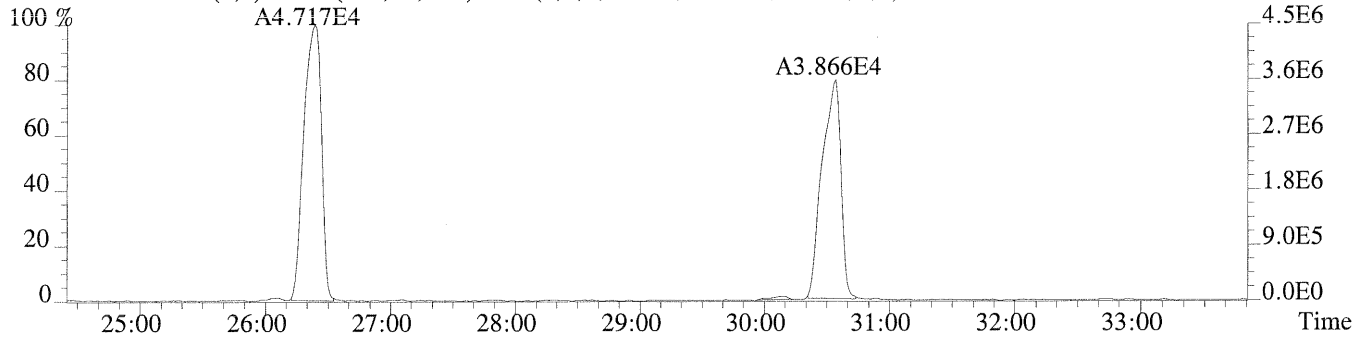
257.9584 F:3 SMO(1,3) BSUB(128,15,-3.0) PKD(3,3,3,0.10%,2600.0,1.00%,F,F)



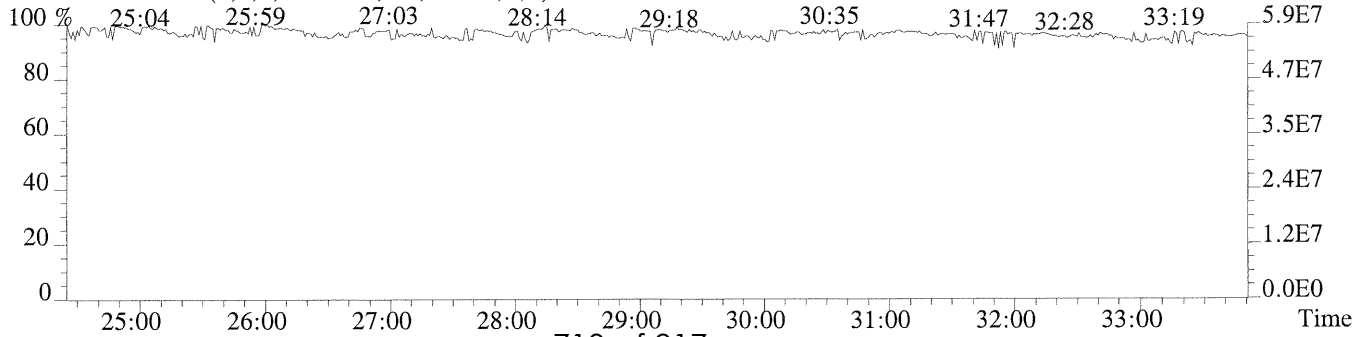
268.0016 F:3 SMO(1,3) BSUB(128,15,-3.0) PKD(3,3,3,0.10%,31516.0,1.00%,F,F)



269.9986 F:3 SMO(1,3) BSUB(128,15,-3.0) PKD(3,3,3,0.10%,15080.0,1.00%,F,F)

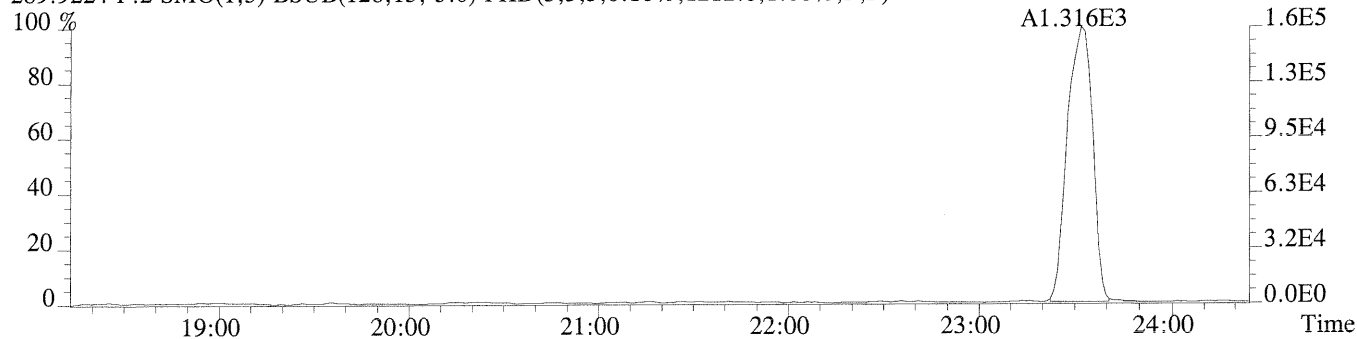


280.9825 F:3 PKD(3,3,3,100.00%,0.0,1.00%,F,F)

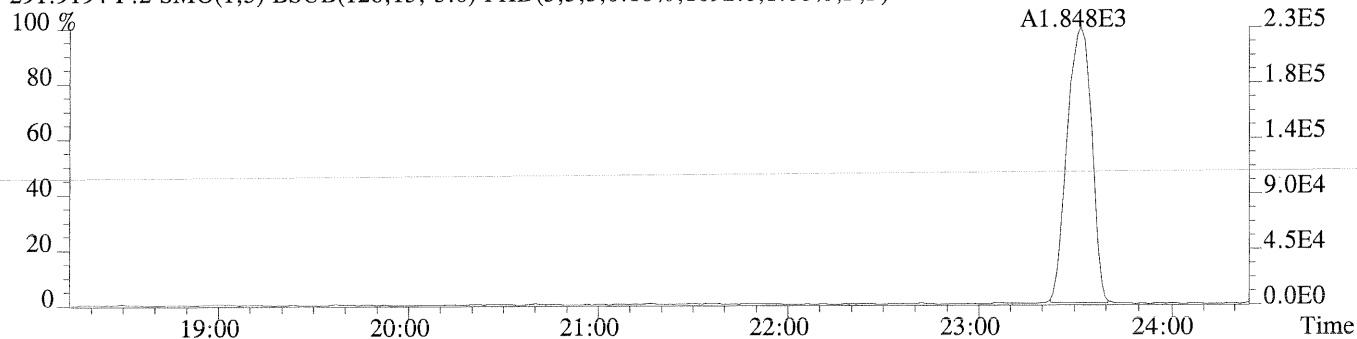


Sample#1 Exp:ICAL CS2

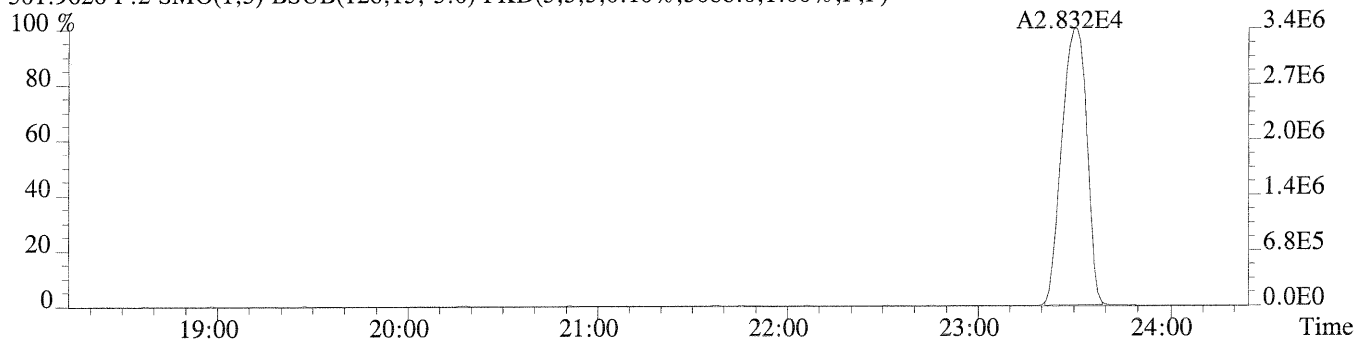
289.9224 F:2 SMO(1,3) BSUB(128,15,-3.0) PKD(3,3,3,0.10%,1212.0,1.00%,F,F)



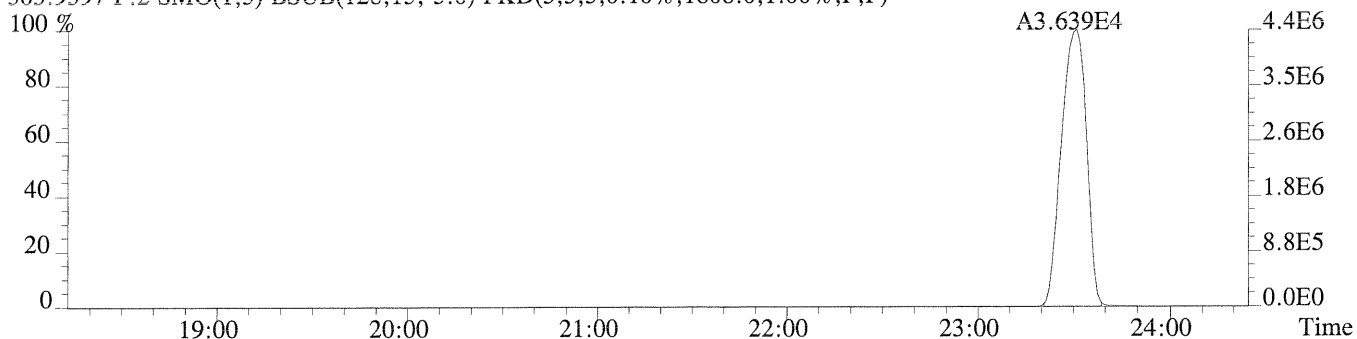
291.9194 F:2 SMO(1,3) BSUB(128,15,-3.0) PKD(3,3,3,0.10%,1092.0,1.00%,F,F)



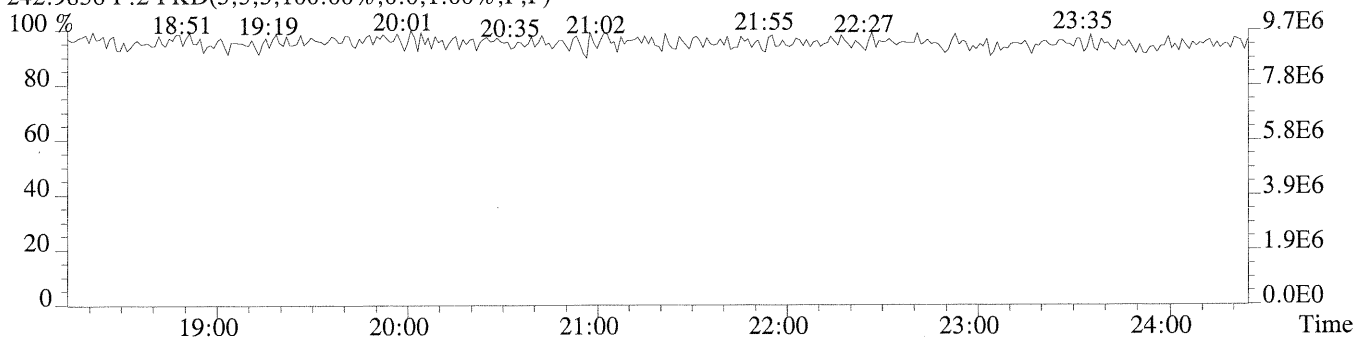
301.9626 F:2 SMO(1,3) BSUB(128,15,-3.0) PKD(3,3,3,0.10%,3088.0,1.00%,F,F)



303.9597 F:2 SMO(1,3) BSUB(128,15,-3.0) PKD(3,3,3,0.10%,1808.0,1.00%,F,F)

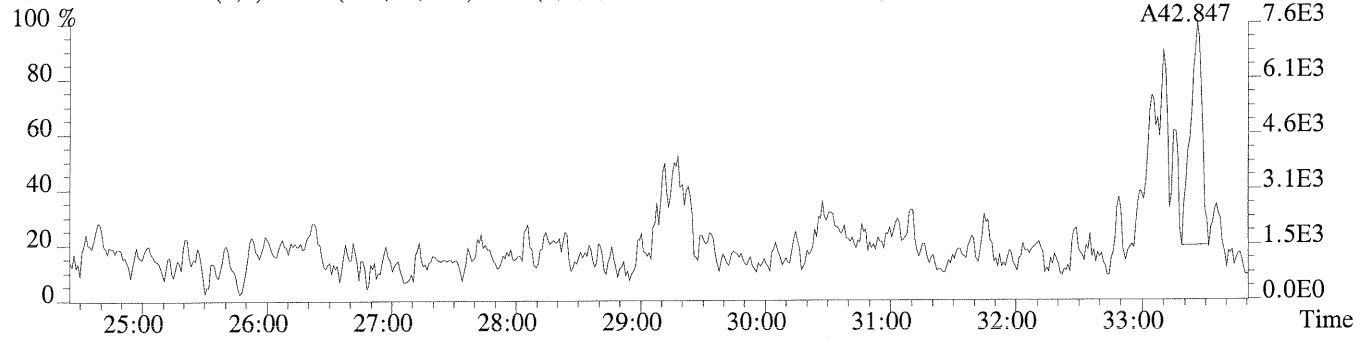


242.9856 F:2 PKD(3,3,3,100.00%,0.0,1.00%,F,F)

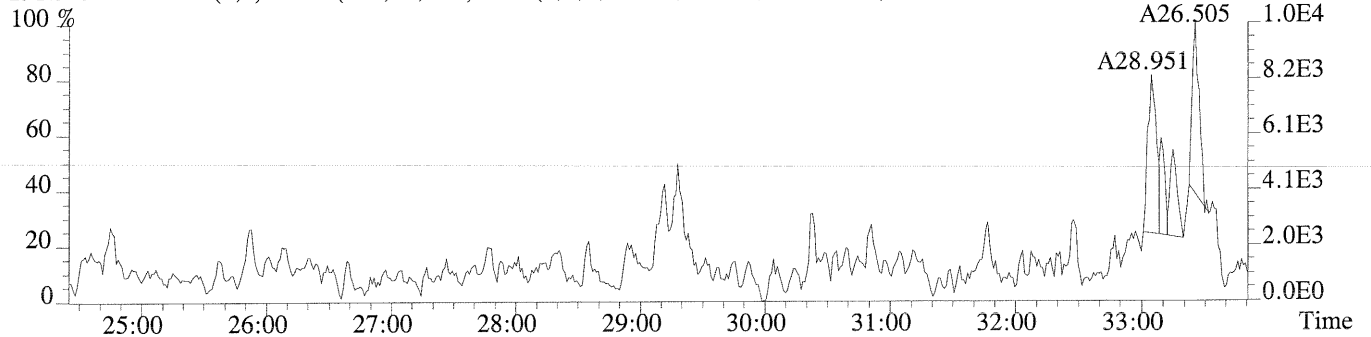


Sample#1 Exp:ICAL CS2

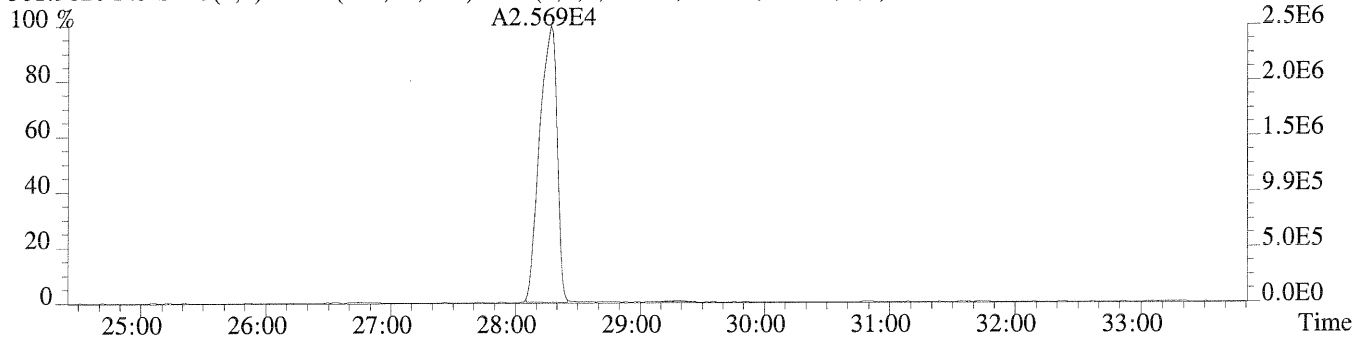
289.9224 F:3 SMO(1,3) BSUB(128,15,-3.0) PKD(3,3,3,0.10%,1628.0,1.00%,F,F)



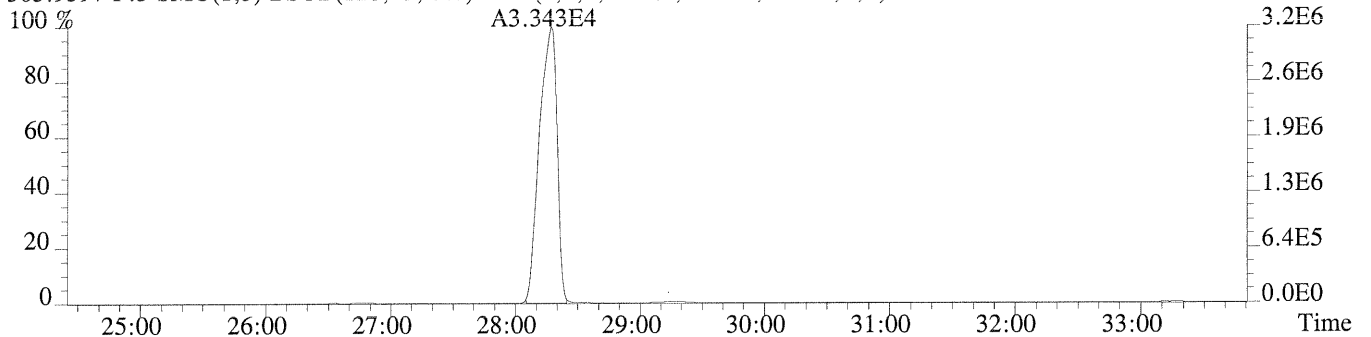
291.9194 F:3 SMO(1,3) BSUB(128,15,-3.0) PKD(3,3,3,0.10%,1436.0,1.00%,F,F)



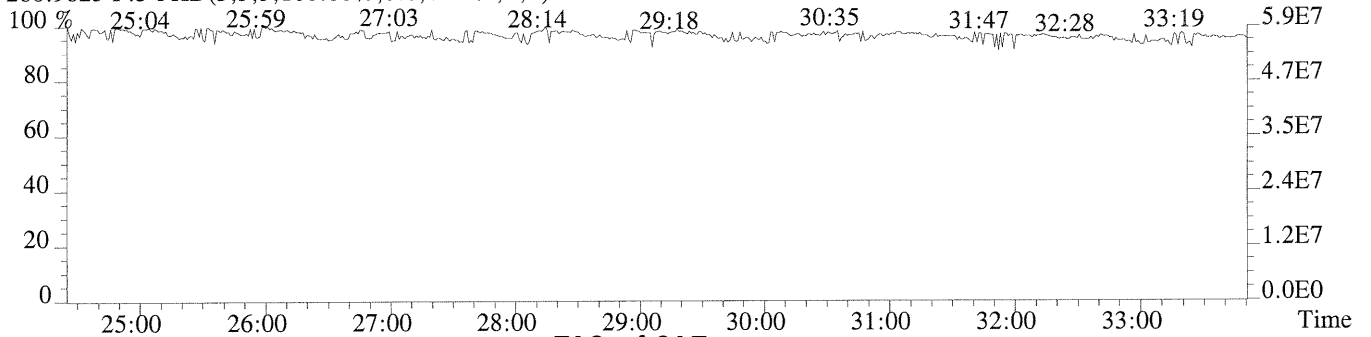
301.9626 F:3 SMO(1,3) BSUB(128,15,-3.0) PKD(3,3,3,0.10%,2376.0,1.00%,F,F)



303.9597 F:3 SMO(1,3) BSUB(128,15,-3.0) PKD(3,3,3,0.10%,1624.0,1.00%,F,F)

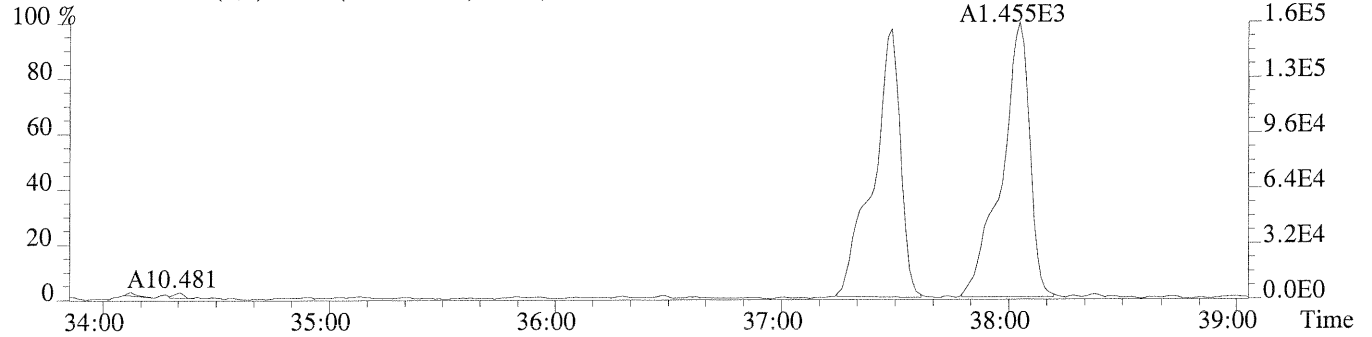


280.9825 F:3 PKD(3,3,3,100.00%,0.0,1.00%,F,F)

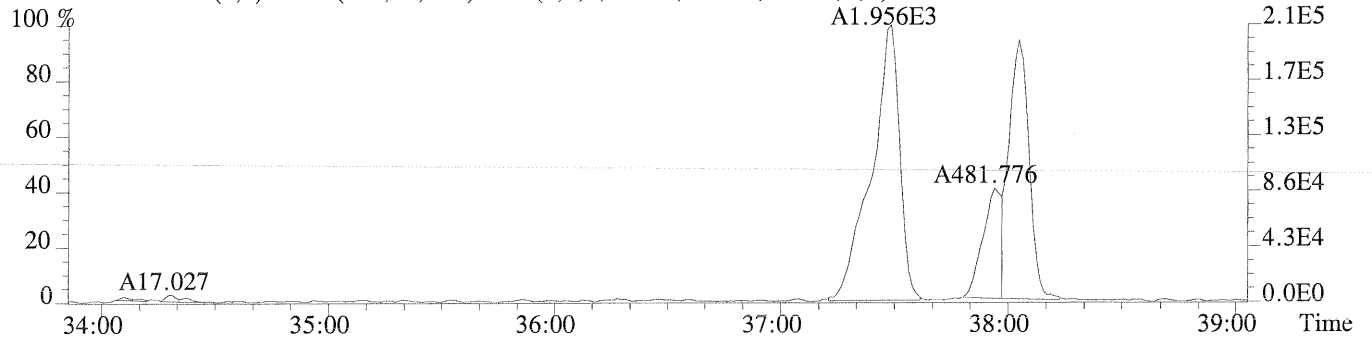


Sample#1 Exp:ICAL CS2

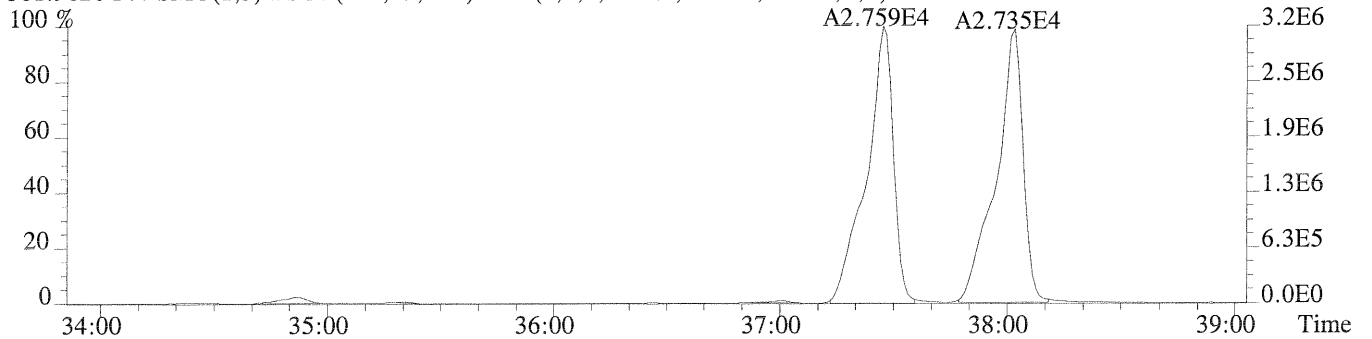
289.9224 F:4 SMO(1,3) BSUB(128,15,-3.0) PKD(3,3,3,0.10%,1256.0,1.00%,F,F)



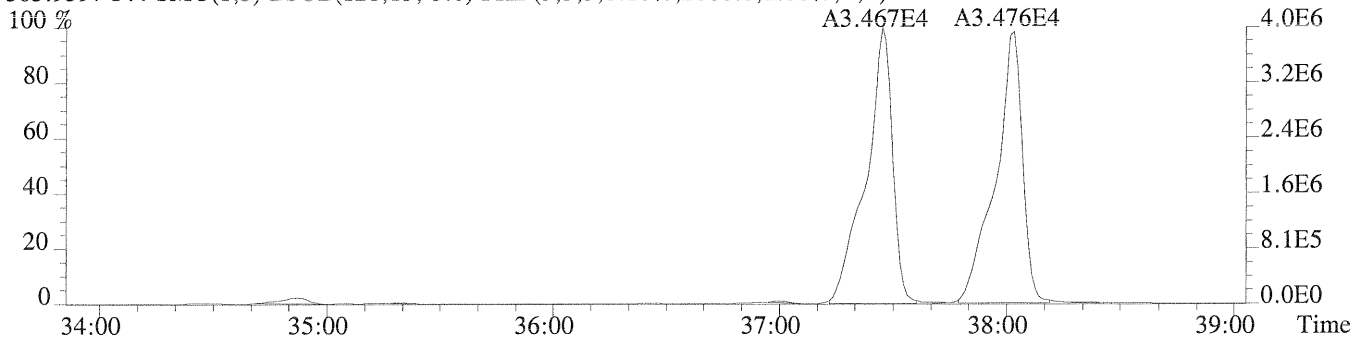
291.9194 F:4 SMO(1,3) BSUB(128,15,-3.0) PKD(3,3,3,0.10%,1456.0,1.00%,F,F)



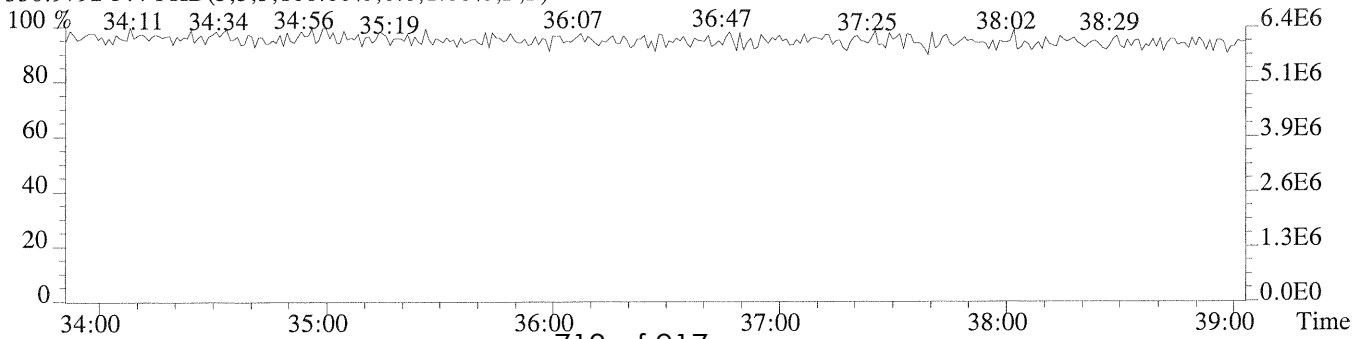
301.9626 F:4 SMO(1,3) BSUB(128,15,-3.0) PKD(3,3,3,0.10%,1924.0,1.00%,F,F)



303.9597 F:4 SMO(1,3) BSUB(128,15,-3.0) PKD(3,3,3,0.10%,2060.0,1.00%,F,F)

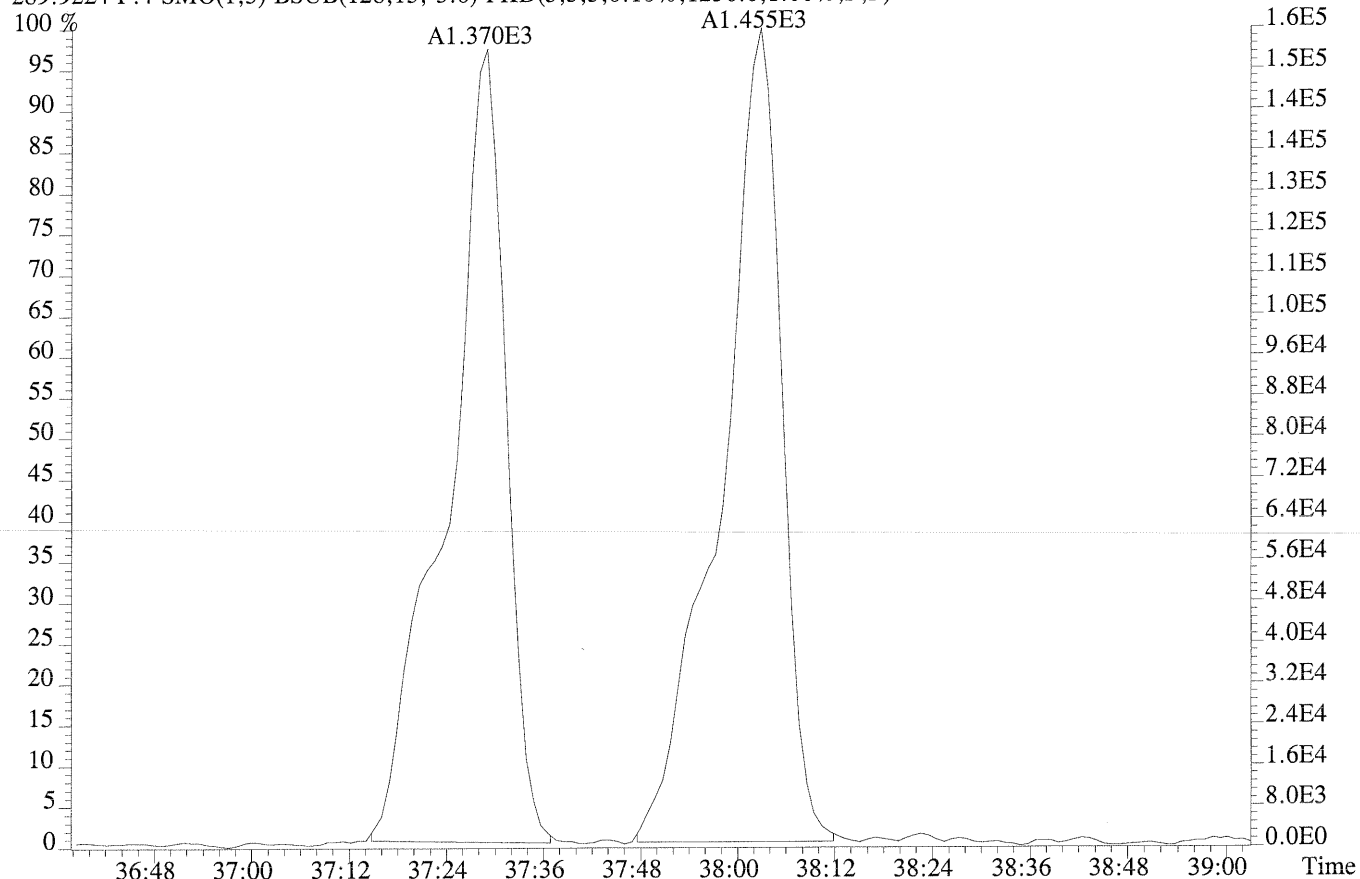


330.9792 F:4 PKD(3,3,3,100.00%,0.0,1.00%,F,F)

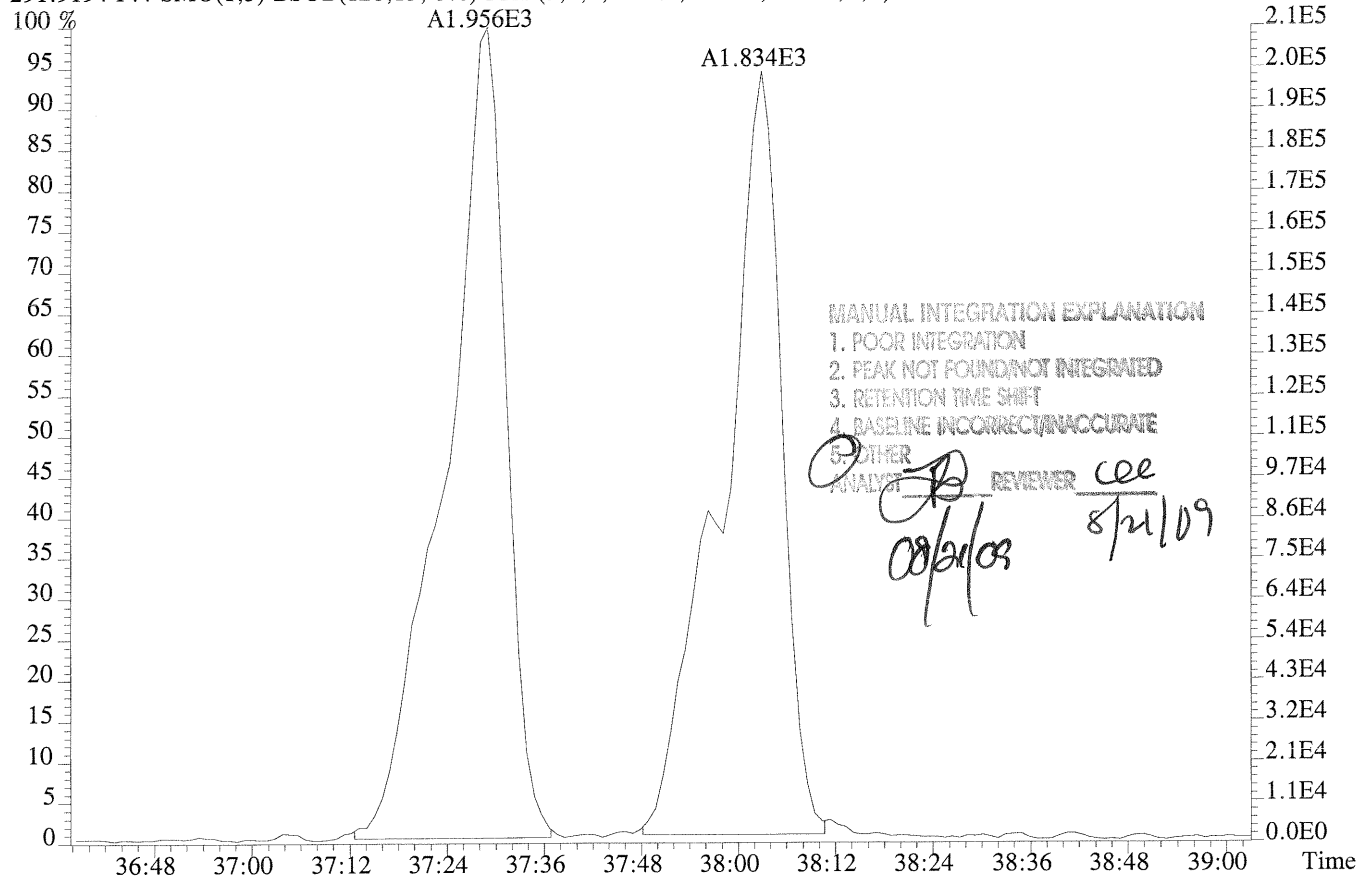


Sample#1 Exp:ICAL CS2

289.9224 F:4 SMO(1,3) BSUB(128,15,-3.0) PKD(3,3,3,0.10%,1256.0,1.00%,F,F)

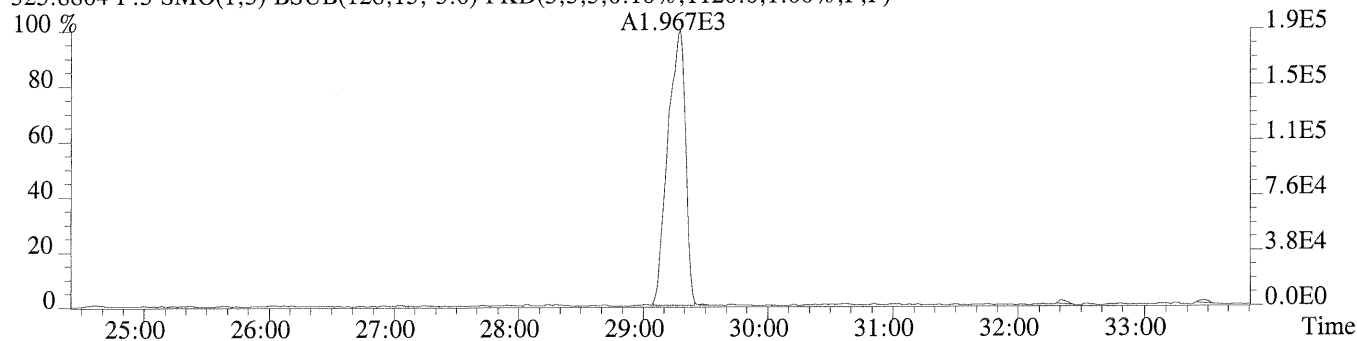


291.9194 F:4 SMO(1,3) BSUB(128,15,-3.0) PKD(3,3,3,0.10%,1456.0,1.00%,F,F)

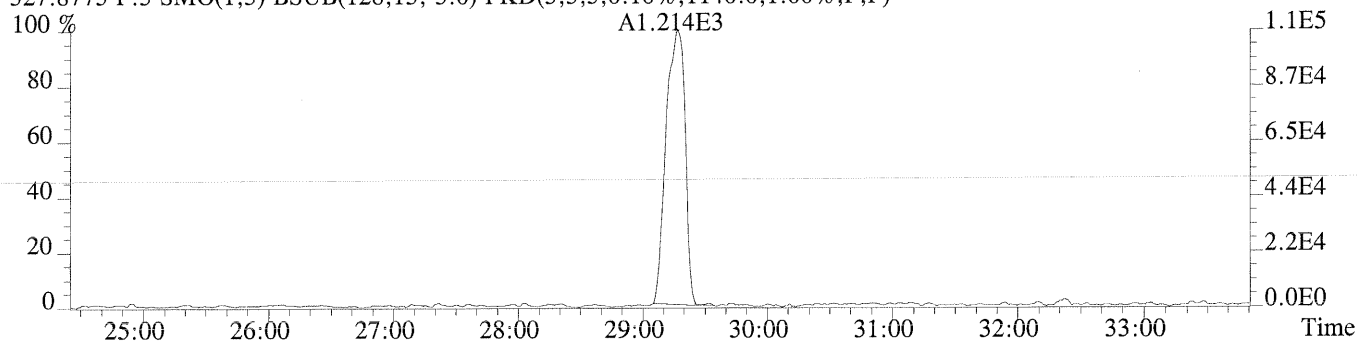


Sample#1 Exp:ICAL CS2

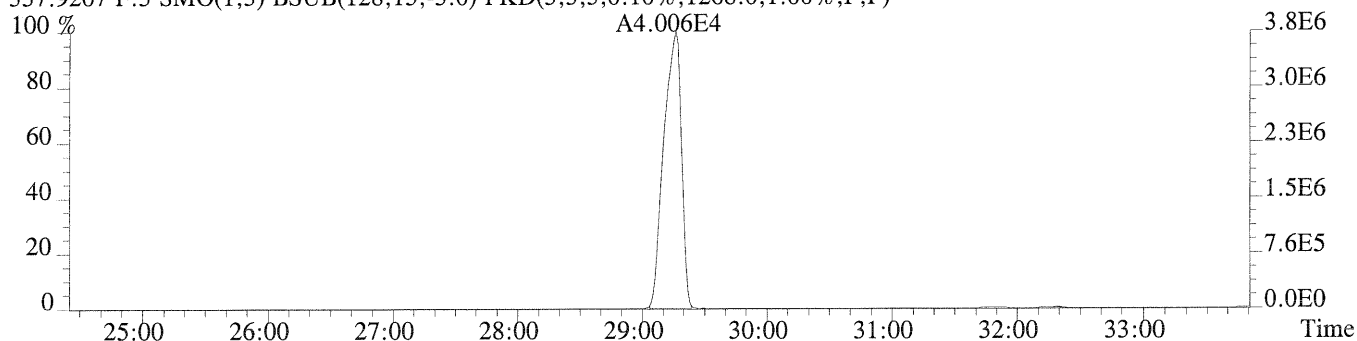
325.8804 F:3 SMO(1,3) BSUB(128,15,-3.0) PKD(3,3,3,0.10%,1120.0,1.00%,F,F)



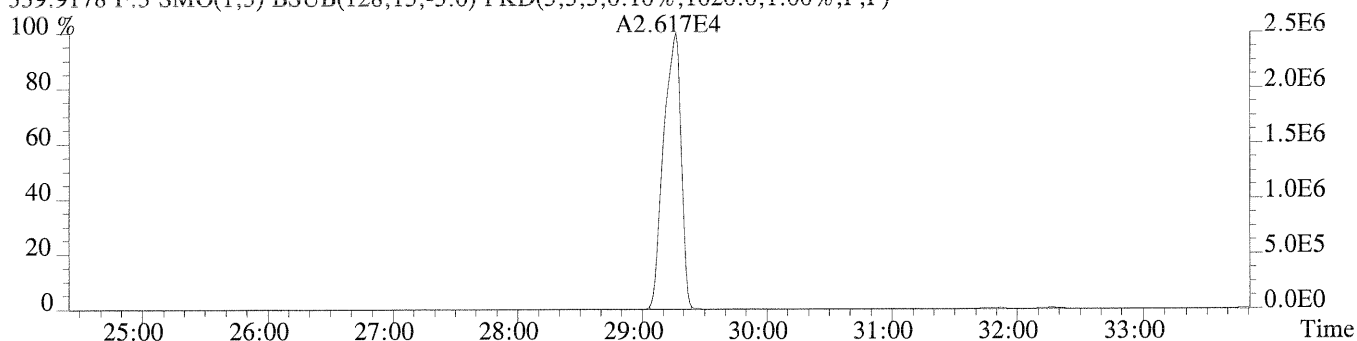
327.8775 F:3 SMO(1,3) BSUB(128,15,-3.0) PKD(3,3,3,0.10%,1140.0,1.00%,F,F)



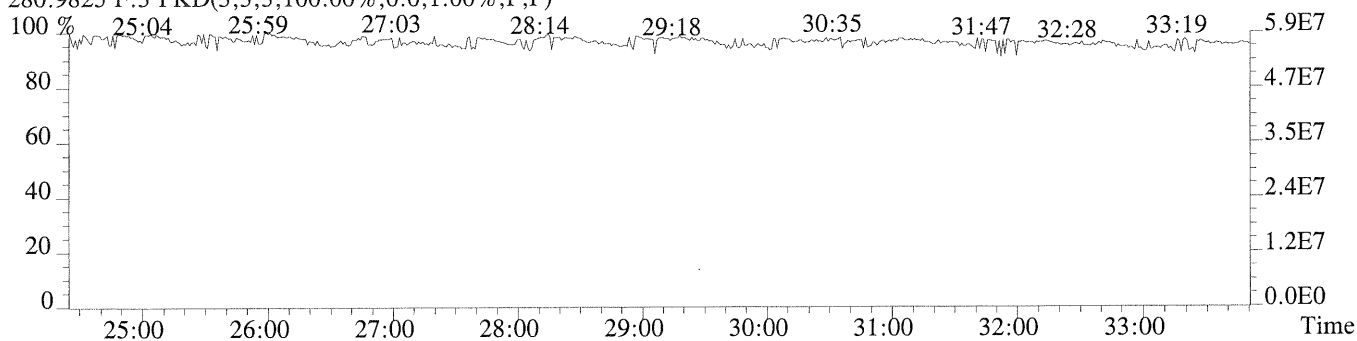
337.9207 F:3 SMO(1,3) BSUB(128,15,-3.0) PKD(3,3,3,0.10%,1268.0,1.00%,F,F)



339.9178 F:3 SMO(1,3) BSUB(128,15,-3.0) PKD(3,3,3,0.10%,1020.0,1.00%,F,F)

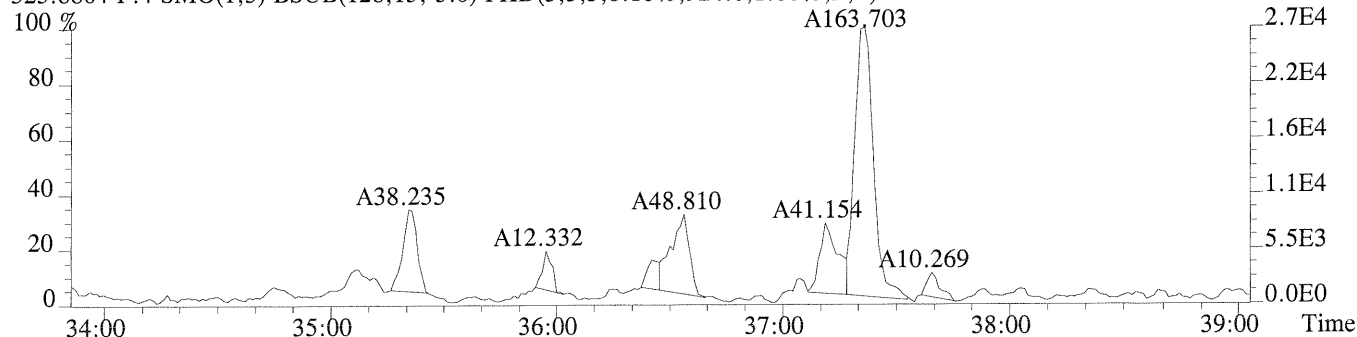


280.9825 F:3 PKD(3,3,3,100.00%,0.0,1.00%,F,F)

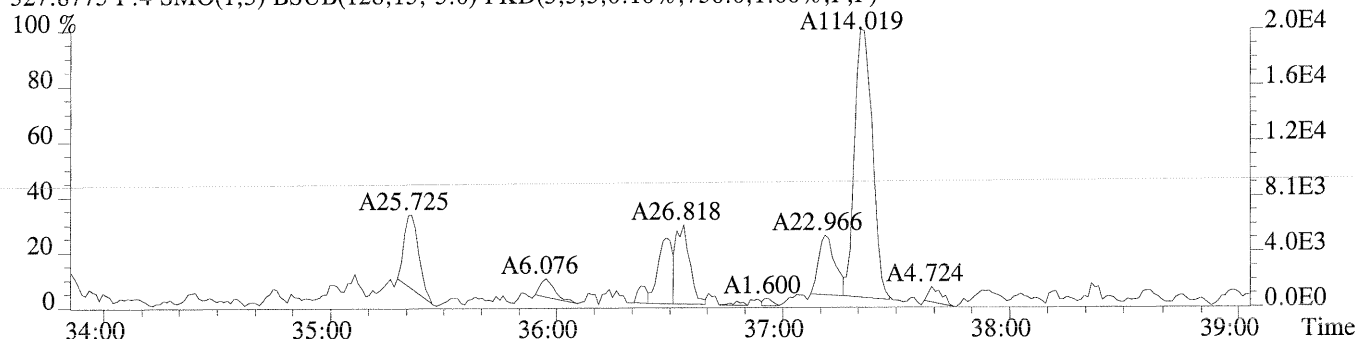


Sample#1 Exp:ICAL CS2

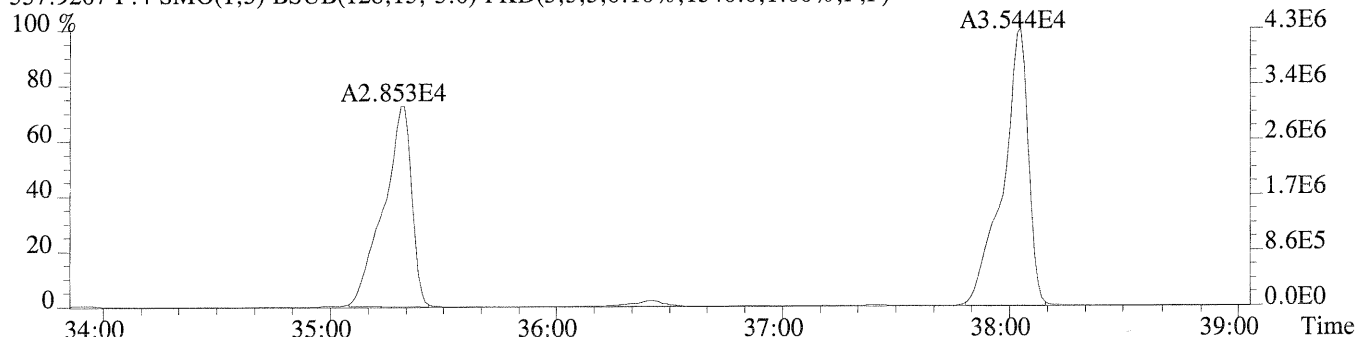
325.8804 F:4 SMO(1,3) BSUB(128,15,-3.0) PKD(3,3,3,0.10%,924.0,1.00%,F,F)



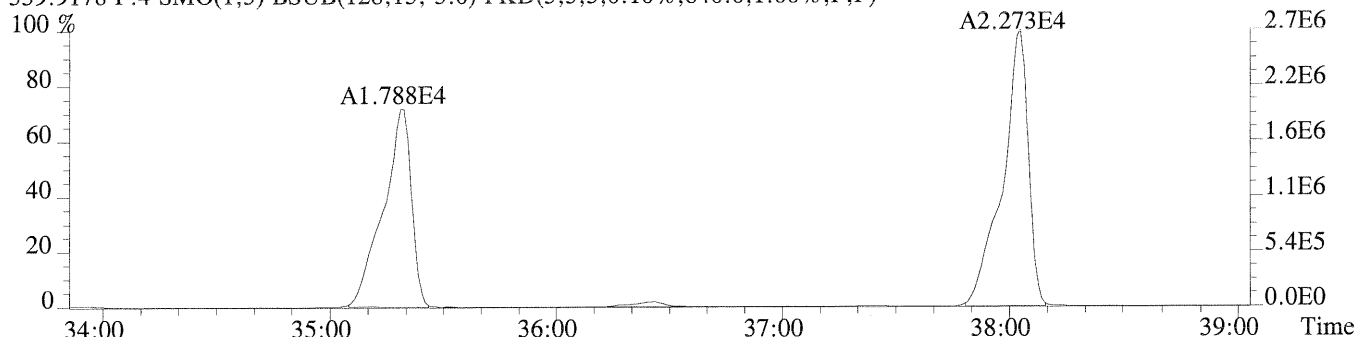
327.8775 F:4 SMO(1,3) BSUB(128,15,-3.0) PKD(3,3,3,0.10%,756.0,1.00%,F,F)



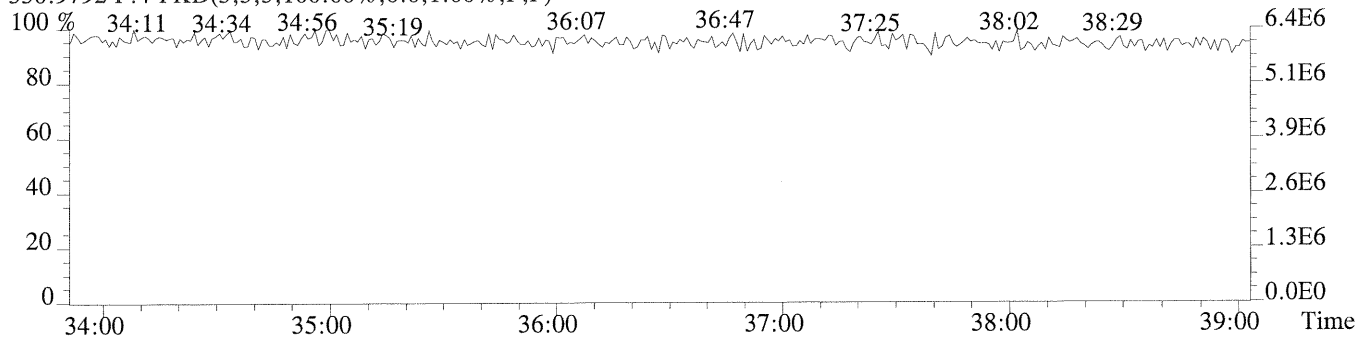
337.9207 F:4 SMO(1,3) BSUB(128,15,-3.0) PKD(3,3,3,0.10%,1340.0,1.00%,F,F)



339.9178 F:4 SMO(1,3) BSUB(128,15,-3.0) PKD(3,3,3,0.10%,840.0,1.00%,F,F)

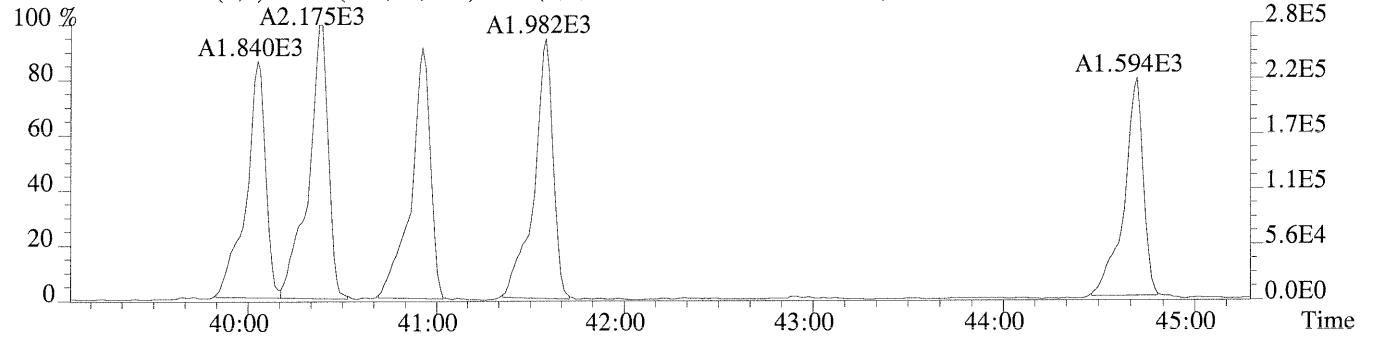


330.9792 F:4 PKD(3,3,3,100.00%,0.0,1.00%,F,F)

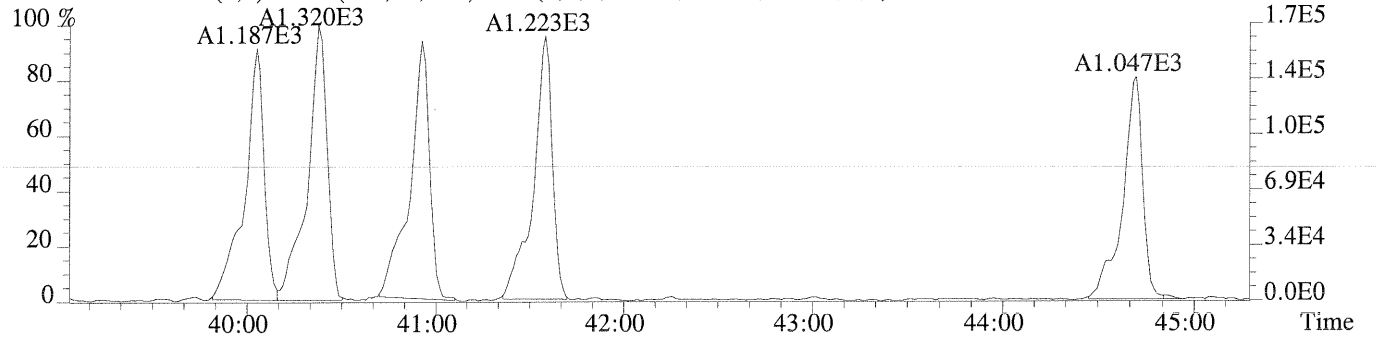


Sample#1 Exp:ICAL CS2

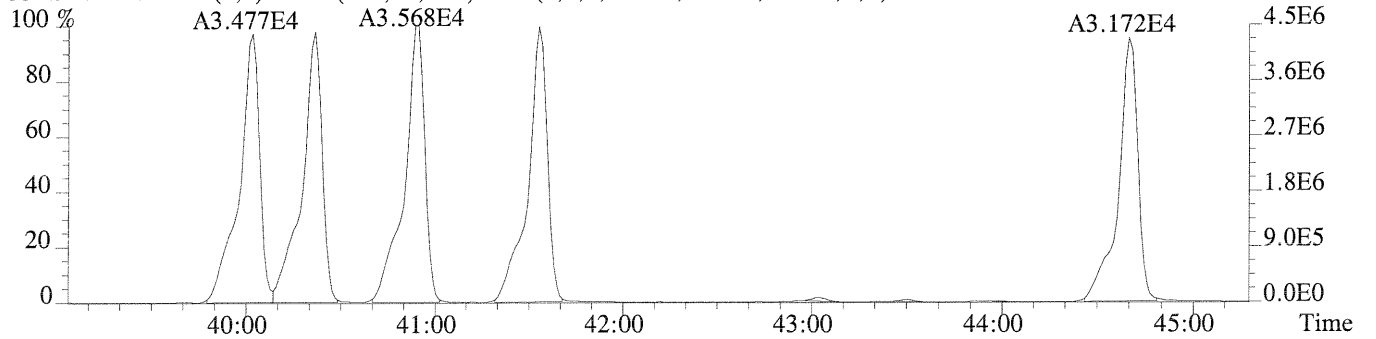
325.8804 F:5 SMO(1,3) BSUB(128,15,-3.0) PKD(3,3,3,0.10%,2204.0,1.00%,F,F)



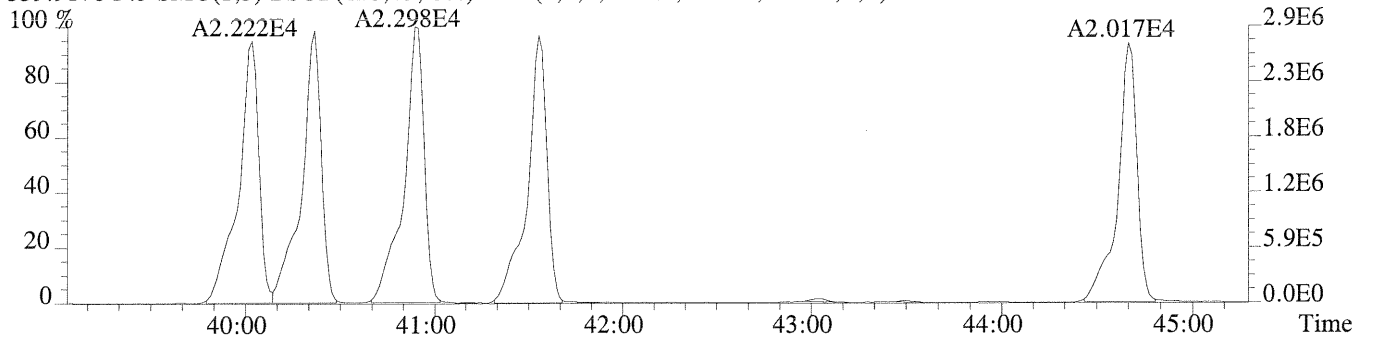
327.8775 F:5 SMO(1,3) BSUB(128,15,-3.0) PKD(3,3,3,0.10%,1256.0,1.00%,F,F)



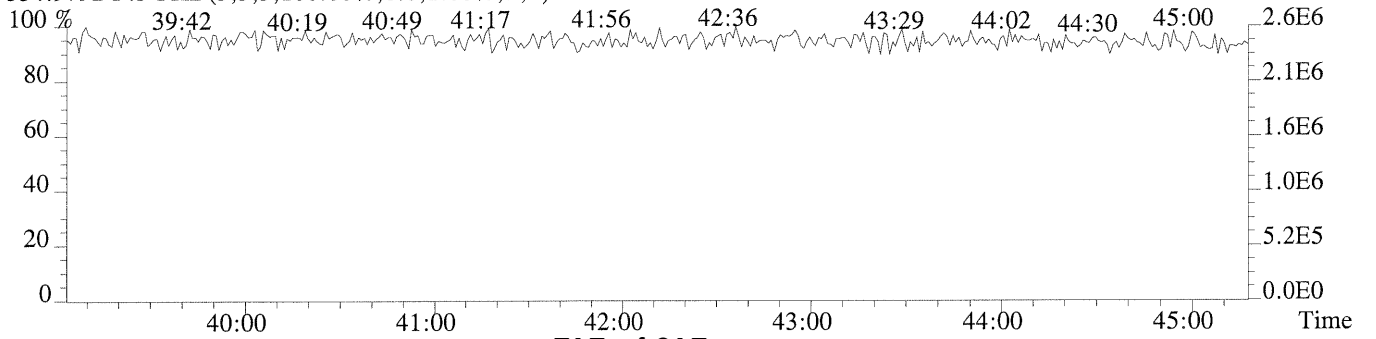
337.9207 F:5 SMO(1,3) BSUB(128,15,-3.0) PKD(3,3,3,0.10%,4976.0,1.00%,F,F)



339.9178 F:5 SMO(1,3) BSUB(128,15,-3.0) PKD(3,3,3,0.10%,3212.0,1.00%,F,F)

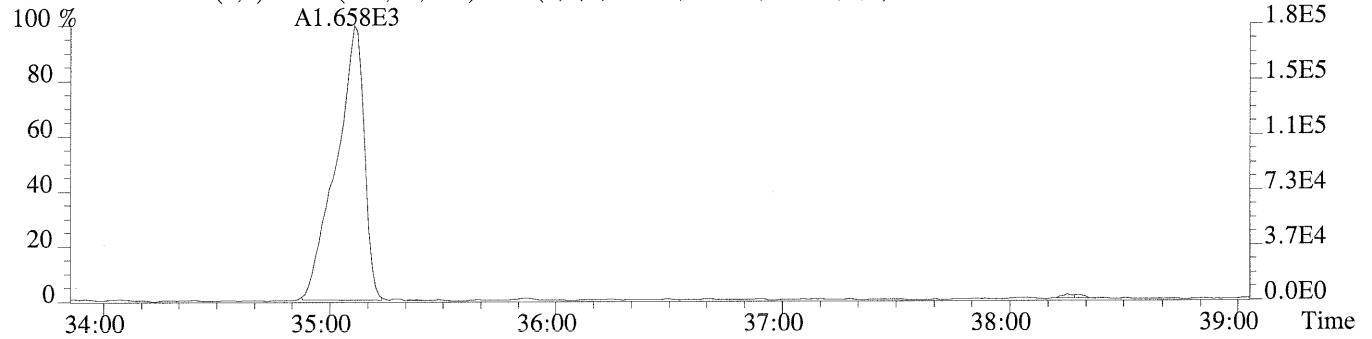


354.9792 F:5 PKD(3,3,3,100.00%,0.0,1.00%,F,F)

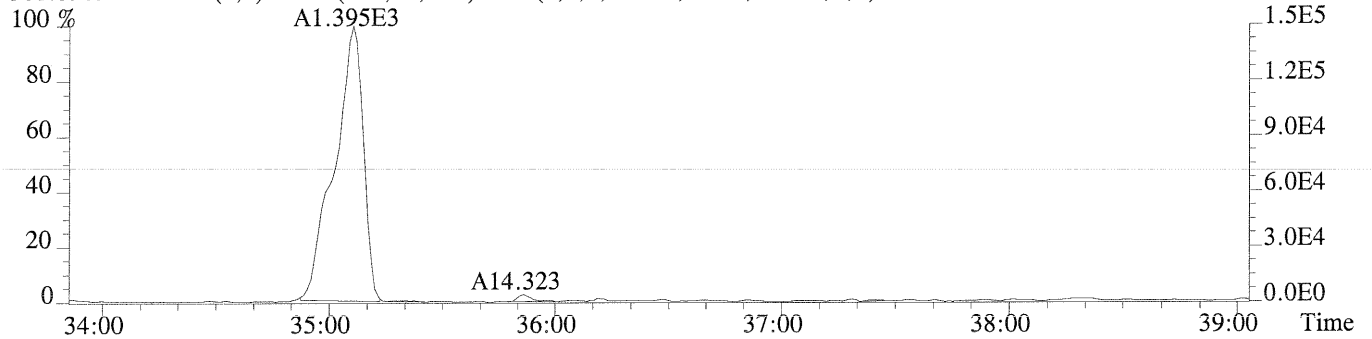


Sample#1 Exp:ICAL CS2

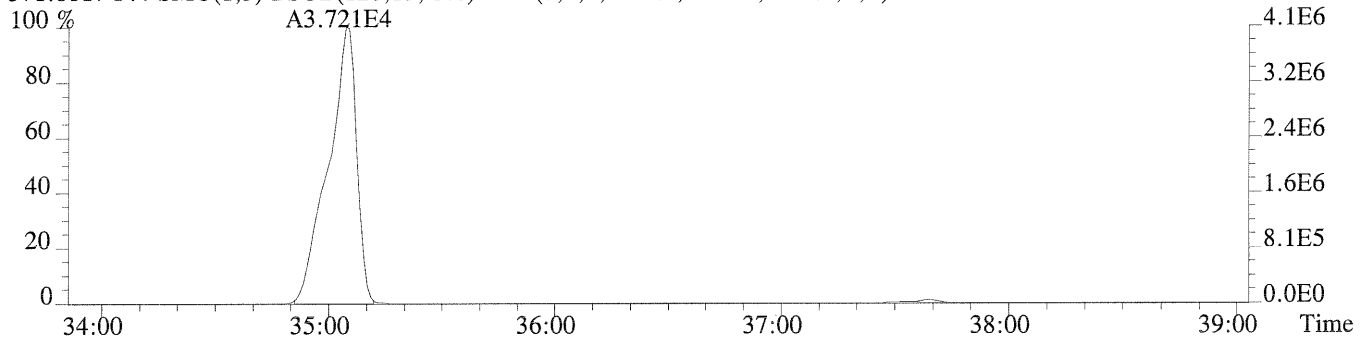
359.8415 F:4 SMO(1,3) BSUB(128,15,-3.0) PKD(3,3,3,0.10%,1108.0,1.00%,F,F)



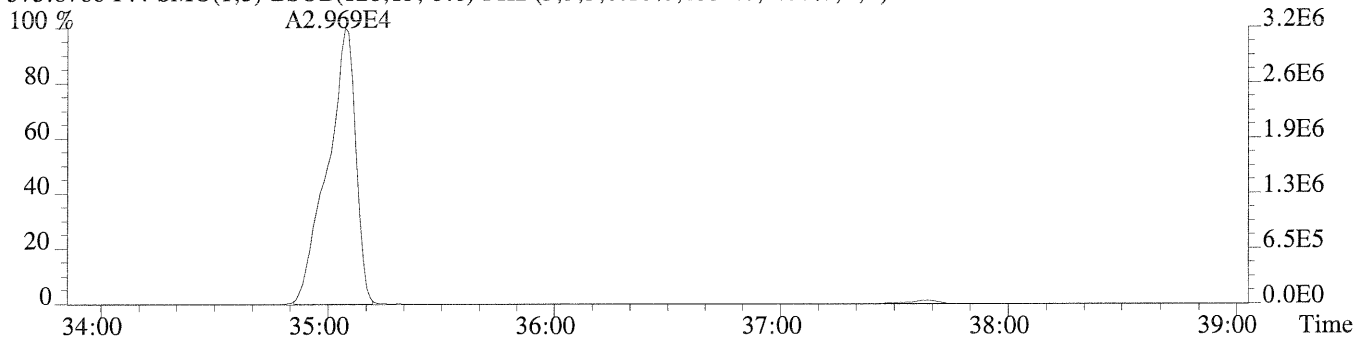
361.8385 F:4 SMO(1,3) BSUB(128,15,-3.0) PKD(3,3,3,0.10%,828.0,1.00%,F,F)



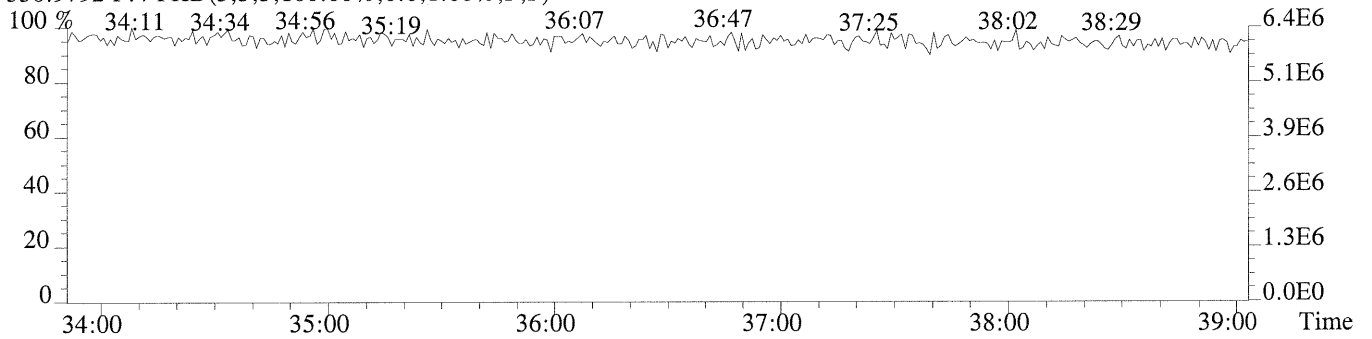
371.8817 F:4 SMO(1,3) BSUB(128,15,-3.0) PKD(3,3,3,0.10%,1128.0,1.00%,F,F)



373.8788 F:4 SMO(1,3) BSUB(128,15,-3.0) PKD(3,3,3,0.10%,1552.0,1.00%,F,F)

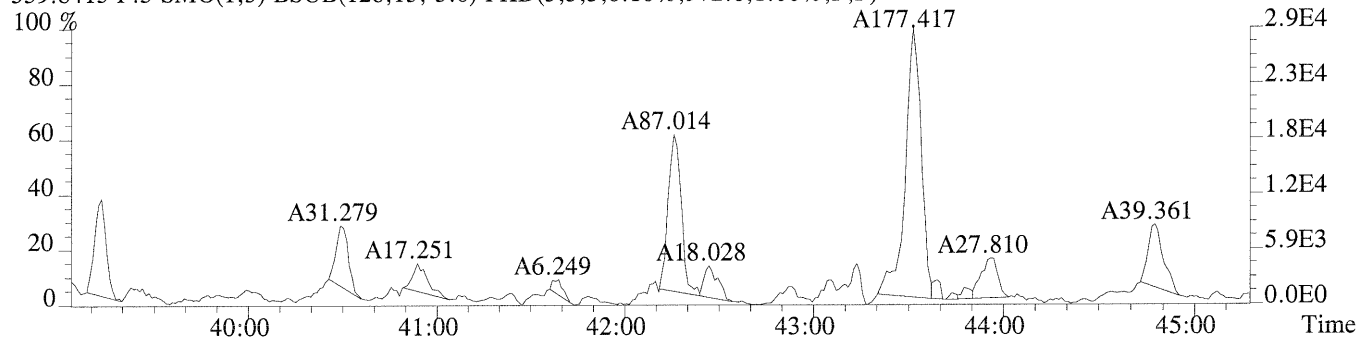


330.9792 F:4 PKD(3,3,3,100.00%,0.0,1.00%,F,F)

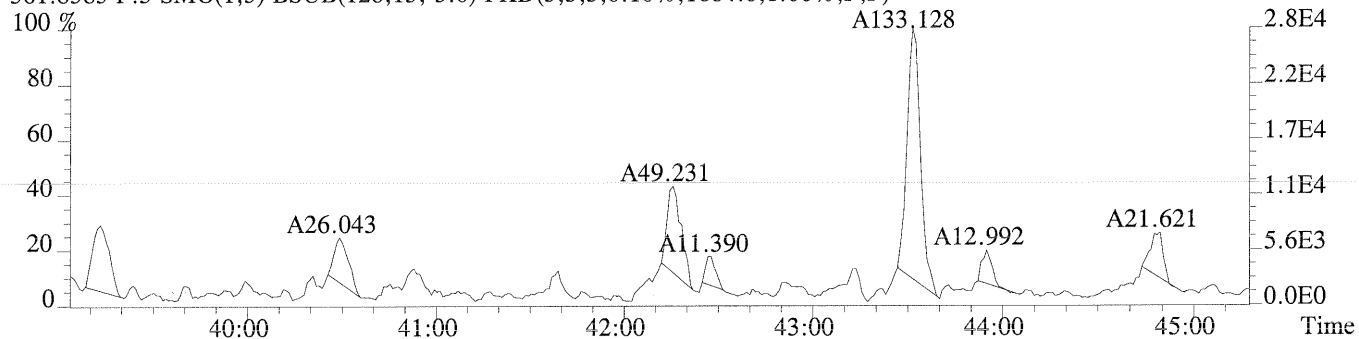


Sample#1 Exp:ICAL CS2

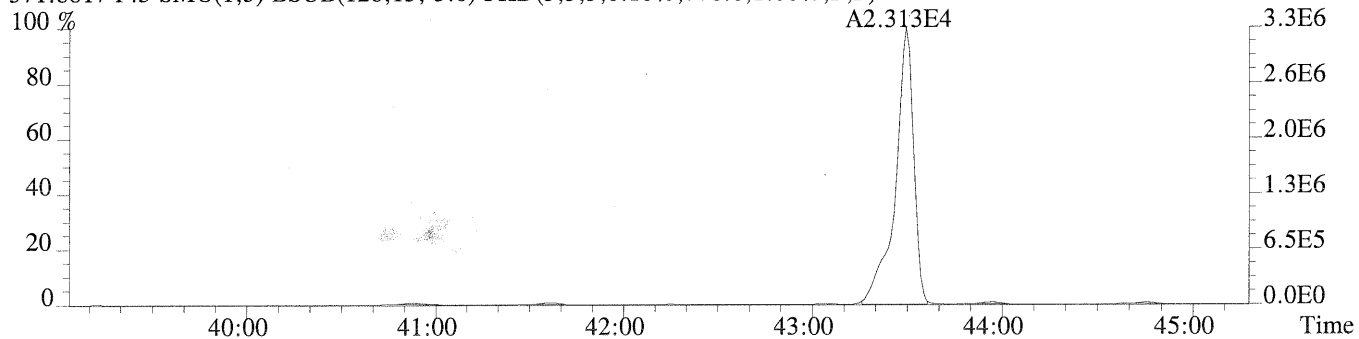
359.8415 F:5 SMO(1,3) BSUB(128,15,-3.0) PKD(3,3,3,0.10%,972.0,1.00%,F,F)



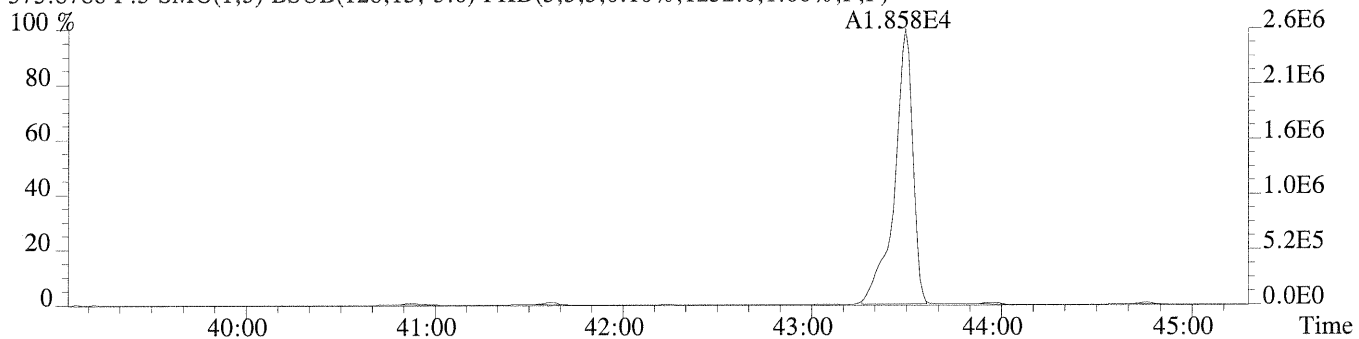
361.8385 F:5 SMO(1,3) BSUB(128,15,-3.0) PKD(3,3,3,0.10%,1684.0,1.00%,F,F)



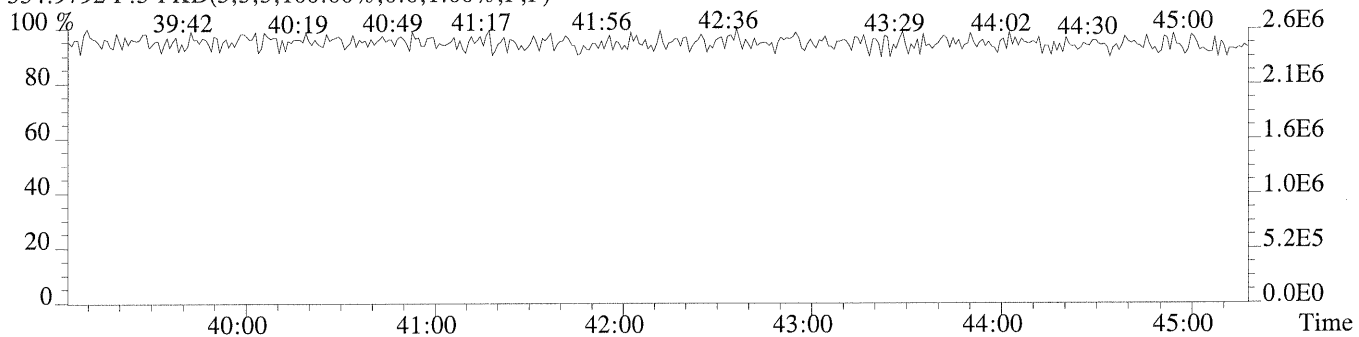
371.8817 F:5 SMO(1,3) BSUB(128,15,-3.0) PKD(3,3,3,0.10%,776.0,1.00%,F,F)



373.8788 F:5 SMO(1,3) BSUB(128,15,-3.0) PKD(3,3,3,0.10%,1252.0,1.00%,F,F)



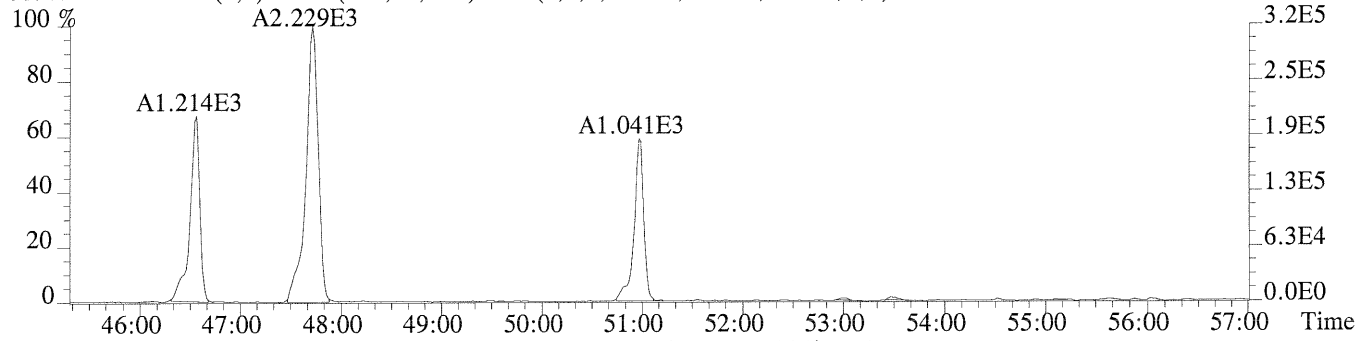
354.9792 F:5 PKD(3,3,3,100.00%,0.0,1.00%,F,F)



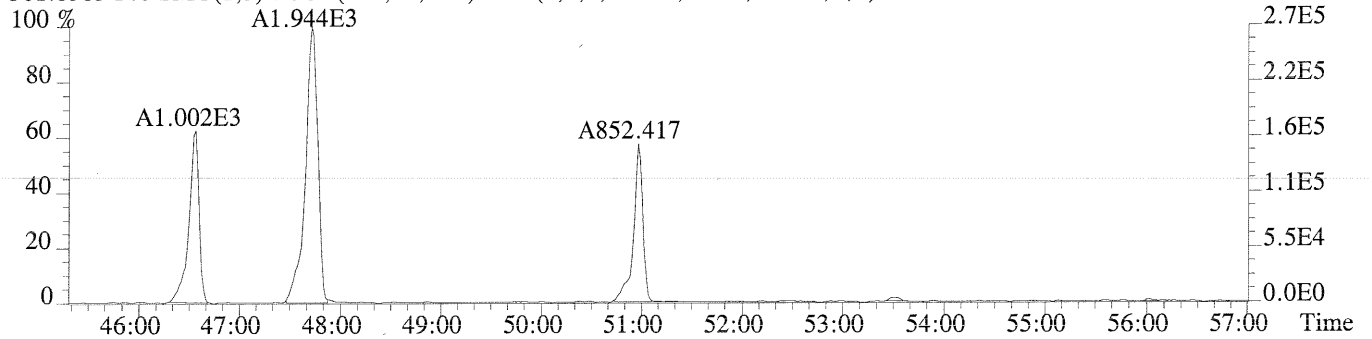
File:U220171 #1-580 Acq:19-AUG-2009 16:38:48 Probe EI+ Magnet SIR VG BioTech Mass spectf

Sample#1 Exp:ICAL CS2

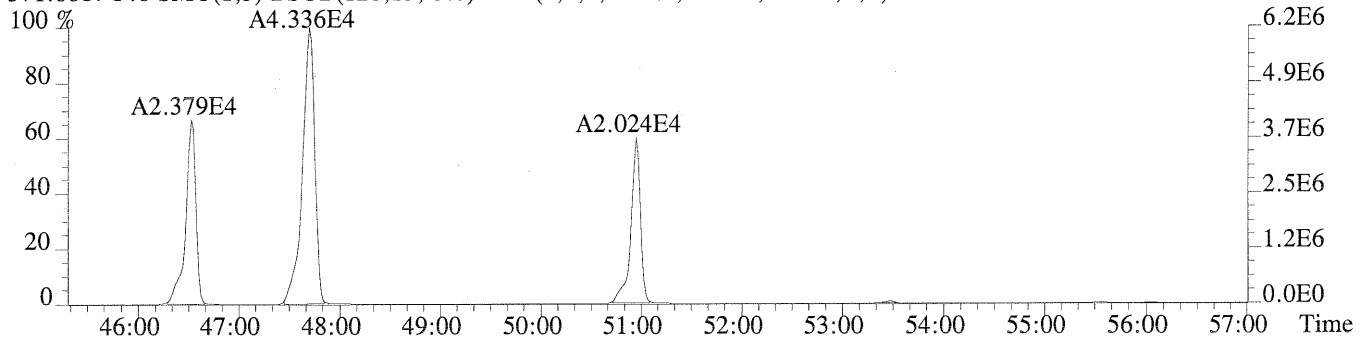
359.8415 F:6 SMO(1,3) BSUB(128,15,-3.0) PKD(3,3,3,0.10%,1140.0,1.00%,F,F)



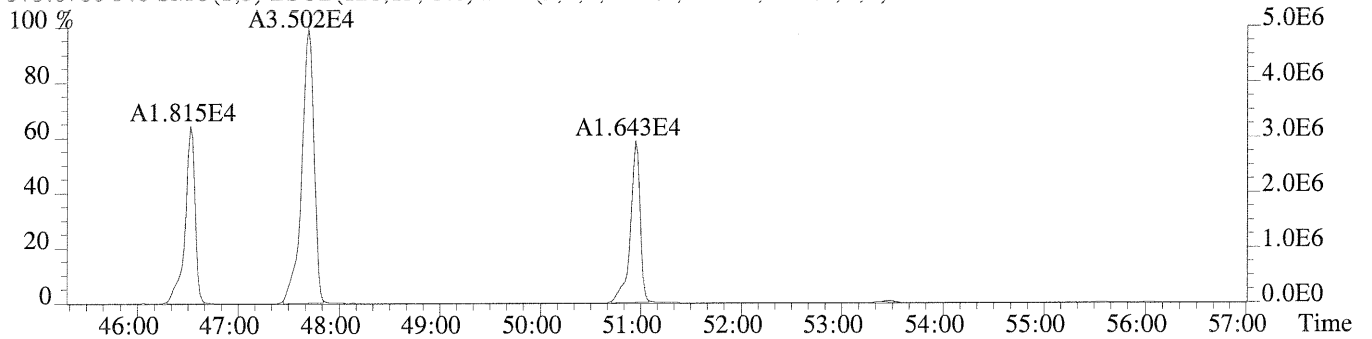
361.8385 F:6 SMO(1,3) BSUB(128,15,-3.0) PKD(3,3,3,0.10%,900.0,1.00%,F,F)



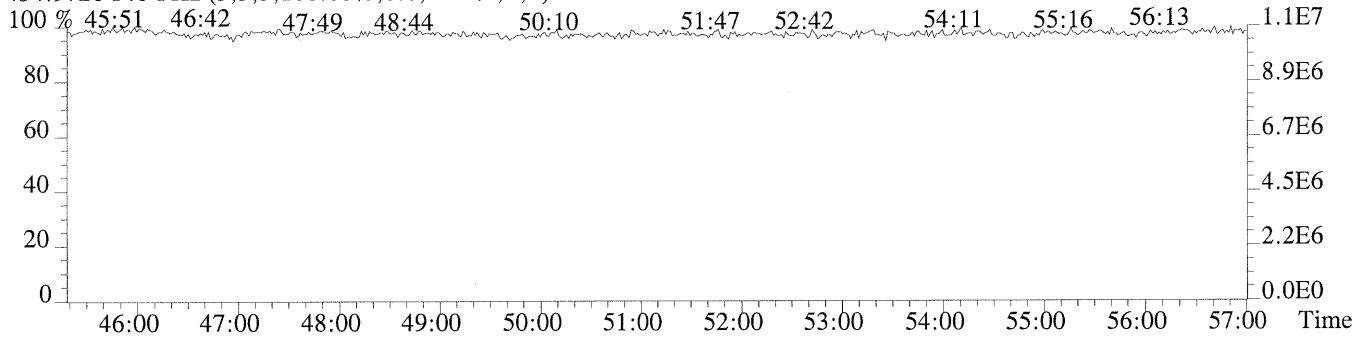
371.8817 F:6 SMO(1,3) BSUB(128,15,-3.0) PKD(3,3,3,0.10%,3572.0,1.00%,F,F)



373.8788 F:6 SMO(1,3) BSUB(128,15,-3.0) PKD(3,3,3,0.10%,3384.0,1.00%,F,F)

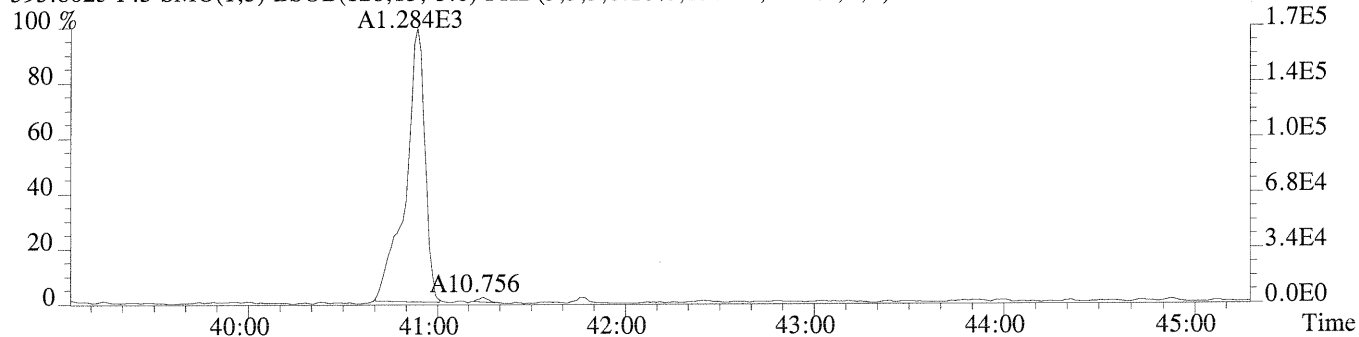


454.9728 F:6 PKD(5,3,5,100.00%,0.0,1.00%,F,F)

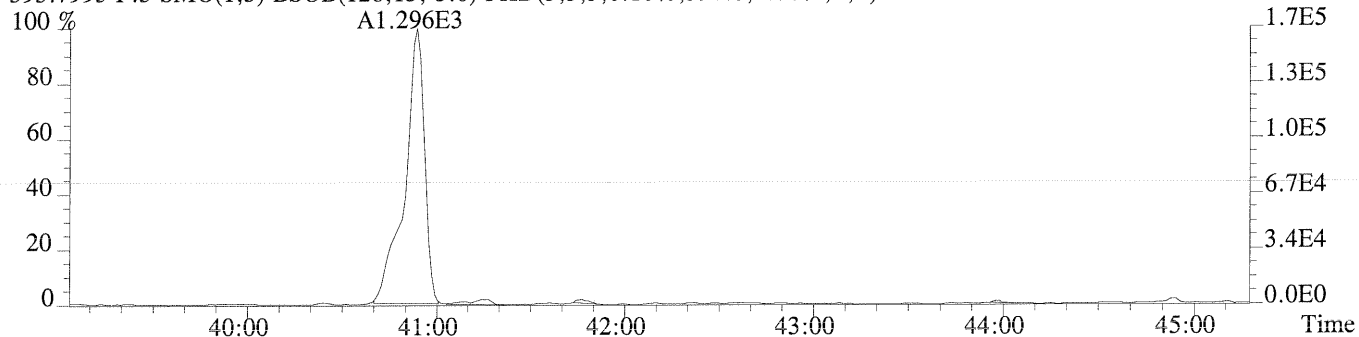


Sample#1 Exp:ICAL CS2

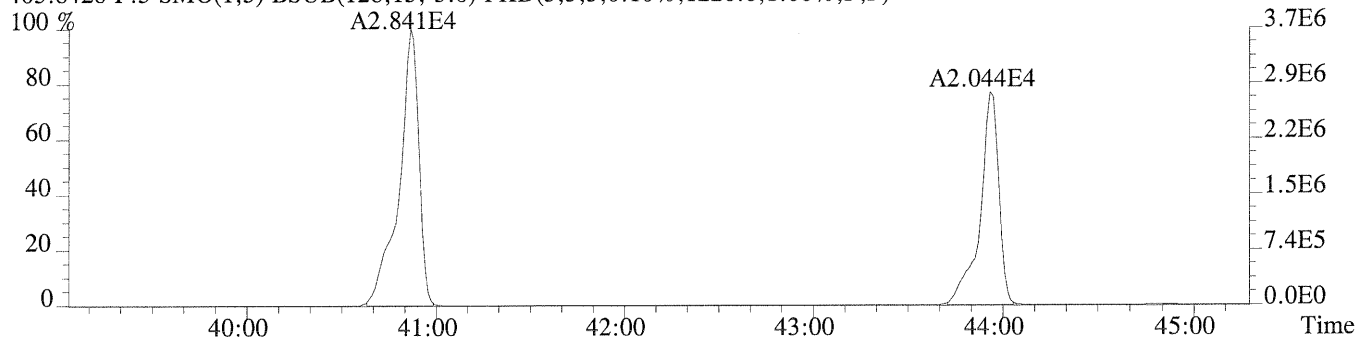
393.8025 F:5 SMO(1,3) BSUB(128,15,-3.0) PKD(3,3,3,0.10%,1384.0,1.00%,F,F)



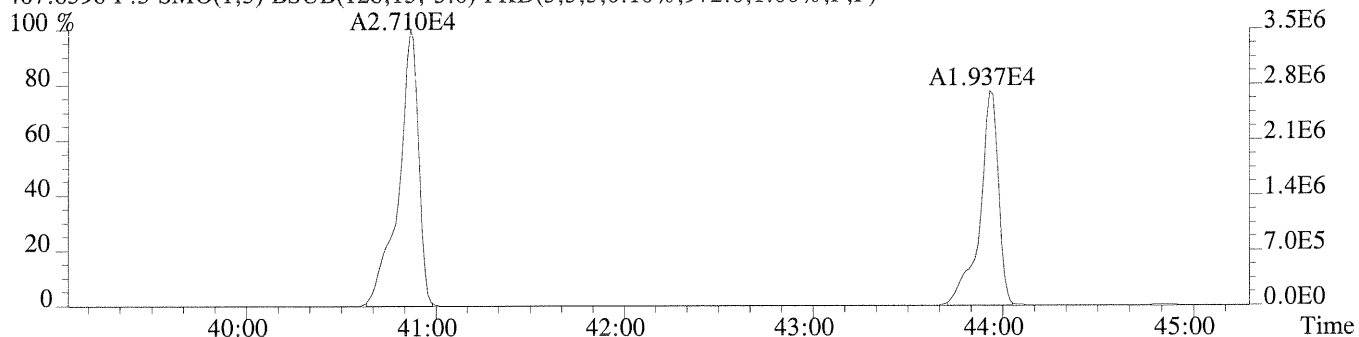
395.7995 F:5 SMO(1,3) BSUB(128,15,-3.0) PKD(3,3,3,0.10%,592.0,1.00%,F,F)



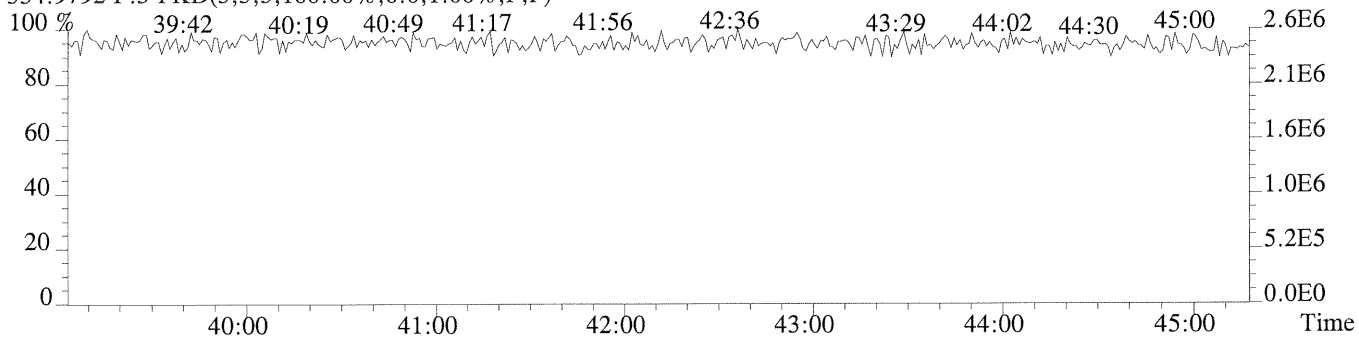
405.8428 F:5 SMO(1,3) BSUB(128,15,-3.0) PKD(3,3,3,0.10%,1220.0,1.00%,F,F)



407.8398 F:5 SMO(1,3) BSUB(128,15,-3.0) PKD(3,3,3,0.10%,972.0,1.00%,F,F)

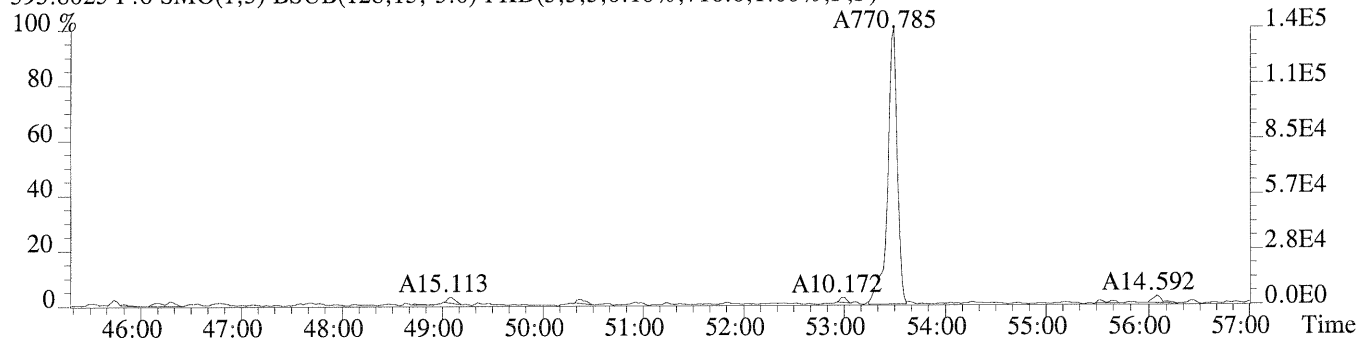


354.9792 F:5 PKD(3,3,3,100.00%,0.0,1.00%,F,F)

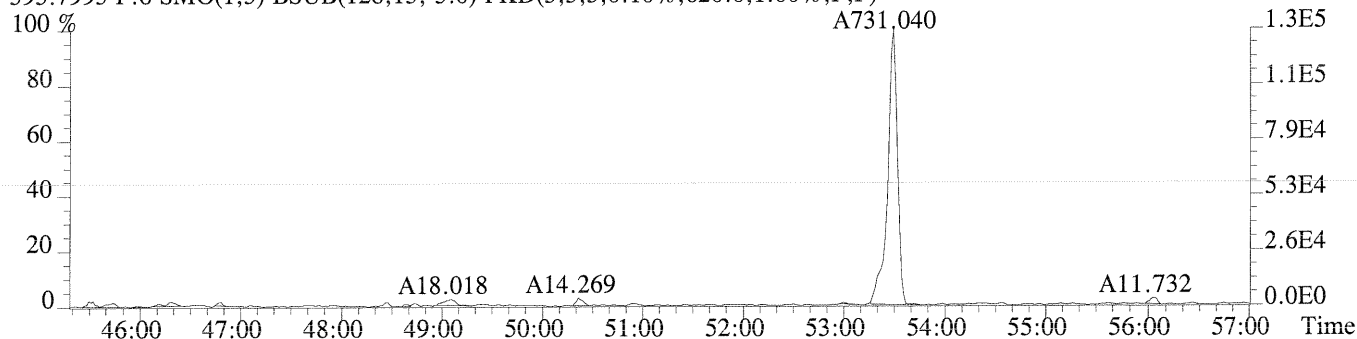


Sample#1 Exp:ICAL CS2


393.8025 F:6 SMO(1,3) BSUB(128,15,-3.0) PKD(3,3,3,0.10%,716.0,1.00%,F,F)



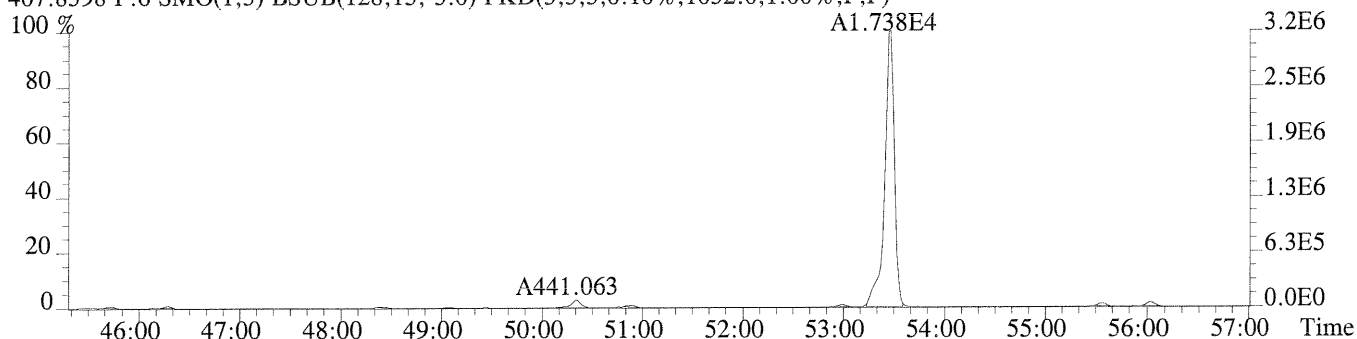
395.7995 F:6 SMO(1,3) BSUB(128,15,-3.0) PKD(3,3,3,0.10%,620.0,1.00%,F,F)



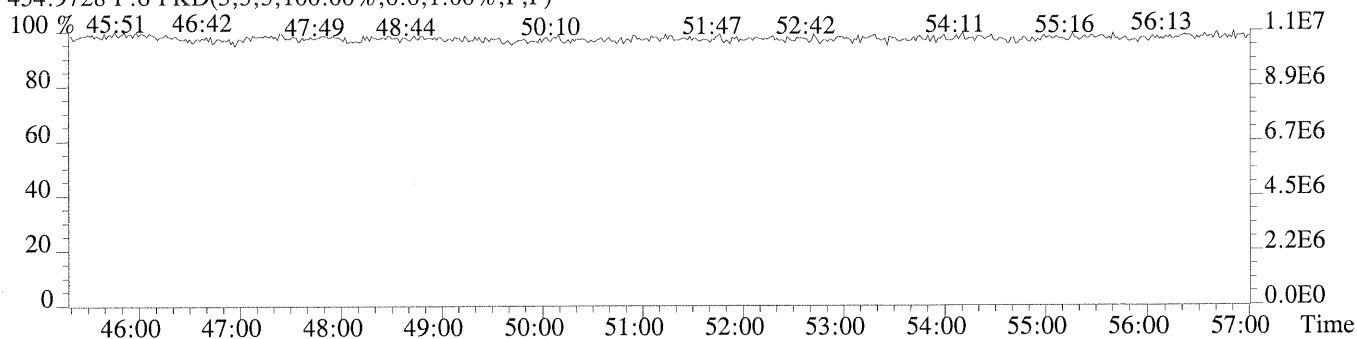
405.8428 F:6 SMO(1,3) BSUB(128,15,-3.0) PKD(3,3,3,0.10%,1016.0,1.00%,F,F)



407.8398 F:6 SMO(1,3) BSUB(128,15,-3.0) PKD(3,3,3,0.10%,1032.0,1.00%,F,F)

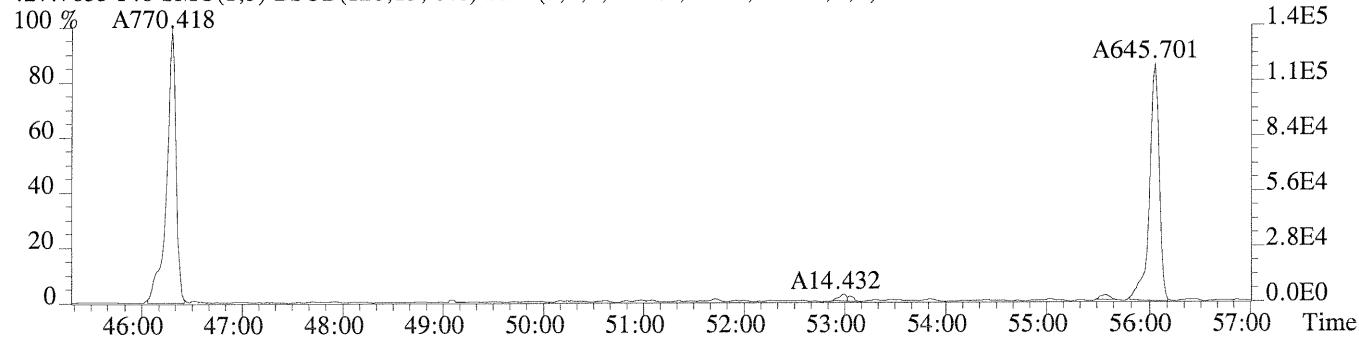


454.9728 F:6 PKD(5,3,5,100.00%,0.0,1.00%,F,F)

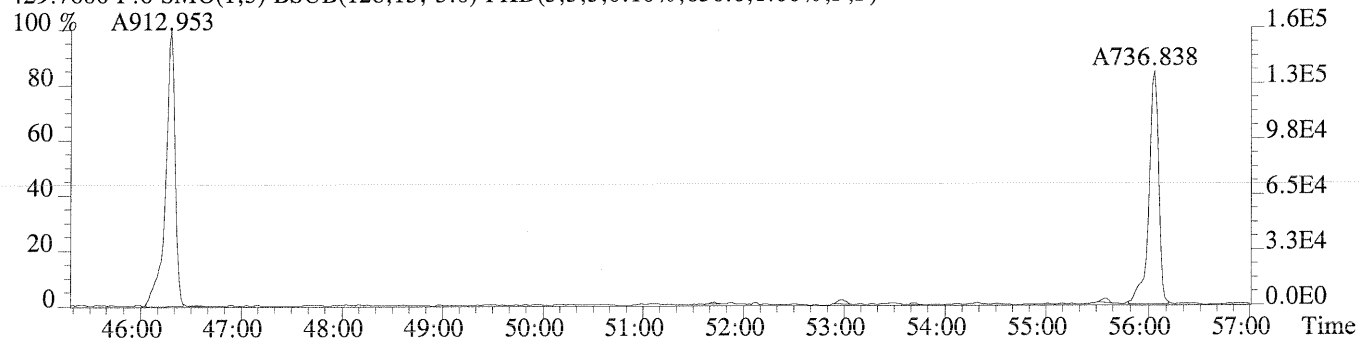


Sample#1 Exp:ICAL CS2

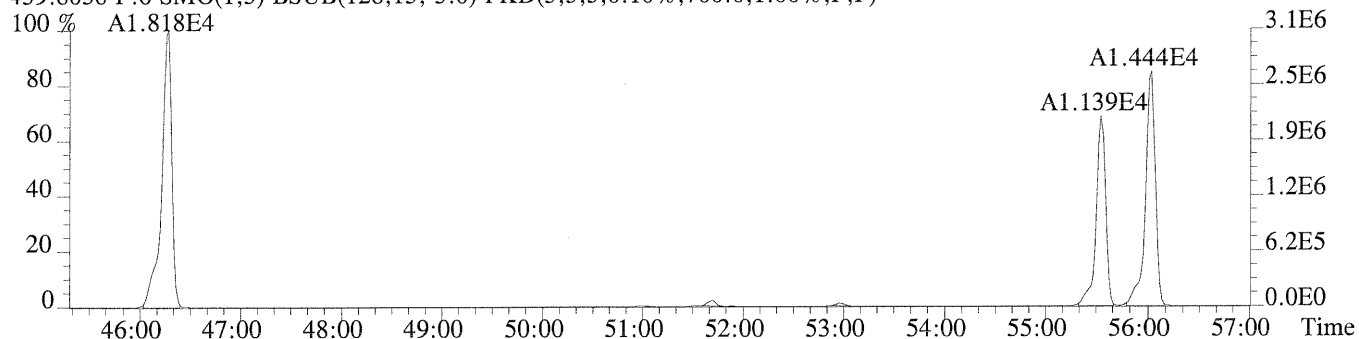
427.7635 F:6 SMO(1,3) BSUB(128,15,-3.0) PKD(3,3,3,0.10%,680.0,1.00%,F,F)



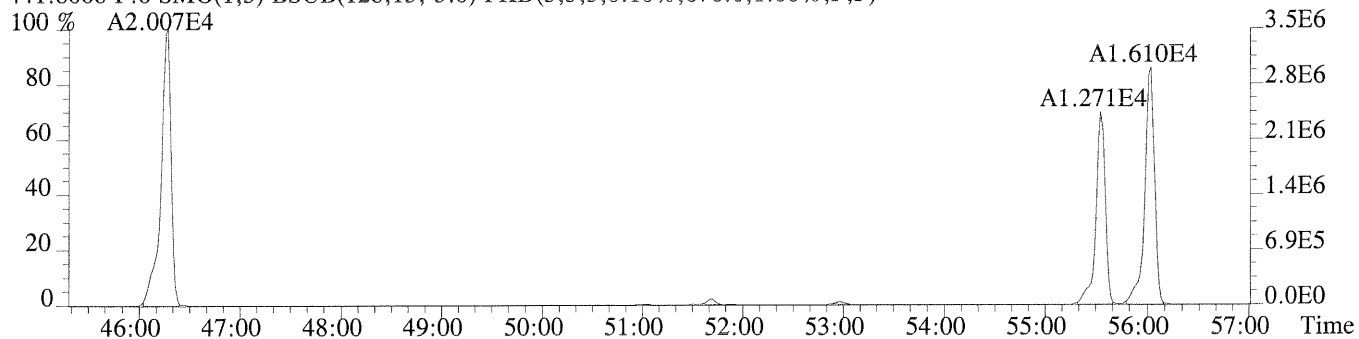
429.7606 F:6 SMO(1,3) BSUB(128,15,-3.0) PKD(3,3,3,0.10%,636.0,1.00%,F,F)



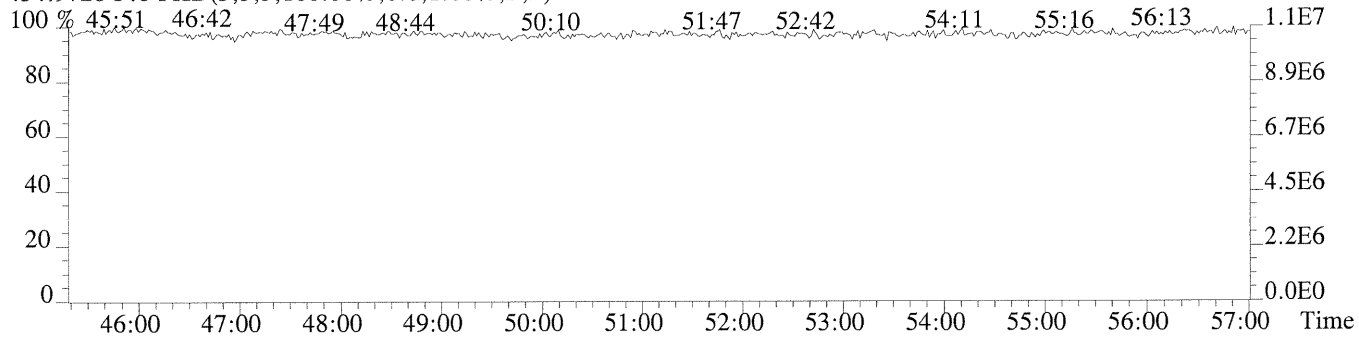
439.8038 F:6 SMO(1,3) BSUB(128,15,-3.0) PKD(3,3,3,0.10%,700.0,1.00%,F,F)



441.8008 F:6 SMO(1,3) BSUB(128,15,-3.0) PKD(3,3,3,0.10%,676.0,1.00%,F,F)

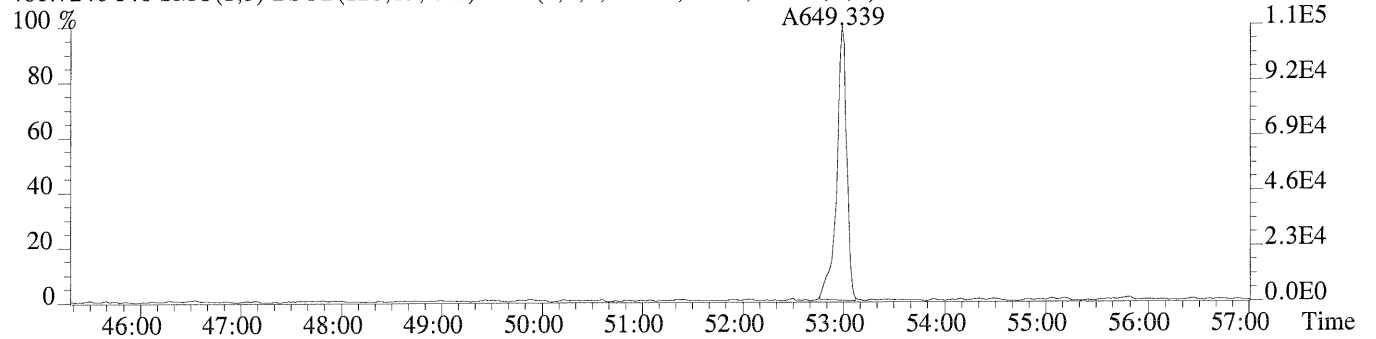


454.9728 F:6 PKD(5,3,5,100.00%,0.0,1.00%,F,F)

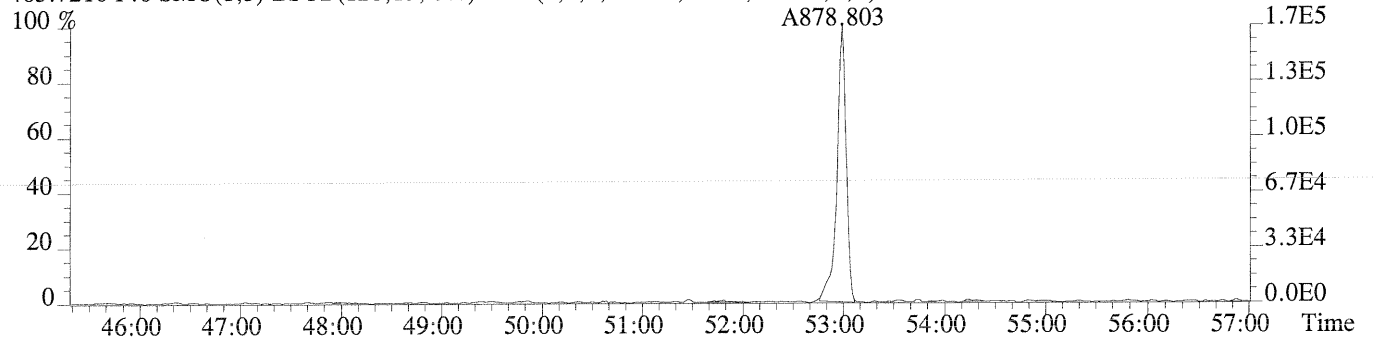


Sample#1 Exp:ICAL CS2

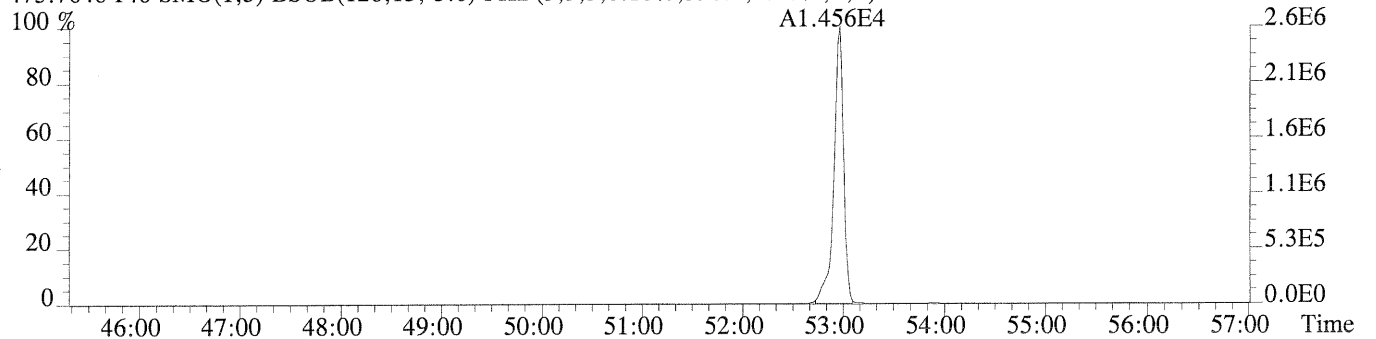
461.7246 F:6 SMO(1,3) BSUB(128,15,-3.0) PKD(3,3,3,0.10%,840.0,1.00%,F,F)



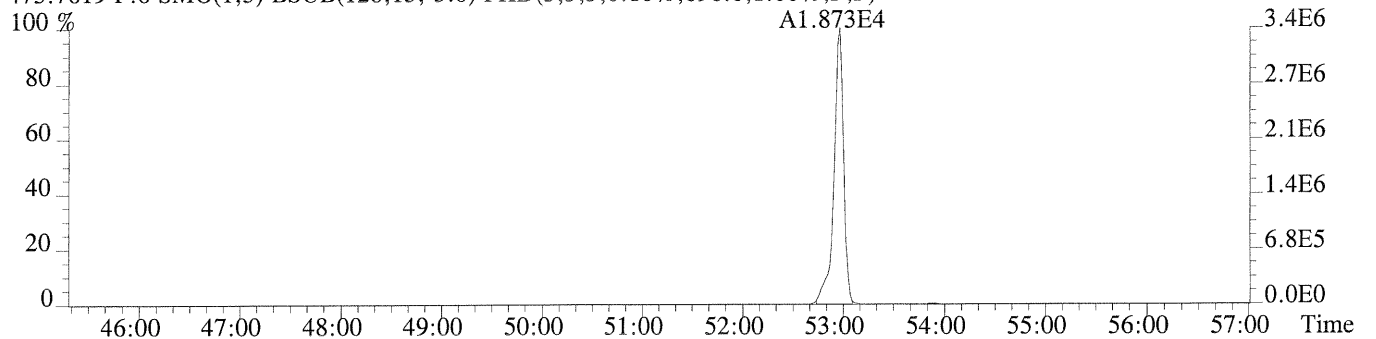
463.7216 F:6 SMO(1,3) BSUB(128,15,-3.0) PKD(3,3,3,0.10%,592.0,1.00%,F,F)



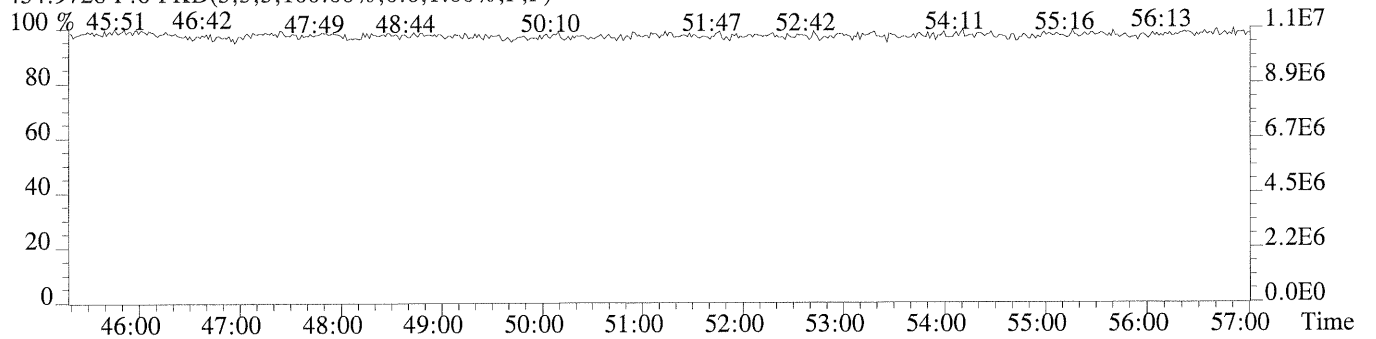
473.7648 F:6 SMO(1,3) BSUB(128,15,-3.0) PKD(3,3,3,0.10%,596.0,1.00%,F,F)



475.7619 F:6 SMO(1,3) BSUB(128,15,-3.0) PKD(3,3,3,0.10%,696.0,1.00%,F,F)

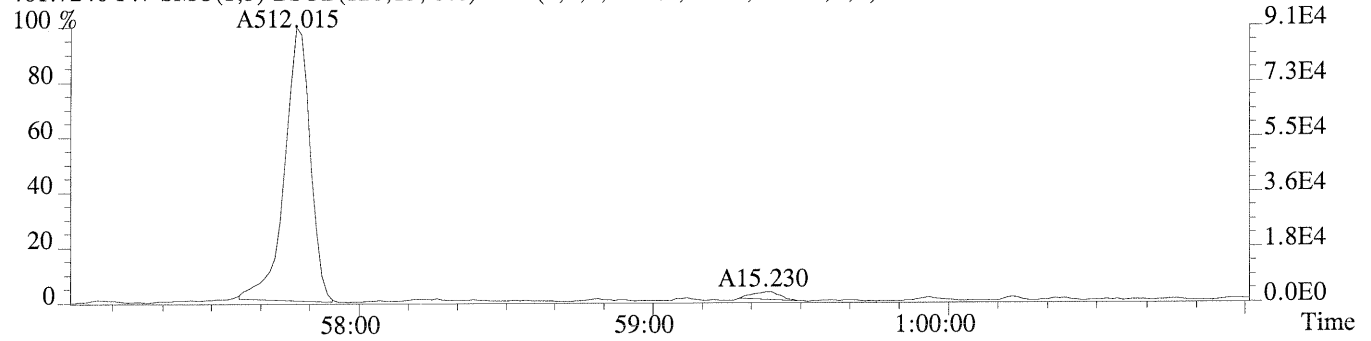


454.9728 F:6 PKD(5,3,5,100.00%,0.0,1.00%,F,F)

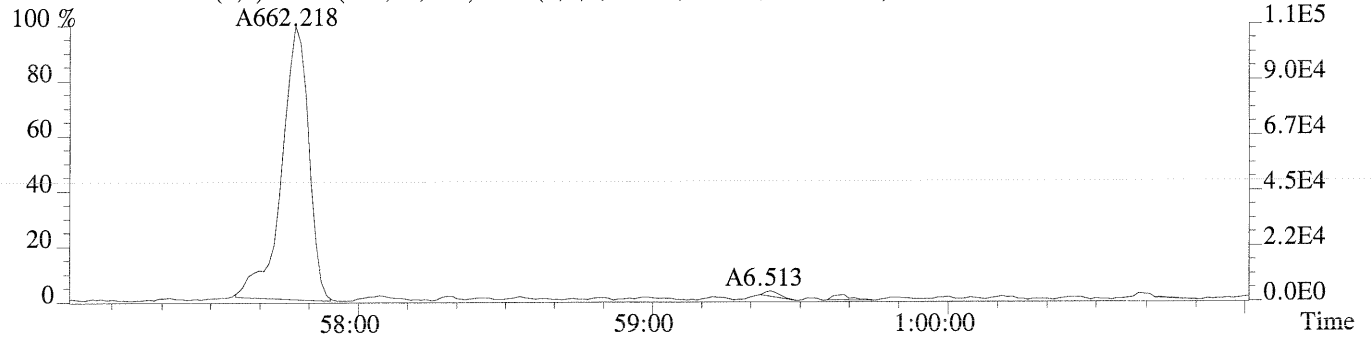


Sample#1 Exp:ICAL CS2

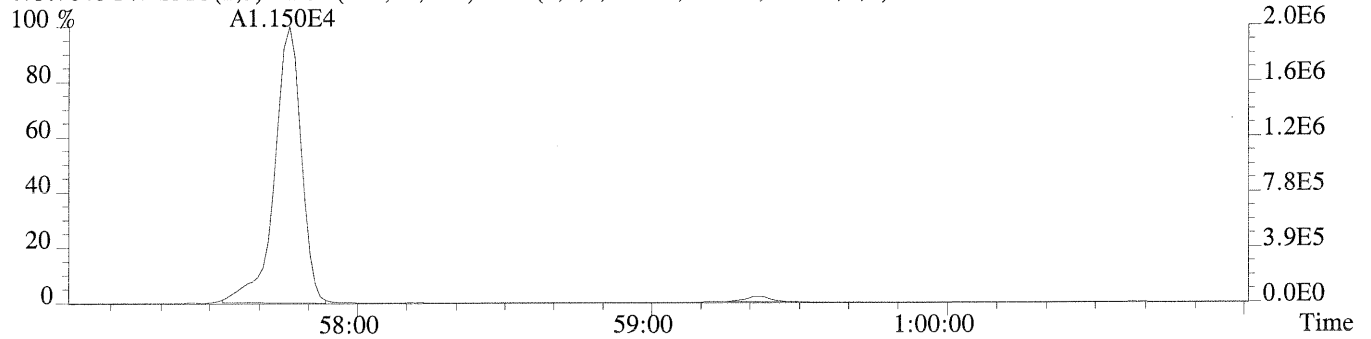
461.7246 F:7 SMO(1,3) BSUB(128,15,-3.0) PKD(3,3,3,0.10%,916.0,1.00%,F,F)



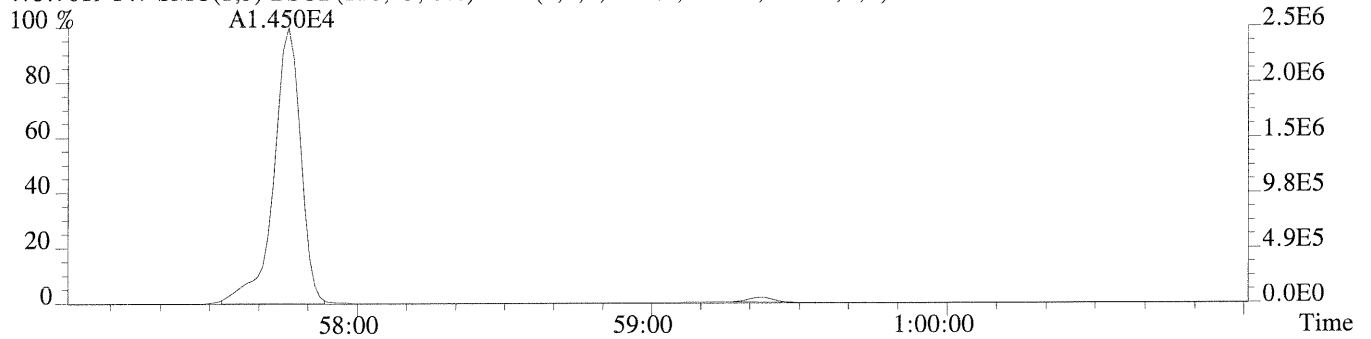
463.7216 F:7 SMO(1,3) BSUB(128,15,-3.0) PKD(3,3,3,0.10%,1500.0,1.00%,F,F)



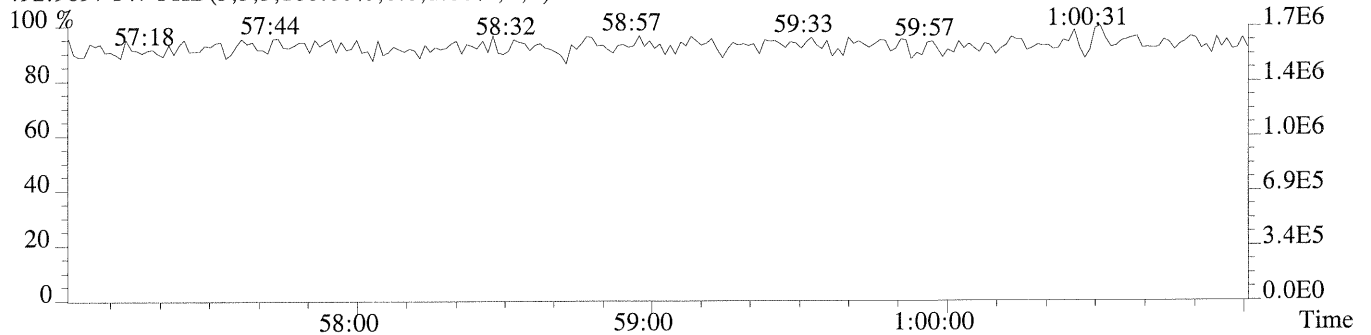
473.7648 F:7 SMO(1,3) BSUB(128,15,-3.0) PKD(3,3,3,0.10%,1652.0,1.00%,F,F)



475.7619 F:7 SMO(1,3) BSUB(128,15,-3.0) PKD(3,3,3,0.10%,1896.0,1.00%,F,F)

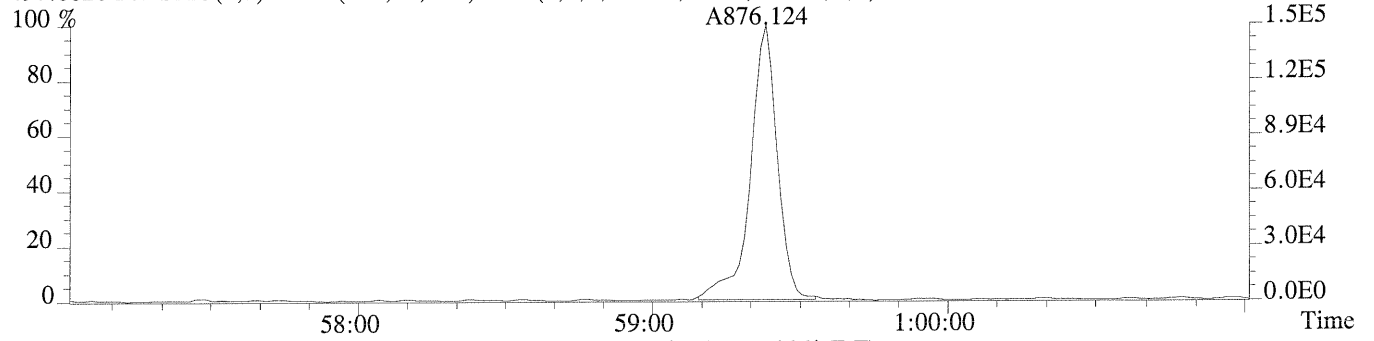


492.9697 F:7 PKD(5,3,5,100.00%,0.0,1.00%,F,F)

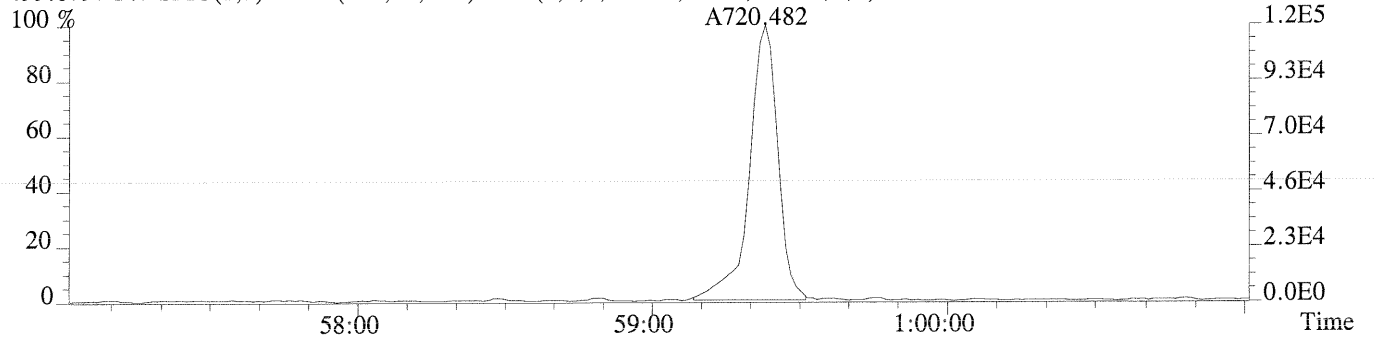


Sample#1 Exp:ICAL CS2

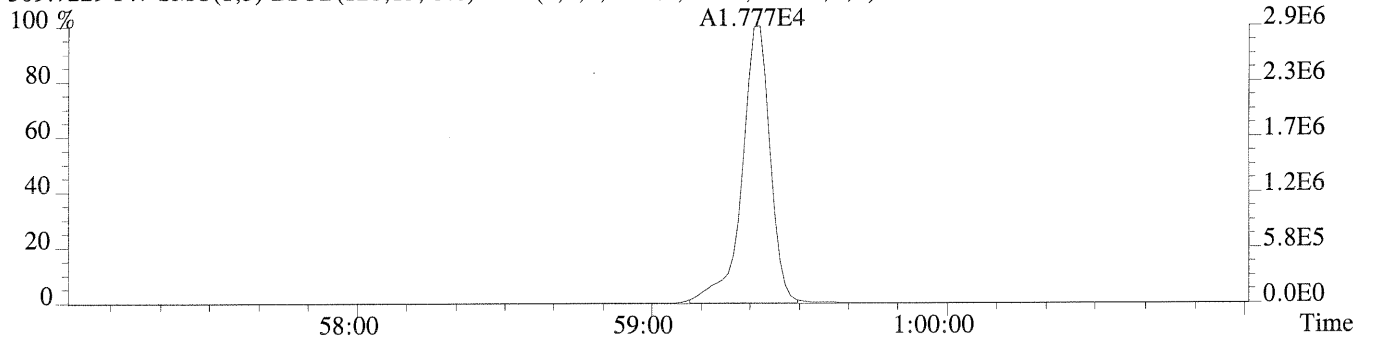
497.6826 F:7 SMO(1,3) BSUB(128,15,-3.0) PKD(3,3,3,0.10%,840.0,1.00%,F,F)



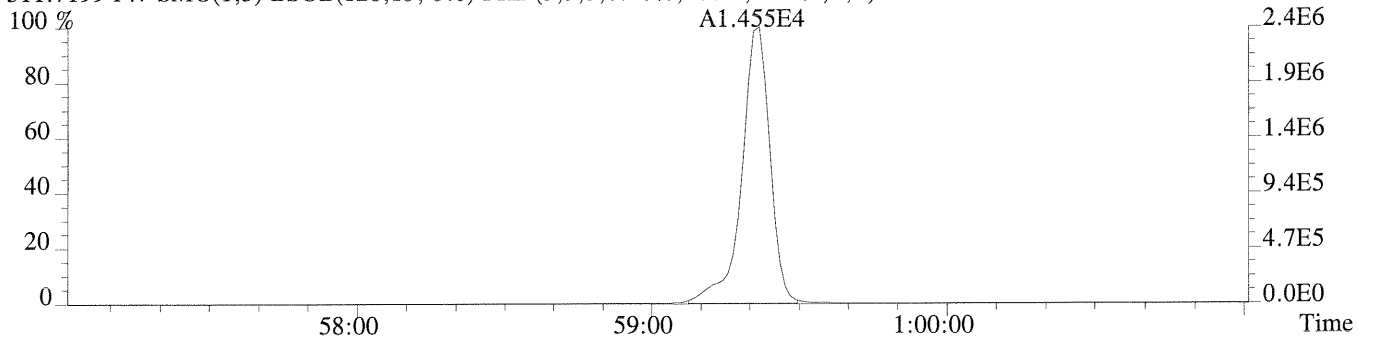
499.6797 F:7 SMO(1,3) BSUB(128,15,-3.0) PKD(3,3,3,0.10%,968.0,1.00%,F,F)



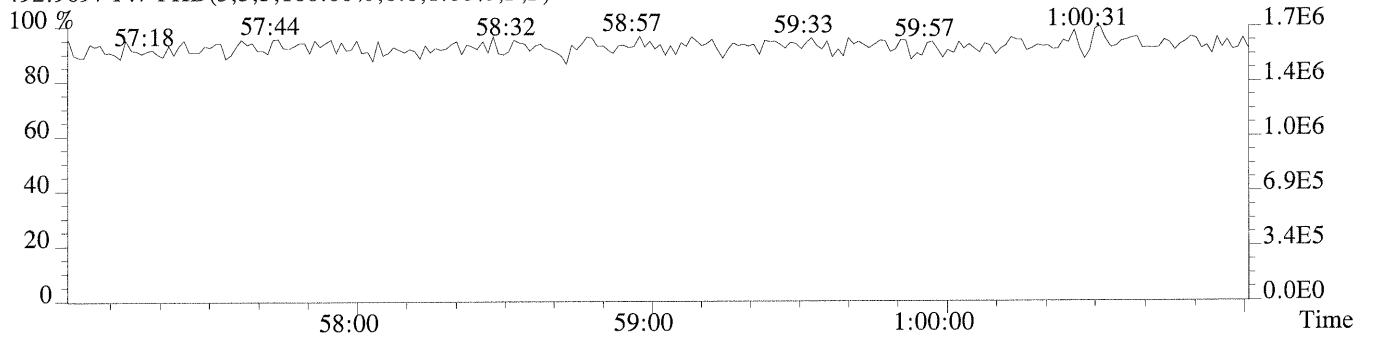
509.7229 F:7 SMO(1,3) BSUB(128,15,-3.0) PKD(3,3,3,0.10%,728.0,1.00%,F,F)



511.7199 F:7 SMO(1,3) BSUB(128,15,-3.0) PKD(3,3,3,0.10%,768.0,1.00%,F,F)



492.9697 F:7 PKD(5,3,5,100.00%,0.0,1.00%,F,F)



Columbia Analytical Services, Inc.
Sample Response Summary

CLIENT ID.
ICAL CS3

Run #3 Filename U220172 #1 Samp: 1 Inj: 1 Acquired: 19-AUG-09 17:49:32
Processed: 21-AUG-09 07:14:54 LAB. ID: ICAL CS3

Typ	Name	RT-1	Resp 1	Resp 2	Ratio	Meet	Mod?	RRT
1 1	2-MoCB	14:08	3.642e+04	1.181e+04	3.08	yes	no	1.001
2 3	4-MoCB	16:35	3.539e+04	1.146e+04	3.09	yes	no	1.001
3 4	22'-DiCB	16:51	1.810e+04	1.185e+04	1.53	yes	no	1.002
4 15	44'-DiCB	23:15	2.492e+04	1.572e+04	1.59	yes	no	1.001
5 19	22'6'-TrCB	20:15	1.105e+04	1.101e+04	1.00	yes	no	1.002
6 37	344'-TrCB	30:35	2.052e+04	2.100e+04	0.98	yes	no	1.001
7 54	22'66'-TeCB	23:32	1.306e+04	1.814e+04	0.72	yes	no	1.001
8 81	344'5-TeCB	37:29	1.413e+04	1.966e+04	0.72	yes	no	1.001
9 77	33'44'-TeCB	38:03	1.351e+04	1.872e+04	0.72	yes	no	1.000
10 104	22'466'-PeCB	29:18	2.099e+04	1.346e+04	1.56	yes	no	1.001
11 123	2'344'5-PeCB	40:03	1.935e+04	1.227e+04	1.58	yes	no	1.001
12 118	23'44'5-PeCB	40:23	1.918e+04	1.237e+04	1.55	yes	no	1.000
13 114	2344'5-PeCB	40:56	1.926e+04	1.191e+04	1.62	yes	no	1.001
14 105	233'44'-PeCB	41:34	1.867e+04	1.166e+04	1.60	yes	no	1.000
15 126	33'44'5-PeCB	44:41	1.615e+04	1.015e+04	1.59	yes	no	1.000
16 155	22'44'66'-HxCB	35:06	1.815e+04	1.578e+04	1.15	yes	no	1.000
17 167	23'44'55'-HxCB	46:33	1.186e+04	9.804e+03	1.21	yes	no	1.001
1856/7	233'44'5-HxCB	47:43	2.250e+04	1.895e+04	1.19	yes	no	1.000
19 169	33'44'55'-HxCB	50:58	9.187e+03	7.876e+03	1.17	yes	no	1.000
20 188	22'34'566'-HpCB	40:54	1.408e+04	1.489e+04	0.95	yes	no	1.001
21 189	233'44'55'-HpCB	53:30	7.965e+03	8.142e+03	0.98	yes	no	1.001
22 202	22'33'55'66'-OoCB	46:18	8.427e+03	1.004e+04	0.84	yes	no	1.001
23 205	233'44'55'6-OoCB	56:03	6.829e+03	8.128e+03	0.84	yes	no	1.001
24 208	22'33'4'55'66'-NoCB	52:59	7.575e+03	9.806e+03	0.77	yes	no	1.001
25 206	22'33'44'55'6-NoCB	57:47	5.400e+03	7.033e+03	0.77	yes	no	1.000
26 209	DeCB	59:23	9.221e+03	7.716e+03	1.19	yes	no	1.001
27 1L	13C-2-MoCB	14:07	6.404e+04	2.102e+04	3.05	yes	no	0.743
28 3L	13C-4-MoCB	16:34	6.569e+04	2.126e+04	3.09	yes	no	0.872
29 4L	13C-22'-DiCB	16:49	3.638e+04	2.422e+04	1.50	yes	no	0.885
30 15L	13C-44'-DiCB	23:14	4.724e+04	3.074e+04	1.54	yes	no	1.223
31 19L	13C-22'6'-TrCB	20:13	2.103e+04	2.114e+04	0.99	yes	no	1.064
32 37L	13C-344'-TrCB	30:34	3.700e+04	3.643e+04	1.02	yes	no	1.081
33 54L	13C-22'66'-TeCB	23:31	2.684e+04	3.446e+04	0.78	yes	no	0.831
34 81L	13C-344'5-TeCB	37:27	2.709e+04	3.494e+04	0.78	yes	no	1.324
35 77L	13C-33'44'-TeCB	38:02	2.651e+04	3.268e+04	0.81	yes	no	1.345
36104L	13C-22'466'-PeCB	29:16	4.211e+04	2.693e+04	1.56	yes	no	0.829
37123L	13C-2'344'5-PeCB	40:01	3.579e+04	2.320e+04	1.54	yes	no	1.133
38118L	13C-23'44'5-PeCB	40:22	3.790e+04	2.410e+04	1.57	yes	no	1.143
39114L	13C-2344'5-PeCB	40:54	3.548e+04	2.289e+04	1.55	yes	no	1.158
40105L	13C-233'44'-PeCB	41:33	3.402e+04	2.178e+04	1.56	yes	no	1.176
41126L	13C-33'44'5-PeCB	44:40	3.140e+04	2.009e+04	1.56	yes	no	1.265
42155L	13C-22'44'66'-HxCB	35:05	3.968e+04	3.173e+04	1.25	yes	no	0.807
43167L	13C-23'44'55'-HxCB	46:31	2.417e+04	1.801e+04	1.34	yes	no	1.069
4456/7	13C-233'44'5'-HxCB	47:42	4.485e+04	3.511e+04	1.28	yes	no	1.097
45169L	13C-33'44'55'-HxCB	50:57	1.842e+04	1.460e+04	1.26	yes	no	1.171
46188L	13C-22'34'566'-HpCB	40:52	3.194e+04	3.060e+04	1.04	yes	no	0.736
47189La	13C-233'44'55'-HpCB	53:27	1.674e+04	1.644e+04	1.02	yes	no	0.962
48202La	13C-22'33'55'66'-OoCB	46:16	1.918e+04	2.117e+04	0.91	yes	no	0.833
49205L,	13C-233'44'55'6-OoCB	56:01	1.581e+04	1.789e+04	0.88	yes	no	1.008
50208L7	13C-22'33'4'55'66'-NoCB	52:57	1.554e+04	1.996e+04	0.78	yes	no	0.953
51206L	13C-22'33'44'55'6-NoCB	57:46	1.123e+04	1.458e+04	0.77	yes	no	1.040
52209L	13C-DeCB	59:21	1.868e+04	1.579e+04	1.18	yes	no	1.068

53	28L	13C-244'-TrCB	26:24	4.227e+04	4.029e+04	1.05	yes	no	0.933
54	111L	13C-233'55'-PeCB	38:02	3.669e+04	2.342e+04	1.57	yes	no	1.077
55	178L	13C-22'33'55'6'-HpCB	43:56	2.028e+04	1.986e+04	1.02	yes	no	1.010
56	9L	13C-2,5-DiCB	19:00	4.530e+04	2.888e+04	1.57	yes	no	*
57	52L	13C-22'55'-TeCB	28:17	2.360e+04	3.039e+04	0.78	yes	no	*
58	101L	13C-22'4'55'-PeCB	35:19	2.966e+04	1.840e+04	1.61	yes	no	*
59	138L	13C-22'3'44'5'-HxCB	43:30	2.584e+04	2.082e+04	1.24	yes	no	*
60	194L	13C-22'33'44'55'-OcCB	55:33	1.140e+04	1.269e+04	0.90	yes	no	*

Columbia Analytical Services, Inc.
Signal/Noise Height Ratio Summary

CLIENT ID.
ICAL CS3

Run #3 Filename U220172 Samp: 1 Inj: 1 Acquired: 19-AUG-09 17:49:32
Processed: 21-AUG-09 07:14:541 LAB. ID: ICAL CS3

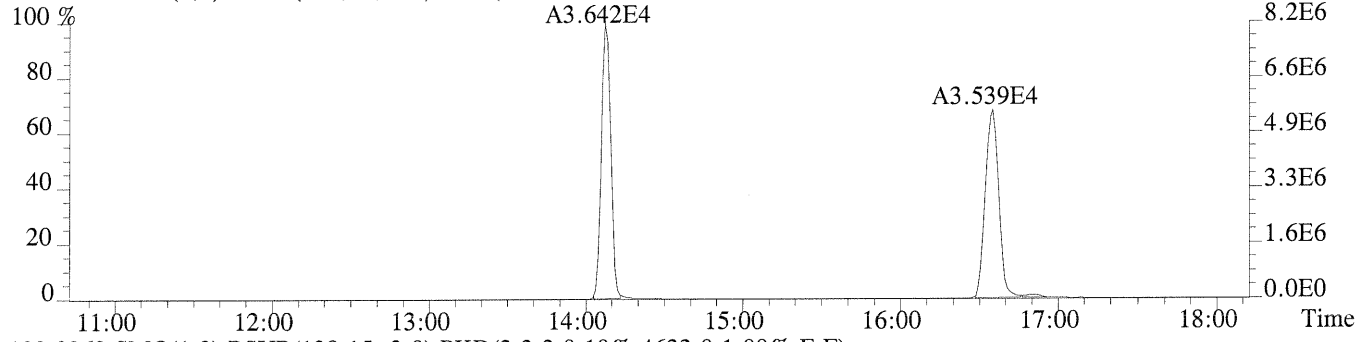
	Name	Signal 1	Noise 1	S/N Rat.1	Signal 2	Noise 2	S/N Rat.2
1	2-MoCB	8.21e+06	4.09e+03	2.0e+03	2.66e+06	4.63e+03	5.8e+02
2	4-MoCB	5.59e+06	4.09e+03	1.4e+03	1.81e+06	4.63e+03	3.9e+02
3	22'-DiCB	2.92e+06	5.18e+03	5.6e+02	1.93e+06	3.91e+04	4.9e+01
4	44'-DiCB	2.95e+06	2.42e+03	1.2e+03	1.85e+06	1.52e+04	1.2e+02
5	22'6'-TrCB	1.60e+06	5.26e+03	3.0e+02	1.59e+06	1.57e+03	1.0e+03
6	344'-TrCB	2.13e+06	7.60e+03	2.8e+02	2.15e+06	2.29e+03	9.4e+02
7	22'66'-TeCB	1.64e+06	1.26e+03	1.3e+03	2.31e+06	1.02e+03	2.3e+03
8	344'5-TeCB	1.83e+06	1.30e+03	1.4e+03	2.54e+06	1.72e+03	1.5e+03
9	33'44'-TeCB	1.78e+06	1.30e+03	1.4e+03	2.41e+06	1.72e+03	1.4e+03
10	22'466'-PeCB	2.25e+06	1.87e+03	1.2e+03	1.45e+06	1.98e+03	7.3e+02
11	2'344'5-PeCB	2.82e+06	1.96e+04	1.4e+02	1.77e+06	8.75e+03	2.0e+02
12	23'44'5-PeCB	2.79e+06	1.96e+04	1.4e+02	1.81e+06	8.75e+03	2.1e+02
13	2344'5-PeCB	2.82e+06	1.96e+04	1.4e+02	1.74e+06	8.75e+03	2.0e+02
14	233'44'-PeCB	2.76e+06	1.96e+04	1.4e+02	1.70e+06	8.75e+03	1.9e+02
15	33'44'5-PeCB	2.43e+06	1.96e+04	1.2e+02	1.51e+06	8.75e+03	1.7e+02
16	22'44'66'-HxCB	2.28e+06	9.44e+02	2.4e+03	1.99e+06	9.64e+02	2.1e+03
17	23'44'55'-HxCB	2.28e+06	1.60e+03	1.4e+03	1.92e+06	7.72e+02	2.5e+03
18	233'44'5-HxCB	3.48e+06	1.60e+03	2.2e+03	2.92e+06	7.72e+02	3.8e+03
19	33'44'55'-HxCB	1.75e+06	1.60e+03	1.1e+03	1.49e+06	7.72e+02	1.9e+03
20	22'34'566'-HpCB	2.08e+06	1.44e+03	1.4e+03	2.21e+06	9.48e+02	2.3e+03
21	233'44'55'-HpCB	1.53e+06	1.50e+03	1.0e+03	1.57e+06	1.18e+03	1.3e+03
22	22'33'55'66'-OxCB	1.61e+06	1.03e+03	1.6e+03	1.92e+06	1.15e+03	1.7e+03
23	233'44'55'6-OxCB	1.30e+06	1.03e+03	1.3e+03	1.56e+06	1.15e+03	1.4e+03
24	22'33'4'55'66'-NoCB	1.47e+06	1.05e+03	1.4e+03	1.91e+06	1.32e+03	1.4e+03
25	22'33'44'55'6-NoCB	9.48e+05	1.31e+03	7.2e+02	1.24e+06	1.36e+03	9.1e+02
26	DeCB	1.56e+06	8.20e+02	1.9e+03	1.31e+06	8.88e+02	1.5e+03
27	13C-2-MoCB	1.42e+07	4.54e+03	3.1e+03	4.74e+06	1.49e+04	3.2e+02
28	13C-4-MoCB	1.03e+07	4.54e+03	2.3e+03	3.33e+06	1.49e+04	2.2e+02
29	13C-22'-DiCB	5.91e+06	3.30e+03	1.8e+03	3.94e+06	4.14e+03	9.5e+02
30	13C-44'-DiCB	5.54e+06	3.32e+03	1.7e+03	3.66e+06	3.50e+03	1.0e+03
31	13C-22'6'-TrCB	3.05e+06	8.52e+04	3.6e+01	3.03e+06	2.28e+04	1.3e+02
32	13C-344'-TrCB	3.82e+06	6.27e+04	6.1e+01	3.67e+06	3.12e+04	1.2e+02
33	13C-22'66'-TeCB	3.42e+06	5.46e+03	6.3e+02	4.40e+06	3.00e+03	1.5e+03
34	13C-344'5-TeCB	3.53e+06	5.21e+03	6.8e+02	4.60e+06	3.98e+03	1.2e+03
35	13C-33'44'-TeCB	3.37e+06	5.21e+03	6.5e+02	4.22e+06	3.98e+03	1.1e+03
36	13C-22'466'-PeCB	4.58e+06	2.01e+03	2.3e+03	2.96e+06	1.98e+03	1.5e+03
37	13C-2'344'5-PeCB	5.10e+06	3.60e+03	1.4e+03	3.33e+06	7.25e+03	4.6e+02
38	13C-23'44'5-PeCB	5.35e+06	3.60e+03	1.5e+03	3.41e+06	7.25e+03	4.7e+02
39	13C-2344'5-PeCB	5.13e+06	3.60e+03	1.4e+03	3.34e+06	7.25e+03	4.6e+02
40	13C-233'44'-PeCB	4.92e+06	3.60e+03	1.4e+03	3.17e+06	7.25e+03	4.4e+02
41	13C-33'44'5-PeCB	4.63e+06	3.60e+03	1.3e+03	2.96e+06	7.25e+03	4.1e+02
42	13C-22'44'66'-HxCB	5.05e+06	9.96e+02	5.1e+03	4.08e+06	1.30e+03	3.2e+03
43	13C-23'44'55'-HxCB	4.68e+06	3.39e+03	1.4e+03	3.46e+06	2.23e+03	1.6e+03
44	13C-233'44'5'-HxCB	6.90e+06	3.39e+03	2.0e+03	5.49e+06	2.23e+03	2.5e+03
45	13C-33'44'55'-HxCB	3.51e+06	3.39e+03	1.0e+03	2.74e+06	2.23e+03	1.2e+03
46	13C-22'34'566'-HpCB	4.78e+06	1.46e+03	3.3e+03	4.59e+06	7.60e+02	6.0e+03
47	13C-233'44'55'-HpCB	3.16e+06	1.82e+03	1.7e+03	3.13e+06	1.15e+03	2.7e+03
48	13C-22'33'55'66'-OxCB	3.70e+06	7.88e+02	4.7e+03	4.17e+06	1.28e+03	3.3e+03
49	13C-233'44'55'6-OxCB	3.05e+06	7.88e+02	3.9e+03	3.50e+06	1.28e+03	2.7e+03
50	13C-22'33'4'55'66'-NoCB	2.96e+06	8.60e+02	3.4e+03	3.82e+06	8.20e+02	4.7e+03
51	13C-22'33'44'55'6-NoCB	1.95e+06	1.34e+03	1.5e+03	2.53e+06	1.77e+03	1.4e+03
52	13C-DeCB	3.22e+06	8.20e+02	3.9e+03	2.75e+06	6.52e+02	4.2e+03

53	13C-244'-TrCB	4.28e+06	6.27e+04	6.8e+01	4.08e+06	3.12e+04	1.3e+02
54	13C-233'55'-PeCB	5.02e+06	2.01e+03	2.5e+03	3.21e+06	1.60e+03	2.0e+03
55	13C-22'33'55'6-HpCB	3.18e+06	1.46e+03	2.2e+03	3.11e+06	7.60e+02	4.1e+03
56	13C-2,5-DiCB	6.88e+06	3.32e+03	2.1e+03	4.42e+06	3.50e+03	1.3e+03
57	13C-22'55'-TeCB	2.51e+06	4.24e+03	5.9e+02	3.22e+06	3.31e+03	9.7e+02
58	13C-22'4'55'-PeCB	3.83e+06	2.01e+03	1.9e+03	2.33e+06	1.60e+03	1.5e+03
59	13C-22'3'44'5'-HxCB	3.93e+06	1.17e+03	3.4e+03	3.19e+06	1.30e+03	2.4e+03
60	13C-22'33'44'55'-OxCB	2.24e+06	7.88e+02	2.8e+03	2.47e+06	1.28e+03	1.9e+03

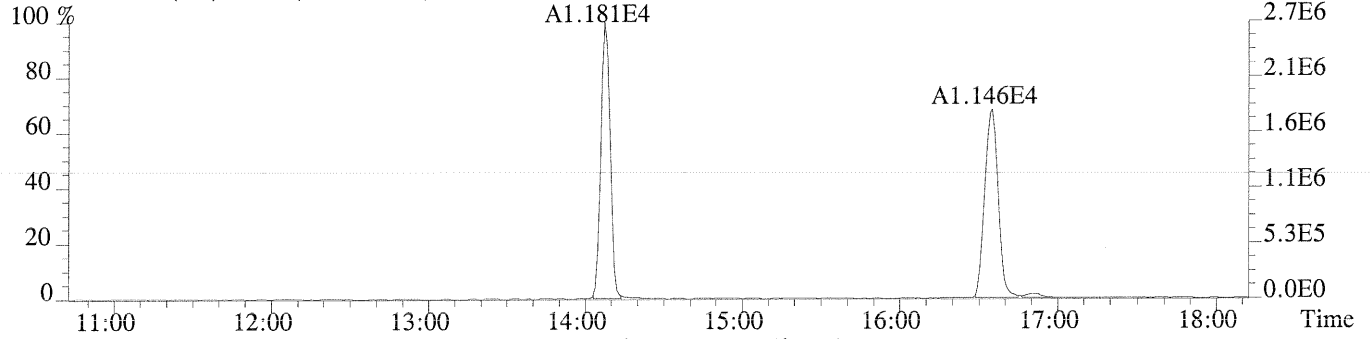
File:U220172 #1-482 Acq:19-AUG-2009 17:49:32 Probe EI+ Magnet SIR VG BioTech Mass spectf

Sample#1 Exp:ICAL CS3

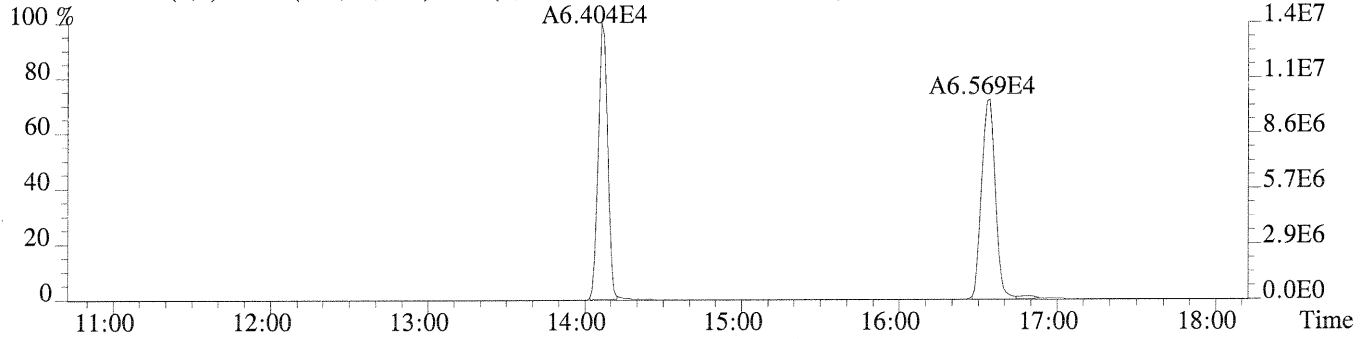
188.0393 SMO(1,3) BSUB(128,15,-3.0) PKD(3,3,3,0.10%,4092.0,1.00%,F,F)



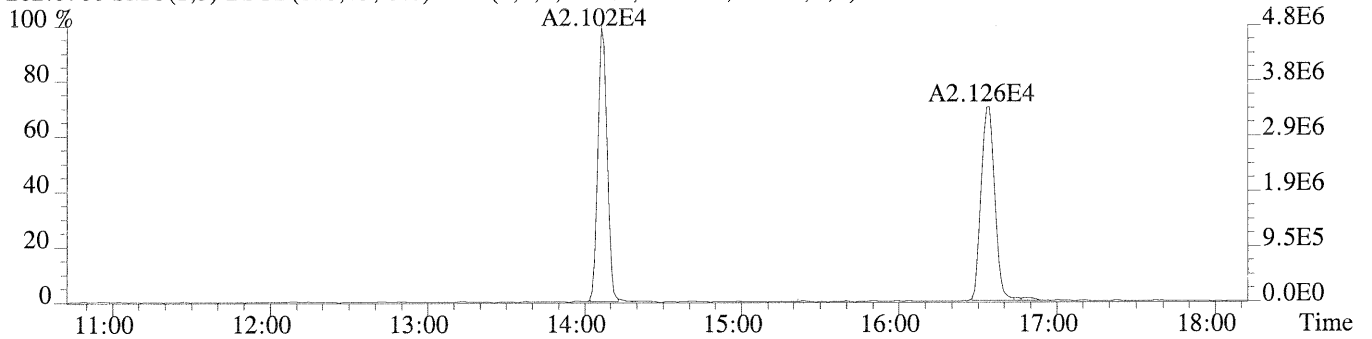
190.0363 SMO(1,3) BSUB(128,15,-3.0) PKD(3,3,3,0.10%,4632.0,1.00%,F,F)



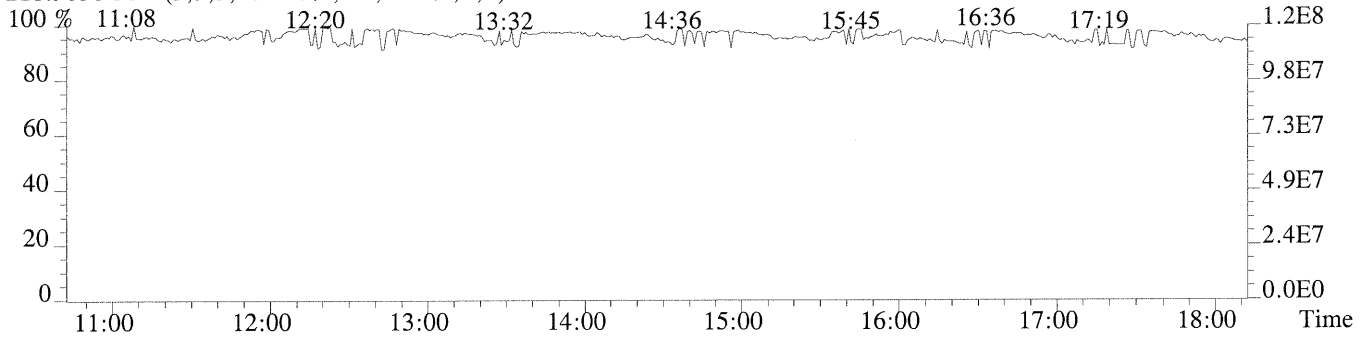
200.0795 SMO(1,3) BSUB(128,15,-3.0) PKD(3,3,3,0.10%,4536.0,1.00%,F,F)



202.0766 SMO(1,3) BSUB(128,15,-3.0) PKD(3,3,3,0.10%,14936.0,1.00%,F,F)

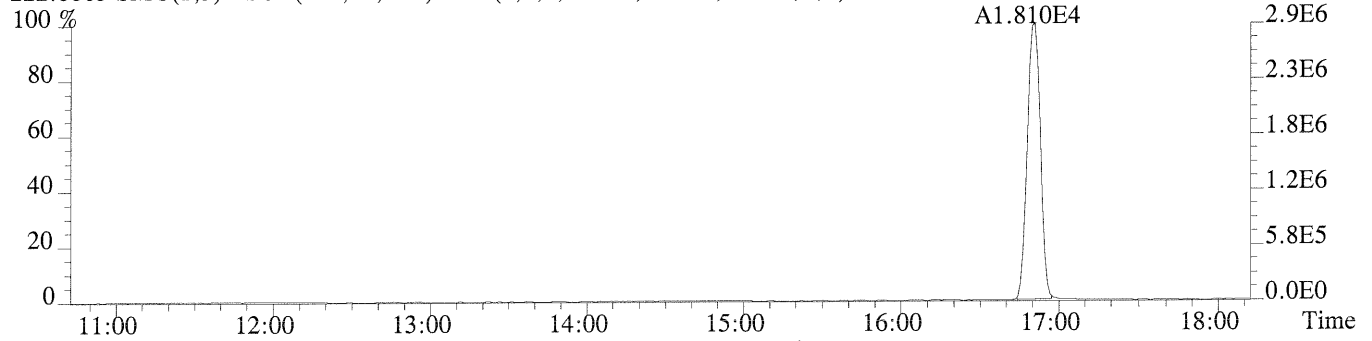


218.9856 PKD(3,3,3,100.00%,0.0,1.00%,F,F)

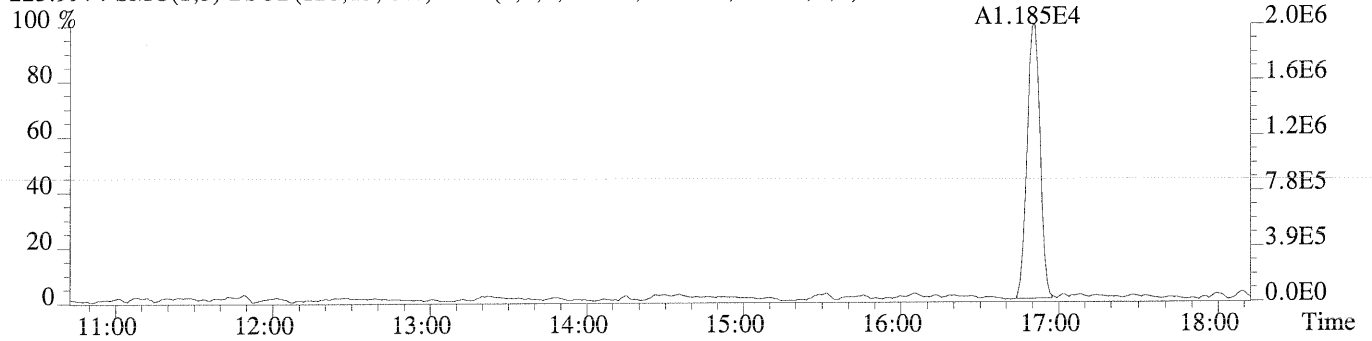


Sample#1 Exp:ICAL CS3

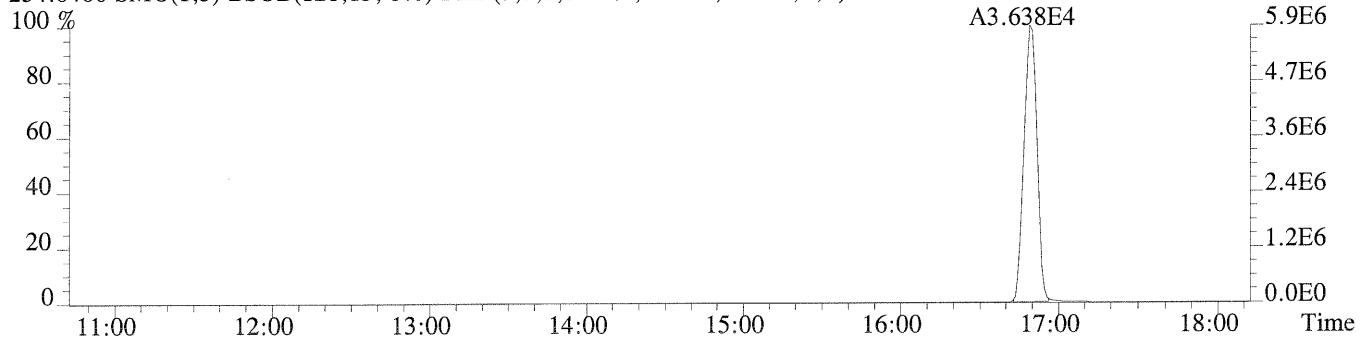
222.0003 SMO(1,3) BSUB(128,15,-3.0) PKD(3,3,3,0.10%,5180.0,1.00%,F,F)



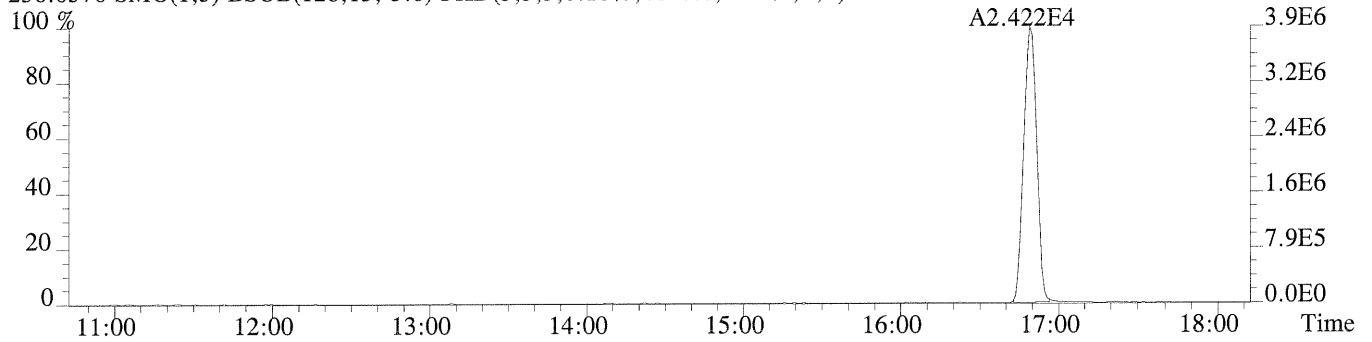
223.9974 SMO(1,3) BSUB(128,15,-3.0) PKD(3,3,3,0.10%,39140.0,1.00%,F,F)



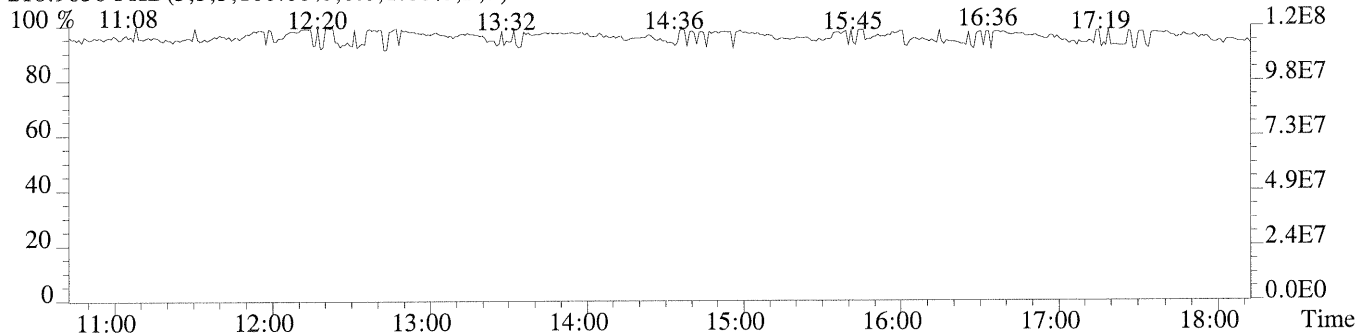
234.0406 SMO(1,3) BSUB(128,15,-3.0) PKD(3,3,3,0.10%,3296.0,1.00%,F,F)



236.0376 SMO(1,3) BSUB(128,15,-3.0) PKD(3,3,3,0.10%,4140.0,1.00%,F,F)

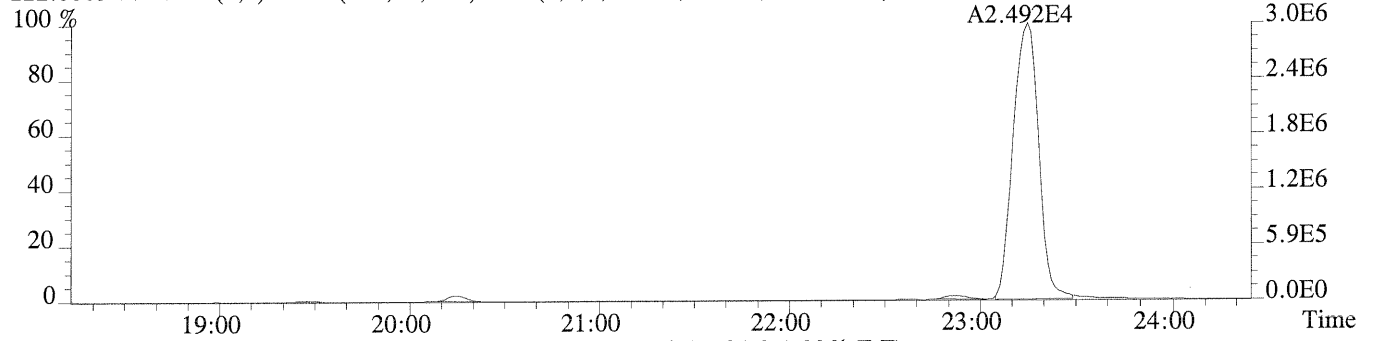


218.9856 PKD(3,3,3,100.00%,0.0,1.00%,F,F)

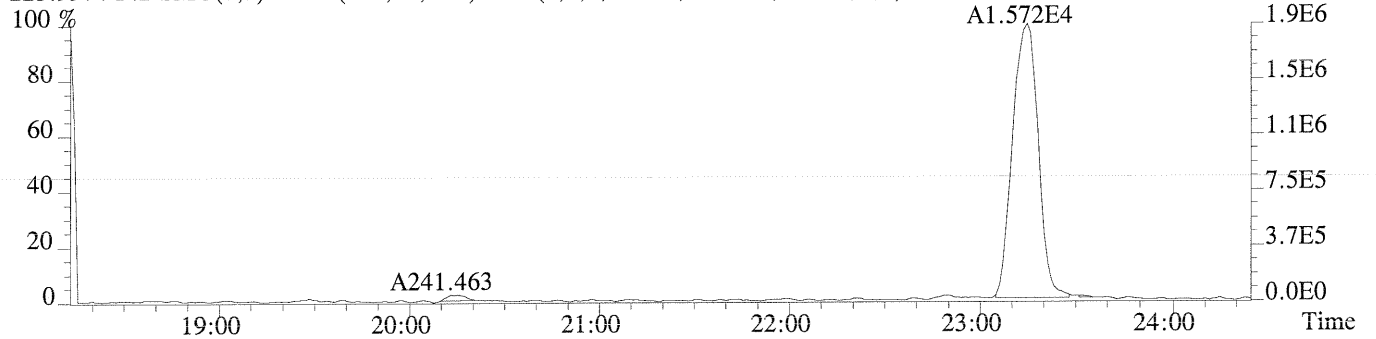


Sample#1 Exp:ICAL CS3

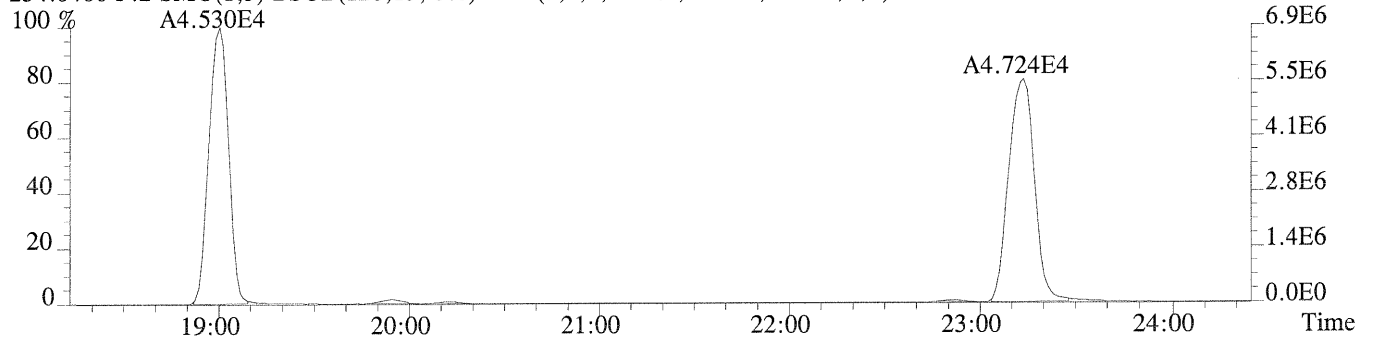
222.0003 F:2 SMO(1,3) BSUB(128,15,-3.0) PKD(3,3,3,0.10%,2416.0,1.00%,F,F)



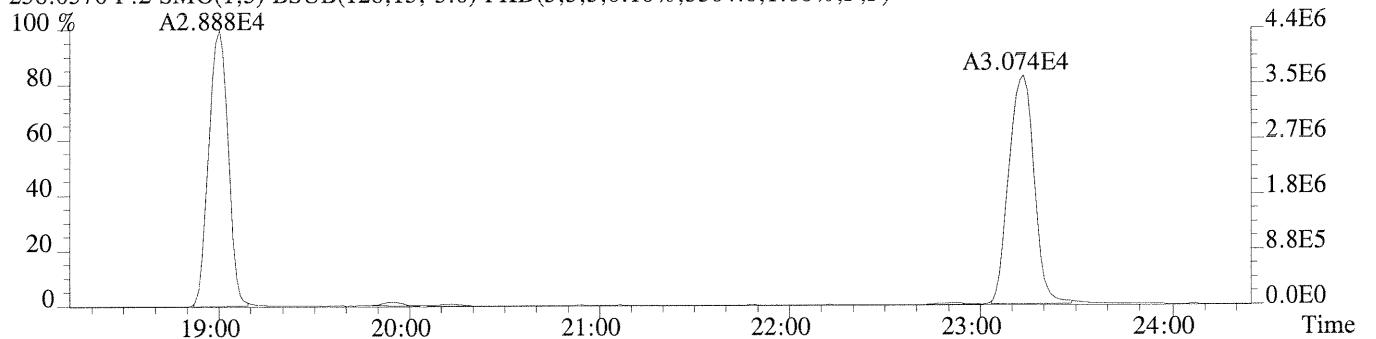
223.9974 F:2 SMO(1,3) BSUB(128,15,-3.0) PKD(3,3,3,0.10%,15184.0,1.00%,F,F)



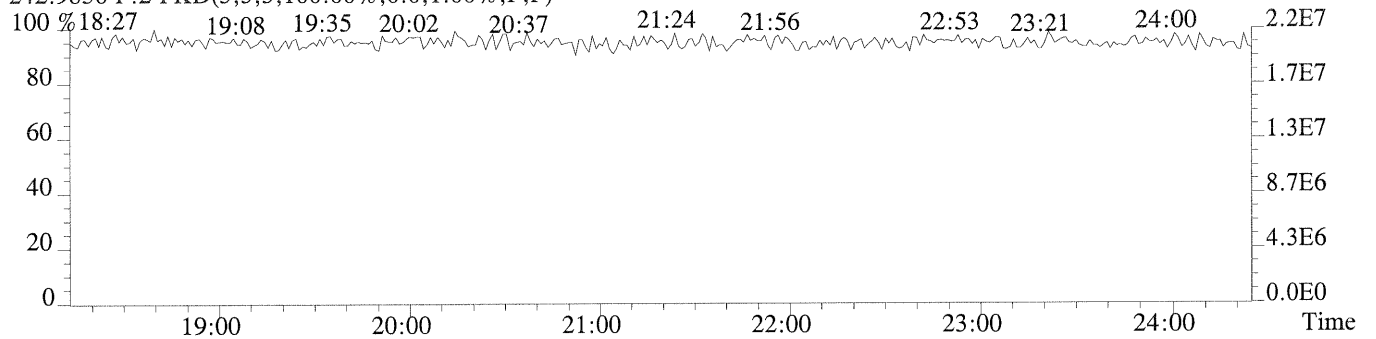
234.0406 F:2 SMO(1,3) BSUB(128,15,-3.0) PKD(3,3,3,0.10%,3316.0,1.00%,F,F)



236.0376 F:2 SMO(1,3) BSUB(128,15,-3.0) PKD(3,3,3,0.10%,3504.0,1.00%,F,F)



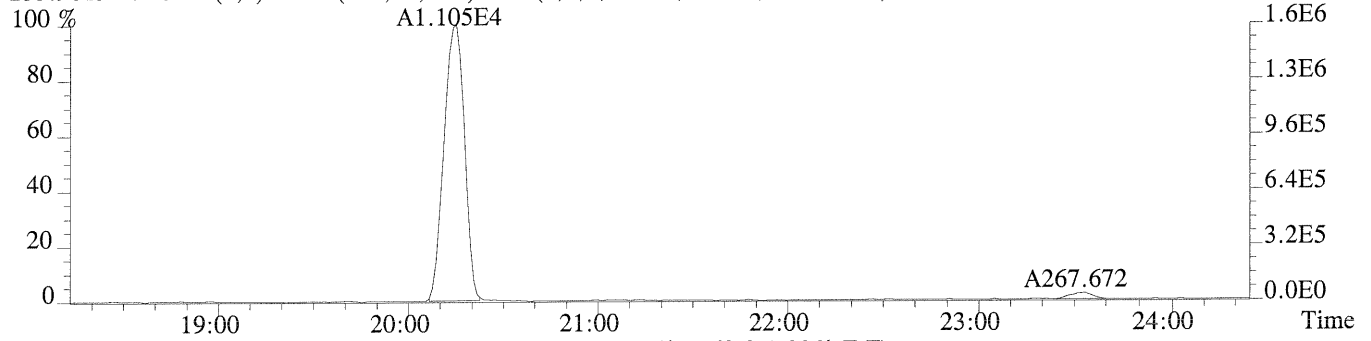
242.9856 F:2 PKD(3,3,3,100.00%,0.0,1.00%,F,F)



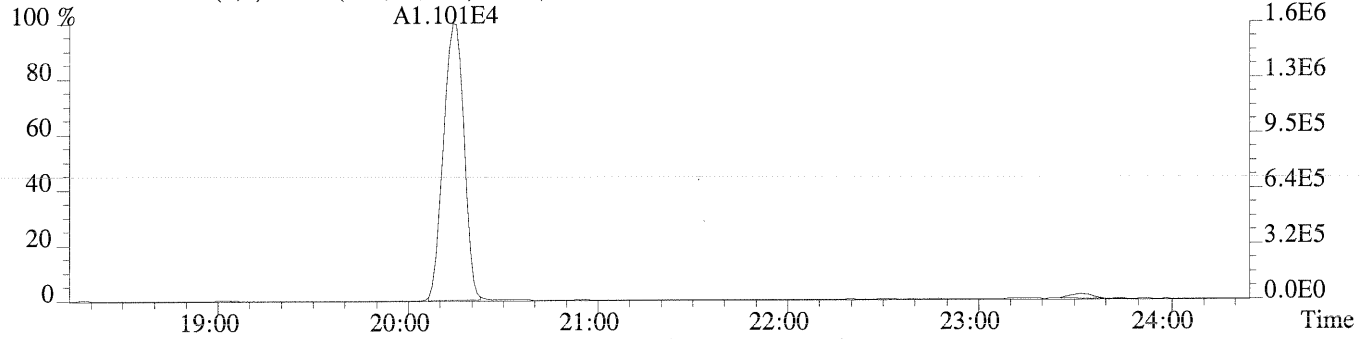
File:U220172 #1-342 Acq:19-AUG-2009 17:49:32 Probe EI+ Magnet SIR VG BioTech Mass spectf

Sample#1 Exp:ICAL CS3

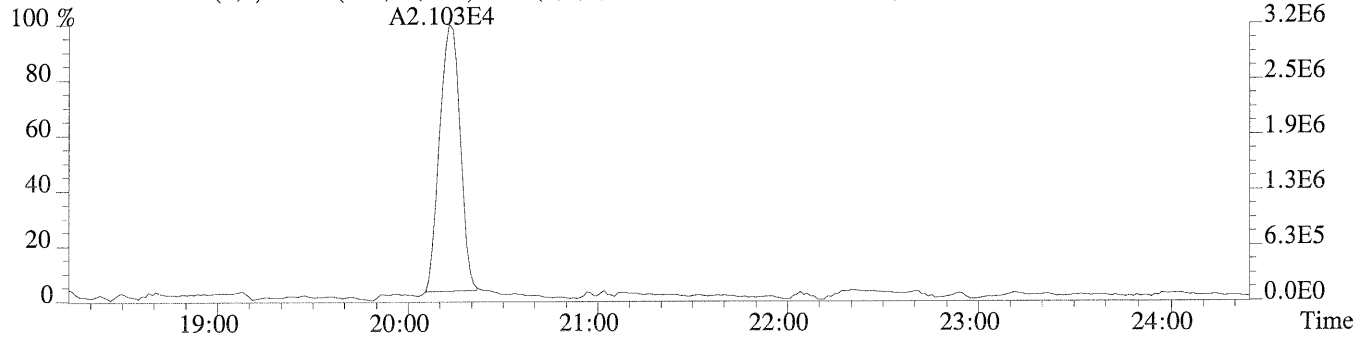
255.9613 F:2 SMO(1,3) BSUB(128,15,-3.0) PKD(3,3,3,0.10%,5260.0,1.00%,F,F)



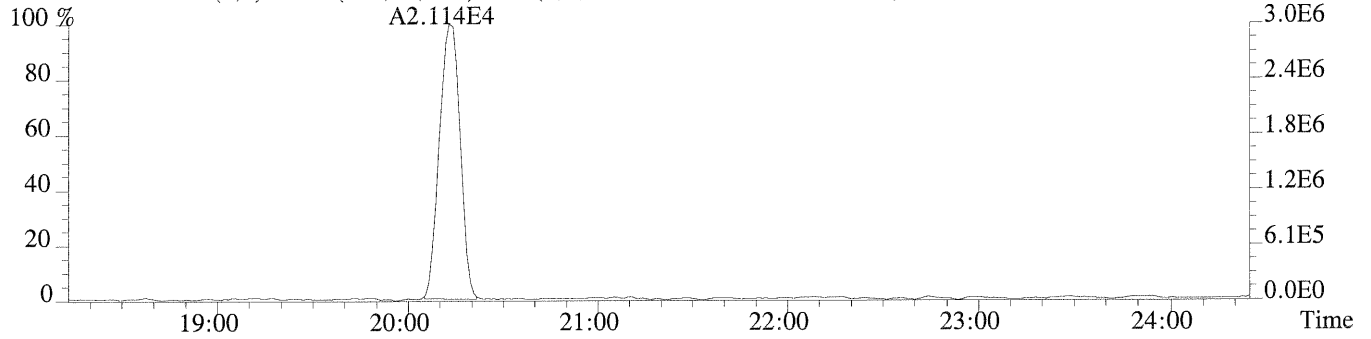
257.9584 F:2 SMO(1,3) BSUB(128,15,-3.0) PKD(3,3,3,0.10%,1568.0,1.00%,F,F)



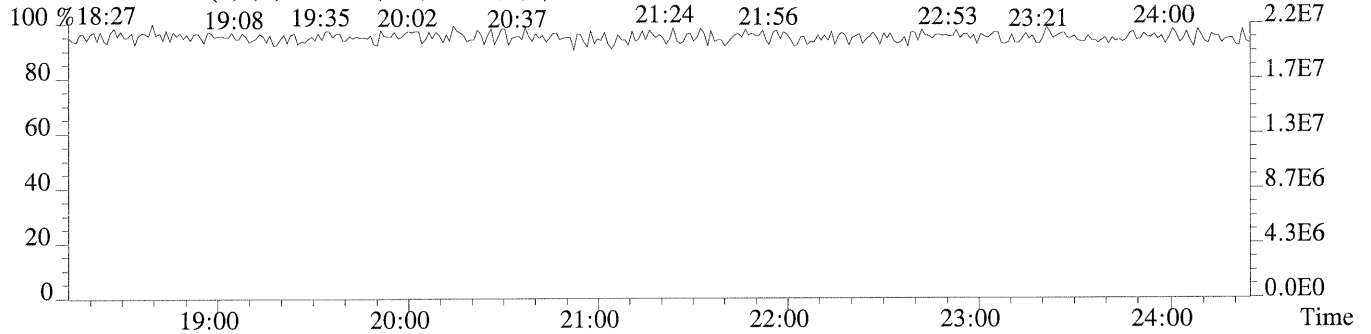
268.0016 F:2 SMO(1,3) BSUB(128,15,-3.0) PKD(3,3,3,0.10%,85240.0,1.00%,F,F)



269.9986 F:2 SMO(1,3) BSUB(128,15,-3.0) PKD(3,3,3,0.10%,22780.0,1.00%,F,F)

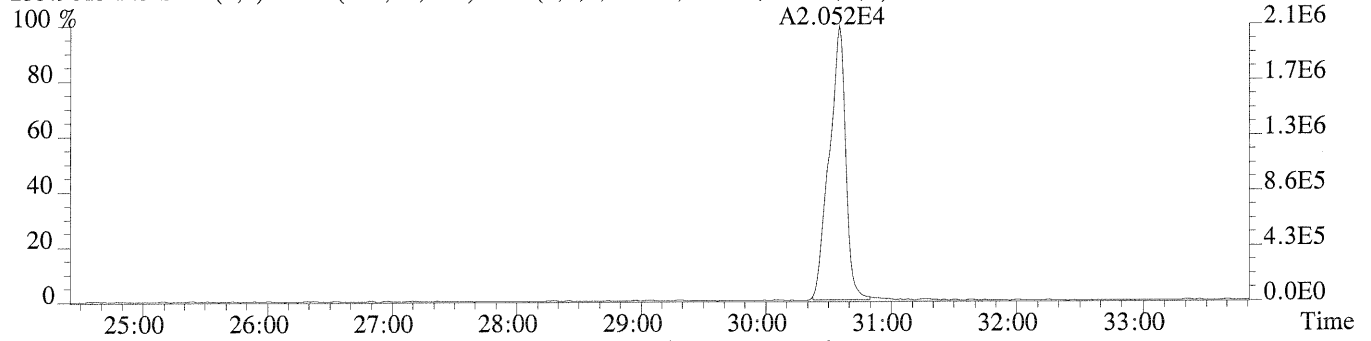


242.9856 F:2 PKD(3,3,3,100.00%,0.0,1.00%,F,F)

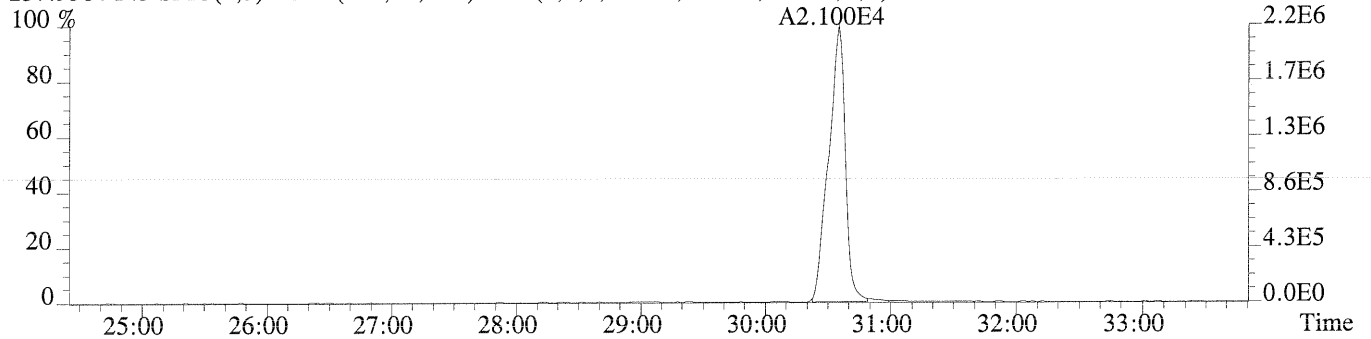


Sample#1 Exp:ICAL CS3

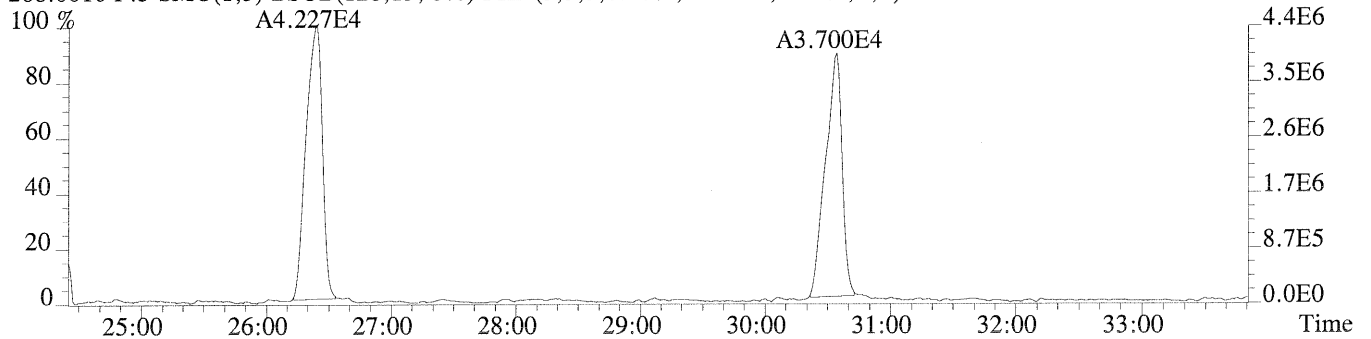
255.9613 F:3 SMO(1,3) BSUB(128,15,-3.0) PKD(3,3,3,0.10%,7604.0,1.00%,F,F)



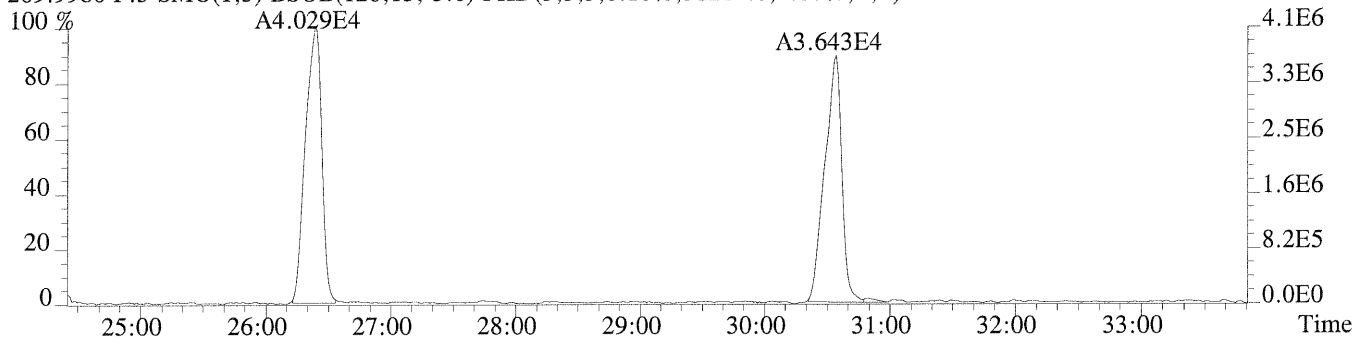
257.9584 F:3 SMO(1,3) BSUB(128,15,-3.0) PKD(3,3,3,0.10%,2292.0,1.00%,F,F)



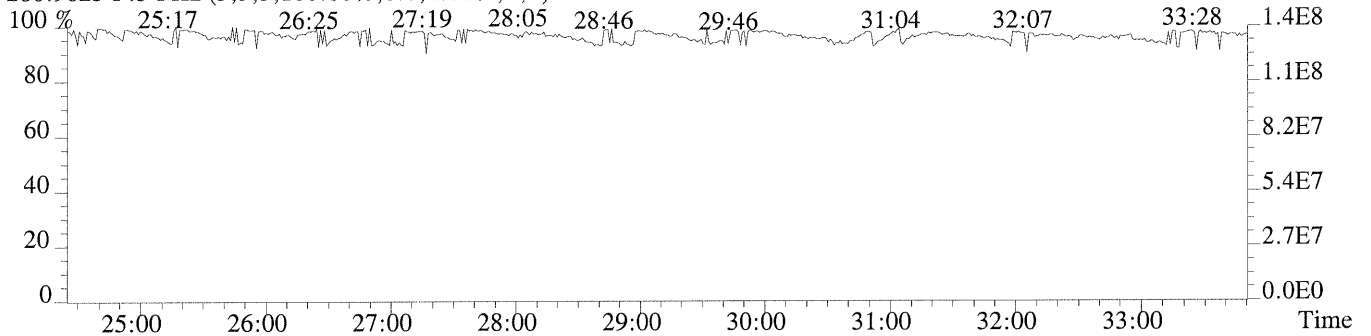
268.0016 F:3 SMO(1,3) BSUB(128,15,-3.0) PKD(3,3,3,0.10%,62744.0,1.00%,F,F)



269.9986 F:3 SMO(1,3) BSUB(128,15,-3.0) PKD(3,3,3,0.10%,31224.0,1.00%,F,F)



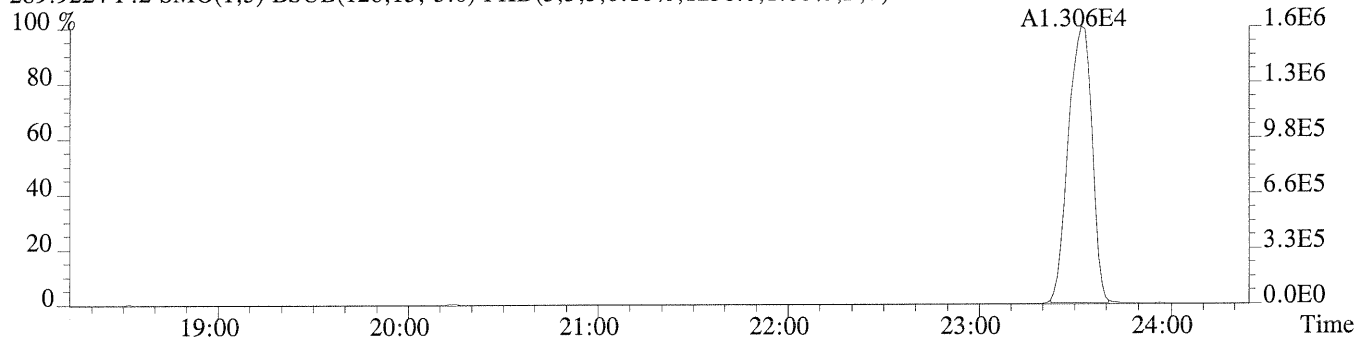
280.9825 F:3 PKD(3,3,3,100.00%,0.0,1.00%,F,F)



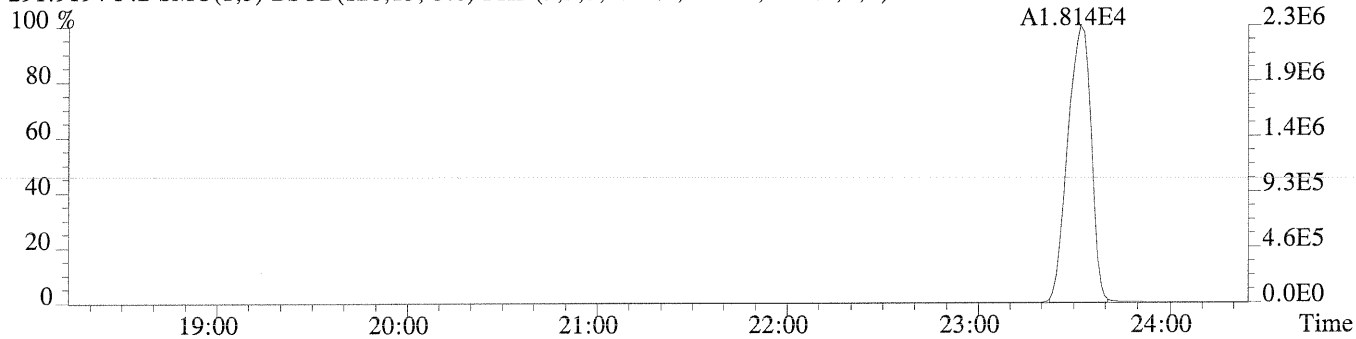
File:U220172 #1-342 Acq:19-AUG-2009 17:49:32 Probe EI+ Magnet SIR VG BioTech Mass spectf

Sample#1 Exp:ICAL CS3

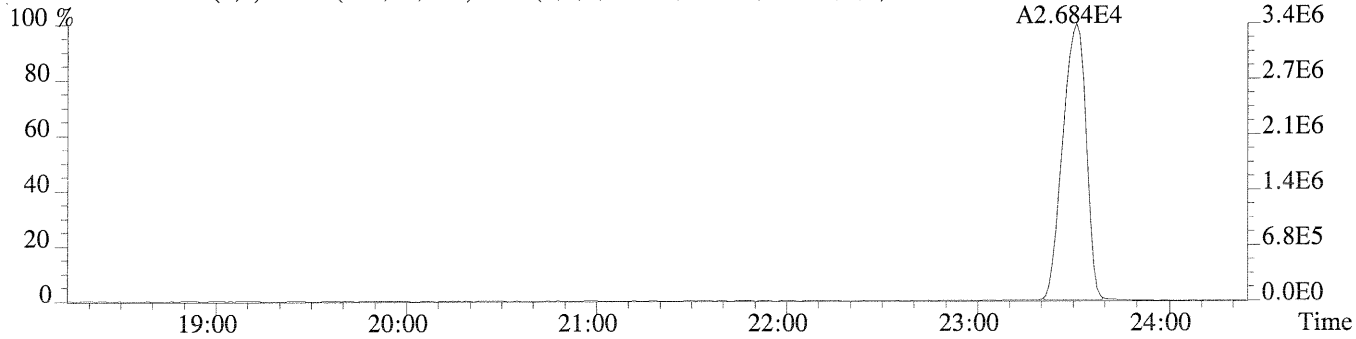
289.9224 F:2 SMO(1,3) BSUB(128,15,-3.0) PKD(3,3,3,0.10%,1256.0,1.00%,F,F)



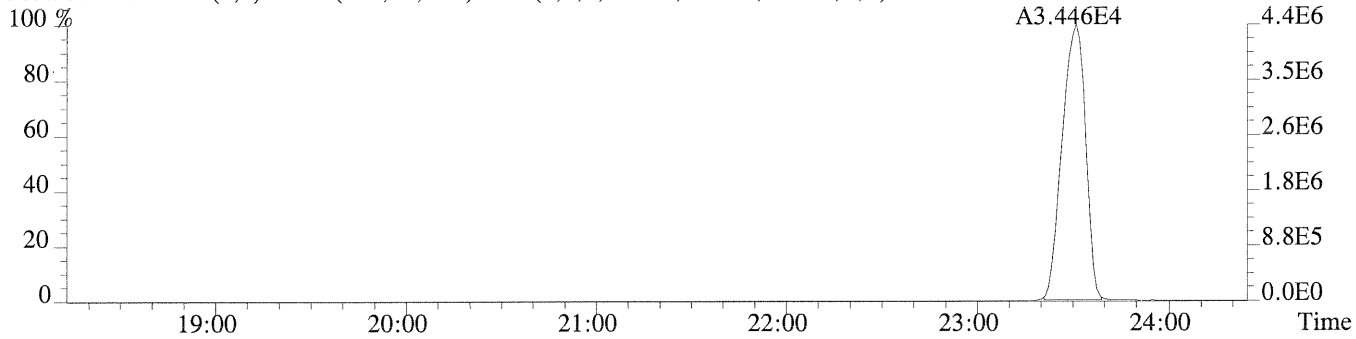
291.9194 F:2 SMO(1,3) BSUB(128,15,-3.0) PKD(3,3,3,0.10%,1016.0,1.00%,F,F)



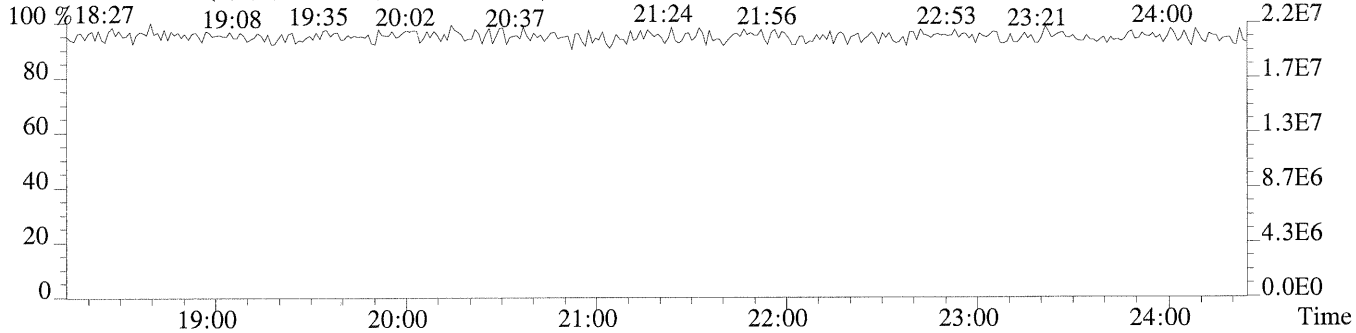
301.9626 F:2 SMO(1,3) BSUB(128,15,-3.0) PKD(3,3,3,0.10%,5464.0,1.00%,F,F)



303.9597 F:2 SMO(1,3) BSUB(128,15,-3.0) PKD(3,3,3,0.10%,3004.0,1.00%,F,F)



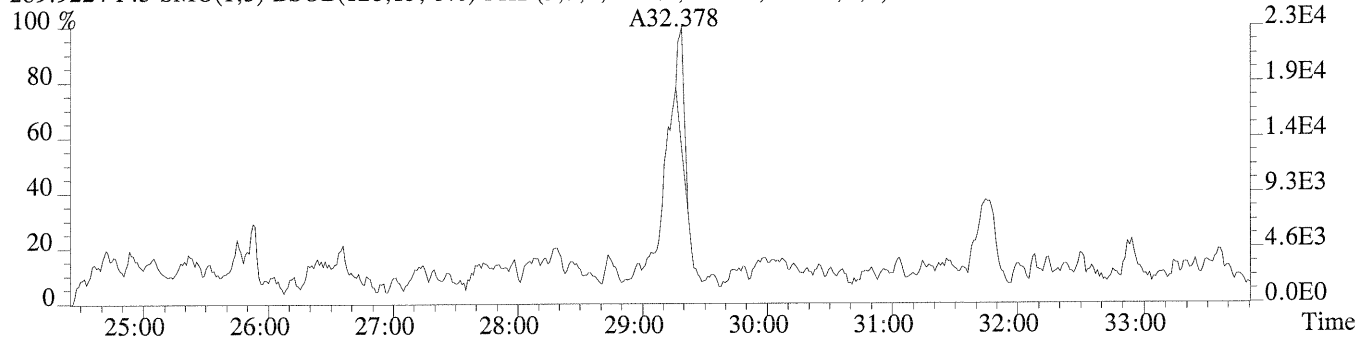
242.9856 F:2 PKD(3,3,3,100.00%,0.0,1.00%,F,F)



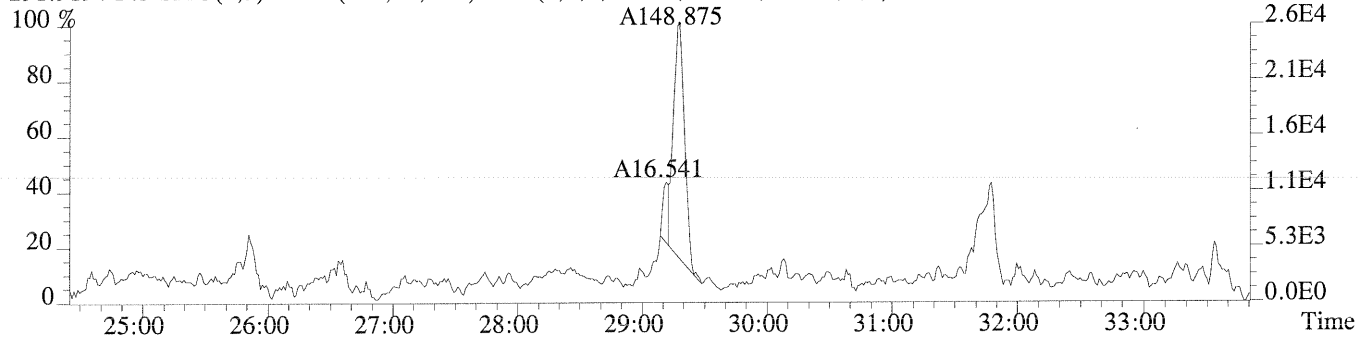
File:U220172 #1-603 Acq:19-AUG-2009 17:49:32 Probe EI+ Magnet SIR VG BioTech Mass spectf

Sample#1 Exp:ICAL CS3

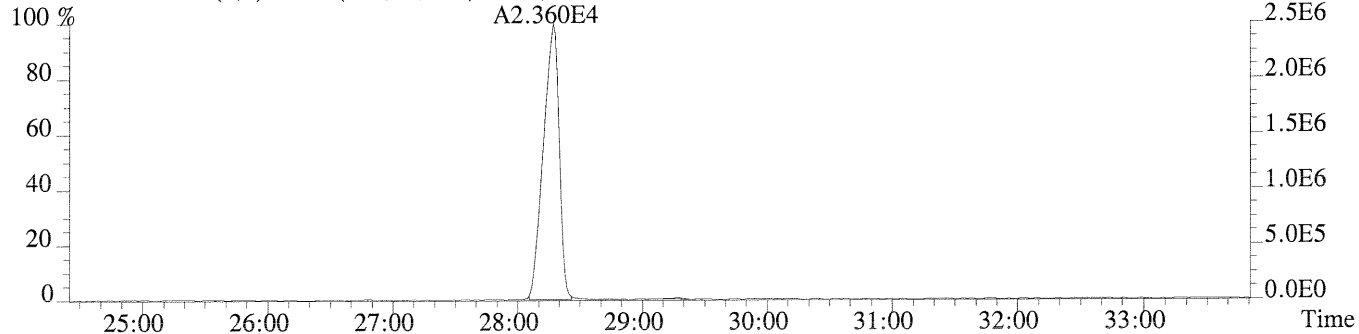
289.9224 F:3 SMO(1,3) BSUB(128,15,-3.0) PKD(3,3,3,0.10%,3796.0,1.00%,F,F)



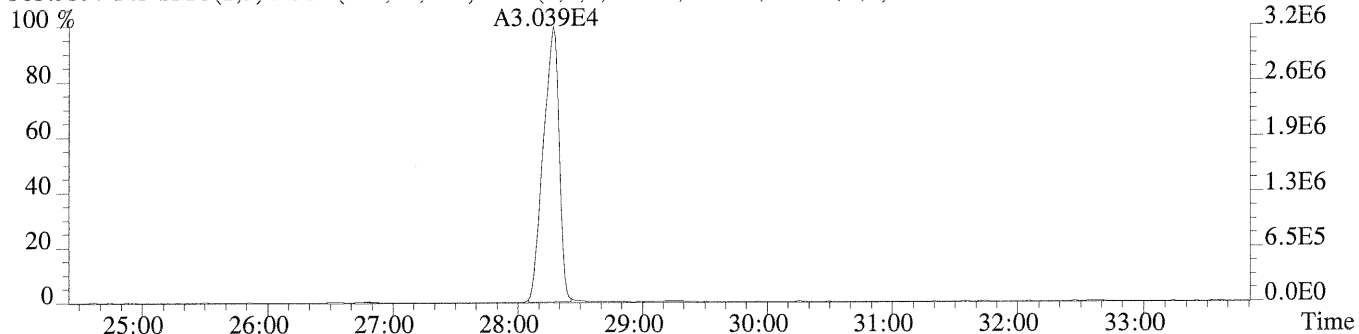
291.9194 F:3 SMO(1,3) BSUB(128,15,-3.0) PKD(3,3,3,0.10%,2944.0,1.00%,F,F)



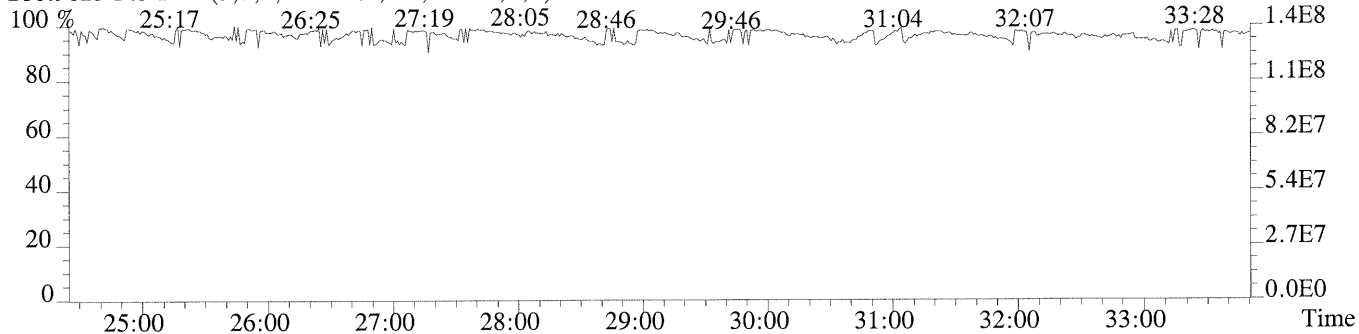
301.9626 F:3 SMO(1,3) BSUB(128,15,-3.0) PKD(3,3,3,0.10%,4240.0,1.00%,F,F)



303.9597 F:3 SMO(1,3) BSUB(128,15,-3.0) PKD(3,3,3,0.10%,3312.0,1.00%,F,F)

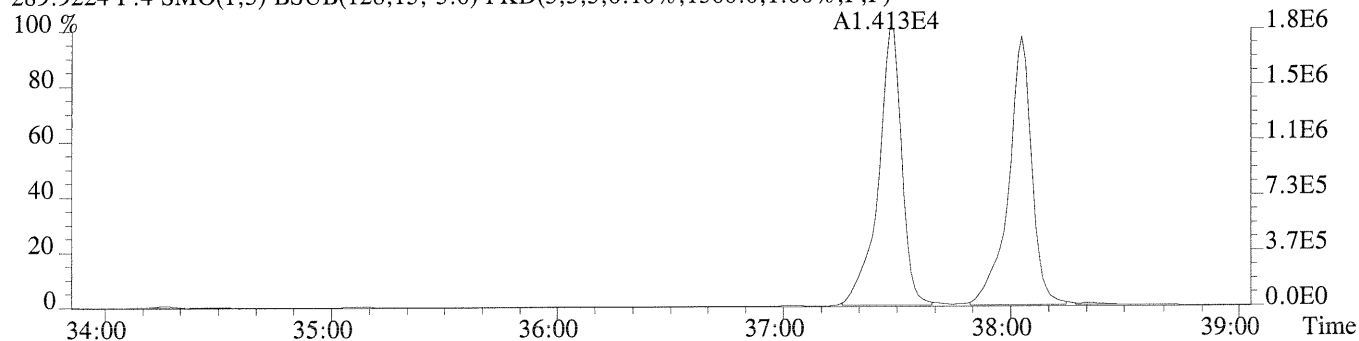


280.9825 F:3 PKD(3,3,3,100.00%,0.0,1.00%,F,F)

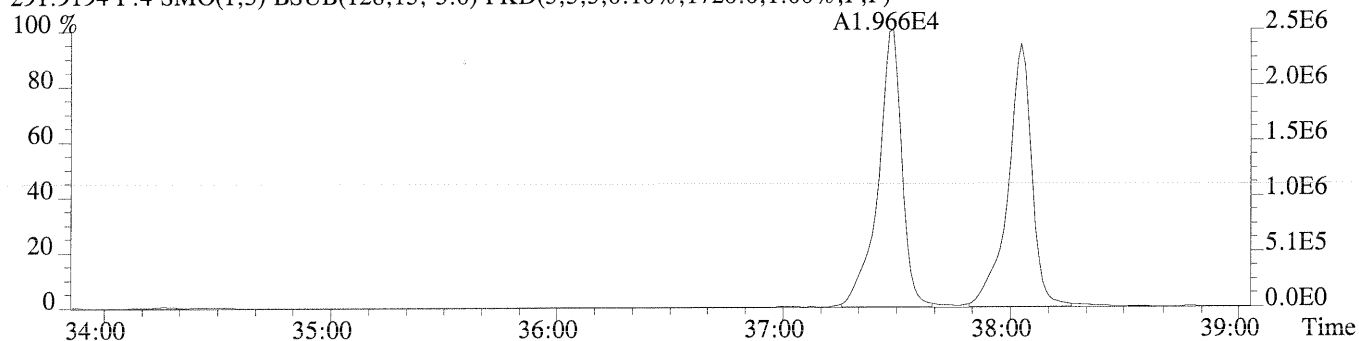


Sample#1 Exp:ICAL CS3

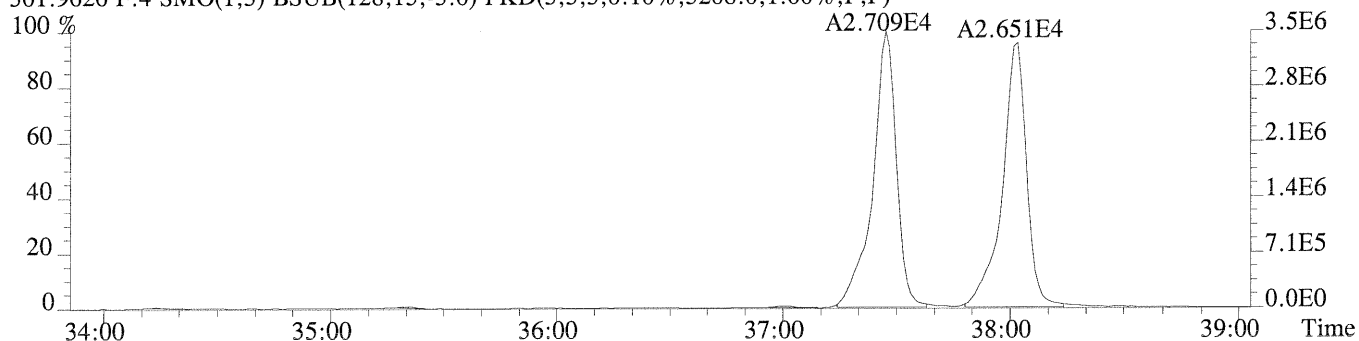
289.9224 F:4 SMO(1,3) BSUB(128,15,-3.0) PKD(3,3,3,0.10%,1300.0,1.00%,F,F)



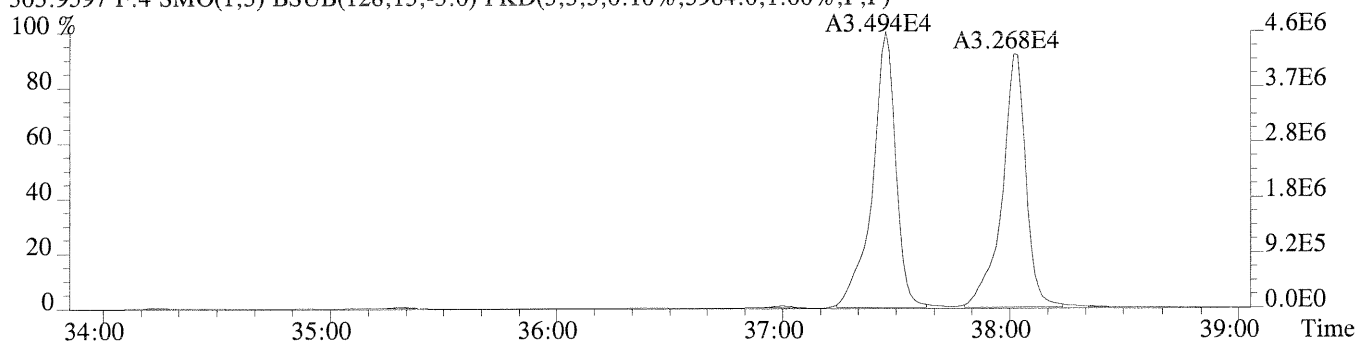
291.9194 F:4 SMO(1,3) BSUB(128,15,-3.0) PKD(3,3,3,0.10%,1720.0,1.00%,F,F)



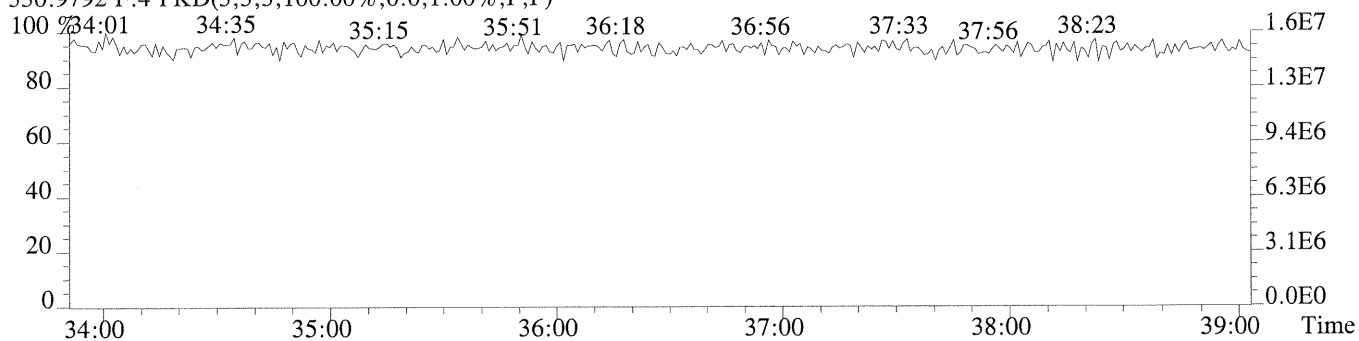
301.9626 F:4 SMO(1,3) BSUB(128,15,-3.0) PKD(3,3,3,0.10%,5208.0,1.00%,F,F)



303.9597 F:4 SMO(1,3) BSUB(128,15,-3.0) PKD(3,3,3,0.10%,3984.0,1.00%,F,F)

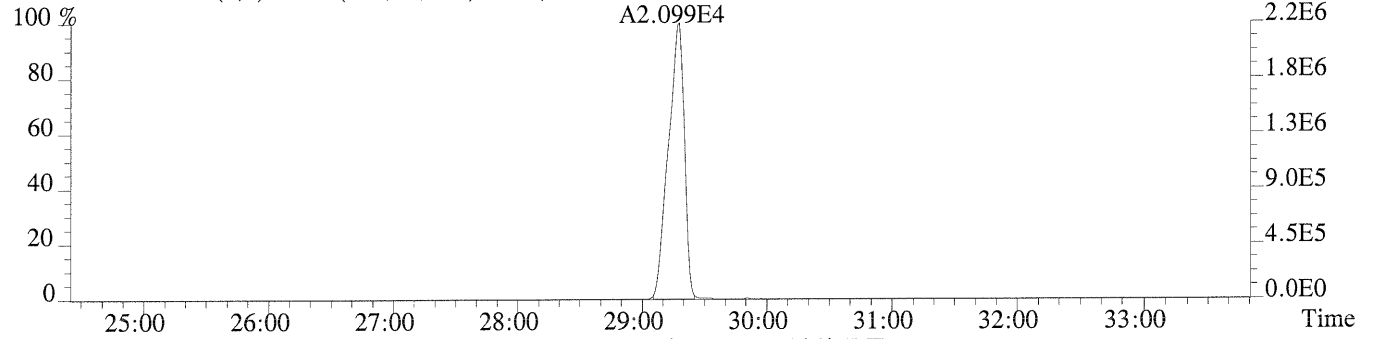


330.9792 F:4 PKD(3,3,3,100.00%,0.0,1.00%,F,F)

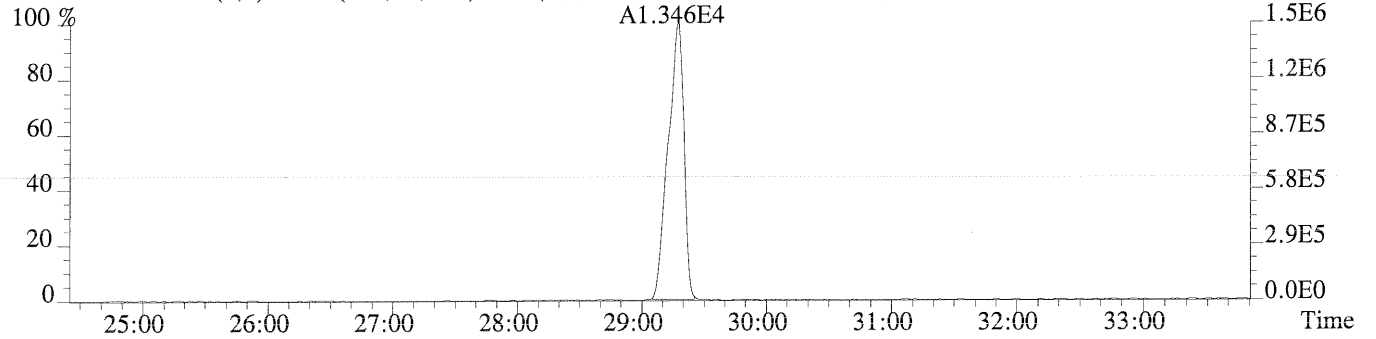


Sample#1 Exp:ICAL CS3

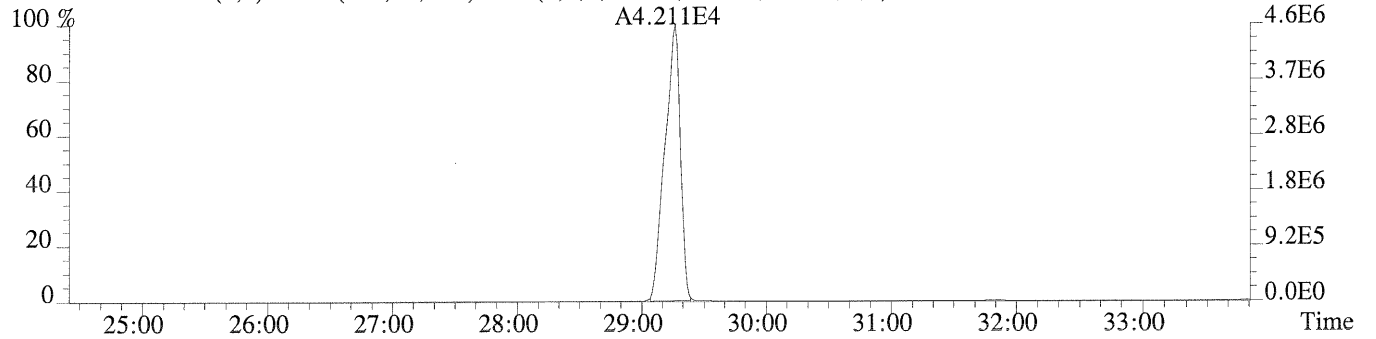
325.8804 F:3 SMO(1,3) BSUB(128,15,-3.0) PKD(3,3,3,0.10%,1872.0,1.00%,F,F)



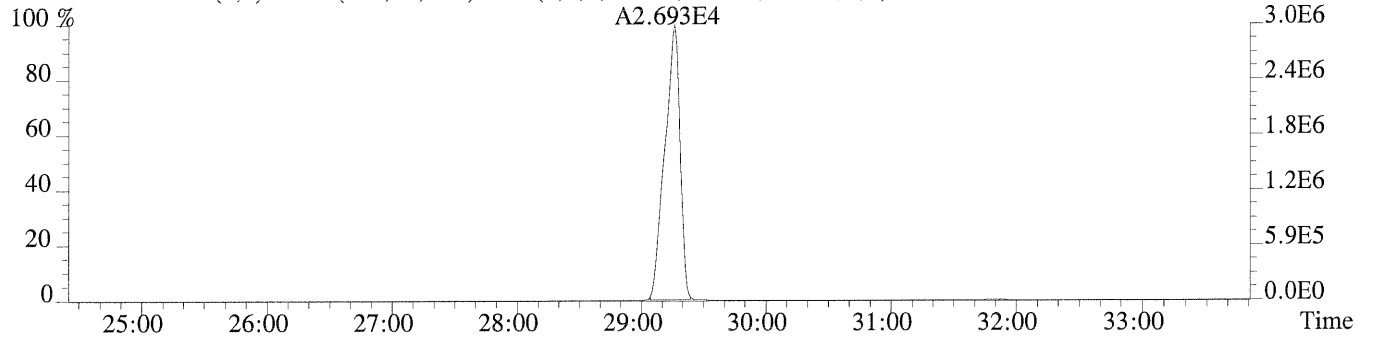
327.8775 F:3 SMO(1,3) BSUB(128,15,-3.0) PKD(3,3,3,0.10%,1984.0,1.00%,F,F)



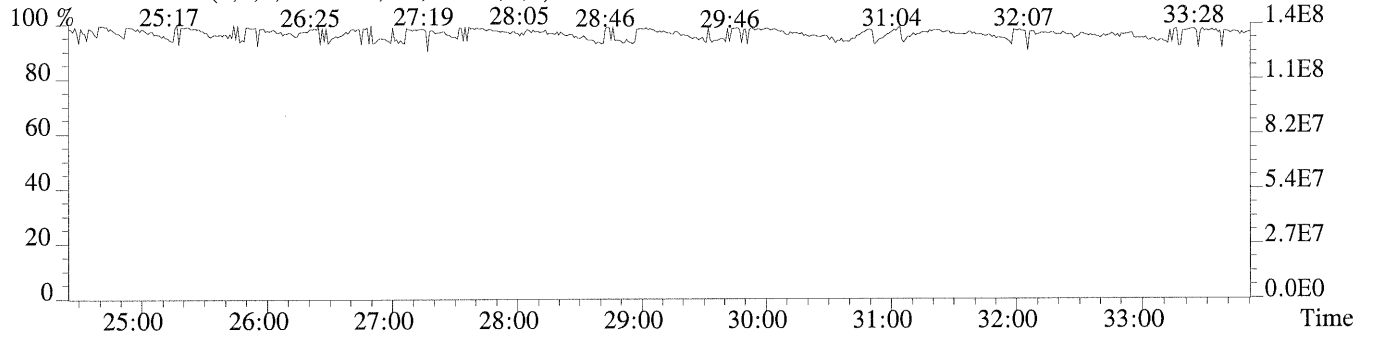
337.9207 F:3 SMO(1,3) BSUB(128,15,-3.0) PKD(3,3,3,0.10%,2012.0,1.00%,F,F)



339.9178 F:3 SMO(1,3) BSUB(128,15,-3.0) PKD(3,3,3,0.10%,1980.0,1.00%,F,F)

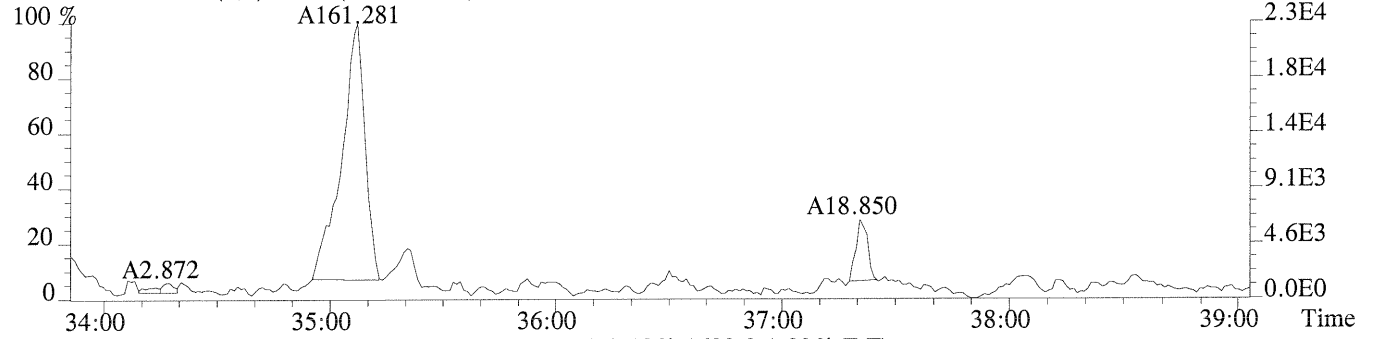


280.9825 F:3 PKD(3,3,3,100.00%,0.0,1.00%,F,F)

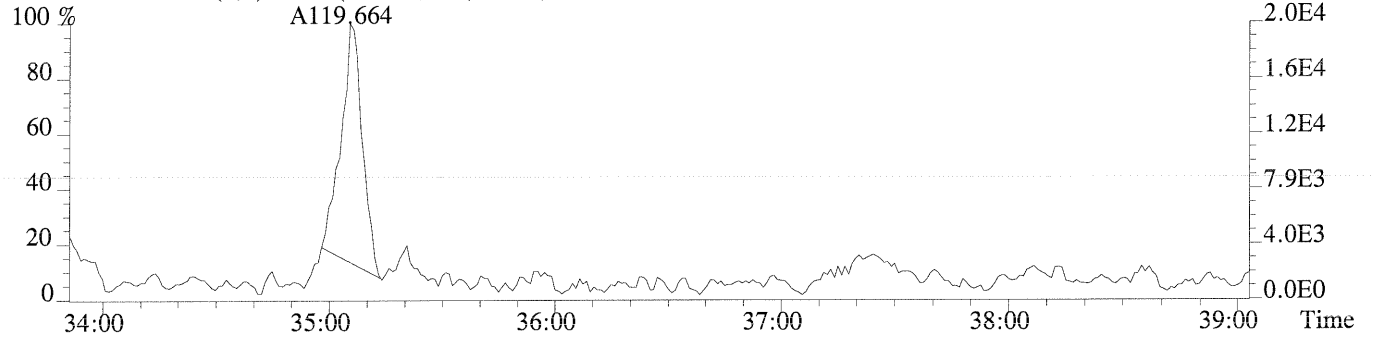


Sample#1 Exp:ICAL CS3

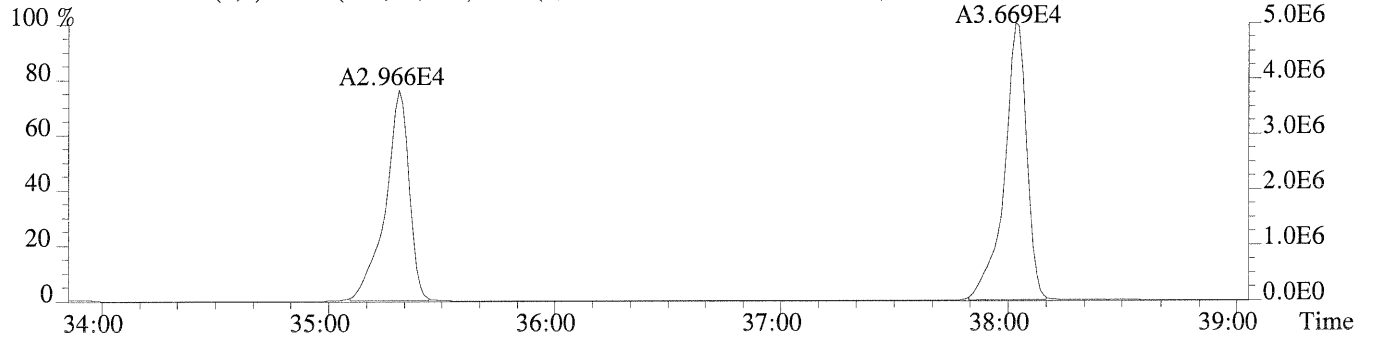
325.8804 F:4 SMO(1,3) BSUB(128,15,-3.0) PKD(3,3,3,0.10%,1128.0,1.00%,F,F)



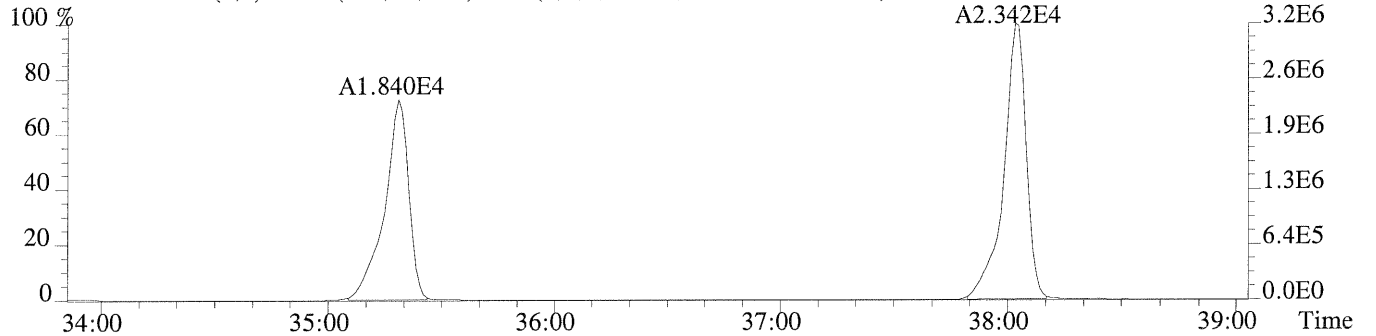
327.8775 F:4 SMO(1,3) BSUB(128,15,-3.0) PKD(3,3,3,0.10%,1680.0,1.00%,F,F)



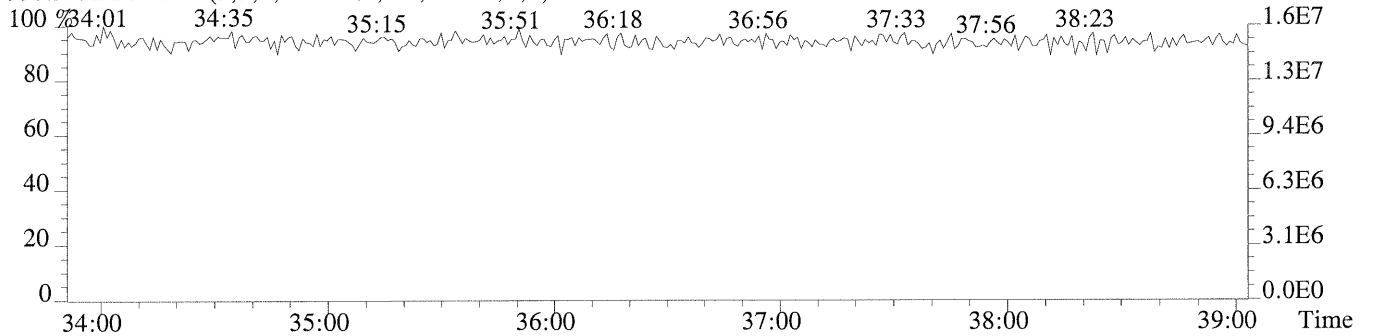
337.9207 F:4 SMO(1,3) BSUB(128,15,-3.0) PKD(3,3,3,0.10%,2008.0,1.00%,F,F)



339.9178 F:4 SMO(1,3) BSUB(128,15,-3.0) PKD(3,3,3,0.10%,1596.0,1.00%,F,F)

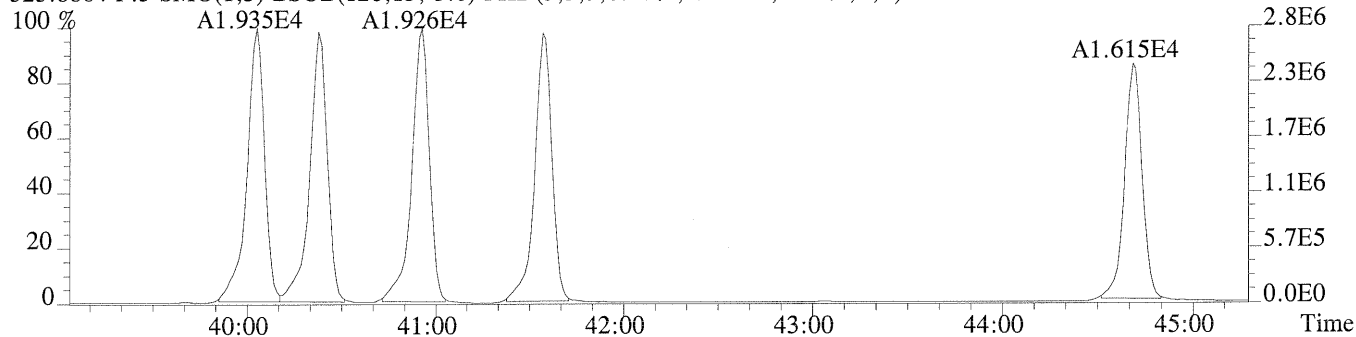


330.9792 F:4 PKD(3,3,3,100.00%,0.0,1.00%,F,F)

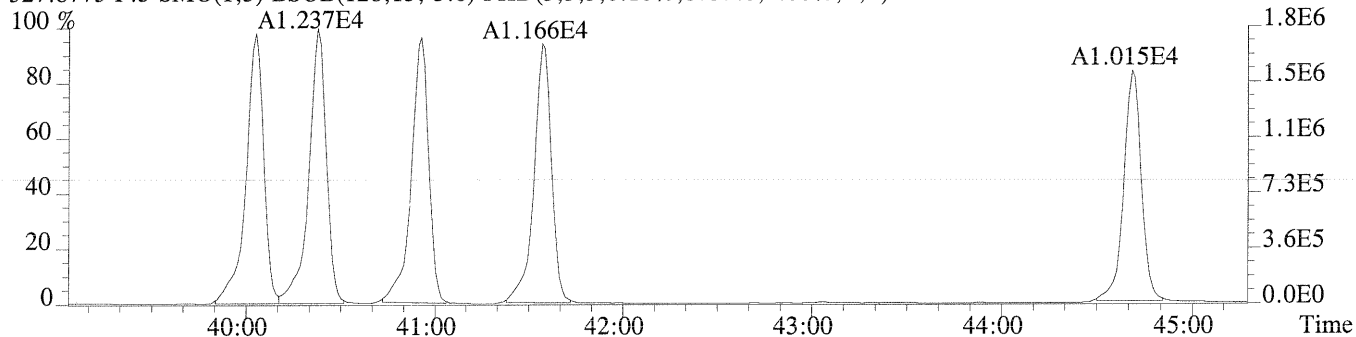


Sample#1 Exp:ICAL CS3

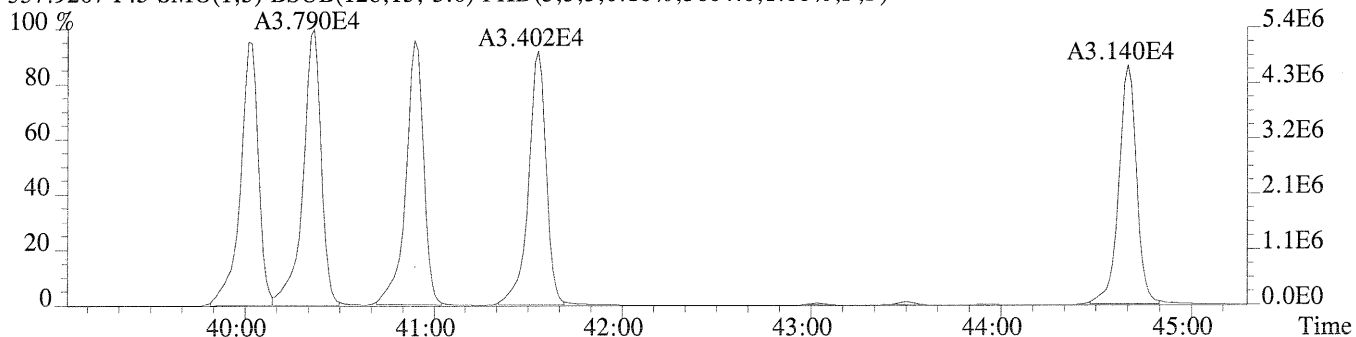
325.8804 F:5 SMO(1,3) BSUB(128,15,-3.0) PKD(3,3,3,0.10%,19564.0,1.00%,F,F)



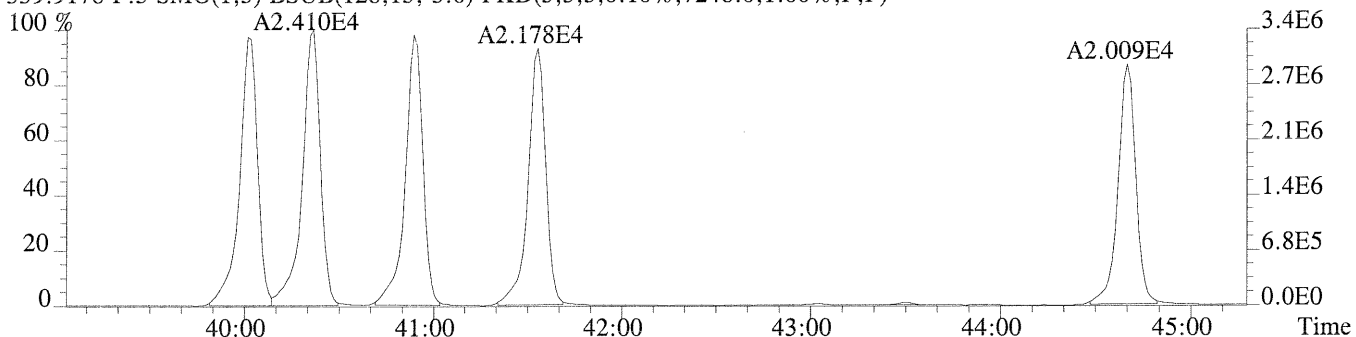
327.8775 F:5 SMO(1,3) BSUB(128,15,-3.0) PKD(3,3,3,0.10%,8752.0,1.00%,F,F)



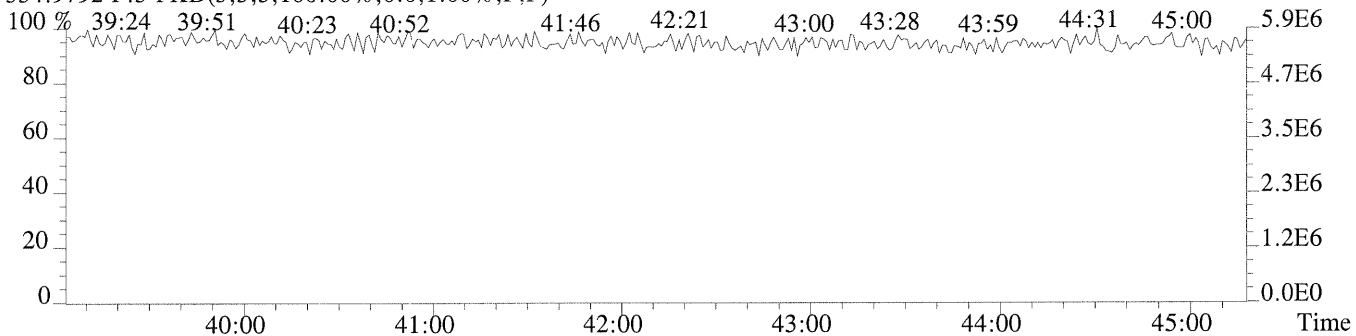
337.9207 F:5 SMO(1,3) BSUB(128,15,-3.0) PKD(3,3,3,0.10%,3604.0,1.00%,F,F)



339.9178 F:5 SMO(1,3) BSUB(128,15,-3.0) PKD(3,3,3,0.10%,7248.0,1.00%,F,F)

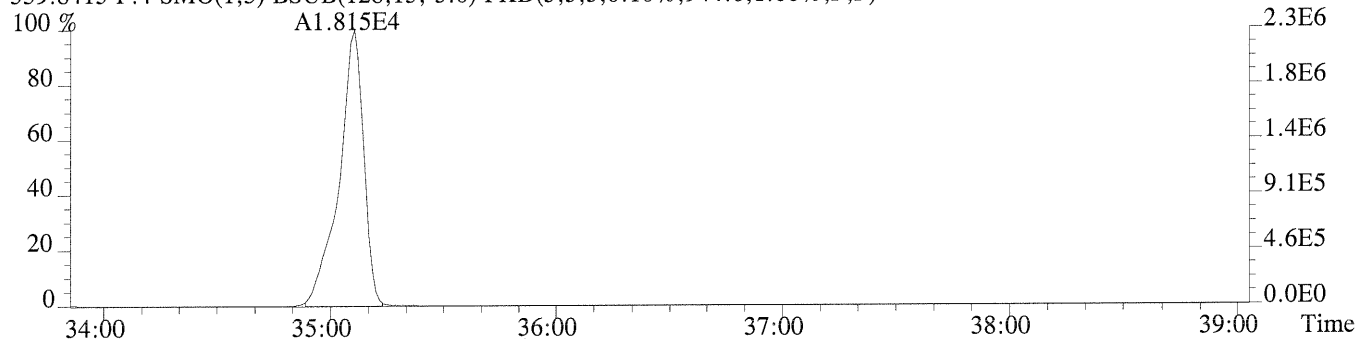


354.9792 F:5 PKD(3,3,3,100.00%,0.0,1.00%,F,F)

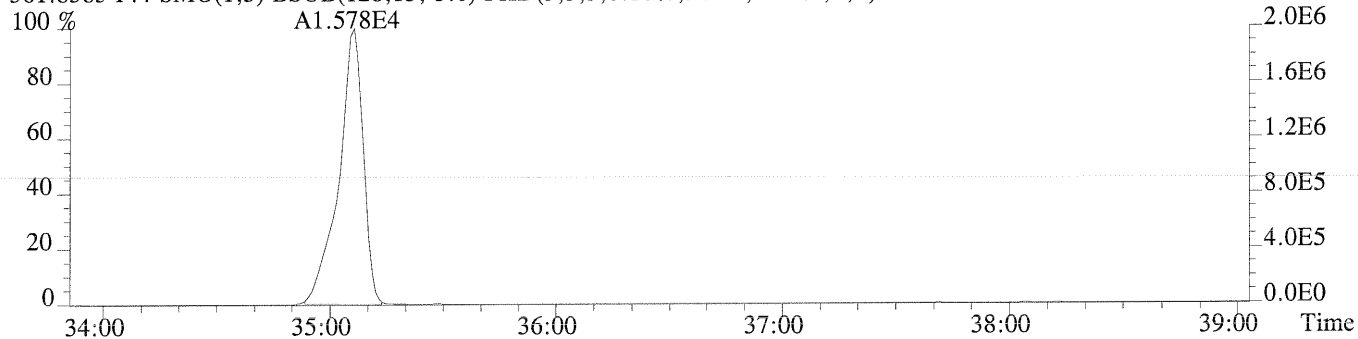


Sample#1 Exp:ICAL CS3

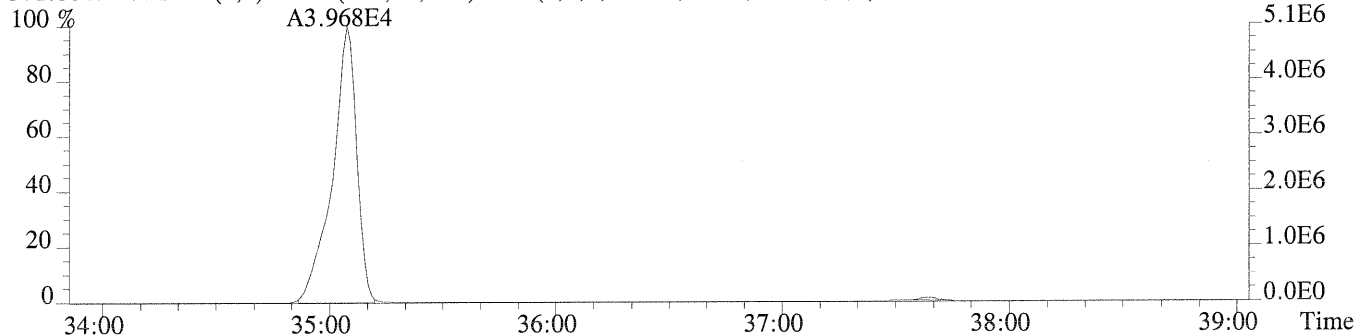
359.8415 F:4 SMO(1,3) BSUB(128,15,-3.0) PKD(3,3,3,0.10%,944.0,1.00%,F,F)



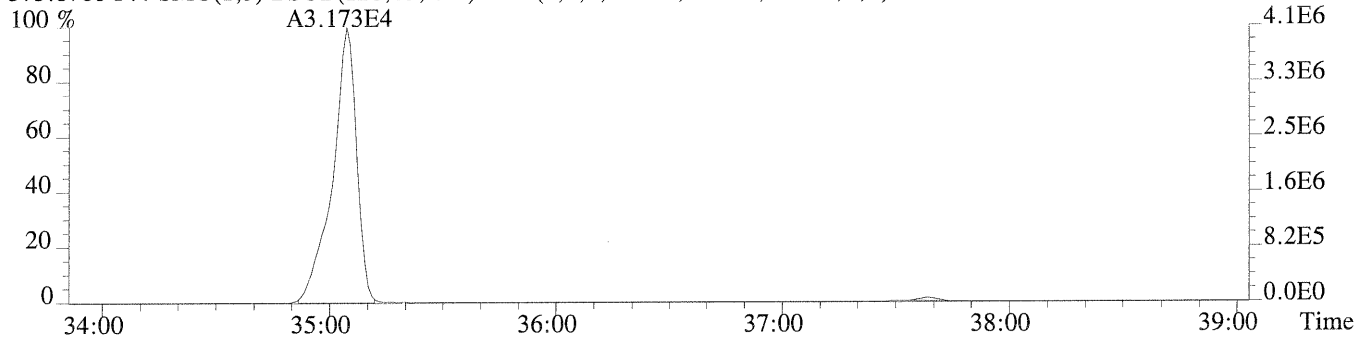
361.8385 F:4 SMO(1,3) BSUB(128,15,-3.0) PKD(3,3,3,0.10%,964.0,1.00%,F,F)



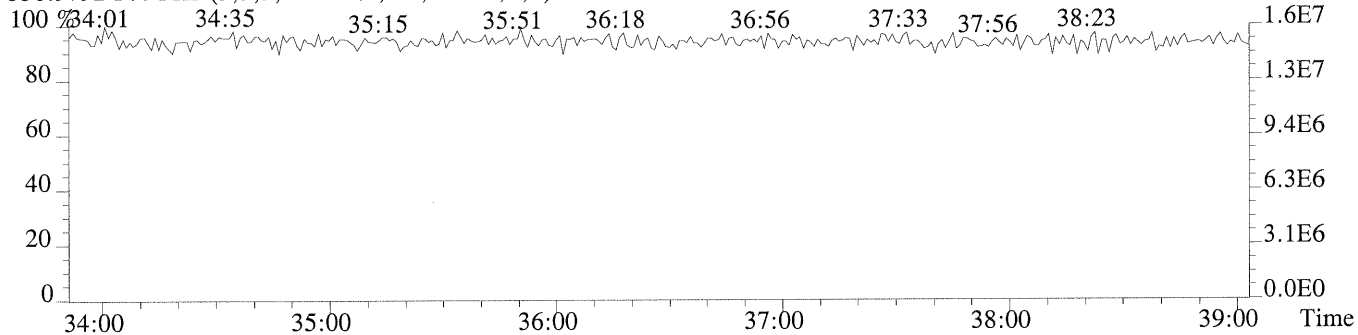
371.8817 F:4 SMO(1,3) BSUB(128,15,-3.0) PKD(3,3,3,0.10%,996.0,1.00%,F,F)



373.8788 F:4 SMO(1,3) BSUB(128,15,-3.0) PKD(3,3,3,0.10%,1296.0,1.00%,F,F)

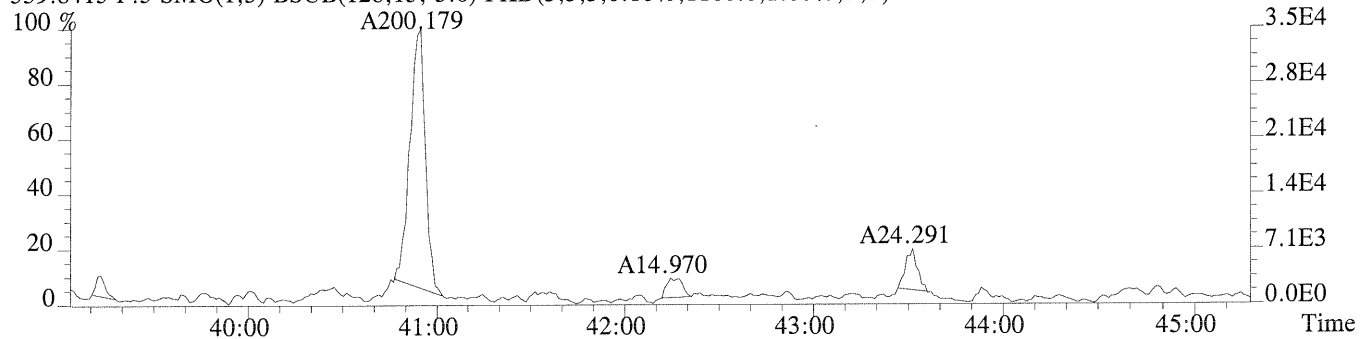


330.9792 F:4 PKD(3,3,3,100.00%,0.0,1.00%,F,F)

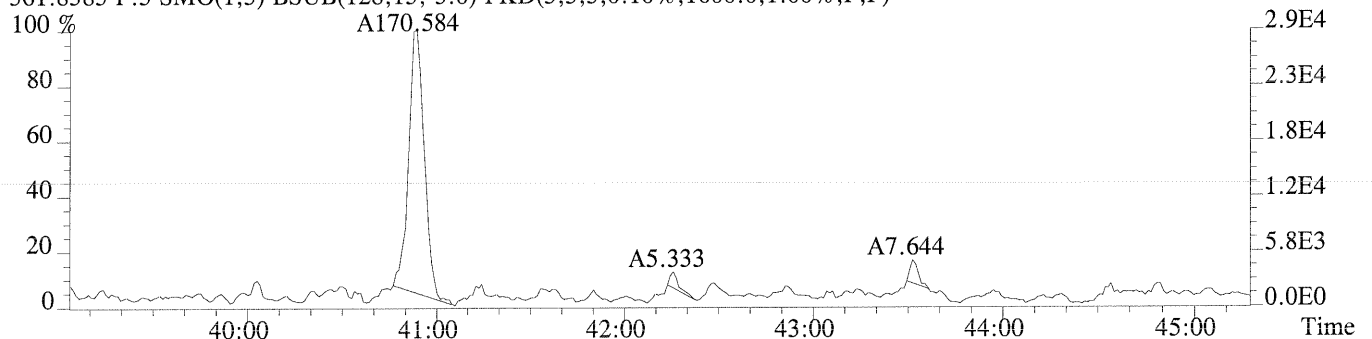


Sample#1 Exp:ICAL CS3

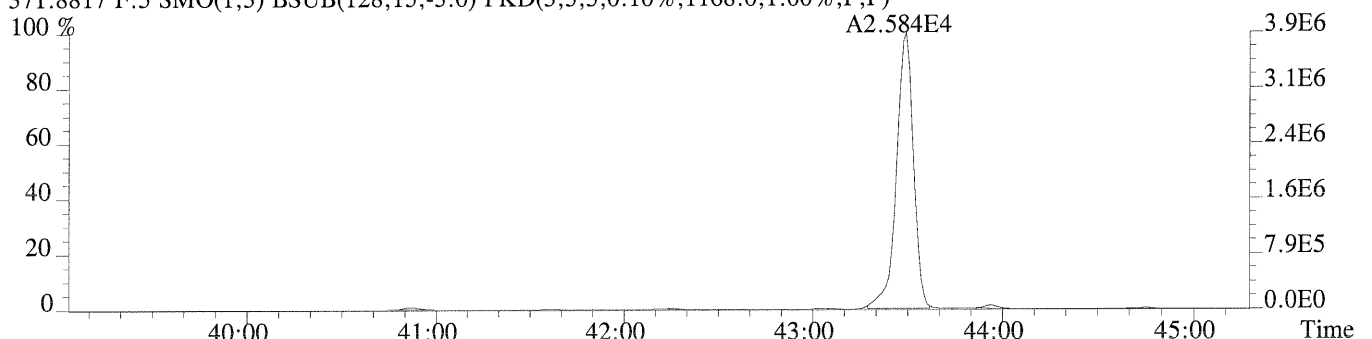
359.8415 F:5 SMO(1,3) BSUB(128,15,-3.0) PKD(3,3,3,0.10%,1160.0,1.00%,F,F)



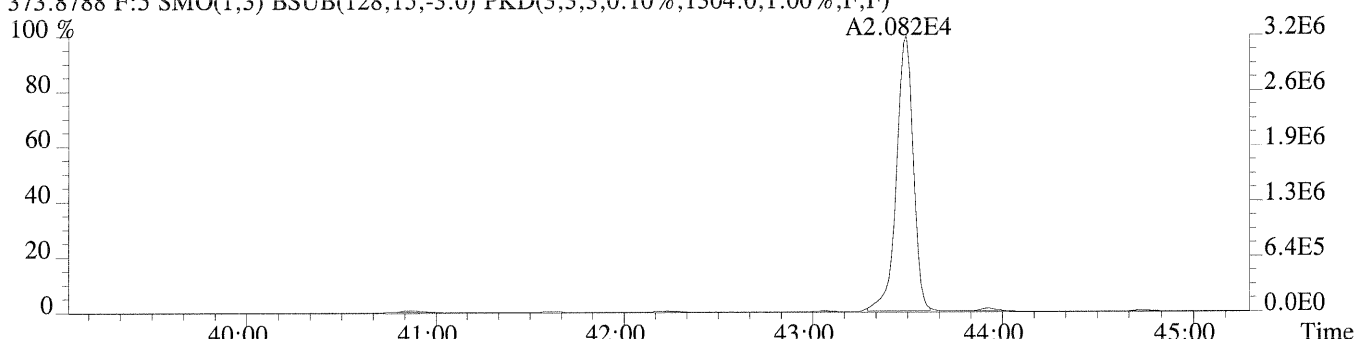
361.8385 F:5 SMO(1,3) BSUB(128,15,-3.0) PKD(3,3,3,0.10%,1600.0,1.00%,F,F)



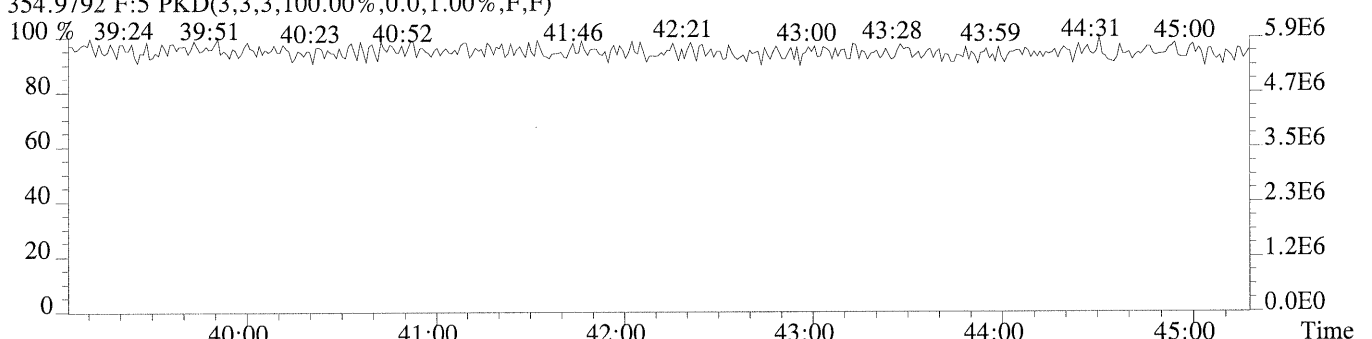
371.8817 F:5 SMO(1,3) BSUB(128,15,-3.0) PKD(3,3,3,0.10%,1168.0,1.00%,F,F)



373.8788 F:5 SMO(1,3) BSUB(128,15,-3.0) PKD(3,3,3,0.10%,1304.0,1.00%,F,F)

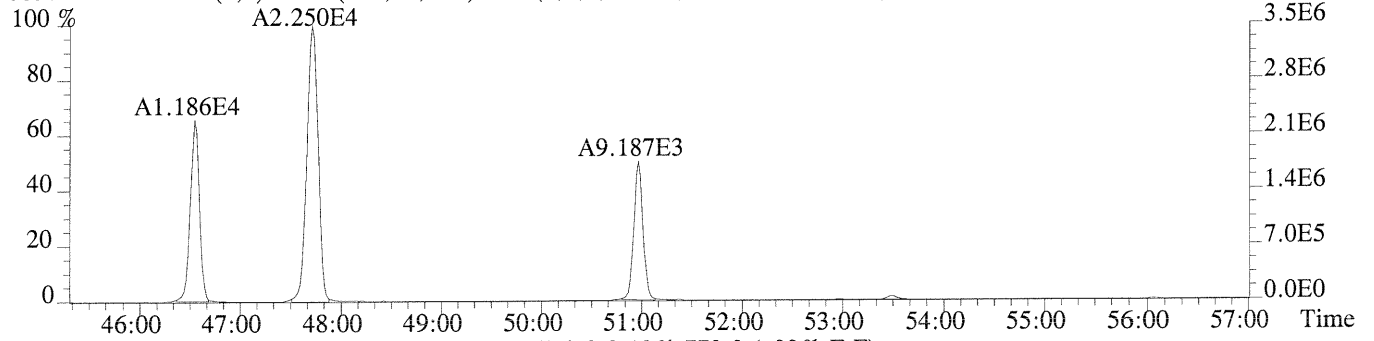


354.9792 F:5 PKD(3,3,3,100.00%,0.0,1.00%,F,F)

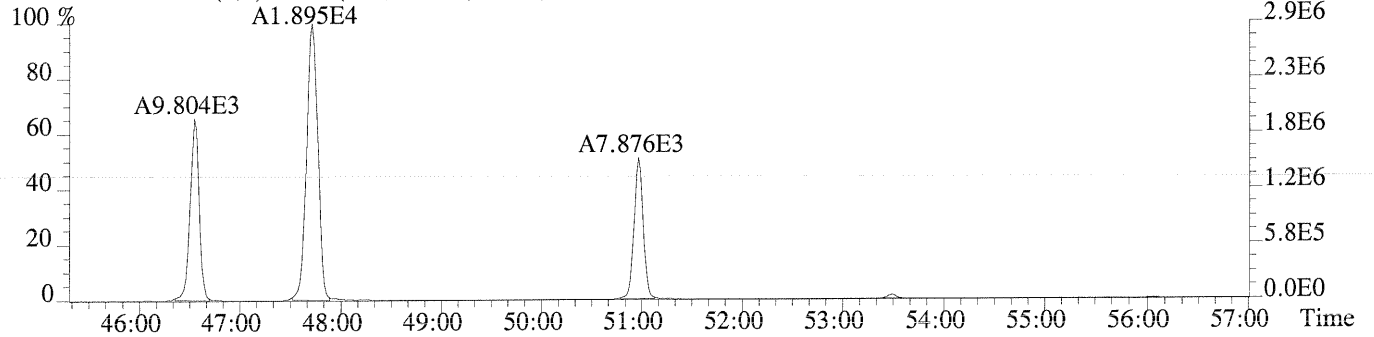


Sample#1 Exp:ICAL CS3

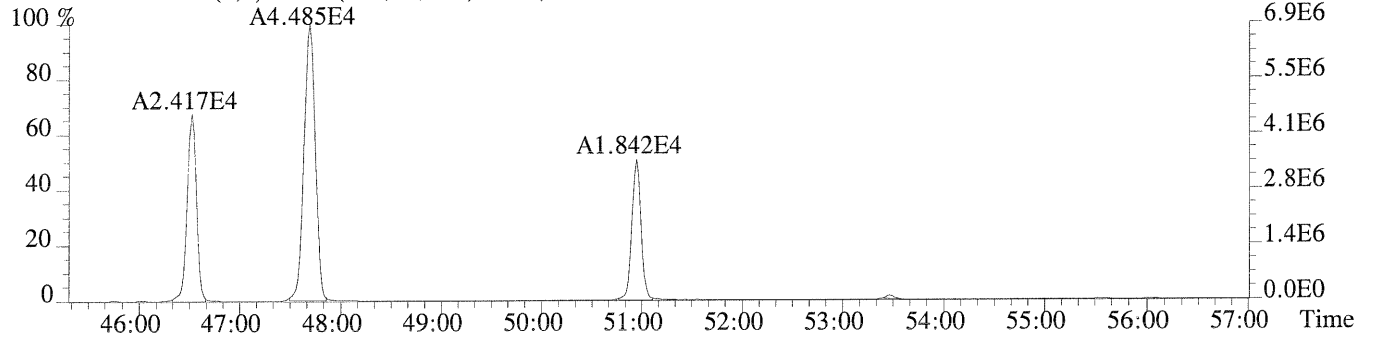
359.8415 F:6 SMO(1,3) BSUB(128,15,-3.0) PKD(3,3,3,0.10%,1604.0,1.00%,F,F)



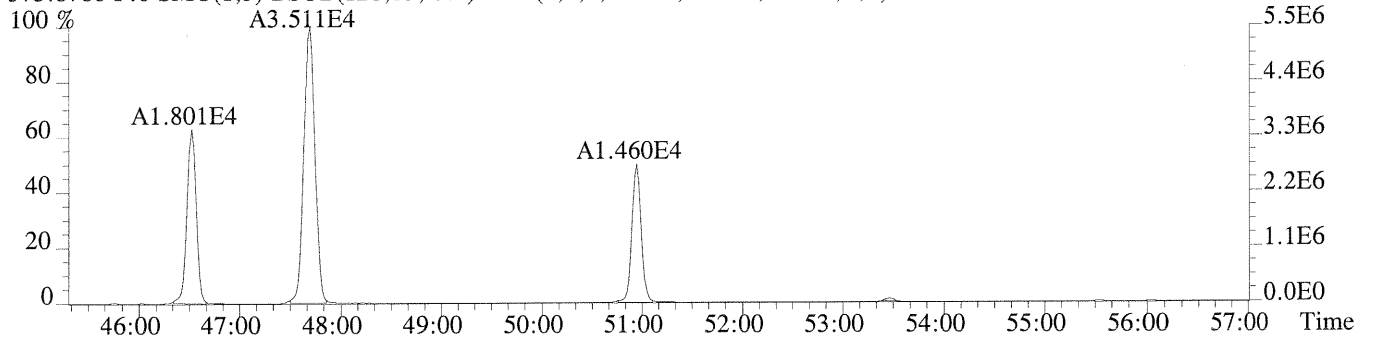
361.8385 F:6 SMO(1,3) BSUB(128,15,-3.0) PKD(3,3,3,0.10%,772.0,1.00%,F,F)



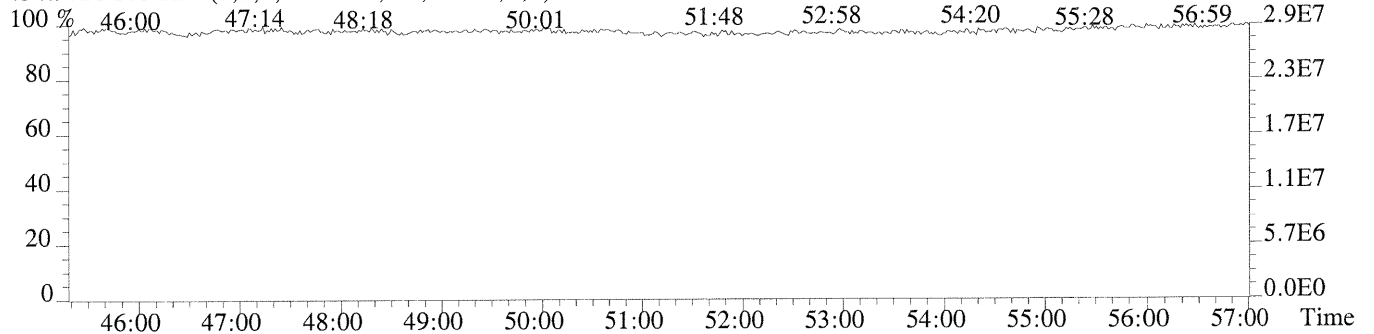
371.8817 F:6 SMO(1,3) BSUB(128,15,-3.0) PKD(3,3,3,0.10%,3388.0,1.00%,F,F)



373.8788 F:6 SMO(1,3) BSUB(128,15,-3.0) PKD(3,3,3,0.10%,2228.0,1.00%,F,F)

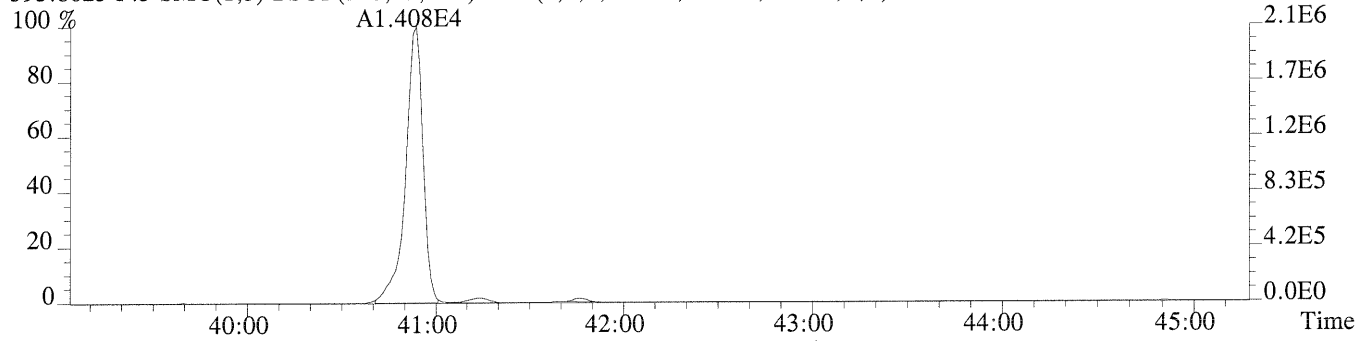


454.9728 F:6 PKD(5,3,5,100.00%,0.0,1.00%,F,F)

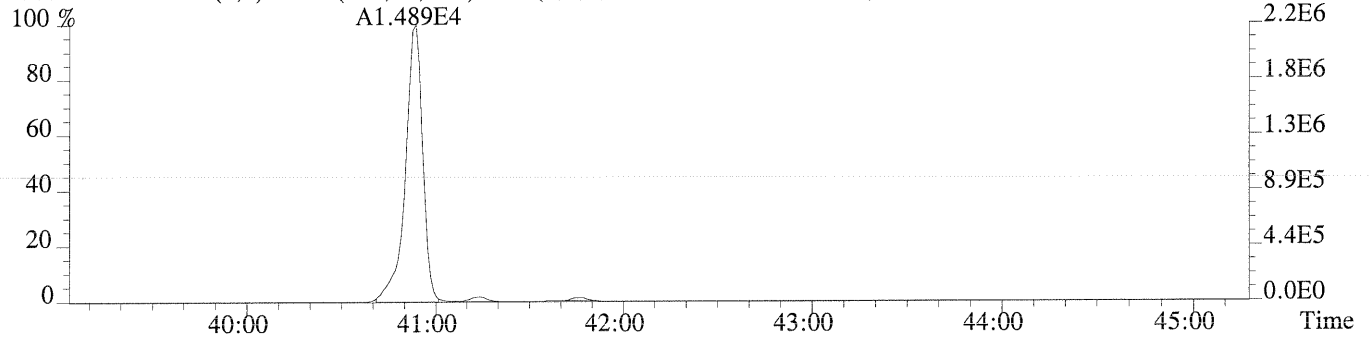


Sample#1 Exp:ICAL CS3

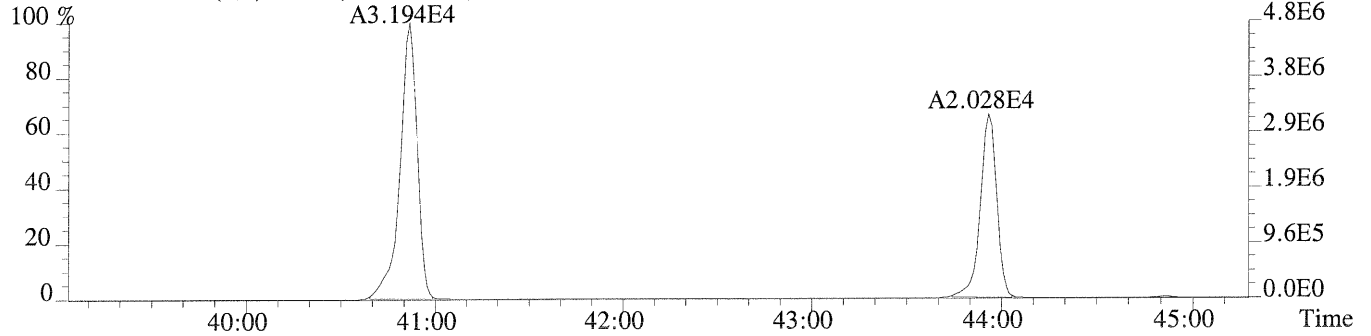
393.8025 F:5 SMO(1,3) BSUB(128,15,-3.0) PKD(3,3,3,0.10%,1440.0,1.00%,F,F)



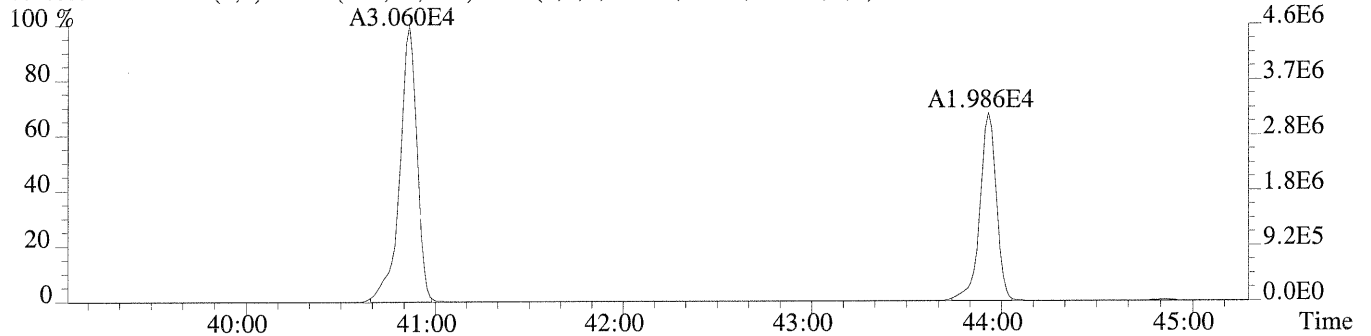
395.7995 F:5 SMO(1,3) BSUB(128,15,-3.0) PKD(3,3,3,0.10%,948.0,1.00%,F,F)



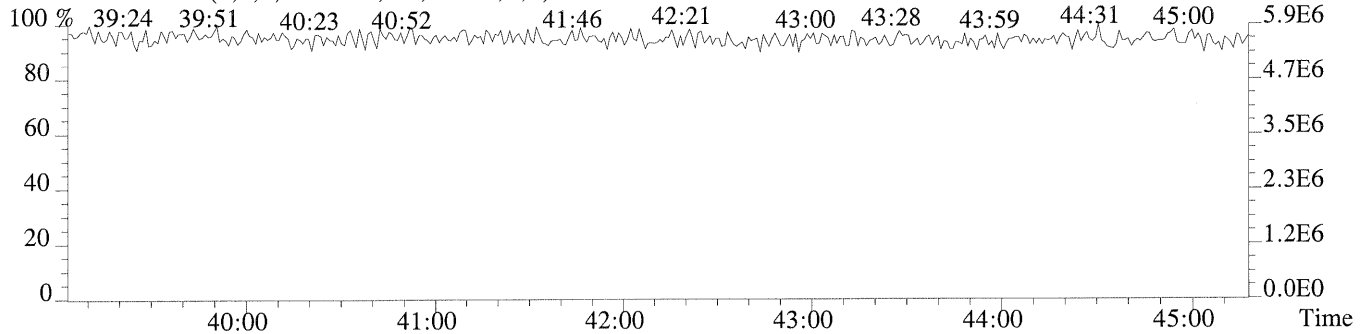
405.8428 F:5 SMO(1,3) BSUB(128,15,-3.0) PKD(3,3,3,0.10%,1464.0,1.00%,F,F)



407.8398 F:5 SMO(1,3) BSUB(128,15,-3.0) PKD(3,3,3,0.10%,760.0,1.00%,F,F)

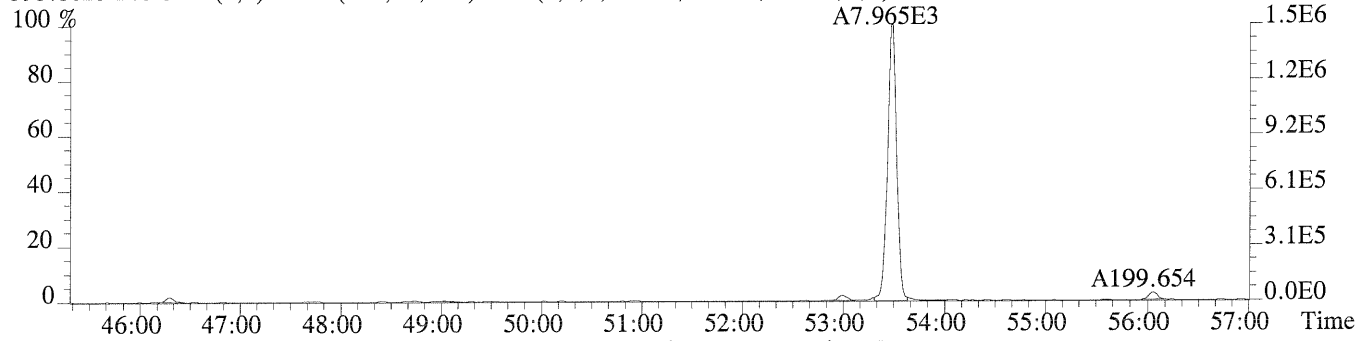


354.9792 F:5 PKD(3,3,3,100.00%,0.0,1.00%,F,F)

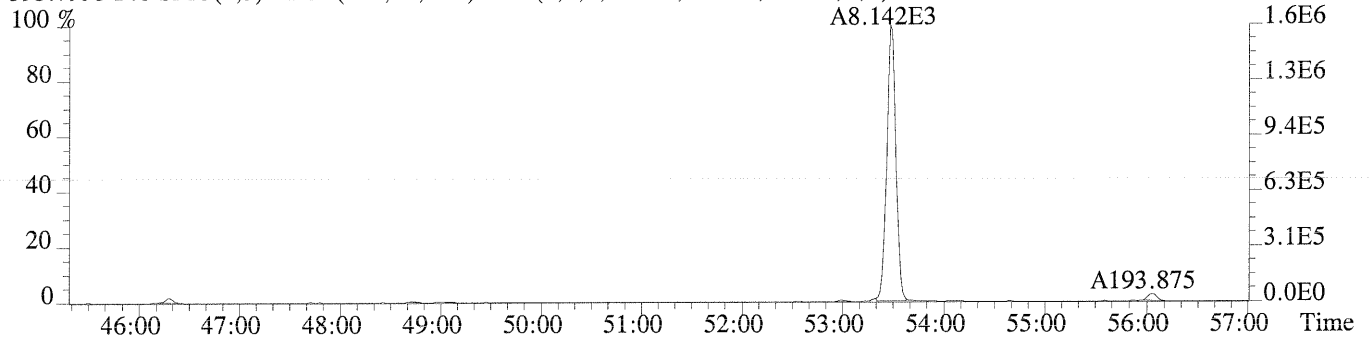


Sample#1 Exp:ICAL CS3

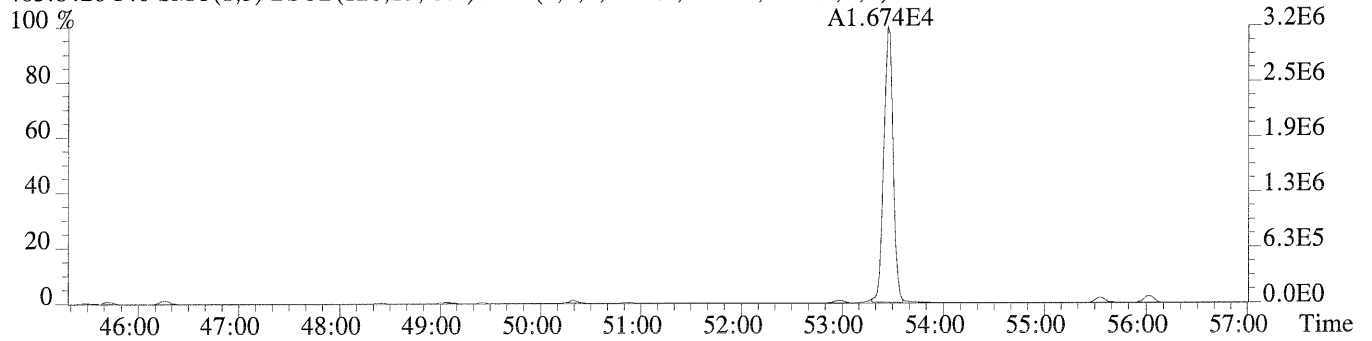
393.8025 F:6 SMO(1,3) BSUB(128,15,-3.0) PKD(3,3,3,0.10%,1504.0,1.00%,F,F)



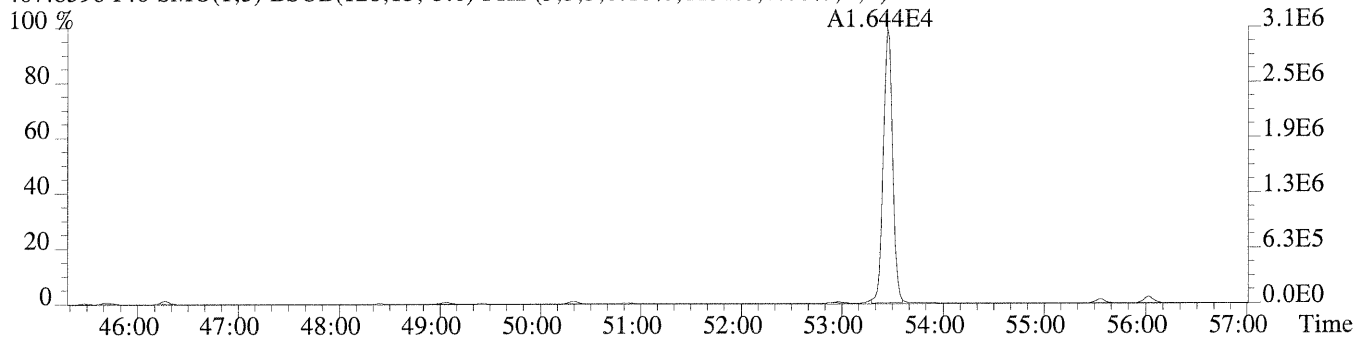
395.7995 F:6 SMO(1,3) BSUB(128,15,-3.0) PKD(3,3,3,0.10%,1176.0,1.00%,F,F)



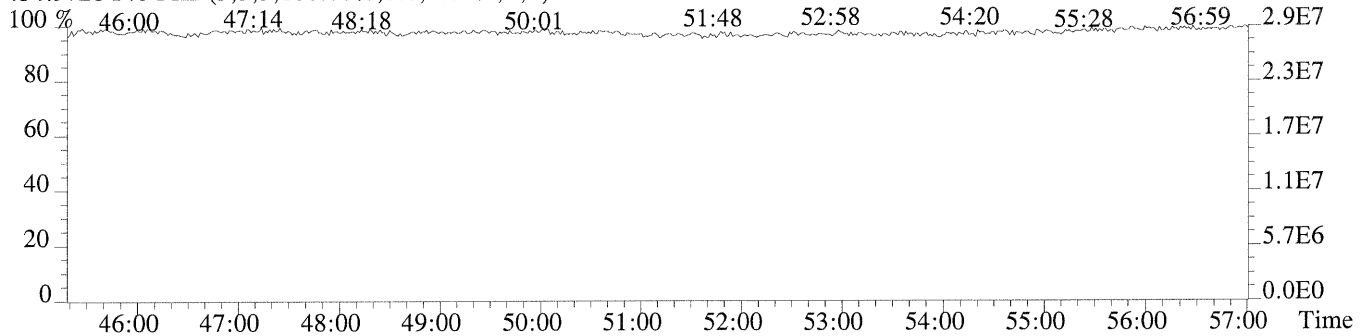
405.8428 F:6 SMO(1,3) BSUB(128,15,-3.0) PKD(3,3,3,0.10%,1824.0,1.00%,F,F)



407.8398 F:6 SMO(1,3) BSUB(128,15,-3.0) PKD(3,3,3,0.10%,1152.0,1.00%,F,F)

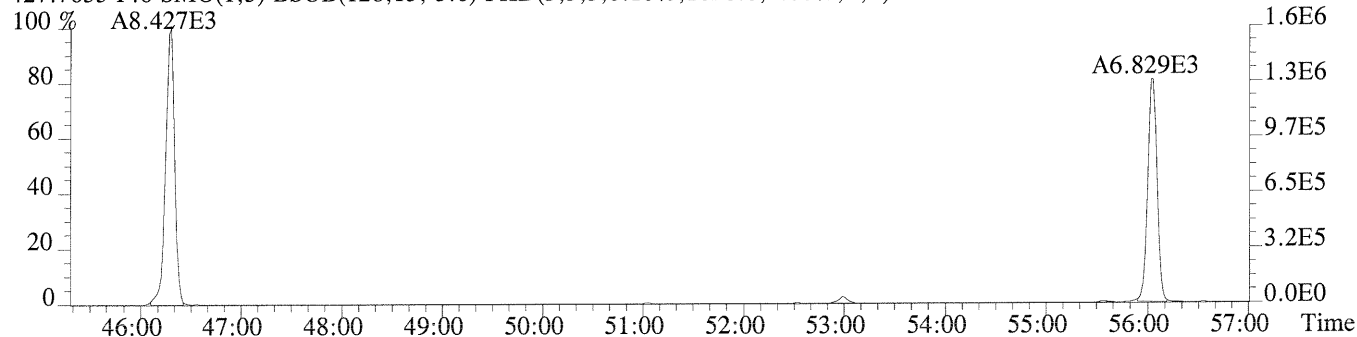


454.9728 F:6 PKD(5,3,5,100.00%,0.0,1.00%,F,F)

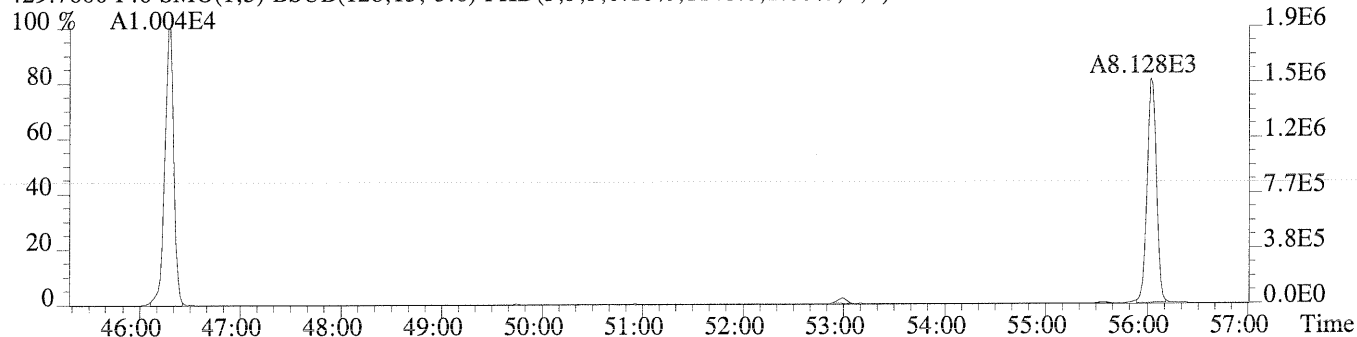


Sample#1 Exp:ICAL CS3

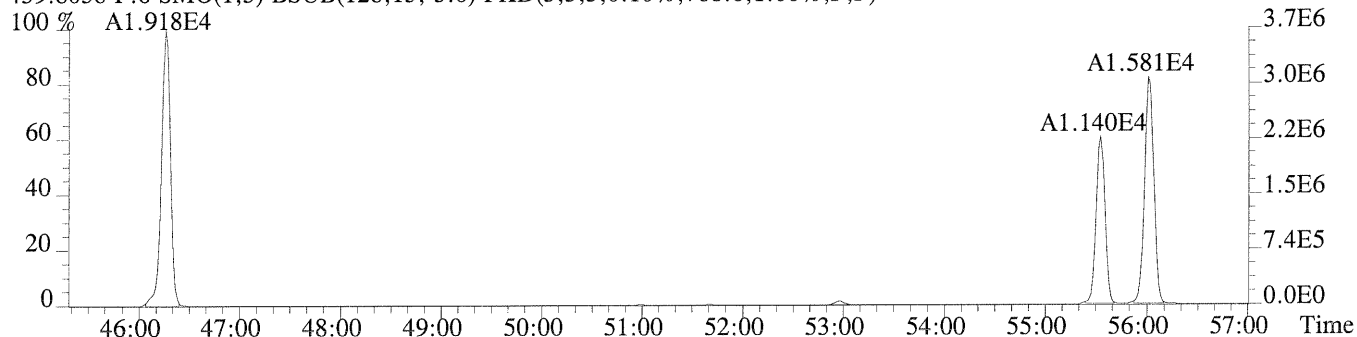
427.7635 F:6 SMO(1,3) BSUB(128,15,-3.0) PKD(3,3,3,0.10%,1028.0,1.00%,F,F)



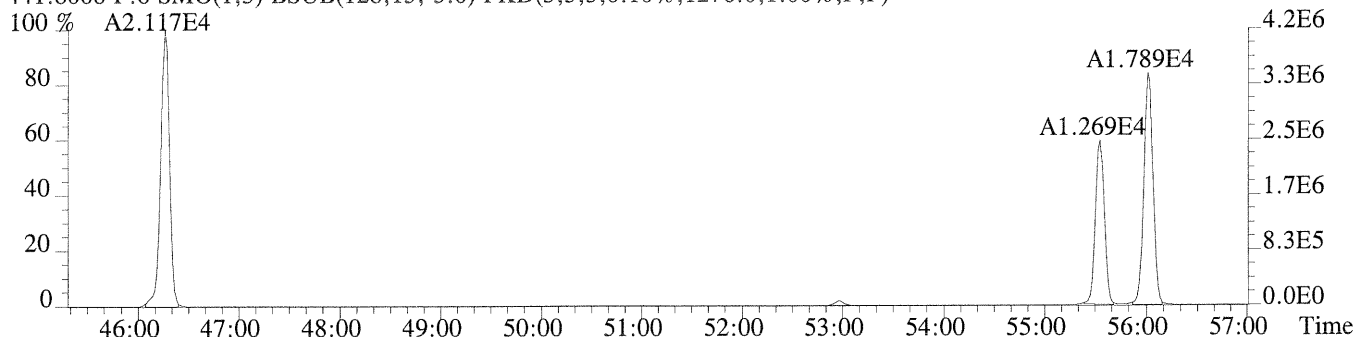
429.7606 F:6 SMO(1,3) BSUB(128,15,-3.0) PKD(3,3,3,0.10%,1148.0,1.00%,F,F)



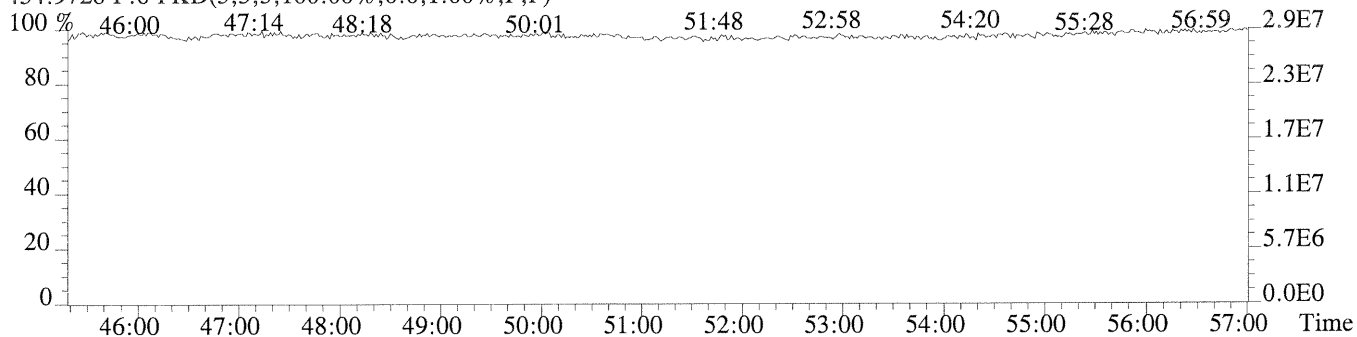
439.8038 F:6 SMO(1,3) BSUB(128,15,-3.0) PKD(3,3,3,0.10%,788.0,1.00%,F,F)



441.8008 F:6 SMO(1,3) BSUB(128,15,-3.0) PKD(3,3,3,0.10%,1276.0,1.00%,F,F)

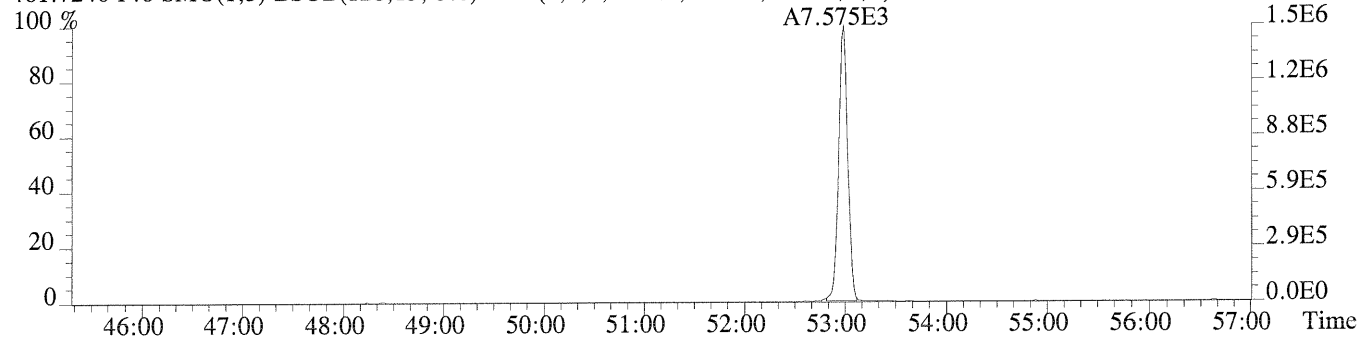


454.9728 F:6 PKD(5,3,5,100.00%,0.0,1.00%,F,F)

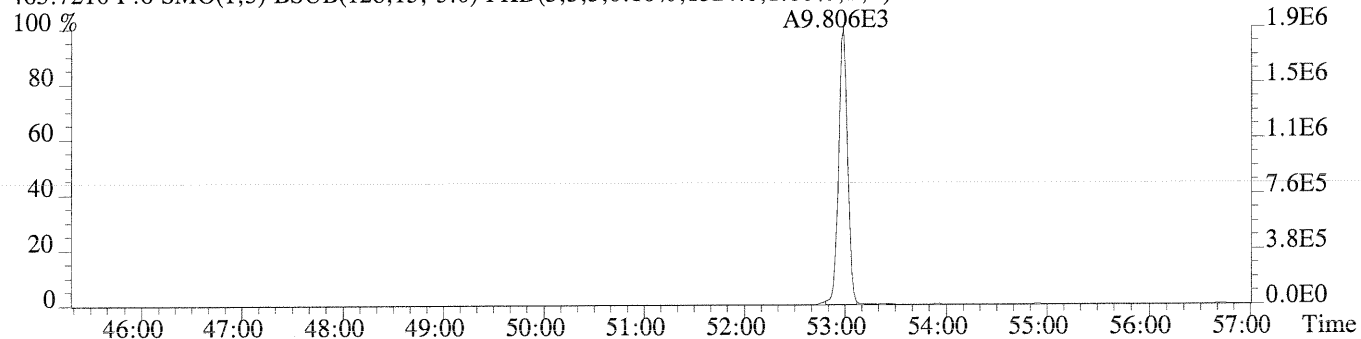


Sample#1 Exp:ICAL CS3

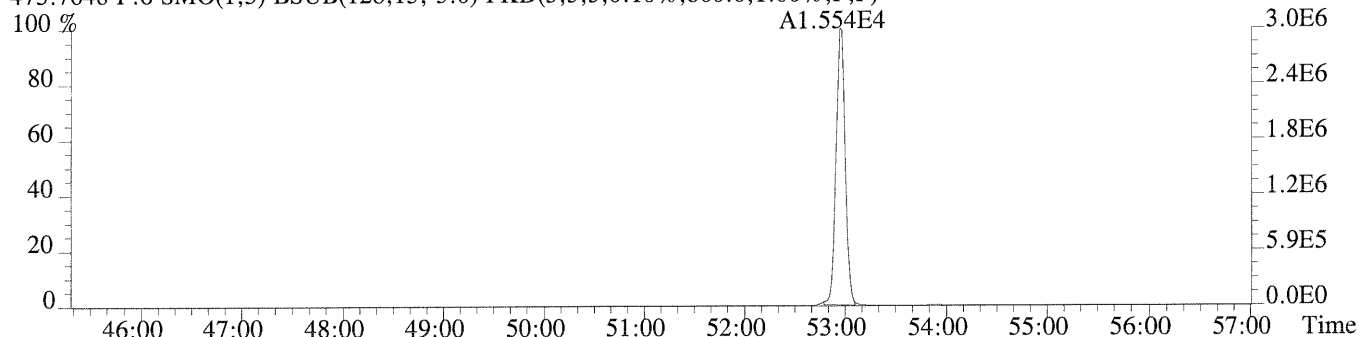
461.7246 F:6 SMO(1,3) BSUB(128,15,-3.0) PKD(3,3,3,0.10%,1048.0,1.00%,F,F)



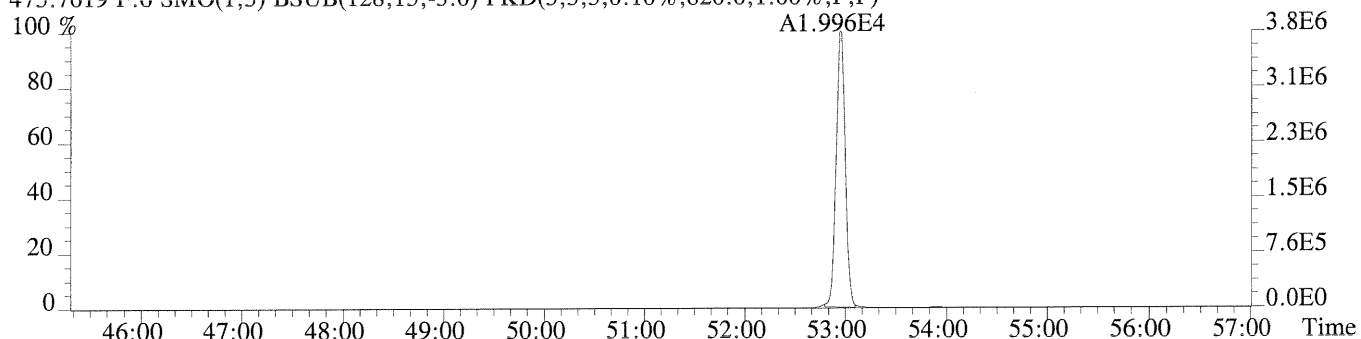
463.7216 F:6 SMO(1,3) BSUB(128,15,-3.0) PKD(3,3,3,0.10%,1324.0,1.00%,F,F)



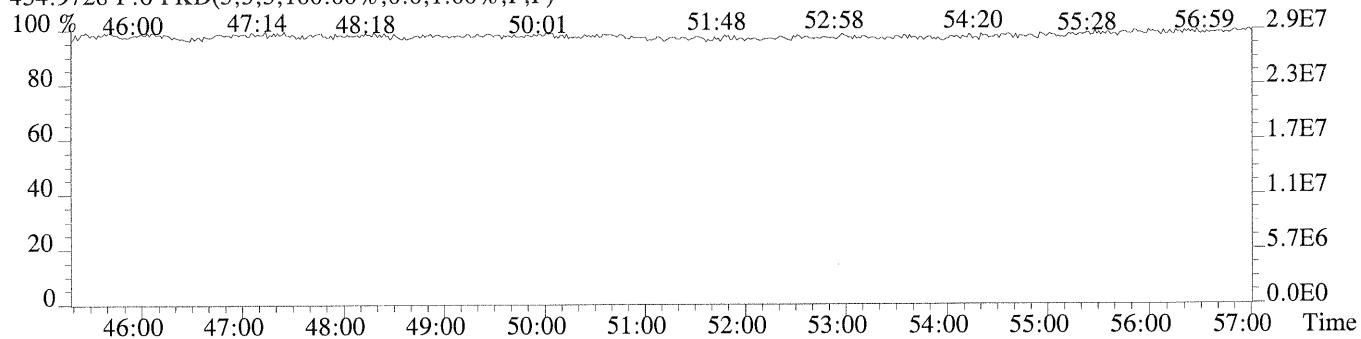
473.7648 F:6 SMO(1,3) BSUB(128,15,-3.0) PKD(3,3,3,0.10%,860.0,1.00%,F,F)



475.7619 F:6 SMO(1,3) BSUB(128,15,-3.0) PKD(3,3,3,0.10%,820.0,1.00%,F,F)

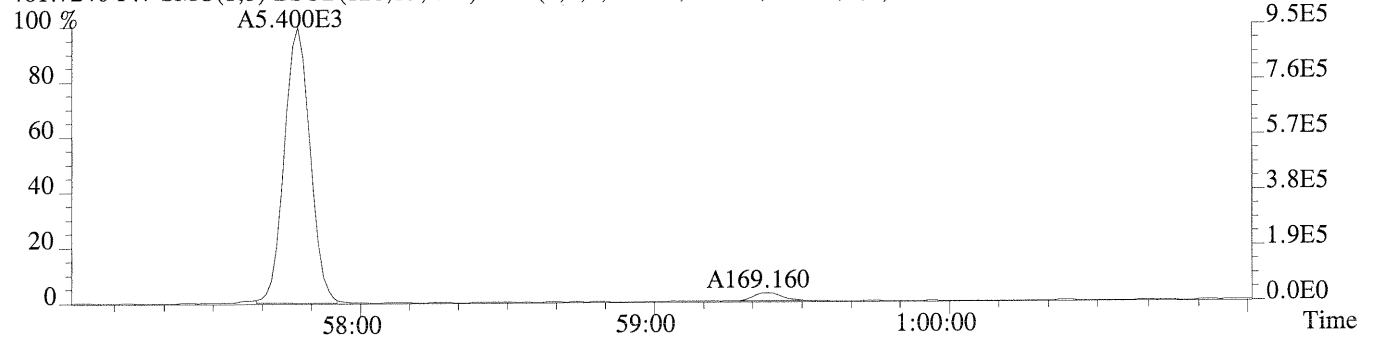


454.9728 F:6 PKD(5,3,5,100.00%,0.0,1.00%,F,F)

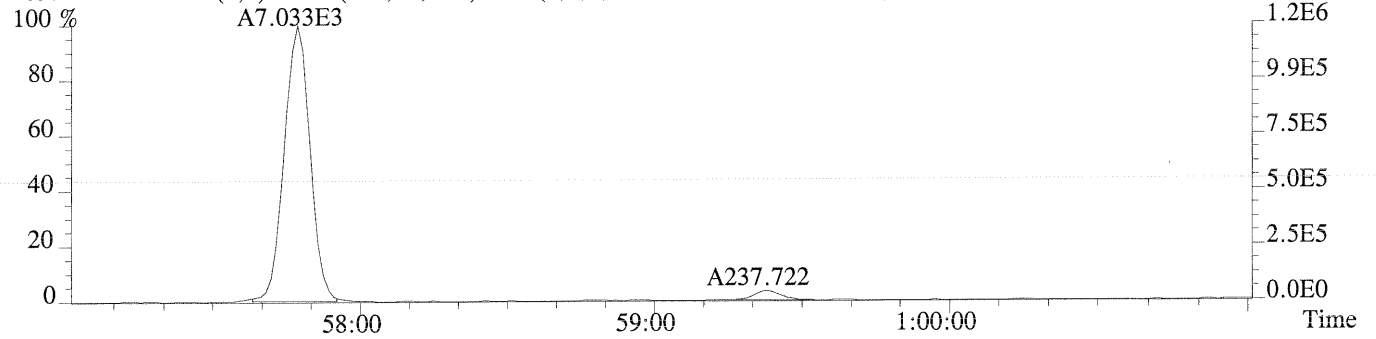


Sample#1 Exp:ICAL CS3

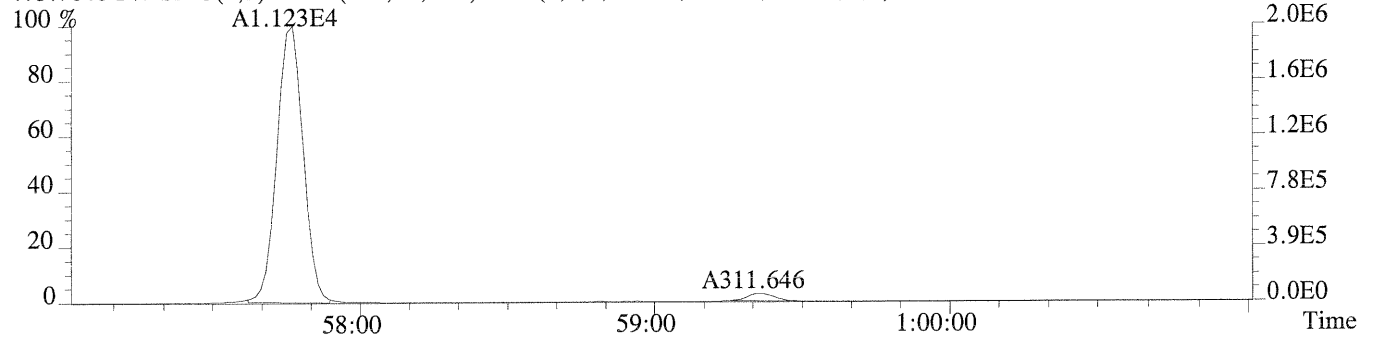
461.7246 F:7 SMO(1,3) BSUB(128,15,-3.0) PKD(3,3,3,0.10%,1308.0,1.00%,F,F)



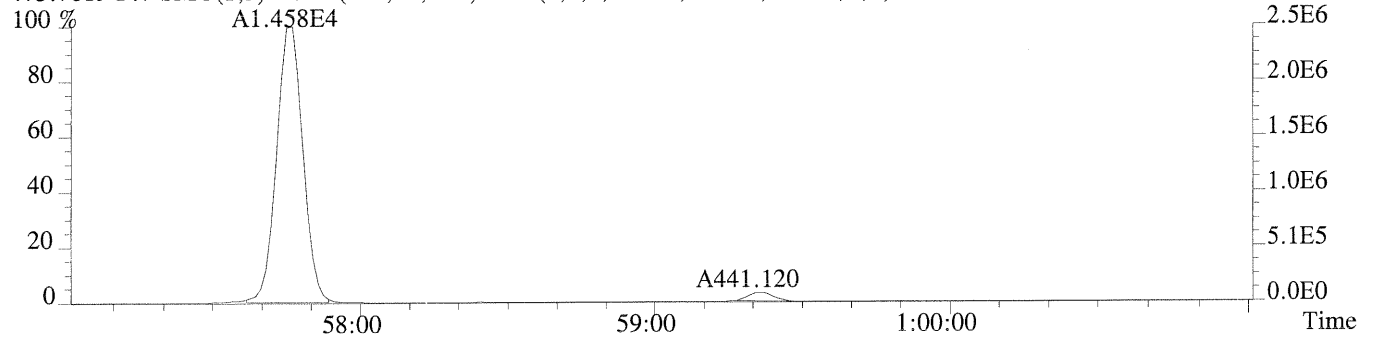
463.7216 F:7 SMO(1,3) BSUB(128,15,-3.0) PKD(3,3,3,0.10%,1364.0,1.00%,F,F)



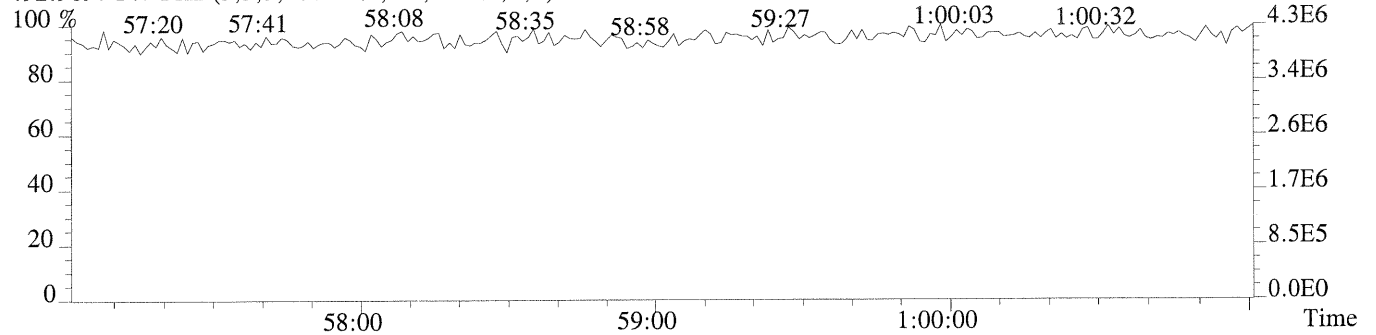
473.7648 F:7 SMO(1,3) BSUB(128,15,-3.0) PKD(3,3,3,0.10%,1340.0,1.00%,F,F)



475.7619 F:7 SMO(1,3) BSUB(128,15,-3.0) PKD(3,3,3,0.10%,1768.0,1.00%,F,F)

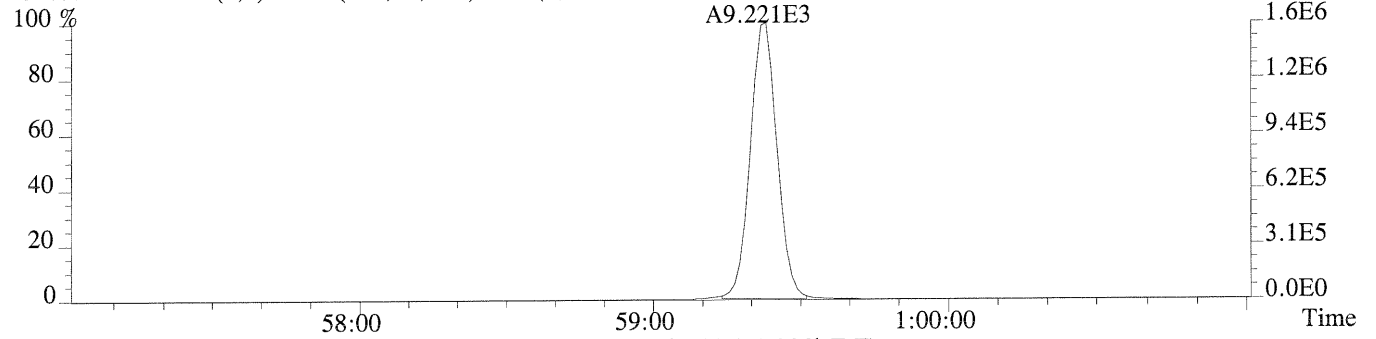


492.9697 F:7 PKD(5,3,5,100.00%,0.0,1.00%,F,F)

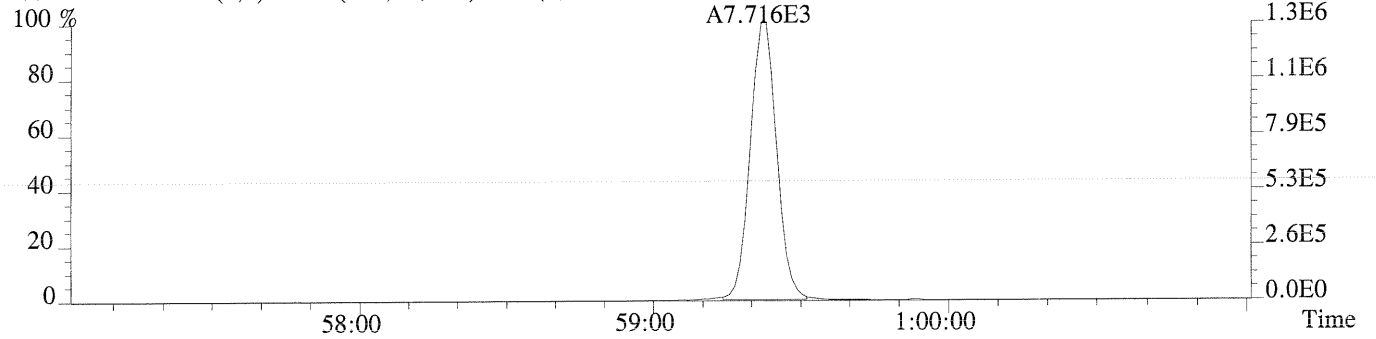


Sample#1 Exp:ICAL CS3

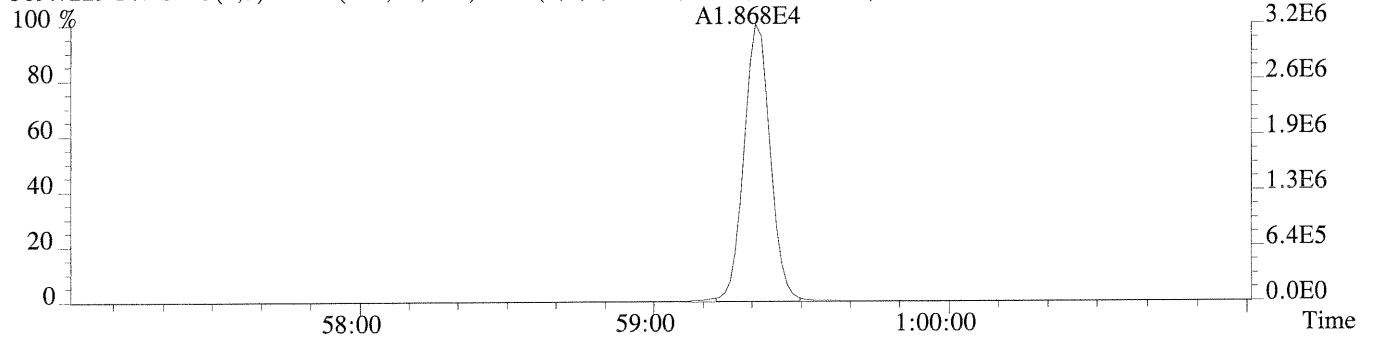
497.6826 F:7 SMO(1,3) BSUB(128,15,-3.0) PKD(3,3,3,0.10%,820.0,1.00%,F,F)



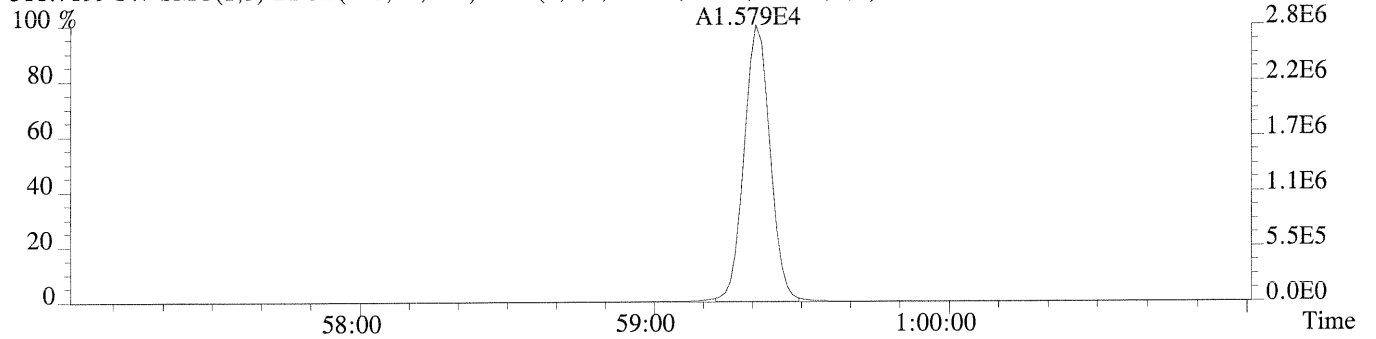
499.6797 F:7 SMO(1,3) BSUB(128,15,-3.0) PKD(3,3,3,0.10%,888.0,1.00%,F,F)



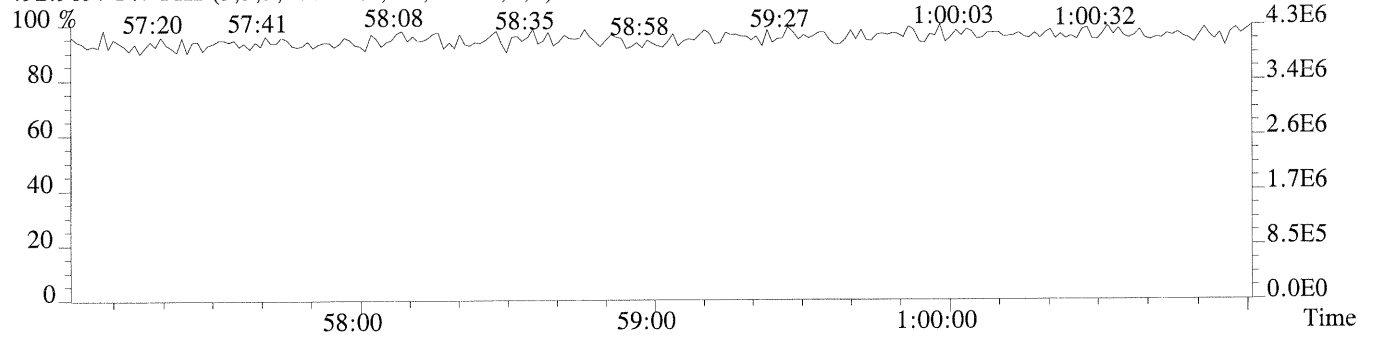
509.7229 F:7 SMO(1,3) BSUB(128,15,-3.0) PKD(3,3,3,0.10%,820.0,1.00%,F,F)



511.7199 F:7 SMO(1,3) BSUB(128,15,-3.0) PKD(3,3,3,0.10%,652.0,1.00%,F,F)



492.9697 F:7 PKD(5,3,5,100.00%,0.0,1.00%,F,F)



Columbia Analytical Services, Inc.
Sample Response Summary

CLIENT ID.
ICAL CS4

Run #4 Filename U220173 #1 Samp: 1 Inj: 1 Acquired: 19-AUG-09 18:52:58
Processed: 21-AUG-09 07:14:55 LAB. ID: ICAL CS4

Typ	Name	RT-1	Resp 1	Resp 2	Ratio	Meet	Mod?	RRT
1 1	2-MoCB	14:09	2.148e+05	6.988e+04	3.07	yes	no	1.001
2 3	4-MoCB	16:37	2.106e+05	6.904e+04	3.05	yes	no	1.001
3 4	22'-DiCB	16:53	1.051e+05	6.715e+04	1.56	yes	no	1.002
4 15	44'-DiCB	23:16	1.479e+05	9.515e+04	1.55	yes	no	1.001
5 19	22'6'-TrCB	20:16	6.474e+04	6.467e+04	1.00	yes	no	1.001
6 37	344'-TrCB	30:36	1.215e+05	1.286e+05	0.94	yes	no	1.001
7 54	22'66'-TeCB	23:34	7.367e+04	1.044e+05	0.71	yes	no	1.001
8 81	344'5'-TeCB	37:29	8.832e+04	1.195e+05	0.74	yes	no	1.000
9 77	33'44'-TeCB	38:03	8.670e+04	1.123e+05	0.77	yes	no	1.000
10 104	22'466'-PeCB	29:18	1.208e+05	7.746e+04	1.56	yes	no	1.001
11 123	2'344'5'-PeCB	40:03	1.126e+05	7.258e+04	1.55	yes	no	1.000
12 118	23'44'5'-PeCB	40:23	1.177e+05	7.656e+04	1.54	yes	no	1.000
13 114	2344'5'-PeCB	40:56	1.201e+05	7.559e+04	1.59	yes	no	1.000
14 105	233'44'-PeCB	41:35	1.121e+05	7.170e+04	1.56	yes	no	1.001
15 126	33'44'5'-PeCB	44:42	1.037e+05	6.777e+04	1.53	yes	no	1.001
16 155	22'44'66'-HxCB	35:06	1.051e+05	8.993e+04	1.17	yes	no	1.000
17 167	23'44'55'-HxCB	46:33	7.395e+04	6.231e+04	1.19	yes	no	1.001
1856/7	233'44'5'-HxCB	47:43	1.416e+05	1.204e+05	1.18	yes	no	1.000
19 169	33'44'55'-HxCB	50:58	6.497e+04	5.439e+04	1.19	yes	no	1.000
20 188	22'34'566'-HpCB	40:54	8.515e+04	8.877e+04	0.96	yes	no	1.001
21 189	233'44'55'-HpCB	53:30	5.196e+04	5.300e+04	0.98	yes	no	1.001
22 202	22'33'55'66'-OcCB	46:18	5.115e+04	5.983e+04	0.85	yes	no	1.000
23 205	233'44'55'6'-OcCB	56:03	4.577e+04	5.437e+04	0.84	yes	no	1.000
24 208	22'33'4'55'66'-NoCB	52:59	4.712e+04	5.994e+04	0.79	yes	no	1.000
25 206	22'33'44'55'6'-NoCB	57:47	3.468e+04	4.604e+04	0.75	yes	no	1.000
26 209	DeCB	59:23	5.630e+04	4.728e+04	1.19	yes	no	1.001
27 1L	13C-2-MoCB	14:08	4.688e+04	1.537e+04	3.05	yes	no	0.743
28 3L	13C-4-MoCB	16:36	4.941e+04	1.578e+04	3.13	yes	no	0.872
29 4L	13C-22'-DiCB	16:51	2.678e+04	1.773e+04	1.51	yes	no	0.885
30 15L	13C-44'-DiCB	23:15	3.489e+04	2.281e+04	1.53	yes	no	1.222
31 19L	13C-22'6'-TrCB	20:15	1.510e+04	1.530e+04	0.99	yes	no	1.064
32 37L	13C-344'-TrCB	30:34	2.937e+04	2.880e+04	1.02	yes	no	1.080
33 54L	13C-22'66'-TeCB	23:32	1.975e+04	2.543e+04	0.78	yes	no	0.832
34 81L	13C-344'5'-TeCB	37:28	2.218e+04	2.725e+04	0.81	yes	no	1.324
35 77L	13C-33'44'-TeCB	38:02	2.137e+04	2.824e+04	0.76	yes	no	1.344
36104L	13C-22'466'-PeCB	29:17	3.062e+04	1.989e+04	1.54	yes	no	0.829
37123L	13C-2'344'5'-PeCB	40:02	2.734e+04	1.712e+04	1.60	yes	no	1.133
38118L	13C-23'44'5'-PeCB	40:22	2.724e+04	1.754e+04	1.55	yes	no	1.142
39114L	13C-2344'5'-PeCB	40:55	2.795e+04	1.824e+04	1.53	yes	no	1.158
40105L	13C-233'44'-PeCB	41:33	2.708e+04	1.691e+04	1.60	yes	no	1.176
41126L	13C-33'44'5'-PeCB	44:40	2.544e+04	1.618e+04	1.57	yes	no	1.264
42155L	13C-22'44'66'-HxCB	35:06	2.956e+04	2.422e+04	1.22	yes	no	0.807
43167L	13C-23'44'55'-HxCB	46:31	1.933e+04	1.500e+04	1.29	yes	no	1.069
4456/7	13C-233'44'5'-HxCB	47:42	3.544e+04	2.831e+04	1.25	yes	no	1.097
45169L	13C-33'44'55'-HxCB	50:57	1.700e+04	1.312e+04	1.30	yes	no	1.171
46188L	13C-22'34'566'-HpCB	40:52	2.366e+04	2.295e+04	1.03	yes	no	0.736
47189La	13C-233'44'55'-HpCB	53:28	1.582e+04	1.486e+04	1.06	yes	no	0.962
48202La	13C-22'33'55'66'-OcCB	46:17	1.554e+04	1.673e+04	0.93	yes	no	0.833
49205L,	13C-233'44'55'6'-OcCB	56:02	1.308e+04	1.464e+04	0.89	yes	no	1.009
50208L7	13C-22'33'4'55'66'-NoCB	52:58	1.353e+04	1.654e+04	0.82	yes	no	0.953
51206L	13C-22'33'44'55'6'-NoCB	57:46	9.599e+03	1.218e+04	0.79	yes	no	1.040
52209L	13C-DeCB	59:21	1.556e+04	1.335e+04	1.17	yes	no	1.068

53 28L	13C-244'-TrCB	26:25	3.345e+04	3.269e+04	1.02	yes	no	0.933
54111L	13C-233'55'-PeCB	38:03	2.824e+04	1.817e+04	1.55	yes	no	1.077
55178L	13C-22'33'55'6'-HpCB	43:56	1.717e+04	1.648e+04	1.04	yes	no	1.010
56 9L	13C-2,5-DiCB	19:02	3.388e+04	2.162e+04	1.57	yes	no	*
57 52L	13C-22'55'-TeCB	28:18	1.894e+04	2.441e+04	0.78	yes	no	*
58101L	13C-22'4'55'-PeCB	35:20	2.236e+04	1.414e+04	1.58	yes	no	*
59138L	13C-22'3'44'5'-HxCB	43:30	1.933e+04	1.528e+04	1.27	yes	no	*
60194L	13C-22'33'44'55'-OxCB	55:33	1.008e+04	1.142e+04	0.88	yes	no	*

Columbia Analytical Services, Inc.
Signal/Noise Height Ratio Summary

CLIENT ID.
ICAL CS4

Run #4 Filename U220173 Samp: 1 Inj: 1 Acquired: 19-AUG-09 18:52:58
Processed: 21-AUG-09 07:14:551 LAB. ID: ICAL CS4

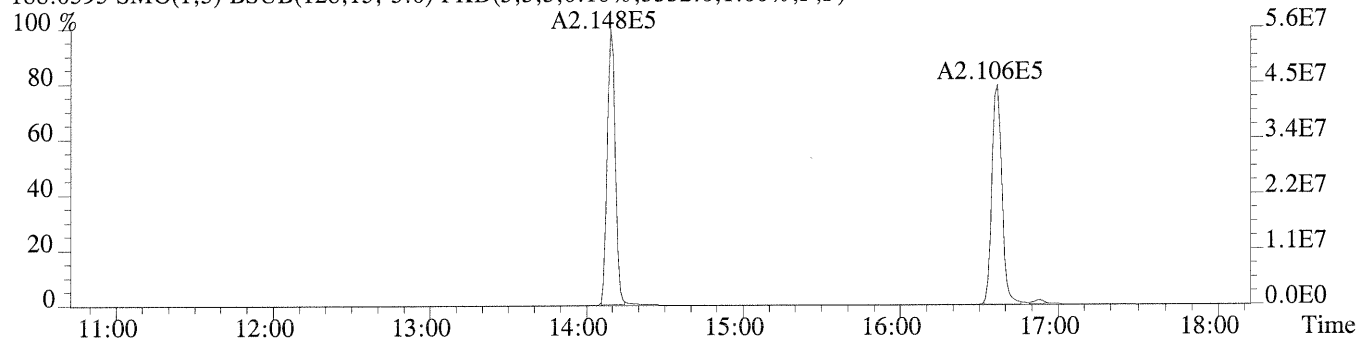
	Name	Signal 1	Noise 1	S/N Rat.1	Signal 2	Noise 2	S/N Rat.2
1	2-MoCB	5.62e+07	3.33e+03	1.7e+04	1.84e+07	4.36e+03	4.2e+03
2	4-MoCB	4.46e+07	3.33e+03	1.3e+04	1.46e+07	4.36e+03	3.4e+03
3	22'-DiCB	2.34e+07	4.65e+03	5.0e+03	1.48e+07	4.24e+04	3.5e+02
4	44'-DiCB	2.67e+07	2.29e+03	1.2e+04	1.72e+07	1.28e+04	1.3e+03
5	22'6'-TrCB	1.37e+07	3.53e+03	3.9e+03	1.39e+07	1.20e+03	1.2e+04
6	344'-TrCB	1.90e+07	7.89e+03	2.4e+03	1.99e+07	2.19e+03	9.1e+03
7	22'66'-TeCB	1.46e+07	1.07e+03	1.4e+04	2.06e+07	1.12e+03	1.8e+04
8	344'5-TeCB	1.49e+07	1.55e+03	9.6e+03	2.01e+07	2.10e+03	9.5e+03
9	33'44'-TeCB	1.45e+07	1.55e+03	9.4e+03	1.85e+07	2.10e+03	8.8e+03
10	22'466'-PeCB	2.04e+07	1.44e+03	1.4e+04	1.31e+07	1.72e+03	7.6e+03
11	2'344'5-PeCB	1.92e+07	1.01e+05	1.9e+02	1.22e+07	1.38e+04	8.8e+02
12	23'44'5-PeCB	1.98e+07	1.01e+05	2.0e+02	1.29e+07	1.38e+04	9.3e+02
13	2344'5-PeCB	2.04e+07	1.01e+05	2.0e+02	1.28e+07	1.38e+04	9.3e+02
14	233'44'-PeCB	1.91e+07	1.01e+05	1.9e+02	1.21e+07	1.38e+04	8.7e+02
15	33'44'5-PeCB	1.73e+07	1.01e+05	1.7e+02	1.11e+07	1.38e+04	8.0e+02
16	22'44'66'-HxCB	1.79e+07	1.31e+03	1.4e+04	1.53e+07	8.96e+02	1.7e+04
17	23'44'55'-HxCB	1.53e+07	2.01e+03	7.6e+03	1.26e+07	1.72e+03	7.3e+03
18	233'44'5-HxCB	2.28e+07	2.01e+03	1.1e+04	1.95e+07	1.72e+03	1.1e+04
19	33'44'55'-HxCB	1.30e+07	2.01e+03	6.5e+03	1.07e+07	1.72e+03	6.2e+03
20	22'34'566'-HpCB	1.48e+07	1.13e+03	1.3e+04	1.53e+07	8.52e+02	1.8e+04
21	233'44'55'-HpCB	1.03e+07	1.41e+03	7.3e+03	1.06e+07	1.13e+03	9.4e+03
22	22'33'55'66'-OxCB	1.07e+07	9.32e+02	1.1e+04	1.25e+07	9.96e+02	1.3e+04
23	233'44'55'6-OxCB	9.24e+06	9.32e+02	9.9e+03	1.10e+07	9.96e+02	1.1e+04
24	22'33'4'55'66'-NoCB	9.74e+06	9.08e+02	1.1e+04	1.23e+07	1.18e+03	1.0e+04
25	22'33'44'55'6-NoCB	6.35e+06	2.25e+03	2.8e+03	8.46e+06	1.90e+03	4.4e+03
26	DeCB	1.00e+07	9.00e+02	1.1e+04	8.44e+06	9.52e+02	8.9e+03
27	13C-2-MoCB	1.22e+07	3.22e+03	3.8e+03	4.03e+06	1.79e+04	2.3e+02
28	13C-4-MoCB	1.05e+07	3.22e+03	3.3e+03	3.38e+06	1.79e+04	1.9e+02
29	13C-22'-DiCB	5.91e+06	4.26e+03	1.4e+03	3.96e+06	3.84e+03	1.0e+03
30	13C-44'-DiCB	6.36e+06	7.00e+03	9.1e+02	4.22e+06	4.47e+03	9.4e+02
31	13C-22'6'-TrCB	3.32e+06	8.42e+04	3.9e+01	3.30e+06	2.49e+04	1.3e+02
32	13C-344'-TrCB	4.69e+06	6.39e+04	7.3e+01	4.52e+06	4.15e+04	1.1e+02
33	13C-22'66'-TeCB	3.89e+06	4.69e+03	8.3e+02	4.98e+06	2.66e+03	1.9e+03
34	13C-344'5-TeCB	3.65e+06	3.70e+03	9.9e+02	4.55e+06	2.65e+03	1.7e+03
35	13C-33'44'-TeCB	3.50e+06	3.70e+03	9.5e+02	4.72e+06	2.65e+03	1.8e+03
36	13C-22'466'-PeCB	5.19e+06	1.67e+03	3.1e+03	3.34e+06	1.65e+03	2.0e+03
37	13C-2'344'5-PeCB	4.66e+06	1.24e+04	3.7e+02	2.95e+06	9.23e+03	3.2e+02
38	13C-23'44'5-PeCB	4.66e+06	1.24e+04	3.7e+02	3.00e+06	9.23e+03	3.3e+02
39	13C-2344'5-PeCB	4.66e+06	1.24e+04	3.7e+02	3.08e+06	9.23e+03	3.3e+02
40	13C-233'44'-PeCB	4.54e+06	1.24e+04	3.7e+02	2.88e+06	9.23e+03	3.1e+02
41	13C-33'44'5-PeCB	4.20e+06	1.24e+04	3.4e+02	2.68e+06	9.23e+03	2.9e+02
42	13C-22'44'66'-HxCB	5.11e+06	7.88e+02	6.5e+03	4.19e+06	1.13e+03	3.7e+03
43	13C-23'44'55'-HxCB	4.05e+06	1.70e+03	2.4e+03	3.11e+06	4.94e+03	6.3e+02
44	13C-233'44'5'-HxCB	5.71e+06	1.70e+03	3.4e+03	4.61e+06	4.94e+03	9.3e+02
45	13C-33'44'55'-HxCB	3.42e+06	1.70e+03	2.0e+03	2.72e+06	4.94e+03	5.5e+02
46	13C-22'34'566'-HpCB	4.07e+06	2.13e+03	1.9e+03	3.98e+06	8.80e+02	4.5e+03
47	13C-233'44'55'-HpCB	3.14e+06	1.84e+03	1.7e+03	2.98e+06	9.52e+02	3.1e+03
48	13C-22'33'55'66'-OxCB	3.14e+06	1.24e+03	2.5e+03	3.41e+06	1.08e+03	3.2e+03
49	13C-233'44'55'6-OxCB	2.60e+06	1.24e+03	2.1e+03	2.88e+06	1.08e+03	2.7e+03
50	13C-22'33'4'55'66'-NoCB	2.72e+06	9.32e+02	2.9e+03	3.36e+06	8.52e+02	3.9e+03
51	13C-22'33'44'55'6-NoCB	1.76e+06	1.49e+03	1.2e+03	2.19e+06	1.57e+03	1.4e+03
52	13C-DeCB	2.73e+06	6.68e+02	4.1e+03	2.34e+06	8.40e+02	2.8e+03

53	13C-244'-TrCB	5.37e+06	6.39e+04	8.4e+01	5.20e+06	4.15e+04	1.3e+02
54	13C-233'55'-PeCB	4.93e+06	3.12e+03	1.6e+03	3.18e+06	8.04e+02	4.0e+03
55	13C-22'33'55'6'-HpCB	2.94e+06	2.13e+03	1.4e+03	2.79e+06	8.80e+02	3.2e+03
56	13C-2,5-DiCB	7.36e+06	7.00e+03	1.1e+03	4.72e+06	4.47e+03	1.1e+03
57	13C-22'55'-TeCB	3.19e+06	4.40e+03	7.3e+02	4.12e+06	2.90e+03	1.4e+03
58	13C-22'4'55'-PeCB	3.79e+06	3.12e+03	1.2e+03	2.42e+06	8.04e+02	3.0e+03
59	13C-22'3'44'5'-HxCB	3.34e+06	1.46e+03	2.3e+03	2.65e+06	1.40e+03	1.9e+03
60	13C-22'33'44'55'-OxCB	2.08e+06	1.24e+03	1.7e+03	2.32e+06	1.08e+03	2.2e+03

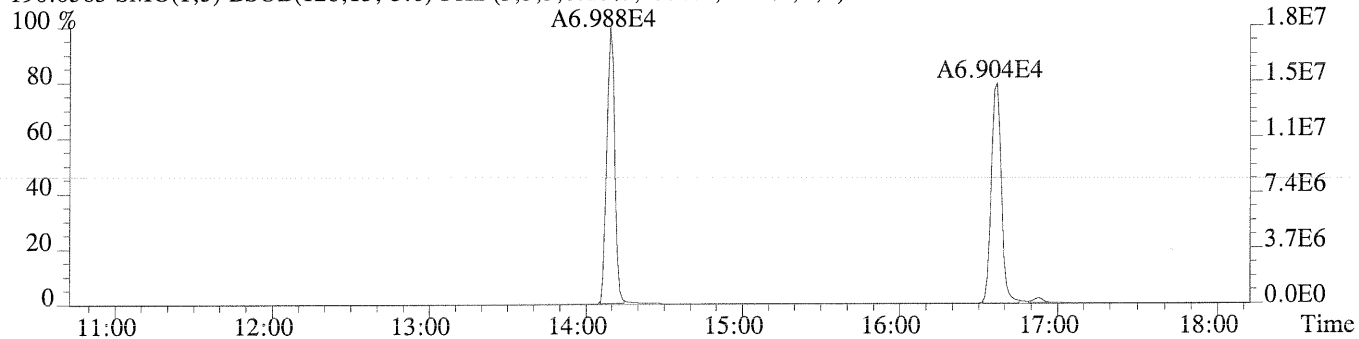
File:U220173 #1-482 Acq:19-AUG-2009 18:52:58 Probe EI+ Magnet SIR VG BioTech Mass spectf

Sample#1 Exp:ICAL CS4

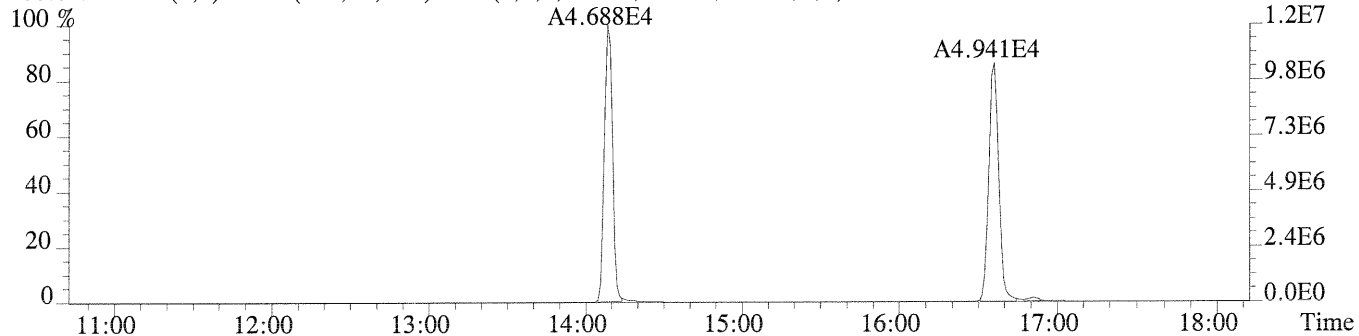
188.0393 SMO(1,3) BSUB(128,15,-3.0) PKD(3,3,3,0.10%,3332.0,1.00%,F,F)



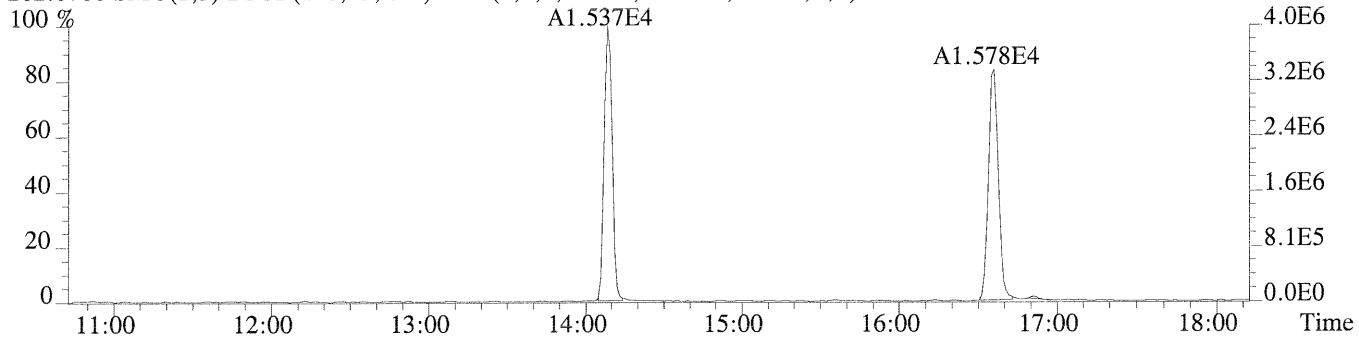
190.0363 SMO(1,3) BSUB(128,15,-3.0) PKD(3,3,3,0.10%,4356.0,1.00%,F,F)



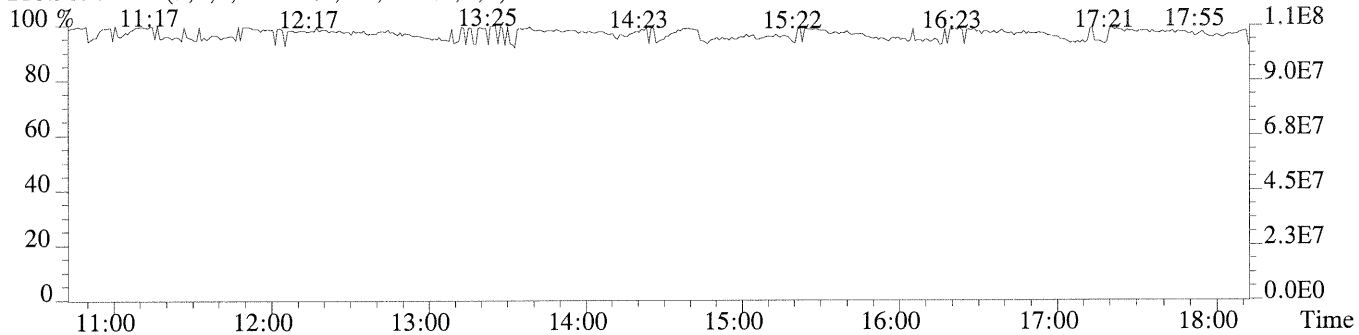
200.0795 SMO(1,3) BSUB(128,15,-3.0) PKD(3,3,3,0.10%,3216.0,1.00%,F,F)



202.0766 SMO(1,3) BSUB(128,15,-3.0) PKD(3,3,3,0.10%,17852.0,1.00%,F,F)

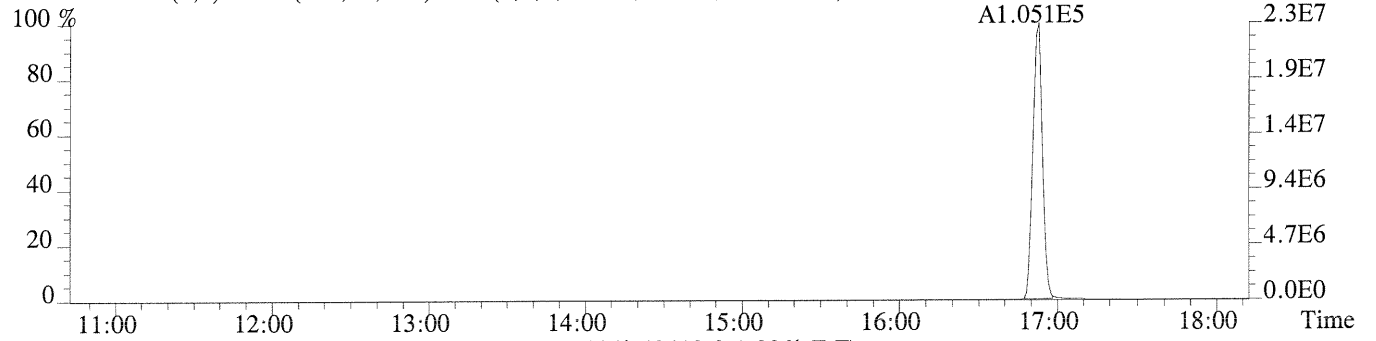


218.9856 PKD(3,3,3,100.00%,0.0,1.00%,F,F)

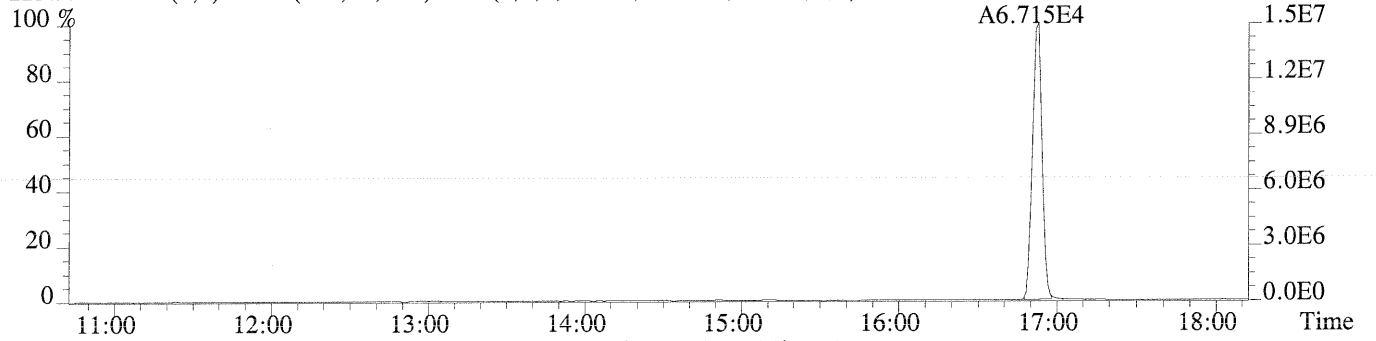


Sample#1 Exp:ICAL CS4

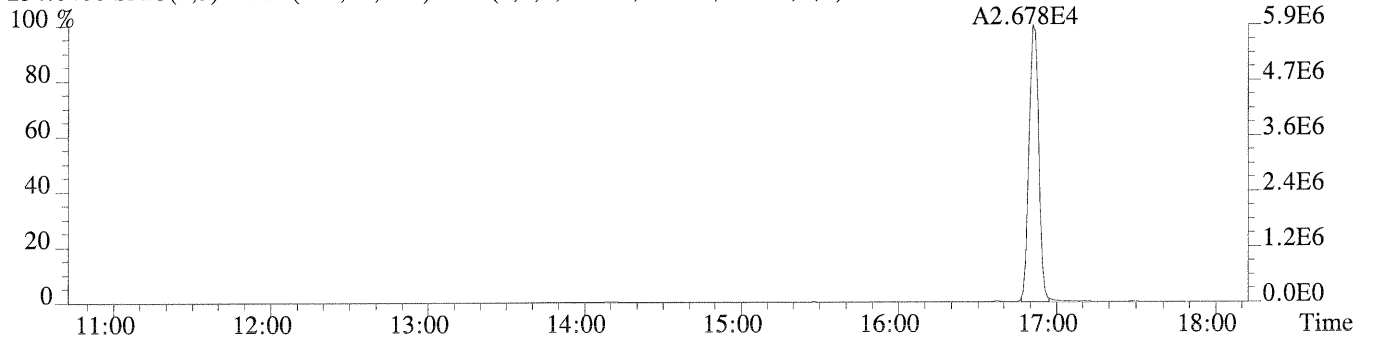
222.0003 SMO(1,3) BSUB(128,15,-3.0) PKD(3,3,3,0.10%,4648.0,1.00%,F,F)



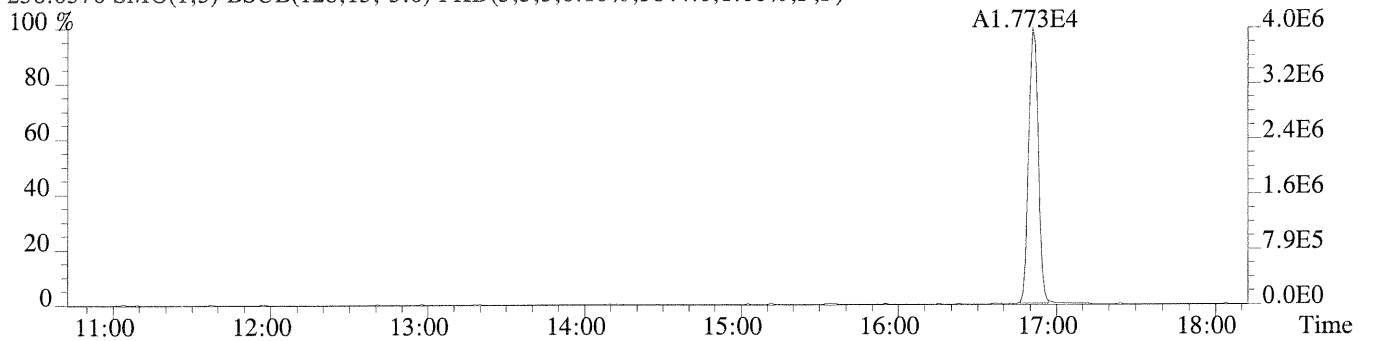
223.9974 SMO(1,3) BSUB(128,15,-3.0) PKD(3,3,3,0.10%,42412.0,1.00%,F,F)



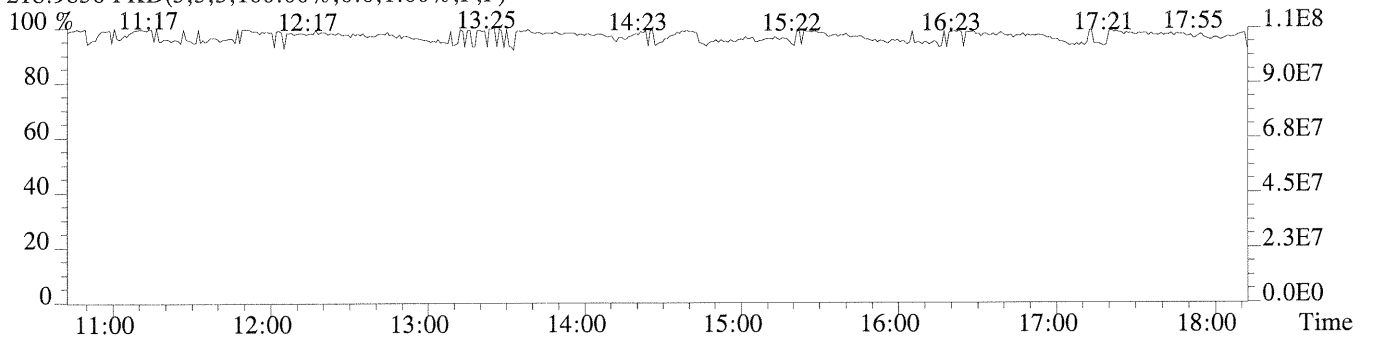
234.0406 SMO(1,3) BSUB(128,15,-3.0) PKD(3,3,3,0.10%,4256.0,1.00%,F,F)

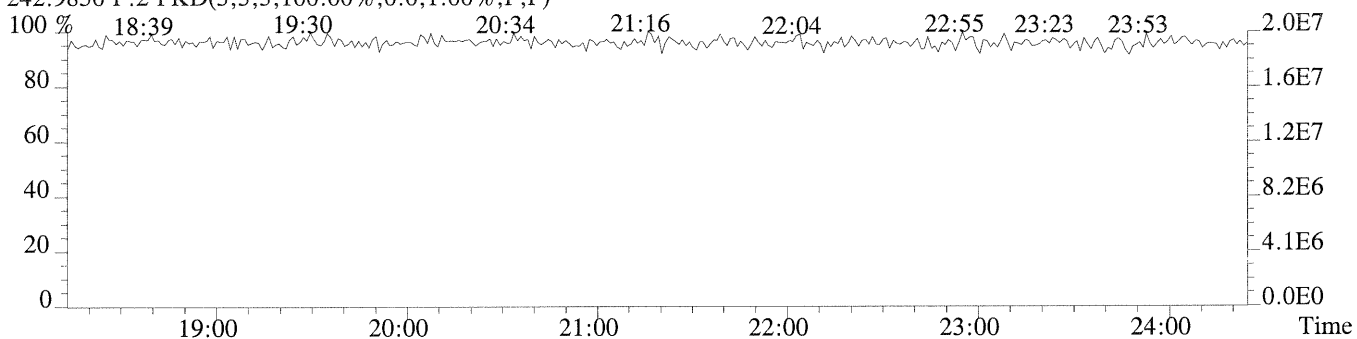
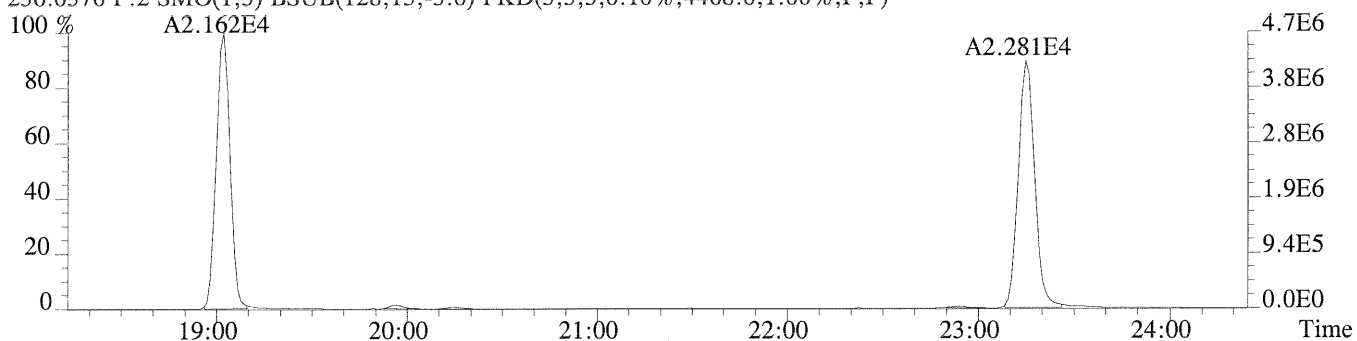
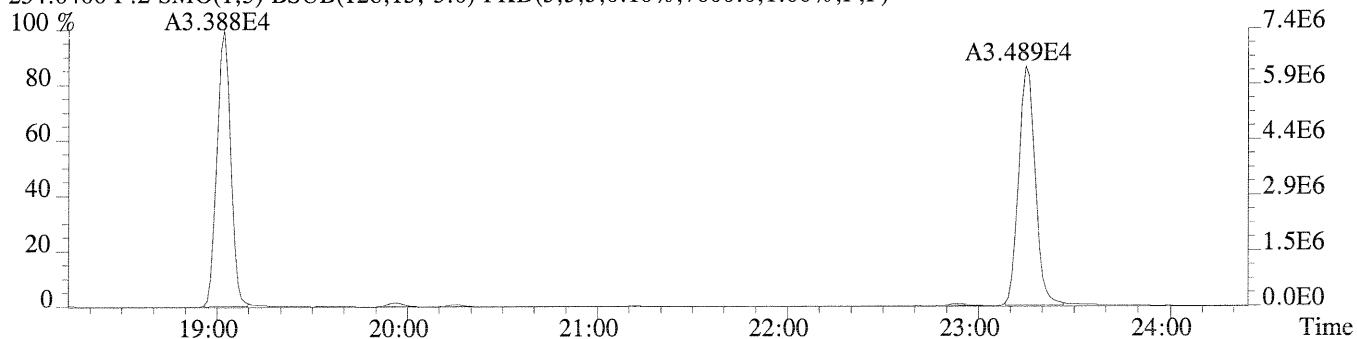
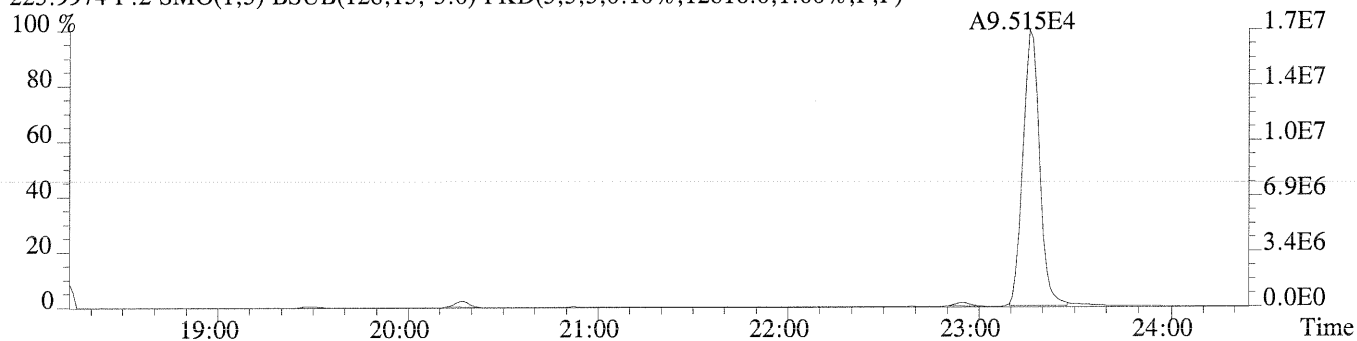
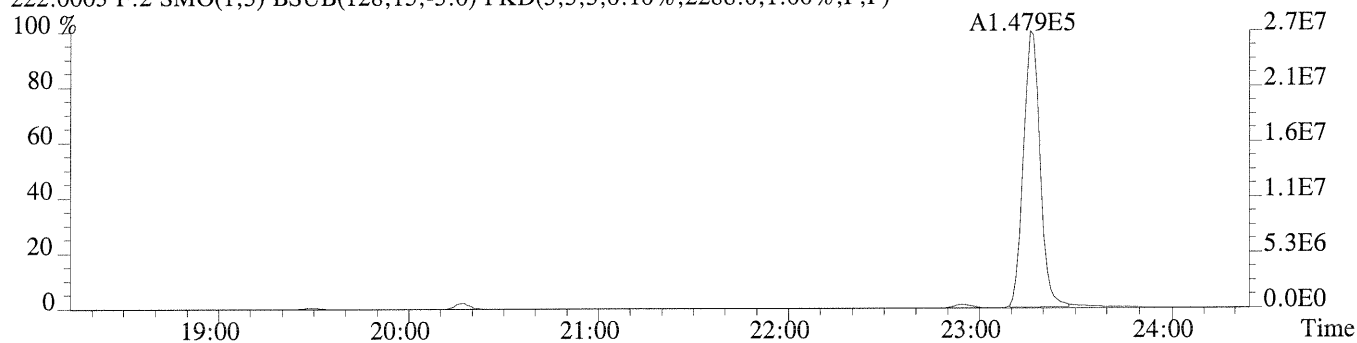


236.0376 SMO(1,3) BSUB(128,15,-3.0) PKD(3,3,3,0.10%,3844.0,1.00%,F,F)



218.9856 PKD(3,3,3,100.00%,0.0,1.00%,F,F)

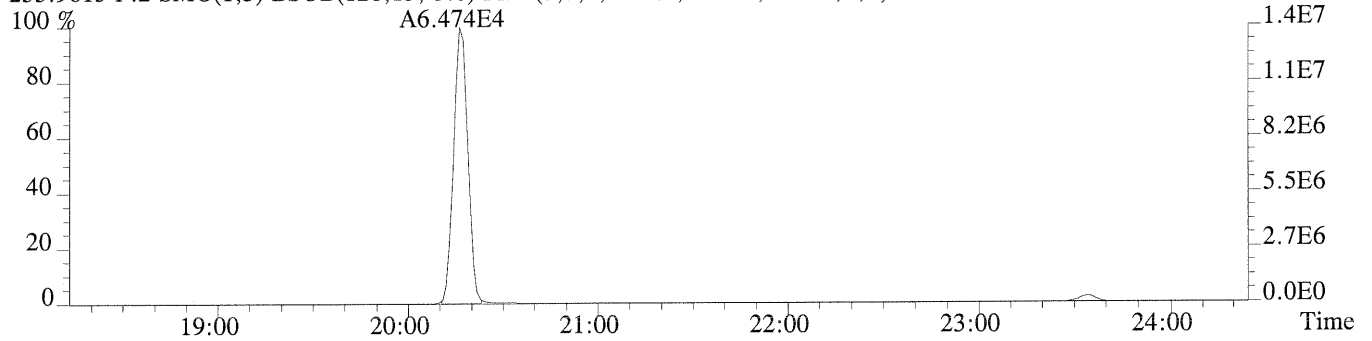




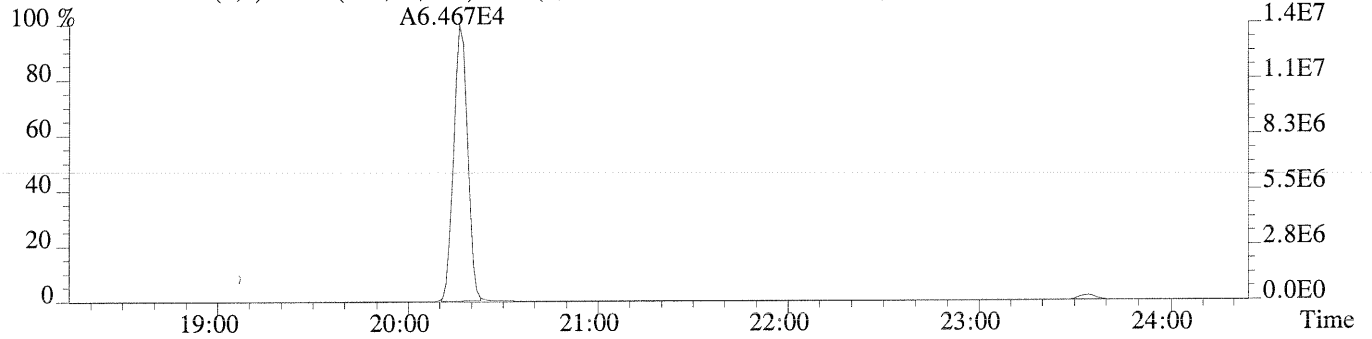
File:U220173 #1-342 Acq:19-AUG-2009 18:52:58 Probe EI+ Magnet SIR VG BioTech Mass spectf

Sample#1 Exp:ICAL CS4

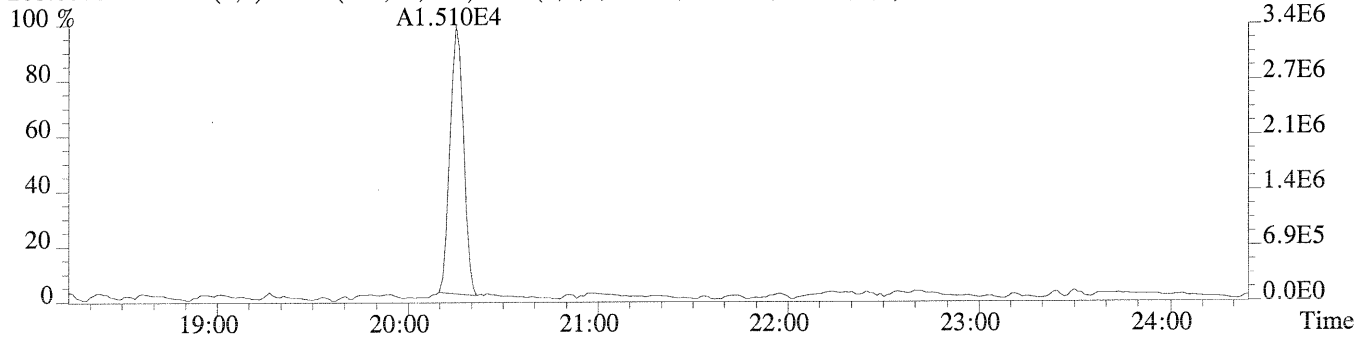
255.9613 F:2 SMO(1,3) BSUB(128,15,-3.0) PKD(3,3,3,0.10%,3532.0,1.00%,F,F)



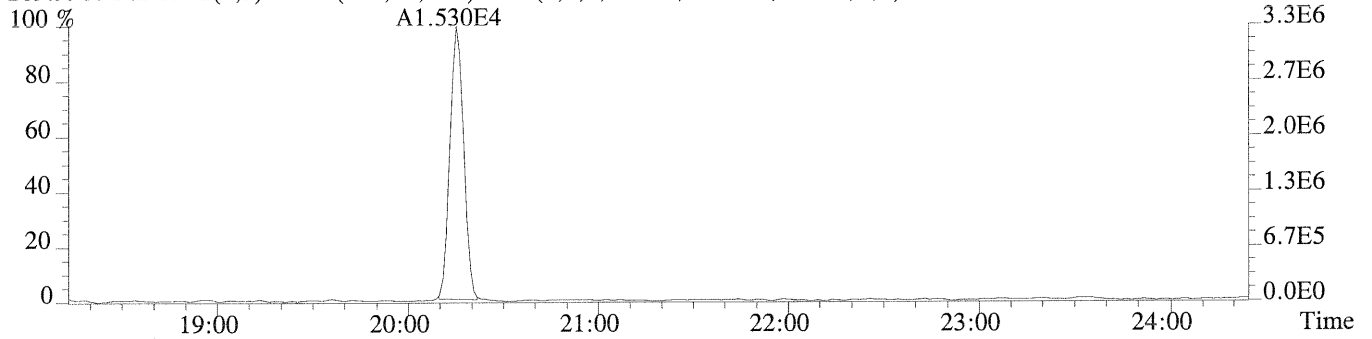
257.9584 F:2 SMO(1,3) BSUB(128,15,-3.0) PKD(3,3,3,0.10%,1200.0,1.00%,F,F)



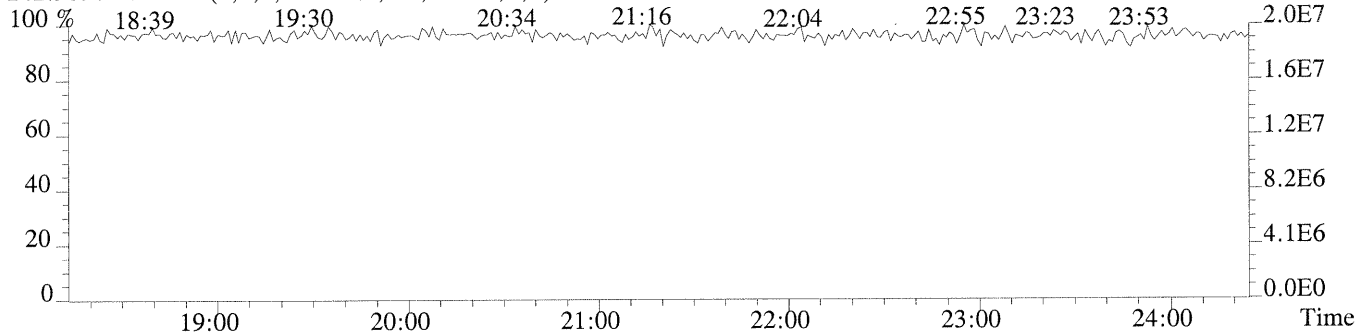
268.0016 F:2 SMO(1,3) BSUB(128,15,-3.0) PKD(3,3,3,0.10%,84248.0,1.00%,F,F)



269.9986 F:2 SMO(1,3) BSUB(128,15,-3.0) PKD(3,3,3,0.10%,24920.0,1.00%,F,F)

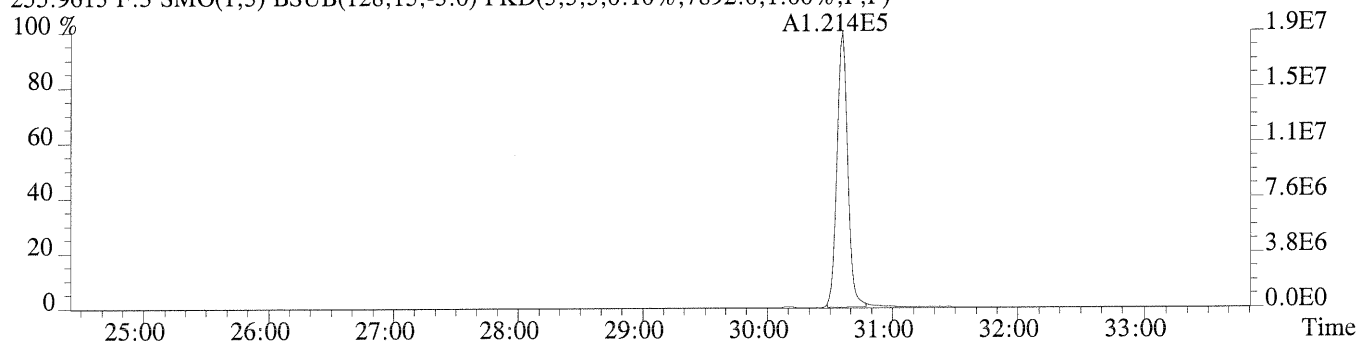


242.9856 F:2 PKD(3,3,3,100.00%,0.0,1.00%,F,F)

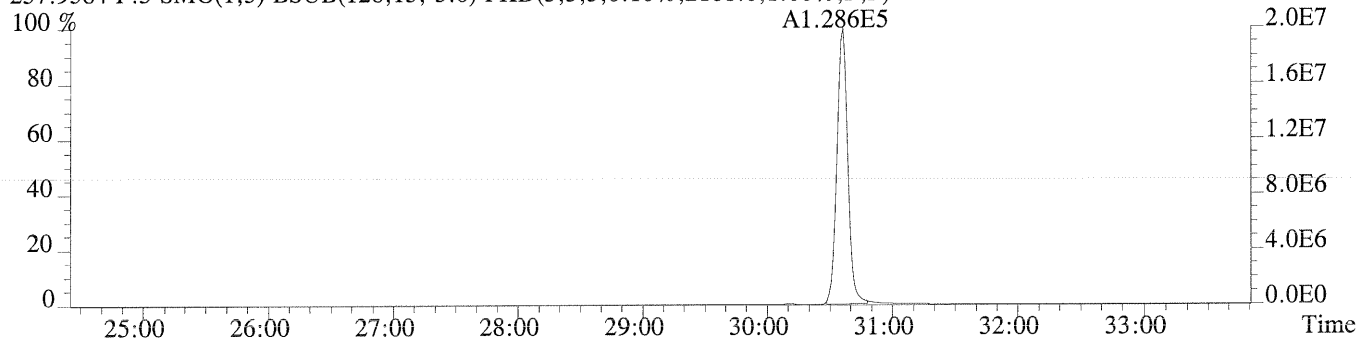


Sample#1 Exp:ICAL CS4

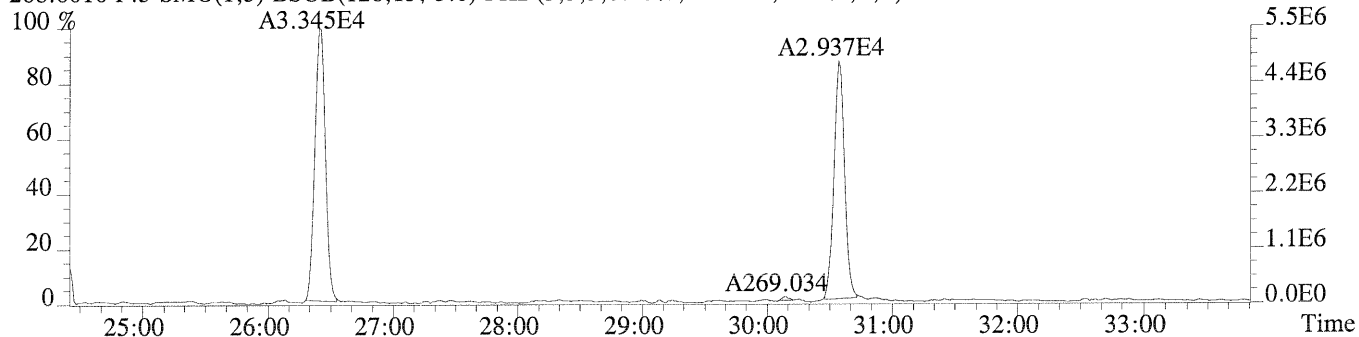
255.9613 F:3 SMO(1,3) BSUB(128,15,-3.0) PKD(3,3,3,0.10%,7892.0,1.00%,F,F)



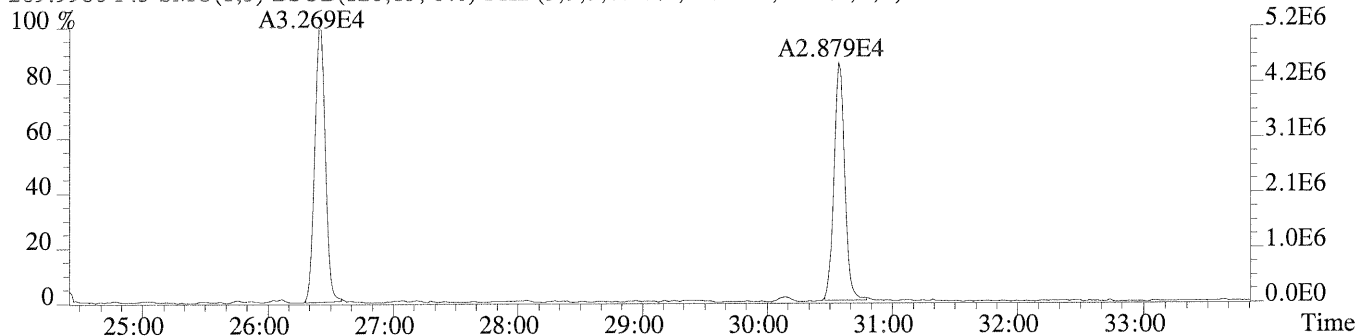
257.9584 F:3 SMO(1,3) BSUB(128,15,-3.0) PKD(3,3,3,0.10%,2188.0,1.00%,F,F)



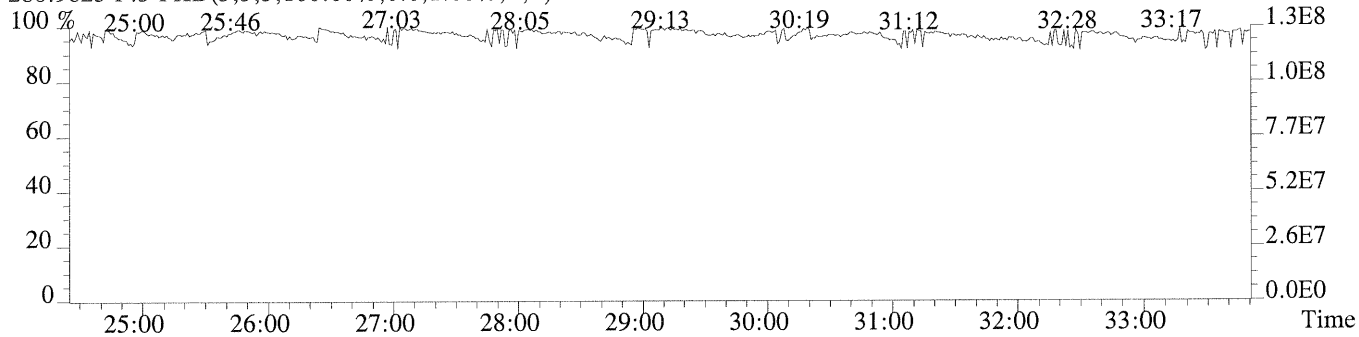
268.0016 F:3 SMO(1,3) BSUB(128,15,-3.0) PKD(3,3,3,0.10%,63864.0,1.00%,F,F)



269.9986 F:3 SMO(1,3) BSUB(128,15,-3.0) PKD(3,3,3,0.10%,41528.0,1.00%,F,F)



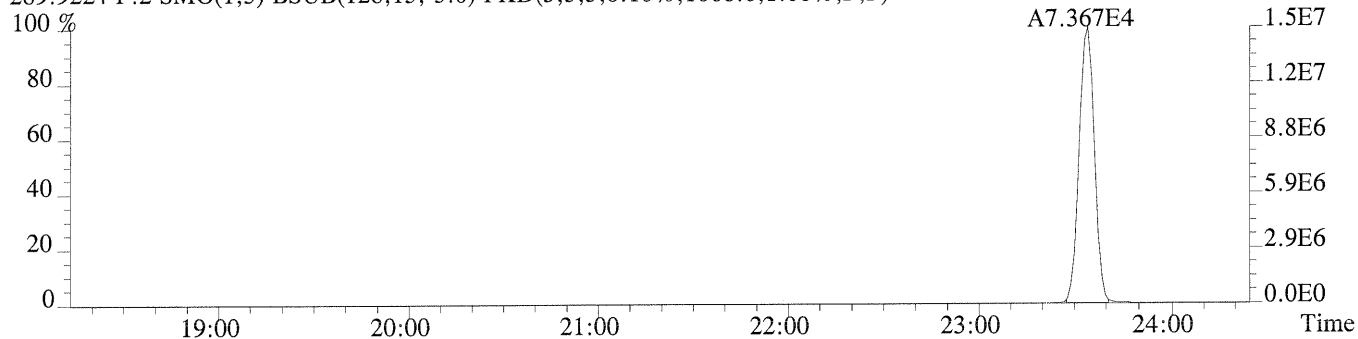
280.9825 F:3 PKD(3,3,3,100.00%,0.0,1.00%,F,F)



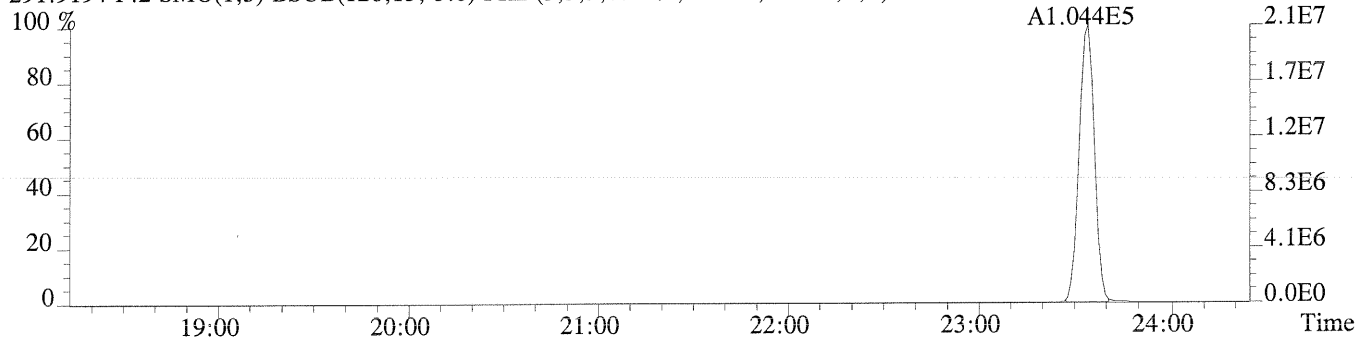
File:U220173 #1-342 Acq:19-AUG-2009 18:52:58 Probe EI+ Magnet SIR VG BioTech Mass spectf

Sample#1 Exp:ICAL CS4

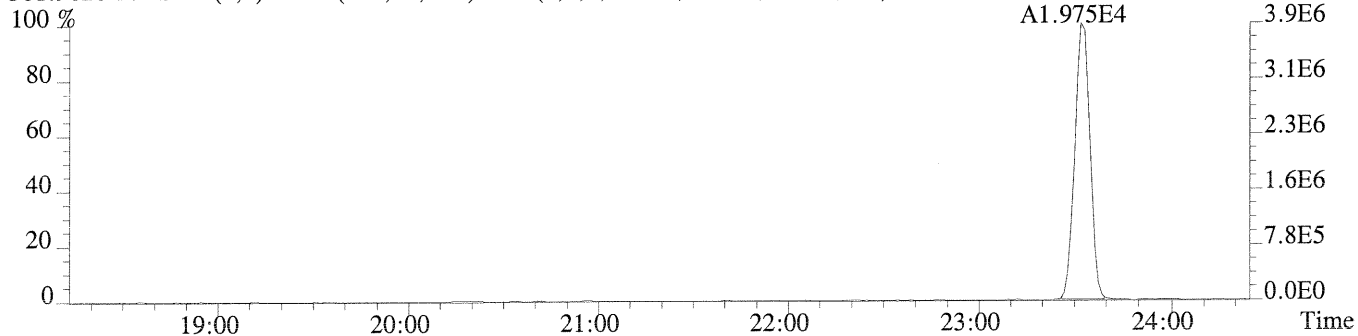
289.9224 F:2 SMO(1,3) BSUB(128,15,-3.0) PKD(3,3,3,0.10%,1068.0,1.00%,F,F)



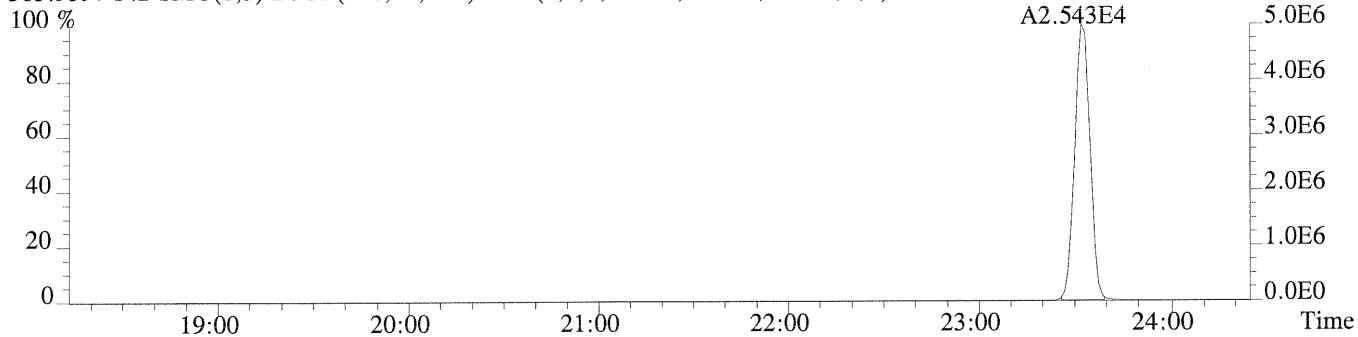
291.9194 F:2 SMO(1,3) BSUB(128,15,-3.0) PKD(3,3,3,0.10%,1120.0,1.00%,F,F)



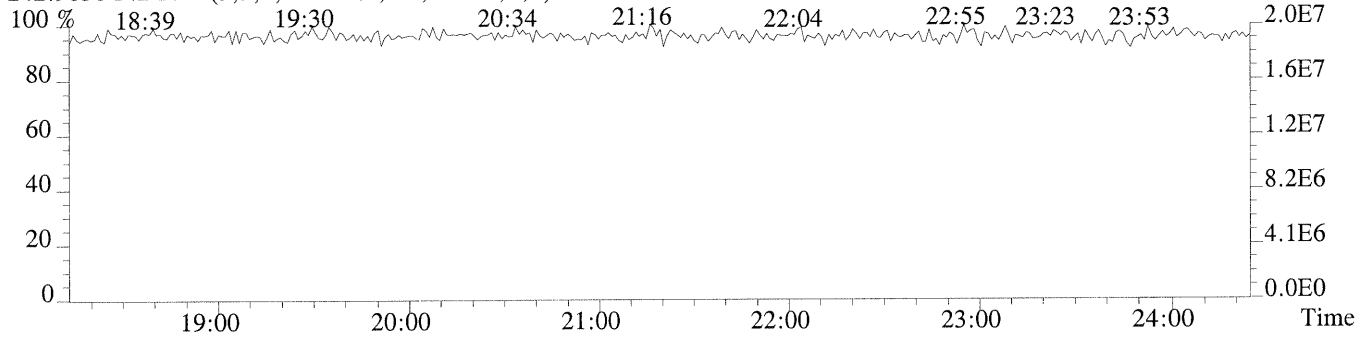
301.9626 F:2 SMO(1,3) BSUB(128,15,-3.0) PKD(3,3,3,0.10%,4692.0,1.00%,F,F)



303.9597 F:2 SMO(1,3) BSUB(128,15,-3.0) PKD(3,3,3,0.10%,2660.0,1.00%,F,F)



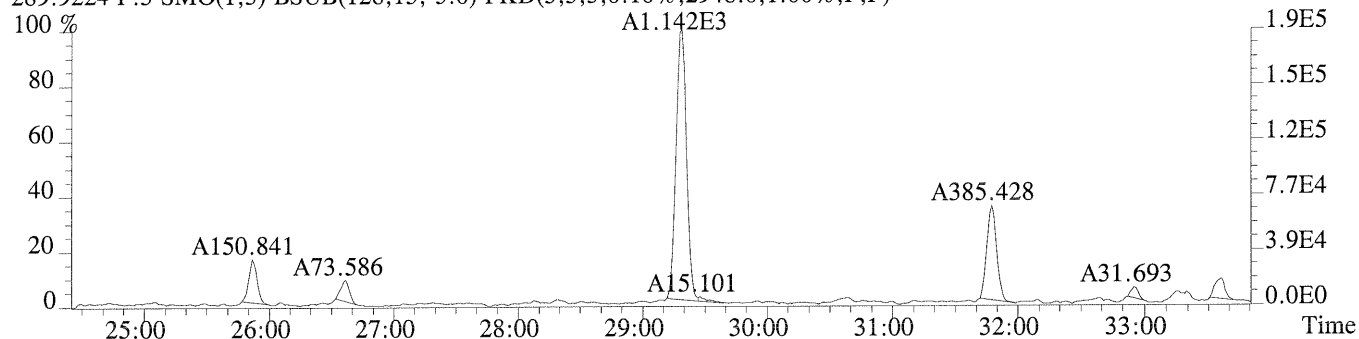
242.9856 F:2 PKD(3,3,3,100.00%,0.0,1.00%,F,F)



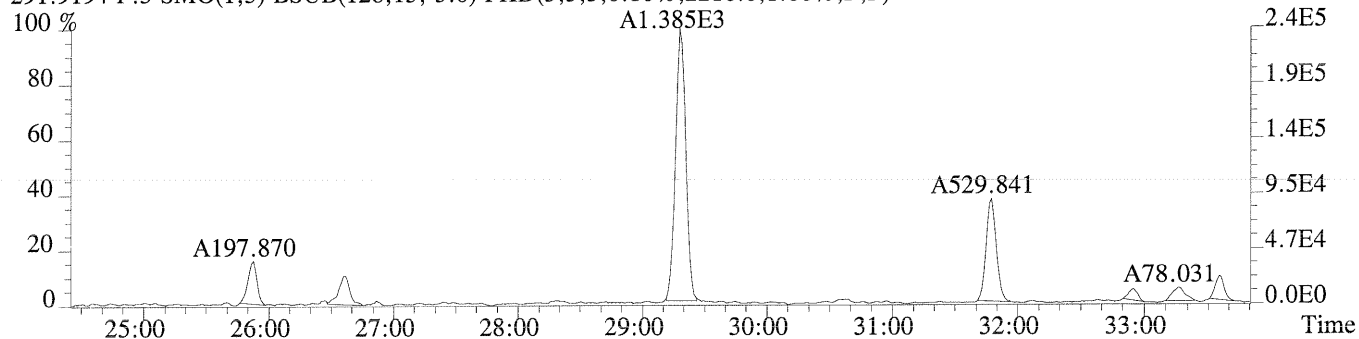
File:U220173 #1-603 Acq:19-AUG-2009 18:52:58 Probe EI+ Magnet SIR VG BioTech Mass spectf

Sample#1 Exp:ICAL CS4

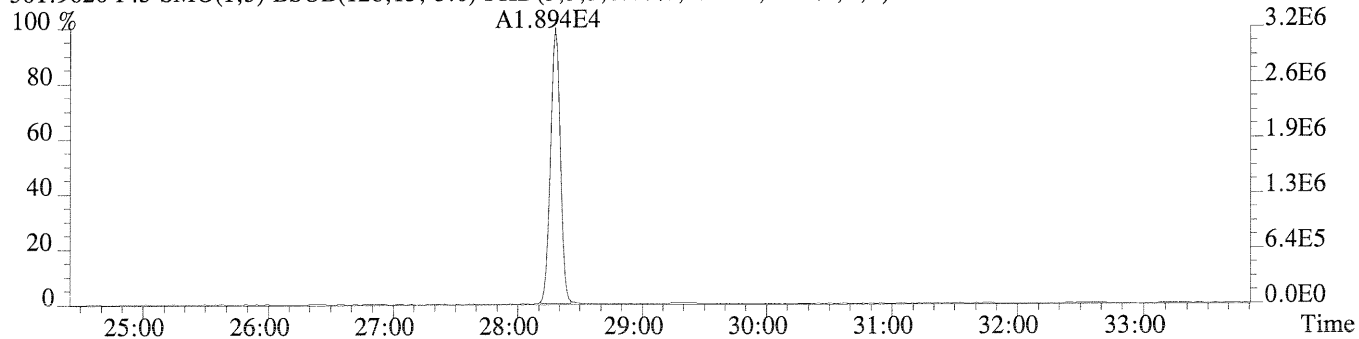
289.9224 F:3 SMO(1,3) BSUB(128,15,-3.0) PKD(3,3,3,0.10%,2948.0,1.00%,F,F)



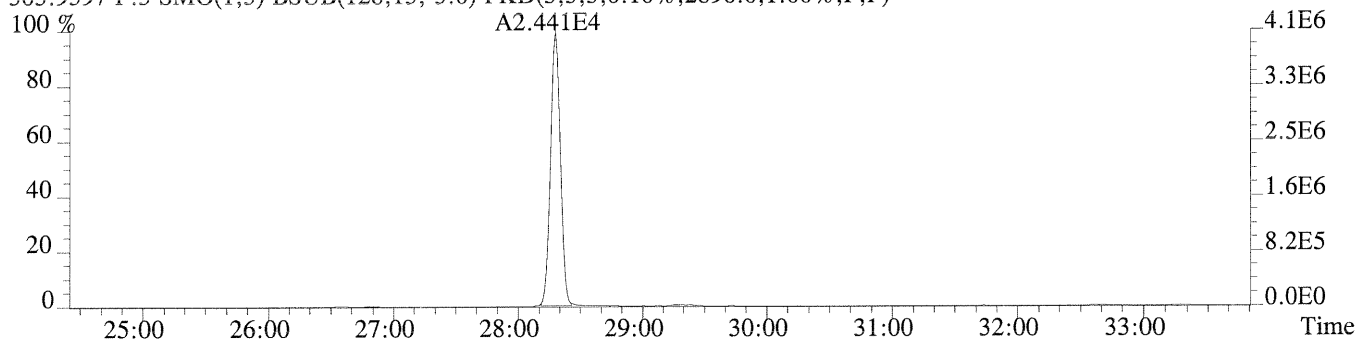
291.9194 F:3 SMO(1,3) BSUB(128,15,-3.0) PKD(3,3,3,0.10%,2216.0,1.00%,F,F)



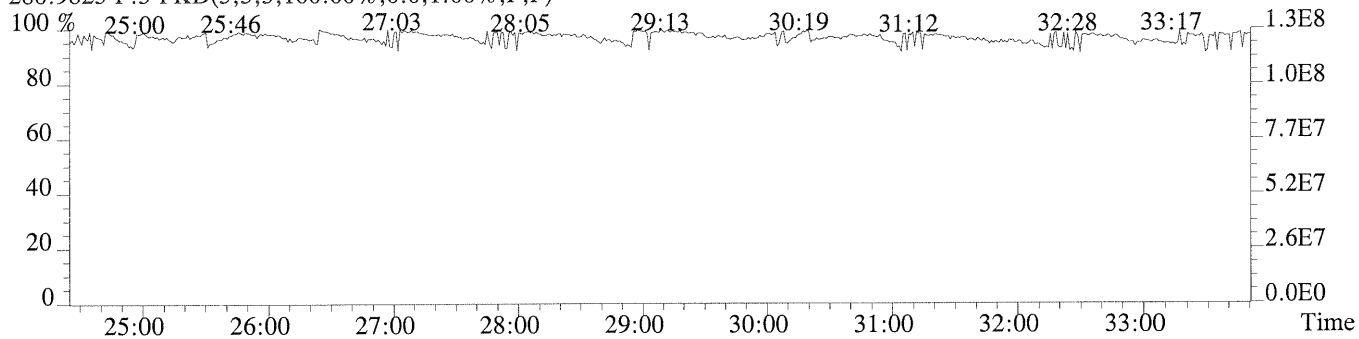
301.9626 F:3 SMO(1,3) BSUB(128,15,-3.0) PKD(3,3,3,0.10%,4396.0,1.00%,F,F)



303.9597 F:3 SMO(1,3) BSUB(128,15,-3.0) PKD(3,3,3,0.10%,2896.0,1.00%,F,F)

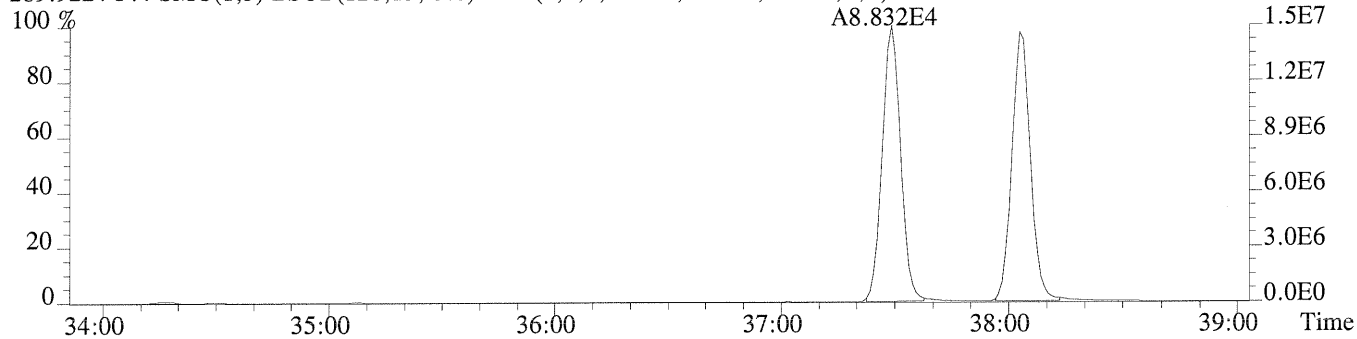


280.9825 F:3 PKD(3,3,3,100.00%,0.0,1.00%,F,F)

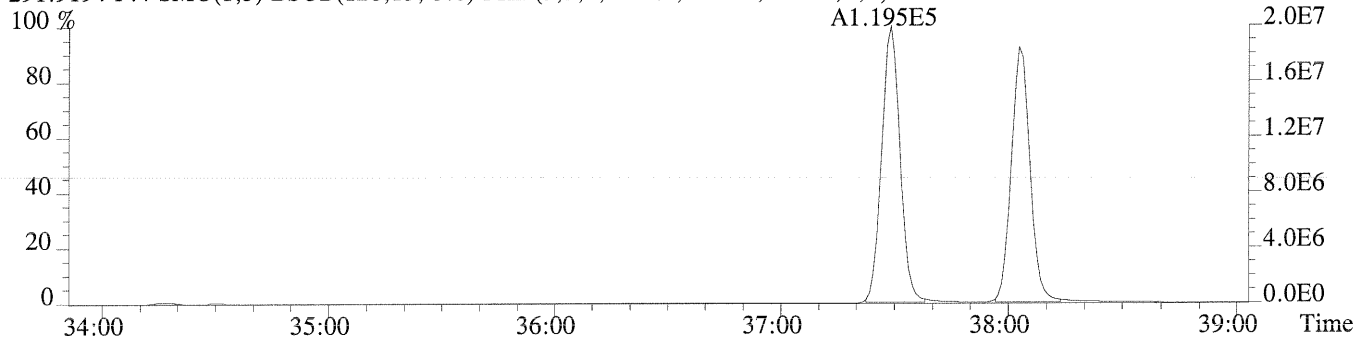


Sample#1 Exp:ICAL CS4

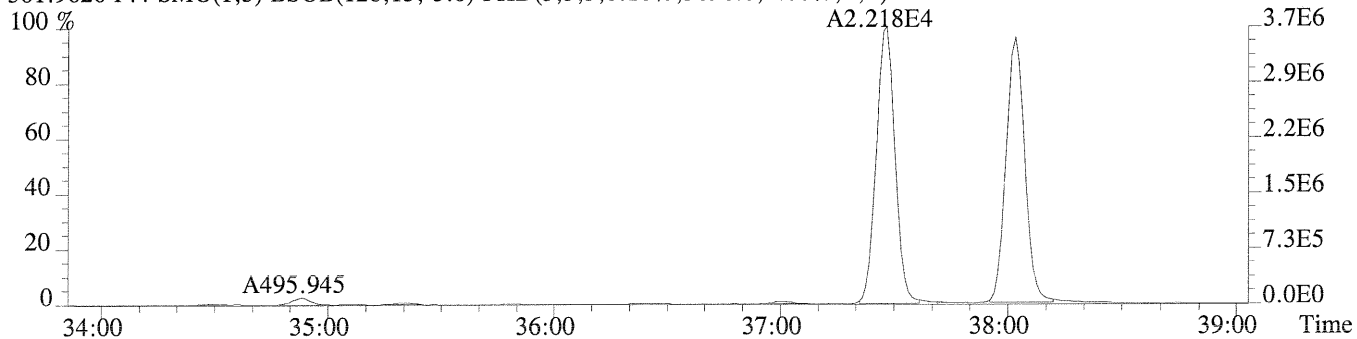
289.9224 F:4 SMO(1,3) BSUB(128,15,-3.0) PKD(3,3,3,0.10%,1548.0,1.00%,F,F)



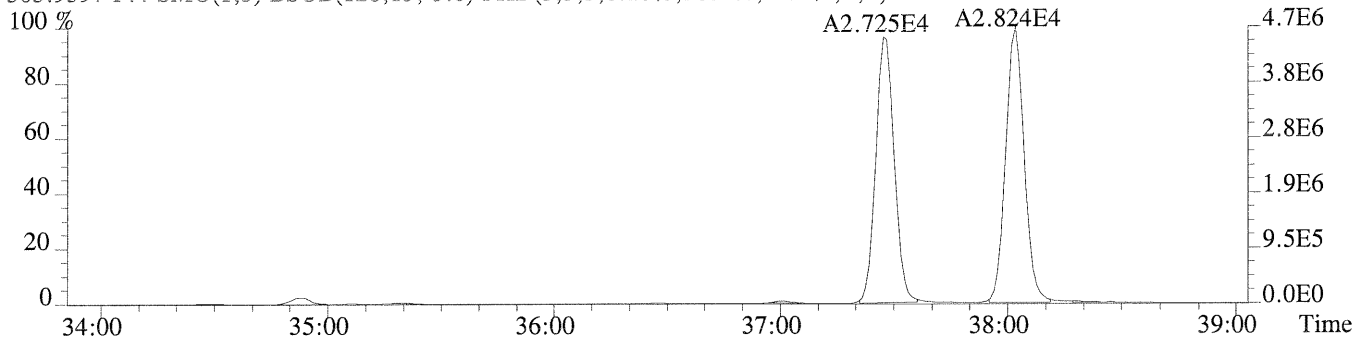
291.9194 F:4 SMO(1,3) BSUB(128,15,-3.0) PKD(3,3,3,0.10%,2104.0,1.00%,F,F)



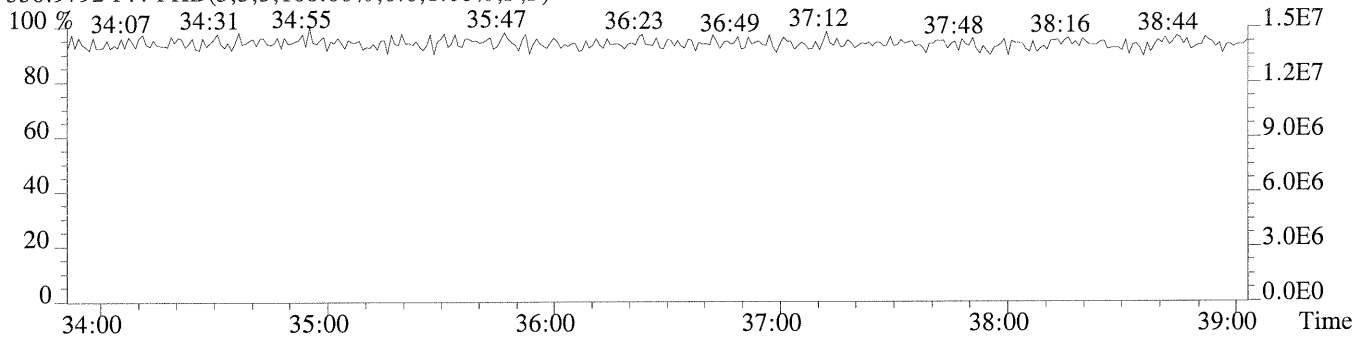
301.9626 F:4 SMO(1,3) BSUB(128,15,-3.0) PKD(3,3,3,0.10%,3696.0,1.00%,F,F)



303.9597 F:4 SMO(1,3) BSUB(128,15,-3.0) PKD(3,3,3,0.10%,2652.0,1.00%,F,F)

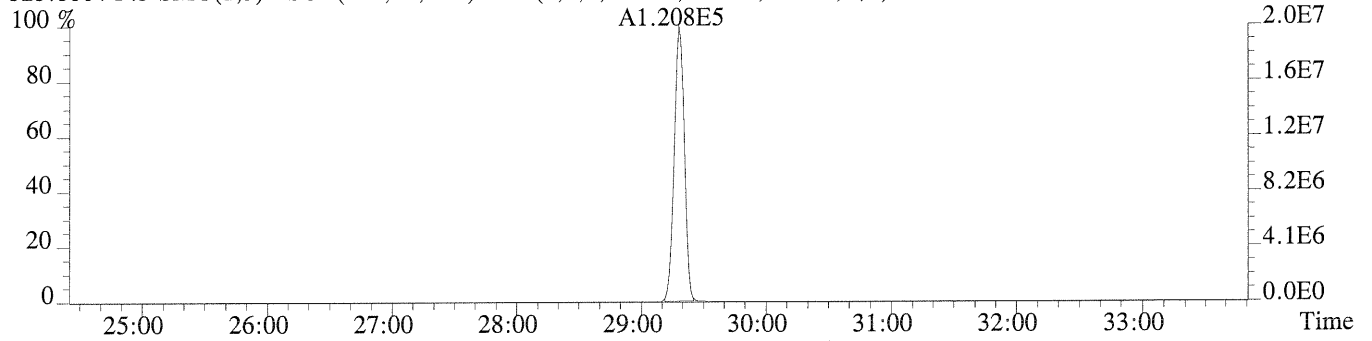


330.9792 F:4 PKD(3,3,3,100.00%,0.0,1.00%,F,F)

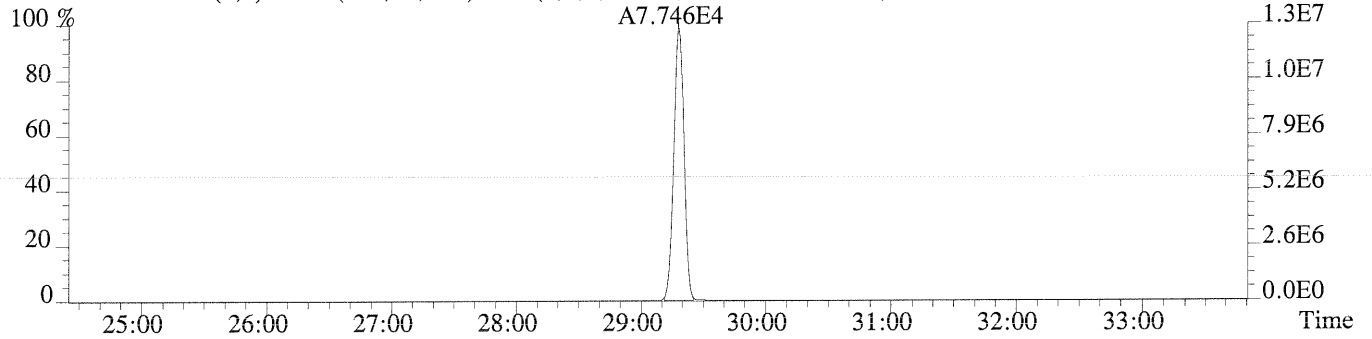


Sample#1 Exp:ICAL CS4

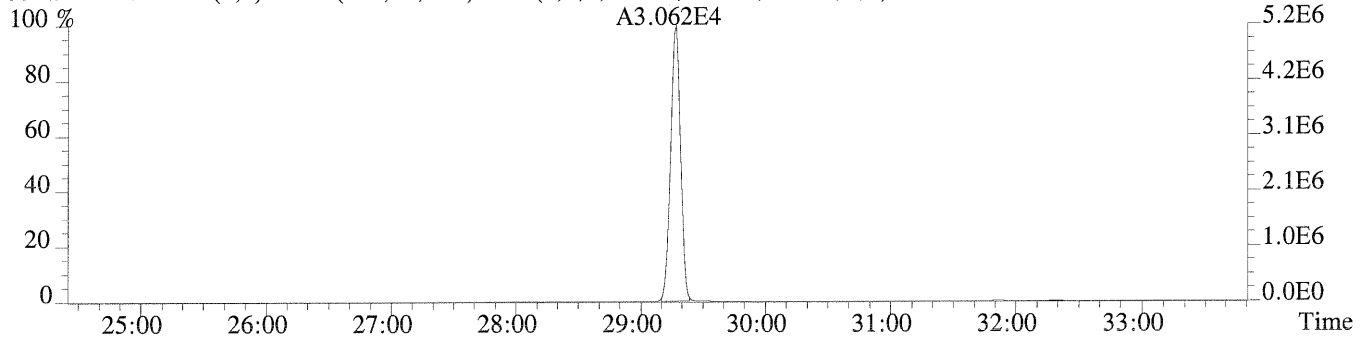
325.8804 F:3 SMO(1,3) BSUB(128,15,-3.0) PKD(3,3,3,0.10%,1444.0,1.00%,F,F)



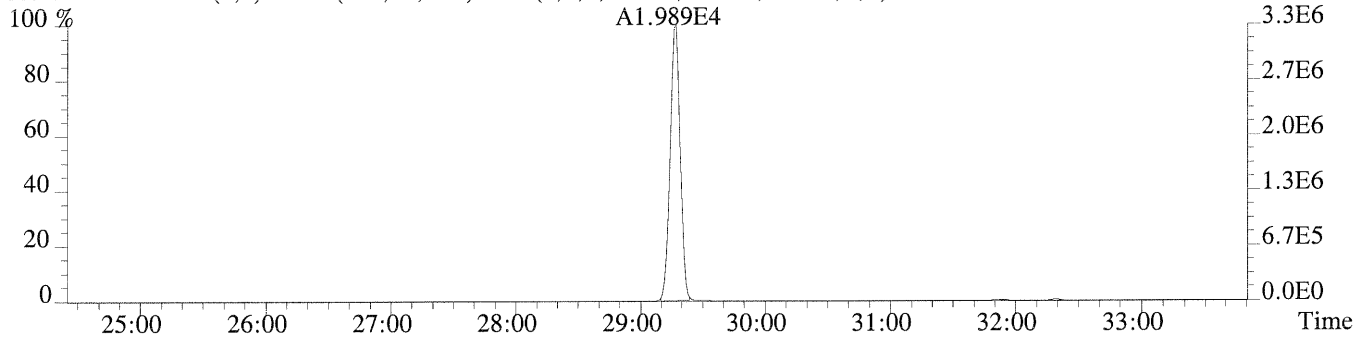
327.8775 F:3 SMO(1,3) BSUB(128,15,-3.0) PKD(3,3,3,0.10%,1716.0,1.00%,F,F)



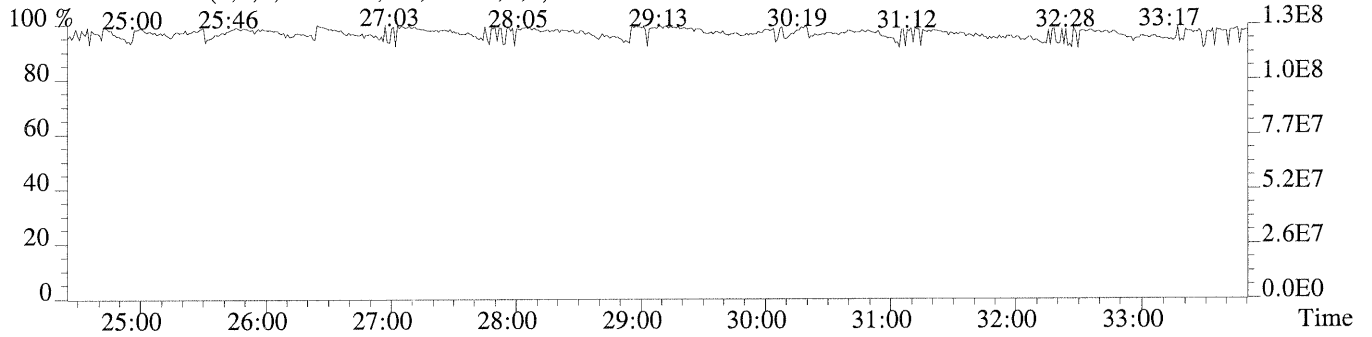
337.9207 F:3 SMO(1,3) BSUB(128,15,-3.0) PKD(3,3,3,0.10%,1668.0,1.00%,F,F)



339.9178 F:3 SMO(1,3) BSUB(128,15,-3.0) PKD(3,3,3,0.10%,1652.0,1.00%,F,F)

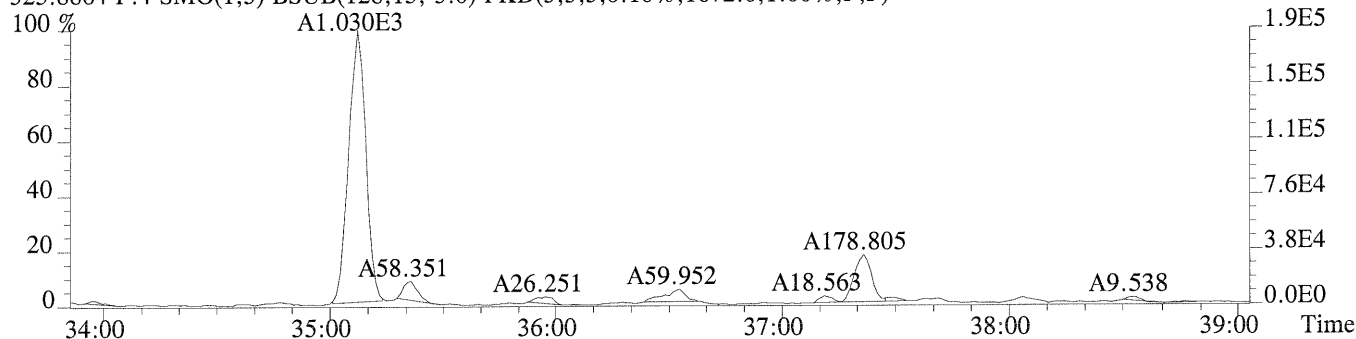


280.9825 F:3 PKD(3,3,3,100.00%,0.0,1.00%,F,F)

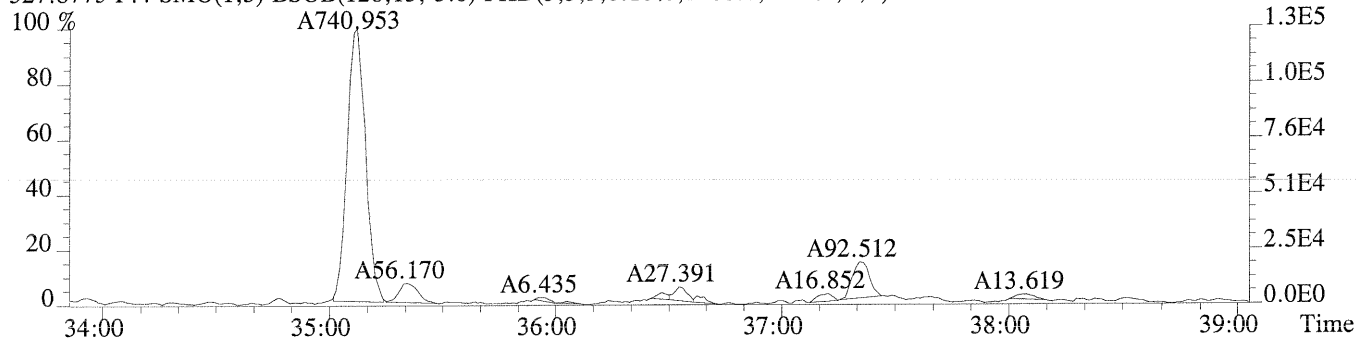


Sample#1 Exp:ICAL CS4

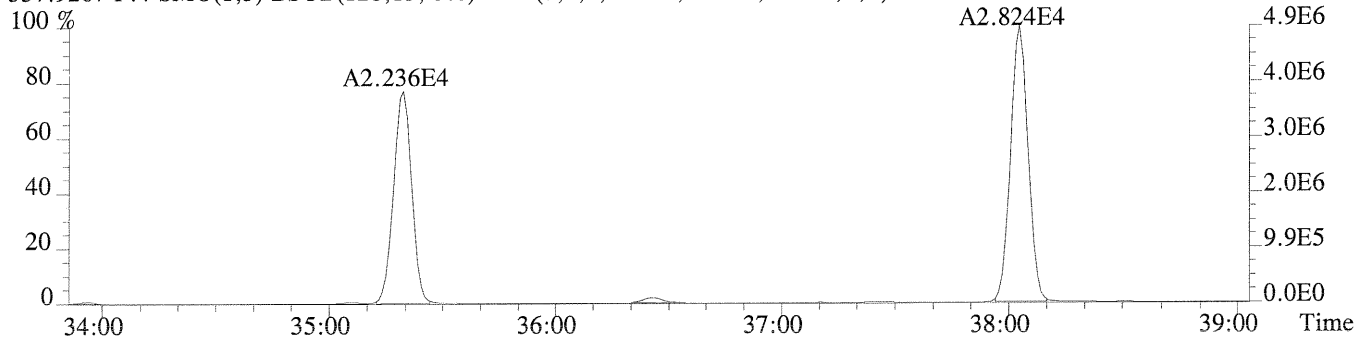
325.8804 F:4 SMO(1,3) BSUB(128,15,-3.0) PKD(3,3,3,0.10%,1672.0,1.00%,F,F)



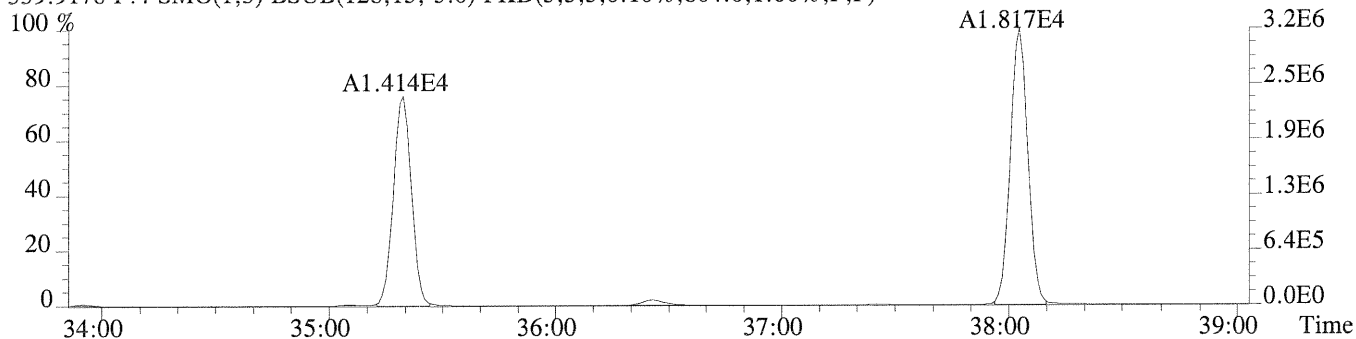
327.8775 F:4 SMO(1,3) BSUB(128,15,-3.0) PKD(3,3,3,0.10%,1288.0,1.00%,F,F)



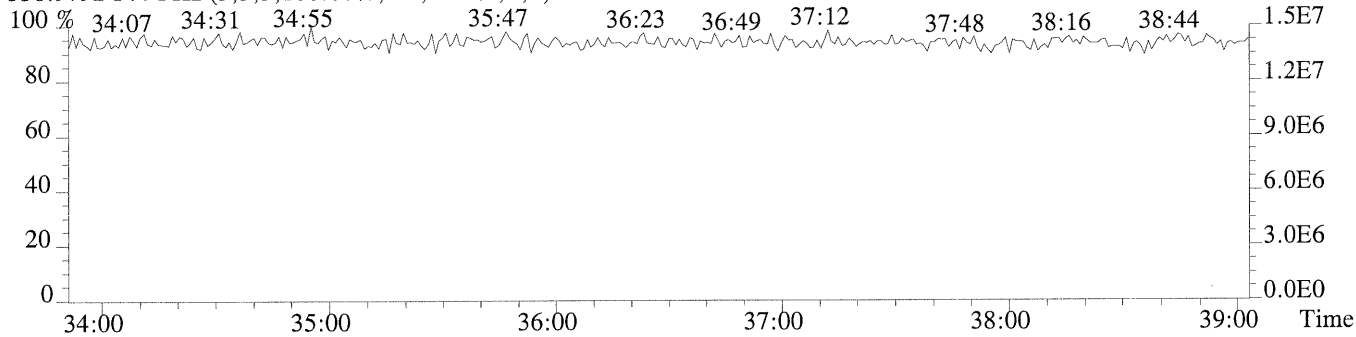
337.9207 F:4 SMO(1,3) BSUB(128,15,-3.0) PKD(3,3,3,0.10%,3120.0,1.00%,F,F)



339.9178 F:4 SMO(1,3) BSUB(128,15,-3.0) PKD(3,3,3,0.10%,804.0,1.00%,F,F)

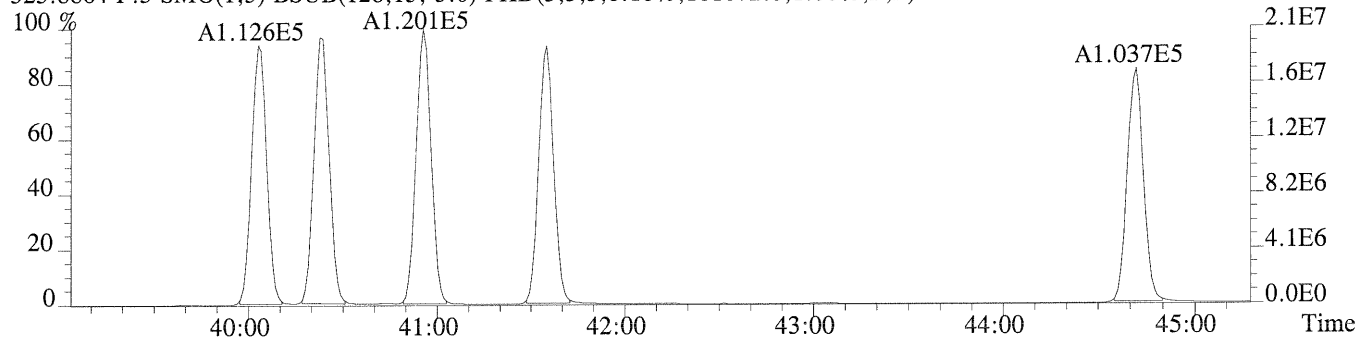


330.9792 F:4 PKD(3,3,3,100.00%,0.0,1.00%,F,F)

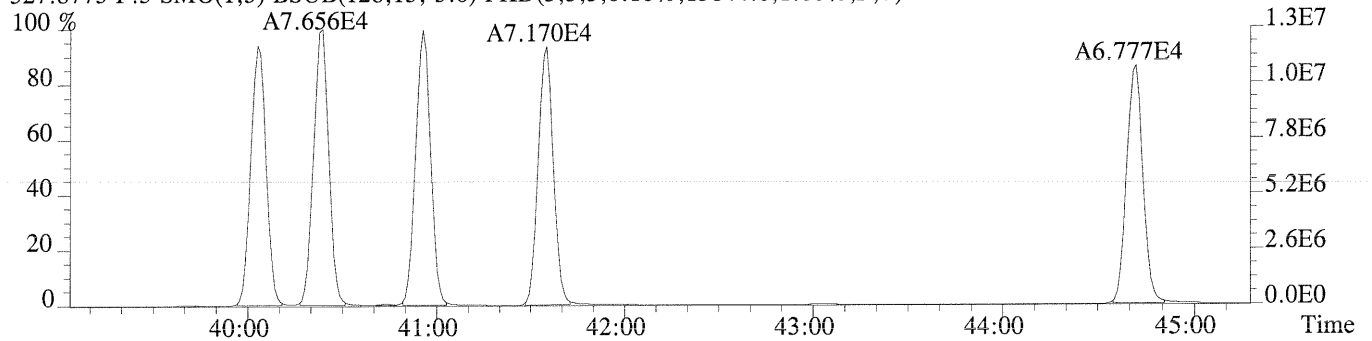


Sample#1 Exp:ICAL CS4

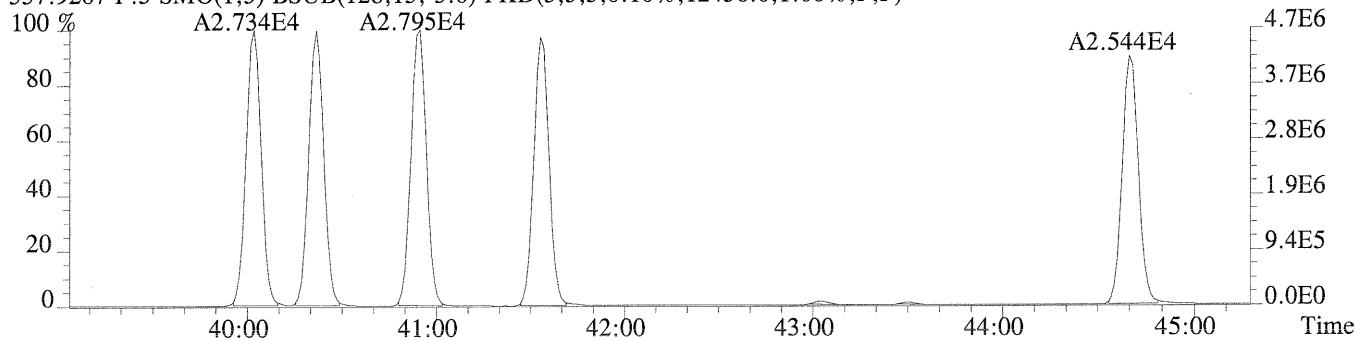
325.8804 F:5 SMO(1,3) BSUB(128,15,-3.0) PKD(3,3,3,0.10%,101072.0,1.00%,F,F)



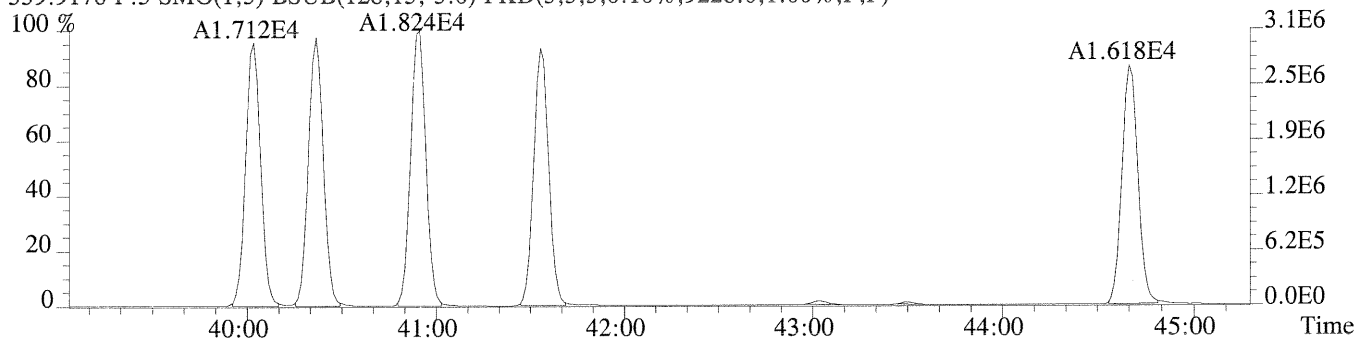
327.8775 F:5 SMO(1,3) BSUB(128,15,-3.0) PKD(3,3,3,0.10%,13844.0,1.00%,F,F)



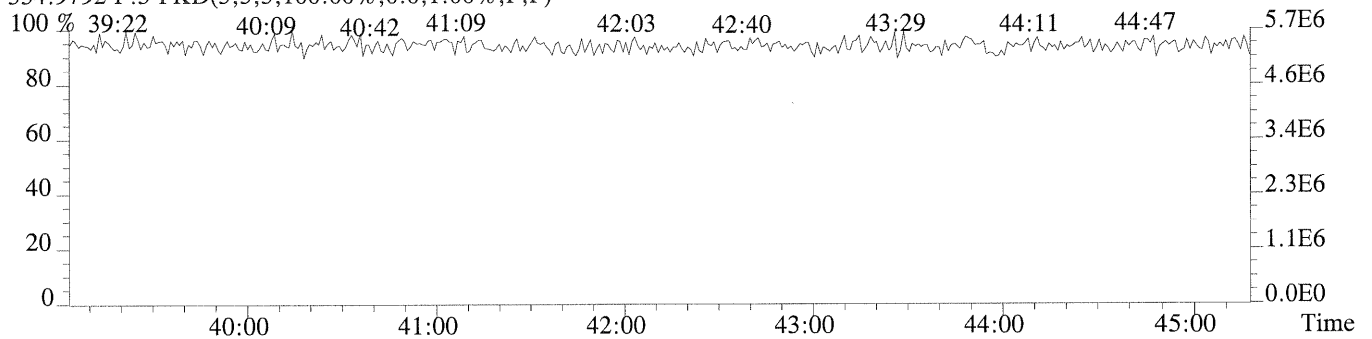
337.9207 F:5 SMO(1,3) BSUB(128,15,-3.0) PKD(3,3,3,0.10%,12436.0,1.00%,F,F)



339.9178 F:5 SMO(1,3) BSUB(128,15,-3.0) PKD(3,3,3,0.10%,9228.0,1.00%,F,F)

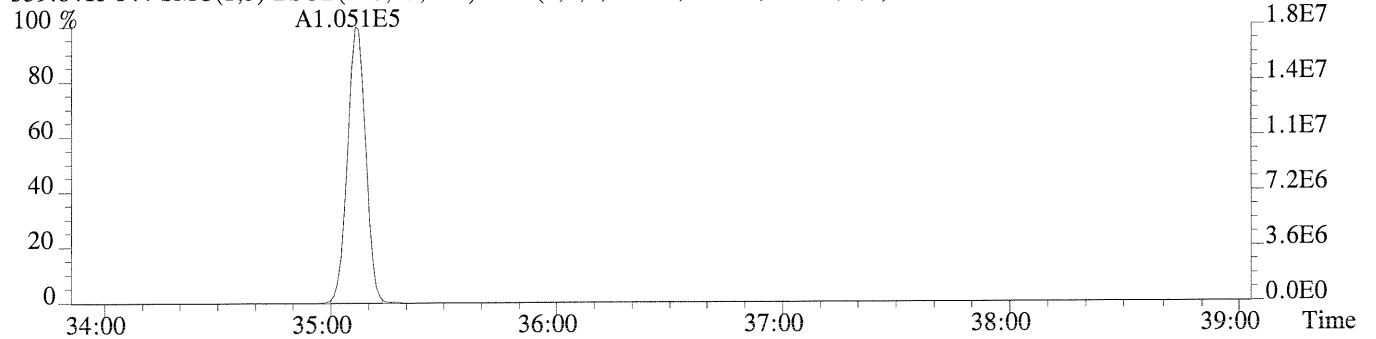


354.9792 F:5 PKD(3,3,3,100.00%,0.0,1.00%,F,F)

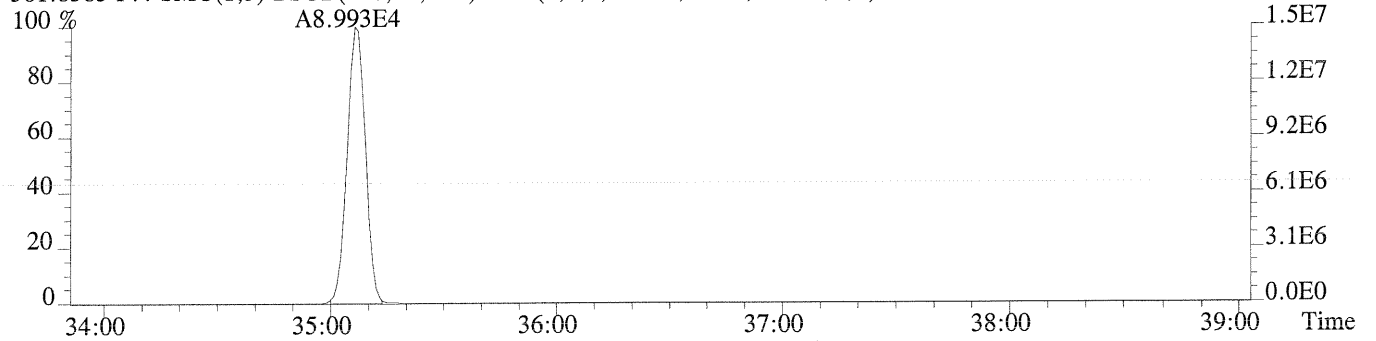


Sample#1 Exp:ICAL CS4

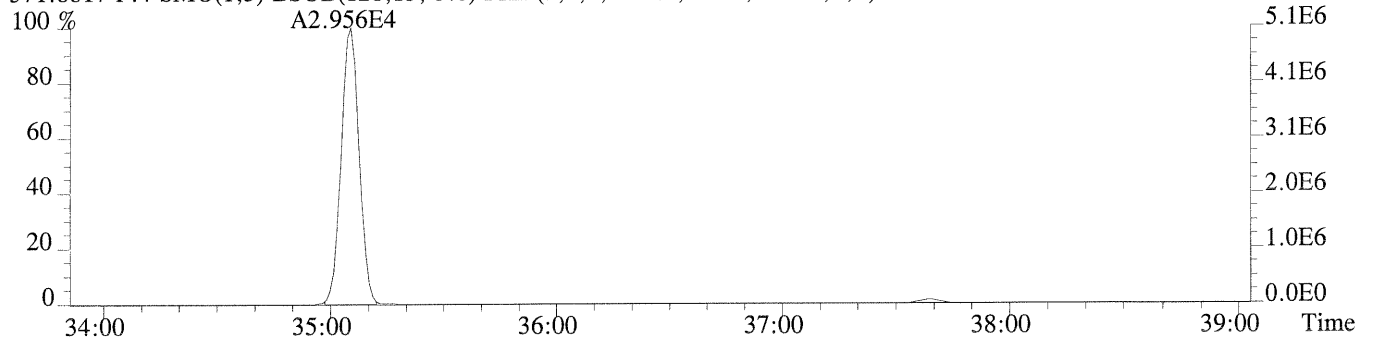
359.8415 F:4 SMO(1,3) BSUB(128,15,-3.0) PKD(3,3,3,0.10%,1304.0,1.00%,F,F)



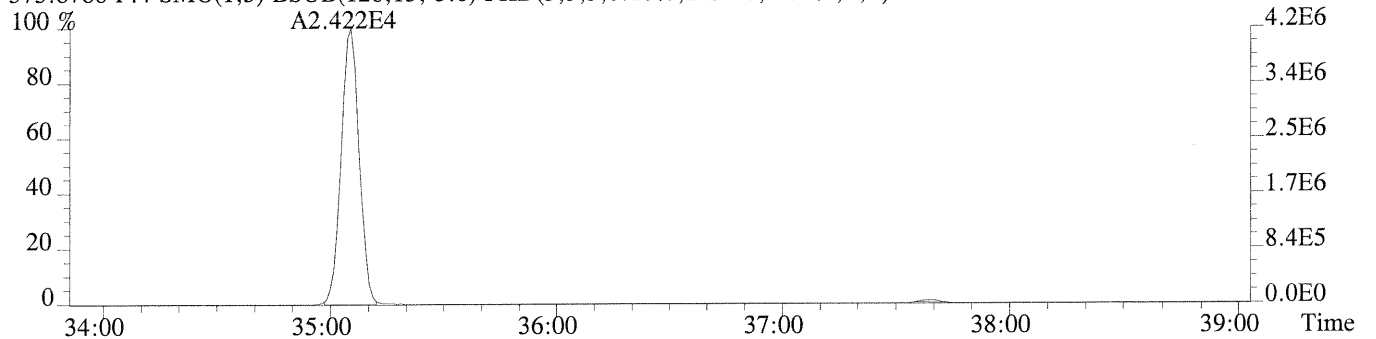
361.8385 F:4 SMO(1,3) BSUB(128,15,-3.0) PKD(3,3,3,0.10%,896.0,1.00%,F,F)



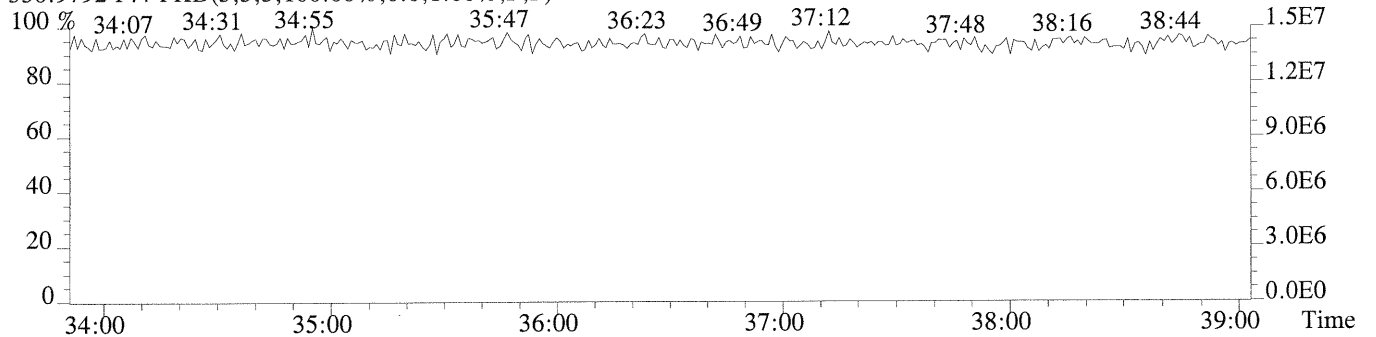
371.8817 F:4 SMO(1,3) BSUB(128,15,-3.0) PKD(3,3,3,0.10%,788.0,1.00%,F,F)



373.8788 F:4 SMO(1,3) BSUB(128,15,-3.0) PKD(3,3,3,0.10%,1132.0,1.00%,F,F)

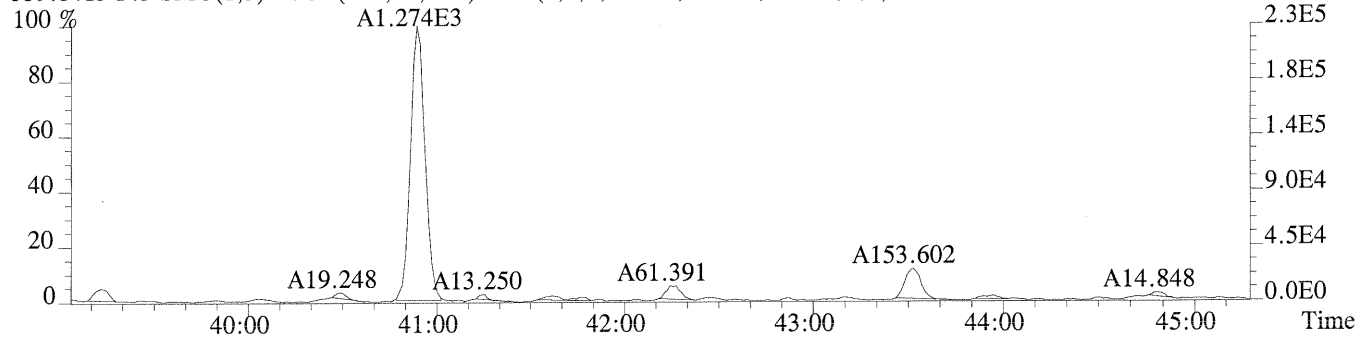


330.9792 F:4 PKD(3,3,3,100.00%,0.0,1.00%,F,F)

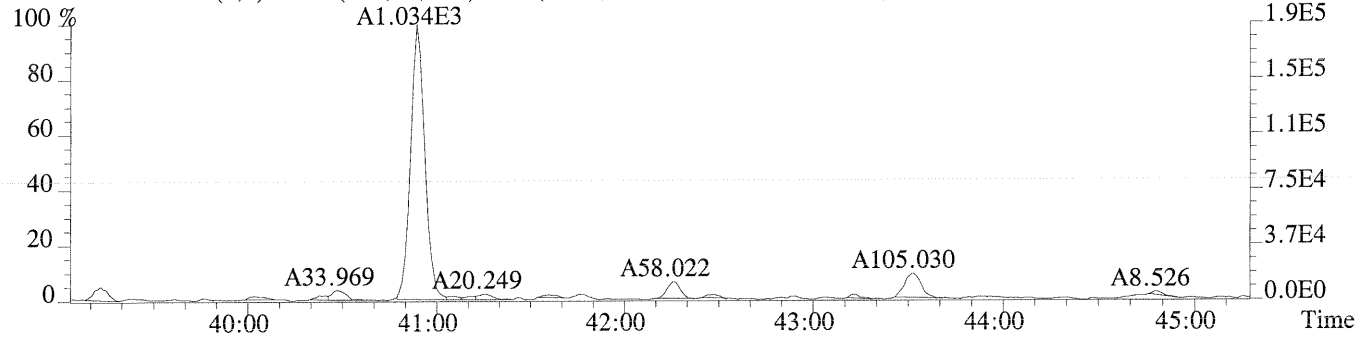


Sample#1 Exp:ICAL CS4

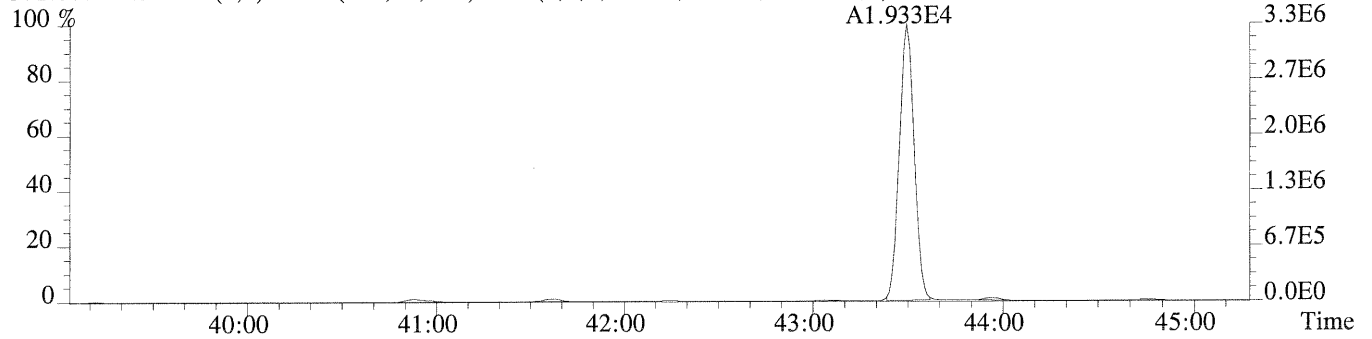
359.8415 F:5 SMO(1,3) BSUB(128,15,-3.0) PKD(3,3,3,0.10%,1356.0,1.00%,F,F)



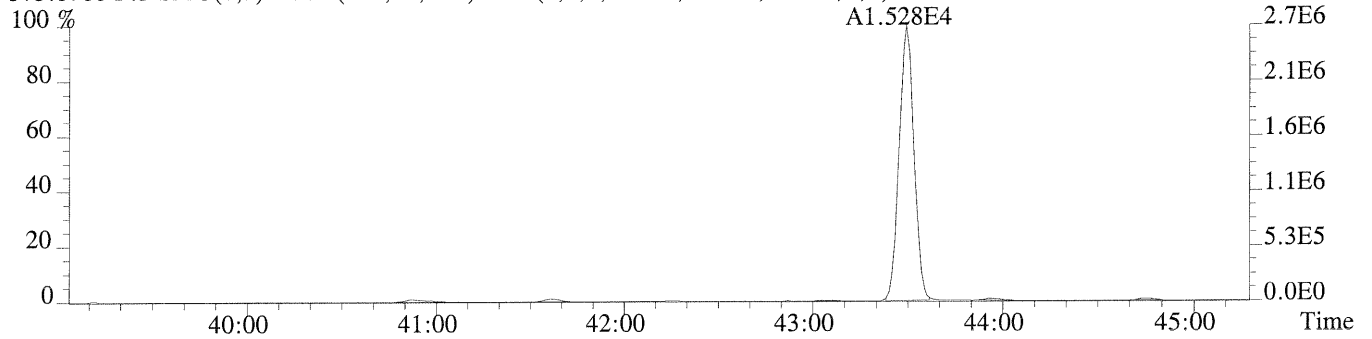
361.8385 F:5 SMO(1,3) BSUB(128,15,-3.0) PKD(3,3,3,0.10%,1320.0,1.00%,F,F)



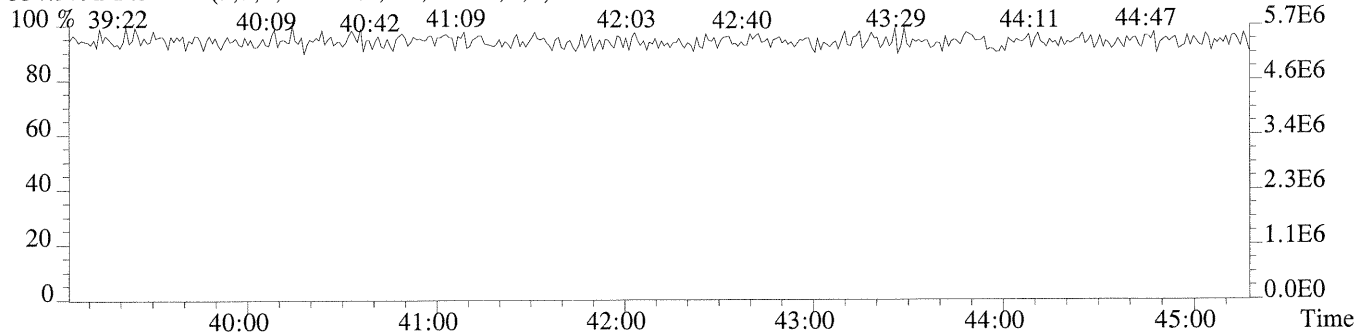
371.8817 F:5 SMO(1,3) BSUB(128,15,-3.0) PKD(3,3,3,0.10%,1464.0,1.00%,F,F)



373.8788 F:5 SMO(1,3) BSUB(128,15,-3.0) PKD(3,3,3,0.10%,1400.0,1.00%,F,F)

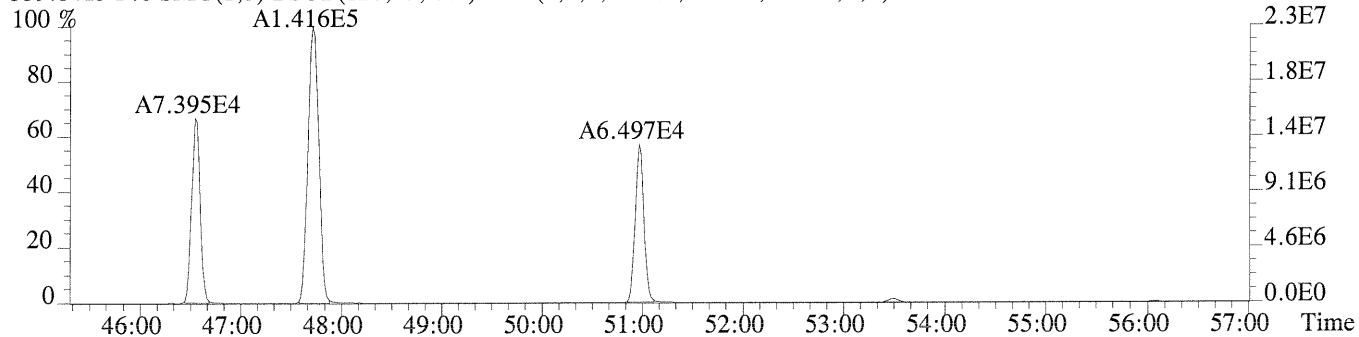


354.9792 F:5 PKD(3,3,3,100.00%,0.0,1.00%,F,F)

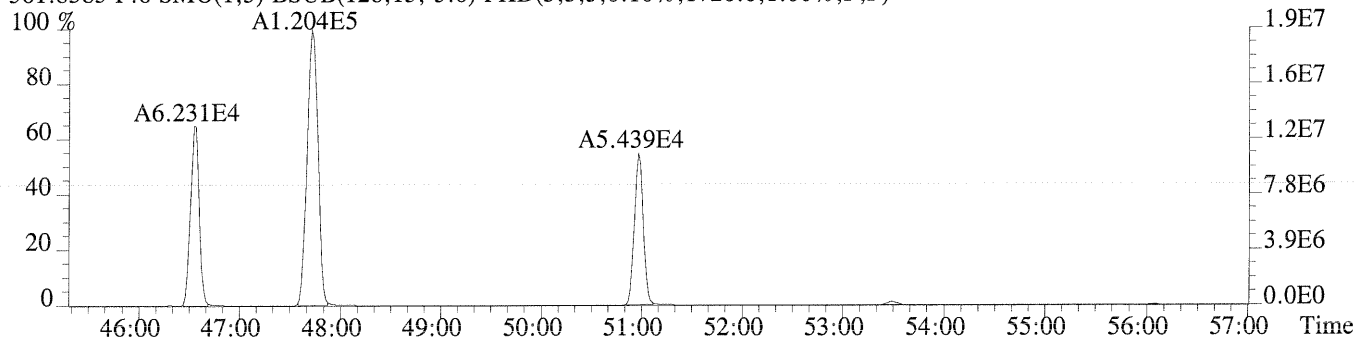


Sample#1 Exp:ICAL CS4

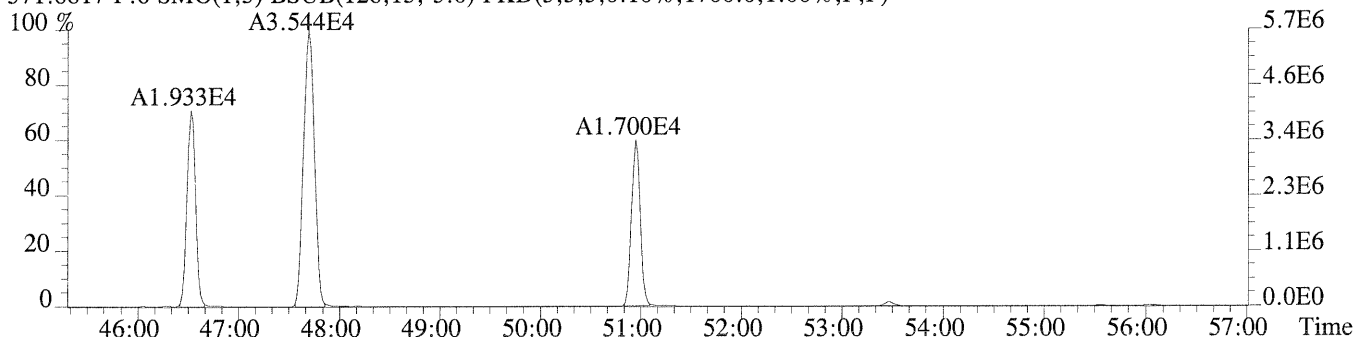
359.8415 F:6 SMO(1,3) BSUB(128,15,-3.0) PKD(3,3,3,0.10%,2008.0,1.00%,F,F)



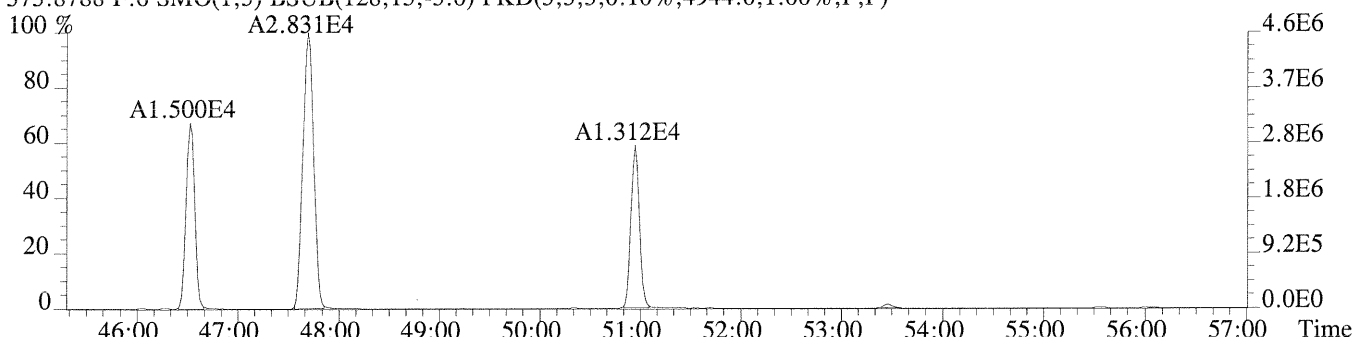
361.8385 F:6 SMO(1,3) BSUB(128,15,-3.0) PKD(3,3,3,0.10%,1720.0,1.00%,F,F)



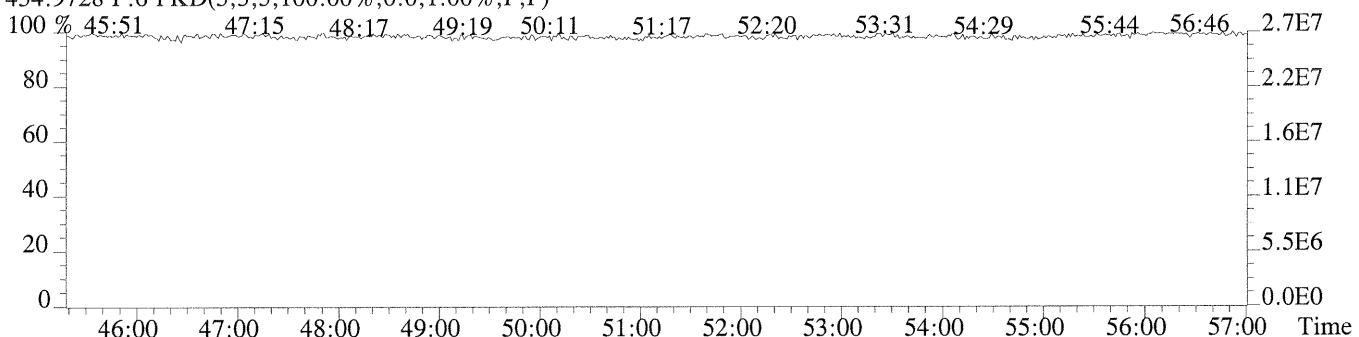
371.8817 F:6 SMO(1,3) BSUB(128,15,-3.0) PKD(3,3,3,0.10%,1700.0,1.00%,F,F)



373.8788 F:6 SMO(1,3) BSUB(128,15,-3.0) PKD(3,3,3,0.10%,4944.0,1.00%,F,F)

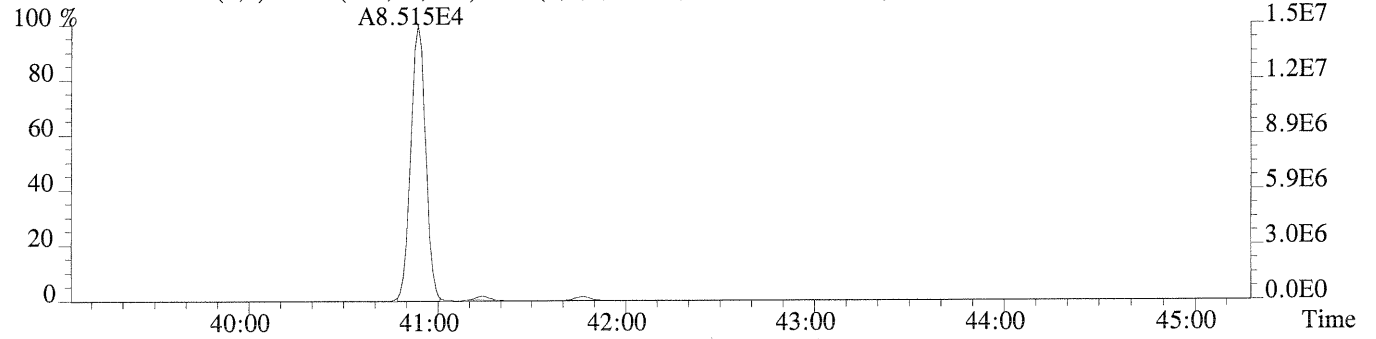


454.9728 F:6 PKD(5,3,5,100.00%,0.0,1.00%,F,F)

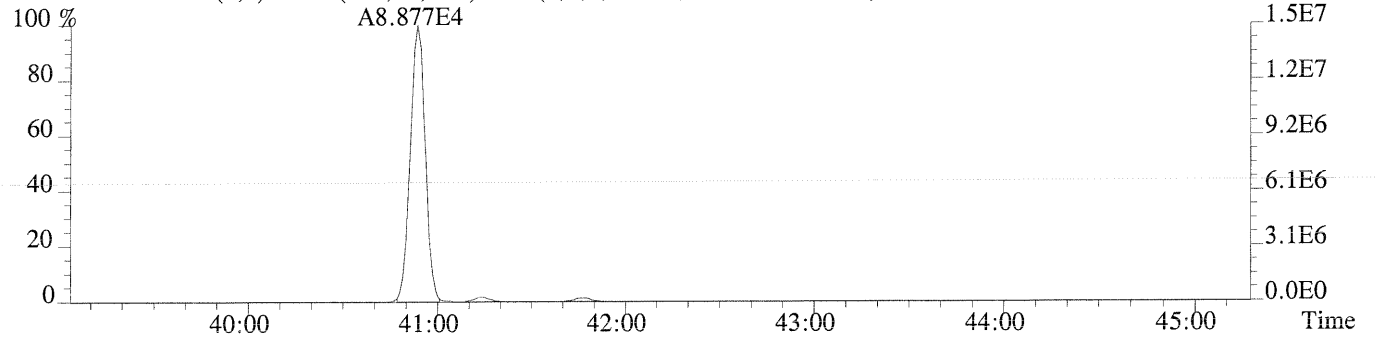


Sample#1 Exp:ICAL CS4

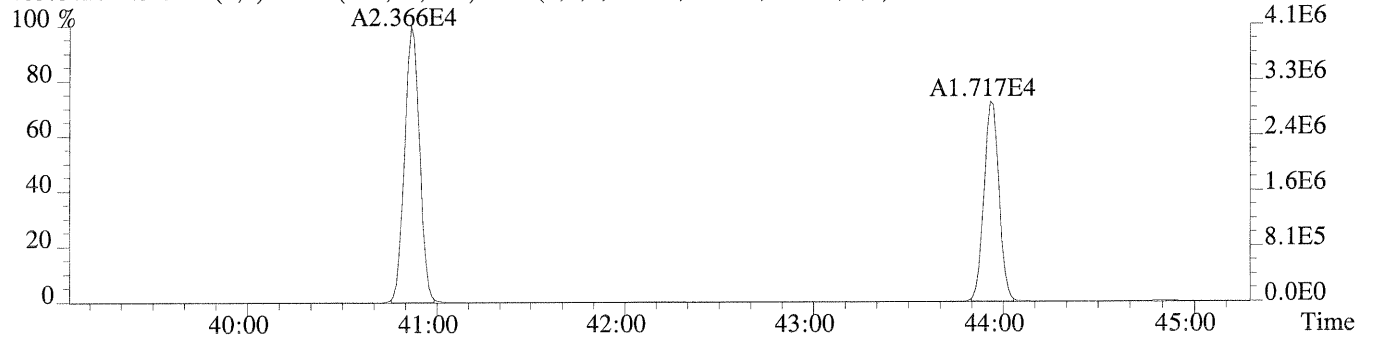
393.8025 F:5 SMO(1,3) BSUB(128,15,-3.0) PKD(3,3,3,0.10%,1128.0,1.00%,F,F)



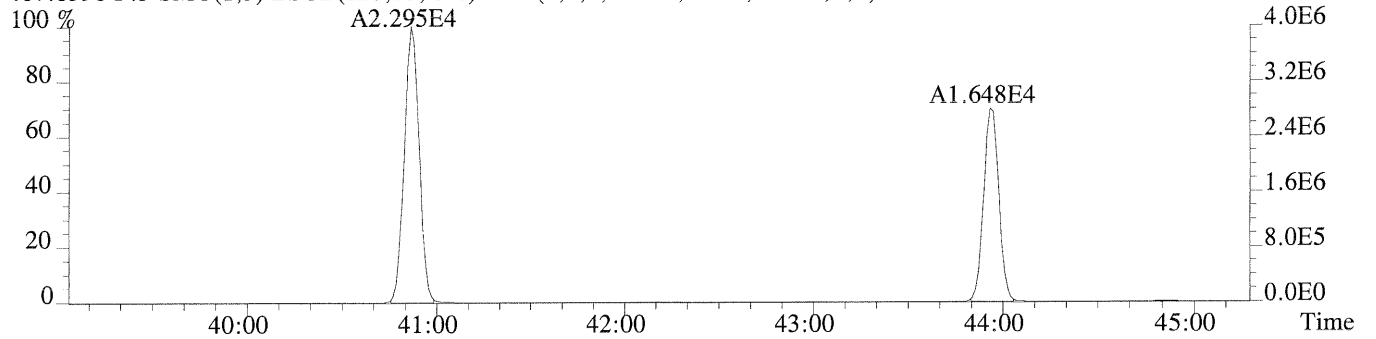
395.7995 F:5 SMO(1,3) BSUB(128,15,-3.0) PKD(3,3,3,0.10%,852.0,1.00%,F,F)



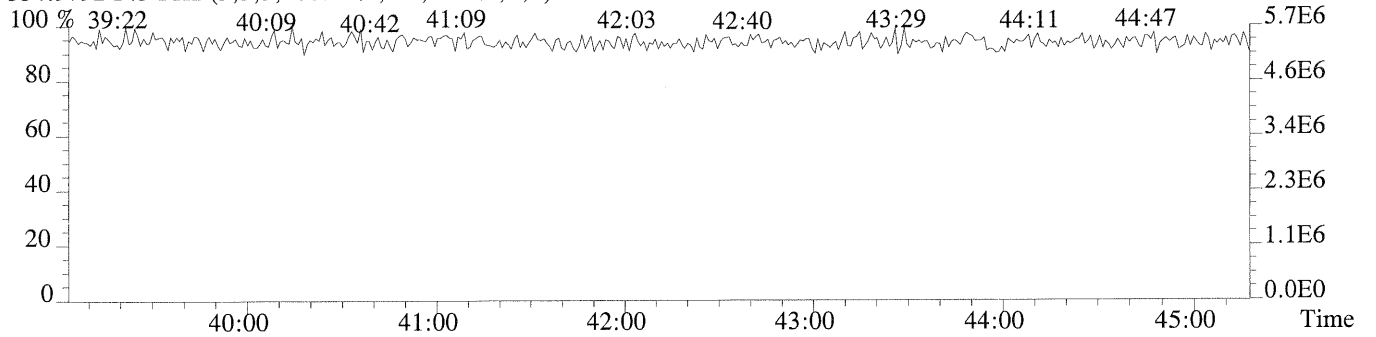
405.8428 F:5 SMO(1,3) BSUB(128,15,-3.0) PKD(3,3,3,0.10%,2132.0,1.00%,F,F)



407.8398 F:5 SMO(1,3) BSUB(128,15,-3.0) PKD(3,3,3,0.10%,880.0,1.00%,F,F)



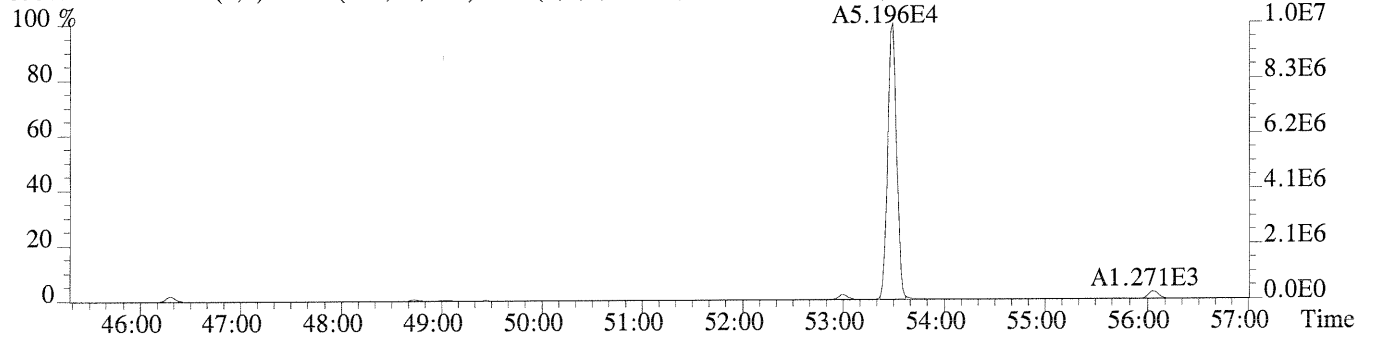
354.9792 F:5 PKD(3,3,3,100.00%,0.0,1.00%,F,F)



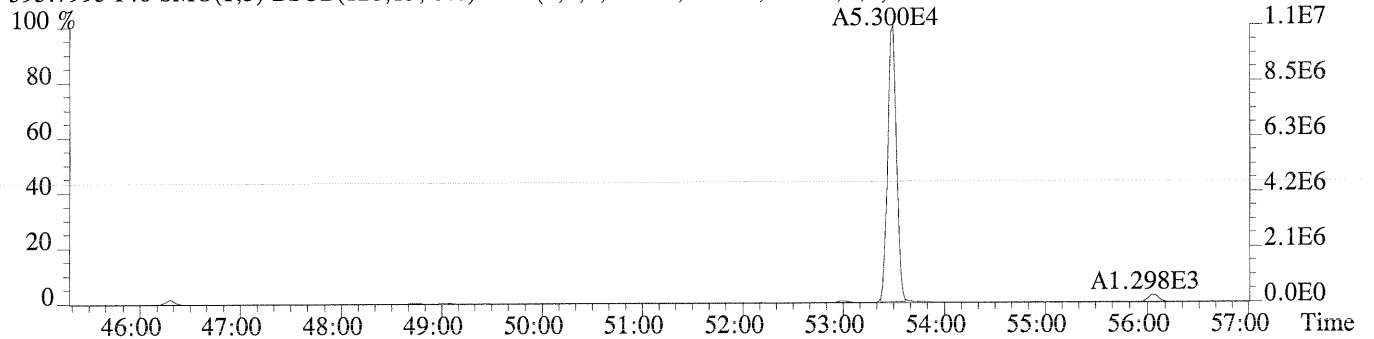
File:U220173 #1-580 Acq:19-AUG-2009 18:52:58 Probe EI+ Magnet SIR VG BioTech Mass spectf

Sample#1 Exp:ICAL CS4

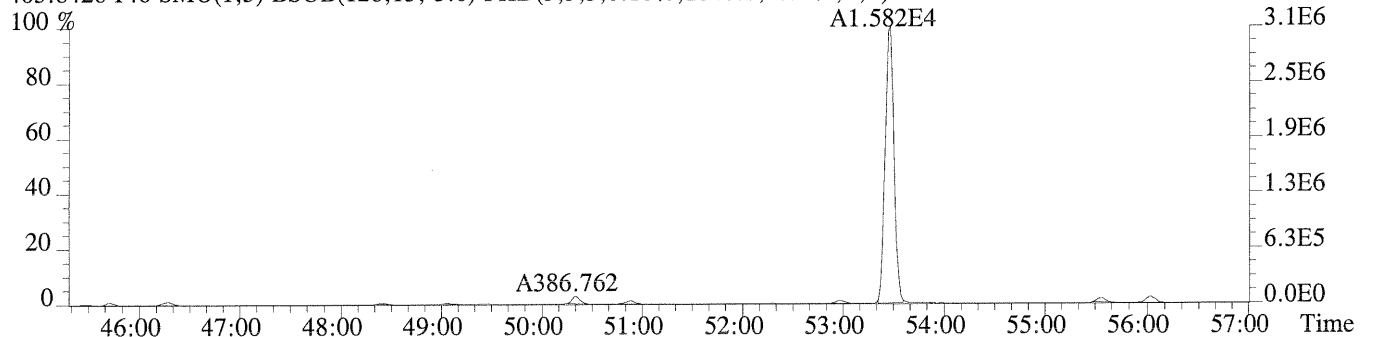
393.8025 F:6 SMO(1,3) BSUB(128,15,-3.0) PKD(3,3,3,0.10%,1412.0,1.00%,F,F)




395.7995 F:6 SMO(1,3) BSUB(128,15,-3.0) PKD(3,3,3,0.10%,1128.0,1.00%,F,F)



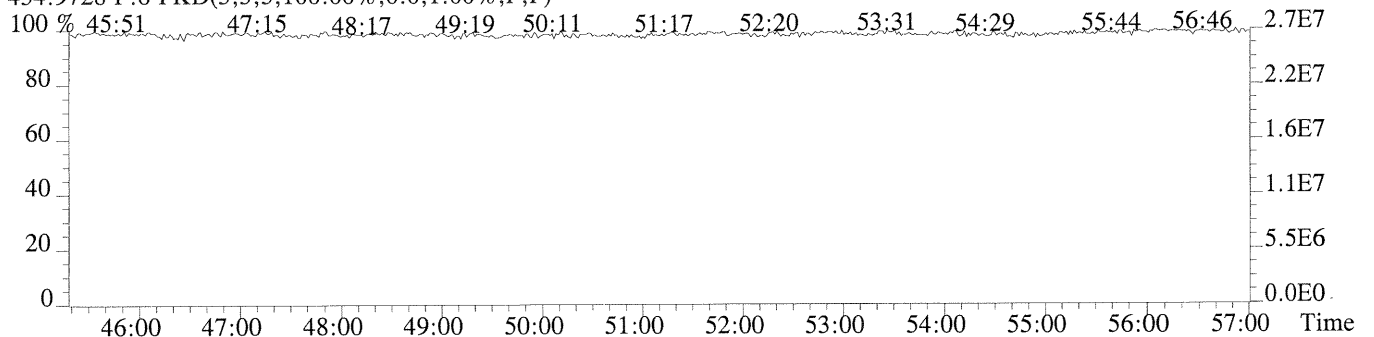
405.8428 F:6 SMO(1,3) BSUB(128,15,-3.0) PKD(3,3,3,0.10%,1840.0,1.00%,F,F)



407.8398 F:6 SMO(1,3) BSUB(128,15,-3.0) PKD(3,3,3,0.10%,952.0,1.00%,F,F)

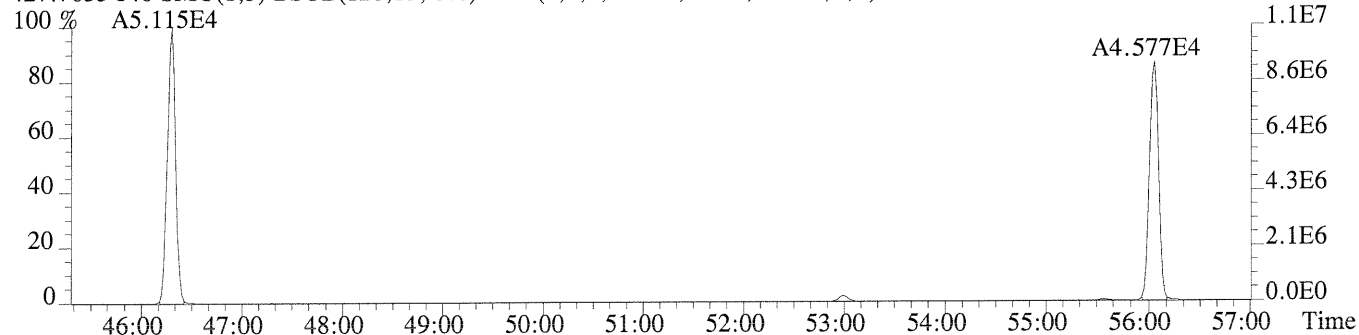


454.9728 F:6 PKD(5,3,5,100.00%,0.0,1.00%,F,F)

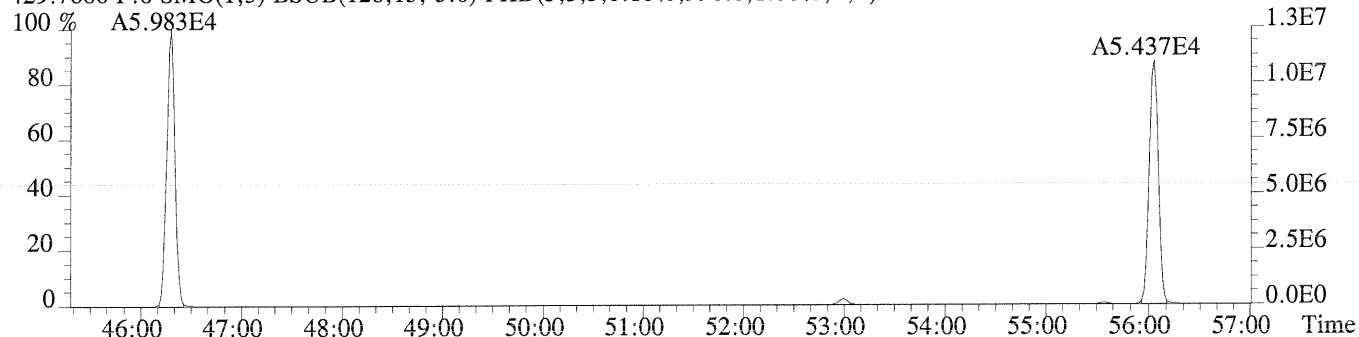


Sample#1 Exp:ICAL CS4

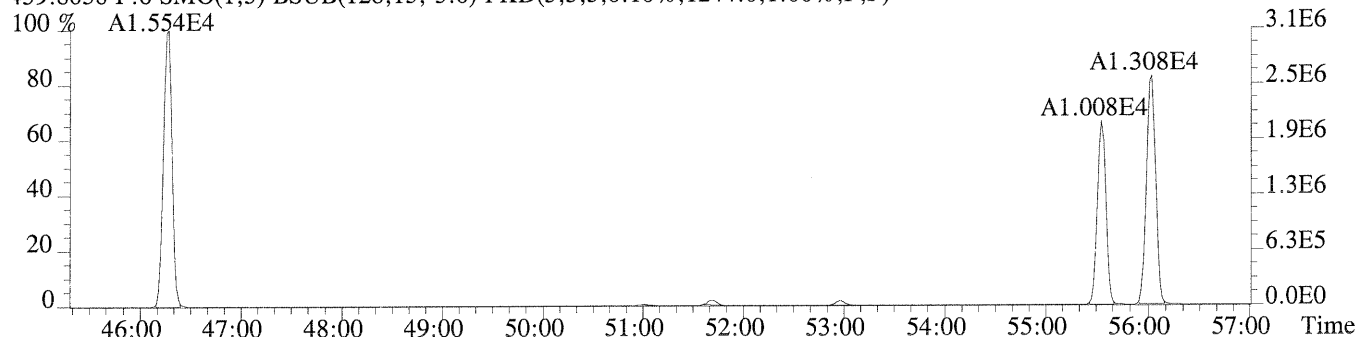
427.7635 F:6 SMO(1,3) BSUB(128,15,-3.0) PKD(3,3,3,0.10%,932.0,1.00%,F,F)



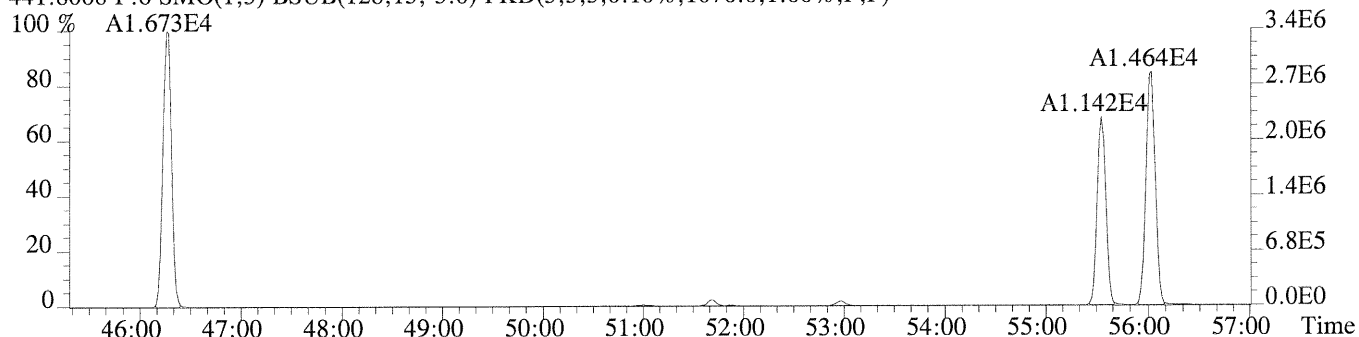
429.7606 F:6 SMO(1,3) BSUB(128,15,-3.0) PKD(3,3,3,0.10%,996.0,1.00%,F,F)



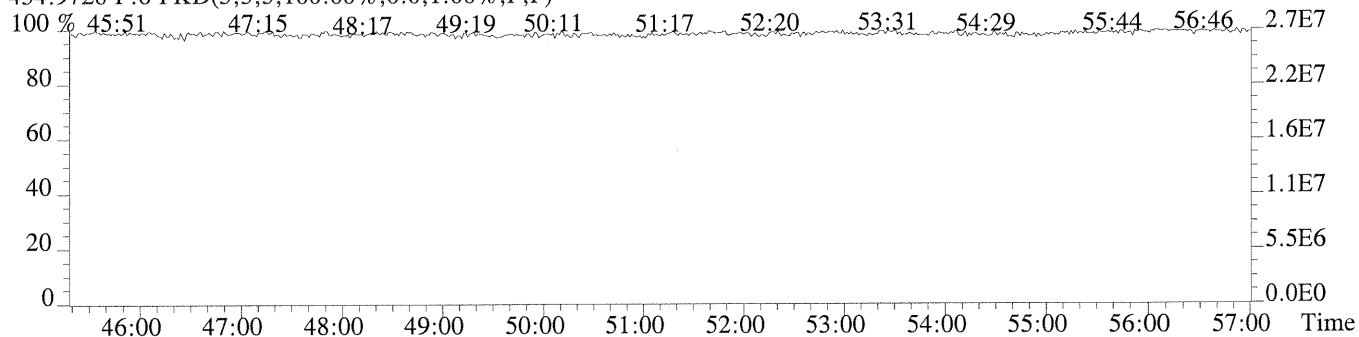
439.8038 F:6 SMO(1,3) BSUB(128,15,-3.0) PKD(3,3,3,0.10%,1244.0,1.00%,F,F)



441.8008 F:6 SMO(1,3) BSUB(128,15,-3.0) PKD(3,3,3,0.10%,1076.0,1.00%,F,F)

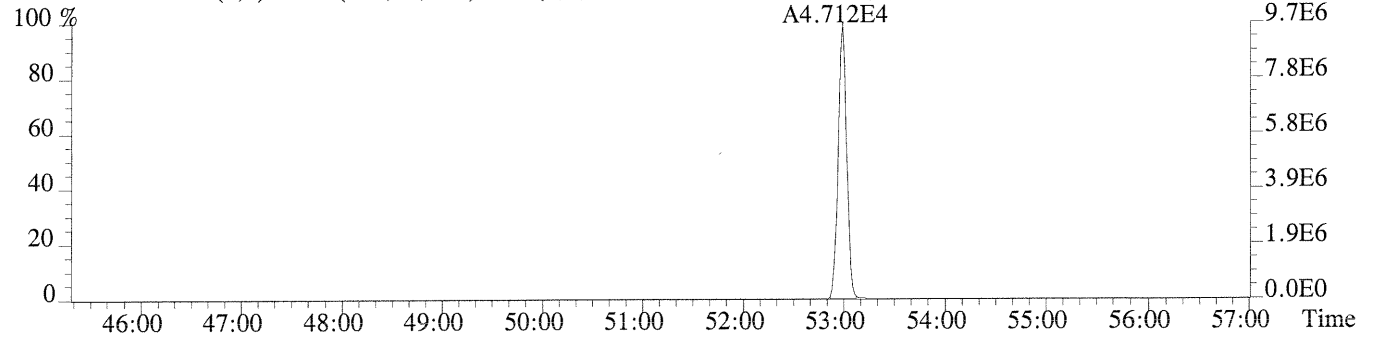


454.9728 F:6 PKD(5,3,5,100.00%,0.0,1.00%,F,F)

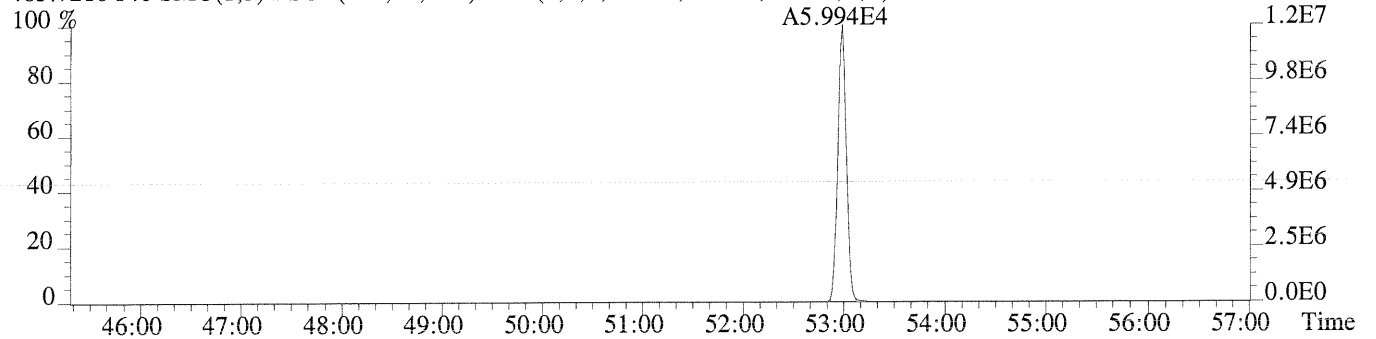


Sample#1 Exp:ICAL CS4

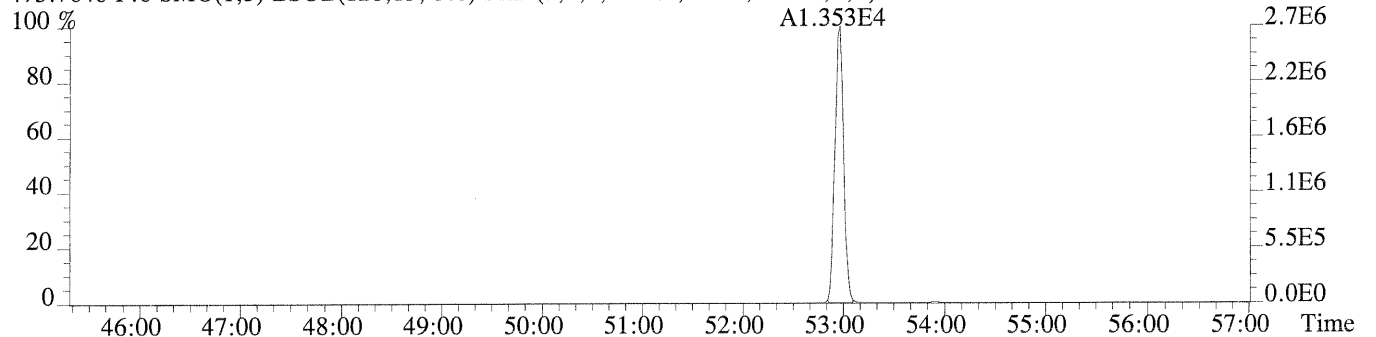
461.7246 F:6 SMO(1,3) BSUB(128,15,-3.0) PKD(3,3,3,0.10%,908.0,1.00%,F,F)



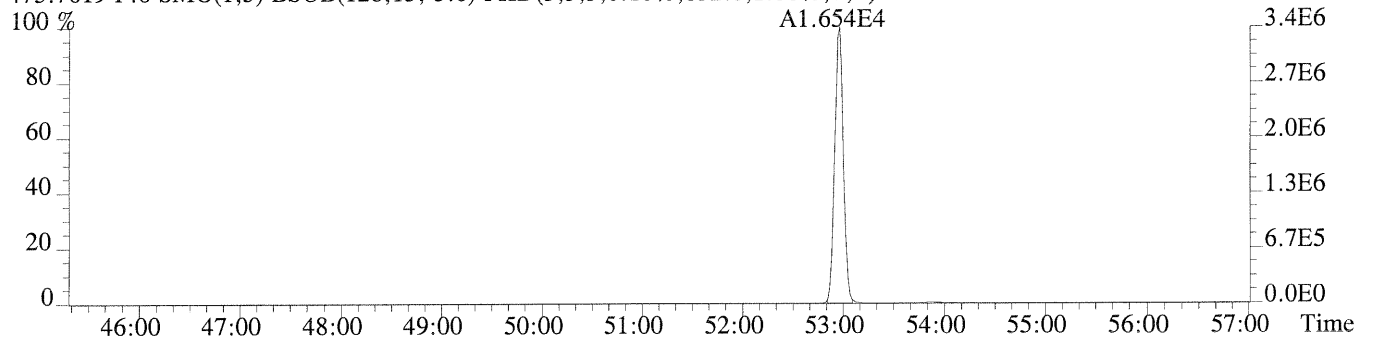
463.7216 F:6 SMO(1,3) BSUB(128,15,-3.0) PKD(3,3,3,0.10%,1176.0,1.00%,F,F)



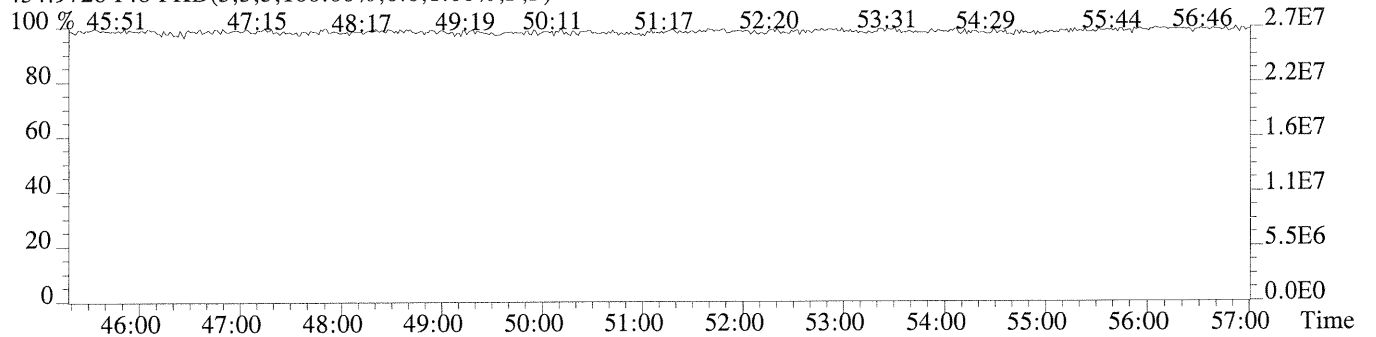
473.7648 F:6 SMO(1,3) BSUB(128,15,-3.0) PKD(3,3,3,0.10%,932.0,1.00%,F,F)



475.7619 F:6 SMO(1,3) BSUB(128,15,-3.0) PKD(3,3,3,0.10%,852.0,1.00%,F,F)




454.9728 F:6 PKD(5,3,5,100.00%,0.0,1.00%,F,F)

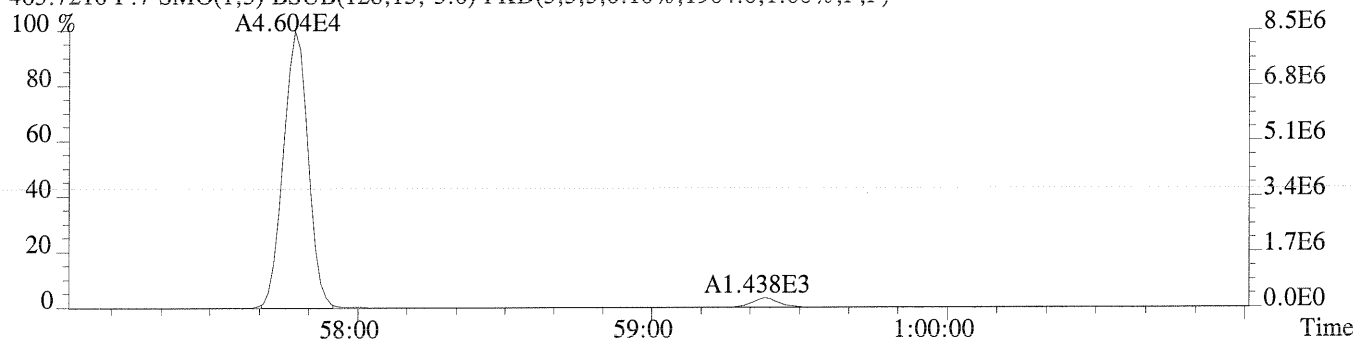


Sample#1 Exp:ICAL CS4


461.7246 F:7 SMO(1,3) BSUB(128,15,-3.0) PKD(3,3,3,0.10%,2248.0,1.00%,F,F)



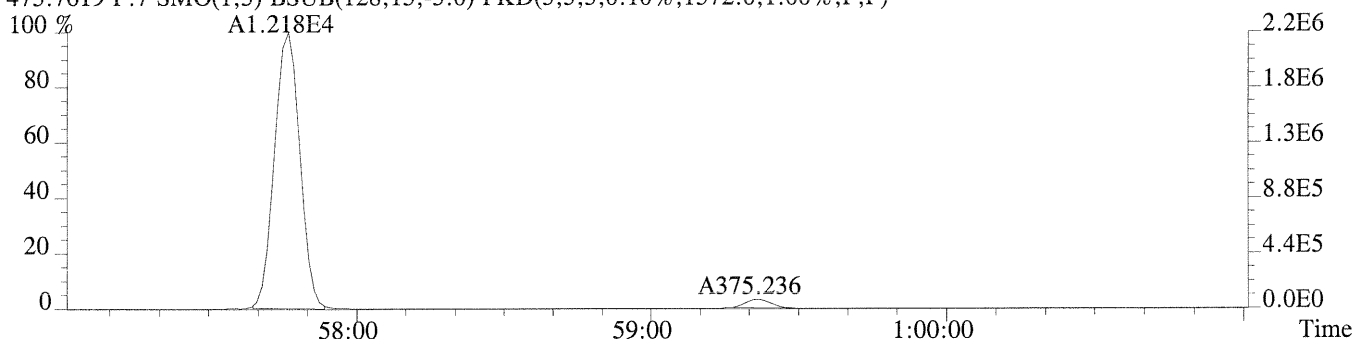
463.7216 F:7 SMO(1,3) BSUB(128,15,-3.0) PKD(3,3,3,0.10%,1904.0,1.00%,F,F)



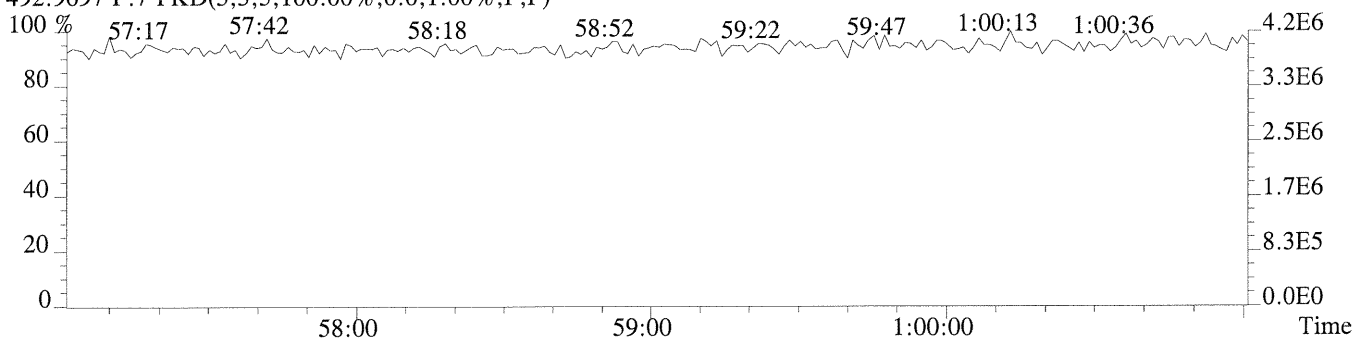
473.7648 F:7 SMO(1,3) BSUB(128,15,-3.0) PKD(3,3,3,0.10%,1492.0,1.00%,F,F)



475.7619 F:7 SMO(1,3) BSUB(128,15,-3.0) PKD(3,3,3,0.10%,1572.0,1.00%,F,F)

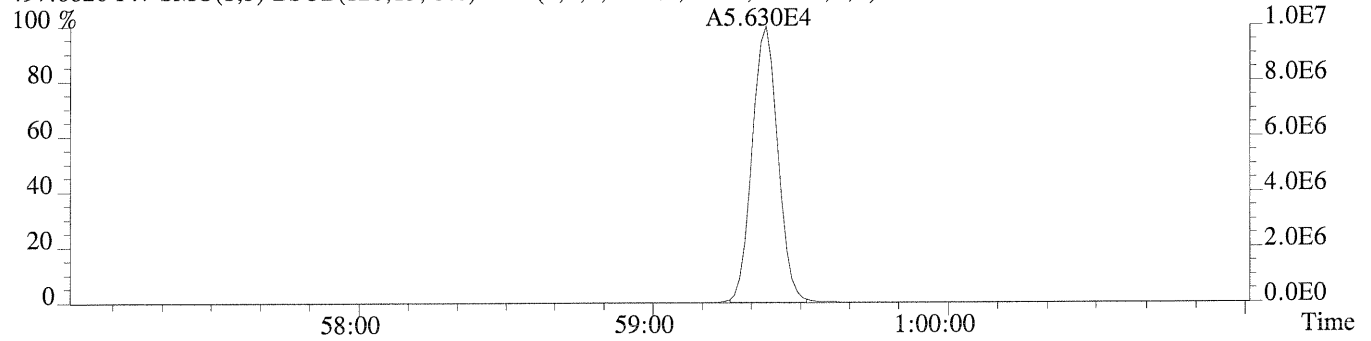


492.9697 F:7 PKD(5,3,5,100.00%,0.0,1.00%,F,F)

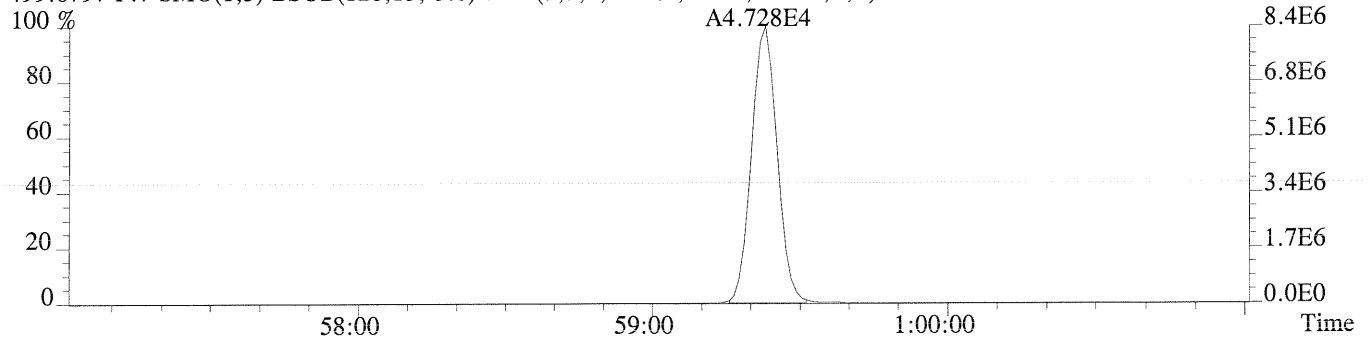


Sample#1 Exp:ICAL CS4

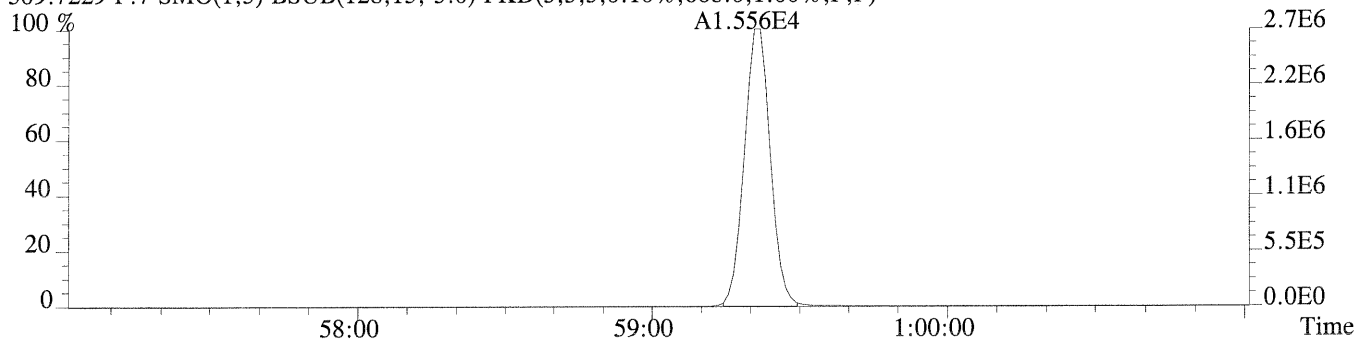
497.6826 F:7 SMO(1,3) BSUB(128,15,-3.0) PKD(3,3,3,0.10%,900.0,1.00%,F,F)



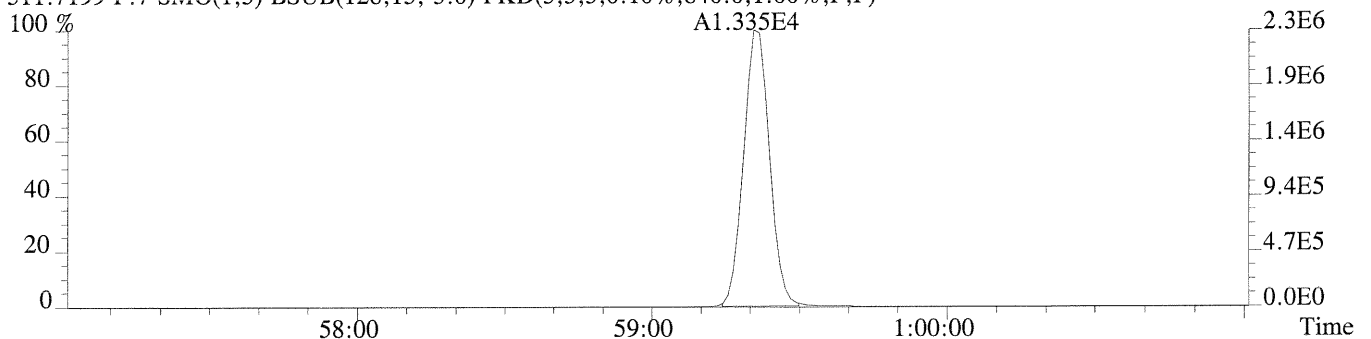
499.6797 F:7 SMO(1,3) BSUB(128,15,-3.0) PKD(3,3,3,0.10%,952.0,1.00%,F,F)



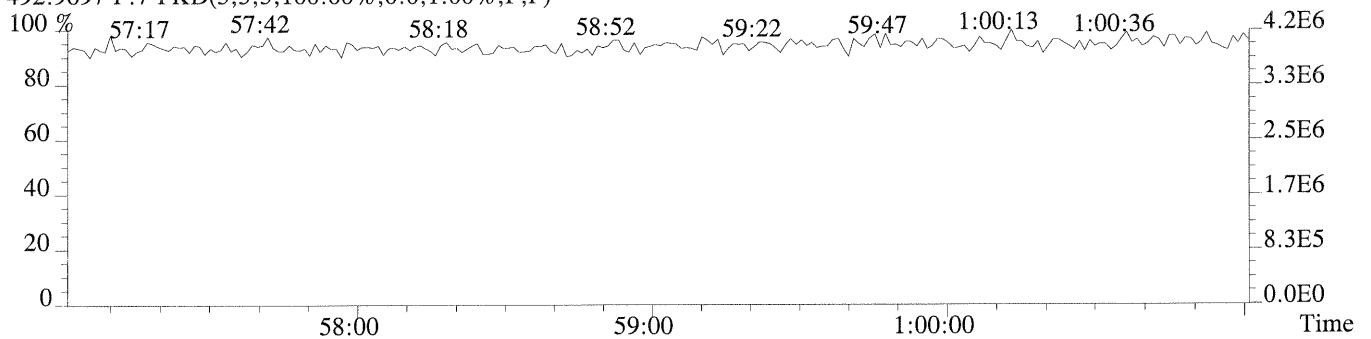
509.7229 F:7 SMO(1,3) BSUB(128,15,-3.0) PKD(3,3,3,0.10%,668.0,1.00%,F,F)



511.7199 F:7 SMO(1,3) BSUB(128,15,-3.0) PKD(3,3,3,0.10%,840.0,1.00%,F,F)



492.9697 F:7 PKD(5,3,5,100.00%,0.0,1.00%,F,F)



Columbia Analytical Services, Inc.
Sample Response Summary

CLIENT ID.
ICAL CS5

Run #5 Filename U220174 #1 Samp: 1 Inj: 1 Acquired: 19-AUG-09 20:01:04
Processed: 21-AUG-09 07:14:56 LAB. ID: ICAL CS5

Typ	Name	RT-1	Resp 1	Resp 2	Ratio	Meet	Mod?	RRT
1 1	2-MoCB	14:09	4.931e+05	1.627e+05	3.03	yes	no	1.001
2 3	4-MoCB	16:37	5.073e+05	1.670e+05	3.04	yes	no	1.001
3 4	22'-DiCB	16:53	2.491e+05	1.601e+05	1.56	yes	no	1.002
4 15	44'-DiCB	23:16	3.480e+05	2.376e+05	1.46	yes	no	1.001
5 19	22'6'-TrCB	20:16	1.533e+05	1.521e+05	1.01	yes	no	1.001
6 37	344'-TrCB	30:35	3.186e+05	3.220e+05	0.99	yes	no	1.001
7 54	22'66'-TeCB	23:34	1.782e+05	2.476e+05	0.72	yes	no	1.001
8 81	344'5-TeCB	37:28	2.188e+05	2.995e+05	0.73	yes	no	1.000
9 77	33'44'-TeCB	38:03	2.157e+05	2.857e+05	0.75	yes	no	1.001
10 104	22'466'-PeCB	29:18	2.944e+05	1.881e+05	1.57	yes	no	1.001
11 123	2'344'5-PeCB	40:03	2.866e+05	1.811e+05	1.58	yes	no	1.001
12 118	23'44'5-PeCB	40:23	3.052e+05	1.909e+05	1.60	yes	no	1.000
13 114	2344'5-PeCB	40:56	2.981e+05	1.913e+05	1.56	yes	no	1.001
14 105	233'44'-PeCB	41:34	2.860e+05	1.810e+05	1.58	yes	no	1.000
15 126	33'44'5-PeCB	44:41	2.738e+05	1.729e+05	1.58	yes	no	1.000
16 155	22'44'66'-HxCB	35:06	2.540e+05	2.257e+05	1.13	yes	no	1.000
17 167	23'44'55'-HxCB	46:33	1.786e+05	1.585e+05	1.13	yes	no	1.001
1856/7	233'44'5-HxCB	47:43	3.450e+05	3.039e+05	1.14	yes	no	1.000
19 169	33'44'55'-HxCB	50:58	1.668e+05	1.369e+05	1.22	yes	no	1.000
20 188	22'34'566'-HpCB	40:54	2.105e+05	2.198e+05	0.96	yes	no	1.001
21 189	233'44'55'-HpCB	53:28	1.296e+05	1.333e+05	0.97	yes	no	1.000
22 202	22'33'55'66'-OcCB	46:17	1.263e+05	1.491e+05	0.85	yes	no	1.000
23 205	233'44'55'6-OcCB	56:02	1.128e+05	1.299e+05	0.87	yes	no	1.000
24 208	22'33'4'55'66'-NoCB	52:58	1.146e+05	1.475e+05	0.78	yes	no	1.000
25 206	22'33'44'55'6-NoCB	57:47	8.547e+04	1.122e+05	0.76	yes	no	1.001
26 209	DeCB	59:22	1.355e+05	1.144e+05	1.18	yes	no	1.000
27 1L	13C-2-MoCB	14:08	2.243e+04	7.186e+03	3.12	yes	no	0.743
28 3L	13C-4-MoCB	16:36	2.355e+04	7.717e+03	3.05	yes	no	0.872
29 4L	13C-22'-DiCB	16:51	1.264e+04	8.309e+03	1.52	yes	no	0.885
30 15L	13C-44'-DiCB	23:15	1.743e+04	1.083e+04	1.61	yes	no	1.222
31 19L	13C-22'6'-TrCB	20:15	7.365e+03	7.149e+03	1.03	yes	no	1.064
32 37L	13C-344'-TrCB	30:34	1.406e+04	1.423e+04	0.99	yes	no	1.080
33 54L	13C-22'66'-TeCB	23:32	9.667e+03	1.222e+04	0.79	yes	no	0.832
34 81L	13C-344'5-TeCB	37:27	1.098e+04	1.423e+04	0.77	yes	no	1.323
35 77L	13C-33'44'-TeCB	38:01	1.099e+04	1.399e+04	0.79	yes	no	1.343
36104L	13C-22'466'-PeCB	29:16	1.501e+04	9.678e+03	1.55	yes	no	0.829
37123L	13C-2'344'5-PeCB	40:01	1.383e+04	8.731e+03	1.58	yes	no	1.133
38118L	13C-23'44'5-PeCB	40:22	1.386e+04	9.016e+03	1.54	yes	no	1.143
39114L	13C-2344'5-PeCB	40:54	1.443e+04	9.149e+03	1.58	yes	no	1.158
40105L	13C-233'44'-PeCB	41:33	1.375e+04	8.900e+03	1.54	yes	no	1.176
41126L	13C-33'44'5-PeCB	44:40	1.314e+04	8.544e+03	1.54	yes	no	1.265
42155L	13C-22'44'66'-HxCB	35:05	1.502e+04	1.176e+04	1.28	yes	no	0.807
43167L	13C-23'44'55'-HxCB	46:31	9.408e+03	7.645e+03	1.23	yes	no	1.069
4456/7	13C-233'44'5'-HxCB	47:42	1.778e+04	1.419e+04	1.25	yes	no	1.097
45169L	13C-33'44'55'-HxCB	50:57	8.628e+03	6.533e+03	1.32	yes	no	1.171
46188L	13C-22'34'566'-HpCB	40:52	1.176e+04	1.141e+04	1.03	yes	no	0.736
47189La	13C-233'44'55'-HpCB	53:27	7.790e+03	7.565e+03	1.03	yes	no	0.962
48202La	13C-22'33'55'66'-OcCB	46:16	7.592e+03	8.363e+03	0.91	yes	no	0.833
49205L,	13C-233'44'55'6-OcCB	56:01	6.365e+03	7.275e+03	0.87	yes	no	1.008
50208L713C-22'33'4'55'66'-NoCB	52:57	6.341e+03	8.202e+03	0.77	yes	no	0.953	
51206L	13C-22'33'44'55'6-NoCB	57:45	4.681e+03	6.075e+03	0.77	yes	no	1.040
52209L	13C-DeCB	59:21	7.487e+03	6.393e+03	1.17	yes	no	1.068

53	28L	13C-244'-TrCB	26:25	1.632e+04	1.557e+04	1.05	yes	no	0.933
54	111L	13C-233'55'-PeCB	38:02	1.380e+04	9.079e+03	1.52	yes	no	1.077
55	178L	13C-22'33'55'6'-HpCB	43:56	8.353e+03	7.968e+03	1.05	yes	no	1.010
56	9L	13C-2,5-DiCB	19:02	1.589e+04	1.040e+04	1.53	yes	no	*
57	52L	13C-22'55'-TeCB	28:18	9.211e+03	1.187e+04	0.78	yes	no	*
58	101L	13C-22'4'55'-PeCB	35:19	1.101e+04	7.018e+03	1.57	yes	no	*
59	138L	13C-22'3'44'5'-HxCB	43:30	9.292e+03	7.298e+03	1.27	yes	no	*
60	194L	13C-22'33'44'55'-OcCB	55:33	4.775e+03	5.473e+03	0.87	yes	no	*

Columbia Analytical Services, Inc.
Signal/Noise Height Ratio Summary

CLIENT ID.
ICAL CS5

Run #5 Filename U220174 Samp: 1 Inj: 1 Acquired: 19-AUG-09 20:01:04
Processed: 21-AUG-09 07:14:561 LAB. ID: ICAL CS5

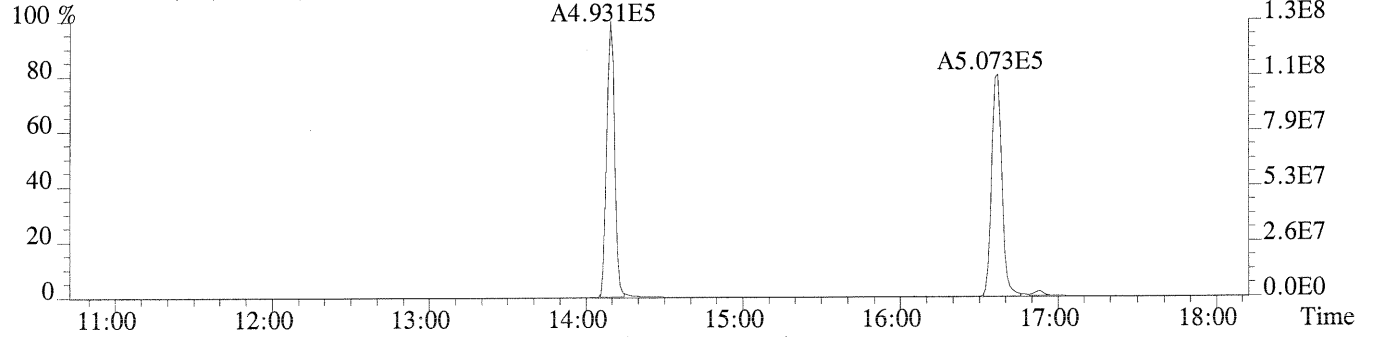
	Name	Signal 1	Noise 1	S/N Rat.1	Signal 2	Noise 2	S/N Rat.2
1	2-MoCB	1.32e+08	3.74e+03	3.5e+04	4.36e+07	4.08e+03	1.1e+04
2	4-MoCB	1.06e+08	3.74e+03	2.8e+04	3.49e+07	4.08e+03	8.6e+03
3	22'-DiCB	5.50e+07	4.56e+03	1.2e+04	3.55e+07	9.36e+04	3.8e+02
4	44'-DiCB	6.48e+07	3.60e+03	1.8e+04	4.44e+07	1.74e+04	2.6e+03
5	22'6'-TrCB	3.34e+07	3.91e+03	8.5e+03	3.32e+07	1.15e+03	2.9e+04
6	344'-TrCB	5.06e+07	6.61e+03	7.7e+03	5.22e+07	2.10e+03	2.5e+04
7	22'66'-TeCB	3.59e+07	8.16e+02	4.4e+04	4.97e+07	1.18e+03	4.2e+04
8	344'5-TeCB	3.73e+07	1.88e+03	2.0e+04	5.07e+07	1.64e+03	3.1e+04
9	33'44'-TeCB	3.67e+07	1.88e+03	1.9e+04	4.83e+07	1.64e+03	3.0e+04
10	22'466'-PeCB	5.21e+07	1.61e+03	3.2e+04	3.33e+07	1.88e+03	1.8e+04
11	2'344'5-PeCB	5.06e+07	3.68e+04	1.4e+03	3.19e+07	2.02e+04	1.6e+03
12	23'44'5-PeCB	5.34e+07	3.68e+04	1.5e+03	3.33e+07	2.02e+04	1.6e+03
13	2344'5-PeCB	5.19e+07	3.68e+04	1.4e+03	3.32e+07	2.02e+04	1.6e+03
14	233'44'-PeCB	4.96e+07	3.68e+04	1.3e+03	3.14e+07	2.02e+04	1.6e+03
15	33'44'5-PeCB	4.62e+07	3.68e+04	1.3e+03	2.91e+07	2.02e+04	1.4e+03
16	22'44'66'-HxCB	4.52e+07	2.13e+03	2.1e+04	4.01e+07	2.30e+03	1.7e+04
17	23'44'55'-HxCB	3.79e+07	2.84e+03	1.3e+04	3.36e+07	6.99e+03	4.8e+03
18	233'44'5-HxCB	5.66e+07	2.84e+03	2.0e+04	5.00e+07	6.99e+03	7.2e+03
19	33'44'55'-HxCB	3.43e+07	2.84e+03	1.2e+04	2.79e+07	6.99e+03	4.0e+03
20	22'34'566'-HpCB	3.68e+07	2.17e+03	1.7e+04	3.85e+07	1.05e+03	3.7e+04
21	233'44'55'-HpCB	2.67e+07	2.03e+03	1.3e+04	2.75e+07	1.64e+03	1.7e+04
22	22'33'55'66'-OcCB	2.65e+07	8.80e+02	3.0e+04	3.14e+07	2.04e+03	1.5e+04
23	233'44'55'6-OcCB	2.30e+07	8.80e+02	2.6e+04	2.65e+07	2.04e+03	1.3e+04
24	22'33'4'55'66'-NoCB	2.29e+07	9.96e+02	2.3e+04	2.95e+07	8.32e+02	3.5e+04
25	22'33'44'55'6-NoCB	1.57e+07	2.87e+03	5.5e+03	2.05e+07	4.09e+03	5.0e+03
26	DeCB	2.42e+07	6.48e+02	3.7e+04	2.04e+07	6.84e+02	3.0e+04
27	13C-2-MoCB	5.94e+06	3.92e+03	1.5e+03	1.95e+06	1.71e+04	1.1e+02
28	13C-4-MoCB	5.03e+06	3.92e+03	1.3e+03	1.64e+06	1.71e+04	9.6e+01
29	13C-22'-DiCB	2.84e+06	4.22e+03	6.7e+02	1.88e+06	5.18e+03	3.6e+02
30	13C-44'-DiCB	3.25e+06	7.43e+03	4.4e+02	2.07e+06	3.58e+03	5.8e+02
31	13C-22'6'-TrCB	1.63e+06	7.59e+04	2.2e+01	1.57e+06	2.24e+04	7.0e+01
32	13C-344'-TrCB	2.43e+06	4.86e+04	5.0e+01	2.33e+06	2.60e+04	8.9e+01
33	13C-22'66'-TeCB	1.96e+06	4.98e+03	3.9e+02	2.49e+06	2.79e+03	8.9e+02
34	13C-344'5-TeCB	1.89e+06	3.13e+03	6.0e+02	2.42e+06	2.66e+03	9.1e+02
35	13C-33'44'-TeCB	1.84e+06	3.13e+03	5.9e+02	2.33e+06	2.66e+03	8.8e+02
36	13C-22'466'-PeCB	2.59e+06	1.55e+03	1.7e+03	1.64e+06	1.50e+03	1.1e+03
37	13C-2'344'5-PeCB	2.37e+06	3.18e+03	7.4e+02	1.52e+06	1.75e+03	8.7e+02
38	13C-23'44'5-PeCB	2.37e+06	3.18e+03	7.5e+02	1.55e+06	1.75e+03	8.8e+02
39	13C-2344'5-PeCB	2.50e+06	3.18e+03	7.8e+02	1.61e+06	1.75e+03	9.2e+02
40	13C-233'44'-PeCB	2.34e+06	3.18e+03	7.3e+02	1.54e+06	1.75e+03	8.8e+02
41	13C-33'44'5-PeCB	2.17e+06	3.18e+03	6.8e+02	1.39e+06	1.75e+03	8.0e+02
42	13C-22'44'66'-HxCB	2.61e+06	1.47e+03	1.8e+03	2.06e+06	1.38e+03	1.5e+03
43	13C-23'44'55'-HxCB	1.98e+06	7.76e+02	2.6e+03	1.62e+06	1.41e+03	1.2e+03
44	13C-233'44'5'-HxCB	2.90e+06	7.76e+02	3.7e+03	2.35e+06	1.41e+03	1.7e+03
45	13C-33'44'55'-HxCB	1.76e+06	7.76e+02	2.3e+03	1.35e+06	1.41e+03	9.6e+02
46	13C-22'34'566'-HpCB	2.09e+06	1.55e+03	1.4e+03	2.00e+06	1.72e+03	1.2e+03
47	13C-233'44'55'-HpCB	1.63e+06	1.72e+03	9.5e+02	1.56e+06	6.60e+02	2.4e+03
48	13C-22'33'55'66'-OcCB	1.61e+06	5.48e+02	2.9e+03	1.78e+06	6.40e+02	2.8e+03
49	13C-233'44'55'6-OcCB	1.32e+06	5.48e+02	2.4e+03	1.52e+06	6.40e+02	2.4e+03
50	13C-22'33'4'55'66'-NoCB	1.29e+06	5.76e+02	2.2e+03	1.70e+06	6.04e+02	2.8e+03
51	13C-22'33'44'55'6-NoCB	8.34e+05	9.08e+02	9.2e+02	1.11e+06	7.16e+02	1.5e+03
52	13C-DeCB	1.33e+06	6.20e+02	2.1e+03	1.13e+06	5.60e+02	2.0e+03

53	13C-244'-TrCB	2.71e+06	4.86e+04	5.6e+01	2.57e+06	2.60e+04	9.9e+01
54	13C-233'55'-PeCB	2.40e+06	2.04e+03	1.2e+03	1.57e+06	1.19e+03	1.3e+03
55	13C-22'33'55'6'-HpCB	1.46e+06	1.55e+03	9.4e+02	1.39e+06	1.72e+03	8.1e+02
56	13C-2,5-DiCB	3.48e+06	7.43e+03	4.7e+02	2.23e+06	3.58e+03	6.2e+02
57	13C-22'55'-TeCB	1.56e+06	4.33e+03	3.6e+02	2.03e+06	3.19e+03	6.4e+02
58	13C-22'4'55'-PeCB	1.89e+06	2.04e+03	9.3e+02	1.23e+06	1.19e+03	1.0e+03
59	13C-22'3'44'5'-HxCB	1.60e+06	1.07e+03	1.5e+03	1.25e+06	1.05e+03	1.2e+03
60	13C-22'33'44'55'-OxCB	9.76e+05	5.48e+02	1.8e+03	1.11e+06	6.40e+02	1.7e+03

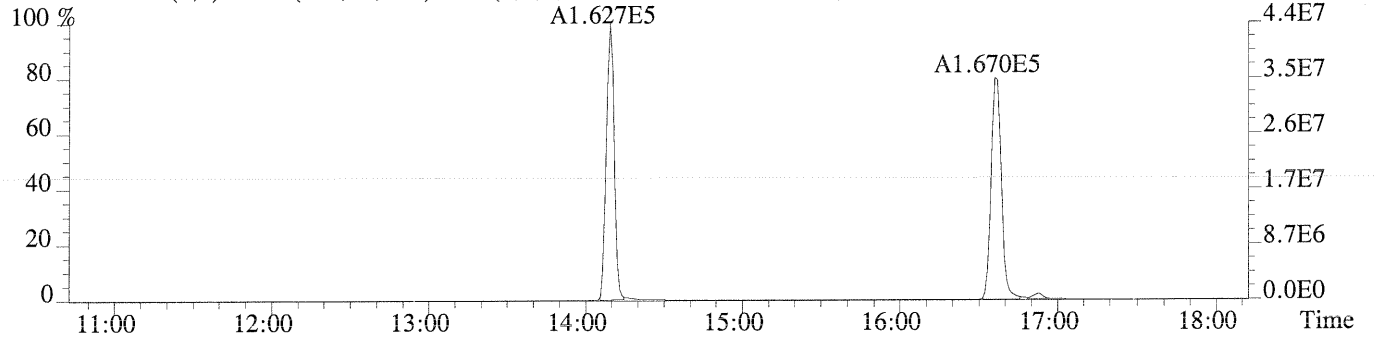
File:U220174 #1-482 Acq:19-AUG-2009 20:01:04 Probe EI+ Magnet SIR VG BioTech Mass spectf

Sample#1 Exp:ICAL CS5

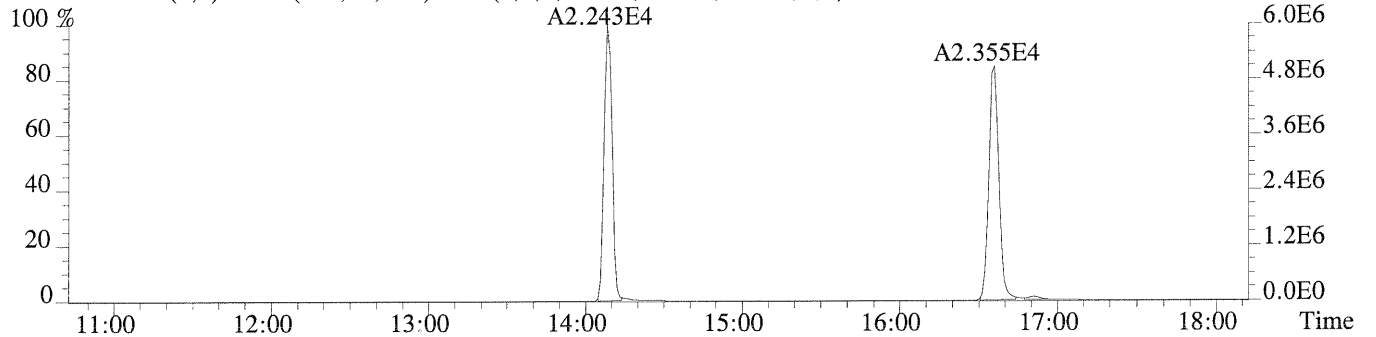
188.0393 SMO(1,3) BSUB(128,15,-3.0) PKD(3,3,3,0.10%,3736.0,1.00%,F,F)



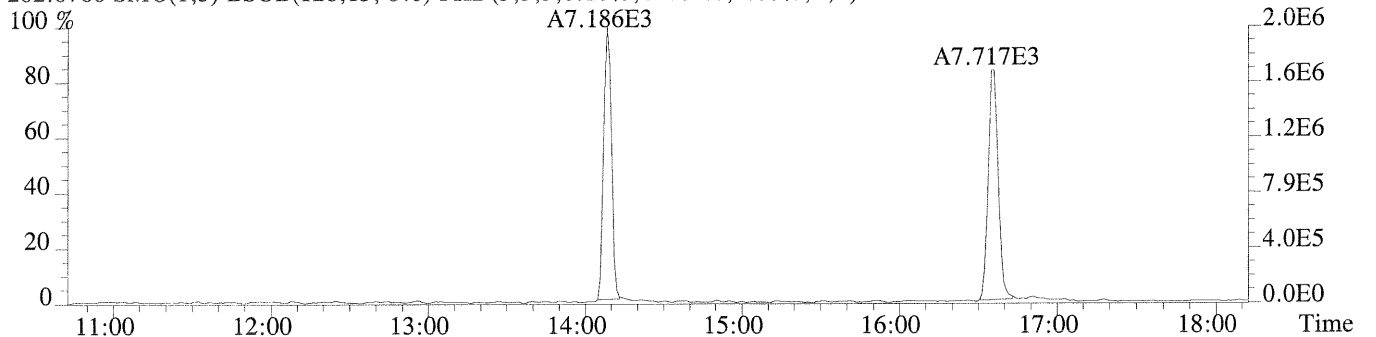
190.0363 SMO(1,3) BSUB(128,15,-3.0) PKD(3,3,3,0.10%,4076.0,1.00%,F,F)



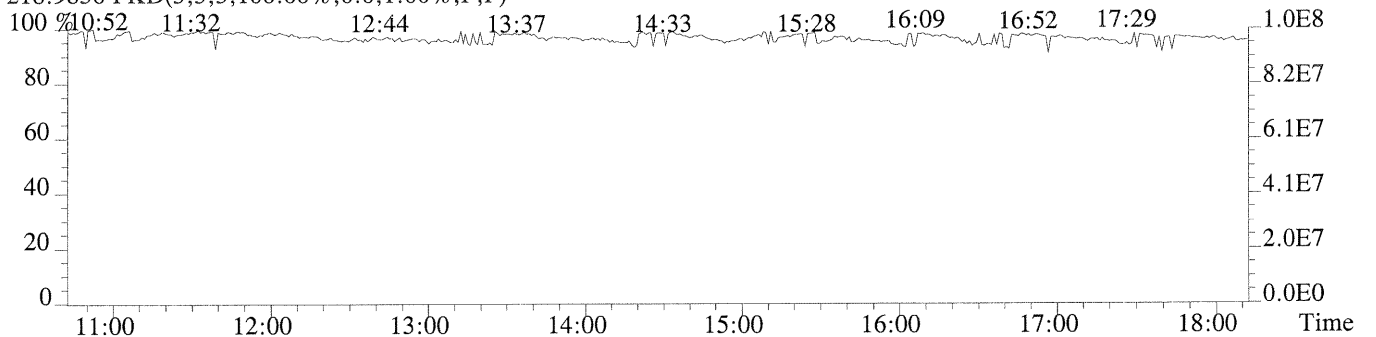
200.0795 SMO(1,3) BSUB(128,15,-3.0) PKD(3,3,3,0.10%,3924.0,1.00%,F,F)



202.0766 SMO(1,3) BSUB(128,15,-3.0) PKD(3,3,3,0.10%,17104.0,1.00%,F,F)

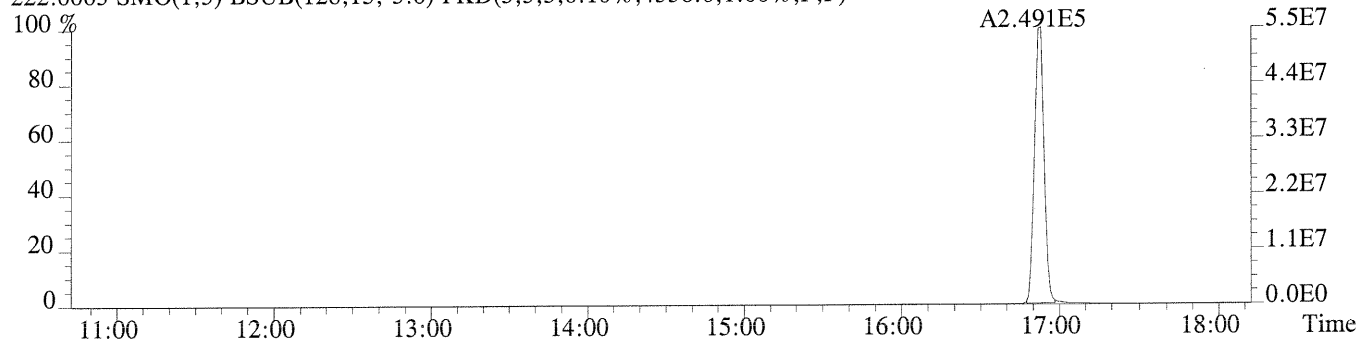


218.9856 PKD(3,3,3,100.00%,0.0,1.00%,F,F)

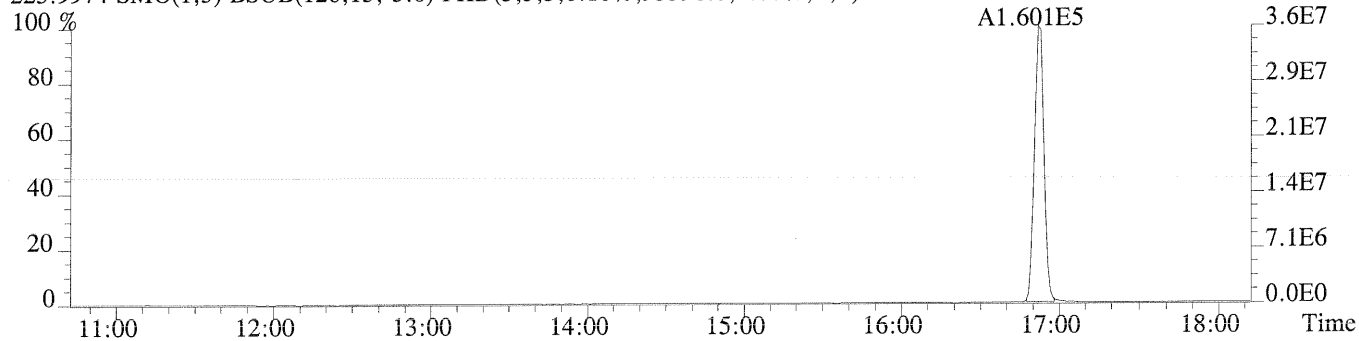


Sample#1 Exp:ICAL CS5

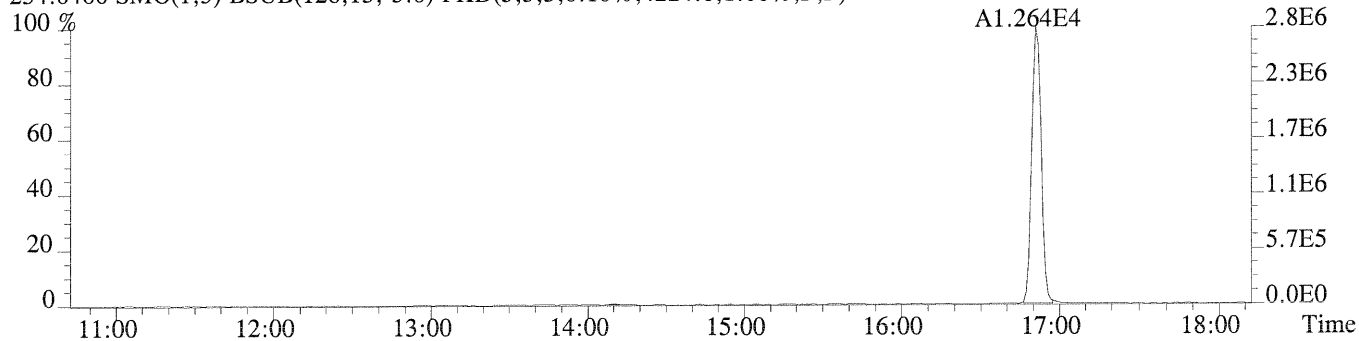
222.0003 SMO(1,3) BSUB(128,15,-3.0) PKD(3,3,3,0.10%,4556.0,1.00%,F,F)



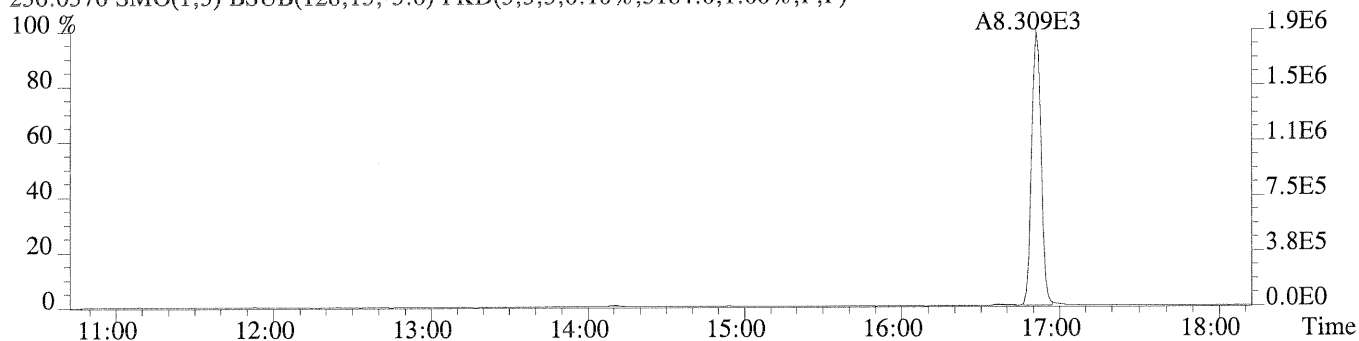
223.9974 SMO(1,3) BSUB(128,15,-3.0) PKD(3,3,3,0.10%,93596.0,1.00%,F,F)



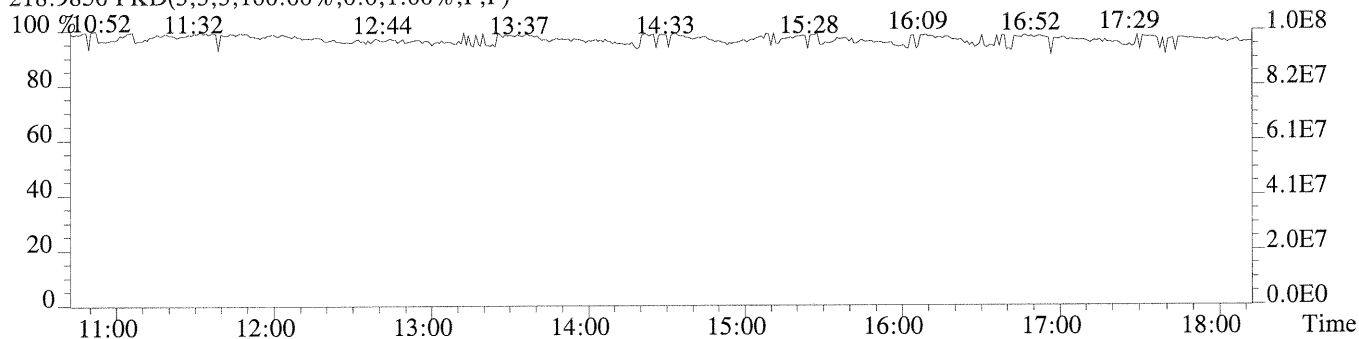
234.0406 SMO(1,3) BSUB(128,15,-3.0) PKD(3,3,3,0.10%,4224.0,1.00%,F,F)



236.0376 SMO(1,3) BSUB(128,15,-3.0) PKD(3,3,3,0.10%,5184.0,1.00%,F,F)

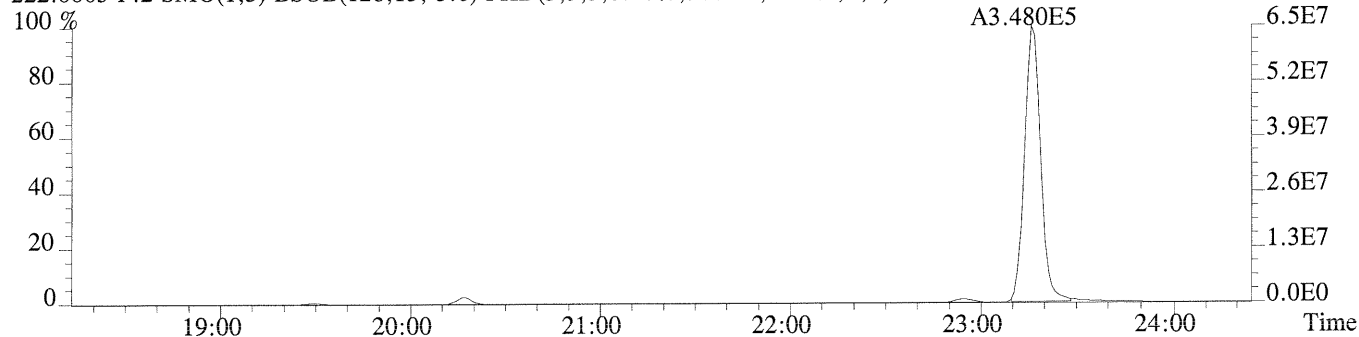


218.9856 PKD(3,3,3,100.00%,0.0,1.00%,F,F)

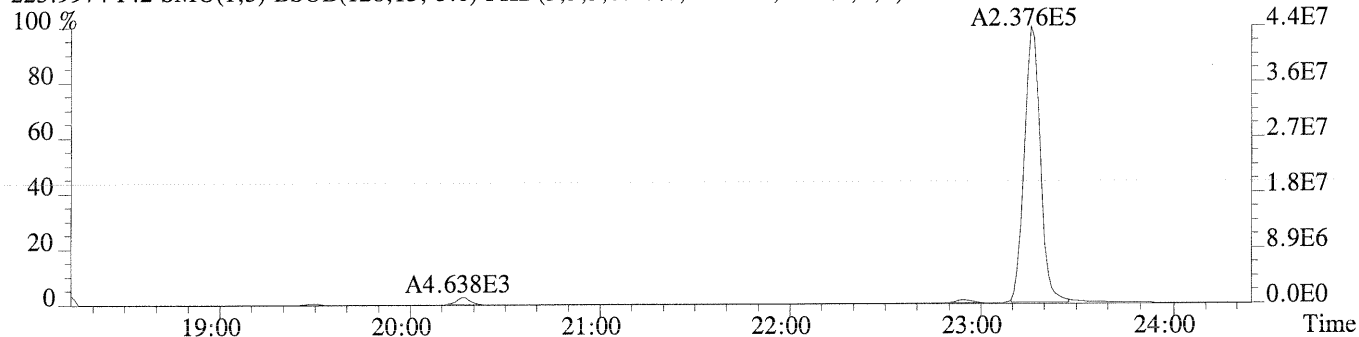


Sample#1 Exp:ICAL CS5

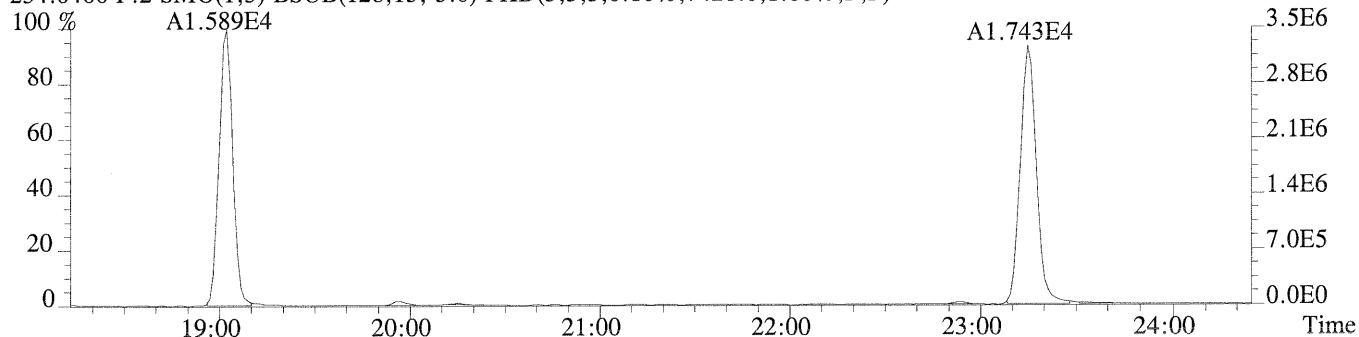
222.0003 F:2 SMO(1,3) BSUB(128,15,-3.0) PKD(3,3,3,0.10%,3600.0,1.00%,F,F)



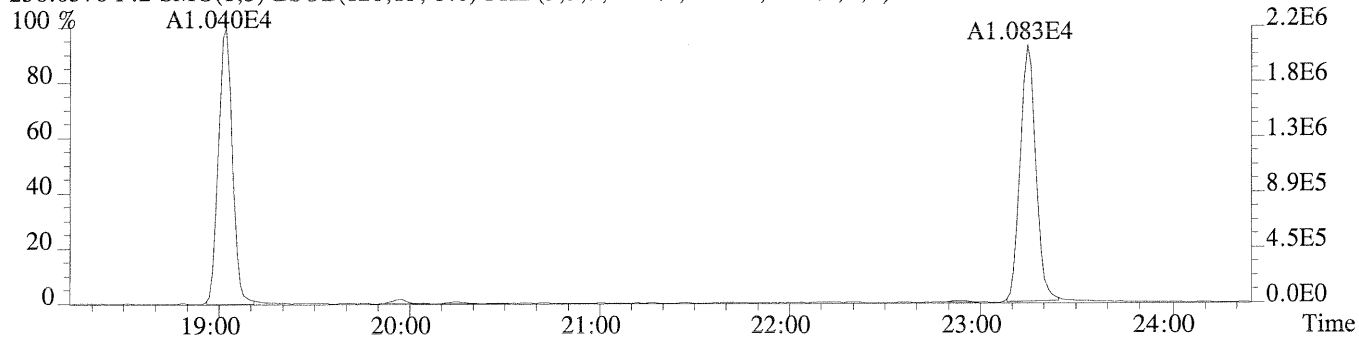
223.9974 F:2 SMO(1,3) BSUB(128,15,-3.0) PKD(3,3,3,0.10%,17360.0,1.00%,F,F)



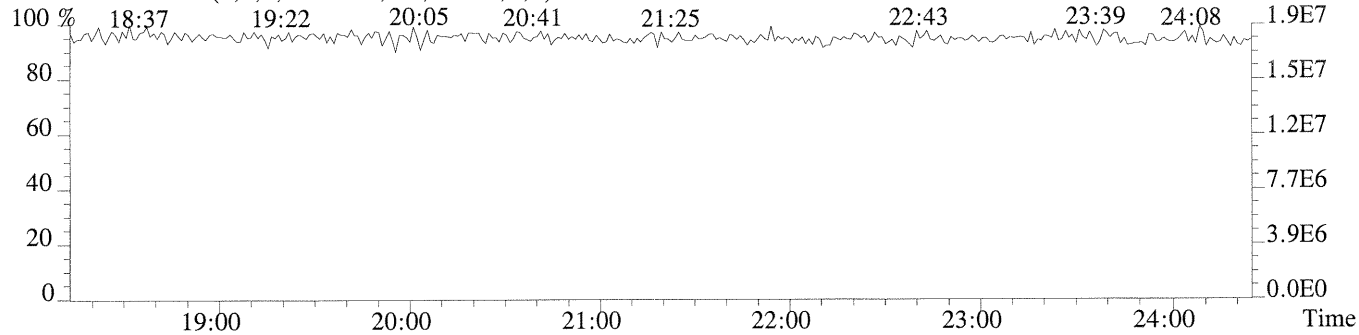
234.0406 F:2 SMO(1,3) BSUB(128,15,-3.0) PKD(3,3,3,0.10%,7428.0,1.00%,F,F)



236.0376 F:2 SMO(1,3) BSUB(128,15,-3.0) PKD(3,3,3,0.10%,3584.0,1.00%,F,F)

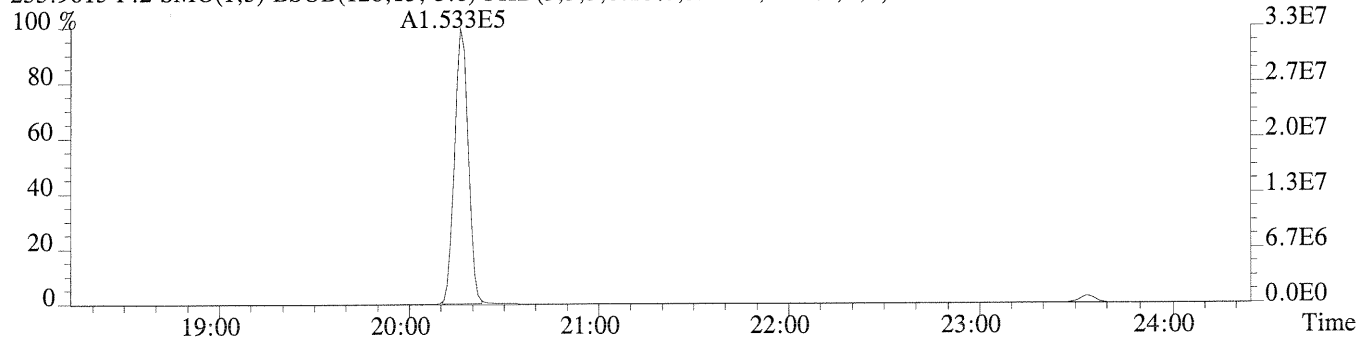


242.9856 F:2 PKD(3,3,3,100.00%,0.0,1.00%,F,F)

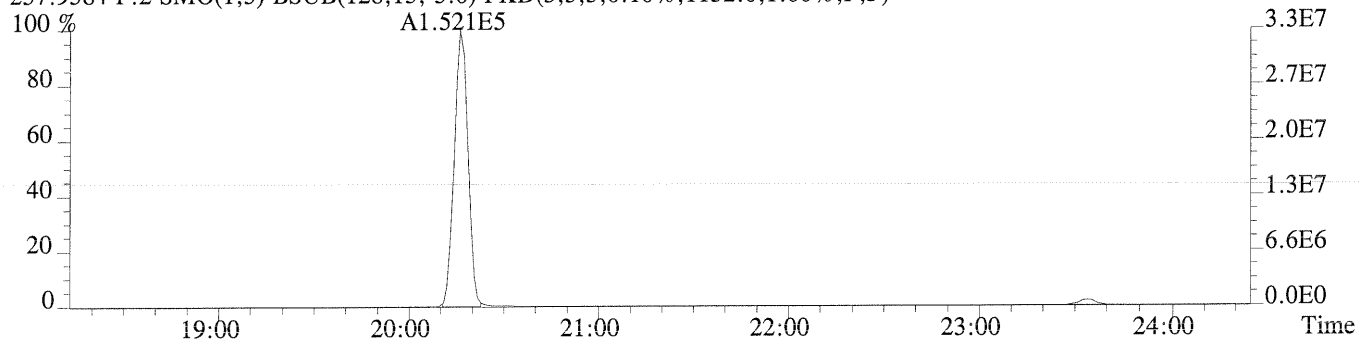


Sample#1 Exp:ICAL CS5

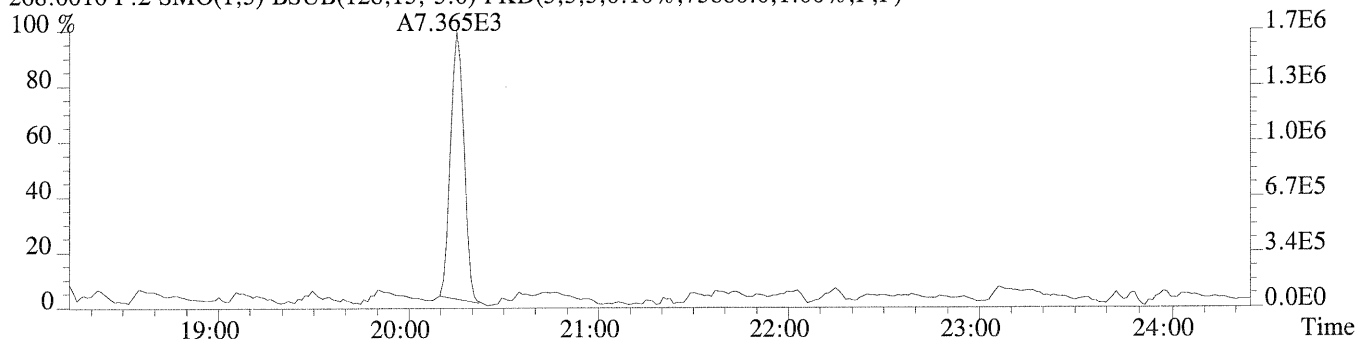
255.9613 F:2 SMO(1,3) BSUB(128,15,-3.0) PKD(3,3,3,0.10%,3912.0,1.00%,F,F)



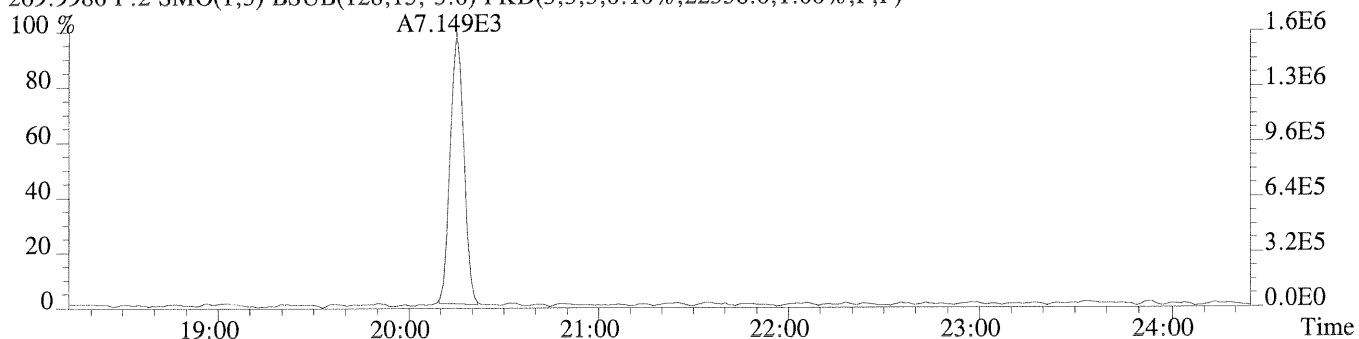
257.9584 F:2 SMO(1,3) BSUB(128,15,-3.0) PKD(3,3,3,0.10%,1152.0,1.00%,F,F)



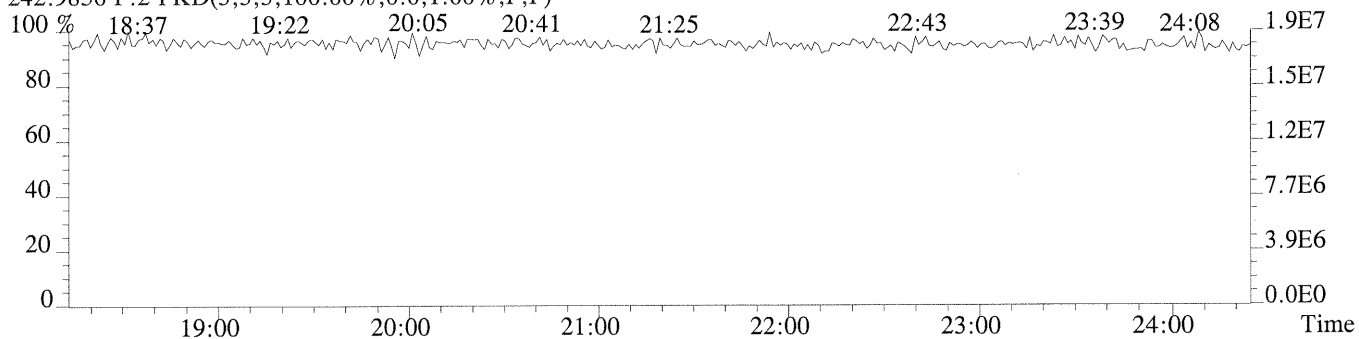
268.0016 F:2 SMO(1,3) BSUB(128,15,-3.0) PKD(3,3,3,0.10%,75880.0,1.00%,F,F)



269.9986 F:2 SMO(1,3) BSUB(128,15,-3.0) PKD(3,3,3,0.10%,22356.0,1.00%,F,F)

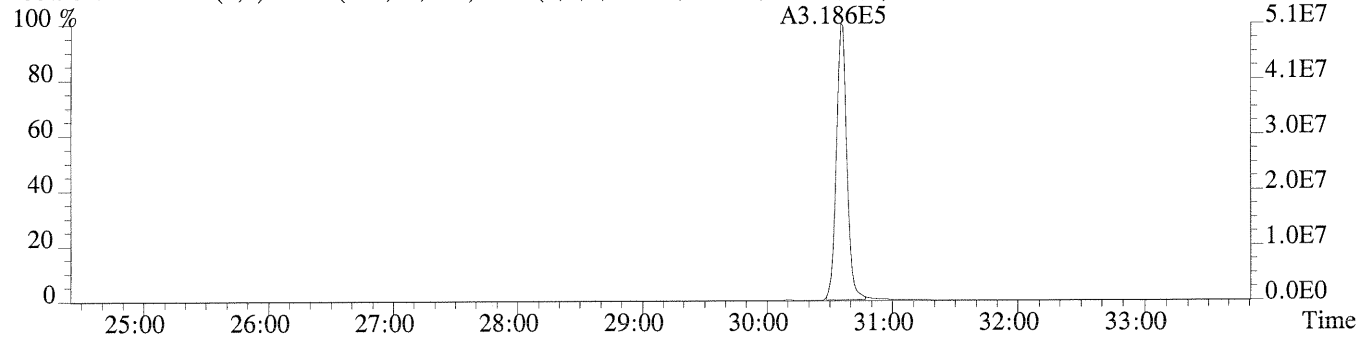


242.9856 F:2 PKD(3,3,3,100.00%,0.0,1.00%,F,F)

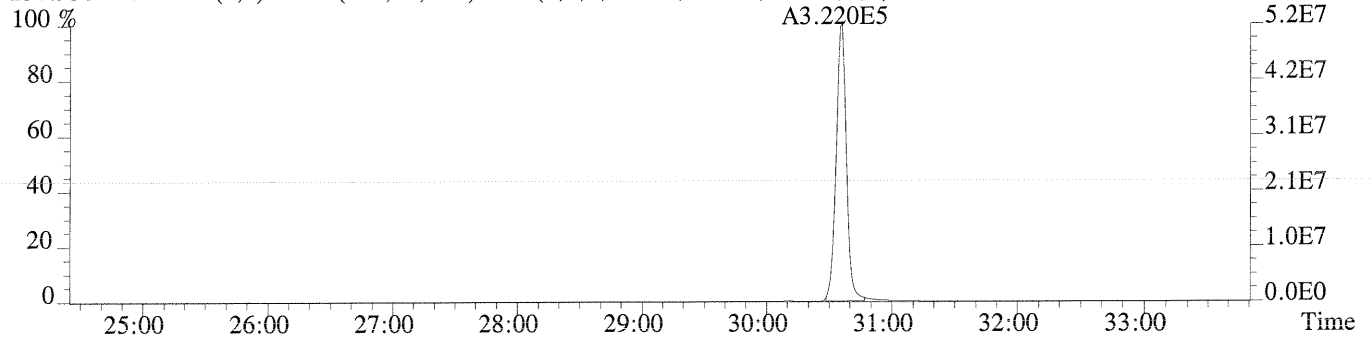


Sample#1 Exp:ICAL CS5

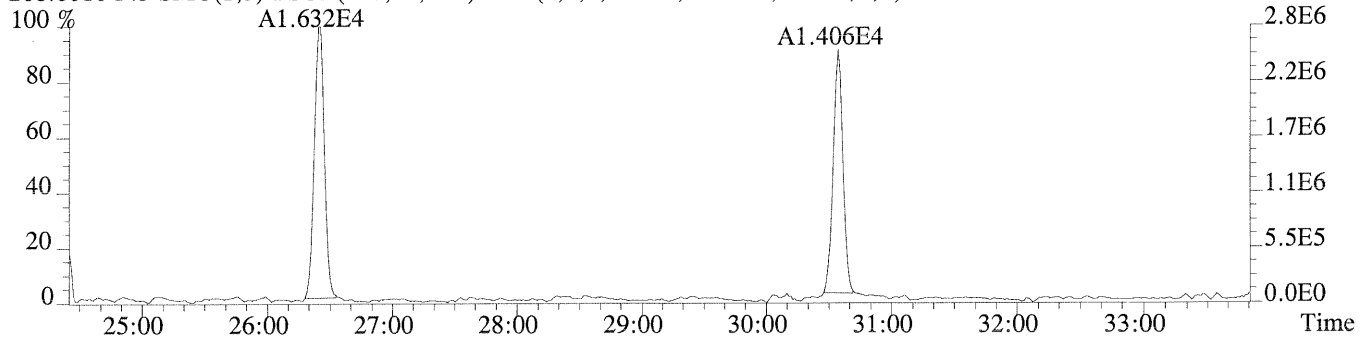
255.9613 F:3 SMO(1,3) BSUB(128,15,-3.0) PKD(3,3,3,0.10%,6608.0,1.00%,F,F)



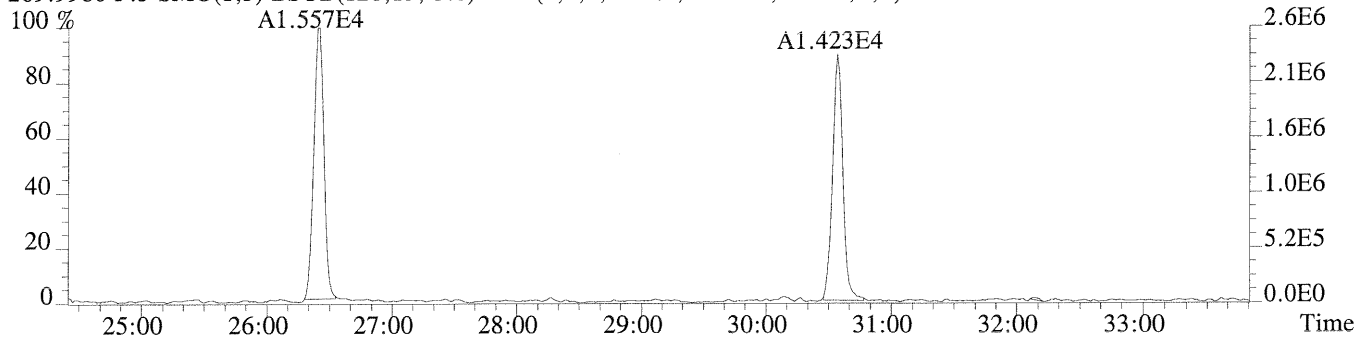
257.9584 F:3 SMO(1,3) BSUB(128,15,-3.0) PKD(3,3,3,0.10%,2104.0,1.00%,F,F)



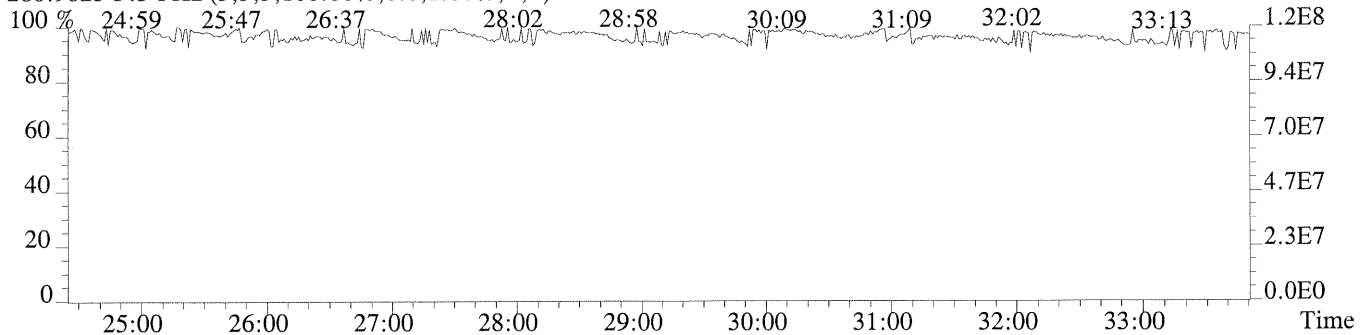
268.0016 F:3 SMO(1,3) BSUB(128,15,-3.0) PKD(3,3,3,0.10%,48628.0,1.00%,F,F)



269.9986 F:3 SMO(1,3) BSUB(128,15,-3.0) PKD(3,3,3,0.10%,26036.0,1.00%,F,F)

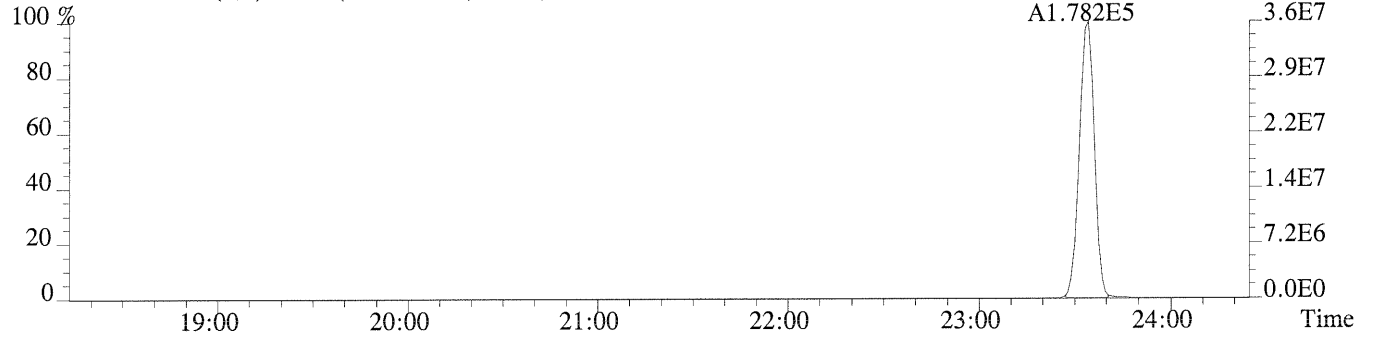


280.9825 F:3 PKD(3,3,3,100.00%,0.0,1.00%,F,F)

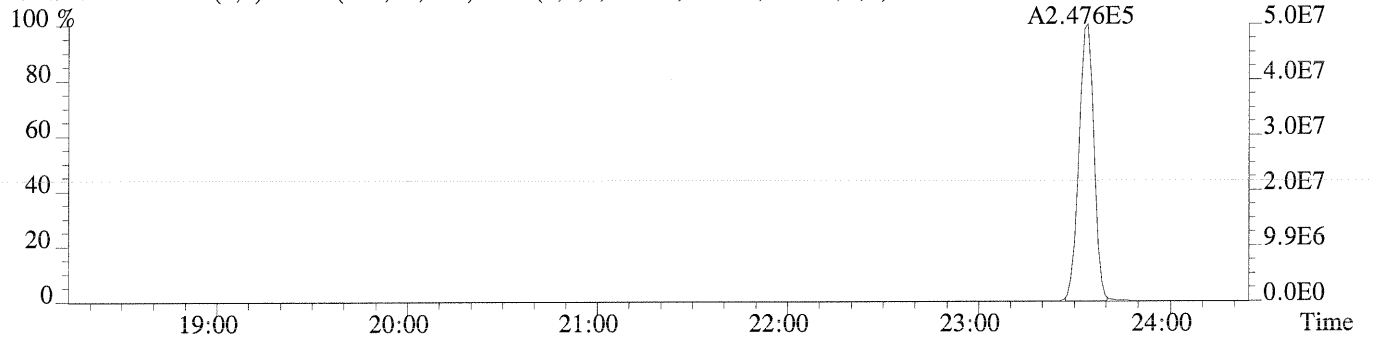


Sample#1 Exp:ICAL CS5

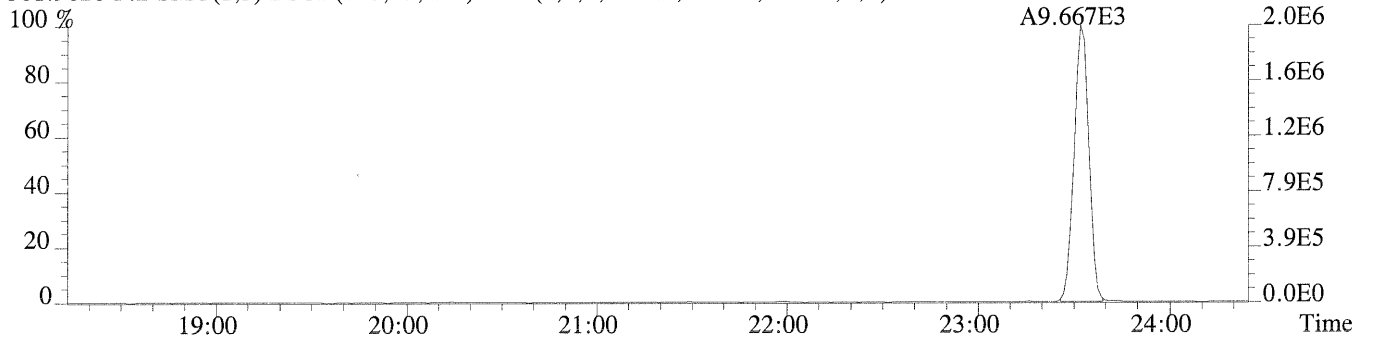
289.9224 F:2 SMO(1,3) BSUB(128,15,-3.0) PKD(3,3,3,0.10%,816.0,1.00%,F,F)



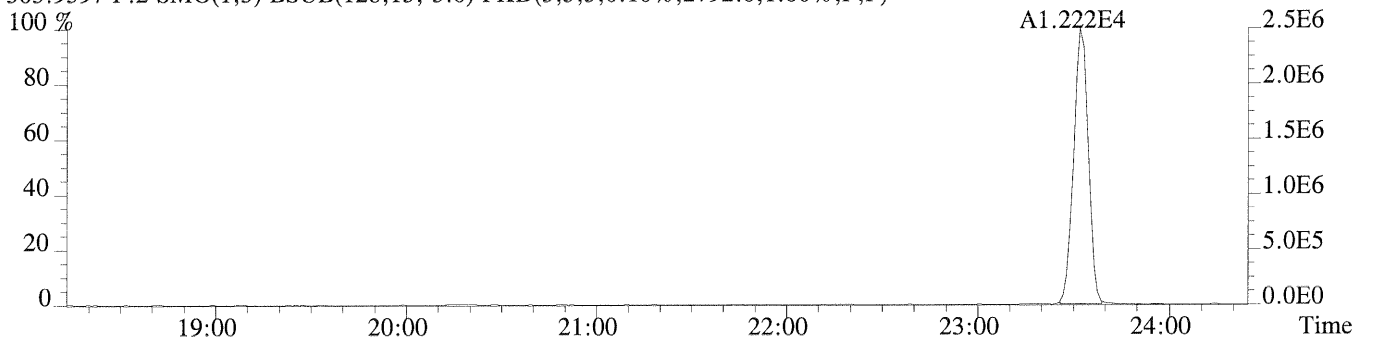
291.9194 F:2 SMO(1,3) BSUB(128,15,-3.0) PKD(3,3,3,0.10%,1184.0,1.00%,F,F)



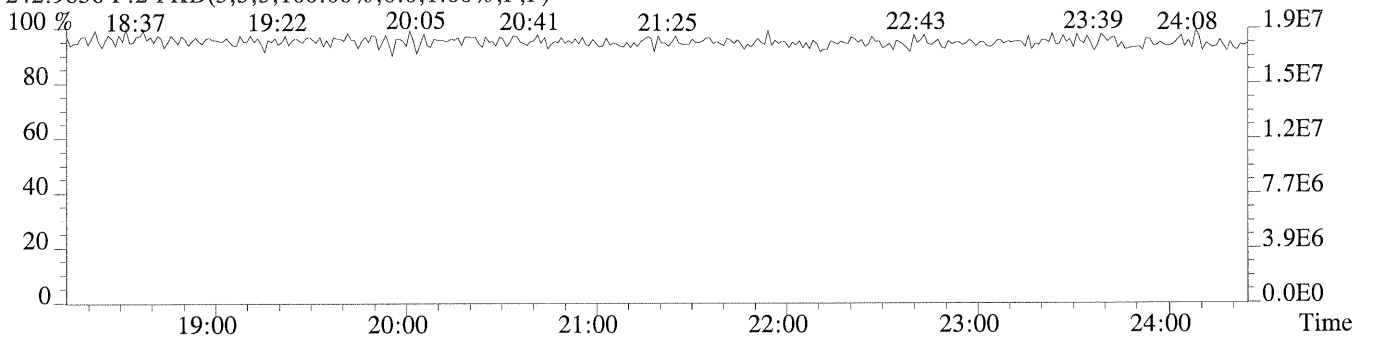
301.9626 F:2 SMO(1,3) BSUB(128,15,-3.0) PKD(3,3,3,0.10%,4976.0,1.00%,F,F)



303.9597 F:2 SMO(1,3) BSUB(128,15,-3.0) PKD(3,3,3,0.10%,2792.0,1.00%,F,F)



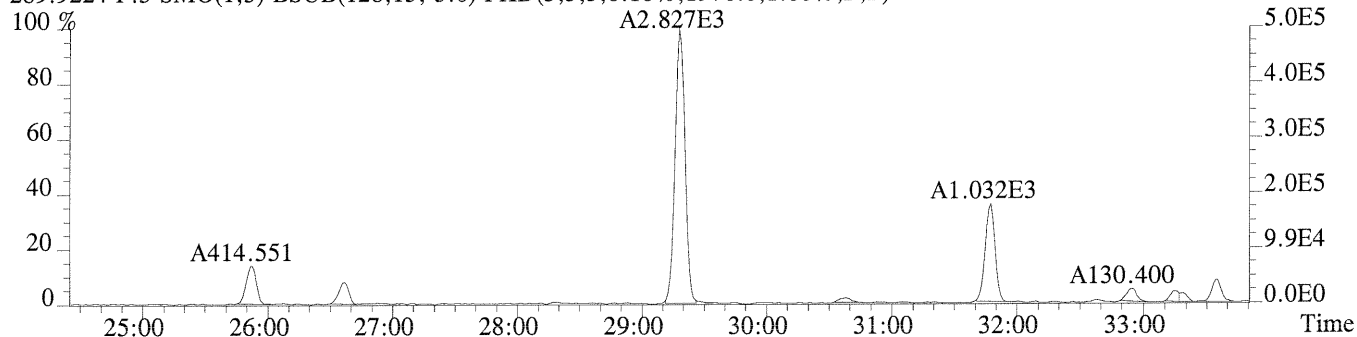
242.9856 F:2 PKD(3,3,3,100.00%,0.0,1.00%,F,F)



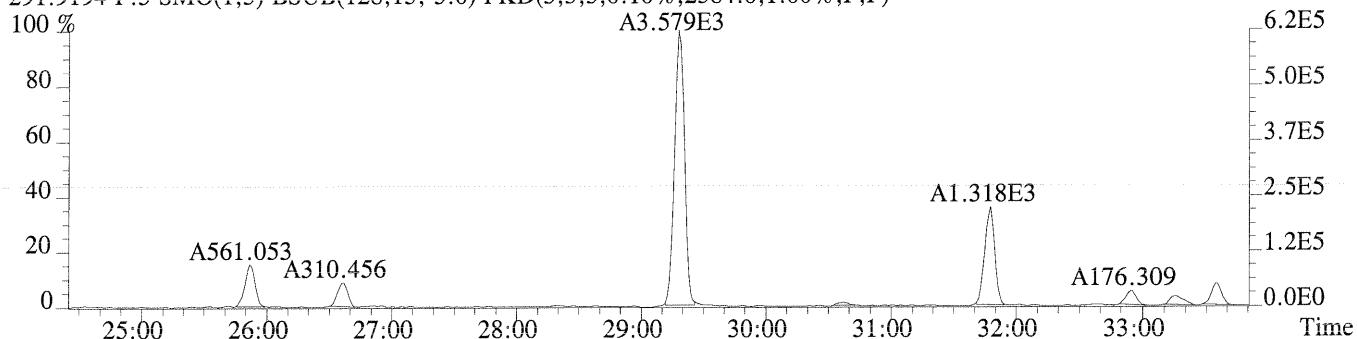
File:U220174 #1-603 Acq:19-AUG-2009 20:01:04 Probe EI+ Magnet SIR VG BioTech Mass spectr

Sample#1 Exp:ICAL CS5

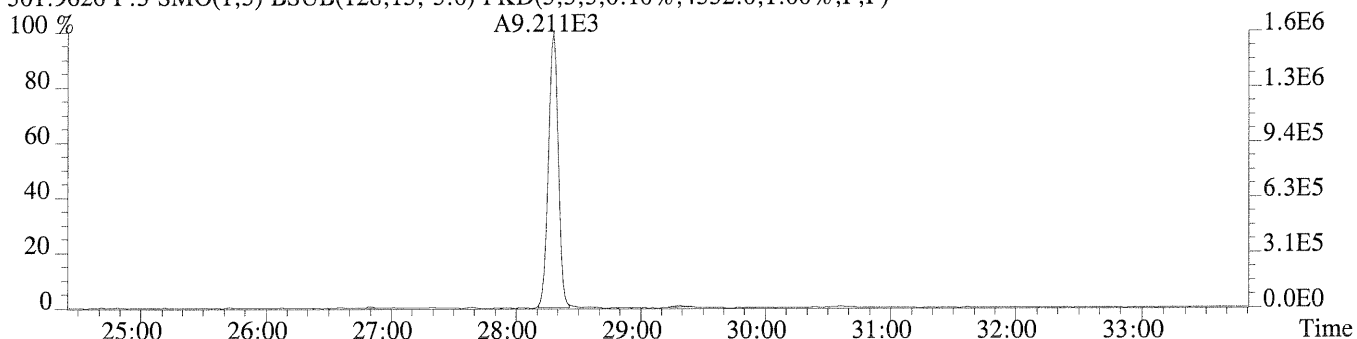
289.9224 F:3 SMO(1,3) BSUB(128,15,-3.0) PKD(3,3,3,0.10%,1976.0,1.00%,F,F)



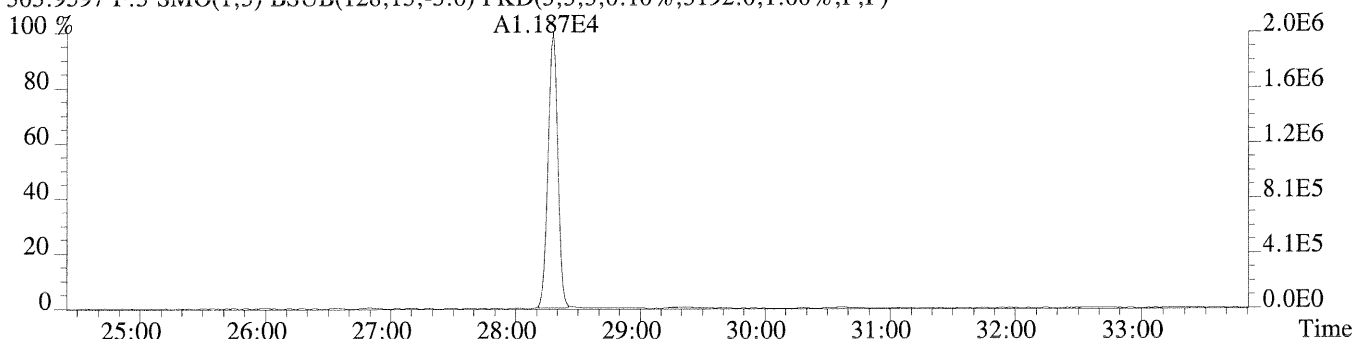
291.9194 F:3 SMO(1,3) BSUB(128,15,-3.0) PKD(3,3,3,0.10%,2384.0,1.00%,F,F)



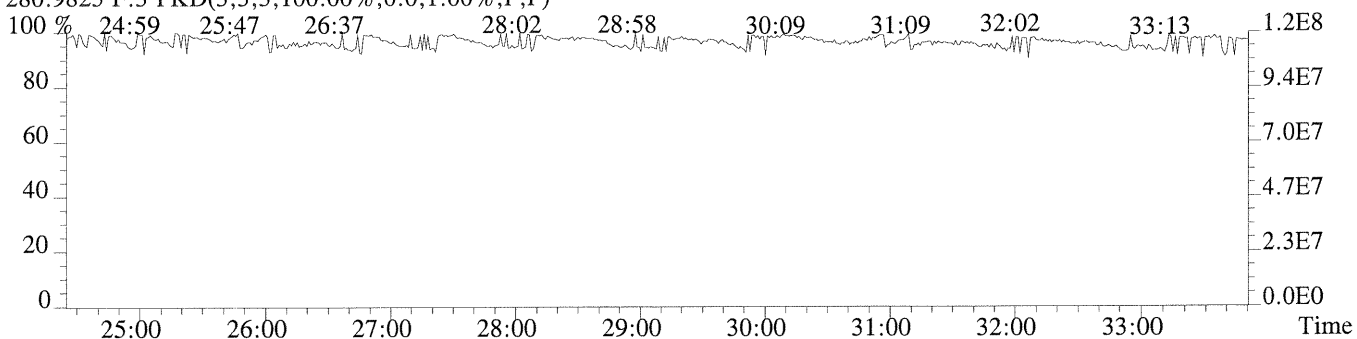
301.9626 F:3 SMO(1,3) BSUB(128,15,-3.0) PKD(3,3,3,0.10%,4332.0,1.00%,F,F)



303.9597 F:3 SMO(1,3) BSUB(128,15,-3.0) PKD(3,3,3,0.10%,3192.0,1.00%,F,F)

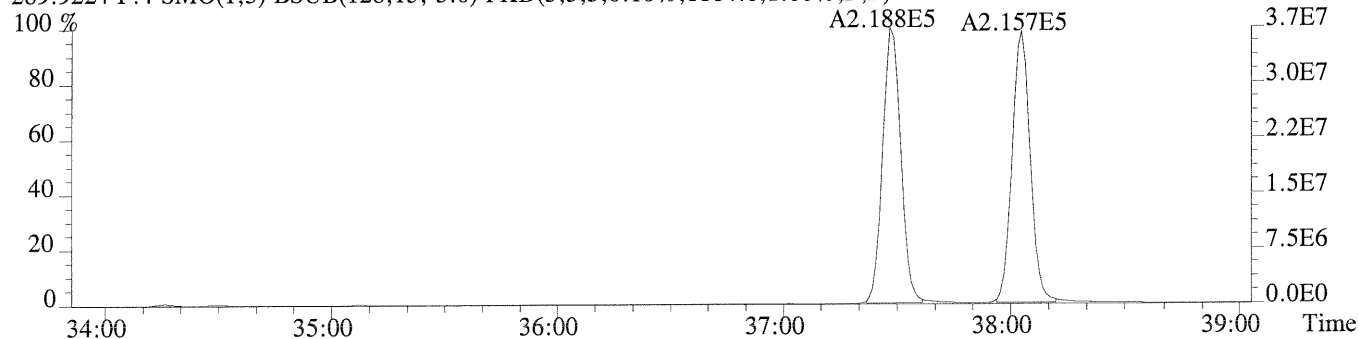


280.9825 F:3 PKD(3,3,3,100.00%,0.0,1.00%,F,F)

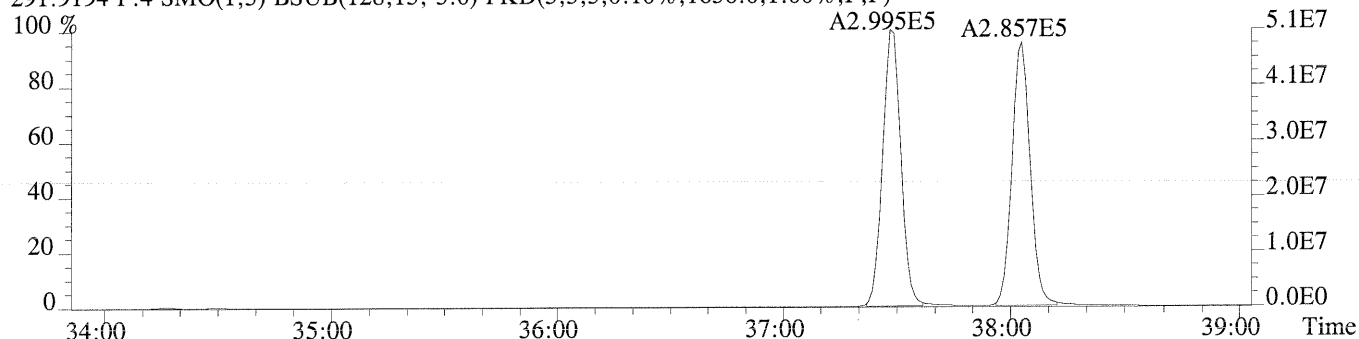


Sample#1 Exp:ICAL CS5

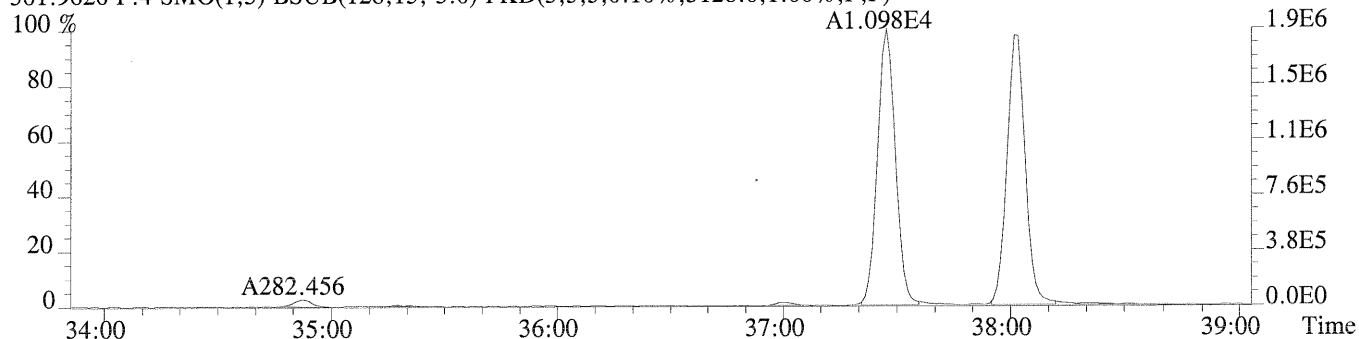
289.9224 F:4 SMO(1,3) BSUB(128,15,-3.0) PKD(3,3,3,0.10%,1884.0,1.00%,F,F)



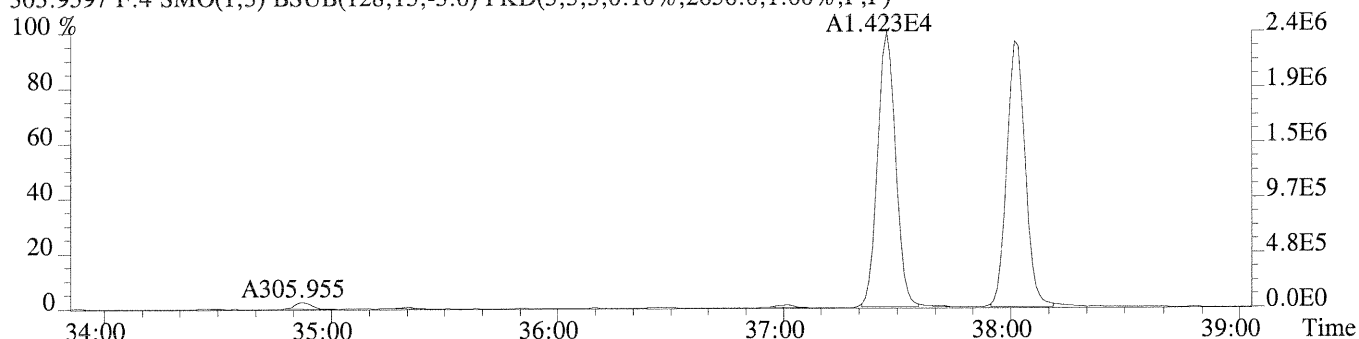
291.9194 F:4 SMO(1,3) BSUB(128,15,-3.0) PKD(3,3,3,0.10%,1636.0,1.00%,F,F)



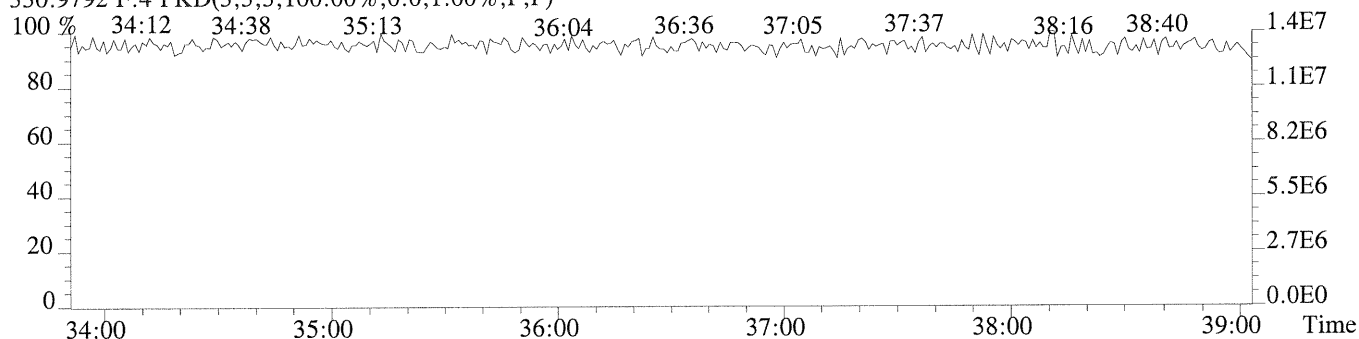
301.9626 F:4 SMO(1,3) BSUB(128,15,-3.0) PKD(3,3,3,0.10%,3128.0,1.00%,F,F)



303.9597 F:4 SMO(1,3) BSUB(128,15,-3.0) PKD(3,3,3,0.10%,2656.0,1.00%,F,F)

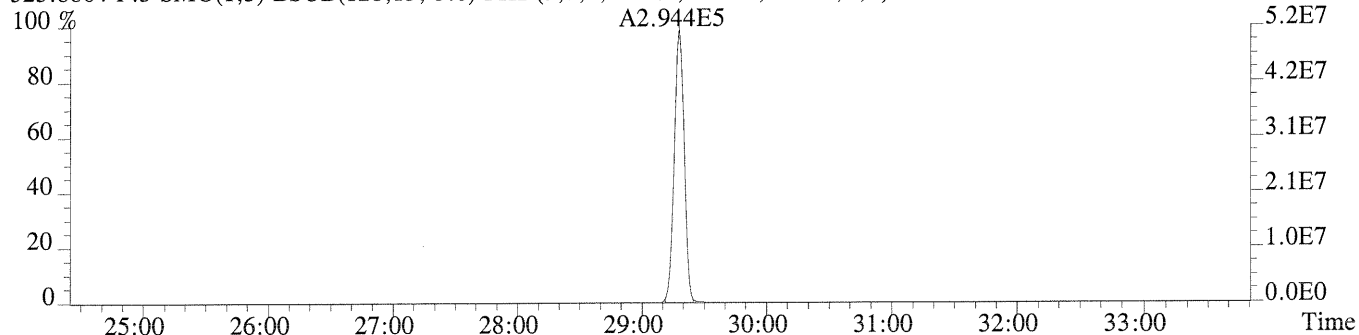


330.9792 F:4 PKD(3,3,3,100.00%,0.0,1.00%,F,F)

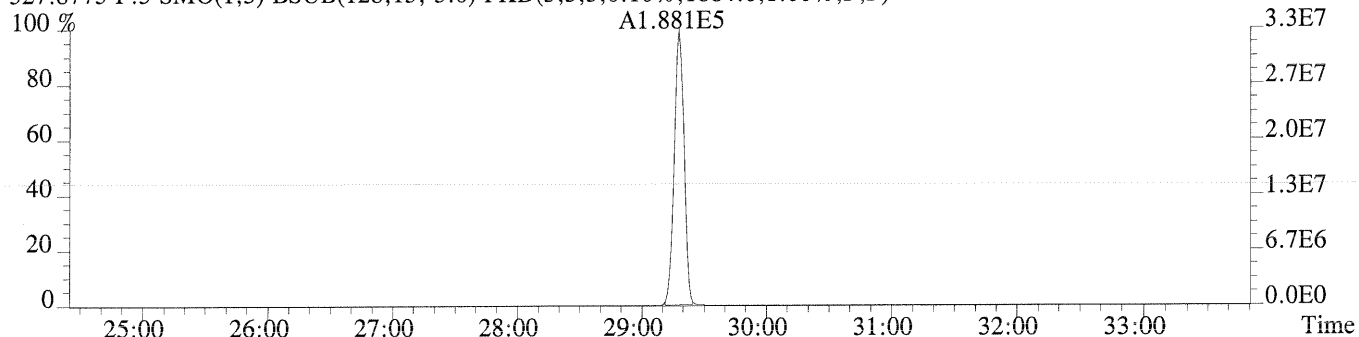


Sample#1 Exp:ICAL CS5

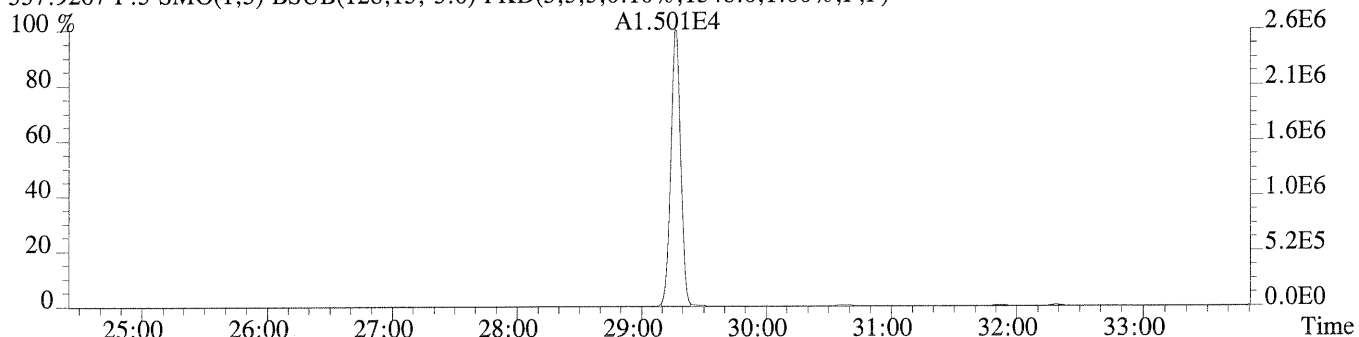
325.8804 F:3 SMO(1,3) BSUB(128,15,-3.0) PKD(3,3,3,0.10%,1608.0,1.00%,F,F)



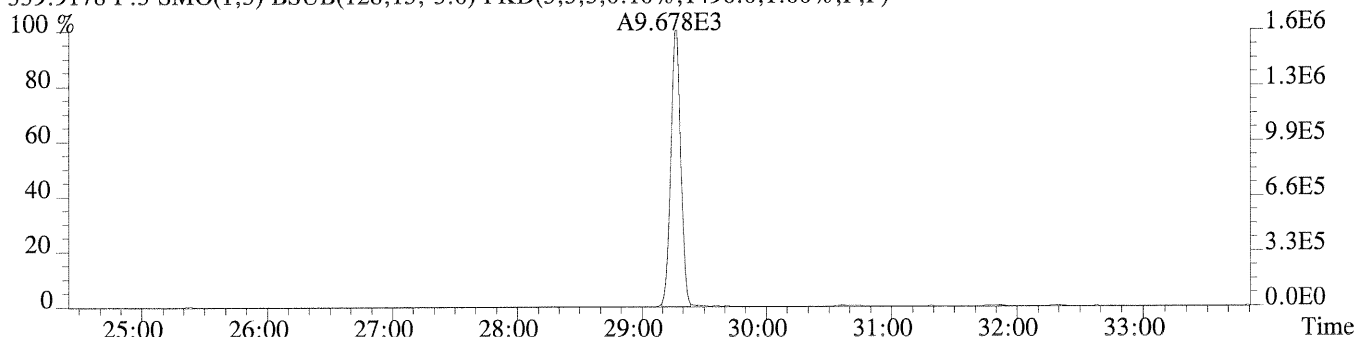
327.8775 F:3 SMO(1,3) BSUB(128,15,-3.0) PKD(3,3,3,0.10%,1884.0,1.00%,F,F)



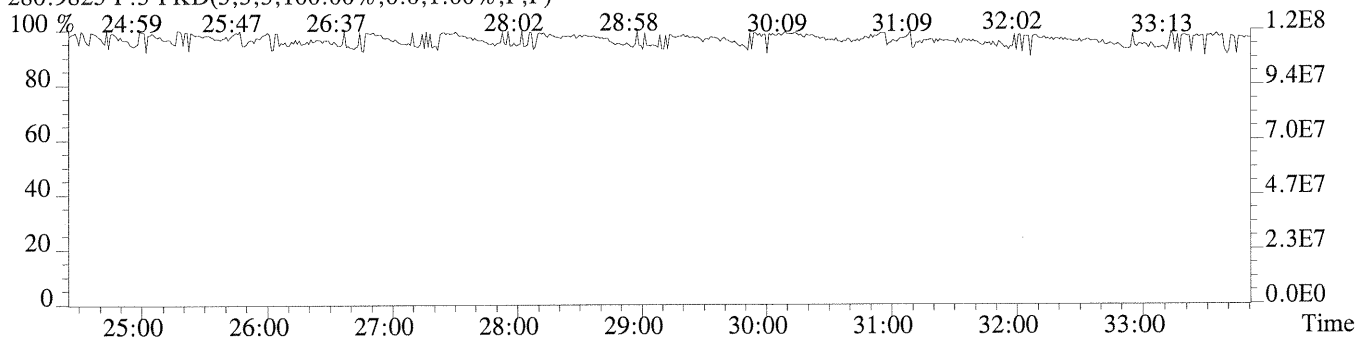
337.9207 F:3 SMO(1,3) BSUB(128,15,-3.0) PKD(3,3,3,0.10%,1548.0,1.00%,F,F)



339.9178 F:3 SMO(1,3) BSUB(128,15,-3.0) PKD(3,3,3,0.10%,1496.0,1.00%,F,F)

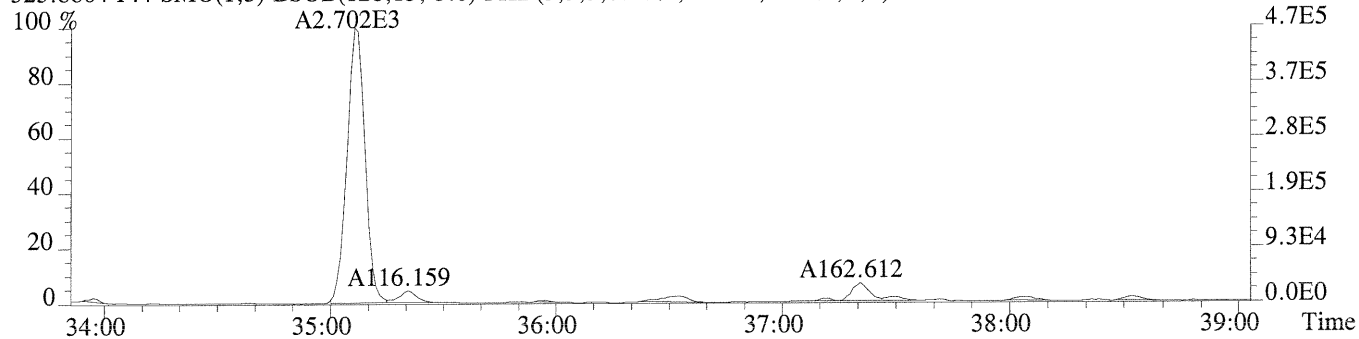


280.9825 F:3 PKD(3,3,3,100.00%,0.0,1.00%,F,F)

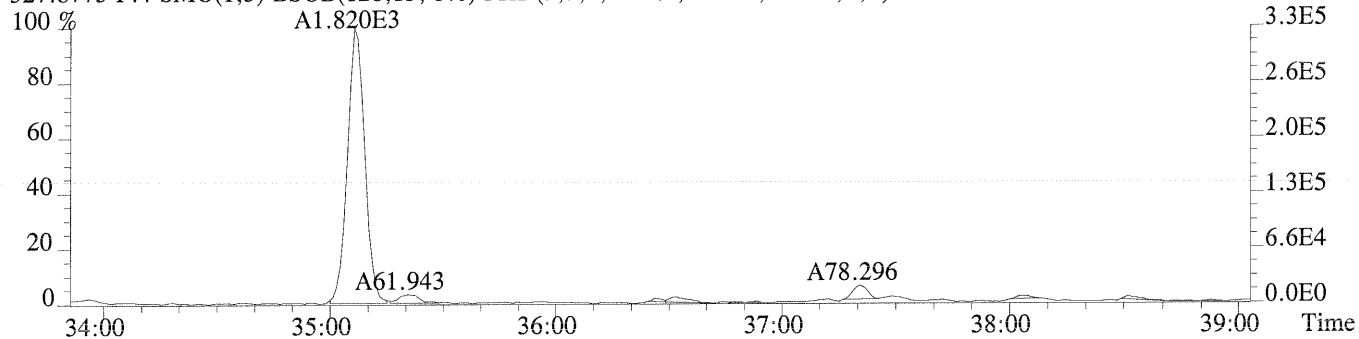


Sample#1 Exp:ICAL CS5

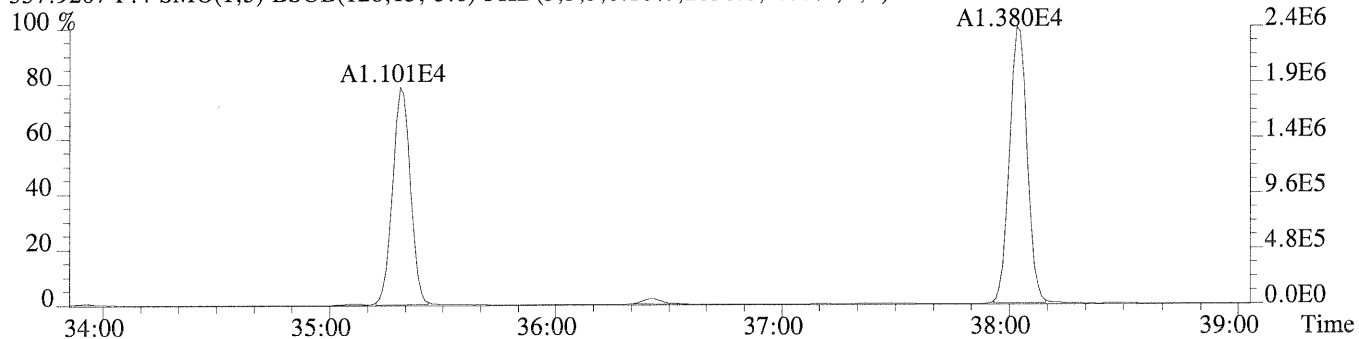
325.8804 F:4 SMO(1,3) BSUB(128,15,-3.0) PKD(3,3,3,0.10%,1632.0,1.00%,F,F)



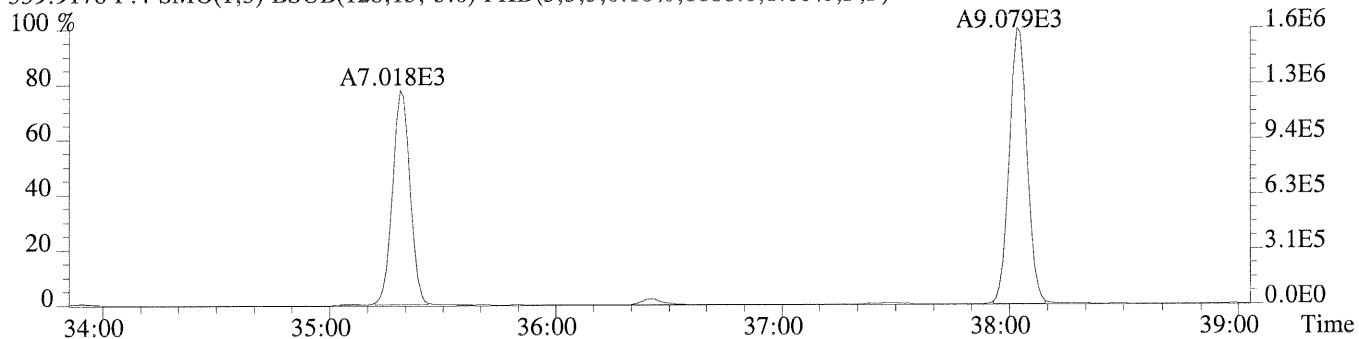
327.8775 F:4 SMO(1,3) BSUB(128,15,-3.0) PKD(3,3,3,0.10%,1956.0,1.00%,F,F)



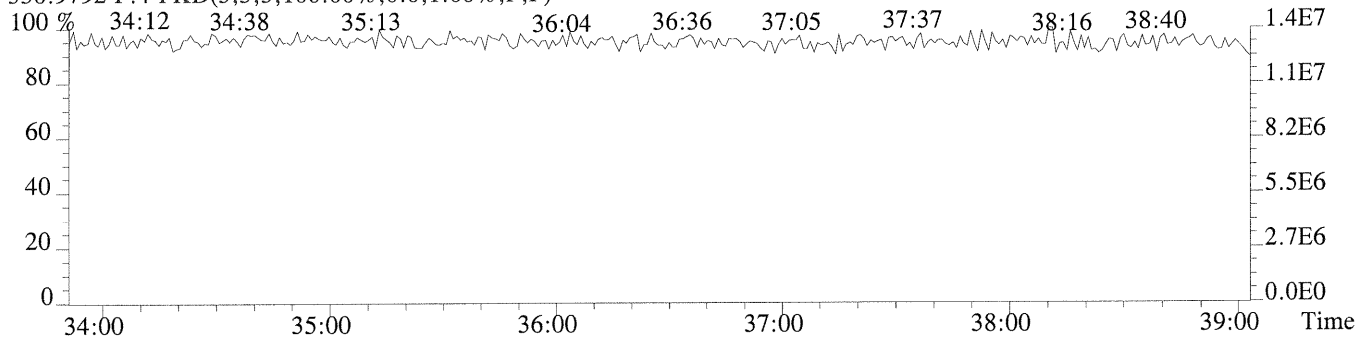
337.9207 F:4 SMO(1,3) BSUB(128,15,-3.0) PKD(3,3,3,0.10%,2036.0,1.00%,F,F)



339.9178 F:4 SMO(1,3) BSUB(128,15,-3.0) PKD(3,3,3,0.10%,1188.0,1.00%,F,F)

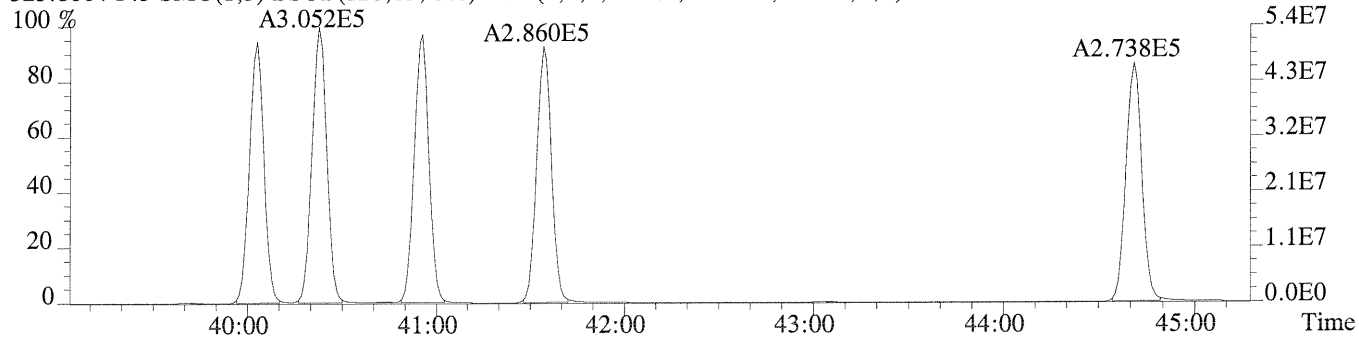


330.9792 F:4 PKD(3,3,3,100.00%,0.0,1.00%,F,F)

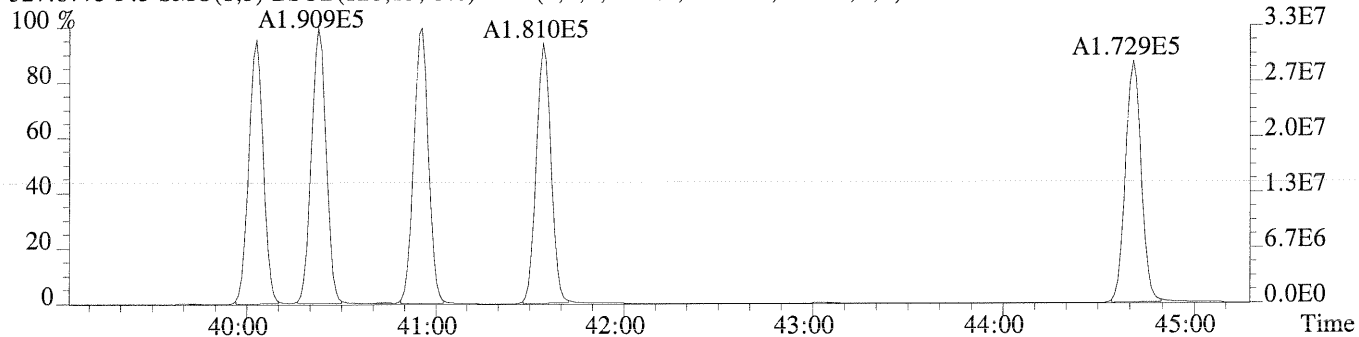


Sample#1 Exp:ICAL CS5

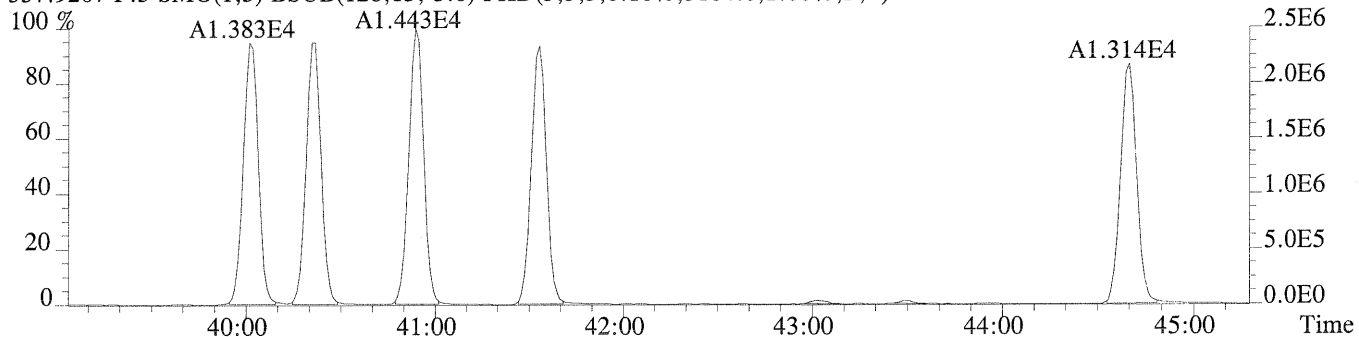
325.8804 F:5 SMO(1,3) BSUB(128,15,-3.0) PKD(3,3,3,0.10%,36760.0,1.00%,F,F)



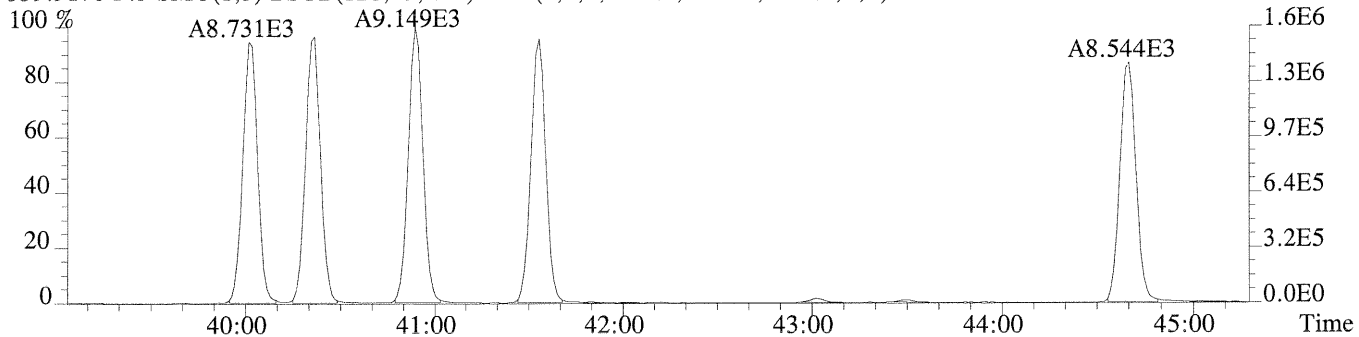
327.8775 F:5 SMO(1,3) BSUB(128,15,-3.0) PKD(3,3,3,0.10%,20236.0,1.00%,F,F)



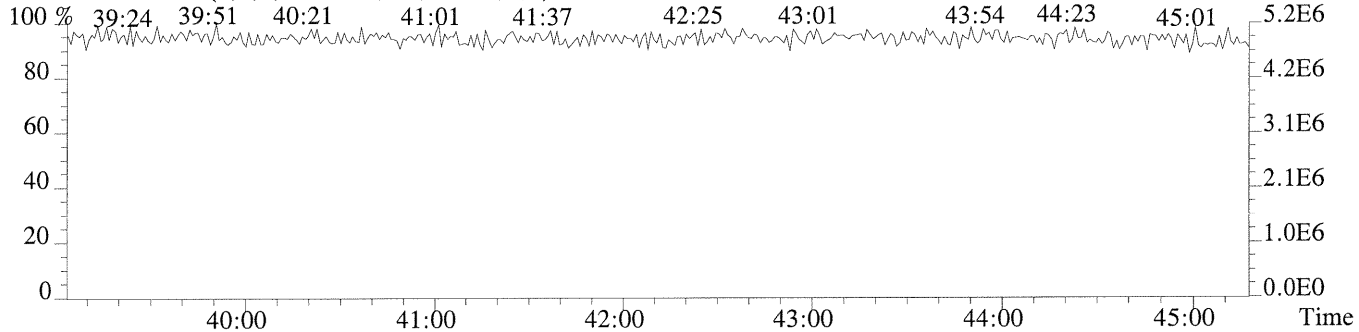
337.9207 F:5 SMO(1,3) BSUB(128,15,-3.0) PKD(3,3,3,0.10%,3184.0,1.00%,F,F)



339.9178 F:5 SMO(1,3) BSUB(128,15,-3.0) PKD(3,3,3,0.10%,1752.0,1.00%,F,F)

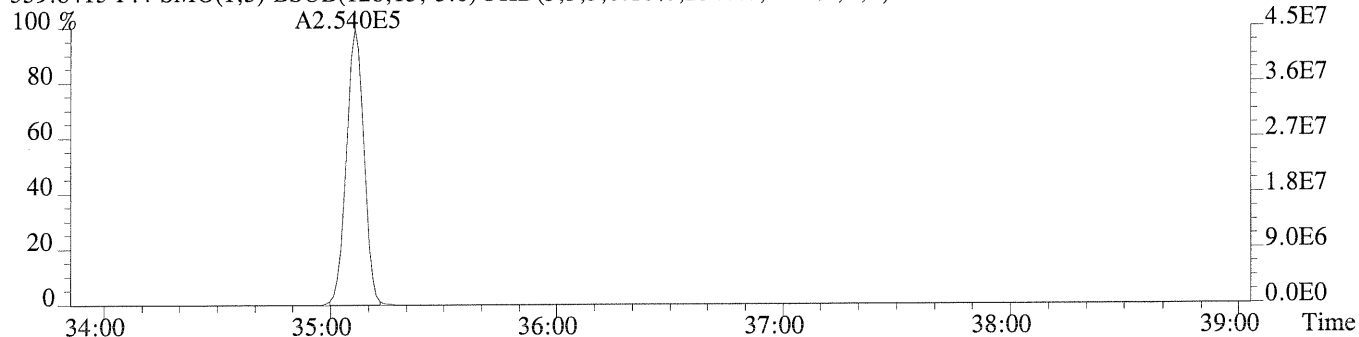


354.9792 F:5 PKD(3,3,3,100.00%,0.0,1.00%,F,F)

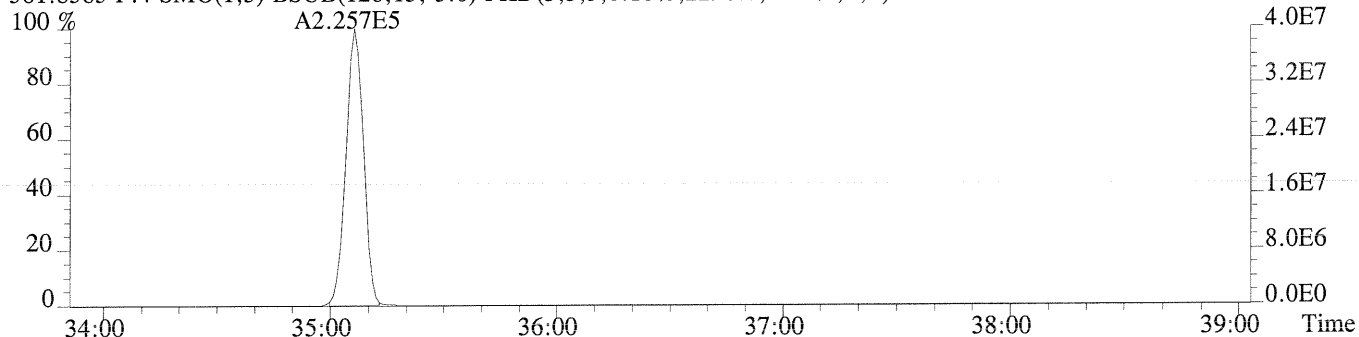


Sample#1 Exp:ICAL CS5

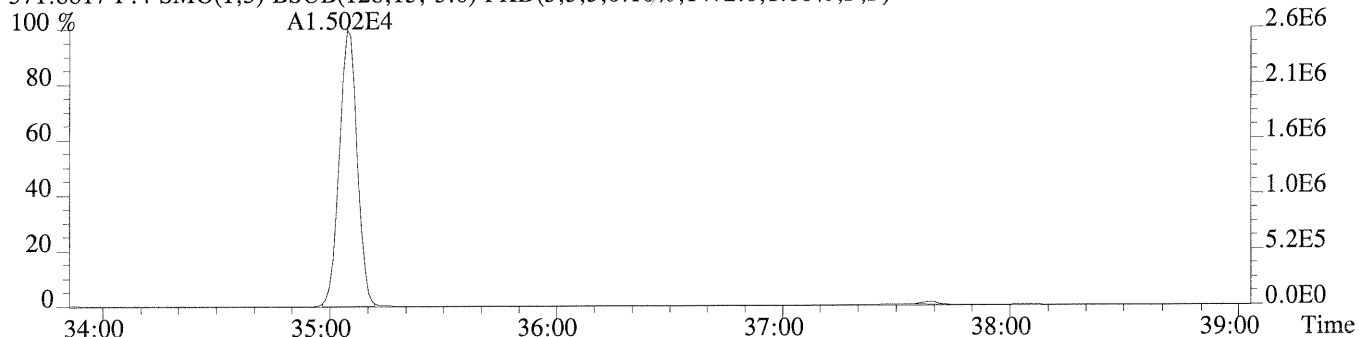
359.8415 F:4 SMO(1,3) BSUB(128,15,-3.0) PKD(3,3,3,0.10%,2340.0,1.00%,F,F)



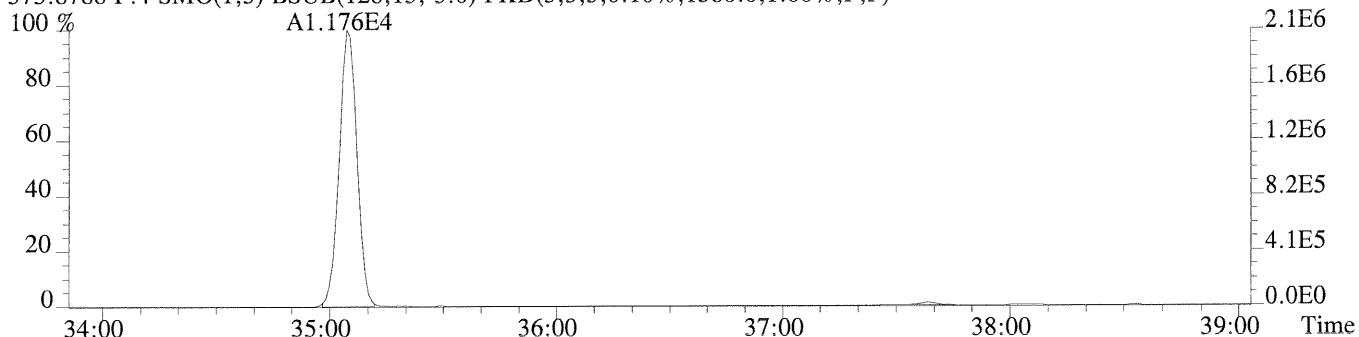
361.8385 F:4 SMO(1,3) BSUB(128,15,-3.0) PKD(3,3,3,0.10%,2296.0,1.00%,F,F)



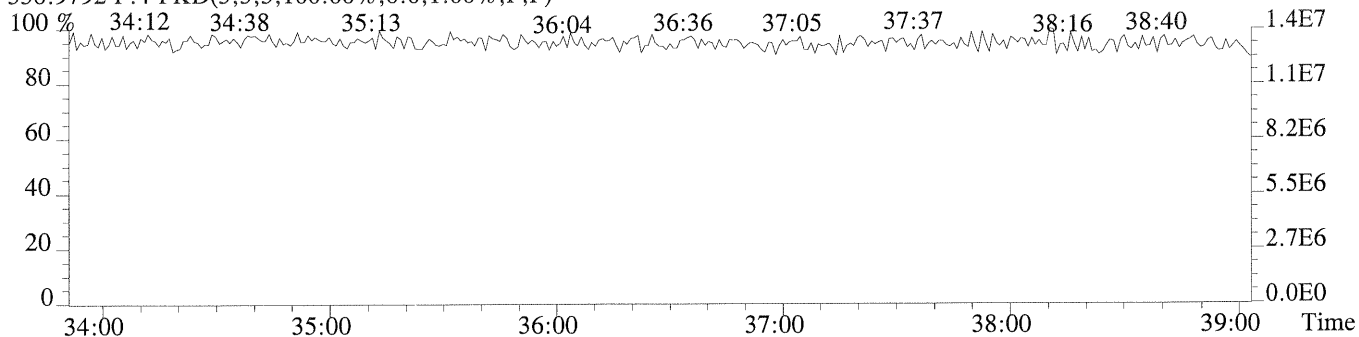
371.8817 F:4 SMO(1,3) BSUB(128,15,-3.0) PKD(3,3,3,0.10%,1472.0,1.00%,F,F)



373.8788 F:4 SMO(1,3) BSUB(128,15,-3.0) PKD(3,3,3,0.10%,1380.0,1.00%,F,F)

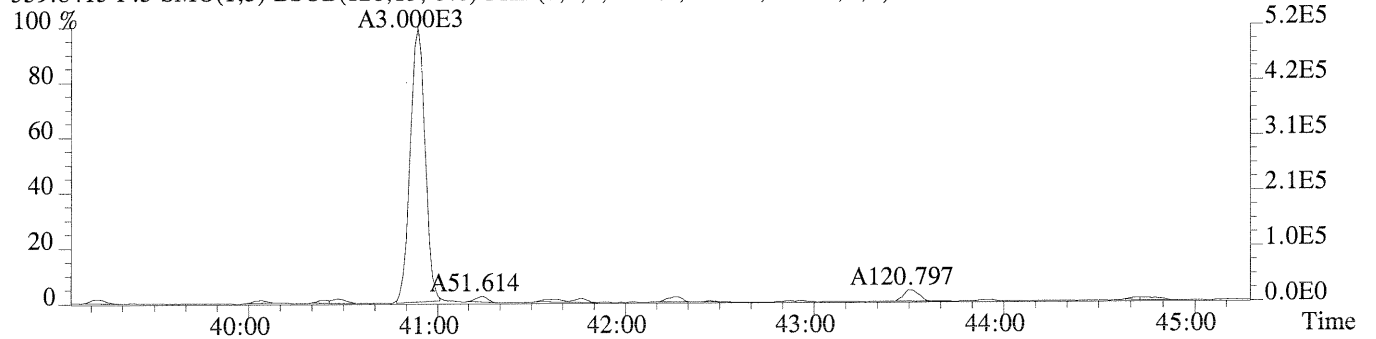


330.9792 F:4 PKD(3,3,3,100.00%,0.0,1.00%,F,F)

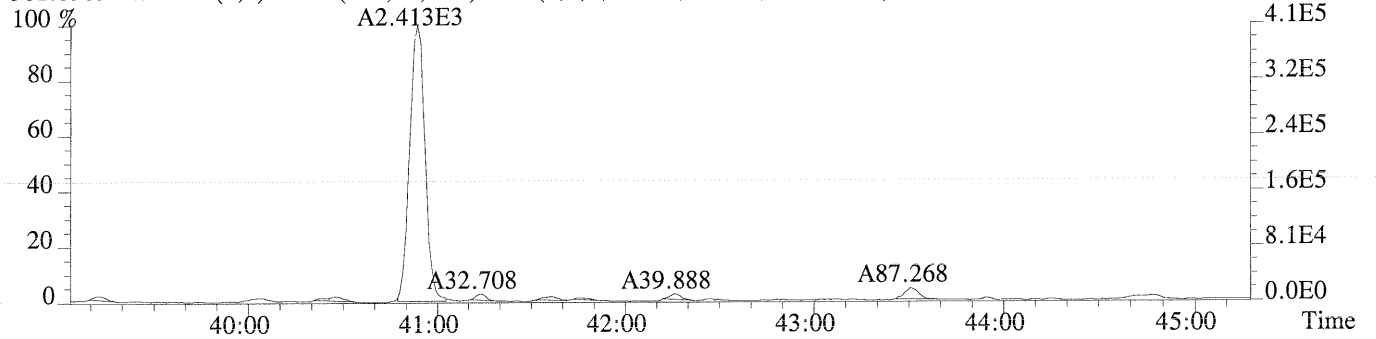


Sample#1 Exp:ICAL CS5

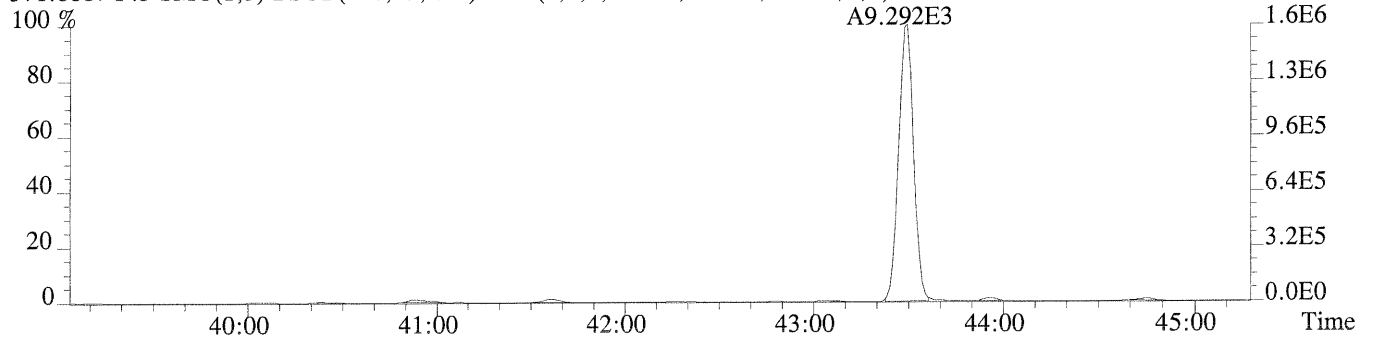
359.8415 F:5 SMO(1,3) BSUB(128,15,-3.0) PKD(3,3,3,0.10%,1160.0,1.00%,F,F)



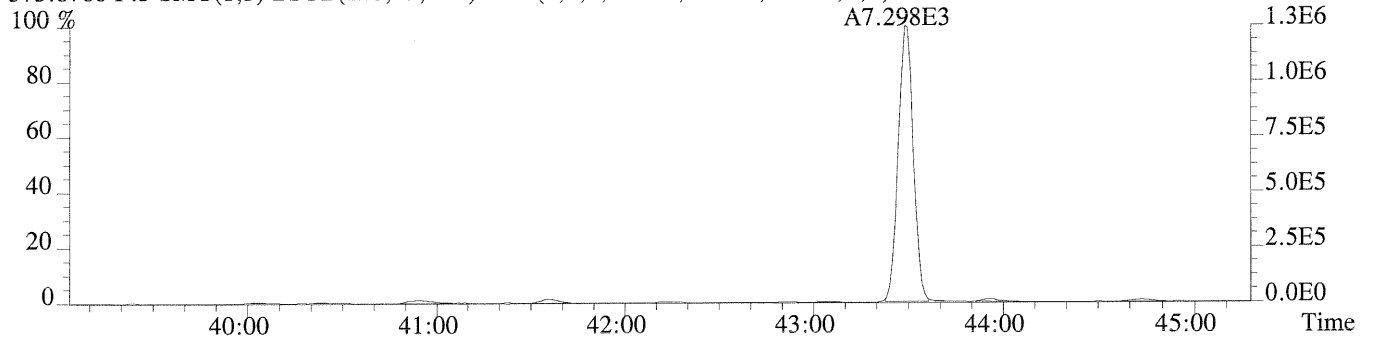
361.8385 F:5 SMO(1,3) BSUB(128,15,-3.0) PKD(3,3,3,0.10%,2224.0,1.00%,F,F)



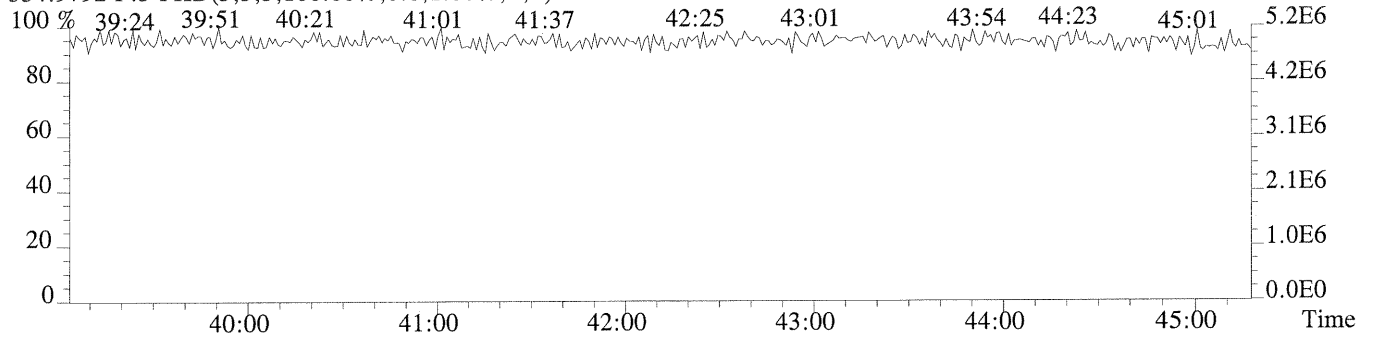
371.8817 F:5 SMO(1,3) BSUB(128,15,-3.0) PKD(3,3,3,0.10%,1072.0,1.00%,F,F)



373.8788 F:5 SMO(1,3) BSUB(128,15,-3.0) PKD(3,3,3,0.10%,1048.0,1.00%,F,F)

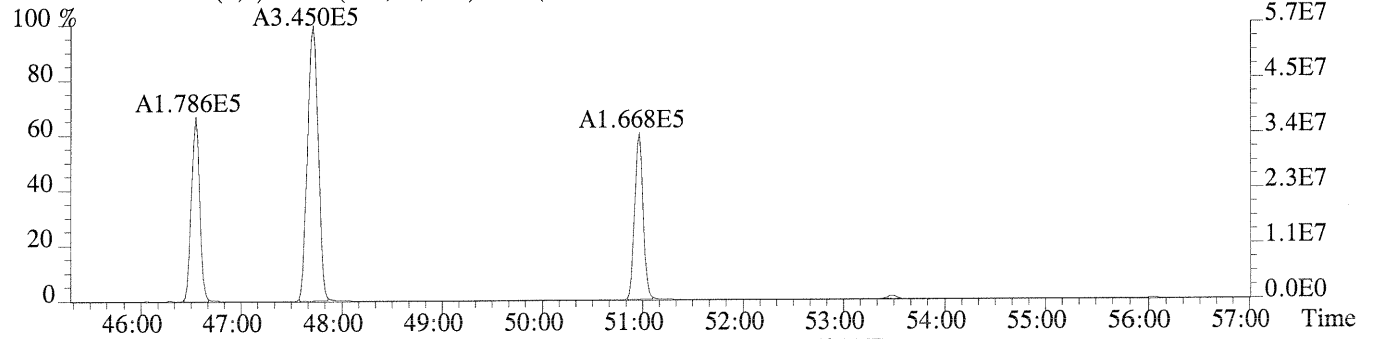


354.9792 F:5 PKD(3,3,3,100.00%,0.0,1.00%,F,F)

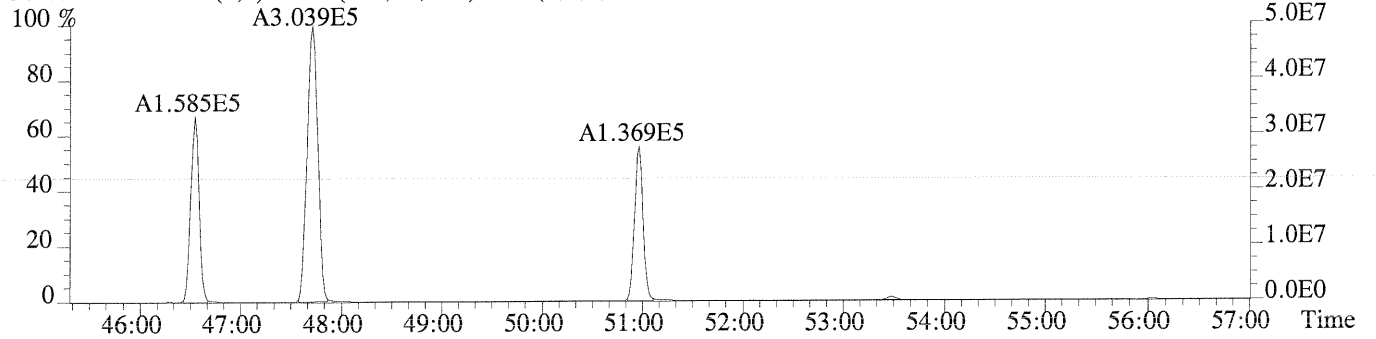


Sample#1 Exp:ICAL CS5

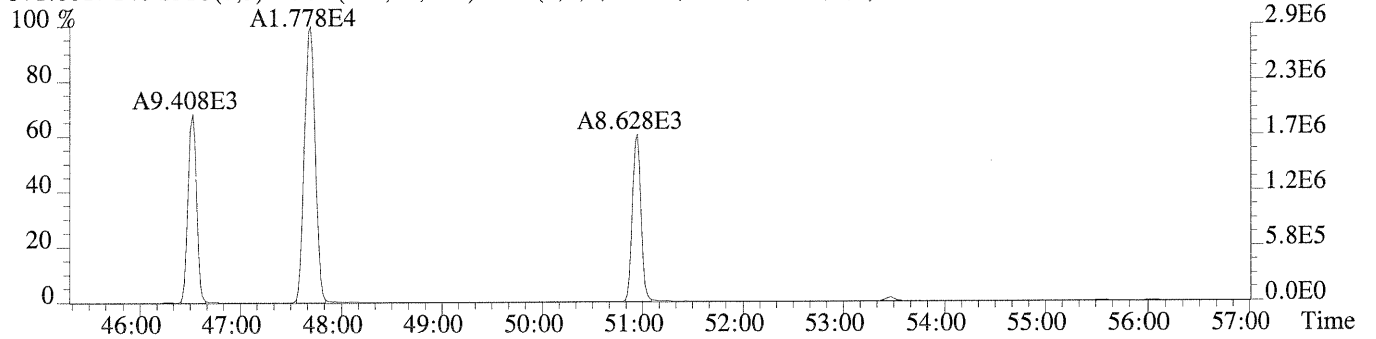
359.8415 F:6 SMO(1,3) BSUB(128,15,-3.0) PKD(3,3,3,0.10%,2840.0,1.00%,F,F)



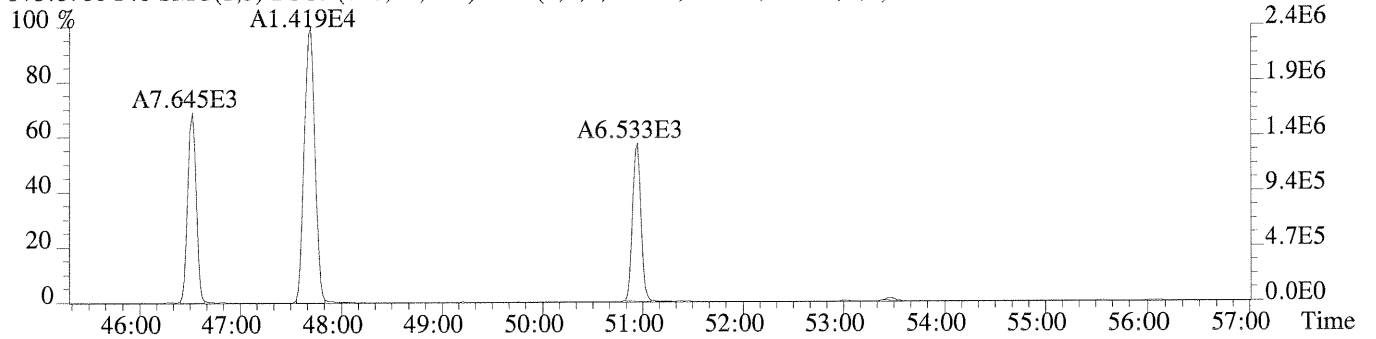
361.8385 F:6 SMO(1,3) BSUB(128,15,-3.0) PKD(3,3,3,0.10%,6992.0,1.00%,F,F)



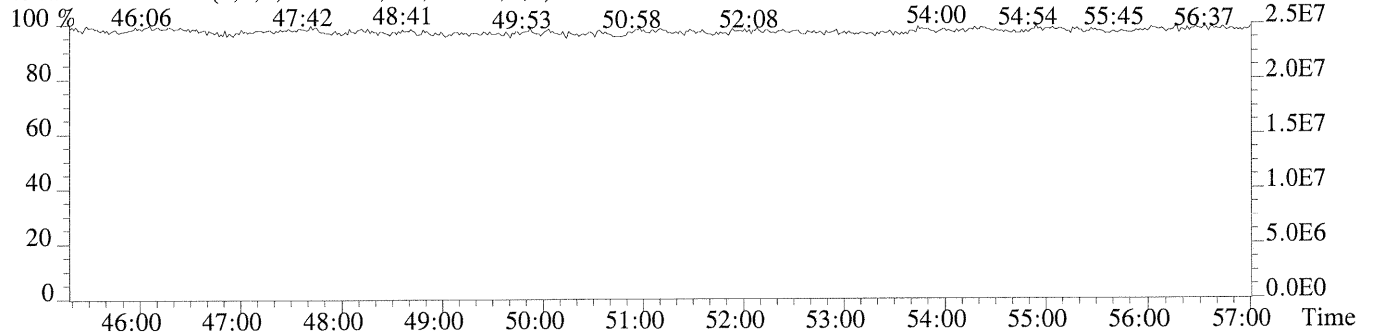
371.8817 F:6 SMO(1,3) BSUB(128,15,-3.0) PKD(3,3,3,0.10%,776.0,1.00%,F,F)



373.8788 F:6 SMO(1,3) BSUB(128,15,-3.0) PKD(3,3,3,0.10%,1408.0,1.00%,F,F)

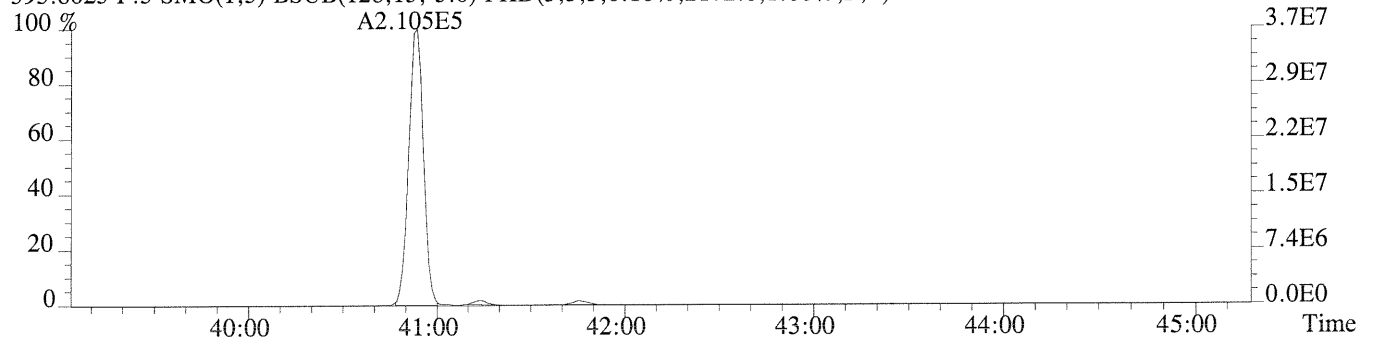


454.9728 F:6 PKD(5,3,5,100.00%,0.0,1.00%,F,F)

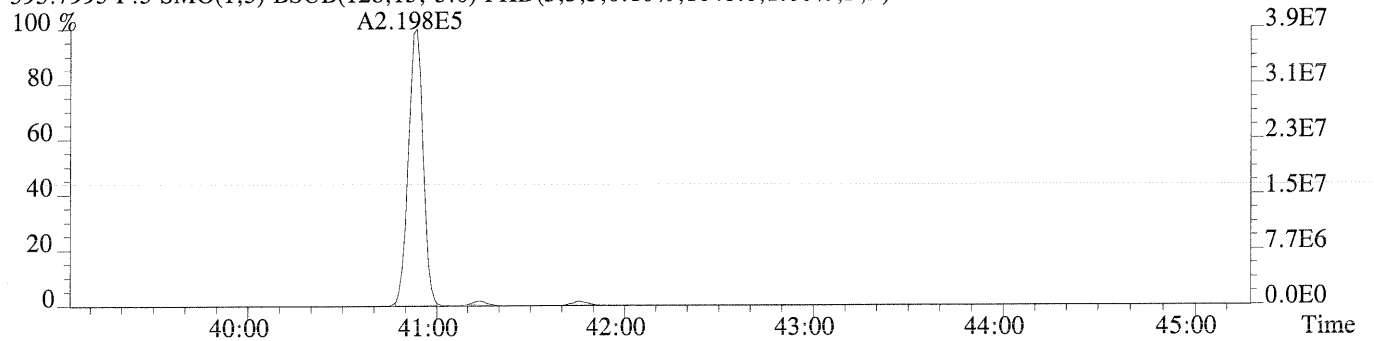


Sample#1 Exp:ICAL CS5

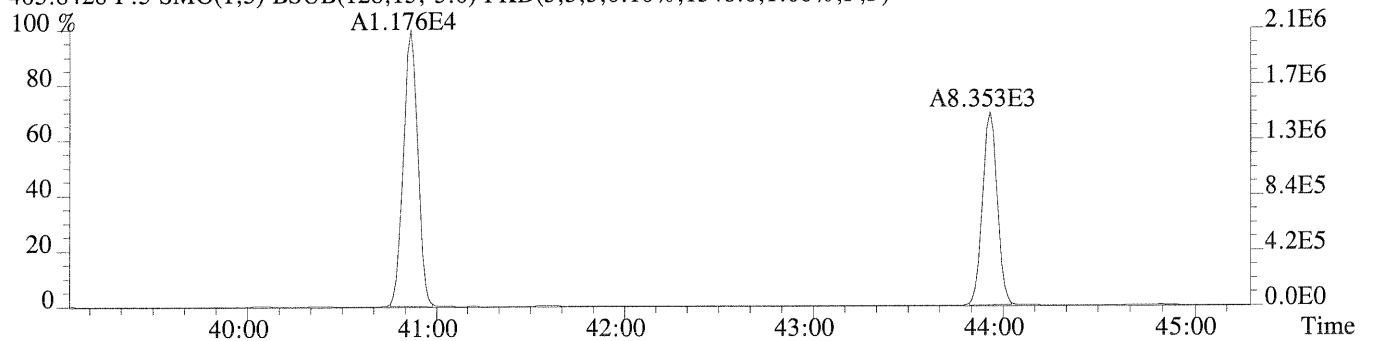
393.8025 F:5 SMO(1,3) BSUB(128,15,-3.0) PKD(3,3,3,0.10%,2172.0,1.00%,F,F)



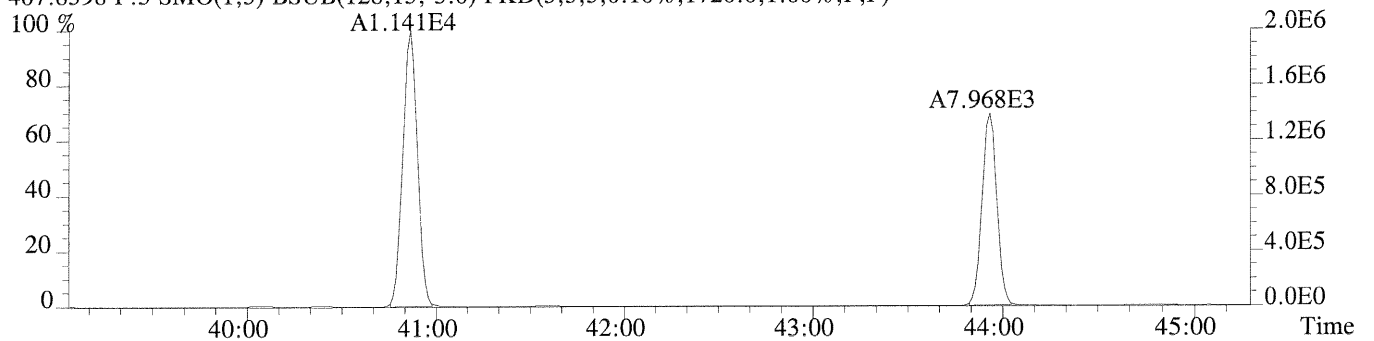
395.7995 F:5 SMO(1,3) BSUB(128,15,-3.0) PKD(3,3,3,0.10%,1048.0,1.00%,F,F)



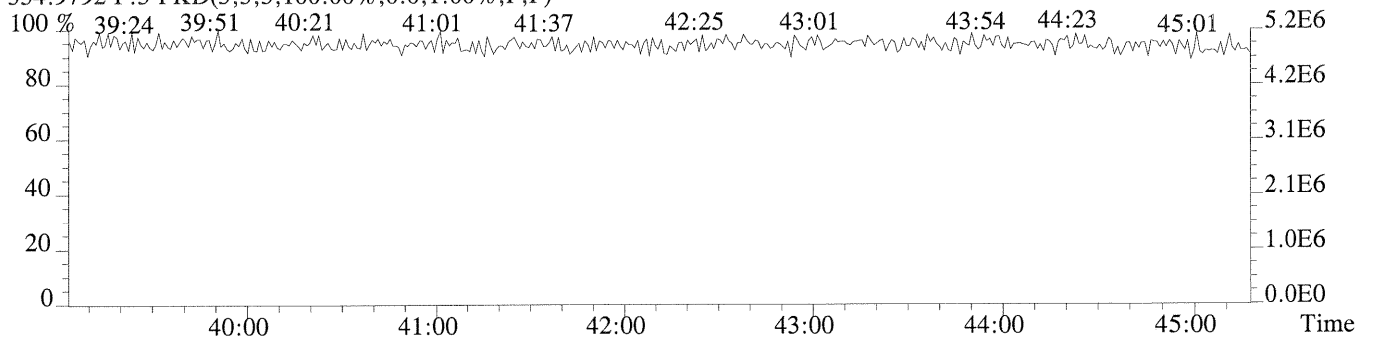
405.8428 F:5 SMO(1,3) BSUB(128,15,-3.0) PKD(3,3,3,0.10%,1548.0,1.00%,F,F)



407.8398 F:5 SMO(1,3) BSUB(128,15,-3.0) PKD(3,3,3,0.10%,1720.0,1.00%,F,F)

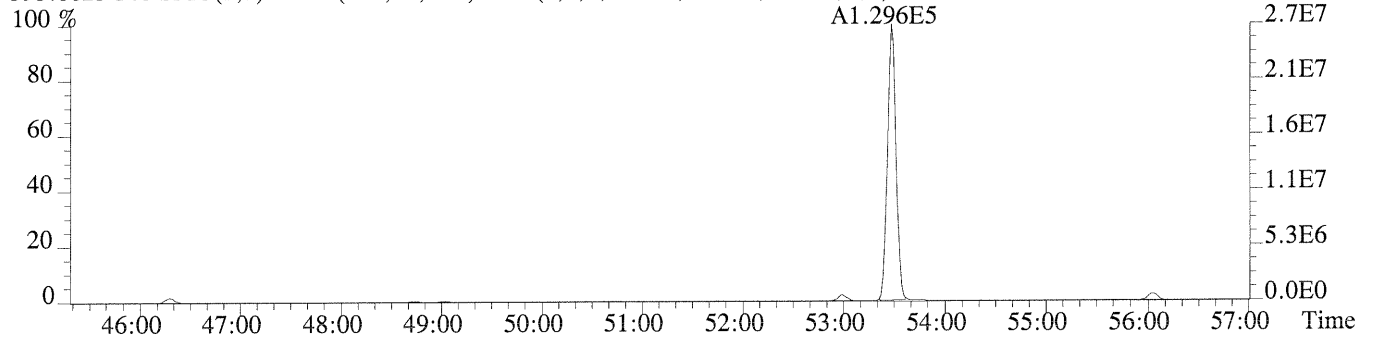


354.9792 F:5 PKD(3,3,3,100.00%,0.0,1.00%,F,F)

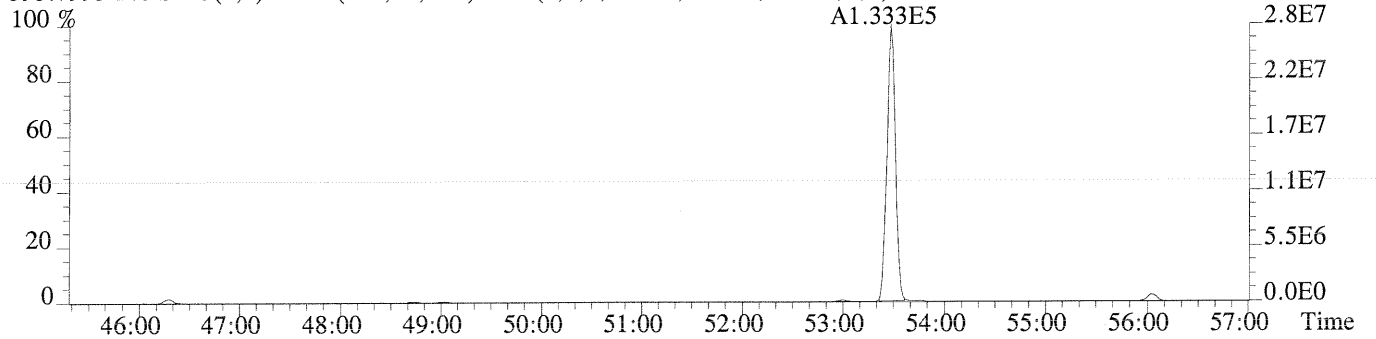


Sample#1 Exp:ICAL CS5

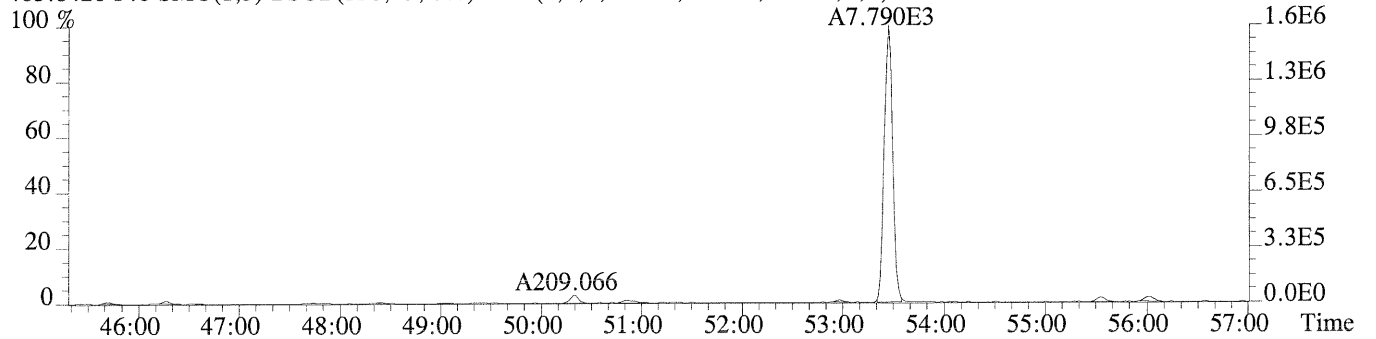
393.8025 F:6 SMO(1,3) BSUB(128,15,-3.0) PKD(3,3,3,0.10%,2032.0,1.00%,F,F)



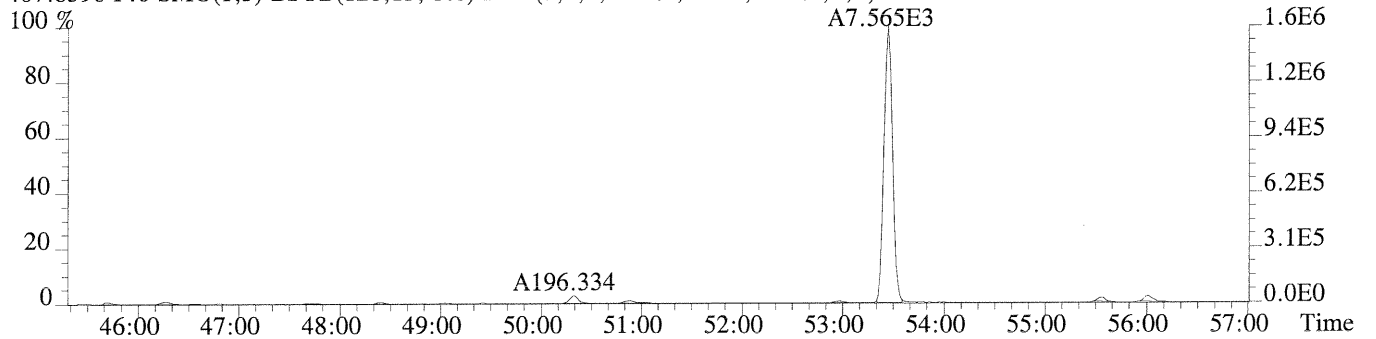
395.7995 F:6 SMO(1,3) BSUB(128,15,-3.0) PKD(3,3,3,0.10%,1640.0,1.00%,F,F)



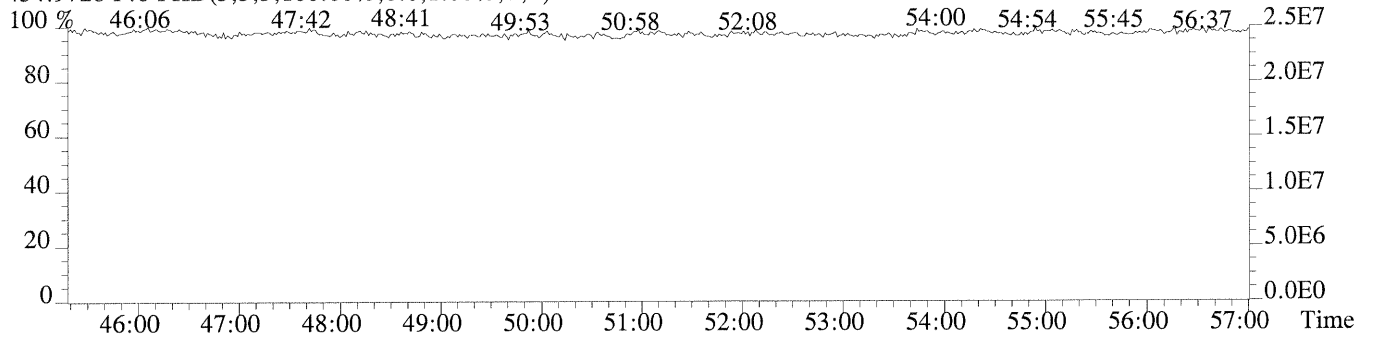
405.8428 F:6 SMO(1,3) BSUB(128,15,-3.0) PKD(3,3,3,0.10%,1716.0,1.00%,F,F)



407.8398 F:6 SMO(1,3) BSUB(128,15,-3.0) PKD(3,3,3,0.10%,660.0,1.00%,F,F)

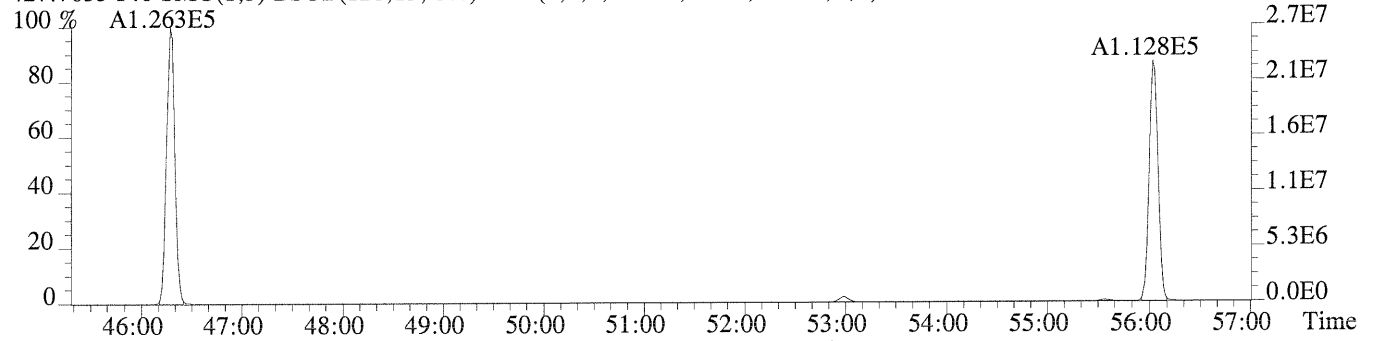


454.9728 F:6 PKD(5,3,5,100.00%,0.0,1.00%,F,F)

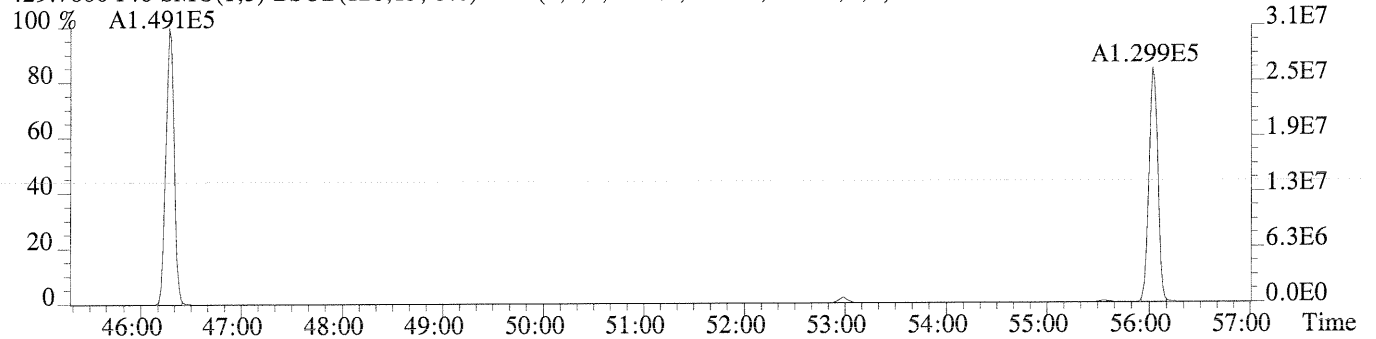


Sample#1 Exp:ICAL CS5

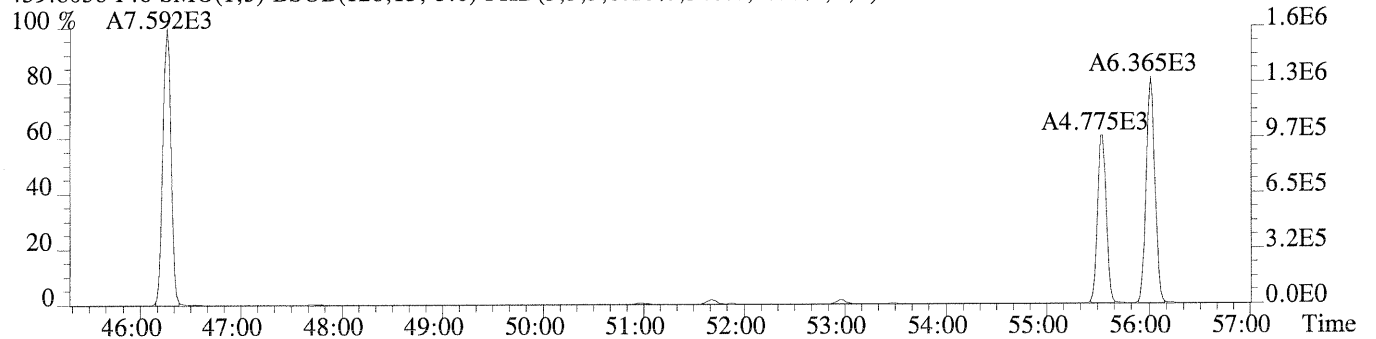
427.7635 F:6 SMO(1,3) BSUB(128,15,-3.0) PKD(3,3,3,0.10%,880.0,1.00%,F,F)



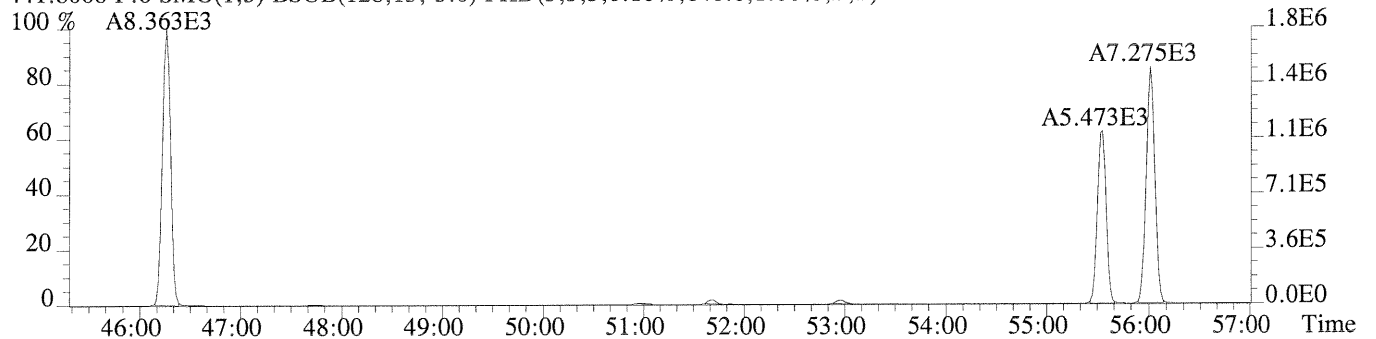
429.7606 F:6 SMO(1,3) BSUB(128,15,-3.0) PKD(3,3,3,0.10%,2044.0,1.00%,F,F)



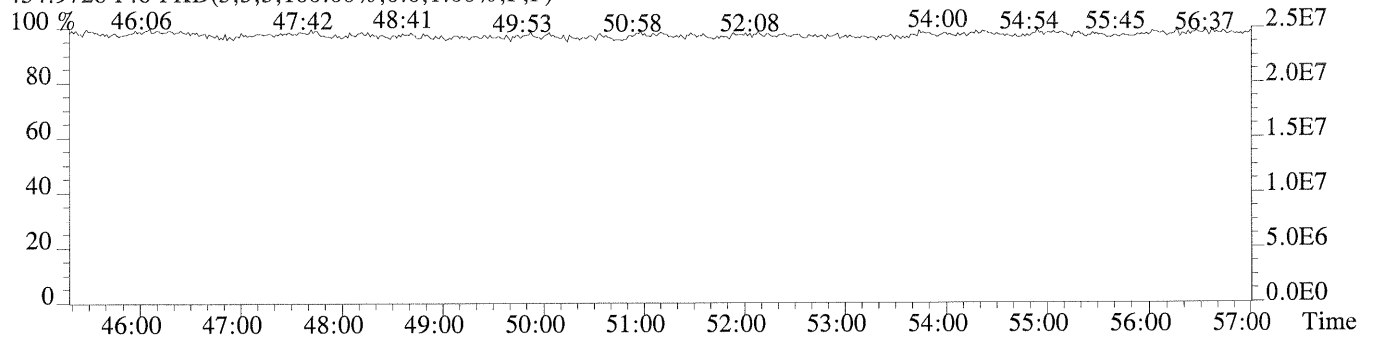
439.8038 F:6 SMO(1,3) BSUB(128,15,-3.0) PKD(3,3,3,0.10%,548.0,1.00%,F,F)



441.8008 F:6 SMO(1,3) BSUB(128,15,-3.0) PKD(3,3,3,0.10%,640.0,1.00%,F,F)

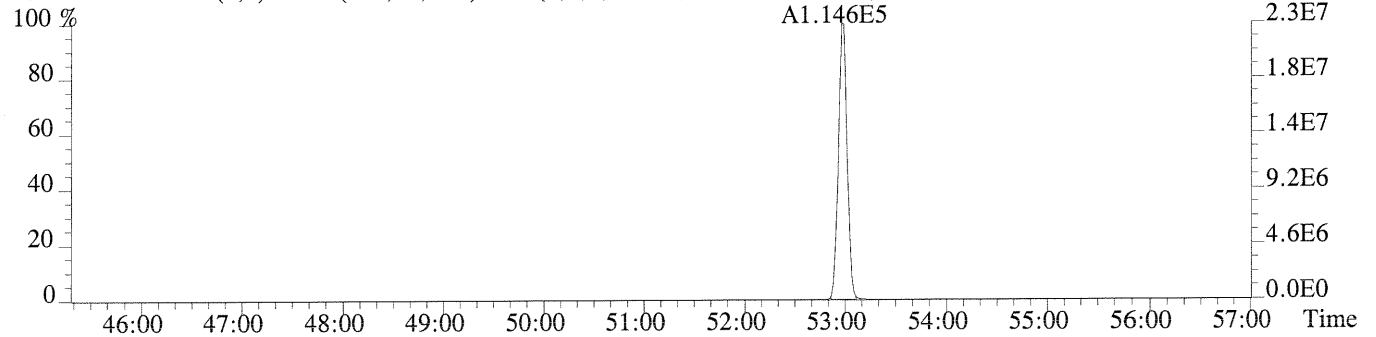


454.9728 F:6 PKD(5,3,5,100.00%,0.0,1.00%,F,F)

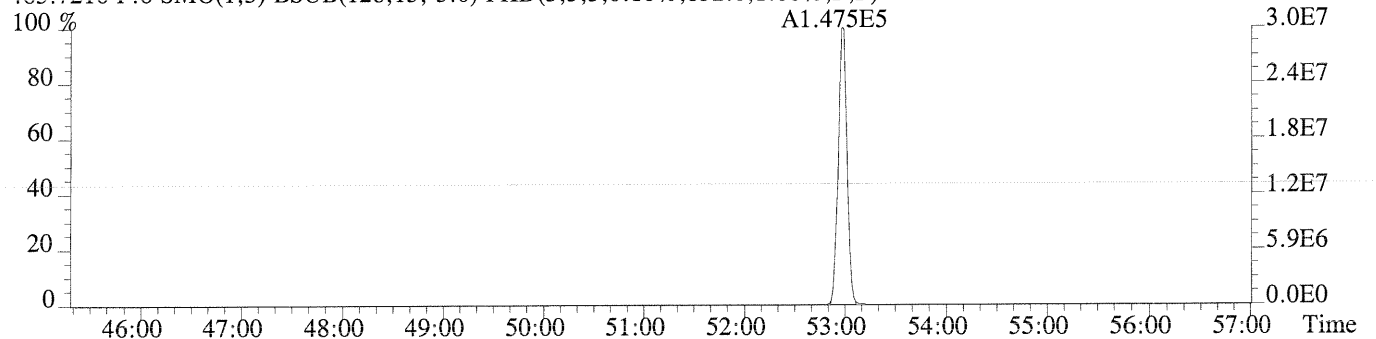


Sample#1 Exp:ICAL CS5

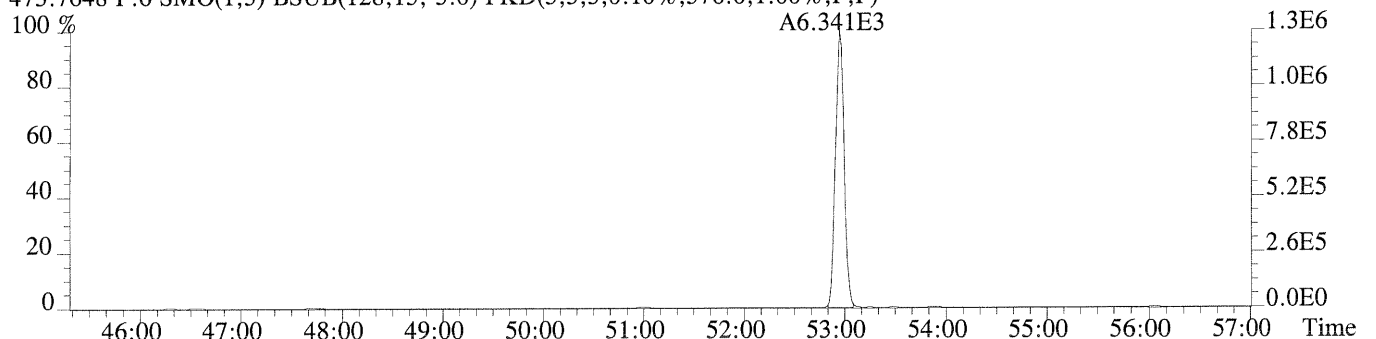
461.7246 F:6 SMO(1,3) BSUB(128,15,-3.0) PKD(3,3,3,0.10%,996.0,1.00%,F,F)



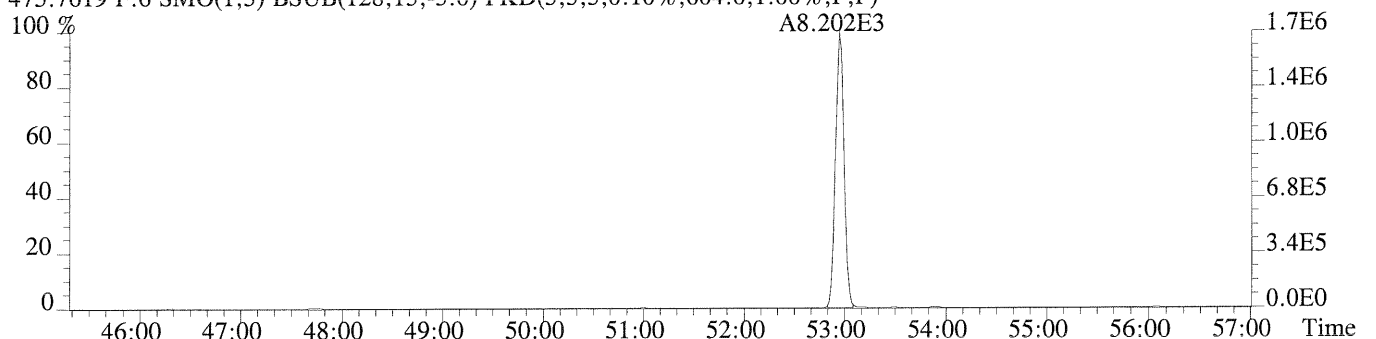
463.7216 F:6 SMO(1,3) BSUB(128,15,-3.0) PKD(3,3,3,0.10%,832.0,1.00%,F,F)



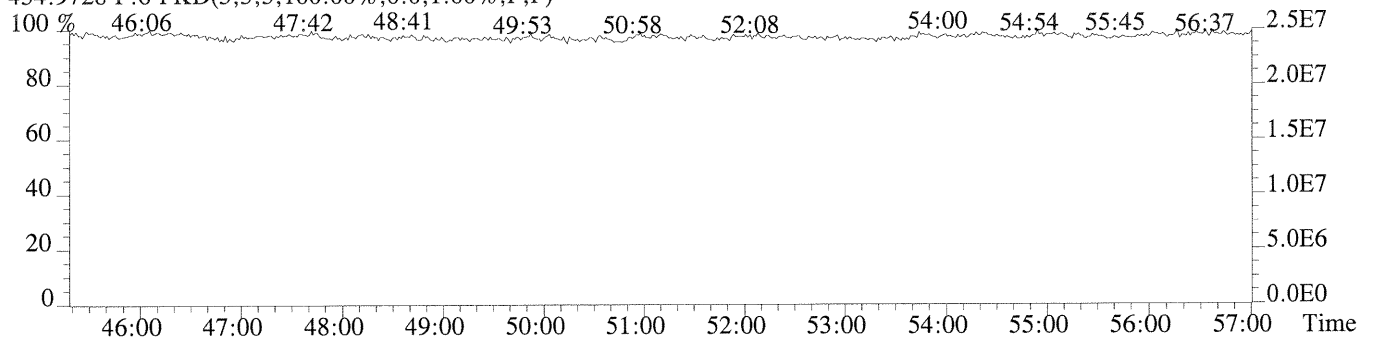
473.7648 F:6 SMO(1,3) BSUB(128,15,-3.0) PKD(3,3,3,0.10%,576.0,1.00%,F,F)



475.7619 F:6 SMO(1,3) BSUB(128,15,-3.0) PKD(3,3,3,0.10%,604.0,1.00%,F,F)

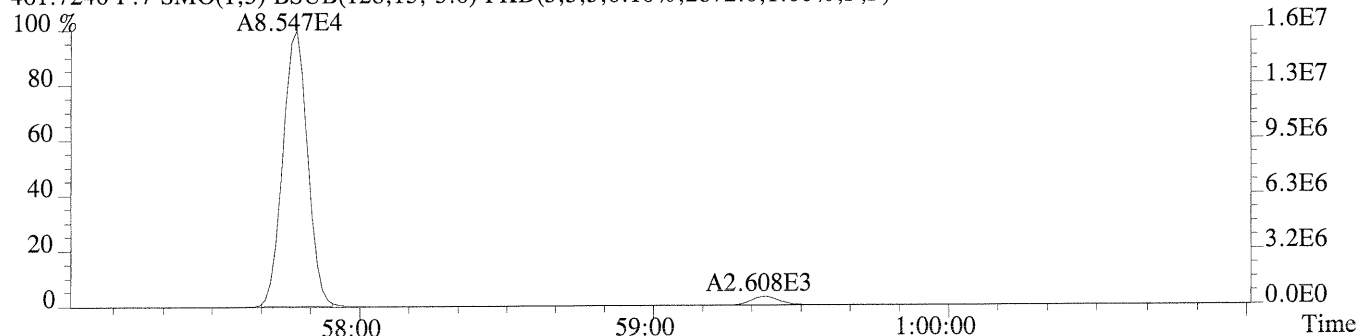


454.9728 F:6 PKD(5,3,5,100.00%,0.0,1.00%,F,F)

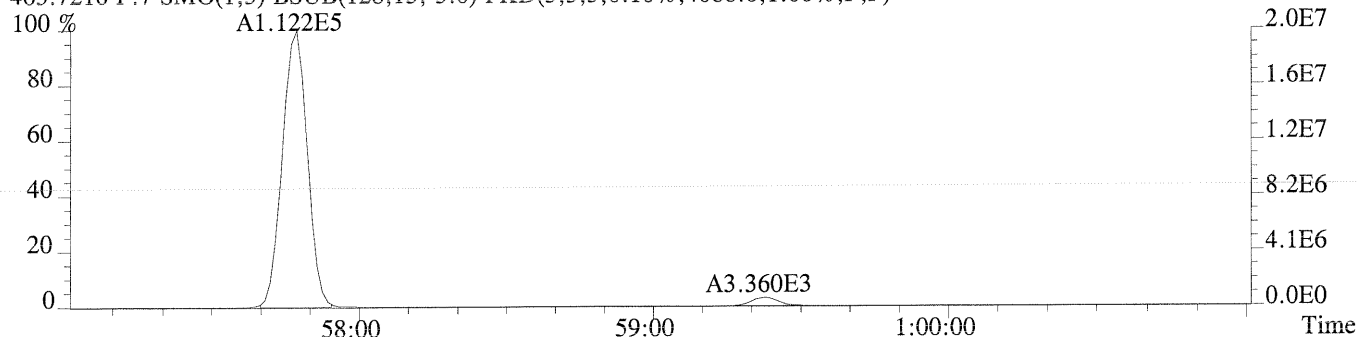


Sample#1 Exp:ICAL CS5


461.7246 F:7 SMO(1,3) BSUB(128,15,-3.0) PKD(3,3,3,0.10%,2872.0,1.00%,F,F)



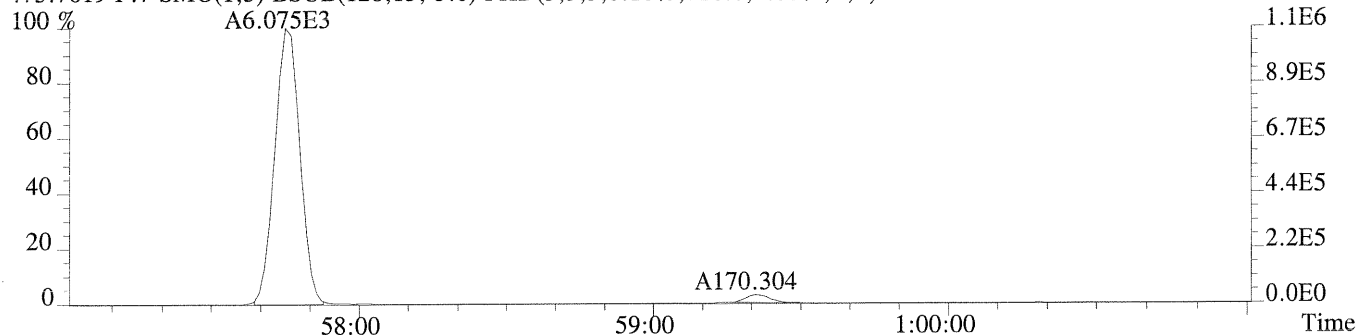
463.7216 F:7 SMO(1,3) BSUB(128,15,-3.0) PKD(3,3,3,0.10%,4088.0,1.00%,F,F)



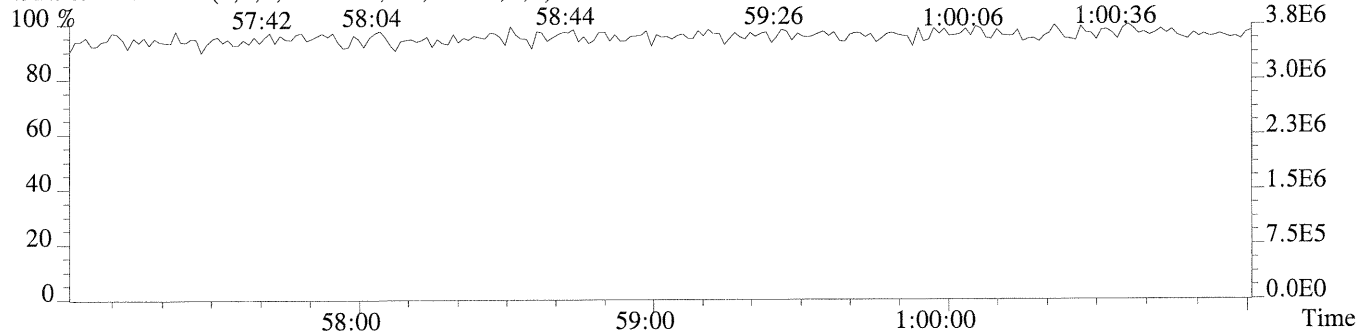
473.7648 F:7 SMO(1,3) BSUB(128,15,-3.0) PKD(3,3,3,0.10%,908.0,1.00%,F,F)



475.7619 F:7 SMO(1,3) BSUB(128,15,-3.0) PKD(3,3,3,0.10%,716.0,1.00%,F,F)

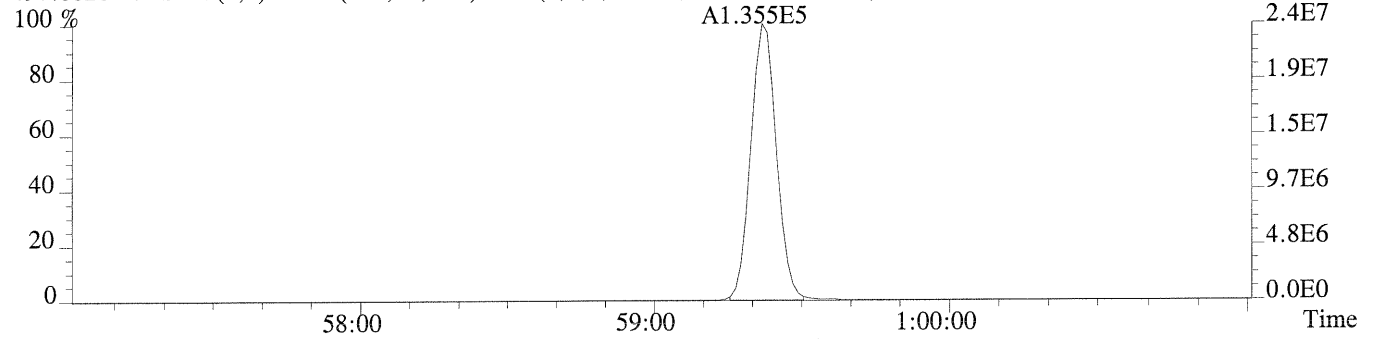


492.9697 F:7 PKD(5,3,5,100.00%,0.0,1.00%,F,F)

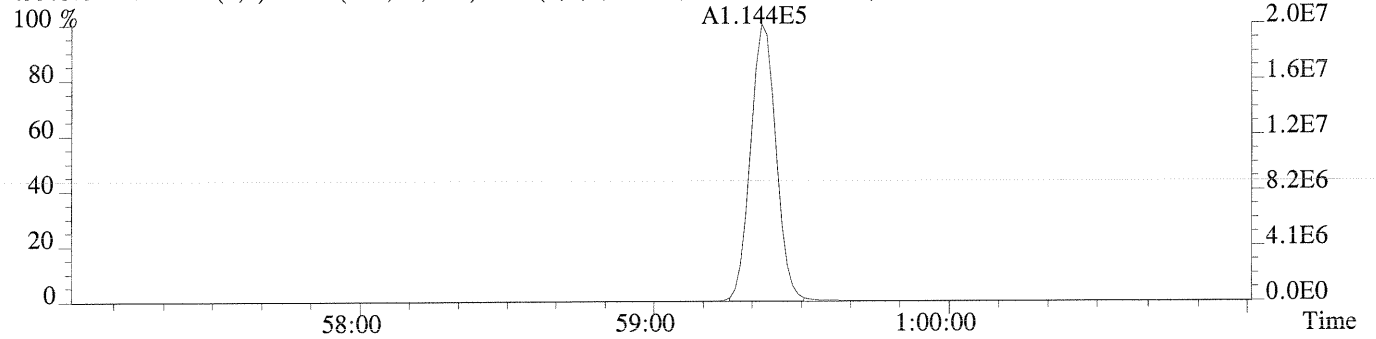


Sample#1 Exp:ICAL CS5

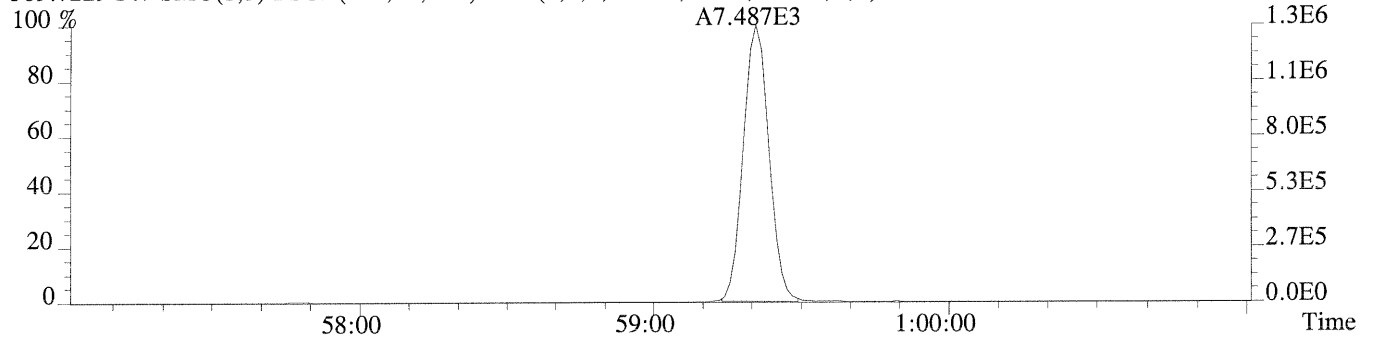
497.6826 F:7 SMO(1,3) BSUB(128,15,-3.0) PKD(3,3,3,0.10%,648.0,1.00%,F,F)



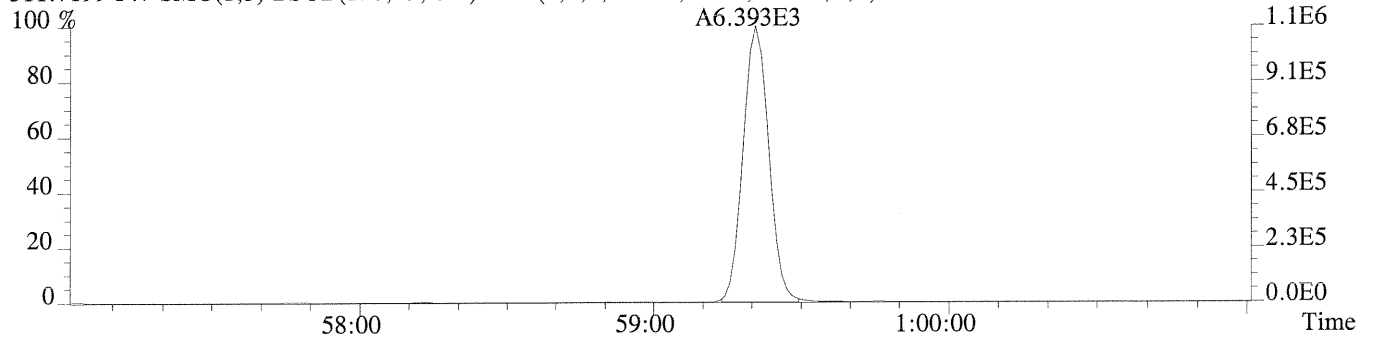
499.6797 F:7 SMO(1,3) BSUB(128,15,-3.0) PKD(3,3,3,0.10%,684.0,1.00%,F,F)



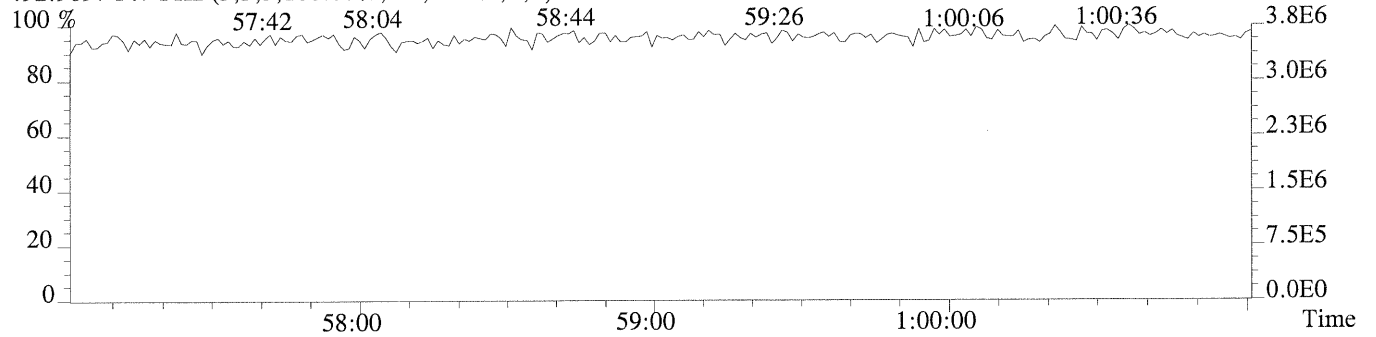
509.7229 F:7 SMO(1,3) BSUB(128,15,-3.0) PKD(3,3,3,0.10%,620.0,1.00%,F,F)



511.7199 F:7 SMO(1,3) BSUB(128,15,-3.0) PKD(3,3,3,0.10%,560.0,1.00%,F,F)



492.9697 F:7 PKD(5,3,5,100.00%,0.0,1.00%,F,F)



U220169

METHOD 1668A
DILUTED COMBINED 209 CONGENER SOLUTION (DCCS-209)

CLIENT ID

DCCS-209

Lab Name: COLUMBIA ANALYTICAL SERVICES

Lab Code: CAS

GC Column: SPB-Octyl

SDG No.:

Lab File ID:

Date Analyzed:

Time Analyzed:

U220169

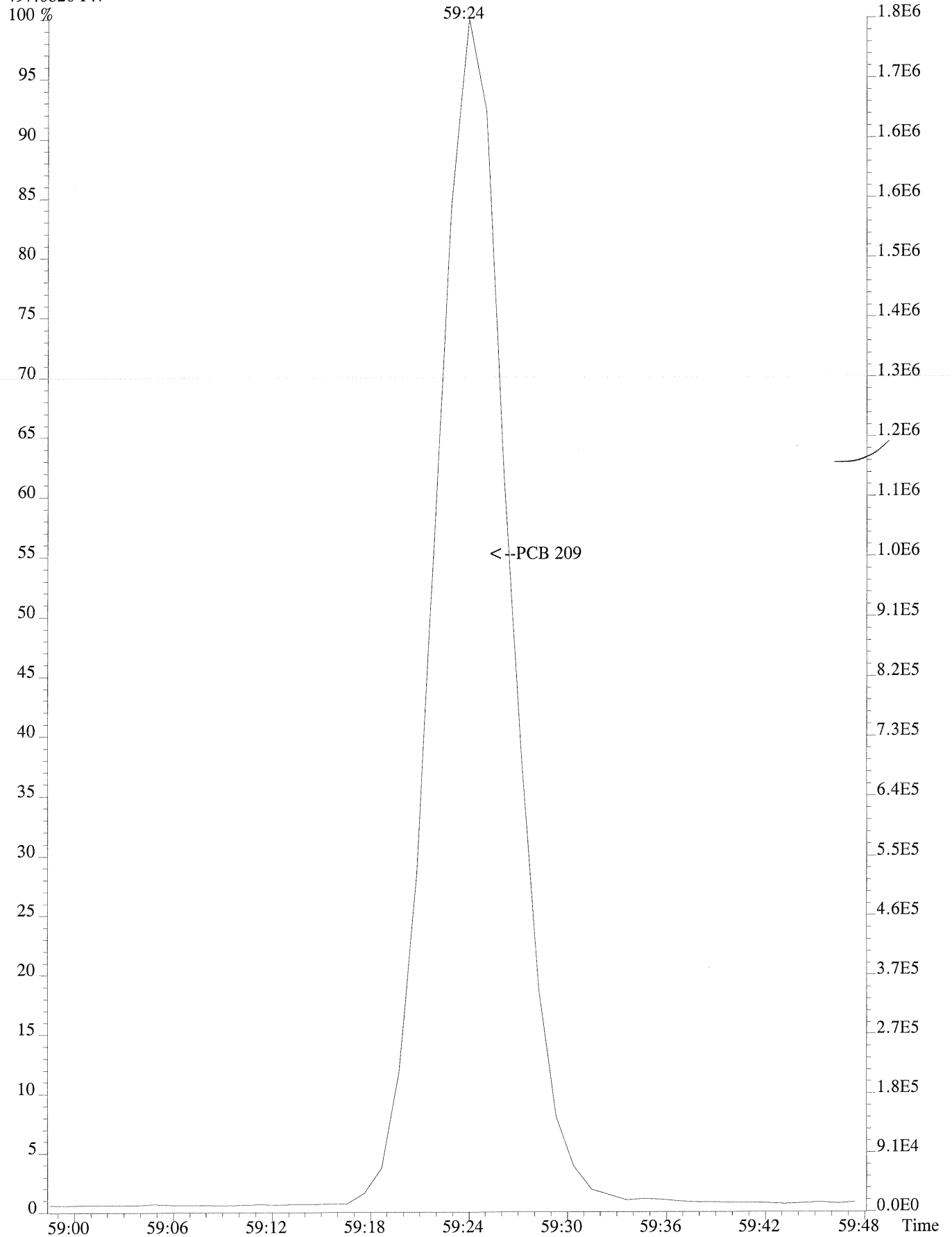
08/19/09

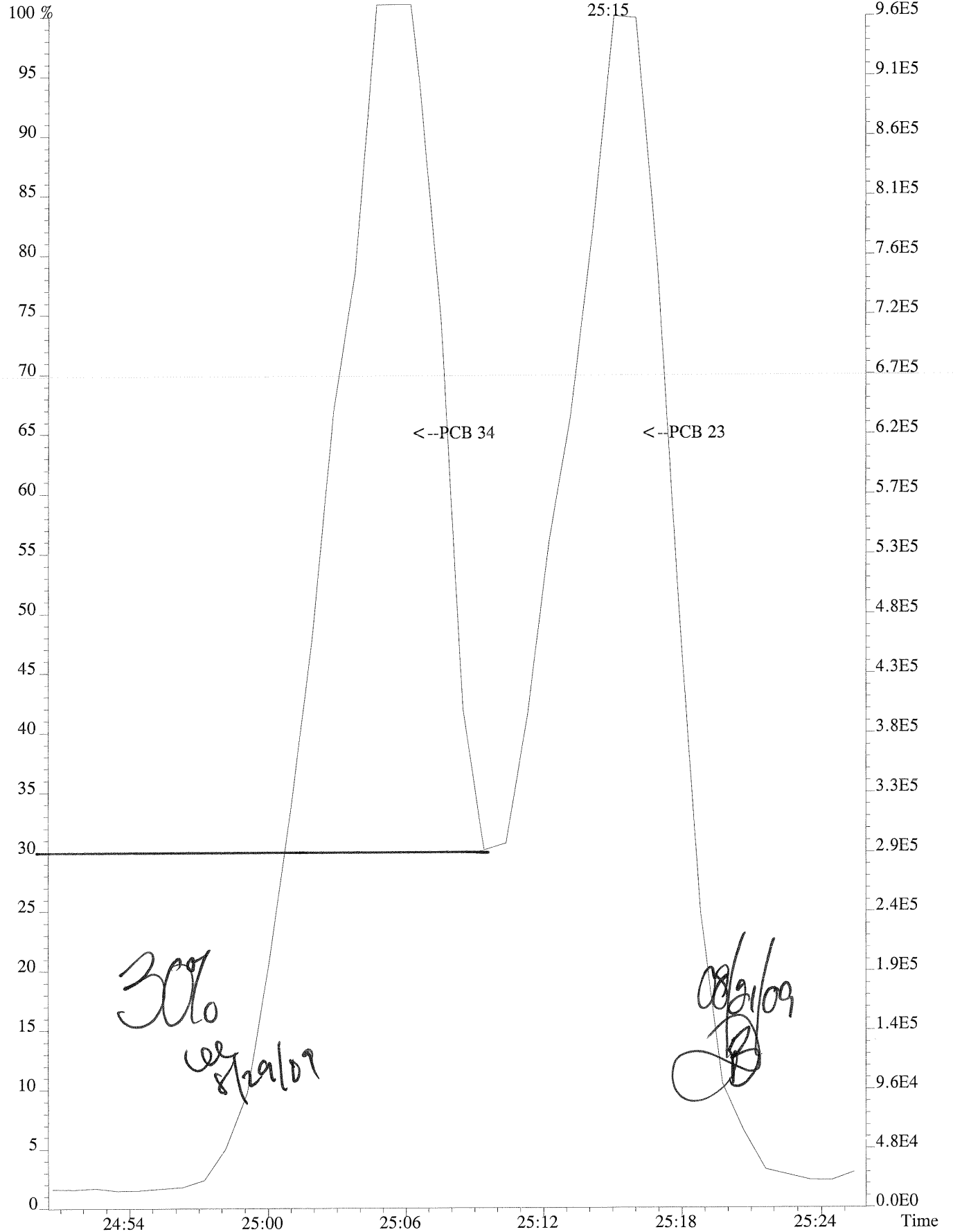
12:03:41

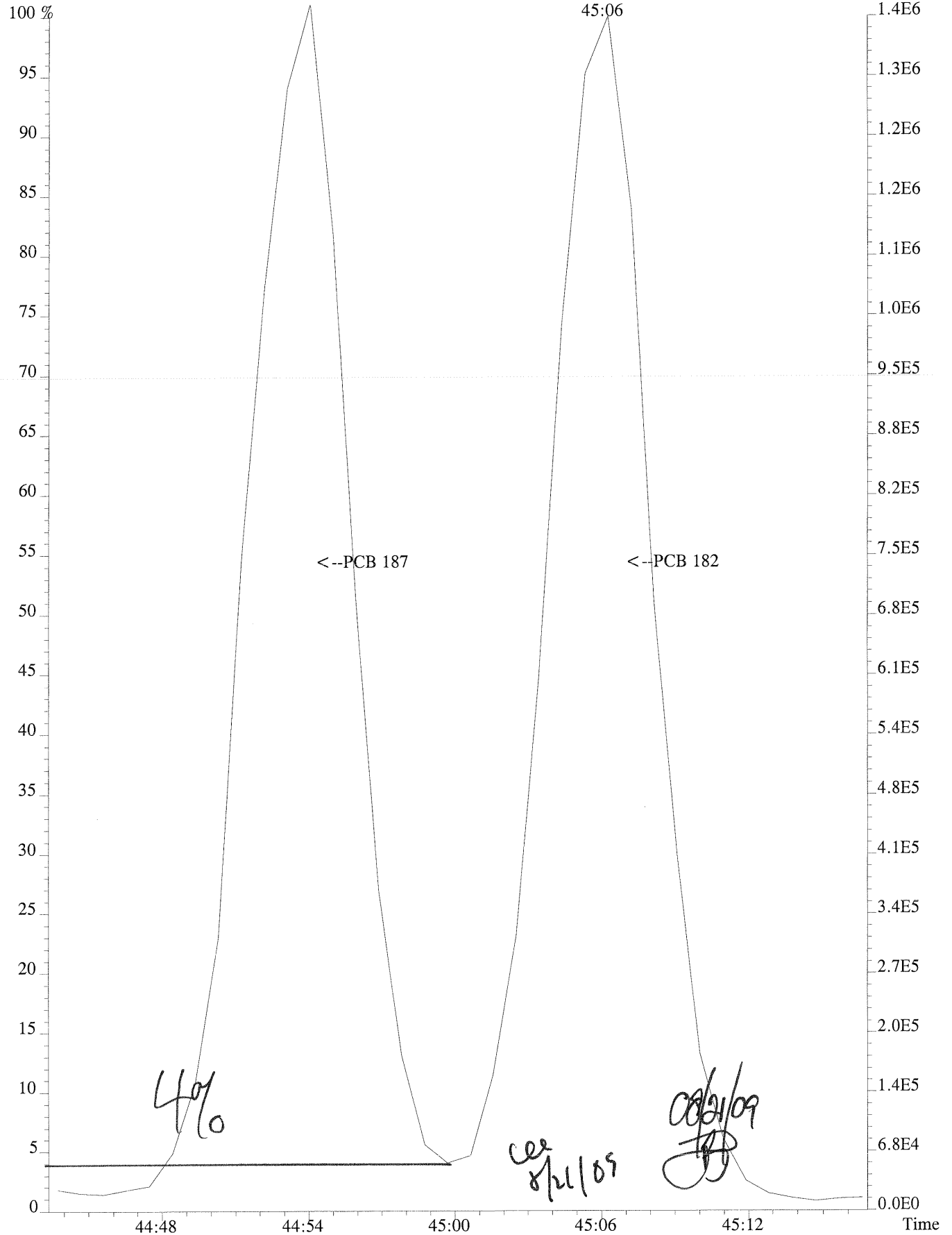
Retention time for PCB 209:	<u>59:24</u>	min.	(>55 min.)
%Valley between PCB 34 and PCB 23:	<u>30%</u>	%	(<40%)
%Valley between PCB 187 and PCB 182:	<u>4%</u>	%	(<40%)
Seconds of coelution between PCB 156 and PCB	<u>0</u>	sec.	(<2 sec.)

Reference: Section 6.9.1.1 Method 1668A with corrections and changes through August 30, 2003.

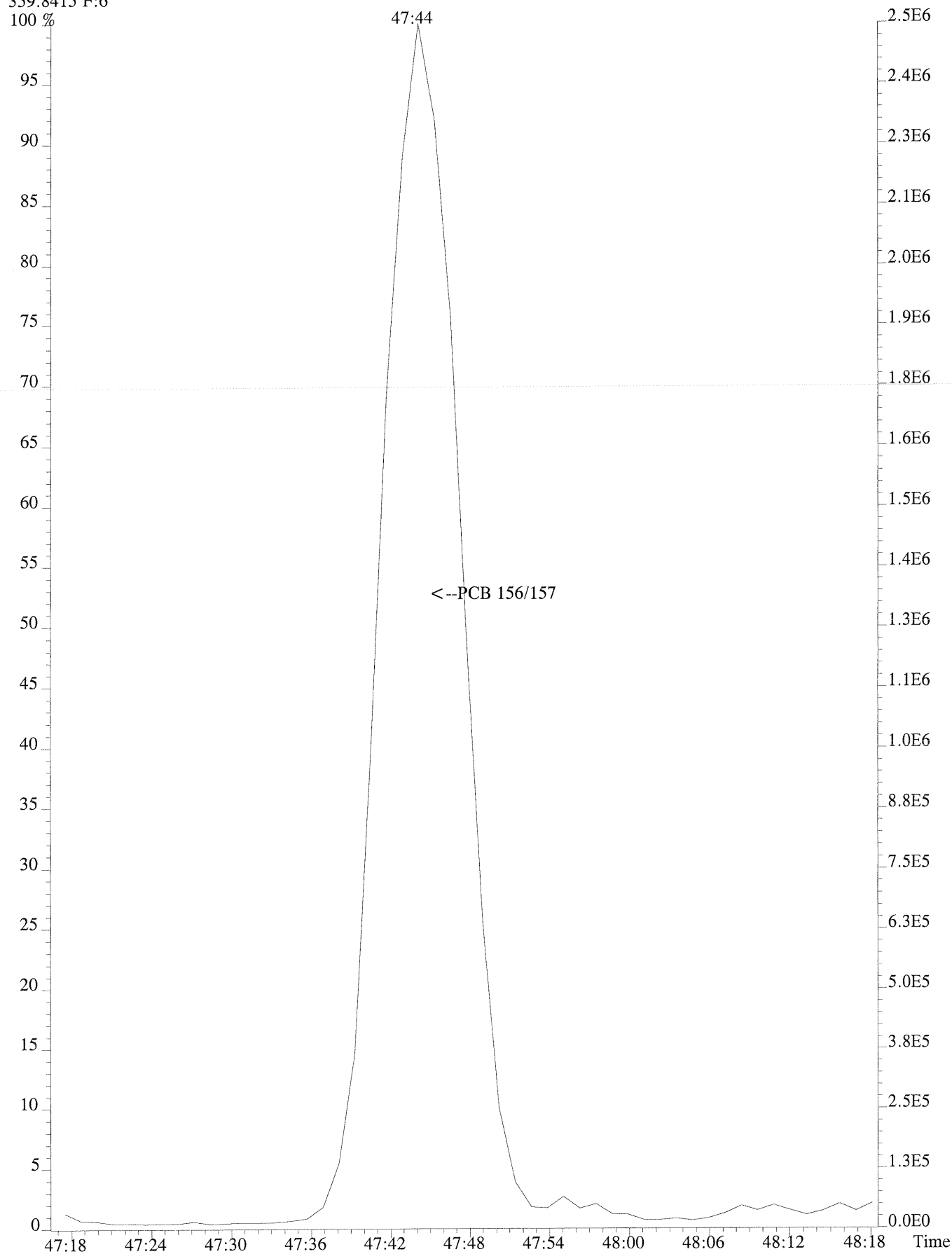
File:U220169 #1-226 Acq:19-AUG-2009 12:03:41 Probe EI+ Magnet SIR VG BioTech Mass spectf
Sample#1 Exp:PCB 209 INJECTION
497.6826 F:7







File:U220169 #1-580 Acq:19-AUG-2009 12:03:41 Probe EI+ Magnet SIR VG BioTech Mass spectf
Sample#1 Exp:PCB 209 INJECTION
359.8415 F:6



Columbia Analytical Services, Inc.
Sample Response Summary

CLIENT ID.
PCB 209 INJEC $\bar{\eta}$

Run #1 Filename U220169 Samp: 1 Inj: 1 Acquired: 19-AUG-09 12:03:41
Processed: 21-AUG-09 09:28:24 Sample ID: PCB 209 INJECTION

Ln#	Fxn	Name	RT-1	Resp 1	Resp 2	Ratio	Meet	Mod?	RRT
1	1	PCB-1	14:09	1.106e+04	3.504e+03	3.16	y	n	1.001
2	1	PCB-2	16:25	1.155e+04	3.594e+03	3.21	y	n	0.989
3	1	PCB-3	16:37	1.084e+04	3.453e+03	3.14	y	n	1.001
4	1	PCB-4	16:53	6.086e+03	3.955e+03	1.54	y	n	1.001
5	1	PCB-10	17:04	1.002e+04	6.418e+03	1.56	y	n	1.012
6	2	PCB-9	19:03	7.844e+03	5.034e+03	1.56	y	n	1.129
7	2	PCB-7	19:14	7.489e+03	4.812e+03	1.56	y	n	1.140
8	2	PCB-6	19:30	8.053e+03	5.103e+03	1.58	y	n	1.156
9	2	PCB-5	19:50	6.871e+03	4.325e+03	1.59	y	n	1.176
10	2	PCB-8	19:58	8.640e+03	5.419e+03	1.59	y	n	1.184
11	2	PCB-14	21:43	8.035e+03	5.047e+03	1.59	y	n	0.933
12	2	PCB-11	22:38	7.784e+03	4.756e+03	1.64	y	n	0.973
13	2	PCB-12/13	22:56	1.520e+04	9.354e+03	1.63	y	n	0.986
14	2	PCB-15	23:18	7.801e+03	4.601e+03	1.70	y	n	1.001
15	2	PCB-19	20:17	3.620e+03	3.631e+03	1.00	y	n	1.001
16	2	PCB-18/30	22:16	9.737e+03	9.605e+03	1.01	y	n	1.099
17	2	PCB-17	22:44	4.076e+03	4.131e+03	0.99	y	n	1.122
18	2	PCB-27	22:57	6.004e+03	6.242e+03	0.96	y	n	1.132
19	2	PCB-24	23:06	5.483e+03	5.605e+03	0.98	y	n	1.140
20	2	PCB-16	23:13	2.735e+03	2.675e+03	1.02	y	n	1.146
21	2	PCB-32	23:46	6.353e+03	6.281e+03	1.01	y	n	1.173
22	3	PCB-34	25:06	6.829e+03	6.726e+03	1.02	y	n	1.238
23	3	PCB-23	25:16	5.720e+03	5.780e+03	0.99	y	n	1.247
24	3	PCB-26/29	25:36	1.324e+04	1.334e+04	0.99	y	n	1.263
25	3	PCB-25	25:50	7.253e+03	7.053e+03	1.03	y	n	0.844
26	3	PCB-31	26:09	6.978e+03	6.527e+03	1.07	y	n	0.855
27	3	PCB-20/28	26:28	1.349e+04	1.316e+04	1.03	y	n	0.865
28	3	PCB-21/33	26:40	1.283e+04	1.295e+04	0.99	y	n	0.871
29	3	PCB-22	27:07	6.183e+03	6.034e+03	1.02	y	n	0.886
30	3	PCB-36	28:44	6.662e+03	7.405e+03	0.90	y	n	0.939
31	3	PCB-39	29:07	6.346e+03	6.110e+03	1.04	y	n	0.952
32	3	PCB-38	29:43	5.818e+03	5.904e+03	0.99	y	n	0.971
33	3	PCB-35	30:12	5.704e+03	5.134e+03	1.11	y	n	0.987
34	3	PCB-37	30:37	5.262e+03	4.880e+03	1.08	y	n	1.001
35	2	PCB-54	23:35	9.415e+03	1.255e+04	0.75	y	n	1.001
36	3	PCB-50/53	25:52	1.467e+04	1.919e+04	0.76	y	y	1.098
37	3	PCB-45/51	26:33	1.409e+04	1.831e+04	0.77	y	y	1.127
38	3	PCB-46	26:53	6.066e+03	7.928e+03	0.77	y	y	1.142
39	3	PCB-52	28:21	8.264e+03	1.067e+04	0.77	y	y	1.204
40	3	PCB-43/73	28:29	1.476e+04	1.908e+04	0.77	y	y	1.209
41	3	PCB-49/69	28:49	1.726e+04	2.219e+04	0.78	y	y	1.224
42	3	PCB-48	29:09	7.090e+03	9.189e+03	0.77	y	y	1.238
43	3	PCB-44/47/65	29:25	2.450e+04	3.163e+04	0.77	y	y	1.249
44	3	PCB-59/62/75	29:43	2.963e+04	3.817e+04	0.78	y	y	1.262
45	3	PCB-42	29:56	6.531e+03	8.554e+03	0.76	y	y	1.271
46	3	PCB-40/41/71	30:26	2.230e+04	2.877e+04	0.78	y	y	1.292
47	3	PCB-64	30:40	1.022e+04	1.345e+04	0.76	y	y	1.302
48	3	PCB-72	31:31	1.040e+04	1.347e+04	0.77	y	y	0.841
49	3	PCB-68	31:48	1.034e+04	1.331e+04	0.78	y	y	0.848
50	3	PCB-57	32:15	1.026e+04	1.309e+04	0.78	y	y	0.860

51	3	PCB-58	32:29	9.922e+03	1.251e+04	0.79	y	y	0.867
52	3	PCB-67	32:39	1.072e+04	1.357e+04	0.79	y	y	0.871
53	3	PCB-63	32:55	1.052e+04	1.376e+04	0.76	y	y	0.878
54	3	PCB-61/70/74/76	33:17	3.949e+04	5.110e+04	0.77	y	y	0.888
55	3	PCB-66	33:36	1.059e+04	1.384e+04	0.77	y	y	0.896
56	3	PCB-55	33:46	8.622e+03	1.099e+04	0.78	y	y	0.901
57	4	PCB-56	34:18	8.396e+03	1.121e+04	0.75	y	n	0.915
58	4	PCB-60	34:31	8.431e+03	1.097e+04	0.77	y	n	0.921
59	4	PCB-80	34:55	1.010e+04	1.341e+04	0.75	y	n	0.932
60	4	PCB-79	36:29	9.915e+03	1.317e+04	0.75	y	n	0.973
61	4	PCB-78	37:03	8.384e+03	1.143e+04	0.73	y	n	0.988
62	4	PCB-81	37:30	8.308e+03	1.138e+04	0.73	y	n	1.000
63	4	PCB-77	38:04	7.414e+03	1.011e+04	0.73	y	n	1.000
64	3	PCB-104	29:20	1.319e+04	8.572e+03	1.54	y	n	1.001
65	3	PCB-96	29:43	1.365e+04	8.897e+03	1.53	y	n	1.014
66	3	PCB-103	31:41	1.169e+04	7.340e+03	1.59	y	n	1.081
67	3	PCB-94	31:55	9.062e+03	5.940e+03	1.53	y	n	1.089
68	3	PCB-95	32:22	1.087e+04	7.021e+03	1.55	y	n	1.105
69	3	PCB-93/100	32:36	2.014e+04	1.354e+04	1.49	y	n	1.113
70	3	PCB-98/102	32:45	1.966e+04	1.265e+04	1.55	y	n	1.118
71	3	PCB-88/91	33:10	2.037e+04	1.275e+04	1.60	y	y	1.132
72	3	PCB-84	33:29	9.042e+03	5.670e+03	1.59	y	y	1.143
73	4	PCB-89	33:58	8.149e+03	5.256e+03	1.55	y	y	1.159
74	4	PCB-121	34:23	1.118e+04	7.236e+03	1.55	y	n	1.173
75	4	PCB-92	34:46	8.961e+03	5.644e+03	1.59	y	n	0.868
76	4	PCB-90/101/113	35:21	2.954e+04	1.907e+04	1.55	y	n	0.883
77	4	PCB-83/99	35:57	1.775e+04	1.123e+04	1.58	y	y	0.898
78	4	PCB-112	36:05	1.151e+04	7.318e+03	1.57	y	y	0.901
79	4	PCB-86/87/97/109/119/125	36:27	6.020e+04	3.827e+04	1.57	y	n	0.910
80	4	PCB-117	37:08	1.180e+04	7.594e+03	1.55	y	y	0.927
81	4	PCB-85/116	37:13	2.032e+04	1.291e+04	1.57	y	y	0.929
82	4	PCB-110/115	37:27	2.345e+04	1.469e+04	1.60	y	y	0.935
83	4	PCB-82	37:41	7.769e+03	5.027e+03	1.55	y	y	0.941
84	4	PCB-111	38:06	1.136e+04	7.313e+03	1.55	y	n	0.951
85	4	PCB-120	38:33	1.263e+04	7.769e+03	1.63	y	n	0.963
86	5	PCB-108/124	39:42	1.981e+04	1.318e+04	1.50	y	n	0.991
87	5	PCB-107	39:57	1.018e+04	7.703e+03	1.32	y	n	0.998
88	5	PCB-123	40:04	9.513e+03	6.682e+03	1.42	y	n	1.000
89	5	PCB-106	40:12	1.045e+04	7.221e+03	1.45	y	n	1.004
90	5	PCB-118	40:25	9.434e+03	6.614e+03	1.43	y	n	1.001
91	5	PCB-122	40:45	9.397e+03	6.488e+03	1.45	y	n	1.009
92	5	PCB-114	40:57	1.037e+04	6.934e+03	1.50	y	n	1.000
93	5	PCB-105	41:36	1.028e+04	7.011e+03	1.47	y	n	1.001
94	5	PCB-127	43:05	9.707e+03	6.872e+03	1.41	y	n	1.036
95	5	PCB-126	44:43	8.757e+03	6.169e+03	1.42	y	n	1.001
96	4	PCB-155	35:07	1.238e+04	1.038e+04	1.19	y	n	1.000
97	4	PCB-152	35:20	1.217e+04	1.050e+04	1.16	y	n	1.007
98	4	PCB-150	35:30	1.069e+04	9.027e+03	1.18	y	n	1.011
99	4	PCB-136	35:52	1.174e+04	9.858e+03	1.19	y	n	1.022
100	4	PCB-145	36:10	1.078e+04	9.226e+03	1.17	y	n	1.030
101	4	PCB-148	37:41	8.744e+03	7.587e+03	1.15	y	n	1.074
102	4	PCB-135/151	38:18	1.702e+04	1.442e+04	1.18	y	n	1.091
103	4	PCB-154	38:33	1.009e+04	8.498e+03	1.19	y	n	1.098
104	4	PCB-144	38:53	9.040e+03	7.766e+03	1.16	y	n	1.108
105	5	PCB-147/149	39:14	1.590e+04	1.268e+04	1.25	y	n	1.118
106	5	PCB-134	39:26	6.887e+03	5.460e+03	1.26	y	n	1.123
107	5	PCB-143	39:32	7.016e+03	5.688e+03	1.23	y	n	1.126

108	5	PCB-139/140	39:51	1.570e+04	1.262e+04	1.24	y	n	1.135
109	5	PCB-131	40:03	6.987e+03	5.641e+03	1.24	y	n	1.141
110	5	PCB-142	40:12	6.778e+03	5.354e+03	1.27	y	n	1.145
111	5	PCB-132	40:30	6.518e+03	5.189e+03	1.26	y	n	1.154
112	5	PCB-133	41:00	7.301e+03	5.798e+03	1.26	y	n	1.168
113	5	PCB-165	41:25	8.698e+03	7.057e+03	1.23	y	n	0.890
114	5	PCB-146	41:40	8.505e+03	6.684e+03	1.27	y	n	0.895
115	5	PCB-161	41:48	9.947e+03	8.066e+03	1.23	y	n	0.898
116	5	PCB-153/168	42:18	1.849e+04	1.416e+04	1.31	y	y	0.909
117	5	PCB-141	42:29	7.239e+03	5.949e+03	1.22	y	y	0.913
118	5	PCB-130	42:53	6.466e+03	5.144e+03	1.26	y	n	0.921
119	5	PCB-137	43:07	6.966e+03	5.520e+03	1.26	y	n	0.926
120	5	PCB-164	43:14	9.709e+03	7.682e+03	1.26	y	n	0.929
121	5	PCB-129/138/163	43:33	2.358e+04	1.874e+04	1.26	y	n	0.936
122	5	PCB-160	43:43	9.256e+03	7.323e+03	1.26	y	n	0.939
123	5	PCB-158	43:56	1.064e+04	8.543e+03	1.25	y	n	0.944
124	5	PCB-128/166	44:47	1.645e+04	1.330e+04	1.24	y	n	0.962
125	6	PCB-159	45:48	7.882e+03	6.426e+03	1.23	y	n	0.984
126	6	PCB-162	46:06	7.730e+03	6.131e+03	1.26	y	n	0.990
127	6	PCB-167	46:34	7.929e+03	6.481e+03	1.22	y	n	1.000
128	6	PCB-156/157	47:44	1.429e+04	1.162e+04	1.23	y	n	1.000
129	6	PCB-169	50:59	6.734e+03	5.391e+03	1.25	y	n	1.000
130	5	PCB-188	40:55	9.341e+03	9.237e+03	1.01	y	n	1.001
131	5	PCB-179	41:15	9.703e+03	9.751e+03	1.00	y	n	1.009
132	5	PCB-184	41:47	9.277e+03	9.611e+03	0.97	y	n	1.022
133	5	PCB-176	42:09	9.441e+03	9.347e+03	1.01	y	n	1.031
134	5	PCB-186	42:36	8.880e+03	8.715e+03	1.02	y	n	1.042
135	5	PCB-178	43:59	6.847e+03	6.756e+03	1.01	y	n	1.076
136	5	PCB-175	44:37	7.258e+03	7.100e+03	1.02	y	n	1.091
137	5	PCB-187	44:54	7.296e+03	7.483e+03	0.97	y	n	1.098
138	5	PCB-182	45:06	6.640e+03	6.969e+03	0.95	y	n	1.103
139	6	PCB-183	45:31	5.460e+03	5.584e+03	0.98	y	n	1.113
140	6	PCB-185	45:37	4.678e+03	4.726e+03	0.99	y	n	1.116
141	6	PCB-174	45:45	4.890e+03	4.873e+03	1.00	y	n	1.119
142	6	PCB-177	46:12	4.713e+03	4.706e+03	1.00	y	n	1.130
143	6	PCB-181	46:36	4.701e+03	4.772e+03	0.99	y	n	1.140
144	6	PCB-171/173	46:50	9.108e+03	9.195e+03	0.99	y	n	1.146
145	6	PCB-172	48:28	4.398e+03	4.561e+03	0.96	y	n	0.906
146	6	PCB-192	48:45	5.526e+03	5.591e+03	0.99	y	n	0.911
147	6	PCB-180/193	49:04	1.119e+04	1.124e+04	1.00	y	n	0.917
148	6	PCB-191	49:28	5.973e+03	6.090e+03	0.98	y	n	0.925
149	6	PCB-170	50:23	4.344e+03	4.365e+03	1.00	y	n	0.942
150	6	PCB-190	50:56	6.009e+03	5.994e+03	1.00	y	y	0.952
151	6	PCB-189	53:31	5.116e+03	5.153e+03	0.99	y	n	1.000
152	6	PCB-202	46:19	8.064e+03	9.543e+03	0.85	y	n	1.001
153	6	PCB-201	47:15	9.109e+03	1.080e+04	0.84	y	n	1.021
154	6	PCB-204	47:55	9.014e+03	1.055e+04	0.85	y	n	1.035
155	6	PCB-197	48:10	8.136e+03	9.478e+03	0.86	y	n	1.041
156	6	PCB-200	48:16	9.430e+03	1.102e+04	0.86	y	n	1.043
157	6	PCB-198/199	51:03	1.220e+04	1.452e+04	0.84	y	n	1.103
158	6	PCB-196	51:44	6.465e+03	7.566e+03	0.85	y	n	0.923
159	6	PCB-203	51:56	6.562e+03	7.766e+03	0.84	y	n	0.927
160	6	PCB-195	53:15	5.810e+03	6.939e+03	0.84	y	n	0.950
161	6	PCB-194	55:36	6.116e+03	7.083e+03	0.86	y	n	0.992
162	6	PCB-205	56:05	6.941e+03	8.105e+03	0.86	y	n	1.001
163	6	PCB-208	53:00	7.565e+03	9.977e+03	0.76	y	n	1.000
164	6	PCB-207	53:56	7.945e+03	9.876e+03	0.80	y	n	1.018

165	7	PCB-206	57:48	5.573e+03	7.271e+03	0.77	y	n	1.000
166	7	PCB-209	59:24	9.158e+03	7.608e+03	1.20	y	n	1.000
167	1	PCB-1L	14:08	4.349e+04	1.450e+04	3.00	y	n	0.743
168	1	PCB-3L	16:36	4.325e+04	1.383e+04	3.13	y	n	0.872
169	1	PCB-4L	16:52	2.700e+04	1.783e+04	1.51	y	n	0.886
170	2	PCB-15L	23:16	3.123e+04	2.029e+04	1.54	y	n	1.222
171	2	PCB-19L	20:16	1.501e+04	1.471e+04	1.02	y	n	1.065
172	3	PCB-37L	30:36	2.258e+04	2.216e+04	1.02	y	n	1.081
173	2	PCB-54L	23:33	2.074e+04	2.645e+04	0.78	y	n	0.832
174	4	PCB-81L	37:29	1.657e+04	2.129e+04	0.78	y	n	1.324
175	4	PCB-77L	38:03	1.578e+04	2.004e+04	0.79	y	n	1.344
176	3	PCB-104L	29:18	2.839e+04	1.885e+04	1.51	y	n	0.829
177	5	PCB-123L	40:03	2.162e+04	1.405e+04	1.54	y	n	1.133
178	5	PCB-118L	40:23	2.293e+04	1.464e+04	1.57	y	n	1.142
179	5	PCB-114L	40:56	2.157e+04	1.380e+04	1.56	y	n	1.158
180	5	PCB-105L	41:34	2.108e+04	1.335e+04	1.58	y	n	1.176
181	5	PCB-126L	44:41	1.972e+04	1.281e+04	1.54	y	n	1.264
182	4	PCB-155L	35:06	2.811e+04	2.220e+04	1.27	y	n	0.807
183	6	PCB-167L	46:33	1.521e+04	1.208e+04	1.26	y	n	1.070
184	6	PCB-156/157L	47:43	2.896e+04	2.325e+04	1.25	y	n	1.097
185	6	PCB-169L	50:58	1.248e+04	9.896e+03	1.26	y	n	1.171
186	5	PCB-188L	40:53	2.211e+04	2.130e+04	1.04	y	n	0.736
187	6	PCB-189L	53:30	1.170e+04	1.150e+04	1.02	y	n	0.963
188	6	PCB-202L	46:17	1.359e+04	1.521e+04	0.89	y	n	0.833
189	6	PCB-205L	56:03	1.159e+04	1.300e+04	0.89	y	n	1.009
190	6	PCB-208L	52:59	1.154e+04	1.481e+04	0.78	y	n	0.954
191	7	PCB-206L	57:47	7.964e+03	1.062e+04	0.75	y	n	1.040
192	7	PCB-209L	59:23	1.360e+04	1.168e+04	1.16	y	n	1.069
193	3	PCB-28L	26:26	2.409e+04	2.368e+04	1.02	y	n	0.933
194	4	PCB-111L	38:04	2.367e+04	1.518e+04	1.56	y	n	1.077
195	5	PCB-178L	43:58	1.409e+04	1.365e+04	1.03	y	n	1.010
196	2	PCB-9L	19:02	3.288e+04	2.109e+04	1.56	y	n	*
197	3	PCB-52L	28:19	1.718e+04	2.180e+04	0.79	y	n	*
198	4	PCB-101L	35:21	2.060e+04	1.315e+04	1.57	y	n	*
199	5	PCB-138L	43:31	1.696e+04	1.344e+04	1.26	y	n	*
200	6	PCB-194L	55:34	9.777e+03	1.133e+04	0.86	y	n	*

Columbia Analytical Services, Inc.
Signal/Noise Height Ratio SummaryCLIENT ID.
PCB 209 INJECTION

Run #1 Filename U220169#1 Samp: 1 Inj: 1 Acquired: 19-AUG-09 12:03:41

Processed: 21-AUG-09 09:28:24 LAB. ID: PCB 209 INJECTION

	Name	Signal 1	Noise 1	S/N Rat.1	Signal 2	Noise 2	S/N Rat.2
1	PCB-1	2.74e+06	2.98e+03	9.2e+02	8.80e+05	4.76e+03	1.8e+02
2	PCB-2	2.29e+06	2.98e+03	7.7e+02	7.34e+05	4.76e+03	1.5e+02
3	PCB-3	2.07e+06	2.98e+03	7.0e+02	6.71e+05	4.76e+03	1.4e+02
4	PCB-4	1.22e+06	3.05e+03	4.0e+02	7.98e+05	1.70e+04	4.7e+01
5	PCB-10	1.93e+06	3.05e+03	6.3e+02	1.24e+06	1.70e+04	7.3e+01
6	PCB-9	1.48e+06	2.04e+03	7.3e+02	9.57e+05	2.70e+04	3.5e+01
7	PCB-7	1.40e+06	2.04e+03	6.8e+02	8.94e+05	2.70e+04	3.3e+01
8	PCB-6	1.44e+06	2.04e+03	7.1e+02	9.35e+05	2.70e+04	3.5e+01
9	PCB-5	1.32e+06	2.04e+03	6.5e+02	8.48e+05	2.70e+04	3.1e+01
10	PCB-8	1.49e+06	2.04e+03	7.3e+02	9.68e+05	2.70e+04	3.6e+01
11	PCB-14	1.38e+06	2.04e+03	6.8e+02	8.81e+05	2.70e+04	3.3e+01
12	PCB-11	1.24e+06	2.04e+03	6.1e+02	7.76e+05	2.70e+04	2.9e+01
13	PCB-12/13	2.02e+06	2.04e+03	9.9e+02	1.27e+06	2.70e+04	4.7e+01
14	PCB-15	1.18e+06	2.04e+03	5.8e+02	7.25e+05	2.70e+04	2.7e+01
15	PCB-19	6.59e+05	6.27e+03	1.1e+02	6.74e+05	1.70e+03	4.0e+02
16	PCB-18/30	1.59e+06	6.27e+03	2.5e+02	1.56e+06	1.70e+03	9.2e+02
17	PCB-17	6.83e+05	6.27e+03	1.1e+02	7.09e+05	1.70e+03	4.2e+02
18	PCB-27	9.97e+05	6.27e+03	1.6e+02	1.02e+06	1.70e+03	6.0e+02
19	PCB-24	9.11e+05	6.27e+03	1.5e+02	9.23e+05	1.70e+03	5.4e+02
20	PCB-16	5.52e+05	6.27e+03	8.8e+01	5.40e+05	1.70e+03	3.2e+02
21	PCB-32	1.04e+06	6.27e+03	1.7e+02	1.04e+06	1.70e+03	6.1e+02
22	PCB-34	9.71e+05	8.96e+03	1.1e+02	9.55e+05	6.04e+03	1.6e+02
23	PCB-23	8.76e+05	8.96e+03	9.8e+01	8.76e+05	6.04e+03	1.4e+02
24	PCB-26/29	1.67e+06	8.96e+03	1.9e+02	1.70e+06	6.04e+03	2.8e+02
25	PCB-25	1.03e+06	8.96e+03	1.2e+02	1.00e+06	6.04e+03	1.7e+02
26	PCB-31	1.05e+06	8.96e+03	1.2e+02	9.51e+05	6.04e+03	1.6e+02
27	PCB-20/28	1.79e+06	8.96e+03	2.0e+02	1.75e+06	6.04e+03	2.9e+02
28	PCB-21/33	1.43e+06	8.96e+03	1.6e+02	1.44e+06	6.04e+03	2.4e+02
29	PCB-22	8.86e+05	8.96e+03	9.9e+01	8.73e+05	6.04e+03	1.4e+02
30	PCB-36	9.46e+05	8.96e+03	1.1e+02	1.02e+06	6.04e+03	1.7e+02
31	PCB-39	9.69e+05	8.96e+03	1.1e+02	9.04e+05	6.04e+03	1.5e+02
32	PCB-38	9.20e+05	8.96e+03	1.0e+02	9.34e+05	6.04e+03	1.5e+02
33	PCB-35	8.87e+05	8.96e+03	9.9e+01	8.40e+05	6.04e+03	1.4e+02
34	PCB-37	8.28e+05	8.96e+03	9.2e+01	7.89e+05	6.04e+03	1.3e+02
35	PCB-54	1.60e+06	1.14e+03	1.4e+03	2.10e+06	1.62e+03	1.3e+03
36	PCB-50/53	1.95e+06	1.76e+03	1.1e+03	2.60e+06	1.26e+03	2.1e+03
37	PCB-45/51	1.38e+06	1.76e+03	7.9e+02	1.81e+06	1.26e+03	1.4e+03
38	PCB-46	9.75e+05	1.76e+03	5.5e+02	1.27e+06	1.26e+03	1.0e+03
39	PCB-52	1.31e+06	1.76e+03	7.5e+02	1.65e+06	1.26e+03	1.3e+03
40	PCB-43/73	1.58e+06	1.76e+03	9.0e+02	2.12e+06	1.26e+03	1.7e+03
41	PCB-49/69	2.07e+06	1.76e+03	1.2e+03	2.74e+06	1.26e+03	2.2e+03
42	PCB-48	1.13e+06	1.76e+03	6.4e+02	1.46e+06	1.26e+03	1.2e+03
43	PCB-44/47/65	3.16e+06	1.76e+03	1.8e+03	4.13e+06	1.26e+03	3.3e+03
44	PCB-59/62/75	3.76e+06	1.76e+03	2.1e+03	4.92e+06	1.26e+03	3.9e+03
45	PCB-42	1.16e+06	1.76e+03	6.6e+02	1.50e+06	1.26e+03	1.2e+03
46	PCB-40/41/71	2.49e+06	1.76e+03	1.4e+03	3.29e+06	1.26e+03	2.6e+03
47	PCB-64	1.73e+06	1.76e+03	9.8e+02	2.20e+06	1.26e+03	1.7e+03

48	PCB-72	1.75e+06	1.76e+03	1.0e+03	2.30e+06	1.26e+03	1.8e+03
49	PCB-68	1.59e+06	1.76e+03	9.1e+02	2.12e+06	1.26e+03	1.7e+03
50	PCB-57	1.72e+06	1.76e+03	9.8e+02	2.21e+06	1.26e+03	1.8e+03
51	PCB-58	1.56e+06	1.76e+03	8.9e+02	2.01e+06	1.26e+03	1.6e+03
52	PCB-67	1.77e+06	1.76e+03	1.0e+03	2.22e+06	1.26e+03	1.8e+03
53	PCB-63	1.74e+06	1.76e+03	9.9e+02	2.26e+06	1.26e+03	1.8e+03
54	PCB-61/70/74/76	3.63e+06	1.76e+03	2.1e+03	4.76e+06	1.26e+03	3.8e+03
55	PCB-66	1.71e+06	1.76e+03	9.7e+02	2.22e+06	1.26e+03	1.8e+03
56	PCB-55	1.52e+06	1.76e+03	8.6e+02	1.94e+06	1.26e+03	1.5e+03
57	PCB-56	1.41e+06	3.36e+04	4.2e+01	1.77e+06	1.26e+04	1.4e+02
58	PCB-60	1.38e+06	3.36e+04	4.1e+01	1.78e+06	1.26e+04	1.4e+02
59	PCB-80	1.69e+06	3.36e+04	5.0e+01	2.20e+06	1.26e+04	1.7e+02
60	PCB-79	1.60e+06	3.36e+04	4.7e+01	2.07e+06	1.26e+04	1.6e+02
61	PCB-78	1.44e+06	3.36e+04	4.3e+01	1.91e+06	1.26e+04	1.5e+02
62	PCB-81	1.43e+06	3.36e+04	4.3e+01	1.82e+06	1.26e+04	1.4e+02
63	PCB-77	1.27e+06	3.36e+04	3.8e+01	1.64e+06	1.26e+04	1.3e+02
64	PCB-104	1.98e+06	1.58e+03	1.3e+03	1.31e+06	1.78e+03	7.4e+02
65	PCB-96	2.09e+06	1.58e+03	1.3e+03	1.37e+06	1.78e+03	7.7e+02
66	PCB-103	1.84e+06	1.58e+03	1.2e+03	1.16e+06	1.78e+03	6.5e+02
67	PCB-94	1.45e+06	1.58e+03	9.2e+02	9.36e+05	1.78e+03	5.3e+02
68	PCB-95	1.70e+06	1.58e+03	1.1e+03	1.11e+06	1.78e+03	6.2e+02
69	PCB-93/100	2.97e+06	1.58e+03	1.9e+03	1.98e+06	1.78e+03	1.1e+03
70	PCB-98/102	2.08e+06	1.58e+03	1.3e+03	1.33e+06	1.78e+03	7.5e+02
71	PCB-88/91	1.83e+06	1.58e+03	1.2e+03	1.17e+06	1.78e+03	6.6e+02
72	PCB-84	1.45e+06	1.58e+03	9.2e+02	8.77e+05	1.78e+03	4.9e+02
73	PCB-89	1.34e+06	3.21e+03	4.2e+02	8.83e+05	4.72e+03	1.9e+02
74	PCB-121	1.88e+06	3.21e+03	5.9e+02	1.21e+06	4.72e+03	2.6e+02
75	PCB-92	1.47e+06	3.21e+03	4.6e+02	9.54e+05	4.72e+03	2.0e+02
76	PCB-90/101/113	3.44e+06	3.21e+03	1.1e+03	2.21e+06	4.72e+03	4.7e+02
77	PCB-83/99	1.68e+06	3.21e+03	5.2e+02	1.06e+06	4.72e+03	2.2e+02
78	PCB-112	1.99e+06	3.21e+03	6.2e+02	1.26e+06	4.72e+03	2.7e+02
79	CB-86/87/97/109/119/125	6.13e+06	3.21e+03	1.9e+03	3.89e+06	4.72e+03	8.2e+02
80	PCB-117	2.17e+06	3.21e+03	6.7e+02	1.38e+06	4.72e+03	2.9e+02
81	PCB-85/116	3.44e+06	3.21e+03	1.1e+03	2.20e+06	4.72e+03	4.6e+02
82	PCB-110/115	2.16e+06	3.21e+03	6.7e+02	1.38e+06	4.72e+03	2.9e+02
83	PCB-82	1.31e+06	3.21e+03	4.1e+02	8.52e+05	4.72e+03	1.8e+02
84	PCB-111	1.88e+06	3.21e+03	5.8e+02	1.23e+06	4.72e+03	2.6e+02
85	PCB-120	2.10e+06	3.21e+03	6.5e+02	1.34e+06	4.72e+03	2.8e+02
86	PCB-108/124	3.57e+06	1.12e+05	3.2e+01	2.29e+06	1.30e+04	1.8e+02
87	PCB-107	1.83e+06	1.12e+05	1.6e+01	1.24e+06	1.30e+04	9.5e+01
88	PCB-123	1.81e+06	1.12e+05	1.6e+01	1.22e+06	1.30e+04	9.4e+01
89	PCB-106	1.84e+06	1.12e+05	1.6e+01	1.24e+06	1.30e+04	9.5e+01
90	PCB-118	1.69e+06	1.12e+05	1.5e+01	1.11e+06	1.30e+04	8.5e+01
91	PCB-122	1.74e+06	1.12e+05	1.6e+01	1.13e+06	1.30e+04	8.7e+01
92	PCB-114	1.77e+06	1.12e+05	1.6e+01	1.16e+06	1.30e+04	8.9e+01
93	PCB-105	1.81e+06	1.12e+05	1.6e+01	1.21e+06	1.30e+04	9.3e+01
94	PCB-127	1.73e+06	1.12e+05	1.5e+01	1.14e+06	1.30e+04	8.7e+01
95	PCB-126	1.50e+06	1.12e+05	1.3e+01	9.68e+05	1.30e+04	7.4e+01
96	PCB-155	1.96e+06	1.13e+03	1.7e+03	1.66e+06	1.28e+03	1.3e+03
97	PCB-152	1.97e+06	1.13e+03	1.7e+03	1.65e+06	1.28e+03	1.3e+03
98	PCB-150	1.85e+06	1.13e+03	1.6e+03	1.58e+06	1.28e+03	1.2e+03
99	PCB-136	1.89e+06	1.13e+03	1.7e+03	1.60e+06	1.28e+03	1.3e+03
100	PCB-145	1.79e+06	1.13e+03	1.6e+03	1.54e+06	1.28e+03	1.2e+03
101	PCB-148	1.46e+06	1.13e+03	1.3e+03	1.28e+06	1.28e+03	1.0e+03
102	PCB-135/151	1.87e+06	1.13e+03	1.7e+03	1.58e+06	1.28e+03	1.2e+03
103	PCB-154	1.74e+06	1.13e+03	1.5e+03	1.47e+06	1.28e+03	1.2e+03
104	PCB-144	1.55e+06	1.13e+03	1.4e+03	1.33e+06	1.28e+03	1.0e+03

105	PCB-147/149	2.77e+06	1.05e+04	2.6e+02	2.16e+06	4.69e+03	4.6e+02
106	PCB-134	1.23e+06	1.05e+04	1.2e+02	9.63e+05	4.69e+03	2.1e+02
107	PCB-143	1.31e+06	1.05e+04	1.2e+02	1.06e+06	4.69e+03	2.3e+02
108	PCB-139/140	2.55e+06	1.05e+04	2.4e+02	2.06e+06	4.69e+03	4.4e+02
109	PCB-131	1.22e+06	1.05e+04	1.2e+02	9.64e+05	4.69e+03	2.1e+02
110	PCB-142	1.18e+06	1.05e+04	1.1e+02	9.38e+05	4.69e+03	2.0e+02
111	PCB-132	1.14e+06	1.05e+04	1.1e+02	9.02e+05	4.69e+03	1.9e+02
112	PCB-133	1.28e+06	1.05e+04	1.2e+02	1.00e+06	4.69e+03	2.1e+02
113	PCB-165	1.51e+06	1.05e+04	1.4e+02	1.22e+06	4.69e+03	2.6e+02
114	PCB-146	1.50e+06	1.05e+04	1.4e+02	1.15e+06	4.69e+03	2.5e+02
115	PCB-161	1.73e+06	1.05e+04	1.6e+02	1.39e+06	4.69e+03	3.0e+02
116	PCB-153/168	2.51e+06	1.05e+04	2.4e+02	1.97e+06	4.69e+03	4.2e+02
117	PCB-141	1.30e+06	1.05e+04	1.2e+02	1.03e+06	4.69e+03	2.2e+02
118	PCB-130	1.16e+06	1.05e+04	1.1e+02	9.14e+05	4.69e+03	1.9e+02
119	PCB-137	1.25e+06	1.05e+04	1.2e+02	1.01e+06	4.69e+03	2.2e+02
120	PCB-164	1.69e+06	1.05e+04	1.6e+02	1.33e+06	4.69e+03	2.8e+02
121	PCB-129/138/163	3.32e+06	1.05e+04	3.2e+02	2.63e+06	4.69e+03	5.6e+02
122	PCB-160	1.56e+06	1.05e+04	1.5e+02	1.22e+06	4.69e+03	2.6e+02
123	PCB-158	1.80e+06	1.05e+04	1.7e+02	1.45e+06	4.69e+03	3.1e+02
124	PCB-128/166	2.62e+06	1.05e+04	2.5e+02	2.12e+06	4.69e+03	4.5e+02
125	PCB-159	1.59e+06	2.60e+03	6.1e+02	1.31e+06	2.49e+03	5.2e+02
126	PCB-162	1.53e+06	2.60e+03	5.9e+02	1.20e+06	2.49e+03	4.8e+02
127	PCB-167	1.62e+06	2.60e+03	6.2e+02	1.31e+06	2.49e+03	5.3e+02
128	PCB-156/157	2.33e+06	2.60e+03	8.9e+02	1.92e+06	2.49e+03	7.7e+02
129	PCB-169	1.32e+06	2.60e+03	5.1e+02	1.06e+06	2.49e+03	4.3e+02
130	PCB-188	1.64e+06	1.50e+03	1.1e+03	1.60e+06	8.60e+02	1.9e+03
131	PCB-179	1.69e+06	1.50e+03	1.1e+03	1.68e+06	8.60e+02	2.0e+03
132	PCB-184	1.60e+06	1.50e+03	1.1e+03	1.62e+06	8.60e+02	1.9e+03
133	PCB-176	1.61e+06	1.50e+03	1.1e+03	1.61e+06	8.60e+02	1.9e+03
134	PCB-186	1.51e+06	1.50e+03	1.0e+03	1.50e+06	8.60e+02	1.7e+03
135	PCB-178	1.19e+06	1.50e+03	8.0e+02	1.19e+06	8.60e+02	1.4e+03
136	PCB-175	1.27e+06	1.50e+03	8.5e+02	1.24e+06	8.60e+02	1.4e+03
137	PCB-187	1.24e+06	1.50e+03	8.3e+02	1.28e+06	8.60e+02	1.5e+03
138	PCB-182	1.20e+06	1.50e+03	8.0e+02	1.28e+06	8.60e+02	1.5e+03
139	PCB-183	1.17e+06	1.89e+03	6.2e+02	1.19e+06	2.24e+03	5.3e+02
140	PCB-185	1.02e+06	1.89e+03	5.4e+02	1.03e+06	2.24e+03	4.6e+02
141	PCB-174	1.07e+06	1.89e+03	5.7e+02	1.08e+06	2.24e+03	4.8e+02
142	PCB-177	1.00e+06	1.89e+03	5.3e+02	9.92e+05	2.24e+03	4.4e+02
143	PCB-181	1.01e+06	1.89e+03	5.3e+02	1.03e+06	2.24e+03	4.6e+02
144	PCB-171/173	1.81e+06	1.89e+03	9.6e+02	1.84e+06	2.24e+03	8.2e+02
145	PCB-172	9.18e+05	1.89e+03	4.9e+02	9.60e+05	2.24e+03	4.3e+02
146	PCB-192	1.17e+06	1.89e+03	6.2e+02	1.19e+06	2.24e+03	5.3e+02
147	PCB-180/193	1.66e+06	1.89e+03	8.8e+02	1.66e+06	2.24e+03	7.4e+02
148	PCB-191	1.26e+06	1.89e+03	6.6e+02	1.29e+06	2.24e+03	5.8e+02
149	PCB-170	9.04e+05	1.89e+03	4.8e+02	9.24e+05	2.24e+03	4.1e+02
150	PCB-190	1.19e+06	1.89e+03	6.3e+02	1.19e+06	2.24e+03	5.3e+02
151	PCB-189	1.05e+06	1.89e+03	5.6e+02	1.07e+06	2.24e+03	4.8e+02
152	PCB-202	1.68e+06	1.34e+03	1.3e+03	2.00e+06	1.91e+03	1.0e+03
153	PCB-201	1.92e+06	1.34e+03	1.4e+03	2.28e+06	1.91e+03	1.2e+03
154	PCB-204	1.88e+06	1.34e+03	1.4e+03	2.21e+06	1.91e+03	1.2e+03
155	PCB-197	1.82e+06	1.34e+03	1.4e+03	2.11e+06	1.91e+03	1.1e+03
156	PCB-200	1.89e+06	1.34e+03	1.4e+03	2.22e+06	1.91e+03	1.2e+03
157	PCB-198/199	2.02e+06	1.34e+03	1.5e+03	2.43e+06	1.91e+03	1.3e+03
158	PCB-196	1.34e+06	1.34e+03	1.0e+03	1.61e+06	1.91e+03	8.4e+02
159	PCB-203	1.39e+06	1.34e+03	1.0e+03	1.63e+06	1.91e+03	8.5e+02
160	PCB-195	1.19e+06	1.34e+03	8.9e+02	1.42e+06	1.91e+03	7.4e+02
161	PCB-194	1.28e+06	1.34e+03	9.6e+02	1.48e+06	1.91e+03	7.8e+02
162	PCB-205	1.45e+06	1.34e+03	1.1e+03	1.69e+06	1.91e+03	8.9e+02

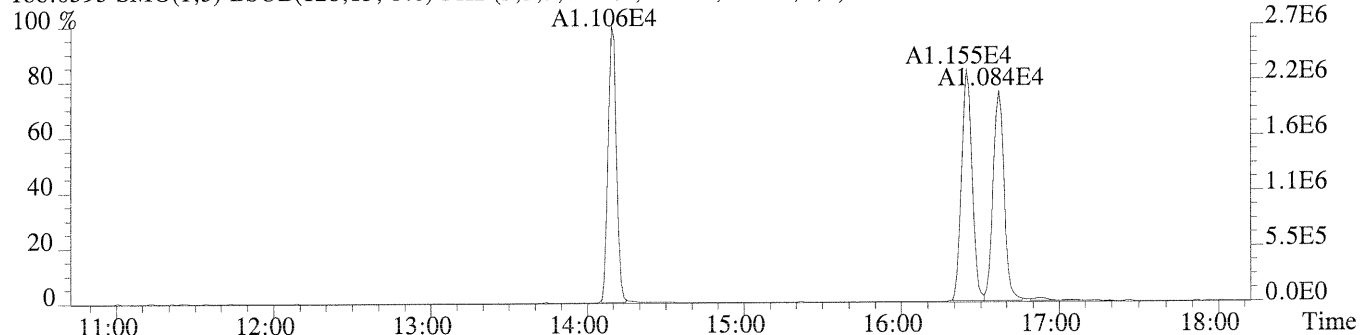
Run #1 Filename U220169#1 Samp: 1

Acquired: 19-AUG-09 12:03:41

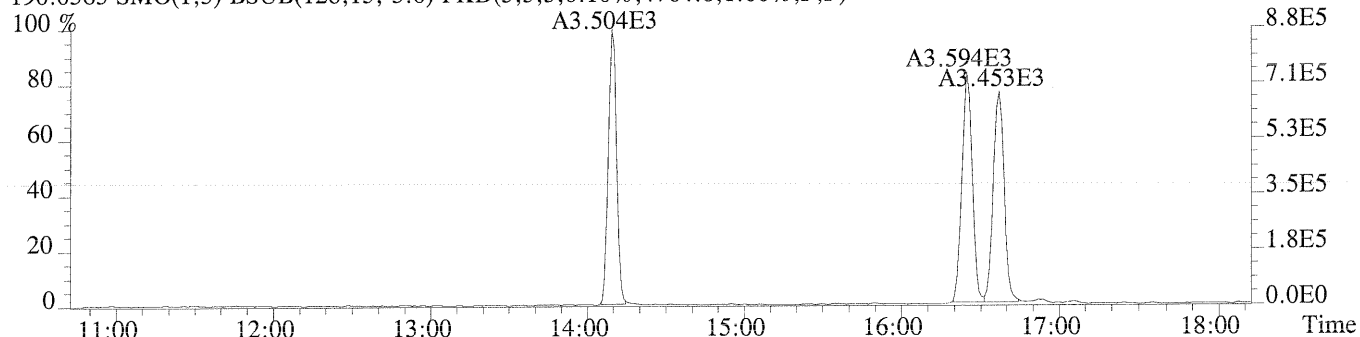
163	PCB-208	1.56e+06	1.40e+03	1.1e+03	2.03e+06	1.39e+03	1.5e+03
164	PCB-207	1.65e+06	1.40e+03	1.2e+03	2.06e+06	1.39e+03	1.5e+03
165	PCB-206	1.03e+06	1.24e+03	8.3e+02	1.33e+06	2.18e+03	6.1e+02
166	PCB-209	1.67e+06	7.12e+02	2.4e+03	1.39e+06	1.29e+03	1.1e+03
167	PCB-1L	1.06e+07	2.93e+03	3.6e+03	3.58e+06	3.45e+04	1.0e+02
168	PCB-3L	8.34e+06	2.93e+03	2.8e+03	2.74e+06	3.45e+04	7.9e+01
169	PCB-4L	5.38e+06	4.16e+03	1.3e+03	3.51e+06	3.37e+03	1.0e+03
170	PCB-15L	4.92e+06	5.88e+03	8.4e+02	3.23e+06	3.65e+03	8.9e+02
171	PCB-19L	2.76e+06	4.95e+04	5.6e+01	2.70e+06	2.61e+04	1.0e+02
172	PCB-37L	3.32e+06	5.15e+04	6.5e+01	3.19e+06	2.24e+04	1.4e+02
173	PCB-54L	3.50e+06	3.55e+03	9.8e+02	4.48e+06	3.51e+03	1.3e+03
174	PCB-81L	2.72e+06	4.48e+03	6.1e+02	3.45e+06	3.01e+03	1.1e+03
175	PCB-77L	2.58e+06	4.48e+03	5.8e+02	3.26e+06	3.01e+03	1.1e+03
176	PCB-104L	4.36e+06	1.62e+03	2.7e+03	2.88e+06	1.40e+03	2.1e+03
177	PCB-123L	3.67e+06	4.30e+03	8.5e+02	2.40e+06	4.98e+03	4.8e+02
178	PCB-118L	3.92e+06	4.30e+03	9.1e+02	2.52e+06	4.98e+03	5.1e+02
179	PCB-114L	3.70e+06	4.30e+03	8.6e+02	2.36e+06	4.98e+03	4.7e+02
180	PCB-105L	3.60e+06	4.30e+03	8.4e+02	2.26e+06	4.98e+03	4.5e+02
181	PCB-126L	3.26e+06	4.30e+03	7.6e+02	2.17e+06	4.98e+03	4.4e+02
182	PCB-155L	4.66e+06	7.76e+02	6.0e+03	3.67e+06	1.28e+03	2.9e+03
183	PCB-167L	3.21e+06	1.38e+03	2.3e+03	2.55e+06	9.92e+02	2.6e+03
184	PCB-156/157L	4.72e+06	1.38e+03	3.4e+03	3.82e+06	9.92e+02	3.8e+03
185	PCB-169L	2.55e+06	1.38e+03	1.8e+03	2.03e+06	9.92e+02	2.0e+03
186	PCB-188L	3.81e+06	1.10e+03	3.5e+03	3.60e+06	6.16e+02	5.8e+03
187	PCB-189L	2.38e+06	1.58e+03	1.5e+03	2.36e+06	1.10e+03	2.1e+03
188	PCB-202L	2.82e+06	8.16e+02	3.5e+03	3.20e+06	1.30e+03	2.5e+03
189	PCB-205L	2.40e+06	8.16e+02	2.9e+03	2.69e+06	1.30e+03	2.1e+03
190	PCB-208L	2.34e+06	7.76e+02	3.0e+03	2.97e+06	8.36e+02	3.6e+03
191	PCB-206L	1.49e+06	1.26e+03	1.2e+03	2.00e+06	1.10e+03	1.8e+03
192	PCB-209L	2.45e+06	1.04e+03	2.3e+03	2.10e+06	1.05e+03	2.0e+03
193	PCB-28L	3.58e+06	5.15e+04	6.9e+01	3.48e+06	2.24e+04	1.6e+02
194	PCB-111L	4.02e+06	1.48e+03	2.7e+03	2.61e+06	1.64e+03	1.6e+03
195	PCB-178L	2.44e+06	1.10e+03	2.2e+03	2.39e+06	6.16e+02	3.9e+03
196	PCB-9L	6.20e+06	5.88e+03	1.1e+03	3.97e+06	3.65e+03	1.1e+03
197	PCB-52L	2.58e+06	4.04e+03	6.4e+02	3.30e+06	2.34e+03	1.4e+03
198	PCB-101L	3.41e+06	1.48e+03	2.3e+03	2.20e+06	1.64e+03	1.3e+03
199	PCB-138L	2.94e+06	7.68e+02	3.8e+03	2.35e+06	1.20e+03	2.0e+03
200	PCB-194L	2.06e+06	8.16e+02	2.5e+03	2.38e+06	1.30e+03	1.8e+03

Sample#1 Exp:PCB 209 INJECTION

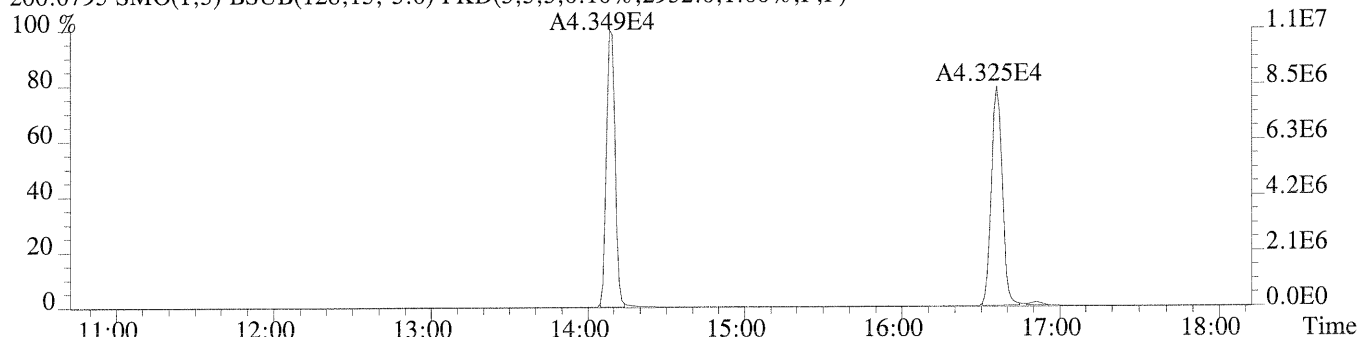
188.0393 SMO(1,3) BSUB(128,15,-3.0) PKD(3,3,3,0.10%,2984.0,1.00%,F,F)



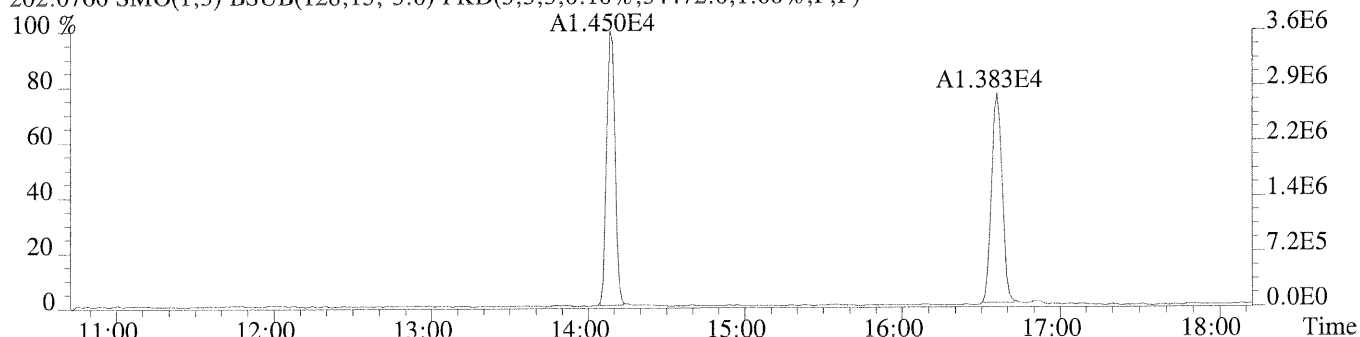
190.0363 SMO(1,3) BSUB(128,15,-3.0) PKD(3,3,3,0.10%,4764.0,1.00%,F,F)



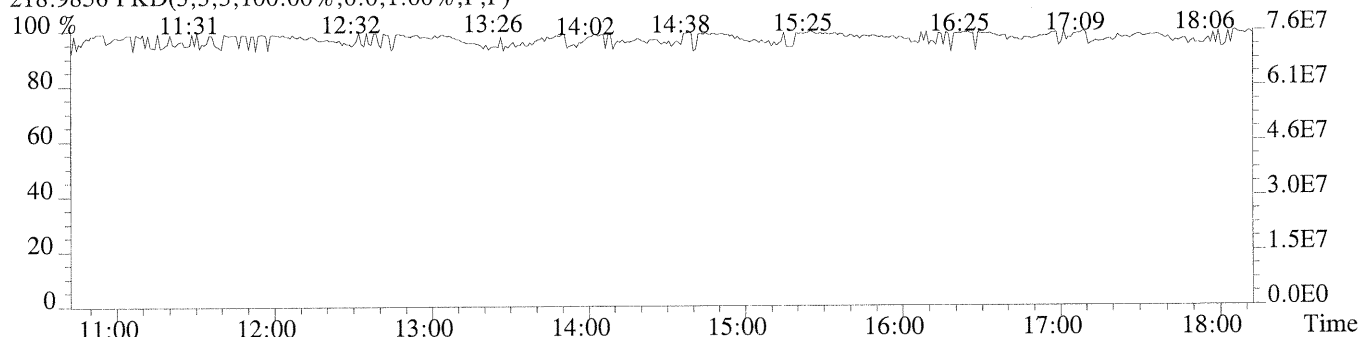
200.0795 SMO(1,3) BSUB(128,15,-3.0) PKD(3,3,3,0.10%,2932.0,1.00%,F,F)



202.0766 SMO(1,3) BSUB(128,15,-3.0) PKD(3,3,3,0.10%,34472.0,1.00%,F,F)

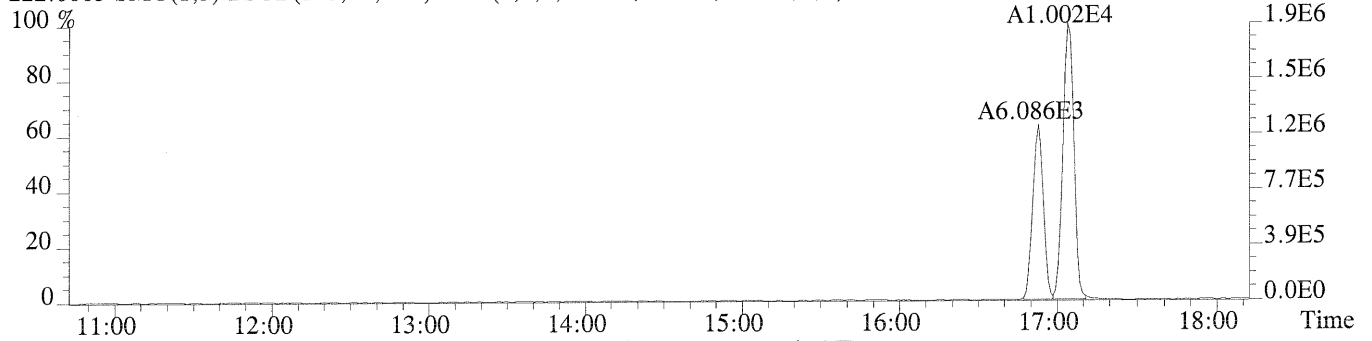


218.9856 PKD(3,3,3,100.00%,0.0,1.00%,F,F)

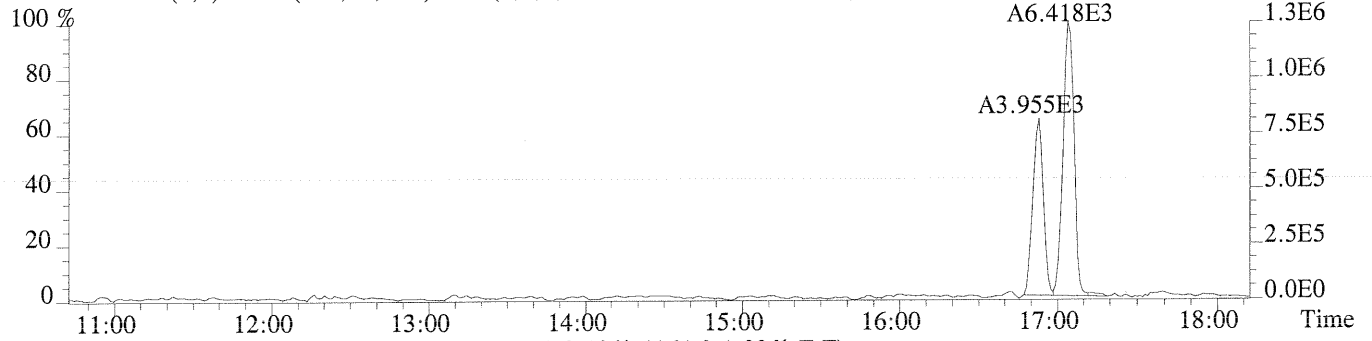


Sample#1 Exp:PCB 209 INJECTION

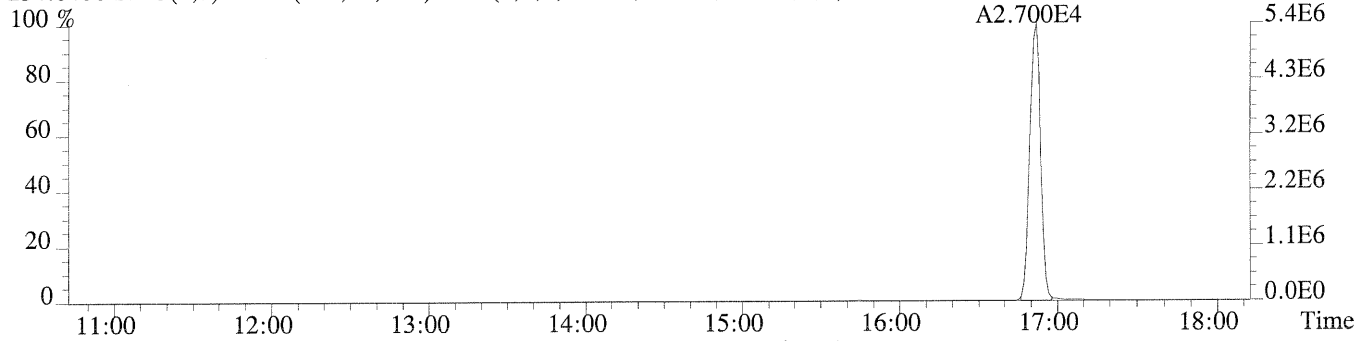
222.0003 SMO(1,3) BSUB(128,15,-3.0) PKD(3,3,3,0.10%,3048.0,1.00%,F,F)



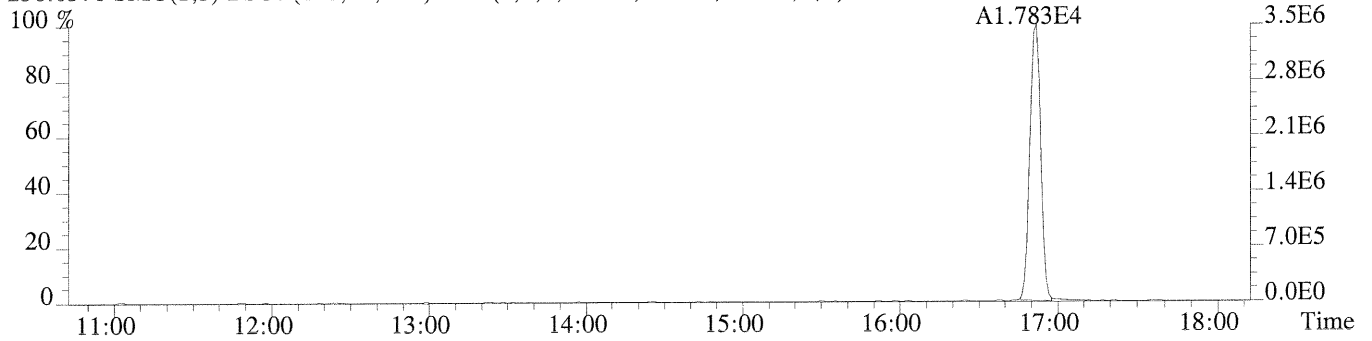
223.9974 SMO(1,3) BSUB(128,15,-3.0) PKD(3,3,3,0.10%,16952.0,1.00%,F,F)



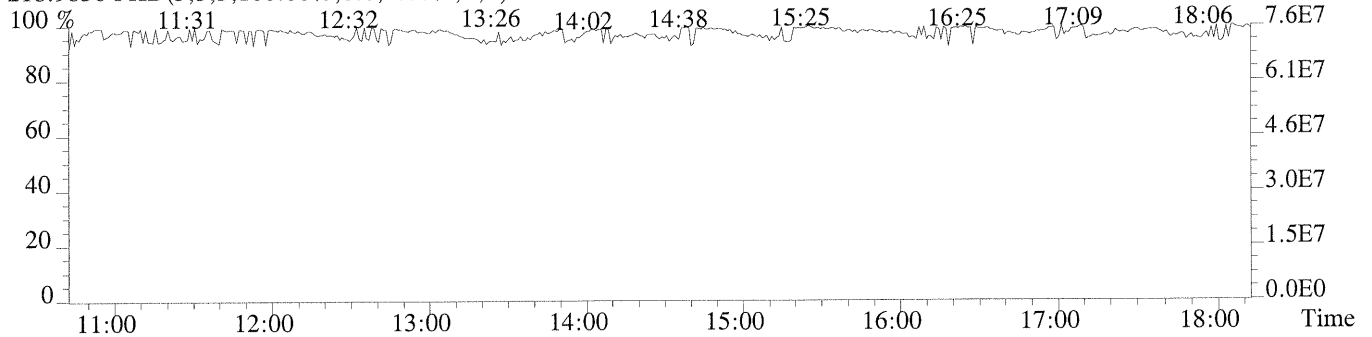
234.0406 SMO(1,3) BSUB(128,15,-3.0) PKD(3,3,3,0.10%,4164.0,1.00%,F,F)



236.0376 SMO(1,3) BSUB(128,15,-3.0) PKD(3,3,3,0.10%,3368.0,1.00%,F,F)

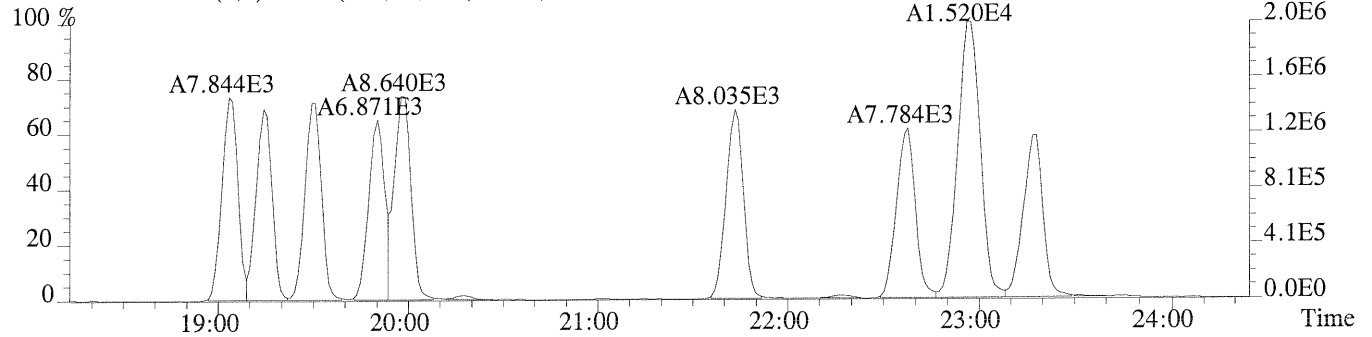


218.9856 PKD(3,3,3,100.00%,0.0,1.00%,F,F)

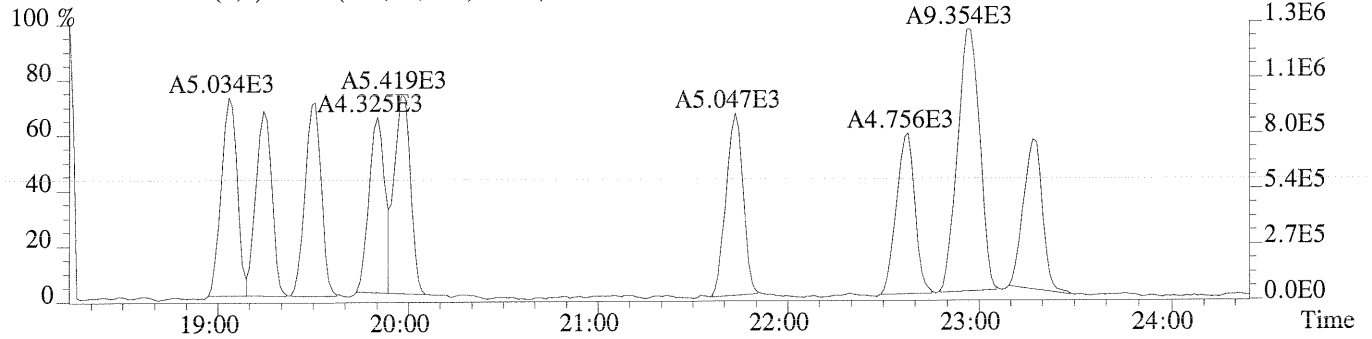


Sample#1 Exp:PCB 209 INJECTION

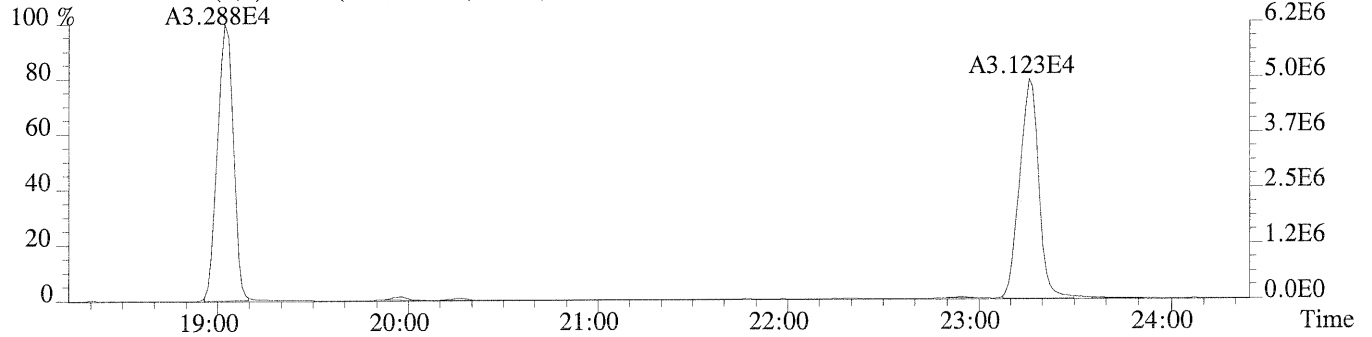
222.0003 F:2 SMO(1,3) BSUB(128,15,-3.0) PKD(3,3,3,0.10%,2040.0,1.00%,F,F)



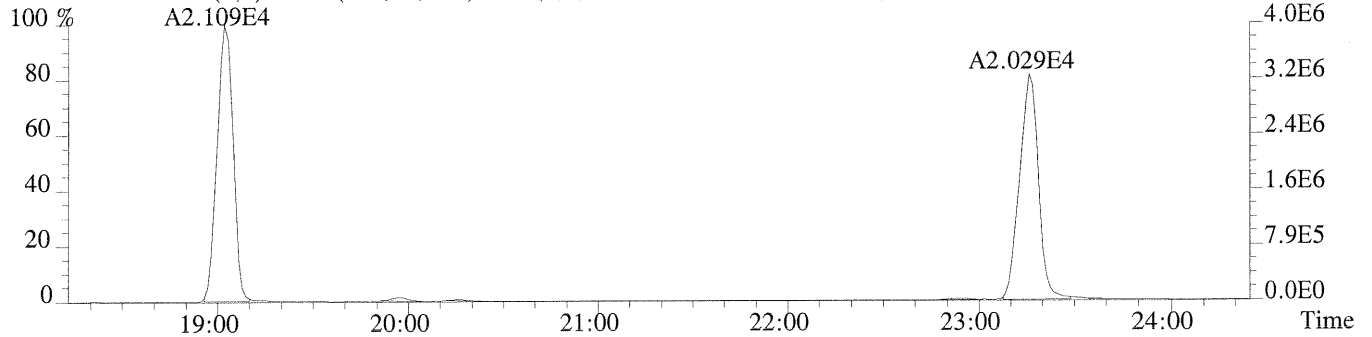
223.9974 F:2 SMO(1,3) BSUB(128,15,-3.0) PKD(3,3,3,0.10%,26988.0,1.00%,F,F)



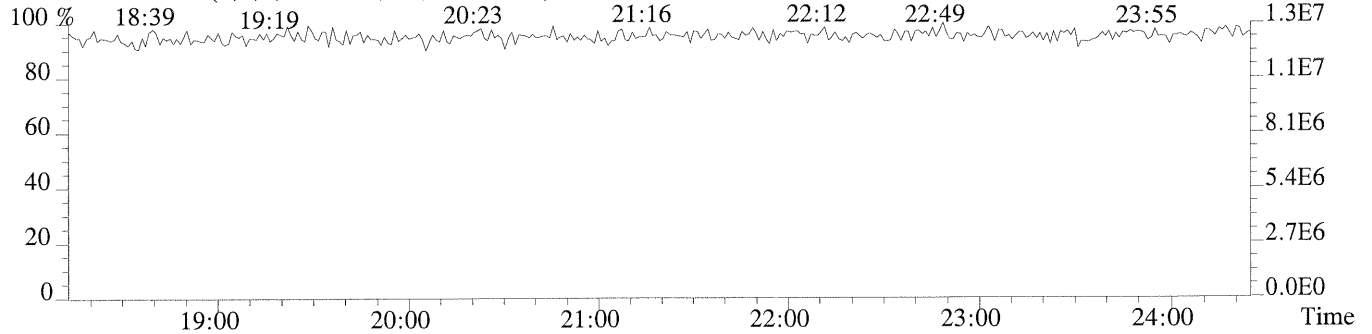
234.0406 F:2 SMO(1,3) BSUB(128,15,-3.0) PKD(3,3,3,0.10%,5876.0,1.00%,F,F)



236.0376 F:2 SMO(1,3) BSUB(128,15,-3.0) PKD(3,3,3,0.10%,3648.0,1.00%,F,F)

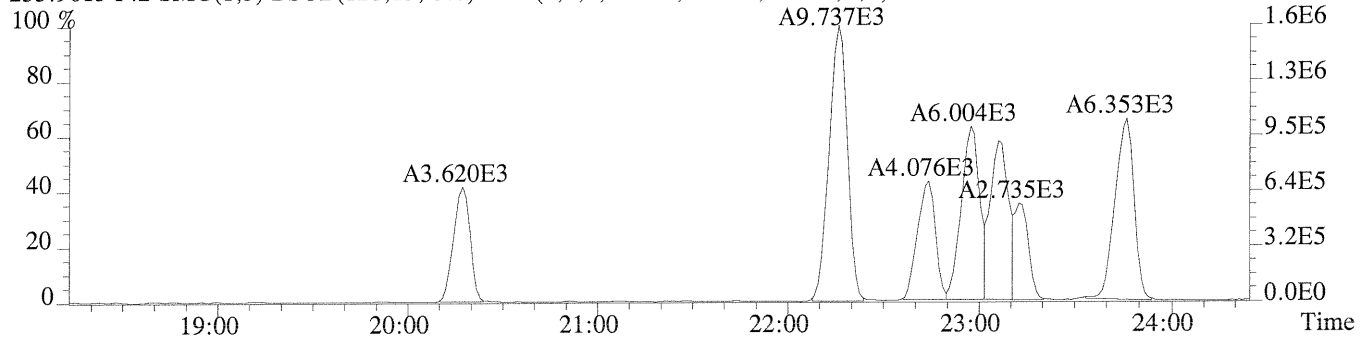


242.9856 F:2 PKD(3,3,3,100.00%,0.0,1.00%,F,F)

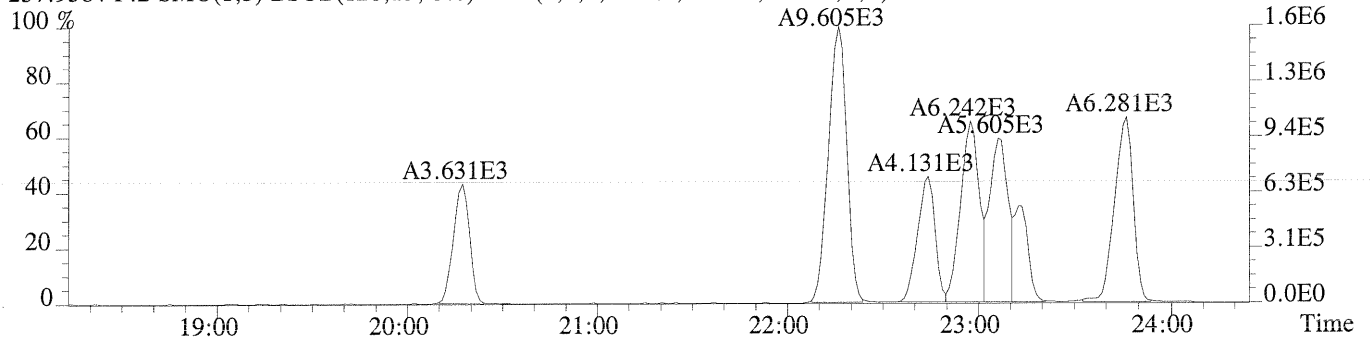


Sample#1 Exp:PCB 209 INJECTION

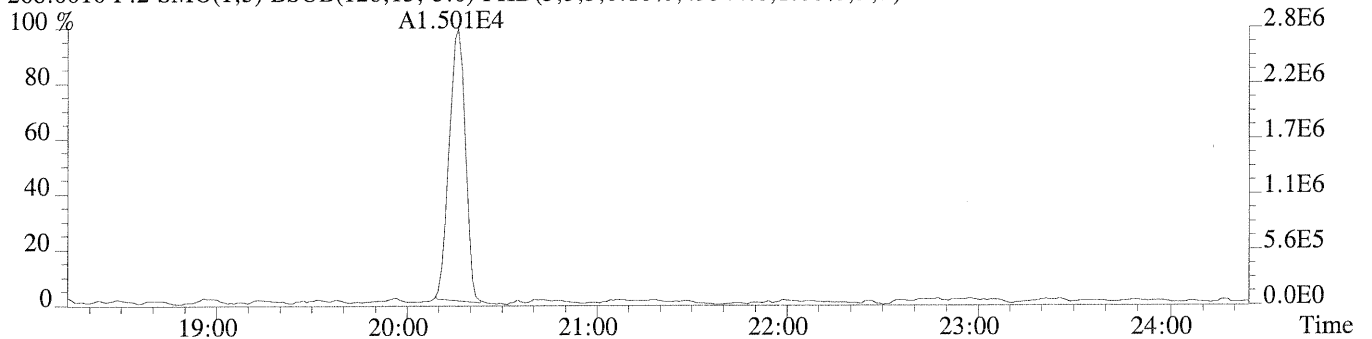
255.9613 F:2 SMO(1,3) BSUB(128,15,-3.0) PKD(3,3,3,0.10%,6268.0,1.00%,F,F)



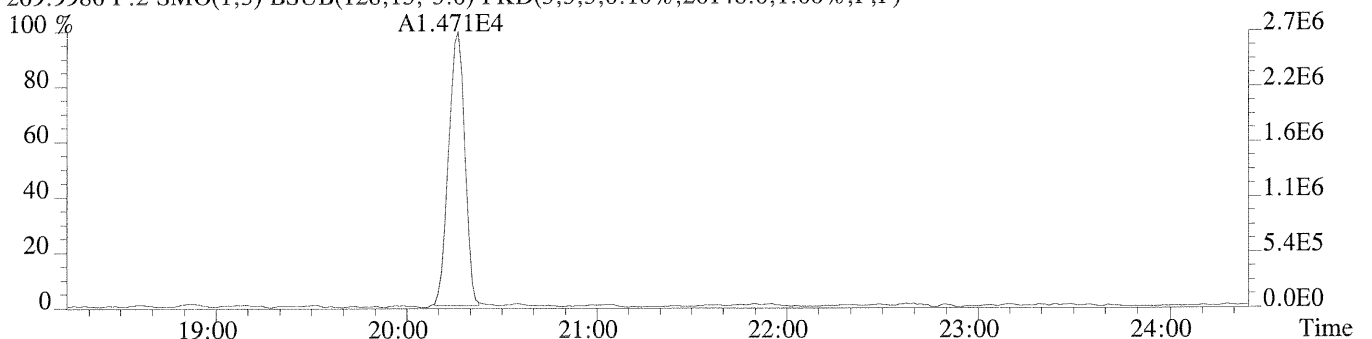
257.9584 F:2 SMO(1,3) BSUB(128,15,-3.0) PKD(3,3,3,0.10%,1700.0,1.00%,F,F)



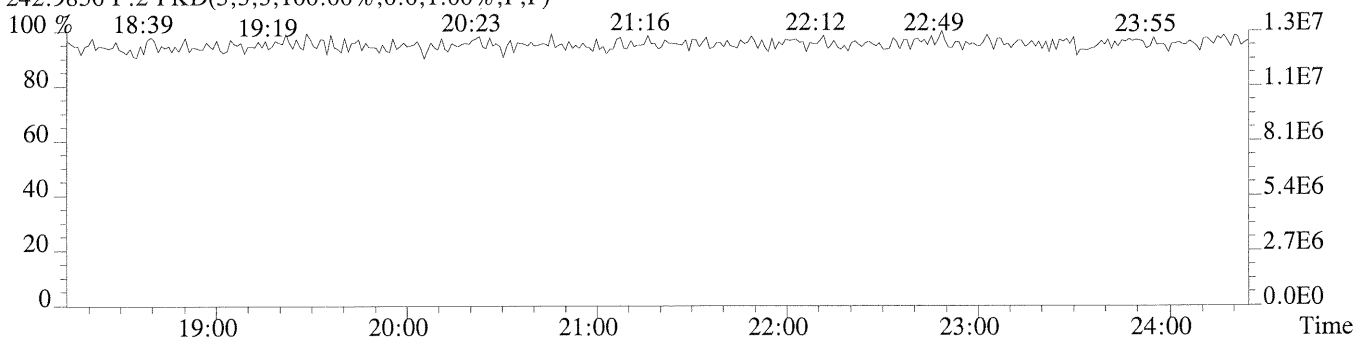
268.0016 F:2 SMO(1,3) BSUB(128,15,-3.0) PKD(3,3,3,0.10%,49544.0,1.00%,F,F)



269.9986 F:2 SMO(1,3) BSUB(128,15,-3.0) PKD(3,3,3,0.10%,26148.0,1.00%,F,F)

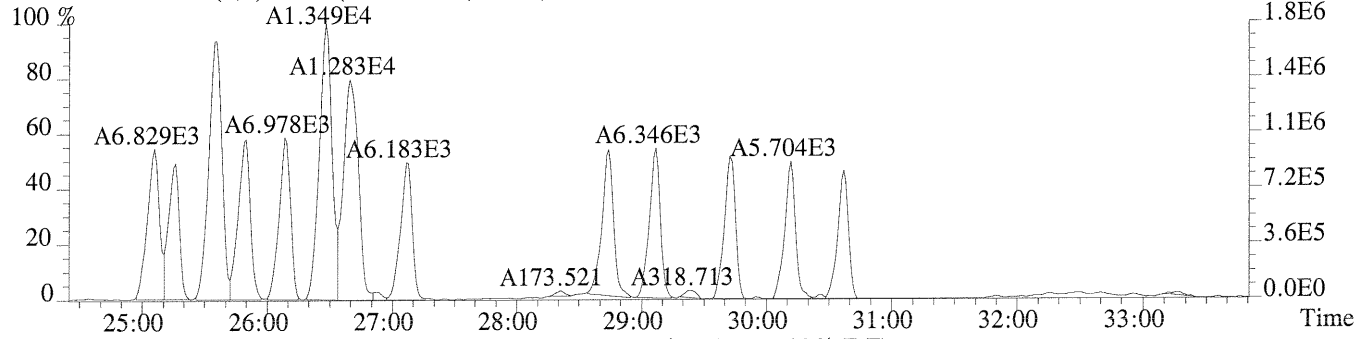


242.9856 F:2 PKD(3,3,3,100.00%,0.0,1.00%,F,F)

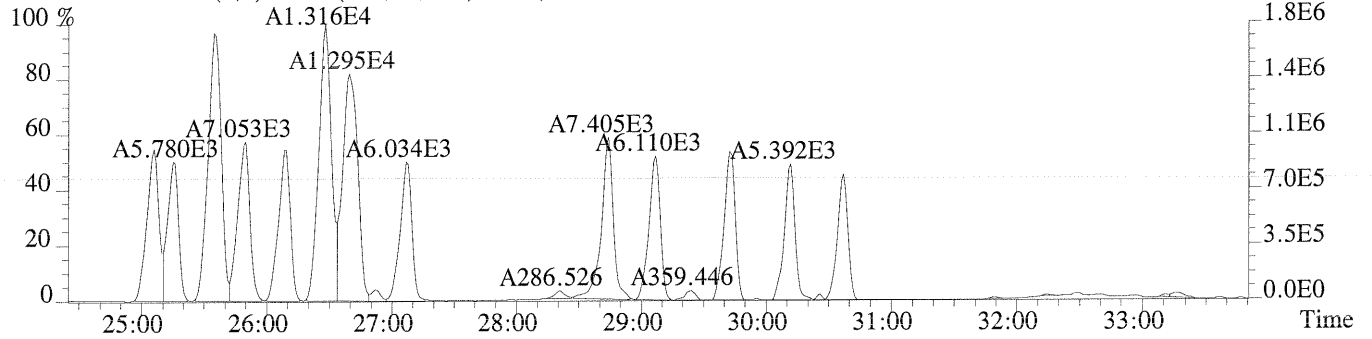


Sample#1 Exp:PCB 209 INJECTION

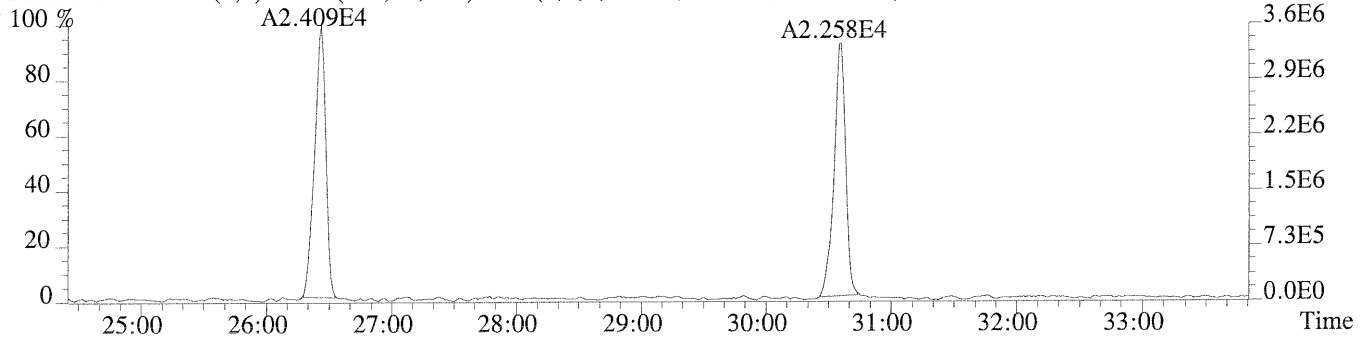
255.9613 F:3 SMO(1,3) BSUB(128,15,-3.0) PKD(3,3,3,0.10%,8964.0,1.00%,F,F)



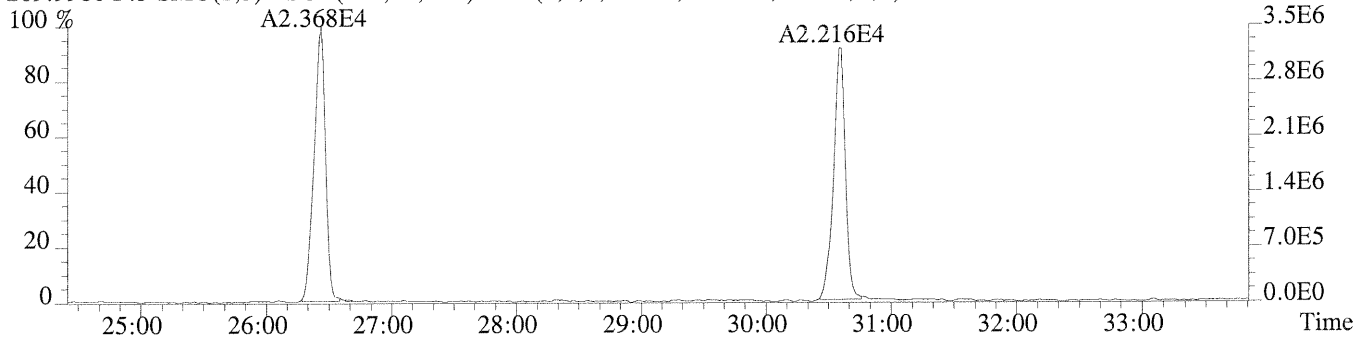
257.9584 F:3 SMO(1,3) BSUB(128,15,-3.0) PKD(3,3,3,0.10%,6040.0,1.00%,F,F)



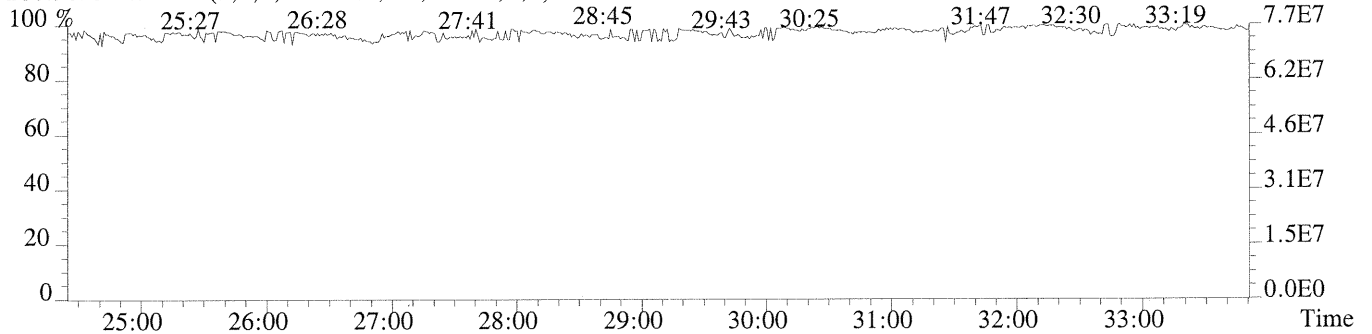
268.0016 F:3 SMO(1,3) BSUB(128,15,-3.0) PKD(3,3,3,0.10%,51516.0,1.00%,F,F)



269.9986 F:3 SMO(1,3) BSUB(128,15,-3.0) PKD(3,3,3,0.10%,22380.0,1.00%,F,F)

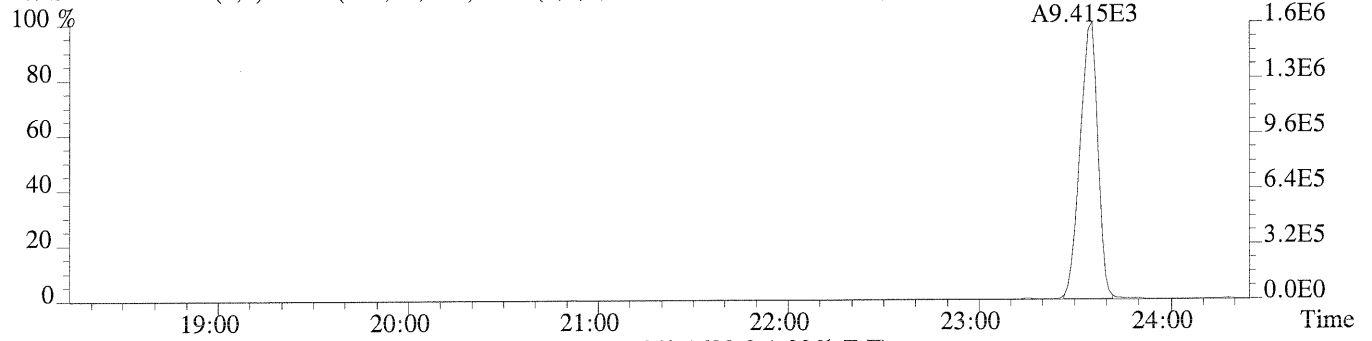


280.9825 F:3 PKD(3,3,3,100.00%,0.0,1.00%,F,F)

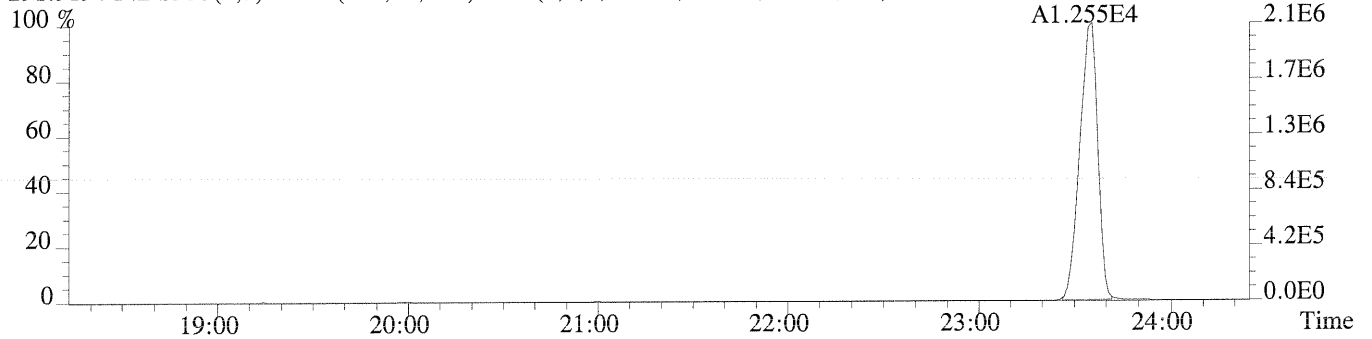


Sample#1 Exp:PCB 209 INJECTION

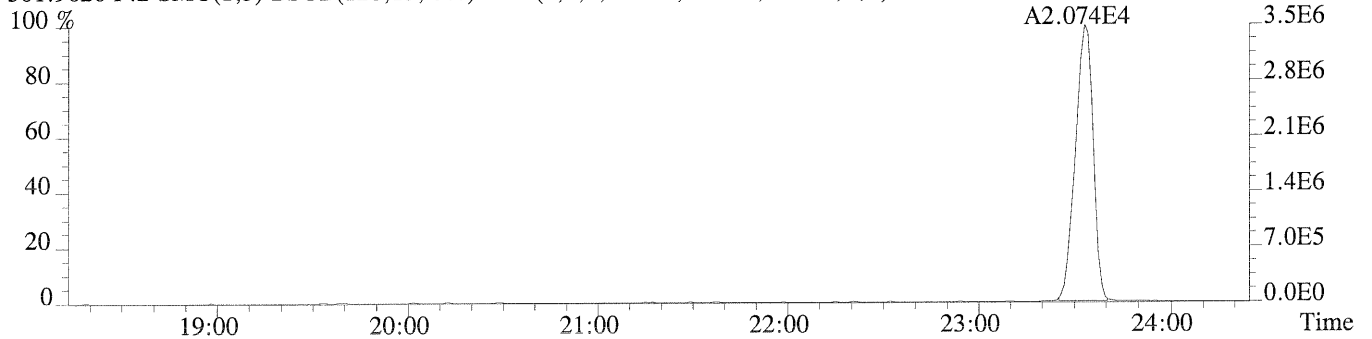
289.9224 F:2 SMO(1,3) BSUB(128,15,-3.0) PKD(3,3,3,0.10%,1136.0,1.00%,F,F)



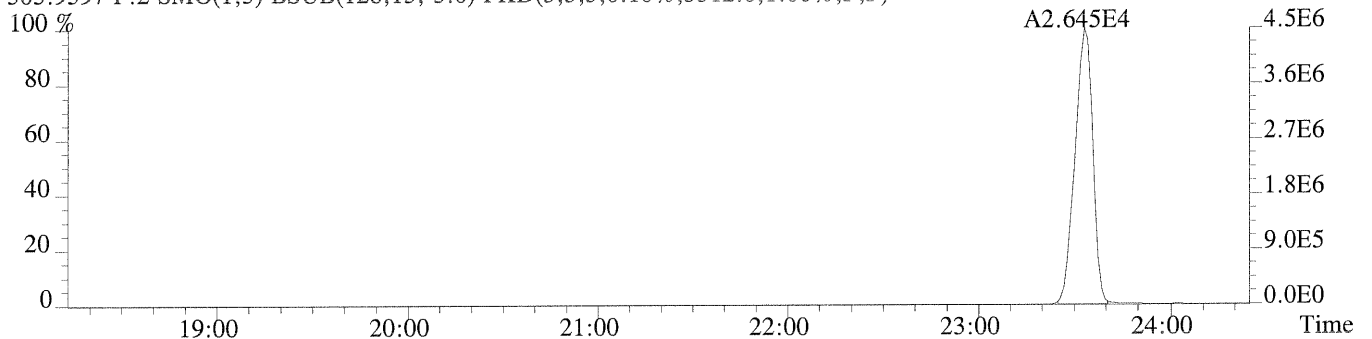
291.9194 F:2 SMO(1,3) BSUB(128,15,-3.0) PKD(3,3,3,0.10%,1620.0,1.00%,F,F)



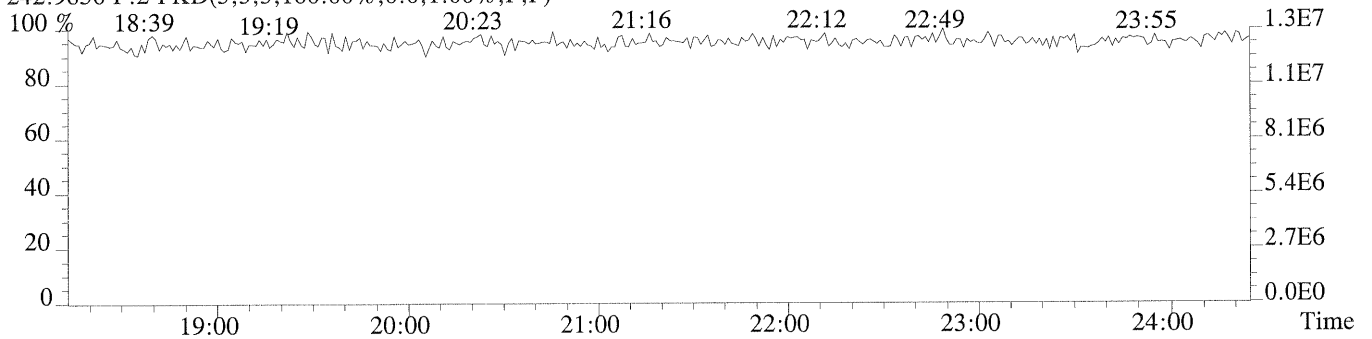
301.9626 F:2 SMO(1,3) BSUB(128,15,-3.0) PKD(3,3,3,0.10%,3552.0,1.00%,F,F)



303.9597 F:2 SMO(1,3) BSUB(128,15,-3.0) PKD(3,3,3,0.10%,3512.0,1.00%,F,F)

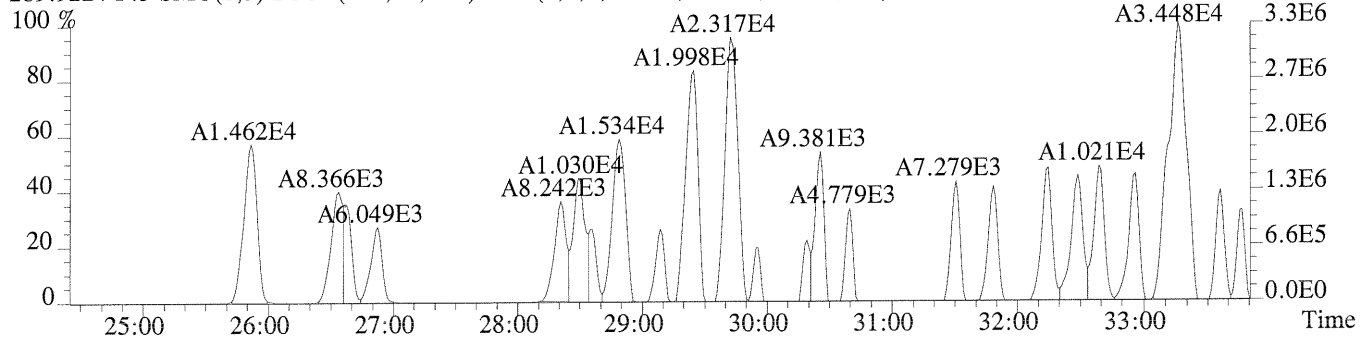


242.9856 F:2 PKD(3,3,3,100.00%,0.0,1.00%,F,F)

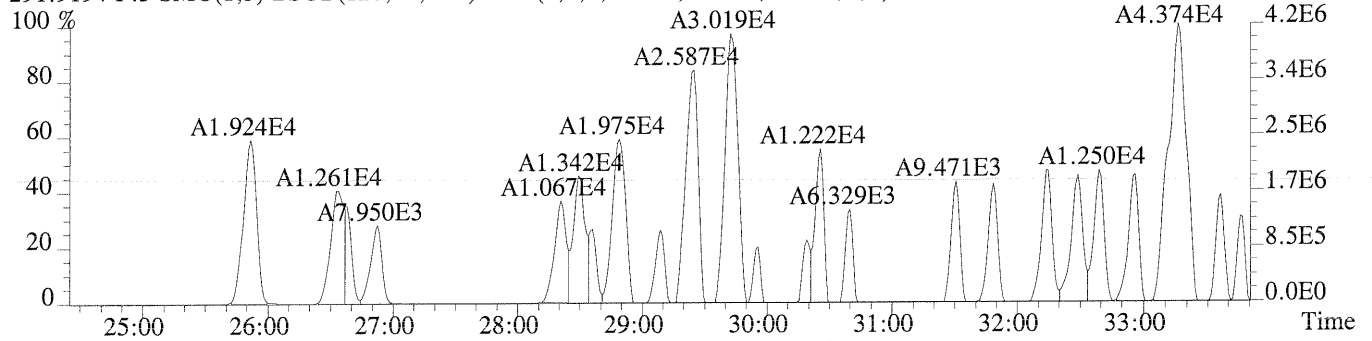


Sample#1 Exp:PCB 209 INJECTION

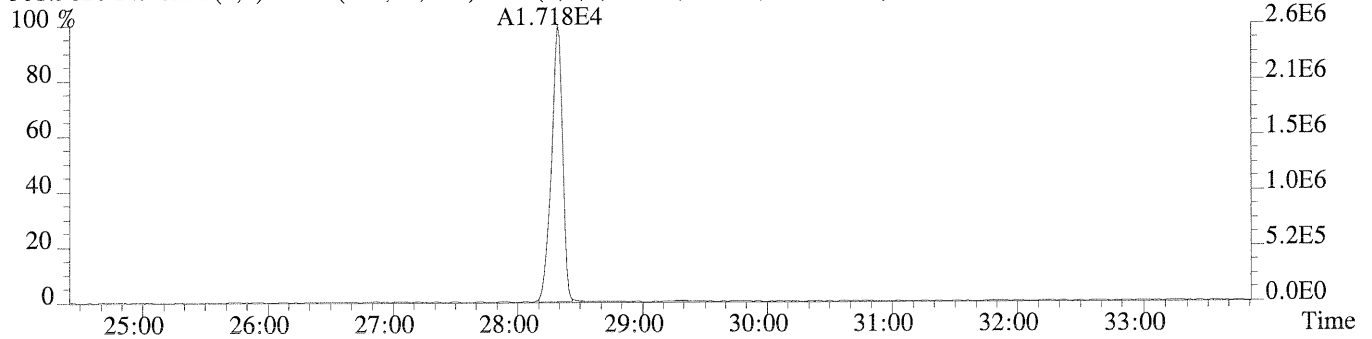
289.9224 F:3 SMO(1,3) BSUB(128,15,-3.0) PKD(3,3,3,0.10%,1760.0,1.00%,F,F)



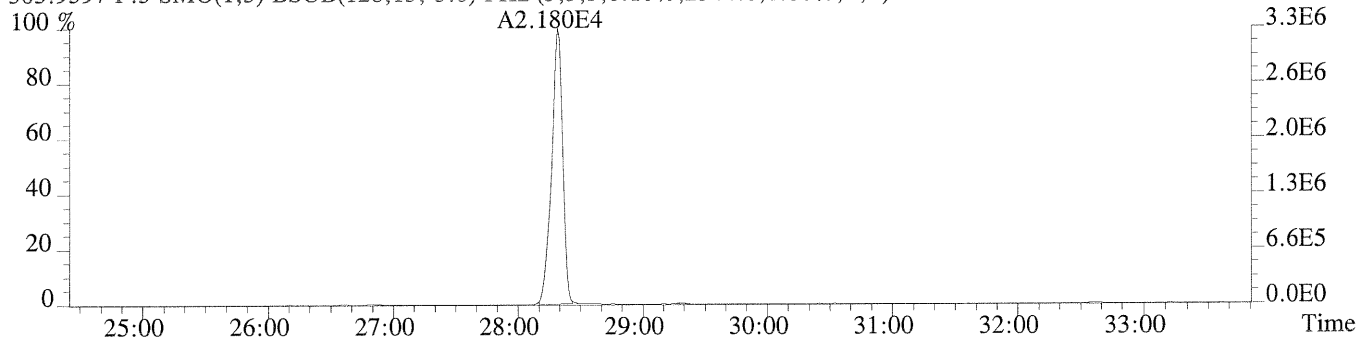
291.9194 F:3 SMO(1,3) BSUB(128,15,-3.0) PKD(3,3,3,0.10%,1260.0,1.00%,F,F)



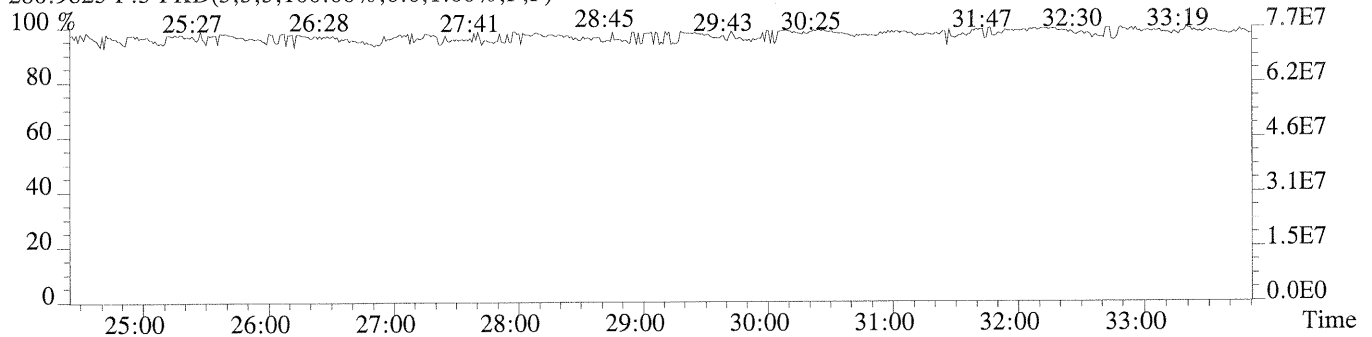
301.9626 F:3 SMO(1,3) BSUB(128,15,-3.0) PKD(3,3,3,0.10%,4036.0,1.00%,F,F)

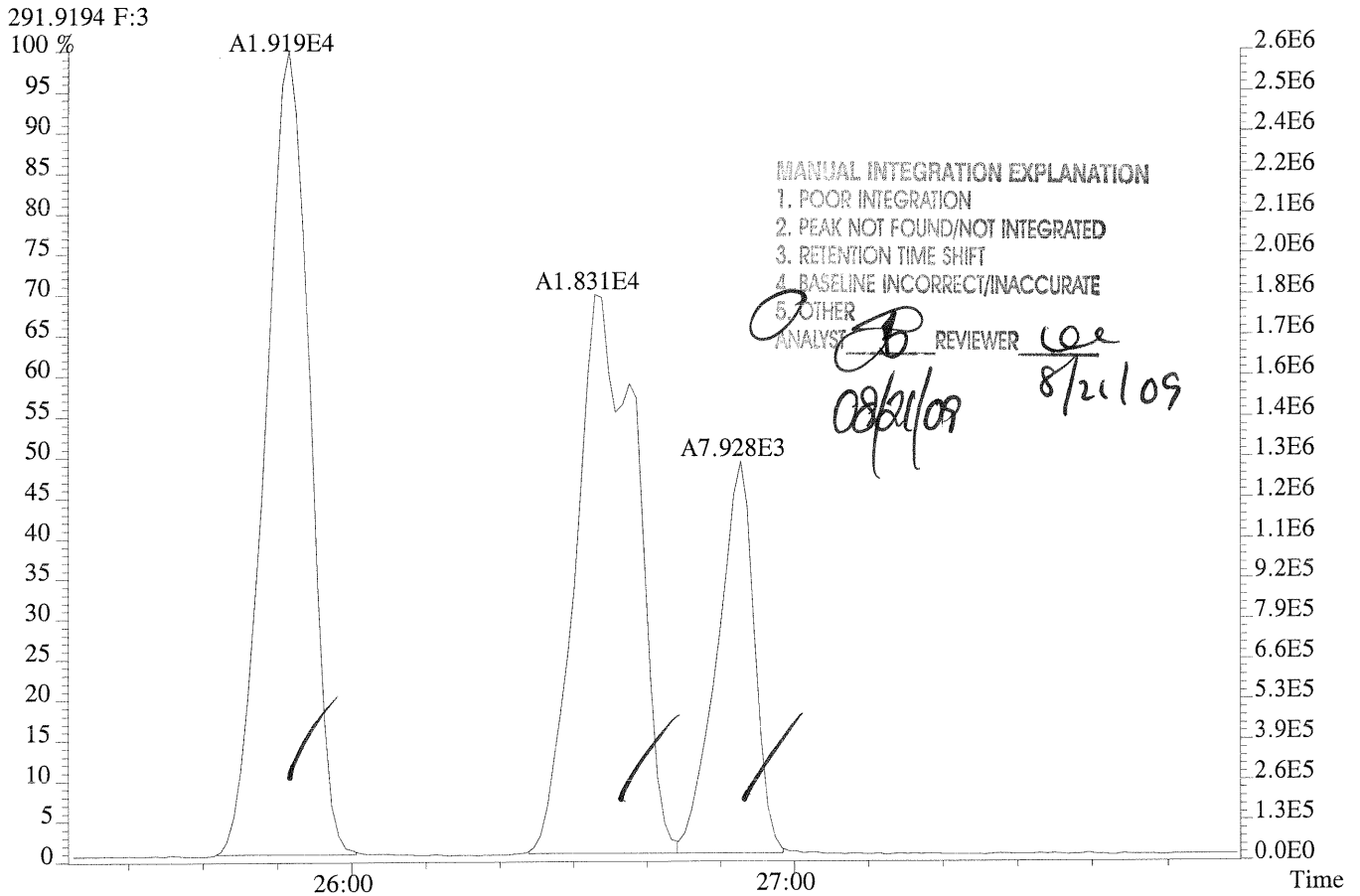
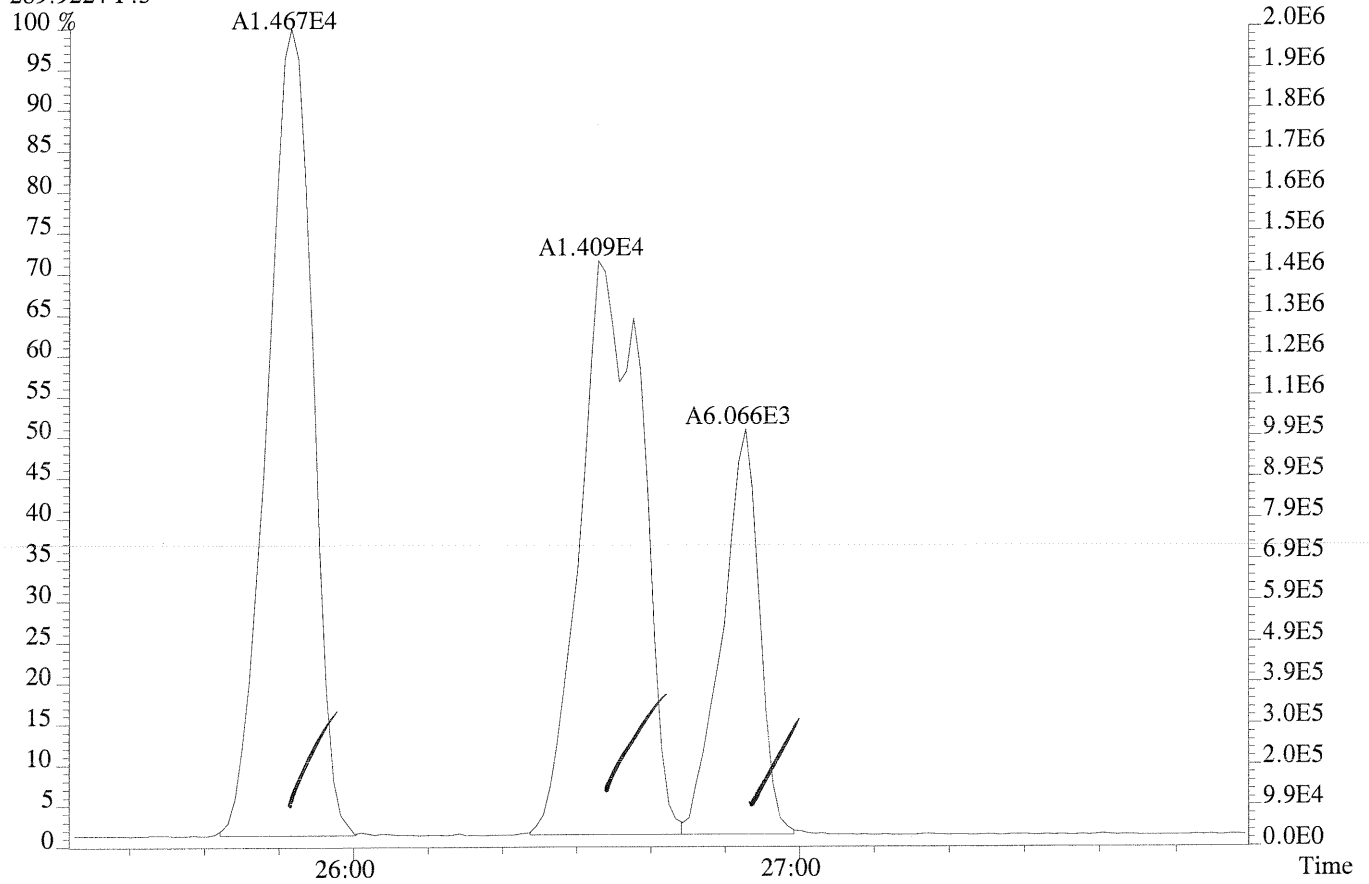


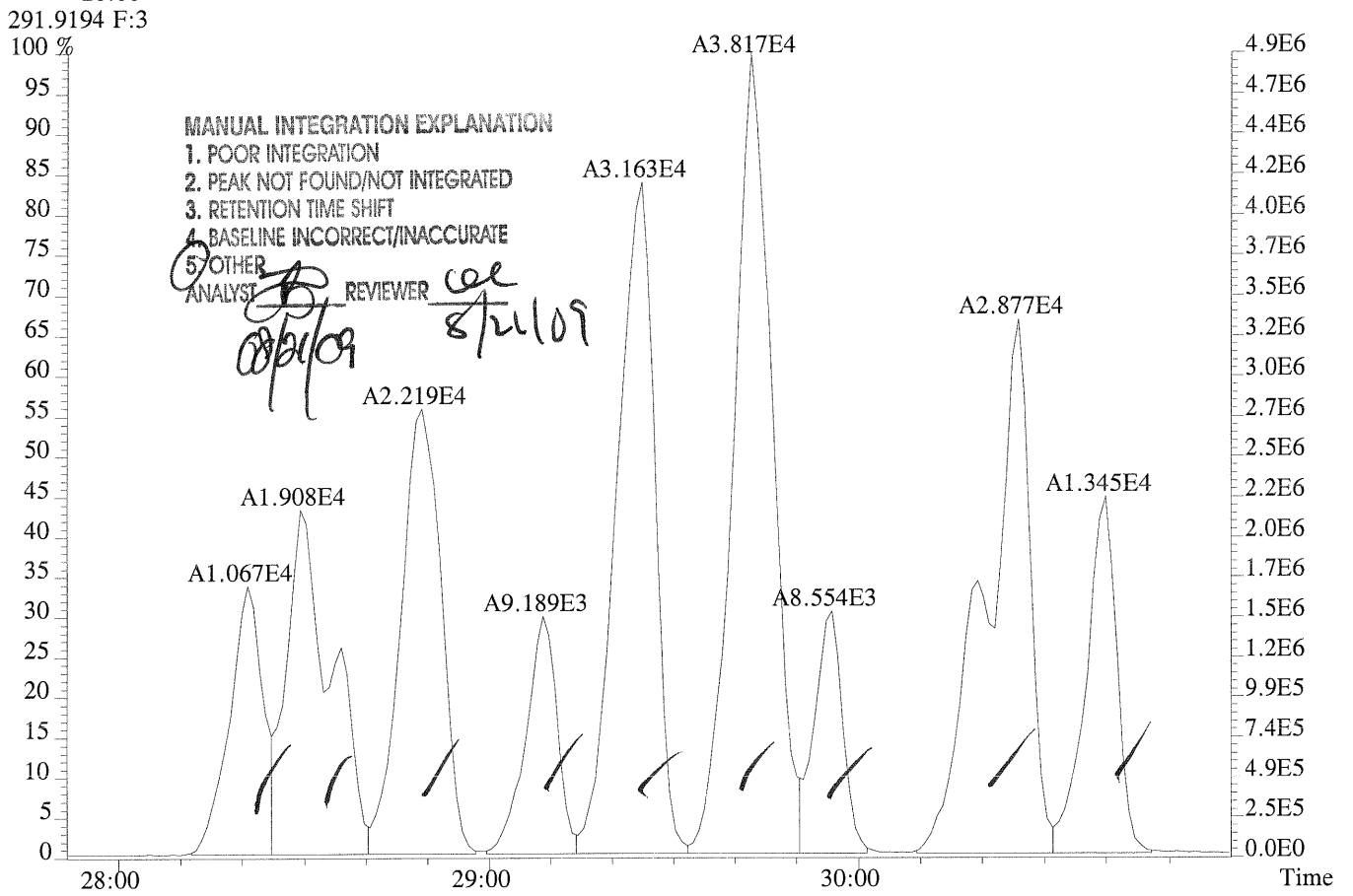
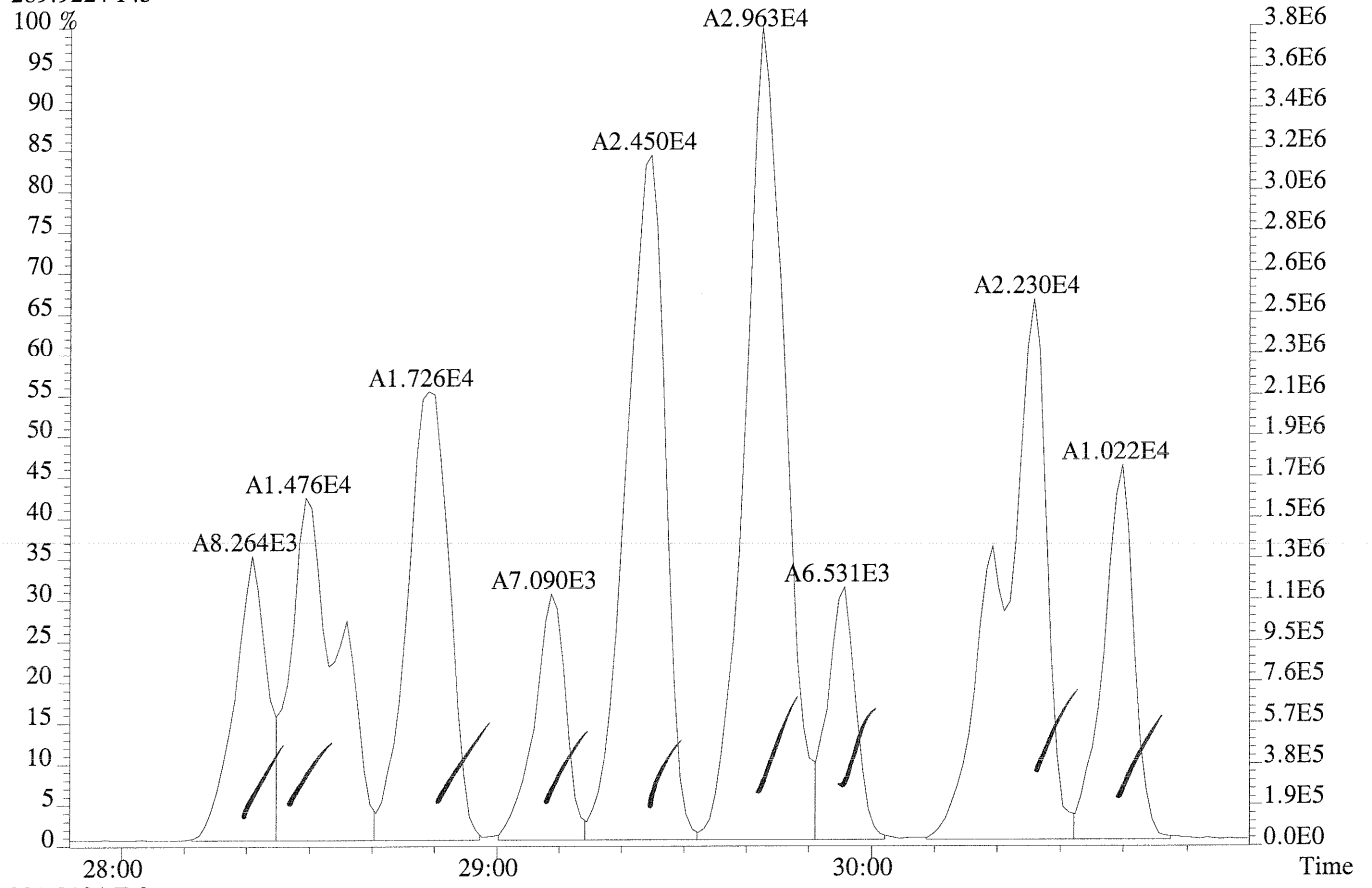
303.9597 F:3 SMO(1,3) BSUB(128,15,-3.0) PKD(3,3,3,0.10%,2344.0,1.00%,F,F)

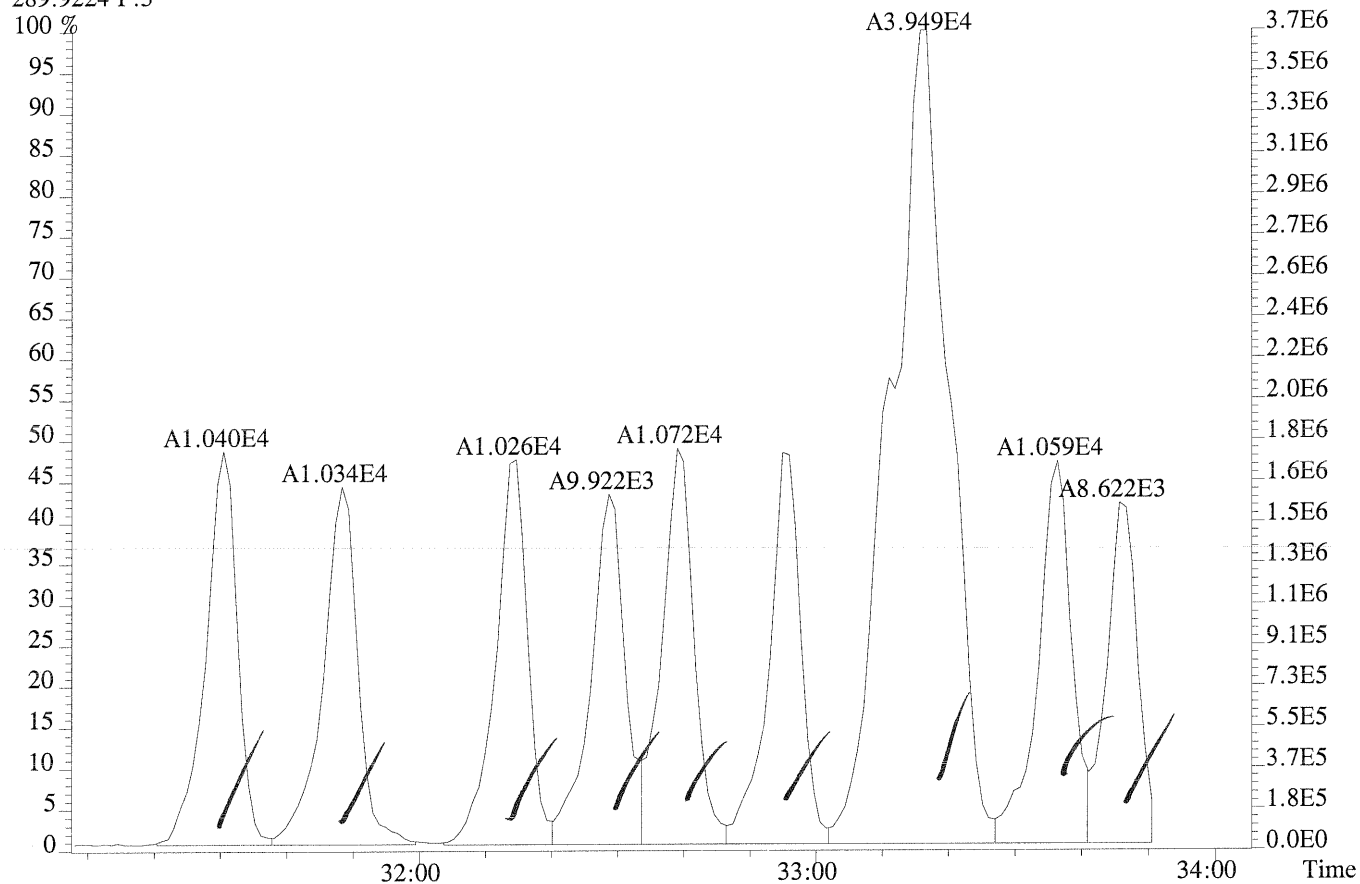


280.9825 F:3 PKD(3,3,3,100.00%,0.0,1.00%,F,F)

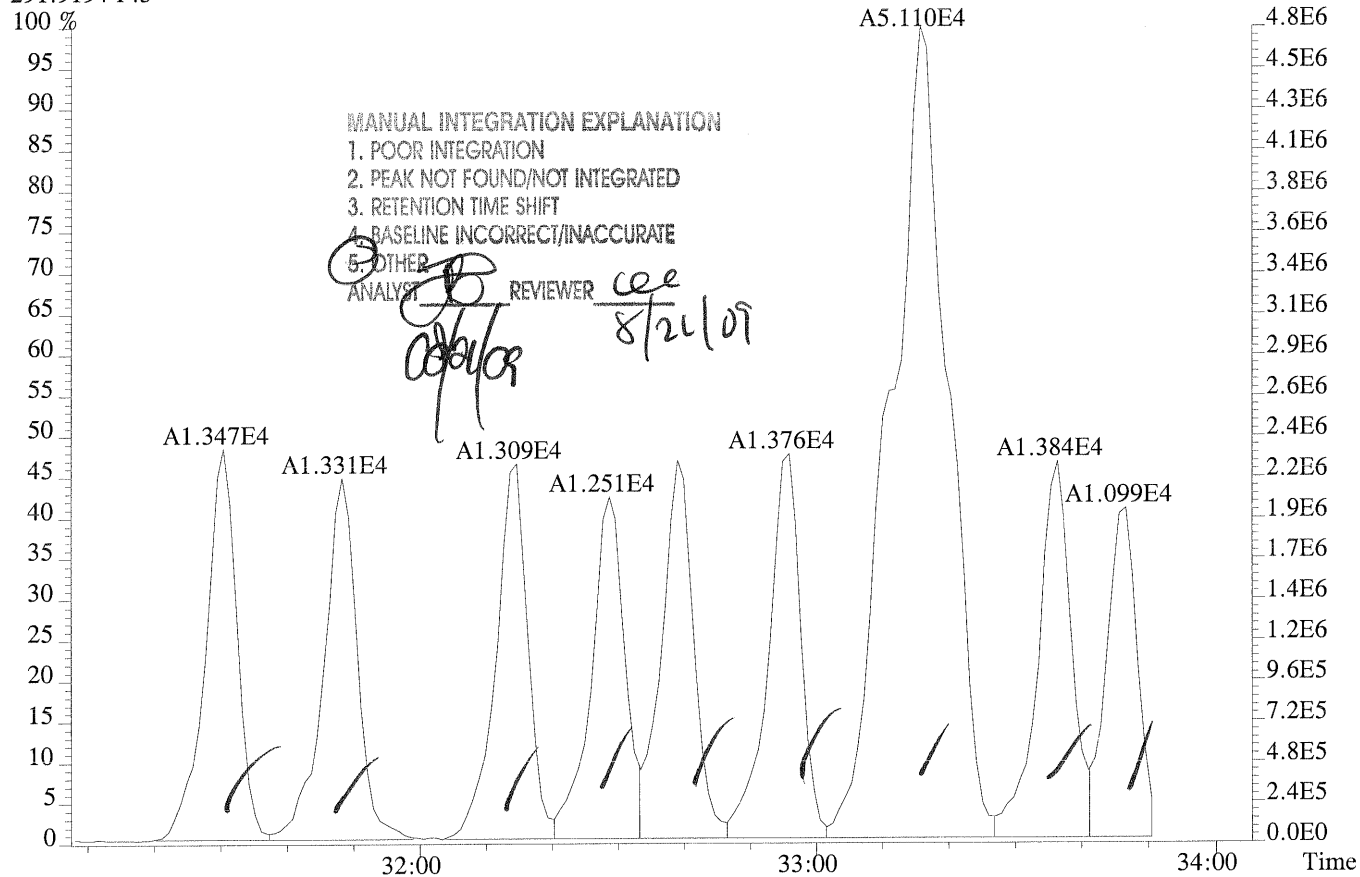








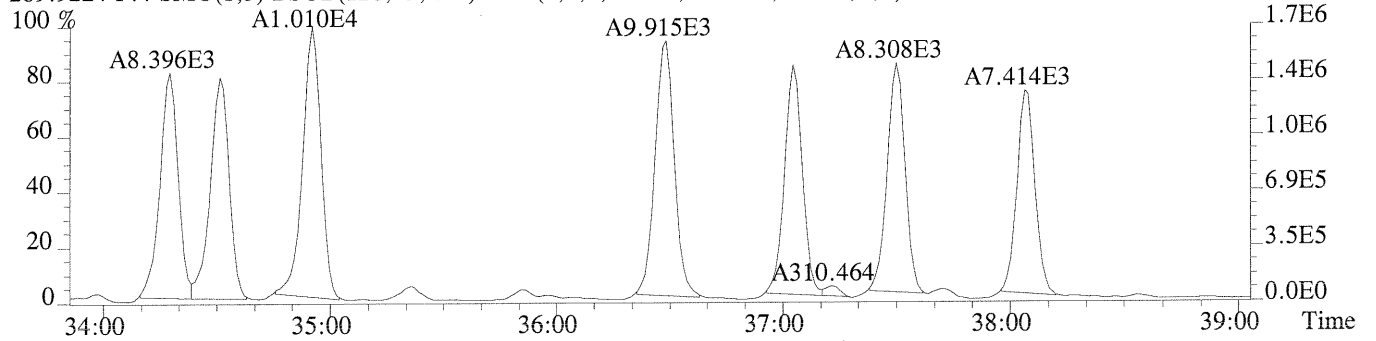
291.9194 F:3



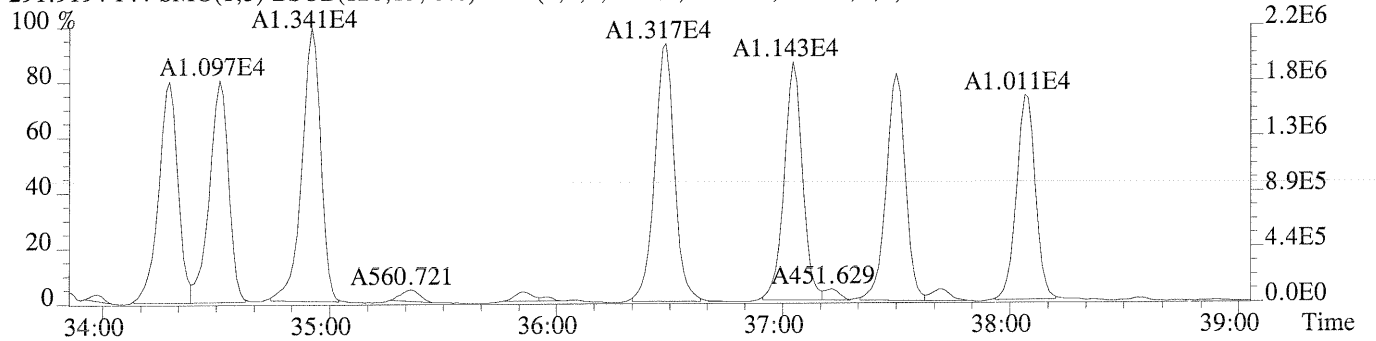
File:U220169 #1-333 Acq:19-AUG-2009 12:03:41 Probe EI+ Magnet SIR VG BioTech Mass spectf

Sample#1 Exp:PCB 209 INJECTION

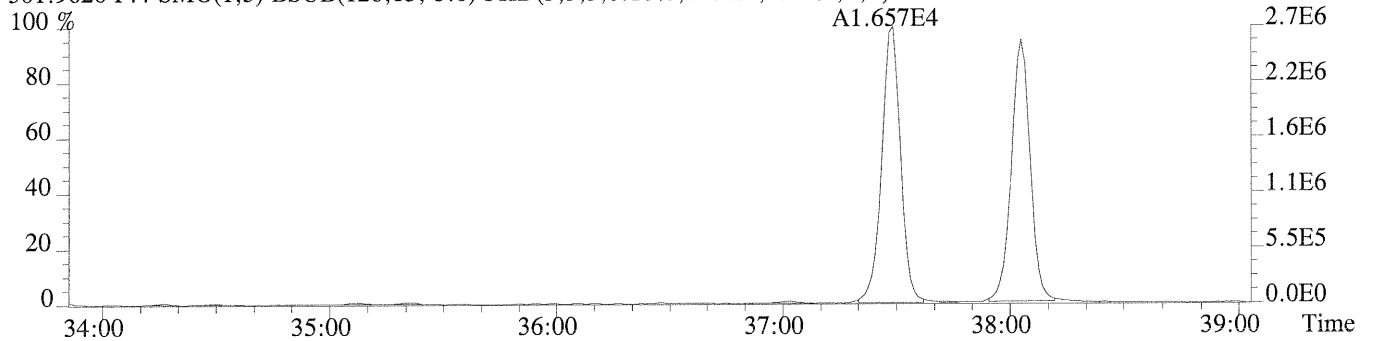
289.9224 F:4 SMO(1,3) BSUB(128,15,-3.0) PKD(3,3,3,0.10%,33608.0,1.00%,F,F)



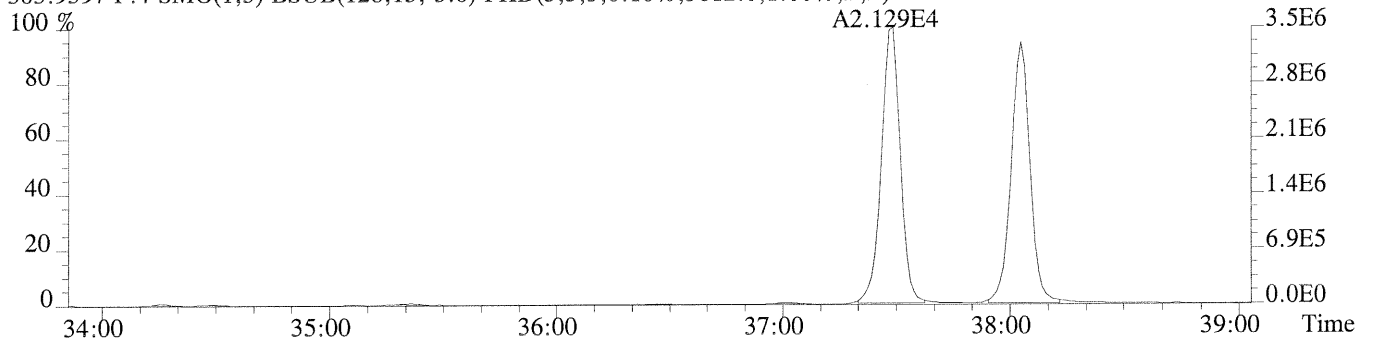
291.9194 F:4 SMO(1,3) BSUB(128,15,-3.0) PKD(3,3,3,0.10%,12604.0,1.00%,F,F)



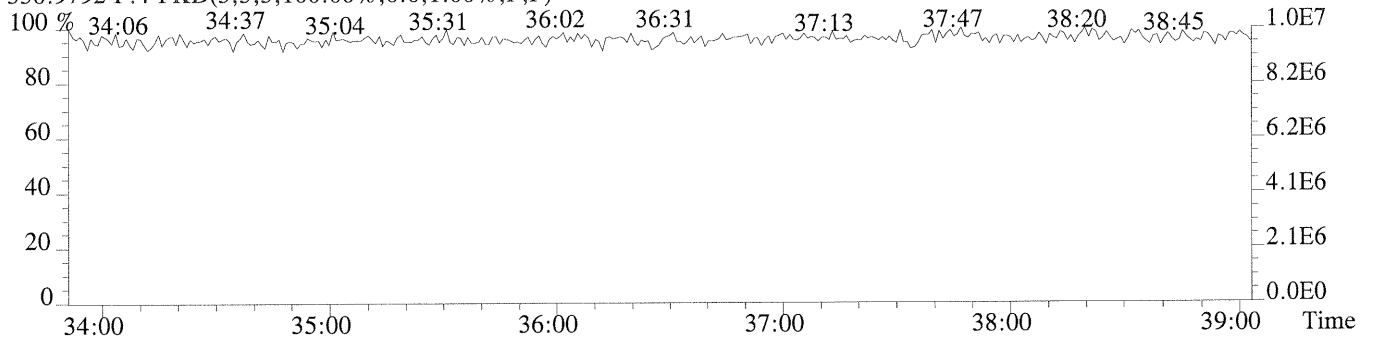
301.9626 F:4 SMO(1,3) BSUB(128,15,-3.0) PKD(3,3,3,0.10%,4480.0,1.00%,F,F)



303.9597 F:4 SMO(1,3) BSUB(128,15,-3.0) PKD(3,3,3,0.10%,3012.0,1.00%,F,F)



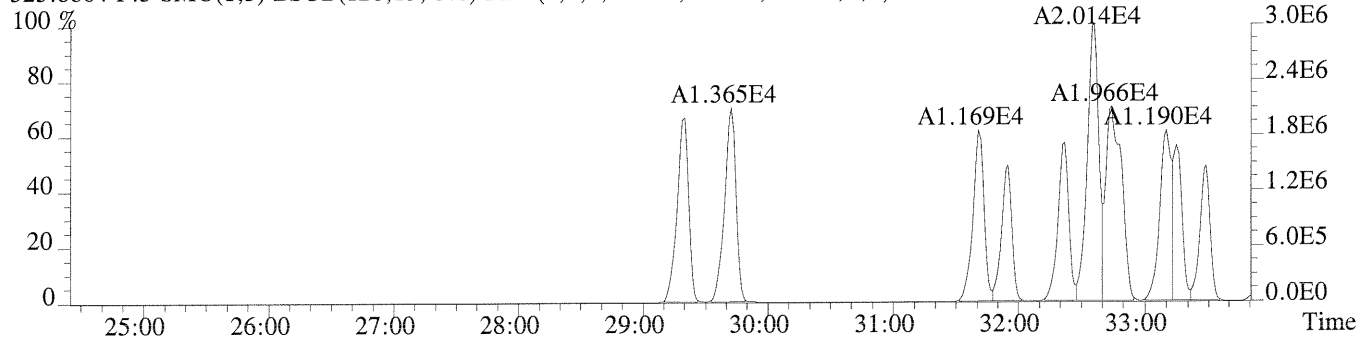
330.9792 F:4 PKD(3,3,3,100.00%,0.0,1.00%,F,F)



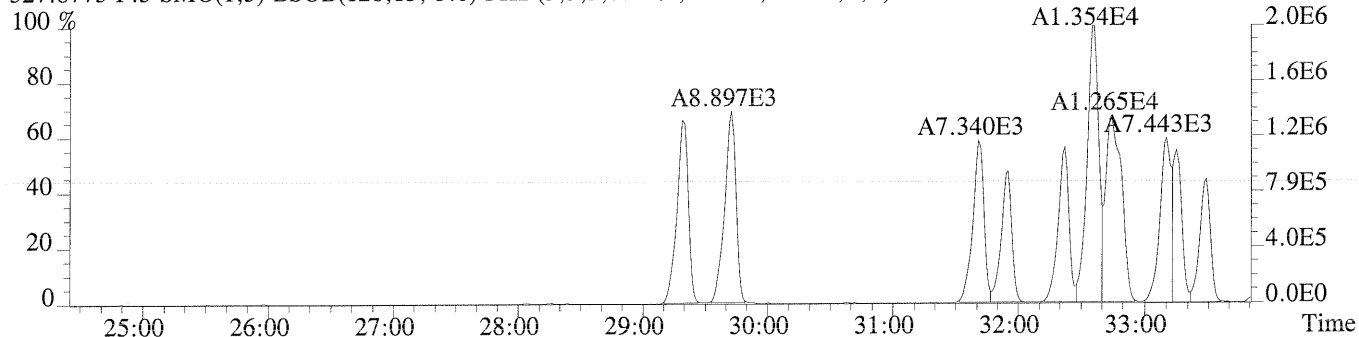
File:U220169 #1-603 Acq:19-AUG-2009 12:03:41 Probe EI+ Magnet SIR VG BioTech Mass spectf

Sample#1 Exp:PCB 209 INJECTION

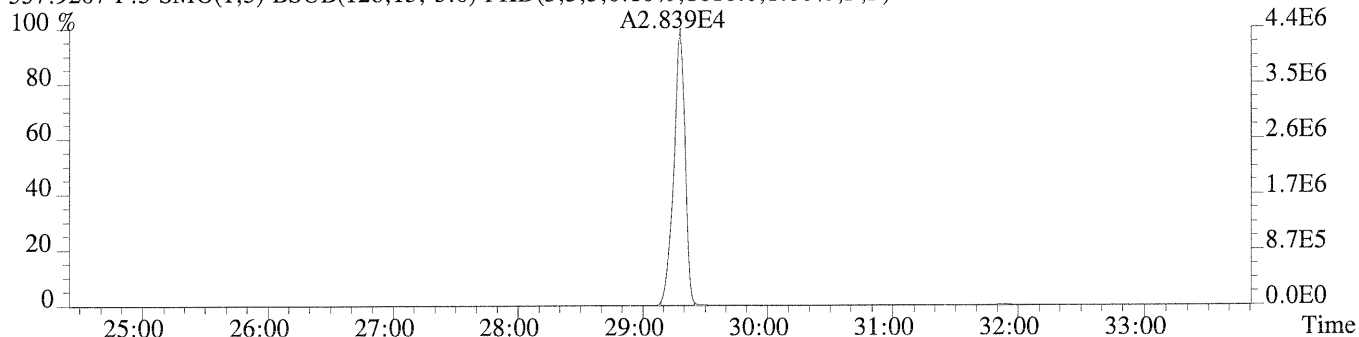
325.8804 F:3 SMO(1,3) BSUB(128,15,-3.0) PKD(3,3,3,0.10%,1576.0,1.00%,F,F)



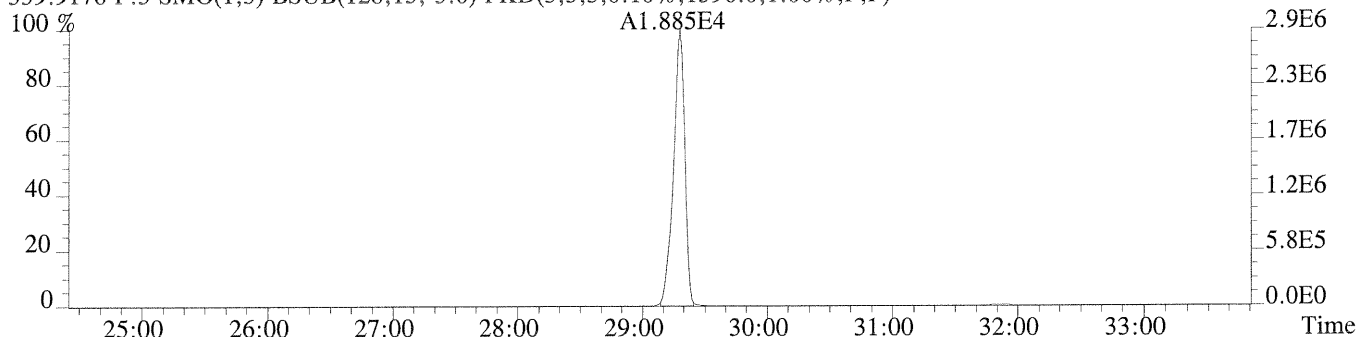
327.8775 F:3 SMO(1,3) BSUB(128,15,-3.0) PKD(3,3,3,0.10%,1776.0,1.00%,F,F)



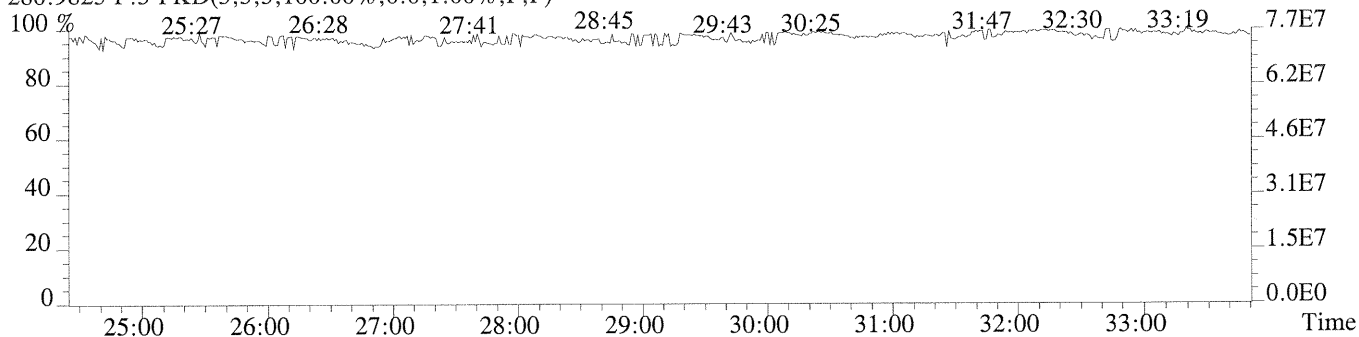
337.9207 F:3 SMO(1,3) BSUB(128,15,-3.0) PKD(3,3,3,0.10%,1616.0,1.00%,F,F)



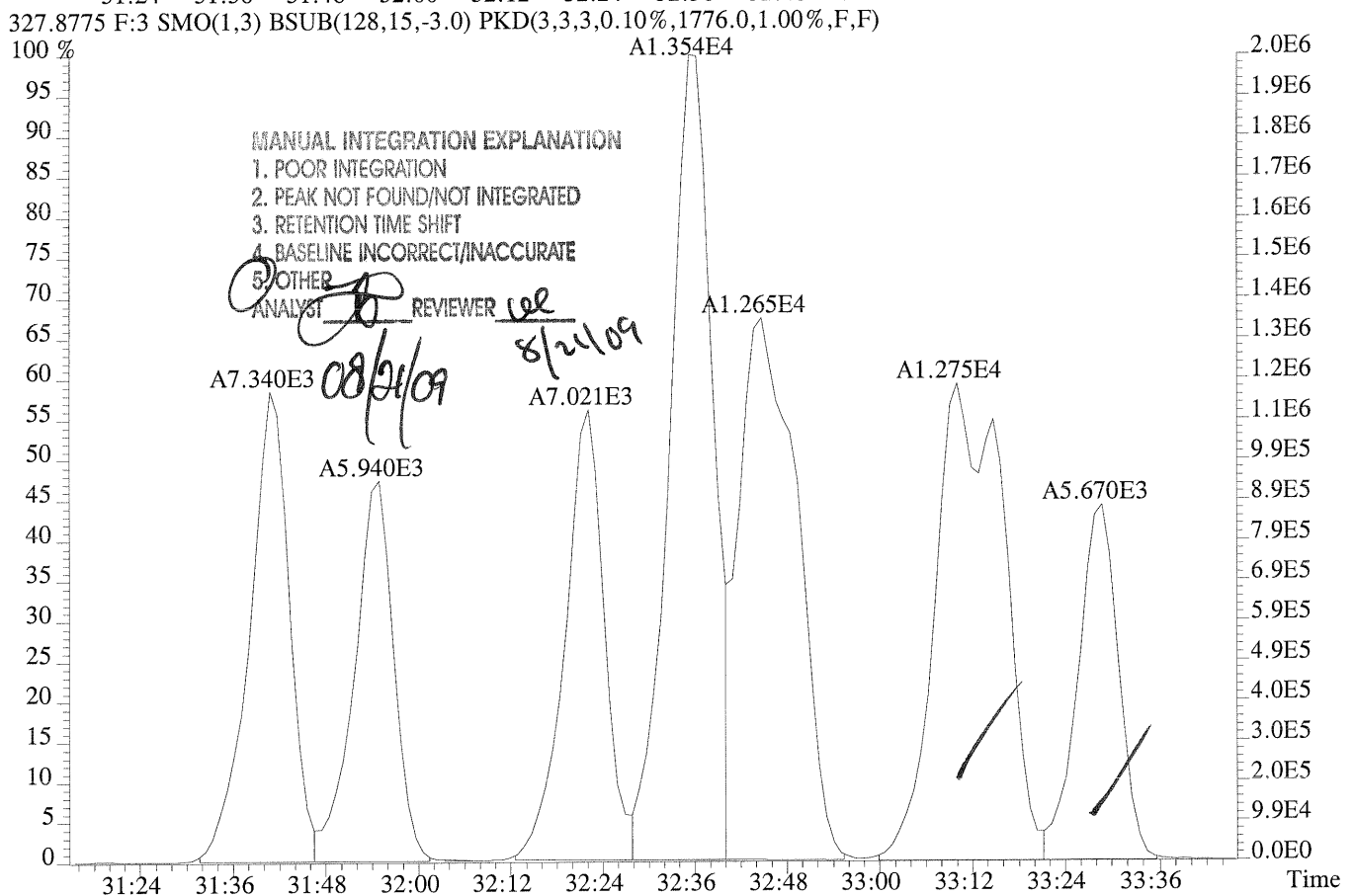
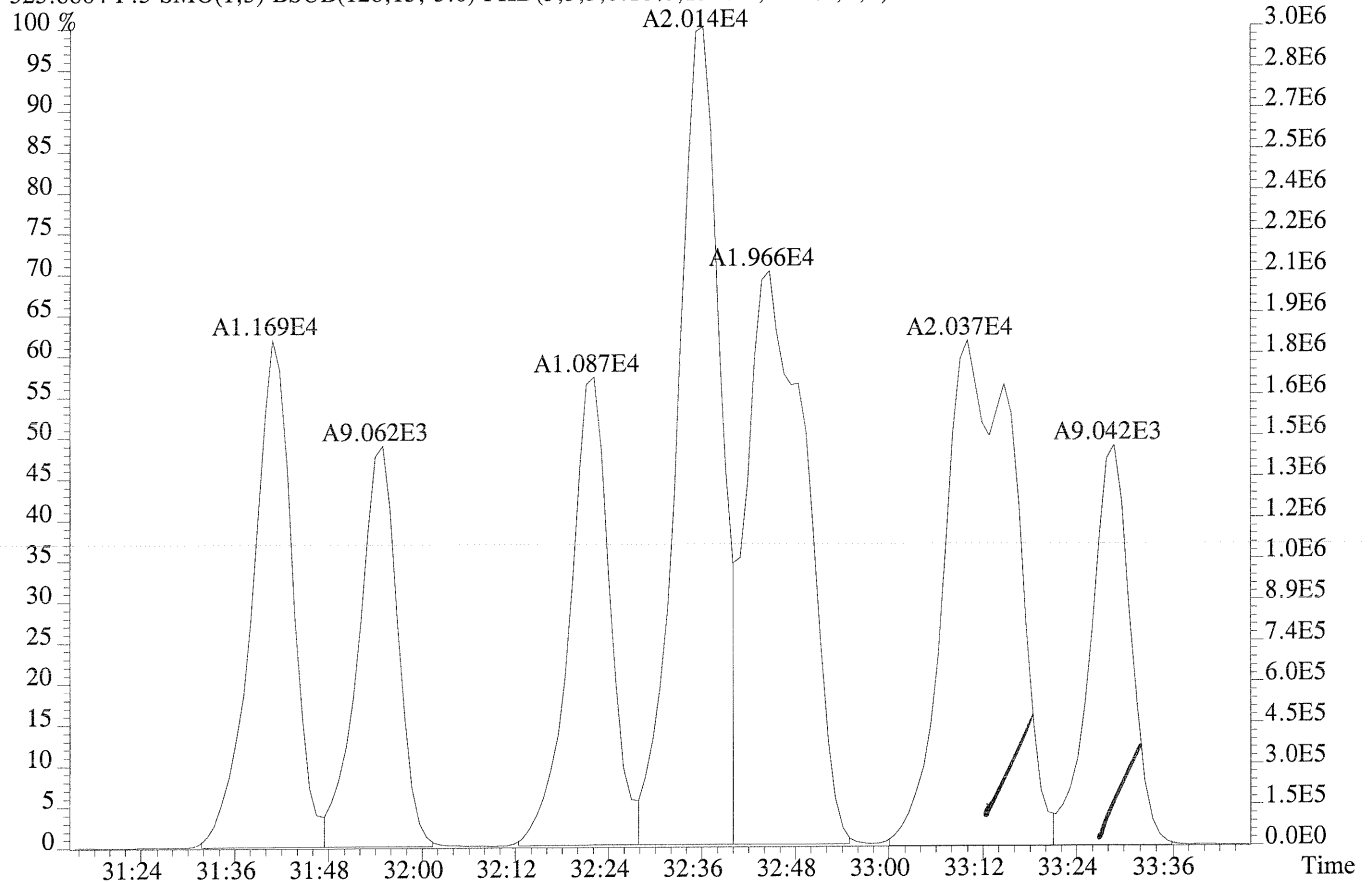
339.9178 F:3 SMO(1,3) BSUB(128,15,-3.0) PKD(3,3,3,0.10%,1396.0,1.00%,F,F)



280.9825 F:3 PKD(3,3,3,100.00%,0.0,1.00%,F,F)

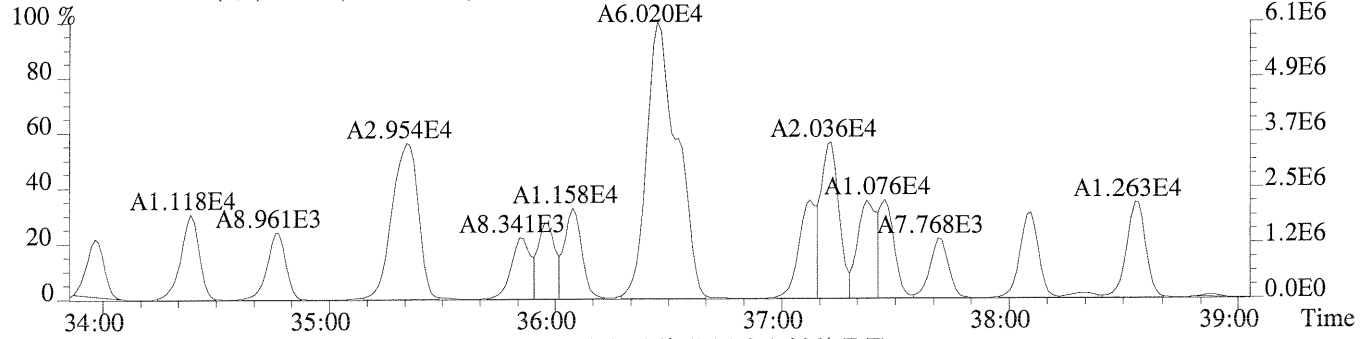


File:U220169 #1-603 Acq:19-AUG-2009 12:03:41 Probe EI+ Magnet SIR VG BioTech Mass spectf
 Sample#1 Exp:PCB 209 INJECTION
 325.8804 F:3 SMO(1,3) BSUB(128,15,-3.0) PKD(3,3,3,0.10%,1576.0,1.00%,F,F)

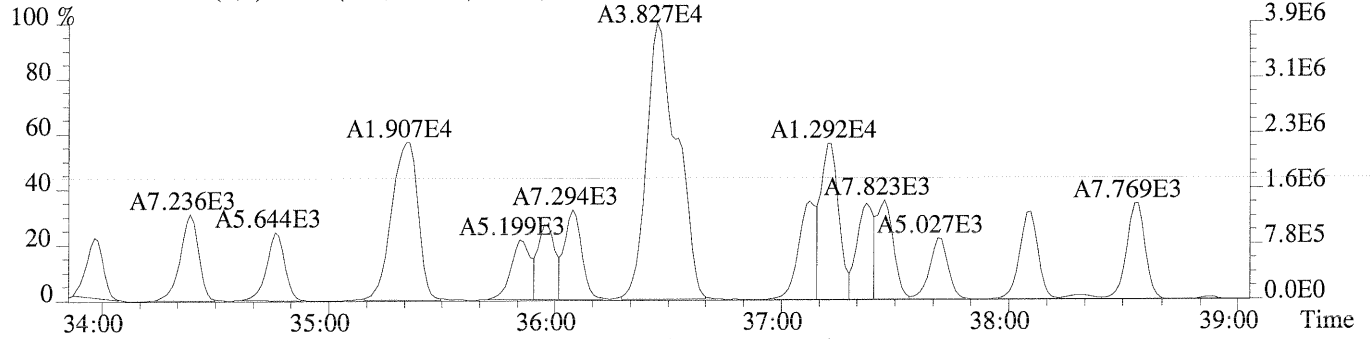


Sample#1 Exp:PCB 209 INJECTION

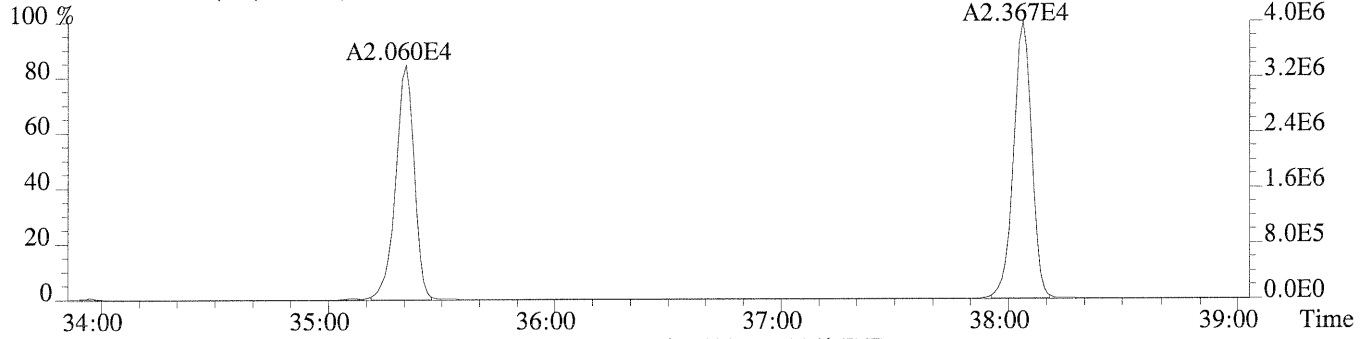
325.8804 F:4 SMO(1,3) BSUB(128,15,-3.0) PKD(3,3,3,0.10%,3212.0,1.00%,F,F)



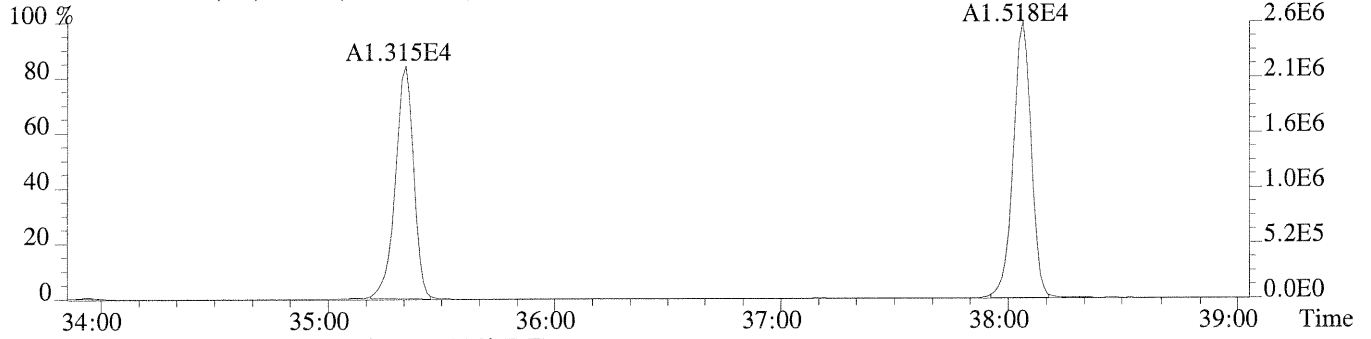
327.8775 F:4 SMO(1,3) BSUB(128,15,-3.0) PKD(3,3,3,0.10%,4724.0,1.00%,F,F)



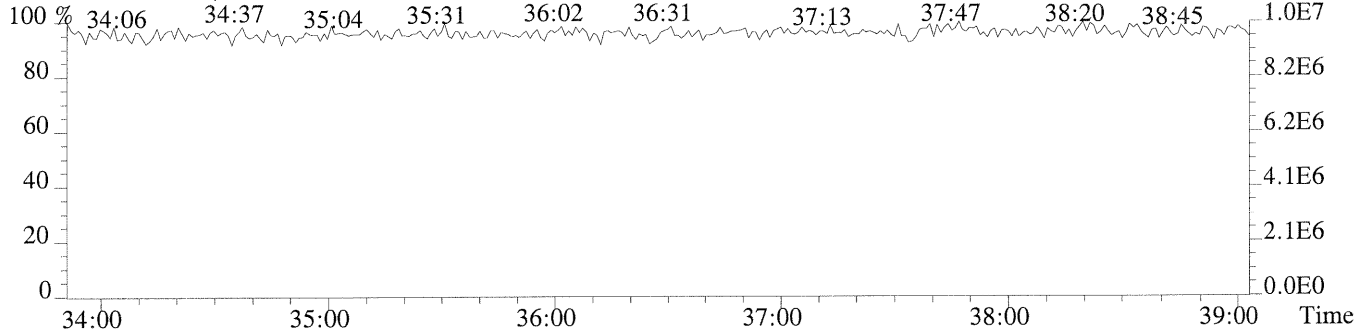
337.9207 F:4 SMO(1,3) BSUB(128,15,-3.0) PKD(3,3,3,0.10%,1476.0,1.00%,F,F)

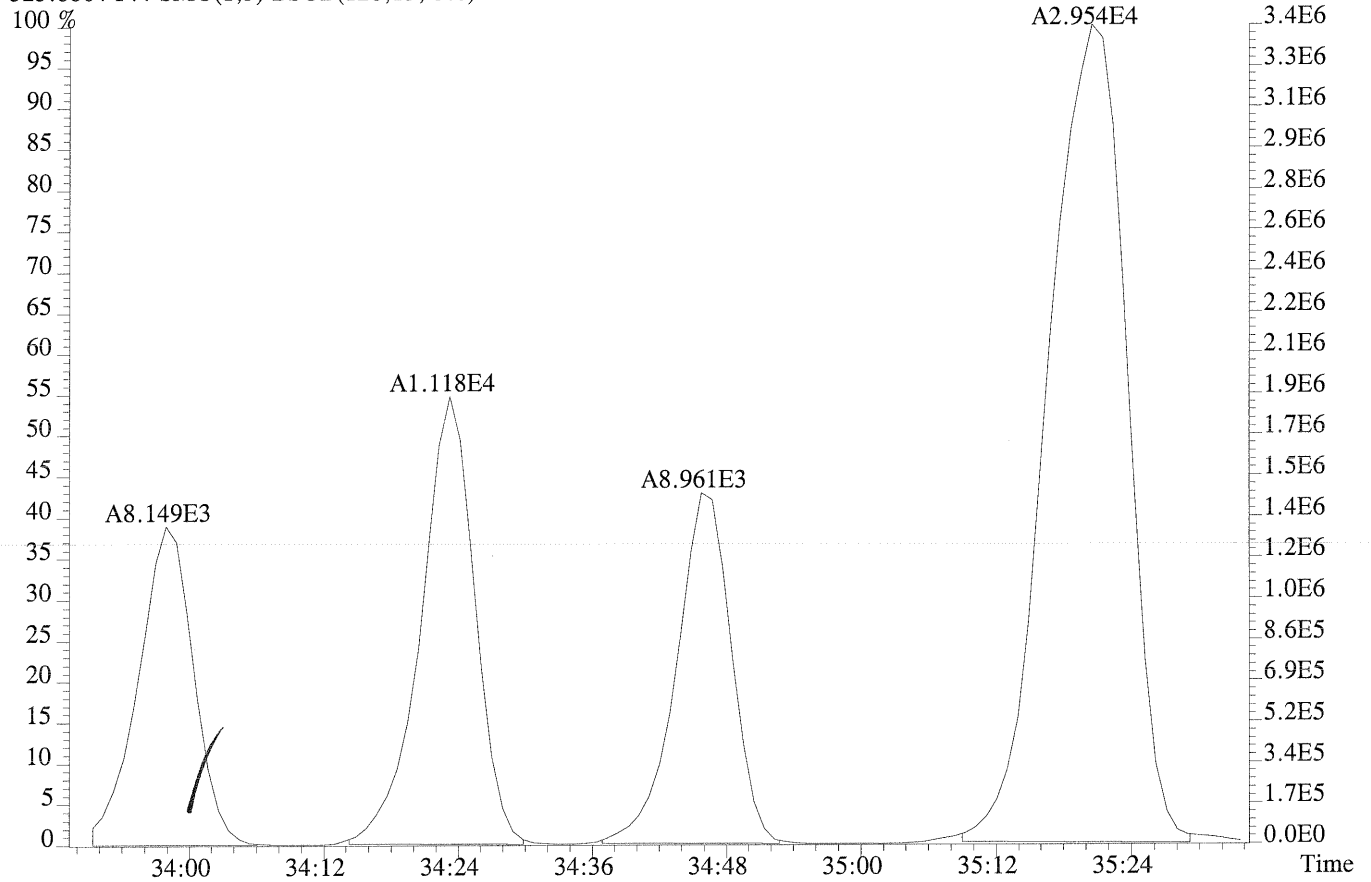


339.9178 F:4 SMO(1,3) BSUB(128,15,-3.0) PKD(3,3,3,0.10%,1644.0,1.00%,F,F)

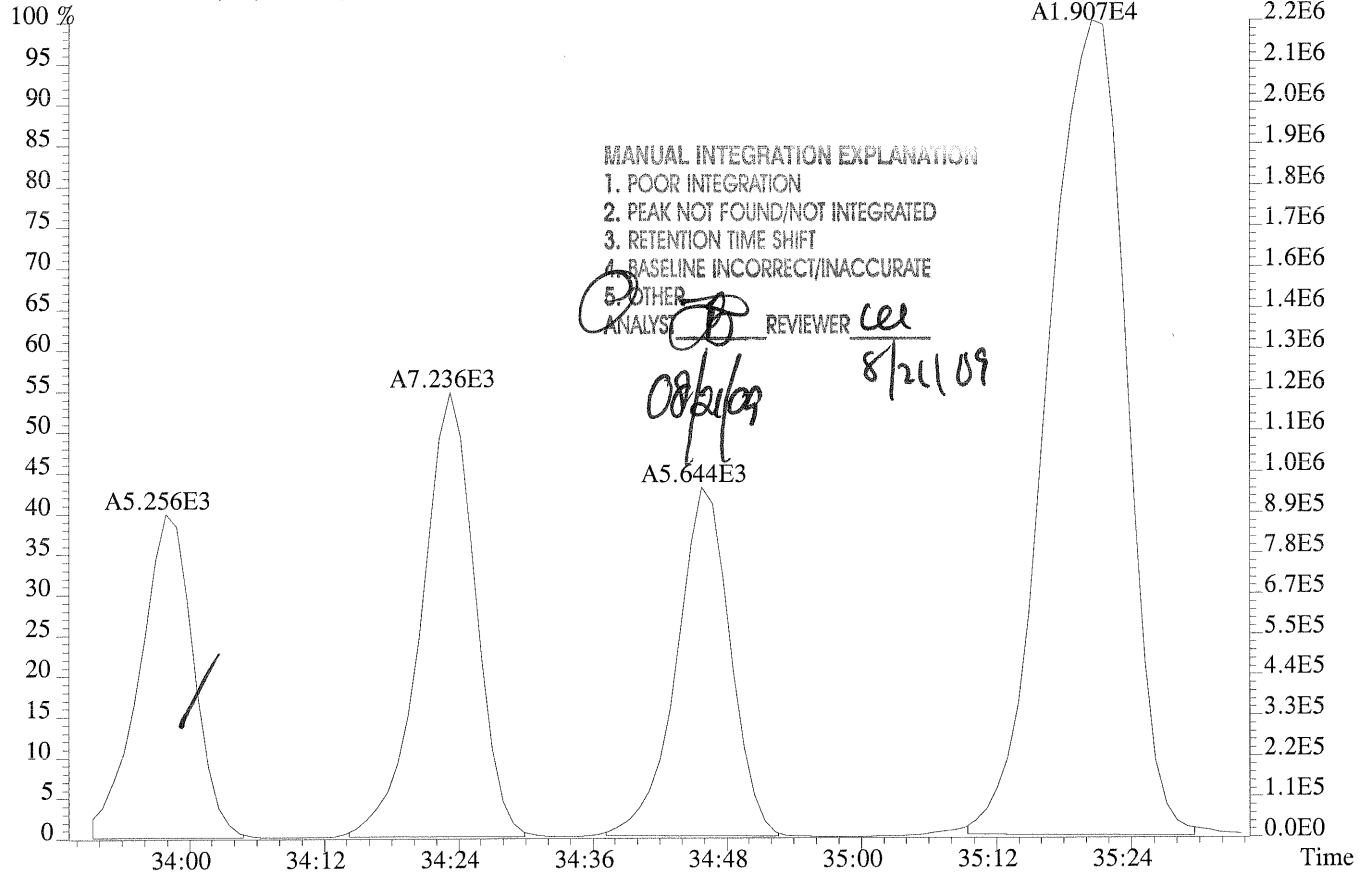


330.9792 F:4 PKD(3,3,3,100.00%,0.0,1.00%,F,F)

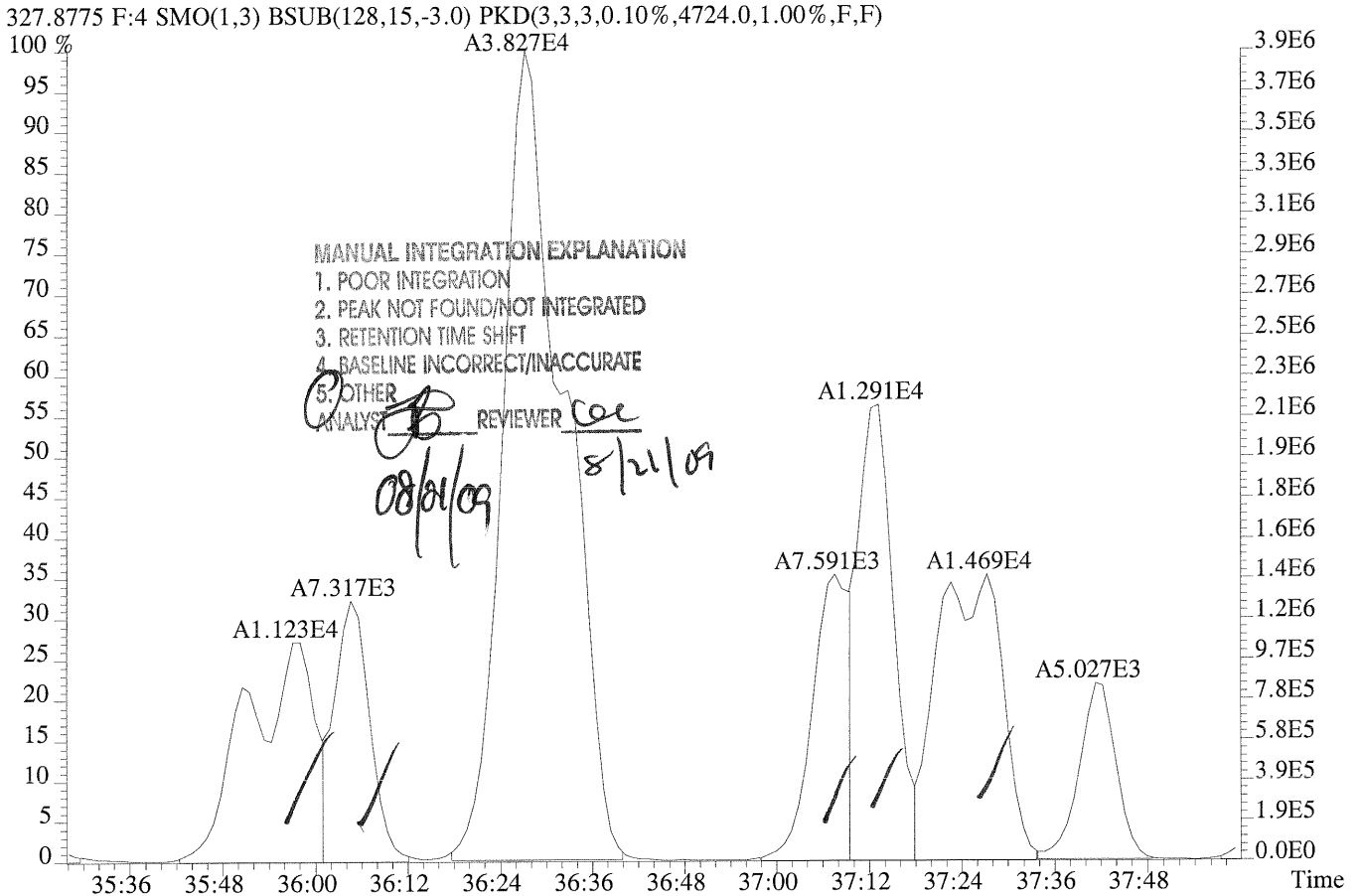
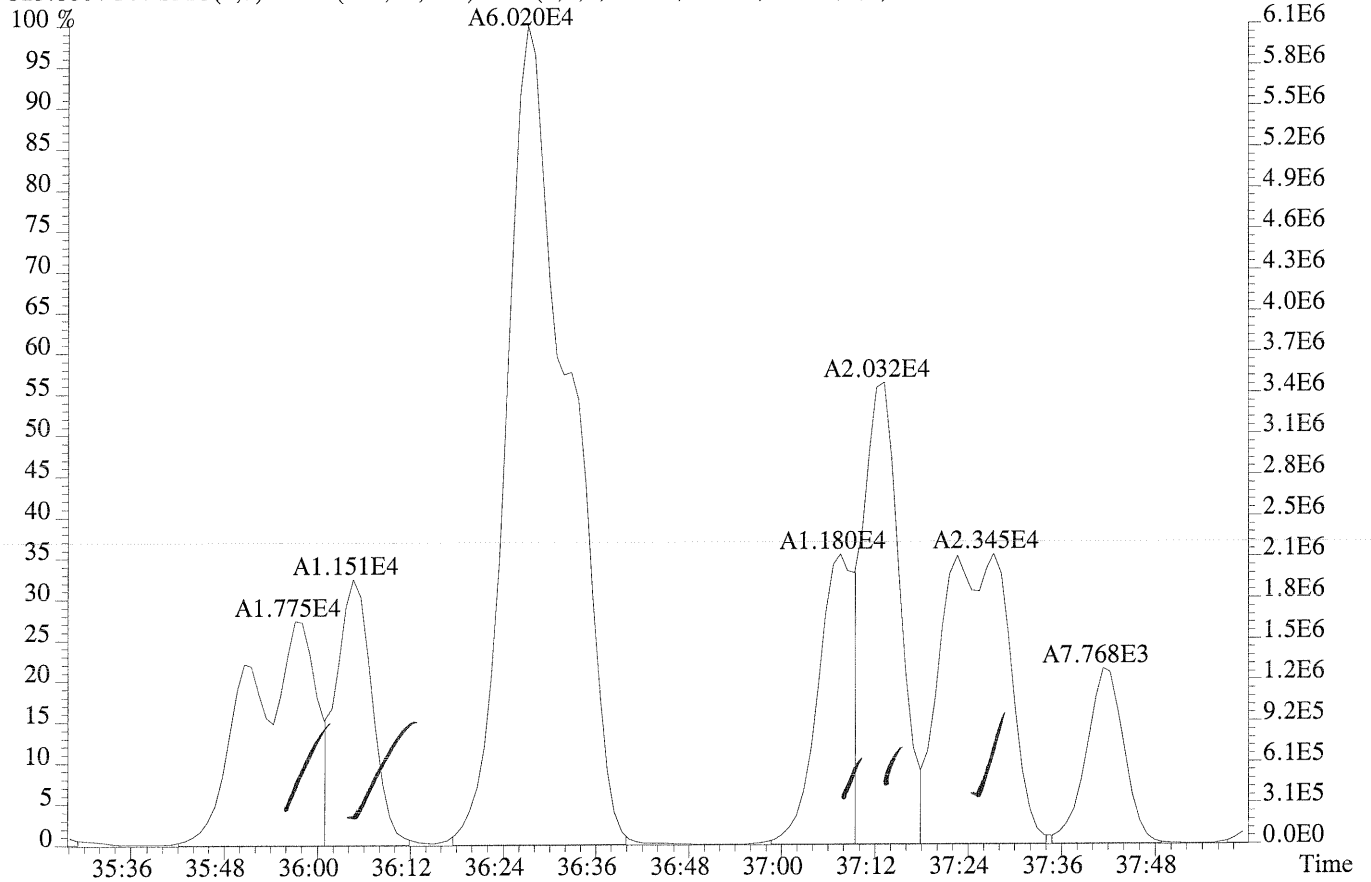




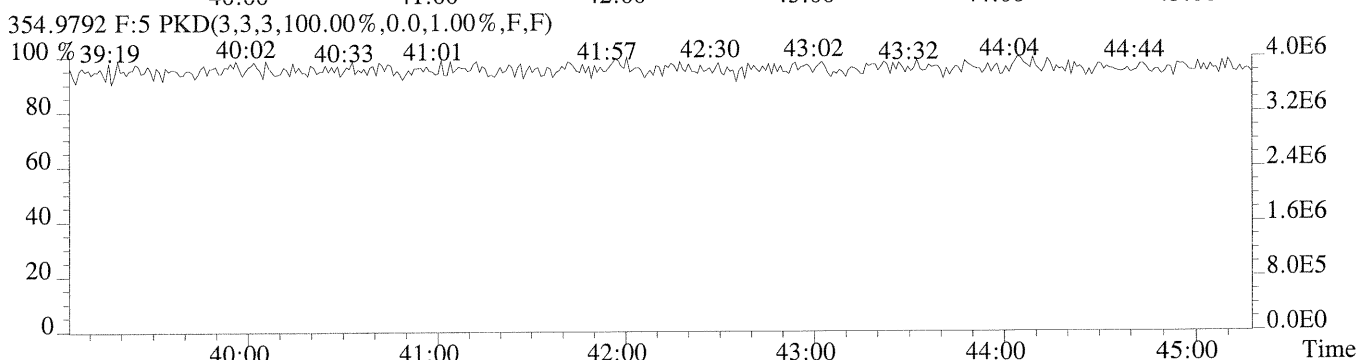
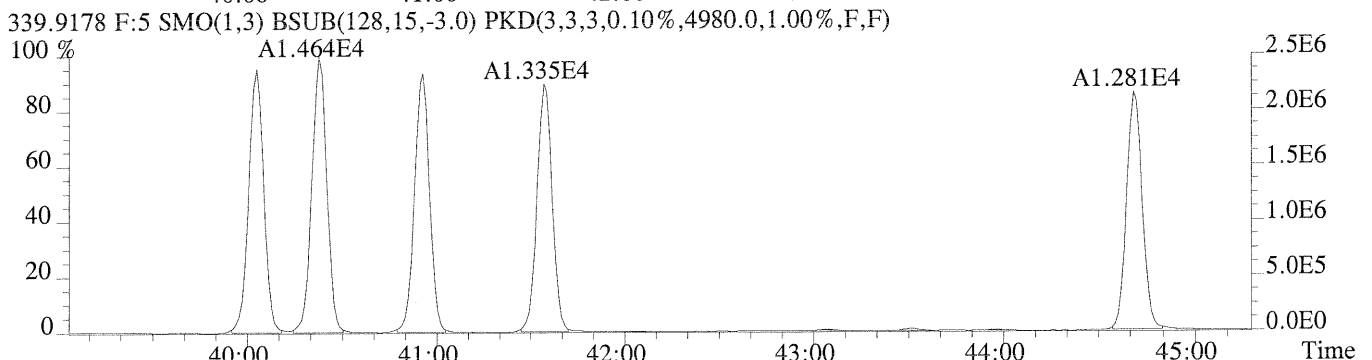
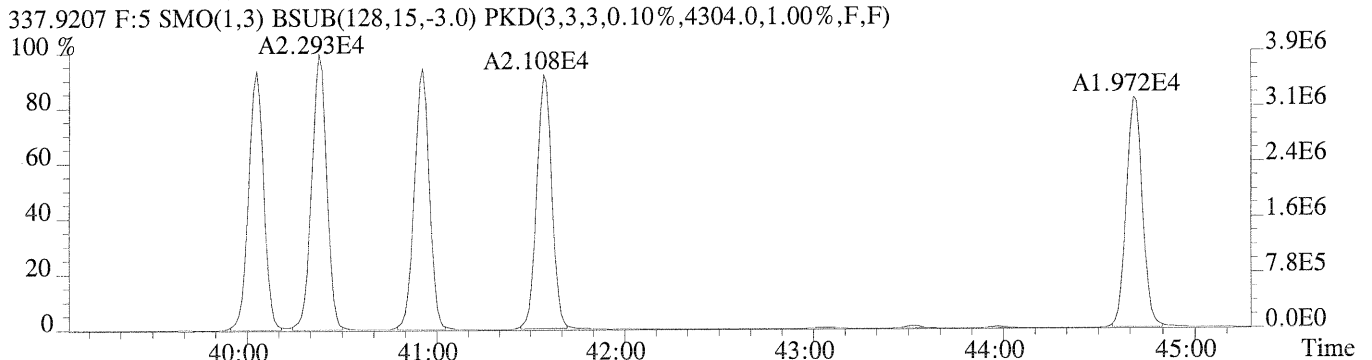
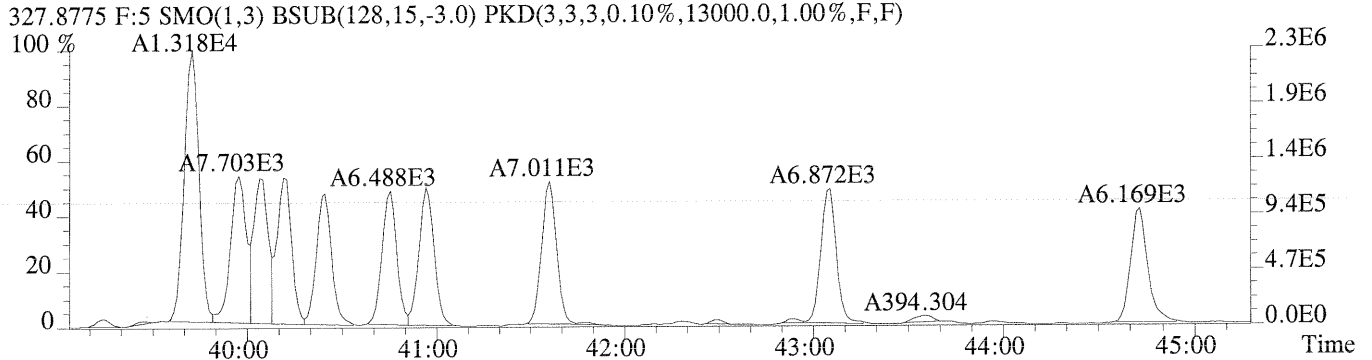
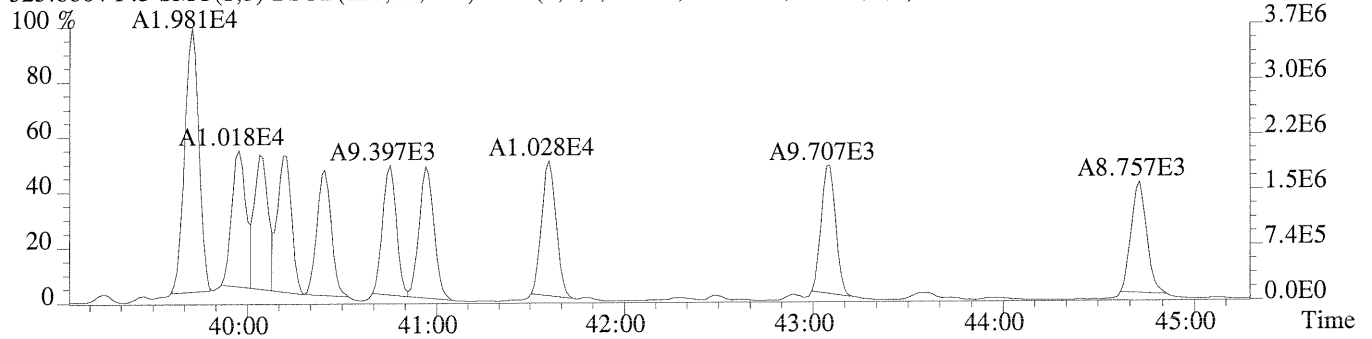
327.8775 F:4 SMO(1,3) BSUB(128,15,-3.0)



File:U220169 #1-333 Acq:19-AUG-2009 12:03:41 Probe EI+ Magnet SIR VG BioTech Mass spectf
 Sample#1 Exp:PCB 209 INJECTION
 325.8804 F:4 SMO(1,3) BSUB(128,15,-3.0) PKD(3,3,3,0.10%,3212.0,1.00%,F,F)

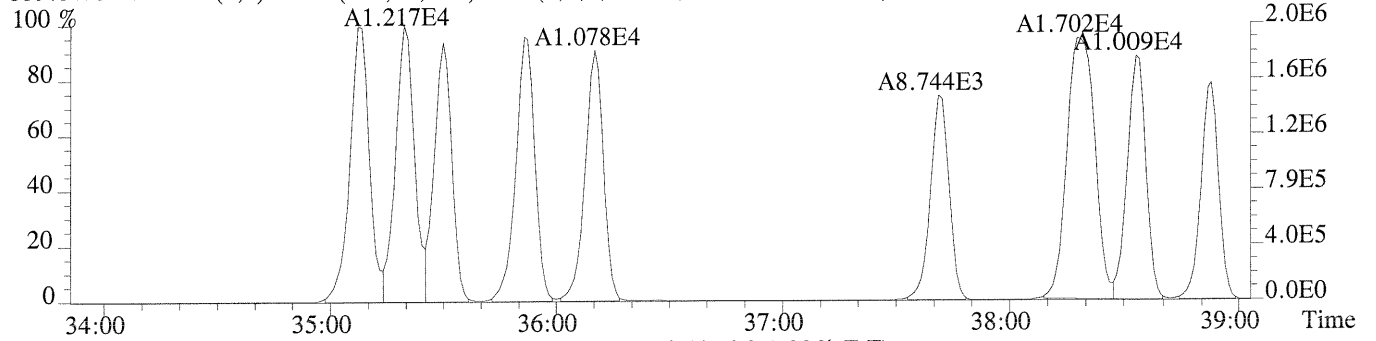


File:U220169 #1-399 Acq:19-AUG-2009 12:03:41 Probe EI+ Magnet SIR VG BioTech Mass spectf
Sample#1 Exp:PCB 209 INJECTION
325.8804 F:5 SMO(1,3) BSUB(128,15,-3.0) PKD(3,3,3,0.10%,112108.0,1.00%,F,F)

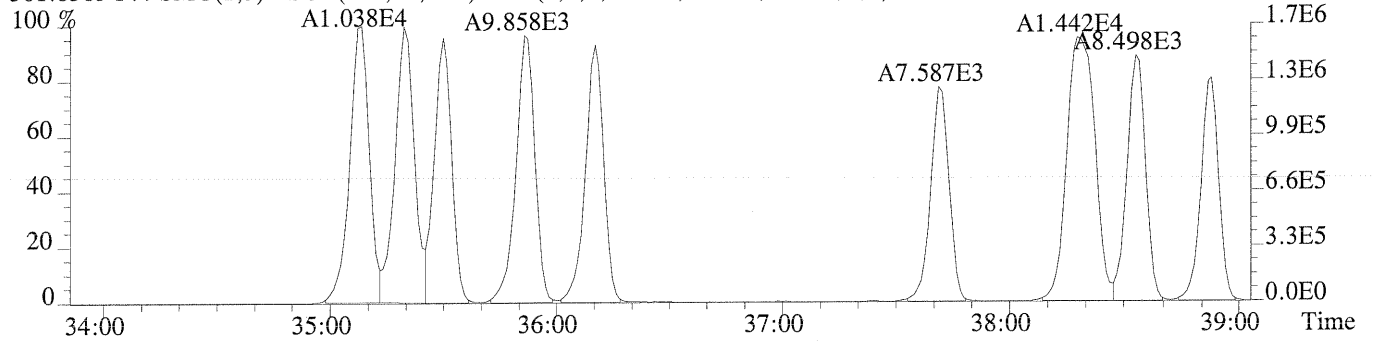


Sample#1 Exp:PCB 209 INJECTION

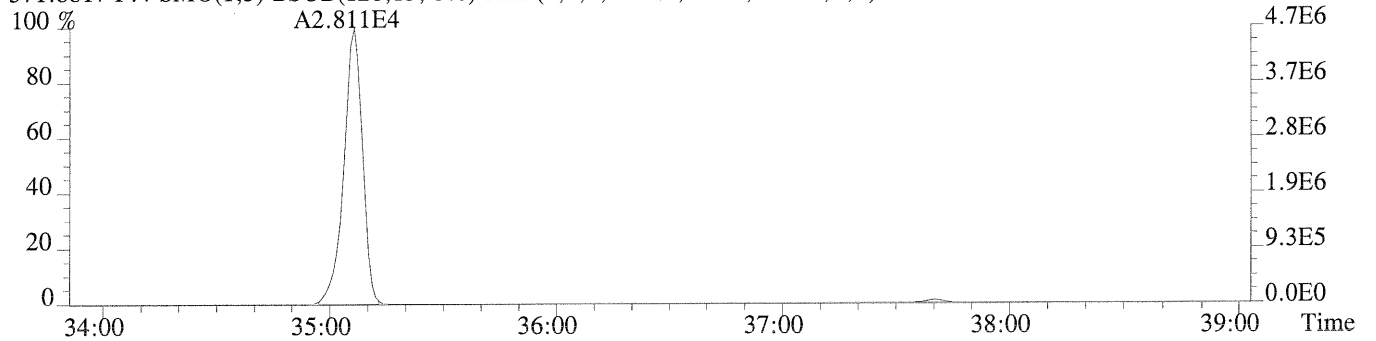
359.8415 F:4 SMO(1,3) BSUB(128,15,-3.0) PKD(3,3,3,0.10%,1132.0,1.00%,F,F)



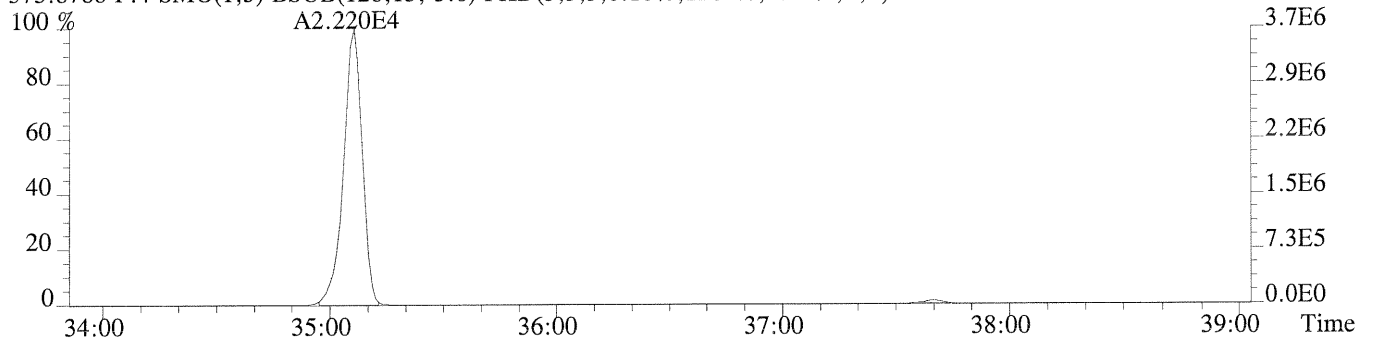
361.8385 F:4 SMO(1,3) BSUB(128,15,-3.0) PKD(3,3,3,0.10%,1276.0,1.00%,F,F)



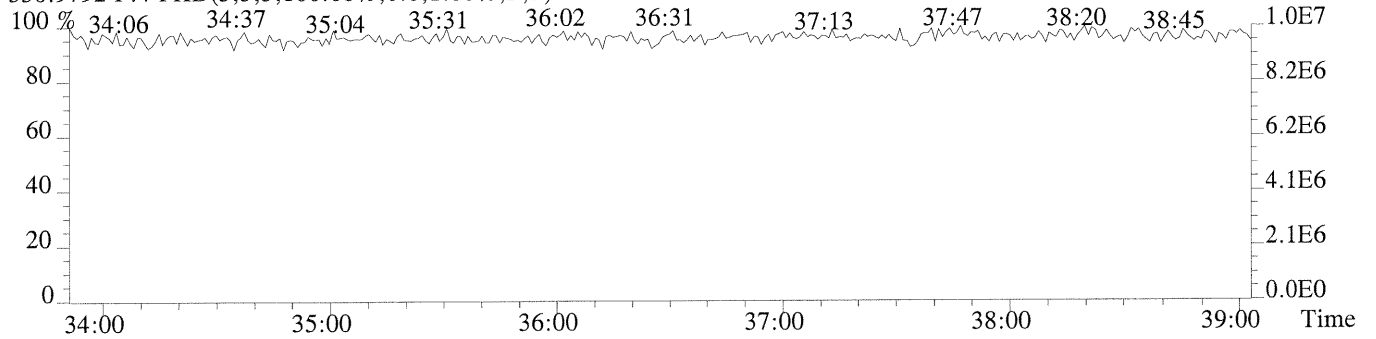
371.8817 F:4 SMO(1,3) BSUB(128,15,-3.0) PKD(3,3,3,0.10%,776.0,1.00%,F,F)

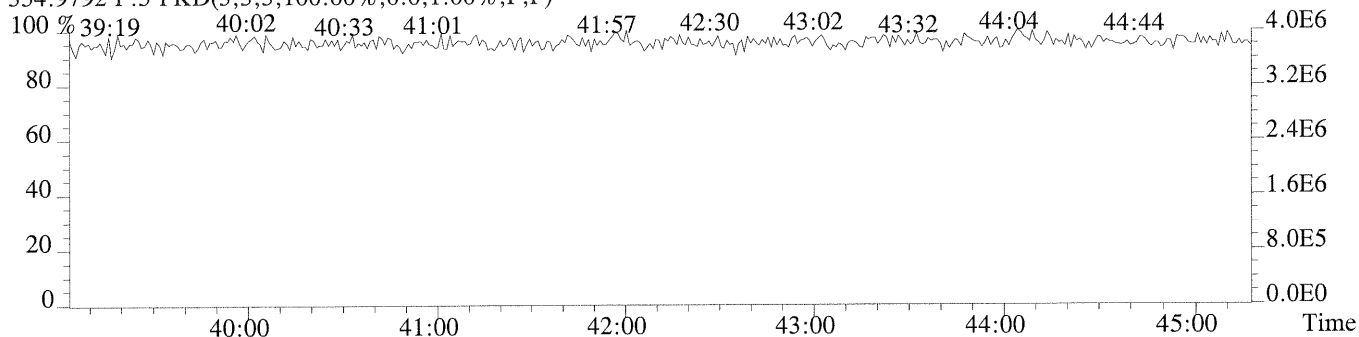
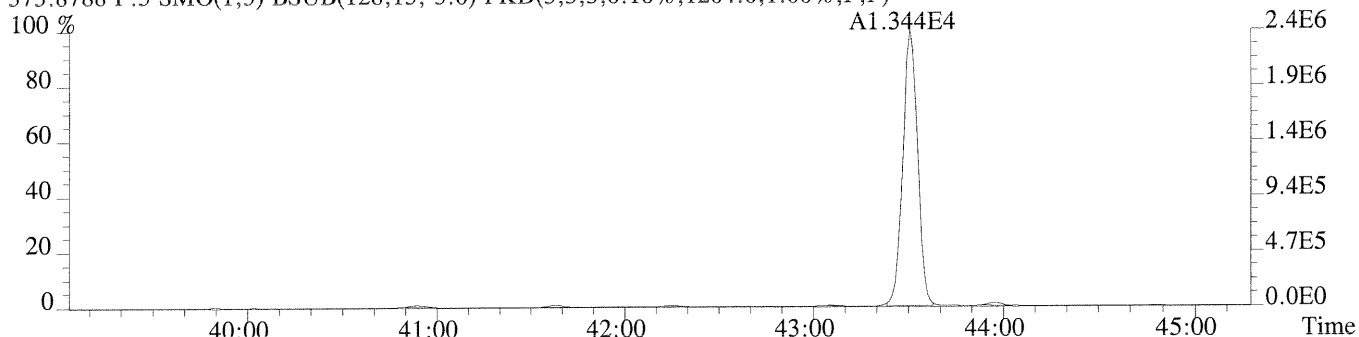
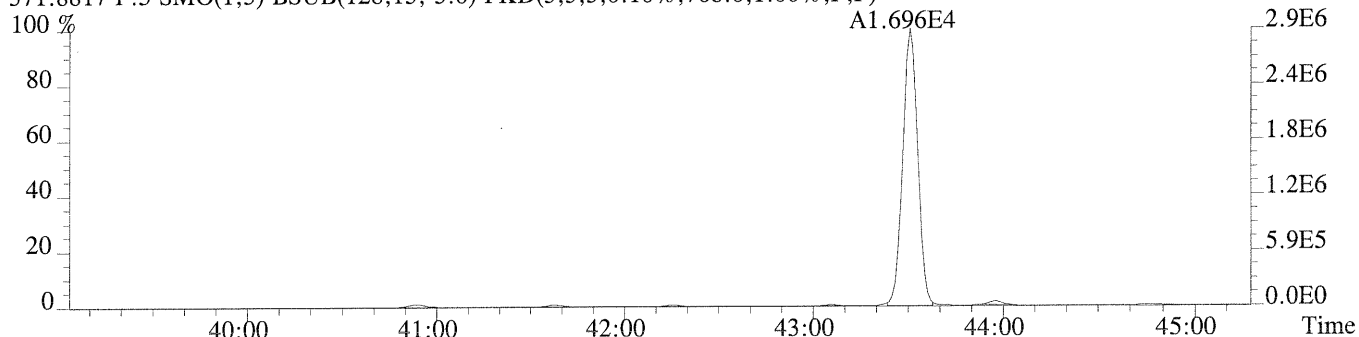
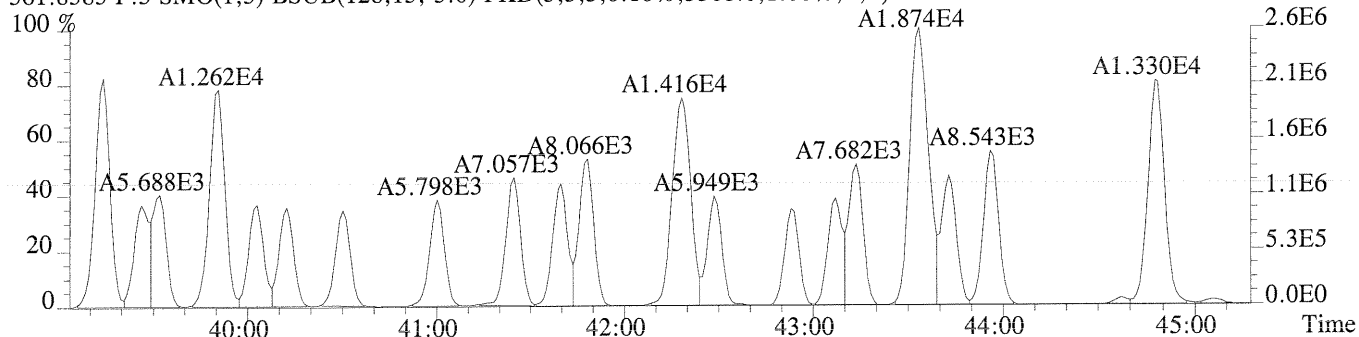
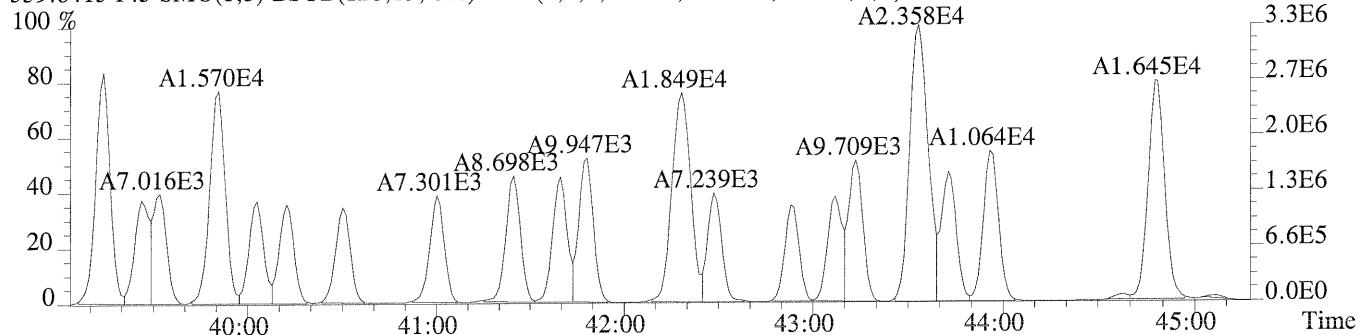


373.8788 F:4 SMO(1,3) BSUB(128,15,-3.0) PKD(3,3,3,0.10%,1284.0,1.00%,F,F)



330.9792 F:4 PKD(3,3,3,100.00%,0.0,1.00%,F,F)

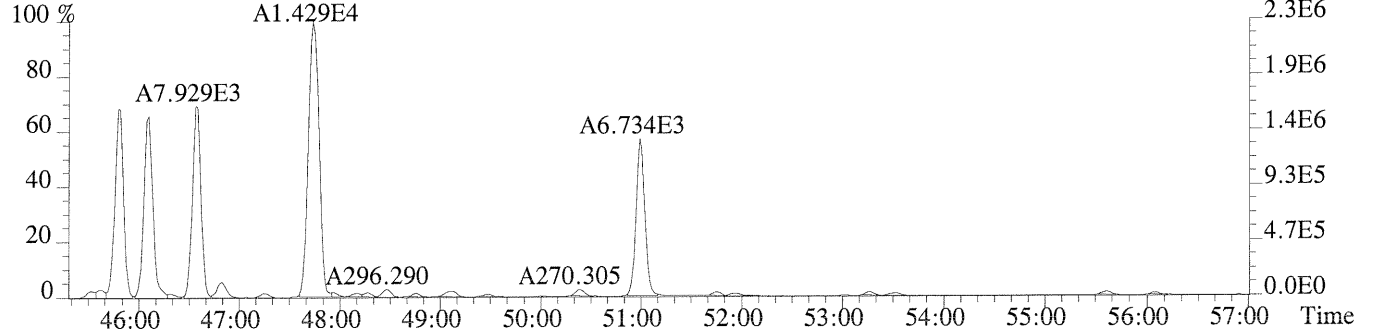




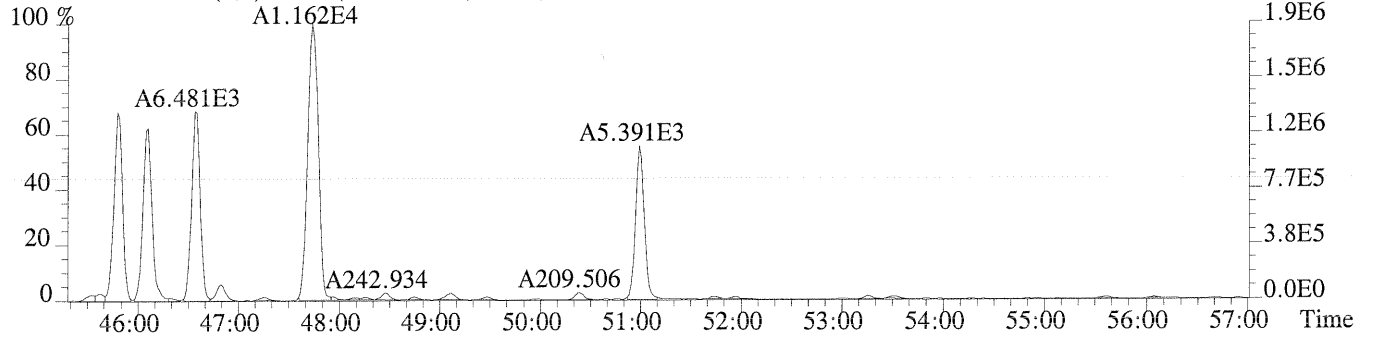
File:U220169 #1-580 Acq:19-AUG-2009 12:03:41 Probe EI+ Magnet SIR VG BioTech Mass spectf

Sample#1 Exp:PCB 209 INJECTION

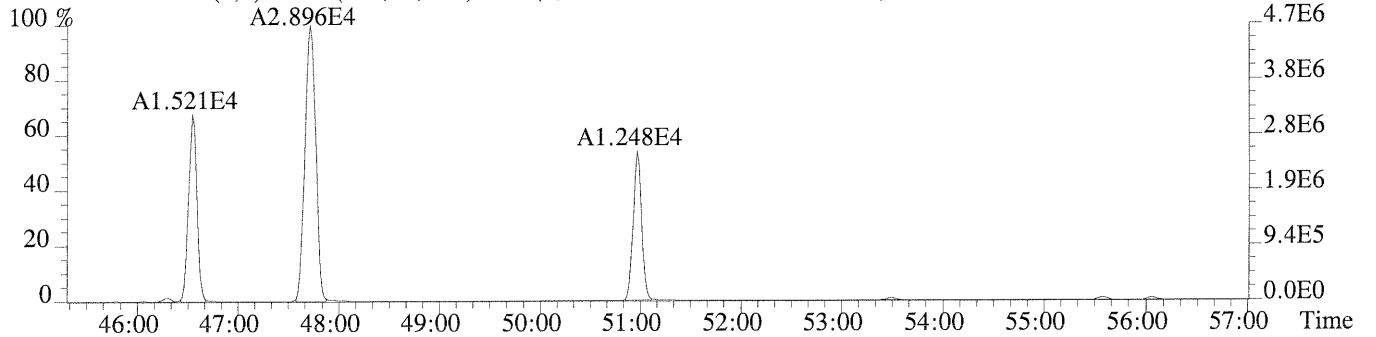
359.8415 F:6 SMO(1,3) BSUB(128,15,-3.0) PKD(3,3,3,0.10%,2604.0,1.00%,F,F)



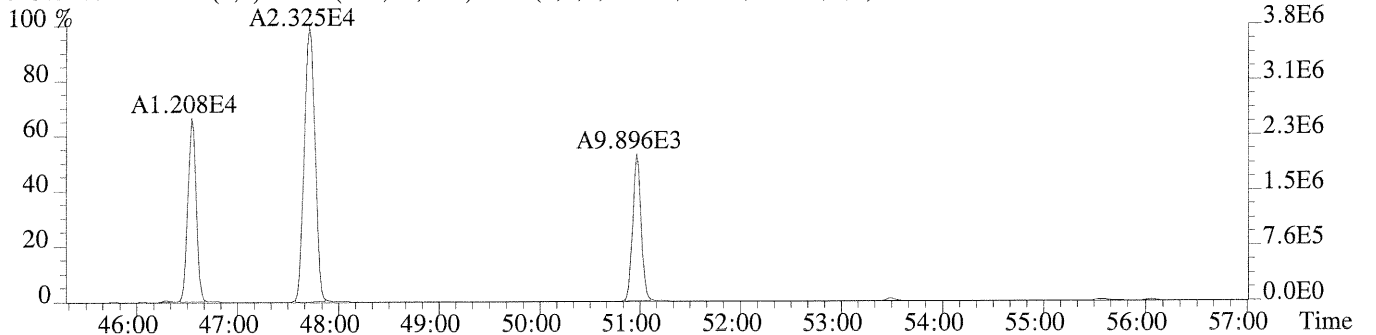
361.8385 F:6 SMO(1,3) BSUB(128,15,-3.0) PKD(3,3,3,0.10%,2492.0,1.00%,F,F)



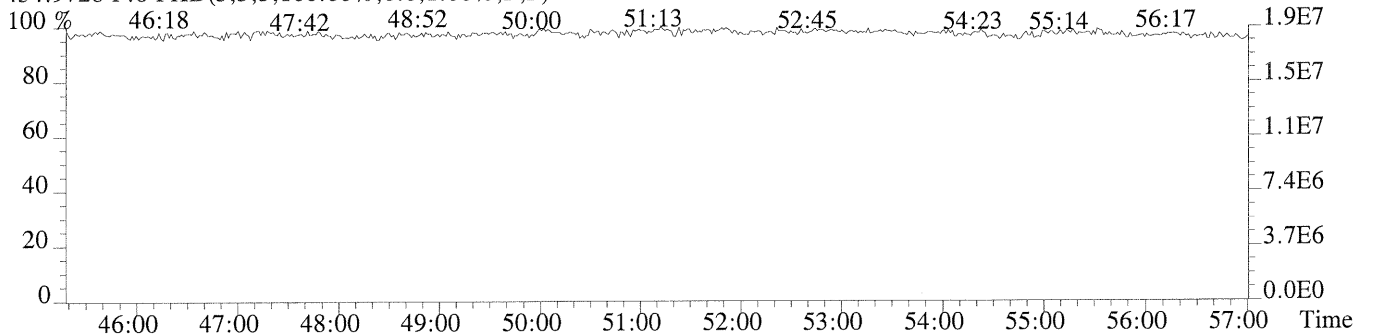
371.8817 F:6 SMO(1,3) BSUB(128,15,-3.0) PKD(3,3,3,0.10%,1384.0,1.00%,F,F)



373.8788 F:6 SMO(1,3) BSUB(128,15,-3.0) PKD(3,3,3,0.10%,992.0,1.00%,F,F)

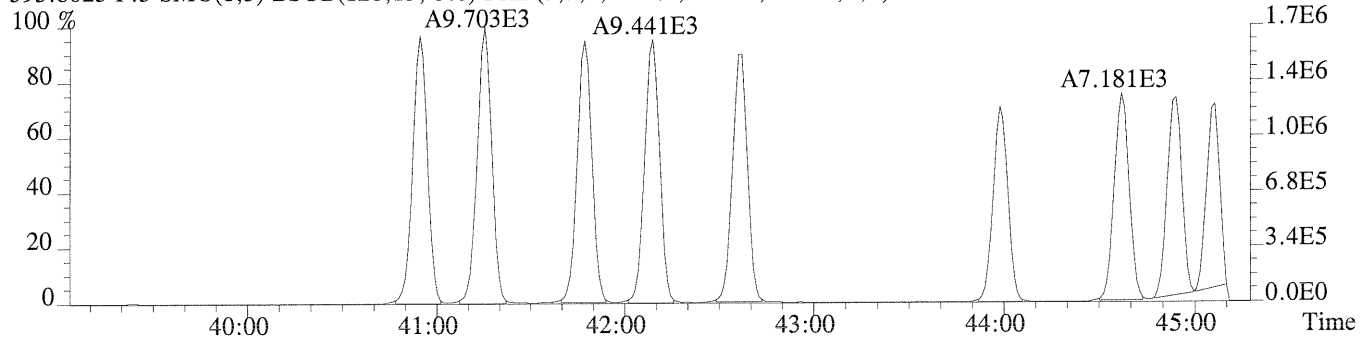


454.9728 F:6 PKD(5,3,5,100.00%,0.0,1.00%,F,F)

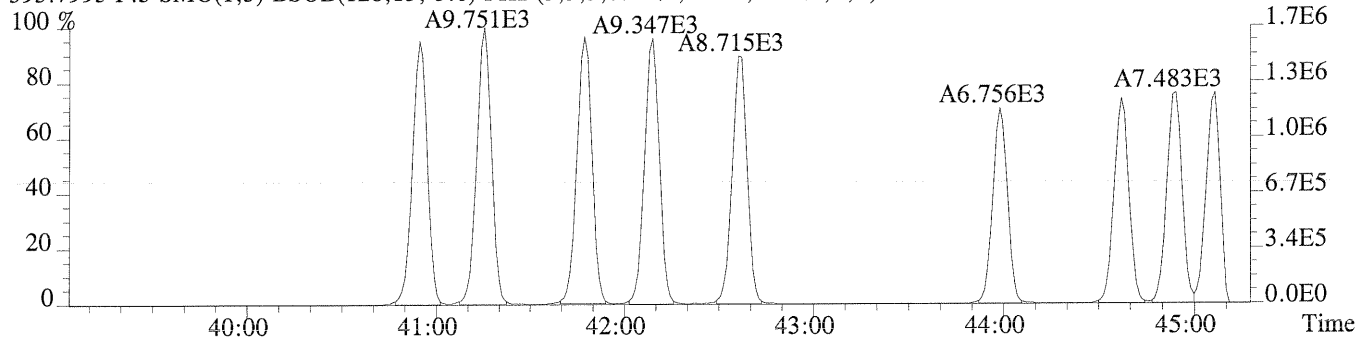


Sample#1 Exp:PCB 209 INJECTION

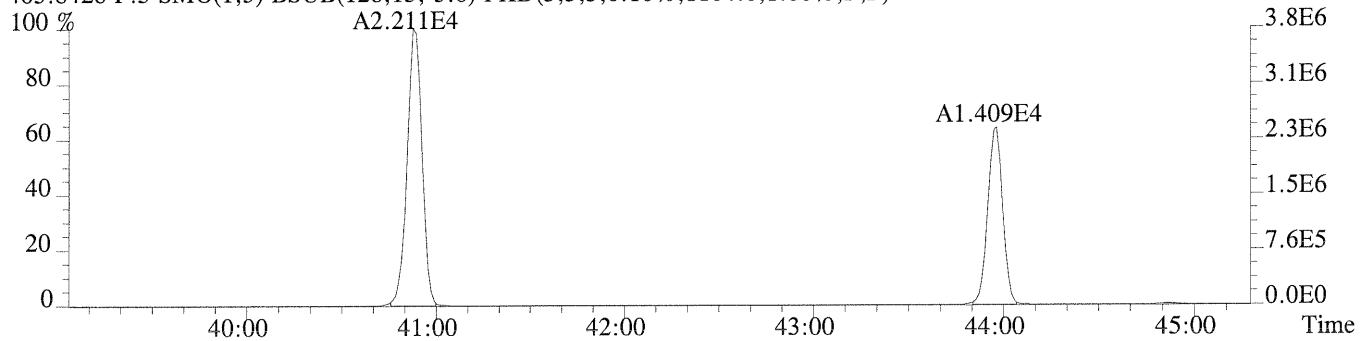
393.8025 F:5 SMO(1,3) BSUB(128,15,-3.0) PKD(3,3,3,0.10%,1496.0,1.00%,F,F)



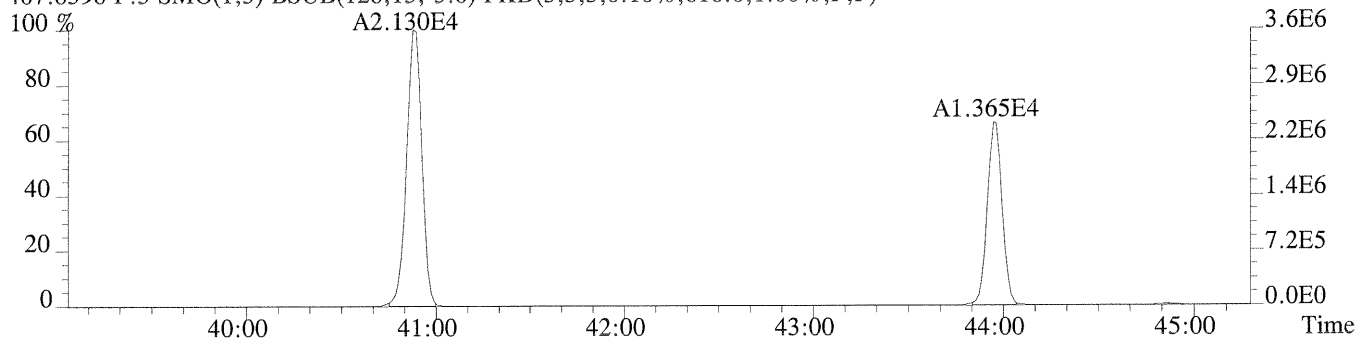
395.7995 F:5 SMO(1,3) BSUB(128,15,-3.0) PKD(3,3,3,0.10%,860.0,1.00%,F,F)



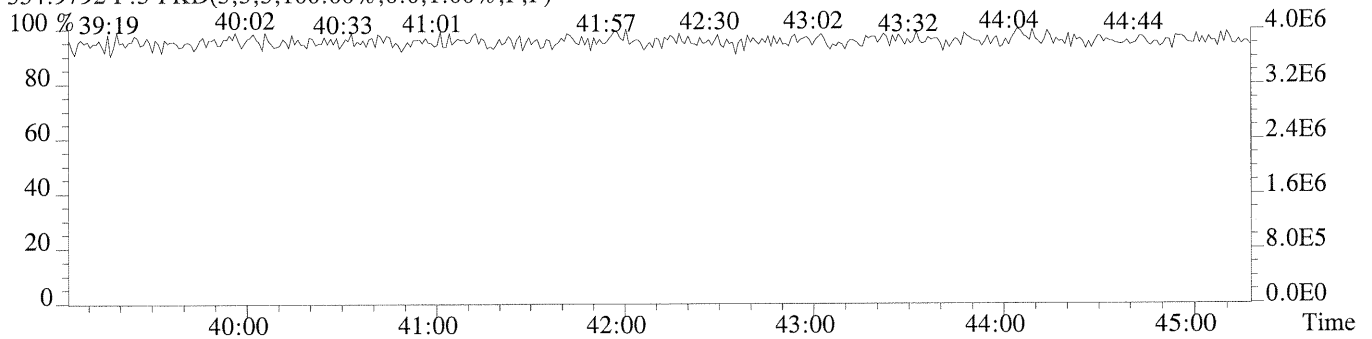
405.8428 F:5 SMO(1,3) BSUB(128,15,-3.0) PKD(3,3,3,0.10%,1104.0,1.00%,F,F)



407.8398 F:5 SMO(1,3) BSUB(128,15,-3.0) PKD(3,3,3,0.10%,616.0,1.00%,F,F)



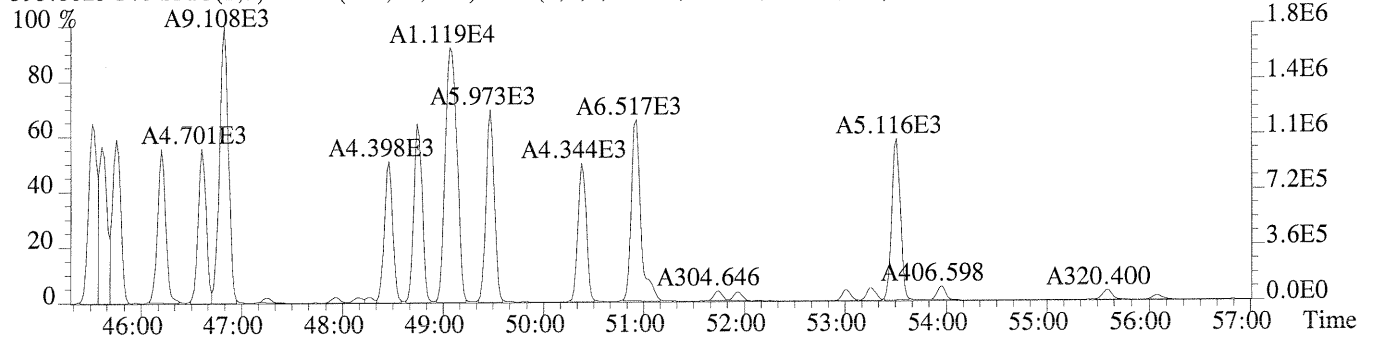
354.9792 F:5 PKD(3,3,3,100.00%,0.0,1.00%,F,F)



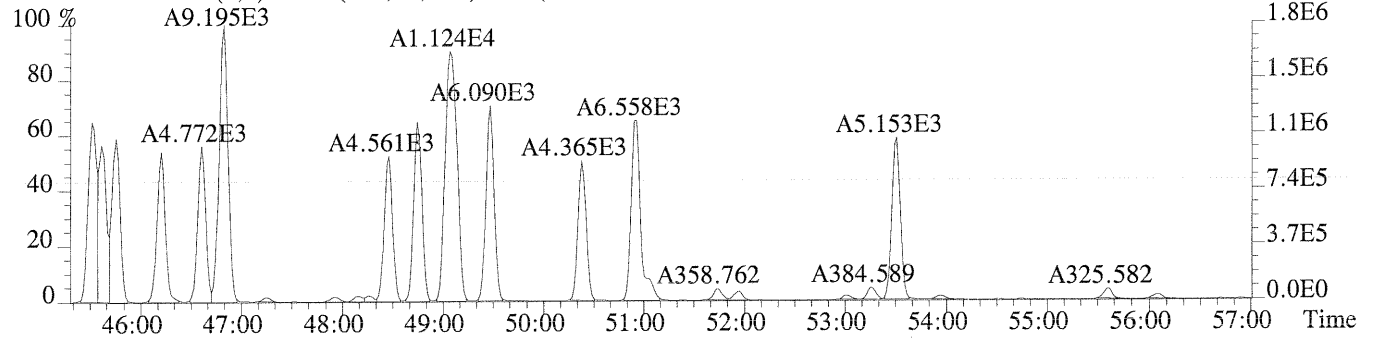
File:U220169 #1-580 Acq:19-AUG-2009 12:03:41 Probe EI+ Magnet SIR VG BioTech Mass spectf

Sample#1 Exp:PCB 209 INJECTION

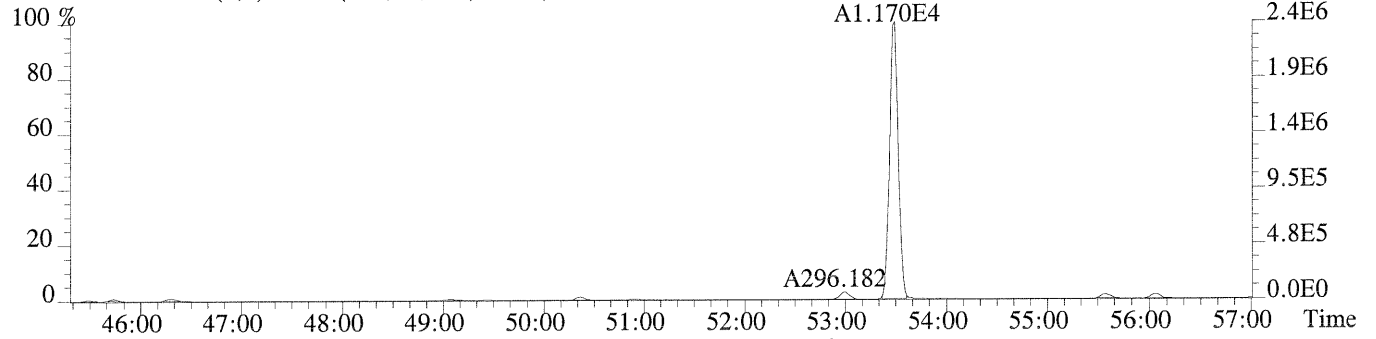
393.8025 F:6 SMO(1,3) BSUB(128,15,-3.0) PKD(3,3,3,0.10%,1892.0,1.00%,F,F)



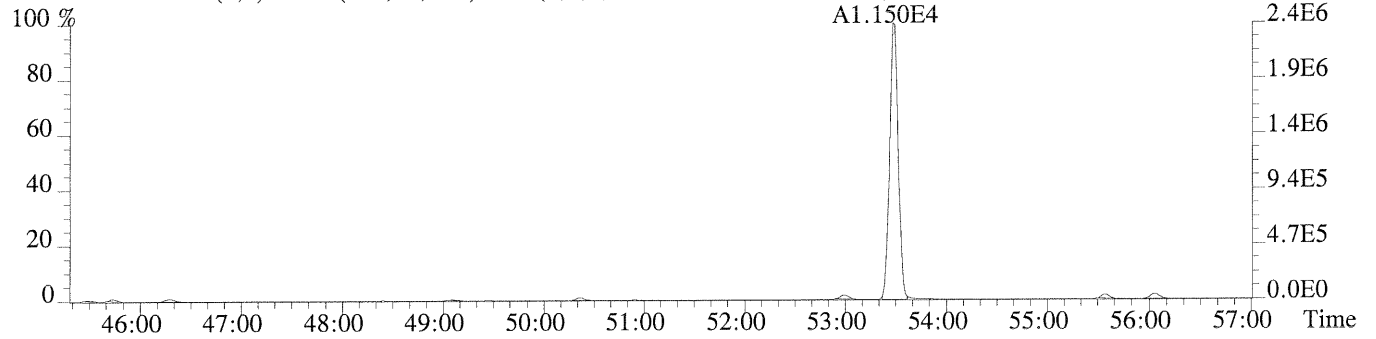
395.7995 F:6 SMO(1,3) BSUB(128,15,-3.0) PKD(3,3,3,0.10%,2244.0,1.00%,F,F)



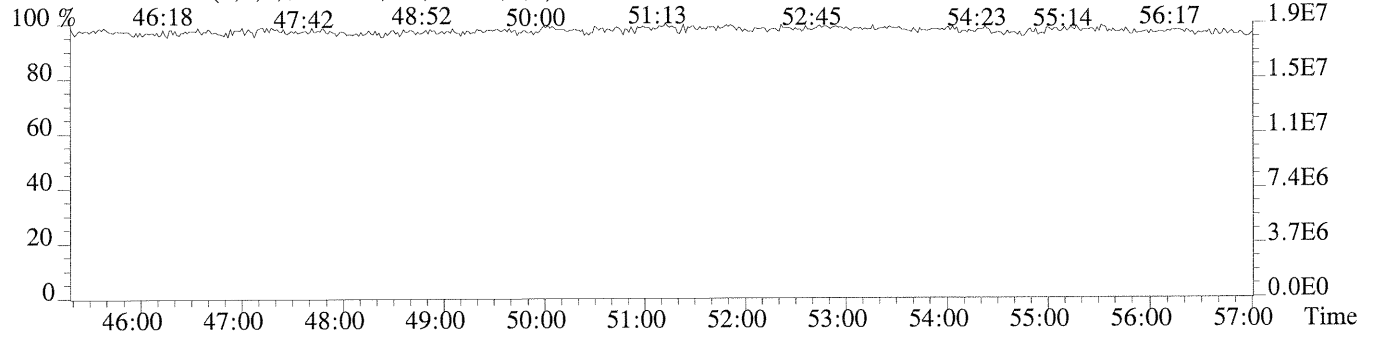
405.8428 F:6 SMO(1,3) BSUB(128,15,-3.0) PKD(3,3,3,0.10%,1584.0,1.00%,F,F)



407.8398 F:6 SMO(1,3) BSUB(128,15,-3.0) PKD(3,3,3,0.10%,1096.0,1.00%,F,F)

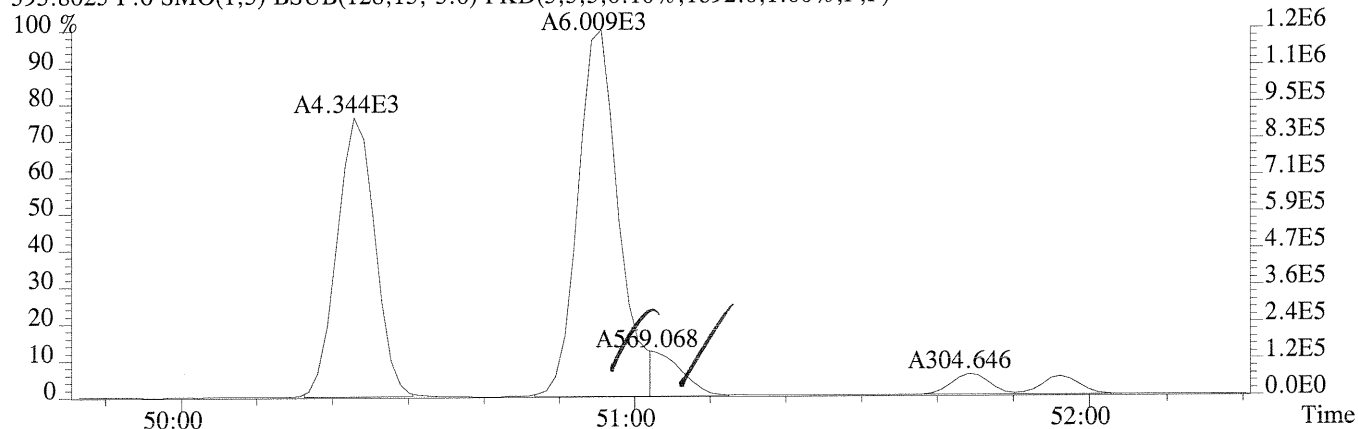


454.9728 F:6 PKD(5,3,5,100.00%,0.0,1.00%,F,F)

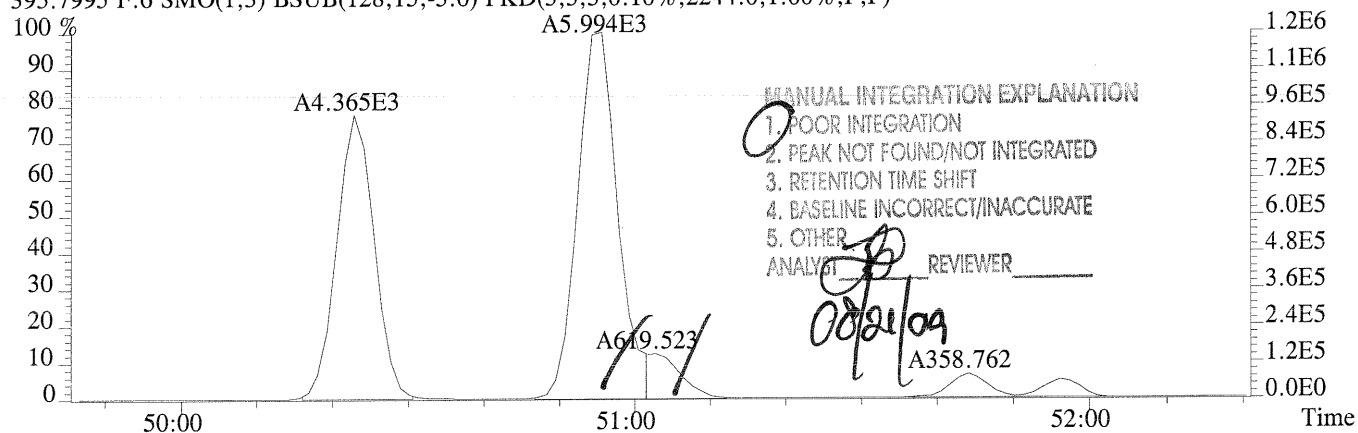


File:U220169 #1-580 Acq:19-AUG-2009 12:03:41 Probe EI+ Magnet SIR VG BioTech Mass spectf
 Sample#1 Exp:PCB 209 INJECTION

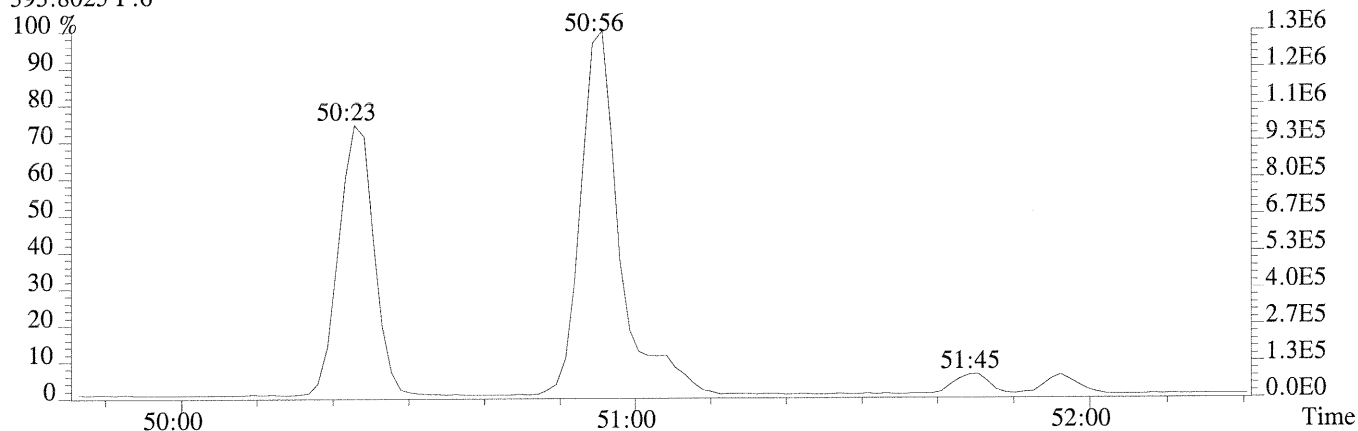
393.8025 F:6 SMO(1,3) BSUB(128,15,-3.0) PKD(3,3,3,0.10%,1892.0,1.00%,F,F)



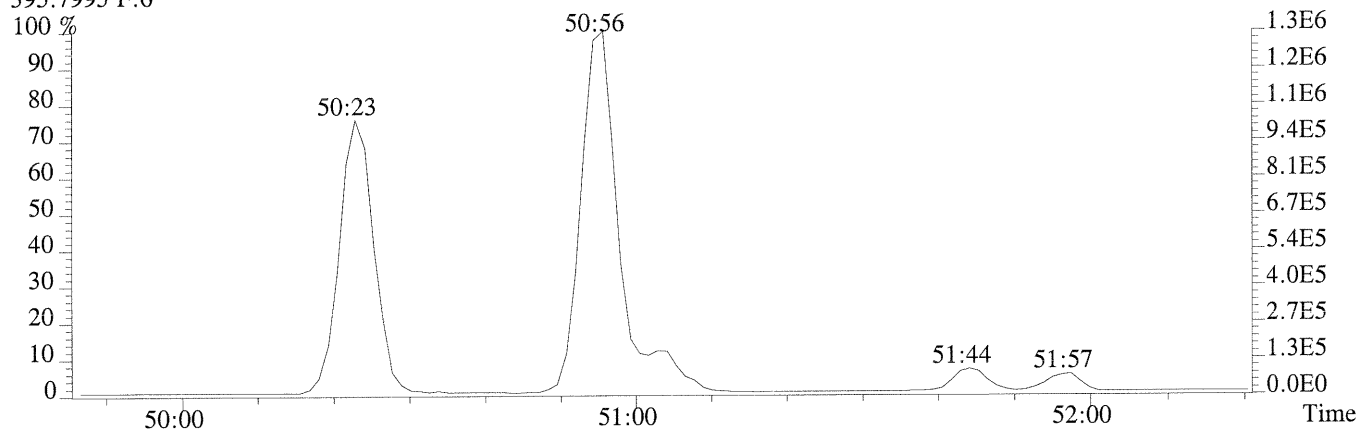
395.7995 F:6 SMO(1,3) BSUB(128,15,-3.0) PKD(3,3,3,0.10%,2244.0,1.00%,F,F)



393.8025 F:6



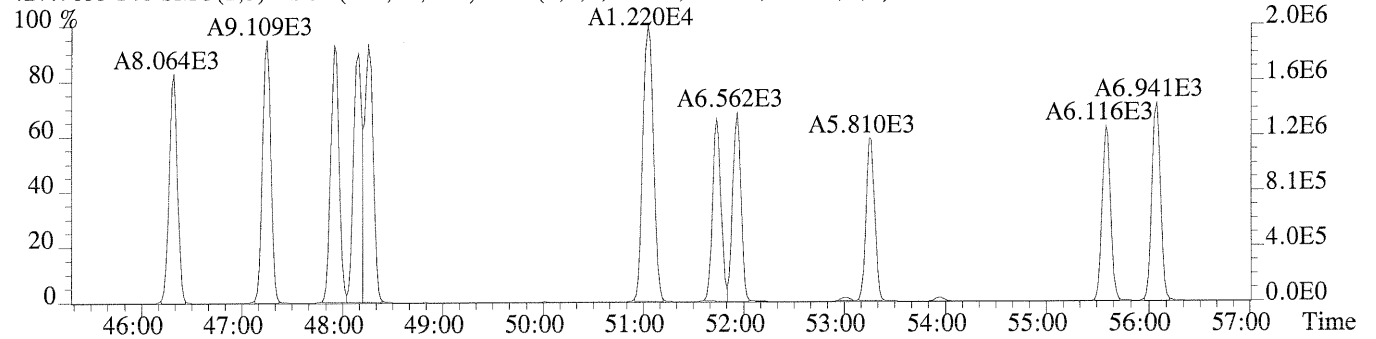
395.7995 F:6



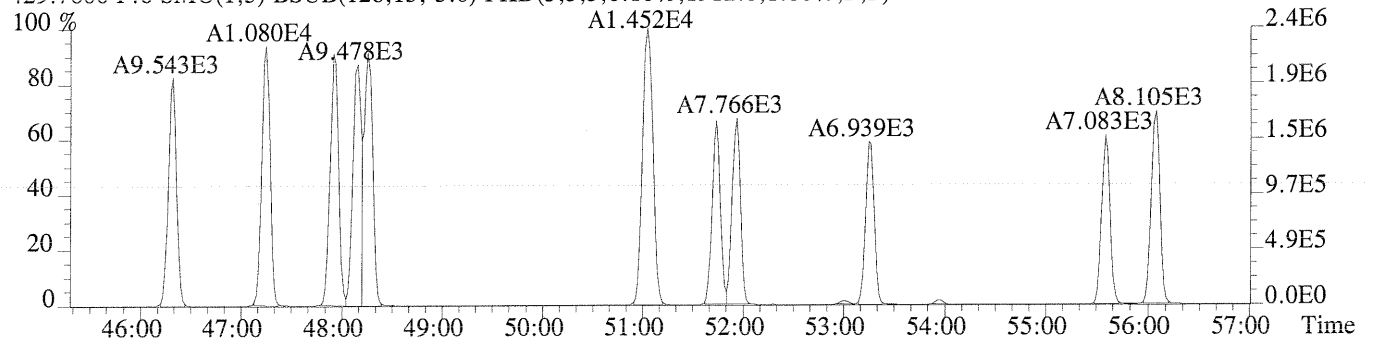
File:U220169 #1-580 Acq:19-AUG-2009 12:03:41 Probe EI+ Magnet SIR VG BioTech Mass spectf

Sample#1 Exp:PCB 209 INJECTION

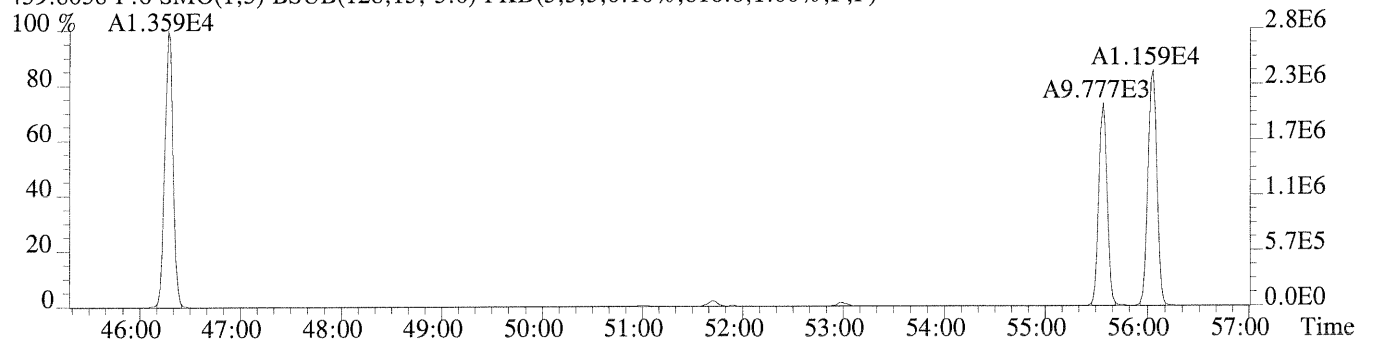
427.7635 F:6 SMO(1,3) BSUB(128,15,-3.0) PKD(3,3,3,0.10%,1336.0,1.00%,F,F)



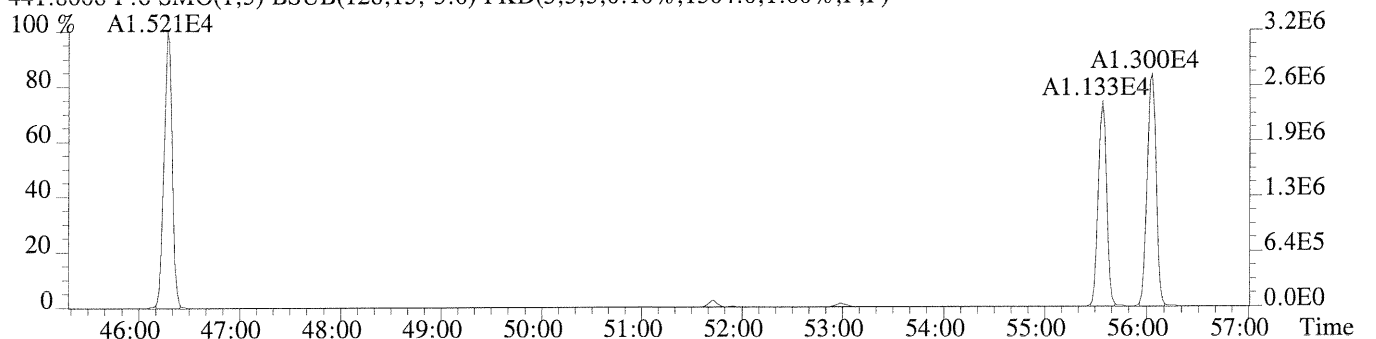
429.7606 F:6 SMO(1,3) BSUB(128,15,-3.0) PKD(3,3,3,0.10%,1912.0,1.00%,F,F)



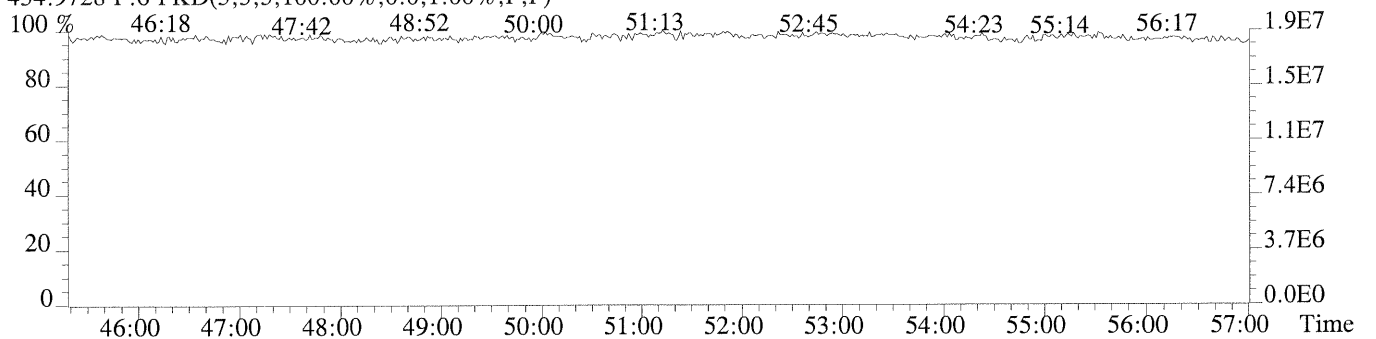
439.8038 F:6 SMO(1,3) BSUB(128,15,-3.0) PKD(3,3,3,0.10%,816.0,1.00%,F,F)



441.8008 F:6 SMO(1,3) BSUB(128,15,-3.0) PKD(3,3,3,0.10%,1304.0,1.00%,F,F)

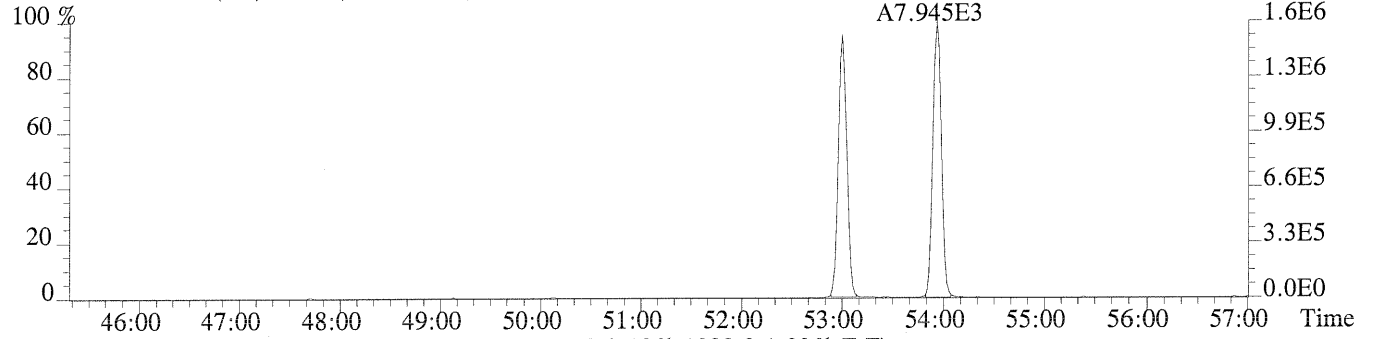


454.9728 F:6 PKD(5,3,5,100.00%,0.0,1.00%,F,F)

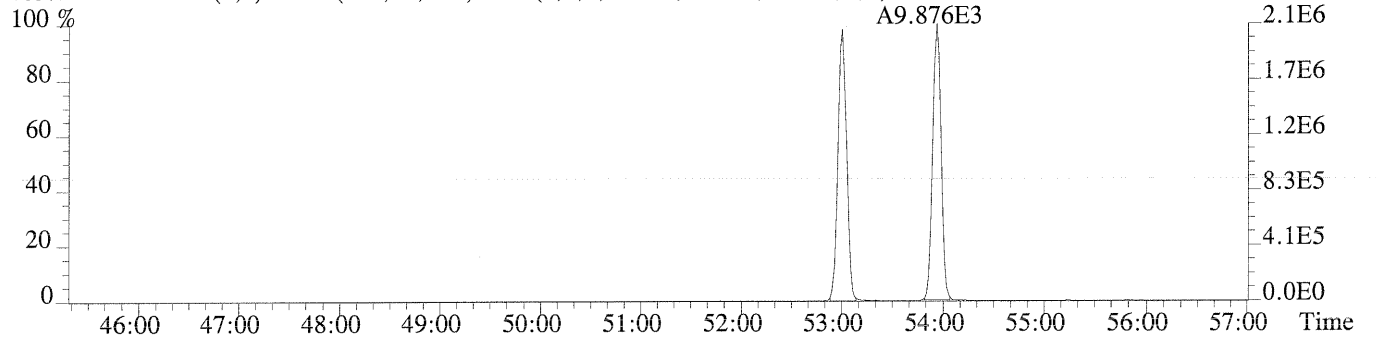


Sample#1 Exp:PCB 209 INJECTION

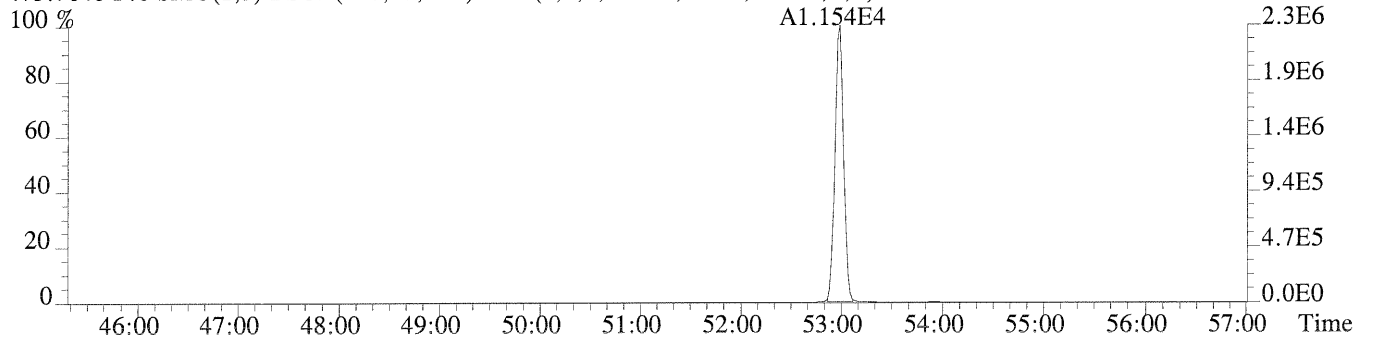
461.7246 F:6 SMO(1,3) BSUB(128,15,-3.0) PKD(3,3,3,0.10%,1404.0,1.00%,F,F)



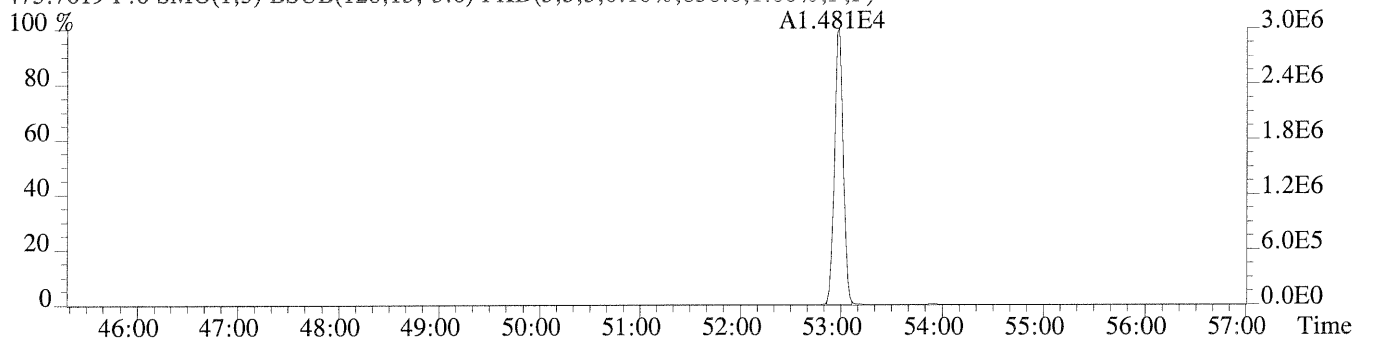
463.7216 F:6 SMO(1,3) BSUB(128,15,-3.0) PKD(3,3,3,0.10%,1388.0,1.00%,F,F)



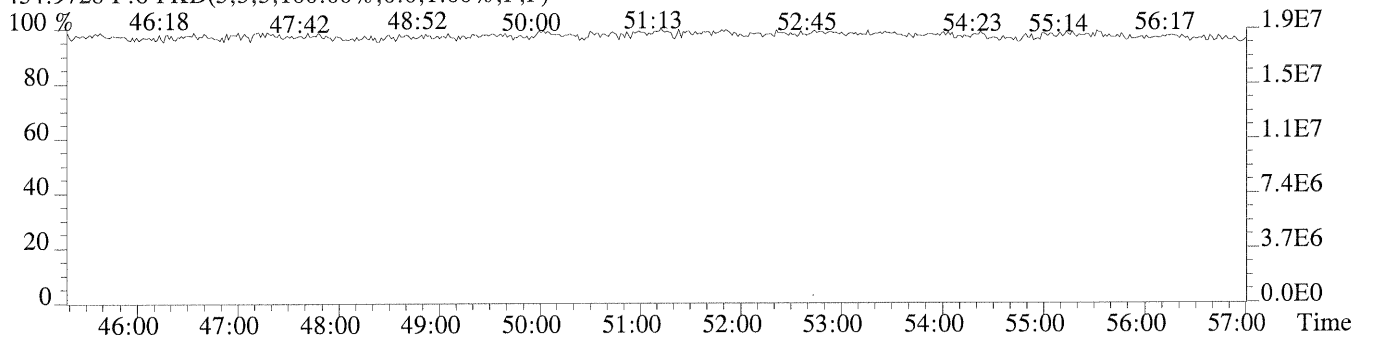
473.7648 F:6 SMO(1,3) BSUB(128,15,-3.0) PKD(3,3,3,0.10%,776.0,1.00%,F,F)



475.7619 F:6 SMO(1,3) BSUB(128,15,-3.0) PKD(3,3,3,0.10%,836.0,1.00%,F,F)

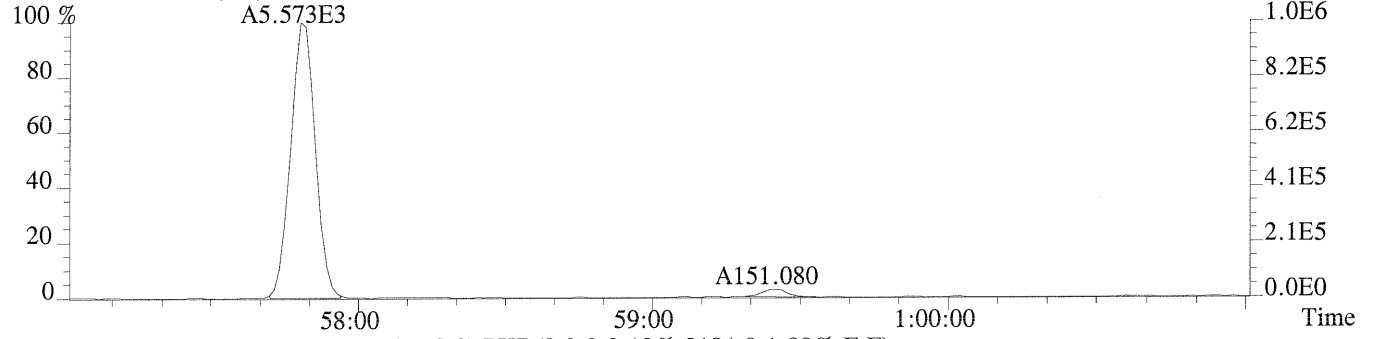


454.9728 F:6 PKD(5,3,5,100.00%,0.0,1.00%,F,F)

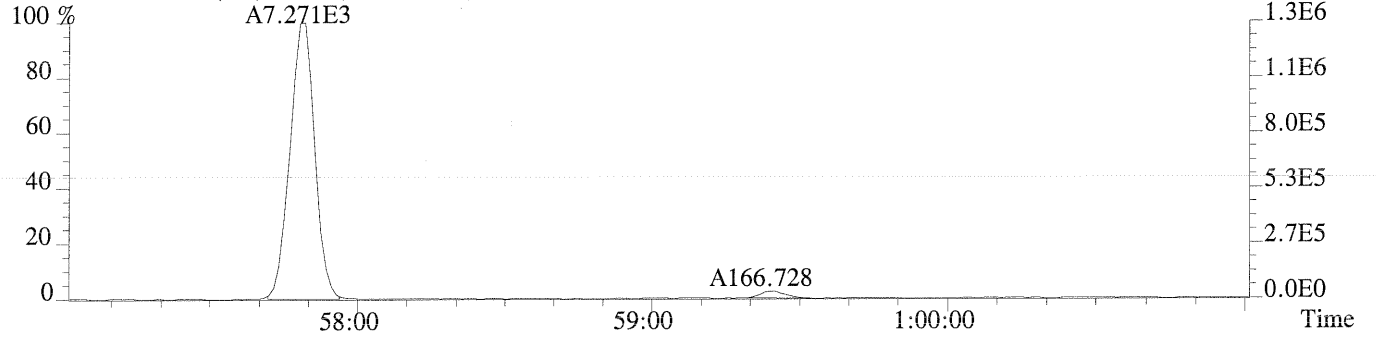


Sample#1 Exp:PCB 209 INJECTION

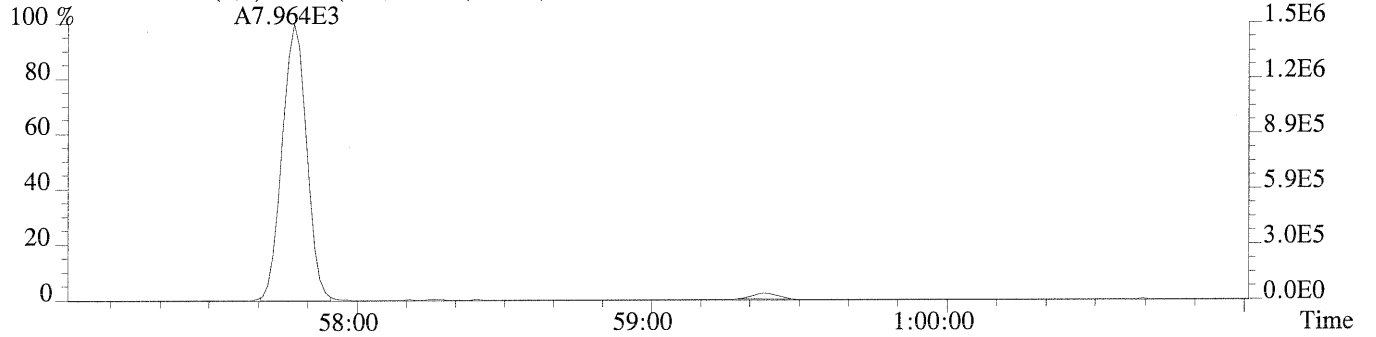
461.7246 F:7 SMO(1,3) BSUB(128,15,-3.0) PKD(3,3,3,0.10%,1236.0,1.00%,F,F)



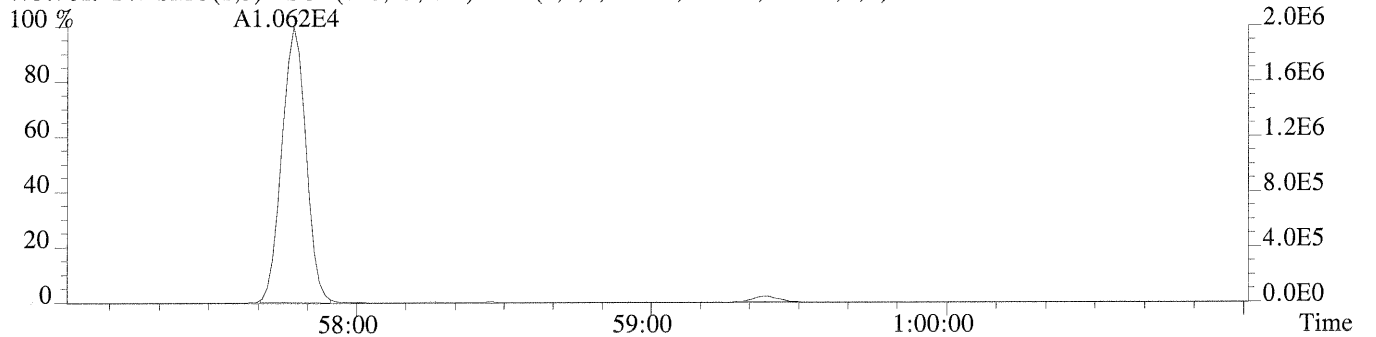
463.7216 F:7 SMO(1,3) BSUB(128,15,-3.0) PKD(3,3,3,0.10%,2184.0,1.00%,F,F)



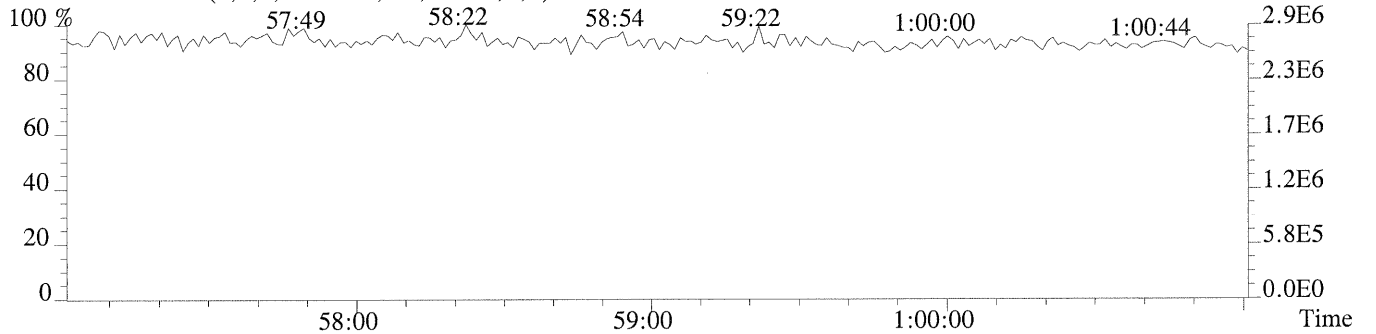
473.7648 F:7 SMO(1,3) BSUB(128,15,-3.0) PKD(3,3,3,0.10%,1264.0,1.00%,F,F)



475.7619 F:7 SMO(1,3) BSUB(128,15,-3.0) PKD(3,3,3,0.10%,1100.0,1.00%,F,F)

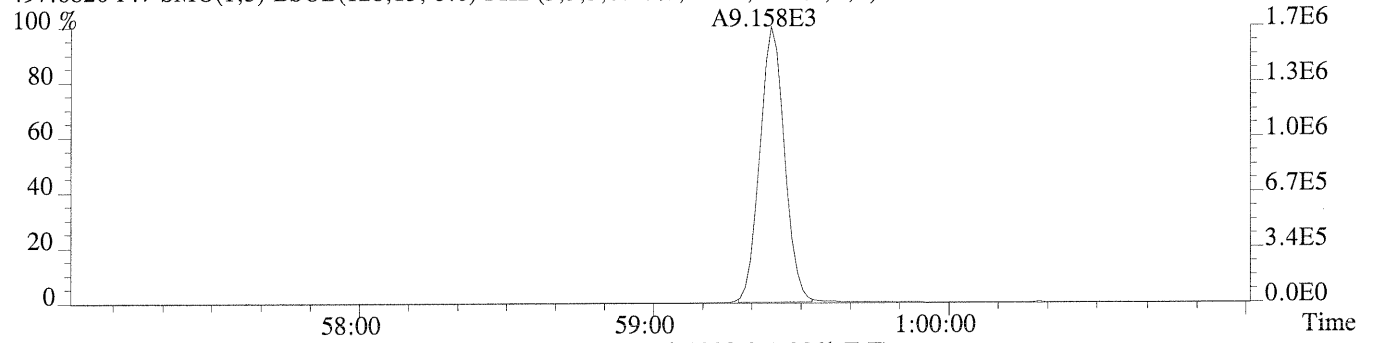


492.9697 F:7 PKD(5,3,5,100.00%,0.0,1.00%,F,F)

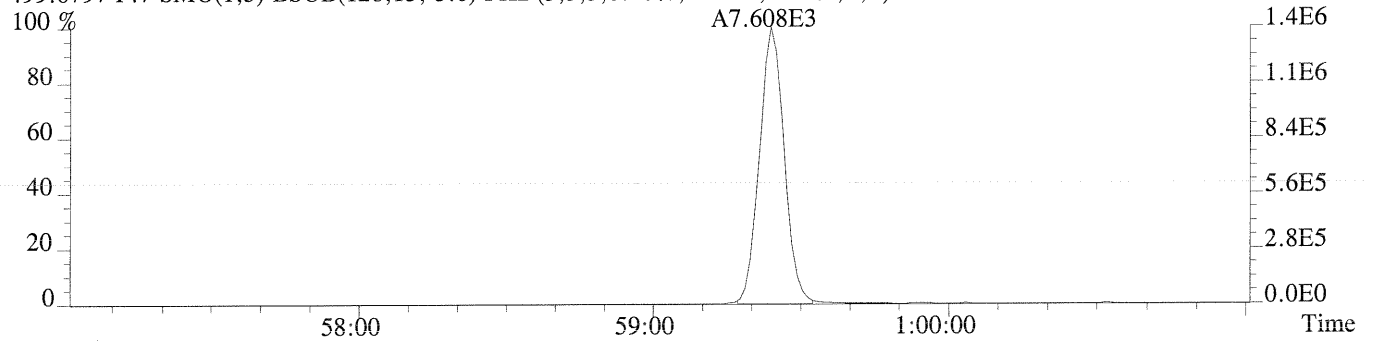


Sample#1 Exp:PCB 209 INJECTION

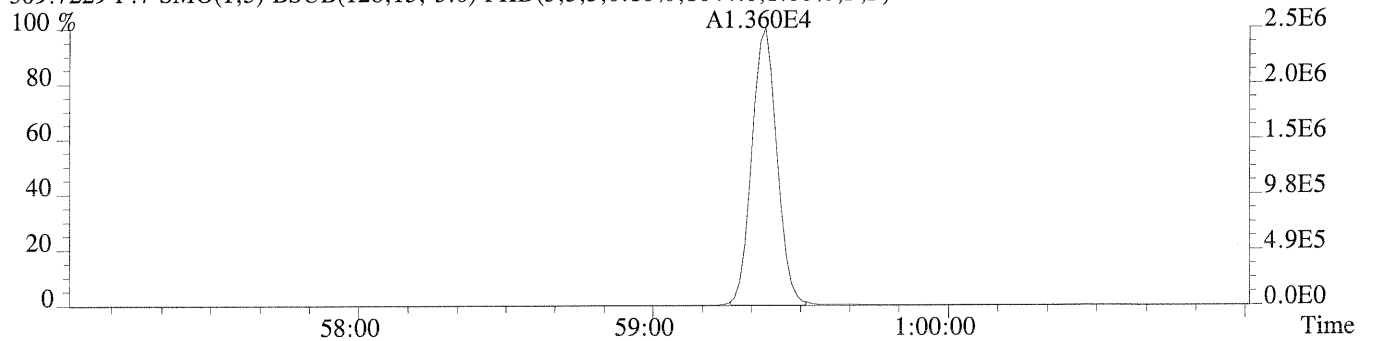
497.6826 F:7 SMO(1,3) BSUB(128,15,-3.0) PKD(3,3,3,0.10%,712.0,1.00%,F,F)



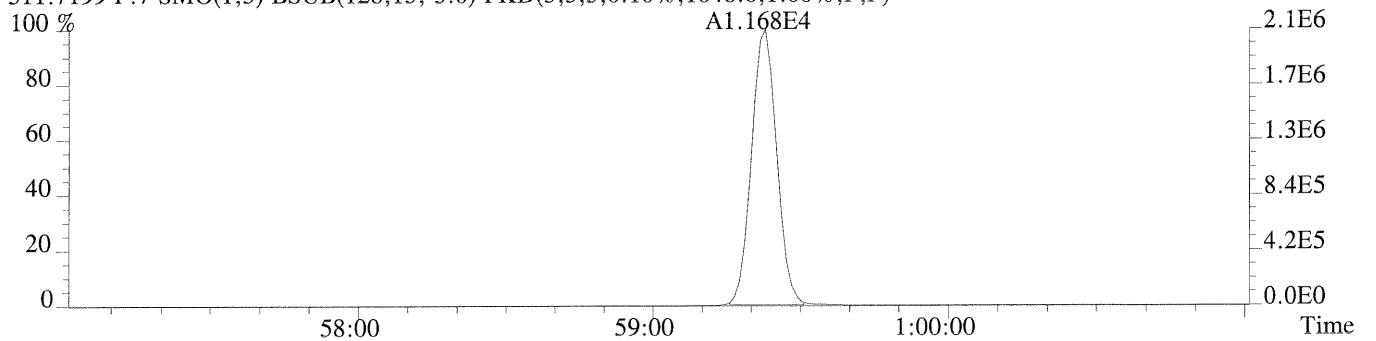
499.6797 F:7 SMO(1,3) BSUB(128,15,-3.0) PKD(3,3,3,0.10%,1288.0,1.00%,F,F)



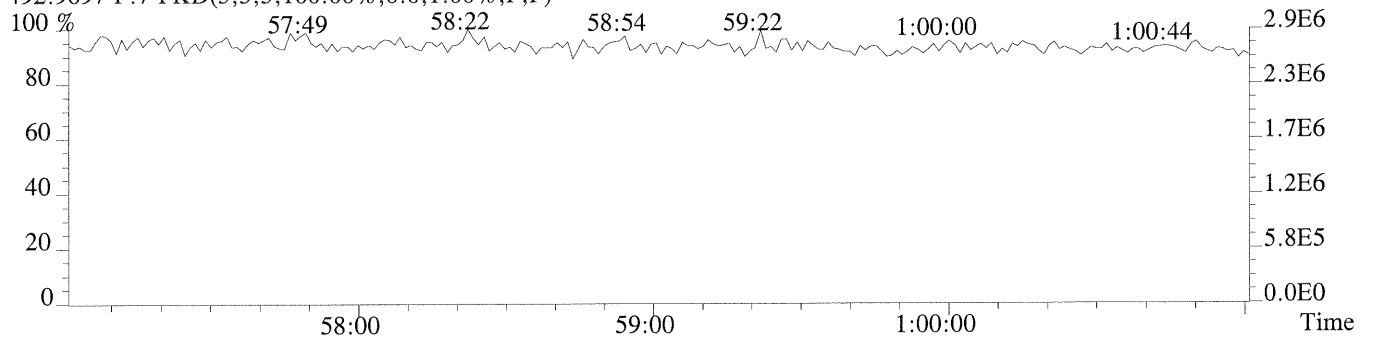
509.7229 F:7 SMO(1,3) BSUB(128,15,-3.0) PKD(3,3,3,0.10%,1044.0,1.00%,F,F)



511.7199 F:7 SMO(1,3) BSUB(128,15,-3.0) PKD(3,3,3,0.10%,1048.0,1.00%,F,F)



492.9697 F:7 PKD(5,3,5,100.00%,0.0,1.00%,F,F)



Sample List Report

MassLynx 4.1

Sample List: C:\MassLynx\CASHOUSTON.PRO\SampleDB\E90819.SPL

Page 1 of 2

Last Modified: Wednesday, August 19, 2009 17:49:28 Central Daylight Time

Printed: Thursday, August 20, 2009 05:50:31 Central Daylight Time

Page Position (1, 1)

	File Name	File Text	MS File	Inlet File	Process Options	Process
1	U220168	TEST	1668EPA	1668EPA	---	---
2	U220169	PCB 209 INJECTION	1668EPA	1668EPA	---	---
3	U220170	ICAL CS1	1668EPA	1668EPA	---	---
4	U220171	ICAL CS2	1668EPA	1668EPA	---	---
5	U220172	ICAL CS3	1668EPA	1668EPA	---	---
6	U220173	ICAL CS4	1668EPA	1668EPA	---	---
7	U220174	ICAL CS5	1668EPA	1668EPA	c:\masslynx\1668epa.dat	ResolutionCheck
8	---	---	1668EPA	1668EPA	---	---
9	---	---	1668EPA	1668EPA	---	---
10	---	---	1668EPA	1668EPA	---	---
11	---	---	---	---	---	---
12	---	---	---	---	---	---
13	---	---	---	---	c:\masslynx\8290cas.dat	ResolutionCheck
14	---	---	---	---	---	---
15	---	---	---	---	c:\masslynx\8290cas.dat	ResolutionCheck
16	---	---	---	---	---	---
17	---	---	8290CAS	8290cas	---	---
18	---	---	8290CAS	8290cas	---	---
19	---	---	---	---	---	---
20	---	---	---	8290cas	---	---
21	---	---	---	8290cas	---	---
22	---	---	---	8290cas	---	---
23	---	---	8290CAS	8290cas	---	---
24	---	---	8290CAS	8290cas	c:\masslynx\1668epa.dat	ResolutionCheck
25	---	---	8290CAS	8290cas	c:\masslynx\1668epa.dat	ResolutionCheck
26	---	---	8290CAS	8290cas	c:\masslynx\1668epa.dat	ResolutionCheck
27	---	---	8290CAS	8290cas	c:\masslynx\8290cas.dat	ResolutionCheck
28	---	---	8290CAS	8290cas	c:\masslynx\8290cas.dat	ResolutionCheck
29	---	---	8290CAS	8290cas	c:\masslynx\8290cas.dat	ResolutionCheck
30	---	---	8290CAS	8290cas	c:\masslynx\1668epa.dat	ResolutionCheck
31	---	---	8290CAS	8290cas	c:\masslynx\1668epa.dat	ResolutionCheck
32	---	---	8290CAS	8290cas	c:\masslynx\1668epa.dat	ResolutionCheck
33	---	---	8290CAS	8290cas	c:\masslynx\1668epa.dat	ResolutionCheck
34	---	---	8290CAS	8290cas	c:\masslynx\1668epa.dat	ResolutionCheck

Initial Calibration QC Checklist

ICAL Name: U907318290T
 Date: 31 July '09

Method: 1613 / 8290 / Tetra / TCDD Only / TCDF Conf / 8280 / 613 / M23 / TO-9

Retention Window/Column Performance Check Analyst Second Check

Windows in and first and last eluters labeled	✓	✓
Column Performance shows less than or equal to 25% valley between column specific 2378 isomer and it's closest eluters	✓	✓
No QC ion deflections affect column specific 2378 isomer or it's closest eluters	✓	✓

Initial Calibration Analyst Second Check

Percent RSD within method criteria	✓	✓
All relative abundance ratios meet method criteria	✓	✓
No QC ion deflections of greater than 20%	✓	✓
Mass spectrometer resolution greater than or equal to 10,000 and documented	✓	✓
2378-TCDD elutes at 25 minutes or later on the DB-5 column	✓	✓
Signal-to-noise of all target analytes and their labeled standards at least 10:1.	✓	✓
Valley between labeled 123478 and 123678 HxCDD peaks less than or equal to 50%	✓	✓
All Manual Intergrations signed and dated and first and final copies of Ical summary included	✓	✓

Analyst: *[Signature]* Second QC: *[Signature]*

5DFC

PCDD/PCDF ANALYTICAL SEQUENCE SUMMARY
HIGH RESOLUTION

Name: Columbia Analytical Services, Houston Contract

Lab Code: TX01411 CASE No.: Client No: SDG No.:

GC Column: db5 ID: 0.25 (mm) Instrument ID: AutoSpec-Ultima

Init. Calib. Date: 07/31/09

Init. Calib. Times: 13:13


THE ANALYTICAL SEQUENCE OF STANDARDS, SAMPLES, BLANKS, SPIKES AND
DUPLICATES IS AS FOLLOWS:

EPA SAMPLE NO.	LAB SAMPLE ID	LAB FILE ID	DATE ANALYZED	TIME ANALYZED
WINDOW DEFINE		U132326#1	31-JUL-09	13:13:26
ICAL HRCC1		U132327#1	31-JUL-09	14:18:25
ICAL HRCC2		U132328#1	31-JUL-09	16:02:20
ICAL HRCC3		U132329#1	31-JUL-09	16:50:56
ICAL HRCC4		U132330#1	31-JUL-09	17:40:51
ICAL HRCC5		U132331#1	31-JUL-09	18:30:43

HRGC/HRMS RUN LOG

CAS HOUSTON 19408 Park Row, Suite 320 Houston, TX 77084

Acq Method: 8900AS/613 Result File: D:\9073189A01
 GC Method: 8900AS/613 EDD File: D:\1323321ES-VER



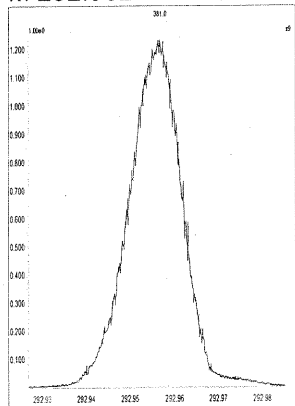
Date	Time	File	CAS ID	Client ID	Batch #	Analyst	Comments	RE
07/31/09	06:05	---	HRMS CHECK			ke		
	13:11	---	HRMS CHECK			}		
	13:13	0132326	WINDOW DEFINE	D4-90-2				
	14:18	0132327	ICM HREC1	D5-49-5				
	16:02	0132328	HREC2	D5-49-4				
	16:50	0132329	HREC3	D5-49-3				
	17:46	0132330	HREC4	D5-49-2				
	18:30	0132331	HREC5	D5-49-1				
	19:18	---	HRMS CHECK					
08/10/09	17:10	0132332	VEL HREC3 D4-61-1				}	
	17:58	---	HRMS CHECK					

Reviewed by: MAC

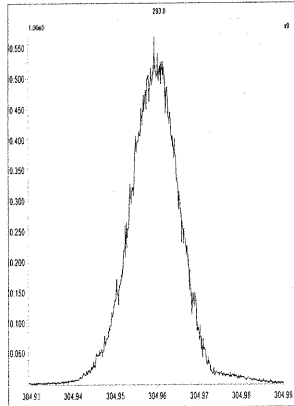
File: Experiment: 8290CAS.exp Reference: pfk.ref Function: 1 @ 200 (ppm)

Printed: Friday, July 31, 2009 13:11:28 Central Daylight Time

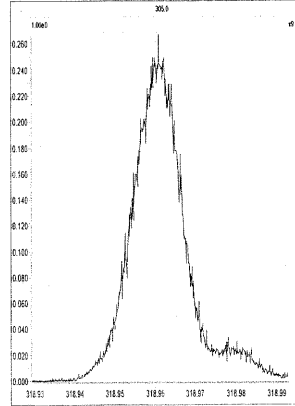
M 292.9824 R 10775



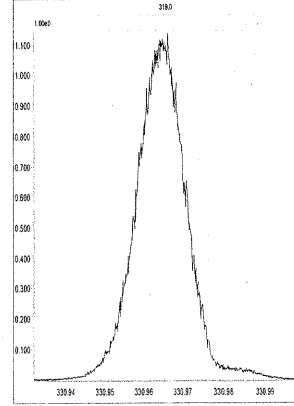
M 304.9824 R 10962



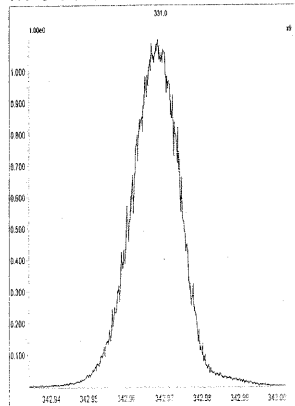
M 318.9792 R 7937



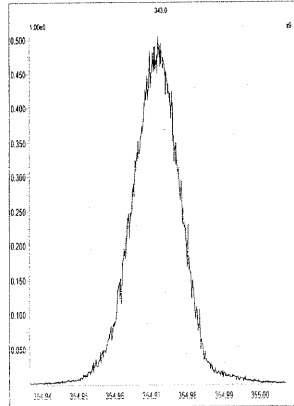
M 330.9792 R 11467



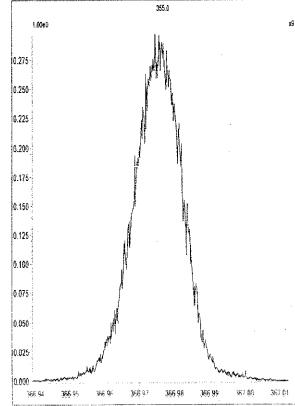
M 342.9792 R 11466



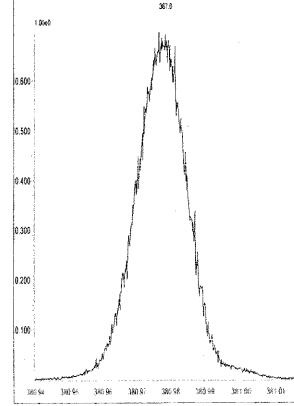
M 354.9792 R 11162



M 366.9792 R 10822



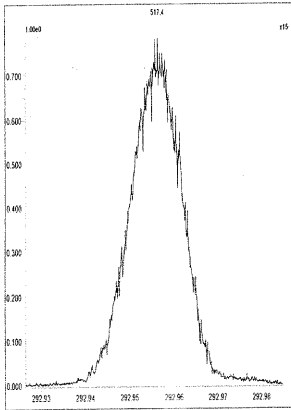
M 380.9760 R 11012



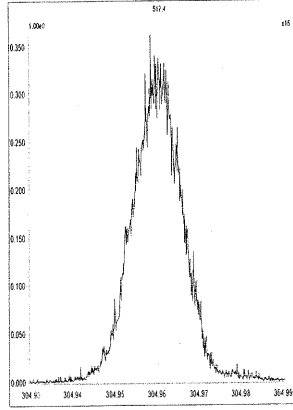
Printed:

Friday, July 31, 2009 19:18:34 Central Daylight Time

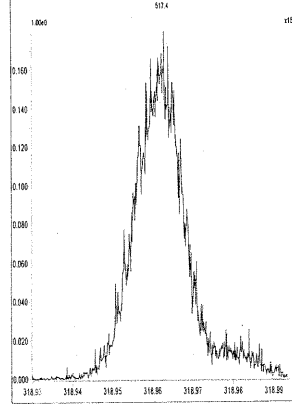
M 292.9824 R 11037



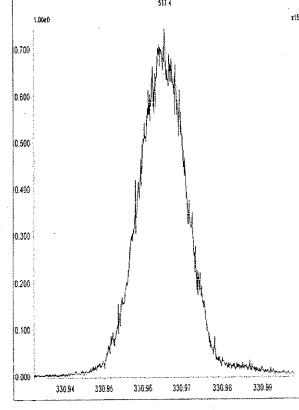
M 304.9824 R 11367



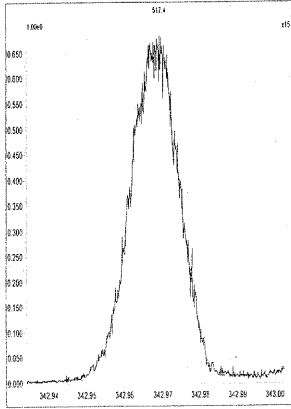
M 318.9792 R 11749



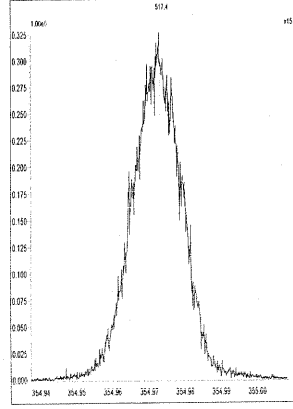
M 330.9792 R 11236



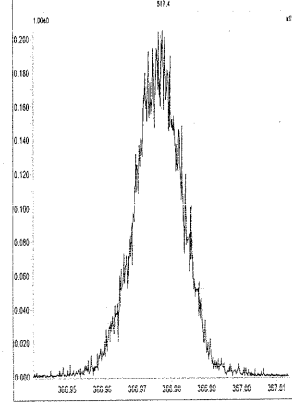
M 342.9792 R 11628



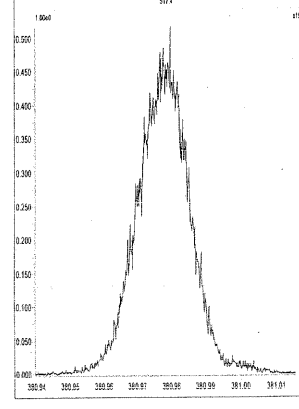
M 354.9792 R 11884



M 366.9792 R 11337

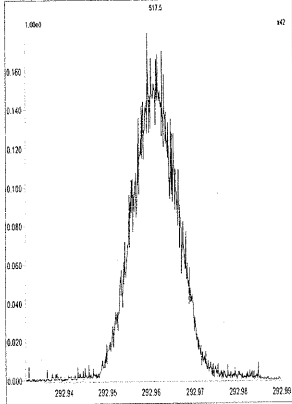


M 380.9760 R 11012

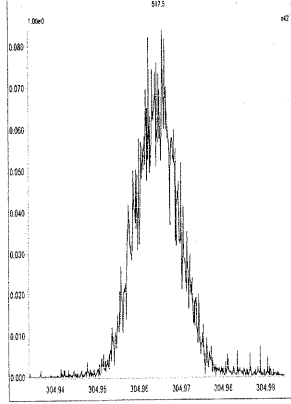


Printed: Saturday, August 01, 2009 17:58:53 Central Daylight Time

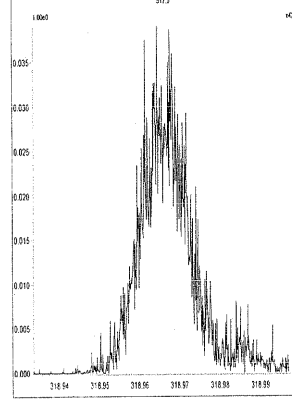
M 292.9824 R 13192



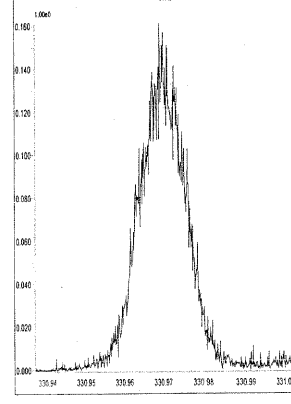
M 304.9824 R 13552



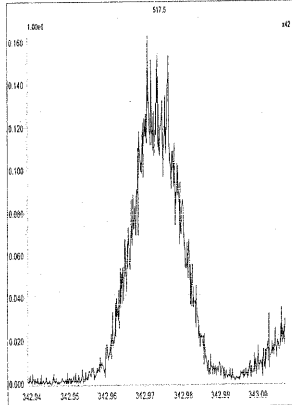
M 318.9792 R 12705



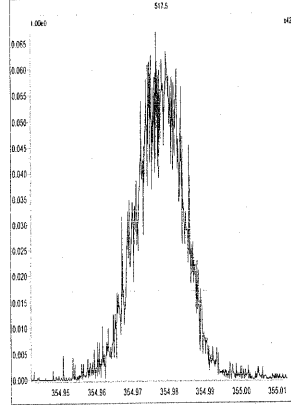
M 330.9792 R 13101



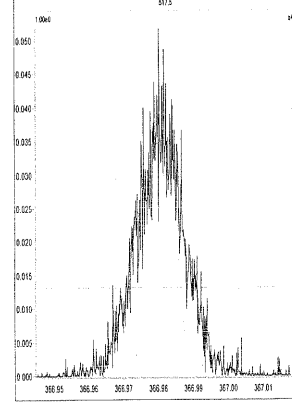
M 342.9792 R 12854



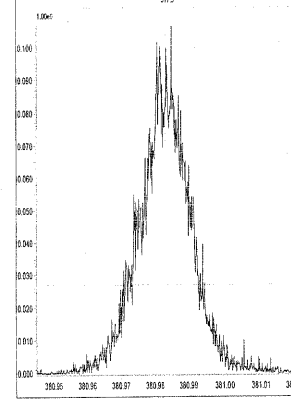
M 354.9792 R 13006



M 366.9792 R 13289



M 380.9760 R 11827



5DFA
WINDOW DEFINING MIX SUMMARY

CLIENT ID

WDM

Lab Name: COLUMBIA ANALYTICAL SERVICES

Lab Code: CAS

GC Column: DB-5

Case No.: _____

ID: 0.25 (mm)

SDG No.: _____

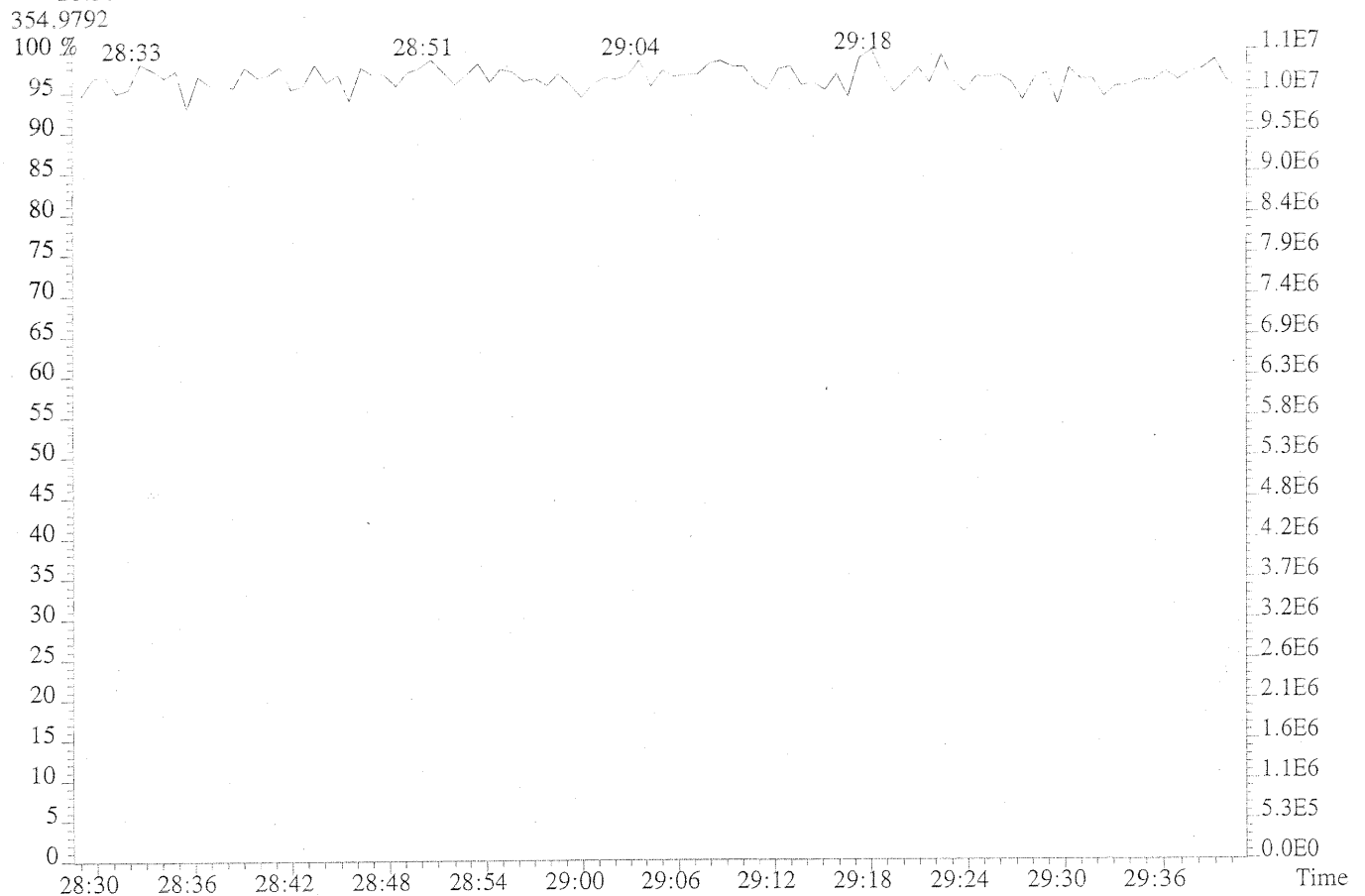
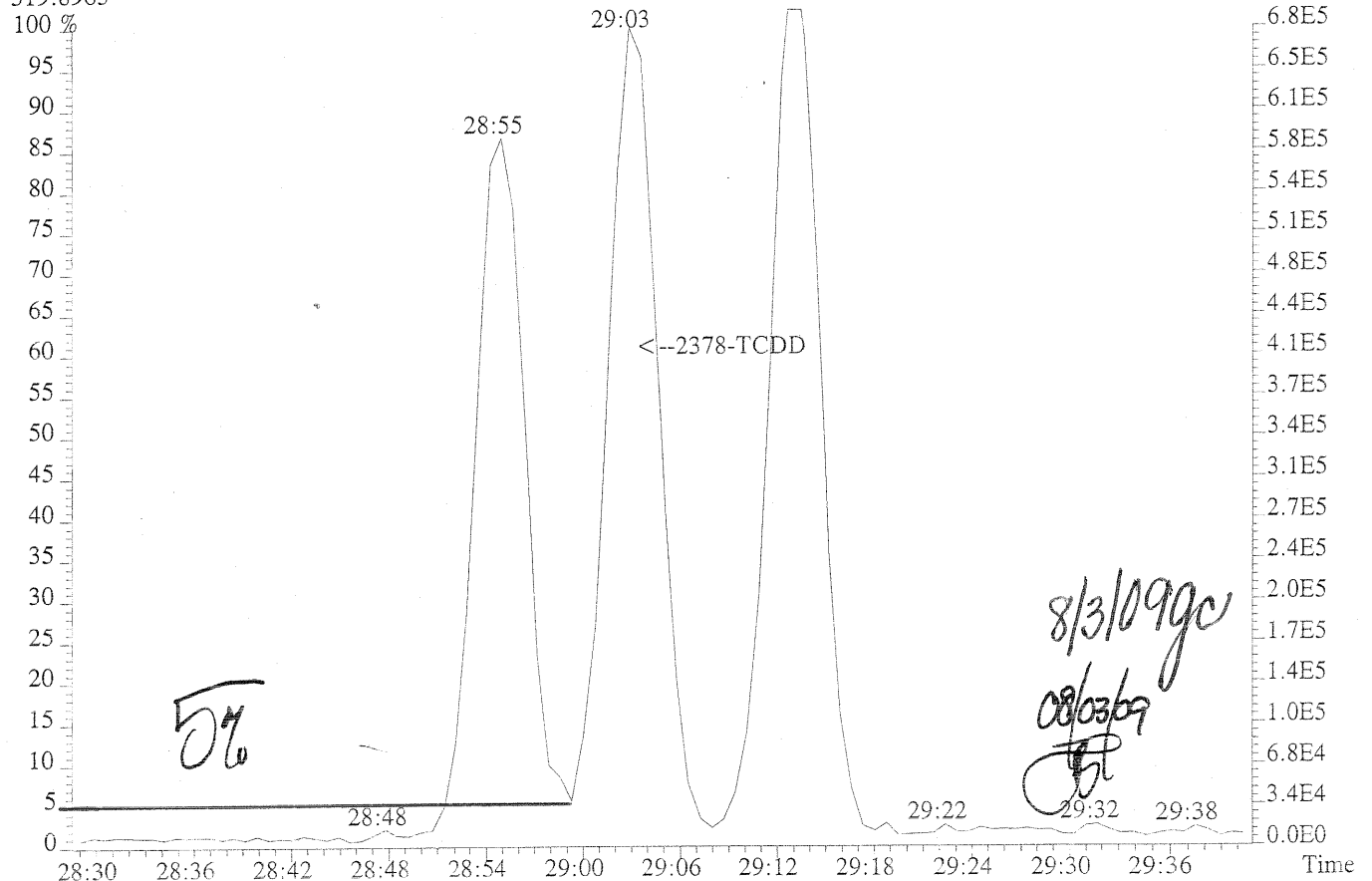
Lab File ID: U132326

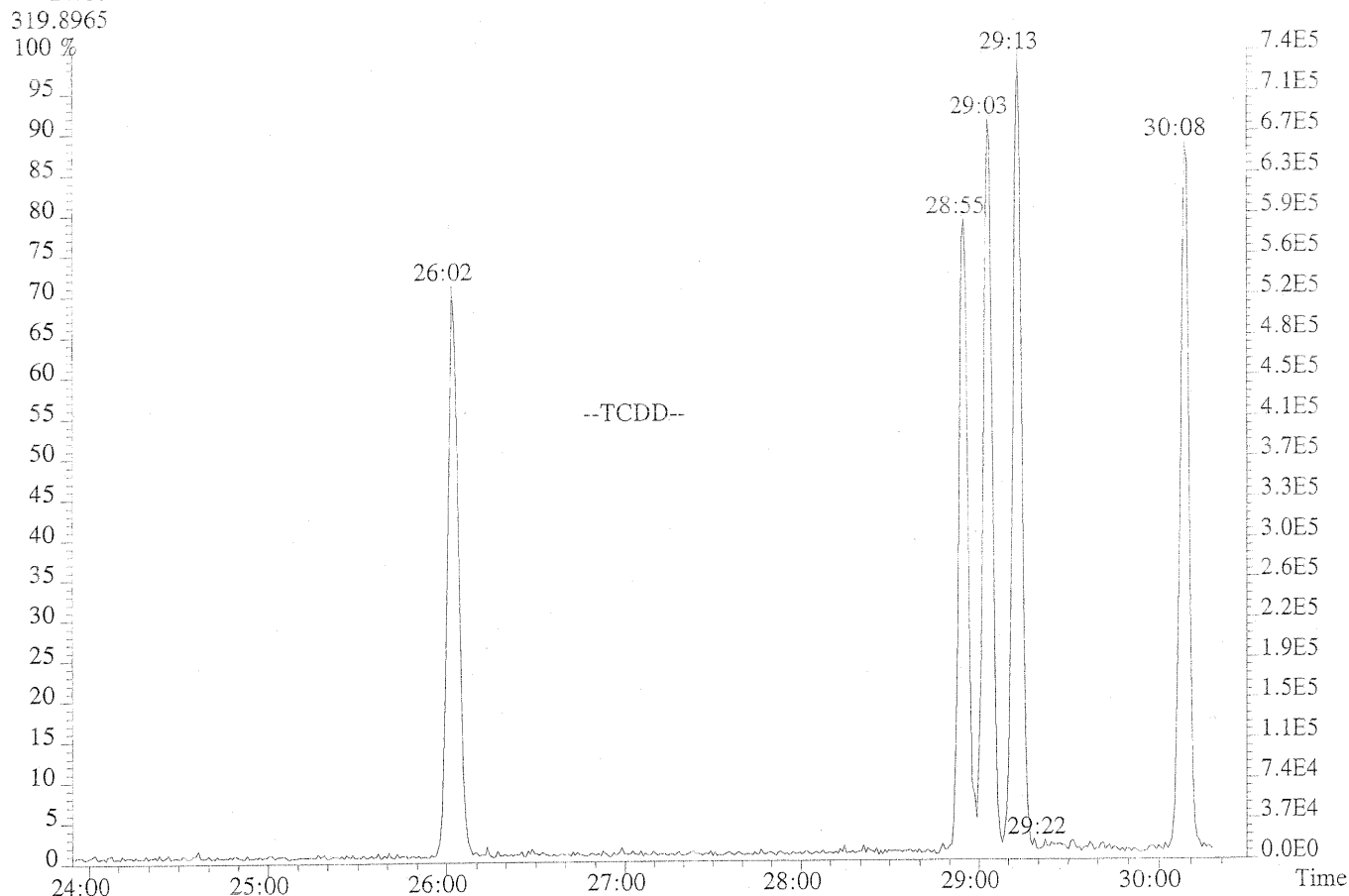
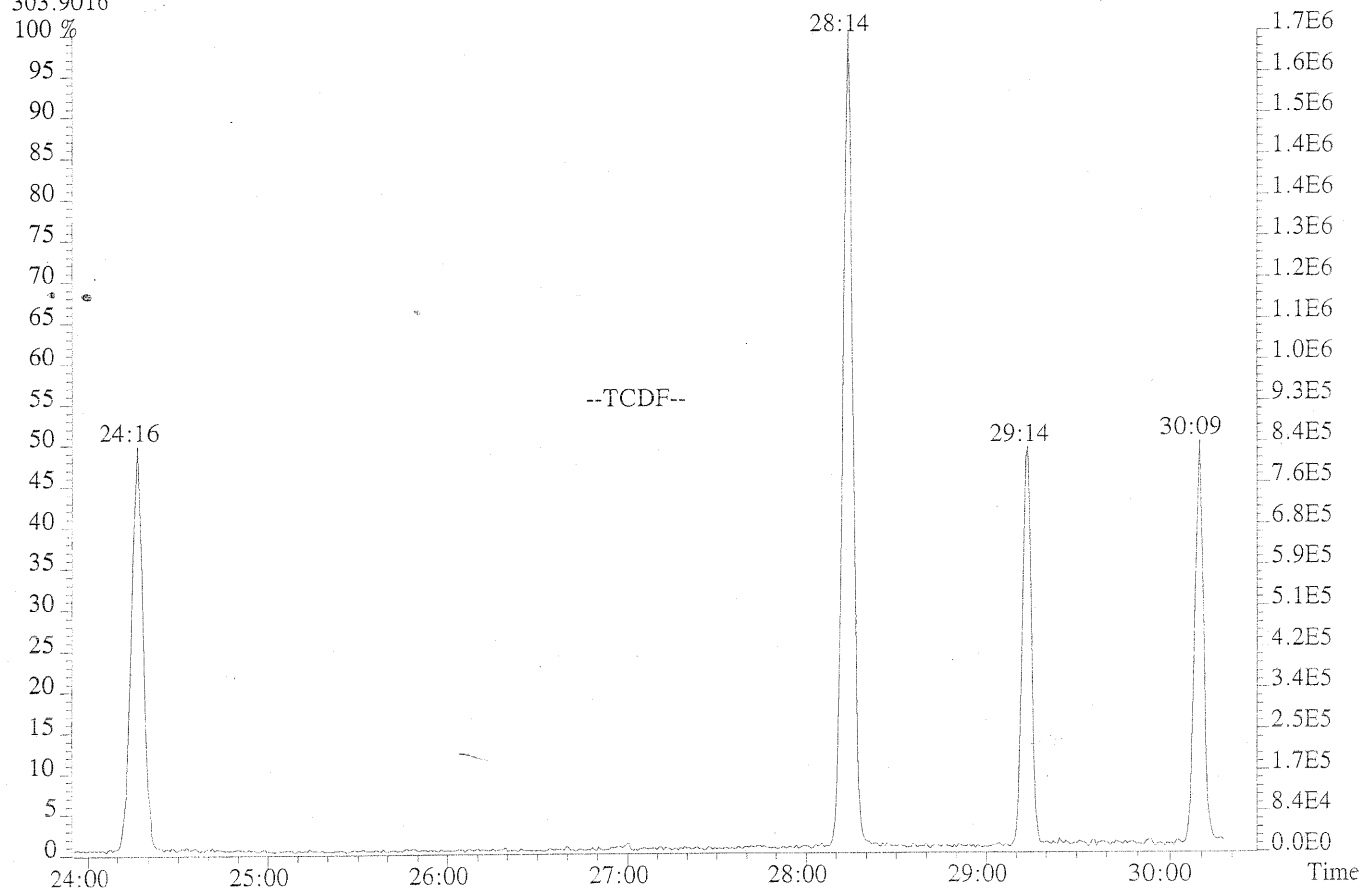
Date Analyzed: 07/31/09

Time Analyzed: 13:13:26

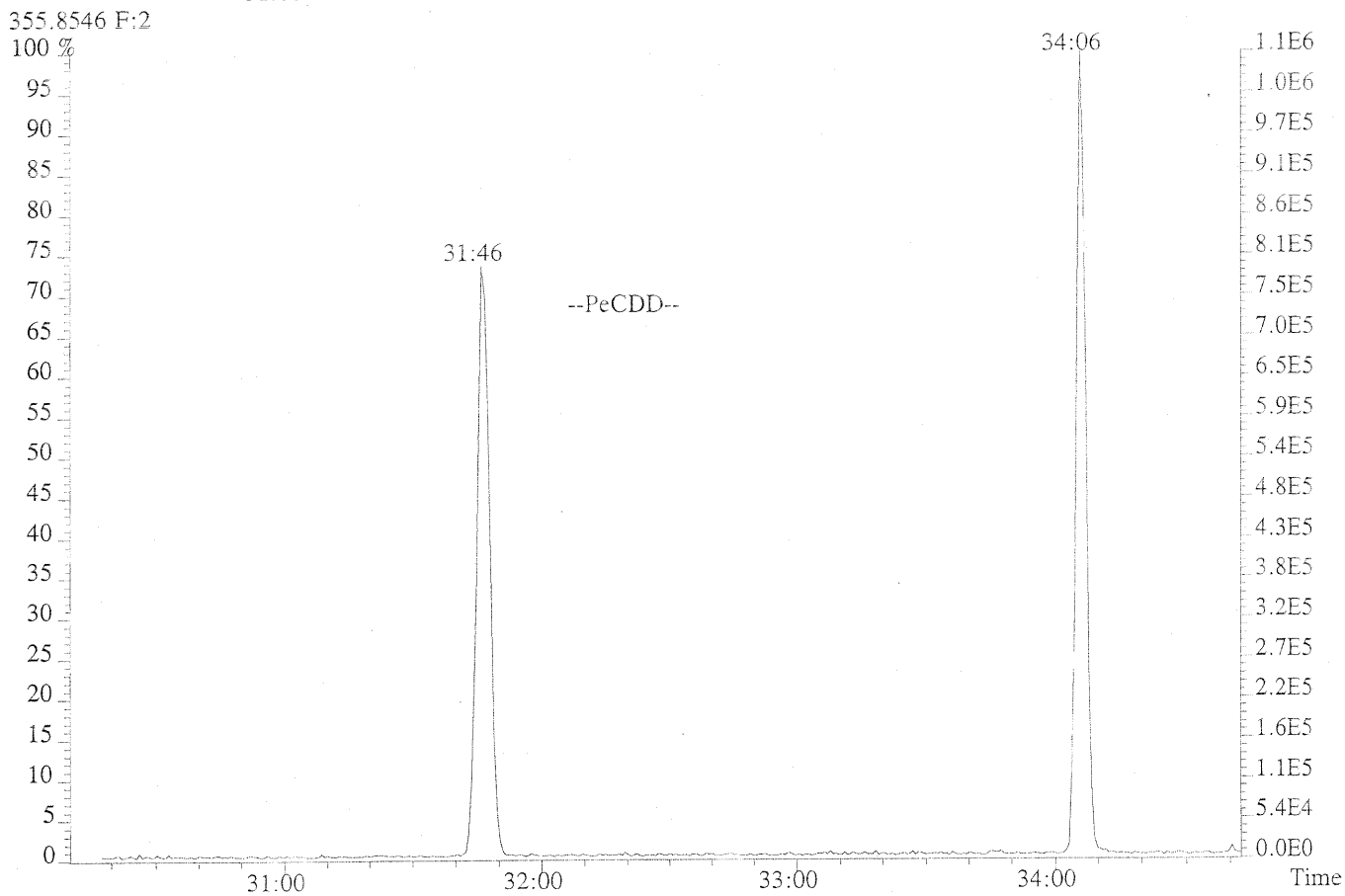
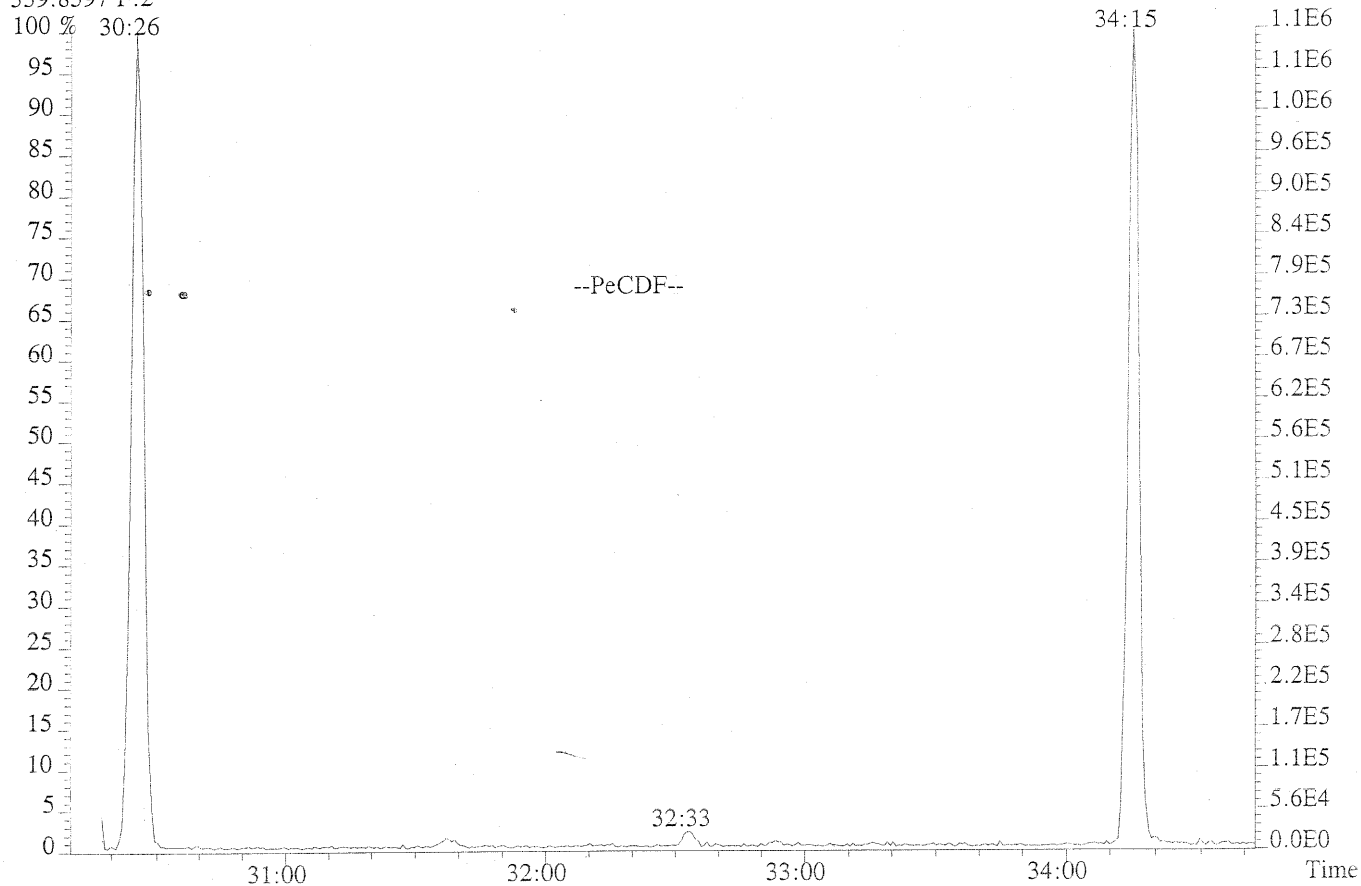
CONGENER	RT FIRST ELUTING	RT LAST ELUTING
TCDF	24:16	30:09
TCDD	26:02	30:08
PeCDF	30:26	34:15
PeCDD	31:46	34:06
HxCDF	35:08	37:26
HxCDD	35:38	37:06
HpCDF	38:48	40:08
HpCDD	39:04	39:43

% Valley 2378-TCDD 5%

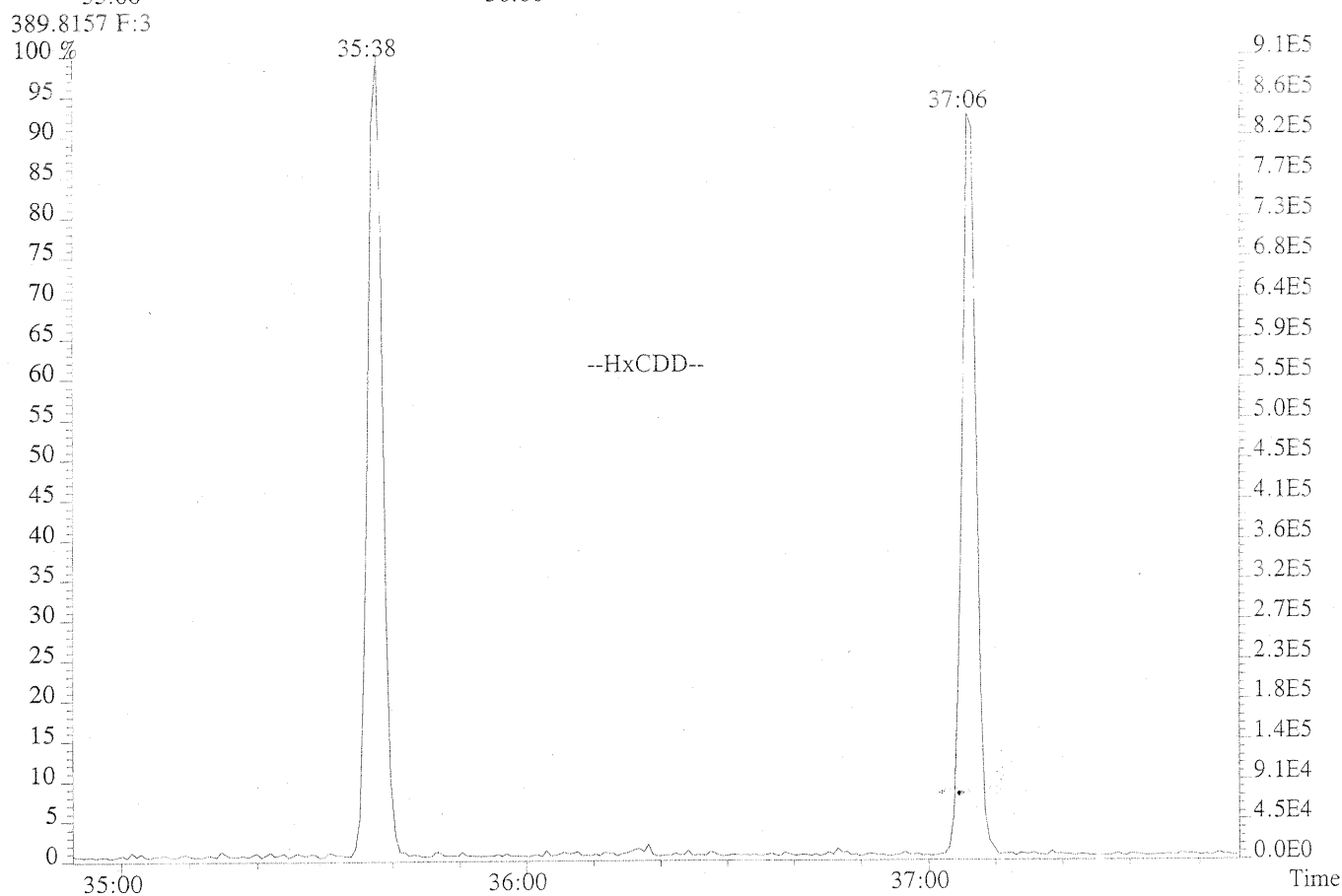
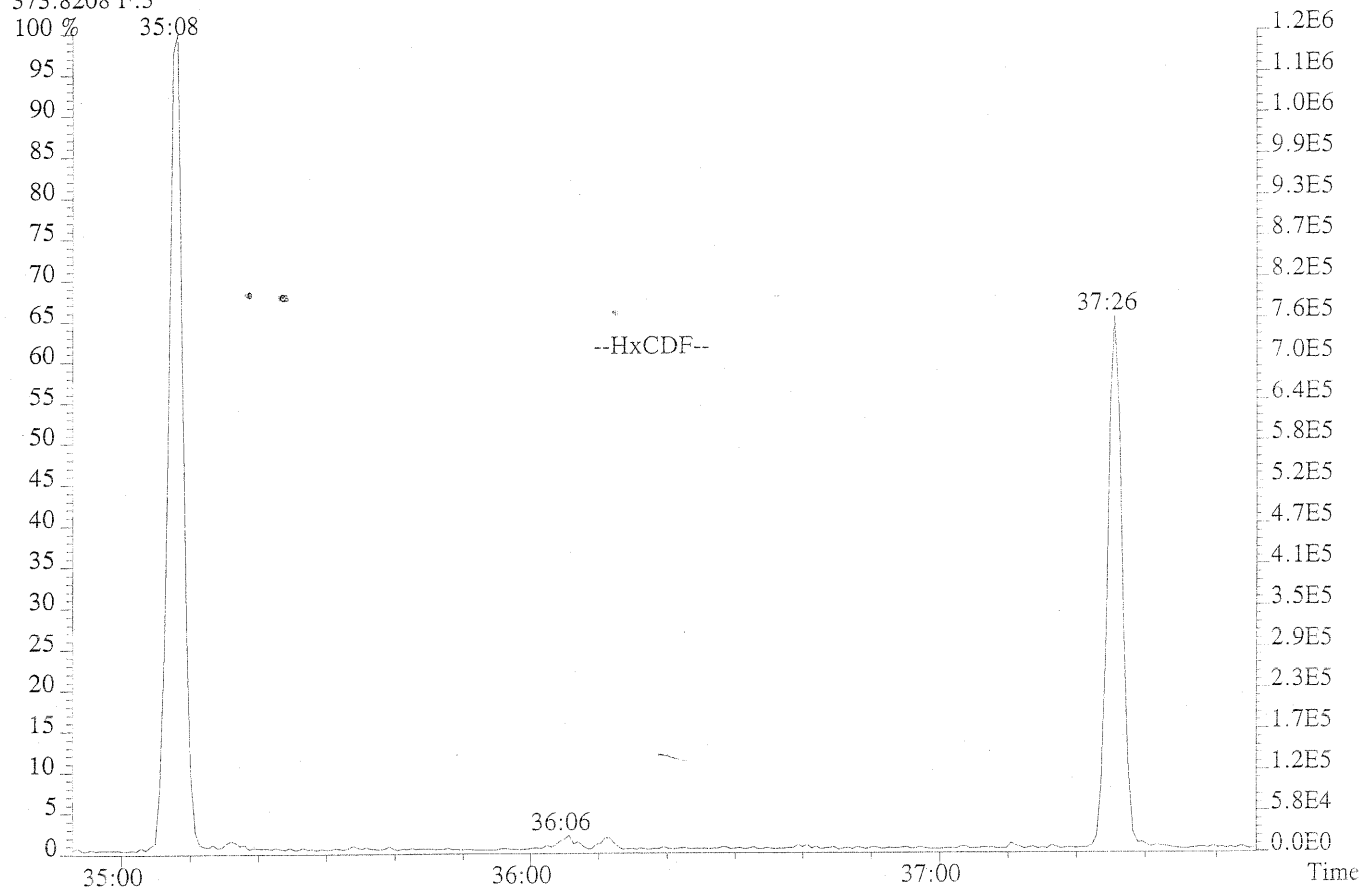




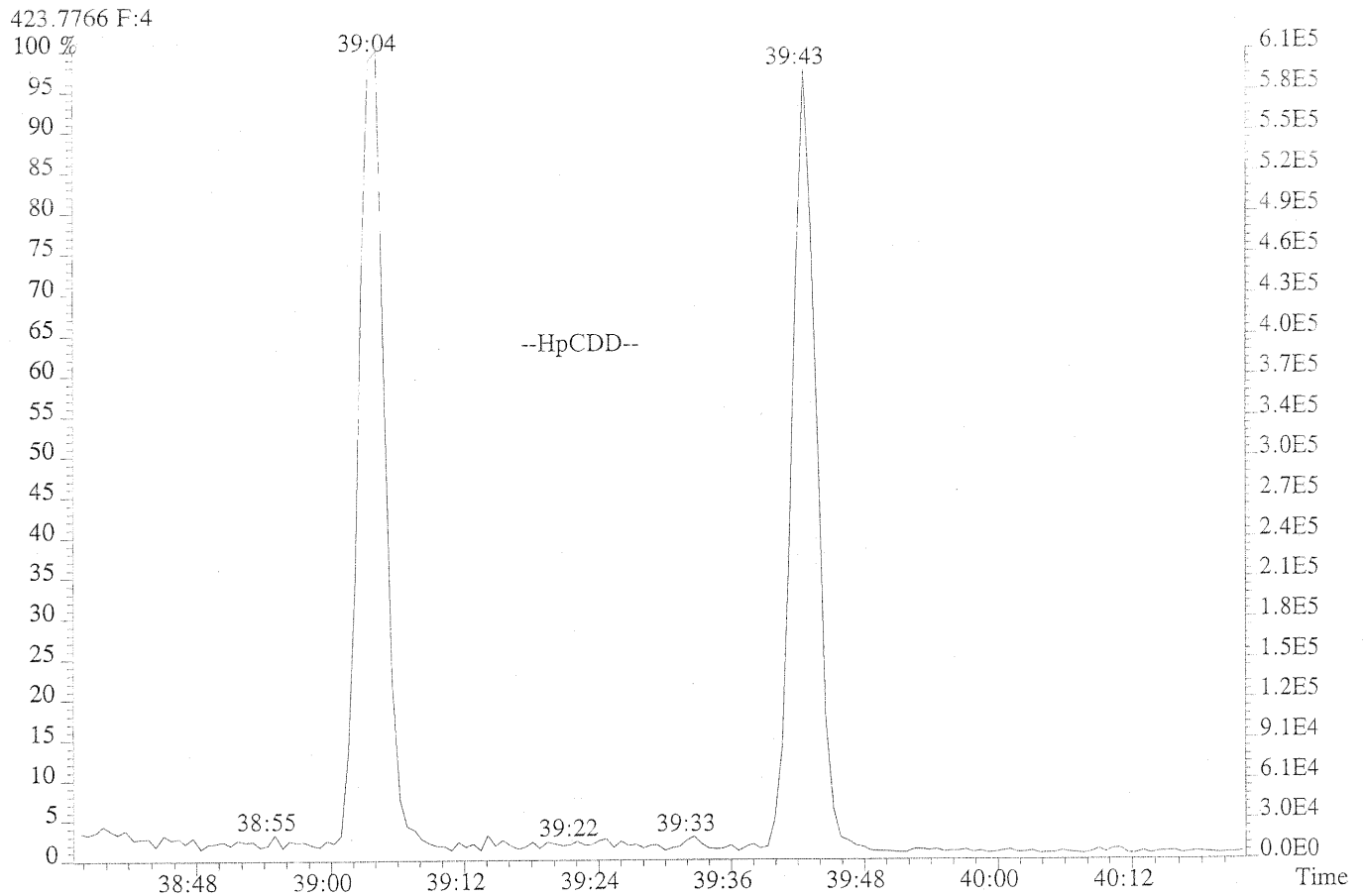
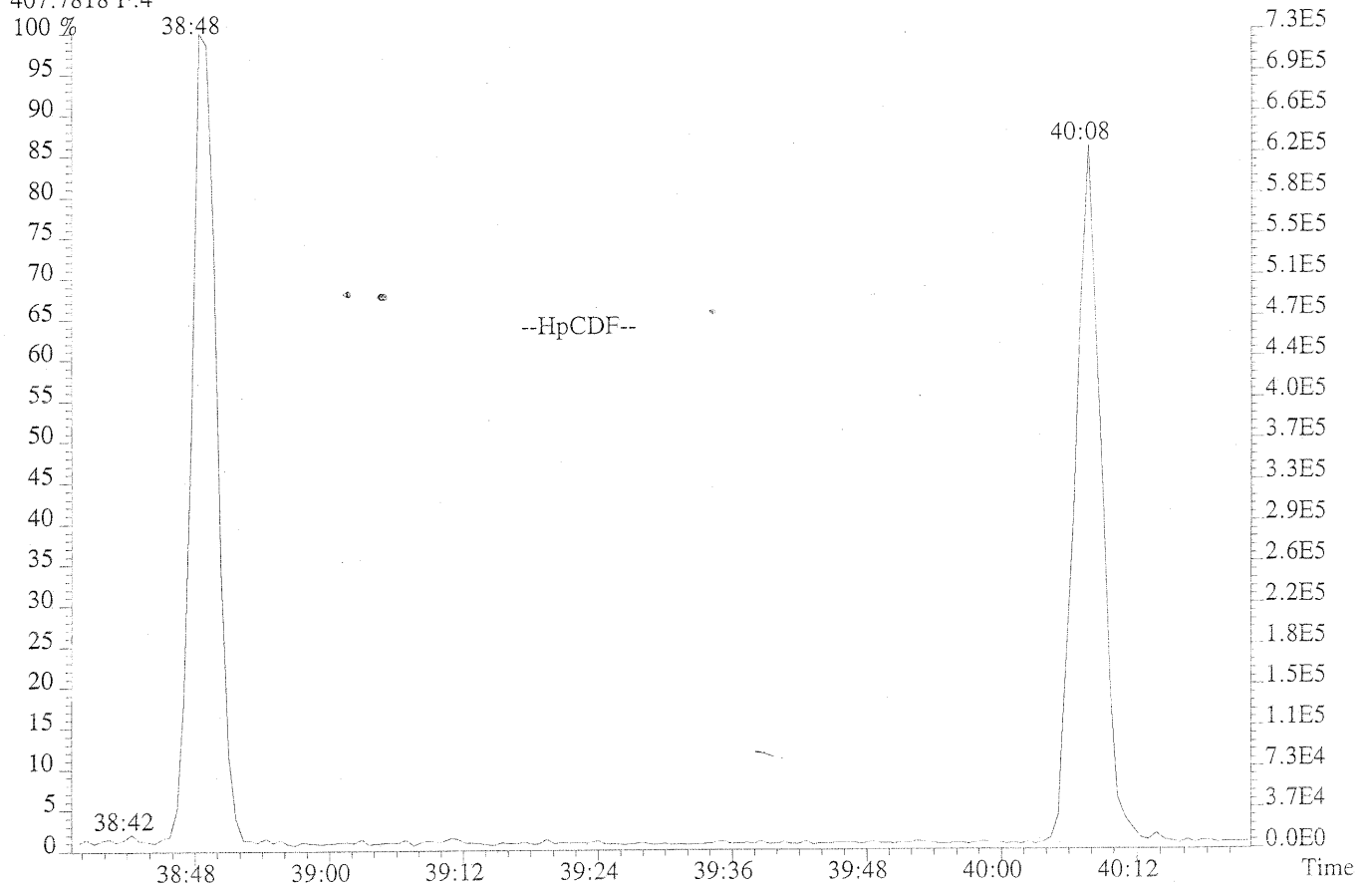
File:U132326 #1-401 Acq:31-JUL-2009 13:13:26 Probe EI+ Magnet SIR VG BioTech Mass spectf
Sample#1 Exp:WINDOW DEFINE
339.8597 F:2



File:U132326 #1-322 Acq:31-JUL-2009 13:13:26 Probe EI+ Magnet SIR VG BioTech Mass spectf
Sample#1 Exp:WINDOW DEFINE
373.8208 F:3



File:U132326 #1-268 Acq:31-JUL-2009 13:13:26 Probe EI+ Magnet SIR VG BioTech Mass spectf
Sample#1 Exp:WINDOW DEFINE
407.7818 F:4



FORM 3A
PCDD/PCDF INITIAL CALIBRATION RELATIVE RESPONSES

Lab Name: Columbia Analytical Services Episode No.:

Contract No.: SDG No.:

Initial Calibration Date: 07/31/09

Instrument ID: AutoSpec-Ultima GC Column ID: DB-5

HRCC1 Data Filename: U132327 HRCC4 Data Filename: U132330

HRCC2 Data Filename: U132328 HRCC5 Data Filename: U132331

HRCC3 Data Filename: U132329

	RELATIVE RESPONSE (RR)					MEAN RR	Cv (RSD) (1)
	HRCC1	HRCC2	HRCC3	HRCC4	HRCC5		
NATIVE ANALYTES							
2,3,7,8-TCDD	0.97	0.86	1.00	0.90	0.94	0.93	6.10
1,2,3,7,8-PeCDD	0.87	0.87	0.91	0.89	0.92	0.89	2.18
1,2,3,4,7,8-HxCDD	1.08	0.97	1.03	1.00	1.06	1.03	4.51
1,2,3,6,7,8-HxCDD	1.11	1.06	1.09	1.05	1.10	1.08	2.14
1,2,3,7,8,9-HxCDD	1.04	1.02	1.06	1.05	1.09	1.05	2.45
1,2,3,4,6,7,8-HpCDD	1.02	0.91	0.97	0.90	0.93	0.95	5.01
OCDD	1.14	1.02	0.97	0.97	1.00	1.02	6.83
2,3,7,8-TCDF	0.85	0.85	0.80	0.85	0.90	0.85	4.10
1,2,3,7,8-PeCDF	0.79	0.84	0.89	0.86	0.89	0.85	4.78
2,3,4,7,8-PeCDF	0.90	0.83	0.90	0.88	0.92	0.89	3.68
1,2,3,4,7,8-HxCDF	1.12	1.11	1.17	1.09	1.14	1.13	2.59
1,2,3,6,7,8-HxCDF	1.11	1.12	1.23	1.10	1.16	1.14	4.47
1,2,3,7,8,9-HxCDF	0.98	0.90	0.90	0.95	0.95	0.94	4.03
2,3,4,6,7,8-HxCDF	1.07	1.01	1.09	1.04	1.07	1.06	3.24
1,2,3,4,6,7,8-HpCDF	1.38	1.34	1.42	1.35	1.37	1.37	2.16
1,2,3,4,7,8,9-HpCDF	1.14	1.04	1.01	1.11	1.11	1.08	4.95
OCDF	1.11	1.07	1.14	1.07	1.11	1.10	2.71

(1) The %RSD for the 17 unlabeled standard must not exceed +/- 20%, see Section 7.7.2.1, Method 8290.

8290F3A

FORM 3C
PCDD/PCDF INITIAL CALIBRATION ION ABUNDANCE RATIOS

Lab Name: Columbia Analytical Services Episode No.:

Contract No.: SDG No.:

Initial Calibration Date: 07/31/09

Instrument ID: AutoSpec-Ultima

GC Column ID: DB-5

HCC1 Data Filename: U132327

HCC4 Data Filename: U132330

HCC2 Data Filename: U132328

HCC5 Data Filename: U132331

HCC3 Data Filename: U132329

NATIVE ANALYTES	M/Z'S FORMING RATIO	ION ABUNDANCE RATIO					QC LIMITS (2)
		HRCC1	HRCC2	HRCC3	HRCC4	HRCC5	
2,3,7,8-TCDD	M/M+2	0.74	0.86	0.83	0.77	0.77	0.65-0.89
1,2,3,7,8-PeCDD	M+2/M+4	1.50	1.54	1.56	1.58	1.57	1.32-1.78
1,2,3,4,7,8-HxCDD	M+2/M+4	1.34	1.32	1.28	1.24	1.34	1.05-1.43
1,2,3,6,7,8-HxCDD	M+2/M+4	1.15	1.20	1.15	1.24	1.16	1.05-1.43
1,2,3,7,8,9-HxCDD	M+2/M+4	1.35	1.22	1.29	1.25	1.25	1.05-1.43
1,2,3,4,6,7,8-HpCDD	M+2/M+4	1.08	0.95	1.00	1.03	1.03	0.88-1.20
OCDD	M+2/M+4	0.89	0.95	0.90	0.89	0.88	0.76-1.02
2,3,7,8-TCDF	M/M+2	0.88	0.72	0.77	0.76	0.78	0.65-0.89
1,2,3,7,8-PeCDF	M+2/M+4	1.70	1.53	1.60	1.58	1.57	1.32-1.78
2,3,4,7,8-PeCDF	M+2/M+4	1.68	1.59	1.62	1.54	1.54	1.32-1.78
1,2,3,4,7,8-HxCDF	M+2/M+4	1.12	1.12	1.21	1.27	1.23	1.05-1.43
1,2,3,6,7,8-HxCDF	M+2/M+4	1.12	1.23	1.18	1.20	1.26	1.05-1.43
1,2,3,7,8,9-HxCDF	M+2/M+4	1.27	1.21	1.27	1.22	1.24	1.05-1.43
2,3,4,6,7,8-HxCDF	M+2/M+4	1.39	1.19	1.21	1.22	1.24	1.05-1.43
1,2,3,4,6,7,8-HpCDF	M+2/M+4	0.95	1.04	1.02	1.03	1.03	0.88-1.20
1,2,3,4,7,8,9-HpCDF	M+2/M+4	0.98	1.04	1.02	1.03	1.05	0.88-1.20
OCDF	M+2/M+4	0.85	0.96	0.95	0.89	0.91	0.76-1.02

(1) See Table 6, Method 8290, for m/z specifications.

(2) Ion Abundance Ratio Control Limits from Table 8, Method 8290.

8290F3C

Columbia Analytical Services, Inc.
Sample Response Summary

CLIENT ID.
ICAL HRCC1

Run #1 Filename U132327 Samp: 1 Inj: 1 Acquired: 31-JUL-09 14:18:25
Processed: 3-AUG-09 07:01:18 LAB. ID: ICAL HRCC1

Typ	Name	RT-1	Resp 1	Resp 2	Ratio	Meet	Mod?	RRT
1 Unk	2,3,7,8-TCDF	28:12	2.160e+02	2.442e+02	0.88	yes	yes	1.001
2 Unk	1,2,3,7,8-PeCDF	32:32	6.205e+02	3.646e+02	1.70	yes	no	1.001
3 Unk	2,3,4,7,8-PeCDF	33:16	6.995e+02	4.154e+02	1.68	yes	no	1.023
4 Unk	1,2,3,4,7,8-HxCDF	36:04	5.139e+02	4.576e+02	1.12	yes	no	1.000
5 Unk	1,2,3,6,7,8-HxCDF	36:10	5.077e+02	4.553e+02	1.12	yes	no	1.003
6 Unk	2,3,4,6,7,8-HxCDF	36:39	5.404e+02	3.900e+02	1.39	yes	yes	1.016
7 Unk	1,2,3,7,8,9-HxCDF	37:21	4.785e+02	3.765e+02	1.27	yes	yes	1.036
8 Unk	1,2,3,4,6,7,8-HpCDF	38:47	4.076e+02	4.278e+02	0.95	yes	no	1.000
9 Unk	1,2,3,4,7,8,9-HpCDF	40:06	3.403e+02	3.459e+02	0.98	yes	no	1.034
10 Unk	OCDF	42:55	4.862e+02	5.728e+02	0.85	yes	no	1.004
11 Unk	2,3,7,8-TCDD	29:02	1.760e+02	2.372e+02	0.74	yes	no	1.001
12 Unk	1,2,3,7,8-PeCDD	33:37	4.738e+02	3.155e+02	1.50	yes	no	1.000
13 Unk	1,2,3,4,7,8-HxCDD	36:46	4.127e+02	3.088e+02	1.34	yes	no	0.999
14 Unk	1,2,3,6,7,8-HxCDD	36:50	3.943e+02	3.416e+02	1.15	yes	no	1.000
15 Unk	1,2,3,7,8,9-HxCDD	37:07	3.979e+02	2.953e+02	1.35	yes	no	1.008
16 Unk	1,2,3,4,6,7,8-HpCDD	39:41	3.203e+02	2.969e+02	1.08	yes	no	1.000
17 Unk	OCDD	42:45	5.119e+02	5.745e+02	0.89	yes	no	1.000
18 IS	13C-2,3,7,8-TCDF	28:11	1.189e+04	1.532e+04	0.78	yes	no	0.979
19 IS	13C-1,2,3,7,8-PeCDF	32:31	1.510e+04	9.776e+03	1.54	yes	no	1.129
20 IS	13C-1,2,3,4,7,8-HxCDF	36:04	1.486e+04	2.854e+04	0.52	yes	no	0.972
21 IS	13C-1,2,3,4,6,7,8-HpCDF	38:47	9.243e+03	2.095e+04	0.44	yes	no	1.045
22 IS	13C-2,3,7,8-TCDD	29:01	9.222e+03	1.213e+04	0.76	yes	no	1.008
23 IS	13C-1,2,3,7,8-PeCDD	33:36	1.100e+04	7.096e+03	1.55	yes	no	1.167
24 IS	13C-1,2,3,6,7,8-HxCDD	36:49	1.852e+04	1.477e+04	1.25	yes	no	0.992
25 IS	13C-1,2,3,4,6,7,8-HpCDD	39:41	1.555e+04	1.477e+04	1.05	yes	no	1.069
26 IS	13C-OCDD	42:44	2.247e+04	2.520e+04	0.89	yes	no	1.151
27S/RT	13C-1,2,3,4-TCDD	28:48	8.815e+03	1.125e+04	0.78	yes	no	*
28S/RT	13C-1,2,3,7,8,9-HxCDD	37:07	1.925e+04	1.537e+04	1.25	yes	no	*
29C/Up	37C1-2,3,7,8-TCDD	29:02	3.765e+02					1.008

Columbia Analytical Services, Inc.
19408 Park Row, Suite 320
Houston, TX 77084
Office (713) 266-1599. Fax (713) 266-0130

Columbia Analytical Services, Inc.
Signal/Noise Height Ratio Summary

CLIENT ID.
ICAL HRCC1

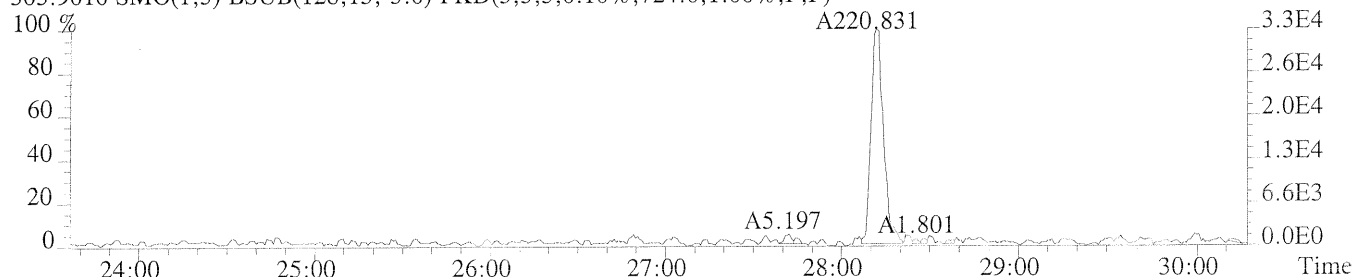
Run #1 Filename U132327 Samp: 1 Inj: 1 Acquired: 31-JUL-09 14:18:25
Processed: 3-AUG-09 07:01:181 LAB. ID: ICAL HRCC1

	Name	Signal 1	Noise 1	S/N Rat.1	Signal 2	Noise 2	S/N Rat.2
1	2,3,7,8-TCDF	3.23e+04	7.24e+02	4.5e+01	3.62e+04	1.07e+03	3.4e+01
2	1,2,3,7,8-PeCDF	1.13e+05	2.47e+03	4.6e+01	7.86e+04	2.52e+03	3.1e+01
3	2,3,4,7,8-PeCDF	1.35e+05	2.47e+03	5.5e+01	7.89e+04	2.52e+03	3.1e+01
4	1,2,3,4,7,8-HxCDF	1.09e+05	1.87e+03	5.8e+01	9.47e+04	1.92e+03	4.9e+01
5	1,2,3,6,7,8-HxCDF	1.05e+05	1.87e+03	5.6e+01	9.69e+04	1.92e+03	5.1e+01
6	2,3,4,6,7,8-HxCDF	1.20e+05	1.87e+03	6.4e+01	7.90e+04	1.92e+03	4.1e+01
7	1,2,3,7,8,9-HxCDF	9.45e+04	1.87e+03	5.0e+01	7.30e+04	1.92e+03	3.8e+01
8	1,2,3,4,6,7,8-HpCDF	8.55e+04	1.50e+03	5.7e+01	9.17e+04	7.48e+02	1.2e+02
9	1,2,3,4,7,8,9-HpCDF	6.81e+04	1.50e+03	4.5e+01	6.98e+04	7.48e+02	9.3e+01
10	OCDF	7.88e+04	6.36e+02	1.2e+02	1.02e+05	9.04e+02	1.1e+02
11	2,3,7,8-TCDD	2.77e+04	8.76e+02	3.2e+01	3.99e+04	7.00e+02	5.7e+01
12	1,2,3,7,8-PeCDD	9.26e+04	2.67e+03	3.5e+01	5.77e+04	1.46e+03	4.0e+01
13	1,2,3,4,7,8-HxCDD	9.03e+04	1.27e+03	7.1e+01	6.76e+04	1.17e+03	5.8e+01
14	1,2,3,6,7,8-HxCDD	8.25e+04	1.27e+03	6.5e+01	7.42e+04	1.17e+03	6.4e+01
15	1,2,3,7,8,9-HxCDD	8.15e+04	1.27e+03	6.4e+01	6.34e+04	1.17e+03	5.4e+01
16	1,2,3,4,6,7,8-HpCDD	6.51e+04	1.15e+03	5.7e+01	6.30e+04	1.00e+03	6.3e+01
17	OCDD	8.30e+04	7.24e+02	1.1e+02	1.02e+05	9.68e+02	1.1e+02
18	13C-2,3,7,8-TCDF	1.78e+06	2.32e+03	7.7e+02	2.30e+06	1.96e+03	1.2e+03
19	13C-1,2,3,7,8-PeCDF	2.71e+06	1.49e+03	1.8e+03	1.79e+06	1.51e+03	1.2e+03
20	13C-1,2,3,4,7,8-HxCDF	3.17e+06	1.06e+03	3.0e+03	6.14e+06	1.66e+03	3.7e+03
21	13C-1,2,3,4,6,7,8-HpCDF	1.99e+06	1.61e+03	1.2e+03	4.44e+06	1.10e+03	4.1e+03
22	13C-2,3,7,8-TCDD	1.50e+06	4.02e+03	3.7e+02	1.98e+06	1.23e+03	1.6e+03
23	13C-1,2,3,7,8-PeCDD	2.11e+06	1.08e+03	2.0e+03	1.35e+06	1.08e+03	1.3e+03
24	13C-1,2,3,6,7,8-HxCDD	4.02e+06	1.19e+03	3.4e+03	3.23e+06	1.03e+03	3.1e+03
25	13C-1,2,3,4,6,7,8-HpCDD	3.30e+06	9.36e+02	3.5e+03	3.15e+06	6.20e+02	5.1e+03
26	13C-OCDD	4.00e+06	1.24e+03	3.2e+03	4.48e+06	9.36e+02	4.8e+03
27	13C-1,2,3,4-TCDD	1.52e+06	4.02e+03	3.8e+02	1.96e+06	1.23e+03	1.6e+03
28	13C-1,2,3,7,8,9-HxCDD	4.15e+06	1.19e+03	3.5e+03	3.35e+06	1.03e+03	3.3e+03
29	37Cl-2,3,7,8-TCDD	5.89e+04	8.72e+02	6.8e+01			

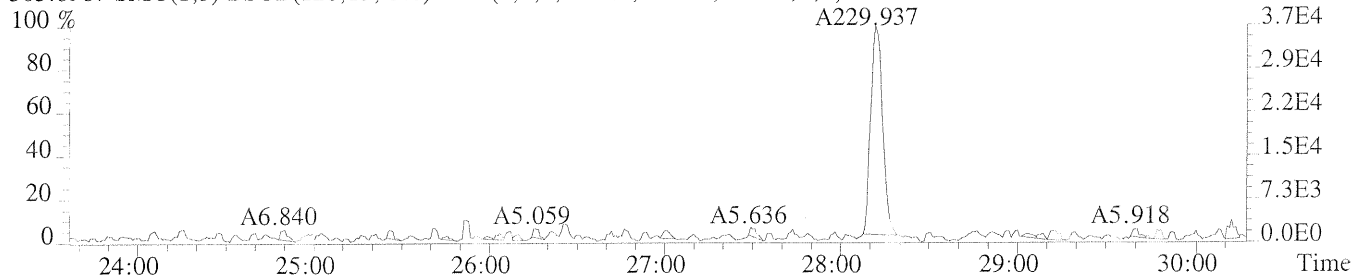
Columbia Analytical Services, Inc.
19408 Park Row, Suite 320
Houston, TX 77084
Office: (713)266-1599. Fax: (713)266-0130

Sample#1 Exp:ICAL HRCC1

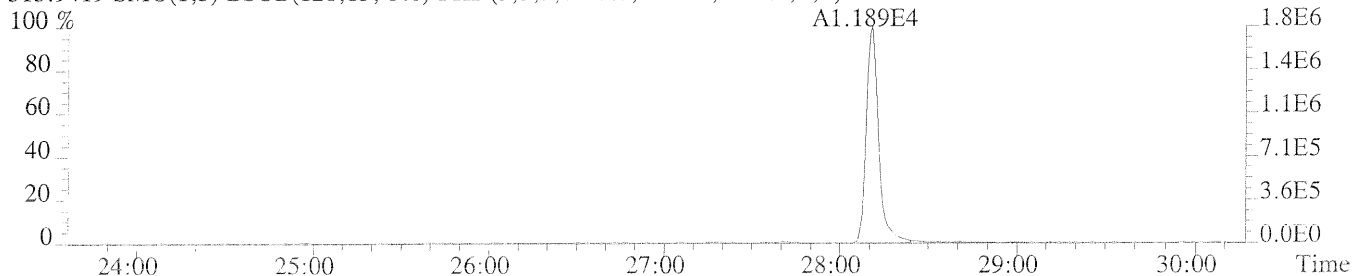
303.9016 SMO(1,3) BSUB(128,15,-3.0) PKD(3,3,3,0.10%,724.0,1.00%,F,F)



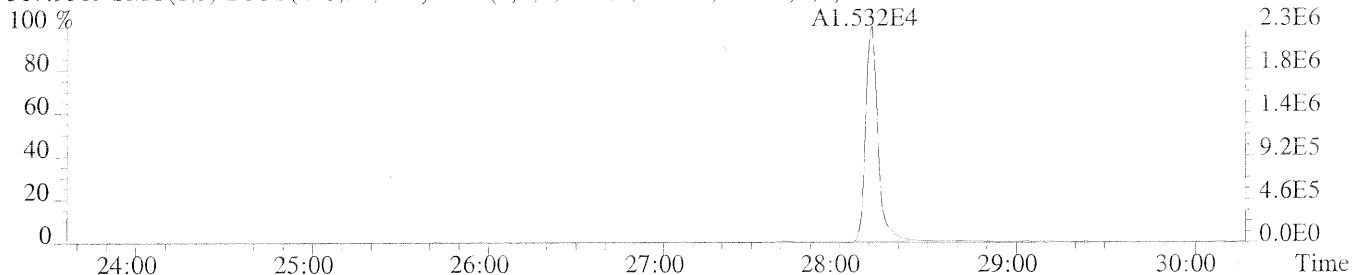
305.8987 SMO(1,3) BSUB(128,15,-3.0) PKD(3,3,3,0.10%,1072.0,1.00%,F,F)



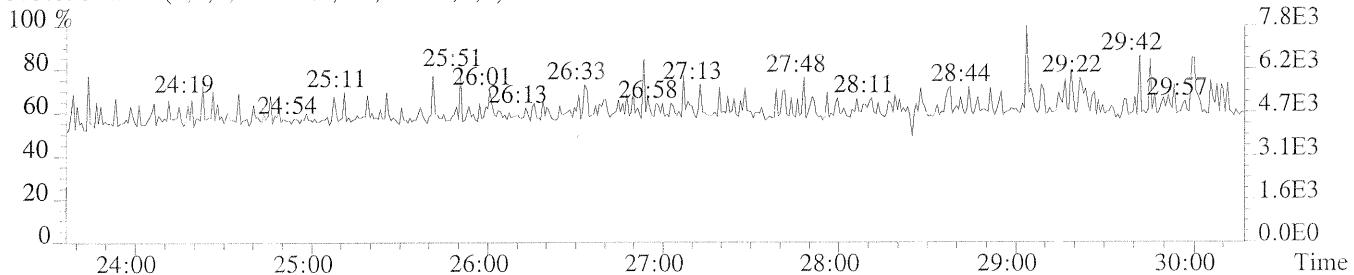
315.9419 SMO(1,3) BSUB(128,15,-3.0) PKD(3,3,3,0.10%,2316.0,1.00%,F,F)



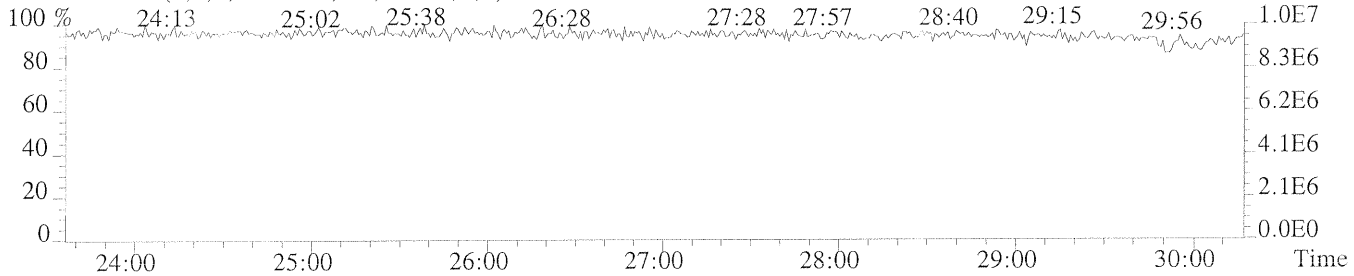
317.9389 SMO(1,3) BSUB(128,15,-3.0) PKD(3,3,3,0.10%,1964.0,1.00%,F,F)



375.8364 PKD(5,3,5,100.00%,0.0,1.00%,F,F)

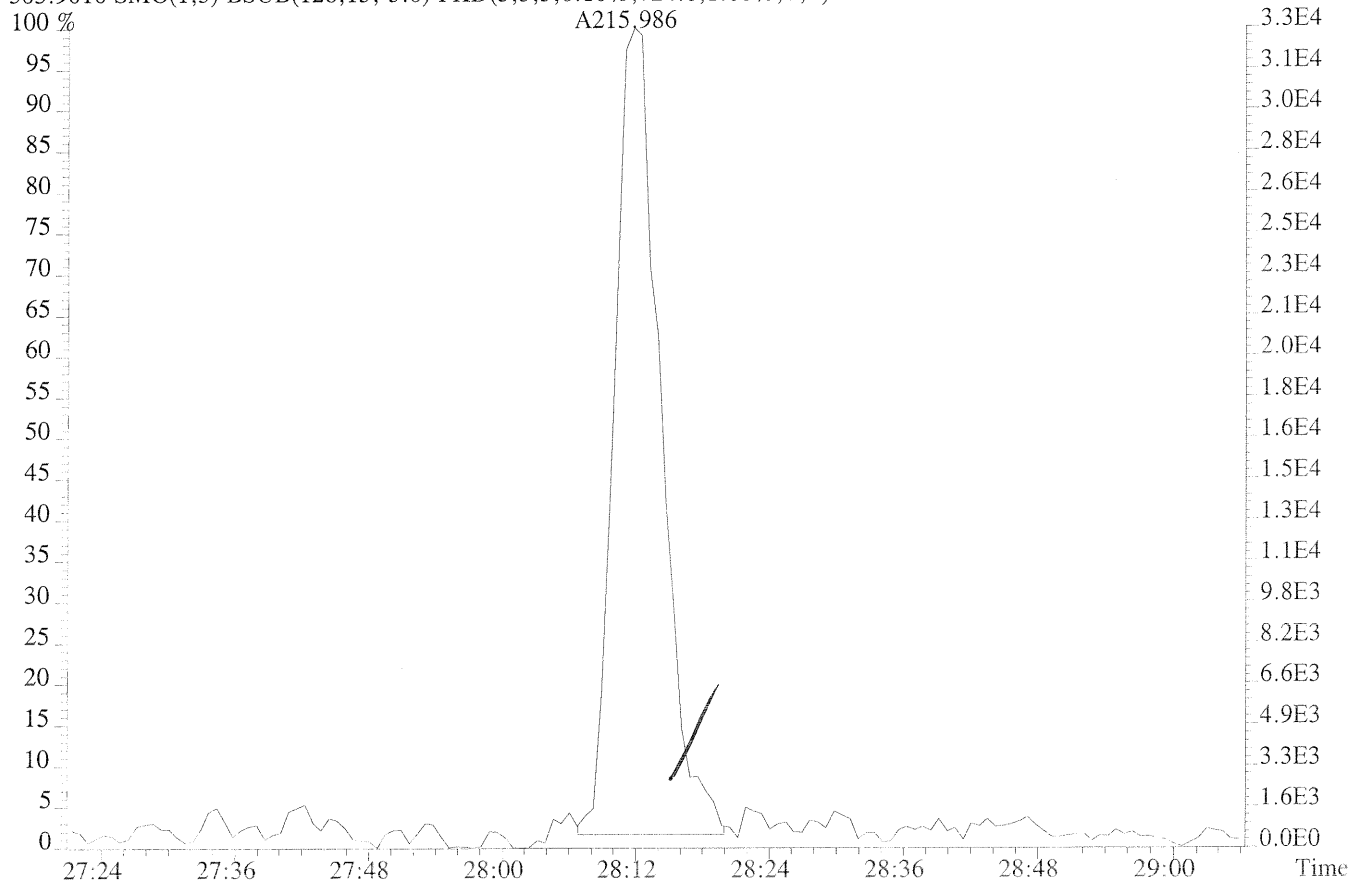


354.9792 PKD(3,3,3,100.00%,0.0,1.00%,F,F)

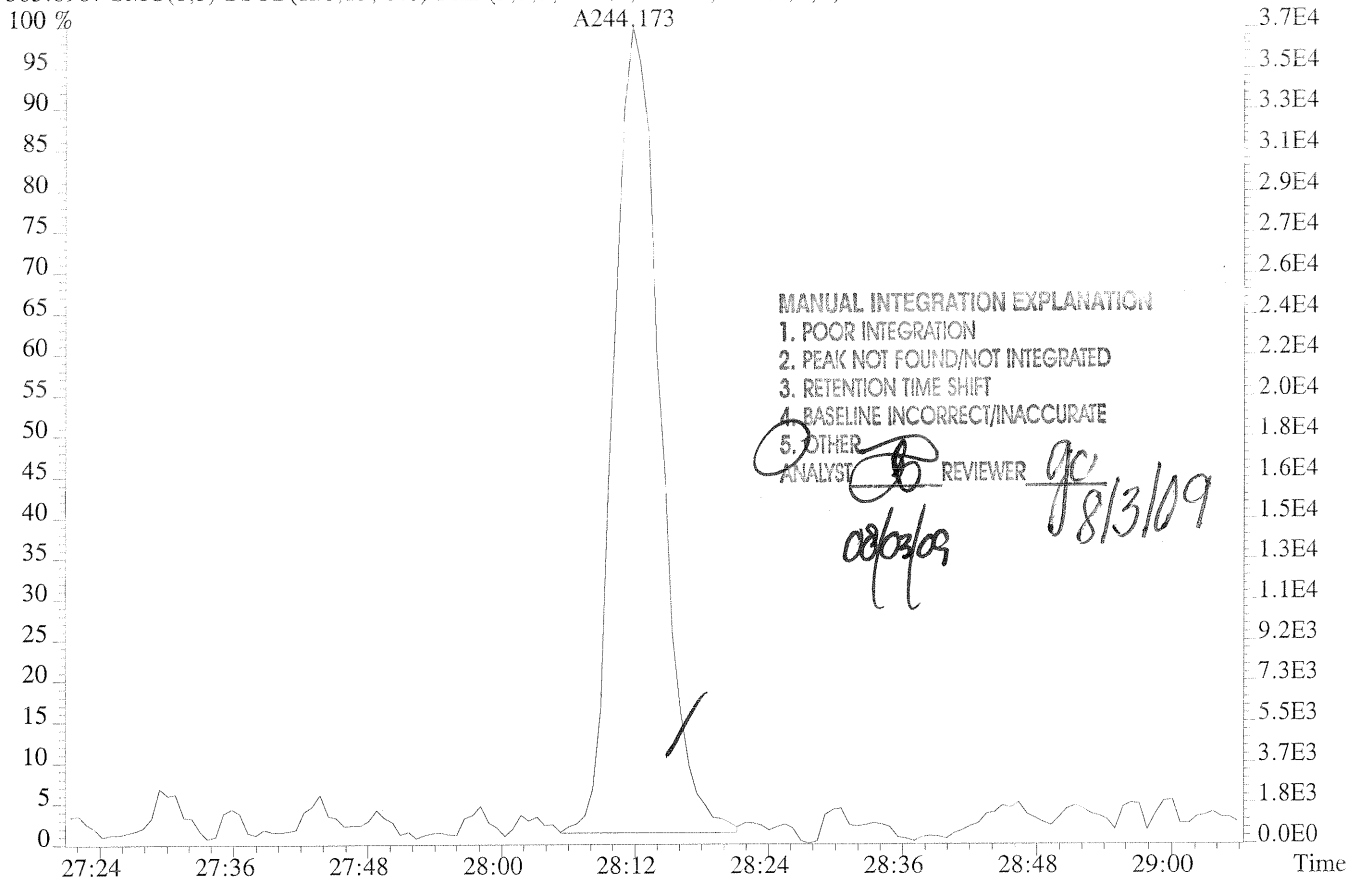


File:U132327 #1-557 Acq:31-JUL-2009 14:18:25 Probe EI+ Magnet SIR VG BioTech Mass spectf
Sample#1 Exp:ICAL HRCC1

303.9016 SMO(1,3) BSUB(128,15,-3.0) PKD(3,3,3,0.10%,724.0,1.00%,F,F)



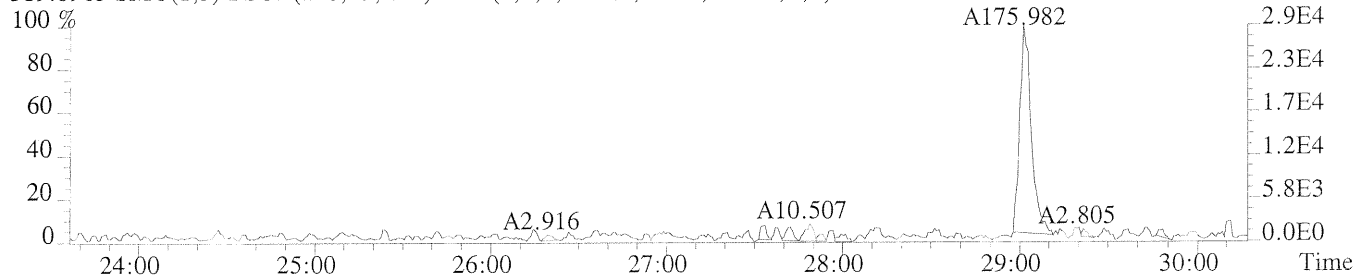
305.8987 SMO(1,3) BSUB(128,15,-3.0) PKD(3,3,3,0.10%,1072.0,1.00%,F,F)



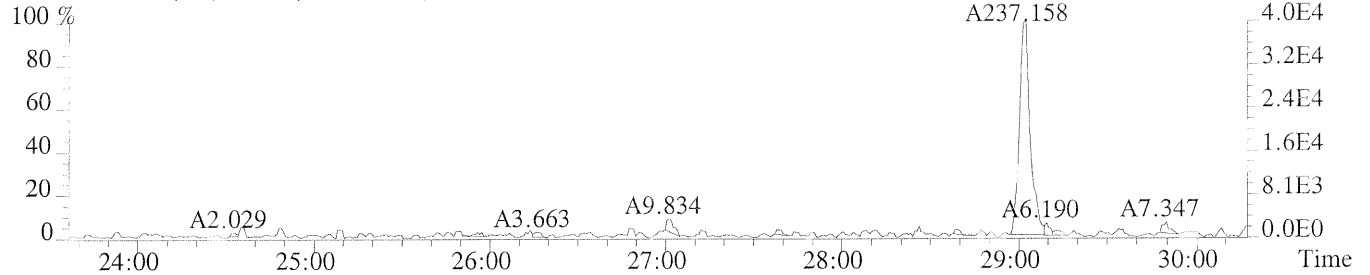
File:U132327 #1-557 Acq:31-JUL-2009 14:18:25 Probe EI+ Magnet SIR VG BioTech Mass spectf

Sample#1 Exp:ICAL HRCC1

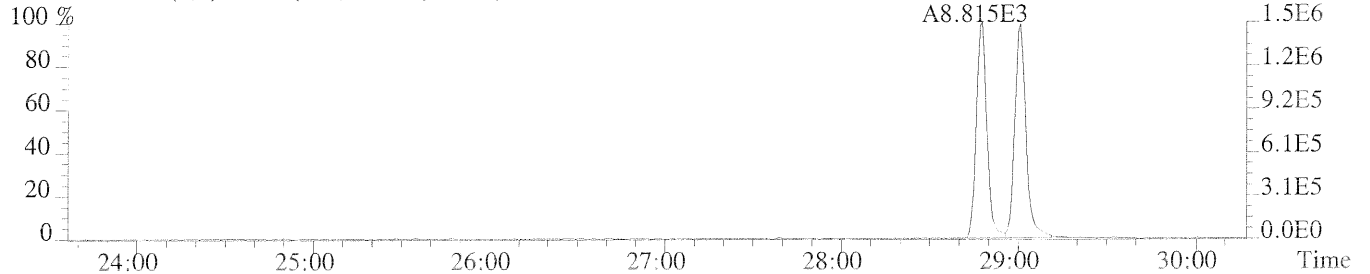
319.8965 SMO(1,3) BSUB(128,15,-3.0) PKD(3,3,3,0.10%,876.0,1.00%,F,F)



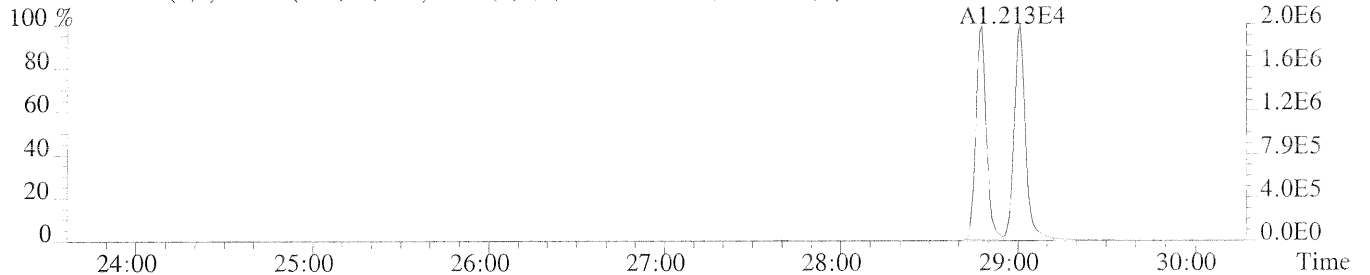
321.8936 SMO(1,3) BSUB(128,15,-3.0) PKD(3,3,3,0.10%,700.0,1.00%,F,F)



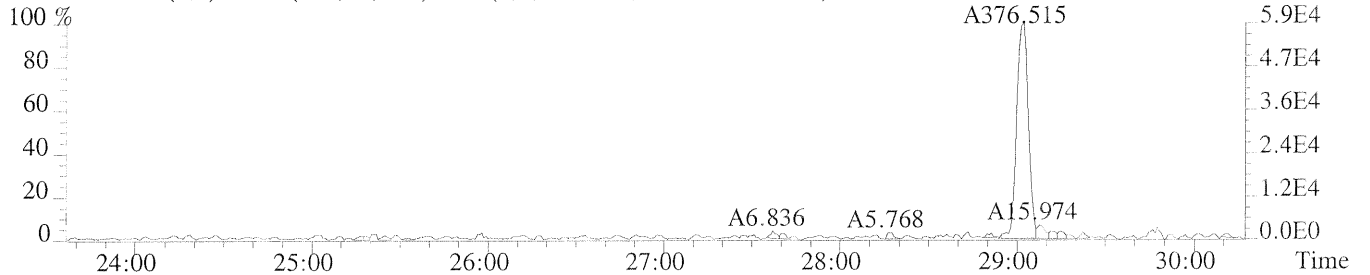
331.9368 SMO(1,3) BSUB(128,15,-3.0) PKD(3,3,3,0.10%,4024.0,1.00%,F,F)



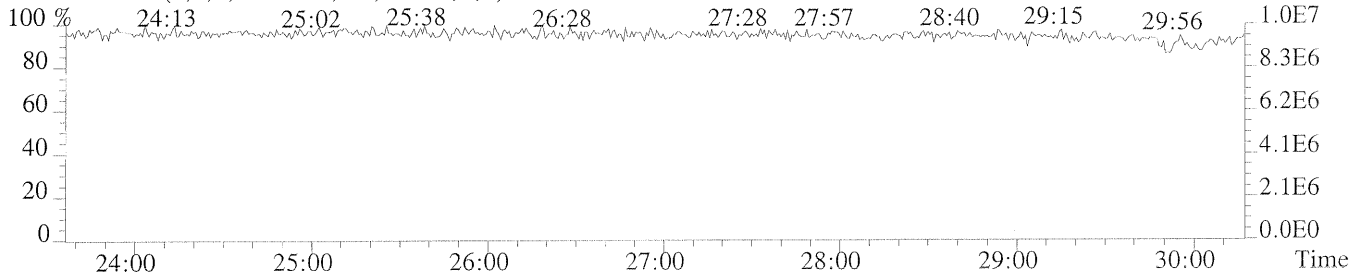
333.9339 SMO(1,3) BSUB(128,15,-3.0) PKD(3,3,3,0.10%,1232.0,1.00%,F,F)



327.8847 SMO(1,3) BSUB(128,15,-3.0) PKD(3,3,3,0.10%,872.0,1.00%,F,F)

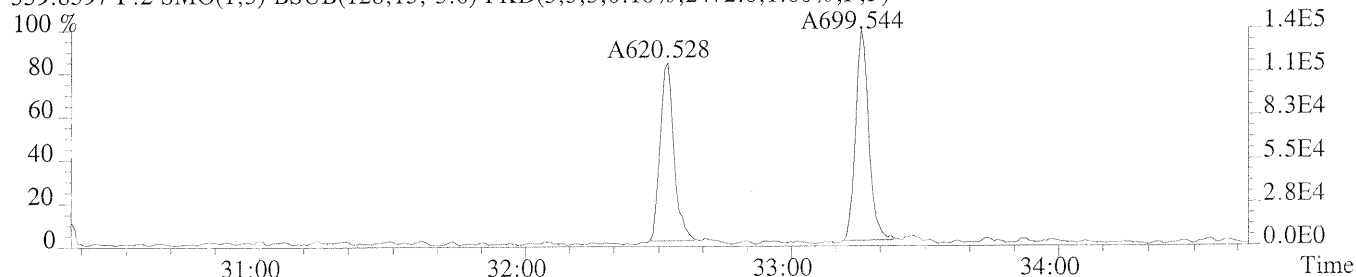


354.9792 PKD(3,3,3,100.00%,0.0,1.00%,F,F)

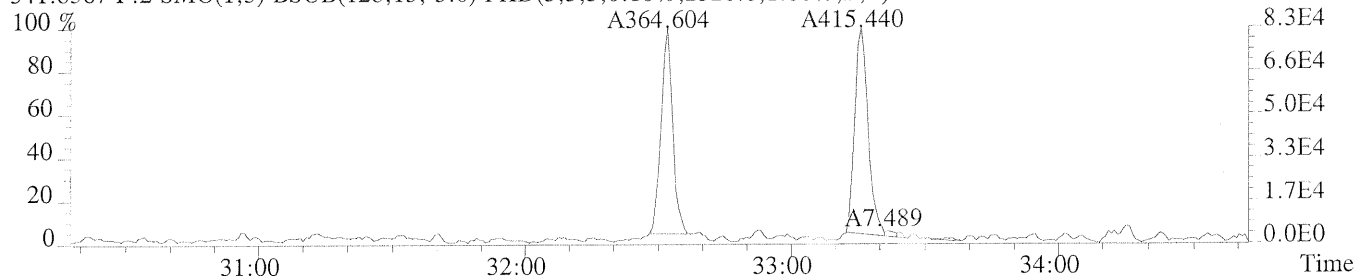


Sample#1 Exp:ICAL HRCC1

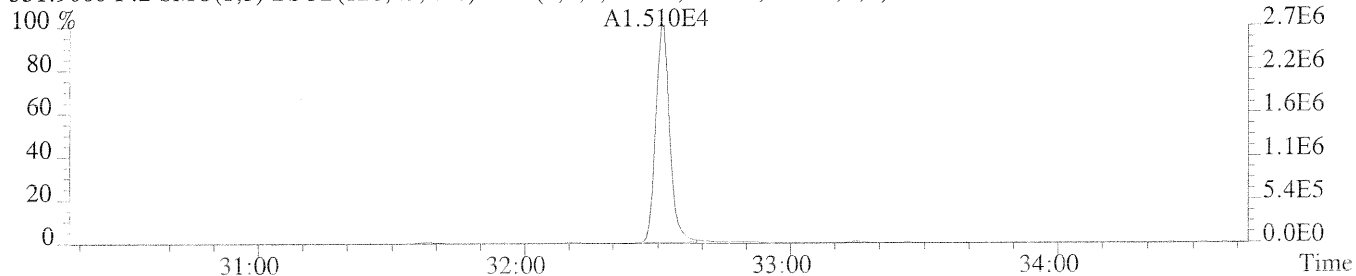
339.8597 F:2 SMO(1,3) BSUB(128,15,-3.0) PKD(3,3,3,0.10%,2472.0,1.00%,F,F)



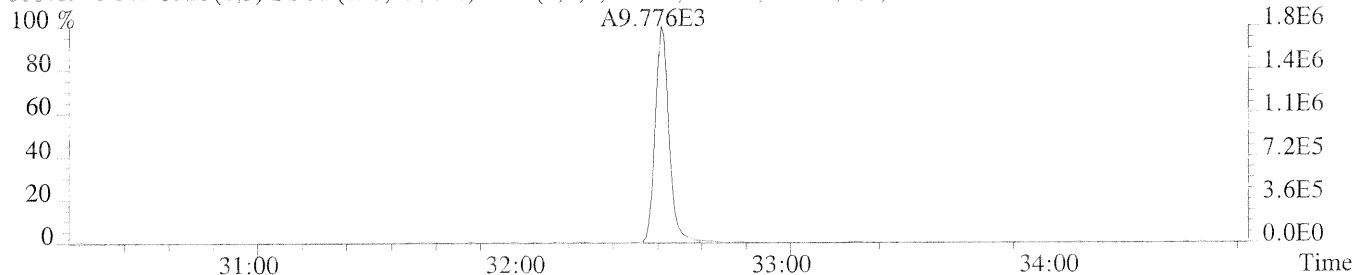
341.8567 F:2 SMO(1,3) BSUB(128,15,-3.0) PKD(3,3,3,0.10%,2520.0,1.00%,F,F)



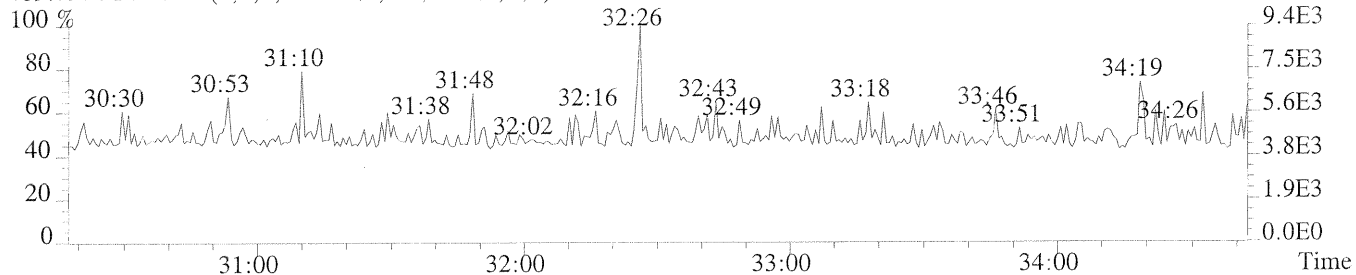
351.9000 F:2 SMO(1,3) BSUB(128,15,-3.0) PKD(3,3,3,0.10%,1492.0,1.00%,F,F)



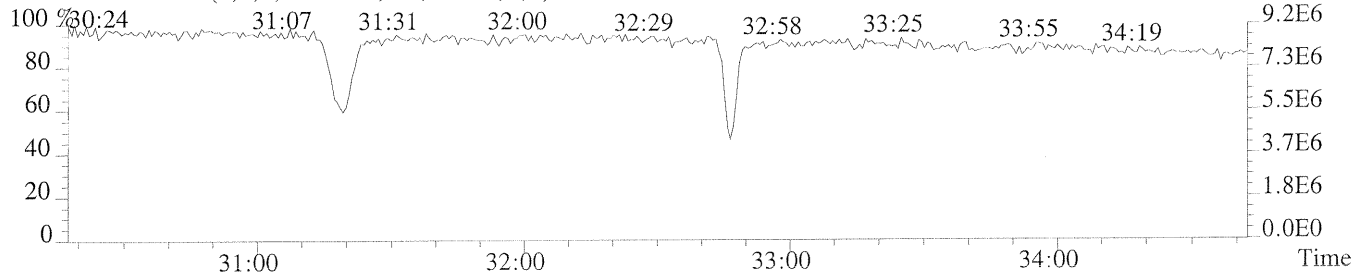
353.8970 F:2 SMO(1,3) BSUB(128,15,-3.0) PKD(3,3,3,0.10%,1512.0,1.00%,F,F)



409.7974 F:2 PKD(5,3,5,100.00%,0.0,1.00%,F,F)

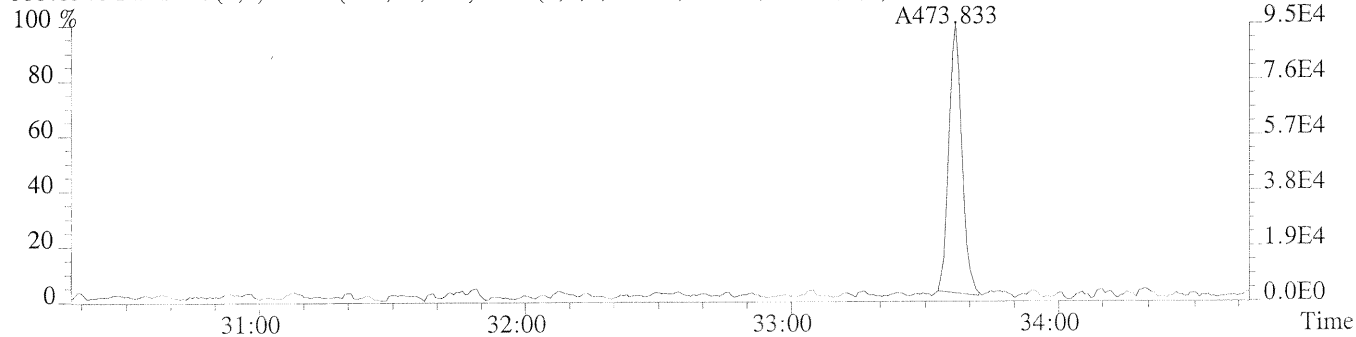


354.9792 F:2 PKD(3,3,3,100.00%,0.0,1.00%,F,F)

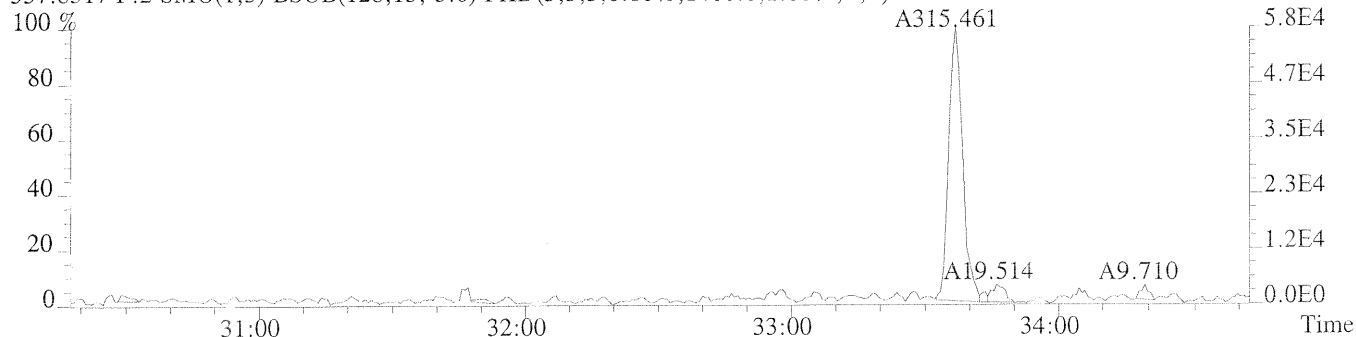


Sample#1 Exp:ICAL HRCC1


355.8546 F:2 SMO(1,3) BSUB(128,15,-3.0) PKD(3,3,3,0.10%,2668.0,1.00%,F,F)



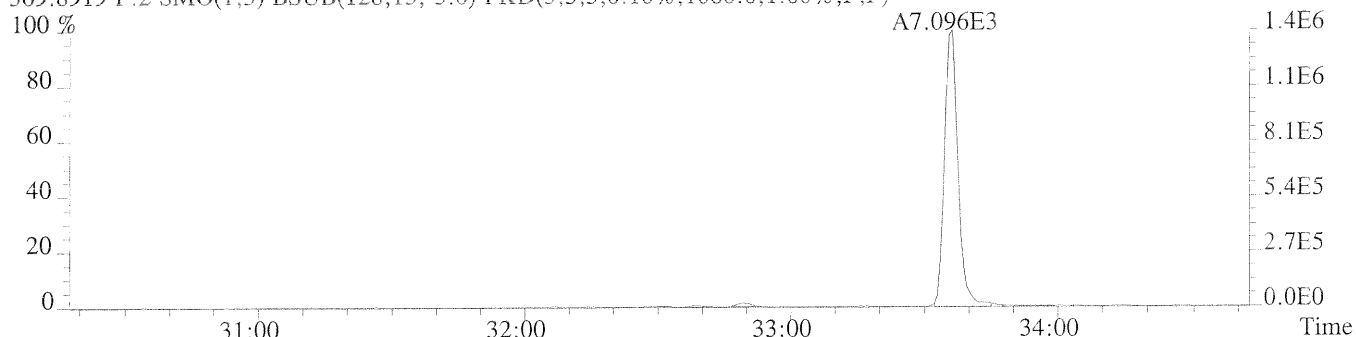
357.8517 F:2 SMO(1,3) BSUB(128,15,-3.0) PKD(3,3,3,0.10%,1460.0,1.00%,F,F)



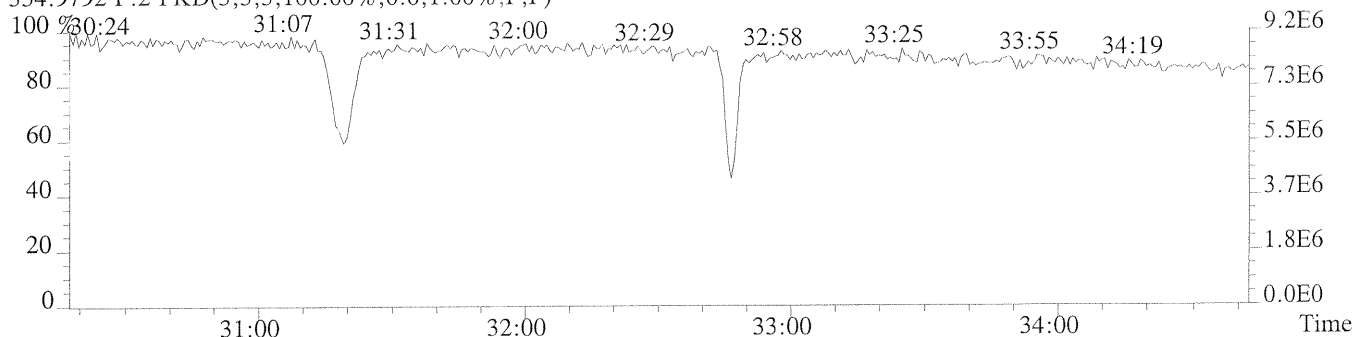
367.8949 F:2 SMO(1,3) BSUB(128,15,-3.0) PKD(3,3,3,0.10%,1076.0,1.00%,F,F)



369.8919 F:2 SMO(1,3) BSUB(128,15,-3.0) PKD(3,3,3,0.10%,1080.0,1.00%,F,F)

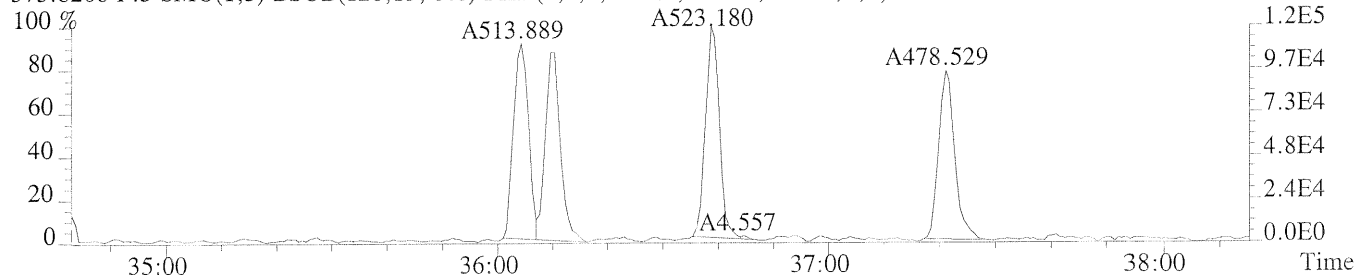


354.9792 F:2 PKD(3,3,3,100.00%,0.0,1.00%,F,F)

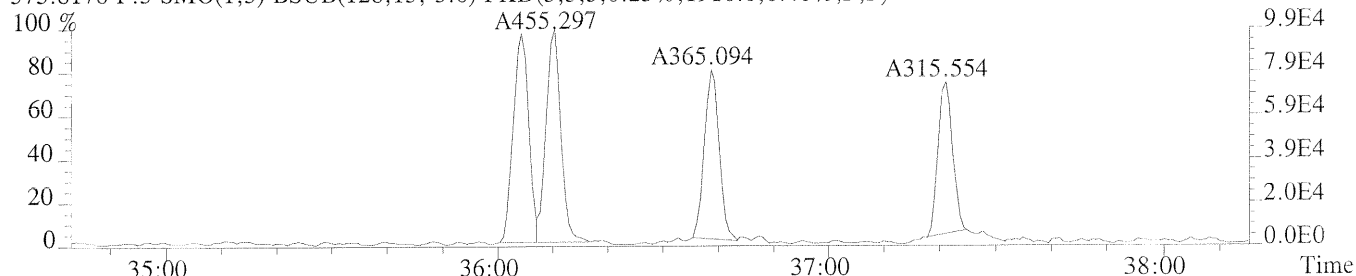


Sample#1 Exp:ICAL HRCC1

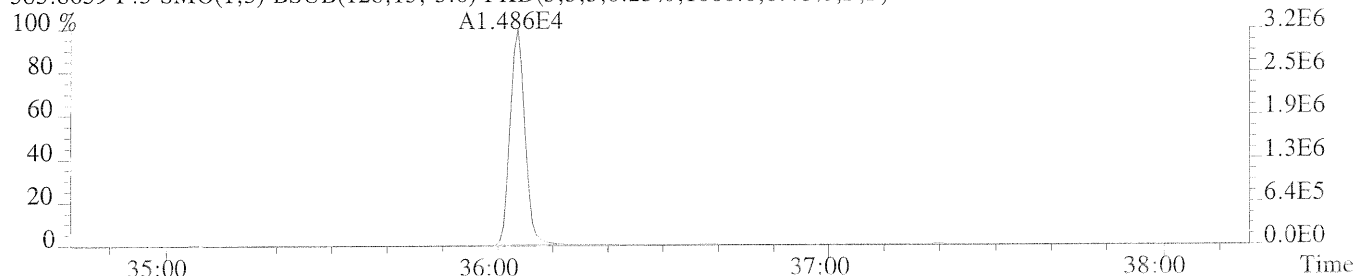
373.8208 F:3 SMO(1,3) BSUB(128,15,-3.0) PKD(3,3,3,0.25%,1872.0,0.40%,F,F)




375.8178 F:3 SMO(1,3) BSUB(128,15,-3.0) PKD(3,3,3,0.25%,1916.0,0.40%,F,F)



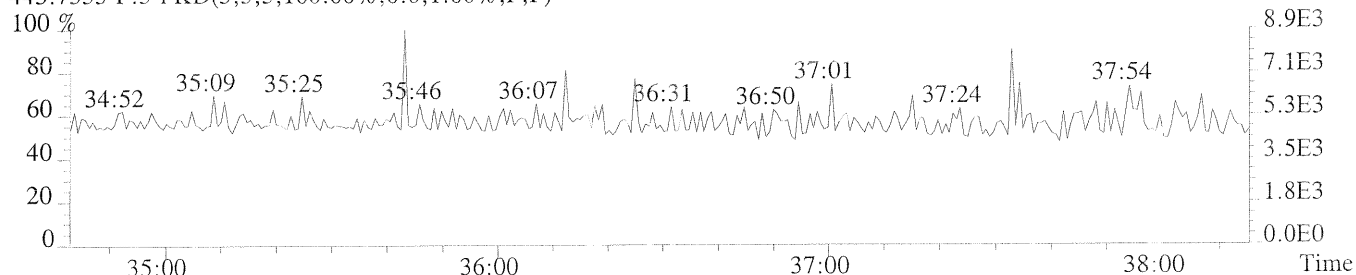
383.8639 F:3 SMO(1,3) BSUB(128,15,-3.0) PKD(3,3,3,0.25%,1060.0,0.40%,F,F)



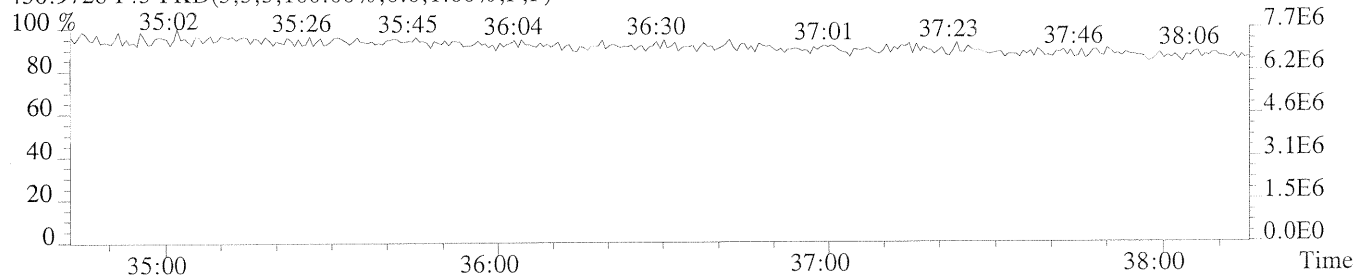
385.8610 F:3 SMO(1,3) BSUB(128,15,-3.0) PKD(3,3,3,0.25%,1656.0,0.40%,F,F)



445.7555 F:3 PKD(5,3,5,100.00%,0.0,1.00%,F,F)

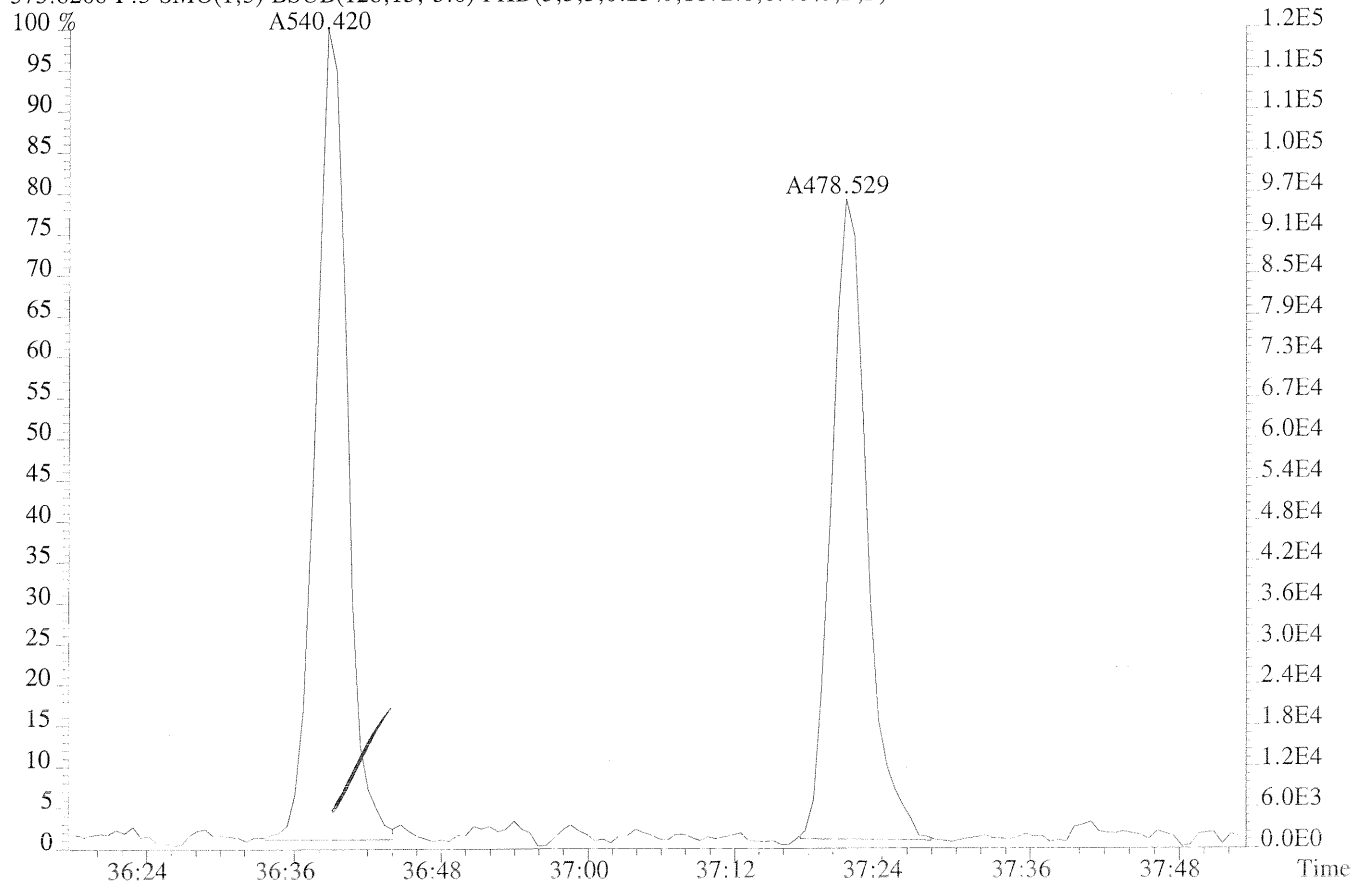


430.9728 F:3 PKD(3,3,3,100.00%,0.0,1.00%,F,F)

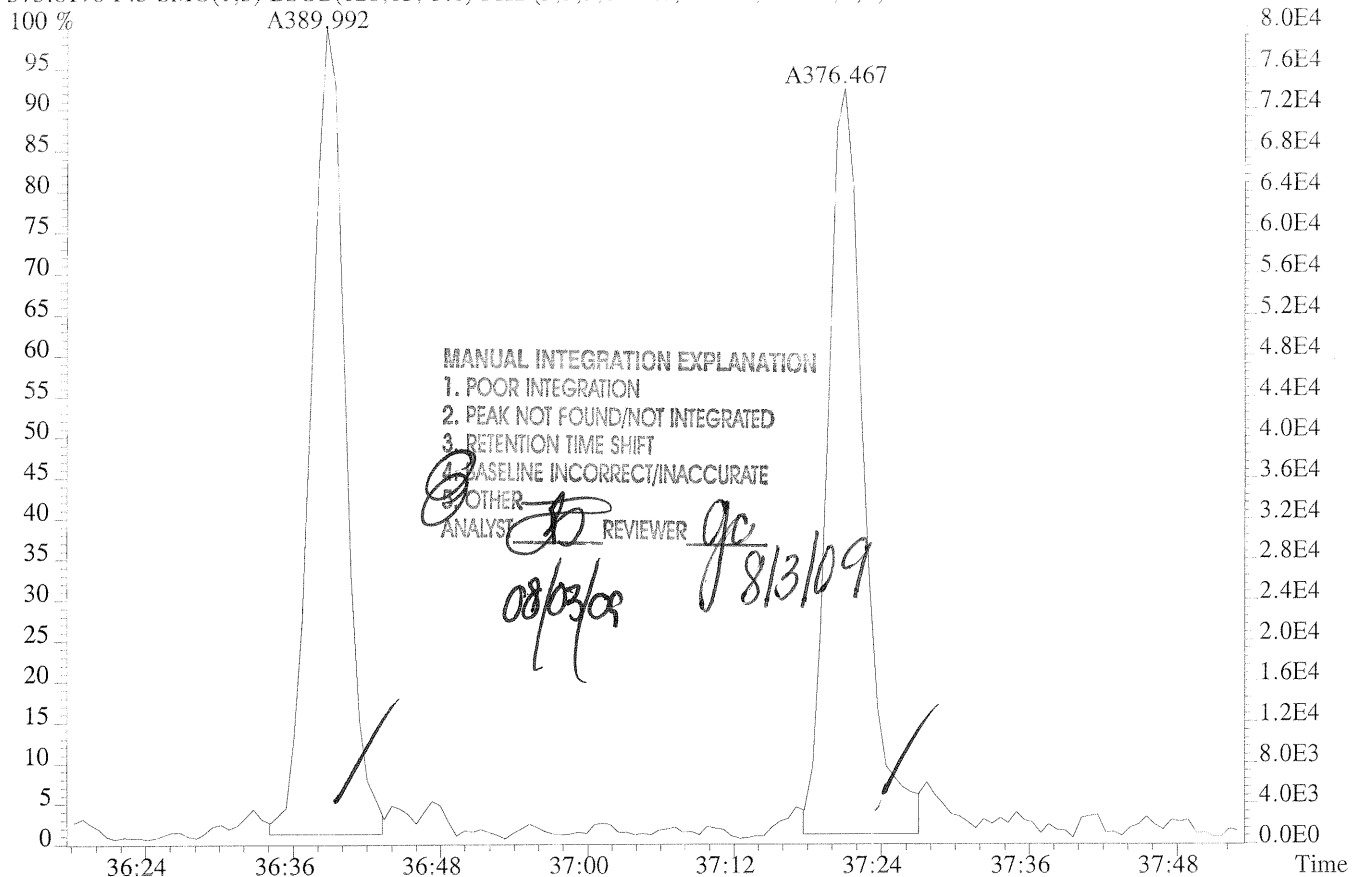


Sample#1 Exp:ICAL HRCC1

373.8208 F:3 SMO(1,3) BSUB(128,15,-3.0) PKD(3,3,3,0.25%,1872.0,0.40%,F,F)

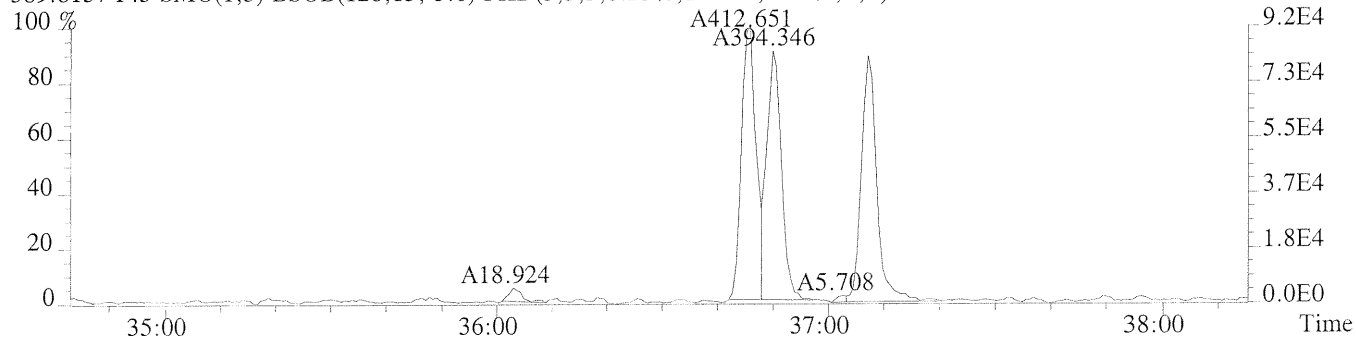


375.8178 F:3 SMO(1,3) BSUB(128,15,-3.0) PKD(3,3,3,0.25%,1916.0,0.40%,F,F)

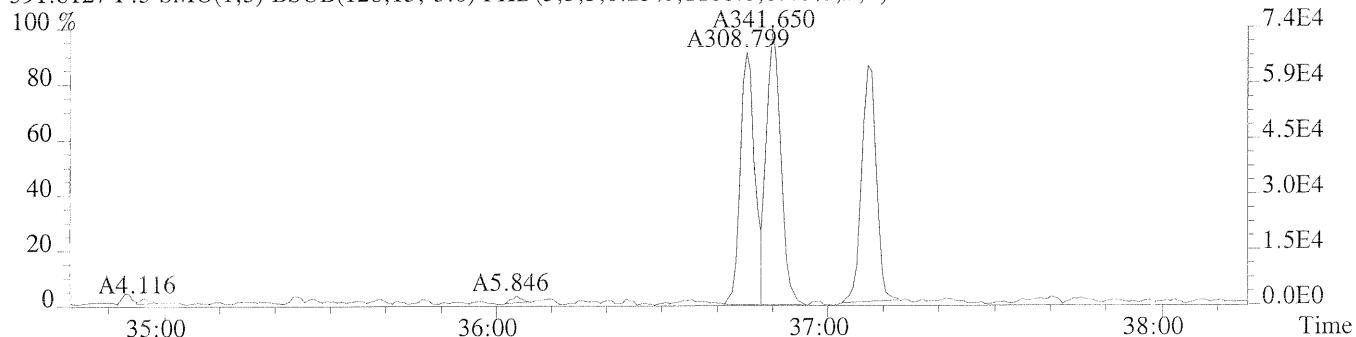


Sample#1 Exp:ICAL HRCC1

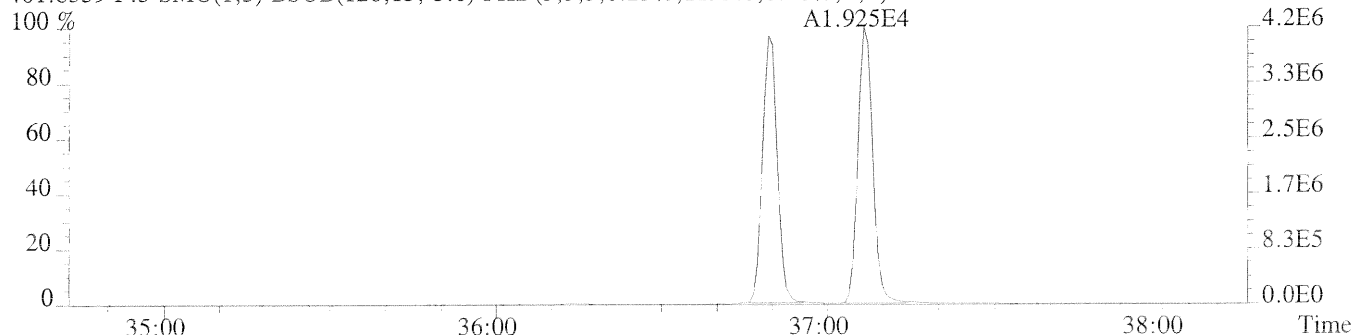
389.8157 F:3 SMO(1,3) BSUB(128,15,-3.0) PKD(3,3,3,0.25%,1272.0,0.40%,F,F)



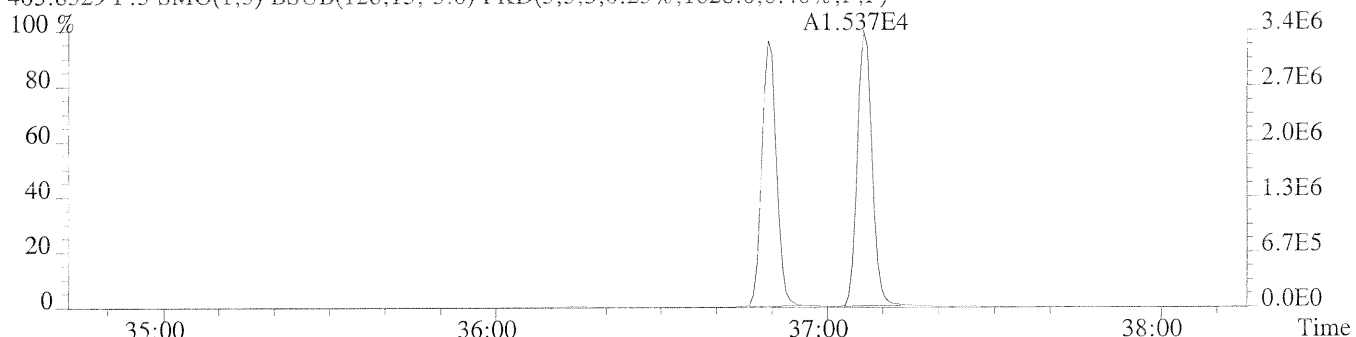
391.8127 F:3 SMO(1,3) BSUB(128,15,-3.0) PKD(3,3,3,0.25%,1168.0,0.40%,F,F)



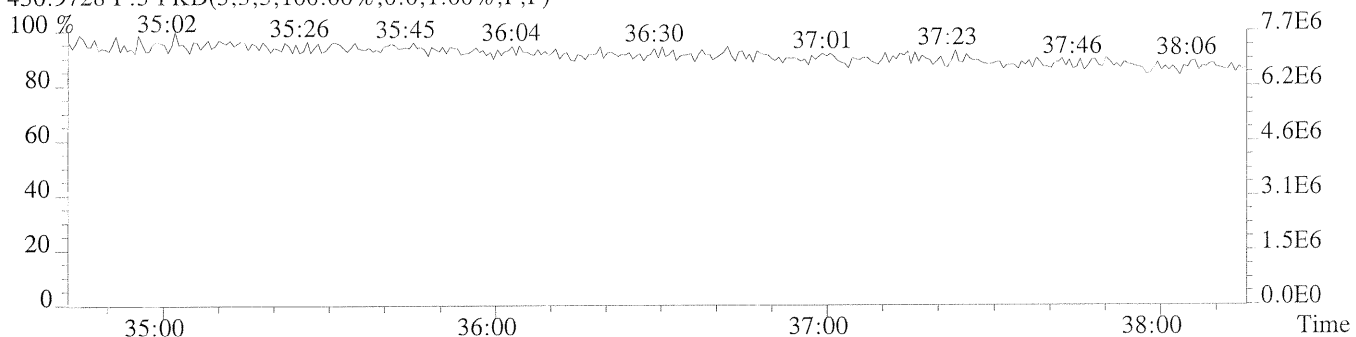
401.8559 F:3 SMO(1,3) BSUB(128,15,-3.0) PKD(3,3,3,0.25%,1192.0,0.40%,F,F)



403.8529 F:3 SMO(1,3) BSUB(128,15,-3.0) PKD(3,3,3,0.25%,1028.0,0.40%,F,F)

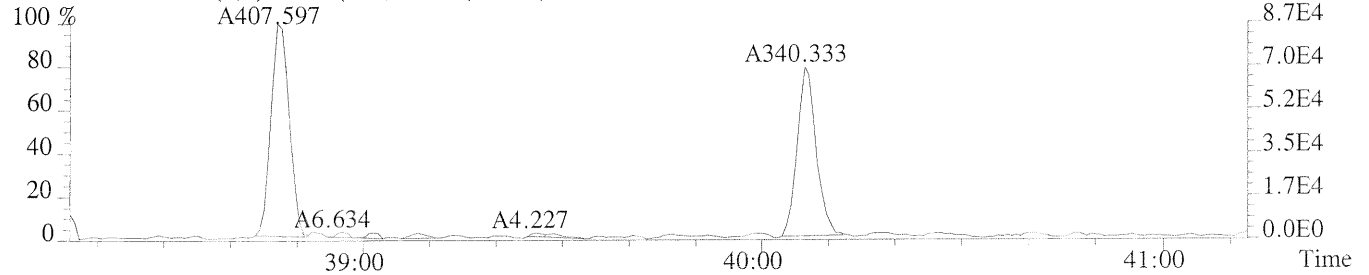


430.9728 F:3 PKD(3,3,3,100.00%,0.0,1.00%,F,F)

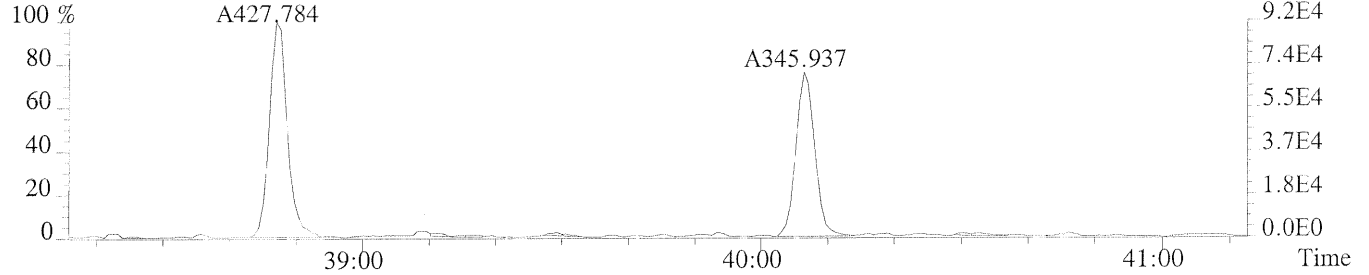


Sample#1 Exp:ICAL HRCC1

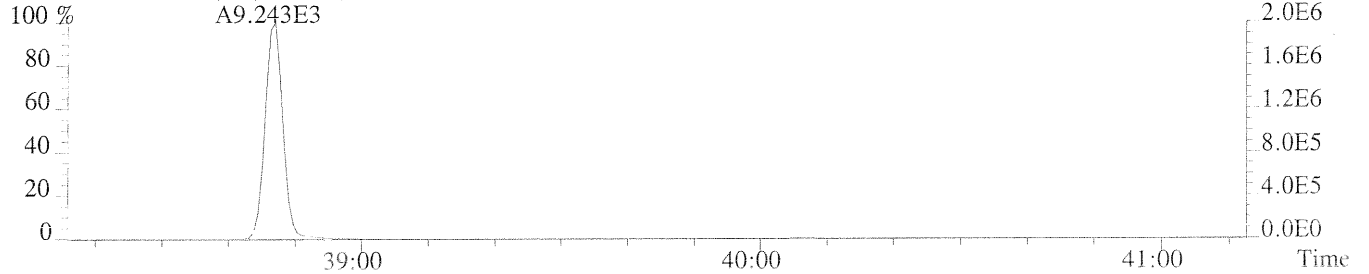
407.7818 F:4 SMO(1,3) BSUB(128,15,-3.0) PKD(3,3,3,0.25%,1500.0,0.50%,F,F)



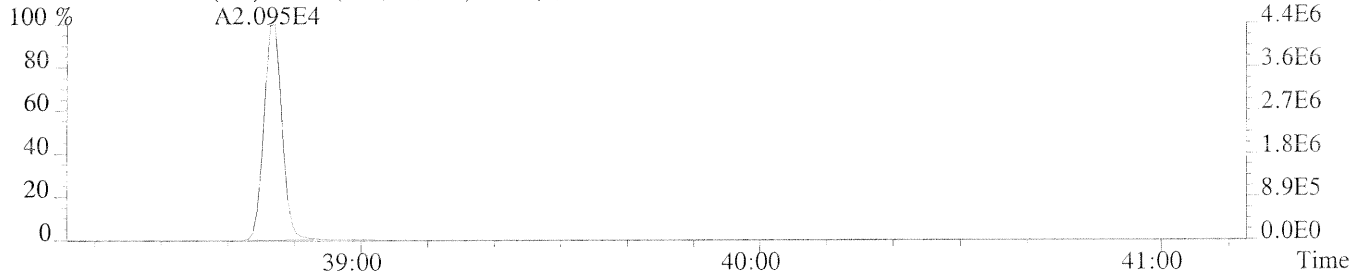
409.7789 F:4 SMO(1,3) BSUB(128,15,-3.0) PKD(3,3,3,0.25%,748.0,0.50%,F,F)



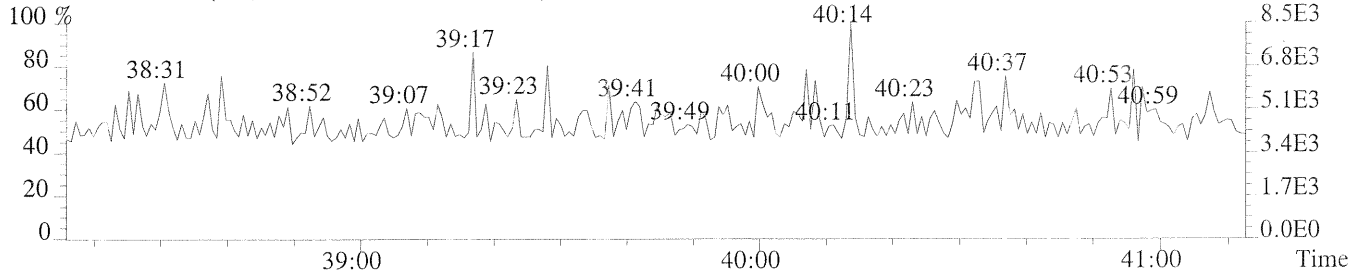
417.8253 F:4 SMO(1,3) BSUB(128,15,-3.0) PKD(3,3,3,0.25%,1612.0,0.50%,F,F)



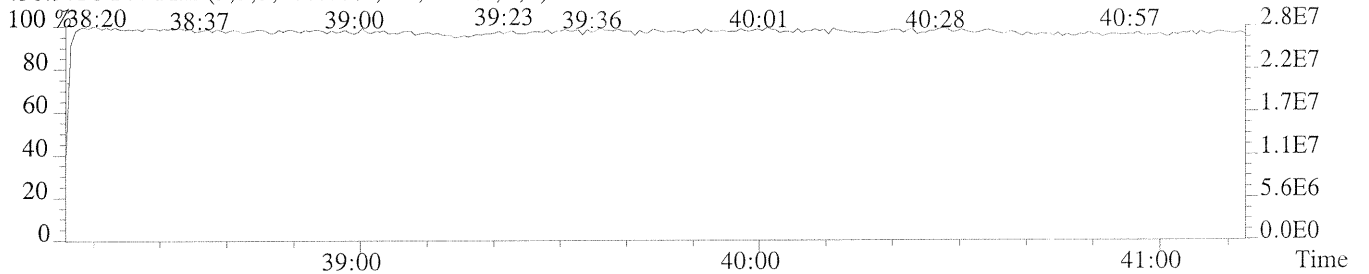
419.8220 F:4 SMO(1,3) BSUB(128,15,-3.0) PKD(3,3,3,0.25%,1096.0,0.50%,F,F)

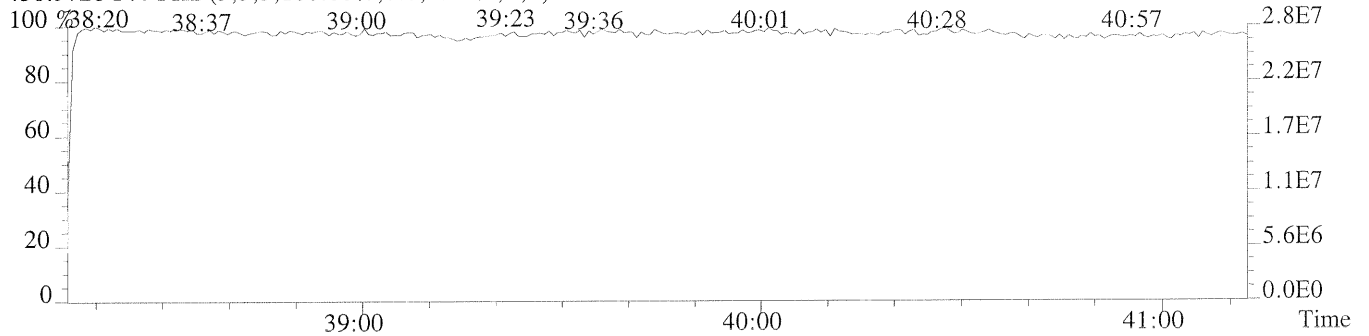
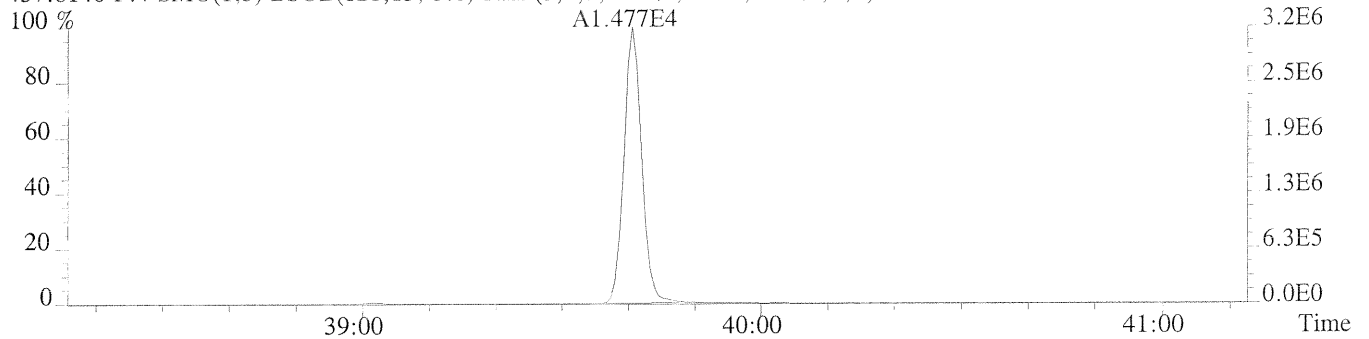
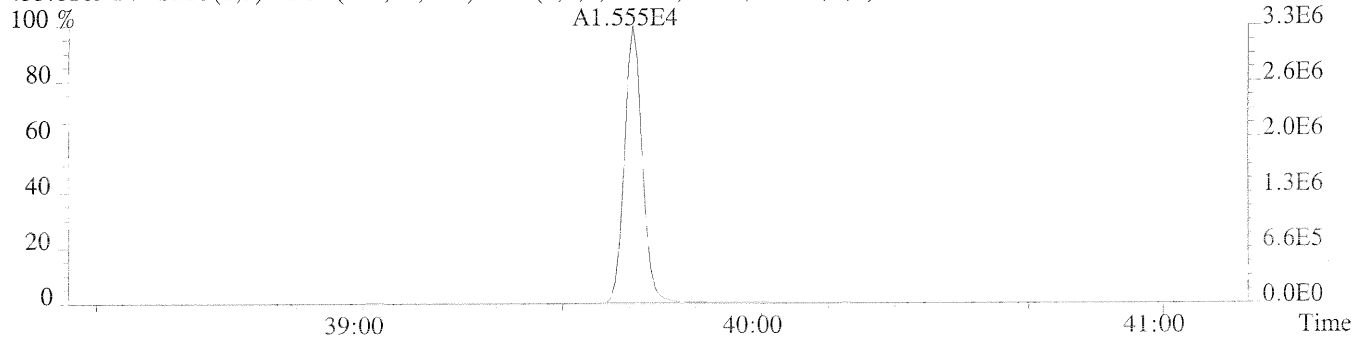
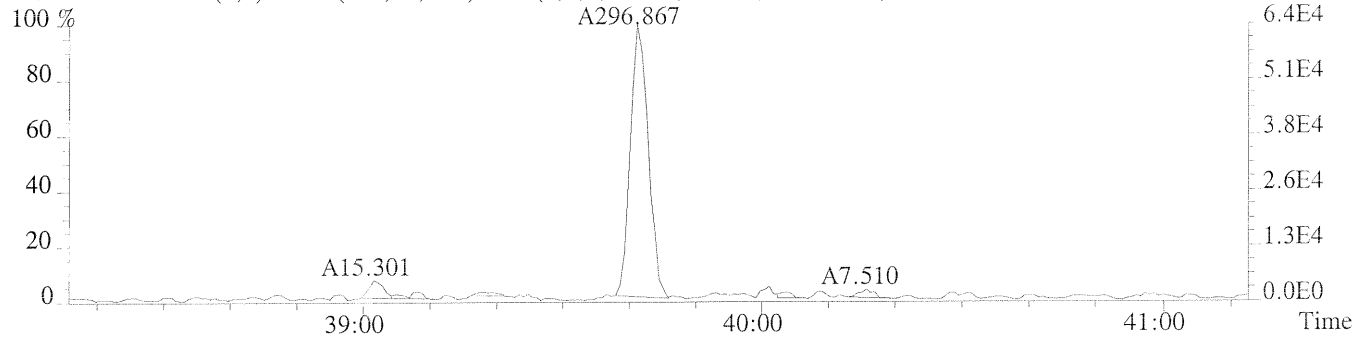
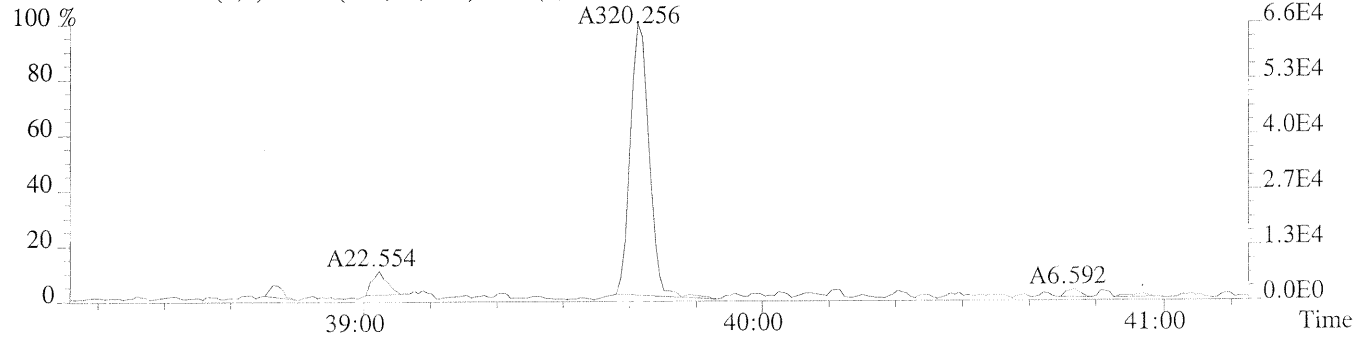


479.7165 F:4 PKD(5,3,5,100.00%,0.0,1.00%,F,F)



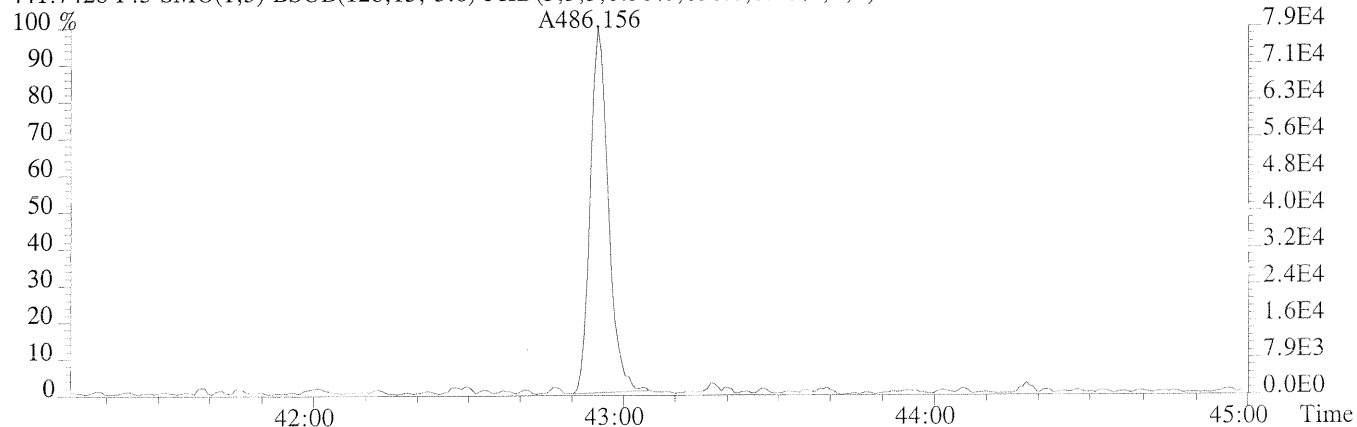
430.9728 F:4 PKD(3,3,3,100.00%,0.0,1.00%,F,F)



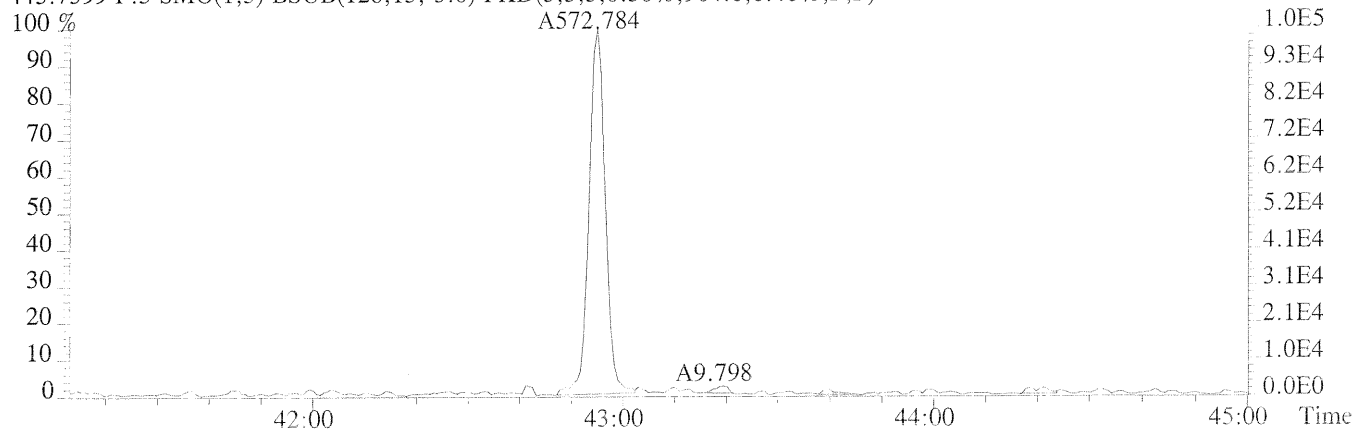


Sample#1 Exp:ICAL HRCC1

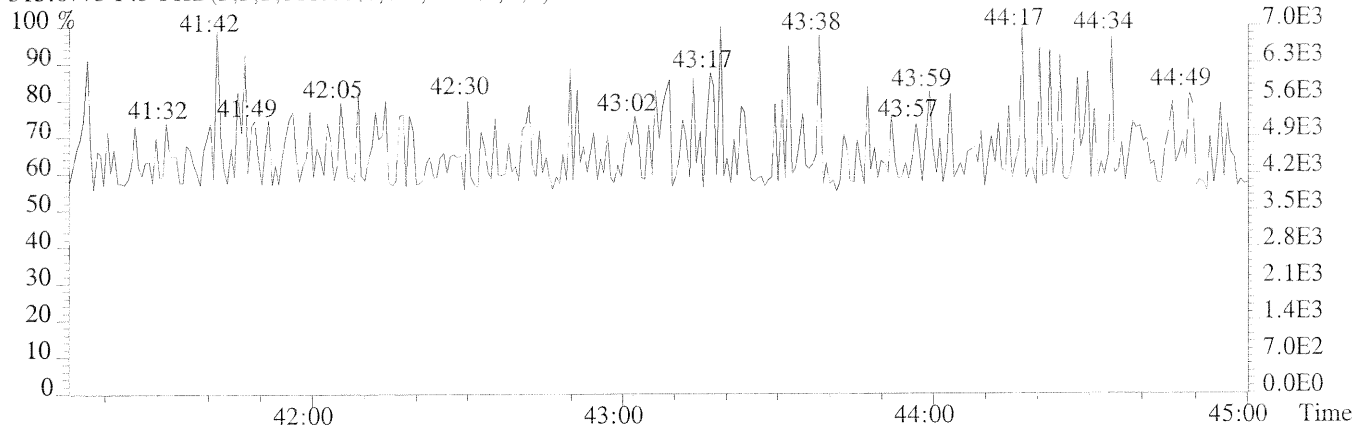
441.7428 F:5 SMO(1,3) BSUB(128,15,-3.0) PKD(5,3,5,0.30%,636.0,0.40%,F,F)



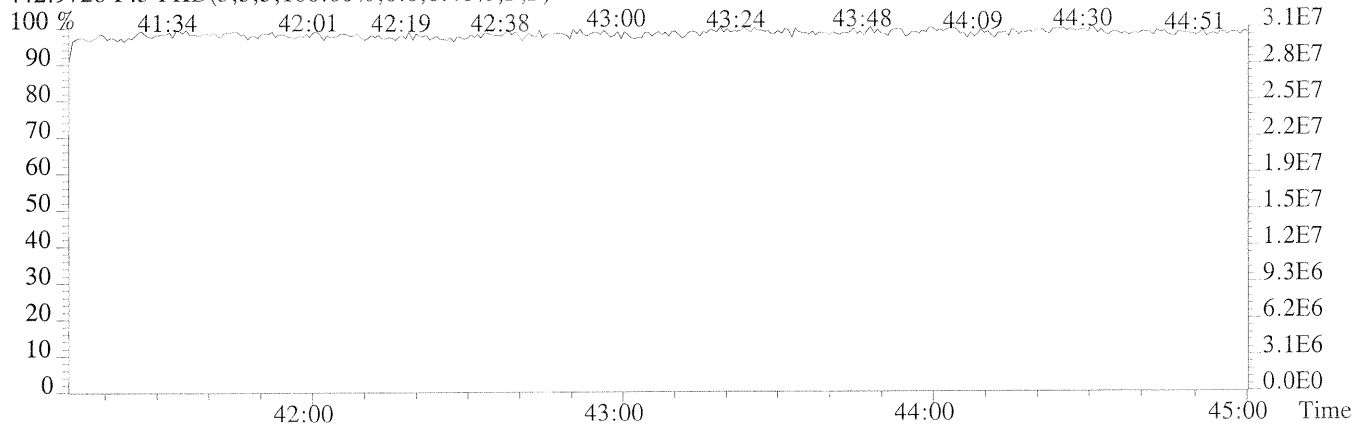
443.7399 F:5 SMO(1,3) BSUB(128,15,-3.0) PKD(5,3,5,0.30%,904.0,0.40%,F,F)



513.6775 F:5 PKD(5,3,5,100.00%,0.0,1.00%,F,F)

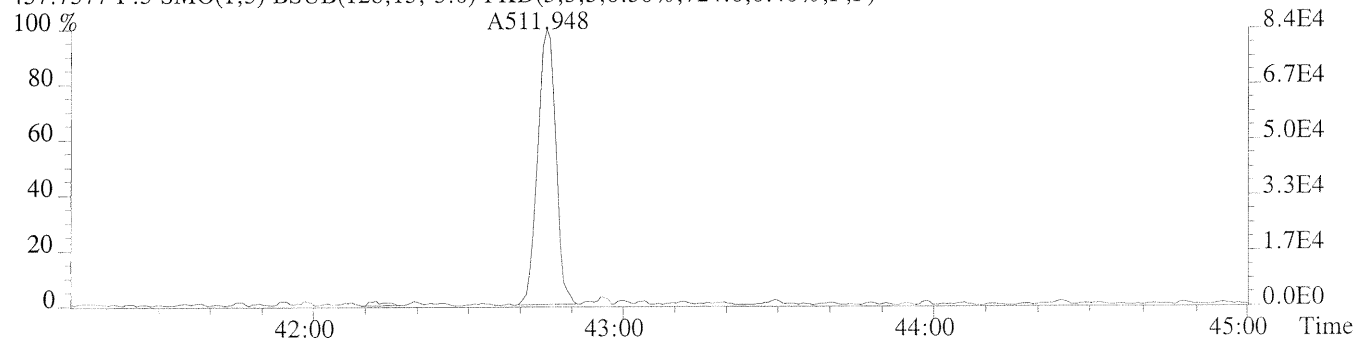


442.9728 F:5 PKD(3,3,3,100.00%,0.0,0.40%,F,F)

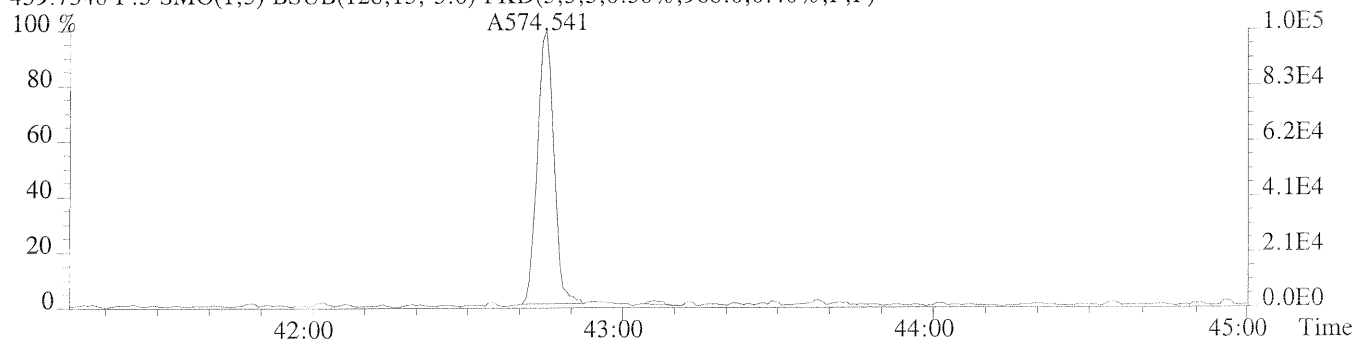


Sample#1 Exp:ICAL HRCC1

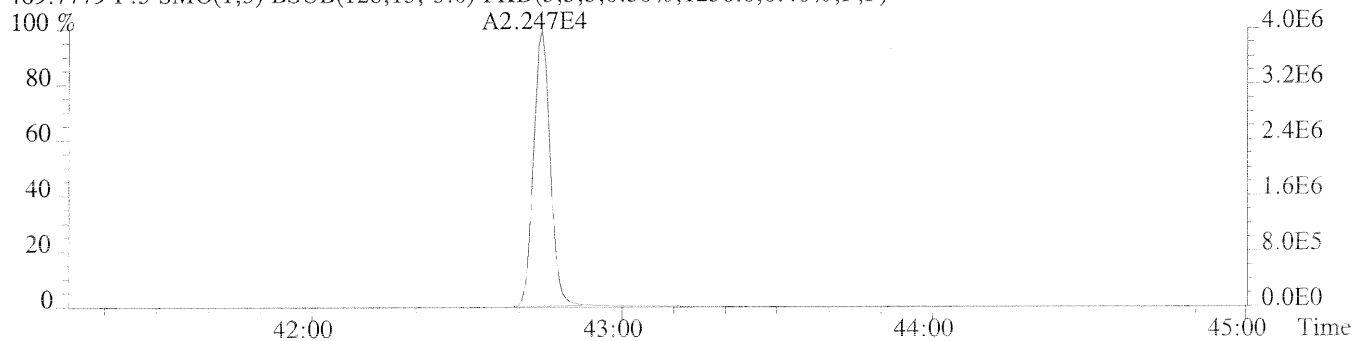
457.7377 F:5 SMO(1,3) BSUB(128,15,-3.0) PKD(5,3,5,0.30%,724.0,0.40%,F,F)



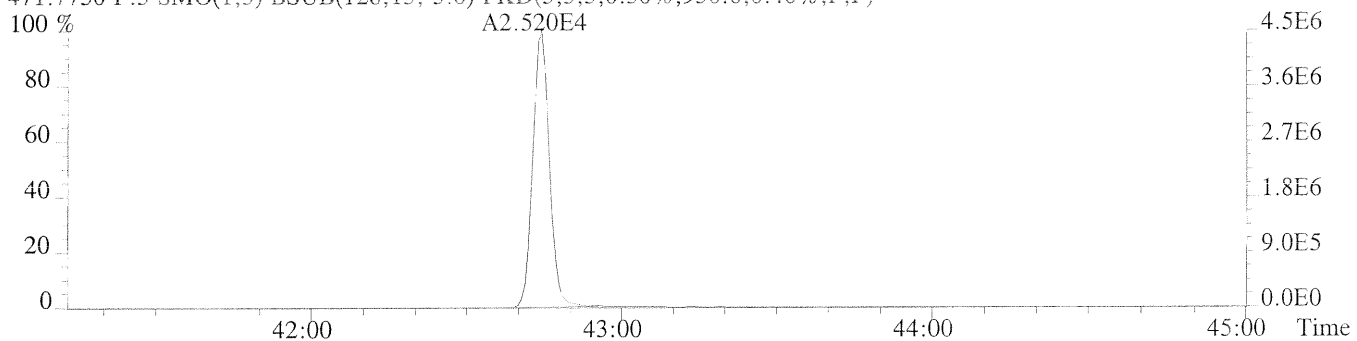
459.7348 F:5 SMO(1,3) BSUB(128,15,-3.0) PKD(5,3,5,0.30%,968.0,0.40%,F,F)



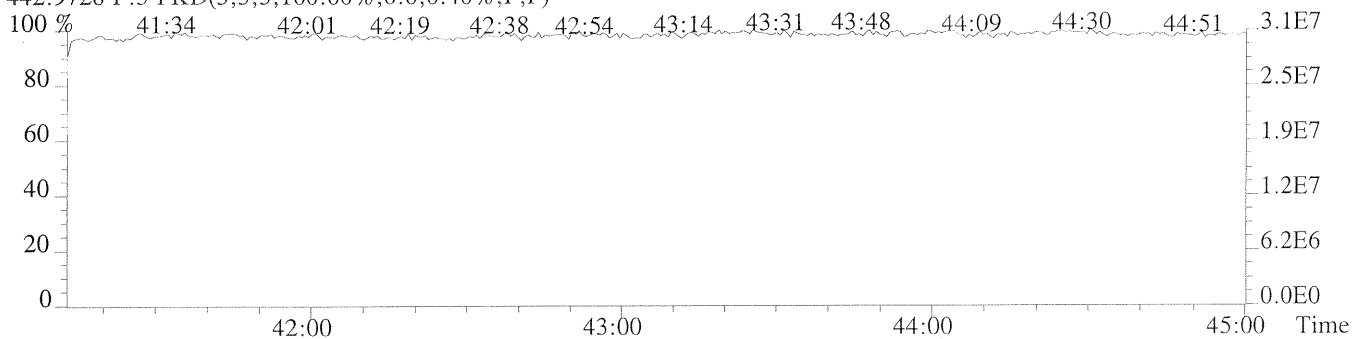
469.7779 F:5 SMO(1,3) BSUB(128,15,-3.0) PKD(5,3,5,0.30%,1236.0,0.40%,F,F)



471.7750 F:5 SMO(1,3) BSUB(128,15,-3.0) PKD(5,3,5,0.30%,936.0,0.40%,F,F)



442.9728 F:5 PKD(3,3,3,100.00%,0.0,0.40%,F,F)



Columbia Analytical Services, Inc.
Sample Response Summary

CLIENT ID.
ICAL HRCC2

Run #2 Filename U132328 Samp: 1 Inj: 1 Acquired: 31-JUL-09 16:02:20
Processed: 3-AUG-09 07:01:18 LAB. ID: ICAL HRCC2

Typ	Name	RT-1	Resp 1	Resp 2	Ratio	Meet	Mod?	RRT
1 Unk	2,3,7,8-TCDF	28:12	4.016e+02	5.594e+02	0.72	yes	no	1.001
2 Unk	1,2,3,7,8-PeCDF	32:32	1.370e+03	8.973e+02	1.53	yes	no	1.001
3 Unk	2,3,4,7,8-PeCDF	33:16	1.377e+03	8.674e+02	1.59	yes	no	1.023
4 Unk	1,2,3,4,7,8-HxCDF	36:04	1.198e+03	1.074e+03	1.12	yes	no	1.000
5 Unk	1,2,3,6,7,8-HxCDF	36:10	1.276e+03	1.034e+03	1.23	yes	no	1.003
6 Unk	2,3,4,6,7,8-HxCDF	36:39	1.123e+03	9.447e+02	1.19	yes	no	1.016
7 Unk	1,2,3,7,8,9-HxCDF	37:21	1.016e+03	8.374e+02	1.21	yes	no	1.036
8 Unk	1,2,3,4,6,7,8-HpCDF	38:47	1.036e+03	9.955e+02	1.04	yes	no	1.000
9 Unk	1,2,3,4,7,8,9-HpCDF	40:06	8.057e+02	7.728e+02	1.04	yes	no	1.034
10 Unk	OCDF	42:55	1.300e+03	1.354e+03	0.96	yes	no	1.004
11 Unk	2,3,7,8-TCDD	29:02	3.540e+02	4.114e+02	0.86	yes	no	1.001
12 Unk	1,2,3,7,8-PeCDD	33:37	1.024e+03	6.641e+02	1.54	yes	no	1.000
13 Unk	1,2,3,4,7,8-HxCDD	36:45	8.685e+02	6.562e+02	1.32	yes	no	0.998
14 Unk	1,2,3,6,7,8-HxCDD	36:50	9.161e+02	7.663e+02	1.20	yes	no	1.000
15 Unk	1,2,3,7,8,9-HxCDD	37:07	8.842e+02	7.240e+02	1.22	yes	no	1.008
16 Unk	1,2,3,4,6,7,8-HpCDD	39:41	6.681e+02	7.061e+02	0.95	yes	no	1.000
17 Unk	OCDD	42:45	1.227e+03	1.294e+03	0.95	yes	no	1.000
18 IS	13C-2,3,7,8-TCDF	28:11	1.004e+04	1.269e+04	0.79	yes	no	0.979
19 IS	13C-1,2,3,7,8-PeCDF	32:31	1.337e+04	8.238e+03	1.62	yes	no	1.129
20 IS	13C-1,2,3,4,7,8-HxCDF	36:04	1.412e+04	2.697e+04	0.52	yes	no	0.972
21 IS	13C-1,2,3,4,6,7,8-HpCDF	38:46	9.361e+03	2.098e+04	0.45	yes	no	1.044
22 IS	13C-2,3,7,8-TCDD	29:01	7.693e+03	1.019e+04	0.75	yes	no	1.008
23 IS	13C-1,2,3,7,8-PeCDD	33:36	9.437e+03	6.025e+03	1.57	yes	no	1.167
24 IS	13C-1,2,3,6,7,8-HxCDD	36:49	1.752e+04	1.408e+04	1.24	yes	no	0.992
25 IS	13C-1,2,3,4,6,7,8-HpCDD	39:41	1.542e+04	1.466e+04	1.05	yes	no	1.069
26 IS	13C-OCDD	42:44	2.341e+04	2.601e+04	0.90	yes	no	1.151
27S/RT	13C-1,2,3,4-TCDD	28:48	7.364e+03	9.532e+03	0.77	yes	no	*
28S/RT	13C-1,2,3,7,8,9-HxCDD	37:07	1.811e+04	1.463e+04	1.24	yes	no	*
29C/Up	37Cl-2,3,7,8-TCDD	29:02	8.056e+02					1.008

Columbia Analytical Services, Inc.
19408 Park Row, Suite 320
Houston, TX 77084
Office (713) 266-1599. Fax (713) 266-0130

Columbia Analytical Services, Inc.
Signal/Noise Height Ratio Summary

CLIENT ID.
ICAL HRCC2

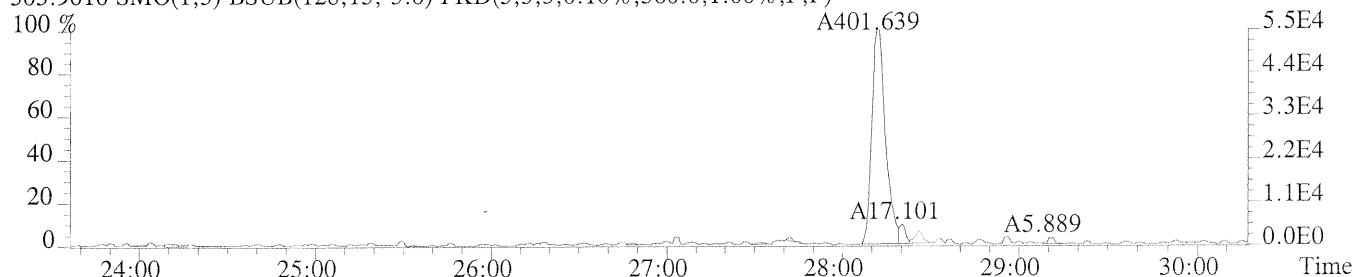
Run #2 Filename U132328 Samp: 1 Inj: 1 Acquired: 31-JUL-09 16:02:20
Processed: 3-AUG-09 07:01:181 LAB. ID: ICAL HRCC2

	Name	Signal 1	Noise 1	S/N Rat.1	Signal 2	Noise 2	S/N Rat.2
1	2,3,7,8-TCDF	5.41e+04	5.60e+02	9.7e+01	8.35e+04	7.00e+02	1.2e+02
2	1,2,3,7,8-PeCDF	2.22e+05	6.32e+02	3.5e+02	1.47e+05	7.96e+02	1.8e+02
3	2,3,4,7,8-PeCDF	2.32e+05	6.32e+02	3.7e+02	1.59e+05	7.96e+02	2.0e+02
4	1,2,3,4,7,8-HxCDF	2.58e+05	6.72e+02	3.8e+02	2.37e+05	7.80e+02	3.0e+02
5	1,2,3,6,7,8-HxCDF	2.52e+05	6.72e+02	3.7e+02	2.03e+05	7.80e+02	2.6e+02
6	2,3,4,6,7,8-HxCDF	2.20e+05	6.72e+02	3.3e+02	1.85e+05	7.80e+02	2.4e+02
7	1,2,3,7,8,9-HxCDF	1.95e+05	6.72e+02	2.9e+02	1.59e+05	7.80e+02	2.0e+02
8	1,2,3,4,6,7,8-HpCDF	2.26e+05	1.16e+03	1.9e+02	2.04e+05	7.52e+02	2.7e+02
9	1,2,3,4,7,8,9-HpCDF	1.48e+05	1.16e+03	1.3e+02	1.48e+05	7.52e+02	2.0e+02
10	OCDF	2.17e+05	5.24e+02	4.2e+02	2.13e+05	1.08e+03	2.0e+02
11	2,3,7,8-TCDD	5.50e+04	3.68e+02	1.5e+02	7.02e+04	6.64e+02	1.1e+02
12	1,2,3,7,8-PeCDD	1.88e+05	9.44e+02	2.0e+02	1.28e+05	6.76e+02	1.9e+02
13	1,2,3,4,7,8-HxCDD	1.88e+05	7.48e+02	2.5e+02	1.40e+05	5.00e+02	2.8e+02
14	1,2,3,6,7,8-HxCDD	1.96e+05	7.48e+02	2.6e+02	1.58e+05	5.00e+02	3.2e+02
15	1,2,3,7,8,9-HxCDD	1.73e+05	7.48e+02	2.3e+02	1.40e+05	5.00e+02	2.8e+02
16	1,2,3,4,6,7,8-HpCDD	1.33e+05	9.40e+02	1.4e+02	1.47e+05	6.88e+02	2.1e+02
17	OCDD	2.14e+05	6.76e+02	3.2e+02	2.17e+05	4.00e+02	5.4e+02
18	13C-2,3,7,8-TCDF	1.37e+06	1.64e+03	8.4e+02	1.72e+06	2.46e+03	7.0e+02
19	13C-1,2,3,7,8-PeCDF	2.23e+06	4.36e+02	5.1e+03	1.35e+06	7.56e+02	1.8e+03
20	13C-1,2,3,4,7,8-HxCDF	2.91e+06	7.08e+02	4.1e+03	5.48e+06	1.01e+03	5.4e+03
21	13C-1,2,3,4,6,7,8-HpCDF	1.96e+06	2.24e+03	8.8e+02	4.49e+06	2.14e+03	2.1e+03
22	13C-2,3,7,8-TCDD	1.18e+06	5.12e+03	2.3e+02	1.51e+06	1.22e+03	1.2e+03
23	13C-1,2,3,7,8-PeCDD	1.72e+06	8.00e+02	2.2e+03	1.09e+06	6.04e+02	1.8e+03
24	13C-1,2,3,6,7,8-HxCDD	3.80e+06	1.47e+03	2.6e+03	3.06e+06	1.03e+03	3.0e+03
25	13C-1,2,3,4,6,7,8-HpCDD	3.16e+06	1.13e+03	2.8e+03	3.03e+06	5.84e+02	5.2e+03
26	13C-OCDD	3.92e+06	4.00e+02	9.8e+03	4.33e+06	4.80e+02	9.0e+03
27	13C-1,2,3,4-TCDD	1.22e+06	5.12e+03	2.4e+02	1.55e+06	1.22e+03	1.3e+03
28	13C-1,2,3,7,8,9-HxCDD	3.67e+06	1.47e+03	2.5e+03	3.02e+06	1.03e+03	2.9e+03
29	37Cl-2,3,7,8-TCDD	1.20e+05	7.96e+02	1.5e+02			

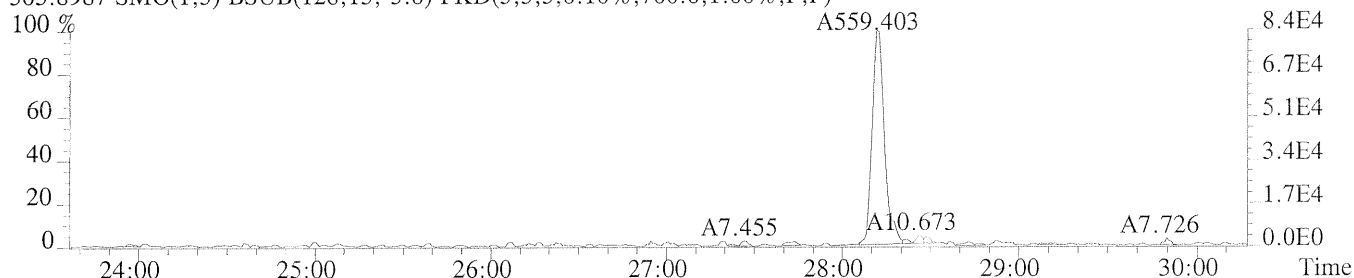
Columbia Analytical Services, Inc.
19408 Park Row, Suite 320
Houston, TX 77084
Office: (713)266-1599. Fax: (713)266-0130

Sample#1 Exp:ICAL HRCC2

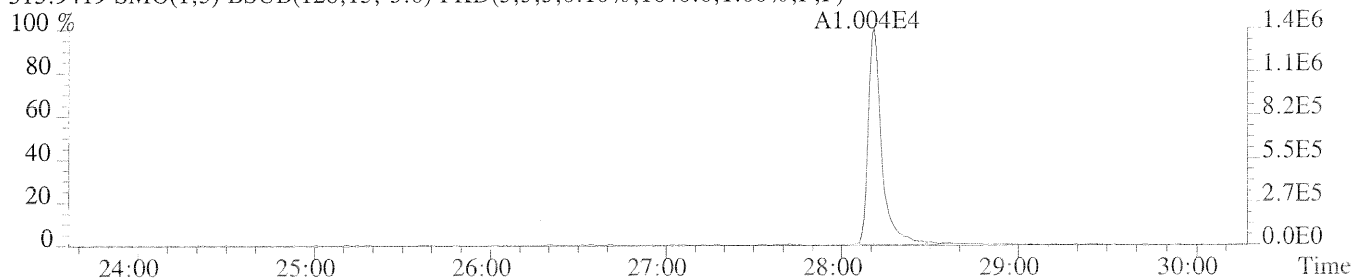
303.9016 SMO(1,3) BSUB(128,15,-3.0) PKD(3,3,3,0.10%,560.0,1.00%,F,F)



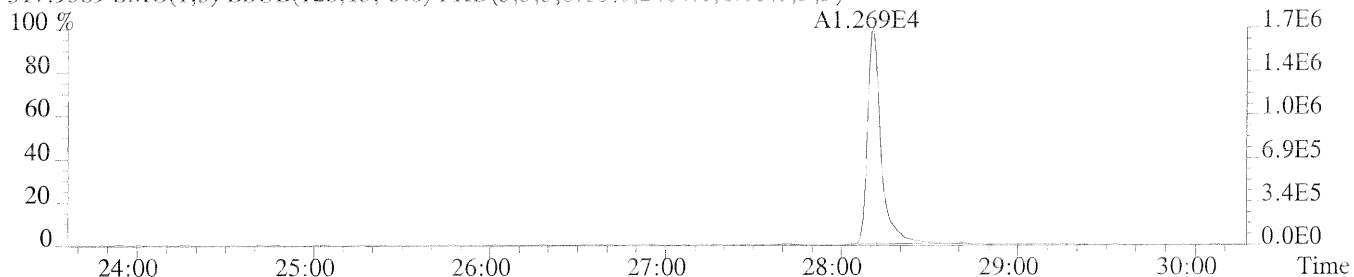
305.8987 SMO(1,3) BSUB(128,15,-3.0) PKD(3,3,3,0.10%,700.0,1.00%,F,F)



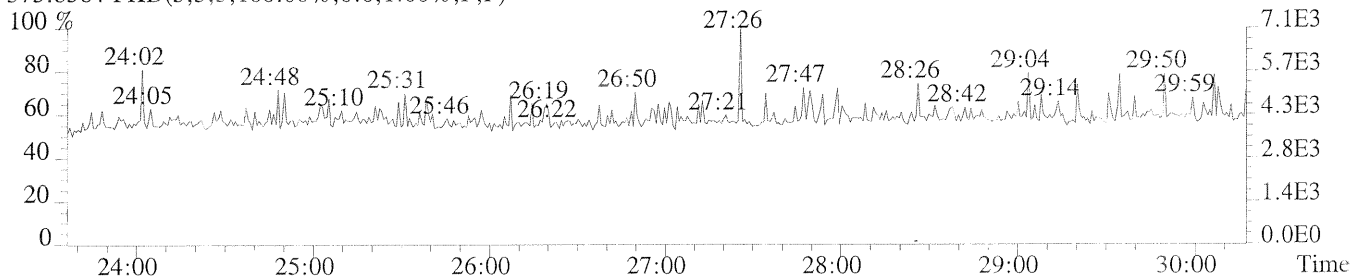
315.9419 SMO(1,3) BSUB(128,15,-3.0) PKD(3,3,3,0.10%,1640.0,1.00%,F,F)



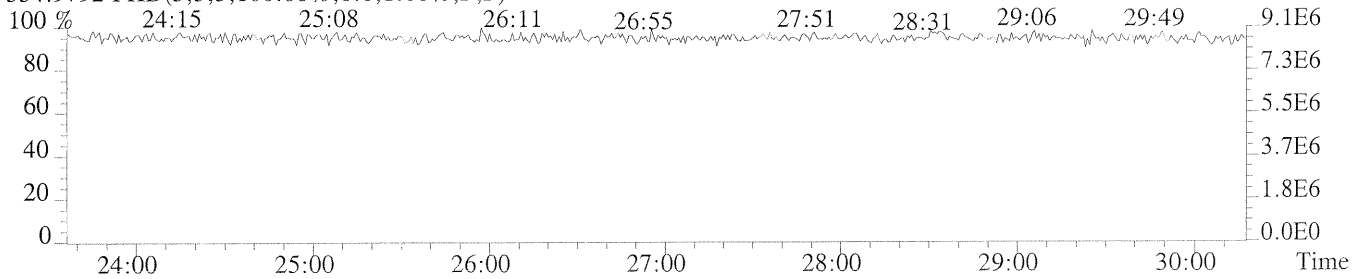
317.9389 SMO(1,3) BSUB(128,15,-3.0) PKD(3,3,3,0.10%,2464.0,1.00%,F,F)



375.8364 PKD(5,3,5,100.00%,0.0,1.00%,F,F)



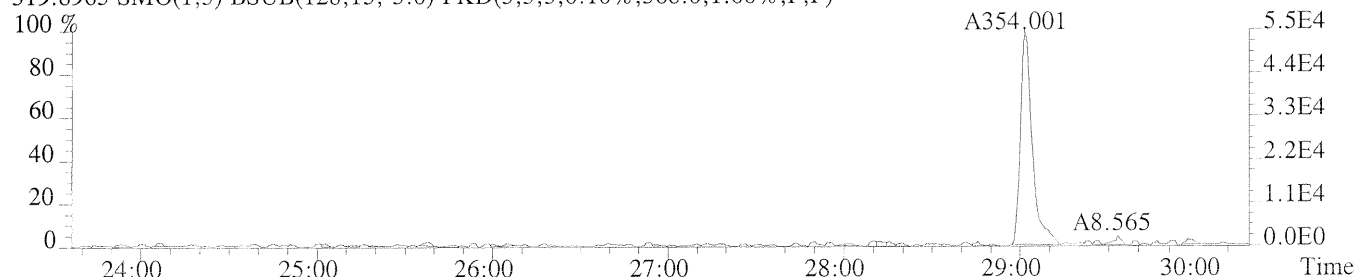
354.9792 PKD(3,3,3,100.00%,0.0,1.00%,F,F)



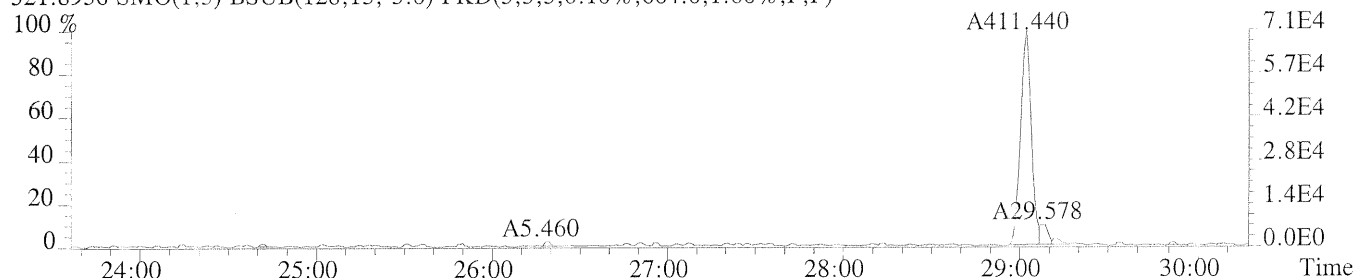
File:U132328 #1-557 Acq:31-JUL-2009 16:02:20 Probe EI+ Magnet SIR VG BioTech Mass spectf

Sample#1 Exp:ICAL HRCC2

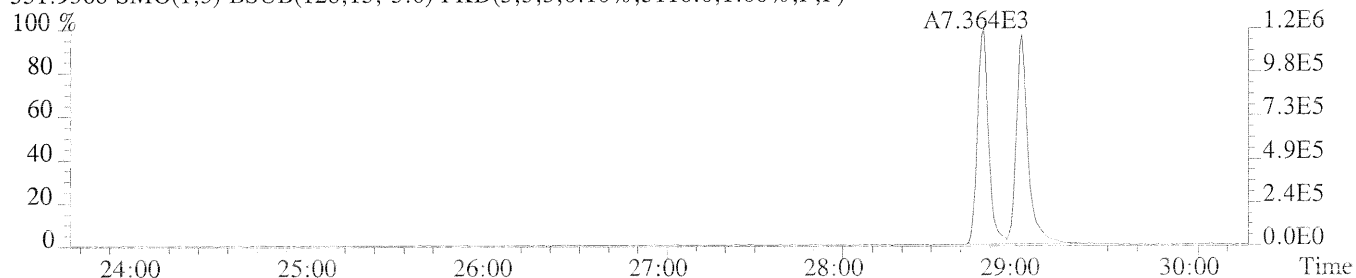
319.8965 SMO(1,3) BSUB(128,15,-3.0) PKD(3,3,3,0.10%,368.0,1.00%,F,F)



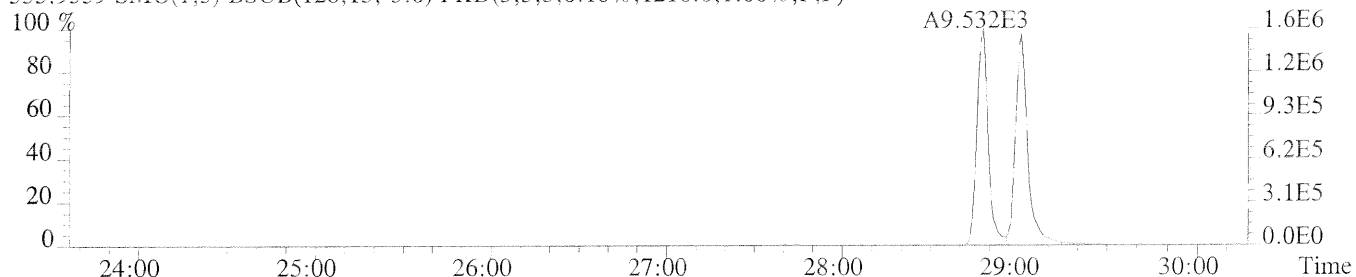
321.8936 SMO(1,3) BSUB(128,15,-3.0) PKD(3,3,3,0.10%,664.0,1.00%,F,F)



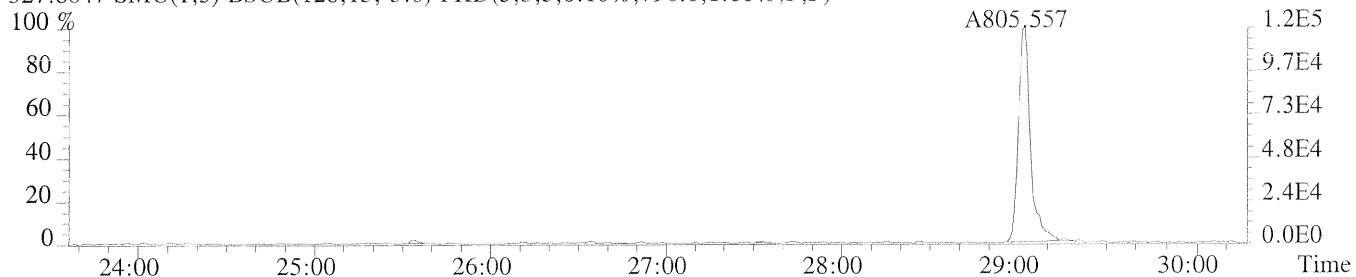
331.9368 SMO(1,3) BSUB(128,15,-3.0) PKD(3,3,3,0.10%,5116.0,1.00%,F,F)



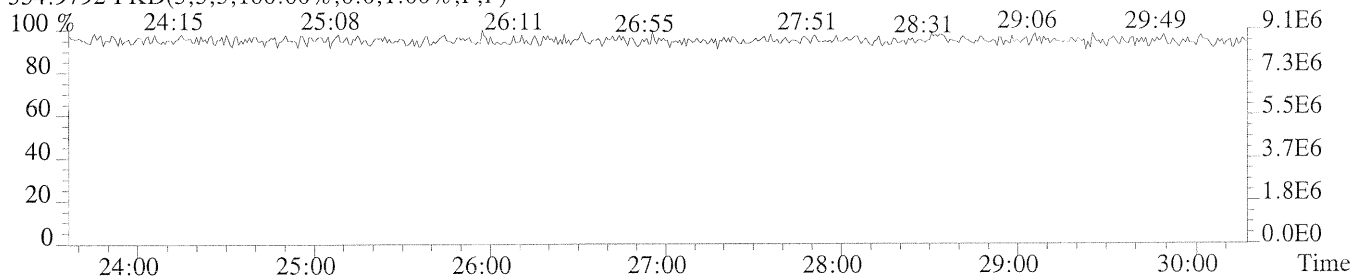
333.9339 SMO(1,3) BSUB(128,15,-3.0) PKD(3,3,3,0.10%,1216.0,1.00%,F,F)



327.8847 SMO(1,3) BSUB(128,15,-3.0) PKD(3,3,3,0.10%,796.0,1.00%,F,F)

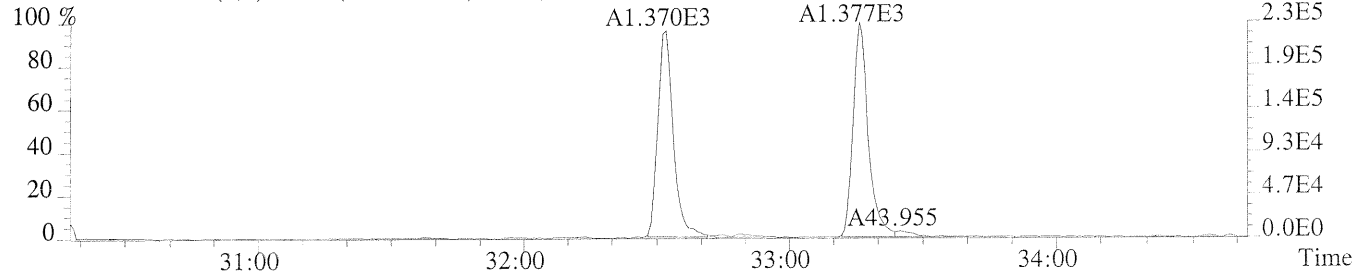


354.9792 PKD(3,3,3,100.00%,0.0,1.00%,F,F)

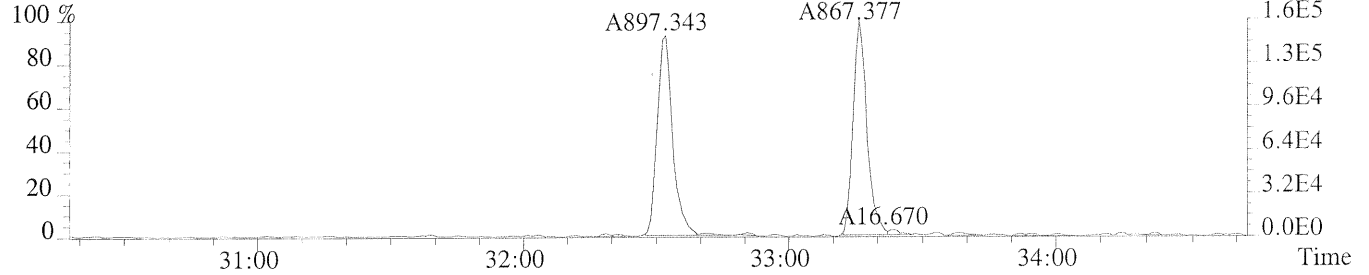


Sample#1 Exp:ICAL HRCC2

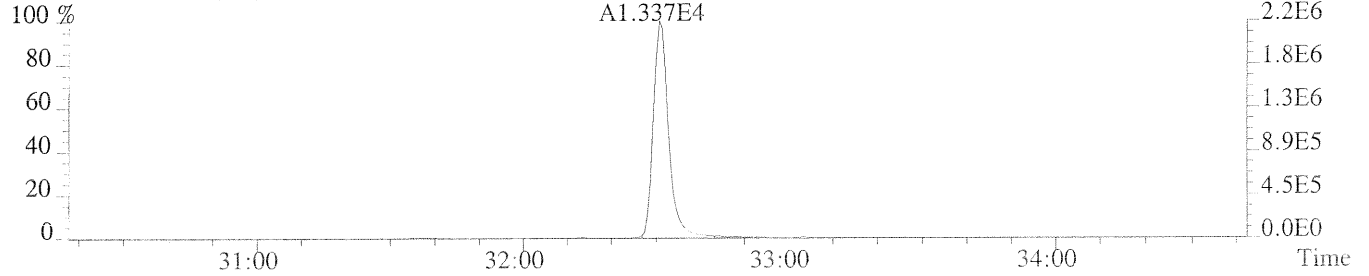
339.8597 F:2 SMO(1,3) BSUB(128,15,-3.0) PKD(3,3,3,0.10%,632.0,1.00%,F,F)



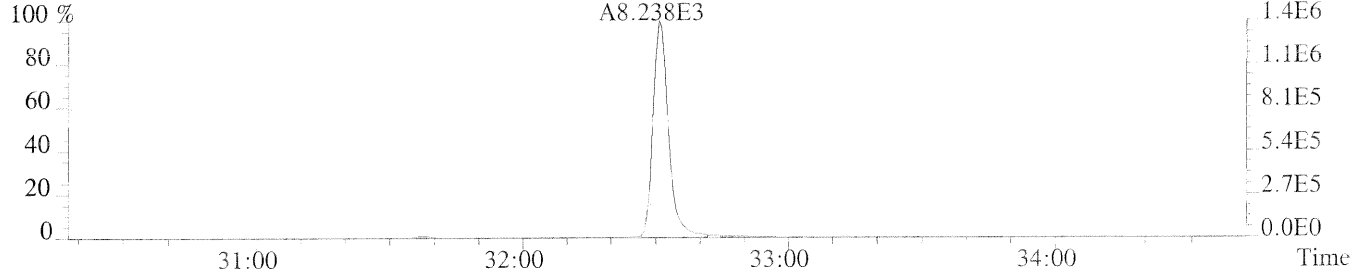
341.8567 F:2 SMO(1,3) BSUB(128,15,-3.0) PKD(3,3,3,0.10%,796.0,1.00%,F,F)



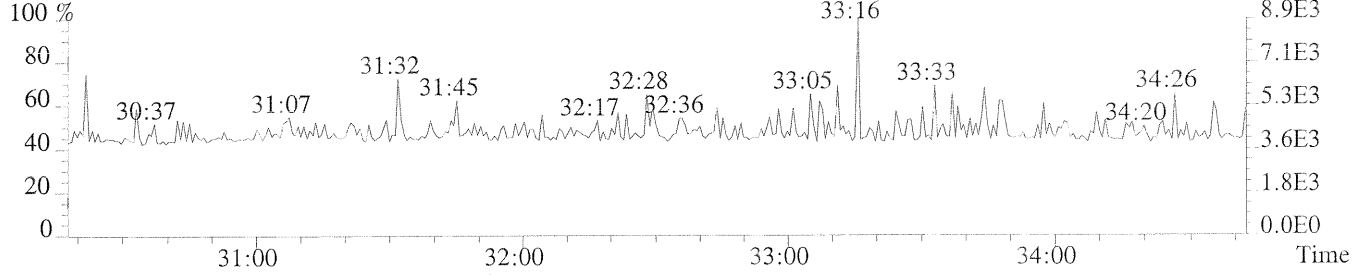
351.9000 F:2 SMO(1,3) BSUB(128,15,-3.0) PKD(3,3,3,0.10%,436.0,1.00%,F,F)



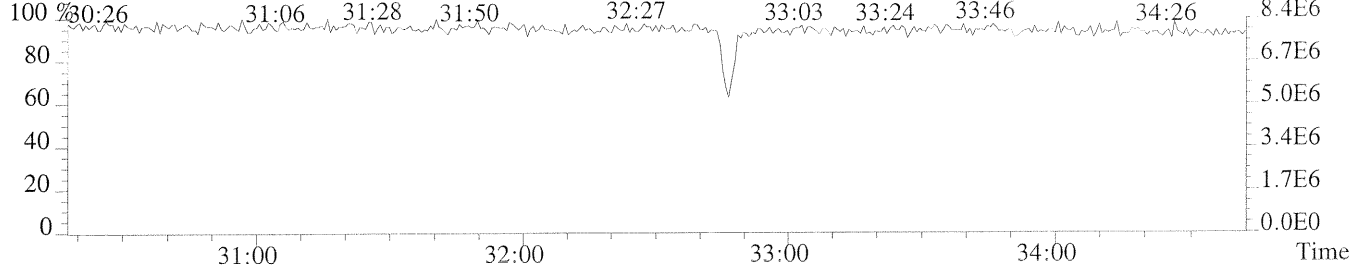
353.8970 F:2 SMO(1,3) BSUB(128,15,-3.0) PKD(3,3,3,0.10%,756.0,1.00%,F,F)



409.7974 F:2 PKD(5,3,5,100.00%,0.0,1.00%,F,F)

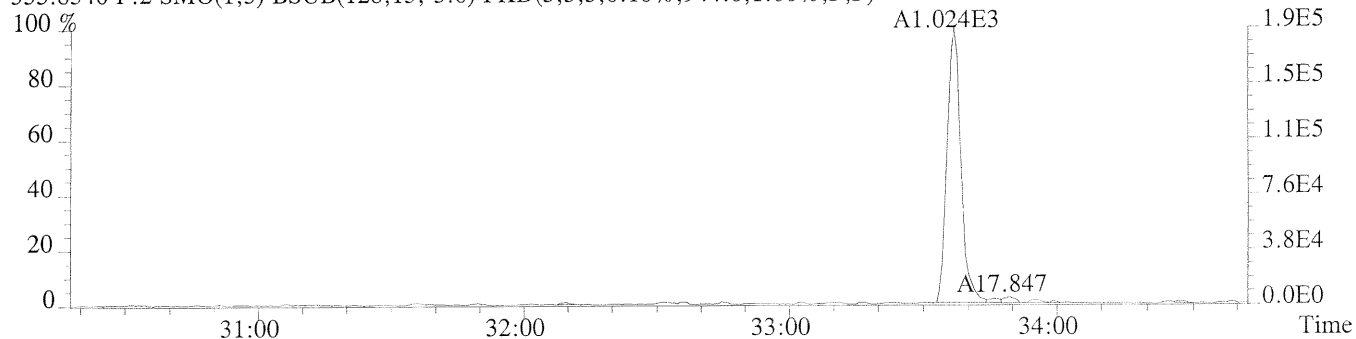


354.9792 F:2 PKD(3,3,3,100.00%,0.0,1.00%,F,F)

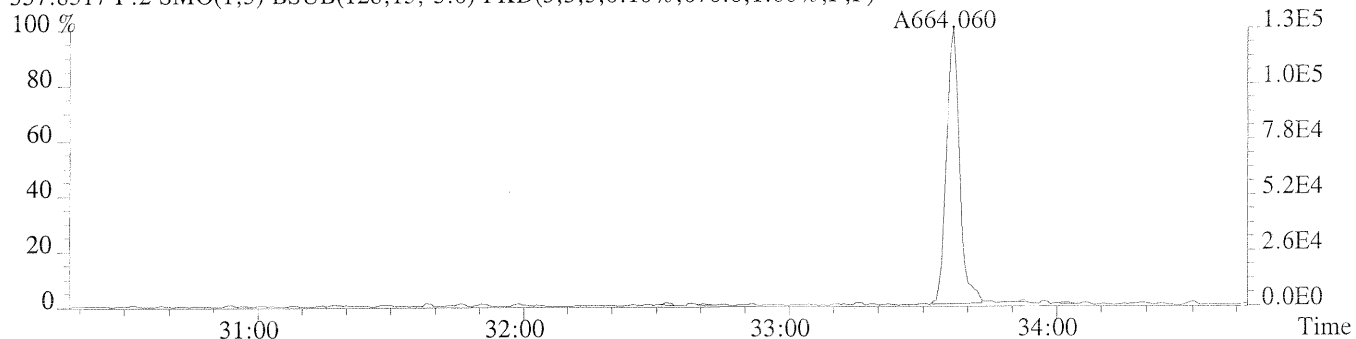


Sample#1 Exp:ICAL HRCC2

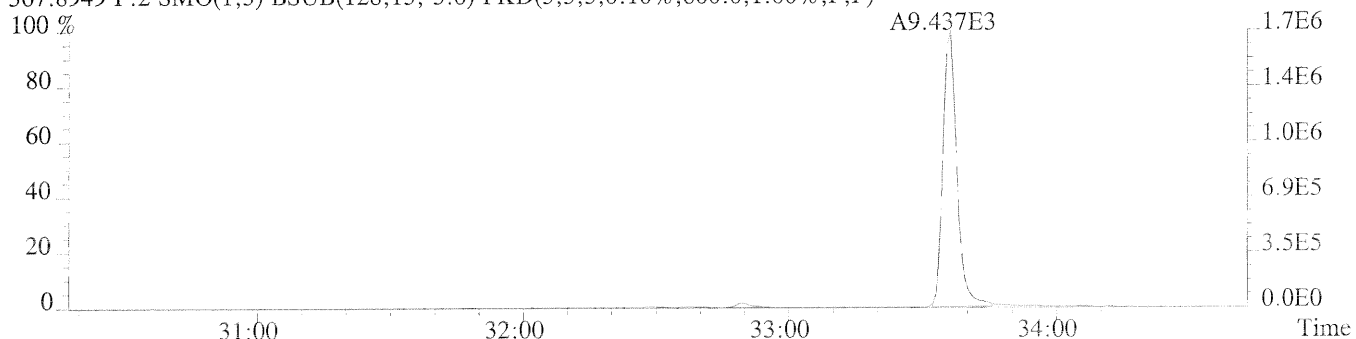
355.8546 F:2 SMO(1,3) BSUB(128,15,-3.0) PKD(3,3,3,0.10%,944.0,1.00%,F,F)



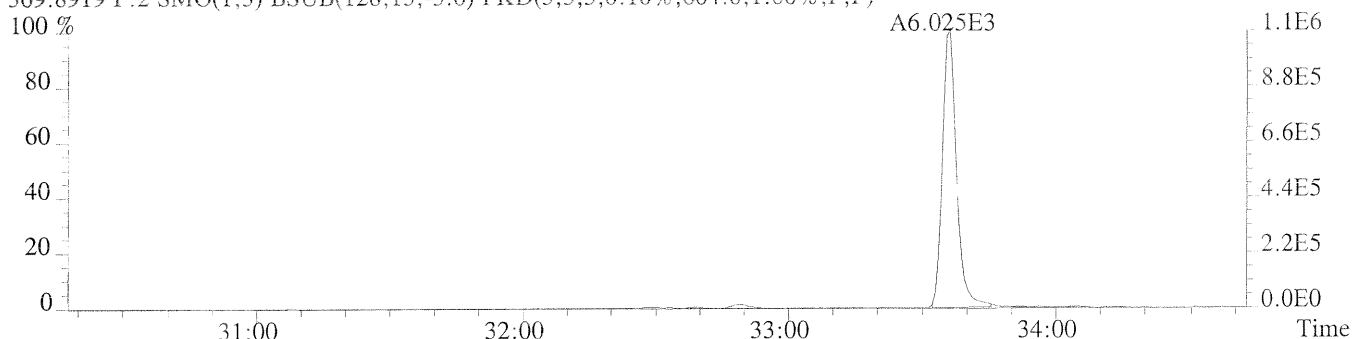
357.8517 F:2 SMO(1,3) BSUB(128,15,-3.0) PKD(3,3,3,0.10%,676.0,1.00%,F,F)



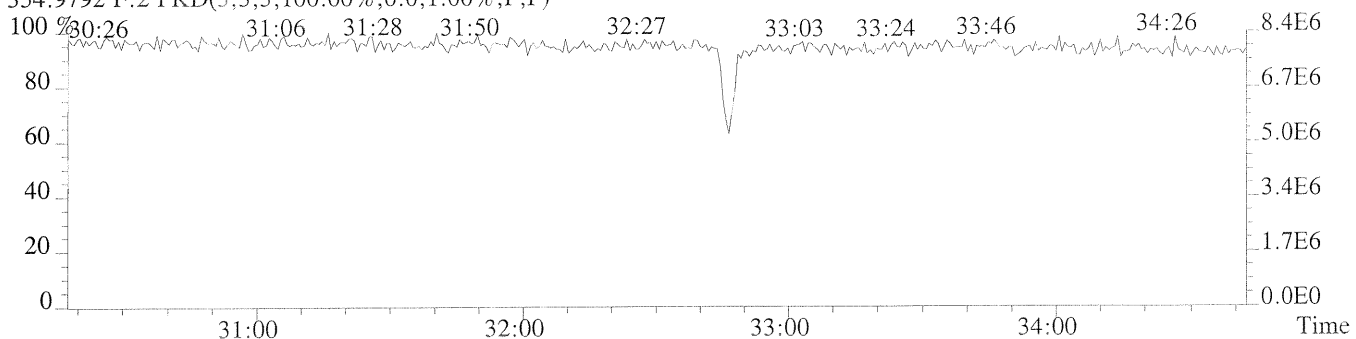
367.8949 F:2 SMO(1,3) BSUB(128,15,-3.0) PKD(3,3,3,0.10%,800.0,1.00%,F,F)



369.8919 F:2 SMO(1,3) BSUB(128,15,-3.0) PKD(3,3,3,0.10%,604.0,1.00%,F,F)



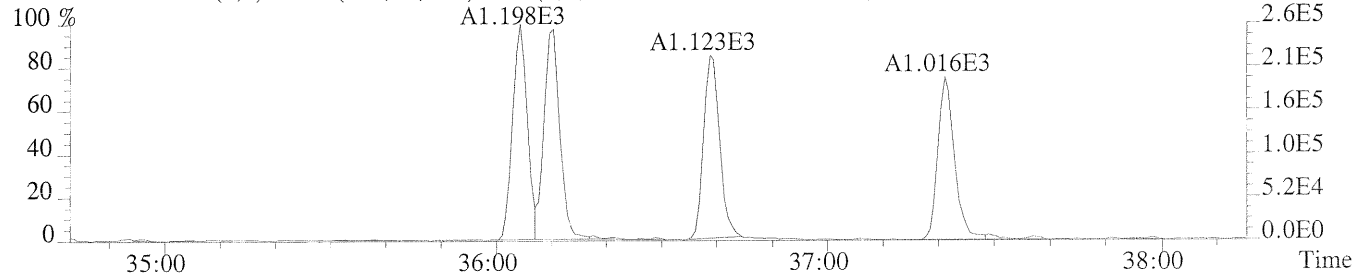
354.9792 F:2 PKD(3,3,3,100.00%,0.0,1.00%,F,F)



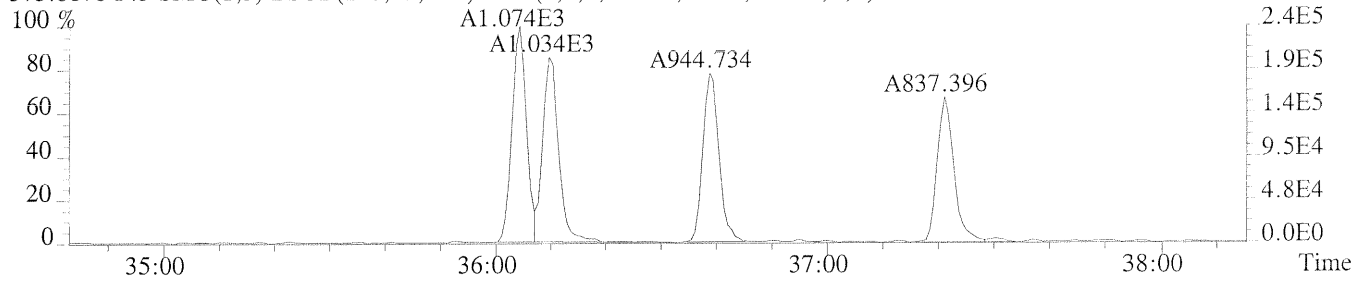
File:U132328 #1-322 Acq:31-JUL-2009 16:02:20 Probe EI+ Magnet SIR VG BioTech Mass spectf

Sample#1 Exp:ICAL HRCC2

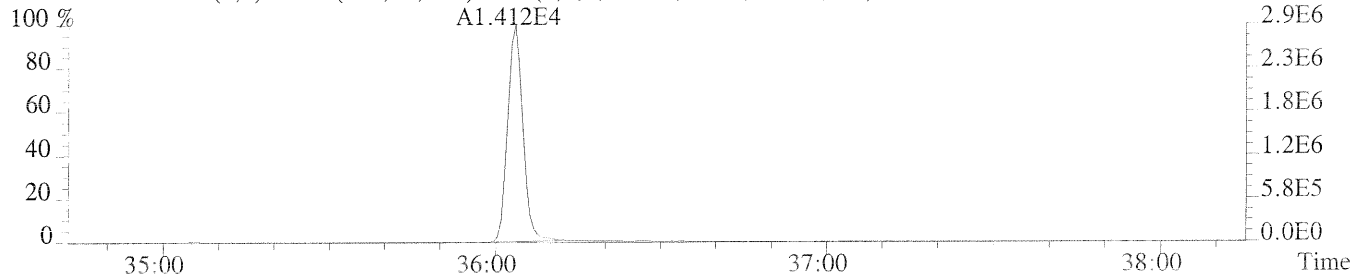
373.8208 F:3 SMO(1,3) BSUB(128,15,-3.0) PKD(3,3,3,0.25%,672.0,0.40%,F,F)




375.8178 F:3 SMO(1,3) BSUB(128,15,-3.0) PKD(3,3,3,0.25%,780.0,0.40%,F,F)



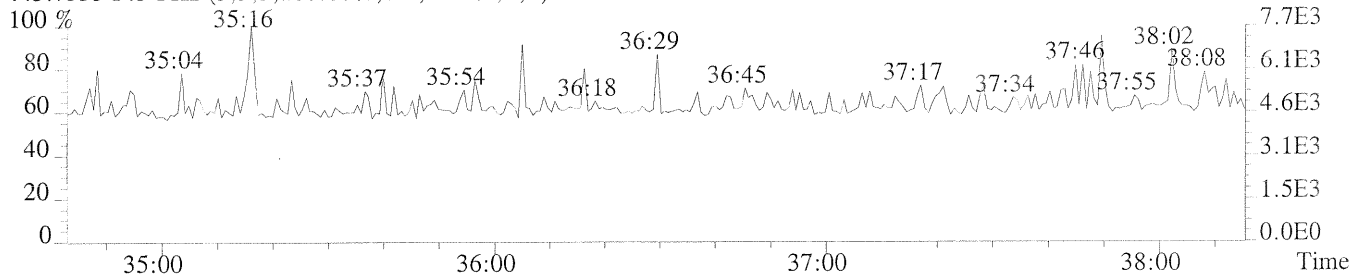
383.8639 F:3 SMO(1,3) BSUB(128,15,-3.0) PKD(3,3,3,0.25%,708.0,0.40%,F,F)



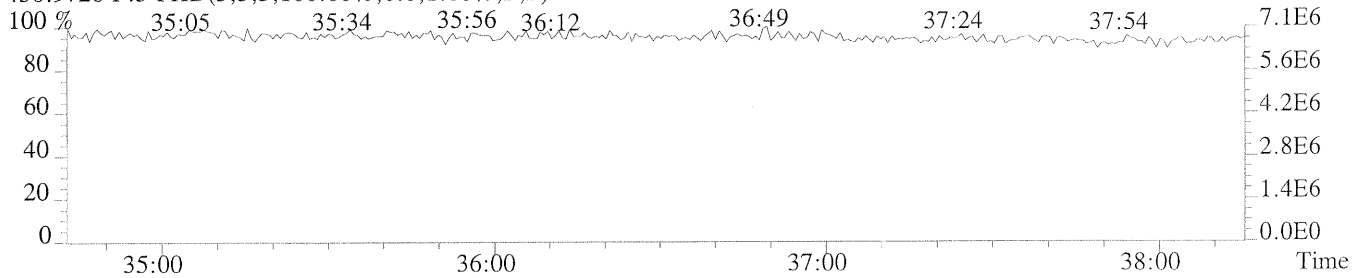
385.8610 F:3 SMO(1,3) BSUB(128,15,-3.0) PKD(3,3,3,0.25%,1012.0,0.40%,F,F)



445.7555 F:3 PKD(5,3,5,100.00%,0.0,1.00%,F,F)

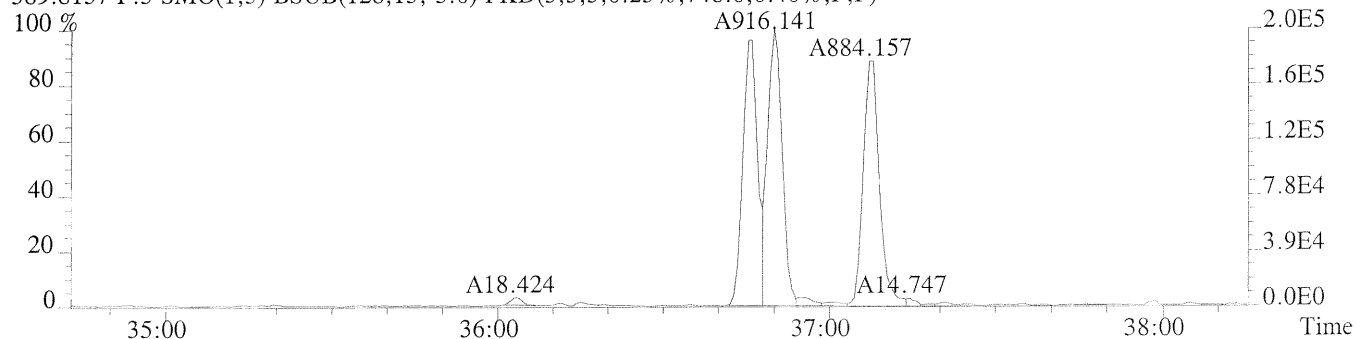


430.9728 F:3 PKD(3,3,3,100.00%,0.0,1.00%,F,F)

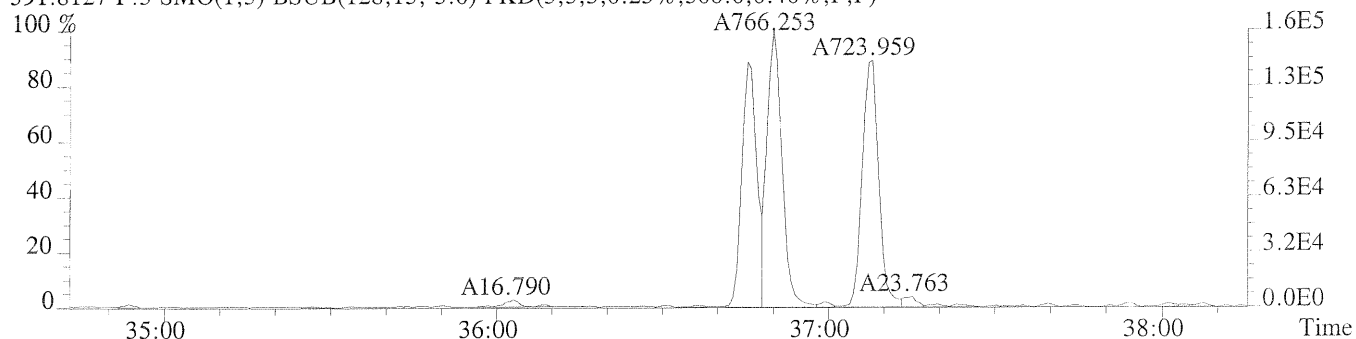


Sample#1 Exp:ICAL HRCC2

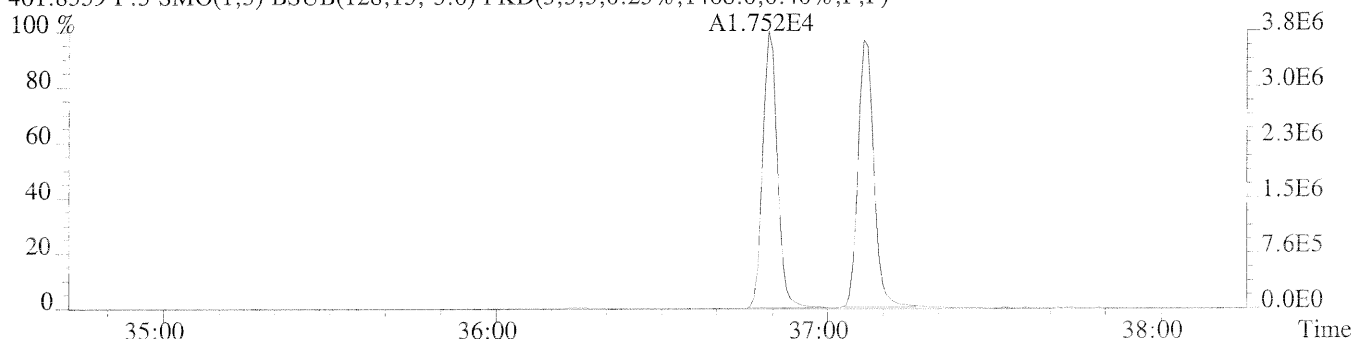
389.8157 F:3 SMO(1,3) BSUB(128,15,-3.0) PKD(3,3,3,0.25%,748.0,0.40%,F,F)



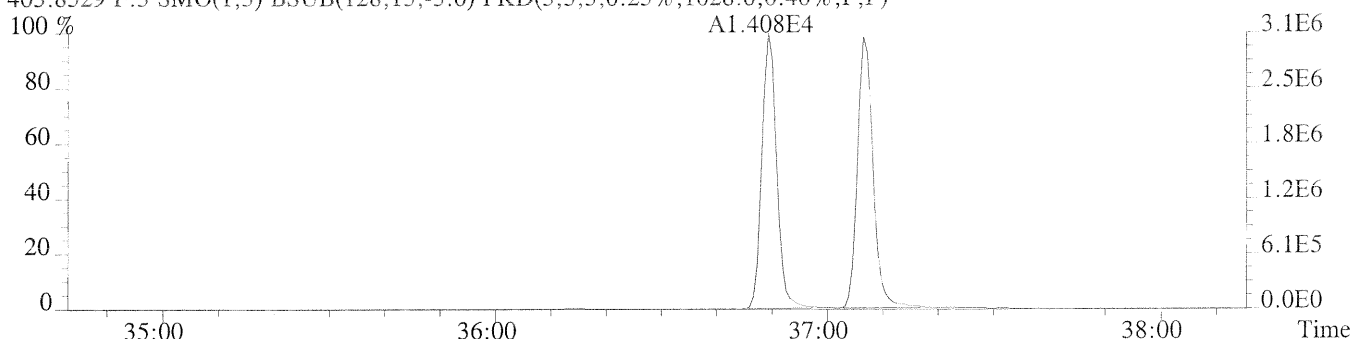
391.8127 F:3 SMO(1,3) BSUB(128,15,-3.0) PKD(3,3,3,0.25%,500.0,0.40%,F,F)



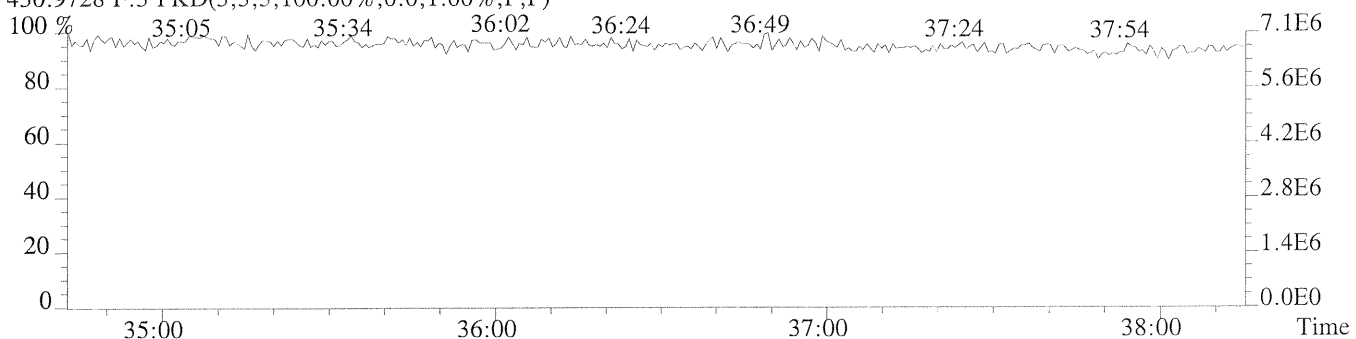
401.8559 F:3 SMO(1,3) BSUB(128,15,-3.0) PKD(3,3,3,0.25%,1468.0,0.40%,F,F)



403.8529 F:3 SMO(1,3) BSUB(128,15,-3.0) PKD(3,3,3,0.25%,1028.0,0.40%,F,F)

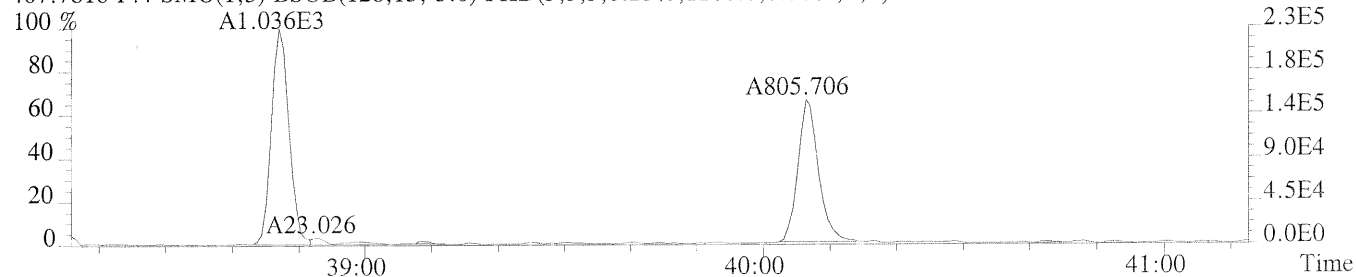


430.9728 F:3 PKD(3,3,3,100.00%,0.0,1.00%,F,F)

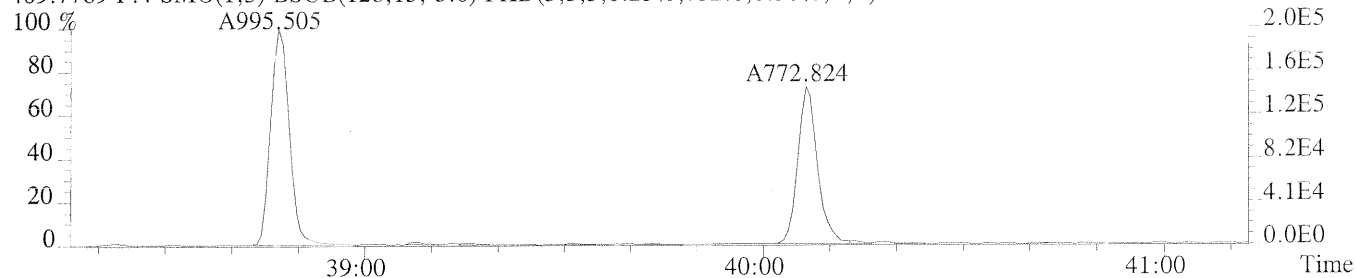


Sample#1 Exp:ICAL HRCC2

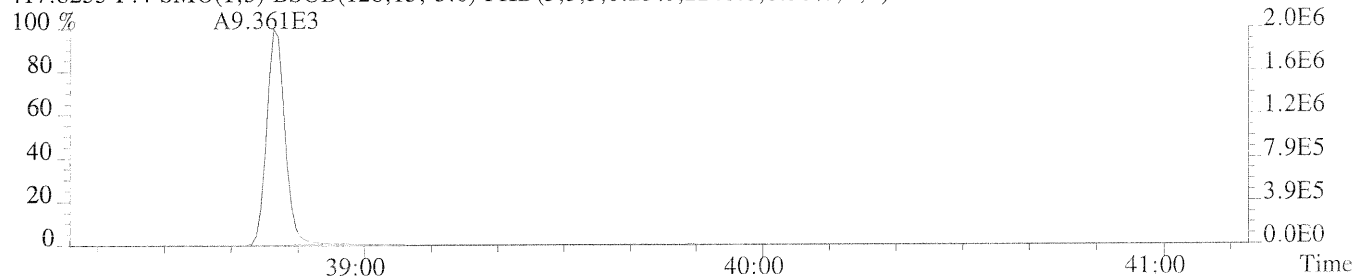
407.7818 F:4 SMO(1,3) BSUB(128,15,-3.0) PKD(3,3,3,0.25%,1160.0,0.50%,F,F)



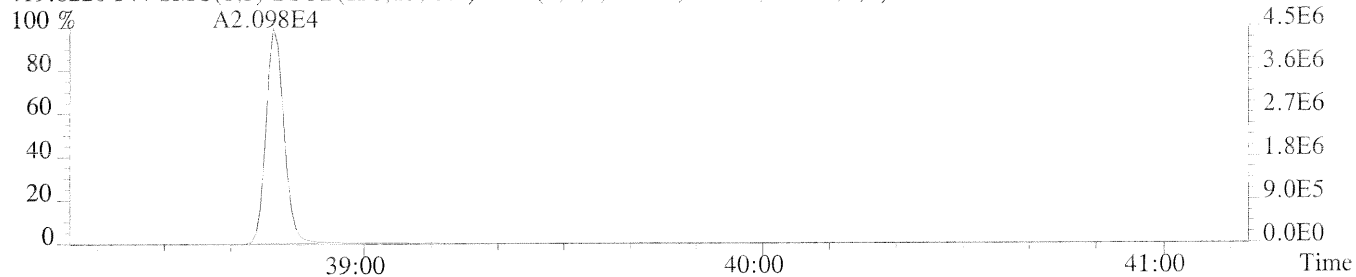
409.7789 F:4 SMO(1,3) BSUB(128,15,-3.0) PKD(3,3,3,0.25%,752.0,0.50%,F,F)



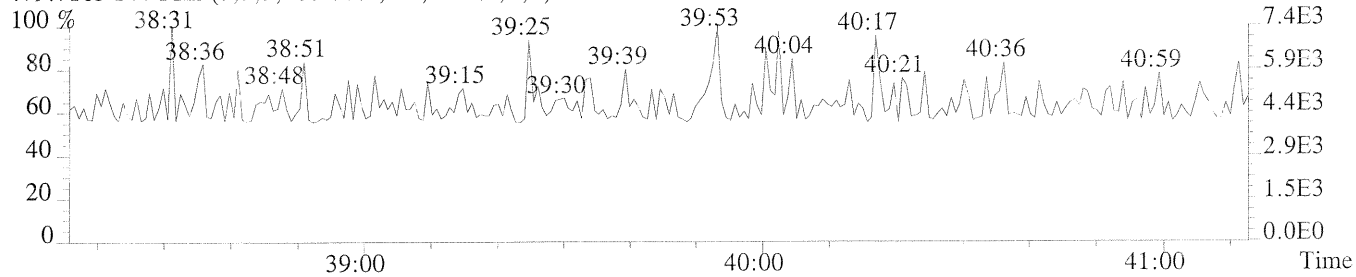
417.8253 F:4 SMO(1,3) BSUB(128,15,-3.0) PKD(3,3,3,0.25%,2240.0,0.50%,F,F)



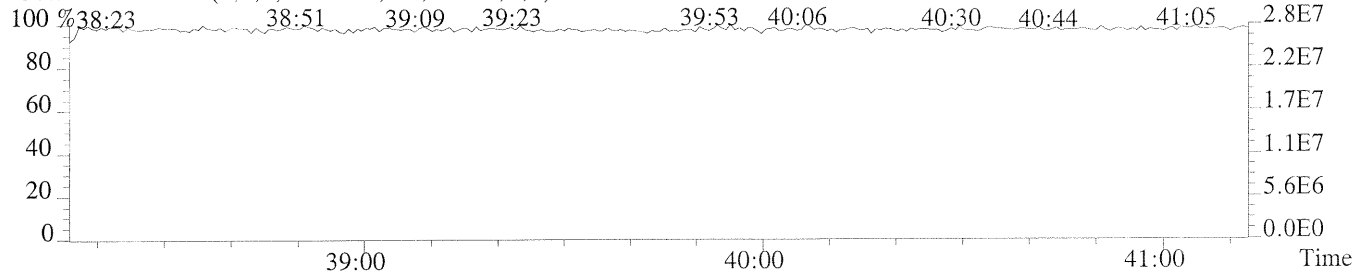
419.8220 F:4 SMO(1,3) BSUB(128,15,-3.0) PKD(3,3,3,0.25%,2140.0,0.50%,F,F)

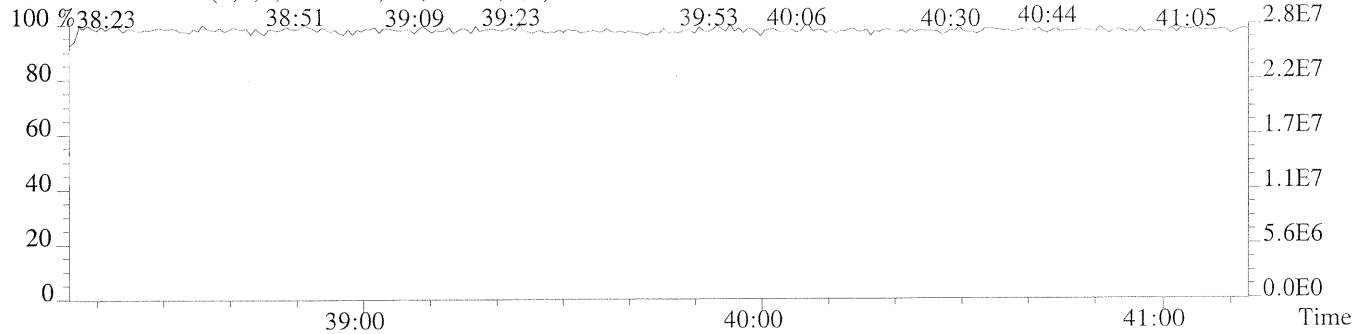
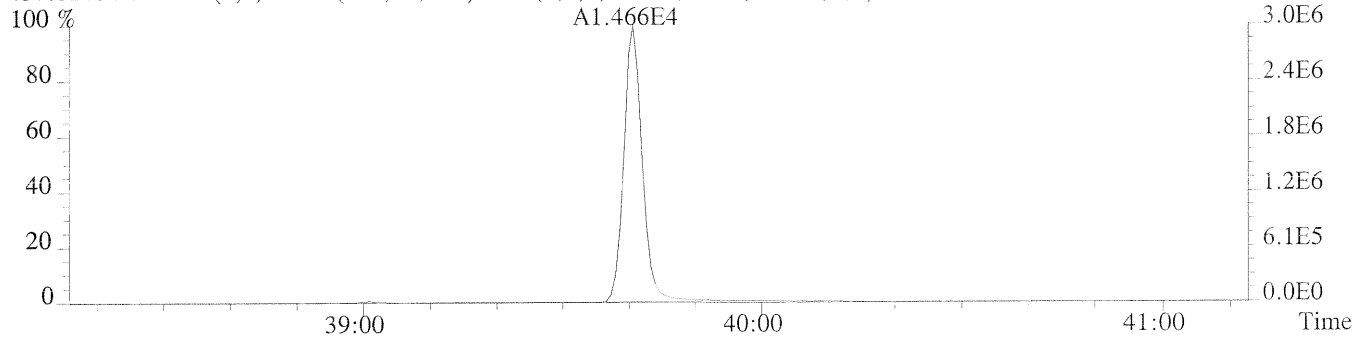
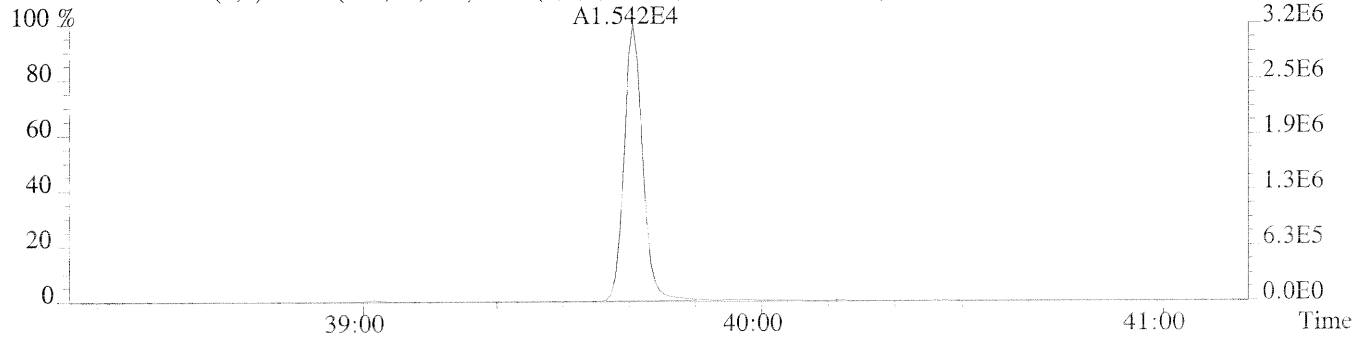
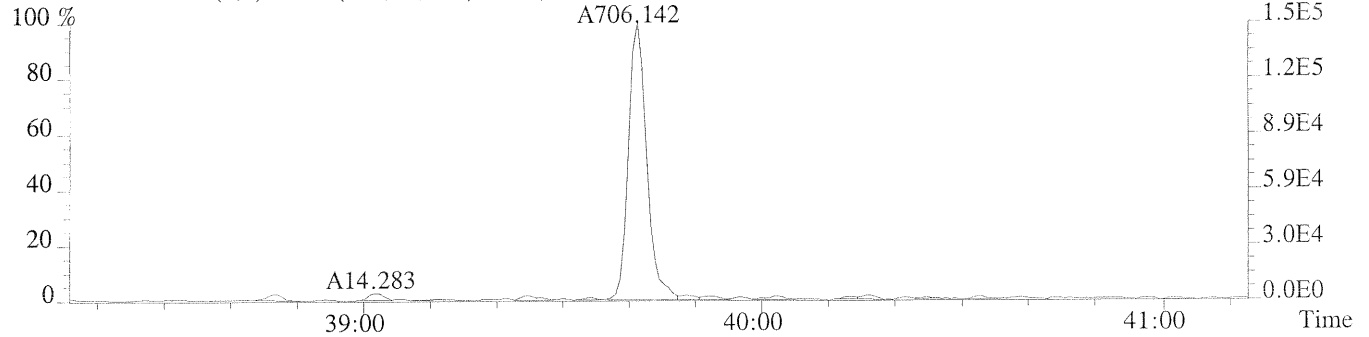
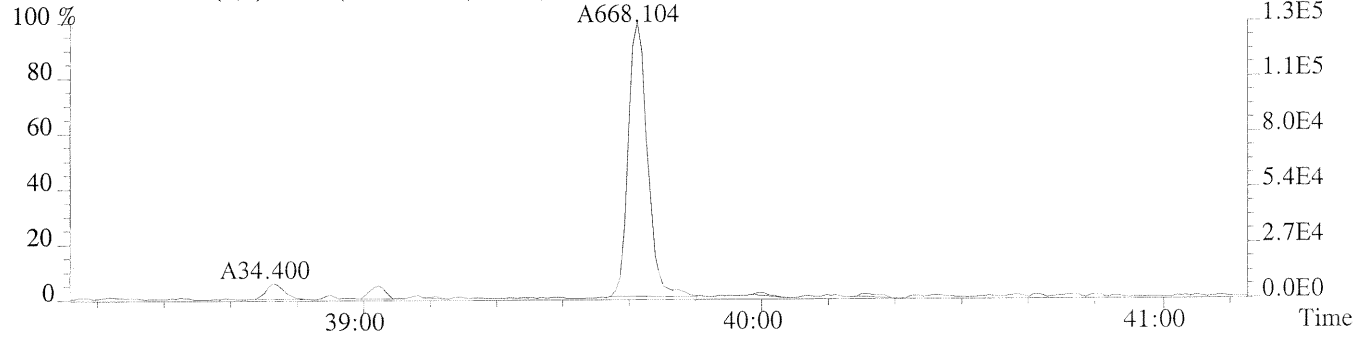


479.7165 F:4 PKD(5,3,5,100.00%,0.0,1.00%,F,F)



430.9728 F:4 PKD(3,3,3,100.00%,0.0,1.00%,F,F)

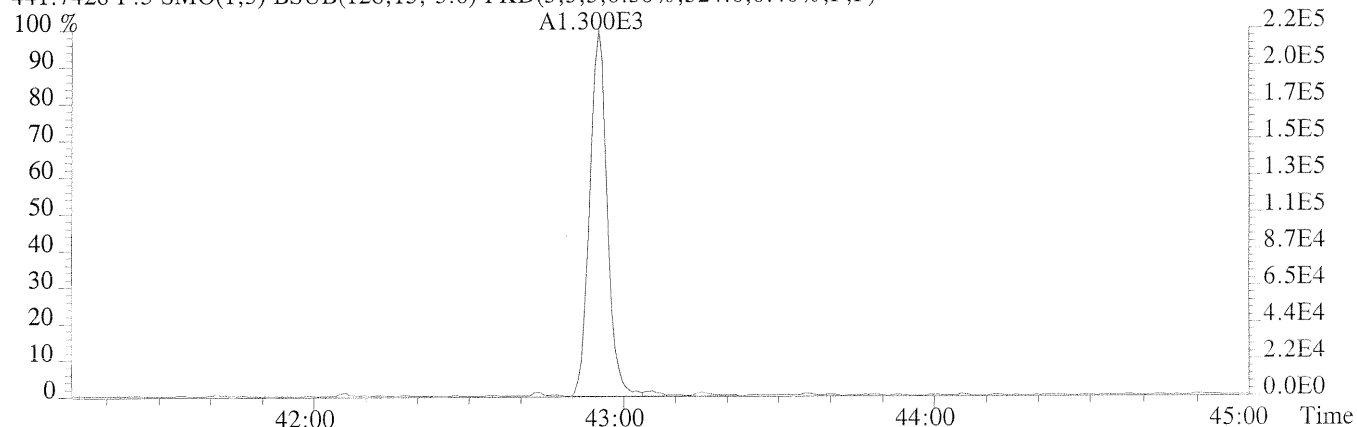




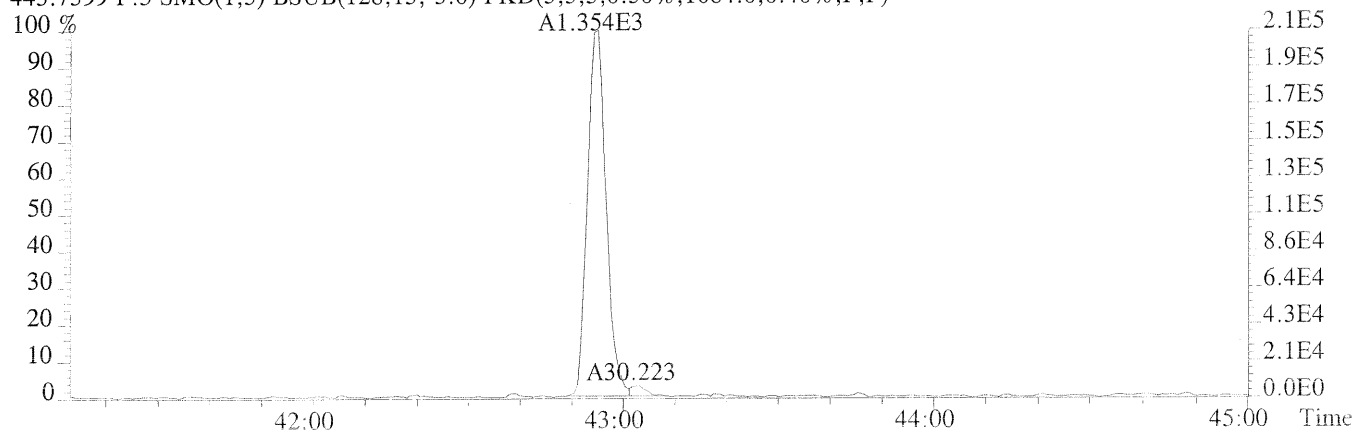
File:U132328 #1-344 Acq:31-JUL-2009 16:02:20 Probe EI+ Magnet SIR VG BioTech Mass spectf

Sample#1 Exp:ICAL HRCC2

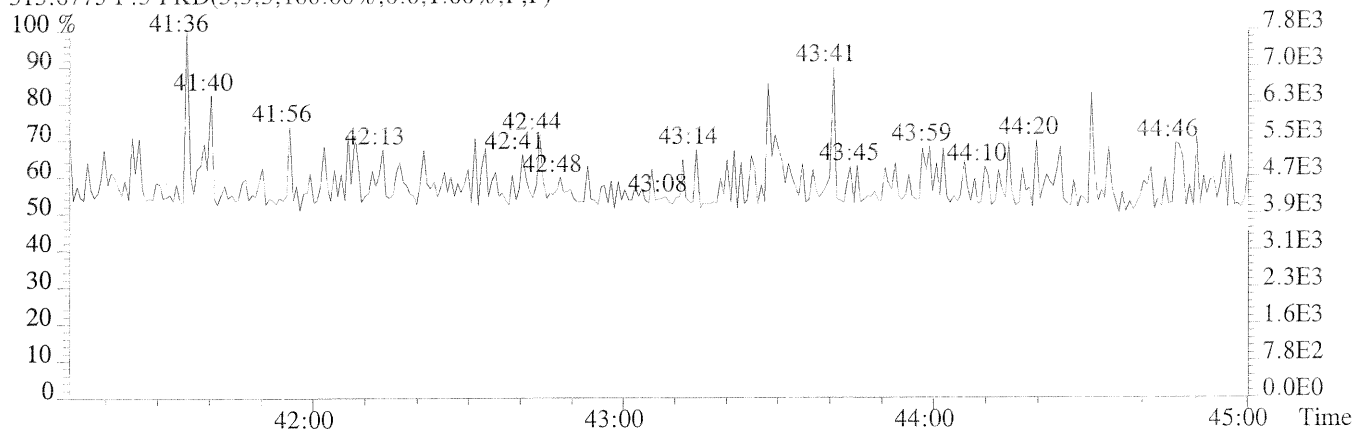
441.7428 F:5 SMO(1,3) BSUB(128,15,-3.0) PKD(5,3,5,0.30%,524.0,0.40%,F,F)



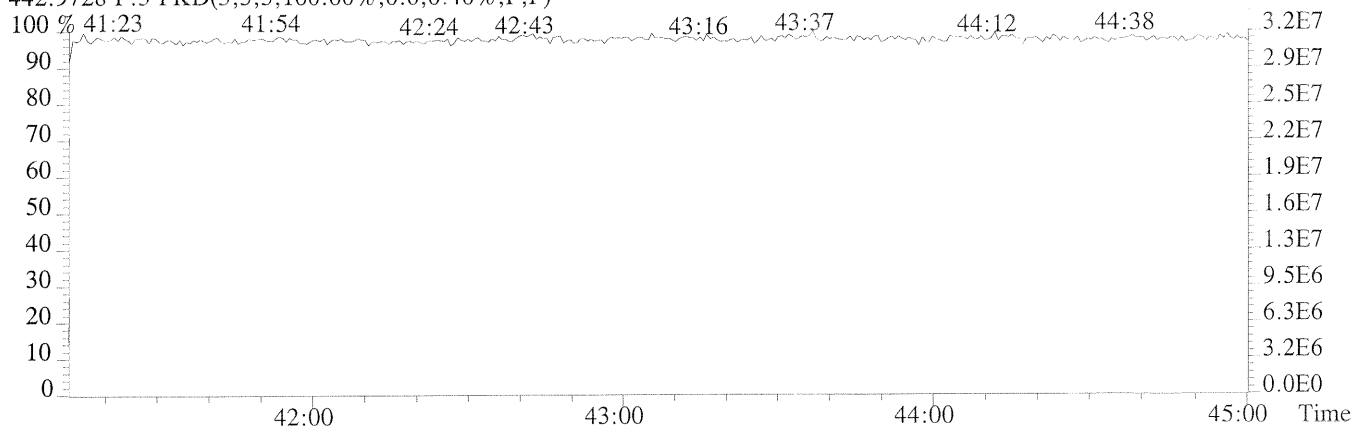
443.7399 F:5 SMO(1,3) BSUB(128,15,-3.0) PKD(5,3,5,0.30%,1084.0,0.40%,F,F)



513.6775 F:5 PKD(5,3,5,100.00%,0.0,1.00%,F,F)

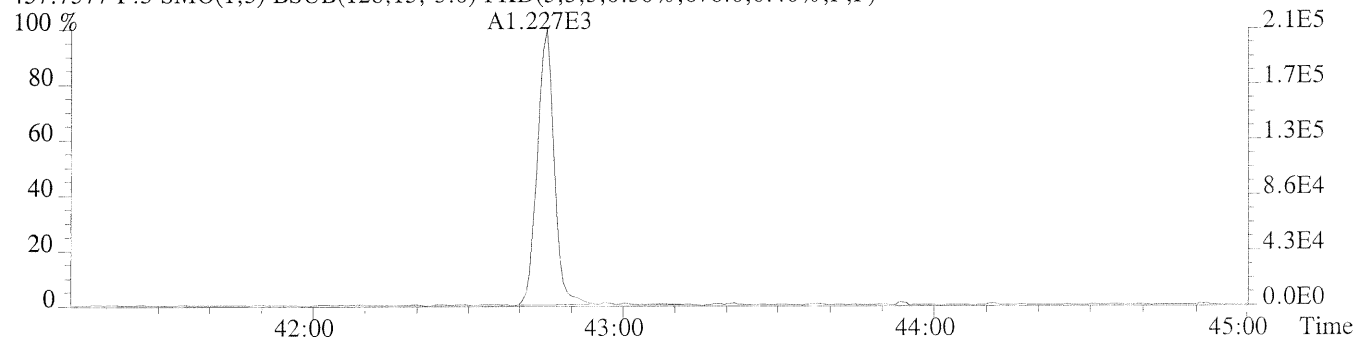


442.9728 F:5 PKD(3,3,3,100.00%,0.0,0.40%,F,F)

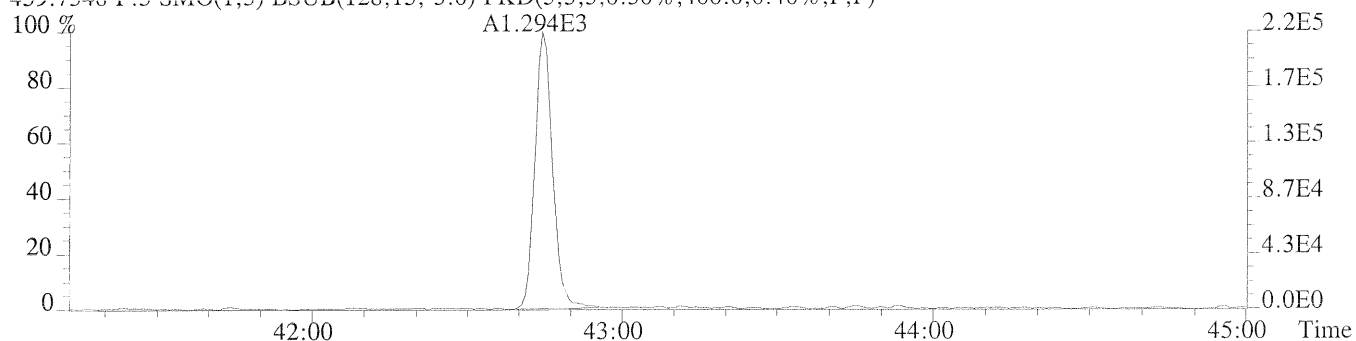


Sample#1 Exp:ICAL HRCC2

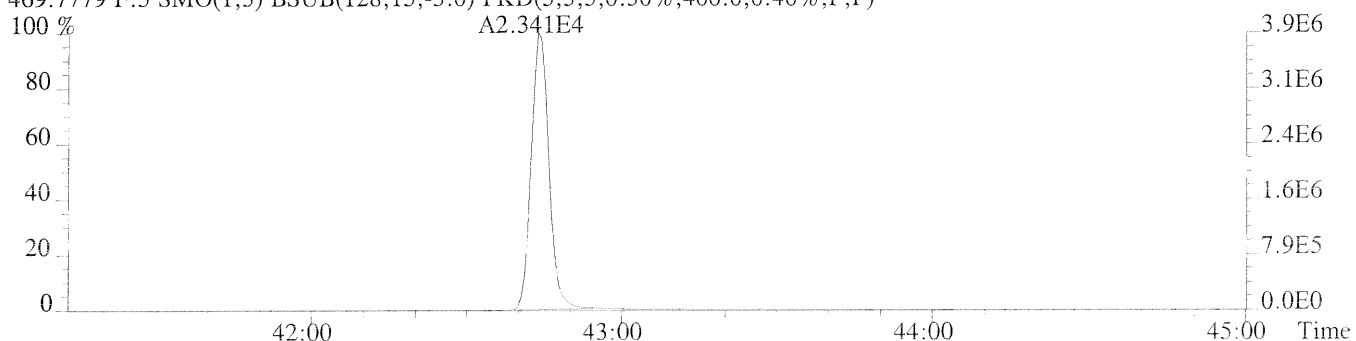
457.7377 F:5 SMO(1,3) BSUB(128,15,-3.0) PKD(5,3,5,0.30%,676.0,0.40%,F,F)



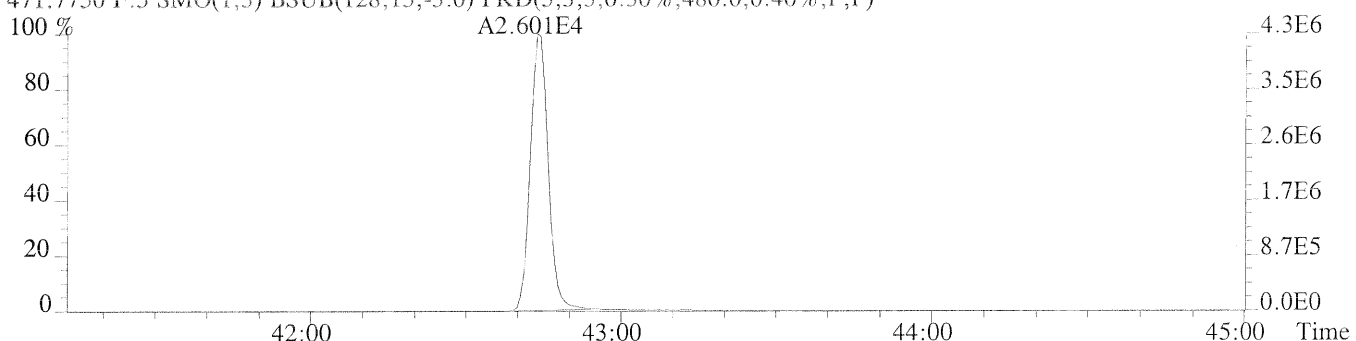
459.7348 F:5 SMO(1,3) BSUB(128,15,-3.0) PKD(5,3,5,0.30%,400.0,0.40%,F,F)



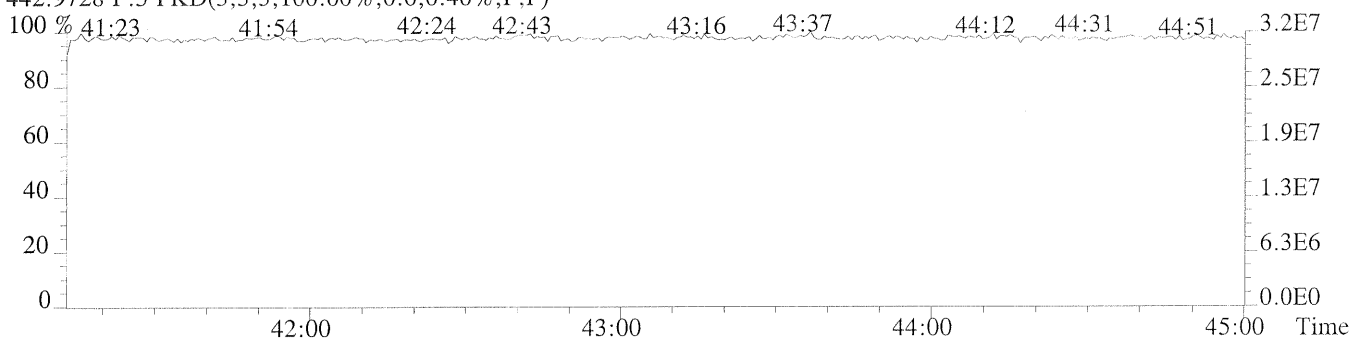
469.7779 F:5 SMO(1,3) BSUB(128,15,-3.0) PKD(5,3,5,0.30%,400.0,0.40%,F,F)



471.7750 F:5 SMO(1,3) BSUB(128,15,-3.0) PKD(5,3,5,0.30%,480.0,0.40%,F,F)



442.9728 F:5 PKD(3,3,3,100.00%,0.0,0.40%,F,F)



Columbia Analytical Services, Inc.
Sample Response Summary

CLIENT ID.
ICAL HRCC3

Run #3 Filename U132329 Samp: 1 Inj: 1 Acquired: 31-JUL-09 16:50:56
Processed: 3-AUG-09 07:01:19 LAB. ID: ICAL HRCC3

Typ	Name	RT-1	Resp 1	Resp 2	Ratio	Meet	Mod?	RRT
1 Unk	2,3,7,8-TCDF	28:13	1.109e+03	1.439e+03	0.77	yes	no	1.001
2 Unk	1,2,3,7,8-PeCDF	32:31	3.891e+03	2.430e+03	1.60	yes	no	1.000
3 Unk	2,3,4,7,8-PeCDF	33:16	3.945e+03	2.433e+03	1.62	yes	no	1.023
4 Unk	1,2,3,4,7,8-HxCDF	36:04	3.140e+03	2.594e+03	1.21	yes	no	1.000
5 Unk	1,2,3,6,7,8-HxCDF	36:10	3.263e+03	2.756e+03	1.18	yes	no	1.003
6 Unk	2,3,4,6,7,8-HxCDF	36:39	2.944e+03	2.430e+03	1.21	yes	no	1.017
7 Unk	1,2,3,7,8,9-HxCDF	37:21	2.462e+03	1.937e+03	1.27	yes	no	1.036
8 Unk	1,2,3,4,6,7,8-HpCDF	38:47	2.689e+03	2.645e+03	1.02	yes	no	1.000
9 Unk	1,2,3,4,7,8,9-HpCDF	40:06	1.922e+03	1.886e+03	1.02	yes	no	1.034
10 Unk	OCDF	42:55	3.052e+03	3.228e+03	0.95	yes	no	1.004
11 Unk	2,3,7,8-TCDD	29:02	1.004e+03	1.211e+03	0.83	yes	no	1.001
12 Unk	1,2,3,7,8-PeCDD	33:37	2.730e+03	1.749e+03	1.56	yes	no	1.000
13 Unk	1,2,3,4,7,8-HxCDD	36:45	2.278e+03	1.784e+03	1.28	yes	no	0.998
14 Unk	1,2,3,6,7,8-HxCDD	36:50	2.288e+03	1.991e+03	1.15	yes	no	1.000
15 Unk	1,2,3,7,8,9-HxCDD	37:07	2.343e+03	1.822e+03	1.29	yes	no	1.008
16 Unk	1,2,3,4,6,7,8-HpCDD	39:41	1.718e+03	1.716e+03	1.00	yes	no	1.000
17 Unk	OCDD	42:44	2.536e+03	2.803e+03	0.90	yes	no	1.000
18 IS	13C-2,3,7,8-TCDF	28:11	7.013e+03	8.864e+03	0.79	yes	no	0.979
19 IS	13C-1,2,3,7,8-PeCDF	32:31	8.722e+03	5.414e+03	1.61	yes	no	1.130
20 IS	13C-1,2,3,4,7,8-HxCDF	36:03	8.339e+03	1.622e+04	0.51	yes	no	0.971
21 IS	13C-1,2,3,4,6,7,8-HpCDF	38:46	5.810e+03	1.301e+04	0.45	yes	no	1.044
22 IS	13C-2,3,7,8-TCDD	29:01	4.827e+03	6.239e+03	0.77	yes	no	1.008
23 IS	13C-1,2,3,7,8-PeCDD	33:36	6.047e+03	3.839e+03	1.57	yes	no	1.167
24 IS	13C-1,2,3,6,7,8-HxCDD	36:49	1.090e+04	8.770e+03	1.24	yes	no	0.992
25 IS	13C-1,2,3,4,6,7,8-HpCDD	39:41	9.125e+03	8.576e+03	1.06	yes	no	1.069
26 IS	13C-OCDD	42:44	1.324e+04	1.423e+04	0.93	yes	no	1.151
27S/RT	13C-1,2,3,4-TCDD	28:47	4.994e+03	6.556e+03	0.76	yes	no	*
28S/RT	13C-1,2,3,7,8,9-HxCDD	37:07	1.033e+04	8.206e+03	1.26	yes	no	*
29C/Up	37Cl-2,3,7,8-TCDD	29:02	2.203e+03					1.009

Columbia Analytical Services, Inc.
19408 Park Row, Suite 320
Houston, TX 77084
Office (713) 266-1599. Fax (713) 266-0130

Columbia Analytical Services, Inc.
Signal/Noise Height Ratio Summary

CLIENT ID.
ICAL HRCC3

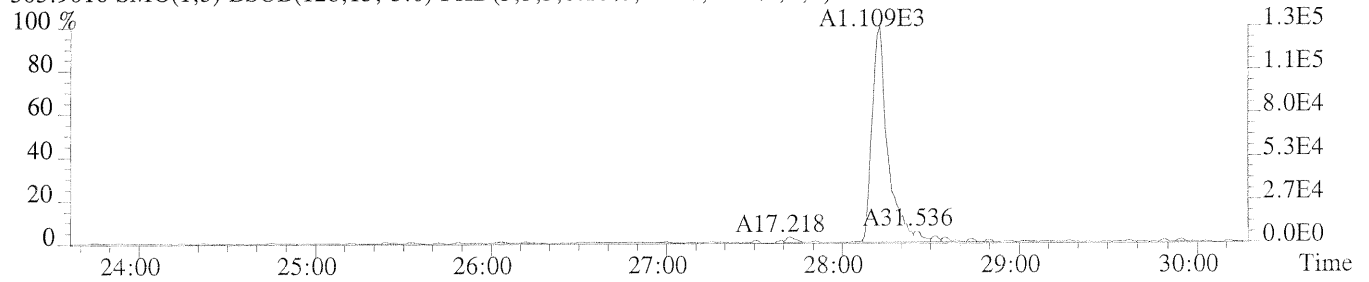
Run #3 Filename U132329 Samp: 1 Inj: 1 Acquired: 31-JUL-09 16:50:56
Processed: 3-AUG-09 07:01:191 LAB. ID: ICAL HRCC3

	Name	Signal 1	Noise 1	S/N Rat.1	Signal 2	Noise 2	S/N Rat.2
1	2,3,7,8-TCDF	1.32e+05	4.12e+02	3.2e+02	1.86e+05	8.08e+02	2.3e+02
2	1,2,3,7,8-PeCDF	6.01e+05	2.64e+02	2.3e+03	3.71e+05	4.68e+02	7.9e+02
3	2,3,4,7,8-PeCDF	6.51e+05	2.64e+02	2.5e+03	3.94e+05	4.68e+02	8.4e+02
4	1,2,3,4,7,8-HxCDF	6.28e+05	8.40e+02	7.5e+02	5.18e+05	4.36e+02	1.2e+03
5	1,2,3,6,7,8-HxCDF	6.35e+05	8.40e+02	7.6e+02	5.35e+05	4.36e+02	1.2e+03
6	2,3,4,6,7,8-HxCDF	5.88e+05	8.40e+02	7.0e+02	4.74e+05	4.36e+02	1.1e+03
7	1,2,3,7,8,9-HxCDF	4.56e+05	8.40e+02	5.4e+02	3.61e+05	4.36e+02	8.3e+02
8	1,2,3,4,6,7,8-HpCDF	5.53e+05	9.64e+02	5.7e+02	5.57e+05	9.88e+02	5.6e+02
9	1,2,3,4,7,8,9-HpCDF	3.27e+05	9.64e+02	3.4e+02	3.35e+05	9.88e+02	3.4e+02
10	OCDF	4.87e+05	8.12e+02	6.0e+02	5.09e+05	1.15e+03	4.4e+02
11	2,3,7,8-TCDD	1.37e+05	5.28e+02	2.6e+02	1.66e+05	5.56e+02	3.0e+02
12	1,2,3,7,8-PeCDD	4.50e+05	8.08e+02	5.6e+02	2.96e+05	3.52e+02	8.4e+02
13	1,2,3,4,7,8-HxCDD	4.83e+05	4.52e+02	1.1e+03	4.04e+05	9.48e+02	4.3e+02
14	1,2,3,6,7,8-HxCDD	4.65e+05	4.52e+02	1.0e+03	3.73e+05	9.48e+02	3.9e+02
15	1,2,3,7,8,9-HxCDD	4.64e+05	4.52e+02	1.0e+03	3.63e+05	9.48e+02	3.8e+02
16	1,2,3,4,6,7,8-HpCDD	3.46e+05	6.72e+02	5.1e+02	3.31e+05	7.08e+02	4.7e+02
17	OCDD	4.14e+05	3.28e+02	1.3e+03	4.67e+05	5.48e+02	8.5e+02
18	13C-2,3,7,8-TCDF	9.05e+05	2.06e+03	4.4e+02	1.11e+06	2.42e+03	4.6e+02
19	13C-1,2,3,7,8-PeCDF	1.38e+06	3.16e+02	4.4e+03	8.62e+05	5.88e+02	1.5e+03
20	13C-1,2,3,4,7,8-HxCDF	1.62e+06	4.72e+02	3.4e+03	3.14e+06	8.92e+02	3.5e+03
21	13C-1,2,3,4,6,7,8-HpCDF	1.22e+06	1.23e+03	9.9e+02	2.75e+06	1.75e+03	1.6e+03
22	13C-2,3,7,8-TCDD	7.01e+05	4.95e+03	1.4e+02	8.65e+05	1.11e+03	7.8e+02
23	13C-1,2,3,7,8-PeCDD	1.03e+06	6.24e+02	1.7e+03	6.40e+05	4.96e+02	1.3e+03
24	13C-1,2,3,6,7,8-HxCDD	2.29e+06	1.46e+03	1.6e+03	1.82e+06	7.96e+02	2.3e+03
25	13C-1,2,3,4,6,7,8-HpCDD	1.77e+06	9.52e+02	1.9e+03	1.64e+06	5.32e+02	3.1e+03
26	13C-OCDD	2.23e+06	5.52e+02	4.0e+03	2.42e+06	4.88e+02	5.0e+03
27	13C-1,2,3,4-TCDD	7.90e+05	4.95e+03	1.6e+02	1.00e+06	1.11e+03	9.0e+02
28	13C-1,2,3,7,8,9-HxCDD	2.06e+06	1.46e+03	1.4e+03	1.64e+06	7.96e+02	2.1e+03
29	37Cl-2,3,7,8-TCDD	2.93e+05	4.12e+02	7.1e+02			

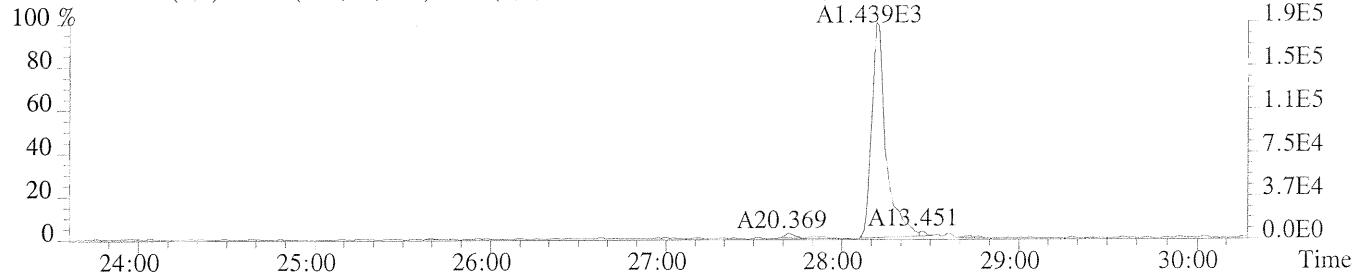
Columbia Analytical Services, Inc.
19408 Park Row, Suite 320
Houston, TX 77084
Office: (713)266-1599. Fax: (713)266-0130

Sample#1 Exp:ICAL HRCC3

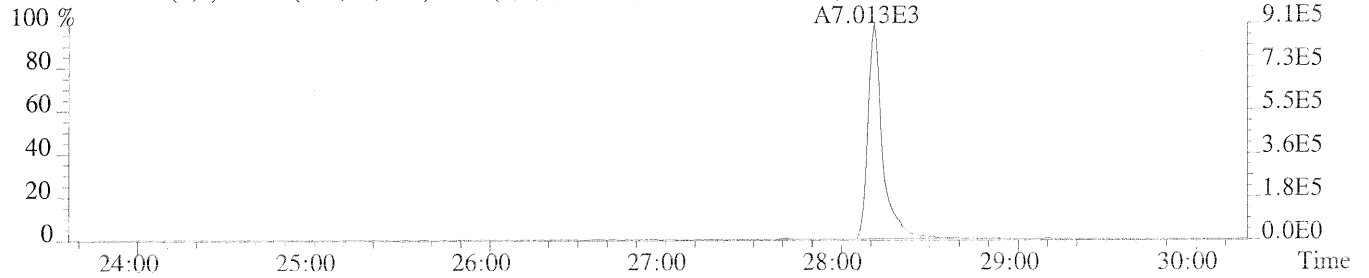
303.9016 SMO(1,3) BSUB(128,15,-3.0) PKD(3,3,3,0.10%,412.0,1.00%,F,F)



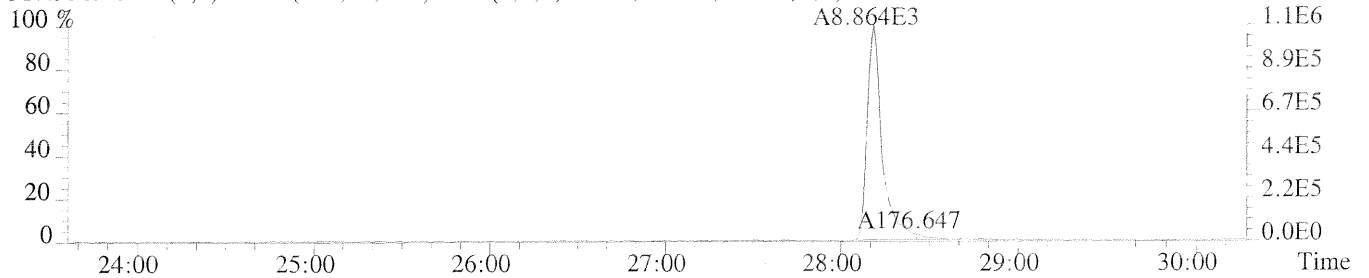
305.8987 SMO(1,3) BSUB(128,15,-3.0) PKD(3,3,3,0.10%,808.0,1.00%,F,F)



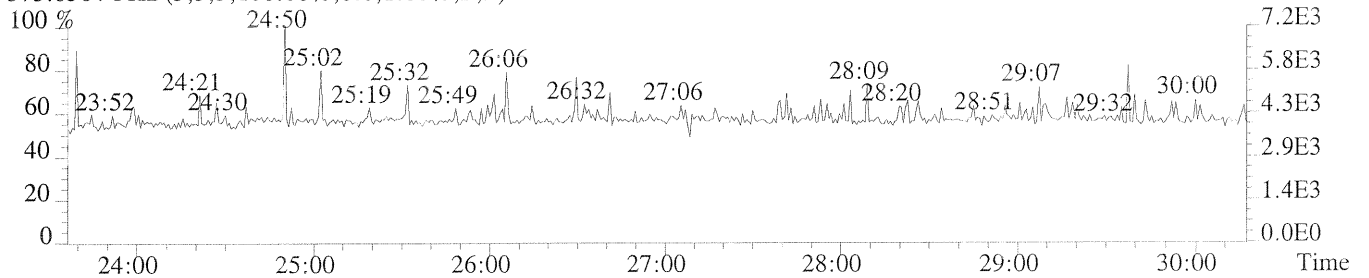
315.9419 SMO(1,3) BSUB(128,15,-3.0) PKD(3,3,3,0.10%,2064.0,1.00%,F,F)



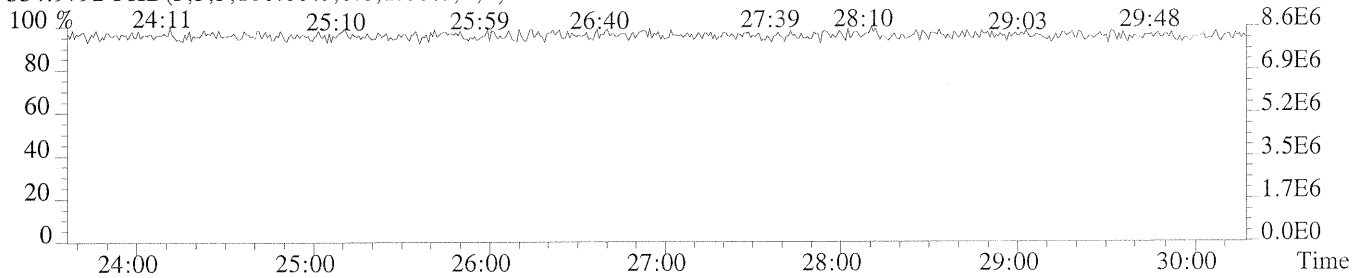
317.9389 SMO(1,3) BSUB(128,15,-3.0) PKD(3,3,3,0.10%,2420.0,1.00%,F,F)



375.8364 PKD(5,3,5,100.00%,0.0,1.00%,F,F)

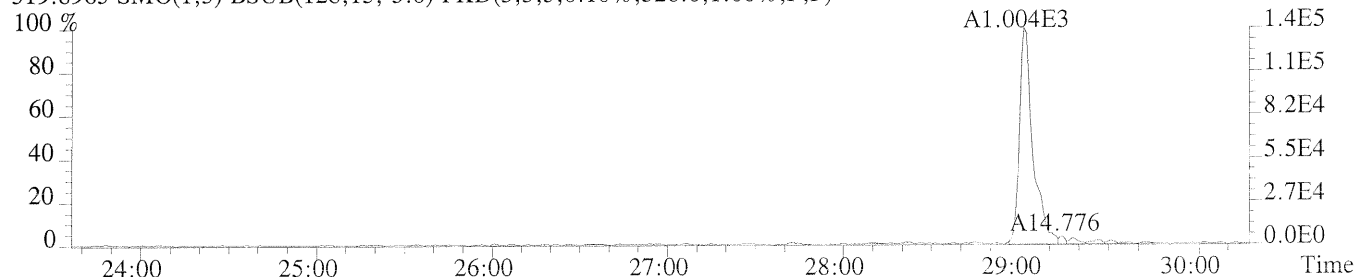


354.9792 PKD(3,3,3,100.00%,0.0,1.00%,F,F)

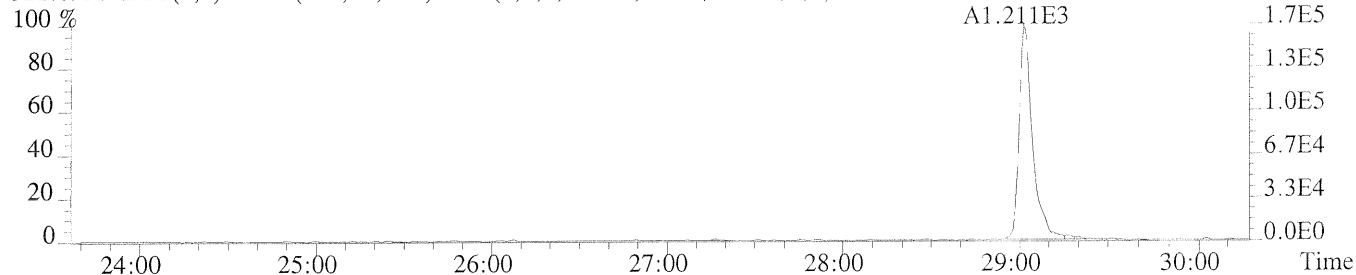


Sample#1 Exp:ICAL HRCC3

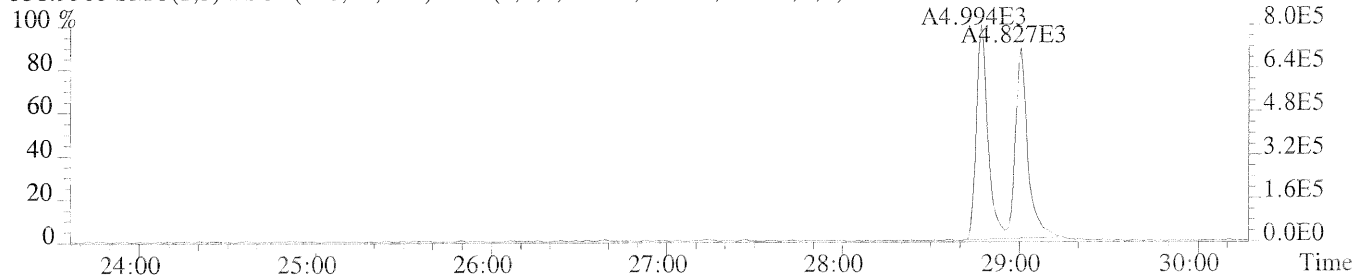
319.8965 SMO(1,3) BSUB(128,15,-3.0) PKD(3,3,3,0.10%,528.0,1.00%,F,F)



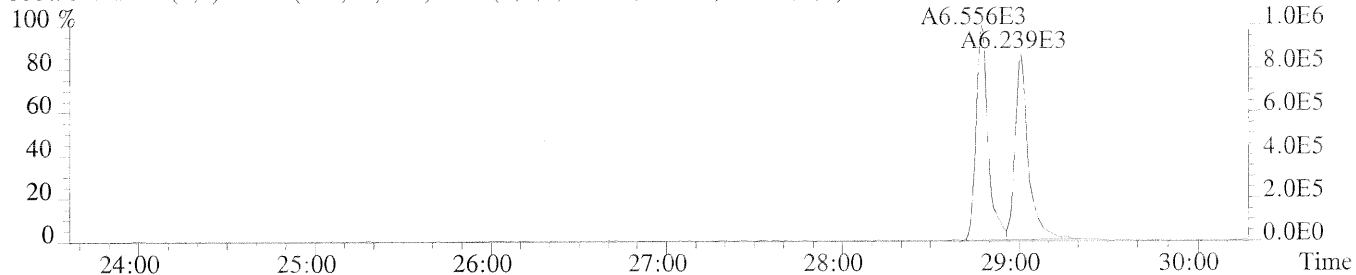
321.8936 SMO(1,3) BSUB(128,15,-3.0) PKD(3,3,3,0.10%,556.0,1.00%,F,F)



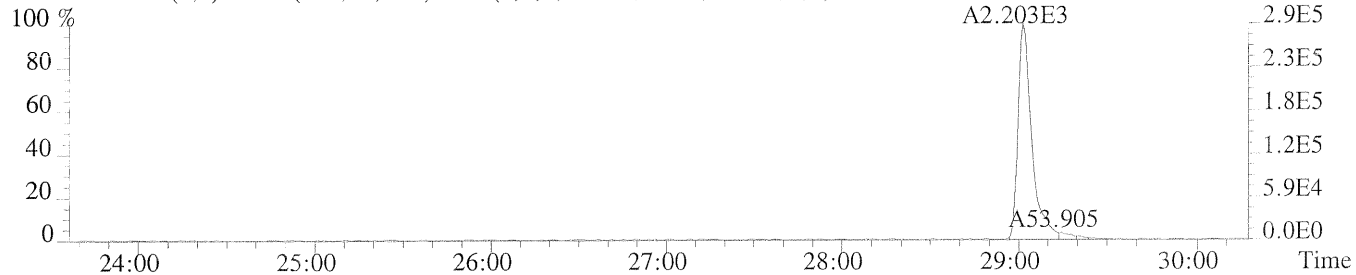
331.9368 SMO(1,3) BSUB(128,15,-3.0) PKD(3,3,3,0.10%,4948.0,1.00%,F,F)



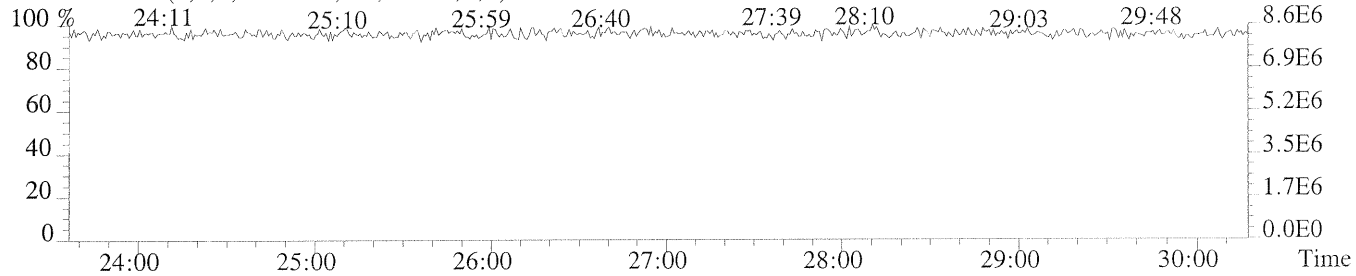
333.9339 SMO(1,3) BSUB(128,15,-3.0) PKD(3,3,3,0.10%,1112.0,1.00%,F,F)



327.8847 SMO(1,3) BSUB(128,15,-3.0) PKD(3,3,3,0.10%,412.0,1.00%,F,F)

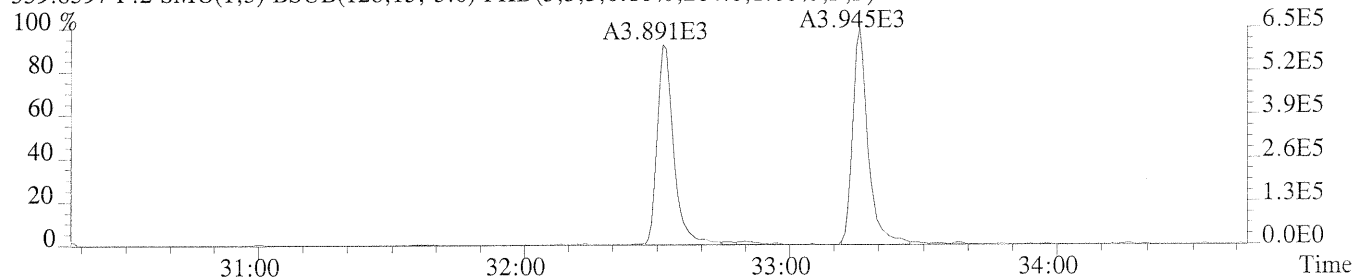


354.9792 PKD(3,3,3,100.00%,0.0,1.00%,F,F)

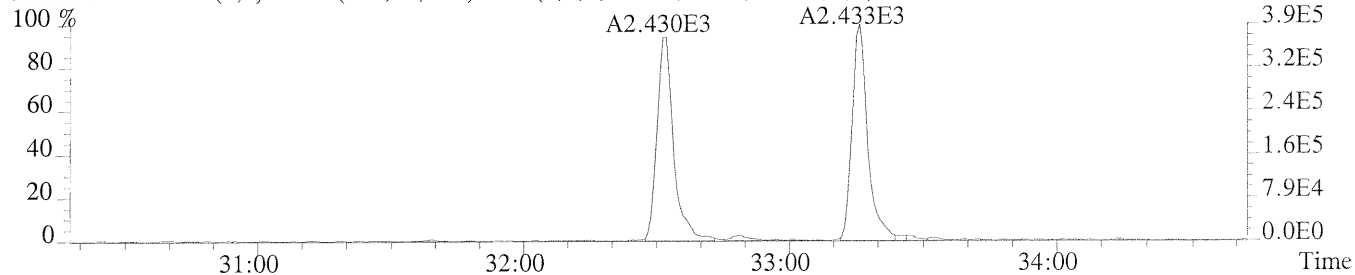


Sample#1 Exp:ICAL HRCC3

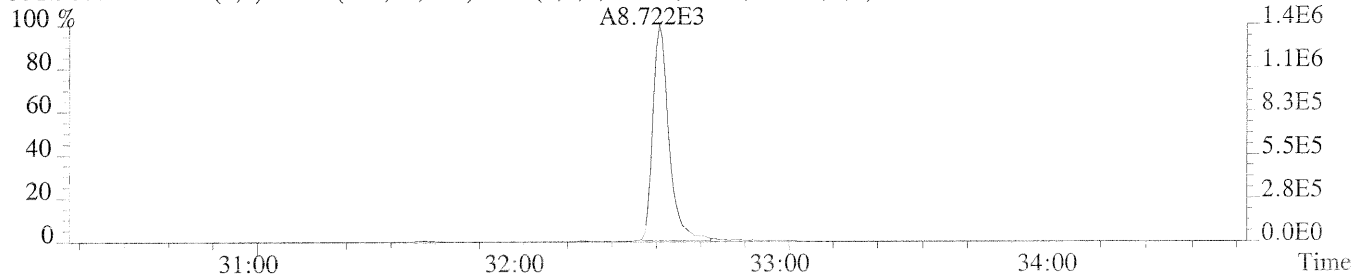
339.8597 F:2 SMO(1,3) BSUB(128,15,-3.0) PKD(3,3,3,0.10%,264.0,1.00%,F,F)



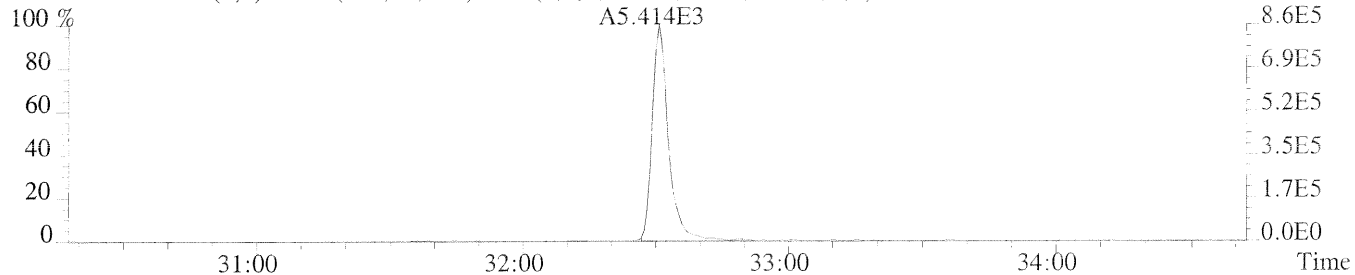
341.8567 F:2 SMO(1,3) BSUB(128,15,-3.0) PKD(3,3,3,0.10%,468.0,1.00%,F,F)



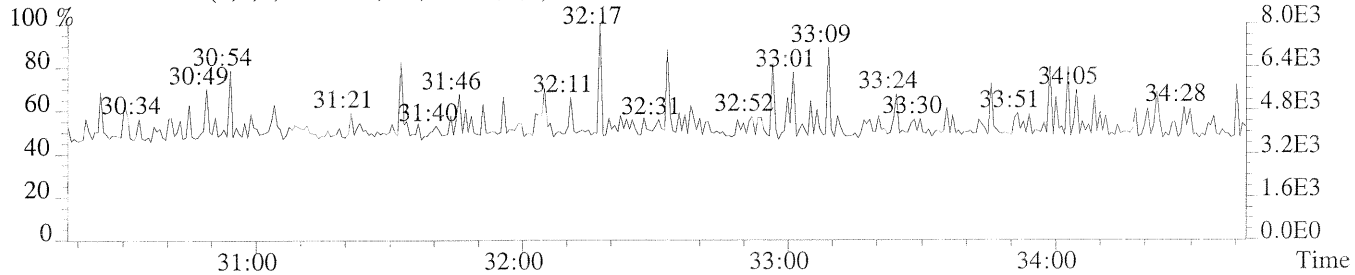
351.9000 F:2 SMO(1,3) BSUB(128,15,-3.0) PKD(3,3,3,0.10%,316.0,1.00%,F,F)



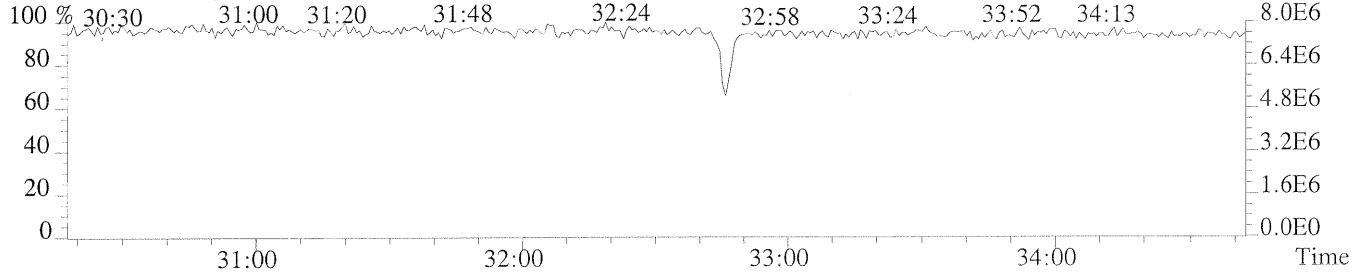
353.8970 F:2 SMO(1,3) BSUB(128,15,-3.0) PKD(3,3,3,0.10%,588.0,1.00%,F,F)



409.7974 F:2 PKD(5,3,5,100.00%,0.0,1.00%,F,F)

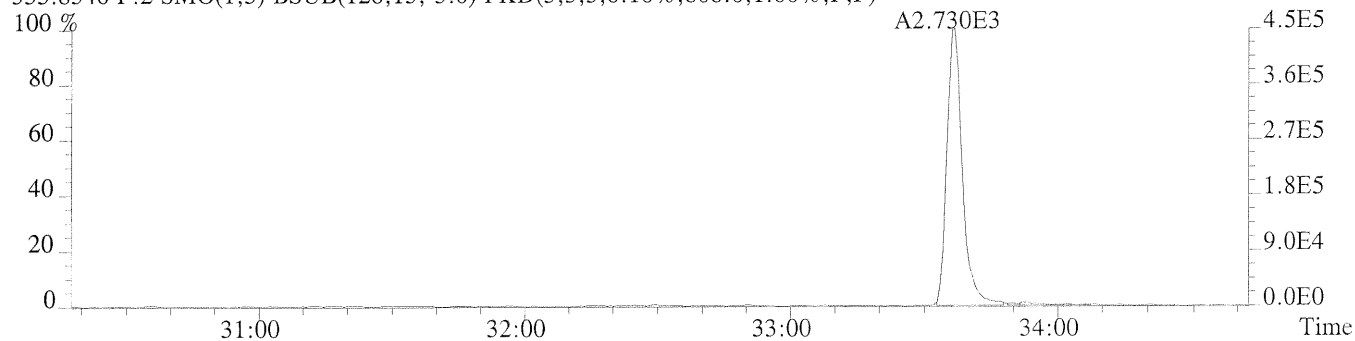


354.9792 F:2 PKD(3,3,3,100.00%,0.0,1.00%,F,F)

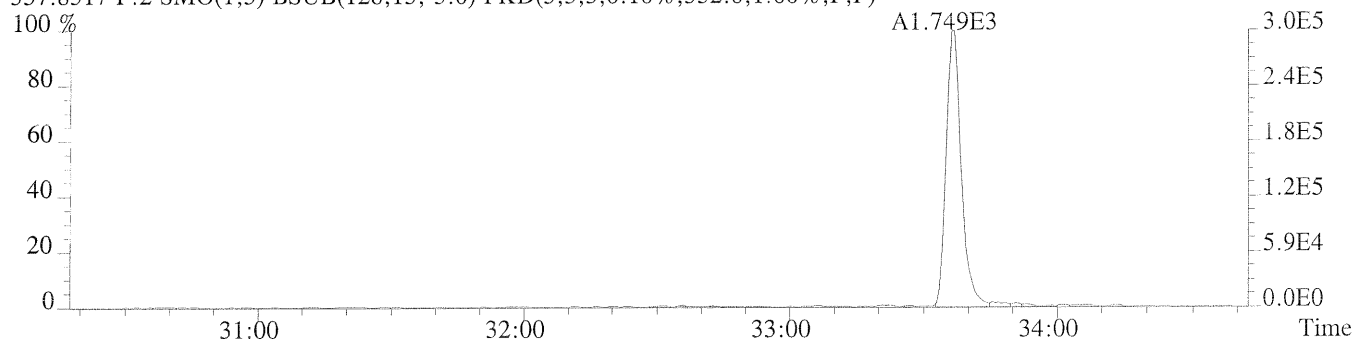


Sample#1 Exp:ICAL HRCC3

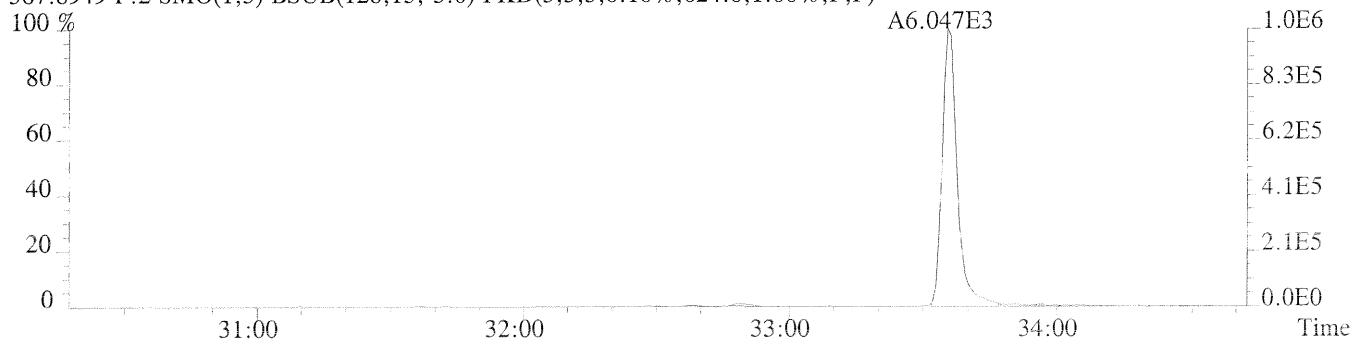
355.8546 F:2 SMO(1,3) BSUB(128,15,-3.0) PKD(3,3,3,0.10%,808.0,1.00%,F,F)



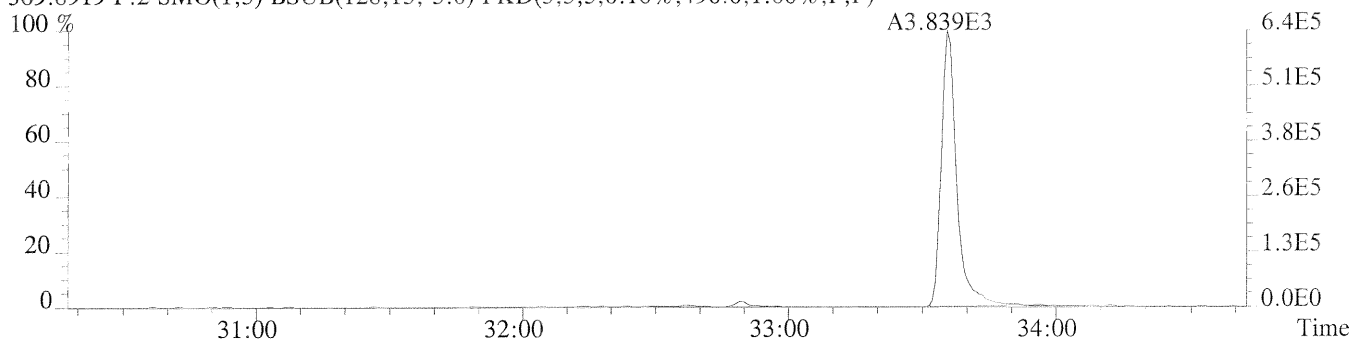
357.8517 F:2 SMO(1,3) BSUB(128,15,-3.0) PKD(3,3,3,0.10%,352.0,1.00%,F,F)



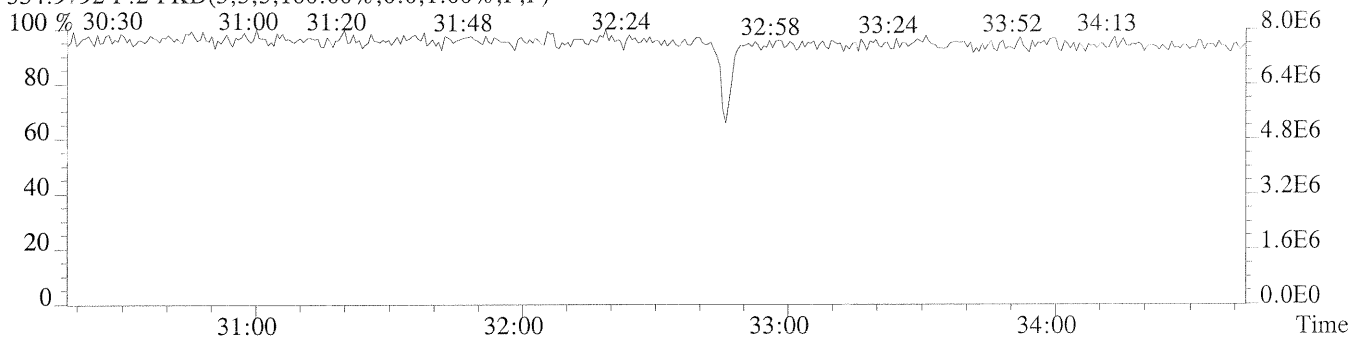
367.8949 F:2 SMO(1,3) BSUB(128,15,-3.0) PKD(3,3,3,0.10%,624.0,1.00%,F,F)



369.8919 F:2 SMO(1,3) BSUB(128,15,-3.0) PKD(3,3,3,0.10%,496.0,1.00%,F,F)



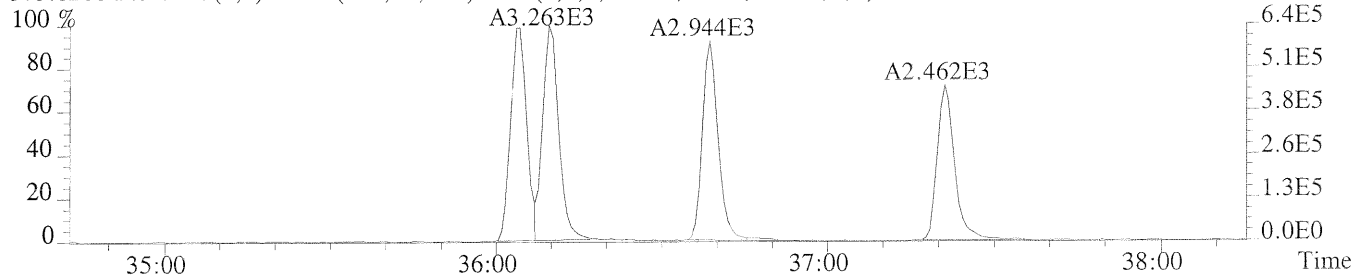
354.9792 F:2 PKD(3,3,3,100.00%,0.0,1.00%,F,F)



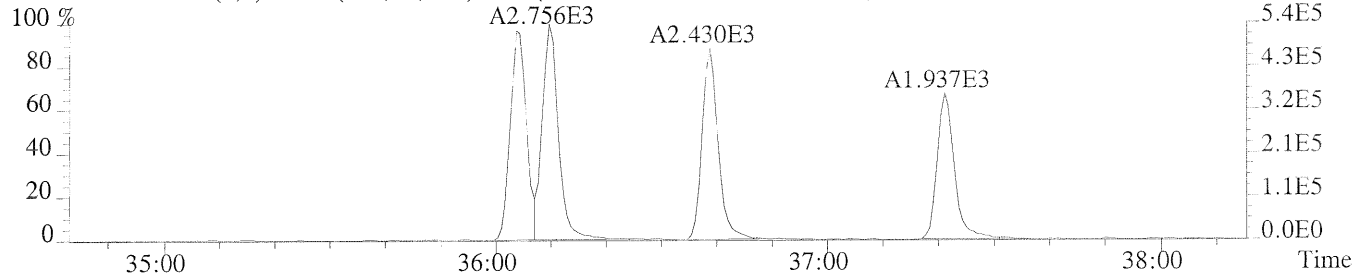
File:U132329 #1-322 Acq:31-JUL-2009 16:50:56 Probe EI+ Magnet SIR VG BioTech Mass spectf

Sample#1 Exp:ICAL HRCC3

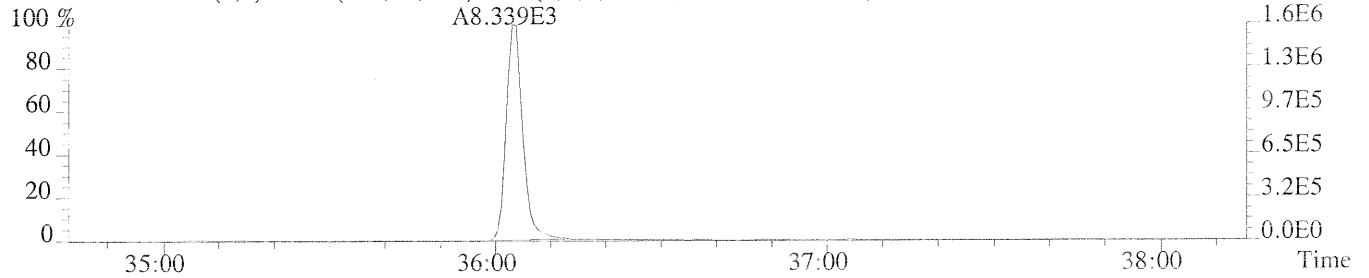
373.8208 F:3 SMO(1,3) BSUB(128,15,-3.0) PKD(3,3,3,0.25%,840.0,0.40%,F,F)



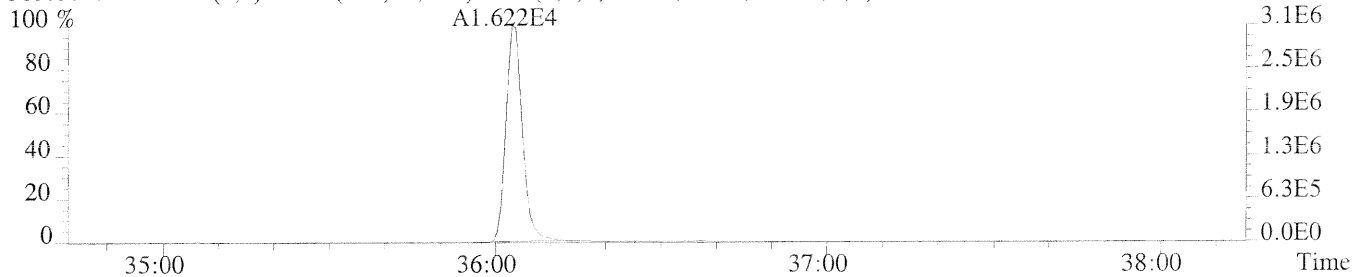
375.8178 F:3 SMO(1,3) BSUB(128,15,-3.0) PKD(3,3,3,0.25%,436.0,0.40%,F,F)



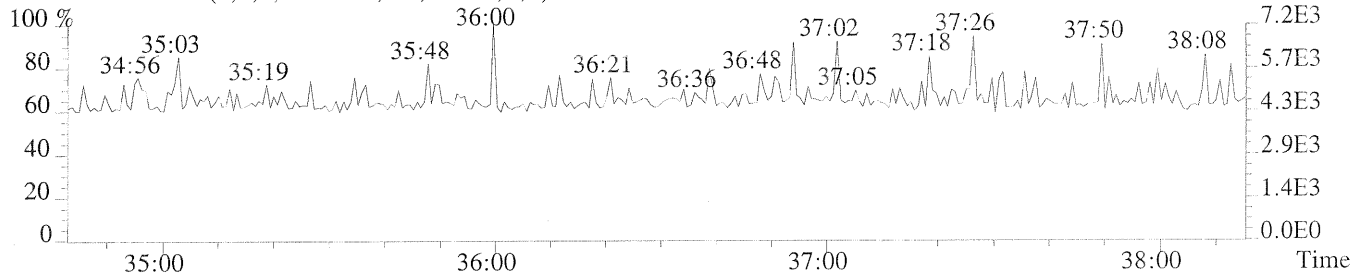
383.8639 F:3 SMO(1,3) BSUB(128,15,-3.0) PKD(3,3,3,0.25%,472.0,0.40%,F,F)



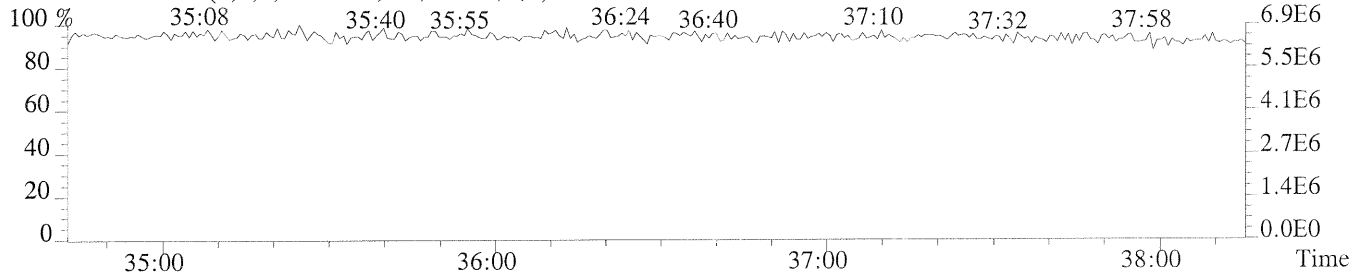
385.8610 F:3 SMO(1,3) BSUB(128,15,-3.0) PKD(3,3,3,0.25%,892.0,0.40%,F,F)



445.7555 F:3 PKD(5,3,5,100.00%,0.0,1.00%,F,F)

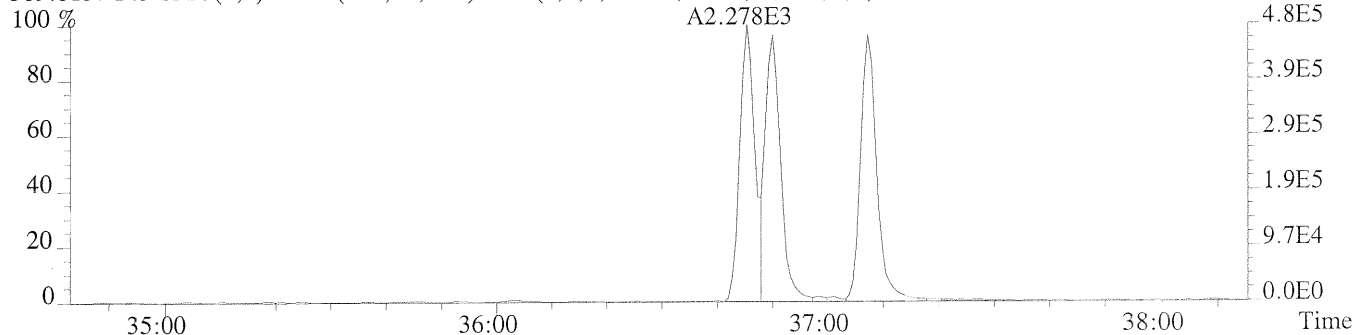


430.9728 F:3 PKD(3,3,3,100.00%,0.0,1.00%,F,F)

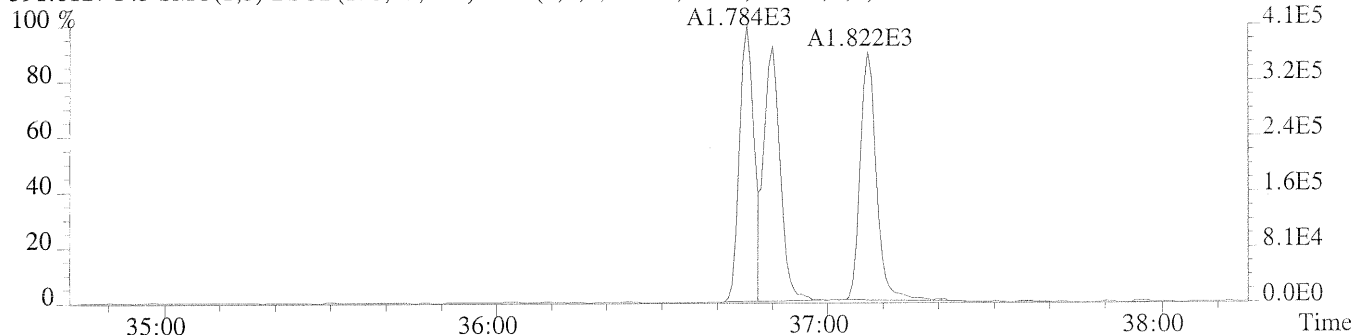


Sample#1 Exp:ICAL HRCC3

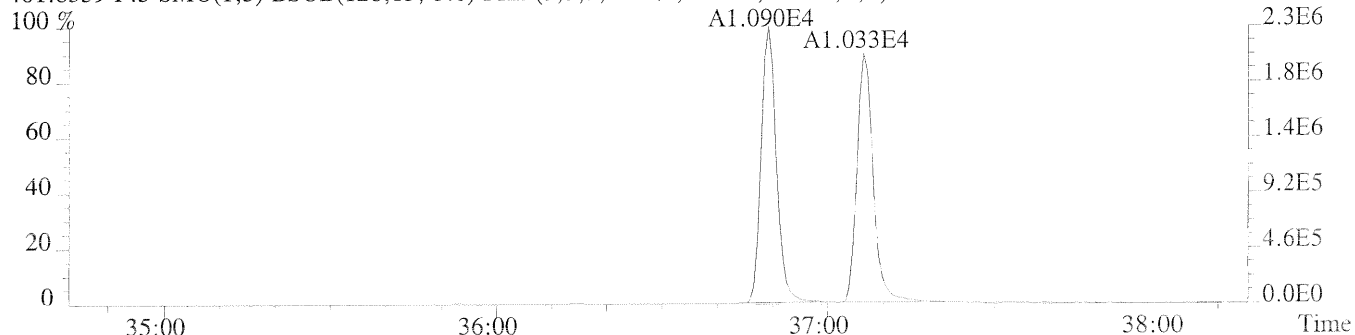
389.8157 F:3 SMO(1,3) BSUB(128,15,-3.0) PKD(3,3,3,0.25%,452.0,0.40%,F,F)



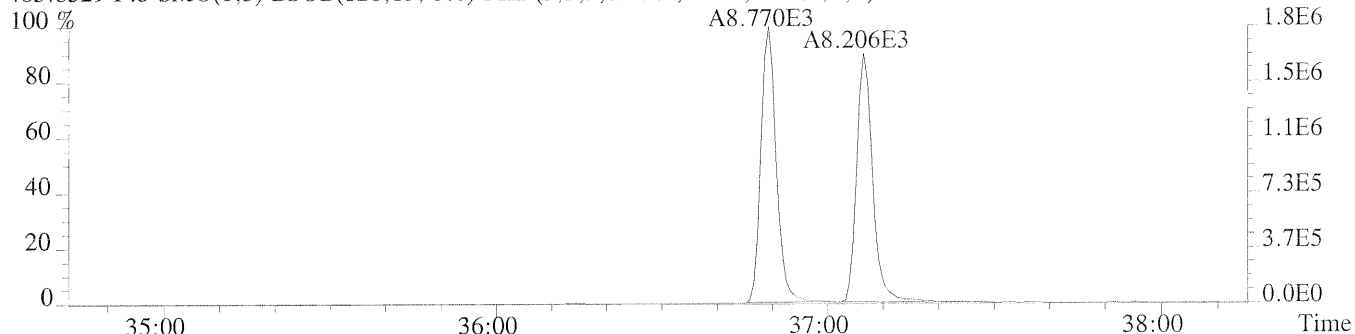
391.8127 F:3 SMO(1,3) BSUB(128,15,-3.0) PKD(3,3,3,0.25%,948.0,0.40%,F,F)



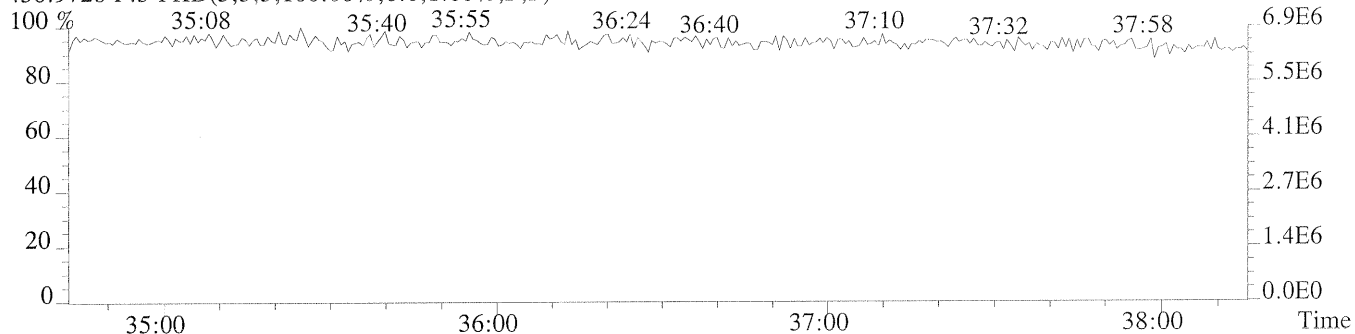
401.8559 F:3 SMO(1,3) BSUB(128,15,-3.0) PKD(3,3,3,0.25%,1460.0,0.40%,F,F)



403.8529 F:3 SMO(1,3) BSUB(128,15,-3.0) PKD(3,3,3,0.25%,796.0,0.40%,F,F)

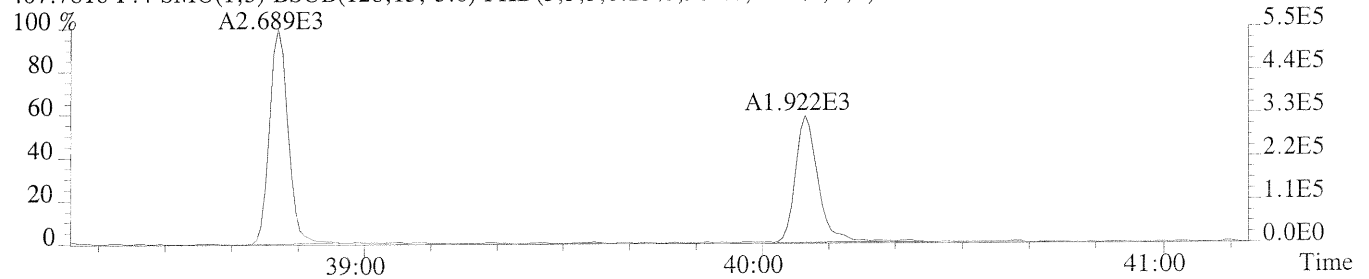


430.9728 F:3 PKD(3,3,3,100.00%,0.0,1.00%,F,F)

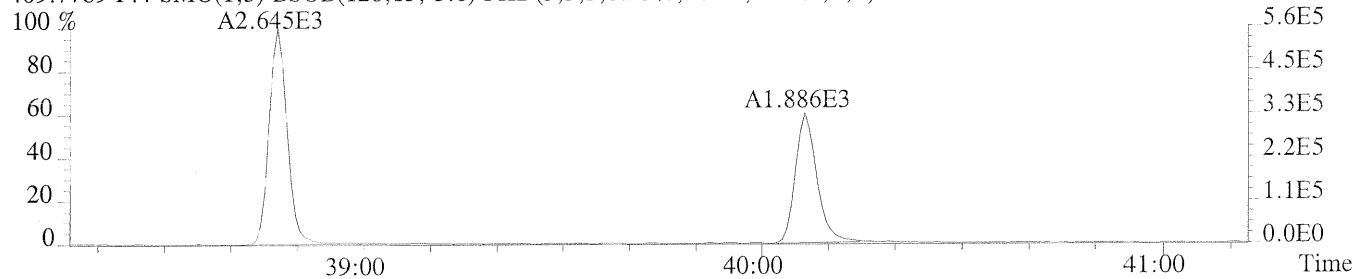


Sample#1 Exp:ICAL HRCC3

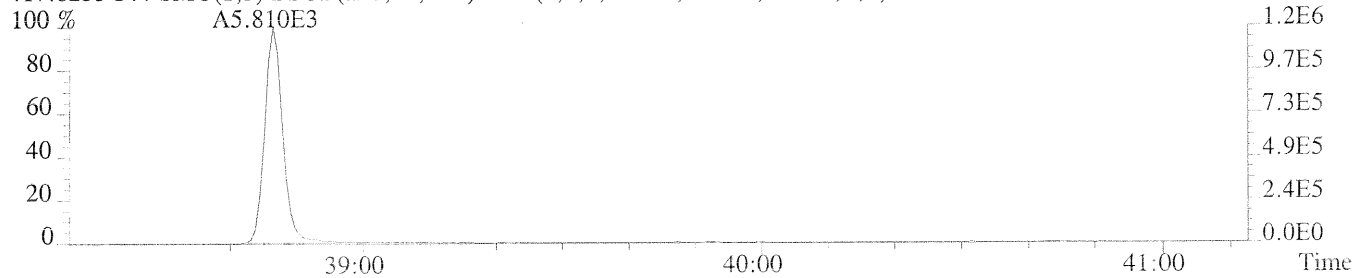
407.7818 F:4 SMO(1,3) BSUB(128,15,-3.0) PKD(3,3,3,0.25%,964.0,0.50%,F,F)



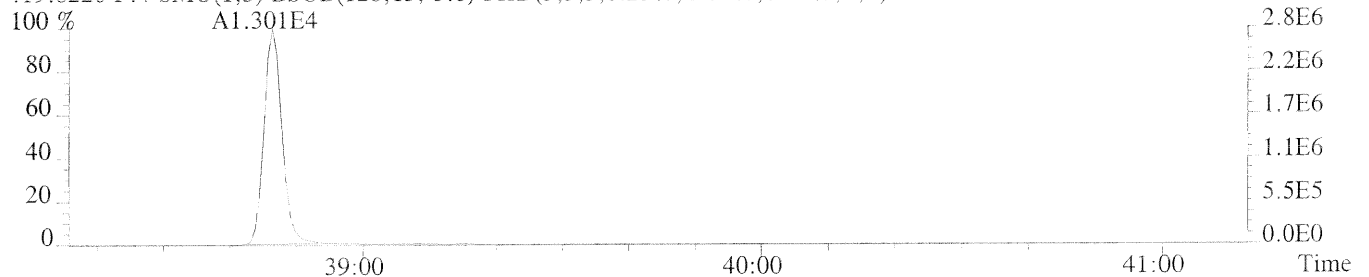
409.7789 F:4 SMO(1,3) BSUB(128,15,-3.0) PKD(3,3,3,0.25%,988.0,0.50%,F,F)



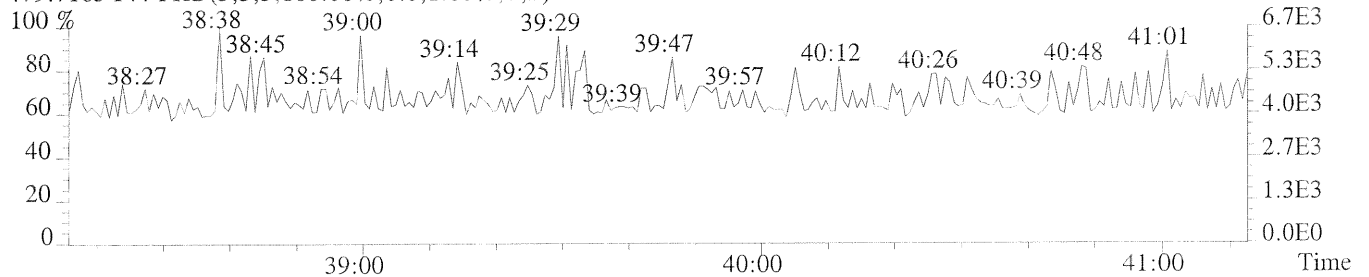
417.8253 F:4 SMO(1,3) BSUB(128,15,-3.0) PKD(3,3,3,0.25%,1232.0,0.50%,F,F)



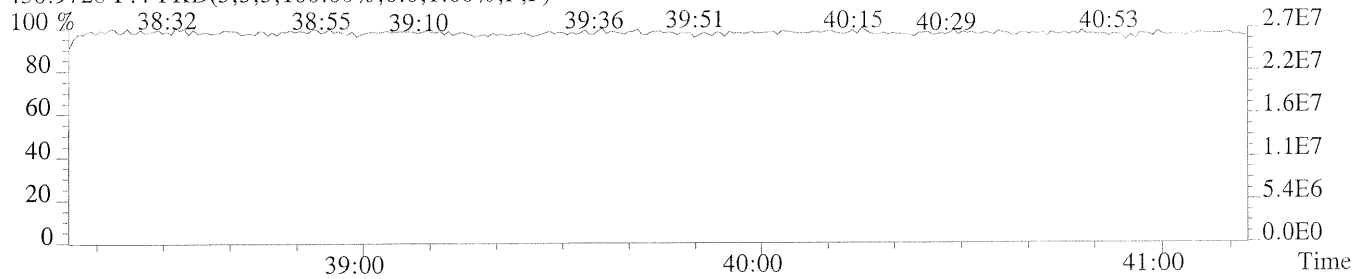
419.8220 F:4 SMO(1,3) BSUB(128,15,-3.0) PKD(3,3,3,0.25%,1752.0,0.50%,F,F)



479.7165 F:4 PKD(5,3,5,100.00%,0.0,1.00%,F,F)

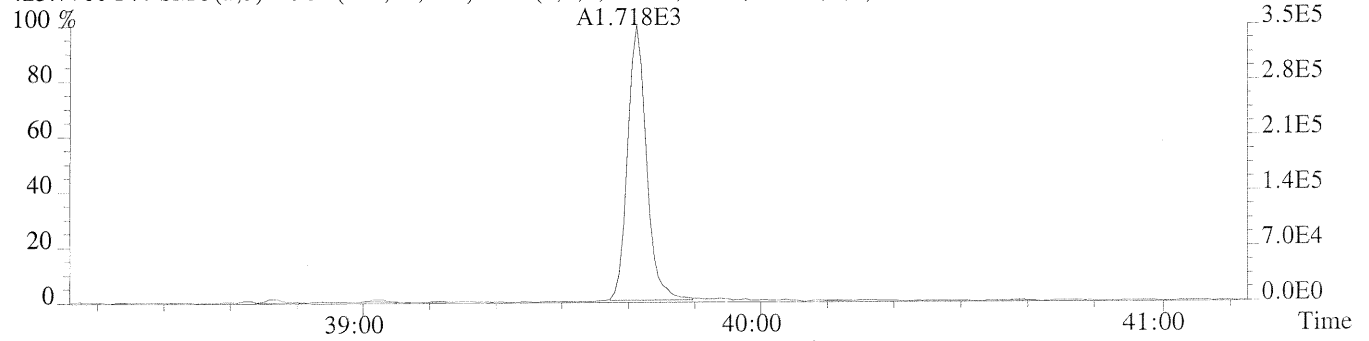


430.9728 F:4 PKD(3,3,3,100.00%,0.0,1.00%,F,F)

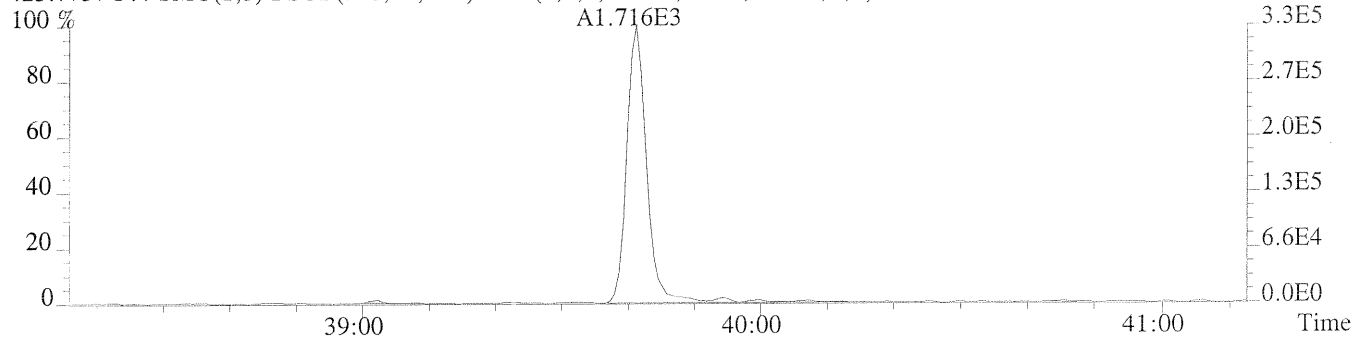


Sample#1 Exp:ICAL HRCC3

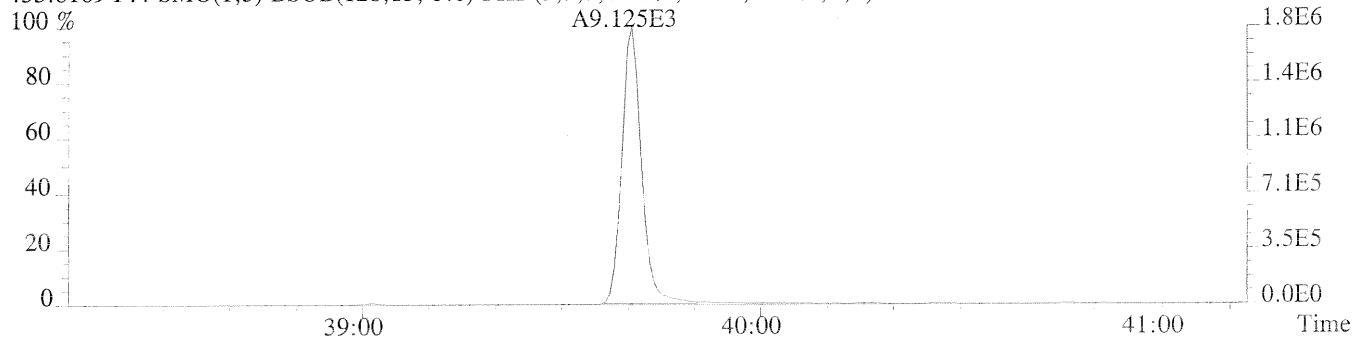
423.7766 F:4 SMO(1,3) BSUB(128,15,-3.0) PKD(3,3,3,0.25%,672.0,0.40%,F,F)



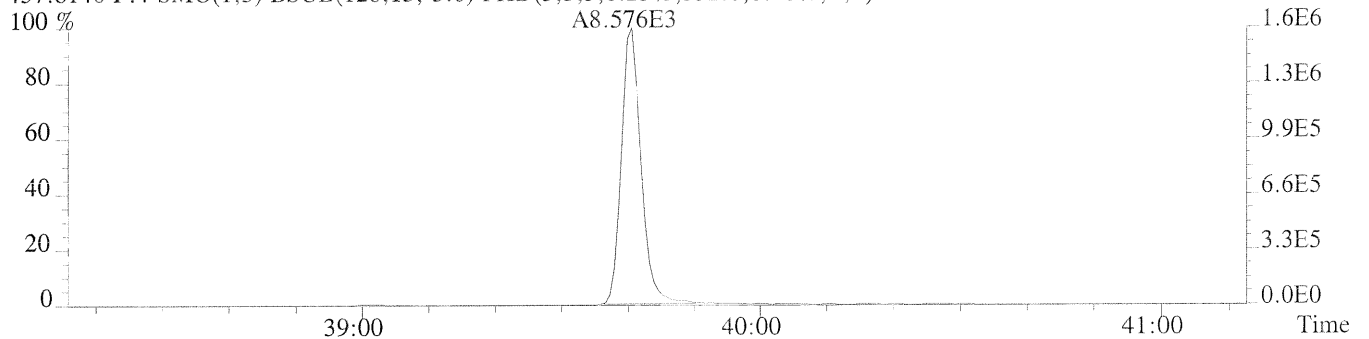
425.7737 F:4 SMO(1,3) BSUB(128,15,-3.0) PKD(3,3,3,0.25%,708.0,0.40%,F,F)



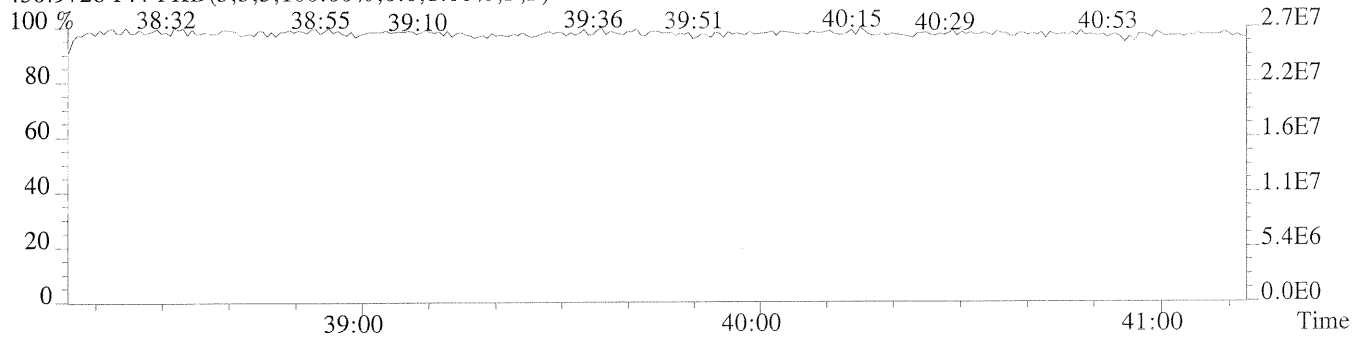
435.8169 F:4 SMO(1,3) BSUB(128,15,-3.0) PKD(3,3,3,0.25%,952.0,0.40%,F,F)



437.8140 F:4 SMO(1,3) BSUB(128,15,-3.0) PKD(3,3,3,0.25%,532.0,0.40%,F,F)

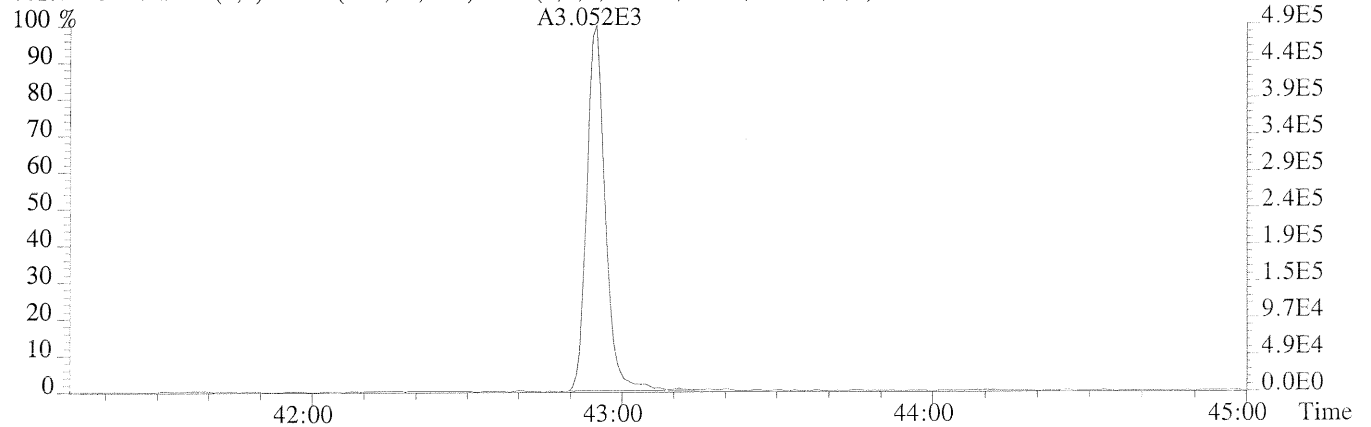


430.9728 F:4 PKD(3,3,3,100.00%,0.0,1.00%,F,F)

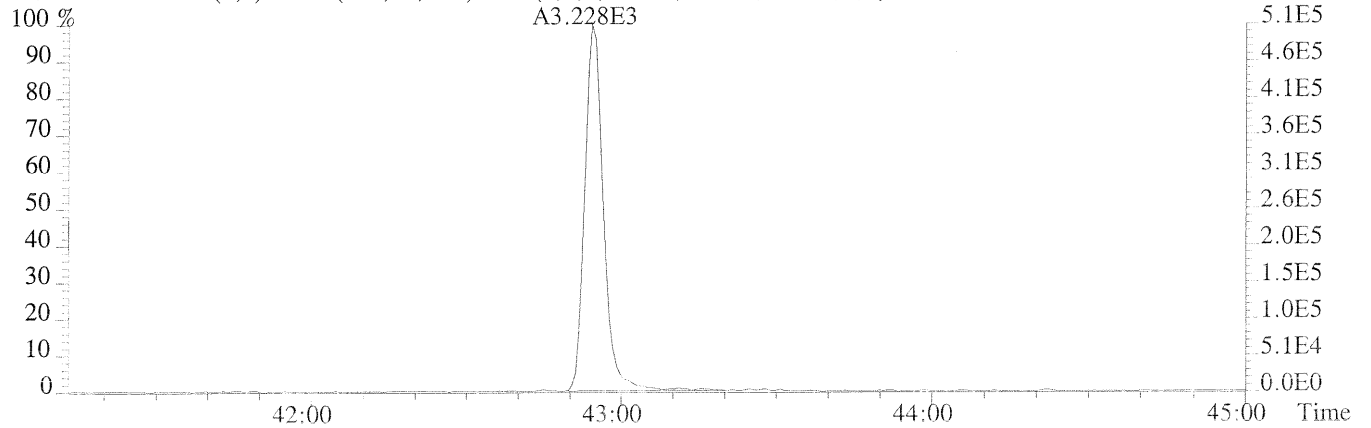


Sample#1 Exp:ICAL HRCC3

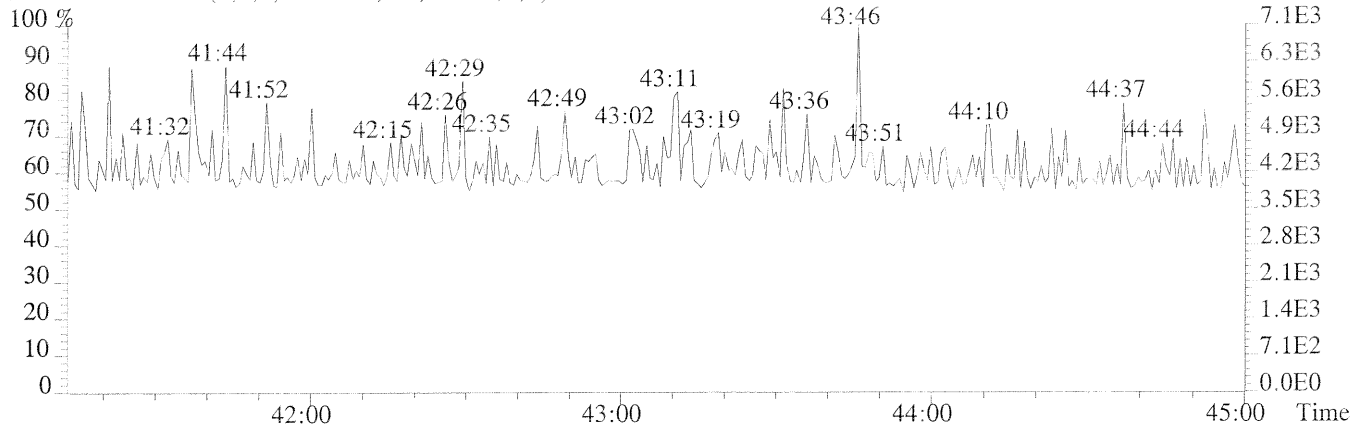
441.7428 F:5 SMO(1,3) BSUB(128,15,-3.0) PKD(5,3,5,0.30%,812.0,0.40%,F,F)



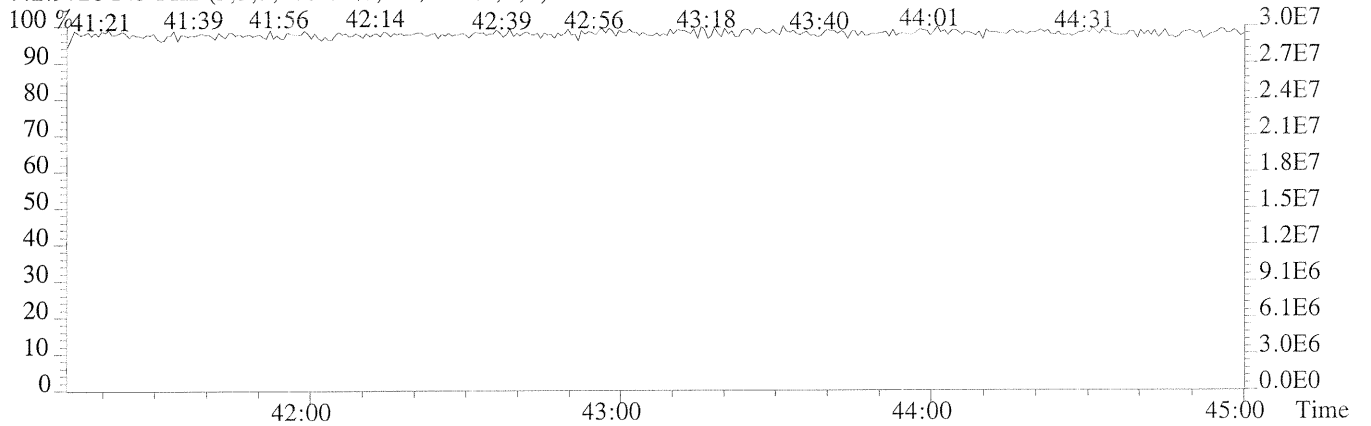
443.7399 F:5 SMO(1,3) BSUB(128,15,-3.0) PKD(5,3,5,0.30%,1148.0,0.40%,F,F)



513.6775 F:5 PKD(5,3,5,100.00%,0.0,1.00%,F,F)

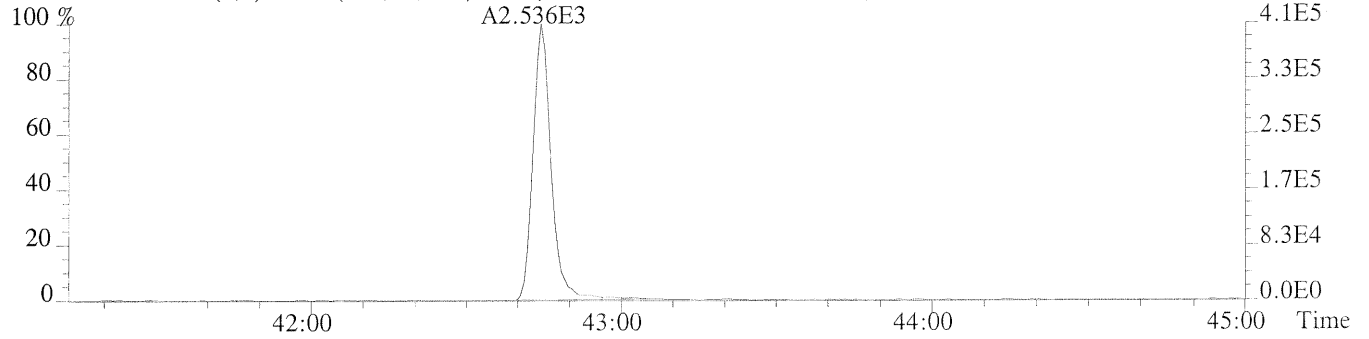


442.9728 F:5 PKD(3,3,3,100.00%,0.0,0.40%,F,F)

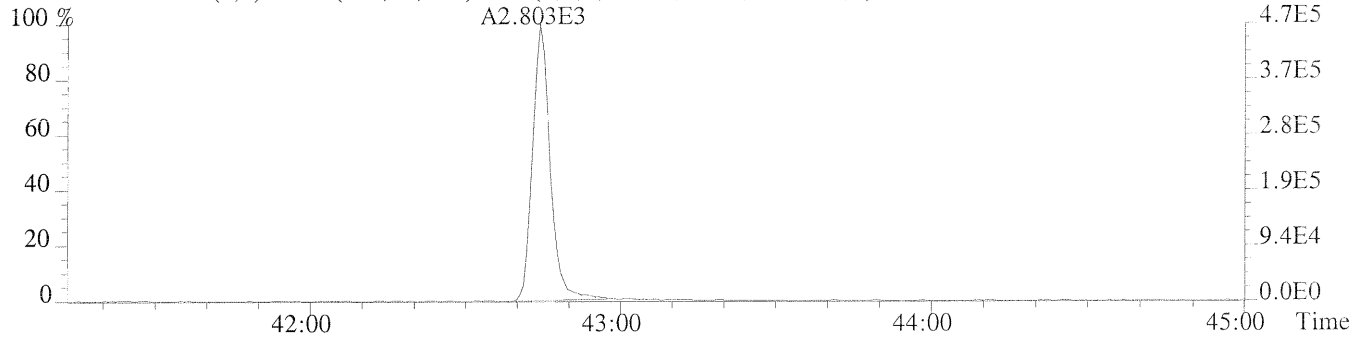


Sample#1 Exp:ICAL HRCC3

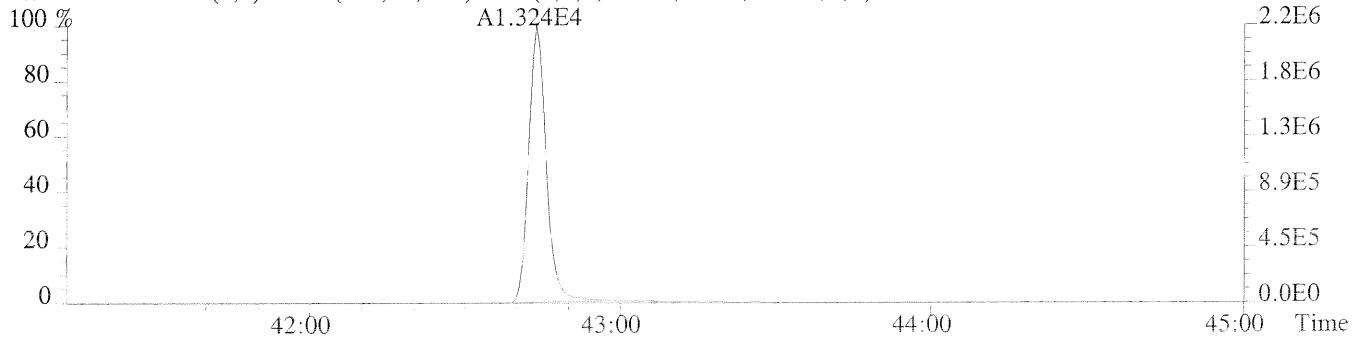
457.7377 F:5 SMO(1,3) BSUB(128,15,-3.0) PKD(5,3,5,0.30%,328.0,0.40%,F,F)



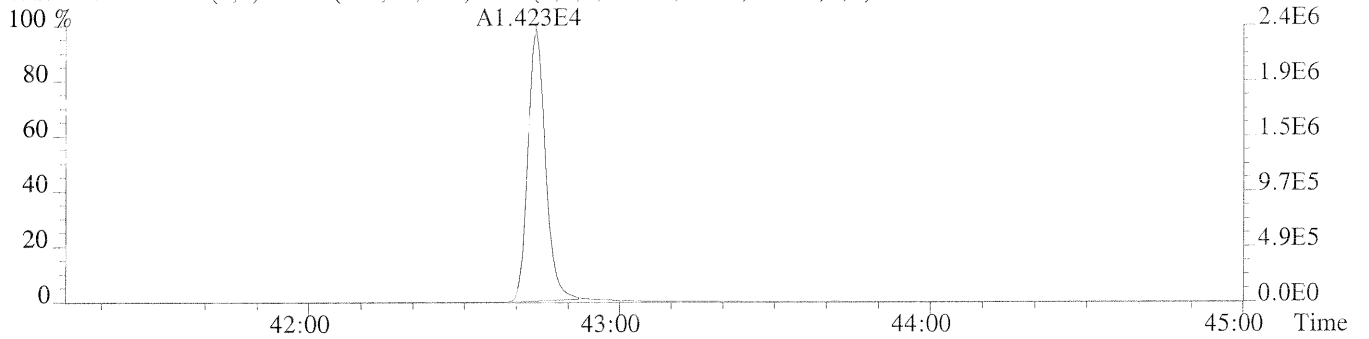
459.7348 F:5 SMO(1,3) BSUB(128,15,-3.0) PKD(5,3,5,0.30%,548.0,0.40%,F,F)



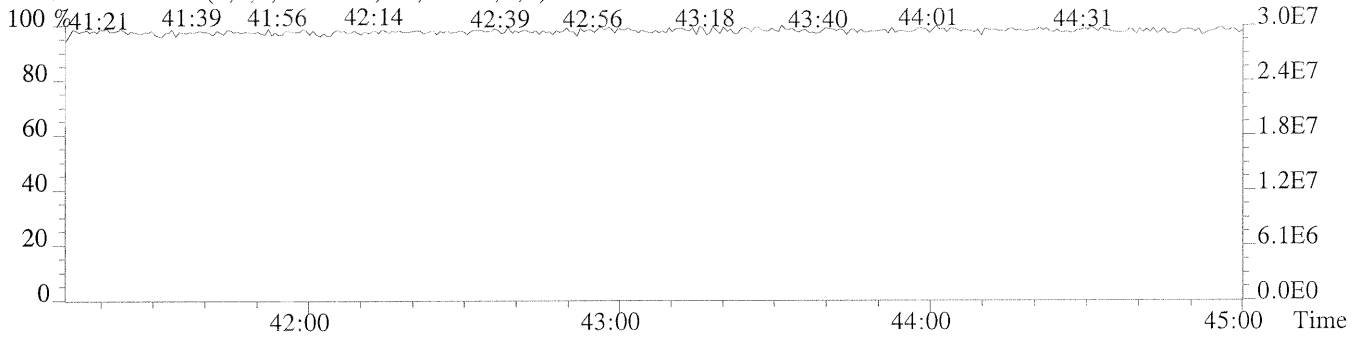
469.7779 F:5 SMO(1,3) BSUB(128,15,-3.0) PKD(5,3,5,0.30%,552.0,0.40%,F,F)



471.7750 F:5 SMO(1,3) BSUB(128,15,-3.0) PKD(5,3,5,0.30%,488.0,0.40%,F,F)



442.9728 F:5 PKD(3,3,3,100.00%,0.0,0.40%,F,F)



Columbia Analytical Services, Inc.
Sample Response Summary

CLIENT ID.
ICAL HRCC4

Run #4 Filename U132330 Samp: 1 Inj: 1 Acquired: 31-JUL-09 17:40:51
Processed: 3-AUG-09 07:01:19 LAB. ID: ICAL HRCC4

Typ	Name	RT-1	Resp 1	Resp 2	Ratio	Meet	Mod?	RRT
1 Unk	2,3,7,8-TCDF	28:12	1.329e+04	1.750e+04	0.76	yes	no	1.001
2 Unk	1,2,3,7,8-PeCDF	32:32	4.570e+04	2.900e+04	1.58	yes	no	1.001
3 Unk	2,3,4,7,8-PeCDF	33:16	4.654e+04	3.031e+04	1.54	yes	no	1.023
4 Unk	1,2,3,4,7,8-HxCDF	36:04	4.156e+04	3.277e+04	1.27	yes	no	1.000
5 Unk	1,2,3,6,7,8-HxCDF	36:10	4.080e+04	3.388e+04	1.20	yes	no	1.003
6 Unk	2,3,4,6,7,8-HxCDF	36:39	3.892e+04	3.185e+04	1.22	yes	no	1.016
7 Unk	1,2,3,7,8,9-HxCDF	37:21	3.558e+04	2.906e+04	1.22	yes	no	1.036
8 Unk	1,2,3,4,6,7,8-HpCDF	38:48	3.558e+04	3.462e+04	1.03	yes	no	1.000
9 Unk	1,2,3,4,7,8,9-HpCDF	40:07	2.928e+04	2.830e+04	1.03	yes	no	1.034
10 Unk	OCDF	42:55	4.690e+04	5.270e+04	0.89	yes	no	1.004
11 Unk	2,3,7,8-TCDD	29:02	1.148e+04	1.494e+04	0.77	yes	no	1.001
12 Unk	1,2,3,7,8-PeCDD	33:37	3.454e+04	2.189e+04	1.58	yes	no	1.000
13 Unk	1,2,3,4,7,8-HxCDD	36:45	3.019e+04	2.427e+04	1.24	yes	no	0.998
14 Unk	1,2,3,6,7,8-HxCDD	36:51	3.170e+04	2.547e+04	1.24	yes	no	1.000
15 Unk	1,2,3,7,8,9-HxCDD	37:08	3.175e+04	2.539e+04	1.25	yes	no	1.008
16 Unk	1,2,3,4,6,7,8-HpCDD	39:41	2.480e+04	2.409e+04	1.03	yes	no	1.000
17 Unk	OCDD	42:44	4.259e+04	4.775e+04	0.89	yes	no	1.000
18 IS	13C-2,3,7,8-TCDF	28:11	1.592e+04	2.045e+04	0.78	yes	no	0.979
19 IS	13C-1,2,3,7,8-PeCDF	32:31	2.124e+04	1.351e+04	1.57	yes	no	1.129
20 IS	13C-1,2,3,4,7,8-HxCDF	36:04	2.345e+04	4.451e+04	0.53	yes	no	0.972
21 IS	13C-1,2,3,4,6,7,8-HpCDF	38:47	1.588e+04	3.594e+04	0.44	yes	no	1.045
22 IS	13C-2,3,7,8-TCDD	29:01	1.267e+04	1.669e+04	0.76	yes	no	1.008
23 IS	13C-1,2,3,7,8-PeCDD	33:36	1.534e+04	1.009e+04	1.52	yes	no	1.167
24 IS	13C-1,2,3,6,7,8-HxCDD	36:50	2.994e+04	2.439e+04	1.23	yes	no	0.992
25 IS	13C-1,2,3,4,6,7,8-HpCDD	39:41	2.780e+04	2.644e+04	1.05	yes	no	1.069
26 IS	13C-OCDD	42:44	4.423e+04	4.874e+04	0.91	yes	no	1.151
27S/RT	13C-1,2,3,4-TCDD	28:48	1.161e+04	1.518e+04	0.76	yes	no	*
28S/RT	13C-1,2,3,7,8,9-HxCDD	37:07	3.131e+04	2.549e+04	1.23	yes	no	*
29C/Up	37Cl-2,3,7,8-TCDD	29:02	2.726e+04					1.008

Columbia Analytical Services, Inc.
19408 Park Row, Suite 320
Houston, TX 77084
Office (713) 266-1599. Fax (713) 266-0130

Columbia Analytical Services, Inc.
Signal/Noise Height Ratio Summary

CLIENT ID.
ICAL HRCC4

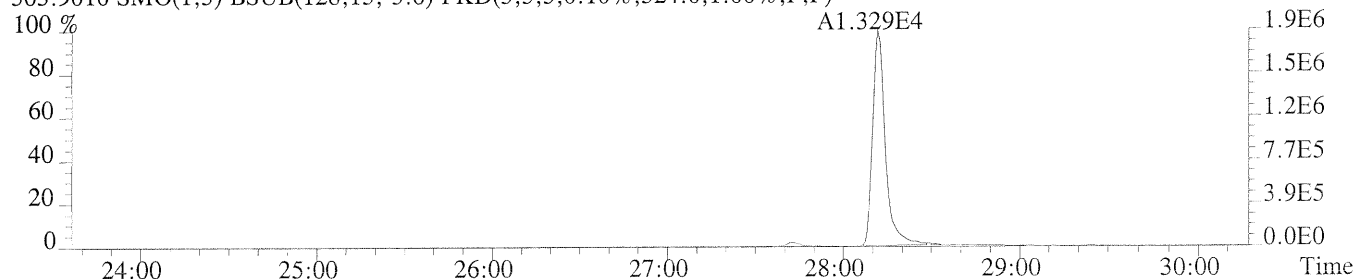
Run #4 Filename U132330 Samp: 1 Inj: 1 Acquired: 31-JUL-09 17:40:51
Processed: 3-AUG-09 07:01:191 LAB. ID: ICAL HRCC4

	Name	Signal 1	Noise 1	S/N Rat.1	Signal 2	Noise 2	S/N Rat.2
1	2,3,7,8-TCDF	1.93e+06	5.24e+02	3.7e+03	2.55e+06	1.02e+03	2.5e+03
2	1,2,3,7,8-PeCDF	8.29e+06	2.88e+02	2.9e+04	5.27e+06	5.92e+02	8.9e+03
3	2,3,4,7,8-PeCDF	8.38e+06	2.88e+02	2.9e+04	5.44e+06	5.92e+02	9.2e+03
4	1,2,3,4,7,8-HxCDF	9.18e+06	6.08e+02	1.5e+04	7.49e+06	7.24e+02	1.0e+04
5	1,2,3,6,7,8-HxCDF	8.87e+06	6.08e+02	1.5e+04	7.22e+06	7.24e+02	1.0e+04
6	2,3,4,6,7,8-HxCDF	8.34e+06	6.08e+02	1.4e+04	6.84e+06	7.24e+02	9.4e+03
7	1,2,3,7,8,9-HxCDF	7.34e+06	6.08e+02	1.2e+04	5.99e+06	7.24e+02	8.3e+03
8	1,2,3,4,6,7,8-HpCDF	7.65e+06	4.86e+03	1.6e+03	7.28e+06	4.67e+03	1.6e+03
9	1,2,3,4,7,8,9-HpCDF	5.71e+06	4.86e+03	1.2e+03	5.49e+06	4.67e+03	1.2e+03
10	OCDF	7.98e+06	6.40e+02	1.2e+04	8.91e+06	4.80e+02	1.9e+04
11	2,3,7,8-TCDD	1.81e+06	5.52e+02	3.3e+03	2.43e+06	3.76e+02	6.5e+03
12	1,2,3,7,8-PeCDD	6.76e+06	7.76e+02	8.7e+03	4.27e+06	2.24e+02	1.9e+04
13	1,2,3,4,7,8-HxCDD	6.67e+06	6.64e+02	1.0e+04	5.46e+06	5.04e+02	1.1e+04
14	1,2,3,6,7,8-HxCDD	6.70e+06	6.64e+02	1.0e+04	5.35e+06	5.04e+02	1.1e+04
15	1,2,3,7,8,9-HxCDD	6.75e+06	6.64e+02	1.0e+04	5.40e+06	5.04e+02	1.1e+04
16	1,2,3,4,6,7,8-HpCDD	5.15e+06	7.68e+02	6.7e+03	5.01e+06	4.80e+02	1.0e+04
17	OCDD	7.39e+06	3.68e+02	2.0e+04	8.38e+06	6.76e+02	1.2e+04
18	13C-2,3,7,8-TCDF	2.33e+06	1.78e+03	1.3e+03	2.97e+06	1.60e+03	1.9e+03
19	13C-1,2,3,7,8-PeCDF	3.82e+06	3.00e+02	1.3e+04	2.43e+06	3.92e+02	6.2e+03
20	13C-1,2,3,4,7,8-HxCDF	5.04e+06	6.40e+02	7.9e+03	9.70e+06	9.28e+02	1.0e+04
21	13C-1,2,3,4,6,7,8-HpCDF	3.41e+06	1.40e+03	2.4e+03	7.73e+06	2.93e+03	2.6e+03
22	13C-2,3,7,8-TCDD	2.01e+06	3.52e+03	5.7e+02	2.63e+06	7.28e+02	3.6e+03
23	13C-1,2,3,7,8-PeCDD	3.03e+06	7.52e+02	4.0e+03	1.99e+06	6.28e+02	3.2e+03
24	13C-1,2,3,6,7,8-HxCDD	6.50e+06	1.26e+03	5.2e+03	5.24e+06	9.40e+02	5.6e+03
25	13C-1,2,3,4,6,7,8-HpCDD	5.82e+06	1.07e+03	5.5e+03	5.53e+06	6.68e+02	8.3e+03
26	13C-OCDD	7.82e+06	4.52e+02	1.7e+04	8.66e+06	3.16e+02	2.7e+04
27	13C-1,2,3,4-TCDD	1.97e+06	3.52e+03	5.6e+02	2.57e+06	7.28e+02	3.5e+03
28	13C-1,2,3,7,8,9-HxCDD	6.81e+06	1.26e+03	5.4e+03	5.41e+06	9.40e+02	5.8e+03
29	37Cl-2,3,7,8-TCDD	4.41e+06	6.28e+02	7.0e+03			

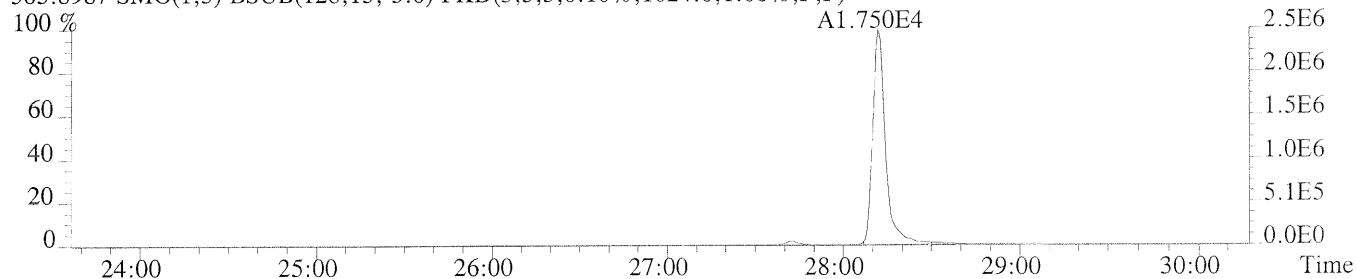
Columbia Analytical Services, Inc.
19408 Park Row, Suite 320
Houston, TX 77084
Office: (713)266-1599. Fax: (713)266-0130

Sample#1 Exp:ICAL HRCC4

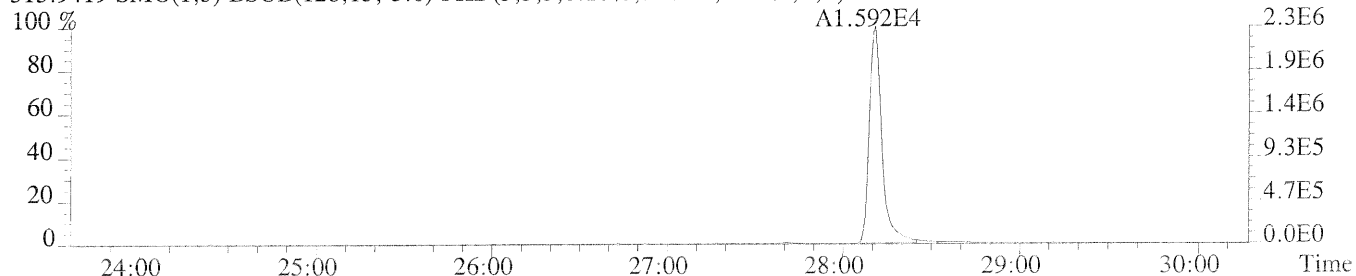
303.9016 SMO(1,3) BSUB(128,15,-3.0) PKD(3,3,3,0.10%,524.0,1.00%,F,F)




305.8987 SMO(1,3) BSUB(128,15,-3.0) PKD(3,3,3,0.10%,1024.0,1.00%,F,F)



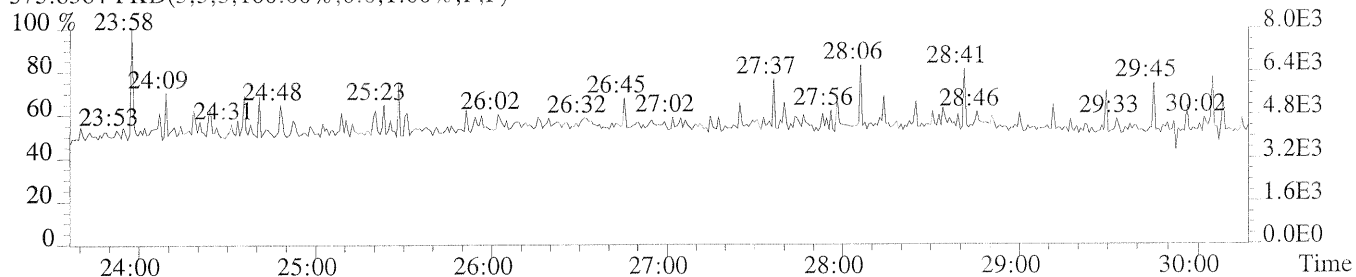
315.9419 SMO(1,3) BSUB(128,15,-3.0) PKD(3,3,3,0.10%,1784.0,1.00%,F,F)



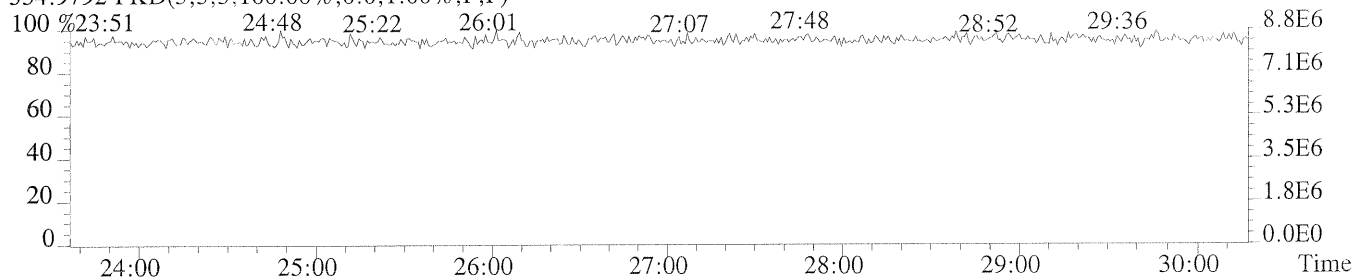
317.9389 SMO(1,3) BSUB(128,15,-3.0) PKD(3,3,3,0.10%,1596.0,1.00%,F,F)



375.8364 PKD(5,3,5,100.00%,0.0,1.00%,F,F)



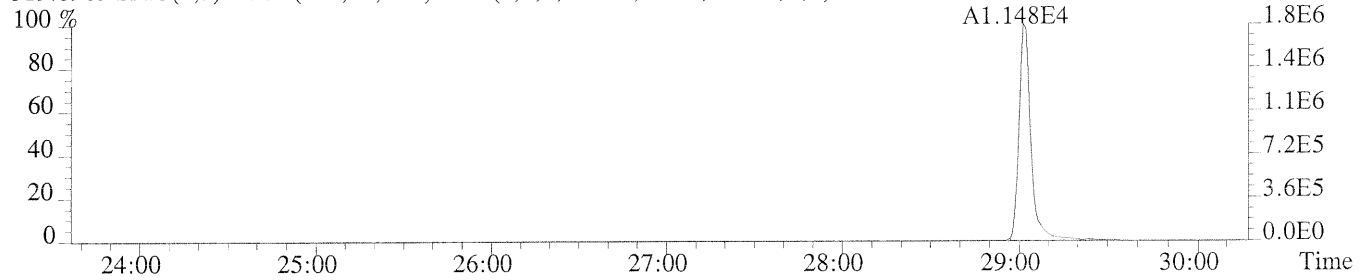
354.9792 PKD(3,3,3,100.00%,0.0,1.00%,F,F)



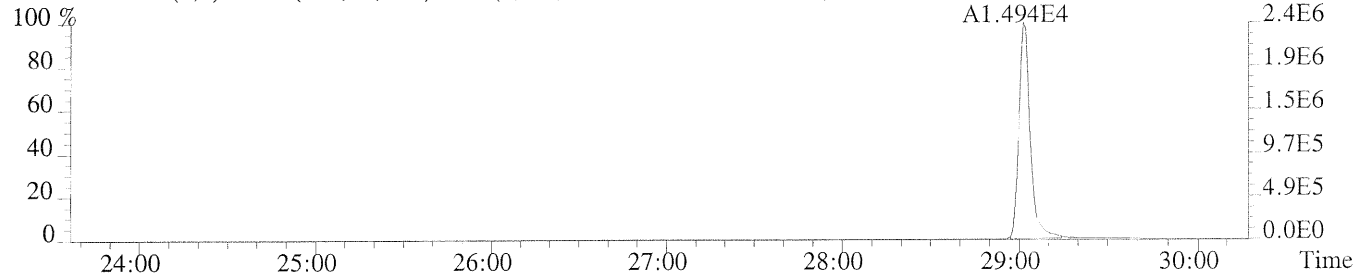
File:U132330 #1-557 Acq:31-JUL-2009 17:40:51 Probe EI+ Magnet SIR VG BioTech Mass spectf

Sample#1 Exp:ICAL HRCC4

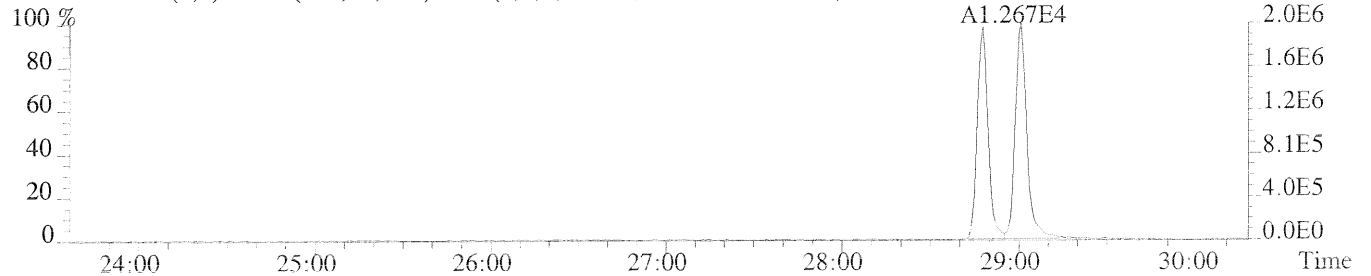
319.8965 SMO(1,3) BSUB(128,15,-3.0) PKD(3,3,3,0.10%,552.0,1.00%,F,F)



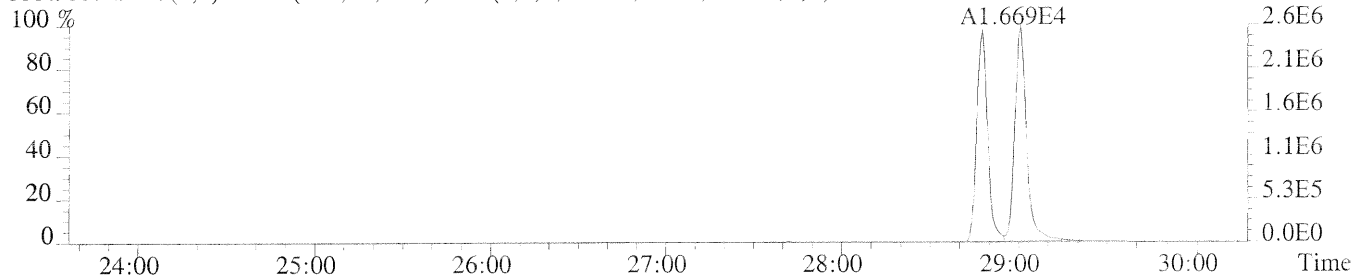
321.8936 SMO(1,3) BSUB(128,15,-3.0) PKD(3,3,3,0.10%,376.0,1.00%,F,F)



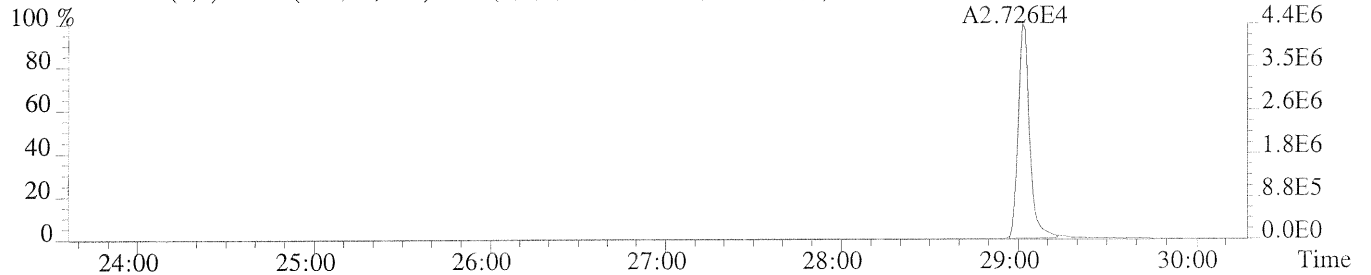
331.9368 SMO(1,3) BSUB(128,15,-3.0) PKD(3,3,3,0.10%,3516.0,1.00%,F,F)



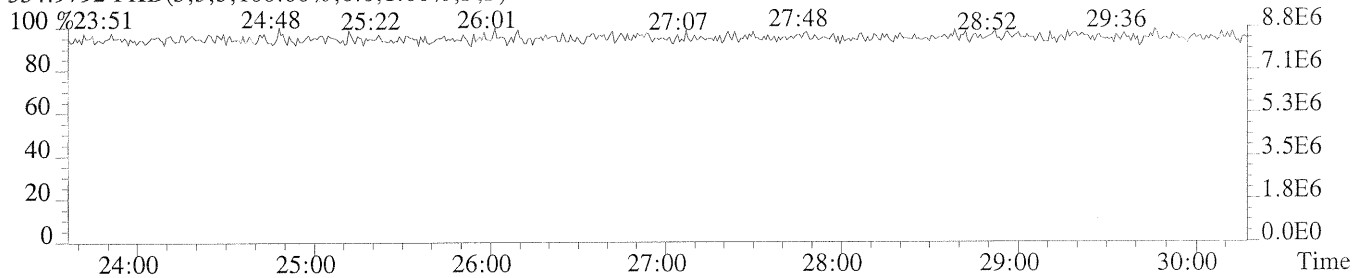
333.9339 SMO(1,3) BSUB(128,15,-3.0) PKD(3,3,3,0.10%,728.0,1.00%,F,F)



327.8847 SMO(1,3) BSUB(128,15,-3.0) PKD(3,3,3,0.10%,628.0,1.00%,F,F)

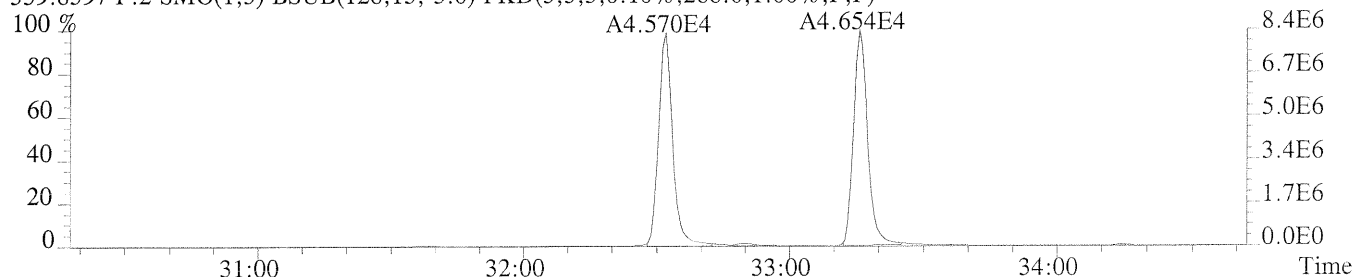


354.9792 PKD(3,3,3,100.00%,0.0,1.00%,F,F)

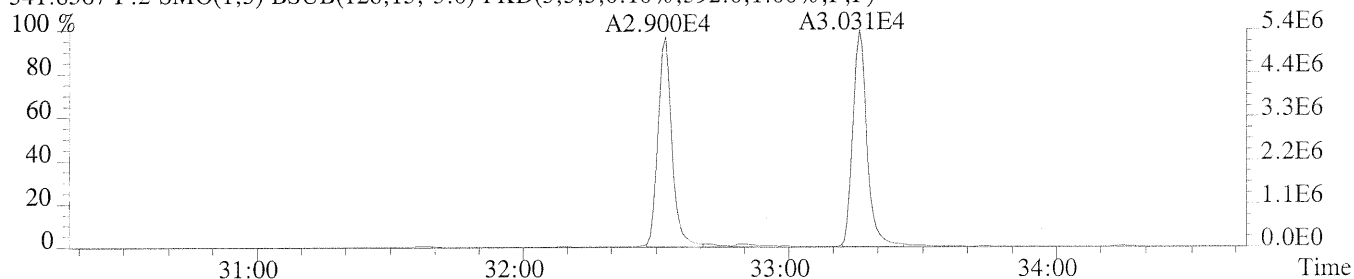


Sample#1 Exp:ICAL HRCC4

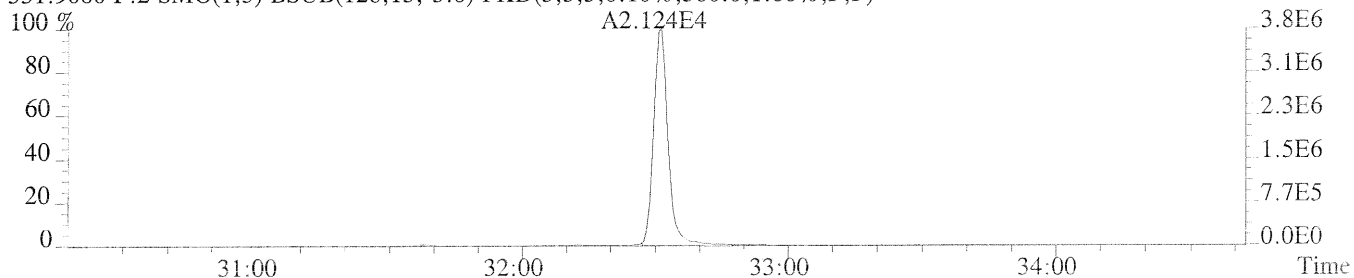
339.8597 F:2 SMO(1,3) BSUB(128,15,-3.0) PKD(3,3,3,0.10%,288.0,1.00%,F,F)



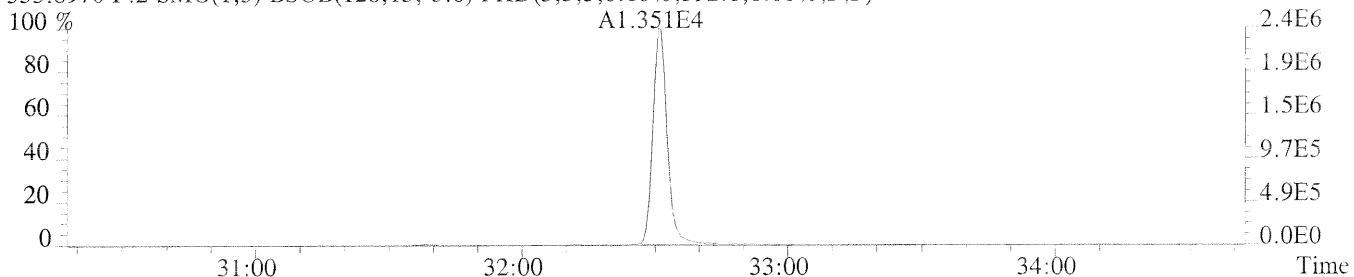
341.8567 F:2 SMO(1,3) BSUB(128,15,-3.0) PKD(3,3,3,0.10%,592.0,1.00%,F,F)



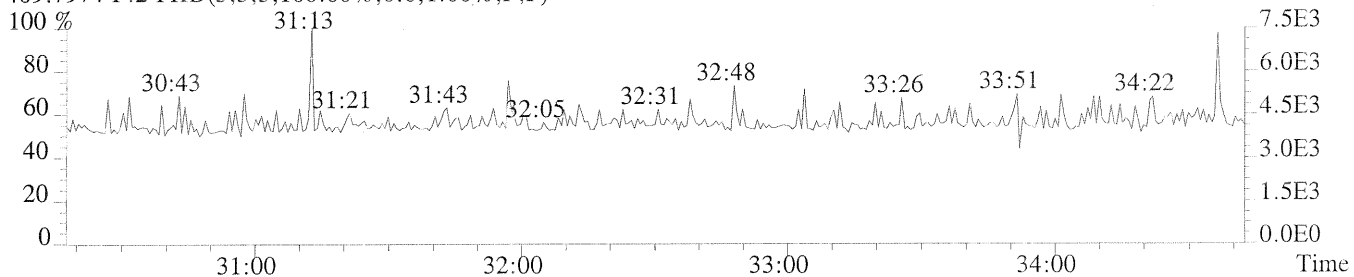
351.9000 F:2 SMO(1,3) BSUB(128,15,-3.0) PKD(3,3,3,0.10%,300.0,1.00%,F,F)



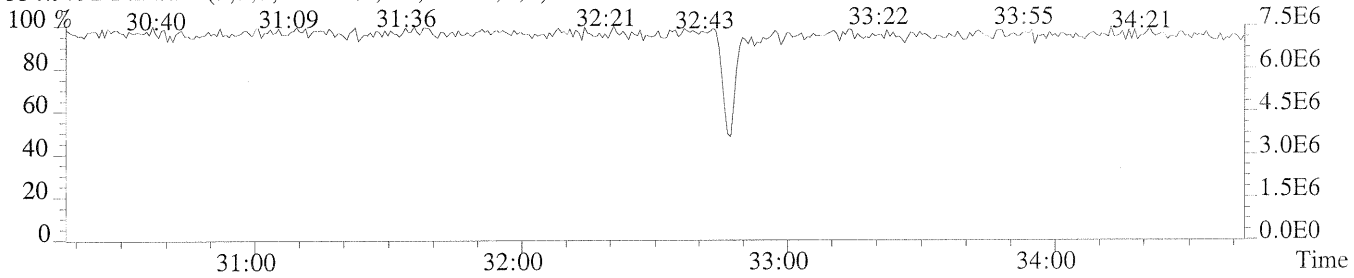
353.8970 F:2 SMO(1,3) BSUB(128,15,-3.0) PKD(3,3,3,0.10%,392.0,1.00%,F,F)



409.7974 F:2 PKD(5,3,5,100.00%,0.0,1.00%,F,F)



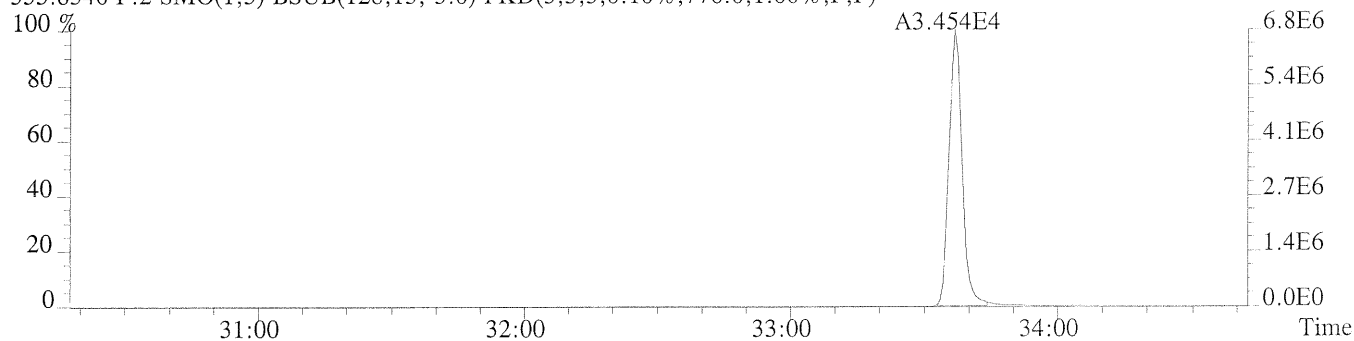
354.9792 F:2 PKD(3,3,3,100.00%,0.0,1.00%,F,F)



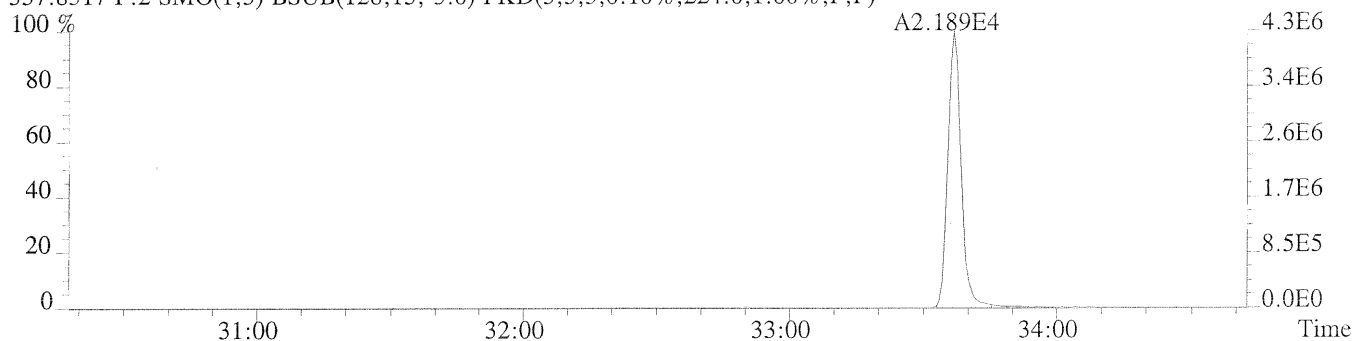
File:U132330 #1-401 Acq:31-JUL-2009 17:40:51 Probe EI+ Magnet SIR VG BioTech Mass spectf

Sample#1 Exp:ICAL HRCC4


355.8546 F:2 SMO(1,3) BSUB(128,15,-3.0) PKD(3,3,3,0.10%,776.0,1.00%,F,F)



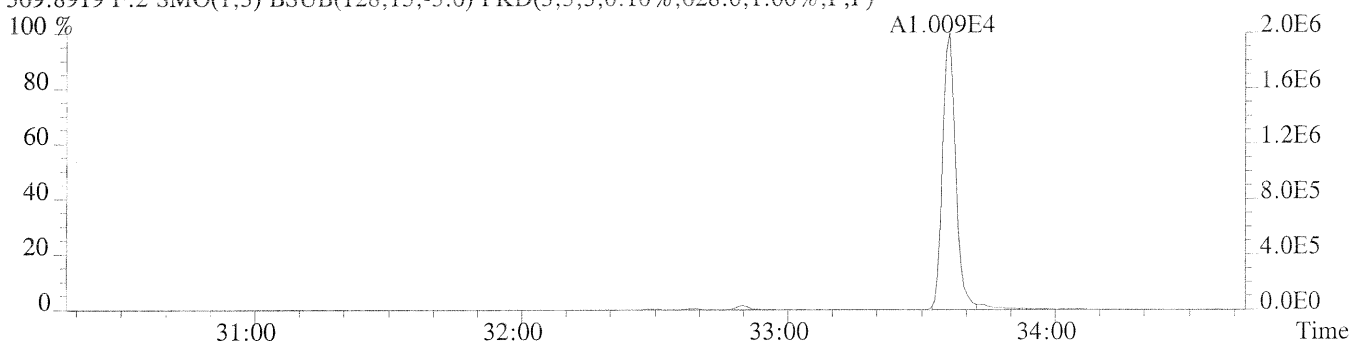
357.8517 F:2 SMO(1,3) BSUB(128,15,-3.0) PKD(3,3,3,0.10%,224.0,1.00%,F,F)



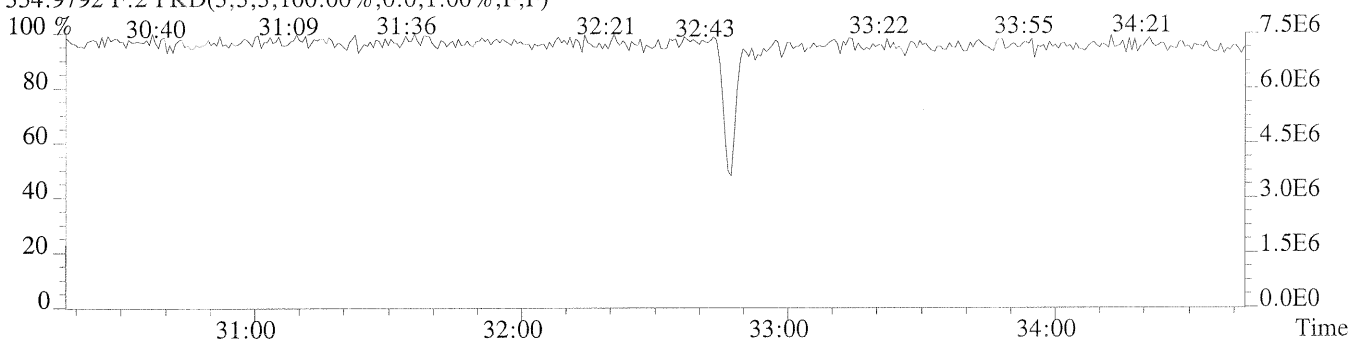
367.8949 F:2 SMO(1,3) BSUB(128,15,-3.0) PKD(3,3,3,0.10%,752.0,1.00%,F,F)



369.8919 F:2 SMO(1,3) BSUB(128,15,-3.0) PKD(3,3,3,0.10%,628.0,1.00%,F,F)

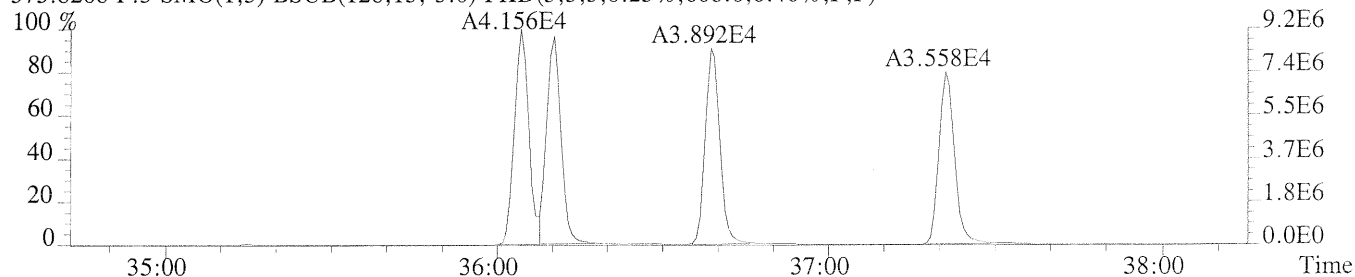


354.9792 F:2 PKD(3,3,3,100.00%,0.0,1.00%,F,F)

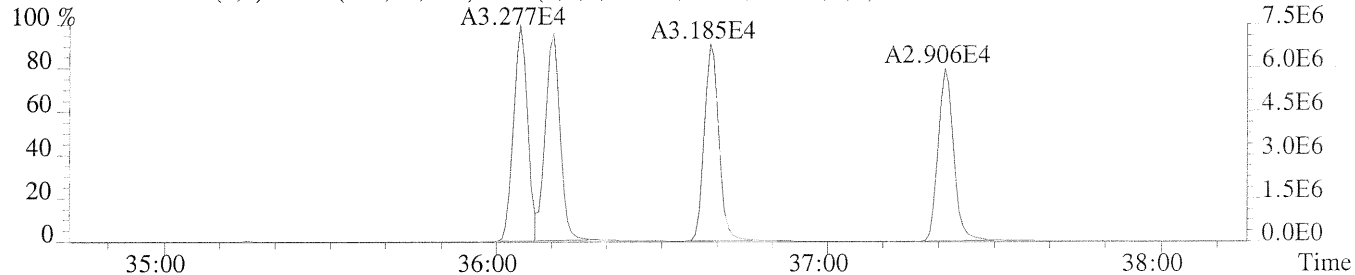


Sample#1 Exp:ICAL HRCC4

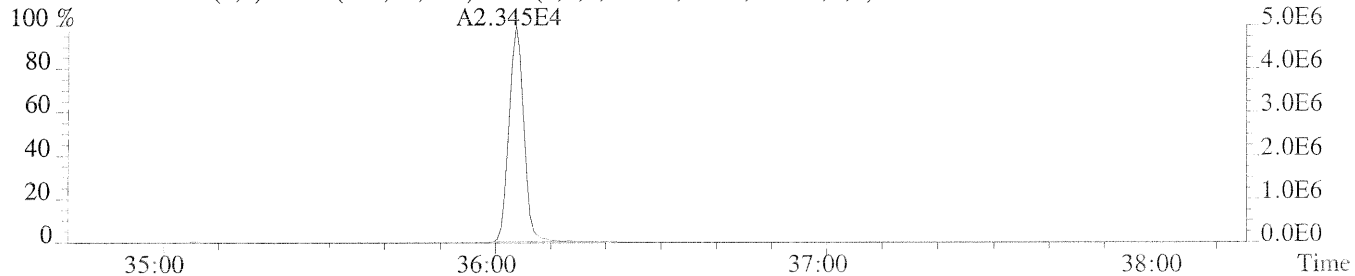
373.8208 F:3 SMO(1,3) BSUB(128,15,-3.0) PKD(3,3,3,0.25%,608.0,0.40%,F,F)




375.8178 F:3 SMO(1,3) BSUB(128,15,-3.0) PKD(3,3,3,0.25%,724.0,0.40%,F,F)



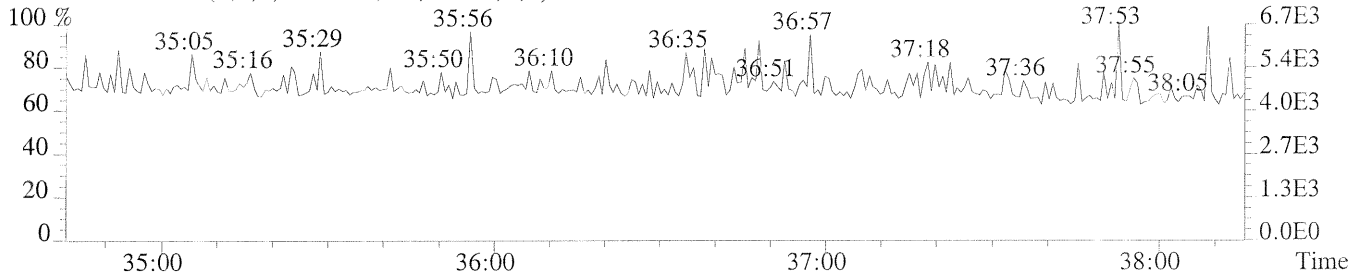
383.8639 F:3 SMO(1,3) BSUB(128,15,-3.0) PKD(3,3,3,0.25%,640.0,0.40%,F,F)



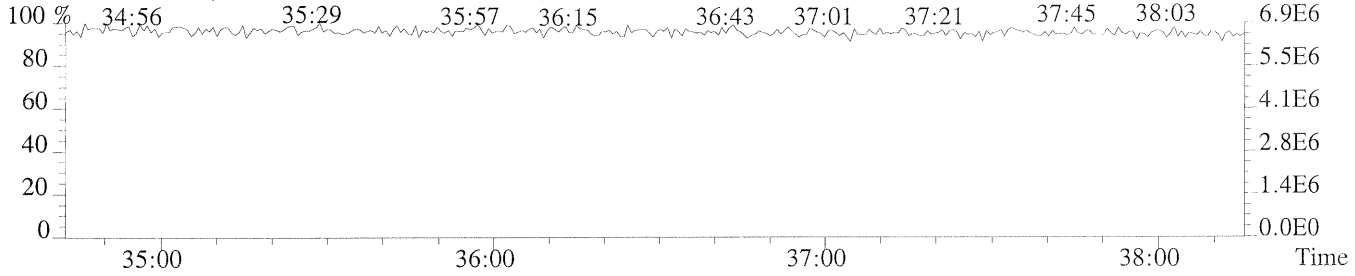
385.8610 F:3 SMO(1,3) BSUB(128,15,-3.0) PKD(3,3,3,0.25%,928.0,0.40%,F,F)



445.7555 F:3 PKD(5,3,5,100.00%,0.0,1.00%,F,F)

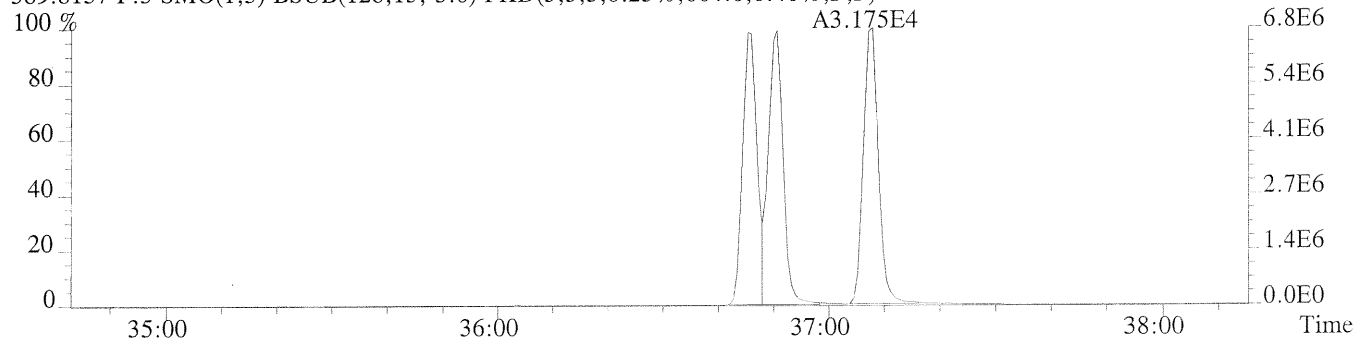


430.9728 F:3 PKD(3,3,3,100.00%,0.0,1.00%,F,F)

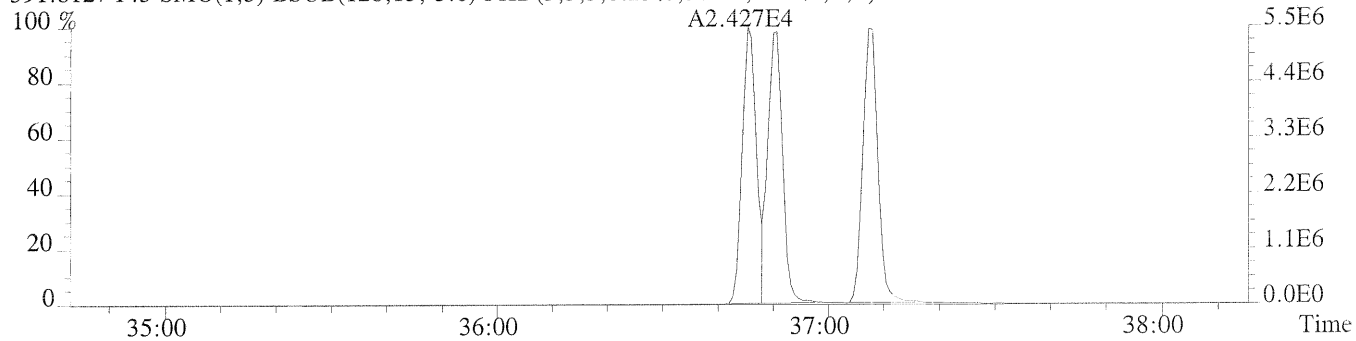


Sample#1 Exp:ICAL HRCC4

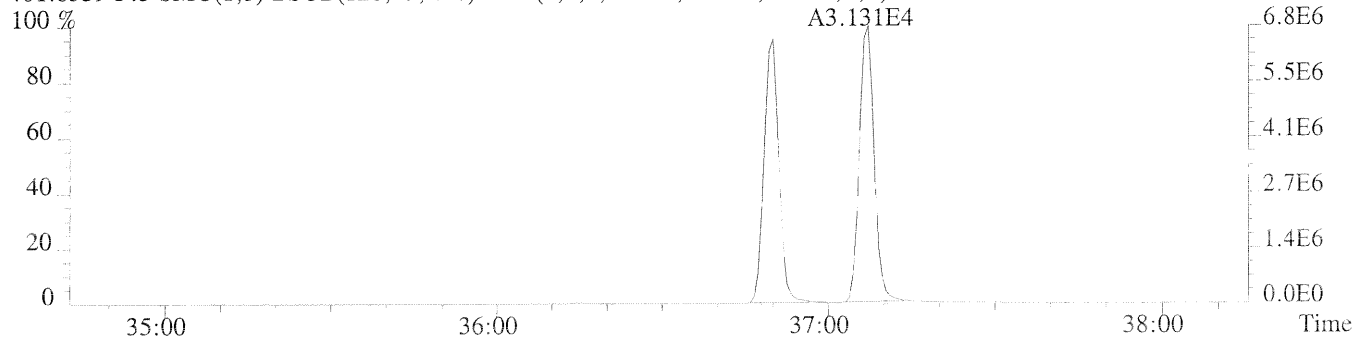
389.8157 F:3 SMO(1,3) BSUB(128,15,-3.0) PKD(3,3,3,0.25%,664.0,0.40%,F,F)



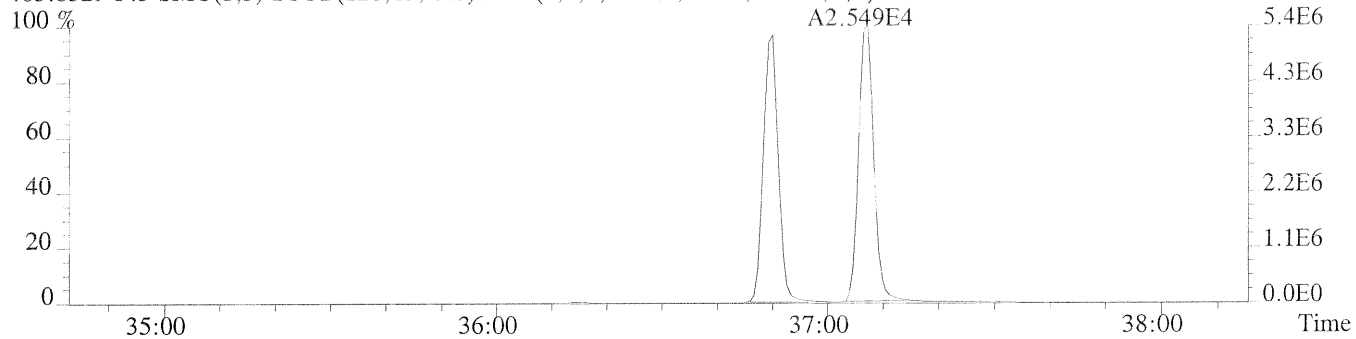
391.8127 F:3 SMO(1,3) BSUB(128,15,-3.0) PKD(3,3,3,0.25%,504.0,0.40%,F,F)



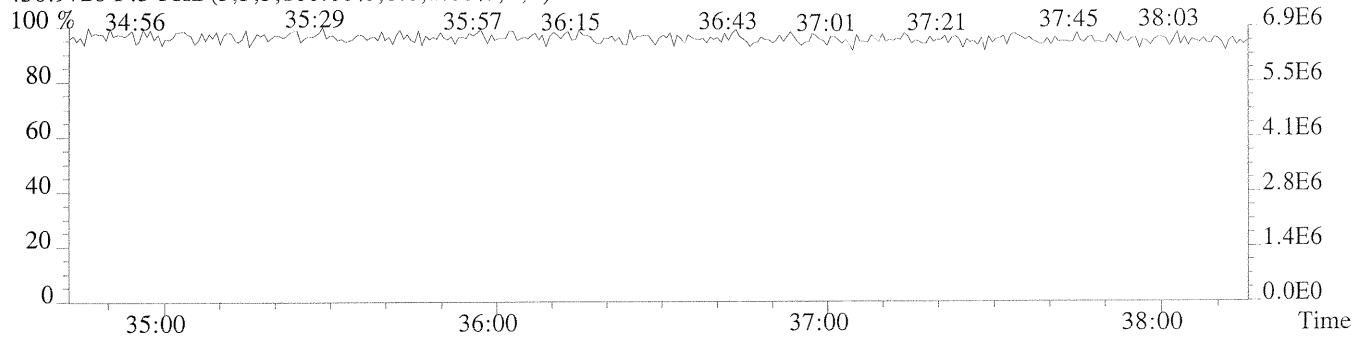
401.8559 F:3 SMO(1,3) BSUB(128,15,-3.0) PKD(3,3,3,0.25%,1256.0,0.40%,F,F)



403.8529 F:3 SMO(1,3) BSUB(128,15,-3.0) PKD(3,3,3,0.25%,940.0,0.40%,F,F)

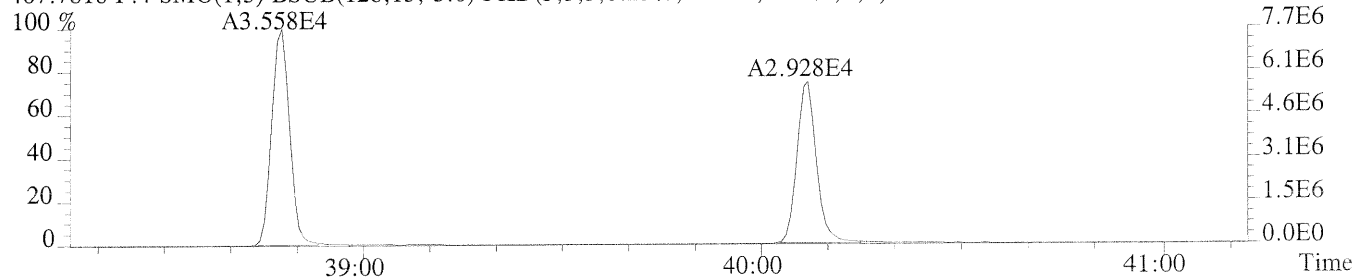


430.9728 F:3 PKD(3,3,3,100.00%,0.0,1.00%,F,F)

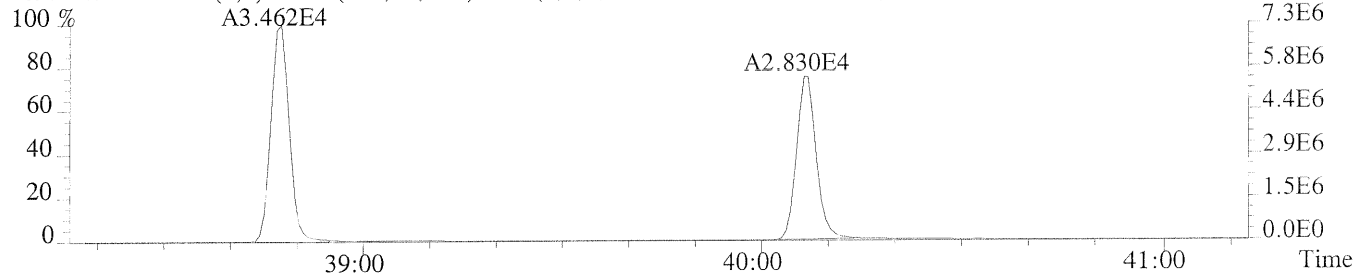


Sample#1 Exp:ICAL HRCC4

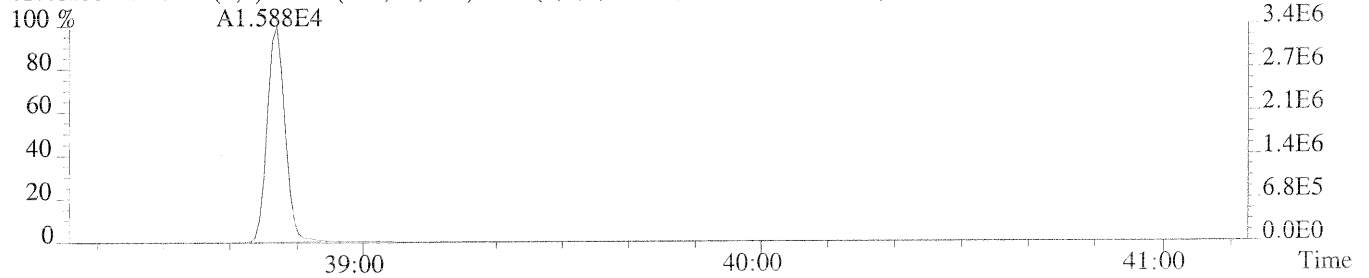
407.7818 F:4 SMO(1,3) BSUB(128,15,-3.0) PKD(3,3,3,0.25%,4864.0,0.50%,F,F)




409.7789 F:4 SMO(1,3) BSUB(128,15,-3.0) PKD(3,3,3,0.25%,4668.0,0.50%,F,F)



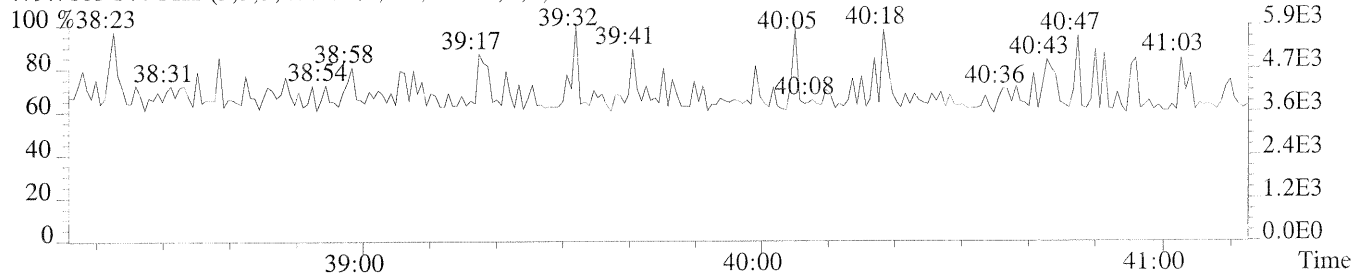
417.8253 F:4 SMO(1,3) BSUB(128,15,-3.0) PKD(3,3,3,0.25%,1404.0,0.50%,F,F)



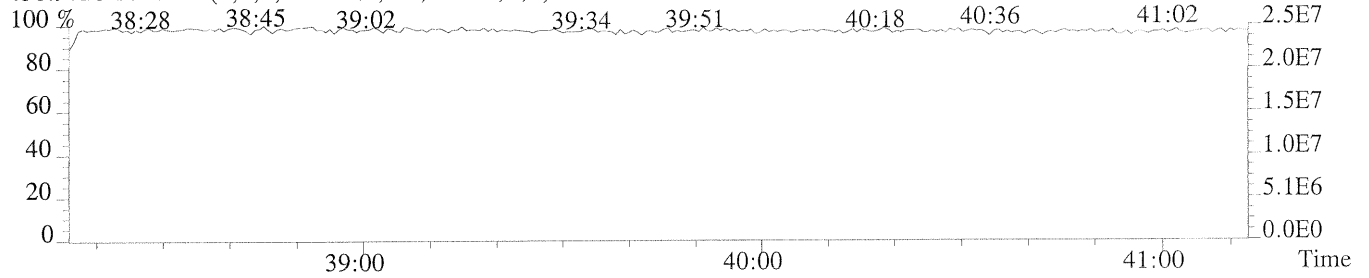
419.8220 F:4 SMO(1,3) BSUB(128,15,-3.0) PKD(3,3,3,0.25%,2928.0,0.50%,F,F)



479.7165 F:4 PKD(5,3,5,100.00%,0.0,1.00%,F,F)

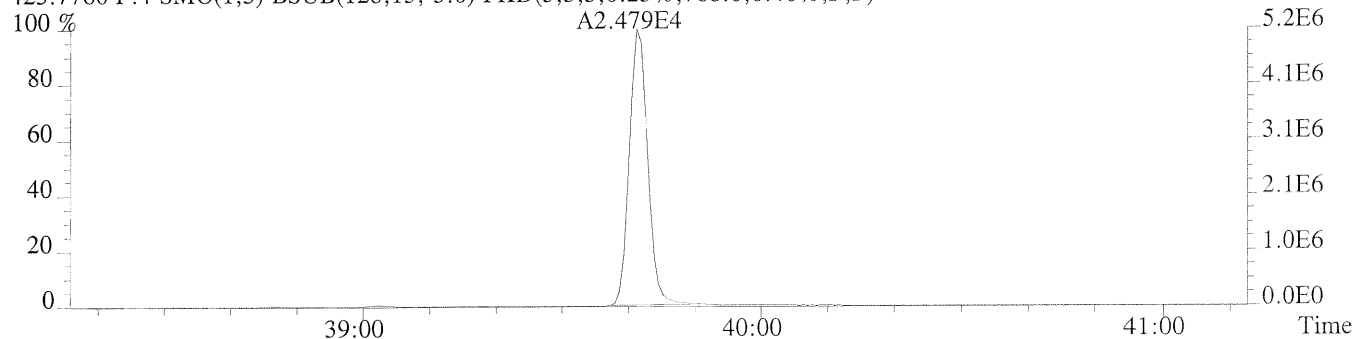


430.9728 F:4 PKD(3,3,3,100.00%,0.0,1.00%,F,F)

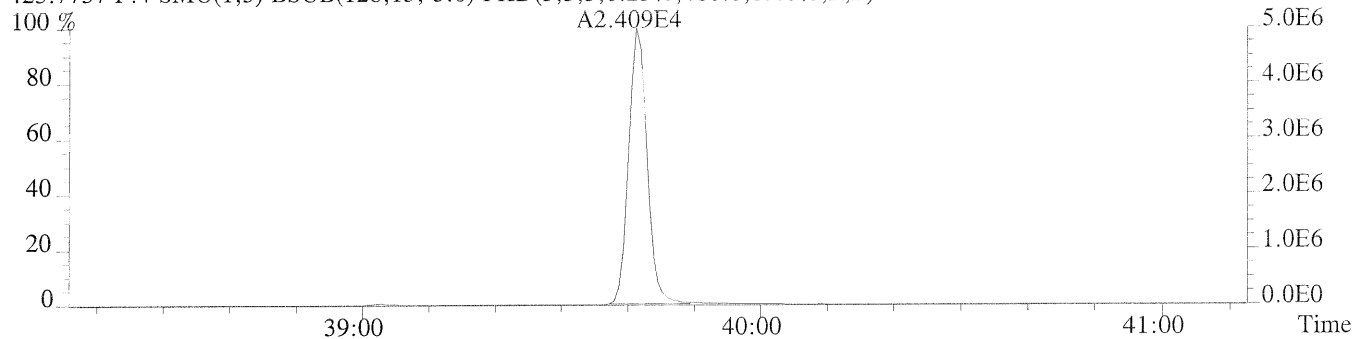


Sample#1 Exp:ICAL HRCC4

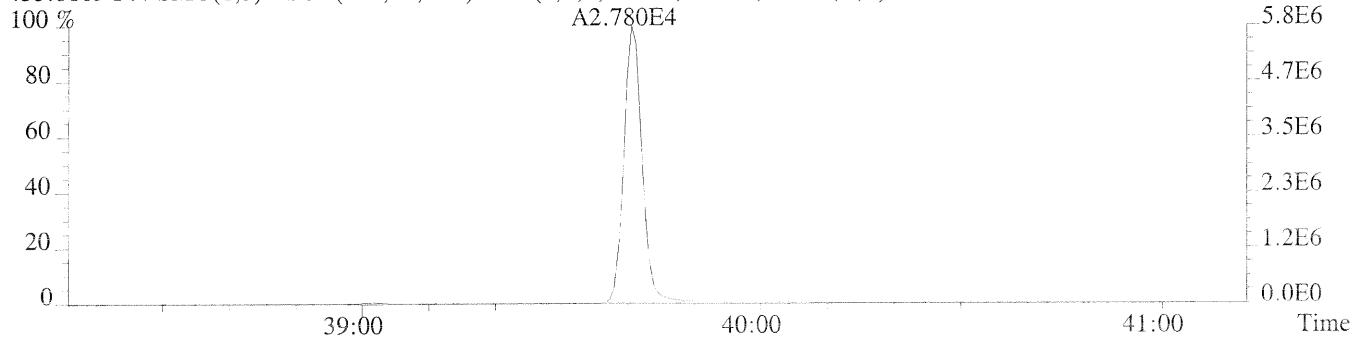
423.7766 F:4 SMO(1,3) BSUB(128,15,-3.0) PKD(3,3,3,0.25%,768.0,0.40%,F,F)



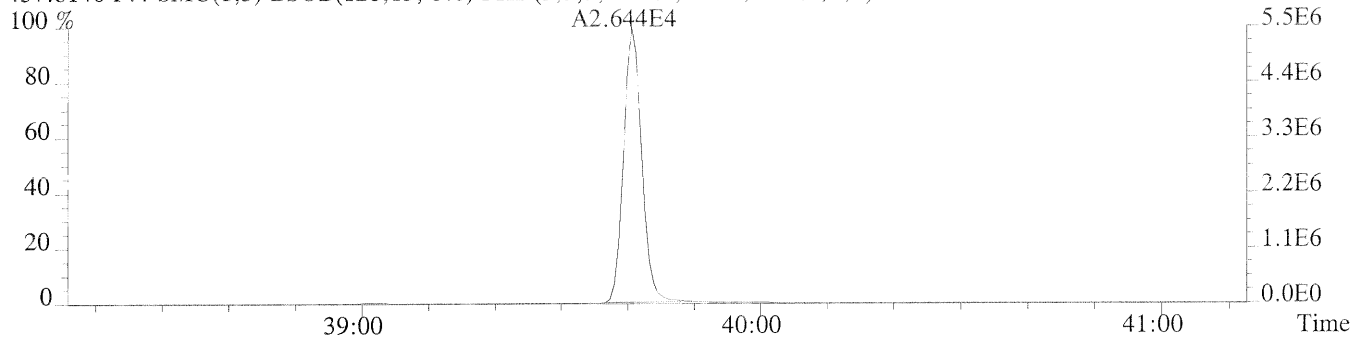
425.7737 F:4 SMO(1,3) BSUB(128,15,-3.0) PKD(3,3,3,0.25%,480.0,0.40%,F,F)



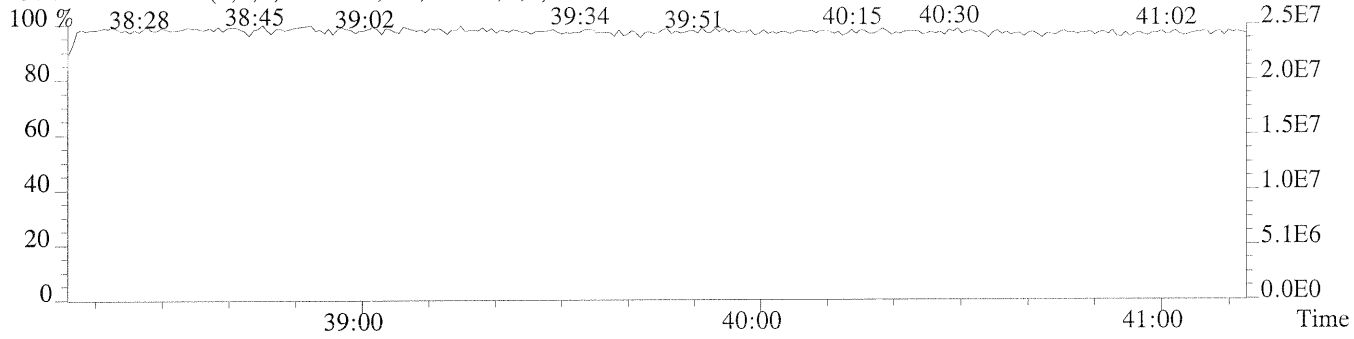
435.8169 F:4 SMO(1,3) BSUB(128,15,-3.0) PKD(3,3,3,0.25%,1068.0,0.40%,F,F)



437.8140 F:4 SMO(1,3) BSUB(128,15,-3.0) PKD(3,3,3,0.25%,668.0,0.40%,F,F)



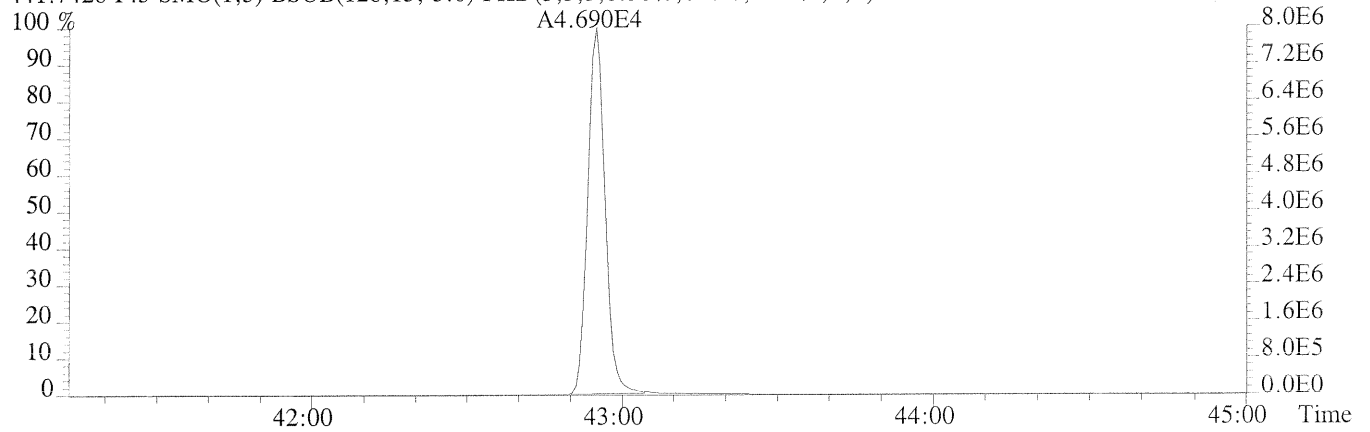
430.9728 F:4 PKD(3,3,3,100.00%,0.0,1.00%,F,F)



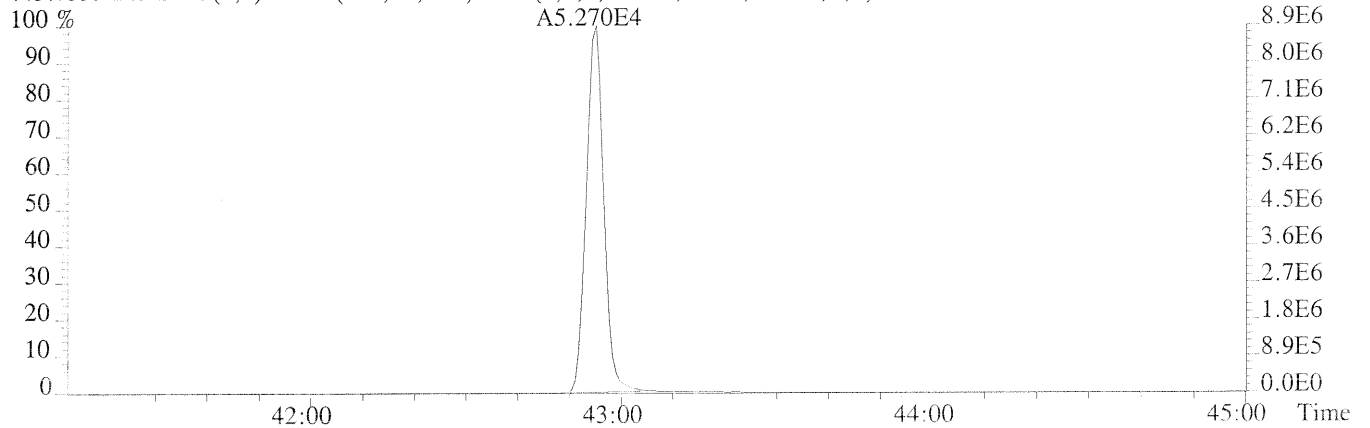
File:U132330 #1-344 Acq:31-JUL-2009 17:40:51 Probe EI+ Magnet SIR VG BioTech Mass spectf

Sample#1 Exp:ICAL HRCC4

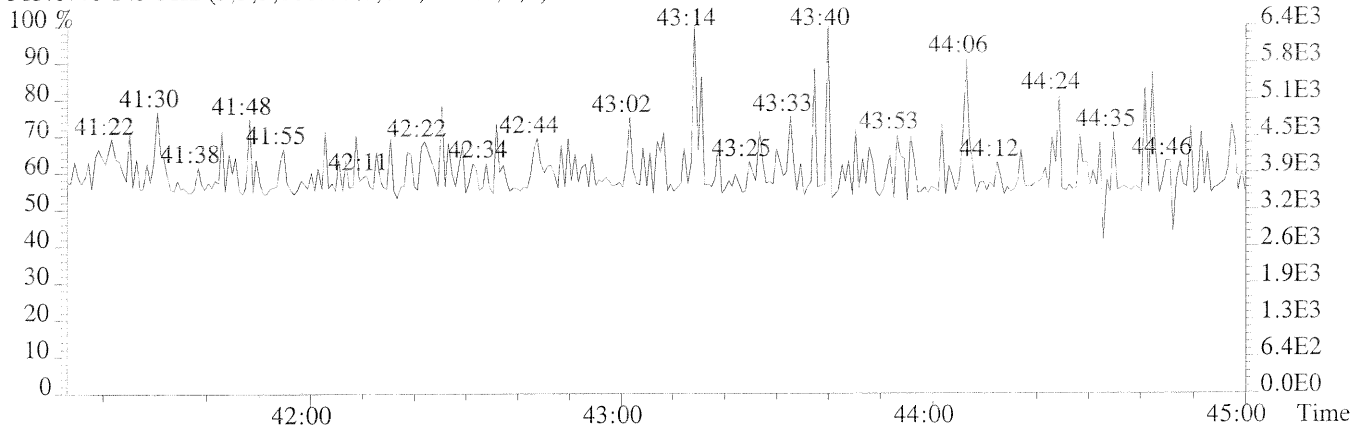
441.7428 F:5 SMO(1,3) BSUB(128,15,-3.0) PKD(5,3,5,0.30%,640.0,0.40%,F,F)



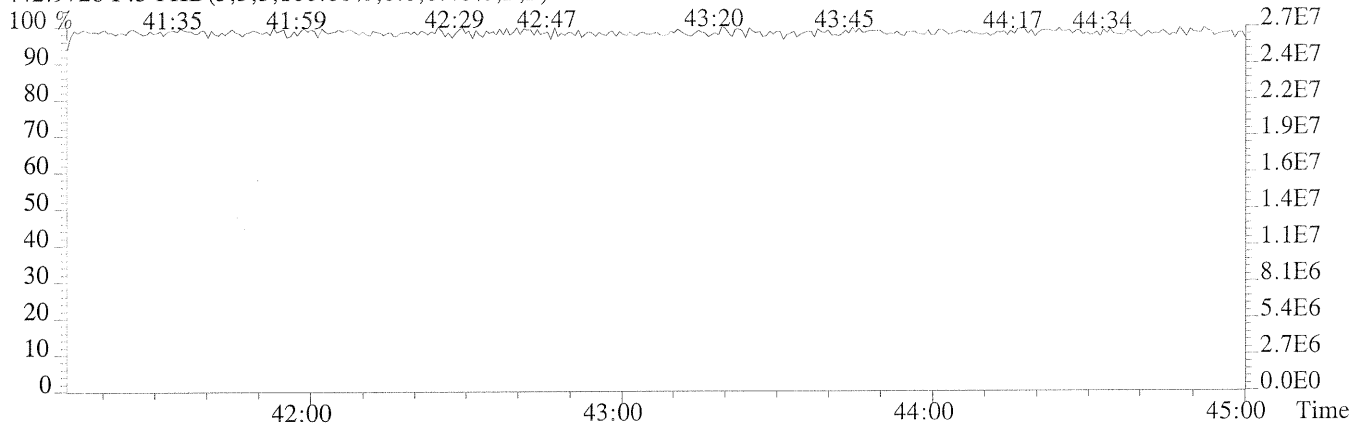
443.7399 F:5 SMO(1,3) BSUB(128,15,-3.0) PKD(5,3,5,0.30%,480.0,0.40%,F,F)



513.6775 F:5 PKD(5,3,5,100.00%,0.0,1.00%,F,F)

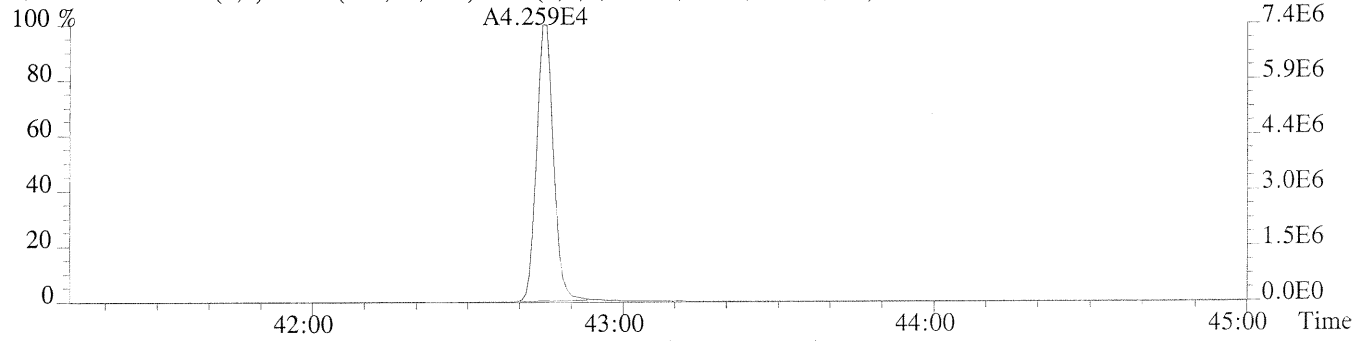


442.9728 F:5 PKD(3,3,3,100.00%,0.0,0.40%,F,F)

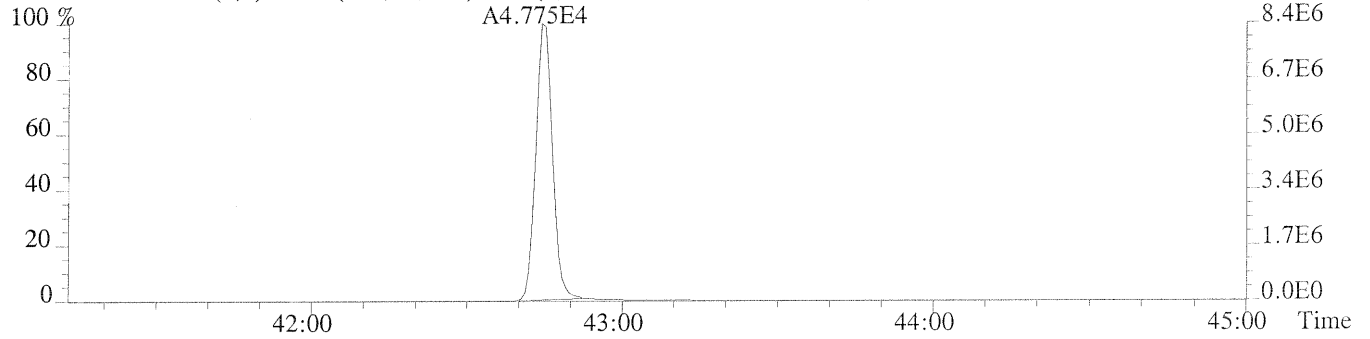


Sample#1 Exp:ICAL HRCC4

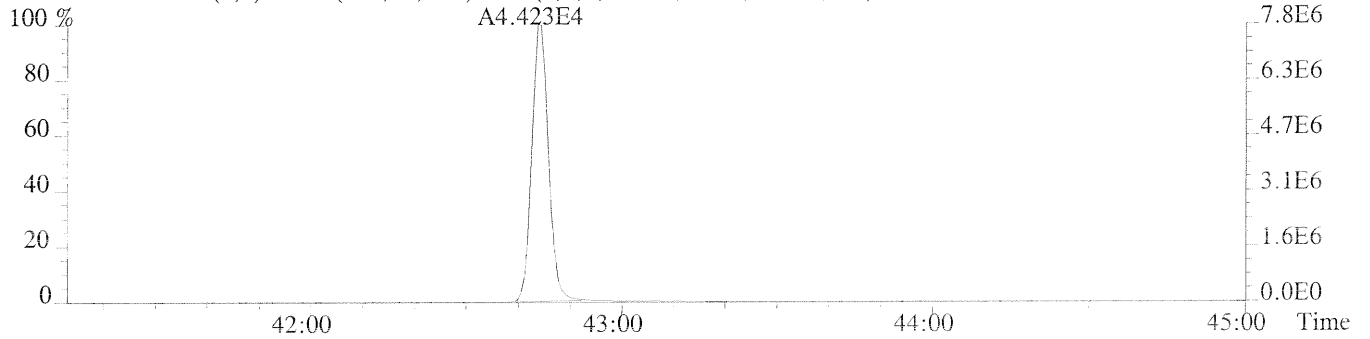
457.7377 F:5 SMO(1,3) BSUB(128,15,-3.0) PKD(5,3,5,0.30%,368.0,0.40%,F,F)



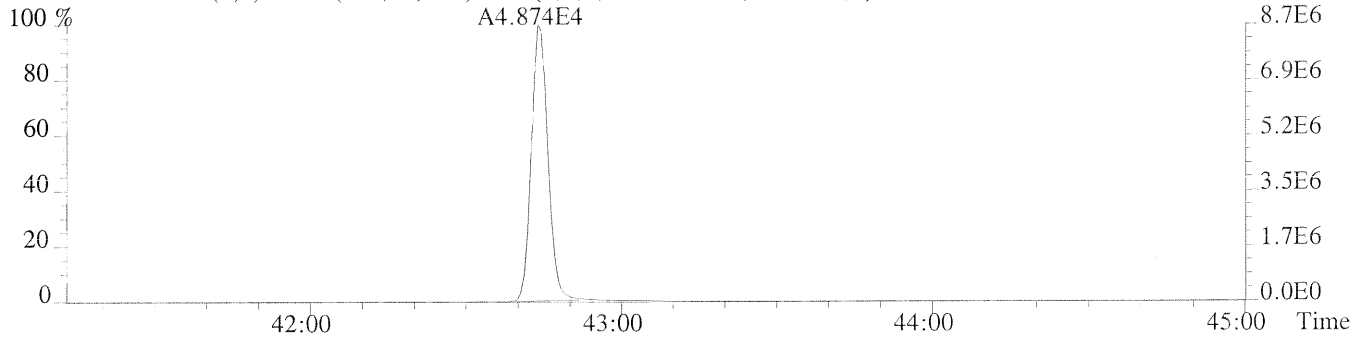
459.7348 F:5 SMO(1,3) BSUB(128,15,-3.0) PKD(5,3,5,0.30%,676.0,0.40%,F,F)



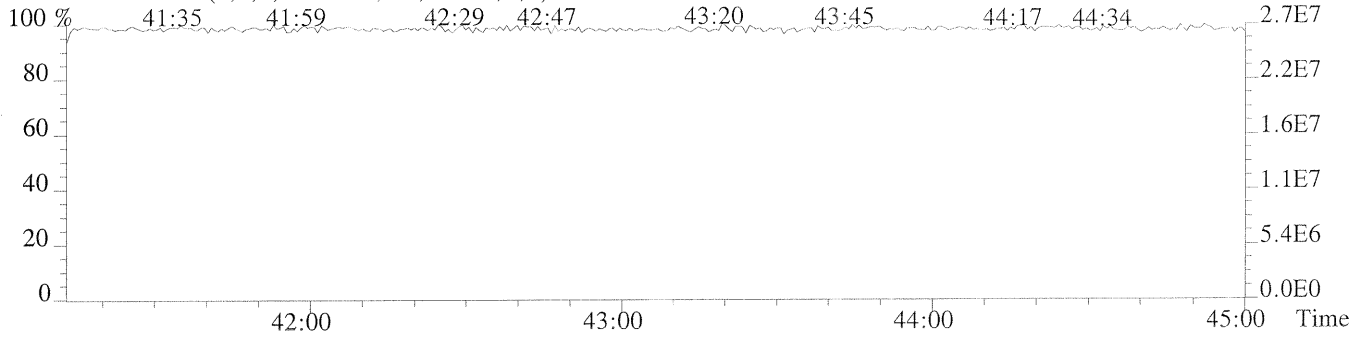
469.7779 F:5 SMO(1,3) BSUB(128,15,-3.0) PKD(5,3,5,0.30%,452.0,0.40%,F,F)



471.7750 F:5 SMO(1,3) BSUB(128,15,-3.0) PKD(5,3,5,0.30%,316.0,0.40%,F,F)



442.9728 F:5 PKD(3,3,3,100.00%,0.0,0.40%,F,F)



Columbia Analytical Services, Inc.
Sample Response Summary

CLIENT ID.
ICAL HRCC5

Run #5 Filename U132331 Samp: 1 Inj: 1 Acquired: 31-JUL-09 18:30:43
Processed: 3-AUG-09 07:01:19 LAB. ID: ICAL HRCC5

Typ	Name	RT-1	Resp 1	Resp 2	Ratio	Meet	Mod?	RRT
1 Unk	2,3,7,8-TCDF	28:12	3.086e+04	3.936e+04	0.78	yes	no	1.001
2 Unk	1,2,3,7,8-PeCDF	32:31	9.973e+04	6.359e+04	1.57	yes	no	1.000
3 Unk	2,3,4,7,8-PeCDF	33:16	1.025e+05	6.637e+04	1.54	yes	no	1.023
4 Unk	1,2,3,4,7,8-HxCDF	36:04	8.578e+04	6.990e+04	1.23	yes	no	1.000
5 Unk	1,2,3,6,7,8-HxCDF	36:10	8.818e+04	7.024e+04	1.26	yes	no	1.003
6 Unk	2,3,4,6,7,8-HxCDF	36:39	8.116e+04	6.552e+04	1.24	yes	no	1.016
7 Unk	1,2,3,7,8,9-HxCDF	37:21	7.216e+04	5.810e+04	1.24	yes	no	1.036
8 Unk	1,2,3,4,6,7,8-HpCDF	38:47	7.182e+04	6.948e+04	1.03	yes	no	1.000
9 Unk	1,2,3,4,7,8,9-HpCDF	40:06	5.862e+04	5.597e+04	1.05	yes	no	1.034
10 Unk	OCDF	42:54	8.975e+04	9.915e+04	0.91	yes	no	1.004
11 Unk	2,3,7,8-TCDD	29:02	2.527e+04	3.266e+04	0.77	yes	no	1.001
12 Unk	1,2,3,7,8-PeCDD	33:36	7.327e+04	4.681e+04	1.57	yes	no	1.000
13 Unk	1,2,3,4,7,8-HxCDD	36:45	6.378e+04	4.771e+04	1.34	yes	no	0.998
14 Unk	1,2,3,6,7,8-HxCDD	36:50	6.239e+04	5.371e+04	1.16	yes	no	1.000
15 Unk	1,2,3,7,8,9-HxCDD	37:07	6.362e+04	5.104e+04	1.25	yes	no	1.008
16 Unk	1,2,3,4,6,7,8-HpCDD	39:41	4.887e+04	4.722e+04	1.03	yes	no	1.000
17 Unk	OCDD	42:44	7.952e+04	9.032e+04	0.88	yes	no	1.000
18 IS	13C-2,3,7,8-TCDF	28:10	8.447e+03	1.105e+04	0.76	yes	no	0.978
19 IS	13C-1,2,3,7,8-PeCDF	32:31	1.117e+04	7.283e+03	1.53	yes	no	1.129
20 IS	13C-1,2,3,4,7,8-HxCDF	36:04	1.159e+04	2.255e+04	0.51	yes	no	0.972
21 IS	13C-1,2,3,4,6,7,8-HpCDF	38:46	7.989e+03	1.773e+04	0.45	yes	no	1.044
22 IS	13C-2,3,7,8-TCDD	29:01	6.599e+03	8.831e+03	0.75	yes	no	1.008
23 IS	13C-1,2,3,7,8-PeCDD	33:36	7.946e+03	5.172e+03	1.54	yes	no	1.167
24 IS	13C-1,2,3,6,7,8-HxCDD	36:49	1.458e+04	1.176e+04	1.24	yes	no	0.992
25 IS	13C-1,2,3,4,6,7,8-HpCDD	39:41	1.314e+04	1.269e+04	1.04	yes	no	1.069
26 IS	13C-OCDD	42:44	2.005e+04	2.250e+04	0.89	yes	no	1.151
27S/RT	13C-1,2,3,4-TCDD	28:48	6.460e+03	8.058e+03	0.80	yes	no	*
28S/RT	13C-1,2,3,7,8,9-HxCDD	37:07	1.547e+04	1.236e+04	1.25	yes	no	*
29C/Up	37Cl-2,3,7,8-TCDD	29:02	5.921e+04					1.008

Columbia Analytical Services, Inc.
19408 Park Row, Suite 320
Houston, TX 77084
Office (713) 266-1599. Fax (713) 266-0130

Columbia Analytical Services, Inc.
Signal/Noise Height Ratio Summary

CLIENT ID.
ICAL HRCC5

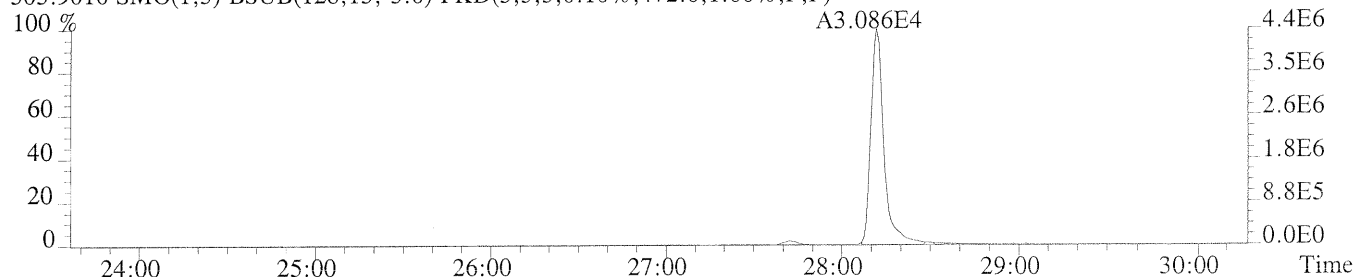
Run #5 Filename U132331 Samp: 1 Inj: 1 Acquired: 31-JUL-09 18:30:43
Processed: 3-AUG-09 07:01:191 LAB. ID: ICAL HRCC5

	Name	Signal 1	Noise 1	S/N Rat.1	Signal 2	Noise 2	S/N Rat.2
1	2,3,7,8-TCDF	4.40e+06	4.72e+02	9.3e+03	5.64e+06	8.52e+02	6.6e+03
2	1,2,3,7,8-PeCDF	1.79e+07	3.76e+02	4.8e+04	1.16e+07	9.96e+02	1.2e+04
3	2,3,4,7,8-PeCDF	1.85e+07	3.76e+02	4.9e+04	1.20e+07	9.96e+02	1.2e+04
4	1,2,3,4,7,8-HxCDF	1.83e+07	1.06e+03	1.7e+04	1.48e+07	8.92e+02	1.7e+04
5	1,2,3,6,7,8-HxCDF	1.84e+07	1.06e+03	1.7e+04	1.48e+07	8.92e+02	1.7e+04
6	2,3,4,6,7,8-HxCDF	1.75e+07	1.06e+03	1.7e+04	1.41e+07	8.92e+02	1.6e+04
7	1,2,3,7,8,9-HxCDF	1.47e+07	1.06e+03	1.4e+04	1.18e+07	8.92e+02	1.3e+04
8	1,2,3,4,6,7,8-HpCDF	1.57e+07	5.37e+03	2.9e+03	1.51e+07	6.74e+03	2.2e+03
9	1,2,3,4,7,8,9-HpCDF	1.14e+07	5.37e+03	2.1e+03	1.08e+07	6.74e+03	1.6e+03
10	OCDF	1.50e+07	5.04e+02	3.0e+04	1.69e+07	9.80e+02	1.7e+04
11	2,3,7,8-TCDD	4.09e+06	5.16e+02	7.9e+03	5.26e+06	5.20e+02	1.0e+04
12	1,2,3,7,8-PeCDD	1.40e+07	6.60e+02	2.1e+04	9.05e+06	5.96e+02	1.5e+04
13	1,2,3,4,7,8-HxCDD	1.42e+07	5.36e+02	2.6e+04	1.13e+07	4.24e+02	2.7e+04
14	1,2,3,6,7,8-HxCDD	1.43e+07	5.36e+02	2.7e+04	1.15e+07	4.24e+02	2.7e+04
15	1,2,3,7,8,9-HxCDD	1.37e+07	5.36e+02	2.6e+04	1.10e+07	4.24e+02	2.6e+04
16	1,2,3,4,6,7,8-HpCDD	1.02e+07	7.44e+02	1.4e+04	9.70e+06	5.48e+02	1.8e+04
17	OCDD	1.42e+07	3.84e+02	3.7e+04	1.60e+07	4.64e+02	3.5e+04
18	13C-2,3,7,8-TCDF	1.19e+06	2.19e+03	5.4e+02	1.56e+06	2.80e+03	5.6e+02
19	13C-1,2,3,7,8-PeCDF	2.04e+06	3.28e+02	6.2e+03	1.36e+06	4.48e+02	3.0e+03
20	13C-1,2,3,4,7,8-HxCDF	2.41e+06	4.24e+02	5.7e+03	4.75e+06	6.44e+02	7.4e+03
21	13C-1,2,3,4,6,7,8-HpCDF	1.72e+06	7.56e+02	2.3e+03	3.84e+06	2.28e+03	1.7e+03
22	13C-2,3,7,8-TCDD	1.04e+06	5.05e+03	2.1e+02	1.34e+06	9.12e+02	1.5e+03
23	13C-1,2,3,7,8-PeCDD	1.56e+06	5.92e+02	2.6e+03	9.98e+05	3.04e+02	3.3e+03
24	13C-1,2,3,6,7,8-HxCDD	3.36e+06	1.42e+03	2.4e+03	2.69e+06	8.40e+02	3.2e+03
25	13C-1,2,3,4,6,7,8-HpCDD	2.68e+06	7.24e+02	3.7e+03	2.59e+06	3.40e+02	7.6e+03
26	13C-OCDD	3.52e+06	5.16e+02	6.8e+03	3.96e+06	3.92e+02	1.0e+04
27	13C-1,2,3,4-TCDD	1.06e+06	5.05e+03	2.1e+02	1.30e+06	9.12e+02	1.4e+03
28	13C-1,2,3,7,8,9-HxCDD	3.31e+06	1.42e+03	2.3e+03	2.68e+06	8.40e+02	3.2e+03
29	37Cl-2,3,7,8-TCDD	9.62e+06	3.16e+02	3.0e+04			

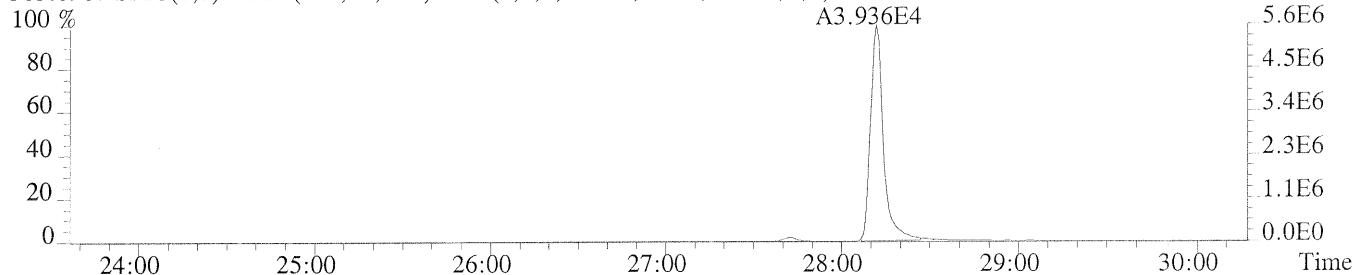
Columbia Analytical Services, Inc.
19408 Park Row, Suite 320
Houston, TX 77084
Office: (713)266-1599. Fax: (713)266-0130

Sample#1 Exp:ICAL HRCC5

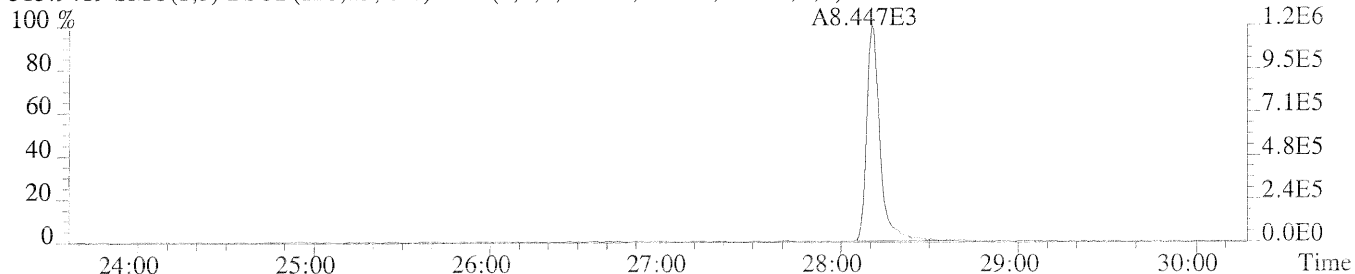
303.9016 SMO(1,3) BSUB(128,15,-3.0) PKD(3,3,3,0.10%,472.0,1.00%,F,F)



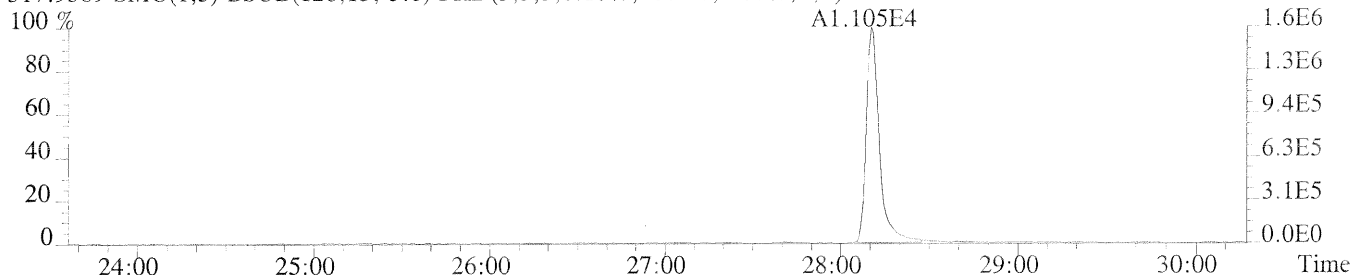
305.8987 SMO(1,3) BSUB(128,15,-3.0) PKD(3,3,3,0.10%,852.0,1.00%,F,F)



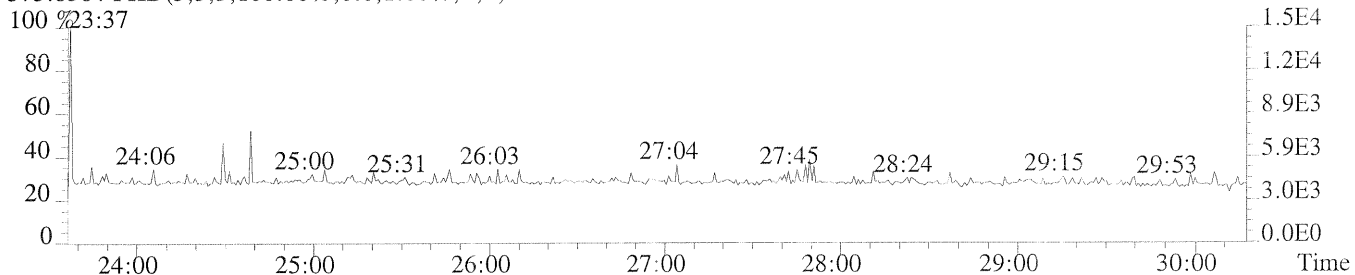
315.9419 SMO(1,3) BSUB(128,15,-3.0) PKD(3,3,3,0.10%,2192.0,1.00%,F,F)



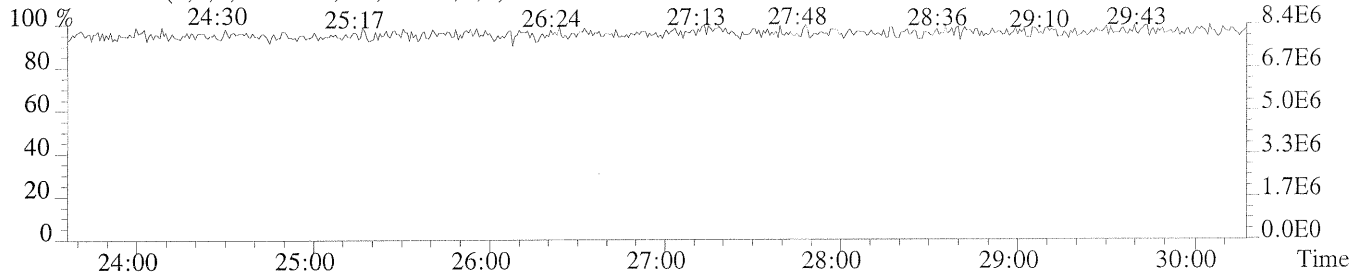
317.9389 SMO(1,3) BSUB(128,15,-3.0) PKD(3,3,3,0.10%,2804.0,1.00%,F,F)



375.8364 PKD(5,3,5,100.00%,0.0,1.00%,F,F)

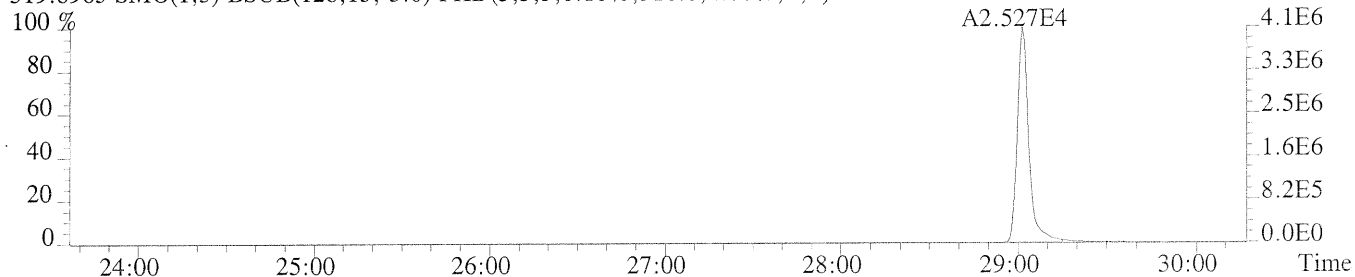


354.9792 PKD(3,3,3,100.00%,0.0,1.00%,F,F)

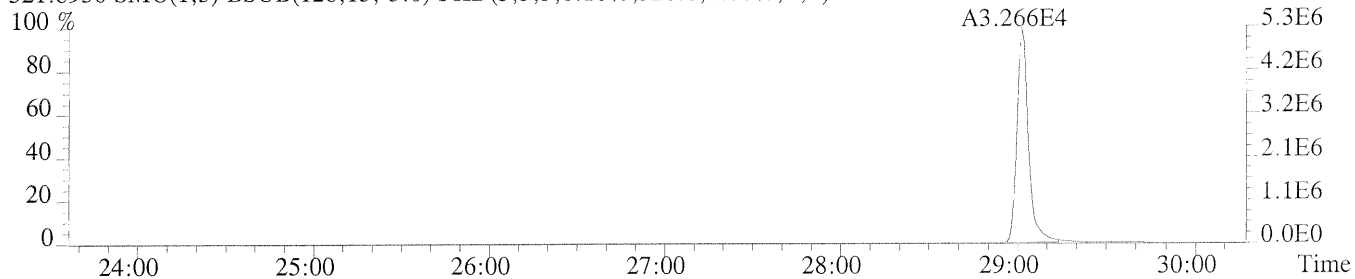


Sample#1 Exp:ICAL HRCC5

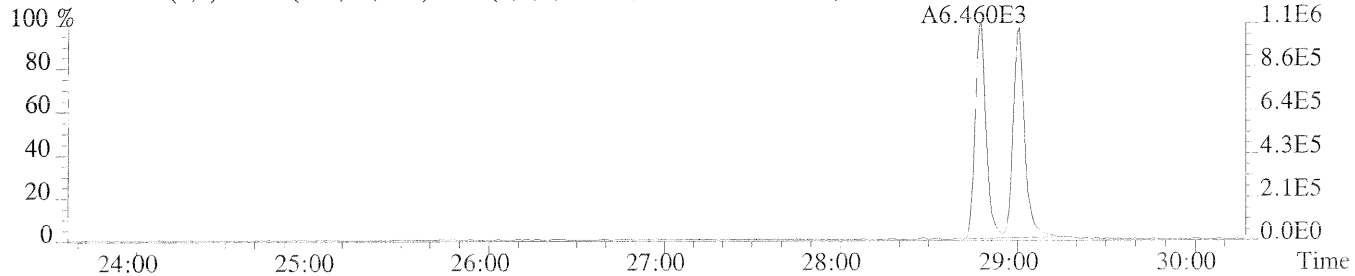
319.8965 SMO(1,3) BSUB(128,15,-3.0) PKD(3,3,3,0.10%,516.0,1.00%,F,F)



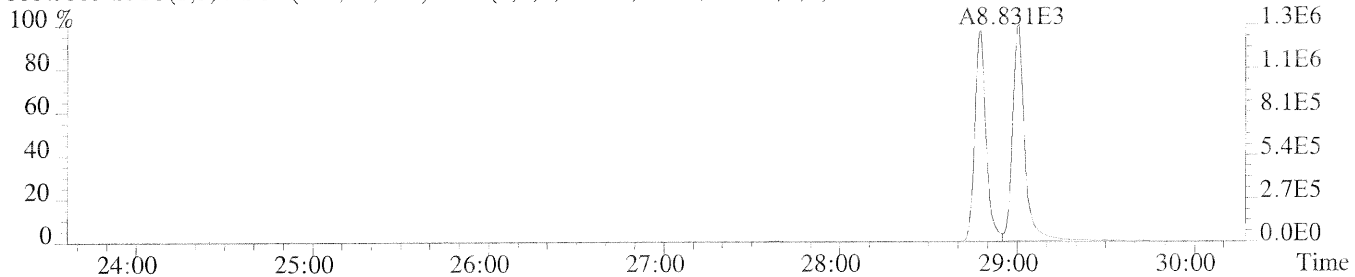
321.8936 SMO(1,3) BSUB(128,15,-3.0) PKD(3,3,3,0.10%,520.0,1.00%,F,F)



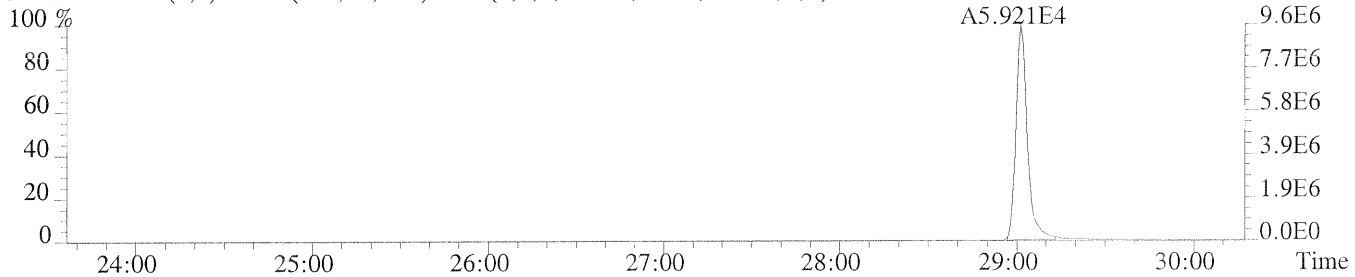
331.9368 SMO(1,3) BSUB(128,15,-3.0) PKD(3,3,3,0.10%,5048.0,1.00%,F,F)



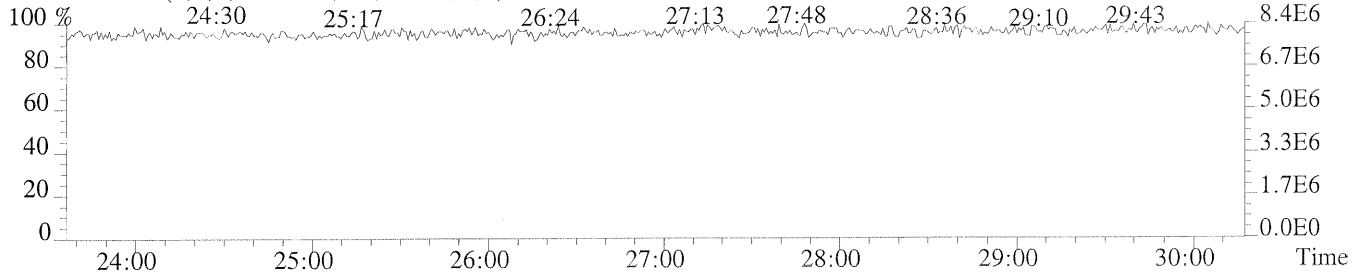
333.9339 SMO(1,3) BSUB(128,15,-3.0) PKD(3,3,3,0.10%,912.0,1.00%,F,F)



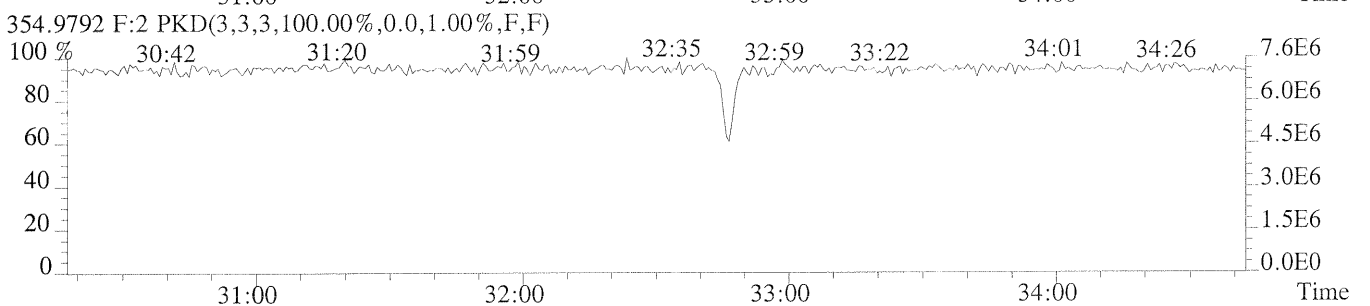
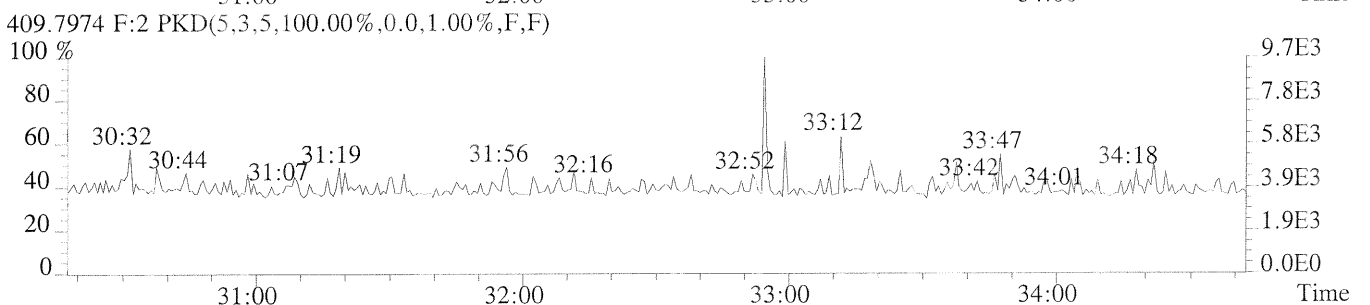
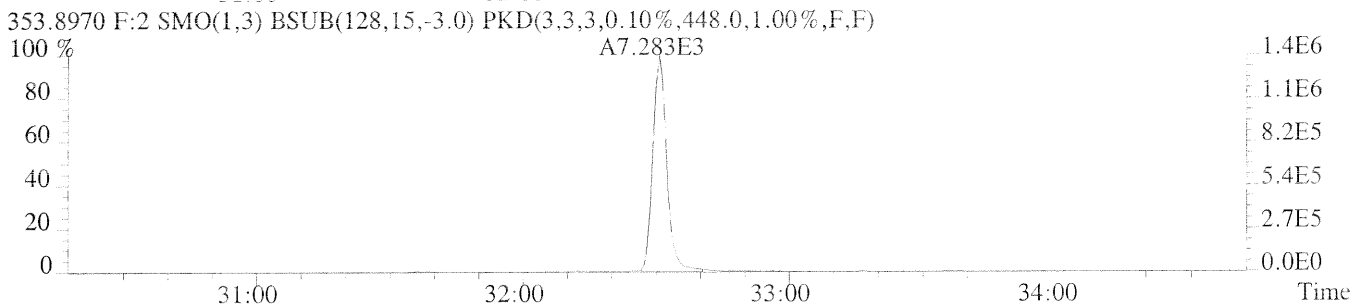
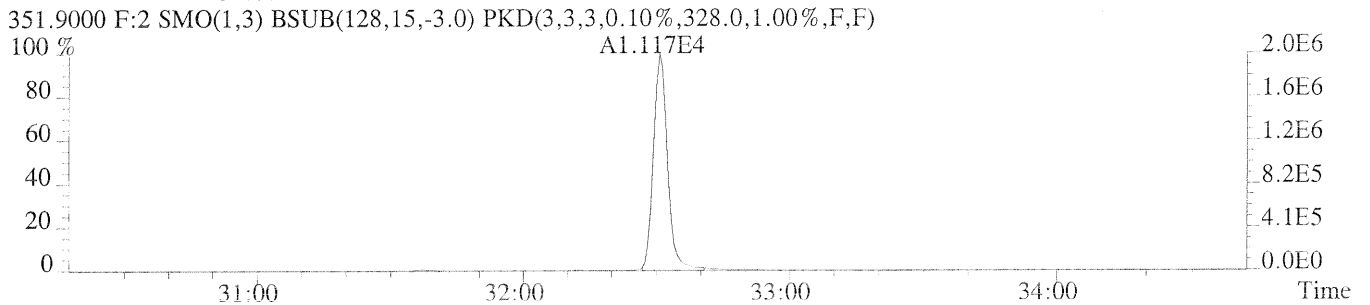
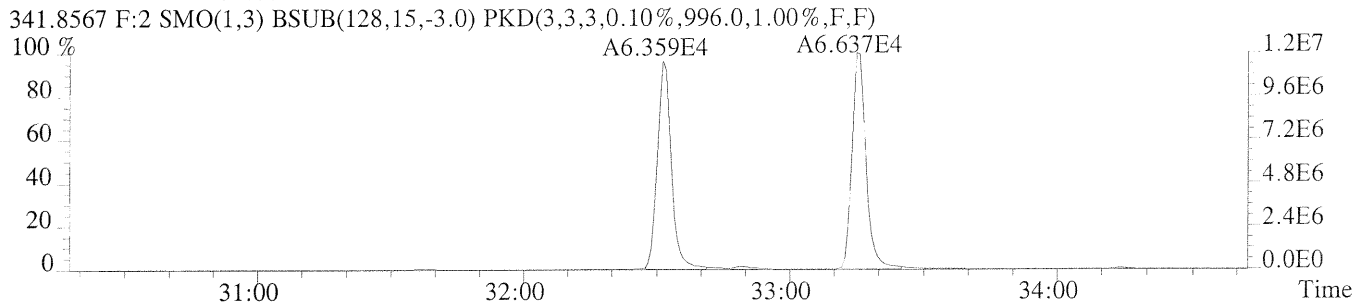
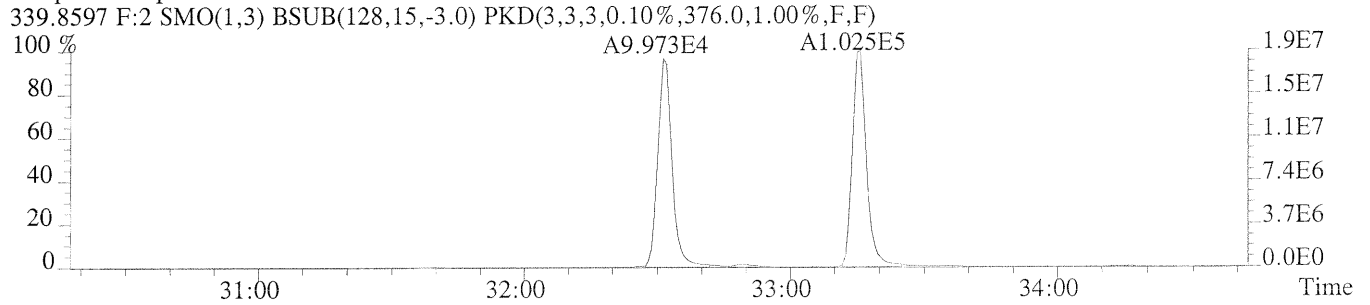
327.8847 SMO(1,3) BSUB(128,15,-3.0) PKD(3,3,3,0.10%,316.0,1.00%,F,F)

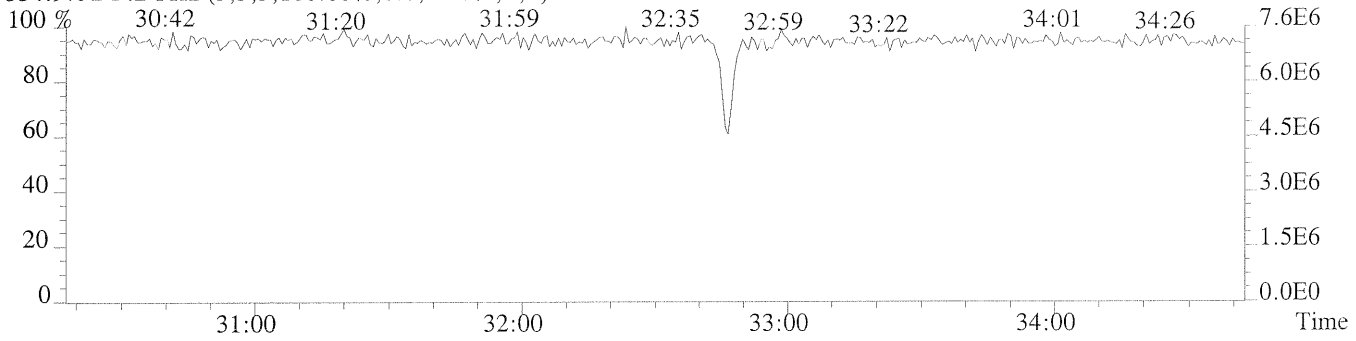
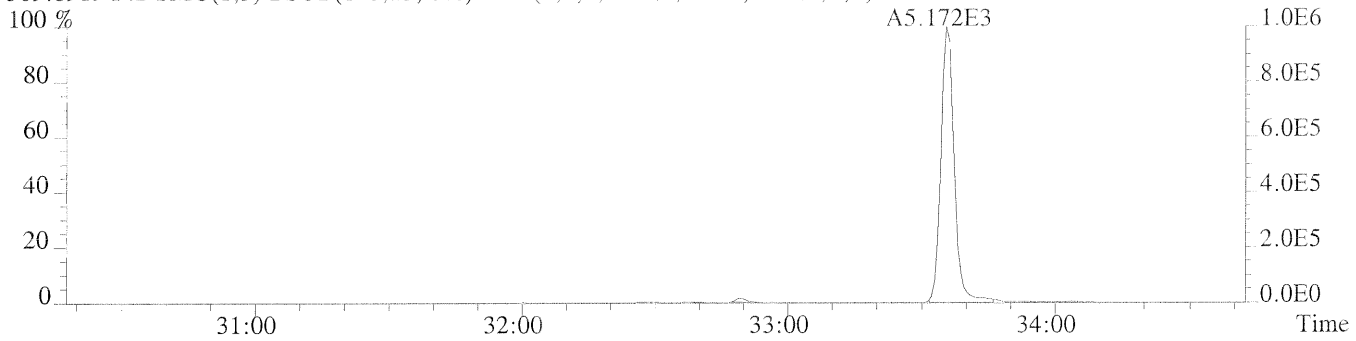
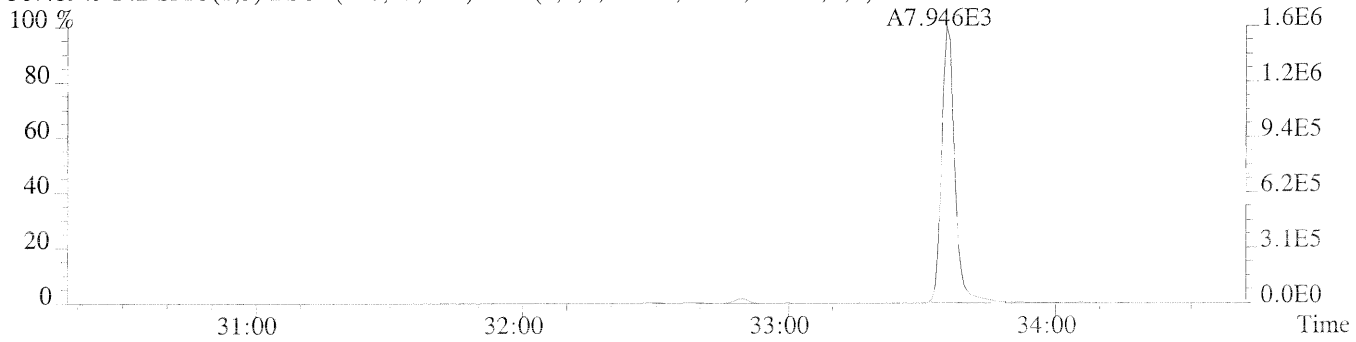
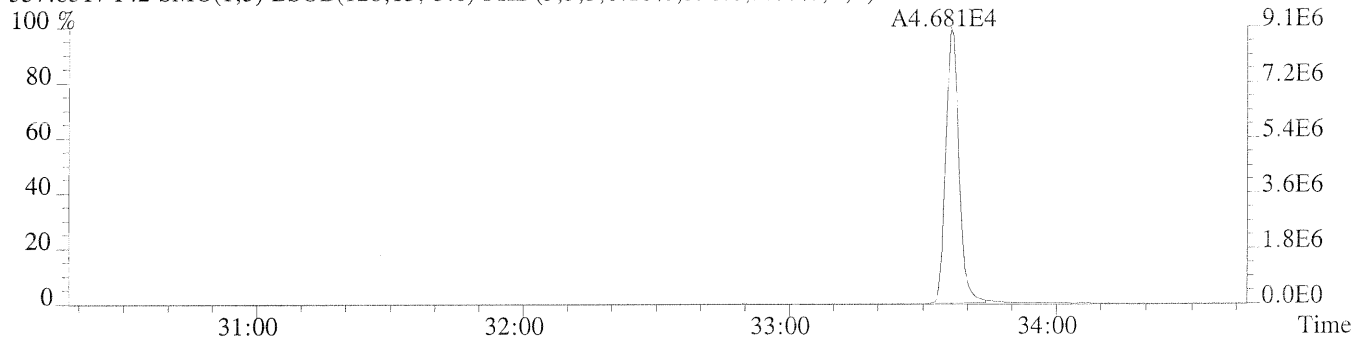
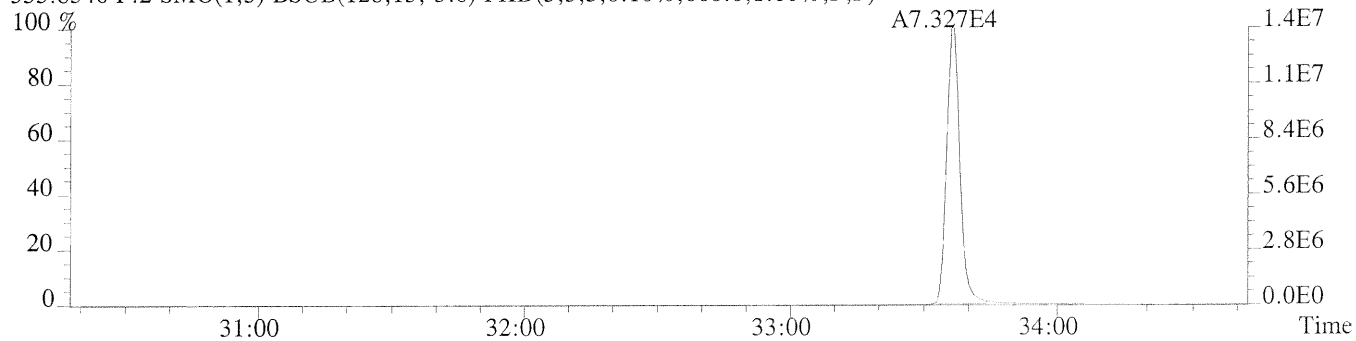


354.9792 PKD(3,3,3,100.00%,0.0,1.00%,F,F)



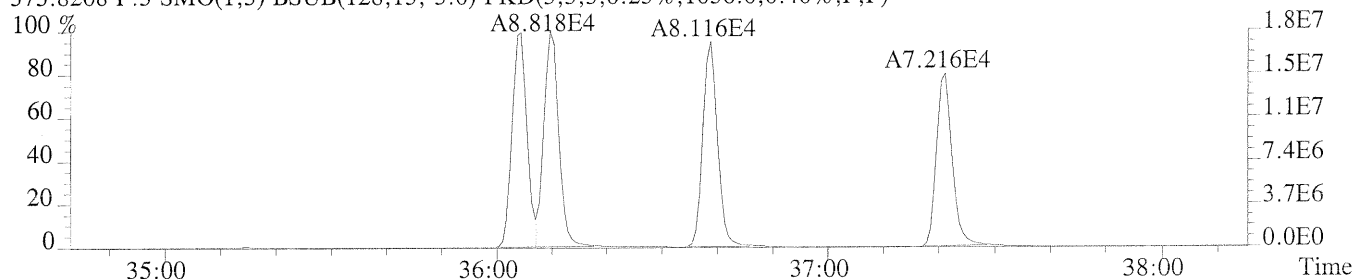
File:U132331 #1-401 Acq:31-JUL-2009 18:30:43 Probe EI+ Magnet SIR VG BioTech Mass spectf
Sample#1 Exp:ICAL HRCC5



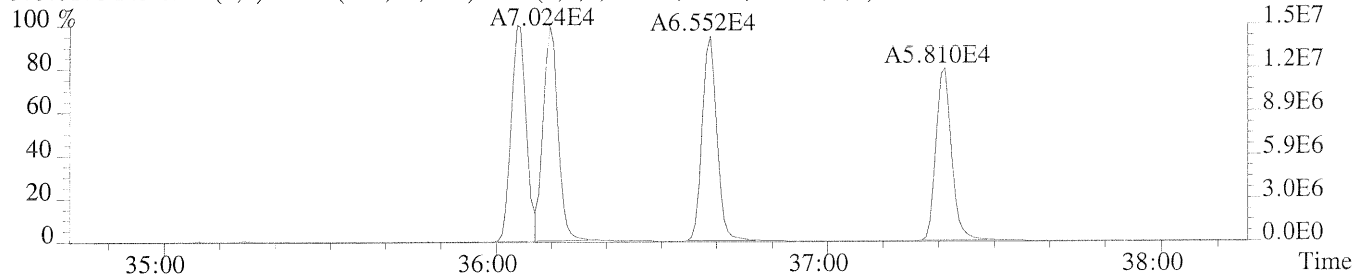


Sample#1 Exp:ICAL HRCC5


373.8208 F:3 SMO(1,3) BSUB(128,15,-3.0) PKD(3,3,3,0.25%,1056.0,0.40%,F,F)




375.8178 F:3 SMO(1,3) BSUB(128,15,-3.0) PKD(3,3,3,0.25%,892.0,0.40%,F,F)



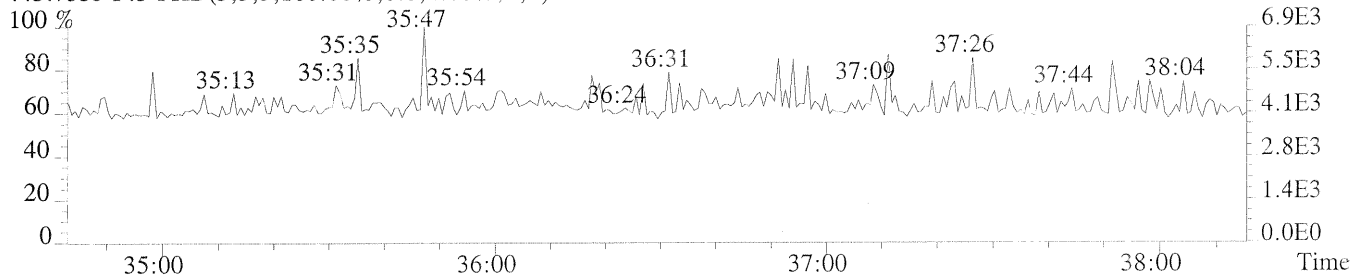
383.8639 F:3 SMO(1,3) BSUB(128,15,-3.0) PKD(3,3,3,0.25%,424.0,0.40%,F,F)



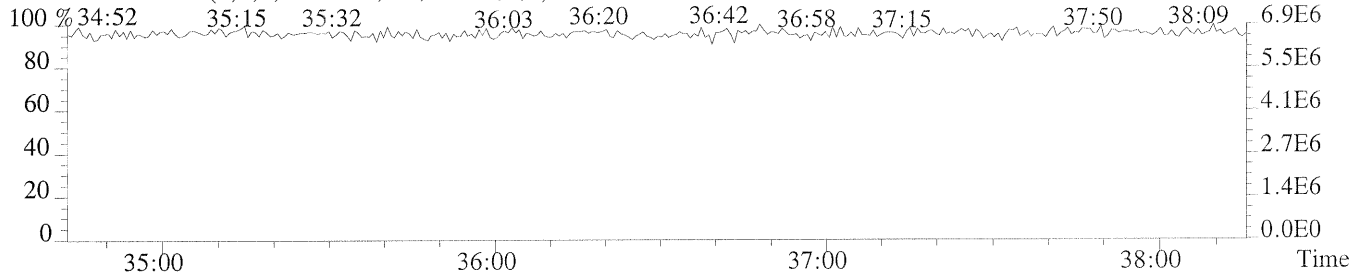
385.8610 F:3 SMO(1,3) BSUB(128,15,-3.0) PKD(3,3,3,0.25%,644.0,0.40%,F,F)



445.7555 F:3 PKD(5,3,5,100.00%,0.0,1.00%,F,F)

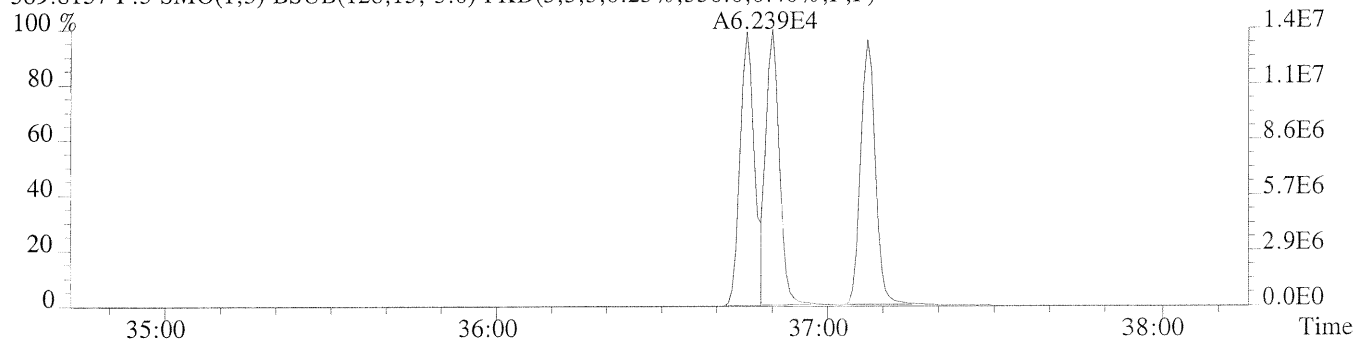


430.9728 F:3 PKD(3,3,3,100.00%,0.0,1.00%,F,F)

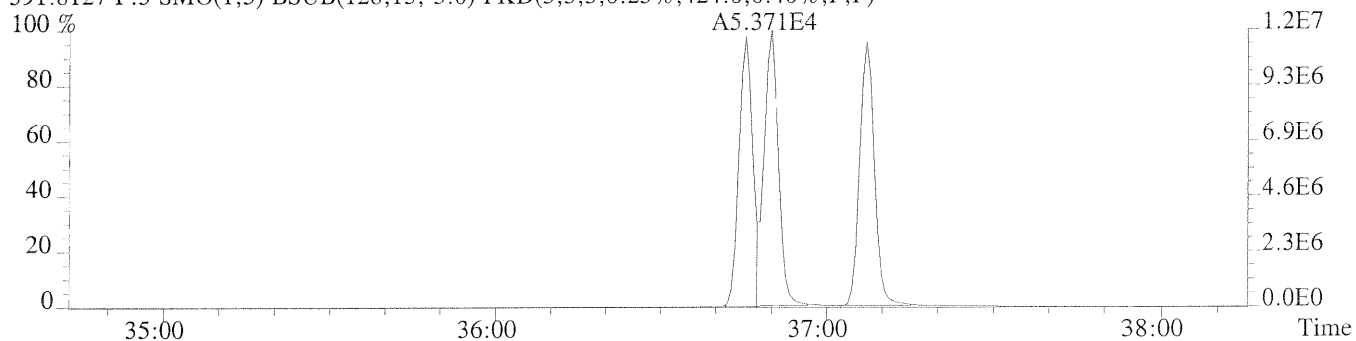


Sample#1 Exp:ICAL HRCC5

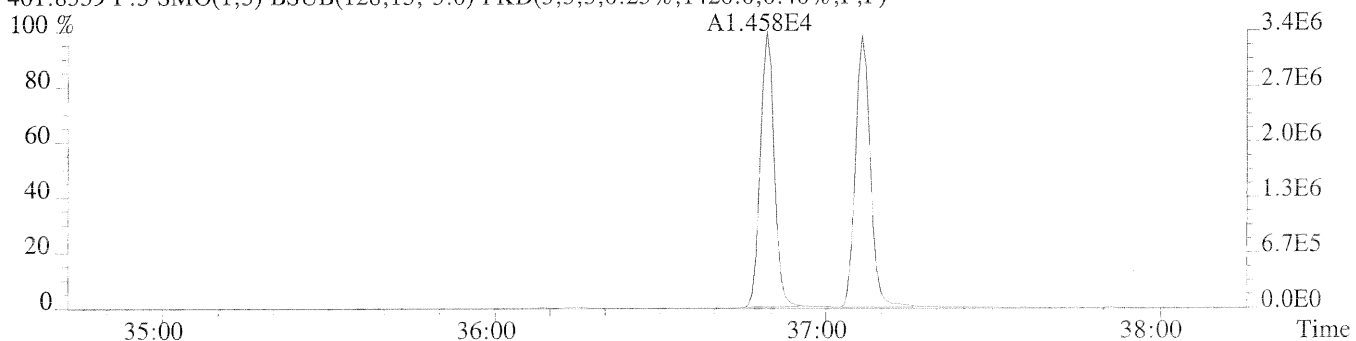
389.8157 F:3 SMO(1,3) BSUB(128,15,-3.0) PKD(3,3,3,0.25%,536.0,0.40%,F,F)



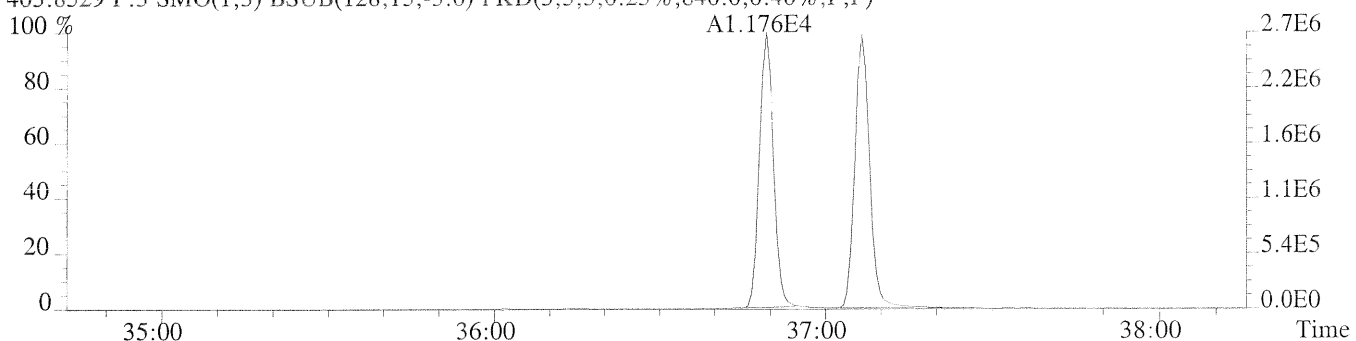
391.8127 F:3 SMO(1,3) BSUB(128,15,-3.0) PKD(3,3,3,0.25%,424.0,0.40%,F,F)



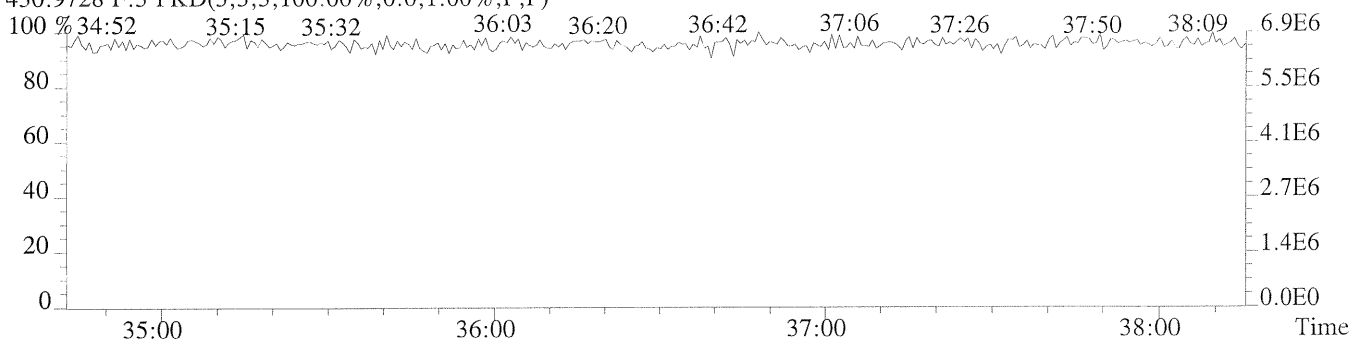
401.8559 F:3 SMO(1,3) BSUB(128,15,-3.0) PKD(3,3,3,0.25%,1420.0,0.40%,F,F)



403.8529 F:3 SMO(1,3) BSUB(128,15,-3.0) PKD(3,3,3,0.25%,840.0,0.40%,F,F)

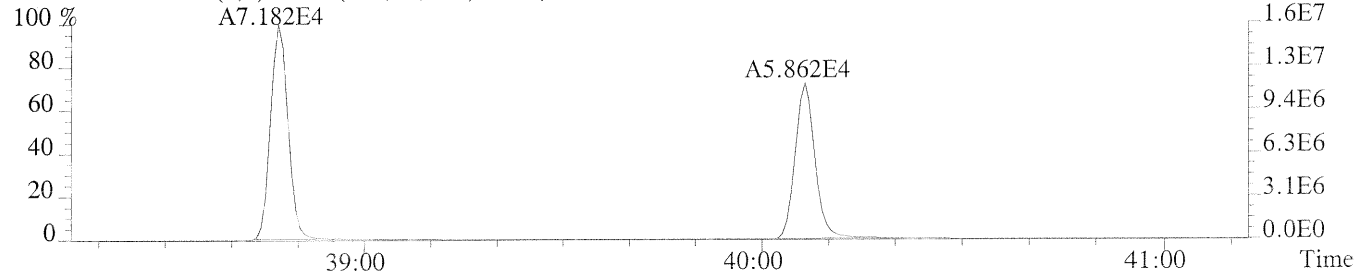


430.9728 F:3 PKD(3,3,3,100.00%,0.0,1.00%,F,F)

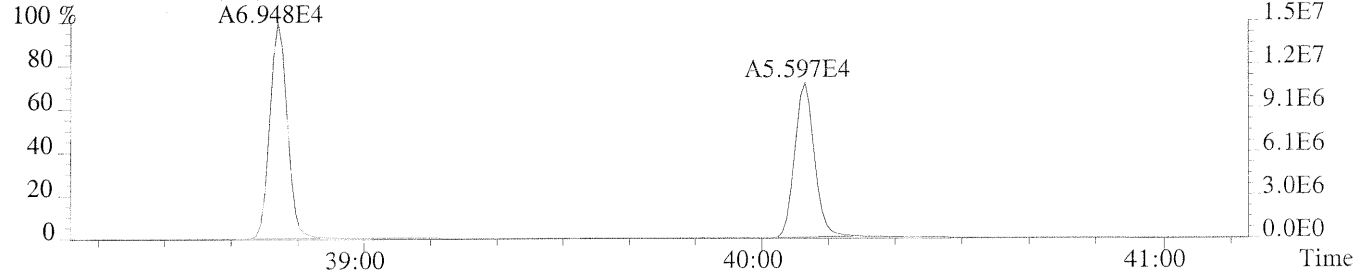


Sample#1 Exp:ICAL HRCC5

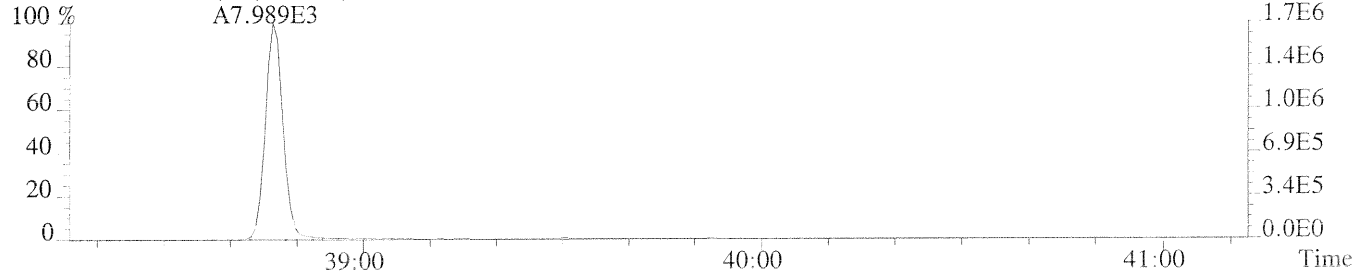
407.7818 F:4 SMO(1,3) BSUB(128,15,-3.0) PKD(3,3,3,0.25%,5368.0,0.50%,F,F)



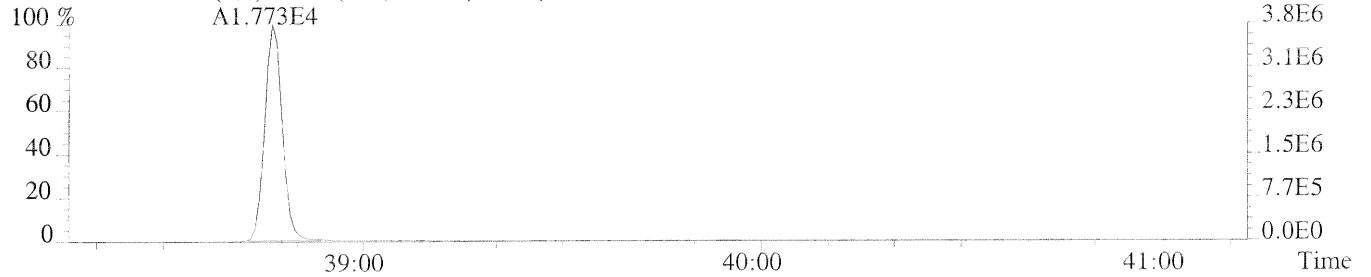
409.7789 F:4 SMO(1,3) BSUB(128,15,-3.0) PKD(3,3,3,0.25%,6744.0,0.50%,F,F)



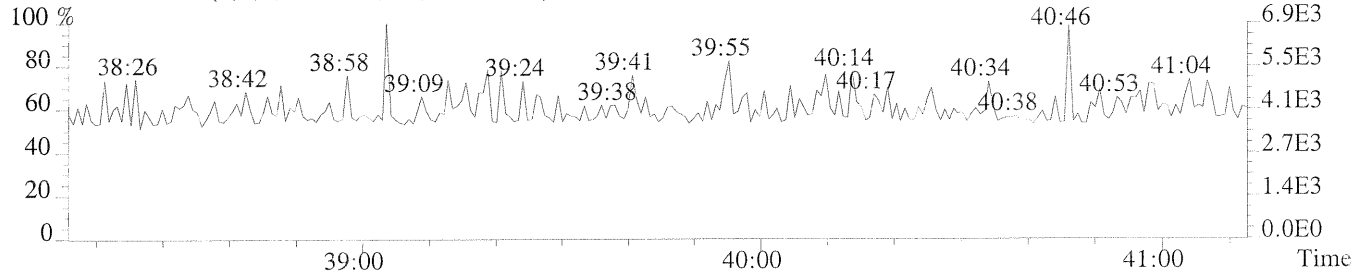
417.8253 F:4 SMO(1,3) BSUB(128,15,-3.0) PKD(3,3,3,0.25%,756.0,0.50%,F,F)



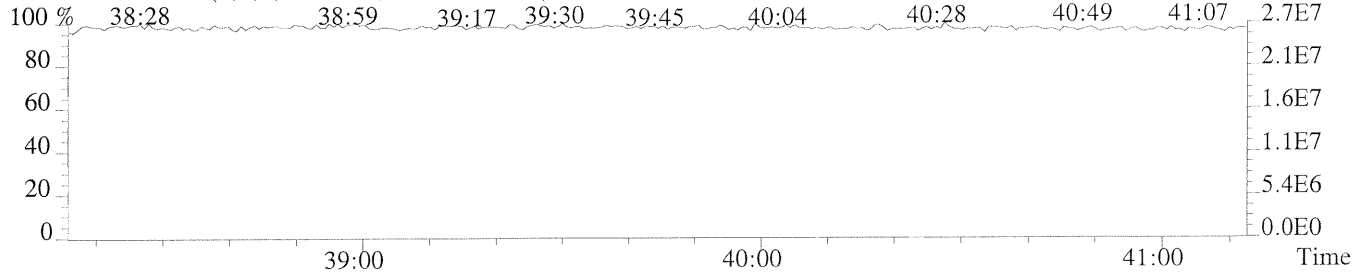
419.8220 F:4 SMO(1,3) BSUB(128,15,-3.0) PKD(3,3,3,0.25%,2280.0,0.50%,F,F)

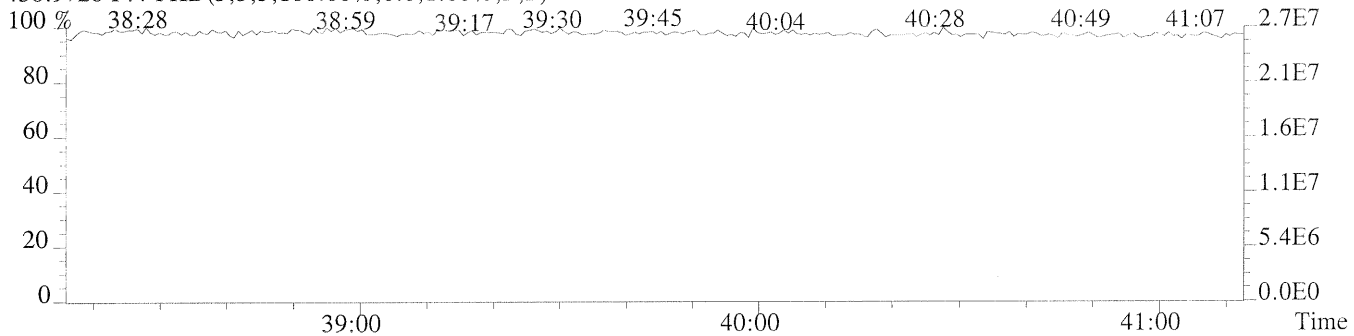
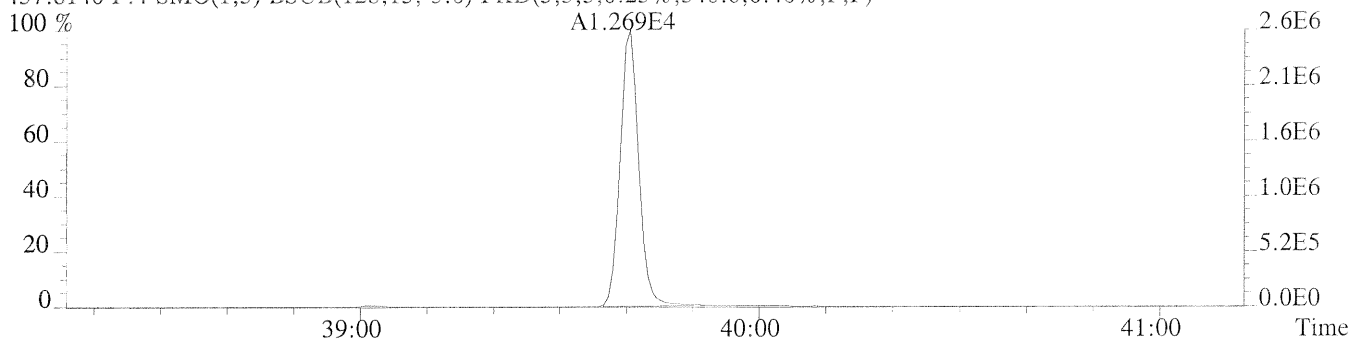
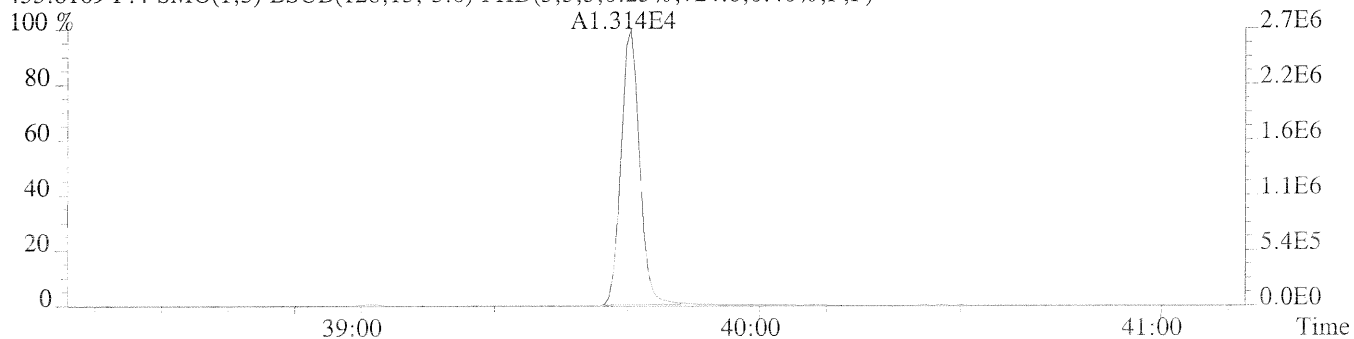
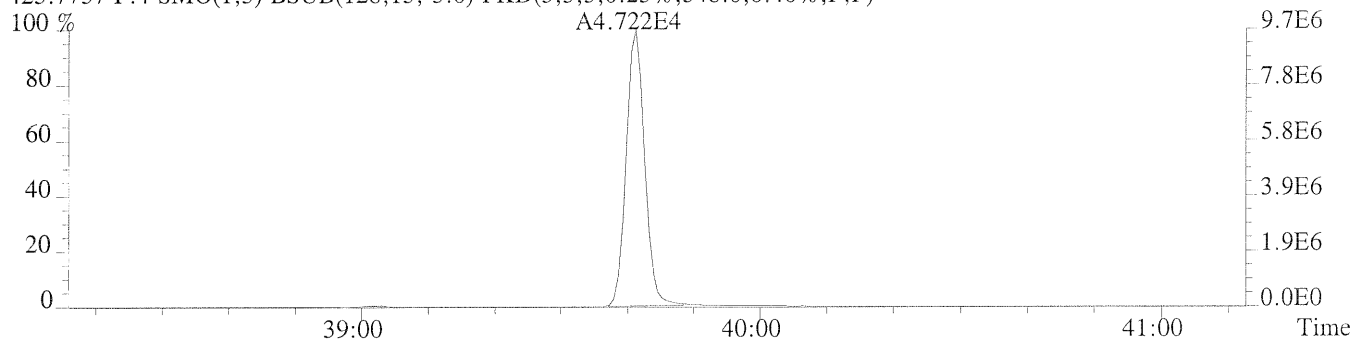
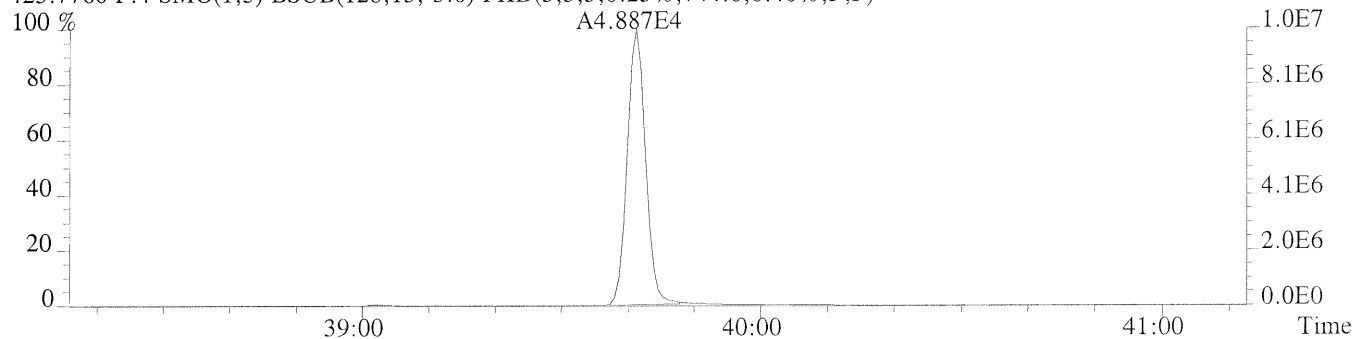


479.7165 F:4 PKD(5,3,5,100.00%,0.0,1.00%,F,F)



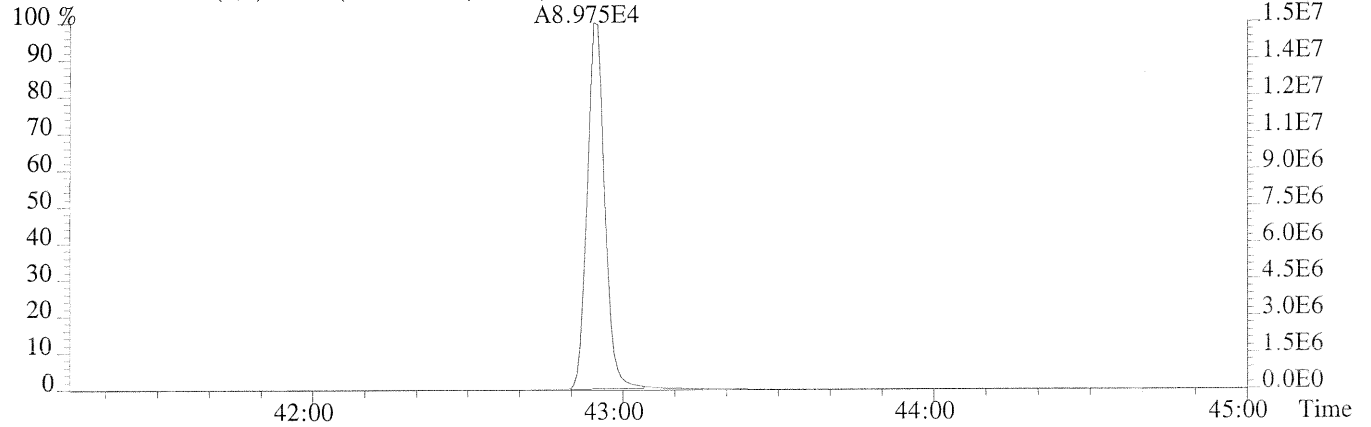
430.9728 F:4 PKD(3,3,3,100.00%,0.0,1.00%,F,F)



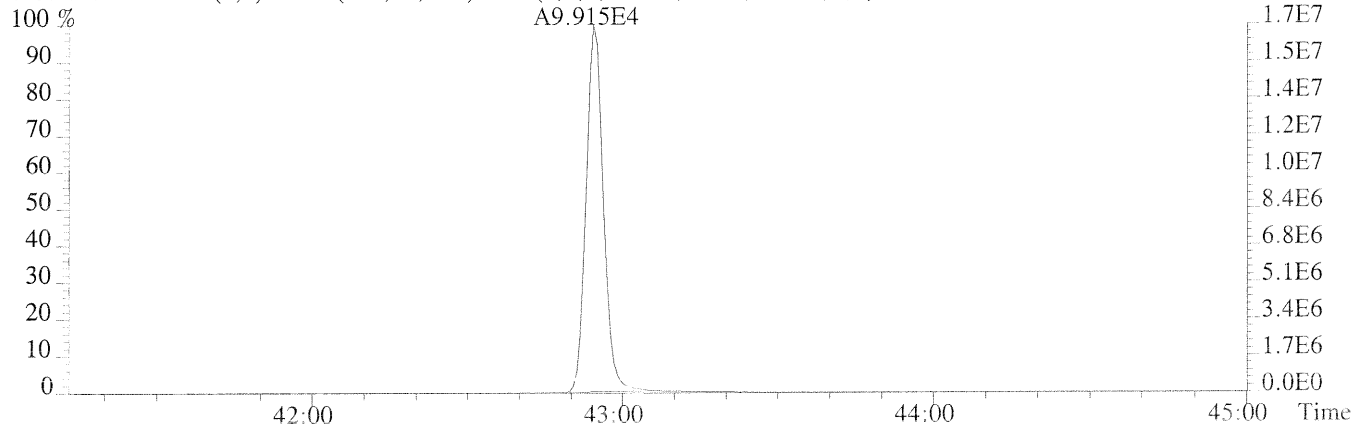


Sample#1 Exp:ICAL HRCC5

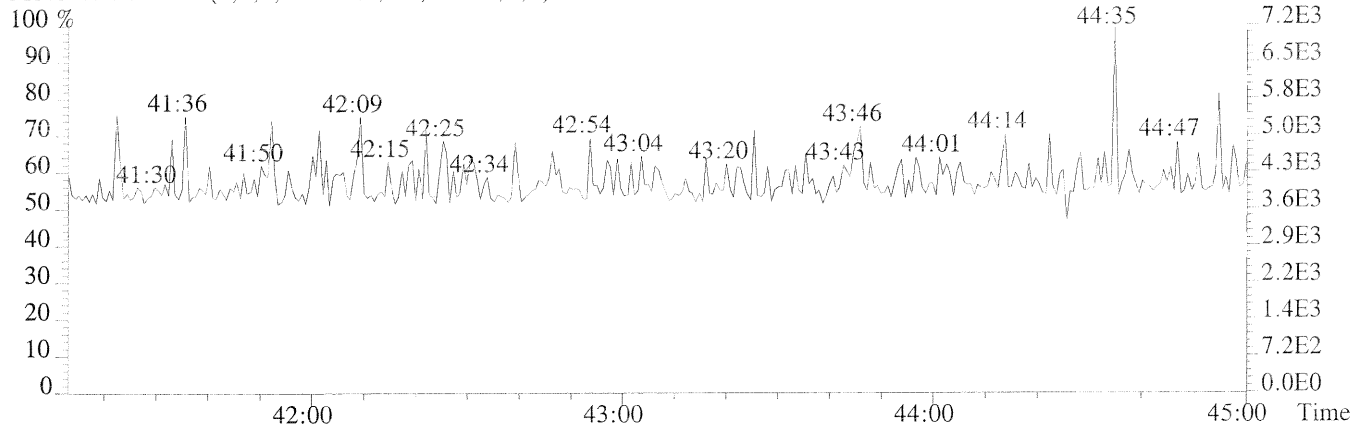
441.7428 F:5 SMO(1,3) BSUB(128,15,-3.0) PKD(5,3,5,0.30%,504.0,0.40%,F,F)



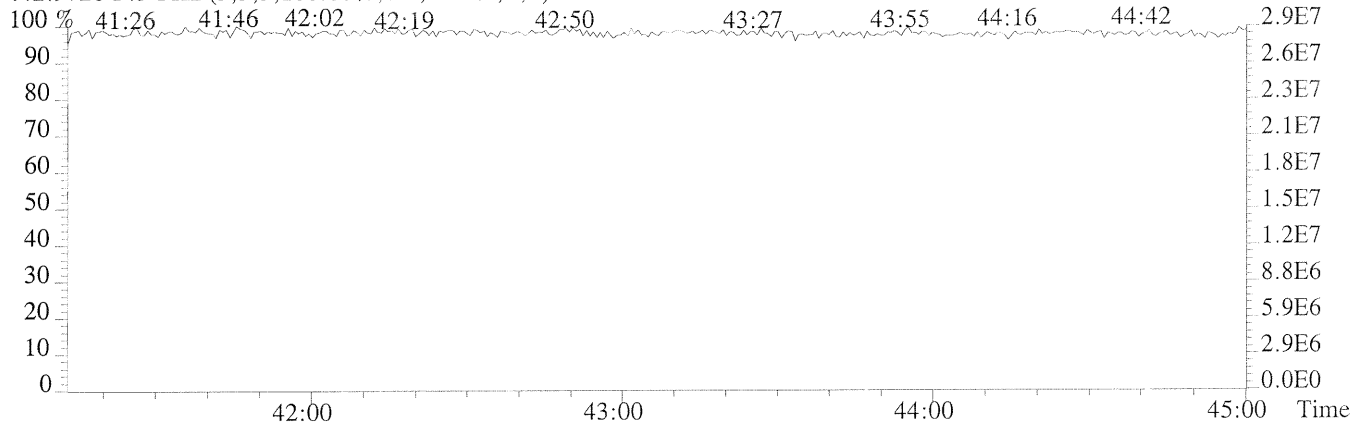
443.7399 F:5 SMO(1,3) BSUB(128,15,-3.0) PKD(5,3,5,0.30%,980.0,0.40%,F,F)



513.6775 F:5 PKD(5,3,5,100.00%,0.0,1.00%,F,F)

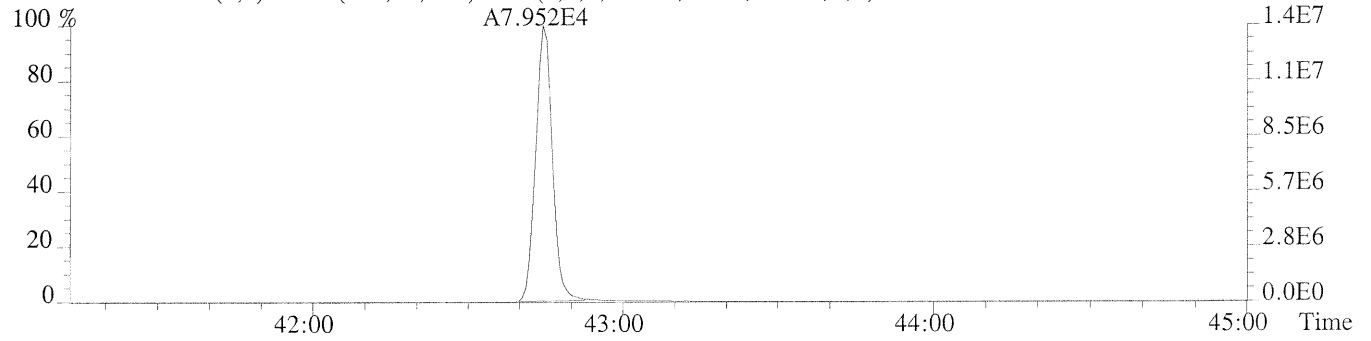


442.9728 F:5 PKD(3,3,3,100.00%,0.0,0.40%,F,F)

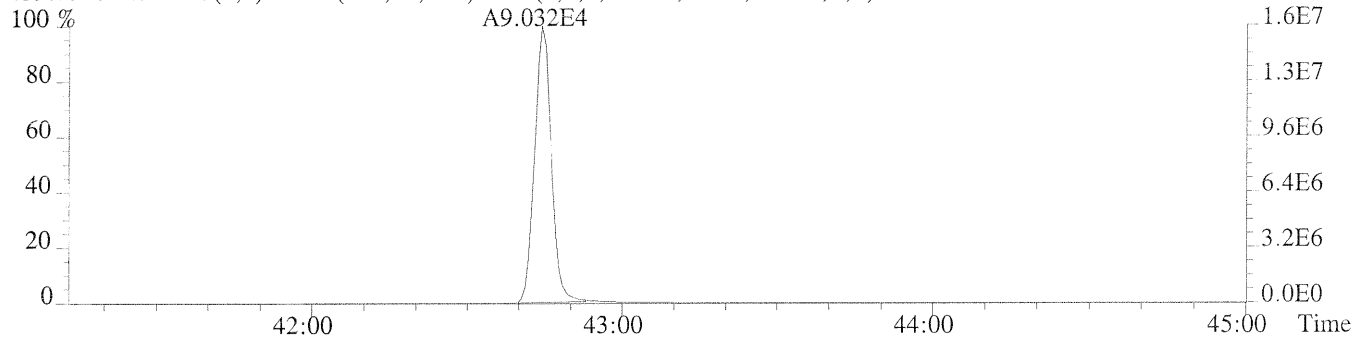


Sample#1 Exp:ICAL HRCC5

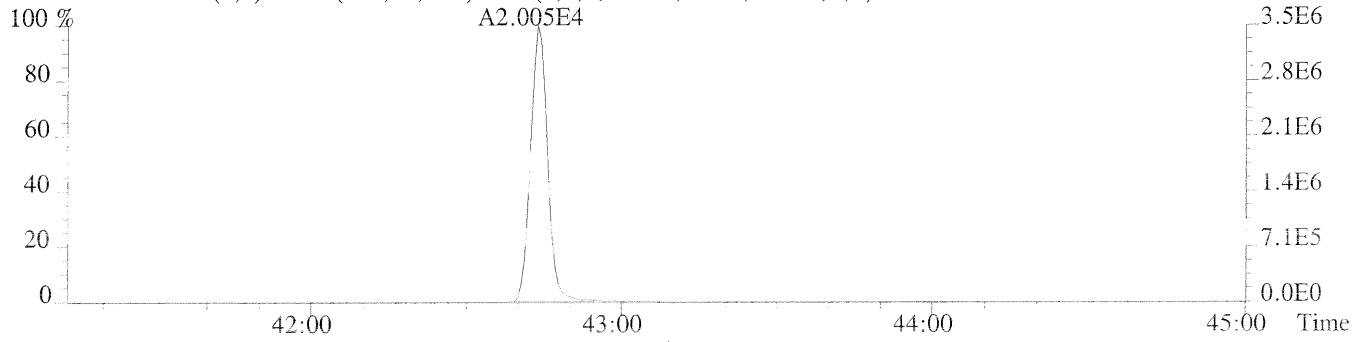
457.7377 F:5 SMO(1,3) BSUB(128,15,-3.0) PKD(5,3,5,0.30%,384.0,0.40%,F,F)



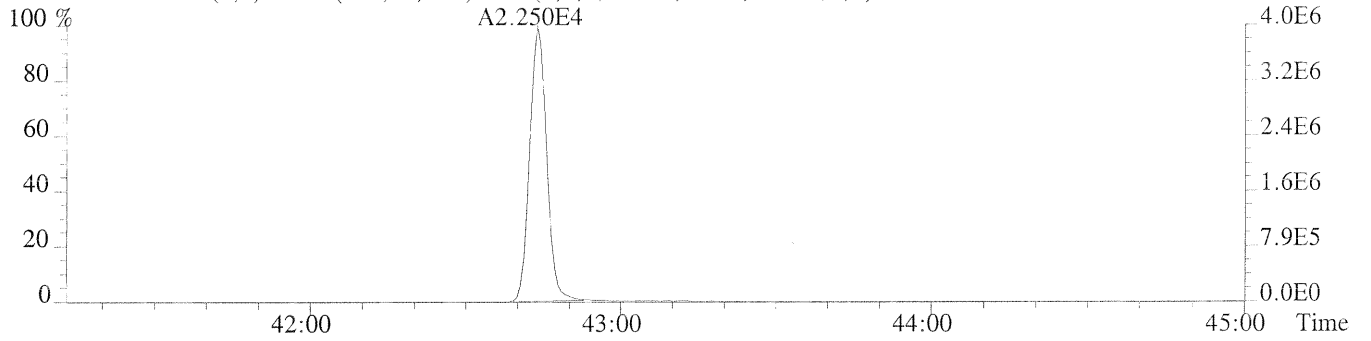
459.7348 F:5 SMO(1,3) BSUB(128,15,-3.0) PKD(5,3,5,0.30%,464.0,0.40%,F,F)



469.7779 F:5 SMO(1,3) BSUB(128,15,-3.0) PKD(5,3,5,0.30%,516.0,0.40%,F,F)



471.7750 F:5 SMO(1,3) BSUB(128,15,-3.0) PKD(5,3,5,0.30%,392.0,0.40%,F,F)



442.9728 F:5 PKD(3,3,3,100.00%,0.0,0.40%,F,F)

